

# Trend

# WINNEBAGO



## Why Trend?

- Two functional floorplans
- Radio/GPS Navigation with 5" color touch screen
- LED lighting
- MCD blackout roller shades
- Swivel cab seats
- StudioLoft™ bed with electric lift (23L)
- Ultraleather™ furniture
- Deluxe FROLI® sleep system
- Powered patio awning with LED lighting



On the Cover: 23D Echo Red Deluxe Graphics

23D Vapor with High-Gloss Marbella Cherry Cabinetry

## Set Your Own Course

Roam the country on your own terms in the Trend,<sup>™</sup> Class A living in a compact Class C design. A coach built on the Ram ProMaster<sup>®</sup> chassis that has plenty of power with its lower floor front-wheel drive and strikes a bold pose. Inside you'll find high-end features such as LED lighting, MCD blackout roller shades and soft Ultraleather<sup>®</sup> furniture, including two

Easy Swivel cab seats that spin turn into the main body. Two 23-foot floorplans give you the nimble footprint to go almost anywhere with a surprising amount of sleeping space thanks to the Flex Bed System in the 23D and the available powered StudioLoft bed in the 23L. Don't wait for adventure to find you; seek it out in the Winnebago<sup>®</sup> Trend.



2016 MotorHome  
READERS' CHOICE  
WINNER  
Class C



23D Vapor with High-Gloss Marbella Cherry Cabinetry

Eat, sleep and relax in a lounge as versatile as you. The 23D presents a lounge slideout with a sofa and movable pedestal table the is great for meals, games, or getting a little work done. In the 23L you'll find two comfortable Ultraleather bench seats that cozy up to the swivel cab seats for enjoyable family meals and lively conversation. The bench seats fold down with the table to become a large sleeping space. You can also utilize the nifty StudioLoft bed with an electric lift that tucks into the ceiling when not in use. Movie night is always a hit with a large HDTV and coach stereo system with CD/DVD player, Bluetooth,<sup>®</sup> and more. LED lighting, a cab skylight, and MCD blackout roller shades work together to provide the light and privacy you desire.



23D TrueComfort+ Sofa as Bed



23D Room Divider



23D Side Overhead Storage



23D OnePlace and Coach Stereo System

Live well and eat well in the Trend galley with a 2-burner range top and a microwave/convection oven that browns like an oven in less time (standard 23D, optional 23L). A stainless steel sink complements the decorative backsplash for a cutting edge look you'll want to show off. The refrigerator/freezer keeps the cold food fresh while the pantry (23L) keeps the snacks stocked for longer trips.



23D Refrigerator/Freezer



23D Galley



Full-Extension Drawers



Flip-up Counter Extension



23D Glass Range Cover




23D Microwave/Convection Oven



23D Bedroom

Decisions, decisions. Do you want one large bed or two twin beds? The 23D lets you have both with a Flex bed that converts from twin beds into a single sleeping space in seconds. The FROLI deluxe sleep system provides an additional level of comfort that serious sleepers will truly appreciate. Both models provide a complete bathroom with standalone shower, sink, and toilet.



23D Bathroom



23D Shower



Bath Skylight



23D Bath Storage



Dash

Its streamlined size and powerful Ram ProMaster chassis means the Trend goes where you want to take it, not the other way around. Comfortable cab seats with multiple adjustment points help you enjoy your travels. The cab seats even swivel to face the lounge when the drive is done. Take control of the tunes using the 5" LCD touchscreen monitor featuring AM/FM stereo, CD player, Bluetooth capabilities, GPS navigation, and a rearview monitor.



Front Overhead Storage



Cab Window Privacy Panels



23D Powered Patio Awning

Your Trend is as nimble at the campsite as it is on the road, with service centers and connection points that make setup a snap. The powered patio awning extends at the press of a button while LED lighting provides ambient light deep into the night. Deluxe graphics come standard with a premium high-gloss skin. It's the rare combination of style and functionality in a compact coach that makes travel a joy.



Awning LED Lighting



Stylized Aluminum Wheels



Powered Mirror with Defrost



**Fiberglass Roof**  
The one-piece fiberglass roof is backed by a 10-year limited parts-and-labor roof skin warranty.

**Laser-Cut Tubing** Precision laser cutters create precise joints in structural steel that are stronger and require less welding.



**Interlocking Joints** Specially engineered interlocking joints connect the floor, sidewalls, and roof where competitors often rely on simple screws to bear the weight.



**Thermo-Panel® Sidewalls**  
By layering fiberglass and high-density block foam insulation with welded aluminum support structures, we create some of the industry's strongest, most durable and lightweight sidewalls.

**Embedded Steel** Metal substructures embedded into the sidewall provide solid attachment points to keep cabinets and appliances mounted securely in place.

**E-Coating** An electrodeposition coating helps protect critical steel components.

**Solid Framework** Structural extruded aluminum creates an extremely strong and solid structural framework.

# SUPER STRUCTURE®

BUILT TO LAST

Every coach—from our smallest Class C to our largest diesel-pusher model—is built to Winnebago's® legendary SuperStructure® construction design. It's a process developed and refined over more than 50 years of building some of the strongest, most durable coaches in the industry.




**TESTING** Before rolling out of our factories, every coach undergoes an extensive 113-point inspection. Each coach also passes a high-pressure water test that simulates rain at a rate of 50-inches per hour to check for leaks. During the design process, our computer simulations, physical testing center, and rigorous test track ensure each model is built to last.



**DETAILS** At Winnebago, we treat the features you can't see with the same care as the ones you can. Look in the access panels of some of our competitors' coaches and you'll see loose insulation and wires haphazardly strewn about. Winnebago maintains a clean fit and finish throughout so your coach will last for the long haul.



**BUILT IN-HOUSE** We process and finish key aluminum parts. We rotocast our own plastic components. In fact, we manufacture most of our own parts so they are designed to fit the space, rather than fitting the space to an awkward off-the-shelf component size.




**SUPER  
STRUCTURE**  
BUILT TO LAST

Visit [BetterBuiltRVs.com](http://BetterBuiltRVs.com) to gain real insight into what goes into a Winnebago motorhome.

**TAKE A TOUR** We're proud of our processes, state-of-the-art facilities, and the people who make Winnebago number one. We invite you to visit our complex in Forest City, Iowa, for a firsthand look at the dedication and technology behind every motorhome we build.

Call (641) 585-6936 or (800) 643-4892 or visit us online at [Winnebagolnd.com/company/visit](http://Winnebagolnd.com/company/visit) for more information.



Choose from four fabric collections and two wood finishes.

## Turbo



Ultraleather



Ultraleather Accent



Feature Fabric



Laminate Countertop




Bed Cover



Vinyl Flooring



Aosta Cherry



High-Gloss  
Marbella Cherry\*

*Winnebago® reserves the right to change décor materials and specifications without notice or obligation.*

*\* High-Gloss finish in select areas*

Choose from four fabric collections and two wood finishes.

## Boulder



Ultraleather



Ultraleather Accent



Feature Fabric



Laminate Countertop




Bed Cover



Vinyl Flooring



Aosta Cherry



High-Gloss Marbella Cherry\*

*Winnebago® reserves the right to change décor materials and specifications without notice or obligation.*

*\* High-Gloss finish in select areas*

Choose from four fabric collections and two wood finishes.

## Pursuit



Ultraleather



Ultraleather Accent



Feature Fabric



Laminate Countertop



Bed Cover



Vinyl Flooring



Aosta Cherry



High-Gloss  
Marbella Cherry\*

*Winnebago® reserves the right to change décor materials and specifications without notice or obligation.*

*\* High-Gloss finish in select areas*

Choose from four fabric collections and two wood finishes.

## Vapor



Ultraleather



Ultraleather Accent



Feature Fabric



Laminate Countertop




Bed Cover



Vinyl Flooring



Aosta Cherry



High-Gloss  
Marbella Cherry\*

*Winnebago® reserves the right to change décor materials and specifications without notice or obligation.*

*\* High-Gloss finish in select areas*

The Trend comes standard in deluxe graphics

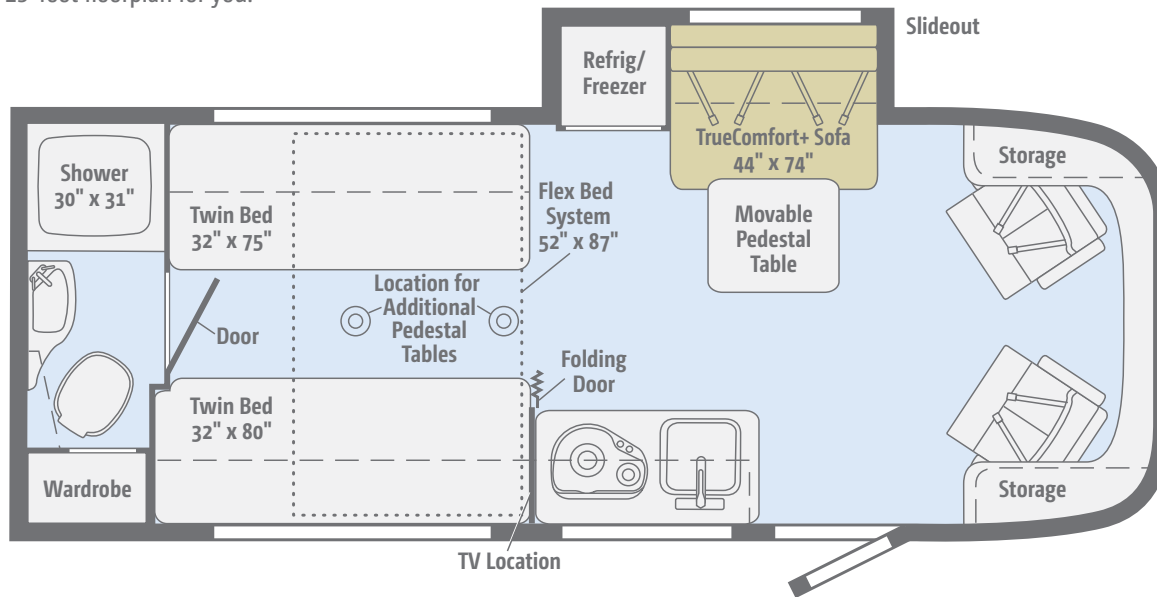


**Echo Red**  
DELUXE GRAPHICS

[Click here to explore this floorplan's web page.](#)

## 23D

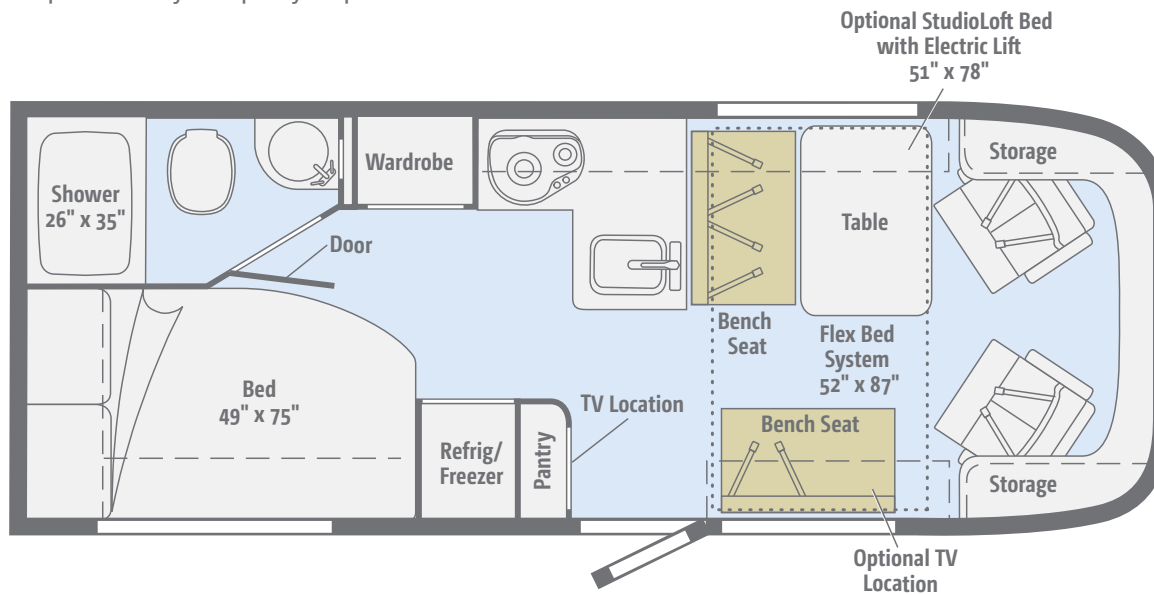
With a TrueComfort+ Sofa, Flex Bed Systems, and surprisingly generous rear bath, the 23D might be the perfect 23-foot floorplan for you.



[Click here to explore this floorplan's web page.](#)

## 23L

A corner bed in the rear and the Flex Bed System up front with a StudioLoft bed let you and your family sleep comfortably with plenty of space.





## Weights & Measures

|  | 23D        | 23L        |
|--|------------|------------|
| Length   | 24'4"      | 24'4"      |
| Exterior Height <sup>1</sup>                           | 10'2"      | 10'2"      |
| Exterior Width   | 7'6"       | 7'6"       |
| Exterior Storage <sup>2</sup> (cu. ft.)                | 9.5        | 35         |
| Awning Length  | 14'        | 15'        |
| Interior Height  | 6'7"       | 6'7"       |
| Interior Width   | 7'3"       | 7'3"       |
| Freshwater Tank Capacity <sup>3</sup> (gal.)           | 29         | 26         |
| Water Heater Capacity (gal.)                           | Continuous | Continuous |
| Holding Tank Capacity - Black/Gray <sup>3</sup> (gal.) | 40/35      | 40/35      |
| LP Capacity <sup>4</sup> (gal.)                        | 13         | 13         |
| Fuel Capacity (gal.)                                   | 24         | 24         |
| GCWR <sup>5</sup> (lbs.)                               | 11,500     | 11,500     |
| GVWR (lbs.)  | 9,350      | 9,350      |
| GAWR - Front (lbs.)                                    | 4,630      | 4,630      |
| GAWR - Rear (lbs.)                                     | 5,291      | 5,291      |
| Wheelbase  | 159"       | 159"       |
| Seating Capacity                                       | 4          | 5          |

## Ram ProMaster Chassis

280-hp. 3.6L V6 gas engine, 6-speed automatic 62TE transmission, 220-amp. alternator

Trailer Hitch<sup>6</sup> 2,000-lb. drawbar/200-lb. maximum vertical tongue weight

4-pin trailer connector

Stylized aluminum wheels

## Cab Conveniences

Cab seats armrests, adjustable lumbar support, adjustable headrest, and multi-adjustable swivel/slide

Radio 5" LCD touch screen color monitor w/GPS, steering controls, SiriusXM™ (one-year complimentary subscription included), AM/FM, Bluetooth™, CD player, USB ports

Rearview Monitor System w/color camera (viewed through rearview mirror)

Airbags driver and front passenger, side curtain, side seat bolster

3-point seat belts

Cruise control

Power steering w/telescoping wheel

12-volt powerpoints

Power door locks

Sunvisors

Power exterior mirrors w/defrost and turn signal

Cab window privacy panels

Powered windows

Carpet cab mat

### OPTIONAL EQUIPMENT

Dash appliqué

## Interior

24" HDTV (23L) (mid-coach)

32" HDTV (23D) (mid-coach)

Coach Stereo System AM/FM, CD/DVD player, Bluetooth, front input jack, and alarm clock

Satellite system ready

Skylight w/shade

MCD nighter shades

Tinted windows

Amplified digital HDTV antenna

Systems monitor panel

Powered ventilator fan (galley)

Vinyl ceiling

LED lighting

Vinyl flooring throughout

Assist bar

USB chargers

### OPTIONAL EQUIPMENT

StudioLoft™ w/privacy curtain, LED accent lighting, ladder (23L)

Deluxe powered ventilator fan w/rain cover, electric lift, and remote w/LCD screen

## Galley

Laminate countertops

Flip-up countertop extension

Single-door refrigerator/freezer (23L)

Double-door refrigerator/freezer (23D)

2-burner range top w/glass cover

Microwave oven w/touch control (23L)

Microwave/convection oven w/touch control (23D)

Decorative backsplash w/indirect lighting

Cold water filtration system

Stainless steel sink w/glass cover, dishpan, cutting board, drain pan, and silverware rack (23L)

Stainless steel sink w/plastic cover (23D)

Water pump switch w/light

Pantry (23L)

### OPTIONAL EQUIPMENT

Microwave/convection oven w/touch control (23L)

## Bath

Shower (30"x31") (23D)

Shower (26"x35") (23L)

Skylight

Flexible showerhead

Retractable, self-cleaning shower screen

Toilet w/foot pedal

Fiberglass sink molded into countertop

Shower w/wall surround

Powered roof vent

Towel ring(s)

Tissue holder

Mirror

## Bedroom

Corner bed w/headboard, foam mattress, mattress cover, and access to storage below (23L)

Twin beds w/foam mattresses and access to storage below (23D)

Flex Bed System (23D)

Froli deluxe sleep system

Room divider curtain (23L)

Room divider folding door (23D)

## Exterior

Powered patio awning w/LED lighting

Porch light w/interior switch

Automatic entrance door steps

Premium high-gloss skin

Front and rear mud flaps

Rotocast storage compartments

Exterior speaker system

Aluminum cab steps

Rear ladder

### OPTIONAL EQUIPMENT

Dual pane Euro acrylic windows

## Heating & Cooling System

13,500 BTU high-efficiency air conditioner  
w/1,800-watt heat strip

20,000 BTU low-profile, ducted furnace

## Electrical System

Exterior AC duplex receptacle and TV jack

2,800-watt Cummins® Onan® gas generator

AC/DC load center, 45-amp. converter/charger

Power cord compartment 30-amp. power cord,  
cable TV input, portable satellite dish hookup

Coach battery disconnect system

Automatic dual-battery charge control

Auxiliary start circuit

Deep-cycle, Group 24 AGM battery

Exterior TV jack

### OPTIONAL EQUIPMENT

2 deep-cycle, Group 24 AGM batteries

100-watt solar panel/battery charger

## Plumbing System

Service Center pressurized city water hookup,  
exterior wash station w/lighted pump switch, coiled  
water hose, QuickConnect® and sprayer head

Water tank fill w/lockable door

10' sewer hose

Tankless water heater

TrueLevel™ holding tank monitoring system

Winterization Package w/siphon tube

Permanent-mount LP tank w/gauge

On-demand water pump

Black tank flush

### OPTIONAL EQUIPMENT

Heated drainage system

Water heater w/on-demand recirculation pump

## Safety

2 child seat tether anchors (23L)

LP, smoke, and carbon monoxide detectors

10 BC fire extinguisher

Ground fault interrupter

## Warranty<sup>6</sup>

12-month/15,000-mile basic limited warranty<sup>7</sup>

36-month/36,000-mile limited warranty on  
structure<sup>7</sup>

10-year limited parts-and-labor warranty on roof  
skin<sup>7</sup>

### FOOTNOTES

1. The height of each model is measured to the top of the tallest standard feature and is based on the curb weight of a typically equipped unit. The actual height of your vehicle may vary by several inches depending on chassis or equipment variations. Please contact your dealer for further information.
2. The load capacity of your motorhome is designated by weight, not by volume, so you cannot necessarily use all available space when loading your motorhome.
3. Capacities are based on measurements prior to tank installation. Slight capacity variations can result due to installation applications.
4. Capacities shown are tank manufacturer's listed water capacity (W.C.). Actual filled LP capacity is 80% of listing due to overfilling prevention device on tank.
5. Actual towing capacity is dependent on your particular loading and towing circumstances which includes the GVWR, GAWR, and GCWR, as well as adequate trailer brakes. Please refer to the Operator's Manual of your vehicle for further towing information.
6. See separate chassis warranty.
7. See your dealer for complete warranty information.
8. The height of each model is measured to the top of the tallest standard feature and is based on the curb weight of a typically equipped unit. The actual height of your vehicle may vary by several inches depending on chassis or equipment variations. Please check with your dealer for further information.
9. Floorplans feature a wide-body design - over 96". In making your purchase decision, you should be aware that some states restrict access on some or all state roads to 96" in body width. Before making your purchase decision, you should confirm the road usage laws in the states of interest to you.
10. The load capacity of your motorhome is designated by weight, not by volume, so you cannot necessarily use all available space when loading your motorhome.
11. Capacities are based on measurements prior to tank installation. Slight capacity variations can result due to installation applications.
12. Capacities shown are tank manufacturer's listed water capacity (W.C.). Actual filled LP capacity is 80% of listing due to overfilling prevention device on tank.
13. Actual towing capacity is dependent on your particular loading and towing circumstances which includes the GVWR, GAWR, and GCWR as well as adequate trailer brakes. Please refer to the Operator's Manual of your vehicle for further towing information.
14. See separate chassis warranty.
15. See your dealer for complete warranty information.

NA Not Available

Not all items available in combination. See dealer for details.

Winnebago's® continuing program of product improvement makes specifications, equipment, model availability, and prices subject to change without notice. Published content reflects the most current product information at time of printing. Please consult your dealer for individual vehicle features and specifications.





Let us host  
your next

# Adventure



[WGOAdventures.com](http://WGOAdventures.com)



## WINNEBAGO™ RV INSURANCE



From RV to personal insurance, Winnebago RV Insurance can provide all the coverage and services you need to feel at home on the road.

**For more information:  
(800) 642-4892**

Connect with Winnebago (Click one of the following)



Like us



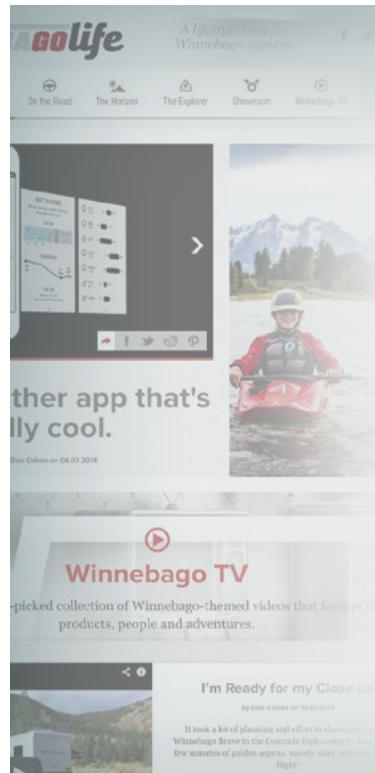
Follow us



Watch us

## WinnebagoInd.com Has All The Answers

Visit [WinnebagoInd.com](http://WinnebagoInd.com) on your computer, smartphone, or tablet for the latest product information and updates.



## Welcome to GoLife!

Visit our lifestyle blog for motorhome news, personal travelogues, and community stories.

[WinnebagoLife.com](http://WinnebagoLife.com)

# GoLife

# **PREFERRED CARE PROGRAM**

We back our motorhomes with best-in-class support both before and after the sale:

- 12-month/15,000-mile basic limited warranty
- 36-month/36,000-mile limited warranty on structure
- 10-year limited parts-and-labor warranty on fiberglass roof
- Complimentary 24-hour roadside assistance program
- TripSaver® Fast Track Parts guarantees that in-stock warranty parts ship directly to your dealer within 24 hours
- National dealer service network



For more information:  
[WGOService.com](http://WGOService.com)



## **WIT CLUB**

### Join the Club, Join the Fun

Here's the perfect way to begin your life on the road as the owner of a new Winnebago – by joining the exclusive WIT Club. Start your adventure with other fun-loving WIT Club members from across the country and get the most out of your new Winnebago motorhome.



#### Members enjoy:

- Caravans and rallies
- Newsletters
- Local and state group activities
- RV travel benefits

See more at  
[WITClub.com](http://WITClub.com)



### Grand National Rally

Each year, thousands of Winnebago owners descend upon Forest City, Iowa. Rally-goers enjoy an unforgettable week reconnecting with friends, taking tours, participating in activities, and more. Join the adventure next July!

# **WINNEBAGO**<sup>IND</sup>

## CONTACT US

### GENERAL INQUIRIES

Corporate Switchboard  
(641) 585-3535

### CURRENT PRODUCT OWNER AND SERVICE-RELATED INQUIRIES

(800) 537-1885  
or [@winnebagoind.com](mailto:@winnebagoind.com)

### NEW VEHICLE SALES INQUIRIES

[sales@winnebagoind.com](mailto:sales@winnebagoind.com)

### FAX

(641) 585-6966

### POSTAL ADDRESS

Winnebago Industries, Inc.  
P.O. Box 152  
Forest City, IA 50436

### STREET ADDRESS

Winnebago Industries, Inc.  
605 West Crystal Lake Road  
Forest City, IA 50436