

06 NAVION™





A MOTOR HOME UNLIKE ANY OTHER.

Go ahead, take a moment to enjoy the distinctive flowing lines. Now, fire up the Mercedes Benz® five-cylinder, turbo-diesel engine. Feel the 2.7 liters of German-engineered performance work seamlessly with the 5-speed automatic transmission. Admire the impressive turning radius, four-wheel

ABS disc brakes and independent front suspension that help you glide through some of the tightest turns. Spend the night in your beautiful new motor home. Then do it all again tomorrow. This is what traveling is all about. This is the all-new Itasca Navion.

DISTINCTIVE.

Navion takes motor home styling in bold new directions with clean lines, contemporary fabrics and satin nickel hardware guaranteed to impress. The elegant curves in the frameless cabinetry embody this new look, as does the quilted, stainless steel refrigerator façade.

For maximum comfort, Navion provides thermostat-controlled cabin heating and air conditioning with an available heat pump for warmth without using LP. You'll also appreciate the privacy afforded by the day/night pleated shades. A handy remote lets you easily play your favorite music on the Clarion® dash radio/CD player. The radio runs off house batteries with the flip of a switch for easy operation when you're parked, and is Sirius® Satellite* ready for crystal-clear programming anywhere in the U.S.

Enjoy the ride in fully adjustable luxury cab seats with lumbar support for extended trips. The new look of the Navion extends to the dash with an available Brushed Aluminum appliqué for the instrument panel and cup holder.

* Not available in Canada.



DASH The dash smartly positions everything you need while driving, including a dash-mounted clip to hold your map. When moving between the cab and living area, you'll appreciate the generous opening afforded by the cutaway cab design. Features like dual air bags and an available rearview monitor with one-way audio provide peace of mind.

GALLEY Make quick work of meal preparation and cleanup in a galley that features a large, round stainless steel sink, a three-burner range top and a microwave/convection oven. Storage is plentiful and easily accessible. The sink-mounted cutting board creates additional counter space. The available water purification system provides filtered water to the galley faucet.





REACHING NEW HEIGHTS.

The overhead bunk lifts up for easy access to the cab area. A front overhead storage cabinet can replace the bunk for additional storage space (NA 23H). Even with the bunk, you'll have plenty of places to store your gear with a wardrobe, cabinets and storage compartments throughout the motor home.

Not only does the contemporary sofa feel as good as it looks, it faces the 15" LCD TV and DVD player for prime viewing. The TV even retracts into overhead when not in use (23J only). A skylight provides extra climate control with an easy-to-use vent handle, sliding screen and pleated shade.

In the bathroom, a flexible shower-head, skylight and easy-to-clean retractable screen make showers more enjoyable. The bath area also provides a stainless steel sink, chrome fixtures and an abundance of storage cabinets.

OVERHEAD BUNK Gas struts lift the hinged bunk out of the way during the day. At night it provides a spacious and comfortable 49" x 75" sleeping space.



DINETTE This dinette features a wood-edge tabletop and contoured seat cushions that convert quickly into a bed. You'll find storage above and below the dinette, plus a tether anchor for a child safety seat (23J only).



SMARTSPACE The rear bed in the 23J not only creates a comfortable sleeping space, it flips up and reveals side-by-side storage compartments. One compartment can even be accessed from outside the motor home. It's another example of our SmartSpace design philosophy that goes into every Itasca.

BUILT FOR PERFORMANCE.

The turbo-diesel engine delivers an uncommonly quiet performance with economical operation and extended service intervals. Little details make a big difference. Like cab doors that open nearly 90 degrees and the flip-out key holder with a door lock remote.

Our goal is to enhance every aspect of your motor home adventures, right down to the daily servicing. That's why we package all of your water and electrical hookups, hoses and valves in one service center with easy-to-read labels. You can add the 12-volt heated drainage system to extend your camping and travel season, because when you own a Navion, you'll never want the trip to end.



FLIP-OUT KEY The ignition key folds into the keyless door lock remote so it is always handy.

GENERATOR Create power anywhere using the available Onan® MicroQuiet™ 3,600 watt generator.

VALENCE Contoured ABS panels are rustproof and resist dents and chips.

STEPS Molded in the bumper to provide easy access for washing the windshield.



EXTERIOR SERVICE CENTER

Houses water, drainage facilities and available exterior wash station. Electrical center hookups can also be found here, including a power cord with the QuickPort service connection hatch. This allows you to close the compartment door even when connected to hookups at the campground.



HITCH Tow your favorite toys with the standard 3,500 pound hitch with 350-pound vertical tongue weight.



EXTENSION LADDER Mounted to the back wall with a folding design for quick use and storage.

06 FLOORPLANS

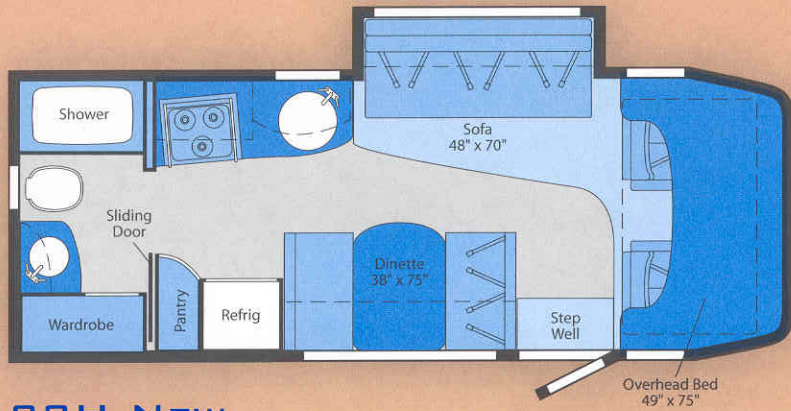


Vinyl Floorcovering

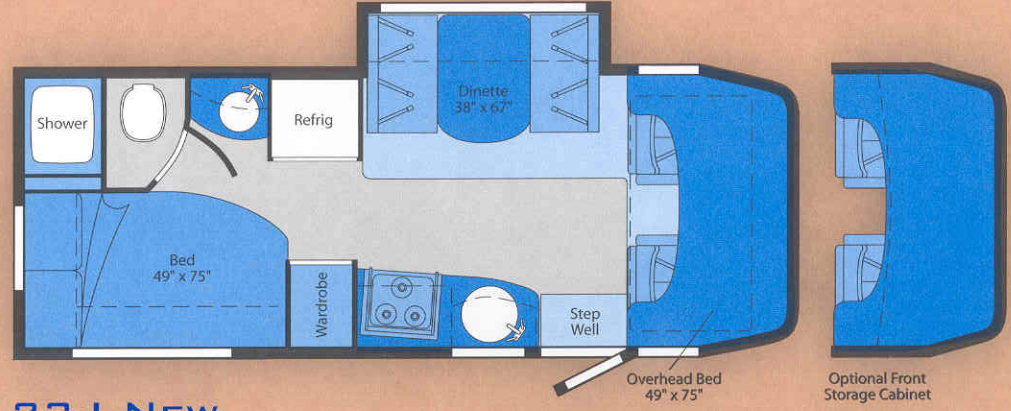


Seat Belts

Note: Dimensions shown are for sleeping space only and may vary due to styling differences. Dashed lines denote overhead storage areas.





23H NEW



23J NEW

TRUELEVEL
Eliminate the guesswork with our exclusive TrueLevel™ holding tank monitoring system. It incorporates Mirus™ detector cells that detect liquid levels from outside the tank. No probes mean no more corrosion or clogging, just accurate readings time after time.



SLIDING STORAGE
An easy-to-use sliding exterior storage bin tightly seals to protect your things from dirt and moisture. It even includes a drain plug that makes cleaning easier.

EXTERIOR DECOR

A unique profile and a fresh graphics package offer a taste of what you'll experience inside Navion.



Storm Gray w/Orange and Bright Yellow



Storm Gray w/Vivid Blue and Bright Yellow



A screenshot of the Winnebago Industries website. The browser address bar shows "http://www.winnebagoind.com/". The navigation menu includes "Home", "About Us", "Investor Relations", "For Media", "Career", "Contact Us", and "Visit Us". The main content area features a large image of a motorhome, a quote: "More People Trust Winnebago Industries Than Any Other Brand", and a "#1 SELLING" badge for "CLASS C Winnebago® CLASS B GAS Adventurer™ DIESEL Journey". A small inset image shows a motorhome with the text "Introducing the NEW 2586 Itasca Navion™". The footer contains copyright information: "Copyright © 2006 Winnebago Industries, Inc. | Phone: (641) 365-3535 | This site uses: Flash, Acrobat Reader, QuickTime".

WINNEBAGOIND.COM Visit us on the web for more info on all of our motor homes, latest product updates and a host of web-exclusive content.

06 SPECIFICATIONS

WEIGHTS & MEASURES	23H NEW	23J NEW
Length	24.2'	24.2'
Exterior Height ¹	10'9"	10'9"
Exterior Width	7'6"	7'6"
Exterior Storage ² (cu. ft.)	12	25
Interior Height	6'8"	6'8"
Interior Width	7'3"	7'3"
Fresh Water Capacity w/Heater ³ (gal.)	34	34
Holding Tank Capacity ³ – Black / Gray (gal.)	33/32	31/38
LP Capacity ⁴ (gal.)	18	18
Fuel Capacity (gal.)	26.4	26.4
GCWR ⁵ (lbs.)	13,700	13,700
GVWR (lbs.)	10,200	10,200
GAWR – Front (lbs.)	3,859	3,859
GAWR – Rear (lbs.)	7,056	7,056
Wheelbase	159"	159"

AUTOMOTIVE/CHASSIS	23H	23J
Chassis – Dodge® Sprinter 2.7 L CDI 5-cylinder turbo-diesel, 154-hp, automatic 5-speed transmission w/tip shift, 4-wheel ABS w/skid control, 150-amp. alternator, dual rear wheels	S	S
Tire spare w/cover, Tire Tool wrench, Tool Kit , Trailer Hitch ⁶ 3,500-lbs. drawbar/350 lbs. max. vertical tongue weight & 6-pin wiring connector, Wheel Covers 16.0" (4)	S	S
Air Springs aux. rear, Wheels aluminum	0	0

CAB AREA & DRIVER CONVENIENCES	23H	23J
Beverage Holders , Cab Seats (fabric), armrest, adj. lumbar support, headrest vertical adj., 6-way adj. pedestal, Cigarette Lighter/12-Volt DC Powerpoint , Cruise Control , Curtain cab divider, Document Clip , Floor Mats carpet fitted, Glove Compartment , Hood Release , Light dome, Monitor System rearview, cable ready, Power Door Locks w/remote control, driver/passenger/main entry, Power Cab Windows , Sunvisors , Temperature outside gauge, Trim Panels driver & passenger doors, Windshield Wipers intermittent	S	S
Instrument Panel Appliqué brushed aluminum, Monitor System rearview w/single camera, one-way audio	0	0

ENTERTAINMENT	23H	23J
DVD player, Radio (cab) AM/FM/Stereo/CD player/remote/satellite ready/speakers (2) cab, (2) coach, Clarion® Radio Power Switch main/aux. battery, Satellite System Ready , TV 15" DC, LCD w/remote, TV Antenna (amplified) interior jack(s), coax wiring, cable input	S	S
Satellite Radio receiver includes six-month paid Sirius® subscription	0	0

INTERIOR	23H	23J
Bunk front overhead w/hinged one-piece mattress, bunk ladder, privacy curtain, windows, storage trays, light, Ceiling fabric, Lights decorative overhead, dinette, Lights ceiling, incandescent w/wall switches, Light stepwell, Mini Blinds (galley & bath), Skylight w/bar handle, sliding screen, sliding pleated shade, Shades day/night pleated (lounge & dinette), 12-Volt DC Powerpoint , Windows tinted	S	S
Cabinet front overhead storage, accent lights	0	0

CABINERY	23H	23J
Washed Maple or Honey Cherry curved frameless door w/hidden hinges	0	0

COUNTERTOPS	23H	23J
Laminate w/quarter-round wood edge	S	S

FLOORCOVERING	23H	23J
Carpeting w/pad, Vinyl galley, bath, Stepwell rubber tread	S	S

FURNITURE	23H	23J
Dinette w/interior & exterior access to storage below front seat, Sofa w/access to storage below, throw pillow	S	S
Dinette w/interior access to storage below both seats	S	S

GALLEY	23H	23J
Faucet dual-control, Microwave/Convection Oven , Range Top 3-burner, drawer below, Range Hood vented w/light & fan, Receptacle duplex, Refrigerator/Freezer large double-door w/decorative insert panel, Norcold®, Sink single-bowl, stainless steel, round w/sink cover	S	S
Pantry	S	S
Water Purification System	0	0

BATH	23H	23J
Cabinet lavatory, Cabinet medicine, Faucet (lavatory) dual-control, Faucet (shower) dual-control w/flexible showerhead, Light shower, Mirror , Roof Vent powered, Shower wall surround w/removable clothes rod, Shower Door retractable screen, Sink round, stainless steel, Skylight , Toilet w/foot-pedal flush & sprayer	S	S
Roof Vent powered ventilator fan	0	0
Wardrobe shelf, clothes rod	S	S

BEDROOM	23H	23J
Bed angle, split mattress, pillows, pillow shams, w/interior & exterior access to storage below, Lights reading, Privacy Curtain , Shades day/night, pleated, Wardrobe shelf, clothes rod	S	S

EXTERIOR	23H	23J
Awning Rails w/rain gutter, Bumper front w/step grooves (2), Door entrance w/separate screen door, deadbolt lock, remote keyless entry, Entrance Door Steps double, electric w/doorjamb switch, Exterior Graphics Packages Storm Gray w/Orange/Bright Yellow or Storm Gray w/Vivid Blue/Bright Yellow, Ladder hinged folding extension, Light porch w/interior switch, Mirrors electric remote w/defrost, folding extended arms Mudflaps front & rear, Pullout Storage Drawer w/sealed lid, Receptacle AC duplex, Sidewall Skin one-piece smooth fiberglass, Storage Compartments w/bottom trunk liner	S	S
Awning patio, box style	0	0

SYSTEMS	23H	23J
Automotive Heater/AC blend air system, AC (roof) 13,500 BTU, ceiling-ducted w/wall thermostat, Aux. Start Circuit , Batteries (2) (coach) Group 24 deep-cycle, Battery (coach) disconnect system, Battery Charge Control automatic dual, Drain water tank, 1", Electrical Distribution System AC breaker panel, DC automotive style fuses, 45-amp. converter/charger, Furnace 25,000 BTU, ducted in floor, Generator Prep Kit , Monitor Panel battery condition gauge, generator hourmeter gauge, generator start/stop switch, holding tank levels, LP tank level, water heater light(s), water heater switch, water pump switch, water tank level, Power Cord 30-amp., Service Compartment (drainage/water) city water hookup/tank diverter fill, drainage valves, 10' sewer hose, Service Center (electrical) cable input, power cord, portable satellite dish hookup, QuickPort™ service connection hatch, Tank LP, permanent mount w/gauge, TrueLevel™ holding tank monitoring system, Water Heater 6-gallon electronic ignition, LP gas, flush mount door, Water System Winterization Package water heater bypass valve & siphon tube, Water Pump demand, Water Tank Fill gravity w/locking door	S	S
AC Heat Pump , Drainage System heated, 12-volt electric, Exterior Wash Station w/lighted pump switch, Generator 3,600-watt Onan® MicroQuiet™ LP, Water Heater 6-gallon ignition, 120 Vac/LP	0	0

SLIDEOUT	23H	23J
Slideout Room dinette w/slideroom cover	S	S
Slideout Room sofa w/slideroom cover	S	S

SAFETY	23H	23J
Airbags driver & passenger, Assist Bar interior, Bumpers front & rear, Detectors/Alarms LP leak, smoke, carbon monoxide, Fire Extinguisher 10 BC, Ground Fault Interrupter , Lamps daytime running, fog, Lights high mount LED brake, Seat Belts cab, 3-point, adj., Seat Belts lap (in selected areas), Window escape	S	S
Child-Seat Tether Anchor	S	S

WARRANTY ⁶	23H	23J
12-month/15,000-mile basic warranty ⁷ , 36-month/36,000-mile warranty on structure ⁷ , 10-year limited parts & labor warranty on roof skin ⁷	S	S

- The height of each model is measured to the top of the tallest standard feature and is based on the curb weight of a typically equipped unit. The actual height of your vehicle may vary by several inches depending on chassis or equipment variations. Please check with your dealer for further information.
 - The load capacity of your motor home is designated by weight, not by volume, so you cannot necessarily use all available space when loading your motor home.
 - Capacities are based on measurements prior to tank installation. Slight capacity variations can result due to installation applications.
 - Capacities shown are tank manufacturer's listed water capacity (W.C.). Actual filled LP capacity is 80% of listing due to overfilling prevention device on tank.
 - Actual towing capacity is dependent on your particular loading and towing circumstances which includes the GVWR, GAWR, and GCWR as well as adequate trailer brakes. Please refer to the Operator's Manual of your vehicle for further towing information.
 - See separate chassis warranty details provided in Owner's Manual.
 - See your dealer for complete warranty information.
- S Standard
0 Optional

Not all items available in combination. See dealer for details.

Winnebago Industries® continuing program of product improvement makes specifications, equipment, model availability, and prices subject to change without notice. Comparisons to other motor homes are based on the most recent information available.



**Built by Winnebago Industries.
Built to last.**

Itasca motor homes are built by Winnebago Industries, the company that defined motor homes. The company that built its reputation on quality construction. The company that transformed the motor home concept into a way of life.

Today, Winnebago Industries brings that reputation for quality and its 47-year history of motor home innovation to the design and construction of every motor home. It's all a part of SuperStructure,[®] our exclusive system of proprietary structural components that instills each motor home with strength and durability.

SOLID FOUNDATION

Steel and aluminum truss work provides a solid, flat foundation for floors and sidewalls. Winnebago Industries engineers also take special care to distribute the weight of large components to ensure proper handling and stability.



INTERLOCKING JOINTS The floors, sidewalls and roof are all integrally connected using interlocking joints. This creates a coach body that acts as a cohesive unit for maximum strength and durability.

E-COATING Winnebago Industries employs an exclusive 12-stage automotive-style dip tank process to apply an advanced electrodeposition coating on all steel components for unmatched corrosion protection.

THERMO-PANEL[®] SIDEWALLS Invented by Winnebago Industries, Thermo-Panel construction combines a fiberglass panel, high-density, block-foam insulation and aluminum support structures to create some of the most durable, lightweight sidewalls in the industry.

FIBERGLASS ROOF Every Itasca motor home features a one-piece fiberglass roof backed by a 10-year limited parts-and-labor roof skin warranty.

ATTENTION TO DETAIL Whether it's sending every coach through a high-pressure water tunnel to check for leaks or labeling each individual wire and barcoding parts to save time and frustration during service, Winnebago Industries considers every detail to ensure your Itasca motor home provides you with years of pleasure.

STRONG AS STEEL Appliances are secured directly to embedded steel plates for added safety. Windshields are also mounted in steel with an automotive-style sealant; lesser designs use a rubber gasket to mount the windshield in fiberglass.



TAKE A TOUR We're proud of our process, state-of-the-art facilities and the people who make Winnebago Industries number one. We invite you to visit our factory in Forest City, Iowa, for a first-hand look at the dedication and technology behind every motor home we build.



RECOGNIZED QUALITY The Recreation Vehicle Dealer Association annually rates RV manufacturers and awards the Quality Circle award to manufacturers who provide exceptional products, service and support. Winnebago Industries is proud to be the only manufacturer to receive this award every year since its inception.



COMMITTED TO SERVICE We back our motor homes with the industry's best service after the sale.

- 12-month/15,000-mile basic limited warranty
- 36-month/36,000-mile warranty on structure
- Standard 10-year limited parts-and-labor roof skin warranty
- Complimentary 24-hour roadside assistance program
- TripSaver Fast Track Parts. TripSaver guarantees that in-stock warranty parts ship directly to your dealer within 24 hours.
- National dealer service network



WIT CLUB Itasca owners are like family. Joining the Winnebago-Itasca Travelers is a great way to meet and travel with other Itasca enthusiasts. Members enjoy:

- Caravans and rallies
- Local and state group activities
- RV travel benefits



For Sales and Service Information Contact:



Built proudly by



NYSE listing: WGO

©2005 Winnebago Industries, Inc.

Printed in USA

Seat belts are your most important hookup. Always buckle up.