



Meet the all-new Sightseer.
Our most affordable Class A motor home.



You'll be pleasantly surprised at how much motor home you can get at this price. (In fact, make that "thrilled?")

You expect more from Winnebago Industries. And the all-new Sightseer really delivers.

It's the newest addition to the Winnebago family, and a closer look reveals Sightseer is not only a great value, it comes with a long list of standard features.

Sightseer's StoreMore® slideout, for instance, and a top-quality Onan® MicroQuiet™ generator. Ceiling-ducted roof air conditioning. The list goes on and on.

And while you're at it, go right ahead—open and shut the cabinetry, flip switches, open the hood, kick the tires. You'll find that Sightseer's fit and finish is second to none, thanks to Winnebago Industries' combination of hand craftsmanship and up-to-the-minute computerized manufacturing.

It all adds up to our unique take on sticker shock: we believe the surprise should be a pleasant one. And this time, considering how well-equipped Sightseer is, the surprise is a very pleasant one, indeed.



27C-Sandstone



Fully equipped kitchen.

The galley is conveniently packaged, intelligently designed, and has everything you need to "go gourmet": three-burner range (one high-output) with oven, microwave oven, sink and countertop extensions that increase your work surface. Congoleum® vinyl flooring is not only attractive and durable but makes for quick and easy clean ups, too.



Well-stocked.

You'll appreciate the abundant storage found in the Sightseer's galley. The double-door refrigerator/freezer operates on 110-volt AC or LP so you can keep everything cool no matter where you go. The pantry, located next to the refrigerator, is the perfect space to store all your cooking essentials.

Ah, the good life.

It's right here in the Sightseer, with features you won't find in competitive models in this class. The StoreMore slideout increases your living space at the touch of a button and you'll enjoy the extra room while relaxing on premium Stitchcraft furniture. Interior climate comfort is supplied by floor-ducted heat and ceiling-ducted air conditioning. Both are designed for optimal air movement and distribution. When evening comes, you'll appreciate Sightseer's abundant lighting activated by wall-mounted switches.



Swivel glider.

This new glider will rock you to relaxation. Its high back and wide seat wrap you in comfort, and you can even reposition it within the lounge area when you're not on the move.

Everything's A-OK.

Quickly check vital functions like tank levels, LP gas and battery power at a glance with Sightseer's OnePlace™ Systems Center. It places frequently used switches, gauges, and controls in one convenient and easy-to-access location.



Easy open. Easy close.

Sightseer's door and drawer pulls are not only attractive, they're larger and more comfortable to grasp. Positive catches and slides mean doors and drawers only open when you want them to.



And to all a good night.

You're sure to drift off to a good night's sleep on Sightseer's walk-around queen-size bed with Serta® mattress. There's also plenty of storage in the bedroom—overhead, under the bed, in a roomy wardrobe on the passenger side, and in a shirt closet on the driver's side.



Well-designed bath.

Sightseer's split bath features separate lavatory and shower areas. Additional comforts include a residential-height toilet, a beveled mirror, skylight in the shower and plenty of space to store toiletries. A removable clothes rod in the shower offers storage versatility.

Sit back. Relax.

Sightseer's standard 19" TV is positioned to optimize viewing pleasure. You can choose to add a VCR and digital satellite system as well (pre-wiring is standard). Choose the available 130-watt inverter and enjoy TV even when you're not connected to shoreline or generator power.



More and better storage.


The StoreMore slideout system is a Winnebago Industries original and is still the industry's premium slideout. StoreMore allows exterior compartments to extend along with the slideout, thus making it easier to retrieve stored items. Its extra-large compartments easily accommodate oversized and odd-shaped items. The StoreMore slideout system on the Sightseer uses the first electric slide to meet our stringent quality and performance standards. It features powerful, reliable dual ram, dual motor technology with electronic synchronization for improved room movement, better sealing and built-in diagnostics for easier service.



No more drips.

Sightseer's built-in rain gutter channels water to the front and rear of the coach, away from windows, doors—and you!

Getting stuff out of a storage compartment should be easy. Here's how we help:



Single paddle latches enable one-handed operation

Advanced seal design keeps the elements out

Lights so you can easily see and identify stowed items

Gas struts provide easy opening and keep doors open, too

Doors are designed and constructed to be lightweight yet exceptionally strong




Get hitched.

With a 5,000-lb. drawbar and 350-lb. vertical tongue weight capacity, Sightseer's standard hitch gives you plenty of towing ability.□




You're in the driver's seat.

And it's a great one, with its high back, critical lumbar support and 3-point seat belts. This comfortable Stitchcraft design features multi-position recline, swivel/slide features and multi-position armrests.



Convenient exterior service center.

Important plumbing functions are gathered in one place for your convenience. A heated holding tank compartment and water heater winterization bypass valve let you extend your camping season. An exterior wash station feature is also available for easy clean-ups.



Everything's right up front.

Gauges, switches and controls are all clearly labeled, nice and big and easy to reach. Which is great when you're heading down the road. The AM/FM radio cassette comes standard on Sightseer. And here's another bonus: the dash flips up for faster, easier service.



Quiet, efficient power.

The standard Onan MicroQuiet generator supplies 4,000 watts of 110-volt AC power when shoreline power isn't available.



Rear view.

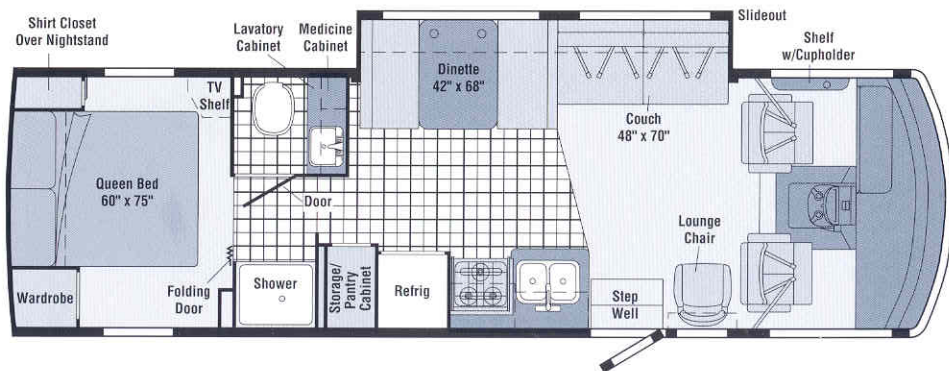
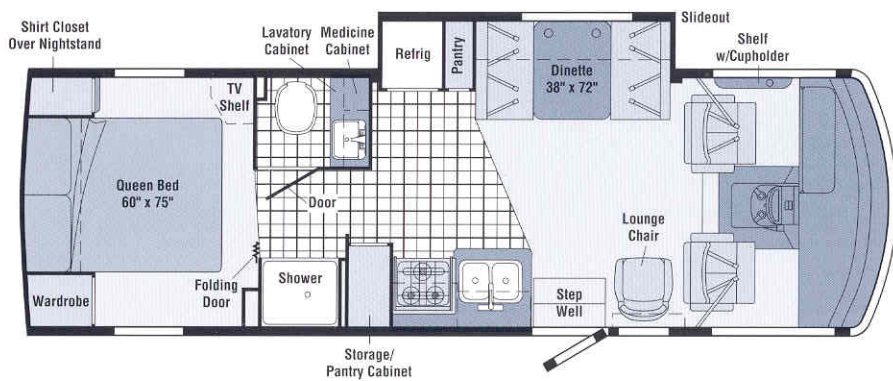
Sightseer's available rearview monitor is invaluable when backing up or parking. Sightseer comes prewired for this option, so you can choose it now, or have it installed later.



The outside story.

Sightseer's one-piece fiberglass sidewalls are amazingly tough — typical for Winnebago Industries' design. Laterally mounted floor risers allow for basement storage. Also available: hydraulic leveling jacks to keep the Sightseer stable and level when parked, and stainless steel wheel liners, to resist corrosion over the long haul.


FLOORPLANS



INTERIORS

27C

- Dinette/refrigerator
- **STOREMORE** slideout
- In-line galley
- Split bath w/private shower
- Walk-around queen bed



Seaside

30B

- Couch/dinette
- **STOREMORE** slideout
- In-line galley
- Split bath w/private shower
- Walk-around queen bed



Sandstone



Portsmouth Oak Woodgrain

SPECIFICATIONS

	27C	30B
Length	27'11"	30'10"
Exterior Height w/AC*	11'11"	11'10"
Exterior Width ^Δ	8'5.5"	8'4.6"
Exterior Storage (cu. ft.)	52	108
Interior Height	6'8"	6'8"
Interior Width	8'0.5"	8'0.5"
Fresh Water Capacity w/Heater* (gal.)	75	75
Holding Tank Capacity - Black/Gray (gal.)	41/40	41/40
LP Capacity [◇] (gal.)	18	18
Fuel Capacity (gal.)	40/NA	75/75
GCWR - Std./Opt. (lbs.)	19,000/NA	26,000/21,000
GVWR - Std./Opt. (lbs.)	14,800 Workhorse ⁷ /NA	18,000 Ford ⁹ /18,000 Workhorse
GAWR - Front - Std./Opt. (lbs.)	5,500/NA	7,000/6,000
GAWR - Rear - Std./Opt. (lbs.)	10,000/NA	11,000/12,000
Wheelbase	158.5"	190"

Standard - S Optional - O

27C 30B


AUTOMOTIVE/CHASSIS

Chassis - Ford 6.8L SOHC Triton™ V-10 310 hp, 4-speed overdrive transmission, 4-wheel anti-lock brake system, 130-amp alternator	S	O
Chassis - Workhorse 8.1L Vortec V-8 340 hp, 4L80E 4-speed overdrive transmission, 4-wheel anti-lock brakes, 145-amp alternator	S	O
Tire spare, Tire Tool wrench, Trailer Hitch 5,000-lb. drawbar/350-lb. maximum vertical tongue weight & wiring, [□] Wheel Covers	S	S
Leveling Jacks hydraulic - Kwikee® touch pad control	O	O
Stabilizer Package front shocks (Workhorse only)	O	O
Wheel Liners stainless steel	O	O

CAB AREA & DRIVER CONVENIENCES

Beverage Holder, Cab Seats (fabric) w/3-point shoulder and lap seat belts w/retractors armrests, lumbar support, multi-adjustable slide/recline & swivel,	S	S
Cigarette Lighter/12-Volt Electrical Supply, Convenience Tray, Cruise Control, Map Light, Map Pocket, Steering Wheel tilt w/power assist, Sunvisors, Trim Panel driver side w/cupholder & storage tray, Window (driver & passenger) full slider w/screen, Windshield Wipers intermittent	S	S
Defroster Fans (2) auxiliary 2-speed w/instrument panel switch	O	O
Monitor System rearview w/single camera & 1-way audio, Videoman [®]	O	O

ENTERTAINMENT

Radio (Cab) AM/FM stereo cassette, roof-mounted flexible rubber antenna, speakers (4), Radio Power Switch main/auxiliary battery, Satellite System Ready, TV 19" Color AC w/remote, TV Enhancement Package antenna (amplified), 12-volt powerpoint, interior jack(s), coax wiring, cable input, splitter, TV shelf	S	S
Radio (Cab) AM/FM stereo CD*	O	O
 (Cab) AM/FM stereo cassette/CD with weather band (available Fall 2001)*	O	O
Satellite Dish Antenna Winegard [®] RV digital, elevation sensing unit	O	O
VCR w/remote	O	O

INTERIOR

Blinds mini (lounge & dinette), Ceiling textured fabric, Clock, Curtain front wraparound w/track, Lights reading, adjustable halogen (dinette & lounge chair overheads), ceiling, incandescent w/wall switches, Picture, Shades pleated (bedroom)	S	S
---	---	---

CABINERY

Woodgrain Portsmouth Oak stile-and-rail construction w/raised panel inserts on galley/lounge upper doors	S	S
--	---	---

COUNTERTOPS

Laminate w/wood-look edge	S	S
---------------------------	---	---

27C 30B

FLOORCOVERING

Carpeting w/pad, Vinyl bath & galley	S	S
--------------------------------------	---	---

FURNITURE

Lounge Chair hoop base, swivel/glider, Dinette access to storage below	S	S
Couch w/throw pillow	S	S

GALLEY

Countertop w/flip-up extension, Faucet single-control, Microwave Oven, Pantry, Range Hood w/light & fan, Range 3-burner (one high output) w/oven, Magic Chef [®] Refrigerator/Freezer double-door, Norcold [®] Sink double, stainless steel w/sink cover (countertop material), Wall Border	S	S
---	---	---

BATH

Cabinets lavatory, medicine, Faucet (lavatory) dual-control, Faucet (shower) dual-control w/flexible shower head, Light shower, Mirror frameless w/beveled edge, Shower w/removable clothes rod, Shower Door folding, Shower Skylight, Sink rectangular, Tissue Holder, Toilet w/foot-pedal flush, Towel Rack 3-rod, mounted to door, Wall Border	S	S
---	---	---

BEDROOM

Bed queen, Serta, innerspring, w/underbed storage, Bedspread pillow shams, throw pillow, headboard, Lights decorative wall lamps, Nightstand, Shirt Closet, Wall Border, Wardrobe Cabinet carpeted, clothes rod, drawers	S	S
--	---	---

EXTERIOR

Awning Rails w/rain gutters, Door entrance w/separate screen door, deadbolt lock, Entrance Door Steps double, electric w/doorjamb switch, Lights porch light w/interior switch, Mirrors manual adjust w/convex, Mudflaps front, Receptacle AC duplex, Sidewall Skin 1-piece smooth fiberglass, Storage Compartments valance panels, gas strut, single paddle latch, lights	S	S
Awning* patio	O	O
Ladder	O	O
Mirrors, electric remote w/defrost	O	O
Undercoating (Workhorse only)	O	O

SYSTEMS

Automotive Heater/Air Conditioner, Auxiliary Start Circuit, Batteries (Coach) (2) deep cycle, Battery (Coach) disconnect system, Battery Charge Control automatic dual, Electrical Distribution System AC & DC breaker panels, 45-amp converter/charger, Furnace 30,000 BTU, low profile, Generator* 4,000 watt, Onan MicroQuiet, gas, ONEPLACE [®] Systems Center wall-mount, battery condition gauge, generator hourmeter gauge, generator start/stop switch, holding tank levels, LP tank level, water heater light(s), water heater switch, water pump switch, water tank level, heating/AC thermostat, Power Cord 30 amp, Roof Vent powered, bath, Sewer Hose 10', Service Center city water hookup/tank diverter fill, drainage valves, water system winterization valve, sewer hose, cable input, power cord, Tank holding, heated compartment, Tank LP, permanent mount w/gauge, Water Heater 6-gallon, electronic ignition, LP gas, Water Heater Winterization Bypass Valve manual, Water Hookup city, Water Pump demand, Water Tank Fill gravity	S	S
Air Conditioner (Roof) 13,500 BTU, ceiling-ducted w/wall thermostat	S	S
Air Conditioner (Roof) 14,800 BTU, ceiling-ducted w/wall thermostat	S	S
Inverter* DC/AC, 130 watt	O	O
Wash Station exterior, w/pump switch located in service center	O	O
Water Heater 6-gallon, electronic ignition, LP gas, w/Motoraid & auxiliary auto heater	O	O

SLIDEOUT

Slideout Room electric powered, dinette/refrigerator w/slidoor cover, 	S	S
Slideout Room electric powered, couch/dinette w/slidoor cover, 	S	S

SAFETY

Assist Handle exterior, Assist Strap interior, Bumpers front & rear, Detectors/Alarms LP leak, smoke, carbon monoxide, Fire Extinguisher 10 B.C., Ground Fault Interrupter, Light center high-mount stop lamp, Seat Belts cab, 3-point, Seat Belts lap (in selected areas), Window escape, Windshield laminated safety glass	S	S
--	---	---

WARRANTY

12-month/15,000-mile basic limited warranty, 36-month/36,000-mile warranty on structure,** 10-year limited parts & labor warranty on roof	S	S
---	---	---

* The height of each model is based on the curb weight of a typically equipped unit on the standard chassis. The actual height of your vehicle may vary by as much as 2" depending on chassis or equipment variations.

^Δ Sightseer floorplans feature a wide-body design—over 96". In making your purchase decision, you should be aware that some states restrict access on some or all state roads to 96" in body width. Before making your purchase decision, you should confirm the road usage laws in the states of interest to you. **Not all items available in combination. See dealer for details. NA = Not Available.

[◇] Capacities shown are tank manufacturer's listed water capacity (W.C.). Actual filled LP capacity is 80% of listing due to overfilling prevention device on tank. ***See your dealer for complete warranty documentation information.

[□] Actual towing capacity is dependent on your particular loading and towing circumstances which includes the GVWR, GAWR & GCWR as well as adequate trailer brakes. Please refer to your vehicle's operator's manual for further towing information.

Winnebago Industries' continuing program of product improvement makes specifications, equipment, model availability and prices subject to change without notice. Comparisons to other motor homes are based on the most recent information available.

Not all motor homes are created equal.

As you take a closer look, you'll see that there is much more to the Winnebago Sightseer than a long list of standard features and compelling floorplans. Beneath it all you'll find a SuperStructure™ foundation of strength and durability, and Winnebago Industries' recognized service and warranty support.

We are committed to service.

We back our motor homes with the best after-the-sale service in the industry.

- 12-month/15,000-mile basic limited warranty
- 36-month/36,000-mile warranty on structure
- Standard 10-year limited parts-and-labor roof warranty
- Complimentary 24-hour Roadside Assistance Program
- TripSaver emergency warranty parts shipments
- National Dealer service network



Certified quality.

Recreation Vehicle Dealer Association members annually rate RV manufacturers on the quality of their products, and on their sales and service support. Winnebago Industries has achieved the coveted Quality Circle award every year since its inception, the only major motor home manufacturer to do so.

Learn more about what sets Winnebago Industries apart.

Ask your dealer for this guide. It will help you learn what makes Winnebago Industries motor homes distinctly superior to other brands.

Warning: Joining WIT has been known to cause excessive fun.

Winnebago-Itasca Travelers (WIT) is a club for owners of Winnebago Industries motor homes. WIT is a great way to meet people and offers you:

- Caravans and rallies
- Local and state group activities
- Benefits for RVers


SuperStructure

is the term given to Winnebago Industries' structural motor home design and construction. Rather than a single component, it is the culmination of design integration that incorporates steel and aluminum substructures, welded tubular steel floor risers, interlocking joint technology, and Thermo-Panel® floor, roof and sidewalls to form a high-strength, durable vehicle body.



Interlocking joint construction utilizes advanced extruded aluminum structural components to create integrated floor-to-sidewall, and sidewall-to-roof joints. This design effectively distributes the weight of the walls and roof, making a stronger and more durable body than competitor designs that rely on screws to carry the weight.

Tubular steel risers feature a truss-design core for superior strength and provide a stable base for the floor structure and storage compartments.



The foundation substructure assembly is precision-aligned to maximize strength and cross-coach support as well as durability.

Windshields are mounted in steel with non-hardening sealants for superior strength, safety and durability. Some manufacturers actually use a rubber gasket to hold the windshield to a fiberglass cap.

A steel barrier separates occupants from the engine compartment. Believe it or not, less advanced designs actually use wood in this critical application.

Storage compartments attach to outrigger assemblies so the weight of stowed items is carried and disbursed throughout the foundation substructure.

Critical steel components are treated using an advanced electrodeposition coating process that provides superior corrosion protection.

The all steel cab features integral A and B pillars for added strength and stability.

Built to a higher standard.

Sightseer features a crowned, one-piece fiberglass roof backed with a 10-year limited parts-and-labor warranty. Fiberglass offers superior strength, attractiveness and durability over rubber roofs found on many competitive models. Over time, rubber roofs are susceptible to chalking, streaking and degradation, and have less puncture and tear resistance than fiberglass.



One-year-old competitor's rubber roof



One-year-old Winnebago Industries fiberglass roof



©2001 Winnebago Industries, Inc., Forest City, IA 50436. Printed in USA.

Seat belts are your most important hookup. Always buckle up.
Visit us at www.winnebagoind.com