

HIKE TRAVEL TRAILER

BUILT FOR BEYOND

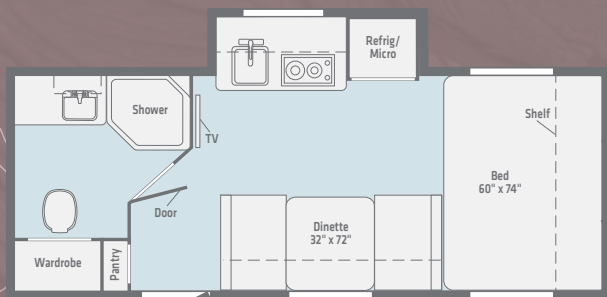


Introducing a towable built for beyond. Beyond the beaten path, with offset wheels that pack all the stability of larger towables in a 6.5 ft frame. Updated exterior styling—built to accommodate outdoor enthusiasts and a flexible storage system take the Hike well beyond the expectations of everyday.

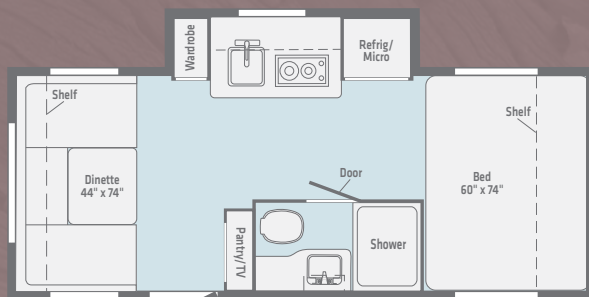
- **Off-road tires and fenders:** Off-road tires, offset wheels, and robust fenders make easy work of tough roads.
- **Multi-use gear storage:** Pack in more adventure in the durable, convenient front storage. With space for a battery, LP tanks, or adventure gear.
- **Exoskeleton:** Bikes, kayaks, and other tools of the trek can be securely attached to the Hike's rugged exoskeleton.
- **Flexible Floorplans:** Choose from five flexible floorplans—all under 4,500 lbs—to fit your lifestyle.
- **Modern interior:** Contemporary styling, clean lines, and quality interior furnishings make the Hike's interior as inviting as it is innovative.

WINNEBAGO
BOUND BY THE "W"

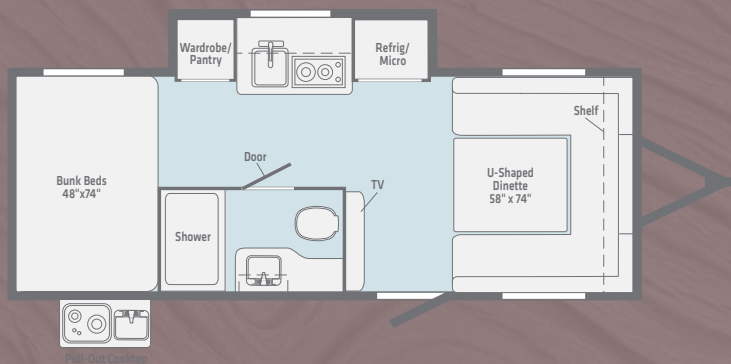
H170S / **NEW**



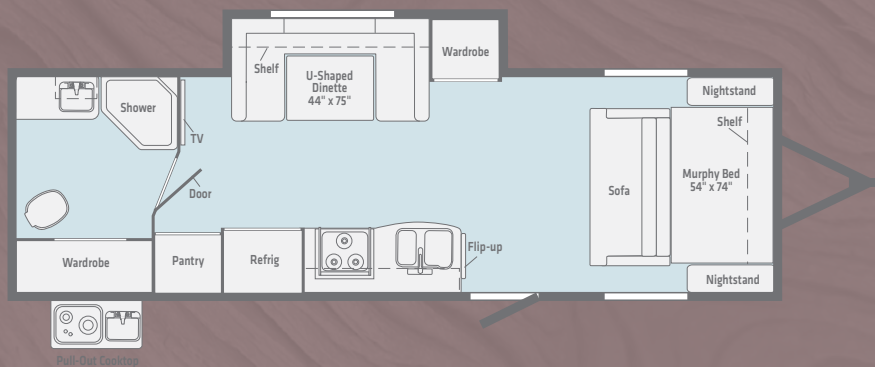
H171DB / **NEW**



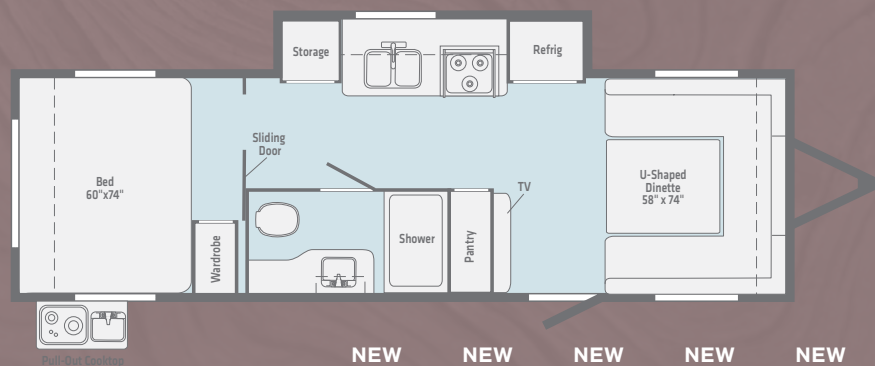
H172BH / **NEW**



H210RB / **NEW**



H215HS / **NEW**



| | NEW H170S | NEW H171DB | NEW H172BH | NEW H210RB | NEW H215HS |
|-------------------------|--------------|---------------|---------------|---------------|---------------|
| EXTERIOR LENGTH | 20' 7.5" | 20' 7.5" | 20' 7.5" | 25' 1/2" | 25' 1/2" |
| GVWR | 4,000 | 4,000 | 4,000 | 7,400 | 7,400 |
| DRY WEIGHT | 3,260 | 3,340 | 3,400 | 4,160 | 4,360 |
| DRY HITCH WEIGHT | 400 | 420 | 620 | 480 | 660 |

WINNEBAGO
BOUND BY THE W™

