


## 2010 Parts Catalog

In the 2010 Parts Catalog, you will be seeing a reproduction of our actual engineering drawings. This new format will require that you use our web tools a little differently. Our drawings will list the colorless part number of each item but it will not list the colored part number. You can find the appropriate colored part number of the item by going to the **Serial Parts List** or by using the **Color Part Search** located on the Dealer Portal. Contact Winnebago Industries Part Sales for assistance.

It is suggested that you open the Service Parts List for your unit – this will open in a separate window. It is nice to view both the 2010 Parts Catalog and the Service Parts List at the same time.

Once you select a model from the model list you will see the following index.



**Parts Catalog**

2010-2011

2011

2010

2000-2009

1990-1999

1980-1989

1975-1979

---

**Service Parts List**

Parts list for a specific motor home starting with the 2001 models

---

Required Viewers:

[3D & 2D Viewers](#)

[Adobe Acrobat Reader](#)

Copyright © 2010 Winnebago Industries, Inc.

| 2010 WD524A          |  |
|----------------------|--|
| Section              | Contents                                     |
| Chassis              | Exhaust, Frame, Fuel, Hitch, Leveling, Wheel |
| Doors & Compartments | Drivers, Entry, Sections, Step, Storage      |
| Drivers Area         | curtains, Dash, Front Interior, Seats        |
| Electric             | Audio, Light, Monitor, Receptacles, Switches |
| Exterior             | Awning, Body, Mirrors, Graphics, Ladders     |
| Floor Plan           | Floor plan; Color Codes; Operator Manuals    |
| Generator            | Generator Installation                       |
| Heating & A/C        | Auto, Furnace, Rear Heater, Roof A/C         |
| Interior             | Appliances, Cabinets, Curtains, Furniture    |
| Labels               | Label Location                               |
| LP                   | LP System                                    |
| Plumbing             | Faucet, Pump, Sinks, Tanks, Shower, Toilet   |
| Windows & Vents      | Windows, Vents, Windshield, Wiper            |

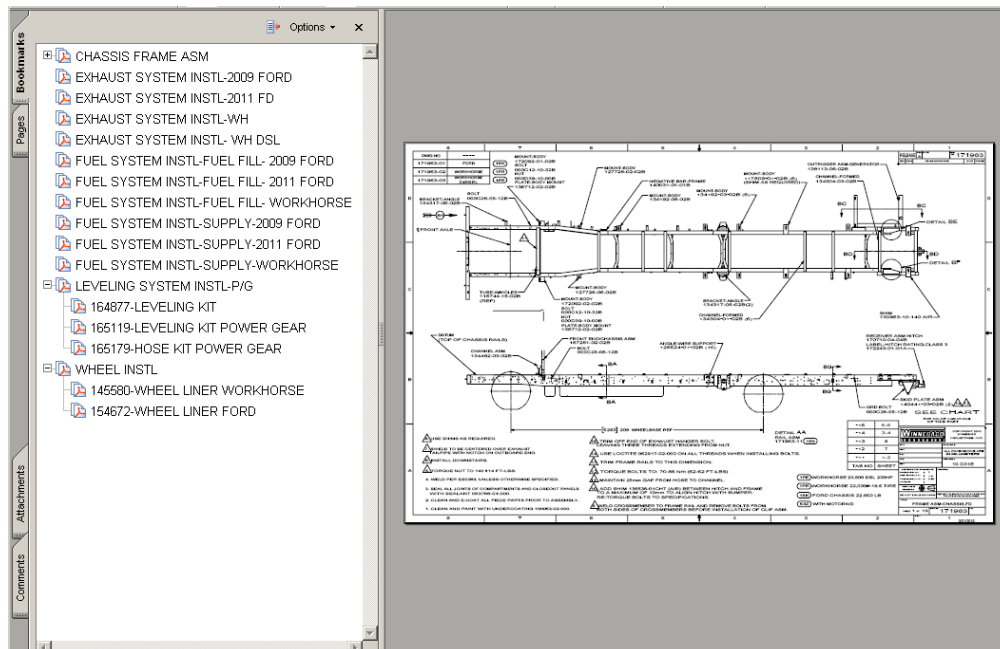
The items included in each section are as follows. Depending upon your unit, you may not have all items listed.

| Section             | Contents   |
|---------------------|--|
| Chassis             | Air Spring; Chassis Frame; Exhaust & Fuel Systems; Hitch; Leveling; Mud Flap; Rear Bumper; Step Well; Wheel                                      |
| Door & Compartments | Compartments & Doors; Door Sections; Driver Door; Entry Door; Entry Step & Lid; Refrigerator Door Vent   |
| Drivers Area        | Beverage Tray; Bucket Seats; Center Console; Curtains; Cushions; Dash; Entertainment Center; Front Interior; Motor Cover; Seat Belts & Pedestals |

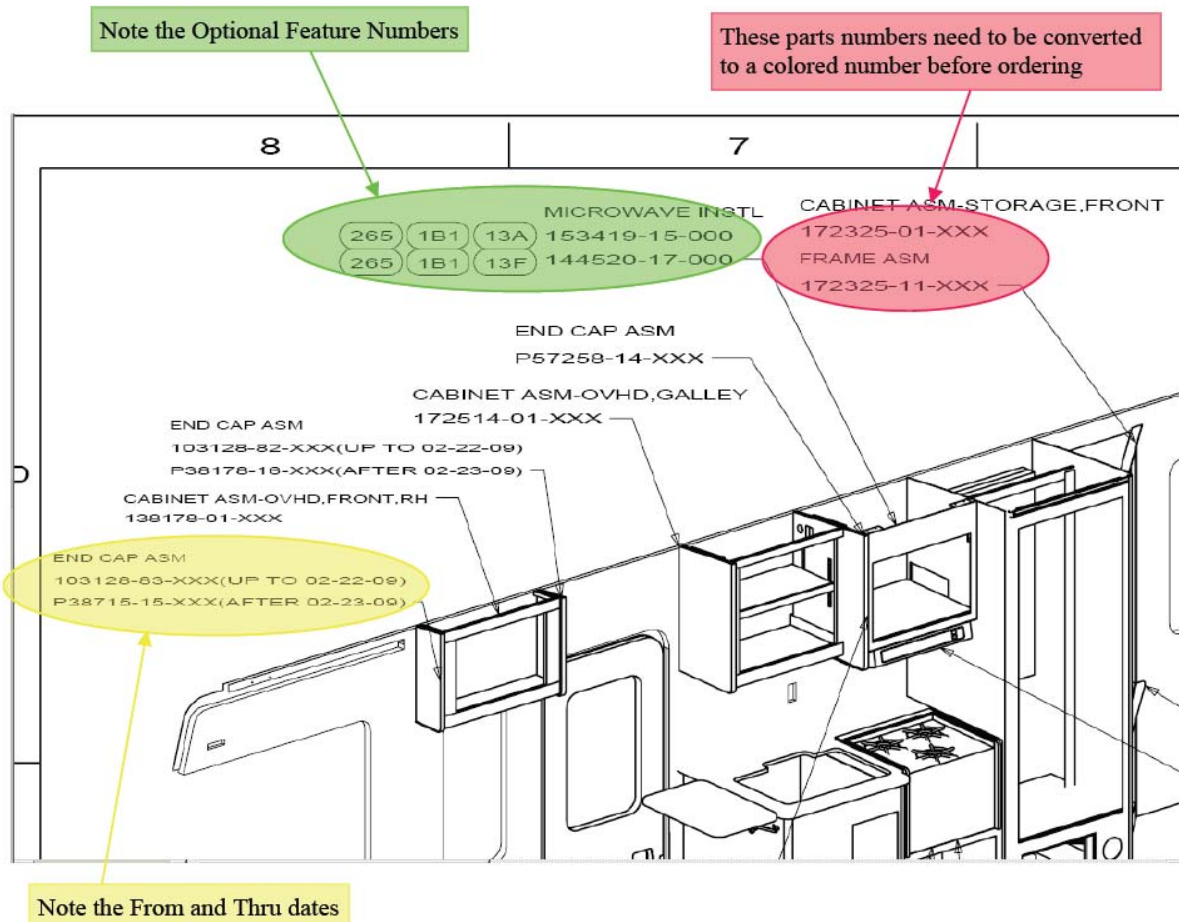
| Section         | Contents  |
|-----------------|---|
| Electric        | Antenna; Battery; Body/Chassis/Dash Wiring; Boxes; Cords; DVD; Exterior Entertainment; Fans; Inverter; Lights; Load Center; Monitor Panel; Radio; Receptacles; Rear Monitor; Switches & Plates; TV                          |
| Exterior        | Air Horn; Awning; Backwall; Body Sections; Decals; Exterior Mirror; Floor; Front Body Panel & Hood; Front Cap; Graphics & Paint; Ladder; Mud Flaps; Rear Cap; Running Boards; Sidewalls; Slideout Rooms; Slideout Seatbelts |
| Floor Plan      | Floor Plans; Color Codes; Operator's Manuals  |
| Generator       | Generator   |
| Heating & A/C   | Auto A/C & Heat; Central A/C; Furnace; Rear Heater; Roof A/C  |
| Interior        | Appliances; Bed; Cabinet; Chairs; Curtains; Cushions; Decorations & Trims; Detectors; Doors; Drawers; Grilles; Hardware; Registers; Seat Belts; Sofa; Shower Door; Tables   |
| Labels          | Labels  |
| LP              | LP System   |
| Plumbing        | Dump Valves; Faucets; Exterior Shower Center; Faucets; Plumbing Fixtures; Pump; Sinks; Shower; Water Heater   |
| Windows & Vents | Roof Vents; Skylight; Windows; Windshield; Wipers   |

Select one of these 13 general sections to view the illustrations.

There are bookmarks defined in the PDF file to assist you in locating the information that you need. You may select a bookmark to take you directly to a specific section of the PDF file. Note that some sections have sub-sections (denoted by the  $\oplus$  in front of the section name). Click on the  $\oplus$  to open the section to see the sub-sections.



Feature notes are listed by part numbers that are affected by optional features. Please see the Service Parts List for your unit to determine which optional features are installed on your unit. From and Thru dates are also listed on the illustrations for any part numbers that were used for a specific period of time.



Any part number that ends in -XXX or -CHT is a colorless part number and will need to be converted to a colored part number before ordering. There are two options for getting the colored part number needed – Service Parts List and the Color Part Search.

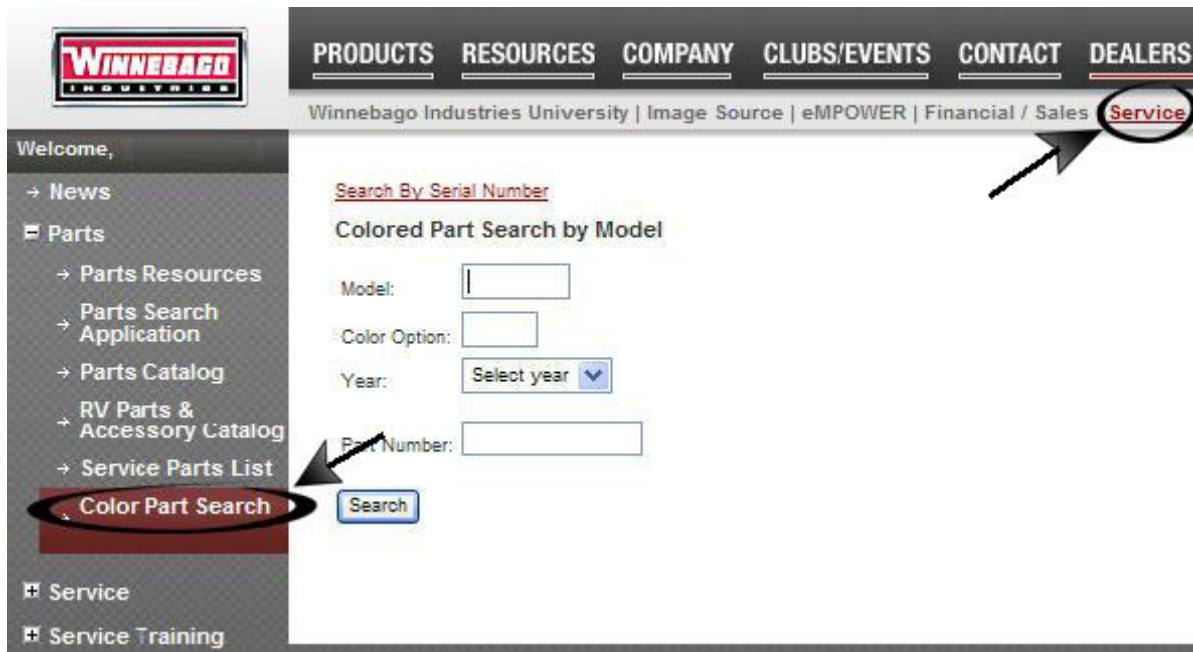
### Service Parts List

Once you have the colorless part number, open the Service Parts List for your unit and search for the colored part number. The first eight digits of the part number will be the same. Only the last three digits will change. For example: if your unit is a 2010 Adventurer J32H with color AD1 and the colorless part number in the illustration is 166885-13-XXX; you would search for 166885-13 in the Service Parts List. You would find part number 166885-13-AD0 – this is the part number that you need to order.

Note that the Service Parts List only contains part numbers that were tagged as “serviceable” and installed in your unit by Winnebago Industries.

### Color Part Search

The Color Part Search allows you to enter the model, color code, and year or serial number of your unit along with the colorless part number. It will return the colored part number needed for your unit. The **Color Part Search** option is located under the PARTS tab on the dealer portal.



The search comes up in **COLORED PART SEARCH BY MODEL** mode. To use the **COLORED PART SEARCH BY SERIAL NUMBER**, click on the *Search By Serial Number* link. For the **COLORED PART SEARCH BY MODEL**, enter the entire model name and color code; select the Year from the drop-down menu; and enter the colorless part number. For the **COLORED PART SEARCH BY SERIAL NUMBER**, enter the serial number of the unit and the colorless part number.

For example: if you have a 2010 Adventurer 32H with color AD1 and you are looking for the colored part number of 166885-13-XXX, you would enter the following information onto the **COLORED PART SEARCH BY MODEL** screen.

Search By Serial Number

**Colored Part Search by Model**

Model:

Color Option:

Year:  ▼

Part Number:

Click on *SEARCH*. Search results are as follows:

| Color Part Number | UOM | Service Part | Description          | In Service Date |
|-------------------|-----|--------------|----------------------|-----------------|
| 166885-13-AD0     | EA  | Y            | VALANCE - 57.9" X 6" |                 |

Notice the "Y" under the Service Part column. This signifies that the part is "serviceable" and can be ordered through your order entry programs. If you see an "N" in this column you will need to call Parts Sales to order the part number. The In Service Date column would display From and Thru dates if a part number was used in production for a specific time period.