

**2008
VOYAGE
WPF38J**

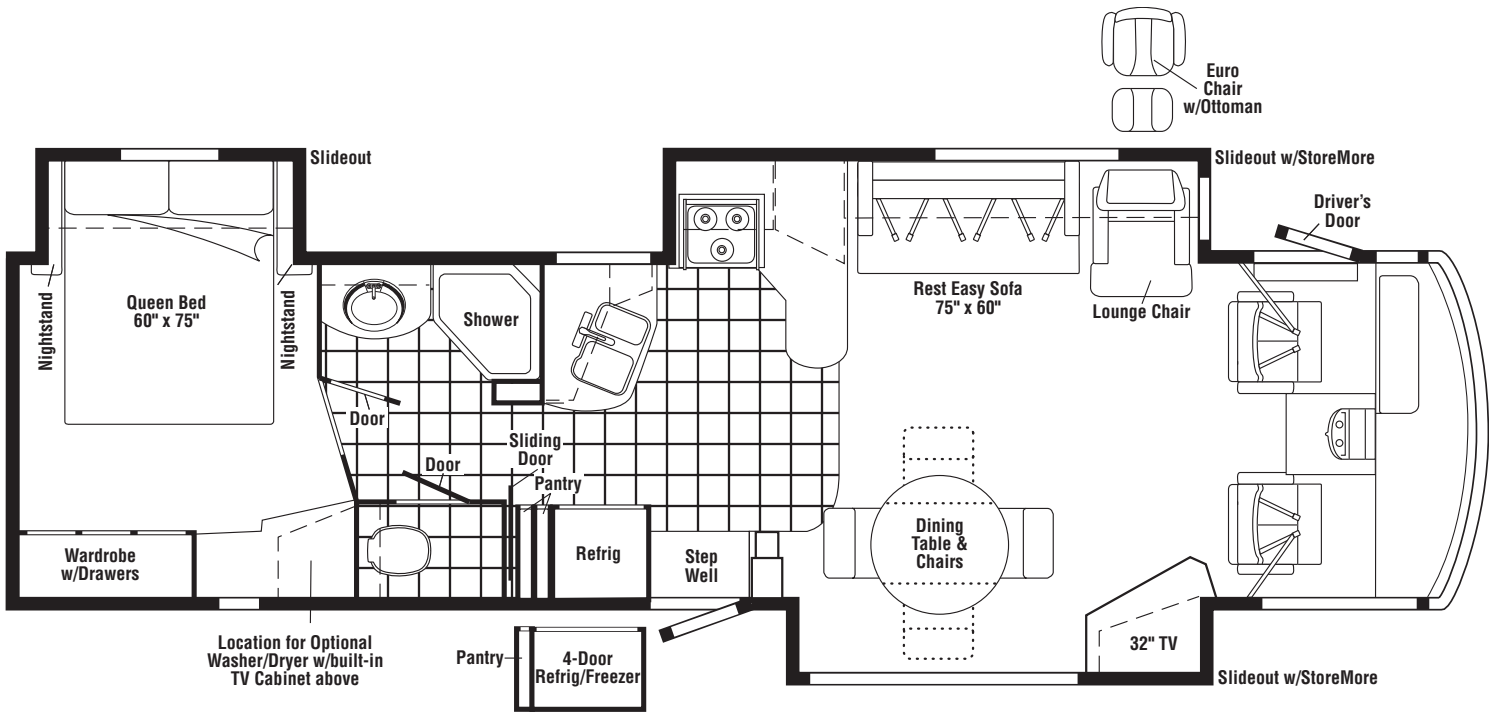
**WASHED MAPLE
W79 DRIFTSCAPE
W83 MULBERRY
W87 KINGSTON
SIERRA MAPLE
W80 DRIFTSCAPE
W84 MULBERRY
W88 KINGSTON**

DASH ACCENT COLORS

W79, W80, W87, W88 - RIVERSTONE

W83, W84 - CASHMERE FROM: 00-00-00 THRU: 06-24-07

W83, W84 - RIVERSTONE FROM: 06-25-07 THRU: 99-99-99



FLOORPLAN

CONTENTS

FLOORPLAN	1
ACCESSORIES GROUP	7
OPERATORS MANUAL	7
AUDIO VIDEO GROUP	8
RADIO SYSTEM	8
REAR MONITOR	9
COMPONENT PARTS FOR REAR MONITOR	9
144677-10-01A	9
144677-10-02A, 144677-11-02A	9
144677-11-01A	9
CABINET & APPLIANCE GROUP	10
CABINET & APPLIANCE LAYOUT	10
COMPONENT PARTS FOR CABINET & APPLIANCE LAYOUT	20
119267-15-01A	20
119267-17-01A	20
120075-12-01A, 120075-13-01A, 120075-14-01A, 120075-15-01A	21
121569-05-01A, 121569-06-01A, 121569-07-01A	27
125242-05-02A	32
135065-03-01A, 135065-03-03A, 135065-04-01A	41
151277-03-01A, 151279-01-01A, 151279-02-01A/02A, 151279-03-01A	43
CHASSIS GROUP	46
FRAME	46
FRONT END	48
DRIVETRAIN	50
EXHAUST	51
FUEL	55
HYDRAULIC LEVELING	58
COMPONENT PARTS FOR HYDRAULIC LEVELING	62
100536-57-000	62
139641-09-000	62
139641-10-000	62
139641-12-000	62
139644-03-000	62
153452-19-000	63
156056-01-000	63
156056-02-000	63
164877-01-000	63
165119-01-000	63
165119-02-000	63
165120-01-000	64
165179-01-000	64
WHEEL, TIRE, COVERS &/OR LINERS	65
COMPONENT PARTS FOR WHEEL, TIRE, COVERS &/OR LINERS	65
150723-01-000	65
154672-01-000	65
BRAKE	65
BRAKELINE	65
CURTAIN & CUSHION GROUP	66
CURTAIN, CUSHION LAYOUT	66
BUCKET SEATS	71
COMPONENT PARTS FOR BUCKET SEATS	73
122611-02-000	73
LOUNGE CHAIR	74
SOFA	76
COMPONENT PARTS FOR SOFA	78
136534-02-000, 136534-03-000, 136534-13-000, 136534-15-000	78
136534-17-000	78
HARDWARE	79
ACCESSORIES	80
FABRICS	81

CONTENTS (CONTINUED)

DRIVERS COMPARTMENT GROUP	84
DASH	84
MOTOR COVER	86
BEVERAGE TRAY	87
FRONT INTERIOR	88
COMPONENT PARTS FOR FRONT INTERIOR	96
147767-01-000, 147767-02-000	96
CABINETS	97
ELECTRICAL GROUP	102
110V BODY WIRING	102
12V BODY WIRING	104
EXTERIOR LAMPS	111
FRONT END	114
FRONT TV/DVD	116
SIDE TV/DVD	117
COMPONENT PARTS FOR WIRING	119
076319-23-000	119
076319-25-000	119
086280-01-000	120
087694-01-000	120
093575-46-01A	120
097917-01-06A	120
108354-01-01A	120
121935-01-01A	120
123775-01-02A	120
134940-06-01A	121
134940-08-01A	121
137135-02-000	122
137135-05-000	123
137417-01-01A, 137417-03-01A	124
137417-05-01A	124
137417-06-01A	124
141454-03-01A	124
146298-02-000	125
148658-01,02-000	125
149040-03-000	125
149040-04-000	125
153464-03-01A, 153464-06-01A	125
156413-01-01A	125
158836-01-000	125
159771-01-000	125
160423-01-000	125
163097-01-000	125
163598-01-01A	125
164226-01-000	125
164227-01-000	125
164270-01-000	125
164584-01-000	125
164598-01-000	125
166332-01-000	125
CIRCUIT BREAKERS, FUSES & RELAYS	126
CONVERTER, INVERTER, LOAD CENTERS	126
BOXES & CORDS	127
WIRE ASSEMBLIES	127
CONNECTORS & CONDUIT	128
CHASSIS	130

CONTENTS (CONTINUED)

EXTERIOR BODY GROUP	133
GRAPHICS & PAINT	133
PANELS & TRIMS	136
COMPONENT PARTS FOR PANELS & TRIMS	139
106015-18-01A, 106015-19-01A	139
FRONT END	140
LADDER	141
STRUCTURAL COMPONENTS	141
AWNINGS	142
EXTERIOR DOORS & COMPARTMENTS GROUP	143
DOOR & COMPARTMENT LAYOUT	143
COMPONENT PARTS FOR DOOR & COMPARTMENT LAYOUT	149
084103-08-000	149
094707-04-01A	149
142226-02-01A	149
143709-02-01A	150
COMPARTMENT DOOR PIECE PARTS	151
DRIVERS	154
ENTRY	155
SCREEN	156
LATCH	157
EXTERIOR SLIDEOUT GROUP	158
FRONT LEFT	158
COMPONENT PARTS FOR FRONT LEFT	161
100536-58-000	161
151323-01-000, 151323-02-000, 151323-03-000	161
153651-04-01A	161
155476-02-000	161
FRONT RIGHT	162
COMPONENT PARTS FOR FRONT RIGHT	164
100536-42-000	164
155325-01-000	164
155325-02-000	164
153651-04-01A	164
REAR LEFT	165
COMPONENT PARTS FOR REAR LEFT	167
100536-59-000	167
137390-01-000	167
GENERATOR GROUP	168
GAS	168
HEATING & A/C GROUP	169
AUTOMOTIVE	169
COMPONENT PARTS FOR AUTOMOTIVE	171
103930-44-000	171
103930-45-000	171
103930-46-000	171
103930-47-000	171
103930-49-000	172
103930-55-000	173
FURNACE	174
COMPONENT PARTS FOR FURNACE	175
143563-01-000	175
143563-02-000	177
REAR HEATER	179
COMPONENT PARTS FOR REAR HEATER	179
147610-01-000	179
CENTRAL	180
COMPONENT PARTS FOR CENTRAL	182
105620-12-000	182

CONTENTS (CONTINUED)

INTERIOR FINISH GROUP	184
MOLDINGS & TRIMS	184
PANELING & LAMINATES	194
INTERIOR TRIM LAYOUT	195
COMPONENT PARTS FOR INTERIOR TRIM LAYOUT	198
158076-03-01A	198
FLOOR COVERINGS	199
HARDWARE	200
LABELS GROUP	206
LP GROUP	211
LP SYSTEM	211
COMPONENT PARTS FOR LP SYSTEM	211
144116-01-000	211
144116-02-000, 144116-06-000, & 144116-07-000	211
SEALANTS & FASTENERS GROUP	212
SEALANTS & ADHESIVES	212
BOLTS, NUTS AND WASHERS	213
SCREWS	215
CLAMPS, CLIPS, GROMMETS, RIVETS & PLUGS	218
MISCELLANEOUS FASTENERS	219
WATER & SEWAGE GROUP	220
DRAINAGE SYSTEM	220
COMPONENT PARTS FOR DRAINAGE SYSTEM	222
144728-01-000	222
152829-01-01A	222
160815-01-01A	223
WATER SYSTEM	224
COMPONENT PARTS FOR WATER SYSTEM	230
051393-01-000	230
075241-04-000, 075241-05-000, 075241-06-000, 075241-07-000	230
103635-01-000	230
125420-01-02A, 125420-01-03A, 125420-03-03A, 125420-04-03A	231
129390-04-01A	231
145541-01-000	231
148886-01-01A, 148886-02-02A	232
165730-01-01A, 165730-02-01A	232
WINDOW & VENTS GROUP	233
WINDOW & VENT LAYOUT	233
COMPONENT PARTS FOR WINDOW & VENT LAYOUT	235
098644-06-02A	235
098644-17-01A	236
098647-19-01A	237
098647-47-02A	238
122882-01-01A	239
122882-02-01A, 122882-03-01A	239
123780-26-01A	240
125582-01-01A	241
125584-01-01A	242
125586-01-01A	242
150648-07-01A, 150648-22-01A	242
150648-13-01A, 150648-18-01A	243
150649-04-01A	243
150649-19-01A	244
150650-01-01A	244
150651-07-01A	245
151072-01-01A	246
151073-01-01A	247
151074-01-01A	248
161452-04-01A	249
164970-02-01A	250

CONTENTS (CONTINUED)

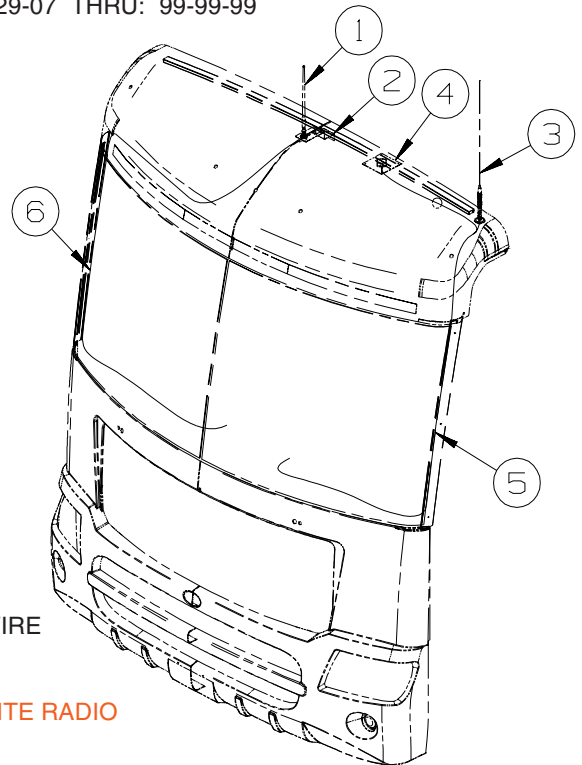
WINDSHIELD & WIPER GROUP	251
WINDSHIELD	251
WIPER	252
COMPONENT PARTS FOR WIPER	252
149401-01-000,149401-02-000	252
149402-03-000 & 149402-04-000	252

ACCESSORIES GROUP
OPERATORS MANUAL

KEY	PART NUMBER	U/M	DESCRIPTION
	161601-01-000	DW	TOP LEVEL-F, 2008
	158603-08-007	EA	MANUAL/OWNER - SUPPLEMENT - F-SERIES - 2008
	159842-01-01A	EA	CASE - VINYL - F/MANUALS - W/SLEEVES - BLACK
	161500-08-011	EA	MANUAL/OWNER - VOYAGE - F SERIES - 2008

AUDIO VIDEO GROUP RADIO SYSTEM

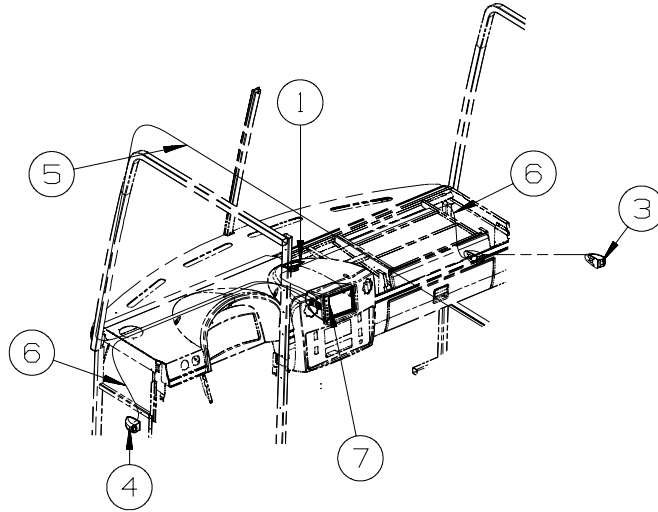
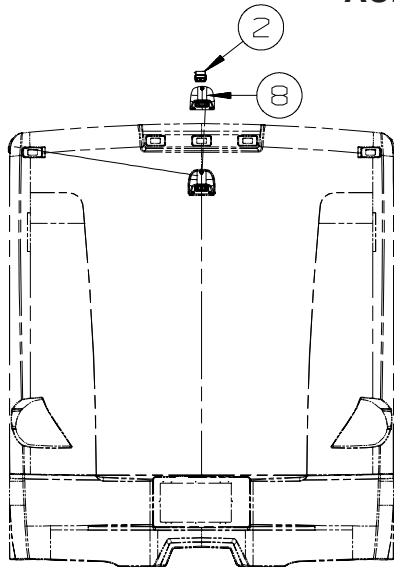
KEY	PART NUMBER	U/M	DESCRIPTION
	163142-03-000	EA	REMOTE CONTROL/RADIO (CREDIT CARD SIZE) FROM: 00-00-00 THRU: 01-28-07
	163142-09-000	EA	REMOTE CONTROL/RADIO (CREDIT CARD SIZE) FROM: 01-29-07 THRU: 99-99-99
	163142-04-000	EA	REMOTE CONTROL/RADIO (STEERING WHEEL MOUNT) FROM: 00-00-00 THRU: 01-28-07
	163142-10-000	EA	REMOTE CONTROL/RADIO (STEERING WHEEL MOUNT) FROM: 01-29-07 THRU: 99-99-99
	163142-02-000	EA	RADIO-AM/FM/CD/WB - W/12 PIN AMP CONNECTOR - SATLT READY FROM: 00-00-00 THRU: 01-28-07
	163142-08-000	EA	RADIO-AM/FM/CD/WB - SATELLITE READY - W/12 PIN AMP CNCTR FROM: 01-29-07 THRU: 99-99-99
	163142-05-000	EA	RECEIVER (EYE) - INFRARED FROM: 00-00-00 THRU: 01-28-07
	163142-11-000	EA	RECEIVER (EYE) - INFRARED FROM: 01-29-07 THRU: 99-99-99
	163142-12-000	EA	CABLE/INTERFACE - I-POD



KEY	PART NUMBER	U/M	DESCRIPTION
1	090944-02-000	EA	ANTENNA - RADIO - 16" RUBBER - W/O LEAD WIRE
2	115916-01-01B	EA	BRACKET - ANTENNA MOUNT
3	NA	EA	ANTENNA - CB - W/O CABLE
4	158494-01-000	EA	ANTENNA/SATELLITE - RADIO/SIRIUS - SATELLITE RADIO
5	NA	EA	CABLE - CB - COAX
6	090944-03-000	EA	CABLE - ANTENNA

AUDIO VIDEO GROUP (CONTINUED)

REAR MONITOR



KEY	PART NUMBER	U/M	DESCRIPTION
1	098819-01-000	EA	SPEAKER - 4" - 2 WATT - 8 OHM
1	093214-01-06A	EA	GRILLE - SPEAKER - 4" - BRIARWOOD
2	144677-14-01A	EA	CAMERA - REAR VIEW W/BRACKET - WHITE - VBCS150
2	144677-14-02A	EA	CAMERA - REAR VIEW W/BRACKET - BLACK - VBCS150B
3*	144677-10-01A	EA	CAMERA - REAR VIEW - BLK/WHT - WALL MOUNT/RH - BRIGHT WHITE - VIDEO CAMERA SYSTEM
3*	144677-10-02A	EA	CAMERA - REAR VIEW - BLK/WHT - WALL MOUNT/RH - PRIMED - VIDEO CAMERA SYSTEM
4*	144677-11-01A	EA	CAMERA - REAR VIEW - BLK/WHT - WALL MOUNT/LH - BRIGHT WHITE - VIDEO CAMERA SYSTEM
4*	144677-11-02A	EA	CAMERA - REAR VIEW - BLK/WHT - WALL MOUNT/LH - PRIMED - VIDEO CAMERA SYSTEM
5	136514-02-000	EA	CABLE - MONITOR/CAMERA
6	144677-12-000	EA	CABLE - MONITOR/CAMERA - 12' - VIDEO CAMERA SYSTEM
7	144677-06-000	EA	MONITOR/BLACK & WHITE - 7" - 3 PIN/MECH CONTROLS - RESIZED
7	144677-08-000	EA	MONITOR/BLACK & WHITE - 7" - W/O SIDE CAMERAS/WIRE ASM/CABLE - VIDEO CAMERA SYSTEM
8	137919-03-01A	EA	SHROUD - CAMERA/OUTER - BRIGHT WHITE

*COMPONENT PARTS LISTED LATER IN THIS GROUP

COMPONENT PARTS FOR REAR MONITOR

144677-10-01A

KEY	PART NUMBER	U/M	DESCRIPTION	VENDOR NO.
	144677-10-700	EA	HOUSING/CAMERA-RT/LT-WHITE	SIDHSGWHT
	144677-10-702	EA	SERVICE PACK-SCREW COVER	PSVCSIDHSGWHT
	144677-10-703	EA	ERVICE PACK-SCREW COVER	PSVCSIDHSGGPR

144677-10-02A, 144677-11-02A

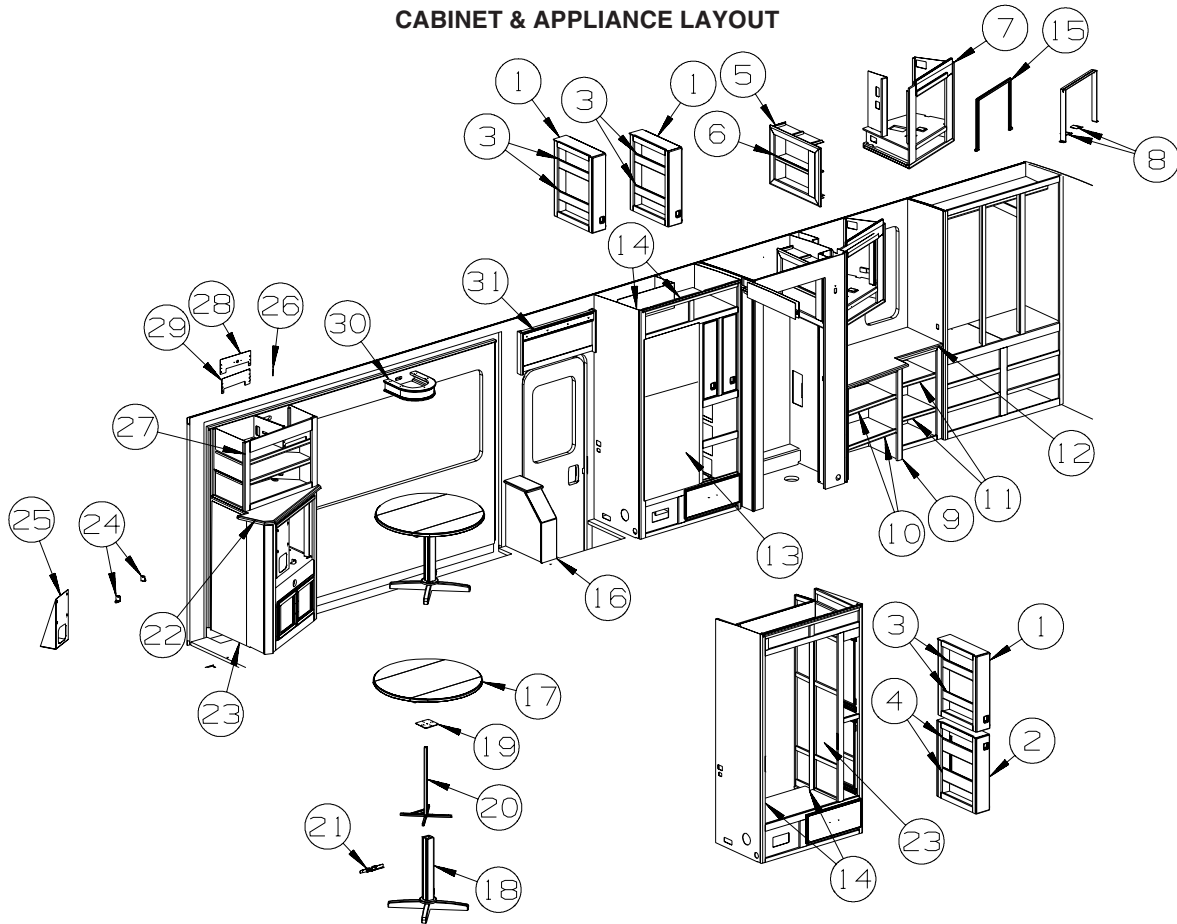
KEY	PART NUMBER	U/M	DESCRIPTION	VENDOR NO.
	144677-10-701	EA	HOUSING/CAMERA-RT/LT-PRIMED	SIDHSGGTR

144677-11-01A

KEY	PART NUMBER	U/M	DESCRIPTION	VENDOR NO.
	144677-10-700	EA	HOUSING/CAMERA-RT/LT-WHITE	SIDHSGWHT

CABINET & APPLIANCE GROUP

CABINET & APPLIANCE LAYOUT



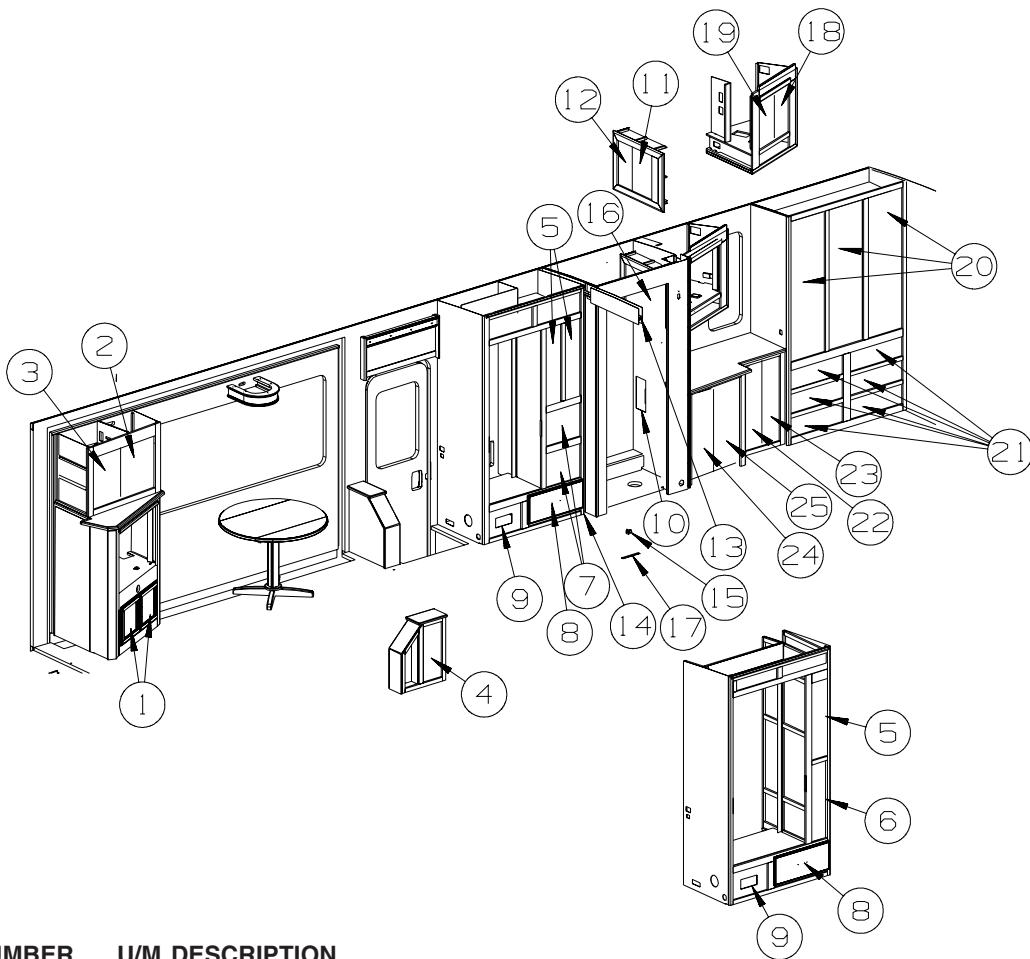
KEY	PART NUMBER	U/M	DESCRIPTION
1	153343-01-SD2	EA	CABINET - PANTRY/SLIDE - W/O DOORS/DRAWERS/HDW - WASHED MAPLE
1	153343-01-S67	EA	CABINET - PANTRY/SLIDE - W/O DOORS/DRAWERS/HDW - SIERRA MAPLE
2	153343-03-SD2	EA	CABINET - PANTRY/SLIDE - W/O DOORS/DRAWERS/HDW - WASHED MAPLE
2	153343-03-S67	EA	CABINET - PANTRY/SLIDE - W/O DOORS/DRAWERS/HDW - SIERRA MAPLE
3	153343-21-SD2	EA	SHELF - W/WOOD MOLDING - WASHED MAPLE
3	153343-21-S67	EA	SHELF - W/WOOD MOLDING - SIERRA MAPLE
4	153343-27-SD2	EA	SHELF - W/WOOD MOLDING - WASHED MAPLE
4	153343-27-S67	EA	SHELF - W/WOOD MOLDING - SIERRA MAPLE
5	152711-01-T79	EA	CABINET - LINEN - W/O COUNTERTOPDOORS/HDW - WASHED MAPLE
5	152711-01-T80	EA	CABINET - LINEN - W/O COUNTERTOPDOORS/HDW - SIERRA MAPLE
6	152711-15-T79	EA	SHELF - F/LINEN CABINET - WASHED MAPLE
6	152711-15-T80	EA	SHELF - F/LINEN CABINET - SIERRA MAPLE
7	159997-04-W91	EA	CABINET - OVERHEAD/TV/REAR/RH - W/O HDW - WASHED MAPLE
7	159997-04-W92	EA	CABINET - OVERHEAD/TV/REAR/RH - W/O HDW - SIERRA MAPLE
7	159997-03-W91	EA	CABINET - OVERHEAD/TV/REAR/RH - W/O HDW - WASHED MAPLE - TV (REAR)-20"COLOR, STEREO
7	159997-03-W92	EA	CABINET - OVERHEAD/TV/REAR/RH - W/O HDW - SIERRA MAPLE - TV (REAR)-20"COLOR, STEREO
8	159879-01-02B	EA	ANGLE/ZEE - W/HOLES - 2.6" X 4.1" X .8" BEND - E-COATED - TV (REAR)-20"COLOR, STEREO
9	P54235-01-W91	EA	CABINET - STORAGE - W/O DOORS/HARDWARE - WASHED MAPLE
9	P54235-01-W92	EA	CABINET - STORAGE - W/O DOORS/HARDWARE - SIERRA MAPLE
9	P54235-02-W91	EA	CABINET - STORAGE - W/O DOORS/HARDWARE - WASHED MAPLE - WASHER/DRYER
9	P54235-02-W92	EA	CABINET - STORAGE - W/O DOORS/HARDWARE - SIERRA MAPLE - WASHER/DRYER
10	154235-20-T61	EA	SHELF - W/VINYL WRAPPED MOLDING - WASHED MAPLE
10	154235-20-TP0	EA	SHELF - W/VINYL WRAPPED MOLDING - SIERRA MAPLE
11	154235-27-T61	EA	SHELF - W/VINYL WRAPPED MOLDING - WASHED MAPLE
11	154235-27-TP0	EA	SHELF - W/VINYL WRAPPED MOLDING - SIERRA MAPLE
12	140889-45-U91	EA	COUNTERTOP - LAMINATED - WASHED MAPLE - WASHED MAPLE
12	140889-45-U92	EA	COUNTERTOP - LAMINATED - SIERRA MAPLE - SIERRA MAPLE

CABINET & APPLIANCE GROUP (CONTINUED)
CABINET & APPLIANCE LAYOUT (CONTINUED)

KEY	PART NUMBER	U/M	DESCRIPTION
13*	121569-05-01A	EA	REFRIGERATOR-LARGE DBL DOOR/2 WAY/RSD HDL- BLK RH - REFRIGERATOR-DOUBLE DOOR
13*	120075-13-01A	EA	REFRIGERATOR-LGE DBL DR-2-WAY/RH/ICE MKR/RSD HDL-BLK-REFRIGERATOR/FRZR W/ICEMAKER
13*	125242-05-02A	EA	REFRIGERATOR - 4 DOOR - W/ICE MAKER - TITANIUM SST - REFRIGERATOR-4 DOOR
	116751-05-01A	EA	TRAY - REFRIGERATOR - BLACK
	118871-02-01A	EA	TRAY - REFRIGERATOR - SIDE/SIDE - BLACK - 34.4" LONG - 4-DOOR REFRIGERATOR
	054450-01-000	EA	LEVEL - REFRIGERATOR
	158456-01-01A	EA	INSERT/REFRIGERATOR DOOR - 21.5"W X 14.5"H - TITANIUM SST
	158456-03-01A	EA	INSERT/REFRIGERATOR DOOR - 21.5"W X 38.5"H - TITANIUM SST
14			REFRIGERATOR CABINET SEALS
	090329-01-000	FT	SEAL - "T" - REFRIGERATOR CABINET
	100128-02-000	FT	SEAL - FOAM/ADHESIVE BACK - .37" WIDE X .37" THICK X 60'
	154585-02-01A	FT	SEAL - FOAM TAPE - ADHESIVE BACK - 3/4" X 1/2" - BLACK
15	151954-06-02B	EA	BRACKET/HOLD DOWN - TV - E-COATED - TV (REAR)-20"COLOR, STEREO
16	152303-01-W79	EA	CABINET - STORAGE - W/O DOORS/HARDWARE (W79)
16	152303-01-W80	EA	CABINET - STORAGE - W/O DOORS/HARDWARE (W80)
16	152303-01-U71	EA	CABINET - STORAGE - W/O DOORS/HARDWARE (W83)
16	152303-01-U72	EA	CABINET - STORAGE - W/O DOORS/HARDWARE (W84)
16	152303-01-W87	EA	CABINET - STORAGE - W/O DOORS/HARDWARE (W87)
16	152303-01-W88	EA	CABINET - STORAGE - W/O DOORS/HARDWARE (W88)
17	149677-11-T79	EA	TABLE TOP ONLY - ROUND DROP LEAF - W/O PEDESTAL - WASHED MAPLE
17	149677-11-T00	EA	TABLE TOP ONLY - ROUND DROP LEAF - W/O PEDESTAL - SIERRA MAPLE
18	149677-13-S66	EA	PEDESTAL - TABLE LEG - WASHED MAPLE
18	149677-13-S67	EA	PEDESTAL - TABLE LEG - SIERRA MAPLE
19	148038-01-02B	EA	PLATE - TABLE TOP - BLACK
20	149810-01-02B	EA	BASE/FRAME - F/TABLE PEDESTAL - E-COATED
21	057534-04-000	EA	TIEBACK - CLEAR PLASTIC - 20"
22	140889-20-S74	EA	COUNTERTOP - ENTERTAINMENT CENTER -HRD ROCK MPL/WASHED MPL - WASHED MAPLE
22	140889-20-S67	EA	COUNTERTOP - ENTERTAINMENT CENTER - EGGHELL/SIERRA MAPLE - SIERRA MAPLE
23	P64278-02-W91	EA	CABINET - TV/RIGHT HAND - W/O DOORS/HDW - WASHED MAPLE
23	P64278-02-W92	EA	CABINET - TV/RIGHT HAND - W/O DOORS/HDW - SIERRA MAPLE
23	P64278-01-W91	EA	CABINET - TV/RIGHT HAND - W/O DOORS/HDW - WASHED MAPLE - HOME THEATER SYSTEM
23	P64278-01-W92	EA	CABINET - TV/RIGHT HAND - W/O DOORS/HDW - SIERRA MAPLE - HOME THEATER SYSTEM
24	147994-03-02B	EA	BRACKET - TV - E-COATED
FROM: 06-04-07 THRU: 99-99-99			
25	164224-01-02B	EA	BRACKET - TV - 32" - E-COATED
26	115075-03-000	FT	SEAL - WIPE - .25" X 2.9"
27	160187-02-W91	EA	CABINET - OVERHEAD/ENTERTAINMENT CENTER - W/O DOORS/HDW - WASHED MAPLE
27	160187-02-W92	EA	CABINET - OVERHEAD/ENTERTAINMENT CENTER - W/O DOORS/HDW - SIERRA MAPLE
27	160187-01-W91	EA	CABINET - OVERHEAD/ENTERTAIN CTR-W/O DRS/HDW-WASHED MAPLE - HOME THEATER SYSTEM
27	160187-01-W92	EA	CABINET - OVERHEAD/ENTERTAIN CTR-W/O DRS/HDW-SIERRA MAPLE - HOME THEATER SYSTEM
28	146807-07-04B	EA	PANEL - ENTERTAINMENT - BLACK
29	146807-03-04B	EA	PANEL - ENTERTAINMENT - BLACK - HOME THEATER SYSTEM
30	156788-01-W79	EA	CABINET - OVERHEAD/LIGHT - W/O BOTTOM PANEL (W79, W87)
30	156788-01-W80	EA	CABINET - OVERHEAD/LIGHT - W/O BOTTOM PANEL (W80)
30	156788-01-W83	EA	CABINET - OVERHEAD/LIGHT - W/O BOTTOM PANEL (W83)
30	156788-01-W84	EA	CABINET - OVERHEAD/LIGHT - W/O BOTTOM PANEL (W84)
30	156788-01-W88	EA	CABINET - OVERHEAD/LIGHT - W/O BOTTOM PANEL (W88)
31	163118-02-W79	EA	CABINET - OVERHEAD/ENTRY DOOR - W/O DOORS/HDW (W79)
31	163118-02-W80	EA	CABINET - OVERHEAD/ENTRY DOOR - W/O DOORS/HDW (W80)
31	163118-02-W83	EA	CABINET - OVERHEAD/ENTRY DOOR - W/O DOORS/HDW (W83)
31	163118-02-W84	EA	CABINET - OVERHEAD/ENTRY DOOR - W/O DOORS/HDW (W84)
31	163118-02-W87	EA	CABINET - OVERHEAD/ENTRY DOOR - W/O DOORS/HDW (W87)
31	163118-02-W88	EA	CABINET - OVERHEAD/ENTRY DOOR - W/O DOORS/HDW (W88)

*COMPONENT PARTS LISTED LATER IN THIS GROUP

CABINET & APPLIANCE GROUP (CONTINUED)
CABINET & APPLIANCE LAYOUT (CONTINUED)

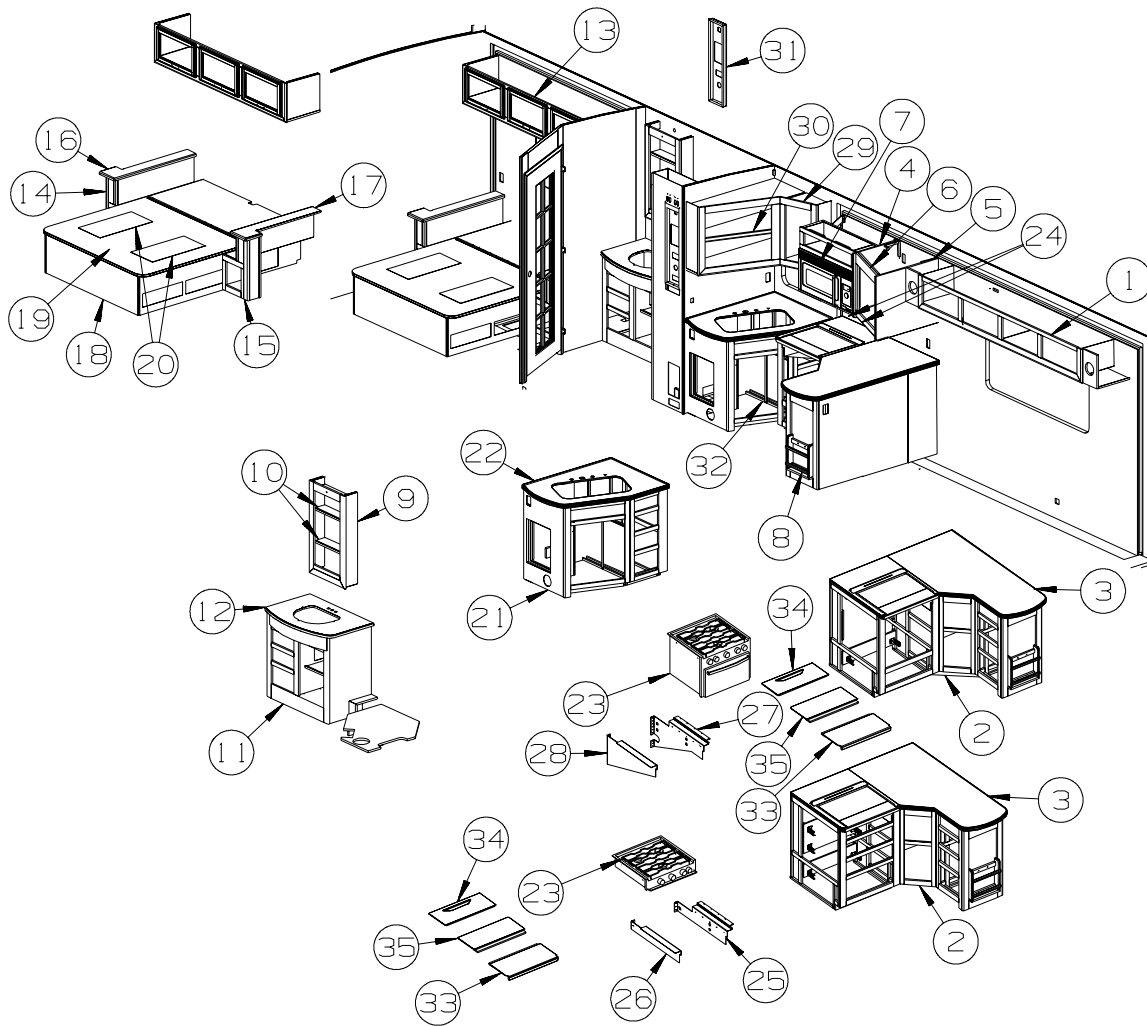


KEY	PART NUMBER	U/M	DESCRIPTION
1	136919-A0-W79	EA	DOOR - FLAT/PENCIL EDGE - 14.3" X 14.3" - W/O HARDWARE - WASHED MAPLE
1	136919-A0-W80	EA	DOOR - FLAT/PENCIL EDGE - 14.3" X 14.3" - W/O HARDWARE - SIERRA MAPLE
2	146028-A5-W79	EA	DOOR - GLASS INSERT/PENCIL EDGE - 15.7" X 20.4" - W/O HDW - WASHED MAPLE
2	146028-A5-W80	EA	DOOR - GLASS INSERT/PENCIL EDGE - 15.7" X 20.4" - W/O HDW - SIERRA MAPLE
3	146028-A6-W79	EA	DOOR - GLASS INSERT/PENCIL EDGE - 15.7" X 20.4" - W/O HDW - WASHED MAPLE
3	146028-A6-W80	EA	DOOR - GLASS INSERT/PENCIL EDGE - 15.7" X 20.4" - W/O HDW - SIERRA MAPLE
4	136919-09-W79	EA	DOOR - FLAT/PENCIL EDGE - 9.2" X 21.8" - W/O HARDWARE - WASHED MAPLE
4	136919-09-W80	EA	DOOR - FLAT/PENCIL EDGE - 9.2" X 21.8" - W/O HARDWARE - SIERRA MAPLE
5	154289-03-W79	EA	DOOR - ARCHED PANEL/PENCIL EDGE - 7.9" X 30.3" - W/O HDW - WASHED MAPLE
5	154289-03-W80	EA	DOOR - ARCHED PANEL/PENCIL EDGE - 7.9" X 30.3" - W/O HDW - SIERRA MAPLE
6	154289-01-W79	EA	DOOR - RAISED PANEL/PENCIL EDGE - 7.9" X 30.3" - W/O HDW - WASHED MAPLE
6	154289-01-W80	EA	DOOR - RAISED PANEL/PENCIL EDGE - 7.9" X 30.3" - W/O HDW - SIERRA MAPLE
7	161075-51-WA1	EA	DRAWER - PENCIL EDGE - 14.7"W X 21.6"D - W/O SLIDES/HDW - WASHED MAPLE
7	161075-51-WA2	EA	DRAWER - PENCIL EDGE - 14.7"W X 21.6"D - W/O SLIDES/HDW - SIERRA MAPLE
8	161075-A7-W91	EA	DRAWER - PENCIL EDGE - 22.6"W X 13.8"D - W/O SLIDES/HDW - WASHED MAPLE
8	161075-A7-W92	EA	DRAWER - PENCIL EDGE - 22.6"W X 13.8"D - W/O SLIDES/HDW - SIERRA MAPLE
9	147084-12-W79	EA	DOOR - FLAT PANEL/PENCIL EDGE - 16.5" X 10.8" - W/O HDW - WASHED MAPLE
9	147084-12-W80	EA	DOOR - FLAT PANEL/PENCIL EDGE - 16.5" X 10.8" - W/O HDW - SIERRA MAPLE
10	144803-EN-S78	EA	FACE/DRAWER - SOLID PANEL/PENCIL EDGE - 6.1"W X 13"D - W/O HDW - WASHED MAPLE
10	144803-EN-S79	EA	FACE/DRAWER - SOLID PANEL/PENCIL EDGE - 6.1"W X 13"D - W/O HDW - SIERRA MAPLE
11	141520-36-W79	EA	DOOR - ARCHED/PENCIL EDGE/RIGHT HAND -10.6"X19.9"- W/O HDW - WASHED MAPLE
11	141520-36-W80	EA	DOOR - ARCHED/PENCIL EDGE/RIGHT HAND -10.6"X19.9"- W/O HDW - SIERRA MAPLE
12	141518-35-W79	EA	DOOR - ARCHED/PENCIL EDGE/LEFT HAND-10.6" X 19.9"-W/O HDW - WASHED MAPLE
12	141518-35-W80	EA	DOOR - ARCHED/PENCIL EDGE/LEFT HAND-10.6" X 19.9"-W/O HDW - SIERRA MAPLE
	076767-04-000	EA	CABLE - STAINLESS STEEL - 5.9"
13	137422-16-01A	EA	TRACK - DOOR - 53.9" - OFF WHITE
14	140629-09-U67	EA	DOOR - SLIDING - W/O HARDWARE - WASHED MAPLE
14	140629-09-U68	EA	DOOR - SLIDING - W/O HARDWARE - SIERRA MAPLE
15	064467-01-000	EA	GUIDE - POCKET - SLIDING DOOR - WALL MOUNTED

CABINET & APPLIANCE GROUP (CONTINUED)
CABINET & APPLIANCE LAYOUT (CONTINUED)

KEY	PART NUMBER	U/M	DESCRIPTION
16	153095-01-T79	EA	DOOR - BATH - 25.6" X 75.7" - W/O FRAME(PICTURE)TRIM/HDW - WASHED MAPLE
16	153095-01-T80	EA	DOOR - BATH - 25.6" X 75.7" - W/O FRAME(PICTURE)TRIM/HDW - SIERRA MAPLE
17	057534-03-000	EA	TIEBACK - CLEAR PLASTIC - 7.5"
18	141520-88-W79	EA	DOOR - ARCHED/PENCIL EDGE/RIGHT HAND -13.4"X21.8"-W/O HDW - WASHED MAPLE
18	141520-88-W80	EA	DOOR - ARCHED/PENCIL EDGE/RIGHT HAND -13.4"X21.8"-W/O HDW - SIERRA MAPLE
19	141518-88-W79	EA	DOOR - ARCHED/PENCIL EDGE/LEFT HAND-13.4" X 21.8" -W/O HDW - WASHED MAPLE
19	141518-88-W80	EA	DOOR - ARCHED/PENCIL EDGE/LEFT HAND-13.4" X 21.8" -W/O HDW - SIERRA MAPLE
20	141507-03-W79	EA	DOOR - MIRRORED/PENCIL EDGE - 16.7" X 48" - W/O HDW - WASHED MAPLE
20	141507-03-W80	EA	DOOR - MIRRORED/PENCIL EDGE - 16.7" X 48" - W/O HDW - SIERRA MAPLE
	076767-04-000	EA	CABLE - STAINLESS STEEL - 5.9"
21	161075-49-W79	EA	DRAWER - PENCIL EDGE - 22.6"W X 17.7"D - W/O SLIDES/HDW - WASHED MAPLE
21	161075-49-W80	EA	DRAWER - PENCIL EDGE - 22.6"W X 17.7"D - W/O SLIDES/HDW - SIERRA MAPLE
22	136919-20-W79	EA	DOOR - FLAT/PENCIL EDGE - 9.8" X 33.4" - W/O HARDWARE - WASHED MAPLE
22	136919-20-W80	EA	DOOR - FLAT/PENCIL EDGE - 9.8" X 33.4" - W/O HARDWARE - SIERRA MAPLE
23	136919-21-W79	EA	DOOR - FLAT/PENCIL EDGE - 9.8" X 33.4" - W/O HARDWARE - WASHED MAPLE
23	136919-21-W80	EA	DOOR - FLAT/PENCIL EDGE - 9.8" X 33.4" - W/O HARDWARE - SIERRA MAPLE
24	147084-57-W79	EA	DOOR - FLAT PANEL/PENCIL EDGE - 12.4" X 32.2" - W/O HARDWARE - WASHED MAPLE
24	147084-57-W80	EA	DOOR - FLAT PANEL/PENCIL EDGE - 12.4" X 32.2" - W/O HARDWARE - SIERRA MAPLE
25	147084-58-W79	EA	DOOR - FLAT PANEL/PENCIL EDGE - 12.4" X 32.2" - W/O HARDWARE - WASHED MAPLE
25	147084-58-W80	EA	DOOR - FLAT PANEL/PENCIL EDGE - 12.4" X 32.2" - W/O HARDWARE - SIERRA MAPLE
	076767-04-000	EA	CABLE - STAINLESS STEEL - 5.9"

CABINET & APPLIANCE GROUP (CONTINUED)
CABINET & APPLIANCE LAYOUT (CONTINUED)



KEY	PART NUMBER	U/M	DESCRIPTION
1	159463-01-U67	EA	CABINET - OVERHEAD/COUCH - W/O DOORS/HDW - WASHED MAPLE
1	159463-01-U68	EA	CABINET - OVERHEAD/COUCH - W/O DOORS/HDW - SIERRA MAPLE
2	P63915-02-W91	EA	CABINET - GALLEY - W/O COUNTERTOP/DRS/DWRS/HDW - WASHED MAPLE -RANGE TOP 3-BURNER
2	P63915-02-W92	EA	CABINET - GALLEY - W/O COUNTERTOP/DRS/DWRS/HDW - SIERRA MAPLE -RANGE TOP 3-BURNER
2	P63915-01-W91	EA	CABINET - GALLEY - W/O CTRTP/DRS/DWRS/HDW - WASHED MAPLE -RANGE 3 BURNER WITH OVEN
2	P63915-01-W92	EA	CABINET - GALLEY - W/O CTRTP/DRS/DWRS/HDW - SIERRA MAPLE -RANGE 3 BURNER WITH OVEN
3	163180-01-W79	EA	COUNTERTOP - GALLEY (W79, W80)
3	163180-01-W91	EA	COUNTERTOP - GALLEY (W83, W84, W87, W88)
4	145517-55-W91	EA	END CAP - OVERHEAD CABINET - WASHED MAPLE FROM: 00-00-00 THRU: 07-26-07
4	163336-28-WA1	EA	END CAP - OVERHEAD CABINET - WASHED MAPLE FROM: 07-27-07 THRU: 99-99-99
4	145517-55-W92	EA	END CAP - OVERHEAD CABINET - SIERRA MAPLE FROM: 00-00-00 THRU: 07-26-07
4	163336-28-WA2	EA	END CAP - OVERHEAD CABINET - SIERRA MAPLE FROM: 07-27-07 THRU: 99-99-99
5	145517-54-W91	EA	END CAP - OVERHEAD CABINET - WASHED MAPLE FROM: 00-00-00 THRU: 07-26-07
5	163336-29-WA1	EA	END CAP - OVERHEAD CABINET - WASHED MAPLE FROM: 07-27-07 THRU: 99-99-99
5	145517-54-W92	EA	END CAP - OVERHEAD CABINET - SIERRA MAPLE FROM: 00-00-00 THRU: 07-26-07
5	163336-29-WA2	EA	END CAP - OVERHEAD CABINET - SIERRA MAPLE FROM: 07-27-07 THRU: 99-99-99
6	163336-01-W91	EA	CABINET - OVERHEAD/MICROWAVE - W/O DOORS/HDW - WASHED MAPLE
6	163336-01-W92	EA	CABINET - OVERHEAD/MICROWAVE - W/O DOORS/HDW - SIERRA MAPLE
7*	119267-17-01A	EA	OVEN - MICROWAVE/CONVECTION W/HOOD US - #R-1880LST - CONVECTION
7*	119267-15-01A	EA	OVEN - MICROWAVE/NON/CONVECTION W/HOOD US - OVEN W/FAN
	119267-14-000	EA	VENT - KIT - F/1510 - OVEN W/FAN

CABINET & APPLIANCE GROUP (CONTINUED)

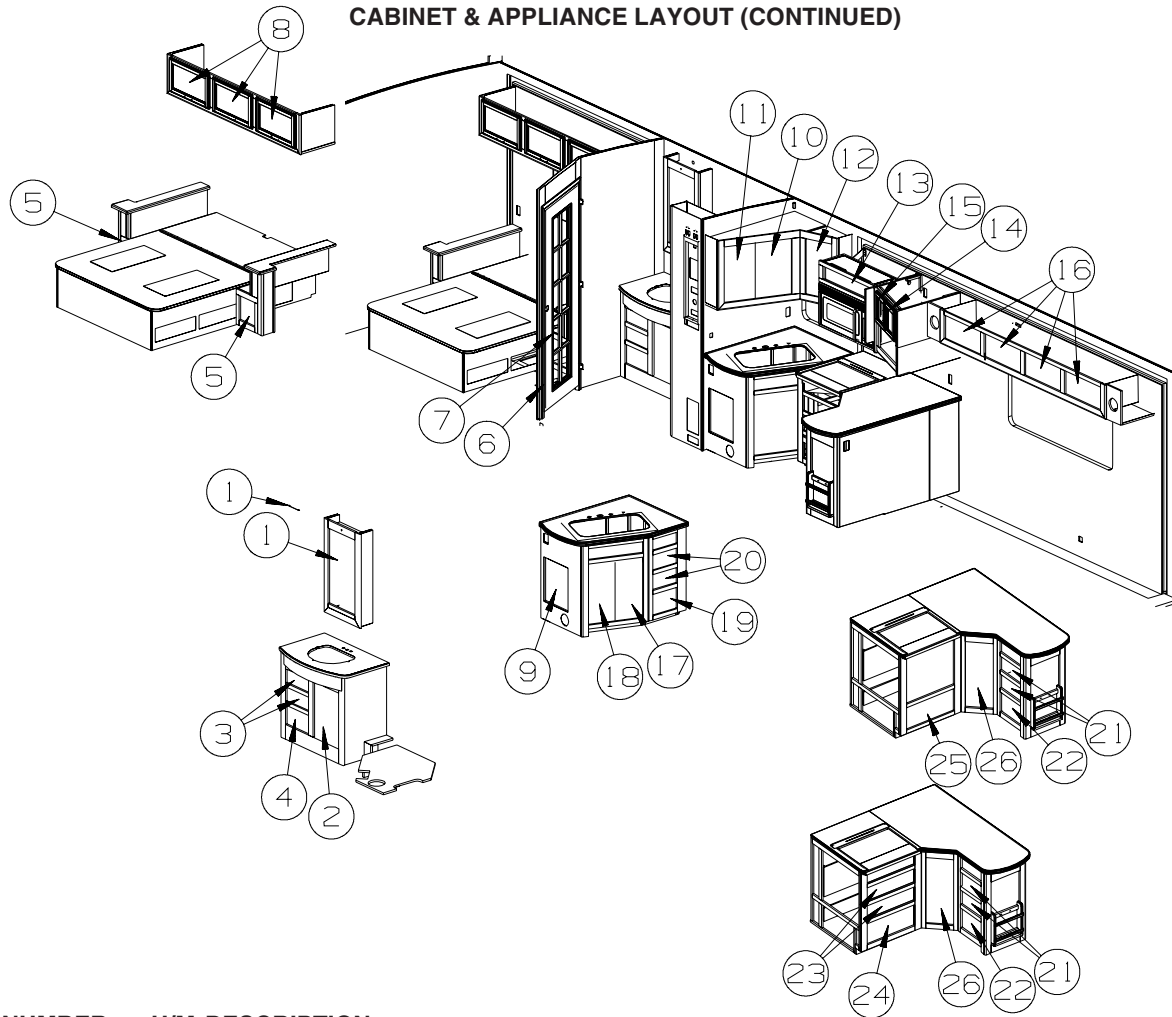
CABINET & APPLIANCE LAYOUT (CONTINUED)

KEY	PART NUMBER	U/M	DESCRIPTION
8	140304-03-R46	EA	CABINET - MAGAZINE RACK - WASHED MAPLE
8	140304-03-S67	EA	CABINET - MAGAZINE RACK - SIERRA MAPLE
9	157624-01-U71	EA	CABINET - OVERHEAD/MEDICINE - W/O DOORS/HDW - WASHED MAPLE
9	157624-01-U72	EA	CABINET - OVERHEAD/MEDICINE - W/O DOORS/HDW - SIERRA MAPLE
10	157624-12-U67	EA	SHELF - W/PLASTIC EDGE MOLDING - WASHED MAPLE
10	157624-12-U68	EA	SHELF - W/PLASTIC EDGE MOLDING - SIERRA MAPLE
11	P53387-01-T79	EA	CABINET - LAVATORY - W/O COUNTERTOP/DOORS/DRAWERS/HDW - WASHED MAPLE
11	P53387-01-T80	EA	CABINET - LAVATORY - W/O COUNTERTOP/DOORS/DRAWERS/HDW - SIERRA MAPLE
12	133654-64-U67	EA	COUNTERTOP - LAMINATED - SUNSTONE/WASHED MAPLE (W79, W87)
12	133654-64-U68	EA	COUNTERTOP - LAMINATED - SUNSTONE/SIERRA MAPLE (W80, W88)
12	133654-64-U71	EA	COUNTERTOP - LAMINATED - CLASSIC ROCK/WASHED MAPLE (W83)
12	133654-64-U72	EA	COUNTERTOP - LAMINATED - CLASSIC ROCK/SIERRA MAPLE (W84)
13	156643-01-U91	EA	CABINET - OVERHEAD/REAR/RIGHT HAND - W/O DOORS/HDW - WASHED MAPLE
13	156643-01-U92	EA	CABINET - OVERHEAD/REAR/RIGHT HAND - W/O DOORS/HDW - SIERRA MAPLE
14	153246-01-T79	EA	CABINET - NIGHTSTAND/LH - W/O COUNTERTOP/DOORS/DRAWERS/HDW - WASHED MAPLE
14	153246-01-T80	EA	CABINET - NIGHTSTAND/LH - W/O COUNTERTOP/DOORS/DRAWERS/HDW - SIERRA MAPLE
15	153246-02-T79	EA	CABINET - NIGHTSTAND/RH - W/O COUNTERTOP/DOORS/DRAWERS/HDW - WASHED MAPLE
15	153246-02-T80	EA	CABINET - NIGHTSTAND/RH - W/O COUNTERTOP/DOORS/DRAWERS/HDW - SIERRA MAPLE
16	145182-33-T91	EA	COUNTERTOP - LAMINATED - WASHED MAPLE
16	145182-33-T92	EA	COUNTERTOP - LAMINATED - SIERRA MAPLE
17	145182-35-T91	EA	COUNTERTOP - LAMINATED - WASHED MAPLE
17	145182-35-T92	EA	COUNTERTOP - LAMINATED - SIERRA MAPLE
18	149148-01-S66	EA	CABINET/BASE - W/O DOORS/HARDWARE - WASHED MAPLE
18	149148-01-S67	EA	CABINET/BASE - W/O DOORS/HARDWARE - SIERRA MAPLE
19	137406-01-N42	EA	BEDBOARD - W/HINGE/T-MOLDING/SLIPNOT - FLIP-UP
20	096764-02-000	EA	SLIPNOT - ANTISLIP - 1"WIDE (180' ROLLS) - WHITE
21	P63280-02-W91	EA	CABINET - GALLEY - W/O COUNTERTOP/DOORS/DRAWERS/HDW (W79, W83)
21	P63280-02-W92	EA	CABINET - GALLEY - W/O COUNTERTOP/DOORS/DRAWERS/HDW (W80, W84)
21	P63280-02-W99	EA	CABINET - GALLEY - W/O COUNTERTOP/DOORS/DRAWERS/HDW (W87)
21	P63280-02-W00	EA	CABINET - GALLEY - W/O COUNTERTOP/DOORS/DRAWERS/HDW (W88)
22	163934-01-W79	EA	COUNTERTOP - GALLEY (W79, W80)
22	163934-01-W91	EA	COUNTERTOP - GALLEY (W83, W84, W87, W88)
23*	135065-03-01A	EA	RANGE-3 BURNER (SLD)-W/O OVEN-NEW STYLE KNOBS-BLK GLASS - RANGE TOP 3-BURNER - US
23*	135065-04-01A	EA	RANGE - 3 BURNER (SEALED) - W/O OVEN - CSA - BLACK TOP - RANGE TOP 3-BURNER - CSA
23*	151279-02-01A	EA	RANGE-22"-3 BURNER/SEALED-MERC FREE-BLK DOOR/GLASS - RANGE 3 BURNER WITH OVEN - US
23*	151279-03-01A	EA	RANGE-22"-3 BURNER/SLD-MERC FREE-BLK DR/GLASS-CSA - RANGE 3 BURNER WITH OVEN - CSA
24	109506-12-000	EA	FILM/ABRASION-RESISTANT - TRANSPARENT - 1" DIA.
25	106936-74-02B	EA	BRACKET - TIEDOWN - RANGE/FRONT - E-COATED - RANGE TOP 3-BURNER
26	106936-75-02B	EA	BRACKET - TIEDOWN - RANGE/FRONT - E-COATED - RANGE TOP 3-BURNER
27	136382-46-02B	EA	BRACKET - TIEDOWN - OVEN - E-COATED - RANGE 3 BURNER WITH OVEN
28	136382-47-02B	EA	BRACKET - TIEDOWN - OVEN - E-COATED - RANGE 3 BURNER WITH OVEN
29	153127-02-U91	EA	CABINET - OVERHEAD/GALLEY/REAR - W/O DOORS/HDW - WASHED MAPLE
29	153127-02-U92	EA	CABINET - OVERHEAD/GALLEY/REAR - W/O DOORS/HDW - SIERRA MAPLE
30	153127-17-T79	EA	SHELF - W/VINYL WRAPPED MOLDING - WASHED MAPLE
30	153127-17-T80	EA	SHELF - W/VINYL WRAPPED MOLDING - SIERRA MAPLE
31	137602-G9-T61	EA	POCKET - MONITOR PANEL - WASHED MAPLE
31	137602-G9-TP0	EA	POCKET - MONITOR PANEL - SIERRA MAPLE
31	137602-G7-T61	EA	POCKET - MONITOR PANEL - WASHED MAPLE - INVERTER DC/AC, 600W
31	137602-G7-TP0	EA	POCKET - MONITOR PANEL - SIERRA MAPLE - INVERTER DC/AC, 600W
32	057534-04-000	EA	TIEBACK - CLEAR PLASTIC - 20"
33	161674-10-WB0	EA	COVER - STOVE TOP - CORIAN (W79, W80)
33	161674-10-WA4	EA	COVER - STOVE TOP - CORIAN (W83, W84, W87, W88)
34	161674-03-WB0	EA	COVER - STOVE TOP - CORIAN (W79, W80)
34	161674-03-WA4	EA	COVER - STOVE TOP - CORIAN (W83, W84, W87, W88)
35	161674-04-WB0	EA	COVER - STOVE TOP - CORIAN (W79, W80)
35	161674-04-WA4	EA	COVER - STOVE TOP - CORIAN (W83, W84, W87, W88)

*COMPONENT PARTS LISTED LATER IN THIS GROUP

CABINET & APPLIANCE GROUP (CONTINUED)

CABINET & APPLIANCE LAYOUT (CONTINUED)

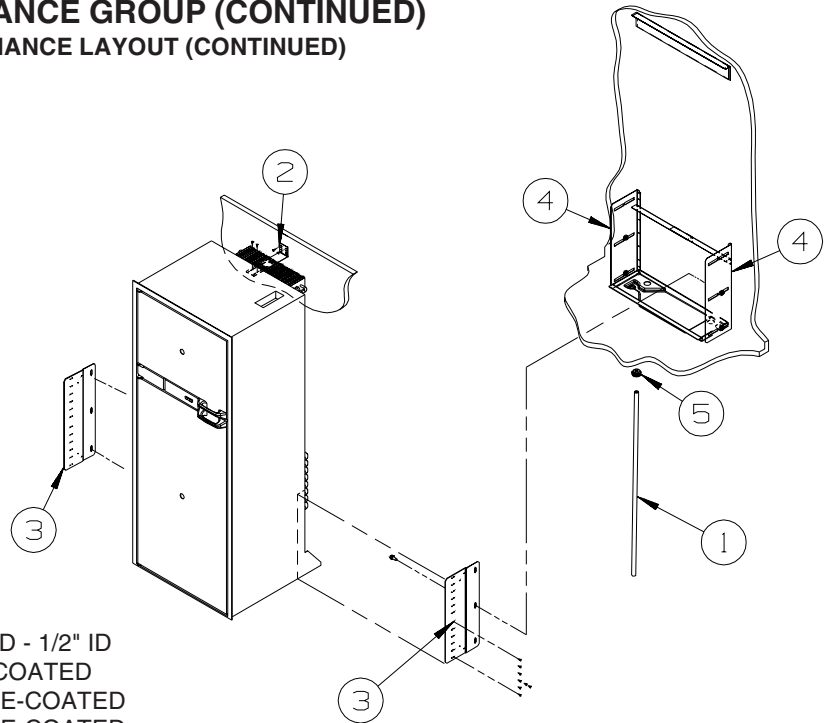


KEY	PART NUMBER	U/M	DESCRIPTION
1	145576-B1-T91	EA	DOOR - MIRRORED - 15.6" X 29.5" - W/O HARDWARE - WASHED MAPLE
1	145576-B1-T92	EA	DOOR - MIRRORED - 15.6" X 29.5" - W/O HARDWARE - SIERRA MAPLE
	093606-50-000	EA	MIRROR - BEVELED EDGE - 15.6" X 29.5"
1	076767-04-000	EA	CABLE - STAINLESS STEEL - 5.9"
2	136919-C0-W79	EA	DOOR - FLAT/PENCIL EDGE - 14.9" X 21.8" - W/O HARDWARE - WASHED MAPLE
2	136919-C0-W80	EA	DOOR - FLAT/PENCIL EDGE - 14.9" X 21.8" - W/O HARDWARE - SIERRA MAPLE
3	161075-47-W79	EA	DRAWER - PENCIL EDGE - 11.6"W X 15.7"D - W/O SLIDES/HDW - WASHED MAPLE
3	161075-47-W80	EA	DRAWER - PENCIL EDGE - 11.6"W X 15.7"D - W/O SLIDES/HDW - SIERRA MAPLE
4	161075-48-W79	EA	DRAWER - PENCIL EDGE - 11.6"W X 15.7"D - W/O SLIDES/HDW - WASHED MAPLE
4	161075-48-W80	EA	DRAWER - PENCIL EDGE - 11.6"W X 15.7"D - W/O SLIDES/HDW - SIERRA MAPLE
5	161075-04-W79	EA	DRAWER - PENCIL EDGE - 23.6"W X 7.6"D - W/O SLIDES/HDW - WASHED MAPLE
5	161075-04-W80	EA	DRAWER - PENCIL EDGE - 23.6"W X 7.6"D - W/O SLIDES/HDW - SIERRA MAPLE
6	P47332-05-W91	EA	DOOR - (PASSAGE) - W/GLASS - W/O HARDWARE - WASHED MAPLE
6	P47332-05-W92	EA	DOOR - (PASSAGE) - W/GLASS - W/O HARDWARE - SIERRA MAPLE
7	147399-02-W79	EA	GLASS/INSERT - F/PASSAGE DOOR - WASHED MAPLE
7	147399-02-W80	EA	GLASS/INSERT - F/PASSAGE DOOR - SIERRA MAPLE
8	141522-85-W79	EA	DOOR - ARCHED/PENCIL EDGE/HORIZ - 12.8" X 21.8" - W/O HDW - WASHED MAPLE
8	141522-85-W80	EA	DOOR - ARCHED/PENCIL EDGE/HORIZ - 12.8" X 21.8" - W/O HDW - SIERRA MAPLE
9	136919-A3-W79	EA	DOOR - FLAT/PENCIL EDGE - 14.3" X 17.9" - W/O HARDWARE - WASHED MAPLE
9	136919-A3-W80	EA	DOOR - FLAT/PENCIL EDGE - 14.3" X 17.9" - W/O HARDWARE - SIERRA MAPLE
10	141520-87-W79	EA	DOOR - ARCHED/PENCIL EDGE/RIGHT HAND -12.8" X 21.8"- W/O HDW - WASHED MAPLE
10	141520-87-W80	EA	DOOR - ARCHED/PENCIL EDGE/RIGHT HAND -12.8" X 21.8"- W/O HDW - SIERRA MAPLE
11	141518-86-W79	EA	DOOR - ARCHED/PENCIL EDGE/LEFT HAND-12.8" X 21.8"-W/O HDW - WASHED MAPLE
11	141518-86-W80	EA	DOOR - ARCHED/PENCIL EDGE/LEFT HAND-12.8" X 21.8"-W/O HDW - SIERRA MAPLE
12	141520-60-W79	EA	DOOR - ARCHED/PENCIL EDGE/RIGHT HAND -11.4"X21.8" - W/O HDW - WASHED MAPLE
12	141520-60-W80	EA	DOOR - ARCHED/PENCIL EDGE/RIGHT HAND -11.4"X21.8"- W/O HDW - SIERRA MAPLE
	076767-04-000	EA	CABLE - STAINLESS STEEL - 5.9"
13	145298-31-W79	EA	DOOR - SOLID PANEL/PENCIL EDGE - 5.9" X 27.5" - W/O HDW - WASHED MAPLE
13	145298-31-W80	EA	DOOR - SOLID PANEL/PENCIL EDGE - 5.9" X 27.5" - W/O HDW - SIERRA MAPLE
14	141520-24-W79	EA	DOOR - ARCHED/PENCIL EDGE/RIGHT HAND -10" X 19.1"-W/O HDW - WASHED MAPLE
14	141520-24-W80	EA	DOOR - ARCHED/PENCIL EDGE/RIGHT HAND -10" X 19.1"-W/O HDW - SIERRA MAPLE

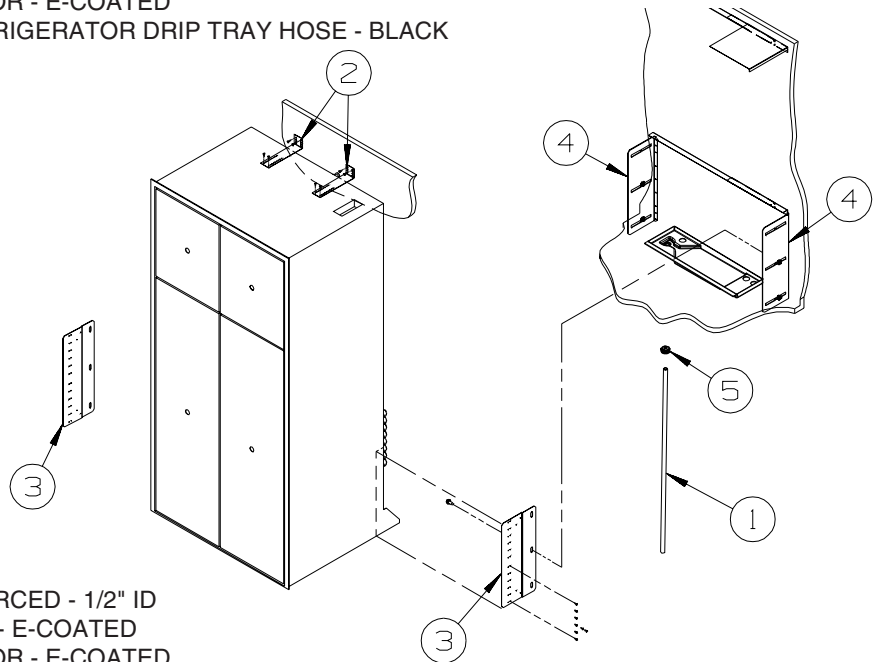
CABINET & APPLIANCE GROUP (CONTINUED)
CABINET & APPLIANCE LAYOUT (CONTINUED)

KEY	PART NUMBER	U/M	DESCRIPTION
15	141518-23-W79	EA	DOOR - ARCHED/PENCIL EDGE/LEFT HAND - 10" X 19.1" -W/O HDW - WASHED MAPLE
15	141518-23-W80	EA	DOOR - ARCHED/PENCIL EDGE/LEFT HAND - 10" X 19.1" -W/O HDW - SIERRA MAPLE
16	141522-40-W79	EA	DOOR - ARCHED/PENCIL EDGE/HORIZ - 10.8" X 21.8" - W/O HDW - WASHED MAPLE
16	141522-40-W80	EA	DOOR - ARCHED/PENCIL EDGE/HORIZ - 10.8" X 21.8" - W/O HDW - SIERRA MAPLE
17	136919-45-W79	EA	DOOR - FLAT/PENCIL EDGE - 10.8" X 23.8" - W/O HARDWARE - WASHED MAPLE
17	136919-45-W80	EA	DOOR - FLAT/PENCIL EDGE - 10.8" X 23.8" - W/O HARDWARE - SIERRA MAPLE
18	136919-44-W79	EA	DOOR - FLAT/PENCIL EDGE - 10.8" X 23.8" - W/O HARDWARE - WASHED MAPLE
18	136919-44-W80	EA	DOOR - FLAT/PENCIL EDGE - 10.8" X 23.8" - W/O HARDWARE - SIERRA MAPLE
19	161075-86-W91	EA	DRAWER - PENCIL EDGE - 10"W X 21.6"D - W/O SLIDES/HDW - WASHED MAPLE
19	161075-86-W92	EA	DRAWER - PENCIL EDGE - 10"W X 21.6"D - W/O SLIDES/HDW - SIERRA MAPLE
20	161075-85-WG1	EA	DRAWER - PENCIL EDGE - 10"W X 21.6"D - W/O SLIDES/HDW - WASHED MAPLE
20	161075-85-WG2	EA	DRAWER - PENCIL EDGE - 10"W X 21.6"D - W/O SLIDES/HDW - SIERRA MAPLE
21	161075-87-W91	EA	DRAWER - PENCIL EDGE - 10.8"W X 15.7"D - W/O SLIDES/HDW - WASHED MAPLE
21	161075-87-W92	EA	DRAWER - PENCIL EDGE - 10.8"W X 15.7"D - W/O SLIDES/HDW - SIERRA MAPLE
22	161075-84-W91	EA	DRAWER - PENCIL EDGE - 10.8"W X 15.7"D - W/O SLIDES/HDW - WASHED MAPLE
22	161075-84-W92	EA	DRAWER - PENCIL EDGE - 10.8"W X 15.7"D - W/O SLIDES/HDW - SIERRA MAPLE
23	161075-19-W79	EA	DRAWER-PENCIL EDGE-19.8"W X 21.6"D-W/O SLIDES/HDW-WASHED MAPLE -RANGE TOP 3-BURNER
23	161075-19-W80	EA	DRAWER - PENCIL EDGE-19.8"W X 21.6"D-W/O SLIDES/HDW-SIERRA MAPLE - RANGE TOP 3-BURNER
24	161075-43-W79	EA	DRAWER-PENCIL EDGE-19.8"W X 21.6"D-W/O SLIDES/HDW-WASHED MAPLE -RANGE TOP 3-BURNER
24	161075-43-W80	EA	DRAWER - PENCIL EDGE-19.8"W X 21.6"D-W/O SLIDES/HDW-SIERRA MAPLE - RANGE TOP 3-BURNER
25	161075-19-W79	EA	DRWR-PENCIL EDGE-19.8"W X 21.6"D-W/O SLID/HDW-WASHED MAPLE-RANGE 3-BURNER W/OVEN
25	161075-19-W80	EA	DRAWER-PENCIL EDGE-19.8"W X 21.6"D-W/O SLIDE/HDW-SIERRA MAPLE-RANGE 3-BURNER W/OVEN
26	136919-48-W79	EA	DOOR - FLAT/PENCIL EDGE - 10.8" X 27.9" - W/O HARDWARE - WASHED MAPLE
26	136919-48-W80	EA	DOOR - FLAT/PENCIL EDGE - 10.8" X 27.9" - W/O HARDWARE - SIERRA MAPLE

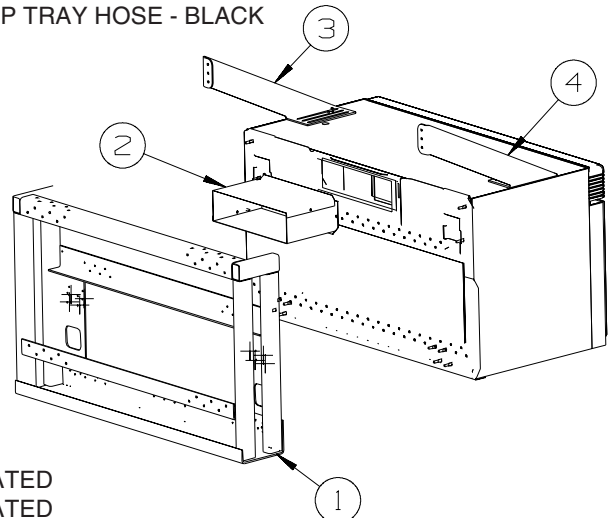
CABINET & APPLIANCE GROUP (CONTINUED)
CABINET & APPLIANCE LAYOUT (CONTINUED)



KEY	PART NUMBER	U/M	DESCRIPTION
1	112176-01-000	FT	TUBING - VINYL - REINFORCED - 1/2" ID
2	145445-02-02B	EA	STRAP - REFRIGERATOR - E-COATED
3	150740-01-02B	EA	BRACKET - REFRIGERATOR - E-COATED
4	150740-02-02B	EA	BRACKET - REFRIGERATOR - E-COATED
5	152417-01-01A	EA	CLAMP/RATCHET - F/REFRIGERATOR DRIP TRAY HOSE - BLACK

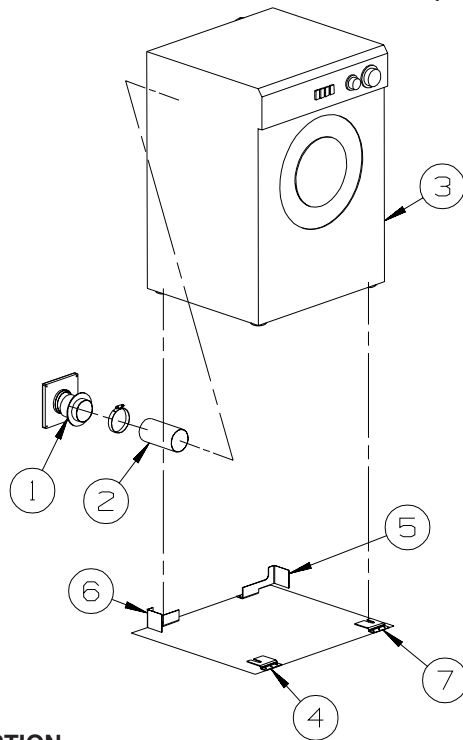


KEY	PART NUMBER	U/M	DESCRIPTION
1	112176-01-000	FT	TUBING - VINYL - REINFORCED - 1/2" ID
2	145445-02-02B	EA	STRAP - REFRIGERATOR - E-COATED
3	150740-01-02B	EA	BRACKET - REFRIGERATOR - E-COATED
4	150740-02-02B	EA	BRACKET - REFRIGERATOR - E-COATED
5	152417-01-01A	EA	CLAMP/RATCHET - F/REFRIDGERATOR DRIP TRAY HOSE - BLACK



KEY	PART NUMBER	U/M	DESCRIPTION
1	137824-06-02B	EA	BRACKET - MICROWAVE - E-COATED
2	140093-06-02B	EA	DUCT - E-COATED
3	153314-01-02B	EA	BRACKET/SUPPORT - MICROWAVE - E-COATED
4	153314-02-02B	EA	BRACKET/SUPPORT - MICROWAVE - E-COATED

CABINET & APPLIANCE GROUP (CONTINUED)
CABINET & APPLIANCE LAYOUT (CONTINUED)



KEY	PART NUMBER	U/M	DESCRIPTION
1	146292-01-01A	EA	COVER - DRYER VENT - BRIGHT WHITE
1	146292-01-02A	EA	COVER - DRYER VENT - BLACK - FULL BODY PAINT
1	146292-02-01A	EA	DRYER VENT - INNER - BRIGHT WHITE
1	146292-02-02A	EA	DRYER VENT - INNER - BLACK - FULL BODY PAINT
2	116653-02-000	FT	DUCT - FLEXIBLE - 3' COMPRESSED/8' EXTENDED
3	153204-01-01A	EA	WASHER/DRYER - VENTED - UL/CSA - WHITE
			FROM: 00-00-00 THRU: 12-02-07
3	167453-01-01A	EA	WASHER/DRYER - VENTED - UL/CSA - WHITE
			FROM: 12-03-07 THRU: 99-99-99
4	111913-02-04B	EA	BRACKET/WASHER - TIE DOWN - BLACK
5	113795-01-02B	EA	BRACKET - WASHER - E-COATED
6	113795-02-02B	EA	BRACKET - WASHER - E-COATED
7	111913-03-04B	EA	BRACKET/WASHER - TIE DOWN - BLACK
	157665-01-000	GL	RV ANTIFREEZE-50 POTABLE WTR

CABINET & APPLIANCE GROUP (CONTINUED)
COMPONENT PARTS FOR CABINET & APPLIANCE LAYOUT

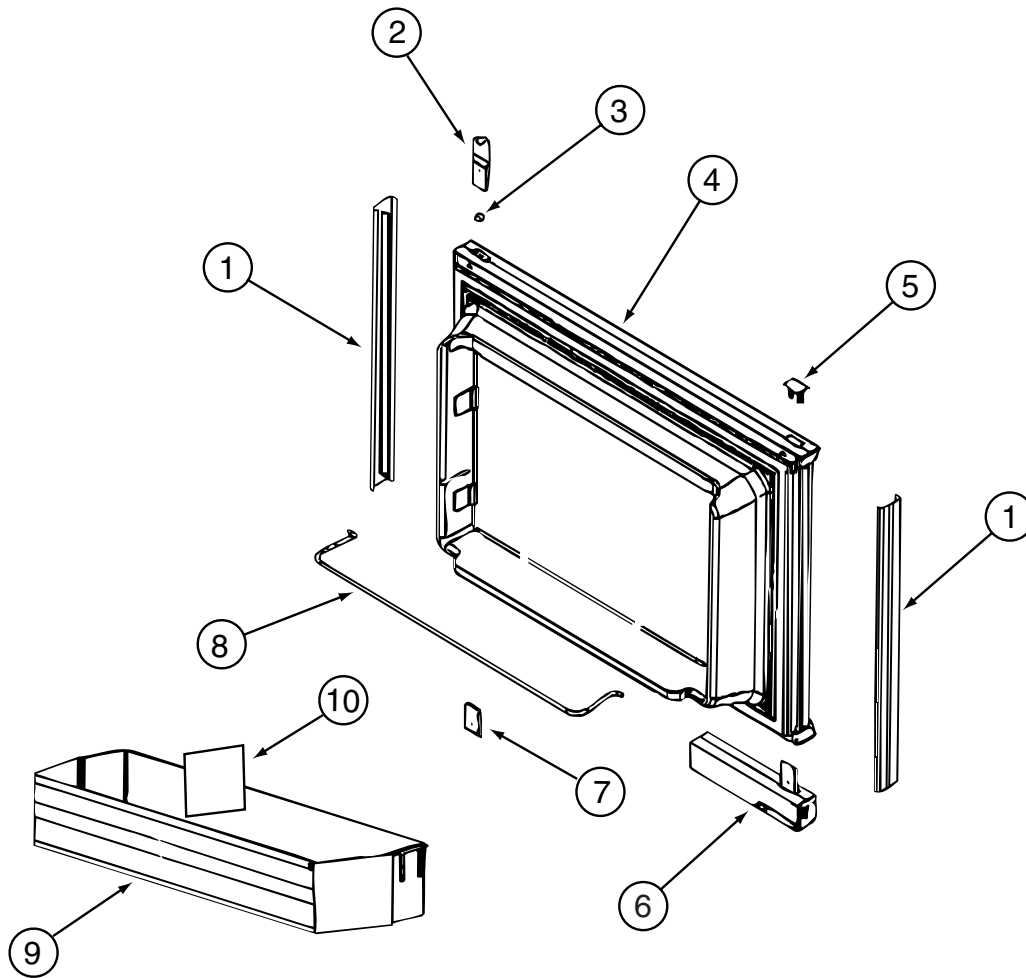
119267-15-01A

KEY	PART NUMBER	U/M	DESCRIPTION	VENDOR NO.
	119267-04-700	EA	FILTER-GREASE	BOO2
	119267-15-700	EA	SUPPORT - F/GLASS TRAY	FROLPB025MRKO
	119267-15-701	EA	TRAY - GLASS	NTNT-A10WREZ

119267-17-01A

KEY	PART NUMBER	U/M	DESCRIPTION	VENDOR NO.
	119267-04-700	EA	FILTER-GREASE	BOO2
	119267-04-703	EA	PLATE - MOUNTING	FANGTB003MRY0
	119267-17-700	EA	TURNTABLE-GLASS	NTNT-A114WREZ

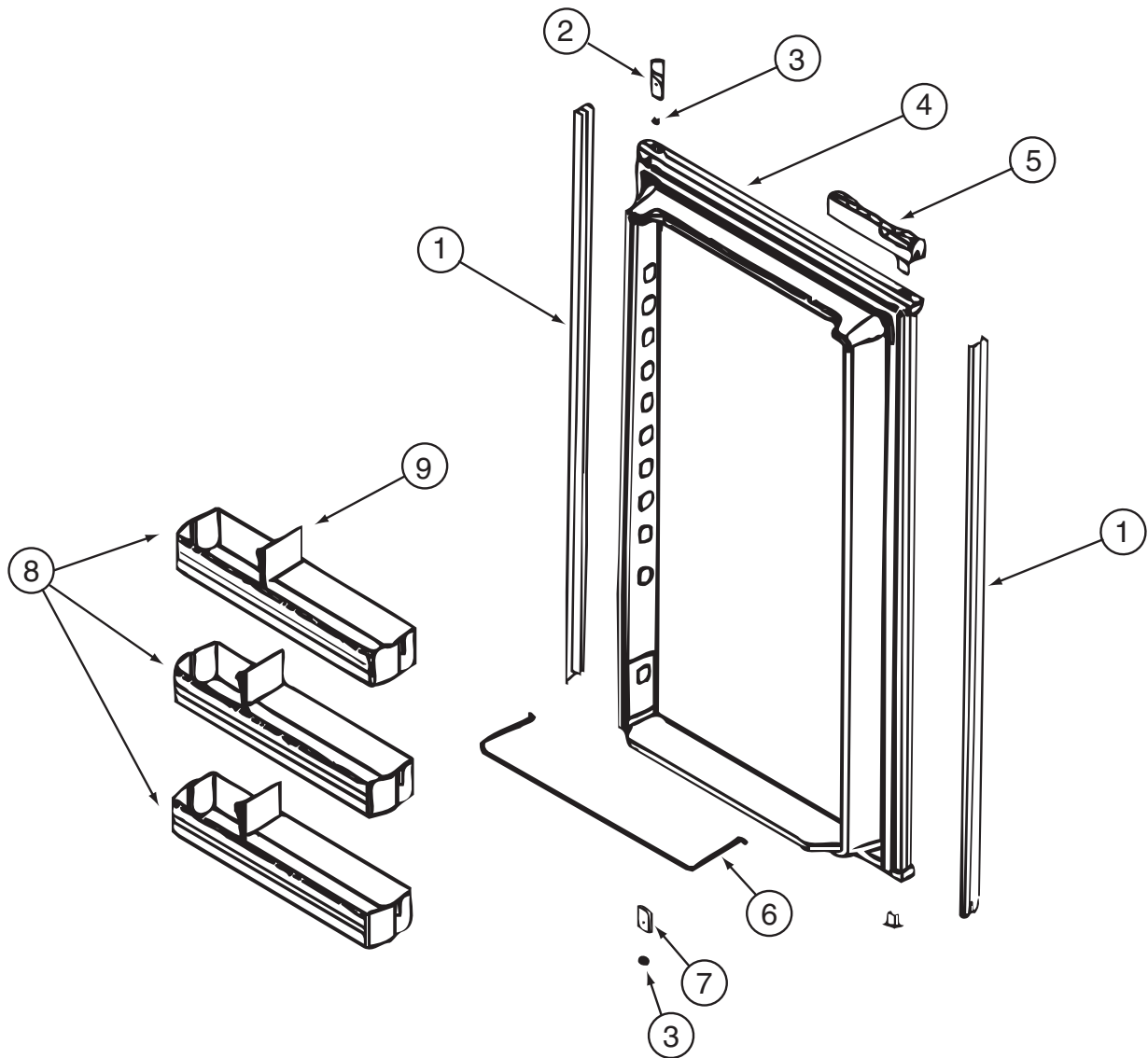
CABINET & APPLIANCE GROUP (CONTINUED)
COMPONENT PARTS FOR CABINET & APPLIANCE LAYOUT (CONTINUED)



120075-12-01A, 120075-13-01A, 120075-14-01A, 120075-15-01A

KEY	PART NUMBER	U/M	DESCRIPTION	VENDOR NO.
1	121568-03-700	EA	RETAINER - DOOR PNL/WAFFLE/BLK	619558-WDL-UPPER
2	120075-01-701	EA	HINGE-TOP RH/BOTTOM LH(DOOR)	618511
3	121568-03-701	EA	BUSHING - HINGE PIN/GRAY	619671
4	121568-03-702	EA	DOOR LINER-UPR/WAFFLED/BLACK	619627 - SMALL WDL
5	120075-01-702	EA	CAP, (HINGE PLUG)	618160
6	120075-12-700	EA	HANDLE(CONTOUR)TOP LH/BTM RH	621105
6	120075-12-701	EA	HANDLE(CONTOUR)TOP RH/BTM LH	621104
6	121568-03-703	EA	HANDLE/FLUSH-TOP/RH-LWR/LH	619865
6	121568-03-708	EA	HANDLE/FLUSH-TOP/LH-LWR/RH	619866
7	120075-01-705	EA	HINGE-TOP LH/BOTTOM RH(DOOR)	618510
8	121568-01-700	EA	RAIL - DOOR UPPER	618618
9	120075-07-700	EA	DOOR BIN - SMALL/CLEAR F/WDL	619006 WDL
10	120075-07-701	EA	DIVIDER/DOOR BIN CLEAR	619008 WDL & SDL
	121568-03-704	EA	TRAVEL LATCH - GRAY	619647
	121568-03-705	EA	STORAGE LATCH - GRAY	619648

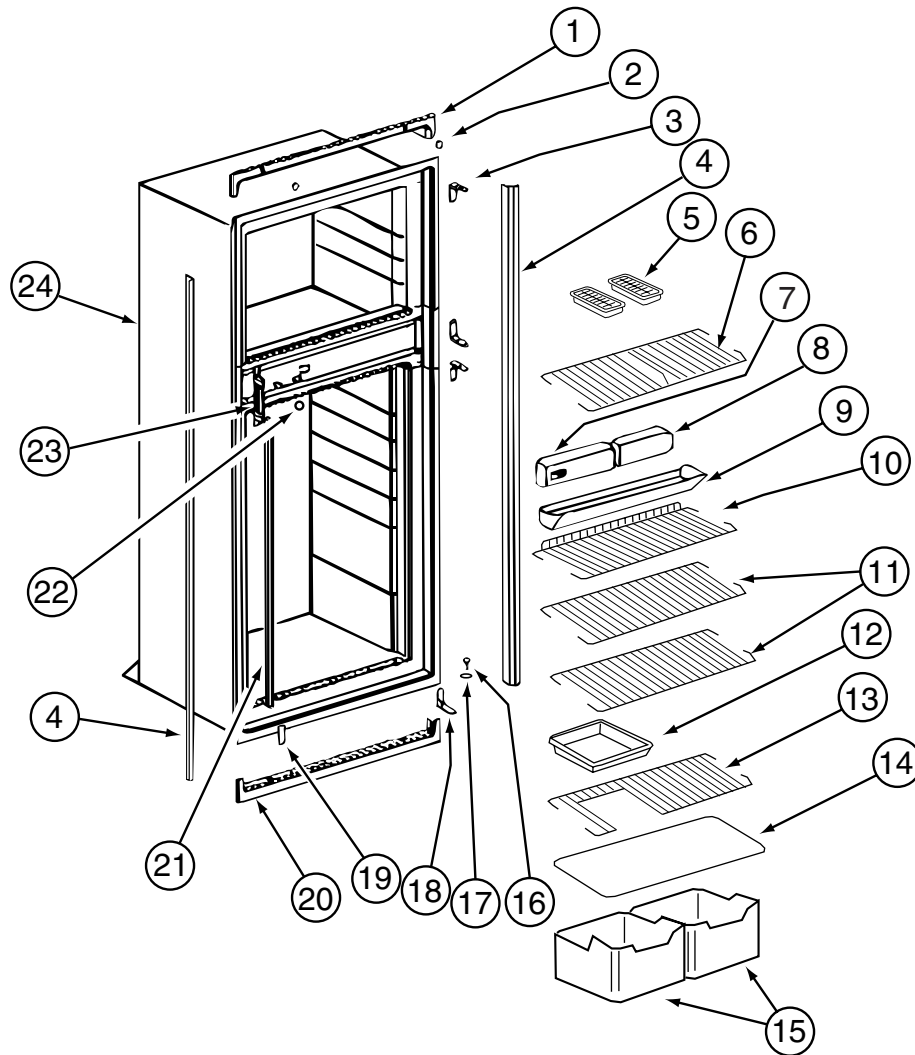
CABINET & APPLIANCE GROUP (CONTINUED)
COMPONENT PARTS FOR CABINET & APPLIANCE LAYOUT (CONTINUED)



120075-12-01A, 120075-13-01A, 120075-14-01A, 120075-15-01A (CONTINUED)

KEY	PART NUMBER	U/M	DESCRIPTION	VENDOR NO.
1	120075-07-702	EA	RETAINER-DOOR PNL/WAFFLE/BLK	619560-WDL-LOWER
2	120075-01-701	EA	HINGE-TOP RH/BOTTOM LH(DOOR)	618511
3	121568-03-701	EA	BUSHING - HINGE PIN/GRAY	619671
4	120075-07-703	EA	DOOR LINER-LWR/WAFFLED/BLACK	619631 - LARGE WDL
5	120075-12-700	EA	HANDLE(CONTOUR)TOP LH/BTM RH	621105
5	120075-12-701	EA	HANDLE(CONTOUR)TOP RH/BTM LH	621104
5	121568-03-703	EA	HANDLE/FLUSH-TOP/RH-LWR/LH	619865
5	121568-03-708	EA	HANDLE/FLUSH-TOP/LH-LWR/RH	619866
6	121568-01-704	EA	RAIL - DOOR LOWER	618578
7	120075-01-705	EA	HINGE-TOP LH/BOTTOM RH(DOOR)	618510
8	120075-07-700	EA	DOOR BIN - SMALL/CLEAR F/WDL	619006 WDL
8	120075-07-704	EA	DOOR BIN - LARGE/CLEAR F/WDL	619005 WDL
9	120075-07-701	EA	DIVIDER/DOOR BIN CLEAR	619008 WDL & SDL
	121568-03-704	EA	TRAVEL LATCH - GRAY	619647
	121568-03-705	EA	STORAGE LATCH - GRAY	619648

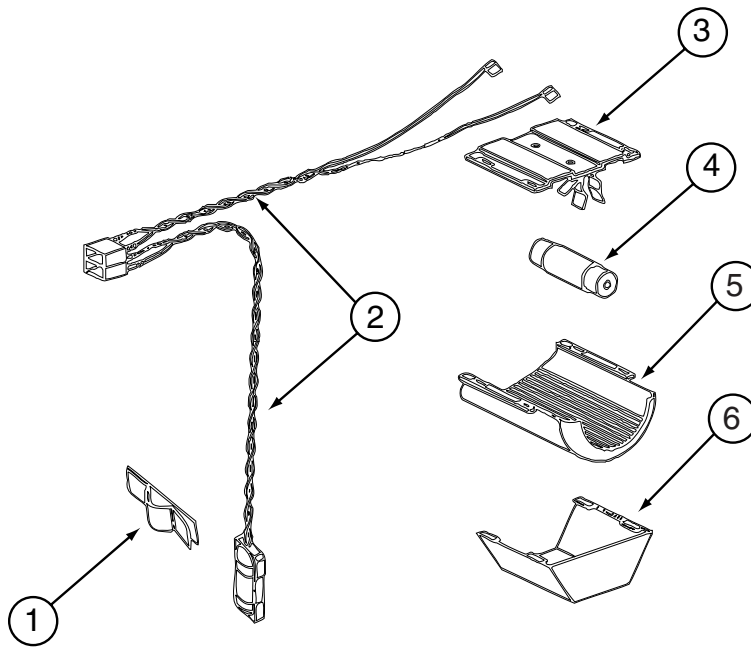
CABINET & APPLIANCE GROUP (CONTINUED)
COMPONENT PARTS FOR CABINET & APPLIANCE LAYOUT (CONTINUED)



120075-09-01A, 120075-10-01A, 120075-12-01A, 120075-13-01A, 120075-14-01A, 120075-15-01A (CONTINUED)

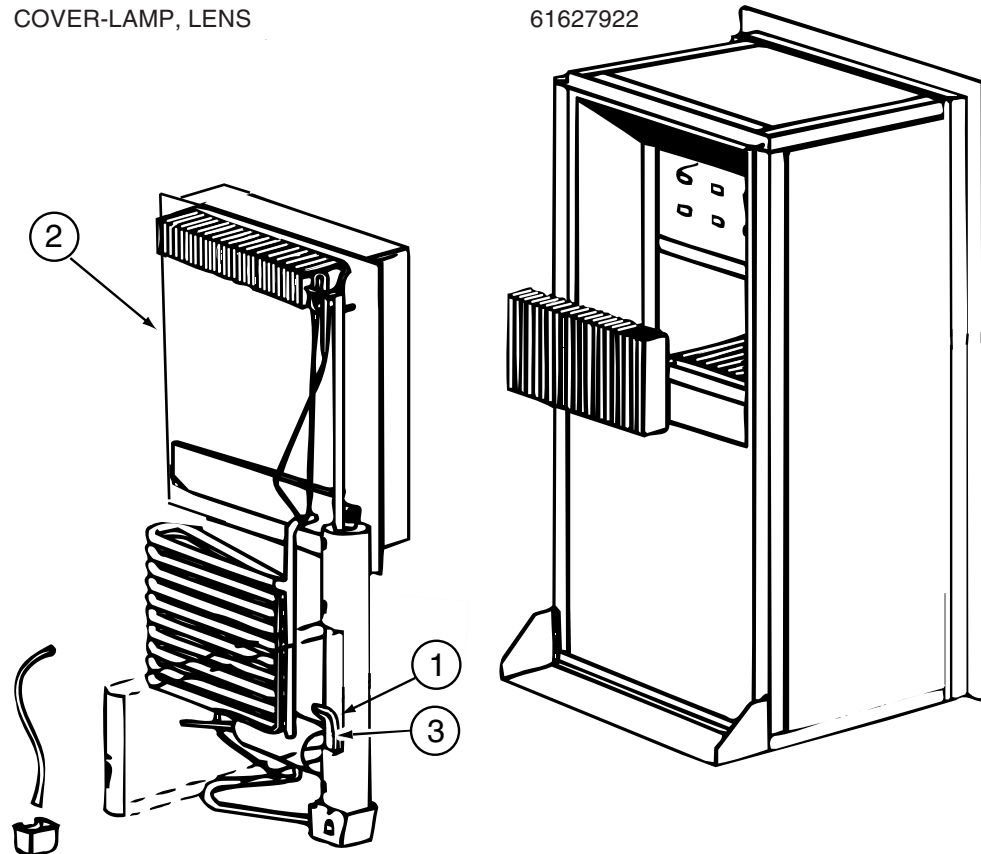
KEY	PART NUMBER	U/M	DESCRIPTION	VENDOR NO.
1	121568-03-709	EA	TRIM - TOP/BLACK	619687
2	120075-01-714	EA	PLUG-HOLE (BLACK)	618170
3	121568-03-710	EA	HINGE/CABINET-TOP/RH-LWR/LH	619335 WAFFLED
4	120075-07-705	EA	TRIM - SIDE - BLACK	622296
5	104137-06-724	EA	ICE TRAY	61630422
6	120075-07-706	EA	SHELF - WIRE F/ICEMAKER MODELS	620249
7	120075-07-707	EA	CONTROL BOX - BLACK	619665
8	121568-03-713	EA	FRONT BOX/DECORATIVE-BLACK	619282
9	120075-01-720	EA	TRAY-DRIP	623250
10	120075-01-722	EA	SHELF-WIRE, SHORT	620269
11	120075-01-723	EA	SHELF-WIRE	620270
12	104137-06-718	EA	SHELF-TRAY, WHITE, W/CUTOUT	617756
13	120075-01-724	EA	SHELF-WIRE, W/CUTOUT	620268
14	120075-01-725	EA	COVER-CRISPER	618158
15	120075-07-708	EA	CRISPER/ICE BIN	619007
16	120075-01-727	EA	PIN-HINGE	618145
17	121568-03-701	EA	BUSHING - HINGE PIN/GRAY	619671
18	121568-03-715	EA	HINGE/CABINET-TOP/LH-LWR/RH	619336 WAFFLED
19	121568-03-716	EA	COVER - HINGE HOLES	619301
20	120075-01-729	EA	TRIM-BOTTOM PIECE	620958
21	120075-01-730	EA	RETAINER-SHELF(SER#926684 DN)	618181
22	121568-03-717	EA	HOLE PLUG - WHITE	619561
23	120075-01-732	EA	PLATE-STRIKE	618167
24	120075-09-700	EA	CABINET - FOAMED	619660
	120075-01-721	EA	LOUVER-DRIP TRAY	618176

CABINET & APPLIANCE GROUP (CONTINUED)
COMPONENT PARTS FOR CABINET & APPLIANCE LAYOUT (CONTINUED)



120075-09-01A, 120075-10-01A, 120075-12-01A, 120075-13-01A, 120075-14-01A, 120075-15-01A (CONTINUED)

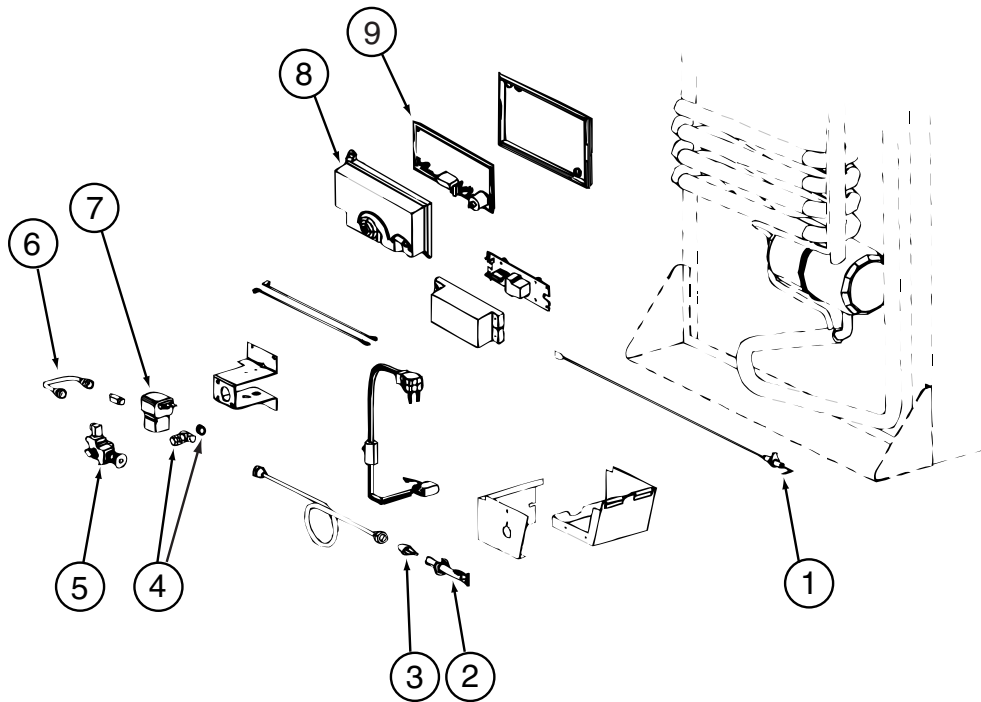
KEY	PART NUMBER	U/M	DESCRIPTION	VENDOR NO.
1	084880-01-760	EA	CLIP (THERMISTER)	61689122
2	120075-01-735	EA	THERMISTER W/LAMP & WIRE/ASM	618548
3	084880-03-705	EA	BRACKET-LIGHT-INTERIOR	61629722
4	084880-03-706	EA	BULB-LAMP	61628922
5	120075-01-734	EA	COVER-LENS	618190
6	084880-03-707	EA	COVER-LAMP, LENS	61627922



120075-09-01A, 120075-10-01A, 120075-12-01A, 120075-13-01A, 120075-14-01A, 120075-15-01A (CONTINUED)

KEY	PART NUMBER	U/M	DESCRIPTION	VENDOR NO.
1	088248-01-710	EA	HEATER DC (HORIZONTAL)	61562822
2	120075-01-736	EA	COOLING UNIT, SERVICE PACK	618542
3	088248-01-709	EA	HEATER-AC (HORIZONTAL)	61562722

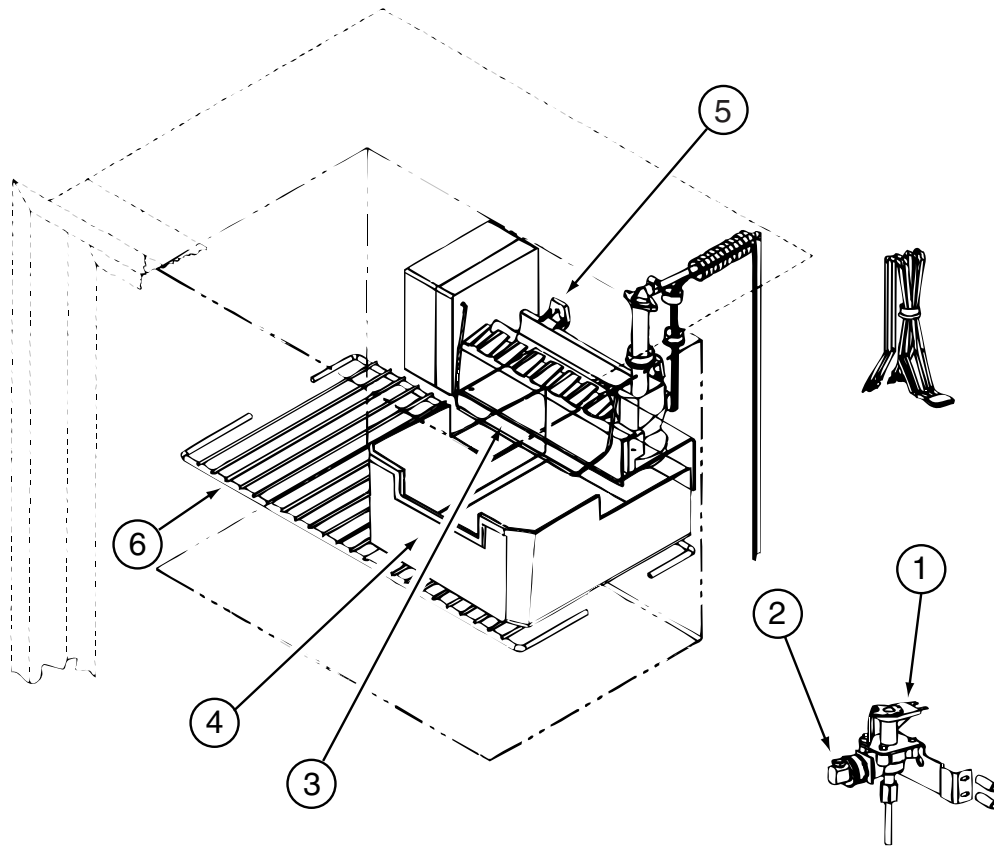
CABINET & APPLIANCE GROUP (CONTINUED)
COMPONENT PARTS FOR CABINET & APPLIANCE LAYOUT (CONTINUED)



120075-09-01A, 120075-10-01A, 120075-12-01A, 120075-13-01A, 120075-14-01A, 120075-15-01A (CONTINUED)

KEY	PART NUMBER	U/M	DESCRIPTION	VENDOR NO.
1	104137-06-715	EA	ELECTRODE-SPARK/SENSOR, SGL	61692222
2	104137-06-714	EA	BURNER ASSEMBLY, 5-SLOT	61705222
3	120075-01-737	EA	ORIFICE - JEWEL - .0155	618284
4	113737-01-702	EA	PLUG 1/8" F/PRESSURE TAP	61445322
4	113737-01-716	EA	TAP-PRESSURE	61594422
5	104137-06-709	EA	VALVE-SHUT OFF/MAN-OLD STYLE	61694922
5	104137-06-734	EA	VALVE-SHUT OFF/MAN-NEW STYLE	618696
6	113737-01-750	EA	TUBE-UNION	61694622
7	084880-01-718	EA	KIT-GAS VALVE/SOLENOID/TUBE	621447
8	120075-01-738	EA	COVER-POWER BOARD	618185
9	120075-07-710	EA	POWER - BOARD - 2-WAY	619360 = 621269
	120075-01-744	EA	KIT - GAS VALVE/BURNER TUBE	620609

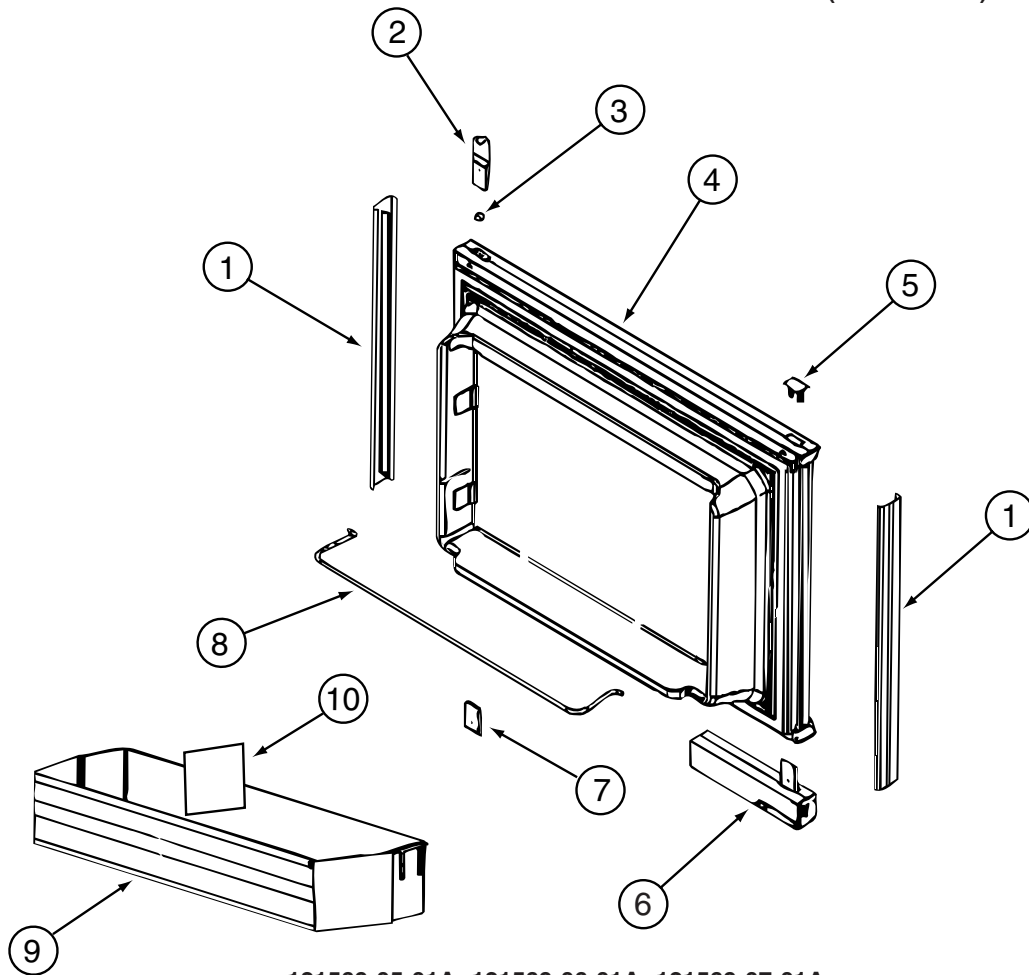
CABINET & APPLIANCE GROUP (CONTINUED)
COMPONENT PARTS FOR CABINET & APPLIANCE LAYOUT (CONTINUED)



120075-09-01A, 120075-10-01A, 120075-13-01A, 120075-14-01A (CONTINUED)

KEY	PART NUMBER	U/M	DESCRIPTION	VENDOR NO.
1	120075-09-701	EA	WATER VALVE W/BRACKET	618253
2	120075-03-702	EA	NUT/COMPRESSION - FITTING	61678722
3	120075-03-703	EA	ARM-SHUT OFF	61656922
4	120075-03-704	EA	BIN-ICE CUBE	618154
5	094039-07-706	EA	ICE MAKER W/O PLATES	61656522
6	120075-01-717	EA	SHELF-FREEZER, WIRE	618172

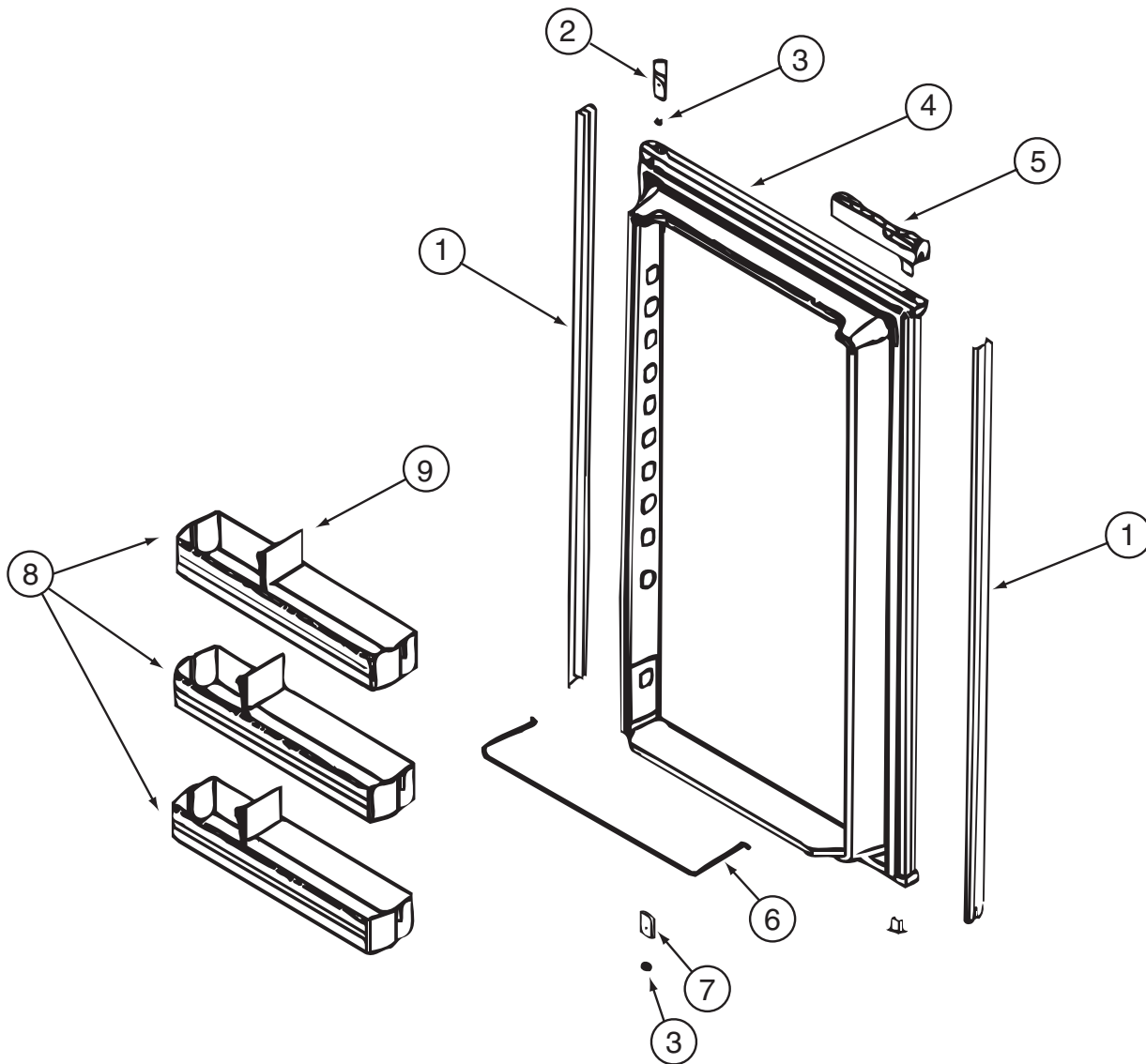
CABINET & APPLIANCE GROUP (CONTINUED)
COMPONENT PARTS FOR CABINET & APPLIANCE LAYOUT (CONTINUED)



121569-05-01A, 121569-06-01A, 121569-07-01A

KEY	PART NUMBER	U/M	DESCRIPTION	VENDOR NO.
1	121568-03-700	EA	RETAINER - DOOR PNL/WAFFLE/BLK	619558-WDL-UPPER
2	120075-01-701	EA	HINGE-TOP RH/BOTTOM LH(DOOR)	618511
3	121568-03-701	EA	BUSHING - HINGE PIN/GRAY	619671
4	121568-03-702	EA	DOOR LINER-UPR/WAFFLED/BLACK	619627 - SMALL WDL
5	120075-01-702	EA	CAP, (HINGE PLUG)	618160
6	120075-12-700	EA	HANDLE(CONTOUR)TOP LH/BTM RH	621105
7	120075-01-705	EA	HINGE-TOP LH/BOTTOM RH(DOOR)	618510
8	121568-01-700	EA	RAIL - DOOR UPPER	618618
9	120075-07-700	EA	DOOR BIN - SMALL/CLEAR F/WDL	619006 WDL
10	120075-07-701	EA	DIVIDER/DOOR BIN CLEAR	619008 WDL & SDL
	121568-03-705	EA	STORAGE LATCH - GRAY	619648

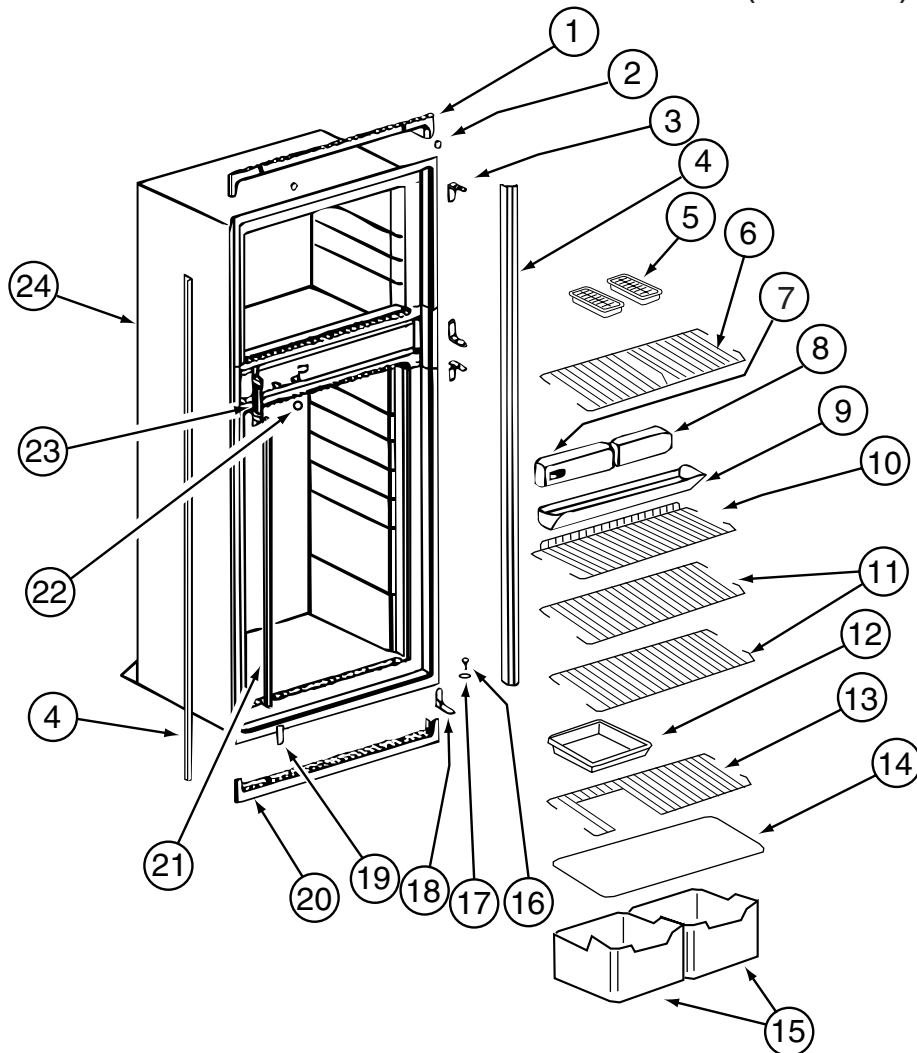
CABINET & APPLIANCE GROUP (CONTINUED)
COMPONENT PARTS FOR CABINET & APPLIANCE LAYOUT (CONTINUED)



121569-05-01A, 121569-06-01A, 121569-07-01A (CONTINUED)

KEY	PART NUMBER	U/M	DESCRIPTION	VENDOR NO.
1	120075-07-702	EA	RETAINER - DOOR PNL/WAFFLE/BLK	619560 -WDL-LOWER
2	120075-01-701	EA	HINGE-TOP RH/BOTTOM LH(DOOR)	618511
3	121568-03-701	EA	BUSHING - HINGE PIN/GRAY	619671
4	120075-07-703	EA	DOOR LINER-LWR/WAFFLED/BLACK	619631 LARGE WDL
5	120075-12-701	EA	HANDLE(CONTOUR)TOP RH/BTM LH	621104
6	121568-01-704	EA	RAIL - DOOR LOWER	618578
7	120075-01-705	EA	HINGE-TOP LH/BOTTOM RH(DOOR)	618510
8	121568-01-701	EA	BIN - DOOR WHITE-WAFFLED LNR	618619 WDL
9	120075-07-701	EA	DIVIDER/DOOR BIN CLEAR	619008 WDL & SDL
	121568-03-705	EA	STORAGE LATCH - GRAY	619648

CABINET & APPLIANCE GROUP (CONTINUED)
COMPONENT PARTS FOR CABINET & APPLIANCE LAYOUT (CONTINUED)

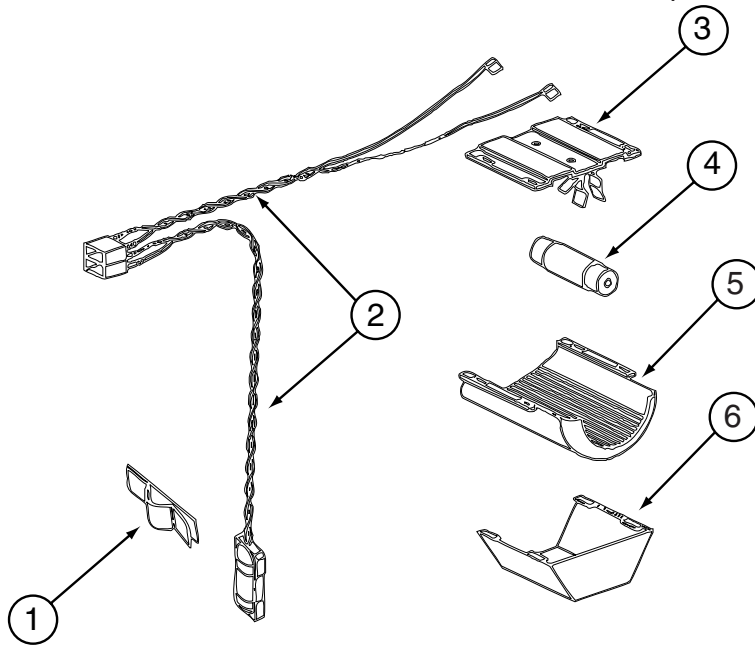


121569-03-01A, 121569-04-01A, 121569-05-01A, 121569-06-01A, 121569-07-01A (CONTINUED)

KEY	PART NUMBER	U/M	DESCRIPTION	VENDOR NO.
1	121568-03-709	EA	TRIM - TOP/BLACK	619687
2	120075-01-714	EA	PLUG-HOLE (BLACK)	618170
3	121568-03-710	EA	HINGE/CABINET-TOP/RH-LWR/LH	619335 WAFFLED
4	120075-07-705	EA	TRIM - SIDE - BLACK	622296
6	121568-03-712	EA	SHELF - WIRE/FREEZER	620250
7	121568-03-714	EA	CONTROL ASM-SER#9126824 &DWN	619350
8	121568-03-713	EA	FRONT BOX/DECORATIVE-BLACK	619282
9	120075-01-720	EA	TRAY-DRIP	623250
10	121568-01-707	EA	SHELF - WIRE - SHORT	620272
11	121568-01-708	EA	SHELF - WIRE	620273
14	120075-01-725	EA	COVER-CRISPER - 18.5" WIDE	618158
15	121568-01-709	EA	CRISPER	618571
16	120075-01-727	EA	PIN-HINGE	618145
18	121568-03-715	EA	HINGE/CABINET-TOP/LH-LWR/RH	619336 WAFFLED
19	121568-03-716	EA	COVER - HINGE HOLES	619301
20	120075-01-729	EA	TRIM-BOTTOM PIECE	620958
21	120075-01-730	EA	RETAINER-SHELF(SER#926684 DN)	618181
22	121568-03-717	EA	HOLE PLUG - WHITE	619561
23	120075-01-732	EA	PLATE-STRIKE	618167
24	120075-07-709	EA	CABINET - FOAMED	619347
	120075-01-721	EA	LOUVER-DRIP TRAY	618176

CONTACT WINNEBAGO PART SALES FOR UNLISTED COMPONENT(S)

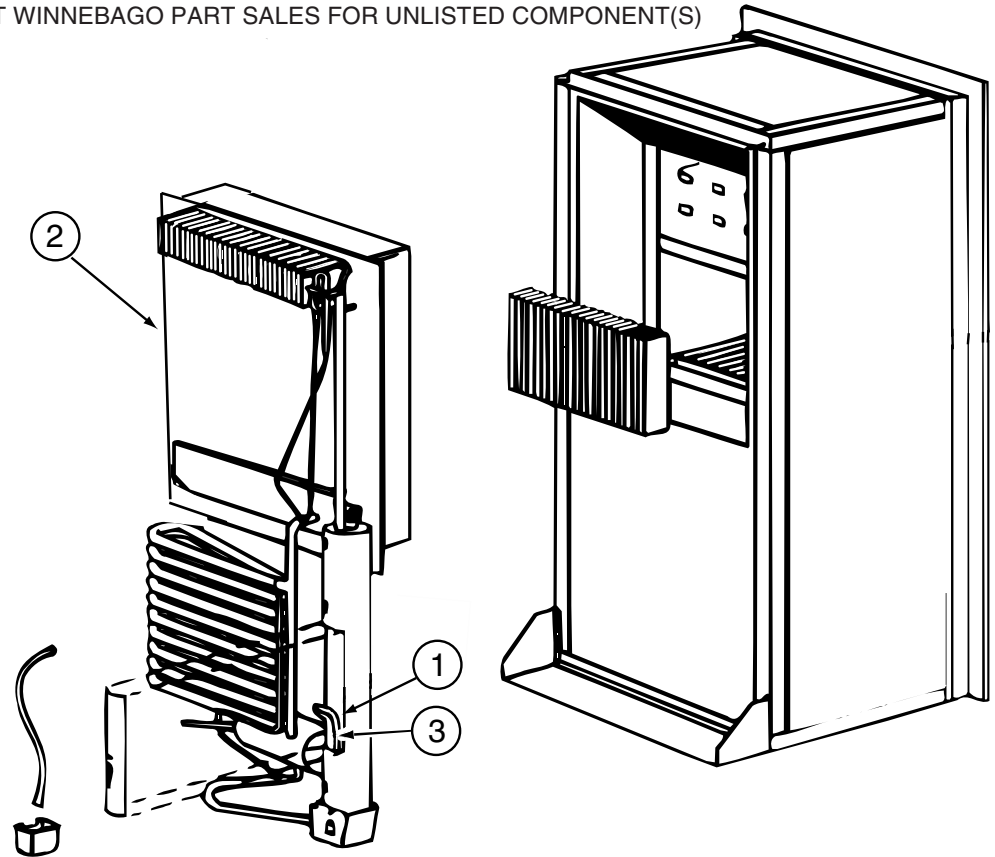
CABINET & APPLIANCE GROUP (CONTINUED)
COMPONENT PARTS FOR CABINET & APPLIANCE LAYOUT (CONTINUED)



121569-03-01A, 121569-04-01A, 121569-05-01A, 121569-06-01A, 121569-07-01A (CONTINUED)

KEY	PART NUMBER	U/M	DESCRIPTION	VENDOR NO.
1	084880-01-760	EA	CLIP (THERMISTER)	61689122
2	120075-01-735	EA	THERMISTER W/LAMP & WIRE/ASM	618548
3	084880-03-705	EA	BRACKET-LIGHT-INTERIOR	61629722
4	084880-03-706	EA	BULB-LAMP	61628922
6	084880-03-707	EA	COVER-LAMP, LENS	61627922

CONTACT WINNEBAGO PART SALES FOR UNLISTED COMPONENT(S)

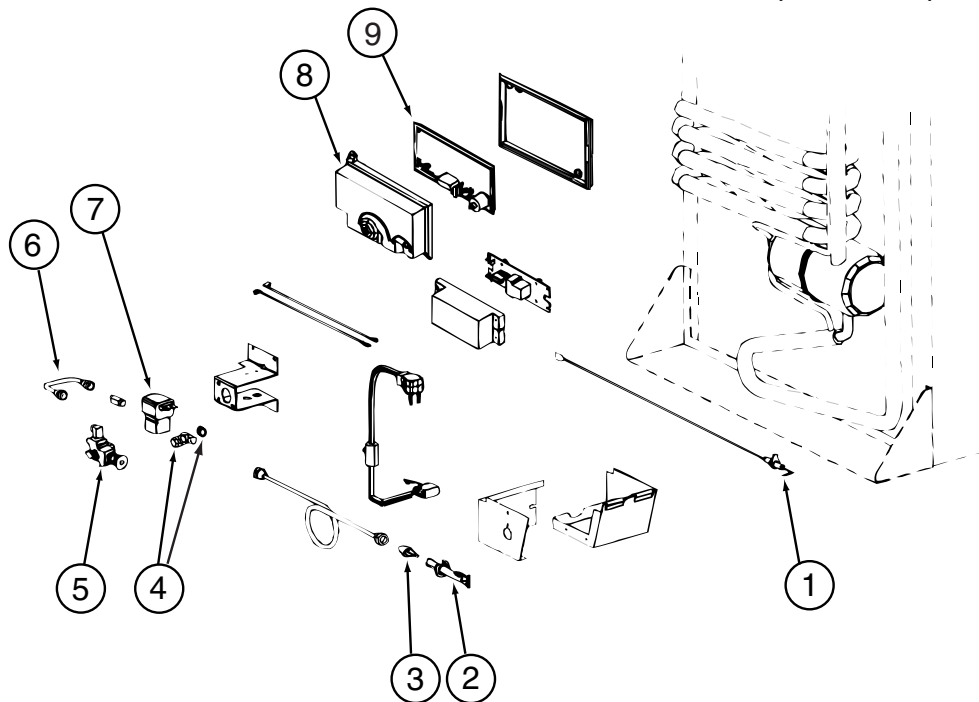


121569-03-01A, 121569-04-01A, 121569-05-01A, 121569-06-01A, 121569-07-01A (CONTINUED)

KEY	PART NUMBER	U/M	DESCRIPTION	VENDOR NO.
2	120075-01-736	EA	COOLING UNIT, SERVICE PACK	618542
3	088248-01-709	EA	HEATER-AC (HORIZONTAL)	61562722
	120075-01-744	EA	KIT - GAS VALVE/BURNER TUBE	620609

CONTACT WINNEBAGO PART SALES FOR UNLISTED COMPONENT(S)

CABINET & APPLIANCE GROUP (CONTINUED)
COMPONENT PARTS FOR CABINET & APPLIANCE LAYOUT (CONTINUED)

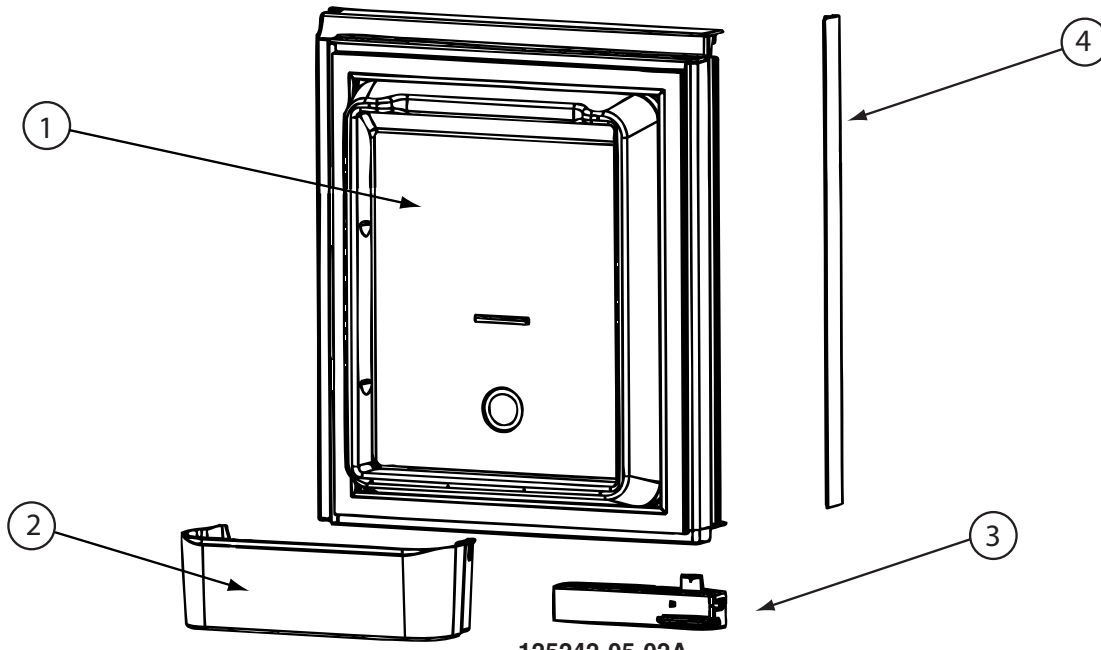


121569-03-01A, 121569-04-01A, 121569-05-01A, 121569-06-01A, 121569-07-01A (CONTINUED)

KEY	PART NUMBER	U/M	DESCRIPTION	VENDOR NO.
1	104137-06-715	EA	ELECTRODE-SPARK/SENSOR, SGL	61692222
2	104137-06-714	EA	BURNER ASSEMBLY, 5-SLOT	61705222
3	120075-01-737	EA	ORIFICE - JEWEL - .0155	618284
4	113737-01-702	EA	PLUG 1/8" F/PRESSURE TAP	61445322
4	113737-01-716	EA	TAP-PRESSURE	61594422
6	113737-01-750	EA	TUBE-UNION	61694622
7	084880-01-718	EA	KIT-GAS VALVE/SOLENOID/TUBE	621447
8	120075-01-738	EA	COVER-POWER BOARD	618185
9	121568-03-719	EA	POWER - BOARD - 2-WAY	621267-632168001
	121568-03-720	EA	VALVE/SOLENOID-MAN SHUT OFF	618696
	121569-07-700	EA	CORD - AC POWER	61554422

CONTACT WINNEBAGO PART SALES FOR UNLISTED COMPONENT(S)

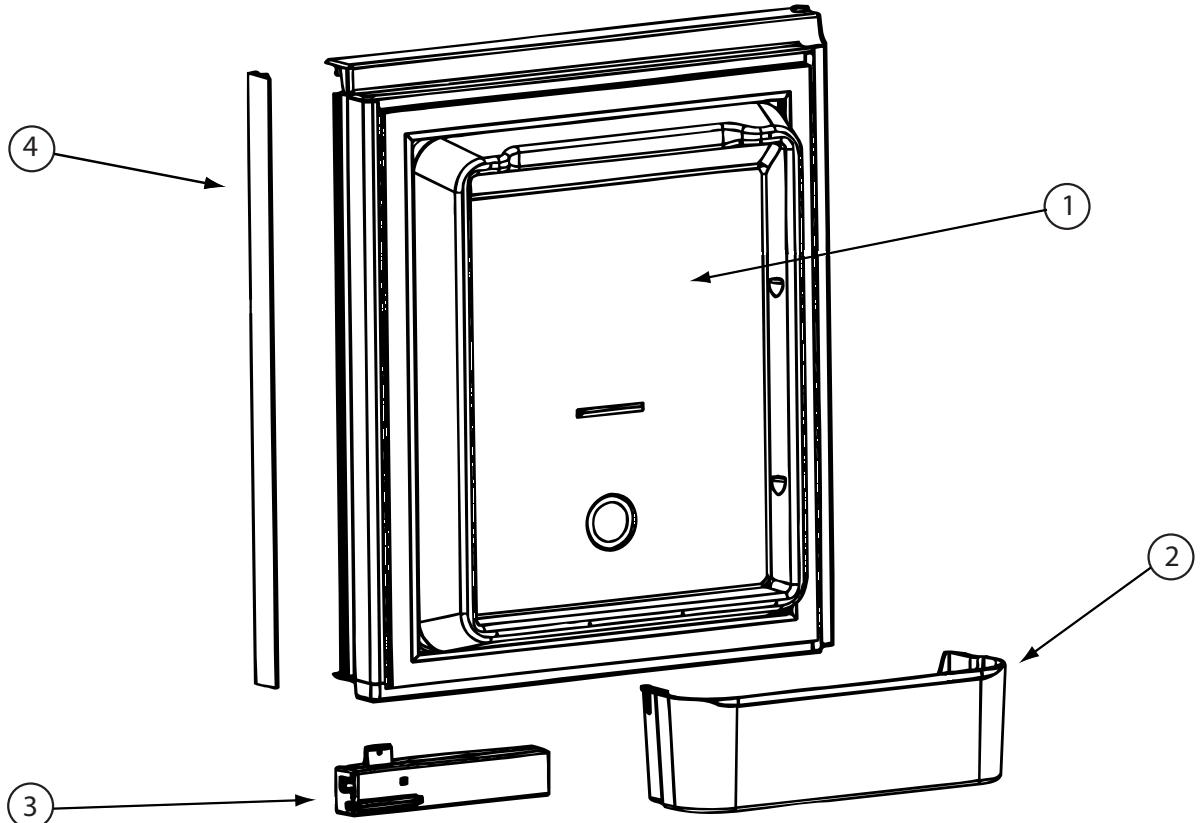
CABINET & APPLIANCE GROUP (CONTINUED)
COMPONENT PARTS FOR CABINET & APPLIANCE LAYOUT (CONTINUED)



125242-05-02A

KEY	PART NUMBER	U/M	DESCRIPTION	VENDOR NO.
1	125242-05-700	EA	LINER-DOOR/UPPER RH/WRP WPM	62913401
2	125242-05-701	EA	BIN - DOOR SHELF	628686
3	125242-02-701	EA	HANDLE(CONTOUR)TOP RH LWR LH	621106
	125242-02-722	EA	LATCH-STORAGE DR/BLK POINTED	619374

CONTACT WINNEBAGO PART SALES FOR UNLISTED COMPONENT(S)

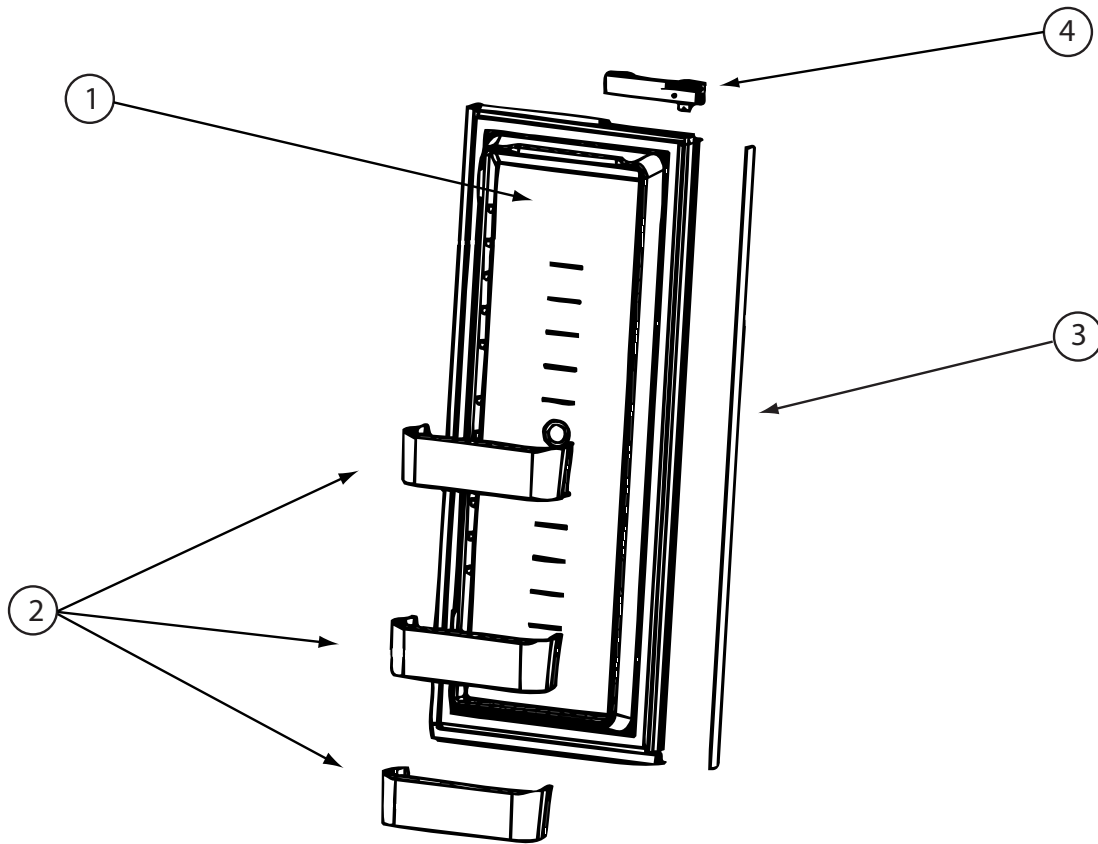


125242-05-02A (CONTINUED)

KEY	PART NUMBER	U/M	DESCRIPTION	VENDOR NO.
1	125242-05-702	EA	LINER-DOOR/UPPER LH/WRP WPM	62913301
2	125242-05-701	EA	BIN - DOOR SHELF	628686
3	125242-02-700	EA	HANDLE(CONTOUR)TOP LH BTM RH	621107
	125242-02-722	EA	LATCH-STORAGE DR/BLK POINTED	619374

CONTACT WINNEBAGO PART SALES FOR UNLISTED COMPONENT(S)

CABINET & APPLIANCE GROUP (CONTINUED)
COMPONENT PARTS FOR CABINET & APPLIANCE LAYOUT (CONTINUED)

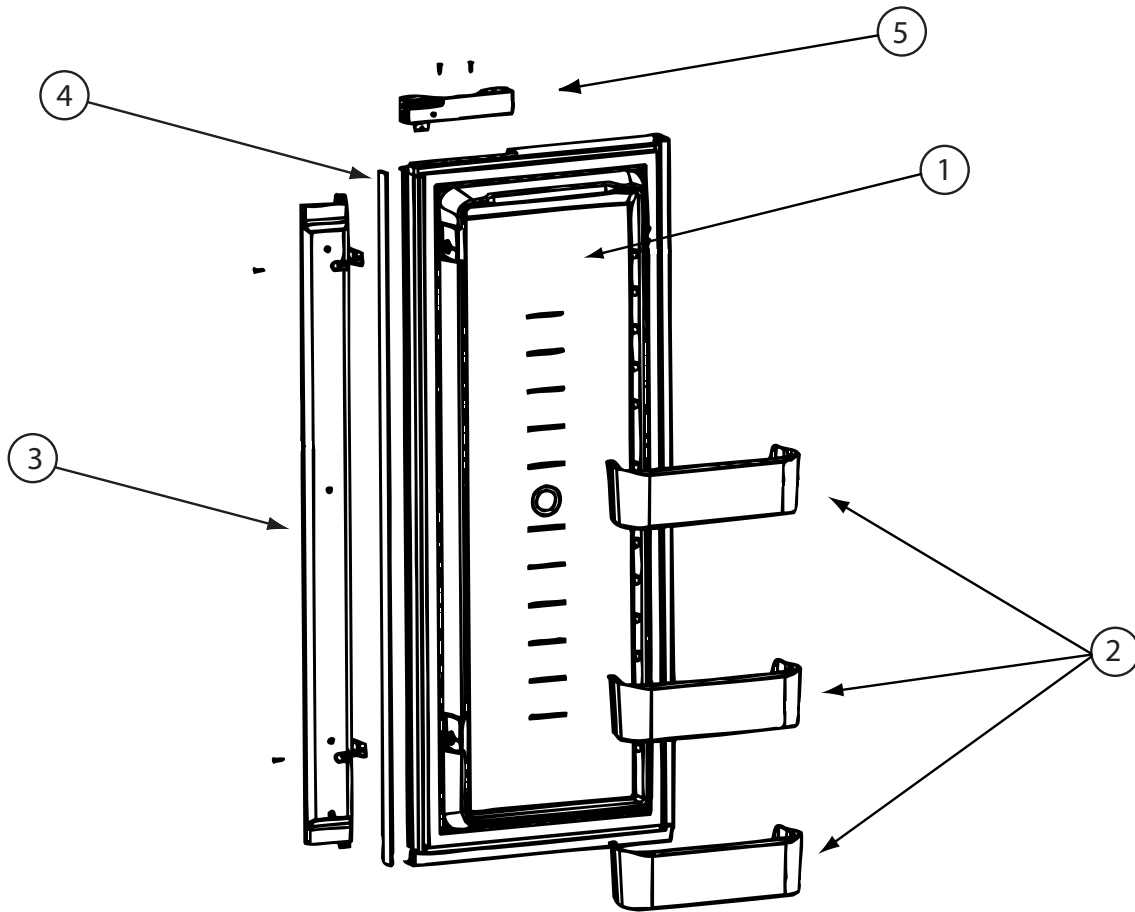


125242-05-02A (CONTINUED)

KEY	PART NUMBER	U/M	DESCRIPTION	VENDOR NO.
1	125242-05-703	EA	LINER-DOOR/LOWER RH/WRP WPM	62913601
2	125242-05-701	EA	BIN - DOOR SHELF	628686
4	125242-02-700	EA	HANDLE(CONTOUR)TOP LH BTM RH	621107
	125242-02-722	EA	LATCH-STORAGE DR/BLK POINTED	619374

CONTACT WINNEBAGO PART SALES FOR UNLISTED COMPONENT(S)

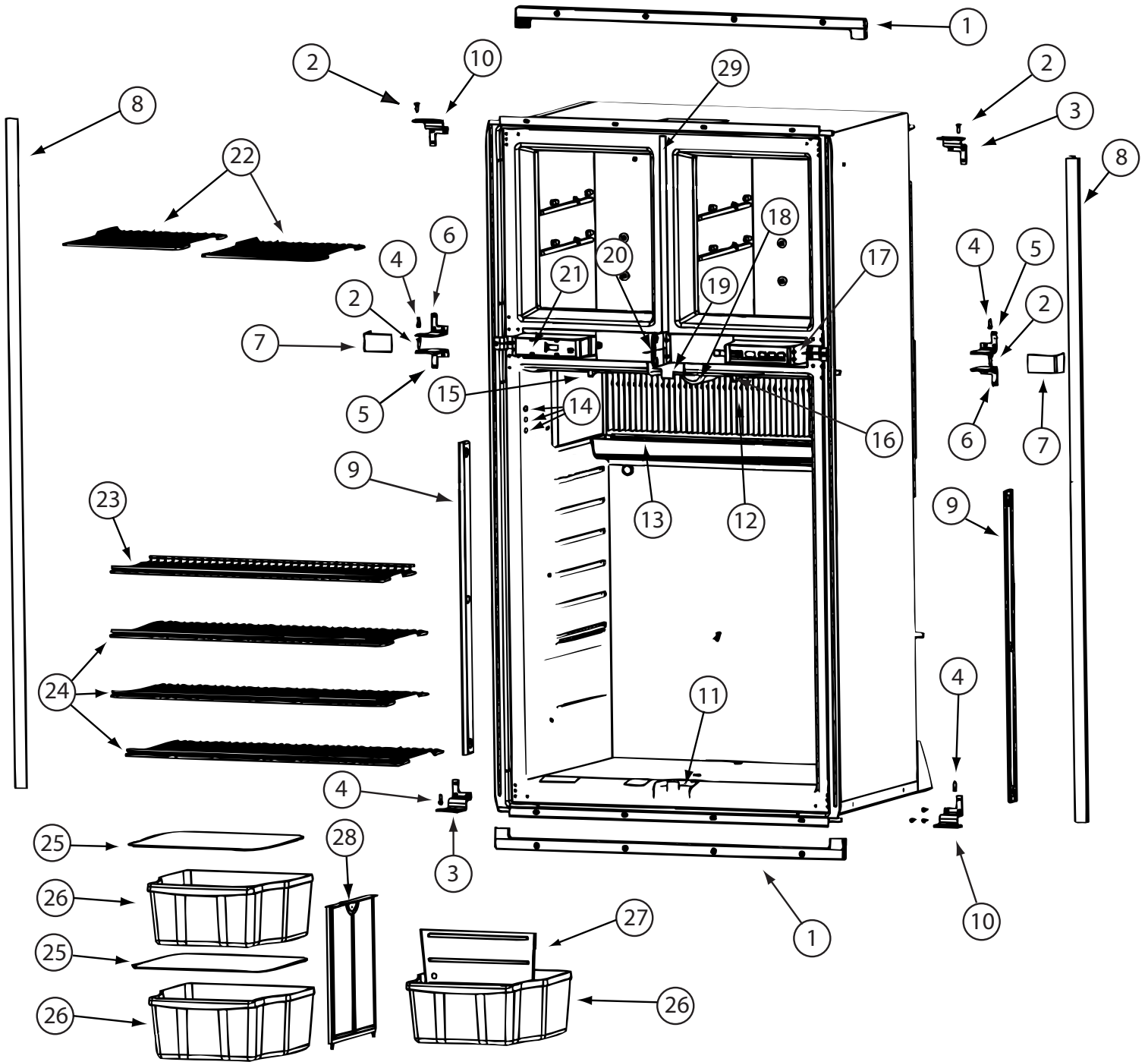
CABINET & APPLIANCE GROUP (CONTINUED)
COMPONENT PARTS FOR CABINET & APPLIANCE LAYOUT (CONTINUED)



125242-05-02A (CONTINUED)

KEY	PART NUMBER	U/M	DESCRIPTION	VENDOR NO.
1	125242-05-704	EA	LINER-DOOR/LOWER LH/WRP WPM	62913501
2	125242-05-701	EA	BIN - DOOR SHELF	628686
3	125242-05-705	EA	FLAPPER ASM	629049
5	125242-02-701	EA	HANDLE(CONTOUR)TOP RH LWR LH	621106
	125242-02-722	EA	LATCH-STORAGE DR/BLK POINTED	619374
CONTACT WINNEBAGO PART SALES FOR UNLISTED COMPONENT(S)				

CABINET & APPLIANCE GROUP (CONTINUED)
COMPONENT PARTS FOR CABINET & APPLIANCE LAYOUT (CONTINUED)



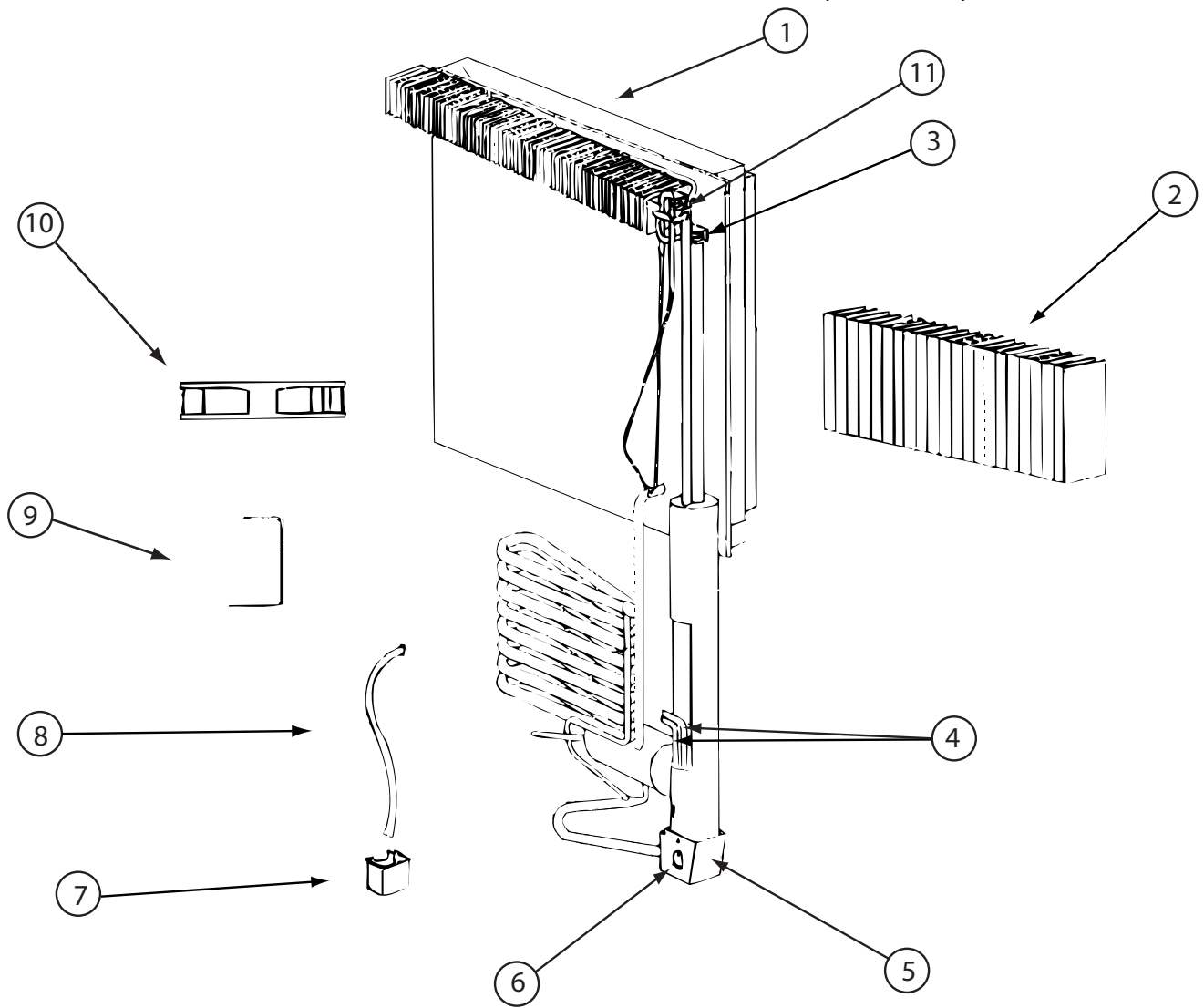
125242-05-02A (CONTINUED)

CABINET & APPLIANCE GROUP (CONTINUED)
COMPONENT PARTS FOR CABINET & APPLIANCE LAYOUT (CONTINUED)

125242-05-02A (CONTINUED)

KEY	PART NUMBER	U/M	DESCRIPTION	VENDOR NO.
1	125242-01-767	EA	KIT INSTALL(U TRIM PCS)HDW	623528
2	125242-03-715	EA	HINGE PIN/UPR-WRAPPED DOORS	623899
3	125242-05-707	EA	HINGE-OUTER/UPPER RH/LWR LH	628946
4	113737-01-710	EA	PIN-HINGE, BOTTOM	61550722
5	125242-05-708	EA	HINGE-INNER/UPPER RH/LWR LH	624363
6	125242-05-709	EA	HINGE-INNER/UPPER LH/LWR RH	624364
7	125242-05-710	EA	COVER - HINGE	627955
8	125242-01-766	EA	TRIM-LT/RT HAND-SCREW ON	623254
9	125242-02-720	EA	RETAINER/SHELF(SER#926685 UP)	622033
10	125242-05-711	EA	HINGE-OUTER/UPPER LH/LWR RH	628945
11	125242-05-712	EA	GUIDE BLOCK-FLAPPER/BTM/BLK	629112
12	125242-05-713	EA	FINS	618785
13	125242-01-712	EA	DRIP TRAY	618774
14	125242-03-706	EA	PROBE - CONTACT/LARGE	620689
15	125242-01-768	EA	SWITCH - DOOR LIGHT	623918
16	125242-02-706	EA	LAMP/WIRE ASM/SER#849677 UP	620871
17	125242-05-706	EA	CONTROL ASM - OPTICAL	629113
18	125242-02-708	EA	COVER/LAMP BRACKET	621827
19	125242-05-714	EA	GUIDE BLOCK-FLAPPER/TOP/BLK	629111
20	125242-05-715	EA	PLATE/STRIKE - BLACK	628473
21	125242-05-716	EA	BOX/FRONT - DUMMY	624366
22	125242-01-725	EA	SHELF-FREEZER (WIRE)	618847
23	125242-01-727	EA	SHELF-WIRE (SHORT)	618849
24	125242-01-726	EA	SHELF-WIRE (LONG)	618848
25	125242-01-706	EA	COVER-CRISPER	618757
26	125242-05-717	EA	BIN - BOTTLE/CRISPER	628688
27	125242-05-718	EA	DIVIDER - BOTTLE/CRISPER	628694
28	125242-01-749	EA	SUPPORT - WALL	618840
29	125242-02-741	EA	STRIP-FREEZER-BLACK	625210 #1291391 &UP
	084880-03-705	EA	BRACKET-LIGHT-INTERIOR	61629722
	084880-03-706	EA	BULB-LAMP	61628922
	120075-01-714	EA	PLUG-HOLE (BLACK)	618170
	125242-05-725	EA	PLATE - F/DUMMY BOX	628460

CABINET & APPLIANCE GROUP (CONTINUED)
COMPONENT PARTS FOR CABINET & APPLIANCE LAYOUT (CONTINUED)

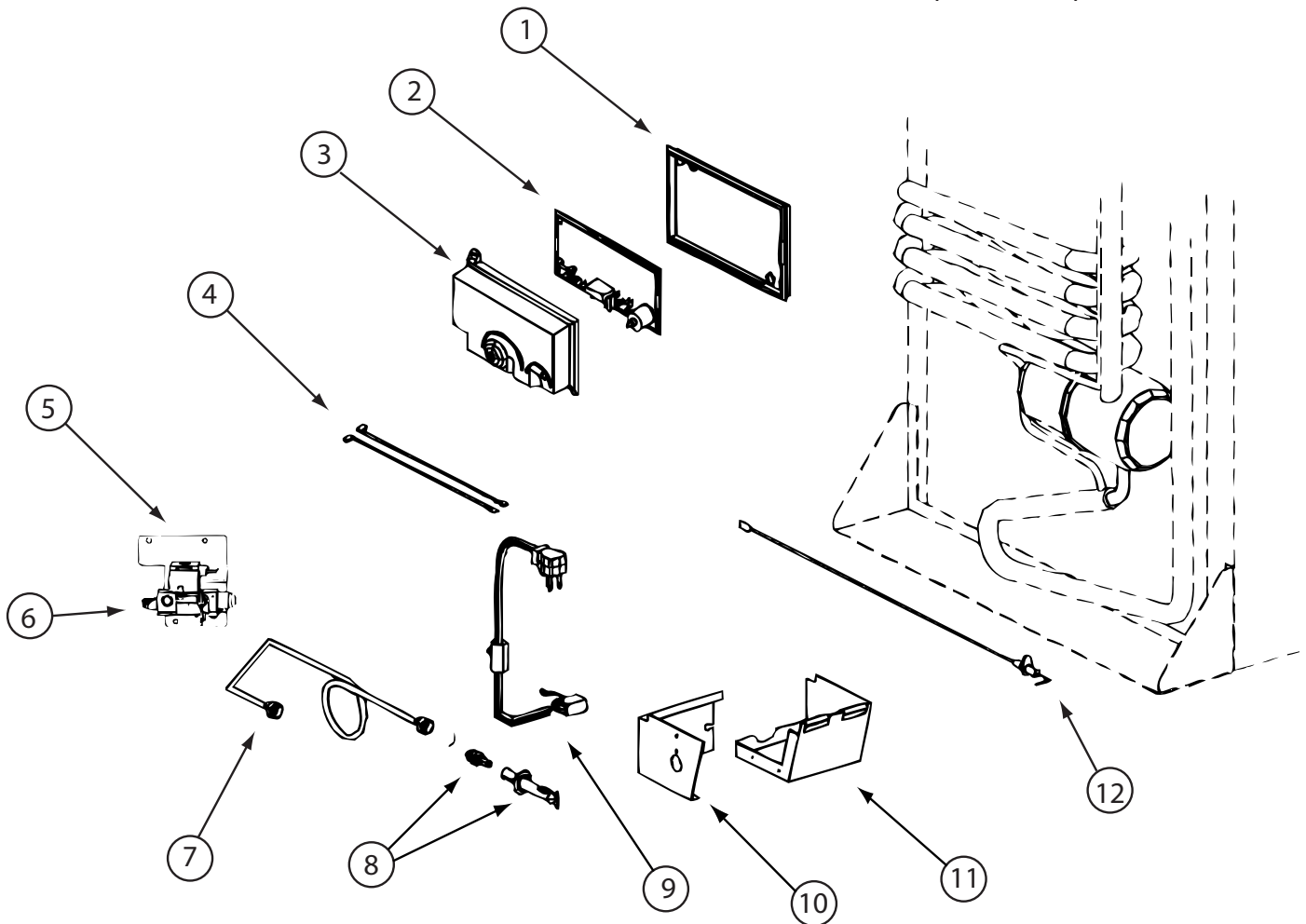


125242-05-02A (CONTINUED)

KEY	PART NUMBER	U/M	DESCRIPTION	VENDOR NO.
1	125242-05-719	EA	COOLING UNIT - SN 8835498 UP	629507
2	125242-05-713	EA	FINS	618785
4	125242-01-732	EA	HEATER AC - 225W/110VAC	618872
5	125242-01-739	EA	BASE-BURNER BOX	618902
6	125242-01-740	EA	COVER-BURNER BOX	618910
9	125242-05-721	EA	BRACKET-DC FAN-SN 9144576 UP	628747
10	125242-05-722	EA	FAN-EXTRNL DC-SN 9144576 UP	628685
11	113737-01-754	EA	THERMOSTAT (FAN 12V DC)	618093
	125242-01-742	EA	WIRE ASM.-BAFFLE 55.15"	618915
	125242-05-720	EA	SWITCH-THERMAL	628118

CONTACT WINNEBAGO PART SALES FOR UNLISTED COMPONENT(S)

CABINET & APPLIANCE GROUP (CONTINUED)
COMPONENT PARTS FOR CABINET & APPLIANCE LAYOUT (CONTINUED)

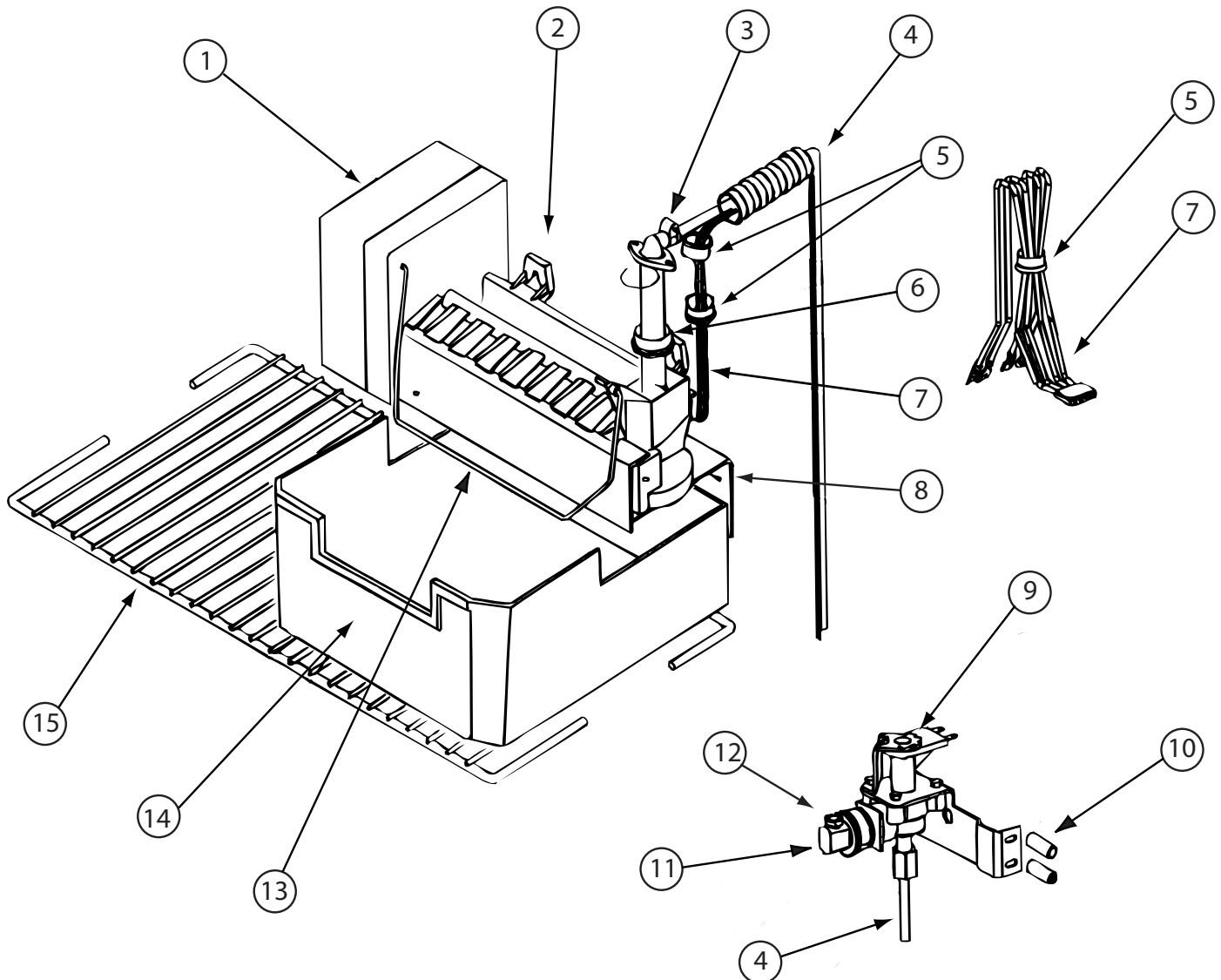


125242-03-02A, 125242-05-02A, 125242-06-01A (CONTINUED)

KEY	PART NUMBER	U/M	DESCRIPTION	VENDOR NO.
1	121569-08-701	EA	BASE - POWER BOARD	628674
2	121568-06-709	EA	BOARD/POWER-N611/N822F/1201	628661
3	121569-08-702	EA	COVER-POWER BOARD	628677
4	125242-02-709	EA	WIRE/WHITE/9"/GAS VALVE	621448
6	121569-08-703	EA	GAS VALVE - SOLENOID	628741
7	125242-05-723	EA	BURNER TUBE	624683
8	125242-02-743	EA	BURNER ORF ADAP-7 SLOT BRNR	629013
9	121569-05-732	EA	CORD - AC POWER- W/ICE MAKER	618406
10	125242-01-740	EA	COVER-BURNER BOX	618910
11	125242-01-739	EA	BASE-BURNER BOX	618902
12	104137-06-715	EA	ELECTRODE-SPARK/SENSOR, SGL	61692222

CONTACT WINNEBAGO PART SALES FOR UNLISTED COMPONENT(S)

CABINET & APPLIANCE GROUP (CONTINUED)
COMPONENT PARTS FOR CABINET & APPLIANCE LAYOUT (CONTINUED)

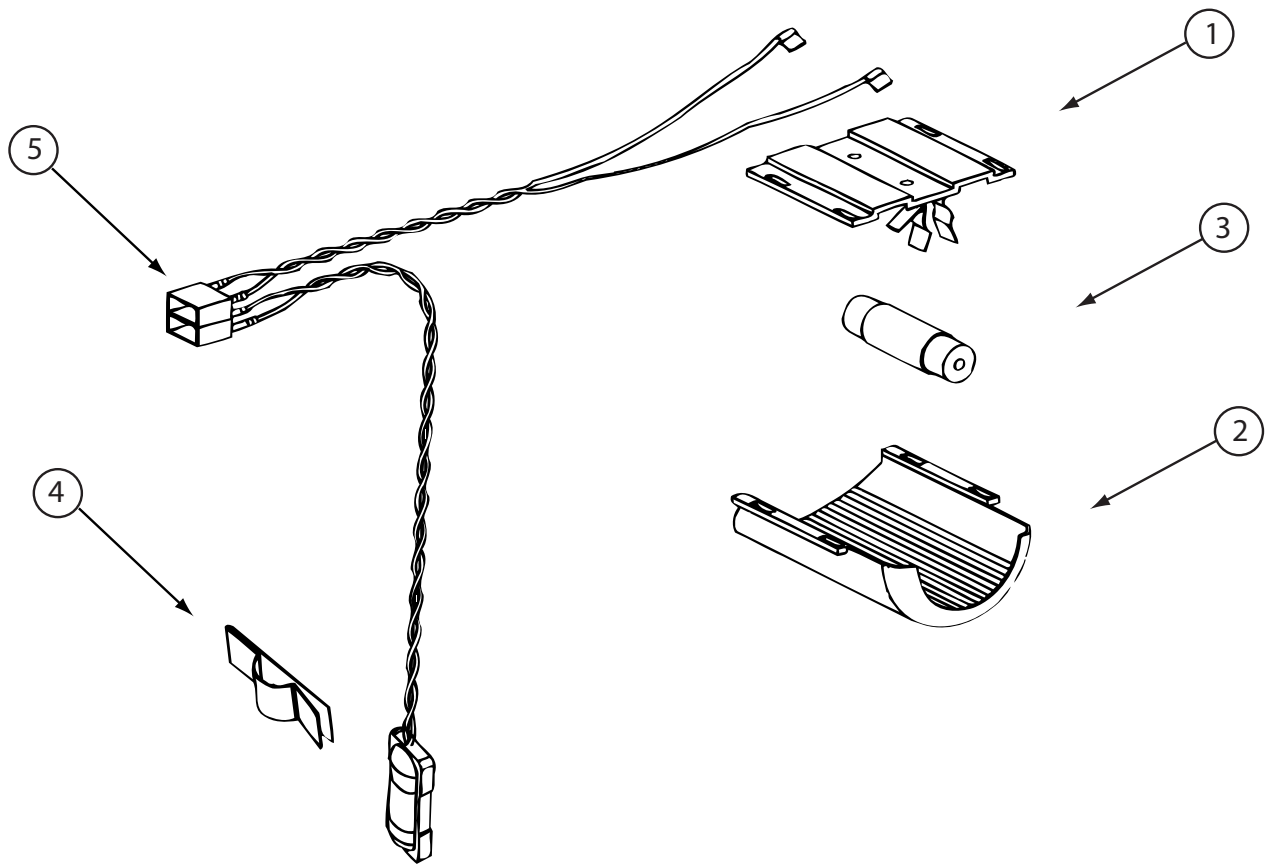


125242-03-02A, 125242-05-02A, 125242-06-01A (CONTINUED)

KEY	PART NUMBER	U/M	DESCRIPTION	VENDOR NO.
2	094039-07-706	EA	ICE MAKER W/O PLATES	61656522
4	125242-05-724	EA	WATER TUBE/HEATER ASM	621429
6	120075-03-706	EA	FITTING WATER LINE	620039
8	125242-01-737	EA	BRACKET-MOUNTING (ICE MAKER)	618894/620890
9	120075-03-701	EA	WATER VALVE - W/BRACKET	618253
11	094039-07-707	EA	GARDEN HOSE ADAP W/BRASS NUT	61679622
12	094039-07-708	EA	NUT - COMPRESSION	622991
13	120075-03-703	EA	ARM-SHUT OFF	61656922
14	125242-01-716	EA	ICE BIN	618803
15	125242-01-725	EA	SHELF-FREEZER (WIRE)	618847
	120075-09-703	EA	THERMOSTAT	620240

CONTACT WINNEBAGO PART SALES FOR UNLISTED COMPONENT(S)

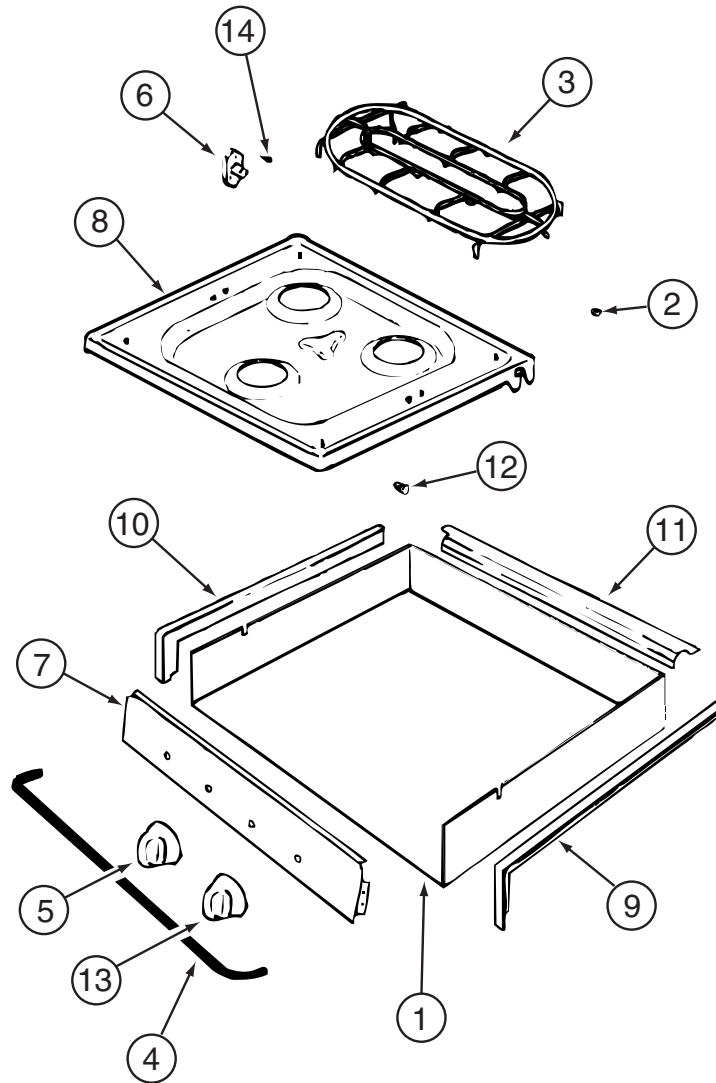
CABINET & APPLIANCE GROUP (CONTINUED)
COMPONENT PARTS FOR CABINET & APPLIANCE LAYOUT (CONTINUED)



125242-03-02A, 125242-05-02A, 125242-06-01A (CONTINUED)

KEY	PART NUMBER	U/M	DESCRIPTION	VENDOR NO.
1	084880-03-705	EA	BRACKET-LIGHT-INTERIOR	61629722
2	125242-02-708	EA	COVER/LAMP BRACKET	621827
3	084880-03-706	EA	BULB-LAMP	61628922
4	084880-01-760	EA	CLIP (THERMISTER)	61689122
5	125242-02-706	EA	LAMP/WIRE ASM/SER#849677 UP	620871

CABINET & APPLIANCE GROUP (CONTINUED)
COMPONENT PARTS FOR CABINET & APPLIANCE LAYOUT (CONTINUED)

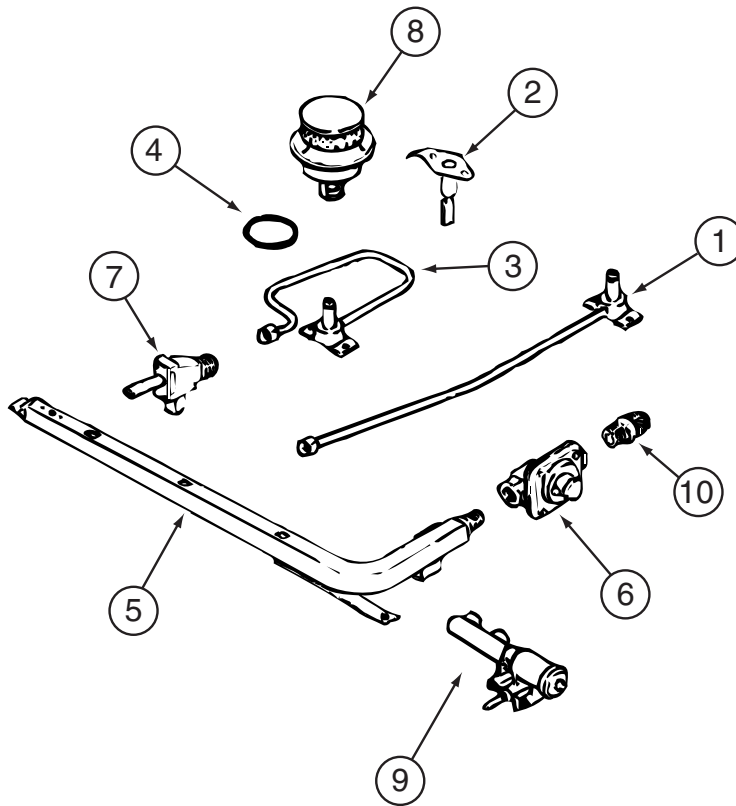


135065-03-01A, 135065-03-03A, 135065-04-01A

KEY	PART NUMBER	U/M	DESCRIPTION	VENDOR NO.
2	102020-01-709	EA	BUMPER-GRATE	8007-P020-60
3	135065-03-703	EA	GRATE - BLACK(SEALED BURNER)	74007304
4	114030-02-700	EA	GUARD/FABRIC - TOWEL BAR	3609F006-70
5	128728-01-701	EA	KNOB - BURNER - REAR	74003941
5	128728-01-702	EA	KNOB - BURNER - FRONT	74003942
6	128728-01-703	EA	PIN/T-NUT F/HINGE	7103P109-60
7	135065-03-704	EA	PANEL - MANIFOLD (BLACK)	74007330
8	128728-01-705	EA	TOP - MAIN - BLACK	74003928
8	135065-03-715	EA	TOP - MAIN - STAINLESS STEEL	74007299
9	114030-01-704	EA	TRIM - RIGHT/BLACK TEXTURED	74002839
10	114030-01-705	EA	TRIM - LEFT/BLACK TEXTURED	74002840
11	114030-01-706	EA	TRIM - REAR/BLACK TEXTURED	74002841
12	102020-01-724	EA	BUMPER-MAIN TOP	8003P008-60
13	128728-01-707	EA	KNOB - IGNITOR	74003944

CONTACT WINNEBAGO PART SALES FOR UNLISTED COMPONENT(S)

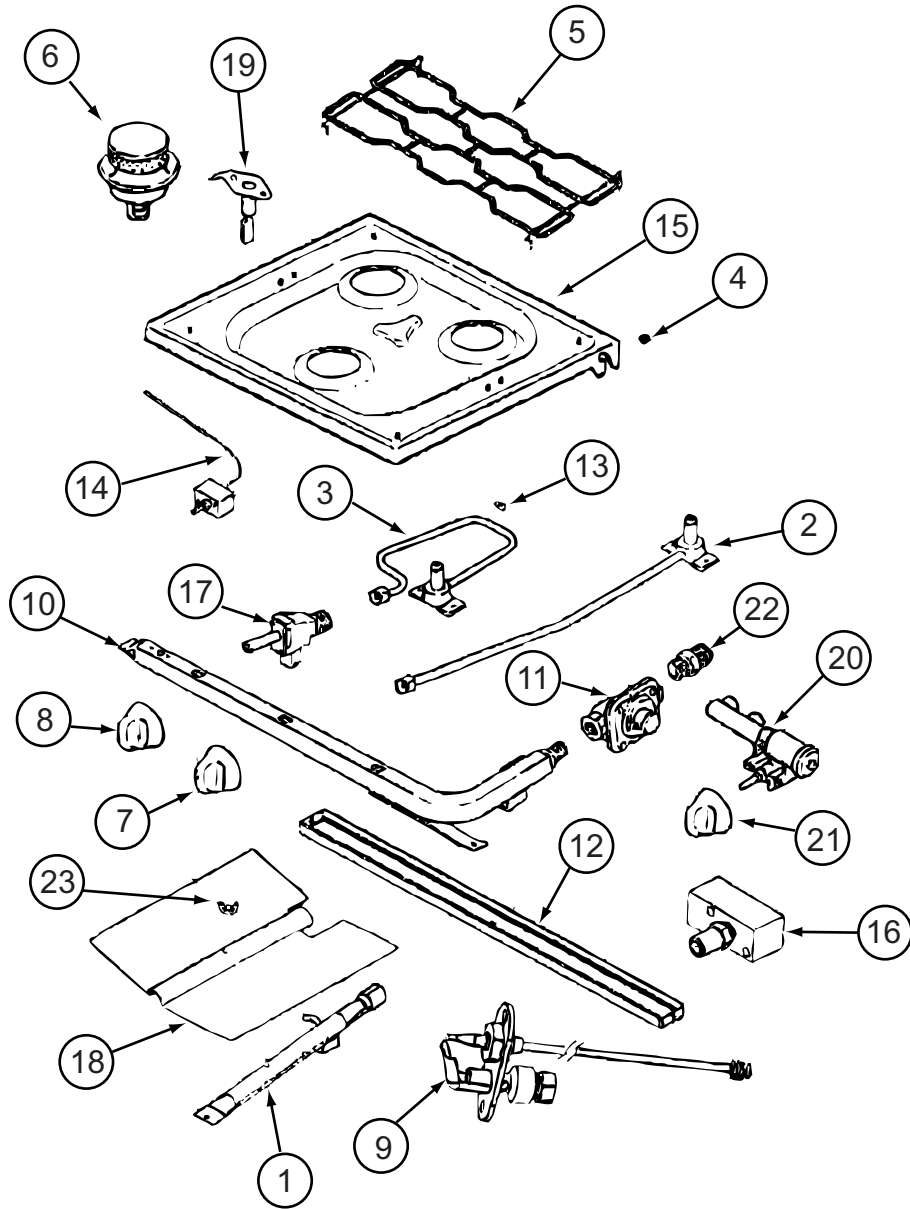
CABINET & APPLIANCE GROUP (CONTINUED)
COMPONENT PARTS FOR CABINET & APPLIANCE LAYOUT (CONTINUED)



135065-03-01A, 135065-03-03A, 135065-04-01A (CONTINUED)

KEY	PART NUMBER	U/M	DESCRIPTION	VENDOR NO.
1	128728-01-708	EA	FITTING W/ORFICE/TUBE - REAR	74003931
2	135065-01-701	EA	IGNITOR/PORCELAIN-TOP BURNER	74004053
3	128728-01-710	EA	FITTING W/ORFICE/TUBE - FRT	74003930
4	135065-03-700	EA	FITTING - HALF UNION	74004234
5	135065-01-702	EA	PIPE/MANIFOLD	74004642
6	126023-02-703	EA	REGULATOR - PRESSURE	74004235
7	135065-01-703	EA	VALVE/BURNER - REAR	74004643
7	135065-01-704	EA	VALVE/BURNER-FRT-HI	74004644
7	135065-03-701	EA	SCREW - VALVE	71003231
8	135065-03-702	EA	SEALED BURNER ASM.(BLACK) RV	74003967
9	128728-01-716	EA	BURNER - IGNITOR	74003946
9	128728-01-717	EA	WIRES - IGNITOR	74003947

CABINET & APPLIANCE GROUP (CONTINUED)
COMPONENT PARTS FOR CABINET & APPLIANCE LAYOUT (CONTINUED)



151277-03-01A, 151279-01-01A, 151279-02-01A/02A, 151279-03-01A

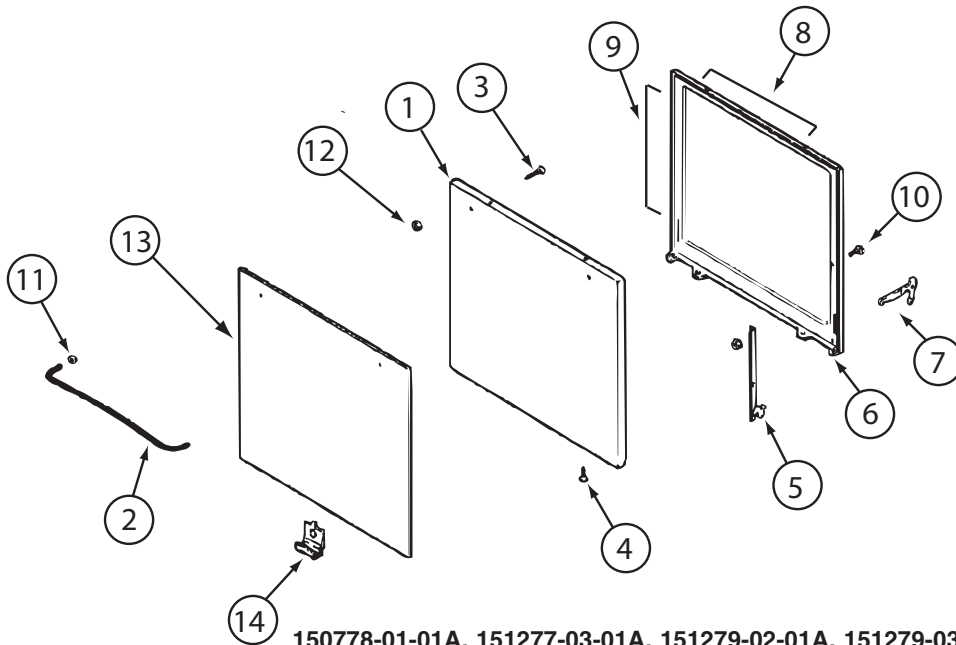
CABINET & APPLIANCE GROUP (CONTINUED)

COMPONENT PARTS FOR CABINET & APPLIANCE LAYOUT (CONTINUED)

151277-03-01A, 151279-01-01A, 151279-02-01A/02A, 151279-03-01A (CONTINUED)

KEY	PART NUMBER	U/M DESCRIPTION	VENDOR NO.
1	151279-02-700	EA BURNER - OVEN - W/SHUTTER	74009853
2	128728-01-708	EA FITTING W/ORFICE/TUBE - REAR	74003931
3	128728-01-710	EA FITTING W/ORFICE/TUBE - FRT	74003930
4	102020-01-709	EA BUMPER-GRATE	8007P020-60
5	135065-03-703	EA GRATE - BLACK(SEALED BURNER)	74007304
6	135065-03-702	EA SEALED BURNER ASM.(BLACK) RV	74003967
7	128728-01-701	EA KNOB - BURNER - REAR	74003941 (1 PER)
7	128728-01-702	EA KNOB - BURNER - FRONT	74003942
8	151279-02-701	EA KNOB - THERMOSTAT - BLACK	74009858
9	112881-04-706	EA PILOT-OVEN (151279-01-01A ONLY)	74006334
9	151279-01-700	EA PILOT-BURNER-16" (151279-01-01A ONLY)	74009852
9	151279-02-705	EA PILOT - OVEN - 22" SERIES	74010544
10	151279-02-702	EA PIPE - MANIFOLD	74009856
11	112881-03-701	EA REGULATOR KIT W/FITTINGS	12001285
11	126023-02-703	EA REGULATOR - PRESSURE	74004235
13	102020-01-724	EA BUMPER-MAIN TOP	8003P008-60
14	151279-02-703	EA THERMOSTAT	74009855
15	128728-01-705	EA TOP - MAIN - BLACK	74003928
15	135065-03-715	EA TOP - MAIN - STAINLESS STEEL	74007299
15	151277-03-705	EA TOP-MAIN SINGL GRT/SEALED-BLK	2001F300-09
16	151279-02-704	EA ELBOW BLOCK ASM (VALVE-OVEN)	74009864
17	135065-01-703	EA VALVE/BURNER - REAR	74004643
17	135065-01-704	EA VALVE/BURNER-FRT-HI	74004644
18	135656-01-701	EA MIXER/AIR	3411F003-34
19	135065-01-701	EA IGNITOR/PORCELAIN-TOP BURNER	74004053
20	128728-01-716	EA IGNITOR - F/BURNERS	74003946
20	128728-01-717	EA WIRES - IGNITOR	74003947
21	128728-01-707	EA KNOB - IGNITOR	74003944
22	135065-03-700	EA FITTING - HALF UNION	74004234

CONTACT WINNEBAGO PART SALES FOR UNLISTED COMPONENT(S)

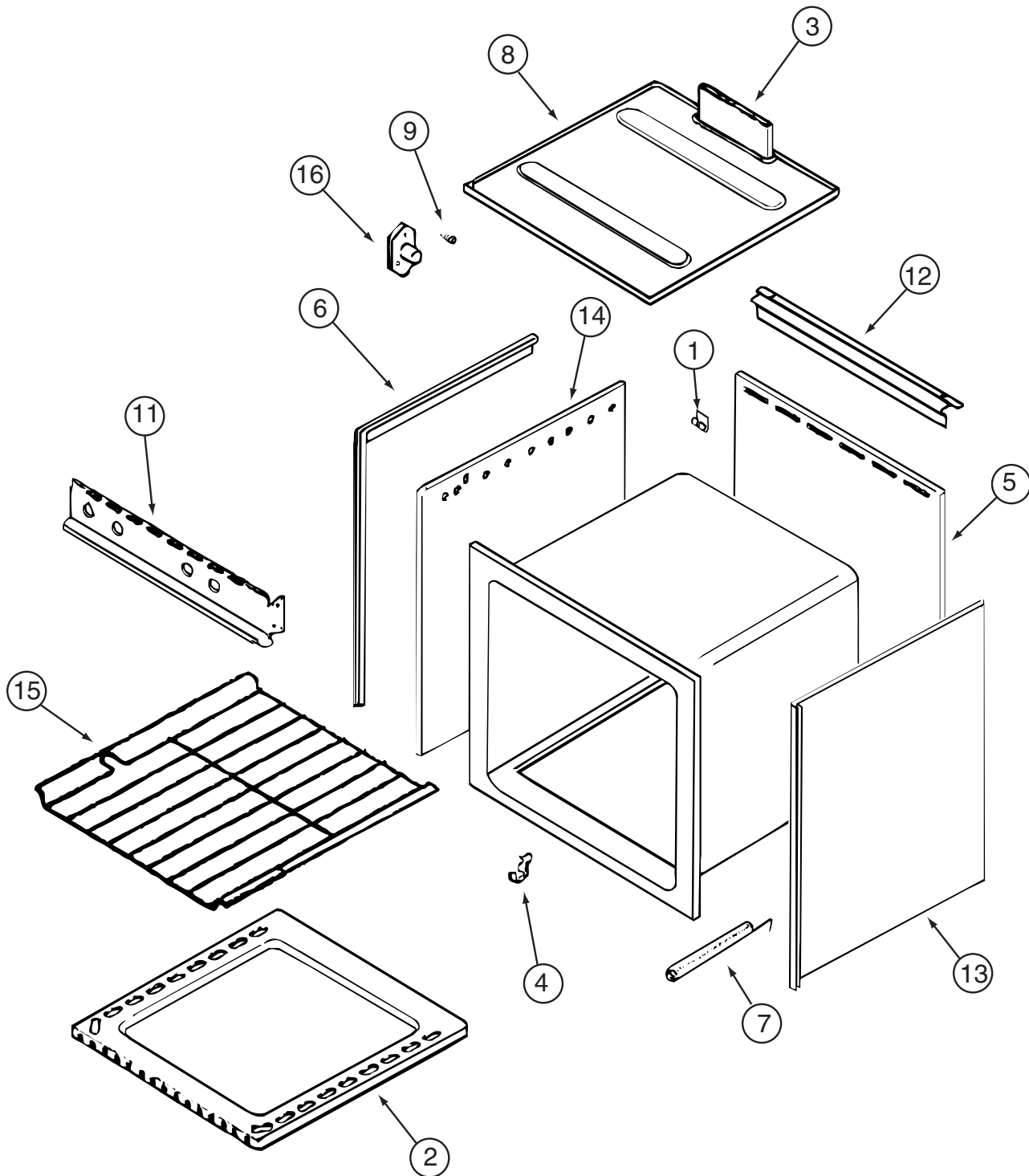


150778-01-01A, 151277-03-01A, 151279-02-01A, 151279-03-01A (CONTINUED)

KEY	PART NUMBER	U/M DESCRIPTION	VENDOR NO.
1	126023-01-712	EA PANEL - DOOR (BLACK)	74001190
2	128727-01-701	EA HANDLE - OVEN DOOR	74003929
5	151277-01-704	EA HINGE KIT-OVEN DR/LT	12400028
5	151277-01-705	EA HINGE KIT-OVEN DR/RT	12400029
8	126023-01-732	EA SEAL/OVEN DR TOP	7212P014-60
9	135066-03-714	EA SEAL - OVEN DOOR SIDES	7212P039-60
10	151277-03-707	EA DOOR LINING	74004228
13	102020-01-725	EA GLASS OUTER	7902P266-60
14	126023-01-738	EA CLIP - GLASS OVEN/BLACK	7112P093-60

CONTACT WINNEBAGO PART SALES FOR UNLISTED COMPONENT(S)

CABINET & APPLIANCE GROUP (CONTINUED)
COMPONENT PARTS FOR CABINET & APPLIANCE LAYOUT (CONTINUED)



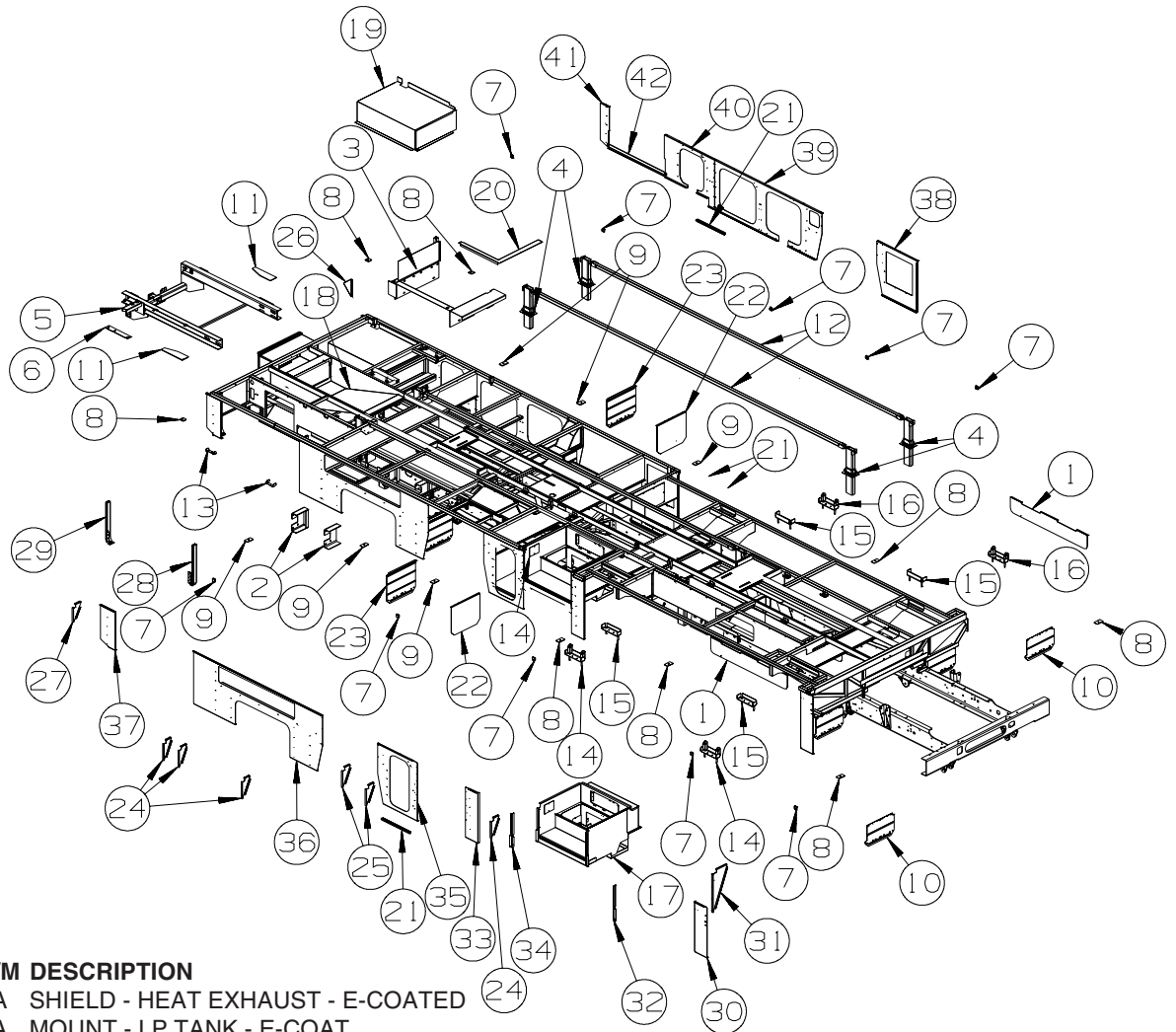
135066-03-01A/04A, 150778-01-01A, 151277-03-01A, 151279-02-01A/02A, 151279-03-01A (CONTINUED)

KEY	PART NUMBER	U/M	DESCRIPTION	VENDOR NO.
1	112881-03-702	EA	CLIP - MAIN TOP	74003998
2	126023-01-731	EA	BOTTOM - OVEN	2205F016-19
3	126023-01-718	EA	FLUE BOX ASSEMBLY	4006W075-80
6	126023-01-713	EA	TRIM - SIDE (RIGHT) BLACK	74002827
6	126023-01-714	EA	TRIM - SIDE (LEFT) BLACK	74002828
7	135066-03-708	EA	SPRING - OVEN DOOR	7803P053-60
9	128728-01-703	EA	PIN/T-NUT F/HINGE	7103P109-60
11	135066-03-701	EA	PANEL - MANIFOLD - BLACK	74007306
12	112881-01-721	EA	DEFLECTOR/FLUE-BLK-SEALED BR	74002829
15	126023-01-716	EA	RACK - OVEN	74003106

CONTACT WINNEBAGO PART SALES FOR UNLISTED COMPONENT(S)

CHASSIS GROUP

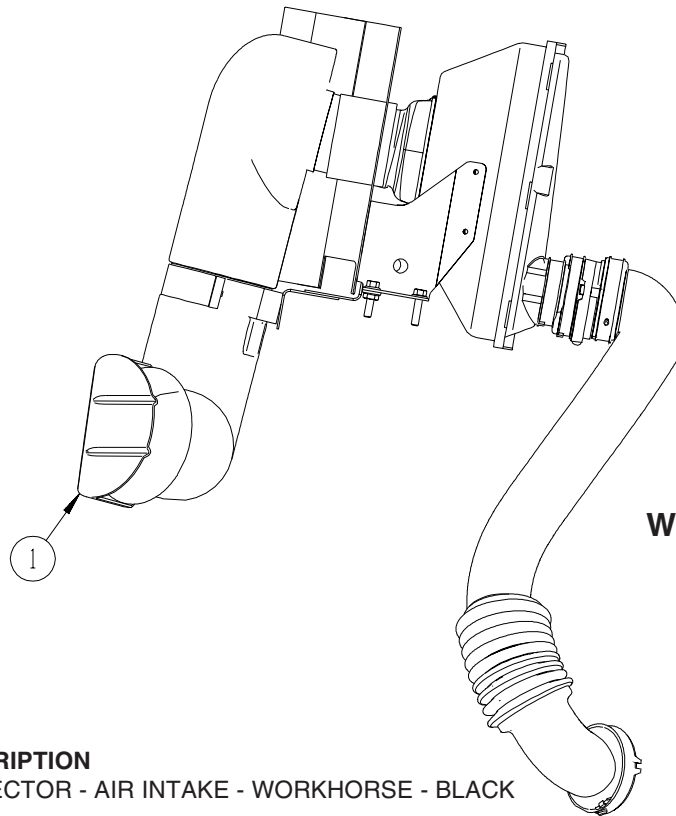
FRAME



KEY	PART NUMBER	U/M	DESCRIPTION
1	149346-01-02B	EA	SHIELD - HEAT EXHAUST - E-COATED
2	120867-01-02B	EA	MOUNT - LP TANK - E-COAT
3	138113-10-02B	EA	OUTRIGGER/GENERATOR - E-COATED
4	139724-01-01A	EA	BOOT - TOWER - BLACK
5	154052-03-01A	EA	CLIP/REAR EXTENSION RAIL - W/HITCH - W/O TIRE CARRIER - WORKHORSE
5	154052-16-01A	EA	CLIP/REAR EXTENSION RAIL - W/HITCH - W/O TIRE CARRIER - FORD
6	136538-01-02B	EA	SHIM - HITCH - E-COATED
7	119845-01-01A	EA	PLUG/PLASTIC - 1 1/2" SQUARE - BLACK
8	135712-02-02B	EA	PLATE - BODY MOUNT - E-COATED
9	135712-01-02B	EA	PLATE - BODY MOUNT - E-COATED
10	136388-07-02B	EA	GUARD/ROCK - STEEL - 18" X 11" - E-COATED
11	133095-01-02B	EA	PLATE - CLIP - E-COATED
12	154049-03-02B	EA	UBE ASM-TENSION,SPLICE,E-CT
13	156785-05-02B	EA	BRACKET - A/C SUPPORT - E-COATED
14	152558-02-02B	EA	BRACKET/MOUNT - F/SLIDEOUT - E-COATED
15	152558-01-02B	EA	BRACKET/MOUNT - F/SLIDEOUT - E-COATED
16	152558-06-02B	EA	BRACKET/MOUNT - F/SLIDEOUT - E-COATED
17	161763-01-02B	EA	BOX/ENTRANCE STEP - E-COATED
17	161763-03-02B	EA	BOX/ENTRANCE STEP - E-COATED
			FROM: 00-00-00 THRU: 10-21-07
			FROM: 10-22-07 THRU: 99-99-99
18	144746-09-02B	EA	COMPARTMENT - FURNACE - E-COATED
19	140930-04-02B	EA	COMPARTMENT - GENERATOR - E-COATED
20	152274-02-02B	EA	SUPPORT/COMPARTMENT - POWER CORD - E-COATED
21	126516-01-01A	FT	TRIM - VINYL/EXTRUDED - 8'
22	134191-01-02B	EA	GUARD/ROCK - STEEL - W/BEND - 18"W X 14.9"H - E-COATED
			FROM: 00-00-00 THRU: 12-16-07
22	136391-02-02B	EA	GUARD/ROCK - STEEL - W/ANGLE - 18"W X 15"H - E-COATED - NOT ILLUSTRATED
			FROM: 12-17-07 THRU: 99-99-99
23	136391-02-02B	EA	GUARD/ROCK - STEEL - W/ANGLE - 18"W X 15"H - E-COATED
24	123440-16-02B	EA	SUPPORT - PANEL - 13.8"/10.6" X 4.7" - E-COATED

CHASSIS GROUP (CONTINUED)
FRAME (CONTINUED)

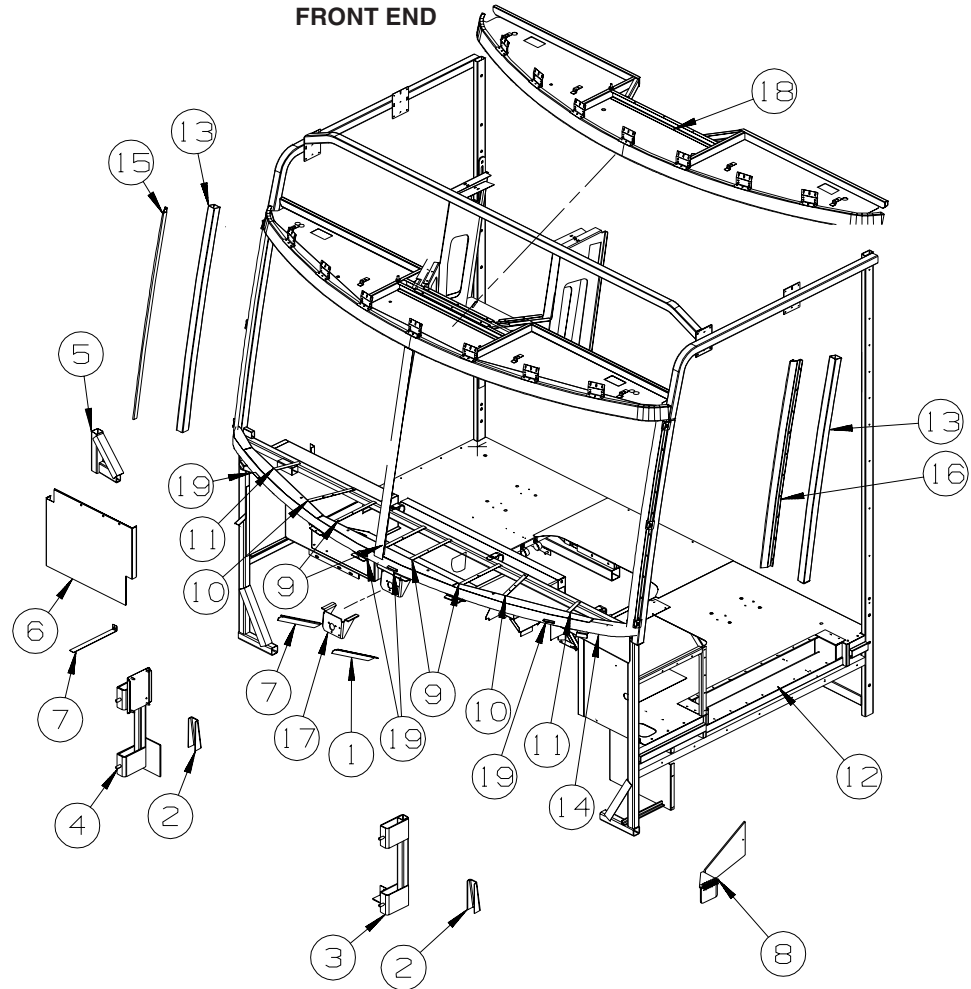
KEY	PART NUMBER	U/M	DESCRIPTION
25	123440-02-02B	EA	SUPPORT - PANEL - 9.9"/7.6" X 4.7" - E-COATED
26	123440-07-02B	EA	SUPPORT - PANEL - 8.7" X 4.7" - E-COATED
27	123440-06-02B	EA	SUPPORT - PANEL - 8.7"/5.5" X 4.7" - E-COATED
28	133833-01-02B	EA	HANGER - A/C - E-COATED
29	133833-02-02B	EA	HANGER - A/C - E-COATED
30	148753-06-02B	EA	PLATE/SEAL - E-COATED
31	123440-13-02B	EA	SUPPORT - PANEL - 20.9"/19.5" X 8.8" - SLIDEOUT - E-COATED
32	136814-01-02B	EA	ANGLE/FILLER - STEP/RH HAND - E-COATED
33	148753-05-02B	EA	PLATE/SEAL - E-COATED
34	136814-02-02B	EA	ANGLE/FILLER - STEP/LH HAND - E-COATED
35	148753-11-02B	EA	PLATE/SEAL - E-COATED
36	148753-30-02B	EA	PLATE/SEAL - E-COATED
37	137098-23-02B	EA	PLATE/SEAL - E-COATED
38	148753-03-02B	EA	PLATE/SEAL - E-COATED - WTR HTR-10GAL/ELEC/LP/MTRAIID
38	148753-10-02B	EA	PLATE/SEAL - E-COATED - WTR HTR-AUX AUTO/MOTORAIID
39	148753-09-02B	EA	PLATE/SEAL - E-COATED
40	152068-52-02B	EA	PLATE/SEAL - E-COATED
41	137103-14-02B	EA	PLATE/SEAL - E-COATED
42	133612-05-02B	EA	ZEE/SEAL PLANE - BOTTOM - E-COATED
	123655-01-000	FT	SEAL - CLOSED CELL/FOAM



KEY	PART NUMBER	U/M	DESCRIPTION
1	154181-01-10A	EA	DEFLECTOR - AIR INTAKE - WORKHORSE - BLACK

CHASSIS GROUP (CONTINUED)

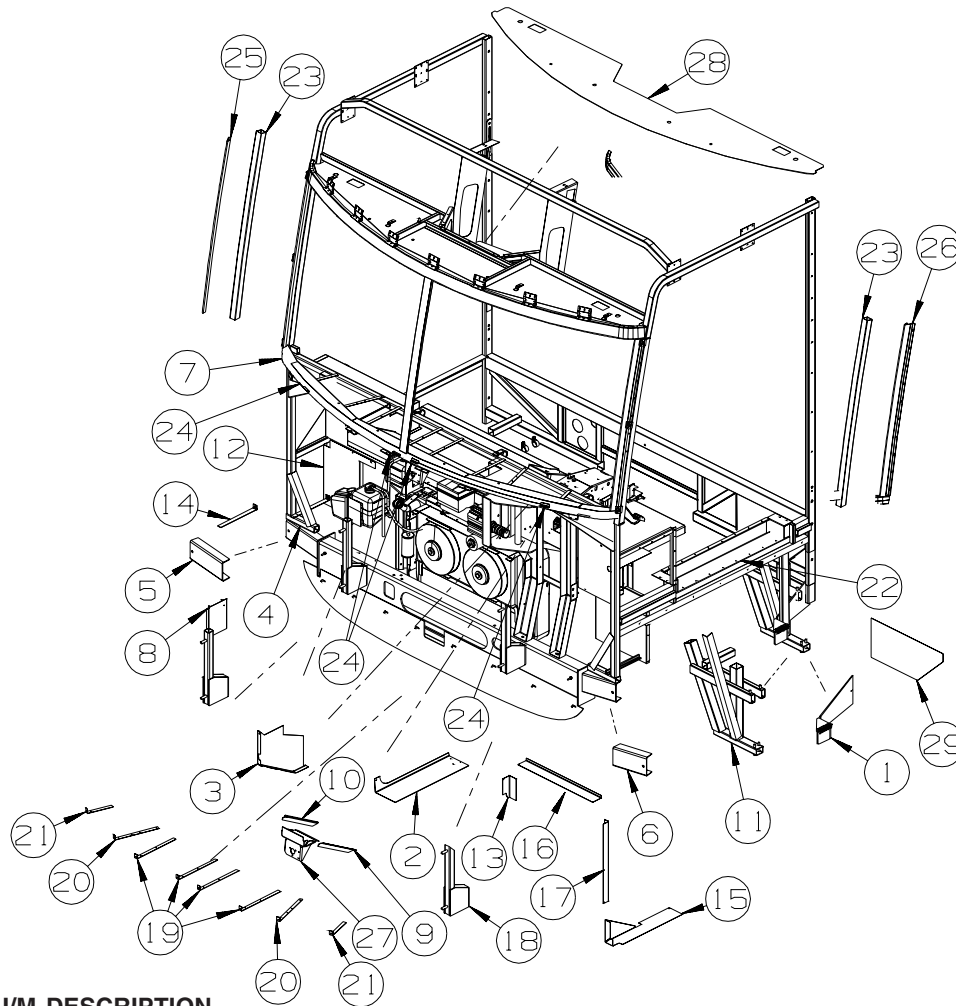
FRONT END



FORD

KEY	PART NUMBER	U/M	DESCRIPTION
1	134371-01-01B	EA	ANGLE/MOUNT - WIPER MOTOR
2	117622-01-02B	EA	BRACE - TUBE/BUMPER - VERTICAL - E-COATED
3	152916-01-02B	EA	SUPPORT - FRONT - E-COATED
4	152916-05-02B	EA	SUPPORT - FRONT - E-COATED
5	152725-02-02B	EA	SUPPORT - WHEEL LIP - E-COATED
6	144679-02-02B	EA	SHIELD/SPLASH - HEADLIGHT - E-COATED
7	134371-02-01B	EA	ANGLE/MOUNT - WIPER MOTOR
8	152131-01-04B	EA	STEP - DRIVER DOOR - BLACK - F33V, F32H
9	137047-04-01B	EA	STRAP - DEFROSTER PLENUM
10	137047-05-01B	EA	STRAP - DEFROSTER PLENUM
11	137047-06-01B	EA	STRAP - DEFROSTER PLENUM
12	146492-02-01B	EA	PANEL - STEPWELL
13	117273-01-01A	EA	TUBE - SUPPORT - A-PILLAR
14	124974-01-01B	EA	SUPPORT - WINDSHIELD, LOWER, MILL FINISH
15	156767-01-01B	EA	FRAME - WINDSHIELD - A-PILLAR - MILL
16	156767-02-01B	EA	FRAME - WINDSHIELD - A-PILLAR - MILL
17	134506-04-01B	EA	BRACKET - WIPER MOTOR
18	145665-04-01B	EA	HEADER ASM - FRONT END
19	124975-01-01B	EA	SUPPORT-WINDSHIELD, UPPER, MILL
19	NOT USED		

CHASSIS GROUP (CONTINUED)
FRONT END (CONTINUED)



WORKHORSE

KEY	PART NUMBER	U/M	DESCRIPTION
1	152131-01-04B	EA	STEP - DRIVER DOOR - BLACK - F33V, F32H
2	137041-01-02B	EA	ANGLE/FILLER - MOTOR COVER - E-COATED
3	150565-01-02B	EA	PANEL - CLOSE OUT - CAB - E-COATED
4	152725-02-02B	EA	SUPPORT - WHEEL LIP - E-COATED
5	137048-02-02B	EA	CHANNEL/SUPPORT - FRONT END - E-COATED
6	137048-01-02B	EA	CHANNEL/SUPPORT - FRONT END - E-COATED
7	124974-01-01B	EA	SUPPORT - WINDSHIELD, LOWER, MILL
8	134807-11-02B	EA	SUPPORT - FRONT - E-COATED - INCLUDES RESERVOIR BRACKET
9	134371-01-01B	EA	ANGLE/MOUNT - WIPER MOTOR
10	134371-02-01B	EA	ANGLE/MOUNT - WIPER MOTOR
11	138340-01-02B	EA	SUPPORT/STEP - DRIVER - E-COATED - CHASSIS W/22.5 TIRE - F35A, F35L, F38J, F32H
12	121962-02-02B	EA	SHIELD/SPLASH - HEADLIGHT - E-COATED
13	139131-01-02B	EA	ANGLE - W/NOTCH - E-COATED
14	139119-01-02B	EA	STRAP - BENT, W/HOLE - E-COATED
15	137045-01-02B	EA	PANEL - FILLER, BULKHEAD - E-COATED
16	137037-01-02B	EA	ANGLE/FILLER - E-COATED
17	137037-02-02B	EA	ANGLE/FILLER - E-COATED
18	134807-12-02B	EA	SUPPORT - FRONT - E-COATED
19	137047-04-01B	EA	STRAP - DEFROSTER PLENUM
20	137047-05-01B	EA	STRAP - DEFROSTER PLENUM
21	137047-06-01B	EA	STRAP - DEFROSTER PLENUM
22	146492-02-01B	EA	PANEL - STEPWELL
23	117273-01-01A	EA	TUBE - SUPPORT - A-PILLAR
24	126289-65-01B	EA	ANGLE - FORMED
25	156767-01-01B	EA	FRAME - WINDSHIELD - A-PILLAR - MILL
26	156767-02-01B	EA	FRAME - WINDSHIELD - A-PILLAR - MILL
27	134506-04-01B	EA	BRACKET - WIPER MOTOR
28	145665-04-01B	EA	HEADER ASM - FRONT END
	124975-01-01B	EA	SUPPORT-WINDSHIELD, UPPER, MILL
29	137496-01-01B	EA	PANEL - SPLASH GUARD - F35A, F35L, F38J

CHASSIS GROUP (CONTINUED)
DRIVETRAIN

20,500 GVWR FORD 220 WHEELBASE (F32H)

KEY	PART NUMBER	U/M	DESCRIPTION
	155576-11-000	EA	DRIVESHAFT - BALANCED - 3 SECTION - FORD F53 - 220" WB - 208 STRETCH TO 220, 20500 GVWR

21,200 GVWR WORKHORSE 220 WHEELBASE (F32H)

KEY	PART NUMBER	U/M	DESCRIPTION
	128528-03-000	EA	BOLT - U-JOINT - 3/8-24 X 3/4
	128528-04-000	EA	STRAP - BEARING - 1480 JOINT
	138616-06-02B	EA	BRACKET/BEARING MOUNT-FRT/220" WHEEL BASE-E-COATED - 208 STRETCH TO 220, 21200 GVWR
	140691-07-000	EA	DRIVESHAFT- BALANCED - 3 SECTION - WH W20 - 220" WB - 208 STRETCH TO 220, 21200 GVWR

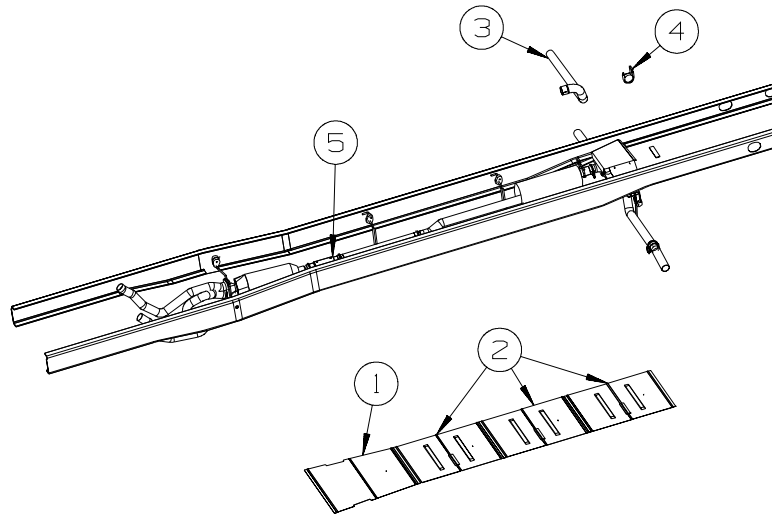
24,000 GVWR WORKHORSE 248 WHEELBASE (F38J)

KEY	PART NUMBER	U/M	DESCRIPTION
	128528-03-000	EA	BOLT - U-JOINT - 3/8-24 X 3/4
	128528-04-000	EA	STRAP - BEARING - 1480 JOINT
	138616-01-02B	EA	BRACKET/BEARING MOUNT - FRONT/248" W B - E-COATED - 228 STRETCH TO 248, 24000 GVWR
	138616-02-02B	EA	BRACKET/BEARING MOUNT - MID-RR/248" W B - E-COATED - 228 STRETCH TO 248, 24000 GVWR
	138126-05-000	EA	DRIVESHAFT-BAL-4 SEC-WH W2 -248" WB-228 STRETCH TO 248, 24000 GVWR W/DISC PARK BRAKE

24,000 GVWR FORD 248 WHEELBASE (F38J)

KEY	PART NUMBER	U/M	DESCRIPTION
	167028-03-000	EA	DRIVESHAFT - BALANCED - 248" WB - F53FD - 24,000 GVWR
	115043-03-000	EA	BUSHING - DRIVESHAFT

CHASSIS GROUP (CONTINUED)
EXHAUST

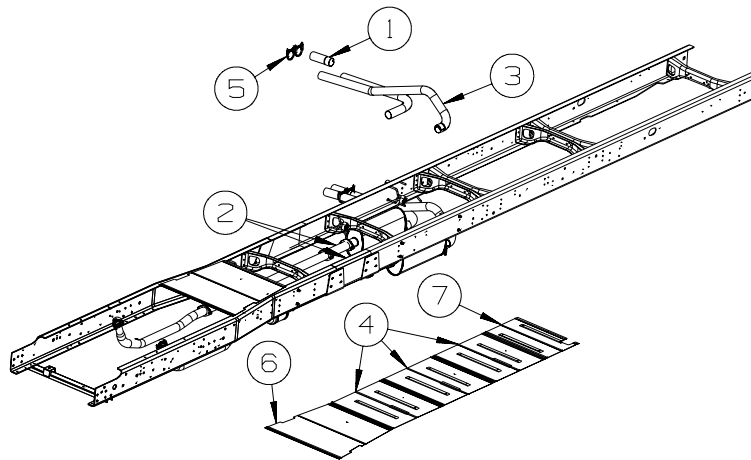


**FORD
F32H**

F32H

208 TO 220 STRETCH

KEY	PART NUMBER	U/M	DESCRIPTION
1	128756-01-02B	EA	SHIELD - HEAT/EXHAUST - 33.9" X 16.9" - E-COATED
2	143712-05-02B	EA	SHIELD/HEAT - EXHAUST - E-COATED
3	122529-03-000	EA	PIPE - EXHAUST
4	122392-16-02B	EA	HANGER - TAILPIPE - E-COATED
	094918-01-000	EA	CLAMP - EXHAUST - 3" - GUILLOTINE STYLE
5	112012-02-000	EA	PIPE - EXHAUST - 3" DIAMETER - FORD CHASSIS
	094918-06-000	EA	CLAMP - EXHAUST - 3" -HEAVY DUTY



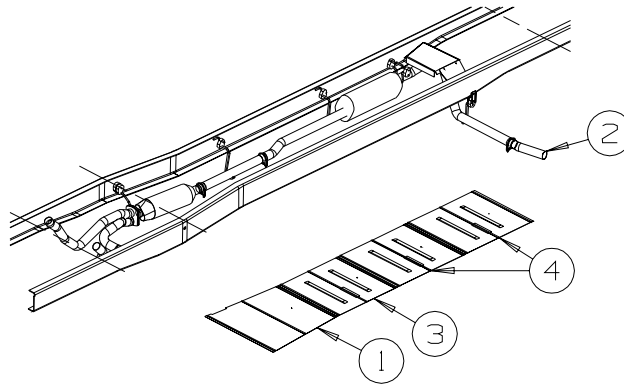
**WORKHORSE
F32H**

F32H

220 INCH WHEELBASE

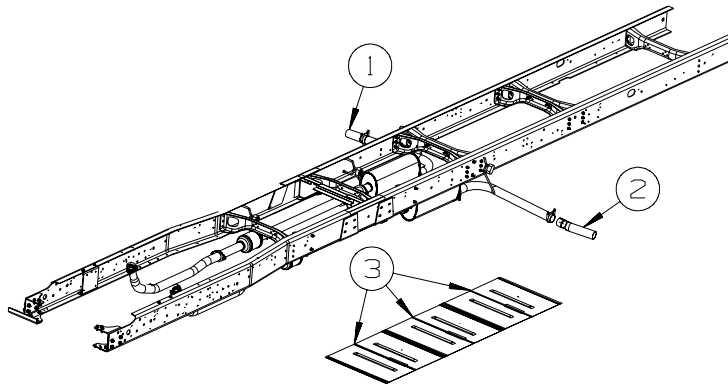
KEY	PART NUMBER	U/M	DESCRIPTION
1	098762-05-000	EA	EXTENSION - EXHAUST - STRAIGHT - 3" O.D X 7.9" LONG - SST
2	137652-03-000	EA	PIPE - EXHAUST W/FLANGES
3	141412-02-000	EA	PIPE - EXHAUST
4	143712-02-02B	EA	SHIELD - HEAT/EXHAUST - E-COATED
5	155919-01-02B	EA	HANGER - TAILPIPE - DOUBLE - E-COATED
6	128756-01-02B	EA	SHIELD - HEAT/EXHAUST - 33.9" X 16.9" - E-COATED
7	143712-07-02B	EA	SHIELD - HEAT/EXHAUST - E-COATED

CHASSIS GROUP (CONTINUED)
EXHAUST (CONTINUED)



**FORD
F33V**

KEY	PART NUMBER	U/M	DESCRIPTION
1	128756-01-02B	EA	SHIELD - HEAT/EXHAUST - 33.9" X 16.9" - E-COATED
2	142985-01-000	EA	PIPE - EXHAUST
3	143712-02-02B	EA	SHIELD - HEAT/EXHAUST - E-COATED
4	143712-05-02B	EA	SHIELD/HEAT - EXHAUST - E-COATED - QUANTITY 2 FROM: 00-00-00 THRU: 12-02-07
4	143712-02-02B	EA	SHIELD/HEAT - EXHAUST - E-COATED - QUANTITY 2 - NOT ILLUSTRATED FROM: 12-03-07 THRU: 99-99-99
4	143712-07-02B	EA	SHIELD/HEAT - EXHAUST - E-COATED - QUANTITY 1 - NOT ILLUSTRATED FROM: 12-03-07 THRU: 99-99-99



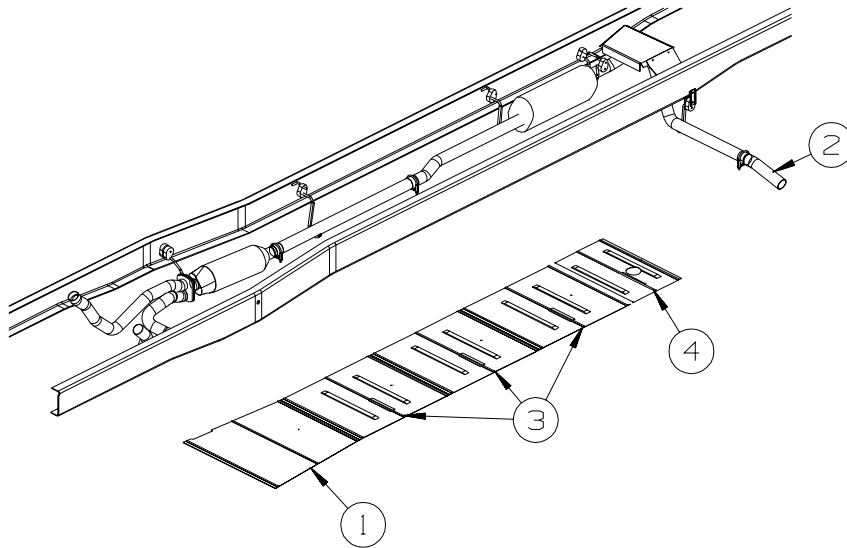
**WORKHORSE
F33V**

F33V/F33S

208 INCH WHEELBASE

KEY	PART NUMBER	U/M	DESCRIPTION
1	098762-05-000	EA	EXTENSION - EXHAUST - STRAIGHT - 3" O.D X 7.9" LONG - SST
	094918-01-000	EA	CLAMP - EXHAUST - 3" - GUILLOTINE STYLE
2	142985-01-000	EA	PIPE - EXHAUST
	094918-01-000	EA	CLAMP - EXHAUST - 3" - GUILLOTINE STYLE
3	143712-05-02B	EA	SHIELD/HEAT - EXHAUST - E-COATED

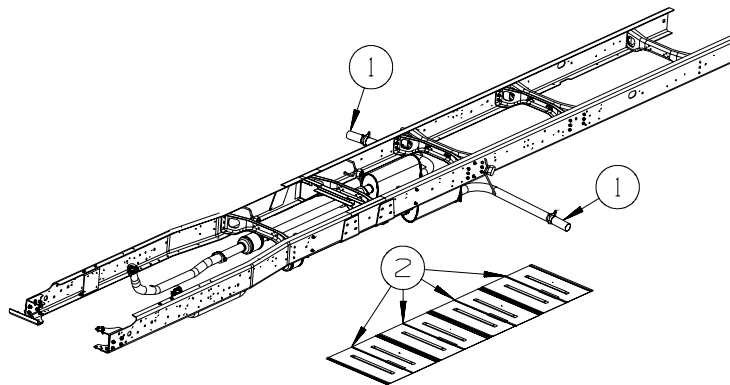
CHASSIS GROUP (CONTINUED)
EXHAUST (CONTINUED)



FORD
F35A, F35L

228" WHEELBASE

KEY	PART NUMBER	U/M	DESCRIPTION
1	128756-01-02B	EA	SHIELD - HEAT/EXHAUST - 33.9" X 16.9" - E-COATED
2	142985-01-000	EA	PIPE - EXHAUST
3	143712-05-02B	EA	SHIELD/HEAT - EXHAUST - E-COATED
4	143712-07-02B	EA	SHIELD/HEAT - EXHAUST - E-COATED
			FROM: 00-00-00 THRU: 12-02-07
4	143712-02-02B	EA	SHIELD/HEAT - EXHAUST - E-COATED
			FROM: 12-03-07 THRU: 99-99-99



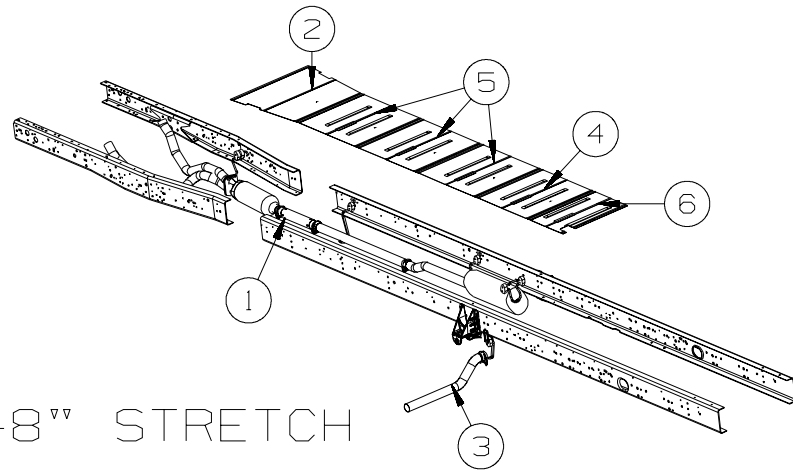
WORKHORSE
F35A, F35L

F35A/F35L

228 INCH WHEELBASE

KEY	PART NUMBER	U/M	DESCRIPTION
1	098762-05-000	EA	EXTENSION - EXHAUST - STRAIGHT - 3" O.D X 7.9" LONG - SST
	094918-01-000	EA	CLAMP - EXHAUST - 3" - GUILLOTINE STYLE
2	143712-02-02B	EA	SHIELD/HEAT - EXHAUST - E-COATED

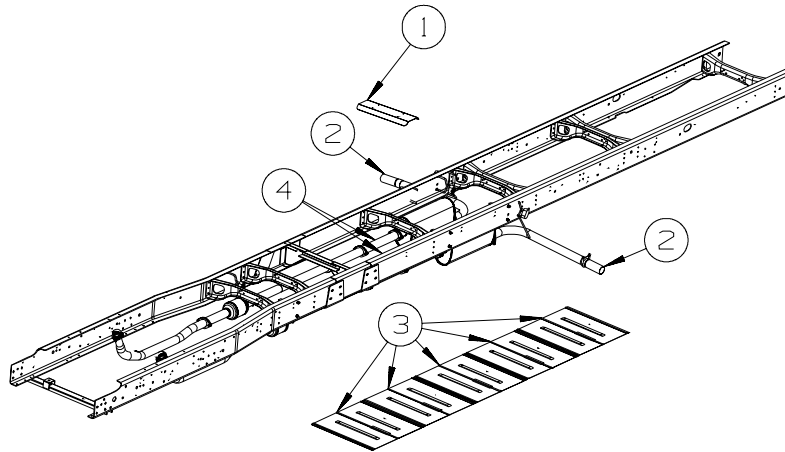
CHASSIS GROUP (CONTINUED)
EXHAUST (CONTINUED)



**FORD
F38J**

228^{vv} TO 248^{vv} STRETCH

KEY	PART NUMBER	U/M	DESCRIPTION
1	112012-03-000	EA	PIPE - EXHAUST - 3" DIAMETER - FORD CHASSIS
	094918-06-000	EA	CLAMP - EXHAUST - 3" - HEAVY DUTY
2	128756-01-02B	EA	SHIELD - HEAT/EXHAUST - 33.9" X 16.9" - E-COATED
3	129726-04-000	EA	PIPE - EXHAUST
4	143712-02-02B	EA	SHIELD/HEAT - EXHAUST - E-COATED
5	143712-05-02B	EA	SHIELD/HEAT - EXHAUST - E-COATED
6	143712-07-02B	EA	SHIELD/HEAT - EXHAUST - E-COATED



**WORKHORSE
F38J**

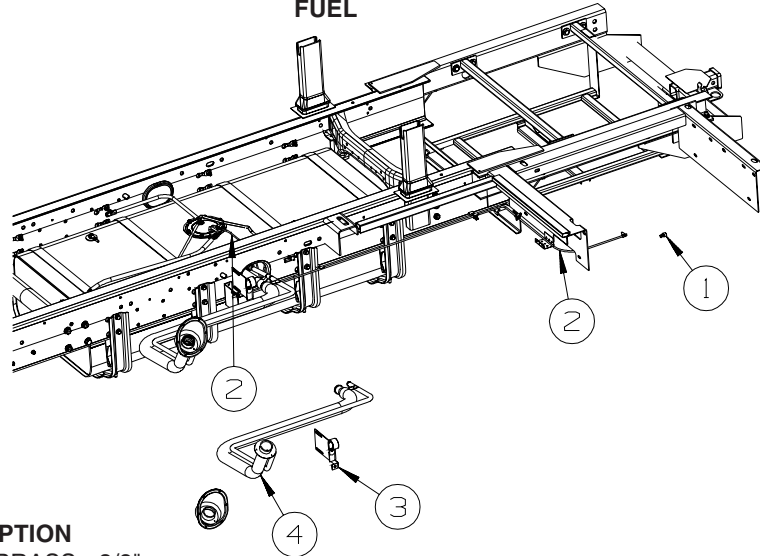
F35J/F38S

248 INCH WHEELBASE

KEY	PART NUMBER	U/M	DESCRIPTION
1	150346-01-09B	EA	SHIELD - TAILPIPE - GALVANIZED
	094918-01-000	EA	CLAMP - EXHAUST - 3" - GUILLOTINE STYLE
2	098762-05-000	EA	EXTENSION - EXHAUST - STRAIGHT - 3" O.D X 7.9" LONG - SST
	094918-01-000	EA	CLAMP - EXHAUST - 3" - GUILLOTINE STYLE
3	143712-02-02B	EA	SHIELD - HEAT/EXHAUST - E-COATED
4	137652-06-000	EA	PIPE - EXHAUST - W/FLANGES

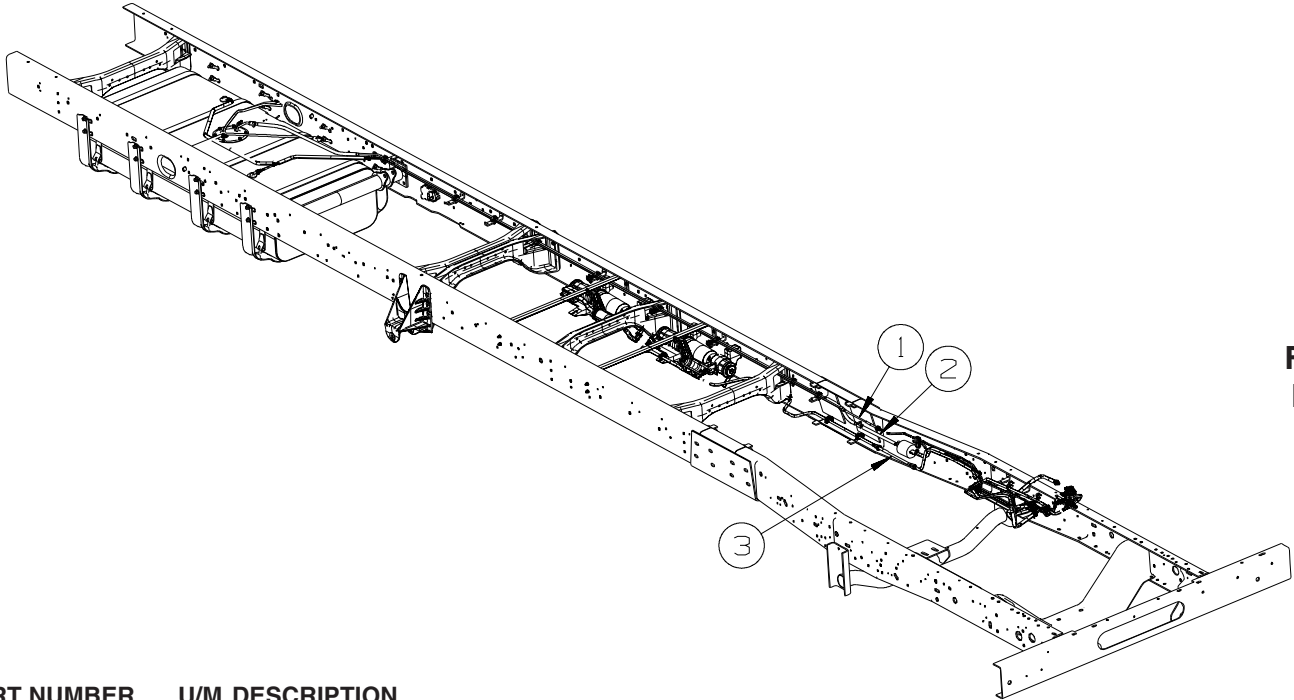
CHASSIS GROUP (CONTINUED)

FUEL



FORD

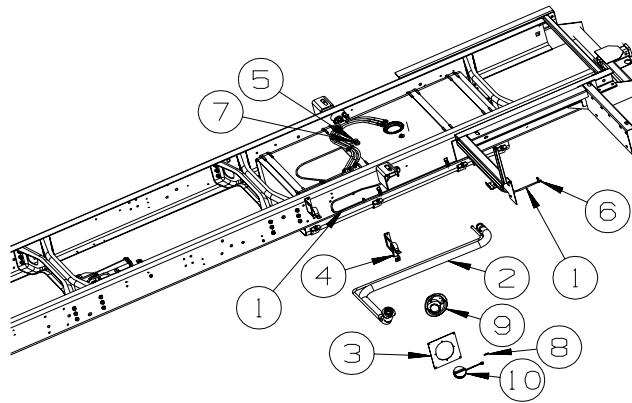
KEY	PART NUMBER	U/M	DESCRIPTION
1	084884-01-000	EA	PLUG - BRASS - 3/8"
2	128139-03-000	FT	HOSE - FUEL - LOW PERMEABILITY - 1/4" DIAMETER
3	140728-02-02B	EA	BRACKET - FUEL FILL - E-COATED
4	153027-01-000	EA	NECK - FUEL FILL



FORD
F32H

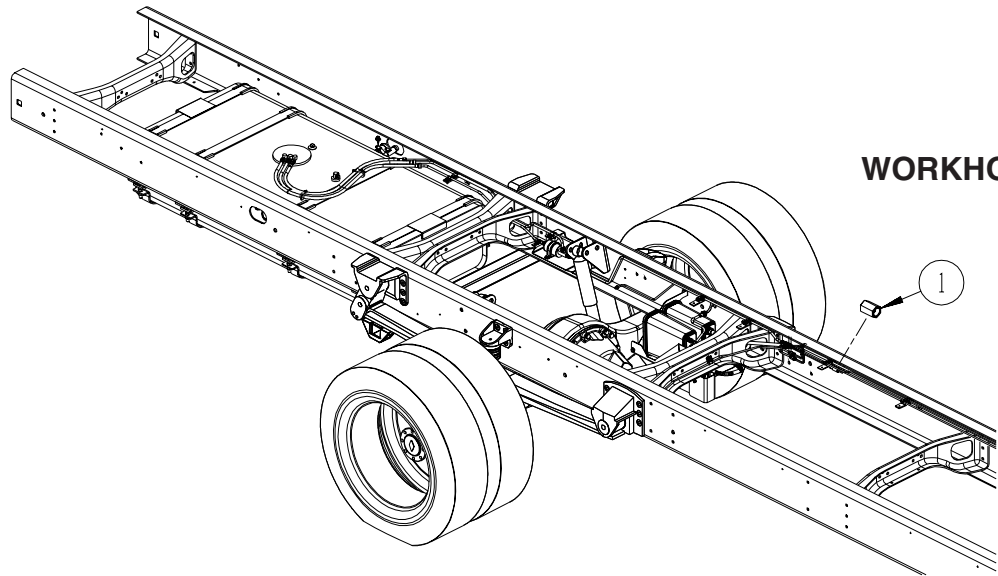
KEY	PART NUMBER	U/M	DESCRIPTION
1	155360-01-000	EA	EXTENSION - TUBE/VAPOR 5/16" - FUEL TANK VENT
2	129494-02-000	EA	FUEL LINE - 5/16" X 34.9" - FORD CHASSIS
3	155359-01-000	EA	EXTENSION - TUBE/VAPOR 1/2" - EMISSION CANISTER

CHASSIS GROUP (CONTINUED)
FUEL (CONTINUED)



WORKHORSE

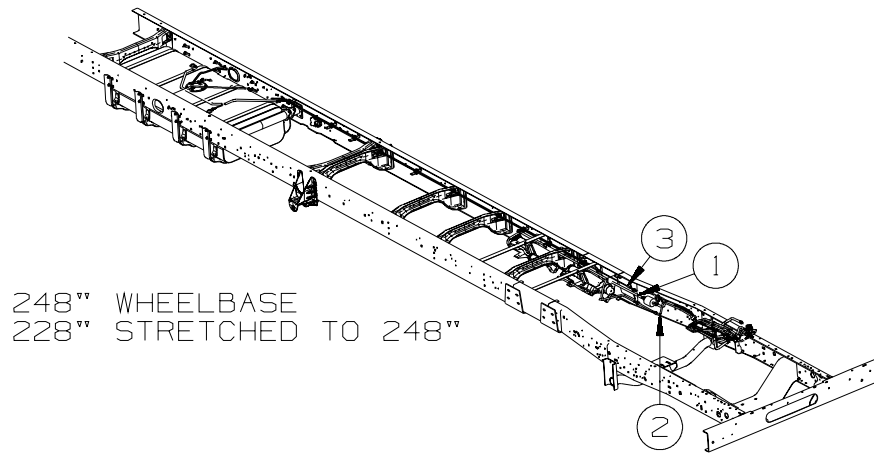
KEY	PART NUMBER	U/M	DESCRIPTION
1	128139-03-000	FT	HOSE - FUEL - LOW PERMEABILITY - 1/4" DIAMETER
2	136300-02-000	EA	NECK - FUEL FILL
3	139138-01-02B	EA	PLATE - FUEL FILL - E-COATED
4	140728-03-02B	EA	BRACKET - FUEL FILL - E-COATED
5	068382-06-000	EA	BUSHING - BRASS - 3/8"MPT X 1/8"FPT
6	084884-01-000	EA	PLUG - BRASS - 3/8"
7	114254-01-000	EA	ADAPTER - 1/4 BARB X 1/8 MPT
8	099069-01-000	EA	SEAL - RUBBER - CLOSED SPONGE - .5" WIDE X .12" THICK-BLK
9	128299-02-01A	EA	SHROUD - FUEL FILL
10	163743-01-000	EA	CAP - FUEL FILL - 1/4 TURN - WORKHORSE



WORKHORSE

KEY	PART NUMBER	U/M	DESCRIPTION
1	098779-02-000	EA	COUPLER - FUEL LINE - 1.2" LONG X 16MM THREAD - STRETCHED CHASSIS ONLY

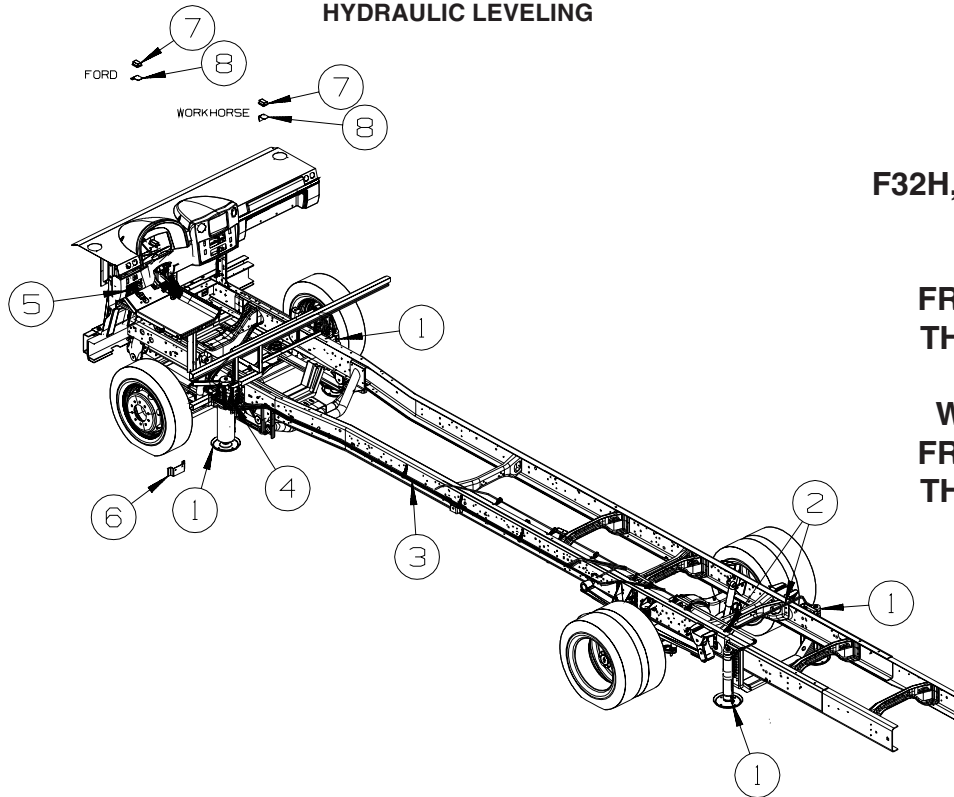
CHASSIS GROUP (CONTINUED)
FUEL (CONTINUED)



FORD
F38J

KEY	PART NUMBER	U/M	DESCRIPTION
1	129494-03-000	EA	FUEL LINE - 5/16" X 21.2" - FORD CHASSIS
2	155359-01-000	EA	EXTENSION - TUBE/VAPOR 1/2" - EMISSION CANISTER
3	155360-02-000	EA	EXTENSION - TUBE/VAPOR 5/16" - FUEL TANK VENT

CHASSIS GROUP (CONTINUED) HYDRAULIC LEVELING



F32H,F33V,F35A, F35L

FORD

FROM: 00-00-00

THRU: 06-15-07

WORKHORSE

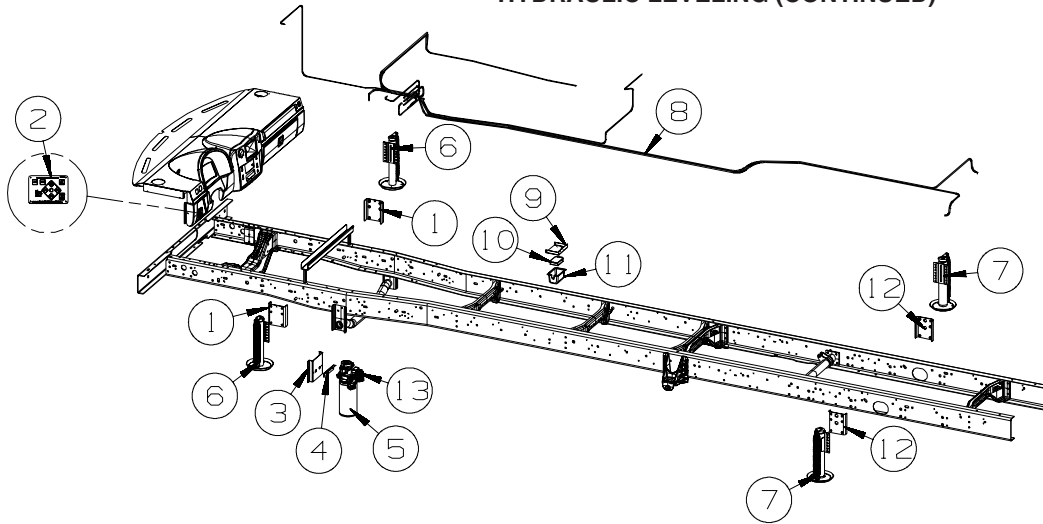
FROM: 00-00-00

THRU: 08-03-07

KEY	PART NUMBER	U/M	DESCRIPTION
1*	139641-09-000	EA	LEVELING SYSTEM - W/O PUMP - W/HARNESS/RMT SWITCH CAPABLE - FORD FROM: 00-00-00 THRU: 04-29-07
1*	139641-12-000	EA	LEVELING SYSTEM - W/O PUMP - W/HARNESS/RMT SWITCH CAPABLE - FORD FROM: 04-30-07 THRU: 99-99-99
1*	139641-10-000	EA	LEVELING SYSTEM-W/O PUMP-W/HARNESS/RMT SWITCH CAPABLE - WH
2	126624-01-02B	EA	ANGLE - WIRE SUPPORT - E-COAT
3*	139644-03-000	EA	HOSE KIT - LEVELING JACKS
4*	156056-01-000	EA	PUMP - F/MANUAL LEVELING SYSTEM
4*	156056-02-000	EA	PUMP - F/AUTOMATIC LEVELING SYSTEM - HYDRLC LVL JACK-AUTO
5	139643-02-000	EA	CONTROL - LEVEL W/O INDIVIDUAL CONTROLS - RECTANGLE BOX
5	139643-08-000	EA	CONTROL - LEVEL - AUTO SYST-W/SENSOR HARNESS/RMT SW CAPABLE - HYDRLC LVL JACK-AUTO
6	154816-01-02B	EA	BRACKET - PUMP/LEVELING - E-COATED
7	156057-01-000	EA	SENSOR - F/AUTOMATIC LEVELING SYSTEM - #1802923 - HYDRLC LVL JACK-AUTO
8	153870-01-02B	EA	BRACKET - SENSOR/LEVEL - E-COATED - WORKHORSE - HYDRLC LVL JACK-AUTO
8	153870-02-02B	EA	BRACKET - SENSOR/LEVEL - E-COATED - FORD - HYDRLC LVL JACK-AUTO

***COMPONENT PARTS LISTED LATER IN THIS GROUP**

CHASSIS GROUP (CONTINUED)
HYDRAULIC LEVELING (CONTINUED)



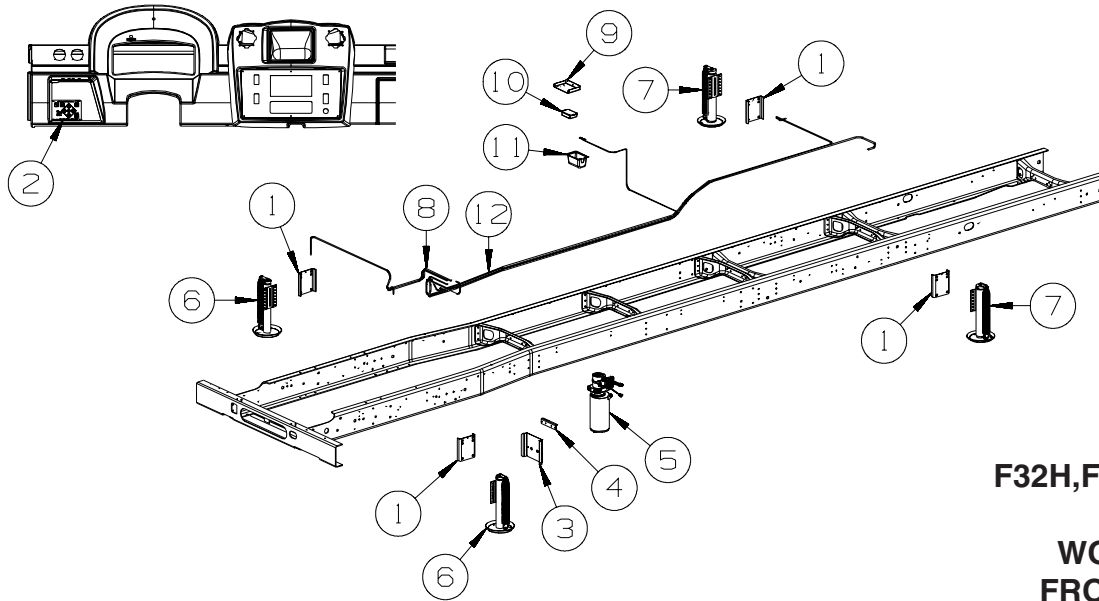
F32H,F33V,F35A, F35L

FORD
FROM: 06-16-07
THRU: 99-99-99

KEY	PART NUMBER	U/M	DESCRIPTION
1	165037-02-02B	EA	BRACKET - LEVELING JACK/Front-Ford-E-Coated -F32H, F33V, AND F35A, F35L W/22,000# GVWR
1	165037-01-02B	EA	BRACKET - LEVELING JACK - E-Coated - F35A, F35L W/24,000# GVWR
2	164881-01-000	EA	TOUCH PAD/LEVEL CONTROL
3	165483-02-02B	EA	BRACKET - PUMP/LEVELING - E-Coated
4	165682-01-02B	EA	BRACKET - PUMP/LEVELING - E-Coated
5*	165120-01-000	EA	PUMP - LEVELING SYSTEM/VERTICAL MOUNT - FRT ENGINE/GAS
6*	165119-01-000	EA	JACK/LEVELING - 8000 LB/Front
7*	165119-02-000	EA	JACK/LEVELING - 13000 LB/REAR
8*	165179-01-000	EA	HOSE KIT - LEVELING JACKS
9	164971-03-02B	EA	BRACKET - CONTROL MODULE/LEVELING SYSTEM - E-Coated
10	165121-01-000	EA	CONTROL MODULE - LEVELING SYSTEM
11	165075-01-01A	EA	COVER - ELECTRICAL BOX/LEVELING SYSTEM
12	165037-03-02B	EA	BRACKET - LEVELING JACK/REAR - FORD - E-Coated
			FROM: 06-16-07 THRU: 12-02-07
12	165037-06-02B	EA	BRACKET - LEVELING JACK/REAR - FORD - E-Coated
			FROM: 12-03-07 THRU: 99-99-99
13*	164877-01-000	EA	LEVELING SYSTEM - W/O PUMP/JACKS/CONTROL MODULE-W/HARNESS

***COMPONENT PARTS LISTED LATER IN THIS GROUP**

CHASSIS GROUP (CONTINUED)
HYDRAULIC LEVELING (CONTINUED)



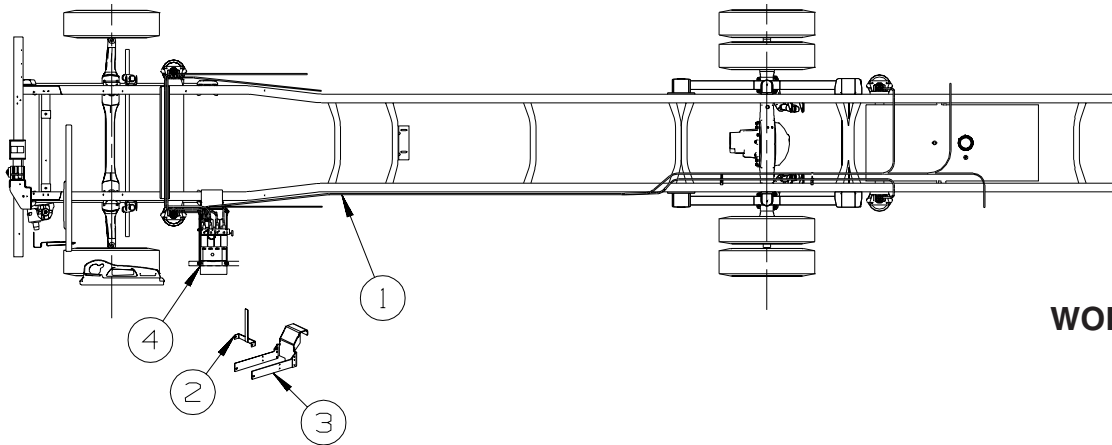
F32H, F33V, F35A, F35L

WORKHORSE
FROM: 08-04-07
THRU: 99-99-99

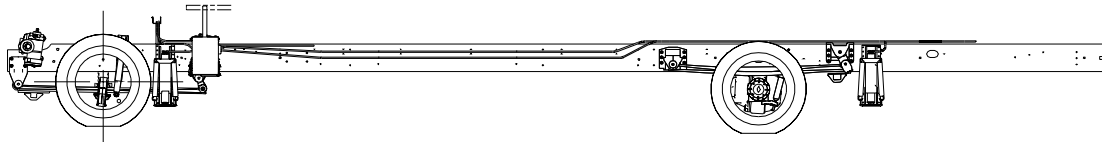
KEY	PART NUMBER	U/M	DESCRIPTION
1	165037-01-02B	EA	BRACKET - LEVELING JACK - WORKHORSE - E-COATED
2	164881-01-000	EA	TOUCH PAD/LEVEL CONTROL
3	165483-02-02B	EA	BRACKET - PUMP/LEVELING - E-COATED
4	165682-01-02B	EA	BRACKET - PUMP/LEVELING - E-COATED
5*	165120-01-000	EA	PUMP - LEVELING SYSTEM/VERTICAL MOUNT - FRT ENGINE/GAS
6*	165119-01-000	EA	JACK/LEVELING - 8000 LB/Front
7*	165119-02-000	EA	JACK/LEVELING - 13000 LB/REAR
8*	164877-01-000	EA	LEVELING SYSTEM - W/O PUMP/JACKS/CONTROL MODULE-W/HARNES
9	164971-03-02B	EA	BRACKET - CONTROL MODULE - E-COATED
10	165121-01-000	EA	CONTROL MODULE - LEVELING SYSTEM
11	165075-01-01A	EA	COVER - ELECTRICAL BOX/LEVELING SYSTEM
12*	165179-01-000	EA	HOSE KIT - LEVELING JACKS

***COMPONENT PARTS LISTED LATER IN THIS GROUP**

CHASSIS GROUP (CONTINUED)
HYDRAULIC LEVELING (CONTINUED)

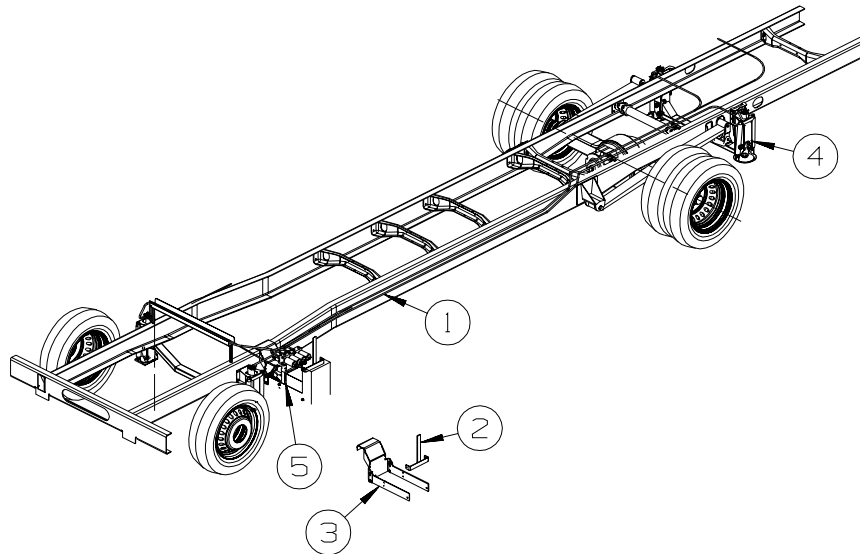


**WORKHORSE
F38J**



KEY	PART NUMBER	U/M DESCRIPTION
1*	100536-57-000	EA HOSE KIT - F/LEVELING JACKS
2	149900-01-02B	EA BRACKET - PUMP/LEVELING SYSTEM - E-COATED
3	150001-01-02B	EA BRACKET - PUMP/LEVELING SYSTEM - E-COATED
4*	153452-19-000	EA LEVELING SYSTEM - 625 SYSTEM W/3 SLIDEOUTS - WORKHORSE - TRIPLE SLIDEOUT ROOMS

*COMPONENT PARTS LISTED LATER IN THIS GROUP



**FORD
F38J**

KEY	PART NUMBER	U/M DESCRIPTION
1*	100536-57-000	EA HOSE KIT - F/LEVELING JACKS
2	149900-01-02B	EA BRACKET - PUMP/LEVELING SYSTEM - E-COATED
3	150001-01-02B	EA BRACKET - PUMP/LEVELING SYSTEM - E-COATED
4	128571-08-000	EA JACK/CROSSMEMBER ASSEMBLY - REAR - 625 - FORD
5	153452-38-000	EA LEVELING SYSTEM - 625 SYSTEM W/3 SLIDEOUTS - FORD - TRIPLE SLIDEOUT ROOMS

*COMPONENT PARTS LISTED LATER IN THIS GROUP

CHASSIS GROUP (CONTINUED)
COMPONENT PARTS FOR HYDRAULIC LEVELING

100536-57-000

KEY	PART NUMBER	U/M	DESCRIPTION	VENDOR NO.
	100536-09-700	EA	HOSE-HYDRAULIC-324"	RAP91489/AP2464
	100536-26-700	EA	HOSE - HYDRAULIC-1/4" X 100"	RAP90077/AP7832
	115767-01-705	EA	HOSE-HYDRAULIC - 1/4" X 60"	RAP4073/AP4073
	135250-02-700	EA	HOSE-HYDRAULIC - 1/4" X 300"	RAP90806/AP4064

139641-09-000

KEY	PART NUMBER	U/M	DESCRIPTION	VENDOR NO.
	139641-01-701	EA	HARNES -AIR PUMP/WARN LIGHT	1809891
	139641-01-704	EA	SWITCH/SENSOR-JACK (UP/DOWN)	1812992
	139641-01-705	EA	FITTING HYD (1/4"X90 DEGREE)	1904500
	139641-01-706	EA	FITTING HYD (1/4" STRAIGHT)	1904510
	139641-01-709	EA	JACK - REAR 15"/10K	3700701
	139641-01-710	EA	CYLINDER ONLY - 15"/10K	1905200
	139641-01-715	EA	BOLT KIT(CROSS MBR/JK/PUMP)	3717794
	139641-01-720	EA	JACK - FRONT 15"/10K	3700702
	139641-01-723	EA	FOOT PAD - JACK	3700367
	139641-01-724	EA	BOLT/FOOT - 3/4-10 X 1 1/2"	1204645
	139641-01-725	EA	HARNES - EMERGENCY RETRACT	1809908
	139641-02-700	EA	HARNES F/READ SWITCH (FORD)	1809911
	139641-02-701	EA	BRACKET MTG (F53/W22 REAR)	3717742
	139641-02-703	EA	CROSS MEMBER/REAR (F53/W22)	3717795
	139641-09-700	EA	BRACKET/MOUNTING (F53 FRONT)	3717809
	139641-09-701	EA	BRACKET/FRONT X-MEMBER	3717808

139641-10-000

KEY	PART NUMBER	U/M	DESCRIPTION	VENDOR NO.
	139641-01-701	EA	HARNES -AIR PUMP/WARN LIGHT	1809891
	139641-01-704	EA	SWITCH/SENSOR-JACK (UP/DOWN)	1812992
	139641-01-705	EA	FITTING HYD (1/4"X90 DEGREE)	1904500
	139641-01-706	EA	FITTING HYD (1/4" STRAIGHT)	1904510
	139641-01-709	EA	JACK - REAR 15"/10K	3700701
	139641-01-710	EA	CYLINDER ONLY - 15"/10K	1905200
	139641-01-711	EA	BRACKET MTG (WORKHORSE REAR)	3717740
	139641-01-715	EA	BOLT KIT(CROSS MBR/JK/PUMP)	3717794
	139641-01-720	EA	JACK - FRONT 15"/10K	3700702
	139641-01-723	EA	FOOT PAD - JACK	501-175/3700370/367
	139641-01-724	EA	BOLT/FOOT - 3/4-10 X 1 1/2"	1204645
	139641-01-725	EA	HARNES - EMERGENCY RETRACT	1809908
	139641-02-700	EA	HARNES F/READ SWITCH (FORD)	1809911
	139641-02-701	EA	BRACKET MTG (F53/W22 REAR)	3717742
	139641-02-703	EA	CROSS MEMBER/REAR (F53/W22)	3717795
	139641-03-700	EA	CROSSMEMBER/FRONT (W22)	3717804
	139641-09-702	EA	HARNES-CONTROL/PUMP	1809927

139641-12-000

KEY	PART NUMBER	U/M	DESCRIPTION	VENDOR NO.
	139641-12-700	EA	CYLINDER ONLY - 17K	1905210
	139641-12-701	EA	JACK/FRONT - 17K	1010000855
	139641-12-702	EA	JACK/REAR - 17K	1010000939

139644-03-000

KEY	PART NUMBER	U/M	DESCRIPTION	VENDOR NO.
	139644-03-700	EA	HOSE - 324" ROADSIDE REAR/T	080-AA324WSTRR
	139644-03-701	EA	HOSE - 324" CURBSIDE REAR/T	080-AA324WSTCR
	139644-03-702	EA	HOSE - 120" CURBSIDE FRONT/B	080-AA120WSBCF
	139644-03-703	EA	HOSE - 324" CURBSIDE REAR/B	080-AA324WSBCR
	139644-03-704	EA	HOSE - 324" ROADSIDE REAR/B	080-AA324WSBRR
	139644-03-705	EA	HOSE - 060" ROADSIDE FRONT/T	080-AA060WSTRF
	139644-03-706	EA	HOSE - 060" ROADSIDE FRONT/B	080-AA060WSBRF

CHASSIS GROUP (CONTINUED)
COMPONENT PARTS FOR HYDRAULIC LEVELING (CONTINUED)

153452-19-000

KEY	PART NUMBER	U/M	DESCRIPTION	VENDOR NO.
	100532-03-716	EA	SOLENOID-CONTINUOUS DUTY	RAP7505
	100532-03-717	EA	VALVE-PRESS., RETURN SHUTTLE	RAP7964
	100532-03-726	EA	SWITCH - PRESSURE	RAP8003
	100532-09-705	EA	SWITCH-PRESS - 3000 LB.	RAP0993
	100532-09-710	EA	SOLENOID-INTERMITENT DUTY	RAP0533
	100532-12-707	EA	PRING KIT (PAIR)	R3847
	100532-32-704	EA	CHIME - JACK WARNING	RAP90681/AP19765
	100532-53-700	EA	CYLINDER W/O FOOT - 9K	RAP90491/AP15891
	131306-02-701	EA	FOOT/JACK - 9K & 12K	RAP8464/AP17525
	131306-09-701	EA	VELOCITY VALVE - SINGLE	RAP90279/AP11578
	131306-11-704	EA	PRESSURE SWITCH - 50 PSI	RAP2082
	131306-12-702	EA	VALVE-PRESS SOLENOID (SMALL)	RAP90729/AP24604
	144226-01-700	EA	SWITCH - WARNING/MAGNETIC	RAP90968/AP26641
	144226-08-702	EA	SENSOR/BI-AXIS - PROGRAMABLE	RAP91172/AP28010
	153452-18-700	EA	CYLINDER W/O FOOT - 6K	RAP91661
	153452-18-701	EA	FOOT - 6K JACK	RAP8126
	153452-18-702	EA	BRACKET - 9K JACK MOUNT	RAP90844
	153452-18-704	EA	PUMP/MOTOR/TANK ASM.	RAP91281/AP38255
	153452-18-705	EA	MOTOR ONLY - 3.7" MONARCH	RAP91249
	153452-19-700	EA	ENCLOSURE BOX W/SENSING UNIT	RAP91765/AP36765
	153452-19-701	EA	MANIFOLD	AP36817
	153452-19-702	EA	STUD/BOLT	P11767
	157770-01-703	EA	TOUCH PAD - 625 FORD C BODY	RAP91864/AP36468

156056-01-000

KEY	PART NUMBER	U/M	DESCRIPTION	VENDOR NO.
	139641-01-705	EA	FITTING HYD (1/4"X90 DEGREE)	1904500
	139641-01-718	EA	SOLENOID - 4 POST ELECTRICAL	906900250
	139641-01-719	EA	VALVE KIT (COIL W/PACKARD)	906963010
	139641-01-721	EA	SOLENOID VALVE - 2-WAY	906965000
	139641-01-722	EA	SOLENOID VALVE - 4-WAY	906964000
	139641-01-726	EA	COIL - W/CONNECTOR - FOR 4-WAY SOLENOID VALVE	

156056-02-000

KEY	PART NUMBER	U/M	DESCRIPTION	VENDOR NO.
	139641-01-705	EA	FITTING HYD (1/4"X90 DEGREE)	1904500
	139641-01-718	EA	SOLENOID - 4 POST ELECTRICAL	906900250
	139641-01-719	EA	VALVE KIT (COIL W/PACKARD)	906963010
	139641-01-721	EA	SOLENOID VALVE - 2-WAY	906965000
	139641-01-722	EA	SOLENOID VALVE - 4-WAY	906964000
	139641-01-726	EA	COIL - FOR SOLENOID VALVE	1815312
	156056-02-700	EA	PRESSURE SWITCH - 1500 PSI	1812993

164877-01-000

KEY	PART NUMBER	U/M	DESCRIPTION	VENDOR NO.
	164877-01-700	EA	PUMP HARNESS - 252"	1510000065
	164877-01-701	EA	INTERCONNECT HARNESS - 30"	1510000072
	164877-01-702	EA	SOLENOID	09-1141

165119-01-000

KEY	PART NUMBER	U/M	DESCRIPTION	VENDOR NO.
	165119-01-700	EA	SPRING - 8K/13K - 2.5" X 17"	31-1029
	165119-01-701	EA	CONE/THREADED - F/SPRING	500085
	165119-01-702	EA	REBUILD KIT (SEALS)	800138S

165119-02-000

KEY	PART NUMBER	U/M	DESCRIPTION	VENDOR NO.
	165119-01-700	EA	SPRING - 8K/13K - 2.5" X 17"	31-1029
	165119-01-701	EA	CONE/THREADED - F/SPRING	500085
	165119-02-700	EA	REBUILD KIT (SEALS)	800199S

CHASSIS GROUP (CONTINUED)
COMPONENT PARTS FOR HYDRAULIC LEVELING (CONTINUED)

165120-01-000

KEY	PART NUMBER	U/M	DESCRIPTION	VENDOR NO.
	165120-01-700	EA	BREATHER VENT	06-1018
	165120-01-701	EA	HARNESS - HYDRAULIC LEVEL	1510000064
	165120-01-702	EA	O-RING	01-1029
	165120-01-703	EA	SOLENOID KIT	500568
	165120-01-704	EA	FLUID SENSOR - VERTICLE SYST	14-1137
	165120-01-705	EA	MANIFOLD - VERTICLE SYSTEM	1010000992
	165120-01-706	EA	MOTOR/PUMP ASM. - VERTICLE	13-1100

165179-01-000

KEY	PART NUMBER	U/M	DESCRIPTION	VENDOR NO.
	165179-01-700	EA	HOSE - 288" - ROADSIDE REAR	080-AA288WSTRR
	165179-01-701	EA	HOSE - 288" - CURBSIDE REAR	080-AA228WSTCR
	165179-01-702	EA	HOSE - 88" - CURBSIDE FRONT	080-AA088WSTCF
	165179-01-703	EA	HOSE - 32" - ROADSIDE FRONT	080-AA032WSTRF

CHASSIS GROUP (CONTINUED)

WHEEL, TIRE, COVERS &/OR LINERS

KEY	PART NUMBER	U/M	DESCRIPTION
	077030-10-000	EA	EXTENSION - VALVE STEM - .50" - METAL
	095012-07-000	EA	STABILIZER/VALVE EXTENSION - LIVE - 4"
	095012-09-000	EA	EXTENSION/VALVE STEM - LIVE - 7.7"
*	154672-01-000	EA	LINER - WHEEL - SET/4 - 19.5 - 10 BOLT - FORD F32H & F33V ONLY
*	150723-01-000	EA	COVER/HUB-SET-FT & RR HUBS/NUT CVRS/TOOL - FORD ALUMINUM WHEELS

***COMPONENT PARTS LISTED LATER IN THIS GROUP**

COMPONENT PARTS FOR WHEEL, TIRE, COVERS &/OR LINERS

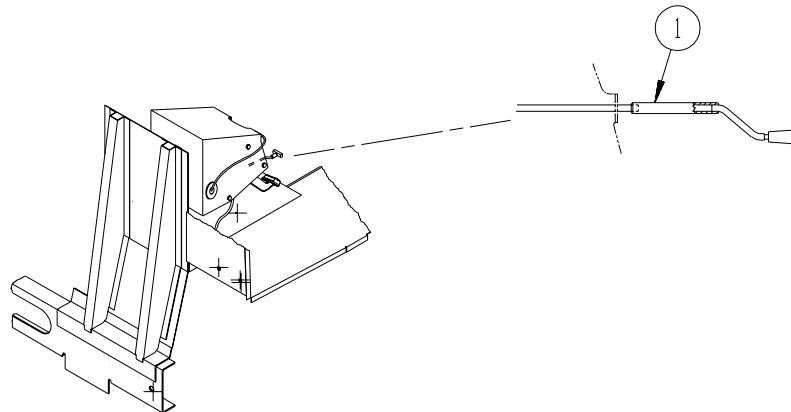
150723-01-000

KEY	PART NUMBER	U/M	DESCRIPTION	VENDOR NO.
	110435-04-705	EA	DECAL-CTR HUB 2 3/4" DIAMOND	2 3/4 DECAL DIAMOND
	110435-05-700	EA	CAP-CENTER 4.50"D W/O DECAL	V22510-POC
	145580-01-702	EA	COVER-LUG NUT/JAM NUT 22M	V19582-EJN
	145580-01-703	EA	TOOL-INSTALLATION	V22501-TOL
	150723-01-700	EA	COVER - HUB/FRONT W/CAP	VAC8275-FHC
	150723-01-701	EA	COVER - HUB/REAR	VAC8275-RHC

154672-01-000

KEY	PART NUMBER	U/M	DESCRIPTION	VENDOR NO.
	110435-04-705	EA	DECAL-CTR HUB 2 3/4" DIAMOND	2 3/4 DECAL DIAMOND
	110435-10-705	EA	TOOL/JAMB NUT INSTALLATION	V195P7-TOL
	110435-20-700	EA	JAMB NUT W/COVER - METRIC	V195F9-EJN-MF
	154672-01-700	EA	LINER - WHEEL - FRONT	V195F6-FWC
	154672-01-701	EA	LINER - WHEEL - REAR	V195F6-RWC

BRAKE



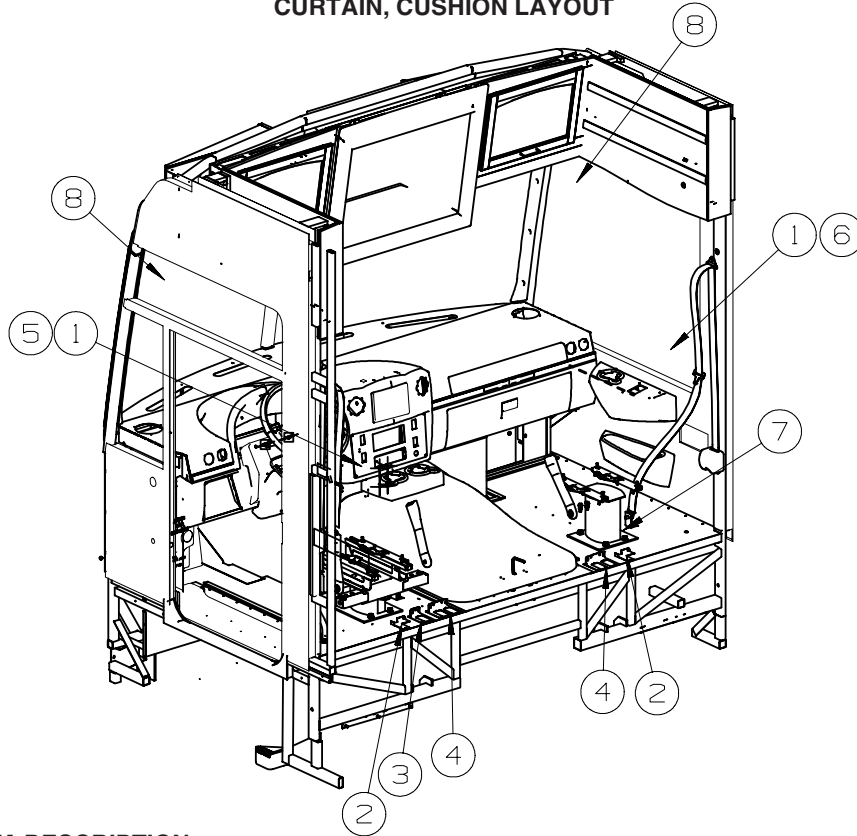
KEY	PART NUMBER	U/M	DESCRIPTION
1	113007-01-000	EA	PIN - SPRING - .375 X 3"

BRAKELINE WORKHORSE

KEY	PART NUMBER	U/M	DESCRIPTION
	075466-01-000	EA	UNION - INVERTED FLAIR - 1/4"

CURTAIN & CUSHION GROUP

CURTAIN, CUSHION LAYOUT

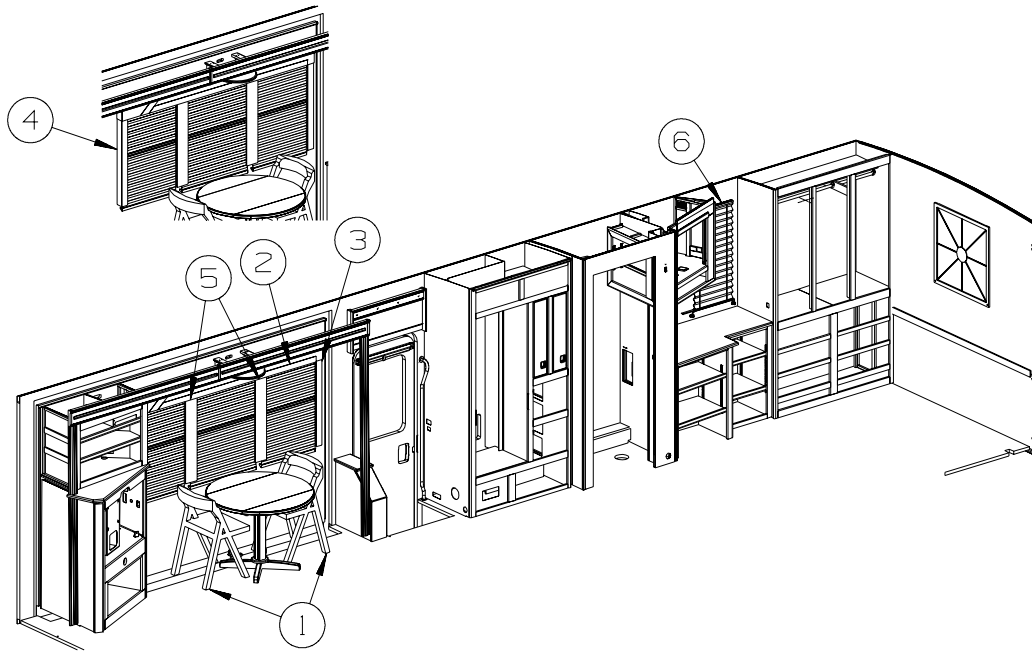


KEY	PART NUMBER	U/M	DESCRIPTION
1	145491-07-W79	EA	SEAT - BUCKET - W/LUMBAR (W79, W88) FROM: 00-00-00 THRU: 09-16-07
1	145491-11-W79	EA	SEAT - BUCKET - W/LUMBAR (W79, W88) FROM: 09-17-07 THRU: 99-99-99
1	145491-08-U71	EA	SEAT - BUCKET - W/LUMBAR (W83, W84) FROM: 00-00-00 THRU: 09-16-07
1	145491-12-W83	EA	SEAT - BUCKET - W/LUMBAR (W83, W84) FROM: 09-17-07 THRU: 99-99-99
1	145491-10-W87	EA	SEAT - BUCKET - W/LUMBAR (W87, W88) FROM: 00-00-00 THRU: 09-16-07
1	145491-13-W87	EA	SEAT - BUCKET - W/LUMBAR (W87, W88) FROM: 09-17-07 THRU: 99-99-99
1	145491-09-W79	EA	SEAT - BUCKET - W/LUMBAR - LEATHER (W79, W88) - ULTRALEATHER FROM: 00-00-00 THRU: 09-16-07
1	145491-14-W79	EA	SEAT - BUCKET - W/LUMBAR - LEATHER (W79, W88) - ULTRALEATHER FROM: 09-17-07 THRU: 99-99-99
1	145491-09-W83	EA	SEAT - BUCKET - W/LUMBAR - LEATHER (W83, W84) - ULTRALEATHER FROM: 00-00-00 THRU: 09-16-07
1	145491-14-W83	EA	SEAT - BUCKET - W/LUMBAR - LEATHER (W83, W84) - ULTRALEATHER FROM: 09-17-07 THRU: 99-99-99
1	145491-09-W87	EA	SEAT - BUCKET - W/LUMBAR - LEATHER (W87, W88) - ULTRALEATHER FROM: 00-00-00 THRU: 09-16-07
1	145491-14-W87	EA	SEAT - BUCKET - W/LUMBAR - LEATHER (W87, W88) - ULTRALEATHER FROM: 09-17-07 THRU: 99-99-99
	108049-02-000	EA	CLIP - CABLE/PEDESTAL
	108049-04-000	EA	CABLE - W/MINI LEVER ACTION SWITCH - 28" SHEATH/30" CABLE
	128699-01-02B	EA	BRACKET - SEAT SWITCH - E-COATED
	152337-01-000	EA	PROTECTOR - SEAT - CLEAR VINYL
2	117125-01-02B	EA	BRACKET - CABLE MOUNT - ADJUSTER W/LOCK
3	127159-01-02B	EA	BRACKET - SEAT RELEASE - SINGLE REMOTE - E-COATED
4	127159-02-02B	EA	BRACKET - SEAT RELEASE - DUAL REMOTE - E-COATED
5	148630-01-W79	EA	SKIRT - W/SEAT BELT SLOT (W79, W88)
5	148630-14-U71	EA	SKIRT - W/SEAT BELT SLOT (W83, W84)
5	148630-20-W87	EA	SKIRT - W/SEAT BELT SLOT (W87, W88)
5	148630-15-TC4	EA	SKIRT - W/SEAT BELT SLOT - LEATHER (W79, W88) - ULTRALEATHER

CURTAIN & CUSHION GROUP (CONTINUED)
CURTAIN, CUSHION LAYOUT (CONTINUED)

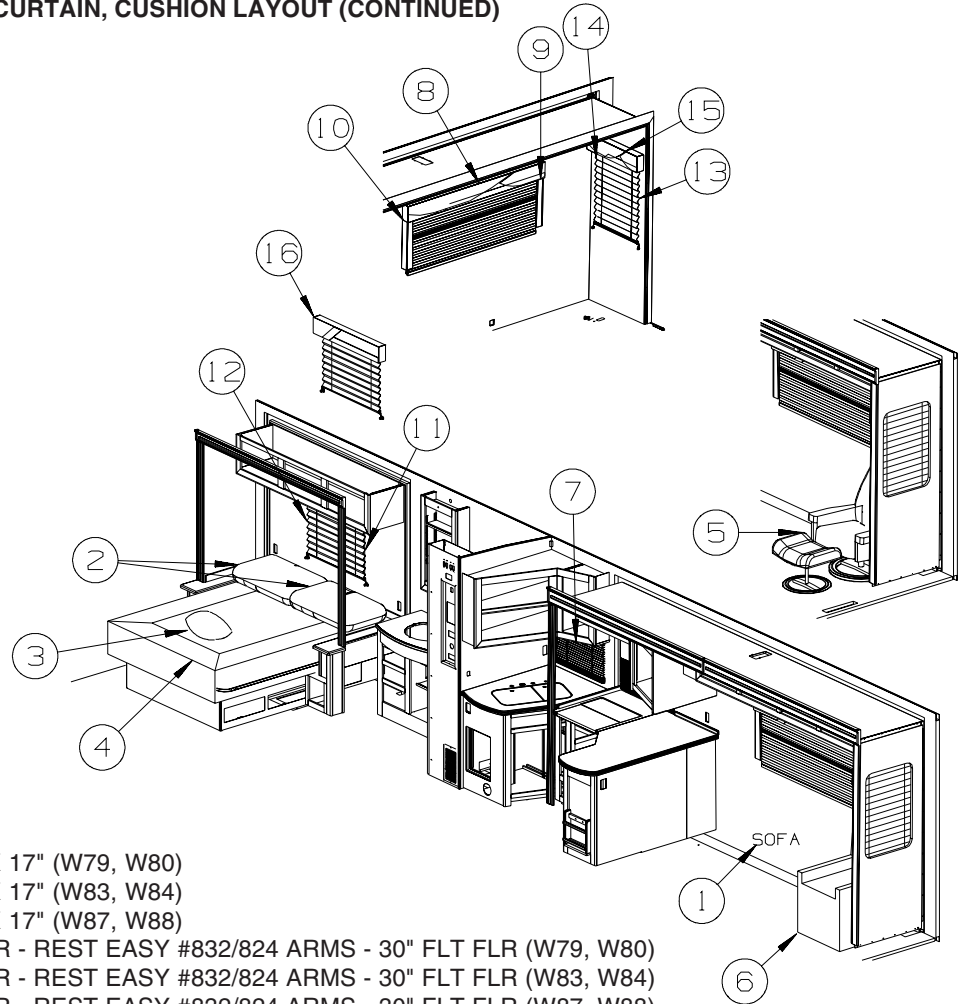
KEY	PART NUMBER	U/M	DESCRIPTION
5	148630-15-TB4	EA	SKIRT - W/SEAT BELT SLOT - LEATHER (W83, W84) - ULTRALEATHER FROM: 00-00-00 THRU: 06-24-07
5	148630-15-WH4	EA	SKIRT - W/SEAT BELT SLOT - LEATHER (W83, W84) - ULTRALEATHER FROM: 06-25-07 THRU: 99-99-99
5	148630-15-WA0	EA	SKIRT - W/SEAT BELT SLOT - LEATHER (W87, W88) - ULTRALEATHER
5	148630-03-W79	EA	SKIRT - F/6-WAY POWER (W79, W80) - 6-WAY POWER
5	148630-18-U71	EA	SKIRT - F/6-WAY POWER (W83, W84) - 6-WAY POWER
5	148630-11-W87	EA	SKIRT - F/6-WAY POWER (W87, W88) - 6-WAY POWER
5	148630-16-TC4	EA	SKIRT - F/6-WAY POWER - LEATHER (W79, W88) - ULTRALEATHER, 6-WAY POWER
5	148630-16-TB4	EA	SKIRT - F/6-WAY POWER - LEATHER (W83, W84) - ULTRALEATHER, 6-WAY POWER FROM: 00-00-00 THRU: 06-24-07
5	148630-16-WH4	EA	SKIRT - F/6-WAY POWER - LEATHER (W83, W84) - ULTRALEATHER, 6-WAY POWER FROM: 06-25-07 THRU: 99-99-99
5	148630-16-WA0	EA	SKIRT - F/6-WAY POWER - LEATHER (W87, W88) - ULTRALEATHER, 6-WAY POWER
6	148630-01-W79	EA	SKIRT - W/SEAT BELT SLOT (W79, W88)
6	148630-14-U71	EA	SKIRT - W/SEAT BELT SLOT (W83, W84)
6	148630-20-W87	EA	SKIRT - W/SEAT BELT SLOT (W87, W88)
6	148630-15-TC4	EA	SKIRT - W/SEAT BELT SLOT - LEATHER (W79, W88) - ULTRALEATHER
6	148630-15-TB4	EA	SKIRT - W/SEAT BELT SLOT - LEATHER (W83, W84) - ULTRALEATHER FROM: 00-00-00 THRU: 06-24-07
6	148630-15-WH4	EA	SKIRT - W/SEAT BELT SLOT - LEATHER (W83, W84) - ULTRALEATHER FROM: 06-25-07 THRU: 99-99-99
6	148630-15-WA0	EA	SKIRT - W/SEAT BELT SLOT - LEATHER (W87, W88) - ULTRALEATHER
6	148630-21-W79	EA	SKIRT - W/SEAT BELT/FOOTREST SLOTS (W79, W88) - PASSENGER W/FOOTREST
6	148630-27-W83	EA	SKIRT - W/SEAT BELT/FOOTREST SLOTS (W83, W84) - PASSENGER W/FOOTREST
6	148630-10-W87	EA	SKIRT - W/SEAT BELT/FOOTREST SLOTS (W87, W88) - PASSENGER W/FOOTREST
6	148630-25-TC4	EA	SKIRT - W/SEAT BELT/FOOTREST SLOTS (W79, W88) - ULTRALEATHER/PASSENGER W/FOOTREST
6	148630-25-TB4	EA	SKIRT - W/SEAT BELT/FOOTREST SLOTS (W83, W84) - ULTRALEATHER/PASSENGER W/FOOTREST FROM: 00-00-00 THRU: 06-24-07
6	148630-25-W83	EA	SKIRT - W/SEAT BELT/FOOTREST SLOTS (W83, W84) - ULTRALEATHER/PASSENGER W/FOOTREST FROM: 06-25-07 THRU: 99-99-99
6	148630-25-W87	EA	SKIRT - W/SEAT BELT/FOOTREST SLOTS (W87, W88) - ULTRALEATHER/PASSENGER W/FOOTREST
7	154060-01-W79	EA	FOOTREST - BUCKET SEAT/PASSENGER - FABRIC (W79, W88) - PASSENGER W/FOOTREST
7	154060-04-W83	EA	FOOTREST - BUCKET SEAT/PASSENGER - FABRIC (W83, W84) - PASSENGER W/FOOTREST
7	154060-07-W87	EA	FOOTREST - BUCKET SEAT/PASSENGER - FABRIC (W87, W88) - PASSENGER W/FOOTREST
7	154060-03-TE4	EA	FOOTREST - BUCKET SEAT/PASSENGER (W79, W88) - ULTRALEATHER/PASSENGER W/FOOTREST
7	154060-03-TF0	EA	FOOTREST - BUCKET SEAT/PASSENGER (W83, W84) - ULTRALEATHER/PASSENGER W/FOOTREST FROM: 00-00-00 THRU: 06-24-07
7	154060-03-WH4	EA	FOOTREST - BUCKET SEAT/PASSENGER (W83, W84) - ULTRALEATHER/PASSENGER W/FOOTREST FROM: 06-25-07 THRU: 99-99-99
7	154060-03-WG0	EA	FOOTREST - BUCKET SEAT/PASSENGER (W87, W88) - ULTRALEATHER/PASSENGER W/FOOTREST
8	161724-14-W79	EA	CURTAIN - TAPE TOP - 41" X 110"
	073260-42-W91	EA	TIEBACK - 6" X 18" FROM: 00-00-00 THRU: 06-03-07
	165138-01-W79	EA	TIEBACK - 7" X 20" FROM: 06-04-07 THRU: 99-99-99

CURTAIN & CUSHION GROUP (CONTINUED)
CURTAIN, CUSHION LAYOUT (CONTINUED)



KEY	PART NUMBER	U/M	DESCRIPTION
1	157868-01-W79	EA	CHAIR - FOLDING (W79)
1	157868-01-W80	EA	CHAIR - FOLDING (W80)
1	157868-03-U71	EA	CHAIR - FOLDING (W83)
1	157868-03-U72	EA	CHAIR - FOLDING (W84)
1	157868-03-W87	EA	CHAIR - FOLDING (W87)
1	157868-03-W88	EA	CHAIR - FOLDING (W88)
	149983-01-W79	EA	CHAIR - DINING (W79)
	149983-01-W80	EA	CHAIR - DINING (W80)
	149983-02-U71	EA	CHAIR - DINING (W83)
	149983-02-U72	EA	CHAIR - DINING (W84)
	149983-02-W87	EA	CHAIR - DINING (W87)
	149983-02-W88	EA	CHAIR - DINING (W88)
	105402-03-000	EA	STRAP - DINING CHAIR/TIEDOWN - 18"
2	158115-70-W79	EA	VALANCE - MORGAN - 86" (W79, W80)
2	158115-71-W83	EA	VALANCE - MORGAN - 86" (W83, W84)
2	158115-72-W87	EA	VALANCE - MORGAN - 86" (W87, W88)
2	140789-87-W91	EA	BLIND - DAY/NIGHTER - 25" X 39.5"
2	140789-95-W91	EA	BLIND - DAY/NIGHTER - 29" X 39.5"
	097565-01-000	EA	BRACKET - MOUNTING - PLEATED BLIND
3	152445-39-W79	EA	LEG - RIGHT - 37" (W79, W80)
3	152445-71-U71	EA	LEG - RIGHT - 37" (W83, W84)
3	152445-39-W87	EA	LEG - RIGHT - 37" (W87, W88)
	154316-01-01A	EA	BRACE/ANGLE - W/HOLE - CASHMERE
4	152445-40-W79	EA	LEG - LEFT - 37" (W79, W80)
4	152445-72-U71	EA	LEG - LEFT - 37" (W83, W84)
4	152445-40-W87	EA	LEG - LEFT - 37" (W87, W88)
	154316-01-01A	EA	BRACE/ANGLE - W/HOLE - CASHMERE
5	155514-09-W79	EA	LEG - CENTER - 36" (W79, W80)
5	155514-10-U71	EA	LEG - CENTER - 36" (W83, W84)
5	155514-09-W87	EA	LEG - CENTER - 36" (W87, W88)
	154316-01-01A	EA	BRACE/ANGLE - W/HOLE - CASHMERE
6	158115-51-W79	EA	VALANCE - MORGAN - 195" (W79, W80)
6	158115-51-W83	EA	VALANCE - MORGAN - 19" (W83, W84)
6	158115-51-W87	EA	VALANCE - MORGAN - 19" (W87, W88)
6	157506-32-W91	EA	BLIND - PLEATED - 17" X 38"
	097565-01-000	EA	BRACKET - MOUNTING - PLEATED BLIND

CURTAIN & CUSHION GROUP (CONTINUED)
CURTAIN, CUSHION LAYOUT (CONTINUED)



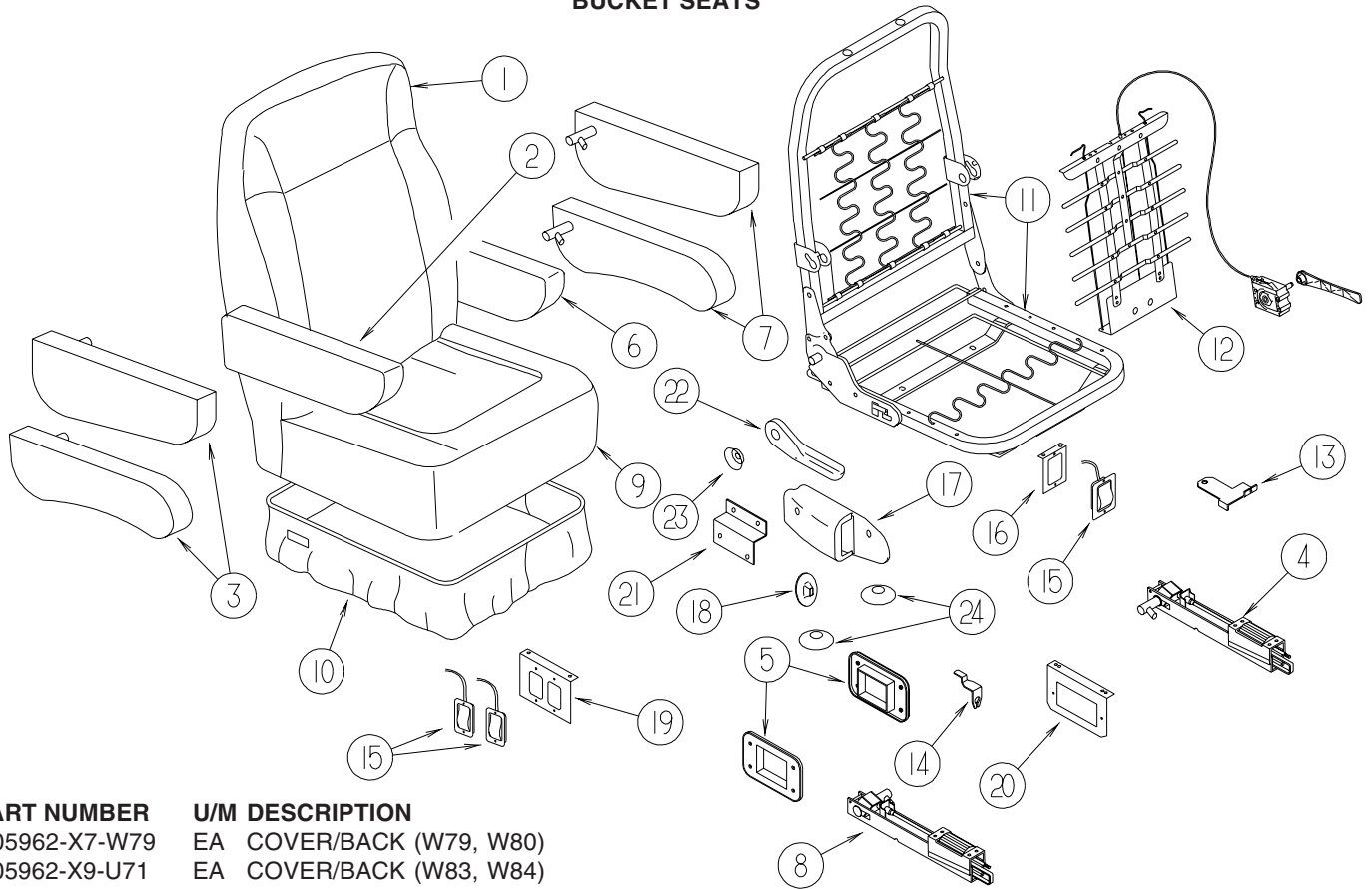
KEY	PART NUMBER	U/M	DESCRIPTION
1	158205-02-W79	EA	PILLOW - 17" X 17" (W79, W80)
1	158205-02-W83	EA	PILLOW - 17" X 17" (W83, W84)
1	158205-03-W87	EA	PILLOW - 17" X 17" (W87, W88)
1	163561-05-W79	EA	SOFA/SLEEPER - REST EASY #832/824 ARMS - 30" FLT FLR (W79, W80)
1	163561-05-W83	EA	SOFA/SLEEPER - REST EASY #832/824 ARMS - 30" FLT FLR (W83, W84)
1	163561-05-W87	EA	SOFA/SLEEPER - REST EASY #832/824 ARMS - 30" FLT FLR (W87, W88)
1	163561-06-W79	EA	SOFA/SLEEPER - REST EASY #832/824 ARMS - 30" FLT FLR-LTH (W79, W80) - ULTRALEATHER
1	163561-06-W83	EA	SOFA/SLEEPER - REST EASY #832/824 ARMS - 30" FLT FLR-LTH (W83, W84) - ULTRALEATHER
1	163561-06-W87	EA	SOFA/SLEEPER - REST EASY #832/824 ARMS - 30" FLT FLR-LTH (W87, W88) - ULTRALEATHER
2	145244-01-W79	EA	PILLOW SHAM - DELMONT - 1/4" WELT (W79, W80)
2	145244-01-W83	EA	PILLOW SHAM - DELMONT - 1/4" WELT (W83, W84)
2	145244-01-W87	EA	PILLOW SHAM - DELMONT - 1/4" WELT (W87, W88)
3	154192-04-W79	EA	PILLOW - PIPER - W/FRINGE (W79, W80)
3	154192-01-W83	EA	PILLOW - PIPER - W/FRINGE (W83, W84)
3	154192-01-W87	EA	PILLOW - PIPER - W/FRINGE (W87, W88)
4	163088-01-W79	EA	BEDSPREAD/CAP - 60" X 75" (W79, W80)
4	163088-02-W83	EA	BEDSPREAD/CAP - 60" X 75" (W83, W84)
4	163088-01-W87	EA	BEDSPREAD/CAP - 60" X 75" (W87, W88)
5	165316-02-W79	EA	CHAIR/EURO - APOLLO - W/OTTOMAN - ULTRA LEATHER (W79, W80)
5	165316-02-W70	EA	CHAIR/EURO - APOLLO - W/OTTOMAN - ULTRA LEATHER (W83, W84)
5	165316-02-W99	EA	CHAIR/EURO - APOLLO - W/OTTOMAN - ULTRA LEATHER (W87, W88)
6	150887-04-W79	EA	CHAIR/RECLINER - W/FOOTREST - HOOP BASE (W79, W80)
6	150887-06-W79	EA	CHAIR/RECLINER - W/FOOTREST - HOOP BASE (W79, W80)
6	150887-04-W83	EA	CHAIR/RECLINER - W/FOOTREST - HOOP BASE (W83, W84)
6	150887-06-W83	EA	CHAIR/RECLINER - W/FOOTREST - HOOP BASE (W83, W84)
6	150887-03-W87	EA	CHAIR/RECLINER - W/FOOTREST - HOOP BASE (W87, W88)
6	150887-08-W87	EA	CHAIR/RECLINER - W/FOOTREST - HOOP BASE (W87, W88)
6	150887-05-W79	EA	CHAIR/RECLINER - W/FOOTREST - HOOP BASE - LEATHER (W79, W80) - ULTRALEATHER
6	150887-07-W79	EA	CHAIR/RECLINER - W/FOOTREST - HOOP BASE - LEATHER (W79, W80) - ULTRALEATHER

CURTAIN & CUSHION GROUP (CONTINUED)
CURTAIN, CUSHION LAYOUT (CONTINUED)

KEY	PART NUMBER	U/M	DESCRIPTION
6	150887-05-W83	EA	CHAIR/RECLINER - W/FOOTREST - HOOP BASE - LEATHER (W83, W84) - ULTRALEATHER FROM: 00-00-00 THRU: 10-28-07
6	150887-07-W83	EA	CHAIR/RECLINER - W/FOOTREST - HOOP BASE - LEATHER (W83, W84) - ULTRALEATHER FROM: 10-29-07 THRU: 99-99-99
6	150887-05-W87	EA	CHAIR/RECLINER - W/FOOTREST - HOOP BASE - LEATHER (W87, W88) - ULTRALEATHER FROM: 00-00-00 THRU: 10-28-07
6	150887-07-W87	EA	CHAIR/RECLINER - W/FOOTREST - HOOP BASE - LEATHER (W87, W88) - ULTRALEATHER FROM: 10-29-07 THRU: 99-99-99
7	109041-72-01A	EA	BLIND - MINI - 26" X 13.5" (W79, W80)
7	109041-72-02A	EA	BLIND - MINI - 26" X 13.5" (W83, W84, W87, W88)
	162496-01-01A	EA	BRACKET/BLIND - LEFT SIDE WHEN FACING WINDOW - CLEAR
	162496-02-01A	EA	BRACKET/BLIND - RIGHT SIDE WHEN FACING WINDOW - CLEAR
	109441-01-000	EA	BRACKET/HOOK - BLIND HOLD DOWN - LARGE - CLEAR
	109353-04-000	EA	CLIP - VALANCE SLAT MOUNTING - CLEAR PLASTIC
	102555-03-000	EA	BRACKET - (CLEAT TYPE) - F/BLIND HOLDDOWN - MILKY WHITE
8	158115-15-W79	EA	VALANCE - MORGAN - 63" (W79, W80)
8	158115-16-W83	EA	VALANCE - MORGAN - 63" (W83, W84)
8	158115-47-W87	EA	VALANCE - MORGAN - 63" (W87, W88)
8	140789-08-W37	EA	BLIND - DAY/NIGHTER - 59" X 26.5"
	097565-01-000	EA	BRACKET - MOUNTING - PLEATED BLIND
9	152445-11-W79	EA	LEG - RIGHT - 23.5" (W79, W80)
9	152445-07-U71	EA	LEG - RIGHT - 23.5" (W83, W84)
9	152445-11-W87	EA	LEG - RIGHT - 23.5" (W87, W88)
	154316-01-01A	EA	BRACE/ANGLE - W/HOLE - CASHMERE
10	152445-12-W79	EA	LEG - LEFT - 23.5" (W79, W80)
10	152445-08-U71	EA	LEG - LEFT - 23.5" (W83, W84)
10	152445-12-W87	EA	LEG - LEFT - 23.5" (W87, W88)
	154316-01-01A	EA	BRACE/ANGLE - W/HOLE - CASHMERE
11	152664-29-W79	EA	LEG - RIGHT - 26" (W79, W80)
11	152664-29-W83	EA	LEG - RIGHT - 26" (W83, W84)
11	152664-29-W87	EA	LEG - RIGHT - 26" (W87, W88)
12	152664-30-W79	EA	LEG - LEFT - 26" (W79, W80)
12	152664-30-W83	EA	LEG - LEFT - 26" (W83, W84)
12	152664-30-W87	EA	LEG - LEFT - 26" (W87, W88)
13	152664-47-W79	EA	LEG - RIGHT - 32" (W79, W80)
13	152664-19-U71	EA	LEG - RIGHT - 32" (W83, W84)
13	152664-47-W87	EA	LEG - RIGHT - 32" (W87, W88)
14	152664-48-W79	EA	LEG - LEFT - 32" (W79, W80)
14	152664-20-U71	EA	LEG - LEFT - 32" (W83, W84)
14	152664-48-W87	EA	LEG - LEFT - 32" (W87, W88)
15	158115-45-W79	EA	VALANCE - MORGAN - 26.5" (W79, W80)
15	158115-46-W83	EA	VALANCE - MORGAN - 26.5" (W83, W84)
15	158115-48-W87	EA	VALANCE - MORGAN - 26.5" (W87, W88)
15	157506-44-W91	EA	BLIND - PLEATED - 22.5" X 34"
	097565-01-000	EA	BRACKET - MOUNTING - PLEATED BLIND
16	158115-52-W79	EA	VALANCE - MORGAN - 36" (W79, W80)
16	158115-52-W83	EA	VALANCE - MORGAN - 36" (W83, W84)
16	158115-52-W87	EA	VALANCE - MORGAN - 36" (W87, W88)
16	157506-45-W91	EA	BLIND - PLEATED - 31" X 26"
	097565-01-000	EA	BRACKET - MOUNTING - PLEATED BLIND

CURTAIN & CUSHION GROUP (CONTINUED)

BUCKET SEATS

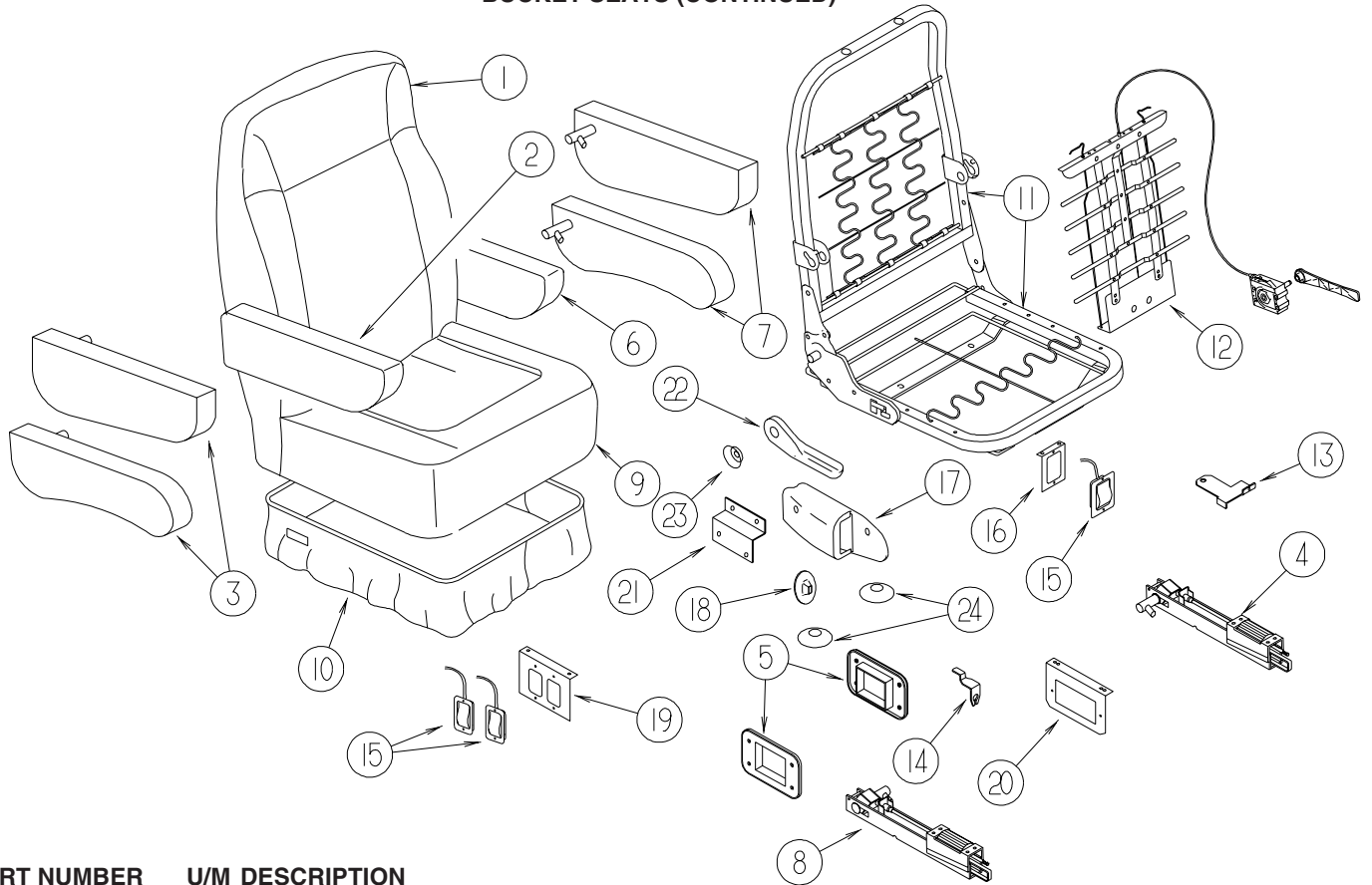


KEY	PART NUMBER	U/M	DESCRIPTION
1	M05962-X7-W79	EA	COVER/BACK (W79, W80)
1	M05962-X9-U71	EA	COVER/BACK (W83, W84)
1	M05962-AA-W87	EA	COVER/BACK (W87, W88)
1	M05962-Y1-W79	EA	COVER/BACK - LEATHER (W79, W80) - ULTRALEATHER
1	M05962-Y1-U67	EA	COVER/BACK - LEATHER (W83, W84) - ULTRALEATHER
1	M05962-Y1-W83	EA	COVER/BACK - LEATHER (W83, W84) - ULTRALEATHER FROM: 00-00-00 THRU: 06-24-07
1	M05962-Y1-W87	EA	COVER/BACK - LEATHER (W87, W88) - ULTRALEATHER FROM: 06-25-07 THRU: 99-99-99
2	148652-01-W79	EA	ARMREST - RIGHT (W79, W80)
2	148652-07-U71	EA	ARMREST - RIGHT (W83, W84)
2	148652-05-W87	EA	ARMREST - RIGHT (W87, W88)
2	148652-03-S55	EA	ARMREST - RIGHT - LEATHER (W79, W80) - ULTRALEATHER
2	148652-03-U51	EA	ARMREST - RIGHT - LEATHER (W83, W84) - ULTRALEATHER FROM: 00-00-00 THRU: 06-24-07
2	148652-03-W83	EA	ARMREST - RIGHT - LEATHER (W83, W84) - ULTRALEATHER FROM: 06-25-07 THRU: 99-99-99
2	148652-03-W55	EA	ARMREST - RIGHT - LEATHER (W87, W88) - ULTRALEATHER
	P48652-01-W79	EA	COVER/ARMREST - RIGHT (W79, W80)
	P48652-07-U71	EA	COVER/ARMREST - RIGHT (W83, W84)
	P48652-05-W87	EA	COVER/ARMREST - RIGHT (W87, W88)
	P48652-03-S55	EA	COVER/ARMREST - RIGHT - LEATHER (W79, W80) - ULTRALEATHER
	P48652-03-U51	EA	COVER/ARMREST - RIGHT - LEATHER (W83, W84) - ULTRALEATHER FROM: 00-00-00 THRU: 06-24-07
	P48652-03-W83	EA	COVER/ARMREST - RIGHT - LEATHER (W83, W84) - ULTRALEATHER FROM: 06-25-07 THRU: 99-99-99
	P48652-03-W55	EA	COVER/ARMREST - RIGHT - LEATHER (W87, W88) - ULTRALEATHER
3	130698-03-000	EA	ARMREST/MOLDED - RIGHT - W/O COVER
4	NOT USED		
5	NOT USED		
6	148652-02-W79	EA	ARMREST - LEFT (W79, W80)
6	148652-08-U71	EA	ARMREST - LEFT (W83, W84)
6	148652-06-W87	EA	ARMREST - LEFT (W87, W88)
6	148652-04-S55	EA	ARMREST - LEFT - LEATHER (W79, W80) - ULTRALEATHER
6	148652-04-U51	EA	ARMREST - LEFT - LEATHER (W83, W84) - ULTRALEATHER FROM: 00-00-00 THRU: 06-24-07
6	148652-04-W83	EA	ARMREST - LEFT - LEATHER (W83, W84) - ULTRALEATHER FROM: 06-25-07 THRU: 99-99-99

CURTAIN & CUSHION GROUP (CONTINUED)
BUCKET SEATS (CONTINUED)

KEY	PART NUMBER	U/M	DESCRIPTION
6	148652-04-W55	EA	ARMREST - LEFT - LEATHER (W87, W88) - ULTRALEATHER
	P48652-02-W79	EA	COVER/ARMREST - LEFT (W79, W80)
	P48652-08-U71	EA	COVER/ARMREST - LEFT (W83, W84)
	P48652-06-W87	EA	COVER/ARMREST - LEFT (W87, W88)
	P48652-04-S55	EA	COVER/ARMREST - LEFT - LEATHER (W79, W80) - ULTRALEATHER
	P48652-04-U51	EA	COVER/ARMREST - LEFT - LEATHER (W83, W84) - ULTRALEATHER FROM: 00-00-00 THRU: 06-24-07
	P48652-04-W83	EA	COVER/ARMREST - LEFT - LEATHER (W83, W84) - ULTRALEATHER FROM: 06-25-07 THRU: 99-99-99
	P48652-04-W55	EA	COVER/ARMREST - LEFT - LEATHER (W87, W88) - ULTRALEATHER
7	130698-04-000	EA	ARMREST/MOLDED - LEFT - W/O COVER
8			NOT USED
9	M05962-X8-W79	EA	COVER/SEAT (W79, W80)
9	M05962-Y0-U71	EA	COVER/SEAT (W83, W84)
9	M05962-AB-W87	EA	COVER/SEAT (W87, W88)
9	M05962-Y2-W79	EA	COVER/SEAT - LEATHER (W79, W80) - ULTRALEATHER
9	M05962-Y2-U67	EA	COVER/SEAT - LEATHER (W83, W84) - ULTRALEATHER FROM: 00-00-00 THRU: 06-24-07
9	M05962-Y2-W83	EA	COVER/SEAT - LEATHER (W83, W84) - ULTRALEATHER FROM: 06-25-07 THRU: 99-99-99
9	M05962-Y2-W87	EA	COVER/SEAT - LEATHER (W87, W88) - ULTRALEATHER
10	148630-01-W79	EA	SKIRT - W/SEAT BELT SLOT (W79, W88)
10	148630-14-U71	EA	SKIRT - W/SEAT BELT SLOT (W83, W84)
10	148630-20-W87	EA	SKIRT - W/SEAT BELT SLOT (W87, W88)
10	148630-15-TC4	EA	SKIRT - W/SEAT BELT SLOT - LEATHER (W79, W88) - ULTRALEATHER
10	148630-15-TB4	EA	SKIRT - W/SEAT BELT SLOT - LEATHER (W83, W84) - ULTRALEATHER FROM: 00-00-00 THRU: 06-24-07
10	148630-15-WH4	EA	SKIRT - W/SEAT BELT SLOT - LEATHER (W83, W84) - ULTRALEATHER FROM: 06-25-07 THRU: 99-99-99
10	148630-15-WA0	EA	SKIRT - W/SEAT BELT SLOT - LEATHER (W87, W88) - ULTRALEATHER
10	148630-03-W79	EA	SKIRT - F/6-WAY POWER (W79, W80) - 6-WAY POWER
10	148630-18-U71	EA	SKIRT - F/6-WAY POWER (W83, W84) - 6-WAY POWER
10	148630-11-W87	EA	SKIRT - F/6-WAY POWER (W87, W88) - 6-WAY POWER
10	148630-16-TC4	EA	SKIRT - F/6-WAY POWER - LEATHER (W79, W88) - ULTRALEATHER, 6-WAY POWER
10	148630-16-TB4	EA	SKIRT - F/6-WAY POWER - LEATHER (W83, W84) - ULTRALEATHER, 6-WAY POWER FROM: 00-00-00 THRU: 06-24-07
10	148630-16-WH4	EA	SKIRT - F/6-WAY POWER - LEATHER (W83, W84) - ULTRALEATHER, 6-WAY POWER FROM: 06-25-07 THRU: 99-99-99
10	148630-16-WA0	EA	SKIRT - F/6-WAY POWER - LEATHER (W87, W88) - ULTRALEATHER, 6-WAY POWER
10	148630-01-W79	EA	SKIRT - W/SEAT BELT SLOT (W79, W88)
10	148630-14-U71	EA	SKIRT - W/SEAT BELT SLOT (W83, W84)
10	148630-20-W87	EA	SKIRT - W/SEAT BELT SLOT (W87, W88)
10	148630-15-TC4	EA	SKIRT - W/SEAT BELT SLOT - LEATHER (W79, W88) - ULTRALEATHER
10	148630-15-TB4	EA	SKIRT - W/SEAT BELT SLOT - LEATHER (W83, W84) - ULTRALEATHER FROM: 00-00-00 THRU: 06-24-07
10	148630-15-WH4	EA	SKIRT - W/SEAT BELT SLOT - LEATHER (W83, W84) - ULTRALEATHER FROM: 06-25-07 THRU: 99-99-99
10	148630-15-WA0	EA	SKIRT - W/SEAT BELT SLOT - LEATHER (W87, W88) - ULTRALEATHER
10	148630-21-W79	EA	SKIRT - W/SEAT BELT/FOOTREST SLOTS (W79, W88) - PASSENGER W/FOOTREST
10	148630-27-W83	EA	SKIRT - W/SEAT BELT/FOOTREST SLOTS (W83, W84) - PASSENGER W/FOOTREST
10	148630-10-W87	EA	SKIRT - W/SEAT BELT/FOOTREST SLOTS (W87, W88) - PASSENGER W/FOOTREST
10	148630-25-TC4	EA	SKIRT - W/SEAT BELT/FOOTREST SLOTS (W79, W88) - ULTRALEATHER/PASSENGER W/FOOTREST
10	148630-25-TB4	EA	SKIRT - W/SEAT BELT/FOOTREST SLOTS (W83, W84) - ULTRALEATHER/PASSENGER W/FOOTREST FROM: 00-00-00 THRU: 06-24-07
10	148630-25-W83	EA	SKIRT - W/SEAT BELT/FOOTREST SLOTS (W83, W84) - ULTRALEATHER/PASSENGER W/FOOTREST FROM: 06-25-07 THRU: 99-99-99
10	148630-25-W87	EA	SKIRT - W/SEAT BELT/FOOTREST SLOTS (W87, W88) - ULTRALEATHER/PASSENGER W/FOOTREST
11	134532-01-000	EA	FRAME - SEAT/HIGH BACK FROM: 00-00-00 THRU: 09-16-07
11	134532-06-000	EA	FRAME - SEAT/HIGH BACK FROM: 09-17-07 THRU: 99-99-99
12*	122611-02-000	EA	LUMBAR - W/LEVER FROM: 00-00-00 THRU: 09-16-07
12	166186-01-000	EA	LUMBAR-MANUAL W/FRAME FROM: 09-17-07 THRU: 99-99-99

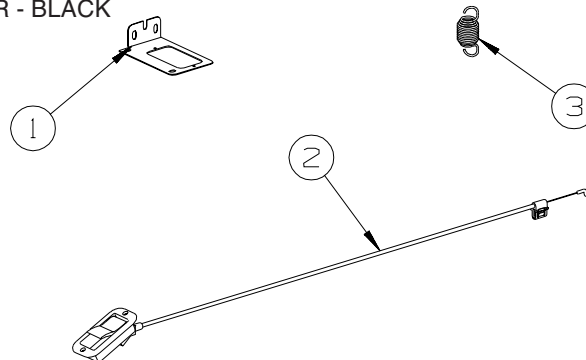
CURTAIN & CUSHION GROUP (CONTINUED)
BUCKET SEATS (CONTINUED)



KEY	PART NUMBER	U/M	DESCRIPTION
13	117125-01-02B	EA	BRACKET - CABLE MOUNT - ADJUSTER W/LOCK
14	108049-02-000	EA	CLIP - CABLE/PEDESTAL
15	108049-04-000	EA	CABLE - W/MINI LEVER ACTION SWITCH - 28" SHEATH/30" CABLE
16	127159-01-02B	EA	BRACKET - SEAT RELEASE - SINGLE REMOTE - E-COATED - 6-WAY POWER
17			NOT USED
18			NOT USED
19	127159-02-02B	EA	BRACKET - SEAT RELEASE - DUAL REMOTE - E-COATED
20	128699-01-02B	EA	BRACKET - SEAT SWITCH - E-COATED - 6-WAY POWER
21	147457-01-02B	EA	BRACKET - ZEE W/HOLES - 2.8" - E-COATED
22	130802-02-000	EA	LEVER - RIGHT HAND
	130802-03-000	EA	SCREW F/LEVER
23	148668-01-01A	EA	CUP/TRIM COVER - F/LEVER - BLACK
24			NOT USED

FROM: 00-00-00 THRU: 09-16-07

***COMPONENT PARTS LISTED LATER IN THIS GROUP**



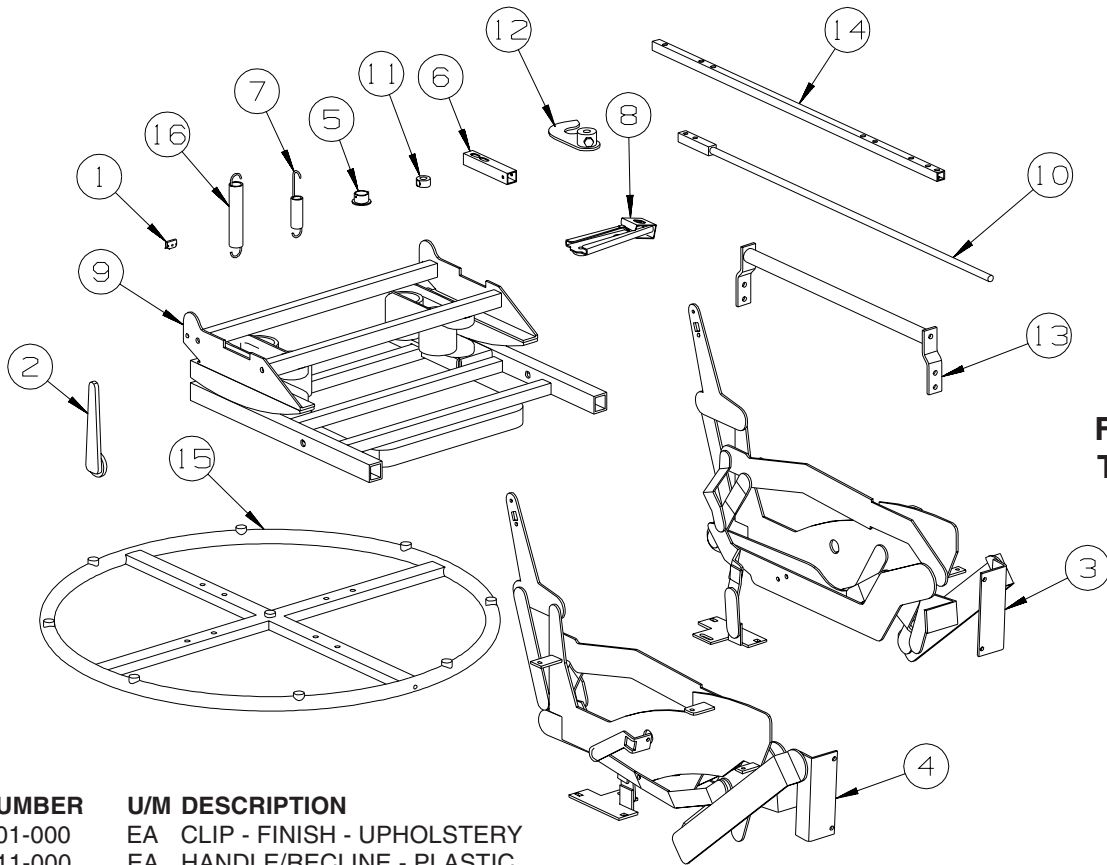
**PASSENGER
FOOTREST**

KEY	PART NUMBER	U/M	DESCRIPTION
1	127159-01-02B	EA	BRACKET - SEAT RELEASE - SINGLE REMOTE - E-COATED
	131566-07-000	EA	5" DOUBLE LOCKING SLIDE W/TAB
2	153956-02-01A	EA	CABLE - FOOTREST - W/BLACK HANDLE
3	154190-06-000	EA	SPRING/FOOTREST - 2.8"

COMPONENT PARTS FOR BUCKET SEATS
122611-02-000

KEY	PART NUMBER	U/M	DESCRIPTION	VENDOR NO.
	122611-02-701	EA	LUMBAR - LEVER	412
	122611-02-702	EA	LUMBAR MECHANISM	24395-FLEXSTEEL

CURTAIN & CUSHION GROUP (CONTINUED)
LOUNGE CHAIR



**FROM 00-00-00
 THRU 10-28-07**

KEY	PART NUMBER	U/M	DESCRIPTION
1	029134-01-000	EA	CLIP - FINISH - UPHOLSTERY
2	133126-11-000	EA	HANDLE/RECLINE - PLASTIC
3	154077-01-000	EA	RECLINER MECHANISM - RIGHT HAND (WHEN SITTING IN CHAIR)
4	154077-02-000	EA	RECLINER MECHANISM - LEFT HAND (WHEN SITTING IN CHAIR)
5	154077-03-000	EA	BUSHING - PLASTIC/WHITE
6	154077-04-000	EA	TUBE/HANDLE MOUNTING - 3.6" LONG - BLACK
7	154077-05-000	EA	SPRING - EXTENSION - 3.7"
8	154077-06-000	EA	SLEEVE/CLIP - 1.6" X 5.1"
9	154077-07-000	EA	BASE - SWIVEL/ROCKER - BLACK
10	154077-08-000	EA	LATCH ROD - 25.5" - BLACK
11	154077-09-000	EA	LOCK COLLAR - W/SET SCREW LOCK-OUT
12	154077-10-000	EA	LATCH BRACKET - RIGHT FRONT LOCK OUT - BLACK
13	154077-11-000	EA	LATCH TUBE - W/LOCK OUT ENDS - 15.1" - BLACK
14	154077-12-000	EA	LOCK TUBE - .5" X .5" X 23.5"
15	154077-13-000	EA	GRID RING - 24" - BLACK
16	154077-14-000	EA	SPRING/EXTENSION - 4.7"
	P50887-01-W79	EA	COVER/CHAIR - RECLINER - W/FOOTREST (W79, W80)
	P50887-01-W83	EA	COVER/CHAIR - RECLINER - W/FOOTREST (W83, W84)
	P50887-03-W87	EA	COVER/CHAIR - RECLINER - W/FOOTREST (W87, W88)
	P50887-05-W79	EA	COVER/CHAIR - RECLINER - W/FOOTREST (W79, W80) - ULTRALEATHER
	P50887-05-W83	EA	COVER/CHAIR - RECLINER - W/FOOTREST (W83, W84) - ULTRALEATHER
	P50887-05-W87	EA	COVER/CHAIR - RECLINER - W/FOOTREST (W87, W88) - ULTRALEATHER

CURTAIN & CUSHION GROUP (CONTINUED)
LOUNGE CHAIR (CONTINUED)

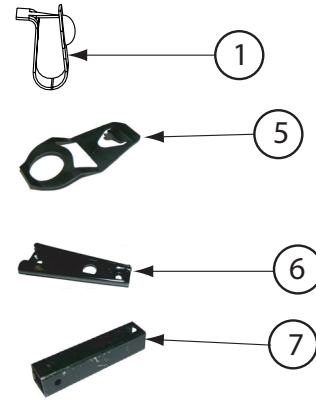


2



3

4

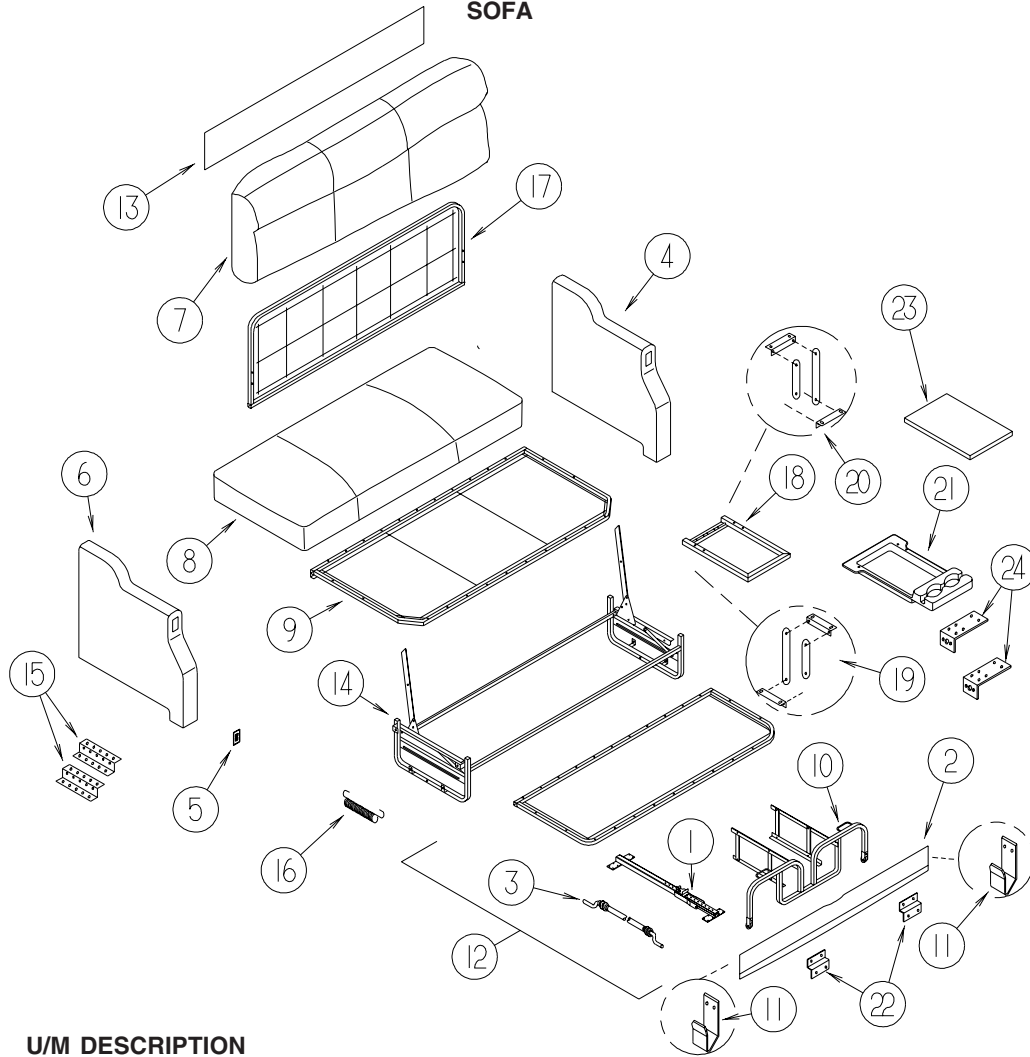


**FROM 10-29-07
 THRU 99-99-99**

KEY	PART NUMBER	U/M	DESCRIPTION
1	029134-01-000	EA	CLIP - FINISH - UPHOLSTERY
2	P50887-01-W79	EA	COVER/CHAIR - RECLINER - W/FOOTREST (W79, W80)
2	P50887-01-W83	EA	COVER/CHAIR - RECLINER - W/FOOTREST (W83, W84)
2	P50887-03-W87	EA	COVER/CHAIR - RECLINER - W/FOOTREST (W87, W88)
2	P50887-05-W79	EA	COVER/CHAIR - RECLINER - W/FOOTREST (W79, W80) - ULTRALEATHER
2	P50887-05-W83	EA	COVER/CHAIR - RECLINER - W/FOOTREST (W83, W84) - ULTRALEATHER
2	P50887-05-W87	EA	COVER/CHAIR - RECLINER - W/FOOTREST (W87, W88) - ULTRALEATHER
3	167351-01-000	EA	FRAME - RECLINER MECHANISM W/HOOP
4	167351-02-000	EA	HANDLE - F/RECLINER/FOOTREST RELEASE
5	167351-03-000	EA	CLIP - F/BACKFRAME TO MECHANISM
6	167351-04-000	EA	BRACKET - F/GLIDER ROCKER
7	167351-05-000	EA	ADAPTOR SHAFT - 3" - F/RECLINER HANDLE

CURTAIN & CUSHION GROUP (CONTINUED)

SOFA



KEY	PART NUMBER	U/M	DESCRIPTION
1	159707-01-000	EA	SLIDE RAIL - W/LATCH MECH/PLATES/STOP F/TRUNDLE-FLAT FLOOR FROM: 00-00-00 THRU: 05-27-07
1	163559-01-000	EA	SLIDE RAIL - W/LATCH MECH/PLATES/STOP F/TRUNDLE-FLAT FLOOR FROM: 05-28-07 THRU: 99-99-99
	163559-04-000	EA	CLIP/RAIL - F/TRUNDL FROM: 05-28-07 THRU: 99-99-99
2	157928-07-W79	EA	PANEL/FRONT KICK - SOFA - 59.5" (W79, W80)
2	157928-07-W83	EA	PANEL/FRONT KICK - SOFA - 59.5" (W83, W84)
2	157928-07-W87	EA	PANEL/FRONT KICK - SOFA - 59.5" (W87, W88)
2	157928-15-W79	EA	PANEL/FRONT KICK - SOFA - 59.5" - LEATHER (W79, W80) - ULTRALEATHER
2	157928-15-W83	EA	PANEL/FRONT KICK - SOFA - 59.5" - LEATHER (W83, W84) - ULTRALEATHER
2	157928-15-W87	EA	PANEL/FRONT KICK - SOFA - 59.5" - LEATHER (W87, W88) - ULTRALEATHER
3	148225-01-000	EA	CABLE ONLY - REMOTE - 31.9" W/Z-ENDS
4	150408-02-W79	EA	ARMREST - LEFT HAND (W79, W80)
4	150408-02-W83	EA	ARMREST - LEFT HAND (W83, W84)
4	150408-02-W87	EA	ARMREST - LEFT HAND (W87, W88)
4	150408-04-W79	EA	ARMREST - LEFT HAND (W79, W80) - ULTRALEATHER
4	150408-04-W83	EA	ARMREST - LEFT HAND (W83, W84) - ULTRALEATHER
4	150408-04-W99	EA	ARMREST - LEFT HAND (W87, W88) - ULTRALEATHER
	P50408-02-W79	EA	COVER/ARMREST - LEFT HAND (W79, W80)
	P50408-02-W83	EA	COVER/ARMREST - LEFT HAND (W83, W84)
	P50408-02-W87	EA	COVER/ARMREST - LEFT HAND (W87, W88)
	P50408-04-W79	EA	COVER/ARMREST - LEFT HAND (W79, W80) - ULTRALEATHER
	P50408-04-W83	EA	COVER/ARMREST - LEFT HAND (W83, W84) - ULTRALEATHER
	P50408-04-W99	EA	COVER/ARMREST - LEFT HAND (W87, W88) - ULTRALEATHER
5	136118-01-000	EA	SWITCH - SOFA/RECLINER
6	150408-01-W79	EA	ARMREST - RIGHT HAND - W/SWITCH (W79, W80)
6	150408-01-W83	EA	ARMREST - RIGHT HAND - W/SWITCH (W83, W84)
6	150408-01-W87	EA	ARMREST - RIGHT HAND - W/SWITCH (W87, W88)
6	150408-03-W79	EA	ARMREST - RIGHT HAND - W/SWITCH (W79, W80) - ULTRALEATHER

CURTAIN & CUSHION GROUP (CONTINUED)
SOFA (CONTINUED)

KEY	PART NUMBER	U/M	DESCRIPTION
6	150408-03-W83	EA	ARMREST - RIGHT HAND - W/SWITCH (W83, W84) - ULTRALEATHER
6	150408-03-W99	EA	ARMREST - RIGHT HAND - W/SWITCH (W87, W88) - ULTRALEATHER
	P50408-01-W79	EA	COVER/ARMREST - RIGHT HAND (W79, W80)
	P50408-01-W83	EA	COVER/ARMREST - RIGHT HAND (W83, W84)
	P50408-01-W87	EA	COVER/ARMREST - RIGHT HAND (W87, W88)
	P50408-03-W79	EA	COVER/ARMREST - RIGHT HAND (W79, W80) - ULTRALEATHER
	P50408-03-W83	EA	COVER/ARMREST - RIGHT HAND (W83, W84) - ULTRALEATHER
	P50408-03-W99	EA	COVER/ARMREST - RIGHT HAND (W87, W88) - ULTRALEATHER
7	163213-01-W79	EA	BACK - SOFA/SLEEPER (W79, W80)
7	163213-01-W83	EA	BACK - SOFA/SLEEPER (W83, W84)
7	163213-01-W87	EA	BACK - SOFA/SLEEPER (W87, W88)
7	163213-02-W79	EA	BACK - SOFA/SLEEPER - LEATHER (W79, W80) - ULTRALEATHER
7	163213-02-W83	EA	BACK - SOFA/SLEEPER - LEATHER (W83, W84) - ULTRALEATHER
7	163213-02-W87	EA	BACK - SOFA/SLEEPER - LEATHER (W87, W88) - ULTRALEATHER
	163213-A1-W79	EA	COVER/BACK - SOFA/SLEEPER (W79, W80)
	163213-A1-W83	EA	COVER/BACK - SOFA/SLEEPER (W83, W84)
	163213-A1-W87	EA	COVER/BACK - SOFA/SLEEPER (W87, W88)
	163213-A2-W79	EA	COVER/BACK - SOFA/SLEEPER - LEATHER (W79, W80) - ULTRALEATHER
	163213-A2-W83	EA	COVER/BACK - SOFA/SLEEPER - LEATHER (W83, W84) - ULTRALEATHER
	163213-A2-W87	EA	COVER/BACK - SOFA/SLEEPER - LEATHER (W87, W88) - ULTRALEATHER
8	163562-01-W79	EA	SEAT - SOFA (W79, W80)
8	163562-01-W83	EA	SEAT - SOFA (W83, W84)
8	163562-01-W87	EA	SEAT - SOFA (W87, W88)
8	163562-02-W79	EA	SEAT - SOFA - LEATHER (W79, W80) - ULTRALEATHER
8	163562-02-W83	EA	SEAT - SOFA - LEATHER (W83, W84) - ULTRALEATHER
8	163562-02-W87	EA	SEAT - SOFA - LEATHER (W87, W88) - ULTRALEATHER
	163562-A1-W79	EA	COVER/SEAT - SOFA (W79, W80)
	163562-A1-W83	EA	COVER/SEAT - SOFA (W83, W84)
	163562-A1-W87	EA	COVER/SEAT - SOFA (W87, W88)
	163562-A2-W79	EA	COVER/SEAT - SOFA - LEATHER (W79, W80) - ULTRALEATHER
	163562-A2-W83	EA	COVER/SEAT - SOFA - LEATHER (W83, W84) - ULTRALEATHER
	163562-A2-W87	EA	COVER/SEAT - SOFA - LEATHER (W87, W88) - ULTRALEATHER
9	151290-04-000	EA	FRAME - SEAT - 60"
10*	136534-17-000	EA	TRUNDLE FRAME - 17.5" X 55" - W/LINKAGE, LATCH & HANDLE FROM: 00-00-00 THRU: 05-27-07
10	151290-26-000	EA	FRAME - TRUNDLE - W/WHEEL - 55.5" FROM: 05-28-07 THRU: 99-99-99
11	121906-01-02B	EA	BRACKET - KICKBOARD - E-COATED
12	155647-01-W79	EA	TRUNDLE - SOFA/SLEEPER - 60" (W79, W80)
12	155647-01-U71	EA	TRUNDLE - SOFA/SLEEPER - 60" (W83, W84)
12	155647-01-W87	EA	TRUNDLE - SOFA/SLEEPER - 60" (W87, W88)
12	155647-03-W79	EA	TRUNDLE - SOFA/SLEEPER - 60" - LEATHER (W79, W80) - ULTRALEATHER
12	155647-03-WH4	EA	TRUNDLE - SOFA/SLEEPER - 60" - LEATHER (W83, W84) - ULTRALEATHER
12	155647-03-W87	EA	TRUNDLE - SOFA/SLEEPER - 60" - LEATHER (W87, W88) - ULTRALEATHER
	155647-A1-W79	EA	COVER/TRUNDLE - SOFA/SLEEPER - 60" (W79, W80)
	155647-A1-U71	EA	COVER/TRUNDLE - SOFA/SLEEPER - 60" (W83, W84)
	155647-A1-W87	EA	COVER/TRUNDLE - SOFA/SLEEPER - 60" (W87, W88)
	155647-A3-W79	EA	COVER/TRUNDLE - SOFA/SLEEPER - 60" - LEATHER (W79, W80) - ULTRALEATHER
	155647-A3-WH4	EA	COVER/TRUNDLE - SOFA/SLEEPER - 60" - LEATHER (W83, W84) - ULTRALEATHER
	155647-A3-W87	EA	COVER/TRUNDLE - SOFA/SLEEPER - 60" - LEATHER (W87, W88) - ULTRALEATHER
13	NOT USED		
14*	136534-13-000	EA	BASE - 27.25" X 60" - POWERED
15	NOT USED		
16	136534-33-000	EA	SPRING/ASSIST - 1/2" X 7" W/HOOK ENDS - REST EASY SOFAS
17	136534-18-000	EA	FRAME/BACK - 16.5" X 60"
18	NOT USED		
19	NOT USED		
20	NOT USED		
21	NOT USED		
22	101926-01-02A	EA	BRACKET - ZEE - 2" - BLACK
23	NOT USED		
24	NOT USED		

*COMPONENT PARTS LISTED LATER IN THIS GROUP

CURTAIN & CUSHION GROUP (CONTINUED)
COMPONENT PARTS FOR SOFA


136534-02-000, 136534-03-000, 136534-13-000, 136534-15-000

KEY	PART NUMBER	U/M	DESCRIPTION	VENDOR NO.
	136534-02-700	EA	MOTOR	9PL-MO-W/T-1
	136534-02-701	EA	CABLE/DRV MTR-REST EASY SOFA	9PL-FCA27.75

136534-17-000


KEY	PART NUMBER	U/M	DESCRIPTION	VENDOR NO.
	136534-07-701	EA	WHEEL - NYLON - 1 5/8"	9WHEEL-1.62

CURTAIN & CUSHION GROUP (CONTINUED)
HARDWARE



KEY	PART NUMBER	U/M	DESCRIPTION
1A	029155-01-000	EA	CAP - SNAP - 5/32" OUTSIDE DIAMETER OF PIN
2A	029156-01-000	EA	SOCKET - SNAP - 9/16" O.D.
3A	046867-05-000	EA	WASHER - #0
4A	046867-04-000	EA	GROMMET - #0
5A	160457-01-01A	EA	BRACE - VALANCE - L-SHAPED - 20" - OFF WHITE
6A	162496-01-01A	EA	BRACKET/BLIND - LEFT SIDE WHEN FACING WINDOW - CLEAR
7A	162496-02-01A	EA	BRACKET/BLIND - RIGHT SIDE WHEN FACING WINDOW - CLEAR
8A	084434-01-000	EA	BRACKET - MOUNTING - ROLLER SHADE - 1 3/8"
9A	094896-02-000	EA	GROMMET - CORD/PLEATED BLIND - NYLON - GRAY
10A	094907-02-000	EA	END CAP - PLEATED BLIND/TOP - RH/LH - GRAY PLASTIC
11A	094907-04-000	EA	END CAP - PLEATED BLIND/BOTTOM - RH/LH
12A	094907-09-000	EA	END CAP/BLIND - CENTER RAIL - RH/LH
13A	097564-03-000	EA	HANDLE - KNOB - E-Z LIFT SHADE - TAN
14A	097565-01-000	EA	BRACKET - MOUNTING - PLEATED BLIND
15A	155748-01-000	EA	SPRING - EXTENSION - DAY/NIGHTER BLIND
16A	101031-01-000	YD	TAPE/GLIDE - 4.25" SPACING
17A	102555-03-000	EA	BRACKET - (CLEAT TYPE) - F/BLIND HOLDOWN - MILKY WHITE

CURTAIN & CUSHION GROUP (CONTINUED)
HARDWARE (CONTINUED)



KEY	PART NUMBER	U/M	DESCRIPTION
1B	105450-14-01A	EA	TRACK - CURTAIN - 90" - OFF WHITE
2B	105648-01-02A	EA	BRACE - VALANCE - 14" - OFF WHITE
2B	105648-02-02A	EA	BRACE - VALANCE - 8.5" - OFF WHITE
3B	106544-01-000	EA	PULL - SHADE/BRASS
3B	106544-01-001	EA	SCREW - SHADE/BRASS
3B	106544-02-000	EA	PULL-SHADE - NICKEL
4B	109353-04-000	EA	CLIP - VALANCE SLAT MOUNTING - CLEAR PLASTIC
5B	109441-01-000	EA	BRACKET/HOOK - BLIND HOLD DOWN - LARGE - CLEAR
	109441-02-000	EA	SPACER/BRACKET - BLIND HOLD DOWN
6B	129491-01-000	EA	CATCH - SNAP HOOK - 1"
7B	130549-01-01A	EA	STOP - CURTAIN TRACK
8B	141634-01-000	EA	BRACKET-(BOBBIN TYPE) 7/8"H HOLDUPBASE(OVAL)-2 HOLE-CLEAR
9B	156172-02-01A	EA	TRACK/WALL - 32" - BONE
9B	156172-03-01A	EA	TRACK/WALL - 21" - BONE
10B	156172-04-01A	EA	END CAP - WALL TRACK - CLEAR
11B	154316-01-01A	EA	BRACE/ANGLE - W/HOLE - CASHMERE
12B	154316-02-01A	EA	BRACE/ANGLE - W/SLOT - CASHMERE
13B	159702-01-01A	EA	HOOK/RING - CURTAIN/SHOWER - NICKEL

ACCESSORIES

KEY	PART NUMBER	U/M	DESCRIPTION
	159676-07-W79	EA	BUTTON - #60 - FABRIC COVERED (W79, W80)
	159676-07-W83	EA	BUTTON - #60 - FABRIC COVERED (W83, W84)
	159676-09-W87	EA	BUTTON - #60 (W87, W88)
	070578-24-W79	EA	BUTTON - #30 - SCREW STUD - FABRIC COVERED (W79, W80)
	070578-24-W83	EA	BUTTON - #30 - SCREW STUD - FABRIC COVERED (W83, W84)
	070578-24-W87	EA	BUTTON - #30 - SCREW STUD - FABRIC COVERED (W87, W88)

CURTAIN & CUSHION GROUP (CONTINUED)

FABRICS

W79, W80

113979-09-01A CARPET-HEADLINER (SY) - CEILING
FROM: 00-00-00 THRU: 01-13-08

113979-09-02A CARPET-HEADLINER (SY) - CEILING
FROM: 01-14-08 THRU: 99-99-99

113979-10-01A CARPET-HEADLINER - SLDOUT (SY) - CEILING
FROM: 00-00-00 THRU: 01-13-08

113979-10-02A CARPET-HEADLINER - SLDOUT (SY) - CEILING
FROM: 01-14-08 THRU: 99-99-99

113979-11-01A CARPET-HEADLINER - SLDOUT (SY) - CEILING
FROM: 00-00-00 THRU: 01-13-08

113979-11-02A CARPET-HEADLINER - SLDOUT (SY) - CEILING
FROM: 01-14-08 THRU: 99-99-99

161246-01-000 FABRIC - DRAPERY, MAIN

148797-AC-000 FABRIC - UPHOLSTERY, MAIN

148797-AE-000 FABRIC - UPHOLSTERY, PLAIN ACCENT

148797-AG-000 FABRIC - UPHOLSTERY, ACCENT PATTERN

156773-42-000 FABRIC - UPHOLSTERY, BEDSPREAD, MAIN

142523-02-000 FABRIC - UPHOLSTERY, ULTRALEATHER

156773-44-000 FABRIC - UPHOLSTERY, BEDSPREAD, PATTERN ACCENT

148797-AG-000 FABRIC - OVERHEAD CABINET, DINETTE/LOUNGE

156773-44-000 FABRIC - OVERHEAD CABINET, BEDROOM

148797-AE-000 FABRIC - DINETTE WRAP

148797-AE-000 FABRIC - OVERLAY SLIDEOUT TRIM, FRONT

148797-AG-000 FABRIC - ENTRY DOOR UNDERLAY

148797-AE-000 FABRIC - ENTRY DOOR OVERLAY

142523-04-000 VINYL - CABINET ENDS

142523-04-000 VINYL - SUNVISORS

142523-04-000 VINYL - ACCENT TRIM, COACH AREA

142523-04-000 VINYL - FOAMBACK

142523-04-000 VINYL - ASSIST HANDLE

CURTAIN & CUSHION GROUP (CONTINUED)
FABRICS (CONTINUED)

W83, W84

113979-09-01A CARPET-HEADLINER (SY) - CEILING
FROM: 00-00-00 THRU: 01-13-08

113979-09-02A CARPET-HEADLINER (SY) - CEILING
FROM: 01-14-08 THRU: 99-99-99

113979-10-01A CARPET-HEADLINER - SLDOUT (SY) - CEILING
FROM: 00-00-00 THRU: 01-13-08

113979-10-02A CARPET-HEADLINER - SLDOUT (SY) - CEILING
FROM: 01-14-08 THRU: 99-99-99

113979-11-01A CARPET-HEADLINER - SLDOUT (SY) - CEILING
FROM: 00-00-00 THRU: 01-13-08

113979-11-02A CARPET-HEADLINER - SLDOUT (SY) - CEILING
FROM: 01-14-08 THRU: 99-99-99

161246-01-000 FABRIC - DRAPERY, MAIN

148797-T1-000 FABRIC - UPHOLSTERY, MAIN

148797-T2-000 FABRIC - UPHOLSTERY, PLAIN ACCENT

148797-T3-000 FABRIC - UPHOLSTERY, ACCENT PATTERN
FROM: 00-00-00 THRU: 10-07-07

148797-V1-000 FABRIC - UPHOLSTERY, ACCENT PATTERN
FROM: 10-08-07 THRU: 99-99-99

156773-03-000 FABRIC - UPHOLSTERY, BEDSPREAD, MAIN
FROM: 00-00-00 THRU: 10-14-07

156773-G3-000 FABRIC - UPHOLSTERY, BEDSPREAD, MAIN
FROM: 10-15-07 THRU: 99-99-99

142523-20-000 FABRIC - UPHOLSTERY, ULTRALEATHER

156773-86-000 FABRIC - UPHOLSTERY, BEDSPREAD, PATTERN ACCENT

148797-T3-000 FABRIC - OVERHEAD CABINET, DINETTE/LOUNGE
FROM: 00-00-00 THRU: 10-07-07

148797-V1-000 FABRIC - OVERHEAD CABINET, DINETTE/LOUNGE
FROM: 10-08-07 THRU: 99-99-99

156773-86-000 FABRIC - OVERHEAD CABINET, BEDROOM

148797-T3-000 FABRIC - DINETTE WRAP
FROM: 00-00-00 THRU: 10-07-07

148797-V1-000 FABRIC - DINETTE WRAP
FROM: 10-08-07 THRU: 99-99-99

148797-T2-000 FABRIC - OVERLAY SLIDEOUT TRIM, FRONT

148797-T1-000 FABRIC - ENTRY DOOR UNDERLAY

148797-T2-000 FABRIC - ENTRY DOOR OVERLAY

142523-04-000 VINYL - CABINET ENDS

142523-04-000 VINYL - SUNVISORS

142523-04-000 VINYL - ACCENT TRIM, COACH AREA

142523-04-000 VINYL - FOAMBACK

142523-04-000 VINYL - ASSIST HANDLE

CURTAIN & CUSHION GROUP (CONTINUED)
FABRICS (CONTINUED)

W87, W88

113979-09-01A CARPET-HEADLINER (SY) - CEILING
FROM: 00-00-00 THRU: 01-13-08

113979-09-02A CARPET-HEADLINER (SY) - CEILING
FROM: 01-14-08 THRU: 99-99-99

113979-10-01A CARPET-HEADLINER - SLDOUT (SY) - CEILING
FROM: 00-00-00 THRU: 01-13-08

113979-10-02A CARPET-HEADLINER - SLDOUT (SY) - CEILING
FROM: 01-14-08 THRU: 99-99-99

113979-11-01A CARPET-HEADLINER - SLDOUT (SY) - CEILING
FROM: 00-00-00 THRU: 01-13-08

113979-11-02A CARPET-HEADLINER - SLDOUT (SY) - CEILING
FROM: 01-14-08 THRU: 99-99-99

161246-01-000 FABRIC - DRAPERY, MAIN

148797-A5-000 FABRIC - UPHOLSTERY, MAIN

148797-AF-000 FABRIC - UPHOLSTERY, PLAIN ACCENT

148797-AH-000 FABRIC - UPHOLSTERY, ACCENT PATTERN

156773-43-000 FABRIC - UPHOLSTERY, BEDSPREAD, MAIN

142523-07-000 FABRIC - UPHOLSTERY, ULTRALEATHER

156773-45-000 FABRIC - UPHOLSTERY, BEDSPREAD, PATTERN ACCENT

148797-AF-000 FABRIC - OVERHEAD CABINET, DINETTE/LOUNGE

156773-45-000 FABRIC - OVERHEAD CABINET, BEDROOM

148797-AD-000 FABRIC - DINETTE WRAP

148797-AD-000 FABRIC - OVERLAY SLIDEOUT TRIM, FRONT

148797-AH-000 FABRIC - ENTRY DOOR UNDERLAY

148797-AD-000 FABRIC - ENTRY DOOR OVERLAY

142523-04-000 VINYL - CABINET ENDS

142523-04-000 VINYL - SUNVISORS

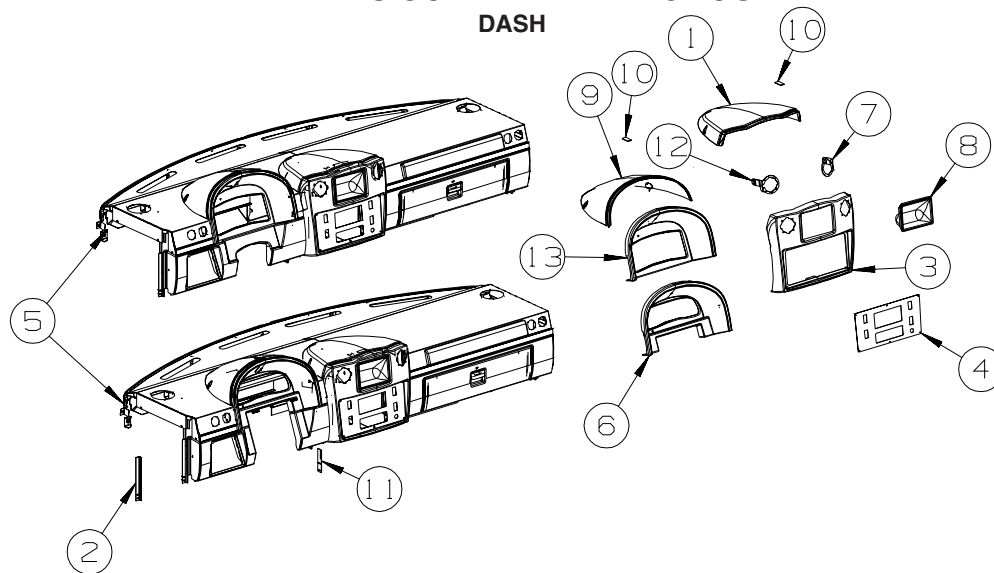
142523-04-000 VINYL - ACCENT TRIM, COACH AREA

142523-04-000 VINYL - FOAMBACK

142523-04-000 VINYL - ASSIST HANDLE

DRIVERS COMPARTMENT GROUP

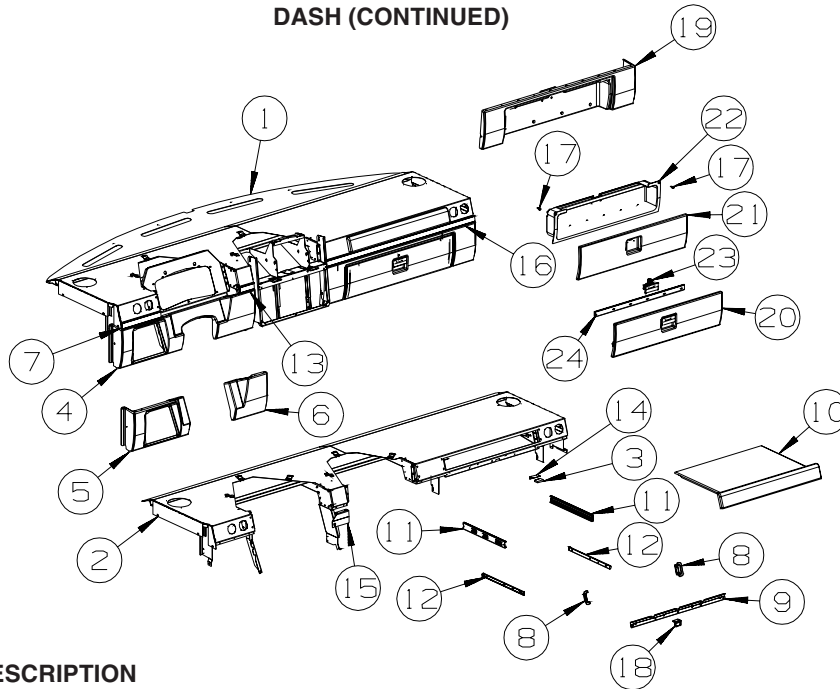
DASH



KEY	PART NUMBER	U/M	DESCRIPTION
1	155702-01-01A	EA	POD - DASH CENTER - BRIARWOOD
1	155702-02-01A	EA	POD - DASH CENTER - BRIARWOOD - RR MONITOR SYS-AUDIO
2	128692-01-02B	EA	ANGLE-FORMED,DASH SUPPORT, E-COAT
3	155701-01-01A	EA	BEZEL - DASH/CENTER - BRIARWOOD
4	156051-05-02B	EA	PANEL/BEZEL - DASH/CENTER - E-COATED
5	154743-04-W79	EA	DASH COMPLETE - RIVERSTONE - FORD
5	154743-04-W83	EA	DASH COMPLETE - CASHMERE - FORD
5	154743-03-W79	EA	DASH COMPLETE - RIVERSTONE - WORKHORSE
5	154743-03-W83	EA	DASH COMPLETE - CASHMERE - WORKHORSE
6	155699-02-U67	EA	BEZEL - INSTRUMENT PANEL - W/SUPPORT - FORD
7	156255-01-02B	EA	RETAINER - LOUVER/RIGHT - E-COATED
8	111350-02-21A	EA	POCKET - INSTRUMENT PANEL - UPPER/RIGHT - BRIARWOOD
9	155700-01-01A	EA	POD - INSTRUMENT PANEL - BRIARWOOD
10	110530-01-000	FT	SEAL - SPONGE - .31" X .62"
11	139603-01-02B	EA	STRAP-DASH SUPPORT, CTR - E-COAT
12	156255-02-02B	EA	RETAINER - LOUVER/LEFT - E-COATED
13	155698-02-U67	EA	BEZEL - INSTRUMENT PANEL - W/SUPPORT - WORKHORSE

DRIVERS COMPARTMENT GROUP (CONTINUED)

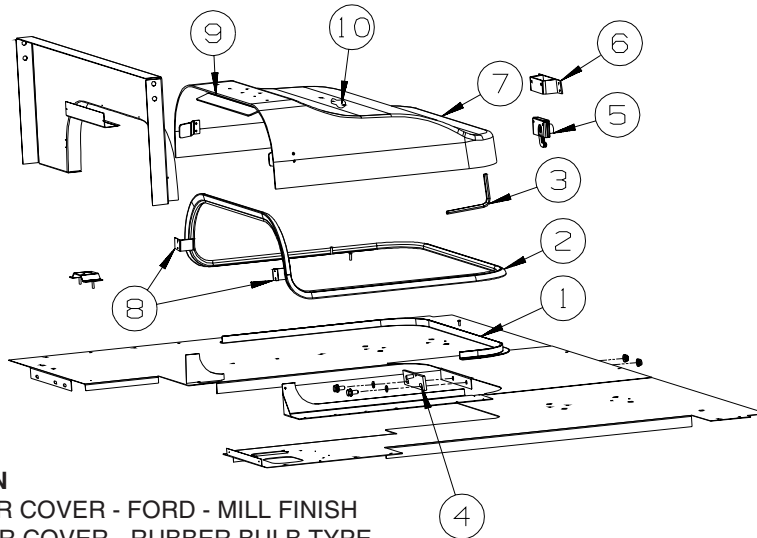
DASH (CONTINUED)



KEY	PART NUMBER	U/M	DESCRIPTION
1	154741-02-02B	EA	PANEL - DASH - FRONT/TOP - W/O VINYL
	106569-07-08A	EA	VINYL - LAMINATE - 1/4" X 17" X 100" - PUTTY - RIVERSTONE
	106569-07-09A	EA	VINYL - LAMINATE - 1/4" X 17" X 100" - DRIFTWOOD - CASHMERE
	106569-16-08A	EA	VINYL - LAMINATE - 1/4" X 30" X 108" - PUTTY - RIVERSTONE
	106569-16-09A	EA	VINYL - LAMINATE - 1/4" X 30" X 108" - DRIFTWOOD - CASHMERE
2	154742-01-02B	EA	DASH - W/O VINYL - E-COATED
3	137018-01-01A	EA	CATCH - MAGNETIC - 1.6"
4	155129-01-01A	EA	PANEL/TRIM - DASH/LOWER LEFT - RIVERSTONE - WORKHORSE
4	155129-01-02A	EA	PANEL/TRIM - DASH/LOWER LEFT - CASHMERE - WORKHORSE
5	156254-01-01A	EA	PANEL/TRIM - DASH/LOWER - DRIVER/LEFT - RIVERSTONE - FORD
5	156254-01-02A	EA	PANEL/TRIM - DASH/LOWER - DRIVER/LEFT - CASHMERE - FORD
6	156253-01-01A	EA	PANEL/TRIM - DASH/LOWER - DRIVER/RIGHT - RIVERSTONE - FORD
6	156253-01-02A	EA	PANEL/TRIM - DASH/LOWER - DRIVER/RIGHT - CASHMERE - FORD
7	155053-03-19A	EA	TRIM - DASH - LOWER/LEFT - RIVERSTONE
7	155053-03-20A	EA	TRIM - DASH - LOWER/LEFT - CASHMERE
8	156580-01-01A	EA	TRIM - DASH/SLIDEOUT TABLE - RIVERSTONE
8	156580-01-02A	EA	TRIM - DASH/SLIDEOUT TABLE - CASHMERE
9	156585-01-02B	EA	RETAINER - VINYL/LOWER - E-COATED
10	156646-01-04A	EA	TABLE TOP - PULLOUT/WORKSTATION - LAGOONA SAND
11	153000-03-01A	EA	SLIDE - CABINET MOUNT - 13.8"
12	153000-04-01A	EA	SLIDE - DRAWER MOUNT - 13.8"
13	155053-02-19A	EA	TRIM - DASH - LOWER/CENTER - RIVERSTONE
13	155053-02-20A	EA	TRIM - DASH - LOWER/CENTER - CASHMERE
14	137018-03-01A	EA	BRACKET - MOUNTING - 2"
15	155948-01-02B	EA	SUPPORT - PARK BRAKE SWITCH - E-COATED - WORKHORSE 24,000-22.5
16	155053-01-19A	EA	TRIM - DASH - LOWER/RIGHT - RIVERSTONE
16	155053-01-20A	EA	TRIM - DASH - LOWER/RIGHT - CASHMERE
17	120863-10-000	EA	BUMPER - RUBBER/RADIUS TOP/PULL - 1"
18	152171-07-01A	EA	KEEPER - LATCH - METAL
19	155130-02-U87	EA	PANEL/TRIM - DASH/LOWER/RIGHT - W/O DOOR/HDW - RIVERSTONE
19	155130-02-U65	EA	PANEL/TRIM - DASH/LOWER/RIGHT - W/O DOOR/HDW - CASHMERE
20	155133-01-U87	EA	COMPARTMENT/GLOVE - W/DOOR - W/O HINGE/HDW - RIVERSTONE
20	155133-01-U65	EA	COMPARTMENT/GLOVE - W/DOOR - W/O HINGE/HDW - CASHMERE
21	155132-01-01A	EA	PANEL/DOOR - GLOVE COMPARTMENT - W/O HDW - RIVERSTONE
21	155132-01-02A	EA	PANEL/DOOR - GLOVE COMPARTMENT - W/O HDW - CASHMERE
22	155134-01-01A	EA	COMPARTMENT/GLOVE - RIVERSTONE
22	155134-01-02A	EA	COMPARTMENT/GLOVE - CASHMERE
23	155757-01-01A	EA	LATCH - GLOVE COMPARTMENT - BLACK
24	156730-01-01A	EA	HINGE - CONTINUOUS - GLOVE BOX
	009065-03-000	EA	HINGE - ALUMINUM - 2" X 72.5" - UNPAINTED

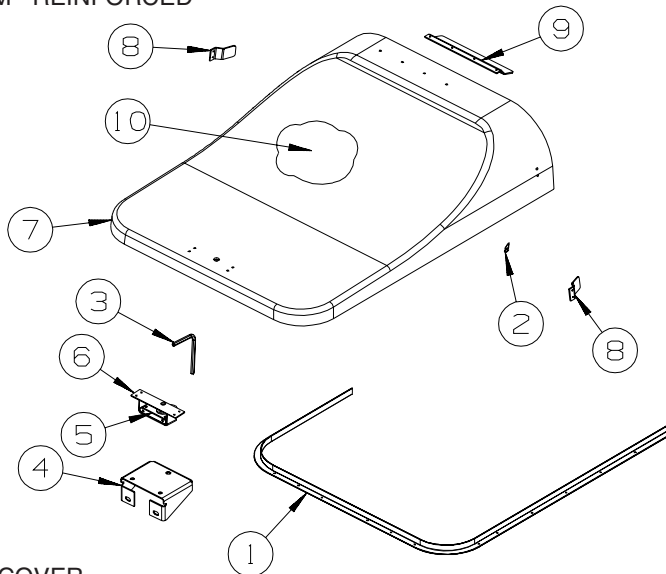
DRIVERS COMPARTMENT GROUP (CONTINUED)

MOTOR COVER



FORD

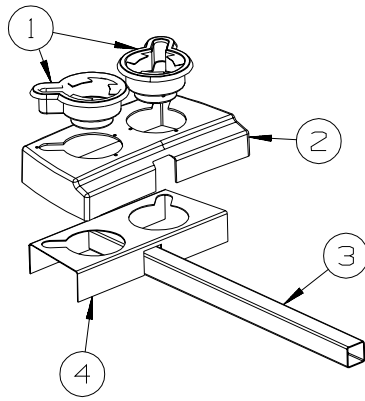
KEY	PART NUMBER	U/M	DESCRIPTION
1	115860-06-01A	EA	TRIM - MOTOR COVER - FORD - MILL FINISH
2	039623-01-000	FT	SEAL - MOTOR COVER - RUBBER BULB TYPE
3	116833-01-02B	EA	WRENCH - HEX MOTOR COVER - E-COATED
4	115852-01-02B	EA	STRIKE - LATCH - MOTOR COVER - E-COATED
5	116581-01-000	EA	LATCH - W/O STRIKE - MOTOR COVER
6	115850-01-02B	EA	RETAINER - LATCH - MOTOR COVER - RIGHT HAND - E-COATED
7	156754-01-U59	EA	COVER - MOTOR - W/CARPET - FORD (W79, W80)
7	156754-01-U57	EA	COVER - MOTOR - W/CARPET - FORD (W83, W84)
7	156754-01-W87	EA	COVER - MOTOR - W/CARPET - FORD (W87, W88)
	153970-02-01A	EA	COVER - MOTOR - W/O CARPET
8	115855-04-02B	EA	RETAINER - MOTOR COVER/SIDE - E-COATED
9	115855-01-02B	EA	RETAINER - MOTOR COVER/TOP - E-COATED
10	134497-01-000	SF	FOIL/ALUMINUM - REINFORCED



WORKHORSE

KEY	PART NUMBER	U/M	DESCRIPTION
1	137332-01-01A	EA	TRIM - MOTOR COVER
2	039623-01-000	FT	SEAL - MOTOR COVER - RUBBER BULB TYPE
3	116833-01-02B	EA	WRENCH - HEX MOTOR COVER - E-COATED
4	137305-02-02B	EA	BRACKET - STRIKE SUPPORT - E-COATED
5	116581-01-000	EA	LATCH - W/O STRIKE - MOTOR COVER
6	115850-01-02B	EA	RETAINER - LATCH - MOTOR COVER - RIGHT HAND - E-COATED
7	137097-01-T53	EA	COVER - MOTOR - W/CARPET (W79, W80)
7	137097-01-U57	EA	COVER - MOTOR - W/CARPET (W83, W84)
7	137097-01-W87	EA	COVER - MOTOR - W/CARPET (W87, W88)
	137096-01-01A	EA	COVER - MOTOR - W/O CARPET
8	115855-04-02B	EA	RETAINER - MOTOR COVER/SIDE - E-COATED
9	115855-03-02B	EA	RETAINER - MOTOR COVER/TOP - E-COATED
10	134497-01-000	SF	FOIL/ALUMINUM - REINFORCED

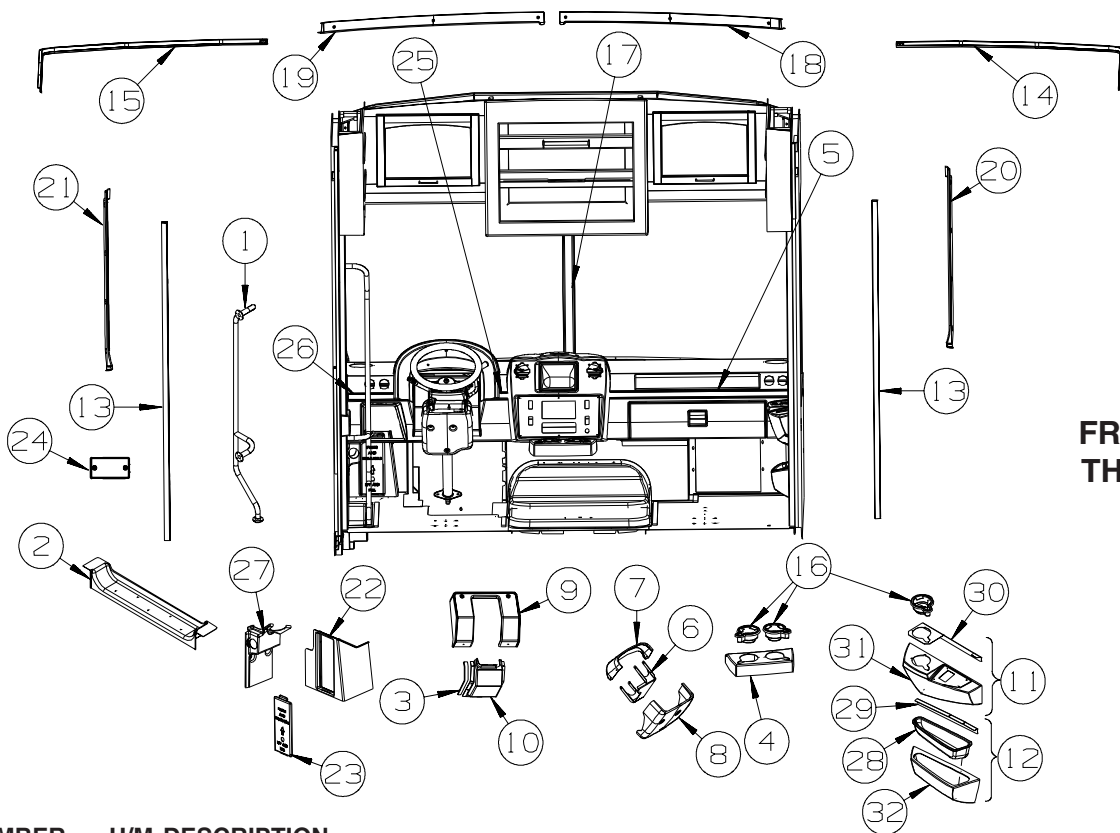
DRIVERS COMPARTMENT GROUP (CONTINUED)
BEVERAGE TRAY



KEY	PART NUMBER	U/M	DESCRIPTION
1	133831-01-01A	EA	HOLDER - CUP W/THREE CENTERLINE RUBBER FINGERS
2	156018-01-20A	EA	TRAY - BEVERAGE - CASHMERE
2	156018-01-19A	EA	TRAY - BEVERAGE - RIVERSTONE
3	156047-01-02B	EA	SUPPORT - BEVERAGE TRAY - E-COATED
4	156016-01-01B	EA	BRACKET - BEVERAGE TRAY - E-COATED

DRIVERS COMPARTMENT GROUP (CONTINUED)

FRONT INTERIOR



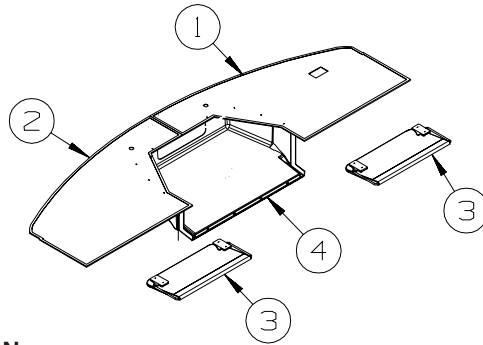
FROM: 00-00-00
THRU: 03-18-07

KEY	PART NUMBER	U/M	DESCRIPTION
1	131058-04-02A	EA	HAND RAIL - INTERIOR CAB DOOR - BLACK
2	131849-01-19A	EA	TRIM/STEP - DRIVER DOOR - RIVERSTONE
2	131849-01-20A	EA	TRIM/STEP - DRIVER DOOR - CASHMERE
	102569-02-000	EA	MAT - ANTI SLIP - LOWER
3	110530-01-000	FT	SEAL - SPONGE - .31" X .62" - FORD
4	156018-01-19A	EA	TRAY - BEVERAGE - RIVERSTONE
4	156018-01-20A	EA	TRAY - BEVERAGE - CASHMERE
5	126340-09-01A	EA	DECAL - LOGO - "VOYAGE" - SMALL/PASS SIDE PARCHMENT
6	148806-01-02B	EA	MOUNT ASM-STEERING COVE, E-COAT - WORKHORSE
7	155934-01-19A	EA	COVER - STEERING COLUMN - UPPER - WORKHORSE - RIVERSTONE - WORKHORSE
7	155934-01-20A	EA	COVER - STEERING COLUMN - UPPER - WORKHORSE - CASHMERE - WORKHORSE
8	155935-01-19A	EA	COVER - STEERING COLUMN - LOWER - WORKHORSE - RIVERSTONE - WORKHORSE
8	155935-01-20A	EA	COVER - STEERING COLUMN - LOWER - WORKHORSE - CASHMERE - WORKHORSE
9	148815-02-19A	EA	COVER - STEERING COLUMN - UPPER - RIVERSTONE - FORD
9	148815-02-20A	EA	COVER - STEERING COLUMN - UPPER - CASHMERE - FORD
10	125795-01-19A	EA	COVER - STEERING COLUMN/LOWER - RIVERSTONE - FORD
10	125795-01-20A	EA	COVER - STEERING COLUMN/LOWER - CASHMERE - FORD
11	148829-01-S72	EA	PANEL - PASSENGER SIDE/UPPER - RIVERSTONE
11	148829-01-S64	EA	PANEL - PASSENGER SIDE/UPPER - CASHMERE
	130034-08-02B	EA	CLIP - TRIM - E-COATED
	148830-01-19A	EA	PANEL - PASSENGER SIDE - UPPER - RIVERSTONE
	148830-01-20A	EA	PANEL - PASSENGER SIDE - UPPER - CASHMERE
	149218-01-02B	EA	BRACKET - MOUNTING - CUPHOLDER - E-COATED
12	148831-01-S72	EA	PANEL - PASSENGER SIDE/LOWER - RIVERSTONE
12	148831-01-S64	EA	PANEL - PASSENGER SIDE/LOWER - CASHMERE
	130034-08-02B	EA	CLIP - TRIM - E-COATED
	148828-01-19A	EA	POCKET/STORAGE - PASSENGER SIDE - RIVERSTONE
	148828-01-20A	EA	POCKET/STORAGE - PASSENGER SIDE - CASHMERE
	148832-01-19A	EA	PANEL - PASSENGER SIDE - LOWER - RIVERSTONE
	148832-01-20A	EA	PANEL - PASSENGER SIDE - LOWER - CASHMERE
	149229-01-02B	EA	BRACKET - PANEL MOUNTING - E-COATED
13	161808-01-01A	EA	COVER - ROLL BAR/U-CHANNEL - 66.9" PLASTICS - MED OAK
14	127254-14-19A	EA	TRACK/WRAPAROUND - PASSENGER - RIVERSTONE
14	127254-14-20A	EA	TRACK/WRAPAROUND - PASSENGER - CASHMERE

DRIVERS COMPARTMENT GROUP (CONTINUED)
FRONT INTERIOR (CONTINUED)

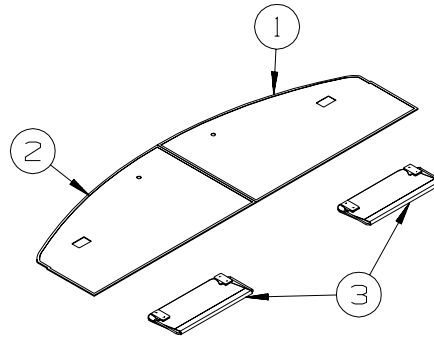
KEY	PART NUMBER	U/M	DESCRIPTION
15	127254-04-19A	EA	TRACK/WRAPAROUND - DRIVER - RIVERSTONE
15	127254-04-20A	EA	TRACK/WRAPAROUND - DRIVER - CASHMERE
16	133831-01-01A	EA	HOLDER - CUP W/THREE CENTERLINE RUBBER FINGERS
17	118452-04-19A	EA	TRIM - WINDSHIELD - CENTER - RIVERSTONE
17	118452-04-20A	EA	TRIM - WINDSHIELD - CENTER - CASHMERE
18	118453-03-04A	EA	TRIM - WINDSHIELD - INNER/TOP/PASSENGER - RIVERSTONE
18	118453-03-05A	EA	TRIM - WINDSHIELD - INNER/TOP/PASSENGER - CASHMERE
19	118453-04-04A	EA	TRIM - WINDSHIELD - INNER/TOP/DRIVER - RIVERSTONE
19	118453-04-05A	EA	TRIM - WINDSHIELD - INNER/TOP/DRIVER - CASHMERE
20	155329-01-04A	EA	TRIM - A-PILLAR/PASSENGER - RIVERSTONE
20	155329-01-05A	EA	TRIM - A-PILLAR/PASSENGER - CASHMERE
21	155329-02-04A	EA	TRIM - A-PILLAR/DRIVER - RIVERSTONE
21	155329-02-05A	EA	TRIM - A-PILLAR/DRIVER - CASHMERE
22	148824-01-19A	EA	PANEL/TRIM - FUSE PANEL/LEFT HAND - RIVERSTONE - WORKHORSE
22	148824-01-20A	EA	PANEL/TRIM - FUSE PANEL/LEFT HAND - CASHMERE - WORKHORSE
22	148824-02-19A	EA	PANEL/TRIM - FUSE PANEL/LEFT HAND - RIVERSTONE - FORD
22	148824-02-20A	EA	PANEL/TRIM - FUSE PANEL/LEFT HAND - CASHMERE - FORD
23	148826-01-19A	EA	PANEL/DOOR - FUSE PANEL/LEFT HAND - RIVERSTONE
23	148826-01-20A	EA	PANEL/DOOR - FUSE PANEL/LEFT HAND - CASHMERE
24	141072-01-02A	EA	COVER - BRACKET/LATCH - MEDIUM OAK
	140151-02-03A	EA	COVER - SCREW - MEDIUM OAK
25	NOT USED		
26	NOT USED		
27	148825-01-19A	EA	PANEL/TRIM - UNDER DASH/LEFT HAND - RIVERSTONE
27	148825-01-20A	EA	PANEL/TRIM - UNDER DASH/LEFT HAND - CASHMERE
28	148828-01-19A	EA	POCKET/STORAGE - PASSENGER SIDE - RIVERSTONE
28	148828-01-20A	EA	POCKET/STORAGE - PASSENGER SIDE - CASHMERE
29	149229-01-02B	EA	BRACKET - PANEL MOUNTING - E-COATED
30	149218-01-02B	EA	BRACKET - MOUNTING - CUPHOLDER - E-COATED
31	148830-01-19A	EA	PANEL - PASSENGER SIDE - UPPER - RIVERSTONE
31	148830-01-20A	EA	PANEL - PASSENGER SIDE - UPPER - CASHMERE
32	148832-01-19A	EA	PANEL - PASSENGER SIDE - LOWER - RIVERSTONE
32	148832-01-20A	EA	PANEL - PASSENGER SIDE - LOWER - CASHMERE

DRIVERS COMPARTMENT GROUP (CONTINUED)
FRONT INTERIOR (CONTINUED)



WITH FRONT TV
FROM: 00-00-00
THRU: 03-18-07

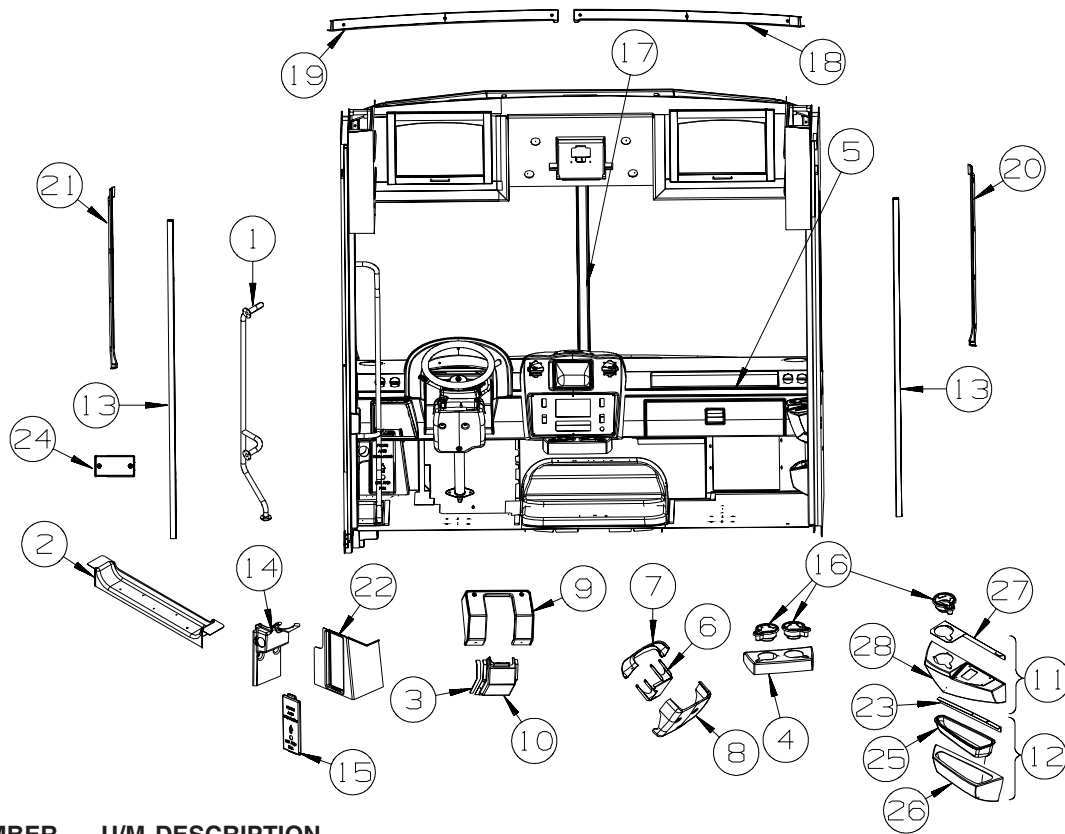
KEY	PART NUMBER	U/M	DESCRIPTION
1	126440-35-U87	EA	PANEL - OVERHEAD/FRONT/BOTTOM/RIGHT HAND - VINYL COVERED - RIVERSTONE
1	126440-35-U67	EA	PANEL - OVERHEAD/FRONT/BOTTOM/RIGHT HAND - VINYL COVERED - CASHMERE
2	126440-36-U87	EA	PANEL - OVERHEAD/FRONT/BOTTOM/LEFT HAND - VINYL COVERED - RIVERSTONE
2	126440-36-U67	EA	PANEL - OVERHEAD/FRONT/BOTTOM/LEFT HAND - VINYL COVERED - CASHMERE
3	123298-04-08A	EA	SUNVISOR - 10.5" X 21" - DRIVER/PASSENGER - PUTTY - RIVERSTONE
3	123298-04-09A	EA	SUNVISOR - 10.5" X 21" - DRIVER/PASSENGER - DRIFTWOOD - CASHMERE
4	152485-01-19A	EA	COVER - FRONT TV - RIVERSTONE
4	152485-01-20A	EA	COVER - FRONT TV - CASHMERE



WITHOUT FRONT TV
FROM: 00-00-00
THRU: 03-18-07

KEY	PART NUMBER	U/M	DESCRIPTION
1	126440-37-U67	EA	PANEL - OVERHEAD/FRONT/BOTTOM/PASSENGER - RIVERSTONE
1	126440-37-U68	EA	PANEL - OVERHEAD/FRONT/BOTTOM/PASSENGER - CASHMERE
2	126440-38-U67	EA	PANEL - OVERHEAD/FRONT/BOTTOM/DRIVER - RIVERSTONE
2	126440-38-U68	EA	PANEL - OVERHEAD/FRONT/BOTTOM/DRIVER - CASHMERE
3	123298-04-08A	EA	SUNVISOR - 10.5" X 21" - DRIVER/PASSENGER - PUTTY - RIVERSTONE
3	123298-04-09A	EA	SUNVISOR - 10.5" X 21" - DRIVER/PASSENGER - DRIFTWOOD - CASHMERE

DRIVERS COMPARTMENT GROUP (CONTINUED)
FRONT INTERIOR (CONTINUED)



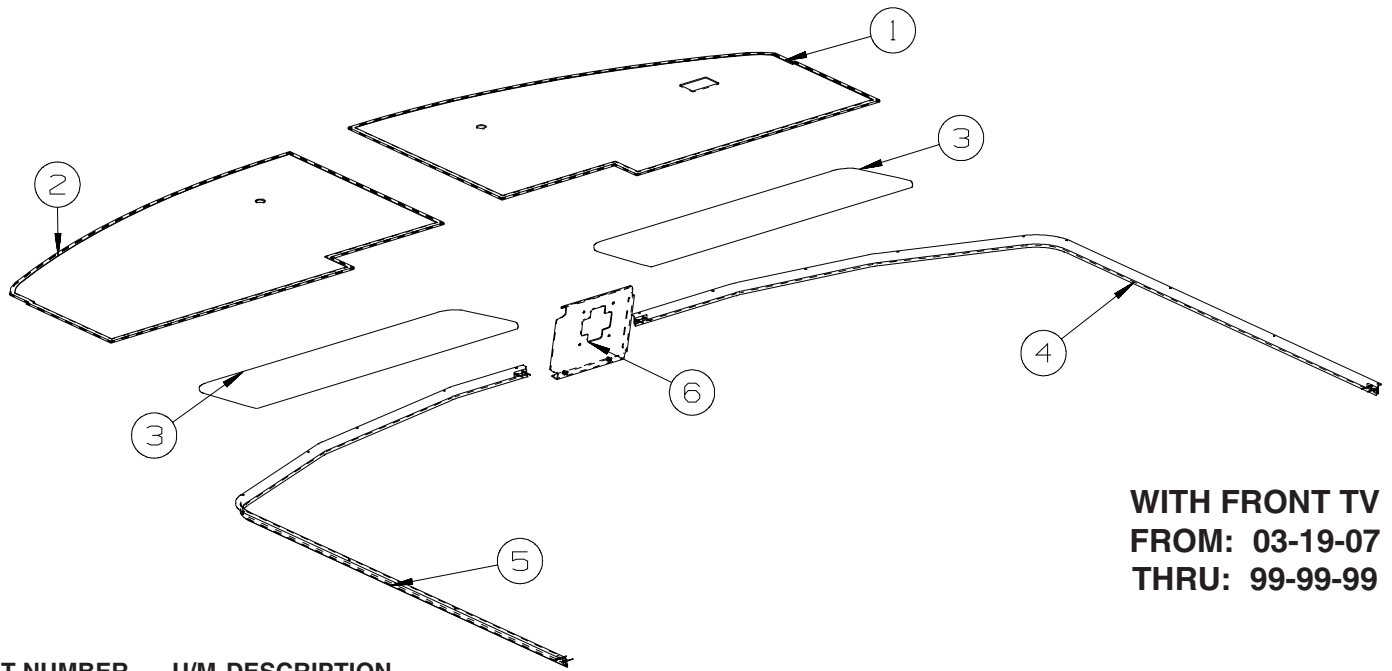
FROM: 03-19-07
THRU: 99-99-99

KEY	PART NUMBER	U/M	DESCRIPTION
1	131058-04-02A	EA	HAND RAIL - INTERIOR CAB DOOR - BLACK
2	131849-01-19A	EA	TRIM/STEP - DRIVER DOOR - RIVERSTONE
2	131849-01-20A	EA	TRIM/STEP - DRIVER DOOR - CASHMERE
	102569-02-000	EA	MAT - ANTI SLIP - LOWER
3	110530-01-000	FT	SEAL - SPONGE - .31" X .62" - FORD
4	156018-01-19A	EA	TRAY - BEVERAGE - RIVERSTONE
4	156018-01-20A	EA	TRAY - BEVERAGE - CASHMERE
5	126340-09-01A	EA	DECAL - LOGO - "VOYAGE" - SMALL/PASS SIDE PARCHMENT
6	148806-01-02B	EA	MOUNT ASM-STEERING COVE, E-COAT - WORKHORSE
7	155934-01-19A	EA	COVER - STEERING COLUMN - UPPER - WORKHORSE - RIVERSTONE - WORKHORSE
7	155934-01-20A	EA	COVER - STEERING COLUMN - UPPER - WORKHORSE - CASHMERE - WORKHORSE
8	155935-01-19A	EA	COVER - STEERING COLUMN - LOWER - WORKHORSE - RIVERSTONE - WORKHORSE
8	155935-01-20A	EA	COVER - STEERING COLUMN - LOWER - WORKHORSE - CASHMERE - WORKHORSE
9	148815-02-19A	EA	COVER - STEERING COLUMN - UPPER - RIVERSTONE - FORD
9	148815-02-20A	EA	COVER - STEERING COLUMN - UPPER - CASHMERE - FORD
10	125795-01-19A	EA	COVER - STEERING COLUMN/LOWER - RIVERSTONE - FORD
10	125795-01-20A	EA	COVER - STEERING COLUMN/LOWER - CASHMERE - FORD
11	148829-01-S72	EA	PANEL - PASSENGER SIDE/UPPER - RIVERSTONE
11	148829-01-S64	EA	PANEL - PASSENGER SIDE/UPPER - CASHMERE
	130034-08-02B	EA	CLIP - TRIM - E-COATED
	148830-01-19A	EA	PANEL - PASSENGER SIDE - UPPER - RIVERSTONE
	148830-01-20A	EA	PANEL - PASSENGER SIDE - UPPER - CASHMERE
	149218-01-02B	EA	BRACKET - MOUNTING - CUPHOLDER - E-COATED
12	148831-01-S72	EA	PANEL - PASSENGER SIDE/LOWER - RIVERSTONE
12	148831-01-S64	EA	PANEL - PASSENGER SIDE/LOWER - CASHMERE
	130034-08-02B	EA	CLIP - TRIM - E-COATED
	148828-01-19A	EA	POCKET/STORAGE - PASSENGER SIDE - RIVERSTONE
	148828-01-20A	EA	POCKET/STORAGE - PASSENGER SIDE - CASHMERE
	148832-01-19A	EA	PANEL - PASSENGER SIDE - LOWER - RIVERSTONE
	148832-01-20A	EA	PANEL - PASSENGER SIDE - LOWER - CASHMERE
	149229-01-02B	EA	BRACKET - PANEL MOUNTING - E-COATED
13	161808-01-01A	EA	COVER - ROLL BAR/U-CHANNEL - 66.9" PLASTICS - MED OAK
14	148825-01-19A	EA	PANEL/TRIM - UNDER DASH/LEFT HAND - RIVERSTONE
14	148825-01-20A	EA	PANEL/TRIM - UNDER DASH/LEFT HAND - CASHMERE

DRIVERS COMPARTMENT GROUP (CONTINUED)
FRONT INTERIOR (CONTINUED)

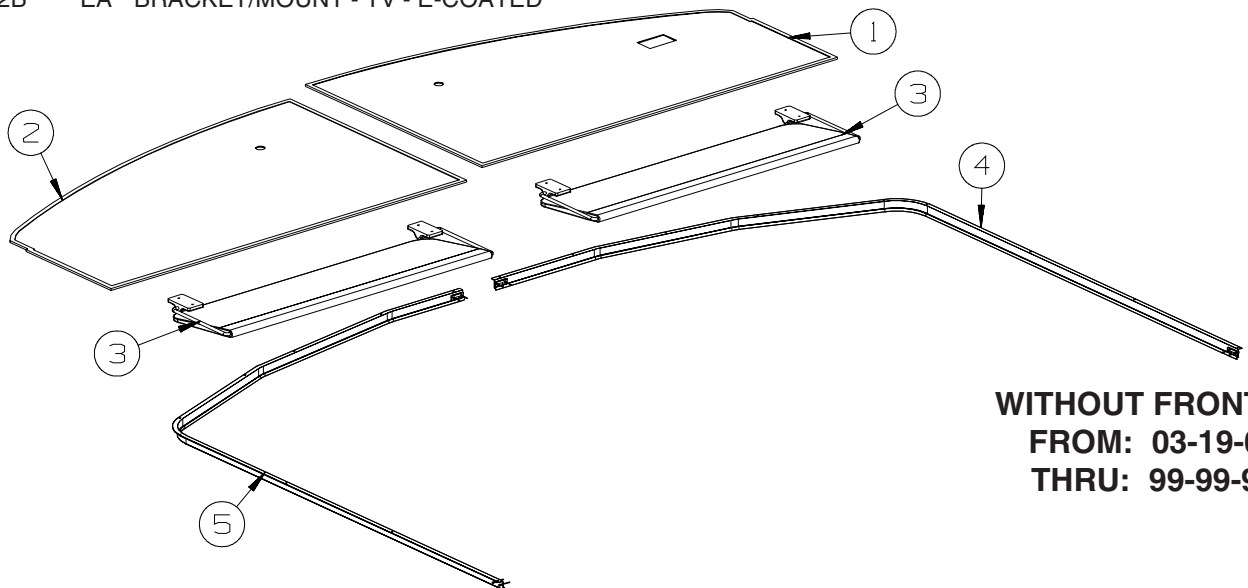
KEY	PART NUMBER	U/M	DESCRIPTION
15	148826-01-19A	EA	PANEL/DOOR - FUSE PANEL/LEFT HAND - RIVERSTONE
15	148826-01-20A	EA	PANEL/DOOR - FUSE PANEL/LEFT HAND - CASHMERE
16	133831-01-01A	EA	HOLDER - CUP W/THREE CENTERLINE RUBBER FINGERS
17	118452-04-19A	EA	TRIM - WINDSHIELD - CENTER - RIVERSTONE
17	118452-04-20A	EA	TRIM - WINDSHIELD - CENTER - CASHMERE
18	118453-03-04A	EA	TRIM - WINDSHIELD - INNER/TOP/PASSENGER - RIVERSTONE
18	118453-03-05A	EA	TRIM - WINDSHIELD - INNER/TOP/PASSENGER - CASHMERE
19	118453-04-04A	EA	TRIM - WINDSHIELD - INNER/TOP/DRIVER - RIVERSTONE
19	118453-04-05A	EA	TRIM - WINDSHIELD - INNER/TOP/DRIVER - CASHMERE
20	155329-01-04A	EA	TRIM - A-PILLAR/PASSENGER - RIVERSTONE
20	155329-01-05A	EA	TRIM - A-PILLAR/PASSENGER - CASHMERE
21	155329-02-04A	EA	TRIM - A-PILLAR/DRIVER - RIVERSTONE
21	155329-02-05A	EA	TRIM - A-PILLAR/DRIVER - CASHMERE
22	148824-01-19A	EA	PANEL/TRIM - FUSE PANEL/LEFT HAND - RIVERSTONE - WORKHORSE
22	148824-01-20A	EA	PANEL/TRIM - FUSE PANEL/LEFT HAND - CASHMERE - WORKHORSE
22	148824-02-19A	EA	PANEL/TRIM - FUSE PANEL/LEFT HAND - RIVERSTONE - FORD
22	148824-02-20A	EA	PANEL/TRIM - FUSE PANEL/LEFT HAND - CASHMERE - FORD
23	149229-01-02B	EA	BRACKET - PANEL MOUNTING - E-COATED
24	141072-01-02A	EA	COVER - BRACKET/LATCH - MEDIUM OAK
	140151-02-03A	EA	COVER - SCREW - MEDIUM OAK
25	148828-01-19A	EA	POCKET/STORAGE - PASSENGER SIDE - RIVERSTONE
25	148828-01-20A	EA	POCKET/STORAGE - PASSENGER SIDE - CASHMERE
26	148832-01-19A	EA	PANEL - PASSENGER SIDE - LOWER - RIVERSTONE
26	148832-01-20A	EA	PANEL - PASSENGER SIDE - LOWER - CASHMERE
27	149218-01-02B	EA	BRACKET - MOUNTING - CUPHOLDER - E-COATED
28	148830-01-19A	EA	PANEL - PASSENGER SIDE - UPPER - RIVERSTONE
28	148830-01-20A	EA	PANEL - PASSENGER SIDE - UPPER - CASHMERE

DRIVERS COMPARTMENT GROUP (CONTINUED)
FRONT INTERIOR (CONTINUED)



WITH FRONT TV
FROM: 03-19-07
THRU: 99-99-99

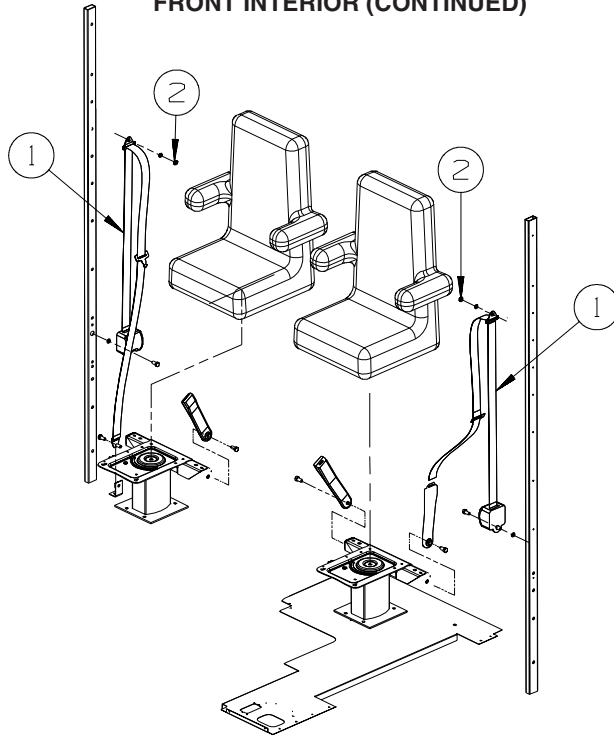
KEY	PART NUMBER	U/M	DESCRIPTION
1	126440-49-W79	EA	PANEL - OVERHEAD/FRONT/BOTTOM/PASSENGER - VINYL COVERED - RIVERSTONE
1	126440-49-W83	EA	PANEL - OVERHEAD/FRONT/BOTTOM/PASSENGER - VINYL COVERED - CASHMERE
2	126440-50-W79	EA	PANEL - OVERHEAD/FRONT/BOTTOM/DRIVER - VINYL COVERED - RIVERSTONE
2	126440-50-W83	EA	PANEL - OVERHEAD/FRONT/BOTTOM/DRIVER - VINYL COVERED - CASHMERE
3	123298-06-08A	EA	SUNVISOR - 11" X 35" - PUTTY - RIVERSTONE
3	123298-06-09A	EA	SUNVISOR - 11" X 35" - DRIFTWOOD - CASHMERE
4	127254-14-19A	EA	TRACK/WRAPAROUND - PASSENGER - RIVERSTONE
4	127254-14-20A	EA	TRACK/WRAPAROUND - PASSENGER - CASHMERE
5	127254-04-19A	EA	TRACK/WRAPAROUND - DRIVER - RIVERSTONE
5	127254-04-20A	EA	TRACK/WRAPAROUND - DRIVER - CASHMERE
6	164112-02-02B	EA	BRACKET/MOUNT - TV - E-COATED



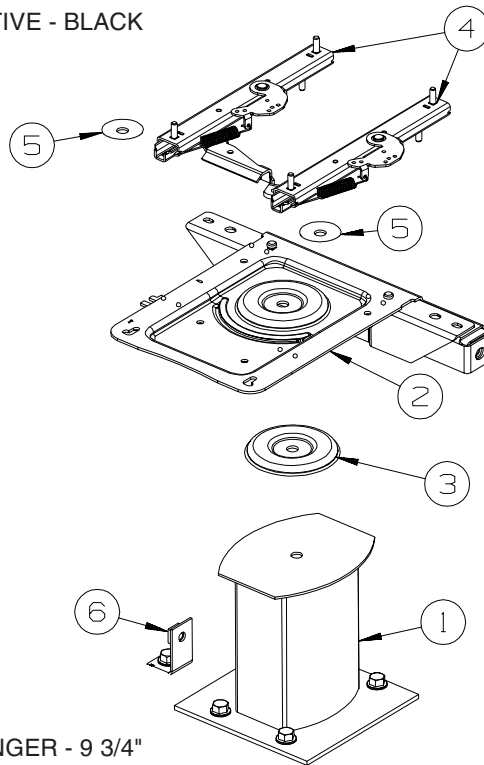
WITHOUT FRONT TV
FROM: 03-19-07
THRU: 99-99-99

KEY	PART NUMBER	U/M	DESCRIPTION
1	126440-51-W79	EA	PANEL - OVERHEAD/FRONT/BOTTOM/PASSENGER - VINYL COVERED - RIVERSTONE
1	126440-51-W83	EA	PANEL - OVERHEAD/FRONT/BOTTOM/PASSENGER - VINYL COVERED - CASHMERE
2	126440-52-W79	EA	PANEL - OVERHEAD/FRONT/BOTTOM/DRIVER - VINYL COVERED - RIVERSTONE
2	126440-52-W83	EA	PANEL - OVERHEAD/FRONT/BOTTOM/DRIVER - VINYL COVERED - CASHMERE
3	123298-06-08A	EA	SUNVISOR - 11" X 35" - PUTTY - RIVERSTONE
3	123298-06-09A	EA	SUNVISOR - 11" X 35" - DRIFTWOOD - CASHMERE
4	127254-14-19A	EA	TRACK/WRAPAROUND - PASSENGER - RIVERSTONE
4	127254-14-20A	EA	TRACK/WRAPAROUND - PASSENGER - CASHMERE
5	127254-04-19A	EA	TRACK/WRAPAROUND - DRIVER - RIVERSTONE
5	127254-04-20A	EA	TRACK/WRAPAROUND - DRIVER - CASHMERE

DRIVERS COMPARTMENT GROUP (CONTINUED)
FRONT INTERIOR (CONTINUED)



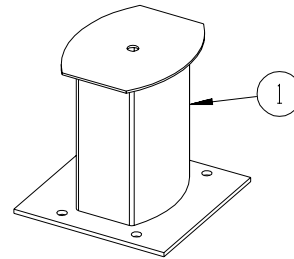
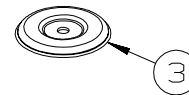
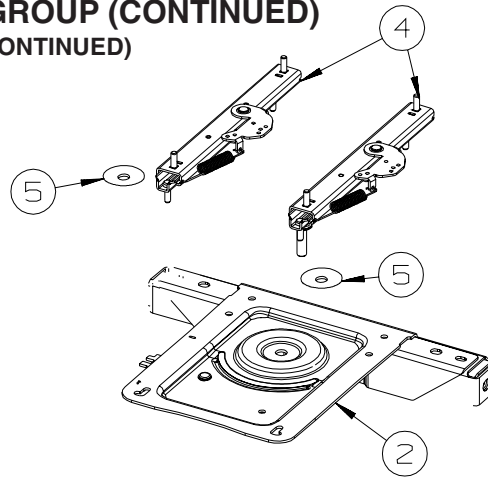
KEY	PART NUMBER	U/M	DESCRIPTION
1	091990-10-01A	EA	SEAT BELT - 3 POINT - DUAL SENSITIVE - BLACK
2	109146-01-000	EA	BOLT - SHOULDER/SEAT BELT



PASSENGER

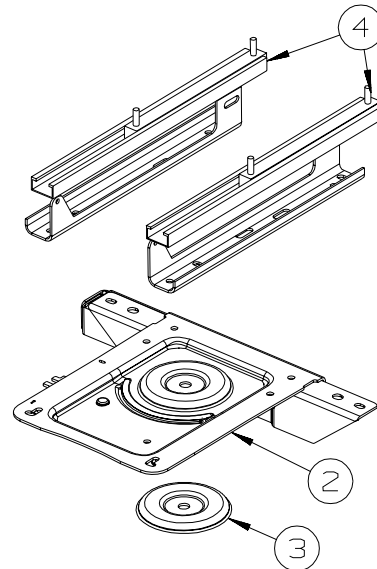
KEY	PART NUMBER	U/M	DESCRIPTION
1	133408-01-000	EA	PEDESTAL - SEAT - DRIVER/PASSENGER - 9 3/4"
2	133408-20-000	EA	TOP PLATE - PASSENGER - W/ANCHOR
3	107921-06-000	EA	BEARING KIT - PEDESTAL
4	131566-04-000	EA	SLIDE/SEAT - HEAVY DUTY LOCKING - 5"
	119952-07-000	EA	WIRE - LATCH RELEASE/ROTARY
5	131566-05-000	EA	WASHER - SLIDE SPACER
6	133408-04-000	EA	BRACKET - ANCHOR/FLOOR

DRIVERS COMPARTMENT GROUP (CONTINUED)
FRONT INTERIOR (CONTINUED)



DRIVER

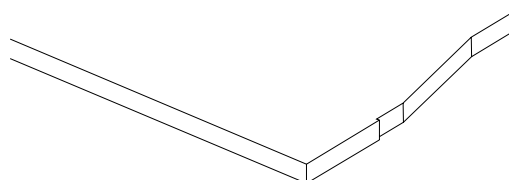
KEY	PART NUMBER	U/M	DESCRIPTION
1	133408-01-000	EA	PEDESTAL - SEAT - DRIVER/PASSENGER - 9 3/4"
2	133408-08-000	EA	TOP PLATE - W/BAR
3	107921-06-000	EA	BEARING KIT - PEDESTAL
4	131566-04-000	EA	SLIDE/SEAT - HEAVY DUTY LOCKING - 5"
	119952-07-000	EA	WIRE - LATCH RELEASE/ROTARY
5	131566-05-000	EA	WASHER - SLIDE SPACER



**DRIVER
6-WAY POWER**

KEY	PART NUMBER	U/M	DESCRIPTION
1	133408-05-000	EA	PEDESTAL - SEAT - 5.75"
2	133408-08-000	EA	TOP PLATE - W/BAR
3	107921-06-000	EA	BEARING KIT - PEDESTAL
4*	147767-01-000	EA	SEAT - POWER - 6-WAY - DRIVER

***COMPONENT PARTS LISTED LATER IN THIS GROUP**



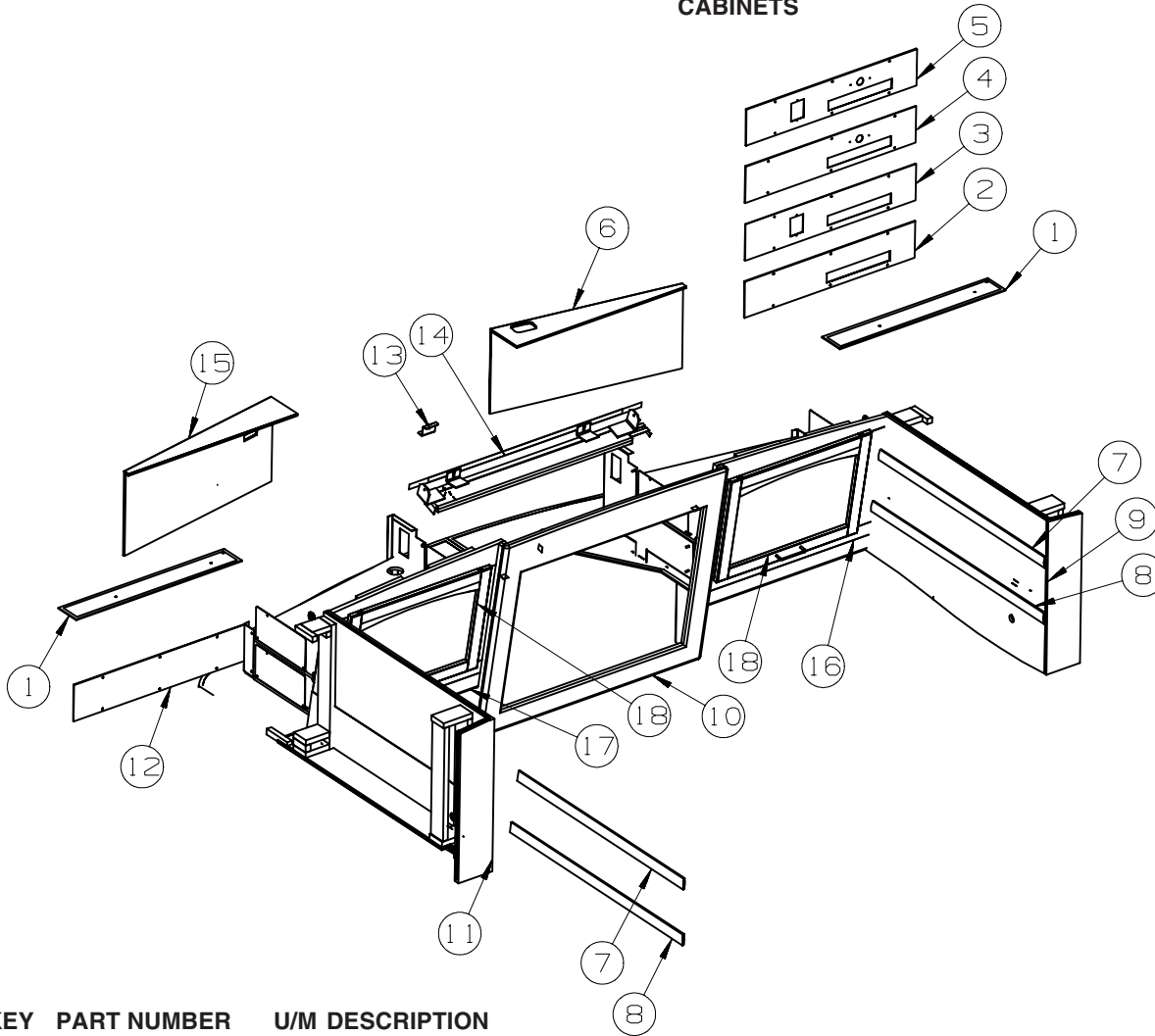
DRIVERS COMPARTMENT GROUP (CONTINUED)
COMPONENT PARTS FOR FRONT INTERIOR

147767-01-000, 147767-02-000

KEY	PART NUMBER	U/M	DESCRIPTION	VENDOR NO
	147767-01-700	EA	SWITCH PLATE	SHROCK-9PT-SWT-PLTE
	147767-01-701	EA	MOTOR - VERTICAL	SHROCK 9PT-M0-VER-0
	147767-01-702	EA	MOTOR - HORIZONTAL	SHROCK 9PT-M0-HOZ-0

DRIVERS COMPARTMENT GROUP (CONTINUED)

CABINETS



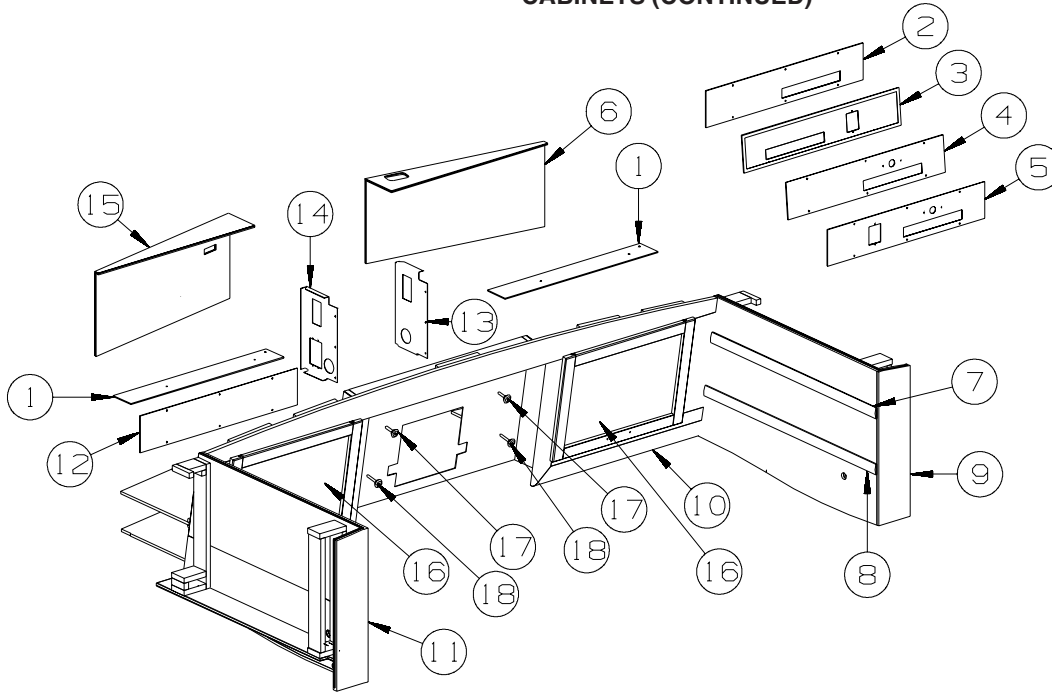
**W/FRONT TV
FROM: 00-00-00
THRU: 03-18-07**

KEY	PART NUMBER	U/M	DESCRIPTION
1	150628-08-T77	EA	PANEL - VINYL COVERED - RIVERSTONE
1	150628-08-T81	EA	PANEL - VINYL COVERED - CASHMERE
2	150628-01-T77	EA	PANEL - VINYL COVERED - RIVERSTONE - HOME THEATER SYS
2	150628-01-T81	EA	PANEL - VINYL COVERED - CASHMERE - HOME THEATER SYS
3	150628-09-T77	EA	PANEL - VINYL COVERED - RIVERSTONE - AUTOMATIC SATELLITE DISH/HOME THEATER SYS FROM: 00-00-00 THRU: 01-28-07
3	150628-15-U87	EA	PANEL - VINYL COVERED - RIVERSTONE - AUTOMATIC SATELLITE DISH/HOME THEATER SYS FROM: 01-29-07 THRU: 99-99-99
3	150628-09-T81	EA	PANEL - VINYL COVERED - CASHMERE - AUTOMATIC SATELLITE DISH/HOME THEATER SYS FROM: 00-00-00 THRU: 01-28-07
3	150628-15-U67	EA	PANEL - VINYL COVERED - CASHMERE - AUTOMATIC SATELLITE DISH/HOME THEATER SYS FROM: 01-29-07 THRU: 99-99-99
4	150628-11-U87	EA	PANEL - VINYL COVERED - RIVERSTONE
4	150628-11-U67	EA	PANEL - VINYL COVERED - CASHMERE
5	150628-12-U87	EA	PANEL - VINYL COVERED - RIVERSTONE - AUTOMATIC SATELLITE DISH FROM: 00-00-00 THRU: 01-28-07
5	150628-16-U87	EA	PANEL - VINYL COVERED - RIVERSTONE - AUTOMATIC SATELLITE DISH FROM: 01-29-07 THRU: 99-99-99
5	150628-12-U67	EA	PANEL - VINYL COVERED - CASHMERE - AUTOMATIC SATELLITE DISH FROM: 00-00-00 THRU: 01-28-07
5	150628-16-U67	EA	PANEL - VINYL COVERED - CASHMERE - AUTOMATIC SATELLITE DISH FROM: 01-29-07 THRU: 99-99-99
6	132909-16-U67	EA	PANEL - VINYL COVERED
7	M09525-25-U67	EA	MOLDING - TRIM/VEE - 1.5" X 34.3" - WASHED MAPLE
7	M09525-25-US2	EA	MOLDING - TRIM/VEE - 1.5" X 34.3" - SIERRA MAPLE
8	M09525-26-U67	EA	MOLDING - TRIM/VEE - 1.5" X 35.8" - WASHED MAPLE
8	M09525-26-US2	EA	MOLDING - TRIM/VEE - 1.5" X 35.8" - SIERRA MAPLE
9	157841-01-U67	EA	PANEL - OVERHEAD/FRONT - RIGHT HAND - VINYL COVERED
10	152404-01-T79	EA	CABINET - FRONT/TV FACE - W/O DOORS/HDW - WASHED MAPLE
10	152404-01-T80	EA	CABINET - FRONT/TV FACE - W/O DOORS/HDW - SIERRA MAPLE

DRIVERS COMPARTMENT GROUP (CONTINUED)
CABINETS (CONTINUED)

KEY	PART NUMBER	U/M	DESCRIPTION
11	157841-02-U67	EA	PANEL - OVERHEAD/FRONT - LEFT HAND - VINYL COVERED
12	150628-02-T77	EA	PANEL - VINYL COVERED - RIVERSTONE
12	150628-02-T81	EA	PANEL - VINYL COVERED - CASHMERE
13	152944-02-02B	EA	BRACKET - TIEDOWN/TV - E-COATED
14	155314-02-02B	EA	BRACKET - TV - 32.6" - W/ANGLES - W/O FOAM TAPE - E-COATED
15	132909-17-U67	EA	PANEL - VINYL COVERED - LH HAND
16	152403-01-T79	EA	CABINET - OVERHEAD/FRONT/RH HAND - W/O DOORS/HDW - WASHED MAPLE
16	152403-01-T80	EA	CABINET - OVERHEAD/FRONT/RH HAND - W/O DOORS/HDW - SIERRA MAPLE
17	152403-02-T79	EA	CABINET - OVERHEAD/FRONT - W/O DOORS/HDW - WASHED MAPLE
17	152403-02-T80	EA	CABINET - OVERHEAD/FRONT - W/O DOORS/HDW - SIERRA MAPLE
18	146028-B5-W79	EA	DOOR - GLASS INSERT/PENCIL EDGE - 15.7" X 19.7" - W/O HDW - WASHED MAPLE
18	146028-B5-W80	EA	DOOR - GLASS INSERT/PENCIL EDGE - 15.7" X 19.7" - W/O HDW - SIERRA MAPLE
	100708-52-000	EA	DOOR/GLASS - TV CABINET - 12.8" X 19.1" - W/O HARDWARE

DRIVERS COMPARTMENT GROUP (CONTINUED)
CABINETS (CONTINUED)

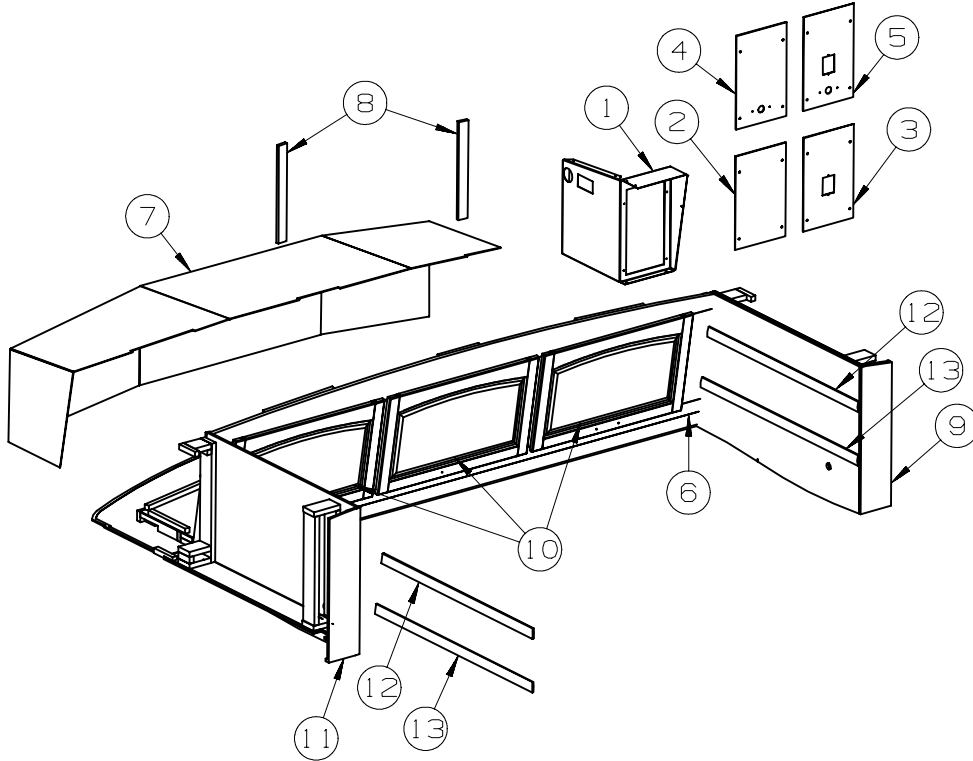


W/FRONT TV
FROM: 03-19-07
THRU: 99-99-99

KEY	PART NUMBER	U/M	DESCRIPTION
1	150628-08-T77	EA	PANEL - VINYL COVERED - RIVERSTONE
1	150628-08-T81	EA	PANEL - VINYL COVERED - CASHMERE
2	150628-01-T77	EA	PANEL - VINYL COVERED - RIVERSTONE - HOME THEATER SYS
2	150628-01-T81	EA	PANEL - VINYL COVERED - CASHMERE - HOME THEATER SYS
3	150628-09-T77	EA	PANEL - VINYL COVERED - RIVERSTONE - AUTOMATIC SATELLITE DISH/HOME THEATER SYS FROM: 00-00-00 THRU: 01-28-07
3	150628-15-U87	EA	PANEL - VINYL COVERED - RIVERSTONE - AUTOMATIC SATELLITE DISH/HOME THEATER SYS FROM: 01-29-07 THRU: 99-99-99
3	150628-09-T81	EA	PANEL - VINYL COVERED - CASHMERE - AUTOMATIC SATELLITE DISH/HOME THEATER SYS FROM: 00-00-00 THRU: 01-28-07
3	150628-15-U67	EA	PANEL - VINYL COVERED - CASHMERE - AUTOMATIC SATELLITE DISH/HOME THEATER SYS FROM: 01-29-07 THRU: 99-99-99
4	150628-11-U87	EA	PANEL - VINYL COVERED - RIVERSTONE
4	150628-11-U67	EA	PANEL - VINYL COVERED - CASHMERE
5	150628-12-U87	EA	PANEL - VINYL COVERED - RIVERSTONE - AUTOMATIC SATELLITE DISH FROM: 00-00-00 THRU: 01-28-07
5	150628-16-U87	EA	PANEL - VINYL COVERED - RIVERSTONE - AUTOMATIC SATELLITE DISH FROM: 01-29-07 THRU: 99-99-99
5	150628-12-U67	EA	PANEL - VINYL COVERED - CASHMERE - AUTOMATIC SATELLITE DISH FROM: 00-00-00 THRU: 01-28-07
5	150628-16-U67	EA	PANEL - VINYL COVERED - CASHMERE - AUTOMATIC SATELLITE DISH FROM: 01-29-07 THRU: 99-99-99
6	132909-16-U67	EA	PANEL - VINYL COVERED
7	M09525-25-U67	EA	MOLDING - TRIM/VEE - 1.5" X 34.3" - WASHED MAPLE
7	M09525-25-US2	EA	MOLDING - TRIM/VEE - 1.5" X 34.3" - SIERRA MAPLE
8	M09525-26-U67	EA	MOLDING - TRIM/VEE - 1.5" X 35.8" - WASHED MAPLE
8	M09525-26-US2	EA	MOLDING - TRIM/VEE - 1.5" X 35.8" - SIERRA MAPLE
9	157841-01-U87	EA	PANEL - OVERHEAD/FRONT - RIGHT HAND - VINYL COVERED - RIVERSTONE
9	157841-01-U67	EA	PANEL - OVERHEAD/FRONT - RIGHT HAND - VINYL COVERED - CASHMERE
10	164275-01-W79	EA	CABINET - OVERHEAD/TV/FRONT - W/O HDW - WASHED MAPLE
10	164275-01-W80	EA	CABINET - OVERHEAD/TV/FRONT - W/O HDW - SIERRA MAPLE
11	157841-02-U67	EA	PANEL - OVERHEAD/FRONT - LEFT HAND - VINYL COVERED
12	150628-02-T77	EA	PANEL - VINYL COVERED - RIVERSTONE
12	150628-02-T81	EA	PANEL - VINYL COVERED - CASHMERE
13	164244-01-02B	EA	PANEL/FRONT - TV/SUPPORT - E-COATED
14	164244-02-02B	EA	BRACKET - TV - 32.6" - W/ANGLES - W/O FOAM TAPE - E-COATED
15	132909-17-U67	EA	PANEL - VINYL COVERED - LH HAND
16	146028-B5-W79	EA	DOOR - GLASS INSERT/PENCIL EDGE - 15.7" X 19.7" - W/O HDW - WASHED MAPLE
16	146028-B5-W80	EA	DOOR - GLASS INSERT/PENCIL EDGE - 15.7" X 19.7" - W/O HDW - SIERRA MAPLE
	100708-52-000	EA	DOOR/GLASS - TV CABINET - 12.8" X 19.1" - W/O HARDWARE

DRIVERS COMPARTMENT GROUP (CONTINUED)
CABINETS (CONTINUED)

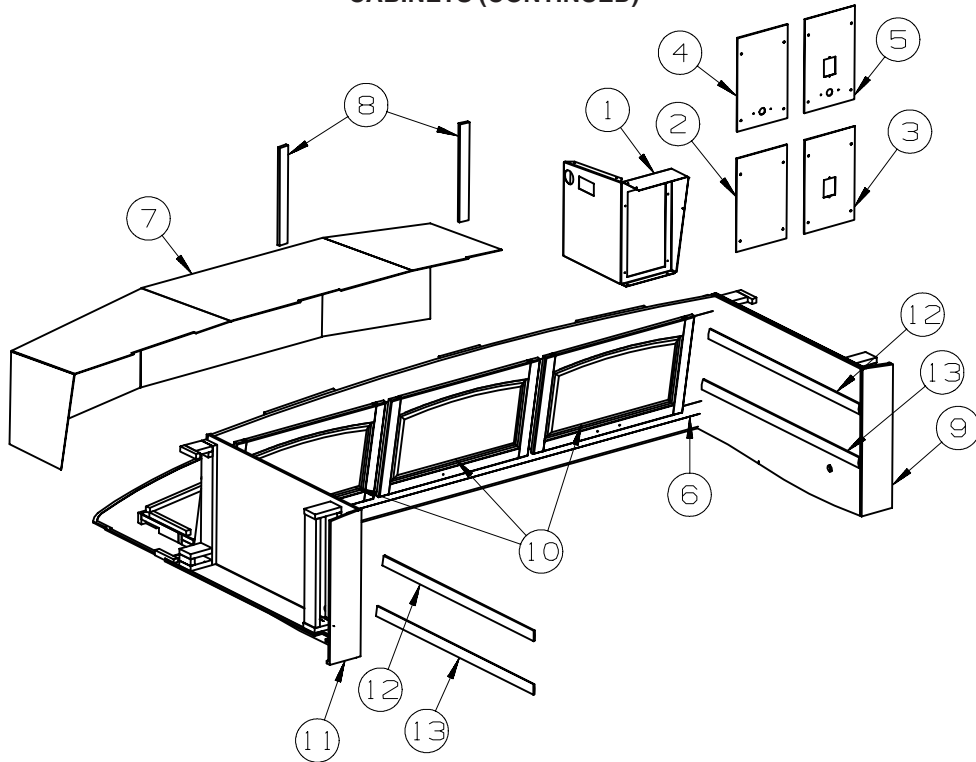
KEY	PART NUMBER	U/M	DESCRIPTION
17	058786-01-000	EA	BOLT - HOOD ADJUSTMENT - 5/16"-18 X 1.5"-2" - W/BLACK PAD FROM: 11-19-07 THRU: 99-99-99
18	058786-04-000	EA	BOLT - HOOD ADJUSTMENT - 5/16"-18 X 2"-2.5" - W/BLACK PAD FROM: 11-19-07 THRU: 99-99-99
	167379-01-01A	EA	PAD - FELT 1/2" DIAMETER - ADHESIVE BACK - GRAY FROM: 11-19-07 THRU: 99-99-99



W/O FRONT TV
FROM: 00-00-00
THRU: 03-18-07
F32H, F38J

KEY	PART NUMBER	U/M	DESCRIPTION
1	155123-02-02B	EA	PANEL - END, CLOSEOUT
2	155127-01-TH0	EA	PANEL - VINYL COVERED - RIVERSTONE
2	155127-01-TG0	EA	PANEL - VINYL COVERED - CASHMERE
3	155127-10-U87	EA	PANEL - VINYL COVERED - RIVERSTONE - AUTOMATIC SATELLITE DISH
3	155127-10-U67	EA	PANEL - VINYL COVERED - CASHMERE - AUTOMATIC SATELLITE DISH
4	155127-04-U87	EA	PANEL - VINYL COVERED - RIVERSTONE - HOME THEATER SYS
4	155127-04-U67	EA	PANEL - VINYL COVERED - CASHMERE - HOME THEATER SYS
5	155127-11-U87	EA	PANEL - VINYL COVERED - RIVERSTONE - AUTOMATIC SATELLITE DISH/HOME THEATER SYS
5	155127-11-U67	EA	PANEL - VINYL COVERED - CASHMERE - AUTOMATIC SATELLITE DISH/HOME THEATER SYS
6	153644-01-T79	EA	CABINET - OVERHEAD/FRONT - W/O DOORS/HDW - WASHED MAPLE
6	153644-01-T80	EA	CABINET - OVERHEAD/FRONT - W/O DOORS/HDW - SIERRA MAPLE
7	140015-06-U67	EA	PANEL ASM - CLOSEOUT, OVERHEAD FRONT
8	118608-21-U67	EA	PANEL-HEADLINER
9	157841-01-U67	EA	PANEL - OVERHEAD/FRONT - RIGHT HAND - VINYL COVERED
10	141522-C1-W79	EA	DOOR - ARCHED/PENCIL EDGE/HORIZ - 15.3" X 25.6" - W/O HDW - WASHED MAPLE
10	141522-C1-W80	EA	DOOR - ARCHED/PENCIL EDGE/HORIZ - 15.3" X 25.6" - W/O HDW - SIERRA MAPLE
11	157841-02-U67	EA	PANEL - OVERHEAD/FRONT - LEFT HAND - VINYL COVERED
12	M09525-25-U67	EA	MOLDING - TRIM/VEE - 1.5" X 34.3" - WASHED MAPLE
12	M09525-25-US2	EA	MOLDING - TRIM/VEE - 1.5" X 34.3" - SIERRA MAPLE
13	M09525-26-U67	EA	MOLDING - TRIM/VEE - 1.5" X 35.8" - WASHED MAPLE
13	M09525-26-US2	EA	MOLDING - TRIM/VEE - 1.5" X 35.8" - SIERRA MAPLE

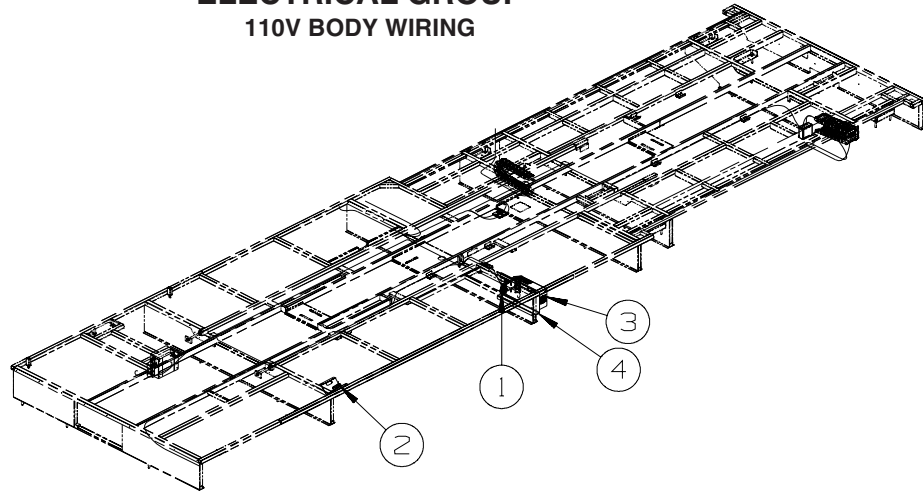
DRIVERS COMPARTMENT GROUP (CONTINUED)
CABINETS (CONTINUED)



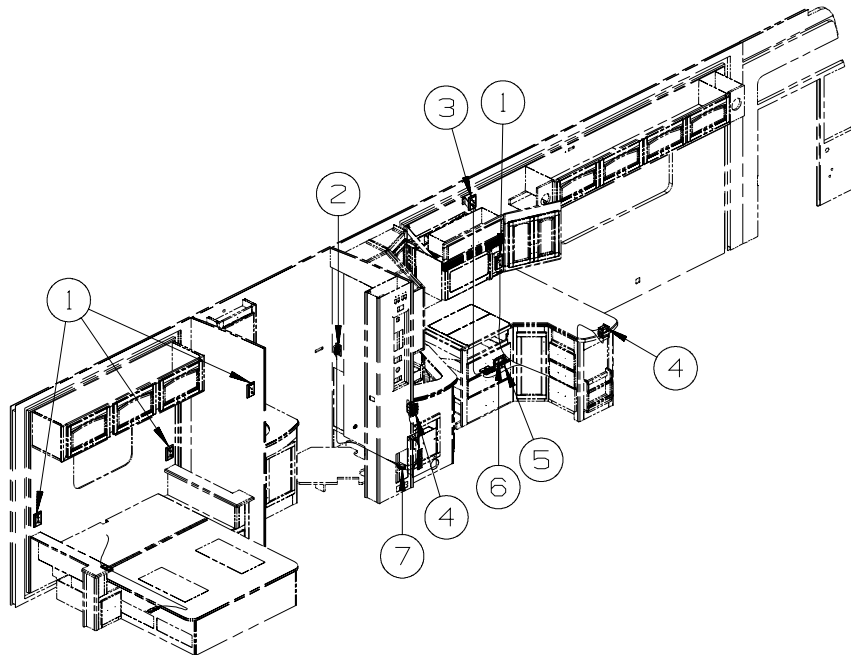
W/O FRONT TV
FROM: 03-19-07
THRU: 99-99-99
F32H, F38J

KEY	PART NUMBER	U/M	DESCRIPTION
1	155123-02-02B	EA	PANEL - END, CLOSEOUT
2	155127-01-TH0	EA	PANEL - VINYL COVERED - RIVERSTONE
2	155127-01-TG0	EA	PANEL - VINYL COVERED - CASHMERE
3	155127-10-U87	EA	PANEL - VINYL COVERED - RIVERSTONE - AUTOMATIC SATELLITE DISH
3	155127-10-U67	EA	PANEL - VINYL COVERED - CASHMERE - AUTOMATIC SATELLITE DISH
4	155127-04-U87	EA	PANEL - VINYL COVERED - RIVERSTONE - HOME THEATER SYS
4	155127-04-U67	EA	PANEL - VINYL COVERED - CASHMERE - HOME THEATER SYS
5	155127-11-U87	EA	PANEL - VINYL COVERED - RIVERSTONE - AUTOMATIC SATELLITE DISH/HOME THEATER SYS
5	155127-11-U67	EA	PANEL - VINYL COVERED - CASHMERE - AUTOMATIC SATELLITE DISH/HOME THEATER SYS
6	164276-01-W79	EA	CABINET - OVERHEAD/FRONT - W/O DOORS/HDW - WASHED MAPLE
6	164276-01-W80	EA	CABINET - OVERHEAD/FRONT - W/O DOORS/HDW - SIERRA MAPLE
7	140015-06-U67	EA	PANEL ASM - CLOSEOUT, OVERHEAD FRONT
8	118608-21-U67	EA	PANEL-HEADLINER
9	157841-01-U67	EA	PANEL - OVERHEAD/FRONT - RIGHT HAND - VINYL COVERED
10	141522-C1-W79	EA	DOOR - ARCHED/PENCIL EDGE/HORIZ - 15.3" X 25.6" - W/O HDW - WASHED MAPLE
10	141522-C1-W80	EA	DOOR - ARCHED/PENCIL EDGE/HORIZ - 15.3" X 25.6" - W/O HDW - SIERRA MAPLE
11	157841-02-U67	EA	PANEL - OVERHEAD/FRONT - LEFT HAND - VINYL COVERED
12	M09525-25-U67	EA	MOLDING - TRIM/VEE - 1.5" X 34.3" - WASHED MAPLE
12	M09525-25-US2	EA	MOLDING - TRIM/VEE - 1.5" X 34.3" - SIERRA MAPLE
13	M09525-26-U67	EA	MOLDING - TRIM/VEE - 1.5" X 35.8" - WASHED MAPLE
13	M09525-26-US2	EA	MOLDING - TRIM/VEE - 1.5" X 35.8" - SIERRA MAPLE

ELECTRICAL GROUP 110V BODY WIRING

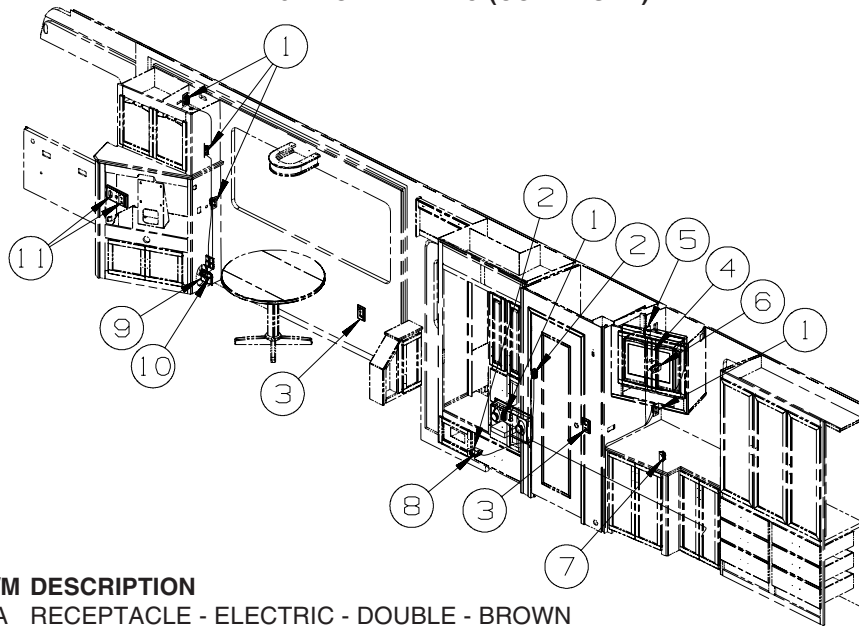


KEY	PART NUMBER	U/M	DESCRIPTION
1	058707-01-000	EA	RECEPTACLE - ELECTRIC - SINGLE - BROWN - INVERTER-DC/AC,600 WATT
2	058708-01-000	EA	RECEPTACLE - ELECTRIC - DOUBLE - BROWN
3	154511-01-000	EA	INVERTER - 600 WATT - W/O REMOTE PANEL - INVERTER-DC/AC,600 WATT
4	154367-03-02B	EA	BBRACKET/MOUNT - INVERTER - E-COATED - INVERTER-DC/AC,600 WATT



KEY	PART NUMBER	U/M	DESCRIPTION
1	058708-01-000	EA	RECEPTACLE - ELECTRIC - DOUBLE - BROWN
1	133713-01-21A	EA	SPACER/RECEPTACLE - VINYL - WASHED MAPLE
1	133713-01-22A	EA	SPACER/RECEPTACLE - VINYL - SIERRA MAPLE
2	058708-01-000	EA	RECEPTACLE - ELECTRIC - DOUBLE - BROWN
3	058708-05-000	EA	RECEPTACLE - ELECTRICAL - SINGLE - BROWN
3	133713-01-21A	EA	SPACER/RECEPTACLE - VINYL - WASHED MAPLE
3	133713-01-22A	EA	SPACER/RECEPTACLE - VINYL - SIERRA MAPLE
4	163319-01-02A	EA	RECEPTACLE - GFCI - 15A 125V - BROWN
5	153862-02-01A	EA	COVER - WIRE - 5.9" X 3.8" X 2.2" - BLACK
6	155469-01-01A	EA	COVER - WIRE - .9" X 6.3" X 5.6" - BLACK
7	058707-02-000	EA	RECEPTACLE - BLANK - JUNCTION BOX

ELECTRICAL GROUP (CONTINUED)
110V BODY WIRING (CONTINUED)

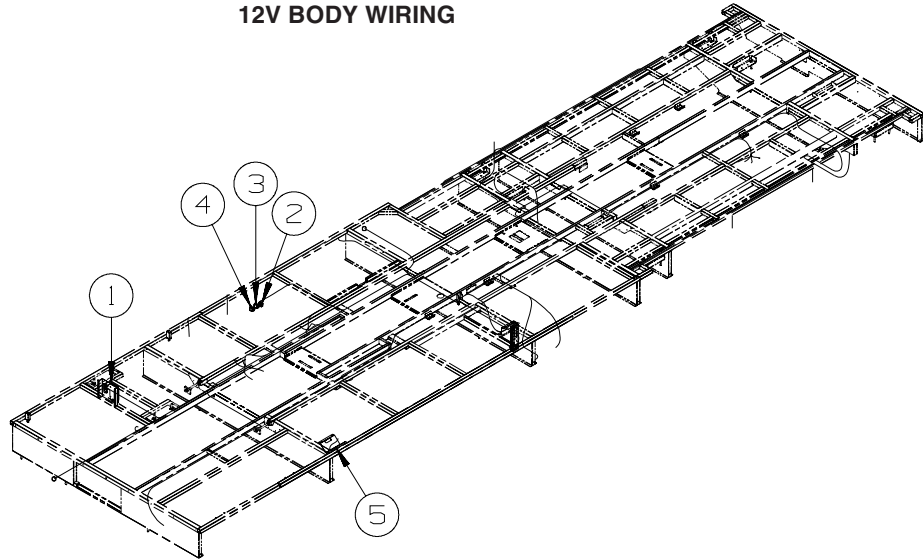


KEY	PART NUMBER	U/M	DESCRIPTION
1	058708-01-000	EA	RECEPTACLE - ELECTRIC - DOUBLE - BROWN
2	058707-01-000	EA	RECEPTACLE - ELECTRIC - SINGLE - BROWN
3	058708-01-000	EA	RECEPTACLE - ELECTRIC - DOUBLE - BROWN
3	133713-01-21A	EA	SPACER/RECEPTACLE - VINYL - WASHED MAPLE
3	133713-01-22A	EA	SPACER/RECEPTACLE - VINYL - SIERRA MAPLE
4*	149040-03-000	EA	TV - 20" FLAT SCREEN/STEREO - RCA 20F420T
			FROM: 00-00-00 THRU: 06-10-07
4*	149040-04-000	EA	TV - 20" FLAT SCREEN/STEREO - RCA 20F424T
			FROM: 06-11-07 THRU: 99-99-99
5	058708-05-000	EA	RECEPTACLE - ELECTRICAL - SINGLE - BROWN
5	058707-02-000	EA	RECEPTACLE - BLANK - JUNCTION BOX - TV (REAR)-20"COLOR, STEREO
6	058708-01-000	EA	RECEPTACLE - ELECTRIC - DOUBLE - BROWN
6	158542-02-01A	EA	LABEL - RECEPTACLE - ELECTRONICS - WHITE/BLACK - CANADIAN
7	058707-01-000	EA	RECEPTACLE - ELECTRIC - SINGLE - BROWN
7	158542-01-01A	EA	LABEL - RECEPTACLE - WASHER/DRYER - WHITE/BLACK - CANADIAN
8	058707-02-000	EA	RECEPTACLE - BLANK - JUNCTION BOX - TV (REAR)-20"COLOR, STEREO
9	153862-02-01A	EA	COVER - WIRE - 5.9" X 3.8" X 2.2" - BLACK
10	155469-01-01A	EA	COVER - WIRE - .9" X 6.3" X 5.6" - BLACK
11	058708-01-000	EA	RECEPTACLE - ELECTRIC - DOUBLE - BROWN
11	133713-06-21A	EA	SPACER/RECEPTACLE - PHONE - VINYL - WASHED MAPLE
11	133713-06-22A	EA	SPACER/RECEPTACLE - PHONE - VINYL - SIERRA MAPLE

***COMPONENT PARTS LISTED LATER IN THIS GROUP**

ELECTRICAL GROUP (CONTINUED)

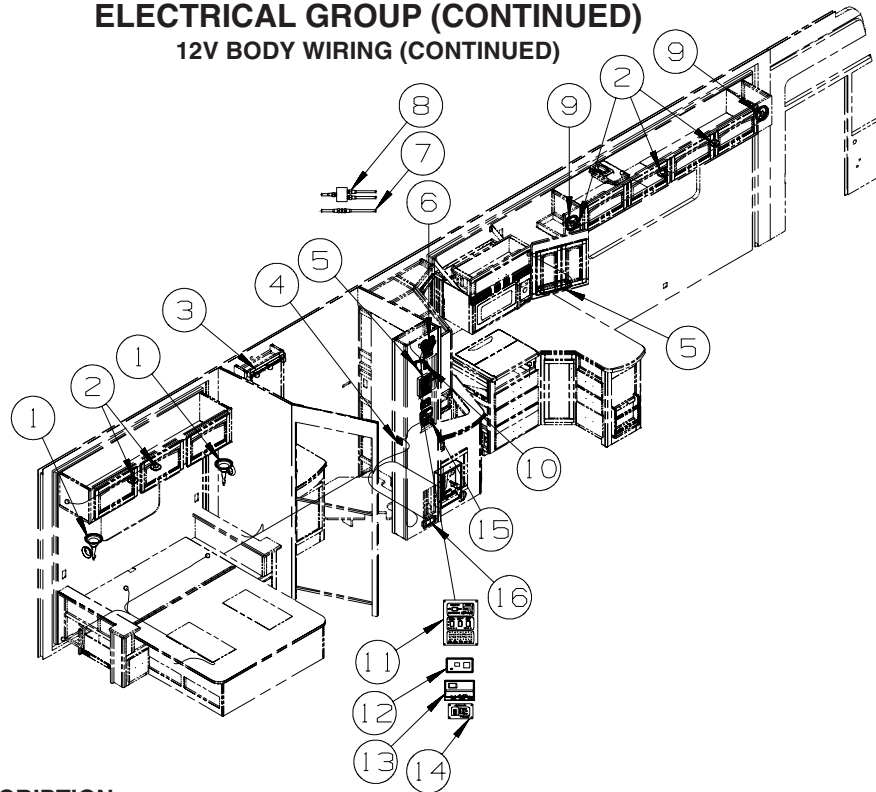
12V BODY WIRING



KEY	PART NUMBER	U/M	DESCRIPTION
1	149557-01-01A	EA	PLATE/WALL - PHONE/DUAL COAXIAL/VERTICAL - WHITE
2	108357-15-000	EA	SWITCH - ROCKER - DPDT - ON/NONE/ON - W/LIGHT W/O COVER
2	108356-03-01A	EA	COVER/ACTUATOR SWITCH - 3 GROOVES W/LENS - BLACK
2	108355-01-000	EA	HOUSING - SWITCH
3	108357-01-000	EA	SWITCH - ROCKER - SPST - ON/OFF - 2 TERMINAL - W/O COVER
3	108356-01-01A	EA	COVER/ACTUATOR SWITCH - 3 GROOVES - BLACK
3	108355-01-000	EA	HOUSING - SWITCH
4	108357-18-000	EA	SWITCH - ROCKER - DPDT - MOM/OFF/MOM - W/O COVER - HYDRAULIC LEVEL JACKS-AUTO
4	108356-03-01A	EA	COVER/ACTUATOR SWITCH - 3 GROOVES W/LENS - BLACK - HYDRAULIC LEVEL JACKS-AUTO
4	108355-01-000	EA	HOUSING - SWITCH - HYDRAULIC LEVEL JACKS-AUTO
4	096241-03-000	EA	SWITCH - BLANK - BLACK
5	082136-01-000	EA	NUT - HEX JAM - 3/8-32
5	157486-01-02A	EA	LABEL - TV/EXTERIOR

ELECTRICAL GROUP (CONTINUED)

12V BODY WIRING (CONTINUED)

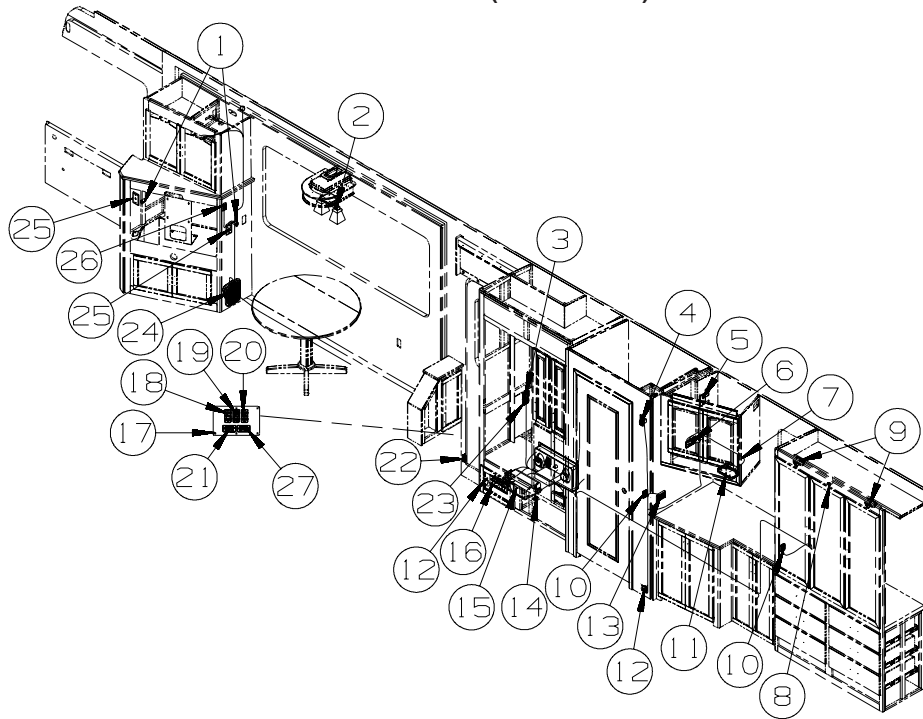


KEY	PART NUMBER	U/M	DESCRIPTION
1	119258-57-01A	EA	LAMP - WALL - W/GLASS SHADE/SWITCH - UL/CSA - NICKEL
2	132427-01-02A	EA	LIGHT - READING/SWIVEL - ROUND - NICKEL
3	138116-01-02A	EA	LIGHT/MAKE UP - 3 BULB - CURVED - W/O BULB - SATIN NICKEL
3	123918-01-000	EA	BULB - 12V - MAKEUP - WHITE
4	135740-01-01A	EA	SWITCH - ROCKER - SPST - ON/OFF - BROWN
4	135740-02-01A	EA	SWITCH - ROCKER - SPDT - ON/ON - BROWN
4	135741-02-01A	EA	SWITCH - BASE - DOUBLE - BROWN
4	135742-14-02A	EA	BEZEL - SWITCH - MAKEUP/CEILING - BROWN
5*	137417-05-01A	EA	LIGHT - DOME - DOUBLE - W/SWITCH/OPTIC LENS - WHITE
6	163992-04-01A	EA	LABEL - SLIDEOUT - PASSENGER/FRONT - BLACK/WHITE
6	163992-01-01A	EA	LABEL - SLIDEOUT - DRIVER/FRONT - BLACK/WHITE
6	144363-09-02B	EA	PLATE - SWITCH - E-COATED
6	108357-06-000	EA	SWITCH - ROCKER - DPDT - MOM/OFF/MOM - 6 TERM - W/O COVER
6	108356-01-01A	EA	COVER/ACTUATOR SWITCH - 3 GROOVES - BLACK
6	108355-01-000	EA	HOUSING - SWITCH
6	116220-01-000	EA	APPLIQUE - SWITCH/SLIDEOUT
6	116220-02-000	EA	APPLIQUE - SWITCH/SLIDEOUT
6	116549-01-000	EA	LABEL - WARNING - SLIDEOUT
6	163988-01-01A	EA	LABEL - SLIDEOUT CONTROL/MANUAL - BLACK/WHITE
6*	163097-01-000	EA	SWITCH - SPST - KEY ACTIVATED - W/2 KEYS
7	082134-01-000	EA	ADAPTER - TV - CABLE TO CABLE
8	086756-01-000	EA	SPLITTER - TV/2 WAY
9	094097-01-000	EA	SPEAKER - RADIO/TV - W/O GRILLE - 5.25" DIAMETER - RADIO SPEAKERS
10	138253-01-01A	EA	SWITCH - BLANK - WHITE
10	135741-01-01A	EA	SWITCH - BASE - SINGLE - BROWN
10	135742-01-01A	EA	BEZEL - SWITCH - SINGLE - BROWN
10	135740-06-01A	EA	SW-ROCKER-ON/OFF-LT-RED-WTR HTR-6GAL/ELE/LP/MTRAIID/WTR HTR-10GAL/ELEC/LP/MTRAIID
10	135741-01-01A	EA	SWITCH - BASE - SINGLE - BROWN-6GAL/ELE/LP/MTRAIID/WTR HTR-10GAL/ELEC/LP/MTRAIID
10	135742-35-02A	EA	BEZEL-SW-WATER HEATER/110 VOLT-BRN-6GAL/ELE/LP/MTRAIID/WTR HTR-10GAL/ELEC/LP/MTRAIID
11*	134940-06-01A	EA	PANEL - MONITOR - 2 TANK - W/GENERATOR SWITCH
11*	134940-08-01A	EA	PANEL - MONITOR - 2 TANK-W/GENERATOR SWITCH/SOLAR CHARGER - SOLAR PANEL-10 WATT
12	127002-10-000	EA	PANEL/MONITOR - ENERGY MANAGEMENT SYSTEMS CTRL - W/3 PLUG
13	105620-18-000	EA	THERMOSTAT - FURNACE/HEAT PUMP-A/C
14	154511-02-000	EA	REMOTE/PANEL - INVERTER/600 WATT
14	148254-03-000	EA	CABLE/INVERTOR - W/8 PIN MODULAR PHONE JACK - 50'-DIMEN
15	135740-01-01A	EA	SWITCH - ROCKER - SPST - ON/OFF - BROWN
15	135741-01-01A	EA	SWITCH - BASE - SINGLE - BROWN
15	135742-07-02A	EA	BEZEL - SWITCH - CEILING - BROWN
16	150138-01-01A	EA	DETECTOR - LP GAS - WHITE

*COMPONENT PARTS LISTED LATER IN THIS GROUP

ELECTRICAL GROUP (CONTINUED)

12V BODY WIRING (CONTINUED)



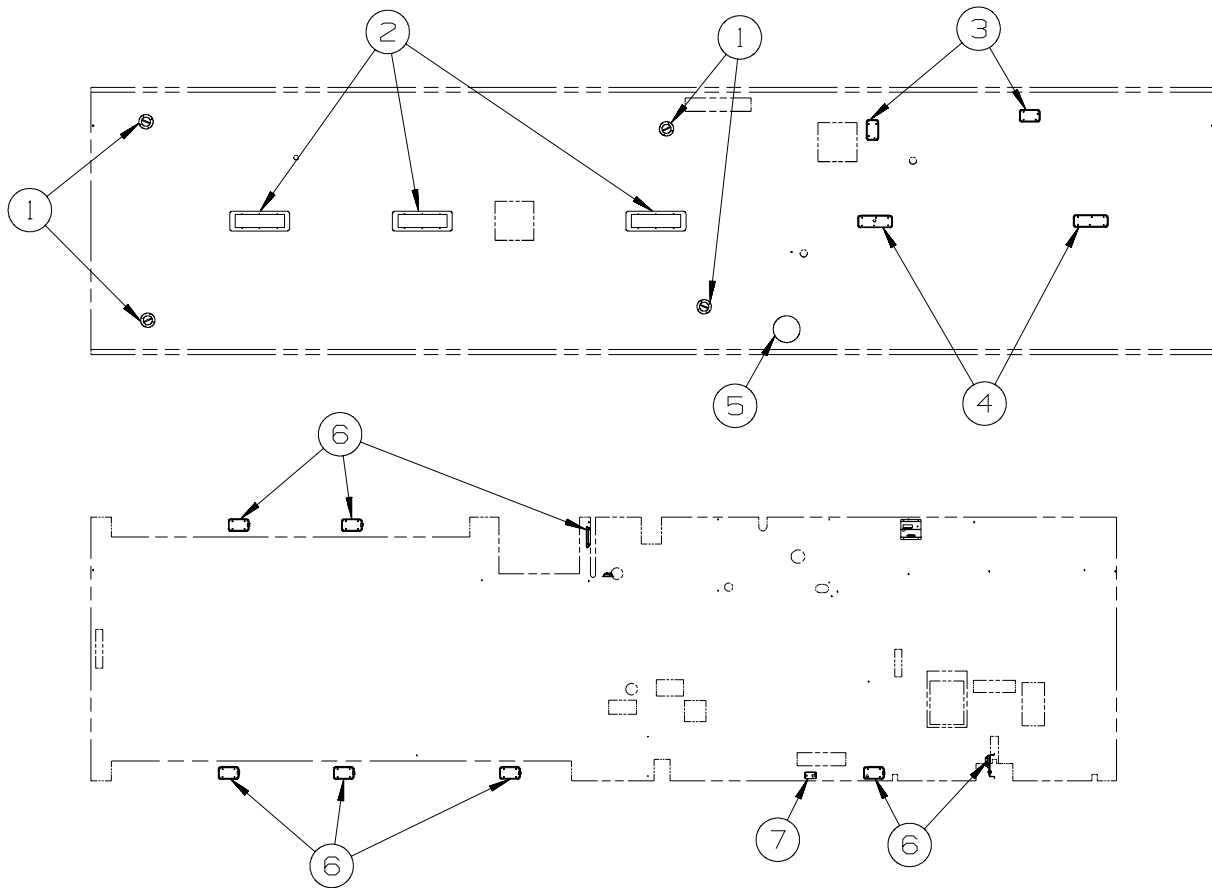
KEY	PART NUMBER	U/M	DESCRIPTION
1	132958-01-000	EA	RECEPTACLE - 12 VOLT - MOUNTING FLANGE - BLACK
2*	093575-46-01A	EA	LIGHT - CEILING/DOUBLE - BRUSHED NICKEL
3	135740-01-01A	EA	SWITCH - ROCKER - SPST - ON/OFF - BROWN
3	135741-02-01A	EA	SWITCH - BASE - DOUBLE - BROWN
3	135742-19-02A	EA	BEZEL - SWITCH - CEILING/PORCH - BROWN
4	163992-02-01A	EA	LABEL - SLIDEOUT - DRIVER/REAR - BLACK/WHITE
4	144363-09-02B	EA	PLATE - SWITCH - E-COATED
4	108357-06-000	EA	SWITCH - ROCKER - DPDT - MOM/OFF/MOM - 6 TERM - W/O COVER
4	108356-01-01A	EA	COVER/ACTUATOR SWITCH - 3 GROOVES - BLACK
4	108355-01-000	EA	HOUSING - SWITCH
4	116220-02-000	EA	APPLIQUE - SWITCH/SLIDEOUT
5	076319-09-000	EA	WALLPLATE - TV CABLE RECEPTACLE - SINGLE - BROWN
5	082134-01-000	EA	ADAPTER - TV - CABLE TO CABLE - TV (REAR)-20"COLOR, STEREO
6	149557-05-01A	EA	PLATE/WALL - DUAL COAXIAL/HORIZONTAL - WHITE
7	136860-03-000	EA	CABLE - RCA - SHIELDED - 3 MALE TO MALE CONNECTORS - 6' - TV (REAR)-20"COLOR, STEREO
7	159064-01-01A	EA	LABEL - CABLE/RCA - WHITE ON BLACK - TV (REAR)-20"COLOR, STEREO
8	056264-01-000	EA	SWITCH - LEAF ACTUATOR
9*	087694-01-000	EA	LIGHT - WARDROBE/CLOSET - W/SWITCH
10	135740-01-01A	EA	SWITCH - ROCKER - SPST - ON/OFF - BROWN
10	135741-01-01A	EA	SWITCH - BASE - SINGLE - BROWN
10	135742-07-02A	EA	BEZEL - SWITCH - CEILING - BROWN
11*	137417-03-01A	EA	LIGHT - DOME - SINGLE - W/O SWITCH - W/FROSTED LENS-WHITE
12*	108354-01-01A	EA	LIGHT - COURTESY
13	135740-01-01A	EA	SWITCH - ROCKER - SPST - ON/OFF - BROWN
13	135740-02-01A	EA	SWITCH - ROCKER - SPDT - ON/ON - BROWN
13	135741-03-01A	EA	SWITCH - BASE - TRIPLE - BROWN
13	135742-25-02A	EA	BEZEL - SWITCH - CEILING/AISLE/HALL - BROWN
14	086233-01-000	EA	STUD - ISOLATED - 3/8" X 7/8" LONG
15	123058-01-000	EA	CONVERTER - 55 AMP - ELECTRONIC - 4 1/8"H X 7"W X 12 3/8"L
16	139067-02-02B	EA	PLATE - CIRCUIT BREAKER/HOUSE - E-COATED
16	092547-10-000	EA	LABEL - CIRCUIT BREAKER
17	158431-01-04B	EA	PLATE - SWITCH - BLACK - NOT ILLUSTRATED
			FROM: 00-00-00 THRU: 10-21-07
17	158431-07-04B	EA	PLATE - SWITCH - BLACK
			FROM: 10-22-07 THRU: 99-99-99

ELECTRICAL GROUP (CONTINUED)
12V BODY WIRING (CONTINUED)

KEY	PART NUMBER	U/M	DESCRIPTION
18	108357-07-000	EA	SWITCH - ROCKER - SPDT - MOM/OFF/MOM - 3 TERM - W/O COVER - AWNING - PATIO, ELECTRIC
18	108356-12-01A	EA	COVER/ACTUATOR SWITCH - 3 GROOVES - AWNING/IN/OUT - AWNING - PATIO, ELECTRIC
18	108355-01-000	EA	HOUSING - SWITCH - AWNING - PATIO, ELECTRIC
18	096241-03-000	EA	SWITCH - BLANK - BLACK
19	108357-18-000	EA	SWITCH - ROCKER - DPDT - MOM/OFF/MOM - W/O COVER - HYDRAULIC LEVEL JACKS-AUTO
19	108356-15-01A	EA	COVER/ACTUATOR SW-3 GROOVES-LEVELING JACKS/REMOTE - HYDRAULIC LEVEL JACKS-AUTO
19	108355-01-000	EA	HOUSING - SWITCH - HYDRAULIC LEVEL JACKS-AUTO
19	096241-03-000	EA	SWITCH - BLANK - BLACK
20	108357-01-000	EA	SWITCH - ROCKER - SPST - ON/OFF - 2 TERMINAL - W/O COVER
20	108356-14-01A	EA	COVER/ACTUATOR SWITCH - 3 GROOVES - COMPT LIGHTS
20	108355-01-000	EA	HOUSING - SWITCH
21	108357-06-000	EA	SWITCH - ROCKER - DPDT - MOM/OFF/MOM - 6 TERM - W/O COVER
			FROM: 00-00-00 THRU: 10-21-07
21	108357-17-000	EA	SWITCH - ROCKER-DPDT-MOM/OFF/MOM-W/LIGHT-W/O COVER
			FROM: 10-22-07 THRU: 99-99-99
21	108356-11-01A	EA	COVER/ACTUATOR SWITCH - 3 GROOVES - AUX BATT - BLACK
			FROM: 00-00-00 THRU: 10-21-07
21	108356-19-01A	EA	COVER/ACTUATOR SWITCH-3 GROOVES-COACH BATT DISC-BLK
			FROM: 10-22-07 THRU: 99-99-99
21	108355-01-000	EA	HOUSING - SWITCH
22	116995-02-000	EA	SWITCH/MAGNET - ELECTRIC STEP - BLACK/WHITE- NORMALLY OPEN
23	135740-01-01A	EA	SWITCH - ROCKER - SPST - ON/OFF - BROWN
23	135741-01-01A	EA	SWITCH - BASE - SINGLE - BROWN
23	135742-11-02A	EA	BEZEL - SWITCH - STEP - BROWN
24	124884-01-000	EA	SPEAKER - 6" X 9" - SUB-WOOFER - W/O GRILLE - HOME THEATER SOUND SYSTEM
24	151844-01-01A	EA	GRILLE - SPEAKER - 6" X 9" - SUB WOOFER - BLACK - HOME THEATER SOUND SYSTEM
25	093253-01-02A	EA	PLATE - WALL - TELEPHONE - BROWN
26	135740-01-01A	EA	SWITCH - ROCKER - SPST - ON/OFF - BROWN
26	135741-01-01A	EA	SWITCH - BASE - SINGLE - BROWN
26	135742-01-01A	EA	BEZEL - SWITCH - SINGLE - BROWN
27	108357-17-000	EA	SWITCH - ROCKER-DPDT-MOM/OFF/MOM-W/LIGHT-W/O COVER
			FROM: 10-22-07 THRU: 99-99-99
27	108356-20-01A	EA	COVER/ACTUATOR SWITCH-3 GROOVES-CHASSIS BATT DISC-BLK
			FROM: 10-22-07 THRU: 99-99-99
21	108355-01-000	EA	HOUSING - SWITCH

***COMPONENT PARTS LISTED LATER IN THIS GROUP**

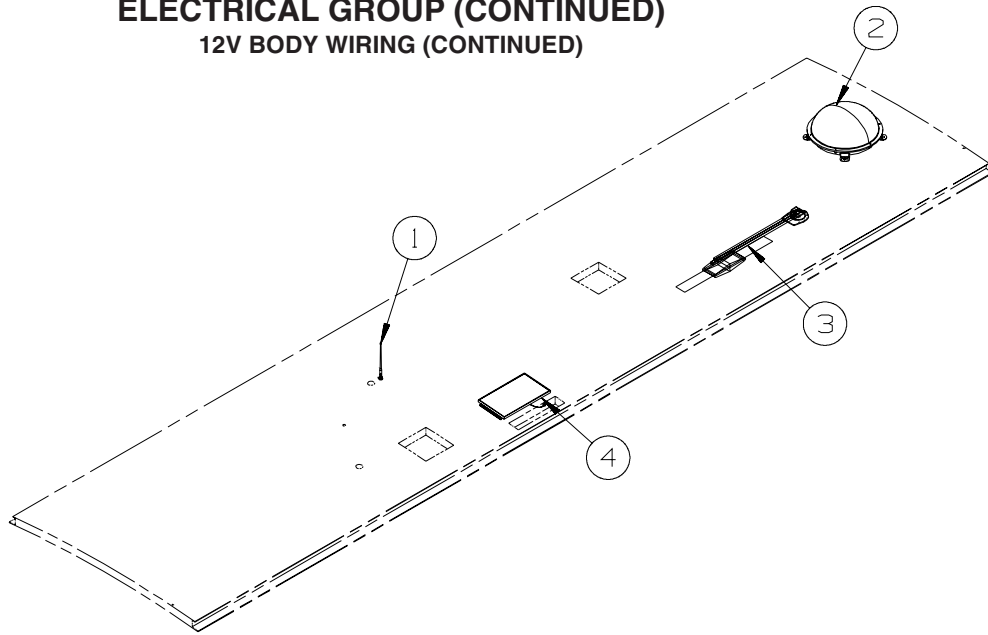
ELECTRICAL GROUP (CONTINUED)
12V BODY WIRING (CONTINUED)



KEY	PART NUMBER	U/M	DESCRIPTION
1	160867-01-01A	EA	SPEAKER - ROUND/CEILING - CREAM-MAGNADYNE - LS3EYC-WN - HOME THEATER SOUND SYSTEM
2*	153464-06-01A	EA	LIGHT-FLUORESCENT 21.8"- RECESSED/WARM WHT BULB-W/O SWITCH
3*	137417-03-01A	EA	LIGHT - DOME - SINGLE - W/O SWITCH - W/FROSTED LENS-WHITE
4*	137417-06-01A	EA	LIGHT - DOME - DOUBLE - W/O SWITCH - W/FROSTED LENS-WHITE
5	164039-01-01A	EA	LIGHT - DOME - SHOWER - PLASTIC - WHITE
6*	137417-01-01A	EA	LIGHT - DOME - SINGLE - W/SWITCH/FROSTED LENS - WHITE
7*	086280-01-000	EA	LIGHT - SURFACE MOUNT - 12 VOLT

***COMPONENT PARTS LISTED LATER IN THIS GROUP**

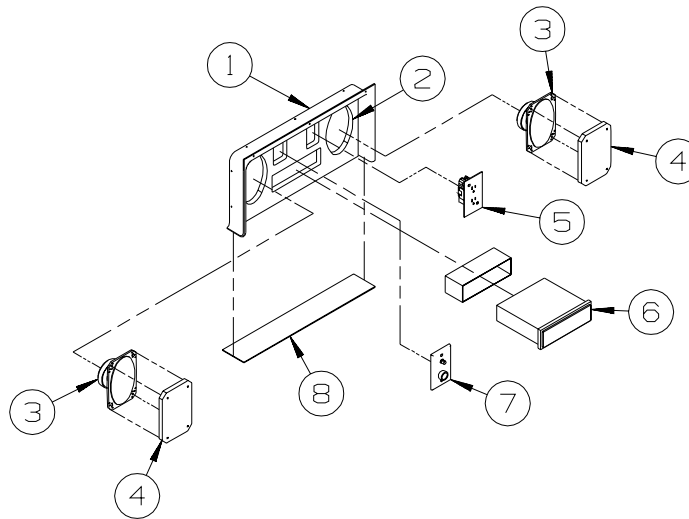
ELECTRICAL GROUP (CONTINUED)
12V BODY WIRING (CONTINUED)



KEY	PART NUMBER	U/M	DESCRIPTION
1	090944-01-000	EA	ANTENNA - RADIO - 16" RUBBER - W/72" LEAD WIRE
1	109889-04-000	EA	EXTENDER - ANTENNA SHAFT - 3.7"
1	147741-01-09B	EA	BRACKET - ANTENNA GROUND - GALVANIZED
2*	163598-01-01A	EA	ANTENNA/SATELLITE - DISH IN DOME/AUTOMATIC - WHITE - SATELLITE TV SYSTEM AUTO
2	146488-03-000	EA	PLATE - ROOF - CABLE ENTRY - QUAD - SATELLITE TV SYSTEM AUTO
2	163598-02-000	EA	SWITCH/CONTROL - SATELLITE - SATELLITE TV SYSTEM AUTO
2	163598-03-000	EA	CABLE - SATELLITE CONTROL - SATELLITE TV SYSTEM AUTO
2	163598-04-000	EA	CABLE/COAX - SATELLITE - 9" - SATELLITE TV SYSTEM AUTO
2	082134-01-000	EA	ADAPTER - TV - CABLE TO CABLE - SATELLITE TV SYSTEM AUTO
2*	137135-05-000	EA	ANTENNA - SATELLITE DSS - W/SENSOR - SATELLITE TV SYSTEM MANUAL
3*	076319-23-000	EA	ANTENNA - TV ROOF MOUNT - 44.5" MAST
3*	076319-25-000	EA	KIT - HARDWARE INTERIOR
3	069726-02-000	EA	BUMPER - .88" OD X .40" THICK - BLACK
4	151647-01-000	EA	PANEL - SOLAR 10 WATT

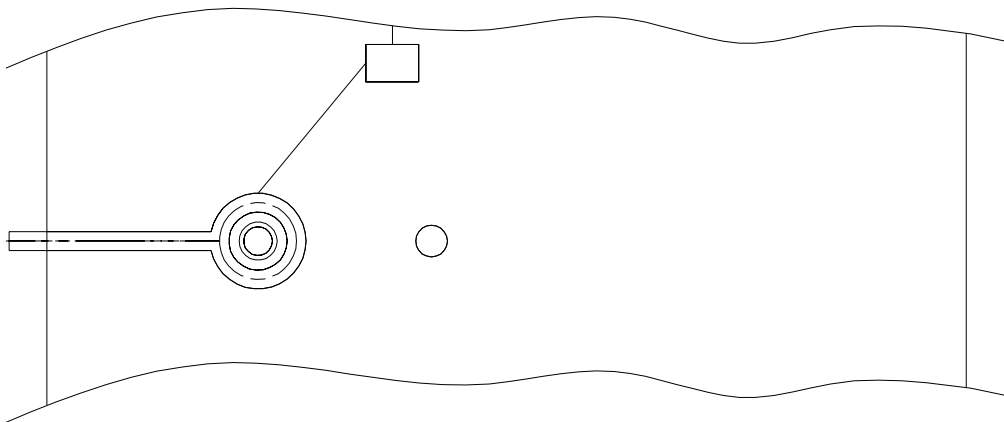
***COMPONENT PARTS LISTED LATER IN THIS GROUP**

ELECTRICAL GROUP (CONTINUED)
12V BODY WIRING (CONTINUED)

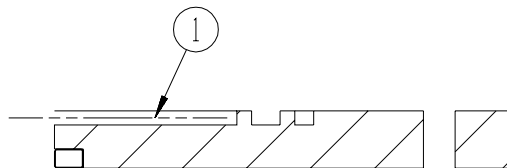


**EXTERIOR
ENTERTAINMENT**

KEY	PART NUMBER	U/M	DESCRIPTION
1	124696-02-01A	EA	BOX-ENTERTAINMENT CTR/EXT-19.4"W X 10"H X 2.5"D - BRT WHT
	124696-01-01A	EA	BOX-ENTERTAINMENT CTR/EXT-19.4"W X 10"H X 10.2"D W/CUTOUTS
2	127409-03-U89	EA	PLATE - RADIO MOUNTING
3	110469-01-000	EA	SPEAKER - 4" X 6" OVAL - COAXIAL
4	110470-01-01A	EA	GRILLE - 4" X 6" - OVAL SPEAKER - BLACK
5	058708-01-000	EA	RECEPTACLE - ELECTRIC - DOUBLE - BROWN
6	155619-02-000	EA	RADIO - AM/FM CD-W/O REMOTE/WIRE HARNESS-MAGNADYNE M3200CD
	155619-03-000	EA	REMOTE - RADIO
7	132958-01-000	EA	RECEPTACLE - 12 VOLT - MOUNTING FLANGE - BLACK
8	104898-01-02A	EA	PLATE - PLASTIC BOTTOM - BRIGHT WHITE



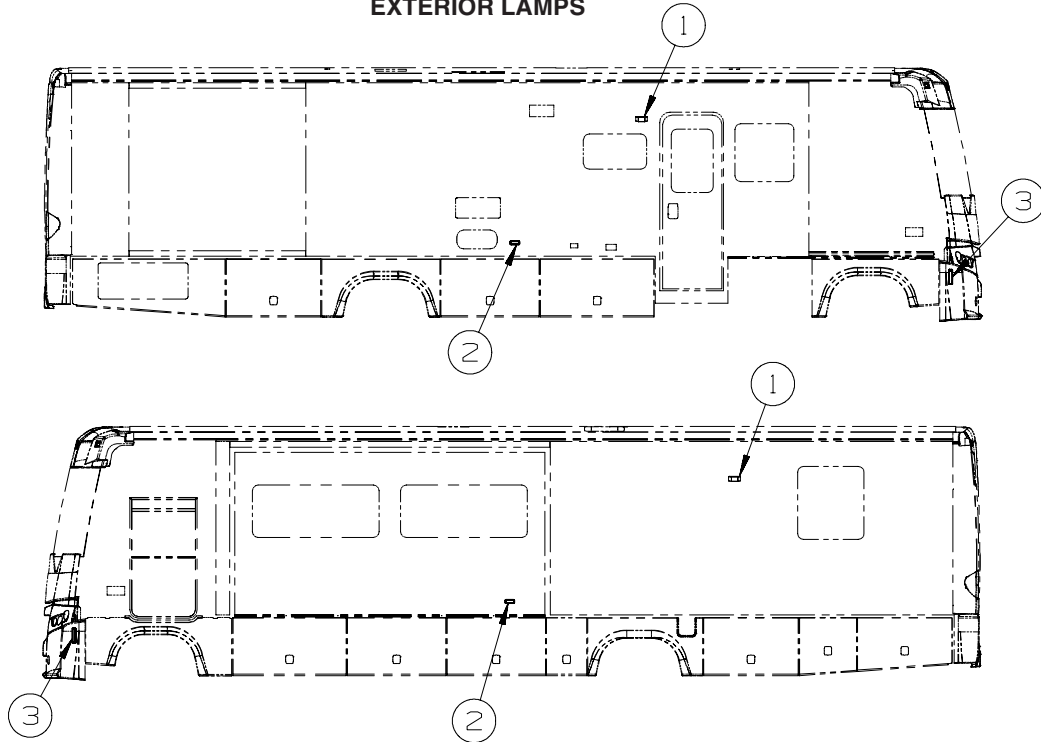
**SATELLITE WIRING DETAIL
ON ROOF**



KEY	PART NUMBER	U/M	DESCRIPTION
1	154474-03-000	EA	CABLE - SATELLITE - COAX - 8' W/CONNECTORS - AUTOMATIC SATELLITE DISH
1	141454-04-000	EA	WIRE - SATELLITE - AUTOMATIC - AUTOMATIC SATELLITE DISH FROM: 00-00-00 THRU: 01-28-07
1	163598-03-000	EA	CABLE - SATELLITE CONTROL - AUTOMATIC SATELLITE DISH FROM: 01-29-07 THRU: 99-99-99

ELECTRICAL GROUP (CONTINUED)

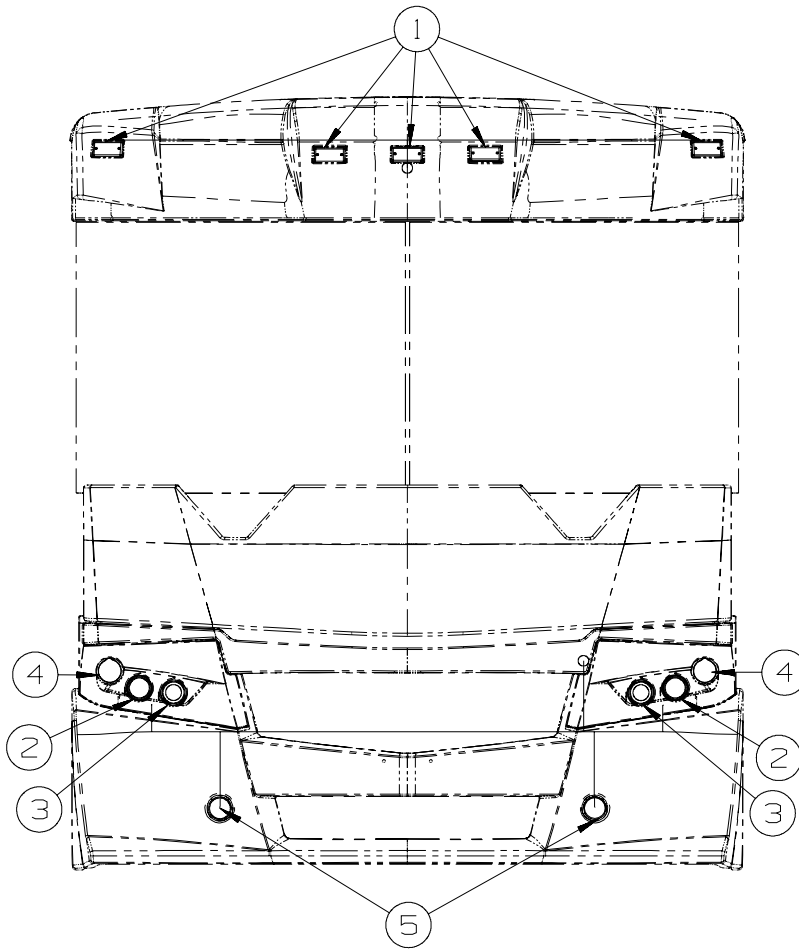
EXTERIOR LAMPS



KEY	PART NUMBER	U/M	DESCRIPTION
1*	097917-01-06A	EA	LIGHT - PORCH - ENTRY DOOR - BRIGHT WHITE FROM: 00-00-00 THRU: 02-10-08
1	097917-01-09A	EA	LIGHT - PORCH - ENTRY DOOR - WHITE FROM: 02-11-08 THRU: 99-99-99
1	097917-01-08A	EA	LIGHT/PORCH - CHROME - FULL BODY PAINT
2	111102-01-000	EA	BASE - MARKER LAMP
2	111102-02-000	EA	LAMP - AMBER - MARKER LAMP
3	117826-02-000	EA	LAMP/SIDE MARKER ASSEMBLY - AMBER
3	117826-03-000	EA	GASKET /SIDE MARKER LIGHT
3	036196-01-000	EA	BULB - 12V - #194 - .27 AMP - BAYONETTE
3	067789-02-000	EA	SOCKET ASM-LAMP

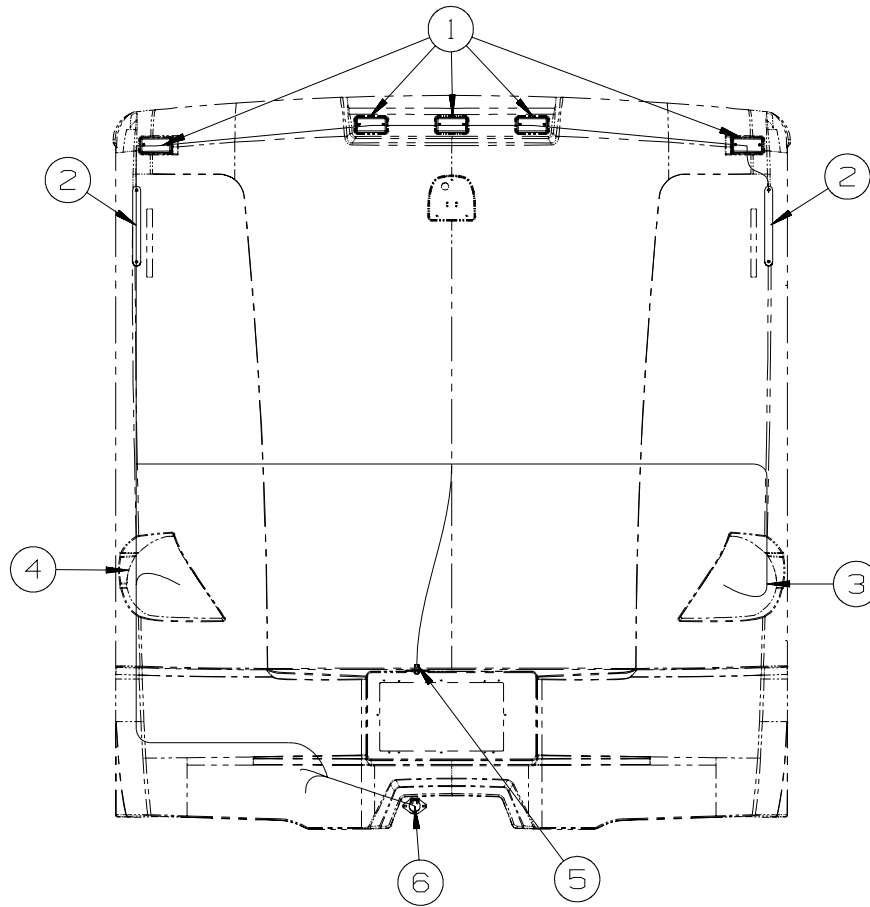
***COMPONENT PARTS LISTED LATER IN THIS GROUP**

ELECTRICAL GROUP (CONTINUED)
EXTERIOR LAMPS (CONTINUED)



KEY	PART NUMBER	U/M	DESCRIPTION
1	102520-01-000	EA	LIGHT - CLEARANCE - W/O SOCKET/HOUSING - AMBER
1	102541-01-000	EA	GASKET - CLEARANCE LIGHT
1	036196-01-000	EA	BULB - 12V - #194 - .27 AMP - BAYONETTE
1	067789-02-000	EA	SOCKET ASM-LAMP
2	146527-01-000	EA	HEADLAMP - LOWBEAM
2	147103-01-000	EA	HOUSING/CONNECTOR - HEADLAMP - W/PIGTAIL
3	146527-02-000	EA	HEADLAMP - HIGH BEAM
3	147103-01-000	EA	HOUSING/CONNECTOR - HEADLAMP - W/PIGTAIL
4	146560-03-000	EA	LAMP - PARK/TURN - AMBER
4	112708-01-000	EA	BULB - 12 VOLT - #3157 - .59/2.10 AMP
4	146560-02-000	EA	SOCKET - LAMP - 3 WIRE
5	151421-01-000	EA	LAMP - FOG - CLEAR/ROUND - HAMSAR - W/PACKARD CONNECTOR
5	139686-01-02B	EA	ANGLE - MOUNT - FOGLAMP - E-COATED

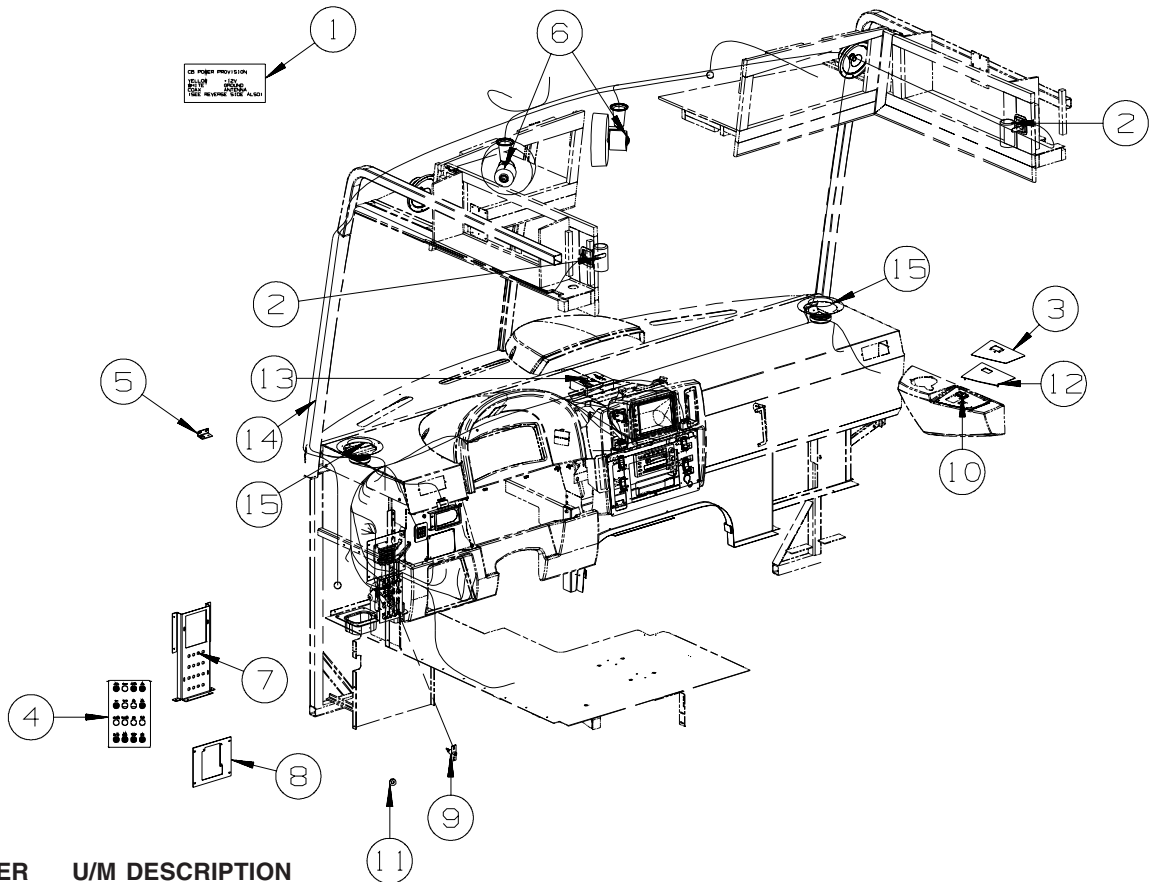
ELECTRICAL GROUP (CONTINUED)
EXTERIOR LAMPS (CONTINUED)



KEY	PART NUMBER	U/M	DESCRIPTION
1	102520-02-000	EA	LIGHT - CLEARANCE - W/O SOCKET/HOUSING - RED
1	102541-01-000	EA	GASKET - CLEARANCE LIGHT
1	036196-01-000	EA	BULB - 12V - #194 - .27 AMP - BAYONETTE
1	067789-02-000	EA	SOCKET - LAMP
2	151076-01-000	EA	LIGHT - BRAKE - CENTER MOUNT
3*	148658-01-000	EA	TAILLAMP - PASSENGER/REAR
4*	148658-02-000	EA	TAILLAMP - DRIVER/REAR
5	087201-01-000	EA	LIGHT - HALF ROUND - 1" X 1.7" - PLASTIC - BLACK OR WHITE
6	157593-01-000	EA	CONNECTOR - PLUG - TRAILER - 7 SOCKET
6	146246-01-000	EA	CONNECTOR/PLUG - TRAILER - 7 PIN

***COMPONENT PARTS LIST LATER IN THIS GROUP**

ELECTRICAL GROUP (CONTINUED) FRONT END

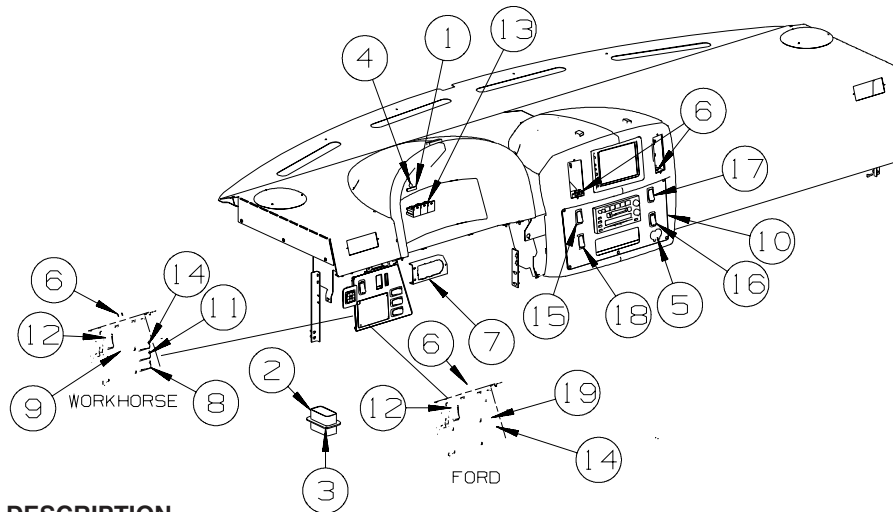


KEY	PART NUMBER	U/M	DESCRIPTION
1	104678-01-000	EA	LABEL - CB PREP
2	149590-01-02A	EA	LIGHT - READING/SWIVEL - W/O SWITCH - NICKEL
2	123917-01-000	EA	BULB - 12V - HALOGEN SPOT
3	156292-05-01A	EA	APPLIQUE - PASSENGER/RIGHT - DARK ANTELOPE
4	093236-47-000	EA	LABEL - CIRCUIT BREAKER
5	147428-01-02B	EA	BRACKET/ZEE - F/TEMPERATURE SENSOR - E-COATED - WORKHORSE
6	122856-01-01A	EA	FAN-DEFROSTER-2 SPEED W/SWIVEL BASE/NON-OSCILLATING-CHROME
7	149689-01-02B	EA	BRACKET - CIRCUIT BREAKER, E-COAT
8	149690-01-02B	EA	BRACKET - FUSE PANEL, WH, E-COAT - WORKHORSE
8	149690-02-02B	EA	BRACKET - FUSE PANEL, FORD, E-COAT - FORD
9	041250-01-000	EA	SWITCH - PUSH BUTTON/DOOR JAMB - METAL/CHROME
10	145638-01-01A	EA	SWITCH/ROCKER - SPST (ON/OFF) - BLACK
11	113285-01-01A	FT	SEAL - STEP SWITCH - BLACK
12	145926-14-02B	EA	INSERT - SWITCH PLATE - 1 HOLE - E-COATED
13	163142-06-000	EA	RECEIVER - SATELLITE RADIO
14	158494-02-000	EA	CABLE/ANTENNA - SATELLITE RADIO SIRRUS
15	094097-01-000	EA	SPEAKER - RADIO/TV - W/O GRILLE - 5.25" DIAMETER
15	159430-01-01A	EA	GRILLE - SPEAKER - 6" ROUND - CASHMERE

CANADIAN DAY RUN LAMPS ON 2007 OR NEWER FORD CHASSIS

KEY	PART NUMBER	U/M	DESCRIPTION
	163912-01-000	EA	RESISITOR - DAYTIME RUNNING LIGHTS - FORD/CSA
	163913-01-000	EA	RELAY - DAYTIME RUNNING LIGHTS - FORD/CSA

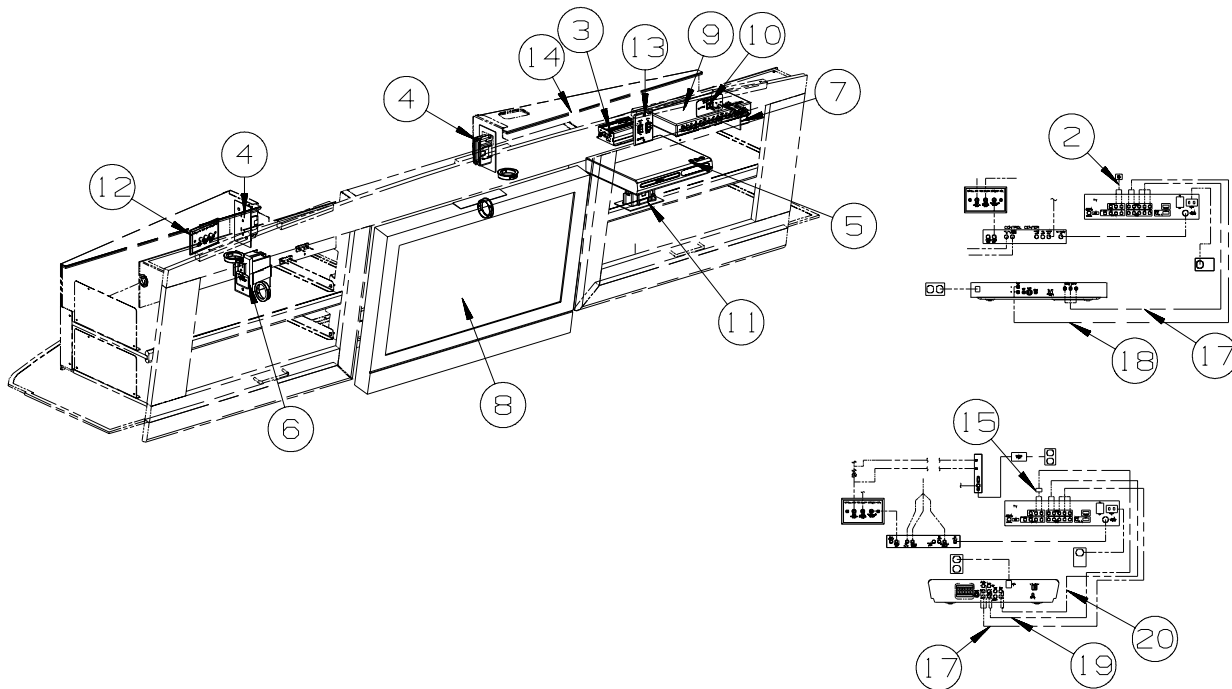
ELECTRICAL GROUP (CONTINUED)
FRONT END (CONTINUED)



KEY	PART NUMBER	U/M	DESCRIPTION
1	133533-01-01A	EA	LABEL - JACKS DOWN - CLEAR W/WHITE LETTERING
2	118571-03-000	EA	BRACKET - MOUNTING
3	118571-04-000	EA	GASKET
4	150237-01-000	EA	LIGHT - INDICATOR - RED
5	111414-01-000	EA	RECEPTACLE/SOCKET - 12 VOLT
6	157655-01-01A	EA	LIGHT - DASH/SWITCH - 2 LAMP INCANDESCENT - BLACK HOUSING
7	155516-01-02B	EA	MOUNT - HEADLAMP SWITCH - E-COATED
8	145638-14-01A	EA	SWITCH/ROCKER - DPDT (ON/OFF/ON) - BLACK
8	108355-02-000	EA	HOUSING - SWITCH - 12 POSITION
9	156292-02-01A	EA	APPLIQUE - DRIVERS/LEFT - WORKHORSE - DARK ANTELOPE - WORKHORSE
10	156292-16-01A	EA	APPLIQUE - BEZEL - CENTER/RADIO - DARK ANTELOPE/GLACIER
11	145638-01-01A	EA	SWITCH/ROCKER - SPST (ON/OFF) - BLACK
11	108355-02-000	EA	HOUSING - SWITCH - 12 POSITION
12	145638-02-01A	EA	SWITCH/ROCKER - SPST (ON/OFF) - LIGHTED - BLACK
12	108355-02-000	EA	HOUSING - SWITCH - 12 POSITION
13	063912-02-000	EA	RELAY CANISTER, SPDT
14	145638-04-01A	EA	SWITCH/ROCKER - SPDT (ON/ON) - BLACK
14	108355-02-000	EA	HOUSING - SWITCH - 12 POSITION
15	145638-03-01A	EA	SWITCH/ROCKER - SPDT (ON/OFF/ON) - BLACK
15	108355-02-000	EA	HOUSING - SWITCH - 12 POSITION
16	145638-06-01A	EA	SWITCH/ROCKER - SPDT (ON/OFF/ON) - LIGHTED - BLACK
16	108355-02-000	EA	HOUSING - SWITCH - 12 POSITION
17	145638-07-01A	EA	SWITCH/ROCKER - DPDT (ON/ON) - BLACK
17	108355-02-000	EA	HOUSING - SWITCH - 12 POSITION
18	145638-03-01A	EA	SWITCH/ROCKER - SPDT (ON/OFF/ON) - BLACK - FANS-DEFROSTER AUX
18	108355-02-000	EA	HOUSING - SWITCH - 12 POSITION - FANS-DEFROSTER AUX
18	145754-01-01A	EA	SWITCH - BLANK - BLACK
19	156292-03-01A	EA	APPLIQUE - DRIVERS/LEFT - FORD - DARK ANTELOPE - FORD

ELECTRICAL GROUP (CONTINUED)

FRONT TV/DVD

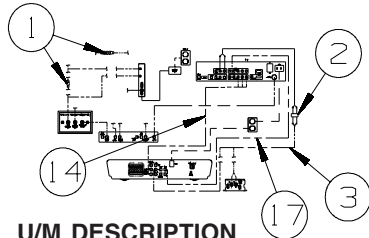
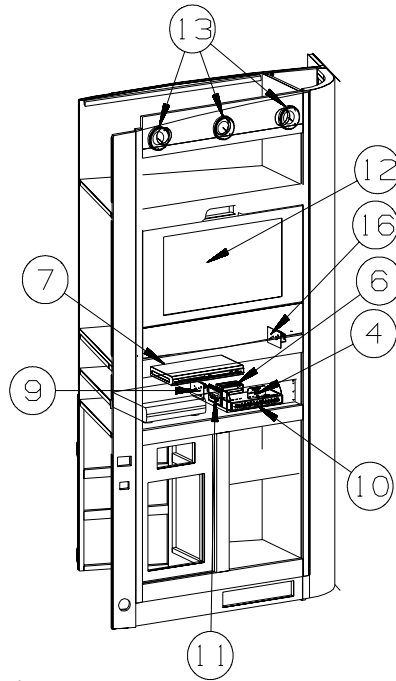
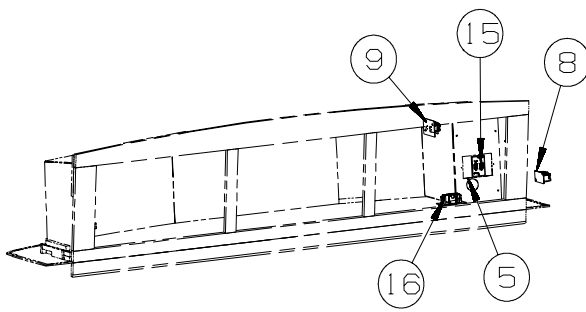


KEY	PART NUMBER	U/M	DESCRIPTION
1	136860-01-000	EA	CABLE - RCA - #3 MALE TO #12F MALE CONNECTOR - DVD PLAYER
2	117420-02-000	EA	CABLE - W/MALE RCA ENDS - SHIELDED - 20'
3	147139-01-000	EA	AMPLIFIER - STEREO 2 CHANNEL
4	058708-01-000	EA	RECEPTACLE - ELECTRIC - DOUBLE - BROWN
4	158542-02-01A	EA	LABEL - RECEPTACLE - ELECTRONICS - WHITE/BLACK - CANADIAN
5*	159771-01-000	EA	DVD/MP3 PLAYER - PROGRESSIVE SCAN - MEMOREX MVD2022 - DVD PLAYER FROM: 00-00-00 THRU: 04-11-07
5*	164584-01-000	EA	DVD/MP3 PLAYER - PROGRESSIVE SCAN - MEMOREX MVD2023 - DVD PLAYER FROM: 04-12-07 THRU: 99-99-99
5*	158836-01-000	EA	DVD - HOME THEATER - W/O SPEAKERS - MEMOREX STS71E-R - HOME THEATER SYSTEM FROM: 00-00-00 THRU: 06-10-07
5*	164270-01-000	EA	DVD - HOME THEATER - W/O SPEAKERS - MEMOREX STS2891-R - HOME THEATER SYSTEM FROM: 06-11-07 THRU: 99-99-99
6	156676-01-000	EA	CONTROLLER/OUTLET - POWER/TV - AUTO SHUTOFF W/IGNITION
7	058707-02-000	EA	RECEPTACLE - BLANK - JUNCTION BOX
8*	146298-02-000	EA	TV - 27" STEREO W/5 JACKS - SONY 27FS120 FROM: 00-00-00 THRU: 03-18-07
8*	164226-01-000	EA	TV - 27" - FLAT PANEL/LCD/HDTV - NORCENT LT-2725 FROM: 03-19-07 THRU: 99-99-99
9	142258-01-000	EA	SWITCH - VIDEO/ANTENNA POWER SUPPLY
10	079364-04-000	EA	SWITCH - ON/OFF ROCKER - 2 TERMINAL - BLACK
10	098351-09-02A	EA	PLATE/SWITCH - 1 GANG - CHROME - SPEAKER SELECT/TV
11	058708-01-000	EA	RECEPTACLE - ELECTRIC - DOUBLE - BROWN
12	149557-04-01A	EA	PLATE/WALL - TRIPLE COAXIAL/HORIZONTAL - WHITE
13	163598-02-000	EA	SWITCH/CONTROL - SATELLITE - SATELLITE TV SYSTEM AUTO FROM: 01-29-07 THRU: 99-99-99
14	115539-01-000	EA	RELAY - RADIO/TV SPEAKER SWITCH W/WIRE - #SCLD-W-B-4PDT-C
15	123324-01-000	EA	FILTER - GROUND LOOP - ISOLATION TRANSFORMER - HOME THEATER SYSTEM
16	155845-01-000	EA	CABLE - RCA - 12' - 3 RCA MALE CONNECTORS - BOTH ENDS FROM: 03-19-07 THRU: 99-99-99
17	155845-01-000	EA	CABLE - RCA - 12' - 3 RCA MALE CONNECTORS - BOTH ENDS
18	136860-02-000	EA	CABLE - RCA - SHIELDED - 3 MALE TO MALE CONNECTORS - 50' - DVD PLAYER
19	117420-05-000	EA	CABLE - W/MALE RCA ENDS - SHIELDED - 10' - HOME THEATER SYSTEM
20	136860-03-000	EA	CABLE - RCA - SHIELDED - 3 MALE TO MALE CONNECTORS - 6' - HOME THEATER SYSTEM

*COMPONENT PARTS LISTED LATER IN THIS GROUP

ELECTRICAL GROUP (CONTINUED)

SIDE TV/DVD

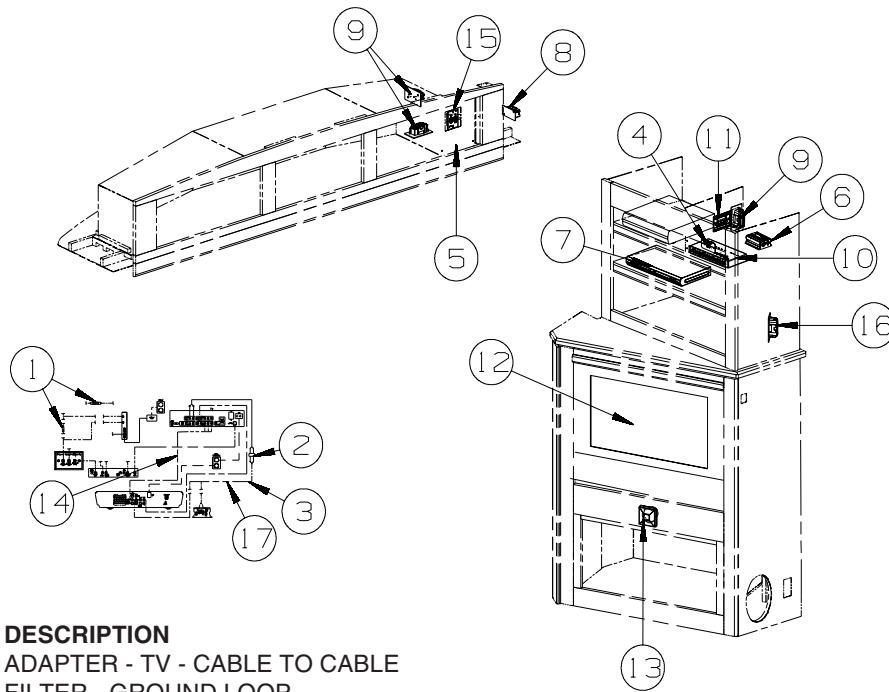


F32H

KEY	PART NUMBER	U/M	DESCRIPTION
1	082134-01-000	EA	ADAPTER - TV - CABLE TO CABLE
2	123324-01-000	EA	FILTER - GROUND LOOP
3	117420-03-000	EA	CABLE - W/MALE RCA ENDS - SHIELDED - 20'
4	079364-04-000	EA	SWITCH - ON/OFF ROCKER - 2 TERMINAL - BLACK
4	098351-09-02A	EA	PLATE/SWITCH - 1 GANG - CHROME - SPEAKER SELECT/TV
5	115539-01-000	EA	RELAY - RADIO/TV SPEAKER SWITCH W/WIRE - #SCLD-W-B-4PDT-C
6	147139-01-000	EA	AMPLIFIER - STEREO 2 CHANNEL
7*	159771-01-000	EA	DVD/MP3 PLAYER - PROGRESSIVE SCAN - MEMOREX MVD2022 - DVD PLAYER FROM: 00-00-00 THRU: 04-23-07
7*	164584-01-000	EA	DVD/MP3 PLAYER - PROGRESSIVE SCAN - MEMOREX MVD2023 - DVD PLAYER FROM: 04-24-07 THRU: 99-99-99
7*	158836-01-000	EA	DVD - HOME THEATER - W/O SPEAKERS - MEMOREX STS71E-R - HOME THEATER SYSTEM FROM: 00-00-00 THRU: 06-10-07
7*	164270-01-000	EA	DVD - HOME THEATER - W/O SPEAKERS - MEMOREX STS2891-R - HOME THEATER SYSTEM FROM: 06-11-07 THRU: 99-99-99
8	058707-02-000	EA	RECEPTACLE - BLANK - JUNCTION BOX
9	058708-01-000	EA	RECEPTACLE - ELECTRIC - DOUBLE - BROWN
9	158542-02-01A	EA	LABEL - RECEPTACLE - ELECTRONICS - WHITE/BLACK - CANADIAN
10	142258-01-000	EA	SWITCH - VIDEO/ANTENNA POWER SUPPLY
11	149557-04-01A	EA	PLATE/WALL - TRIPLE COAXIAL/HORIZONTAL - WHITE
12*	160423-01-000	EA	TV - 27" STEREO - W/DIGITAL TUNER - SAMSUNG TX-S2783 FROM: 00-00-00 THRU: 05-15-07
12*	164227-01-000	EA	TV - 32" - FLAT PANEL/LCD/HDTV - NORCENT LT-3225 FROM: 05-16-07 THRU: 08-08-07
12*	166332-01-000	EA	TV - 32" - FLAT PANEL/LCD/HDTV - RCA L32WD23 FROM: 08-09-07 THRU: 10-16-07
12*	164227-01-000	EA	TV - 32" - FLAT PANEL/LCD/HDTV - NORCENT LT-3225 FROM: 10-17-07 THRU: 99-99-99
13	160868-01-01A	EA	SPEAKER - ROUND/CEILING - W/O CASE - BLACK - HOME THEATER SYSTEM
13	160868-02-01A	EA	GRILLE/ROUND - SPEAKER - SILVER - HOME THEATER SYSTEM
14	155845-01-000	EA	CABLE - RCA - 12' - 3 RCA MALE CONNECTORS - BOTH ENDS
15	163598-02-000	EA	SWITCH/CONTROL - SATELLITE - AUTOMATIC TV SATELLITE SYSTEM FROM: 01-29-07 THRU: 99-99-99
16	058708-01-000	EA	RECEPTACLE - ELECTRIC - DOUBLE - BROWN
17	136860-03-000	EA	CABLE - RCA - SHIELDED - 3 MALE TO MALE CONNECTORS - 6'

*COMPONENT PARTS LISTED LATER IN THIS GROUP

ELECTRICAL GROUP (CONTINUED)
SIDE TV/DVD (CONTINUED)

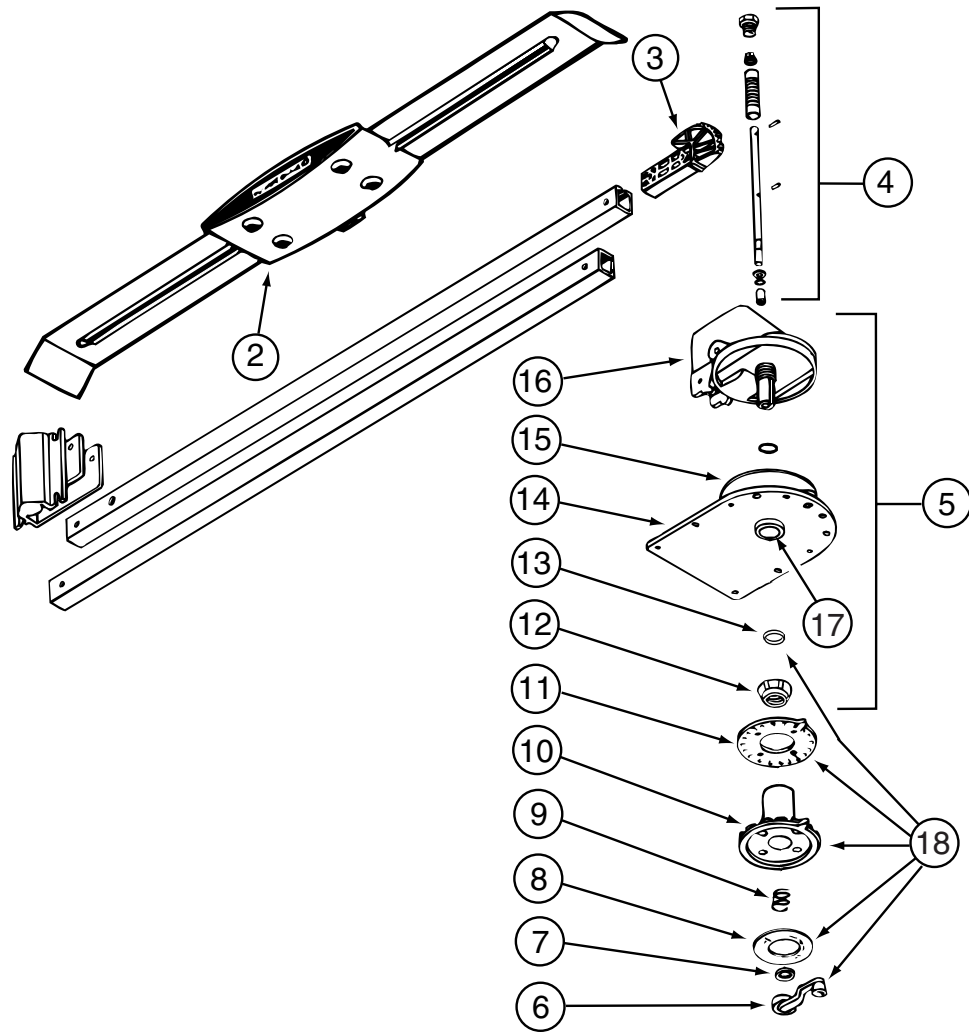


F38J

KEY	PART NUMBER	U/M	DESCRIPTION
1	082134-01-000	EA	ADAPTER - TV - CABLE TO CABLE
2	123324-01-000	EA	FILTER - GROUND LOOP
3	117420-03-000	EA	CABLE - W/MALE RCA ENDS - SHIELDED - 20'
4	079364-04-000	EA	SWITCH - ON/OFF ROCKER - 2 TERMINAL - BLACK
4	098351-09-02A	EA	PLATE/SWITCH - 1 GANG - CHROME - SPEAKER SELECT/TV
5	115539-01-000	EA	RELAY - RADIO/TV SPEAKER SWITCH W/WIRE - #SCLD-W-B-4PDT-C
6	147139-01-000	EA	AMPLIFIER - STEREO 2 CHANNEL
7*	159771-01-000	EA	DVD/MP3 PLAYER - PROGRESSIVE SCAN - MEMOREX MVD2022 - DVD PLAYER FROM: 00-00-00 THRU: 04-23-07
7*	164584-01-000	EA	DVD/MP3 PLAYER - PROGRESSIVE SCAN - MEMOREX MVD2023 - DVD PLAYER FROM: 04-24-07 THRU: 99-99-99
7*	158836-01-000	EA	DVD - HOME THEATER - W/O SPEAKERS - MEMOREX STS71E-R - HOME THEATER SYSTEM FROM: 00-00-00 THRU: 06-10-07
7*	164270-01-000	EA	DVD - HOME THEATER - W/O SPEAKERS - MEMOREX STS2891-R - HOME THEATER SYSTEM FROM: 06-11-07 THRU: 99-99-99
8	058707-02-000	EA	RECEPTACLE - BLANK - JUNCTION BOX
9	058708-01-000	EA	RECEPTACLE - ELECTRIC - DOUBLE - BROWN
9	158542-02-01A	EA	LABEL - RECEPTACLE - ELECTRONICS - WHITE/BLACK - CANADIAN
10	142258-01-000	EA	SWITCH - VIDEO/ANTENNA POWER SUPPLY
11	149557-04-01A	EA	PLATE/WALL - TRIPLE COAXIAL/HORIZONTAL - WHITE
12*	146298-02-000	EA	TV - 27" STEREO W/5 JACKS - SONY 27FS120 FROM: 00-00-00 THRU: 03-08-07
12*	164227-01-000	EA	TV - 32" - FLAT PANEL/LCD/HDTV - NORCENT LT-3225 FROM: 03-09-07 THRU: 08-08-07
12*	166332-01-000	EA	TV - 32" - FLAT PANEL/LCD/HDTV - RCA L32WD23 FROM: 08-09-07 THRU: 10-16-07
12*	164227-01-000	EA	TV - 32" - FLAT PANEL/LCD/HDTV - NORCENT LT-3225 FROM: 10-17-07 THRU: 99-99-99
13	148026-02-01A	EA	SPEAKER GRILLE - CUBE - SILVER - HOME THEATER SYSTEM
13	148026-03-01A	EA	SPEAKER - CUBE - W/O CASE - HOME THEATER SYSTEM
14	155845-01-000	EA	CABLE - RCA - 12' - 3 RCA MALE CONNECTORS - BOTH ENDS
15	163598-02-000	EA	SWITCH/CONTROL - SATELLITE - AUTOMATIC TV SATELLITE SYSTEM FROM: 01-29-07 THRU: 99-99-99
16	058708-01-000	EA	RECEPTACLE - ELECTRIC - DOUBLE - BROWN
17	136860-03-000	EA	CABLE - RCA - SHIELDED - 3 MALE TO MALE CONNECTORS - 6'

*COMPONENT PARTS LISTED LATER IN THIS GROUP

ELECTRICAL GROUP (CONTINUED)
COMPONENT PARTS FOR WIRING



076319-23-000

KEY	PART NUMBER	U/M	DESCRIPTION	VENDOR NO.
2	076319-01-700	EA	HEAD-ANTENNA, AMPLIFIED	RVSA U/V
3	076319-01-701	EA	GEAR-ELEVATING, PLASTIC	2200046
4	076319-01-702	EA	SHAFT ASM-ELEVATING	RP-4000
5	076319-01-711	EA	BASE & LIFT ASM	2762802
7	076319-01-705	EA	GROMMET-NYLON, 7/8"ID	3200658
8	076319-01-708	EA	DECAL-CRANK	5413002
9	076319-01-707	EA	SPRING-HANDLE	2160822
11	076319-01-712	EA	PLATE - CEILING	3200608
12	076319-01-715	EA	NUT (GEAR HOUSING)	2200047
14	076319-01-713	EA	PLATE-BASE, STEEL	3100523
15	076319-01-703	EA	BEARING-NYLON, 5"OD	3200656
16	076319-01-714	EA	HOUSING, ROTATING GEAR	2200049
17	076319-01-704	EA	BEARING-NYLON, 1.25"OD	3200657
18	076319-01-709	EA	HANDLE-HEAD DIRECTIONAL	200644
	076319-01-716	EA	TUBING, ELEVATING	RP-2900

CONTACT WINNEBAGO PART SALES FOR UNLISTED COMPONENT(S)

076319-25-000

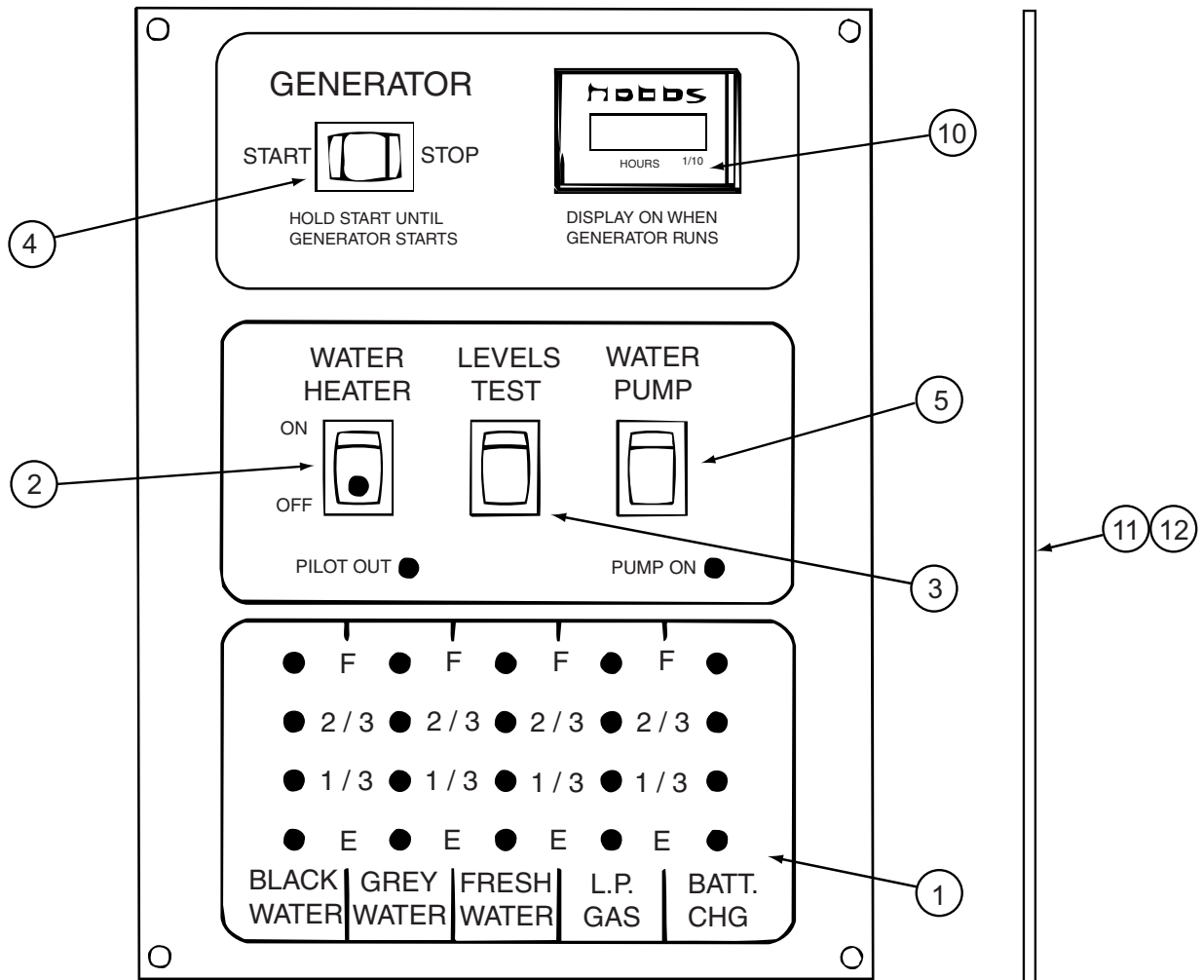
KEY	PART NUMBER	U/M	DESCRIPTION	VENDOR NO.
6	076319-01-706	EA	CRANK-W/SET SCREW UNIV/BEIGE	2750897
6	120233-01-710	EA	HANDLE-CRANK W/SCREW - WHITE	RP-6795
8	076319-01-708	EA	DECAL-CRANK	5413002
10	076319-25-700	EA	DIRECTIONAL HANDLE(WHITE)	3200612
11	076319-25-701	EA	PLATE - CEILING(WHITE)	3200609
13	120233-01-709	EA	WASHER-NYLON	RP-2658

CONTACT WINNEBAGO PART SALES FOR UNLISTED COMPONENT(S)

ELECTRICAL GROUP (CONTINUED)
COMPONENT PARTS FOR WIRING (CONTINUED)

			086280-01-000	
KEY	PART NUMBER	U/M	DESCRIPTION	VENDOR NO.
	086280-01-700	EA	BULB,12V - #1414	ARP1089
			087694-01-000	
KEY	PART NUMBER	U/M	DESCRIPTION	VENDOR NO.
	087694-01-700	EA	BULB	GE561
			093575-46-01A	
KEY	PART NUMBER	U/M	DESCRIPTION	VENDOR NO.
	093575-46-700	EA	GLOBE	#98
			097917-01-06A	
KEY	PART NUMBER	U/M	DESCRIPTION	VENDOR NO.
	097917-01-700	EA	LENS-LIGHT, CLEAR	30-78-021
			108354-01-01A	
KEY	PART NUMBER	U/M	DESCRIPTION	VENDOR NO.
	108354-01-700	EA	BULB-COURTESY LIGHT	395-B
			121935-01-01A	
KEY	PART NUMBER	U/M	DESCRIPTION	VENDOR NO.
	121935-01-700	EA	LENS ONLY - W/CENTER HOLE	809511
			123775-01-02A	
KEY	PART NUMBER	U/M	DESCRIPTION	VENDOR NO.
	123775-01-702	EA	BEZEL/LENS - SATIN NICKEL	99 953470

ELECTRICAL GROUP (CONTINUED)
COMPONENT PARTS FOR WIRING (CONTINUED)



134940-06-01A

KEY	PART NUMBER	U/M	DESCRIPTION	VENDOR NO.
1	134940-01-702	EA	CHASSIS - SILKSCREENED	CC0558-00
2	134940-01-701	EA	SWITCH-SPST/ON-OFF/BLK W/LGT	L0109
3	096983-01-701	EA	SWITCH - SPST/MOM 2 TERMINAL	L0111-00
4	096983-01-702	EA	SWITCH - MOM/OFF/MOM/3 TERM	L0112-00
5	096983-01-703	EA	SWITCH - ON/ON	L0115-00
10	100258-10-701	EA	GAUGE-HR METER ONLY (LCD)	L0775-00
11	134940-06-700	EA	PC BOARD - SENSOR SYSTEM/RED	L5131-02

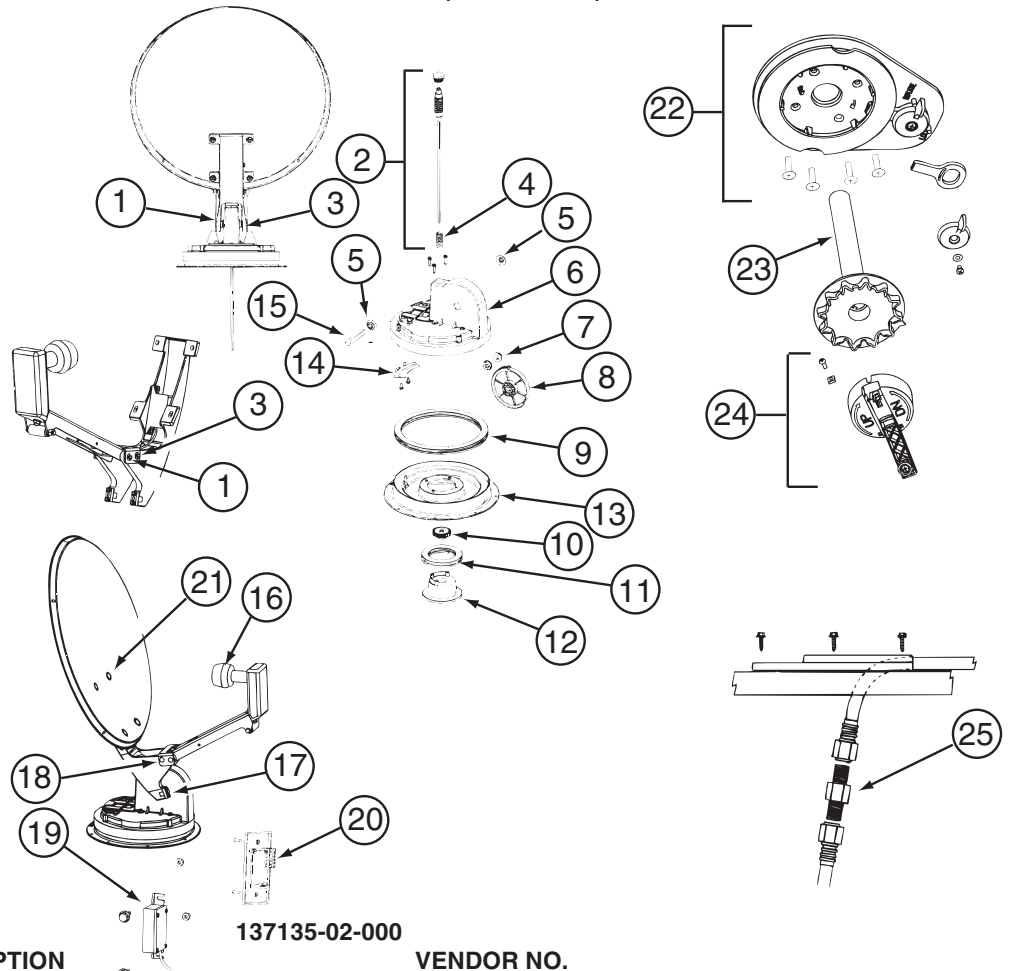
CONTACT WINNEBAGO PART SALES FOR UNLISTED COMPONENT(S)

134940-08-01A

KEY	PART NUMBER	U/M	DESCRIPTION	VENDOR NO.
1	134940-04-700	EA	CHASSIS - SILKSCREENED	CE0136-00
2	134940-01-701	EA	SWITCH-SPST/ON-OFF/BLK W/LGT	L0109
3	096983-01-701	EA	SWITCH - SPST/MOM 2 TERMINAL	L0111-00
4	096983-01-702	EA	SWITCH - MOM/OFF/MOM/3 TERM	L0112-00
5	096983-01-703	EA	SWITCH - ON/ON	L0115-00
10	100258-10-701	EA	GAUGE-HR METER ONLY (LCD)	L0775-00
11	134940-06-700	EA	PC BOARD - SENSOR SYSTEM/RED	L5131-02
12	134940-04-701	EA	BOARD - PC - SOLAR LIGHT	L5121-01

CONTACT WINNEBAGO PART SALES FOR UNLISTED COMPONENT(S)

ELECTRICAL GROUP (CONTINUED)
COMPONENT PARTS FOR WIRING (CONTINUED)



KEY	PART NUMBER	U/M	DESCRIPTION	VENDOR NO.
1	120233-01-714	EA	CLIP-E	5160818
2	137135-01-703	EA	KIT ELEV - SHAFT/GEAR/SPRING	RP-4400
3	137135-01-704	EA	PIN - 1/4" X 3.25"	2160813
4	137135-01-705	EA	SPRING	2160818
5	137135-01-707	EA	SEAL - PIVOT SHAFT	2200852
6	137135-01-708	EA	TURRET	3100728
7	137135-01-709	EA	PIVOT BEARING	2200470
8	137135-01-711	EA	GEAR - ELEVATING	2200464
9	137135-01-712	EA	BEARING - OUTER	2590347
10	137135-01-714	EA	GEAR - ELEVATING SHAFT	2200465
11	137135-01-715	EA	BEARING - INNER	2590348
12	137135-01-716	EA	HUB	3100731
13	137135-01-713	EA	TURRET BASE	3100730
14	137135-01-710	EA	PLATE - ROTATE LIMIT	3720052
16	137135-02-703	EA	LOW NOISE BLOCK FILTER	LB-6000 - DUAL
17	137135-01-722	EA	CLAMP	2590343
18	137135-01-719	EA	BRACKET - PIVOT	2744945
19	137135-01-720	EA	DE-SENSOR UNIT W/43" CABLE	DM4000
20	137135-02-701	EA	BOX - SURFACE MOUNT	SM-100
21	137135-01-717	EA	BOLT - FLAT HEAD	2160362
22	120233-01-737	EA	PLATE/INT-W/DIRECTIONAL HDLE	RK-CEIL
23	120233-01-704	EA	DIAL/DIRECTIONAL 4"W/SPRING	3200364
24	120233-01-738	EA	HDW PKG-HANDLE/SPRING/WASHER	RK-HAND
25	137135-01-701	EA	CONNECTOR - F - MALE TO MALE	FS-8100
	120233-04-700	EA	KIT-WALL PLATE/CABLE - GRAY	DM4000
	137135-01-700	EA	ROOF WEDGE W/GASKET	RW-5000
	137135-01-706	EA	KIT-TURRET/SEAL/BEARING/GEAR	RP-RM30
	137135-01-718	EA	REFLECTOR/WHITE-46CM W/HDW	RP-35RM
	137135-02-700	EA	DE-SENSOR	2780096
	137135-02-704	EA	KIT-UPDATE DIRECTIONAL HDL	RP-RMDH
	137135-02-705	EA	KIT-TURRET & SHAFT COMPLETE	RP-RM46

CONTACT WINNEBAGO PART SALES FOR UNLISTED COMPONENT(S)

ELECTRICAL GROUP (CONTINUED)
COMPONENT PARTS FOR WIRING (CONTINUED)

137135-05-000

KEY	PART NUMBER	U/M	DESCRIPTION	VENDOR NO.
	120233-01-714	EA	CLIP-E	5160818
	120233-01-737	EA	PLATE/INT-W/DIRECTIONAL HDLE	RK-CEIL
	120233-01-738	EA	HDW PKG-HANDLE/SPRING/WASHER	RK-HAND
	120233-04-703	EA	KIT-DIRECTIONAL HDL UPGRADE	RP-RM46
	137135-01-703	EA	KIT ELEV-SHAFT/PLUG/SPRING	RP-4400
	137135-01-704	EA	PIN - 1/4" X 3.25"	2160813
	137135-01-708	EA	TURRET	3100728
	137135-01-710	EA	PLATE - ROTATE LIMIT	3720052
	137135-01-712	EA	BEARING - OUTER	2590347
	137135-01-713	EA	TURRET BASE	3100730
	137135-01-714	EA	GEAR - ELEVATING SHAFT	2200465
	137135-01-715	EA	BEARING - INNER	2590348
	137135-01-717	EA	BOLT - FLAT HEAD	2160362
	137135-01-719	EA	BRACKET - PIVOT	2744945
	137135-01-722	EA	CLAMP	2590343

ELECTRICAL GROUP (CONTINUED)
COMPONENT PARTS FOR WIRING (CONTINUED)

137417-01-01A, 137417-03-01A

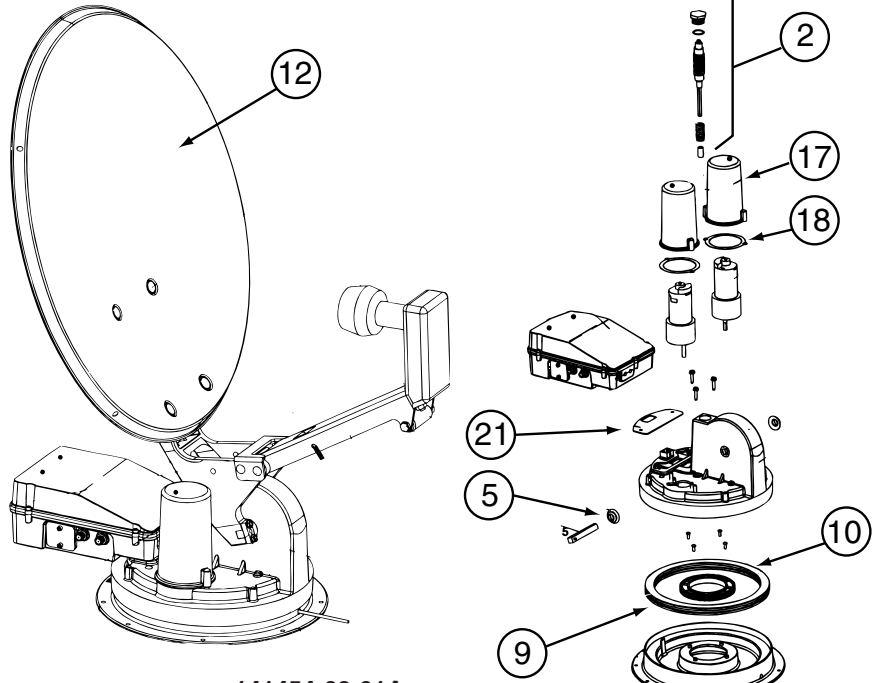
KEY	PART NUMBER	U/M	DESCRIPTION	VENDOR NO.
	137417-01-700	EA	LENS - SINGLE (FROSTED)	810868

137417-05-01A

KEY	PART NUMBER	U/M	DESCRIPTION	VENDOR NO.
	137417-05-700	EA	LENS - DOUBLE OPTIC	810845

137417-06-01A

KEY	PART NUMBER	U/M	DESCRIPTION	VENDOR NO.
	137417-06-700	EA	LENS - DOUBLE WHITE	810867



141454-03-01A

KEY	PART NUMBER	U/M	DESCRIPTION	VENDOR NO.
2	141454-01-700	EA	KIT ELEV-SHAFT/GEARS/SPRING	RP-RM20
4	137135-01-705	EA	SPRING	2160818
5	137135-01-707	EA	SEAL - PIVOT SHAFT	2200852
9	137135-01-712	EA	BEARING - OUTER	2590347
10	137135-01-714	EA	GEAR - ELEVATING SHAFT	2200465
10	141454-01-712	EA	GEAR - ROTATE	2200469
11	137135-01-715	EA	BEARING - INNER	2590348
12	137135-01-718	EA	REFLECTOR/WHITE-46CM W/HDWE	RP-35RM
13	137135-01-713	EA	TURRET BASE	3100730
17	141454-01-705	EA	HOUSING - MOTOR	3200260
18	141454-01-706	EA	GASKET - MOTOR HOUSING	2240054
21	141454-01-709	EA	GASKET	2240056
	120233-01-714	EA	CLIP-E	5160818
	137135-01-704	EA	PIN - 1/4" X 3.25"	2160813
	137135-01-719	EA	BRACKET - PIVOT	2744945
	137135-01-722	EA	CLAMP	2590343
	137135-01-723	EA	SUPPORT/FRAME-BACKUP-W/HDWE	RP-RM00
	137135-02-703	EA	LOW NOISE BLOCK FILTER	LB-6000 - DUAL
	141454-01-701	EA	KIT - GEAR/MOTOR-GEAR/ROTATE	RP-RM25
	141454-01-702	EA	HOUSING/ELECTRONICS - UPPER	RP-RM10
	141454-01-703	EA	HOUSING/ELECTRONICS - LOWER	RP-RM15
	141454-01-704	EA	KIT LIFT ASSEMBLY COMPLETE	RP-RM05
	141454-03-700	EA	MOTOR (AZIMUTH)	2665042
	141454-03-701	EA	MOTOR (ELEVATION)	2665041
	141454-03-702	EA	CIRCUIT BOARD(CONTROL BOARD)RP-RM80	
	141454-03-703	EA	CONTRL PANEL W/BOX (AS2003)	RP-AS85
	141454-03-704	EA	TURRET ASM - W/MOTORS	RP-AS50
	141454-03-705	EA	SHROUD/COVER - W/SCREWS	2200732 W/SCREWS

CONTACT WINNEBAGO PART SALES FOR UNLISTED COMPONENT(S)

ELECTRICAL GROUP (CONTINUED)
COMPONENT PARTS FOR WIRING (CONTINUED)

			146298-02-000	
KEY	PART NUMBER	U/M DESCRIPTION		VENDOR NO.
	146298-02-700	EA REMOTE - TV		1-478-707-11
			148658-01,02-000	
KEY	PART NUMBER	U/M DESCRIPTION		VENDOR NO.
	148658-01-700	EA WIRE ASM-PIGTAIL/SOCKETS		81555AA050
			149040-03-000	
KEY	PART NUMBER	U/M DESCRIPTION		VENDOR NO.
	149040-03-700	EA REMOTE - TV		265714
			149040-04-000	
KEY	PART NUMBER	U/M DESCRIPTION		VENDOR NO.
	149040-04-700	EA REMOTE - TV		274596
			153464-03-01A, 153464-06-01A	
KEY	PART NUMBER	U/M DESCRIPTION		VENDOR NO.
	091937-08-700	EA LENS - LIGHT - FLUORESCENT		D-766
			156413-01-01A	
KEY	PART NUMBER	U/M DESCRIPTION		VENDOR NO.
	156413-01-700	EA REMOTE		REMAWM950
			158836-01-000	
KEY	PART NUMBER	U/M DESCRIPTION		VENDOR NO.
	158836-01-700	EA REMOTE		STS71WREM
			159771-01-000	
KEY	PART NUMBER	U/M DESCRIPTION		VENDOR NO.
	159771-01-700	EA REMOTE - DVD		MVD2022-REM
			160423-01-000	
KEY	PART NUMBER	U/M DESCRIPTION		VENDOR NO.
	160423-01-700	EA REMOTE - TV		AA59-00378A
			163097-01-000	
KEY	PART NUMBER	U/M DESCRIPTION		VENDOR NO.
	163097-01-700	EA KEY - #2382 (ILLINOIS LOCK)		2382
	163097-01-701	EA KEY - #2341 (MILLER DIAL)		PART SALES
			163598-01-01A	
KEY	PART NUMBER	U/M DESCRIPTION		VENDOR NO.
	154474-04-706	EA LNB DUAL EAGLE ASPEN N/C		1863-1
	163598-01-700	EA BOARD CIRCUIT N/C		1990-RF-LP KIT
	163598-01-701	EA STUFFED PCB,CWIM DVB N/C		438
			164226-01-000	
KEY	PART NUMBER	U/M DESCRIPTION		VENDOR NO.
	164226-01-700	EA REMOTE - TV		LT2725-RC
			164227-01-000	
KEY	PART NUMBER	U/M DESCRIPTION		VENDOR NO.
	164227-01-700	EA REMOTE - TV		LT3225-RC
			164270-01-000	
KEY	PART NUMBER	U/M DESCRIPTION		VENDOR NO.
	164270-01-700	EA REMOTE		STS2891REM
			164584-01-000	
KEY	PART NUMBER	U/M DESCRIPTION		VENDOR NO.
	164584-01-700	EA REMOTE - TV		MVD2023-REM
			164598-01-000	
KEY	PART NUMBER	U/M DESCRIPTION		VENDOR NO.
	164598-01-700	EA REMOTE		RRMCGA546WJSA
			166332-01-000	
KEY	PART NUMBER	U/M DESCRIPTION		VENDOR NO.
	166332-01-700	EA REMOTE - TV		274780

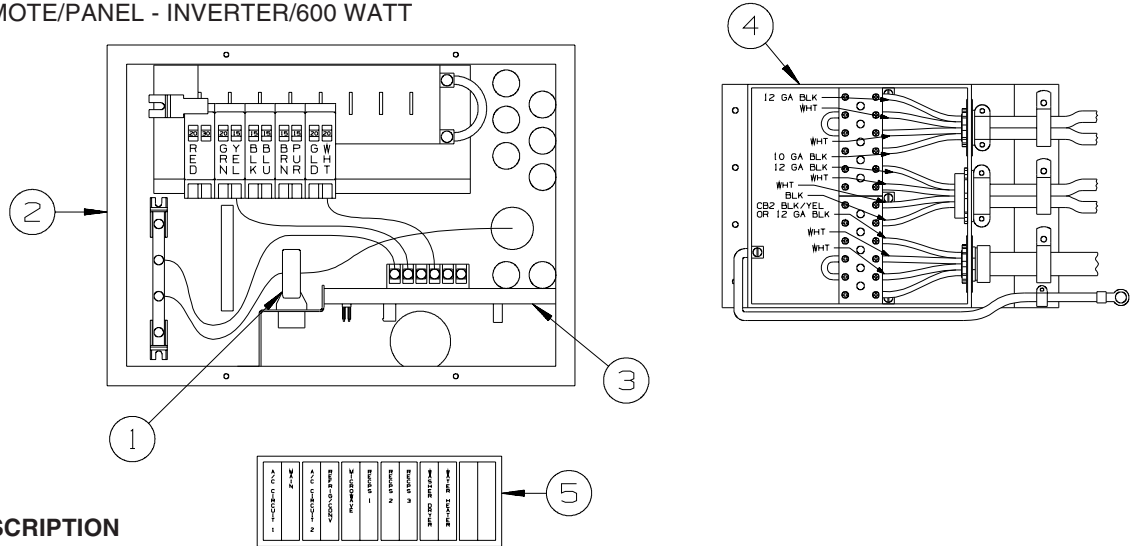
ELECTRICAL GROUP (CONTINUED)

CIRCUIT BREAKERS, FUSES & RELAYS

KEY	PART NUMBER	U/M	DESCRIPTION
	062901-02-000	EA	FUSE - 5 AMP - AUTOMOTIVE
	062901-05-000	EA	FUSE - 15 AMP - AUTOMOTIVE
	062901-07-000	EA	FUSE - 25 AMP - AUTOMOTIVE
	062901-08-000	EA	FUSE - 30 AMP - AUTOMOTIVE
	063910-01-000	EA	HOUSING - RELAY
	063912-02-000	EA	RELAY - CANISTER - SPDT
	083209-01-000	EA	CIRCUIT BREAKER - 15 AMP - 120 VOLT - CANADIAN
	083209-02-000	EA	CIRCUIT BREAKER - 15/15 AMP - 120 VOLT
	083209-03-000	EA	CIRCUIT BREAKER - 15/20 AMP - 120 VOLT
	083209-04-000	EA	CIRCUIT BREAKER - 30 AMP - 120 VOLT
	083209-05-000	EA	CIRCUIT BREAKER - 20 AMP - 120 VOLT
	083209-06-000	EA	CIRCUIT BREAKER - 30/15 AMP - 120 VOLT
	083209-07-000	EA	CIRCUIT BREAKER - 20/20 AMP - 120 VOLT
	083209-10-000	EA	CIRCUIT BREAKER - 20/30 AMP - 120 VOLT
	083209-11-000	EA	CIRCUIT BREAKER - 20/15 AMP - 120 VOLT
	092786-03-000	EA	BUSS BAR - 6.9" LONG
	092786-06-000	EA	BUSS BAR
	093654-01-000	EA	CIRCUIT BREAKER - 6 AMP - 12 VOLT - PUSH BUTTON - WHITE
	093654-02-000	EA	CIRCUIT BREAKER - 15 AMP - 12 VOLT - PUSH BUTTON - WHITE
	093654-03-000	EA	CIRCUIT BREAKER - 20 AMP - 12 VOLT - PUSH BUTTON - WHITE
	093654-05-000	EA	CIRCUIT BREAKER - 10 AMP - 12 VOLT - PUSH BUTTON - WHITE
	093655-01-000	EA	CIRCUIT BREAKER - 25 AMP - 12 VOLT - PUSH BUTTON - WHITE
	093655-02-000	EA	CIRCUIT BREAKER - 30 AMP - 12 VOLT - PUSH BUTTON - WHITE
	093655-03-000	EA	CIRCUIT BREAKER - 40 AMP - 12 VOLT - PUSH BUTTON - WHITE
	100341-01-000	EA	FUSE HOLDER - IN LINE TYPE
	113482-01-000	EA	CIRCUIT BREAKER - 55 AMP - MANUAL
	115187-01-000	EA	FUSE - 300 AMP - NON-DELAY
	115187-02-000	EA	HOLDER - FUSE
	115187-03-000	EA	FUSE - 60 AMP - NON-DELAY
	122811-01-000	EA	CIRCUIT BREAKER - 20/50/50/20 AMP - 250V
	141789-01-000	EA	SPACER - CIRCUIT BREAKER

CONVERTER, INVERTER, LOAD CENTERS

KEY	PART NUMBER	U/M	DESCRIPTION
	123058-02-000	EA	CONVERTER - 45 AMP - ELECTRONIC - 4 1/8"H X 7"W X 12 3/8"L
	148254-03-000	EA	CABLE/INVERTOR - W/8 PIN MODULAR PHONE JACK - 50'-DIMEN
	154511-01-000	EA	INVERTER - 600 WATT - W/O REMOTE PANEL
	154511-02-000	EA	REMOTE/PANEL - INVERTER/600 WATT



KEY	PART NUMBER	U/M	DESCRIPTION
1	127002-07-000	EA	SENSOR - CURRENT
2	141258-01-000	EA	LOAD CENTER - 120/240 - 30/50 AMP
2	141258-02-000	EA	LOAD CENTER - COVER
3	127002-11-000	EA	MODULE - EMS CENTER - W/REMOTE SENSOR
4	106071-06-000	EA	SWITCH - AUTOMATIC TRANSFER - PARALLAX 5070 - 30/50 AMP FROM: 00-00-00 THRU: 11-11-07
4	167050-01-000	EA	SWITCH - AUTOMATIC TRANSFER - PARALLAX ATS501BP - NOT ILLUSTRATED FROM: 11-12-07 THRU: 99-99-99
5	095721-33-000	EA	LABEL - CONTROL CENTER - 50 AMP - US

ELECTRICAL GROUP (CONTINUED)

BOXES & CORDS

KEY	PART NUMBER	U/M	DESCRIPTION
	008054-01-000	EA	CORD - POWER - 10/3 WIRE - 30 AMP - 25'
	108934-02-000	EA	CORD - POWER - 50 AMP - 4-WIRE - 36'
	115832-01-000	FT	CORD - HEAVY DUTY - 14-2 W/GROUND
	131679-01-000	EA	BOX/ELECTRIC-WATERPROOF-4" X 4" - W/4 3/4"OUTLETS-UL/CSA
	131680-01-000	EA	COVER - F/ELECTRIC BOX W/GASKET 4" X 4" - UL/CSA
	133070-01-000	EA	BOX - ELECTRIC/PLASTIC - 3" X 2" X 2.8" - UL
	133070-02-000	EA	BOX - ELECTRIC/PLASTIC - 3" X 2" X 2.8" - CSA
	091910-01-000	EA	BOX - ELECTRIC - 3.8" X 3.5" X 1.8" - PLASTIC
	091910-02-000	EA	BOX - ELECTRIC - 2.2" X 3.5" X 1.8" - PLASTIC

WIRE ASSEMBLIES

KEY	PART NUMBER	U/M	DESCRIPTION
	077069-02-000	EA	CABLE/EXTENSION - RADIO ANTENNA - 96"
	114870-01-000	EA	PLUG - AUDIO W/LEADS - 48.5"
	125853-04-000	EA	WIRE LOOM - ENTERTAINMENT CENTER
	126030-01-000	EA	WIRE ASM-WIPER/WASHER
	135131-01-000	EA	WIRE LOOM - THERMOSTAT
	136028-01-000	EA	WIRE ASM-SOFA,REST EASY
	136514-02-000	EA	CABLE - MONITOR/CAMERA
	137135-03-000	EA	WIRE LOOM - DIGITAL ELEVATION SENSOR
	137135-04-000	EA	WIRE HARNESS - POWER - DIGITAL ELEVATION SENSOR
	142258-02-000	EA	WIRE LOOM - VIDEO SWITCH/POWER SUPPLY
	144677-07-000	EA	WIRE - MONITOR - POWER - 3 PIN TO 6 PIN (3 WIRE)
	144677-09-000	EA	WIRE - MONITOR - POWER - 3 PIN/2 PIN
	145210-01-000	FT	CABLE - COAXIAL
	147139-02-000	EA	WIRE - STEREO KIT - ASA 100ZXIHAR
	147313-01-000	EA	WIRE - OUTSIDE TEMP SENSOR - W/O SENSOR
	151316-02-000	EA	WIRE ASM - W/NON CONTACT SENSORS - GREY WATER - 23.6"
	151317-01-000	EA	WIRE ASM-W/NON CONTACT SENSORS-FRESH WATER/BLK TANK-3.9"
	151317-02-000	EA	WIRE ASM-W/NON CONTACT SENSORS-FRESH WATER/BLK TANK-23.6"
	151422-01-000	EA	PIGTAIL - F/FOG LIGHT
	155522-01-000	EA	WIRE ASSEMBLY - SLIDEOUT RAMS
	155619-05-000	EA	WIRE ASSEMBLY - RADIO - 12 PIN

ELECTRICAL GROUP (CONTINUED)
CONNECTORS & CONDUIT

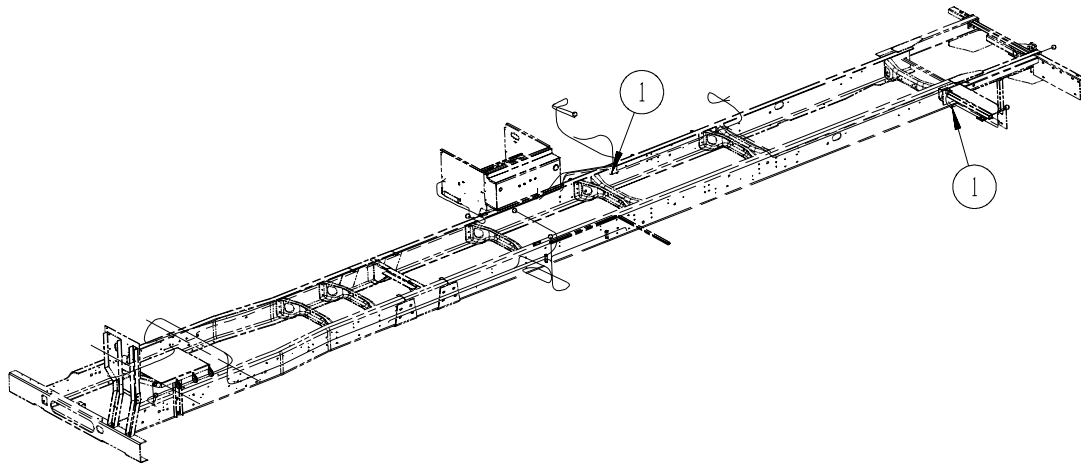
KEY	PART NUMBER	U/M	DESCRIPTION
	007940-01-000	EA	RECEPTACLE/SLIDE 16 TO 12 AWG - FEMALE END
	007940-02-000	EA	RECEPTACLE/SLIDE 10 AWG
	007954-01-000	EA	RECEPTACLE - HOUSING - 6 POSITION
	007956-05-000	EA	INSULATOR - SHRINK - 1/4"ID X 1 1/2"
	008311-01-000	EA	CONNECTOR - WIRE NUT - INSULATED - RED
	008312-01-000	EA	CONNECTOR - WIRE NUT - INSULATED - BLUE
	008313-01-000	EA	CONNECTOR - WIRE NUT - INSULATED - YELLOW
	008314-01-000	EA	CONNECTOR - WIRE NUT - INSULATED - GRAY
	008328-01-000	EA	TERMINAL - RING - 12/10 WIRE - #10 STUD FIT
	008331-01-000	EA	TERMINAL - RING - TONGUE - #4 WIRE - 3/8" STUD - COPPER
	008348-01-000	EA	TERMINAL - RING - 3/8" STUD 2 GA. WIRE
	008355-01-000	EA	CONNECTOR - CABLE CLAMPING - 3/4"
	008356-01-000	EA	CONNECTOR - PLASTIC - 3/8"
	008356-02-000	EA	CONNECTOR - PLASTIC - 21/32"
	035416-04-000	EA	TERMINAL - RING - #10 STUD FIT - INSULATED BARREL #16/14
	041953-01-000	FT	CONDUIT - CONVOLUTE SLIT - .5" ID - POLYETHYLENE
	041953-02-000	FT	CONDUIT - CONVOLUTE SLIT - .6" ID - POLYETHYLENE
	041953-03-000	FT	CONDUIT - CONVOLUTE SLIT - 1" ID (CLOTHES ROD COVER)
	041953-05-000	FT	CONDUIT - CONVOLUTE SLIT - .62" ID - POLYETHYLENE
	041953-06-000	FT	CONDUIT - CONVOLUTE SLIT - .4" ID - POLYETHYLENE
	041953-07-000	FT	CONDUIT - CONVOLUTE SLIT - .25" ID - POLYETHYLENE
	041953-08-000	FT	CONDUIT - CONVOLUTE SLIT - 1.5" ID - POLYETHYLENE
	041953-09-000	FT	CONDUIT - CONVOLUTE SLIT - .5" ID - NYLON
	041953-10-000	FT	CONDUIT - CONVOLUTE SLIT - .75" ID - NYLON
	041953-11-000	FT	CONDUIT - CONVOLUTE SLIT - 1.06" ID - NYLON
	041953-12-000	FT	CONDUIT - CONVOLUTE SOLID - 1.1" ID - NYLON
	041953-13-000	FT	CONDUIT - CONVOLUTE SLIT - 1.25" ID
	041953-14-000	FT	CONDUIT - CONVOLUTE SLIT - 1.5" ID
	041953-15-000	FT	CONDUIT - CONVOLUTE SLIT - 2"
	041953-16-000	FT	CONDUIT - CONVOLUTE SLIT - 2"
	047441-01-000	EA	TERMINAL-BATTERY, HORIZONTAL LUG
	047443-01-000	EA	TERMINAL - .250 RECEPTACLE FIT - INSULATED - 16/14 AWG
	047443-02-000	EA	TERMINAL - .250 RECEPTACLE FIT - INSULATED - 12/10 AWG
	047443-05-000	EA	TERMINAL - .250 RECEPTACLE FIT - 18GA AWG
	058028-01-000	EA	CONNECTOR - ELECTRICAL PIGTAIL - NYLON - CLEAR
	062036-01-000	EA	TERMINAL - PACK - CON - 12/10 AWG
	076319-12-000	EA	CONNECTOR - COAXIAL - ONE PIECE
	077479-02-000	EA	BOOT - BATTERY TERMINAL - SINGLE CABLE
	080015-02-000	EA	RECEPTACLE - FLAG - .185 - 16/14 GAUGE
	080015-03-000	EA	RECEPTACLE - FLAG - .250 - 14/16 GAUGE
	080015-04-000	EA	RECEPTACLE - FLAG - .187 - 16/14 GAUGE
	082109-01-000	EA	HOUSING - CONNECTOR - PACKARD
	082741-01-000	EA	CONNECTOR BODY - 2 CONNECTOR MALE
	087225-01-000	FT	SLEEVING - 1/2" - TYPE H
	088473-01-000	EA	HOUSING - PIN - 12 CAVITY (3 ROWS OF 4)
	088473-02-000	EA	HOUSING - PIN - 15 CAVITY (3 ROWS OF 5)
	088473-03-000	EA	HOUSING - PIN - 9 CAVITY (3 ROWS OF 3)
	088473-04-000	EA	HOUSING - PIN - 8 CAVITY IN-LINE
	088473-06-000	EA	HOUSING - PIN - 6 CAVITY (2 ROWS OF 3)
	088473-07-000	EA	HOUSING - PIN - 5 CAVITY - IN-LINE
	088473-08-000	EA	HOUSING - PIN - 4 CAVITY - IN-LINE
	088473-09-000	EA	HOUSING - PIN - 3 CAVITY - IN-LINE
	088473-10-000	EA	HOUSING - PIN - 2 CAVITY - IN-LINE
	088473-12-000	EA	HOUSING - PIN - 3 CAVITY - BLUE
	088473-13-000	EA	HOUSING - PIN - 3 CAVITY - GREEN
	088473-14-000	EA	HOUSING - PIN - 3 CAVITY - RED
	088474-01-000	EA	HOUSING - SOCKET - 12 CAVITY
	088474-02-000	EA	HOUSING - SOCKET - 15 CAVITY
	088474-03-000	EA	HOUSING - SOCKET - 9 CAVITY
	088474-06-000	EA	HOUSING - SOCKET - 6 CAVITY
	088474-07-000	EA	HOUSING - SOCKET - 5 CAVITY
	088474-08-000	EA	HOUSING - SOCKET - 4 CAVITY
	088474-09-000	EA	HOUSING - SOCKET - 3 CAVITY

ELECTRICAL GROUP (CONTINUED)
CONNECTORS & CONDUIT (CONTINUED)

KEY	PART NUMBER	U/M	DESCRIPTION
	088474-10-000	EA	HOUSING - SOCKET - 2 CAVITY
	088474-12-000	EA	HOUSING - SOCKET - 2 CAVITY - RED
	088475-01-000	EA	PIN - CONNECTOR - 14-20 AWG
	088475-02-000	EA	PIN - CONNECTOR - 10-12 AWG
	088476-01-000	EA	TERMINAL - ELECTRICAL
	088476-02-000	EA	SOCKET - CONNECTOR - 12-10 GA - PRE-TIN
	098261-01-000	EA	SOCKET - CONNECTOR - WEATHERPACK - 12 AWG
	098261-02-000	EA	SOCKET - CONNECTOR - WEATHERPACK - 14-18 AWG
	098262-01-000	EA	SEAL - CONNECTOR - WEATHERPACK
	098264-01-000	EA	HOUSING - 2 PIN - WEATHER PACK - MALE W/FEMALE PINS
	098264-02-000	EA	HOUSING - 2 PIN - WEATHER PACK - FEMALE W/MALE PINS
	098265-02-000	EA	PIN - CONNECTOR - WEATHER PACK
	102777-02-000	EA	TERMINAL - RING - #6 STUD - 10 AWG
	103608-01-000	EA	SOCKET - WEDGE BASE W/LEADS
	104100-01-000	EA	HOUSING - 1 POSITION - 75 AMPS
	104100-03-000	EA	TERMINAL - 75 AMP
	106007-02-000	EA	TERMINAL - FEMALE - 10-12 AWG
	110178-01-000	EA	HOUSING - WIPER MOTOR
	112823-01-000	EA	SPLICE - REDUCER - 16-14 TO 18-22
	113135-01-000	EA	TERMINAL - FEMALE - M/P - 14-16 - F/SEALED TERMINAL
	113308-01-000	EA	TERMINAL - FEMALE - M/P - 14-16 - 280
	113308-02-000	EA	TERMINAL - FEMALE - M/P - 14-18 - 280
	113468-01-000	EA	HOUSING - 2 POSITION-FEMALE-USED ON WIPER/WASHER WIRE ASM
	113468-02-000	EA	HOUSING - 2 POSITION - FEMALE
	116811-01-000	EA	TERMINAL - .110 RECEPTACLE - 16-14 AWG
	118571-01-000	EA	CONNECTOR - 3-WAY - MALE/SEALED
	118571-02-000	EA	CONNECTOR - 3-WAY - FEMALE/SEALED
	118571-05-000	EA	LOCK - SECONDARY - FEMALE
	118571-06-000	EA	LOCK - SECONDARY - MALE
	118599-02-000	EA	TERMINAL - MALE - M/P - 280/14-12
	118820-01-000	EA	INSULATOR - TERMINAL
	129233-01-000	EA	HOUSING - 2-POSITION/FEMALE - 280-SERIES
	129233-02-000	EA	HOUSING - 2-POSITION/FEMALE - 280-SERIES
	129233-03-000	EA	HOUSING - 2-POSITION/FEMALE - 280-SERIES
	131681-01-000	EA	CONNECTOR - 3/4" SO CORD - UL/CS
	137207-01-000	EA	HOUSING - PIN - 2 CAVITY/HIGH AMP
	137208-01-000	EA	HOUSING - SOCKET - 2 CAVITY/HIGH AMP
	137209-01-000	EA	PIN - CONNECTOR - 10AWG/HIGH AMP
	137210-01-000	EA	SOCKET - CONNECTOR - 10 AWG/HIGH AMP
	138996-04-000	EA	CONNECTOR - LAMP
	142520-01-000	EA	TERMINAL - FEMALE - MINI-FIT 16
	142522-01-000	EA	HOUSING - 4 PIN/MALE - MINI FIT
	142522-02-000	EA	HOUSING - 6 PIN/MALE - MINI FIT
	142522-03-000	EA	HOUSING - 8 PIN/MALE - MINI FIT
	142522-04-000	EA	HOUSING - 10 PIN/MALE - MINI FIT
	142522-05-000	EA	HOUSING - 12 PIN/MALE - MINI FIT
	142522-06-000	EA	HOUSING - 14 PIN/MALE - MINI FIT
	142524-01-000	EA	HOUSING - 4 PIN/FEMALE - WEATHER PACK
	142524-02-000	EA	HOUSING - 4 PIN/FEMALE - WEATHER PACK
	144283-01-000	EA	CONNECTOR - 110V - F/USE WITH SOW WIRE - BLUE
	144283-02-000	EA	CONNECTOR - 110V - F/USE WITH NM ROMEX WIRE - CLEAR
	145171-01-000	EA	CONNECTOR - COAXIAL
	148335-01-000	EA	HOUSING - 8-POSITION/MALE - 280-GT SERIES
	148335-02-000	EA	HOUSING - 4-POSITION/MALE - 280-GT SERIES
	148335-03-000	EA	HOUSING - 6-POSITION/MALE - 280-GT SERIES
	149683-01-000	EA	HOUSING - F/5 CAVITY RECEPTACLE - W/SQUARE GUIDE PIN
	149683-02-000	EA	HOUSING - F/5 CAVITY RECEPTACLE - W/ROUND GUIDE PIN
	149686-01-000	EA	TERMINAL - .250 RECEPTACLE
	149687-01-000	EA	HOUSING - 2 POSITION/MALE - PACKARD
	149687-02-000	EA	LOCK - F/2 POSITION HOUSING - PACKARD
	149688-01-000	EA	TERMINAL - MALE - 16 GAUGE WIRE
	156035-01-000	EA	HOUSING - 12-POSITION/FEMALE - 280-GT SERIES
	156041-01-000	EA	TERMINAL - FEMALE - 16-12 - 280-GT SERIES

ELECTRICAL GROUP (CONTINUED)
CONNECTORS & CONDUIT (CONTINUED)

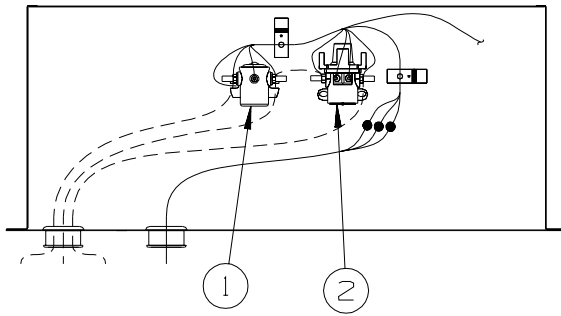
KEY	PART NUMBER	U/M	DESCRIPTION
	156043-01-000	EA	HOUSING - 2-POSITION/FEMALE - 480-MP SERIES
	156043-02-000	EA	LOCK - F/2 POSITION HOUSING - 480 SERIES
	156044-01-000	EA	TERMINAL - FEMALE - 16-12 - 280-GT - F/SEALED HOUSING
	156045-01-000	EA	HOUSING - 10-POSITION/FEMALE - 280-GT SERIES
	156045-02-000	EA	HOUSING - 4-POSITION/FEMALE - 280-GT SERIES
	156045-03-000	EA	HOUSING - 8-POSITION/FEMALE - 280-GT SERIES
	156045-04-000	EA	HOUSING - 6-POSITION/FEMALE - 280-GT SERIES
	156207-01-000	EA	HOUSING - 6-POSITION/MALE - 150-GT SERIES
	156208-01-000	EA	TERMINAL - MALE - 18-16 - 150-GT SERIES
	157590-01-000	EA	TERMINAL - FEMALE - M/P - 10-12 - 630
	157592-01-000	EA	HOUSING - 7-POSITION/FEMALE - M/P
	157592-02-000	EA	LOCK - SECONDARY - F/7 POSITION HOUSING
	157656-01-01A	EA	CONNECTOR - DASH LIGHT - BLACK
	158357-01-000	EA	HOUSING - 3 PIN/MALE - MINI FIT
	158373-01-000	EA	HOUSING - SOCKET - 16 CAVITY - MINI MATE-N-LOCK
	158374-01-000	EA	SOCKET - 16-20 CAVITY - MINI MATE-N-LOCK
	164687-01-000	EA	PIN - CONNECTOR - 16-14
	164685-01-000	EA	HOUSING - PIN - 7-POSITION
	164689-01-000	EA	SEAL - CONNECTOR
	168450-01-000	EA	CONNECTOR/ADAPTER - COAX



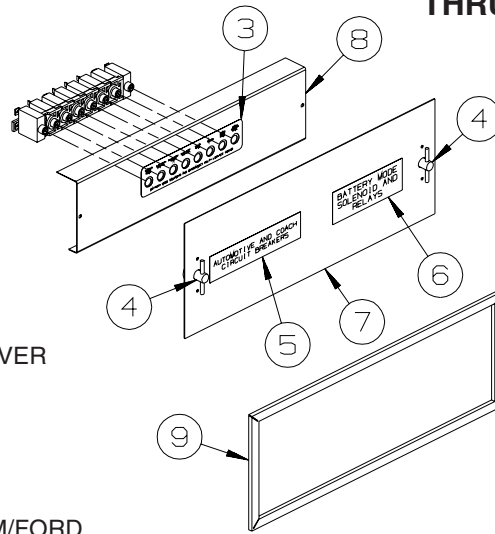
CHASSIS

KEY	PART NUMBER	U/M	DESCRIPTION
1	113452-02-000	FT	SEAL/TRIM - FRONT - VINYL W/WIRE CARRIER - .027"

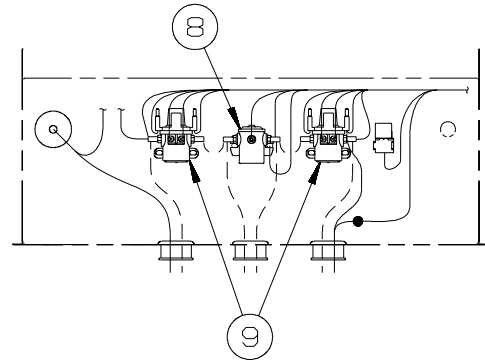
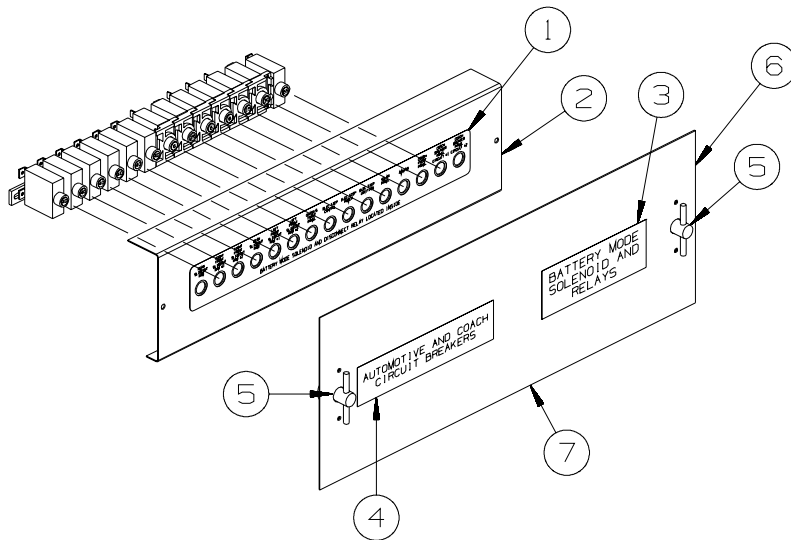
ELECTRICAL GROUP (CONTINUED)
CHASSIS (CONTINUED)



**ELECTRICAL BOX
 FROM 00-00-00
 THRU 10-21-07**



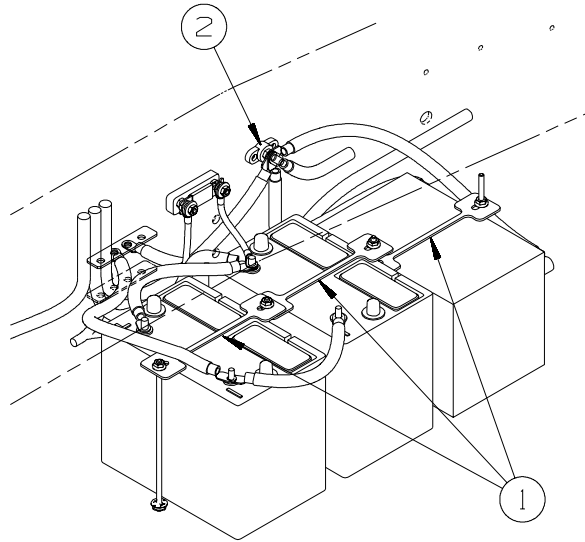
KEY	PART NUMBER	U/M	DESCRIPTION
1	008188-01-000	EA	SOLENOID - 3 POST - BATTERY CHANGE OVER
2	086273-01-000	EA	RELAY - BATTERY DISCONNECT
3	093236-35-000	EA	LABEL - CIRCUIT BREAKER
4	098196-01-000	EA	LATCH - 1/4 TURN - T-BAR
5	098379-01-000	EA	LABEL - CIRCUIT BREAKER - FRONT BOX
6	098379-04-000	EA	LABEL - ELECTRICAL BOX - SIDE
7	109925-04-000	EA	DOOR - ELECTRICAL BOX - 6.9" X 18.5" - GM/FORD
8	118531-02-02B	EA	PLATE - CIRCUIT BREAKER - E COATED
9	092492-11-000	EA	SEAL - ELECTRIC BOX - 7" X 18.4"



**ELECTRICAL BOX
 FROM 10-22-07
 THRU 99-99-99**

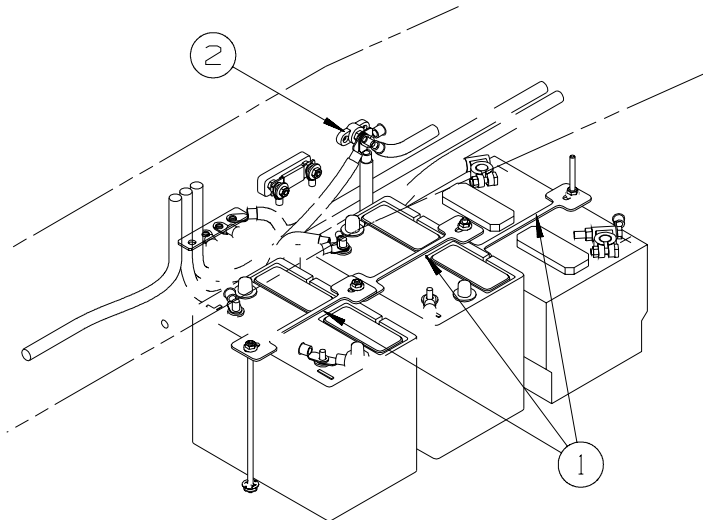
KEY	PART NUMBER	U/M	DESCRIPTION
1	093236-35-000	EA	LABEL - CIRCUIT BREAKER
2	118531-02-02B	EA	PLATE - CIRCUIT BREAKER - E-COATED
3	098379-04-000	EA	LABEL - ELECTRICAL BOX - SIDE
4	098379-01-000	EA	LABEL - CIRCUIT BREAKER - FRONT BOX
5	098196-01-000	EA	LATCH - 1/4 TURN - T-BAR
6	109925-04-000	EA	DOOR - ELECTRICAL BOX - 6.9" X 18.5" - GM/FORD
6	142145-01-02B	EA	DOOR - ELECTRICAL BOX - E-COATED
			FROM: 00-00-00 THRU: 01-03-08
7	092492-11-000	EA	SEAL - ELECTRIC BOX - 7" X 18.4"
8	008188-01-000	EA	SOLENOID - 3 POST - BATTERY CHANGE OVER
9	086273-01-000	EA	RELAY - BATTERY DISCONNECT
			FROM: 01-04-08 THRU: 99-99-99

ELECTRICAL GROUP (CONTINUED)
CHASSIS (CONTINUED)



**BATTERY
 INSTALLATION
 WORKHORSE**

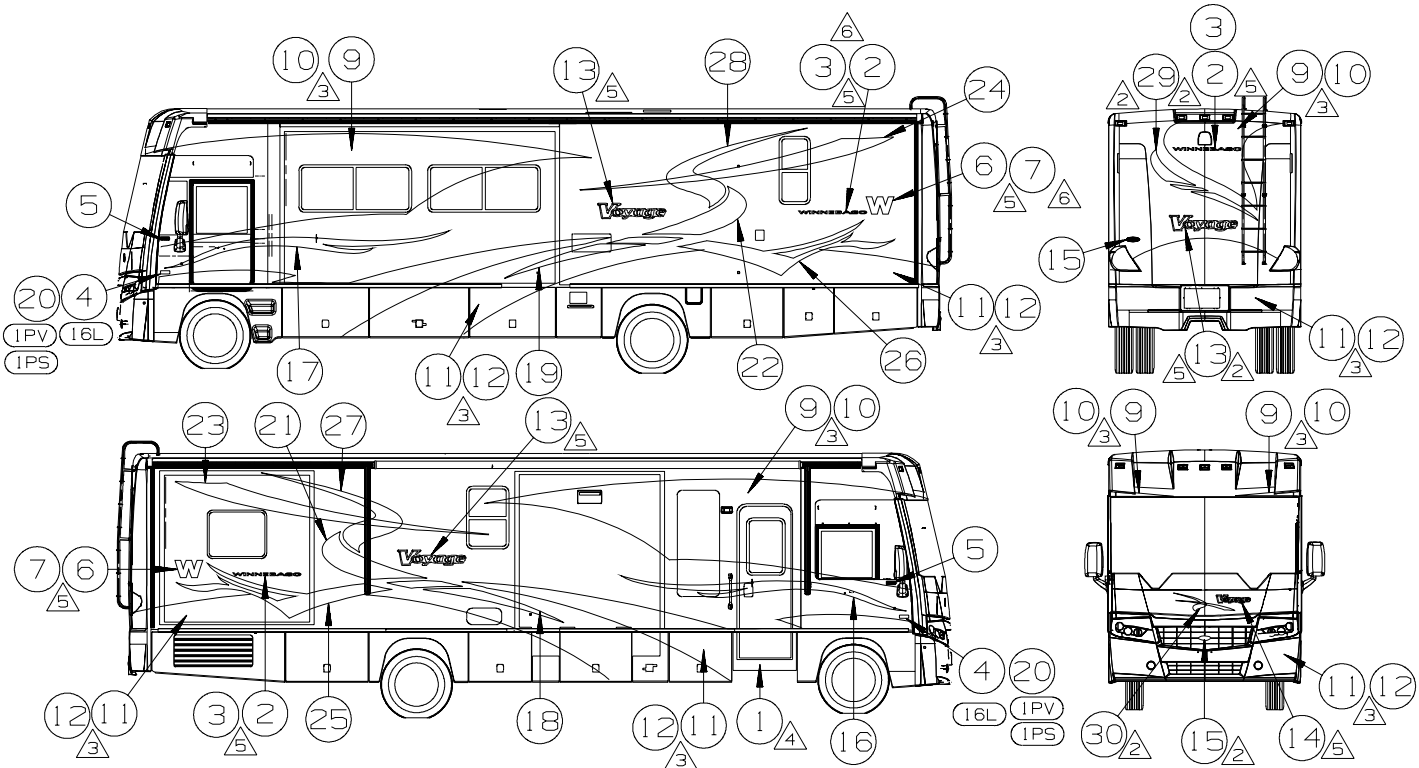
KEY	PART NUMBER	U/M	DESCRIPTION
1	160014-01-02B	EA	TIEDOWN - BATTERY - E-COATED
2	086233-01-000	EA	STUD - ISOLATED - 3/8" X 7/8" LONG



**BATTERY
 INSTALLATION
 FORD**

KEY	PART NUMBER	U/M	DESCRIPTION
1	160014-01-02B	EA	TIEDOWN - BATTERY - E-COATED
2	086233-01-000	EA	STUD - ISOLATED - 3/8" X 7/8" LONG

EXTERIOR BODY GROUP GRAPHICS & PAINT



EXTERIOR GRAPHICS PACKAGE

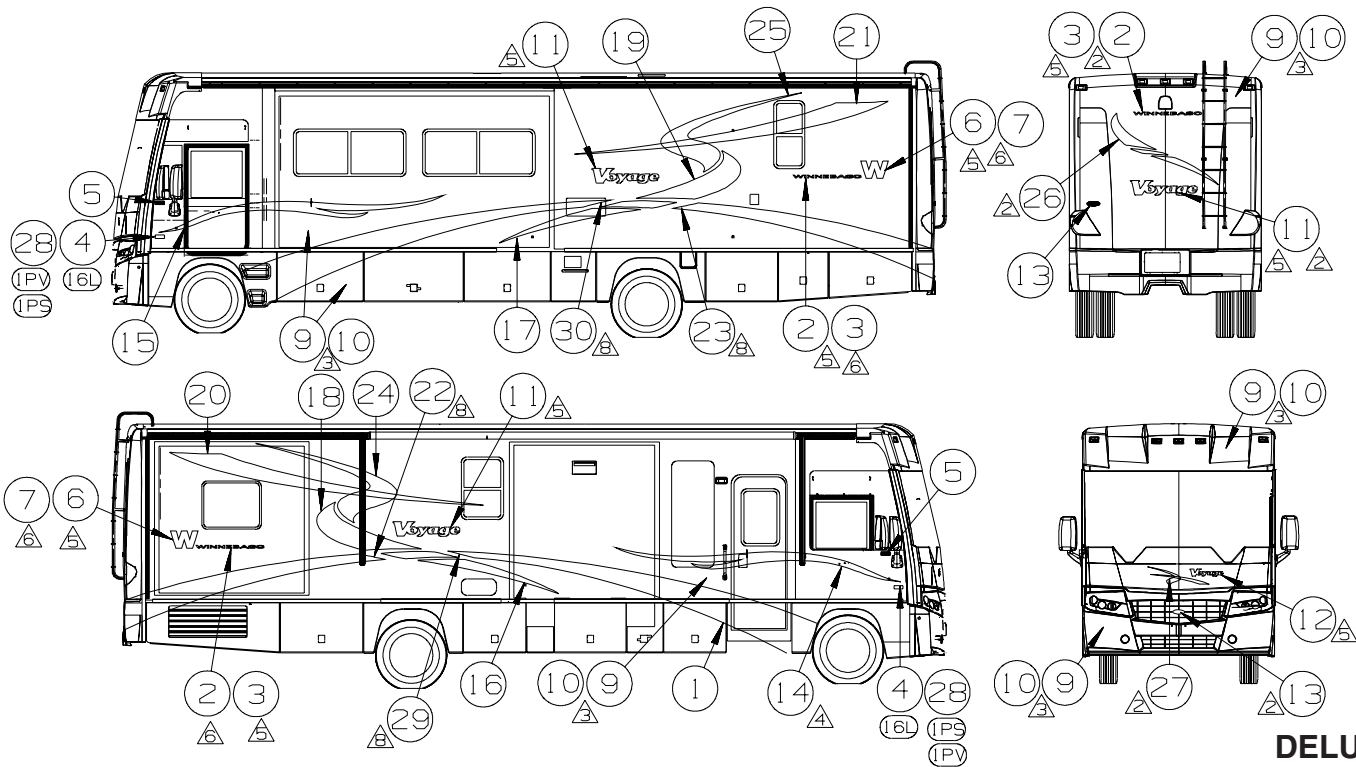
KEYS	PART NUMBER	U/M	DESCRIPTION
	1 109506-01-000	EA	FILM-URETHANE PROTECTANT
(276)	2 120702-03-CHT (69A)	EA	DECAL-LOGO WINNEBAGO - BROWN
3 (92K)	3 120702-03-CHT (70A)	EA	DECAL-LOGO WINNEBAGO - DK CHARCOAL
(16M) (16L)	4 129922-02-CHT (01A)	EA	EMBLEM-TRITON V10 (3 VALVE) - BLACK/CHROME
5 (92K)	5 132664-02-CHT (01A)	EA	DECAL-LOGO DOMED WINNEBAGO - CHROME/RED/BLACK
6 (92K)	6 135381-02-CHT (09A)	EA	DECAL-LOGO W - LT GOLD II
(276) 7	7 135381-02-CHT (17A)	EA	DECAL-LOGO W - OLYMPIC GOLD
8 (3)	8 141599-27-000	GL	PAINT-IMRON CLEAR 55 GAL - DUPONT #34405
(276) 9	9 141599-37-000	GL	PAINT-LT AUTUMNWOOD MET - DUPONT #373-P7441
10 (92K)	10 141599-41-000	GL	PAINT-FORD SILVER MET - DUPONT #373-P7444
(276) 11	11 141599-35-000	GL	PAINT-SANDSTONE BEIGE MET - DUPONT #373-P7438
12 (92K)	12 141599-42-000	GL	PAINT-DK TITANIUM MET - DUPONT #373-P76528
13	13 149819-03-CHT (01A)	EA	DECAL-LOGO VOYAGE LG - SILVER/BLACK/BRT WHITE/LT CHARCOAL
14	14 149819-04-CHT (01A)	EA	DECAL-LOGO VOYAGE SML - SILVER/BLACK/BRT WHITE/LT CHARCOAL
15	15 151687-01-CHT (01A)	EA	DECAL/BEZEL DOMED NAMEPLATE WINNEBAGO - CHROME/RED
(276) 16	16 157843-01-CHT (01A)	EA	DECAL-SWEEP #1 RH - NUTMEG
16 (92K)	16 157843-01-CHT (03A)	EA	DECAL-SWEEP #1 RH - KHAKI
(276) 17	17 157843-02-CHT (01A)	EA	DECAL-SWEEP #1 LH - NUTMEG
17 (92K)	17 157843-02-CHT (03A)	EA	DECAL-SWEEP #1 LH - KHAKI
(276) 18	18 157845-01-CHT (03A)	EA	DECAL-SWEEP #3 LOWER RH - OLYMPIC GOLD/NUTMEG
18 (92K)	18 157845-01-CHT (04A)	EA	DECAL-SWEEP #3 LOWER RH - LT GOLD/KHAKI
(276) 19	19 157845-02-CHT (03A)	EA	DECAL-SWEEP #3 LOWER LH - OLYMPIC GOLD/NUTMEG
19 (92K)	19 157845-02-CHT (04A)	EA	DECAL-SWEEP #3 LOWER LH - LT GOLD/KHAKI
(IPV) (IPV) (IPG) 20	20	EA	DECAL-EMBLEM - CHASSIS SUPPLIED
(276) 21	21 157846-01-CHT (03A)	EA	DECAL-SWEEP #3 UPPER RH - NUTMEG/OLYMPIC GOLD
22 (92K)	22 157846-01-CHT (04A)	EA	DECAL-SWEEP #3 UPPER RH - KHAKI/LT GOLD
(276) 22	22 157846-02-CHT (03A)	EA	DECAL-SWEEP #3 UPPER LH - NUTMEG/OLYMPIC GOLD
22 (92K)	22 157846-02-CHT (04A)	EA	DECAL-SWEEP #3 UPPER LH - KHAKI/LT GOLD
(276) 23	23 157847-01-CHT (03A)	EA	DECAL-SWEEP #4 RH - BROWN
23 (92K)	23 157847-01-CHT (04A)	EA	DECAL-SWEEP #4 RH - BLACK MET
(276) 24	24 157847-02-CHT (03A)	EA	DECAL-SWEEP #4 LH - BROWN
24 (92K)	24 157847-02-CHT (04A)	EA	DECAL-SWEEP #4 LH - BLACK MET
(276) 25	25 157850-01-CHT (03A)	EA	DECAL-TAIL RH - SUNSET/OLYMPIC GOLD
25 (92K)	25 157850-01-CHT (04A)	EA	DECAL-TAIL RH - DK CHARCOAL/LT GOLD
(276) 26	26 157850-02-CHT (03A)	EA	DECAL-TAIL LH - SUNSET/OLYMPIC GOLD
26 (92K)	26 157850-02-CHT (04A)	EA	DECAL-TAIL LH - DK CHARCOAL/LT GOLD
(276) 27	27 157854-01-CHT (03A)	EA	DECAL-HOOK RH - NUTMEG/OLYMPIC GOLD
27 (92K)	27 157854-01-CHT (04A)	EA	DECAL-HOOK RH - KHAKI/LT GOLD
(276) 28	28 157854-02-CHT (03A)	EA	DECAL-HOOK LH - NUTMEG/OLYMPIC GOLD
28 (92K)	28 157854-02-CHT (04A)	EA	DECAL-HOOK LH - KHAKI/LT GOLD
(276) 29	29 157855-01-CHT (03A)	EA	DECAL-SWEEP RR - NUTMEG/OLYMPIC GOLD/NUTMEG
29 (92K)	29 157855-01-CHT (04A)	EA	DECAL-SWEEP RR - KHAKI/LT GOLD/KHAKI
(276) 30	30 157856-01-CHT (03A)	EA	DECAL-HOOD - BROWN/OLYMPIC GOLD/NUTMEG
30 (92K)	30 157856-01-CHT (04A)	EA	DECAL-HOOD - DK CHARCOAL/LT GOLD/KHAKI
(3) (3) 31	31 165266-02-CHT (01A)	EA	PAINT MASK-REFRIG VENT - YELLOW VINYL

- (3) USE PAINT MASK ON REFRIGERATOR VENT ON STANDARD GRAPHICS WHEN PAINT IS APPLIED TO VENT.
- 7. END PANELS OF SLIDEOUT ROOMS WILL BE PAINTED WITH BASE COLOR AND CLEAR COAT. THERE WILL BE NO COLORED GRAPHICS ELEMENTS PAINTED ON END PANELS.
- (3) DECAL'S TO BE 19 MM APART.
- (5) LOGO IS TO BE HELD TO .1 MM ON A HORIZONTAL PLANE (END TO END).
- (4) FILM TO PROTECT BOTTOM OF DOOR FROM SCUFF MARKS.
- (3) CLEAR COAT TO BE APPLIED ON PAINTED AREAS TO PROTECT PAINT.
- (2) CENTER ON UNIT.
- 1. APPLY PROTECTOR 116424-01-000 TO WATER HEATER LATCH.
- (16L) FORD 22,000#-22.5 AL WHL
- (IPV) WORKHORSE 24,000#-22.5 TIRE
- (IPS) WORKHORSE 22,000#-22.5 TIRE
- (IPG) WORKHORSE 21,200# GVWR
- (16M) FORD CHASSIS 20,500#/V10 ENG
- (92K) EXTERIOR GRAPHICS PACKAGE #2
- (276) EXTERIOR GRAPHICS PACKAGE #1

NOTES:

EXTERIOR BODY GROUP (CONTINUED)

GRAPHICS & PAINT (CONTINUED)



DELUXE FULL BODY PAINT W/GRAPHICS

KEYS	PART NUMBER	U/M	DESCRIPTION
	109506-01-000	EA	FILM-URETHANE PROTECTANT
(27B) 2	120702-03-CHT (69A)	EA	DECAL-LOGO WINNEBAGO - BROWN
3	120702-03-CHT (70A)	EA	DECAL-LOGO WINNEBAGO - DK CHARCOAL
(16L) 4	129922-02-CHT (01A)	EA	EMBLEM-TRITON V10 (3 VALVE) - BLACK/CHROME
5	132664-02-CHT (01A)	EA	DECAL-LOGO DOMED WINNEBAGO - CHROME/RED/BLACK
6	135381-02-CHT (09A)	EA	DECAL-LOGO W - LT GOLD II
(27B) 7	135381-02-CHT (17A)	EA	DECAL-LOGO W - OLYMPIC GOLD
8	141599-27-000	GL	PAINT-IMRON CLEAR 55 GAL - DUPONT #34405
9	141599-41-000	GL	PAINT-FORD SILVER MET - DUPONT #373-P7444
(27B) 10	141599-31-000	GL	PAINT-METALLIC GOLD - DUPONT #373-P7436
11	149819-03-CHT (01A)	EA	DECAL-LOGO VOYAGE LG - SILVER/BLACK/BRT WHITE/LT CHARCOAL
12	149819-04-CHT (01A)	EA	DECAL-LOGO VOYAGE SML - SILVER/BLACK/BRT WHITE/LT CHARCOAL
13	151687-01-CHT (01A)	EA	DECAL-BEZEL DOMED NAMEPLATE WINNEBAGO - CHROME/RED
(27B) 14	157843-01-CHT (01A)	EA	DECAL-SWEEP #1 RH - NUTMEG
14	157843-01-CHT (03A)	EA	DECAL-SWEEP #1 RH - KHAKI
(27B) 15	157843-02-CHT (01A)	EA	DECAL-SWEEP #1 LH - NUTMEG
15	157843-02-CHT (03A)	EA	DECAL-SWEEP #1 LH - KHAKI
(27B) 16	157845-01-CHT (03A)	EA	DECAL-SWEEP #3 LOWER RH - OLYMPIC GOLD/NUTMEG
16	157845-01-CHT (04A)	EA	DECAL-SWEEP #3 LOWER RH - LT GOLD/KHAKI
(27B) 17	157845-02-CHT (03A)	EA	DECAL-SWEEP #3 LOWER LH - OLYMPIC GOLD/NUTMEG
17	157845-02-CHT (04A)	EA	DECAL-SWEEP #3 LOWER LH - LT GOLD/KHAKI
(27B) 18	157846-01-CHT (03A)	EA	DECAL-SWEEP #3 UPPER RH - NUTMEG/OLYMPIC GOLD
18	157846-01-CHT (04A)	EA	DECAL-SWEEP #3 UPPER RH - KHAKI/LT GOLD
(27B) 19	157846-02-CHT (03A)	EA	DECAL-SWEEP #3 UPPER LH - NUTMEG/OLYMPIC GOLD
19	157846-02-CHT (04A)	EA	DECAL-SWEEP #3 UPPER LH - KHAKI/LT GOLD
(27B) 20	157847-01-CHT (03A)	EA	DECAL-SWEEP #4 RH - BROWN
20	157847-01-CHT (04A)	EA	DECAL-SWEEP #4 RH - BLACK MET
(27B) 21	157847-02-CHT (03A)	EA	DECAL-SWEEP #4 LH - BROWN
21	157847-02-CHT (04A)	EA	DECAL-SWEEP #4 LH - BLACK MET
(B) 22	163943-01-CHT (01A)	EA	PAINT MASK-DECAL #1 RH - WHITE
23	163943-02-CHT (01A)	EA	PAINT MASK-DECAL #1 LH - WHITE
(27B) 24	157854-01-CHT (03A)	EA	DECAL-HOOK RH - NUTMEG/OLYMPIC GOLD
24	157854-01-CHT (04A)	EA	DECAL-HOOK RH - KHAKI/LT GOLD
(27B) 25	157854-02-CHT (03A)	EA	DECAL-HOOK LH - NUTMEG/OLYMPIC GOLD
25	157854-02-CHT (04A)	EA	DECAL-HOOK LH - KHAKI/LT GOLD
(27B) 26	157855-01-CHT (03A)	EA	DECAL-SWEEP RR - NUTMEG/OLYMPIC GOLD/NUTMEG
26	157855-01-CHT (04A)	EA	DECAL-SWEEP RR - KHAKI/LT GOLD/KHAKI
(27B) 27	157856-01-CHT (03A)	EA	DECAL-HOOD - BROWN/OLYMPIC GOLD/NUTMEG
27	157856-01-CHT (04A)	EA	DECAL-HOOD - DK CHARCOAL/LT GOLD/KHAKI
(IPV) (IPS) (IPG) 28	-----	EA	DECAL-EMBLEM - CHASSIS SUPPLIED
(B) 29	163944-01-CHT (01A)	EA	PAINT MASK-DECAL #2 RH - WHITE
30	163944-02-CHT (01A)	EA	PAINT MASK-DECAL #2 LH - WHITE

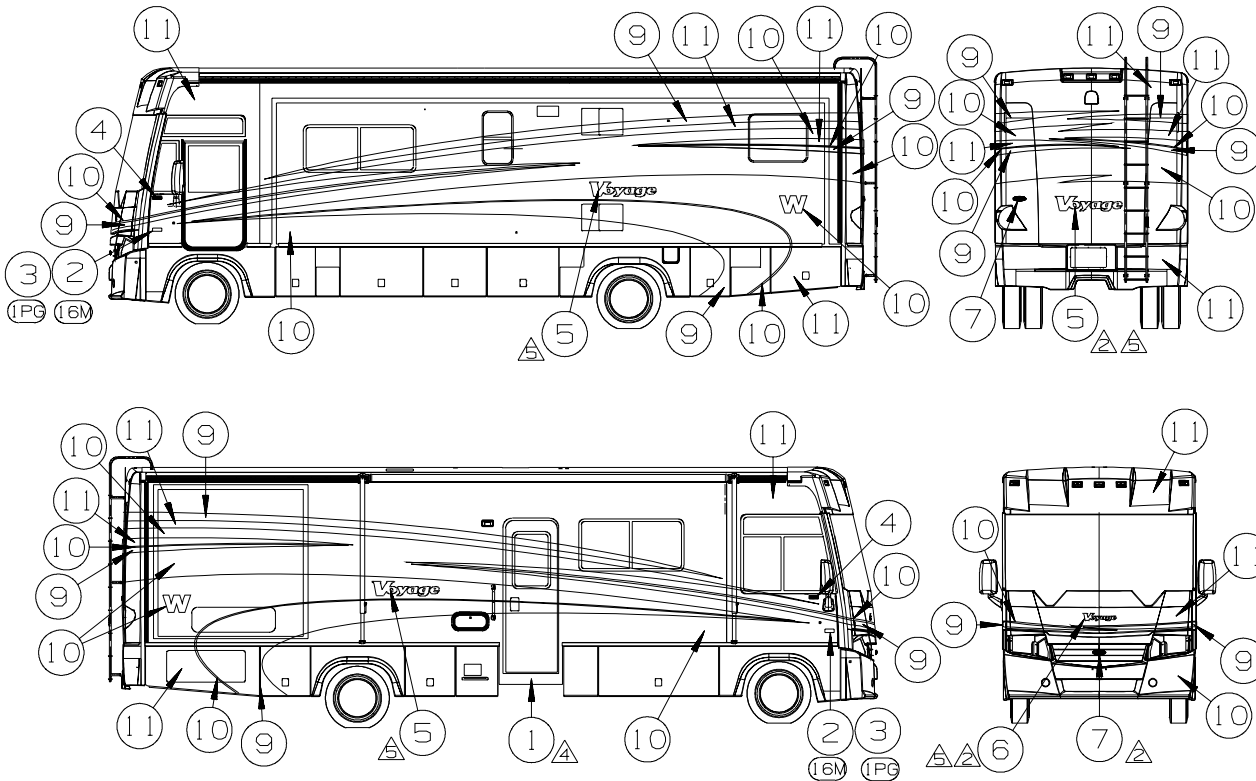
- (B) PAINT MASK TO BE REMOVED AFTER PAINT.
- 7. END PANELS OF SLIDEOUT ROOMS WILL BE PAINTED WITH BASE COLOR AND CLEAR COAT. THERE WILL BE NO COLORED GRAPHICS ELEMENTS PAINTED ON END PANELS.
- (6) DECAL'S TO BE 19 MM APART.
- (5) LOGO IS TO BE HELD TO ±1 MM ON A HORIZONTAL PLANE (END TO END).
- (4) FILM TO PROTECT BOTTOM OF DOOR FROM SCUFF MARKS.
- (3) CLEAR COAT TO BE APPLIED ON PAINTED AREAS TO PROTECT PAINT.
- (2) CENTER ON UNIT.
- 1. APPLY PROTECTOR 116424-01-000 TO WATER HEATER LATCH.

- (16L) FORD 22,000#-22.5 AL WHL
- (IPV) WORKHORSE 24,000#-22.5 TIRE
- (IPS) WORKHORSE 22,000#-22.5 TIRE
- (IPG) WORKHORSE 21,200# GVWR
- (16M) FORD CHASSIS 20,500# V10 ENG
- (92B) EXTERIOR GRAPHICS PACKAGE #2
- (27B) EXTERIOR GRAPHICS PACKAGE #1

NOTES:

EXTERIOR BODY GROUP (CONTINUED)

GRAPHICS & PAINT (CONTINUED)



EXTERIOR FULL BODY PAINT

(27A) KEYS	PART NUMBER	U/M	DESCRIPTION COOL SPRING
1	109506-01-000	EA	FILM-URETHANE PROTECTANT
2	129922-02-CHT (01A)	EA	EMBLEM-TRITON V10 (3 VALVE) - BLACK/CHROME
3	EA	EA	DECAL-EMBLEM CHASSIS SUPPLIED
4	132664-02-CHT (01A)	EA	DECAL-LOGO DOMED WINNEBAGO - CHROME/RED/BLACK
5	149819-03-CHT (01A)	EA	DECAL-LOGO VOYAGE LG - SILVER/BLACK/BRT WHITE/LT CHARCOAL
6	149819-04-CHT (01A)	EA	DECAL-LOGO VOYAGE SML - SILVER/BLACK/BRT WHITE/LT CHARCOAL
7	151687-01-CHT (01A)	EA	DECAL/BEZEL DOMED NAMEPLATE WINNEBAGO - CHROME/RED
8	GL	GL	PAINT-CLEAR COAT - SHERWIN WILLIAMS
9	GL	GL	PAINT-LT GRAY MET - SW #45729
10	GL	GL	PAINT-WHITE PEARL MET - SW #45289-4
11	GL	GL	PAINT-PEWTER MET - SW #54690
12	164723-01-000	EA	KIT-PAINT PROTECTION

(92A) KEYS	PART NUMBER	U/M	DESCRIPTION SPICE
1	109506-01-000	EA	FILM-URETHANE PROTECTANT
2	129922-02-CHT (01A)	EA	EMBLEM-TRITON V10 (3 VALVE) - BLACK/CHROME
3	EA	EA	DECAL-EMBLEM CHASSIS SUPPLIED
4	132664-02-CHT (01A)	EA	DECAL-LOGO DOMED WINNEBAGO - CHROME/RED/BLACK
5	149819-03-CHT (01A)	EA	DECAL-LOGO VOYAGE LG - SILVER/BLACK/BRT WHITE/LT CHARCOAL
6	149819-04-CHT (01A)	EA	DECAL-LOGO VOYAGE SML - SILVER/BLACK/BRT WHITE/LT CHARCOAL
7	151687-01-CHT (01A)	EA	DECAL/BEZEL DOMED NAMEPLATE WINNEBAGO - CHROME/RED
8	GL	GL	PAINT-CLEAR COAT - SHERWIN WILLIAMS
9	GL	GL	PAINT-LT ALMOND PEARL MET - SW #61894
10	GL	GL	PAINT-BRONZED GRAY MET - SW #60813
11	GL	GL	PAINT-DK TOREADOR RED MET - SW #52973-4
12	164723-01-000	EA	KIT-PAINT PROTECTION

(24C) KEYS	PART NUMBER	U/M	DESCRIPTION POLISHED PEWTER
1	109506-01-000	EA	FILM-URETHANE PROTECTANT
2	129922-02-CHT (01A)	EA	EMBLEM-TRITON V10 (3 VALVE) - BLACK/CHROME
3	EA	EA	DECAL-EMBLEM CHASSIS SUPPLIED
4	132664-02-CHT (01A)	EA	DECAL-LOGO DOMED WINNEBAGO - CHROME/RED/BLACK
5	149819-03-CHT (01A)	EA	DECAL-LOGO VOYAGE LG - SILVER/BLACK/BRT WHITE/LT CHARCOAL
6	149819-04-CHT (01A)	EA	DECAL-LOGO VOYAGE SML - SILVER/BLACK/BRT WHITE/LT CHARCOAL
7	151687-01-CHT (01A)	EA	DECAL/BEZEL DOMED NAMEPLATE WINNEBAGO - CHROME/RED
8	GL	GL	PAINT-CLEAR COAT - SHERWIN WILLIAMS
9	GL	GL	PAINT-LT GOLD MET - SW #51076
10	GL	GL	PAINT-POLISHED PEWTER - SW #63499
11	GL	GL	PAINT-INDIUM GRAY MET - SW #73228
12	164723-01-000	EA	KIT-PAINT PROTECTION

9. APPLY SEALER-BODY SEAM CLEAR 94401-04-000 TO HELP SECURE PAINT ON EDGES.

△ DIE CUT ACRYLIC FILM TO PROTECT FULL BODY PAINTED UNITS.

7. END PANELS OF SLIDEOUT ROOMS WILL BE PAINTED WITH BASE COLOR AND CLEAR COAT. THERE WILL BE NO COLORED GRAPHICS ELEMENTS PAINTED ON END PANELS.

6. ON FULL BODY PAINTED UNITS, USE 145487-02-000 (100 FT) TO COVER UNSEALED ROOF SEAMS.

△ LOGO IS TO BE HELD TO ±1 MM ON A HORIZONTAL PLANE (END TO END).

△ FILM TO PROTECT BOTTOM OF DOOR FROM SCUFF MARKS.

△ CLEAR COAT TO BE APPLIED ON PAINTED AREAS TO PROTECT PAINT.

△ CENTER ON UNIT.

1. APPLY PROTECTOR 116424-01-000 TO WATER HEATER LATCH.

NOTES:

(27A) EXT FULL BODY PAINT PKG #1

(92A) EXT FULL BODY PAINT PKG #2

(24C) EXT FULL BODY PAINT PKG #3

(16L) FORD 22,000#-22.5 AL WHL

(IPV) WORKHORSE 24,000#-22.5 TIRE

(IP5) WORKHORSE 22,000#-22.5 TIRE

(IP6) WORKHORSE 21,200# GVWR

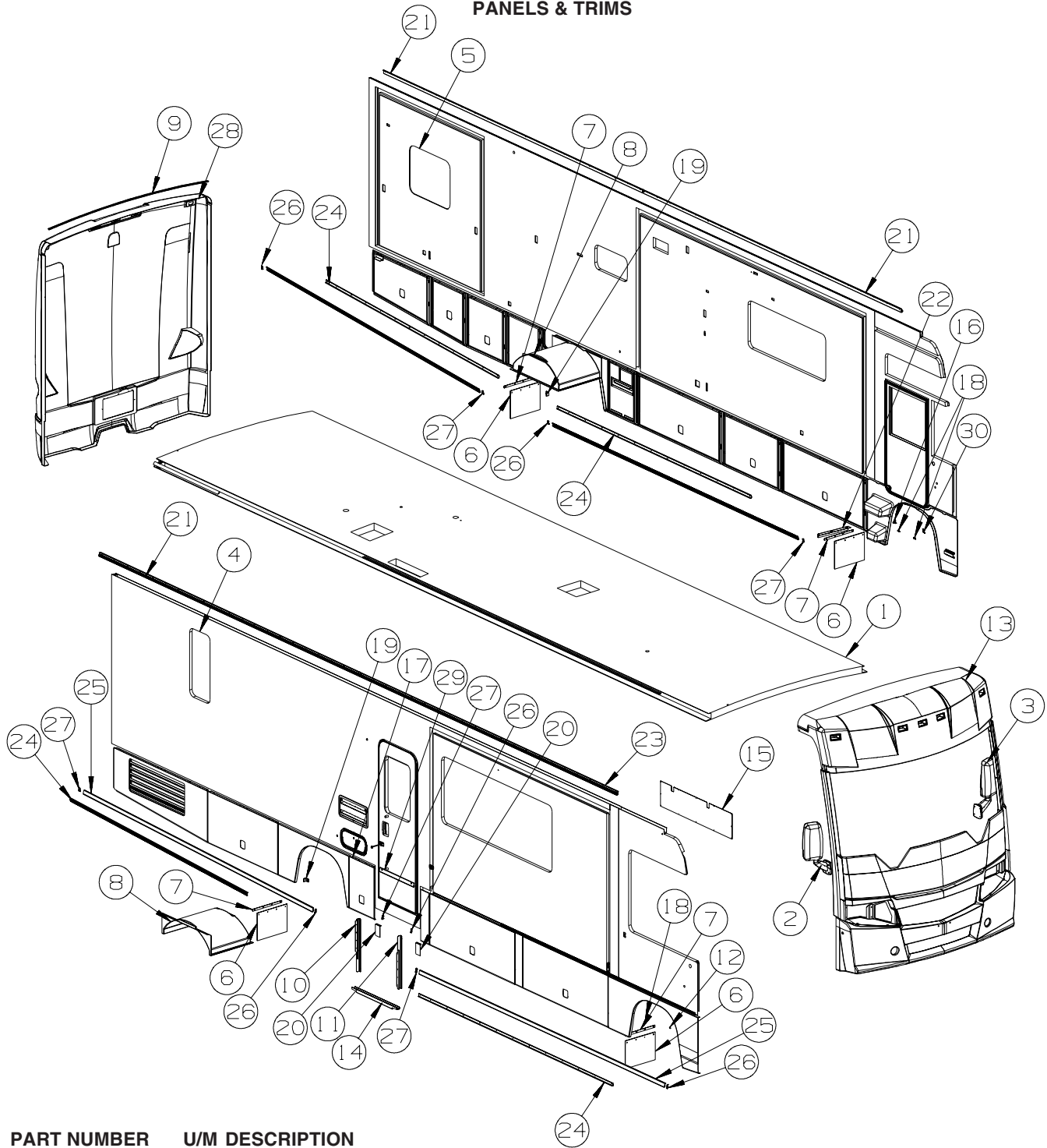
(16M) FORD CHASSIS 20,500#/V10 ENG

**DUPONT COLOR CODES ARE NOW FOUND IN THE PAINT CODE MANUAL.
YOU CAN FIND THIS MANUAL ON YOUR DEALER INDEX WEBPAGE UNDER SERVICE.**

KEY	PART NUMBER	U/M	DESCRIPTION
	093681-40-01A	FT	FILM - 2" - FLAT BLACK - DRIVERS DOOR
	072882-01-000	EA	PAINT - 16 OUNCE SPRAY - OFF WHITE

EXTERIOR BODY GROUP (CONTINUED)

PANELS & TRIMS



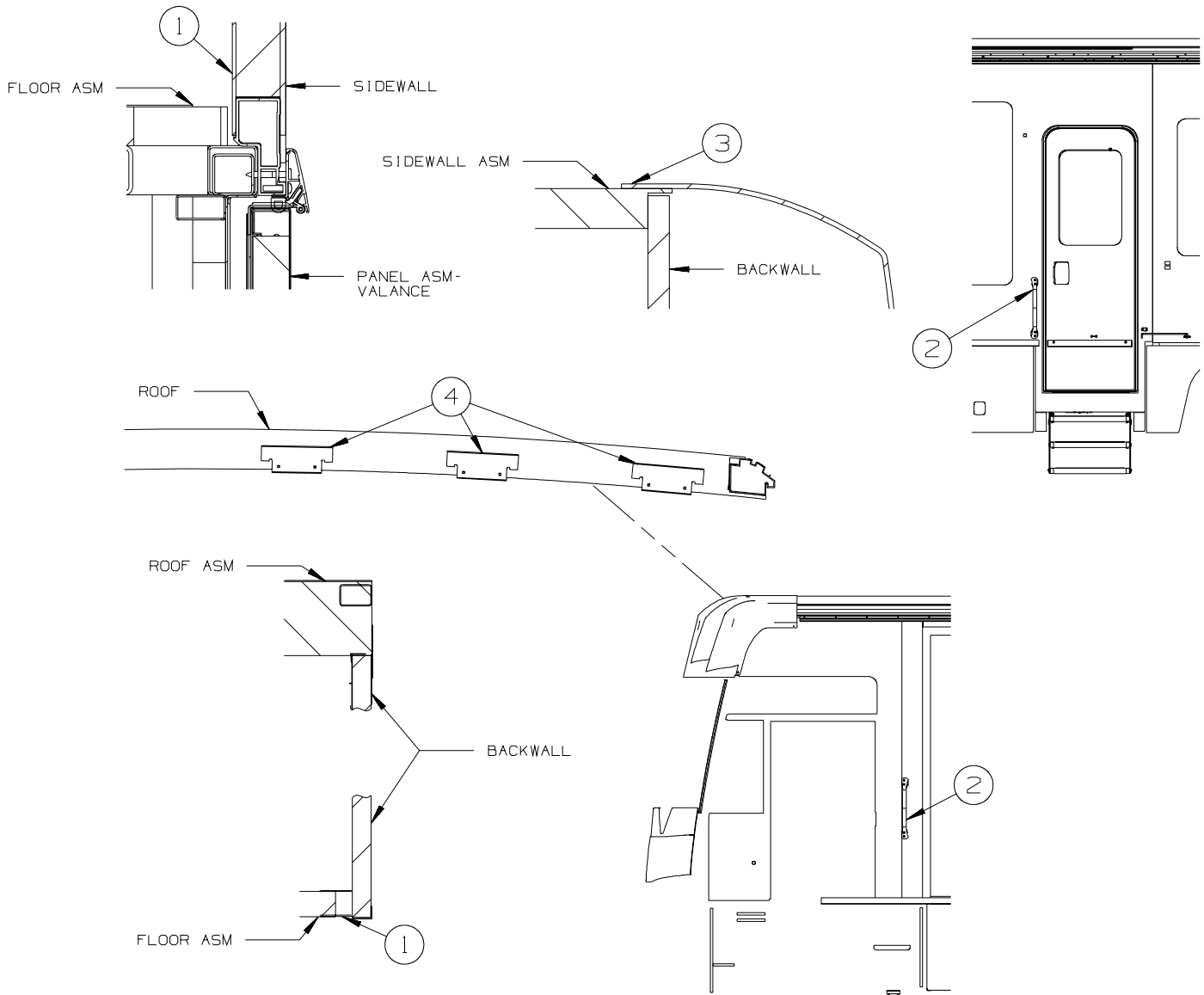
KEY	PART NUMBER	U/M DESCRIPTION
1	163731-01-W91	EA ROOF - W/O LIGHTS/VENTS - W/WIRING
2*	106015-18-01A	EA MIRROR - EXTERIOR/REMOTE/HEAT - PASSENGER
3*	106015-19-01A	EA MIRROR - EXTERIOR/REMOTE/HEAT - DRIVER
4	163729-01-W95	EA SIDEWALL - PASSENGER - W/O WINDOWS/TRIMS (W79, W80)
4	163729-01-W91	EA SIDEWALL - PASSENGER - W/O WINDOWS/TRIMS (W83, W84)
4	163729-01-W87	EA SIDEWALL - PASSENGER - W/O WINDOWS/TRIMS (W87, W88)
5	163730-01-W95	EA SIDEWALL - DRIVER - W/O WINDOWS/TRIMS (W79, W80)
5	163730-01-W91	EA SIDEWALL - DRIVER - W/O WINDOWS/TRIMS (W83, W84)
5	163730-01-W87	EA SIDEWALL - DRIVER - W/O WINDOWS/TRIMS (W87, W88)
6	017516-01-000	EA MUD FLAP - 14"H X 18"W - W/O MOUNTING HOLES - RUBBER - BLK
7	140922-01-02B	EA RETAINER - MUD FLAP - 1" X 17.7" - E-COATED/BLACK
8	131365-01-000	EA WHEELWELL - PLASTIC
9	114248-02-04A	EA ANGLE - PLASTIC - .7" X .4" X 96.7" - BEIGE
10	133100-06-02A	EA TRIM - SIDEWALL - 26.5" - BRIGHT WHITE
10	133100-06-01A	EA TRIM - SIDEWALL - 26.5" - BLACK

EXTERIOR BODY GROUP (CONTINUED)
PANELS & TRIMS (CONTINUED)

KEY	PART NUMBER	U/M	DESCRIPTION
11	152800-01-02A	EA	TRIM - SIDEWALL/ENTRY STEP - 33.2" - BRIGHT WHITE
11	152800-01-01A	EA	TRIM - SIDEWALL/ENTRY STEP - 33.2" - BLACK
12	143143-01-01A	EA	ANGLE - SUPPORT/TRIM
13	157633-02-U67	EA	CAP - ROOF/FRONT - W/O LIGHTS/WIRING
14	133100-05-02A	EA	TRIM - SIDEWALL - 26.5" - BRIGHT WHITE
14	133100-05-01A	EA	TRIM - SIDEWALL - 26.5" - BLACK
15	120135-28-02B	EA	PANEL - CLOSEOUT - E-COATED
16	150742-02-02A	EA	CAP/TRIM - DRIVER DOOR - BLACK
17	153498-01-02A	EA	BUMPER - RUBBER - BLACK
18	143143-02-01A	EA	ANGLE - SUPPORT/TRIM
19	119568-01-01A	EA	STANDOFF - VALANCE PANEL - BLACK
20	121117-11-02B	EA	ANGLE - W/O SLOTS - 5.7" X 3.3" - E-COATED
21	157284-01-01A	EA	RAIL - AWNING - 192" - BRIGHT WHITE
22	132695-01-02B	EA	ANGLE - MUDFLAP - E-COATED
23	142123-03-01A	EA	RAIL/AWNING - 220" - BRIGHT WHITE
24	146548-01-01A	EA	TRIM - RETAINER
25	146550-01-02A	EA	TRIM COVER - SIDEWALL - 182" - BLACK
26	146576-01-02A	EA	END CAP/TRIM - RIGHT HAND - BLACK
27	146576-02-02A	EA	END CAP/TRIM - LEFT HAND - BLACK
28	162437-03-W95	EA	BACKWALL/INNER - W/O REAR CAP (W79, W80)
28	162437-03-W91	EA	BACKWALL/INNER - W/O REAR CAP (W83, W84)
28	162437-03-W87	EA	BACKWALL/INNER - W/O REAR CAP (W87, W88)
29	149822-01-02A	EA	TRIM - SIDEWALL/ENTRY DOOR - 25.3" - BRIGHT WHITE
30	150742-01-02A	EA	CAP/TRIM - DRIVER DOOR - BLACK

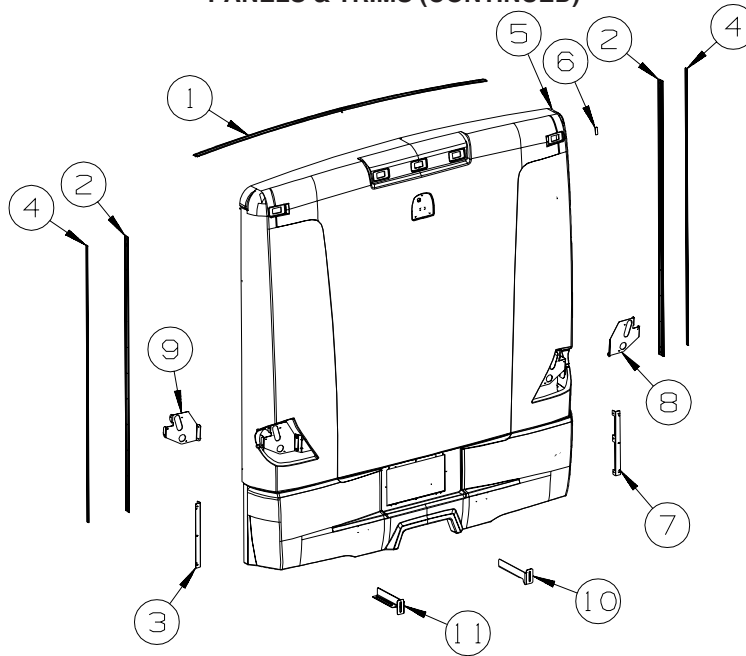
***COMPONENT PARTS LISTED LATER IN THIS GROUP**

EXTERIOR BODY GROUP (CONTINUED) PANELS & TRIMS (CONTINUED)



KEY	PART NUMBER	U/M	DESCRIPTION
1	104692-01-000	FT	SEAL - ADHESIVE BACKED FOAM - 3/4" THICK X 3/4" WIDE X 25'
2	152854-01-01A	EA	HANDLE - ASSIST - WHITE W/BLACK RUBBER GRIP - 18 5/8"
2	157749-01-01A	EA	ASSIST HANDLE - NON-LIGHTED - 18" - CHROME - DELUXE FULL BODY PAINT W/GRAPHICS FROM: 01-25-07 THRU: 06-19-07
2	165309-01-01A	EA	ASSIST HANDLE - 18" - NON-LIGHTED - SST - DELUXE FULL BODY PAINT W/GRAPHICS FROM: 06-20-07 THRU: 99-99-99
3	156622-01-01A	FT	SEALER - TAPE - 1/4" THICK X 3" WIDE X 100 FT
4	134774-01-02B	EA	BRACKET - CAB ATTACHMENT - E-COATED

EXTERIOR BODY GROUP (CONTINUED)
PANELS & TRIMS (CONTINUED)



KEY	PART NUMBER	U/M	DESCRIPTION
1	083805-23-000	EA	TRIM - ROOF CAP - 92.1" - BRIGHT WHITE
2	092041-01-03A	EA	TRIM - FRONT/REAR CAP (SIDEWALL) - 83.1" - BRIGHT WHITE
3	138789-01-02B	EA	ANGLE/MOUNT - WHEEL LIP/BACKWALL - E-COATED
4	091985-01-07A	FT	INSERT - TRIM - REAR CAP TO SIDEWALL - .66" - BRIGHT WHITE
5	157591-03-U65	EA	PANEL - REAR CAP - W/O CAMERA MOUNT - BRIGHT WHITE
5	157591-03-W79	EA	PANEL - REAR CAP - W/O CAMERA MOUNT - GRAY
5	157591-04-U65	EA	PANEL - REAR CAP - W/CAMERA MOUNT - BRIGHT WHITE - REARVIEW MONITOR SYS W/AUDIO
5	157591-04-W79	EA	PANEL - REAR CAP - W/CAMERA MOUNT - GRAY - REARVIEW MONITOR SYS W/AUDIO
6	104692-03-000	EA	SEAL - ADHESIVE BACKED FOAM - 1" THICK X 1 3/16"WIDE X 15'
7	150703-01-02B	EA	ANGLE - MOUNT - SEAL PLANE - E-COATED
8	149005-03-02B	EA	SUPPORT - TAIL LAMP - RIGHT - E-COATED
9	149005-04-02B	EA	SUPPORT - TAIL LAMP - LEFT - E-COATED
10	149152-01-02B	EA	BRACE-REAR CAP, LOWER, RH - E-COATED
11	149152-02-02B	EA	BRACE-REAR CAP, LOWER, LH - E-COATED

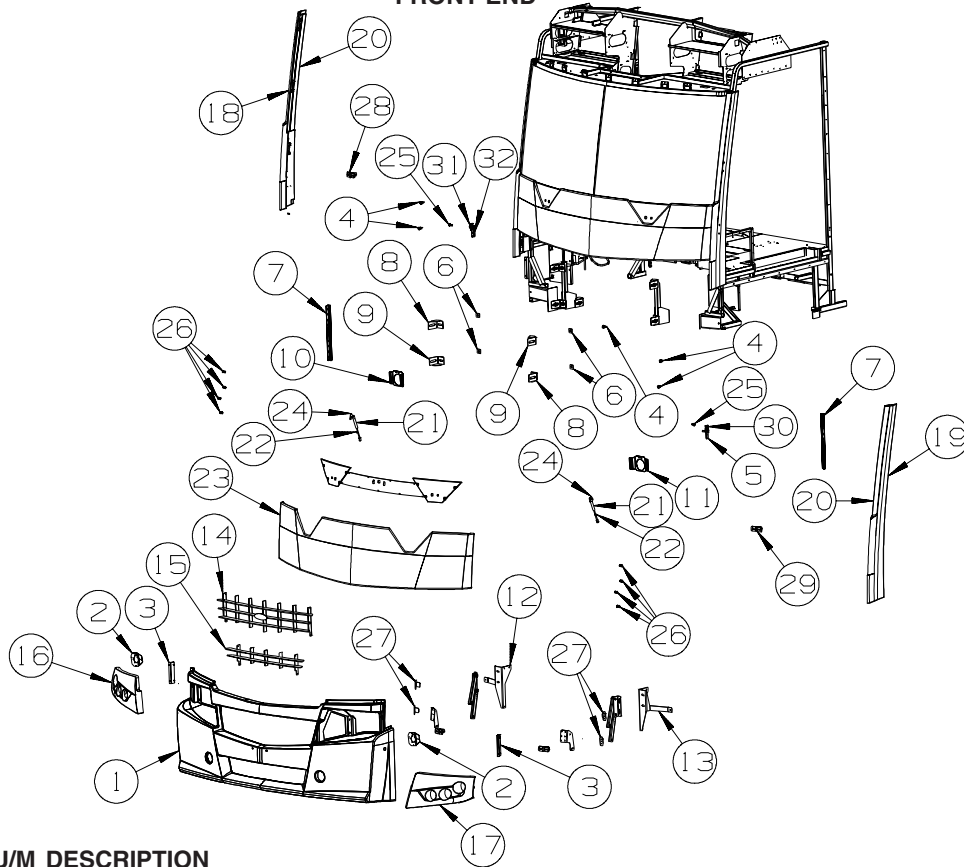
COMPONENT PARTS FOR PANELS & TRIMS

106015-18-01A, 106015-19-01A

KEY	PART NUMBER	U/M	DESCRIPTION	VENDOR NO.
	106015-12-702	EA	CAP/SCREW - (PKG OF 4) - BLK	748329 RND
	106015-16-700	EA	GLASS-FLAT W/HEAT ELEMENT	709450
	106015-18-700	EA	GLASS/CONVEX-KIT W/CLIP	709650
	106015-18-701	EA	ACTUATOR - CONVEX GLASS	7475410
	106015-18-702	EA	MOTOR - FLAT GLASS	7471180
	106015-18-703	EA	CONVEX REBUILT KIT	709651
	106015-19-700	EA	VIBRATION KIT - MIRROR GLASS, VELVAC	709645

EXTERIOR BODY GROUP (CONTINUED)

FRONT END



KEY	PART NUMBER	U/M	DESCRIPTION
1	156609-02-U65	EA	PANEL - FRONT/LOWER - W/O HOOD/LIGHTS/HDW - BRIGHT WHITE
1	156609-02-W79	EA	PANEL - FRONT/LOWER - W/O HOOD/LIGHTS/HDW - PRIMED
2	156472-01-02B	EA	PLATE/MOUNTING - TURNLAMP - E-COATED
3	113041-21-02B	EA	ANGLE/MOUNT - BUMPER - E-COATED
4	058786-01-000	EA	BOLT - HOOD ADJUSTMENT - 5/16"-18 X 1.5"-2" - W/BLACK PAD
5	158033-02-02B	EA	ANGLE - LATCH/LH - E-COATED
6	116617-02-02B	EA	SPACER - BUMPER
7	132071-07-02B	EA	BRACKET - BUMPER - REAR - E-COATED
8	128455-07-02B	EA	BRACKET - BUMPER - E-COATED
9	128455-08-02B	EA	BRACKET - BUMPER - E-COATED
10	158969-02-02B	EA	SUPPORT - FOGLEAMP - PASSENGER - E-COATED
11	158969-04-02B	EA	SUPPORT - FOGLEAMP - DRIVER - E-COATED
12	162971-01-02B	EA	SUPPORT - HINGE/HOOD - E-COATED
13	162971-02-02B	EA	SUPPORT - HINGE/HOOD - E-COATED
14	156505-01-01A	EA	GRILLE - FRONT/UPPER
15	156666-01-01A	EA	GRILLE - FRONT/LOWER
16	156515-01-03A	EA	BEZEL - HEADLAMP/PARK TURN - PASSENGER - BLACK
17	156515-02-03A	EA	BEZEL - HEADLAMP/PARK TURN - DRIVER - BLACK
18	P61380-01-U67	EA	TRIM - A-PILLAR - PASSENGER - BRIGHT WHITE
	161353-01-01A	EA	TRIM - A-PILLAR - PASSENGER - W/O HDW - BLACK
19	P61380-02-U67	EA	TRIM - A-PILLAR - DRIVER - BRIGHT WHITE
	161353-02-01A	EA	TRIM - A-PILLAR - DRIVER - W/O HDW - BLACK
20	158297-01-000	FT	SEAL - D-SECTION/BULB/TEE - ADHESIVE BACK - BLACK
21	142569-30-000	EA	SPRING/GAS - 90 LB - 9.6" EXTENDED/6.5" COMPRESSED
22	057460-02-000	EA	BALL STUD - F/GAS SPRING .39" - 5/16"-18
23	156929-01-U65	EA	HOOD - FRONT - W/GLUED IN PARTS - W/O HDW - BRIGHT WHITE
23	156929-01-U79	EA	HOOD - FRONT - W/GLUED IN PARTS - W/O HDW - PRIMED
24	126263-08-02B	EA	BRACKET - GAS SPRING W/CENTERED BALL STUD - E-COATED
25	149358-01-01A	EA	BOLT - STRIKER - .375" DIAMETER
26	155042-01-01A	EA	BEARING/CLIP - F/ELECTRIC SLIDING TV MECHANISM - CHARCOAL
27	157013-01-02B	EA	ANGLE - HOOD STOP - E-COATED
28	160724-01-02B	EA	BRACE ASM - STRIKE/RH - E-COATED
29	160724-02-02B	EA	BRACE ASM - STRIKE/LH - E-COATED
30	149359-02-01A	EA	LATCH - SINGLE ROTOR - MINI/RIGHT HAND - HOOD - ZINC
31	149359-03-01A	EA	LATCH - SINGLE ROTOR - MINI/LEFT HAND - HOOD - ZINC
32	158033-01-02B	EA	ANGLE - LATCH/RH - E-COATED

EXTERIOR BODY GROUP (CONTINUED)

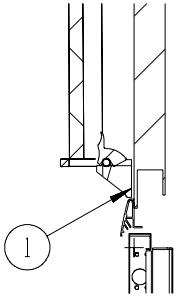
LADDER

KEY	PART NUMBER	U/M	DESCRIPTION
	129375-02-000	EA	SEAL - LADDER BRACKET
	161113-02-01A	EA	LADDER - 9 STEP - 116.4" - BRUSHED ALUMINUM

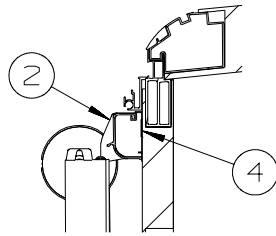
STRUCTURAL COMPONENTS

KEY	PART NUMBER	U/M	DESCRIPTION
	002766-01-001	EA	ANGLE - EXTRUDED - 1" X 1 1/2" X 17'
	089297-01-000	SF	PLYWOOD - LUAN - OVERLAY GRADE - 4' X 8'
	089297-03-000	SF	PLYWOOD - LUAN - OVERLAY GRADE - 4' X 8.3'
	100619-01-000	BF	FOAM - EXPANDED POLYSTYRENE - 1.34" X 48" X 96"
	100619-02-000	BF	FOAM - EXPANDED POLYSTYRENE - 1.5" X 48" X 96"
	100619-04-000	BF	FOAM - EXPANDED POLYSTYRENE - .5" X 48" X 96"
	100619-05-000	BF	FOAM - EXPANDED POLYSTYRENE - .75" X 48" X 96"-1.5"DENSITY
	100619-13-000	BF	FOAM - EXPANDED POLYSTYRENE-.34" X 34.7" X 96"-2" DENSITY
	100619-16-000	BF	FOAM - EXPANDED POLYSTYRENE - .75" X 48" X 96"-2" DENSITY
	116942-03-01A	LB	ALUMINUM - .7" X 40" X 158"
	105077-08-000	EA	FOAM - PLUG - ROOF TUBE
	120107-07-000	EA	FOAM - ROOF COVE
	152490-01-000	EA	FOAM - PLUG - ROOF TUBE
	108535-05-03A	SF	FIBERGLASS SHEET - 108" X 500' ROLL - BRIGHT WHITE
	128782-07-01A	EA	FIBERGLASS SHEET - 5/32" X 78.9" X 456" - HIGH GLOSS - B/W
	128782-17-01A	EA	FIBERGLASS SHEET - 30.9" X 74.7" - HIGH GLOSS - BRT WHITE
	128782-18-01A	EA	FIBERGLASS SHEET - 85.2" X 448.1" - HIGH GLOSS - BRT WHITE
	159631-15-01A	EA	FIBERGLASS SHEET - 4" X 93.8" - BRIGHT WHITE
			FROM: 00-00-00 THRU: 10-28-07
	162931-15-01A	EA	FIBERGLASS SHEET - 4" X 93.8" - BRIGHT WHITE
			FROM: 10-29-07 THRU: 99-99-99

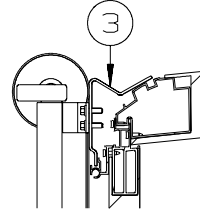
EXTERIOR BODY GROUP (CONTINUED)
AWNINGS



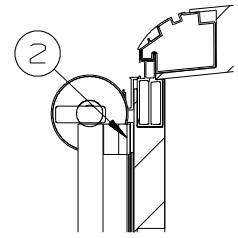
SECTION A-A
F32H, F33V, F35L



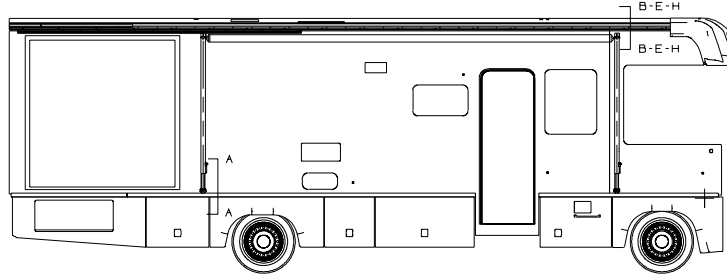
SECTION B-B
F32H, F33V, F35L



SECTION E-E
F35A, F38J



SECTION H-H
ELECTRIC
F32H, F33V, F35L

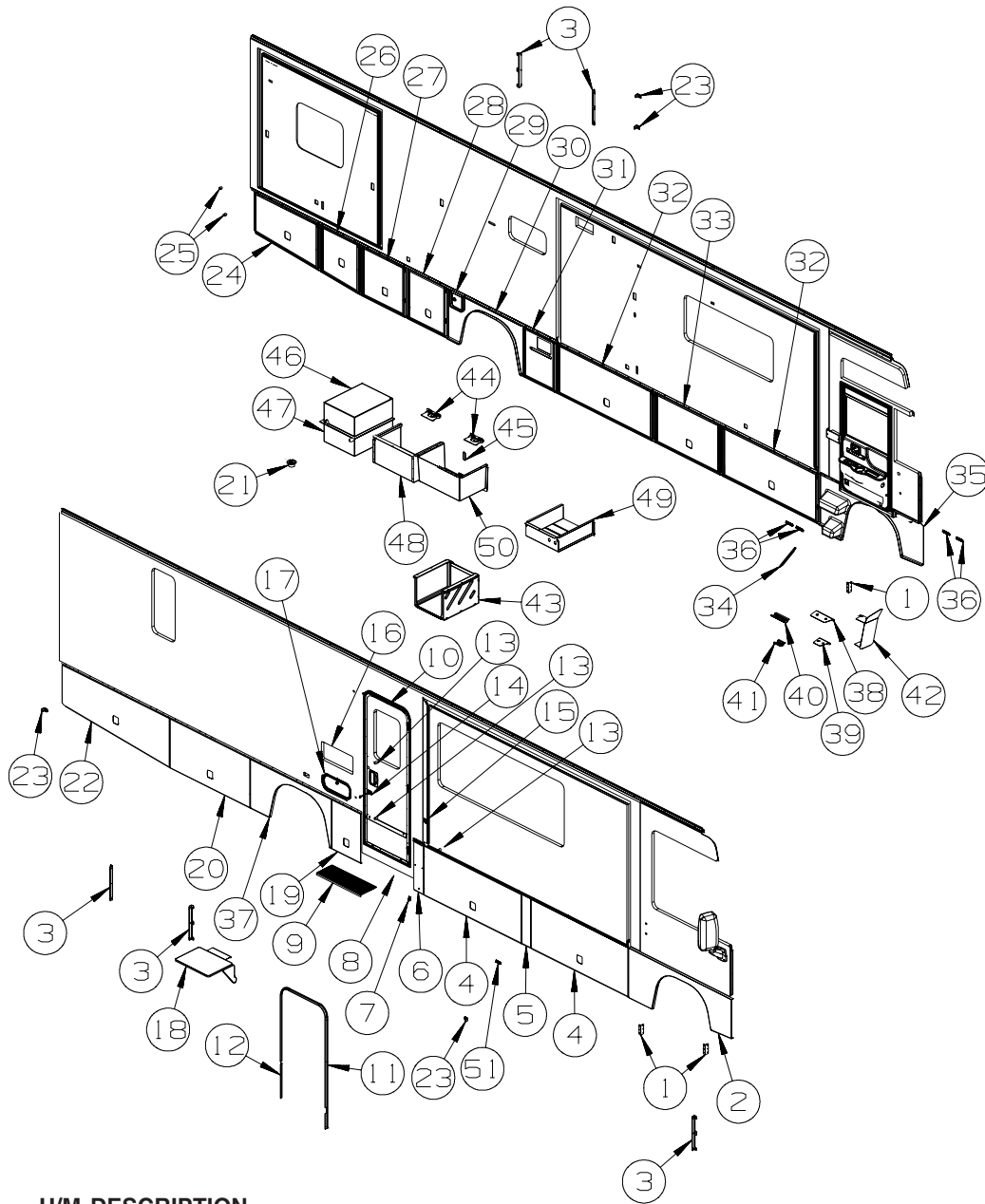


KEY	PART NUMBER	U/M	DESCRIPTION
1	113874-11-01A	EA	SCREW/LAG - AWNING - 1/4" X 1" STAINLESS STEEL
2	113874-12-01A	EA	SCREW/LAG - AWNING - 1/4" X 2 3/4" STAINLESS STEEL
3	146457-02-03A	EA	BRACKET - AWNING - BRIGHT WHITE
3	146457-02-02A	EA	BRACKET - AWNING - BLACK
4	161739-01-02A	EA	BRACKET - AWNING - BRIGHT WHITE
4	161739-01-01A	EA	BRACKET - AWNING - BLACK

ORDER AWNINGS & REPAIR PARTS FROM DOMETIC. CALL #800-366-3842.
THE DOMETIC AWNING INFORMATION YOU WILL NEED IS LOCATED ON THE MOTOR HOME NEAR
THE TOP OF THE AWNING RAIL.

EXTERIOR DOORS & COMPARTMENTS GROUP

DOOR & COMPARTMENT LAYOUT

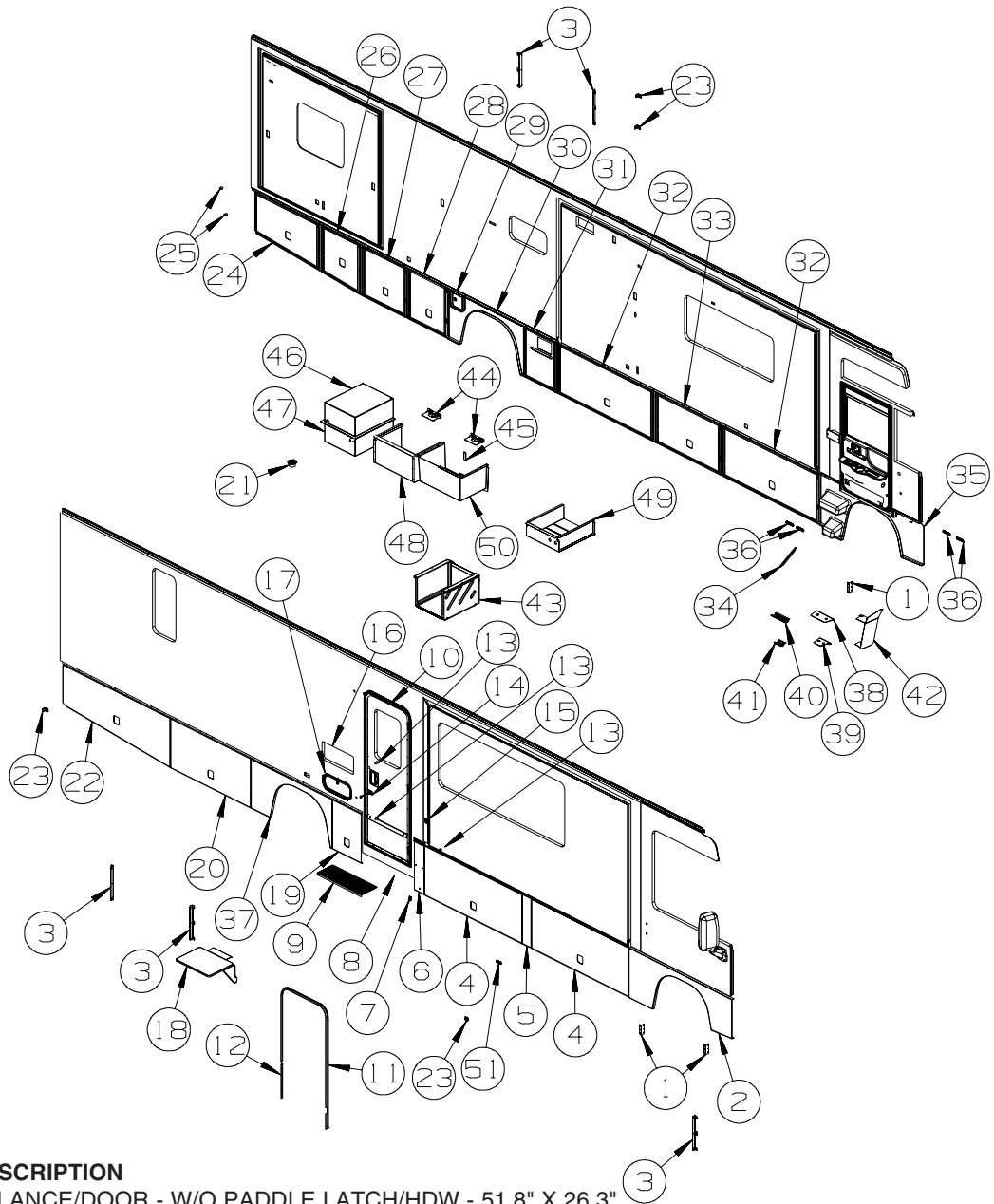


KEY	PART NUMBER	U/M	DESCRIPTION
1	113904-16-02B	EA	ANGLE - ATTACHMENT/WHEEL LIP - 5.1" - E-COAT
2	156541-03-U67	EA	PANEL - WHEEL LIP - PASSENGER/FRONT
	139793-03-01A	EA	HINGE - CENTER/VALANCE DOOR - W/O BALL STUD
3	138789-01-02B	EA	ANGLE/MOUNT - WHEEL LIP/BACKWALL - E-COATED
4	147682-03-U67	EA	VALANCE/DOOR - W/O PADDLE LATCH/HDW - 62.9" X 26.3"
4	147682-03-R32	EA	VALANCE/DOOR - W/O PADDLE LATCH/HDW - 62.9" X 26.3" - EXTERIOR GRAPHICS PACKAGE
	132873-D3-000	EA	ROD - LATCH - 25.3" W/3/4" DOG LEG
	135624-A6-01B	EA	ROD - LATCH
	142569-12-000	EA	SPRING/GAS - 90 LB - 15" EXTENDED/9.5" COMPRESSED
	126263-02-02B	EA	BRACKET - GAS SPRING W/BALL STUD - E-COATED
	130053-02-01A	EA	STRIKER - LUGGAGE DOOR - OFF SET - BLACK
	143793-01-01A	EA	SHIM - STRIKER - LUGGAGE - 3/64" - BLACK
	099418-01-000	FT	SEAL - D-SECTION/ADHESIVE BACK - .44" X .44" - BLK RUBBER
	132892-08-01A	FT	SEAL - BULB/SINGLE - W/U CHANNEL - 1" X .8" - BLACK
5	140983-04-U67	EA	VALANCE/PANEL - 5.4" X 26.5" - W/O HARDWARE
5	140983-04-S64	EA	VALANCE/PANEL - 5.4" X 26.5" - W/O HARDWARE - EXTERIOR GRAPHICS PACKAGE
	099418-01-000	FT	SEAL - D-SECTION/ADHESIVE BACK - .44" X .44" - BLK RUBBER
6	140983-05-U67	EA	VALANCE/PANEL - 6.4" X 26.3" - W/O HARDWARE
6	140983-05-S64	EA	VALANCE/PANEL - 6.4" X 26.3" - W/O HARDWARE - EXTERIOR GRAPHICS PACKAGE
	139793-03-01A	EA	HINGE - CENTER/VALANCE DOOR - W/O BALL STUD
7	140309-03-02B	EA	ANGLE - FURNACE DOOR - E-COATED

EXTERIOR DOORS & COMPARTMENTS GROUP (CONTINUED)
DOOR & COMPARTMENT LAYOUT (CONTINUED)

KEY	PART NUMBER	U/M	DESCRIPTION
8*	143709-02-01A	EA	STEP - ELECTRIC - TRIPLE - BLACK
	116975-01-01A	EA	LATCH - W/O STRIKE - BLACK - NEW STYLE
	064075-07-000	FT	SEAL - BULB - W/WIRED U CHANNEL - .3" X .5" CHANNEL-BLACK
9	133114-01-01A	EA	TREAD - STEP/RUBBER - 29.3" X 10.1" - TAUPE
10	P32206-17-W79	EA	DOOR - ENTRY W/SCREEN DOOR - W/O WINDOW/LATCH (W79, W80)
10	P32206-17-U71	EA	DOOR - ENTRY W/SCREEN DOOR - W/O WINDOW/LATCH (W83, W84)
10	P32206-17-W87	EA	DOOR - ENTRY W/SCREEN DOOR - W/O WINDOW/LATCH (W87, W87)
ENTRY DOOR LOCK CYLINDERS			
	138287-11-000	EA	CYLINDER/LOCK - ENTRY DOOR - MASTER W/3M ICON - (3041)
	138287-12-000	EA	CYLINDER/LOCK - ENTRY DOOR - MASTER W/3M ICON - (3042)
	138287-13-000	EA	CYLINDER/LOCK - ENTRY DOOR - MASTER W/3M ICON - (3043)
	138287-14-000	EA	CYLINDER/LOCK - ENTRY DOOR - MASTER W/3M ICON - (3044)
	138287-15-000	EA	CYLINDER/LOCK - ENTRY DOOR - MASTER W/3M ICON - (3045)
	138287-16-000	EA	CYLINDER/LOCK - ENTRY DOOR - MASTER W/3M ICON - (3046)
	138287-17-000	EA	CYLINDER/LOCK - ENTRY DOOR - MASTER W/3M ICON - (3047)
	138287-18-000	EA	CYLINDER/LOCK - ENTRY DOOR - MASTER W/3M ICON - (3048)
	138287-19-000	EA	CYLINDER/LOCK - ENTRY DOOR - MASTER W/3M ICON - (3049)
	138287-20-000	EA	CYLINDER/LOCK - ENTRY DOOR - MASTER W/3M ICON - (3050)
	138292-01-000	EA	SEAL - LOCK CYLINDER
VALANCE DOOR & FUEL FILL DOOR LOCK CYLINDERS			
	138289-11-000	EA	CYLINDER/LOCK - ACCESS DOORS - REDUCED SENSITIVITY (3041)
	138289-12-000	EA	CYLINDER/LOCK - ACCESS DOORS - REDUCED SENSITIVITY (3042)
	138289-13-000	EA	CYLINDER/LOCK - ACCESS DOORS - REDUCED SENSITIVITY (3043)
	138289-14-000	EA	CYLINDER/LOCK - ACCESS DOORS - REDUCED SENSITIVITY (3044)
	138289-15-000	EA	CYLINDER/LOCK - ACCESS DOORS - REDUCED SENSITIVITY (3045)
	138289-16-000	EA	CYLINDER/LOCK - ACCESS DOORS - REDUCED SENSITIVITY (3046)
	138289-17-000	EA	CYLINDER/LOCK - ACCESS DOORS - REDUCED SENSITIVITY (3047)
	138289-18-000	EA	CYLINDER/LOCK - ACCESS DOORS - REDUCED SENSITIVITY (3048)
	138289-19-000	EA	CYLINDER/LOCK - ACCESS DOORS - REDUCED SENSITIVITY (3049)
	138289-20-000	EA	CYLINDER/LOCK - ACCESS DOORS - REDUCED SENSITIVITY (3050)
	138288-11-000	EA	KEY - REVERSIBLE - #3041 - T/M 16169-02-3041
	138288-12-000	EA	KEY - REVERSIBLE - #3042 - T/M 16169-02-3042
	138288-13-000	EA	KEY - REVERSIBLE - #3043 - T/M 16169-02-3043
	138288-14-000	EA	KEY - REVERSIBLE - #3044 - T/M 16169-02-3044
	138288-15-000	EA	KEY - REVERSIBLE - #3045 - T/M 16169-02-3045
	138288-16-000	EA	KEY - REVERSIBLE - #3046 - T/M 16169-02-3046
	138288-17-000	EA	KEY - REVERSIBLE - #3047 - T/M 16169-02-3047
	138288-18-000	EA	KEY - REVERSIBLE - #3048 - T/M 16169-02-3048
	138288-19-000	EA	KEY - REVERSIBLE - #3049 - T/M 16169-02-3049
	138288-20-000	EA	KEY - REVERSIBLE - #3050 - T/M 16169-02-3050
11	139100-01-01A	EA	GARNISH/RADIUS - ENTRY DOOR - BRIGHT WHITE
12	139101-01-01A	EA	GARNISH/STRAIGHT - 18.1" - BRIGHT WHITE
13	120863-02-000	EA	BUMPER - RUBBER/RADIUS TOP - 1" X 1 1/2"
14	104099-03-04A	EA	CATCH - DOOR HOLDER - STRIKE - 6" - BRIGHT WHITE
15	104099-02-04A	EA	CATCH/RETAINER - DOOR HOLDER - BRIGHT WHITE
16*	084103-08-000	EA	DOOR - VENT - REFRIGERATOR - W/O JAMB - BRIGHT WHITE
16	084104-08-000	EA	JAMB - VENT DOOR/REFRIGERATOR - BRIGHT WHITE
17	126945-09-P07	EA	DOOR/STORAGE - W/O HARDWARE - 18.3" X 9.9"
17	126945-09-R38	EA	DOOR/STORAGE - W/O HARDWARE - 18.3" X 9.9" - EXTERIOR GRAPHICS PACKAGE
18	142034-01-01A	EA	SHELF - F/EXTERIOR TV - BRIGHT WHITE
19	140982-23-PS2	EA	VALANCE/DOOR - W/O PADDLE LATCH - 18.5" X 26.3"
19	140982-23-P37	EA	VALANCE/DOOR - W/O LATCH/HINGE - 18.5" X 26.3" - EXTERIOR GRAPHICS PACKAGE
	132873-83-000	EA	ROD - LATCH - 8.1" W/3/4" DOG LEG
	135624-92-01B	EA	ROD - LATCH
	142569-13-000	EA	SPRING/GAS - 60 LB - 15" EXTENDED/9.5" COMPRESSED
	126263-02-02B	EA	BRACKET - GAS SPRING W/BALL STUD - E-COATED
	130053-02-01A	EA	STRIKER - LUGGAGE DOOR - OFF SET - BLACK
	143793-01-01A	EA	SHIM - STRIKER - LUGGAGE - 3/64" - BLACK
	099418-01-000	FT	SEAL - D-SECTION/ADHESIVE BACK - .44" X .44" - BLK RUBBER
	132892-08-01A	FT	SEAL - BULB/SINGLE - W/U CHANNEL - 1" X .8" - BLACK

EXTERIOR DOORS & COMPARTMENTS GROUP (CONTINUED)
DOOR & COMPARTMENT LAYOUT (CONTINUED)

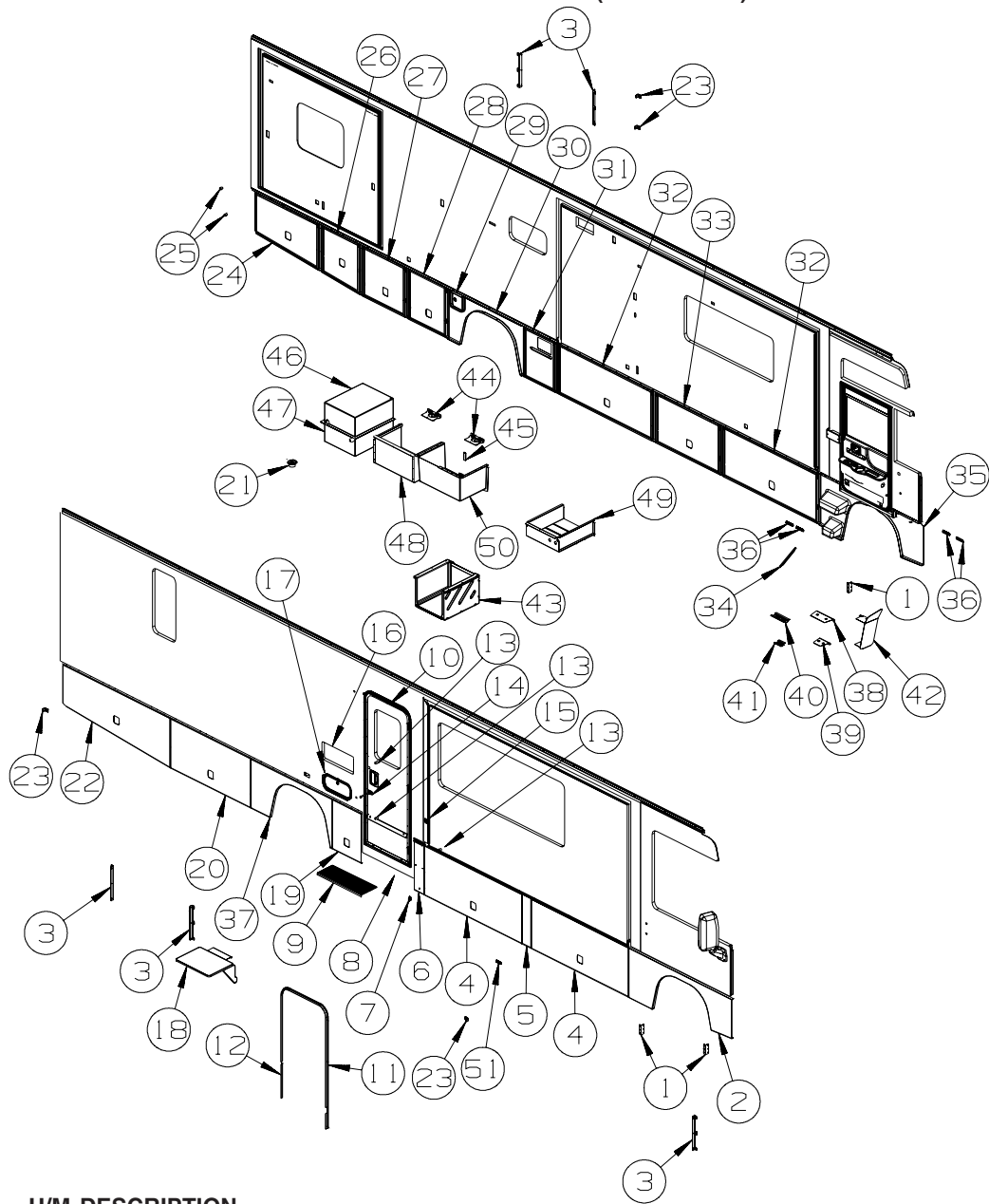


KEY	PART NUMBER	U/M	DESCRIPTION
20	147682-02-R38	EA	VALANCE/DOOR - W/O PADDLE LATCH/HDW - 51.8" X 26.3"
	132873-D1-000	EA	ROD - LATCH - 19.7" W/3/4" DOG LEG
	135624-A5-01B	EA	ROD - LATCH
	142569-12-000	EA	SPRING/GAS - 90 LB - 15" EXTENDED/9.5" COMPRESSED
	126263-02-02B	EA	BRACKET - GAS SPRING W/BALL STUD - E-COATED
	130053-02-01A	EA	STRIKER - LUGGAGE DOOR - OFF SET - BLACK
	143793-01-01A	EA	SHIM - STRIKER - LUGGAGE - 3/64" - BLACK
	099418-01-000	FT	SEAL - D-SECTION/ADHESIVE BACK - .44" X .44" - BLK RUBBER
	132892-08-01A	FT	SEAL - BULB/SINGLE - W/U CHANNEL - 1" X .8" - BLACK
21	160154-01-01A	EA	HATCH - F/POWER CORD - W/BASE/COVER - BLACK
22	147682-11-R38	EA	VALANCE/DOOR - PASS W/O LATCH/HDW - 26.4" X 69.5" X 21.4"
	107721-07-000	FT	SEAL - ACCESS DOOR - .9"WIDE X 1.1"HIGH
23	119568-01-01A	EA	STANDOFF - VALANCE PANEL - BLACK
24	147682-08-R32	EA	VALANCE/DOOR - DRVR W/O LATCH/HDW - 24.4" X 43.1" X 21.3"
	132873-29-000	EA	ROD - LATCH - 15.4" W/3/4" DOG LEG
	135624-77-01B	EA	ROD - LATCH
	130053-02-01A	EA	STRIKER - LUGGAGE DOOR - OFF SET - BLACK
	143793-01-01A	EA	SHIM - STRIKER - LUGGAGE - 3/64" - BLACK
	142569-17-000	EA	SPRING/GAS - 90 LB - 12" EXTENDED/8.5" COMPRESSED
	126263-02-02B	EA	BRACKET - GAS SPRING W/BALL STUD - E-COATED
	076767-14-000	EA	CABLE - STAINLESS STEEL - 14.9"
	132892-08-01A	FT	SEAL - BULB/SINGLE - W/U CHANNEL - 1" X .8" - BLACK

EXTERIOR DOORS & COMPARTMENTS GROUP (CONTINUED)
DOOR & COMPARTMENT LAYOUT (CONTINUED)

KEY	PART NUMBER	U/M	DESCRIPTION
25	117047-01-000	EA	BUMPER - RUBBER/WASHER INSERT
26	140982-15-P37	EA	VALANCE/DOOR - DRVR W/O LATCH/HINGE- 26.3" X 26.1" X 24.4"
	132873-21-000	EA	ROD - LATCH - 6.8" W/3/4" DOG LEG
	135624-75-01B	EA	ROD - LATCH
	142569-17-000	EA	SPRING/GAS - 90 LB - 12" EXTENDED/8.5" COMPRESSED
	126263-02-02B	EA	BRACKET - GAS SPRING W/BALL STUD - E-COATED
	130053-02-01A	EA	STRIKER - LUGGAGE DOOR - OFF SET - BLACK
	143793-01-01A	EA	SHIM - STRIKER - LUGGAGE - 3/64" - BLACK
	099418-01-000	FT	SEAL - D-SECTION/ADHESIVE BACK - .44" X .44" - BLK RUBBER
	076767-14-000	EA	CABLE - STAINLESS STEEL - 14.9"
	107721-07-000	FT	SEAL - ACCESS DOOR - .9"WIDE X 1.1"HIGH
	107721-08-000	FT	SEAL - ACCESS DOOR - .9"WIDE X .9"HIGH
27	140982-03-P37	EA	VALANCE/DOOR - W/O LATCH/HINGE - 29.3" X 26.3"
	132873-23-000	EA	ROD - LATCH - 8.5" W/3/4" DOG LEG
	135624-26-01B	EA	ROD - LATCH
	142569-12-000	EA	SPRING/GAS - 90 LB - 15" EXTENDED/9.5" COMPRESSED
	126263-02-02B	EA	BRACKET - GAS SPRING W/BALL STUD - E-COATED
	130053-02-01A	EA	STRIKER - LUGGAGE DOOR - OFF SET - BLACK
	143793-01-01A	EA	SHIM - STRIKER - LUGGAGE - 3/64" - BLACK
	076767-14-000	EA	CABLE - STAINLESS STEEL - 14.9"
	099418-01-000	FT	SEAL - D-SECTION/ADHESIVE BACK - .44" X .44" - BLK RUBBER
	107721-07-000	FT	SEAL - ACCESS DOOR - .9"WIDE X 1.1"HIGH
28	140982-02-P37	EA	VALANCE/DOOR - W/O LATCH/HINGE - 26.1" X 26.3"
	132873-21-000	EA	ROD - LATCH - 6.8" W/3/4" DOG LEG
	135624-75-01B	EA	ROD - LATCH
	142569-12-000	EA	SPRING/GAS - 90 LB - 15" EXTENDED/9.5" COMPRESSED
	126263-02-02B	EA	BRACKET - GAS SPRING W/BALL STUD - E-COATED
	130053-02-01A	EA	STRIKER - LUGGAGE DOOR - OFF SET - BLACK
	143793-01-01A	EA	SHIM - STRIKER - LUGGAGE - 3/64" - BLACK
	099418-01-000	FT	SEAL - D-SECTION/ADHESIVE BACK - .44" X .44" - BLK RUBBER
	107721-07-000	FT	SEAL - ACCESS DOOR - .9"WIDE X 1.1"HIGH
29	131905-03-L32	EA	PANEL/DOOR - FUEL FILL - W/O LOCK - BLACK
	110506-40-000	EA	CLIP-E, LOCK ASM - BRIGGS & STRATTON 93981
	110506-41-000	EA	WASHER-TENSION LOCK ASM - BRIGGS & STRATTON 37512
	110506-42-000	EA	NUT-LOCK ASM - BRIGGS & STRATTON 310878
	110506-43-000	EA	WASHER-FLAT, LOCK ASM - BRIGGS & STRATTON 82089
	110506-44-000	EA	GASKET-LOCK ASM - BRIGGS & STRATTON - #47701
	110506-45-000	EA	WASHER - SPUR - BRIGGS & STRATTON - #94771
	110506-41-000	EA	WASHER-TENSION LOCK ASM - BRIGGS & STRATTON 37512
	110506-42-000	EA	NUT-LOCK ASM - BRIGGS & STRATTON 310878
	110506-44-000	EA	GASKET-LOCK ASM - BRIGGS & STRATTON - #47701
	110506-45-000	EA	WASHER - SPUR - BRIGGS & STRATTON - #94771
	110506-51-000	EA	CASE/CYLINDER - TWIST LATCH - W/O CAM - 1" - 596669
	110506-78-000	EA	CAM - LATCHING - 2.3"
	110506-45-000	EA	WASHER - SPUR - BRIGGS & STRATTON - #94771
	153306-01-01A	EA	HINGE - PIANO - 1 1/2" X 5" - UNPAINTED
30	143492-20-S64	EA	PANEL/WHEEL LIP - DRIVER/REAR - WORKHORSE
	139793-03-01A	EA	HINGE - CENTER/VALANCE DOOR - W/O BALL STUD
31	147682-13-U67	EA	VALANCE/DOOR - F/WATER HEATER - W/O HDW - 26.3" X 21.7"
31	147682-13-S64	EA	VALANCE/DOOR - F/WATER HEATER - W/O HDW - 26.3" X 21.7" - EXTERIOR GRAPHICS PACKAGE
	099418-01-000	FT	SEAL - D-SECTION/ADHESIVE BACK - .44" X .44" - BLK RUBBER
32	147682-03-U67	EA	VALANCE/DOOR - W/O PADDLE LATCH/HDW - 62.9" X 26.3"
32	147682-03-R32	EA	VALANCE/DOOR - W/O PADDLE LATCH/HDW - 62.9" X 26.3" - EXTERIOR GRAPHICS PACKAGE
	132873-D3-000	EA	ROD - LATCH - 25.3" W/3/4" DOG LEG
	135624-A6-01B	EA	ROD - LATCH
	142569-12-000	EA	SPRING/GAS - 90 LB - 15" EXTENDED/9.5" COMPRESSED
	126263-02-02B	EA	BRACKET - GAS SPRING W/BALL STUD - E-COATED
	130053-01-01A	EA	STRIKER - LUGGAGE DOOR - FLUSH - BLACK
	130053-02-01A	EA	STRIKER - LUGGAGE DOOR - OFF SET - BLACK
	143793-01-01A	EA	SHIM - STRIKER - LUGGAGE - 3/64" - BLACK
	099418-01-000	FT	SEAL - D-SECTION/ADHESIVE BACK - .44" X .44" - BLK RUBBER
	132892-08-01A	FT	SEAL - BULB/SINGLE - W/U CHANNEL - 1" X .8" - BLACK

EXTERIOR DOORS & COMPARTMENTS GROUP (CONTINUED)
DOOR & COMPARTMENT LAYOUT (CONTINUED)



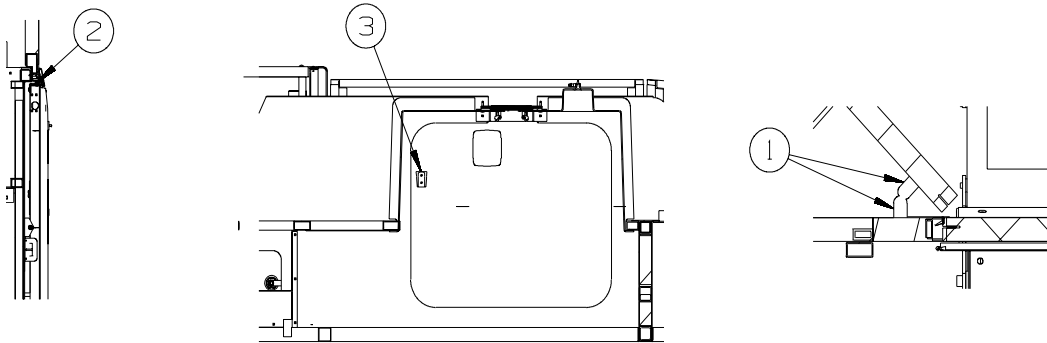
KEY	PART NUMBER	U/M	DESCRIPTION
33	140982-07-S76	EA	VALANCE/DOOR - W/O LATCH/HINGE - 43.2" X 26.3"
33	140982-07-P45	EA	VALANCE/DOOR - W/O LATCH/HINGE - 43.2" X 26.3" - EXTERIOR GRAPHICS PACKAGE
	132873-29-000	EA	ROD - LATCH - 15.4" W/3/4" DOG LEG
	135624-77-01B	EA	ROD - LATCH
	130053-02-01A	EA	STRIKER - LUGGAGE DOOR - OFF SET - BLACK
	143793-01-01A	EA	SHIM - STRIKER - LUGGAGE - 3/64" - BLACK
	142569-12-000	EA	SPRING/GAS - 90 LB - 15" EXTENDED/9.5" COMPRESSED
	126263-02-02B	EA	BRACKET - GAS SPRING W/BALL STUD - E-COATED
	099418-01-000	FT	SEAL - D-SECTION/ADHESIVE BACK - .44" X .44" - BLK RUBBER
	132892-08-01A	FT	SEAL - BULB/SINGLE - W/U CHANNEL - 1" X .8" - BLACK
34	154487-06-02B	EA	BRACKET/ANGLE - WHEEL LIP - E-COATED
			FROM: 00-00-00 THRU: 10-09-07
34	113904-19-02B	EA	ANGLE - ATTACHMENT/WHEEL LIP - E-COATED - NOT ILLUSTRATED
			FROM: 10-10-07 THRU: 99-99-99
35	156500-01-U67	EA	PANEL - WHEEL LIP - DRIVERS/FRONT
			FROM: 00-00-00 THRU: 10-09-07
35	156500-03-W91	EA	PANEL - WHEEL LIP - DRIVERS/FRONT
			FROM: 10-10-07 THRU: 99-99-99
36	132654-07-01A	EA	SUPPORT - WHEEL LIP - BLACK - 4.5"
37	143492-19-S64	EA	PANEL/WHEEL LIP - PASSENGER/REAR - WORKHORSE
	139793-03-01A	EA	HINGE - CENTER/VALANCE DOOR - W/O BALL STUD

EXTERIOR DOORS & COMPARTMENTS GROUP (CONTINUED)

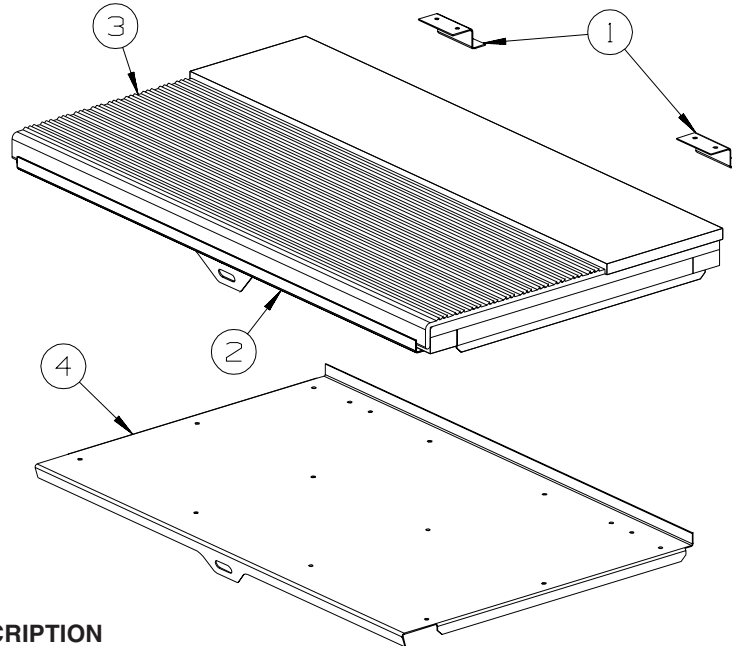
DOOR & COMPARTMENT LAYOUT (CONTINUED)

KEY	PART NUMBER	U/M	DESCRIPTION
38	138141-01-04B	EA	TREAD/STEP - DRIVER - BLACK
39	138141-02-04B	EA	TREAD/STEP - DRIVER - BLACK
40	138143-02-02B	EA	SUPPORT/STEP - DRIVER - E-COATED
41	138143-04-02B	EA	SUPPORT/STEP - DRIVER - E-COATED
42	144919-01-02B	EA	DIRT GUARD - E-COATED
43	144629-18-R38	EA	COMPARTMENT - LUGGAGE
44*	142226-02-01A	EA	HATCH - POWER
45	130377-01-000	EA	TUBE/DRAIN - KAZOO - 1 1/4" X 4"
46	132315-07-000	EA	COMPARTMENT - POWER CORD
47	132315-06-000	EA	COMPARTMENT - POWER CORD
48	141698-35-N42	EA	COMPARTMENT - LUGGAGE
49	140829-03-02B	EA	COMPARTMENT - WATER HEATER - E-COATED - WATER HEATER-10GAL/ELEC/LP/MOTOR AID
49	140829-06-02B	EA	COMPARTMENT - WATER HEATER - E-COATED - WATER HEATER-AUX/6GAL/ELE/LP/MOTOR AID
50	144654-01-000	EA	COMPARTMENT - DRAINAGE
51	132654-11-01A	EA	SUPPORT - WHEEL LIP - BLACK - 3.1"

***COMPONENT PARTS LISTED LATER IN THIS GROUP**



KEY	PART NUMBER	U/M	DESCRIPTION
1	120863-02-000	EA	BUMPER - RUBBER/RADIUS TOP - 1" X 1 1/2"
2	099418-01-000	FT	SEAL - D-SECTION/ADHESIVE BACK - .44" X .44" - BLK RUBBER
3	131383-03-02A	EA	BRACKET - SHOWER HEAD - WHITE

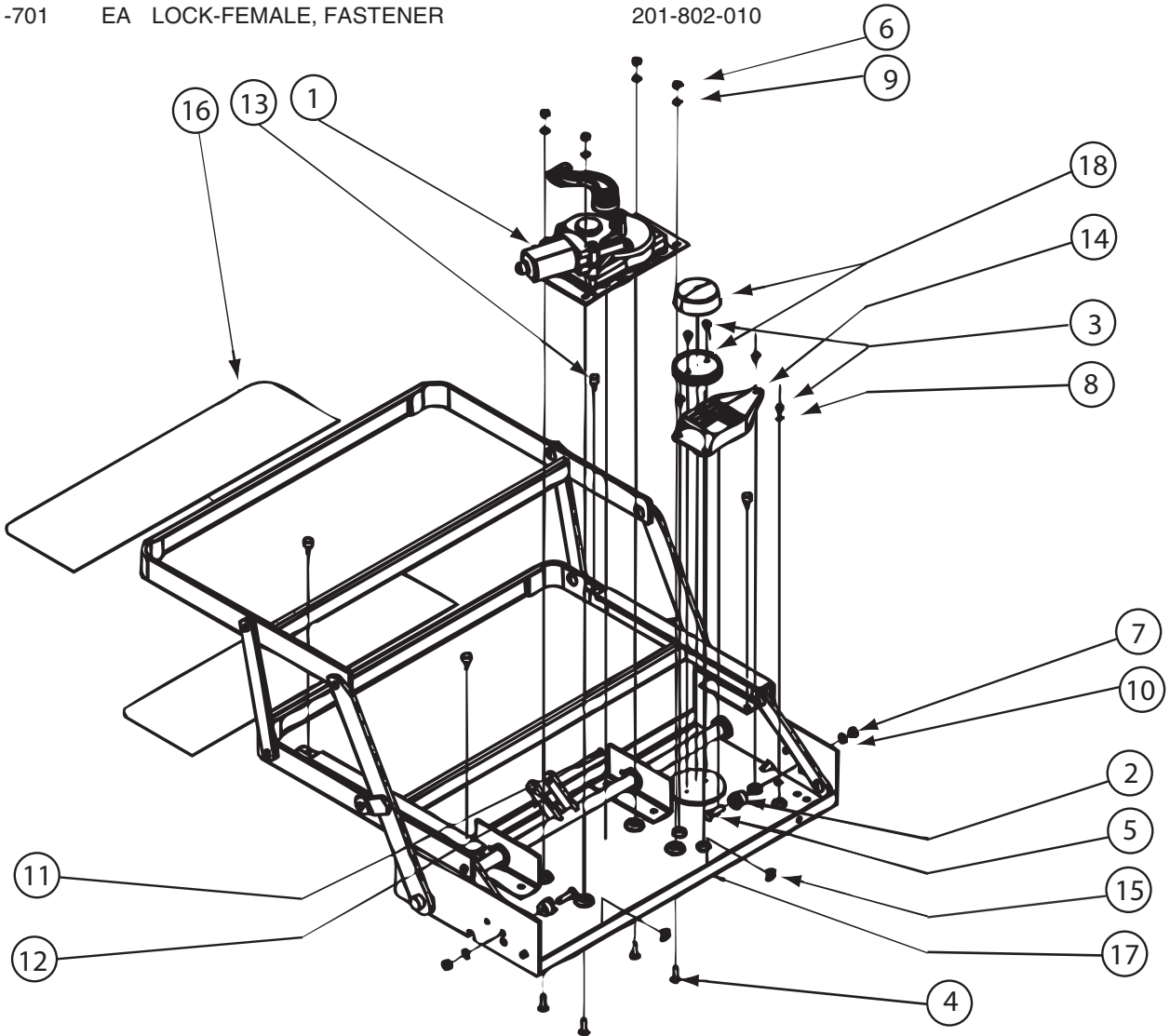


KEY	PART NUMBER	U/M	DESCRIPTION
1	101222-01-04A	EA	BRACKET - CATCH - LID - E-COATED
2	P20256-07-000	EA	LID/DOOR - ENTRY STEP - W/O CARPET/HARDWARE
3	133114-02-01A	EA	TREAD - STEP/RUBBER - W/LIP - 28.5" X 9.8" - TAUPE
4	123330-03-02B	EA	SUPPORT - ENTRY STEP - E-COATED

EXTERIOR DOORS & COMPARTMENTS GROUP (CONTINUED)
COMPONENT PARTS FOR DOOR & COMPARTMENT LAYOUT

084103-08-000

KEY	PART NUMBER	U/M	DESCRIPTION	VENDOR NO.
	084104-01-700	EA	LOCK-MALE, FASTENER	201-721-010
	084104-01-701	EA	LOCK-FEMALE, FASTENER	201-802-010



094707-04-01A

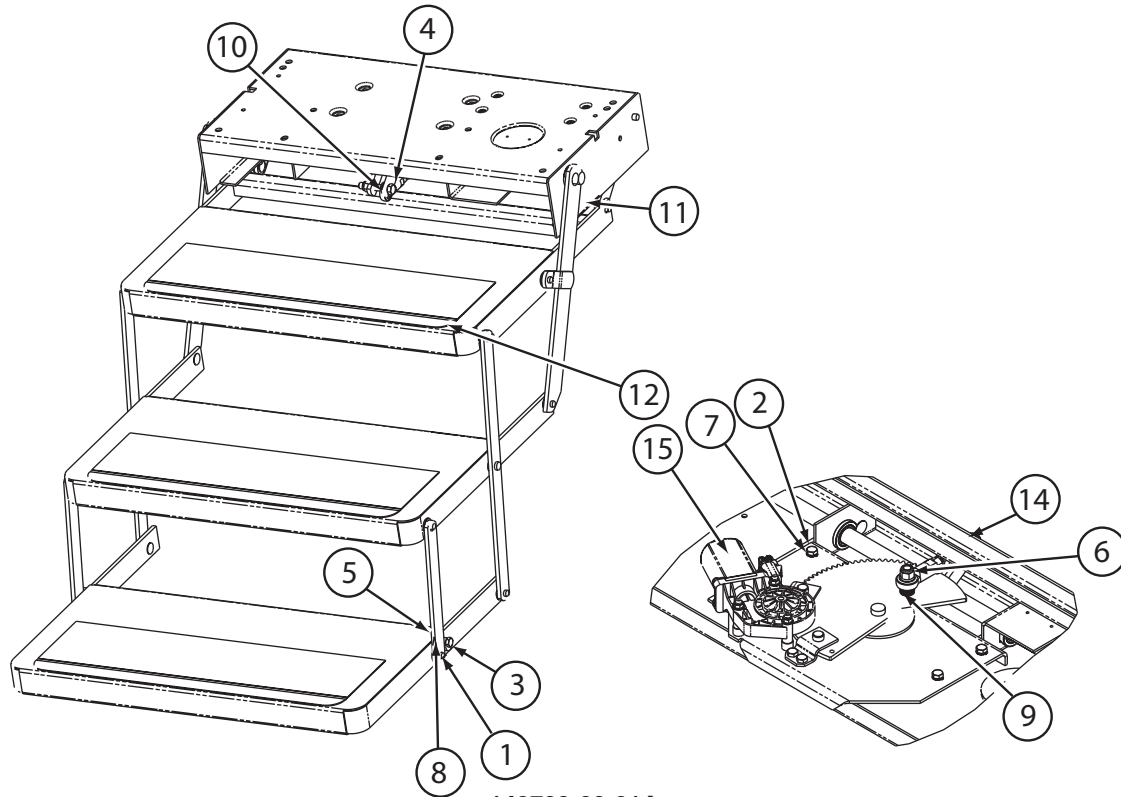
KEY	PART NUMBER	U/M	DESCRIPTION	VENDOR NO.
1	094707-04-701	EA	MOTOR "AM 214" F/IMGL STEPS	1101428
1	094707-04-703	EA	GEAR BOX W/LINKAGE-CURVED	1101425
2	143709-01-700	EA	CAM STOP	1102200
10	094707-04-712	EA	HARNESS/JUMPER W/DIODE	151000015
12	094707-04-702	EA	COTTOR PIN - W/CLEVIS PIN	905205000
13	143709-01-701	EA	BUMPER - BLACK (RUBBER STOP)	1602000
14	094707-04-700	EA	CONTROL UNIT W/OVERRIDE	909510000
16	143709-01-702	EA	TREAD/NON-SKID 6" X 21" BLK	1915260
17	094707-04-704	EA	FRAME W/DBL STEP-32REINF SRS	3202082
18	088746-01-705	EA	LIGHT-UNDER STEP	9004
	094707-03-701	EA	PLUG - 4-WAY - PACKARD	909306
	094707-04-711	EA	KWIKTEST - W/4-WAY PIGTAIL	909518000

CONTACT WINNEBAGO PART SALES FOR UNLISTED COMPONENT(S)

142226-02-01A

KEY	PART NUMBER	U/M	DESCRIPTION	VENDOR NO
	142226-02-700	EA	TAB/LOCKING - ESCAPE (RED)	9667709

EXTERIOR DOORS & COMPARTMENTS GROUP (CONTINUED)
COMPONENT PARTS FOR DOOR & COMPARTMENT LAYOUT (CONTINUED)

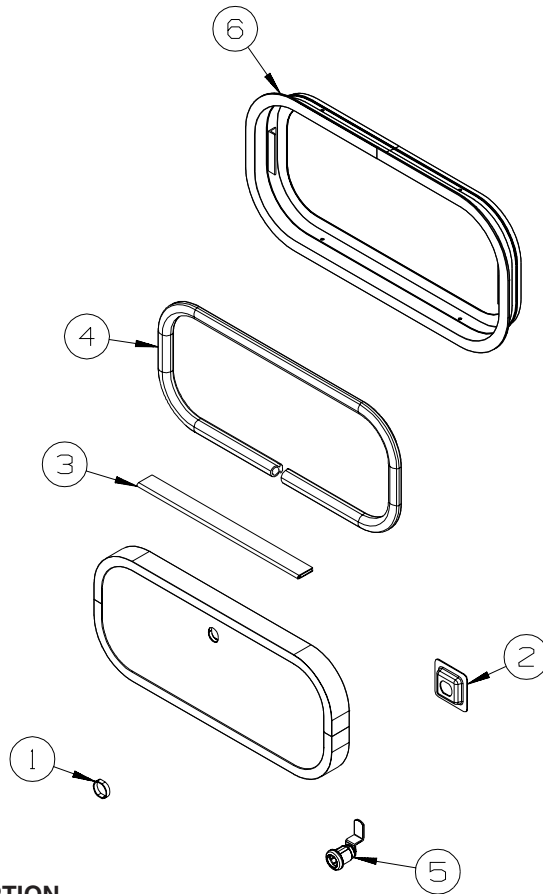


143709-02-01A

KEY	PART NUMBER	U/M	DESCRIPTION	VENDOR NO.
	143709-01-700	EA	CAM STOP	1102200
	143709-01-701	EA	BUMPER - BLACK (RUBBER STOP)	1602000
15	143709-01-702	EA	TREAD/NON-SKID _6" X 21" BLK	1915260
	143709-01-703	EA	FRAME ONLY PAINTED BLACK 25	908025000
17	143709-02-700	EA	LINK/ASSEMBLY 24/25 SERIES	3380050
18	143709-02-701	EA	MOTOR ASM W/TABLE 24/25 STEP	3392152
18	143709-02-702	EA	MOTOR "AM 214" F/IMGL TRIPLE	1820124
	088746-01-705	EA	LIGHT-UNDER STEP	9004
	094707-03-701	EA	PLUG - 4-WAY - PACKARD	909306
	094707-04-700	EA	CONTROL UNIT W/OVERRIDE	909510000
	094707-04-711	EA	KWIKTEST - W/4-WAY PIGTAIL	909518000

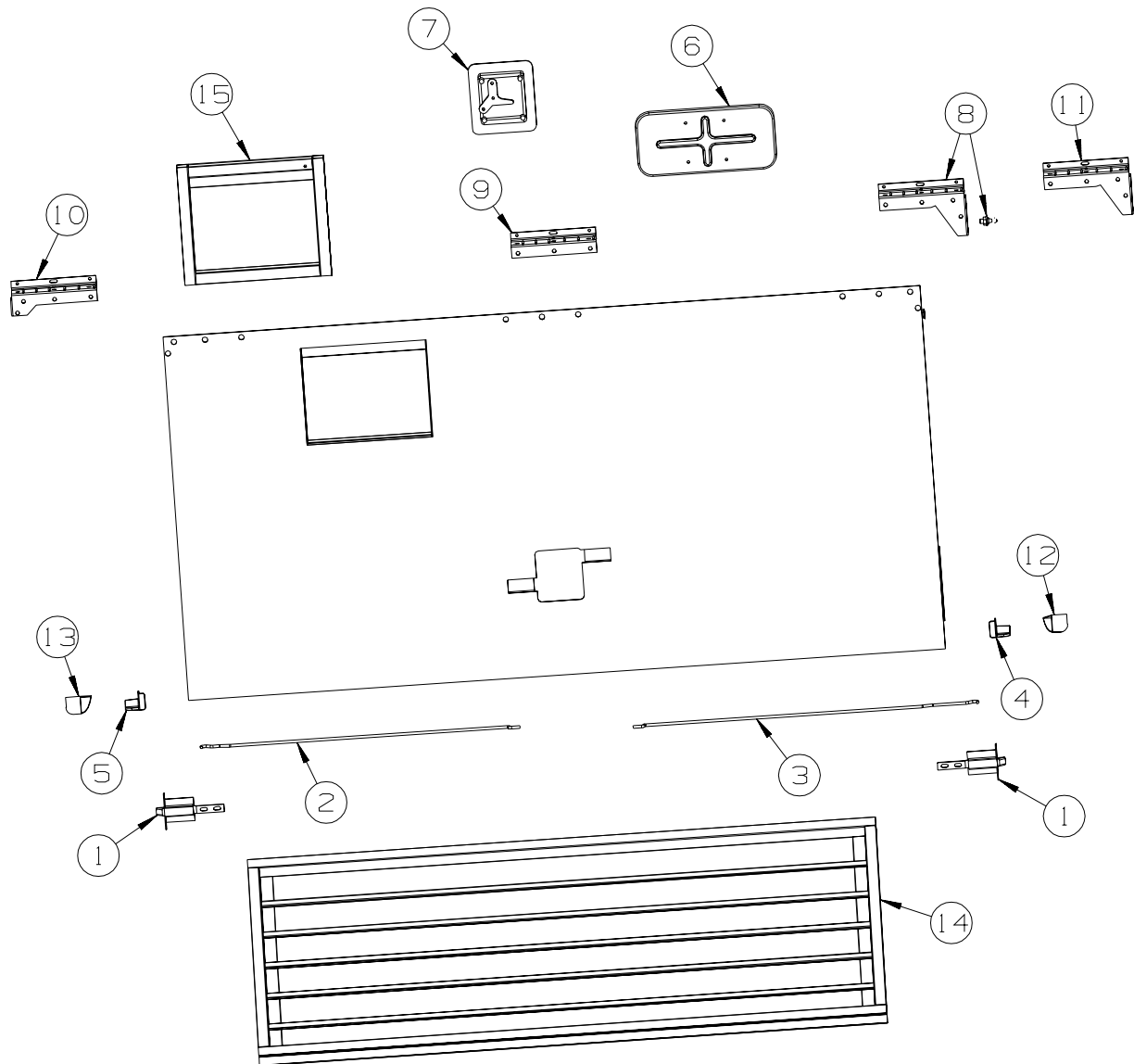
CONTACT WINNEBAGO PART SALES FOR UNLISTED COMPONENT(S)

EXTERIOR DOORS & COMPARTMENTS GROUP (CONTINUED)
COMPARTMENT DOOR PIECE PARTS



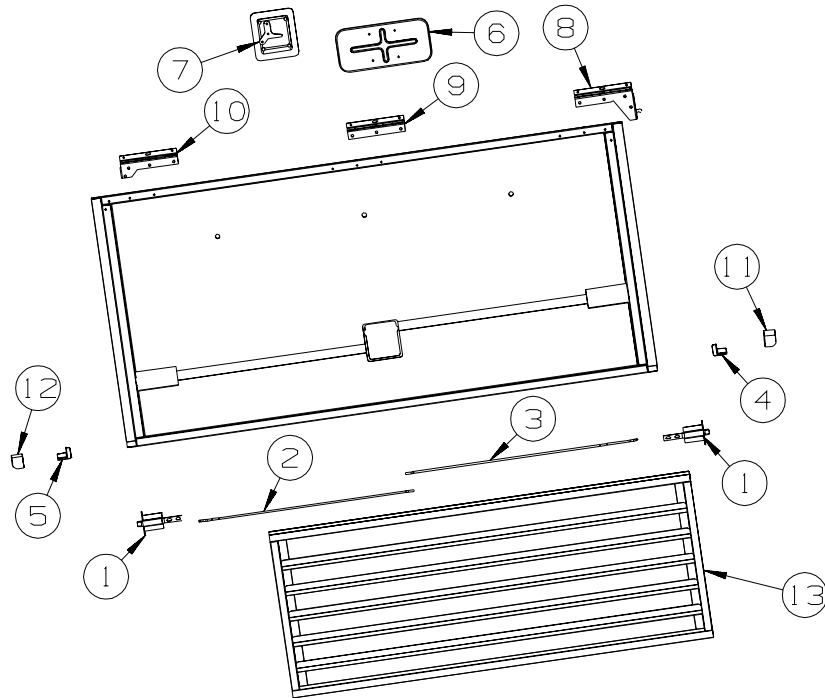
KEY	PART NUMBER	U/M	DESCRIPTION
1	139325-01-000	EA	SPACER - LOCK - 6MM
	139337-01-000	EA	GASKET - LOCK
2	097111-02-04A	EA	POCKET - LOCK - REAR DOOR - BLACK
3	081801-FN-000	EA	HINGE - DOOR - PIANO - 2" X 96" - BLACK
3	081801-V3-000	EA	HINGE - DOOR - PIANO - 2" X 96" - BRIGHT WHITE
4	156386-01-01A	FT	SEAL - BULB - .4" X .5" - W/ADHESIVE BACK
5	138290-02-000	EA	CASE - W/CAM - W/O CYLINDER/KEY
6	056795-01-000	FT	TAPE - SEAL - 1/8" X 3/8" WIDE - PRESS ON

EXTERIOR DOORS & COMPARTMENTS GROUP (CONTINUED)
COMPARTMENT DOOR PIECE PARTS (CONTINUED)



KEY	PART NUMBER	U/M	DESCRIPTION
1	121947-01-01A	EA	BOLT - SLIDE/LATCH - W/PLASTIC PLUNGER
2	132873-01-000	EA	ROD - LATCH (BLANK) - 37.3"
3	135624-71-01B	EA	ROD - LATCH (BLANK) - 37.3"
4	135276-01-01A	EA	REINFORCEMENT - CORNER - LEFT HAND (FACING DOOR) - BLACK
5	135276-02-01A	EA	REINFORCEMENT - CORNER - RIGHT HAND (FACING DOOR) - BLACK
6	137359-01-01A	EA	COVER - LATCH - WHITE
7	154900-01-01A	EA	LATCH/PADDLE - LOCKING - COMPT DOOR - KEY ONE - BLACK
7	154900-01-02A	EA	LATCH/PADDLE - LOCKING - COMPT DOOR - KEY ONE - WHITE
8	139793-01-01A	EA	HINGE - RIGHT HAND/VALANCE DOOR - W/BALL STUD
9	139793-03-01A	EA	HINGE - CENTER/VALANCE DOOR - W/O BALL STUD
10	139793-05-01A	EA	HINGE - LEFT HAND/VALANCE DOOR - W/O BALL STUD
10	139793-09-01A	EA	HINGE - VALANCE DOOR - CENTER - F32H ONLY
11	139793-04-01A	EA	HINGE - RIGHT HAND/VALANCE DOOR - W/O BALL STUD
12	141601-02-01A	EA	END CAP/VALANCE DOOR - DRV R SIDE/REAR OF DOOR/1MM NOTCH
13	141601-01-01A	EA	END CAP/VALANCE DOOR - PASS SIDE/REAR OF DOOR-W/1MM NOTCH
14	113333-10-M42	EA	GRILLE - A/C DOOR
14	113333-10-S76	EA	GRILLE - A/C DOOR - BRIGHT WHITE - DELUXE FBP W/GRAPHICS
15	133049-11-U67	EA	TRIM - COVER/WATER HEATER - F33V
15	133049-11-R32	EA	TRIM - COVER/WATER HEATER - DELUXE FBP W/GRAPHICS - F33V
15	133049-09-U67	EA	TRIM - COVER/WATER HEATER - F32H, F35A, F35L, F38J
15	133049-09-R32	EA	TRIM - COVER/WATER HEATER - DELUXE FBP W/GRAPHICS - F32H, F35A, F35L, F38J
15	133049-10-S64	EA	TRIM - COVER/WATER HEATER - F38J
15	133049-10-U67	EA	TRIM - COVER/WATER HEATER - DELUXE FBP W/GRAPHICS - F38J
16	107721-07-000	FT	SEAL - ACCESS DOOR - .9"WIDE X 1.1"HIGH

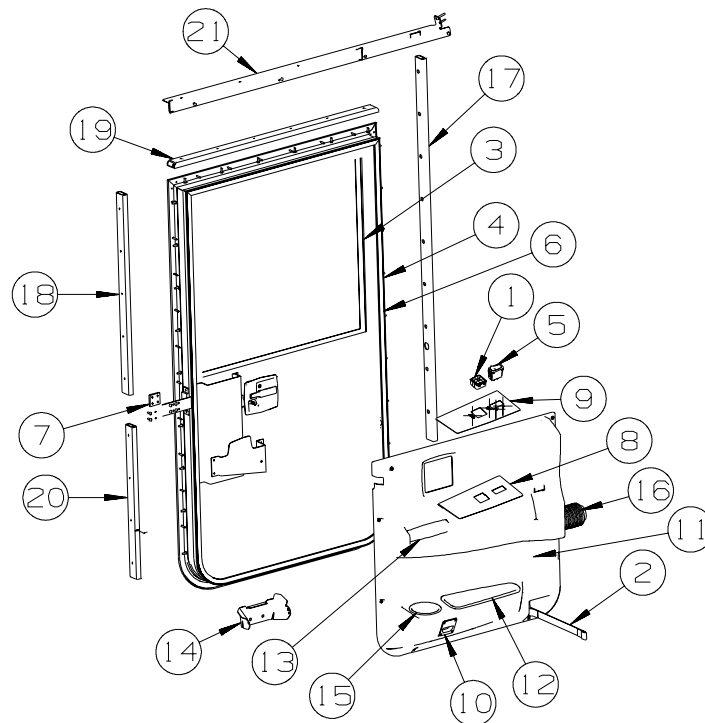
EXTERIOR DOORS & COMPARTMENTS GROUP (CONTINUED)
COMPARTMENT DOOR PIECE PARTS (CONTINUED)



KEY	PART NUMBER	U/M	DESCRIPTION
1	121947-01-01A	EA	BOLT - SLIDE/LATCH - W/PLASTIC PLUNGER
2	132873-01-000	EA	ROD - LATCH (BLANK) - 37.3"
3	135624-71-01B	EA	ROD - LATCH (BLANK) - 37.3"
4	135276-01-01A	EA	REINFORCEMENT - CORNER - LEFT HAND (FACING DOOR) - BLACK
5	135276-02-01A	EA	REINFORCEMENT - CORNER - RIGHT HAND (FACING DOOR) - BLACK
6	137359-01-01A	EA	COVER - LATCH - WHITE
7	154900-01-01A	EA	LATCH/PADDLE - LOCKING - COMPT DOOR - KEY ONE - BLACK
7	154900-01-02A	EA	LATCH/PADDLE - LOCKING - COMPT DOOR - KEY ONE - WHITE
7	154900-02-01A	EA	LATCH/PADDLE - NON LOCKING - COMPT DOOR - BLACK
7	154900-02-02A	EA	LATCH/PADDLE - NON LOCKING - COMPT DOOR - WHITE
8	139793-01-01A	EA	HINGE - RIGHT HAND/VALANCE DOOR - W/BALL STUD
9	139793-03-01A	EA	HINGE - CENTER/VALANCE DOOR - W/O BALL STUD
10	139793-05-01A	EA	HINGE - LEFT HAND/VALANCE DOOR - W/O BALL STUD
11	NOT USED		
12	NOT USED		
13	NOT USED		

EXTERIOR DOORS & COMPARTMENTS GROUP (CONTINUED)

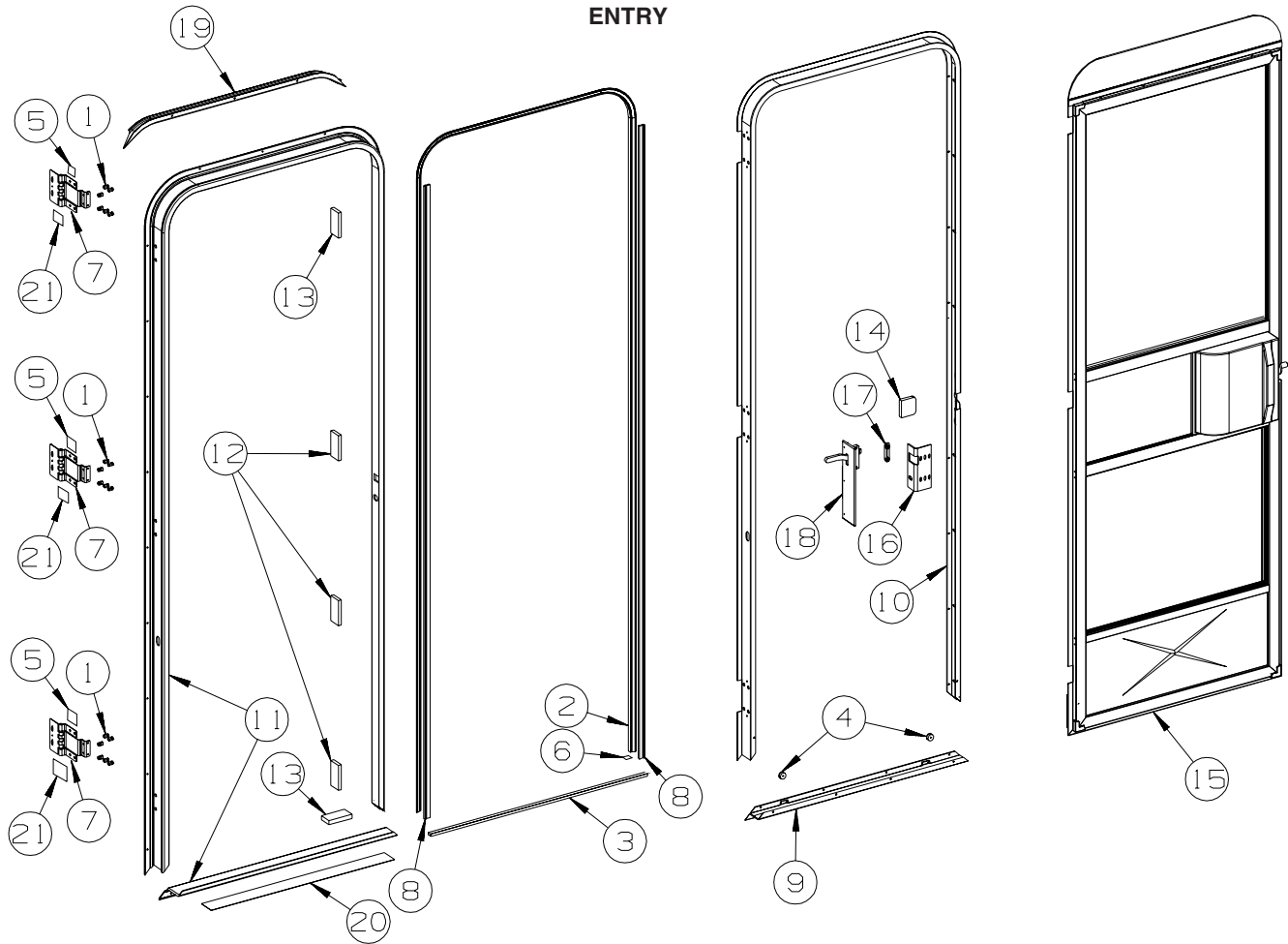
DRIVERS



KEY	PART NUMBER	U/M	DESCRIPTION
1	088246-01-000	EA	SWITCH/REMOTE MIRROR - W/2PIN & 6 PIN CONNECTORS/PIGTAIL
2	109378-01-000	EA	STRAP - CHECK - DRIVER DOOR - 12.8"
3	162133-01-01A	EA	DOOR - DRIVER - W/O HDW - WHITE
3	162133-01-02A	EA	DOOR - DRIVER - W/O HDW - BLACK
4	162473-01-01A	EA	INSERT - VINYL/EXTRUSION - BRIGHT WHITE
4	162473-01-02A	EA	INSERT - VINYL/EXTRUSION - BLACK
5	145638-02-01A	EA	SWITCH/ROCKER - SPST (ON/OFF) - LIGHTED - BLACK - HEATED MIRROR
5	108355-02-000	EA	HOUSING - SWITCH - 12 POSITION
6	118929-02-01A	EA	SEAL - PILE - PUSH ON - DRIVER DOOR - BLACK
7	126534-01-02B	EA	SPACER - STRIKE - DRIVER DOOR - E-COATED
8	145926-22-02B	EA	INSERT - SWITCH PLATE - 1 HOLE/RELAY SLOT - E-COATED
9	156292-14-01A	EA	APPLIQUE - DRIVERS DOOR - DARK ANTELOPE/GLACIER
10	108354-01-01A	EA	LIGHT - COURTESY
10	108354-01-700	EA	BULB - COURTESY LIGHT - 14V/4 WATT
11	160901-01-19A	EA	PANEL - INNER/DRIVER DOOR - RIVERSTONE
11	160901-01-20A	EA	PANEL - INNER/DRIVER DOOR - CASHMERE
12	148827-01-19A	EA	POCKET/STORAGE - DRIVER DOOR - RIVERSTONE
12	148827-01-20A	EA	POCKET/STORAGE - DRIVER DOOR - CASHMERE
13	148833-01-01A	EA	HANDLE - DRIVER DOOR - RIVERSTONE
13	148833-01-02A	EA	HANDLE - DRIVER DOOR - CASHMERE
14	149512-02-02B	EA	BRACKET - DOOR HANDLE - E-COATED
15	134566-01-01A	EA	HOLDER - CUP - TWO STEP - BLACK
16	117802-01-000	EA	GROMMET - CONVOLUTED - 2"
17	125725-13-01A	EA	FRAME - DRIVER DOOR - 53" - BLACK
18	125725-03-01A	EA	FRAME - DRIVER DOOR - 27.8" - BLACK
19	125725-14-01A	EA	FRAME - DRIVER DOOR - 32.9" - BLACK
20	125725-08-01A	EA	FRAME - DRIVER DOOR - 21.4" - BLACK
21	125804-02-02B	EA	ANGLE - DOOR SUPPORT - E-COATED

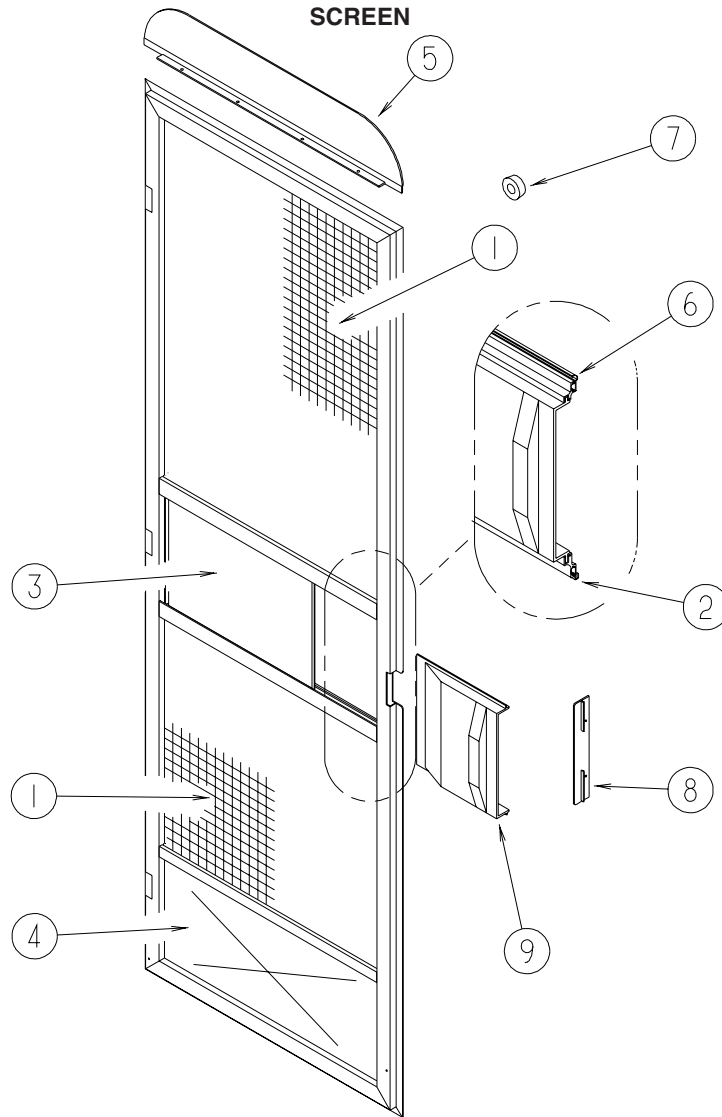
EXTERIOR DOORS & COMPARTMENTS GROUP (CONTINUED)

ENTRY



KEY	PART NUMBER	U/M	DESCRIPTION
1	039715-01-000	EA	NUT-SERT - 1/4" DIAMETER - 20 THREADS
2	075671-04-000	FT	SEAL - SPONGE - LAZY T - W/ADHESIVE STRIP - .5" WIDE
3	075673-05-000	FT	SEAL/PILE - .5" HIGH W/ADHESIVE BACK - BLACK
4	081914-02-000	EA	BUMPER - RUBBER - ROUND - 5/16" DIA. X 13/64" THICK
5	100128-02-000	FT	SEAL - FOAM/ADHESIVE BACK - .37" WIDE X .37" THICK
6	104692-01-000	FT	SEAL - ADHESIVE BACKED FOAM - 3/4" THICK X 3/4" WIDE X 25'
7	106719-01-05A	EA	HINGE - ENTRY DOOR - BRIGHT WHITE
7	106719-01-08A	EA	HINGE - ENTRY DOOR - BLACK
8	118929-01-01A	FT	SEAL - PILE - PUSH ON
9	121893-03-02A	EA	FRAME - ENTRY DOOR/LOWER - BRIGHT WHITE
9	121893-03-03A	EA	FRAME - ENTRY DOOR/LOWER - BLACK
10	121894-27-01A	EA	FRAME - ENTRY DOOR - BRIGHT WHITE
10	121894-27-02A	EA	FRAME - ENTRY DOOR - BLACK
11	121898-14-01A	EA	JAMB - DOOR/ENTRANCE - BRIGHT WHITE
11	121898-14-02A	EA	JAMB - DOOR/ENTRANCE - BLACK
12	125724-01-000	EA	SHIM - DOOR, ENTRANCE
13	125724-02-000	EA	SHIM - DOOR, ENTRANCE
14	130096-05-000	EA	FOAM - SCREEN DOOR, RETAINER
15	P32208-02-L32	EA	DOOR - SCREEN - W/O HARDWARE - BRIGHT WHITE
15	P32208-02-S64	EA	DOOR - SCREEN - W/O HARDWARE - BLACK
16	137401-01-03B	EA	BRACKET - DOOR ANGLE - OFF WHITE
17	148364-01-12B	EA	STRIKE - SCREEN DOOR - BRIGHT WHITE
17	148364-01-04B	EA	STRIKE - SCREEN DOOR - BLACK
18	132915-01-01A	EA	LATCH - SCREEN DOOR - BLACK
19	139054-19-01A	EA	CAP - DRIP - JAMB MOUNTED - BRIGHT WHITE
19	139054-19-02A	EA	CAP - DRIP - JAMB MOUNTED - BLACK
20	038327-01-000	EA	TAPE - ANTI-SLIP - 2" X 60'
21	154585-01-01A	FT	SEAL - FOAM TAPE - ADHESIVE BACK - 3/8" X 3/8" - BLACK

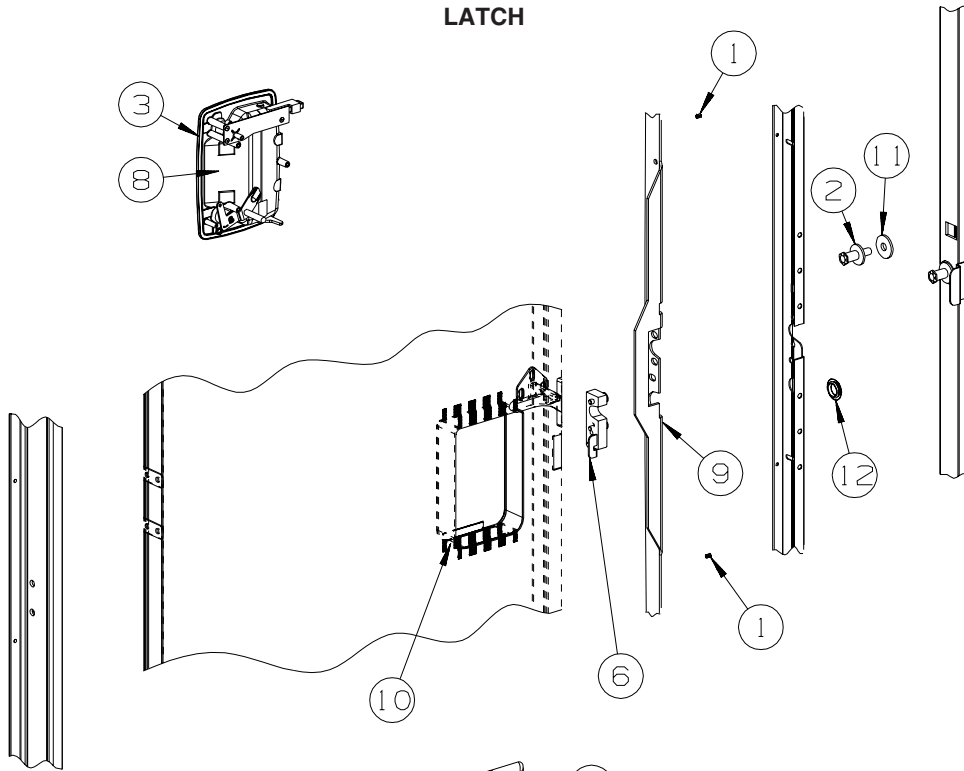
EXTERIOR DOORS & COMPARTMENTS GROUP (CONTINUED)



KEY	PART NUMBER	U/M	DESCRIPTION
1	002293-02-000	SF	SCREEN - 26" - CHARCOAL
2	002294-01-000	FT	SPLINE - SCREENING - .13" X .14"
3	016454-18-000	EA	INSERT/CENTER - SCREEN DOOR
4	078552-09-000	EA	INSERT - SCREEN DOOR - LOWER
5	078595-03-000	EA	PLATE - SCREEN DOOR
6	078777-08-000	FT	CHANNEL - SLIDER - 4 FOOT INCREMENTS
7	120863-09-000	EA	BUMPER - RUBBER/RADIUS TOP - 3/4" X 3/8" - LT GRAY
8	132081-01-01A	EA	STRIKE - SLIDER - SCREEN DOOR - BRIGHT WHITE
8	132081-01-03A	EA	STRIKE - SLIDER - SCREEN DOOR - BLACK
9	132082-01-01A	EA	SLIDER - SCREEN DOOR - BRIGHT WHITE
9	132082-01-03A	EA	SLIDER - SCREEN DOOR - BLACK

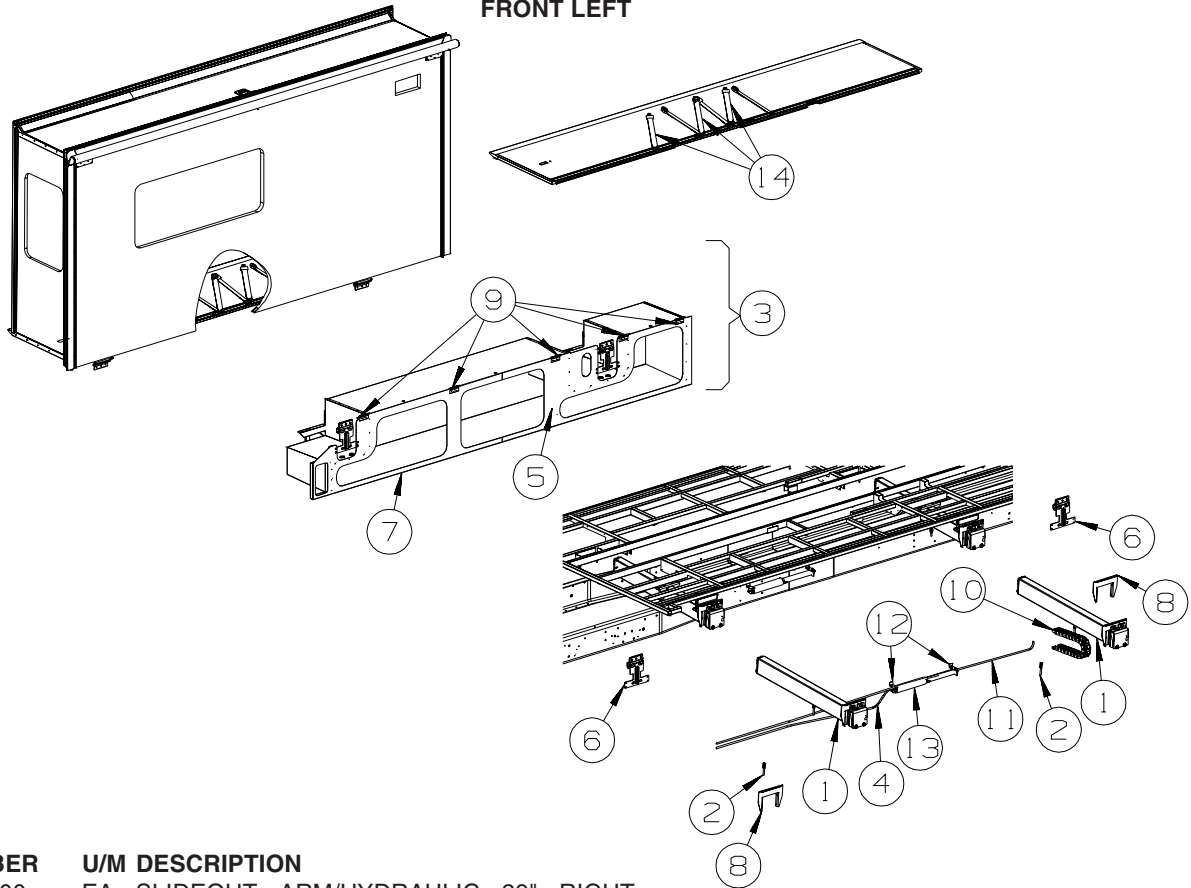
EXTERIOR DOORS & COMPARTMENTS GROUP (CONTINUED)

LATCH



KEY	PART NUMBER	U/M	DESCRIPTION
1	072893-04-000	EA	NUTSERT - 10-32
2	092927-20-000	EA	STRIKER - BOLT
3	112782-04-01A	EA	GASKET
4	112782-05-01A	EA	CAP - VINYL - RED
5	112782-08-01A	EA	SCREW - MOUNTING/PLATE - ZINC
6	112782-22-01A	EA	LATCH - SINGLE ROTOR
7	112782-27-01A	EA	LATCH - INTERIOR PLATE - WHITE
8	112782-20-01A	EA	LATCH - EXTERIOR - W/O LOCK CYLINDER W/ICON-REVERSIBLE KEY
9	132207-01-02B	EA	STIFFENER/DOOR - FORMED - E-COATED
10	137230-01-01A	EA	SPACER - NOTCHED, MILL
11	147900-01-01A	EA	SPACER - STRIKE BOLT, MILL
12	061420-14-000	EA	PLUG/PLASTIC - 7/8" DIAMETER - BLACK

EXTERIOR SLIDEOUT GROUP FRONT LEFT

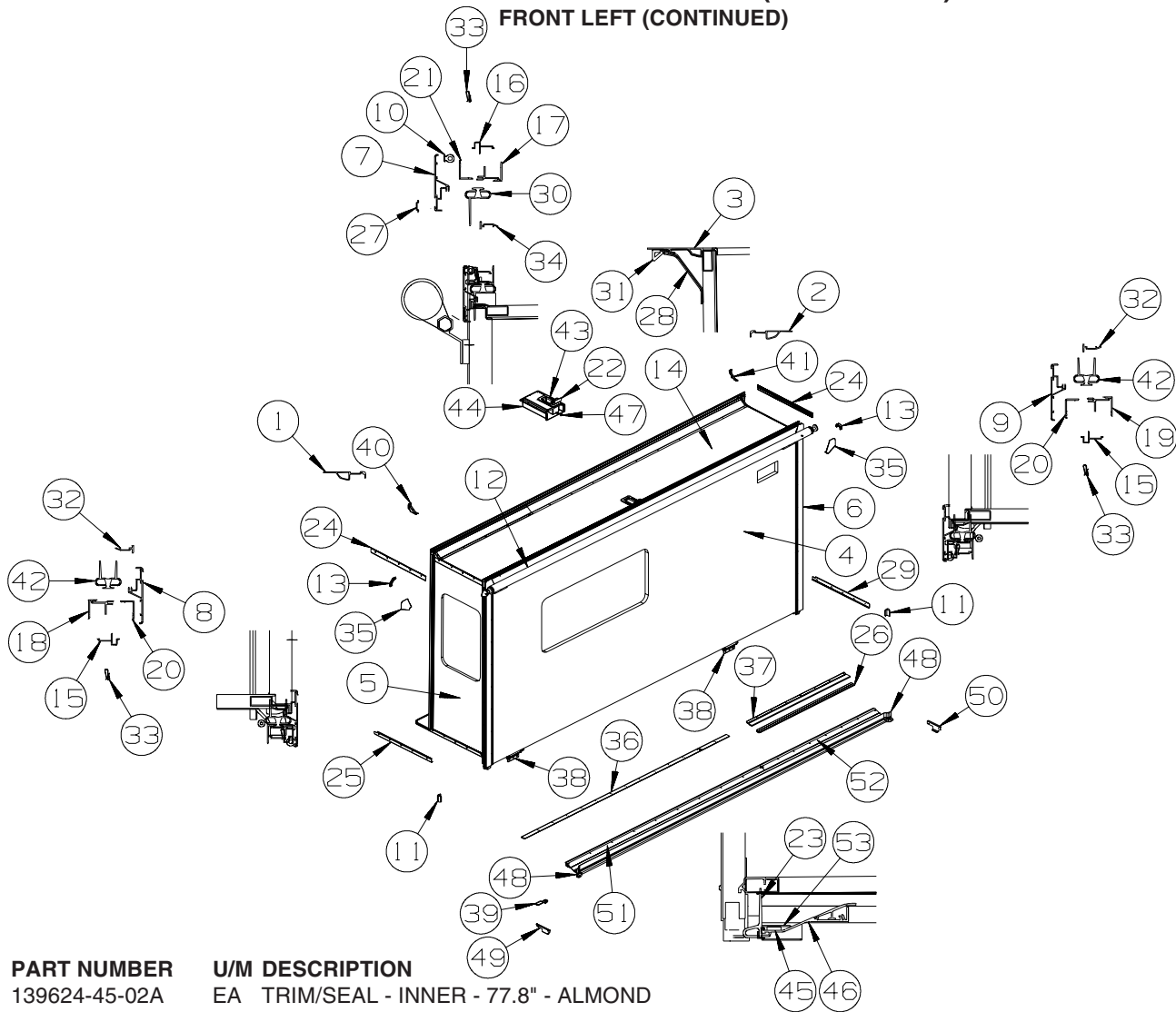


KEY	PART NUMBER	U/M	DESCRIPTION
1	163494-01-000	EA	SLIDEOUT - ARM/HYDRAULIC - 29" - RIGHT
2*	151323-02-000	EA	BOLT - HANGER/STOREMORE - LONG/4.5"X1/2" THREAD - AP31952
3	159486-01-U67	EA	COMPARTMENT - SLIDEOUT
4*	155476-02-000	EA	HOSE KIT - F/SLIDEOUT
5	159485-01-02B	EA	SEAL PLANE - SLIDEOUT - E-COATED
6	152741-03-02B	EA	BRACKET - MOUNT - SLIDEOUT - E-COATED
7	126516-01-01A	FT	TRIM - VINYL/EXTRUDED - 8'
8	154254-01-02B	EA	BRACKET - ARM/SLIDEOUT - E-COATED
9	153821-01-01A	EA	BRACKET - MOUNT/SEAL PLANE - BLACK
10	143541-04-01A	EA	CARRIER/WIRING - F/SLIDE-OUT ROOM
11*	100536-58-000	EA	HOSE KIT - F/SLIDEOUT
12	122922-02-02B	EA	BRACKET/CYLINDER SUPPORT - E-COATED
13*	163102-03-000	EA	SLIDEOUT - HYDRAULIC - 29"
	163324-02-000	EA	BRACKETS/HARDWARE - 24"/29" RAM/SYNCH CYLINDER
14	160167-01-01A	EA	SEAT BELT - 2" X 102" - BLACK

***COMPONENT PARTS LISTED LATER IN THIS GROUP**

EXTERIOR SLIDEOUT GROUP (CONTINUED)

FRONT LEFT (CONTINUED)



KEY	PART NUMBER	U/M	DESCRIPTION
1	139624-45-02A	EA	TRIM/SEAL - INNER - 77.8" - ALMOND
2	139624-44-02A	EA	TRIM/SEAL - INNER - 77.8" - ALMOND
3	153113-03-02A	EA	TRIM/SEAL - SLIDEOUT - 170" - ALMOND
4	163730-11-W95	EA	SLUG - F/SLIDEOUT (W79, W80)
4	163730-11-W91	EA	SLUG - F/SLIDEOUT (W83, W84)
4	163730-11-W87	EA	SLUG - F/SLIDEOUT (W87, W88)
5	P62982-15-W95	EA	PANEL END - F/SLIDEOUT (W79, W80)
5	P62982-15-W91	EA	PANEL END - F/SLIDEOUT (W83, W84)
5	P62982-15-W87	EA	PANEL END - F/SLIDEOUT (W87, W88)
6	P62982-20-W95	EA	PANEL END - F/SLIDEOUT (W79, W80)
6	P62982-20-W91	EA	PANEL END - F/SLIDEOUT (W83, W84)
6	P62982-20-W87	EA	PANEL END - F/SLIDEOUT (W87, W88)
7	162052-18-01A	EA	TRIM/SEAL - W/MITERED ENDS - 168.3" - BRIGHT WHITE
7	162052-18-02A	EA	TRIM/SEAL - W/MITERED ENDS - 168.3" - BLACK - FULL BODY PAINT
8	162052-28-01A	EA	TRIM/SEAL - W/MITERED ENDS - 80.4" - BRIGHT WHITE
8	162052-28-02A	EA	TRIM/SEAL - W/MITERED ENDS - 80.4" - BLACK - FULL BODY PAINT
9	162052-29-01A	EA	TRIM/SEAL - W/MITERED ENDS - 80.4" - BRIGHT WHITE
9	162052-29-02A	EA	TRIM/SEAL - W/MITERED ENDS - 80.4" - BLACK - FULL BODY PAINT
10	158297-01-000	FT	SEAL - D-SECTION/BULB/TEE - ADHESIVE BACK - BLACK
11	156480-01-01A	EA	SEAL/BLOCK - SLIDEOUT - 2.6"W X 1.6"H X 1.6"D - BLACK
12			SLIDEOUT AWNING

ORDER AWNINGS & REPAIR PARTS FROM DOMETIC. CALL #800-366-3842.

THE DOMETIC AWNING INFORMATION YOU WILL NEED IS LOCATED ON THE MOTOR HOME NEAR THE TOP OF THE AWNING RAIL.

13	160421-01-01A	EA	CORNER TRIM/SLIDEOUT - 3.1" X 3.1" - BLACK
14	157278-02-US2	EA	ROOF - F/SLIDEOUT
15	142718-38-01A	EA	RETAINER - SIDEWALL/SLIDEOUT - 79"
16	142718-15-01A	EA	RETAINER - SIDEWALL/SLIDEOUT - 169.5"

EXTERIOR SLIDEOUT GROUP (CONTINUED)
FRONT LEFT (CONTINUED)

KEY	PART NUMBER	U/M	DESCRIPTION
17	151761-05-02A	EA	TRIM - SIDEWALL/SLIDEOUT/TOP - 171.2" - ALMOND
18	151760-10-02A	EA	TRIM - SIDEWALL/SLIDEOUT - 80.6" - ALMOND
19	151760-11-02A	EA	TRIM - SIDEWALL/SLIDEOUT - 80.6" - ALMOND
20	136824-49-01A	EA	TRIM - SIDEWALL/SLIDEOUT - 80.9" - BRIGHT WHITE
20	136824-49-02A	EA	TRIM - SIDEWALL/SLIDEOUT - 80.9" - BLACK - FULL BODY PAINT
21	136824-22-01A	EA	TRIM - SIDEWALL/SLIDEOUT - 171.2" - BRIGHT WHITE
21	136824-22-02A	EA	TRIM - SIDEWALL/SLIDEOUT - 171.2" - BLACK - FULL BODY PAINT
22	156015-01-01A	EA	TAPE/PROTECTION - .06" X 1.25" X 3.5" - W/PSA - NATURAL WHT
23	152446-02-000	FT	SEAL - SLIDEOUT/FLOOR - W/BULB
24	158375-01-01A	EA	TRIM - FEATURE STRIP - 29.6" - BRIGHT WHITE
24	158375-01-02A	EA	TRIM - FEATURE STRIP - 29.6" - BLACK - FULL BODY PAINT
25	163021-07-01A	EA	TRIM - FEATURE - LOWER - 30.9" - BRIGHT WHITE
25	163021-07-02A	EA	TRIM - FEATURE - LOWER - 30.9" - BLACK - FULL BODY PAINT
26	160785-07-W91	EA	RAMP - FABRIC COVERED - F/SLIDEOUT - 51.1"
27	105312-01-07A	FT	INSERT - FEATURE STRIP - VINYL - BRIGHT WHITE
28	153114-03-02A	EA	TRIM/RETAINER - 165.8" - BLACK
29	163021-08-01A	EA	TRIM - FEATURE - LOWER - 30.9" - BRIGHT WHITE
29	163021-08-02A	EA	TRIM - FEATURE - LOWER - 30.9" - BLACK - FULL BODY PAINT
30	136978-02-01A	FT	SEAL - SLIDEOUT/TOP - SINGLE WIPE LIP - BLACK
31	146056-01-000	FT	SEAL - TRIANGLE - W/PSA
32	146606-66-01A	EA	TRIM/RETAINER - 75.8" - BRIGHT WHITE
32	146606-66-02A	EA	TRIM/RETAINER - 75.8" - BLACK - FULL BODY PAINT
33	142549-01-000	EA	CLIP - "S" TYPE
34	146606-15-01A	EA	TRIM/RETAINER - 166.1" - BRIGHT WHITE
34	146606-15-02A	EA	TRIM/RETAINER - 166.1" - BLACK - FULL BODY PAINT
35	156151-01-02A	EA	PROTECTOR - CORNER - SLIDEOUT - BRIGHT WHITE
35	156151-01-01A	EA	PROTECTOR - CORNER - SLIDEOUT - BLACK - FULL BODY PAINT
36	152641-01-000	EA	SKID/GLIDE - SLIDEOUT ROOM - 1/4"X2"X95.5" - POLYETHYLENE
37	152641-02-000	EA	SKID/GLIDE - SLIDEOUT ROOM - 1/4"X1"X95.5" - POLYETHYLENE
38	153104-01-01A	EA	BRACKET/MOUNT - 1.7" X 3.2" X 5.9"
39	154093-02-01B	EA	BRACKET/HOLD DOWN - CHAIR - W/NUT-SERT - GALVANIZED
40	153115-01-01A	EA	COVER - TRIM - SLIDEOUT - INNER/TOP/RH - BLACK
41	153115-02-01A	EA	COVER - TRIM - SLIDEOUT - INNER/TOP/LH - BLACK
42	153161-01-01A	FT	SEAL - SLIDEOUT - DOUBLE WIPE LIP - BLACK
43*	153651-04-01A	EA	LOCK/LATCH - TRAVEL/SLIDEOUT - W/MOTOR - LEFT HAND - BLACK
44	155194-01-01A	FT	COVER - LATCH/TRAVEL- PLASTIC - BLACK
45	156475-01-000	EA	FILTER/FOAM - DRAIN HOLE COVER/SEAL - 60PPI - 1/4"X1"X3"
46	160823-05-01A	EA	RAMP - SLIDEOUT - FLOOR/COACH - 167.4" - BRT WHITE
47	155262-01-02A	EA	TUBE/DRAIN - LATCH/TRAVEL/ROOF - WHITE
48	089275-02-000	FT	STRIP - 3/4" X 84" BLACK POLYETHYLENE
49	153800-03-02B	EA	BRACKET - CLOSEOUT/RH - SLIDEOUT - E-COATED
50	153800-04-02B	EA	BRACKET - CLOSEOUT/LH - SLIDEOUT - E-COATED
51	162509-21-01A	EA	COVER - RAMP/FLOOR - VINYL/CARPET - 3.3" X 111.8"
52	162509-22-01A	EA	COVER - RAMP/FLOOR - VINYL/CARPET - 3.3" X 55"
53	160824-13-01A	EA	SPACER - RAMP - SLIDEOUT FLOOR - 112" - MILL
	165178-01-01A	EA	CAP - FLOOR TUBE/SLIDEOUT/RH - BLACK
			FROM: 02-04-08 THRU: 99-99-99
	165178-02-01A	EA	CAP - FLOOR TUBE/SLIDEOUT/LH - BLACK
			FROM: 02-04-08 THRU: 99-99-99

*COMPONENT PARTS LISTED LATER IN THIS GROUP

EXTERIOR SLIDEOUT GROUP (CONTINUED)
COMPONENT PARTS FOR FRONT LEFT

100536-58-000

KEY	PART NUMBER	U/M DESCRIPTION	VENDOR NO.
	100536-58-700	EA HOSE - HYD. 1/4" X 86"	RAP91470/AP4665
	100536-58-701	EA HOSE - HYDRAULIC 1/4" X 74"	RAP91467/AP5616

151323-01-000, 151323-02-000, 151323-03-000

KEY	PART NUMBER	U/M DESCRIPTION	VENDOR NO.
	151323-01-700	EA BOLT KIT - STORE-MORE	RAP91641

153651-04-01A

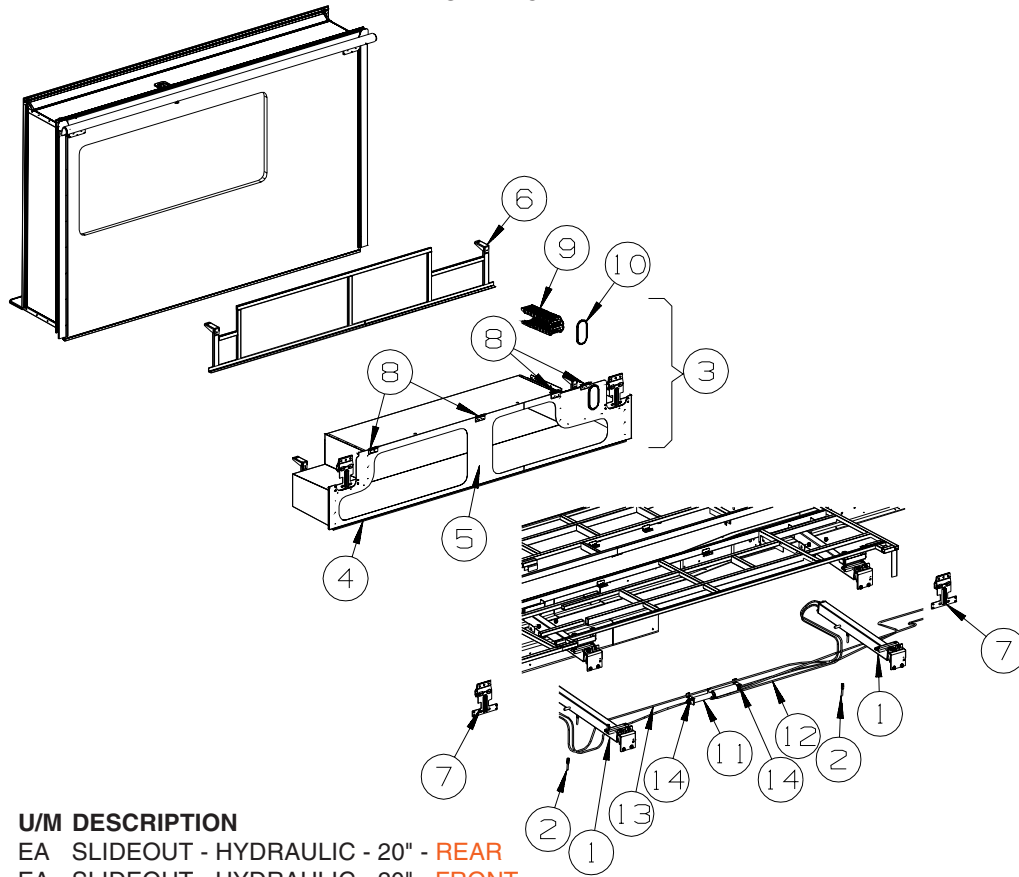
KEY	PART NUMBER	U/M DESCRIPTION	VENDOR NO.
	153651-01-701	EA LIMIT SWITCH	1812996
	153651-02-700	EA MOTOR "R" - F/LH TRAVEL LOCK	1820131
	153651-02-701	EA BRACKET/MOUNTING - MOTOR	1102223
	153651-04-700	EA COVER/BOOT - SEAL	1612012

155476-02-000

KEY	PART NUMBER	U/M DESCRIPTION	VENDOR NO.
	100536-10-701	EA HOSE-HYDRAULIC - 1/4" X 116"	RAP90349/AP5384
	137196-01-700	EA HOSE-HYDRAULIC - 1/8" X 120"	RAP90428/AP24642

EXTERIOR SLIDEOUT GROUP (CONTINUED)

FRONT RIGHT

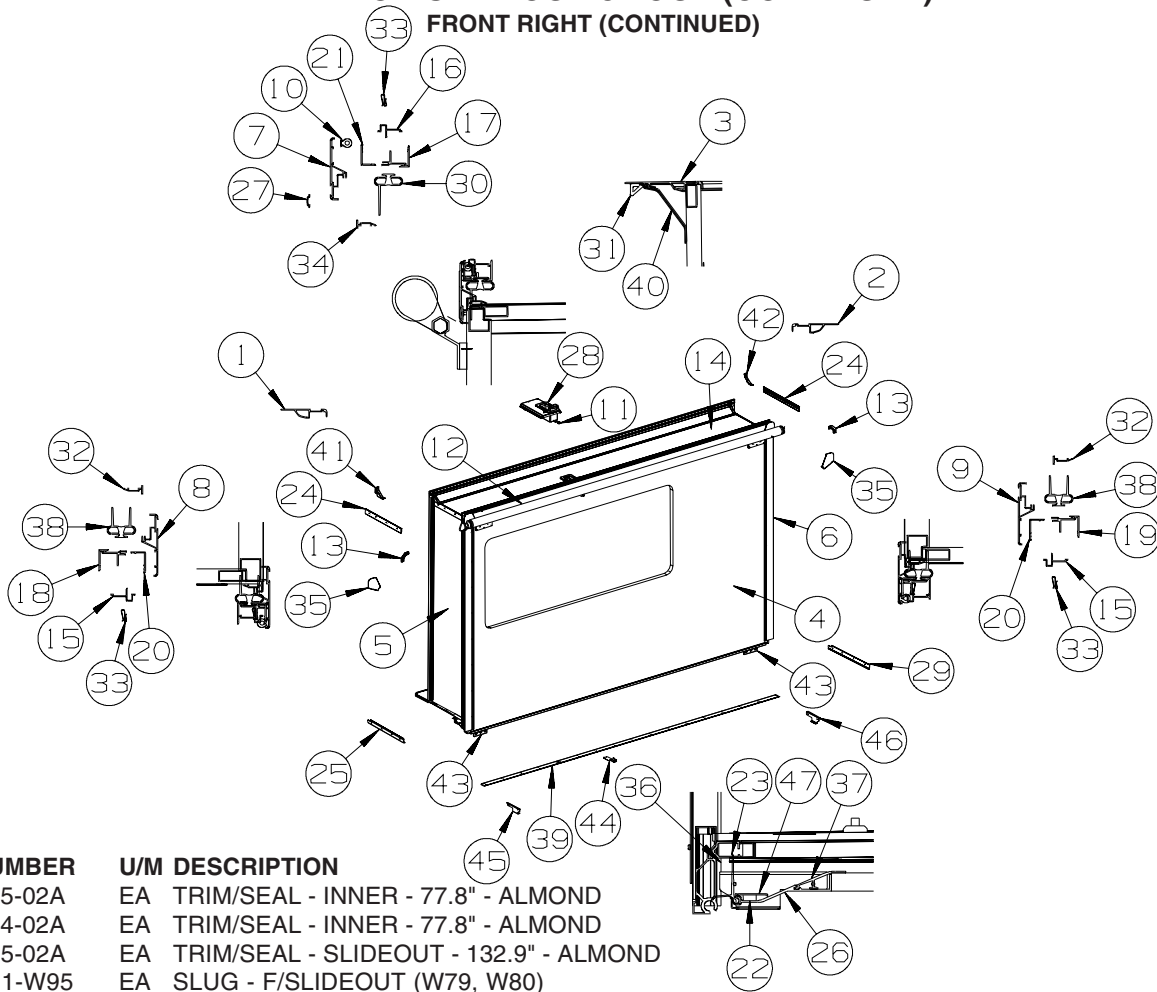


KEY	PART NUMBER	U/M	DESCRIPTION
1*	155325-01-000	EA	SLIDEOUT - HYDRAULIC - 20" - REAR
1*	155325-02-000	EA	SLIDEOUT - HYDRAULIC - 20" - FRONT
2	151323-02-000	EA	BOLT - HANGER/STOREMORE - LONG/4.5"X1/2" THREAD - AP31952
3	159486-02-U67	EA	COMPARTMENT - SLIDEOUT
4	126516-01-01A	FT	TRIM - VINYL/EXTRUDED - 8'
5	159485-02-02B	EA	SEAL PLANE - SLIDEOUT - E-COATED
6	152649-09-02B	EA	SUPPORT - SLIDEOUT COMPARTMENT - E-COATED
7	152741-01-02B	EA	BRACKET - MOUNT - SLIDEOUT - E-COATED
8	153821-01-01A	EA	BRACKET - MOUNT/SEAL PLANE - BLACK
9	143541-02-01A	EA	CARRIER/WIRING - F/SLIDE-OUT ROOM
10	148331-01-01A	EA	PLUG - OVAL/LARGE - BLACK
11	163102-01-000	EA	SLIDEOUT - HYDRAULIC - 20"
	163324-01-000	EA	BRACKETS/HARDWARE - 20" RAM/SYNCH CYLINDER
12	155476-02-000	EA	HOSE KIT - F/SLIDEOUT
13*	100536-42-000	EA	HOSE KIT - PUMP TO SLIDE-OUT VALVE
14	122922-02-02B	EA	BRACKET/CYLINDER SUPPORT - E-COATED

*COMPONENT PARTS LISTED LATER IN THIS GROUP

EXTERIOR SLIDEOUT GROUP (CONTINUED)

FRONT RIGHT (CONTINUED)



KEY	PART NUMBER	U/M	DESCRIPTION
1	139624-45-02A	EA	TRIM/SEAL - INNER - 77.8" - ALMOND
2	139624-44-02A	EA	TRIM/SEAL - INNER - 77.8" - ALMOND
3	153113-05-02A	EA	TRIM/SEAL - SLIDEOUT - 132.9" - ALMOND
4	163729-11-W95	EA	SLUG - F/SLIDEOUT (W79, W80)
4	163729-11-W91	EA	SLUG - F/SLIDEOUT (W83, W84)
4	163729-11-W87	EA	SLUG - F/SLIDEOUT (W87, W88)
5	P62980-08-W95	EA	PANEL END - F/SLIDEOUT (W79, W80)
5	P62980-08-W91	EA	PANEL END - F/SLIDEOUT (W83, W84)
5	P62980-08-W87	EA	PANEL END - F/SLIDEOUT (W87, W88)
6	P62980-06-W95	EA	PANEL END - F/SLIDEOUT (W79, W80)
6	P62980-06-W91	EA	PANEL END - F/SLIDEOUT (W83, W84)
6	P62980-06-W87	EA	PANEL END - F/SLIDEOUT (W87, W88)
7	162052-10-01A	EA	TRIM/SEAL - W/MITERED ENDS - 131.2" - BRIGHT WHITE
7	162052-10-02A	EA	TRIM/SEAL - W/MITERED ENDS - 131.2" - BLACK - FULL BODY PAINT
8	162052-28-01A	EA	TRIM/SEAL - W/MITERED ENDS - 80.4" - BRIGHT WHITE
8	162052-28-02A	EA	TRIM/SEAL - W/MITERED ENDS - 80.4" - BLACK - FULL BODY PAINT
9	162052-29-01A	EA	TRIM/SEAL - W/MITERED ENDS - 80.4" - BRIGHT WHITE
9	162052-29-02A	EA	TRIM/SEAL - W/MITERED ENDS - 80.4" - BLACK - FULL BODY PAINT
10	158297-01-000	FT	SEAL - D-SECTION/BULB/TEE - ADHESIVE BACK - BLACK
11	155262-01-02A	EA	TUBE/DRAIN - LATCH/TRAVEL/ROOF - WHITE
12			SLIDEOUT AWNING

ORDER AWNINGS & REPAIR PARTS FROM DOMETIC. CALL #800-366-3842.

THE DOMETIC AWNING INFORMATION YOU WILL NEED IS LOCATED ON THE MOTOR HOME NEAR

THE TOP OF THE AWNING RAIL.

13	160421-01-01A	EA	CORNER TRIM/SLIDEOUT - 3.1" X 3.1" - BLACK
14	157239-02-U67	EA	ROOF - F/SLIDEOUT
15	142718-38-01A	EA	RETAINER - SIDEWALL/SLIDEOUT - 79"
16	142718-04-01A	EA	RETAINER - SIDEWALL/SLIDEOUT - 129.9" - MILL
17	151761-12-02A	EA	TRIM - SIDEWALL/SLIDEOUT/TOP - 134.2" - ALMOND
18	151760-10-02A	EA	TRIM - SIDEWALL/SLIDEOUT - 80.6" - ALMOND
19	151760-11-02A	EA	TRIM - SIDEWALL/SLIDEOUT - 80.6" - ALMOND
20	136824-49-01A	EA	TRIM - SIDEWALL/SLIDEOUT - 80.9" - BRIGHT WHITE
20	136824-49-02A	EA	TRIM - SIDEWALL/SLIDEOUT - 80.9" - BLACK - FULL BODY PAINT
21	136824-10-01A	EA	TRIM - SIDEWALL/SLIDEOUT - 134.3" - BRIGHT WHITE
21	136824-10-02A	EA	TRIM - SIDEWALL/SLIDEOUT - 134.3" - BLACK - FULL BODY PAINT
22	156475-01-000	EA	FILTER/FOAM - DRAIN HOLE COVER/SEAL - 60PPI - 1/4"X1"X3"

EXTERIOR SLIDEOUT GROUP (CONTINUED)
FRONT RIGHT (CONTINUED)

KEY	PART NUMBER	U/M	DESCRIPTION	
23	152446-02-000	FT	SEAL - SLIDEOUT/FLOOR - W/BULB	
24	158375-03-01A	EA	TRIM - FEATURE STRIP - 20.6" - BRIGHT WHITE	
24	158375-03-02A	EA	TRIM - FEATURE STRIP - 20.6" - BLACK - FULL BODY PAINT	
25	163021-09-01A	EA	TRIM - FEATURE - LOWER - 21.8" - BRIGHT WHITE	
25	163021-09-02A	EA	TRIM - FEATURE - LOWER - 21.8" - BLACK - FULL BODY PAINT	
26	160823-09-01A	EA	RAMP - SLIDEOUT - FLOOR/COACH - 129.9" - BRT WHITE	
27	105312-01-07A	FT	INSERT - FEATURE STRIP - VINYL - BRIGHT WHITE	
28*	153651-04-01A	EA	LOCK/LATCH - TRAVEL/SLIDEOUT - W/MOTOR - LEFT HAND - BLACK	
29	163021-10-01A	EA	TRIM - FEATURE - LOWER - 21.8" - BRIGHT WHITE	
29	163021-10-02A	EA	TRIM - FEATURE - LOWER - 21.8" - BLACK - FULL BODY PAINT	
30	136978-02-01A	FT	SEAL - SLIDEOUT/TOP - SINGLE WIPE LIP - BLACK	
31	146056-01-000	FT	SEAL - TRIANGLE - W/PSA	
32	146606-66-01A	EA	TRIM/RETAINER - 75.8" - BRIGHT WHITE	
32	146606-66-02A	EA	TRIM/RETAINER - 75.8" - BLACK - FULL BODY PAINT	
33	142549-01-000	EA	CLIP - "S" TYPE	
34	146606-14-01A	EA	TRIM/RETAINER - 128.9" - BRIGHT WHITE	
34	146606-14-02A	EA	TRIM/RETAINER - 128.9" - BLACK - FULL BODY PAINT	
35	156151-01-02A	EA	PROTECTOR - CORNER - SLIDEOUT - BRIGHT WHITE	
35	156151-01-01A	EA	PROTECTOR - CORNER - SLIDEOUT - BLACK	
36	089275-02-000	FT	STRIP - 3/4" X 84" BLACK POLYETHYLENE	
37	162509-18-01A	EA	COVER - RAMP/FLOOR - VINYL/CARPET - 3.3" X 129.9"	
38	153161-01-01A	FT	SEAL - SLIDEOUT - DOUBLE WIPE LIP - BLACK	
39	152641-01-000	EA	SKID/GLIDE - SLIDEOUT ROOM - 1/4"X2"X95.5" - POLYETHYLENE	
40	153114-05-02A	EA	TRIM/RETAINER - 128.8" - BLACK	
41	153115-01-01A	EA	COVER - TRIM - SLIDEOUT - INNER/TOP/RH - BLACK	
42	153115-02-01A	EA	COVER - TRIM - SLIDEOUT - INNER/TOP/LH - BLACK	
43	153104-01-01A	EA	BRACKET/MOUNT - 1.7" X 3.2" X 5.9"	
44	154093-02-01B	EA	BRACKET/HOLD DOWN - CHAIR - W/NUT-SERT - GALVANIZED	
45	153800-03-02B	EA	BRACKET - CLOSEOUT/RH - SLIDEOUT - E-COATED	
46	153800-04-02B	EA	BRACKET - CLOSEOUT/LH - SLIDEOUT - E-COATED	
47	160824-14-01A	EA	SPACER - RAMP - SLIDEOUT FLOOR - 129.7" - MILL	
	165178-01-01A	EA	CAP - FLOOR TUBE/SLIDEOUT/RH - BLACK	FROM: 02-04-08 THRU: 99-99-99
	165178-02-01A	EA	CAP - FLOOR TUBE/SLIDEOUT/LH - BLACK	FROM: 02-04-08 THRU: 99-99-99

*COMPONENT PARTS LISTED LATER IN THIS GROUP

COMPONENT PARTS FOR FRONT RIGHT

100536-42-000

KEY	PART NUMBER	U/M	DESCRIPTION	VENDOR NO.
	100536-42-700	EA	HOSE-HYDRAULIC - 1/4" X 180"	RAP90120/AP5965
	100536-42-701	EA	HOSE-HYDRAULIC - 1/4" X 175"	RAP90350/AP7358

155325-01-000

KEY	PART NUMBER	U/M	DESCRIPTION	VENDOR NO.
	125687-01-700	EA	CYLINDER/RAM - 21" STROKE	RAP90512/AP15190

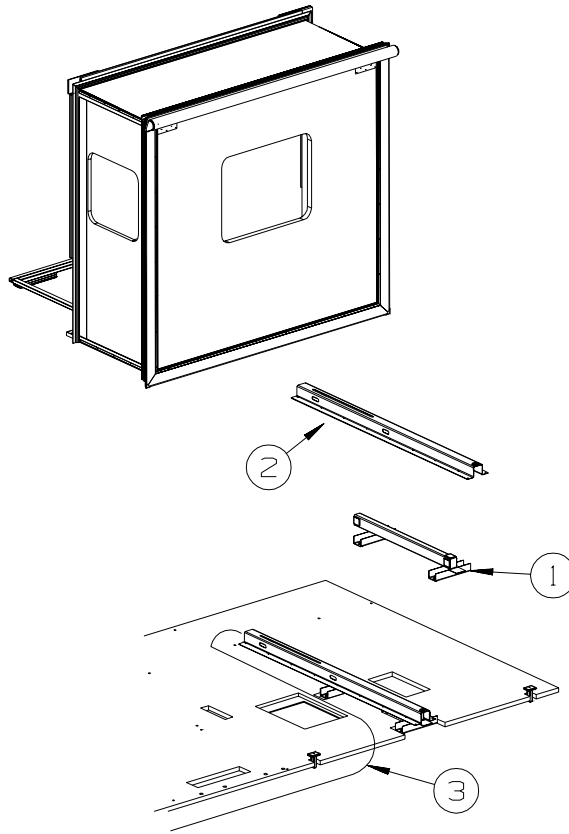
155325-02-000

KEY	PART NUMBER	U/M	DESCRIPTION	VENDOR NO.
	125687-01-700	EA	CYLINDER/RAM - 21" STROKE	RAP90512/AP15190

153651-04-01A

KEY	PART NUMBER	U/M	DESCRIPTION	VENDOR NO.
	153651-01-701	EA	LIMIT SWITCH	1812996
	153651-02-700	EA	MOTOR "R" - F/LH TRAVEL LOCK	1820131
	153651-02-701	EA	BRACKET/MOUNTING - MOTOR	1102223
	153651-04-700	EA	COVER/BOOT - SEAL	1612012

EXTERIOR SLIDEOUT GROUP (CONTINUED)
REAR LEFT

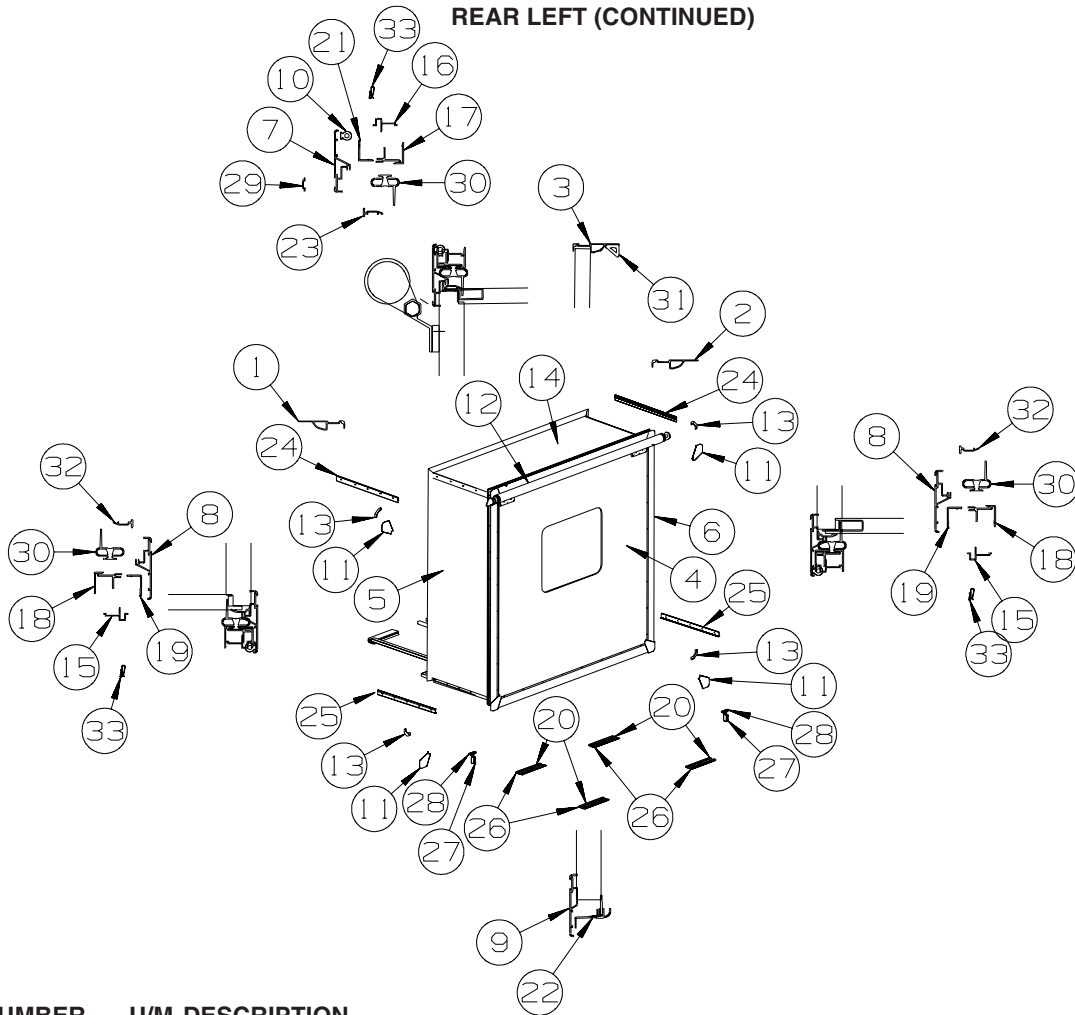


KEY	PART NUMBER	U/M	DESCRIPTION
1*	137390-01-000	EA	HYDRAULIC/BED - F/SLIDEOUT
2	137390-02-000	EA	CHANNEL - HYDRAULIC - F/SLIDEOUT
3*	100536-59-000	EA	HOSE KIT - F/SLIDEOUT

***COMPONENT PARTS LISTED LATER IN THIS GROUP**

EXTERIOR SLIDEOUT GROUP (CONTINUED)

REAR LEFT (CONTINUED)



KEY	PART NUMBER	U/M	DESCRIPTION
1	139624-41-02A	EA	TRIM/SEAL - INNER - 79.2" - ALMOND
2	139624-42-02A	EA	TRIM/SEAL - INNER - 79.2" - ALMOND
3	139624-04-02A	EA	TRIM/SEAL - INNER/TOP - 80.2" - ALMOND
4	163730-12-W95	EA	SLUG - F/SLIDEOUT (W79, W80)
4	163730-12-W91	EA	SLUG - F/SLIDEOUT (W83, W84)
4	163730-12-W87	EA	SLUG - F/SLIDEOUT (W87, W88)
5	P62984-14-W95	EA	PANEL END - F/SLIDEOUT (W79, W80)
5	P62984-14-W91	EA	PANEL END - F/SLIDEOUT (W83, W84)
5	P62984-14-W87	EA	PANEL END - F/SLIDEOUT (W87, W88)
6	P62984-13-W95	EA	PANEL END - F/SLIDEOUT (W79, W80)
6	P62984-13-W91	EA	PANEL END - F/SLIDEOUT (W83, W84)
6	P62984-13-W87	EA	PANEL END - F/SLIDEOUT (W87, W88)
7	162052-01-01A	EA	TRIM/SEAL - W/MITERED ENDS - 76.5" - BRIGHT WHITE
7	162052-01-02A	EA	TRIM/SEAL - W/MITERED ENDS - 76.5" - BLACK - FULL BODY PAINT
8	162052-30-01A	EA	TRIM/SEAL - W/MITERED ENDS - 78.6" - BRIGHT WHITE
8	162052-30-02A	EA	TRIM/SEAL - W/MITERED ENDS - 78.6" - BLACK - FULL BODY PAINT
9	162054-02-01A	EA	TRIM/SEAL - W/MITERED ENDS - 78.4" - BRIGHT WHITE
9	162054-02-02A	EA	TRIM/SEAL - W/MITERED ENDS - 78.4" - BLACK - FULL BODY PAINT
10	158297-01-000	FT	SEAL - D-SECTION/BULB/TEE - ADHESIVE BACK - BLACK
11	156151-01-02A	EA	PROTECTOR - CORNER - SLIDEOUT - BRIGHT WHITE
12			SLIDEOUT AWNING

ORDER AWNINGS & REPAIR PARTS FROM DOMETIC. CALL #800-366-3842.

THE DOMETIC AWNING INFORMATION YOU WILL NEED IS LOCATED ON THE MOTOR HOME NEAR THE TOP OF THE AWNING RAIL.

13	160421-01-01A	EA	CORNER TRIM/SLIDEOUT - 3.1" X 3.1" - BLACK - NOT ILLUSTRATED
14	137400-01-N42	EA	ROOF - F/SLIDEOUT
15	142718-38-01A	EA	RETAINER - SIDEWALL/SLIDEOUT - 79"
16	142718-23-01A	EA	RETAINER - SIDEWALL/SLIDEOUT - 79.9"
17	151761-02-02A	EA	TRIM - SIDEWALL/SLIDEOUT/TOP - 81.2" - ALMOND

EXTERIOR SLIDEOUT GROUP (CONTINUED)
REAR LEFT (CONTINUED)

KEY	PART NUMBER	U/M	DESCRIPTION
18	151760-24-02A	EA	TRIM - SIDEWALL/SLIDEOUT - 78.6" - ALMOND
19	136824-50-01A	EA	TRIM - SIDEWALL/SLIDEOUT - 79.2" - BRIGHT WHITE
19	136824-50-02A	EA	TRIM - SIDEWALL/SLIDEOUT - 79.2" - BLACK - FULL BODY PAINT
20	115325-08-01A	EA	RAIL - FLOOR/SLIDEOUT ROOM - 12" LONG - BLACK
21	136824-02-01A	EA	TRIM - SIDEWALL/SLIDEOUT - 81.2" - BRIGHT WHITE
21	136824-02-02A	EA	TRIM - SIDEWALL/SLIDEOUT - 81.2" - BLACK - FULL BODY PAINT
22	157584-02-AA2	EA	TRIM/ZEE - W/SEAL/END CAPS - SLIDEOUT/LOWER-80.7"- BRT WHT
22	157584-02-AA1	EA	TRIM/ZEE - W/SEAL/END CAPS - SLIDEOUT/LOWER-80.7"- BLACK - FULL BODY PAINT
23	146606-12-01A	EA	TRIM/RETAINER - 75.7" - BRIGHT WHITE
23	146606-12-02A	EA	TRIM/RETAINER - 75.7" - BLACK - FULL BODY PAINT
24	158375-01-01A	EA	TRIM - FEATURE STRIP - 29.6" - BRIGHT WHITE
24	158375-01-02A	EA	TRIM - FEATURE STRIP - 29.6" - BLACK - FULL BODY PAINT
25	163020-07-01A	EA	TRIM - FEATURE STRIP/LOWER - 2.3" X 28.9" - BRT WHT
25	163020-07-02A	EA	TRIM - FEATURE STRIP/LOWER - 2.3" X 28.9" - BLACK - FULL BODY PAINT
26	115661-01-000	FT	SHOE/GLIDE - SLIDEOUT ROOM - 1/16" X 3" - POLYETHYLENE
27	126313-12-02B	EA	SUPPORT - SLIDE - F/SLIDE-OUT ROOM - E-COATED
28	134855-01-000	EA	BEARING PAD - NARROW
29	105312-01-07A	FT	INSERT - FEATURE STRIP - VINYL - BRIGHT WHITE
30	136978-01-01A	FT	SEAL - SLIDEOUT - SINGLE WIPE LIP - BLACK
31	146056-01-000	FT	SEAL - TRIANGLE - W/PSA
32	146606-62-01A	EA	TRIM/RETAINER - 75.1" - BRIGHT WHITE
33	142549-01-000	EA	CLIP - "S" TYPE

COMPONENT PARTS FOR REAR LEFT

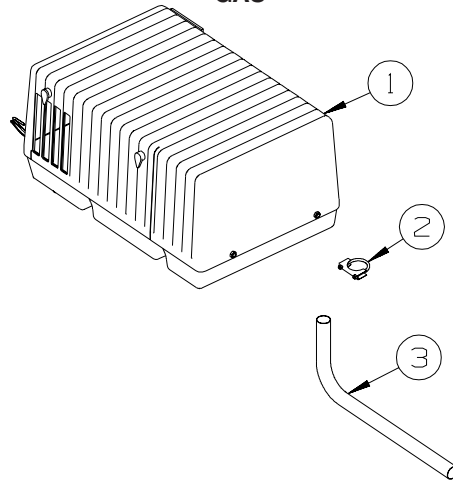
100536-59-000

KEY	PART NUMBER	U/M	DESCRIPTION	VENDOR NO.
	100536-27-700	EA	HOSE/HYDRAULIC - 1/4" X 332"	RAP91491/AP8985
	100536-37-701	EA	HOSE/HYDRAULIC - 1/4" X 336"	RAP5561

137390-01-000

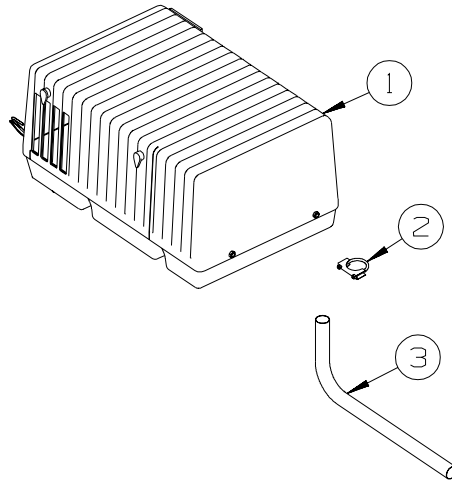
KEY	PART NUMBER	U/M	DESCRIPTION	VENDOR NO.
	128599-06-700	EA	HOSE/HYDRAULIC -1/8" X 72"	RAP91424/AP24635
	128599-06-701	EA	HOSE/HYDRAULIC - 1/8" X 84"	RAP91240/AP24636
	128599-06-703	EA	BEARING KIT - SLIDE-OUT TUBE	RAP90698
	128599-06-704	EA	BEARING PAD - .8" X 2"	P14811
	137390-01-700	EA	RAM/CYLINDER - SLIDEOUT ROOM	RAP90876/AP23425
	137390-01-701	EA	CYLINDER NUT KIT - SLIDEOUT	RAP90947
	137390-01-702	EA	SLOT COVER ASM. - RUBBER	AP26959
	137390-01-703	EA	RAM/CYLINDER - SLIDEOUT RM	RAP91209/AP28686

GENERATOR GROUP
GAS



F32H, F33V, F35A, F35L

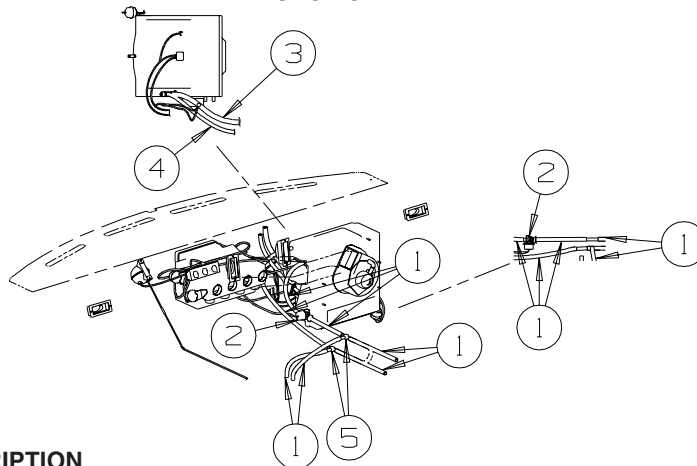
KEY	PART NUMBER	U/M	DESCRIPTION
1	135707-06-000	EA	GENERATOR - 5.5 - 30/30 - GAS - MARQUIS GOLD - ELECTRICAL SYS 50 AMP
1	135707-07-000	EA	GENERATOR - 5.5 - 30/20 - GAS - MARQUIS GOLD - ELECTRICAL SYS 30 AMP
2	007125-03-000	EA	CLAMP - MUFFLER - 1.5" DIAMETER
3	105958-14-000	EA	PIPE - EXHAUST - 1.4" INLET X 1.5"O.D. - 4.9" X 18.1"



F38J

KEY	PART NUMBER	U/M	DESCRIPTION
1	135707-06-000	EA	GENERATOR - 5.5 - 30/30 - GAS - MARQUIS GOLD - ELECTRICAL SYS 50 AMP
1	135707-07-000	EA	GENERATOR - 5.5 - 30/20 - GAS - MARQUIS GOLD - ELECTRICAL SYS 30 AMP
2	007125-03-000	EA	CLAMP - MUFFLER - 1.5" DIAMETER
3	105958-07-000	EA	PIPE - EXHAUST - 1.4" INLET X 1.5"O.D. - 4.9" X 20.1"

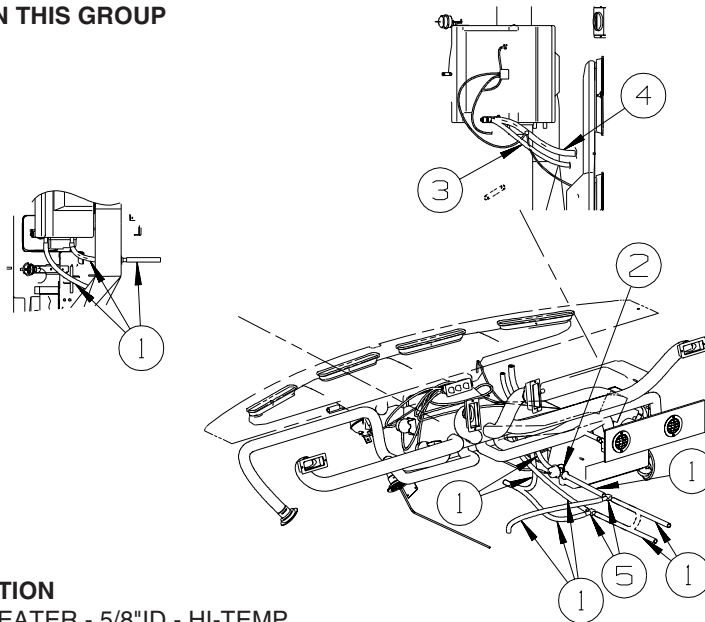
HEATING & A/C GROUP AUTOMOTIVE



FORD

KEY	PART NUMBER	U/M	DESCRIPTION
1	007108-01-000	FT	HOSE - HEATER - 5/8"ID - HI-TEMP
2	103930-23-000	EA	VALVE/WATER - 2 PORT/VACUUM CONTROLLED - "NEW DESIGN"
3*	103930-44-000	EA	HOSE - EVAPORATOR/DRYER - #6
4*	103930-45-000	EA	HOSE - EVAPORATOR/COMPRESSOR - FORD - PRE 2007 FORD CHASSIS
4	103930-64-000	EA	HOSE - EVAPORATOR/COMPRESSOR - FORD - 2007 FORD CHASSIS
5	076776-01-000	EA	TEE - BEADED - 5/8" X 5/8" X 5/8"

***COMPONENT PARTS LISTED LATER IN THIS GROUP**

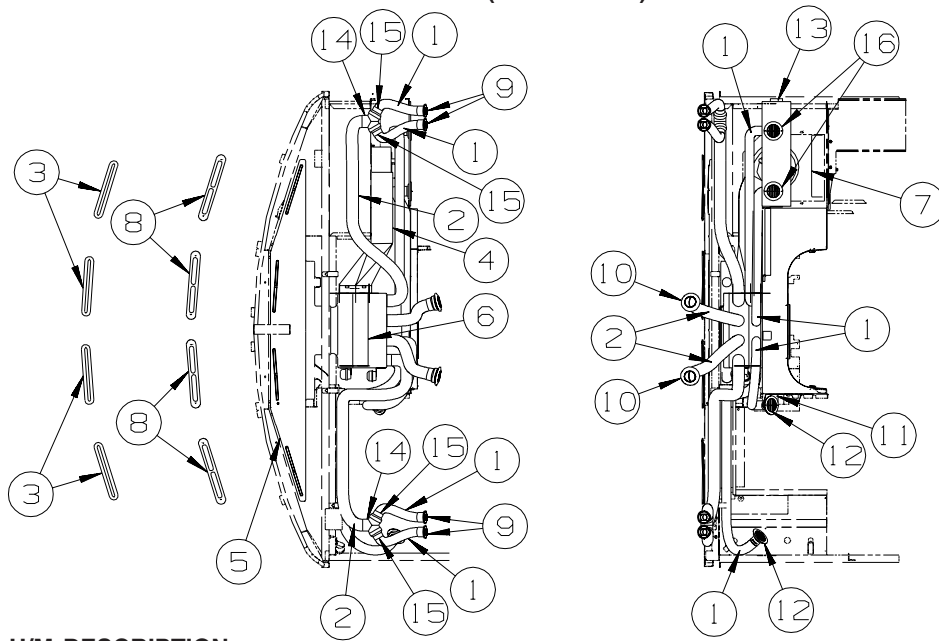


WORKHORSE

KEY	PART NUMBER	U/M	DESCRIPTION
1	007108-01-000	FT	HOSE - HEATER - 5/8"ID - HI-TEMP
2	103930-23-000	EA	VALVE/WATER - 2 PORT/VACUUM CONTROLLED - "NEW DESIGN"
3*	103930-46-000	EA	HOSE - EXPANSION BLOCK (EVAPORATOR) TO COMPRESSOR
4*	103930-47-000	EA	HOSE - EXPANSION VALVE (EVAPORATOR) TO DRIER
5	076776-01-000	EA	TEE - BEADED - 5/8" X 5/8" X 5/8"

***COMPONENT PARTS LISTED LATER IN THIS GROUP**

HEATING & A/C GROUP (CONTINUED) AUTOMOTIVE (CONTINUED)



KEY	PART NUMBER	U/M	DESCRIPTION
1	007076-01-000	EA	HOSE - FLEXIBLE PVC - 2" ID - INCREMENTS OF 50'
2	007281-01-000	EA	HOSE - FLEXIBLE PVC - 2 1/2" ID X 50'
3	077075-01-000	EA	GASKET - INSTRUMENT PANEL/DEFROSTER PLENUM - .6" X 10.2"
4	103016-03-000	EA	PLENUM - TRANSITION
5	103017-03-000	EA	PLENUM - DEFROSTER
6*	103930-49-000	EA	CONTROL/PLENUM - LARGE ROTARY
7*	103930-55-000	EA	EVAPORATOR/HEATER - NONCHARGED - SINGLE OUTPUT
8	135265-01-07A	EA	VENT - DEFROSTER - PLASTIC - RIVERSTONE
8	135265-01-06A	EA	VENT - DEFROSTER - PLASTIC - CASHMERE
9	158174-01-01A	EA	LOUVER - ROUND - 2" HOSE - BLACK
10	146504-01-01A	EA	LOUVER - ROUND 2.5" - BLACK
11	136157-03-02B	EA	BRACKET - HEATER - E-COATED
12	157225-01-01A	EA	OUTLET - DEFROSTER - W/SWIVEL - 2" SLEEVE/4"OD - BLACK
13	156732-01-01A	EA	BRACE
14	098342-01-000	EA	CONNECTOR/WYE - 2.5" - FLEXHOSE
15	098342-02-000	EA	ADAPTOR - HOSE - 2.5" TO 2"
16	157225-01-05A	EA	OUTLET - DEFROSTER - W/SWIVEL - 2" SLEEVE/4"OD - RIVERSTONE
16	157225-01-06A	EA	OUTLET - DEFROSTER - W/SWIVEL - 2" SLEEVE/4"OD - CASHMERE
	113452-02-000	FT	SEAL/TRIM - FRONT - VINYL W/WIRE CARRIER - .027" - WHERE WIRES & HOSES CROSS METAL

***COMPONENT PARTS LISTED LATER IN THIS GROUP**

HEATING & A/C GROUP (CONTINUED)
COMPONENT PARTS FOR AUTOMOTIVE

103930-44-000

KEY	PART NUMBER	U/M	DESCRIPTION	VENDOR NO
	103930-29-701	EA	O'RING F/LOW PRESSURE SWITCH	045-0483
	103930-44-700	EA	HOSE ASSEMBLY #6	085-0462
	113245-01-711	EA	O'RING #6	045-0129

103930-45-000

KEY	PART NUMBER	U/M	DESCRIPTION	VENDOR NO.
	103930-17-702	EA	O'RING #10	045-0127
	103930-45-700	EA	HOSE - #10 EVAP/COMP - 3'	085-0463

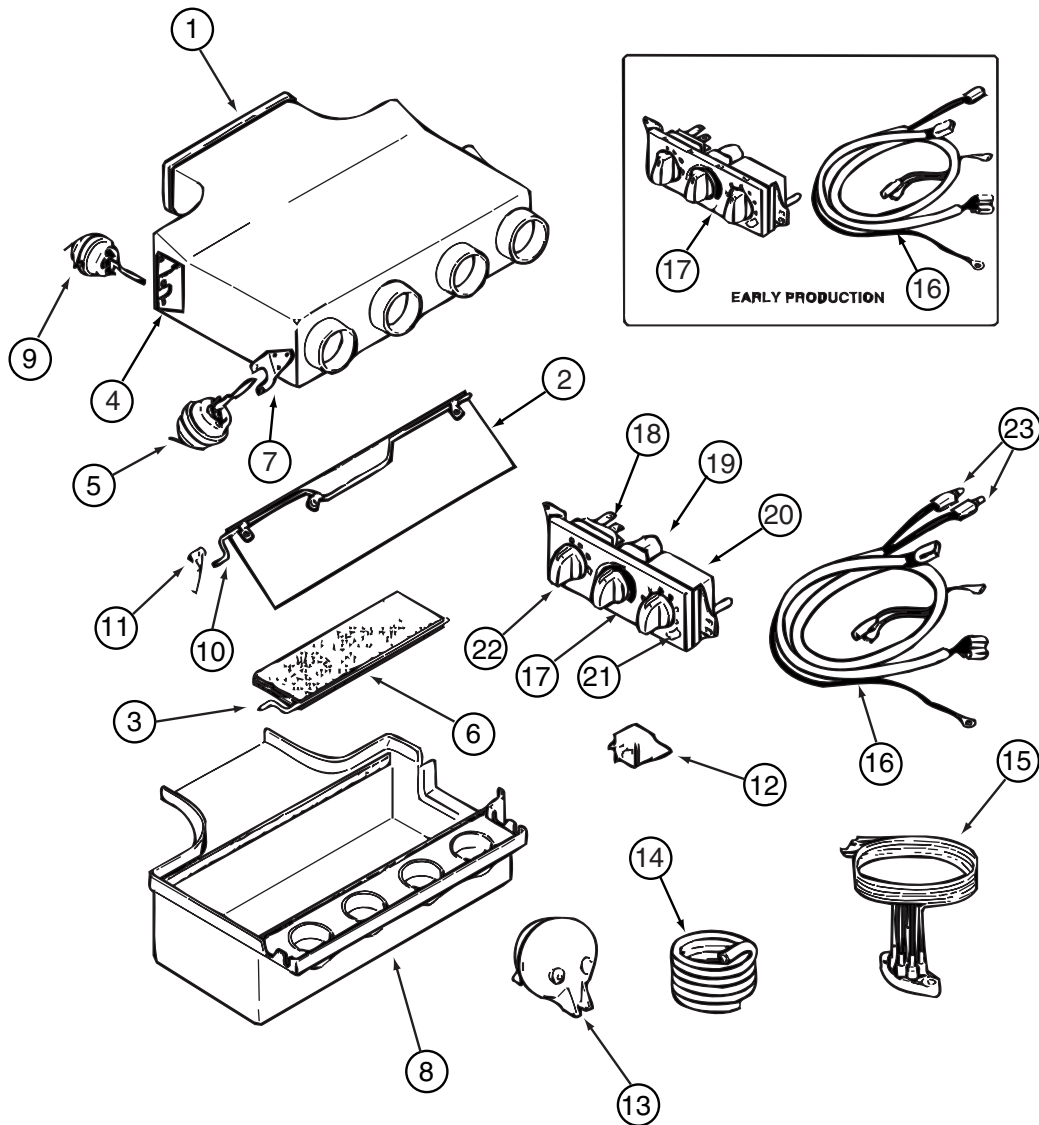
103930-46-000

KEY	PART NUMBER	U/M	DESCRIPTION	VENDOR NO
	103930-17-702	EA	O'RING #10	045-0127
	103930-29-701	EA	O'RING F/LOW PRESSURE SWITCH	045-0483
	103930-46-700	EA	HOSE - #10 EVAP/COMP - 4.3'	085-0486

103930-47-000

KEY	PART NUMBER	U/M	DESCRIPTION	VENDOR NO
	103930-47-700	EA	HOSE - #6-EVAP/DRIER - 2.2'	085-0485
	113245-01-710	EA	O'RING, #12	045-0128

HEATING & A/C GROUP (CONTINUED)
COMPONENT PARTS FOR AUTOMOTIVE (CONTINUED)

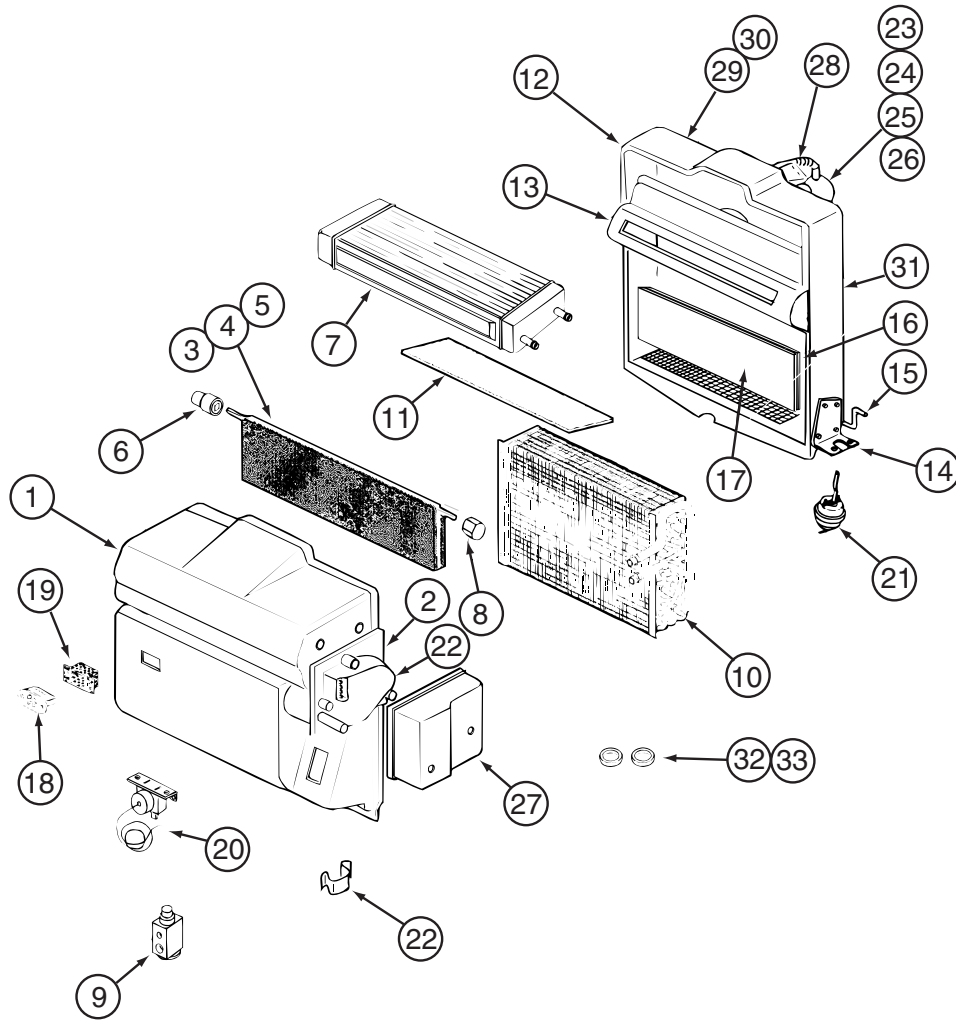


103930-49-000

KEY	PART NUMBER	U/M	DESCRIPTION	VENDOR NO.
1	103930-39-705	EA	PLENUM - TOP	060-0482
2	103930-04-700	EA	DOOR - DEFROSTER-A/C	071-0149
3	103930-39-700	EA	ROD - DOOR - AC/HEAT	073-067
5	103930-02-708	EA	MOTOR-VACUUM SERVO, A/C	030-0025
6	103930-39-706	EA	PLATE - DOOR - A/C	071-0623
8	103930-39-707	EA	PLENUM - BOTTOM	060-0483
9	103930-33-701	EA	MOTOR - VACUUM, 3 STAGE	030-0105
10	103930-39-701	EA	ROD - DOOR - AC/DEFROST	073-0069
11	103930-39-704	EA	SPRING	022-0119
12	103930-02-707	EA	RELAY-BOSCH W/RESISTER	031-0001
13	103930-02-710	EA	CANISTER-VACUUM	054-0002
15	103930-33-703	EA	VACUUM HARNESS	036-0466
16	103930-49-700	EA	HARNESS - WIRE	036-556
16	103930-49-701	EA	HARNESS - WIRE W/BULBS	036-0557
17	103930-49-702	EA	CONTROL PANEL-RECESSED FACE	032-0054
17	103930-49-703	EA	CONTROL PANEL - NON RECESSED	083-0223
18	103930-49-704	EA	SWITCH - BLOWER	032-0332
19	103930-49-705	EA	POTENTIOMETER	032-0182
20	103930-49-706	EA	SWITCH - VACUUM	032-0185
21	103930-49-707	EA	DECAL CONTROL PANEL-N/RECESS	058-0144
22	103930-49-708	EA	KNOB - BLOWER - NONRECESSED	062-0620
23	103930-33-705	EA	LIGHT BULBS	035-0030

CONTACT WINNEBAGO PART SALES FOR UNLISTED COMPONENT(S)

HEATING & A/C GROUP (CONTINUED)
COMPONENT PARTS FOR AUTOMOTIVE (CONTINUED)



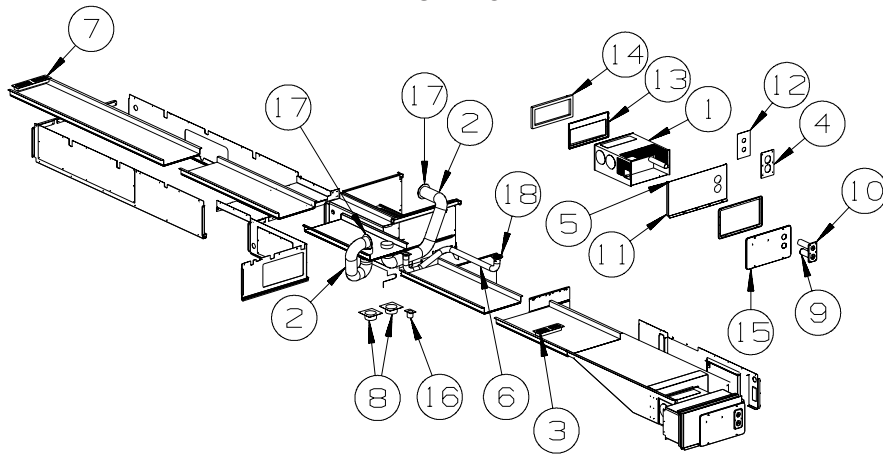
103930-55-000

KEY	PART NUMBER	U/M	DESCRIPTION	VENDOR NO.
1	103930-55-701	EA	CASE - FRONT	062-0658
2	103930-30-701	EA	PLATE - MOTOR MOUNT	062-0544
3	103930-55-705	EA	DOOR - BLEND AIR	071-0892
6	103930-30-702	EA	BUSHING/DRIVE (BLEND DOOR)	062-0168
7	103930-55-706	EA	CORE - HEATER - W/GASKET	084-0271
8	103930-30-709	EA	COUPLING - BLEND DOOR SHAFT	062-0634
9	103930-20-700	EA	VALVE-EXPANSION-BLOCK, 2 TON	034-0032
10	103930-55-700	EA	CORE-EVAPORATOR	041-00168
12	103930-55-702	EA	CASE-REAR	062-0657
14	103930-01-708	EA	BRACKET-VACUUM MOTOR	070-0113
15	103930-20-704	EA	ROD-DOOR-RECIRCULATING	073-0018
16	103930-55-707	EA	DOOR - RECIRCULATION	071-0891
18	103930-01-710	EA	RESISTOR-FUSED, A/C 4 TERM	035-0006
20	103930-01-711	EA	THERMOSTAT	033-0003
21	103930-02-708	EA	MOTOR-VACUUM SERVO, A/C	030-0025
22	103930-30-703	EA	MOTOR - SERVO	030-0104
23	103930-20-707	EA	HOUSING-BLOWER	062-0145
24	103930-55-703	EA	MOTOR-BLOWER W/O PIGTAIL	030-0137
25	103930-01-717	EA	WHEEL-BLOWER, CLOCKWISE	062-0010
26	103930-20-708	EA	CLIP-MOTOR SHAFT	022-0001
27	103930-30-704	EA	COVER - SERVO	062-0545
32	113245-01-707	EA	O'RING #8	045-0126
33	103930-17-702	EA	O'RING #10	045-0127
	103930-55-704	EA	CORE-HEATER	042-0059
	110279-01-703	EA	HOSE-VENT F/BLOWER MOTOR	051-0034

CONTACT WINNEBAGO PART SALES FOR UNLISTED COMPONENT(S)

HEATING & A/C GROUP (CONTINUED)

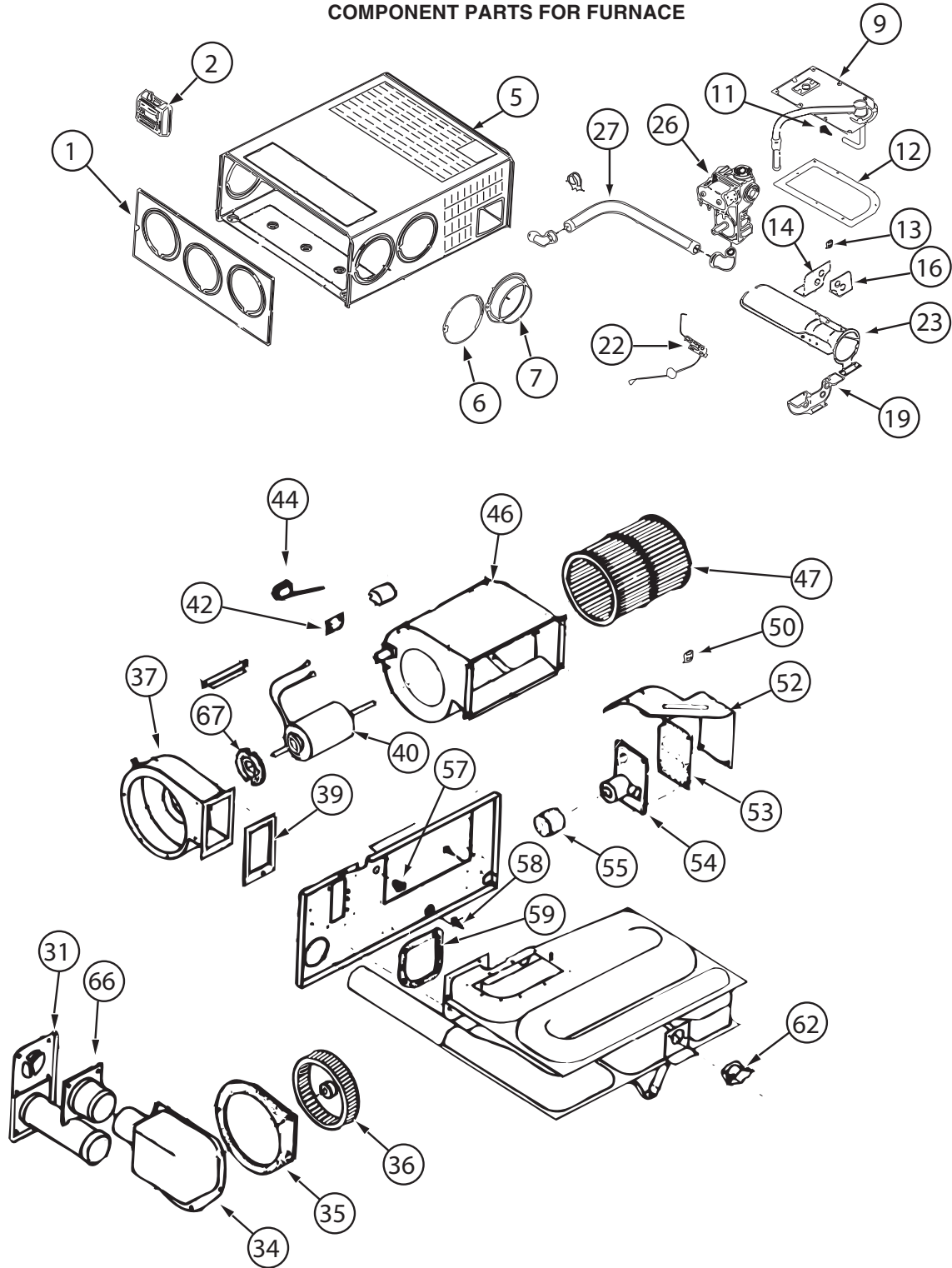
FURNACE



KEY	PART NUMBER	U/M	DESCRIPTION
1*	143563-02-000	EA	FURNACE - 40000 BTU HIGH QUIET - SUBURBAN SH-42 2346A
2	009198-01-000	FT	DUCT - HEAT - FLEXIBLE - 4" ID X 25'
3	137965-02-02A	EA	REGISTER - 11.2" X 3.6"(9.7 X 2.1"R/O) W/DAMPER - ANT PWTR
4	126693-05-02B	EA	PANEL - EXHAUST/FURNACE - E-COATED
5	134651-01-000	FT	SEAL - 1/2" X 3/4" X 9' - PSA 1 SIDE
6	009198-02-000	FT	DUCT - HEAT - FLEXIBLE - 2" ID X 25'
7	137965-06-02A	EA	REGISTER - 15.3" X 3.6"(13.9"X2.1"R/O) W/O DAMPER-ANT PWTR
8	092777-01-000	EA	ADAPTER - DUCT - 4"
9	139980-05-000	EA	VENT - INTAKE
10	139980-06-000	EA	VENT CAP
11	141194-03-02B	EA	PANEL/FURNACE CLOSEOUT - E-COATED
12	141337-01-01A	EA	GASKET - FURNACE
13	143563-04-000	EA	PLATE END - COLLAR
14	143563-05-000	EA	GASKET - FIBERGLASS - SUBURBAN #071018
15	143563-07-01A	EA	DOOR/ACCESS - FURNACE - W/FRAME - WHITE
16	158710-01-000	EA	ADAPTER - DUCT - 2"
17	056464-10-000	EA	REGISTER W/O DAMPER - 4" DIAMETER - PLASTIC - BEIGE
18	157225-01-05A	EA	OUTLET - DEFROSTER - W/SWIVEL - 2" SLEEVE/4"OD - RIVERSTONE
18	157225-01-06A	EA	OUTLET - DEFROSTER - W/SWIVEL - 2" SLEEVE/4"OD - CASHMERE

*COMPONENT PARTS LISTED LATER IN THIS GROUP

HEATING & A/C GROUP (CONTINUED)
COMPONENT PARTS FOR FURNACE



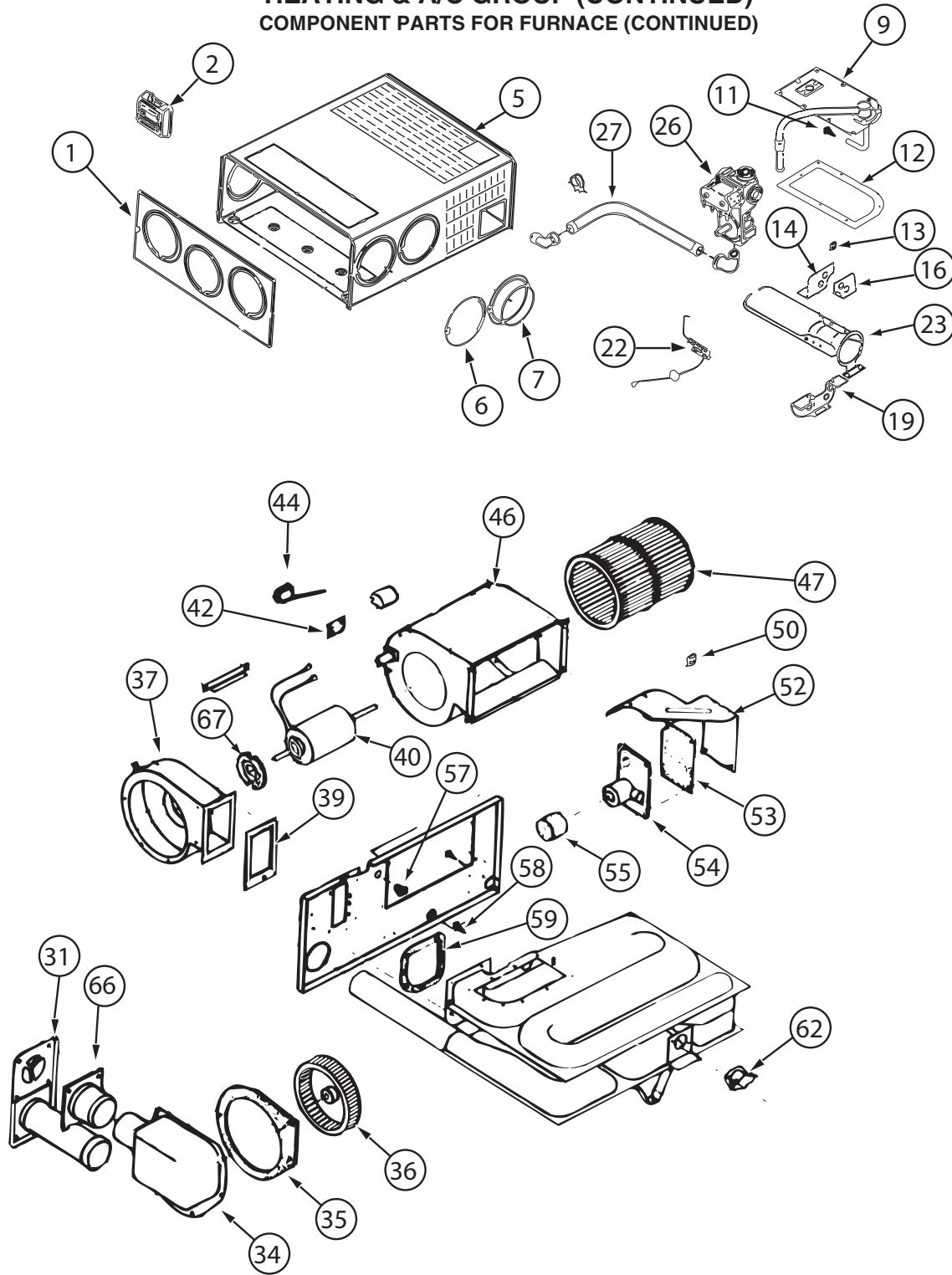
143563-01-000

HEATING & A/C GROUP (CONTINUED)
COMPONENT PARTS FOR FURNACE (CONTINUED)

143563-01-000 (CONTINUED)

KEY	PART NUMBER	U/M	DESCRIPTION	VENDOR NO.
1	143563-01-700	EA	CABINET - FRONT	101907
2			SEE 12 VOLT WIRING AREAS FOR CORRECT THERMOSTAT	
5	143563-01-701	EA	CABINET	101921
7	075696-02-703	EA	COLLAR - DUCT	050715
9	143563-01-702	EA	MANIFOLD ASSEMBLY	171599
11	143563-01-703	EA	ORFICE - MAIN BURNER	180308
12	098668-22-703	EA	GASKET - BURNER ACCESS COVER	070811
14	143563-01-704	EA	PLATE - SECONDARY AIR/TOP BACK	063199
16	143563-01-705	EA	PLATE - SECONDARY AIR/TOP FRT	062936
19	143563-01-706	EA	PLATE - SECONDARY AIR/BOTTOM	062938
22	139980-01-701	EA	ELECTRODE	232286
23	098668-02-700	EA	BURNER ASSEMBLY,SF-30 & SF35	010745
26	098668-01-718	EA	VALVE-GAS SF S.N.974903079	161122
27	143563-01-707	EA	PIPE ASSEMBLY (GAS INLET)	171603
31	098668-01-707	EA	TUBE ASSEMBLY, EXHAUST W/CAP	260231
34	143563-01-708	EA	BOX ASM (COMB. AIR INTAKE)	051430BK
35	143563-01-709	EA	GASKET (COMB. AIR HOUSING)	071108
36	143563-01-710	EA	WHEEL (COMBUSTION AIR)	350199
37	143563-01-711	EA	HOUSING (COMBUSTION AIR)	390862BK
39	143563-01-715	EA	GASKET-FIREWALL/COMB. AIR	071107
40	143563-01-712	EA	MOTOR ASSEMBLY	232727
42	101990-01-714	EA	GASKET-MICROSWITCH	230877
44	098668-21-700	EA	SWITCH-MICRO-W/O FLAG 3 1/4"	232261
46	143563-01-713	EA	BLOWER ASSEMBLY(ROOM AIR)	390867BK
47	143563-01-714	EA	WHEEL - ROOM AIR	350198
50	139980-01-710	EA	SWITCH - ON/OFF	232351
52	139980-01-711	EA	PANEL ASSEMBLY-MODULE BD	101663
53	139980-01-712	EA	INSULATOR - MODULE BD	070807
54	098668-22-705	EA	MODULE BD W/RELAY TIME DELAY	520820
55	139980-01-713	EA	CAP/INSULATOR-MODULE BD	070973
57	139980-01-714	EA	BUSHING - UNIVERSAL	070362
58	139980-01-715	EA	BUSHING - STRAIN RELIEF	231809
59	098668-01-716	EA	GASKET-FIREWALL,CHAMBER SIDE	070808
62	098668-21-701	EA	SWITCH - LIMIT	232504
66	098668-01-713	EA	TUBE ASSEMBLY, INTAKE	051248
67	075697-07-703	EA	GASKET - MOTOR	070448
	143563-01-716	EA	CHAMBER ASM. - FINAL	
			CONTACT WINNEBAGO PART SALES FOR UNLISTED COMPONENT(S)	

HEATING & A/C GROUP (CONTINUED)
COMPONENT PARTS FOR FURNACE (CONTINUED)



143563-02-000

HEATING & A/C GROUP (CONTINUED)
COMPONENT PARTS FOR FURNACE (CONTINUED)

143563-02-000 (CONTINUED)

KEY	PART NUMBER	U/M	DESCRIPTION	VENDOR NO.
1	143563-01-700	EA	CABINET - FRONT	101907
2			SEE 12 VOLT WIRING AREAS FOR CORRECT THERMOSTAT	
5	143563-02-700	EA	CABINET	101915
7	075696-02-703	EA	COLLAR - DUCT	050715
9	143563-01-702	EA	MANIFOLD ASSEMBLY	171599
11	143563-02-701	EA	ORFICE - MAIN BURNER	180309
12	098668-22-703	EA	GASKET - BURNER ACCESS COVER	070811
14	143563-02-702	EA	PLATE - SECONDARY AIR/TOP BACK	063198
16	143563-02-703	EA	PLATE - SECONDARY AIR/TOP FRT	062933
19	143563-02-704	EA	PLATE - SECONDARY AIR/BOTTOM	062935
22	139980-01-701	EA	ELECTRODE	232286
23	098668-11-701	EA	BURNER ASSEMBLY, SF-42F	010799
26	098668-01-718	EA	VALVE-GAS SF S.N.974903079	161122
27	143563-01-707	EA	PIPE ASSEMBLY (GAS INLET)	171603
31	098668-01-707	EA	TUBE ASSEMBLY, EXHAUST W/CAP	260231
34	143563-01-708	EA	BOX ASM (COMB. AIR INTAKE)	051430BK
35	143563-01-709	EA	GASKET (COMB. AIR HOUSING)	071108
36	143563-01-710	EA	WHEEL (COMBUSTION AIR)	350199
37	143563-01-711	EA	HOUSING (COMBUSTION AIR)	390862BK
39	143563-01-715	EA	GASKET-FIREWALL/COMB. AIR	071107
40	143563-02-705	EA	MOTOR ASSEMBLY	232726
42	101990-01-714	EA	GASKET-MICROSWITCH	230877
44	098668-21-700	EA	SWITCH-MICRO-W/O FLAG 3 1/4"	232261
46	143563-01-713	EA	BLOWER ASSEMBLY(ROOM AIR)	390867BK
47	143563-01-714	EA	WHEEL - ROOM AIR	350198
50	139980-01-710	EA	SWITCH - ON/OFF	232351
52	139980-01-711	EA	PANEL ASSEMBLY-MODULE BD	101663
53	139980-01-712	EA	INSULATOR - MODULE BD	070807
54	098668-22-705	EA	MODULE BD W/RELAY TIME DELAY	520820
55	139980-01-713	EA	CAP/INSULATOR-MODULE BD	070973
57	139980-01-714	EA	BUSHING - UNIVERSAL	070362
58	139980-01-715	EA	BUSHING - STRAIN RELIEF	231809
59	098668-01-716	EA	GASKET-FIREWALL,CHAMBER SIDE	070808
62	143563-02-706	EA	SWITCH - LIMIT	232735
66	098668-01-713	EA	TUBE ASSEMBLY, INTAKE	051248
67	075697-07-703	EA	GASKET - MOTOR	070448
	143563-02-707	EA	CHAMBER ASM. - FINAL	021172BK
			CONTACT WINNEBAGO PART SALES FOR UNLISTED COMPONENT(S)	

HEATING & A/C GROUP (CONTINUED)
REAR HEATER

KEY	PART NUMBER	U/M	DESCRIPTION
*	147610-01-000	EA	HEATER - AUTO/AUX - F33V, F35A, F35L, F32H
	147610-02-000	EA	HEATER - AUTO/AUX - F38J
	104692-01-000	FT	SEAL - ADHESIVE BACKED FOAM - 3/4" THICK X 3/4" WIDE X 25'
	007108-01-000	FT	HOSE - HEATER - 5/8" ID - HI-TEMP
	079059-01-000	EA	HOSE - 90 DEGREE - 5/8"ID X 4" X 36" - F33V
	079059-13-000	EA	HOSE - 90 DEGREE - .61"ID X 4" X 48"
	137965-01-02A	EA	REGISTER - 11.2" X 3.6"(9.7 X 2.1"R/O) W/O DAMPER-ANT PWTR

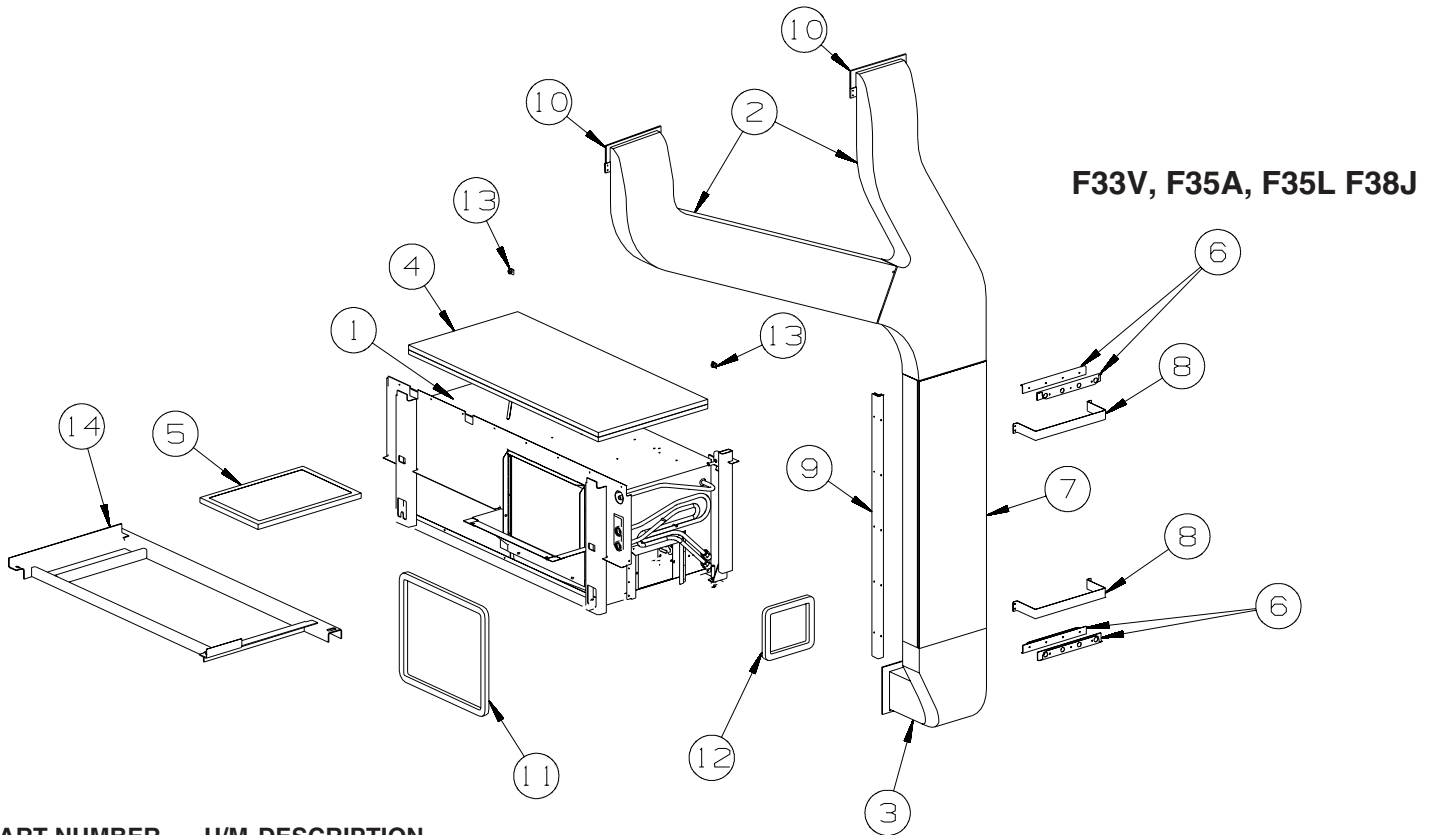
***COMPONENT PARTS LISTED LATER IN THIS GROUP**

COMPONENT PARTS FOR REAR HEATER

147610-01-000

KEY	PART NUMBER	U/M	DESCRIPTION	VENDOR NO.
	129205-01-702	EA	BLOWER ASSEMBLY-W/12V MOTOR	HV218419
	147610-01-700	EA	RESISTOR-BLOWER MOTOR	HV218125

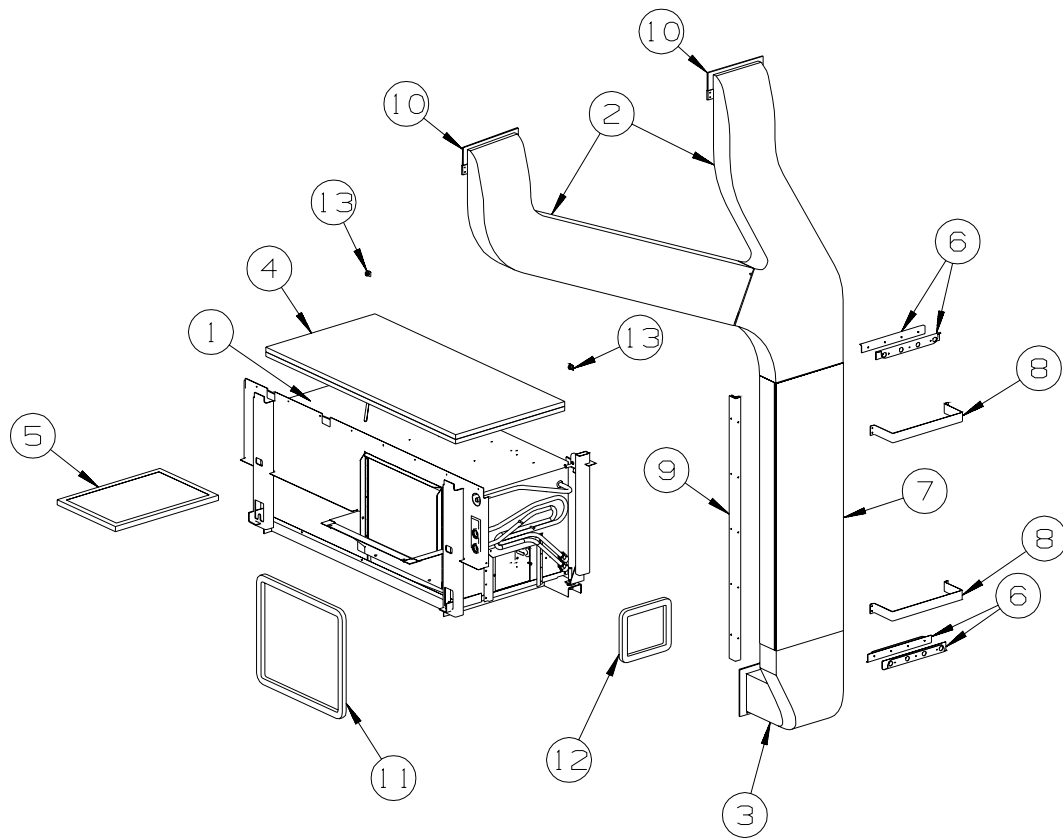
HEATING & A/C GROUP (CONTINUED) CENTRAL



KEY	PART NUMBER	U/M	DESCRIPTION
1*	105620-12-000	EA	A/C-CENTRAL - RH HAND/HEAT PUMP/12,000 BTU - TECUMSEH COMP
2	M09204-01-000	EA	DUCT/AC - UPPER RIGHT HAND/LEFT HAND
3	P38842-01-000	EA	DUCT - CENTRAL AIR/FORCED - W/INSULATION - LOWER
	105290-01-000	SF	INSULATION - AIR POCKET W/FOIL - 4' WIDE
4	100619-16-000	BF	FOAM - EXPANDED POLYSTYRENE - .75" X 48" X 96"-2" DENSITY
5	109050-02-000	EA	FILTER/FURNACE-AC - FIBERGLASS - 1" X 14" X 20"
6	160755-01-02B	EA	U-CHANNEL W/HOLES
7	159404-02-000	EA	PLENUM - A/C
8	129047-01-02B	EA	STRAP/MOUNTING - AIR DUCT - E-COATED
9	159408-02-01A	EA	CORNER - W/HOLES
10	104692-01-000	FT	SEAL - ADHESIVE BACKED FOAM - 3/4" THICK X 3/4" WIDE X 25'
11	134588-01-000	EA	GASKET - DUCT - 15.5" X 18.2" IS - 17.4" X 20.2" OS
12	134588-02-000	EA	GASKET - DUCT - 6.4" X 7.4" IS - 8.3" X 9.4" OS
13	142913-01-000	EA	J-CLIP - F/TV HOLD DOWN
14	156552-01-02B	EA	CRADLE - A/C - E-COATED

***COMPONENT PARTS LISTED LATER IN THIS GROUP**

HEATING & A/C GROUP (CONTINUED) CENTRAL (CONTINUED)

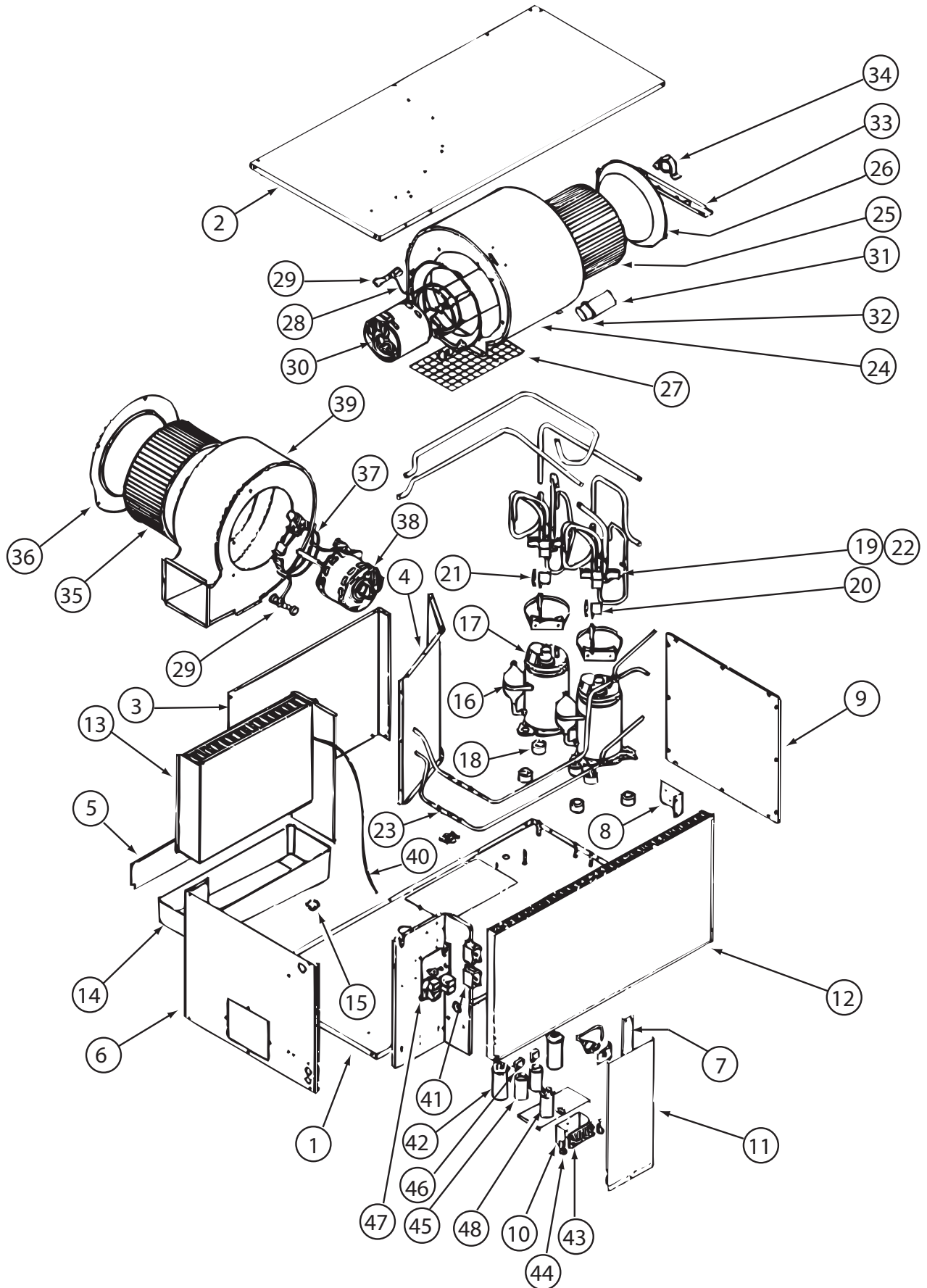


F32H

KEY	PART NUMBER	U/M	DESCRIPTION
1*	105620-12-000	EA	A/C-CENTRAL - RH HAND/HEAT PUMP/12,000 BTU - TECUMSEH COMP
2	M09204-01-000	EA	DUCT/AC - UPPER RIGHT HAND/LEFT HAND
3	P38842-01-000	EA	DUCT - CENTRAL AIR/FORCED - W/INSULATION - LOWER
	105290-01-000	SF	INSULATION - AIR POCKET W/FOIL - 4' WIDE
4	100619-16-000	BF	FOAM - EXPANDED POLYSTYRENE - .75" X 48" X 96"-2" DENSITY
5	109050-02-000	EA	FILTER/FURNACE-AC - FIBERGLASS - 1" X 14" X 20"
6	160755-01-02B	EA	U-CHANNEL W/HOLES
7	159404-06-000	EA	PLENUM - A/C
8	129047-01-02B	EA	STRAP/MOUNTING - AIR DUCT - E-COATED
9	159408-06-01A	EA	CORNER - W/HOLES
10	104692-01-000	FT	SEAL - ADHESIVE BACKED FOAM - 3/4" THICK X 3/4" WIDE X 25'
11	134588-01-000	EA	GASKET - DUCT - 15.5" X 18.2" IS - 17.4" X 20.2" OS
12	134588-02-000	EA	GASKET - DUCT - 6.4" X 7.4" IS - 8.3" X 9.4" OS
13	142913-01-000	EA	J-CLIP - F/TV HOLD DOWN

***COMPONENT PARTS LISTED LATER IN THIS GROUP**

HEATING & A/C GROUP (CONTINUED)
COMPONENT PARTS FOR CENTRAL



105620-12-000

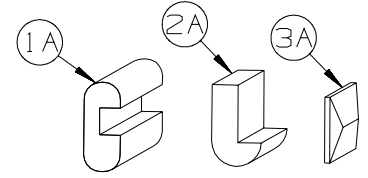
**HEATING & A/C GROUP (CONTINUED)
COMPONENT PARTS FOR CENTRAL (CONTINUED)**

105620-12-000 (CONTINUED)

KEY	PART NUMBER	U/M	DESCRIPTION	VENDOR NO.
10	105620-01-733	EA	ISOLATOR-HIGH VOLTAGE	6795-117
11	105620-10-716	EA	DOOR - ELECTRIC BOX	6535B346
12	105620-12-701	EA	COIL - CONDENSER	1452A1621
13	105620-12-702	EA	COIL - EVAPORATOR	1452A1611
15	105620-12-703	EA	VALVE - DRAIN	6795-200
16	105620-12-723	EA	COMPRESSOR (PANASONIC)	1450-2229
17	105620-12-705	EA	OVERLOAD	1450-0081
18	105620-01-706	EA	MOUNTING PKG.,COMP., 3 PER	6759-3081
19	105620-12-724	EA	REVERSING VALVE ASSEMBLY	6535-535
20	105620-12-708	EA	COIL - SOLENOID	1460-1081
21	105620-12-709	EA	WIRE HARNESS-REVERSING VALVE	6536-111
22	105620-12-710	EA	VALVE - REVERSE ONLY	1454A350
23	105620-12-711	EA	RESTRICTOR - BY FLOW	1454-2521
24	105620-10-718	EA	BLOWER HOUSING/OUTSIDE AIR	6536-515
25	105620-01-713	EA	WHEEL-BLOWER/OUTSIDE AIR	1472-1011
26	105620-01-714	EA	VENTURI-BLOWER/OUTSIDE AIR	6795A150
28	105620-01-715	EA	MOUNT-BLOWER/OUTSIDE AIR	6795A3011
29	105620-01-716	EA	SLEEVE & GROMMET, 4 PER PKKG.	6795A3031
30	105620-10-721	EA	MOTOR/BLOWER-8 3/4" SHAFT	1468A3029
31	105620-01-718	EA	CAPACITOR-FAN (OUTDOOR MOTOR))	1499-5631
32	105620-10-715	EA	RUBBER CAPACITOR BOOT	1499-951
33	105620-10-700	EA	BEARING BRACKET/OUTSIDE AIR	6536-514
34	105620-10-701	EA	BEARING/PILLOW BLOCK-O/S AIR	6536-3011
35	105620-11-701	EA	BLOWER WHEEL/INSIDE AIR	1472-1151
36	105620-12-715	EA	BLOWER VENTURI/INSIDE AIR	6535A287
37	105620-01-723	EA	MOUNT-BLOWER MOTOR - I/S AIR	6795-302
38	105620-12-716	EA	BLOWER MTR/IN AIR/REVERSIBLE	1468-3219
39	105620-11-706	EA	MOTOR/BLOWER KIT	6535B5901
40	105620-12-719	EA	COIL SENSOR	7330A3231
41	105620-01-729	EA	RELAY-COMPRESSOR -4 TERMINAL	1460-1131
42	105620-12-725	EA	COMPRESSOR RUN CAPACITOR	1499-5731
43	105620-01-738	EA	BOARD-TERMINAL, HIGH VOLTAGE	6795-315
46	105620-10-705	EA	PTCR (START DEVICE) - W/CAP.	8333A9021
47	105620-12-721	EA	CIRCUIT BD (6535 A SERIES)	6535A3201
48	093763-01-704	EA	CAPACITOR-FAN (INDOOR MOTOR)	1499-5461
	105620-10-720	EA	FUSE/BUSS(8AMP/250V) 2 PKG	6535-3081
			CONTACT WINNEBAGO PART SALES FOR UNLISTED COMPONENT(S)	

INTERIOR FINISH GROUP
MOLDINGS & TRIMS
WASHED MAPLE, SIERRA MAPLE

KEY	PART NUMBER	U/M	DESCRIPTION
1A	M09412-62-N42	EA	MOLDING/SHELF EDGE - .6" X 1.3" X 96" - PORTSMOUTH OAK
1A	M09412-62-M52	EA	MOLDING/SHELF EDGE - .6" X 1.3" X 96" - CONCERT CHERRY
1A	M09412-62-M62	EA	MOLDING/SHELF EDGE - .6" X 1.3" X 96" - WASHED MAPLE
1A	M09412-62-RC3	EA	MOLDING/SHELF EDGE - .6" X 1.3" X 96" - HONEY CHERRY
1A	M09412-62-SA3	EA	MOLDING/SHELF EDGE - .6" X 1.3" X 96" - SIERRA MAPLE
2A	M09511-43-T77	EA	MOLDING - TRIM - W/NOTCH - .8" X 1.4" X 86.3" - PORTSMOUT OAK
2A	M09525-80-UM1	EA	MOLDING - TRIM - W/NOTCH - .8" X 1.4" X 86.5" - CONCERT CHERRY
2A	M09525-80-U91	EA	MOLDING - TRIM - W/NOTCH - .8" X 1.4" X 86.5" - WASHED MAPLE
2A	M09525-80-U92	EA	MOLDING - TRIM - W/NOTCH - .8" X 1.4" X 86.5" - SIERRA MAPLE
2A	M09525-80-Y92	EA	MOLDING - TRIM - W/NOTCH - .8" X 1.4" X 86.5" - HONEY CHERRY
2A	M09501-85-TG3	EA	MOLDING/TRIM - W/NOTCH - 4" X 86.06" - HONEY CHERRY
2A	M09501-32-TG1	EA	MOLDING/TRIM - W/NOTCH - .8" X 2.5" X 86.2" - CONCERT CHERRY
2A	M09501-32-TG2	EA	MOLDING/TRIM - W/NOTCH - .8" X 2.5" X 86.2" - WASHED MAPLE
2A	M09501-32-TD3	EA	MOLDING/TRIM - W/NOTCH - .8" X 2.5" X 86.2" - SIERRA MAPLE
2A	M09501-32-TG3	EA	MOLDING/TRIM - W/NOTCH - .8" X 2.5" X 86.2" - HONEY CHERRY
2A	M09515-72-TD0	EA	MOLDING/TRIM - .8" X 2.2" X 86.1" - PORTSMOUTH OAK
2A	M09515-72-TD1	EA	MOLDING/TRIM - .8" X 2.2" X 86.1" - CONCERT CHERRY
2A	M09515-72-TD2	EA	MOLDING/TRIM - .8" X 2.2" X 86.1" - WASHED MAPLE
2A	M09515-72-TD3	EA	MOLDING/TRIM - .8" X 2.2" X 86.1" - SIERRA MAPLE
2A	M09511-44-T77	EA	MOLDING - TRIM - W/NOTCH - 1" X 86.4" - PORTSMOUTH OAK
2A	M09511-44-T78	EA	MOLDING - TRIM - W/NOTCH - 1" X 86.4" - CONCERT CHERRY
2A	M09511-44-T79	EA	MOLDING - TRIM - W/NOTCH - 1" X 86.4" - WASHED MAPLE
2A	M09511-44-T80	EA	MOLDING - TRIM - W/NOTCH - 1" X 86.4" - HONEY CHERRY
2A	M09438-25-RA3	EA	MOLDING - HARDWOOD-W/NOTCH - 1.4"X 80.2" - HONEY CHERRY
3A	M09477-63-S46	EA	MOLDING - TRIM/VEE-W/CUT ENDS - 1"X 64.1" - PORTSMOUTH OAK
3A	M09477-63-S47	EA	MOLDING - TRIM/VEE-W/CUT ENDS - 1"X 64.1" - CONCERT CHERRY
3A	M09477-63-S48	EA	MOLDING - TRIM/VEE-W/CUT ENDS - 1"X 64.1" - WASHED MAPLE
3A	M09477-63-W51	EA	MOLDING - TRIM/VEE-W/CUT ENDS - 1"X 64.1" - HONEY CHERRY
3A	M09477-64-S46	EA	MOLDING - TRIM/VEE-W/CUT ENDS - 1"X 14.9" - PORTSMOUTH OAK
3A	M09477-64-S47	EA	MOLDING - TRIM/VEE-W/CUT ENDS - 1"X 14.9" - CONCERT CHERRY
3A	M09477-64-S48	EA	MOLDING - TRIM/VEE-W/CUT ENDS - 1"X 14.9" - WASHED MAPLE
3A	M09477-64-W51	EA	MOLDING - TRIM/VEE-W/CUT ENDS - 1"X 14.9" - HONEY CHERRY
3A	M09501-30-SD0	EA	MOLDING - TRIM/VEE - .2" X 1" X 35.1" - PORTSMOUTH OAK
3A	M09501-30-SD1	EA	MOLDING - TRIM/VEE - .2" X 1" X 35.1" - CONCERT CHERRY
3A	M09501-30-SD2	EA	MOLDING - TRIM/VEE - .2" X 1" X 35.1" - WASHED MAPLE
3A	M09501-30-SD3	EA	MOLDING - TRIM/VEE - .2" X 1" X 35.1" - HONEY CHERRY
3A	M09515-97-WL4	EA	MOLDING - TRIM/VEE - .2" X 1" X 32.6" - CONCERT CHERRY
3A	M09515-97-WL5	EA	MOLDING - TRIM/VEE - .2" X 1" X 32.6" - WASHED MAPLE
3A	M09515-97-WL6	EA	MOLDING - TRIM/VEE - .2" X 1" X 32.6" - HONEY CHERRY
3A	M09534-17-UF3	EA	MOLDING - TRIM/VEE - .2" X 1" X 20.1" - SIERRA MAPLE
3A	M09534-17-UJ1	EA	MOLDING - TRIM/VEE - .2" X 1" X 20.1" - CONCERT CHERRY
3A	M09534-17-UJ2	EA	MOLDING - TRIM/VEE - .2" X 1" X 20.1" - WASHED MAPLE
3A	M09534-17-UJ3	EA	MOLDING - TRIM/VEE - .2" X 1" X 20.1" - HONEY CHERRY
3A	M09477-88-S34	EA	MOLDING - TRIM/VEE - .2" X 1" X 19.9" - WASHED MAPLE
3A	M09477-88-S35	EA	MOLDING - TRIM/VEE - .2" X 1" X 19.9" - SIERRA MAPLE
3A	M09568-03-W51	EA	MOLDING - TRIM/VEE - .2" X 1" X 19.8" - HONEY CHERRY
3A	M09568-03-W52	EA	MOLDING - TRIM/VEE - .2" X 1" X 19.8" - WASHED MAPLE
3A	M09565-51-W51	EA	MOLDING - TRIM/VEE - .2" X 1" X 19.4" - HONEY CHERRY
3A	M09565-51-W52	EA	MOLDING - TRIM/VEE - .2" X 1" X 19.4" - WASHED MAPLE
3A	M09553-79-W66	EA	MOLDING - TRIM/VEE - .2" X 1" X 15.6" - HONEY CHERRY
3A	M09515-10-W66	EA	MOLDING - TRIM/VEE - .2" X 1" X 15.4" - HONEY CHERRY
3A	M09501-63-T78	EA	MOLDING - TRIM/VEE - .2" X 1" X 15" - CONCERT CHERRY
3A	M09501-63-T79	EA	MOLDING - TRIM/VEE - .2" X 1" X 15" - WASHED MAPLE
3A	M09501-63-T80	EA	MOLDING - TRIM/VEE - .2" X 1" X 15" - SIERRA MAPLE
3A	M09501-63-W66	EA	MOLDING - TRIM/VEE - .2" X 1" X 15" - HONEY CHERRY
3A	M09553-09-W66	EA	MOLDING - TRIM/VEE - .2" X 1" X 13.4" - HONEY CHERRY
3A	M09566-04-WD3	EA	MOLDING - TRIM/VEE - .2" X 1" X 8.9" - HONEY CHERRY
3A	M09553-29-WH4	EA	MOLDING - TRIM/VEE - .4" X 1" X 94.4" - CONCERT CHERRY
3A	M09553-29-WH5	EA	MOLDING - TRIM/VEE - .4" X 1" X 94.4" - WASHED MAPLE
3A	M09553-29-WH6	EA	MOLDING - TRIM/VEE - .4" X 1" X 94.4" - SIERRA MAPLE
3A	M09565-04-WH4	EA	MOLDING - TRIM/VEE - .4" X 1" X 89.5" - CONCERT CHERRY

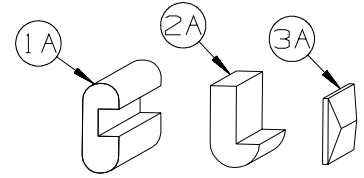


INTERIOR FINISH GROUP (CONTINUED)
MOLDINGS & TRIMS (CONTINUED)

KEY	PART NUMBER	U/M	DESCRIPTION
3A	M09565-04-WH5	EA	MOLDING - TRIM/VEE - .4" X 1" X 89.5" - WASHED MAPLE
3A	M09565-04-WH6	EA	MOLDING - TRIM/VEE - .4" X 1" X 89.5" - SIERRA MAPLE
3A	M09544-86-W37	EA	MOLDING - TRIM/VEE - .4" X 1" X 88.1" - WASHED MAPLE
3A	M09544-86-W38	EA	MOLDING - TRIM/VEE - .4" X 1" X 88.1" - SIERRA MAPLE
3A	M09538-39-U67	EA	MOLDING - TRIM/VEE - .4" X 1" X 82.6" - WASHED MAPLE
3A	M09538-39-U68	EA	MOLDING - TRIM/VEE - .4" X 1" X 82.6" - SIERRA MAPLE
3A	M09553-62-WH4	EA	MOLDING - TRIM/VEE - .4" X 1" X 81.4" - CONCERT CHERRY
3A	M09553-62-WH5	EA	MOLDING - TRIM/VEE - .4" X 1" X 81.4" - WASHED MAPLE
3A	M09553-62-WH6	EA	MOLDING - TRIM/VEE - .4" X 1" X 81.4" - SIERRA MAPLE
3A	M09577-98-WH4	EA	MOLDING - TRIM/VEE - .4" X 1" X 80.2" - CONCERT CHERRY
3A	M09577-98-WH5	EA	MOLDING - TRIM/VEE - .4" X 1" X 80.2" - WASHED MAPLE
3A	M09577-98-WH6	EA	MOLDING - TRIM/VEE - .4" X 1" X 80.2" - SIERRA MAPLE
3A	M09544-37-W37	EA	MOLDING - TRIM/VEE - .4" X 1" X 78.8" - WASHED MAPLE
3A	M09544-37-W38	EA	MOLDING - TRIM/VEE - .4" X 1" X 78.8" - SIERRA MAPLE
3A	M09544-34-W37	EA	MOLDING - TRIM/VEE - .4" X 1" X 78.7" - WASHED MAPLE
3A	M09544-34-W38	EA	MOLDING - TRIM/VEE - .4" X 1" X 78.7" - SIERRA MAPLE
3A	M09538-37-U67	EA	MOLDING - TRIM/VEE - .4" X 1" X 77.5" - WASHED MAPLE
3A	M09538-37-U68	EA	MOLDING - TRIM/VEE - .4" X 1" X 77.5" - SIERRA MAPLE
3A	M09553-65-WH4	EA	MOLDING - TRIM/VEE - .4" X 1" X 77" - CONCERT CHERRY
3A	M09553-65-WH5	EA	MOLDING - TRIM/VEE - .4" X 1" X 77" - WASHED MAPLE
3A	M09553-65-WH6	EA	MOLDING - TRIM/VEE - .4" X 1" X 77" - SIERRA MAPLE
3A	M09553-64-WH4	EA	MOLDING - TRIM/VEE - .4" X 1" X 76.7" - CONCERT CHERRY
3A	M09553-64-WH5	EA	MOLDING - TRIM/VEE - .4" X 1" X 76.7" - WASHED MAPLE
3A	M09553-64-WH6	EA	MOLDING - TRIM/VEE - .4" X 1" X 76.7" - SIERRA MAPLE
3A	M09565-75-WH4	EA	MOLDING - TRIM/VEE - .4" X 1" X 75.9" - CONCERT CHERRY
3A	M09565-75-WH5	EA	MOLDING - TRIM/VEE - .4" X 1" X 75.9" - WASHED MAPLE
3A	M09565-75-WH6	EA	MOLDING - TRIM/VEE - .4" X 1" X 75.9" - SIERRA MAPLE
3A	M09565-02-WH4	EA	MOLDING - TRIM/VEE - .4" X 1" X 75.1" - CONCERT CHERRY
3A	M09565-02-WH5	EA	MOLDING - TRIM/VEE - .4" X 1" X 75.1" - WASHED MAPLE
3A	M09565-02-WH6	EA	MOLDING - TRIM/VEE - .4" X 1" X 75.1" - SIERRA MAPLE
3A	M09553-26-WH4	EA	MOLDING - TRIM/VEE - .4" X 1" X 74.1" - CONCERT CHERRY
3A	M09553-26-WH5	EA	MOLDING - TRIM/VEE - .4" X 1" X 74.1" - WASHED MAPLE
3A	M09553-26-WH6	EA	MOLDING - TRIM/VEE - .4" X 1" X 74.1" - SIERRA MAPLE
3A	M09538-91-WH4	EA	MOLDING - TRIM/VEE - .4" X 1" X 73.8" - CONCERT CHERRY
3A	M09538-91-WH5	EA	MOLDING - TRIM/VEE - .4" X 1" X 73.8" - WASHED MAPLE
3A	M09538-91-WH6	EA	MOLDING - TRIM/VEE - .4" X 1" X 73.8" - SIERRA MAPLE
3A	M09553-22-WH4	EA	MOLDING - TRIM/VEE - .4" X 1" X 73.2" - CONCERT CHERRY
3A	M09553-22-WH5	EA	MOLDING - TRIM/VEE - .4" X 1" X 73.2" - WASHED MAPLE
3A	M09553-22-WH6	EA	MOLDING - TRIM/VEE - .4" X 1" X 73.2" - SIERRA MAPLE
3A	M09565-97-WH4	EA	MOLDING - TRIM/VEE - .4" X 1" X 72.6" - CONCERT CHERRY
3A	M09565-97-WH5	EA	MOLDING - TRIM/VEE - .4" X 1" X 72.6" - WASHED MAPLE
3A	M09565-97-WH6	EA	MOLDING - TRIM/VEE - .4" X 1" X 72.6" - SIERRA MAPLE
3A	M09568-12-WH4	EA	MOLDING - TRIM/VEE - .4" X 1" X 71.9" - CONCERT CHERRY
3A	M09568-12-WH5	EA	MOLDING - TRIM/VEE - .4" X 1" X 71.9" - WASHED MAPLE
3A	M09568-12-WH6	EA	MOLDING - TRIM/VEE - .4" X 1" X 71.9" - SIERRA MAPLE
3A	M09565-01-WH4	EA	MOLDING - TRIM/VEE - .4" X 1" X 71.7" - CONCERT CHERRY
3A	M09565-01-WH5	EA	MOLDING - TRIM/VEE - .4" X 1" X 71.7" - WASHED MAPLE
3A	M09565-01-WH6	EA	MOLDING - TRIM/VEE - .4" X 1" X 71.7" - SIERRA MAPLE
3A	M09565-01-YR3	EA	MOLDING - TRIM/VEE - .4" X 1" X 71.7" - HONEY CHERRY
3A	M09544-15-WB4	EA	MOLDING - TRIM/VEE - .4" X 1" X 64.5" - CONCERT CHERRY
3A	M09544-15-WB5	EA	MOLDING - TRIM/VEE - .4" X 1" X 64.5" - WASHED MAPLE
3A	M09544-15-WB6	EA	MOLDING - TRIM/VEE - .4" X 1" X 64.5" - SIERRA MAPLE
3A	M09538-94-WH4	EA	MOLDING - TRIM/VEE - .4" X 1" X 71.1" - CONCERT CHERRY
3A	M09538-94-WH5	EA	MOLDING - TRIM/VEE - .4" X 1" X 71.1" - WASHED MAPLE
3A	M09538-94-WH6	EA	MOLDING - TRIM/VEE - .4" X 1" X 71.1" - SIERRA MAPLE
3A	M09565-78-WH4	EA	MOLDING - TRIM/VEE - .4" X 1" X 70.2" - CONCERT CHERRY
3A	M09565-78-WH5	EA	MOLDING - TRIM/VEE - .4" X 1" X 70.2" - WASHED MAPLE
3A	M09565-78-WH6	EA	MOLDING - TRIM/VEE - .4" X 1" X 70.2" - SIERRA MAPLE
3A	M09553-21-WH4	EA	MOLDING - TRIM/VEE - .4" X 1" X 70.1" - CONCERT CHERRY
3A	M09553-21-WH5	EA	MOLDING - TRIM/VEE - .4" X 1" X 70.1" - WASHED MAPLE
3A	M09553-21-WH6	EA	MOLDING - TRIM/VEE - .4" X 1" X 70.1" - SIERRA MAPLE
3A	M09501-92-T77	EA	MOLDING - TRIM/VEE - .4" X 1" X 70" - PORTSMOUTH OAK
3A	M09501-92-T78	EA	MOLDING - TRIM/VEE - .4" X 1" X 70" - CONCERT CHERRY
3A	M09501-92-T79	EA	MOLDING - TRIM/VEE - .4" X 1" X 70" - WASHED MAPLE

INTERIOR FINISH GROUP (CONTINUED)
MOLDINGS & TRIMS (CONTINUED)

KEY	PART NUMBER	U/M	DESCRIPTION
3A	M09501-92-T80	EA	MOLDING - TRIM/VEE - .4" X 1" X 70" - SIERRA MAPLE
3A	M09538-27-WH4	EA	MOLDING - TRIM/VEE - .4" X 1" X 71.1" - CONCERT CHERRY
3A	M09538-27-U67	EA	MOLDING - TRIM/VEE - .4" X 1" X 71.1" - WASHED MAPLE
3A	M09538-27-U68	EA	MOLDING - TRIM/VEE - .4" X 1" X 71.1" - SIERRA MAPLE
3A	M09544-10-WH4	EA	MOLDING - TRIM/VEE - .4" X 1" X 68.2" - CONCERT CHERRY
3A	M09544-10-W91	EA	MOLDING - TRIM/VEE - .4" X 1" X 68.2" - WASHED MAPLE
3A	M09544-10-W92	EA	MOLDING - TRIM/VEE - .4" X 1" X 68.2" - SIERRA MAPLE
3A	M09553-03-WH4	EA	MOLDING - TRIM/VEE - .4" X 1" X 66.7" - CONCERT CHERRY
3A	M09553-03-WH5	EA	MOLDING - TRIM/VEE - .4" X 1" X 66.7" - WASHED MAPLE
3A	M09553-03-WH6	EA	MOLDING - TRIM/VEE - .4" X 1" X 66.7" - SIERRA MAPLE
3A	M09553-03-YR3	EA	MOLDING - TRIM/VEE - .4" X 1" X 66.7" - HONEY CHERRY
3A	M09538-93-WH4	EA	MOLDING - TRIM/VEE - .4" X 1" X 66.6" - CONCERT CHERRY
3A	M09538-93-WH5	EA	MOLDING - TRIM/VEE - .4" X 1" X 66.6" - WASHED MAPLE
3A	M09538-93-WH6	EA	MOLDING - TRIM/VEE - .4" X 1" X 66.6" - SIERRA MAPLE
3A	M09544-33-W37	EA	MOLDING - TRIM/VEE - .4" X 1" X 66.5" - SIERRA MAPLE
3A	M09544-33-W38	EA	MOLDING - TRIM/VEE - .4" X 1" X 66.5" - WASHED MAPLE
3A	M09553-02-WH4	EA	MOLDING - TRIM/VEE - .4" X 1" X 66.4" - CONCERT CHERRY
3A	M09553-02-WH5	EA	MOLDING - TRIM/VEE - .4" X 1" X 66.4" - WASHED MAPLE
3A	M09553-02-WH6	EA	MOLDING - TRIM/VEE - .4" X 1" X 66.4" - SIERRA MAPLE
3A	M09544-14-WB4	EA	MOLDING - TRIM/VEE - .4" X 1" X 64.5" - CONCERT CHERRY
3A	M09544-14-WB5	EA	MOLDING - TRIM/VEE - .4" X 1" X 64.5" - WASHED MAPLE
3A	M09544-14-WB6	EA	MOLDING - TRIM/VEE - .4" X 1" X 64.5" - SIERRA MAPLE
3A	M09515-78-T77	EA	MOLDING - TRIM/VEE - .4" X 1" X 64.1" - PORTSMOUTH OAK
3A	M09515-78-T78	EA	MOLDING - TRIM/VEE - .4" X 1" X 64.1" - CONCERT CHERRY
3A	M09515-78-T79	EA	MOLDING - TRIM/VEE - .4" X 1" X 64.1" - WASHED MAPLE
3A	M09515-78-T80	EA	MOLDING - TRIM/VEE - .4" X 1" X 64.1" - SIERRA MAPLE
3A	M09501-91-T77	EA	MOLDING - TRIM/VEE - .4" X 1" X 63.3" - PORTSMOUTH OAK
3A	M09501-91-T78	EA	MOLDING - TRIM/VEE - .4" X 1" X 63.3" - CONCERT CHERRY
3A	M09501-91-T79	EA	MOLDING - TRIM/VEE - .4" X 1" X 63.3" - WASHED MAPLE
3A	M09501-91-T80	EA	MOLDING - TRIM/VEE - .4" X 1" X 63.3" - SIERRA MAPLE
3A	M09503-91-T77	EA	MOLDING - TRIM/VEE - .4" X 1" X 63.1" - PORTSMOUTH OAK
3A	M09503-91-T78	EA	MOLDING - TRIM/VEE - .4" X 1" X 63.1" - CONCERT CHERRY
3A	M09503-91-T79	EA	MOLDING - TRIM/VEE - .4" X 1" X 63.1" - WASHED MAPLE
3A	M09503-91-T80	EA	MOLDING - TRIM/VEE - .4" X 1" X 63.1" - SIERRA MAPLE
3A	M09544-22-WB4	EA	MOLDING - TRIM/VEE - .4" X 1" X 61.7" - CONCERT CHERRY
3A	M09544-22-WB5	EA	MOLDING - TRIM/VEE - .4" X 1" X 61.7" - WASHED MAPLE
3A	M09544-22-WB6	EA	MOLDING - TRIM/VEE - .4" X 1" X 61.7" - SIERRA MAPLE
3A	M09583-41-WH4	EA	MOLDING - TRIM/VEE - .4" X 1" X 61" - CONCERT CHERRY
3A	M09583-41-WH5	EA	MOLDING - TRIM/VEE - .4" X 1" X 61" - WASHED MAPLE
3A	M09583-41-WH6	EA	MOLDING - TRIM/VEE - .4" X 1" X 61" - SIERRA MAPLE
3A	M09565-49-WH4	EA	MOLDING - TRIM/VEE - .4" X 1" X 58.7" - CONCERT CHERRY
3A	M09565-49-WH5	EA	MOLDING - TRIM/VEE - .4" X 1" X 58.7" - WASHED MAPLE
3A	M09565-49-WH6	EA	MOLDING - TRIM/VEE - .4" X 1" X 58.7" - SIERRA MAPLE
3A	M09544-36-W37	EA	MOLDING - TRIM/VEE - .4" X 1" X 52.6" - WASHED MAPLE
3A	M09544-36-W38	EA	MOLDING - TRIM/VEE - .4" X 1" X 52.6.5" - SIERRA MAPLE
3A	M09553-85-WB4	EA	MOLDING - TRIM/VEE - .4" X 1" X 43.4" - CONCERT CHERRY
3A	M09553-85-WB5	EA	MOLDING - TRIM/VEE - .4" X 1" X 43.4" - WASHED MAPLE
3A	M09553-85-WB6	EA	MOLDING - TRIM/VEE - .4" X 1" X 43.4" - SIERRA MAPLE
3A	M09553-28-WH4	EA	MOLDING - TRIM/VEE - .4" X 1" X 48" - CONCERT CHERRY
3A	M09553-28-WH5	EA	MOLDING - TRIM/VEE - .4" X 1" X 48" - WASHED MAPLE
3A	M09553-28-WH6	EA	MOLDING - TRIM/VEE - .4" X 1" X 48" - SIERRA MAPLE
3A	M09553-60-WH4	EA	MOLDING - TRIM/VEE - .4" X 1" X 47.2" - CONCERT CHERRY
3A	M09553-60-WH5	EA	MOLDING - TRIM/VEE - .4" X 1" X 47.2" - WASHED MAPLE
3A	M09553-60-WH6	EA	MOLDING - TRIM/VEE - .4" X 1" X 47.2" - SIERRA MAPLE
3A	M09544-24-WB4	EA	MOLDING - TRIM/VEE - .4" X 1" X 46.2" - CONCERT CHERRY
3A	M09544-24-WB5	EA	MOLDING - TRIM/VEE - .4" X 1" X 46.2" - WASHED MAPLE
3A	M09544-24-WB6	EA	MOLDING - TRIM/VEE - .4" X 1" X 46.2" - SIERRA MAPLE
3A	M09565-77-WH4	EA	MOLDING - TRIM/VEE - .4" X 1" X 42.5" - CONCERT CHERRY
3A	M09565-77-WH5	EA	MOLDING - TRIM/VEE - .4" X 1" X 42.5" - WASHED MAPLE
3A	M09565-77-WH6	EA	MOLDING - TRIM/VEE - .4" X 1" X 42.5" - SIERRA MAPLE
3A	M09544-35-W37	EA	MOLDING - TRIM/VEE - .4" X 1" X 66.5" - SIERRA MAPLE
3A	M09544-35-W38	EA	MOLDING - TRIM/VEE - .4" X 1" X 66.5" - WASHED MAPLE

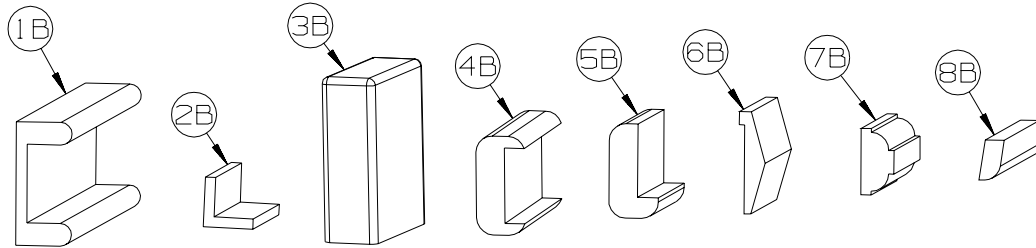
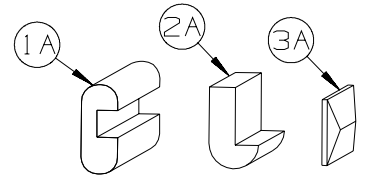


INTERIOR FINISH GROUP (CONTINUED)
MOLDINGS & TRIMS (CONTINUED)

KEY	PART NUMBER	U/M	DESCRIPTION
3A	M09544-38-W37	EA	MOLDING - TRIM/VEE - .4" X 1" X 66.5" - SIERRA MAPLE
3A	M09544-38-W38	EA	MOLDING - TRIM/VEE - .4" X 1" X 66.5" - WASHED MAPLE
3A	M09565-03-WH4	EA	MOLDING - TRIM/VEE - .4" X 1" X 44.2" - CONCERT CHERRY
3A	M09565-03-WH5	EA	MOLDING - TRIM/VEE - .4" X 1" X 44.2" - WASHED MAPLE
3A	M09565-03-WH6	EA	MOLDING - TRIM/VEE - .4" X 1" X 44.2" - SIERRA MAPLE
3A	M09565-20-WH4	EA	MOLDING - TRIM/VEE - .4" X 1" X 43.2" - CONCERT CHERRY
3A	M09565-20-WH5	EA	MOLDING - TRIM/VEE - .4" X 1" X 43.2" - WASHED MAPLE
3A	M09565-20-WH6	EA	MOLDING - TRIM/VEE - .4" X 1" X 43.2" - SIERRA MAPLE
3A	M09553-24-WH4	EA	MOLDING - TRIM/VEE - .4" X 1" X 43" - CONCERT CHERRY
3A	M09553-24-WH5	EA	MOLDING - TRIM/VEE - .4" X 1" X 43" - WASHED MAPLE
3A	M09553-24-WH6	EA	MOLDING - TRIM/VEE - .4" X 1" X 43" - SIERRA MAPLE
3A	M09565-77-WH4	EA	MOLDING - TRIM/VEE - .4" X 1" X 42.5" - CONCERT CHERRY
3A	M09565-77-WH5	EA	MOLDING - TRIM/VEE - .4" X 1" X 42.5" - WASHED MAPLE
3A	M09565-77-WH6	EA	MOLDING - TRIM/VEE - .4" X 1" X 42.5" - SIERRA MAPLE
3A	M09565-50-WH4	EA	MOLDING - TRIM/VEE - .4" X 1" X 40.9" - CONCERT CHERRY
3A	M09565-50-WH5	EA	MOLDING - TRIM/VEE - .4" X 1" X 40.9" - WASHED MAPLE
3A	M09565-50-WH6	EA	MOLDING - TRIM/VEE - .4" X 1" X 40.9" - SIERRA MAPLE
3A	M09583-43-WH4	EA	MOLDING - TRIM/VEE - .4" X 1" X 40.1" - CONCERT CHERRY
3A	M09583-43-WH5	EA	MOLDING - TRIM/VEE - .4" X 1" X 40.1" - WASHED MAPLE
3A	M09583-43-WH6	EA	MOLDING - TRIM/VEE - .4" X 1" X 40.1" - SIERRA MAPLE
3A	M09565-76-WH4	EA	MOLDING - TRIM/VEE - .4" X 1" X 39.4" - CONCERT CHERRY
3A	M09565-76-WH5	EA	MOLDING - TRIM/VEE - .4" X 1" X 39.4" - WASHED MAPLE
3A	M09565-76-WH6	EA	MOLDING - TRIM/VEE - .4" X 1" X 39.4" - SIERRA MAPLE
3A	M09565-47-WH4	EA	MOLDING - TRIM/VEE - .4" X 1" X 38.9" - CONCERT CHERRY
3A	M09565-47-WH5	EA	MOLDING - TRIM/VEE - .4" X 1" X 38.9" - WASHED MAPLE
3A	M09565-47-WH6	EA	MOLDING - TRIM/VEE - .4" X 1" X 38.9" - SIERRA MAPLE
3A	M09553-27-WH4	EA	MOLDING - TRIM/VEE - .4" X 1" X 38.8" - CONCERT CHERRY
3A	M09553-27-WH5	EA	MOLDING - TRIM/VEE - .4" X 1" X 38.8" - WASHED MAPLE
3A	M09553-27-WH6	EA	MOLDING - TRIM/VEE - .4" X 1" X 38.8" - SIERRA MAPLE
3A	M09568-77-WH4	EA	MOLDING - TRIM/VEE - .4" X 1" X 37.5" - CONCERT CHERRY
3A	M09568-77-WH5	EA	MOLDING - TRIM/VEE - .4" X 1" X 37.5" - WASHED MAPLE
3A	M09568-77-WH6	EA	MOLDING - TRIM/VEE - .4" X 1" X 37.5" - SIERRA MAPLE
3A	M09553-23-WH4	EA	MOLDING - TRIM/VEE - .4" X 1" X 37" - CONCERT CHERRY
3A	M09553-23-WH5	EA	MOLDING - TRIM/VEE - .4" X 1" X 37" - WASHED MAPLE
3A	M09553-23-WH6	EA	MOLDING - TRIM/VEE - .4" X 1" X 37" - SIERRA MAPLE
3A	M09553-47-WB4	EA	MOLDING - TRIM/VEE - .4" X 1" X 35.9" - CONCERT CHERRY
3A	M09553-47-WB5	EA	MOLDING - TRIM/VEE - .4" X 1" X 35.9" - WASHED MAPLE
3A	M09553-47-WB6	EA	MOLDING - TRIM/VEE - .4" X 1" X 35.9" - SIERRA MAPLE
3A	M09553-47-W66	EA	MOLDING - TRIM/VEE - .4" X 1" X 35.9" - HONEY CHERRY
3A	M09568-48-U67	EA	MOLDING - TRIM/VEE - .4" X 1" X 35.4" - WASHED MAPLE
3A	M09568-48-U68	EA	MOLDING - TRIM/VEE - .4" X 1" X 35.4" - SIERRA MAPLE
3A	M09553-63-WH4	EA	MOLDING - TRIM/VEE - .4" X 1" X 35.1" - CONCERT CHERRY
3A	M09553-63-WH5	EA	MOLDING - TRIM/VEE - .4" X 1" X 35.1" - WASHED MAPLE
3A	M09553-63-WH6	EA	MOLDING - TRIM/VEE - .4" X 1" X 35.1" - SIERRA MAPLE
3A	M09553-63-W51	EA	MOLDING - TRIM/VEE - .4" X 1" X 35.1" - HONEY CHERRY
3A	M09565-94-WH4	EA	MOLDING - TRIM/VEE - .4" X 1" X 34.4" - CONCERT CHERRY
3A	M09565-94-WH5	EA	MOLDING - TRIM/VEE - .4" X 1" X 34.4" - WASHED MAPLE
3A	M09565-94-WH6	EA	MOLDING - TRIM/VEE - .4" X 1" X 34.4" - SIERRA MAPLE
3A	M09553-04-WH4	EA	MOLDING - TRIM/VEE - .4" X 1" X 34.2" - CONCERT CHERRY
3A	M09553-04-WH5	EA	MOLDING - TRIM/VEE - .4" X 1" X 34.2" - WASHED MAPLE
3A	M09553-04-WH6	EA	MOLDING - TRIM/VEE - .4" X 1" X 34.2" - SIERRA MAPLE
3A	M09566-02-U68	EA	MOLDING - TRIM/VEE - .4" X 1" X 32.7" - SIERRA MAPLE
3A	M09566-02-W51	EA	MOLDING - TRIM/VEE - .4" X 1" X 32.7" - HONEY CHERRY
3A	M09566-02-W52	EA	MOLDING - TRIM/VEE - .4" X 1" X 32.7" - WASHED MAPLE
3A	M09511-86-T77	EA	MOLDING - TRIM/VEE - .4" X 1" X 28.3" - PORTSMOUTH OAK
3A	M09511-86-T78	EA	MOLDING - TRIM/VEE - .4" X 1" X 28.3" - CONCERT CHERRY
3A	M09511-86-T79	EA	MOLDING - TRIM/VEE - .4" X 1" X 28.3" - WASHED MAPLE
3A	M09511-86-T80	EA	MOLDING - TRIM/VEE - .4" X 1" X 28.3" - SIERRA MAPLE
3A	M09553-61-WH4	EA	MOLDING - TRIM/VEE - .4" X 1" X 19.9" - CONCERT CHERRY
3A	M09553-61-WH5	EA	MOLDING - TRIM/VEE - .4" X 1" X 19.9" - WASHED MAPLE
3A	M09553-61-WH6	EA	MOLDING - TRIM/VEE - .4" X 1" X 19.9" - SIERRA MAPLE
3A	M09565-71-WH4	EA	MOLDING - TRIM/VEE - .4" X 1" X 11.4" - CONCERT CHERRY
3A	M09565-71-WH5	EA	MOLDING - TRIM/VEE - .4" X 1" X 11.4" - WASHED MAPLE
3A	M09565-71-WH6	EA	MOLDING - TRIM/VEE - .4" X 1" X 11.4" - SIERRA MAPLE

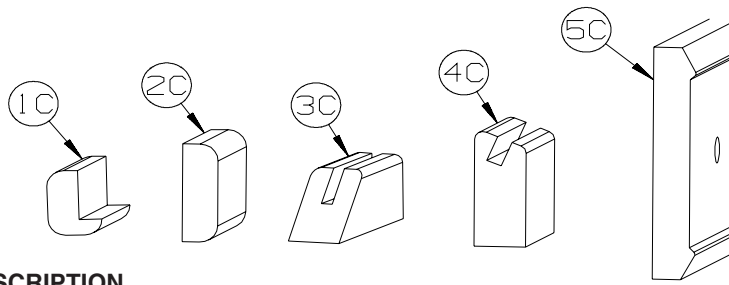
INTERIOR FINISH GROUP (CONTINUED)
MOLDINGS & TRIMS (CONTINUED)

KEY	PART NUMBER	U/M	DESCRIPTION
3A	M09583-42-WH4	EA	MOLDING - TRIM/VEE - .4" X 1" X 8.3" - CONCERT CHERRY
3A	M09583-42-WH5	EA	MOLDING - TRIM/VEE - .4" X 1" X 8.3" - WASHED MAPLE
3A	M09583-42-WH6	EA	MOLDING - TRIM/VEE - .4" X 1" X 8.3" - SIERRA MAPLE
3A	M09544-55-WB4	EA	MOLDING - TRIM/VEE - .4" X 1" X 6.5" - CONCERT CHERRY
3A	M09544-55-WB5	EA	MOLDING - TRIM/VEE - .4" X 1" X 6.5" - WASHED MAPLE
3A	M09544-55-WB6	EA	MOLDING - TRIM/VEE - .4" X 1" X 6.5" - SIERRA MAPLE
3A	M09544-56-WB4	EA	MOLDING - TRIM/VEE - .4" X 1" X 6.1" - CONCERT CHERRY
3A	M09544-56-WB5	EA	MOLDING - TRIM/VEE - .4" X 1" X 6.1" - WASHED MAPLE
3A	M09544-56-WB6	EA	MOLDING - TRIM/VEE - .4" X 1" X 6.1" - SIERRA MAPLE
3A	M09538-70-U68	EA	MOLDING - TRIM/VEE - .4" X 1" X 63.9" - SIERRA MAPLE
3A	M09538-70-U67	EA	MOLDING - TRIM/VEE - .4" X 1" X 63.9" - WASHED MAPLE



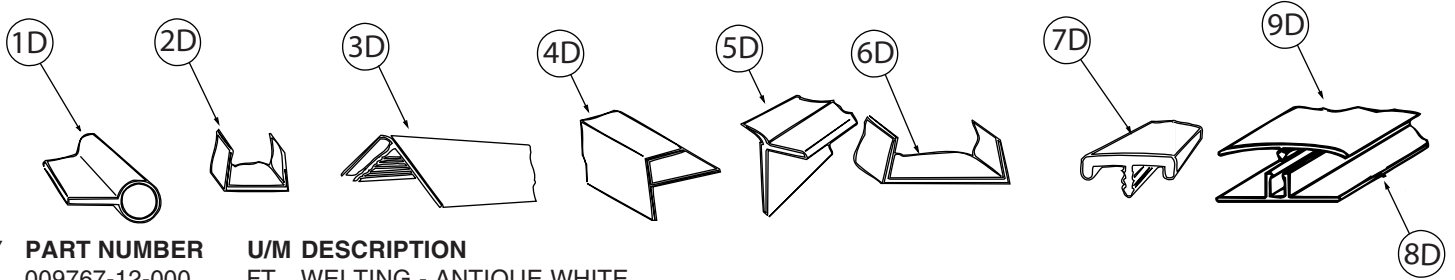
KEY	PART NUMBER	U/M	DESCRIPTION
1B	M09501-84-TG0	EA	MOLDING/TRIM - CAP/WALL - 2.2" X 85.9" - PORTSMOUTH OAK
1B	M09501-84-TG1	EA	MOLDING/TRIM - CAP/WALL - 2.2" X 85.9" - CONCERT CHERRY
1B	M09501-84-TG2	EA	MOLDING/TRIM - CAP/WALL - 2.2" X 85.9" - WASHED MAPLE
1B	M09501-84-TG3	EA	MOLDING/TRIM - CAP/WALL - 2.2" X 85.9" - HONEY CHERRY
1B	M09520-04-TD3	EA	MOLDING/TRIM - CAP/WALL - 2.2" X 80.5" - SIERRA MAPLE
2B	M09511-81-TA0	EA	MOLDING/TRIM - L SHAPE - .8"X .8"X 80.2" - PORTSMOUTH OAK
2B	M09511-81-TA1	EA	MOLDING/TRIM - L SHAPE - .8"X .8"X 80.2" - CONCERT CHERRY
2B	M09511-81-TA2	EA	MOLDING/TRIM - L SHAPE - .8"X .8"X 80.2" - WASHED MAPLE
2B	M09511-81-TA3	EA	MOLDING/TRIM - L SHAPE - .8"X .8"X 80.2" - SIERRA MAPLE
3B	M09515-81-T01	EA	MOLDING/HARDWOOD STRAIGHT - 74.3" - WASHED MAPLE
3B	M09515-81-T02	EA	MOLDING/HARDWOOD STRAIGHT - 74.3" - HONEY CHERRY
4B	M09511-42-T77	EA	MOLDING - TRIM - W/NOTCH - 1.5" X 86.4" - PORTSMOUTH OAK
4B	M09511-42-T78	EA	MOLDING - TRIM - W/NOTCH - 1.5" X 86.4" - CONCERT CHERRY
4B	M09511-42-T79	EA	MOLDING - TRIM - W/NOTCH - 1.5" X 86.4" - WASHED MAPLE
4B	M09511-42-T80	EA	MOLDING - TRIM - W/NOTCH - 1.5" X 86.4" - SIERRA MAPLE
4B	M09511-42-W66	EA	MOLDING - TRIM - W/NOTCH - 1.5" X 86.4" - HONEY CHERRY
5B	M09515-18-T77	EA	MOLDING - HARDWOOD-W/NOTCH - 1.4"X 86.2" - PORTSMOUTH OAK
5B	M09515-18-T78	EA	MOLDING - HARDWOOD-W/NOTCH - 1.4"X 86.2" - CONCERT CHERRY
5B	M09553-66-U22	EA	MOLDING - HARDWOOD-W/NOTCH - 1.4"X 96" - WASHED MAPLE
5B	M09515-18-T80	EA	MOLDING - HARDWOOD-W/NOTCH - 1.4"X 86.2" - SIERRA MAPLE
5B	M09553-66-U21	EA	MOLDING - HARDWOOD-W/NOTCH - 1.4"X 96" - HONEY CHERRY
6B	M09515-53-TG0	EA	MOLDING - TRIM/VEE - 1.5" X 73.9" - PORTSMOUTH OAK
6B	M09525-81-UJ1	EA	MOLDING - TRIM/VEE - 1.5" X 74.7" - CONCERT CHERRY
6B	M09525-81-UJ2	EA	MOLDING - TRIM/VEE - 1.5" X 74.7" - WASHED MAPLE
6B	M09552-81-UJ3	EA	MOLDING - TRIM/VEE - 1.5" X 74.7" - HONEY CHERRY
6B	M09553-53-WH6	EA	MOLDING - TRIM/VEE - NOTCHED - 1.5" X 20.6" - SIERRA MAPLE
7B	Y00076-32-438	EA	MOLDING/TRIM - .5" X 1" X 96" - CHERRY (UNSTAINED)
7B	Y00076-22-438	EA	MOLDING/TRIM - .5" X 1" X 96" - MAPLE (UNSTAINED)
8B	M09525-92-T77	EA	MOLDING/TRIM - .5" X 1" X 75.6" - PORTSMOUTH OAK
8B	M09525-92-T78	EA	MOLDING/TRIM - .5" X 1" X 75.6" - CONCERT CHERRY
8B	M09525-92-T79	EA	MOLDING/TRIM - .5" X 1" X 75.6" - WASHED MAPLE
8B	M09525-92-T80	EA	MOLDING/TRIM - .5" X 1" X 75.6" - SIERRA MAPLE
8B	Y00086-72-438	EA	MOLDING - VINYL WRAP - .7" X 1.6" X 96" - PORTSMOUTH OAK
8B	Y00086-D2-438	EA	MOLDING - VINYL WRAP - .7" X 1.6" X 96" - CONCERT CHERRY
8B	M09086-A2-438	EA	MOLDING - VINYL WRAP - .7" X 1.6" X 96" - WASHED MAPLE
8B	Y00086-92-438	EA	MOLDING - VINYL WRAP - .7" X 1.6" X 96" - SIERRA MAPLE
8B	Y00086-82-438	EA	MOLDING - VINYL WRAP - .7" X 1.6" X 96" - HONEY CHERRY
8B	Y00087-72-438	EA	MOLDING - VINYL WRAP - .7" X 2.9" X 96" - PORTSMOUTH OAK
8B	Y00087-D2-438	EA	MOLDING - VINYL WRAP - .7" X 2.9" X 96" - CONCERT CHERRY
8B	Y00087-A2-438	EA	MOLDING - VINYL WRAP - .7" X 2.9" X 96" - WASHED MAPLE
8B	Y00087-92-438	EA	MOLDING - VINYL WRAP - .7" X 2.9" X 96" - SIERRA MAPLE
8B	Y00087-82-438	EA	MOLDING - VINYL WRAP - .7" X 2.9" X 96" - HONEY CHERRY

INTERIOR FINISH GROUP (CONTINUED)
MOLDINGS & TRIMS (CONTINUED)



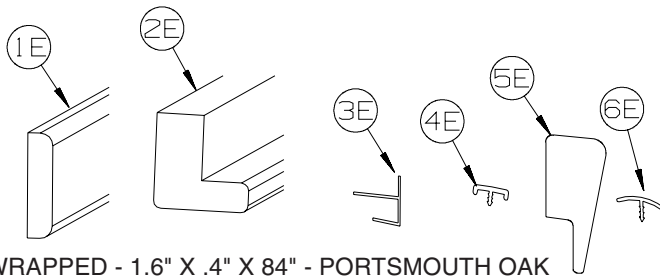
KEY	PART NUMBER	U/M	DESCRIPTION
1C	M09520-19-TD1	EA	MOLDING - TRIM - W/NOTCH - 1" X 86.3" - CONCERT CHERRY
1C	M09520-19-TD2	EA	MOLDING - TRIM - W/NOTCH - 1" X 86.3" - WASHED MAPLE
1C	M09520-19-TD3	EA	MOLDING - TRIM - W/NOTCH - 1" X 86.3" - HONEY CHERRY
1C	M09565-68-WH4	EA	MOLDING - HARDWOOD - .75" X 1.4" X 81.9" - CONCERT CHERRY
1C	M09565-68-WH5	EA	MOLDING - HARDWOOD - .75" X 1.4" X 81.9" - WASHED MAPLE
1C	M09565-68-WH6	EA	MOLDING - HARDWOOD - .75" X 1.4" X 81.9" - SIERRA MAPLE
2C	M09511-46-T77	EA	MOLDING/TRIM - .5" X 1.5" X 86.5" - PORTSMOUTH OAK
2C	M09511-46-T78	EA	MOLDING/TRIM - .5" X 1.5" X 86.5" - CONCERT CHERRY
2C	M09511-46-T79	EA	MOLDING/TRIM - .5" X 1.5" X 86.5" - WASHED MAPLE
2C	M09511-46-T80	EA	MOLDING/TRIM - .5" X 1.5" X 86.5" - SIERRA MAPLE
3C	Y00223-22-438	EA	MOLDING - HARDWOOD/MAPLE - .7" X 1" X 96" - UNSTAINED MAPLE
3C	Y00223-32-438	EA	MOLDING - HARDWOOD/CHERRY - .7" X 1" X 96" - UNSTAINED CHERRY
3C	Y00223-42-438	EA	MOLDING - HARDWOOD/CHERRY - .7" X 1" X 96" - UNSTAINED OAK
4C	Y00054-A2-438	EA	MOLDING - VINYL - W/SLOT - .7"X 1.9"X 96" - WASHED MAPLE
4C	Y00054-D2-438	EA	MOLDING - VINYL - W/SLOT - .7"X 1.9"X 96" - CONCERT CHERRY
4C	Y00054-22-438	EA	MOLDING - VINYL - W/SLOT - .7"X 1.9"X 96" - WASHED MAPLE
4C	Y00054-72-438	EA	MOLDING - VINYL - W/SLOT - .7"X 1.9"X 96" - PORTSMOUTH OAK
4C	Y00054-82-438	EA	MOLDING - VINYL - W/SLOT - .7"X 1.9"X 96" - HONEY CHERRY
4C	Y00054-92-438	EA	MOLDING - VINYL - W/SLOT - .7"X 1.9"X 96" - SIERRA MAPLE
4C	Y00276-A2-438	EA	MOLDING - VINYL - W/SLOT - .7"X 1.9"X 96" - WASHED MAPLE
4C	Y00276-D2-438	EA	MOLDING - VINYL - W/SLOT - .7"X 1.9"X 96" - CONCERT CHERRY
4C	Y00276-72-438	EA	MOLDING - VINYL - W/SLOT - .7"X 1.9"X 96" - PORTSMOUTH OAK
4C	Y00276-82-438	EA	MOLDING - VINYL - W/SLOT - .7"X 1.9"X 96" - HONEY CHERRY
4C	Y00276-92-438	EA	MOLDING - VINYL - W/SLOT - .7"X 1.9"X 96" - SIERRA MAPLE
5C	Y00152-A2-438	EA	MOLDING/TRIM - VINYL - .6" X 3.5" X 96" - WASHED MAPLE
5C	Y00152-D2-438	EA	MOLDING/TRIM - VINYL - .6" X 3.5" X 96" - CONCERT CHERRY
5C	Y00152-22-438	EA	MOLDING/TRIM - VINYL - .6" X 3.5" X 96" - WASHED MAPLE
5C	Y00152-72-438	EA	MOLDING/TRIM - VINYL - .6" X 3.5" X 96" - PORTSMOUTH OAK
5C	Y00152-92-438	EA	MOLDING/TRIM - VINYL - .6" X 3.5" X 96" - SIERRA MAPLE

INTERIOR FINISH GROUP (CONTINUED)
MOLDINGS & TRIMS (CONTINUED)

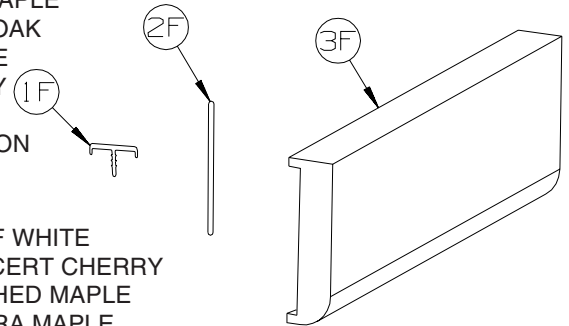


KEY	PART NUMBER	U/M	DESCRIPTION
1D	009767-12-000	FT	WELTING - ANTIQUE WHITE
2D	009778-25-000	FT	U-CHANNEL - 1" - BEIGE ILLUSION
2D	009778-26-000	FT	U-CHANNEL - 1 1/4" - BEIGE ILLUSION
2D	009778-38-000	FT	U-CHANNEL - 1" - BONE
2D	009778-32-000	FT	U-CHANNEL - 1" - PORTSMOUTH OAK
2D	009778-34-000	FT	U-CHANNEL - 1" - CONCERT CHERRY
2D	009778-27-000	FT	U-CHANNEL - 1" - WASHED MAPLE
2D	009778-35-000	FT	U-CHANNEL - 1" - HONEY CHERRY
2D	009778-36-000	FT	U-CHANNEL - 1" - SIERRA MAPLE
3D	009809-30-000	EA	MOLDING - CORNER - OUTSIDE - 1" X 84" - BEIGE ILLUSION
3D	009809-37-000	EA	MOLDING - CORNER - OUTSIDE - 1" X 84" - BONE
3D	009809-33-000	EA	MOLDING - CORNER - OUTSIDE - 1" X 84" - CONCERT CHERRY
3D	009809-31-000	EA	MOLDING - CORNER - OUTSIDE - 1" X 84" - WASHED MAPLE
3D	009809-35-000	EA	MOLDING - CORNER - OUTSIDE - 1" X 84" - SIERRA MAPLE
4D	009812-31-000	EA	MOLDING - CORNER - 1/2" W/1/4"CHAN X 84" - BEIGE ILLUSION
4D	009812-40-000	EA	MOLDING - CORNER - 1/2" W/1/4"CHAN X 84" - BONE
4D	009812-35-000	EA	MOLDING - CORNER - 1/2" W/1/4"CHAN X 84" - PORTSMOUTH OAK
4D	009812-36-000	EA	MOLDING - CORNER - 1/2" W/1/4"CHAN X 84" - CONCERT CHERRY
4D	009812-33-000	EA	MOLDING - CORNER - 1/2" W/1/4"CHAN X 84" - WASHED MAPLE
4D	009812-37-000	EA	MOLDING - CORNER - 1/2" W/1/4"CHAN X 84" - HONEY CHERRY
4D	009812-38-000	EA	MOLDING - CORNER - 1/2" W/1/4"CHAN X 84" - SIERRA MAPLE
5D	022992-11-000	FT	MOLDING - REVERSE COVE - T-SHAPED - IVORY
5D	022992-14-000	FT	MOLDING - REVERSE COVE - T-SHAPED - BRIGHT WHITE
5D	022992-18-000	FT	MOLDING - REVERSE COVE - T-SHAPED - BONE
6D	070504-42-000	FT	U-CHANNEL - PLASTIC - .13" X 84" - BEIGE ILLUSION
6D	070504-43-000	FT	U-CHANNEL - PLASTIC - .9" X 96" - BEIGE ILLUSION
6D	070504-69-000	FT	U-CHANNEL - PLASTIC - .13" X 84" - BONE
6D	070504-70-000	FT	U-CHANNEL - PLASTIC - .8" X 84" - BONE
6D	070504-57-000	FT	U-CHANNEL - PLASTIC - .13" X 96" - PORTSMOUTH OAK
6D	070504-58-000	FT	U-CHANNEL - PLASTIC - .9" X 96" - PORTSMOUTH OAK
6D	070504-60-000	FT	U-CHANNEL - PLASTIC - .13" X 84" - CONCERT CHERRY
6D	070504-61-000	FT	U-CHANNEL - PLASTIC - .9" X 84" - CONCERT CHERRY
6D	070504-50-000	FT	U-CHANNEL - PLASTIC - .13" X 96" - WASHED MAPLE
6D	070504-51-000	FT	U-CHANNEL - PLASTIC - .9" X 96" - WASHED MAPLE
6D	070504-62-000	FT	U-CHANNEL - PLASTIC - 1.65" X 84" - HONEY CHERRY
6D	070504-63-000	FT	U-CHANNEL - PLASTIC - .9" X 84" - HONEY CHERRY
6D	070504-65-000	FT	U-CHANNEL - PLASTIC - .07" X 96" - SIERRA MAPLE
6D	070504-66-000	FT	U-CHANNEL - PLASTIC - .8" X 84" - SIERRA MAPLE
7D	083620-25-000	FT	MOLDING-T - W/EDGE LIP - 7/8" FACE - BONE
7D	083620-20-000	FT	MOLDING-T - W/EDGE LIP - 7/8" FACE - PORTSMOUTH OAK
7D	083620-19-000	FT	MOLDING-T - W/EDGE LIP - 7/8" FACE - WASHED MAPLE
7D	083620-24-000	FT	MOLDING-T - W/EDGE LIP - 7/8" FACE - HONEY CHERRY
7D	083620-22-000	FT	MOLDING-T - W/EDGE LIP - 7/8" FACE - SIERRA MAPLE
8D	086229-01-000	EA	RETAINER - BATTEN - .75" X 92.1" - ANY COLOR
9D	086229-12-000	EA	BATTEN - 1.5" OFFSET X 96.8" - MODERN IVORY
9D	086229-20-000	EA	BATTEN - 1" X 96" - BEIGE

INTERIOR FINISH GROUP (CONTINUED)
MOLDINGS & TRIMS (CONTINUED)



KEY	PART NUMBER	U/M	DESCRIPTION
1E	100818-01-12A	EA	MOLDING - VINYL WRAPPED - 1.6" X .4" X 84" - PORTSMOUTH OAK
1E	100818-01-23A	EA	MOLDING - VINYL WRPPD - 1.6" X .4" X 84" - CONCERT CHERRY
1E	100818-01-21A	EA	MOLDING - VINYL WRAPPED - 1.6" X .4" X 84" - WASHED MAPLE
1E	100818-01-14A	EA	MOLDING - VINYL WRAPPED - 1.6" X .4" X 84" - HONEY CHERRY
1E	100818-01-22A	EA	MOLDING - VINYL WRAPPED - 1.6" X .4" X 84" - SIERRA MAPLE
2E	100819-01-23A	EA	MOLDING - VYL WRPPD-L-SHPD-1.5"X1.5"X84" - CONCERT CHERRY
2E	100819-01-21A	EA	MOLDING - VINYL WRAPPED-L-SHAPED-1.5"X1.5"X84" - WASHED MAPLE
2E	100819-01-14A	EA	MOLDING - VINYL WRAPPED-L-SHAPED-1.5"X1.5"X84" - HONEY CHERRY
2E	100819-01-22A	EA	MOLDING - VINYL WRAPPED-L-SHAPED-1.5"X1.5"X84" - SIERRA MAPLE
3E	103186-01-07A	FT	MOLDING/PLASTIC - 3/8" U-CHANNEL-3/4" FACE - BEIGE ILLUSION
3E	103186-01-09A	FT	MOLDING/PLASTIC - 3/8" U-CHANNEL-3/4" FACE - PORTSMOUTH OAK
3E	103186-01-10A	FT	MOLDING/PLASTIC - 3/8" U-CHANNEL-3/4" FACE - CONCERT CHERRY
3E	103186-01-08A	FT	MOLDING/PLASTIC - 3/8" U-CHANNEL-3/4" FACE- 8' - WASHED MAPLE
3E	103186-01-11A	FT	MOLDING/PLASTIC - 3/8" U-CHANNEL-3/4" FACE - HONEY CHERRY
3E	103186-01-12A	FT	MOLDING/PLASTIC - 3/8" U-CHANNEL-3/4" FACE - SIERRA MAPLE
3E	103186-02-07A	FT	MOLDING/PLASTIC-1" U-CHANNEL-1 3/8" FACE - BEIGE ILLUSION
3E	103186-02-09A	FT	MOLDING/PLASTIC - 1" U-CHANNEL-1 3/8" FACE - PORTSMOUTH OAK
3E	103186-02-10A	FT	MOLDING/PLASTIC - 1" U-CHANNEL-1 3/8" FACE - CONCERT CHERRY
3E	103186-02-08A	FT	MOLDING/PLASTIC - 1" U-CHANNEL-1 3/8" FACE - WASHED MAPLE
3E	103186-02-11A	FT	MOLDING/PLASTIC - 1" U-CHANNEL-1 3/8" FACE - HONEY CHERRY
3E	103186-02-12A	FT	MOLDING/PLASTIC - 1" U-CHANNEL-1 3/8" FACE - SIERRA MAPLE
4E	104676-02-08A	FT	MOLDING-T - W/EDGE LIP - 11/16" FACE - PORTSMOUTH OAK
4E	104676-02-12A	FT	MOLDING-T - W/EDGE LIP - 11/16" FACE - SIERRA MAPLE
5E	105004-01-12A	EA	MOLDING - VINYL WRAP - 1" X 96" - PORTSMOUTH OAK
5E	105004-01-21A	EA	MOLDING - VINYL WRAP - 1" X 96" - WASHED MAPLE
5E	105004-01-24A	EA	MOLDING - VINYL WRAP - 1" X 96" - HONEY CHERRY
5E	105004-01-22A	EA	MOLDING - VINYL WRAP - 1" X 96" - SIERRA MAPLE
6E	105709-02-000	FT	MOLDING-T - W/EDGE LIP 3/4" FACE - BEIGE ILLUSION

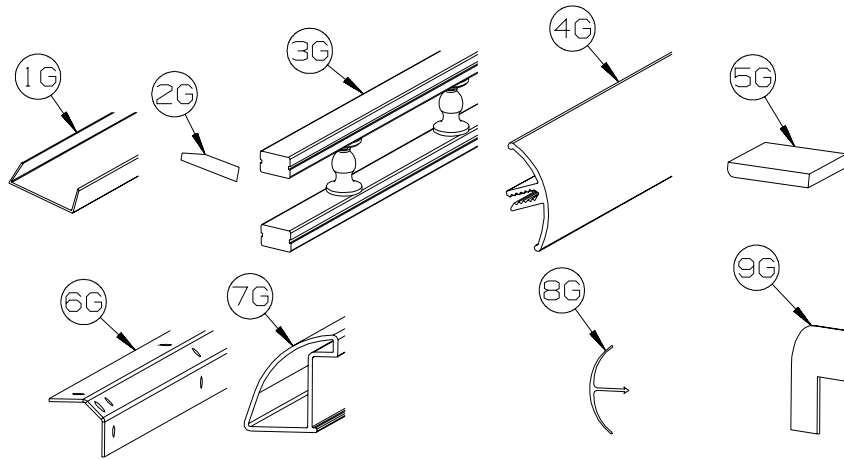


KEY	PART NUMBER	U/M	DESCRIPTION
1F	119520-01-01A	FT	MOLDING-T - OFFSET W/EDGE LIP - 1.3" FACE - OFF WHITE
1F	119520-03-02A	FT	MOLDING-T - OFFSET W/EDGE LIP - 1" FACE - CONCERT CHERRY
1F	119520-03-03A	FT	MOLDING-T - OFFSET W/EDGE LIP - 1" FACE - WASHED MAPLE
1F	119520-03-05A	FT	MOLDING-T - OFFSET W/EDGE LIP - 1" FACE - SIERRA MAPLE
1F	119520-03-06A	FT	MOLDING-T - OFFSET W/EDGE LIP - 1" FACE - HONEY CHERRY
2F	127842-01-01A	FT	SEAL - SIGHT SHIELD - 2" BLACK
	160300-A2-438	EA	LUMBER - VINYL WRAPPED - .7" X .75" X 96" - CONCERT CHERRY
	160300-D2-438	EA	LUMBER - VINYL WRAPPED - .7" X 1.5" X 96" - CONCERT CHERRY
	160300-E2-438	EA	LUMBER - VINYL WRAPPED - .7" X 2" X 96" - CONCERT CHERRY
	160300-F2-438	EA	LUMBER - VINYL WRAPPED - .7" X 2.5" X 96" - CONCERT CHERRY
	160300-G2-438	EA	LUMBER - VINYL WRAPPED - .7" X 3" X 96" - CONCERT CHERRY
	160300-H2-438	EA	LUMBER - VINYL WRAPPED - .7" X 3.5" X 96" - CONCERT CHERRY
	160300-J2-438	EA	LUMBER - VINYL WRAPPED - .7" X 5.5" X 96" - CONCERT CHERRY
	160300-K2-438	EA	LUMBER - VINYL WRAPPED - .7" X 3.9" X 96" - CONCERT CHERRY
	160300-R2-438	EA	LUMBER - VINYL WRAPPED - .7" X 3" X 96" - CONCERT CHERRY
3F	160301-D2-134	EA	MOLDING - VINYL WRAPPED - .7" X 1.6" X 84" - CONCERT CHERRY
3F	160301-D2-743	EA	MOLDING - VINYL WRAPPED - .7" X 1.6" X 108" - CONCERT CHERRY
3F	160301-F2-134	EA	MOLDING - VINYL WRAPPED - .7" X 2.5" X 84" - CONCERT CHERRY
3F	160301-F2-743	EA	MOLDING - VINYL WRPPD - .7" X 2.5" X 108" - CONCERT CHERRY
3F	160301-F2-438	EA	MOLDING - VINYL WRPPD - .7" X 2.5" X 96" - CONCERT CHERRY
	137894-A2-438	EA	LUMBER - VINYL WRAPPED - .7" X .75" X 96" - PORTSMOUTH OAK
	137894-D2-438	EA	LUMBER - VINYL WRAPPED - .7" X 1.5" X 96" - PORTSMOUTH OAK
	137894-E2-438	EA	LUMBER - VINYL WRAPPED - .7" X 2" X 96" - PORTSMOUTH OAK
	137894-F2-438	EA	LUMBER - VINYL WRAPPED - .7" X 2.5" X 96" - PORTSMOUTH OAK
	137894-G2-438	EA	LUMBER - VINYL WRAPPED - .7" X 3" X 96" - PORTSMOUTH OAK
	137894-H2-438	EA	LUMBER - VINYL WRAPPED - .7" X 3.5" X 96" - PORTSMOUTH OAK
	137894-J2-438	EA	LUMBER - VINYL WRAPPED - .7" X 5.5" X 96" - PORTSMOUTH OAK

INTERIOR FINISH GROUP (CONTINUED)
MOLDINGS & TRIMS (CONTINUED)

KEY	PART NUMBER	U/M	DESCRIPTION
	137894-J2-743	EA	LUMBER - VINYL WRAPPED - .7" X 5.5" X 108" - PORTSMOUTH OAK
	137894-K2-438	EA	LUMBER - VINYL WRAPPED - .7" X 3.9" X 96" - PORTSMOUTH OAK
	137894-R2-438	EA	LUMBER - VINYL WRAPPED - .7" X 3" X 96" - PORTSMOUTH OAK
3F	137895-D2-134	EA	MOLDING - VINYL WRAP - .7" X 1.6" X 84" - PORTSMOUTH OAK
3F	137895-D2-743	EA	MOLDING - VINYL WRAP - .7" X 1.6" X 108" - PORTSMOUTH OAK
3F	137895-F2-134	EA	MOLDING - VINYL WRAP - .7" X 2.5" X 84" - PORTSMOUTH OAK
3F	137895-F2-438	EA	MOLDING - VINYL WRAP - .7" X 2.5" X 96" - PORTSMOUTH OAK
3F	137895-F2-743	EA	MOLDING - VINYL WRAP - .7" X 2.5" X 108" - PORTSMOUTH OAK
	146419-A2-438	EA	LUMBER - VINYL WRAPPED - .7" X .75" X 96" - HONEY CHERRY
	146419-D2-438	EA	LUMBER - VINYL WRAPPED - .7" X 1.5" X 96" - HONEY CHERRY
	146419-E2-438	EA	LUMBER - VINYL WRAPPED - .7" X 2" X 96" - HONEY CHERRY
	146419-F2-438	EA	LUMBER - VINYL WRAPPED - .7" X 2.5" X 96" - HONEY CHERRY
	146419-G2-438	EA	LUMBER - VINYL WRAPPED - .7" X 3" X 96" - HONEY CHERRY
	146419-H2-438	EA	LUMBER - VINYL WRAPPED - .7" X 3.5" X 96" - HONEY CHERRY
	146419-J2-438	EA	LUMBER - VINYL WRAPPED - .7" X 5.5" X 96" - HONEY CHERRY
	146419-J2-743	EA	LUMBER - VINYL WRAPPED - .7" X 5.5" X 108" - HONEY CHERRY
	146419-K2-438	EA	LUMBER - VINYL WRAPPED - .7" X 3.9" X 96" - HONEY CHERRY
	146419-R2-438	EA	LUMBER - VINYL WRAPPED - .7" X 3" X 96" - HONEY CHERRY
	146419-S2-438	EA	LUMBER - VINYL WRAPPED/FULL - .7" X 3.5" X 96" - HONEY CHERRY
	146419-T2-438	EA	LUMBER - VINYL WRAPPED/FULL - .7" X 5.5" X 96" - HONEY CHERRY
3F	146425-D2-134	EA	MOLDING - VINYL WRAPPED - .7" X 1.6" X 83.9" - HONEY CHERRY
3F	146425-F2-438	EA	MOLDING - VINYL WRAPPED - .7" X 2.6" X 96" - HONEY CHERRY
	149325-A2-438	EA	LUMBER - VINYL WRAPPED - .7" X .75" X 96" - WASHED MAPLE
	149325-D2-438	EA	LUMBER - VINYL WRAPPED - .7" X 1.5" X 96" - WASHED MAPLE
	149325-E2-438	EA	LUMBER - VINYL WRAPPED - .7" X 2" X 96" - WASHED MAPLE
	149325-F2-438	EA	LUMBER - VINYL WRAPPED - .7" X 2.5" X 96" - WASHED MAPLE
	149325-G2-438	EA	LUMBER - VINYL WRAPPED - .7" X 3" X 96" - WASHED MAPLE
	149325-H2-438	EA	LUMBER - VINYL WRAPPED - .7" X 3.5" X 96" - WASHED MAPLE
	149325-J2-438	EA	LUMBER - VINYL WRAPPED - .7" X 5.5" X 96" - WASHED MAPLE
	149325-J2-743	EA	LUMBER - VINYL WRAPPED - .7" X 5.5" X 108" - WASHED MAPLE
	149325-K2-438	EA	LUMBER - VINYL WRAPPED - .7" X 3.9" X 96" - WASHED MAPLE
	149325-R2-438	EA	LUMBER - VINYL WRAPPED - .7" X 3" X 96" - WASHED MAPLE
3F	149326-D2-134	EA	MOLDING - VINYL WRAPPED - .7" X 1.5" X 83.9" - WASHED MAPLE
3F	149326-D2-743	EA	MOLDING - VINYL WRAPPED - .7" X 1.5" X 108" - WASHED MAPLE
3F	149326-F2-134	EA	MOLDING - VINYL WRAPPED - .7" X 2.5" X 83.9" - WASHED MAPLE
3F	149326-F2-438	EA	MOLDING - VINYL WRAPPED - .7" X 2.5" X 96" - WASHED MAPLE
3F	149326-F2-743	EA	MOLDING - VINYL WRAPPED - .7" X 2.5" X 108" - WASHED MAPLE
	149330-A2-438	EA	LUMBER - VINYL WRAPPED - .7" X .75" X 96" - SIERRA MAPLE
	149330-D2-438	EA	LUMBER - VINYL WRAPPED - .7" X 1.5" X 96" - SIERRA MAPLE
	149330-E2-438	EA	LUMBER - VINYL WRAPPED - .7" X 2" X 96" - SIERRA MAPLE
	149330-F2-438	EA	LUMBER - VINYL WRAPPED - .7" X 2.5" X 96" - SIERRA MAPLE
	149330-G2-438	EA	LUMBER - VINYL WRAPPED - .7" X 3" X 96" - SIERRA MAPLE
	149330-H2-438	EA	LUMBER - VINYL WRAPPED - .7" X 3.5" X 96" - SIERRA MAPLE
	149330-J2-438	EA	LUMBER - VINYL WRAPPED - .7" X 5.5" X 96" - SIERRA MAPLE
	149330-J2-743	EA	LUMBER - VINYL WRAPPED - .7" X 5.5" X 108" - SIERRA MAPLE
	149330-K2-438	EA	LUMBER - VINYL WRAPPED - .7" X 3.9" X 96" - SIERRA MAPLE
	149330-R2-438	EA	LUMBER - VINYL WRAPPED - .7" X 3" X 96" - SIERRA MAPLE
3F	149331-D2-134	EA	MOLDING - VINYL WRAP - .7" X 1.5" X 83.9" - SIERRA MAPLE
3F	149331-D2-743	EA	MOLDING - VINYL WRAP - .7" X 1.5" X 108" - SIERRA MAPLE
3F	149331-F2-134	EA	MOLDING - VINYL WRAP - .7" X 2.5" X 83.9" - SIERRA MAPLE
3F	149331-F2-438	EA	MOLDING - VINYL WRAP - .7" X 2.5" X 96" - SIERRA MAPLE
3F	149331-F2-743	EA	MOLDING - VINYL WRAP - .7" X 2.5" X 108" - SIERRA MAPLE

INTERIOR FINISH GROUP (CONTINUED)
MOLDINGS & TRIMS (CONTINUED)



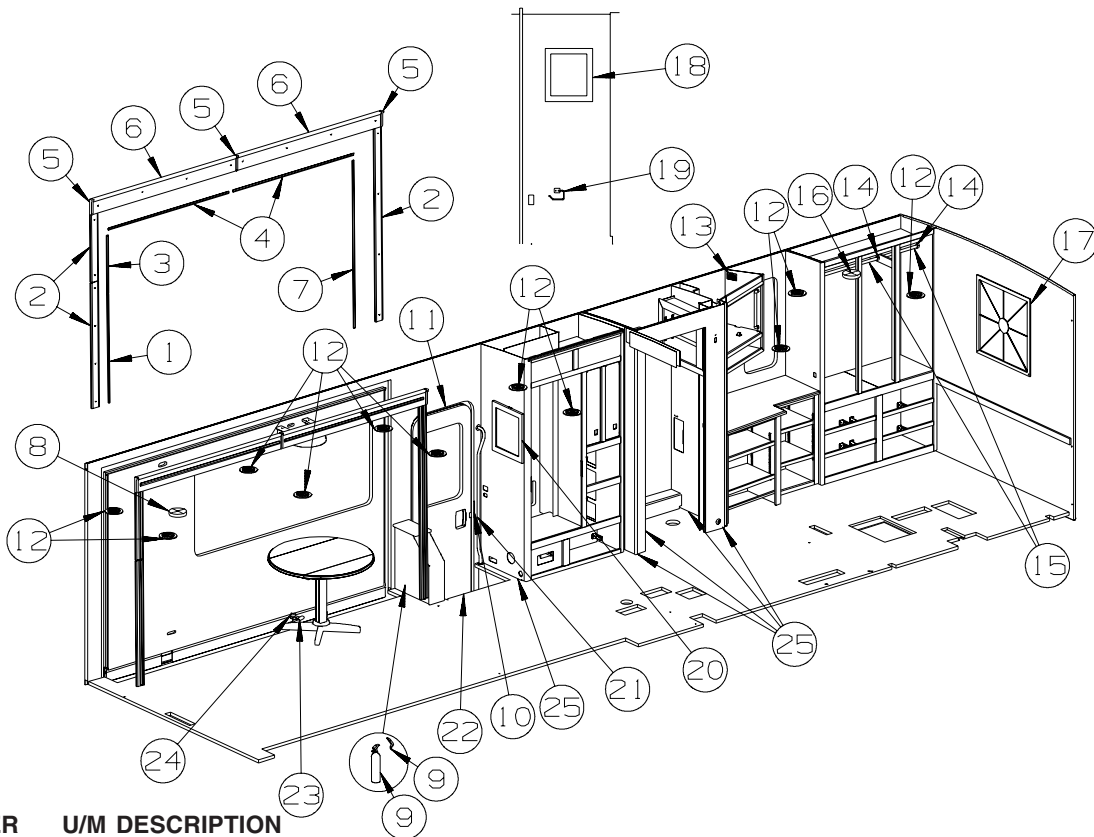
KEY	PART NUMBER	U/M	DESCRIPTION
1G	141260-01-01A	FT	U-CHANNEL - 1" - VILLAGE OAK
1G	141260-01-02A	FT	U-CHANNEL - 1" - GRADY BROWN
2G	146306-01-01A	FT	TRANSITION - CARPET/TILE
3G	150167-01-03A	EA	RAIL - DECORATIVE - 96" - WASHED MAPLE
3G	150167-01-07A	EA	RAIL - DECORATIVE - 96" - PORTSMOUTH OAK
3G	150167-01-08A	EA	RAIL - DECORATIVE - 96" - HONEY CHERRY
3G	150167-01-09A	EA	RAIL - DECORATIVE - 96" - SIERRA MAPLE
4G	151653-10-02A	EA	TRIM/RADIUS - CABINET CORNER - 79.6" - DULL METALLIC
4G	151653-13-02A	EA	TRIM/RADIUS - CABINET CORNER - 79.8" - DULL METALLIC
5G	M09568-04-W80	EA	MOLDING/TRIM - .3" X 1.5" X 73.6" - SIERRA MAPLE
5G	M09568-04-W79	EA	MOLDING/TRIM - .3" X 1.5" X 73.6" - WASHED MAPLE
6G	151861-01-02B	EA	ANGLE - SUPPORT/CORNER - 1.4" X 12.5" - E-COATED
6G	151861-02-02B	EA	ANGLE - SUPPORT/CORNER - 1.4" X 20.1" - E-COATED
6G	151861-03-02B	EA	ANGLE - SUPPORT/CORNER - 1.4" X 26.7" - E-COATED
6G	151861-04-02B	EA	ANGLE - SUPPORT/CORNER - 1.4" X 32.7" - E-COATED
6G	151861-05-02B	EA	ANGLE - SUPPORT/CORNER - 1.4" X 78.6" - E-COATED
6G	151861-06-02B	EA	ANGLE - SUPPORT/CORNER - 1.4" X 59" - E-COATED
6G	151861-08-02B	EA	ANGLE - SUPPORT/CORNER - 1.4" X 22.2" - E-COATED
6G	151861-09-02B	EA	ANGLE - SUPPORT/CORNER - 1.4" X 14.9" - E-COATED
7G	151893-01-02A	EA	TRIM/RADIUS - CABINET BOTTOM - 72.6" - DULL METALLIC
8G	156464-01-01A	FT	MOLDING - CORNER - RADIUS/PLASTIC - 8' - HONEY CHERRY
8G	156464-01-02A	FT	MOLDING - CORNER - RADIUS/PLASTIC - 8' - WASHED MAPLE
8G	156464-01-05A	FT	MOLDING - CORNER - RADIUS/PLASTIC - 8' - SIERRA MAPLE
8G	156464-01-06A	FT	MOLDING - CORNER - RADIUS/PLASTIC - 8' - CONCERT CHERRY
8G	156464-03-03A	FT	MOLDING - CORNER - RADIUS/PLASTIC - 8' - BONE
	081521-02-007	EA	MOUNT - METAL MOLDING - F/RADIUS CORNER MOLDING - 151.5"
9G	160989-01-06A	FT	CAP - CORNER - RADIUS MOLDING - PLASTIC - WASHED MAPLE
9G	160989-01-07A	FT	CAP - CORNER - RADIUS MOLDING - PLASTIC - HONEY CHERRY

INTERIOR FINISH GROUP (CONTINUED)
PANELING & LAMINATES

KEY	PART NUMBER	U/M	DESCRIPTION
	000885-C3-000	SF	PARTICLE BOARD - 3/8" X 4' X 8' - WHITE THATCH EMB-1 SIDED
	000885-B5-000	SF	PARTICLE BOARD - 3/8" X 4' X 8' - WASHED MAPLE - 1-SIDED - WASHED MAPLE
	000885-B1-000	SF	PARTICLE BOARD - 3/8" X 4' X 8' - SIERRA MAPLE - 1-SIDED - SIERRA MAPLE
	000885-B4-000	SF	PARTICLE BOARD - 3/8" X 4' X 8' - WASHED MAPLE - 2-SIDED - WASHED MAPLE
	000885-B0-000	SF	PARTICLE BOARD - 3/8" X 4' X 8' - SIERRA MAPLE - 2-SIDED - SIERRA MAPLE
	000885-B7-000	SF	PARTICLE BOARD - 1/2" X 4' X 8' - WASHED MAPLE - 2-SIDED - WASHED MAPLE
	000885-B3-000	SF	PARTICLE BOARD - 1/2" X 4' X 8' - SIERRA MAPLE - 2-SIDED - SIERRA MAPLE
	000885-B6-000	SF	PARTICLE BOARD - 3/4" X 4' X 8' - WASHED MAPLE - 2-SIDED - WASHED MAPLE
	000885-B2-000	SF	PARTICLE BOARD - 3/4" X 4' X 8' - SIERRA MAPLE - 2-SIDED - SIERRA MAPLE
	057882-05-000	SF	TAMBOUR - 48" X 96" SHEET - UNFINISHED - WASHED MAPLE/SIERRA MAPLE
	074497-49-000	SF	PANELING - WASHED MAPLE - 1/8" X 4' X 8' - WASHED MAPLE
	074497-48-000	SF	PANELING - SIERRA MAPLE - 1/8" X 4' X 8' - SIERRA MAPLE
	074498-A6-000	SF	LAMINATE - PLASTIC - HARDROCK MAPLE - 5' X 8' - WASHED MAPLE
	074498-A8-000	SF	LAMINATE - PLASTIC - SUEDE/HONEY MAPLE - 5' X 8' - SIERRA MAPLE
	074498-B9-000	SF	LAMINATE - PLASTIC - SUNSTONE - 5' X 8' (W79, W80, W87, W88)
	074498-B8-000	SF	LAMINATE - PLASTIC - CLASSIC ROCK - 5' X 8' (W83, W84)
	088263-K9-000	FT	BATT STRIP - DECORATIVE - SPHINX/STONE - 8' (W79, W80)
	088263-K3-000	FT	BATT STRIP - DECORATIVE - KURTA/CANVAS - 8' (W83, W84)
	088263-K7-000	FT	BATT STRIP - DECORATIVE - RATTAN - 8' (W87, W88)
			FROM: 00-00-00 THRU: 03-27-07
	088263-L3-000	FT	BATT STRIP - DECORATIVE - MOROCCO SAND (W87, W88)
			FROM: 03-28-07 THRU: 99-99-99
	076773-20-000	SF	PANELING - 2 SIDED/WASHED MAPLE - 1/8" X 4' X 8' - WASHED MAPLE
	076773-19-000	SF	PANELING - 2 SIDED/SIERRA MAPLE - 1/8" X 4' X 8' - SIERRA MAPLE
	085284-F7-000	FT	TAPE/STRIP - TRUE GRIP - 1 1/2" WIDE - ADHESIVE BACKED
	085284-J5-000	FT	BATT TAPE - ADHESIVE BACKED - DECORATIVE - WASHED MAPLE
	085284-J4-000	FT	BATT TAPE - ADHESIVE BACKED - DECORATIVE - SIERRA MAPLE
	085284-L3-000	FT	BATT TAPE - ADHESIVE BACKED - DECORATIVE - SPHINX/STONE (W79, W80)
	085284-K7-000	FT	BATT TAPE - ADHESIVE BACKED - DECORATIVE - KURTA/CANVAS (W83, W84)
	085284-L1-000	FT	BATT TAPE - ADHESIVE BACKED - DECORATIVE - RATTAN (W87, W88)
			FROM: 00-00-00 THRU: 03-27-07
	085284-L7-000	FT	BATT TAPE - ADHESIVE BACKED - DECORATIVE - MOROCCO SAND (W87, W88)
			FROM: 03-28-07 THRU: 99-99-99
	088272-M9-000	SF	PANELING - WHITE THATCHED - 4' X 8'
	088272-N3-000	SF	PANELING - SPHINX/STONE - 4' X 7.4' (W79, W80)
	088272-M7-000	SF	PANELING - KURTA/CANVAS - 4' X 7.4' (W83, W84)
	088272-N1-000	SF	PANELING - OASSIS/RATTAN - 4' X 7.4' (W87, W88)
			FROM: 00-00-00 THRU: 03-27-07
	088272-N8-000	SF	PANELING - MOROCCO SAND - 4' X 7.4' (W87, W88)
			FROM: 03-28-07 THRU: 99-99-99
	154735-17-000	SF	PANELING - FLEXIBLE - SPHINX/STONE - 4' X 8' (W79, W80)
	154735-06-000	SF	PANELING - FLEXIBLE - KURTA/CANVAS - 4' X 8' (W83, W84)
	154735-05-000	SF	PANELING - FLEXIBLE - OASIS/RATTAN - 4' X 8' (W87, W88)
			FROM: 00-00-00 THRU: 03-27-07
	154735-19-000	SF	PANELING - FLEXIBLE - MOROCCO SAND - 4' X 8' (W87, W88)
			FROM: 03-28-07 THRU: 99-99-99

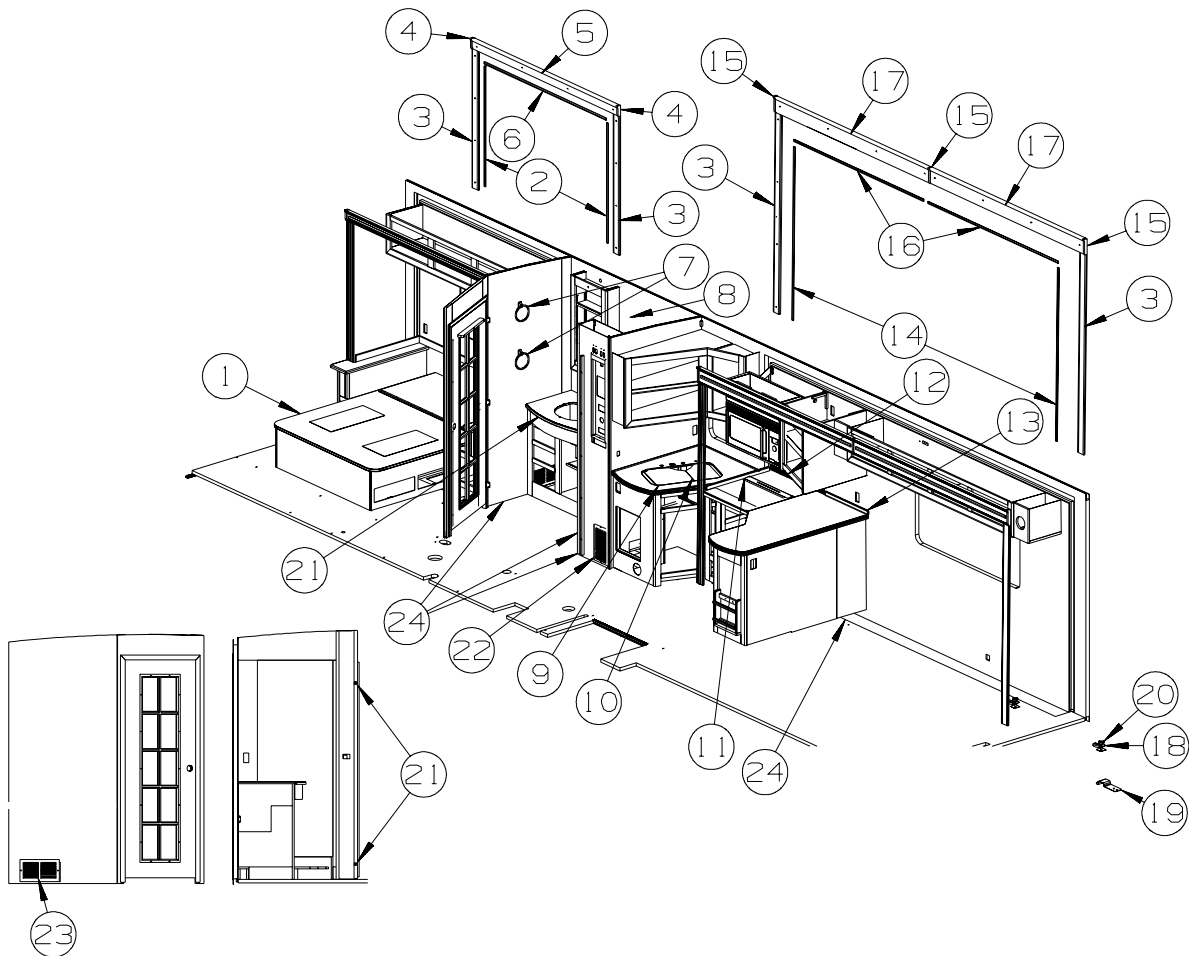
INTERIOR FINISH GROUP (CONTINUED)

INTERIOR TRIM LAYOUT



KEY	PART NUMBER	U/M	DESCRIPTION
1	M09538-43-U67	EA	MOLDING - TRIM/VEE - .4" X 1" X 48.3" - WASHED MAPLE
1	M09538-43-U68	EA	MOLDING - TRIM/VEE - .4" X 1" X 48.3" - SIERRA MAPLE
2	Y00152-A2-438	EA	MOLDING/TRIM - VINYL - .6" X 3.5" X 96" - WASHED MAPLE
2	Y00152-92-438	EA	MOLDING/TRIM - VINYL - .6" X 3.5" X 96" - SIERRA MAPLE
3	M09538-42-U67	EA	MOLDING - TRIM/VEE - .4" X 1" X 25.9" - WASHED MAPLE
3	M09538-42-U68	EA	MOLDING - TRIM/VEE - .4" X 1" X 25.9" - SIERRA MAPLE
4	M09515-78-T79	EA	MOLDING - TRIM/VEE - .4" X 1" X 64.1" - WASHED MAPLE
4	M09515-78-T80	EA	MOLDING - TRIM/VEE - .4" X 1" X 64.1" - SIERRA MAPLE
5	150950-01-S48	EA	MOLDING/BLOCK - WASHED MAPLE
5	150950-01-SR0	EA	MOLDING/BLOCK - SIERRA MAPLE
6	Y00296-A2-438	EA	MOLDING - SLIDEOUT/VINYL WRAP - 5.9"X 96" - WASHED MAPLE
6	Y00296-92-438	EA	MOLDING - SLIDEOUT/VINYL WRAP - 5.9"X 96" - SIERRA MAPLE
7	M09538-44-U67	EA	MOLDING - TRIM/VEE - .4" X 1" X 74.3" - WASHED MAPLE
7	M09538-44-U68	EA	MOLDING - TRIM/VEE - .4" X 1" X 74.3" - SIERRA MAPLE
8	072852-01-000	EA	DETECTOR - SMOKE - W/9 VOLT BATTERY - US
8	072852-02-000	EA	DETECTOR - SMOKE - W/9 VOLT BATTERY - CANADIAN
9	094499-06-000	EA	EXTINGUISHER/FIRE - DRY - 10BC - W/BACKET - UL/ULC - WHT
10	148362-01-02A	EA	COVER - BRACKET/STRIKE - MEDIUM OAK
10	140151-02-03A	EA	COVER - SCREW - MEDIUM OAK
11	144628-02-01A	EA	SHADE - SCREEN DOOR - 22.3" X 33.4" - BRIGHT WHITE
11	144628-02-02A	EA	SHADE - SCREEN DOOR - 22.3" X 33.4" - BLACK
12	120134-01-02A	EA	REGISTER - W/DAMPER - 4" PIPE/6.4" O.D. FACE - WHITE
13	093214-01-04A	EA	GRILLE - SPEAKER - 4" - RIVERSTONE
14	152301-01-01A	EA	FLANGE - PLASTIC - 1" CLOTHES ROD HOLDER - WHITE
15	Y00136-21-218	EA	DOWEL - WOOD - CLOTHES ROD - 1"DIAMETER X 4'
16	125136-02-000	EA	DETECTOR/CO - GAS MODEL - 9 VOLT
17	161083-01-01A	EA	ART/METAL - DECORATIVE - 30" X 30"
18	131493-05-03A	EA	PICTURE - DECORATIVE - 10" X 10" - SAND DOLLAR (W79, W80)
18	131493-02-43A	EA	PICTURE - DECORATIVE - 13" X 15" - POTTERY II (W83, W84, W87, W88)
19	163600-01-01A	EA	HOLDER - TOILET TISSUE - EURO - CHROME
20	131493-16-01A	EA	PICTURE - DECORATIVE - 9" X 21" - BLOOMING
21	131058-03-02A	EA	HAND RAIL - INTERIOR ENTRY DOOR - BLACK
22	139955-06-02A	EA	TRIM - STEP/ENTRY - 29.3" - TITANIUM
23	134057-04-11B	EA	BRACKET - RECLINER - FLAT BLACK
24	134194-02-01A	EA	KNOB - HOLD DOWN/RECLINER - BLACK
25	M09471-79-R46	EA	MOLDING - TRIM/COVE - .8" X .8" X 96" - WASHED MAPLE
25	M09471-79-SA3	EA	MOLDING - TRIM/COVE - .8" X .8" X 96" - SIERRA MAPLE

INTERIOR FINISH GROUP (CONTINUED)
INTERIOR TRIM LAYOUT (CONTINUED)



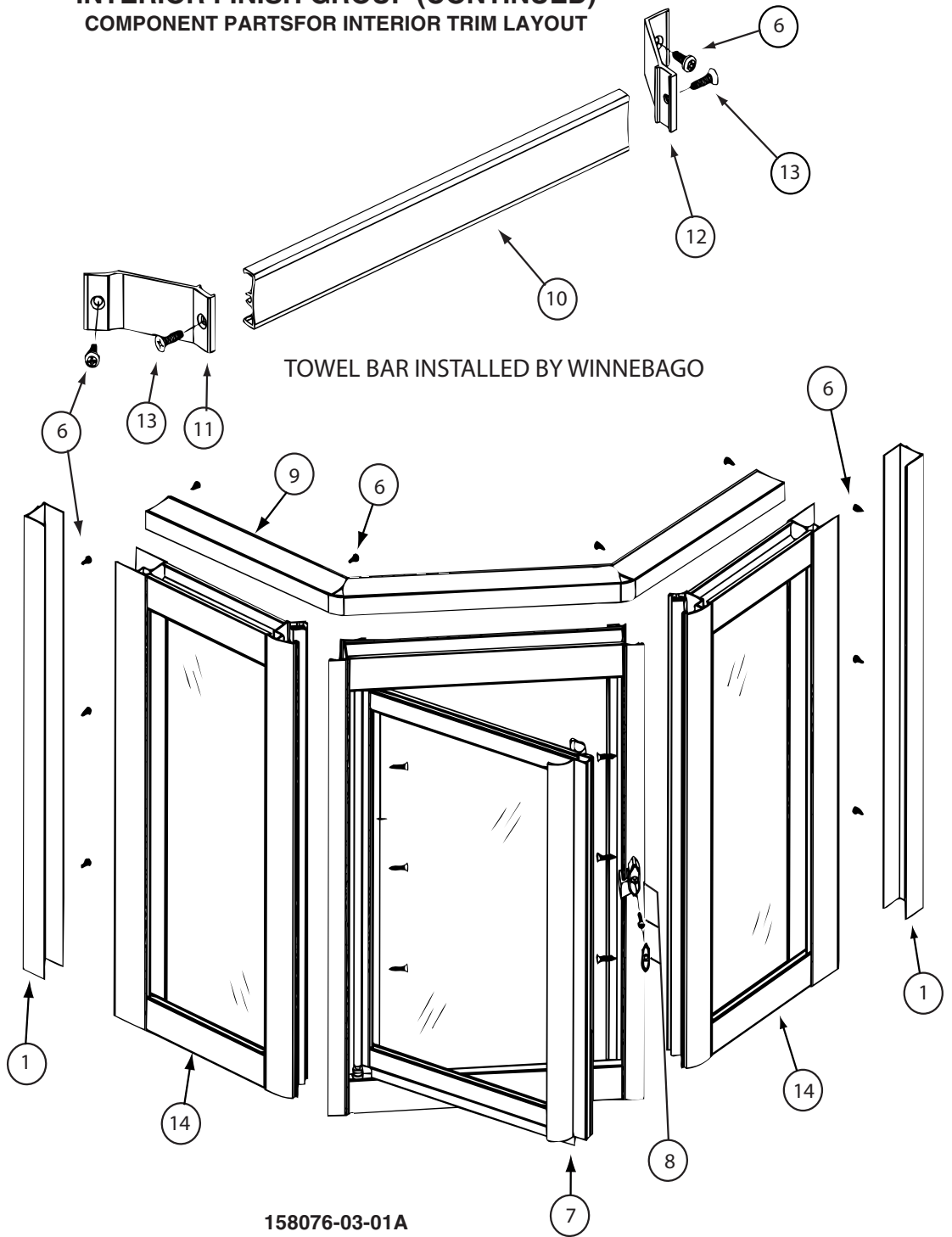
KEY	PART NUMBER	U/M	DESCRIPTION
1	154430-01-000	EA	MATTRESS - INNERSPRING - 60" X 74.5"
2	M09538-34-U67	EA	MOLDING - TRIM/VEE - .4" X 1" X 52.2" - WASHED MAPLE
2	M09538-34-U68	EA	MOLDING - TRIM/VEE - .4" X 1" X 52.2" - SIERRA MAPLE
3	Y00152-A2-438	EA	MOLDING/TRIM - VINYL - .6" X 3.5" X 96" - WASHED MAPLE
3	Y00152-92-438	EA	MOLDING/TRIM - VINYL - .6" X 3.5" X 96" - SIERRA MAPLE
4	149151-01-S48	EA	MOLDING/BLOCK - WASHED MAPLE
4	149151-01-SR0	EA	MOLDING/BLOCK - SIERRA MAPLE
5	Y00282-A2-438	EA	MOLDING - SLIDEOUT/VINYL WRAP - 3.9"X 96" - WASHED MAPLE
6	M09515-05-TH6	EA	MOLDING - TRIM/VEE - .2" X 1" X 77.6" - WASHED MAPLE
6	M09515-05-U68	EA	MOLDING - TRIM/VEE - .2" X 1" X 77.6" - SIERRA MAPLE
7	163601-01-01A	EA	TOWEL RING - CHROME
8*	158076-03-01A	EA	DOOR - SHOWER - NEO ANGLE - 66.4" TALL - NICKEL/AQUA
	158076-05-01A	EA	LATCH KIT - TRAVEL/SAFETY - RIGHT HINGED
	158076-07-01A	EA	SCREW - F/TRAVEL LATCH - 6-32 X .25" PPH
	158076-08-01A	EA	NUT-HEX - F/TRAVEL LATCH - 6X32 SST - W/NYLON INSERT
	158076-09-01A	EA	LABEL - TRAVEL LATCH - SILVER FOIL
9	157048-03-WB0	EA	COVER - RECESSED SINK - 15.2" X 14.9" (W79, W80)
9	157048-03-WA4	EA	COVER - RECESSED SINK - 15.2" X 14.9" (W83, W84, W87, 388)
10	157048-04-WB0	EA	COVER - RECESSED SINK - 11" X 14.9" (W79, W80)
10	157048-04-WA4	EA	COVER - RECESSED SINK - 11" X 14.9" (W83, W84, W87, W88)
11	161803-18-W79	EA	BACKSPLASH - CORIAN (W79, W80)
11	161803-18-W91	EA	BACKSPLASH - CORIAN (W83, W84, W87, W88)
12	162004-01-01A	EA	BACKSPLASH - 18" X 24" - THERMOPLASTIC
13	161803-17-W79	EA	BACKSPLASH - CORIAN (W79, W80)
13	161803-17-W91	EA	BACKSPLASH - CORIAN (W83, W84, W87, W88)
14	M09538-40-U67	EA	MOLDING - TRIM/VEE - .4" X 1" X 74.8" - WASHED MAPLE
14	M09538-40-U68	EA	MOLDING - TRIM/VEE - .4" X 1" X 74.8" - SIERRA MAPLE
15	150950-01-S48	EA	MOLDING/BLOCK - WASHED MAPLE
15	150950-01-SR0	EA	MOLDING/BLOCK - SIERRA MAPLE

INTERIOR FINISH GROUP (CONTINUED)
INTERIOR TRIM LAYOUT (CONTINUED)

KEY	PART NUMBER	U/M	DESCRIPTION
16	M09538-39-U67	EA	MOLDING - TRIM/VEE - .4" X 1" X 82.6" - WASHED MAPLE
16	M09538-39-U68	EA	MOLDING - TRIM/VEE - .4" X 1" X 82.6" - SIERRA MAPLE
17	Y00296-A2-438	EA	MOLDING - SLIDEOUT/VINYL WRAP - 5.9"X 96" - WASHED MAPLE
17	Y00296-92-438	EA	MOLDING - SLIDEOUT/VINYL WRAP - 5.9"X 96" - SIERRA MAPLE
18	134057-01-11B	EA	BRACKET - RECLINER - FLAT BLACK
19	143956-03-04B	EA	BRACKET/TIEDOWN - EURO CHAIR - BLACK - LOUNGE CHAIR - EURO-LEATHER
20	134194-02-01A	EA	KNOB - HOLD DOWN/RECLINER - BLACK
21	120760-01-000	EA	RUBBER BUMPER - CLEAR - .1" THICK X .8" DIAMETER
22	093614-14-01A	EA	GRILLE - AIR RETURN - 7.9" X 13.9" - WHITE
23	093614-11-01A	EA	GRILLE - AIR RETURN - 13.9" X 7.9" - BEIGE
24	M09471-79-R46	EA	MOLDING - TRIM/COVE - .8" X .8" X 96" - WASHED MAPLE
24	M09471-79-SA3	EA	MOLDING - TRIM/COVE - .8" X .8" X 96" - SIERRA MAPLE

***COMPONENT PARTS LISTED LATER IN THIS GROUP**

INTERIOR FINISH GROUP (CONTINUED)
COMPONENT PARTS FOR INTERIOR TRIM LAYOUT



158076-03-01A

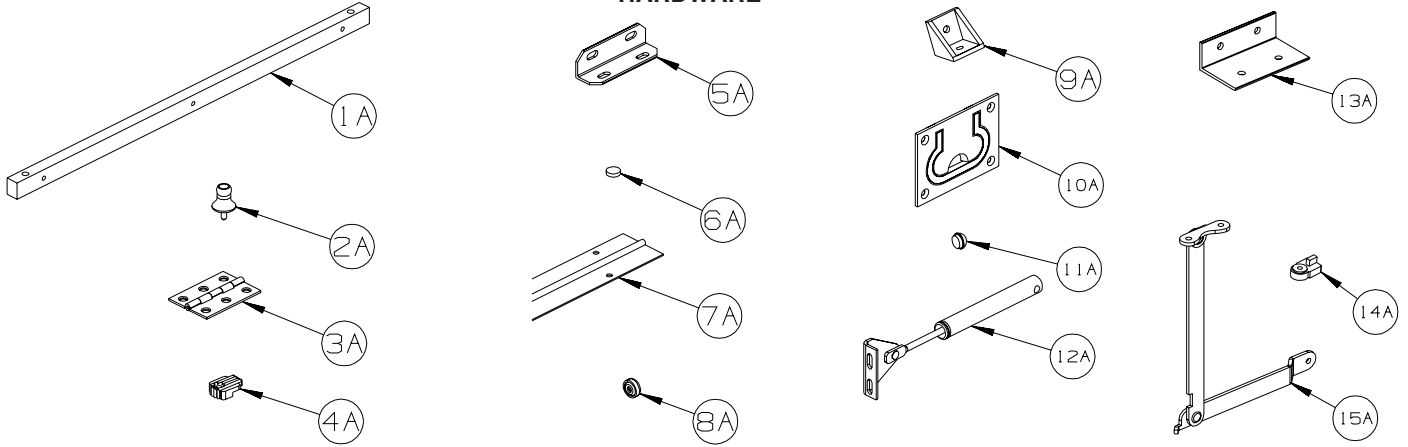
KEY	PART NUMBER	U/M	DESCRIPTION	VENDOR NO
1	158076-03-700	EA	JAMB - WALL - NICKEL	201N
6	158076-02-701	EA	SCREW - ADJUSTMENT - NICKEL	638PHPT-N
7	158076-03-704	FT	VINYL SWEEP	C176B
8	089318-01-707	EA	LATCH/CATCH-TURN-SAFETY-BLK	9730N
9	158076-03-705	EA	HEADER CAP	247N
10	115011-03-714	EA	TOWEL BAR - NICKEL	136N
11	158076-03-706	EA	BRACKET/TOWEL BAR-LH/FACING	246N
12	158076-03-707	EA	BRACKET/TOWEL BAR-RH/FACING	199N
13	115011-03-716	EA	SCREW F/TOWEL BAR - NICKEL	612F-N
14	158076-03-708	EA	WING PNL-RT/LT-FRAMED GLASS	WB383N-AWP
	158076-03-701	EA	PIVOT PIN	CP201
	158076-03-702	EA	PIVOT BUSHING	CP209
	158076-03-703	EA	PIVOT WASHER - PLASTIC	FW 10-093
	139047-01-709	EA	STRIP/MAGNETIC- 55" (NARROW)	98-42

INTERIOR FINISH GROUP (CONTINUED)
FLOOR COVERINGS

KEY	PART NUMBER	U/M	DESCRIPTION
	075233-01-000	SY	PAD - CARPET - 3/8" X 6'W ROLL - SOLD BY THE SQUARE YARD
	093486-01-000	SY	CARPET - COMPARTMENT - 72" WIDE - DARK GRAY
	131711-01-13A	EA	TILE/FLOOR - VINYL - 12" X 12" - MESA
	152251-05-02A	SY	CARPET - 4 SQUARE YARD INCREMENTS - BURLWOOD (W79, W80)
	152251-05-07A	SY	CARPET - 4 SQUARE YARD INCREMENTS - RAFFIA (W83, W84)
	152251-05-09A	SY	CARPET - 4 SQUARE YARD INCREMENTS - FLAXEN (W87, W88)

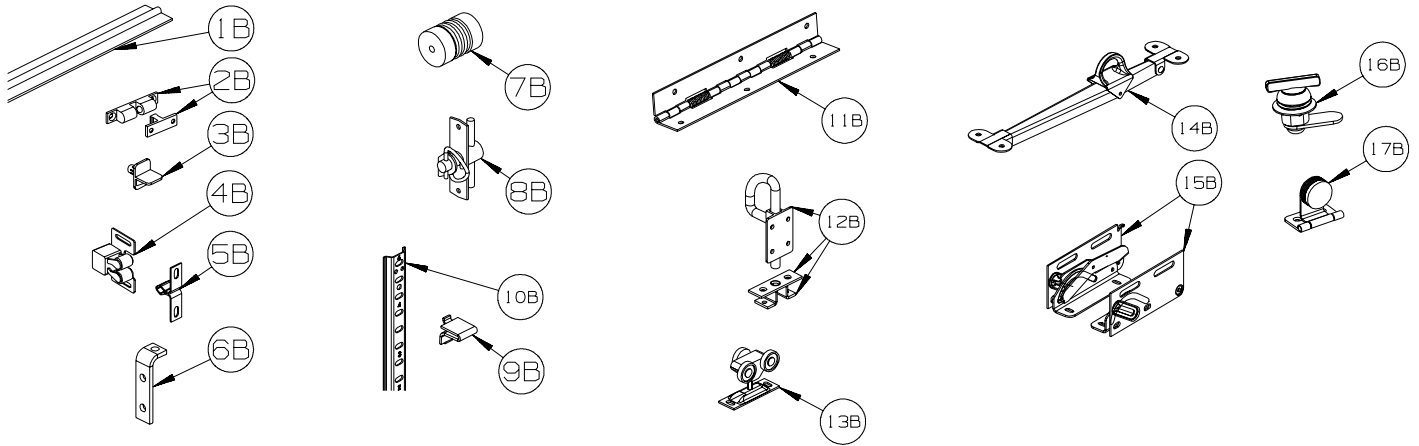
INTERIOR FINISH GROUP (CONTINUED)

HARDWARE



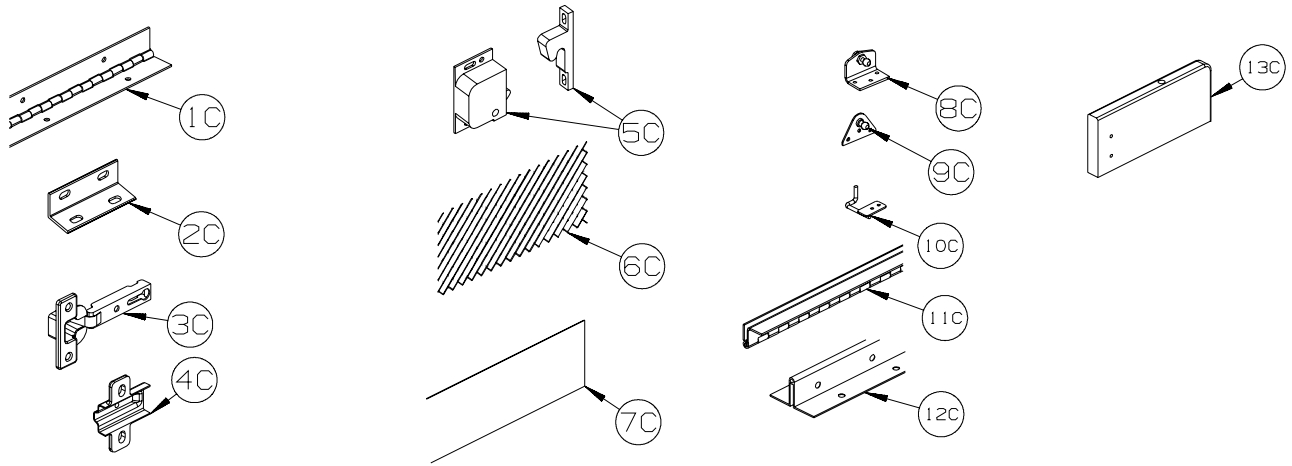
KEY	PART NUMBER	U/M	DESCRIPTION
1A	P34509-01-P14	EA	RAIL END - RH/LH - TOWEL RACK - CONCERT CHERRY
1A	P34509-01-J70	EA	RAIL END - RH/LH - TOWEL RACK - WASHED MAPLE
1A	P34509-01-RE0	EA	RAIL END - RH/LH - TOWEL RACK - HONEY CHERRY
1A	P34509-01-SA3	EA	RAIL END - RH/LH - TOWEL RACK - SIERRA MAPLE
2A	009013-01-000	EA	CATCH - BULLDOG - MALE/FEMALE
3A	009059-01-000	EA	HINGE - DOOR - 2" X 1.4" - BRASS
3A	009059-02-000	EA	HINGE - DOOR - 2" X 2.7" - BRASS
3A	009059-03-000	EA	HINGE - BRASS - 1.75"
3A	009059-04-000	EA	HINGE - 2" - ZINC
4A	009089-01-000	EA	CLIP - MIRROR
5A	016604-01-000	EA	BRACE - ANGLE - 2 1/2" - UNPAINTED METAL
5A	016604-05-000	EA	BRACE - ANGLE - 2 1/2" - OFF WHITE METAL
5A	016604-10-000	EA	BRACE - SEAT ANGLE - 2.5" - BLACK
6A	023320-01-000	EA	PAD - FELT 3/8" DIAMETER
7A	041389-19-000	EA	HINGE - PIANO - 1 1/2" X 71.9" - UNPAINTED
7A	041389-25-000	EA	HINGE - PIANO - 1 1/2" X 55" - UNPAINTED
7A	041389-32-000	EA	HINGE - PIANO - 68" - OFF WHITE
8A	166569-01-02A	EA	COVER - SCREW - #8 - BRIGHT WHITE
8A	166569-01-03A	EA	COVER - SCREW - #8 - SOFT WHITE
8A	166569-01-04A	EA	COVER - SCREW - #8 - CREAM
9A	065740-01-000	EA	BRACE - CABINET/CORNER - PLASTIC
10A	072871-01-000	EA	PULL - FLUSH - CHROME
11A	074045-13-000	EA	PLUG - 3/8" DOWEL-1/2" HEAD - PORTSMOUTH OAK
11A	074045-08-000	EA	PLUG - 3/8" DOWEL-1/2" HEAD - OAK/SALEM CHERRY - CONCERT CHERRY
11A	074045-12-000	EA	PLUG - 3/8" DOWEL-1/2" HEAD - WASHED MAPLE
11A	074045-14-000	EA	PLUG - 3/8" DOWEL-1/2" HEAD - HONEY CHERRY
11A	074045-15-000	EA	PLUG - 3/8" DOWEL-1/2" HEAD - SIERRA MAPLE
12A	074493-02-000	EA	SUPPORT/PISTON SPRING - CABINET DOOR - 26 LBS
12A	074493-03-000	EA	SUPPORT/PISTON SPRING - CABINET DOOR - 12 LBS
13A	156732-01-01A	EA	BRACE - ANGLE/COUCH - 2.5" - MILL
13A	156732-01-02A	EA	BRACE - ANGLE/COUCH - 2.5" - OFF WHITE
13A	156732-03-01A	EA	BRACE - ANGLE/COUCH - BLACK
14A	083204-03-000	EA	BUTTON - RETAINING MIRROR 5/16" TIP
15A	084412-01-000	EA	SUPPORT/HINGE KIT (LEFT & RIGHT HINGES)

INTERIOR FINISH GROUP (CONTINUED)
HARDWARE (CONTINUED)



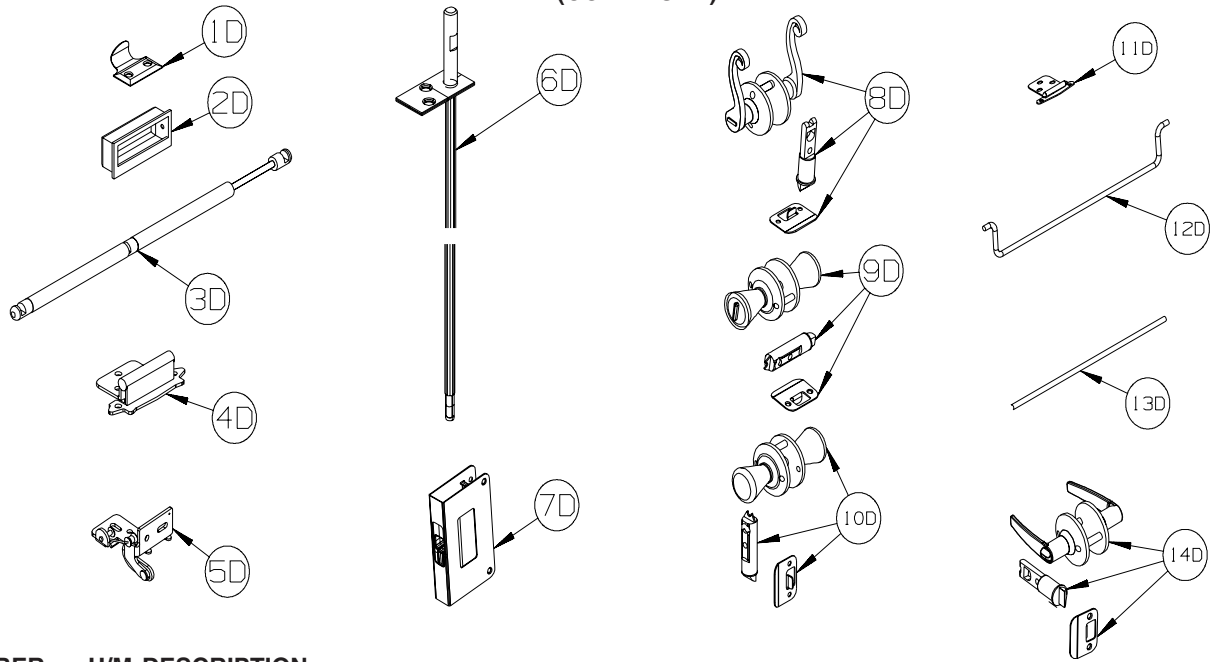
KEY	PART NUMBER	U/M	DESCRIPTION
1B	084413-01-000	EA	HINGE - 1" X 72" - ALUMINUM - W/HOLES
2B	084451-01-000	EA	CATCH & LATCH - 1.7" - BRASS
3B	092907-01-000	EA	SUPPORT - SHELF - PIN - 1/4" - CLEAR PLASTIC
4B	093586-03-000	EA	CATCH - SPRING ROLLER - .377"
4B	093586-06-000	EA	CATCH - W/STRIKE - SPRING ROLLER .236"/SPRINT STEEL .943"
5B	093586-04-000	EA	STRIKE - SPRING STEEL - 1.14"
6B	096826-01-01A	EA	BRACE - CABINET - 2" - E-COATED
6B	096826-02-01A	EA	BRACE - CABINET - 1" - E-COATED
7B	097872-04-000	EA	DOWEL - WOOD - 1" DIAMETER X 1.38" LONG - UNFINISHED
8B	098196-01-000	EA	LATCH - 1/4 TURN - T-BAR
9B	098979-01-000	EA	CLIP - ADJUSTABLE SHELF
10B	098980-01-000	EA	PILASTER - ADJUSTABLE SHELF - 18"
10B	098980-02-000	EA	PILASTER - ADJUSTABLE SHELF - 12"
10B	098980-03-000	EA	PILASTER - ADJUSTABLE SHELF - 9"
10B	098980-04-000	EA	PILASTER - ADJUSTABLE SHELF - 48"
10B	098980-05-000	EA	PILASTER - ADJUSTABLE SHELF - 15"
10B	098980-06-000	EA	PILASTER - ADJUSTABLE SHELF - 24"
11B	102920-01-02A	EA	HINGE - SPRING LOADED - NICKEL
11B	129753-01-01A	EA	HINGE - SPRING LOADED - 19" X 19" - BLACK
12B	103256-01-000	EA	LATCH COMPLETE (SLIDE)
13B	103874-01-000	EA	HANGER - SLIDING DOOR
14B	104181-01-01A	EA	SUPPORT - LEAF 5.3" EXTENDS TO 7.5" - SAFETY RING - METAL
15B	108126-01-000	EA	TRAY HINGE SET (QTY. 2 PER SET)
16B	100710-01-02A	EA	LOCK - GLASS DOOR/TWIST TYPE - NICKEL
17B	100711-01-02A	EA	HINGE - GLASS DOOR - BLACK

INTERIOR FINISH GROUP (CONTINUED)
HARDWARE (CONTINUED)



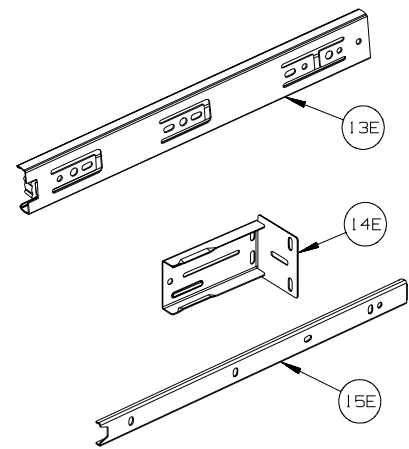
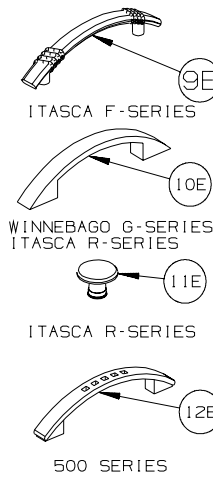
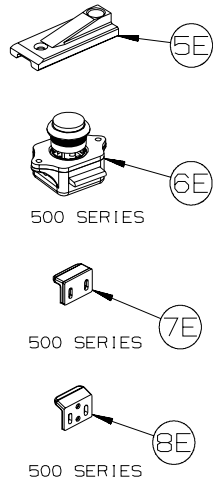
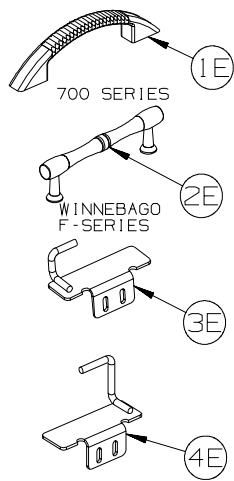
KEY	PART NUMBER	U/M	DESCRIPTION
1C	110496-01-02A	EA	HINGE - NICKEL - 2" X 32"
1C	110496-06-02A	EA	HINGE - NICKEL - 2" X 9.5"
1C	158921-01-04B	EA	HINGE - PIANO - TRUNK DOOR - 2" X 21.9" - BLACK
2C	111866-01-02A	EA	BRACE - SEAT - ANGLE - OFF WHITE
3C	114443-02-01A	EA	HINGE - CABINET DOOR - W/O CLIP - SILVER
4C	114443-03-01A	EA	CLIP - HINGE/CABINET DOOR - SILVER
5C	117095-02-01A	EA	LATCH - DOOR - GRABBER W/KEEPER - PLASTIC - BLK-10 LB PULL
5C	117095-03-01A	EA	LATCH - DOOR - GRABBER W/KEEPER - PLASTIC - BLK-15 LB PULL
6C	118200-01-01A	SF	MESH - PLASTIC 1/2" - 48" X LENGTH = SF - BLACK
7C	122717-06-01A	FT	PAD - NON-SKID - PSA - 5"W
8C	126263-06-02B	EA	BRACKET - GAS SPRING W/INSIDE BALL STUD - E-COATED
9C	126263-05-02B	EA	BRACKET - GAS SPRING W/BALL STUD - E-COATED
9C	126263-08-02B	EA	BRACKET - GAS SPRING W/CENTERED BALL STUD - E-COATED
10C	130798-01-02B	EA	GUIDE - POCKET DOOR - E-COATED
11C	134099-01-02A	EA	HINGE - PIANO - WRAP AROUND - 15.7" - NICKEL PLATED
12C	135538-03-02A	EA	HINGE - PIANO - FULL WRAP - 15.7" - CHROME
12C	135538-07-02A	EA	HINGE - PIANO - FULL WRAP - 9.8" - CHROME
13C	137445-03-T78	EA	STOP - F/SLIDING DOOR - CONCERT CHERRY
13C	137445-03-T79	EA	STOP - F/SLIDING DOOR - WASHED MAPLE
13C	137445-03-T80	EA	STOP - F/SLIDING DOOR - SIERRA MAPLE

INTERIOR FINISH GROUP (CONTINUED) HARDWARE (CONTINUED)



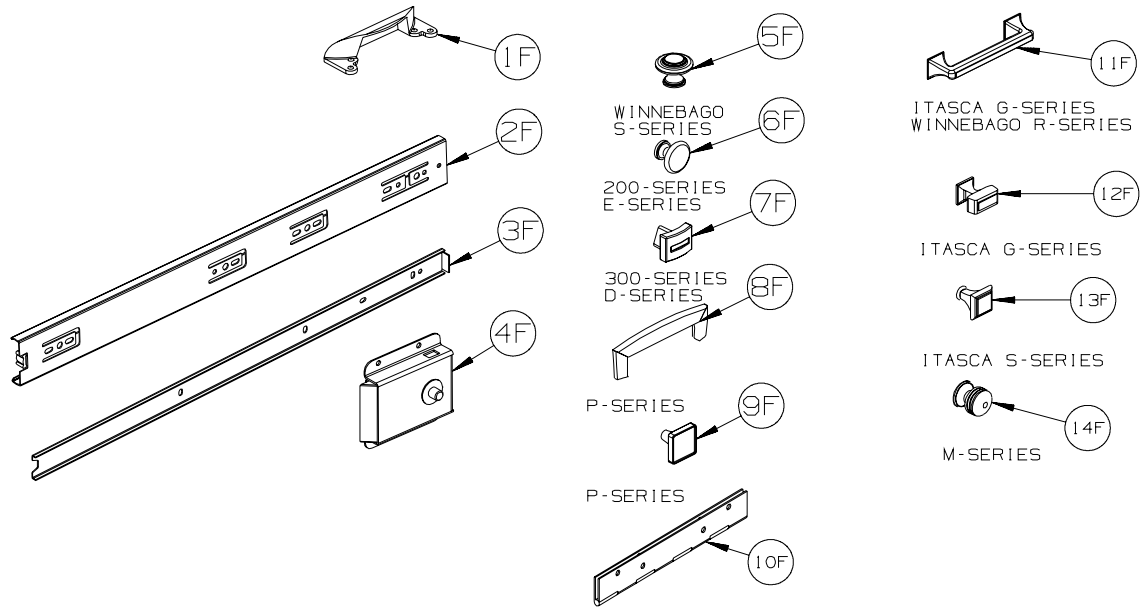
KEY	PART NUMBER	U/M	DESCRIPTION
1D	137463-01-02A	EA	LIFT - HOOK - PEWTER
2D	139136-02-02A	EA	HANDLE - .35" RECESSED - PEWTER
3D	142569-07-000	EA	SPRING/GAS - 20 LB - 20" EXTENDED/12" COMPRESSED
3D	142569-15-000	EA	SPRING/GAS - 120 LB - 20" EXTENDED/12" COMPRESSED
3D	142569-16-000	EA	SPRING/GAS - 90 LB - 20" EXTENDED/12" COMPRESSED
3D	142569-29-000	EA	SPRING/GAS - 20 LB - 9.9" EXTENDED/5.9" COMPRESSED
3D	142569-31-000	EA	SPRING/GAS - 30 LB - 11.8" EXTENDED/7.3" COMPRESSED
4D	143468-02-03A	EA	HINGE - SELF CLOSING - SATIN NICKEL
4D	143468-02-04A	EA	HINGE - SELF CLOSING - OIL RUBBED BRONZE
4D	143468-02-05A	EA	HINGE - SELF CLOSING - RUSTIC BRASS
5D	144488-01-01A	EA	HINGE - CABINET - ANTIQUE BRASS
5D	144488-01-02A	EA	HINGE - CABINET - NICKEL
6D	145939-05-02A	EA	ROD/LATCH - AISLE DOOR - NICKEL
7D	145939-04-02A	EA	LATCH/SLIDE - AISLE DOOR(1" THICK DOOR)-NICKEL/BLACK SLIDE
7D	145939-04-03A	EA	LATCH/SLIDE - AISLE DOOR(1" THICK DOOR)-OIL RUBBED BRONZE
8D	146064-01-02A	EA	LOCK/PRIVACY (LOCKING) LEVER STYLE - SATIN PEWTER
8D	146064-02-02A	EA	LOCK/PASSAGE (NON LOCKING) LEVER STYLE - PEWTER
9D	146064-05-01A	EA	LOCK/PRIVACY (LOCKING) "TULIP" STYLE KNOB - SATIN NICKEL
10D	146064-06-01A	EA	LOCK/PASSAGE (NON LOCKING) "TULIP" STYLE KNOB-SATIN NICKEL
11D	146553-01-03A	EA	HINGE - CABINET DOOR - SATIN NICKEL
12D	146801-01-02A	EA	ROD/TOWEL BAR (OFFSET) - PEWTER
13D	146840-03-02A	EA	ROD - .25" X 11.7" - PEWTER
13D	146840-04-02A	EA	ROD - .25" X 13.1" - PEWTER
14D	146064-08-01A	EA	LOCK/PASSAGE (NON LOCKING) LEVER STYLE - SATIN NICKEL
14D	146064-07-01A	EA	LOCK/PRIVACY (LOCKING) LEVER STYLE - SATIN NICKEL

INTERIOR FINISH GROUP (CONTINUED) HARDWARE (CONTINUED)



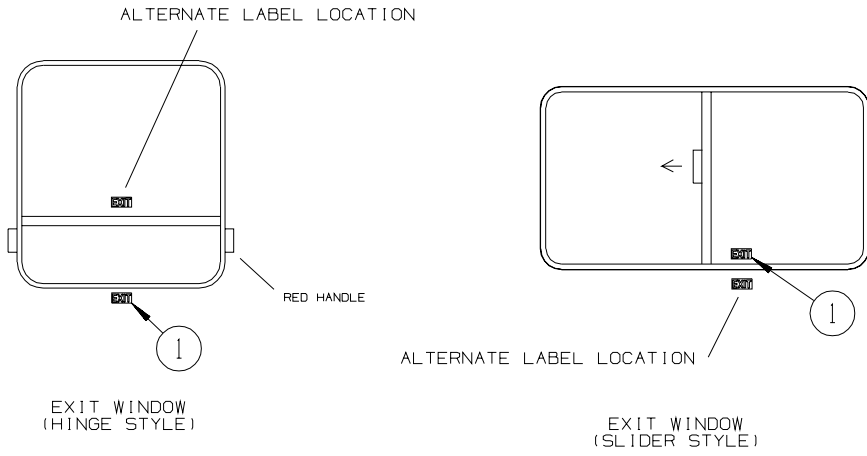
KEY	PART NUMBER	U/M	DESCRIPTION
1E	148816-01-02A	EA	PULL - CABINET DOOR - NICKEL - ASPECT, CAMBRIA 700-SERIES/ADVENTURER LIMITED EDITION
2E	149090-01-02A	EA	PULL - CABINET DOOR - NICKEL - VOYAGE F-SERIES
3E	149607-01-02B	EA	GUIDE - F/POCKET DOOR - 1.6" BENT ROD - E-COATED
3E	149607-03-02B	EA	GUIDE - F/POCKET DOOR - 2.9" BENT ROD - E-COATED
4E	149607-04-02B	EA	GUIDE - F/POCKET DOOR - E-COATED
5E	150983-01-01A	EA	STRIKE/BLOCK - WEDGE STYLE - F/SLIDE DOOR - 3" X 1.2" - BLACK
6E	151380-01-01A	EA	LATCH - CBNT DR - PUSH BTN - VIEW & NAVION 500-SERIES
6E	151380-01-02A	EA	LATCH - CABINET DOOR - PUSH BUTTON - BLACK - TOUR & ELLIPSE R-SERIES
7E	151380-02-01A	EA	STRIKE - CABINET DOOR - VIEW & NAVION 500-SERIES
8E	151380-03-01A	EA	STRIKE - CABINET DOOR - VIEW & NAVION 500-SERIES
9E	152302-01-01A	EA	PULL - CABINET DOOR - SATIN NICKEL - SUNRISE F-SERIES
10E	152304-01-01A	EA	PULL - CABINET DOOR - BRONZE- ADVENTURER G-SERIES, ELLIPSE R-SERIES
11E	152305-01-01A	EA	KNOB - DOOR/DRAWER - BRONZE - ELLIPSE R-SERIES
12E	152950-01-01A	EA	PULL - DOOR/DRAWER - BRUSHED NICKEL - VIEW & NAVION 500-SERIES
13E	153000-01-01A	EA	SLIDE - CABINET MOUNT - 11.8"
13E	153000-03-01A	EA	SLIDE - CABINET MOUNT - 13.8"
13E	153000-05-01A	EA	SLIDE - CABINET MOUNT - 15.7"
13E	153000-07-01A	EA	SLIDE - CABINET MOUNT - 17.7"
13E	153000-09-01A	EA	SLIDE - CABINET MOUNT - 19.7"
13E	153000-11-01A	EA	SLIDE - CABINET MOUNT - 21.6"
13E	153000-14-01A	EA	SLIDE - CABINET MOUNT - 23.6"
13E	153000-16-01A	EA	SLIDE - CABINET MOUNT - 7.9"
13E	153000-18-01A	EA	SLIDE - CABINET MOUNT - 9.8"
13E	153000-20-01A	EA	SLIDE - CABINET MOUNT - 25.6"
14E	153000-13-01A	EA	BACKSOCKET - DRAWER SLIDE
15E	153000-02-01A	EA	SLIDE - DRAWER MOUNT - 11.8"
15E	153000-04-01A	EA	SLIDE - DRAWER MOUNT - 13.8"
15E	153000-06-01A	EA	SLIDE - DRAWER MOUNT - 15.7"
15E	153000-08-01A	EA	SLIDE - DRAWER MOUNT - 17.7"
15E	153000-10-01A	EA	SLIDE - DRAWER MOUNT - 19.7"
15E	153000-12-01A	EA	SLIDE - DRAWER MOUNT - 21.6"
15E	153000-15-01A	EA	SLIDE - DRAWER MOUNT - 23.4"
15E	153000-17-01A	EA	SLIDE - DRAWER MOUNT - 7.7"
15E	153000-19-01A	EA	SLIDE - DRAWER MOUNT - 9.6"
15E	153000-21-01A	EA	SLIDE - DRAWER MOUNT - 25.4"

INTERIOR FINISH GROUP (CONTINUED) HARDWARE (CONTINUED)

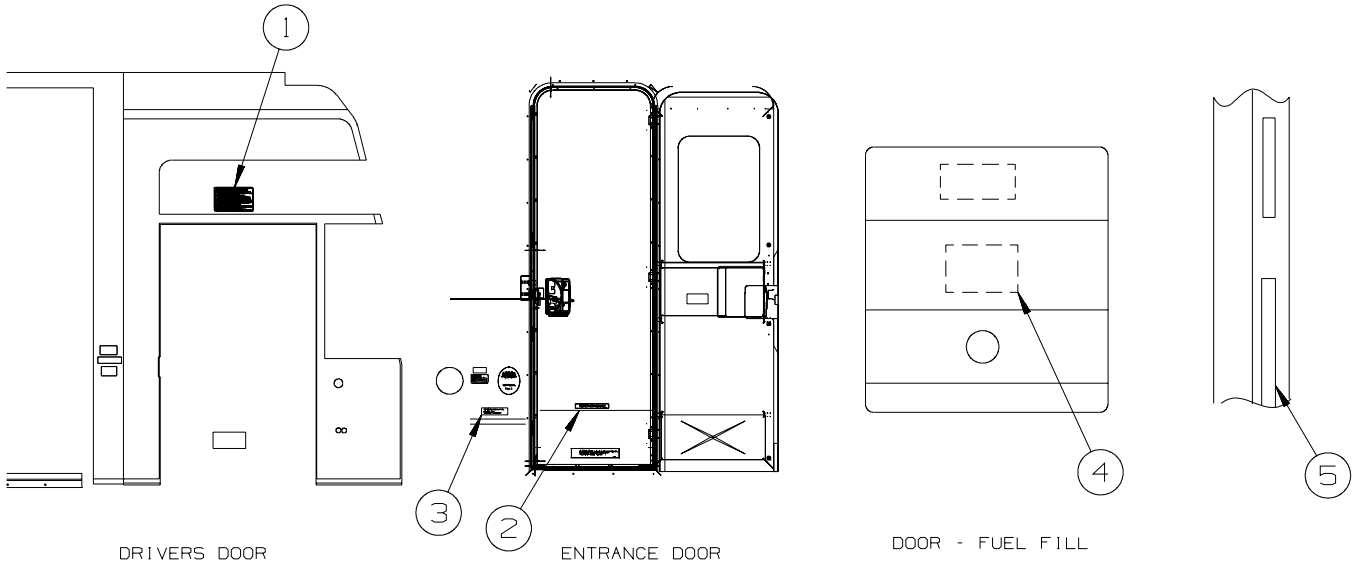


KEY	PART NUMBER	U/M	DESCRIPTION
1F	153308-01-01A	EA	PULL - VANITY STOOL - SATIN NICKEL
2F	153352-01-01A	EA	SLIDE - PANTRY - 19.7" - CABINET MOUNT
3F	153352-02-01A	EA	SLIDE - PANTRY - 19.5" - DRAWER MOUNT
4F	153353-01-01A	EA	LATCH - SLIDING/FLUSH - BLACK
5F	155803-01-01A	EA	KNOB CABINET DOOR - WROUGHT IRON - VECTRA S-SERIES
6F	155925-01-01A	EA	KNOB - DOOR/DRW - SATIN NICKEL - ACCESS & IMPULSE 200-SERIES/ VISTA & SUNSTAR E-SERIES
7F	156579-01-01A	EA	KNOB - DOOR/DRW - PEWTER - OUTLOOK & SPIRIT 300-SERIES/ SIGHTSEER & SUNOVA D-SERIES
8F	157246-01-01A	EA	PULL - CABINET DOOR/DRAWER - SATIN NICKEL - JOURNEY & MERIDIAN P-SERIES
9F	157246-02-01A	EA	KNOB - CABINET DOOR/DRAWER-SATIN NICKEL - JOURNEY & MERIDIAN P-SERIES
10F	158982-01-04B	EA	HINGE - CONTINUOUS - 2" X 8" - BLACK
10F	158982-01-01A	EA	HINGE - CONTINUOUS - 2" X 8" - ZINC
11F	162033-01-01A	EA	PULL - CABINET DOOR - BRUSHED NICKEL - SUNCRUISER G-SERIES, TOUR R-SERIES
12F	162033-02-01A	EA	KNOB - CABINET DOOR - BRUSHED NICKEL - SUNCRUISER G-SERIES
13F	162518-01-01A	EA	KNOB - DOOR/DRAWER - SATIN NICKEL - HORIZON S-SERIES
14F	163095-01-01A	EA	KNOB - CABINET DOOR - SATIN NICKEL - DESTINATION & LATTITUDE M-SERIES

LABELS GROUP



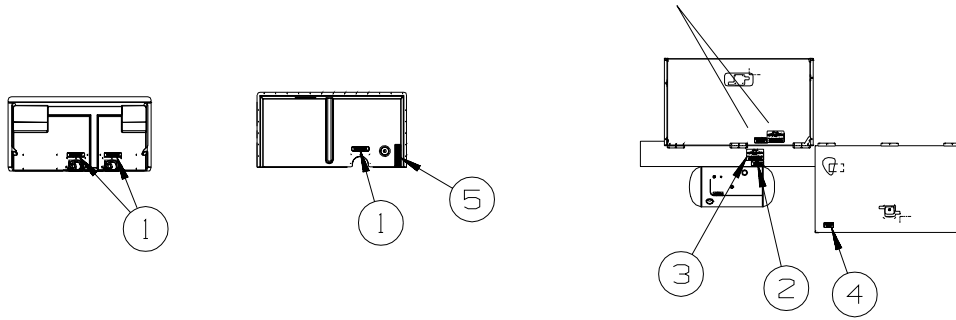
KEY	PART NUMBER	U/M DESCRIPTION
1	039290-01-000	EA LABEL - WARNING - EXIT



KEY	PART NUMBER	U/M DESCRIPTION
1	056259-01-000	EA LABEL - SAFETY CHECK LIST
2	065748-01-000	EA LABEL - WARNING - BATTERY CHARGING - UL
3	099509-01-000	EA LABEL - AWNING INSTALLATION
4	124519-01-02A	EA LABEL - WARNING/REFUELING - WHITE ON CLEAR
4	124519-02-02A	EA LABEL - WARNING/REFUELING - WHITE ON CLEAR - CSA
4	124519-02-01A	EA LABEL - WARNING/REFUELING - BLACK ON CLEAR - CSA
5	135869-01-01A	EA LABEL - MERCURY CONTENT - BLACK ON CLEAR
5	135869-01-02A	EA LABEL - MERCURY CONTENT - WHITE ON CLEAR

LABELS GROUP (CONTINUED)

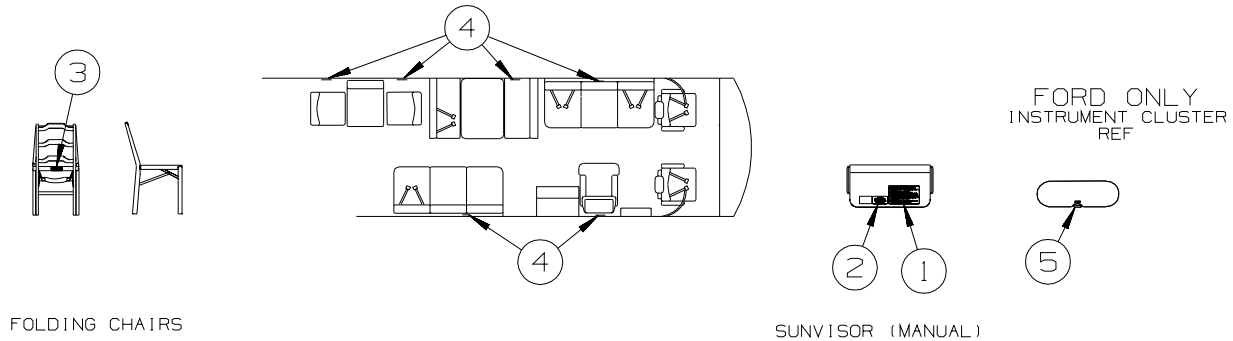
ALTERNATE LOCATION
(WHEN NOT ROOM ON SEAL PLANE)



TYPICAL UTILITY ACCESS

KEY	PART NUMBER	U/M	DESCRIPTION
1	123562-01-000	EA	LABEL - SERVICE/UTILITY ACCESS
2	124519-01-02A	EA	LABEL - WARNING/REFUELING - WHITE ON CLEAR
2	124519-02-02A	EA	LABEL - WARNING/REFUELING - WHITE ON CLEAR - CSA
2	124519-02-01A	EA	LABEL - WARNING/REFUELING - BLACK ON CLEAR - CSA
3	124520-01-01A	EA	LABEL - LP GAS ONLY - BLACK ON CLEAR
3	124520-01-02A	EA	LABEL - LP GAS ONLY - WHITE ON CLEAR
3	023769-01-000	EA	LABEL - WARNING - LPG - CANADIAN
4	125306-01-01A	EA	LABEL - ELECTRICAL ENTRANCE-110V 30 AMP - BLACK ON CLEAR
4	125306-01-02A	EA	LABEL - ELECTRICAL ENTRANCE-110V 30 AMP - WHITE ON CLEAR
5	147845-01-01A	EA	LABEL - DRIP VALVE

TYPICAL SEAT AND BELT CONFIGURATIONS



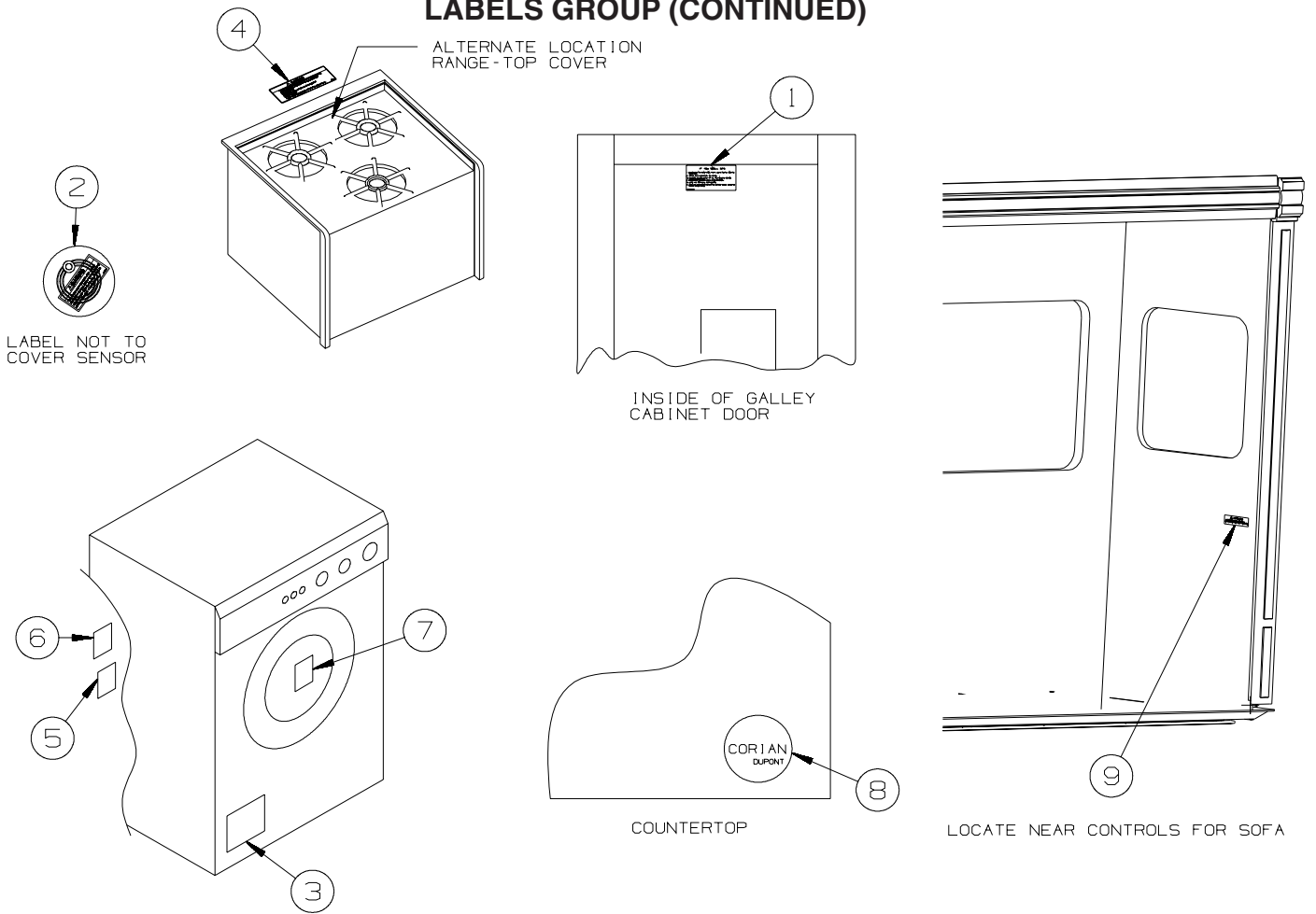
FOLDING CHAIRS

SUNVISOR (MANUAL)

ATTACH LABEL ON OR NEXT TO:
 *ANY SINGLE CHAIR WITHOUT BELTS.
 *ANY DINETTE SEAT WITHOUT BELTS.
 *ANY COUCH WITHOUT BELTS OR ANY SEATING POSITION ON THAT COUCH.
 DO NOT ATTACH LABEL IF:
 *DINETTE SEAT HAS AT LEAST ONE SET OF BELTS INSTALLED.

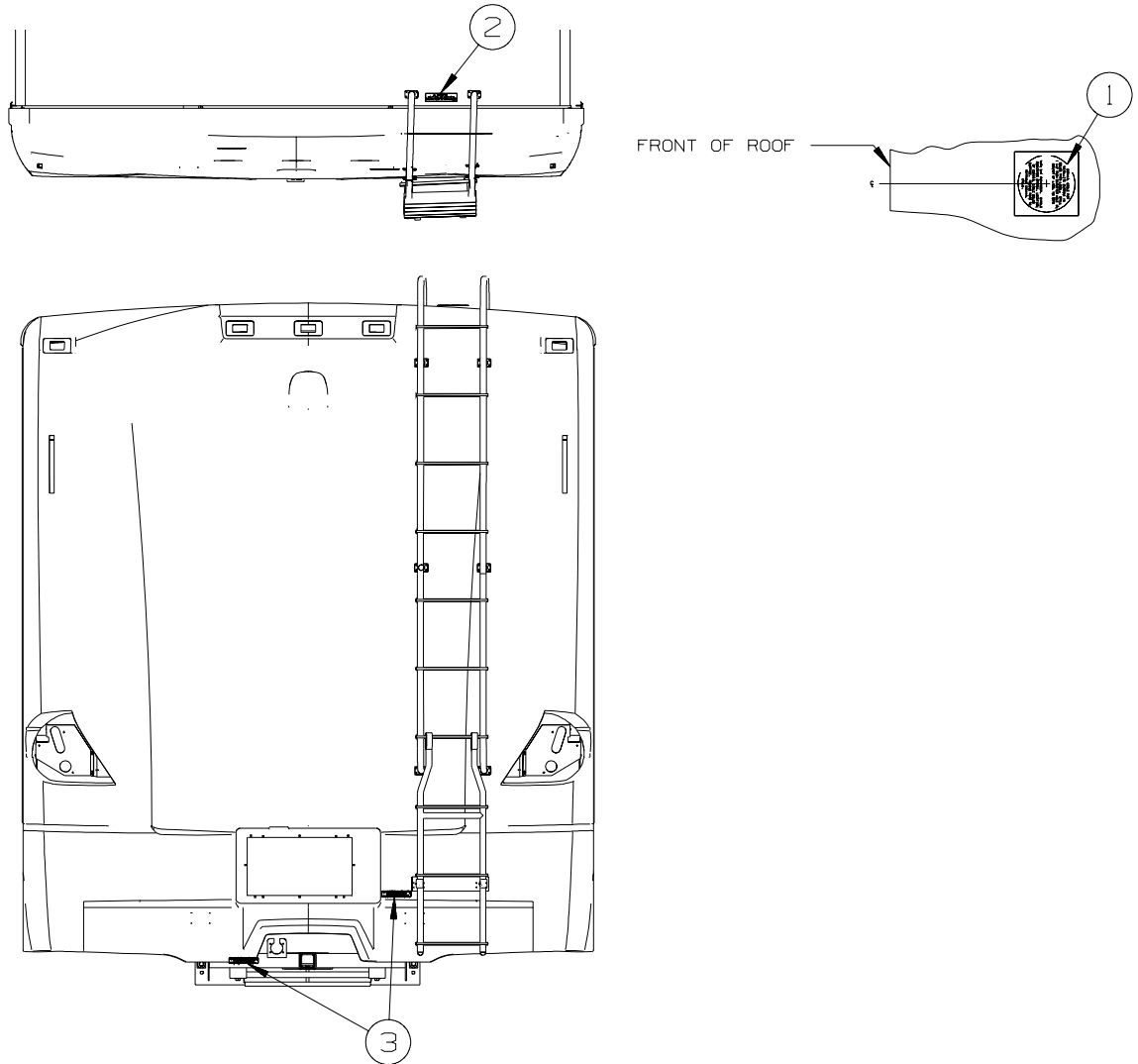
KEY	PART NUMBER	U/M	DESCRIPTION
1	056259-01-000	EA	LABEL - SAFETY CHECK LIST
2	099689-01-000	EA	LABEL - WARNING - CANCER/TOXICITY - CALIFORNIA
3	134537-01-01A	EA	LABEL - OCCUPANCY - CHAIR - US
3	134537-02-01A	EA	LABEL - OCCUPANCY - CHAIR - CSA - CANADIAN
4	134538-01-01A	EA	LABEL - OCCUPANCY - NO SEAT BELT - BLACK ON CLEAR - US
4	134538-02-01A	EA	LABEL - OCCUPANCY - NO SEAT BELT - BLACK ON CLEAR - CSA
5	155692-01-02A	EA	LABEL - ODOMETER - READ IN MILE - WHITE/CLEAR

LABELS GROUP (CONTINUED)



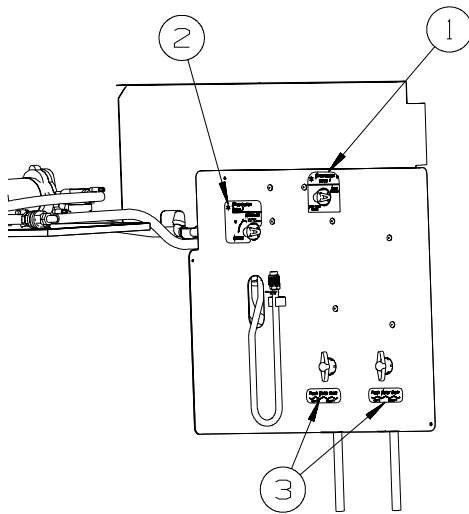
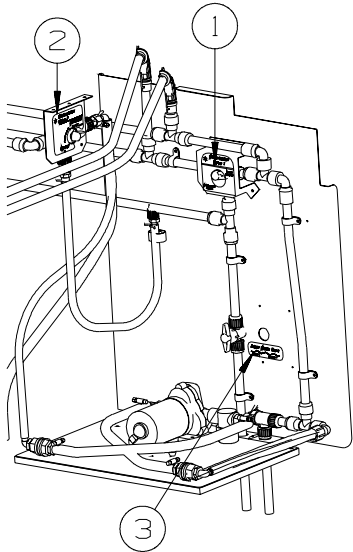
KEY	PART NUMBER	U/M	DESCRIPTION
1	073998-01-000	EA	LABEL - LPG/ODOR WARNING
2	077956-01-000	EA	LABEL - WARNING/SMOKE DETECTOR
3	130670-01-01A	EA	LABEL - CAUTION DRYER VENTING - BLACK ON CLEAR
4	134539-01-01A	EA	LABEL - WARNING - STOVE/HEATING - US - BLACK ON CLEAR
4	134540-01-01A	EA	LABEL - WARNING - STOVE/HEATING - CSA - BLACK ON CLEAR - CANADIAN
5	147524-01-000	EA	LABEL - DRYER VENTING
6	147525-01-000	EA	LABEL - DRYER VENT CUTOUT
7	153640-01-01A	EA	LABEL - WINTERIZATION - WASHER/DRYER
8	144040-02-02A	EA	MEDALLION/ROUND - COUNTERTOP/CORIAN - NICKEL
9	137260-01-01A	EA	LABEL - WARNING - REST EASY SOFA - BLACK ON CLEAR

LABELS GROUP (CONTINUED)

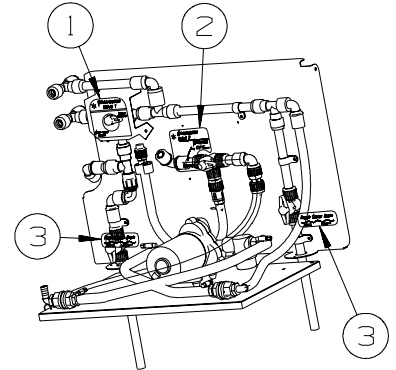


KEY	PART NUMBER	U/M	DESCRIPTION
1	120431-01-000	EA	LABEL - LOCATION - COAXIAL CABLE/SATELLITE ANTENNA
2	128218-01-01A	EA	LABEL - WARNING - SLIPPERY ROOF - NOT ILLUSTRATED FROM: 00-00-00 THRU: 01-25-07
2	163705-01-01A	EA	LABEL - WARNING - ROOF SLIPPERY - BLACK ON WHITE FROM: 01-26-07 THRU: 99-99-99
3	129669-02-01A	EA	LABEL - HITCH/VEHICLE RATE - 500 - WHITE ON CLEAR

LABELS GROUP (CONTINUED)

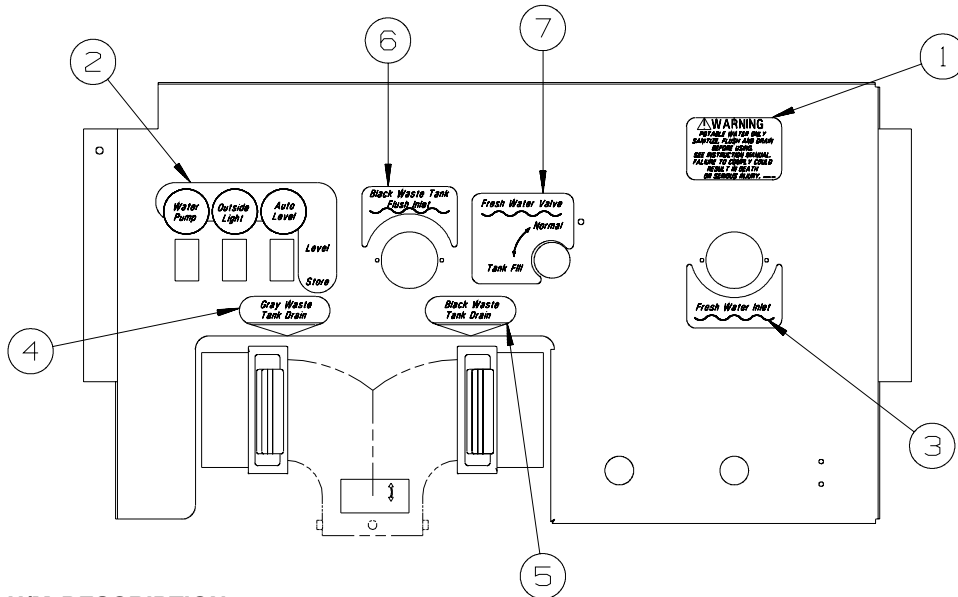


F35L



F32H

KEY	PART NUMBER	U/M	DESCRIPTION
1	152539-01-01A	EA	LABEL - BYPASS
2	152545-01-01A	EA	LABEL - WINTERIZATION
3	154302-01-01A	EA	LABEL - FRESH WATER DRAIN - PANTONE/CLEAR



KEY	PART NUMBER	U/M	DESCRIPTION
1	128725-02-01A	EA	LABEL - POTABLE WATER ONLY - BLACK ON CLEAR
2	152544-06-01A	EA	LABEL - SWITCHES - WTR PUMP/LIGHT/AUTO LVL-W/LVL/STORE DWN
3	152538-01-01A	EA	LABEL - FRESH WATER - PANTONE/CLEAR
4	152541-03-01A	EA	LABEL - GRAY WASTE
4	152543-03-01A	EA	LABEL - BLACK WASTE - F35A
5	152543-03-01A	EA	LABEL - BLACK WASTE
5	152541-03-01A	EA	LABEL - GRAY WASTE - F35A
6	152546-01-01A	EA	LABEL - TANK FLUSH - PANTONE/CLEAR
7	152548-01-01A	EA	LABEL - VALVE/FRESH

**LP GROUP
LP SYSTEM**

KEY	PART NUMBER	U/M	DESCRIPTION
	010265-01-000	EA	ELBOW - BRASS - 90 DEGREE - 3/8"F X 1/2"FPT
	010323-01-000	EA	ADAPTER - 3/8"F X 1/2"MPT - BRASS
	010326-01-000	EA	ADAPTER - FLARE - W/CONE GASKET - 3/8"F X 1/2"F
	010329-01-000	EA	ADAPTER - 1/2"F X 1/2"MPT - BRASS
	010377-02-000	EA	NUT - 3/8" FLARE - FORGED - BRASS
	010380-02-000	EA	NUT - 1/2" FLARE - FORGED - BRASS
	010589-01-000	EA	NIPPLE - PIPE - 1/2" X 1 1/2" - BLACK
	024250-01-000	EA	ADAPTER - BRASS - 3/8"F X 1/2"FPT
	040440-03-000	EA	TRANSMITTER - DIAL/SNAP-ON - 0-90 OHM 2 TERM(POWER/GROUND)
	045703-01-000	EA	HOSE - LP - 3/8"ID X 24" - 3/8"MPT X 1/2"F SWIVEL - U.S.
	045703-02-000	EA	HOSE - LP - 3/8"ID X 24" - 3/8"MPT X 1/2"F SWIVEL - CANADA
	045703-24-000	EA	HOSE - LP - 3/8"ID X 228.3" - 1/2"F SWIVEL X 3/8"F SWVL US/CSA
	045703-25-000	EA	HOSE - LP - 3/8"ID X 177" - 1/2"F SWIVEL X 3/8"M FL US/CSA
	045703-31-000	EA	HOSE - LP - 3/8"ID X 214" - 1/2"F SWIVEL X 3/8"M FL US/CSA
	106150-05-000	EA	REGULATOR - TWO STAGE
	124184-01-000	EA	SUPPORT - WATER LINE - BEND
	144485-01-000	EA	COVER - LP REGULATOR
*	144116-01-000	EA	TANK - LP - 100 LB - 14"D X 47"L - F33V, F35A, F35L, F38J
*	144116-06-000	EA	TANK - LP - 80 LB - 16"D X 30.75"L - F32H

*COMPONENT PARTS LISTED LATER IN THIS GROUP

COMPONENT PARTS FOR LP SYSTEM

144116-01-000

KEY	PART NUMBER	U/M	DESCRIPTION	VENDOR NO.
	040421-01-712	EA	VALVE-SERV. W/O VAPOR RELIEF	V20373/V21202
	040421-01-713	EA	VALVE-RELIEF 1" W/SPRING 7"	V12560/V21207
	088253-09-700	EA	SENDING UNIT-F/SNAP ON DIAL	G13062=SG14C0001466
	144116-01-700	EA	VALVE-OUTAGE(NO STEM REMOVE)	V20058
	144116-01-701	EA	VALVE/FILL 80 % W/YELLOW CAP	V13414

144116-02-000, 144116-06-000, & 144116-07-000

KEY	PART NUMBER	U/M	DESCRIPTION	VENDOR NO.
	040421-01-712	EA	VALVE-SERV. W/O VAPOR RELIEF	V20373/V21202
	040421-01-713	EA	VALVE-RELIEF 1" W/SPRING 7"	V12560/V21207
	088253-01-702	EA	FLOAT/SCREW IN-SNAP ON DIAL	G13063/SG16C0001442
	144116-01-700	EA	VALVE-OUTAGE(NO STEM REMOVE)	V20058
	144116-01-701	EA	VALVE/FILL 80 % W/YELLOW CAP	V13414

SEALANTS & FASTENERS GROUP

SEALANTS & ADHESIVES

KEY	PART NUMBER	U/M	DESCRIPTION
	010405-02-000	EA	TAPE - THREAD SEALING - 3/8"
	064075-07-000	FT	SEAL - BULB - W/WIRED U CHANNEL - .3" X .5" CHANNEL-BLACK
	067788-01-000	EA	ADHESIVE - SPRAY - 3M - 19.5 OZ AEROSOL CAN
	069640-01-000	FT	SEALER - RIBBON - 1/4"DIAMETER X 30 FT - BLACK OR GRAY
	069640-02-000	FT	SEALER - TAPE - 1/8"THICK X 1/2"WIDE X 60 FT - GRAY
	069640-03-000	FT	SEALER - TAPE - 1/8"THICK X 3/4"WIDE X 60 FT - BLACK
	069640-07-000	FT	SEALER - TAPE - 3/32"THICK X 2"WIDE X 45 FT - GRAY
	069640-09-000	FT	SEALER - TAPE - 1/32"THICK X 2 1/2"WIDE X 80 FT - BRT WHT
	069640-10-000	FT	SEALER - TAPE - 1/32"THICK X 1 1/2"WIDE X 90 FT - GRAY
	069640-11-000	FT	SEALER - TAPE - 3/16"THICK X 3/8"WIDE X 40 FT - BLACK
	069640-13-000	FT	SEALER - TAPE - 3/32"THICK X 2"WIDE X 45 FT - BLACK
	069640-14-000	FT	SEALER - TAPE - 1/16"THICK X 1"WIDE X 100 FT - BLACK
	069640-15-000	FT	SEALER - TAPE - 1/16"THICK X 3/8"WIDE X 100 FT - BRT WHT
	069640-17-000	FT	SEALER - TAPE - 1/32"THICK X 1"WIDE X 150 FT - GRAY
	069640-18-000	FT	SEALER - TAPE - 1/8"THICK X 1/2"WIDE X 60 FT - BRT WHT
	069640-19-000	FT	SEALER - TAPE - 1/8"THICK X 3/4"WIDE X 60 FT - BRT WHT
	069640-20-000	FT	SEALER - TAPE - 1/8"THICK X 1/2"WIDE X 60 FT - BLACK
	069640-21-000	FT	SEALER - TAPE - 1/16"THICK X 1/2"WIDE X 100 FT - BRT WHT
	069640-22-000	FT	SEALER - TAPE - 1/32"THICK X 1/4"WIDE X 200 FT - BRT WHT
	069640-23-000	FT	SEALER - TAPE - 1/16"THICK X 3/4"WIDE X 100 FT - BRT WHT
	069640-27-000	FT	SEALER - TAPE - 1/16"THICK X 2 1/4"WIDE X 50 FT - BRT WHT
	069640-28-000	FT	SEALER - TAPE - 1/32"THICK X 1 7/8"WIDE X 90 FT - GRAY
	069640-30-000	FT	SEALER - TAPE - 1/32"THICK X 5/8"WIDE X 50 FT - GRAY
	069640-31-000	FT	SEALER - TAPE - 1/4"THICK X 3/4"WIDE X 15 FT - BLACK
	069640-32-000	FT	SEALER - TAPE - 1/16"THICK X 3/8"WIDE X 100 FT - BLACK
	069640-33-000	FT	SEALER - RIBBON - 3/8"DIAMETER X 20 FT - BLACK
	069640-34-000	FT	SEALER - RIBBON - 1/4"DIAMETER X 30 FT - BRIGHT WHITE
	069640-36-000	EA	SEALER - TAPE - 1/16"THICK X 1/2"WIDE X 100 FT - BLACK
	069640-37-000	FT	SEALER - TAPE - 1/16"THICK X 3/4"WIDE X 100 FT - BLACK
	069640-38-000	FT	SEALER - TAPE - 1/16"THICK X 3/4"WIDE X 100 FT - BRT WHT
	069640-39-000	FT	SEALER - TAPE - 1/16"THICK X 3"WIDE X 50 FT - BRT WHT
	069640-40-000	FT	SEALER - TAPE - 1/16"THICK X 3"WIDE X 50 FT - BRT WHT
	072889-28-000	EA	SEALANT/URETHANE-10 OZ TUBE W/NOZZLE-SELF LEVELING-BRT WHT
	072889-31-000	EA	SEALANT/URETHANE-10 OZ TUBE W/NOZZLE-SELF LEVELING - BLACK
	076322-02-000	FT	TAPE-DOUBLE COATED/ADHESIVE BK-.05"THK X 1"W X 108' - WHT
	076322-03-000	FT	TAPE-DOUBLE COATED/ADHESIVE BK-.05"THK X .5"W X 108' - WHT
	076322-05-000	FT	TAPE-DOUBLE COATED/ADHESIVE BK-.05"THK X .8"W X 108' - WHT
	076322-07-000	FT	TAPE-DOUBLE COATED/ADHESIVE BK-.05"THK X .5"W X 200' - BLK
	076322-13-000	FT	TAPE - FOAM/DOUBLE COATED - .020"THK X .75"W - CLEAR
	076322-21-000	FT	TAPE - FOAM/DOUBLE COATED - .045"THK X .50"W
	076322-22-000	FT	TAPE - FOAM/DOUBLE COATED - .045"THK X .75"W
	076322-23-000	FT	TAPE - FOAM/DOUBLE COATED - .045"THK X 1"W
	076322-25-000	FT	TAPE - FOAM/DOUBLE COATED - .025"THK X .5"W
	086276-01-000	EA	TAPE - DOUBLE SIDED - 1/2" WIDE X 108' LONG (SOLD BY ROLL)
	088479-01-000	EA	TAPE - ALUMINUM - 3"
	090340-01-000	FT	SEAL - FOAM - CLOSED CELL - 1/4" X 1/2" X 50'
	090340-02-000	FT	SEAL - FOAM - CLOSED CELL - 3/8" X 1/2" X 50'
	091255-02-000	FT	SEAL - ADHESIVE BACKED/FOAM - 3/64"THICK X 3/16"W X 1000'
	091255-03-000	FT	SEAL - ADHESIVE BACKED/FOAM - 1/4" THICK X 1/4"W X 1000'
	094401-01-000	EA	SEALER - BODY SEAM - FLEXICLEAR
	094401-04-000	EA	SEALER - BODY SEAM - CLEAR
	094401-05-000	EA	SEALER - BODY SEAM - 20OZ BLACK
	094401-06-000	EA	SEALER - BODY SEAM - 12OZ BLACK
	094401-07-000	EA	SEALER - BODY SEAM - CLEAR
	098408-01-000	FT	SEAL - SPONGE RUBBER - CLOSED CELL
	099069-01-000	FT	SEAL - RUBBER - CLOSED SPONGE - .5" WIDE X .12" THICK-BLK
	099418-01-000	FT	SEAL - D-SECTION/ADHESIVE BACK - .44" X .44" - BLK RUBBER
	100128-02-000	FT	SEAL - FOAM/ADHESIVE BACK - .37" WIDE X .37" THICK X 60'
	104692-01-000	FT	SEAL - ADHESIVE BACKED FOAM - 3/4" THICK X 3/4" WIDE X 25'
	107721-07-000	FT	SEAL - ACCESS DOOR - .9"WIDE X 1.1"HIGH
	112864-01-000	FT	SEAL - FOAM/BUTYL COVERED - 3/8" X 35'
	112864-02-000	FT	SEAL - FOAM/BUTYL COVERED - 5/16" X 44'
	112864-05-000	FT	SEAL - FOAM/BUTYL COVERED - 1/2" X 3/16"
	112901-02-000	EA	ADHESIVE - PLEXUS - MA330 - 50ML - GRAY

SEALANTS & FASTENERS GROUP (CONTINUED)

SEALANTS & ADHESIVES (CONTINUED)

KEY	PART NUMBER	U/M	DESCRIPTION
	112901-03-000	EA	ADHESIVE - PLEXUS - MA300 - 50ML - WHITE
	112902-03-000	EA	MIXER NOZZLE - F/GUN #00400102000 - SCOTCH-WELD & PLEXUS
	112902-04-000	EA	NOZZLE - ELEMENT - 1/4" X 3.5"
	113452-01-000	FT	SEAL/TRIM - FRONT - VINYL W/WIRE CARRIER - .020"
	113452-02-000	FT	SEAL/TRIM - FRONT - VINYL W/WIRE CARRIER - .027"
	113366-01-000	EA	ADHESIVE - INSTANT - 1 OZ
	115870-01-000	FT	SEAL/EDGE - TRIM
	120074-02-03A	EA	SILICONE - TUBE - W/O NOZZLE - LOW ODOR - SMOKEY WHITE
	120534-01-01A	EA	TAPE - SCOTCH - 3M - 1/2" FINE LINE
	123655-01-000	FT	SEAL - CLOSED CELL/FOAM
	123816-01-000	FT	TAPE - DOUBLE SIDED - 1" X .020" X 200' - CLEAR
	123816-02-000	FT	TAPE - DOUBLE SIDED - 1/2" X .035" X 200' - CLEAR
	123816-03-000	FT	TAPE - DOUBLE SIDED - 1/2" X .020" X 200' - CLEAR
	123816-04-000	FT	TAPE - DOUBLE SIDED - 6" X .0035" X 750' - CLEAR
	123816-06-000	FT	TAPE - DOUBLE SIDED - 3/4" X 3/4" X 200' - CLEAR
	123816-07-000	FT	TAPE - DOUBLE SIDED - 1 3/4" X 200' - CLEAR
	126427-01-000	EA	ADHESIVE - ALL PURPOSE - ABS/PVC
	126427-02-000	EA	PRIMER - CLEANER - FLEX PIPING
	131264-01-12A	EA	SILICONE - TUBE - W/NOZZLE - BONE
	131264-01-13A	EA	SILICONE - TUBE - W/NOZZLE - TRANSLUCENT
	131264-03-01A	EA	SILICONE - TUBE - W/O NOZZLE - SELF LEVELING -BRIGHT WHITE
	131264-04-02A	EA	SILICONE/SEALANT/ADHESIVE-FAST CURE F/GLASS/VINYL-SOFT WHT
	131264-05-01A	EA	SILICONE/SEALANT - ODORLESS - TUBE - W/NOZZLE - BLACK
	131264-05-02A	EA	SILICONE/SEALANT - ODORLESS - TUBE - W/NOZZLE - CLEAR
	131384-01-000	EA	ADHESIVE - JET WELD - 10 OZ CARTRIDGE
	132892-07-01A	FT	SEAL - BULB/SINGLE - W/U CHANNEL - .5" X 1" - BLACK
	152038-01-01A	EA	TAPE - PRESERVATION SEAL - 2" X 36YD ROLL - BLACK
	154585-01-01A	FT	SEAL - FOAM TAPE - ADHESIVE BACK - 3/8" X 3/8" - BLACK
	154585-02-01A	FT	SEAL - FOAM TAPE - ADHESIVE BACK - 3/4" X 1/2" - BLACK
	154585-03-01A	FT	SEAL - FOAM TAPE - ADHESIVE 2 SIDED - 1/8" X 3/4" - BLACK
	154585-04-01A	FT	SEAL - FOAM TAPE - ADHESIVE BACK - 5/8" X 1/8" - WHITE
	156622-01-01A	FT	SEALER - TAPE - 1/4"THICK X 3"WIDE X 100 FT - WHITE
	156622-02-01A	FT	SEALER - TAPE - 1/4"THICK X 2"WIDE X 100 FT - WHITE

BOLTS, NUTS AND WASHERS

KEY	PART NUMBER	U/M	DESCRIPTION
	0MD54F-06-000	EA	NUT - HEX W/SERATED FLANGE
	000C12-04-08B	EA	BOLT - HEX - 1/4-20 X 1/2 - GRADE #5 - ZINC
	000C12-04-12A	EA	BOLT - HEX - 1/4-20 X 3/4 - PLAIN 5
	000C12-04-40B	EA	BOLT - HEX - 1/4-20 X 2 1/2 - GRADE #5 ZINC
	000C12-05-16B	EA	BOLT - HEX - 5/16 - 18X1 - GRADE #5 - ZINC
	000C12-05-40B	EA	BOLT - HEX - 5/16"-18 X 2.5" - GRADE #5 - ZINC
	000C12-06-28B	EA	BOLT-HEX-3/8-16X13/4 ZN 5 - 5185-01
	000C12-08-24B	EA	BOLT - HEX - 1/2-13 X 1 1/2 - GRADE #5 - ZINC
	000C12-08-28B	EA	BOLT - HEX - 1/2-13 X 1 3/4 - GRADE #5 - ZINC
	000C12-08-44B	EA	BOLT - HEX - 1/2-13 X 2 3/4 - GRADE #5 - ZINC
	000C13-07-40B	EA	BOLT - HEX - 7/16-20 X 2 1/2 - GRADE #5 - ZINC
	000C13-07-48B	EA	BOLT - HEX - 7/16-20 X 3 - GRADE #5 - ZINC
	000C14-10-32B	EA	BOLT - HEX - 5/8-11 X 2.0 - GRADE #8 - ZINC
	000C18-05-40A	EA	BOLT - ELEVATOR - 5/16-18 X 2 1/2 - PL
	000C26-04-10B	EA	BOLT - HEX - SERRATED FLANGE - 1/4-20 X 5/8 - ZINC
	000C26-04-12F	EA	BOLT - HEX - SERRATED FLANGE -1/4-20 X 3/4-STAINLESS STEEL
	000C26-04-14B	EA	BOLT - HEX - SERRATED FLANGE - 1/4-20 X 7/8 - ZINC
	000C26-04-18B	EA	BOLT - HEX - SERRATED FLANGE - 1/4-20 X 1 1/8 - ZINC
	000C26-05-12B	EA	BOLT - HEX - SERRATED FLANGE - 5/16-18 X 3/4 - ZINC
	000C26-06-12B	EA	BOLT - HEX - SERRATED FLANGE - 3/8-16 X 3/4 - ZINC
	000C26-06-20B	EA	BOLT - HEX - SERRATED FLANGE - 3/8-16 X 1 1/4 - ZINC
	000C26-06-28B	EA	BOLT - HEX - SERRATED FLANGE - 3/8-16 X 1 3/4 - ZINC
	000C26-06-40B	EA	BOLT - HEX - SERRATED FLANGE - 3/8-16 X 2 1/2 - ZINC
	000C26-08-24B	EA	BOLT - HEX - SERRATED FLANGE - 1/2-13 X 1 1/2 - ZINC
	000C26-08-28B	EA	BOLT - HEX - SERRATED FLANGE - 1/2-13 X 1 3/4 - ZINC
	000C27-08-48B	EA	BOLT-CARR 1/2-13X3.00 GR5 - 97 M-SERIES
	000D24-10-00B	EA	NUT - HEX - SELF LOCKING - 10-32 - ZINC

SEALANTS & FASTENERS GROUP (CONTINUED)
BOLTS, NUTS AND WASHERS (CONTINUED)

KEY	PART NUMBER	U/M	DESCRIPTION
	000D27-05-00B	EA	NUT - HEX LOCK - 5-40 - ZINC
	000D28-10-00B	EA	NUT - HEX - W/NYLON LOCK - 10-32 - ZINC
	000D29-04-00B	EA	NUT - HEX - SELF LOCKING - 1/4 X 20 - ZINC
	000D29-04-00F	EA	NUT - HEX - SELF LOCKING - 1/4 X 20 - STAINLESS STEEL
	000D29-06-00B	EA	NUT - HEX - W/NYLON LOCK - 3/8-16 - ZINC
	000D29-09-00B	EA	NUT - HEX - SELF LOCKING - 9/16-12 - ZINC
	000D34-04-00B	EA	NUT - HEX - LOCKING - 1/4-20 - ZINC
	000D34-06-00B	EA	NUT - HEX - LOCKING - 3/8-16 GRADE C - ZINC
	000D39-04-00B	EA	NUT - HEX - LOCKING W/SERRATED FLANGE - 1/4-20 - ZINC
	000D39-05-00B	EA	NUT - HEX - LOCKING W/SERRATED FLANGE - 5/16-18 - ZINC
	000D39-06-00B	EA	NUT - HEX - LOCKING W/SERRATED FLANGE - 3/8-18 - ZINC
	000D39-06-00D	EA	NUT - HEX - LOCKING W/SERRATED FLANGE - 3/8"-16 BLACK
	000D39-07-00B	EA	NUT - HEX - LOCKING W/SERRATED FLANGE - 7/16-14 - ZINC
	000D39-08-00B	EA	NUT - HEX - LOCKING W/SERRATED FLANGE - 1/2-13 - ZINC
	000D44-07-00B	EA	NUT - HEX - LOCKING W/SERRATED FLANGE - 7/16-20 - ZINC
	000D44-08-00B	EA	NUT - HEX - LOCKING W/SERRATED FLANGE - 1/2-20 - ZINC
	000D46-04-00A	EA	NUT - HEX - WELD - 1/4-20 - PLAIN
	000D65-08-00B	EA	NUT - HEX - LOCKING W/SERRATED FLANGE - 8-32 - ZINC
	000D73-08-00C	EA	NUT - HEX FLANGE - 1/2-13
	000D75-09-00B	EA	NUT - HEX LOCKING - 9/16-12 - ZINC
	000D76-06-00B	EA	NUT - HEX FLANGE - 3/8-16
	000E11-04-00F	EA	WASHER - LOCKING - 1/4 MED SPLIT - STAINLESS STEEL
	000E11-07-00B	EA	WASHER - LOCKING - 7/16 MED SPLIT - ZINC
	000E11-08-00B	EA	WASHER - LOCKING - 1/2 MED SPLIT - ZINC
	000E13-17-00B	EA	WASHER - FLAT - 3/8 AR - ZINC
	000E13-18-00B	EA	WASHER - FLAT - 3/8 WIDE - ZINC
	000E13-20-00B	EA	WASHER - FLAT - 7/16 WIDE - ZINC
	000E13-22-00B	EA	WASHER - FLAT - 1/2 WIDE - ZINC
	000E13-26-00B	EA	WASHER - FLAT - 5/8 WIDE - ZINC
	000E14-10-00B	EA	WASHER - LOCKING - #10 EXTERNAL TOOTH - ZINC
	000E16-10-00B	EA	WASHER - HARDENED - 5/8 - FLAT - ZINC
	000G45-05-16B	EA	BOLT - LAG - 5/16-9 X 1 - ZINC
	039715-01-000	EA	NUT-SERT - 1/4" DIAMETER - 20 THREADS
	040921-01-000	EA	NUT - SPEED - U TYPE - #10-24 - BLACK
	040921-03-000	EA	NUT - SPEED - U TYPE - #10
	040921-04-000	EA	NUT - SPEED - U TYPE - #8-.59" LENGTH X .44" WIDTH
	040921-05-000	EA	NUT - SPEED - U-TYPE - 8-.67" X .44" WIDE
	040921-11-000	EA	NUT - SPEED - U-TYPE - 8-.59" LENGTH X .44" WIDTH - BLACK
	041322-01-000	EA	WASHER - FLANGE - 15/32"ID X 2 3/8"OD - F/SEAT BELT MTG
	044364-02-000	EA	NUT - SPEED - FLAT - ROUND
	044533-01-000	EA	WASHER - 1 3/8"OD - FOR BUTTONS - PLASTIC
	051387-06-000	EA	BOLT - CARRIAGE W/O HOLE - 5/16-18 X 9 1/2 - ZINC
	058716-02-000	EA	WASHER - FLAT NYLON
	064081-03-000	EA	NUT - WING 3/8-16 - W/WELD NUT
	077071-01-000	EA	WASHER - FENDER - 3/16"ID X 1"OD
	087234-01-000	EA	NUT - JACK - 1/4 X 20 THD - MOLLY
	088787-12-000	EA	STUD - WELD - 1/4 - 20 X 1.0 LG - MN
	106956-03-000	EA	BOLT - HEX TAP - 1/2-13NC X 3 - GRADE 5 - FULL THREAD/ZINC
	106956-10-000	EA	BOLT - HEX TAP - 9/16-12NC X 3 5/8 -GRD 5-FULL THREAD/ZINC
	106956-11-000	EA	BOLT - HEX TAP - 1/2-13NC X 2 1/2 - GRD 5-FULL THREAD/ZINC
	106956-13-000	EA	BOLT - HEX TAP - 1/2-20 X 2 1/2 - GRD 5-FULL THREAD/ZINC
	106956-14-000	EA	BOLT - HEX TAP - 5/16 -18NC X 1 1/2 - GRD 5-FULL THREAD/ZINC
	107397-01-000	EA	WASHER - FENDER - 3/4"ID X 1"OD
	108067-03-000	EA	STUD - WELD - 1/4 - 20 X 1/2 CD
	109917-01-000	EA	WASHER - 1.5" X 1.25"
	109917-03-000	EA	WASHER - 1" X .50"
	109917-04-000	EA	WASHER - 1" X .75"
	128444-01-000	EA	WASHER - SPRING - CONICAL
	135092-02-01A	EA	BOLT - HEX - SERRATED FLANGE - 1/2-20 X 2 1/2-GRADE 5 ZINC
	135092-05-01A	EA	BOLT - HEX - SERRATED FLANGE - 1/2-20 X 1 - GRADE 5 ZINC
	143399-01-01A	EA	NUT/RETAINING - 3/8"- 24 NFT
	147284-02-000	EA	NUT/SELF RETAINING - 5/16"-18
	148817-01-000	EA	WASHER/SPUR - LOCKING

SEALANTS & FASTENERS GROUP (CONTINUED)

SCREWS

KEY	PART NUMBER	U/M	DESCRIPTION
	0G1208-12-170	EA	SCREW - 8-18 X 3/4 POH - BRIGHT WHITE
	0G3908-08-170	EA	SCREW - SF/DR - 8-18 X 1/2 PPH - BRIGHT WHITE
	0G3908-16-170	EA	SCREW - SF/DR - 8-18 X 1 PPH - BRIGHT WHITE
	0G3908-24-170	EA	SCREW - SF/DR - 8-18 X 1 1/2 PPH - BRIGHT WHITE
	0G3910-10-420	EA	SCREW - SF/DR - 10-16 X .62 PPH - BRIARWOOD
	0G3910-12-170	EA	SCREW - SF/DR - 10-16 X 3/4 PPH - BRIGHT WHITE
	0G3910-24-170	EA	SCREW - SF/DR - 10-16 X 1 1/2 PPH - BRIGHT WHITE
	0G5508-08-370	EA	SCREW - SF/DR - 8-18 X .5 PWH - RIVERSTONE
	0G5508-08-380	EA	SCREW - SF/DR - 8-18 X .5 PWH - CASHMERE
	0G5508-08-420	EA	SCREW - SF/DR - 8-18 X .5 PWH - BRIARWOOD
	0G5508-08-450	EA	SCREW - SF/DR - 8-18 X .5 PWH - SADDLE
	0G5508-12-170	EA	SCREW - SF/DR - 8-18 X 3/4 PWH - BRIGHT WHITE
	0G5508-12-330	EA	SCREW - SF/DR - 8-18 X 3/4 PWH - PUTTY
	0G5508-12-380	EA	SCREW - SF/DR - 8-18 X 3/4 PWH - CASHMERE
	0G5508-12-450	EA	SCREW - SF/DR - 8-18 X 3/4 PWH - SADDLE
	0G5508-16-330	EA	SCREW - SF/DR - 8-18 X 1 PWH - PUTTY
	0G5508-16-370	EA	SCREW - SF/DR - 8-18 X 1 PWH - RIVERSTONE
	0G5508-16-380	EA	SCREW - SF/DR - 8-18 X 1 PWH - CASHMERE
	0G5508-16-450	EA	SCREW - SF/DR - 8-18 X 1 PWH - SADDLE
	0G6008-16-170	EA	SCREW - SF/DR - 8-18 X 1 POH - BRIGHT WHITE
	0G6012-32-170	EA	SCREW - SF/DR - 12-14 X 2 POH - BRIGHT WHITE
	0G6710-08-170	EA	SCREW - 10-12 X 1/2 PPH - BRIGHT WHITE
	0G6710-12-170	EA	SCREW - 10-12 X 3/4 PPH - BRIGHT WHITE
	0G6806-16-170	EA	SCREW - 6-18 X 1 POH - BRIGHT WHITE
	0G6810-24-280	EA	SCREW - 10-12 X 1 1/2 POH - SOFT WHITE
	000C20-06-24T	EA	SCREW - 3/8-16 X 1 1/2 - FLAT SOCKET
	000G11-06-08B	EA	SCREW - 6-20 X 1/2 PPH - ZINC
	000G11-06-10B	EA	SCREW - 6-20 X 5/8 PPH - ZINC
	000G11-06-10J	EA	SCREW - 6-20 X 5/8 PPH - BRASS
	000G11-07-08B	EA	SCREW - 7-19 X 1/2 PPH - ZINC
	000G11-08-06B	EA	SCREW - 8-18 X 3/8 PPH - ZINC
	000G11-08-08T	EA	SCREW - 8-18 X 1/2 PPH - FLUOROCARBON COATING
	000G11-08-12B	EA	SCREW - 8-18 X 3/4 PPH - ZINC
	000G11-08-12P	EA	SCREW - 8-18 X 3/4 PPH - DARK BROWN
	000G11-08-12S	EA	SCREW - 8-18 X 3/4 PPH - OFF WHITE
	000G11-08-12T	EA	SCREW - 8-18 X 3/4 PPH - BLACK MAGNESIUM
	000G11-08-20B	EA	SCREW - 8-18 X 1 1/4 PPH - ZINC
	000G11-08-20G	EA	SCREW - 8-18 X 1 1/4 - ANTIQUE BRASS
	000G11-10-12D	EA	SCREW - 10-16 X 3/4 PPH - BLACK
	000G11-10-32P	EA	SCREW-10,16X2.00 PPH DK BRN
	000G12-06-08T	EA	SCREW - 6-20 X 1/2 POH - BLACK
	000G12-10-16F	EA	SCREW - 10-16 X 1 POH - STAINLESS STEEL
	000G13-05-10B	EA	SCREW - 5-12 X 5/8 PFH - ZINC
	000G13-06-06I	EA	SCREW - 6-20 X 3/8 PFH - BLACK ZINC
	000G13-06-08B	EA	SCREW - 6-20 X 1/2 PFH - ZINC
	000G13-06-08G	EA	SCREW - 6-20 X 1/2 PFH - ANTIQUE BRASS
	000G13-06-10G	EA	SCREW - 6-20 X 5/8 PFH - ANTIQUE BRASS
	000G13-06-16E	EA	SCREW - 6-20 X 1 PFH - CHROME
	000G13-06-16J	EA	SCREW - 6-20 X 1 PFH - BRASS
	000G13-06-24J	EA	SCREW - 6-20 X 1 1/2 PFH - BRASS
	000G13-07-10H	EA	SCREW - 7-19 X 5/8 PFH - BLACK
	000G13-07-12B	EA	SCREW - 7-19 X 3/4 PFH - ZINC
	000G11-08-08B	EA	SCREW - 8-18 X 1/2 PPH - ZINC
	000G13-08-10B	EA	SCREW - 8-18 X 5/8 PFH - ZINC
	000G13-08-109	EA	SCREW - 8-18 X 5/8 PFH
	000G13-08-16B	EA	SCREW - 8-18 X 1 PFH - ZINC
	000G13-08-24B	EA	SCREW - 8-18 X 1 1/2 PFH - ZINC
	000G16-04-24B	EA	SCREW - MACHINE - 1/4-20 X 1 1/2 PPH
	000G18-08-16B	EA	SCREW - MACHINE - 8-32 X 1 PPH - ZINC
	000G18-08-22B	EA	SCREW - MACHINE - 8-32 X 1 3/8 PPH - ZINC
	000G18-08-24B	EA	SCREW - MACHINE - 8-32 X 1 1/2 PPH - ZINC
	000G19-10-08B	EA	SCREW - MACHINE - 10-32 X 1/2 PPH - ZINC
	000G19-10-10B	EA	SCREW - MACHINE - 10-32 X 5/8 - PPH - ZINC
	000G19-10-12F	EA	SCREW - MACHINE - 10-32 X 3/4 PPH - STAINLESS STEEL

SEALANTS & FASTENERS GROUP (CONTINUED)
SCREWS (CONTINUED)

KEY	PART NUMBER	U/M	DESCRIPTION
	000G19-10-20B	EA	SCREW - MACHINE - 10-32 X 1 1/2 PPH - ZINC
	000G32-10-06B	EA	SCREW - 10-32 X 3/8 PPH - ZINC
	000G34-05-12B	EA	SCREW - HEX HEAD TAPPING - 5/16 X 3/4 LONG
	000G39-06-10T	EA	SCREW - SF/DR - 6-20 X 5/8 PPH - BLACK
	000G39-06-16T	EA	SCREW - SF/DR - 6-20 X 1 PPH - BLACK
	000G39-08-06B	EA	SCREW - SF/DR - 8-18 X 3/8 PPH - ZINC
	000G39-08-08B	EA	SCREW - SF/DR - 8-18 X 1/2 PPH - ZINC
	000G39-08-08S	EA	SCREW - SF/DR - 8-18 X 1/2 PPH - OFF WHITE
	000G39-08-08T	EA	SCREW - SF/DR - 8-18 X 1/2 PPH - BLACK
	000G39-08-12T	EA	SCREW - SF/DR - 8-18 X 3/4 PPH - BLACK
	000G39-08-16B	EA	SCREW - SF/DR - 8-18 X 1 PPH - ZINC
	000G39-08-16T	EA	SCREW - SF/DR - 6-20 X 1 PPH - BLACK
	000G39-08-24B	EA	SCREW - SF/DR - 8-18 X 1 1/2 PPH - ZINC
	000G39-08-24T	EA	SCREW - SF/DR - 8-18 X 1 1/2 PPH - BLACK
	000G39-08-32B	EA	SCREW - SF/DR - 8-18 X 2 PPH - ZINC
	000G39-08-169	EA	SCREW-SF/DR,8-18X1.00 PPH - FLUROCARBON SILVER
	000G39-10-08B	EA	SCREW - SF/DR - 10-16 X 1/2 PPH - ZINC
	000G39-10-10B	EA	SCREW - SF/DR - 10-16 X 5/8 PPH - ZINC
	000G39-10-12B	EA	SCREW - SF/DR - 10-16 X 3/4 PPH - ZINC
	000G39-10-12S	EA	SCREW - SF/DR - 10-16 X 3/4 PPH - OFF WHITE
	000G39-10-129	EA	SCREW - SF/DR - 10-16 X 3/4 PPH - FLUOROCARBON SILVER
	000G39-10-169	EA	SCREW - SF/DR - 10-16 X 1 PPH - FLUOROCARBON SILVER
	000G39-10-20B	EA	SCREW - SF/DR - 10-16 X 1 1/4 PPH - ZINC
	000G39-10-20T	EA	SCREW - SF/DR - 10-16 X 1 1/4 PPH - BLACK
	000G39-10-24B	EA	SCREW - SF/DR - 10-16 X 1 1/2 PPH - ZINC
	000G39-10-24T	EA	SCREW - SF/DR - 10-16 X 1 1/2" PPH - BLACK
	000G39-10-32B	EA	SCREW - SF/DR - 10-16 X 2 - PPH - ZINC
	000G39-10-48B	EA	SCREW - SF/DR - 10-16 X 3 - PPH - ZINC
	000G39-10-48T	EA	SCREW - SF/DR - 10-16 X 3 PPH - BLACK
	000G42-04-16B	EA	SCREW - SF/DR - 1/4-14 X 1 HWH - ZINC
	000G42-04-24B	EA	SCREW - SF/DR - 1/4-14 X 1 1/2 - ZINC
	000G52-06-05B	EA	SCREW - MACHINE - 6-32 X 5/16 PTH - ZINC
	000G52-06-06B	EA	SCREW - MACHINE - 6-32 X 3/8 PTH - ZINC
	000G54-04-14B	EA	SCREW - 1/4-20 X 7/8 PTH - TYPE 23 - ZINC PLATED
	000G55-08-12T	EA	SCREW - SF/DR - 8-18 X 3/4 PWH - BLACK
	000G55-08-16S	EA	SCREW - SF/DR - 8-18 X 1.00 PWH - OFF WHITE
	000G55-08-16T	EA	SCREW - SF/DR - 8-18 X 1 PWH - BLACK
	000G56-12-48B	EA	SCREW - WOOD - 12-11 X 3 POH - SPECIAL HARDENED
	000G60-08-16E	EA	SCREW - SF/DR - 8-1 X 1 POH - CHROME
	000G60-08-20F	EA	SCREW - SF/DR - 8-19X1.25 POH
	000G60-08-22B	EA	SCREW - SF/DR - 8-18 X 1.38 POH - ZINC
	000G60-10-20B	EA	SCREW - SF/DR - 10-16 X 1 1/4 POH - ZINC
	000G60-10-209	EA	SCREW - SF/DR - 10-16 X 1 1/4 POH - SILVER STALGAARD
	000G60-10-28T	EA	SCREW - SF/DR - 10-16 X 1 3/4 - BLACK
	000G62-06-12B	EA	SCREW-SF/DR,6-20X.75 PFH - ZINC
	000G62-06-249	EA	SCREW - SF/DR - 8-18 X 1.5 PPH - SILVER
	000G62-08-24B	EA	SCREW - SF/DR - 8-18 X 1 1/2 PFH
	000G62-08-24T	EA	SCREW - SF/DR - 8-18 X 1 1/2 PFH - BLACK
	000G67-08-32B	EA	SCREW - 8-15 X 2 PPH - ZINC
	000G67-10-08B	EA	SCREW - 10-12 X 1/2 PPH - ZINC
	000G67-10-08S	EA	SCREW - 10-12 X 1/2 PPH - OFF WHITE
	000G67-10-10B	EA	SCREW - 10-12 X 5/8 PPH - ZINC - TYPE A
	000G67-10-10D	EA	SCREW - 10-12 X 5/8 PPH - BLACK - TYPE A
	000G67-10-10P	EA	SCREW - 10-12 X 5/8 PPH - DARK BROWN
	000G67-10-10S	EA	SCREW - 10-12 X 5/8 PPH - OFF WHITE
	000G67-10-10T	EA	SCREW - 10-12 X 5/8 PPH - BLACK
	000G67-10-10V	EA	SCREW-10-12X5/8 PPH ZN O/W - TYPE A
	000G67-10-12P	EA	SCREW - 10-12 X 3/4 PPH - DARK BROWN
	000G67-10-24B	EA	SCREW - 10-12 X 1 1/2 PPH - ZINC
	000G68-06-10J	EA	SCREW - 6-18 X 5/8 POH - BRASS
	000G68-06-12B	EA	SCREW - 6-18 X 3/4 POH - ZINC & CLEAR
	000G68-06-12S	EA	SCREW - 6-18 X 3/4 POH
	029130-01-000	EA	SCREW - SNAP STUD - #8-16 X 5/8" LONG
	029130-02-000	EA	SCREW - SNAP STUD - #8-16 X 1 1/2" LONG

SEALANTS & FASTENERS GROUP (CONTINUED)
SCREWS (CONTINUED)

KEY	PART NUMBER	U/M	DESCRIPTION
	029130-03-000	EA	SCREW - SNAP STUD - #8-16 X 1" LONG
	049465-03-000	EA	SCREW - 10-16 X 1 POH W/WASHER - OFF WHITE
	049465-17-000	EA	SCREW - 10-16 X 1 POH W/WASHER - BRIGHT WHITE
	049465-18-000	EA	SCREW - 10-16 X 1 POH W/WASHER - VW GRAY
	054434-02-000	EA	SCREW - SF/DR - 10-16 X 2 - ZINC
	054434-03-000	EA	SCREW - SF/DR - 10-16 X 2 - PWH - ZINC
	075908-01-000	EA	SCREW - MACHINE - 10-32 X .56 PTH - EXTERNAL TOOTH - ZINC
	076790-01-000	EA	SCREW - 6-20 X 1 1/4 PPH - BLACK
	076790-05-000	EA	SCREW - 6-20 X 1/2 PPH - BLACK - THREAD CUTTING/WOOD
	083554-01-000	EA	SCREW - DRYWALL - 8 X 1 1/4
	087721-01-000	EA	SCREW - FLAT HEAD - TAPPING - 1/4" X 1 1/4" LONG - ZINC
	093249-01-000	EA	CAP/SCREW - MOLDED/VINYL - BLACK
	095772-01-000	EA	SOCKET-SNAP FASTNER1" SF/DR - SELF DRIVER
	097974-01-000	EA	SCREW - PARTICLE BOARD - 7-9 X 3/4 PPH
	101618-01-000	EA	SCREW - 1/4-20 X 3/4 HEX - TAPPING - STALGARD TYPE F
	113563-01-01A	EA	SCREW - 8 X 5/8 LONG SHOULDER/WASHER HEAD
	113563-01-02A	EA	SCREW - 8 X 5/8 LONG SHOULDER/WASHER HEAD - BRIGHT WHITE
	118383-01-12A	EA	RETAINER/RECESSED - F/.22" SCREW - RIVERSTONE
	118383-01-14A	EA	RETAINER/RECESSED - F/.22" SCREW - PEWTER
	118383-01-15A	EA	RETAINER/RECESSED - F/.22" SCREW - BRIARWOOD
	118383-02-13A	EA	RETAINER/RECESSED - F/.27" SCREW - OFF WHITE
	118383-04-04A	EA	CAP - F/RECESSED RETAINER - BRIGHT WHITE
	118383-04-10A	EA	CAP - F/RECESSED RETAINER - RIVERSTONE
	118383-04-13A	EA	CAP - F/RECESSED RETAINER - OFF WHITE
	118383-04-14A	EA	CAP - F/RECESSED RETAINER - PEWTER
	118383-04-15A	EA	CAP - F/RECESSED RETAINER - BRIARWOOD
	134126-01-01A	EA	SCREW/NAIL - HEX HEAD - 3/4"
	140040-01-000	EA	SCREW - 1/4-20 X 1 - BUTTON HEAD/SOCKET - W/LOCTITE
	149753-01-01A	EA	RETAINER/RECESSED - F/.22" SCREW - BLACK
	149753-01-02A	EA	RETAINER/RECESSED - F/.22" SCREW - BRIGHT WHITE
	149753-02-01A	EA	CAP - F/RECESSED RETAINER - BLACK
	149753-02-02A	EA	CAP - F/RECESSED RETAINER - BRIGHT WHITE
	154938-01-01A	EA	SCREW - SF/DR - 10-16 X 3/4 PPH - W/SELF SEAL - BRIGHT WHITE
	154938-01-02A	EA	SCREW - SF/DR - 10-16 X 3/4 PPH - W/SELF SEAL - BLACK
	154938-02-01A	EA	SCREW - SF/DR - 8-18 X 1 PFH - W/SELF SEAL - BRIGHT WHITE
	154938-02-02A	EA	SCREW - SF/DR - 8-18 X 1 PFH - W/SELF SEAL - BLACK
	154938-02-03A	EA	SCREW - SF/DR - 8-18 X 1 PFH - W/SELF SEAL - SILVER
	154938-03-01A	EA	SCREW - SF/DR - 8-18 X 5/8 PFH - W/SELF SEAL - BRT WHT
	154938-03-02A	EA	SCREW - SF/DR - 8-18 X 5/8 PFH - W/SELF SEAL - BLACK
	154938-04-01A	EA	SCREW - SF/DR - 10-16 X 1" TPH - W/SELF SEAL - BRT WHT
	154938-04-02A	EA	SCREW - SF/DR - 10-16 X 1" TPH - W/SELF SEAL - BLACK
	154938-05-03A	EA	SCREW - SF/DR - 8-18 X 1.25" PFH - W/SELF SEAL - SILVER

SEALANTS & FASTENERS GROUP (CONTINUED)
CLAMPS, CLIPS, GROMMETS, RIVETS & PLUGS

KEY	PART NUMBER	U/M	DESCRIPTION
	000H14-06-03R	EA	RIVET - MANDREL BLIND - 3/16 ALUMINUM
	000H16-04-06R	EA	RIVET - POP ALUMINUM - 1/8 X .313 - .375
	000H16-06-10R	EA	RIVET - POP ALUMINUM - 3/16 X .501 - .625
	007161-01-000	EA	CLAMP - HOSE - SPRING TYPE - 1/2"
	008386-01-000	EA	GROMMET - SNAP - 3/8" DIAMETER - NYLON
	010495-01-000	EA	CLAMP - CABLE - 9/16"ID - BLACK
	010495-02-000	EA	CLAMP - CABLE - 3/8"ID - BLACK
	010495-04-000	EA	CLAMP - CABLE - 11/16"ID - WHITE
	010497-01-000	EA	CLAMP - CLOSED - 5/8"ID
	010497-02-000	EA	CLAMP - CLOSED - 1.5"ID
	010497-03-000	EA	CLAMP - CLOSED - 1"ID - CUSHIONED
	010497-04-000	EA	CLAMP - CLOSED - 1 5/8"ID
	010497-05-000	EA	CLAMP - CLOSED - 1/2"ID
	010497-07-000	EA	CLAMP - CLOSED - 3/8"ID
	010497-09-000	EA	CLAMP - CLOSED - 5/16"ID
	010497-10-000	EA	CLAMP - CLOSED - 7/8"ID
	010499-01-000	EA	CLAMP - CLOSED - 3/8"ID
	016188-03-000	EA	GROMMET - LP LINE - 3/8"HOLE X 2 1/2"LONG - RUBBER
	016188-04-000	EA	GROMMET - LP LINE - 1/2"HOLE X 2 1/2"LONG - RUBBER
	016188-05-000	EA	GROMMET - LP LINE - 3/8"HOLE X 1 1/4"LONG - RUBBER
	016188-06-000	EA	GROMMET - LP LINE - 3/8"HOLE X 3 1/4"LONG - RUBBER
	016188-07-000	EA	GROMMET - L/P LINE - 1/2"HOLE X 3 1/4"LONG
	016188-08-000	EA	GROMMET - LP LINE - 1/2"HOLE X 1 1/4"LONG - RUBBER
	016188-09-000	EA	GROMMET - LP LINE - .68"HOLE X 1 1/4"LONG - RUBBER
	016188-10-000	EA	GROMMET - LP GAS - .68" X 2.5"
	023942-01-000	EA	GROMMET - RUBBER - 2"OD
	041930-11-000	EA	RIVET - POP ALUMINUM - 1/8 X .188 - .250 - BRIGHT WHITE
	061420-04-000	EA	PLUG/PLASTIC - 1 1/4" DIAMETER
	061420-05-000	EA	PLUG/PLASTIC - 1 1/2" DIAMETER
	061420-09-000	EA	PLUG/PLASTIC - 1.00" DIAMETER
	061420-10-000	EA	PLUG/PLASTIC - 1 1/2" DIAMETER - BLACK
	061420-12-000	EA	PLUG/PLASTIC - 1.50" DIAMETER - RED
	061420-13-000	EA	PLUG/PLASTIC - 3/8" - FLUSH
	061420-14-000	EA	PLUG/PLASTIC - 7/8" DIAMETER - BLACK
	061420-15-000	EA	PLUG/PLASTIC - 2" DIAMETER - BLACK
	061420-16-000	EA	PLUG/PLASTIC - 2 1/8" DIAMETER - BLACK
	061420-18-000	EA	PLUG/PLASTIC - 1 3/4" DIAMETER - BLACK
	062401-01-000	EA	CLAMP - HOSE - WORMGEAR - .25" - 1"
	062401-02-000	EA	CLAMP - HOSE - WORMGEAR - 1.56" - 2.5" ID
	062401-03-000	EA	CLAMP - HOSE - WORMGEAR - .22" - 1" ID
	062401-04-000	EA	CLAMP - HOSE - WORMGEAR - .69" - 1.25" ID
	062401-06-000	EA	CLAMP - HOSE - WORMGEAR - .22" - .62" ID
	062401-09-000	EA	CLAMP - HOSE - WORMGEAR - 2.8" - 3.75" ID
	062401-11-000	EA	CLAMP - HOSE - WORMGEAR - 3.50" - 4.50" ID
	062401-13-000	EA	CLAMP - HOSE - WORMGEAR
	071015-11-000	EA	GROMMET - RUBBER - 1"ID FITS .12 MATERIAL - BLACK
	071015-13-000	EA	GROMMET - RUBBER - .62"ID X 1"OD W/.09" GROOVE - BLACK
	071015-20-000	EA	GROMMET - .38 ID FITS .06 MTL
	071015-22-000	EA	GROMMET - RUBBER - .62"ID X 1.12"OD W/.19" GROOVE - BLACK
	071015-26-000	EA	GROMMET - RUBBER - 1.5"ID X 2.1"OD W/.06" GROOVE - BLACK
	071015-29-000	EA	GROMMET - RUBBER - .3"ID X 1.3"OD W/.12" GROOVE - BLACK
	071015-30-000	EA	GROMMET - RUBBER - .3"ID X .81"OD W/.12" GROOVE - BLACK
	071015-39-000	EA	GROMMET - .75 ID FITS .06 MTL
	071015-41-000	EA	GROMMET - .125 ID FITS .188 MTL
	071015-42-000	EA	GROMMET - .25 ID FITS .06 MTL
	071015-43-000	EA	GROMMET-.25 ID,FITS .07 MATL, MINOR Z-4139
	071015-44-000	EA	GROMMET - .31 ID FITS .25 MTL
	075148-02-000	EA	CLAMP - GROUNDING - BRONZE SCREWS
	077955-01-000	EA	CLIP/J - 3/8" - VINYL COATED
	081211-03-000	EA	PLUG - PLASTIC - .50"DIAMETER - TRUSS HEAD - BLACK
	081211-04-000	EA	PLUG - PLASTIC - .46"DIAMETER - TRUSS HEAD - BLACK
	081211-06-000	EA	PLUG-PLASTIC,.468DIA,BLACK , HEYCO 1669
	083609-01-000	EA	CLAMP - WIRE - DUAL - EQUAL DIAMETERS - 5/8"
	083610-01-000	EA	CLAMP - WIRE - DUAL - UNEQUAL DIAMETERS - 3/4" & 1 1/4"

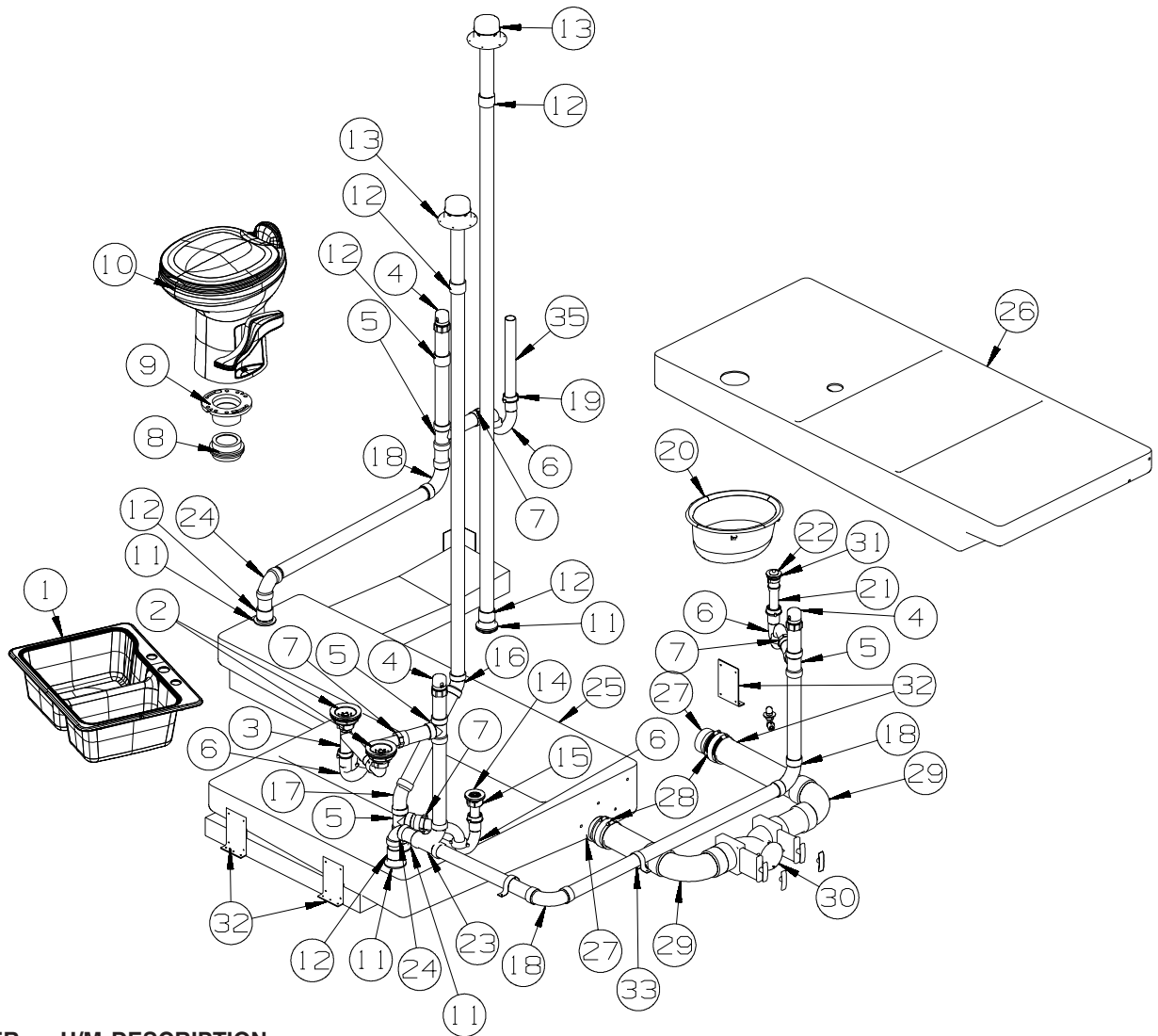
SEALANTS & FASTENERS GROUP (CONTINUED)
CLAMPS, CLIPS, GROMMETS, RIVETS & PLUGS (CONTINUED)

KEY	PART NUMBER	U/M	DESCRIPTION
	083610-02-000	EA	CLAMP - WIRE - DUAL - UNEQUAL DIAMETERS - 3/4" & 2"
	083610-03-000	EA	CLAMP - WIRE - DUAL - EQUAL DIAMETERS - 2"
	083610-02-000	EA	CLAMP - WIRE - DUAL - UNEQUAL DIAMETERS - 3/4" & 2"
	083610-03-000	EA	CLAMP - WIRE - DUAL - EQUAL DIAMETERS - 2"
	088756-01-000	EA	GROMMET - WEB - 1 1/8"ID
	089329-02-000	EA	CLIP - SPRING
	091952-01-000	EA	CLIP - GRIPPER - 1" - BLACK VINYL COATED
	091952-02-000	EA	CLIP - GRIPPER - 3/4" - BLACK VINYL COATED
	091952-03-000	EA	CLIP - GRIPPER - 1/2" - BLACK VINYL COATED
	094362-02-000	EA	CLIP - XMAS TREE - BINDER HEAD - .9" LONG/ANY COLOR
	113133-02-01A	EA	RIVET - POP - ALUMINUM - 3/16 X .252 - .504 - BLACK
	114208-05-000	EA	GROMMET - EDGE LINER - FITS 2"
	118626-01-01A	EA	RIVET/POP - ALUMINUM - 3/16 X 1.2"(GRIP RANGE .1"-.4")
	118626-01-02A	EA	RIVET/POP - ALUMINUM - 3/16 X .08 - .375
	118626-02-01A	EA	RIVET/POP - ALUMINUM - 3/16 X .500 - .750
	118626-03-01A	EA	RIVET/POP - STAINLESS STEEL - 3/16 X .500 - .750
	137014-01-01A	EA	GROMMET - CABLE - ALMOND
	139118-02-01A	EA	GROMMET - SCREW - PLASTIC
	155498-01-01A	EA	CLAMP - CLOSED - 7/8"ID - VINYL DIP/GALVONIZED - BLACK

MISCELLANEOUS FASTENERS

KEY	PART NUMBER	U/M	DESCRIPTION
	008343-01-000	EA	TIE - WIRE - 6"
	008343-02-000	EA	TIE - WIRE - 14"
	008343-03-000	EA	TIE - WIRE - 7 1/2" - BLACK
	029094-04-000	YD	VELCRO TAPE/LOOP - 1"WIDE - W/ADHESIVE BACK - BLACK
	029096-03-000	YD	VELCRO TAPE/HOOK - 1"WIDE - BLACK
	029096-04-000	YD	VELCRO TAPE/HOOK - 1"WIDE - BLACK - W/ADHESIVE BACK (PSA)
	048394-02-000	YD	VELCRO TAPE - HOOK - ADHESIVE BACK - 3/4" WIDE - BEIGE
	085774-01-000	FT	FASTENER - DUAL LOCK - 1" WIDE - ADHESIVE BACK - BLACK
	085774-02-000	FT	FASTENER - DUAL HOOK - 1" WIDE - ADHESIVE BACK - BLACK
	088792-02-000	YD	VELCRO TAPE - LOOP - 3/4" - ADHESIVE BACK - BEIGE
	088792-04-000	YD	VELCRO TAPE - HOOK - 5/8" - NON-ADHESIVE BACK - WHITE
	088792-05-000	YD	VELCRO TAPE - LOOP - 5/8" - NON-ADHESIVE BACK - WHITE
	108046-02-000	EA	CABLE TIE - SCREW MOUNT 15"

WATER & SEWAGE GROUP DRAINAGE SYSTEM

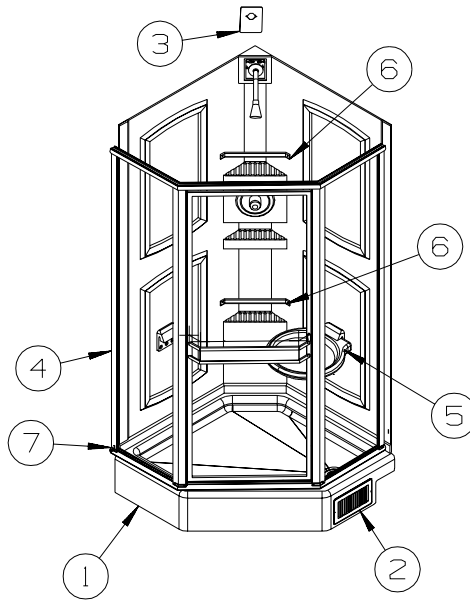


KEY	PART NUMBER	U/M	DESCRIPTION
1	110654-01-000	EA	SINK - STAINLESS STEEL/DOUBLE BASIN (1 LG-1 SM BASIN)
2	092303-01-000	EA	STRAINER - W/BASKET - GALLEY SINK - 4" OD
	127440-02-01A	EA	WASHER - RUBBER - 1.8" X .1"
3	011091-02-000	EA	WASTE - CONTINUOUS - DOUBLE SINK
4	079968-01-000	EA	VENT - MECHANICAL/TRAP ARM - ANTI-SIPHON-2" X 7.3" PLASTIC
5	010071-01-000	EA	TEE - SANITARY - 1 1/2" HUB X HUB X HUB - PLASTIC
6	107538-02-000	EA	P-TRAP - PLASTIC - 1 1/2" W/EXTENSION ARM
6	011071-01-000	EA	P-TRAP - 1 1/2" - CSA - PLASTIC - CANADIAN
7	152146-01-000	EA	CONNECTOR - 1 1/2"P X 1 1/2"MPT
8	061607-02-000	EA	GROMMET - HOLDING TANK - 3" NPS
9	024676-01-000	EA	FLANGE/CLOSET - 4" X 3" - BLACK PLASTIC
10*	152829-01-01A	EA	TOILET/AQUA MAGIC STYLE LITE - TALL - W/SPRAY - WHITE FROM: 00-00-00 THRU: 02-18-07
10*	160815-01-01A	EA	TOILET/STYLE II - TALL - W/SPRAY - WHITE FROM: 02-19-06 THRU: 99-99-99
11	061607-01-000	EA	GROMMET - HOLDING TANK - 1 1/2" NPS
12	010115-01-000	EA	COUPLING - 1 1/2" HUB X HUB - PLASTIC
13	083558-03-000	EA	VENT - W/COVER - F/PLUMBING STACK - OFF WHITE
14	066440-01-000	EA	STRAINER - SHOWER DRAIN - W/RUBBER WASHER
15	011069-06-000	EA	TAILPIECE - 1 1/2" X 1 1/4" X 2 1/2" - BRASS
	130403-01-000	EA	NUT - SLIP - W/WINGS 1 1/2"
	127440-02-01A	EA	WASHER - RUBBER - 1.8" X .1"
16	010006-01-000	EA	ELBOW - 45 DEGREE - 1 1/2" HUB X HUB - PLASTIC
17	010051-01-000	EA	ELBOW - 45 DEGREE - 1 1/2" SPIGOT X HUB - PLASTIC
18	010008-01-000	EA	ELBOW - 90 DEGREE - 1 1/2" HUB X HUB - PLASTIC
19	061420-10-000	EA	PLUG/PLASTIC - 1 1/2" DIAMETER - BLACK

WATER & SEWAGE GROUP (CONTINUED)
DRAINAGE SYSTEM (CONTINUED)

KEY	PART NUMBER	U/M	DESCRIPTION
20	156661-01-01A	EA	SINK - LAVATORY - OVAL - 15" X 12" X 6.5" - GLACIER WHITE
21	011069-02-000	EA	TAILPIECE - 1 1/2" X 1 1/4" X 4" - BRASS
22	106116-01-02A	EA	STRAINER/PLASTIC - STOPPER/TAILPIECE/GASKET & NUT-LAVATORY
23	031365-02-000	EA	TEE - 1 1/2" EXTRA LONG TURN - PLASTIC
24	034250-01-000	EA	ELBOW - 90 DEGREE - LONG TURN - 1 1/2" HUB X HUB - ABS
25	148496-01-700	EA	TANK - HOLDING - 50 GALLON - W/3" NIPPLE - W/O FITTINGS
	049032-01-000	EA	PATCH - SPINWELD - 1"ID - 1.9"OD - PLASTIC
26	128776-01-700	EA	TANK - HOLDING - 51 GALLON - W/3" NIPPLE
	049032-01-000	EA	PATCH - SPINWELD - 1"ID - 1.9"OD - PLASTIC
	125697-02-000	EA	NOZZLE - WELD-A-FLUSH
27	010129-03-000	EA	NIPPLE - 3" X 3" TOE - PLASTIC
28	078406-01-000	EA	COUPLER - 3" X 3" W/CLAMPS - RUBBER
29	031126-01-000	EA	ELBOW - 1/4 BEND - 3" X 90" XLT - BLACK PLASTIC
30	136143-01-000	EA	VALVE - DUAL - 3" X 3"
	139513-01-000	EA	HOSE - SEWER - 3" X 10' - W/BAYONET TYPE ADAPTER
	062416-01-000	EA	ADAPTER - SEWER HOSE TO 3" PIPE
	147845-01-01A	EA	LABEL - DRIP VALVE
31*	144728-01-000	EA	VALVE - SEWER HOSE - 3"
32	094756-02-01A	EA	BRACKET - L - 6.1" LONG X 3.9" WIDE - STEEL
33	141443-01-02B	EA	HOLDER - RING - 3.6" DIAMETER - METAL
34	106116-02-01A	EA	GASKET - STRAINER
35	126588-02-000	EA	ARM - WASTE - 1 1/2" X 20" - FEMALE

*COMPONENT PARTS LISTED LATER IN THIS GROUP



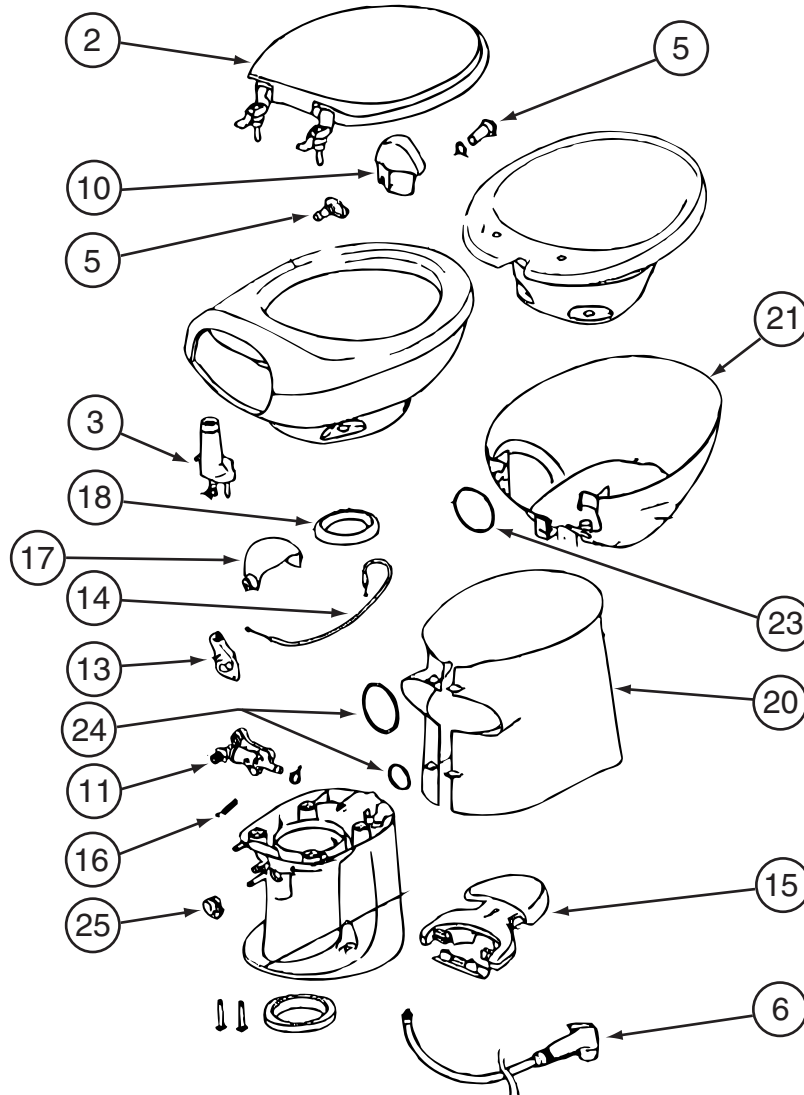
KEY	PART NUMBER	U/M	DESCRIPTION
1	M02630-81-S64	EA	SHOWER PAN - W/STRAINER
2	089326-02-000	EA	GRILLE - FLOOR - HEATING - 9.3" X 5.3" - SOFT WHITE
3	N/A	EA	PLATE/COVER - SHOWER HEAD - PLASTIC - IVORY MARBLE
4	147575-03-01A	EA	ENCLOSURE - SHOWER - SIDES/BACK - 1 PIECE - SOFT WHITE
5	N/A	EA	SEAT - SHOWER/FOLDING - FOLD DOWN SHOWER SEAT
6	113714-02-02A	EA	RETAINER - SHELF/SHOWER - 10.6" - SOFT WHITE
7	154585-03-01A	FT	SEAL - FOAM TAPE - ADHESIVE BACK - 1/8" X 3/4"

WATER & SEWAGE GROUP (CONTINUED)

COMPONENT PARTS FOR DRAINAGE SYSTEM

144728-01-000

KEY	PART NUMBER	U/M	DESCRIPTION	VENDOR NO.
	144728-01-700	EA	GASKET-RUBBER, INSIDE VALVE	9667310-11
	144728-01-701	EA	GASKET-RUBBER, OUTSIDE	9667310-10

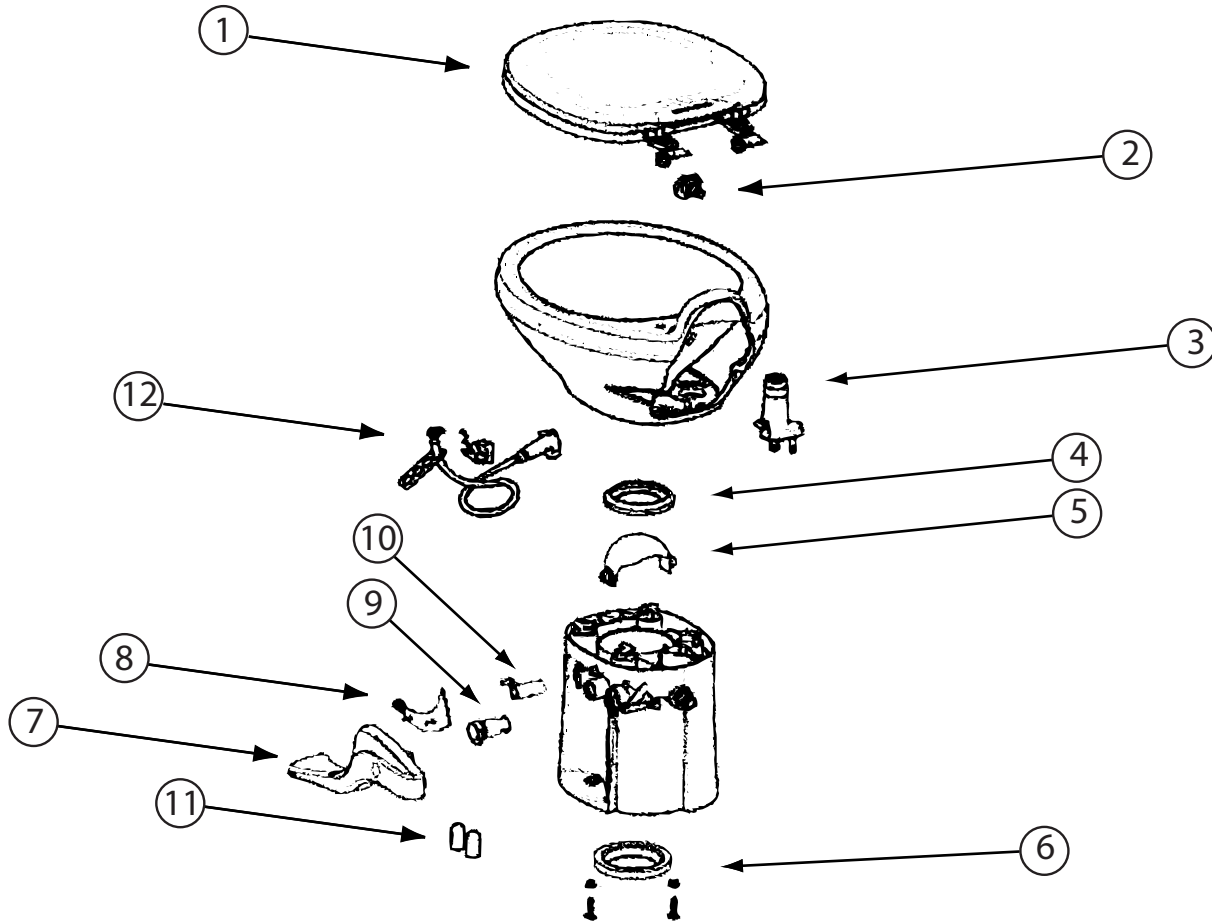


152829-01-01A

KEY	PART NUMBER	U/M	DESCRIPTION	VENDOR NO.
2	152829-01-700	EA	SEAT/COVER ASSEMBLY - WHITE	34144
3	152829-01-708	EA	VACUUM BREAKER	34122
5	152829-01-710	EA	FLUSH NOZZLE - WHITE	34124
6	147421-01-708	EA	HAND SPRAY KIT - WHITE HEAD	33226
10	152829-01-711	EA	POD - WHITE	34129
11	152829-01-701	EA	WATER VALVE	34100
13	152829-01-703	EA	WATER VALVE DRIVE ARM	34104
14	152829-01-704	EA	CABLE - F/PEDAL	34106
15	152829-01-709	EA	PEDAL PACKAGE - WHITE	34112
16	152829-01-705	EA	SPRING/RETURN-FWATER VALVE	34110
17	152829-01-706	EA	WASTE BALL - WHITE	34117
18	152829-01-707	EA	SEAL - F/WASTE BALL	34120
21	152829-01-713	EA	BOWL WRAP - WHITE	34133
23	152829-01-712	EA	O-RING - F/BOWL WRAP	34131
25	152829-01-702	EA	WASTE BALL DRIVE ARM	34102

CONTACT WINNEBAGO PARTS SALES FOR UNLISTED COMPONENT(S)

WATER & SEWAGE GROUP (CONTINUED)
COMPONENT PARTS FOR DRAINAGE SYSTEM (CONTINUED)

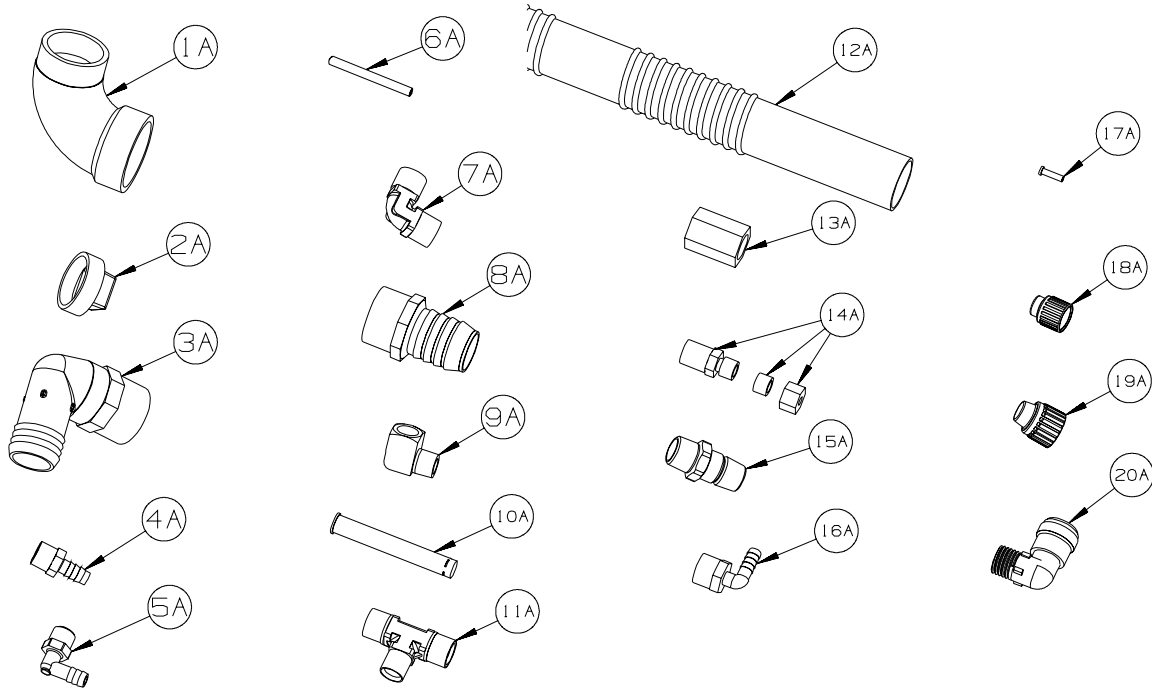


160815-01-01A

KEY	PART NUMBER	U/M	DESCRIPTION	VENDOR NO.
1	160815-01-700	EA	SEAT & COVER ASSEMBLY	42036
2	152829-01-710	EA	FLUSH NOZZLE - WHITE	34124
3	152829-01-708	EA	VACUUM BREAKER	34122
4	152829-01-707	EA	SEAL - F/WASTE BALL	34120
5	152829-01-706	EA	WASTE BALL - WHITE	34117
6	063740-01-706	EA	BOLT PACKAGE-FLOOR FLANGE	12524 THETFORD
7	160815-01-701	EA	PEDAL - TALL - WHITE	42067
8	160815-01-702	EA	INSERT/PEDAL COVER - WHITE	42080
9	160815-01-703	EA	WATER VALVE	42049
10	160815-01-704	EA	WASTE BALL DRIVE ARM	42048
11	147421-01-707	EA	CAP (UNIVERSAL BOLT) - WHITE	31713
12	132389-01-708	EA	HAND SPRAY KIT-CHROME HEAD	19289

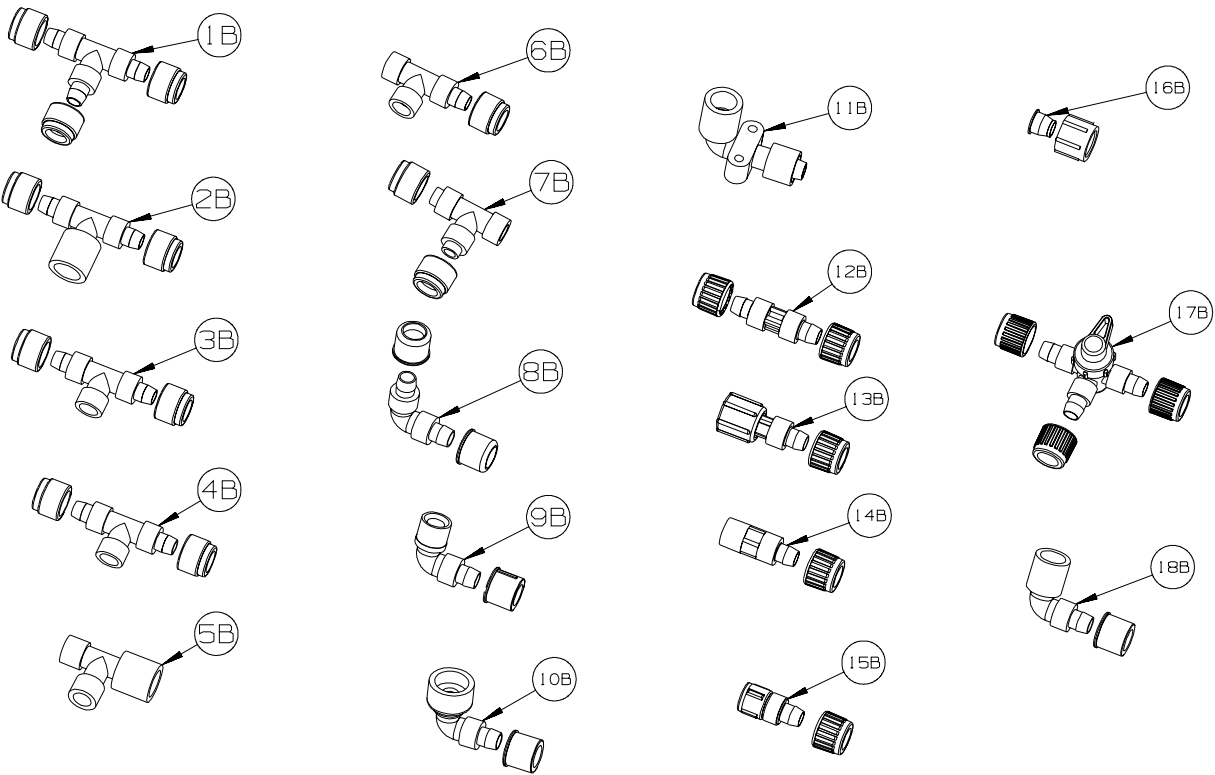
WATER & SEWAGE GROUP (CONTINUED)

WATER SYSTEM



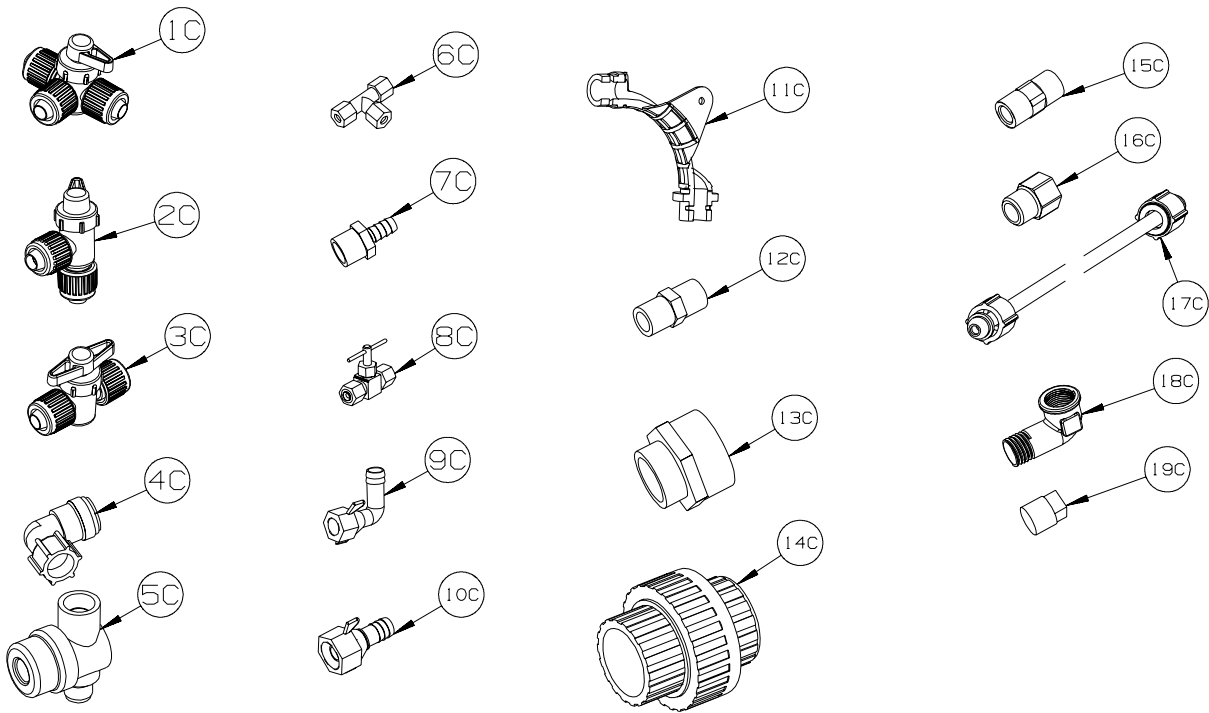
KEY	PART NUMBER	U/M	DESCRIPTION
1A	010009-01-000	EA	ELBOW - 90 DEGREE - 1/4 BEND - 1 1/2" PLASTIC
2A	010166-01-000	EA	PLUG/THREADED - 1 1/4"MPT - PLASTIC - BLACK - UL
3A	010219-01-000	EA	ELBOW - 1 1/4 MPT X 1 1/4 BARB - WATER FILL - PLASTIC
4A	010224-01-000	EA	ADAPTER - HOSE TO PIPE - 3/8 MPT X 3/8 BARB - PLASTIC
5A	035539-01-000	EA	ELBOW - 3/8 MPT X 3/8 BARB - PLASTIC
6A	039800-04-000	FT	TUBING - POLYBUTYL - 1/4"OD
6A	074462-02-000	FT	TUBING - VINYL - 3/8 ID X 20' - CLEAR
6A	112176-01-000	FT	TUBING - VINYL - REINFORCED - 1/2" ID
6A	124188-01-000	FT	TUBING - PEX - 1/2" ID X 20' - BLUE(COLD)
6A	124188-02-000	FT	TUBING - PEX - 1/2" ID X 20' - RED(HOT)
7A	039808-03-000	EA	ELBOW - 1/2" MPT X 1/2" MPT - PLASTIC
8A	044927-01-000	EA	ADAPTER - HOSE TO PIPE-1 1/4 MPTX1 1/4 BARB-BLACK PLASTIC
9A	065318-02-000	EA	ELBOW - 90 DEGREE - 3/8" MPT TO 3/8" FPT
10A	077954-02-000	EA	FILTER - WATER TANK - W/SCREEN IN TANK
11A	039798-01-000	EA	TEE - 1/2"MPT X 1/2"MPT X 1/2"MPT - PLASTIC
12A	079381-01-000	FT	TUBING - RIBBED FLEXIBLE/WATER FILL - 10 FT = 1EA-1.38ID
13A	101814-01-000	EA	COUPLING - FEMALE - 1/2" X 1/2" FPT - GRAY
14A	103798-01-000	EA	CONNECTOR - 1/4 OD X 3/8 MPT
15A	110438-02-000	EA	VALVE - CHECK - 1/2"MPT X 1/2"MPT - BRASS
16A	111223-02-000	EA	ELBOW - 1/2" MPT X 3/8" BARB - PLASTIC
16A	111223-04-000	EA	ELBOW - 1/2" MPT X 1/2" BARB - PLASTIC
16A	111888-01-000	EA	FERRULE - PLASTIC - .250 ID X .375 OD
17A	111888-02-000	EA	INSERT - BRASS - 1/4 COMP
18A	113697-01-000	EA	CAP - 3/8"P
19A	114427-01-000	EA	CAP - 1/2"P
20A	164906-01-000	EA	ELBOW - 90 DEGREE - 1/2" QUICK CONNECT X 1/2"MPT

WATER & SEWAGE GROUP (CONTINUED)
WATER SYSTEM (CONTINUED)



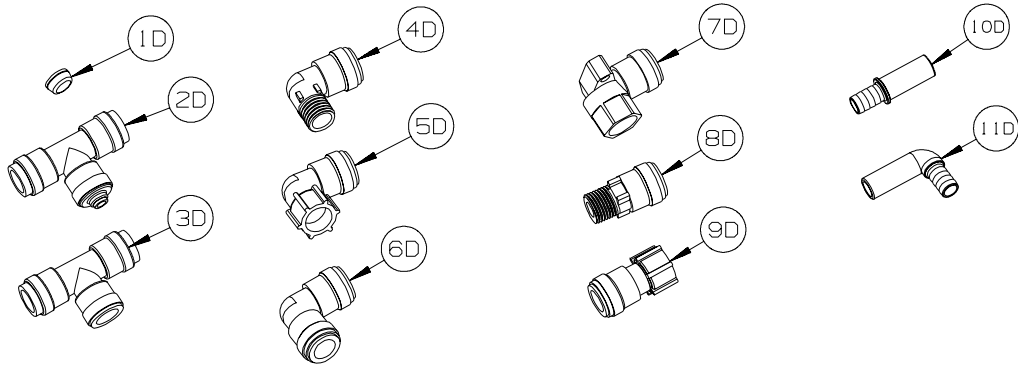
KEY	PART NUMBER	U/M	DESCRIPTION
1B	114428-01-000	EA	TEE - 1/2"P X 1/2"P X 1/2"P
2B	114428-02-000	EA	TEE - SWIVEL - 1/2"P X 1/2"P X 1/2"FPT
3B	114428-03-000	EA	TEE - 1/2"P X 1/2"P X 1/2"MPT
4B	114428-04-000	EA	TEE - 1/2"P X 1/2"P X 1/8"FPT
5B	114428-05-000	EA	TEE - 1/2" SWIVEL X 1/2" MPT X 1/2" MPT
6B	114428-06-000	EA	TEE - 1/2" P X 1/2" MPT X 1/2" MPT
7B	114428-07-000	EA	TEE - 1/2" P X 1/2" MPT X 1/2" P
8B	114429-01-000	EA	ELBOW - 1/2"P X 1/2"P
9B	114429-02-000	EA	ELBOW - 1/2"P X 1/2"MPT
9B	114429-04-000	EA	ELBOW - 1/2"P X 3/8"MPT
9B	114429-10-000	EA	ELBOW - SWIVEL - 1/2"MPT X 1/2"FPT
10B	114429-08-000	EA	ELBOW - SWIVEL - 1/2"P X 1/2"FPT
11B	114429-09-000	EA	ELBOW - 1/2"P X 1/2"FPT DROP EAR
12B	114430-01-000	EA	ADAPTER - 1/2"P X 1/2"P
13B	114430-02-000	EA	ADAPTER - SWIVEL - 1/2"P X 1/2"FPT
13B	114430-04-000	EA	ADAPTER - SWIVEL - 1/2"P X 3/8"MPT
14B	114430-03-000	EA	ADAPTER - 1/2"P X 1/2"MPT
15B	114430-06-000	EA	ADAPTER - 1/2"P X 3/8"FPT
15B	114430-09-000	EA	ADAPTER - 1/2"P X 1/2"FPT
16B	114430-10-000	EA	ADAPTER - NUT - PIPE CONNECTION - 1/2"
17B	114431-01-000	EA	VALVE - 180 DEGREE/CENTER DRAIN - 1/2"P - THREE WAY
18B	114429-11-000	EA	ELBOW - 1/2"P X 1/2"FPT

WATER & SEWAGE GROUP (CONTINUED)
WATER SYSTEM (CONTINUED)



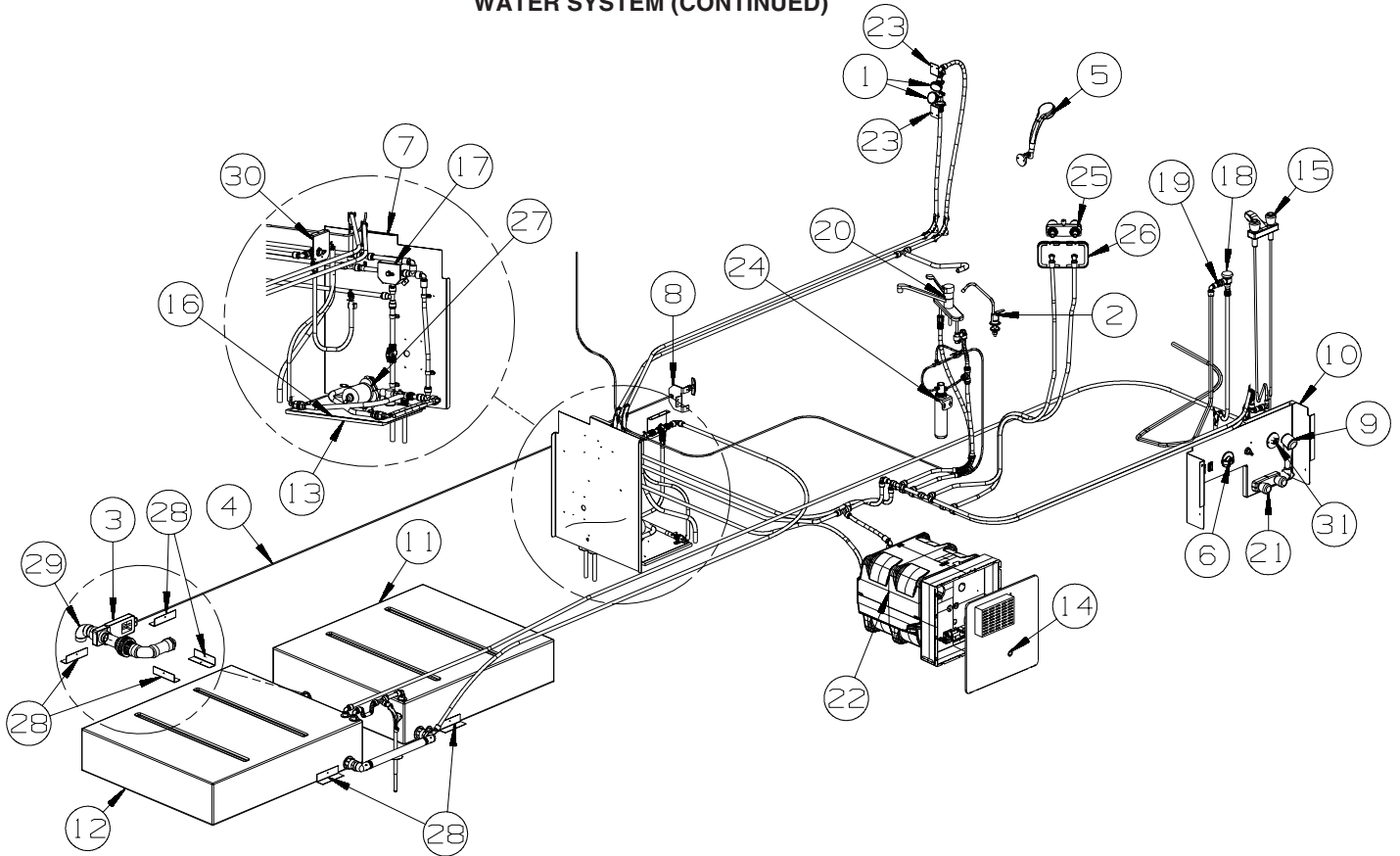
KEY	PART NUMBER	U/M	DESCRIPTION
1C	114431-02-000	EA	VALVE - WATER BYPASS - 1/2"P - THREE WAY (WATER HEATER)
2C	114431-03-000	EA	VALVE - 90 DEGREE DRAIN - 1/2"P
3C	114431-04-000	EA	VALVE - "INLINE SHUT-OFF" - 1/2"P
4C	164906-02-000	EA	ELBOW - 90 DEGREE - 1/2" QUICK CONNECT X 1/2"MPT - SWIVEL
5C	152925-01-01A	EA	FILTER - IN LINE - TWIST ON - 1/2" - BLACK
6C	118423-01-000	EA	FITTING - BRASS-TEE - 1/4C X 1/4C X 1/4C
7C	118809-01-000	EA	ADAPTER - 1/2" MPT X 3/8" BARB - PLASTIC
7C	118809-02-000	EA	ADAPTER - 1/2" MPT X 1/2" BARB - PLASTIC
8C	120868-01-000	EA	VALVE - NEEDLE - 1/4" COMPRESSION X 1/4" COMPRESSION
9C	123150-01-000	EA	ELBOW - 1/2 FPT X 1/2 BARB - SWIVEL
10C	123152-01-000	EA	ADAPTER - 1/2 FPT X 1/2 BARB - SWIVEL
11C	124184-01-000	EA	SUPPORT - WATER LINE - BEND
12C	132148-01-000	EA	CONNECTOR - 1/2" X 1/2"MPT - BRASS
13C	133835-01-000	EA	ADAPTER - REDUCING - 1 1/2" X 1 1/4"
14C	133889-01-000	EA	UNION - 1 1/2 DOUBLE SLIP - PVC
15C	135386-01-000	EA	NIPPLE - 1/2"
16C	136333-01-000	EA	ADAPTER - BRASS - 1/2"MPT X 1/2"FPT
17C	140821-01-000	EA	TUBE - WATER SUPPLY - 3/8" X 24"
17C	140821-02-000	EA	TUBE - WATER SUPPLY - 3/8" X 30"
17C	140821-03-000	EA	TUBE - WATER SUPPLY - 3/8" X 36"
17C	140821-04-000	EA	TUBE - WATER SUPPLY - 3/8" X 48"
17C	140821-05-000	EA	TUBE - WATER SUPPLY - 3/8" X 54"
17C	140821-06-000	EA	TUBE - WATER SUPPLY - 3/8" X 60"
17C	140821-07-000	EA	TUBE - WATER SUPPLY - 3/8" X 72"
17C	140821-08-000	EA	TUBE - WATER SUPPLY - 1/2" X 24"
17C	140821-09-000	EA	TUBE - WATER SUPPLY - 1/2" X 36"
17C	140821-10-000	EA	TUBE - WATER SUPPLY - 1/2" X 48"
18C	142812-01-000	EA	ELBOW - BRASS - 1/2"MPT X 1/2"FPT
19C	145609-01-000	EA	PLUG - BRASS - 1/2" MPT/HEX HEAD

WATER & SEWAGE GROUP (CONTINUED)
WATER SYSTEM (CONTINUED)



KEY	PART NUMBER	U/M	DESCRIPTION
1D	116473-01-000	EA	FERRIL - RUBBER SEALING - WATER LINE
2D	160949-01-000	EA	CONNECTOR - 1/2" X 1/2" X 1/4" REDUCER
3D	160949-02-000	EA	CONNECTOR - 1/2"CTS X 1/2"CTS X 1/2"CTS
4D	164906-01-000	EA	ELBOW - 90 DEGREE - 1/2" QUICK CONNECT X 1/2"MPT
5D	164906-02-000	EA	ELBOW - 90 DEGREE - 1/2" QUICK CONNECT X 1/2"FPT - SWIVEL
6D	164906-03-000	EA	ELBOW - 90 DEGREE - 1/2" X 1/2" QUICK CONNECTS
7D	164906-04-000	EA	ELBOW - 90 DEGREE - 1/2"CTS X 1/2"FPT
8D	164907-01-000	EA	ADAPTER - STRAIGHT - 1/2" QUICK CONNECT X 1/2"MPT
9D	164907-02-000	EA	ADAPTER - STRAIGHT - 1/2" QUICK CONNECT X 1/2"FPT/SWIVEL
10D	166212-01-000	EA	UNION - HOSE/BARB - CTS X 1/2"B - SEA TECH #3511-1008
11D	166212-02-000	EA	ELBOW - HOSE/BARB - CTS X 1/2"B - SEA TECH #3512-1008

WATER & SEWAGE GROUP (CONTINUED)
WATER SYSTEM (CONTINUED)



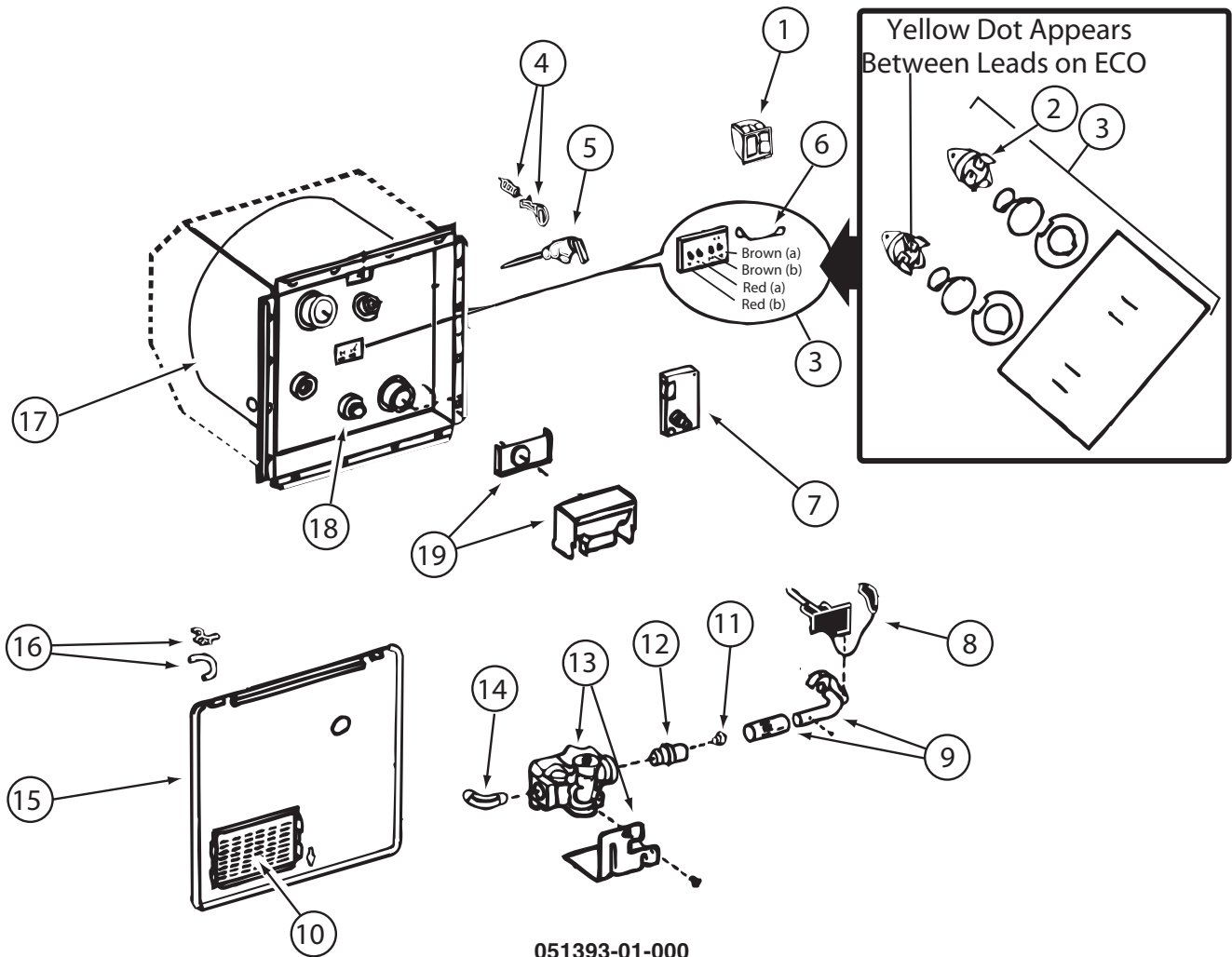
KEY	PART NUMBER	U/M	DESCRIPTION
1	098419-01-000	EA	FAUCET - 90 DEGREE
2*	103635-01-000	EA	FAUCET - SINGLE CONTROL/DRINKING WATER
3	062421-03-000	EA	VALVE/DUMP W/O HANDLE - 1 1/2" X 1 1/2" HUB
4	062421-07-000	EA	CABLE/ROD - F/DUMP VALVE - W/HANDLE - 144"
5	129390-04-01A	EA	SHOWER HEAD - W/HOSE & BRACKET - WHITE
6	125697-05-000	EA	INLET/WATER - F/FLUSHING SYSTEM
7	149497-01-12B	EA	PANEL - F/VALVE BYPASS - BRIGHT WHITE
8	149597-01-02B	EA	BRACKET - CABLE - E-COATED
9	131383-01-02A	EA	SHOWER HEAD - W/60" HOSE & BRACKET - WHITE
10	136034-12-12B	EA	PANEL - SERVICE CENTER - BRIGHT WHITE
11	132224-23-000	EA	TANK - WATER - 40 GALLON - W/FITTINGS - 37.8"X 33.1"X 8.3"
	042989-03-000	EA	FITTING - SPINWELD - 1 1/4"NPT - PLASTIC
	042989-05-000	EA	FITTING - SPINWELD - 1/2"FPT - PLASTIC
	049032-01-000	EA	PATCH - SPINWELD - 3/8" - PLASTIC
12	132224-33-000	EA	TANK - WATER - 40 GALLON - W/FITTINGS - 37.8"X 33.1"X 8.3"
	042989-03-000	EA	FITTING - SPINWELD - 1 1/4"NPT - PLASTIC
	042989-05-000	EA	FITTING - SPINWELD - 1/2"FPT - PLASTIC
	049032-01-000	EA	PATCH - SPINWELD - 3/8" - PLASTIC
13	149477-01-02B	EA	PANEL - WATER PUMP - E-COATED
14*	125420-03-03A	EA	DOOR - WATER HEATER - 18" X 17.7" - BLACK - WTR HTR-10GAL/ELEC/LP/MTR AID
14*	125420-04-03A	EA	DOOR - WATER HEATER - 18" X 14.6" - BLACK
15*	148886-01-01A	EA	FAUCET - LAVATORY/DUAL CONTROL/4" CENTER - CHROME
			FROM: 00-00-00 THRU: 01-27-08
15*	165730-01-01A	EA	FAUCET - LAVATORY - SINGLE CONTROL - CHROME
			FROM: 01-28-08 THRU: 99-99-99
16	140364-04-01A	EA	FOAM - PAD - .5" X 12" X 18"
17	138618-01-12B	EA	COVER - VALVE - BYPASS - BRIGHT WHITE
18	125697-04-000	EA	BREAKER/VACUUM - F/FLUSHING SYSTEM
19	125697-03-000	EA	CHECK VALVE - F/FLUSHING SYSTEM
20	149164-01-01A	EA	FAUCET - GALLEY - SINGLE CONTROL - CHROME
21	163269-01-01A	EA	FAUCET/SHOWER - .5"MPT W/1.9" INLET PIPES- EXTERIOR/BRT WHITE
22*	145541-01-000	EA	WATER HEATER/MTR AID-GAS/ELECT IGN -GCH10A-4E - 10 GAL - WTR HTR-10GAL/ELEC/LP/MTR AID
22*	051393-01-000	EA	WATER HEATER - GH6-8E - ELECTRONIC IGNITION W/MOTOR AID - WTR HTR-AUX AUTO/MOTOR AID

WATER & SEWAGE GROUP (CONTINUED)
WATER SYSTEM (CONTINUED)

KEY	PART NUMBER	U/M	DESCRIPTION
23	134472-02-02B	EA	BRACKET - FAUCET - WASHER - E-COATED FROM: 00-00-00 THRU: 07-09-07
23	134472-05-02B	EA	BRACKET - FAUCET - WASHER - E-COATED FROM: 07-10-07 THRU: 99-99-99
24	160946-01-000	EA	FILTER SYSTEM - WATER PURIFICATION - W/FILTER MDL "A"
25	163269-01-02A	EA	FAUCET/SHOWER -.5"MPT W/1.9" INLET PIPES- EXTERIOR/CHROME
26	075606-03-000	EA	PANEL - FAUCET SHOWER - SOFT WHITE
27	160702-01-000	EA	PUMP - WATER - 3.0 GPM - W/1/2" MPT
28	142053-30-134	EA	ANGLE-STL,ROOF JOINT,0134 MM, TOP COAT OFF WHITE
29	010009-01-000	EA	ELBOW - 90 DEGREE - 1/4 BEND - 1 1/2" - PLASTIC
30	137410-02-02B	EA	BRACKET - VALVE - WINTERIZATION - E-COATED
31	010230-06-000	EA	FILL - CITY WATER - W/CHECK VALVE - MPT - BRUSHED ALUM

***COMPONENT PARTS LISTED LATER IN THIS GROUP**

WATER & SEWAGE GROUP (CONTINUED)
COMPONENT PARTS FOR WATER SYSTEM



051393-01-000

KEY	PART NUMBER	U/M	DESCRIPTION	VENDOR NO.
1	051393-01-701	EA	SWITCH PACKAGE	91959
2	051391-04-701	EA	THERMOSTAT 12V DC-120 PRESET	91470
3	051393-01-721	EA	ECO & THERMOSTAT ASM - FRT MT - 140°	91447
4	051391-01-705	EA	FASTENER - CAMLOC	92609
5	051391-01-704	EA	VALVE - RELIEF - 1/2" FITTING	91604
6	051393-01-723	EA	SWITCH - ENERGY CUT-OFF	93866
7	051393-01-724	EA	CIRCUIT BOARD - W/ SPADE TERMINAL	93867
8	051393-01-725	EA	ELECTRODE - SINGLE SPADE CNT	93868
9	051391-04-703	EA	BURNER - MAIN	91638
10	051391-01-717	EA	GRILLE	92640
11	051391-01-710	EA	ORIFICE - MAIN BURNER	92742
12	051391-03-700	EA	ORIFICE HOLDER	91563
13	051393-01-726	EA	SOLENOID VALVE & BRACKET	93870
14	051391-01-714	EA	ELBOW - 45 DEGREE - 3/8" F X 3/8" MPT	91044
15		EA	DOOR-WATER HEATER - SEE EXTERIOR DOOR & COMPARTMENT GROUP BY MODEL	
16	051391-01-700	EA	HINGE KIT - W/CLIP	92568 & 92559
17	051391-04-704	EA	TANK - INNER	91642
18	051391-01-715	EA	DRAIN PLUG	91857
19	051391-04-707	EA	FLUE & GASKET	90960
	111129-01-711	EA	BRACKET-CORNER, SET OF FOUR	91928

075241-04-000, 075241-05-000, 075241-06-000, 075241-07-000

KEY	PART NUMBER	U/M	DESCRIPTION	VENDOR NO.
	075240-05-700	EA	CARTRIDGE - WASHERLESS	9-P42

103635-01-000

KEY	PART NUMBER	U/M	DESCRIPTION	VENDOR NO.
	103635-01-703	EA	CARTRIDGE - 10"	ADC-959201

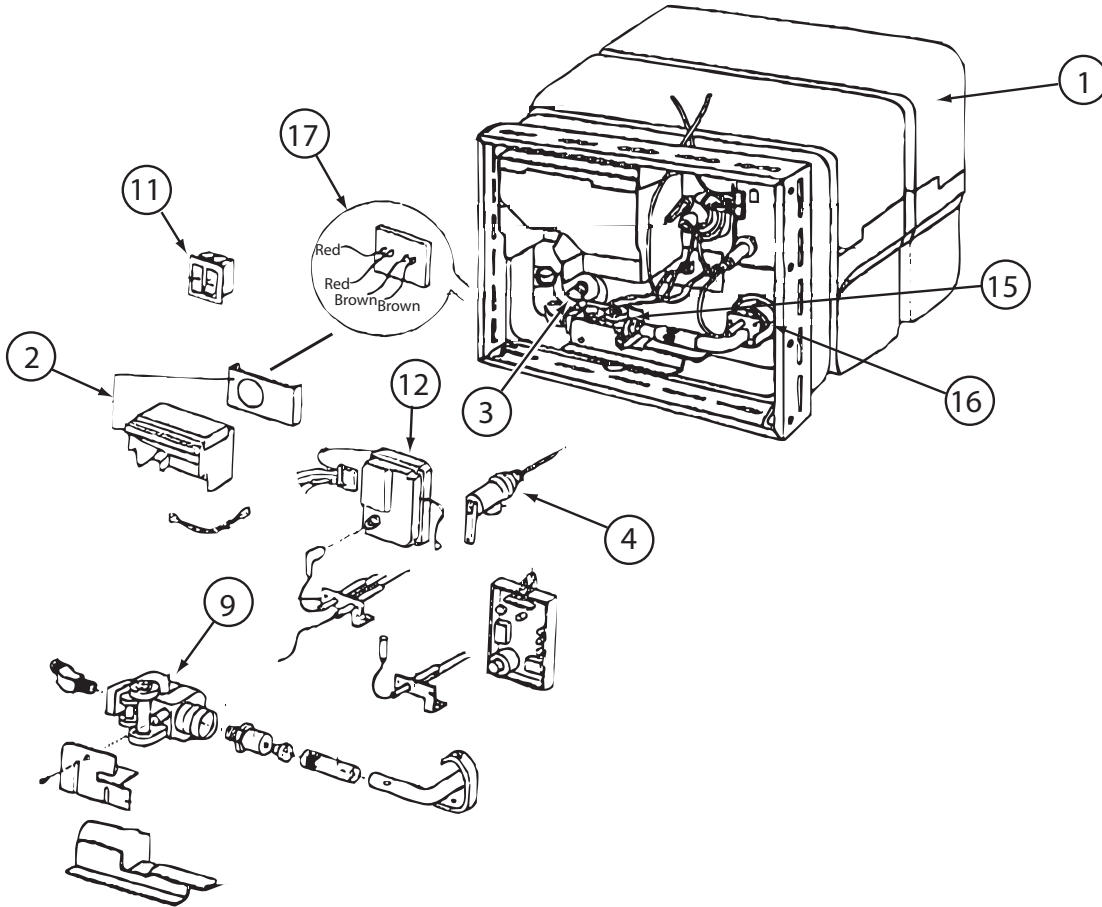
WATER & SEWAGE GROUP (CONTINUED)
COMPONENT PARTS FOR WATER SYSTEM (CONTINUED)

125420-01-02A, 125420-01-03A, 125420-03-03A, 125420-04-03A

KEY	PART NUMBER	U/M	DESCRIPTION	VENDOR NO.
	051391-01-705	EA	FASTENER - CAMLOCK	92609

129390-04-01A

KEY	PART NUMBER	U/M	DESCRIPTION	VENDOR NO.
	129390-04-700	EA	CONNECTOR-SWIVEL - WHITE	A-4002PK



145541-01-000

KEY	PART NUMBER	U/M	DESCRIPTION	VENDOR NO.
1	145541-01-700	EA	TANK - W/INSULATION - 10 GAL	91028
2	051391-04-707	EA	KIT-EXHAUST, (FLUE & GASKET)	90960
3	051391-01-715	EA	PLUG-DRAIN, 1 EA = 2 PER PKG	91857
4	051391-01-704	EA	VALVE-RELIEF, 1/2" FITTING	91604
9	051393-01-726	EA	VALVE/SOLENOID - W/O BRACKET	93870
11	145541-01-701	EA	SWITCH - ON/OFF - WHITE	91859
12	145541-01-702	EA	CIRCUIT BOARD	91226
15	145541-01-703	EA	SWITCH - THERMAL CUT OFF	93866
16	051393-01-725	EA	ELECTRODE-SGL SPADE CONNECT.	93868
17	051393-01-721	EA	THERMOSTAT W/ECO, 140 FRT MT	91447
	051391-05-706	EA	ELEMENT-HEATING 1500 WATT	92249 W/GASKET
	051393-01-701	EA	SWITCH - REMOTE - W/LIGHT	91959
	145541-01-704	EA	RELAY	90061
	145541-01-705	EA	JUNCTION BOX(PLASTIC) 10 GAL	91224

CONTACT WINNEBAGO PARTS SALES FOR UNLISTED COMPONENT(S)

WATER & SEWAGE GROUP (CONTINUED)
COMPONENT PARTS FOR WATER SYSTEM (CONTINUED)

148886-01-01A, 148886-02-02A

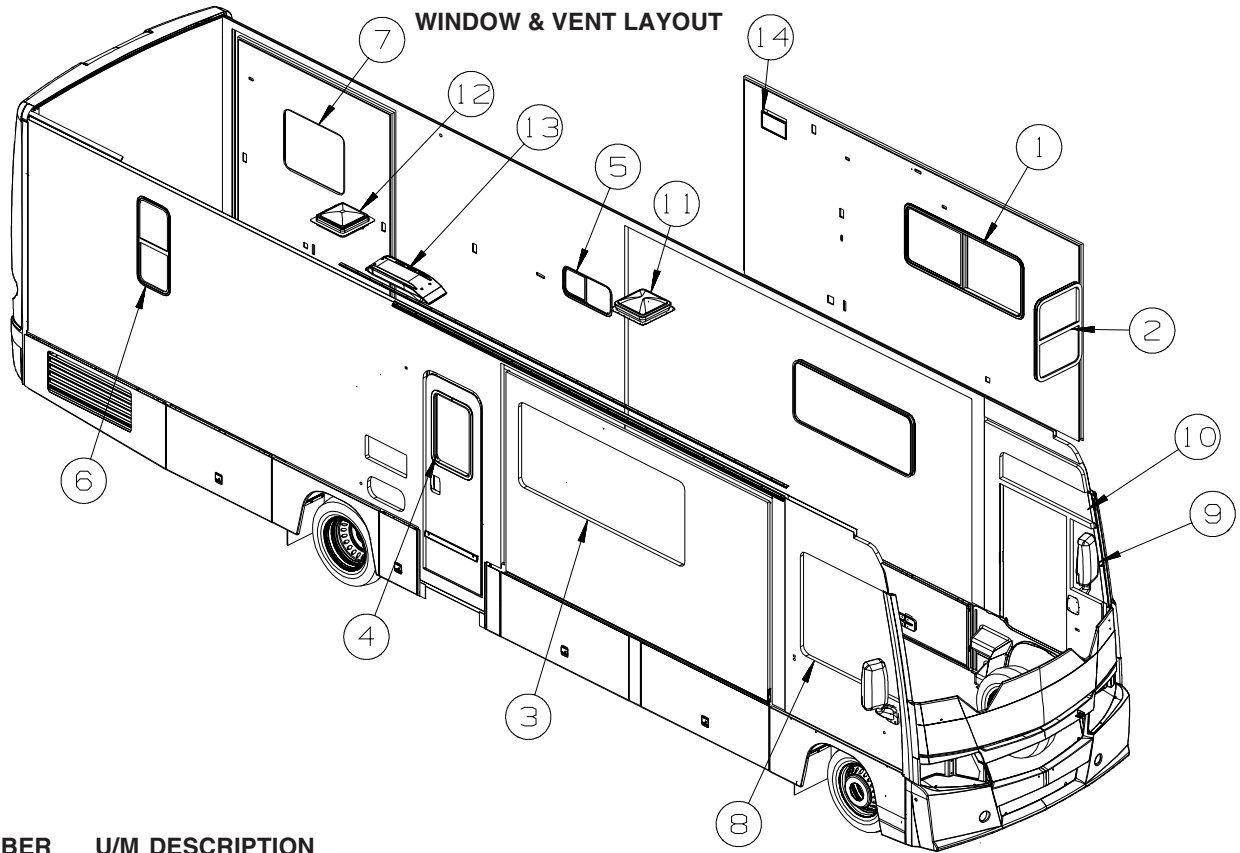
KEY	PART NUMBER	U/M	DESCRIPTION	VENDOR NO.
	075240-05-700	EA	CARTRIDGE - WASHERLESS	9-P42

165730-01-01A, 165730-02-01A

KEY	PART NUMBER	U/M	DESCRIPTION	VENDOR NO.
	165730-02-700	EA	CARTRIDGE	CFG-40002

WINDOW & VENTS GROUP

WINDOW & VENT LAYOUT



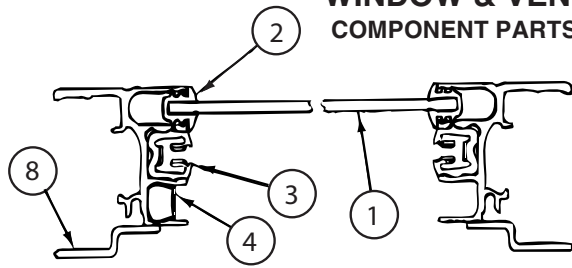
KEY	PART NUMBER	U/M	DESCRIPTION
1*	098647-47-02A	EA	WINDOW - DRVR HORIZ SLIDER W/TRIM - TINTED - 57.4" X 23.6"
1*	150648-07-01A	EA	WINDOW-HORIZ SLIDER/FLUSH/THERMO/LH - 23.8" X 57.7" - DUAL PANE
2*	150649-19-01A	EA	WINDOW - VERT SLIDER/FLUSH/THERMO - 31.7" X 21.1"
3*	150650-01-01A	EA	WINDOW - DBL TIPOUT/FLUSH/ESCAPE/THERMO/BLACK-81.7"X 33.7" FROM: 00-00-00 THRU: 10-16-07
3*	167255-01-01A	EA	WINDOW - DBL TIPOUT/FLUSH/THERMO - 12.5"H X 72.2"W-BLK/BLK FROM: 10-17-07 THRU: 99-99-99
4	117053-09-T59	EA	WINDOW - PICTURE - W/O TRIM - 60% TINTING - 19.1" X 28.9"
	002181-35-000	EA	GLASS - PICTURE WINDOW - 28.3"W X 18.5"H - DARK TINT
	087561-01-000	FT	SEAL - GLASS - EXTERIOR - .5" WIDE - VINYL BLACK
4	117054-08-03A	EA	TRIM/RETAINER - INSIDE - 19.1" X 28.9" - BLACK
4	117054-08-02A	EA	TRIM/RETAINER - INSIDE - 19.1" X 28.9" - BRIGHT WHITE
4*	150651-07-01A	EA	WINDOW - STATIONARY/FLUSH/THERMO - 26.3" X 19.1" - BLACK - DUAL PANE
5*	098647-19-02A	EA	WINDOW - DR HORIZ SLIDER W/TRIM - TINTED - 12" X 24"
5*	150648-13-01A	EA	WINDOW-HORIZ SLIDER/FLUSH/THERMO/LH - 12.2" X 24.2" - DUAL PANE
6*	098644-06-02A	EA	WINDOW - VERTICAL SLIDER W/TRIM - 15" X 23"
6*	150649-04-01A	EA	WINDOW - VERT SLIDER/FLUSH/THERMO - 34.4" X 15.2" - DUAL PANE
7*	164970-02-01A	EA	WINDOW - DBL TIPOUT/ESCAPE - 24.2"H X 30.2"W - BLK/BLK
7*	161452-04-01A	EA	WINDOW - TIPOUT/FLUSH/ESCAPE/THERMO - 24.2" X 30.2" - DUAL PANE
8*	125582-01-01A	EA	WINDOW - PASSENGER CAB/3 WINDOW - 42.9"T X 42.6"H X 51.2"B
8*	151072-01-01A	EA	WINDOW - CAB/RIGHT HAND/FLUSH/THERMO - 41.5" X 50.2"/41.8" - DUAL PANE
9*	125584-01-01A	EA	WINDOW/WING - DRIVER W/TRIM - 11.6" X 29.2" X 16.8"- WINNE
9*	151073-01-01A	EA	WINDOW - CAB/FRT SLANT/FLUSH/THERMO - 28.1" X 19.7"/6.6" - DUAL PANE
10*	125586-01-01A	EA	WINDOW - VISTA
10*	151074-01-01A	EA	WINDOW - CAB/VISTA/FLUSH/THERMO - 11.3" X 44.7"/41.8" - DUAL PANE
11*	122882-01-01A	EA	VENT - ROOF - NONPOWERED - W/O INSIDE GARNISH
	009440-01-000	EA	GEAR/ARM - LIFT - ROOF VENT COVER
11	122882-07-01A	EA	GARNISH - ROOF VENT - 2.5" TO 4.1"
11*	123780-26-01A	EA	FANTASTIC VENT-4"ROOF- W/FAN/DBL DOME-W/O THERM/PWR LIFT - VENT-POWER VENTILATOR
12*	122882-02-01A	EA	VENT - ROOF - W/FAN - W/O INSIDE GARNISH - UL - U.S.
12*	122882-03-01A	EA	VENT - ROOF - W/FAN - W/O INSIDE GARNISH - CSA - CANADIAN
	009440-01-000	EA	GEAR/ARM - LIFT - ROOF VENT COVER
	048648-01-000	EA	MOTOR/ROOF VENT - W/RESISTER - 1/8"SHAFT - 12VOLT
	048649-01-000	EA	FAN BLADE - ROOF VENT - 6 BLADED - 6"RADIUS
12	122882-07-01A	EA	GARNISH - ROOF VENT - 2.5" TO 4.1"
13	149508-01-02A	EA	CAP - ROOF/REFRIGERATOR VENT - WHITE
13	149508-02-02A	EA	BASE - ROOF/REFRIGERATOR VENT - BRIGHT WHITE

WINDOW & VENTS GROUP (CONTINUED)
WINDOW & VENT LAYOUT (CONTINUED)

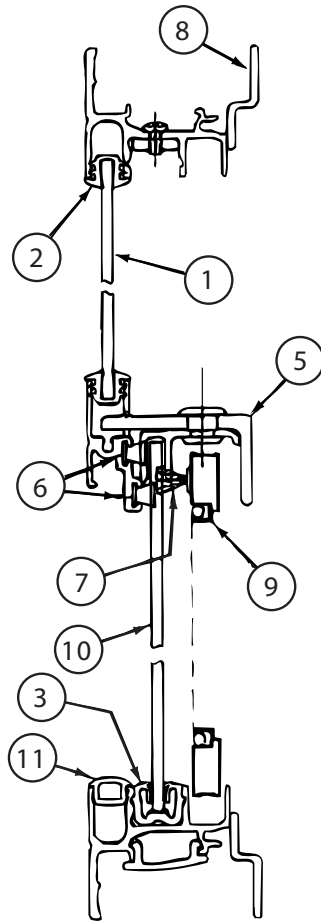
KEY	PART NUMBER	U/M	DESCRIPTION
14	138983-01-02A	EA	VENT - MICROWAVE/OUTER - BLACK
14	138983-03-01A	EA	COVER - VENT MICROWAVE/OUTER - BRIGHT WHITE
15	151905-01-01A	EA	CLIP/BRACKET - SCREEN RETAINER - BLACK

***COMPONENT PARTS LISTED LATER IN THIS GROUP**

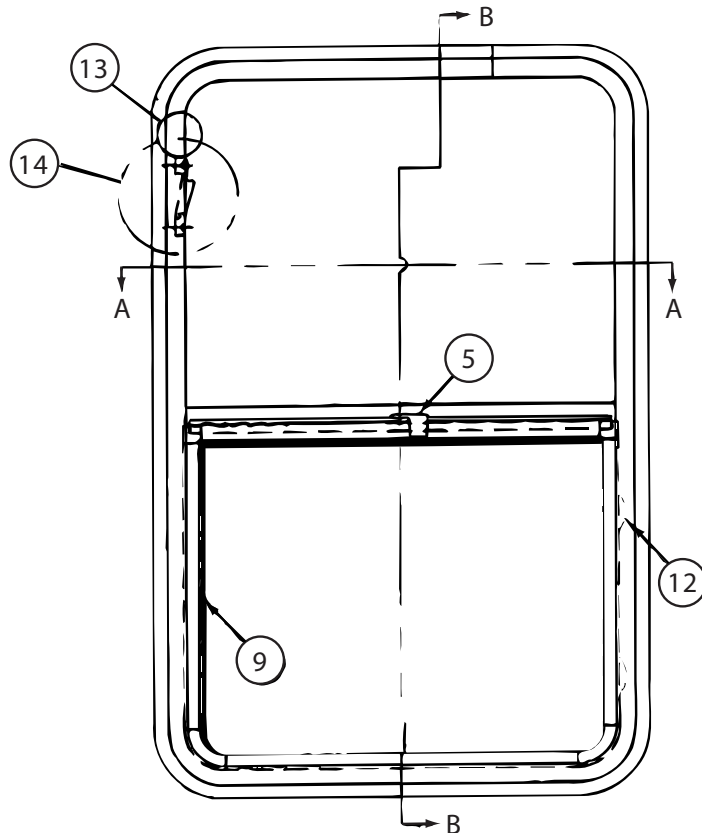
WINDOW & VENTS GROUP (CONTINUED)
COMPONENT PARTS FOR WINDOW & VENT LAYOUT



CROSS SECTION A-A



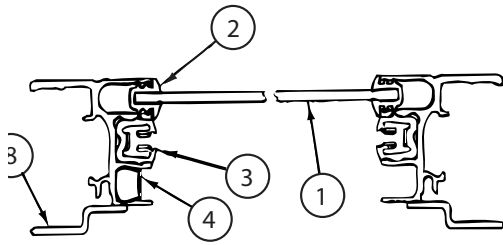
CROSS SECTION B-B



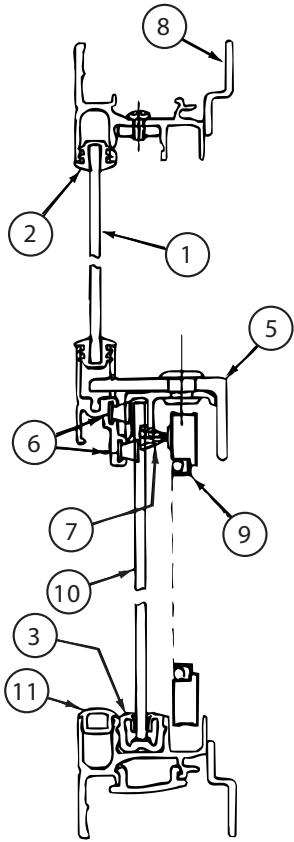
098644-06-02A

KEY	PART NUMBER	U/M	DESCRIPTION	VENDOR NO.
1	098644-06-701	EA	GLASS - STATIONARY	106-017995
2	098644-01-705	FT	GLAZING - STRIP	132-010231
3	098644-01-708	FT	CHANNEL - RUN PIERCED	122-016543
4	098644-01-710	FT	TRACK - SCREEN SPACER 12'	132-017135
5	098644-01-700	EA	LATCH - REPAIR KIT (BLACK)	B801-CK
6	098644-01-706	FT	WEATHERSTRIP - GLASS	171-010668
7	098644-01-711	FT	WEATHERSTRIP - SCREEN BLACK	171-016965
8	112898-29-703	EA	RETAINER - TRIM	H079-66
9	098644-02-703	EA	SCREEN ASM	410-016433
	098644-01-717	FT	SPLINE - SCREEN	132-004716
10	098644-06-703	EA	GLASS - SLIDING W/PULL & LATCH	H079-G8
11	098644-01-716	FT	PLUG - FILLER	132-014470
12	098644-01-713	EA	CLIP - SCREEN - METAL	226-016966
12	125582-01-701	EA	CLIP - SCREEN - PLASTIC	130-005153
13	098644-01-719	EA	STOP - SLIDER GLASS	132-014203
14	112898-04-703	EA	VERTICAL LATCH/HOLD UP/OPEN	DH343CK

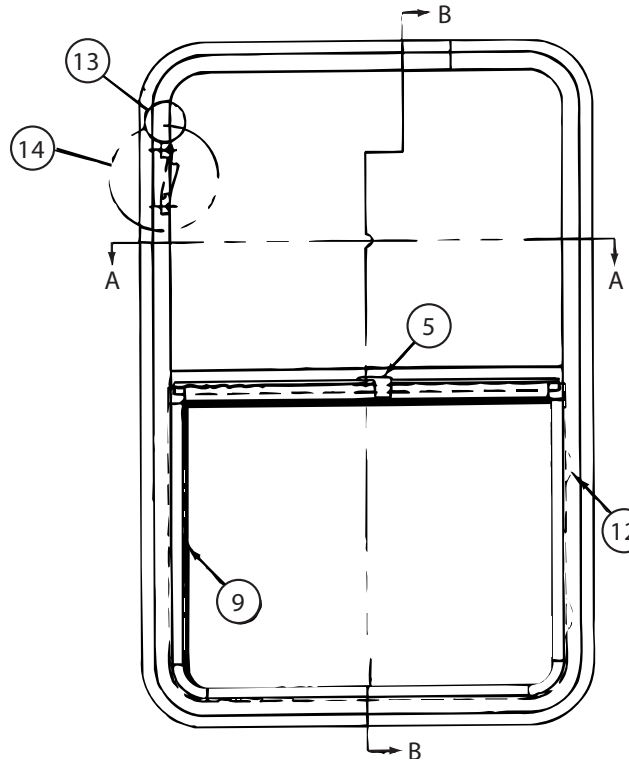
WINDOW & VENTS GROUP (CONTINUED)
COMPONENT PARTS FOR WINDOW & VENT LAYOUT (CONTINUED)



CROSS SECTION A-A



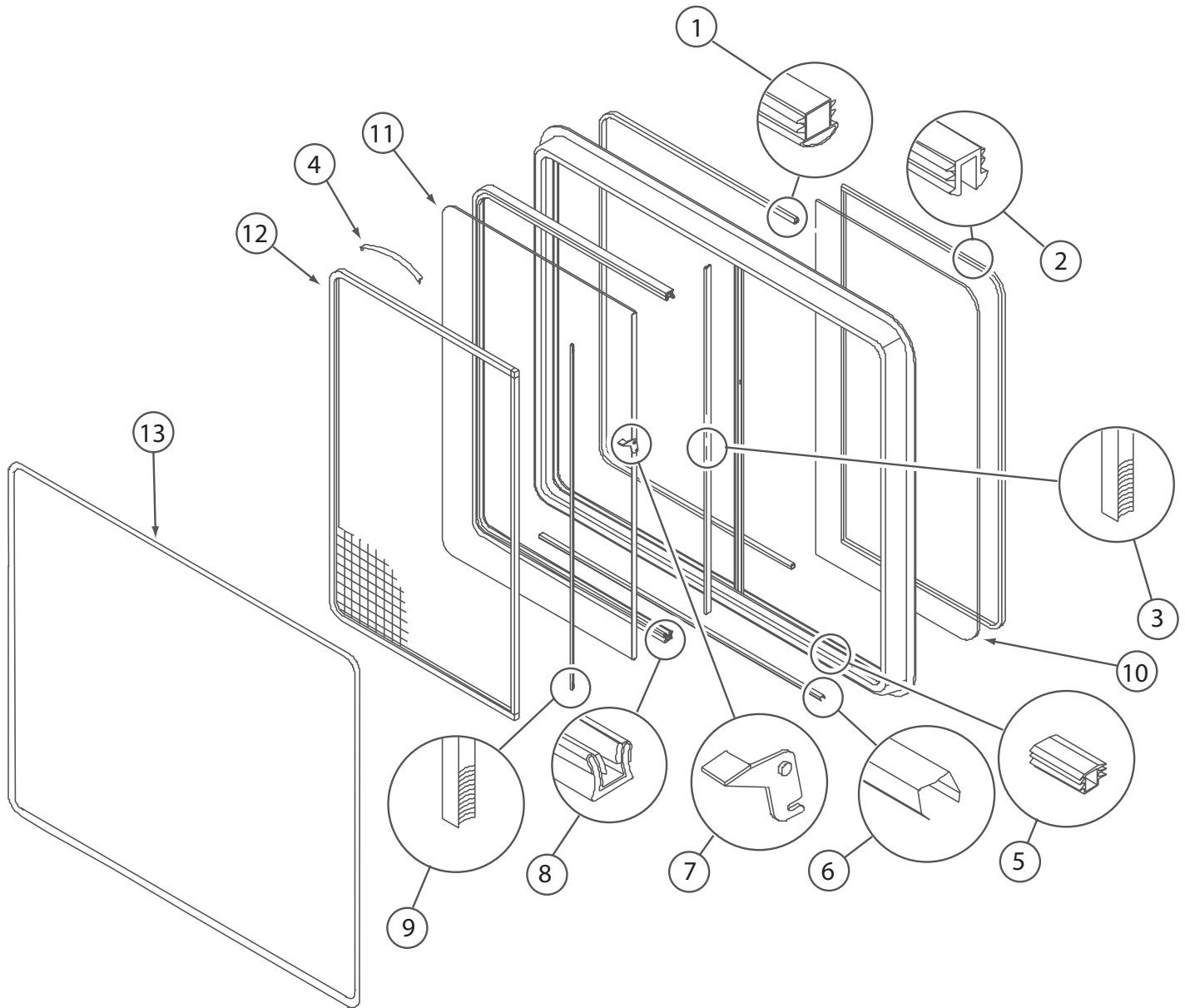
CROSS SECTION B-B



098644-17-01A

KEY	PART NUMBER	U/M	DESCRIPTION	VENDOR NO.
1	098644-17-700	EA	GLASS - STATIONARY	106-036029
2	098644-01-705	FT	GLAZING - STRIP	132-010231
3	098644-01-708	FT	CHANNEL - RUN PIERCED	122-016543
4	098644-01-710	FT	TRACK - SCREEN SPACER 12'	132-017135
5	098644-01-700	EA	LATCH - REPAIR KIT (BLACK)	B801-CK
6	098644-01-706	FT	WEATHERSTRIP - GLASS	171-010668
7	098644-01-711	FT	WEATHERSTRIP - SCREEN BLACK	171-016965
8	098644-17-701	EA	RETAINER - TRIM	H908-66
9	098644-13-702	EA	SCREEN ASM W/SEALS & CLIPS	410-028663
	098644-01-717	FT	SPLINE - SCREEN	132-004716
10	098644-17-702	EA	GLASS - SLIDING W/PULL & LATCH	H908-G9
11	098644-01-716	FT	PLUG - FILLER	132-014470
12	098644-01-713	EA	CLIP - SCREEN - METAL	226-016966
12	125582-01-701	EA	CLIP - SCREEN - PLASTIC	130-005153
13	098644-01-719	EA	STOP - SLIDER GLASS	132-014203
14	112898-04-703	EA	VERTICAL LATCH/HOLD UP/OPEN	DH343CK

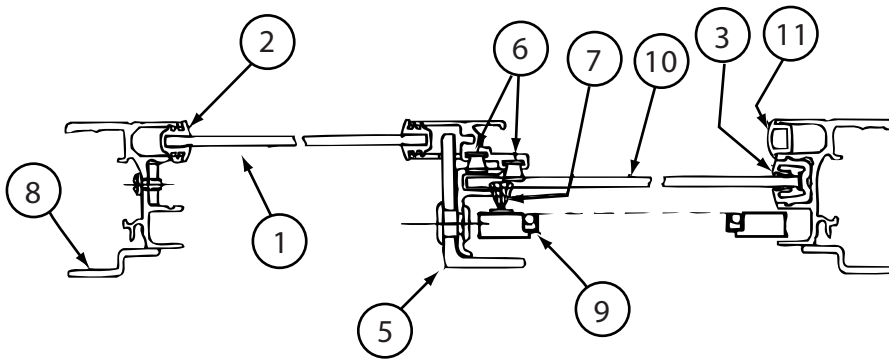
WINDOW & VENTS GROUP (CONTINUED)
COMPONENT PARTS FOR WINDOW & VENT LAYOUT (CONTINUED)



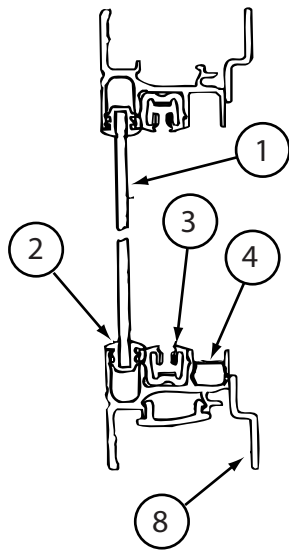
098647-19-01A

KEY	PART NUMBER	U/M	DESCRIPTION	VENDOR NO.	
1	098644-01-716	FT	PLUG - FILLER	132-014470	
2	098644-01-705	FT	GLAZING - STRIP	132-010231	
3	098644-01-706	FT	WEATHERSTRIP - GLASS	171-010668	
4	098644-01-713	EA	CLIP - SCREEN - METAL	226-016966	
4	125582-01-701	EA	CLIP - SCREEN - PLASTIC	130-005153	
5	098644-01-719	EA	STOP - SLIDER GLASS	132-014203	
6	098644-01-710	FT	TRACK - SCREEN SPACER 12'	132-017135	
7	098647-54-701	EA	LATCH - REPAIR KIT (RED)	B081-CK	
8	098644-01-708	FT	CHANNEL - RUN PIERCED	122-016543	
9	098644-01-711	FT	WEATHERSTRIP - SCREEN BLACK	171-016965	
10	098647-18-701	EA	GLASS - STATIONARY	106-011829	10
11	098647-19-701	EA	GLASS-SLIDING W/SASH & LATCH	NO VDR #	11
12	098646-01-704	EA	SCREEN ASM - W/SEALS & CLIPS	410-016475	12
13	112795-86-703	EA	RETAINER - TRIM	B951-66	13
	098644-01-717	FT	SPLINE - SCREEN	132-004716	

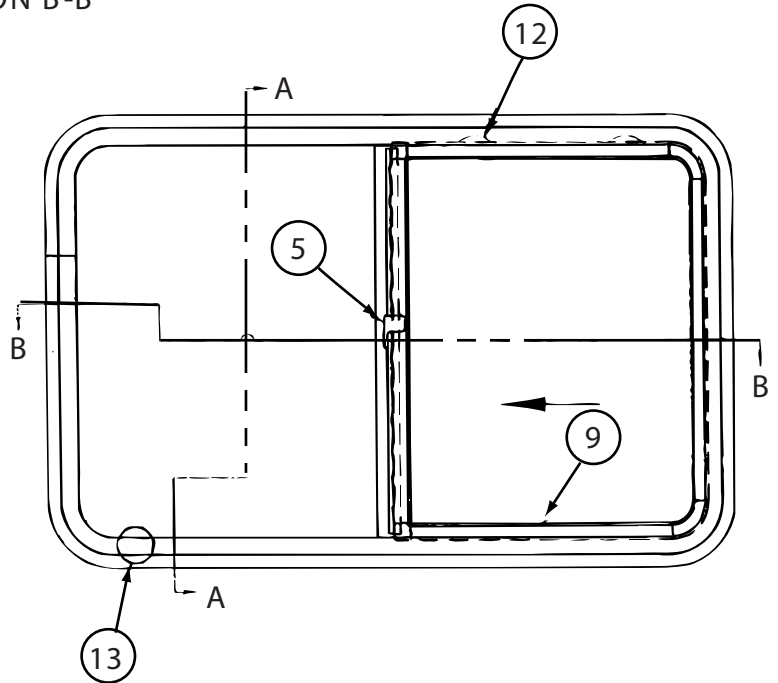
WINDOW & VENTS GROUP (CONTINUED)
COMPONENT PARTS FOR WINDOW & VENT LAYOUT (CONTINUED)



CROSS SECTION B-B



CROSS SECTION A-A



KEY	PART NUMBER	U/M	DESCRIPTION	VENDOR NO.
1	098644-01-716	FT	PLUG - FILLER	132-014470
2	098644-01-705	FT	GLAZING - STRIP	132-010231
3	098644-01-706	FT	WEATHERSTRIP - GLASS	171-010668
4	098644-01-713	EA	CLIP - SCREEN - METAL	226-016966
4	125582-01-701	EA	CLIP - SCREEN - PLASTIC	130-005153
5	098644-01-719	EA	STOP - SLIDER GLASS	132-014203
6	098644-01-710	FT	TRACK - SCREEN SPACER 12'	132-017135
7	098644-01-700	EA	LATCH - REPAIR KIT (BLACK)	B801-CK
7	098647-54-701	EA	LATCH - REPAIR KIT (RED)	B081-CK
8	098644-01-708	FT	CHANNEL - RUN PIERCED	122-016543
9	098644-01-711	FT	WEATHERSTRIP - SCREEN BLACK	171-016965
10	098647-47-700	EA	GLASS - STATIONARY	106-025224
11	098647-47-701	EA	GLASS-SLIDING W/SASH & LATCH	H493-G9
12	098647-47-702	EA	SCREEN ASM - W/SEALS & CLIPS	410-025226
13	098647-47-704	EA	RETAINER - TRIM	H493-66
	098644-01-717	FT	SPLINE - SCREEN	132-004716

098647-47-02A

WINDOW & VENTS GROUP (CONTINUED)
COMPONENT PARTS FOR WINDOW & VENT LAYOUT (CONTINUED)


122882-01-01A

KEY	PART NUMBER	U/M	DESCRIPTION	VENDOR NO.
	064470-01-700	EA	COVER - VENT	J7291
	064470-01-701	EA	SLIDE BAR - VENT LID	JRP1291B
	122882-01-700	EA	HANDLE - CRANK - BLACK	90128
	122882-01-701	EA	SCREEN	JRP-1124-B
	122882-01-702	EA	HANDLE - CRANK - WHITE	JRP1031B
	122882-01-703	EA	SEAL - DOME - 48"	JRP2111B

122882-02-01A, 122882-03-01A

KEY	PART NUMBER	U/M	DESCRIPTION	VENDOR NO.
	064470-01-700	EA	COVER - VENT	J7291
	064470-01-701	EA	SLIDE BAR - VENT LID	JRP1291B
	110051-03-700	EA	SWITCH-BLACK/PUSH BUTTON	27-0164
	122882-01-700	EA	HANDLE - CRANK - BLACK	90128
	122882-01-701	EA	SCREEN	JRP-1124-B
	122882-01-702	EA	HANDLE - CRANK - WHITE	JRP1031B

WINDOW & VENTS GROUP (CONTINUED)
COMPONENT PARTS FOR WINDOW & VENT LAYOUT (CONTINUED)

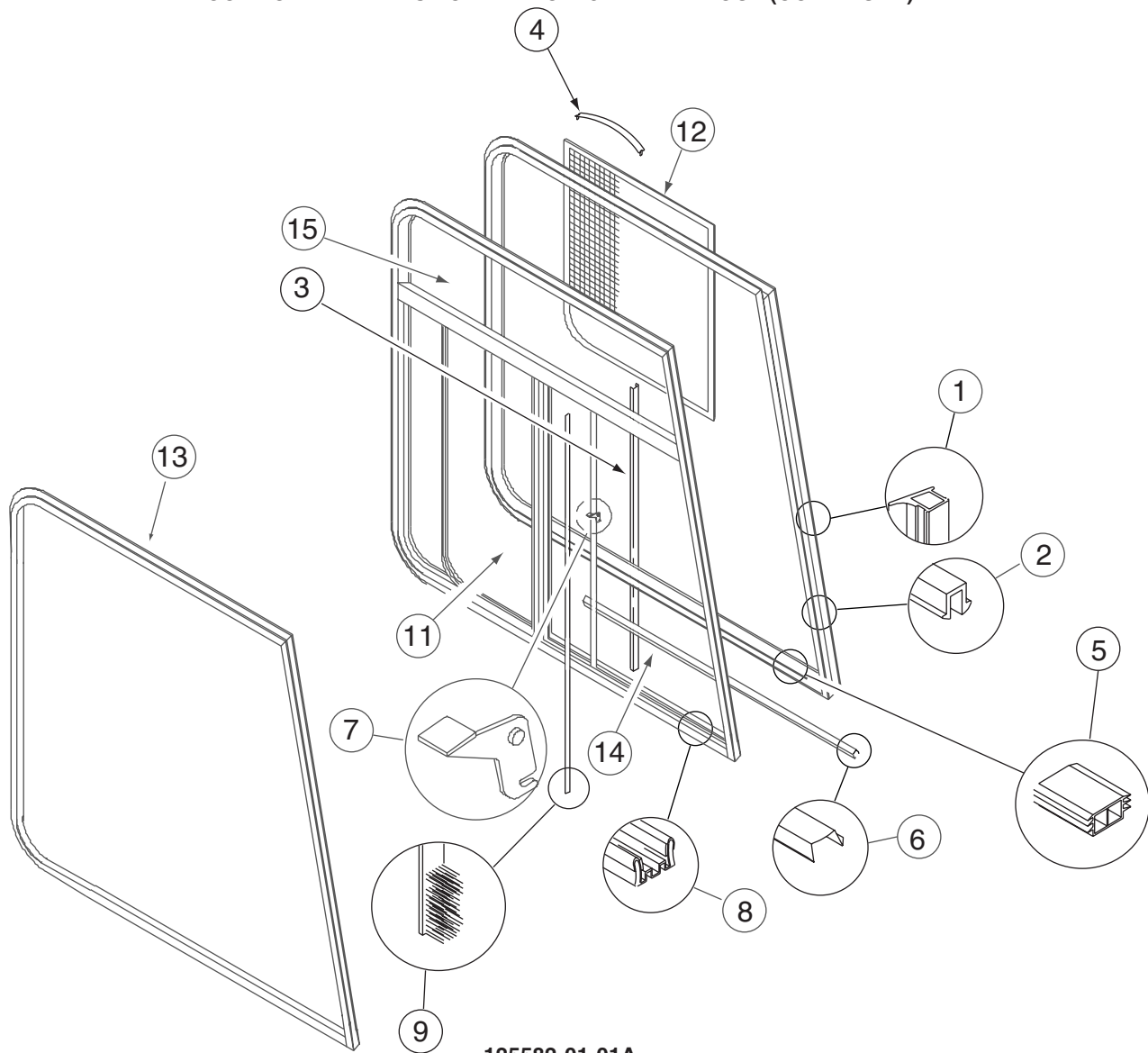


123780-26-01A

KEY	PART NUMBER	U/M	DESCRIPTION	VENDOR NO.
1	123780-22-700	EA	COVER - VENT W/HINGE & SLIDE	K8020-81
2	123780-26-700	EA	MOTOR & FAN BLADE W/BACKET	XK8017-03 PANCAKE
3	123780-26-701	EA	BLADE/FAN - 12" OPAQUE WHT	8138-81 - 7MM
4	123780-22-701	EA	SEAL/RUBBER-4 1/2' W/GLUE	K1144-09
5	123780-22-702	EA	BASE/MAIN - W/LOCK/SEAL/ARM	XK8010-81 CLAMP STY
6	084079-01-707	EA	SWITCH - SAFETY	1122-05
7	084079-01-702	EA	ARM LIFT ASSEMBLY, MANUAL	101105
8	123780-22-703	EA	SCREEN KIT W/RING/ARM/LOCK	XK1220-81
9	084079-01-709	EA	SWITCH - MAIN - 3 SPEED	1031-05
13	123780-21-700	EA	FUSE HOLDER W/4 AMP FUSE	K9018-09
15	123780-16-700	EA	KNOB-BLK/AUTOMATIC LIFT MTR	K1140-09
16	123780-21-703	EA	SCREEN - POP N LOCK	2035-81
17	123780-22-704	EA	TRAVEL LOCK ASSEMBLY	4021-09
22	123780-22-705	EA	GARNISH-3 1/2"CLAMP STY-WHT	XK2040-81

CONTACT WINNEBAGO PART SALES FOR UNLISTED COMPONENT(S)

WINDOW & VENTS GROUP (CONTINUED)
COMPONENT PARTS FOR WINDOW & VENT LAYOUT (CONTINUED)



125582-01-01A

KEY	PART NUMBER	U/M	DESCRIPTION	VENDOR NO.
1	098644-01-716	FT	PLUG - FILLER	132-014470
2	098644-01-705	FT	GLAZING - STRIP	132-010231
3	098644-01-706	FT	WEATHERSTRIP - GLASS	171-010668
4	098644-01-713	EA	CLIP - SCREEN - METAL	226-016966
4	125582-01-701	EA	CLIP - SCREEN - PLASTIC	130-005153
5	125582-03-700	EA	GLASS - STATIONARY - TOP	106-026059
5	098644-01-719	EA	STOP - SLIDER GLASS	132-014203
6	098644-01-710	FT	TRACK - SCREEN SPACER 12'	132-017135
7	098644-01-700	EA	LATCH - REPAIR KIT (BLACK)	B801-CK
8	098644-01-708	FT	CHANNEL - RUN PIERCED	122-016543
9	098644-01-711	FT	WEATHERSTRIP - SCREEN BLACK	171-016965
11	125582-01-704	EA	GLASS-SLIDING W/SASH & LATCH	H573-A9R
12	125582-01-705	EA	SCREEN - PASSENGER - W/SEALS & CLIPS	410-026545
13	125582-01-706	EA	RETAINER - TRIM	H573-27R
14	125582-01-703	EA	GLASS - STATIONARY - LOWER	106-026083
15	125582-01-702	EA	GLASS - STATIONARY - UPPER	106-026082
	098644-01-717	FT	SPLINE - SCREEN	132-004716
	112520-01-706	EA	WEATHERSTRIP-SCREEN, (FUZZY)	171-017245
	125582-01-708	EA	WEEPHOLE COVER - RIGHT HAND	130-026598
	125582-01-709	EA	WEEPHOLE COVER - LEFT HAND	130-026599

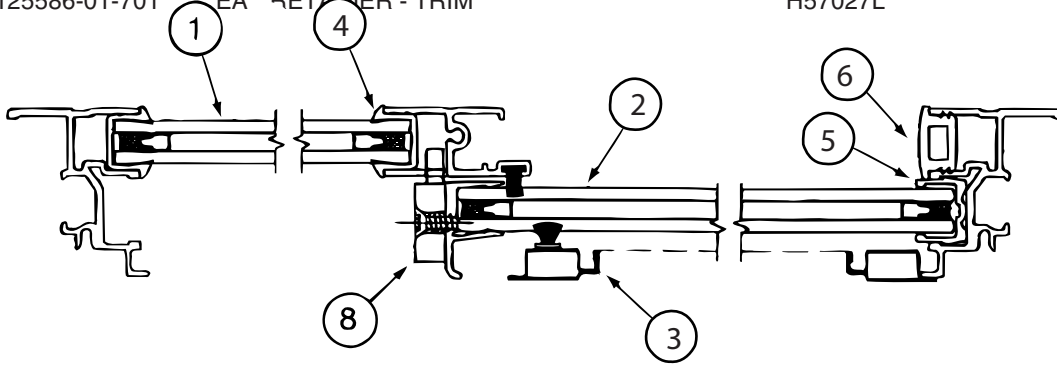
WINDOW & VENTS GROUP (CONTINUED)
COMPONENT PARTS FOR WINDOW & VENT LAYOUT (CONTINUED)

125584-01-01A

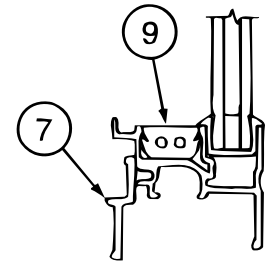
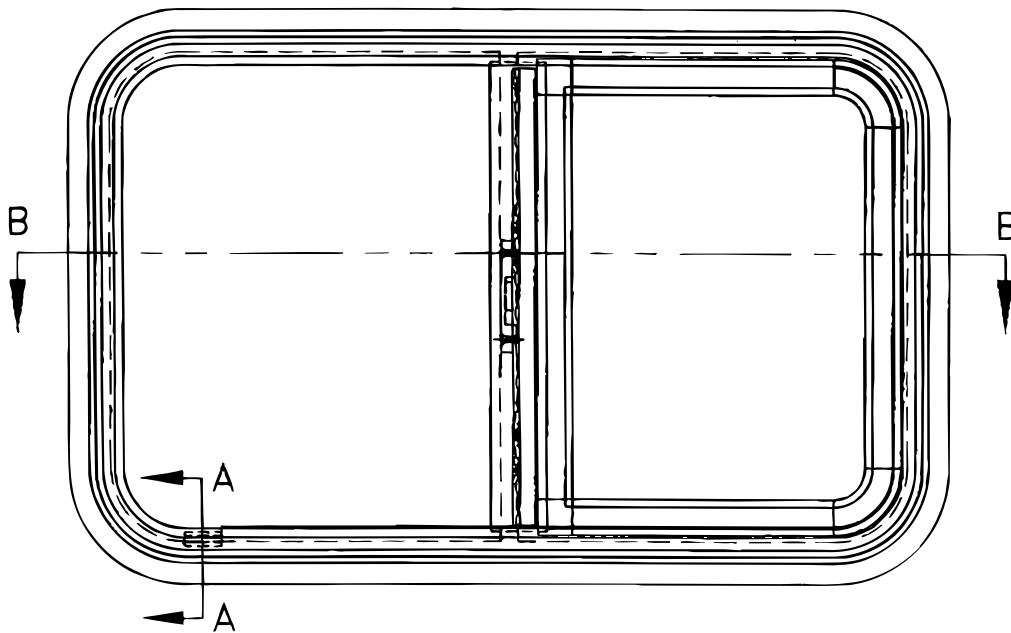
KEY	PART NUMBER	U/M	DESCRIPTION	VENDOR NO.
	125584-01-700	EA	GLASS - STATIONARY	106026078
	100322-01-703	EA	VINYL - GLAZING, BUTYL	132-010723
	125584-01-701	EA	RETAINER - TRIM	H56927L B969 GRL

125586-01-01A

KEY	PART NUMBER	U/M	DESCRIPTION	VENDOR NO.
	125586-01-700	EA	GLASS - STATIONARY	106026079
	100322-01-703	EA	VINYL - GLAZING, BUTYL	132-010723
	125586-01-701	EA	RETAINER - TRIM	H57027L



CROSS SECTION B-B



CROSS SECTION
A-A

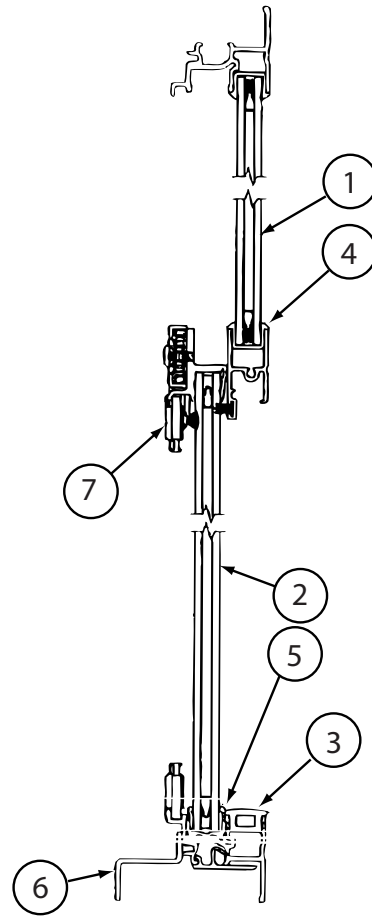
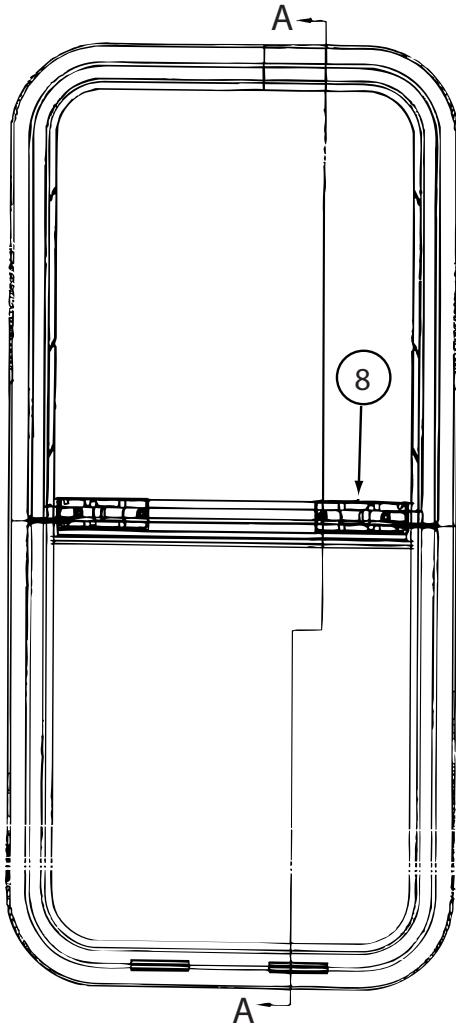
150648-07-01A, 150648-22-01A

KEY	PART NUMBER	U/M	DESCRIPTION	VENDOR NO
1	150648-07-701	EA	GLASS - STATIONARY	390-028314
2	150648-07-700	EA	GLASS-SLIDING W/SASH & LATCH	FH3000G8
3	150648-01-702	EA	SCREEN ASM	410-031156
4	112795-01-705	FT	VINYL - GLAZING	132-027331
5	151069-01-700	EA	CHANNEL-RUN, SLIDING	122-030627
6	150648-01-703	EA	PLUG - FILLER	132-030308
7	150648-01-707	EA	RETAINER - TRIM	H493-67
8	150648-01-700	EA	LATCH-HORIZONTAL SLIDE-BLK	FH3000-CK
8	150648-01-701	EA	LATCH-HORIZONTAL SLIDE-RED	FH3003-CK
9	150648-01-704	EA	SLIDE STOP	132-030866
	150649-05-702	FT	FIN SEAL-F/LOCKING RAIL-BLK	171-062348

WINDOW & VENTS GROUP (CONTINUED)
COMPONENT PARTS FOR WINDOW & VENT LAYOUT (CONTINUED)

150648-13-01A, 150648-18-01A

KEY	PART NUMBER	U/M	DESCRIPTION	VENDOR NO
1	150648-13-700	EA	GLASS - STATIONARY	390-036159
2	150648-13-701	EA	GLASS-SLIDING W/SASH & LATCH	FH3005G8
3	150648-13-702	EA	SCREEN ASM	410-035328
4	112795-01-705	FT	VINYL - GLAZING	132-027331
5	151069-01-700	EA	CHANNEL-RUN, SLIDING	122-030627
6	150648-01-703	EA	PLUG - FILLER	132-030308
7	150648-13-703	EA	RETAINER - TRIM	B951-67
8	150648-01-700	EA	LATCH-HORIZONTAL SLIDE-BLK	FH3000-CK
8	150648-01-701	EA	LATCH-HORIZONTAL SLIDE-RED	FH3003-CK
9	150648-01-704	EA	SLIDE STOP	132-030866
	150649-05-702	FT	FIN SEAL-F/LOCKING RAIL-BLK	171-062348



CROSS SECTION A-A

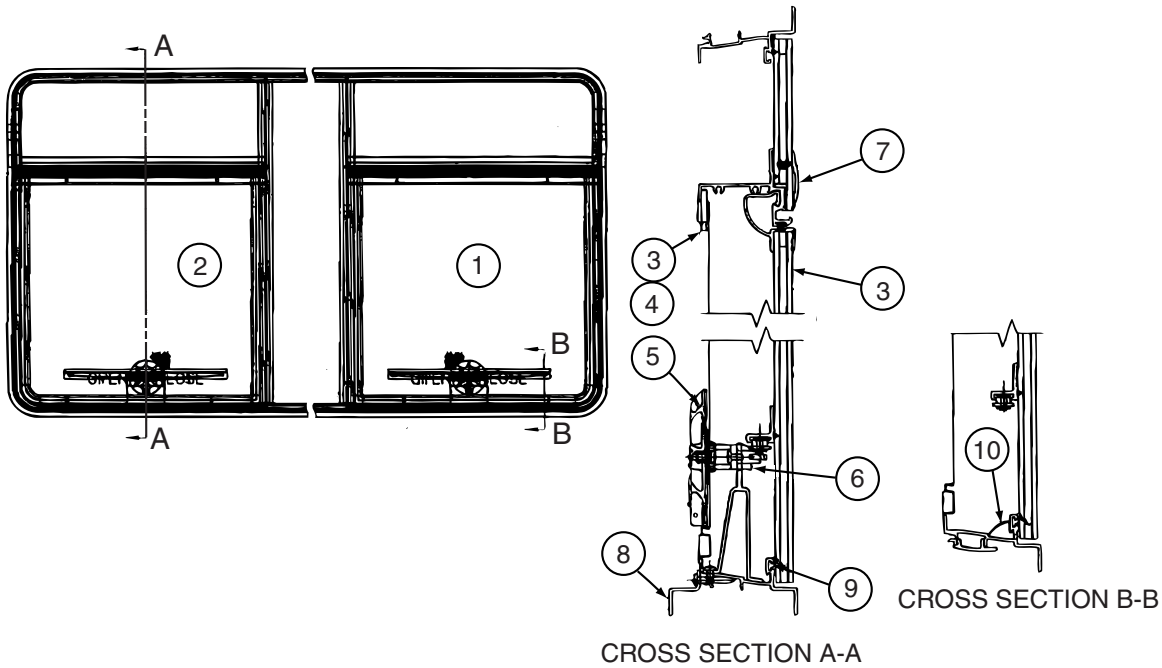
150649-04-01A

KEY	PART NUMBER	U/M	DESCRIPTION	VENDOR NO
1	112898-29-700	EA	GLASS - STATIONARY	390-035305
2	150649-04-701	EA	GLASS-SLIDING W/PULL & LATCH	FH3022G8
3	150648-01-703	FT	PLUG - FILLER	132-030308
4	112795-01-705	FT	VINYL - GLAZING	132-027331
5	151069-01-700	FT	CHANNEL-RUN, SLIDING	122-030627
6	150649-07-702	EA	RETAINER - TRIM	H079-67
7	150649-04-700	EA	SCREEN ASM	410-035468
8	150649-01-700	EA	LATCH-VERTICLE SLIDE-BLK	FH3016-CK

WINDOW & VENTS GROUP (CONTINUED)
COMPONENT PARTS FOR WINDOW & VENT LAYOUT (CONTINUED)

150649-19-01A

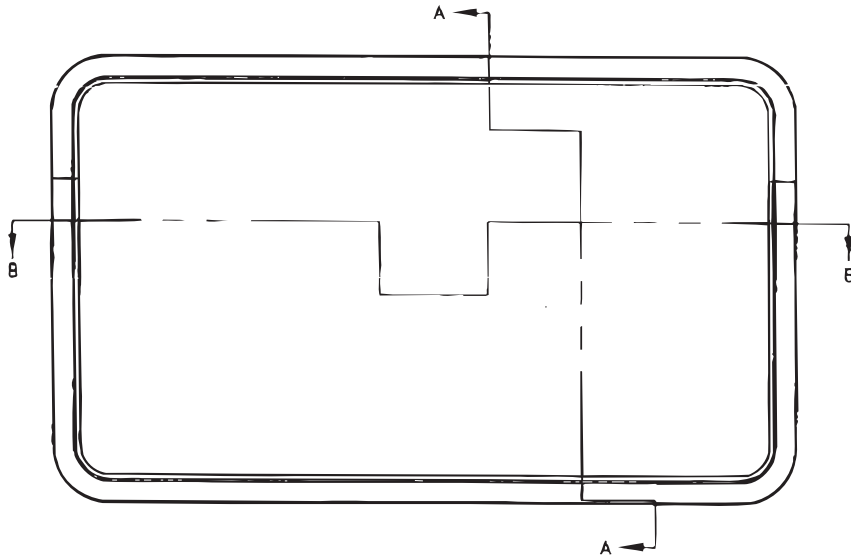
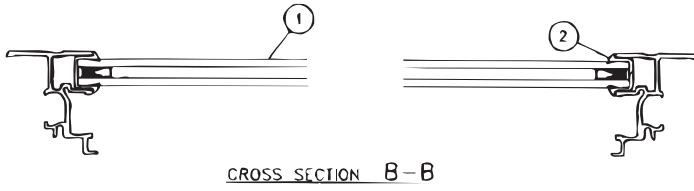
KEY	PART NUMBER	U/M	DESCRIPTION	VENDOR NO
1	112898-26-700	EA	GLASS - STATIONARY	390-028343
2	150649-10-700	EA	GLASS-SLIDING W/PULL & LATCH	FH3019G8
3	150648-01-703	EA	PLUG - FILLER	132-030308
4	112795-01-705	FT	VINYL-GLAZING	132-027331
5	151069-01-700	EA	FIN CHANNEL-RUN, SLIDING	122-030627
6	150649-19-700	EA	RETAINER - TRIM	H332-61
7	150649-10-701	EA	SCREEN ASM	410-035465
8	150649-01-700	EA	LATCH-VERTICLE SLIDE-BLK	FH3016-CK



150650-01-01A

KEY	PART NUMBER	U/M	DESCRIPTION	VENDOR NO
1	150650-01-702	EA	GLASS-TIPOUT-RH FROM INSIDE	DTH3039G8R (RIGHT)
2	150650-01-703	EA	GLASS-TIPOUT-LH FROM INSIDE	DTH3039G8L (LEFT)
3	150650-01-700	EA	SCREEN ASM-RH HAND F/INSIDE	410-035617-RH HAND
4	150650-01-701	EA	SCREEN ASM-LH HAND F/INSIDE	410-031045-LH HAND
5	150656-02-702	EA	HANDLE-DIAL	410-016081
6	150656-08-701	EA	OPERATOR - TIPOUT/LARGE	410-036141
7	150656-08-700	EA	SEAL/DUAL - WINDOW - 100"	132-030725
8	150650-01-704	EA	RETAINER - TRIM	DTH3039-56
9	100322-01-701	FT	SEAL-VENT	122-016071
10	150651-03-702	EA	COVER - DRAIN SLOT	132-030723

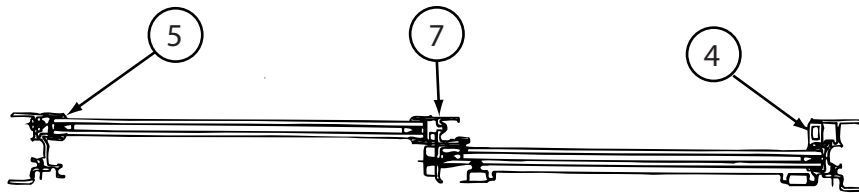
WINDOW & VENTS GROUP (CONTINUED)
COMPONENT PARTS FOR WINDOW & VENT LAYOUT (CONTINUED)



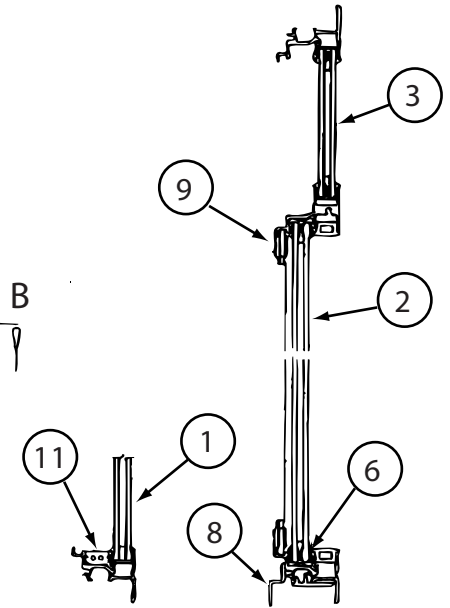
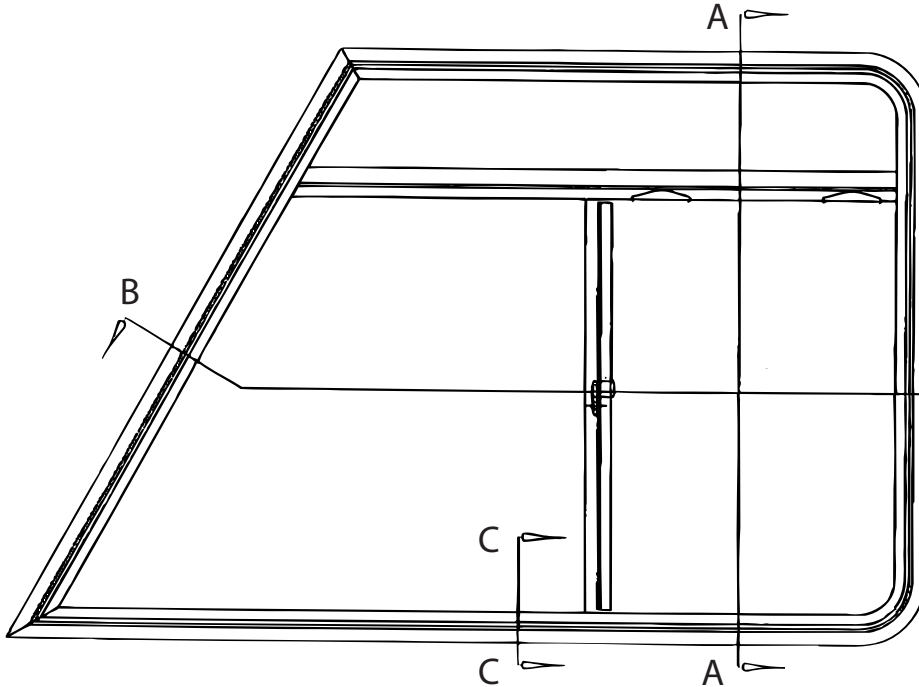
150651-07-01A

KEY	PART NUMBER	U/M	DESCRIPTION	VENDOR NO
1	150651-07-700	EA	GLASS - STATIONARY	390-036022
2	150651-07-701	EA	RETAINER - TRIM	H3074-67
3	112795-01-705	FT	VINYL - GLAZING	132-027331

WINDOW & VENTS GROUP (CONTINUED)
COMPONENT PARTS FOR WINDOW & VENT LAYOUT (CONTINUED)



CROSS SECTION B-B



CROSS SECTION C-C

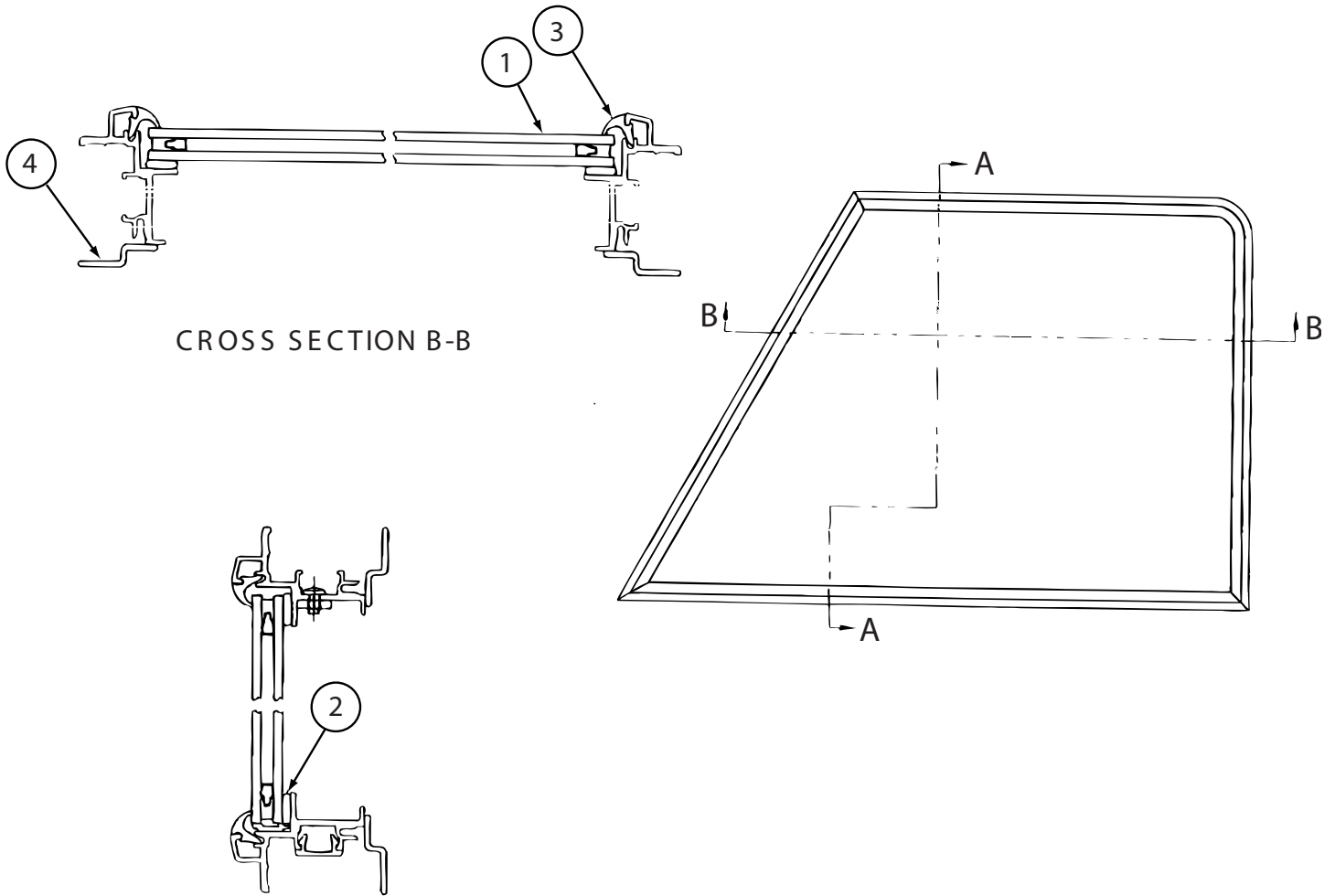
CROSS SECTION A-A

151072-01-01A

KEY	PART NUMBER	U/M	DESCRIPTION	VENDOR NO
1	125583-01-702	EA	GLASS - STATIONARY - R.H.	390-026101
2	151072-01-701	EA	GLASS-SLIDING W/SASH & LATCH	FH3040A9R
3	151072-01-702	EA	GLASS - STATIONARY - UPPER	390-036521
4	150648-01-703	FT	PLUG - FILLER	132-030308
5	151069-03-705	EA	VINYL GLAZING - F/STATIONARY	DH567-12 MITER/WELD
5	151069-03-706	EA	VINYL GLAZING - F/STATIONARY	DH373-12 MITER/WELD
6	151069-01-700	EA	CHANNEL-RUN, SLIDING	122-030627
7	098644-01-706	FT	WEATHERSTRIP - GLASS	171-010668
8	151072-01-703	EA	RETAINER-TRIM - 1 OF 2 PCE	H573K67RA
8	151072-01-704	EA	RETAINER-TRIM - 1 OF 2 PCE	H573K67RB
9	151072-01-700	EA	SCREEN ASM	410-035507
10	150648-01-700	EA	LATCH-HORIZONTAL SLIDE-BLK	FH3000-CK
11	112795-01-701	EA	SLIDE-STOP	132-019092
	151069-02-703	EA	COVER - DRAIN SLOT - RH HAND	130-030397 RIGHT

CONTACT WINNEBAGO PARTS SALES FOR UNLISTED COMPONENTS

WINDOW & VENTS GROUP (CONTINUED)
COMPONENT PARTS FOR WINDOW & VENT LAYOUT (CONTINUED)

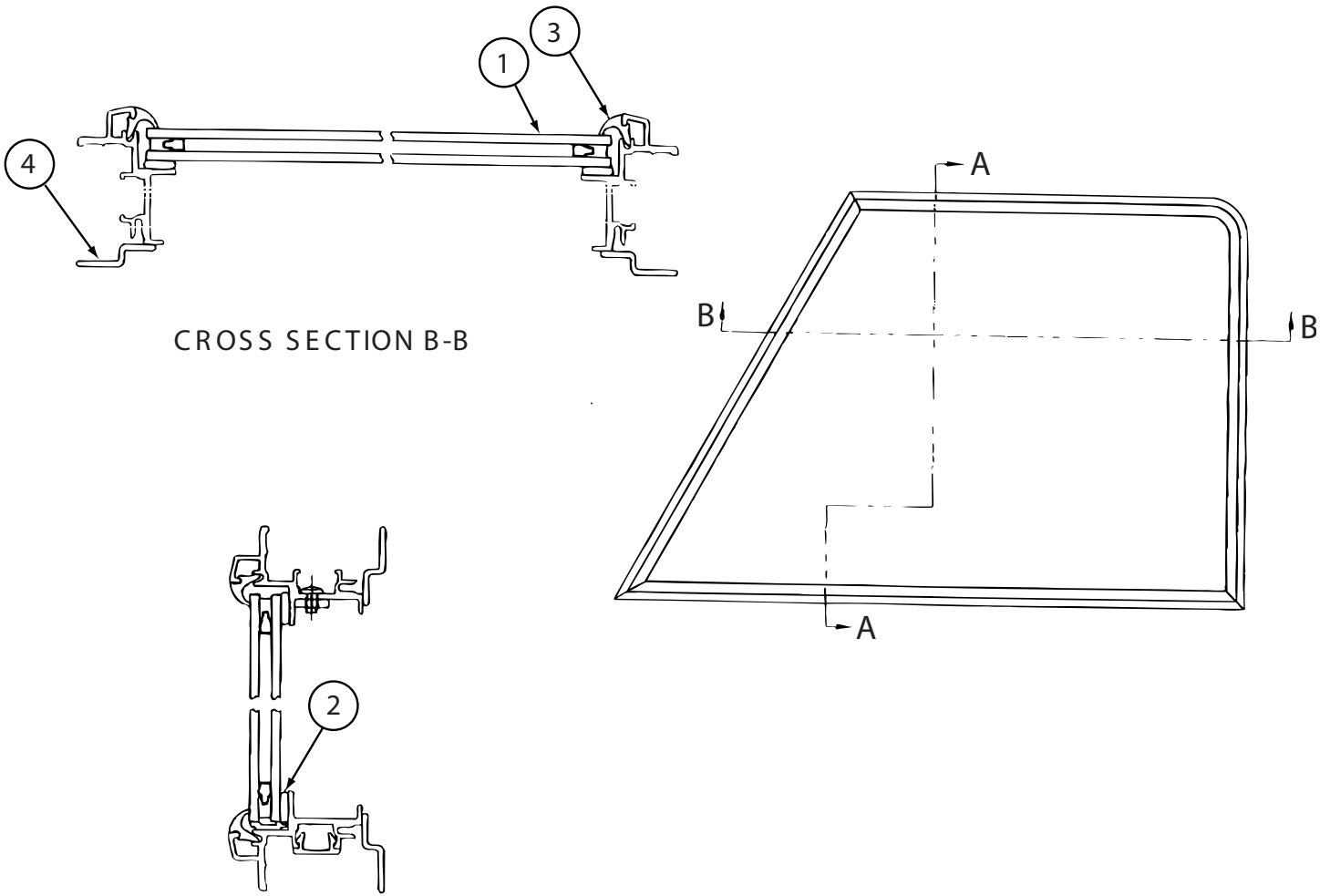


CROSS SECTION B-B

CROSS SECTION A-A

KEY	PART NUMBER	U/M	DESCRIPTION	151073-01-01A	VENDOR NO
1	125585-01-700	EA	GLASS - STATIONARY		390026092
2	115630-01-705	EA	TAPE - BUTYL		154-011956
3	151073-01-700	EA	VINYL BUTYL-MITERED/FORMED		FH56912
4	151073-01-701	EA	RETAINER - TRIM		H569K67L

WINDOW & VENTS GROUP (CONTINUED)
COMPONENT PARTS FOR WINDOW & VENT LAYOUT (CONTINUED)

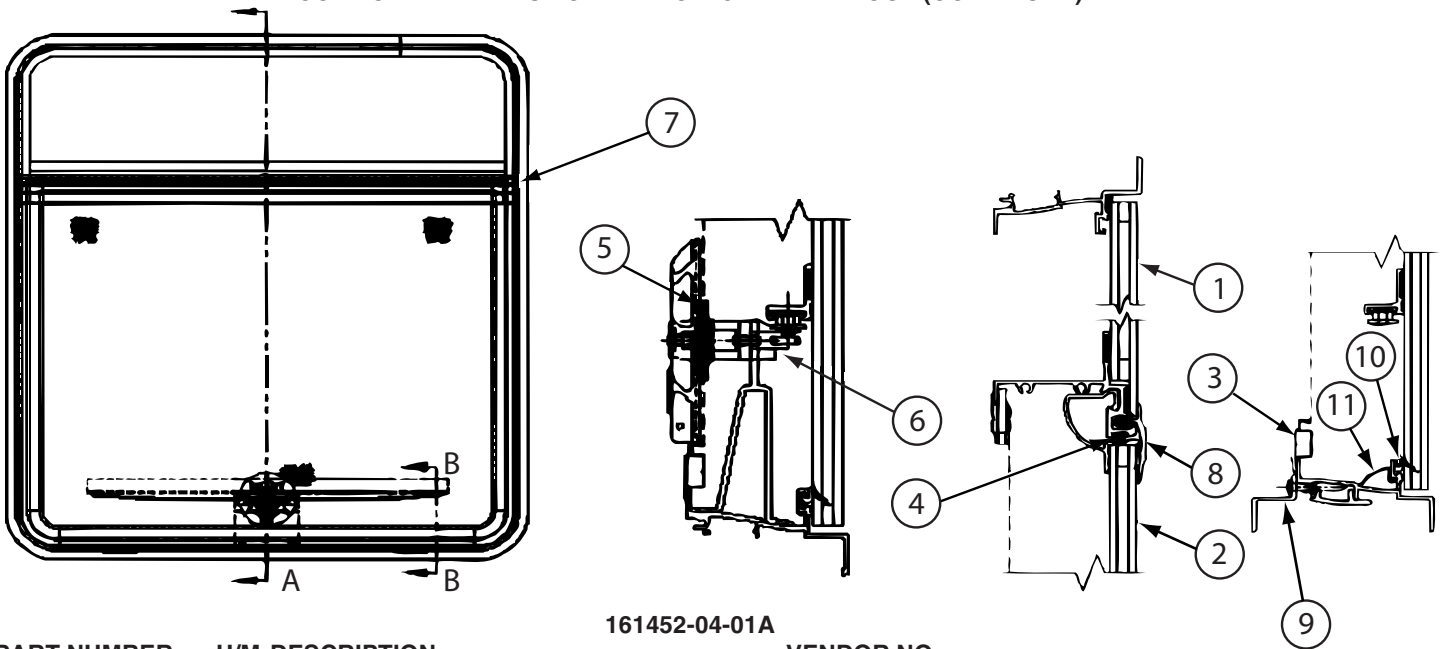


CROSS SECTION A-A

151074-01-01A

KEY	PART NUMBER	U/M	DESCRIPTION	VENDOR NO
1	151074-01-700	EA	GLASS - STATIONARY	390-028331
2	115630-01-705	FT	TAPE - BUTYL	154-011956
3	151074-01-701	EA	VINYL GLAZING-MITERED/FORMED	FH570-12
4	151074-01-702	EA	RETAINER - TRIM	H570K67L

WINDOW & VENTS GROUP (CONTINUED)
COMPONENT PARTS FOR WINDOW & VENT LAYOUT (CONTINUED)

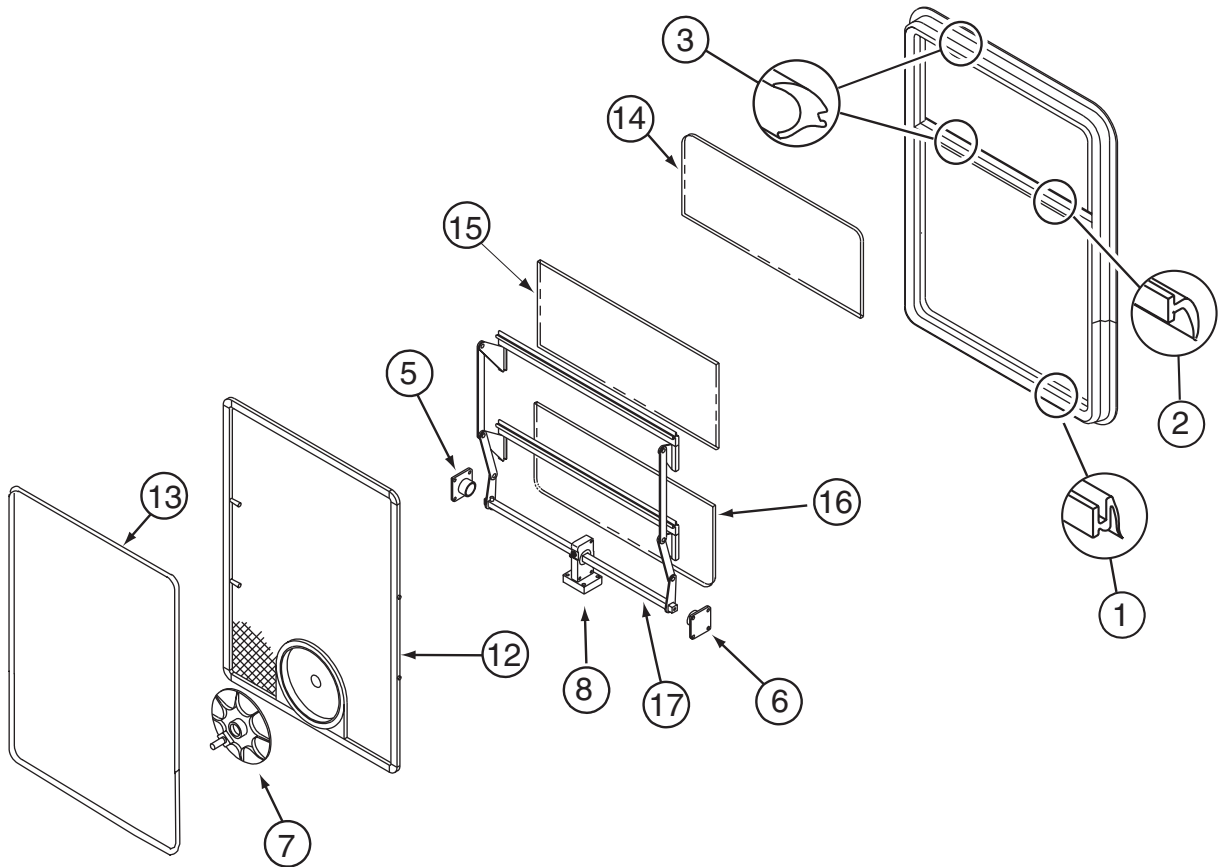


161452-04-01A

KEY	PART NUMBER	U/M	DESCRIPTION	VENDOR NO.
2	150656-09-701	EA	GLASS-TIPOUT - W/HINGE/RAIL	DTH3027G8
3	150656-09-702	EA	SCREEN ASM	DTH3027-06
4	098644-01-706	FT	WEATHERSTRIP - GLASS(FIN SEAL)	171-010668
5	100322-01-718	EA	HANDLE-DIAL	410-016081
6	150656-08-701	EA	OPERATOR - TIPOUT/LARGE	410-036141
7	161452-01-700	FT	FELT SEAL	160-014688
9	150656-09-703	EA	RETAINER - TRIM	DTH3027-56
10	100322-01-701	FT	SEAL-VENT	122-016071
10	150656-09-700	FT	SEAL/SPONGE FOAM-SCREEN/FRME	140-035542
11	150651-03-702	EA	COVER - DRAIN SLOT	132-030723

CONTACT WINNEBAGO PARTS SALES FOR FOR UNLISTED COMPONENT(S)

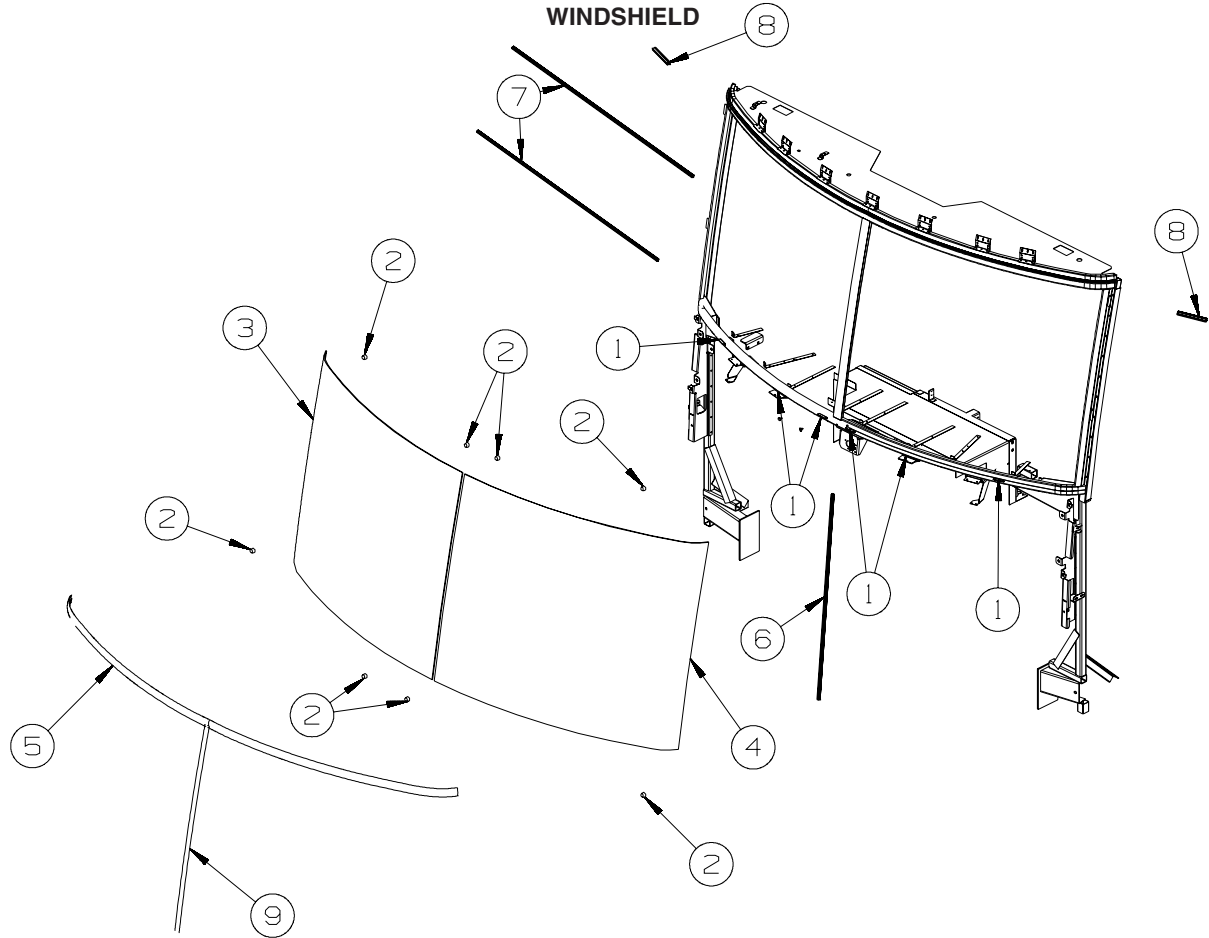
WINDOW & VENTS GROUP (CONTINUED)
COMPONENT PARTS FOR WINDOW & VENT LAYOUT (CONTINUED)



164970-02-01A

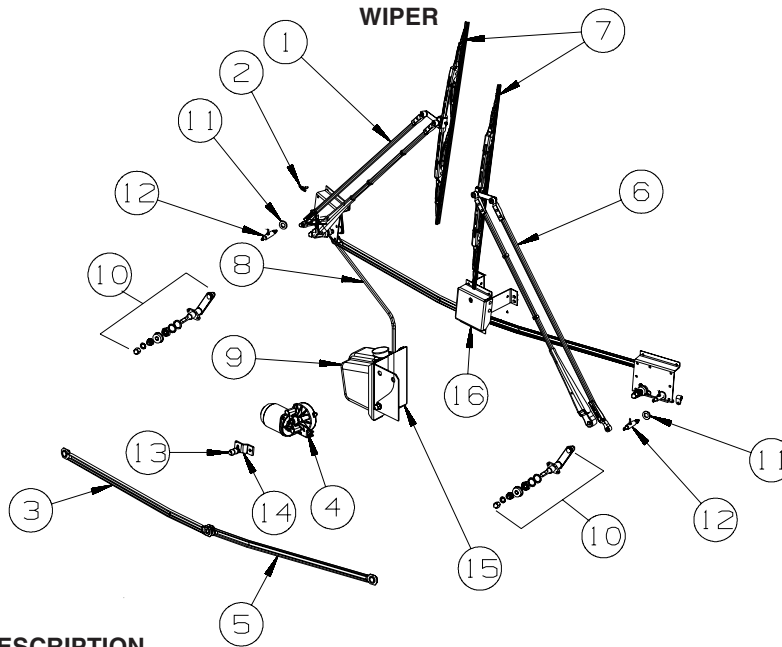
KEY	PART NUMBER	U/M	DESCRIPTION	VENDOR NO
1	116976-01-702	EA	FILLER PLUG	132-016065
2	100322-01-701	FT	SEAL-VENT	122-016071
3	100322-01-702	EA	WEATHERSTRIP-HORIZ RAIL-148"	132-019631
5	100322-01-714	EA	SUPPORT-TORQUE BAR, LH	130-015978
6	100322-01-715	EA	SUPPORT-TORQUE BAR, RH	130-015979
7	100322-01-718	EA	HANDLE-DIAL	410-016081
8	112519-01-702	EA	OPERATOR/TRQ CTR SPRT-4 HOLE	410-016123
12	113500-07-703	EA	SCREEN - W/SEALS & CLIPS	410-029103
13	113500-07-704	EA	RETAINER - TRIM	CH11G-59
14	113500-07-700	EA	GLASS - STATIONARY	106-029247
15	113500-07-701	EA	GLASS - UPPER VENT ASSEMBLY	CH116-G7
16	113500-07-702	EA	GLASS - LOWER VENT ASSEMBLY	CH116-G9
17	112463-05-702	EA	OPERATOR & BAR ASSEMBLY	CH65-15
	112898-06-704	EA	HANDLE/RH-(TIPOUT)ESCAPE-RED	182-11293
	112898-06-705	EA	HANDLE-LH-(TIPOUT)ESCAPE-RED	182-11294
	100322-01-703	FT	VINYL-GLAZING, BUTYL	132-010723
	100322-01-717	EA	E-RING	245-015975
	112463-02-706	FT	SEAL - FOAM RUBBER	140-014727

WINDSHIELD & WIPER GROUP



KEY	PART NUMBER	U/M	DESCRIPTION
1	002328-03-000	EA	BLOCK - WINDSHIELD - .125" X .5" X .98"
2	081914-02-000	EA	BUMPER - RUBBER - ROUND - 5/16" DIA. X 13/64" THICK
3	124328-01-000	EA	WINDSHIELD - PASSENGER - 52" X 41" (CURVED)
4	124328-02-000	EA	WINDSHIELD - DRIVER - 52" X 41" (CURVED)
5	120533-01-000	FT	MOLDING - REVEAL - WINDSHIELD
6	127862-06-000	EA	CARRIER/REVEAL - WINDSHIELD - 41.9"
7	127862-01-000	EA	CARRIER/REVEAL - WINDSHIELD - 47.2"
8	127862-01-045	EA	CARRIER/REVEAL - WINDSHIELD - 47.2"
9	159729-01-01A	FT	MOLDING - REVEAL - WINDSHIELD - SOLD BY THE FOOT
			FROM: 00-00-00 THRU: 12-30-07
9	159729-02-01A	FT	MOLDING - REVEAL - WINDSHIELD - 44" - SOLD AS EACH
			FROM: 12-31-07 THRU: 99-99-99

WINDSHIELD & WIPER GROUP (CONTINUED)



KEY	PART NUMBER	U/M	DESCRIPTION
1*	149402-03-000	EA	ARM - WINDSHIELD WIPER/PANTOGRAPH - RIGHT HAND - 28"
2	146486-01-000	EA	TEE - PLASTIC - 5/32" X 5/32" X 5/32"
3	149403-01-000	EA	LINK/CONNECTING-WINDSHIELD WIPER - CLOSED/CLOSED - 24"
4	149409-01-000	EA	MOTOR - WINDSHIELD WIPER - DYNAMIC PARK
5	149403-02-000	EA	LINK/CONNECTING-WINDSHIELD WIPER - OPEN/CLOSED GROMMET-24"
6*	149402-04-000	EA	ARM - WINDSHIELD WIPER/PANTOGRAPH - LEFT HAND - 28"
7	149399-01-000	EA	BLADE - WINDSHIELD WIPER - 24"
8	045794-01-000	FT	HOSE - WINDSHIELD WASHER - 5/32"ID - BLACK
9	117766-02-000	EA	RESERVOIR/PUMP - WINDSHIELD WASHER
10*	149401-02-000	EA	SHAFT/PIVOT - WINDSHIELD WIPER - 4.1" OVERALL
11	110742-03-000	EA	GASKET - WIPER ADAPTER SHAFT
12	145698-01-01A	EA	SHAFT/IDLER - PANTOGRAPH - W/WASHER DIVERTER - STAINLESS
13	149395-01-000	EA	STUD/DOUBLE BALL CRANK - WIPER MOTOR
14	149408-01-000	EA	ARM - DRIVE/WIPER MOTOR
15	156697-01-02B	EA	BRACKET - F/RESERVOIR - E-COATED - FORD
16	157842-01-02B	EA	BRACKET - WIPER SUPPORT - E-COATED

*COMPONENT PARTS LISTED LATER IN THIS GROUP

COMPONENT PARTS FOR WIPER

149401-01-000,149401-02-000

KEY	PART NUMBER	U/M	DESCRIPTION	VENDOR NO.
	096505-02-703	EA	NUT/ACORN - HD W/.687 BRL	51065-40-NT27WC
	149401-01-700	EA	HARDWARE PKG - F/SHAFT&PIVOT	PSHWKIT
	149401-01-701	EA	SEAL CAP/RUBBER GROMMET	300749

149402-03-000 & 149402-04-000

KEY	PART NUMBER	U/M	DESCRIPTION	VENDOR NO.
	149402-03-700	EA	WASHER NOZZLE KIT W/HDWR	19476
	149402-03-701	EA	COVER/CAP - BLACK	200342