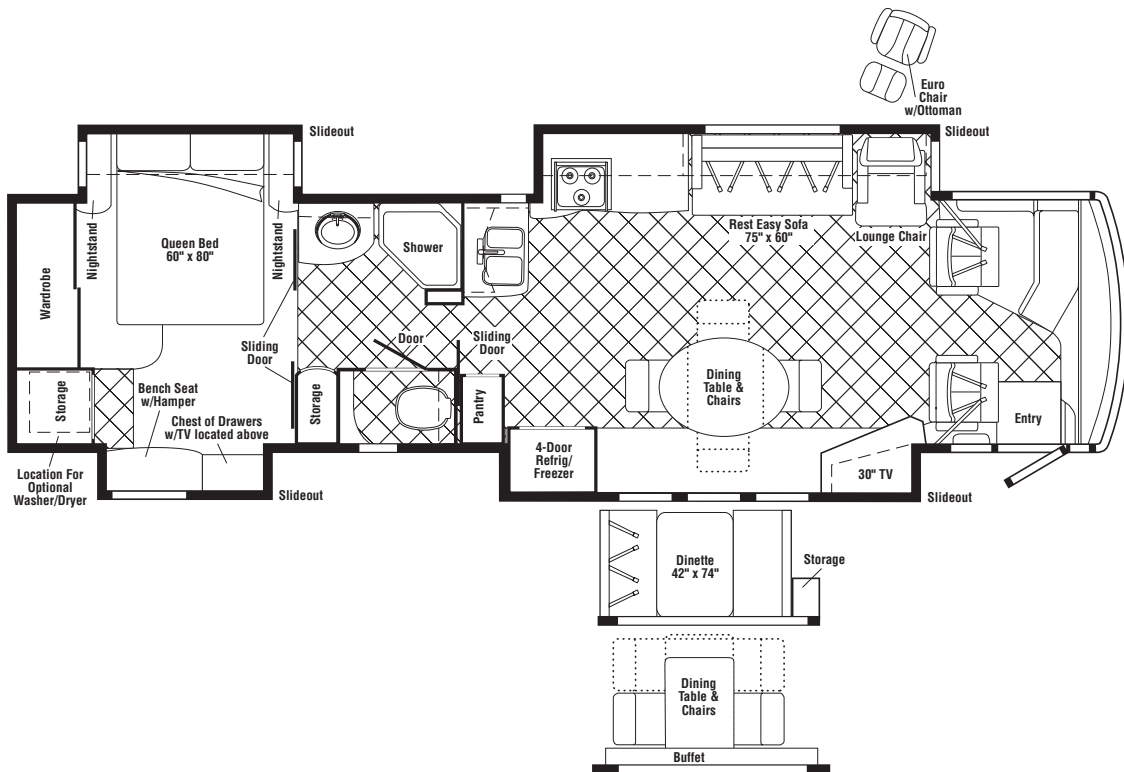


**2008
TOUR
WKR40FD
R-SERIES**

**CONCERT CHERRY
WG0 BEACH GLASS
WG4 MYSTIC DUNE
WH0 AUTUMN FERN
WASHED MAPLE
WG1 BEACH GLASS
WG5 MYSTIC DUNE
WH1 AUTUMN FERN
SIERRA MAPLE
WG2 BEACH GLASS
WG6 MYSTIC DUNE
WH2 AUTUMN FERN**

**DASH ACCENT COLORS
WG0,WG1,WG2 - BRAIRWOOD
WG4,WG5,WG6,WH0,WH1,WH2 - CASHMERE**



FLOORPLAN

CONTENTS

FLOORPLAN	1
ACCESSORIES GROUP	6
OPERATORS MANUAL	6
AUDIO VIDEO GROUP	7
RADIO SYSTEM	7
REAR MONITOR	8
COMPONENT PARTS FOR REAR MONITOR	8
144677-10-02A, 144677-11-02A	8
CABINET & APPLIANCE GROUP	9
CABINET & APPLIANCE LAYOUT	9
COMPONENT PARTS FOR CABINET & APPLIANCE LAYOUT	28
108186-02-000	28
108186-03-000	28
119267-17-01A	28
125242-05-02A	29
135065-03-01A, 135065-03-03A, 135065-04-01A	39
CHASSIS GROUP	41
FRAME	41
FRONT END	42
INSULATION	43
STEPWELL COVER	44
COMPONENT PARTS FOR STEPWELL COVER	44
145122-02-01A, 145122-03-01A	44
145122-04-01A, 145122-05-01A	45
EXHAUST	46
HITCH	46
REAR MUD GUARD	47
FUEL	47
HYDRAULIC LEVELING	48
COMPONENT PARTS FOR HYDRAULIC LEVELING	48
100536-47-000	48
107889-12-000, 107889-13-000	48
CURTAIN & CUSHION GROUP	49
CURTAIN, CUSHION LAYOUT	49
BUCKET SEATS	56
COMPONENT PARTS FOR BUCKET SEATS	57
122611-02-000	57
LOUNGE CHAIR	58
SOFA	59
COMPONENT PARTS FOR SOFA	64
136534-02-000, 136534-03-000, 136534-13-000, 136534-15-000	64
136534-17-000	64
HARDWARE	65
FABRICS	67
DRIVERS COMPARTMENT GROUP	69
DASH	69
FRONT INTERIOR	70
COMPONENT PARTS FOR FRONT INTERIOR	76
147767-01-000, 147767-02-000	76
CABINETS	77

CONTENTS (CONTINUED)

ELECTRICAL GROUP	81
110V BODY WIRING	81
12V BODY WIRING	84
EXTERIOR LAMPS	93
FRONT END	95
GPS	99
FRONT TV/DVD	100
SIDE TV/DVD	101
COMPONENT PARTS FOR WIRING	104
076319-23-000	104
076319-25-000	104
086280-01-000	104
108354-01-01A	104
121935-01-01A	104
123775-01-02A	104
133004-05-01A	105
135420-20-000	105
136119-01-000	106
137417-01-01A, 137417-03-01A	106
137424-08-000	106
139134-01-03A	106
146048-01-01A	106
151458-01-000	106
153464-01/02/04/05-01A	106
153464-03-01A, 153464-06-01A	106
154474-04-02A	106
154506-01-01A, 154506-03-01A	107
158703-01-000	108
158836-01-000	108
159759-01-000	108
160363-01-000 & 160363-02-000	108
163031-01-01A	108
163097-01-000	108
163598-01-02A	108
164495-01-000	108
164605-01-000	108
165074-01-000	108
166446-01-000	108
CIRCUIT BREAKERS, FUSES & RELAYS	109
CONVERTER, INVERTER, LOAD CENTERS	110
BOXES & CORDS	111
WIRE ASSEMBLIES	111
CONNECTORS & CONDUIT	112
CHASSIS	114
EXTERIOR BODY GROUP	116
AIR HORN	116
GRAPHICS & PAINT	117
PANELS & TRIMS	118
COMPONENT PARTS FOR PANELS & TRIMS	121
131431-08-02A	121
142721-01-02A, 142721-02-02A	121
LADDER	121
FRONT END	122
STRUCTURAL COMPONENTS	123
AWNINGS	124

CONTENTS (CONTINUED)

EXTERIOR DOORS & COMPARTMENTS GROUP	125
DOOR & COMPARTMENT LAYOUT	125
COMPONENT PARTS FOR DOOR & COMPARTMENT LAYOUT	132
094707-04-01A	132
142226-02-01A	132
COMPARTMENT DOOR PIECE PARTS	133
ENTRY	139
COMPONENT PARTS FOR ENTRY	140
162100-01-01A	140
162100-02-01A	144
EXTERIOR SLIDEOUT GROUP	148
REAR LEFT	148
COMPONENT PARTS FOR REAR LEFT	150
100536-51-000	150
137390-01-000	150
FRONT LEFT	151
COMPONENT PARTS FOR FRONT LEFT	155
153651-04-01A	155
155476-02-000	155
163102-03-000	155
FRONT RIGHT	156
COMPONENT PARTS FOR FRONT RIGHT	160
100536-42-000	160
153651-04-01A	160
155476-02-000	160
RIGHT REAR	161
COMPONENT PARTS FOR RIGHT REAR	163
154706-01-000	163
GENERATOR GROUP	164
DIESEL	164
HEATING & A/C GROUP	165
AUTOMOTIVE	165
COMPONENT PARTS FOR AUTOMOTIVE	167
072342-27-000	167
103930-55-000	168
103930-58-000	169
103930-59-000	169
FURNACE	170
COMPONENT PARTS FOR FURNACE	171
139980-01-000	171
143563-01-000	173
CENTRAL	175
COMPONENT PARTS FOR CENTRAL	176
105620-16-000	176
INTERIOR FINISH GROUP	178
MOLDINGS & TRIMS	178
PANELING & LAMINATES	188
INTERIOR TRIM LAYOUT	190
COMPONENT PARTS FOR INTERIOR TRIM LAYOUT	195
158076-04-01A	195
FLOOR COVERINGS	196
HARDWARE	197
LABELS GROUP	203

CONTENTS (CONTINUED)

LP GROUP	208
LP SYSTEM	208
SEALANTS & FASTENERS GROUP	209
SEALANTS & ADHESIVES	209
BOLTS, NUTS AND WASHERS	210
SCREWS	212
CLAMPS, CLIPS, GROMMETS, RIVETS & PLUGS	215
MISCELLANEOUS FASTENERS	216
WATER & SEWAGE GROUP	217
DRAINAGE SYSTEM	217
COMPONENT PARTS FOR DRAINAGE SYSTEM	219
144728-01-000	219
152830-01-01A	219
WATER SYSTEM	220
COMPONENT PARTS FOR WATER SYSTEM	227
136915-01-000	227
142675-01-01A	227
144596-01-01A	227
145541-03-000	227
149174-01-01A	227
155482-01-01A	227
145541-01-000	228
155482-01-01A	228
WINDOW & VENTS GROUP	229
WINDOW & VENT LAYOUT	229
COMPONENT PARTS FOR WINDOW & VENT LAYOUT	231
150648-01-01A	231
150649-05-01A	232
150650-01-01A	233
151069-03-01A	234
161452-02-01A	235
161452-05-01A	235
161452-06-01A	235
WINDSHIELD & WIPER GROUP	236
WINDSHIELD	236
WIPER	237
COMPONENT PARTS FOR WIPER	237
149401-01-000,149401-02-000	237
157512-01-000	237
157531-01-000	237

ACCESSORIES GROUP
OPERATORS MANUAL

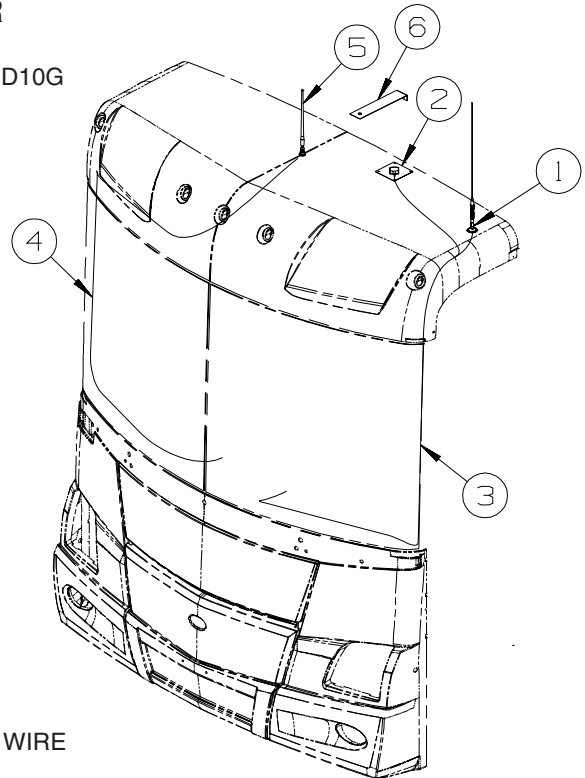
KEY	PART NUMBER	U/M	DESCRIPTION
	161536-01-000	DW	TOP LEVEL-R,2008
	159842-01-01A	EA	CASE - VINYL - F/MANUALS - W/SLEEVES - BLACK
	158603-08-011	EA	MANUAL/OWNER - SUPPLEMENT - R-SERIES - 2008
	161500-08-019	EA	MANUAL/OWNER - TOUR - R SERIES - 2008

AUDIO VIDEO GROUP
RADIO SYSTEM
DASH

KEY	PART NUMBER	U/M	DESCRIPTION
	135420-07-000	EA	MOUNTING KIT - RADIO - A-BODY FROM: 00-00-00 THRU: 03-28-07
	135420-19-000	EA	REMOTE CONTROL/RADIO (CREDIT CARD SIZE) FROM: 00-00-00 THRU: 03-28-07
	163142-09-000	EA	REMOTE CONTROL/RADIO (CREDIT CARD SIZE) FROM: 03-29-07 THRU: 99-99-99
	135420-18-000	EA	REMOTE CONTROL/RADIO (STEERING WHEEL MOUNT) FROM: 00-00-00 THRU: 03-28-07
	163142-10-000	EA	REMOTE CONTROL/RADIO (STEERING WHEEL MOUNT) FROM: 03-29-07 THRU: 99-99-99
	135420-15-000	EA	RADIO-AM/FM/CD/SIRIUS SATELLITE READY/IR REMOTE FROM: 00-00-00 THRU: 03-28-07
	163142-08-000	EA	RADIO-AM/FM/CD/WB - SATELLITE READY - W/12 PIN AMP CNCTR FROM: 03-29-07 THRU: 99-99-99
	135420-14-000	EA	RECEIVER (EYE) - INFRARED FROM: 00-00-00 THRU: 03-28-07
	163142-11-000	EA	RECEIVER (EYE) - INFRARED FROM: 03-29-07 THRU: 99-99-99
	163142-12-000	EA	CABLE/INTERFACE - I-POD

CD CHANGER

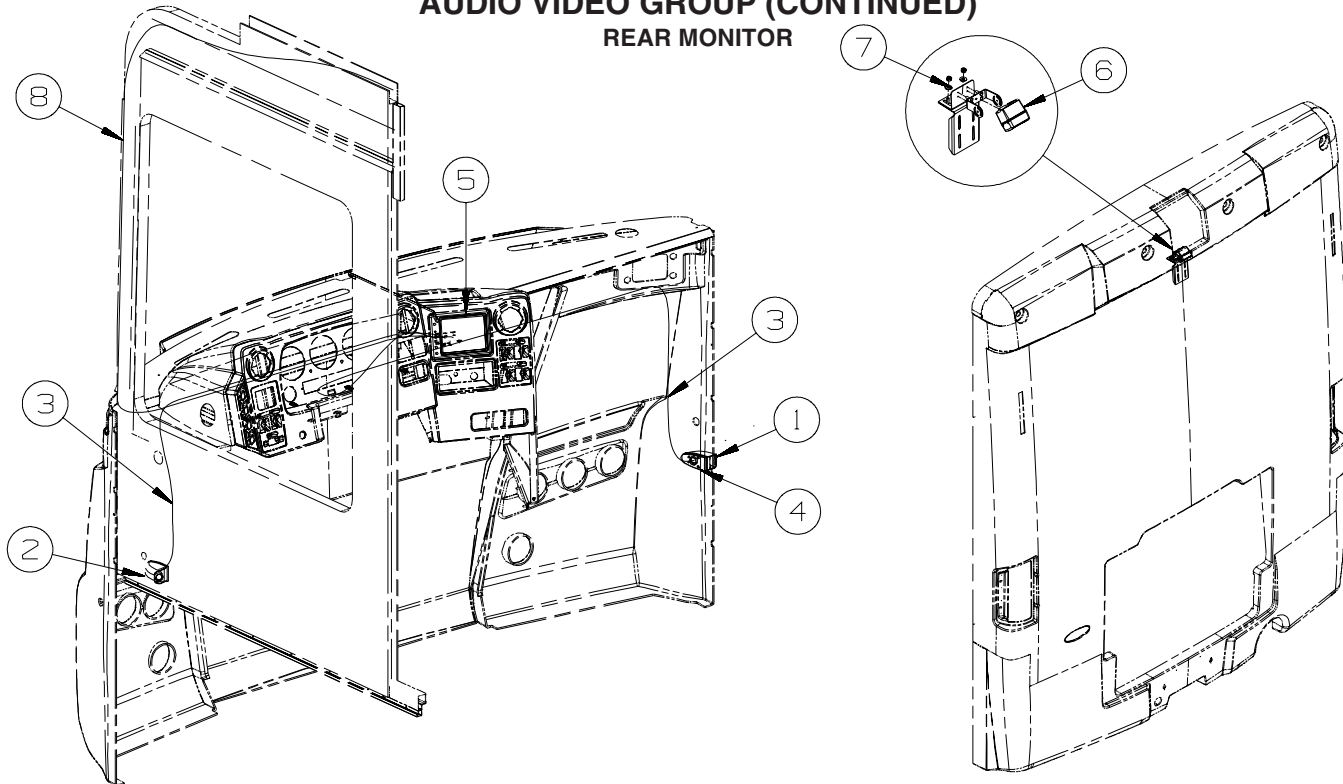
KEY	PART NUMBER	U/M	DESCRIPTION
	163141-01-000	EA	CHANGER - 10 DISC COMPACT - JENSEN MCD10G



KEY	PART NUMBER	U/M	DESCRIPTION
1	123256-01-000	EA	ANTENNA - CB - W/O CABLE - RADIO - CB
2	158494-01-000	EA	ANTENNA/SATELLITE - RADIO/SIRIUS
3	123256-02-000	EA	CABLE - CB - COAX - RADIO - CB
4	090944-03-000	EA	CABLE - ANTENNA
5	090944-02-000	EA	ANTENNA - RADIO - 16" RUBBER - W/O LEAD WIRE
6	140600-06-01B	EA	BRACKET/ANTENNA MOUNT - MILL FINISH

AUDIO VIDEO GROUP (CONTINUED)

REAR MONITOR



KEY	PART NUMBER	U/M	DESCRIPTION
1*	144677-10-02A	EA	CAMERA - REAR VIEW - WALL MOUNT/RIGHT - PRIMED - VIDEO CAMERA SYSTEM
2*	144677-11-02A	EA	CAMERA - REAR VIEW - WALL MOUNT/LEFT - PRIMED - VIDEO CAMERA SYSTEM
3	144677-12-000	EA	CABLE - MONITOR/CAMERA - 12' - VIDEO CAMERA SYSTEM
4	157160-01-01A	EA	GASKET - CAMERA/SIDE MOUNT - VIDEO CAMERA SYSTEM
5	144677-06-000	EA	MONITOR/BLACK & WHITE - 7" - 3 PIN/MECH CONTROLS - RESIZED - VIDEO CAMERA SYSTEM
5	144677-08-000	EA	MON./BLK & WHT-7"-W/O SIDE CAM./WIRE ASM/CABLE-VIDEO CAM. SYS/RRVIEW MON. SYS W/AUDIO
6	144677-14-02A	EA	CAMERA - REAR VIEW W/BRACKET - BLACK - VBCS150B
6	144677-14-01A	EA	CAMERA - REAR VIEW W/BRACKET - WHITE - VBCS150
7	152022-01-02B	EA	BRACKET/MOUNT - CAMERA - W/2 SLOTS - E-COATED
			FROM: 00-00-00 THRU: 02-19-08
7	152022-03-02B	EA	BRACKET/MOUNT - CAMERA - E-COATED
			FROM: 02-20-08 THRU: 99-99-99
8	136514-02-000	EA	CABLE - MONITOR/CAMERA

*COMPONENT PARTS LISTED LATER IN THIS GROUP

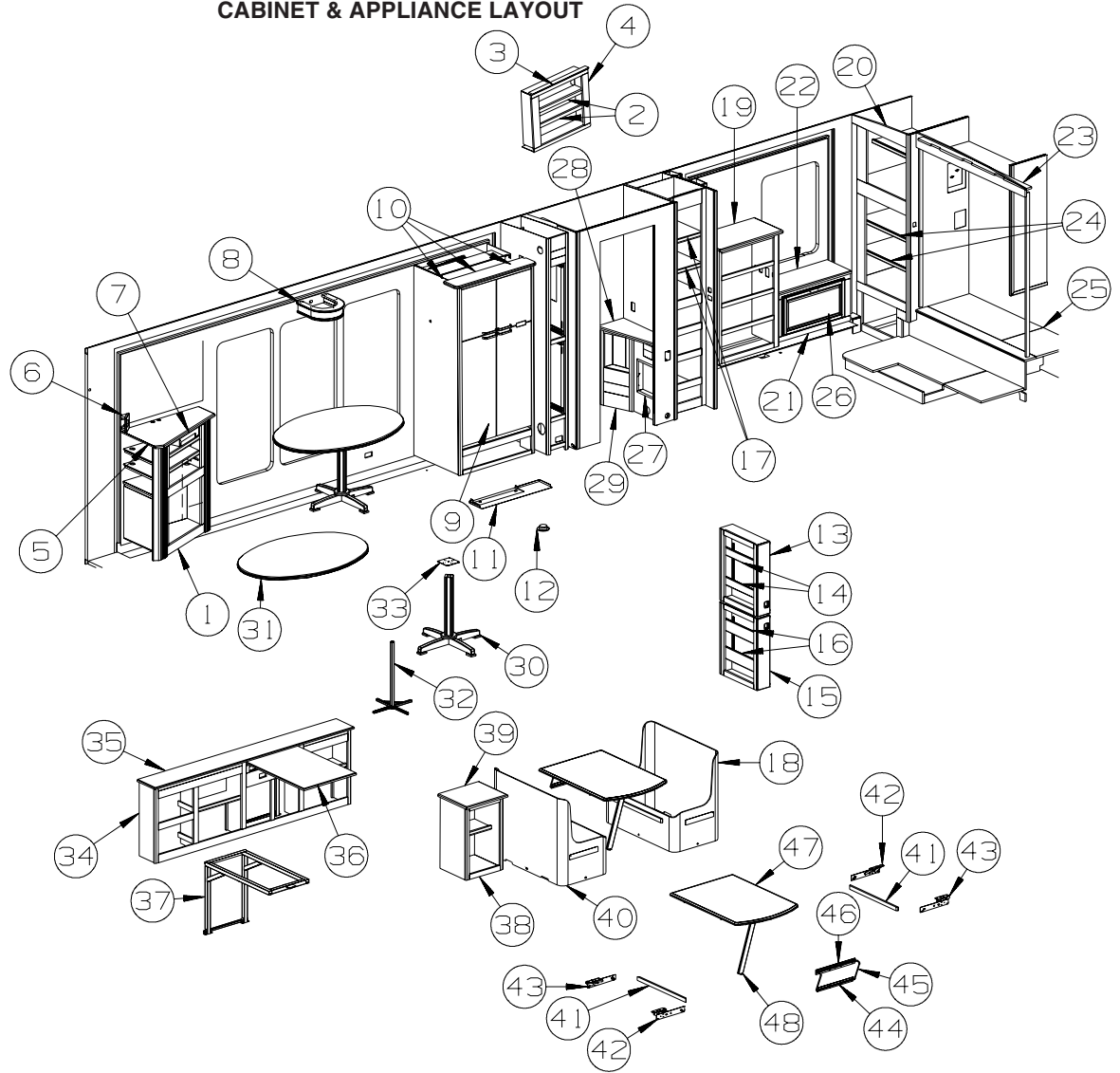
COMPONENT PARTS FOR REAR MONITOR

144677-10-02A, 144677-11-02A

KEY	PART NUMBER	U/M	DESCRIPTION	VENDOR NO.
	144677-10-701	EA	HOUSING/CAMERA-RT/LT-PRIMED	SIDHSGGTR

CABINET & APPLIANCE GROUP

CABINET & APPLIANCE LAYOUT



KEY	PART NUMBER	U/M	DESCRIPTION
1	P54925-01-UN4	EA	CABINET - TV - W/O DOORS/HARDWARE - CONCERT CHERRY FROM: 00-00-00 THRU: 03-20-07
1	P64503-01-WH4	EA	CABINET - TV/RIGHT HAND - W/O DOORS/HDW - CONCERT CHERRY FROM: 03-21-07 THRU: 05-14-07
1	P64872-01-WG0	EA	CABINET - TV - W/O VINYL FACE MOLDING/HDW - CONCERT CHERRY FROM: 05-15-07 THRU: 01-31-08
1	P68276-02-WH4	EA	CABINET - TV/FIREPLACE - W/O COUNTERTOP/DOORS/HDW - CONCERT CHERRY FROM: 02-01-08 THRU: 99-99-99
1	P54925-01-TD2	EA	CABINET - TV - W/O DOORS/HARDWARE - WASHED MAPLE FROM: 00-00-00 THRU: 03-20-07
1	P64503-01-WH5	EA	CABINET - TV/RIGHT HAND - W/O DOORS/HDW - WASHED MAPLE FROM: 03-21-07 THRU: 05-14-07
1	P64872-01-WG1	EA	CABINET - TV - W/O VINYL FACE MOLDING/HDW - WASHED MAPLE FROM: 05-15-07 THRU: 01-31-08
1	P68276-02-WH5	EA	CABINET - TV/FIREPLACE - W/O COUNTERTOP/DOORS/HDW - WASHED MAPLE FROM: 02-01-08 THRU: 99-99-99
1	P54925-01-TD3	EA	CABINET - TV - W/O DOORS/HARDWARE - SIERRA MAPLE FROM: 00-00-00 THRU: 03-20-07
1	P64503-01-WH6	EA	CABINET - TV/RIGHT HAND - W/O DOORS/HDW - SIERRA MAPLE FROM: 03-21-07 THRU: 05-14-07
1	P64872-01-WG2	EA	CABINET - TV - W/O VINYL FACE MOLDING/HDW - SIERRA MAPLE FROM: 05-15-07 THRU: 01-31-08
1	P68276-02-WH6	EA	CABINET - TV/FIREPLACE - W/O COUNTERTOP/DOORS/HDW - SIERRA MAPLE FROM: 02-01-08 THRU: 99-99-99
1	P54925-02-UN4	EA	CABINET - TV - W/O DOORS/HARDWARE - CONCERT CHERRY - FIREPLACE-ELECTRIC FROM: 00-00-00 THRU: 03-20-07

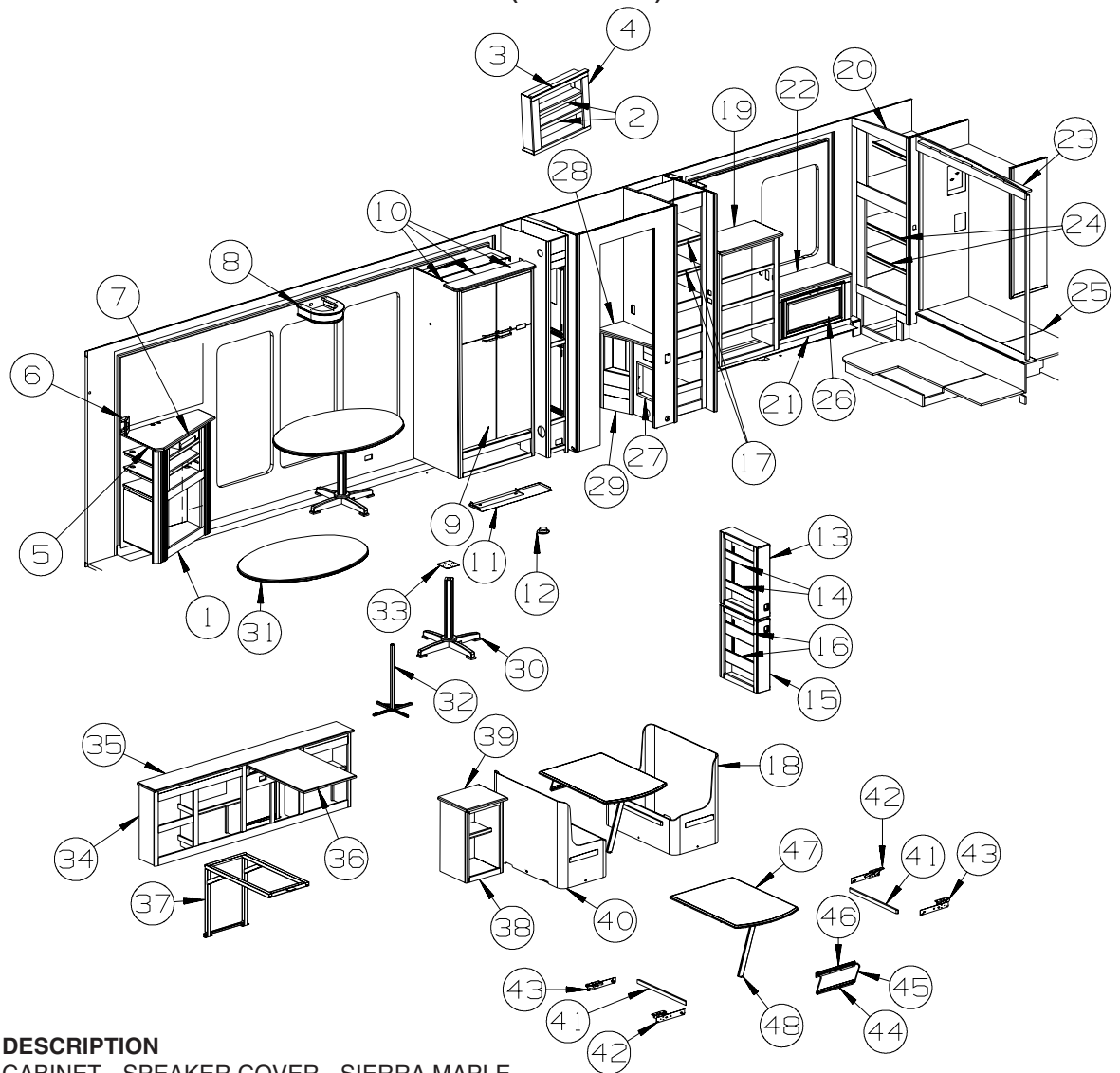
CABINET & APPLIANCE GROUP (CONTINUED)

CABINET & APPLIANCE LAYOUT (CONTINUED)

KEY	PART NUMBER	U/M	DESCRIPTION
1	P64503-02-WH4	EA	CABINET - TV/RIGHT HAND - W/O DOORS/HDW - CONCERT CHERRY - FIREPLACE-ELECTRIC FROM: 03-21-07 THRU: 05-14-07
1	P64872-02-WG0	EA	CABINET - TV - W/O VINYL FACE MOLDING/HDW - CONCERT CHERRY - FIREPLACE-ELECTRIC FROM: 05-15-07 THRU: 01-31-08
1	P68276-01-WH4	EA	CABINET - TV - W/O COUNTERTOP/DOORS/HDW - CONCERT CHERRY - FIREPLACE-ELECTRIC FROM: 02-01-08 THRU: 99-99-99
1	P54925-02-TD2	EA	CABINET - TV - W/O DOORS/HARDWARE - WASHED MAPLE - FIREPLACE-ELECTRIC FROM: 00-00-00 THRU: 03-20-07
1	P64503-02-WH5	EA	CABINET - TV/RIGHT HAND - W/O DOORS/HDW - WASHED MAPLE - FIREPLACE-ELECTRIC FROM: 03-21-07 THRU: 05-14-07
1	P64872-02-WG1	EA	CABINET - TV - W/O VINYL FACE MOLDING/HDW - WASHED MAPLE - FIREPLACE-ELECTRIC FROM: 05-15-07 THRU: 01-31-08
1	P68276-01-WH5	EA	CABINET - TV - W/O COUNTERTOP/DOORS/HDW - WASHED MAPLE - FIREPLACE-ELECTRIC FROM: 02-01-08 THRU: 99-99-99
1	P54925-02-TD3	EA	CABINET - TV - W/O DOORS/HARDWARE - SIERRA MAPLE - FIREPLACE-ELECTRIC FROM: 00-00-00 THRU: 03-20-07
1	P64503-02-WH6	EA	CABINET - TV/RIGHT HAND - W/O DOORS/HDW - SIERRA MAPLE - FIREPLACE-ELECTRIC FROM: 03-21-07 THRU: 05-14-07
1	P64872-02-WG2	EA	CABINET - TV - W/O VINYL FACE MOLDING/HDW - SIERRA MAPLE - FIREPLACE-ELECTRIC FROM: 05-15-07 THRU: 01-31-08
1	P68276-01-WH6	EA	CABINET - TV - W/O COUNTERTOP/DOORS/HDW - SIERRA MAPL - FIREPLACE-ELECTRIC FROM: 02-01-08 THRU: 99-99-99
	146656-01-02B	EA	STRAP/TIEDOWN - TV - E-COATED - NOT ILLUSTRATED FROM: 00-00-00 THRU: 05-14-07
	146791-01-02B	EA	BRACKET/ZEE - TV - E-COATED - NOT ILLUSTRATED FROM: 00-00-00 THRU: 05-14-07
	147994-02-02B	EA	BRACKET - TV - F/SONY 27" - E-COATED - NOT ILLUSTRATED FROM: 00-00-00 THRU: 05-14-07
2	154281-18-UN4	EA	SHELF - W/MOLDING - CONCERT CHERRY
2	154281-18-TD2	EA	SHELF - W/MOLDING - WASHED MAPLE
2	154281-18-TD3	EA	SHELF - W/MOLDING - SIERRA MAPLE
3	152991-10-01A	EA	MOLDING/TRIM - OVERHEAD - GALLEY - CONCERT CHERRY
3	152991-10-02A	EA	MOLDING/TRIM - OVERHEAD - GALLEY - WASHED MAPLE
3	152991-10-04A	EA	MOLDING/TRIM - OVERHEAD - GALLEY - SIERRA MAPLE
4	154281-01-UN4	EA	CABINET - OVERHEAD/BATH - W/O DOORS/HDW - CONCERT CHERRY
4	154281-01-TD2	EA	CABINET - OVERHEAD/BATH - W/O DOORS/HDW - WASHED MAPLE
4	154281-01-TD3	EA	CABINET - OVERHEAD/BATH - W/O DOORS/HDW - SIERRA MAPLE
5	140889-28-SA1	EA	COUNTERTOP - COMPUTER DESK - GRAY TRANQUILITY/CONCERT CHERRY FROM: 00-00-00 THRU: 05-14-07
5	140889-54-WH4	EA	COUNTERTOP - LAMINATED - CONCERT CHERRY FROM: 05-15-07 THRU: 01-31-08
5	140889-63-WH4	EA	COUNTERTOP - LAMINATED - CONCERT CHERRY FROM: 02-01-08 THRU: 99-99-99
5	140889-28-SA2	EA	COUNTERTOP - COMPUTER DESK - GRAY TRANQUILITY/WASHED MAPLE FROM: 00-00-00 THRU: 05-14-07
5	140889-54-WH5	EA	COUNTERTOP - LAMINATED - WASHED MAPLE FROM: 05-15-07 THRU: 01-31-08
5	140889-63-WH5	EA	COUNTERTOP - LAMINATED - WASHED MAPLE FROM: 02-01-08 THRU: 99-99-99
5	140889-28-SA3	EA	COUNTERTOP - ENTERTAINMENT CENTER - SIERRA MAPLE FROM: 00-00-00 THRU: 05-14-07
5	140889-54-WH6	EA	COUNTERTOP - LAMINATED - SIERRA MAPLE FROM: 05-15-07 THRU: 01-31-08
5	140889-63-WH6	EA	COUNTERTOP - LAMINATED - SIERRA MAPLE FROM: 02-01-08 THRU: 99-99-99
6	154962-01-UN4	EA	CABINET - OVERHEAD/ENTERTAINMENT CENTER - W/O DOORS/HDW - CONCERT CHERRY FROM: 00-00-00 THRU: 05-14-07
6	164771-01-WH4	EA	CABINET - SPEAKER COVER - CONCERT CHERRY FROM: 05-15-07 THRU: 99-99-99
6	154962-01-TD2	EA	CABINET - OVERHEAD/ENTERTAINMENT CENTER - W/O DOORS/HDW - WASHED MAPLE FROM: 00-00-00 THRU: 05-14-07
6	164771-01-WH5	EA	CABINET - SPEAKER COVER - WASHED MAPLE FROM: 05-15-07 THRU: 99-99-99
6	154962-01-TD3	EA	CABINET - OVERHEAD/ENTERTAINMENT CENTER - W/O DOORS/HDW - SIERRA MAPLE FROM: 00-00-00 THRU: 05-14-07

CABINET & APPLIANCE GROUP (CONTINUED)

CABINET & APPLIANCE LAYOUT (CONTINUED)



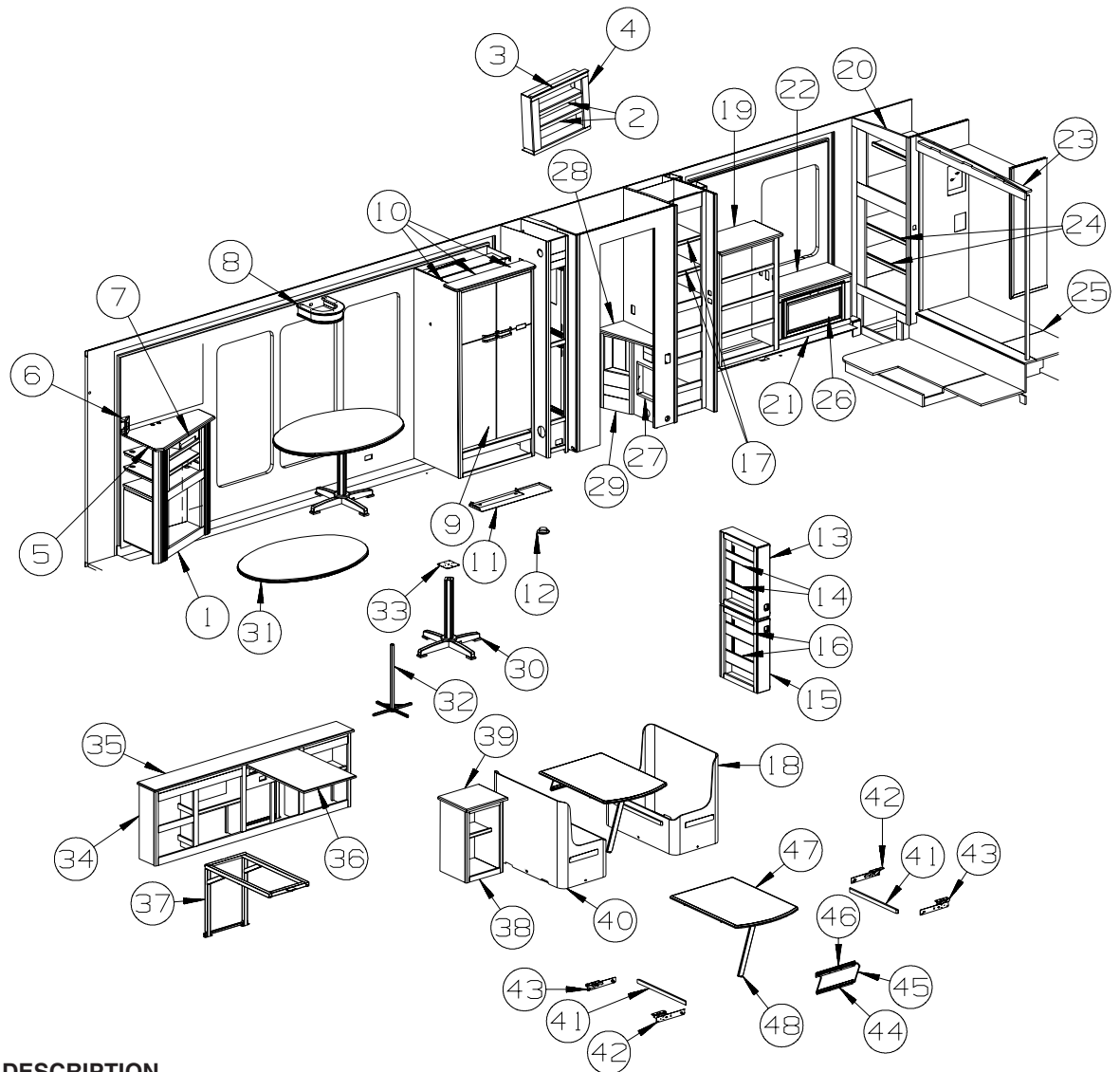
KEY	PART NUMBER	U/M	DESCRIPTION
6	164771-01-WH6	EA	CABINET - SPEAKER COVER - SIERRA MAPLE FROM: 05-15-07 THRU: 99-99-99
7	146807-03-04B	EA	PANEL - ENTERTAINMENT - BLACK
8	156788-01-WG0	EA	CABINET - OVERHEAD/LIGHT - W/O BOTTOM PANEL (WG0) FROM: 00-00-00 THRU: 06-10-07
8	156788-02-WG0	EA	CABINET - OVERHEAD/LIGHT - W/O BOTTOM PANEL (WG0) FROM: 06-11-07 THRU: 99-99-99
8	156788-01-WG1	EA	CABINET - OVERHEAD/LIGHT - W/O BOTTOM PANEL (WG1) FROM: 00-00-00 THRU: 06-10-07
8	156788-02-WG1	EA	CABINET - OVERHEAD/LIGHT - W/O BOTTOM PANEL (WG1) FROM: 06-11-07 THRU: 99-99-99
8	156788-01-WG2	EA	CABINET - OVERHEAD/LIGHT - W/O BOTTOM PANEL (WG2) FROM: 00-00-00 THRU: 06-10-07
8	156788-02-WG2	EA	CABINET - OVERHEAD/LIGHT - W/O BOTTOM PANEL (WG2) FROM: 06-11-07 THRU: 99-99-99
8	156788-01-WG4	EA	CABINET - OVERHEAD/LIGHT - W/O BOTTOM PANEL (WG4) FROM: 00-00-00 THRU: 06-10-07
8	156788-02-WG4	EA	CABINET - OVERHEAD/LIGHT - W/O BOTTOM PANEL (WG4) FROM: 06-11-07 THRU: 99-99-99
8	156788-01-WG5	EA	CABINET - OVERHEAD/LIGHT - W/O BOTTOM PANEL (WG5) FROM: 00-00-00 THRU: 06-10-07
8	156788-02-WG5	EA	CABINET - OVERHEAD/LIGHT - W/O BOTTOM PANEL (WG5) FROM: 06-11-07 THRU: 99-99-99
8	156788-01-WG6	EA	CABINET - OVERHEAD/LIGHT - W/O BOTTOM PANEL (WG6) FROM: 00-00-00 THRU: 06-10-07
8	156788-02-WG6	EA	CABINET - OVERHEAD/LIGHT - W/O BOTTOM PANEL (WG6) FROM: 06-11-07 THRU: 99-99-99

CABINET & APPLIANCE GROUP (CONTINUED)

CABINET & APPLIANCE LAYOUT (CONTINUED)

KEY	PART NUMBER	U/M	DESCRIPTION
8	156788-01-UG1	EA	CABINET - OVERHEAD/LIGHT - W/O BOTTOM PANEL (WH0) FROM: 00-00-00 THRU: 06-10-07
8	156788-02-WH0	EA	CABINET - OVERHEAD/LIGHT - W/O BOTTOM PANEL (WH0) FROM: 06-11-07 THRU: 99-99-99
8	156788-01-UG2	EA	CABINET - OVERHEAD/LIGHT - W/O BOTTOM PANEL (WH1) FROM: 00-00-00 THRU: 06-10-07
8	156788-02-WH1	EA	CABINET - OVERHEAD/LIGHT - W/O BOTTOM PANEL (WH1) FROM: 06-11-07 THRU: 99-99-99
8	156788-01-UG3	EA	CABINET - OVERHEAD/LIGHT - W/O BOTTOM PANEL (WH2) FROM: 00-00-00 THRU: 06-10-07
8	156788-02-WH2	EA	CABINET - OVERHEAD/LIGHT - W/O BOTTOM PANEL (WH2) FROM: 06-11-07 THRU: 99-99-99
9*	125242-05-02A	EA	REFRIGERATOR - 4 DOOR - W/ICE MAKER - TITANIUM SST
10			REFRIGERATOR CABINET SEALS
	090329-01-000	FT	SEAL - "T" - REFRIGERATOR CABINET
	154585-02-01A	FT	SEAL - FOAM TAPE - ADHESIVE BACK - 3/4" X 1/2" - BLACK
11	145670-01-01A	EA	TRAY - REFRIGERATOR - BLACK
12	054450-01-000	EA	LEVEL - REFRIGERATOR
13	153343-01-SD1	EA	CABINET - PANTRY/SLIDE - W/O DOORS/DRAWERS/HDW - CONCERT CHERRY
13	153343-01-SD2	EA	CABINET - PANTRY/SLIDE - W/O DOORS/DRAWERS/HDW - WASHED MAPLE
13	153343-01-S67	EA	CABINET - PANTRY/SLIDE - W/O DOORS/DRAWERS/HDW - SIERRA MAPLE
14	153343-21-SD1	EA	SHELF - W/WOOD MOLDING - CONCERT CHERRY
14	153343-21-SD2	EA	SHELF - W/WOOD MOLDING - WASHED MAPLE
14	153343-21-S67	EA	SHELF - W/WOOD MOLDING - SIERRA MAPLE
15	153343-03-SD1	EA	CABINET - PANTRY/SLIDE - W/O DOORS/DRAWERS/HDW - CONCERT CHERRY
15	153343-03-SD2	EA	CABINET - PANTRY/SLIDE - W/O DOORS/DRAWERS/HDW - WASHED MAPLE
15	153343-03-S67	EA	CABINET - PANTRY/SLIDE - W/O DOORS/DRAWERS/HDW - SIERRA MAPLE
16	153343-27-SD1	EA	SHELF - W/WOOD MOLDING - CONCERT CHERRY
16	153343-27-SD2	EA	SHELF - W/WOOD MOLDING - WASHED MAPLE
16	153343-27-S67	EA	SHELF - W/WOOD MOLDING - SIERRA MAPLE
17	163441-29-WH4	EA	SHELF - W/MOLDING - CONCERT CHERRY
17	163441-29-WH5	EA	SHELF - W/MOLDING - WASHED MAPLE
17	163441-29-WH6	EA	SHELF - W/MOLDING - SIERRA MAPLE
18	161306-05-WG0	EA	CABINET/DINETTE W/BACK(WRAPPED) - W/O DOORS/HDW - DINETTE
18	161306-05-WG1	EA	CABINET/DINETTE W/BACK(WRAPPED) - W/O DOORS/HDW - DINETTE
18	161306-05-WG2	EA	CABINET/DINETTE W/BACK(WRAPPED) - W/O DOORS/HDW - DINETTE
18	161306-05-WG4	EA	CABINET/DINETTE W/BACK(WRAPPED) - W/O DOORS/HDW - DINETTE
18	161306-05-WG5	EA	CABINET/DINETTE W/BACK(WRAPPED) - W/O DOORS/HDW - DINETTE
18	161306-05-WG6	EA	CABINET/DINETTE W/BACK(WRAPPED) - W/O DOORS/HDW - DINETTE
18	161306-05-WH0	EA	CABINET/DINETTE W/BACK(WRAPPED) - W/O DOORS/HDW - DINETTE
18	161306-05-WH1	EA	CABINET/DINETTE W/BACK(WRAPPED) - W/O DOORS/HDW - DINETTE
18	161306-05-WH2	EA	CABINET/DINETTE W/BACK(WRAPPED) - W/O DOORS/HDW - DINETTE
19	140889-41-TD1	EA	COUNTERTOP - LAMINATED - CONCERT CHERRY FROM: 00-00-00 THRU: 05-14-07
19	140889-53-WH4	EA	COUNTERTOP - LAMINATED - CONCERT CHERRY FROM: 05-15-07 THRU: 99-99-99
19	140889-41-TD2	EA	COUNTERTOP - LAMINATED - WASHED MAPLE FROM: 00-00-00 THRU: 05-14-07
19	140889-53-WH5	EA	COUNTERTOP - LAMINATED - WASHED MAPLE FROM: 05-15-07 THRU: 99-99-99
19	140889-41-TD3	EA	COUNTERTOP - LAMINATED - SIERRA MAPLE FROM: 00-00-00 THRU: 05-14-07
19	140889-53-WH6	EA	COUNTERTOP - LAMINATED - SIERRA MAPLE FROM: 05-15-07 THRU: 99-99-99
	159817-20-UF1	EA	FACE/FRAME - CABINET/UPPER DRESSER - W/O HDW - CONCERT CHERRY - NOT ILLUSTRATED FROM: 00-00-00 THRU: 05-13-07
	159817-20-UF2	EA	FACE/FRAME - CABINET/UPPER DRESSER - W/O HDW - WASHED MAPLE - NOT ILLUSTRATED FROM: 00-00-00 THRU: 05-13-07
	159817-20-UF3	EA	FACE/FRAME - CABINET/UPPER DRESSER - W/O HDW - SIERRA MAPLE - NOT ILLUSTRATED FROM: 00-00-00 THRU: 05-13-07
20	163432-11-WH4	EA	FACE - CABINET/WARDROBE - CONCERT CHERRY
20	163432-11-WH5	EA	FACE - CABINET/WARDROBE - WASHED MAPLE
20	163432-11-WH6	EA	FACE - CABINET/WARDROBE - SIERRA MAPLE
21	154621-01-UN4	EA	CABINET - HAMPER - W/O TIPOUT DRAWER/COUNTERTOP/HDW - CONCERT CHERRY

CABINET & APPLIANCE GROUP (CONTINUED)
CABINET & APPLIANCE LAYOUT (CONTINUED)



KEY	PART NUMBER	U/M	DESCRIPTION
21	154621-01-TD2	EA	CABINET - HAMPER - W/O TIPOUT DRAWER/COUNTERTOP/HDW - WASHED MAPLE
21	154621-01-TD3	EA	CABINET - HAMPER - W/O TIPOUT DRAWER/COUNTERTOP/HDW - SIERRA MAPLE
22	140889-33-TD1	EA	COUNTERTOP - LAMINATED - CONCERT CHERRY
22	140889-33-TD2	EA	COUNTERTOP - LAMINATED - WASHED MAPLE
22	140889-33-TD3	EA	COUNTERTOP - LAMINATED - SIERRA MAPLE
23	163432-19-WH4	EA	HEADER - CABINET/WARDROBE - CONCERT CHERRY
23	163432-19-WH5	EA	HEADER - CABINET/WARDROBE - WASHED MAPLE
23	163432-19-WH6	EA	HEADER - CABINET/WARDROBE - SIERRA MAPLE
24	163432-33-WH4	EA	SHELF - W/WOOD MOLDING - CONCERT CHERRY
24	163432-33-WH5	EA	SHELF - W/WOOD MOLDING - WASHED MAPLE
24	163432-33-WH6	EA	SHELF - W/WOOD MOLDING - SIERRA MAPLE
25	163432-44-WH4	EA	MOLDING - STAINED - 64.9" - CONCERT CHERRY
25	163432-44-WH5	EA	MOLDING - STAINED - 64.9" - WASHED MAPLE
25	163432-44-WH6	EA	MOLDING - STAINED - 64.9" - SIERRA MAPLE
26	154759-02-WG0	EA	HAMPER - TIPOUT DRAWER - W/O HDW - CONCERT CHERRY
26	154759-02-WG1	EA	HAMPER - TIPOUT DRAWER - W/O HDW - WASHED MAPLE
26	154759-02-WG2	EA	HAMPER - TIPOUT DRAWER - W/O HDW - SIERRA MAPLE
27	137602-07-R90	EA	POCKET - MAGAZINE - PEWTER/CONCERT CHERRY
27	137602-07-RW5	EA	POCKET - MAGAZINE - PEWTER/WASHED MAPLE
27	137602-07-S79	EA	POCKET - MAGAZINE - PEWTER/SIERRA MAPLE
28	140889-31-TD1	EA	COUNTERTOP - LAMINATED - CONCERT CHERRY
28	140889-31-TD2	EA	COUNTERTOP - LAMINATED - WASHED MAPLE
28	140889-31-TD3	EA	COUNTERTOP - LAMINATED - SIERRA MAPLE
29	154288-01-UN4	EA	CABINET - VANITY - W/O COUNTERTOP/DOORS/DRAWERS/HDW - CONCERT CHERRY
29	154288-01-TD2	EA	CABINET - VANITY - W/O COUNTERTOP/DOORS/DRAWERS/HDW - WASHED MAPLE
29	154288-01-TD3	EA	CABINET - VANITY - W/O COUNTERTOP/DOORS/DRAWERS/HDW - SIERRA MAPLE

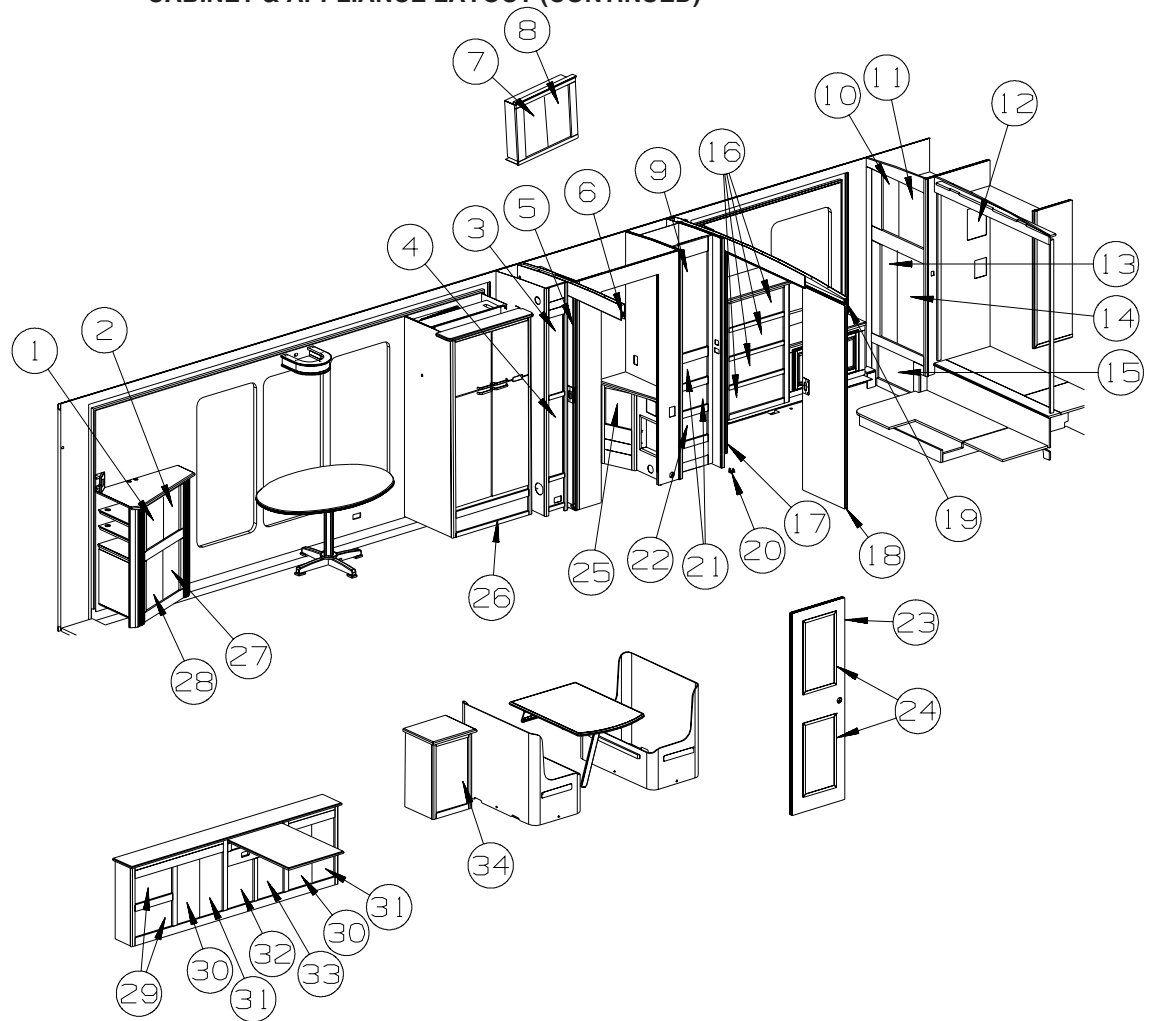
CABINET & APPLIANCE GROUP (CONTINUED)

CABINET & APPLIANCE LAYOUT (CONTINUED)

KEY	PART NUMBER	U/M	DESCRIPTION
30	149677-28-UJ1	EA	PEDESTAL - TABLE LEG - CONCERT CHERRY
30	149677-28-UJ2	EA	PEDESTAL - TABLE LEG - WASHED MAPLE
30	149677-28-WH6	EA	PEDESTAL - TABLE LEG - SIERRA MAPLE
31	149677-26-TD1	EA	TABLE TOP ONLY - OVAL DROP LEAF - W/O PEDESTAL - CONCERT CHERRY
31	149677-26-TD2	EA	TABLE TOP ONLY - OVAL DROP LEAF - W/O PEDESTAL - WASHED MAPLE
31	149677-26-TD3	EA	TABLE TOP ONLY - OVAL DROP LEAF - W/O PEDESTAL - SIERRA MAPLE
32	149810-01-02B	EA	BASE/FRAME - F/TABLE PEDESTAL - E-COATED
33	148038-01-02B	EA	PLATE - TABLE TOP - BLACK
34	163461-01-WH4	EA	CABINET - TABLE/STORAGE - CONCERT CHERRY - DINING TABLE/BUFFET & CHAIRS
34	163461-01-WH5	EA	CABINET - TABLE/STORAGE - WASHED MAPLE - DINING TABLE/BUFFET & CHAIRS
34	163461-01-WH6	EA	CABINET - TABLE/STORAGE - SIERRA MAPLE - DINING TABLE/BUFFET & CHAIRS
35	160430-02-WH4	EA	TABLE - BUFFET - CONCERT CHERRY - DINING TABLE/BUFFET & CHAIRS
35	160430-02-WH5	EA	TABLE - BUFFET - WASHED MAPLE - DINING TABLE/BUFFET & CHAIRS
35	160430-02-WH6	EA	TABLE - BUFFET - SIERRA MAPLE - DINING TABLE/BUFFET & CHAIRS
36	160420-01-WH4	EA	TABLE - W/FRAME - W/O HDW - 24.8" X 42.7" - CONCERT CHERRY - DINING TABLE/BUFFET & CHAIRS
36	160420-01-WH5	EA	TABLE - W/FRAME - W/O HDW - 24.8" X 42.7" - WASHED MAPLE - DINING TABLE/BUFFET & CHAIRS
36	160420-01-WH6	EA	TABLE - W/FRAME - W/O HDW - 24.8" X 42.7" - SIERRA MAPLE - DINING TABLE/BUFFET & CHAIRS
37	153362-03-02B	EA	SUPPORT - TABLE - E-COATED - DINING TABLE/BUFFET & CHAIRS
38	154842-01-UN4	EA	CABINET - STORAGE - W/O DOORS/HARDWARE - CONCERT CHERRY - DINETTE
38	154842-01-TD2	EA	CABINET - STORAGE - W/O DOORS/HARDWARE - WASHED MAPLE - DINETTE
38	154842-01-TD3	EA	CABINET - STORAGE - W/O DOORS/HARDWARE - SIERRA MAPLE - DINETTE
39	140889-34-TD1	EA	COUNTERTOP - LAMINATED - CONCERT CHERRY - DINETTE
39	140889-34-TD2	EA	COUNTERTOP - LAMINATED - WASHED MAPLE - DINETTE
39	140889-34-TD3	EA	COUNTERTOP - LAMINATED - SIERRA MAPLE - DINETTE
40	161306-06-WG0	EA	CABINET/DINETTE W/BACK(WRAPPED) - W/O DOORS/HDW - DINETTE
40	161306-06-WG1	EA	CABINET/DINETTE W/BACK(WRAPPED) - W/O DOORS/HDW - DINETTE
40	161306-06-WG2	EA	CABINET/DINETTE W/BACK(WRAPPED) - W/O DOORS/HDW - DINETTE
40	161306-06-WG4	EA	CABINET/DINETTE W/BACK(WRAPPED) - W/O DOORS/HDW - DINETTE
40	161306-06-WG5	EA	CABINET/DINETTE W/BACK(WRAPPED) - W/O DOORS/HDW - DINETTE
40	161306-06-WG6	EA	CABINET/DINETTE W/BACK(WRAPPED) - W/O DOORS/HDW - DINETTE
40	161306-06-WH0	EA	CABINET/DINETTE W/BACK(WRAPPED) - W/O DOORS/HDW - DINETTE
40	161306-06-WH1	EA	CABINET/DINETTE W/BACK(WRAPPED) - W/O DOORS/HDW - DINETTE
40	161306-06-WH2	EA	CABINET/DINETTE W/BACK(WRAPPED) - W/O DOORS/HDW - DINETTE
41	081295-01-M52	EA	SUPPORT - BED/DINETTE - 28" LONG - CONCERT CHERRY - DINETTE
41	081295-01-T01	EA	SUPPORT - BED/DINETTE - 28" LONG - WASHED MAPLE - DINETTE
41	081295-01-T02	EA	SUPPORT - BED/DINETTE - 28" LONG - SIERRA MAPLE - DINETTE
42	161278-02-000	EA	BRACKET - DINETTE - LEFT HAND - DINETTE
43	161278-01-000	EA	BRACKET - DINETTE - RIGHT HAND - DINETTE
44	024281-12-000	EA	BRACKET/WALL - TABLE LIFT - 17.1" - ALMOND - DINETTE
45	024275-16-000	EA	ROD - TABLE LIFT - W/ARMS 8" & BASE ROD 18.5" - ALMOND - DINETTE
46	140921-02-02A	EA	BRACKET/TABLE SUPPORT - 18.5" - ALMOND - DINETTE
47	151683-05-UN4	EA	TABLE - DINETTE - 29.7" X 41.6" - CONCERT CHERRY - DINETTE
47	151683-05-UF2	EA	TABLE - DINETTE - 29.7" X 41.6" - WASHED MAPLE - DINETTE
47	151683-05-UF3	EA	TABLE - DINETTE - 29.7" X 41.6" - SIERRA MAPLE - DINETTE
48	143798-01-02A	EA	CATCH - FLOOR TO TABLE LEG - ALMOND - DINETTE
	143798-03-02A	EA	WASHER/CATCH - TABLE LEG - ALMOND - DINETTE

*COMPONENT PARTS LISTED LATER IN THIS GROUP

CABINET & APPLIANCE GROUP (CONTINUED)
CABINET & APPLIANCE LAYOUT (CONTINUED)



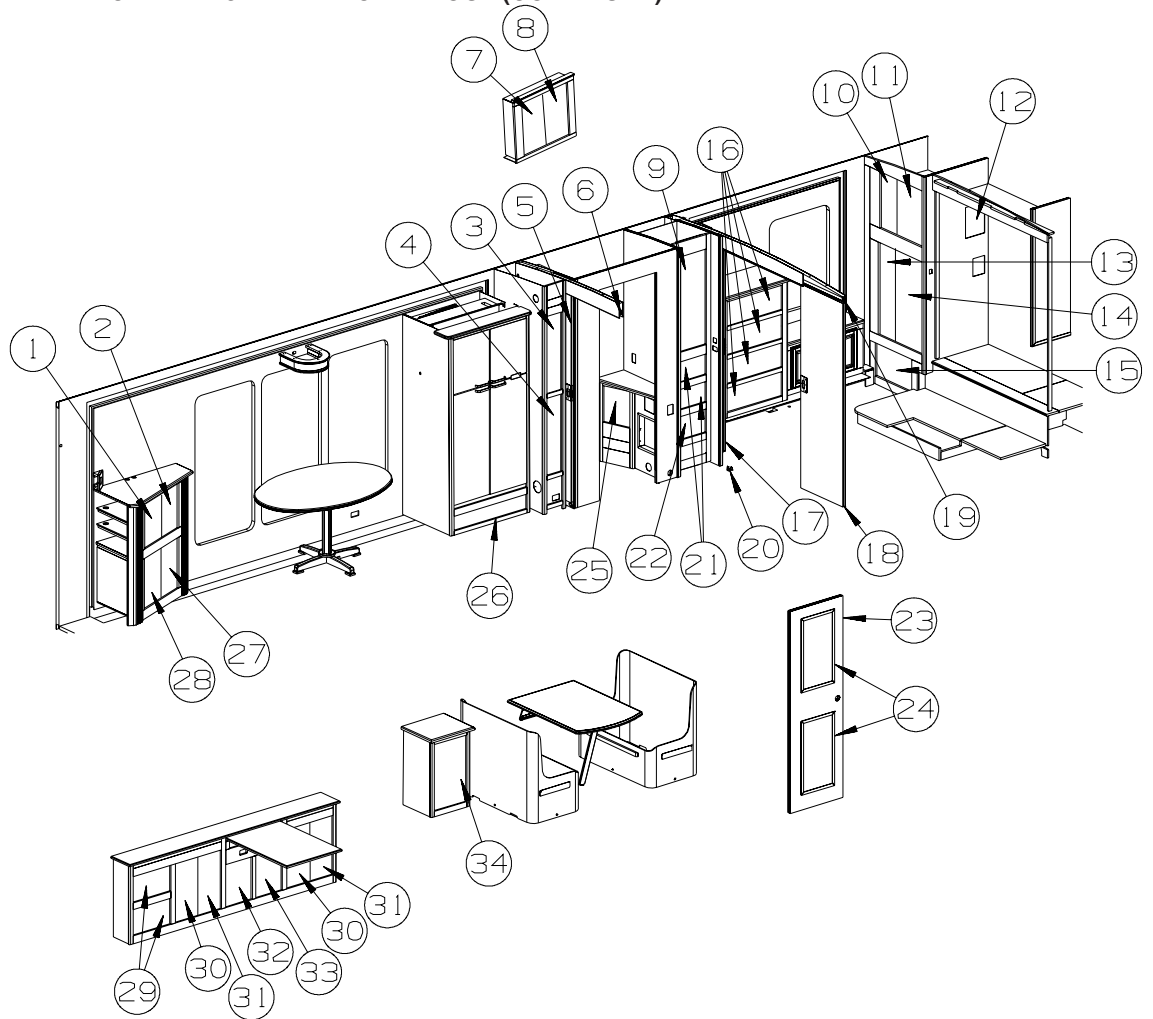
KEY	PART NUMBER	U/M	DESCRIPTION
1	146028-C9-WG0	EA	DOOR - GLASS INSERT/PENCIL EDGE - 15.7" X 17.7" - W/O HDW - CONCERT CHERRY FROM: 00-00-00 THRU: 05-14-07
1	146028-D3-WG0	EA	DOOR - GLASS INSERT/PENCIL EDGE - 12" X 18.7" - W/O HDW - CONCERT CHERRY FROM: 05-15-07 THRU: 01-31-08
1	153614-A0-WG0	EA	DOOR - RAISED PANEL/PENCIL EDGE - 14.4" X 14.4" - W/O HDW - CONCERT CHERRY FROM: 02-01-08 THRU: 99-99-99
1	146028-C9-WG1	EA	DOOR - GLASS INSERT/PENCIL EDGE - 15.7" X 17.7" - W/O HDW - WASHED MAPLE FROM: 00-00-00 THRU: 05-14-07
1	146028-D3-WG1	EA	DOOR - GLASS INSERT/PENCIL EDGE - 12" X 18.7" - W/O HDW - WASHED MAPLE FROM: 05-15-07 THRU: 01-31-08
1	153614-A0-WG1	EA	DOOR - RAISED PANEL/PENCIL EDGE - 14.4" X 14.4" - W/O HDW - WASHED MAPLE FROM: 02-01-08 THRU: 99-99-99
1	146028-C9-WG2	EA	DOOR - GLASS INSERT/PENCIL EDGE - 15.7" X 17.7" - W/O HDW - SIERRA MAPLE FROM: 00-00-00 THRU: 05-14-07
1	146028-D3-WG2	EA	DOOR - GLASS INSERT/PENCIL EDGE - 12" X 18.7" - W/O HDW - SIERRA MAPLE FROM: 05-15-07 THRU: 01-31-08
1	153614-A0-WG2	EA	DOOR - RAISED PANEL/PENCIL EDGE - 14.4" X 14.4" - W/O HDW - SIERRA MAPLE FROM: 02-01-08 THRU: 99-99-99
2	146028-C8-WG0	EA	DOOR - GLASS INSERT/PENCIL EDGE - 15.7" X 17.7" - W/O HDW - CONCERT CHERRY FROM: 00-00-00 THRU: 05-14-07
2	146028-D3-WG0	EA	DOOR - GLASS INSERT/PENCIL EDGE - 12" X 18.7" - W/O HDW - CONCERT CHERRY FROM: 05-15-07 THRU: 01-31-08
2	153614-A0-WG0	EA	DOOR - RAISED PANEL/PENCIL EDGE - 14.4" X 14.4" - W/O HDW - CONCERT CHERRY FROM: 02-01-08 THRU: 99-99-99
2	146028-C8-WG1	EA	DOOR - GLASS INSERT/PENCIL EDGE - 15.7" X 17.7" - W/O HDW - WASHED MAPLE FROM: 00-00-00 THRU: 05-14-07
2	146028-D3-WG1	EA	DOOR - GLASS INSERT/PENCIL EDGE - 12" X 18.7" - W/O HDW - WASHED MAPLE FROM: 05-15-07 THRU: 01-31-08
2	153614-A0-WG1	EA	DOOR - RAISED PANEL/PENCIL EDGE - 14.4" X 14.4" - W/O HDW - WASHED MAPLE FROM: 02-01-08 THRU: 99-99-99

CABINET & APPLIANCE GROUP (CONTINUED)

CABINET & APPLIANCE LAYOUT (CONTINUED)

KEY	PART NUMBER	U/M	DESCRIPTION
2	146028-C8-WG2	EA	DOOR - GLASS INSERT/PENCIL EDGE - 15.7" X 17.7" - W/O HDW - SIERRA MAPLE FROM: 00-00-00 THRU: 05-14-07
2	146028-D3-WG2	EA	DOOR - GLASS INSERT/PENCIL EDGE - 12" X 18.7" - W/O HDW - SIERRA MAPLE FROM: 05-15-07 THRU: 01-31-08
2	153614-A0-WG2	EA	DOOR - RAISED PANEL/PENCIL EDGE - 14.4" X 14.4" - W/O HDW - SIERRA MAPLE FROM: 02-01-08 THRU: 99-99-99
3	154289-08-WG0	EA	DOOR - RAISED/HARDWOOD/PENCIL EDGE - 7.9"X 30.3" - W/O HDW - CONCERT CHERRY
3	154289-08-WG1	EA	DOOR - RAISED/HARDWOOD/PENCIL EDGE - 7.9"X 30.3" - W/O HDW - WASHED MAPLE
3	154289-08-WG2	EA	DOOR - RAISED/HARDWOOD/PENCIL EDGE - 7.9"X 30.3" - W/O HDW - SIERRA MAPLE
4	154289-07-WG0	EA	DOOR - RAISED/HARDWOOD/PENCIL EDGE - 7.9"X 30.3" - W/O HDW - CONCERT CHERRY
4	154289-07-WG1	EA	DOOR - RAISED/HARDWOOD/PENCIL EDGE - 7.9"X 30.3" - W/O HDW - WASHED MAPLE
4	154289-07-WG2	EA	DOOR - RAISED/HARDWOOD/PENCIL EDGE - 7.9"X 30.3" - W/O HDW - SIERRA MAPLE
5	153092-02-T78	EA	DOOR - SLIDING - W/O HARDWARE - CONCERT CHERRY
5	153092-02-T79	EA	DOOR - SLIDING - W/O HARDWARE - WASHED MAPLE
5	153092-02-T80	EA	DOOR - SLIDING - W/O HARDWARE - SIERRA MAPLE
6	145608-02-01A	EA	TRACK - DOOR - 56.1" - OFF WHITE
7	153611-60-WG0	EA	DOOR - ARCHED/PENCIL EDGE/LH HAND - 11.4"X 21.8" - W/O HDW - CONCERT CHERRY
7	153611-60-WG1	EA	DOOR - ARCHED/PENCIL EDGE/LH HAND - 11.4"X 21.8" - W/O HDW - WASHED MAPLE
7	153611-60-WG2	EA	DOOR - ARCHED/PENCIL EDGE/LH HAND - 11.4"X 21.8" - W/O HDW - SIERRA MAPLE
8	153612-59-WG0	EA	DOOR - ARCHED/PENCIL EDGE/RH HAND - 11.4"X 21.8" - W/O HDW - CONCERT CHERRY
8	153612-59-WG1	EA	DOOR - ARCHED/PENCIL EDGE/RH HAND - 11.4"X 21.8" - W/O HDW - WASHED MAPLE
8	153612-59-WG2	EA	DOOR - ARCHED/PENCIL EDGE/RH HAND - 11.4"X 21.8" - W/O HDW - SIERRA MAPLE
9	153612-B6-WG0	EA	DOOR - ARCHED/PENCIL EDGE/RH HAND - 14.4"X 36.4" - W/O HDW - CONCERT CHERRY
9	153612-B6-WG1	EA	DOOR - ARCHED/PENCIL EDGE/RH HAND - 14.4"X 36.4" - W/O HDW - WASHED MAPLE
9	153612-B6-WG2	EA	DOOR - ARCHED/PENCIL EDGE/RH HAND - 14.4"X 36.4" - W/O HDW - SIERRA MAPLE
10	153611-69-WG0	EA	DOOR - ARCHED/PENCIL EDGE/LH HAND - 12"X 21.8" - W/O HDW - CONCERT CHERRY
10	153611-69-WG1	EA	DOOR - ARCHED/PENCIL EDGE/LH HAND - 12"X 21.8" - W/O HDW - WASHED MAPLE
10	153611-69-WG2	EA	DOOR - ARCHED/PENCIL EDGE/LH HAND - 12"X 21.8" - W/O HDW - SIERRA MAPLE
11	153612-68-WG0	EA	DOOR - ARCHED/PENCIL EDGE/RH HAND - 12"X 21.8" - W/O HDW - CONCERT CHERRY
11	153612-68-WG1	EA	DOOR - ARCHED/PENCIL EDGE/RH HAND - 12"X 21.8" - W/O HDW - WASHED MAPLE
11	153612-68-WG2	EA	DOOR - ARCHED/PENCIL EDGE/RH HAND - 12"X 21.8" - W/O HDW - SIERRA MAPLE
12	153614-30-WG0	EA	DOOR - RAISED PANEL/PENCIL EDGE - 10.1" X 29.4" - W/O HDW - CONCERT CHERRY
12	153614-30-WG1	EA	DOOR - RAISED PANEL/PENCIL EDGE - 10.1" X 29.4" - W/O HDW - WASHED MAPLE
12	153614-30-WG2	EA	DOOR - RAISED PANEL/PENCIL EDGE - 10.1" X 29.4" - W/O HDW - SIERRA MAPLE
13	160274-E6-WG0	EA	DOOR - RAISED PANEL/PENCIL EDGE - 12.4" X 35" - W/O HDW - CONCERT CHERRY
13	160274-E6-WG1	EA	DOOR - RAISED PANEL/PENCIL EDGE - 12.4" X 35" - W/O HDW - WASHED MAPLE
13	160274-E6-WG2	EA	DOOR - RAISED PANEL/PENCIL EDGE - 12.4" X 35" - W/O HDW - SIERRA MAPLE
14	160274-E7-WG0	EA	DOOR - RAISED PANEL/PENCIL EDGE - 12.4" X 35" - W/O HDW - CONCERT CHERRY
14	160274-E7-WG1	EA	DOOR - RAISED PANEL/PENCIL EDGE - 12.4" X 35" - W/O HDW - WASHED MAPLE
14	160274-E7-WG2	EA	DOOR - RAISED PANEL/PENCIL EDGE - 12.4" X 35" - W/O HDW - SIERRA MAPLE
15	161768-05-WG0	EA	DOOR - W/GRILL - PENCIL EDGE - 22"W X 12.7"H - W/O HDW - CONCERT CHERRY
15	161768-05-WG1	EA	DOOR - W/GRILL - PENCIL EDGE - 22"W X 12.7"H - W/O HDW - WASHED MAPLE
15	161768-05-WG2	EA	DOOR - W/GRILL - PENCIL EDGE - 22"W X 12.7"H - W/O HDW - SIERRA MAPLE
15	140594-03-01A	EA	GRILL - RETURN AIR - 19.7" X 11.8" - BLACK FROM: 00-00-00 THRU: 06-03-07
15	140594-26-01A	EA	GRILL - RETURN AIR - 17.9" X 8.6" - BLACK FROM: 06-04-07 THRU: 99-99-99
16	161075-90-WG0	EA	DRAWER - PENCIL EDGE - 23.7"W X 13.8"D - W/O SLIDES/HDW - CONCERT CHERRY
16	161075-90-WG1	EA	DRAWER - PENCIL EDGE - 23.7"W X 13.8"D - W/O SLIDES/HDW - WASHED MAPLE
16	161075-90-WG2	EA	DRAWER - PENCIL EDGE - 23.7"W X 13.8"D - W/O SLIDES/HDW - SIERRA MAPLE
17	153092-08-TD1	EA	DOOR - SLIDING - W/O HARDWARE - CONCERT CHERRY
17	153092-08-TD2	EA	DOOR - SLIDING - W/O HARDWARE - WASHED MAPLE
17	153092-08-TD3	EA	DOOR - SLIDING - W/O HARDWARE - SIERRA MAPLE
18	153092-09-TD1	EA	DOOR - SLIDING - W/O HARDWARE - CONCERT CHERRY
18	153092-09-TD2	EA	DOOR - SLIDING - W/O HARDWARE - WASHED MAPLE
18	153092-09-TD3	EA	DOOR - SLIDING - W/O HARDWARE - SIERRA MAPLE
19	145608-22-01A	EA	TRACK - DOOR - 89.6" - OFF WHITE
20	064467-01-000	EA	GUIDE - POCKET - SLIDING DOOR - WALL MOUNTED
21	161075-89-WG0	EA	DRAWER - PENCIL EDGE - 12.3"W X 17.7"D - W/O SLIDES/HDW - CONCERT CHERRY
21	161075-89-WG1	EA	DRAWER - PENCIL EDGE - 12.3"W X 17.7"D - W/O SLIDES/HDW - WASHED MAPLE
21	161075-89-WG2	EA	DRAWER - PENCIL EDGE - 12.3"W X 17.7"D - W/O SLIDES/HDW - SIERRA MAPLE
22	153614-A3-WG0	EA	DOOR - RAISED PANEL/PENCIL EDGE - 14.4" X 17.9" - W/O HDW - CONCERT CHERRY
22	153614-A3-WG1	EA	DOOR - RAISED PANEL/PENCIL EDGE - 14.4" X 17.9" - W/O HDW - WASHED MAPLE
22	153614-A3-WG2	EA	DOOR - RAISED PANEL/PENCIL EDGE - 14.4" X 17.9" - W/O HDW - SIERRA MAPLE

CABINET & APPLIANCE GROUP (CONTINUED)
CABINET & APPLIANCE LAYOUT (CONTINUED)



KEY	PART NUMBER	U/M	DESCRIPTION
23	153095-02-TD1	EA	DOOR - BATH - 23.6" X 75.7" - W/O FRAME(PICTURE)TRIM/HDW - CONCERT CHERRY
23	153095-02-TD2	EA	DOOR - BATH - 23.6" X 75.7" - W/O FRAME(PICTURE)TRIM/HDW - WASHED MAPLE
23	153095-02-TD3	EA	DOOR - BATH - 23.6" X 75.7" - W/O FRAME(PICTURE)TRIM/HDW - SIERRA MAPLE
24	141993-03-P64	EA	FRAME/PICTURE - F/BATH DOOR - 15" X 27.8" - CONCERT CHERRY
24	141993-03-P28	EA	FRAME/PICTURE - F/BATH DOOR - 15" X 27.8" - WASHED MAPLE
24	141993-03-S67	EA	FRAME/PICTURE - F/BATH DOOR - 15" X 27.8" - SIERRA MAPLE
25	153614-80-WG0	EA	DOOR - RAISED PANEL/PENCIL EDGE - 12.4" X 14.3" - W/O HDW - CONCERT CHERRY
25	153614-80-WG1	EA	DOOR - RAISED PANEL/PENCIL EDGE - 12.4" X 14.3" - W/O HDW - WASHED MAPLE
25	153614-80-WG2	EA	DOOR - RAISED PANEL/PENCIL EDGE - 12.4" X 14.3" - W/O HDW - SIERRA MAPLE
26	161075-88-WG0	EA	DRAWER - PENCIL EDGE - 31.6"W X 17.7"D - W/O SLIDES/HDW - CONCERT CHERRY
26	161075-88-WG1	EA	DRAWER - PENCIL EDGE - 31.6"W X 17.7"D - W/O SLIDES/HDW - WASHED MAPLE
26	161075-88-WG2	EA	DRAWER - PENCIL EDGE - 31.6"W X 17.7"D - W/O SLIDES/HDW - SIERRA MAPLE
27	153614-C0-WG0	EA	DOOR - RAISED PANEL/PENCIL EDGE - 14.9" X 21.8" - W/O HDW - CONCERT CHERRY FROM: 00-00-00 THRU: 05-14-07
27	153614-69-WG0	EA	DOOR - RAISED PANEL/PENCIL EDGE - 12" X 21.8" - W/O HDW - CONCERT CHERRY FROM: 05-15-07 THRU: 01-31-08
27	153614-99-WG0	EA	DOOR - RAISED PANEL/PENCIL EDGE - 13.7" X 23.2" - W/O HDW - CONCERT CHERRY FROM: 02-01-08 THRU: 99-99-99
27	153614-C0-WG1	EA	DOOR - RAISED PANEL/PENCIL EDGE - 14.9" X 21.8" - W/O HDW - WASHED MAPLE FROM: 00-00-00 THRU: 05-14-07
27	153614-69-WG1	EA	DOOR - RAISED PANEL/PENCIL EDGE - 12" X 21.8" - W/O HDW - WASHED MAPLE FROM: 05-15-07 THRU: 01-31-08
27	153614-99-WG1	EA	DOOR - RAISED PANEL/PENCIL EDGE - 13.7" X 23.2" - W/O HDW - WASHED MAPLE FROM: 02-01-08 THRU: 99-99-99
27	153614-C0-WG2	EA	DOOR - RAISED PANEL/PENCIL EDGE - 14.9" X 21.8" - W/O HDW - SIERRA MAPLE FROM: 00-00-00 THRU: 05-14-07
27	153614-69-WG2	EA	DOOR - RAISED PANEL/PENCIL EDGE - 12" X 21.8" - W/O HDW - SIERRA MAPLE FROM: 05-15-07 THRU: 01-31-08
27	153614-99-WG2	EA	DOOR - RAISED PANEL/PENCIL EDGE - 13.7" X 23.2" - W/O HDW - SIERRA MAPLE FROM: 02-01-08 THRU: 99-99-99

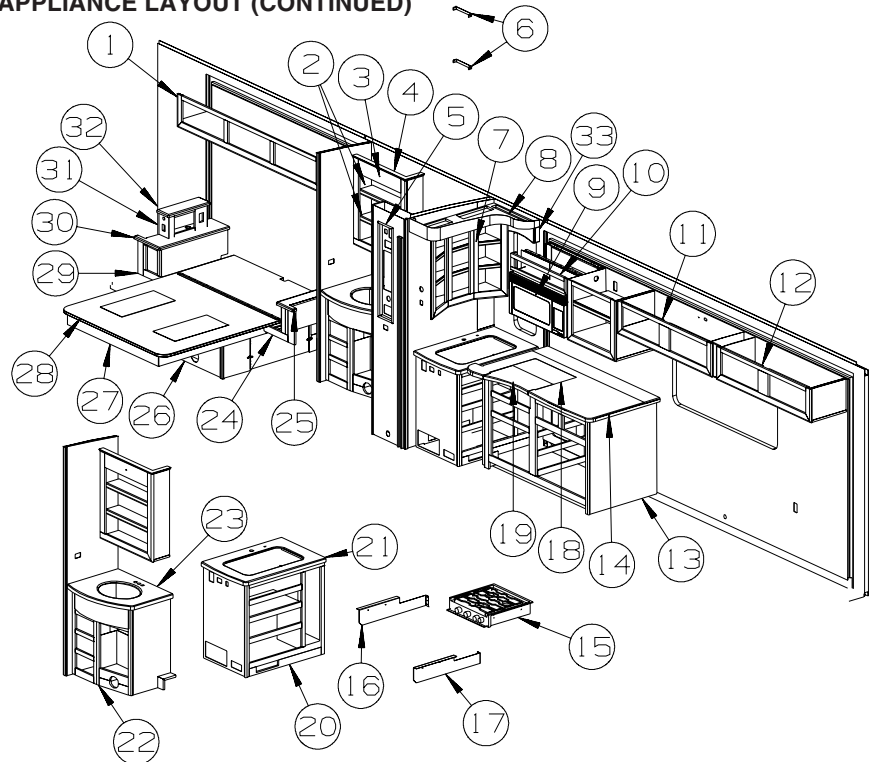
CABINET & APPLIANCE GROUP (CONTINUED)

CABINET & APPLIANCE LAYOUT (CONTINUED)

KEY	PART NUMBER	U/M	DESCRIPTION
28	153614-B9-WG0	EA	DOOR - RAISED PANEL/PENCIL EDGE - 14.9" X 21.8" - W/O HDW - CONCERT CHERRY FROM: 00-00-00 THRU: 05-14-07
28	153614-68-WG0	EA	DOOR - RAISED PANEL/PENCIL EDGE - 12" X 21.8" - W/O HDW - CONCERT CHERRY FROM: 05-15-07 THRU: 01-31-08
28	153614-98-WG0	EA	DOOR - RAISED PANEL/PENCIL EDGE - 13.7" X 23.2" - W/O HDW - CONCERT CHERRY FROM: 02-01-08 THRU: 99-99-99
28	153614-B9-WG1	EA	DOOR - RAISED PANEL/PENCIL EDGE - 14.9" X 21.8" - W/O HDW - WASHED MAPLE FROM: 00-00-00 THRU: 05-14-07
28	153614-68-WG1	EA	DOOR - RAISED PANEL/PENCIL EDGE - 12" X 21.8" - W/O HDW - WASHED MAPLE FROM: 05-15-07 THRU: 01-31-08
28	153614-98-WG1	EA	DOOR - RAISED PANEL/PENCIL EDGE - 13.7" X 23.2" - W/O HDW - WASHED MAPLE FROM: 02-01-08 THRU: 99-99-99
28	153614-B9-WG2	EA	DOOR - RAISED PANEL/PENCIL EDGE - 14.9" X 21.8" - W/O HDW - SIERRA MAPLE FROM: 00-00-00 THRU: 05-14-07
28	153614-68-WG2	EA	DOOR - RAISED PANEL/PENCIL EDGE - 12" X 21.8" - W/O HDW - SIERRA MAPLE FROM: 05-15-07 THRU: 01-31-08
28	153614-98-WG2	EA	DOOR - RAISED PANEL/PENCIL EDGE - 13.7" X 23.2" - W/O HDW - SIERRA MAPLE FROM: 02-01-08 THRU: 99-99-99
29	161075-91-WG0	EA	DRAWER - PENCIL EDGE - 15.9"W X 7.9"D - CONCERT CHERRY - DINING TABLE/BUFFET & CHAIRS
29	161075-91-WG1	EA	DRAWER - PENCIL EDGE - 15.9"W X 7.9"D - WASHED MAPLE - DINING TABLE/BUFFET & CHAIRS
29	161075-91-WG2	EA	DRAWER - PENCIL EDGE - 15.9"W X 7.9"D - SIERRA MAPLE - DINING TABLE/BUFFET & CHAIRS
30	153614-44-WG0	EA	DR-RAISED PANL/PEN. ED-10.8"X23.7"-CONCERT CHERRY-DINING TABLE/BUFFET & CHAIRS
30	153614-44-WG1	EA	DR-RAISED PANL/PEN. ED-10.8"X23.7"-WASHED MAPLE-DINING TABLE/BUFFET & CHAIRS
30	153614-44-WG2	EA	DR-RAISED PANL/PEN. ED-10.8"X23.7"-SIERRA MAPLE-DINING TABLE/BUFFET & CHAIRS
31	153614-45-WG0	EA	DR-RAISED PANL/PEN. ED-10.8" X 23.7" - CONCERT CHERRY-DINING TABLE/BUFFET & CHAIRS
31	153614-45-WG1	EA	DR-RAISED PANL/PEN. ED-10.8" X 23.7" - WASHED MAPLE-DINING TABLE/BUFFET & CHAIRS
31	153614-45-WG2	EA	DR-RAISED PANL/PEN. ED-10.8" X 23.7" - SIERRA MAPLE-DINING TABLE/BUFFET & CHAIRS
32	153614-83-WG0	EA	DR-RAISED PANL/PEN. ED-12.8" X 17.7" - CONCERT CHERRY-DINING TABLE/BUFFET & CHAIRS
32	153614-83-WG1	EA	DR-RAISED PANL/PEN. ED-12.8" X 17.7" - WASHED MAPLE-DINING TABLE/BUFFET & CHAIRS
32	153614-83-WG2	EA	DR-RAISED PANL/PEN. ED-12.8" X 17.7" - SIERRA MAPLE-DINING TABLE/BUFFET & CHAIRS
33	153614-84-WG0	EA	DR-RAISED PANL/PEN. ED-12.8" X 17.7" - CONCERT CHERRY-DINING TABLE/BUFFET & CHAIRS
33	153614-84-WG1	EA	DR-RAISED PANL/PEN. ED-12.8" X 17.7" - WASHED MAPLE-DINING TABLE/BUFFET & CHAIRS
33	153614-84-WG2	EA	DR-RAISED PANL/PEN. ED-12.8" X 17.7" - SIERRA MAPLE-DINING TABLE/BUFFET & CHAIRS
34	153614-C3-WG0	EA	DR-RAISED PANL/PEN. ED-15.3" X 25.5"- CONCERT CHERRY-DINETTE
34	153614-C3-WG1	EA	DR-RAISED PANL/PEN. ED-15.3" X 25.5" - WASHED MAPLE-DINETTE
34	153614-C3-WG2	EA	DR-RAISED PANL/PEN. ED-15.3" X 25.5" - SIERRA MAPLE-DINETTE

CABINET & APPLIANCE GROUP (CONTINUED)

CABINET & APPLIANCE LAYOUT (CONTINUED)



KEY	PART NUMBER	U/M	DESCRIPTION
1	154315-02-UN4	EA	CABINET - OVERHEAD/REAR - W/O DOORS/HDW - CONCERT CHERRY
1	154315-02-TD2	EA	CABINET - OVERHEAD/REAR - W/O DOORS/HDW - WASHED MAPLE
1	154315-02-TD3	EA	CABINET - OVERHEAD/REAR - W/O DOORS/HDW - SIERRA MAPLE
2	154300-21-UN4	EA	SHELF - W/VINYL WRAP MOLDING - CONCERT CHERRY
2	154300-21-TD2	EA	SHELF - W/VINYL WRAP MOLDING - WASHED MAPLE
2	154300-21-TD3	EA	SHELF - W/VINYL WRAP MOLDING - SIERRA MAPLE
3	154300-01-UN4	EA	CABINET - MEDICINE - W/O DOORS/HARDWARE - CONCERT CHERRY
3	154300-01-TD2	EA	CABINET - MEDICINE - W/O DOORS/HARDWARE - WASHED MAPLE
3	154300-01-TD3	EA	CABINET - MEDICINE - W/O DOORS/HARDWARE - SIERRA MAPLE
4	152991-11-01A	EA	MOLDING/TRIM - OVERHEAD - GALLEY - CONCERT CHERRY
4	152991-11-02A	EA	MOLDING/TRIM - OVERHEAD - GALLEY - WASHED MAPLE
4	152991-11-04A	EA	MOLDING/TRIM - OVERHEAD - GALLEY - SIERRA MAPLE
5	158117-05-WK0	EA	POCKET - MONITOR PANEL - CONCERT CHERRY - GENERATOR-START,AUTO SYSTEM
5	158117-05-WK1	EA	POCKET - MONITOR PANEL - WASHED MAPLE - GENERATOR-START,AUTO SYSTEM
5	158117-05-WH6	EA	POCKET - MONITOR PANEL - SIERRA MAPLE - GENERATOR-START,AUTO SYSTEM
5	158117-06-WK0	EA	POCKET - MONITOR PANEL - CONCERT CHERRY
5	158117-06-WK1	EA	POCKET - MONITOR PANEL - WASHED MAPLE
5	158117-06-WH6	EA	POCKET - MONITOR PANEL - SIERRA MAPLE
6	154649-01-02B	EA	BRACKET - ONE PLACE - E-COATED
7	161603-01-WK0	EA	CABINET - OVERHEAD/GALLEY - W/O DOORS/HDW - CONCERT CHERRY
7	161603-01-WK1	EA	CABINET - OVERHEAD/GALLEY - W/O DOORS/HDW - WASHED MAPLE
7	161603-01-WH6	EA	CABINET - OVERHEAD/GALLEY - W/O DOORS/HDW - SIERRA MAPLE
8	P61604-01-WK0	EA	CABINET - OVERHEAD/DECORATIVE - W/VINYL - W/O BOTTOM PANEL
9*	119267-17-01A	EA	OVEN - MICROWAVE/CONVECTION W/HOOD US - #R-1880LST
10	163450-01-WH4	EA	CABINET - OVERHEAD/MICROWAVE - W/O HDW - CONCERT CHERRY
10	163450-01-WH5	EA	CABINET - OVERHEAD/MICROWAVE - W/O HDW - WASHED MAPLE
10	163450-01-WH6	EA	CABINET - OVERHEAD/MICROWAVE - W/O HDW - SIERRA MAPLE
11	163521-01-WH4	EA	CABINET - OVERHEAD/FRONT - W/O DOORS/HDW - CONCERT CHERRY
11	163521-01-WH5	EA	CABINET - OVERHEAD/FRONT - W/O DOORS/HDW - WASHED MAPLE
11	163521-01-WH6	EA	CABINET - OVERHEAD/FRONT - W/O DOORS/HDW - SIERRA MAPLE
12	163520-01-WH4	EA	CABINET - OVERHEAD/FRONT - W/O DOORS/HDW - CONCERT CHERRY
12	163520-01-WH5	EA	CABINET - OVERHEAD/FRONT - W/O DOORS/HDW - WASHED MAPLE
12	163520-01-WH6	EA	CABINET - OVERHEAD/FRONT - W/O DOORS/HDW - SIERRA MAPLE
13	P63449-01-WH4	EA	CABINET - GALLEY - W/O COUNTERTOP/DOORS/DRAWERS/HDW - CONCERT CHERRY
13	P63449-01-WH5	EA	CABINET - GALLEY - W/O COUNTERTOP/DOORS/DRAWERS/HDW - WASHED MAPLE
13	P63449-01-WH6	EA	CABINET - GALLEY - W/O COUNTERTOP/DOORS/DRAWERS/HDW - SIERRA MAPLE

CABINET & APPLIANCE GROUP (CONTINUED)

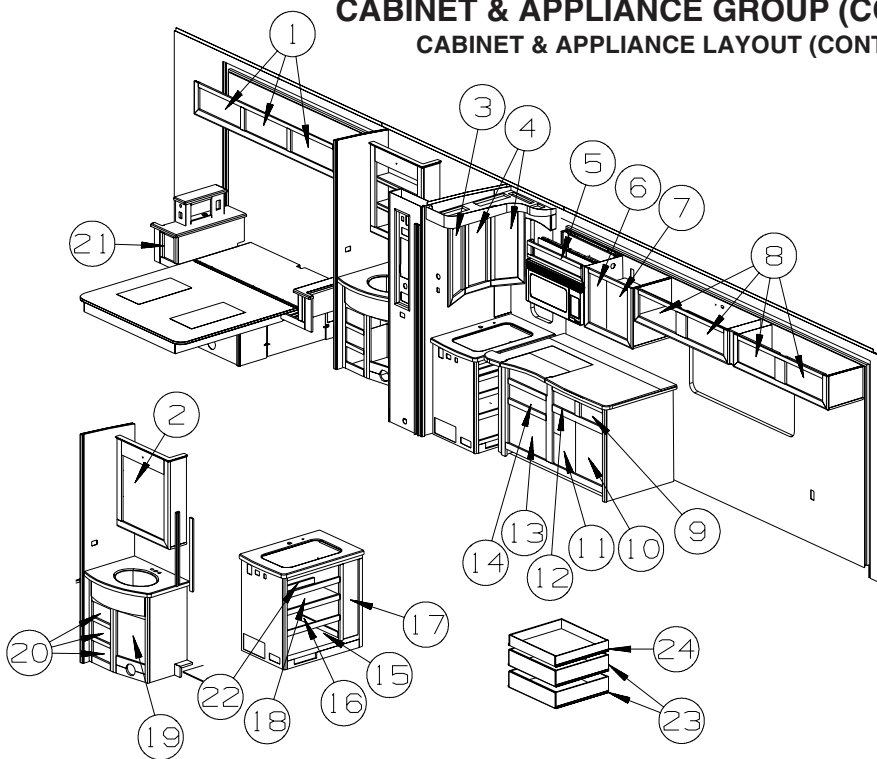
CABINET & APPLIANCE LAYOUT (CONTINUED)

KEY	PART NUMBER	U/M	DESCRIPTION
14	163487-01-WH4	EA	COUNTERTOP - GALLEY (WG0, WG1, WG2)
14	163487-01-WJ0	EA	COUNTERTOP - GALLEY (WG4, WG5, WG6, WH0, WH1, WH2)
15*	135065-03-01A	EA	RANGE-3 BURNER (SEALED)-W/O OVEN-NEW STYLE KNOBS-BLK GLASS
15*	135065-04-01A	EA	RANGE - 3 BURNER (SEALED) - W/O OVEN - CSA - BLACK TOP
16	144823-01-04B	EA	BRACKET/STOVE TIEDOWN - BLACK
17	144823-02-04B	EA	BRACKET/STOVE TIEDOWN - BLACK
18	161674-01-WH4	EA	COVER - STOVE TOP - CORIAN (WG0, WG1, WG2)
18	161674-01-WK4	EA	COVER - STOVE TOP - CORIAN (WG4, WG5, WG6, WH0, WH1, WH2)
19	161674-07-WH4	EA	COVER - STOVE TOP - CORIAN (WG0, WG1, WG2)
19	161674-07-WJ0	EA	COVER - STOVE TOP - CORIAN (WG4, WG5, WG6, WH0, WH1, WH2)
20	163448-01-WH4	EA	CABINET - GALLEY - W/O COUNTERTOP/DOORS/DRAWERS/HDW - CONCERT CHERRY
20	163448-01-WH5	EA	CABINET - GALLEY - W/O COUNTERTOP/DOORS/DRAWERS/HDW - WASHED MAPLE
20	163448-01-WH6	EA	CABINET - GALLEY - W/O COUNTERTOP/DOORS/DRAWERS/HDW - SIERRA MAPLE
21	163486-01-WH4	EA	COUNTERTOP - GALLEY (WG0, WG1, WG2)
21	163486-01-WJ0	EA	COUNTERTOP - GALLEY (WG4, WG5, WG6, WH0, WH1, WH2)
22	P54299-01-UN4	EA	CABINET - LAVATORY - W/O COUNTERTOP/DOORS/DRAWERS/HDW - CONCERT CHERRY FROM: 00-00-00 THRU: 03-18-07
22	P64500-01-WH4	EA	CABINET - LAVATORY - W/O COUNTERTOP/DOORS/DRAWERS/HDW - CONCERT CHERRY FROM: 03-19-07 THRU: 99-99-99
22	P54299-01-TD2	EA	CABINET - LAVATORY - W/O COUNTERTOP/DOORS/DRAWERS/HDW - WASHED MAPLE FROM: 00-00-00 THRU: 03-18-07
22	P64500-01-WH5	EA	CABINET - LAVATORY - W/O COUNTERTOP/DOORS/DRAWERS/HDW - WASHED MAPLE FROM: 03-19-07 THRU: 99-99-99
22	P54299-01-TD3	EA	CABINET - LAVATORY - W/O COUNTERTOP/DOORS/DRAWERS/HDW - SIERRA MAPLE FROM: 00-00-00 THRU: 03-18-07
22	P64500-01-WH6	EA	CABINET - LAVATORY - W/O COUNTERTOP/DOORS/DRAWERS/HDW - SIERRA MAPLE FROM: 03-19-07 THRU: 99-99-99
23	163485-01-WH4	EA	COUNTERTOP - LAVATORY (WG0, WG1, WG2)
23	163485-01-WJ0	EA	COUNTERTOP - LAVATORY (WG4, WG5, WG6, WH0, WH1, WH2)
24	140558-01-UM7	EA	CABINET - NIGHTSTAND - W/O COUNTERTOP/DOORS/DRAWERS/HDW - CONCERT CHERRY
24	140558-01-RW7	EA	CABINET - NIGHTSTAND - W/O COUNTERTOP/DOORS/DRAWERS/HDW - WASHED MAPLE
24	140558-01-SA3	EA	CABINET - NIGHTSTAND - W/O COUNTERTOP/DOORS/DRAWERS/HDW - SIERRA MAPLE
25	145182-13-SB5	EA	COUNTERTOP - LAMINATED - BROWN PLANK CHERRY/CONCERT CHERRY
25	145182-13-SB6	EA	COUNTERTOP - LAMINATED - HARDROCK MAPLE/WASHED MAPLE
25	145182-13-SB7	EA	COUNTERTOP - LAMINATED - HONEY MAPLE/SIERRA MAPLE
26	142411-03-000	EA	AIR PUMP W/CONTROLS - F/SELECT COMFORT MATTRESS - SLEEP NUMBER BED-QUEEN SIZE
27	163431-01-WH4	EA	CABINET - BED BASE - QUEEN - W/O DOORS/DRAWERS/HDW - CONCERT CHERRY
27	163431-01-WH5	EA	CABINET - BED BASE - QUEEN - W/O DOORS/DRAWERS/HDW - WASHED MAPLE
27	163431-01-WH6	EA	CABINET - BED BASE - QUEEN - W/O DOORS/DRAWERS/HDW - SIERRA MAPLE
28	137406-04-N52	EA	BEDBOARD - W/HINGE/T-MOLDING/SLIPNOT - FLIP-UP
29	153152-01-UN4	EA	CABINET - NIGHTSTAND - W/O COUNTERTOP/DOORS/DRAWERS/HDW - CONCERT CHERRY
29	153152-01-TD2	EA	CABINET - NIGHTSTAND - W/O COUNTERTOP/DOORS/DRAWERS/HDW - WASHED MAPLE
29	153152-01-TD3	EA	CABINET - NIGHTSTAND - W/O COUNTERTOP/DOORS/DRAWERS/HDW - SIERRA MAPLE
30	145182-16-SB5	EA	COUNTERTOP - LAMINATED - BROWN PLANK CHERRY/CONCERT CHERRY
30	145182-16-SB6	EA	COUNTERTOP - LAMINATED - HARDROCK MAPLE/WASHED MAPLE
30	145182-16-SB7	EA	COUNTERTOP - LAMINATED - HONEY MAPLE/SIERRA MAPLE
31	140452-07-TD1	EA	CABINET - F/RADIO - W/O HARDWARE - CONCERT CHERRY - STEREO SYSTEM/W/CD/DVD REAR
31	140452-07-TD2	EA	CABINET - F/RADIO - W/O HARDWARE - WASHED MAPLE - STEREO SYSTEM/W/CD/DVD REAR
31	140452-07-TD3	EA	CABINET - F/RADIO - W/O HARDWARE - SIERRA MAPLE - STEREO SYSTEM/W/CD/DVD REAR
32	145182-36-TD1	EA	COUNTERTOP - LAMINATED - CONCERT CHERRY
32	145182-36-TD2	EA	COUNTERTOP - LAMINATED - WASHED MAPLE
32	145182-36-TD3	EA	COUNTERTOP - LAMINATED - SIERRA MAPLE
33	160936-02-WK0	EA	CABINET - VALANCE/GALLEY - W/O HDW - CONCERT CHERRY
33	160936-02-WK1	EA	CABINET - VALANCE/GALLEY - W/O HDW - WASHED MAPLE
33	160936-02-WH6	EA	CABINET - VALANCE/GALLEY - W/O HDW - SIERRA MAPLE

*COMPONENT PARTS LISTED LATER IN THIS GROUP

CABINET & APPLIANCE GROUP (CONTINUED)

CABINET & APPLIANCE LAYOUT (CONTINUED)



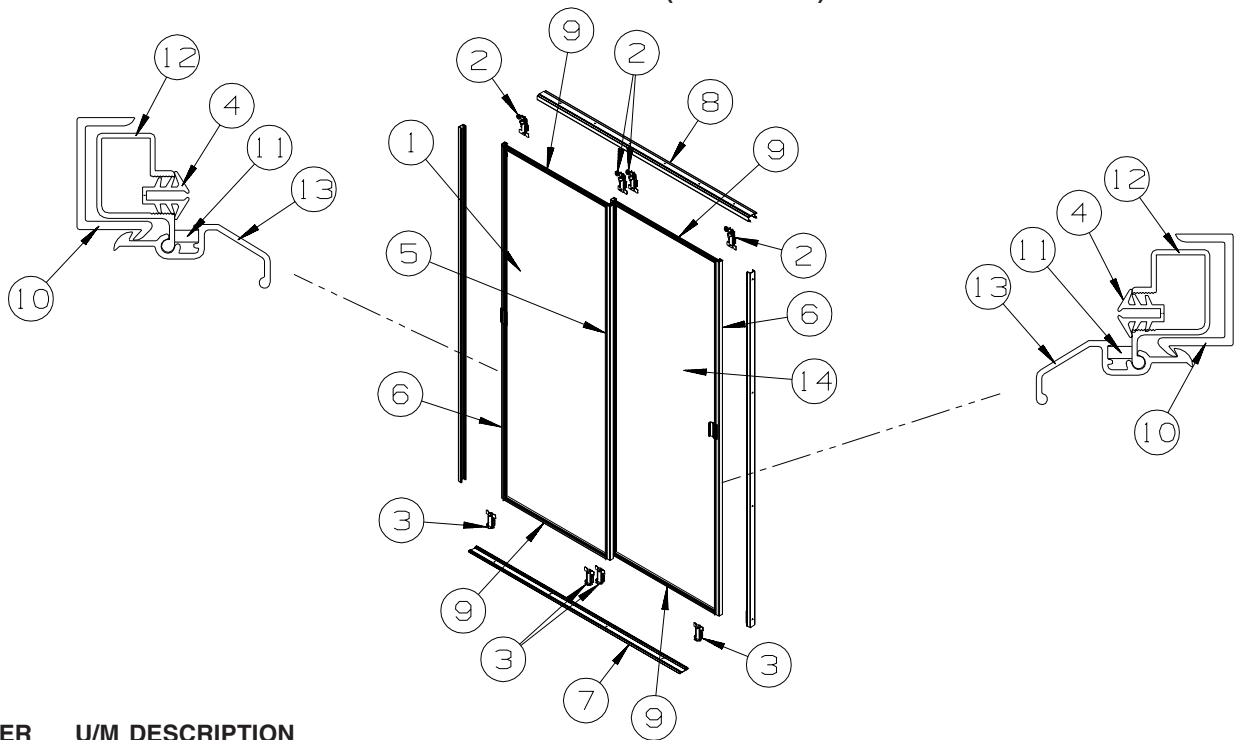
KEY	PART NUMBER	U/M	DESCRIPTION
1	153613-43-WG0	EA	DOOR - ARCHED/PENCIL EDGE/HORIZ - 10.8"X 23.7" - W/O HDW - CONCERT CHERRY
1	153613-43-WG1	EA	DOOR - ARCHED/PENCIL EDGE/HORIZ - 10.8"X 23.7" - W/O HDW - WASHED MAPLE
1	153613-43-WG2	EA	DOOR - ARCHED/PENCIL EDGE/HORIZ - 10.8"X 23.7" - W/O HDW - SIERRA MAPLE
2	145576-05-SN1	EA	DOOR - W/MIRROR - 24.5" X 25.9" - W/O HARDWARE - CONCERT CHERRY
2	145576-05-SN2	EA	DOOR - W/MIRROR - 24.5" X 25.9" - W/O HARDWARE - WASHED MAPLE
2	145576-05-SN3	EA	DOOR - W/MIRROR - 24.5" X 25.9" - W/O HARDWARE - SIERRA MAPLE
2	093606-46-000	EA	MIRROR - BEVELED EDGE - 24.5" X 25.9"
2	076767-04-000	EA	CABLE - STAINLESS STEEL - 5.9"
3	153611-05-WG0	EA	DOOR - ARCHED/PENCIL EDGE/LH HAND - 9"X 26.5" - W/O HDW - CONCERT CHERRY
3	153611-05-WG1	EA	DOOR - ARCHED/PENCIL EDGE/LH HAND - 9"X 26.5" - W/O HDW - WASHED MAPLE
3	153611-05-WG2	EA	DOOR - ARCHED/PENCIL EDGE/LH HAND - 9"X 26.5" - W/O HDW - SIERRA MAPLE
4	153612-05-WG0	EA	DOOR - ARCHED/PENCIL EDGE/RH HAND - 9"X 26.5" - W/O HDW - CONCERT CHERRY
4	153612-05-WG1	EA	DOOR - ARCHED/PENCIL EDGE/RH HAND - 9"X 26.5" - W/O HDW - WASHED MAPLE
4	153612-05-WG2	EA	DOOR - ARCHED/PENCIL EDGE/RH HAND - 9"X 26.5" - W/O HDW - SIERRA MAPLE
5	161080-26-WG0	EA	FACE/DRAWER - SOLID PANEL - 4.3" X 27.9" - W/O HDW - CONCERT CHERRY
5	161080-26-WG1	EA	FACE/DRAWER - SOLID PANEL - 4.3" X 27.9" - W/O HDW - WASHED MAPLE
5	161080-26-WG2	EA	FACE/DRAWER - SOLID PANEL - 4.3" X 27.9" - W/O HDW - SIERRA MAPLE
6	153611-53-WG0	EA	DOOR - ARCHED/PENCIL EDGE/LH HAND - 11.2"X 19.7" - W/O HDW - CONCERT CHERRY
6	153611-53-WG1	EA	DOOR - ARCHED/PENCIL EDGE/LH HAND - 11.2"X 19.7" - W/O HDW - WASHED MAPLE
6	153611-53-WG2	EA	DOOR - ARCHED/PENCIL EDGE/LH HAND - 11.2"X 19.7" - W/O HDW - SIERRA MAPLE
7	153612-53-WG0	EA	DOOR - ARCHED/PENCIL EDGE/RH HAND - 11.2"X 19.7" - W/O HDW - CONCERT CHERRY
7	153612-53-WG1	EA	DOOR - ARCHED/PENCIL EDGE/RH HAND - 11.2"X 19.7" - W/O HDW - WASHED MAPLE
7	153612-53-WG2	EA	DOOR - ARCHED/PENCIL EDGE/RH HAND - 11.2"X 19.7" - W/O HDW - SIERRA MAPLE
8	153613-07-WG0	EA	DOOR - ARCHED/PENCIL EDGE/HORIZ - 9.2"X 21.8" - W/O HDW - CONCERT CHERRY
8	153613-07-WG1	EA	DOOR - ARCHED/PENCIL EDGE/HORIZ - 9.2"X 21.8" - W/O HDW - WASHED MAPLE
8	153613-07-WG2	EA	DOOR - ARCHED/PENCIL EDGE/HORIZ - 9.2"X 21.8" - W/O HDW - SIERRA MAPLE
9	161075-96-WG0	EA	DRAWER - PENCIL EDGE - 11.6"W X 23.6"D - W/O SLIDES/HDW - CONCERT CHERRY
9	161075-96-WG1	EA	DRAWER - PENCIL EDGE - 11.6"W X 23.6"D - W/O SLIDES/HDW - WASHED MAPLE
9	161075-96-WG2	EA	DRAWER - PENCIL EDGE - 11.6"W X 23.6"D - W/O SLIDES/HDW - SIERRA MAPLE
10	160274-A8-WG0	EA	DOOR - RAISED PANEL/PENCIL EDGE - W/O HDW - CONCERT CHERRY
10	160274-A8-WG1	EA	DOOR - RAISED PANEL/PENCIL EDGE - W/O HDW - WASHED MAPLE
10	160274-A8-WG2	EA	DOOR - RAISED PANEL/PENCIL EDGE - W/O HDW - SIERRA MAPLE
11	160274-A7-WG0	EA	DOOR - RAISED PANEL/PENCIL EDGE - W/O HDW - CONCERT CHERRY
11	160274-A7-WG1	EA	DOOR - RAISED PANEL/PENCIL EDGE - W/O HDW - WASHED MAPLE
11	160274-A7-WG2	EA	DOOR - RAISED PANEL/PENCIL EDGE - W/O HDW - SIERRA MAPLE

CABINET & APPLIANCE GROUP (CONTINUED)

CABINET & APPLIANCE LAYOUT (CONTINUED)

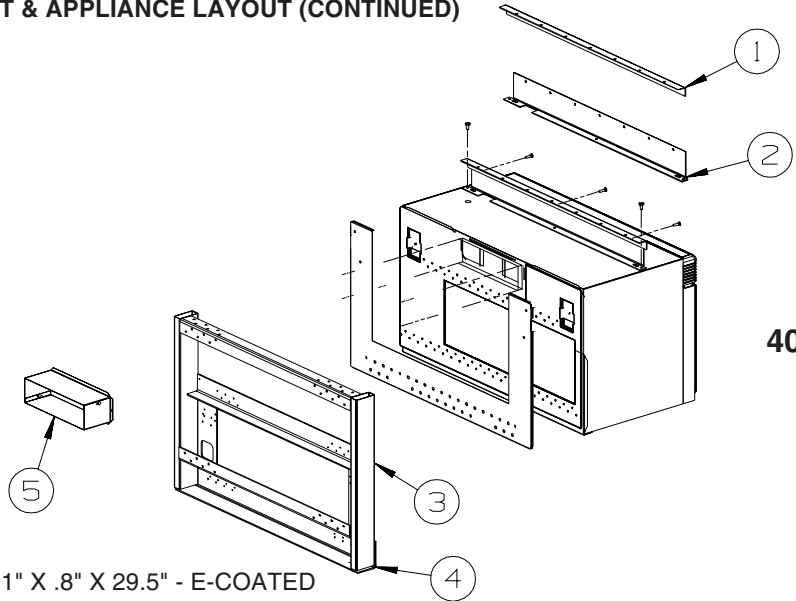
KEY	PART NUMBER	U/M	DESCRIPTION
12	155684-26-WG0	EA	DRAWER - TRAY/SILVERWARE - W/O SLIDES/HDW - CONCERT CHERRY
12	155684-26-WG1	EA	DRAWER - TRAY/SILVERWARE - W/O SLIDES/HDW - WASHED MAPLE
12	155684-26-WG2	EA	DRAWER - TRAY/SILVERWARE - W/O SLIDES/HDW - SIERRA MAPLE
13	162683-04-WG0	EA	DRAWER - PENCIL EDGE - 19.8"W X 23.6"D - W/O SLIDES/HDW - CONCERT CHERRY
13	162683-04-WG1	EA	DRAWER - PENCIL EDGE - 19.8"W X 23.6"D - W/O SLIDES/HDW - WASHED MAPLE
13	162683-04-WG2	EA	DRAWER - PENCIL EDGE - 19.8"W X 23.6"D - W/O SLIDES/HDW - SIERRA MAPLE
14	161075-95-WG0	EA	DRAWER - PENCIL EDGE - 19.8"W X 23.6"D - W/O SLIDES/HDW - CONCERT CHERRY
14	161075-95-WG1	EA	DRAWER - PENCIL EDGE - 19.8"W X 23.6"D - W/O SLIDES/HDW - WASHED MAPLE
14	161075-95-WG2	EA	DRAWER - PENCIL EDGE - 19.8"W X 23.6"D - W/O SLIDES/HDW - SIERRA MAPLE
15	161075-94-WG0	EA	DRAWER - PENCIL EDGE - 22.6"W X 21.6"D - W/O SLIDES/HDW - CONCERT CHERRY
15	161075-94-WG1	EA	DRAWER - PENCIL EDGE - 22.6"W X 21.6"D - W/O SLIDES/HDW - WASHED MAPLE
15	161075-94-WG2	EA	DRAWER - PENCIL EDGE - 22.6"W X 21.6"D - W/O SLIDES/HDW - SIERRA MAPLE
16	161075-93-WG0	EA	DRAWER - PENCIL EDGE - 22.6"W X 21.6"D - W/O SLIDES/HDW - CONCERT CHERRY FROM: 00-00-00 THRU: 04-08-07
16	161075-A8-WG0	EA	DRAWER - PENCIL EDGE - 22.6"W X 15.7"D - W/O SLIDES/HDW - CONCERT CHERRY FROM: 04-09-07 THRU: 99-99-99
16	161075-93-WG1	EA	DRAWER - PENCIL EDGE - 22.6"W X 21.6"D - W/O SLIDES/HDW - WASHED MAPLE FROM: 00-00-00 THRU: 04-08-07
16	161075-A8-WG1	EA	DRAWER - PENCIL EDGE - 22.6"W X 15.7"D - W/O SLIDES/HDW - WASHED MAPLE FROM: 04-09-07 THRU: 99-99-99
16	161075-93-WG2	EA	DRAWER - PENCIL EDGE - 22.6"W X 21.6"D - W/O SLIDES/HDW - SIERRA MAPLE FROM: 00-00-00 THRU: 04-08-07
16	161075-A8-WG2	EA	DRAWER - PENCIL EDGE - 22.6"W X 15.7"D - W/O SLIDES/HDW - SIERRA MAPLE FROM: 04-09-07 THRU: 99-99-99
17	154289-07-WG0	EA	DOOR - RAISED/HARDWOOD/PENCIL EDGE - 7.9"X 30.3" - W/O HDW - CONCERT CHERRY
17	154289-07-WG1	EA	DOOR - RAISED/HARDWOOD/PENCIL EDGE - 7.9"X 30.3" - W/O HDW - WASHED MAPLE
17	154289-07-WG2	EA	DOOR - RAISED/HARDWOOD/PENCIL EDGE - 7.9"X 30.3" - W/O HDW - SIERRA MAPLE
18	146910-37-WG0	EA	DRAWER - TIPOUT - W/HIDDEN TRAY - CONCERT CHERRY
18	146910-37-WG1	EA	DRAWER - TIPOUT - W/HIDDEN TRAY - WASHED MAPLE
18	146910-37-WG2	EA	DRAWER - TIPOUT - W/HIDDEN TRAY - SIERRA MAPLE
18	108127-01-01A	EA	CAP - TRAY
18	108128-01-01A	EA	TRAY - HIDDEN
19	153614-A5-WG0	EA	DOOR - RAISED PANEL/PENCIL EDGE - 14.4" X 17.9" - W/O HDW - CONCERT CHERRY
19	153614-A5-WG1	EA	DOOR - RAISED PANEL/PENCIL EDGE - 14.4" X 17.9" - W/O HDW - WASHED MAPLE
19	153614-A5-WG2	EA	DOOR - RAISED PANEL/PENCIL EDGE - 14.4" X 17.9" - W/O HDW - SIERRA MAPLE
20	161075-92-WG0	EA	DRAWER - PENCIL EDGE - 9.2"W X 15.7"D - W/O SLIDES/HDW - CONCERT CHERRY
20	161075-92-WG1	EA	DRAWER - PENCIL EDGE - 9.2"W X 15.7"D - W/O SLIDES/HDW - WASHED MAPLE
20	161075-92-WG2	EA	DRAWER - PENCIL EDGE - 9.2"W X 15.7"D - W/O SLIDES/HDW - SIERRA MAPLE
21	161075-22-WG0	EA	DRAWER - PENCIL EDGE - 5.3"W X 13.8"D - W/O SLIDES/HDW - CONCERT CHERRY
21	161075-22-WG1	EA	DRAWER - PENCIL EDGE - 5.3"W X 13.8"D - W/O SLIDES/HDW - WASHED MAPLE
21	161075-22-WG2	EA	DRAWER - PENCIL EDGE - 5.3"W X 13.8"D - W/O SLIDES/HDW - SIERRA MAPLE
22	146910-20-WG0	EA	DRAWER - TIPOUT - W/HIDDEN TRAY - CONCERT CHERRY
22	146910-20-WG1	EA	DRAWER - TIPOUT - W/HIDDEN TRAY - WASHED MAPLE
22	146910-20-WG2	EA	DRAWER - TIPOUT - W/HIDDEN TRAY - SIERRA MAPLE
22	108127-01-01A	EA	CAP - TRAY
22	108128-01-01A	EA	TRAY - HIDDEN
23	153120-W7-WK0	EA	BOX ASM-DRAWER - CONCERT CHERRY
23	153120-W7-WK1	EA	BOX ASM-DRAWER - WASHED MAPLE
23	153120-W7-WH6	EA	BOX ASM-DRAWER - SIERRA MAPLE
24	153120-Z3-WK0	EA	BOX ASM-DRAWER - CONCERT CHERRY
24	153120-Z3-WK1	EA	BOX ASM-DRAWER - WASHED MAPLE
24	153120-Z3-WH6	EA	BOX ASM-DRAWER - SIERRA MAPLE

CABINET & APPLIANCE GROUP (CONTINUED)
CABINET & APPLIANCE LAYOUT (CONTINUED)



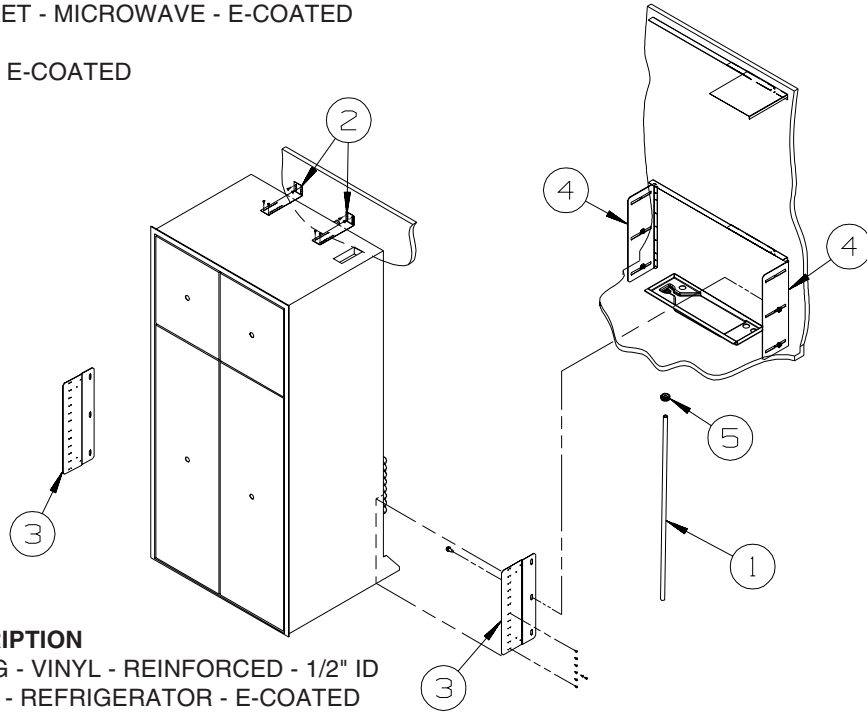
KEY	PART NUMBER	U/M	DESCRIPTION
1	136681-25-TG0	EA	DOOR - MIRRORED/WARDROBE - LH - W/HANGERS/GUIDES/LATCH
	140374-79-000	EA	MIRROR - SAFETY GLASS - 31.9" X 63.4"
2	107390-02-000	EA	CORNER HANGER (DOUBLE ROLLER W/BRACKET) (SOLD AS 1 EACH)
3	107391-01-000	EA	GUIDE - BOTTOM - BY-PASS (4 USED PER DOOR)
4	111575-01-01A	FT	CHANNEL - GLAZING - SWING DOOR
5	114104-25-01A	EA	STILE - DOOR - SLIDING - 64.2" - TERRATONE
6	114104-26-01A	EA	STILE - DOOR - SLIDING - 64.2" - TERRATONE
7	114105-25-01A	EA	TRACK - SLIDING DOOR - LOWER - 61.4" - TERRATONE
8	114106-25-01A	EA	TRACK - SLIDING DOOR - UPPER - 61.4" - TERRATONE
9	114107-17-01A	EA	RAIL - DOOR/SLIDING - UPPER/LOWER - 31.2" - TERRATONE
10	115538-13-01A	EA	JAMB - DOOR - WARDROBE/MIRRORED - 64.9" - BLACK
11	115541-01-000	EA	SPRING - DOOR - SLIDING
12	123655-01-000	FT	SEAL - CLOSED CELL/FOAM
13	158158-01-01A	EA	LATCH - WARDROBE DOOR - MIRRORED - TERRA COTTA
14	136680-25-TG0	EA	DOOR - MIRRORED/WARDROBE - RH - W/HANGERS/GUIDES/LATCH
	140374-79-000	EA	MIRROR - SAFETY GLASS - 31.9" X 63.4"

CABINET & APPLIANCE GROUP (CONTINUED)
CABINET & APPLIANCE LAYOUT (CONTINUED)



40KD, 40FD

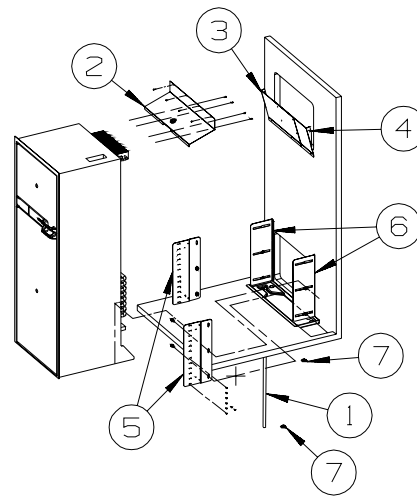
KEY	PART NUMBER	U/M	DESCRIPTION
1	129836-02-02B	EA	ANGLE - W/HOLES - 1" X .8" X 29.5" - E-COATED
2	129836-09-02B	EA	ANGLE - W/HOLES - 1" X 5.5" X 29.5" - E-COATED
3	137824-07-02B	EA	BRACKET - MICROWAVE - E-COATED
4	NOT USED		
5	140093-01-02B	EA	DUCT - E-COATED



40KD

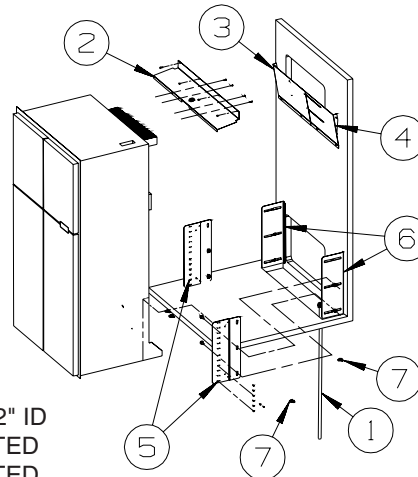
KEY	PART NUMBER	U/M	DESCRIPTION
1	112176-01-000	FT	TUBING - VINYL - REINFORCED - 1/2" ID
2	145445-02-02B	EA	STRAP - REFRIGERATOR - E-COATED
3	150740-01-02B	EA	BRACKET - REFRIGERATOR - E-COATED
4	150740-02-02B	EA	BRACKET - REFRIGERATOR - E-COATED
5	152417-01-01A	EA	CLAMP/RATCHET - F/REFRIDGERATOR DRIP TRAY HOSE - BLACK

CABINET & APPLIANCE GROUP (CONTINUED)
CABINET & APPLIANCE LAYOUT (CONTINUED)



40FD

KEY	PART NUMBER	U/M	DESCRIPTION
1	112176-01-000	FT	TUBING - VINYL - REINFORCED - 1/2" ID
2	136966-04-02B	EA	BAFFLE - REFRIGERATOR - E-COATED
3	143195-03-02B	EA	BAFFLE - REFRIGERATOR - E-COATED
4	143195-04-02B	EA	BAFFLE - REFRIGERATOR - E-COATED
5	150740-01-02B	EA	BRACKET - REFRIGERATOR - E-COATED
6	150740-02-02B	EA	BRACKET - REFRIGERATOR - E-COATED
7	152417-01-01A	EA	CLAMP/RATCHET - F/REFRIDGERATOR DRIP TRAY HOSE - BLACK

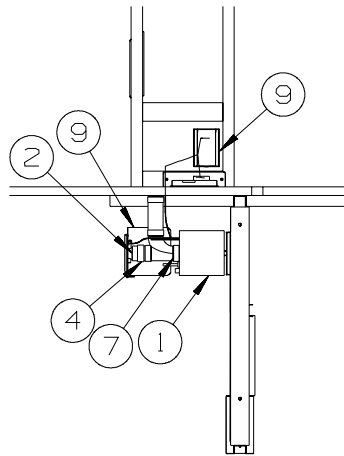
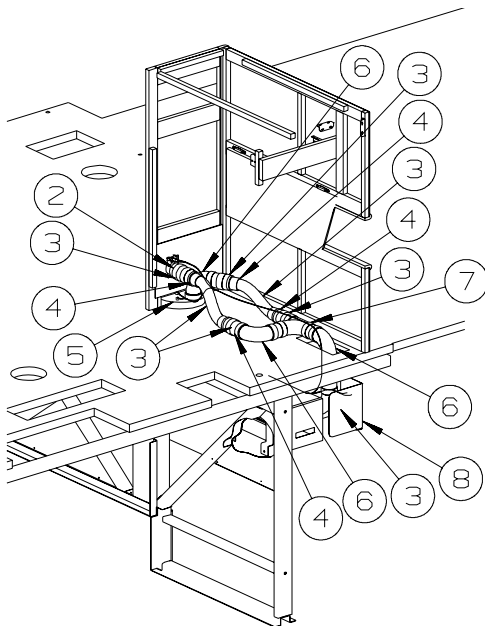
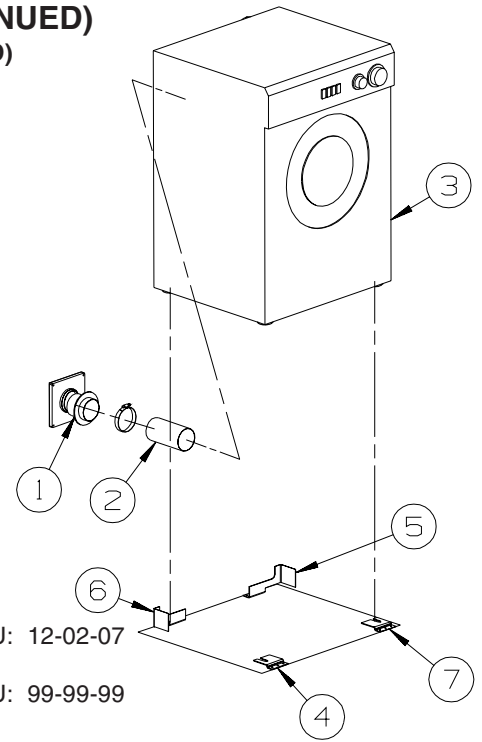


40TD

KEY	PART NUMBER	U/M	DESCRIPTION
1	112176-01-000	FT	TUBING - VINYL - REINFORCED - 1/2" ID
2	136966-05-02B	EA	BAFFLE - REFRIGERATOR - E-COATED
3	143195-01-02B	EA	BAFFLE - REFRIGERATOR - E-COATED
4	143195-02-02B	EA	BAFFLE - REFRIGERATOR - E-COATED
5	150740-01-02B	EA	BRACKET - REFRIGERATOR - E-COATED
6	150740-02-02B	EA	BRACKET - REFRIGERATOR - E-COATED
7	152417-01-01A	EA	CLAMP/RATCHET - F/REFRIDGERATOR DRIP TRAY HOSE - BLACK

CABINET & APPLIANCE GROUP (CONTINUED)
CABINET & APPLIANCE LAYOUT (CONTINUED)

KEY	PART NUMBER	U/M	DESCRIPTION
1	146292-01-02A	EA	COVER - DRYER VENT - BLACK
1	146292-02-02A	EA	DRYER VENT - INNER - BLACK
2	116653-02-000	FT	DUCT - FLEXIBLE - 3' COMPRESSED/8' EXTENDED
3	153204-01-01A	EA	WASHER/DRYER - VENTED - UL/CSA - WHITE
3	167453-01-01A	EA	WASHER/DRYER - VENTED - UL/CSA - WHITE FROM: 00-00-00 THRU: 12-02-07 FROM: 12-03-07 THRU: 99-99-99
4	111913-02-04B	EA	BRACKET/WASHER - TIE DOWN - BLACK
5	113795-01-02B	EA	BRACKET - WASHER - E-COATED
6	113795-02-02B	EA	BRACKET - WASHER - E-COATED
7	111913-03-04B	EA	BRACKET/WASHER - TIE DOWN - BLACK
	141523-01-01A	EA	LABEL - WASHER/DRYER BRACKETS - BLACK/WHITE

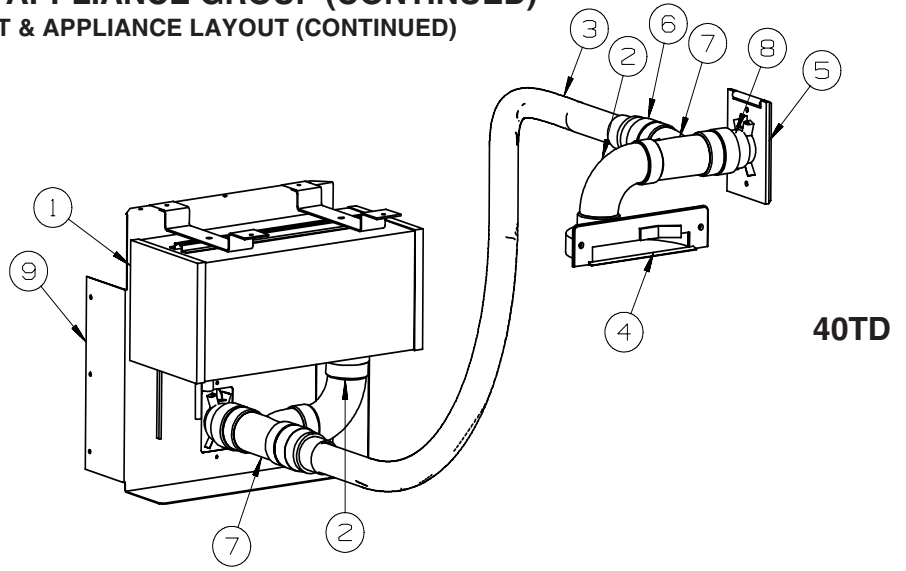


40KD

KEY	PART NUMBER	U/M	DESCRIPTION
1*	108186-02-000	EA	TOOL SET - VACUUM - W/O POWER BRUSH W/30' HOSE
1*	108186-03-000	EA	VACUUM CLEANER - BUILT IN - W/O HOSE/TOOL KIT
2	108187-17-000	EA	ADAPTER - INLET VALVE
3	108187-14-000	EA	HOSE - FLEX - 1 1/4" - VACUUM CLEANER
4	108187-15-000	EA	CONNECTOR - FLEX HOSE KIT (3 FITTINGS)
	108187-04-000	EA	COUPLING - STOP - MALE
5	142348-02-000	EA	VACPAN - BLACK
6	108187-12-000	EA	ELBOW - 90 DEGREE - 2"SPGXSPG
7	108187-10-000	EA	TEE - 90 DEGREE - TY 2"
8	146946-10-02B	EA	BRACKET - CENTRAL VACUUM - E-COATED
9	108187-16-000	EA	VALVE/INLET - VACUUM CLEANER - BLACK

***COMPONENT PARTS LISTED LATER IN THIS GROUP**

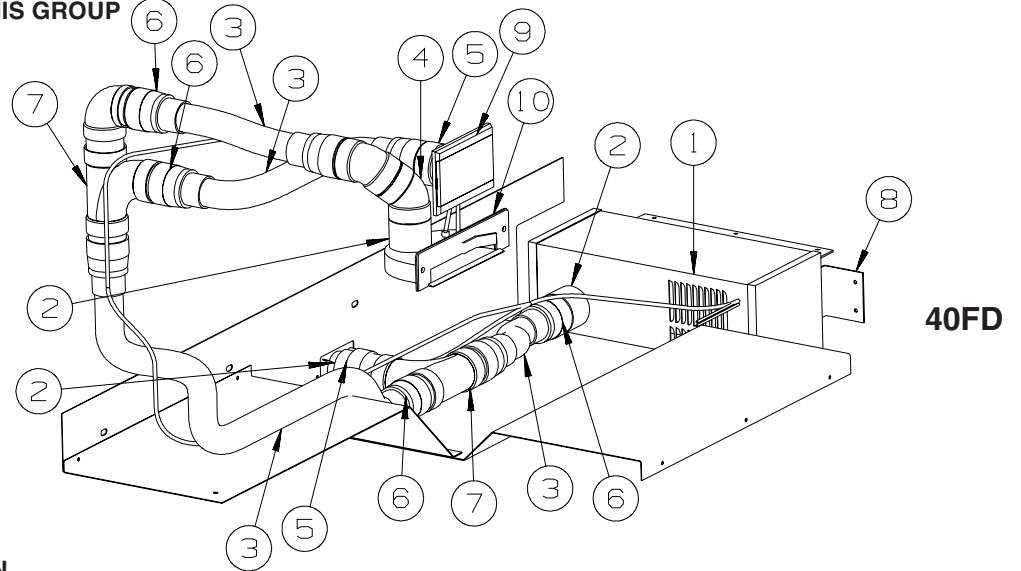
CABINET & APPLIANCE GROUP (CONTINUED)
CABINET & APPLIANCE LAYOUT (CONTINUED)



40TD

KEY	PART NUMBER	U/M	DESCRIPTION
1*	108186-02-000	EA	TOOL SET - VACUUM - W/O POWER BRUSH W/30' HOSE
1*	108186-03-000	EA	VACUUM CLEANER - BUILT IN - W/O HOSE/TOOL KIT
2	108187-02-000	EA	ELBOW - 90 DEGREE STREET - VACUUM SYSTEM - PVC
3	108187-14-000	EA	HOSE - FLEX - 1 1/4" - VACUUM CLEANER
4	142348-02-000	EA	VACPAN - BLACK
5	108187-16-000	EA	VALVE/INLET - VACUUM CLEANER - BLACK
6	108187-15-000	EA	CONNECTOR - FLEX HOSE KIT (3 FITTINGS)
	108187-04-000	EA	COUPLING - STOP - MALE
7	108187-10-000	EA	TEE - 90 DEGREE - TY 2"
8	108187-17-000	EA	ADAPTER - INLET VALVE
9	146946-11-02B	EA	BRACKET - CENTRAL VACUUM - E-COATED

***COMPONENT PARTS LISTED LATER IN THIS GROUP**



40FD

KEY	PART NUMBER	U/M	DESCRIPTION
1*	108186-02-000	EA	TOOL SET - VACUUM - W/O POWER BRUSH W/30' HOSE
1*	108186-03-000	EA	VACUUM CLEANER - BUILT IN - W/O HOSE/TOOL KIT
2	108187-01-000	EA	PIPE - 2" X 8' - VACUUM SYSTEM - PVC
3	108187-14-000	EA	HOSE - FLEX - 1 1/4" - VACUUM CLEANER
4	108187-07-000	EA	ELBOW - 45 DEGREE
5	108187-06-000	EA	INLET - REDUCER
5	108187-17-000	EA	ADAPTER - INLET VALVE
6	108187-15-000	EA	CONNECTOR - FLEX HOSE KIT (3 FITTINGS)
	108187-04-000	EA	COUPLING - STOP - MALE
7	108187-10-000	EA	TEE - 90 DEGREE - TY 2"
8	154578-01-02B	EA	BRACKET - CENTRAL VACUUM - E-COATED
9	108187-16-000	EA	VALVE/INLET - VACUUM CLEANER - BLACK
10	142348-02-000	EA	VACPAN - BLACK

FROM: 00-00-00 THRU: 07-19-07

FROM: 07-20-07 THRU: 99-99-99

***COMPONENT PARTS LISTED LATER IN THIS GROUP**

CABINET & APPLIANCE GROUP (CONTINUED)
COMPONENT PARTS FOR CABINET & APPLIANCE LAYOUT

108186-02-000

KEY	PART NUMBER	U/M	DESCRIPTION	VENDOR NO.
	092304-02-701	EA	TOOL-DUSTING	1142
	092304-02-702	EA	TOOL-RUG	4982
	092304-02-703	EA	TOOL-CREVICE	1141
	092304-02-707	EA	TOOL-UPHOLSTERY	7029
	092304-02-708	EA	WAND-PLASTIC	4978
	092304-02-709	EA	HOSE ASM., 30' COMPLETE	4988-30-G

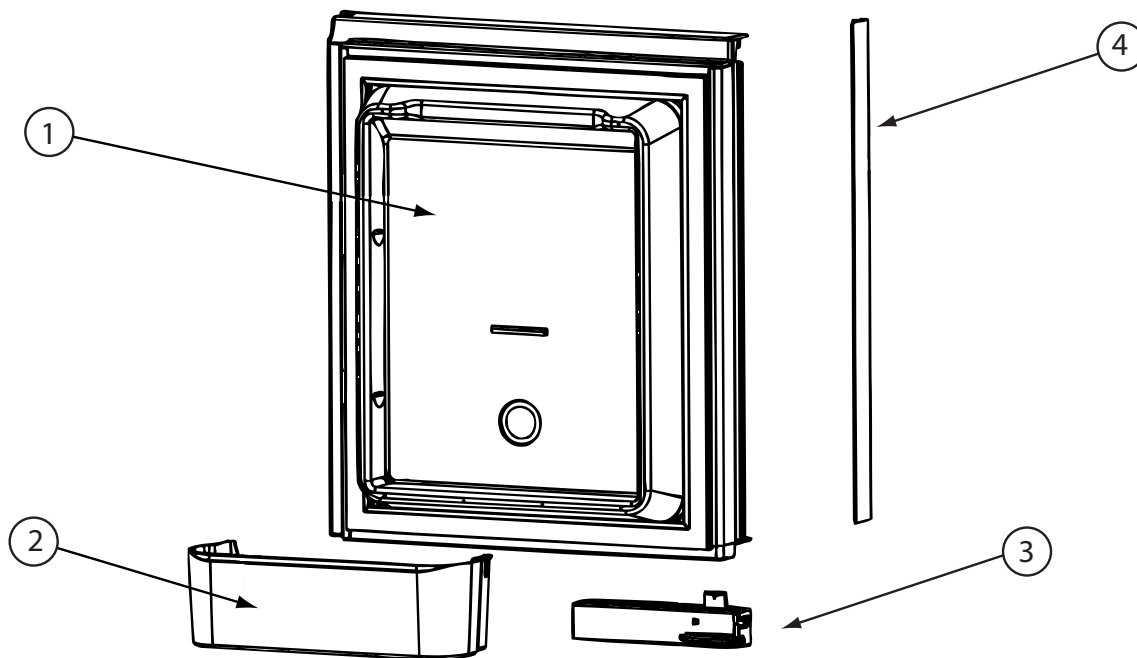
108186-03-000

KEY	PART NUMBER	U/M	DESCRIPTION	VENDOR NO.
	092304-02-700	EA	BRUSH-POWER, VACUUM (RUGRAT)	6970
	092304-02-701	EA	TOOL-DUSTING	1142
	092304-02-702	EA	TOOL-RUG	4982
	092304-02-703	EA	TOOL-CREVICE	1141
	092304-02-707	EA	TOOL-UPHOLSTERY	7029
	092304-02-708	EA	WAND-PLASTIC	4978
	092304-02-709	EA	HOSE ASM., 30' COMPLETE	4988-30-G
	092304-02-710	EA	SECONDARY FILTER	4929
	108186-03-700	EA	PAPER BAG - 3-PKG	7767
	108186-03-701	EA	MOTOR F/RV2000	7756
	108186-03-702	EA	REDUCER	5531
	108186-03-703	EA	VALVE - INLET - WHITE	4935
	108186-03-704	EA	BRUSH - TURBINE (HAND HELD)	7834-B
	108186-03-705	EA	RELAY ASSEMBLY - W/PLATE	7090

119267-17-01A

KEY	PART NUMBER	U/M	DESCRIPTION	VENDOR NO.
	119267-04-700	EA	FILTER-GREASE	BOO2
	119267-04-703	EA	PLATE - MOUNTING	FANGTB003MRY0
	119267-17-700	EA	TURNTABLE-GLASS	NTNT-A114WREZ

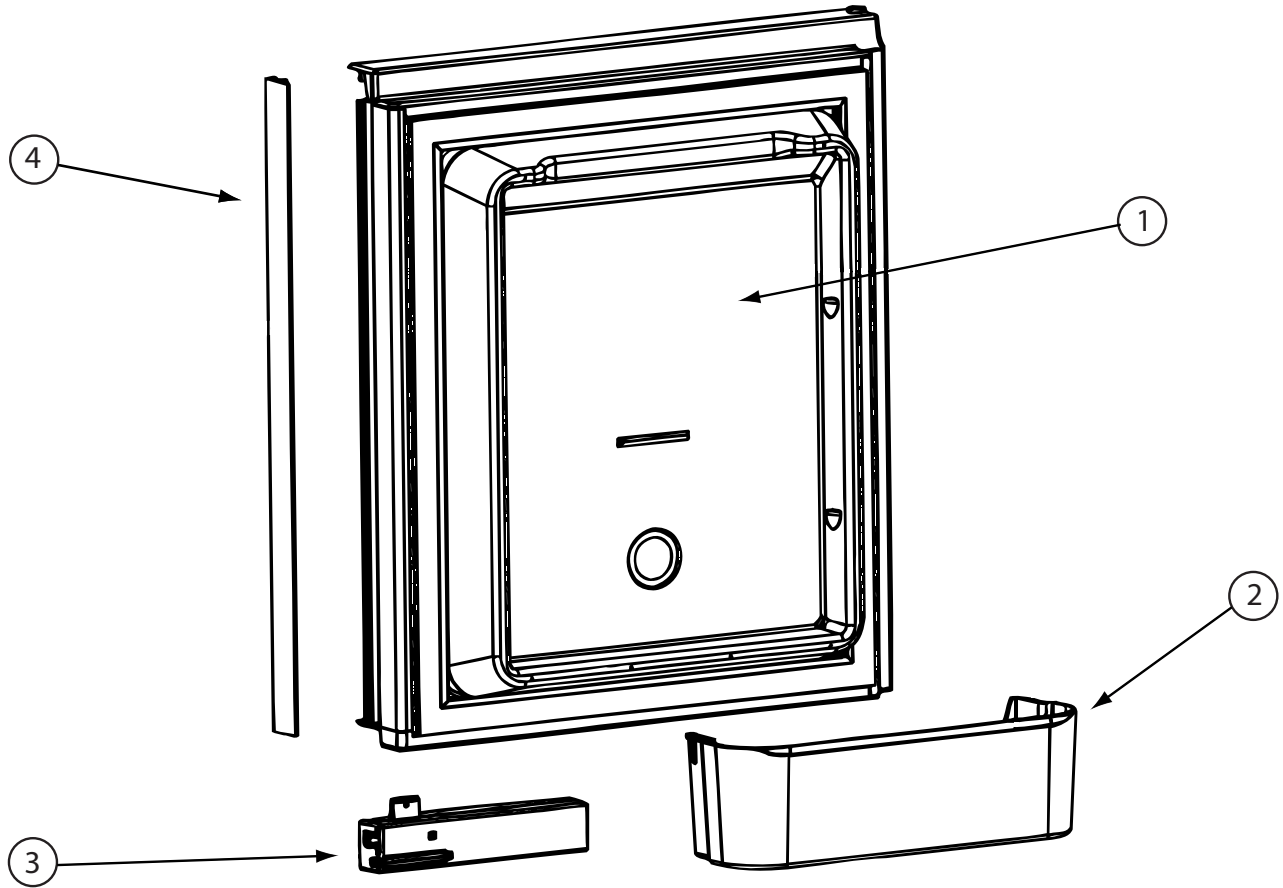
CABINET & APPLIANCE GROUP (CONTINUED)
COMPONENT PARTS FOR CABINET & APPLIANCE LAYOUT (CONTINUED)



125242-05-02A

KEY	PART NUMBER	U/M	DESCRIPTION	VENDOR NO.
1	125242-05-700	EA	LINER-DOOR/UPPER RH/WRP WPM	62913401
2	125242-05-701	EA	BIN - DOOR SHELF	628686
3	125242-02-701	EA	HANDLE(CONTOUR)TOP RH LWR LH	621106
	125242-02-722	EA	LATCH-STORAGE DR/BLK POINTED	619374
CONTACT WINNEBAGO PART SALES FOR UNLISTED COMPONENT(S)				

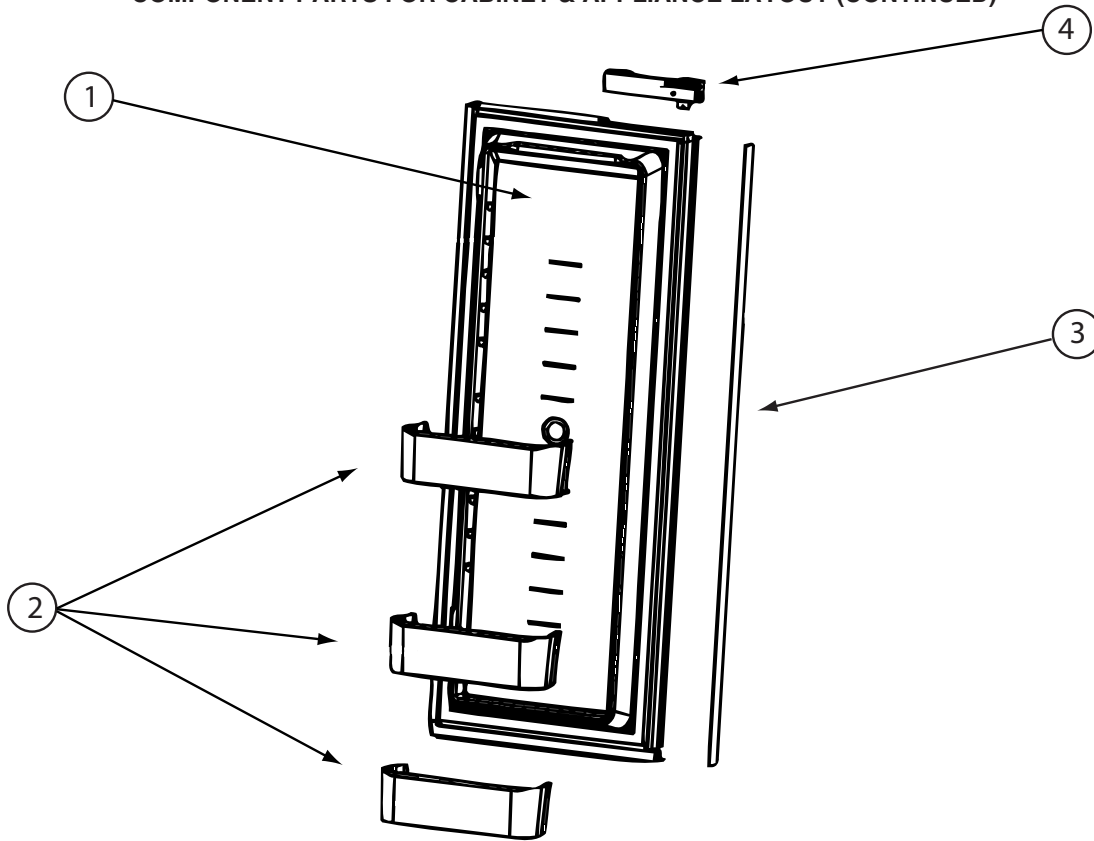
CABINET & APPLIANCE GROUP (CONTINUED)
COMPONENT PARTS FOR CABINET & APPLIANCE LAYOUT (CONTINUED)



125242-05-02A (CONTINUED)

KEY	PART NUMBER	U/M	DESCRIPTION	VENDOR NO.
1	125242-05-702	EA	LINER-DOOR/UPPER LH/WRP WPM	62913301
2	125242-05-701	EA	BIN - DOOR SHELF	628686
3	125242-02-700	EA	HANDLE(CONTOUR)TOP LH BTM RH	621107
	125242-02-722	EA	LATCH-STORAGE DR/BLK POINTED	619374
CONTACT WINNEBAGO PART SALES FOR UNLISTED COMPONENT(S)				

CABINET & APPLIANCE GROUP (CONTINUED)
COMPONENT PARTS FOR CABINET & APPLIANCE LAYOUT (CONTINUED)

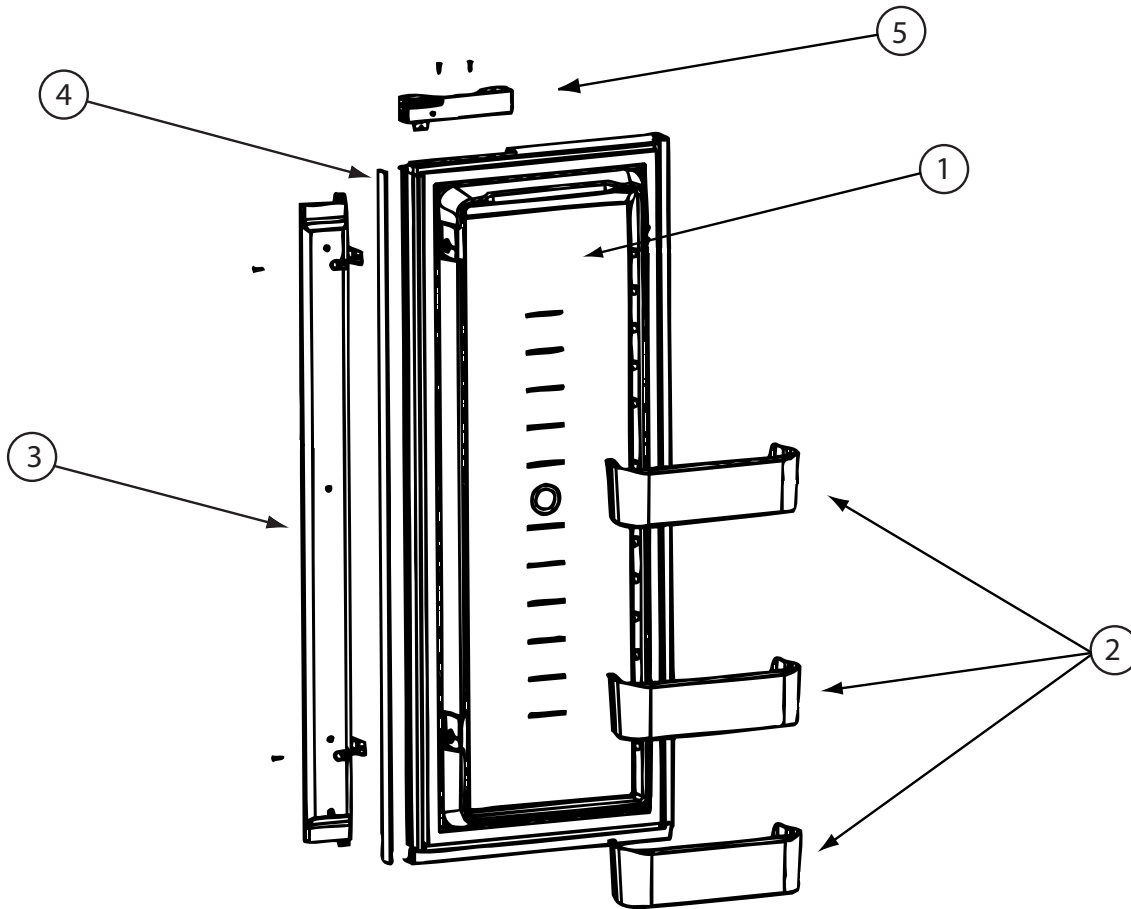


125242-05-02A (CONTINUED)

KEY	PART NUMBER	U/M	DESCRIPTION	VENDOR NO.
1	125242-05-703	EA	LINER-DOOR/LOWER RH/WRP WPM	62913601
2	125242-05-701	EA	BIN - DOOR SHELF	628686
4	125242-02-700	EA	HANDLE(CONTOUR)TOP LH BTM RH	621107
	125242-02-722	EA	LATCH-STORAGE DR/BLK POINTED	619374

CONTACT WINNEBAGO PART SALES FOR UNLISTED COMPONENT(S)

CABINET & APPLIANCE GROUP (CONTINUED)
COMPONENT PARTS FOR CABINET & APPLIANCE LAYOUT (CONTINUED)

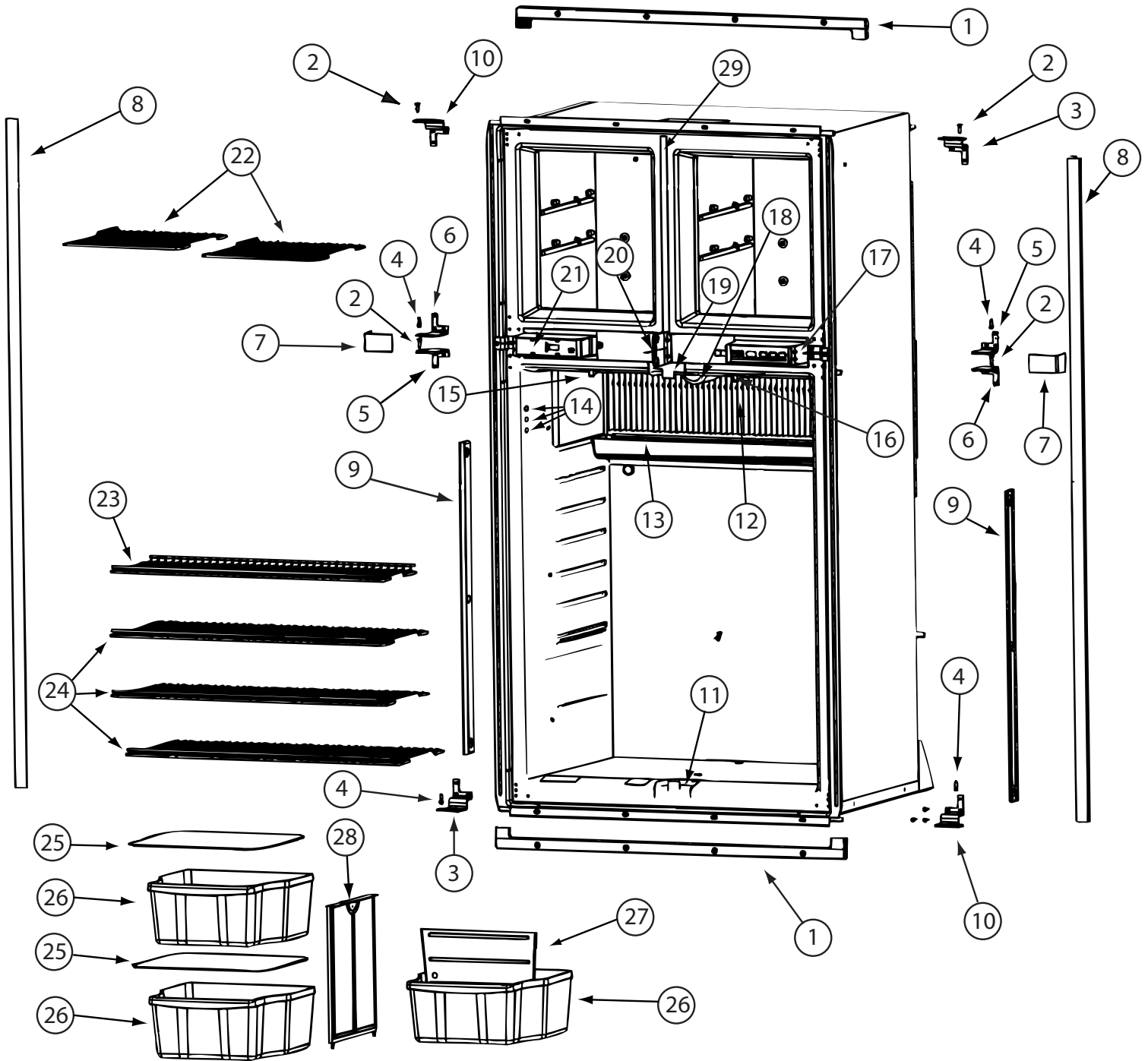


125242-05-02A (CONTINUED)

KEY	PART NUMBER	U/M	DESCRIPTION	VENDOR NO.
1	125242-05-704	EA	LINER-DOOR/LOWER LH/WRP WPM	62913501
2	125242-05-701	EA	BIN - DOOR SHELF	628686
3	125242-05-705	EA	FLAPPER ASM	629049
5	125242-02-701	EA	HANDLE(CONTOUR)TOP RH LWR LH	621106
	125242-02-722	EA	LATCH-STORAGE DR/BLK POINTED	619374

CONTACT WINNEBAGO PART SALES FOR UNLISTED COMPONENT(S)

CABINET & APPLIANCE GROUP (CONTINUED)
COMPONENT PARTS FOR CABINET & APPLIANCE LAYOUT (CONTINUED)



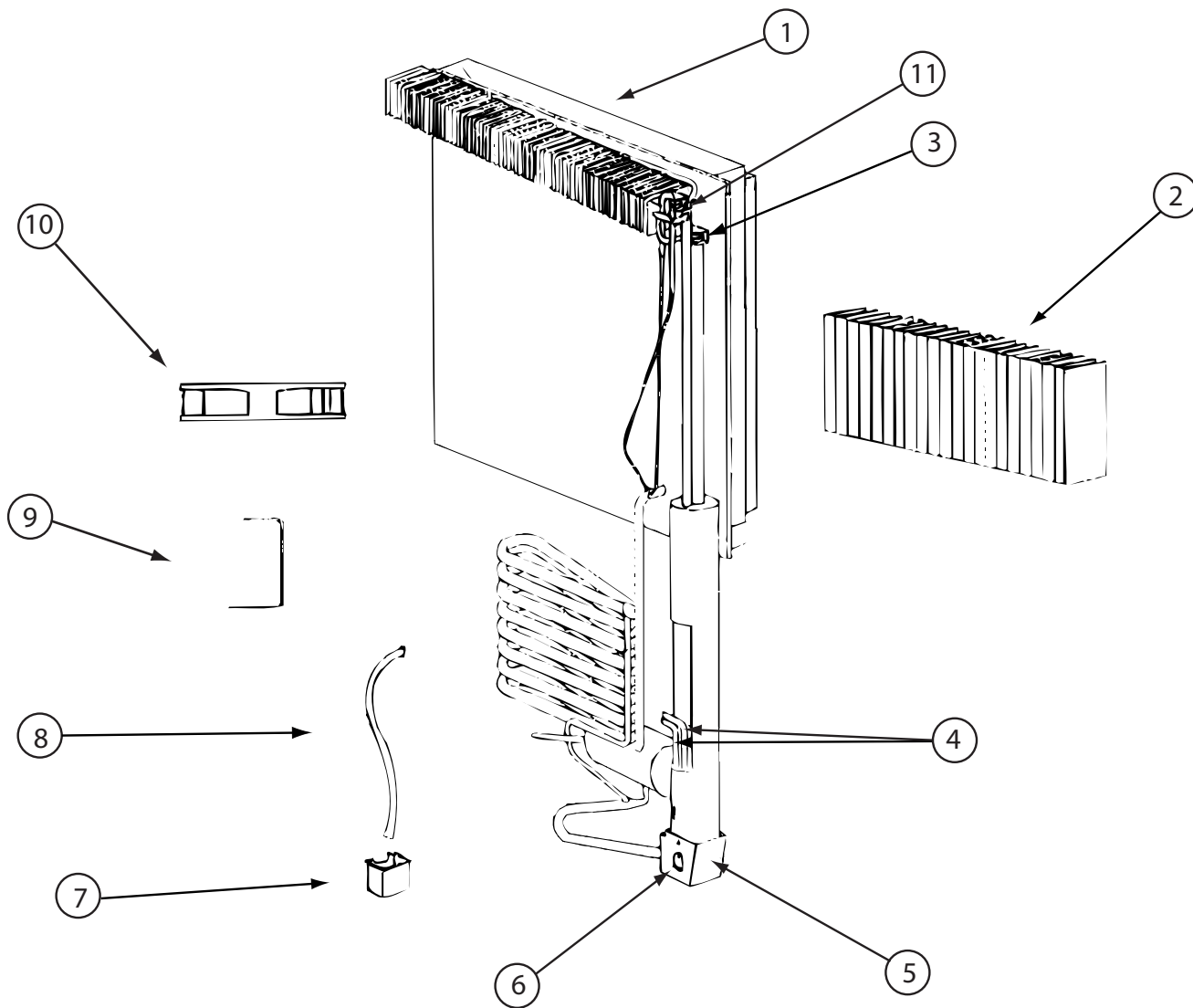
125242-05-02A (CONTINUED)

CABINET & APPLIANCE GROUP (CONTINUED)
COMPONENT PARTS FOR CABINET & APPLIANCE LAYOUT (CONTINUED)

125242-05-02A (CONTINUED)

KEY	PART NUMBER	U/M	DESCRIPTION	VENDOR NO.
1	125242-01-767	EA	KIT INSTALL(U TRIM PCS)HDW	623528
2	125242-03-715	EA	HINGE PIN/UPR-WRAPPED DOORS	623899
3	125242-05-707	EA	HINGE-OUTER/UPPER RH/LWR LH	628946
4	113737-01-710	EA	PIN-HINGE, BOTTOM	61550722
5	125242-05-708	EA	HINGE-INNER/UPPER RH/LWR LH	624363
6	125242-05-709	EA	HINGE-INNER/UPPER LH/LWR RH	624364
7	125242-05-710	EA	COVER - HINGE	627955
8	125242-01-766	EA	TRIM-LT/RT HAND-SCREW ON	623254
9	125242-02-720	EA	RETAINER/SHELF(SER#926685 UP)	622033
10	125242-05-711	EA	HINGE-OUTER/UPPER LH/LWR RH	628945
11	125242-05-712	EA	GUIDE BLOCK-FLAPPER/BTM/BLK	629112
12	125242-05-713	EA	FINS	618785
13	125242-01-712	EA	DRIP TRAY	618774
14	125242-03-706	EA	PROBE - CONTACT/LARGE	620689
15	125242-01-768	EA	SWITCH - DOOR LIGHT	623918
16	125242-02-706	EA	LAMP/WIRE ASM/SER#849677 UP	620871
17	125242-05-706	EA	CONTROL ASM - OPTICAL	629113
18	125242-02-708	EA	COVER/LAMP BRACKET	621827
19	125242-05-714	EA	GUIDE BLOCK-FLAPPER/TOP/BLK	629111
20	125242-05-715	EA	PLATE/STRIKE - BLACK	628473
21	125242-05-716	EA	BOX/FRONT - DUMMY	624366
22	125242-01-725	EA	SHELF-FREEZER (WIRE)	618847
23	125242-01-727	EA	SHELF-WIRE (SHORT)	618849
24	125242-01-726	EA	SHELF-WIRE (LONG)	618848
25	125242-01-706	EA	COVER-CRISPER	618757
26	125242-05-717	EA	BIN - BOTTLE/CRISPER	628688
27	125242-05-718	EA	DIVIDER - BOTTLE/CRISPER	628694
28	125242-01-749	EA	SUPPORT - WALL	618840
29	125242-02-741	EA	STRIP-FREEZER-BLACK	625210 #1291391 &UP
	084880-03-705	EA	BRACKET-LIGHT-INTERIOR	61629722
	084880-03-706	EA	BULB-LAMP	61628922
	120075-01-714	EA	PLUG-HOLE (BLACK)	618170
	125242-05-725	EA	PLATE - F/DUMMY BOX	628460

CABINET & APPLIANCE GROUP (CONTINUED)
COMPONENT PARTS FOR CABINET & APPLIANCE LAYOUT (CONTINUED)

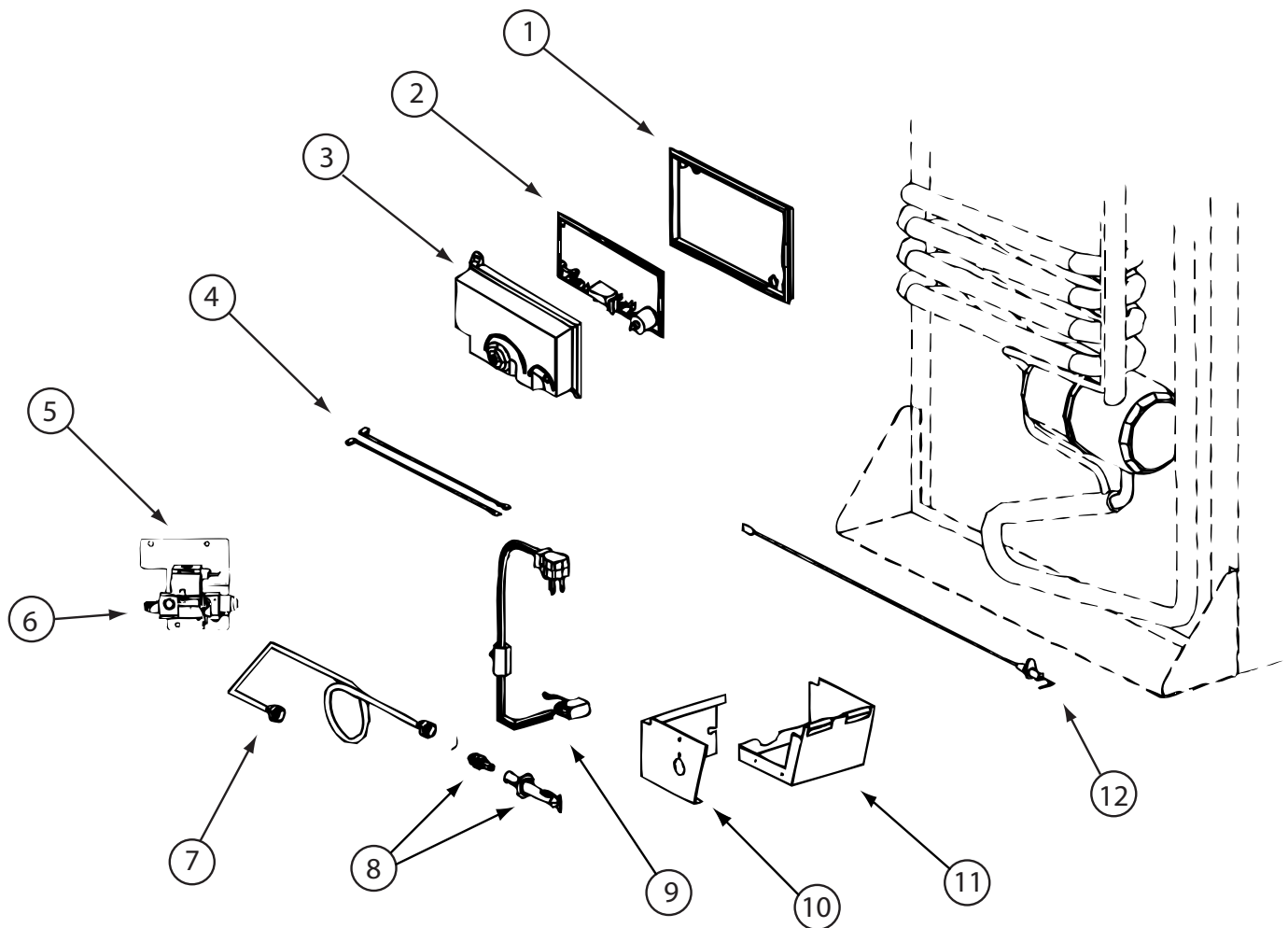


125242-05-02A (CONTINUED)

KEY	PART NUMBER	U/M	DESCRIPTION	VENDOR NO.
1	125242-05-719	EA	COOLING UNIT - SN 8835498 UP	629507
2	125242-05-713	EA	FINS	618785
4	125242-01-732	EA	HEATER AC - 225W/110VAC	618872
5	125242-01-739	EA	BASE-BURNER BOX	618902
6	125242-01-740	EA	COVER-BURNER BOX	618910
9	125242-05-721	EA	BRACKET-DC FAN-SN 9144576 UP	628747
10	125242-05-722	EA	FAN-EXTRNL DC-SN 9144576 UP	628685
11	113737-01-754	EA	THERMOSTAT (FAN 12V DC)	618093
	125242-01-742	EA	WIRE ASM.-BAFFLE 55.15"	618915
	125242-05-720	EA	SWITCH-THERMAL	628118

CONTACT WINNEBAGO PART SALES FOR UNLISTED COMPONENT(S)

CABINET & APPLIANCE GROUP (CONTINUED)
COMPONENT PARTS FOR CABINET & APPLIANCE LAYOUT (CONTINUED)

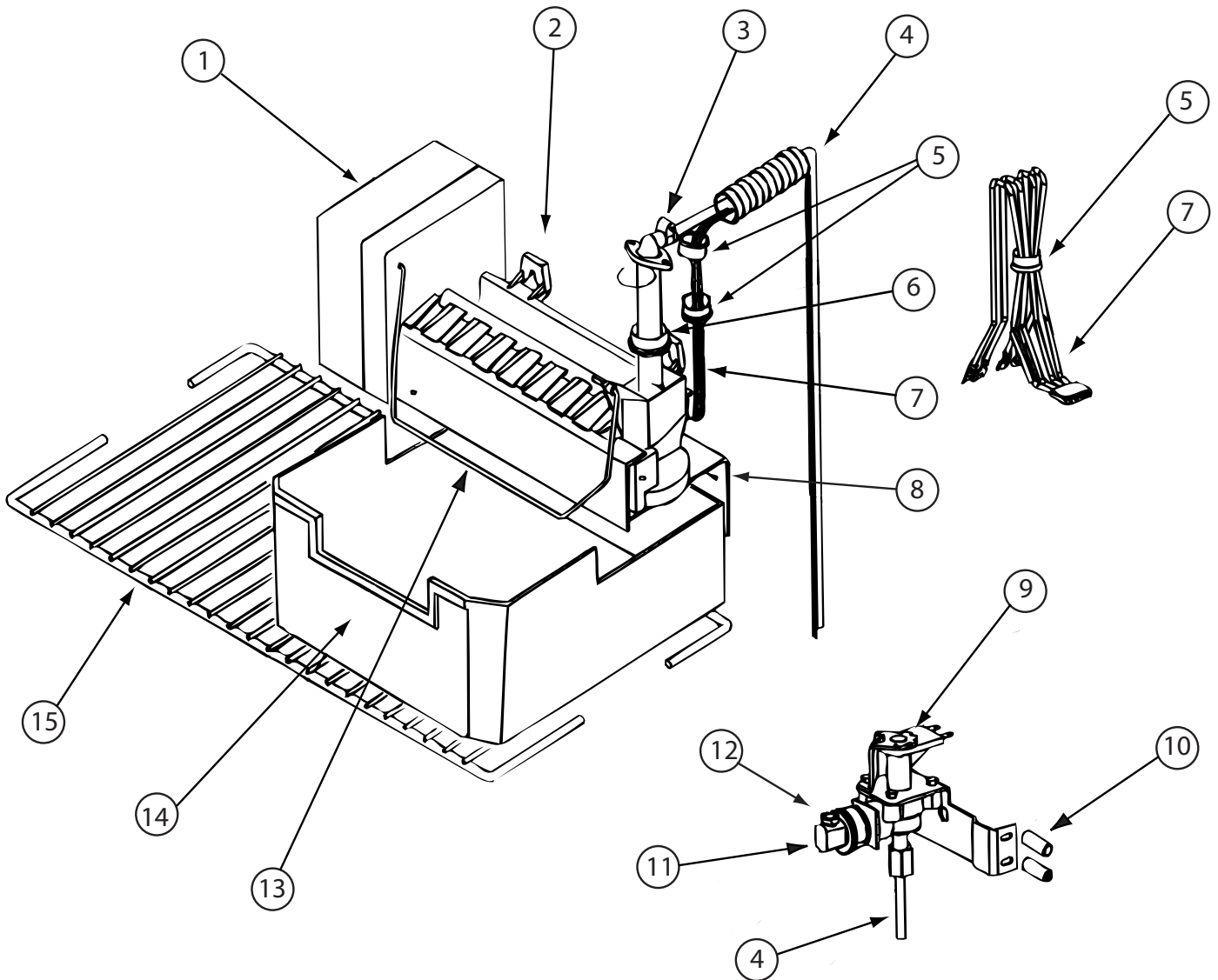


125242-03-02A, 125242-05-02A, 125242-06-01A (CONTINUED)

KEY	PART NUMBER	U/M	DESCRIPTION	VENDOR NO.
1	121569-08-701	EA	BASE - POWER BOARD	628674
2	121568-06-709	EA	BOARD/POWER-N611/N822F/1201	628661
3	121569-08-702	EA	COVER-POWER BOARD	628677
4	125242-02-709	EA	WIRE/WHITE/9"/GAS VALVE	621448
6	121569-08-703	EA	GAS VALVE - SOLENOID	628741
7	125242-05-723	EA	BURNER TUBE	624683
8	125242-02-743	EA	BURNER ORF ADAP-7 SLOT BRNR	629013
9	121569-05-732	EA	CORD - AC POWER- W/ICE MAKER	618406
10	125242-01-740	EA	COVER-BURNER BOX	618910
11	125242-01-739	EA	BASE-BURNER BOX	618902
12	104137-06-715	EA	ELECTRODE-SPARK/SENSOR, SGL	61692222

CONTACT WINNEBAGO PART SALES FOR UNLISTED COMPONENT(S)

CABINET & APPLIANCE GROUP (CONTINUED)
COMPONENT PARTS FOR CABINET & APPLIANCE LAYOUT (CONTINUED)

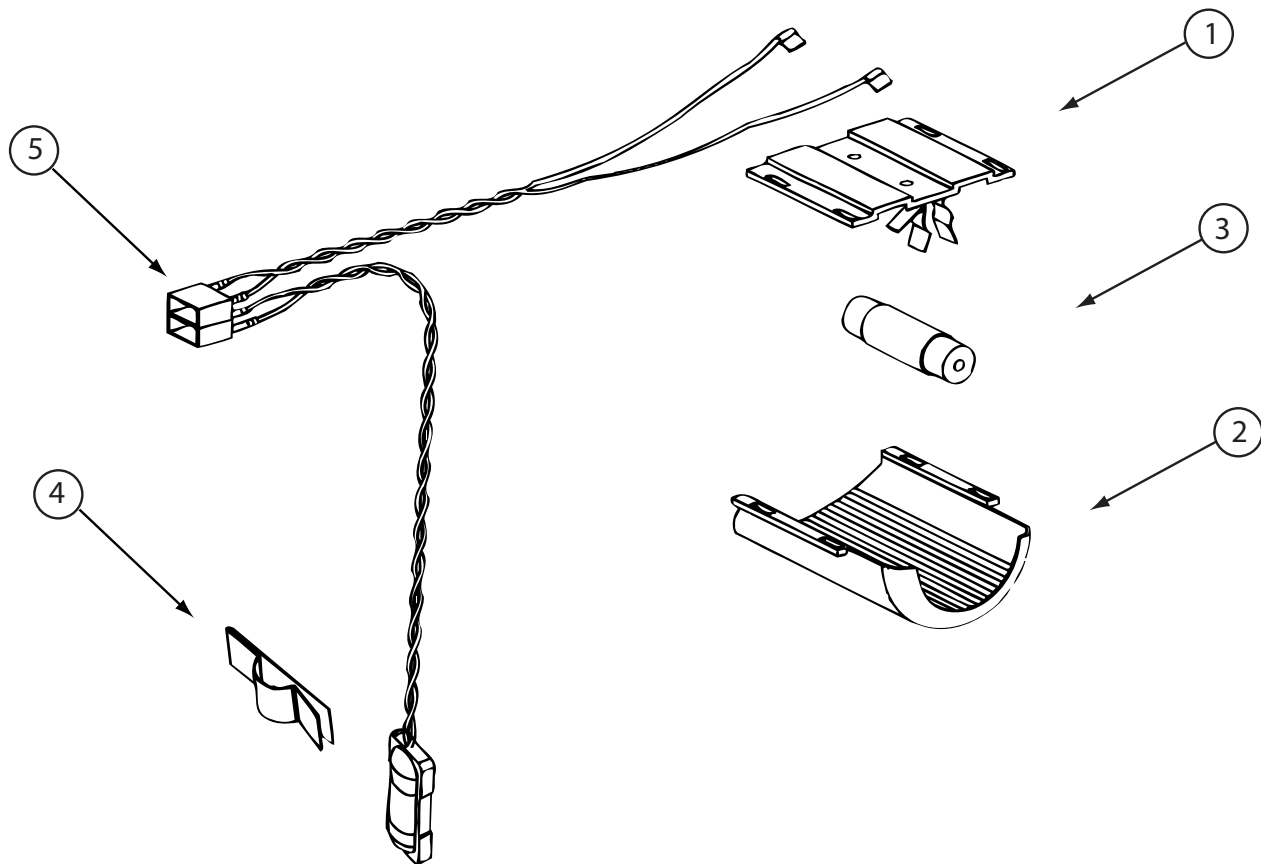


125242-03-02A, 125242-05-02A, 125242-06-01A (CONTINUED)

KEY	PART NUMBER	U/M	DESCRIPTION	VENDOR NO.
2	094039-07-706	EA	ICE MAKER W/O PLATES	61656522
4	125242-05-724	EA	WATER TUBE/HEATER ASM	621429
6	120075-03-706	EA	FITTING WATER LINE	620039
8	125242-01-737	EA	BRACKET-MOUNTING (ICE MAKER)	618894/620890
9	120075-03-701	EA	WATER VALVE - W/BRACKET	618253
11	094039-07-707	EA	GARDEN HOSE ADAP W/BRASS NUT	61679622
12	094039-07-708	EA	NUT - COMPRESSION	622991
13	120075-03-703	EA	ARM-SHUT OFF	61656922
14	125242-01-716	EA	ICE BIN	618803
15	125242-01-725	EA	SHELF-FREEZER (WIRE)	618847
	120075-09-703	EA	THERMOSTAT	620240

CONTACT WINNEBAGO PART SALES FOR UNLISTED COMPONENT(S)

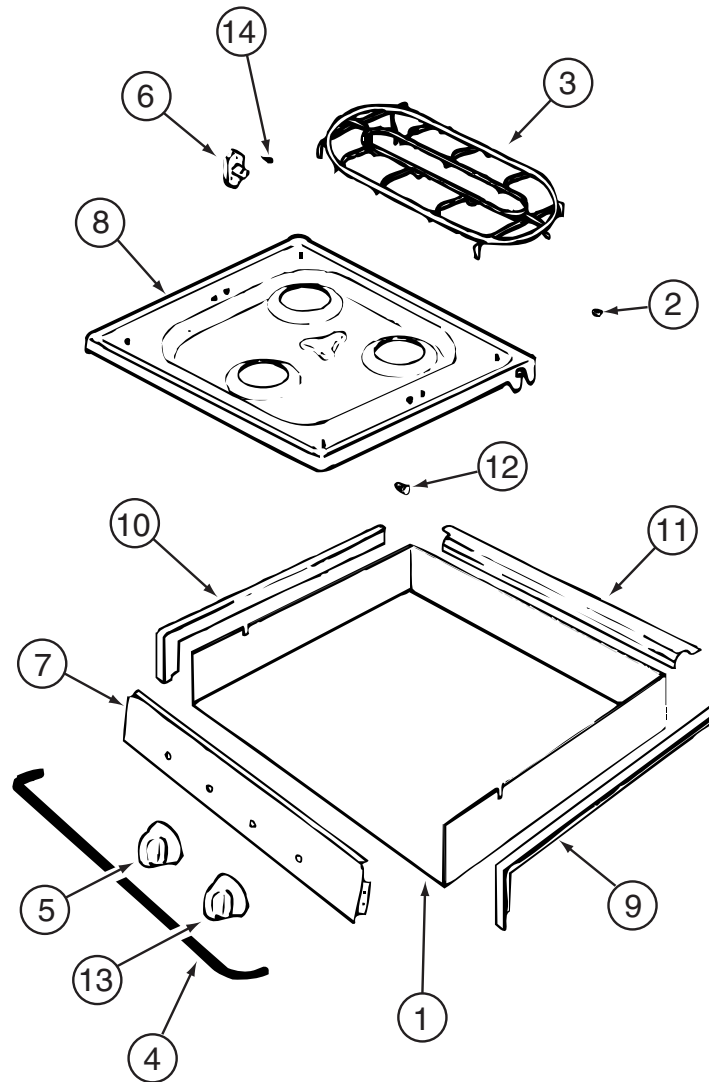
CABINET & APPLIANCE GROUP (CONTINUED)
COMPONENT PARTS FOR CABINET & APPLIANCE LAYOUT (CONTINUED)



125242-03-02A, 125242-05-02A, 125242-06-01A (CONTINUED)

KEY	PART NUMBER	U/M	DESCRIPTION	VENDOR NO.
1	084880-03-705	EA	BRACKET-LIGHT-INTERIOR	61629722
2	125242-02-708	EA	COVER/LAMP BRACKET	621827
3	084880-03-706	EA	BULB-LAMP	61628922
4	084880-01-760	EA	CLIP (THERMISTER)	61689122
5	125242-02-706	EA	LAMP/WIRE ASM/SER#849677 UP	620871

CABINET & APPLIANCE GROUP (CONTINUED)
COMPONENT PARTS FOR CABINET & APPLIANCE LAYOUT (CONTINUED)

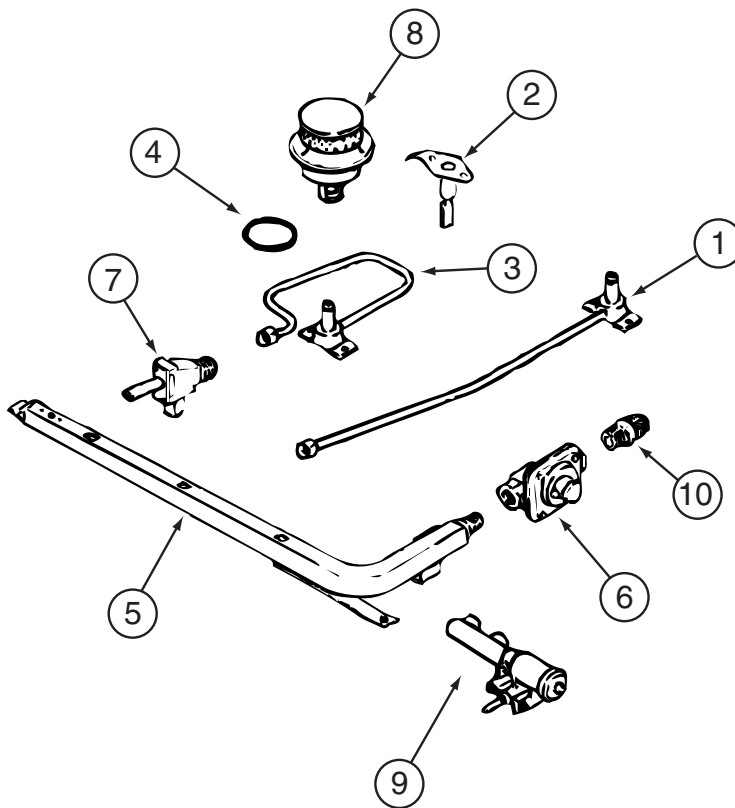


135065-03-01A, 135065-03-03A, 135065-04-01A

KEY	PART NUMBER	U/M	DESCRIPTION	VENDOR NO.
2	102020-01-709	EA	BUMPER-GRATE	8007-P020-60
3	135065-03-703	EA	GRATE - BLACK(SEALED BURNER)	74007304
4	114030-02-700	EA	GUARD/FABRIC - TOWEL BAR	3609F006-70
5	128728-01-701	EA	KNOB - BURNER - REAR	74003941
5	128728-01-702	EA	KNOB - BURNER - FRONT	74003942
6	128728-01-703	EA	PIN/T-NUT F/HINGE	7103P109-60
7	135065-03-704	EA	PANEL - MANIFOLD (BLACK)	74007330
8	128728-01-705	EA	TOP - MAIN - BLACK	74003928
8	135065-03-715	EA	TOP - MAIN - STAINLESS STEEL	74007299
9	114030-01-704	EA	TRIM - RIGHT/BLACK TEXTURED	74002839
10	114030-01-705	EA	TRIM - LEFT/BLACK TEXTURED	74002840
11	114030-01-706	EA	TRIM - REAR/BLACK TEXTURED	74002841
12	102020-01-724	EA	BUMPER-MAIN TOP	8003P008-60
13	128728-01-707	EA	KNOB - IGNITOR	74003944

CONTACT WINNEBAGO PART SALES FOR UNLISTED COMPONENT(S)

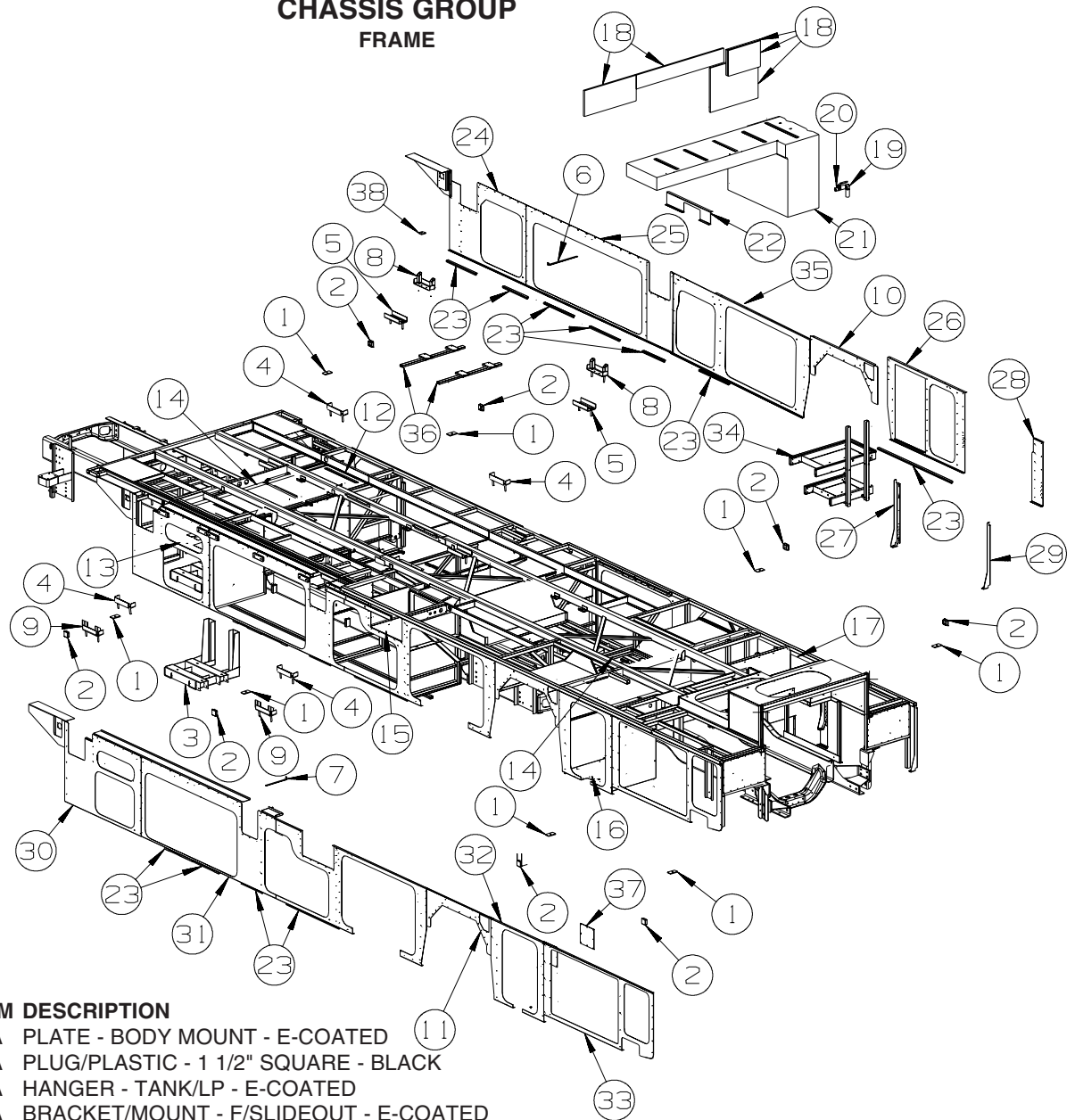
CABINET & APPLIANCE GROUP (CONTINUED)
COMPONENT PARTS FOR CABINET & APPLIANCE LAYOUT (CONTINUED)



135065-03-01A, 135065-03-03A, 135065-04-01A (CONTINUED)

KEY	PART NUMBER	U/M	DESCRIPTION	VENDOR NO.
1	128728-01-708	EA	FITTING W/ORFICE/TUBE - REAR	74003931
2	135065-01-701	EA	IGNITOR/PORCELAIN-TOP BURNER	74004053
3	128728-01-710	EA	FITTING W/ORFICE/TUBE - FRT	74003930
4	135065-03-700	EA	FITTING - HALF UNION	74004234
5	135065-01-702	EA	PIPE/MANIFOLD	74004642
6	126023-02-703	EA	REGULATOR - PRESSURE	74004235
7	135065-01-703	EA	VALVE/BURNER - REAR	74004643
7	135065-01-704	EA	VALVE/BURNER-FRT-HI	74004644
7	135065-03-701	EA	SCREW - VALVE	71003231
8	135065-03-702	EA	SEALED BURNER ASM.(BLACK) RV	74003967
9	128728-01-716	EA	BURNER - IGNITOR	74003946
9	128728-01-717	EA	WIRES - IGNITOR	74003947

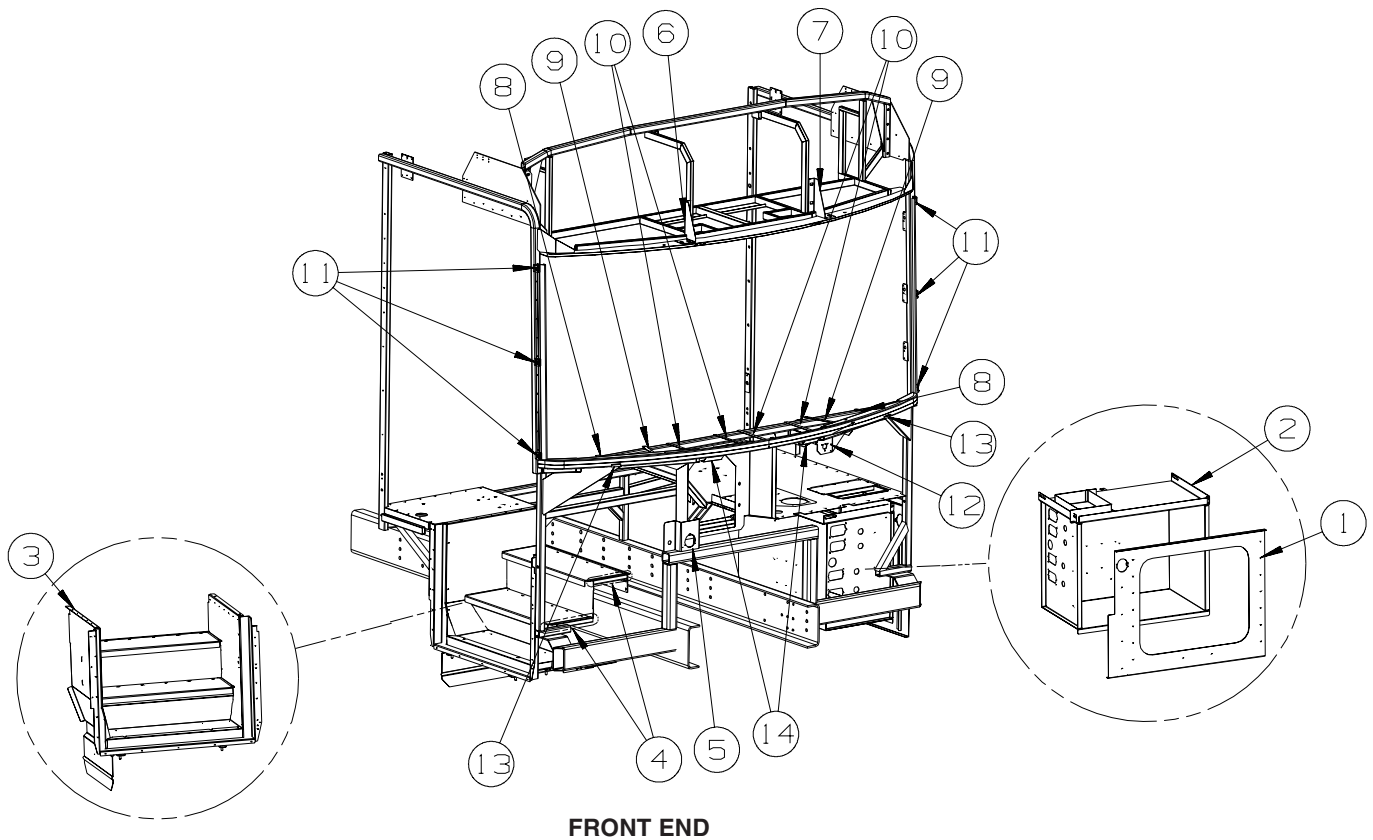
CHASSIS GROUP FRAME



KEY	PART NUMBER	U/M	DESCRIPTION
1	135712-01-02B	EA	PLATE - BODY MOUNT - E-COATED
2	119845-01-01A	EA	PLUG/PLASTIC - 1 1/2" SQUARE - BLACK
3	161289-01-02B	EA	HANGER - TANK/LP - E-COATED
4	152558-01-02B	EA	BRACKET/MOUNT - F/SLIDEOUT - E-COATED
5	136995-09-02B	EA	PLATE W/BOLTS - 7.2" X 1" W/1/2" X 3" BOLTS
FROM: 00-00-00 THRU: 01-18-07			
6	137047-08-02B	EA	STRAP - DEFROSTER PLENUM - E-COATED
7	137047-05-02B	EA	STRAP - DEFROSTER PLENUM
8	152558-02-02B	EA	BRACKET/MOUNT - F/SLIDEOUT - E-COATED
9	152558-06-02B	EA	BRACKET/MOUNT - F/SLIDEOUT - E-COATED
10	160831-01-02B	EA	PANEL/SEAL PLANE - WHEELWELL - E-COATED
11	160831-02-02B	EA	PANEL/SEAL PLANE - WHEELWELL - E-COATED
12	161187-01-WG4	EA	COMPARTMENT
	105290-01-000	SF	INSULATION - AIR POCKET W/FOIL - 4' WIDE
13	161186-01-WG4	EA	COMPARTMENT
14	105290-01-000	SF	INSULATION - AIR POCKET W/FOIL - 4' WIDE
15	161254-02-02B	EA	COMPARTMENT - FURNACE - E-COATED
16	160780-01-02B	EA	COMPARTMENT - POWER CORD - E-COAT
17	144252-06-WG4	EA	COMPARTMENT - WATER HEATER
18	100619-16-000	BF	FOAM - EXPANDED POLYSTYRENE - .75" X 48" X 96"-2" DENSITY
19	132781-01-000	EA	ELBOW - 1.3" BARB X 1.3" BARB - 90 DEGREE - PLASTIC
20	132483-01-000	EA	VALVE/BALL - 1" - THREADED ENDS
21	160958-02-000	EA	TANK - WATER - 95 GALLON - W/FITTINGS
	042989-05-000	EA	FITTING - SPINWELD - 1/2" FPT - PLASTIC
	042989-08-000	EA	FITTING - SPINWELD - 1" FPT - PLASTIC
	049032-01-000	EA	PATCH - SPINWELD - 3/8" - PLASTIC
22	161725-01-12B	EA	BRACKET - VALVE/BYPASS - HEATER - BRIGHT WHITE
23	126516-01-01A	FT	TRIM - VINYL/EXTRUDED - 8'

CHASSIS GROUP (CONTINUED) FRAME (CONTINUED)

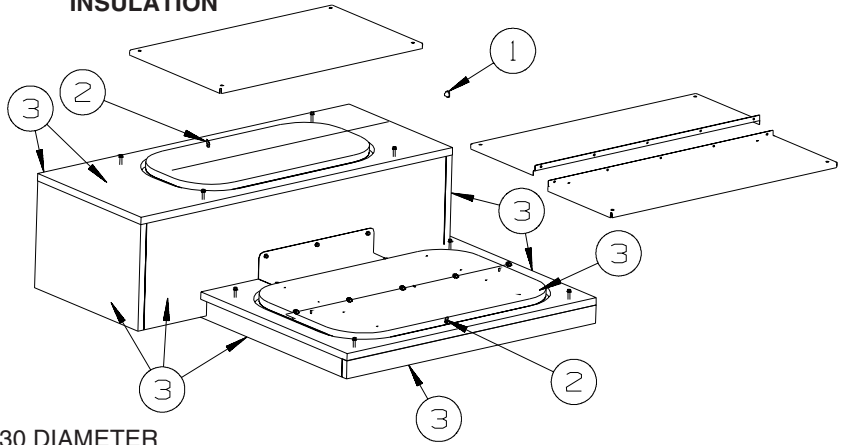
KEY	PART NUMBER	U/M	DESCRIPTION
24	161226-02-02B	EA	PLATE/SEAL - E-COATED
25	161227-02-02B	EA	PLATE/SEAL - E-COATED
26	148103-01-02B	EA	PLATE/SEAL - REAR - E-COATED
27	141649-06-02B	EA	BRACKET - A/C - LEFT - E-COATED
28	141650-02-02B	EA	PLATE/SEAL - E-COATED
29	141649-05-02B	EA	BRACKET - A/C - RIGHT - E-COATED
30	161228-02-02B	EA	SEAL PLANE - E-COATED
31	161229-02-02B	EA	PLATE/SEAL - E-COATED
32	144047-01-02B	EA	PLATE SEAL - E-COATED
33	144048-03-02B	EA	PLATE/SEAL - E-COATED
34	138866-03-01A	EA	SLIDE - BATTERY TRAY
35	161027-02-02B	EA	PLATE/SEAL - RIGHT HAND - E-COATED
36	164294-01-02B	EA	BRACKET - CYLINDER/SYNCH - E-COATED
37	134297-02-02B	EA	PLATE - COVER - E-COATED
38	135712-02-02B	EA	PLATE - BODY MOUNT - E-COATED
			FROM: 06-14-07 THRU: 99-99-99
	093305-01-01A	EA	TRIM - EDGE C-TYPE - WIRE CARRIER - .35" X .24" - VINYL



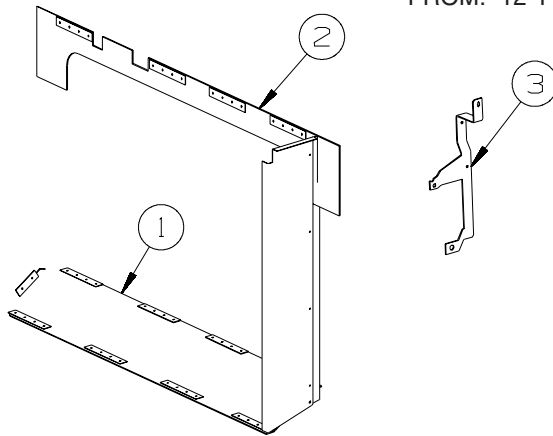
KEY	PART NUMBER	U/M	DESCRIPTION
1	145991-02-02B	EA	PLATE/SEAL - FRONT - E-COATED
2	123764-06-02B	EA	COMPARTMENT/LUGGAGE - E-COATED
3	162109-04-02B	EA	STEP WELL - ENTRANCE DOOR - E-COATED
4	099418-01-000	FT	SEAL - D-SECTION/ADHESIVE BACK - .44" X .44" - BLK RUBBER
5	142478-01-01B	EA	BRACKET - GAUGE - AIR SOURCE - MILL
6	153129-04-02B	EA	BRACKET - SUPPORT - TV - E-COATED
7	153129-05-02B	EA	BRACKET - SUPPORT - TV - E-COATED
8	137047-06-01B	EA	STRAP - DEFROSTER PLENUM
9	137047-05-01B	EA	STRAP - DEFROSTER PLENUM
10	137047-04-01B	EA	STRAP - DEFROSTER PLENUM
11	148935-01-01B	EA	BRACKET - WINDSHIELD - MILL
12	156774-03-01B	EA	BRACKET ASM-WIPER MOTOR, MILL
13	126289-65-01B	EA	ANGLE - FORMED
14	134202-01-01B	EA	REINFORCEMENT - SUPPORT - LOWER WINDSHIELD/MIDDLE

CHASSIS GROUP (CONTINUED)

INSULATION

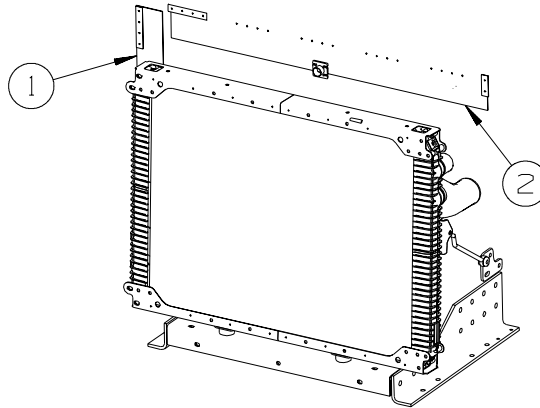


KEY	PART NUMBER	U/M	DESCRIPTION
1	106648-01-000	EA	CAP - STUD - .120 TO .130 DIAMETER
2	039623-01-000	FT	SEAL - MOTOR COVER - RUBBER BULB TYPE
3	072877-03-000	EA	INSULATION - SOUND BARRIER- 1" X 36" X 57" - ADHESIVE BACK FROM: 00-00-00 THRU: 12-10-06
3	072877-08-000	EA	INSULATION - SOUND BARRIER- 1" X 54" X 48" - ADHESIVE BACK FROM: 12-11-06 THRU: 99-99-99



RADIATOR SIDE

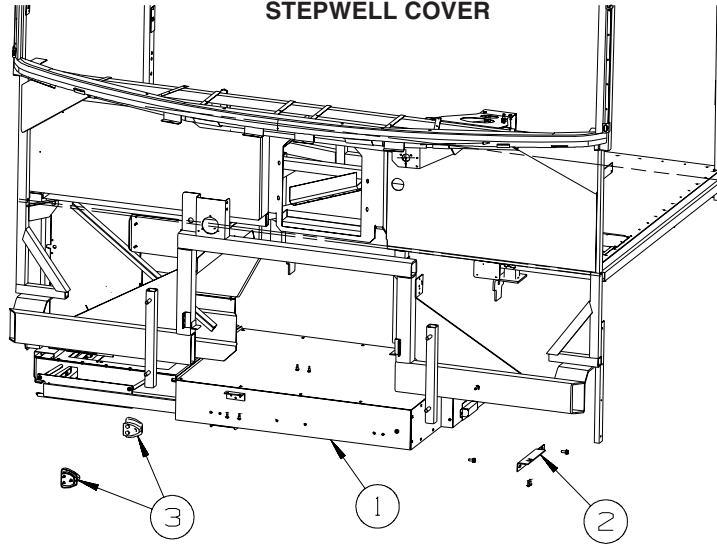
KEY	PART NUMBER	U/M	DESCRIPTION
1	149047-02-000	EA	BAFFLE - RADIATOR - 43.5" X 8.4"
2	146844-02-000	EA	SHEET/RUBBER - 7.9" X 49.9"
3	NOT USED		



RADIATOR REAR

KEY	PART NUMBER	U/M	DESCRIPTION
1	076310-05-000	EA	SHEET/RUBBER - RADIATOR BAFFLE - .12" X 4" X 16"
2	076310-08-000	EA	SHEET/RUBBER - RADIATER BAFFLE - .12" X 5" X 48"

CHASSIS GROUP (CONTINUED)
STEPWELL COVER



KEY	PART NUMBER	U/M	DESCRIPTION	
1*	145122-03-01A	EA	STEP COVER - SLIDING	
				FROM: 00-00-00 THRU: 11-05-07
1*	145122-05-01A	EA	STEP COVER - SLIDING	
				FROM: 11-06-07 THRU: 99-99-99
2	145661-04-02B	EA	BRACKET - STEP COVER - E-COATED	
3	142499-02-01A	EA	BLOCK/SUPPORT (STEP COVER)	

*COMPONENT PARTS LISTED LATER IN THIS GROUP

COMPONENT PARTS FOR STEPWELL COVER

145122-02-01A, 145122-03-01A

KEY	PART NUMBER	U/M	DESCRIPTION	VENDOR NO.
	130294-04-701	EA	BOLT - 3/8" X 3/8" SHOULDER	1202300
	138173-01-701	EA	POP RIVET - SS 3/16"X1/4"	1214630
	141691-01-703	EA	LATCH - CABLE RELEASE	1912125
	141691-01-704	EA	SPRING - CABLE PRELOAD	1217507
	141691-01-705	EA	CAP/END - DRUM	1612535
	141691-01-706	EA	BUSHING - .625" X .813"	1614003
	141691-01-708	EA	MOTOR W/9 TOOTH PINION	1820122
	141691-01-709	EA	BRACKET-SPRING DRAW BARCONN	3610586
	141691-01-710	EA	BRACKET-SPRING DRAW BAR CBL	3610599
	141691-01-711	EA	CAPSTAN/DRUM - CABLE DRIVE	1102211
	145122-01-700	EA	CABLE - 80" W/STOPS	1218753
	145122-01-701	EA	CABLE - 54" W/STOPS	1218754
	145122-01-704	EA	HARNESS/ADAPTER	1809938
	145122-01-706	EA	COVER - EMERGENCY RETRACT	1612532
	145122-01-707	EA	SHOE/CABLE - PLASTIC	1612533
	145122-01-708	EA	GUIDE/ARM SLIDE - PLASTIC	1612542
	145122-01-709	EA	BUSHING/BRONZE - .38" X .50"	1614007
	145122-01-710	EA	BRACKET - SUPPORT	3610597
	145122-05-700	EA	STOP ROD BRACKET - RH	3010000359
	145122-05-701	EA	STOP ROD BRACKET - LH	3010000358

CHASSIS GROUP (CONTINUED)
COMPONENT PARTS FOR STEPWELL COVER (CONTINUED)

ART NOT YET AVAILABLE

145122-04-01A, 145122-05-01A

KEY	PART NUMBER	U/M	DESCRIPTION	VENDOR NO.
1	141691-01-704	EA	SPRING - CABLE PRELOAD	1217507
2	141691-01-709	EA	BRACKET-SPRING DRAW BARCONN	3610586
3	141691-01-710	EA	BRACKET-SPRING DRAW BAR CBL	3610599

ART NOT YET AVAILABLE

145122-04-01A, 145122-05-01A (CONTINUED)

KEY	PART NUMBER	U/M	DESCRIPTION	VENDOR NO.
2	141691-01-708	EA	MOTOR W/9 TOOTH PINION	1820122
3	141691-01-711	EA	CAPSTAN/DRUM - CABLE DRIVE	1102211
4	141691-01-705	EA	CAP/END - DRUM	1612535
5	141691-01-706	EA	BUSHING - .625" X .813"	1614003
6	145122-01-710	EA	BRACKET - SUPPORT	3610597
11	145122-01-700	EA	CABLE - 80" W/STOPS	1218753
12	145122-01-701	EA	CABLE - 54" W/STOPS	1218754
14	145122-01-704	EA	HARNESS/ADAPTER	1809938

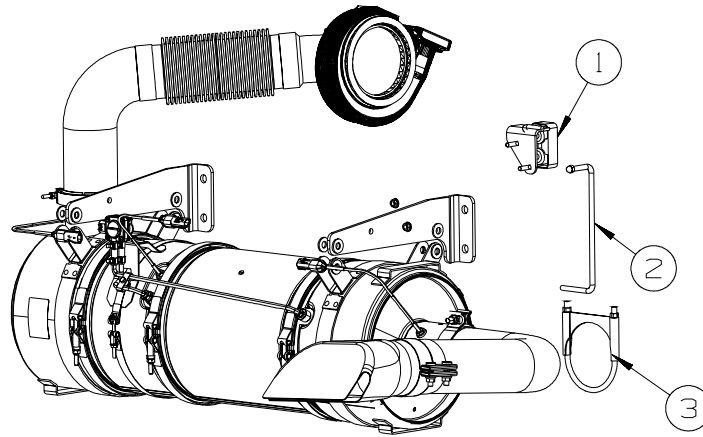
ART NOT YET AVAILABLE

145122-05-01A (CONTINUED)

KEY	PART NUMBER	U/M	DESCRIPTION	VENDOR NO.
4	138173-01-701	EA	POP RIVET - SS 3/16"X1/4"	1214630
14	130294-04-701	EA	BOLT - 3/8" X 3/8" SHOULDER	1202300
16	145122-01-709	EA	BUSHING/BRONZE - .38" X .50"	1614007
20	145122-05-701	EA	STOP ROD BRACKET - LH	3010000358
21	14512-05-700	EA	STOP ROD BRACKET - RH	3010000359
19	145122-01-708	EA	GUIDE/ARM SLIDE - PLASTIC	1612542
25	145122-01-707	EA	SHOE/CABLE - PLASTIC	1612533
27	145122-01-706	EA	COVER - EMERGENCY RETRACT	1612532
28	141691-01-703	EA	LATCH - CABLE RELEASE	1912125

CHASSIS GROUP (CONTINUED)

EXHAUST



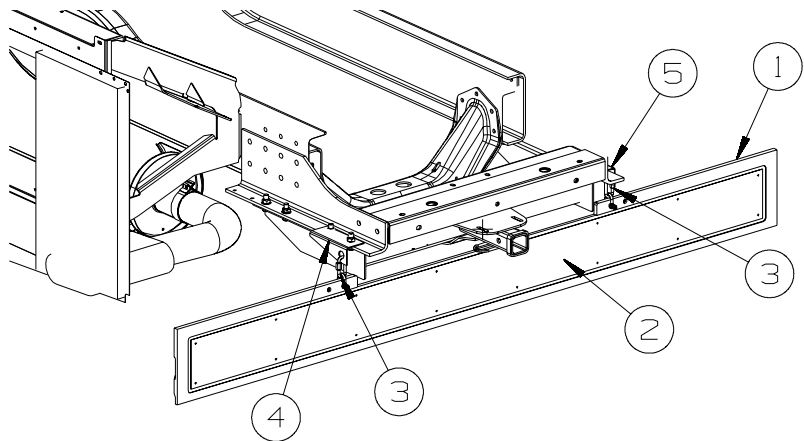
KEY	PART NUMBER	U/M DESCRIPTION
1	143811-01-000	EA HANGER - EXHAUST - FORD F53
2	122392-19-02B	EA HANGER - TAILPIPE - E-COATED
3	094918-05-000	EA CLAMP - EXHAUST - 4 7/16" - GUILLOTINE STYLE

HITCH

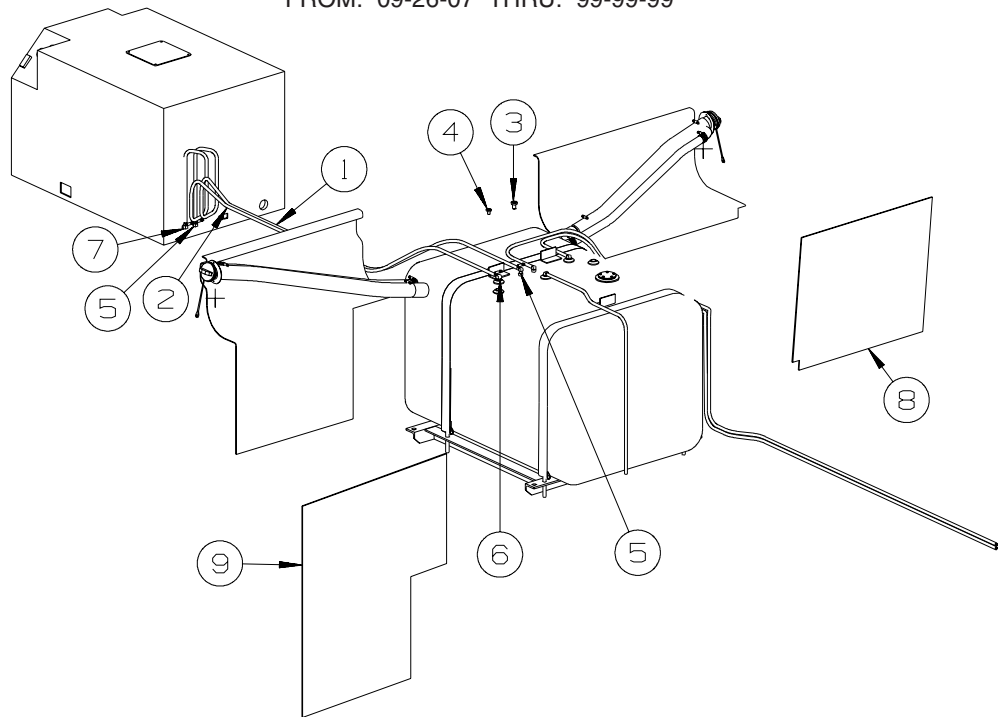
KEY	PART NUMBER	U/M DESCRIPTION
	134016-06-01A	EA DRAWBAR/HITCH - CLASS 4

CHASSIS GROUP (CONTINUED)

REAR MUD GUARD



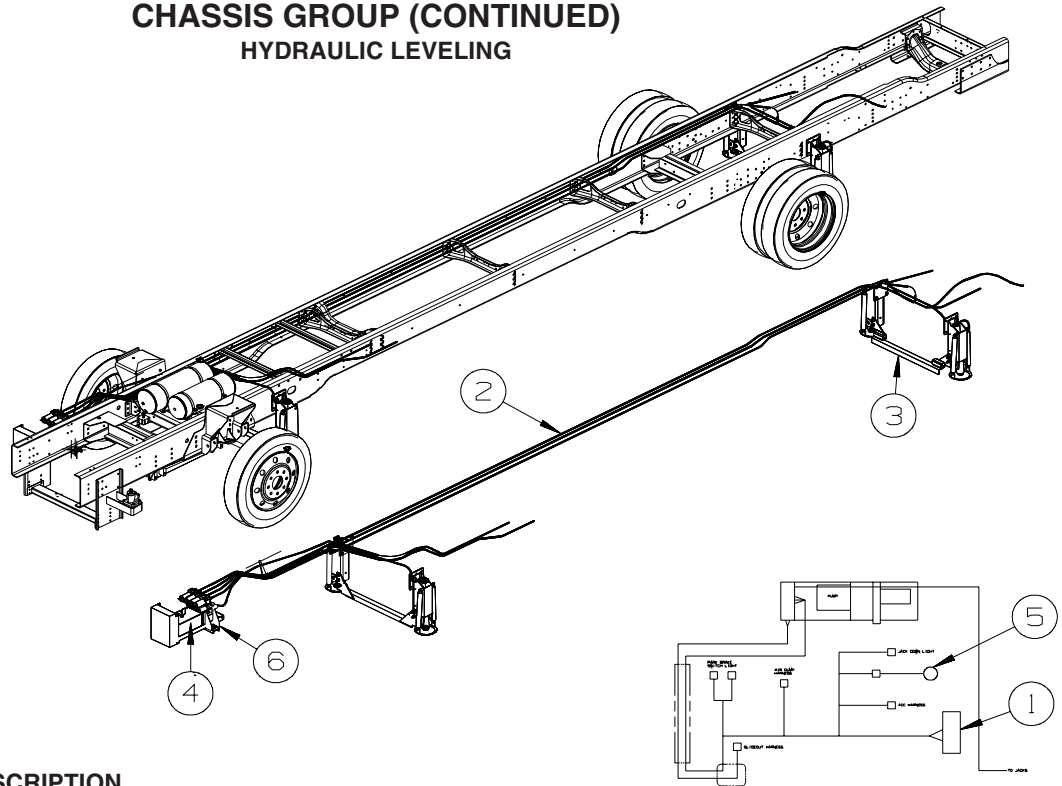
KEY	PART NUMBER	U/M	DESCRIPTION
1	151908-03-01A	EA	MUD FLAP - REAR - BRUSHED ALUMINUM
2	142627-02-01A	EA	DECAL/LOGO - "WINNEBAGO" - MUDFLAP - CHROME/BLACK
3	139818-01-01A	EA	LINK - QUICK - STAINLESS STEEL
4	163857-01-02B	EA	ANGLE/FORMED - MUDFLAP - E-COATED - NOT ILLUSTRATED FROM: 00-00-00 THRU: 09-25-07
4	163857-04-02B	EA	ANGLE/FORMED - MUDFLAP - E-COATED FROM: 09-26-07 THRU: 99-99-99
5	163857-01-02B	EA	ANGLE/FORMED - MUDFLAP - E-COATED - NOT ILLUSTRATED FROM: 00-00-00 THRU: 09-25-07
5	163857-03-02B	EA	ANGLE/FORMED - MUDFLAP - E-COATED FROM: 09-26-07 THRU: 99-99-99



FUEL

KEY	PART NUMBER	U/M	DESCRIPTION
1	128139-03-000	FT	HOSE - FUEL - LOW PERMEABILITY - 1/4" DIAMETER
2	024138-01-000	FT	HOSE - FUEL - 5/16" ID
3	068382-05-000	EA	BUSHING - 1/2"MPT X 1/8"FPT - BRASS
4	068382-02-000	EA	BUSHING - 3/8"MPT X 1/4"FPT - BRASS
5	114253-01-000	EA	ELBOW - 1/4 SINGLE BARB X 1/8 MPT
6	114253-02-000	EA	ELBOW - 5/16 SINGLE BARB X 1/4 MPT
7	114253-04-000	EA	ELBOW - 5/16 SINGLE BARB X 1/8 MPT
8	118726-07-000	EA	BAFFLE - FUEL FILL - RIGHT HAND
9	118726-08-000	EA	BAFFLE - FUEL FILL - LEFT HAND

CHASSIS GROUP (CONTINUED) HYDRAULIC LEVELING



KEY	PART NUMBER	U/M	DESCRIPTION
1*	107889-12-000	EA	PANEL - CONTROL - 625 AIR DUMP W/PLUG F/REMOTE - W/HARNESS FROM: 00-00-00 THRU: 01-18-07
1	107889-13-000	EA	PANEL - CONTROL - 625 AIR DUMP W/PLUG F/REMOTE - W/HARNESS FROM: 01-19-07 THRU: 99-99-99
2*	100536-47-000	EA	HOSE KIT - LEVELING JACKS
3	114748-08-02B	EA	BRACKET - JACKS/REAR - E-COATED
4	153452-33-000	EA	LEVELING SYSTEM - 625 SYSTEM W/4 SLIDEOUTS - FREIGHTLINER - R40FD FROM: 00-00-00 THRU: 06-10-07
4	153452-36-000	EA	LEVELING SYSTEM - 625 SYSTEM W/4 SLIDEOUTS - FREIGHTLINER - R40FD FROM: 06-11-07 THRU: 99-99-99
4	153452-32-000	EA	LEVELING SYSTEM - 625 SYSTEM W/3 SLIDEOUTS - FREIGHTLINER - R40KD, R36LD, R40WD FROM: 00-00-00 THRU: 06-10-07
4	153452-35-000	EA	LEVELING SYSTEM - 625 SYSTEM W/3 SLIDEOUTS - FREIGHTLINER - R40KD, R36LD, R40WD FROM: 06-11-07 THRU: 99-99-99
4	153452-34-000	EA	LEVELING SYSTEM - 625 SYSTEM W/2 SLIDEOUTS - FREIGHTLINER - R40TD FROM: 00-00-00 THRU: 06-10-07
4	153452-37-000	EA	LEVELING SYSTEM - 625 SYSTEM W/2 SLIDEOUTS - FREIGHTLINER - R40TD FROM: 06-11-07 THRU: 99-99-99
5	134092-05-000	EA	CHIME KIT - LEVELING SYSTEM - 325/625
6	144224-03-01A	EA	BRACKET - PUMP/LEVELING - BLACK

*COMPONENT PARTS LISTED LATER IN THIS GROUP

COMPONENT PARTS FOR HYDRAULIC LEVELING

100536-47-000

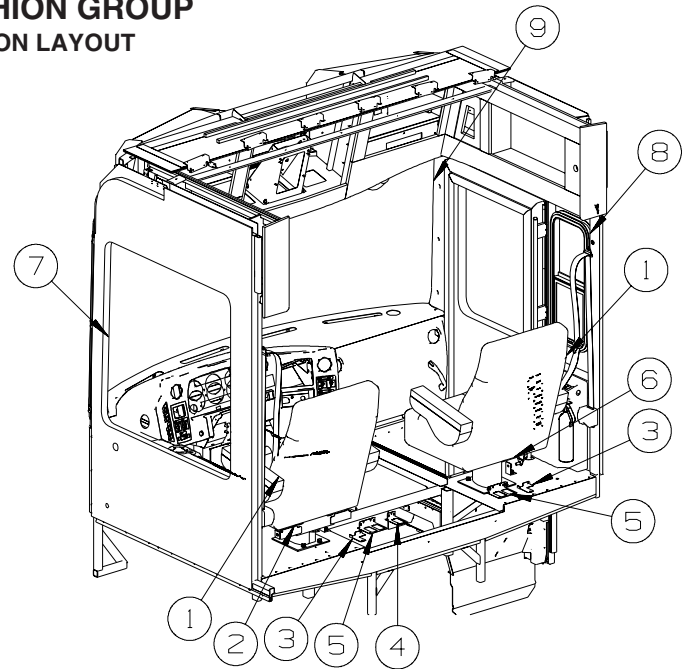
KEY	PART NUMBER	U/M	DESCRIPTION	VENDOR NO.
	100536-31-701	EA	HOSE - HYDRAULIC - 96"	RAP5352
	100536-47-700	EA	HOSE-HYDRAULIC - 1/4" X 416"	RAP91507
	100536-47-701	EA	HOSE-HYDRAULIC - 1/4" X 378"	RAP91501
	115767-01-704	EA	HOSE-HYDRAULIC - 1/4" X 146"	RAP90004/AP2443

107889-12-000, 107889-13-000

KEY	PART NUMBER	U/M	DESCRIPTION	VENDOR NO.
	107889-12-700	EA	TOUCH PANEL-625 W/AIR/REMOTE	RAP91862/AP34697

CURTAIN & CUSHION GROUP

CURTAIN, CUSHION LAYOUT

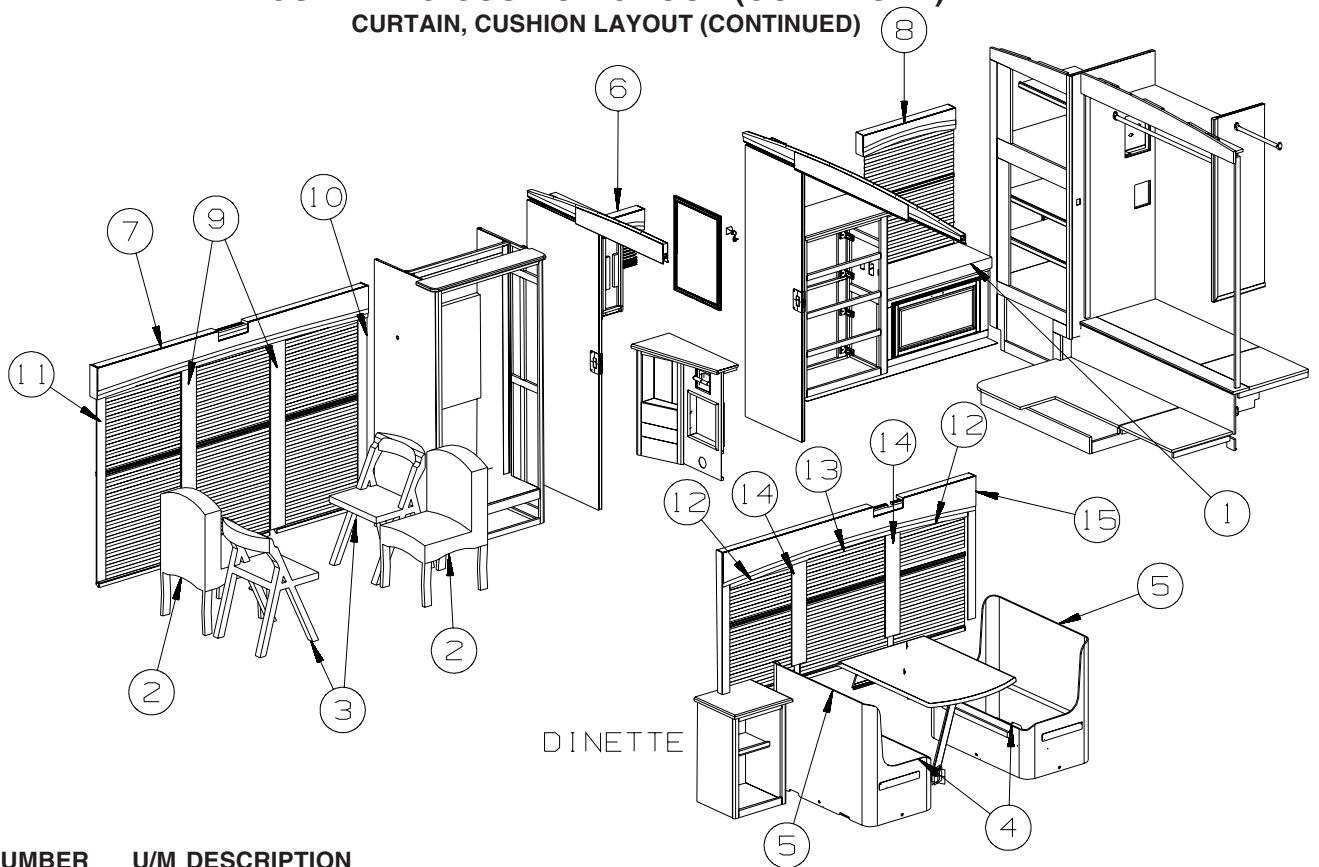


KEY	PART NUMBER	U/M	DESCRIPTION
1	146707-12-WG0	EA	SEAT - BUCKET - W/LUMBAR/ADJUSTABLE ARMS - LEATHER (WG0, WG1, WG2) FROM: 00-00-00 THRU: 09-16-07
1	146707-14-WG0	EA	SEAT - BUCKET - W/LUMBAR/ADJUSTABLE ARMS - LEATHER (WG0, WG1, WG2) FROM: 09-17-07 THRU: 99-99-99
1	146707-12-WG4	EA	SEAT - BUCKET - W/LUMBAR/ADJUSTABLE ARMS - LEATHER (WG4, WG5, WG6) FROM: 00-00-00 THRU: 09-16-07
1	146707-14-WG4	EA	SEAT - BUCKET - W/LUMBAR/ADJUSTABLE ARMS - LEATHER (WG4, WG5, WG6) FROM: 09-17-07 THRU: 99-99-99
1	146707-12-WH0	EA	SEAT - BUCKET - W/LUMBAR/ADJUSTABLE ARMS - LEATHER (WH0, WH1, WH2) FROM: 00-00-00 THRU: 09-16-07
1	146707-14-WH0	EA	SEAT - BUCKET - W/LUMBAR/ADJUSTABLE ARMS - LEATHER (WH0, WH1, WH2) FROM: 09-17-07 THRU: 99-99-99
	152337-01-000	EA	PROTECTOR - SEAT - CLEAR VINYL
	154060-03-WG0	EA	FOOTREST - BUCKET SEAT/PASSENGER - LEATHER (WG0, WG1, WG2)
	154060-03-WG4	EA	FOOTREST - BUCKET SEAT/PASSENGER - LEATHER (WG4, WG5, WG6)
	154060-03-WJ0	EA	FOOTREST - BUCKET SEAT/PASSENGER - LEATHER (WH0, WH1, WH2)
2	148630-16-WA0	EA	SKIRT - F/6-WAY POWER - LEATHER (WG0, WG1, WG2)
2	148630-16-WG4	EA	SKIRT - F/6-WAY POWER - LEATHER (WG4, WG5, WG6)
2	148630-16-WB0	EA	SKIRT - F/6-WAY POWER - LEATHER (WH0, WH1, WH2)
2	108049-02-000	EA	CLIP - CABLE/PEDESTAL
2	108049-04-000	EA	CABLE - W/MINI LEVER ACTION SWITCH - 28" SHEATH/30" CABLE
2	128699-01-02B	EA	BRACKET - SEAT SWITCH - E-COATED
3	117125-01-02B	EA	BRACKET - CABLE MOUNT - ADJUSTER W/LOCK
4	127159-01-02B	EA	BRACKET - SEAT RELEASE - SINGLE REMOTE - E-COATED
5	127159-02-02B	EA	BRACKET - SEAT RELEASE - DUAL REMOTE - E-COATED
6	148630-15-WA0	EA	SKIRT - W/SEAT BELT SLOT - LEATHER (WG0, WG1, WG2)
6	148630-15-WG4	EA	SKIRT - W/SEAT BELT SLOT - LEATHER (WG4, WG5, WG6)
6	148630-15-WB0	EA	SKIRT - W/SEAT BELT SLOT - LEATHER (WH0, WH1, WH2)
6	148630-17-WG0	EA	SKIRT - W/SEAT BELT/FTREST SLTS - LEATHER (WG0, WG1, WG2) - PASSENGER SEAT W/FOOTREST
6	148630-17-WG4	EA	SKIRT - W/SEAT BELT/FTREST SLTS - LEATHER (WG4, WG5, WG6) - PASSENGER SEAT W/FOOTREST
6	148630-17-WJ0	EA	SKIRT - W/SEAT BELT/FTREST SLTS - LEATHER (WH0, WH1, WH2) - PASSENGER SEAT W/FOOTREST
	108049-02-000	EA	CLIP - CABLE/PEDESTAL
	108049-04-000	EA	CABLE - W/MINI LEVER ACTION SWITCH - 28" SHEATH/30" CABLE
7	163172-10-WJ0	EA	CURTAIN - DRIVER/FRONT WRAP/PRIVACY - 40.9" X 74.9" FROM: 00-00-00 THRU: 09-23-07
7	163172-17-WL0	EA	CURTAIN - DRIVER/FRONT WRAP/PRIVACY - 42.9" X 77.9" FROM: 09-24-07 THRU: 99-99-99
	073260-42-WL0	EA	TIEBACK - 6" X 18" FROM: 00-00-00 THRU: 06-03-07
	165138-01-WG0	EA	TIEBACK - 7" X 20" FROM: 06-04-07 THRU: 99-99-99

CURTAIN & CUSHION GROUP (CONTINUED)
CURTAIN, CUSHION LAYOUT (CONTINUED)

KEY	PART NUMBER	U/M	DESCRIPTION
8	163172-12-WJ0	EA	CURTAIN - PASSENGER/REAR WRAP/PRIVACY - 40.9" X 53.9" FROM: 00-00-00 THRU: 09-23-07
8	163172-19-WL0	EA	CURTAIN - PASSENGER/REAR WRAP/PRIVACY - 42.9" X 77.9" FROM: 09-24-07 THRU: 99-99-99
	073260-42-WL0	EA	TIEBACK - 6" X 18" FROM: 00-00-00 THRU: 06-03-07
	165138-01-WG0	EA	TIEBACK - 7" X 20" FROM: 06-04-07 THRU: 99-99-99
9	163172-11-WJ0	EA	CURTAIN - PASSENGER/FRONT WRAP/PRIVACY - 40.9" X 91.9" FROM: 00-00-00 THRU: 09-23-07
9	163172-18-WL0	EA	CURTAIN - PASSENGER/FRONT WRAP/PRIVACY - 40.9" X 81.8" FROM: 09-24-07 THRU: 99-99-99

CURTAIN & CUSHION GROUP (CONTINUED)
CURTAIN, CUSHION LAYOUT (CONTINUED)



KEY	PART NUMBER	U/M	DESCRIPTION	
1	160287-15-WG0	EA	CUSHION - WINDOW SEAT - 13.5" X 35.5" X 3" (WG0, WG1, WG2)	
1	160287-14-WG4	EA	CUSHION - WINDOW SEAT - 13.5" X 35.5" X 3" (WG4, WG5, WG6)	
1	160287-13-WH0	EA	CUSHION - WINDOW SEAT - 13.5" X 35.5" X 3" (WH0, WH1, WH2)	
	160287-B5-WG0	EA	COVER - CUSHION/WINDOW SEAT - 13.5" X 35.5" X 3" (WG0, WG1, WG2)	
	160287-B4-WG4	EA	COVER - CUSHION/WINDOW SEAT - 13.5" X 35.5" X 3" (WG4, WG5, WG6)	
	160287-B3-WH0	EA	COVER - CUSHION/WINDOW SEAT - 13.5" X 35.5" X 3" (WH0, WH1, WH2)	
2	153843-04-WG0	EA	CHAIR - DINING (WG0)	
2	153843-04-WG1	EA	CHAIR - DINING (WG1)	
2	153843-04-WG2	EA	CHAIR - DINING (WG2)	
2	153843-01-WG4	EA	CHAIR - DINING (WG4)	
2	153843-01-WG5	EA	CHAIR - DINING (WG5)	
2	153843-01-WG6	EA	CHAIR - DINING (WG6)	
2	153843-02-WH0	EA	CHAIR - DINING (WH0)	
2	153843-03-UG1	EA	CHAIR - DINING (WH0)	FROM: 00-00-00 THRU: 01-13-08
2	153843-02-WH1	EA	CHAIR - DINING (WH1)	FROM: 01-14-08 THRU: 99-99-99
2	153843-03-UG2	EA	CHAIR - DINING (WH1)	FROM: 00-00-00 THRU: 01-13-08
2	153843-02-WH2	EA	CHAIR - DINING (WH2)	FROM: 01-14-08 THRU: 99-99-99
2	153843-03-UG3	EA	CHAIR - DINING (WH2)	FROM: 00-00-00 THRU: 01-13-08
				FROM: 01-14-08 THRU: 99-99-99
	099856-13-000	EA	STRAP - TIEDOWN - 143.5"	
	099856-12-000	EA	STRAP - TIEDOWN - 121.9" - BUFFET TABLE & CHAIRS	
3	157868-05-WG0	EA	CHAIR - FOLDING (WG0)	
3	157868-05-WG1	EA	CHAIR - FOLDING (WG1)	
3	157868-05-WG2	EA	CHAIR - FOLDING (WG2)	
3	157868-03-WG4	EA	CHAIR - FOLDING (WG4)	
3	157868-03-WG5	EA	CHAIR - FOLDING (WG5)	
3	157868-03-WG6	EA	CHAIR - FOLDING (WG6)	
3	157868-04-WH0	EA	CHAIR - FOLDING (WH0)	
3	157868-01-UG1	EA	CHAIR - FOLDING (WH0)	FROM: 00-00-00 THRU: 01-13-08
				FROM: 01-14-08 THRU: 99-99-99

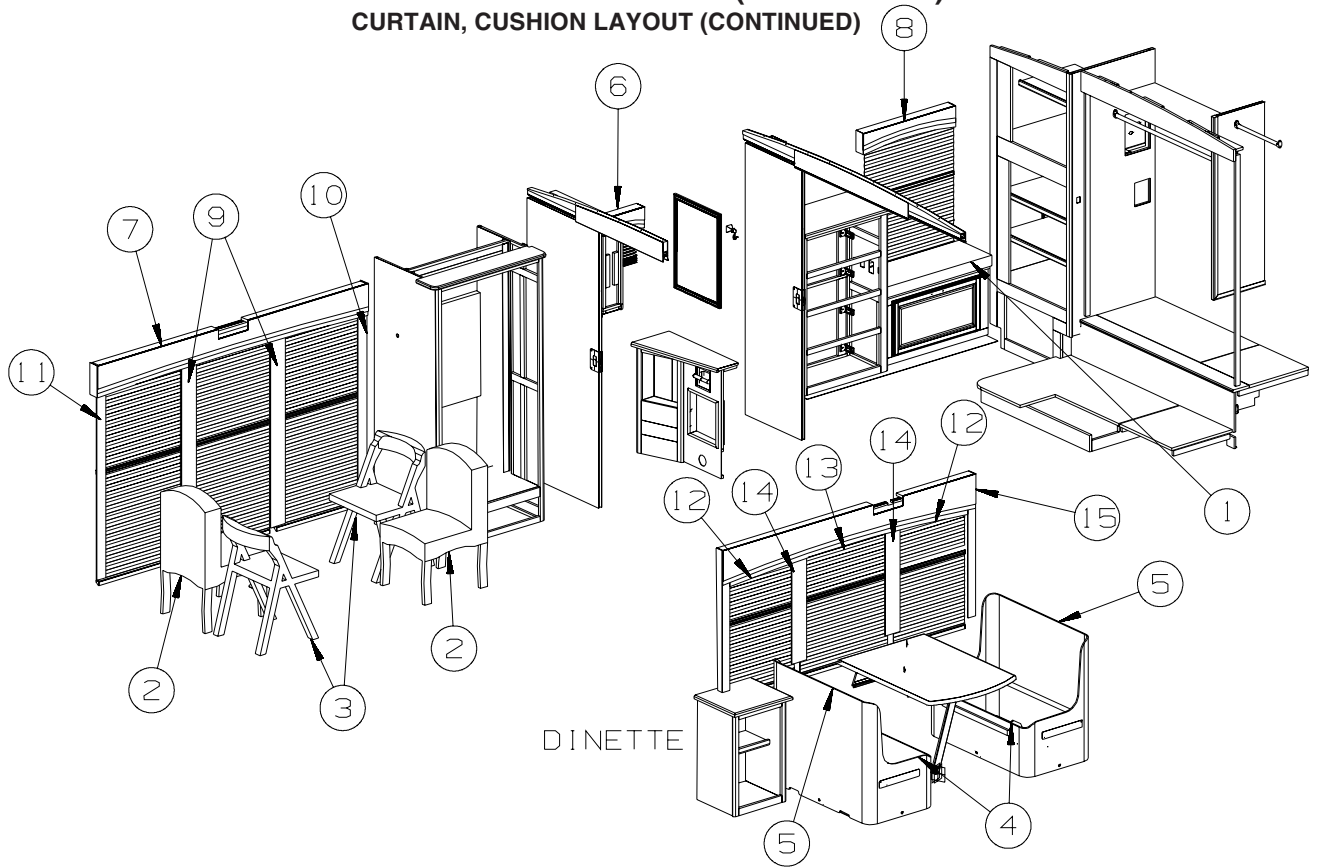
CURTAIN & CUSHION GROUP (CONTINUED)

CURTAIN, CUSHION LAYOUT (CONTINUED)

KEY	PART NUMBER	U/M	DESCRIPTION
3	157868-04-WH1	EA	CHAIR - FOLDING (WH1) FROM: 00-00-00 THRU: 01-13-08
3	157868-01-UG2	EA	CHAIR - FOLDING (WH1) FROM: 01-14-08 THRU: 99-99-99
3	157868-04-WH2	EA	CHAIR - FOLDING (WH2) FROM: 00-00-00 THRU: 01-13-08
3	157868-01-UG3	EA	CHAIR - FOLDING (WH2) FROM: 01-14-08 THRU: 99-99-99
4	142292-07-WG0	EA	SEAT - DINETTE CUSHION (SPRUNG) - 23" X 38.5" (WG0, WG1, WG2)
4	142292-07-WG4	EA	SEAT - DINETTE CUSHION (SPRUNG) - 23" X 38.5" (WG4, WG5, WG6)
4	142292-07-WH0	EA	SEAT - DINETTE CUSHION (SPRUNG) - 23" X 38.5" (WH0, WH1, WH2)
	142292-A7-WG0	EA	COVER/SEAT - DINETTE CUSHION (SPRUNG) - 23" X 38.5" (WG0, WG1, WG2)
	142292-A7-WG4	EA	COVER/SEAT - DINETTE CUSHION (SPRUNG) - 23" X 38.5" (WG4, WG5, WG6)
	142292-A7-WH0	EA	COVER/SEAT - DINETTE CUSHION (SPRUNG) - 23" X 38.5" (WH0, WH1, WH2)
	142366-01-000	EA	FRAME - SPRUNG - DINETTE SEAT
5	154221-04-WG0	EA	BACK - DINETTE CUSHION - 12" X 40" (WG0, WG1, WG2) FROM: 00-00-00 THRU: 07-29-07
5	165944-02-WG0	EA	CUSHION - BACK - 13" X 39" (WG0, WG1, WG2) FROM: 07-30-07 THRU: 99-99-99
5	154221-04-WG4	EA	BACK - DINETTE CUSHION - 12" X 40" (WG4, WG5, WG6) FROM: 00-00-00 THRU: 07-29-07
5	165944-02-WG4	EA	CUSHION - BACK - 13" X 39" (WG4, WG5, WG6) FROM: 07-30-07 THRU: 99-99-99
5	154221-04-WH0	EA	BACK - DINETTE CUSHION - 12" X 40" (WH0, WH1, WH2) FROM: 00-00-00 THRU: 07-29-07
5	165944-02-WH0	EA	CUSHION - BACK - 13" X 39" (WH0, WH1, WH2) FROM: 07-30-07 THRU: 99-99-99
	P54221-04-WG0	EA	COVER/BACK - DINETTE CUSHION - 12" X 40" (WG0, WG1, WG2) FROM: 00-00-00 THRU: 07-29-07
	165944-A2-WG0	EA	COVER/BACK - 13" X 39" (WG0, WG1, WG2) FROM: 07-30-07 THRU: 99-99-99
	P54221-04-WG4	EA	COVER/BACK - DINETTE CUSHION - 12" X 40" (WG4, WG5, WG6) FROM: 00-00-00 THRU: 07-29-07
	165944-A2-WG4	EA	COVER/BACK - 13" X 39" (WG4, WG5, WG6) FROM: 07-30-07 THRU: 99-99-99
	P54221-04-WH0	EA	COVER/BACK - DINETTE CUSHION - 12" X 40" (WH0, WH1, WH2) FROM: 00-00-00 THRU: 07-29-07
	165944-A2-WH0	EA	COVER/BACK - 13" X 39" (WH0, WH1, WH2) FROM: 07-30-07 THRU: 99-99-99
6	160590-67-WG0	EA	VALANCE - MONTICELLO II - 16" X 6" (WG0, WG1, WG2)
6	160590-68-WG4	EA	VALANCE - MONTICELLO II - 16" X 6" (WG4, WG5, WG6)
6	160590-68-WH0	EA	VALANCE - MONTICELLO II - 16" X 6" (WH0, WH1, WH2)
6	109041-79-02A	EA	BLIND - MINI - 14.5" X 29"
	162496-01-01A	EA	BRACKET/BLIND - LEFT SIDE WHEN FACING WINDOW - CLEAR
	162496-02-01A	EA	BRACKET/BLIND - RIGHT SIDE WHEN FACING WINDOW - CLEAR
	102555-03-000	EA	BRACKET - (CLEAT TYPE) - F/BLIND HOLDOWN - MILKY WHITE
	109441-01-000	EA	BRACKET/HOOK - BLIND HOLD DOWN - LARGE - CLEAR
7	160590-63-WG0	EA	VALANCE - MONTICELLO II - 91" X 9" (WG0, WG1, WG2)
7	160590-64-WG4	EA	VALANCE - MONTICELLO II - 91" X 9" (WG4, WG5, WG6)
7	160590-11-UN6	EA	VALANCE - MONTICELLO II - 91" X 9" (WH0, WH1, WH2)
7	140789-78-WA0	EA	BLIND - DAY/NIGHTER - 27.5" X 62" (WG0, WG1, WG2, WG4, WG5, WG6)
7	140789-78-WJ4	EA	BLIND - DAY/NIGHTER - 27.5" X 62" (WH0, WH1, WH2)
	097565-01-000	EA	BRACKET - MOUNTING - PLEATED BLIND
8	160590-69-WG0	EA	VALANCE - MONTICELLO II - 32" X 6" (WG0, WG1, WG2) FROM: 00-00-00 THRU: 05-08-07
8	160590-81-WG0	EA	VALANCE - MONTICELLO II - 31" X 6" (WG0, WG1, WG2) FROM: 05-09-07 THRU: 99-99-99
8	160590-15-WG4	EA	VALANCE - MONTICELLO II - 32" X 6" (WG4, WG5, WG6) FROM: 00-00-00 THRU: 05-08-07
	160590-82-WG4	EA	VALANCE - MONTICELLO II - 31" X 6" (WG4, WG5, WG6) FROM: 05-09-07 THRU: 99-99-99
8	160590-15-UN6	EA	VALANCE - MONTICELLO II - 32" X 6" (WH0, WH1, WH2) FROM: 00-00-00 THRU: 05-08-07
8	160590-82-WH0	EA	VALANCE - MONTICELLO II - 31" X 6" (WH0, WH1, WH2) FROM: 05-09-07 THRU: 99-99-99

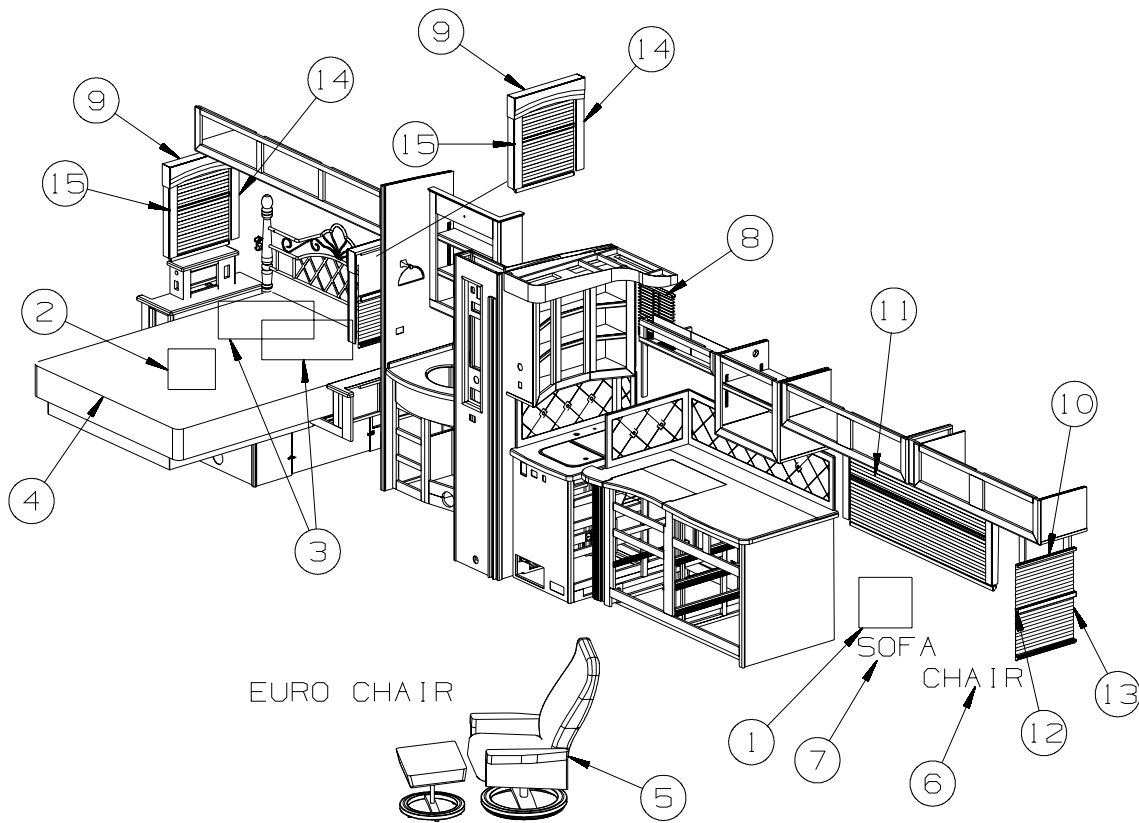
CURTAIN & CUSHION GROUP (CONTINUED)

CURTAIN, CUSHION LAYOUT (CONTINUED)



KEY	PART NUMBER	U/M	DESCRIPTION
	105648-01-02A	EA	BRACE - VALANCE - 14" - OFF WHITE
8	140789-48-WG0	EA	BLIND - DAY/NIGHTER - 30" X 41" (WG0, WG1, WG2, WG4, WG5, WG6)
8	140789-48-WH0	EA	BLIND - DAY/NIGHTER - 30" X 41" (WH0, WH1, WH2)
	097565-01-000	EA	BRACKET - MOUNTING - PLEATED BLIND
9	155514-13-WG0	EA	LEG - CENTER - 60" (WG0, WG1, WG2)
9	155514-15-WG4	EA	LEG - CENTER - 60" (WG4, WG5, WG6)
9	155514-13-UN6	EA	LEG - CENTER - 60" (WH0, WH1, WH2)
	154316-01-01A	EA	BRACE/ANGLE - W/HOLE - CASHMERE
10	162664-17-WG0	EA	LEG - RIGHT - 60" (WG0, WG1, WG2)
10	162664-21-WG4	EA	LEG - RIGHT - 60" (WG4, WG5, WG6)
10	162664-17-WH0	EA	LEG - RIGHT - 60" (WH0, WH1, WH2)
	154316-01-01A	EA	BRACE/ANGLE - W/HOLE - CASHMERE
11	162664-18-WG0	EA	LEG - LEFT - 60" (WG0, WG1, WG2)
11	162664-22-WG4	EA	LEG - LEFT - 60" (WG4, WG5, WG6)
11	162664-18-WH0	EA	LEG - LEFT - 60" (WH0, WH1, WH2)
	154316-01-01A	EA	BRACE/ANGLE - W/HOLE - CASHMERE
12	140789-93-WH4	EA	BLIND - DAY/NIGHTER - 24" X 42" (WG0, WG1, WG2, WG4, WG5, WG6)
12	140789-93-WJ4	EA	BLIND - DAY/NIGHTER - 24" X 42" (WH0, WH1, WH2)
	097565-01-000	EA	BRACKET - MOUNTING - PLEATED BLIND
13	140789-96-WH4	EA	BLIND - DAY/NIGHTER - 29.5" X 42" (WG0, WG1, WG2, WG4, WG5, WG6)
13	140789-96-WJ4	EA	BLIND - DAY/NIGHTER - 29.5" X 42" (WH0, WH1, WH2)
	097565-01-000	EA	BRACKET - MOUNTING - PLEATED BLIND
14	155514-19-WG0	EA	LEG - CENTER - 37" (WG0, WG1, WG2)
14	155514-20-WG4	EA	LEG - CENTER - 37" (WG4, WG5, WG6)
14	155514-19-WH0	EA	LEG - CENTER - 37" (WH0, WH1, WH2)
	154316-02-01A	EA	BRACE/ANGLE - W/SLOT - CASHMERE
15	160590-65-WG0	EA	LAMBREQUIN - MONTICELLO II - 85" X 40" (WG0, WG1, WG2)
15	160590-66-WG4	EA	LAMBREQUIN - MONTICELLO II - 85" X 40" (WG4, WG5, WG6)
15	160590-13-UN6	EA	LAMBREQUIN - MONTICELLO II - 85" X 40" (WH0, WH1, WH2)
	154316-01-01A	EA	BRACE/ANGLE - W/HOLE - CASHMERE

CURTAIN & CUSHION GROUP (CONTINUED)
CURTAIN, CUSHION LAYOUT (CONTINUED)



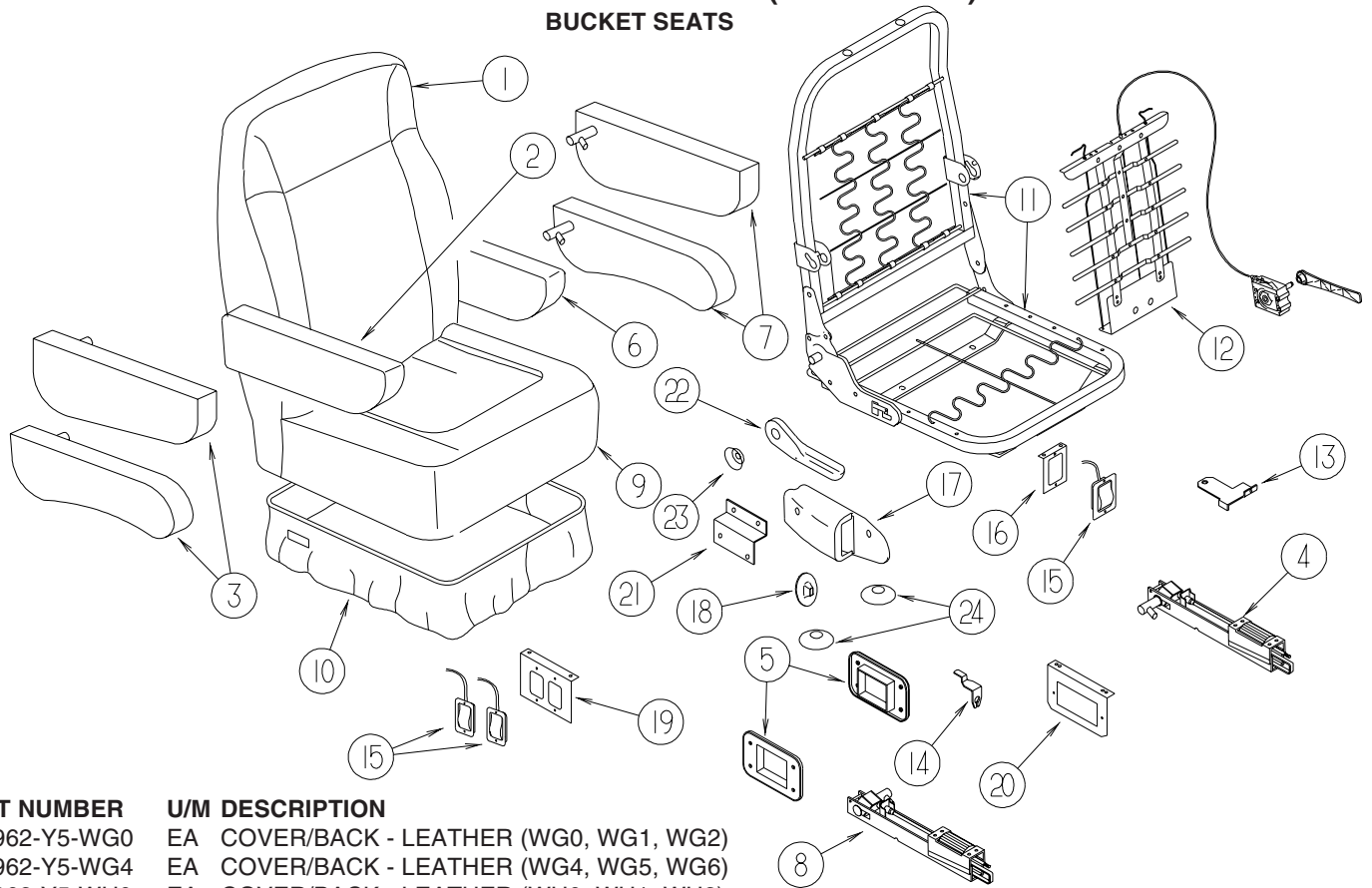
KEY	PART NUMBER	U/M	DESCRIPTION
1	155220-05-WG0	EA	PILLOW - 18" - SQUARE - W/FRINGE (WG0, WG1, WG2)
1	155220-05-WG4	EA	PILLOW - 18" - SQUARE - W/FRINGE (WG4, WG5, WG6)
1	155220-05-WH0	EA	PILLOW - 18" - SQUARE - W/FRINGE (WH0, WH1, WH2)
2	155267-04-WG0	EA	PILLOW - 17" X 17" (WG0, WG1, WG2)
2	155267-05-WG4	EA	PILLOW - 17" X 17" (WG4, WG5, WG6)
2	155267-03-UG1	EA	PILLOW - 17" X 17" (WH0, WH1, WH2)
3	155275-11-WG0	EA	PILLOW SHAM (WG0, WG1, WG2)
3	155275-11-WG4	EA	PILLOW SHAM (WG4, WG5, WG6)
3	155275-01-WH0	EA	PILLOW SHAM (WH0, WH1, WH2)
4	162699-01-WG0	EA	BEDSPREAD/CAP - 60" X 80" (WG0, WG1, WG2)
4	162699-11-WG4	EA	BEDSPREAD/CAP - 60" X 80" (WG4, WG5, WG6)
4	162699-11-WH0	EA	BEDSPREAD/CAP - 60" X 80" (WH0, WH1, WH2)
5	165316-02-W99	EA	CHAIR/EURO - APOLLO - W/OTTOMAN - ULTRA LEATHER (WG0, WG1, WG2)
5	165316-02-WG4	EA	CHAIR/EURO - APOLLO - W/OTTOMAN - ULTRA LEATHER (WG4, WG5, WG6)
			FROM: 00-00-00 THRU: 01-06-08
5	165316-02-YG4	EA	CHAIR - EURO/PALERMO - W/OTTOMAN - ULTRA LEATHER (WG4, WG5, WG6)
			FROM: 01-07-08 THRU: 99-99-99
5	165316-02-W68	EA	CHAIR/EURO - APOLLO - W/OTTOMAN - ULTRA LEATHER (WH0, WH1, WH2)
6	142958-15-WG0	EA	CHAIR - RECLINER/GLIDER - W/SWIVEL BASE/FOOTREST (WG0, WG1, WG2)
6	142958-14-WG4	EA	CHAIR - RECLINER/GLIDER - W/SWIVEL BASE/FOOTREST (WG4, WG5, WG6)
6	142958-14-WH0	EA	CHAIR - RECLINER/GLIDER - W/SWIVEL BASE/FOOTREST (WH0, WH1, WH2)
7	159493-05-WG0	EA	SOFA/SLEEPER - MULTI POSITION - #826/#826 ARMS - 30"FF (WG0, WG1, WG2)
7	159493-05-WG4	EA	SOFA/SLEEPER - MULTI POSITION - #826/#826 ARMS - 30"FF (WG4, WG5, WG6)
7	159493-12-WH0	EA	SOFA/SLEEPER - MULTI POSITION - #826/#826 ARMS - 30"FF (WH0, WH1, WH2)
7	159493-09-WG0	EA	SOFA/SLEEPER - MULTI POSITION - #826/#826 ARMS - 30"FF (WG0, WG1, WG2) - ULTRALEATHER
7	159493-09-WG4	EA	SOFA/SLEEPER - MULTI POSITION - #826/#826 ARMS - 30"FF (WG4, WG5, WG6) - ULTRALEATHER
7	159493-09-WH0	EA	SOFA/SLEEPER - MULTI POSITION - #826/#826 ARMS - 30"FF (WH0, WH1, WH2) - ULTRALEATHER
7	150480-13-WG0	EA	SOFA/SLEEPER - REST EASY/DL CNTRLS-#826/826 ARMS-30"FF (WG0, WG1, WG2) - DUAL RESTEASY
7	150480-13-WG4	EA	SOFA/SLEEPER - REST EASY/DL CNTRLS-#826/826 ARMS-30"FF (WG4, WG5, WG6) - DUAL RESTEASY
7	150480-28-WH0	EA	SOFA/SLEEPER - REST EASY/DL CNTRLS-#826/826 ARMS-30"FF (WH0, WH1, WH2) - DUAL RESTEASY
7	150480-19-WG0	EA	SOFA/SLEEPER - #826/826 ARMS-30"FF-LTH (WG0, WG1, WG2) - DUAL RESTEASY - ULTRALEATHER
7	150480-19-WG4	EA	SOFA/SLEEPER - #826/826 ARMS-30"FF-LTH (WG4, WG5, WG6) - DUAL RESTEASY - ULTRALEATHER
7	150480-19-WH0	EA	SOFA/SLEEPER - #826/826 ARMS-30"FF-LTH (WH0, WH1, WH2) - DUAL RESTEASY - ULTRALEATHER

CURTAIN & CUSHION GROUP (CONTINUED)
CURTAIN, CUSHION LAYOUT (CONTINUED)

KEY	PART NUMBER	U/M	DESCRIPTION
8	109041-94-01A	EA	BLIND - MINI - 14" X 40"
	162496-01-01A	EA	BRACKET/BLIND - LEFT SIDE WHEN FACING WINDOW - CLEAR
	162496-02-01A	EA	BRACKET/BLIND - RIGHT SIDE WHEN FACING WINDOW - CLEAR
	102555-03-000	EA	BRACKET - (CLEAT TYPE) - F/BLIND HOLDOWN - MILKY WHITE
	109441-01-000	EA	BRACKET/HOOK - BLIND HOLD DOWN - LARGE - CLEAR
	109441-02-000	EA	SPACER/BRACKET - BLIND HOLD DOWN
9	160590-58-WG0	EA	VALANCE - MONTICELLO II - 23.5" X 6" (WG0, WG1, WG2)
9	160590-59-WG4	EA	VALANCE - MONTICELLO II - 23.5" X 6" (WG4, WG5, WG6)
9	160590-59-WH0	EA	VALANCE - MONTICELLO II - 23.5" X 6" (WH0, WH1, WH2)
	105648-01-02A	EA	BRACE - VALANCE - 14" - OFF WHITE
9	140789-A8-WH4	EA	BLIND - DAY/NIGHTER - 19.5" X 27" (WG0, WG1, WG2, WG4, WG5, WG6)
9	140789-A8-WJ4	EA	BLIND - DAY/NIGHTER - 19.5" X 27" (WH0, WH1, WH2)
	097565-01-000	EA	BRACKET - MOUNTING - PLEATED BLIND
10	160590-52-WG0	EA	VALANCE - MONTICELLO II - 23.5" X 6" (WG0, WG1, WG2)
10	160590-53-WG4	EA	VALANCE - MONTICELLO II - 23.5" X 6" (WG4, WG5, WG6)
10	160590-54-WH0	EA	VALANCE - MONTICELLO II - 23.5" X 6" (WH0, WH1, WH2)
	105648-01-02A	EA	BRACE - VALANCE - 14" - OFF WHITE
10	140789-A8-WH4	EA	BLIND - DAY/NIGHTER - 19.5" X 27" (WG0, WG1, WG2, WG4, WG5, WG6)
10	140789-A8-WJ4	EA	BLIND - DAY/NIGHTER - 19.5" X 27" (WH0, WH1, WH2)
	097565-01-000	EA	BRACKET - MOUNTING - PLEATED BLIND
11	160590-31-WG0	EA	VALANCE - MONTICELLO II - 61" X 25" (WG0, WG1, WG2)
11	160590-37-WG4	EA	VALANCE - MONTICELLO II - 61" X 25" (WG4, WG5, WG6)
11	160590-01-UN6	EA	LAMBREQUIN - MONTICELLO II - 61" X 25" (WH0, WH1, WH2)
	154316-01-01A	EA	BRACE/ANGLE - W/HOLE - CASHMERE
11	140789-08-WH4	EA	BLIND - DAY/NIGHTER - 59" X 26.5" (WG0, WG1, WG2, WG4, WG5, WG6)
11	140789-08-WJ4	EA	BLIND - DAY/NIGHTER - 59" X 26.5" (WH0, WH1, WH2)
	097565-01-000	EA	BRACKET - MOUNTING - PLEATED BLIND
12	162664-23-WG0	EA	LEG - RIGHT - 25" (WG0, WG1, WG2)
12	162664-25-WG4	EA	LEG - RIGHT - 25" (WG4, WG5, WG6)
12	162664-23-WH0	EA	LEG - RIGHT - 25" (WH0, WH1, WH2)
	154316-01-01A	EA	BRACE/ANGLE - W/HOLE - CASHMERE
13	162664-24-WG0	EA	LEG - LEFT - 25" (WG0, WG1, WG2)
13	162664-26-WG4	EA	LEG - LEFT - 25" (WG4, WG5, WG6)
13	162664-24-WH0	EA	LEG - LEFT - 25" (WH0, WH1, WH2)
	154316-01-01A	EA	BRACE/ANGLE - W/HOLE - CASHMERE
14	162664-45-WG0	EA	LEG - RIGHT - 25" (WG0, WG1, WG2)
14	162664-45-WG4	EA	LEG - RIGHT - 25" (WG4, WG5, WG6)
14	162664-45-WH0	EA	LEG - RIGHT - 25" (WH0, WH1, WH2)
	154316-01-01A	EA	BRACE/ANGLE - W/HOLE - CASHMERE
15	162664-46-WG0	EA	LEG - LEFT - 25" (WG0, WG1, WG2)
15	162664-46-WG4	EA	LEG - LEFT - 25" (WG4, WG5, WG6)
15	162664-46-WH0	EA	LEG - LEFT - 25" (WH0, WH1, WH2)
	154316-01-01A	EA	BRACE/ANGLE - W/HOLE - CASHMERE

CURTAIN & CUSHION GROUP (CONTINUED)

BUCKET SEATS

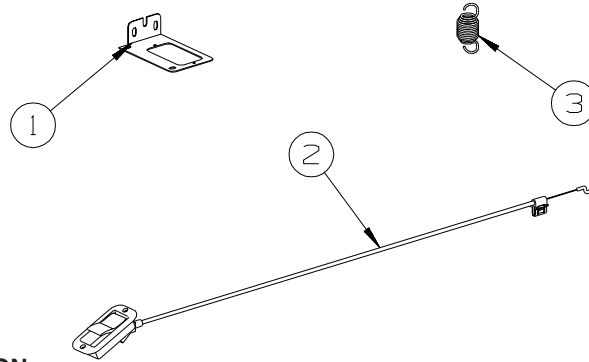


KEY	PART NUMBER	U/M	DESCRIPTION
1	M05962-Y5-WG0	EA	COVER/BACK - LEATHER (WG0, WG1, WG2)
1	M05962-Y5-WG4	EA	COVER/BACK - LEATHER (WG4, WG5, WG6)
1	M05962-Y5-WH0	EA	COVER/BACK - LEATHER (WH0, WH1, WH2)
2	148705-03-TJ4	EA	ARMREST - RIGHT - LEATHER (WG0, WG1, WG2)
2	148705-03-WG4	EA	ARMREST - RIGHT - LEATHER (WG4, WG5, WG6)
2	148705-03-WJ0	EA	ARMREST - RIGHT - LEATHER (WH0, WH1, WH2)
	P48705-03-TJ4	EA	COVER/ARMREST - RIGHT - LEATHER (WG0, WG1, WG2)
	P48705-03-WG4	EA	COVER/ARMREST - RIGHT - LEATHER (WG4, WG5, WG6)
	P48705-03-WJ0	EA	COVER/ARMREST - RIGHT - LEATHER (WH0, WH1, WH2)
3	NOT USED		
4	148751-01-000	EA	BRACKET - RIGHT (ADJUSTABLE) W/ROLLER
5	148751-03-000	EA	BRACKET - ROLLER TRIM PLATE
6	148705-04-TJ4	EA	ARMREST - LEFT - LEATHER (WG0, WG1, WG2)
6	148705-04-WG4	EA	ARMREST - LEFT - LEATHER (WG4, WG5, WG6)
6	148705-04-WJ0	EA	ARMREST - LEFT - LEATHER (WH0, WH1, WH2)
	P48705-04-TJ4	EA	COVER/ARMREST - LEFT - LEATHER (WG0, WG1, WG2)
	P48705-04-WG4	EA	COVER/ARMREST - LEFT - LEATHER (WG4, WG5, WG6)
	P48705-04-WJ0	EA	COVER/ARMREST - LEFT - LEATHER (WH0, WH1, WH2)
7	NOT USED		
8	148751-02-000	EA	BRACKET - LEFT (ADJUSTABLE) W/ROLLER
9	M05962-Y6-WG0	EA	COVER/SEAT - LEATHER (WG0, WG1, WG2)
9	M05962-Y6-WG4	EA	COVER/SEAT - LEATHER (WG4, WG5, WG6)
9	M05962-Y6-WH0	EA	COVER/SEAT - LEATHER (WH0, WH1, WH2)
10	148630-16-WA0	EA	SKIRT - F/6-WAY POWER - LEATHER (WG0, WG1, WG2) - DRIVER'S POWERED SEAT
10	148630-16-WG4	EA	SKIRT - F/6-WAY POWER - LEATHER (WG4, WG5, WG6) - DRIVER'S POWERED SEAT
10	148630-16-WB0	EA	SKIRT - F/6-WAY POWER - LEATHER (WH0, WH1, WH2) - DRIVER'S POWERED SEAT
10	148630-15-WA0	EA	SKIRT - W/SEAT BELT SLOT - LEATHER (WG0, WG1, WG2) - PASSENGER
10	148630-15-WG4	EA	SKIRT - W/SEAT BELT SLOT - LEATHER (WG4, WG5, WG6) - PASSENGER
10	148630-15-WB0	EA	SKIRT - W/SEAT BELT SLOT - LEATHER (WH0, WH1, WH2) - PASSENGER
10	148630-17-WG0	EA	SKIRT - W/SEAT BELT/FOOTREST SLOTS - LEATHER (WG0, WG1, WG2) - SEAT-PASS.W/FOOTREST
10	148630-17-WG4	EA	SKIRT - W/SEAT BELT/FOOTREST SLOTS - LEATHER (WG4, WG5, WG6) - SEAT-PASS.W/FOOTREST
10	148630-17-WJ0	EA	SKIRT - W/SEAT BELT/FOOTREST SLOTS - LEATHER (WH0, WH1, WH2) - SEAT-PASS.W/FOOTREST
11	134532-01-000	EA	FRAME - SEAT/HIGH BACK
			FROM: 00-00-00 THRU: 09-16-07
11	134532-06-000	EA	FRAME - SEAT/HIGH BACK - WIDE
			FROM: 09-17-07 THRU: 99-99-99

CURTAIN & CUSHION GROUP (CONTINUED)
BUCKET SEATS (CONTINUED)

KEY	PART NUMBER	U/M	DESCRIPTION
12*	122611-02-000	EA	LUMBAR - W/LEVER FROM: 00-00-00 THRU: 09-16-07
12	166186-01-000	EA	LUMBAR-MANUAL W/FRAME FROM: 09-17-07 THRU: 99-99-99
13	117125-01-02B	EA	BRACKET - CABLE MOUNT - ADJUSTER W/LOCK
14	108049-02-000	EA	CLIP - CABLE/PEDESTAL
15	108049-04-000	EA	CABLE - W/MINI LEVER ACTION SWITCH - 28" SHEATH/30" CABLE
16	127159-01-02B	EA	BRACKET - SEAT RELEASE - SINGLE REMOTE - E-COATED
17	NOT USED		
18	NOT USED		
19	127159-02-02B	EA	BRACKET - SEAT RELEASE - DUAL REMOTE - E-COATED
20	128699-01-02B	EA	BRACKET - SEAT SWITCH - E-COATED - DRIVER'S POWERED SEAT
21	147457-01-02B	EA	BRACKET - ZEE W/HOLES - 2.8" - E-COATED FROM: 00-00-00 THRU: 09-16-07
22	130802-02-000	EA	LEVER - RIGHT HAND
	130802-03-000	EA	SCREW F/LEVER
23	148668-01-01A	EA	CUP/TRIM COVER - F/LEVER - BLACK
24	NOT USED		
	152337-01-000	EA	PROTECTOR - SEAT - CLEAR VINYL

***COMPONENT PARTS LISTED LATER IN THIS GROUP**



**PASSENGER
FOOTREST**

KEY	PART NUMBER	U/M	DESCRIPTION
1	127159-01-02B	EA	BRACKET - SEAT RELEASE - SINGLE REMOTE - E-COATED
	131566-07-000	EA	5" DOUBLE LOCKING SLIDE W/TAB
2	153956-02-01A	EA	CABLE - FOOTREST - W/BLACK HANDLE
3	154190-06-000	EA	SPRING/FOOTREST - 2.8"

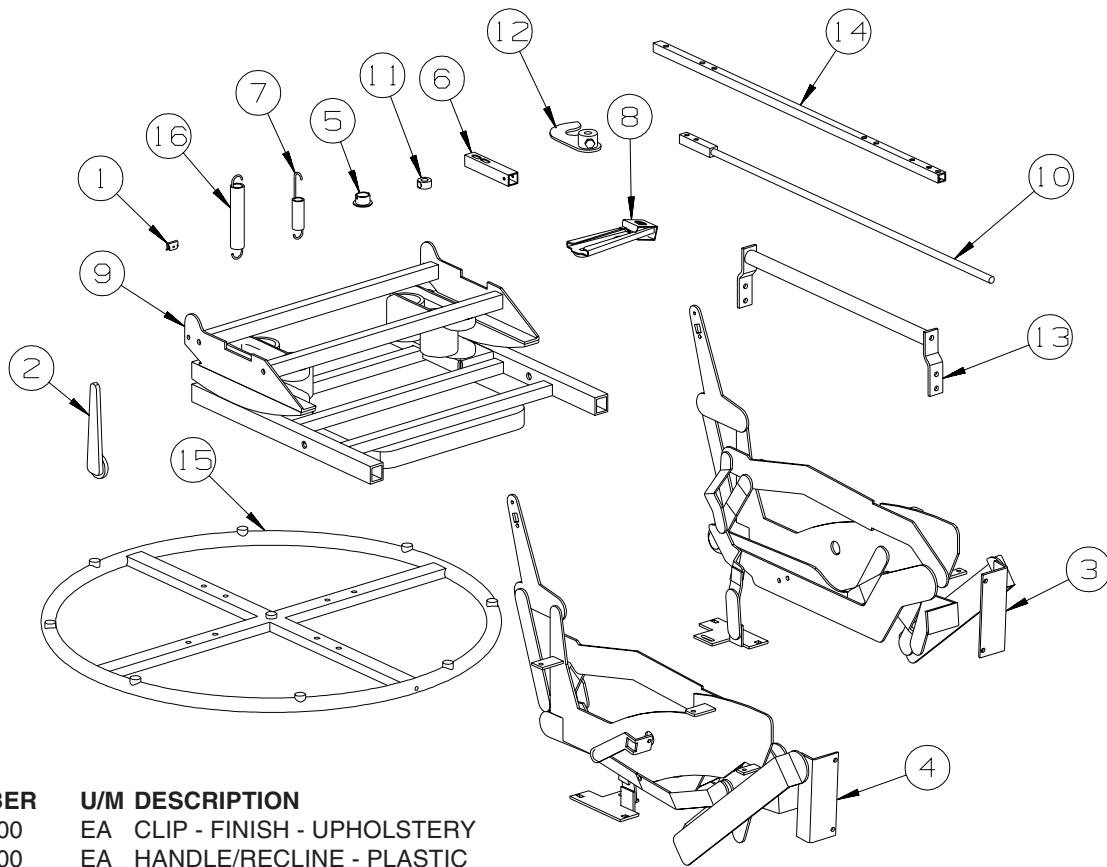
COMPONENT PARTS FOR BUCKET SEATS

122611-02-000

KEY	PART NUMBER	U/M	DESCRIPTION	VENDOR NO.
	122611-02-701	EA	LUMBAR - LEVER	412
	122611-02-702	EA	LUMBAR MECHANISM	24395-FLEXSTEEL

CURTAIN & CUSHION GROUP (CONTINUED)

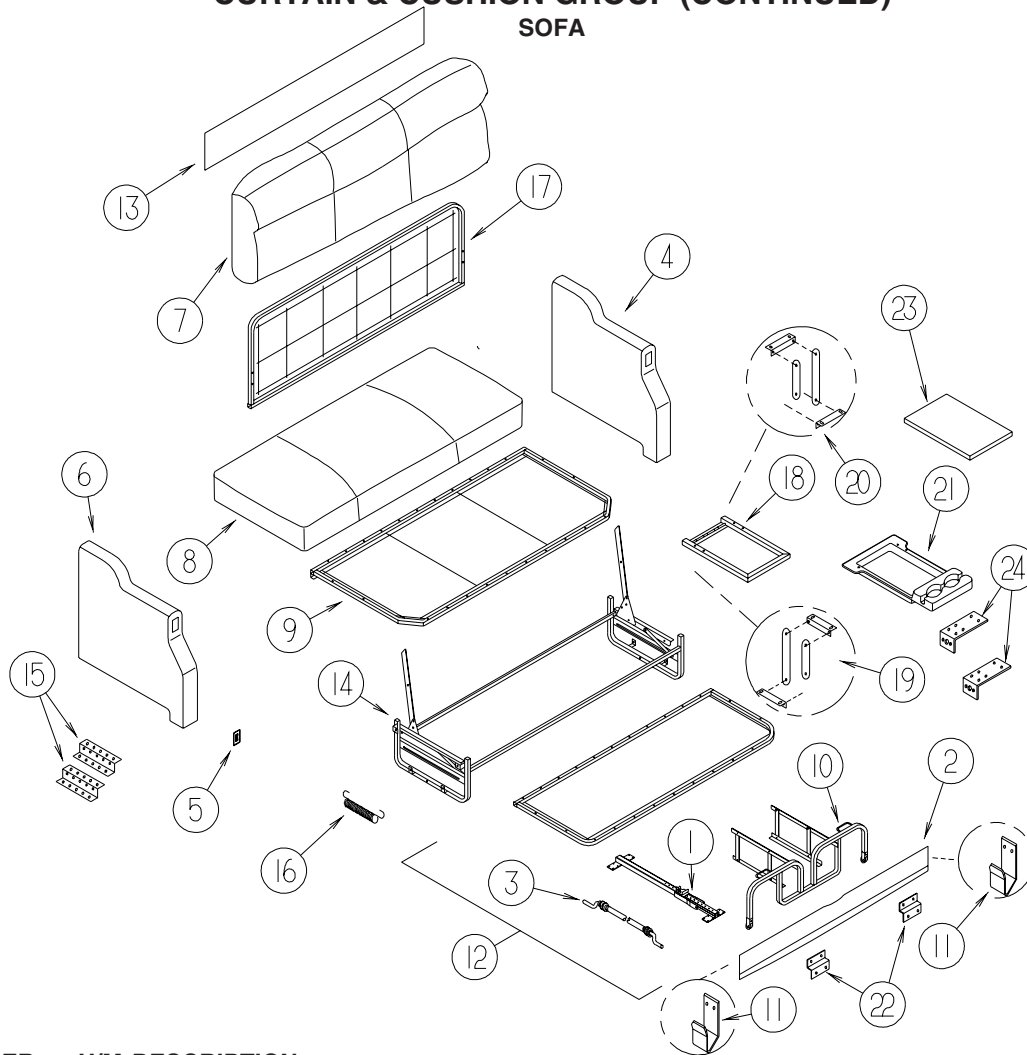
LOUNGE CHAIR



KEY	PART NUMBER	U/M	DESCRIPTION
1	029134-01-000	EA	CLIP - FINISH - UPHOLSTERY
2	133126-11-000	EA	HANDLE/RECLINE - PLASTIC
3	154077-01-000	EA	RECLINER MECHANISM - RIGHT HAND (WHEN SITTING IN CHAIR)
4	154077-02-000	EA	RECLINER MECHANISM - LEFT HAND (WHEN SITTING IN CHAIR)
5	154077-03-000	EA	BUSHING - PLASTIC/WHITE
6	154077-04-000	EA	TUBE/HANDLE MOUNTING - 3.6" LONG - BLACK
7	154077-05-000	EA	SPRING - EXTENSION - 3.7"
8	154077-06-000	EA	SLEEVE/CLIP - 1.6" X 5.1"
9	154077-07-000	EA	BASE - SWIVEL/ROCKER - BLACK
10	154077-08-000	EA	LATCH ROD - 25.5" - BLACK
11	154077-09-000	EA	LOCK COLLAR - W/SET SCREW LOCK-OUT
12	154077-10-000	EA	LATCH BRACKET - RIGHT FRONT LOCK OUT - BLACK
13	154077-11-000	EA	LATCH TUBE - W/LOCK OUT ENDS - 15.1" - BLACK
14	154077-12-000	EA	LOCK TUBE - .5" X .5" X 23.5"
15	154077-13-000	EA	GRID RING - 24" - BLACK
16	154077-14-000	EA	SPRING/EXTENSION - 4.7"
	P42958-08-WG0	EA	COVER/CHAIR - RECLINER - W/FOOTREST (WG0, WG1, WG2)
	P42958-06-WG4	EA	COVER/CHAIR - RECLINER - W/FOOTREST (WG4, WG5, WG6)
	P42958-06-UN6	EA	COVER/CHAIR - RECLINER - W/FOOTREST (WH0, WH1, WH2)

CURTAIN & CUSHION GROUP (CONTINUED)

SOFA



REST EASY

KEY	PART NUMBER	U/M	DESCRIPTION
1	159707-01-000	EA	SLIDE RAIL - W/LATCH MECH/PLATES/STOP F/TRUNDLE-FLAT FLOOR FROM: 00-00-00 THRU: 05-27-07
1	163559-01-000	EA	SLIDE RAIL - W/LATCH MECH/PLATES/STOP F/TRUNDLE-FLAT FLOOR FROM: 05-28-07 THRU: 99-99-99
	163559-04-000	EA	CLIP/RAIL - F/TRUNDLE FROM: 05-28-07 THRU: 99-99-99
2	150452-04-WG0	EA	PANEL/FRONT KICK - SOFA/SLEEPER - 59.5" - FABRIC COVERED (WG0, WG1, WG2)
2	150452-04-WG4	EA	PANEL/FRONT KICK - SOFA/SLEEPER - 59.5" - FABRIC COVERED (WG4, WG5, WG6)
2	150452-23-WH0	EA	PANEL/FRONT KICK - SOFA/SLEEPER - 59.5" - FABRIC COVERED (WH0, WH1, WH2)
2	150452-08-WG0	EA	PANEL/FRONT KICK - SOFA/SLEEPER - 59.5" - FABRIC COVERED (WG0, WG1, WG2) - ULTRALEATHER
2	150452-08-WG4	EA	PANEL/FRONT KICK - SOFA/SLEEPER - 59.5" - FABRIC COVERED (WG4, WG5, WG6) - ULTRALEATHER
2	150452-08-WH0	EA	PANEL/FRONT KICK - SOFA/SLEEPER - 59.5" - FABRIC COVERED (WH0, WH1, WH2) - ULTRALEATHER
3	148225-01-000	EA	CABLE ONLY - REMOTE - 31.9" W/Z-ENDS
4	149893-02-WG0	EA	ARMREST - SOFA/SLEEPER - LEFT HAND (WG0, WG1, WG2)
4	149893-02-WG4	EA	ARMREST - SOFA/SLEEPER - LEFT HAND (WG4, WG5, WG6)
4	149893-30-WH0	EA	ARMREST - SOFA/SLEEPER - LEFT HAND (WH0, WH1, WH2)
4	149893-04-TJ4	EA	ARMREST - SOFA/SLEEPER - LEFT HAND (WG0, WG1, WG2) - ULTRALEATHER
4	149893-04-WG4	EA	ARMREST - SOFA/SLEEPER - LEFT HAND (WG4, WG5, WG6) - ULTRALEATHER
4	149893-04-WH0	EA	ARMREST - SOFA/SLEEPER - LEFT HAND (WH0, WH1, WH2) - ULTRALEATHER
	P49893-02-WG0	EA	COVER/ARMREST - SOFA/LEFT HAND (WG0, WG1, WG2)
	P49893-02-WG4	EA	COVER/ARMREST - SOFA/LEFT HAND (WG4, WG5, WG6)
	P49893-08-WH0	EA	COVER/ARMREST - SOFA/LEFT HAND (WH0, WH1, WH2)
	P49893-04-TJ4	EA	COVER/ARMREST - SOFA/LEFT HAND (WG0, WG1, WG2) - ULTRALEATHER
	P49893-04-WG4	EA	COVER/ARMREST - SOFA/LEFT HAND (WG4, WG5, WG6) - ULTRALEATHER
	P49893-04-WH0	EA	COVER/ARMREST - SOFA/LEFT HAND (WH0, WH1, WH2) - ULTRALEATHER
5	136118-01-000	EA	SWITCH - SOFA/RECLINER
6	149893-01-WG0	EA	ARMREST - SOFA/SLEEPER - RIGHT HAND - W/SWITCH (WG0, WG1, WG2)
6	149893-01-WG4	EA	ARMREST - SOFA/SLEEPER - RIGHT HAND - W/SWITCH (WG4, WG5, WG6)
6	149893-29-WH0	EA	ARMREST - SOFA/SLEEPER - RIGHT HAND - W/SWITCH (WH0, WH1, WH2)
6	149893-03-TJ4	EA	ARMREST - SOFA/SLEEPER - RIGHT HAND - W/SWITCH (WG0, WG1, WG2) - ULTRALEATHER

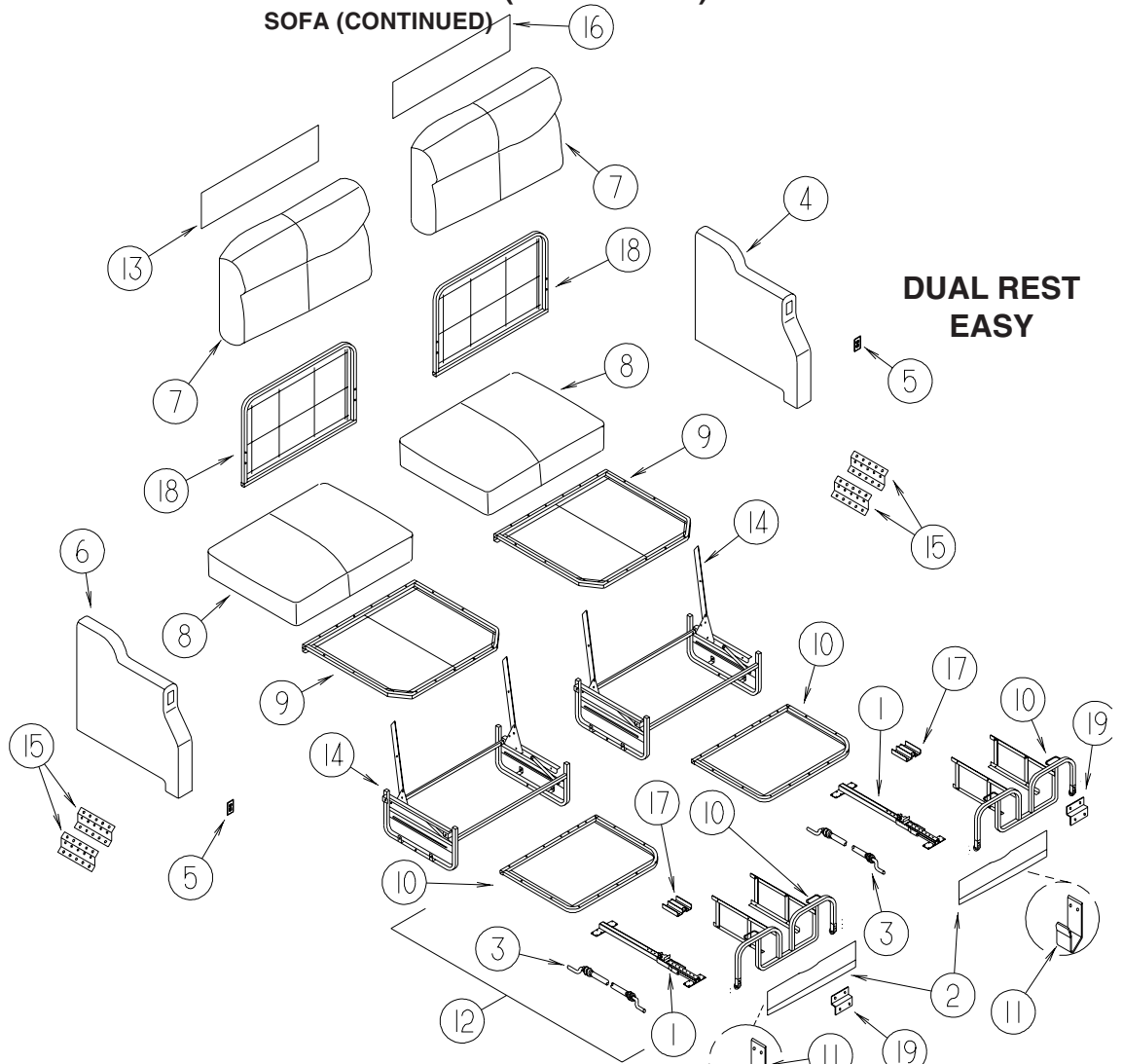
CURTAIN & CUSHION GROUP (CONTINUED)
SOFA (CONTINUED)

KEY	PART NUMBER	U/M	DESCRIPTION
6	149893-03-WG4	EA	ARMREST - SOFA/SLEEPER - RIGHT HAND - W/SWITCH (WG4, WG5, WG6) - ULTRALEATHER
6	149893-03-WH0	EA	ARMREST - SOFA/SLEEPER - RIGHT HAND - W/SWITCH (WH0, WH1, WH2) - ULTRALEATHER
	P49893-01-WG0	EA	COVER/ARMREST - SOFA/RIGHT HAND (WG0, WG1, WG2)
	P49893-01-WG4	EA	COVER/ARMREST - SOFA/RIGHT HAND (WG4, WG5, WG6)
	P49893-07-WH0	EA	COVER/ARMREST - SOFA/RIGHT HAND (WH0, WH1, WH2)
	P49893-03-TJ4	EA	COVER/ARMREST - SOFA/RIGHT HAND (WG0, WG1, WG2) - ULTRALEATHER
	P49893-03-WG4	EA	COVER/ARMREST - SOFA/RIGHT HAND (WG4, WG5, WG6) - ULTRALEATHER
	P49893-03-WH0	EA	COVER/ARMREST - SOFA/RIGHT HAND (WH0, WH1, WH2) - ULTRALEATHER
7	159496-01-WG0	EA	BACK - SOFA/SLEEPER - W/CURVES (WG0, WG1, WG2)
7	159496-01-WG4	EA	BACK - SOFA/SLEEPER - W/CURVES (WG4, WG5, WG6)
7	159496-05-WH0	EA	BACK - SOFA/SLEEPER - W/CURVES (WH0, WH1, WH2)
7	159496-04-WG0	EA	BACK - SOFA/SLEEPER - W/CURVES - LEATHER (WG0, WG1, WG2) - ULTRALEATHER
7	159496-04-WG4	EA	BACK - SOFA/SLEEPER - W/CURVES - LEATHER (WG4, WG5, WG6) - ULTRALEATHER
7	159496-04-WH0	EA	BACK - SOFA/SLEEPER - W/CURVES - LEATHER (WH0, WH1, WH2) - ULTRALEATHER
	159496-A1-WG0	EA	COVER/BACK - SOFA/SLEEPER (WG0, WG1, WG2)
	159496-A1-WG4	EA	COVER/BACK - SOFA/SLEEPER (WG4, WG5, WG6)
	159496-A5-WH0	EA	COVER/BACK - SOFA/SLEEPER (WH0, WH1, WH2)
	159496-A4-WG0	EA	COVER/BACK - SOFA/SLEEPER - LEATHER (WG0, WG1, WG2) - ULTRALEATHER
	159496-A4-WG4	EA	COVER/BACK - SOFA/SLEEPER - LEATHER (WG4, WG5, WG6) - ULTRALEATHER
	159496-A4-WH0	EA	COVER/BACK - SOFA/SLEEPER - LEATHER (WH0, WH1, WH2) - ULTRALEATHER
8	150452-03-WG0	EA	SEAT - SOFA/SLEEPER (WG0, WG1, WG2)
8	150452-03-WG4	EA	SEAT - SOFA/SLEEPER (WG4, WG5, WG6)
8	150452-22-WH0	EA	SEAT - SOFA/SLEEPER (WH0, WH1, WH2)
8	150452-17-WG0	EA	SEAT - SOFA/SLEEPER - LEATHER (WG0, WG1, WG2) - ULTRALEATHER
8	150452-17-WG4	EA	SEAT - SOFA/SLEEPER - LEATHER (WG4, WG5, WG6) - ULTRALEATHER
8	150452-17-WH0	EA	SEAT - SOFA/SLEEPER - LEATHER (WH0, WH1, WH2) - ULTRALEATHER
	P50452-03-WG0	EA	COVER/SEAT - SOFA/SLEEPER (WG0, WG1, WG2)
	P50452-03-WG4	EA	COVER/SEAT - SOFA/SLEEPER (WG4, WG5, WG6)
	P50452-22-WH0	EA	COVER/SEAT - SOFA/SLEEPER (WH0, WH1, WH2)
	P50452-17-WG0	EA	COVER/SEAT - SOFA/SLEEPER - LEATHER (WG0, WG1, WG2) - ULTRALEATHER
	P50452-17-WG4	EA	COVER/SEAT - SOFA/SLEEPER - LEATHER (WG4, WG5, WG6) - ULTRALEATHER
	P50452-17-WH0	EA	COVER/SEAT - SOFA/SLEEPER - LEATHER (WH0, WH1, WH2) - ULTRALEATHER
9	151290-04-000	EA	FRAME - SEAT - 60"
10*	136534-17-000	EA	TRUNDLE FRAME - 17.5" X 55" - W/LINKAGE, LATCH & HANDLE FROM: 00-00-00 THRU: 05-27-07
10	151290-26-000	EA	FRAME - TRUNDLE - W/WHEEL - 55.5" FROM: 05-28-07 THRU: 99-99-99
11	121906-01-02B	EA	BRACKET - KICKBOARD - E-COATED
12	155647-01-WG0	EA	TRUNDLE - SOFA/SLEEPER - 60" (WG0, WG1, WG2)
12	155647-01-WG4	EA	TRUNDLE - SOFA/SLEEPER - 60" (WG4, WG5, WG6)
12	155647-10-WH0	EA	TRUNDLE - SOFA/SLEEPER - 60" (WH0, WH1, WH2)
12	155647-03-WG0	EA	TRUNDLE - SOFA/SLEEPER - 60" - LEATHER (WG0, WG1, WG2) - ULTRALEATHER
12	155647-03-WG4	EA	TRUNDLE - SOFA/SLEEPER - 60" - LEATHER (WG4, WG5, WG6) - ULTRALEATHER
12	155647-03-WJ0	EA	TRUNDLE - SOFA/SLEEPER - 60" - LEATHER (WH0, WH1, WH2) - ULTRALEATHER
	155647-A1-WG0	EA	COVER/TRUNDLE - SOFA/SLEEPER - 60" (WG0, WG1, WG2)
	155647-A1-WG4	EA	COVER/TRUNDLE - SOFA/SLEEPER - 60" (WG4, WG5, WG6)
	155647-B0-WH0	EA	COVER/TRUNDLE - SOFA/SLEEPER - 60" (WH0, WH1, WH2)
	155647-A3-WG0	EA	COVER/TRUNDLE - SOFA/SLEEPER - 60" - LEATHER (WG0, WG1, WG2) - ULTRALEATHER
	155647-A3-WG4	EA	COVER/TRUNDLE - SOFA/SLEEPER - 60" - LEATHER (WG4, WG5, WG6) - ULTRALEATHER
	155647-A3-WJ0	EA	COVER/TRUNDLE - SOFA/SLEEPER - 60" - LEATHER (WH0, WH1, WH2) - ULTRALEATHER
13	NOT USED		
14*	136534-15-000	EA	BASE - 27.5" X 60" - POWERED CL - W/10.5" OVERHANG
15	101926-01-02A	EA	BRACKET - ZEE - 2" - BLACK
16	136534-33-000	EA	SPRING/ASSIST - 1/2" X 7" W/HOOK ENDS - REST EASY SOFAS
17	136534-18-000	EA	FRAME/BACK - 16.5" X 60"
18	NOT USED		
19	NOT USED		
20	NOT USED		
21	NOT USED		
22	NOT USED		
23	NOT USED		
24	NOT USED		

*COMPONENT PARTS LISTED LATER IN THIS GROUP

CURTAIN & CUSHION GROUP (CONTINUED)

SOFA (CONTINUED)

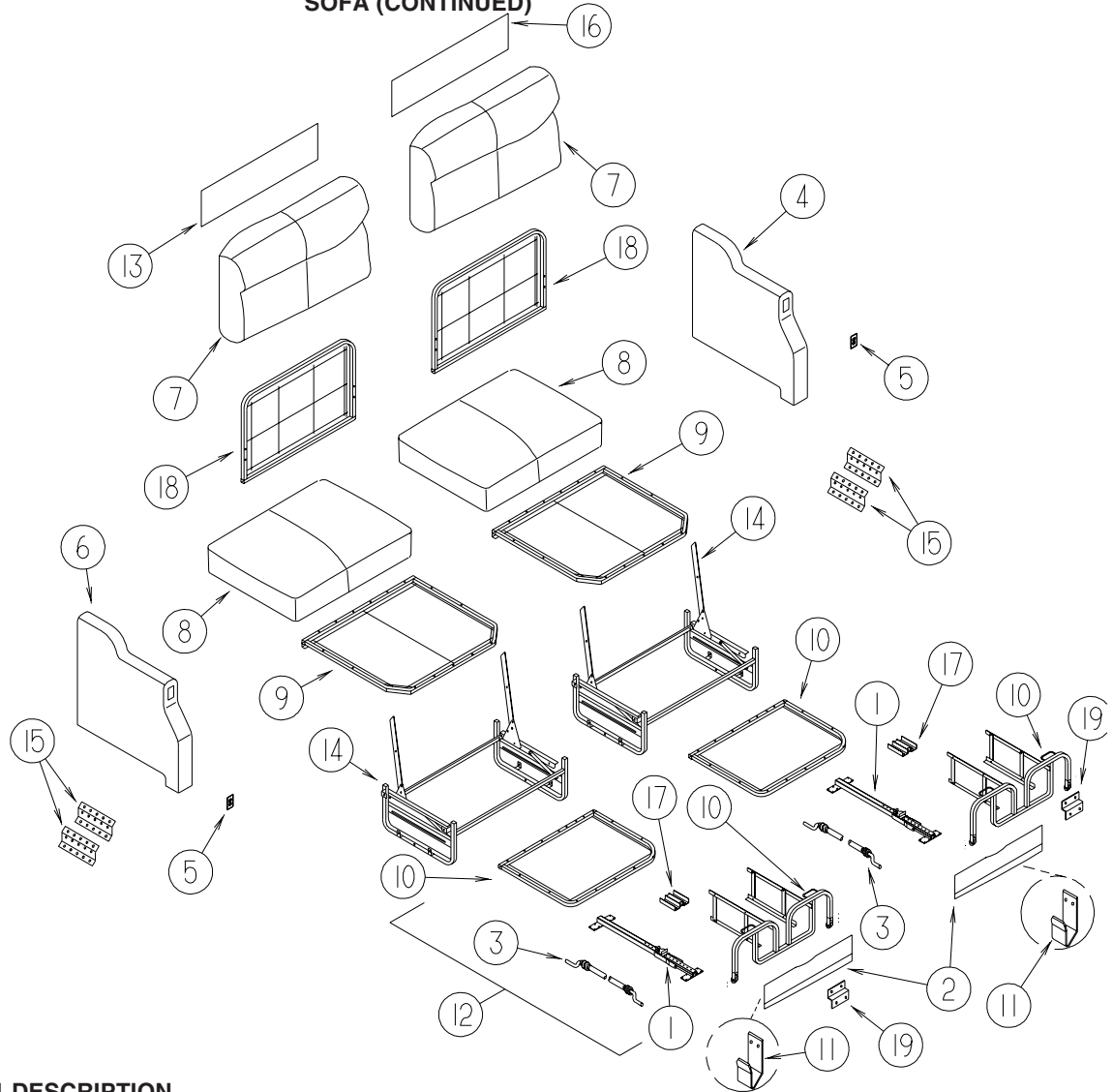


KEY	PART NUMBER	U/M	DESCRIPTION
1	159707-01-000	EA	SLIDE RAIL - W/LATCH MECH/PLATES/STOP F/TRUNDLE-FLAT FLOOR FROM: 00-00-00 THRU: 05-27-07
1	163559-01-000	EA	SLIDE RAIL - W/LATCH MECH/PLATES/STOP F/TRUNDLE-FLAT FLOOR FROM: 05-28-07 THRU: 99-99-99
	163559-04-000	EA	CLIP/RAIL - F/TRUNDLE FROM: 05-28-07 THRU: 99-99-99
	167329-01-02B	EA	BRACKET/ANGLE - E-COATED FROM: 05-28-07 THRU: 99-99-99
2	150480-04-WG0	EA	PANEL/FRONT KICK - SOFA/SLEEPER REST EASY-DUAL CONTROLS (WGO, WG1, WG2)
2	150480-04-WG4	EA	PANEL/FRONT KICK - SOFA/SLEEPER REST EASY-DUAL CONTROLS (WG4, WG5, WG6)
2	150480-31-WH0	EA	PANEL/FRONT KICK - SOFA/SLEEPER REST EASY-DUAL CONTROLS (WH0, WH1, WH2)
2	150480-18-WG0	EA	PNL/FRONT KICK - SOFA/SLEEPER - DL CONTROLS - LEATHER (WGO, WG1, WG2) - ULTRALEATHER
2	150480-18-WG4	EA	PNL/FRONT KICK - SOFA/SLEEPER - DL CONTROLS - LEATHER (WG4, WG5, WG6) - ULTRALEATHER
2	150480-18-WH0	EA	PNL/FRONT KICK - SOFA/SLEEPER - DL CONTROLS - LEATHER (WH0, WH1, WH2) - ULTRALEATHER
3	148225-01-000	EA	CABLE ONLY - REMOTE - 31.9" W/Z-ENDS
4	149893-06-WG0	EA	ARMREST - SOFA/SLEEPER - LEFT HAND - W/SWITCH (WGO, WG1, WG2)
4	149893-06-WG4	EA	ARMREST - SOFA/SLEEPER - LEFT HAND - W/SWITCH (WG4, WG5, WG6)
4	149893-30-WH0	EA	ARMREST - SOFA/SLEEPER - LEFT HAND - W/SWITCH (WH0, WH1, WH2)
4	149893-20-WG0	EA	ARMREST - SOFA/SLEEPER - LT HAND - W/SWITCH - LEATHER (WGO, WG1, WG2) - ULTRALEATHER
4	149893-20-WG4	EA	ARMREST - SOFA/SLEEPER - LT HAND - W/SWITCH - LEATHER (WG4, WG5, WG6) - ULTRALEATHER
4	149893-20-WH0	EA	ARMREST - SOFA/SLEEPER - LT HAND - W/SWITCH - LEATHER (WH0, WH1, WH2) - ULTRALEATHER
	P49893-02-WG0	EA	COVER/ARMREST - SOFA/LEFT HAND (WGO, WG1, WG2)
	P49893-02-WG4	EA	COVER/ARMREST - SOFA/LEFT HAND (WG4, WG5, WG6)
	P49893-08-WH0	EA	COVER/ARMREST - SOFA/LEFT HAND (WH0, WH1, WH2)
	P49893-06-WG0	EA	COVER/ARMREST - SOFA/LEFT HAND - LEATHER (WGO, WG1, WG2) - ULTRALEATHER
	P49893-06-WG4	EA	COVER/ARMREST - SOFA/LEFT HAND - LEATHER (WG4, WG5, WG6) - ULTRALEATHER
	P49893-06-WH0	EA	COVER/ARMREST - SOFA/LEFT HAND - LEATHER (WH0, WH1, WH2) - ULTRALEATHER
5	136118-01-000	EA	SWITCH - SOFA/RECLINER

CURTAIN & CUSHION GROUP (CONTINUED)
SOFA (CONTINUED)

KEY	PART NUMBER	U/M	DESCRIPTION
6	149893-05-WG0	EA	ARMREST - SOFA/SLEEPER - RIGHT HAND - W/SWITCH (WGO, WG1, WG2)
6	149893-05-WG4	EA	ARMREST - SOFA/SLEEPER - RIGHT HAND - W/SWITCH (WG4, WG5, WG6)
6	149893-29-WH0	EA	ARMREST - SOFA/SLEEPER - RIGHT HAND - W/SWITCH (WH0, WH1, WH2)
6	149893-19-WG0	EA	ARMREST - SOFA/SLEEPER - RHT HND - W/SWITCH - LEATHER (WGO, WG1, WG2) - ULTRALEATHER
6	149893-19-WG4	EA	ARMREST - SOFA/SLEEPER - RHT HND - W/SWITCH - LEATHER (WG4, WG5, WG6) - ULTRALEATHER
6	149893-19-WH0	EA	ARMREST - SOFA/SLEEPER - RHT HND - W/SWITCH - LEATHER (WH0, WH1, WH2) - ULTRALEATHER
	P49893-01-WG0	EA	COVER/ARMREST - SOFA/RIGHT HAND (WGO, WG1, WG2)
	P49893-01-WG4	EA	COVER/ARMREST - SOFA/RIGHT HAND (WG4, WG5, WG6)
	P49893-07-WH0	EA	COVER/ARMREST - SOFA/RIGHT HAND (WH0, WH1, WH2)
	P49893-05-WG0	EA	COVER/ARMREST - SOFA/RIGHT HAND - LEATHER (WGO, WG1, WG2) - ULTRALEATHER
	P49893-05-WG4	EA	COVER/ARMREST - SOFA/RIGHT HAND - LEATHER (WG4, WG5, WG6) - ULTRALEATHER
	P49893-05-WH0	EA	COVER/ARMREST - SOFA/RIGHT HAND - LEATHER (WH0, WH1, WH2) - ULTRALEATHER
7	150480-02-WG0	EA	BACK - SOFA/SLEEPER REST EASY-DUAL CONTROLS (WGO, WG1, WG2)
7	150480-02-WG4	EA	BACK - SOFA/SLEEPER REST EASY-DUAL CONTROLS (WG4, WG5, WG6)
7	150480-29-WH0	EA	BACK - SOFA/SLEEPER REST EASY-DUAL CONTROLS (WH0, WH1, WH2)
7	150480-16-WG0	EA	BACK - SOFA/SLEEPER REST EASY-DL CONTROLS - LEATHER (WGO, WG1, WG2) - ULTRALEATHER
7	150480-16-WG4	EA	BACK - SOFA/SLEEPER REST EASY-DL CONTROLS - LEATHER (WG4, WG5, WG6) - ULTRALEATHER
7	150480-16-WH0	EA	BACK - SOFA/SLEEPER REST EASY-DL CONTROLS - LEATHER (WH0, WH1, WH2) - ULTRALEATHER
	P50480-02-WG0	EA	COVER/BACK - DUAL (WGO, WG1, WG2)
	P50480-02-WG4	EA	COVER/BACK - DUAL (WG4, WG5, WG6)
	P50480-29-WH0	EA	COVER/BACK - DUAL (WH0, WH1, WH2)
	P50480-16-WG0	EA	COVER/BACK - DUAL - LEATHER (WGO, WG1, WG2) - ULTRALEATHER
	P50480-16-WG4	EA	COVER/BACK - DUAL - LEATHER (WG4, WG5, WG6) - ULTRALEATHER
	P50480-16-WH0	EA	COVER/BACK - DUAL - LEATHER (WH0, WH1, WH2) - ULTRALEATHER
8	150480-03-WG0	EA	SEAT - SOFA/SLEEPER REST EASY-DUAL CONTROLS (WGO, WG1, WG2)
8	150480-03-WG4	EA	SEAT - SOFA/SLEEPER REST EASY-DUAL CONTROLS (WG4, WG5, WG6)
8	150480-30-WH0	EA	SEAT - SOFA/SLEEPER REST EASY-DUAL CONTROLS (WH0, WH1, WH2)
8	150480-17-WG0	EA	SEAT - SOFA/SLEEPER REST EASY-DL CONTROLS - LEATHER (WGO, WG1, WG2) - ULTRALEATHER
8	150480-17-WG4	EA	SEAT - SOFA/SLEEPER REST EASY-DL CONTROLS - LEATHER (WG4, WG5, WG6) - ULTRALEATHER
8	150480-17-WH0	EA	SEAT - SOFA/SLEEPER REST EASY-DL CONTROLS - LEATHER (WH0, WH1, WH2) - ULTRALEATHER
	P50480-03-WG0	EA	COVER/SEAT - DUAL (WGO, WG1, WG2)
	P50480-03-WG4	EA	COVER/SEAT - DUAL (WG4, WG5, WG6)
	P50480-30-WH0	EA	COVER/SEAT - DUAL (WH0, WH1, WH2)
	P50480-17-WG0	EA	COVER/SEAT - DUAL - LEATHER (WGO, WG1, WG2) - ULTRALEATHER
	P50480-17-WG4	EA	COVER/SEAT - DUAL - LEATHER (WG4, WG5, WG6) - ULTRALEATHER
	P50480-17-WH0	EA	COVER/SEAT - DUAL - LEATHER (WH0, WH1, WH2) - ULTRALEATHER
9	151290-02-000	EA	FRAME - SEAT - 30"
10	136534-27-000	EA	TRUNDLE FRAME - 26" WIDE/DUAL - W/LINKAGE, LATCH & HANDLE FROM: 00-00-00 THRU: 05-27-07
10	151290-27-000	EA	FRAME - TRUNDLE - W/WHEELS - 26" FROM: 05-28-07 THRU: 99-99-99
11	121906-01-02B	EA	BRACKET - KICKBOARD - E-COATED
12	138647-22-WG0	EA	TRUNDLE - SOFA/SLEEPER - REST EASY/DUAL CONTROLLED (WGO, WG1, WG2)
12	138647-22-WG4	EA	TRUNDLE - SOFA/SLEEPER - REST EASY/DUAL CONTROLLED (WG4, WG5, WG6)
12	155647-14-WH0	EA	TRUNDLE - SOFA/SLEEPER - REST EASY/DUAL CONTROLLED (WH0, WH1, WH2)
12	155647-09-WG0	EA	TRUNDLE - SOFA/SLEEPER - DUAL CONTROLLED - LEATHER (WGO, WG1, WG2) - ULTRALEATHER
12	155647-09-WG4	EA	TRUNDLE - SOFA/SLEEPER - DUAL CONTROLLED - LEATHER (WG4, WG5, WG6) - ULTRALEATHER
12	155647-09-WJ0	EA	TRUNDLE - SOFA/SLEEPER - DUAL CONTROLLED - LEATHER (WH0, WH1, WH2) - ULTRALEATHER
	P38647-22-WG0	EA	COVER/TRUNDLE - REST EASY/DUAL CONTROLLED - SOFA/SLEEPER (WGO, WG1, WG2)
	P38647-22-WG4	EA	COVER/TRUNDLE - REST EASY/DUAL CONTROLLED - SOFA/SLEEPER (WG4, WG5, WG6)
	155647-B4-WH0	EA	COVER/TRUNDLE - REST EASY/DUAL CONTROLLED - SOFA/SLEEPER (WH0, WH1, WH2)
	155647-A9-WG0	EA	COVER/TRUNDLE - SOFA/SLEEPER - DUAL - LEATHER (WGO, WG1, WG2) - ULTRALEATHER
	155647-A9-WG4	EA	COVER/TRUNDLE - SOFA/SLEEPER - DUAL - LEATHER (WG4, WG5, WG6) - ULTRALEATHER
	155647-A9-WJ0	EA	COVER/TRUNDLE - SOFA/SLEEPER - DUAL - LEATHER (WH0, WH1, WH2) - ULTRALEATHER
13	139716-15-WG0	EA	SIGHT SHIELD - DUAL BACK/LEFT HAND (WGO, WG1, WG2)
13	139716-15-WG4	EA	SIGHT SHIELD - DUAL BACK/LEFT HAND (WG4, WG5, WG6)
13	139716-22-WH0	EA	SIGHT SHIELD - DUAL BACK/LEFT HAND (WH0, WH1, WH2)
13	139716-17-WC0	EA	SIGHT SHIELD - DUAL BACK/LEFT HAND (WGO, WG1, WG2) - ULTRALEATHER
13	139716-17-WG4	EA	SIGHT SHIELD - DUAL BACK/LEFT HAND (WG4, WG5, WG6) - ULTRALEATHER
13	139716-17-WJ0	EA	SIGHT SHIELD - DUAL BACK/LEFT HAND (WH0, WH1, WH2) - ULTRALEATHER
14	151290-14-000	EA	FRAME - BASE - 27.25" X 30" X 10.5" - LEFT
14	151290-15-000	EA	FRAME - BASE - 27.25" X 30" X 10.5" - RIGHT
15	101926-01-02A	EA	BRACKET - ZEE - 2" - BLACK

CURTAIN & CUSHION GROUP (CONTINUED)
SOFA (CONTINUED)



KEY	PART NUMBER	U/M	DESCRIPTION
16	139716-16-WG0	EA	SIGHT SHIELD - DUAL BACK/RIGHT HAND (WGO, WG1, WG2)
16	139716-16-WG4	EA	SIGHT SHIELD - DUAL BACK/RIGHT HAND (WG4, WG5, WG6)
16	139716-23-WH0	EA	SIGHT SHIELD - DUAL BACK/RIGHT HAND (WH0, WH1, WH2)
16	139716-18-WC0	EA	SIGHT SHIELD - DUAL BACK/RIGHT HAND (WGO, WG1, WG2) - ULTRALEATHER
16	139716-18-WG4	EA	SIGHT SHIELD - DUAL BACK/RIGHT HAND (WG4, WG5, WG6) - ULTRALEATHER
16	139716-18-WJ0	EA	SIGHT SHIELD - DUAL BACK/RIGHT HAND (WH0, WH1, WH2) - ULTRALEATHER
17	136534-32-000	EA	BRACKET - DUAL BASE
18	136534-25-000	EA	FRAME/BACK - FOR DUAL REST EASY SOFA - ONE SIDE ONLY
19	NOT USED		

CURTAIN & CUSHION GROUP (CONTINUED)
COMPONENT PARTS FOR SOFA


136534-02-000, 136534-03-000, 136534-13-000, 136534-15-000

KEY	PART NUMBER	U/M	DESCRIPTION	VENDOR NO.
	136534-02-700	EA	MOTOR	9PL-MO-W/T-1
	136534-02-701	EA	CABLE/DRV MTR-REST EASY SOFA	9PL-FCA27.75

136534-17-000


KEY	PART NUMBER	U/M	DESCRIPTION	VENDOR NO.
	136534-07-701	EA	WHEEL - NYLON - 1 5/8"	9WHEEL-1.62

CURTAIN & CUSHION GROUP (CONTINUED) HARDWARE



KEY	PART NUMBER	U/M	DESCRIPTION
1A	029155-01-000	EA	CAP - SNAP - 5/32" OUTSIDE DIAMETER OF PIN
2A	029156-01-000	EA	SOCKET - SNAP - 9/16" O.D.
3A	046867-05-000	EA	WASHER - #0
4A	046867-04-000	EA	GROMMET - #0
5A	160457-01-01A	EA	BRACE - VALANCE - L-SHAPED - 20" - OFF WHITE
6A	162496-01-01A	EA	BRACKET/BLIND - LEFT SIDE WHEN FACING WINDOW - CLEAR
7A	162496-02-01A	EA	BRACKET/BLIND - RIGHT SIDE WHEN FACING WINDOW - CLEAR
8A	084434-01-000	EA	BRACKET - MOUNTING - ROLLER SHADE - 1 3/8"
9A	094896-02-000	EA	GROMMET - CORD/PLEATED BLIND - NYLON - GRAY
10A	094907-02-000	EA	END CAP - PLEATED BLIND/TOP - RH/LH - GRAY PLASTIC
11A	094907-04-000	EA	END CAP - PLEATED BLIND/BOTTOM - RH/LH
12A	094907-09-000	EA	END CAP/BLIND - CENTER RAIL - RH/LH
13A	097564-03-000	EA	HANDLE - KNOB - E-Z LIFT SHADE - TAN
14A	097565-01-000	EA	BRACKET - MOUNTING - PLEATED BLIND
15A	155748-01-000	EA	SPRING - EXTENSION - DAY/NIGHTER BLIND
16A	101031-01-000	YD	TAPE/GLIDE - 4.25" SPACING
17A	102555-03-000	EA	BRACKET - (CLEAT TYPE) - F/BLIND HOLDOWN - MILKY WHITE

CURTAIN & CUSHION GROUP (CONTINUED)
HARDWARE (CONTINUED)



KEY	PART NUMBER	U/M	DESCRIPTION
1B	105450-14-01A	EA	TRACK - CURTAIN - 90" - OFF WHITE
2B	105648-01-02A	EA	BRACE - VALANCE - 14" - OFF WHITE
2B	105648-02-02A	EA	BRACE - VALANCE - 8.5" - OFF WHITE
3B	106544-01-000	EA	PULL - SHADE/BRASS
3B	106544-01-001	EA	SCREW - SHADE/BRASS
3B	106544-02-000	EA	PULL-SHADE - NICKEL
4B	109353-04-000	EA	CLIP - VALANCE SLAT MOUNTING - CLEAR PLASTIC
5B	109441-01-000	EA	BRACKET/HOOK - BLIND HOLD DOWN - LARGE - CLEAR
5B	109441-02-000	EA	SPACER/BRACKET - BLIND HOLD DOWN
6B	129491-01-000	EA	CATCH - SNAP HOOK - 1"
7B	130549-01-01A	EA	STOP - CURTAIN TRACK
8B	141634-01-000	EA	BRACKET-(BOBBIN TYPE) 7/8"H HOLDUPBASE(OVAL)-2 HOLE-CLEAR
9B	156172-02-01A	EA	TRACK/WALL - 32" - BONE
9B	156172-03-01A	EA	TRACK/WALL - 21" - BONE
10B	156172-04-01A	EA	END CAP - WALL TRACK - CLEAR
11B	154316-01-01A	EA	BRACE/ANGLE - W/HOLE - CASHMERE
12B	154316-02-01A	EA	BRACE/ANGLE - W/SLOT - CASHMERE
13B	159702-01-01A	EA	HOOK/RING - CURTAIN/SHOWER - NICKEL

CURTAIN & CUSHION GROUP (CONTINUED)

FABRICS

WG0, WG1, WG2

113979-10-01A CARPET-HEADLINER - SLDOUT (SY) - CEILING
FROM: 00-00-00 THRU: 01-13-08

113979-10-02A CARPET-HEADLINER - SLDOUT (SY) - CEILING
FROM: 01-14-08 THRU: 99-99-99

106569-15-01A CARPET-HEADLINER (YD) VINYL

156773-29-000 FABRIC-UPHOSTERY,BEDSPREAD MAIN

148797-Y2-000 FABRIC-BEDSPREAD ACCENT PATTERN ACCENT "B"

148797-X6-000 FABRIC-UPHOSTERY MAIN ONE

148797-X9-000 FABRIC-UPHLSTRY,PLAIN ACCENT

148797-Y0-000 FABRIC-UPHOLSTERY ACCENT PATTERN

148797-X9-000 FABRIC-O/H CABT,DIN/LOUNGE

156773-29-000 FABRIC-O/H CABT,BEDROOM

148797-X9-000 FABRIC-DINETTE WRAP DINETTES

148797-X9-000 FABRIC-LOUNGE TRIM UPHOLSTERY

156773-30-000 FABRIC-DRAPERY,MAIN

148797-Y2-000 FABRIC-UPHOLSTERY 2ND PATTERN ACCENT

142523-07-000 FABRIC-ULTRA,ACCENT,PLAIN "B"

142523-07-000 FABRIC-UPHOLSTERY,ULTRALEATHER MAIN

156773-30-000 FABRIC-UPHOLSTERY,BEDSPREAD PATTERN ACCENT A

148797-X9-000 FABRIC-SPEAKER COVER

WG4, WG5, WG6

113979-10-01A CARPET-HEADLINER - SLDOUT (SY) - CEILING
FROM: 00-00-00 THRU: 01-13-08

113979-10-02A CARPET-HEADLINER - SLDOUT (SY) - CEILING
FROM: 01-14-08 THRU: 99-99-99

106569-15-01A CARPET-HEADLINER (YD) VINYL

156773-79-000 FABRIC-UPHOSTERY,BEDSPREAD MAIN

156773-28-000 FABRIC-BEDSPREAD ACCENT PATTERN ACCENT "B"

148797-X7-000 FABRIC-UPHOSTERY MAIN ONE

148797-X8-000 FABRIC-UPHLSTRY,PLAIN ACCENT

148797-Y1-000 FABRIC-UPHOLSTERY ACCENT PATTERN

148797-X8-000 FABRIC-O/H CABT,DIN/LOUNGE

156773-79-000 FABRIC-O/H CABT,BEDROOM

148797-X8-000 FABRIC-DINETTE WRAP DINETTES

148797-X8-000 FABRIC-LOUNGE TRIM UPHOLSTERY

156773-30-000 FABRIC-DRAPERY,MAIN

142523-27-000 FABRIC-ULTRA,ACCENT,PLAIN "B"
FROM: 00-00-00 THRU: 11-28-07

142523-23-000 VINYL - FIELDS - ULTRA LEATHER
FROM: 11-29-07 THRU: 99-99-99

142523-77-000 FABRIC-UPHOLSTERY,ULTRALEATHER MAIN

156773-27-000 FABRIC-UPHOLSTERY,BEDSPREAD PATTERN ACCENT A

148797-X8-000 FABRIC-SPEAKER COVER

CURTAIN & CUSHION GROUP (CONTINUED)
FABRICS (CONTINUED)

WHO, WH1, WH2

113979-10-01A CARPET-HEADLINER - SLDOUT (SY) - CEILING
FROM: 00-00-00 THRU: 01-13-08

113979-10-02A CARPET-HEADLINER - SLDOUT (SY) - CEILING
FROM: 01-14-08 THRU: 99-99-99

106569-15-01A CARPET-HEADLINER (YD) VINYL

127813-V3-000 FABRIC-UPHOSTERY,BEDSPREAD MAIN

148797-M5-000 FABRIC-UPHOSTERY MAIN ONE

148797-M6-000 FABRIC-UPHLSTRY,PLAIN ACCENT
FROM: 00-00-00 THRU: 01-07-08

148797-A3-000 FABRIC-UPHLSTRY,PLAIN ACCENT
FROM: 01-08-08 THRU: 99-99-99

148797-M7-000 FABRIC-UPHOLSTERY ACCENT PATTERN

148797-M6-000 FABRIC-O/H CABT,DIN/LOUNGE
FROM: 00-00-00 THRU: 01-07-08

148797-A3-000 FABRIC-O/H CABT,DIN/LOUNGE
FROM: 01-08-08 THRU: 99-99-99

137813-V4-000 FABRIC-O/H CABT,BEDROOM

148797-M6-000 FABRIC-DINETTE WRAP DINETTES
FROM: 00-00-00 THRU: 01-07-08

148797-A3-000 FABRIC-DINETTE WRAP DINETTES
FROM: 01-08-08 THRU: 99-99-99

148797-M6-000 FABRIC-LOUNGE TRIM UPHOLSTERY
FROM: 00-00-00 THRU: 01-07-08

148797-A3-000 FABRIC-LOUNGE TRIM UPHOLSTERY
FROM: 01-08-08 THRU: 99-99-99

156773-30-000 FABRIC-DRAPERY,MAIN

142523-19-000 FABRIC-ULTRA,ACCENT,PLAIN "B"

142523-19-000 FABRIC-UPHOLSTERY,ULTRALEATHER MAIN

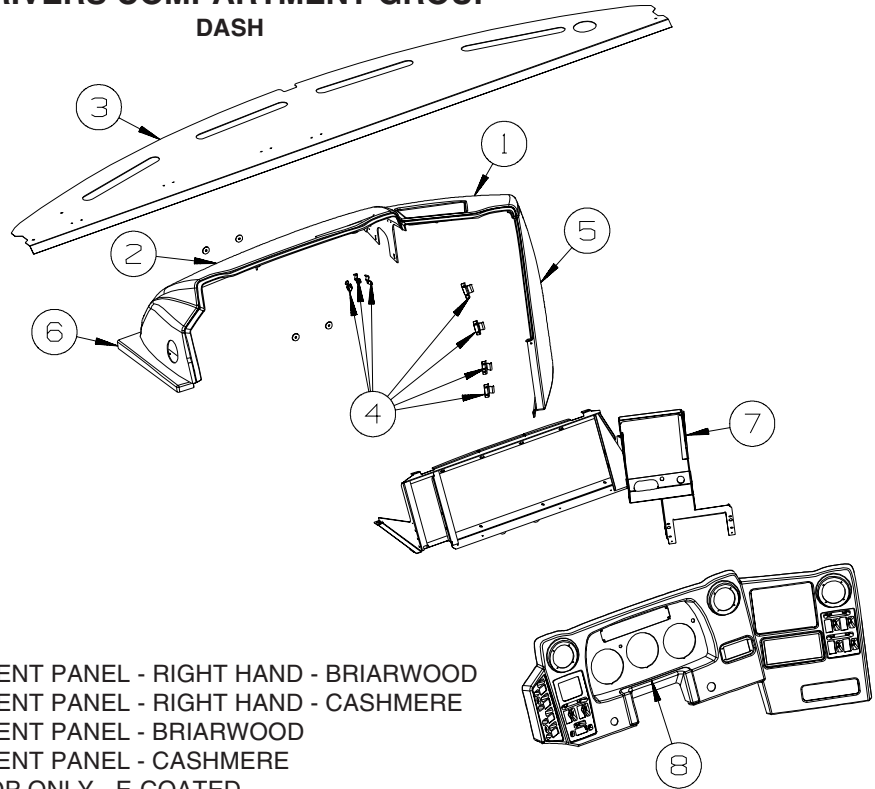
137813-V4-000 FABRIC-UPHOLSTERY,BEDSPREAD PATTERN ACCENT A

148797-M6-000 FABRIC-SPEAKER COVER
FROM: 00-00-00 THRU: 01-07-08

148797-A3-000 FABRIC-SPEAKER COVER
FROM: 01-08-08 THRU: 99-99-99

DRIVERS COMPARTMENT GROUP

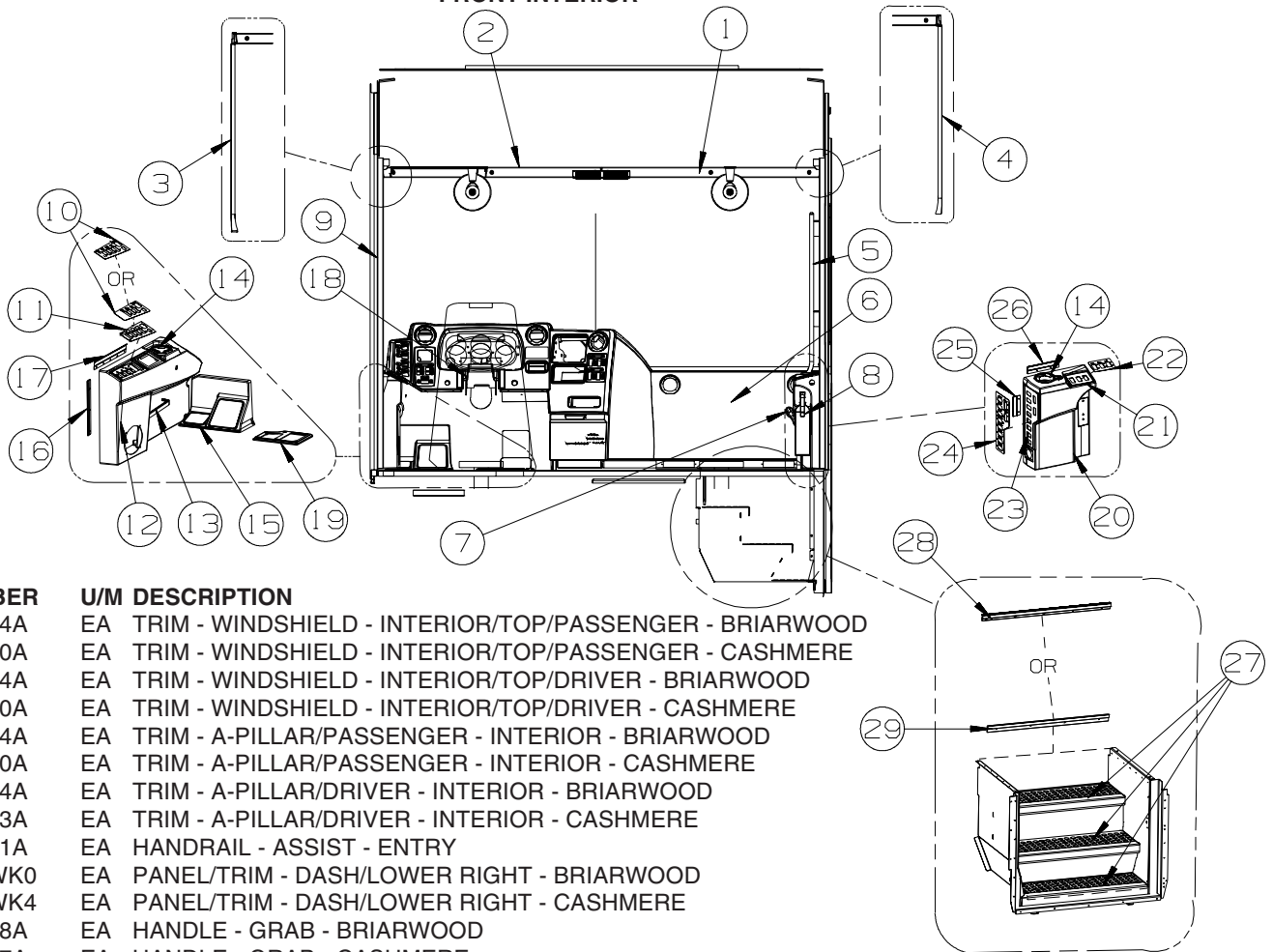
DASH



KEY	PART NUMBER	U/M	DESCRIPTION
1	144235-02-04A	EA	POD - INSTRUMENT PANEL - RIGHT HAND - BRIARWOOD
1	144235-02-03A	EA	POD - INSTRUMENT PANEL - RIGHT HAND - CASHMERE
2	144234-02-04A	EA	POD - INSTRUMENT PANEL - BRIARWOOD
2	144234-02-03A	EA	POD - INSTRUMENT PANEL - CASHMERE
3	118101-15-02B	EA	DASH PANEL/TOP ONLY - E-COATED
3	106569-09-11A	EA	VINYL - LAMINATE - 1/4" X 25" X 100" - LT SANDLEWOOD - BRIARWOOD
3	106569-09-09A	EA	VINYL - LAMINATE - 1/4" X 25" X 100" - DRIFTWOOD - CASHMERE
4	073050-04-000	EA	CLIP/MOUNTING - VALANCE PANEL
5	145041-02-04A	EA	PANEL - CENTER CONSOLE - RIGHT HAND - BRIARWOOD
5	145041-02-03A	EA	PANEL - CENTER CONSOLE - RIGHT HAND - CASHMERE
6	145604-02-06A	EA	PANEL/TRIM - DASH/LEFT HAND - BRIARWOOD
6	145604-02-05A	EA	PANEL/TRIM - DASH/LEFT HAND - CASHMERE
7	155178-02-02B	EA	REINFORCEMENT - INSTRUMENT PANEL - E-COATED
8	144236-08-05A	EA	BEZEL/POD - INSTRUMENT PANEL - BRIARWOOD
			FROM: 00-00-00 THRU: 03-25-07
8	144236-10-05A	EA	BEZEL/POD - INSTRUMENT PANEL - BRIARWOOD
			FROM: 03-26-07 THRU: 99-99-99
8	144236-08-02A	EA	BEZEL/POD - INSTRUMENT PANEL - CASHMERE
			FROM: 00-00-00 THRU: 03-25-07
8	144236-10-02A	EA	BEZEL/POD - INSTRUMENT PANEL - CASHMERE
			FROM: 03-26-07 THRU: 99-99-99

DRIVERS COMPARTMENT GROUP (CONTINUED)

FRONT INTERIOR



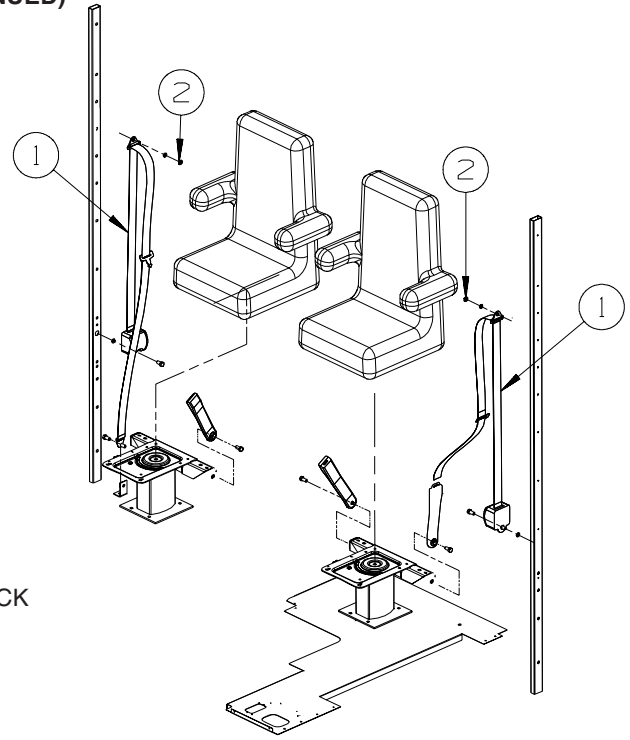
KEY	PART NUMBER	U/M	DESCRIPTION
1	159957-01-24A	EA	TRIM - WINDSHIELD - INTERIOR/TOP/PASSENGER - BRIARWOOD
1	159957-01-20A	EA	TRIM - WINDSHIELD - INTERIOR/TOP/PASSENGER - CASHMERE
2	159957-02-24A	EA	TRIM - WINDSHIELD - INTERIOR/TOP/DRIVER - BRIARWOOD
2	159957-02-20A	EA	TRIM - WINDSHIELD - INTERIOR/TOP/DRIVER - CASHMERE
3	161895-01-24A	EA	TRIM - A-PILLAR/PASSENGER - INTERIOR - BRIARWOOD
3	161895-01-20A	EA	TRIM - A-PILLAR/PASSENGER - INTERIOR - CASHMERE
4	151370-02-24A	EA	TRIM - A-PILLAR/DRIVER - INTERIOR - BRIARWOOD
4	151370-02-03A	EA	TRIM - A-PILLAR/DRIVER - INTERIOR - CASHMERE
5	123577-01-01A	EA	HANDRAIL - ASSIST - ENTRY
6	161900-03-WK0	EA	PANEL/TRIM - DASH/LOWER RIGHT - BRIARWOOD
6	161900-03-WK4	EA	PANEL/TRIM - DASH/LOWER RIGHT - CASHMERE
7	123246-01-08A	EA	HANDLE - GRAB - BRIARWOOD
7	123246-01-07A	EA	HANDLE - GRAB - CASHMERE
8	094499-06-000	EA	EXTINGUISHER/FIRE - DRY - 10BC - W/BACKET - UL/ULC - WHT
9	161808-01-01A	EA	COVER - ROLL BAR/U-CHANNEL - 66.9" PLASTIC - MED OAK
10	144722-15-06A	EA	APPLIQUE - PANEL - LEFT HAND - COCOA - BRIARWOOD - R40KD
10	144722-15-05A	EA	APPLIQUE - PANEL - LEFT HAND - TEAK - CASHMERE - R40KD
10	144722-16-06A	EA	APPLIQUE - PANEL - LEFT HAND - COCOA - BRIARWOOD - R40FD/TD/WD
10	144722-16-05A	EA	APPLIQUE - PANEL - LEFT HAND - TEAK - CASHMERE - R40FD/TD/WD
11	145926-18-02B	EA	INSERT - SWITCH PLATE - 8 HOLE/RELAY SLOT - E-COATED
12	145231-04-05A	EA	PANEL/TRIM - INNER/LEFT HAND - BRIARWOOD
12	145231-04-04A	EA	PANEL/TRIM - INNER/LEFT HAND - CASHMERE
13	147266-01-08A	EA	SHELF - DRIVER CONSOLE - LEFT HAND - CONCERT CHERRY
13	147266-01-05A	EA	SHELF - DRIVER CONSOLE - LEFT HAND - WASHED MAPLE
13	147266-01-06A	EA	SHELF - DRIVER CONSOLE - LEFT HAND - SIERRA MAPLE
14	133831-01-01A	EA	HOLDER - CUP W/THREE CENTERLINE RUBBER FINGERS
15	151302-01-01A	EA	PANEL/FOOTREST - DRIVER - W/TREAD INSERTS - BLACK
16	130034-15-02B	EA	CLIP - TRIM - E-COATED
17	130034-10-02B	EA	CLIP - TRIM - E-COATED
18	151048-02-01A	EA	COVER - STEERING COLUMN - UPPER/FRONT - BLACK
19	116993-01-01A	EA	COVER - PEDALS - BLACK
20	145219-04-05A	EA	PANEL/TRIM - INNER/RIGHT HAND - BRIARWOOD
20	145219-04-04A	EA	PANEL/TRIM - INNER/RIGHT HAND - CASHMERE
20	145219-06-05A	EA	PANEL/TRIM - INNER/RIGHT HAND - BRIARWOOD - AWNING-PATIO ELECTRIC 110V FROM: 11-05-07 THRU: 99-99-99
20	145219-06-04A	EA	PANEL/TRIM - INNER/RIGHT HAND - CASHMERE - AWNING-PATIO ELECTRIC 110V FROM: 11-05-07 THRU: 99-99-99
21	145926-02-02B	EA	INSERT - SWITCH PLATE - 3 HOLE - E-COATED
22	144722-04-06A	EA	APPLIQUE - PANEL - RIGHT HAND/UPPER - COCOA - BRIARWOOD
22	144722-04-05A	EA	APPLIQUE - PANEL - RIGHT HAND/UPPER - TEAK - CASHMERE
23	145926-16-02B	EA	INSERT - SWITCH PLATE - 9 HOLE - E-COATED- NOT ILLUSTRATED FROM: 00-00-00 THRU: 02-19-07
23	145926-24-02B	EA	INSERT - SWITCH PLATE - 10 HOLE - E-COATED FROM: 02-20-07 THRU: 99-99-99

DRIVERS COMPARTMENT GROUP (CONTINUED)
FRONT INTERIOR (CONTINUED)

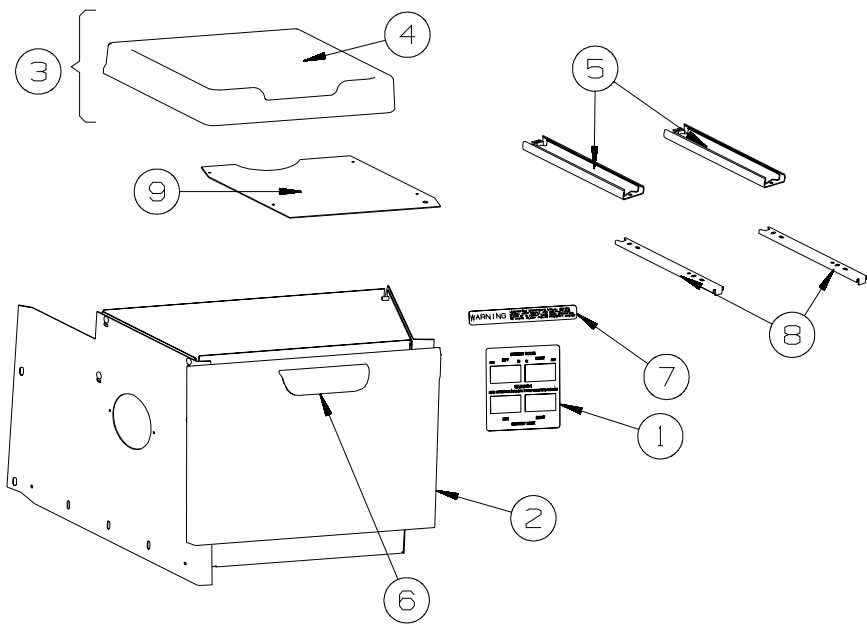
KEY	PART NUMBER	U/M	DESCRIPTION
24	144722-14-06A	EA	APPLIQUE - PANEL - RIGHT HAND/LOWER - COCOA - BRIARWOOD FROM: 00-00-00 THRU: 02-19-07
24	144722-19-06A	EA	APPLIQUE - PANEL - RIGHT HAND/LOWER - COCOA - BRIARWOOD FROM: 02-20-07 THRU: 06-24-07
24	144722-20-06A	EA	APPLIQUE - PANEL - RIGHT HAND/LOWER - COCOA - BRIARWOOD FROM: 06-25-07 THRU: 99-99-99
24	144722-14-05A	EA	APPLIQUE - PANEL - RIGHT HAND/LOWER - TEAK - CASHMERE FROM: 00-00-00 THRU: 02-19-07
24	144722-19-05A	EA	APPLIQUE - PANEL - RIGHT HAND/LOWER - TEAK - CASHMERE FROM: 02-20-07 THRU: 06-24-07
24	144722-20-05A	EA	APPLIQUE - PANEL - RIGHT HAND/LOWER - TEAK - CASHMERE FROM: 06-25-07 THRU: 99-99-99
25	130034-03-02B	EA	CLIP - TRIM - E-COATED
26	130034-02-02B	EA	CLIP - TRIM - E-COATED
27	120231-01-02A	EA	FLOORING - RUBBER - 63.4" X 19.8"
28	139955-19-03A	EA	TRIM - STEP/ENTRY - 29.5" - BLACK
29	136839-07-01A	EA	TRIM-J - CARPET EDGE/SLIDEOUT - 28.3" - BLACK FROM: 00-00-00 THRU: 10-15-07

***COMPONENT PARTS LISTED LATER IN THIS GROUP**

DRIVERS COMPARTMENT GROUP (CONTINUED)
FRONT INTERIOR (CONTINUED)



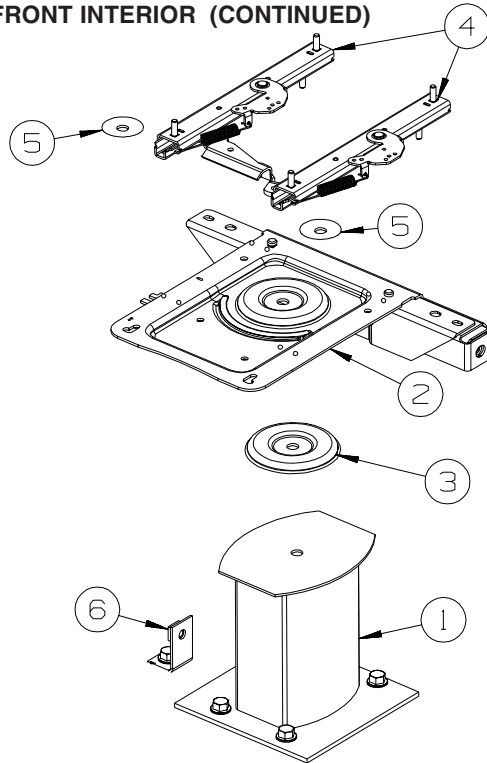
KEY	PART NUMBER	U/M	DESCRIPTION
1	091990-10-01A	EA	SEAT BELT - 3 POINT - DUAL SENSITIVE - BLACK
2	109146-01-000	EA	BOLT - SHOULDER/SEAT BELT



CENTER CONSOLE

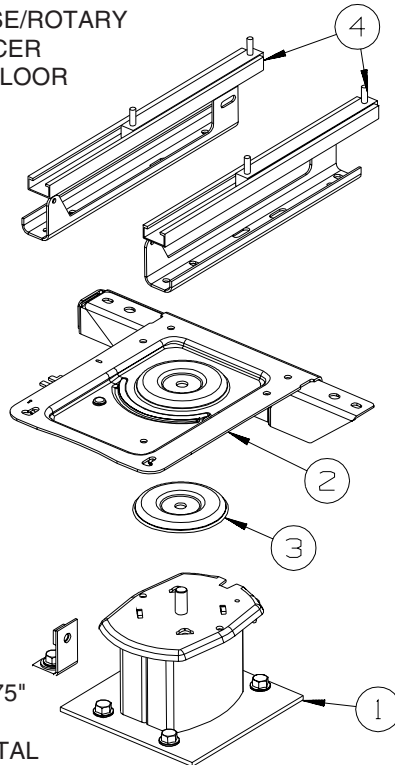
KEY	PART NUMBER	U/M	DESCRIPTION
1	132946-09-01A	EA	APPLIQUE - SWITCH - F/SLIDEOUT - BLACK
2	150842-02-05A	EA	PANEL/DOOR - TIPOUT/CONSOLE - CONCERT CHERRY
2	150842-02-03A	EA	PANEL/DOOR - TIPOUT/CONSOLE - WASHED MAPLE
2	150842-02-04A	EA	PANEL/DOOR - TIPOUT/CONSOLE - SIERRA MAPLE
3	150839-01-WG0	EA	TRAY - CONSOLE - W/O HARDWARE - BRIARWOOD
3	150839-01-TD0	EA	TRAY - CONSOLE - W/O HARDWARE - CASHMERE
4	150840-01-24A	EA	TRAY - CENTER CONSOLE - BRIARWOOD
4	150840-01-03A	EA	TRAY - CENTER CONSOLE - CASHMERE
5	146260-01-01A	EA	SLIDE - FULL EXTENSION 8" - NOT ILLUSTRATED
			FROM: 00-00-00 THRU: 06-03-07
5	153000-16-01A	EA	SLIDE - CABINET MOUNT - 7.9"
			FROM: 06-04-07 THRU: 99-99-99
6	074762-01-000	EA	PULL - CABINET - 4.8" X .9" - BLACK PLASTIC
7	116549-01-000	EA	LABEL - WARNING - SLIDEOUT
8	153000-17-01A	EA	SLIDE - DRAWER MOUNT - 7.7"
			FROM: 06-04-07 THRU: 99-99-99
9	150841-01-02B	EA	REINFORCEMENT - TRAY/MOUNTING - E-COATED - NOT ILLUSTRATED
			FROM: 00-00-00 THRU: 06-24-07
9	165193-01-02B	EA	PLATE - TRAY/MOUNTING - E-COATED
			FROM: 06-25-07 THRU: 99-99-99

DRIVERS COMPARTMENT GROUP (CONTINUED)
FRONT INTERIOR (CONTINUED)



PASSENGER

KEY	PART NUMBER	U/M	DESCRIPTION
1	133408-01-000	EA	PEDESTAL - SEAT - DRIVER/PASSENGER - 9 3/4"
2	133408-20-000	EA	TOP PLATE - PASSENGER - W/ANCHOR
3	107921-06-000	EA	BEARING KIT - PEDESTAL
4	131566-04-000	EA	SLIDE/SEAT - HEAVY DUTY LOCKING - 5"
	119952-07-000	EA	WIRE - LATCH RELEASE/ROTARY
5	131566-05-000	EA	WASHER - SLIDE SPACER
6	133408-04-000	EA	BRACKET - ANCHOR/FLOOR

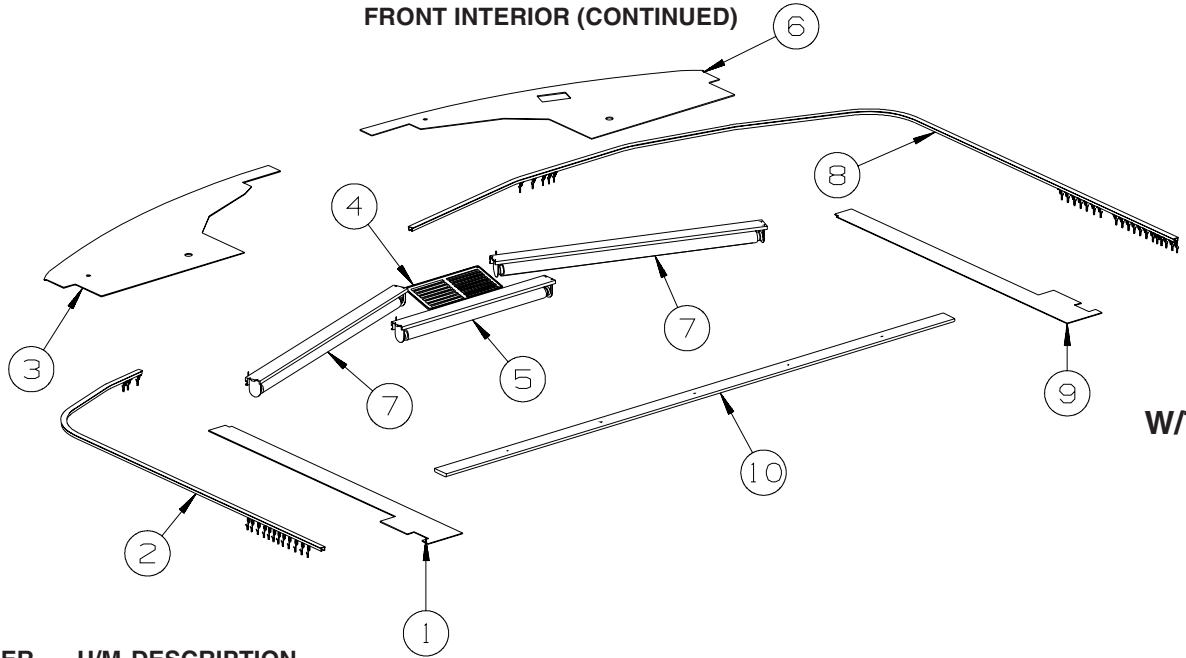


DRIVER

KEY	PART NUMBER	U/M	DESCRIPTION
1	133408-05-000	EA	PEDESTAL - SEAT - 5.75"
2	133408-08-000	EA	TOP PLATE - W/BAR
3	107921-06-000	EA	BEARING KIT - PEDESTAL
4*	147767-01-000	EA	SEAT - POWER - 6-WAY - DRIVER

***COMPONENT PARTS LISTED LATER IN THIS GROUP**

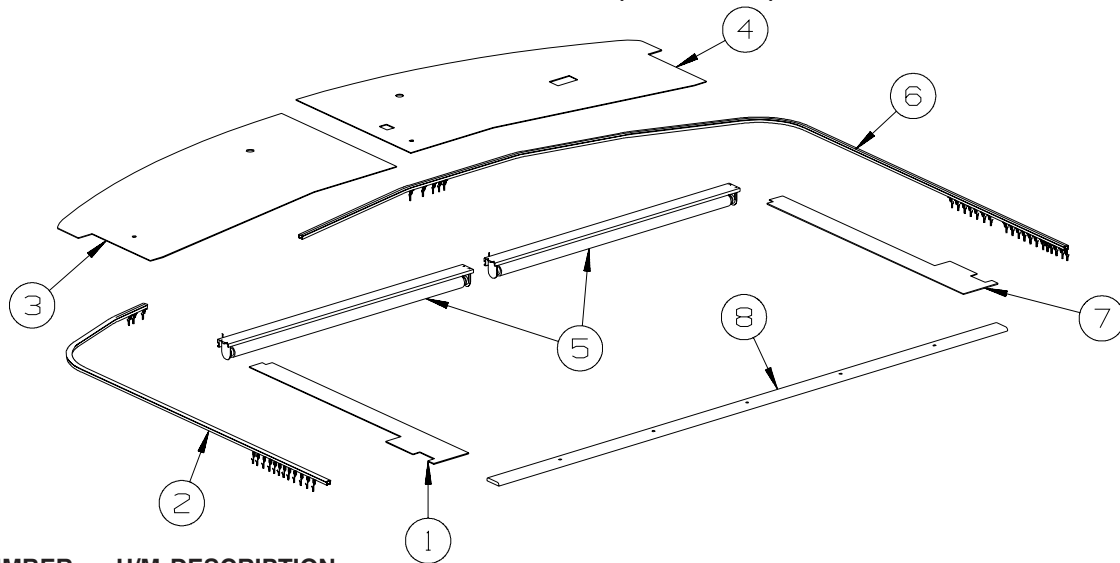
DRIVERS COMPARTMENT GROUP (CONTINUED)
FRONT INTERIOR (CONTINUED)



W/TV

KEY	PART NUMBER	U/M	DESCRIPTION
1	153339-02-WH4	EA	PANEL - OVERHEAD/LEFT HAND - BRIARWOOD
1	153339-02-TG0	EA	PANEL - OVERHEAD/LEFT HAND - CASHMERE
2	138460-08-03A	EA	TRACK/CURTAIN - DR. - W/BRKT/CARRIER/PULLEY-RIVERSTONE - BRIARWOOD FROM: 00-00-00 THRU: 09-23-07
2	138460-08-06A	EA	TRACK/CURTAIN - DRIVER - W/BRACKET/CARRIER/PULLEY-RIVERSTONE - BRIARWOOD FROM: 09-24-07 THRU: 99-99-99
2	138460-08-04A	EA	TRACK/CURTAIN - DRIVER - W/BRKT/CARRIER/PULLEY - CASHMERE FROM: 00-00-00 THRU: 09-23-07
2	138460-08-07A	EA	TRACK/CURTAIN - DRIVER - W/BRACKET/CARRIER/PULLEY - CASHMERE FROM: 09-24-07 THRU: 99-99-99
3	153074-08-WH4	EA	PANEL - OVERHEAD/FRONT - BOTTOM/LH HAND - VINYL COVERED - BRIARWOOD
3	153074-08-UN4	EA	PANEL - OVERHEAD/FRONT-BOTTOM/LH HAND-VINYL COVERED - CASHMERE
4	109918-01-05A	EA	VENT - RETURN AIR - 12.3" X 5.5" - BLACK
5	142380-01-01A	EA	SHADE - POWER - 25.8"W X 19"H
6	153074-07-WH4	EA	PANEL - OVERHEAD/FRONT - BOTTOM/RH HAND - VINYL COVERED - BRIARWOOD
6	153074-07-UN4	EA	PANEL - OVERHEAD/FRONT-BOTTOM/RH HAND-VINYL COVERED - CASHMERE
7	142380-08-01A	EA	SHADE - POWER - 37.5"W X 19"H
8	138460-07-03A	EA	TRACK/CURTAIN-PASS.-W/BRKT/CARRIER/PULLEY-RIVERSTONE - BRIARWOOD FROM: 00-00-00 THRU: 09-23-07
8	138460-07-06A	EA	TRACK/CURTAIN - PASSENGER - W/BRACKET/CARRIER/PULLEY-RIVERSTONE - BRIARWOOD FROM: 09-24-07 THRU: 99-99-99
8	138460-07-04A	EA	TRACK/CURTAIN - PASSENGER - W/BRKT/CARRIER/PULLEY - CASHMERE FROM: 00-00-00 THRU: 09-23-07
8	138460-07-07A	EA	TRACK/CURTAIN - PASSENGER - W/BRACKET/CARRIER/PULLEY - CASHMERE FROM: 09-24-07 THRU: 99-99-99
9	153339-01-WH4	EA	PANEL - OVERHEAD/RIGHT HAND - BRIARWOOD
9	153339-01-TG0	EA	PANEL - OVERHEAD/RIGHT HAND - CASHMERE
10	138359-01-01A	FT	COVER - ROOF BREAK - PEARL CREAM/PLASTIC - 96" - NOT ILLUSTRATED FROM: 00-00-00 THRU: 04-29-07
10	138403-05-01A	EA	TRIM - ROOF - MILL - NOT ILLUSTRATED FROM: 00-00-00 THRU: 04-29-07
10	133771-06-TG1	EA	MOLDING - CAP - CONCERT CHERRY FROM: 04-30-07 THRU: 99-99-99
10	133771-06-TG2	EA	MOLDING - CAP - WASHED MAPLE FROM: 04-30-07 THRU: 99-99-99
10	133771-06-TD3	EA	MOLDING - CAP - SEIRRA MAPLE FROM: 04-30-07 THRU: 99-99-99
10	042356-01-000	EA	PLUG - MAHOGANY - 3/8" DOWEL X 1/2" HEAD FROM: 04-30-07 THRU: 99-99-99

DRIVERS COMPARTMENT GROUP (CONTINUED)
FRONT INTERIOR (CONTINUED)



KEY	PART NUMBER	U/M	DESCRIPTION
1	153339-06-WK0	EA	PANEL - OVERHEAD/LEFT HAND - BRIARWOOD
1	153339-06-TG0	EA	PANEL - OVERHEAD/LEFT HAND - CASHMERE
2	138460-08-03A	EA	TRACK/CURTAIN - DR. - W/BRKT/CARRIER/PULLEY-RIVERSTONE - BRIARWOOD FROM: 00-00-00 THRU: 09-23-07
2	138460-08-06A	EA	TRACK/CURTAIN - DRIVER - W/BRACKET/CARRIER/PULLEY-RIVERSTONE - BRIARWOOD FROM: 09-24-07 THRU: 99-99-99
2	138460-08-04A	EA	TRACK/CURTAIN - DRIVER - W/BRKT/CARRIER/PULLEY - CASHMERE FROM: 00-00-00 THRU: 09-23-07
2	138460-08-07A	EA	TRACK/CURTAIN - DRIVER - W/BRACKET/CARRIER/PULLEY - CASHMERE FROM: 09-24-07 THRU: 99-99-99
3	154365-08-WH4	EA	PANEL - OVERHEAD/FRONT - BOTTOM/LH HAND - VINYL COVERED - BRIARWOOD
3	154365-08-UN4	EA	PANEOVERHEAD/FRONT - BOTTOM/LH HAND - VINYL COVERED - CASHMERE
4	154365-07-WH4	EA	PANEL - OVERHEAD/FRONT - BOTTOM/RH HAND - VINYL COVERED - BRIARWOOD
4	154365-07-UN4	EA	PANEL - OVERHEAD/FRONT-BOTTOM/RH HAND-VINYL COVERED - CASHMERE
5	142380-02-01A	EA	SHADE - POWER - 41.2"W X 19"H
6	138460-07-03A	EA	TRACK/CURTAIN-PASS.-W/BRKT/CARRIER/PULLEY-RIVERSTONE - BRIARWOOD FROM: 00-00-00 THRU: 09-23-07
6	138460-07-06A	EA	TRACK/CURTAIN - PASSENGER - W/BRACKET/CARRIER/PULLEY-RIVERSTONE - BRIARWOOD FROM: 09-24-07 THRU: 99-99-99
6	138460-07-04A	EA	TRACK/CURTAIN - PASSENGER - W/BRKT/CARRIER/PULLEY - CASHMERE FROM: 00-00-00 THRU: 09-23-07
6	138460-07-07A	EA	TRACK/CURTAIN - PASSENGER - W/BRACKET/CARRIER/PULLEY - CASHMERE FROM: 09-24-07 THRU: 99-99-99
7	153339-05-WK0	EA	PANEL - OVERHEAD/RIGHT HAND - BRIARWOOD
7	153339-05-TG0	EA	PANEL - OVERHEAD/RIGHT HAND - CASHMERE
8	138359-01-01A	FT	COVER - ROOF BREAK - PEARL CREAM/PLASTIC - 96" - NOT ILLUSTRATED FROM: 00-00-00 THRU: 04-29-07
8	138403-05-01A	EA	TRIM - ROOF - MILL - NOT ILLUSTRATED FROM: 00-00-00 THRU: 04-29-07
8	133771-06-TG1	EA	MOLDING - CAP - CONCERT CHERRY FROM: 04-30-07 THRU: 99-99-99
8	133771-06-TG2	EA	MOLDING - CAP - WASHED MAPLE FROM: 04-30-07 THRU: 99-99-99
8	133771-06-TD3	EA	MOLDING - CAP - SEIRRA MAPLE FROM: 04-30-07 THRU: 99-99-99
8	042356-01-000	EA	PLUG - MAHOGANY - 3/8" DOWEL X 1/2" HEAD FROM: 04-30-07 THRU: 99-99-99

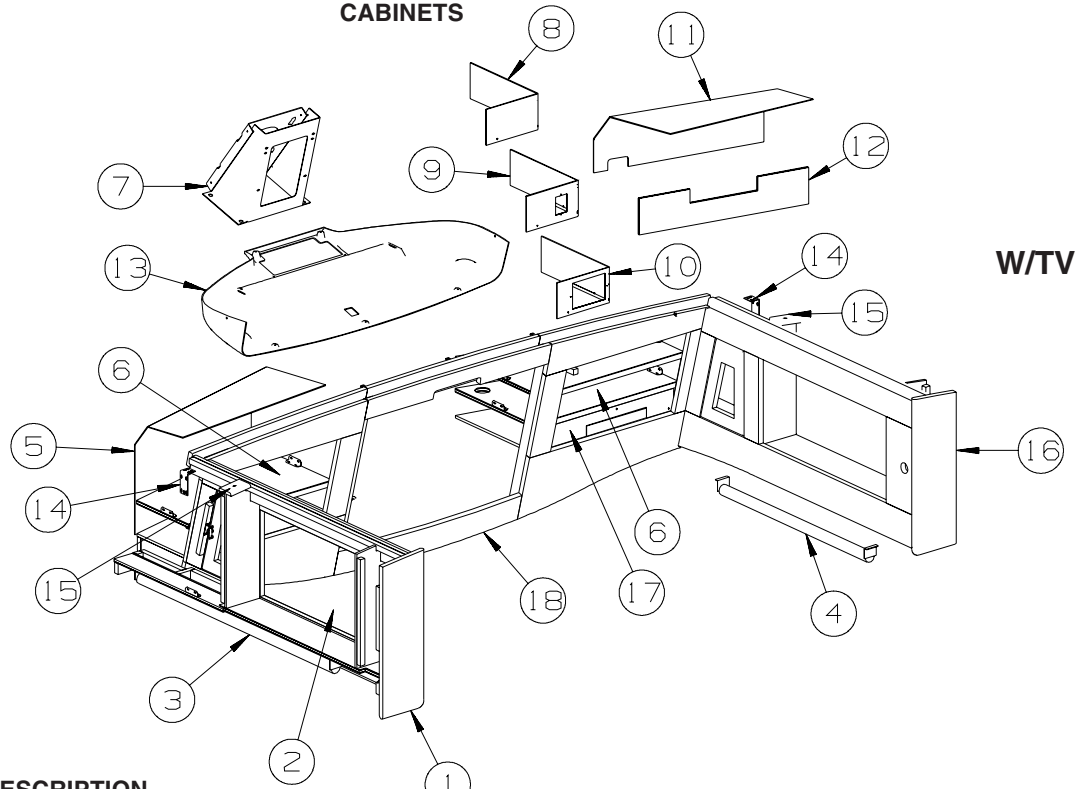
DRIVERS COMPARTMENT GROUP (CONTINUED)
COMPONENT PARTS FOR FRONT INTERIOR

147767-01-000, 147767-02-000

KEY	PART NUMBER	U/M	DESCRIPTION	VENDOR NO
	147767-01-700	EA	SWITCH PLATE	SHROCK-9PT-SWT-PLTE
	147767-01-701	EA	MOTOR - VERTICAL	SHROCK 9PT-M0-VER-0
	147767-01-702	EA	MOTOR - HORIZONTAL	SHROCK 9PT-M0-HOZ-0

DRIVERS COMPARTMENT GROUP (CONTINUED)

CABINETS

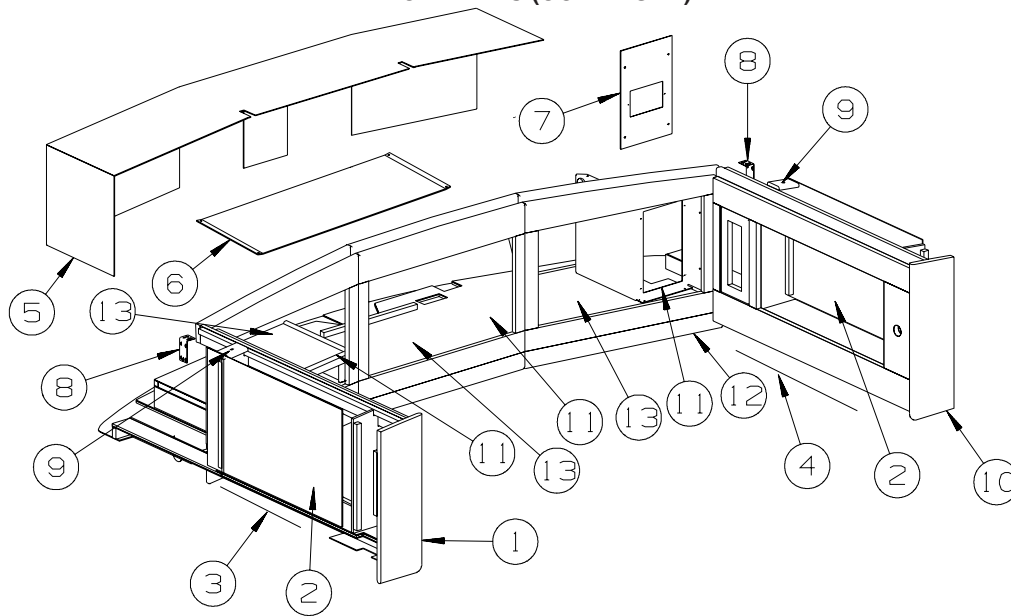


KEY	PART NUMBER	U/M	DESCRIPTION
1	159624-02-WG0	EA	CABINET - OVERHEAD/SIDE/LH HAND - W/O DOORS/HDW (WG0)
1	159624-02-WG1	EA	CABINET - OVERHEAD/SIDE/LH HAND - W/O DOORS/HDW (WG1)
1	159624-02-WG2	EA	CABINET - OVERHEAD/SIDE/LH HAND - W/O DOORS/HDW (WG2)
1	159624-02-WG4	EA	CABINET - OVERHEAD/SIDE/LH HAND - W/O DOORS/HDW (WG4)
1	159624-02-WG5	EA	CABINET - OVERHEAD/SIDE/LH HAND - W/O DOORS/HDW (WG5)
1	159624-02-WG6	EA	CABINET - OVERHEAD/SIDE/LH HAND - W/O DOORS/HDW (WG6)
1	159624-02-UN6	EA	CABINET - OVERHEAD/SIDE/LH HAND - W/O DOORS/HDW (WH0)
1	159624-02-UG2	EA	CABINET - OVERHEAD/SIDE/LH HAND - W/O DOORS/HDW (WH1)
1	159624-02-UG3	EA	CABINET - OVERHEAD/SIDE/LH HAND - W/O DOORS/HDW (WH2)
2	153613-91-UG5	EA	DOOR - ARCHED/PENCIL EDGE/HORIZ - 13.6" X 27" - W/O HDW - CONCERT CHERRY
2	153613-91-UG6	EA	DOOR - ARCHED/PENCIL EDGE/HORIZ - 13.6" X 27" - W/O HDW - WASHED MAPLE
2	153613-91-UG7	EA	DOOR - ARCHED/PENCIL EDGE/HORIZ - 13.6" X 27" - W/O HDW - SIERRA MAPLE
3	126841-09-000	EA	SHADE - PULL - CHARCOAL MESH - 40.25" X 60"
4	126841-05-000	EA	SHADE - PULL - CHARCOAL MESH - 30.3" X 60"
5	132909-26-WH4	EA	PANEL - VINYL COVERED
6	146028-65-WG0	EA	DOOR - GLASS INSERT/PENCIL EDGE - 14.4" X 21.8" - W/O HDW - CONCERT CHERRY
6	146028-65-WG1	EA	DOOR - GLASS INSERT/PENCIL EDGE - 14.4" X 21.8" - W/O HDW - WASHED MAPLE
6	146028-65-WG2	EA	DOOR - GLASS INSERT/PENCIL EDGE - 14.4" X 21.8" - W/O HDW - SIERRA MAPLE
7	159929-01-02B	EA	MOUNT - TV - E-COATED
			FROM: 00-00-00 THRU: 06-17-07
7	165313-01-02B	EA	MOUNT - TV - E-COATED
			FROM: 06-18-07 THRU: 99-99-99
8	150628-05-WK0	EA	PANEL - VINYL COVERED - BRIARWOOD
8	150628-05-TG0	EA	PANEL - VINYL COVERED - CASHMERE
9	150628-06-WK0	EA	PANEL - VINYL COVERED - BRIARWOOD - SATELLITE TV SYSTEM AUTO
			FROM: 00-00-00 THRU: 01-28-07
9	150628-17-WH4	EA	PANEL - VINYL COVERED - BRIARWOOD - SATELLITE TV SYSTEM AUTO
			FROM: 01-29-07 THRU: 99-99-99
9	150628-06-TG0	EA	PANEL - VINYL COVERED - CASHMERE - SATELLITE TV SYSTEM AUTO
			FROM: 00-00-00 THRU: 01-28-07
9	150628-17-WJ0	EA	PANEL - VINYL COVERED - CASHMERE - SATELLITE TV SYSTEM AUTO
			FROM: 01-29-07 THRU: 99-99-99
10	150628-07-WK0	EA	PANEL - VINYL COVERED - BRIARWOOD - SAT TV SYSTEM IN-MOTION
10	150628-07-TG0	EA	PANEL - VINYL COVERED - CASHMERE - SAT TV SYSTEM IN-MOTION
11	132909-13-TG0	EA	PANEL - VINYL COVERED
12	132909-25-UJ1	EA	PANEL - VINYL COVERED
13	155306-02-24A	EA	COVER - TV/OVERHEAD - BRIARWOOD
13	155306-02-20A	EA	COVER - TV/OVERHEAD - CASHMERE
14	140309-05-02B	EA	ANGLE - FURNACE DOOR - E-COATED

DRIVERS COMPARTMENT GROUP (CONTINUED)
CABINETS (CONTINUED)

KEY	PART NUMBER	U/M	DESCRIPTION
15	133771-08-UF1	EA	MOLDING - CAP - CONCERT CHERRY
15	133771-08-UF2	EA	MOLDING - CAP - WASHED MAPLE
15	133771-08-UF3	EA	MOLDING - CAP - SIERRA MAPLE
16	159624-01-WG0	EA	CABINET - OVERHEAD/SIDE/RH HAND - W/O DOORS/HDW (WG0)
16	159624-01-WG1	EA	CABINET - OVERHEAD/SIDE/RH HAND - W/O DOORS/HDW (WG1)
16	159624-01-WG2	EA	CABINET - OVERHEAD/SIDE/RH HAND - W/O DOORS/HDW (WG2)
16	159624-01-WG4	EA	CABINET - OVERHEAD/SIDE/RH HAND - W/O DOORS/HDW (WG4)
16	159624-01-WG5	EA	CABINET - OVERHEAD/SIDE/RH HAND - W/O DOORS/HDW (WG5)
16	159624-01-WG6	EA	CABINET - OVERHEAD/SIDE/RH HAND - W/O DOORS/HDW (WG6)
16	159624-01-UN6	EA	CABINET - OVERHEAD/SIDE/RH HAND - W/O DOORS/HDW (WH0)
16	159624-01-UG2	EA	CABINET - OVERHEAD/SIDE/RH HAND - W/O DOORS/HDW (WH1)
16	159624-01-UG3	EA	CABINET - OVERHEAD/SIDE/RH HAND - W/O DOORS/HDW (WH2)
17	150628-04-WG0	EA	PANEL - VINYL COVERED - BRIARWOOD
17	150628-04-TG0	EA	PANEL - VINYL COVERED - CASHMERE
18	162099-11-WH4	EA	FACE - TV CABINET/FRONT - W/O HDW - CONCERT CHERRY FROM: 00-00-00 THRU: 06-17-07
18	165314-11-WH4	EA	FACE - TV CABINET/FRONT - W/O HDW - CONCERT CHERRY FROM: 06-18-07 THRU: 99-99-99
18	162099-11-WH5	EA	FACE - TV CABINET/FRONT - W/O HDW - WASHED MAPLE FROM: 00-00-00 THRU: 06-17-07
18	165314-11-WH5	EA	FACE - TV CABINET/FRONT - W/O HDW - WASHED MAPLE FROM: 06-18-07 THRU: 99-99-99
18	162099-11-WH6	EA	FACE - TV CABINET/FRONT - W/O HDW - SIERRA MAPLE FROM: 00-00-00 THRU: 06-17-07
18	165314-11-WH6	EA	FACE - TV CABINET/FRONT - W/O HDW - SIERRA MAPLE FROM: 06-18-07 THRU: 99-99-99

DRIVERS COMPARTMENT GROUP (CONTINUED)
CABINETS (CONTINUED)



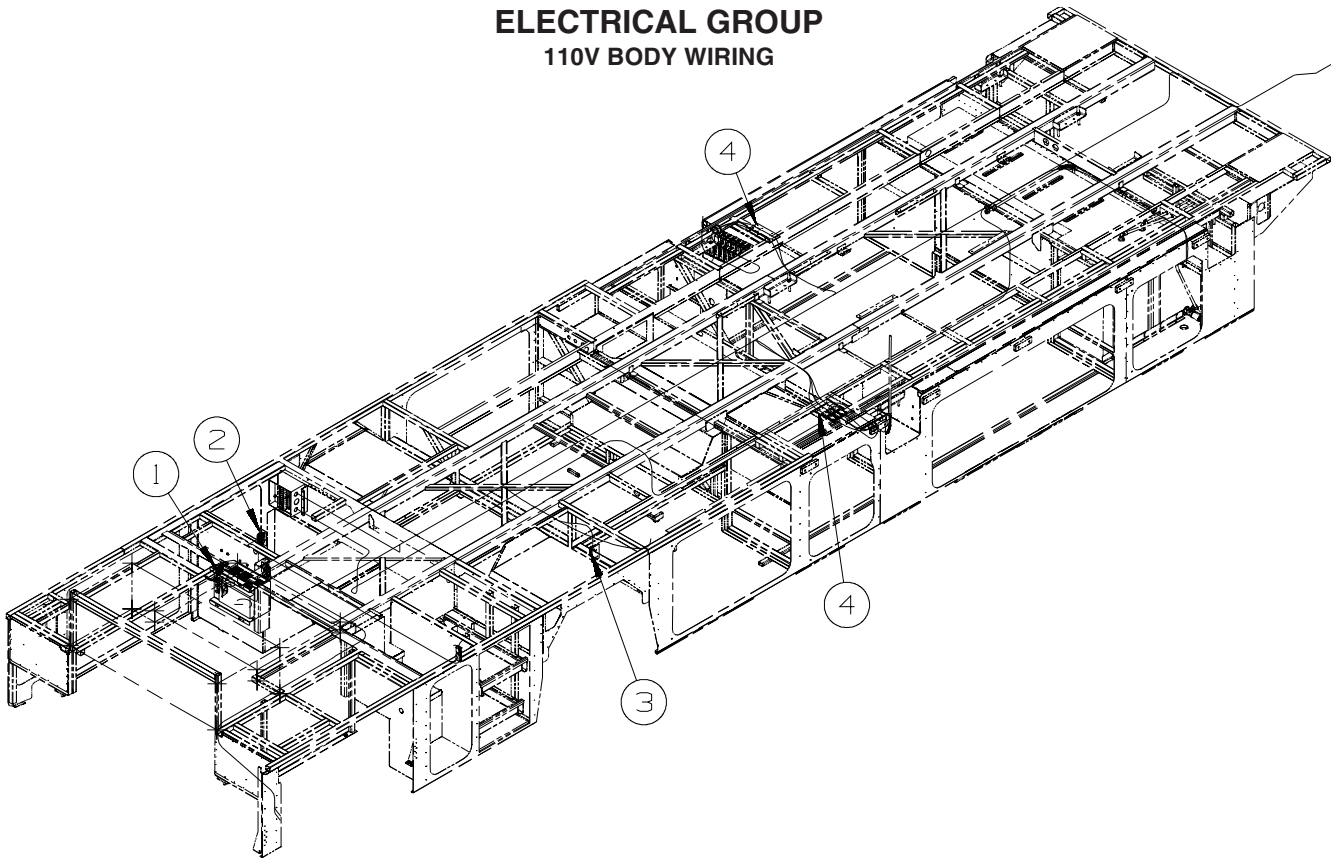
W/O TV

KEY	PART NUMBER	U/M	DESCRIPTION
1	159672-02-WG0	EA	CABINET - OVERHEAD/SIDE/LH HAND - W/O DOORS/HDW (WG0)
1	159672-02-WG1	EA	CABINET - OVERHEAD/SIDE/LH HAND - W/O DOORS/HDW (WG1)
1	159672-02-WG2	EA	CABINET - OVERHEAD/SIDE/LH HAND - W/O DOORS/HDW (WG2)
1	159672-02-WG4	EA	CABINET - OVERHEAD/SIDE/LH HAND - W/O DOORS/HDW (WG4)
1	159672-02-WG5	EA	CABINET - OVERHEAD/SIDE/LH HAND - W/O DOORS/HDW (WG5)
1	159672-02-WG6	EA	CABINET - OVERHEAD/SIDE/LH HAND - W/O DOORS/HDW (WG6)
1	159672-02-UN6	EA	CABINET - OVERHEAD/SIDE/LH HAND - W/O DOORS/HDW (WH0)
1	159672-02-UG2	EA	CABINET - OVERHEAD/SIDE/LH HAND - W/O DOORS/HDW (WH1)
1	159672-02-UG3	EA	CABINET - OVERHEAD/SIDE/LH HAND - W/O DOORS/HDW (WH2)
2	153613-91-WG0	EA	DOOR - ARCHED/PENCIL EDGE/HORIZ - 13.6"X 27" - W/O HDW - CONCERT CHERRY
2	153613-91-WG1	EA	DOOR - ARCHED/PENCIL EDGE/HORIZ - 13.6"X 27" - W/O HDW - WASHED MAPLE
2	153613-91-WG2	EA	DOOR - ARCHED/PENCIL EDGE/HORIZ - 13.6"X 27" - W/O HDW - SIERRA MAPLE
3	126841-05-000	EA	SHADE - PULL - CHARCOAL MESH - 30.3" X 60"
4	126841-09-000	EA	SHADE - PULL - CHARCOAL MESH - 40.25" X 60"
5	154360-01-TG0	EA	PANEL/CLOSEOUT - OVERHEAD/FRONT
6	154360-03-TG0	EA	PANEL/CLOSEOUT - OVERHEAD/FRONT
7	155127-01-WM0	EA	PANEL - VINYL COVERED - BRIARWOOD
7	155127-01-TG0	EA	PANEL - VINYL COVERED - CASHMERE
7	155127-10-WA0	EA	PANEL - VINYL COVERED - BRIARWOOD - SATELLITE TV SYSTEM AUTO
7	155127-10-U67	EA	PANEL - VINYL COVERED - CASHMERE - SATELLITE TV SYSTEM AUTO
7	155127-03-WM0	EA	PANEL - VINYL COVERED - BRIARWOOD - SAT TV SYSTEM IN-MOTION
7	155127-03-TG0	EA	PANEL - VINYL COVERED - CASHMERE - SAT TV SYSTEM IN-MOTION
8	140309-05-02B	EA	ANGLE - FURNACE DOOR - E-COATED
9	133771-08-UF1	EA	MOLDING - CAP - CONCERT CHERRY
9	133771-08-UF2	EA	MOLDING - CAP - WASHED MAPLE
9	133771-08-UF3	EA	MOLDING - CAP - SIERRA MAPLE
9	042356-01-000	EA	PLUG - MAHOGANY - 3/8" DOWEL X 1/2" HEAD
10	159672-01-WG0	EA	CABINET - OVERHEAD/SIDE/RH HAND - W/O DOORS/HDW (WG0) FROM: 00-00-00 THRU: 11-04-07
10	167306-01-WG0	EA	CABINET - OVERHEAD/SIDE/RH - W/O DOORS/HDW (WG0) FROM: 11-05-07 THRU: 99-99-99
10	159672-01-WG1	EA	CABINET - OVERHEAD/SIDE/RH HAND - W/O DOORS/HDW (WG1) FROM: 00-00-00 THRU: 11-04-07
10	167306-01-WG1	EA	CABINET - OVERHEAD/SIDE/RH - W/O DOORS/HDW (WG1) FROM: 11-05-07 THRU: 99-99-99
10	159672-01-WG2	EA	CABINET - OVERHEAD/SIDE/RH HAND - W/O DOORS/HDW (WG2) FROM: 00-00-00 THRU: 11-04-07
10	167306-01-WG2	EA	CABINET - OVERHEAD/SIDE/RH - W/O DOORS/HDW (WG2) FROM: 11-05-07 THRU: 99-99-99
10	159672-01-WG4	EA	CABINET - OVERHEAD/SIDE/RH HAND - W/O DOORS/HDW (WG4) FROM: 00-00-00 THRU: 11-04-07
10	167306-01-WG4	EA	CABINET - OVERHEAD/SIDE/RH - W/O DOORS/HDW (WG4) FROM: 11-05-07 THRU: 99-99-99

DRIVERS COMPARTMENT GROUP (CONTINUED)
CABINETS (CONTINUED)

KEY	PART NUMBER	U/M	DESCRIPTION
10	159672-01-WG5	EA	CABINET - OVERHEAD/SIDE/RH HAND - W/O DOORS/HDW (WG5) FROM: 00-00-00 THRU: 11-04-07
10	167306-01-WG5	EA	CABINET - OVERHEAD/SIDE/RH - W/O DOORS/HDW (WG5) FROM: 11-05-07 THRU: 99-99-99
10	159672-01-WG6	EA	CABINET - OVERHEAD/SIDE/RH HAND - W/O DOORS/HDW (WG6) FROM: 00-00-00 THRU: 11-04-07
10	167306-01-WG6	EA	CABINET - OVERHEAD/SIDE/RH - W/O DOORS/HDW (WG6) FROM: 11-05-07 THRU: 99-99-99
10	159672-01-UN6	EA	CABINET - OVERHEAD/SIDE/RH HAND - W/O DOORS/HDW (WH0) FROM: 00-00-00 THRU: 11-04-07
10	167306-01-WH0	EA	CABINET - OVERHEAD/SIDE/RH - W/O DOORS/HDW (WH0) FROM: 11-05-07 THRU: 99-99-99
10	159672-01-UG2	EA	CABINET - OVERHEAD/SIDE/RH HAND - W/O DOORS/HDW (WH1) FROM: 00-00-00 THRU: 11-04-07
10	167306-01-WH1	EA	CABINET - OVERHEAD/SIDE/RH - W/O DOORS/HDW (WH1) FROM: 11-05-07 THRU: 99-99-99
10	159672-01-UG3	EA	CABINET - OVERHEAD/SIDE/RH HAND - W/O DOORS/HDW (WH2) FROM: 00-00-00 THRU: 11-04-07
10	167306-01-WH2	EA	CABINET - OVERHEAD/SIDE/RH - W/O DOORS/HDW (WH2) FROM: 11-05-07 THRU: 99-99-99
11	153612-82-WG0	EA	DOOR - ARCHED/PENCIL EDGE/RH HAND - 12.8"X 17.7" - W/O HDW - CONCERT CHERRY
11	153612-82-WG1	EA	DOOR - ARCHED/PENCIL EDGE/RH HAND - 12.8"X 17.7" - W/O HDW - WASHED MAPLE
11	153612-82-WG2	EA	DOOR - ARCHED/PENCIL EDGE/RH HAND - 12.8"X 17.7" - W/O HDW - SIERRA MAPLE
12	154271-01-TG1	EA	CABINET - OVERHEAD/FRONT - W/O DOORS/HDW - CONCERT CHERRY
12	154271-01-TG2	EA	CABINET - OVERHEAD/FRONT - W/O DOORS/HDW - WASHED MAPLE
12	154271-01-TD3	EA	CABINET - OVERHEAD/FRONT - W/O DOORS/HDW - SIERRA MAPLE
	M09492-44-TG1	EA	FACE/FRAME (PICTURE) - OVERHEAD/FRONT - W/O DOORS/HDW - CONCERT CHERRY
	M09492-44-TG2	EA	FACE/FRAME (PICTURE) - OVERHEAD/FRONT - W/O DOORS/HDW - WASHED MAPLE
	M09492-44-TD3	EA	FACE/FRAME (PICTURE) - OVERHEAD/FRONT - W/O DOORS/HDW - SIERRA MAPLE
13	153611-82-WG0	EA	DOOR - ARCHED/PENCIL EDGE/LH HAND - 12.8"X 17.7" - W/O HDW - CONCERT CHERRY
13	153611-82-WG1	EA	DOOR - ARCHED/PENCIL EDGE/LH HAND - 12.8"X 17.7" - W/O HDW - WASHED MAPLE
13	153611-82-WG2	EA	DOOR - ARCHED/PENCIL EDGE/LH HAND - 12.8"X 17.7" - W/O HDW - SIERRA MAPLE

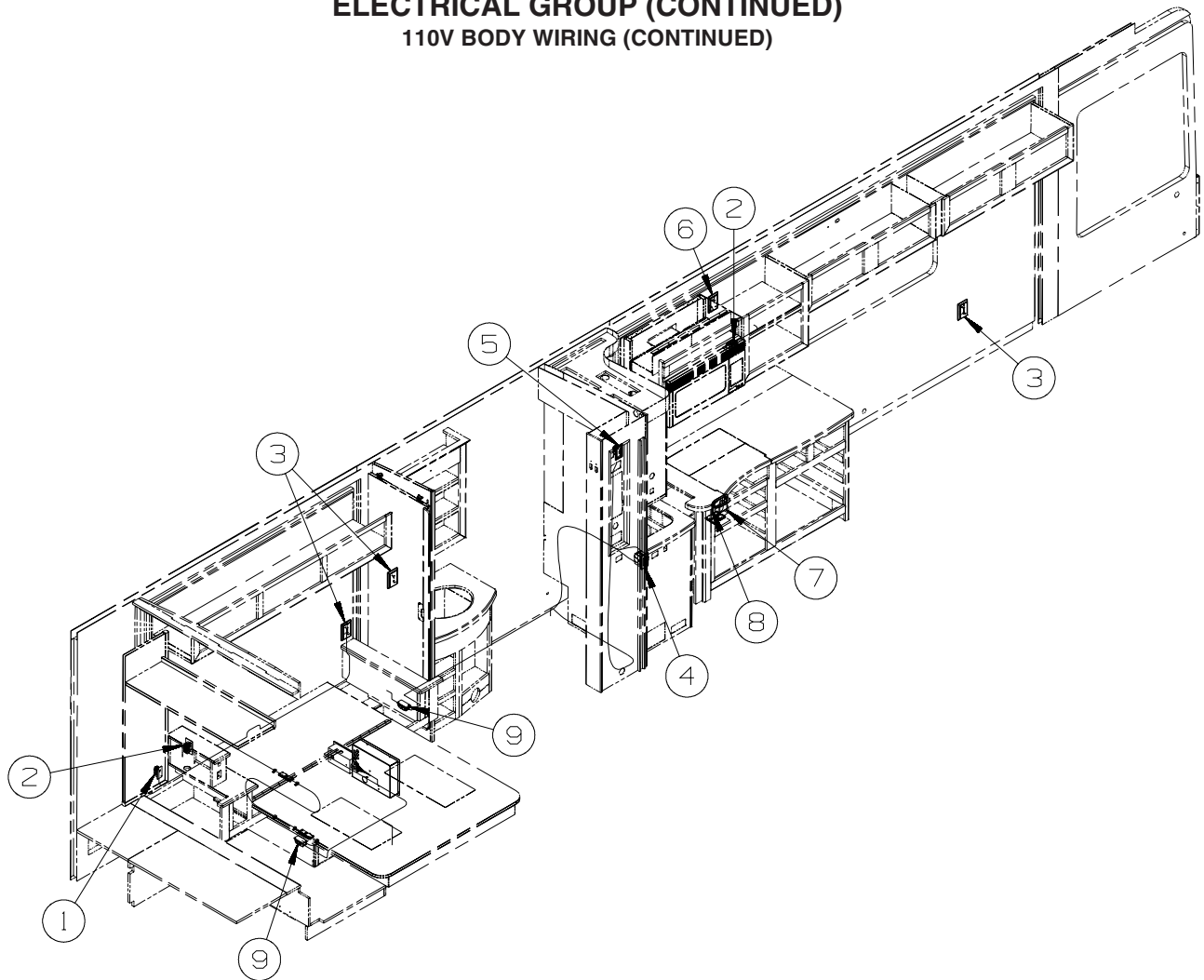
ELECTRICAL GROUP
110V BODY WIRING



KEY	PART NUMBER	U/M	DESCRIPTION
1	148254-01-000	EA	INVERTER - CHARGER - 2000W AC
2	058708-05-000	EA	RECEPTACLE - ELECTRICAL - SINGLE - BROWN
3	058707-01-000	EA	RECEPTACLE - ELECTRIC - SINGLE - BROWN - VACUUM SYSTEM-CENTRAL
4	155223-01-02B	EA	BRACKET - 110V CONNECTOR - E-COATED
			FROM: 00-00-00 THRU: 05-21-07
4	155223-03-02B	EA	BRACKET - 110V CONNECTOR - E-COATED
			FROM: 05-22-07 THRU: 99-99-99

ELECTRICAL GROUP (CONTINUED)

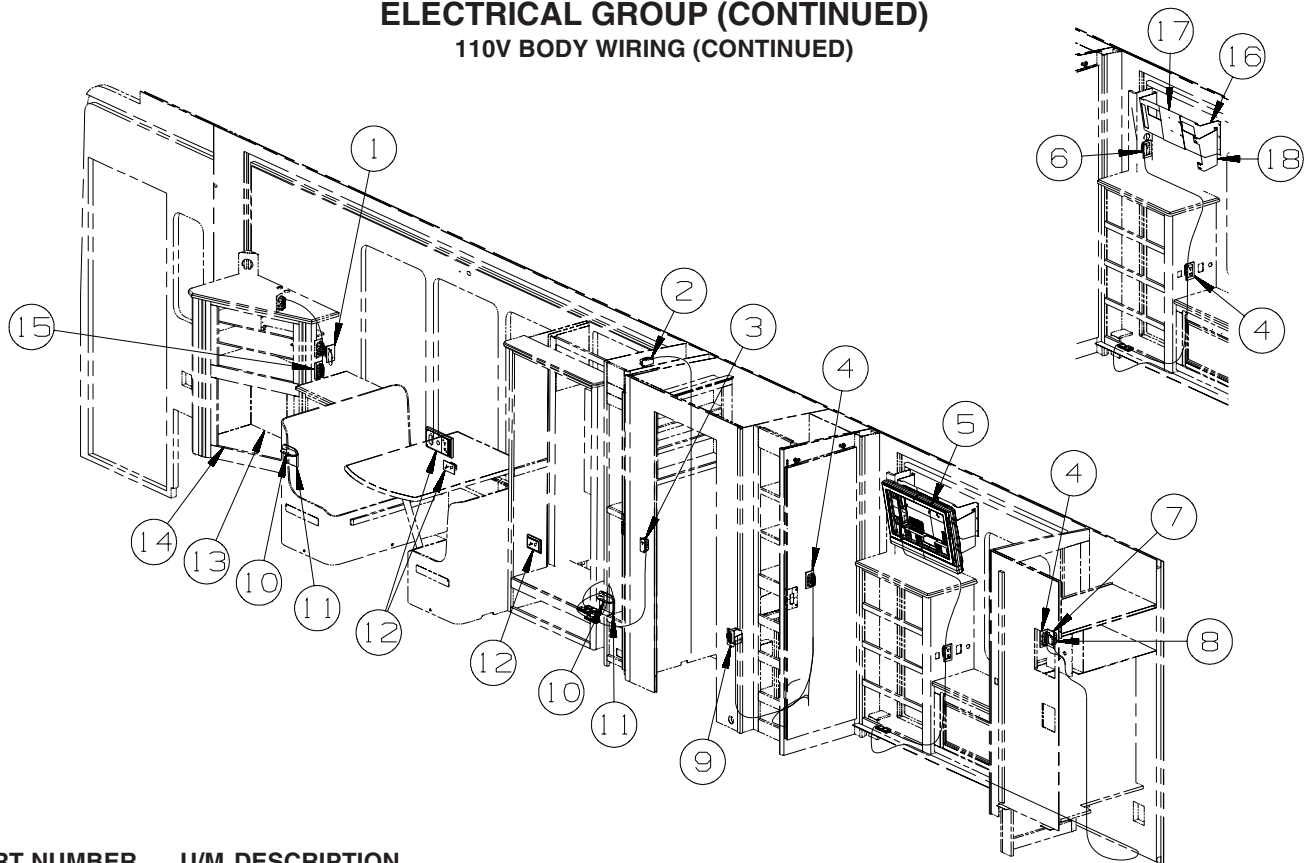
110V BODY WIRING (CONTINUED)



KEY	PART NUMBER	U/M	DESCRIPTION
1	058707-01-000	EA	RECEPTACLE - ELECTRIC - SINGLE - BROWN - SLEEP NUMBER BED-QUEEN SIZE
2	058708-01-000	EA	RECEPTACLE - ELECTRIC - DOUBLE - BROWN
3	058708-01-000	EA	RECEPTACLE - ELECTRIC - DOUBLE - BROWN
3	133713-01-25A	EA	SPACER/RECEPTACLE - VINYL - SAKAE CONCERT CHERRY
3	133713-01-21A	EA	SPACER/RECEPTACLE - VINYL - WASHED MAPLE
3	133713-01-22A	EA	SPACER/RECEPTACLE - VINYL - SIERRA MAPLE
4	163319-01-02A	EA	RECEPTACLE - GFCI - 15A 125V - BROWN
5	084420-01-000	EA	SWITCH - TOGGLE - 15 AMP/120 VOLT - BROWN
5	083588-02-000	EA	LABEL - ON/OFF - ENGINE HEATER
6	058708-05-000	EA	RECEPTACLE - ELECTRICAL - SINGLE - BROWN
6	133713-01-25A	EA	SPACER/RECEPTACLE - VINYL - SAKAE CONCERT CHERRY
6	133713-01-21A	EA	SPACER/RECEPTACLE - VINYL - WASHED MAPLE
6	133713-01-22A	EA	SPACER/RECEPTACLE - VINYL - SIERRA MAPLE
7	153862-02-01A	EA	COVER - WIRE - 5.9" X 3.8" X 2.2" - BLACK
8	155469-01-01A	EA	COVER - WIRE - .9" X 6.3" X 5.6" - BLACK
9	058707-02-000	EA	RECEPTACLE - BLANK - JUNCTION BOX

ELECTRICAL GROUP (CONTINUED)

110V BODY WIRING (CONTINUED)



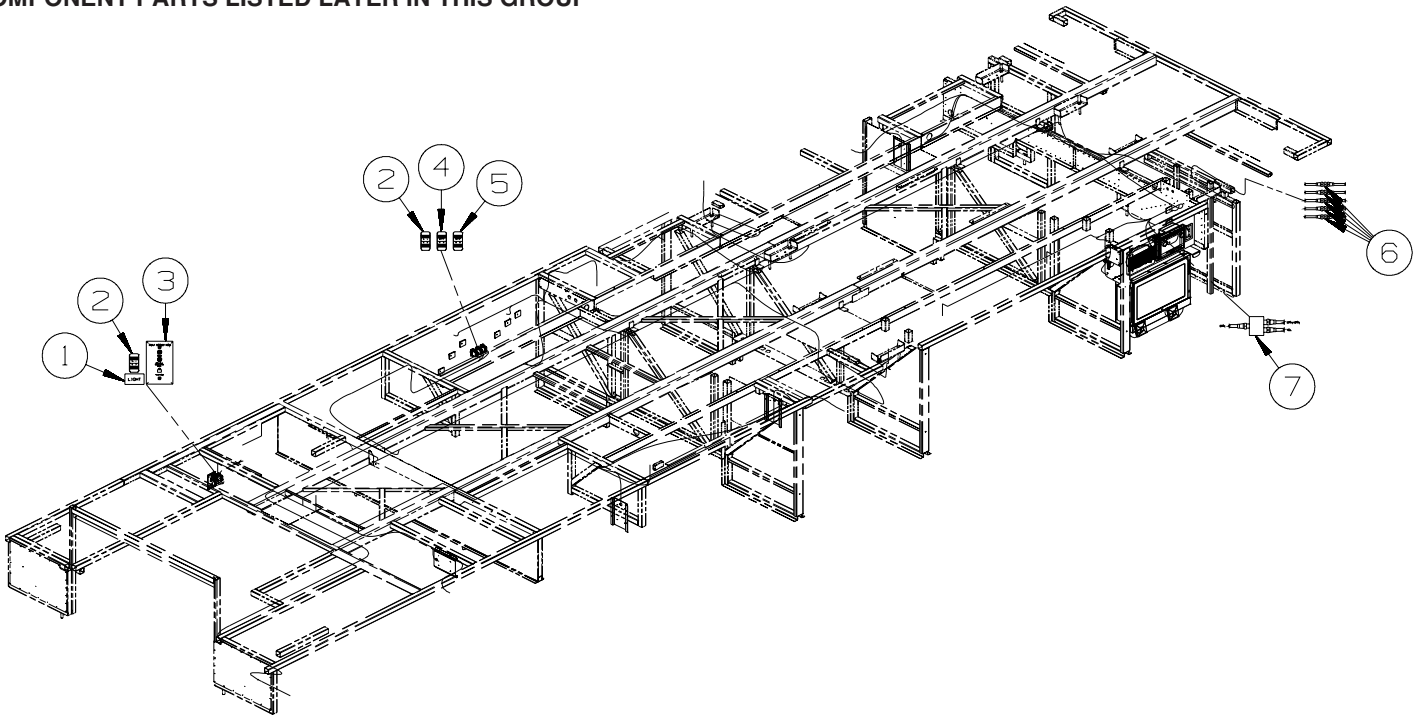
KEY	PART NUMBER	U/M	DESCRIPTION
1	058708-01-000	EA	RECEPTACLE - ELECTRIC - DOUBLE - BROWN - DINING TABLE/BUFFET & CHAIRS
2	058707-02-000	EA	RECEPTACLE - BLANK - JUNCTION BOX
3	058707-01-000	EA	RECEPTACLE - ELECTRIC - SINGLE - BROWN
4	058708-01-000	EA	RECEPTACLE - ELECTRIC - DOUBLE - BROWN
5*	159759-01-000	EA	TV - 20" FLAT PANEL/LCD/STEREO - SHARP LC-20SH3U
			FROM: 00-00-00 THRU: 05-13-07
5*	165074-01-000	EA	TV - 27" - LCD 16:9 - BOTTOM SPEAKER - JENSEN JE2707
			FROM: 05-14-07 THRU: 09-30-07
5*	166446-01-000	EA	TV - 26" - LCD 16:9 - BOTTOM SPEAKER - JENSEN JE2608
			FROM: 10-01-07 THRU: 99-99-99
6	058708-05-000	EA	RECEPTACLE - ELECTRICAL - SINGLE - BROWN
7	058708-05-000	EA	RECEPTACLE - ELECTRICAL - SINGLE - BROWN
7	158542-01-01A	EA	LABEL - RECEPTACLE - WASHER/DRYER - WHITE/BLACK - CANADIAN
8	058708-01-000	EA	RECEPTACLE - ELECTRIC - DOUBLE - BROWN
8	158542-02-01A	EA	LABEL - RECEPTACLE - ELECTRONICS - WHITE/BLACK - CANADIAN
9	163319-01-02A	EA	RECEPTACLE - GFCI - 15A 125V - BROWN
10	153862-02-01A	EA	COVER - WIRE - 5.9" X 3.8" X 2.2" - BLACK
11	155469-01-01A	EA	COVER - WIRE - .9" X 6.3" X 5.6" - BLACK
12	058708-01-000	EA	RECEPTACLE - ELECTRIC - DOUBLE - BROWN
12	133713-01-25A	EA	SPACER/RECEPTACLE - VINYL - SAKAE CONCERT CHERRY
12	133713-01-21A	EA	SPACER/RECEPTACLE - VINYL - WASHED MAPLE
12	133713-01-22A	EA	SPACER/RECEPTACLE - VINYL - SIERRA MAPLE
12	058708-01-000	EA	RECEPTACLE - ELECTRIC - DOUBLE - BROWN - DINETTE
12	133713-06-25A	EA	SPACER/RECEPTACLE - PHONE - VINYL - SAKAE CONCERT CHERRY - DINETTE
12	133713-06-21A	EA	SPACER/RECEPTACLE - PHONE - VINYL - WASHED MAPLE - DINETTE
12	133713-06-22A	EA	SPACER/RECEPTACLE - PHONE - VINYL - SIERRA MAPLE - DINETTE
13*	154506-01-01A	EA	FIREPLACE - ELECTRIC - 23" - W/O TRIM - BLACK - FIREPLACE-ELECTRIC
			FROM: 00-00-00 THRU: 01-31-08
13	168536-01-01A	EA	FIREPLACE - ELECTRIC - W/O TRIM - BLACK - DIMPLEX BF4000NT - FIREPLACE-ELECTRIC
			FROM: 02-01-08 THRU: 99-99-99
14	154506-02-01A	EA	TRIM/FRONT - F/23" FIREPLACE - BLACK - FIREPLACE-ELECTRIC
			FROM: 00-00-00 THRU: 01-31-08
14	168536-02-01A	EA	TRIM/FRONT - F/FIREPLACE - BLACK - FIREPLACE-ELECTRIC
			FROM: 02-01-08 THRU: 99-99-99
15	058708-05-000	EA	RECEPTACLE - ELECTRICAL - SINGLE - BROWN - FIREPLACE-ELECTRIC
15	058708-01-000	EA	RECEPTACLE - ELECTRIC - DOUBLE - BROWN

ELECTRICAL GROUP (CONTINUED)

110V BODY WIRING (CONTINUED)

KEY	PART NUMBER	U/M	DESCRIPTION
16	164653-01-02B	EA	SUPPORT/MOUNTING - TV - E-COATED FROM: 00-00-00 THRU: 09-30-07
16	166615-01-02B	EA	SUPPORT/MOUNTING - TV - E-COATED - NOT ILLUSTRATED FROM: 10-01-07 THRU: 99-99-99
17	164707-01-02B	EA	PLATE/MOUNTING - TV - E-COATED - NOT ILLUSTRATED FROM: 00-00-00 THRU: 06-04-07
17	164707-02-02B	EA	PLATE/MOUNTING - TV - E-COATED FROM: 06-05-07 THRU: 09-30-07
17	166617-01-02B	EA	PLATE/MOUNTING - TV - E-COATED - NOT ILLUSTRATED FROM: 10-01-07 THRU: 99-99-99
18	164754-01-02B	EA	BRACKET/SIDE - TV - E-COATED FROM: 06-05-07 THRU: 09-30-07
18	166800-01-02B	EA	BRACKET/SIDE - TV - E-COATED - NOT ILLUSTRATED FROM: 10-01-07 THRU: 99-99-99

*COMPONENT PARTS LISTED LATER IN THIS GROUP

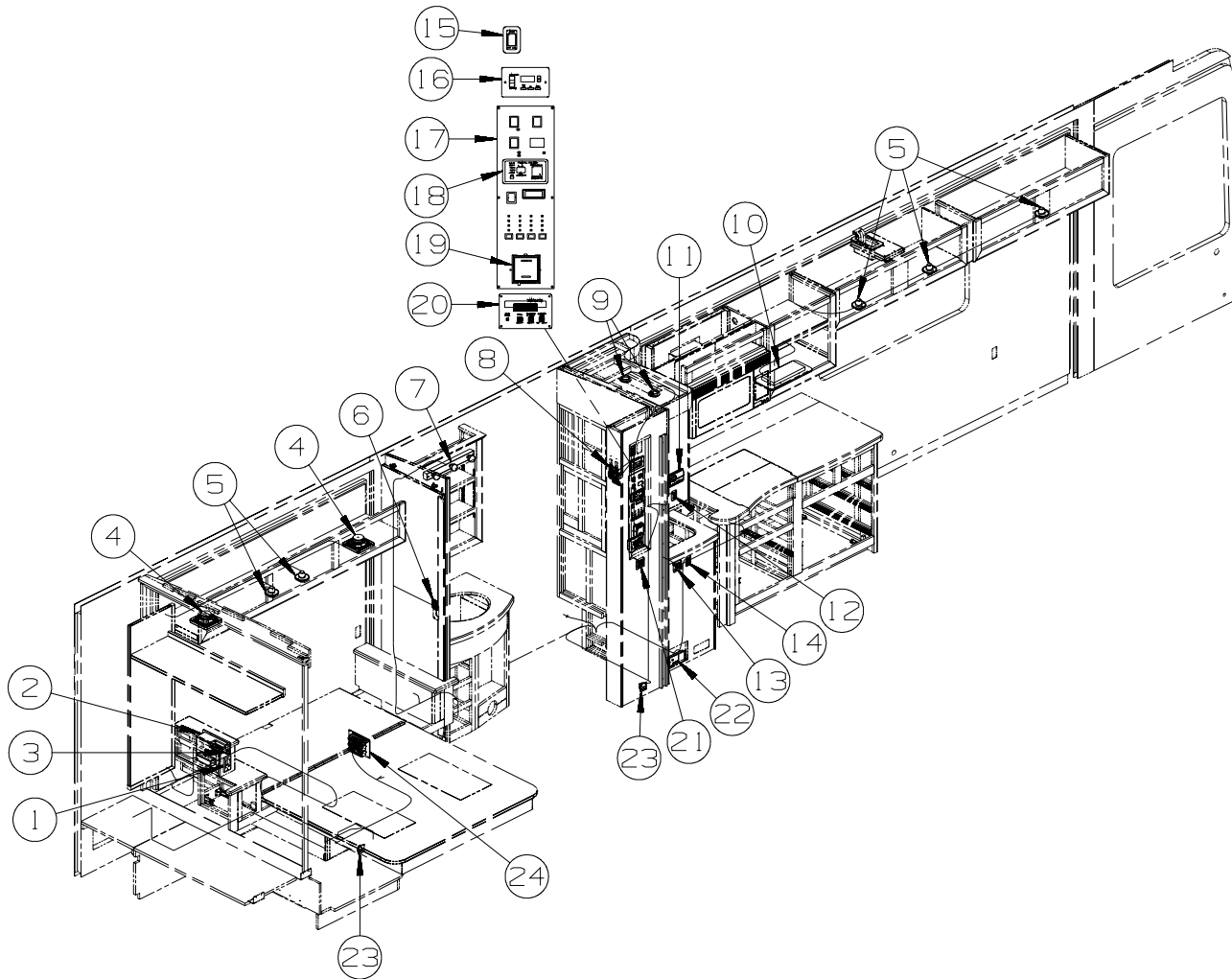


12V BODY WIRING

KEY	PART NUMBER	U/M	DESCRIPTION
1	130170-05-000	EA	LABEL - SWITCH PANEL
2	108357-05-000	EA	SWITCH - ROCKER - SPDT - ON/NONE/ON - 3 TERM - W/O COVER
2	108356-01-01A	EA	COVER/ACTUATOR SWITCH - 3 GROOVES - BLACK
2	108355-01-000	EA	HOUSING - SWITCH
3	149557-01-01A	EA	PLATE/WALL - PHONE/DUAL COAXIAL/VERTICAL - WHITE
4	108357-15-000	EA	SWITCH - ROCKER - DPDT - ON/NONE/ON - W/LIGHT W/O COVER
4	108356-03-01A	EA	COVER/ACTUATOR SWITCH - 3 GROOVES W/LENS - BLACK
4	108355-01-000	EA	HOUSING - SWITCH
5	108357-18-000	EA	SWITCH - ROCKER - DPDT - MOM/OFF/MOM - W/O COVER
5	108356-03-01A	EA	COVER/ACTUATOR SWITCH - 3 GROOVES W/LENS - BLACK
5	108355-01-000	EA	HOUSING - SWITCH
6	082134-01-000	EA	ADAPTER - TV - CABLE TO CABLE
7	086756-01-000	EA	SPLITTER - TV/2 WAY

ELECTRICAL GROUP (CONTINUED)

12V BODY WIRING (CONTINUED)



KEY	PART NUMBER	U/M	DESCRIPTION
1	093253-01-02A	EA	PLATE - WALL - TELEPHONE - BROWN
2	163031-01-01A	EA	RADIO - WALL MOUNT - DVD/CD - W/ALARM - JENSEN AWM960 - STEREO SYSTEM/W/CD/DVD REAR
3	132958-01-000	EA	RECEPTACLE - 12 VOLT - MOUNTING FLANGE - BLACK
4	094097-01-000	EA	SPEAKER - RADIO/TV - W/O GRILLE - 5.25" DIAMETER - STEREO SYSTEM/W/CD/DVD REAR
4	089340-02-000	EA	GRILLE - SPEAKER - 6.5" SQUARE - STEREO SYSTEM/W/CD/DVD REAR
5	132427-01-02A	EA	LIGHT - READING/SWIVEL - ROUND - NICKEL
6	135740-01-01A	EA	SWITCH - ROCKER - SPST - ON/OFF - BROWN
6	135741-01-01A	EA	SWITCH - BASE - SINGLE - BROWN
6	135742-08-02A	EA	BEZEL - SWITCH - MAKEUP - BROWN
7	138116-01-02A	EA	LIGHT/MAKE UP - 3 BULB - CURVED - W/O BULB - SATIN NICKEL
7	123918-01-000	EA	BULB - 12V - MAKEUP - WHITE
8	163992-02-01A	EA	LABEL - SLIDEOUT - DRIVER/REAR - BLACK/WHITE
8	163992-03-01A	EA	LABEL - SLIDEOUT - PASSENGER/REAR - BLACK/WHITE
8	144363-10-02B	EA	PLATE - SWITCH - E-COATED
8	108357-06-000	EA	SWITCH - ROCKER - DPDT - MOM/OFF/MOM - 6 TERM - W/O COVER
8	108356-01-01A	EA	COVER/ACTUATOR SWITCH - 3 GROOVES - BLACK
8	108355-01-000	EA	HOUSING - SWITCH
8	116220-01-000	EA	APPLIQUE - SWITCH/SLIDEOUT
8	116549-02-000	EA	LABEL - WARNING - SLIDEOUT
9*	123775-01-02A	EA	LIGHT - HALOGEN - ROUND - SATIN NICKEL
10*	153464-05-01A	EA	LIGHT-FLUORESCENT 16.1"- RECESSED/WARM WHT BULB - W/SWITCH
11	105620-18-000	EA	THERMOSTAT - FURNACE/HEAT PUMP-A/C
11	105620-17-000	EA	THERMOSTAT - FURNACE-2 STAGE/HEAT PUMP-A/C -W/CHOKE MODULE
			FROM: 00-00-00 THRU: 05-20-07
			FROM: 05-21-07 THRU: 99-99-99
12	135740-01-01A	EA	SWITCH - ROCKER - SPST - ON/OFF - BROWN
12	135741-01-01A	EA	SWITCH - BASE - SINGLE - BROWN
12	135742-12-02A	EA	BEZEL - SWITCH - FAN - BROWN

ELECTRICAL GROUP (CONTINUED)

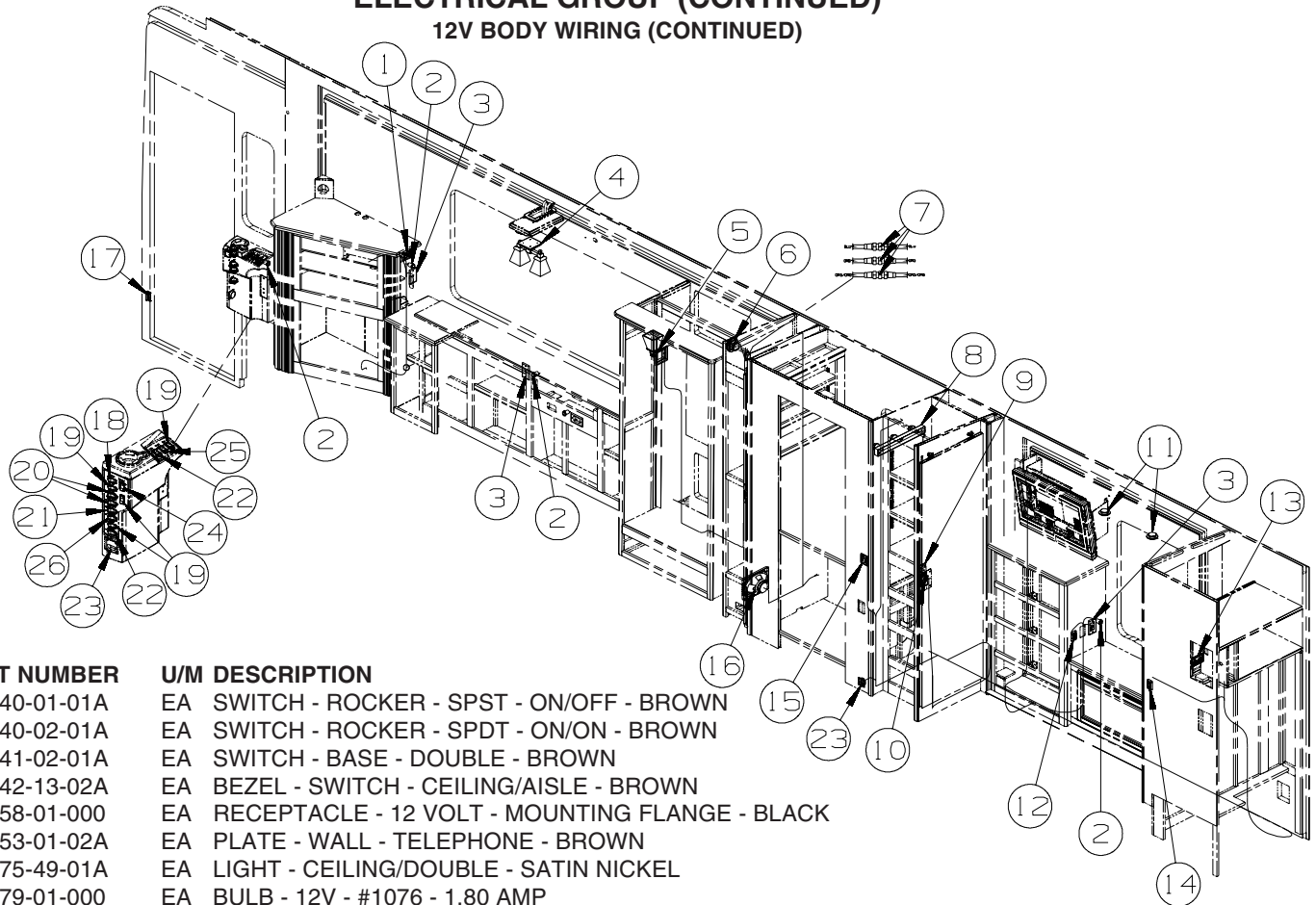
12V BODY WIRING (CONTINUED)

KEY	PART NUMBER	U/M	DESCRIPTION
13	135740-01-01A	EA	SWITCH - ROCKER - SPST - ON/OFF - BROWN
13	135740-02-01A	EA	SWITCH - ROCKER - SPDT - ON/ON - BROWN
13	135741-02-01A	EA	SWITCH - BASE - DOUBLE - BROWN
13	135742-18-02A	EA	BEZEL - SWITCH - LOUNGE/GALLEY - BROWN
14	135740-01-01A	EA	SWITCH - ROCKER - SPST - ON/OFF - BROWN
14	135741-01-01A	EA	SWITCH - BASE - SINGLE - BROWN
14	135742-50-02A	EA	BEZEL - SWITCH - ACCENT - BROWN
15	135740-06-01A	EA	SWITCH - ROCKER - ON/OFF - LIGHTED - RED
15	135741-01-01A	EA	SWITCH - BASE - SINGLE - BROWN
15	135742-35-02A	EA	BEZEL - SWITCH - WATER HEATER/110 VOLT - BROWN
16	158425-01-000	EA	MODULE - AUTO GENERATOR START - ONAN 018-02030 - GENERATOR-START,AUTO SYSTEM
17*	133004-05-01A	EA	PANEL/MONITOR-2 TANK-DIGITAL VOLT MT/SOLAR-W/WATER HTR SWT
18	127002-10-000	EA	PANEL/MONITOR - ENERGY MANAGEMENT SYSTEMS CTRL - W/3 PLUG
19	115764-01-03A	EA	THERMOSTAT - FURNACE - BLACK
20	148254-05-000	EA	REMOTE/PANEL - INVERTER/CHARGER
20	148254-03-000	EA	CABLE/INVERTOR - W/8 PIN MODULAR PHONE JACK - 50'-DIMEN
21	135740-01-01A	EA	SWITCH - ROCKER - SPST - ON/OFF - BROWN
21	135740-02-01A	EA	SWITCH - ROCKER - SPDT - ON/ON - BROWN
21	135741-02-01A	EA	SWITCH - BASE - DOUBLE - BROWN
21	135742-31-02A	EA	BEZEL - SWITCH - CEILING/MONITOR - BROWN
22	150138-01-02A	EA	DETECTOR - LP GAS - BROWN
23*	108354-01-01A	EA	LIGHT - COURTESY
24	139067-06-02B	EA	PLATE - CIRCUIT BREAKER/HOUSE - E-COATED
24	092547-14-000	EA	LABEL - CIRCUIT BREAKER

*COMPONENT PARTS LISTED LATER IN THIS GROUP

ELECTRICAL GROUP (CONTINUED)

12V BODY WIRING (CONTINUED)



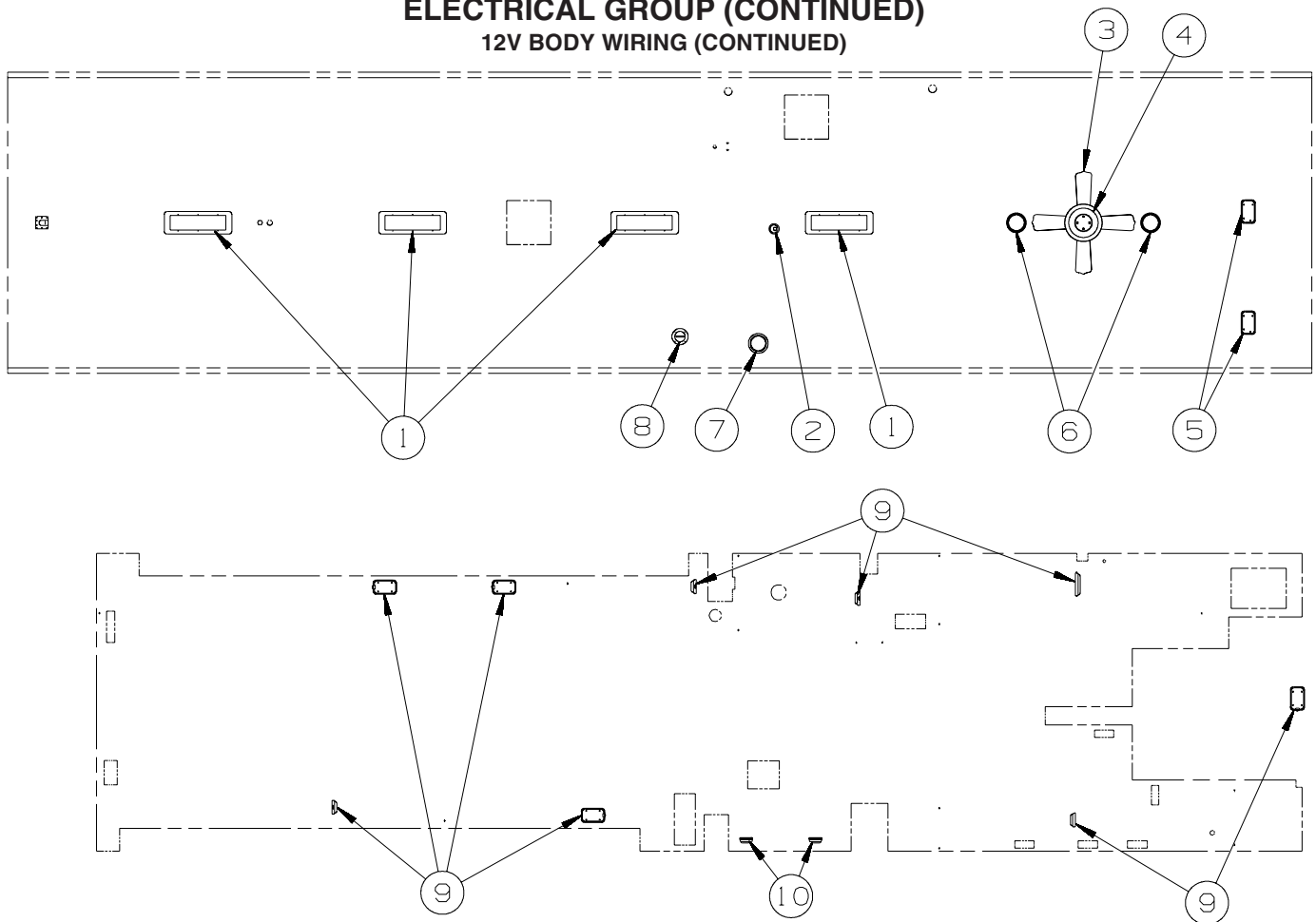
KEY	PART NUMBER	U/M	DESCRIPTION
1	135740-01-01A	EA	SWITCH - ROCKER - SPST - ON/OFF - BROWN
1	135740-02-01A	EA	SWITCH - ROCKER - SPDT - ON/ON - BROWN
1	135741-02-01A	EA	SWITCH - BASE - DOUBLE - BROWN
1	135742-13-02A	EA	BEZEL - SWITCH - CEILING/AISLE - BROWN
2	132958-01-000	EA	RECEPTACLE - 12 VOLT - MOUNTING FLANGE - BLACK
3	093253-01-02A	EA	PLATE - WALL - TELEPHONE - BROWN
4	093575-49-01A	EA	LIGHT - CEILING/DOUBLE - SATIN NICKEL
4	067479-01-000	EA	BULB - 12V - #1076 - 1.80 AMP
5	119258-58-01A	EA	LAMP - WALL - W/GLASS SHADE-W/O BULBS-UL/CSA-SATIN NICKEL
5	067479-01-000	EA	BULB - 12V - #1076 - 1.80 AMP
6	160868-01-01A	EA	SPEAKER - ROUND/CEILING - W/O CASE - BLACK
6	160868-02-01A	EA	GRILLE/ROUND - SPEAKER - SILVER
7	082134-01-000	EA	ADAPTER - TV - CABLE TO CABLE
8	138116-01-02A	EA	LIGHT/MAKE UP - 3 BULB - CURVED - W/O BULB - SATIN NICKEL
8	123918-01-000	EA	BULB - 12V - MAKEUP - WHITE
9	137889-01-000	EA	SWITCH - LIGHT DIMMER
10	135740-02-01A	EA	SWITCH - ROCKER - SPDT - ON/ON - BROWN - DECORATIVE LIGHT - CEILING
10	135741-02-01A	EA	SWITCH - BASE - DOUBLE - BROWN - DECORATIVE LIGHT - CEILING
10	135742-13-02A	EA	BEZEL - SWITCH - CEILING/AISLE - BROWN - DECORATIVE LIGHT - CEILING
10	135740-02-01A	EA	SWITCH - ROCKER - SPDT - ON/ON - BROWN - FAN - CEILING_BEDROOM
10	135740-04-01A	EA	SWITCH - ROCKER - SPDT - ON/OFF/ON - BROWN - FAN - CEILING_BEDROOM
10	135741-03-01A	EA	SWITCH - BASE - TRIPLE - BROWN - FAN - CEILING_BEDROOM
10	135742-23-02A	EA	BEZEL - SWITCH - CEILING/FAN/ASILE - BROWN - FAN - CEILING_BEDROOM
11*	123775-01-02A	EA	LIGHT - HALOGEN - ROUND - SATIN NICKEL
11	123775-02-02A	EA	LIGHT - HALOGEN - COLLAR - SATIN NICKEL
12	135740-01-01A	EA	SWITCH - ROCKER - SPST - ON/OFF - BROWN
12	135741-01-01A	EA	SWITCH - BASE - SINGLE - BROWN
12	135742-07-02A	EA	BEZEL - SWITCH - CEILING - BROWN
13	149557-05-01A	EA	PLATE/WALL - DUAL COAXIAL/HORIZONTAL - WHITE
14	135740-01-01A	EA	SWITCH - ROCKER - SPST - ON/OFF - BROWN
14	135741-01-01A	EA	SWITCH - BASE - SINGLE - BROWN
14	135742-01-01A	EA	BEZEL - SWITCH - SINGLE - BROWN
15	135740-01-01A	EA	SWITCH - ROCKER - SPST - ON/OFF - BROWN
15	135741-02-01A	EA	SWITCH - BASE - DOUBLE - BROWN
15	135742-38-02A	EA	BEZEL - SWITCH - MAKEUP/FAN - BROWN
16	124884-01-000	EA	SPEAKER - 6" X 9" - SUB-WOOFER - W/O GRILLE
16	151844-01-01A	EA	GRILLE - SPEAKER - 6" X 9" - SUB WOOFER - BLACK
17	116995-03-000	EA	SWITCH/MAGNET - ELECTRIC STEP
18	145638-10-01A	EA	SWITCH/ROCKER - SPDT (ON/ON) - LIGHTED - BLACK
18	108355-02-000	EA	HOUSING - SWITCH - 12 POSITION
19	145638-01-01A	EA	SWITCH/ROCKER - SPST (ON/OFF) - BLACK
19	108355-02-000	EA	HOUSING - SWITCH - 12 POSITION

ELECTRICAL GROUP (CONTINUED)
12V BODY WIRING (CONTINUED)

KEY	PART NUMBER	U/M	DESCRIPTION
20	145638-05-01A	EA	SWITCH/ROCKER - SPDT (ON/OFF/ON) - BLACK
20	108355-02-000	EA	HOUSING - SWITCH - 12 POSITION
21	145638-07-01A	EA	SWITCH/ROCKER - DPDT (ON/ON) - BLACK
			FROM: 00-00-00 THRU: 06-24-07
21	145638-05-01A	EA	SWITCH/ROCKER - SPDT (ON/OFF/ON) - BLACK
			FROM: 06-25-07 THRU: 99-99-99
21	108355-02-000	EA	HOUSING - SWITCH - 12 POSITION
22	145638-09-01A	EA	SWITCH/ROCKER - DPDT (ON/OFF/ON) - BLACK
22	108355-02-000	EA	HOUSING - SWITCH - 12 POSITION
23*	108354-01-01A	EA	LIGHT - COURTESY
24	145638-06-01A	EA	SWITCH/ROCKER - SPDT (ON/OFF/ON) - LIGHTED - BLACK
24	108355-02-000	EA	HOUSING - SWITCH - 12 POSITION
25	145638-12-01A	EA	SWITCH/ROCKER - DPDT (ON/ON/ON) - BLACK
25	108355-02-000	EA	HOUSING - SWITCH - 12 POSITION
26	145638-09-01A	EA	SWITCH/ROCKER - DPDT (ON/OFF/ON) - BLACK
			FROM: 00-00-00 THRU: 06-24-07
26	145638-05-01A	EA	SWITCH/ROCKER - SPDT (ON/OFF/ON) - BLACK
			FROM: 06-25-07 THRU: 99-99-99
26	108355-02-000	EA	HOUSING - SWITCH - 12 POSITION

***COMPONENT PARTS LISTED LATER IN THIS GROUP**

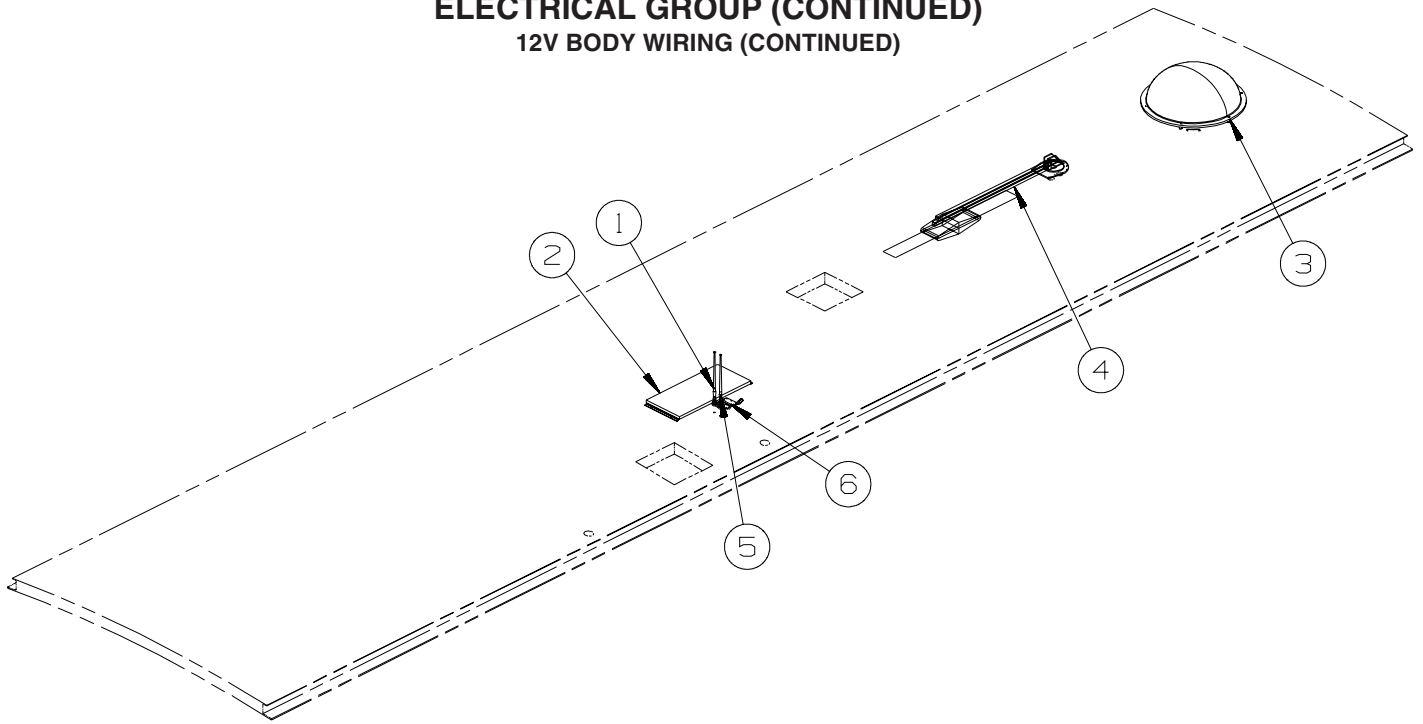
ELECTRICAL GROUP (CONTINUED)
12V BODY WIRING (CONTINUED)



KEY	PART NUMBER	U/M	DESCRIPTION
1*	153464-06-01A	EA	LIGHT-FLUORESCENT 21.8"- RECESSED/WARM WHT BULB-W/O SWITCH
2*	146048-01-01A	EA	LIGHT - HALOGEN/ADJUSTABLE - WHITE
3*	139134-01-03A	EA	FAN - CEILING - 35" - NICKEL - W/O SWITCH - #A70052NW - FAN - CEILING_BEDROOM
4	093575-33-03A	EA	LIGHT - CEILING/ROUND - W/O BULBS - SATIN NICKEL - DECORATIVE LIGHT - CEILING
4	117805-02-000	EA	BULB - 12V - #921 - 1.4 AMPS - DECORATIVE LIGHT - CEILING
5*	137417-03-01A	EA	LIGHT - DOME - SINGLE - W/O SWITCH - W/FROSTED LENS-WHITE
6	093575-40-01A	EA	LIGHT - CEILING/ROUND - NICKEL - FAN - CEILING_BEDROOM
6	117805-02-000	EA	BULB - 12V - #921 - 1.4 AMPS - FAN - CEILING_BEDROOM
7*	121935-01-01A	EA	LIGHT - DOME - SHOWER - W/HOLE IN LENS
			FROM: 00-00-00 THRU: 04-16-07
7	164040-01-01A	EA	LIGHT - DOME - SHOWER/RECESSED - GLASS - WHITE
			FROM: 04-17-07 THRU: 99-99-99
8	160867-01-01A	EA	SPEAKER - ROUND/CEILING - CREAM - MAGNADYNE - LS3EYC-WN
9*	137417-01-01A	EA	LIGHT - DOME - SINGLE - W/SWITCH/FROSTED LENS - WHITE
10*	086280-01-000	EA	LIGHT - SURFACE MOUNT - 12 VOLT

***COMPONENT PARTS LISTED LATER IN THIS GROUP**

ELECTRICAL GROUP (CONTINUED)
12V BODY WIRING (CONTINUED)

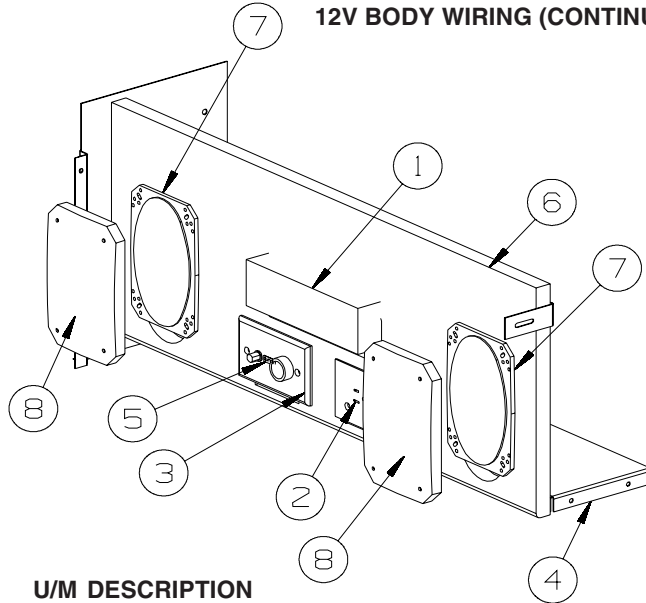


KEY	PART NUMBER	U/M	DESCRIPTION
1	090944-01-000	EA	ANTENNA - RADIO - 16" RUBBER - W/72" LEAD WIRE - ENTERTAINMENT CENTR/EXT W/CD
1	109889-04-000	EA	EXTENDER - ANTENNA SHAFT - 3.7" - ENTERTAINMENT CENTR/EXT W/CD
1	147741-01-09B	EA	BRACKET - ANTENNA GROUND - GALVANIZED - ENTERTAINMENT CENTR/EXT W/CD
2	151647-01-000	EA	PANEL - SOLAR 10 WATT
3*	154474-04-02A	EA	ANTENNA/SATELLITE - DISH IN DOME/SEARCH IN MOTION - BLACK - SAT TV SYSTEM IN-MOTION
3	146488-03-000	EA	PLATE - ROOF - CABLE ENTRY - QUAD - SAT TV SYSTEM IN-MOTION
3	082134-01-000	EA	ADAPTER - TV - CABLE TO CABLE - SAT TV SYSTEM IN-MOTION
3	154474-02-000	EA	CONTROL/SATELLITE KIT - IDB BOX/IDD BOX-POWER SUPPLY-CABLE - SAT TV SYSTEM IN-MOTION
3	154474-03-000	EA	CABLE - SATELLITE - COAX - 8' W/CONNECTORS - SAT TV SYSTEM IN-MOTION
3	163598-04-000	EA	CABLE/COAX - SATELLITE - 9" - SAT TV SYSTEM IN-MOTION
3*	163598-01-02A	EA	ANTENNA/SATELLITE - DISH IN DOME/AUTOMATIC - BLACK - SATELLITE TV SYSTEM AUTO
3	146488-03-000	EA	PLATE - ROOF - CABLE ENTRY - QUAD - SATELLITE TV SYSTEM AUTO
3	163598-02-000	EA	SWITCH/CONTROL - SATELLITE - SATELLITE TV SYSTEM AUTO
3	163598-03-000	EA	CABLE - SATELLITE CONTROL - SATELLITE TV SYSTEM AUTO
3	082134-01-000	EA	ADAPTER - TV - CABLE TO CABLE - SATELLITE TV SYSTEM AUTO
3	163598-04-000	EA	CABLE/COAX - SATELLITE - 9" - SATELLITE TV SYSTEM AUTO
4*	076319-23-000	EA	ANTENNA - TV ROOF MOUNT - 44.5" MAST
4*	076319-25-000	EA	KIT - HARDWARE INTERIOR
4	069726-02-000	EA	BUMPER - .88" OD X .40" THICK - BLACK
5	090944-01-000	EA	ANTENNA - RADIO - 16" RUBBER - W/72" LEAD WIRE - STEREO SYSTEM W/CD REAR
5	109889-04-000	EA	EXTENDER - ANTENNA SHAFT - 3.7"E - STEREO SYSTEM W/CD REAR
5	147741-01-09B	EA	BRACKET - ANTENNA GROUND - GALVANIZEDE - STEREO SYSTEM W/CD REAR
6	146488-01-000	EA	PLATE - ROOF - CABLE ENTRY

***COMPONENT PARTS LISTED LATER IN THIS GROUP**

ELECTRICAL GROUP (CONTINUED)

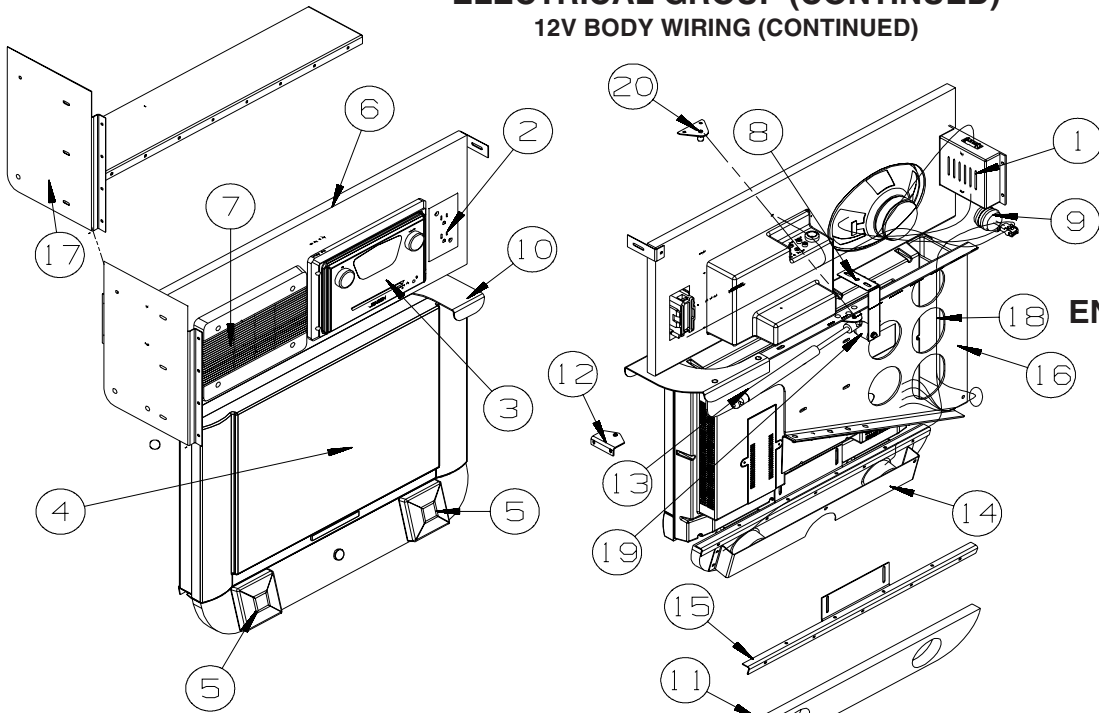
12V BODY WIRING (CONTINUED)



ENTERTAINMENT CENTER EXT W/CD

KEY	PART NUMBER	U/M	DESCRIPTION
1	155619-02-000	EA	RADIO - AM/FM CD-W/O REMOTE/WIRE HARNESS-MAGNADYNE M3200CD
	155619-03-000	EA	REMOTE - RADIO
2	058708-01-000	EA	RECEPTACLE - ELECTRIC - DOUBLE - BROWN
3	076319-09-000	EA	WALLPLATE - TV CABLE RECEPTACLE - SINGLE - BROWN
4	161488-02-02B	EA	PANEL - ENTERTAINMENT CENTER - E-COATED
5	087236-02-000	EA	LABEL - TV OUTLET
6	158891-09-05A	EA	FACE - ENTERTAINMENT CENTER - VINYL WRAPPED-SEAGRASS BLACK
7	110469-01-000	EA	SPEAKER - 4" X 6" OVAL - COAXIAL
8	110470-01-01A	EA	GRILLE - 4" X 6" - OVAL SPEAKER - BLACK

ELECTRICAL GROUP (CONTINUED) 12V BODY WIRING (CONTINUED)

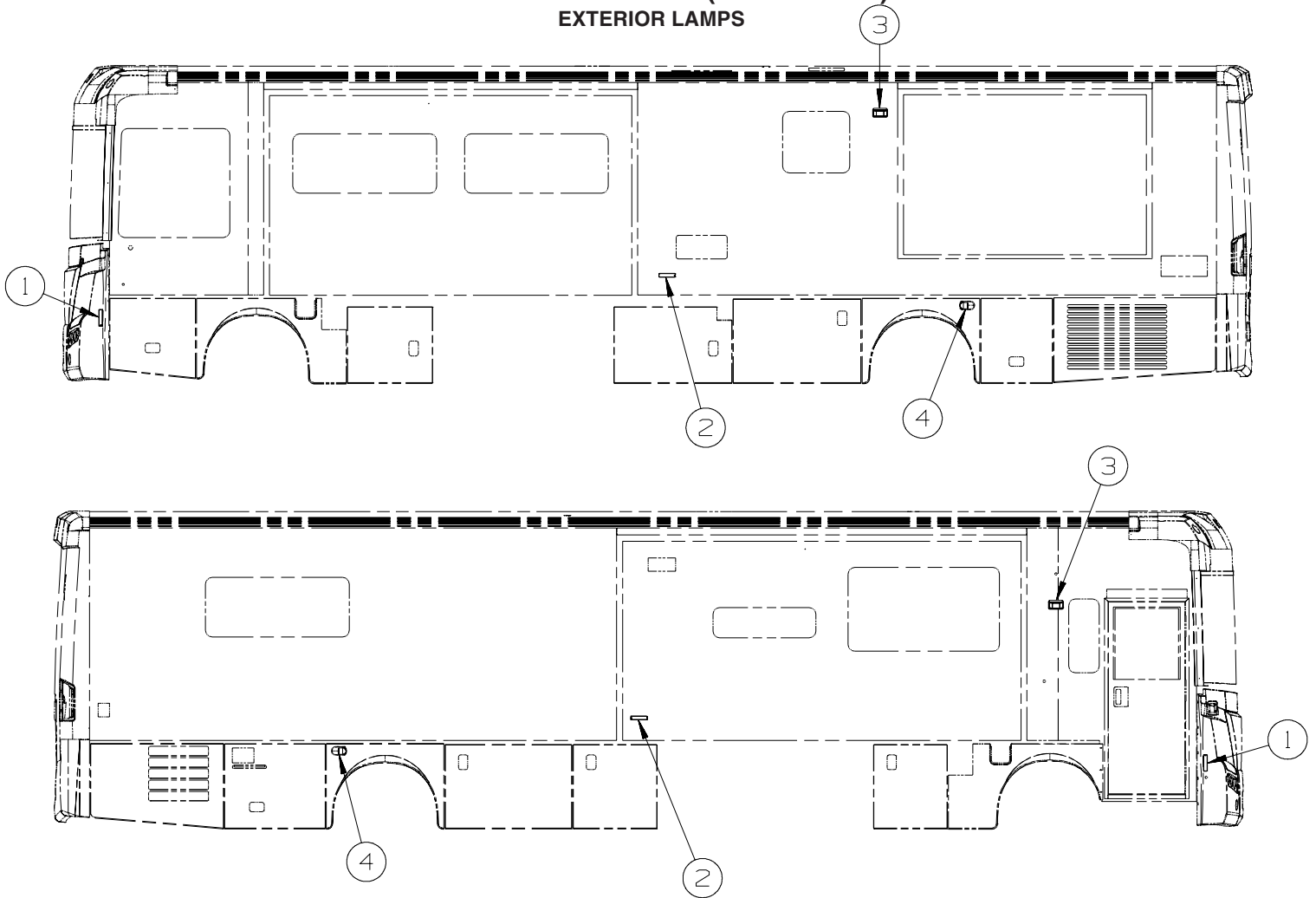


**ENTERTAINMENT CENTER
EXT TV-DVD**

KEY	PART NUMBER	U/M	DESCRIPTION
1	150140-01-000	EA	CROSSOVER BOX - STANDARD STEREO TO DELUXE SOUND
2	058708-05-000	EA	RECEPTACLE - ELECTRICAL - SINGLE - BROWN
3*	163031-01-01A	EA	RADIO - WALL MOUNT - DVD/CD - W/ALARM - JENSEN AWM960
4*	158703-01-000	EA	TV - 20" - LCD 4:3 - SIDE SPEAKER - JENSEN JE2043
4*	164495-01-000	EA	TV - 19" - LCD 16:9 - BOTTOM SPEAKER - JENSEN JE1907DC FROM: 00-00-00 THRU: 04-29-07 FROM: 04-30-07 THRU: 99-99-99
5	148026-03-01A	EA	SPEAKER - CUBE - W/O CASE
5	148026-02-01A	EA	SPEAKER GRILLE - CUBE - SILVER
6	158891-08-05A	EA	FACE - ENTERTAINMENT CENTER - VINYL WRAPPED-SEAGRASS BLACK
7	124884-01-000	EA	SPEAKER - 6" X 9" - SUB-WOOFER - W/O GRILLE
7	151844-01-01A	EA	GRILLE - SPEAKER - 6" X 9" - SUB WOOFER - BLACK
8	161487-01-02B	EA	BRACKET/STOPPER - E-COATED
9	150140-02-000	EA	CROSSOVER COIL - F/SUBWOOFER SPEAKER/LOW FREQUENCY
10	158868-01-02B	EA	HANDLE - TV MOUNT - E-COATED
11	158890-01-05A	EA	FACE - SPEAKER SUPPORT - VINYL WRAPPED - SEAGRASS BLACK FROM: 00-00-00 THRU: 04-29-07
11	158890-06-05A	EA	FACE - SPEAKER SUPPORT - VINYL WRAPPED - SEAGRASS BLACK FROM: 04-30-07 THRU: 99-99-99
12	126263-12-02B	EA	BRACKET - GAS SPRING W/BALL STUD - E-COATED
13	142569-07-000	EA	SPRING/GAS - 20 LB - 20" EXTENDED/12" COMPRESSED
14	158886-01-02B	EA	BRACKET/COVER - SPEAKER - E-COATED - NOT ILLUSTRATED FROM: 00-00-00 THRU: 04-29-07
14	158886-02-02B	EA	BRACKET/COVER - SPEAKER - E-COATED FROM: 04-30-07 THRU: 99-99-99
15	158885-01-02B	EA	BRACKET/MOUNT - SPEAKER/TV - E-COATED - NOT ILLUSTRATED FROM: 00-00-00 THRU: 04-29-07
15	158885-03-02B	EA	BRACKET/MOUNT - SPEAKER/TV - E-COATED FROM: 04-30-07 THRU: 99-99-99
16	161649-01-02B	EA	MOUNT - TV - E-COATED - NOT ILLUSTRATED FROM: 00-00-00 THRU: 04-29-07
16	164772-01-02B	EA	MOUNT - TV - E-COATED FROM: 04-30-07 THRU: 99-99-99
17	161488-01-02B	EA	PANEL - ENTERTAINMENT CENTER - E-COATED
18	136860-01-000	EA	CABLE - RCA - SHIELDED - 3 MALE TO MALE CONNECTORS - 12'
19	117046-02-000	EA	BUMPER - RUBBER/ROUND END - 1.5"
20	126263-08-02B	EA	BRACKET - GAS SPRING W/CENTERED BALL STUD - E-COATED
	158921-02-01A	EA	HINGE - PIANO - TRUNK DOOR - 2" X 12.6" FROM: 00-00-00 THRU: 04-12-07

*COMPONENT PARTS LISTED LATER IN THIS GROUP

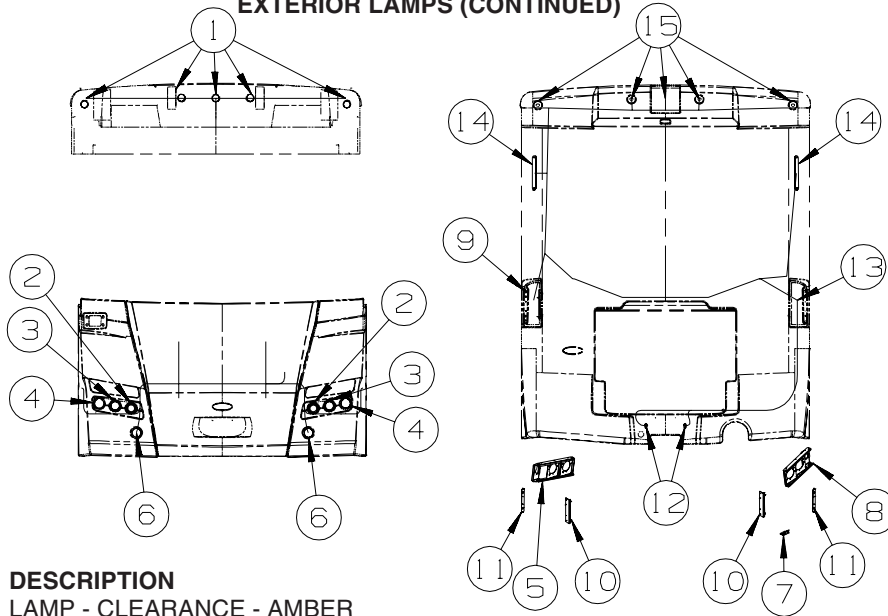
ELECTRICAL GROUP (CONTINUED)
EXTERIOR LAMPS



KEY	PART NUMBER	U/M	DESCRIPTION
1	117826-02-000	EA	LAMP/SIDE MARKER ASSEMBLY - AMBER
1	117826-03-000	EA	GASKET/SIDE MARKER LIGHT
1	036196-01-000	EA	BULB - 12V - #194 - .27 AMP - BAYONETTE
1	067789-02-000	EA	SOCKET - LAMP
2	111102-01-000	EA	BASE - MARKER LAMP
2	111102-02-000	EA	LENS - AMBER - MARKER LAMP
	058028-01-000	EA	CONNECTOR - ELECTRICAL PIGTAIL - NYLON - CLEAR
3	097917-01-08A	EA	LIGHT/PORCH - CHROME
4	129746-01-000	EA	LAMP - DOCKING/DRIVING W/MOUNT BRACKET
	120494-03-02B	EA	SHIM - STRIKER - LUGGAGE DOOR - 3/64" - E-COATED

ELECTRICAL GROUP (CONTINUED)

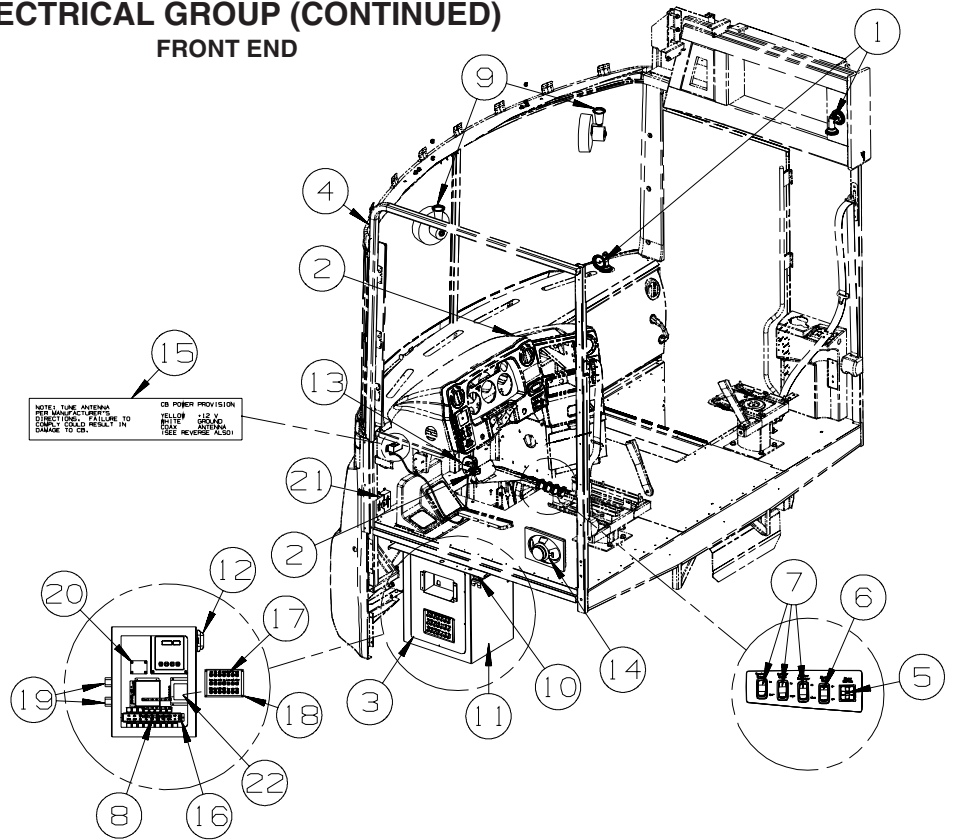
EXTERIOR LAMPS (CONTINUED)



KEY	PART NUMBER	U/M	DESCRIPTION
1	138996-01-000	EA	LAMP - CLEARANCE - AMBER
1	138996-03-000	EA	BRACKET - CLEARANCE LIGHT
1	138996-04-000	EA	CONNECTOR - LAMP
2	146527-02-000	EA	HEADLAMP - HIGH BEAM
2	147103-01-000	EA	HOUSING/CONNECTOR - HEADLAMP - W/PIGTAIL
3	146527-01-000	EA	HEADLAMP - LOW BEAM
3	147103-01-000	EA	HOUSING/CONNECTOR - HEADLAMP - W/PIGTAIL
4	146560-01-000	EA	LAMP - PARK/TURN - CLEAR
4	112708-02-000	EA	BULB - 12 VOLT - #3157NA
4	146560-02-000	EA	SOCKET - LAMP - 3 WIRE
5	152430-01-02B	EA	SUPPORT - HEADLAMP - PASSENGER - E-COATED
6	151421-01-000	EA	LAMP - FOG - CLEAR/ROUND - HAMSAR - W/PACKARD CONNECTOR
7	139686-01-02B	EA	ANGLE - MOUNT - FOGLEAMP - E-COATED
8	152430-02-02B	EA	SUPPORT - HEADLAMP - DRIVER - E-COATED
9	153167-02-000	EA	LAMP - STOP/TURN/TAIL/BACK UP - LEFT HAND
10	151660-01-02B	EA	BRACKET/TAILLAMP - E-COATED
11	151662-01-02B	EA	BRACKET/TAILLAMP - OUTER - E-COATED
12	087201-01-000	EA	LIGHT - HALF ROUND - 1" X 1.7" - PLASTIC - BLACK OR WHITE
13	153167-01-000	EA	LAMP - STOP/TURN/TAIL/BACK UP - RIGHT HAND
14	151076-01-000	EA	LIGHT - BRAKE - CENTER MOUNT
15	138996-02-000	EA	LAMP - CLEARANCE - RED
15	138996-03-000	EA	BRACKET - CLEARANCE LIGHT
15	138996-04-000	EA	CONNECTOR - LAMP
	146246-01-000	EA	CONNECTOR/PLUG - TRAILER - 7 PIN

ELECTRICAL GROUP (CONTINUED)

FRONT END



KEY	PART NUMBER	U/M	DESCRIPTION
1	128786-02-02A	EA	LIGHT - READING/SWIVEL - W/O SWITCH - SATIN NICKEL
1	123917-01-000	EA	BULB - 12V - HALOGEN SPOT
2	111414-01-000	EA	RECEPTACLE/SOCKET - 12 VOLT
3	145066-03-02B	EA	DOOR - ELECTRICAL COMPARTMENT - E-COATED
4	158494-02-000	EA	CABLE/ANTENNA - SATELLITE RADIO SIRRUS - RADIO - SATELLITE
5	088246-01-000	EA	SWITCH/REMOTE MIRROR - W/2PIN & 6 PIN CONNECTORS/PIGTAIL
6	145638-02-01A	EA	SWITCH/ROCKER - SPST (ON/OFF) - LIGHTED - BLACK
6	108355-02-000	EA	HOUSING - SWITCH - 12 POSITION
	103603-01-000	EA	BULB - 12V - #74 - .12A WEDGE - GE 22-25 USED IN DASH
7	145638-12-01A	EA	SWITCH/ROCKER - DPDT (ON/ON/ON) - BLACK
7	108355-02-000	EA	HOUSING - SWITCH - 12 POSITION
	103603-01-000	EA	BULB - 12V - #74 - .12A WEDGE - GE 22-25 USED IN DASH
8	136161-03-01A	EA	LABEL - RELAY - MATTE BLACK/WHITE LETTERS
9	122856-01-01A	EA	FAN-DEFROSTER-2 SPEED W/SWIVEL BASE/NON-OSCILLATING-CHROME
10	145061-01-02B	EA	COVER - WIRE - LUGGAGE COMPARTMENT - E-COATED
			FROM: 00-00-00 THRU: 03-25-07
11	145063-01-02B	EA	PANEL - CLOSEOUT/ELECTRICAL - E-COATED
			FROM: 00-00-00 THRU: 03-25-07
11	145063-02-02B	EA	PANEL - CLOSEOUT/ELECTRICAL - E-COATED
			FROM: 03-26-07 THRU: 99-99-99
12*	086280-01-000	EA	LIGHT - SURFACE MOUNT - 12 VOLT - NOT ILLUSTRATED
			FROM: 00-00-00 THRU: 03-25-07
12*	137417-01-01A	EA	LIGHT - DOME - SINGLE - W/SWITCH/FROSTED LENS - WHITE
			FROM: 03-26-07 THRU: 99-99-99
	041250-01-000	EA	SWITCH - PUSH BUTTON/DOOR JAMB - METAL/CHROME
			FROM: 00-00-00 THRU: 03-25-07
13	151935-01-000	EA	RADIO/CB - 40 CHANNEL - COBRA C75WXST - CB RADIO , S SERIES
14	124884-01-000	EA	SPEAKER - 6" X 9" - SUB-WOOFER - W/O GRILLE
14	151844-01-01A	EA	GRILLE - SPEAKER - 6" X 9" - SUB WOOFER - BLACK
15	104678-01-000	EA	LABEL - CB PREP
16	136120-02-02B	EA	BRACKET - RELAY - E-COATED
17	093236-45-000	EA	LABEL - CIRCUIT BREAKER
18	139067-07-02B	EA	PLATE - CIRCUIT BREAKER/HOUSE - E-COATED
19	118571-03-000	EA	BRACKET - MOUNTING
19	118571-04-000	EA	GASKET
20	128074-02-000	EA	FILTER - NOISE - 12 VOLT DC W/PLUGS

ELECTRICAL GROUP (CONTINUED)

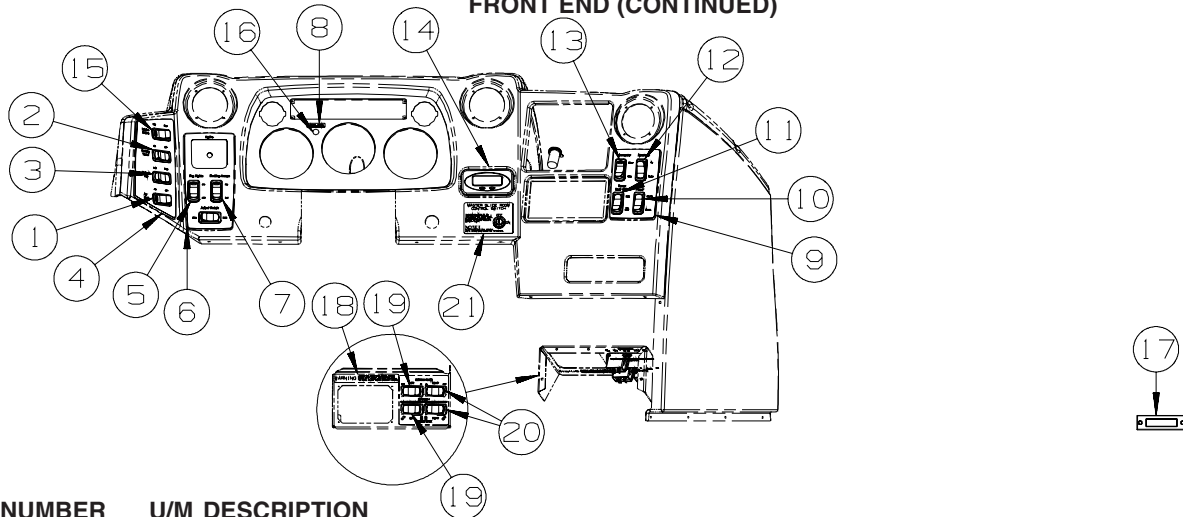
FRONT END (CONTINUED)

KEY	PART NUMBER	U/M	DESCRIPTION
21*	135420-20-000	EA	RECEIVER - SATELLITE RADIO - RADIO - SATELLITE FROM: 00-00-00 THRU: 03-25-07
21	163142-06-000	EA	RECEIVER - SATELLITE RADIO - RADIO - SATELLITE FROM: 03-26-07 THRU: 99-99-99
22*	151458-01-000	EA	KEYLESS ENTRY SYSTEM - ENTRY DOOR & CARGO DOORS - W/REMOTE
	113452-01-000	FT	SEAL/TRIM - FRONT - VINYL W/WIRE CARRIER - .020" - TO PROTECT WIRES FROM SHARP EDGES

*COMPONENT PARTS LISTED LATER IN THIS GROUP

ELECTRICAL GROUP (CONTINUED)

FRONT END (CONTINUED)

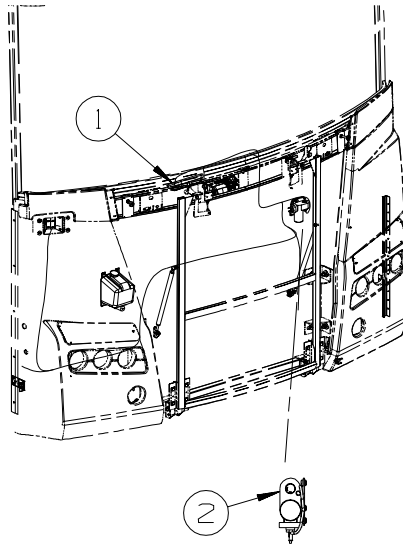


KEY	PART NUMBER	U/M	DESCRIPTION
1	145638-08-01A	EA	SWITCH/ROCKER - DPDT (ON/ON) - LIGHTED - BLACK
1	108355-02-000	EA	HOUSING - SWITCH - 12 POSITION
1	103603-01-000	EA	BULB - 12V - #74 - .12A WEDGE - GE 22-25 USED IN DASH
2	145638-04-01A	EA	SWITCH/ROCKER - SPDT (ON/ON) -BLACK
2	108355-02-000	EA	HOUSING - SWITCH - 12 POSITION
2	103603-01-000	EA	BULB - 12V - #74 - .12A WEDGE - GE 22-25 USED IN DASH
3	145638-03-01A	EA	SWITCH/ROCKER - SPDT (ON/OFF/ON) -BLACK
3	108355-02-000	EA	HOUSING - SWITCH - 12 POSITION
3	103603-01-000	EA	BULB - 12V - #74 - .12A WEDGE - GE 22-25 USED IN DASH
4	144722-08-06A	EA	APPLIQUE - BEZEL - LEFT - COCOA - BRIARWOOD
4	144722-08-05A	EA	APPLIQUE - BEZEL - LEFT - TEAK - CASHMERE
5	145638-02-01A	EA	SWITCH/ROCKER - SPST (ON/OFF) - LIGHTED - BLACK
5	108355-02-000	EA	HOUSING - SWITCH - 12 POSITION
5	103603-01-000	EA	BULB - 12V - #74 - .12A WEDGE - GE 22-25 USED IN DASH
6	144722-13-06A	EA	APPLIQUE - BEZEL - CENTER/LEFT - COCOA - BRIARWOOD
6	144722-13-05A	EA	APPLIQUE - BEZEL - CENTER/LEFT - TEAK - CASHMERE
7	145638-02-01A	EA	SWITCH/ROCKER - SPST (ON/OFF) - LIGHTED - BLACK
7	108355-02-000	EA	HOUSING - SWITCH - 12 POSITION
7	103603-01-000	EA	BULB - 12V - #74 - .12A WEDGE - GE 22-25 USED IN DASH
8	133533-01-01A	EA	LABEL - JACKS DOWN - CLEAR W/WHITE LETTERING
9	144722-01-06A	EA	APPLIQUE - BEZEL - RIGHT - COCOA - BRIARWOOD
9	144722-01-05A	EA	APPLIQUE - BEZEL - RIGHT - TEAK - CASHMERE
10	145638-07-01A	EA	SWITCH/ROCKER - DPDT (ON/ON) - BLACK
10	108355-02-000	EA	HOUSING - SWITCH - 12 POSITION
10	103603-01-000	EA	BULB - 12V - #74 - .12A WEDGE - GE 22-25 USED IN DASH
11	145638-05-01A	EA	SWITCH/ROCKER - SPDT (ON/OFF/ON) - BLACK
11	108355-02-000	EA	HOUSING - SWITCH - 12 POSITION
11	103603-01-000	EA	BULB - 12V - #74 - .12A WEDGE - GE 22-25 USED IN DASH
12	145638-01-01A	EA	SWITCH/ROCKER - SPST (ON/OFF) - BLACK
12	108355-02-000	EA	HOUSING - SWITCH - 12 POSITION
12	103603-01-000	EA	BULB - 12V - #74 - .12A WEDGE - GE 22-25 USED IN DASH
13	145638-06-01A	EA	SWITCH/ROCKER - SPDT (ON/OFF/ON) - LIGHTED - BLACK
13	108355-02-000	EA	HOUSING - SWITCH - 12 POSITION
13	103603-01-000	EA	BULB - 12V - #74 - .12A WEDGE - GE 22-25 USED IN DASH
14*	136119-01-000	EA	COMPASS/THERMOMETER - ELECTRONIC- 4.5" X 2.3" DISPLAY FACE
15	145638-11-01A	EA	SWITCH/ROCKER - DPDT (ON/OFF/ON) - LIGHTED - BLACK
15	108355-02-000	EA	HOUSING - SWITCH - 12 POSITION
15	103603-01-000	EA	BULB - 12V - #74 - .12A WEDGE - GE 22-25 USED IN DASH
16	150237-01-000	EA	LIGHT - INDICATOR - RED
17	061424-01-000	EA	LIGHT - AISLE - 12 VOLT - RECTANGULAR
	036196-01-000	EA	BULB - 12V - #194 - .27 AMP - BAYONETTE
18	116549-01-000	EA	LABEL - WARNING - SLIDEOUT
19	145638-09-01A	EA	SWITCH/ROCKER - DPDT (ON/OFF/ON) - BLACK
19	108355-02-000	EA	HOUSING - SWITCH - 12 POSITION
20	145754-01-01A	EA	SWITCH - BLANK - BLACK
20	145638-09-01A	EA	SWITCH/ROCKER - DPDT (ON/OFF/ON) - BLACK
20	108355-02-000	EA	HOUSING - SWITCH - 12 POSITION

ELECTRICAL GROUP (CONTINUED)
FRONT END (CONTINUED)

KEY	PART NUMBER	U/M DESCRIPTION
21	163988-02-01A	EA LABEL - SLIDEOUT CONTROL/ELECTRIC - BLACK/WHITE FROM: 03-01-07 THRU: 99-99-99
21*	163097-01-000	EA SWITCH - SPST - KEY ACTIVATED - W/2 KEYS FROM: 03-01-07 THRU: 99-99-99

***COMPONENT PARTS LISTED LATER IN THIS GROUP**

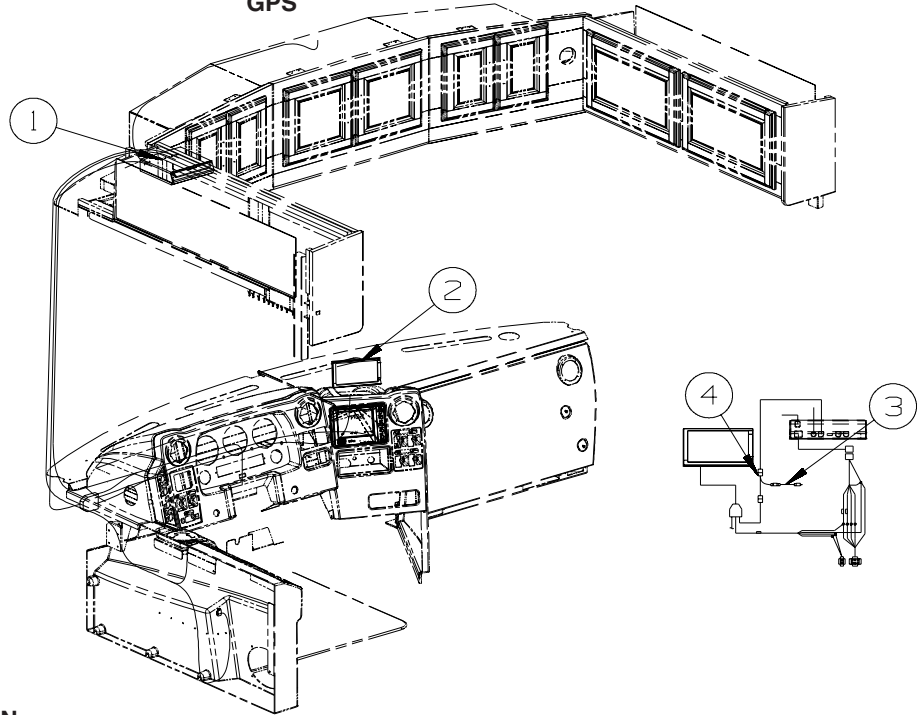


KEY	PART NUMBER	U/M DESCRIPTION
1*	137417-01-01A	EA LIGHT - DOME - SINGLE - W/SWITCH/FROSTED LENS - WHITE
2	114802-01-000	EA PUMP - VACUUM - 12V

***COMPONENT PARTS LISTED LATER IN THIS GROUP**

ELECTRICAL GROUP (CONTINUED)

GPS

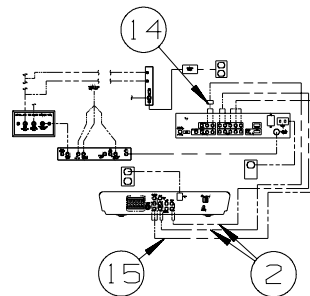
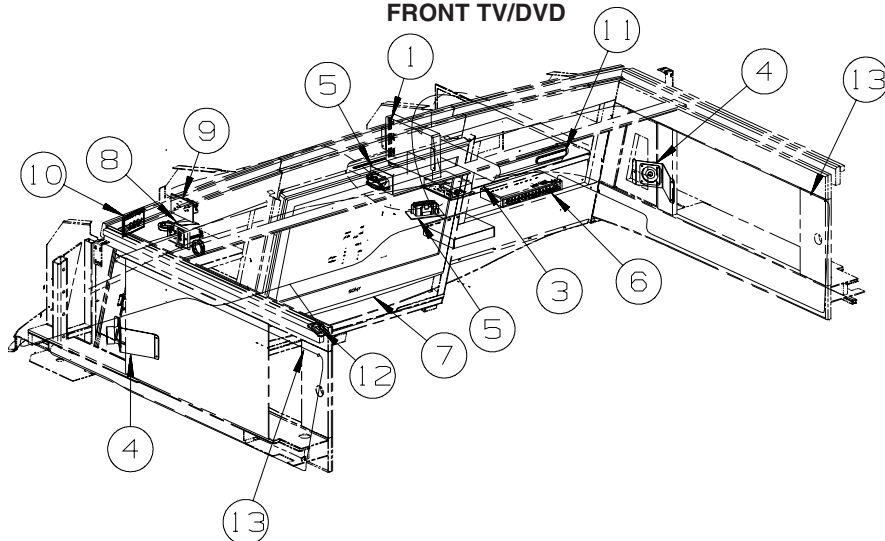


KEY	PART NUMBER	U/M	DESCRIPTION
1*	137424-08-000	EA	GPS-NAVAGATION SYS-W/DVD DIVIT/MAPS/GPS ANT/WIRE HARNESS
2	137424-07-000	EA	MONITOR/LCD - COLOR - 6.5"
2	137424-09-000	EA	MONITOR/LCD - COLOR - 7" - ALPINE #TME-M740BT
			FROM: 00-00-00 THRU: 03-11-07
	137424-04-000	EA	BRACKET - MONITOR
			FROM: 03-12-07 THRU: 99-99-99
	168104-01-000	EA	BRACKET - MONITOR
			FROM: 00-00-00 THRU: 01-13-08
			FROM: 01-14-08 THRU: 99-99-99
3	NOT USED	EA	CABLE - RCA MALE/RCA MALE - RIVER PARK 55-862-1
4	NOT USED	EA	CABLE/ADAPTER - AUDIO/VIDEO - GPS

*COMPONENT PARTS LISTED LATER IN THIS GROUP

ELECTRICAL GROUP (CONTINUED)

FRONT TV/DVD

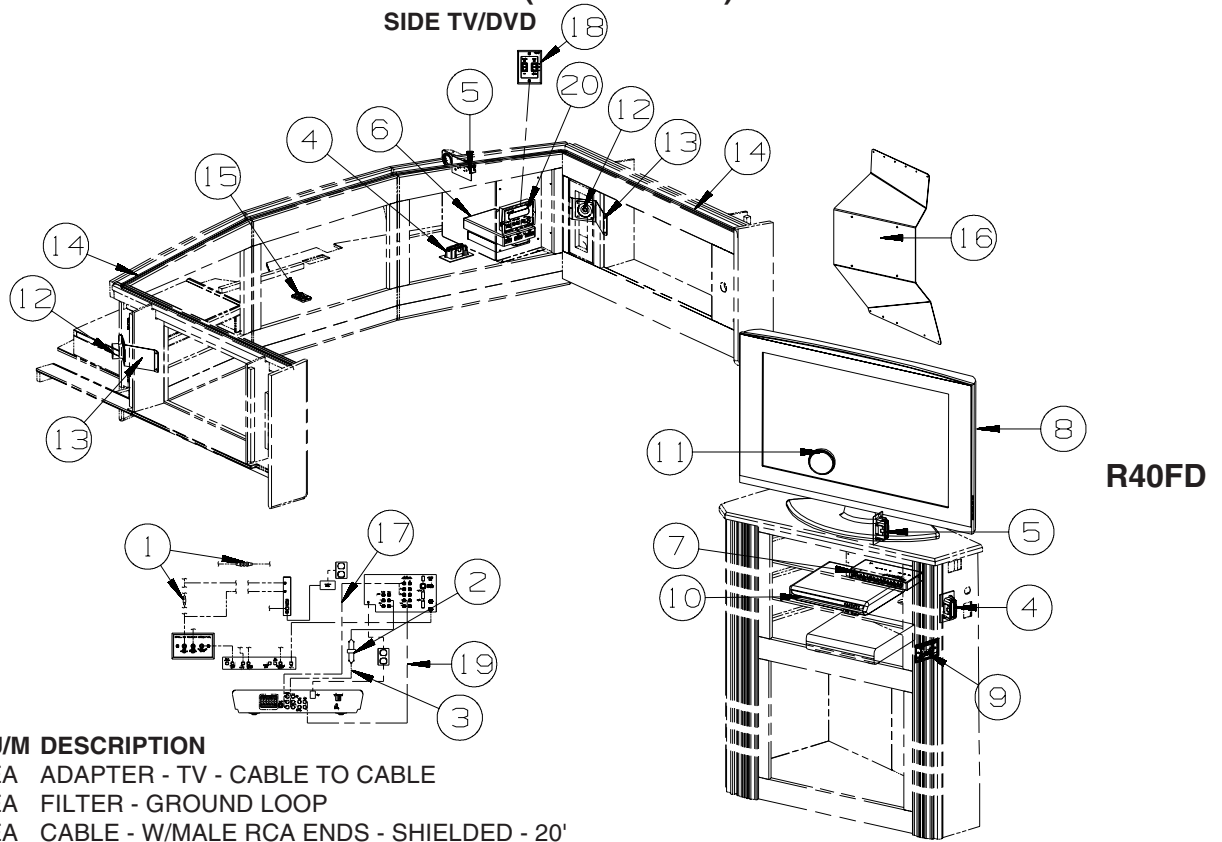


KEY	PART NUMBER	U/M	DESCRIPTION
1	140062-01-000	EA	SWITCH - SPEAKER - 6 CHANNEL
2	117420-03-000	EA	CABLE - W/MALE RCA ENDS - SHIELDED - 20'
3	163598-02-000	EA	SWITCH/CONTROL - SATELLITE
			FROM: 01-29-07 THRU: 99-99-99
4	148026-03-01A	EA	SPEAKER - CUBE - W/O CASE
4	149422-02-02B	EA	BRACKET/MOUNTING - SPEAKER - E-COATED
5	058708-01-000	EA	RECEPTACLE - ELECTRIC - DOUBLE - BROWN
6	142258-01-000	EA	SWITCH - VIDEO/ANTENNA POWER SUPPLY
7	160064-02-000	EA	TV - 32" - FLAT PANEL/LCD/HDTV - SONY KDL-32S2010
			FROM: 00-00-00 THRU: 06-17-07
7	164609-01-000	EA	TV - 32" - FLAT PANEL/LCD/HDTV - SAMSUNG LNT3242H
			FROM: 06-18-07 THRU: 99-99-99
8	156676-01-000	EA	CONTROLLER/OUTLET - POWER/TV - AUTO SHUTOFF W/IGNITION
9	058708-01-000	EA	RECEPTACLE - ELECTRIC - DOUBLE - BROWN
9	158542-02-01A	EA	LABEL - RECEPTACLE - ELECTRONICS - WHITE/BLACK - CANADIAN
10	149557-04-01A	EA	PLATE/WALL - TRIPLE COAXIAL/HORIZONTAL - WHITE
11*	158836-01-000	EA	DVD - HOME THEATER - W/O SPEAKERS - MEMOREX STS71E-R
			FROM: 00-00-00 THRU: 06-10-07
11*	164270-01-000	EA	DVD - HOME THEATER - W/O SPEAKERS - MEMOREX STS2891-R
			FROM: 06-11-07 THRU: 99-99-99
12	135740-01-01A	EA	SWITCH - ROCKER - SPST - ON/OFF - BROWN
12	135741-01-01A	EA	SWITCH - BASE - SINGLE - BROWN
12	135742-01-01A	EA	BEZEL - SWITCH - SINGLE - BROWN
13	146514-02-000	EA	CONNECTOR - LIGHT
13	146514-03-000	EA	LIGHT - FLEX - ROPE/ROUND - W/O MOUNT CHANNEL
14	123324-01-000	EA	FILTER - GROUND LOOP - ISOLATION TRANSFORMER
15	155845-01-000	EA	CABLE - RCA - 12' - 3 RCA MALE CONNECTORS - BOTH ENDS

*COMPONENT PARTS LISTED LATER IN THIS GROUP

ELECTRICAL GROUP (CONTINUED)

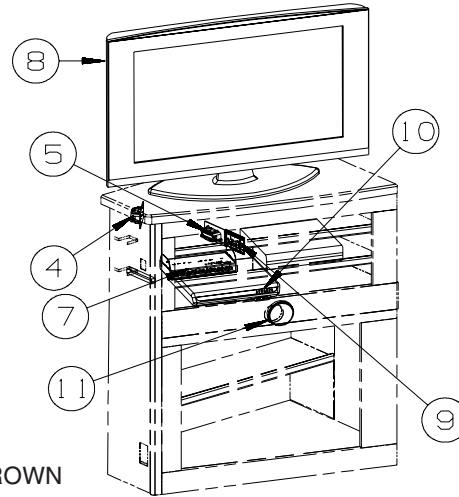
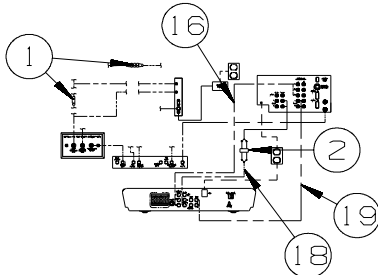
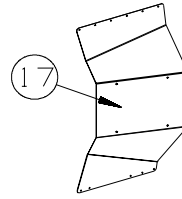
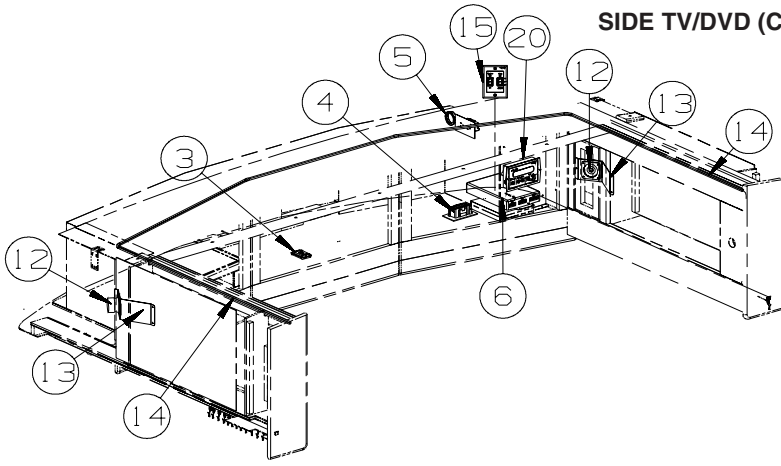
SIDE TV/DVD



KEY	PART NUMBER	U/M	DESCRIPTION
1	082134-01-000	EA	ADAPTER - TV - CABLE TO CABLE
2	123324-01-000	EA	FILTER - GROUND LOOP
3	117420-03-000	EA	CABLE - W/MALE RCA ENDS - SHIELDED - 20'
4	058708-01-000	EA	RECEPTACLE - ELECTRIC - DOUBLE - BROWN
5	058708-01-000	EA	RECEPTACLE - ELECTRIC - DOUBLE - BROWN
5	158542-02-01A	EA	LABEL - RECEPTACLE - ELECTRONICS - WHITE/BLACK
6	140062-01-000	EA	SWITCH - SPEAKER - 6 CHANNEL
7	142258-01-000	EA	SWITCH - VIDEO/ANTENNA POWER SUPPLY
7	156586-01-02B	EA	BRACKET - SWITCH/VIDEO - E-COATED
8	164605-01-000	EA	TV - 37" - FLAT PANEL/LCD/HDTV - SAMSUNG LNT3732H
9	149557-04-01A	EA	PLATE/WALL - TRIPLE COAXIAL/HORIZONTAL - WHITE
10*	158836-01-000	EA	DVD - HOME THEATER - W/O SPEAKERS - MEMOREX STS71E-R
			FROM: 00-00-00 THRU: 06-10-07
10	164270-01-000	EA	DVD - HOME THEATER - W/O SPEAKERS - MEMOREX STS2891-R
			FROM: 06-11-07 THRU: 99-99-99
11	160868-01-01A	EA	SPEAKER - ROUND/CEILING - W/O CASE - BLACK
11	160868-02-01A	EA	GRILLE/ROUND - SPEAKER - SILVER
12	148026-03-01A	EA	SPEAKER - CUBE - W/O CASE
13	149422-02-02B	EA	BRACKET/MOUNTING - SPEAKER - E-COATED
14	146514-03-000	FT	LIGHT - FLEX - ROPE/ROUND - W/O MOUNT CHANNEL
14	146514-02-000	EA	CONNECTOR - LIGHT
15	135740-01-01A	EA	SWITCH - ROCKER - SPST - ON/OFF - BROWN
15	135741-01-01A	EA	SWITCH - BASE - SINGLE - BROWN
15	135742-50-02A	EA	BEZEL - SWITCH - ACCENT - BROWN
16	164921-01-02B	EA	BRACKET - TV - E-COATED
17	155845-01-000	EA	CABLE - RCA - 12' - 3 RCA MALE CONNECTORS - BOTH ENDS
18	163598-02-000	EA	SWITCH/CONTROL - SATELLITE - AUTOMATIC TV SATELLITE SYSTEM
19	136860-03-000	EA	CABLE - RCA - SHIELDED - 3 MALE TO MALE CONNECTORS - 6'
20	154474-02-000	EA	CONTROL/SATELLITE KIT - IDB BOX/IDD BOX-POWER SUPPLY-CABLE - IN MOTION SATELLITE

*COMPONENT PARTS LISTED LATER IN THIS GROUP

ELECTRICAL GROUP (CONTINUED)
SIDE TV/DVD (CONTINUED)



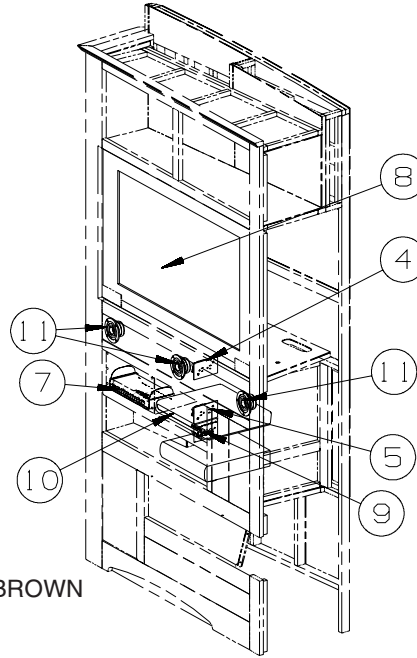
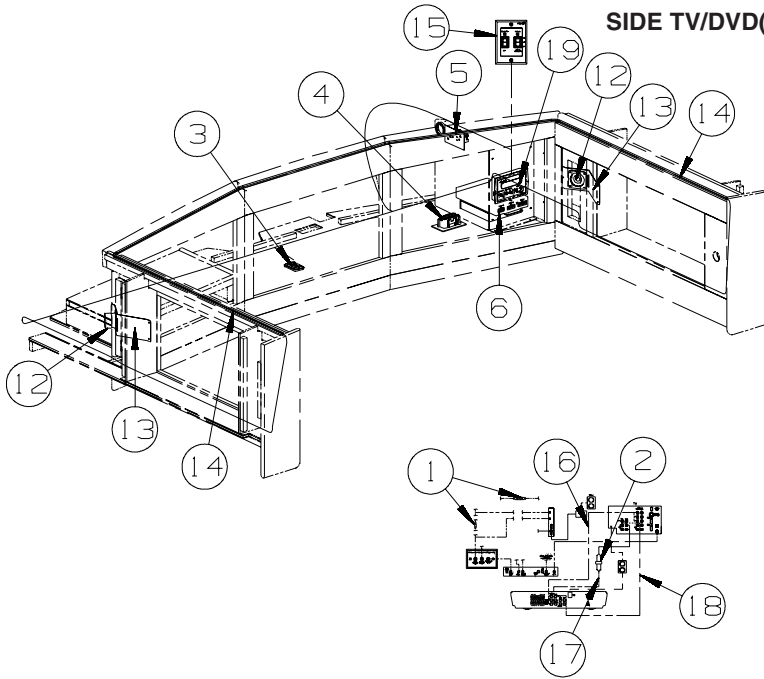
R40TD

KEY	PART NUMBER	U/M	DESCRIPTION
1	082134-01-000	EA	ADAPTER - TV - CABLE TO CABLE
2	123324-01-000	EA	FILTER - GROUND LOOP
3	135740-01-01A	EA	SWITCH - ROCKER - SPST - ON/OFF - BROWN
3	135741-01-01A	EA	SWITCH - BASE - SINGLE - BROWN
3	135742-50-02A	EA	BEZEL - SWITCH - ACCENT - BROWN
4	058708-01-000	EA	RECEPTACLE - ELECTRIC - DOUBLE - BROWN
5	058708-01-000	EA	RECEPTACLE - ELECTRIC - DOUBLE - BROWN
5	158542-02-01A	EA	LABEL - RECEPTACLE - ELECTRONICS - WHITE/BLACK
6	140062-01-000	EA	SWITCH - SPEAKER - 6 CHANNEL
7	142258-01-000	EA	SWITCH - VIDEO/ANTENNA POWER SUPPLY
7	156586-01-02B	EA	BRACKET - SWITCH/VIDEO - E-COATED
8	164605-01-000	EA	TV - 37" - FLAT PANEL/LCD/HDTV - SAMSUNG LNT3732H
9	149557-04-01A	EA	PLATE/WALL - TRIPLE COAXIAL/HORIZONTAL - WHITE
10*	158836-01-000	EA	DVD - HOME THEATER - W/O SPEAKERS - MEMOREX STS71E-R
			FROM: 00-00-00 THRU: 06-10-07
10	164270-01-000	EA	DVD - HOME THEATER - W/O SPEAKERS - MEMOREX STS2891-R
			FROM: 06-11-07 THRU: 99-99-99
11	160868-01-01A	EA	SPEAKER - ROUND/CEILING - W/O CASE - BLACK
11	160868-02-01A	EA	GRILLE/ROUND - SPEAKER - SILVER
12	148026-03-01A	EA	SPEAKER - CUBE - W/O CASE
13	149422-02-02B	EA	BRACKET/MOUNTING - SPEAKER - E-COATED
14	146514-03-000	FT	LIGHT - FLEX - ROPE/ROUND - W/O MOUNT CHANNEL
14	146514-02-000	EA	CONNECTOR - LIGHT
15	163598-02-000	EA	SWITCH/CONTROL - SATELLITE - AUTOMATIC TV SATELLITE SYSTEM
16	155845-01-000	EA	CABLE - RCA - 12' - 3 RCA MALE CONNECTORS - BOTH ENDS
17	164765-01-02B	EA	BRACKET - TV - E-COATED
18	117420-03-000	EA	CABLE - W/MALE RCA ENDS - SHIELDED - 20'
19	136860-03-000	EA	CABLE - RCA - SHIELDED - 3 MALE TO MALE CONNECTORS - 6'
20	154474-02-000	EA	CONTROL/SATELLITE KIT - IDB BOX/IDD BOX-POWER SUPPLY-CABLE - IN MOTION SATELLITE

*COMPONENT PARTS LISTED LATER IN THIS GROUP

ELECTRICAL GROUP (CONTINUED)

SIDE TV/DVD(CONTINUED)

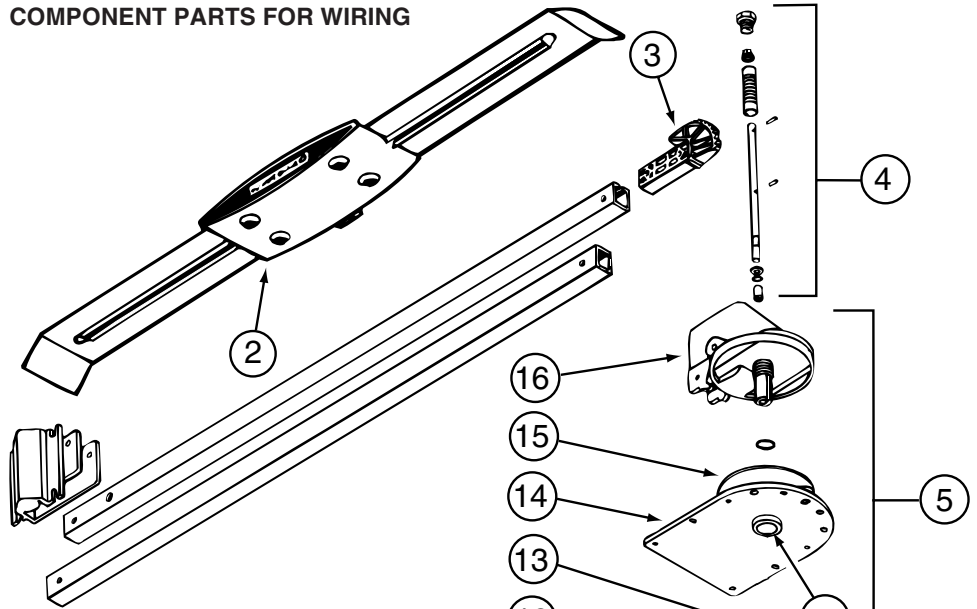


R40WD

KEY	PART NUMBER	U/M	DESCRIPTION
1	082134-01-000	EA	ADAPTER - TV - CABLE TO CABLE
2	123324-01-000	EA	FILTER - GROUND LOOP
3	135740-01-01A	EA	SWITCH - ROCKER - SPST - ON/OFF - BROWN
3	135741-01-01A	EA	SWITCH - BASE - SINGLE - BROWN
3	135742-50-02A	EA	BEZEL - SWITCH - ACCENT - BROWN
4	058708-01-000	EA	RECEPTACLE - ELECTRIC - DOUBLE - BROWN
5	058708-01-000	EA	RECEPTACLE - ELECTRIC - DOUBLE - BROWN
5	158542-02-01A	EA	LABEL - RECEPTACLE - ELECTRONICS - WHITE/BLACK
6	140062-01-000	EA	SWITCH - SPEAKER - 6 CHANNEL
7	142258-01-000	EA	SWITCH - VIDEO/ANTENNA POWER SUPPLY
7	156586-01-02B	EA	BRACKET - SWITCH/VIDEO - E-COATED
8*	164605-01-000	EA	TV - 37" - FLAT PANEL/LCD/HDTV - SAMSUNG LNT3732H
9	149557-04-01A	EA	PLATE/WALL - TRIPLE COAXIAL/HORIZONTAL - WHITE
10	164270-01-000	EA	DVD - HOME THEATER - W/O SPEAKERS - MEMOREX STS2891-R
11	160868-01-01A	EA	SPEAKER - ROUND/CEILING - W/O CASE - BLACK
12	148026-03-01A	EA	SPEAKER - CUBE - W/O CASE
13	149422-02-02B	EA	BRACKET/MOUNTING - SPEAKER - E-COATED
14	146514-03-000	FT	LIGHT - FLEX - ROPE/ROUND - W/O MOUNT CHANNEL
14	146514-02-000	EA	CONNECTOR - LIGHT
15	163598-02-000	EA	SWITCH/CONTROL - SATELLITE - AUTOMATIC TV SATELLITE SYSTEM
16	155845-01-000	EA	CABLE - RCA - 12' - 3 RCA MALE CONNECTORS - BOTH ENDS
17	117420-03-000	EA	CABLE - W/MALE RCA ENDS - SHIELDED - 20'
18	136860-03-000	EA	CABLE - RCA - SHIELDED - 3 MALE TO MALE CONNECTORS - 6'
19	154474-02-000	EA	CONTROL/SATELLITE KIT - IDB BOX/IDD BOX-POWER SUPPLY-CABLE - IN MOTION SATELLITE

*COMPONENT PARTS LISTED LATER IN THIS GROUP

ELECTRICAL GROUP (CONTINUED)
COMPONENT PARTS FOR WIRING



076319-23-000

KEY	PART NUMBER	U/M	DESCRIPTION	VENDOR NO.
2	076319-01-700	EA	HEAD-ANTENNA, AMPLIFIED	RVSA U/V
3	076319-01-701	EA	GEAR-ELEVATING, PLASTIC	2200046
4	076319-01-702	EA	SHAFT ASM-ELEVATING	RP-4000
5	076319-01-711	EA	BASE & LIFT ASM	2762802
7	076319-01-705	EA	GROMMET-NYLON, 7/8"ID	3200658
8	076319-01-708	EA	DECAL-CRANK	5413002
9	076319-01-707	EA	SPRING-HANDLE	2160822
11	076319-01-712	EA	PLATE - CEILING	3200608
12	076319-01-715	EA	NUT (GEAR HOUSING)	2200047
14	076319-01-713	EA	PLATE-BASE, STEEL	3100523
15	076319-01-703	EA	BEARING-NYLON, 5"OD	3200656
16	076319-01-714	EA	HOUSING, ROTATING GEAR	2200049
17	076319-01-704	EA	BEARING-NYLON, 1.25"OD	3200657
18	076319-01-709	EA	HANDLE-HEAD DIRECTIONAL	200644
	076319-01-716	EA	TUBING, ELEVATING	RP-2900
			CONTACT WINNEBAGO PART SALES FOR UNLISTED COMPONENT(S)	

076319-25-000

KEY	PART NUMBER	U/M	DESCRIPTION	VENDOR NO.
6	076319-01-706	EA	CRANK-W/SET SCREW UNIV/BEIGE	2750897
6	120233-01-710	EA	HANDLE-CRANK W/SCREW - WHITE	RP-6795
8	076319-01-708	EA	DECAL-CRANK	5413002
10	076319-25-700	EA	DIRECTIONAL HANDLE(WHITE)	3200612
11	076319-25-701	EA	PLATE - CEILING(WHITE)	3200609
13	120233-01-709	EA	WASHER-NYLON	RP-2658
			CONTACT WINNEBAGO PART SALES FOR UNLISTED COMPONENT(S)	

086280-01-000

KEY	PART NUMBER	U/M	DESCRIPTION	VENDOR NO.
	086280-01-700	EA	BULB,12V - #1414	ARP1089

108354-01-01A

KEY	PART NUMBER	U/M	DESCRIPTION	VENDOR NO.
	108354-01-700	EA	BULB-COURTESY LIGHT	395-B

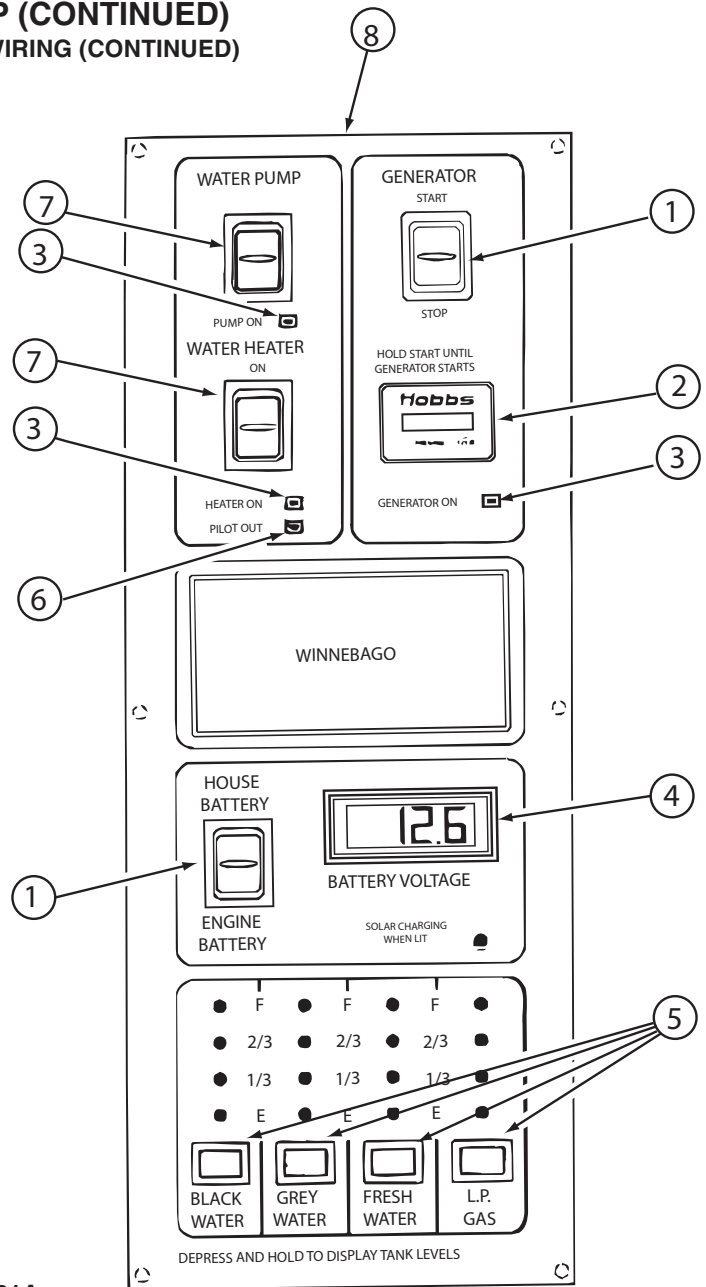
121935-01-01A

KEY	PART NUMBER	U/M	DESCRIPTION	VENDOR NO.
	121935-01-700	EA	LENS ONLY - W/CENTER HOLE	809511

123775-01-02A

KEY	PART NUMBER	U/M	DESCRIPTION	VENDOR NO
	123775-01-702	EA	BEZEL/LENS - SATIN NICKEL	99 953470

ELECTRICAL GROUP (CONTINUED)
COMPONENT PARTS FOR WIRING (CONTINUED)



133004-05-01A

KEY	PART NUMBER	U/M	DESCRIPTION	VENDOR NO.
1	133004-01-702	EA	SWITCH/DPDT MOM=ON-OFF-ON	L1011-00
2	100258-10-701	EA	GAUGE-HR METER ONLY (LCD)	L0775-00
3	133004-01-706	EA	L.E.D. GREEN-PANEL MOUNT	L0785
4	133004-01-704	EA	METER/VOLT-DIGITAL - LCD	L1008-00
5	133004-01-705	EA	SWITCH/MOM ON - PUSH BUTTON	L0950-00
6	130004-01-703	EA	L.E.D. RED-PANEL MOUNT	L1009-00
7	133004-01-701	EA	SWITCH/DPDT ON-ON/MAINTAINED	L1025-00
8	133004-05-700	EA	SCREENED CHASSIS	CC0563-00
	133004-05-701	EA	BOARD - PC	L5130-02

135420-20-000

KEY	PART NUMBER	U/M	DESCRIPTION	VENDOR NO.
	135420-20-700	EA	CABLE-RECIEVER TO RADIO	M9CABLE

ELECTRICAL GROUP (CONTINUED)
COMPONENT PARTS FOR WIRING (CONTINUED)

136119-01-000

KEY	PART NUMBER	U/M	DESCRIPTION	VENDOR NO.
	136119-01-700	EA	COMPASS SENSOR (BLACK BOX)	AP-SUB-005
	136119-01-701	EA	PROBE/TEMPERATURE SENSOR(V1)	AP-SUB-004A
	136119-01-702	EA	DISPLAY MODULE-LED (V1)	AP-SUB-004B
	136119-01-703	EA	HARNESS - COMPASS POWER	AP-HRN-175
	136119-01-704	EA	HARNESS - COMPASS ENGINE	AP-HRN-176
	136119-01-705	EA	HRNSS-COMP.TEMP SENSOR V1	AP-HRN-177
	136119-01-706	EA	PROBE/TEMPERATURE SENSOR (V2)	AP-SUB-006
	136119-01-707	EA	DISPLAY MODULE - VISUAL (V2)	AP-SUB-007
	136119-01-708	EA	HARNESS/COMP. COMP/THERM(V2)	AP-HRN-239 W/PACKRD

137417-01-01A, 137417-03-01A

KEY	PART NUMBER	U/M	DESCRIPTION	VENDOR NO.
	137417-01-700	EA	LENS - SINGLE (FROSTED)	810868

137424-08-000

KEY	PART NUMBER	U/M	DESCRIPTION	VENDOR NO.
	137424-08-700	EA	REMOTE	RUE-4140

139134-01-03A

KEY	PART NUMBER	U/M	DESCRIPTION	VENDOR NO.
	139134-01-708	EA	DISC - F/BLADE HOLDER - NICKEL	A70050-3N
	139134-01-709	EA	BALANCING KIT - CLIP/PLATES	70050-21
	139134-01-710	EA	NOISE KIT - WASHERS	NOISE KIT
	139134-01-711	EA	BLADES (36") WHITE MATT	A70050-5W
	139134-01-712	EA	MOTOR	A70050-1
	139134-01-718	EA	HOLDER/BLADE(4 PC SET)NICKEL	70050-4N NICKEL
	139134-01-719	EA	HOUSING/MOTOR - NICKEL	70052-2N NICKEL

146048-01-01A

KEY	PART NUMBER	U/M	DESCRIPTION	VENDOR NO.
	123775-01-700	EA	BULB - 10 WATT - HALOGEN	71-JC10

151458-01-000

KEY	PART NUMBER	U/M	DESCRIPTION	VENDOR NO.
	102756-02-702	EA	BATTERY - 12 VOLT	402-1002
	102756-03-701	EA	REMOTE-KEYLESS ENTRY	412-1115
	102756-03-702	EA	RELAY- 30AMP - SPDT	463-1000
	151458-01-700	EA	MODULE BOARD - 4 FUNCTION	202-3227
	151458-01-701	EA	WIRE HARNESS - KEYLESS ENTRY	203-6908

153464-01/02/04/05-01A

KEY	PART NUMBER	U/M	DESCRIPTION	VENDOR NO.
	091937-09-700	EA	LENS - LIGHT - FLUORESCENT	D-762

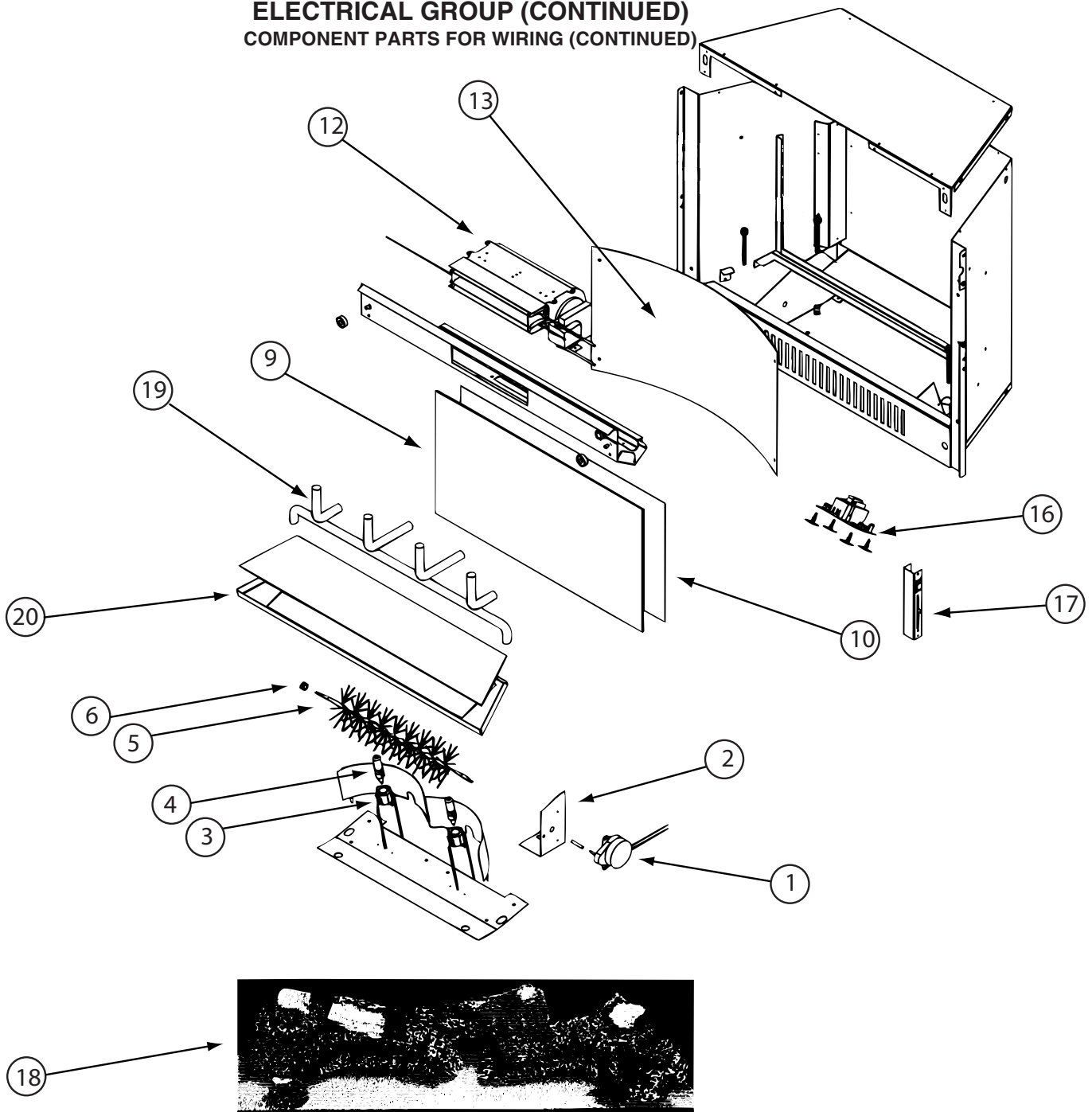
153464-03-01A, 153464-06-01A

KEY	PART NUMBER	U/M	DESCRIPTION	VENDOR NO.
	091937-08-700	EA	LENS - LIGHT - FLUORESCENT	D-766

154474-04-02A

KEY	PART NUMBER	U/M	DESCRIPTION	VENDOR NO.
	154474-04-702	EA	DOME ONLY-REPLACEMENT-BLACK	1850-B-LP-FS
	154474-04-703	EA	BOARD RF ASSEMBLY N/C	100087
	154474-04-705	EA	CABLE OUT DUAL TOP PCBA N/C	20034-1
	154474-04-706	EA	LNB DUAL EAGLE ASPEN N/C	1863-1

ELECTRICAL GROUP (CONTINUED)
COMPONENT PARTS FOR WIRING (CONTINUED)



154506-01-01A, 154506-03-01A

KEY	PART NUMBER	U/M	DESCRIPTION	VENDOR NO.
1	154506-03-701	EA	MOTOR	4035-860
2	154506-03-702	EA	BRACKET - F/MOTOR	4038-009
4	154506-03-706	EA	BULB - HALOGEN	33961
5	154506-03-707	EA	FLAME ELEMENT	4030-200
6	154506-03-714	EA	GROMMET - F/FLAME ELEMENT	25006
9	154506-03-710	EA	ACRYLIC PANEL - OUTER	4038-805
10	154506-03-711	EA	LENTICULAR LENS PANEL-INNER	4038-810
12	154506-03-703	EA	HEATER/BLOWER ASM	4038-107
13	154506-03-709	EA	FLAME DECAL-REFLECTIVE	4021-190
16	154506-03-700	EA	CONTROL BOARD ASM	4038-108
17	154506-03-712	EA	SWITCH ASM	4038-110
18	154506-03-705	EA	LOG SET	4038-004
19	154506-03-704	EA	GRATE	4038-880
20	154506-03-708	EA	EMBER BED	4038-217
	154506-01-700	EA	REMOTE CONTROL - FIREPLACE	RC-ELEC-HTL
	154506-03-713	EA	THERMOSTAT	4038-849

ELECTRICAL GROUP (CONTINUED)
COMPONENT PARTS FOR WIRING (CONTINUED)

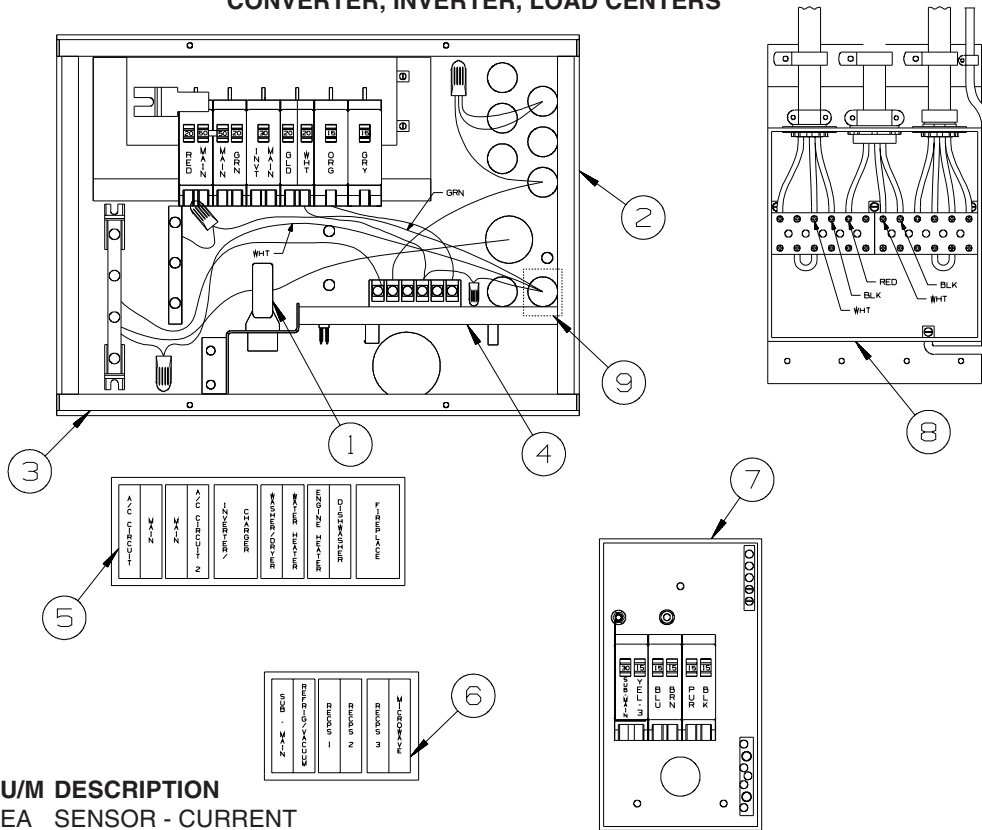
158703-01-000			
KEY	PART NUMBER	U/M	DESCRIPTION
	158703-01-700	EA	REMOTE
	158703-01-701	EA	SERVICE PACK-REMOTE & CABLES
158836-01-000			
KEY	PART NUMBER	U/M	DESCRIPTION
	158836-01-700	EA	REMOTE
159759-01-000			
KEY	PART NUMBER	U/M	DESCRIPTION
	159759-01-700	EA	REMOTE - TV
160363-01-000 & 160363-02-000			
KEY	PART NUMBER	U/M	DESCRIPTION
	160363-01-700	EA	REMOTE - TV
163031-01-01A			
KEY	PART NUMBER	U/M	DESCRIPTION
	163031-01-700	EA	REMOTE
163097-01-000			
KEY	PART NUMBER	U/M	DESCRIPTION
	163097-01-700	EA	KEY - #2382 (ILLINOIS LOCK)
	163097-01-701	EA	KEY - #2341 (MILLER DIAL)
163598-01-02A			
KEY	PART NUMBER	U/M	DESCRIPTION
	154474-04-702	EA	DOME ONLY-REPLACEMENT-BLACK
	154474-04-706	EA	LNB DUAL EAGLE ASPEN N/C
	163598-01-700	EA	BOARD CIRCUIT N/C
	163598-01-701	EA	STUFFED PCB,CWIM DVB N/C
164495-01-000			
KEY	PART NUMBER	U/M	DESCRIPTION
	164495-01-700	EA	REMOTE - TV
164605-01-000			
KEY	PART NUMBER	U/M	DESCRIPTION
	164605-01-000	EA	REMOTE - TV
165074-01-000			
KEY	PART NUMBER	U/M	DESCRIPTION
	165074-01-700	EA	REMOTE - TV
166446-01-000			
KEY	PART NUMBER	U/M	DESCRIPTION
	166446-01-700	EA	REMOTE - TV

ELECTRICAL GROUP (CONTINUED)

CIRCUIT BREAKERS, FUSES & RELAYS

KEY	PART NUMBER	U/M	DESCRIPTION
	062901-02-000	EA	FUSE - 5 AMP - AUTOMOTIVE
	062901-05-000	EA	FUSE - 15 AMP - AUTOMOTIVE
	062901-07-000	EA	FUSE - 25 AMP - AUTOMOTIVE
	062901-08-000	EA	FUSE - 30 AMP - AUTOMOTIVE
	063910-01-000	EA	HOUSING - RELAY
	063912-02-000	EA	RELAY - CANISTER - SPDT
	083209-01-000	EA	CIRCUIT BREAKER - 15 AMP - 120 VOLT - CANADIAN
	083209-02-000	EA	CIRCUIT BREAKER - 15/15 AMP - 120 VOLT
	083209-03-000	EA	CIRCUIT BREAKER - 15/20 AMP - 120 VOLT
	083209-04-000	EA	CIRCUIT BREAKER - 30 AMP - 120 VOLT
	083209-05-000	EA	CIRCUIT BREAKER - 20 AMP - 120 VOLT
	083209-06-000	EA	CIRCUIT BREAKER - 30/15 AMP - 120 VOLT
	083209-07-000	EA	CIRCUIT BREAKER - 20/20 AMP - 120 VOLT
	083209-10-000	EA	CIRCUIT BREAKER - 20/30 AMP - 120 VOLT
	083209-11-000	EA	CIRCUIT BREAKER - 20/15 AMP - 120 VOLT
	092786-03-000	EA	BUSS BAR - 6.9" LONG
	092786-06-000	EA	BUSS BAR
	093654-01-000	EA	CIRCUIT BREAKER - 6 AMP - 12 VOLT - PUSH BUTTON - WHITE
	093654-02-000	EA	CIRCUIT BREAKER - 15 AMP - 12 VOLT - PUSH BUTTON - WHITE
	093654-03-000	EA	CIRCUIT BREAKER - 20 AMP - 12 VOLT - PUSH BUTTON - WHITE
	093654-05-000	EA	CIRCUIT BREAKER - 10 AMP - 12 VOLT - PUSH BUTTON - WHITE
	093655-01-000	EA	CIRCUIT BREAKER - 25 AMP - 12 VOLT - PUSH BUTTON - WHITE
	093655-02-000	EA	CIRCUIT BREAKER - 30 AMP - 12 VOLT - PUSH BUTTON - WHITE
	093655-03-000	EA	CIRCUIT BREAKER - 40 AMP - 12 VOLT - PUSH BUTTON - WHITE
	100341-01-000	EA	FUSE HOLDER - IN LINE TYPE
	113482-01-000	EA	CIRCUIT BREAKER - 55 AMP - MANUAL
	115187-01-000	EA	FUSE - 300 AMP - NON-DELAY
	115187-02-000	EA	HOLDER - FUSE
	115187-03-000	EA	FUSE - 60 AMP - NON-DELAY
	122811-01-000	EA	CIRCUIT BREAKER - 20/50/50/20 AMP - 250V
	141789-01-000	EA	SPACER - CIRCUIT BREAKER

ELECTRICAL GROUP (CONTINUED) CONVERTER, INVERTER, LOAD CENTERS



KEY	PART NUMBER	U/M	DESCRIPTION
1	127002-07-000	EA	SENSOR - CURRENT
2	141258-01-000	EA	LOAD CENTER - 120/240 - 50 AMP
3	141258-02-000	EA	LOAD CENTER - COVER
4	127002-11-000	EA	MODULE - EMS CENTER - W/REMOTE SENSOR
5	095721-49-000	EA	LABEL - CONTROL CENTER - 50 AMP
6	095721-43-000	EA	LABEL - CONTROL CENTER - 50 AMP
7	109677-01-000	EA	LOAD CENTER - 120 VOLT - 40 AMP
8	106071-06-000	EA	SWITCH - AUTOMATIC TRANSFER - PARALLAX 5070 - 50 AMP
9	158714-01-000	EA	TRANSFORMER - 120V/16V - 15 WATTS - GENERATOR-START,AUTO SYSTEM

ELECTRICAL GROUP (CONTINUED)

BOXES & CORDS

KEY	PART NUMBER	U/M	DESCRIPTION
	108934-02-000	EA	CORD - POWER - 50 AMP - 4-WIRE - 36'
	115832-01-000	FT	CORD - HEAVY DUTY - 14-2W GROUND
	133070-01-000	EA	BOX - ELECTRIC/PLASTIC - 3" X 2" X 2.8" - UL
	133070-02-000	EA	BOX - ELECTRIC/PLASTIC - 3" X 2" X 2.8" - CSA

WIRE ASSEMBLIES

KEY	PART NUMBER	U/M	DESCRIPTION
	076319-03-000	FT	CABLE - COAXIAL - 75 OHM
	077069-02-000	EA	CABLE/EXTENSION - RADIO ANTENNA - 96"
	077069-03-000	EA	CABLE/EXTENSION - RADIO ANTENNA - 260"
	117420-04-000	EA	CABLE - RCA - (MALE/MALE) - 50 FT
	132267-01-000	EA	WIRE ASSEMBLY - DOOR LOCK
	135131-01-000	EA	WIRE LOOM - THERMOSTAT
	135420-16-000	EA	WIRE LOOM - RADIO
	136028-01-000	EA	WIRE ASM-SOFA,REST EASY
	136514-02-000	EA	CABLE - MONITOR/CAMERA
	136860-02-000	EA	CABLE - RCA - SHIELDED - 3 MALE TO MALE CONNECTORS - 50'
	137135-03-000	EA	WIRE LOOM - DIGITAL ELEVATION SENSOR
	137135-04-000	EA	WIRE HARNESS - POWER - DIGITAL ELEVATION SENSOR
	139297-01-000	EA	RESISTOR - 10 OHM/10W CERAMIC
	139583-01-000	EA	WIRE LOOM - SOFA/DOUBLE REST EASY
	139583-02-000	EA	WIRE LOOM - SOFA/REAR SWITCH
	140167-01-000	EA	WIRE LOOM - GPS ADAPTER
			FROM: 00-00-00 THRU: 03-11-07
	140167-02-000	EA	WIRE ASM-GPS ADAPTER
			FROM: 03-12-07 THRU: 99-99-99
	140195-01-000	EA	WIRE LOOM - RESISTOR/FAN
	142258-02-000	EA	WIRE LOOM - VIDEO SWITCH/POWER SUPPLY
	144677-07-000	EA	WIRE - MONITOR - POWER - 3 PIN TO 6 PIN (3 WIRE)
	144677-09-000	EA	WIRE - MONITOR - POWER - 3 PIN/2 PIN
	149214-02-000	EA	WIRE - WINDSHIELD WIPER/WASHER - F/FL MMDC ELECTRICAL SYST
	145210-01-000	FT	CABLE - COAXIAL
	151316-02-000	EA	WIRE ASM - W/NON CONTACT SENSORS - GREY WATER - 23.6"
	151317-01-000	EA	WIRE ASM-W/NON CONTACT SENSORS-FRESH WATER/BLK TANK-3.9"
	151317-02-000	EA	WIRE ASM-W/NO CONTACT SENSORS - FRESH WATER/BLK TANK - MALE PLUG - 23.6"
	151422-01-000	EA	PIGTAIL - F/FOG LIGHT
	153168-01-000	EA	WIRE ASSEMBLY - REAR TAIL LIGHTS
	155619-05-000	EA	WIRE ASSEMBLY - RADIO - 12 PIN

ELECTRICAL GROUP (CONTINUED)
CONNECTORS & CONDUIT

KEY	PART NUMBER	U/M	DESCRIPTION
	007940-01-000	EA	RECEPTACLE/SLIDE 16 TO 12 AWG - FEMALE END
	007940-02-000	EA	RECEPTACLE/SLIDE 10 AWG
	007954-01-000	EA	RECEPTACLE - HOUSING - 6 POSITION
	007956-05-000	EA	INSULATOR - SHRINK - 1/4"ID X 1 1/2"
	008311-01-000	EA	CONNECTOR - WIRE NUT - INSULATED - RED
	008312-01-000	EA	CONNECTOR - WIRE NUT - INSULATED - BLUE
	008313-01-000	EA	CONNECTOR - WIRE NUT - INSULATED - YELLOW
	008314-01-000	EA	CONNECTOR - WIRE NUT - INSULATED - GRAY
	008328-01-000	EA	TERMINAL - RING - 12/10 WIRE - #10 STUD FIT
	008331-01-000	EA	TERMINAL - RING - TONGUE - #4 WIRE - 3/8" STUD - COPPER
	008348-01-000	EA	TERMINAL - RING - 3/8" STUD 2 GA. WIRE
	008355-01-000	EA	CONNECTOR - CABLE CLAMPING - 3/4"
	008356-01-000	EA	CONNECTOR - PLASTIC - 3/8"
	008356-02-000	EA	CONNECTOR - PLASTIC - 21/32"
	035416-04-000	EA	TERMINAL - RING - #10 STUD FIT - INSULATED BARREL #16/14
	041953-01-000	FT	CONDUIT - CONVOLUTE SLIT - .5" ID - POLYETHYLENE
	041953-02-000	FT	CONDUIT - CONVOLUTE SLIT - .6" ID - POLYETHYLENE
	041953-03-000	FT	CONDUIT - CONVOLUTE SLIT - 1" ID (CLOTHES ROD COVER)
	041953-05-000	FT	CONDUIT - CONVOLUTE SLIT - .62" ID - POLYETHYLENE
	041953-06-000	FT	CONDUIT - CONVOLUTE SLIT - .4" ID - POLYETHYLENE
	041953-07-000	FT	CONDUIT - CONVOLUTE SLIT - .25" ID - POLYETHYLENE
	041953-08-000	FT	CONDUIT - CONVOLUTE SLIT - 1.5" ID - POLYETHYLENE
	041953-09-000	FT	CONDUIT - CONVOLUTE SLIT - .5" ID - NYLON
	041953-10-000	FT	CONDUIT - CONVOLUTE SLIT - .75" ID - NYLON
	041953-11-000	FT	CONDUIT - CONVOLUTE SLIT - 1.06" ID - NYLON
	041953-12-000	FT	CONDUIT - CONVOLUTE SOLID - 1.1" ID - NYLON
	041953-13-000	FT	CONDUIT - CONVOLUTE SLIT - 1.25" ID
	041953-14-000	FT	CONDUIT - CONVOLUTE SLIT - 1.5" ID
	041953-15-000	FT	CONDUIT - CONVOLUTE SLIT - 2"
	041953-16-000	FT	CONDUIT - CONVOLUTE SLIT - 2"
	047441-01-000	EA	TERMINAL-BATTERY, HORIZONTAL LUG
	047443-01-000	EA	TERMINAL - .250 RECEPTACLE FIT - INSULATED - 16/14 AWG
	047443-02-000	EA	TERMINAL - .250 RECEPTACLE FIT - INSULATED - 12/10 AWG
	047443-05-000	EA	TERMINAL - .250 RECEPTACLE FIT - 18GA AWG
	058028-01-000	EA	CONNECTOR - ELECTRICAL PIGTAIL - NYLON - CLEAR
	062036-01-000	EA	TERMINAL - PACK - CON - 12/10 AWG
	076319-12-000	EA	CONNECTOR - COAXIAL - ONE PIECE
	077479-02-000	EA	BOOT - BATTERY TERMINAL - SINGLE CABLE
	080015-02-000	EA	RECEPTACLE - FLAG - .185 - 16/14 GAUGE
	080015-03-000	EA	RECEPTACLE - FLAG - .250 - 14/16 GAUGE
	080015-04-000	EA	RECEPTACLE - FLAG - .187 - 16/14 GAUGE
	082109-01-000	EA	HOUSING - CONNECTOR - PACKARD
	082741-01-000	EA	CONNECTOR BODY - 2 CONNECTOR MALE
	087225-01-000	FT	SLEEVING - 1/2" - TYPE H
	088473-01-000	EA	HOUSING - PIN - 12 CAVITY (3 ROWS OF 4)
	088473-02-000	EA	HOUSING - PIN - 15 CAVITY (3 ROWS OF 5)
	088473-03-000	EA	HOUSING - PIN - 9 CAVITY (3 ROWS OF 3)
	088473-04-000	EA	HOUSING - PIN - 8 CAVITY IN-LINE
	088473-06-000	EA	HOUSING - PIN - 6 CAVITY (2 ROWS OF 3)
	088473-07-000	EA	HOUSING - PIN - 5 CAVITY - IN-LINE
	088473-08-000	EA	HOUSING - PIN - 4 CAVITY - IN-LINE
	088473-09-000	EA	HOUSING - PIN - 3 CAVITY - IN-LINE
	088473-10-000	EA	HOUSING - PIN - 2 CAVITY - IN-LINE
	088473-12-000	EA	HOUSING - PIN - 3 CAVITY - BLUE
	088473-13-000	EA	HOUSING - PIN - 3 CAVITY - GREEN
	088473-14-000	EA	HOUSING - PIN - 3 CAVITY - RED
	088474-01-000	EA	HOUSING - SOCKET - 12 CAVITY
	088474-02-000	EA	HOUSING - SOCKET - 15 CAVITY
	088474-03-000	EA	HOUSING - SOCKET - 9 CAVITY
	088474-06-000	EA	HOUSING - SOCKET - 6 CAVITY
	088474-07-000	EA	HOUSING - SOCKET - 5 CAVITY
	088474-08-000	EA	HOUSING - SOCKET - 4 CAVITY
	088474-09-000	EA	HOUSING - SOCKET - 3 CAVITY

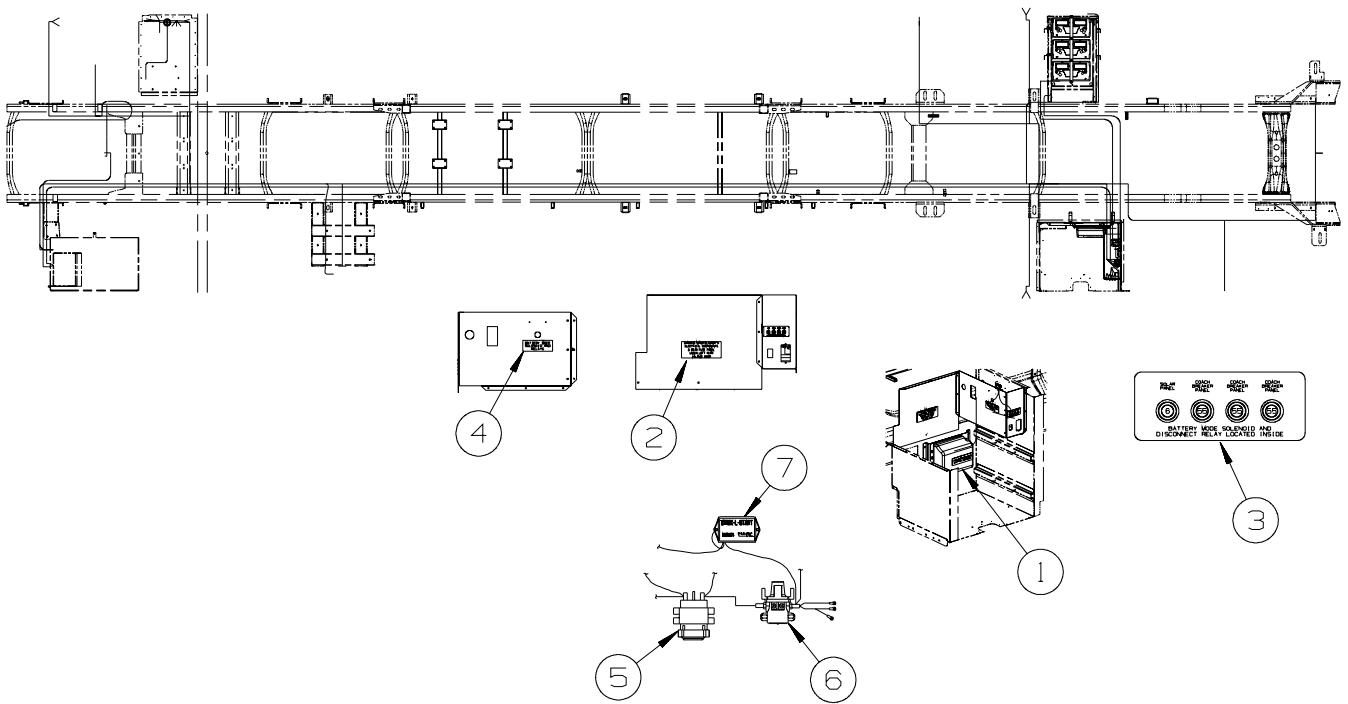
ELECTRICAL GROUP (CONTINUED)
CONNECTORS & CONDUIT (CONTINUED)

KEY	PART NUMBER	U/M	DESCRIPTION
	088474-10-000	EA	HOUSING - SOCKET - 2 CAVITY
	088474-12-000	EA	HOUSING - SOCKET - 2 CAVITY - RED
	088475-01-000	EA	PIN - CONNECTOR - 14-20 AWG
	088475-02-000	EA	PIN - CONNECTOR - 10-12 AWG
	088476-01-000	EA	TERMINAL - ELECTRICAL
	088476-02-000	EA	SOCKET - CONNECTOR - 12-10 GA - PRE-TIN
	098261-01-000	EA	SOCKET - CONNECTOR - WEATHERPACK - 12 AWG
	098261-02-000	EA	SOCKET - CONNECTOR - WEATHERPACK - 14-18 AWG
	098262-01-000	EA	SEAL - CONNECTOR - WEATHERPACK
	098264-01-000	EA	HOUSING - 2 PIN - WEATHER PACK - MALE W/FEMALE PINS
	098264-02-000	EA	HOUSING - 2 PIN - WEATHER PACK - FEMALE W/MALE PINS
	098265-02-000	EA	PIN - CONNECTOR - WEATHER PACK
	102777-02-000	EA	TERMINAL - RING - #6 STUD - 10 AWG
	103608-01-000	EA	SOCKET - WEDGE BASE W/LEADS
	104100-01-000	EA	HOUSING - 1 POSITION - 75 AMPS
	104100-03-000	EA	TERMINAL - 75 AMP
	106007-02-000	EA	TERMINAL - FEMALE - 10-12 AWG
	110178-01-000	EA	HOUSING - WIPER MOTOR
	112823-01-000	EA	SPLICE - REDUCER - 16-14 TO 18-22
	113135-01-000	EA	TERMINAL - FEMALE - M/P - 14-16 - F/SEALED TERMINAL
	113308-01-000	EA	TERMINAL - FEMALE - M/P - 14-16 - 280
	113308-02-000	EA	TERMINAL - FEMALE - M/P - 14-18 - 280
	113468-01-000	EA	HOUSING - 2 POSITION-FEMALE-USED ON WIPER/WASHER WIRE ASM
	113468-02-000	EA	HOUSING - 2 POSITION - FEMALE
	116811-01-000	EA	TERMINAL - .110 RECEPTACLE - 16-14 AWG
	118571-01-000	EA	CONNECTOR - 3-WAY - MALE/SEALED
	118571-02-000	EA	CONNECTOR - 3-WAY - FEMALE/SEALED
	118571-05-000	EA	LOCK - SECONDARY - FEMALE
	118571-06-000	EA	LOCK - SECONDARY - MALE
	118599-02-000	EA	TERMINAL - MALE - M/P - 280/14-12
	118820-01-000	EA	INSULATOR - TERMINAL
	129233-01-000	EA	HOUSING - 2-POSITION/FEMALE - 280-SERIES
	129233-02-000	EA	HOUSING - 2-POSITION/FEMALE - 280-SERIES
	129233-03-000	EA	HOUSING - 2-POSITION/FEMALE - 280-SERIES
	131681-01-000	EA	CONNECTOR - 3/4" SO CORD - UL/CS
	137207-01-000	EA	HOUSING - PIN - 2 CAVITY/HIGH AMP
	137208-01-000	EA	HOUSING - SOCKET - 2 CAVITY/HIGH AMP
	137209-01-000	EA	PIN - CONNECTOR - 10AWG/HIGH AMP
	137210-01-000	EA	SOCKET - CONNECTOR - 10 AWG/HIGH AMP
	138996-04-000	EA	CONNECTOR - LAMP
	142520-01-000	EA	TERMINAL - FEMALE - MINI-FIT 16
	142522-01-000	EA	HOUSING - 4 PIN/MALE - MINI FIT
	142522-02-000	EA	HOUSING - 6 PIN/MALE - MINI FIT
	142522-03-000	EA	HOUSING - 8 PIN/MALE - MINI FIT
	142522-04-000	EA	HOUSING - 10 PIN/MALE - MINI FIT
	142522-05-000	EA	HOUSING - 12 PIN/MALE - MINI FIT
	142522-06-000	EA	HOUSING - 14 PIN/MALE - MINI FIT
	142524-01-000	EA	HOUSING - 4 PIN/FEMALE - WEATHER PACK
	142524-02-000	EA	HOUSING - 4 PIN/FEMALE - WEATHER PACK
	144283-01-000	EA	CONNECTOR - 110V - F/USE WITH SOW WIRE - BLUE
	144283-02-000	EA	CONNECTOR - 110V - F/USE WITH NM ROMEX WIRE - CLEAR
	145171-01-000	EA	CONNECTOR - COAXIAL
	148335-01-000	EA	HOUSING - 8-POSITION/MALE - 280-GT SERIES
	148335-02-000	EA	HOUSING - 4-POSITION/MALE - 280-GT SERIES
	148335-03-000	EA	HOUSING - 6-POSITION/MALE - 280-GT SERIES
	149683-01-000	EA	HOUSING - F/5 CAVITY RECEPTACLE - W/SQUARE GUIDE PIN
	149683-02-000	EA	HOUSING - F/5 CAVITY RECEPTACLE - W/ROUND GUIDE PIN
	149686-01-000	EA	TERMINAL - .250 RECEPTACLE
	149687-01-000	EA	HOUSING - 2 POSITION/MALE - PACKARD
	149687-02-000	EA	LOCK - F/2 POSITION HOUSING - PACKARD
	149688-01-000	EA	TERMINAL - MALE - 16 GAUGE WIRE
	156035-01-000	EA	HOUSING - 12-POSITION/FEMALE - 280-GT SERIES
	156041-01-000	EA	TERMINAL - FEMALE - 16-12 - 280-GT SERIES

ELECTRICAL GROUP (CONTINUED)

CONNECTORS & CONDUIT (CONTINUED)

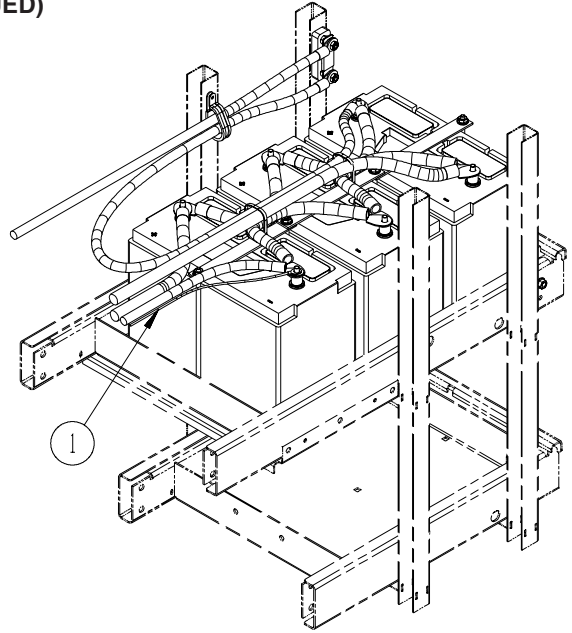
KEY	PART NUMBER	U/M	DESCRIPTION
	156043-01-000	EA	HOUSING - 2-POSITION/FEMALE - 480-MP SERIES
	156043-02-000	EA	LOCK - F/2 POSITION HOUSING - 480 SERIES
	156044-01-000	EA	TERMINAL - FEMALE - 16-12 - 280-GT - F/SEALED HOUSING
	156045-01-000	EA	HOUSING - 10-POSITION/FEMALE - 280-GT SERIES
	156045-02-000	EA	HOUSING - 4-POSITION/FEMALE - 280-GT SERIES
	156045-03-000	EA	HOUSING - 8-POSITION/FEMALE - 280-GT SERIES
	156045-04-000	EA	HOUSING - 6-POSITION/FEMALE - 280-GT SERIES
	156207-01-000	EA	HOUSING - 6-POSITION/MALE - 150-GT SERIES
	156208-01-000	EA	TERMINAL - MALE - 18-16 - 150-GT SERIES
	157590-01-000	EA	TERMINAL - FEMALE - M/P - 10-12 - 630
	157592-01-000	EA	HOUSING - 7-POSITION/FEMALE - M/P
	157592-02-000	EA	LOCK - SECONDARY - F/7 POSITION HOUSING
	157656-01-01A	EA	CONNECTOR - DASH LIGHT - BLACK
	158357-01-000	EA	HOUSING - 3 PIN/MALE - MINI FIT
	158373-01-000	EA	HOUSING - SOCKET - 16 CAVITY - MINI MATE-N-LOCK
	158374-01-000	EA	SOCKET - 16-20 CAVITY - MINI MATE-N-LOCK
	164687-01-000	EA	PIN - CONNECTOR - 16-14
	164685-01-000	EA	HOUSING - PIN - 7-POSITION
	164689-01-000	EA	SEAL - CONNECTOR
	168450-01-000	EA	CONNECTOR/ADAPTER - COAX



CHASSIS

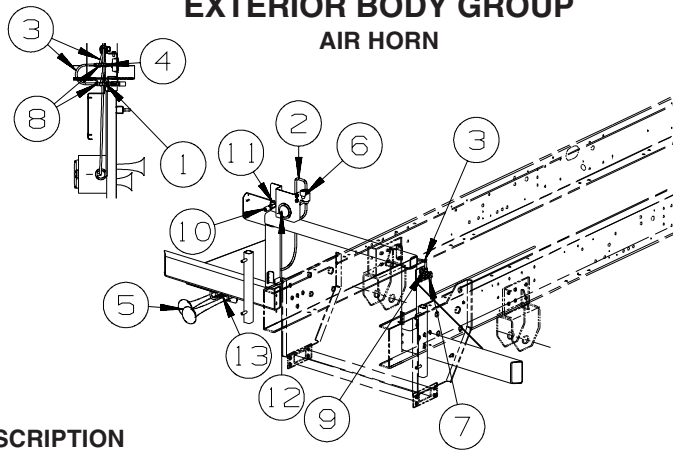
KEY	PART NUMBER	U/M	DESCRIPTION
1	098379-07-000	EA	LABEL - ELECTRICAL BOX - BLACK/WHITE
2	098379-08-000	EA	LABEL - ELECTRICAL BOX - BLACK/WHITE
3	093236-44-000	EA	LABEL - CIRCUIT BREAKER
4	098379-04-000	EA	LABEL - ELECTRICAL BOX - SIDE
5	008188-02-000	EA	SOLENOID - VENTED - HEAVY DUTY
6	086273-01-000	EA	RELAY - BATTERY DISCONNECT
7	156431-01-000	EA	CHARGER/BATTERY - CHASSIS TO HOUSE

ELECTRICAL GROUP (CONTINUED)
CHASSIS (CONTINUED)



KEY	PART NUMBER	U/M	DESCRIPTION
1	148254-04-000	EA	CABLE - TEMPATURE/BATTERY

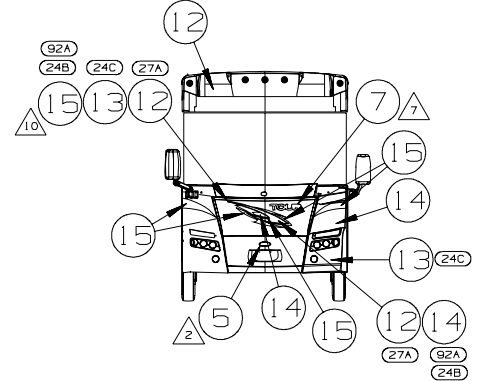
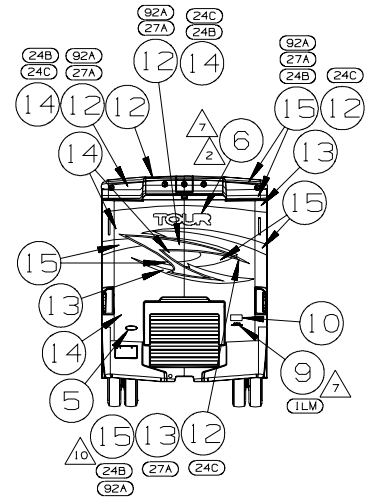
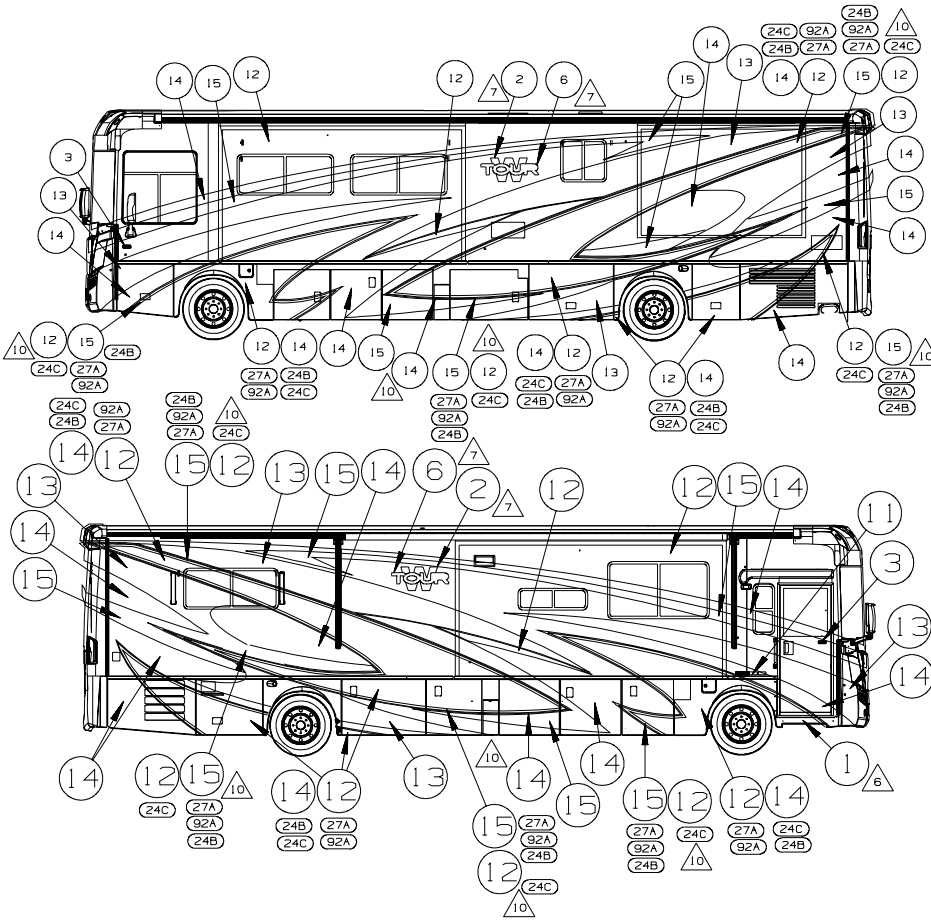
EXTERIOR BODY GROUP AIR HORN



KEY	PART NUMBER	U/M	DESCRIPTION
1	077497-08-000	EA	HORN/AIR - TWIN SHORT - BLACK
2	075155-03-000	EA	COUPLING-PIPE, 1/4 BRASS
3	071390-04-000	FT	TUBING - AIR BRAKE - 1/4" OD-BLK WEATHERHEAD(BRKS & HORN)
4	142609-01-000	EA	GAUGE/AIR - 2.5" MOUNTING FLANGE - 1/4" MPT
5	077497-11-000	EA	SOLENOID - HORN - REMOTE MOUNT
6	086241-01-000	EA	VALVE - AIR - 1/4 MPT X TIRE STEM
7	142570-01-000	EA	TEE - 3/8" T X 1/4" P
8	142571-01-000	EA	CONNECTOR - 3/8" T X 1/4" P
9	142597-01-000	EA	VALVE - BALL - AIR - 1/4" MFPT
10	142595-01-000	EA	COUPLER - QUICK CONNECT - AIR - 1/4" MPT
11	071390-07-000	FT	TUBING - AIR BRAKE - 3/8" - BLACK
12	071374-03-000	EA	FITTING - BULKHEAD - 1/4" X 1/4" MNPT
13	071386-06-000	EA	CONNECTOR - MALE - 1/4" TUBE X 1/4"

EXTERIOR BODY GROUP (CONTINUED)

GRAPHICS & PAINT



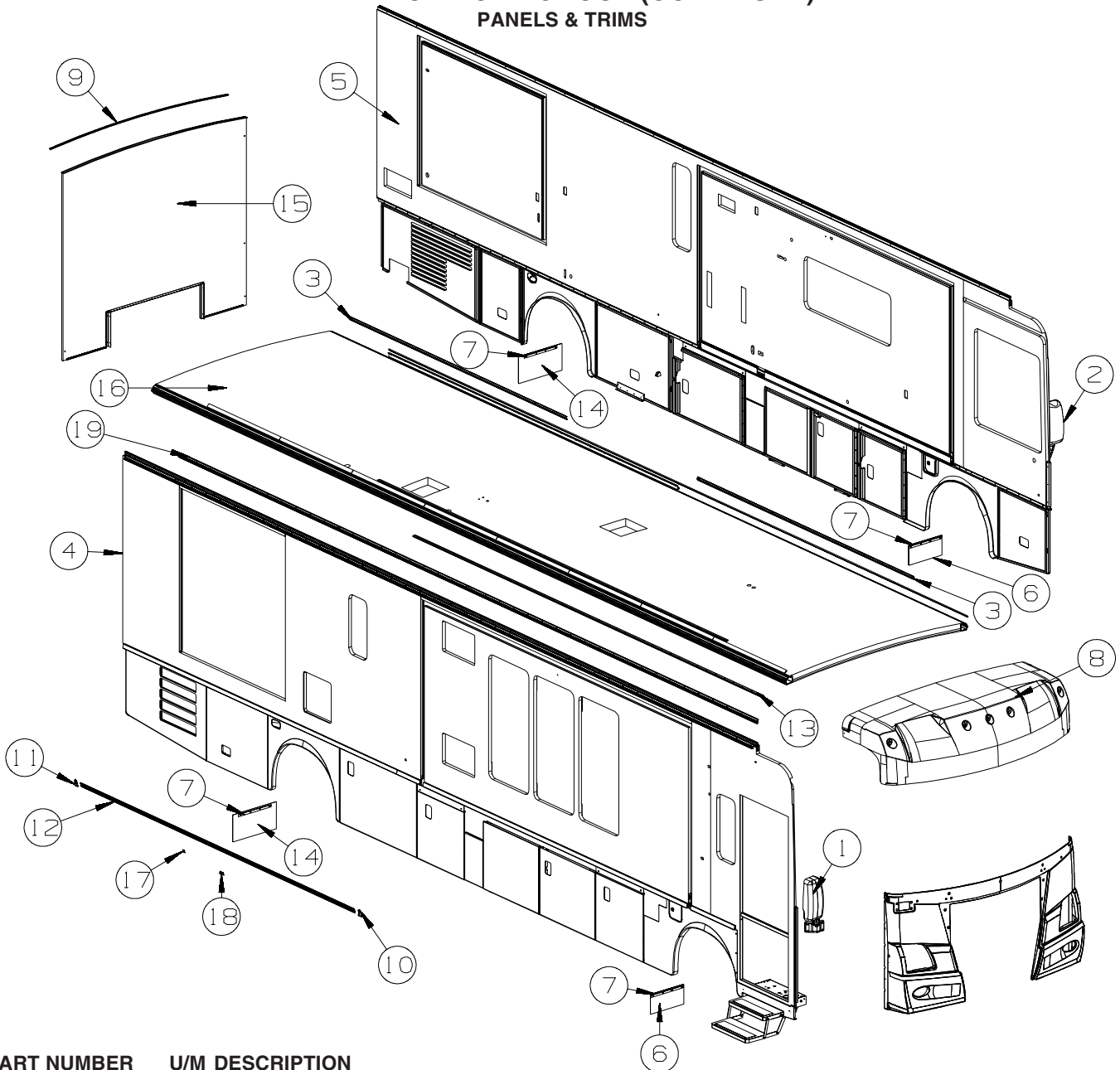
KEY	PART NUMBER	U/M	DESCRIPTION EXPRESSO
27A	109506-01-000	EA	FILM-URETHANE PROTECTANT
1	120700-12-CHT(01A)	EA	DECAL-LOGO W/ PROXY JACK
2	132664-02-CHT(01A)	EA	DECAL-LOGO DOMED W/INERBAG - CHROME/RED/BLACK
3	151887-01-CHT(01A)	EA	PAINT-CLEAR COAT - SHERIN WILLIAMS
4	154229-01-CHT(01A)	EA	DECAL-LOGO TOUR DOMED LG - SILVER CHROME/TRANSPARENT BLACK/BLACK
5	154229-02-CHT(01A)	EA	DECAL-LOGO TOUR DOMED SM - SILVER CHROME/TRANSPARENT BLACK/BLACK
6	157691-01-000	EA	KIT-PAINT PROTECTION
7	159621-03-CHT(01A)	EA	DECAL-HORSEPOWER 400 FLEXSCRIPT - CHROME
8	EA	PLATE-FREIGHTLINER LG - CHASSIS SUPPLIED
9	EA	PLATE-FREIGHTLINER SM - CHASSIS SUPPLIED
10	EA	PLATE-SPRICE GREEN MET SB #53876
11	EA	PAINT-INDIUM GRAY MET SB #73228
12	EA	PAINT-CHROME MET SB #51078
13	EA	PAINT-16 OUNCE MET SB #50211
14	EA	PAINT-DRY BRONZE MET SB #50706
15	EA	PAINT-DRY BRONZE MET SB #50706
16	164596-01-CHT(01A)	EA	DECAL-LOGO MAXIM CHASSIS - CHROME/BLACK/RED
92A	109506-01-000	EA	FILM-URETHANE PROTECTANT
1	120700-12-CHT(01A)	EA	DECAL-LOGO W/ PROXY JACK
2	132664-02-CHT(01A)	EA	DECAL-LOGO DOMED W/INERBAG - CHROME/RED/BLACK
3	151887-01-CHT(01A)	EA	PAINT-CLEAR COAT - SHERIN WILLIAMS
4	154229-01-CHT(01A)	EA	DECAL-LOGO TOUR DOMED LG - SILVER CHROME/TRANSPARENT BLACK/BLACK
5	154229-02-CHT(01A)	EA	DECAL-LOGO TOUR DOMED SM - SILVER CHROME/TRANSPARENT BLACK/BLACK
6	157691-01-000	EA	KIT-PAINT PROTECTION
7	159621-03-CHT(01A)	EA	DECAL-HORSEPOWER 400 FLEXSCRIPT - CHROME
8	EA	PLATE-FREIGHTLINER LG - CHASSIS SUPPLIED
9	EA	PLATE-FREIGHTLINER SM - CHASSIS SUPPLIED
10	EA	PLATE-SPRICE GREEN MET SB #53876
11	EA	PAINT-INDIUM GRAY MET SB #73228
12	EA	PAINT-CHROME MET SB #51078
13	EA	PAINT-16 OUNCE MET SB #50211
14	EA	PAINT-DRY BRONZE MET SB #50706
15	EA	PAINT-DRY BRONZE MET SB #50706
16	164596-01-CHT(01A)	EA	DECAL-LOGO MAXIM CHASSIS - CHROME/BLACK/RED
24B	109506-01-000	EA	FILM-URETHANE PROTECTANT
1	120700-12-CHT(01A)	EA	DECAL-LOGO W/ PROXY JACK
2	132664-02-CHT(01A)	EA	DECAL-LOGO DOMED W/INERBAG - CHROME/RED/BLACK
3	151887-01-CHT(01A)	EA	PAINT-CLEAR COAT - SHERIN WILLIAMS
4	154229-01-CHT(01A)	EA	DECAL-LOGO TOUR DOMED LG - SILVER CHROME/TRANSPARENT BLACK/BLACK
5	154229-02-CHT(01A)	EA	DECAL-LOGO TOUR DOMED SM - SILVER CHROME/TRANSPARENT BLACK/BLACK
6	157691-01-000	EA	KIT-PAINT PROTECTION
7	159621-03-CHT(01A)	EA	DECAL-HORSEPOWER 400 FLEXSCRIPT - CHROME
8	EA	PLATE-FREIGHTLINER LG - CHASSIS SUPPLIED
9	EA	PLATE-FREIGHTLINER SM - CHASSIS SUPPLIED
10	EA	PLATE-SPRICE GREEN MET SB #53876
11	EA	PAINT-INDIUM GRAY MET SB #73228
12	EA	PAINT-CHROME MET SB #51078
13	EA	PAINT-16 OUNCE MET SB #50211
14	EA	PAINT-DRY BRONZE MET SB #50706
15	EA	PAINT-DRY BRONZE MET SB #50706
16	164596-01-CHT(01A)	EA	DECAL-LOGO MAXIM CHASSIS - CHROME/BLACK/RED

- △ LOGO IS TO BE HELD TO 11 M ON A HORIZONTAL PLANE 100X TO 100X.
- △ FILM TO PROTECT BOTTOM OF DOOR FROM SCUFF MARKS.
- △ DIE CUT ACRYLIC FILM TO PROTECT FULL BODY PAINTED UNITS.
- 4. ON FULL BODY PAINTED UNITS, USE 145487-02-000 (100 FT) TO COVER UNSEALED ROOF SEAMS.
- △ CLEAN COAT TO BE APPLIED ON ENTIRE UNIT TO PROTECT PAINT.
- △ CENTER ON UNIT.
- 1. APPLY PROTECTOR 116424-01-000 TO WATER HEATER LATCH.
- △ PAINT APPEARS LIKE OUTLINE.
- 9. APPLY SEAL ON BUSH CLEAR CLEAR 84011-04-000 TO HELP SECURE PAINT ON EDGES.
- △ FRTL/32K GVH/400#P/B.L
- △ MASK FRONT EXT PROTECTIVE
- △ EXT FULL BODY PAINT PKG #4
- 9. END PANELS OF SLIDEDOUT ROOMS WILL BE PAINTED BY WINNEBAGO AND END USER ONLY. THERE WILL BE NO COLORED DESIGN GRAPHICS ELEMENTS PAINTED ON THE END PANELS.
- △ EXT FULL BODY PAINT PKG # 3
- △ EXT FULL BODY PAINT PKG # 2
- △ EXT FULL BODY PAINT PKG # 1

DUPONT COLOR CODES ARE NOW FOUND IN THE PAINT CODE MANUAL.
YOU CAN FIND THIS MANUAL ON YOUR DEALER INDEX WEBPAGE UNDER SERVICE.

KEY	PART NUMBER	U/M	DESCRIPTION
	004308-01-000	EA	PAINT - BLACK SPRAY
	072882-01-000	EA	PAINT - 16 OUNCE SPRAY - OFF WHITE

EXTERIOR BODY GROUP (CONTINUED) PANELS & TRIMS



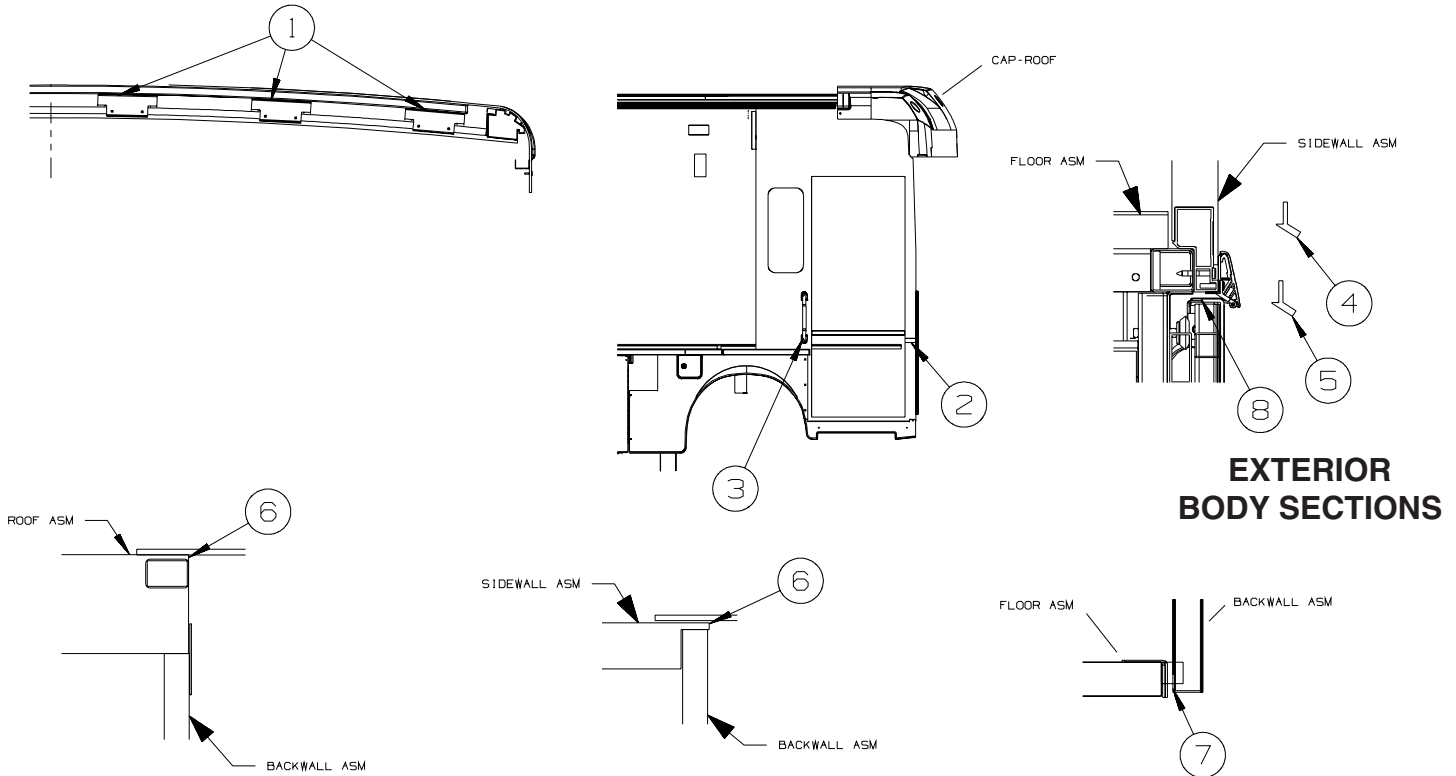
KEY	PART NUMBER	U/M	DESCRIPTION
1*	131431-08-02A	EA	MIRROR - EXTERIOR/REMOTE/HEAT/PASSENGER-W/TURN SIGNAL-CHR
1	108825-03-000	EA	GASKET - MIRROR
1	133379-01-01A	EA	SCREW - MACHINE - 5/16-18 X 2.00 - TORX
2*	142721-02-02A	EA	MIRROR - EXTERIOR REMOTE/HEAT/DRVR - (BREAKAWAY) - CHROME
3	151782-01-01A	EA	TRIM - RETAINER - 143.8"
			FROM: 00-00-00 TTHRU: 01-30-07
3	146548-01-01A	EA	TRIM - RETAINER - 143.8" - MILL
			FROM: 01-31-07 THRU: 99-99-99
4	163387-01-WH4	EA	SIDEWALL - PASSENGER - W/O WINDOWS/TRIMS (WG0, WG1, WG2)
4	163387-01-WJ0	EA	SIDEWALL - PASSENGER - W/O WINDOWS/TRIMS (WG4, WG5, WG6)
4	163387-01-WJ4	EA	SIDEWALL - PASSENGER - W/O WINDOWS/TRIMS (WH0, WH1, WH2)
5	163386-01-WH4	EA	SIDEWALL - DRIVER - W/O WINDOWS/TRIMS (WG0, WG1, WG2)
5	163386-01-WJ0	EA	SIDEWALL - DRIVER - W/O WINDOWS/TRIMS (WG4, WG5, WG6)
5	163386-01-WJ4	EA	SIDEWALL - DRIVER - W/O WINDOWS/TRIMS (WH0, WH1, WH2)
6	017516-01-000	EA	MUD FLAP - 14"H X 18"W - W/O MOUNTING HOLES - RUBBER - BLK - NOT ILLUSTRATED
			FROM: 00-00-00 THRU: 05-20-07
6	017516-05-000	EA	MUD FLAP - 9"H X 18"W - RUBBER - BLACK
			FROM: 05-21-07 THRU: 99-99-99
7	140922-01-02B	EA	RETAINER - MUD FLAP - 1" X 17.7" - E-COATED/BLACK
8	151638-02-TD0	EA	CAP - ROOF/FRONT - W/O LIGHTS/WIRING
9	114248-02-04A	EA	ANGLE - PLASTIC - .7" X .4" X 96.7" - MODERN IVORY
10	146576-02-02A	EA	END CAP/TRIM - LEFT HAND - BLACK

EXTERIOR BODY GROUP (CONTINUED)

PANELS & TRIMS (CONTINUED)

KEY	PART NUMBER	U/M	DESCRIPTION
11	146576-01-02A	EA	END CAP/TRIM - RIGHT HAND - BLACK
12	146550-01-02A	EA	TRIM COVER - SIDEWALL - 182" - BLACK
13	142123-02-02A	EA	RAIL/AWNING - 232" - BLACK
14	017516-09-000	EA	MUD FLAP - 12.2"H X 23.5"W - RUBBER - BLACK
	017516-07-000	EA	MUD FLAP - 14"H X 23.5"W - RUBBER - BLACK
15	163390-01-WG0	EA	BACKWALL/INNER - W/O REAR CAP (WG0, WG1, WG2)
15	163390-01-WG4	EA	BACKWALL/INNER - W/O REAR CAP (WG4, WG5, WG6)
15	163390-01-WH0	EA	BACKWALL/INNER - W/O REAR CAP (WH0, WH1, WH2)
16	163389-01-WH4	EA	ROOF - W/O LIGHTS/VENTS - W/WIRING
17	143143-01-01A	EA	ANGLE - SUPPORT/TRIM
18	143143-02-01A	EA	ANGLE - SUPPORT/TRIM
19	157284-01-01A	EA	RAIL - AWNING - 192" - BRIGHT WHITE

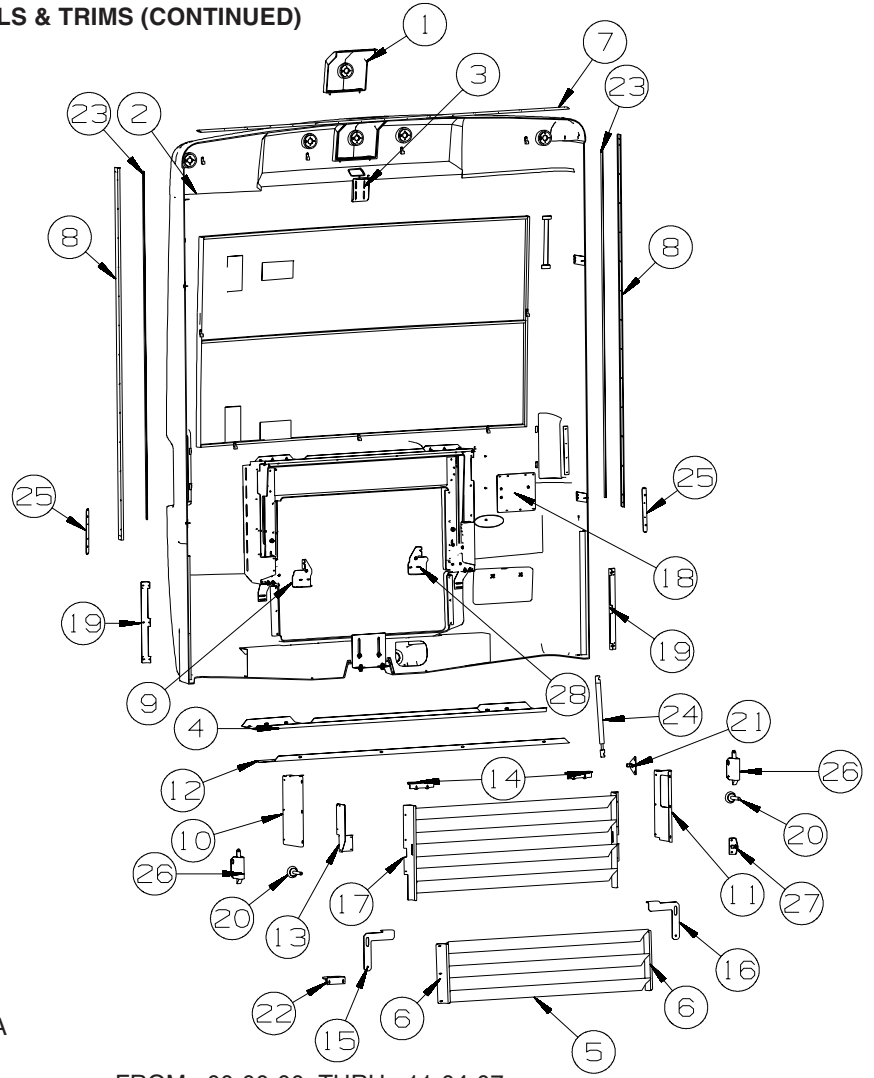
***COMPONENT PARTS LISTED LATER IN THIS GROUP**



**EXTERIOR
BODY SECTIONS**

KEY	PART NUMBER	U/M	DESCRIPTION
1	134774-01-02B	EA	BRACKET - CAB ATTACHMENT - E-COATED
2	093673-01-06A	FT	TRIM/MOLDING - 1.4" WIDE X 8' LONG - BRIGHT WHITE
3	157749-01-01A	EA	ASSIST HANDLE - NON-LIGHTED - 18" - CHROME
			FROM: 00-00-00 THRU: 06-19-07
3	165309-01-01A	EA	ASSIST HANDLE - 18" - NON-LIGHTED - SST
			FROM: 06-20-07 THRU: 99-99-99
4	143143-01-01A	EA	ANGLE - SUPPORT/TRIM
5	143143-02-01A	EA	ANGLE - SUPPORT/TRIM
6	156622-01-01A	FT	SEALER - TAPE - 1/4" THICK X 3" WIDE X 100 FT
7	104692-01-000	FT	SEAL - ADHESIVE BACKED FOAM - 3/4" THICK X 3/4" WIDE X 25'
8	099418-01-000	FT	SEAL - D-SECTION/ADHESIVE BACK - .44" X .44" - BLK RUBBER

EXTERIOR BODY GROUP (CONTINUED)
PANELS & TRIMS (CONTINUED)



KEY	PART NUMBER	U/M	DESCRIPTION
1	151555-02-TD0	EA	PANEL - ACCESS/CAMERA
2	159509-02-WH4	EA	PANEL - REAR CAP
2	159509-03-WH4	EA	PANEL - REAR CAP
3	152021-02-02B	EA	BRACKET/MOUNT - CAMERA - W/4 SLOTS - E-COATED
4	152028-02-02B	EA	SHIELD - ENGINE/TOP - E-COATED
5	161421-01-WH4	EA	GRILLE - ENGINE - REAR/LOWER
6	152300-03-01A	EA	ANGLE/SUPPORT - GRILLE/RIGHT
7	083805-23-000	EA	TRIM - ROOF CAP - 92.1" - BRIGHT WHITE
8	092041-01-03A	EA	TRIM - FRONT/REAR CAP (SIDEWALL) - 83.1" - BRIGHT WHITE
9	145539-01-02B	EA	BRACKET - DOOR CATCH - E-COATED - NOT ILLUSTRATED
9	167124-02-02B	EA	BRACKET - STRIKER/RH - E-COATED
10	151911-03-02B	EA	SHIELD - ENGINE/RIGHT - E-COATED
11	151911-04-02B	EA	SHIELD - ENGINE/LEFT - E-COATED
12	151913-02-02B	EA	SHIELD - ENGINE/UPPER - E-COATED
13	156644-02-02B	EA	BRACKET/SUPPORT - SPRING/GAS - E-COATED
14	102325-04-07A	EA	HINGE/TRUNK DOOR - 6" - OFF SET - BRIGHT WHITE
15	151152-01-02B	EA	LEVER - LATCH/RIGHT - E-COATED
16	151152-02-02B	EA	LEVER - LATCH/LEFT - E-COATED
17	161361-01-WH4	EA	GRILLE - DOOR/TRUNK - W/O HDW

FROM: 00-00-00 THRU: 11-04-07

FROM: 11-05-07 THRU: 99-99-99

FROM: 00-00-00 THRU: 11-04-07

FROM: 11-05-07 THRU: 99-99-99

EXTERIOR BODY GROUP (CONTINUED)
PANELS & TRIMS (CONTINUED)

KEY	PART NUMBER	U/M	DESCRIPTION
18	163331-01-02B	EA	PLATE/MOUNTING - RESERVOIR - E-COATED FROM: 00-00-00 THRU: 09-09-07
19	138789-01-02B	EA	ANGLE/MOUNT - WHEEL LIP/BACKWALL - E-COATED
20	058786-01-000	EA	BOLT - HOOD ADJUSTMENT - 5/16"-18 X 1.5"-2"- W/BLACK PAD
21	126263-08-02B	EA	BRACKET - GAS SPRING W/CENTERED BALL STUD - E-COATED
22	130053-01-01A	EA	STRIKER - LUGGAGE DOOR - FLUSH - BLACK
23	091985-01-07A	EA	INSERT - TRIM - REAR CAP TO SIDEWALL - .66" - BRIGHT WHITE
24	142569-15-000	EA	SPRING/GAS - 120 LB - 20" EXTENDED/12" COMPRESSED
25	151662-01-02B	EA	BRACKET/TAILLAMP - OUTER - E-COATED
26	113908-02-000	EA	LATCH/PLUNGER - F/HOOD/REAR TRUNK/ENGINE/GENERATOR DOOR
27	126263-03-02B	EA	BRACKET - GAS SPRING W/BALL STUD - E/COATED
28	145539-01-02B	EA	BRACKET - DOOR CATCH - E-COATED - NOT ILLUSTRATED FROM: 00-00-00 THRU: 11-04-07
28	167124-04-02B	EA	BRACKET - STRIKER/LH - E-COATED FROM: 11-05-07 THRU: 99-99-99

COMPONENT PARTS FOR PANELS & TRIMS

131431-08-02A

KEY	PART NUMBER	U/M	DESCRIPTION	VENDOR NO.
	106015-16-700	EA	GLASS/FLAT-W/HEAT ELEMENT	709450
	106015-18-700	EA	GLASS/CONVEX	709650
	106015-18-701	EA	ACTUATOR - CONVEX GLASS	7475410
	106015-18-702	EA	MOTOR - FLAT GLASS	7471180
	106015-18-703	EA	GLASS/CONVEX-ACT/HOUSING	709651 KIT
	106015-19-700	EA	GLASS/FLAT-W/BEZEL/HEAT/ANTI	709645
	131431-03-700	EA	LIGHT/TURN SIGNAL - AMBER	7475510
	131431-07-700	EA	KIT(SCREW CVR BLK)ROUND/OVAL	748344
	131431-08-700	EA	CAP/BASE - BLK - 1 PKG OF 2	Q7095150

142721-01-02A, 142721-02-02A

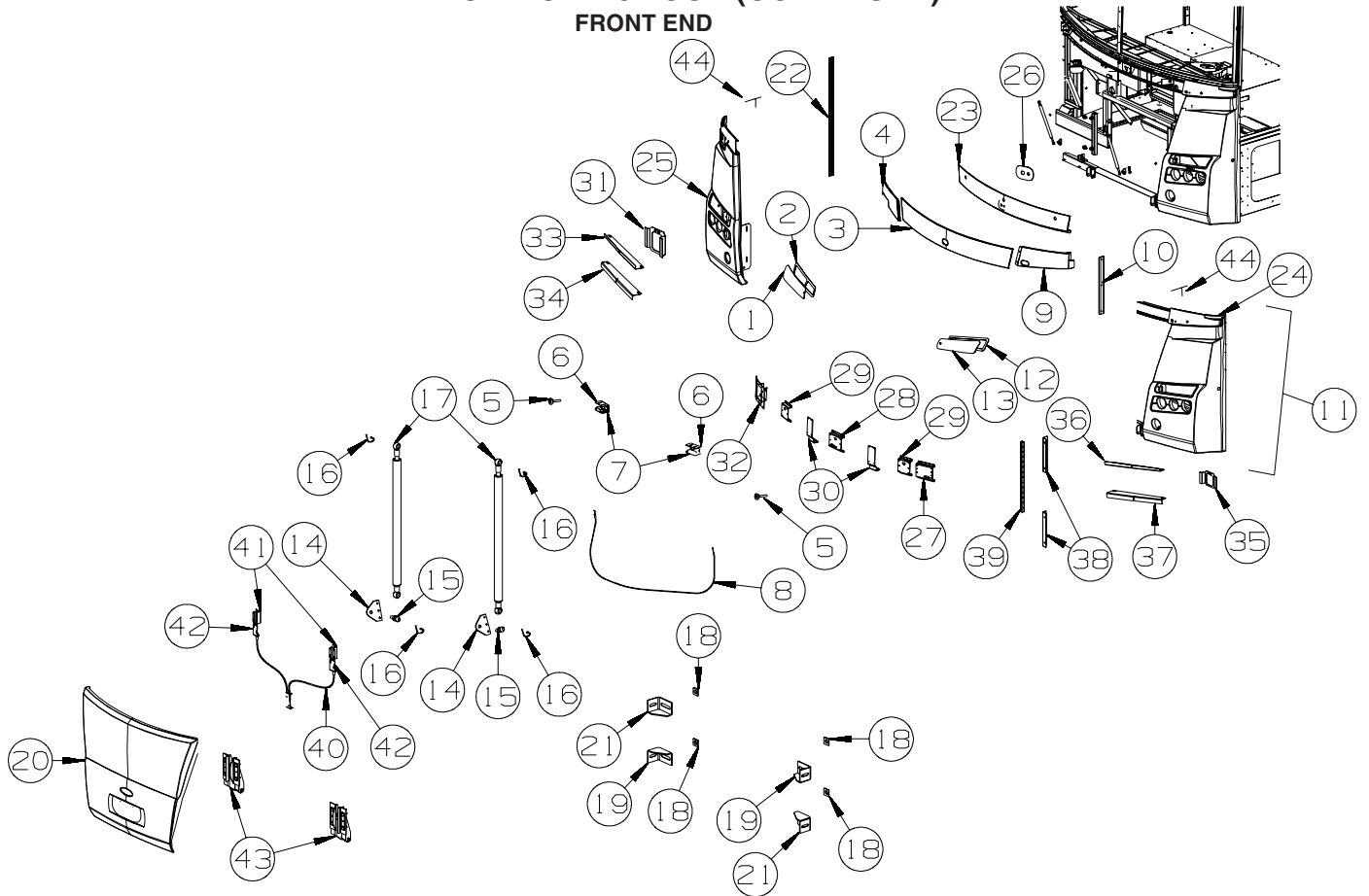
KEY	PART NUMBER	U/M	DESCRIPTION	VENDOR NO.
	106015-16-700	EA	GLASS/FLAT-W/HEAT ELEMENT	709450
	106015-18-700	EA	GLASS/CONVEX	709650
	106015-18-701	EA	ACTUATOR - CONVEX GLASS	7475410
	106015-18-702	EA	MOTOR - FLAT GLASS	7471180
	106015-18-703	EA	GLASS/CONVEX-ACT/HOUSING	709651 KIT
	131431-03-700	EA	LIGHT/TURN SIGNAL - AMBER	7475510
	142721-01-700	EA	COVER/CAP - BOTTOM	Q709678
	142721-01-701	EA	CAP - RECTANGULAR (VELVAC)	709557
	142721-01-702	EA	BRACKET/MOUNT - MIRROR	7096800
	142721-01-703	EA	GASKET/MOUNT - MIRROR	7097400
	142721-01-704	EA	SET SCREW - 5/16"-18 X 1.25"	4082140

LADDER

KEY	PART NUMBER	U/M	DESCRIPTION
	161113-07-01A	EA	LADDER - 5 STEP - 73.4" - BRUSHED ALUMINUM
	161990-03-01A	EA	LADDER - LOWER - BRUSHED ALMUMINUM
	129375-02-000	EA	SEAL - LADDER BRACKET

EXTERIOR BODY GROUP (CONTINUED)

FRONT END



KEY	PART NUMBER	U/M	DESCRIPTION
1	152685-01-01A	EA	PANEL - TRIM - FRONT END/RIGHT - POLISHED/STAINLESS
2	155091-01-01A	EA	GASKET - HEADLIGHT COVER/RIGHT - W/ADHESIVE BACK - BLACK
3	156705-02-UJ1	EA	COWL - WINDSHIELD/CENTER
	156705-01-01A	EA	COWL - WINDSHIELD/CENTER
4	156708-03-UJ1	EA	COWL - WINDSHIELD - PASSENGER
5	058786-04-000	EA	BOLT - HOOD ADJUSTMENT - 5/16"-18 X 2"-2.5" - W/BLACK PAD
6	144209-01-02B	EA	ANGLE/STRIKER - HOOD - E-COATED
7	130053-01-01A	EA	STRIKER - LUGGAGE DOOR - FLUSH - BLACK
8	155143-02-01A	EA	CABLE - DOOR/BLACK - 86.5"
9	156708-04-UJ1	EA	COWL - WINDSHIELD - DRIVER
10	140447-01-01A	EA	TRIM - GRILLE PANEL/SIDEWALL - 22" - BRIGHT WHITE
11	160621-01-UN4	EA	PANEL - FRONT/LOWER - W/O HDW
12	155091-02-01A	EA	GASKET - HEADLIGHT COVER/LEFT - W/ADHESIVE BACK - BLACK
13	152685-02-01A	EA	PANEL - TRIM - FRONT END/LEFT - POLISHED/STAINLESS
14	154981-01-02B	EA	BRACKET - BALL STUD - E-COATED
15	154990-01-01A	EA	BALL STUD - 13MM X 5/16-18 THD - F/HOOD DAMPER
16	154991-01-01A	EA	CLIP/SAFETY - F/BALL STUD
17	154973-01-000	EA	SPRING/GAS - HOOD - W/O BALL STUD/SAFETY CLIP
18	116617-02-02B	EA	SPACER - BUMPER
19	128455-02-02B	EA	BRACKET - BUMPER - E-COATED
20	160635-01-UN4	EA	HOOD - FRONT - W/O HARDWARE
21	128455-01-02B	EA	BRACKET - BUMPER - E-COATED
22	140447-02-01A	EA	TRIM - GRILLE PANEL/SIDEWALL - 47.4" - BRIGHT WHITE
23	160945-02-UN4	EA	PANEL - CENTER/FRONT - W/O HDW
24	151780-08-UN4	EA	PANEL - FRONT/LOWER - DRIVER - W/O LIGHTS
25	151780-06-UN4	EA	PANEL - FRONT/LOWER - PASSENGER - W/O LIGHTS
26	157080-01-01A	EA	BOOT/COWL - NEOPRENE W/ADHESIVE BACK - BLACK
27	157051-02-02B	EA	SUPPORT - PIVOT SHAFT - E-COATED
28	157051-04-02B	EA	SUPPORT - PIVOT SHAFT - E-COATED
29	157051-05-02B	EA	SUPPORT - PIVOT SHAFT - E-COATED
30	155902-02-02B	EA	BRACKET/STRIKER - HOOD - E-COATED
31	139685-26-02B	EA	SUPPORT - FOGLAMP - PASSENGER - E-COATED
32	120850-04-02B	EA	PLATE - SUPPORT/MIRROR - E-COATED
33	152436-01-02B	EA	SUPPORT - HEADLAMP - UPPER/PASSENGER - E-COATED

EXTERIOR BODY GROUP (CONTINUED)
FRONT END (CONTINUED)

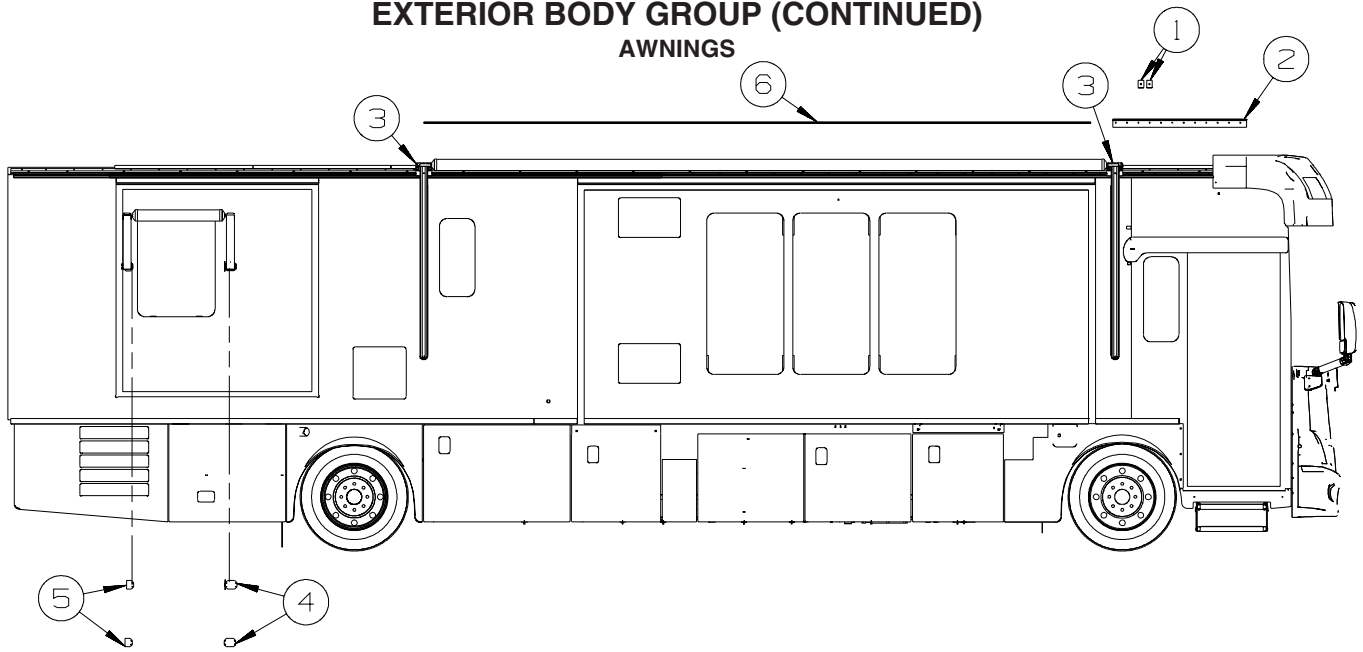
KEY	PART NUMBER	U/M	DESCRIPTION
34	152435-01-02B	EA	SUPPORT - HEADLAMP - LOWER/PASSENGER - E-COATED
35	139685-28-02B	EA	SUPPORT - FOG LAMP - DRIVER - E-COATED
36	152436-02-02B	EA	SUPPORT - HEADLAMP - UPPER/DRIVER - E-COATED
37	152435-02-02B	EA	SUPPORT - HEADLAMP - LOWER/DRIVER - E-COATED
38	113041-16-02B	EA	ANGLE/MOUNT - BUMPER - E-COATED
39	132071-06-02B	EA	BRACKET - BUMPER - REAR - E-COATED
40	155143-01-01A	EA	CABLE - DOOR/BLACK - 19.7"
41	113908-02-000	EA	LATCH/PLUNGER - F/HOOD/REAR TRUNK/ENGINE/GENERATOR DOOR
42	154936-02-02B	EA	BRACKET - CABLE/SUPPORT - E-COATED
43	152672-01-02B	EA	BRACKET - HINGE/HOOD - E-COATED
44	144170-01-02B	EA	ZEE - COWL - OUTSIDE - E-COATED

STRUCTURAL COMPONENTS

KEY	PART NUMBER	U/M	DESCRIPTION
	002726-01-001	EA	GARNISH - U-CHANNEL - 1.38" X 19' - SERRATED
	089297-01-000	SF	PLYWOOD - LUAN - OVERLAY GRADE - 4' X 8'
	089297-03-000	SF	PLYWOOD - LUAN - OVERLAY GRADE - 4' X 8.3'
	100619-01-000	BF	FOAM - EXPANDED POLYSTYRENE - 1.34" X 48" X 96"
	100619-02-000	BF	FOAM - EXPANDED POLYSTYRENE - 1.5" X 48" X 96"
	100619-05-000	BF	FOAM - EXPANDED POLYSTYRENE - .75" X 48" X 96"-1.5 DENSITY
	100619-06-000	BF	FOAM - EXPANDED POLYSTYRENE - .9" X 20.4" X 63.4" (EA=8BF)
	100619-13-000	BF	FOAM - EXPANDED POLYSTYRENE - .34" X 34.65" X 96"
	100619-16-000	BF	FOAM - EXPANDED POLYSTYRENE - .75" X 48" X 96"-2.0 DENSITY
	120107-07-000	EA	FOAM - ROOF COVE
	108535-05-03A	SF	FIBERGLASS SHEET - 108" X 500' ROLL - BRIGHT WHITE
	113192-08-02A	EA	FIBERGLASS/LUAN LAMINATED - .2"X85.2"X448.1"-GRAY SAND GEL FROM: 00-00-00 THRU: 01-30-07
	163777-01-01A	EA	FIBERGLASS/LUAN LAMINATED - .2"X85.2"X448.1"-GRAY SAND GEL FROM: 01-31-07 THRU: 99-99-99
	128782-09-01A	EA	FIBERGLASS SHEET - 31" X 68.2" - HIGH GLOSS - BRIGHT WHITE
	128782-22-01A	EA	FIBERGLASS SHEET - 22" X 75" - HIGH GLOSS - BRT WHITE
	148884-20-01A	EA	FIBERGLASS SHEET - 4" X 93.8" - HIGH GLOSS - BRIGHT WHITE
	151523-01-02A	EA	CEILING PANEL - 48" X 97.1" - VINYL/FOAM/LUAN - SPINDRIFT
	152490-01-000	EA	FOAM - PLUG - ROOF TUBE

EXTERIOR BODY GROUP (CONTINUED)

AWNINGS

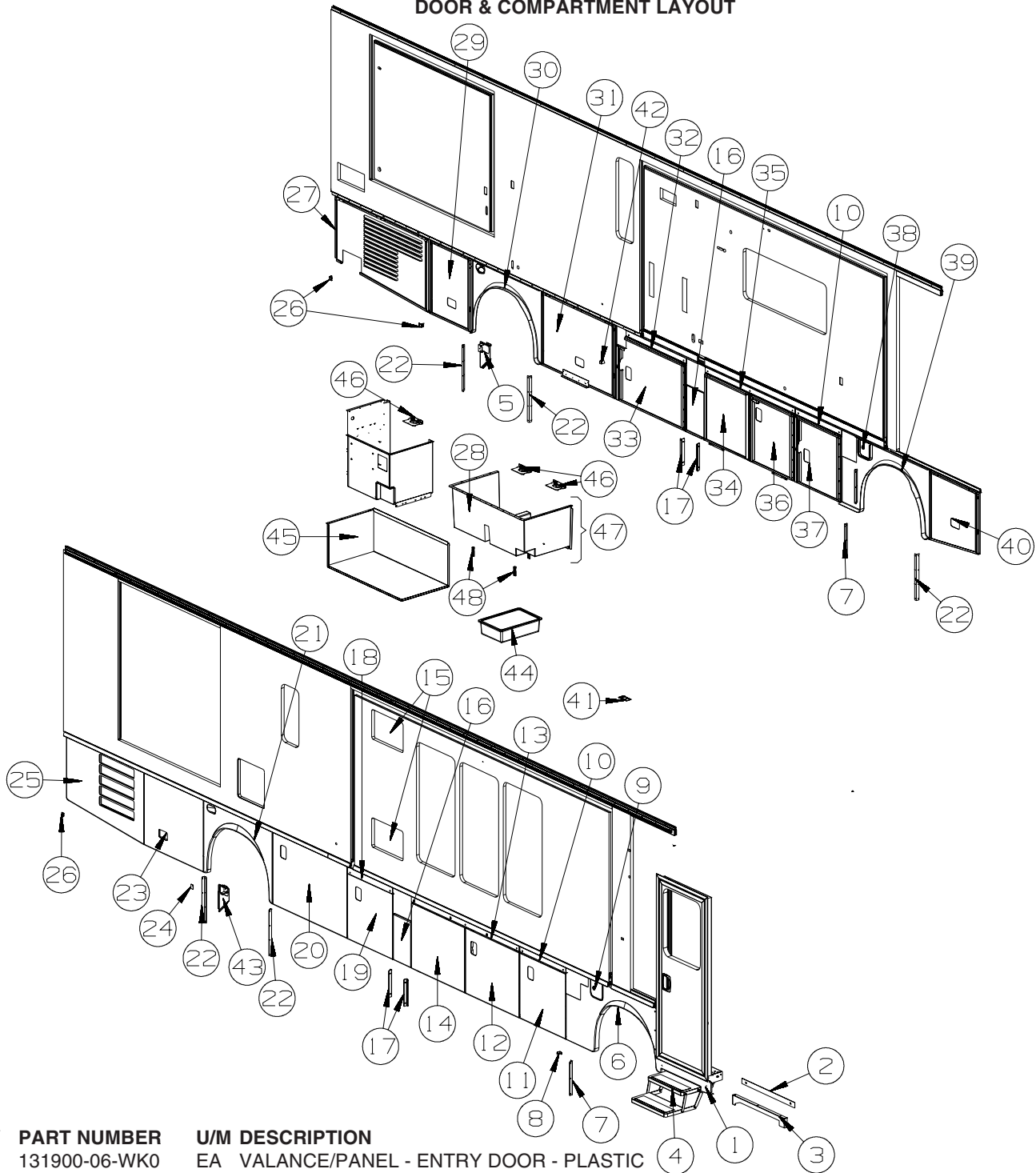


KEY	PART NUMBER	U/M	DESCRIPTION
1	136770-03-02A	EA	SPACER - AWNING - 2" - BLACK
2	137029-01-02A	EA	BRACKET - AWNING - BLACK
3	146457-02-02A	EA	BRACKET - AWNING - BLACK
4	153149-01-01A	EA	SPACER - AWNING/WINDOW - BLACK
5	153149-02-01A	EA	SPACER - AWNING/WINDOW - BLACK
6	142123-02-02A	EA	RAIL/AWNING - 232" - BLACK - R40TD

**ORDER AWNINGS & REPAIR PARTS FROM DOMETIC. CALL #800-366-3842.
THE DOMETIC AWNING INFORMATION YOU WILL NEED IS LOCATED ON THE MOTOR HOME NEAR
THE TOP OF THE AWNING RAIL.**

EXTERIOR DOORS & COMPARTMENTS GROUP

DOOR & COMPARTMENT LAYOUT



KEY	PART NUMBER	U/M	DESCRIPTION
1	131900-06-WK0	EA	VALANCE/PANEL - ENTRY DOOR - PLASTIC
2	143362-04-02B	EA	CLIP - TRIM - E-COATED
3	134125-05-02B	EA	SUPPORT - DOOR/VALANCE - E-COATED
4*	094707-04-01A	EA	STEP - ELECTRIC DOUBLE - KWIKEE
5	129961-06-02B	EA	BRACKET - DOCKING LIGHT - E-COATED

ENTRY DOOR LOCK CYLINDERS

138287-11-000	EA	CYLINDER/LOCK - ENTRY DOOR - MASTER W/3M ICON - (3041)
138287-12-000	EA	CYLINDER/LOCK - ENTRY DOOR - MASTER W/3M ICON - (3042)
138287-13-000	EA	CYLINDER/LOCK - ENTRY DOOR - MASTER W/3M ICON - (3043)
138287-14-000	EA	CYLINDER/LOCK - ENTRY DOOR - MASTER W/3M ICON - (3044)
138287-15-000	EA	CYLINDER/LOCK - ENTRY DOOR - MASTER W/3M ICON - (3045)
138287-16-000	EA	CYLINDER/LOCK - ENTRY DOOR - MASTER W/3M ICON - (3046)
138287-17-000	EA	CYLINDER/LOCK - ENTRY DOOR - MASTER W/3M ICON - (3047)
138287-18-000	EA	CYLINDER/LOCK - ENTRY DOOR - MASTER W/3M ICON - (3048)
138287-19-000	EA	CYLINDER/LOCK - ENTRY DOOR - MASTER W/3M ICON - (3049)
138287-20-000	EA	CYLINDER/LOCK - ENTRY DOOR - MASTER W/3M ICON - (3050)
138292-01-000	EA	SEAL - LOCK CYLINDER

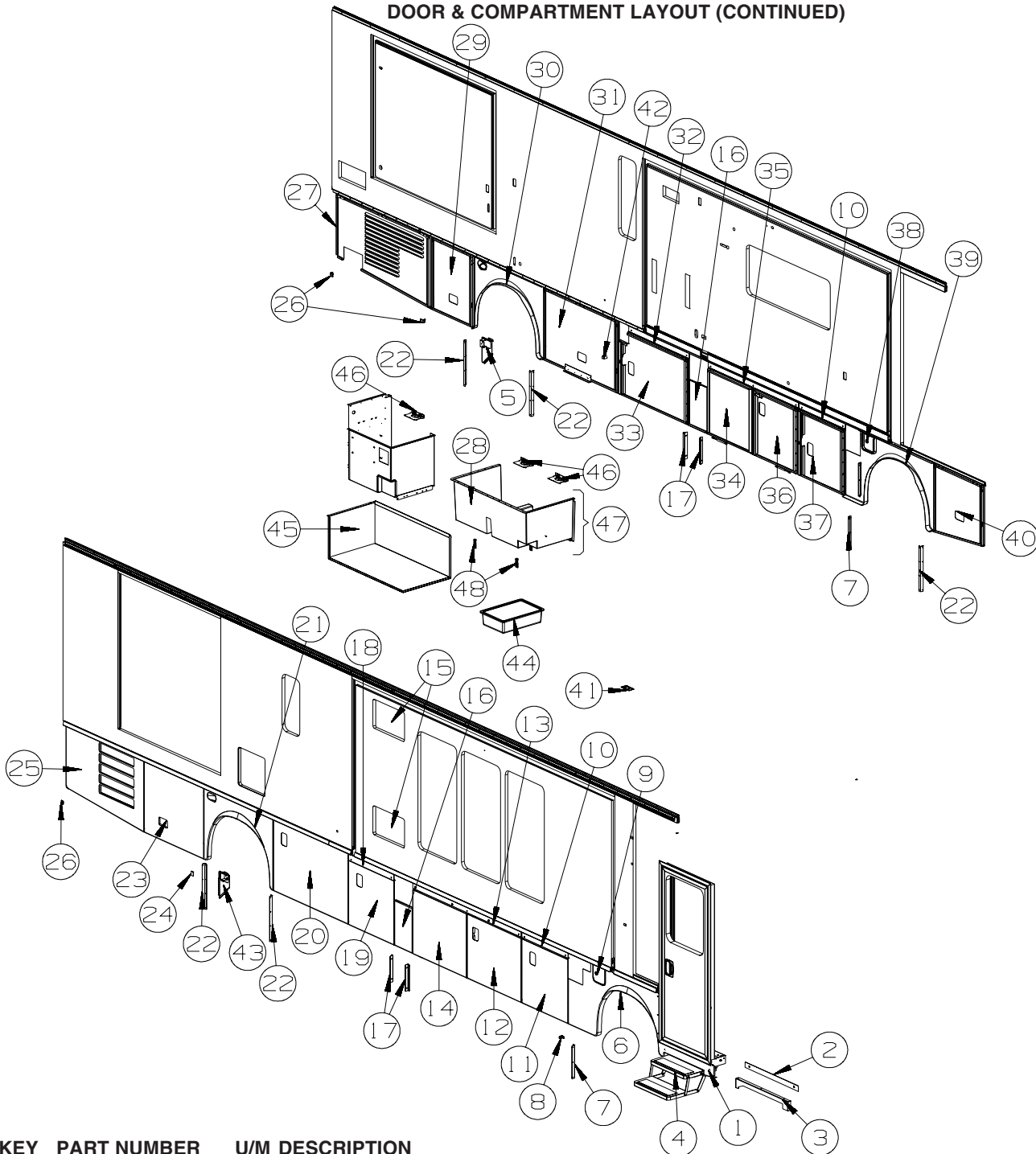
EXTERIOR DOORS & COMPARTMENTS GROUP (CONTINUED)

DOOR & COMPARTMENT LAYOUT (CONTINUED)

KEY	PART NUMBER	U/M	DESCRIPTION
	VALANCE DOOR, WATER FILL & FUEL FILL DOOR LOCK CYLINDERS		
	138289-11-000	EA	CYLINDER/LOCK - ACCESS DOORS - REDUCED SENSITIVITY (3041)
	138289-12-000	EA	CYLINDER/LOCK - ACCESS DOORS - REDUCED SENSITIVITY (3042)
	138289-13-000	EA	CYLINDER/LOCK - ACCESS DOORS - REDUCED SENSITIVITY (3043)
	138289-14-000	EA	CYLINDER/LOCK - ACCESS DOORS - REDUCED SENSITIVITY (3044)
	138289-15-000	EA	CYLINDER/LOCK - ACCESS DOORS - REDUCED SENSITIVITY (3045)
	138289-16-000	EA	CYLINDER/LOCK - ACCESS DOORS - REDUCED SENSITIVITY (3046)
	138289-17-000	EA	CYLINDER/LOCK - ACCESS DOORS - REDUCED SENSITIVITY (3047)
	138289-18-000	EA	CYLINDER/LOCK - ACCESS DOORS - REDUCED SENSITIVITY (3048)
	138289-19-000	EA	CYLINDER/LOCK - ACCESS DOORS - REDUCED SENSITIVITY (3049)
	138289-20-000	EA	CYLINDER/LOCK - ACCESS DOORS - REDUCED SENSITIVITY (3050)
	138288-11-000	EA	KEY - REVERSIBLE - #3041 - T/M 16169-02-3041
	138288-12-000	EA	KEY - REVERSIBLE - #3042 - T/M 16169-02-3042
	138288-13-000	EA	KEY - REVERSIBLE - #3043 - T/M 16169-02-3043
	138288-14-000	EA	KEY - REVERSIBLE - #3044 - T/M 16169-02-3044
	138288-15-000	EA	KEY - REVERSIBLE - #3045 - T/M 16169-02-3045
	138288-16-000	EA	KEY - REVERSIBLE - #3046 - T/M 16169-02-3046
	138288-17-000	EA	KEY - REVERSIBLE - #3047 - T/M 16169-02-3047
	138288-18-000	EA	KEY - REVERSIBLE - #3048 - T/M 16169-02-3048
	138288-19-000	EA	KEY - REVERSIBLE - #3049 - T/M 16169-02-3049
	138288-20-000	EA	KEY - REVERSIBLE - #3050 - T/M 16169-02-3050
6	161039-04-WK0	EA	PANEL/WHEEL LIP - PASSENGER/FRONT
	139793-03-01A	EA	HINGE - CENTER/VALANCE DOOR - W/O BALL STUD
7	113904-13-02B	EA	ANGLE - ATTACHMENT/WHEEL LIP - 15.7" - E-COAT
8	123512-07-02B	EA	BRACKET - DOOR/VALANCE - E-COATED
9	131905-07-R83	EA	PANEL/DOOR - FUEL FILL - W/O LOCK - BLACK
	110506-A2-000	EA	LOCK - TWIST - 26.45MM
	110506-40-000	EA	CLIP-E, LOCK ASM - BRIGGS & STRATTON 93981
	110506-41-000	EA	WASHER-TENSION LOCK ASM - BRIGGS & STRATTON 37512
	110506-42-000	EA	NUT-LOCK ASM - BRIGGS & STRATTON 310878
	110506-43-000	EA	WASHER-FLAT, LOCK ASM - BRIGGS & STRATTON 82089
	110506-44-000	EA	GASKET-LOCK ASM - BRIGGS & STRATTON - #47701
	110506-45-000	EA	WASHER - SPUR - BRIGGS & STRATTON - #94771
	110506-51-000	EA	CASE/CYLINDER - TWIST LATCH - W/O CAM - 1" - 596669
	110506-78-000	EA	CAM - LATCHING - 2.3"
	153306-01-01A	EA	HINGE - PIANO - 1 1/2" X 5" - UNPAINTED
10	159557-14-WK0	EA	PANEL/VALANCE - W/MOUNT CHANNEL - 3.2" X 31.6"
11	159324-15-WK0	EA	DOOR/VALANCE - W/O PADDLE LATCH/HDW - 31.6" X 30.7"
	151390-01-01B	EA	ROD - LATCH - 10.6" W/3/4" DOG LEG
	132892-08-01A	FT	SEAL - BULB/SINGLE - W/U CHANNEL - 1" X .8" - BLACK
12	161731-02-WK0	EA	DOOR/VALANCE - W/O PADDLE LATCH/HDW - 36.8"W X 30.7"H
	151390-08-01B	EA	ROD - LATCH - 5.8" W/3/4" DOG LEG
	151390-11-01B	EA	ROD - LATCH - 18.5" W/3/4" DOG LEG
	142569-06-000	EA	SPRING/GAS - 25 LB - 14.8" EXTENDED/8.9" COMPRESSED
	126263-02-02B	EA	BRACKET - GAS SPRING W/BALL STUD - E-COATED
13	159557-21-WH4	EA	PANEL/VALANCE - W/MOUNT CHANNEL - 3.2" X 74.1"
14	161736-02-WK0	EA	DOOR/VALANCE - W/O PADDLE LATCH/HDW - 36.8"W X 30.7"H
	142569-06-000	EA	SPRING/GAS - 25 LB - 14.8" EXTENDED/8.9" COMPRESSED
	126263-02-02B	EA	BRACKET - GAS SPRING W/BALL STUD - E-COATED
	163704-02-01A	FT	SEAL - HOOD/DOOR - LUGGAGE - BLACK
	163673-01-01A	FT	SEAL - DOOR/LUGGAGE - PERIMETER - BLACK
	163672-01-01A	FT	SEAL - DOOR/LUGGAGE - VERTICAL - BLACK
15	137395-01-01A	EA	DOOR - REFRIGERATOR VENT - 21.5" X 13.8" - BRIGHT WHITE
16	161907-02-WK0	EA	PANEL/VALANCE - W/O HDW - 11.9"W X 21.7"H
17	164125-01-02B	EA	BRACKET - DOOR/VALANCE - E-COATED
18	159557-16-WK0	EA	PANEL/VALANCE - W/MOUNT CHANNEL - 3.2" X 31"
19	159324-11-WK0	EA	DOOR/VALANCE - W/O PADDLE LATCH/HDW - 31.1" X 30.7"
	151390-01-01B	EA	ROD - LATCH - 10.6" W/3/4" DOG LEG
	132892-08-01A	FT	SEAL - BULB/SINGLE - W/U CHANNEL - 1" X .8" - BLACK
20	149405-06-WK0	EA	DOOR/VALANCE - W/O PADDLE LATCH/HDW - 50.8"W X 33.8"H
	151390-01-01B	EA	ROD - LATCH - 10.6" W/3/4" DOG LEG
	132892-08-01A	FT	SEAL - BULB/SINGLE - W/U CHANNEL - 1" X .8" - BLACK
21	144658-03-R83	EA	PANEL/WHEEL LIP - REAR/PASSENGER
	139793-03-01A	EA	HINGE - CENTER/VALANCE DOOR - W/O BALL STUD
22	113904-11-02B	EA	ANGLE - ATTACHMENT/WHEEL LIP - 21.6" - E-COAT

EXTERIOR DOORS & COMPARTMENTS GROUP (CONTINUED)

DOOR & COMPARTMENT LAYOUT (CONTINUED)

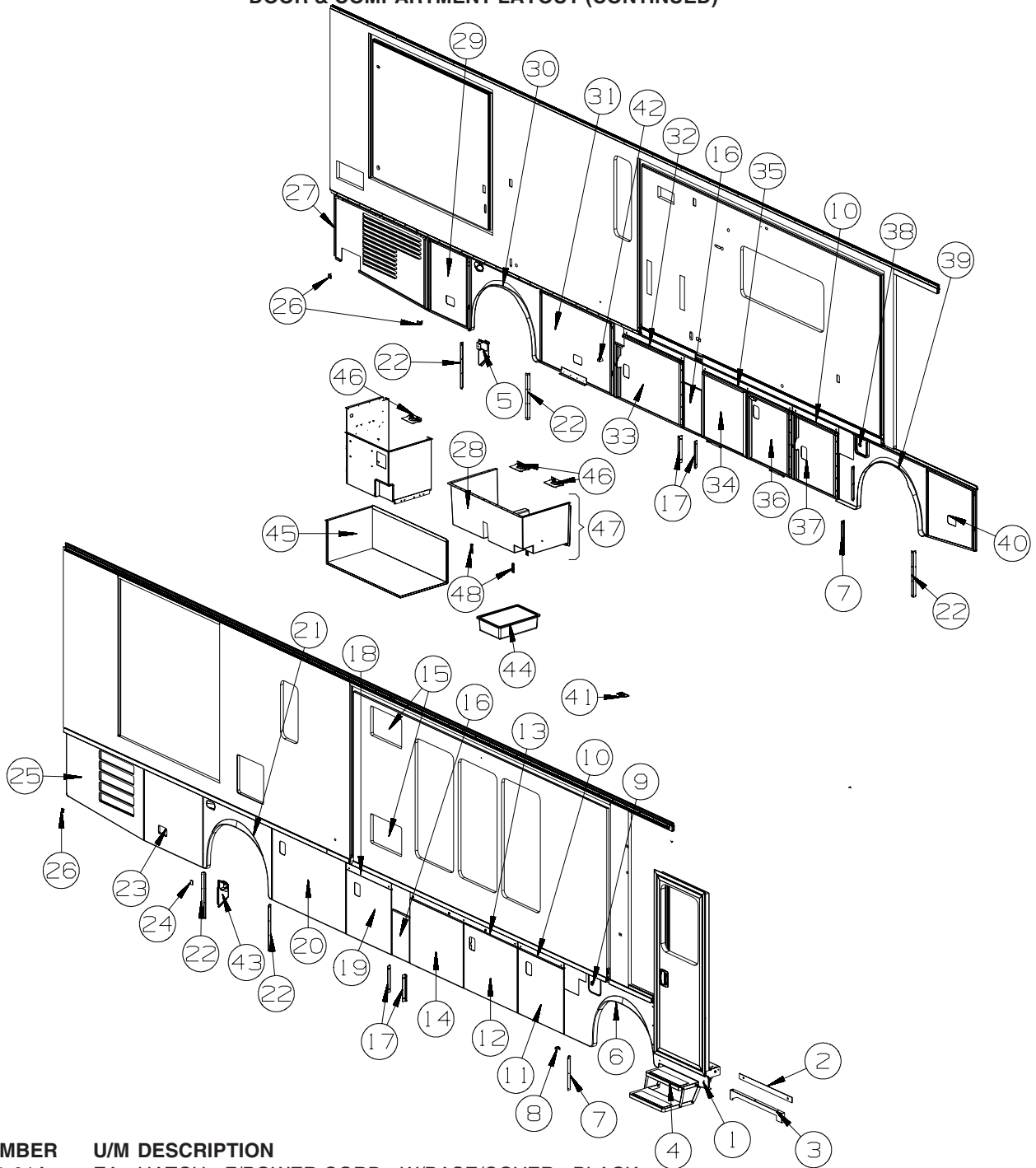


KEY	PART NUMBER	U/M	DESCRIPTION
23	144342-13-R83	EA	VALANCE/DOOR - W/O LATCH/HDW - 40.5" X 34.2"
	135624-27-01B	EA	ROD - LATCH
	135624-28-01B	EA	ROD - LATCH
	142569-02-000	EA	SPRING/GAS - 67 LB - 21.1" EXTENDED/12.6" COMPRESSED
	126263-02-02B	EA	BRACKET - GAS SPRING W/BALL STUD - E-COATED
	130053-01-01A	EA	STRIKER - LUGGAGE DOOR - FLUSH - BLACK
	143793-01-01A	EA	SHIM - STRIKER - LUGGAGE - 3/64" - BLACK
	120494-04-02B	EA	SHIM - STRIKER - LUGGAGE DOOR - 3/16" - E-COATED
	099418-01-000	FT	SEAL - D-SECTION/ADHESIVE BACK - .44" X .44" - BLK RUBBER
	132892-08-01A	FT	SEAL - BULB/SINGLE - W/U CHANNEL - 1" X .8" - BLACK
24	115620-01-12B	EA	PLATE - BACKING - BRIGHT WHITE
25	144442-22-WKO	EA	VALANCE/DOOR - PASS W/LOUVERS-W/O HDW-34.2"X 72.1" X 29.7"
	145993-01-000	FT	SEAL - "D SECTION" W/ADHESIVE BACK
26	140309-03-02B	EA	ANGLE - FURNACE DOOR - E-COATED
			FROM: 00-00-00 THRU: 09-23-07
26	113904-11-02B	EA	ANGLE - ATTACHMENT/WHEEL LIP - 21.6" - E-COAT
			FROM: 09-24-07 THRU: 99-99-99

EXTERIOR DOORS & COMPARTMENTS GROUP (CONTINUED)
DOOR & COMPARTMENT LAYOUT (CONTINUED)

KEY	PART NUMBER	U/M	DESCRIPTION
27	144442-20-WK0	EA	VALANCE/DOOR - DRVR W/LOUVERS-W/O HDW-29.7"X 65" X 34.2"
28	161430-01-01A	EA	COMPARTMENT - DRAINAGE
29	144342-08-R83	EA	VALANCE/DOOR - W/O LATCH/HDW - 28.9" X 34.2"
	135624-06-01B	EA	ROD - LATCH
	135624-25-01B	EA	ROD - LATCH
	142569-02-000	EA	SPRING/GAS - 67 LB - 21.1" EXTENDED/12.6" COMPRESSED
	126263-02-02B	EA	BRACKET - GAS SPRING W/BALL STUD - E-COATED
	130053-01-01A	EA	STRIKER - LUGGAGE DOOR - FLUSH - BLACK
	143793-01-01A	EA	SHIM - STRIKER - LUGGAGE - 3/64" - BLACK
	120494-04-02B	EA	SHIM - STRIKER - LUGGAGE DOOR - 3/16" - E-COATED
	099418-01-000	FT	SEAL - D-SECTION/ADHESIVE BACK - .44" X .44" - BLK RUBBER
	107721-07-000	FT	SEAL - ACCESS DOOR - .9"WIDE X 1.1"HIGH
30	144658-06-R83	EA	PANEL/WHEEL LIP - REAR/DRIVER
	139793-03-01A	EA	HINGE - CENTER/VALANCE DOOR - W/O BALL STUD
31	144342-04-R83	EA	VALANCE/DOOR - W/O LATCH/HDW - 51.4" X 34.2"
	135624-12-01B	EA	ROD - LATCH
	135624-23-01B	EA	ROD - LATCH
	142569-14-000	EA	SPRING/GAS - 100 LB - 20" EXTENDED/12" COMPRESSED
	126263-02-02B	EA	BRACKET - GAS SPRING W/BALL STUD - E-COATED
	099418-01-000	FT	SEAL - D-SECTION/ADHESIVE BACK - .44" X .44" - BLK RUBBER
	107721-07-000	FT	SEAL - ACCESS DOOR - .9"WIDE X 1.1"HIGH
32	159557-11-WK0	EA	PANEL/VALANCE - W/MOUNT CHANNEL - 3.2" X 41.4"
33	159324-09-WK0	EA	DOOR/VALANCE - W/O PADDLE LATCH/HDW - 47.4" X 30.7"
	151390-12-01B	EA	ROD - LATCH - 6.8" W/.6" DOG LEG
	151390-13-01B	EA	ROD - LATCH - 3.9" W/3/4" DOG LEG
	142569-06-000	EA	SPRING/GAS - 25 LB - 14.8" EXTENDED/8.9" COMPRESSED
	126263-02-02B	EA	BRACKET - GAS SPRING W/BALL STUD - E-COATED
	132892-08-01A	FT	SEAL - BULB/SINGLE - W/U CHANNEL - 1" X .8" - BLACK
34	161783-01-WK0	EA	VALANCE/PANEL - W/O HDW - 32.4"W X 30.7"H
	142569-06-000	EA	SPRING/GAS - 25 LB - 14.8" EXTENDED/8.9" COMPRESSED
	126263-02-02B	EA	BRACKET - GAS SPRING W/BALL STUD - E-COATED
	163673-01-01A	FT	SEAL - DOOR/LUGGAGE - PERIMETER - BLACK
	163704-01-01A	FT	SEAL - HOOD/DOOR - LUGGAGE - BLACK
	163672-01-01A	FT	SEAL - DOOR/LUGGAGE - VERTICAL - BLACK
35	159557-20-WH4	EA	PANEL/VALANCE - W/MOUNT CHANNEL - 3.2" X 61.9"
36	161782-01-WK0	EA	VALANCE/DOOR - W/O PADDLE LATCH/HDW - 30.7"W X 30.7"H
	151390-08-01B	EA	ROD - LATCH - 5.8" W/3/4" DOG LEG
	151390-10-01B	EA	ROD - LATCH - 18.4" W/3/4" DOG LEG
37	159324-10-WK0	EA	DOOR/VALANCE - W/O PADDLE LATCH/HDW - 31.6" X 30.7"
	151390-12-01B	EA	ROD - LATCH - 6.8" W/.6" DOG LEG
	151390-14-01B	EA	ROD - LATCH - 6.8" W/.6" DOG LEG
			FROM: 00-00-00 THRU: 03-20-07
			FROM: 03-21-07 THRU: 99-99-99
	151390-13-01B	EA	ROD - LATCH - 3.9" W/3/4" DOG LEG
	132892-08-01A	FT	SEAL - BULB/SINGLE - W/U CHANNEL - 1" X .8" - BLACK
38	131905-05-N70	EA	PANEL/DOOR - FUEL FILL - W/O LOCK - BLACK
	110506-A2-000	EA	LOCK - TWIST - 26.45MM
	110506-40-000	EA	CLIP-E, LOCK ASM - BRIGGS & STRATTON 93981
	110506-41-000	EA	WASHER-TENSION LOCK ASM - BRIGGS & STRATTON 37512
	110506-42-000	EA	NUT-LOCK ASM - BRIGGS & STRATTON 310878
	110506-43-000	EA	WASHER-FLAT, LOCK ASM - BRIGGS & STRATTON 82089
	110506-44-000	EA	GASKET-LOCK ASM - BRIGGS & STRATTON - #47701
	110506-45-000	EA	WASHER - SPUR - BRIGGS & STRATTON - #94771
	110506-51-000	EA	CASE/CYLINDER - TWIST LATCH - W/O CAM - 1" - 596669
	110506-78-000	EA	CAM - LATCHING - 2.3"
	153306-01-01A	EA	HINGE - PIANO - 1 1/2" X 5" - UNPAINTED
39	161039-03-WK0	EA	PANEL/WHEEL LIP - DRIVER/FRONT
	139793-03-01A	EA	HINGE - CENTER/VALANCE DOOR - W/O BALL STUD
40	144442-05-R83	EA	VALANCE/DOOR - PASS W/O LATCH/HDW - 32.3" X 34.4" X 28.7"
	135624-29-01B	EA	ROD - LATCH
	135624-30-01B	EA	ROD - LATCH
	142569-22-000	EA	SPRING/GAS - 90 LB - 17" EXTENDED/11" COMPRESSED
	126263-02-02B	EA	BRACKET - GAS SPRING W/BALL STUD - E-COATED
	099418-01-000	FT	SEAL - D-SECTION/ADHESIVE BACK - .44" X .44" - BLK RUBBER
	132892-08-01A	FT	SEAL - BULB/SINGLE - W/U CHANNEL - 1" X .8" - BLACK

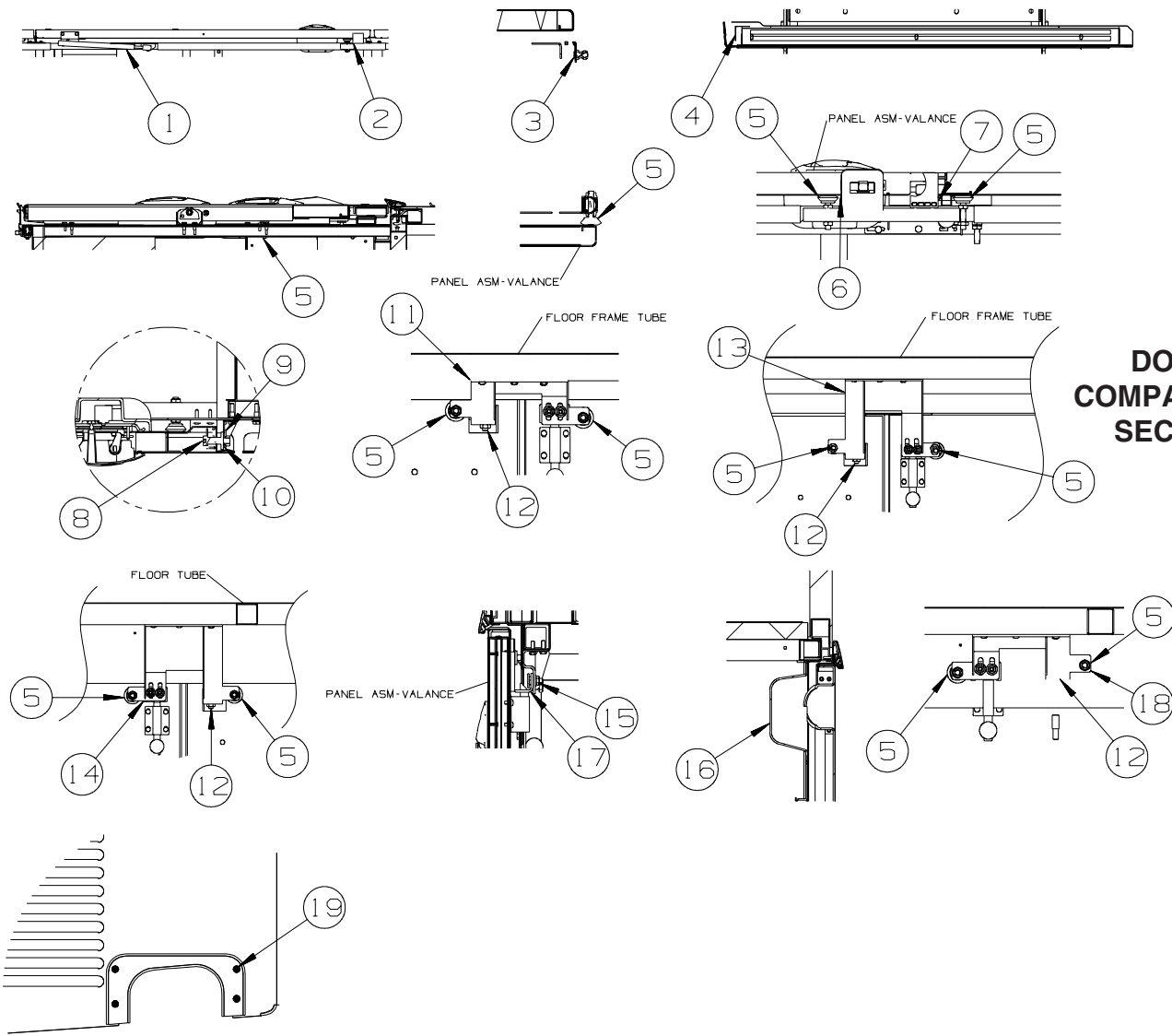
EXTERIOR DOORS & COMPARTMENTS GROUP (CONTINUED)
DOOR & COMPARTMENT LAYOUT (CONTINUED)



KEY	PART NUMBER	U/M	DESCRIPTION
41	160154-01-01A	EA	HATCH - F/POWER CORD - W/BASE/COVER - BLACK
42	131383-03-02A	EA	BRACKET - SHOWER HEAD - WHITE
43	129961-05-02B	EA	BRACKET - DOCKING LIGHT - E-COATED
44	162105-01-01A	EA	LATCH BOX - 35QT STORAGE - W/LID
			FROM: 00-00-00 THRU: 05-22-07
44	162105-02-01A	EA	STORAGE BOX - 32QT STORAGE - CLEAR PLASTIC
			FROM: 05-23-07 THRU: 99-99-99
45	161054-02-WK0	EA	COMPARTMENT
46*	142226-02-01A	EA	HATCH - POWER
47	145131-05-WK0	EA	COMPARTMENT - DRAINAGE
48	130377-02-000	EA	TUBE/DRAIN - KAZOO - 1 1/2" X 4"

***COMPONENT PARTS LISTED LATER IN THIS GROUP**

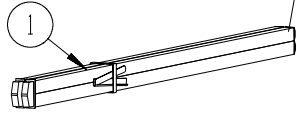
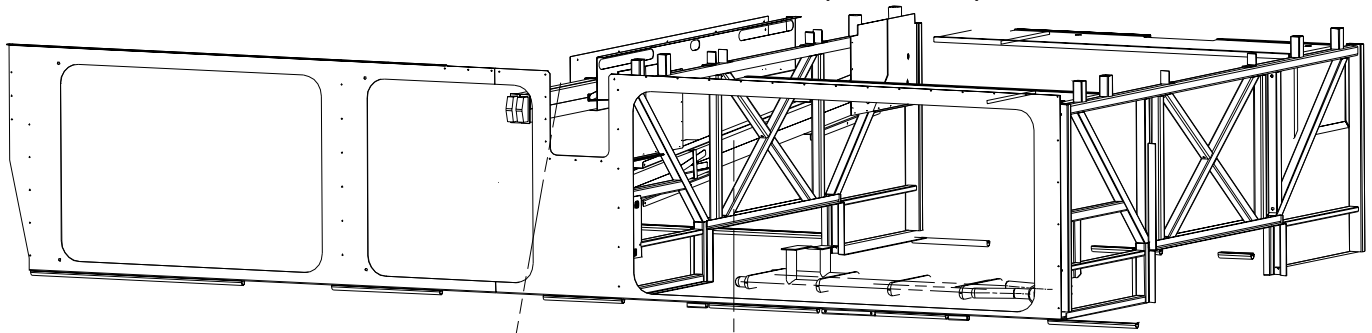
EXTERIOR DOORS & COMPARTMENTS GROUP (CONTINUED)
DOOR & COMPARTMENT LAYOUT (CONTINUED)



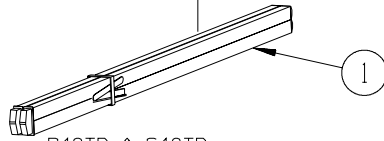
**DOOR &
COMPARTMENT
SECTIONS**

KEY	PART NUMBER	U/M	DESCRIPTION
1	142569-06-000	EA	SPRING/GAS - 25 LB - 14.8" EXTENDED/8.9" COMPRESSED
2	149558-01-01A	EA	SUPPORT - VALANCE DOOR - LOWER - BLACK
3	126263-02-02B	EA	BRACKET - GAS SPRING W/BALL STUD - E-COATED
4	113041-15-02B	EA	ANGLE/MOUNT - BUMPER - E-COATED
5	058786-01-000	EA	BOLT - HOOD ADJUSTMENT - 5/16"-18 X 1.5"-2" - W/BLACK PAD
6	161988-01-02B	EA	CATCH - DOOR/LUGGAGE - BOTTOM - E-COATED
7	162234-01-01A	EA	SUPPORT - DOOR/VALANCE - LOWER - BLACK
8	149358-01-01A	EA	BOLT - STRIKER - .375"DIAMETER
9	149356-01-02B	EA	MOUNTING - F/STRIKER BOLT - E-COATED
10	149357-02-02B	EA	PLATE ASSEMBLY - F/STRIKER BOLT - E-COATED
11	161983-01-02B	EA	SUPPORT - LATCH - E-COATED
12	162238-01-01A	EA	BOLT - STRIKER - BLACK
13	161983-03-02B	EA	SUPPORT - LATCH - E-COATED
14	161983-02-02B	EA	SUPPORT - LATCH - E-COATED
15	162001-01-02B	EA	SUPPORT - LATCH/DOOR - E-COATED
16	129301-04-01A	EA	COVER - DOCKING LIGHT - BLACK
17	120494-06-02B	EA	SHIM - STRIKER - LUGGAGE DOOR - 5/64" - E-COATED
18	161983-04-02B	EA	SUPPORT - LATCH - E-COATED
19	163769-01-02A	EA	PANEL/TRIM - DIFFUSER - BLACK

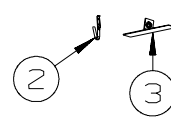
EXTERIOR DOORS & COMPARTMENTS GROUP (CONTINUED)
DOOR & COMPARTMENT LAYOUT (CONTINUED)



R40FD & R40KD
 S40FD & S40KD
 LADDER LOCATION

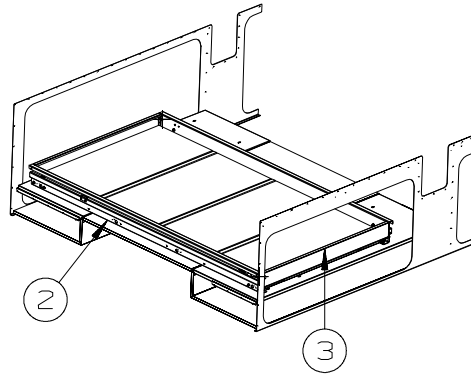
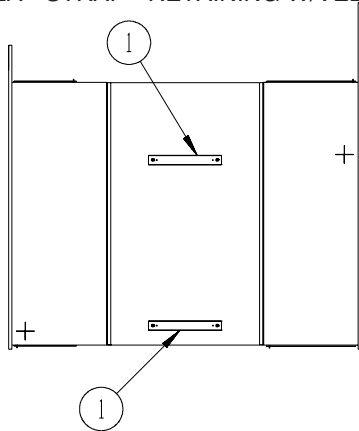


R40TD & S40TD
 LADDER LOCATION



**ACCESSORY
 INSTALLATION**

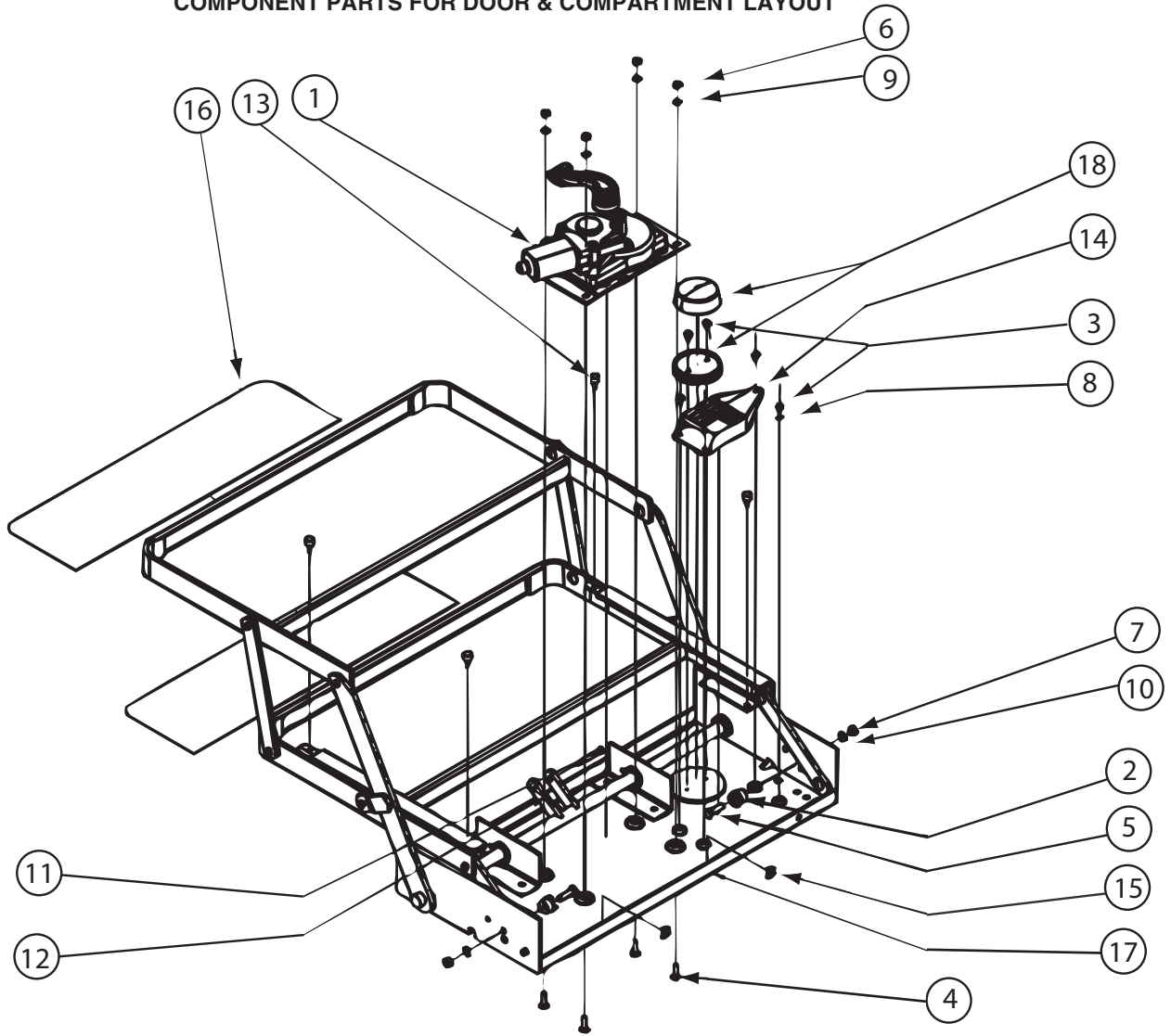
KEY	PART NUMBER	U/M	DESCRIPTION
1	148880-02-01A	EA	LADDER/FOLDING - ALUMINUM- FOLDED SIZE 3.5" X 4.5" X 86.5"
2	NOT USED	EA	HOOK - J
3	NOT USED	EA	STRAP - RETAINING W/VELCRO - BLACK



**SLIDING TRAY
 INSTALLATION**

KEY	PART NUMBER	U/M	DESCRIPTION
1	147393-02-02B	EA	RETAINER - COMPARTMENT/SLIDE - E-COATED FROM: 00-00-00 THRU: 08-23-07
1	147393-05-02B	EA	RETAINER - COMPARTMENT/SLIDE - E-COATED FROM: 08-24-07 THRU: 99-99-99
2	147533-01-000	EA	SLIDE TRAY - LUGGAGE FROM: 00-00-00 THRU: 08-28-07
3	147533-03-000	EA	SLIDE TRAY - TRIM KIT - LUGGAGE FROM: 00-00-00 THRU: 08-28-07
3	164948-01-01A	EA	SLIDE TRAY - LUGGAGE - W/CARPET FROM: 08-29-07 THRU: 99-99-99

EXTERIOR DOORS & COMPARTMENTS GROUP (CONTINUED)
COMPONENT PARTS FOR DOOR & COMPARTMENT LAYOUT



094707-04-01A

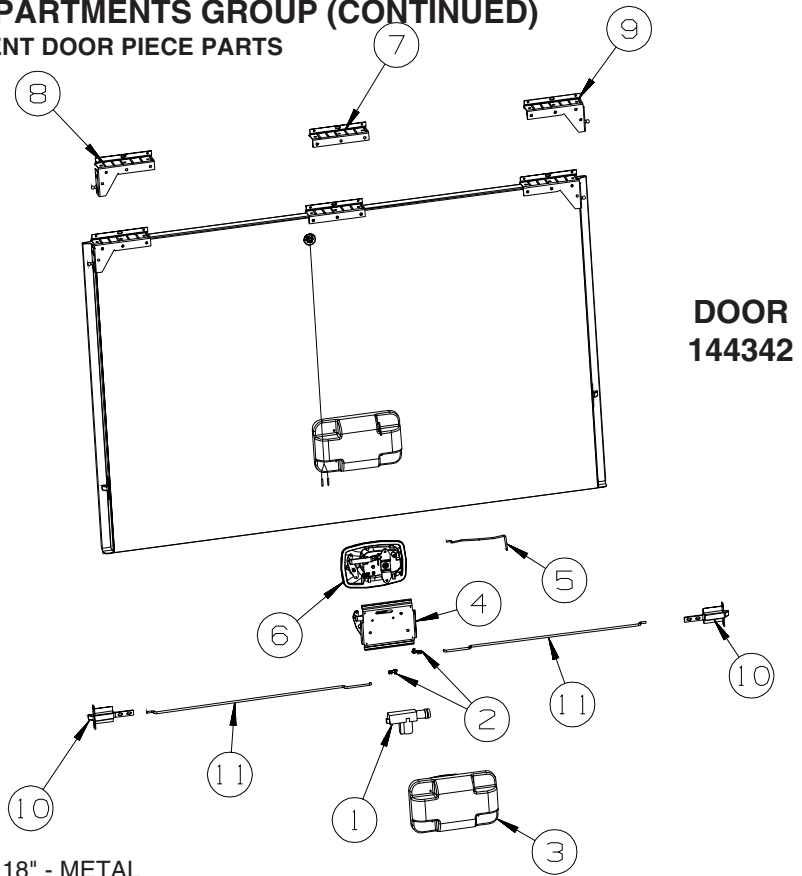
KEY	PART NUMBER	U/M	DESCRIPTION	VENDOR NO.
1	094707-04-701	EA	MOTOR "AM 214" F/IMGL STEPS	1101428
1	094707-04-703	EA	GEAR BOX W/LINKAGE-CURVED	1101425
2	143709-01-700	EA	CAM STOP	1102200
10	094707-04-712	EA	HARNNESS/JUMPER W/DIODE	1510000015
12	094707-04-702	EA	COTTOR PIN - W/CLEVIS PIN	905205000
13	143709-01-701	EA	BUMPER - BLACK (RUBBER STOP)	1602000
14	094707-04-700	EA	CONTROL UNIT W/OVERRIDE	909510000
16	143709-01-702	EA	TREAD/NON-SKID 6" X 21" BLK	1915260
17	094707-04-704	EA	FRAME W/DBL STEP-32REINF SRS	3202082
18	088746-01-705	EA	LIGHT-UNDER STEP	9004
	094707-03-701	EA	PLUG - 4-WAY - PACKARD	909306
	094707-04-711	EA	KWIKTEST - W/4-WAY PIGTAIL	909518000

CONTACT WINNEBAGO PART SALES FOR UNLISTED COMPONENT(S)

142226-02-01A

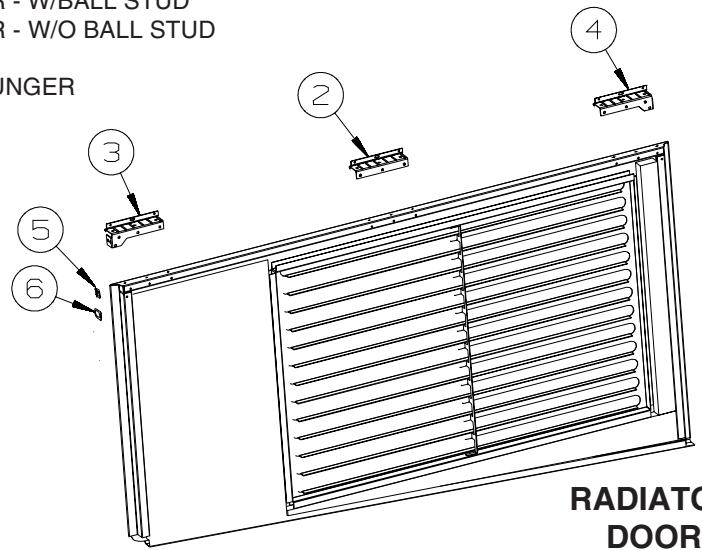
KEY	PART NUMBER	U/M	DESCRIPTION	VENDOR NO
	142226-02-700	EA	TAB/LOCKING - ESCAPE (RED)	9667709

EXTERIOR DOORS & COMPARTMENTS GROUP (CONTINUED)
COMPARTMENT DOOR PIECE PARTS



**DOOR
144342**

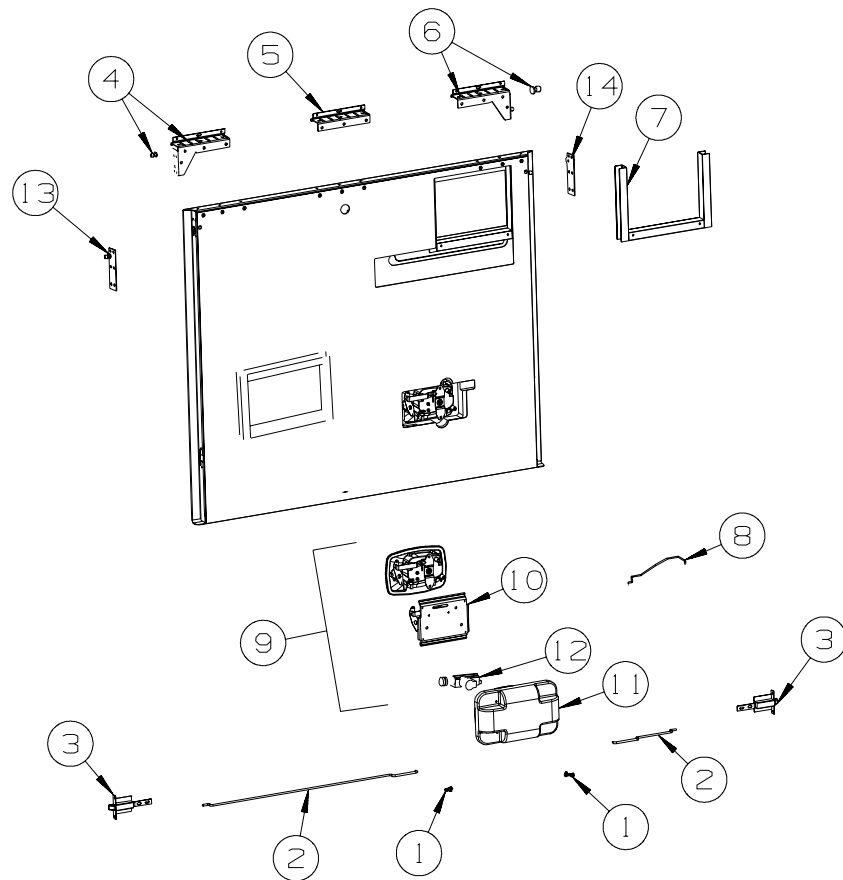
KEY	PART NUMBER	U/M	DESCRIPTION
1	138898-01-000	EA	ACTUATOR/LOCK - ELECTRIC
2	102265-03-000	EA	CLIP/ROD END - LEFT HAND - .18" - METAL
3	144172-01-01A	EA	COVER - LATCH - BRIGHT WHITE
4	141940-04-01A	EA	BRACKET - PADDLE LATCH
5	141940-03-01A	EA	ROD - PADDLE LATCH
6	141940-01-01A	EA	LATCH - PADDLE - BLACK
7	139793-03-01A	EA	HINGE - CENTER/VALANCE DOOR - W/O BALL STUD
8	139793-02-01A	EA	HINGE - LEFT HAND/VALANCE DOOR - W/BALL STUD
8	139793-05-01A	EA	HINGE - LEFT HAND/VALANCE DOOR - W/O BALL STUD
8	147513-02-01A	EA	BALL STUD - LEFT HAND
9	139793-01-01A	EA	HINGE - RIGHT HAND/VALANCE DOOR - W/BALL STUD
9	139793-04-01A	EA	HINGE - RIGHT HAND/VALANCE DOOR - W/O BALL STUD
9	147513-01-01A	EA	BALL STUD - RIGHT HAND
10	121947-01-01A	EA	BOLT - SLIDE/LATCH - W/PLASTIC PLUNGER
11	135624-71-01B	EA	ROD - LATCH (BLANK) - 37.3"



**RADIATOR
DOOR
144442**

KEY	PART NUMBER	U/M	DESCRIPTION
1	138643-01-01A	EA	CORNER - VAL DOOR, REAR, RH, BLK
	138643-02-01A	EA	CORNER - VAL DOOR, REAR, LH, BLK
2	139793-03-01A	EA	HINGE - CENTER/VALANCE DOOR - W/O BALL STUD
3	139793-05-01A	EA	HINGE - LEFT HAND/VALANCE DOOR - W/O BALL STUD
4	139793-04-01A	EA	HINGE - RIGHT HAND/VALANCE DOOR - W/O BALL STUD
5	107721-07-000	FT	SEAL - ACCESS DOOR - .9"WIDE X 1.1"HIGH
6	145993-01-000	FT	SEAL - "D SECTION" W/ADHESIVE BACK

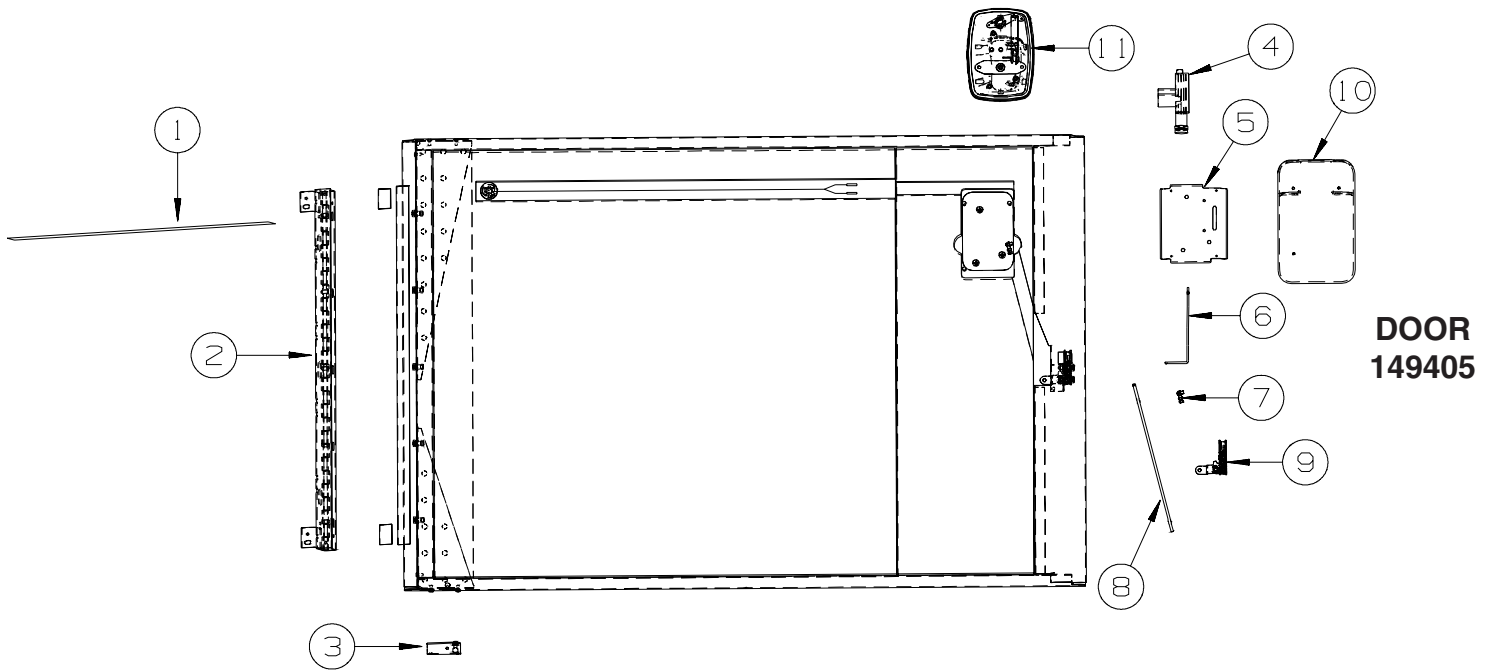
EXTERIOR DOORS & COMPARTMENTS GROUP (CONTINUED)
COMPARTMENT DOOR PIECE PARTS (CONTINUED)



**DOOR
144442**

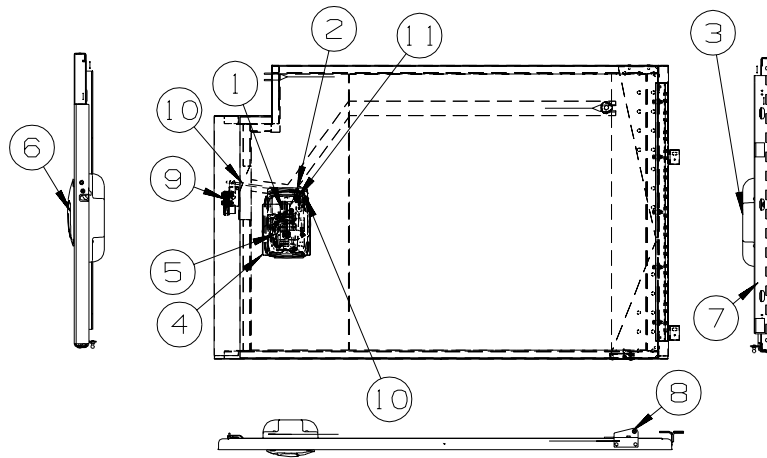
KEY	PART NUMBER	U/M	DESCRIPTION
1	102265-03-000	EA	CLIP/ROD END - LEFT HAND - .18" - METAL
2	135624-71-01B	EA	ROD - LATCH (BLANK) - 37.3"
3	121947-01-01A	EA	BOLT - SLIDE/LATCH - W/PLASTIC PLUNGER
4	139793-02-01A	EA	HINGE - LEFT HAND/VALANCE DOOR - W/BALL STUD
	139793-05-01A	EA	HINGE - LEFT HAND/VALANCE DOOR - W/O BALL STUD
5	139793-03-01A	EA	HINGE - CENTER/VALANCE DOOR - W/O BALL STUD
6	139793-01-01A	EA	HINGE - RIGHT HAND/VALANCE DOOR - W/BALL STUD
	139793-04-01A	EA	HINGE - RIGHT HAND/VALANCE DOOR - W/O BALL STUD
7	133049-12-R83	EA	TRIM - WATER HEATER COVER
8	141940-03-01A	EA	ROD - PADDLE LATCH
9	141940-01-01A	EA	LATCH - PADDLE - BLACK
10	141940-04-01A	EA	BRACKET - PADDLE LATCH
11	144172-01-01A	EA	COVER - LATCH - BRIGHT WHITE
12	138898-01-000	EA	ACTUATOR/LOCK - ELECTRIC
13	147513-02-01A	EA	BALL STUD
14	147513-01-01A	EA	BALL STUD

EXTERIOR DOORS & COMPARTMENTS GROUP (CONTINUED)
COMPARTMENT DOOR PIECE PARTS (CONTINUED)



KEY	PART NUMBER	U/M	DESCRIPTION
1	069640-14-000	FT	SEALER - TAPE - 1/16"THICK X 1"WIDE X 100 FT - BLACK
2	137228-04-02B	EA	HINGE - PIANO - COMPARTMENT DOOR - 27" - E-COATED
2	137228-09-02B	EA	HINGE - PIANO - COMPARTMENT DOOR - 27" - E-COATED
3	126263-17-02B	EA	BRACKET - GAS SPRING W/BALL STUD - E-COATED
4	138898-01-000	EA	ACTUATOR/LOCK - ELECTRIC
5	141940-04-01A	EA	BRACKET - PADDLE LATCH
6	141940-03-01A	EA	ROD - PADDLE LATCH
7	102265-03-000	EA	CLIP/ROD END - LEFT HAND - .18" - METAL
8	151390-01-01B	EA	ROD - LATCH - 10.6" W/3/4" DOG LEG
9	149359-01-01A	EA	LATCH - SINGLE ROTOR
10	144172-01-01A	EA	COVER - LATCH - BRIGHT WHITE
11	141940-01-01A	EA	LATCH - PADDLE - BLACK
	141940-02-01A	EA	LATCH - PADDLE - NON LOCKING - BLACK

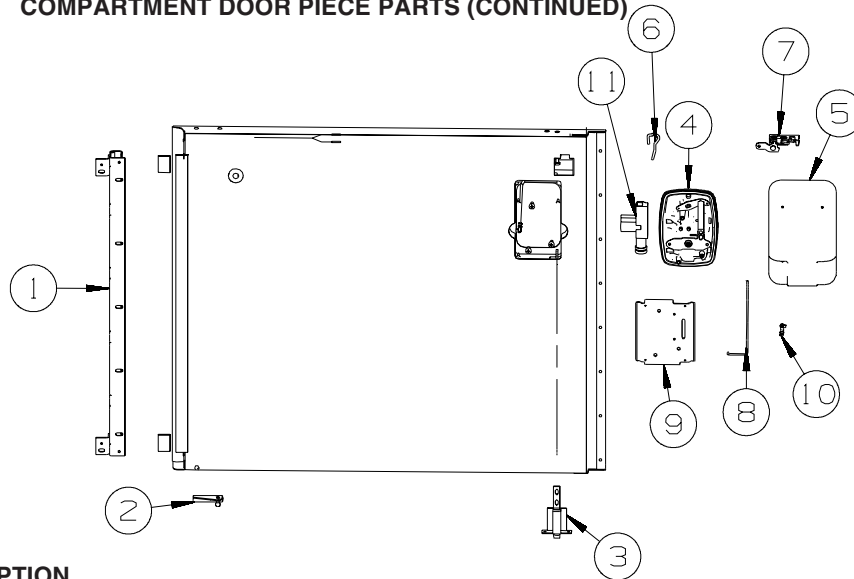
EXTERIOR DOORS & COMPARTMENTS GROUP (CONTINUED)
COMPARTMENT DOOR PIECE PARTS (CONTINUED)



**DOOR
159324**

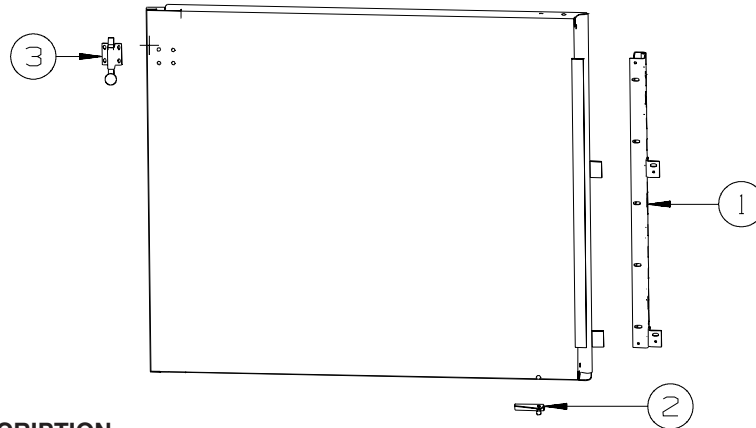
KEY	PART NUMBER	U/M	DESCRIPTION
1	138898-01-000	EA	ACTUATOR/LOCK - ELECTRIC
2	102265-03-000	EA	CLIP/ROD END - LEFT HAND - .18" - METAL
2	102265-02-000	EA	CLIP/ROD END - RIGHT HAND - .18" - METAL
3	144172-01-01A	EA	COVER - LATCH - BRIGHT WHITE
4	141940-04-01A	EA	BRACKET - PADDLE LATCH
4	141940-09-01A	EA	PLATE/MOUNTING - LEFT PADDLE LATCH
5	141940-03-01A	EA	ROD - PADDLE LATCH
5	141940-08-01A	EA	ROD - PADDLE LATCH/LEFT - POWER LOCK
6	141940-01-01A	EA	LATCH - PADDLE - BLACK
6	141940-06-01A	EA	LATCH - PADDLE/LH - LOCKING - BLACK15
6	141940-07-01A	EA	LATCH - PADDLE/LEFT - NON LOCKING - BLACK
7	137228-04-02B	EA	HINGE - PIANO - COMPARTMENT DOOR - 27" - E-COATED
7	137228-06-02B	EA	HINGE - PIANO - COMPARTMENT DOOR - 27" - E-COATED
7	137228-09-02B	EA	HINGE - PIANO - COMPARTMENT DOOR - 27" - E-COATED
8	126263-17-02B	EA	BRACKET - GAS SPRING W/BALL STUD - E-COATED
9	149359-01-01A	EA	LATCH - SINGLE ROTOR
9	149359-07-01A	EA	LATCH - SINGLE ROTOR - MINI/RIGHT HAND
9	149359-04-01A	EA	LATCH - SINGLE ROTOR - MINI/LEFT HAND
9	149359-08-01A	EA	LATCH - SINGLE ROTOR - MINI/LEFT HAND
10	132873-01-000	EA	ROD - LATCH (BLANK) - 37.3"
10	155143-03-01A	EA	CABLE - W/ENDS - 6.8" - BLACK
11	163715-01-02B	EA	PIVOT/LATCH - E-COATED

EXTERIOR DOORS & COMPARTMENTS GROUP (CONTINUED)
COMPARTMENT DOOR PIECE PARTS (CONTINUED)



**DOOR
161731**

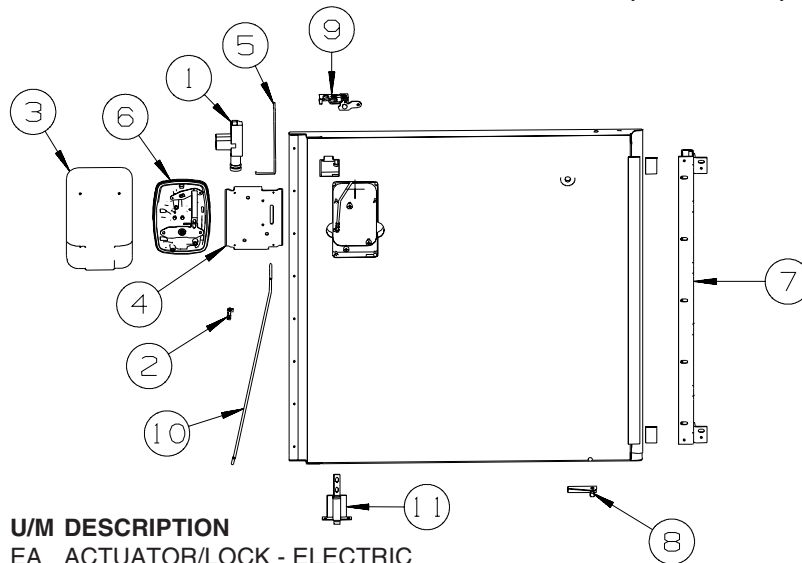
KEY	PART NUMBER	U/M	DESCRIPTION
1	137228-04-02B	EA	HINGE - PIANO - COMPARTMENT DOOR - 27" - E-COATED
2	126263-17-02B	EA	BRACKET - GAS SPRING W/BALL STUD - E-COATED
3	121947-01-01A	EA	BOLT - SLIDE/LATCH - W/PLASTIC PLUNGER
4	141940-01-01A	EA	LATCH - PADDLE/RH - LOCKING - BLACK
5	144172-01-01A	EA	COVER - LATCH - BRIGHT WHITE
6	132873-01-000	EA	ROD - LATCH (BLANK) - 37.3"
7	149359-08-01A	EA	LATCH - SINGLE ROTOR - MINI/LEFT HAND
8	141940-03-01A	EA	ROD - PADDLE LATCH
9	141940-04-01A	EA	BRACKET - PADDLE LATCH
10	102265-03-000	EA	CLIP/ROD END - LEFT HAND - .18" - METAL
11	138898-01-000	EA	ACTUATOR/LOCK - ELECTRIC



**DOOR
161736**

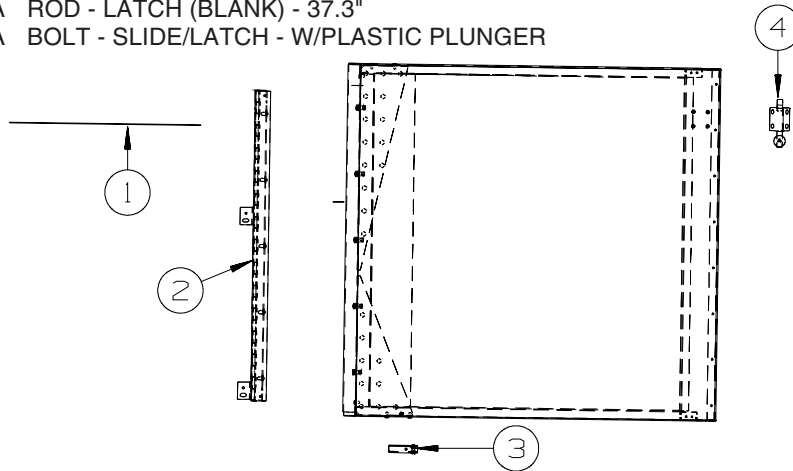
KEY	PART NUMBER	U/M	DESCRIPTION
1	137228-08-02B	EA	HINGE - PIANO - COMPARTMENT DOOR - 27" - E-COATED
2	126263-17-02B	EA	BRACKET - GAS SPRING W/BALL STUD - E-COATED
3	113908-03-000	EA	LATCH/PLUNGER - BOLT

EXTERIOR DOORS & COMPARTMENTS GROUP (CONTINUED)
COMPARTMENT DOOR PIECE PARTS (CONTINUED)



**DOOR
161782**

KEY	PART NUMBER	U/M	DESCRIPTION
1	138898-01-000	EA	ACTUATOR/LOCK - ELECTRIC
2	102265-03-000	EA	CLIP/ROD END - LEFT HAND - .18" - METAL
2	102265-02-000	EA	CLIP/ROD END - RIGHT HAND - .18" - METAL
3	144172-01-01A	EA	COVER - LATCH - BRIGHT WHITE
4	141940-04-01A	EA	BRACKET - PADDLE LATCH
4	141940-09-01A	EA	PLATE/MOUNTING - LEFT PADDLE LATCH
5	141940-03-01A	EA	ROD - PADDLE LATCH
5	141940-08-01A	EA	ROD - PADDLE LATCH/LEFT - POWER LOCK
6	141940-01-01A	EA	LATCH - PADDLE - BLACK
6	141940-06-01A	EA	LATCH - PADDLE/LH - LOCKING - BLACK
7	137228-04-02B	EA	HINGE - PIANO - COMPARTMENT DOOR - 27" - E-COATED
8	126263-17-02B	EA	BRACKET - GAS SPRING W/BALL STUD - E-COATED
9	149359-07-01A	EA	LATCH - SINGLE ROTOR - MINI/RIGHT HAND
10	132873-01-000	EA	ROD - LATCH (BLANK) - 37.3"
11	121947-01-01A	EA	BOLT - SLIDE/LATCH - W/PLASTIC PLUNGER

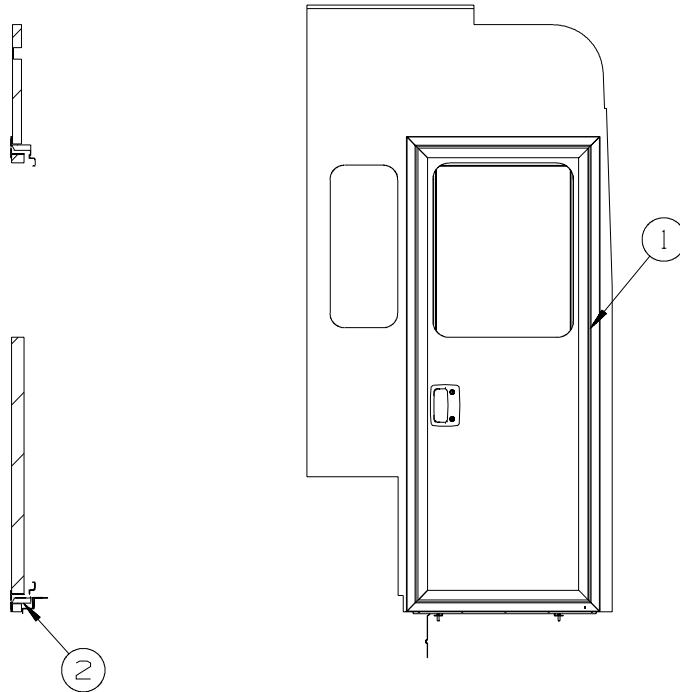


**DOOR
161783**

KEY	PART NUMBER	U/M	DESCRIPTION
1	069640-14-000	FT	SEALER - TAPE - 1/16"THICK X 1"WIDE X 100 FT - BLACK
2	137228-09-02B	EA	HINGE - PIANO - COMPARTMENT DOOR - 27" - E-COATED
3	126263-17-02B	EA	BRACKET - GAS SPRING W/BALL STUD - E-COATED
3	168513-01-02B	EA	BRACKET - GAS SPRING/RH - E-COATED FROM: 00-00-00 THRU: 05-31-08
4	113908-03-000	EA	LATCH/PLUNGER - BOLT FROM: 06-01-08 THRU: 99-99-99

EXTERIOR DOORS & COMPARTMENTS GROUP (CONTINUED)

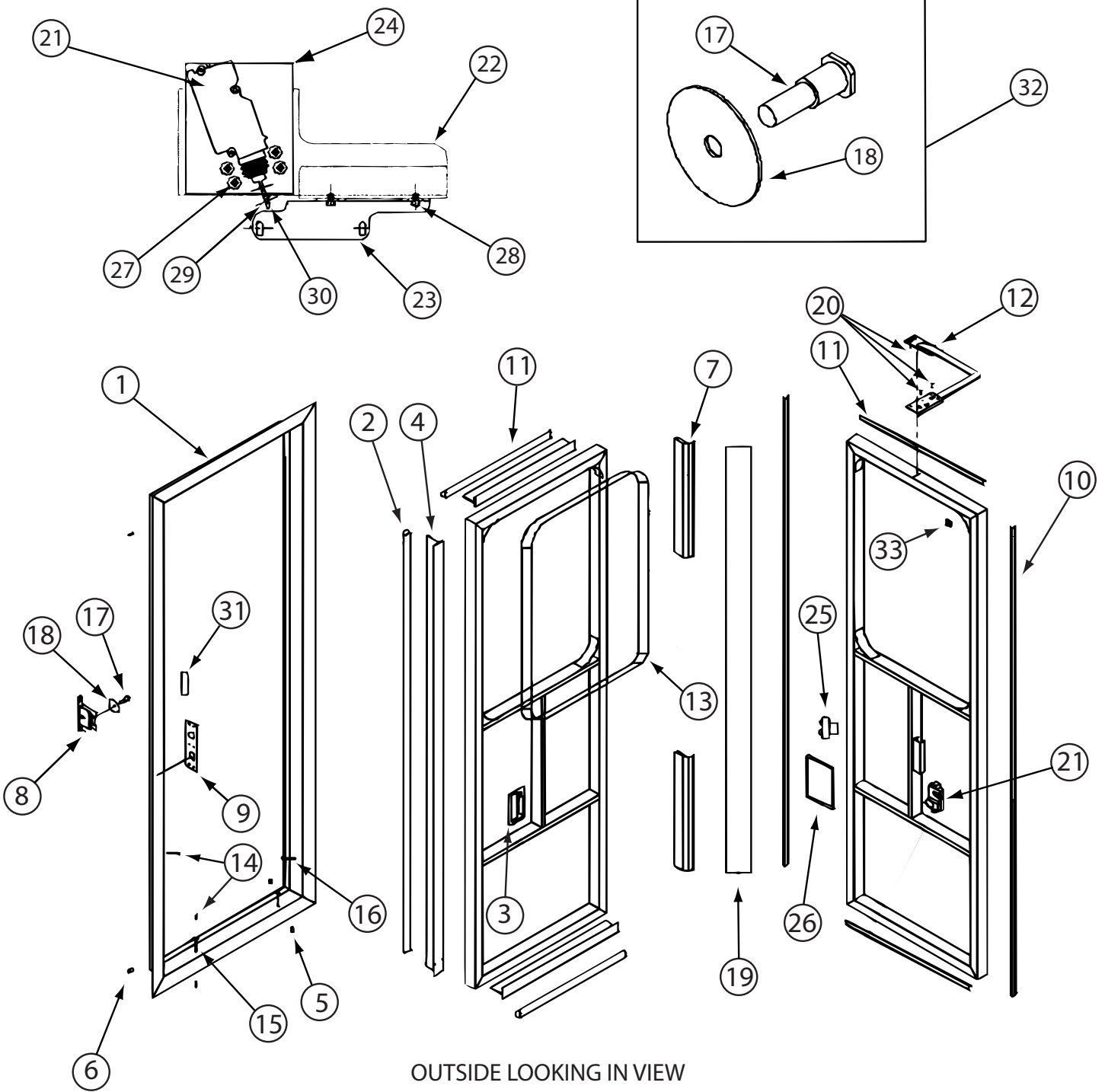
ENTRY



KEY	PART NUMBER	U/M	DESCRIPTION
1*	162100-01-01A	EA	DOOR - ENTRY/FRONT - EBONY VINYL INTERIOR - BLACK FRAME FROM: 00-00-00 THRU: 03-26-07
1*	162100-02-01A	EA	DOOR - ENTRY/FRONT - EBONY W/ROLL SCREEN - BLACK FRAME FROM: 03-27-07 THRU: 99-99-99
2	134450-03-01A	EA	TAPE - ANTI SLIP - 2" X 29.9" - BLACK

***COMPONENT PARTS LISTED LATER IN THIS GROUP**

EXTERIOR DOORS & COMPARTMENTS GROUP (CONTINUED)
COMPONENT PARTS FOR ENTRY



OUTSIDE LOOKING IN VIEW

INSIDE LOOKING OUT VIEW

162100-01-01A

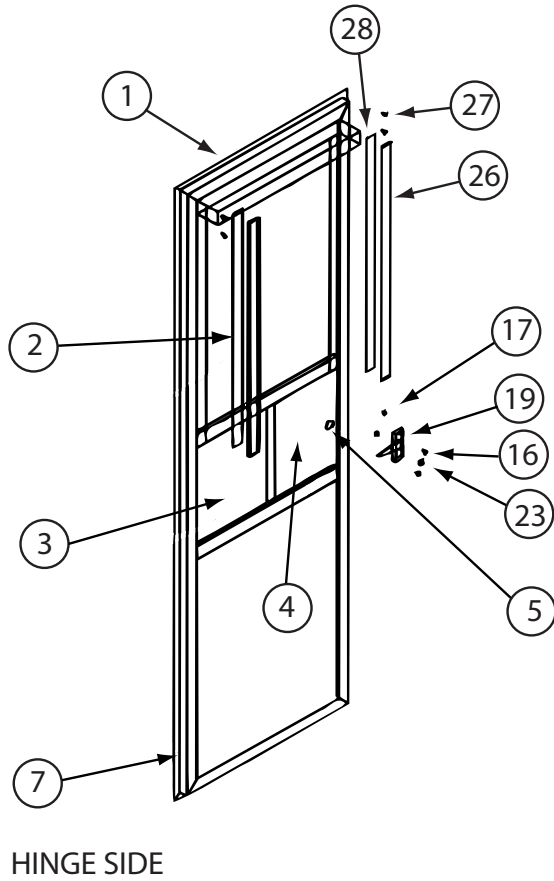
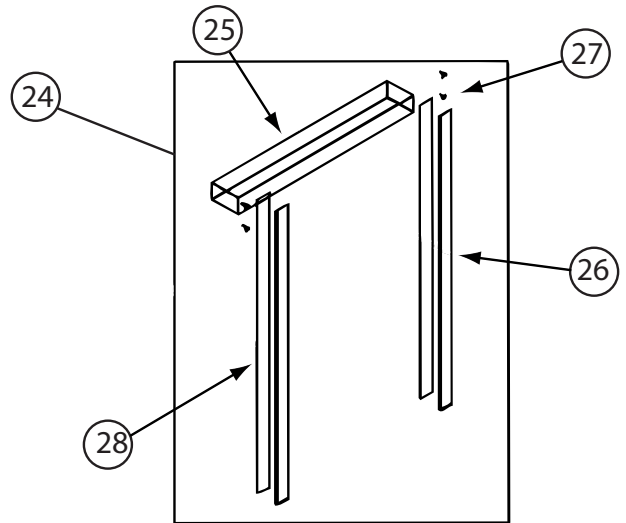
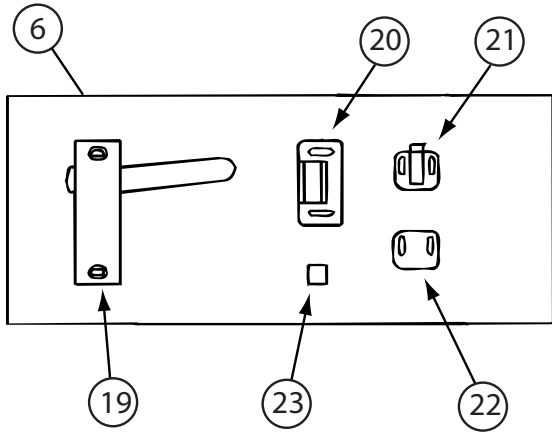
EXTERIOR DOORS & COMPARTMENTS GROUP (CONTINUED)
COMPONENT PARTS FOR ENTRY (CONTINUED)

162100-01-01A (CONTINUED)

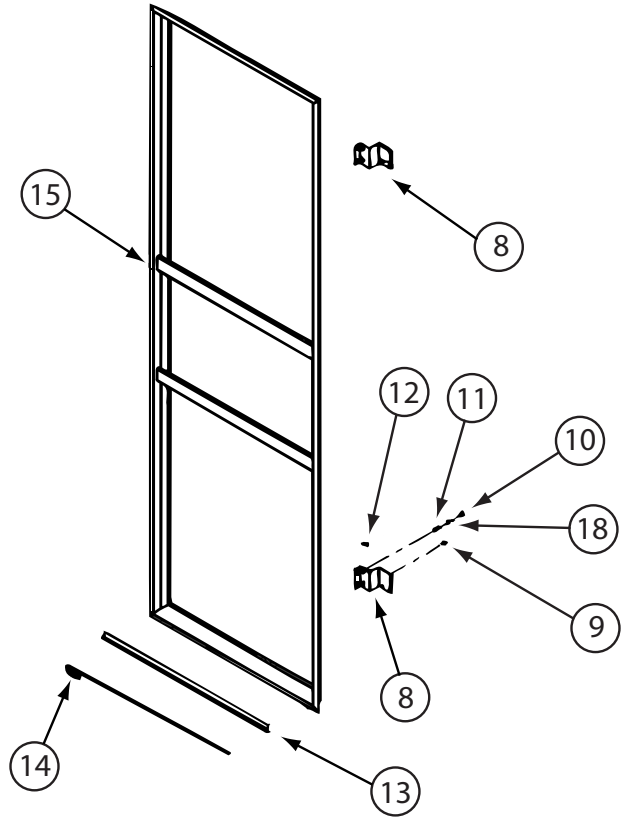
KEY	PART NUMBER	U/M	DESCRIPTION	VENDOR NO.
1	162100-01-702	EA	JAMB - ENTRY DOOR/BLK - PTL	003-480
2	162100-01-700	FT	SEAL - "D" - W/HOLES	007-067
3	112782-04-01A	EA	GASKET	T/M 81480
3	112782-05-01A	EA	CAP-VINYL,RED	T/M 80844-99
3	112782-08-01A	EA	SCREW-MOUNTING,PLATE,ZINC	T/M 15553-01
3	112782-18-700	EA	KEY/BLANK- REVERSE/DEADBOLT	16169-20-2000
3	112782-27-700	EA	LATCH-EXT-W/O CYL-W/DEADBOLT	19682-03 BLACK
3	112782-27-701	EA	LATCH - INTERIOR PLATE - BLK	17999-01 F/PTL DR
3	112782-27-702	EA	LATCH-SINGLE ROTOR/PTL DOOR	17999-01
3	138292-01-000	EA	SEAL-LOCK CYLINDER	TRI/MARK 16025-01
7	162100-01-707	EA	HINGE/PIANO-18" - ENTRY DOOR	005-081
8	162100-01-708	EA	MOV-A-BOLT ASSEMBLY	009-041
9	162100-01-709	EA	PLATE/STRIKER - DEADBOLT	009-216
10	162100-01-710	FT	TRIM/CLAMP-INTERIOR-BLK PVC	007-261
11	162100-01-711	EA	ENTRY DOOR - W/O JAMB	001-895
12	162100-01-712	EA	DOOR CHECK ASM - LOCKING	011-523
13	162100-01-713	EA	CLAMP RING - F/WINDOW	023-095
14	162100-01-714	EA	PLUG/PLASTIC - BLACK	035-003
15	162100-01-735	EA	SCREW 2" HEX HEAD FLANGE	011-103
17	162100-01-717	EA	STRIKER BOLT - SHORT	009-097
18	162100-01-718	EA	WASHER - 2" F/MOV-A-BOLT	009-098
19	162100-01-719	FT	TAPE - BLACK HYPALON	007-017
21	162100-01-721	EA	ACTUATOR/ELECTRIC - 45N	027-064
25	162100-01-725	EA	WIRELESS CONTACT - 2 BUTTON	027-020
26	162100-01-726	EA	BEZEL - INSIDE HANDLE	009-210
29	162100-01-729	EA	LINKAGE ROD	001-410
30	162100-01-730	EA	ROD CLIP - 1/8"	009-224
31	162100-01-731	EA	RUBBER FLAP - F/STRIKER BOLT	007-020
33	162100-01-733	EA	BUMPER/RUBBER - LARGE - BLK	007-080

CONTACT WINNEBAGO PART SALES FOR UNLISTED COMPONENT(S)

EXTERIOR DOORS & COMPARTMENTS GROUP (CONTINUED)
COMPONENT PARTS FOR ENTRY (CONTINUED)



INSIDE LOOKING OUT VIEW



OUTSIDE LOOKING IN VIEW

162100-01-01A (CONTINUED)

EXTERIOR DOORS & COMPARTMENTS GROUP (CONTINUED)

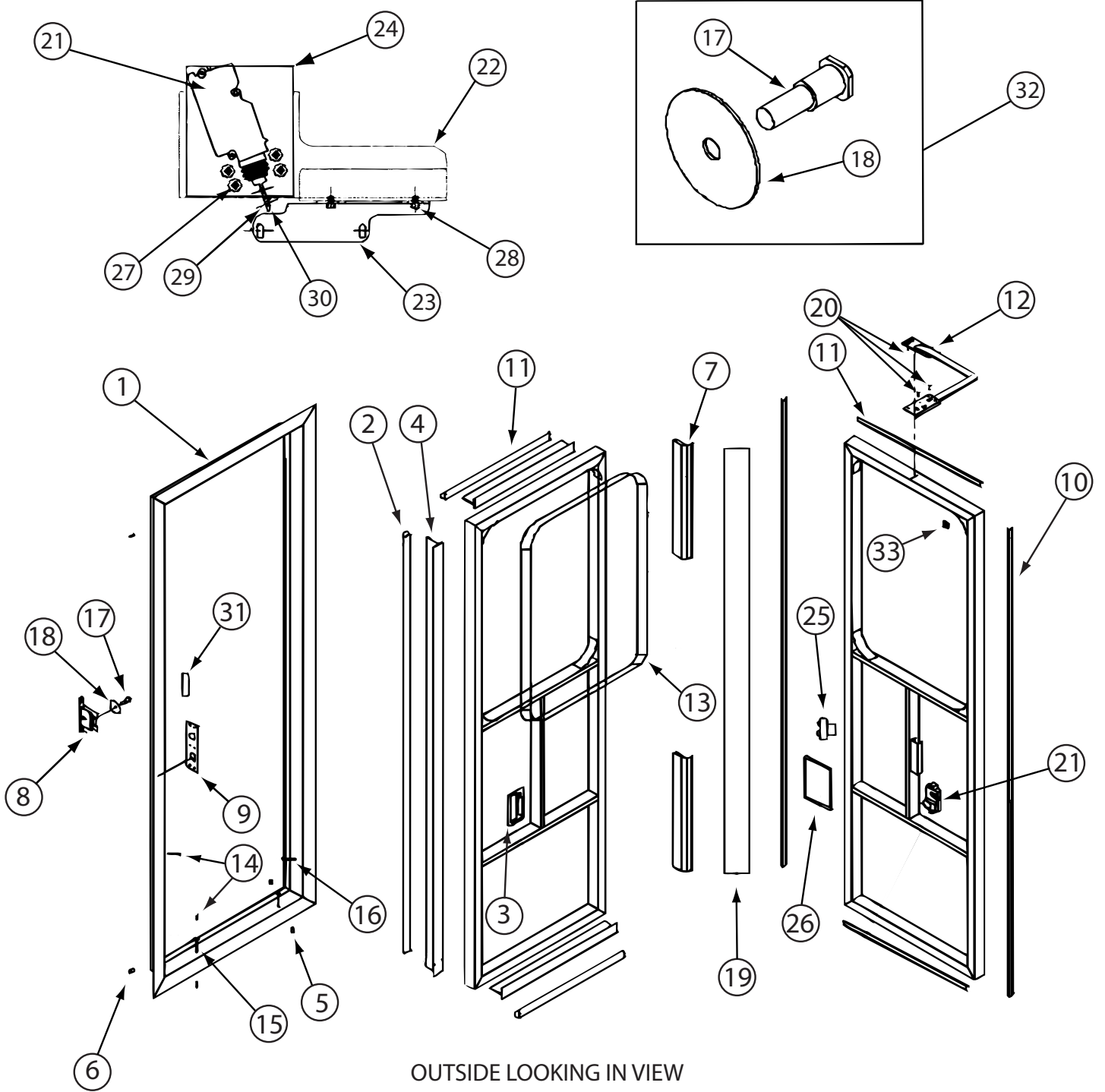
COMPONENT PARTS FOR ENTRY (CONTINUED)

162100-01-01A (CONTINUED)

KEY	PART NUMBER	U/M	DESCRIPTION	VENDOR NO.
1	162100-01-703	EA	SCREEN DOOR ASM	WIN007
3	162100-02-703	EA	INSERT/ACRYLIC - STATIONARY	023-0783
4	162100-02-704	EA	SLIDER - ACRYLIC GLASS	023-077
5	122759-01-734	EA	KNOB-BLACK W/SCREW	019-018
6	162100-01-701	EA	LATCH ASM - F/SCREEN DOOR	019-068
7	162100-02-707	FT	SPONGE TAPE - 1/8" X 3/4"	007-277
8	162100-02-708	EA	HINGE - SCREEN DOOR - BLACK	005-072
9	162100-02-709	EA	CAP SCREW - BUTTON HEAD	011-053
13	162100-02-713	EA	BRUSH RAIL-W/O SWEEP INSERT	035-032
14	162100-02-714	EA	SWEEP - 1" VINYL - GRAY	007-070
19	162100-02-719	EA	LATCH ONLY - F/SCREEN DOOR	019-065
20	162100-02-720	EA	STRIKE - F/SCREEN LATCH	019-066
21	162100-02-721	EA	KEEPER - F/SCREEN LATCH	019-067
22	162100-02-722	EA	SPACER/STRIKE-F/SCR DR LATCH	019-069
23	162100-02-723	EA	BUMPER/RUBBER - SMALL - BLK	007-081
24	NOT USED			
25	NOT USED			
26	NOT USED			
27	NOT USED			
28	NOT USED			

CONTACT WINNEBAGO PART SALES FOR UNLISTED COMPONENT(S)

EXTERIOR DOORS & COMPARTMENTS GROUP (CONTINUED)
COMPONENT PARTS FOR ENTRY (CONTINUED)



OUTSIDE LOOKING IN VIEW

INSIDE LOOKING OUT VIEW

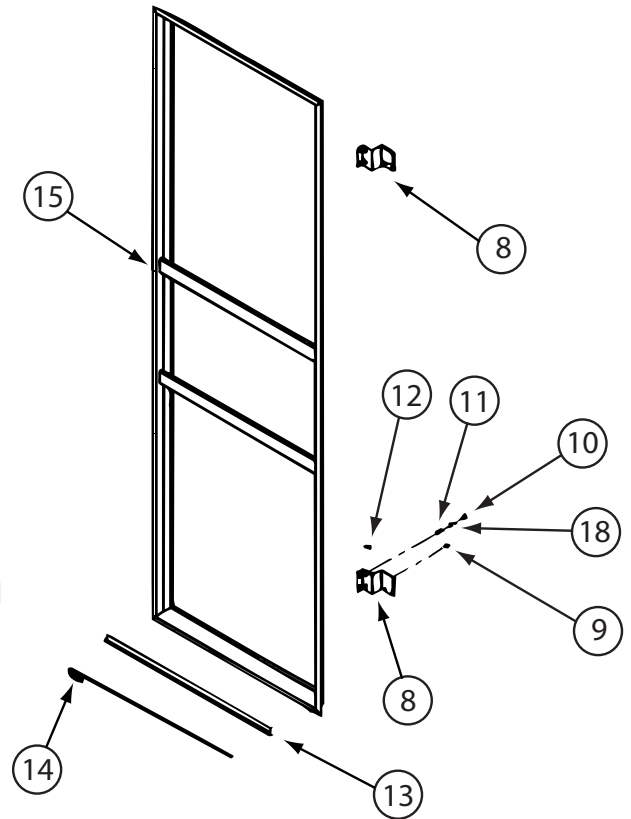
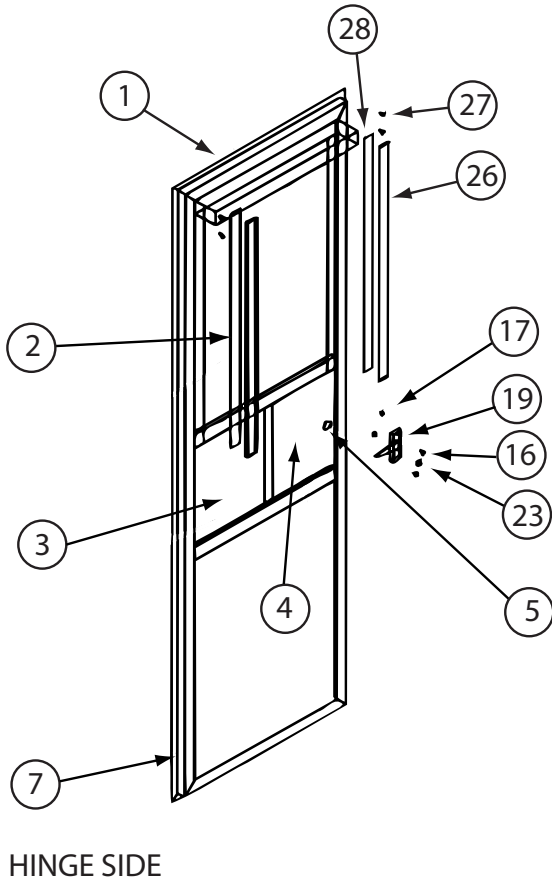
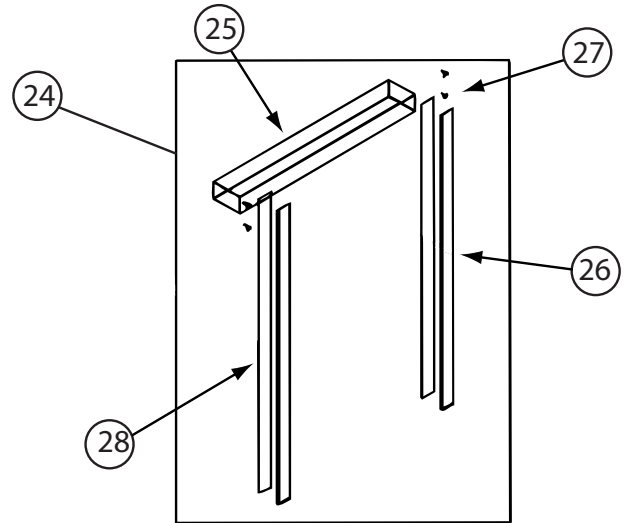
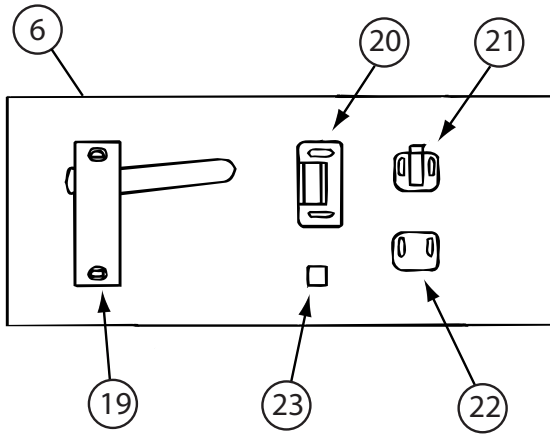
162100-02-01A

EXTERIOR DOORS & COMPARTMENTS GROUP (CONTINUED)
COMPONENT PARTS FOR ENTRY (CONTINUED)

162100-02-01A (CONTINUED)

KEY	PART NUMBER	U/M	DESCRIPTION	VENDOR NO.
1	162100-01-702	EA	JAMB - ENTRY DOOR/BLK - PTL	003-480
2	162100-01-700	FT	SEAL - "D" - W/HOLES	007-067
3	112782-04-01A	EA	GASKET	T/M 81480
3	112782-05-01A	EA	CAP-VINYL,RED	T/M 80844-99
3	112782-08-01A	EA	SCREW-MOUNTING,PLATE,ZINC	T/M 15553-01
3	112782-18-700	EA	KEY/BLANK- REVERSE/DEADBOLT	16169-20-2000
3	112782-27-700	EA	LATCH-EXT-W/O CYL-W/DEADBOLT	19682-03 BLACK
3	112782-27-701	EA	LATCH - INTERIOR PLATE - BLK	17999-01 F/PTL DR
3	112782-27-702	EA	LATCH-SINGLE ROTOR/PTL DOOR	17999-01
3	138292-01-000	EA	SEAL-LOCK CYLINDER	TRI/MARK 16025-01
7	162100-01-707	EA	HINGE/PIANO-18" - ENTRY DOOR	005-081
8	162100-01-708	EA	MOV-A-BOLT ASSEMBLY	009-041
9	162100-01-709	EA	PLATE/STRIKER - DEADBOLT	009-216
10	162100-01-710	FT	TRIM/CLAMP-INTERIOR-BLK PVC	007-261
11	162100-01-711	EA	ENTRY DOOR - W/O JAMB	001-895
12	162100-01-712	EA	DOOR CHECK ASM - LOCKING	011-523
13	162100-01-713	EA	CLAMP RING - F/WINDOW	023-095
14	162100-01-714	EA	PLUG/PLASTIC - BLACK	035-003
17	162100-01-717	EA	STRIKER BOLT - SHORT	009-097
18	162100-01-718	EA	WASHER - 2" F/MOV-A-BOLT	009-098
19	162100-01-719	FT	TAPE - BLACK HYPALON	007-017
21	162100-01-721	EA	ACTUATOR/ELECTRIC - 45N	027-064
25	162100-01-725	EA	WIRELESS CONTACT - 2 BUTTON	027-020
26	162100-01-726	EA	BEZEL - INSIDE HANDLE	009-210
29	162100-01-729	EA	LINKAGE ROD	001-410
30	162100-01-730	EA	ROD CLIP - 1/8"	009-224
31	162100-01-731	EA	RUBBER FLAP - F/STRIKER BOLT	007-020
33	162100-01-733	EA	BUMPER/RUBBER - LARGE - BLK	007-080
			CONTACT WINNEBAGO PART SALES FOR UNLISTED COMPONENT(S)	

EXTERIOR DOORS & COMPARTMENTS GROUP (CONTINUED)
COMPONENT PARTS FOR ENTRY (CONTINUED)



INSIDE LOOKING OUT VIEW

OUTSIDE LOOKING IN VIEW

162100-02-01A (CONTINUED)

EXTERIOR DOORS & COMPARTMENTS GROUP (CONTINUED)
COMPONENT PARTS FOR ENTRY (CONTINUED)

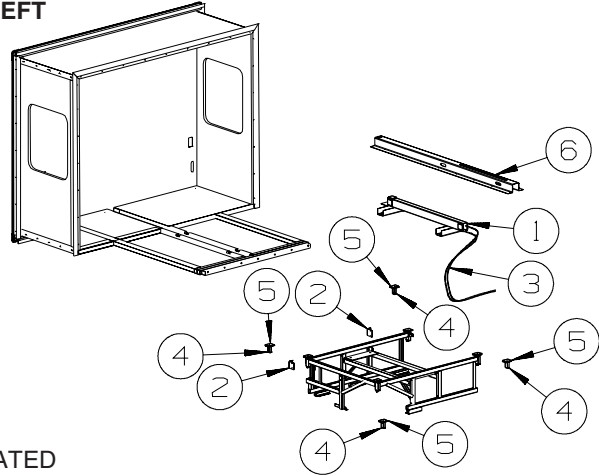
162100-02-01A (CONTINUED)

KEY	PART NUMBER	U/M	DESCRIPTION	VENDOR NO.
1	162100-02-700	EA	SCREEN DOOR-W/ROLL DWN SCRNR	WIN009
3	162100-02-703	EA	INSERT/ACRYLIC - STATIONARY	023-0783
4	162100-02-704	EA	SLIDER - ACRYLIC GLASS	023-077
5	122759-01-734	EA	KNOB-BLACK W/SCREW	019-018
6	162100-01-701	EA	LATCH ASM - F/SCREEN DOOR	019-068
7	162100-02-707	FT	SPONGE TAPE - 1/8" X 3/4"	007-277
8	162100-02-708	EA	HINGE - SCREEN DOOR - BLACK	005-072
9	162100-02-709	EA	CAP SCREW - BUTTON HEAD	011-053
13	162100-02-713	EA	BRUSH RAIL-W/O SWEEP INSERT	035-032
14	162100-02-714	EA	SWEEP - 1" VINYL - GRAY	007-070
19	162100-02-719	EA	LATCH ONLY - F/SCREEN DOOR	019-065
20	162100-02-720	EA	STRIKE - F/SCREEN LATCH	019-066
21	162100-02-721	EA	KEEPER - F/SCREEN LATCH	019-067
22	162100-02-722	EA	SPACER/STRIKE-F/SCR DR LATCH	019-069
23	162100-02-723	EA	BUMPER/RUBBER - SMALL - BLK	007-081
24	162100-02-724	EA	SCREEN/PULL DWN-COMPLETE ASM,	023-099
25	162100-02-725	EA	SCREEN/PULL DWN W/O SIDES	023-098

CONTACT WINNEBAGO PART SALES FOR UNLISTED COMPONENT(S)

EXTERIOR SLIDEOUT GROUP

REAR LEFT

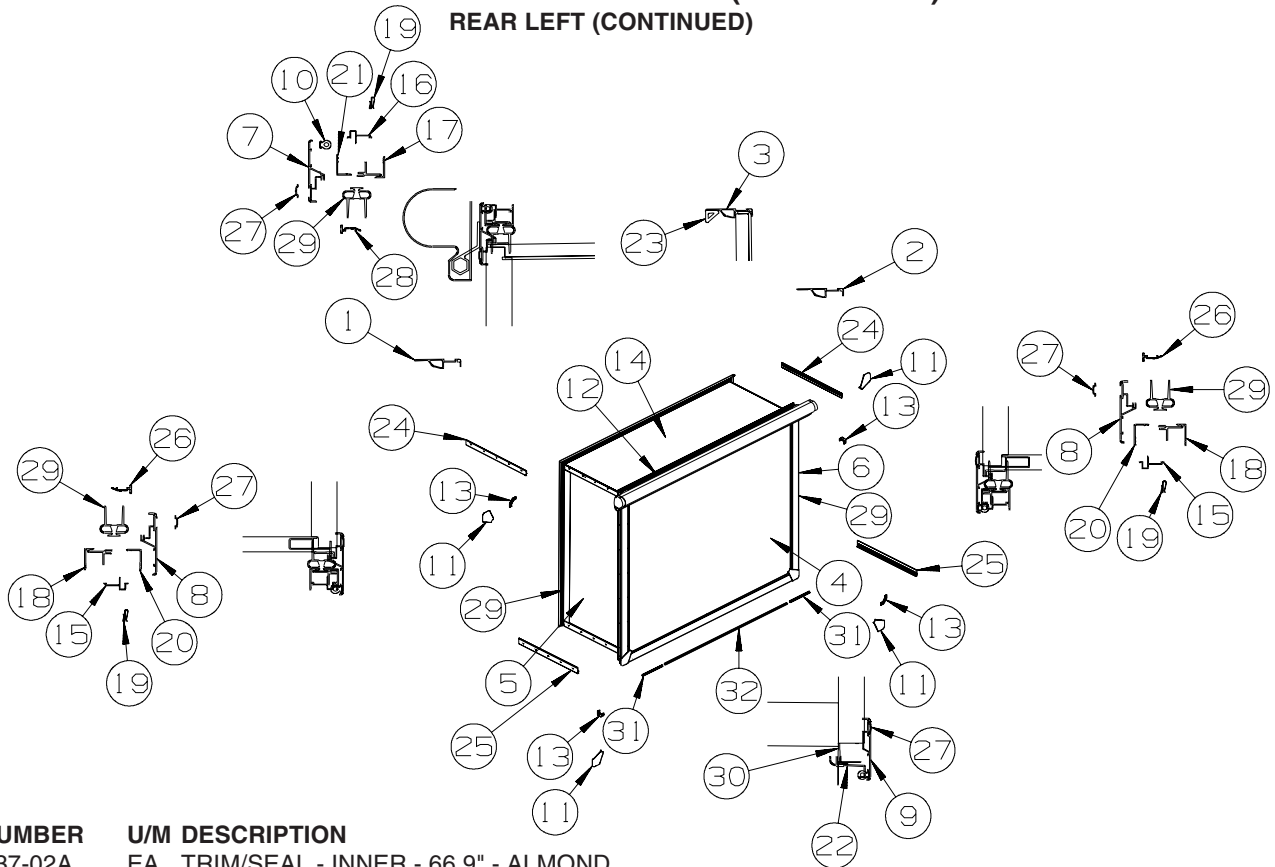


KEY	PART NUMBER	U/M	DESCRIPTION
1*	137390-01-000	EA	HYDRAULIC/BED - F/SLIDEOUT
2	142889-01-02B	EA	ANGLE/SUPPORT - SIDEWALL - E-COATED
3*	100536-51-000	EA	HOSE KIT - F/SLIDEOUT
4	126313-11-02B	EA	SUPPORT - ROLLER - SLIDE-OUT ROOM - E-COATED
5	128599-03-000	EA	PAD - F/SLIDEOUT - 2" X 2.6"
6	137390-02-000	EA	CHANNEL - HYDRAULIC - F/SLIDEOUT

***COMPONENT PARTS LISTED LATER IN THIS GROUP**

EXTERIOR SLIDEOUT GROUP (CONTINUED)

REAR LEFT (CONTINUED)



KEY	PART NUMBER	U/M	DESCRIPTION
1	139624-37-02A	EA	TRIM/SEAL - INNER - 66.9" - ALMOND
2	139624-38-02A	EA	TRIM/SEAL - INNER - 66.9" - ALMOND
3	139624-29-02A	EA	TRIM/SEAL - INNER/TOP - 85.5" - ALMOND
4	163386-12-WH4	EA	SLUG - F/SLIDEOUT (WG0, WG1, WG2)
4	163386-12-WJ0	EA	SLUG - F/SLIDEOUT (WG4, WG5, WG6)
4	163386-12-WJ4	EA	SLUG - F/SLIDEOUT (WH0, WH1, WH2)
5	153448-04-WH4	EA	PANEL END - F/SLIDEOUT (WG0, WG1, WG2)
			FROM: 00-00-00 THRU: 03-04-07
5	162983-04-WH4	EA	PANEL END - F/SLIDEOUT (WG0, WG1, WG2)
			FROM: 03-05-07 THRU: 99-99-99
5	153448-04-WJ0	EA	PANEL END - F/SLIDEOUT (WG4, WG5, WG6)
			FROM: 00-00-00 THRU: 03-04-07
5	162983-04-WJ0	EA	PANEL END - F/SLIDEOUT (WG4, WG5, WG6)
			FROM: 03-05-07 THRU: 99-99-99
5	153448-04-WK4	EA	PANEL END - F/SLIDEOUT (WH0, WH1, WH2)
			FROM: 00-00-00 THRU: 03-04-07
5	162983-04-WK4	EA	PANEL END - F/SLIDEOUT (WH0, WH1, WH2)
			FROM: 03-05-07 THRU: 99-99-99
6	153447-03-WH4	EA	PANEL END - F/SLIDEOUT (WG0, WG1, WG2)
			FROM: 00-00-00 THRU: 03-04-07
6	162983-03-WH4	EA	PANEL END - F/SLIDEOUT (WG0, WG1, WG2)
			FROM: 03-05-07 THRU: 99-99-99
6	153447-03-WJ0	EA	PANEL END - F/SLIDEOUT (WG4, WG5, WG6)
			FROM: 00-00-00 THRU: 03-04-07
6	162983-03-WJ0	EA	PANEL END - F/SLIDEOUT (WG4, WG5, WG6)
			FROM: 03-05-07 THRU: 99-99-99
6	153447-03-WK4	EA	PANEL END - F/SLIDEOUT (WH0, WH1, WH2)
			FROM: 00-00-00 THRU: 03-04-07
6	162983-03-WK4	EA	PANEL END - F/SLIDEOUT (WH0, WH1, WH2)
			FROM: 03-05-07 THRU: 99-99-99
7	162052-20-02A	EA	TRIM/SEAL - W/MITERED ENDS - 83.7" - BLACK
8	162052-27-02A	EA	TRIM/SEAL - W/MITERED ENDS - 66.2" - BLACK
9	162054-01-02A	EA	TRIM/SEAL - W/MITERED ENDS - 83.7" - BLACK
10	158297-01-000	FT	SEAL - BULB - .5" X .7" - ADHESIVE BACK - BLACK
11	156151-01-01A	EA	PROTECTOR - CORNER - SLIDEOUT - BLACK

EXTERIOR SLIDEOUT GROUP (CONTINUED)
REAR LEFT (CONTINUED)

KEY	PART NUMBER	U/M	DESCRIPTION
12			SLIDEOUT AWNING

ORDER AWNINGS & REPAIR PARTS FROM DOMETIC. CALL #800-366-3842.
THE DOMETIC AWNING INFORMATION YOU WILL NEED IS LOCATED ON THE MOTOR HOME NEAR
THE TOP OF THE AWNING RAIL.

13	160421-01-01A	EA	CORNER TRIM/SLIDEOUT - 3.1"X 3.1" - BLACK
14	140336-04-UJ1	EA	ROOF - F/SLIDEOUT
			FROM: 00-00-00 THRU: 03-12-07
14	140336-03-UF1	EA	ROOF - F/SLIDEOUT
			FROM: 03-13-07 THRU: 99-99-99
15	142718-40-01A	EA	RETAINER - SIDEWALL/SLIDEOUT - 66.4"
16	142718-11-01A	EA	RETAINER - SIDEWALL/SLIDEOUT - 84.4"
17	151761-06-02A	EA	TRIM - SIDEWALL/SLIDEOUT/TOP - 86.6" - ALMOND
18	151760-26-02A	EA	TRIM - SIDEWALL/SLIDEOUT - 66.8" - ALMOND
19	142549-01-000	EA	CLIP - "S" TYPE
20	136824-58-02A	EA	TRIM - SIDEWALL/SLIDEOUT - 67.3" - BLACK
21	136824-20-02A	EA	TRIM - SIDEWALL/SLIDEOUT - 86.6" - BLACK
22	157584-09-AA1	EA	TRIM/ZEE - W/SEAL/END CAPS - SLIDEOUT/LOWER-86.1" - BLACK
23	146056-01-000	FT	SEAL - TRIANGLE - W/PSA
24	158375-01-02A	EA	TRIM - FEATURE STRIP - 29.6" - BLACK
25	163020-02-02A	EA	TRIM - FEATURE STRIP/LOWER - 2.3" X 29.1" - BLACK
			FROM: 00-00-00 THRU: 03-04-07
25	163020-07-02A	EA	TRIM - FEATURE STRIP/LOWER - 2.3" X 28.9" - BLACK
			FROM: 03-05-07 THRU: 99-99-99
26	146606-58-02A	EA	TRIM/RETAINER - 62.8" - BLACK
27	105312-01-13A	FT	INSERT - FEATURE STRIP - VINYL - BLACK
28	146606-56-02A	EA	TRIM/RETAINER - 80.8" - BLACK
29	153161-01-01A	FT	SEAL - SLIDEOUT - DOUBLE WIPE LIP - BLACK
30	PART OF TRIM ASSEMBLY - NOT AVAILABLE SEPARATELY		
31	PART OF TRIM ASSEMBLY - NOT AVAILABLE SEPARATELY		
32	PART OF TRIM ASSEMBLY - NOT AVAILABLE SEPARATELY		

COMPONENT PARTS FOR REAR LEFT

100536-51-000

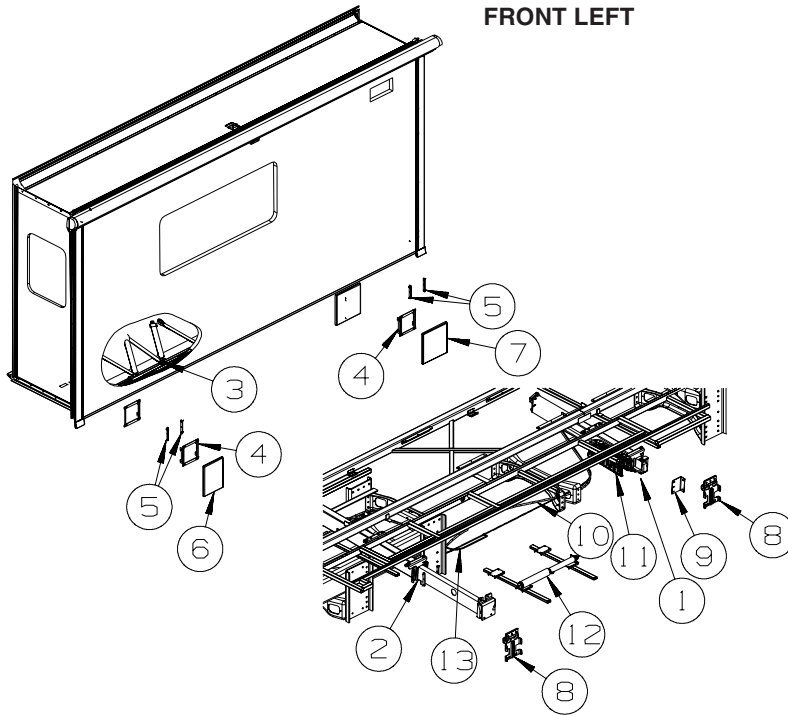
KEY	PART NUMBER	U/M	DESCRIPTION	VENDOR NO.
	100536-51-700	EA	HOSE-HYDRAULIC - 1/4" X 444"	RAP91509
	100536-51-701	EA	HOSE-HYDRAULIC 1/4" X 456"	RAP6217

137390-01-000

KEY	PART NUMBER	U/M	DESCRIPTION	VENDOR NO.
	128599-06-700	EA	HOSE/HYDRAULIC -1/8" X 72"	RAP91424/AP24635
	128599-06-701	EA	HOSE/HYDRAULIC - 1/8" X 84"	RAP91240/AP24636
	128599-06-703	EA	BEARING KIT - SLIDE-OUT TUBE	RAP90698
	128599-06-704	EA	BEARING PAD - .8" X 2"	P14811
	137390-01-700	EA	RAM/CYLINDER - SLIDEOUT ROOM	RAP90876/AP23425
	137390-01-701	EA	CYLINDER NUT KIT - SLIDEOUT	RAP90947
	137390-01-702	EA	SLOT COVER ASM. - RUBBER	AP26959
	137390-01-703	EA	RAM/CYLINDER - SLIDEOUT RM	RAP91209/AP28686

EXTERIOR SLIDEOUT GROUP (CONTINUED)

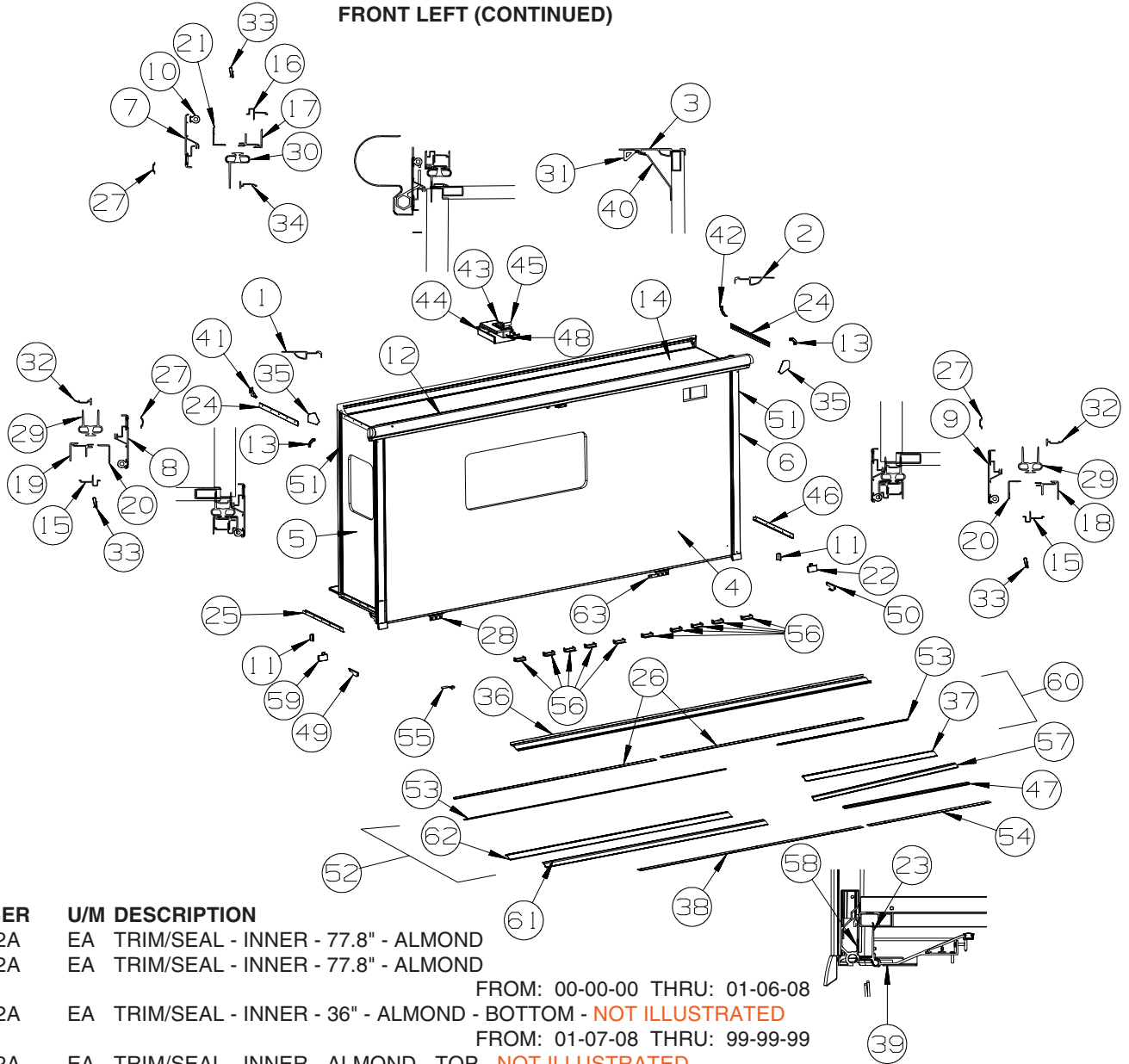
FRONT LEFT



KEY	PART NUMBER	U/M	DESCRIPTION
1	161743-02-000	EA	SLIDEOUT - HYDRAULIC - 29" - LEFT RETRACT
	143738-01-000	EA	WRENCH - SLIDE ROOM RETRACT - RATCHET - 13/16" X 7/8"
2	161743-01-000	EA	SLIDEOUT - HYDRAULIC - 29" - RIGHT RETRACT
	143738-01-000	EA	WRENCH - SLIDE ROOM RETRACT - RATCHET - 13/16" X 7/8"
3	160167-01-01A	EA	SEAT BELT - 2" X 102" - BLACK
4	161304-01-02B	EA	BRACKET - RAM COVER - E-COATED
5	136995-08-02B	EA	PLATE W/BOLTS - 5.3" X 3/4" W/1/4" X 1" BOLTS
6	138077-32-UN4	EA	COVER/RAM - 9.4" X 12.2" - W/TUBE - BLACK
	138077-05-10A	EA	COVER/RAM - 9.4" X 12.2" - W/O TUBE - BLACK
7	138077-24-WK0	EA	COVER/RAM - 11.9" X 12.2"
8	152741-04-02B	EA	BRACKET - MOUNT - SLIDEOUT - E-COATED
9	161154-01-02B	EA	BRACKET - RAM - E-COATED
10*	155476-02-000	EA	HOSE KIT - SLIDEOUT
11	143541-02-01A	EA	CARRIER/WIRING - F/SLIDEOUT ROOM
12*	163102-03-000	EA	SLIDEOUT - HYDRAULIC - 29"
	163324-02-000	EA	BRACKETS/HARDWARE - 24"/29" RAM/SYNCH CYLINDER
13	100536-68-000	EA	HOSE KIT - F/SLIDEOUT

***COMPONENT PARTS LISTED LATER IN THIS GROUP**

EXTERIOR SLIDEOUT GROUP (CONTINUED)
FRONT LEFT (CONTINUED)



KEY	PART NUMBER	U/M	DESCRIPTION
1	139624-45-02A	EA	TRIM/SEAL - INNER - 77.8" - ALMOND
2	139624-44-02A	EA	TRIM/SEAL - INNER - 77.8" - ALMOND
2	139624-81-02A	EA	TRIM/SEAL - INNER - 36" - ALMOND - BOTTOM - NOT ILLUSTRATED
2	139624-89-02A	EA	TRIM/SEAL - INNER - ALMOND - TOP - NOT ILLUSTRATED
3	153113-03-02A	EA	TRIM/SEAL - SLIDEOUT - 170" - ALMOND
4	163386-11-WH4	EA	SLUG - F/SLIDEOUT (WG0, WG1, WG2)
4	163386-11-WJ0	EA	SLUG - F/SLIDEOUT (WG4, WG5, WG6)
4	163386-11-WJ4	EA	SLUG - F/SLIDEOUT (WH0, WH1, WH2)
5	153461-12-WH4	EA	PANEL END - F/SLIDEOUT (WG0, WG1, WG2)
5	162982-18-WH4	EA	PANEL END - F/SLIDEOUT (WG0, WG1, WG2)
5	153461-12-WJ0	EA	PANEL END - F/SLIDEOUT (WG4, WG5, WG6)
5	162982-18-WJ0	EA	PANEL END - F/SLIDEOUT (WG4, WG5, WG6)
5	153461-12-WK4	EA	PANEL END - F/SLIDEOUT (WH0, WH1, WH2)
5	162982-18-WK4	EA	PANEL END - F/SLIDEOUT (WH0, WH1, WH2)
6	153667-09-WH4	EA	PANEL END - F/SLIDEOUT (WG0, WG1, WG2)
6	162982-25-WH4	EA	PANEL END - F/SLIDEOUT (WG0, WG1, WG2)
6	153667-09-UJ5	EA	PANEL END - F/SLIDEOUT (WG4, WG5, WG6)

FROM: 00-00-00 THRU: 01-06-08
 FROM: 01-07-08 THRU: 99-99-99
 FROM: 01-07-08 THRU: 99-99-99

EXTERIOR SLIDEOUT GROUP (CONTINUED)
FRONT LEFT (CONTINUED)

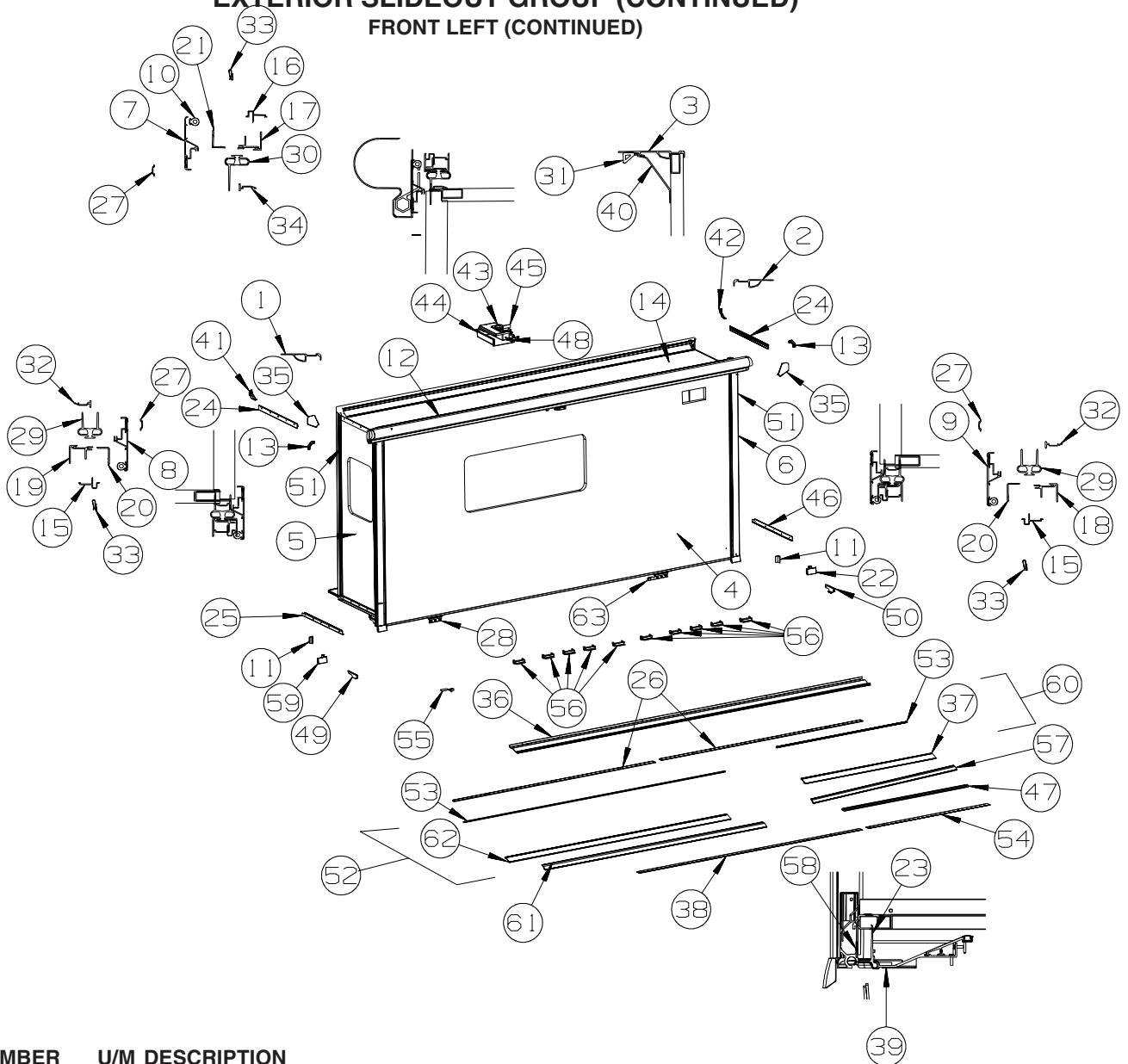
KEY	PART NUMBER	U/M	DESCRIPTION
6	162982-25-WJ0	EA	PANEL END - F/SLIDEOUT (WG4, WG5, WG6) FROM: 03-12-07 THRU: 99-99-99
6	153667-09-WK4	EA	PANEL END - F/SLIDEOUT (WH0, WH1, WH2) FROM: 00-00-00 THRU: 03-11-07
6	162982-25-WK4	EA	PANEL END - F/SLIDEOUT (WH0, WH1, WH2) FROM: 03-12-07 THRU: 99-99-99
7	156417-18-02A	EA	TRIM/SEAL - W/MITERED ENDS - 168.3" - BLACK - NOT ILLUSTRATED FROM: 00-00-00 THRU: 03-11-07
7	162052-18-02A	EA	TRIM/SEAL - W/MITERED ENDS - 168.3" - BLACK FROM: 03-12-07 THRU: 99-99-99
8	156417-28-02A	EA	TRIM/SEAL - W/MITERED ENDS - 80.4" - BLACK - NOT ILLUSTRATED FROM: 00-00-00 THRU: 03-11-07
8	162052-33-02A	EA	TRIM/SEAL - W/MITERED ENDS - 80.8" - BLACK FROM: 03-12-07 THRU: 99-99-99
9	156417-29-02A	EA	TRIM/SEAL - W/MITERED ENDS - 80.4" - BLACK - NOT ILLUSTRATED FROM: 00-00-00 THRU: 03-11-07
9	162052-32-02A	EA	TRIM/SEAL - W/MITERED ENDS - 80.8" - BLACK FROM: 03-12-07 THRU: 99-99-99
10	158297-01-000	FT	SEAL - BULB - .5" X .7" - ADHESIVE BACK - BLACK
11	156480-01-01A	EA	SEAL/BLOCK - SLIDEOUT - 2.6"W X 1.6"H X 1.6"D - BLACK
12			SLIDEOUT AWNING

ORDER AWNINGS & REPAIR PARTS FROM DOMETIC. CALL #800-366-3842.

**THE DOMETIC AWNING INFORMATION YOU WILL NEED IS LOCATED ON THE MOTOR HOME NEAR
THE TOP OF THE AWNING RAIL.**

13	160421-01-01A	EA	CORNER TRIM/SLIDEOUT - 3.1"X 3.1" - BLACK
14	158316-01-UJ1	EA	ROOF - F/SLIDEOUT FROM: 00-00-00 THRU: 03-07-07
14	154549-01-UF1	EA	ROOF - F/SLIDEOUT FROM: 03-08-07 THRU: 99-99-99
15	142718-38-01A	EA	RETAINER - SIDEWALL/SLIDEOUT - 79"
16	142718-15-01A	EA	RETAINER - SIDEWALL/SLIDEOUT - 169.5"
17	151761-05-02A	EA	TRIM - SIDEWALL/SLIDEOUT/TOP - 171.2" - ALMOND
18	151760-10-02A	EA	TRIM - SIDEWALL/SLIDEOUT - 80.6" - ALMOND
19	151760-11-02A	EA	TRIM - SIDEWALL/SLIDEOUT - 80.6" - ALMOND
20	136824-49-02A	EA	TRIM - SIDEWALL/SLIDEOUT - 80.9" - BLACK
21	136824-22-02A	EA	TRIM - SIDEWALL/SLIDEOUT - 171.2" - BLACK
22	148593-04-02A	EA	CAP - F/SLIDEOUT TRIM - BLACK FROM: 03-12-07 THRU: 99-99-99
23	152446-01-000	FT	SEAL - SLIDEOUT/FLOOR - NOT ILLUSTRATED FROM: 00-00-00 THRU: 03-11-07
23	152446-02-000	FT	SEAL - SLIDEOUT/FLOOR FROM: 03-12-07 THRU: 99-99-99
24	158375-01-02A	EA	TRIM - FEATURE STRIP - 29.6" - BLACK
25	158349-03-02A	EA	TRIM - FEATURE - LOWER - 31.8" - BLACK - NOT ILLUSTRATED FROM: 00-00-00 THRU: 03-11-07
25	163021-07-02A	EA	TRIM - FEATURE - LOWER - 30.9" - BLACK FROM: 03-12-07 THRU: 99-99-99
26	152641-01-000	EA	SKID/GLIDE - SLIDEOUT ROOM - 1/4"X2"X95.5"- POLYETHYLENE
27	105312-01-13A	FT	INSERT - FEATURE STRIP - VINYL - BLACK
28	153104-01-01A	EA	BRACKET/MOUNT - 1.7" X 3.2" X 5.9"
29	153161-01-01A	FT	SEAL - SLIDEOUT - DOUBLE WIPE LIP - BLACK
30	136978-02-01A	FT	SEAL - SLIDEOUT/TOP - SINGLE WIPE LIP - BLACK
31	146056-01-000	FT	SEAL - TRIANGLE - W/PSA
32	146606-66-02A	EA	TRIM/RETAINER - 75.8" - BLACK
33	142549-01-000	EA	CLIP - "S" TYPE
34	146606-15-02A	EA	TRIM/RETAINER - 166.1" - BLACK
35	156151-01-01A	EA	PROTECTOR - CORNER - SLIDEOUT - BLACK
36	152602-05-01A	EA	RAMP - SLIDEOUT - FLOOR/COACH - 167.4" - NOT ILLUSTRATED FROM: 00-00-00 THRU: 03-11-07
36	160823-05-01A	EA	RAMP - SLIDEOUT - FLOOR/COACH - 167.4" - BRT WHITE FROM: 03-12-07 THRU: 99-99-99

EXTERIOR SLIDEOUT GROUP (CONTINUED)
FRONT LEFT (CONTINUED)



KEY	PART NUMBER	U/M	DESCRIPTION
37	158962-02-01A	EA	COVER - RAMP/FLOOR - CERAMIC TILE - 3.9" X 61.9" - BRT WHT - CERAMIC TILE - NOT ILLUSTRATED FROM: 00-00-00 THRU: 03-11-07
37	162510-02-01A	EA	COVER - RAMP/FLOOR - CERAMIC TILE - 3.9" X 61.9" - BRT WHT - CERAMIC TILE FROM: 03-12-07 THRU: 99-99-99
38	153108-07-01A	EA	SPACER - RAMP - SLIDEOUT FLOOR - 105.2" - MILL - NOT ILLUSTRATED FROM: 00-00-00 THRU: 03-11-07
38	160824-07-01A	EA	SPACER - RAMP - SLIDEOUT FLOOR - 105.8" - MILL - FLOOR-VINYL TO CERAMIC TILE FROM: 03-12-07 THRU: 99-99-99
39	156475-01-000	EA	FILTER/FOAM - DRAIN HOLE COVER/SEAL - 60PPI - 1/4"X1"X3"
40	153114-03-02A	EA	TRIM/RETAINER - 165.8" - BLACK
41	153115-01-01A	EA	COVER - TRIM - SLIDEOUT - INNER/TOP/RH - BLACK
42	153115-02-01A	EA	COVER - TRIM - SLIDEOUT - INNER/TOP/LH - BLACK
43*	153651-04-01A	EA	LOCK/LATCH - TRAVEL/SLIDEOUT - W/MOTOR - LH OR RH - BLACK
44	155194-01-01A	EA	COVER - LATCH/TRAVEL - PLASTIC - BLACK
45	156015-01-01A	EA	TAPE/PROTECTION - .06" X 1.25" X 3.5" - W/PSA - NATURAL WHT
46	158349-04-02A	EA	TRIM - FEATURE - LOWER - 31.8" - BLACK - NOT ILLUSTRATED FROM: 00-00-00 THRU: 03-11-07
46	163021-08-02A	EA	TRIM - FEATURE - LOWER - 30.9" - BLACK FROM: 03-12-07 THRU: 99-99-99
47	160785-01-WH4	EA	RAMP - FABRIC COVERED - F/SLIDEOUT - 59" FROM: 02-22-07 THRU: 99-99-99
48	155262-01-01A	EA	TUBE/DRAIN - LATCH/TRAVEL/ROOF - BLACK

EXTERIOR SLIDEOUT GROUP (CONTINUED)
FRONT LEFT (CONTINUED)

KEY	PART NUMBER	U/M	DESCRIPTION
49	153800-01-02B	EA	BRACKET - CLOSEOUT/RH - SLIDEOUT - E-COATED - NOT ILLUSTRATED FROM: 00-00-00 THRU: 03-11-07
49	153800-03-02B	EA	BRACKET - CLOSEOUT/RH - SLIDEOUT - E-COATED FROM: 03-12-07 THRU: 99-99-99
50	153800-02-02B	EA	BRACKET - CLOSEOUT/LH - SLIDEOUT - E-COATED - NOT ILLUSTRATED FROM: 00-00-00 THRU: 03-11-07
50	153800-04-02B	EA	BRACKET - CLOSEOUT/LH - SLIDEOUT - E-COATED FROM: 03-12-07 THRU: 99-99-99
51	093681-39-01A	FT	FILM - 3.1" - MATTE BLACK
52	153106-10-01A	EA	COVER - RAMP/FLOOR - VINYL/CARPET - 3.2" X 105.2"-BRT WHT - CERAMIC TILE - NOT ILLUSTRATED FROM: 00-00-00 THRU: 03-11-07
52	162509-10-01A	EA	COVER - RAMP/FLOOR - VINYL/CARPET - 3.3" X 105" - CERAMIC TILE - NOT ILLUSTRATED FROM: 03-12-07 THRU: 03-29-07
52	162511-06-WH4	EA	COVER - RAMP/FLR/W/SKID - CERAMIC TILE - 3.6" X 167.1" - CERAMIC TILE FROM: 3-30-07 THRU: 99-99-99
53	158814-01-01A	EA	BAR/SKID - SLIDEOUT - 8' - POLYETHYLENE - CERAMIC TILE
54	153108-09-01A	EA	SPACER - RAMP - SLIDEOUT FLOOR - 57.6"- MILL - NOT ILLUSTRATED FROM: 00-00-00 THRU: 03-11-07
54	160824-09-01A	EA	SPACER - RAMP - SLIDEOUT FLOOR - 57.6"- MILL FROM: 03-12-07 THRU: 99-99-99
55	154093-02-01B	EA	BRACKET/HOLD DOWN - CHAIR - W/NUT-SERT - GALVANIZED - LOUNGE CHAIR - EURO
56	153088-02-01A	EA	ROLLER - W/BRACKET - SLIDEOUT
57	162509-05-01A	EA	COVER - RAMP/FLOOR - VINYL/CARPET - 3.3" X 62" - VINYL TILE
58	089275-02-000	FT	STRIP - 3/4" X 84" BLACK POLYETHYLENE
59	148593-03-02A	EA	CAP - F/SLIDEOUT TRIM - BLACK FROM: 03-12-07 THRU: 99-99-99
60	160116-02-UJ1	EA	COVER - RAMP/FLR/W/SKID - 3.9"X 61.9"-BRT WHT - CERAMIC TILE - NOT ILLUSTRATED FROM: 00-00-00 THRU: 03-11-07
60	162511-02-WH4	EA	COVER - RAMP/FLR/W/SKID - CERAMIC TILE - 3.6" X 146.9" - CERAMIC TILE FROM: 03-12-07 THRU: 99-99-99
61	162509-10-01A	EA	COVER - RAMP/FLOOR - VINYL/CARPET - 3.3" X 105" - VINYL TILE
62	162510-06-01A	EA	COVER - RAMP/FLOOR - CERAMIC TILE - 3.9" X 167.1"-BRT WHT - CERAMIC TILE
	153109-05-01A	EA	ANGLE/RETAINER - SEAL - .5" X .5" X 167.1" - MILL FROM: 00-00-00 THRU: 03-11-07
63	161368-03-01A	EA	BRACKET/MOUNT - WIRE CARRIER
	165178-01-01A	EA	CAP - FLOOR TUBE/SLIDEOUT/RH - BLACK
	165178-02-01A	EA	CAP - FLOOR TUBE/SLIDEOUT/LH - BLACK

***COMPONENT PARTS LISTED LATER IN THIS GROUP**

COMPONENT PARTS FOR FRONT LEFT

153651-04-01A

KEY	PART NUMBER	U/M	DESCRIPTION	VENDOR NO.
	153651-01-701	EA	LIMIT SWITCH	1812996
	153651-02-700	EA	MOTOR "R" - F/LH TRAVEL LOCK	1820131
	153651-02-701	EA	BRACKET/MOUNTING - MOTOR	1102223
	153651-04-700	EA	COVER/BOOT - SEAL	1612012

155476-02-000

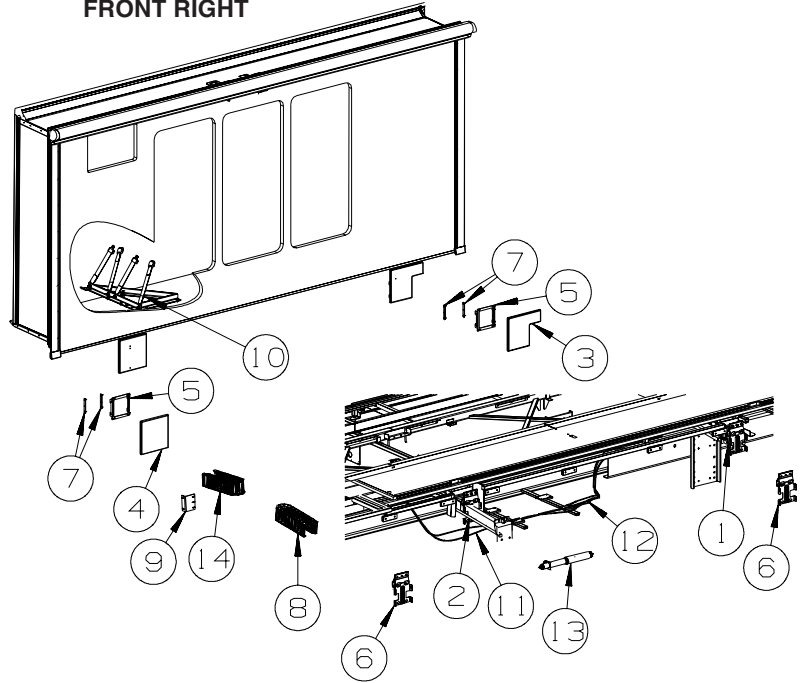
KEY	PART NUMBER	U/M	DESCRIPTION	VENDOR NO.
	100536-10-701	EA	HOSE-HYDRAULIC - 1/4" X 116"	RAP90349/AP5384
	137196-01-700	EA	HOSE-HYDRAULIC - 1/8" X 120"	RAP90428/AP24642

163102-03-000

KEY	PART NUMBER	U/M	DESCRIPTION	VENDOR NO.
	163102-03-700	EA	SYNCRONIZING CYLINDER	RAP92128/AP39279

EXTERIOR SLIDEOUT GROUP (CONTINUED)

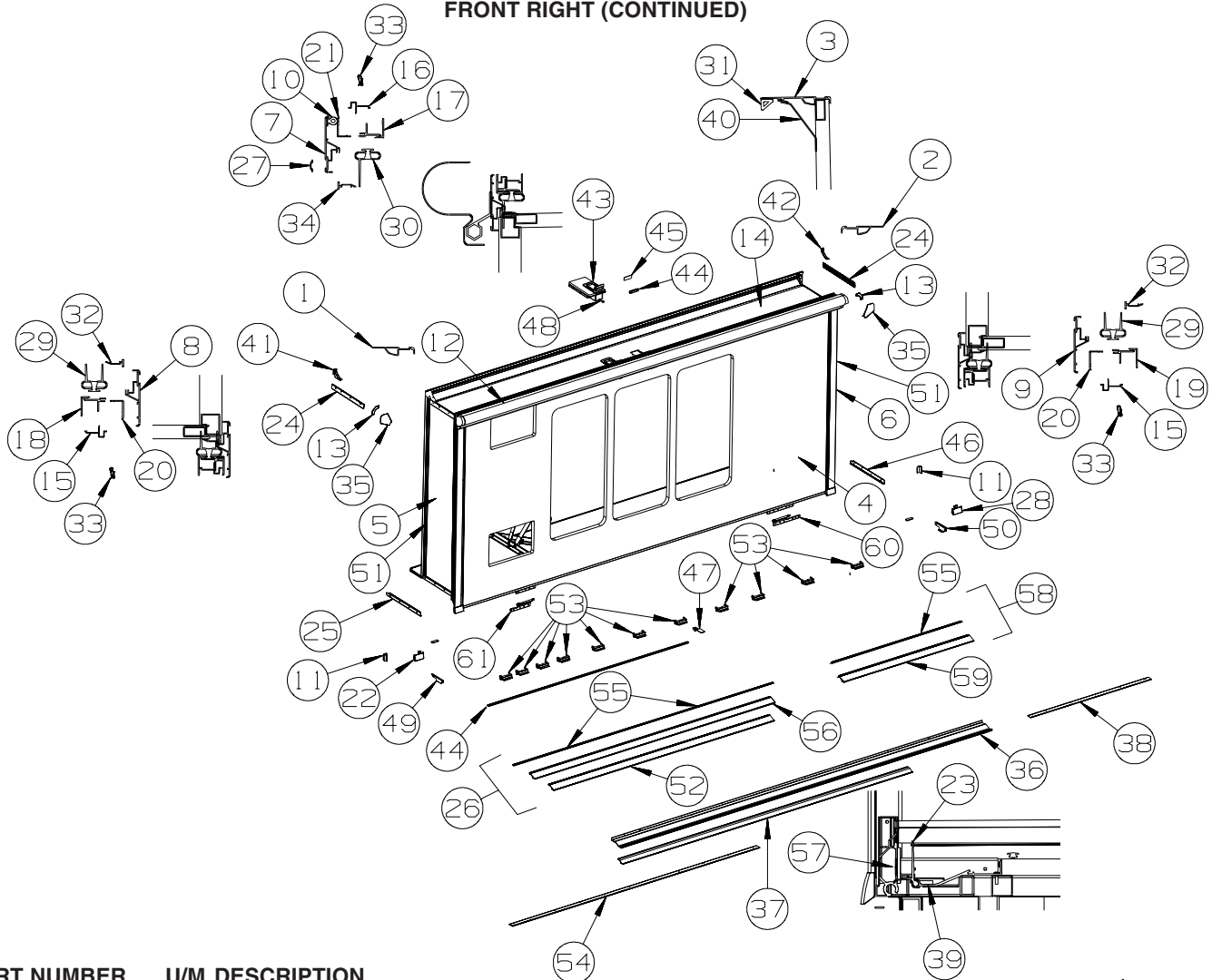
FRONT RIGHT



KEY	PART NUMBER	U/M	DESCRIPTION
1	161742-01-000	EA	SLIDEOUT - HYDRAULIC - 20" - RIGHT RETRACT
	143738-01-000	EA	WRENCH - SLIDE ROOM RETRACT - RATCHET - 13/16" X 7/8"
2	161742-02-000	EA	SLIDEOUT - HYDRAULIC - 20" - LEFT RETRACT
	143738-01-000	EA	WRENCH - SLIDE ROOM RETRACT - RATCHET - 13/16" X 7/8"
3	138077-26-WK0	EA	COVER/RAM - 14.3" X 12.2"
4	138077-24-WK0	EA	COVER/RAM - 11.9" X 12.2"
5	161304-01-02B	EA	BRACKET - RAM COVER - E-COATED
6	152741-02-02B	EA	BRACKET - MOUNT - SLIDEOUT - E-COATED
7	136995-08-02B	EA	PLATE W/BOLTS - 5.3" X 3/4" W/1/4" X 1" BOLTS
8	143541-02-01A	EA	CARRIER/WIRING - F/SLIDEOUT ROOM
9	161154-01-02B	EA	BRACKET - RAM - E-COATED
10	160167-01-01A	EA	SEAT BELT - 2" X 102" - BLACK - DINETTE
11*	100536-42-000	EA	HOSE KIT - PUMP TO SLIDE-OUT VALVE
12*	155476-02-000	EA	HOSE KIT - SLIDEOUT
13	163102-01-000	EA	SLIDEOUT - HYDRAULIC - 20"
	163324-01-000	EA	BRACKETS/HARDWARE - 20" RAM/SYNCH CYLINDER
14	143541-01-01A	EA	CARRIER/WIRING - F/SLIDEOUT ROOM - 29 LINKS
			FROM: 00-00-00 THRU: 05-21-07
14	143541-04-01A	EA	CARRIER/WIRING - F/SLIDEOUT ROOM
			FROM: 05-22-07 THRU: 99-99-99

***COMPONENT PARTS LISTED LATER IN THIS GROUP**

EXTERIOR SLIDEOUT GROUP (CONTINUED)
FRONT RIGHT (CONTINUED)



KEY	PART NUMBER	U/M	DESCRIPTION
1	139624-45-02A	EA	TRIM/SEAL - INNER - 77.8" - ALMOND
2	139624-44-02A	EA	TRIM/SEAL - INNER - 77.8" - ALMOND
3	153113-07-02A	EA	TRIM/SEAL - SLIDEOUT - 179.6" - ALMOND
4	163387-11-WH4	EA	SLUG - F/SLIDEOUT (WG0, WG1, WG2)
4	163387-11-WJ0	EA	SLUG - F/SLIDEOUT (WG4, WG5, WG6)
4	163387-11-WJ4	EA	SLUG - F/SLIDEOUT (WH0, WH1, WH2)
4	163387-13-WH4	EA	SLUG - F/SLIDEOUT (WG0, WG1, WG2) - COMPUTER TABLE OR DINETTE
4	163387-13-WJ0	EA	SLUG - F/SLIDEOUT (WG4, WG5, WG6) - COMPUTER TABLE OR DINETTE
4	163387-13-WJ4	EA	SLUG - F/SLIDEOUT (WH0, WH1, WH2) - COMPUTER TABLE OR DINETTE
5	152727-01-WH4	EA	PANEL END - F/SLIDEOUT (WG0, WG1, WG2)
			FROM: 00-00-00 THRU: 03-18-07
5	162980-09-WH4	EA	PANEL END - F/SLIDEOUT (WG0, WG1, WG2)
			FROM: 03-19-07 THRU: 99-99-99
5	152727-01-UJ5	EA	PANEL END - F/SLIDEOUT (WG4, WG5, WG6)
			FROM: 00-00-00 THRU: 03-18-07
5	162980-09-WJ0	EA	PANEL END - F/SLIDEOUT (WG4, WG5, WG6)
			FROM: 03-19-07 THRU: 99-99-99
5	152727-01-WK4	EA	PANEL END - F/SLIDEOUT (WH0, WH1, WH2)
			FROM: 00-00-00 THRU: 03-18-07
5	162980-09-WK4	EA	PANEL END - F/SLIDEOUT (WH0, WH1, WH2)
			FROM: 03-19-07 THRU: 99-99-99
6	152728-02-WH4	EA	PANEL END - F/SLIDEOUT (WG0, WG1, WG2)
			FROM: 00-00-00 THRU: 03-18-07
6	162980-10-WH4	EA	PANEL END - F/SLIDEOUT (WG0, WG1, WG2)
			FROM: 03-19-07 THRU: 99-99-99
6	152728-02-UF5	EA	PANEL END - F/SLIDEOUT (WG4, WG5, WG6)
			FROM: 00-00-00 THRU: 03-18-07
6	162980-10-WJ0	EA	PANEL END - F/SLIDEOUT (WG4, WG5, WG6)
			FROM: 03-19-07 THRU: 99-99-99

EXTERIOR SLIDEOUT GROUP (CONTINUED)

FRONT RIGHT (CONTINUED)

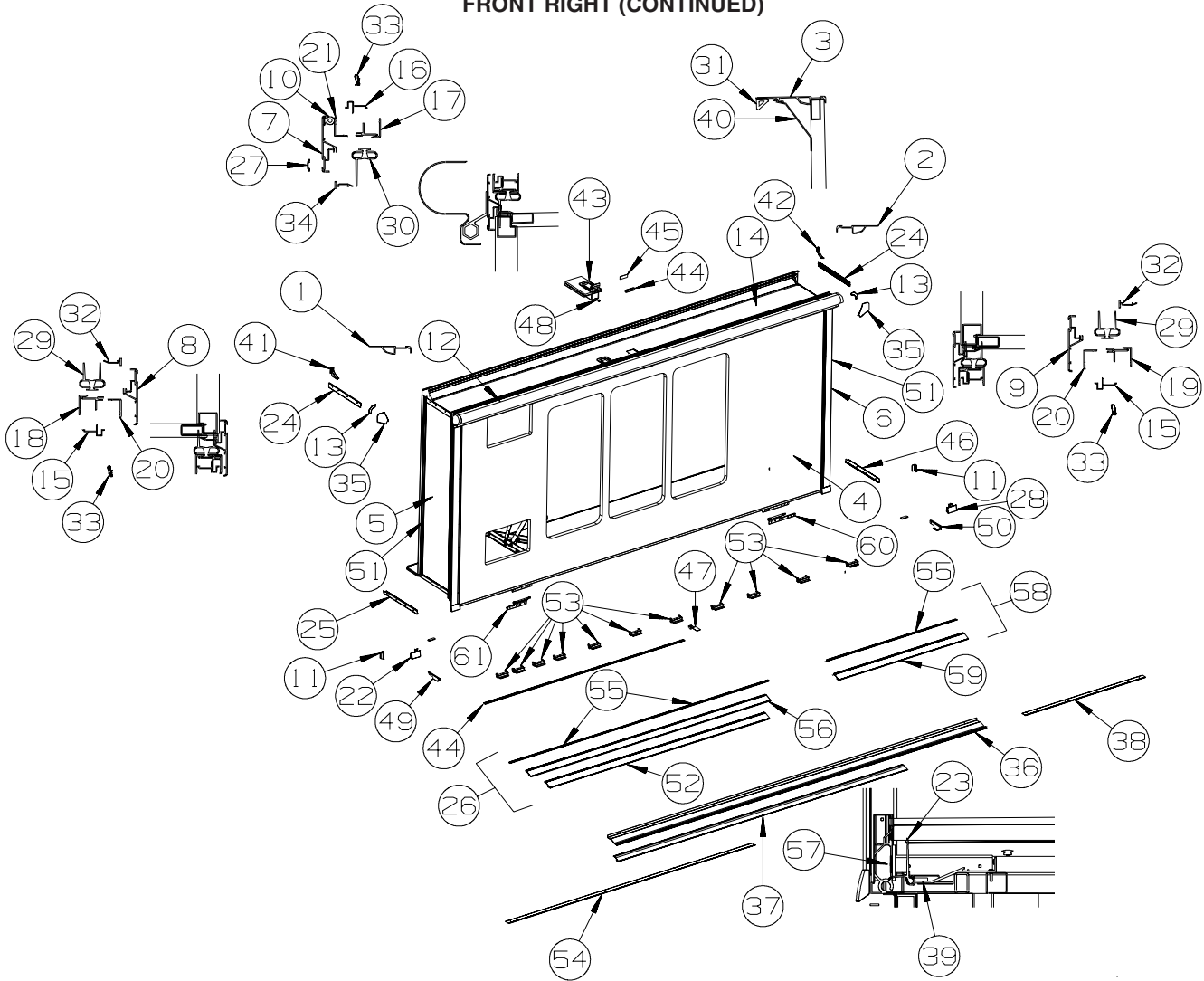
KEY	PART NUMBER	U/M	DESCRIPTION
6	152728-02-WK4	EA	PANEL END - F/SLIDEOUT (WH0, WH1, WH2) FROM: 00-00-00 THRU: 03-18-07
6	162980-10-WK4	EA	PANEL END - F/SLIDEOUT (WH0, WH1, WH2) FROM: 03-19-07 THRU: 99-99-99
7	156417-22-02A	EA	TRIM/SEAL - W/MITERED ENDS - 177.8" - BLACK - NOT ILLUSTRATED FROM: 00-00-00 THRU: 03-18-07
7	162052-22-02A	EA	TRIM/SEAL - W/MITERED ENDS - 177.8" - BLACK FROM: 03-19-07 THRU: 99-99-99
8	156417-28-02A	EA	TRIM/SEAL - W/MITERED ENDS - 80.4" - BLACK - NOT ILLUSTRATED FROM: 00-00-00 THRU: 03-18-07
8	162052-33-02A	EA	TRIM/SEAL - W/MITERED ENDS - 80.8" - BLACK FROM: 03-19-07 THRU: 99-99-99
9	156417-29-02A	EA	TRIM/SEAL - W/MITERED ENDS - 80.4" - BLACK - NOT ILLUSTRATED FROM: 00-00-00 THRU: 03-18-07
9	162052-32-02A	EA	TRIM/SEAL - W/MITERED ENDS - 80.8" - BLACK FROM: 03-19-07 THRU: 99-99-99
10	158297-01-000	FT	SEAL - BULB - .5" X .7" - ADHESIVE BACK - BLACK
11	156480-01-01A	EA	SEAL/BLOCK - SLIDEOUT - 2.6"W X 1.6"H X 1.6"D - BLACK
12			SLIDEOUT AWNING
13	160421-01-01A	EA	CORNER TRIM/SLIDEOUT - 3.1"X 3.1" - BLACK

ORDER AWNINGS & REPAIR PARTS FROM DOMETIC. CALL #800-366-3842.

THE DOMETIC AWNING INFORMATION YOU WILL NEED IS LOCATED ON THE MOTOR HOME NEAR THE TOP OF THE AWNING RAIL.

14	158402-01-UJ1	EA	ROOF - F/SLIDEOUT
14	158402-02-UJ1	EA	ROOF - F/SLIDEOUT - COMPUTER TABLE OR DINETTE
15	142718-38-01A	EA	RETAINER - SIDEWALL/SLIDEOUT - 79"
16	142718-29-01A	EA	RETAINER - SIDEWALL/SLIDEOUT - 178.5"
17	151761-10-02A	EA	TRIM - SIDEWALL/SLIDEOUT/TOP - 180.9" - ALMOND
18	151760-10-02A	EA	TRIM - SIDEWALL/SLIDEOUT - 80.6" - ALMOND
19	151760-11-02A	EA	TRIM - SIDEWALL/SLIDEOUT - 80.6" - ALMOND
20	136824-49-02A	EA	TRIM - SIDEWALL/SLIDEOUT - 80.9" - BLACK
21	136824-40-02A	EA	TRIM - SIDEWALL/SLIDEOUT - 181.2" - BLACK
22	148593-03-02A	EA	CAP - F/SLIDEOUT TRIM - BLACK FROM: 03-19-07 THRU: 99-99-99
23	152446-01-000	FT	SEAL - SLIDEOUT/FLOOR - NOT ILLUSTRATED FROM: 00-00-00 THRU: 03-18-07
23	152446-02-000	FT	SEAL - SLIDEOUT/FLOOR FROM: 03-19-07 THRU: 99-99-99
24	158375-03-02A	EA	TRIM - FEATURE STRIP - 20.6" - BLACK
25	158349-01-02A	EA	TRIM - FEATURE - LOWER - 22.8" - BLACK - NOT ILLUSTRATED FROM: 00-00-00 THRU: 03-18-07
25	163021-09-02A	EA	TRIM - FEATURE - LOWER - 21.8" - BLACK FROM: 03-19-07 THRU: 99-99-99
26	152641-01-000	EA	SKID/GLIDE - SLIDEOUT ROOM - 1/4"X2"X95.5"- POLYETHYLENE
27	105312-01-13A	FT	INSERT - FEATURE STRIP - VINYL - BLACK
28	148593-04-02A	EA	CAP - F/SLIDEOUT TRIM - BLACK FROM: 03-19-07 THRU: 99-99-99
29	153161-01-01A	FT	SEAL - SLIDEOUT - DOUBLE WIPE LIP - BLACK
30	136978-02-01A	FT	SEAL - SLIDEOUT/TOP - SINGLE WIPE LIP - BLACK
31	146056-01-000	FT	SEAL - TRIANGLE - W/PSA
32	146606-66-02A	EA	TRIM/RETAINER - 75.8" - BLACK
33	142549-01-000	EA	CLIP - "S" TYPE
34	146606-45-02A	EA	TRIM/RETAINER - 175.4" - BLACK
35	156151-01-01A	EA	PROTECTOR - CORNER - SLIDEOUT - BLACK
36	152602-08-01A	EA	RAMP - SLIDEOUT - FLOOR/COACH - 177" - MILL - NOT ILLUSTRATED FROM: 00-00-00 THRU: 03-18-07
36	160823-08-01A	EA	RAMP - SLIDEOUT - FLOOR/COACH - 177" - BRT WHITE FROM: 03-19-07 THRU: 99-99-99
37	153106-11-01A	EA	COVER - RAMP/FLOOR - VINYL/CARPET - 3.2" X 138.4" - BRT WHT - VINYL TILE - NOT ILLUSTRATED FROM: 00-00-00 THRU: 03-18-07
37	162509-11-01A	EA	COVER - RAMP/FLOOR - VINYL/CARPET - 3.3" X 138.3" - VINYL TILE FROM: 03-19-07 THRU: 99-99-99

EXTERIOR SLIDEOUT GROUP (CONTINUED)
FRONT RIGHT (CONTINUED)



KEY	PART NUMBER	U/M	DESCRIPTION
38	153108-09-01A	EA	SPACER - RAMP - SLIDEOUT FLOOR - 57.6" - MILL - CERAMIC TILE - NOT ILLUSTRATED FROM: 00-00-00 THRU: 03-18-07
38	160824-09-01A	EA	SPACER - RAMP - SLIDEOUT FLOOR - 57.6" - MILL - CERAMIC TILE FROM: 03-19-07 THRU: 99-99-99
39	156475-01-000	EA	FILTER/FOAM - DRAIN HOLE COVER/SEAL - 60PPI - 1/4"X1"X3"
40	153114-07-02A	EA	TRIM/RETAINER - 175.4" - BLACK
41	153115-01-01A	EA	COVER - TRIM - SLIDEOUT - INNER/TOP/RH - BLACK
42	153115-02-01A	EA	COVER - TRIM - SLIDEOUT - INNER/TOP/LH - BLACK
43*	153651-04-01A	EA	LOCK/LATCH - TRAVEL/SLIDEOUT - W/MOTOR - LEFT HAND - BLACK
44	152641-02-000	EA	SKID/GLIDE - SLIDEOUT ROOM - 1/4"X1"X95.5" - POLYETHYLENE
45	156015-01-01A	EA	TAPE/PROTECTION - .06" X 1.25" X 3.5" - W/PSA - NATURAL WHT
46	158349-02-02A	EA	TRIM - FEATURE - LOWER - 22.8" - BLACK - NOT ILLUSTRATED FROM: 00-00-00 THRU: 03-18-07
46	163021-10-02A	EA	TRIM - FEATURE - LOWER - 21.8" - BLACK FROM: 03-19-07 THRU: 99-99-99
47	154093-02-01B	EA	BRACKET/HOLD DOWN - CHAIR - W/NUT-SERT - GALVANIZED - DINING TABLE/CHAIRS
48	155262-01-01A	EA	TUBE/DRAIN - LATCH/TRAVEL/ROOF - BLACK
49	153800-01-02B	EA	BRACKET - CLOSEOUT/RH - SLIDEOUT - E-COATED - NOT ILLUSTRATED FROM: 00-00-00 THRU: 03-18-07
49	153800-03-02B	EA	BRACKET - CLOSEOUT/RH - SLIDEOUT - E-COATED FROM: 03-19-07 THRU: 99-99-99
50	153800-02-02B	EA	BRACKET - CLOSEOUT/LH - SLIDEOUT - E-COATED - NOT ILLUSTRATED FROM: 00-00-00 THRU: 03-18-07
50	153800-04-02B	EA	BRACKET - CLOSEOUT/LH - SLIDEOUT - E-COATED FROM: 03-19-07 THRU: 99-99-99
51	093681-39-01A	FT	FILM - 3.1" - FLAT BLACK

EXTERIOR SLIDEOUT GROUP (CONTINUED)
FRONT RIGHT (CONTINUED)

KEY	PART NUMBER	U/M	DESCRIPTION
52	158962-03-01A	EA	COVER - RAMP/FLOOR - CERAMIC TILE - 3.9" X 38.5" - BRT WHT - CERAMIC TILE - NOT ILLUSTRATED
52	162510-03-01A	EA	COVER - RAMP/FLOOR - CERAMIC TILE - 3.9" X 38.5" - BRT WHT - CERAMIC TILE
53	153088-02-01A	EA	ROLLER - W/BRACKET - SLIDEOUT
54	153108-02-01A	EA	SPACER - RAMP - SLIDEOUT FLOOR - 117.9" - MILL - CERAMIC TILE FROM: 00-00-00 THRU: 03-18-07
54	160824-02-01A	EA	SPACER - RAMP - SLIDEOUT FLOOR - 117.9"- MILL - CERAMIC TILE FROM: 03-19-07 THRU: 99-99-99
55	158814-01-01A	EA	BAR/SKID - SLIDEOUT - 8' - POLYETHYLENE - CERAMIC TILE
56	160116-03-UJ1	EA	COVER - RAMP/FLR/W/SKID - CERAMIC TILE-3.9"X 38.5"-BRT WHT - VINYL TILE - NOT ILLUSTRATED FROM: 00-00-00 THRU: 03-18-07
56	162509-12-01A	EA	COVER - RAMP/FLOOR - VINYL/CARPET - 3.3" X 38.3" - VINYL TILE FROM: 03-19-07 THRU: 99-99-99
56	162511-07-WH4	EA	COVER - RAMP/FLR/W/SKID - CERAMIC TILE - 3.6" X 176.6" - CERAMIC TILE
	153109-08-01A	EA	ANGLE/RETAINER - SEAL - .5" X .5" X 176.6" - MILL FROM: 00-00-00 THRU: 03-18-07
57	089275-02-000	FT	STRIP - 3/4" X 84" BLACK POLYETHYLENE
58	162511-02-WH4	EA	COVER - RAMP/FLR/W/SKID - CERAMIC TILE - 3.6" X 146.9" - CERAMIC TILE FROM: 05-28-07 THRU: 99-99-99
59	162510-02-01A	EA	COVER - RAMP/FLOOR - CERAMIC TILE - 3.9" X 61.9" - BRT WHT - CERAMIC TILE FROM: 05-28-07 THRU: 99-99-99
60	161368-02-01A	EA	BRACKET/MOUNT - WIRE CARRIER
61	161368-03-01A	EA	BRACKET/MOUNT - WIRE CARRIER
	165178-01-01A	EA	CAP - FLOOR TUBE/SLIDEOUT/RH - BLACK FROM: 00-00-00 THRU: 02-04-08
	165178-02-01A	EA	CAP - FLOOR TUBE/SLIDEOUT/LH - BLACK FROM: 00-00-00 THRU: 02-04-08

***COMPONENT PARTS LISTED LATER IN THIS GROUP**

COMPONENT PARTS FOR FRONT RIGHT

100536-42-000

KEY	PART NUMBER	U/M	DESCRIPTION	VENDOR NO.
	100536-42-700	EA	HOSE/HYDRAULIC - 1/4" X 180"	RAP90120/AP5965
	100536-42-701	EA	HOSE/HYDRAULIC - 1/4" X 175"	RAP90350/AP7358

153651-04-01A

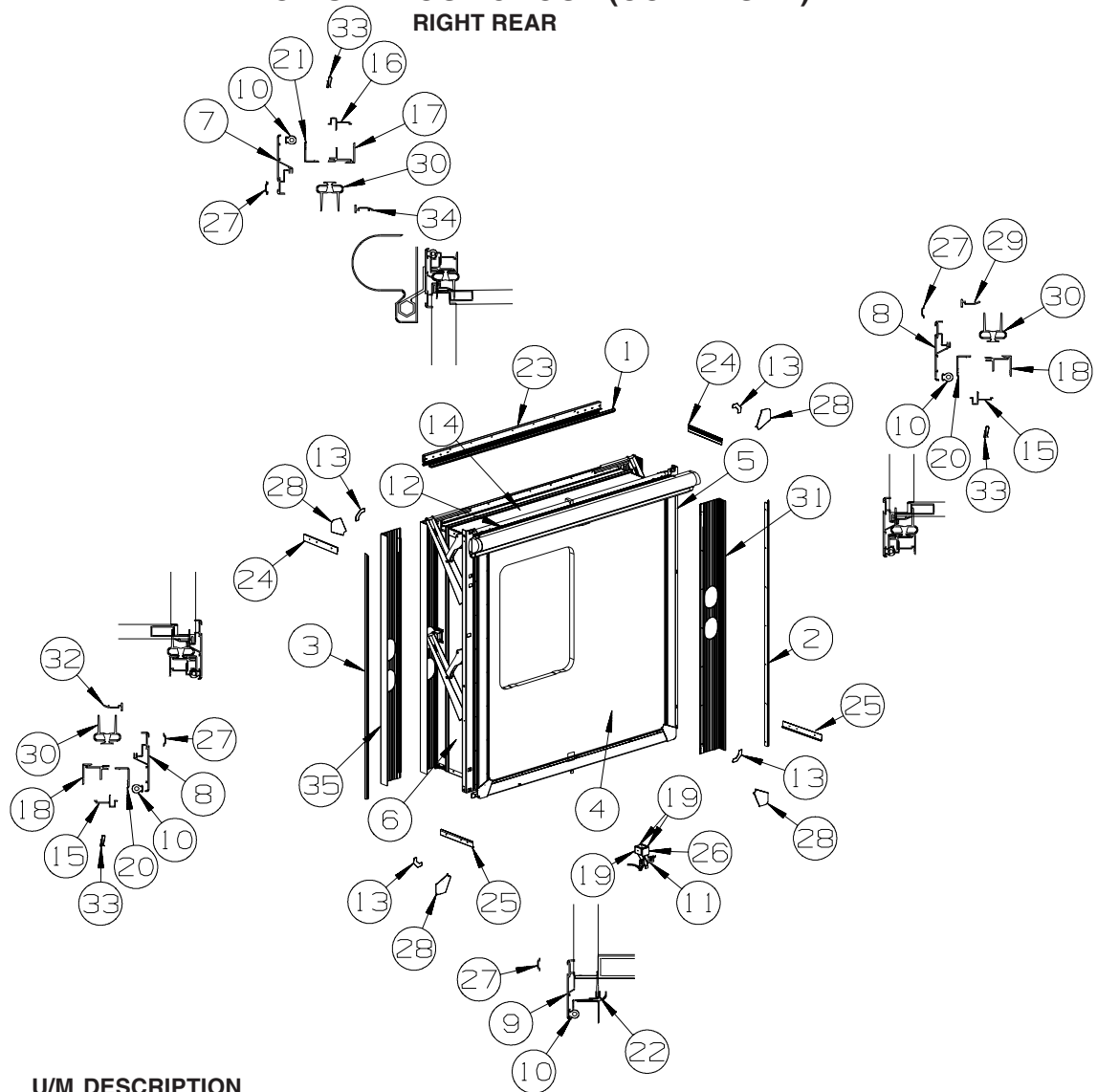
KEY	PART NUMBER	U/M	DESCRIPTION	VENDOR NO.
	153651-01-701	EA	LIMIT SWITCH	1812996
	153651-02-700	EA	MOTOR "R" - F/LH TRAVEL LOCK	1820131
	153651-02-701	EA	BRACKET/MOUNTING - MOTOR	1102223
	153651-04-700	EA	COVER/BOOT - SEAL	1612012

155476-02-000

KEY	PART NUMBER	U/M	DESCRIPTION	VENDOR NO.
	100536-10-701	EA	HOSE-HYDRAULIC - 1/4" X 116"	RAP90349/AP5384
	137196-01-700	EA	HOSE-HYDRAULIC - 1/8" X 120"	RAP90428/AP24642

EXTERIOR SLIDEOUT GROUP (CONTINUED)

RIGHT REAR



KEY	PART NUMBER	U/M	DESCRIPTION
1	141429-12-01A	EA	TRIM/SEAL - INNER - W/MITERED ENDS - 67.7" - BRIGHT WHITE
2	141429-01-01A	EA	TRIM/SEAL - INNER - W/MITERED ENDS - 71.8" - BRIGHT WHITE
3	141429-02-01A	EA	TRIM/SEAL - INNER - W/MITERED ENDS - 71.8" - BRIGHT WHITE
4	163387-12-WH4	EA	SLUG - F/SLIDEOUT (WG0, WG1, WG2)
4	163387-12-WJ0	EA	SLUG - F/SLIDEOUT (WG4, WG5, WG6)
4	163387-12-WJ4	EA	SLUG - F/SLIDEOUT (WH0, WH1, WH2)
5	164192-04-WH4	EA	PANEL END - F/SLIDEOUT (WG0, WG1, WG2)
5	164192-04-WJ0	EA	PANEL END - F/SLIDEOUT (WG4, WG5, WG6)
5	164192-04-WJ4	EA	PANEL END - F/SLIDEOUT (WH0, WH1, WH2)
6	164192-03-WH4	EA	PANEL END - F/SLIDEOUT (WG0, WG1, WG2)
6	164192-03-WJ0	EA	PANEL END - F/SLIDEOUT (WG4, WG5, WG6)
6	164192-03-WJ4	EA	PANEL END - F/SLIDEOUT (WH0, WH1, WH2)
7	162052-07-02A	EA	TRIM/SEAL - W/MITERED ENDS - 68.4" - BLACK
8	162052-14-02A	EA	TRIM/SEAL - W/MITERED ENDS - 73" - BLACK
9	162054-05-02A	EA	TRIM/SEAL - W/MITERED ENDS - 68.4" - BLACK
10	158297-01-000	FT	SEAL - D-SECTION/BULB/TEE - ADHESIVE BACK - BLACK
11	142529-02-02B	EA	GUIDE - F/SLIDEOUT ROOM - E-COATED
12			SLIDEOUT AWNING

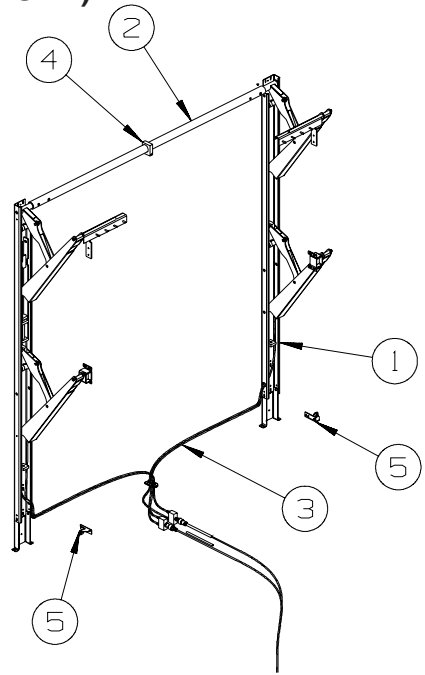
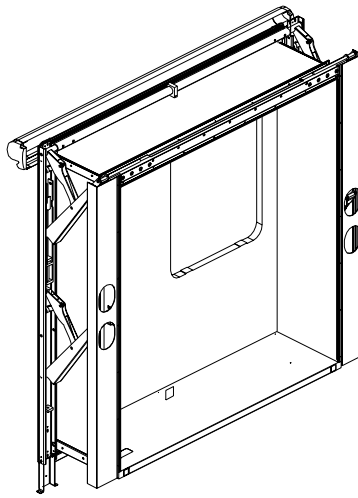
ORDER AWNINGS & REPAIR PARTS FROM DOMETIC. CALL #800-366-3842.

THE DOMETIC AWNING INFORMATION YOU WILL NEED IS LOCATED ON THE MOTOR HOME NEAR THE TOP OF THE AWNING RAIL.

EXTERIOR SLIDEOUT GROUP (CONTINUED)
RIGHT REAR (CONTINUED)

KEY	PART NUMBER	U/M	DESCRIPTION
13	160421-01-01A	EA	CORNER TRIM/SLIDEOUT - 3.1"X 3.1" - BLACK
14	154674-01-UF1	EA	ROOF - F/SLIDEOUT
15	142718-01-01A	EA	RETAINER - SIDEWALL/SLIDEOUT - 72.8"
16	142718-21-01A	EA	RETAINER - SIDEWALL/SLIDEOUT - 69.5"
17	151761-03-02A	EA	TRIM - SIDEWALL/SLIDEOUT/TOP - 71.3" - ALMOND
18	151760-14-02A	EA	TRIM - SIDEWALL/SLIDEOUT - 72.7" - ALMOND
19	128599-03-000	EA	PAD - F/SLIDEOUT - 2" X 2.6"
20	136824-06-02A	EA	TRIM - SIDEWALL/SLIDEOUT - 73.3" - BLACK
21	136824-12-02A	EA	TRIM - SIDEWALL/SLIDEOUT - 71.4" - BLACK
22	157584-13-AA1	EA	TRIM/ZEE - W/SEAL/END CAPS - SLIDEOUT/LOWER - 70.6" - BLACK
23	141927-06-02A	EA	TRIM/SEAL - INNER/TOP - 64.1" - ALMOND
24	158375-05-02A	EA	TRIM - FEATURE STRIP - 19.2" - BLACK
25	163020-03-02A	EA	TRIM - FEATURE STRIP/LOWER - 2.3" X 13.3" - BLACK
26	143240-01-000	EA	SEAL - SPONGE RUBBER
27	105312-01-13A	FT	INSERT - FEATURE STRIP - VINYL - BLACK
28	156151-01-01A	EA	PROTECTOR - CORNER - SLIDEOUT - BLACK
29	146606-60-02A	EA	TRIM/RETAINER - 68.9" - BLACK
30	153161-01-01A	FT	SEAL - SLIDEOUT - DOUBLE WIPE LIP - BLACK
31	141430-12-02A	EA	TRIM/SEAL - INNER - 72.5" - ALMOND
32	146606-59-02A	EA	TRIM/RETAINER - 68.9" - BLACK
33	142549-01-000	EA	CLIP - "S" TYPE
34	146606-20-02A	EA	TRIM/RETAINER - 64.1" - BLACK
35	141430-11-02A	EA	TRIM/SEAL - INNER - 72.5" - ALMOND

EXTERIOR SLIDEOUT GROUP (CONTINUED)
RIGHT REAR (CONTINUED)



KEY	PART NUMBER	U/M	DESCRIPTION
1*	154706-01-000	EA	SLIDEOUT - LATERAL ARM - 14"
2	150707-04-000	EA	BAR/TORSION - LATERAL/SLIDEOUT
3	150707-03-000	EA	HOSE KIT - F/SLIDEOUT - W/QUICK CONNECTS
4	142455-03-000	EA	BAR DAMPENNER - LATERAL SLIDE
5	143252-02-02B	EA	BRACKET/STOP - F/SLIDEOUT - E-COATED

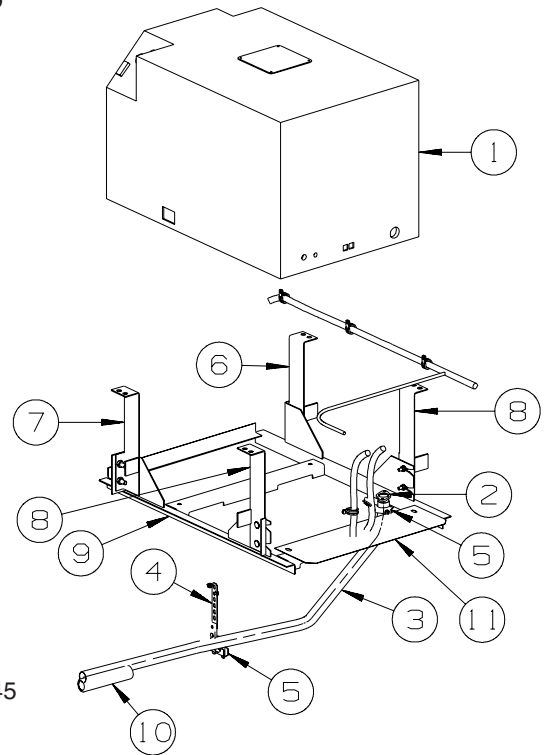
***COMPONENT PARTS LISTED LATER IN THIS GROUP**

COMPONENT PARTS FOR RIGHT REAR

154706-01-000

KEY	PART NUMBER	U/M	DESCRIPTION	VENDOR NO.
	154706-01-700	EA	CYLINDER - LH OR RH	RAP91351/AP34767

GENERATOR GROUP DIESEL

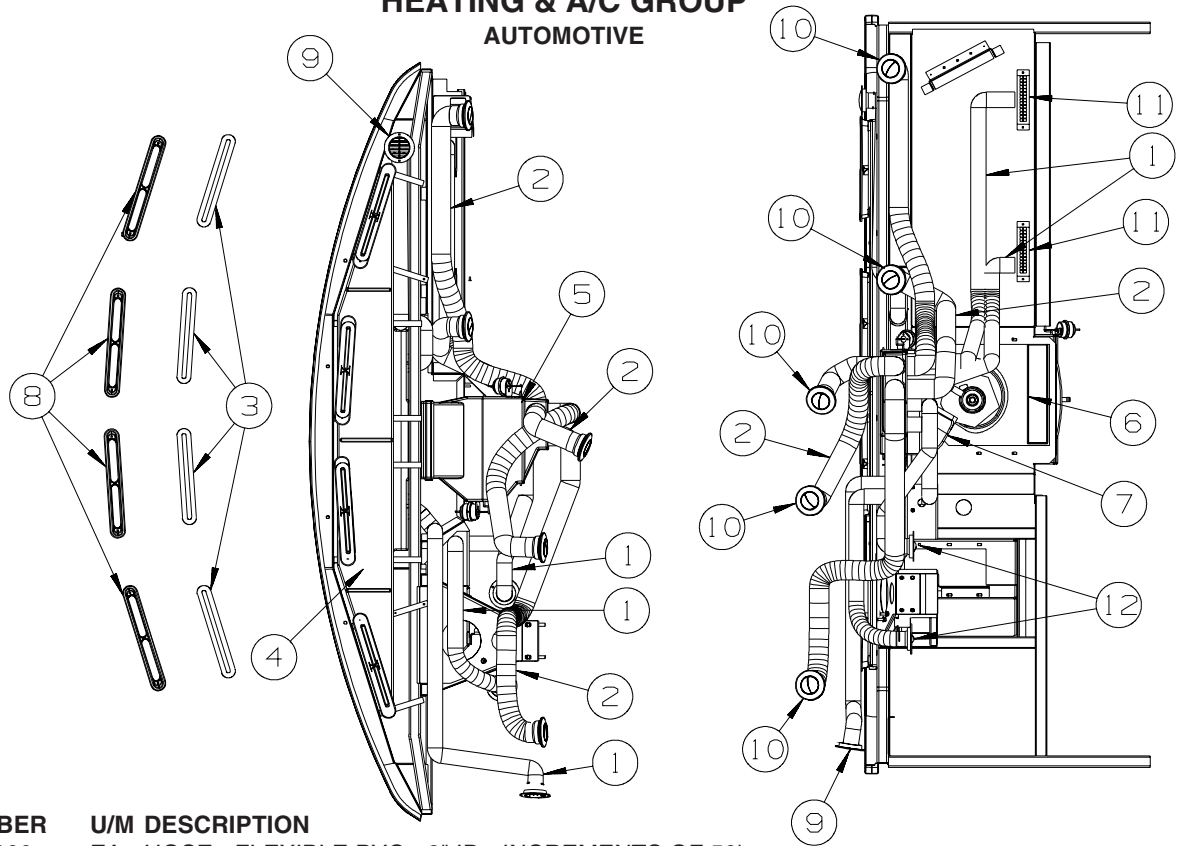


KEY	PART NUMBER	U/M	DESCRIPTION
1	158258-01-000	EA	GENERATOR - 8.0KW DIESEL - ONAN #HDKAK/1145
2	106235-01-000	EA	ADAPTOR - GENERATOR EXHAUST
3	116381-14-000	EA	PIPE - EXHAUST - GENERATOR
3	137330-03-000	EA	PIPE - EXHAUST - GENERATOR/DIESEL
4	007131-01-000	EA	HANGER - TAILPIPE - 6 SLOTS
5	007125-03-000	EA	CLAMP - MUFFLER - 1.5" DIAMETER
6	160556-02-02B	EA	HANGER - RIGHT/FRONT - E-COATED
7	160556-04-02B	EA	HANGER - LEFT/FRONT - E-COATED
8	160555-02-02B	EA	HANGER - W/WELD STUD - E-COATED
9	153259-01-02B	EA	CRADLE - GENERATOR - E-COATED
10	138246-01-01A	EA	EXTENSION - TAILPIPE - 1.6"ID X 7.7"
11	156768-01-02B	EA	SHIELD/HEAT - GENERATOR - E-COATED

FROM: 00-00-00 THRU: 07-29-07

FROM: 07-30-07 THRU: 99-99-99

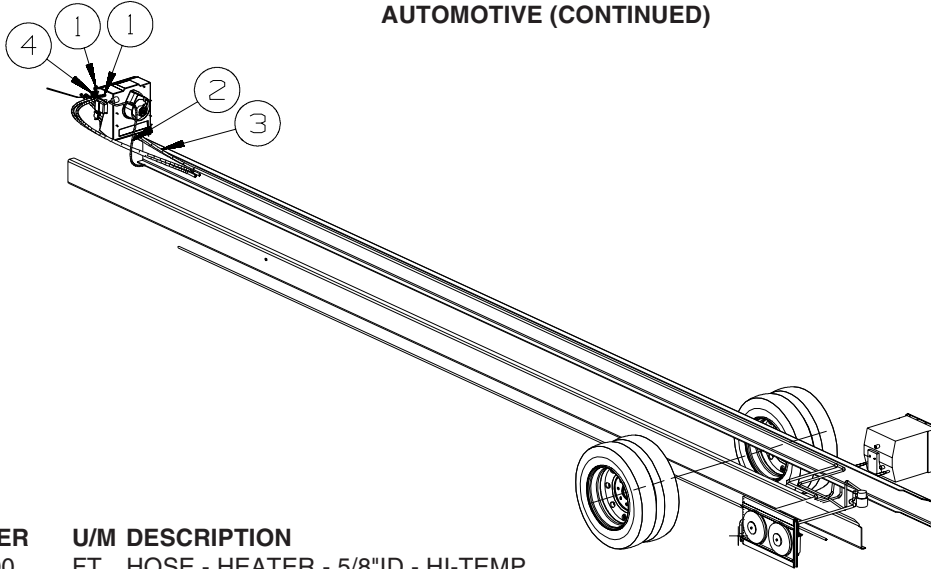
HEATING & A/C GROUP AUTOMOTIVE



KEY	PART NUMBER	U/M	DESCRIPTION
1	007076-01-000	EA	HOSE - FLEXIBLE PVC - 2" ID - INCREMENTS OF 50'
2	007281-01-000	EA	HOSE - FLEXIBLE PVC - 2 1/2" ID X 50'
3	077075-01-000	EA	GASKET - INSTRUMENT PANEL/DEFROSTER PLENUM - .6" X 10.2"
4	103017-03-000	EA	PLENUM - DEFROSTER
5*	103930-58-000	EA	CONTROL/PLENUM - LARGE ROTARY
			FROM: 00-00-00 THRU: 03-04-07
5*	103930-65-000	EA	CONTROL/PLENUM - LARGE ROTARY
			FROM: 03-05-07 THRU: 99-99-99
6*	103930-55-000	EA	EVAPORATOR/HEATER - NONCHARGED - SINGLE OUTPUT
7	134275-01-01A	EA	PLENUM - TRANSITION
8	135265-01-06A	EA	VENT - DEFROSTER - PLASTIC - CASHMERE
8	135265-01-08A	EA	VENT - DEFROSTER - PLASTIC - BRIARWOOD
9	157225-01-01A	EA	OUTLET - DEFROSTER - W/SWIVEL - 2" SLEEVE/4"OD - BLACK
9	157225-01-07A	EA	OUTLET - DEFROSTER - W/SWIVEL - 2" SLEEVE/4"OD - BRIARWOOD
9	157225-01-06A	EA	OUTLET - DEFROSTER - W/SWIVEL - 2" SLEEVE/4"OD - CASHMERE
10	146504-01-01A	EA	LOUVER - ROUND 2.5" - BLACK
11	146505-01-01A	EA	LOUVER - RECTANGULAR - 1.5" X 8" - BLACK
12	157225-01-01A	EA	OUTLET - DEFROSTER - W/SWIVEL - 2" SLEEVE/4"OD - BLACK
	113452-02-000	FT	SEAL/TRIM - FRONT - VINYL W/WIRE CARRIER - .027" - WHERE HOSES CROSS METAL

***COMPONENT PARTS LISTED LATER IN THIS GROUP**

HEATING & A/C GROUP (CONTINUED)
AUTOMOTIVE (CONTINUED)

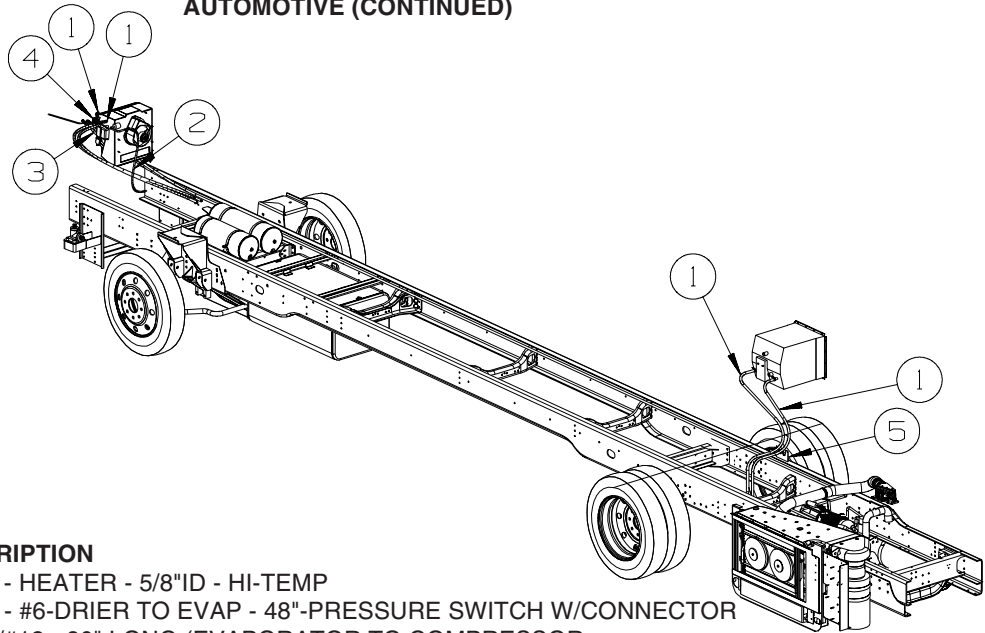


R40KD

KEY	PART NUMBER	U/M	DESCRIPTION
1	007108-01-000	FT	HOSE - HEATER - 5/8"ID - HI-TEMP
2*	072342-27-000	EA	HOSE - #6-DRIER TO EVAP - 48"-PRESSURE SWITCH W/CONNECTOR
3*	103930-59-000	EA	HOSE/#12 - 80" LONG (EVAPORATOR TO COMPRESSOR)
4	103930-24-000	EA	VALVE/WATER CONTROL - 4 PORT/VACUUM CONTROLLED
	113452-02-000	FT	SEAL/TRIM - FRONT - VINYL W/WIRE CARRIER - .027" - WHERE WIRES & HOSES CROSS METAL

***COMPONENT PARTS LISTED LATER IN THIS GROUP**

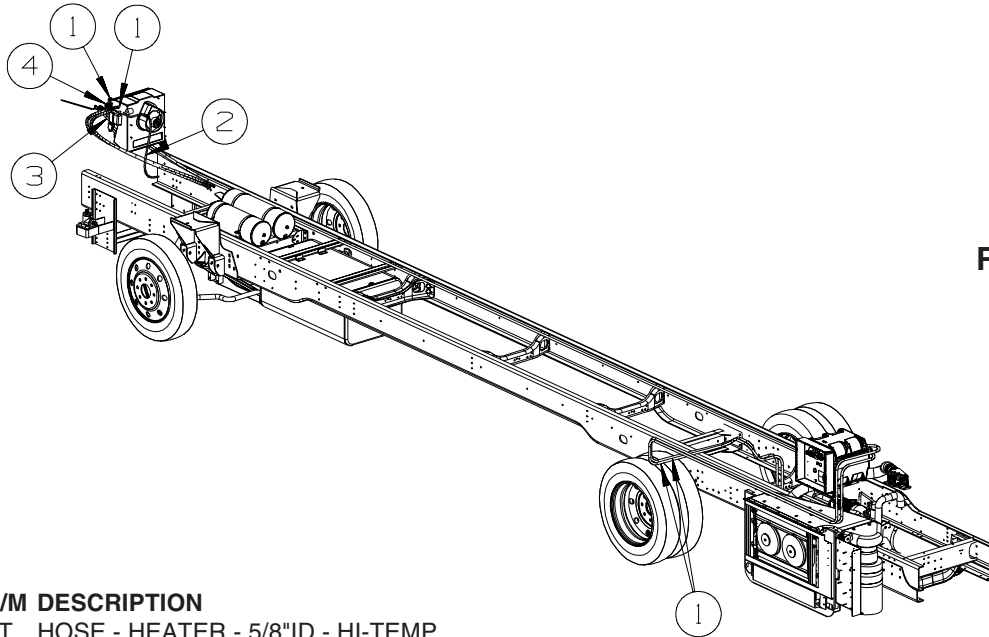
HEATING & A/C GROUP (CONTINUED)
AUTOMOTIVE (CONTINUED)



R40FD

KEY	PART NUMBER	U/M	DESCRIPTION
1	007108-01-000	FT	HOSE - HEATER - 5/8"ID - HI-TEMP
2*	072342-27-000	EA	HOSE - #6-DRIER TO EVAP - 48"-PRESSURE SWITCH W/CONNECTOR
3*	103930-59-000	EA	HOSE/#12 - 80" LONG (EVAPORATOR TO COMPRESSOR)
4	103930-24-000	EA	VALVE/WATER CONTROL - 4 PORT/VACUUM CONTROLLED
5	150528-01-02B	EA	PLATE - W/HOLES - E-COATED
	113452-02-000	FT	SEAL/TRIM - FRONT - VINYL W/WIRE CARRIER - .027" - WHERE WIRES & HOSES CROSS METAL

***COMPONENT PARTS LISTED LATER IN THIS GROUP**



R40TD/R40WD

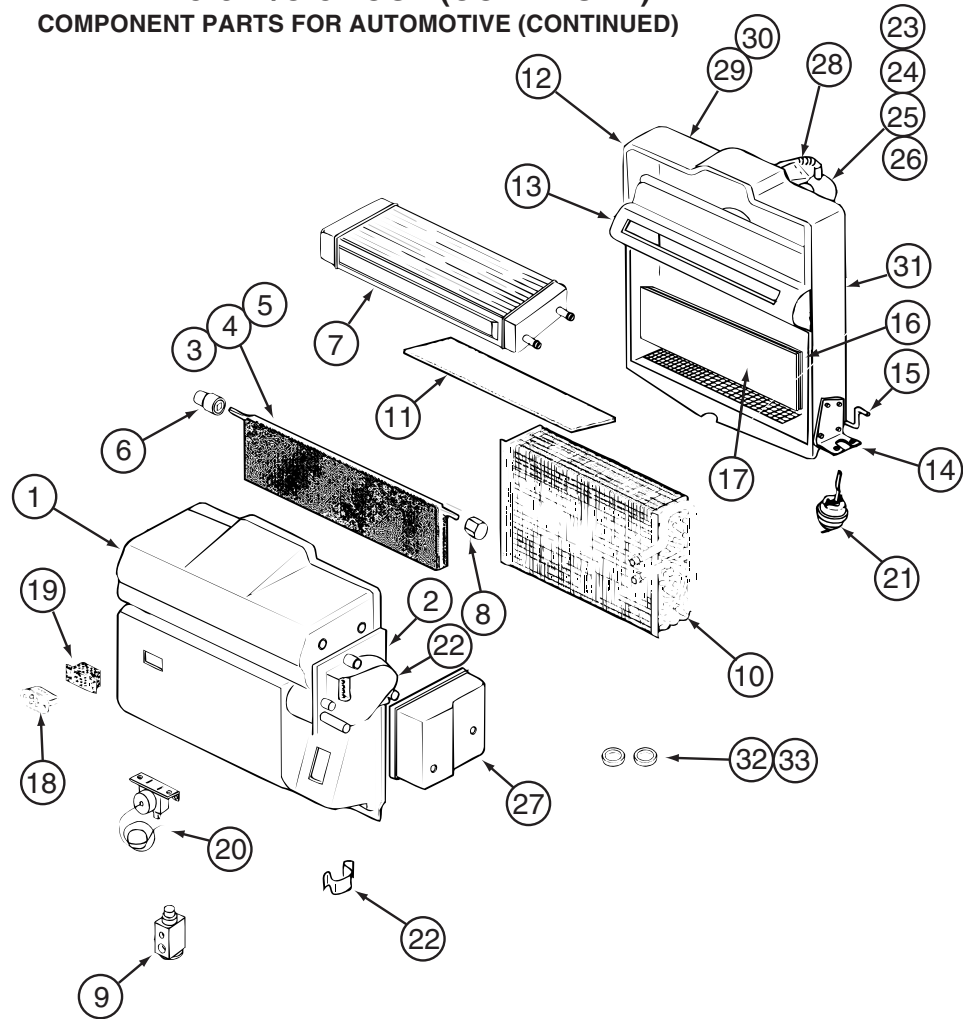
KEY	PART NUMBER	U/M	DESCRIPTION
1	007108-01-000	FT	HOSE - HEATER - 5/8"ID - HI-TEMP
2*	072342-27-000	EA	HOSE - #6-DRIER TO EVAP - 48"-PRESSURE SWITCH W/CONNECTOR
3*	103930-59-000	EA	HOSE/#12 - 80" LONG (EVAPORATOR TO COMPRESSOR)
4	103930-24-000	EA	VALVE/WATER CONTROL - 4 PORT/VACUUM CONTROLLED
	113452-02-000	FT	SEAL/TRIM - FRONT - VINYL W/WIRE CARRIER - .027" - WHERE WIRES & HOSES CROSS METAL

***COMPONENT PARTS LISTED LATER IN THIS GROUP**

COMPONENT PARTS FOR AUTOMOTIVE
072342-27-000

KEY	PART NUMBER	U/M	DESCRIPTION	VENDOR NO.
	072342-27-700	EA	HOSE - #6 DRIER/EVAPORATOR	085-00622
	103930-01-716	EA	SWITCH-PRESSURE/COND. FAN	032-0036
	103930-12-708	EA	SWITCH-BINARY-HI/LOW CUTOUT	032-00048
	103930-12-709	EA	FITTING-QUICK CONNECT	050-0120
	110279-02-702	EA	O'RING #12	045-0125
	113245-01-711	EA	O'RING #6	045-0129

HEATING & A/C GROUP (CONTINUED)
COMPONENT PARTS FOR AUTOMOTIVE (CONTINUED)



103930-55-000

KEY	PART NUMBER	U/M	DESCRIPTION	VENDOR NO.
1	103930-55-701	EA	CASE - FRONT	062-0658
2	103930-30-701	EA	PLATE - MOTOR MOUNT	062-0544
3	103930-55-705	EA	DOOR - BLEND AIR	071-0892
6	103930-30-702	EA	BUSHING/DRIVE (BLEND DOOR)	062-0168
7	103930-55-706	EA	CORE - HEATER - W/GASKET	084-0271
8	103930-30-709	EA	COUPLING - BLEND DOOR SHAFT	062-0634
9	103930-20-700	EA	VALVE-EXPANSION-BLOCK, 2 TON	034-0032
10	103930-55-700	EA	CORE-EVAPORATOR	041-00168
12	103930-55-702	EA	CASE-REAR	062-0657
14	103930-01-708	EA	BRACKET-VACUUM MOTOR	070-0113
15	103930-20-704	EA	ROD-DOOR-RECIRCULATING	073-0018
16	103930-55-707	EA	DOOR - RECIRCULATION	071-0891
18	103930-01-710	EA	RESISTOR-FUSED, A/C 4 TERM	035-0006
20	103930-01-711	EA	THERMOSTAT	033-0003
21	103930-02-708	EA	MOTOR-VACUUM SERVO, A/C	030-0025
22	103930-30-703	EA	MOTOR - SERVO	030-0104
23	103930-20-707	EA	HOUSING-BLOWER	062-0145
24	103930-55-703	EA	MOTOR-BLOWER W/O PIGTAIL	030-0137
25	103930-01-717	EA	WHEEL-BLOWER, CLOCKWISE	062-0010
26	103930-20-708	EA	CLIP-MOTOR SHAFT	022-0001
27	103930-30-704	EA	COVER - SERVO	062-0545
32	113245-01-707	EA	O'RING #8	045-0126
33	103930-17-702	EA	O'RING #10	045-0127
	103930-55-704	EA	CORE-HEATER	042-0059
	110279-01-703	EA	HOSE-VENT F/BLOWER MOTOR	051-0034

CONTACT WINNEBAGO PART SALES FOR UNLISTED COMPONENT(S)

HEATING & A/C GROUP (CONTINUED)
COMPONENT PARTS FOR AUTOMOTIVE (CONTINUED)

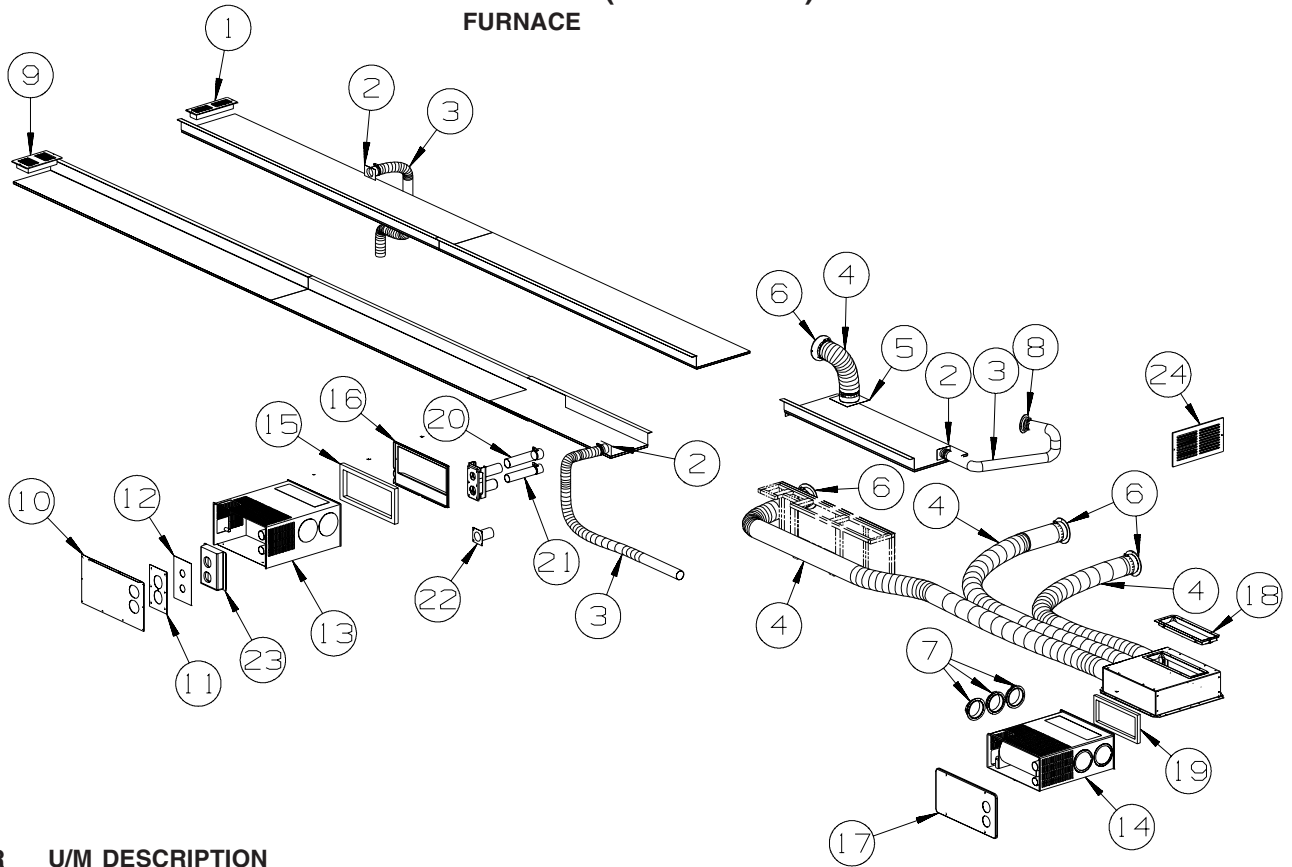
103930-58-000

KEY	PART NUMBER	U/M	DESCRIPTION	VENDOR NO
	103930-02-707	EA	RELAY-BOSCH W/RESISTER	031-0001
	103930-02-708	EA	MOTOR-VACUUM SERVO, A/C	030-0025
	103930-02-710	EA	CANISTER-VACUUM	054-0002
	103930-33-701	EA	MOTOR - VACUUM, 3 STAGE	030-0105
	103930-33-703	EA	VACUUM HARNESS	036-0466
	103930-33-705	EA	LIGHT BULBS	035-0030
	103930-49-701	EA	HARNESS - WIRE W/BULBS	036-0557
	103930-49-703	EA	CONTROL PANEL ASM. - DRIVER	083-0223
	103930-49-704	EA	SWITCH - BLOWER	032-0332
	103930-49-705	EA	POTENTIOMETER	032-0182
	103930-49-706	EA	SWITCH - VACUUM	032-0185
	103930-49-707	EA	DECAL CONTROL PANEL-N/RECESS	058-0144
	103930-49-708	EA	KNOB - BLOWER - NONRECESSED	062-0617
	103930-58-700	EA	PLENUM CASE - UPPER	060-0687
	103930-58-701	EA	DOOR/DIVERTOR - DEFROSTER	071-0929
	103930-58-702	EA	ROD - DEFROSTER DIVERTOR DR	073-0080
	103930-58-703	EA	DOOR/DIVERTOR - A/C-HEAT	071-0930
	103930-58-704	EA	ROD - A/C-HEAT DOOR	073-0079
	103930-58-705	EA	PLENUM CASE - LOWER	060-0688

103930-59-000

KEY	PART NUMBER	U/M	DESCRIPTION	VENDOR NO
	103930-17-702	EA	O'RING #10	045-0127
	103930-59-700	EA	HOSE - A/C-#12EVAP/COMP 80"	085-0574
	113245-01-710	EA	O'RING, #12	045-0128

HEATING & A/C GROUP (CONTINUED) FURNACE



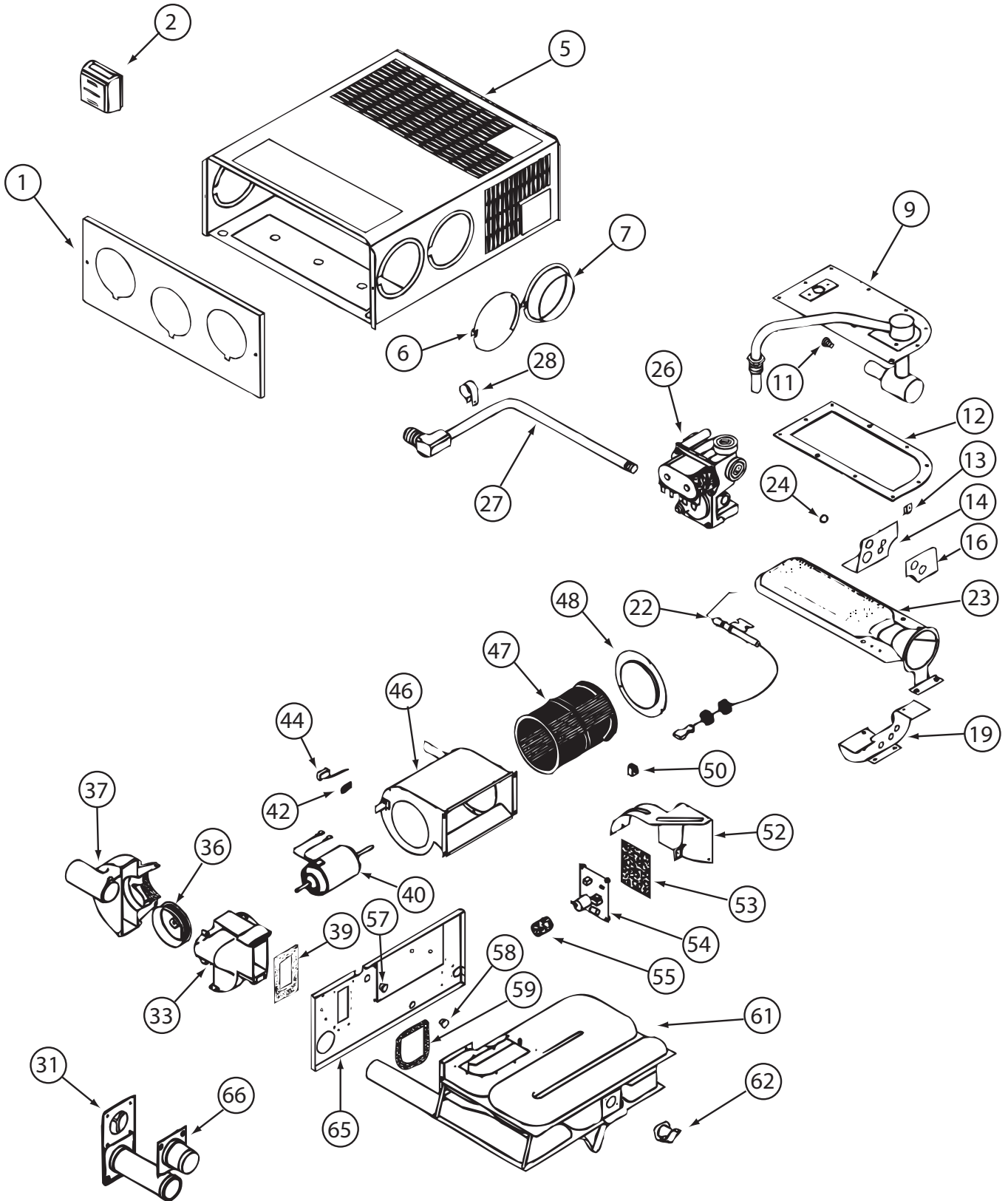
KEY	PART NUMBER	U/M	DESCRIPTION
1	137965-01-02A	EA	REGISTER - 11.2" X 3.6"(9.7 X 2.1"R/O) W/O DAMPER-ANT PWTR FROM: 00-00-00 THRU: 04-23-07
1	137965-03-02A	EA	REGISTER - 11.2" X 3.6"(9.7 X 2.1"R/O) W/O DAMPER-ANT PWTR FROM: 04-24-07 THRU: 99-99-99
2	092776-01-000	EA	ADAPTER - DUCT - 2"
3	009198-02-000	FT	DUCT - HEAT - FLEXIBLE - 2" ID X 25'
4	009198-01-000	FT	DUCT - HEAT - FLEXIBLE - 4" ID X 25'
5	092777-01-000	EA	ADAPTER - DUCT - 4"
6	056464-10-000	EA	REGISTER W/O DAMPER - 4" DIAMETER - PLASTIC - BEIGE
7	069636-02-000	EA	CONNECTOR - DUCT - 4" ID
8	157225-01-01A	EA	OUTLET - DEFROSTER - W/SWIVEL - 2" SLEEVE/4"OD - BLACK
9	137965-07-02A	EA	REGISTER - 9.5" X 5.3"(7.8" X 3.8"R/O) W/O DAMPER-ANT PWTR FROM: 00-00-00 THRU: 04-23-07
9	137965-09-02A	EA	REGISTER - 9.5" X 5.3"(7.8" X 3.8"R/O) W/O DAMPER-ANT PWTR FROM: 04-24-07 THRU: 99-99-99
10	145895-07-02B	EA	PANEL - CLOSEOUT - FURNACE - E-COATED
11	126693-05-02B	EA	PANEL - EXHAUST/FURNACE - E-COATED
12	141337-01-01A	EA	GASKET - FURNACE
13*	143563-01-000	EA	FURNACE - 35000 BTU/HIGH QUIET - SUBURBAN SH-35 2322
14*	139980-01-000	EA	FURNACE - 25000 BTU - SF QUIET - SUBURBAN SF-25 2320J
15	143563-05-000	EA	GASKET - FIBERGLASS - SUBURBAN #071018
16	143563-04-000	EA	PLATE END - COLLAR
17	098668-23-000	EA	DOOR - ACCESS - FURNACE - BRIGHT WHITE FROM: 00-00-00 THRU: 05-07-08
17	139980-10-02A	EA	DOOR - ACCESS - FURNACE - BRIGHT WHITE FROM: 05-08-08 THRU: 99-99-99
18	139980-07-000	EA	ADAPTOR - VENT BOTTOM SF-30/35
19	139980-08-000	EA	GASKET - BOTTOM VENT SF-30/35
20	146608-01-01B	EA	TUBE - EXTENSION/INTAKE - SUBURBAN FROM: 00-00-00 THRU: 05-18-07
21	146608-02-01B	EA	TUBE - EXTENSION/EXHAUST - SUBURBAN FROM: 00-00-00 THRU: 05-18-07
22	098668-16-000	EA	VENT - INTAKE
23	133323-01-01A	EA	SHROUD - FURNACE - BRIGHT WHITE FROM: 00-00-00 THRU: 02-07-07
23	133323-04-01A	EA	SHROUD - FURNACE - UNFINISHED FROM: 02-08-07 THRU: 99-99-99

HEATING & A/C GROUP (CONTINUED)

FURNACE (CONTINUED)

KEY	PART NUMBER	U/M	DESCRIPTION
24	093614-11-01A	EA	GRILLE - AIR RETURN - 13.9" X 7.9" - BEIGE
	009200-01-000	EA	TAPE - FURNACE - 1 1/2"

*COMPONENT PARTS LISTED LATER IN THIS GROUP



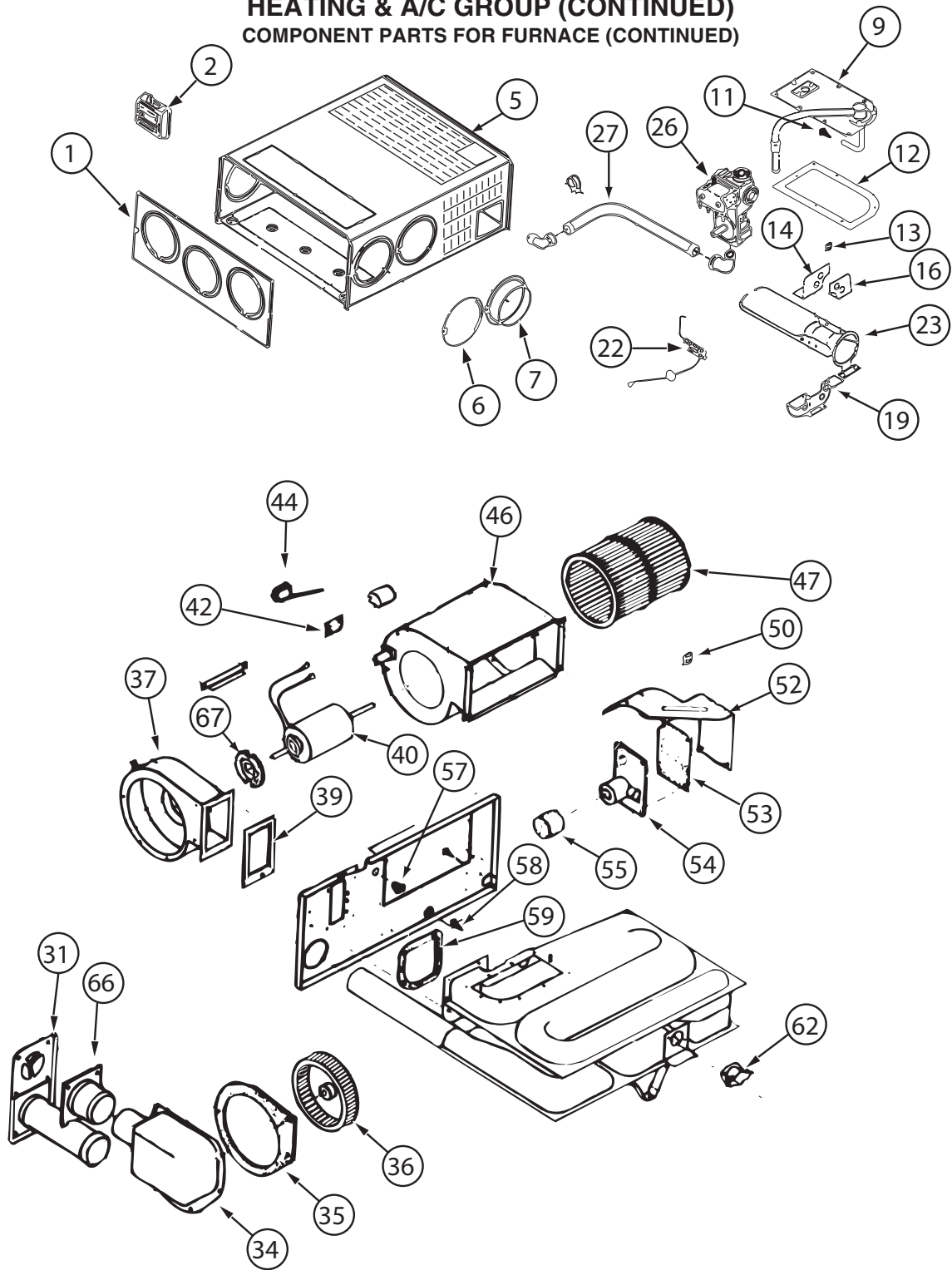
COMPONENT PARTS FOR FURNACE

139980-01-000

HEATING & A/C GROUP (CONTINUED)
COMPONENT PARTS FOR FURNACE (CONTINUED)
139980-01-000 (CONTINUED)

KEY	PART NUMBER	U/M	DESCRIPTION	VENDOR NO.
9	139980-01-700	EA	MANIFOLD ASSEMBLY	171571
11	090039-01-703	EA	ORIFICE-MAIN BURNER	180193
12	098668-22-703	EA	GASKET - BURNER ACCESS COVER	070811
22	139980-01-701	EA	ELECTRODE	232286
23	098668-01-703	EA	BURNER ASSEMBLY	010762
26	098668-01-718	EA	VALVE-GAS SF S.N.974903079	161122
27	139980-01-702	EA	PIPE ASSEMBLY/GAS INLET	171574
31	098668-01-707	EA	TUBE ASSEMBLY, EXHAUST W/CAP	260231
33	139980-01-703	EA	HOUSING/COMB. - FRONT/HALF	390852
36	098668-01-706	EA	WHEEL-COMBUSTION AIR	350184
37	139980-01-704	EA	HOUSING/COMB. - REAR/HALF	390848
39	139980-01-705	EA	GASKET/FIREWALL-COMB AIR	071084
40	139980-01-706	EA	MOTOR ASSEMBLY W/GASKET	232682
42	101990-01-714	EA	GASKET-MICROSWITCH	230877
44	098668-21-700	EA	SWITCH-MICRO-W/O FLAG 3 1/4"	232261
46	139980-01-708	EA	BLOWER ASSEMBLY - ROOM AIR	390739BK
47	098668-01-711	EA	WHEEL-BLOWER, ROOM AIR	350129
48	139980-01-709	EA	ORFICE RING	390696
50	139980-01-710	EA	SWITCH - ON/OFF	232351
52	139980-01-711	EA	PANEL ASSEMBLY-MODULE BD	101663
53	139980-01-712	EA	INSULATOR - MODULE BD	070807
54	098668-22-705	EA	MODULE BD W/RELAY TIME DELAY	520820
55	139980-01-713	EA	CAP/INSULATOR-MODULE BD	070973
57	139980-01-714	EA	BUSHING - UNIVERSAL	070362
58	139980-01-715	EA	BUSHING - STRAIN RELIEF	231809
59	098668-01-716	EA	GASKET-FIREWALL,CHAMBER SIDE	070808
61	139980-01-716	EA	CHAMBER ASSEMBLY - FINAL	021149BK
62	098668-21-701	EA	SWITCH - LIMIT	232504
66	098668-01-713	EA	TUBE ASSEMBLY, INTAKE	051248
	098668-19-700	EA	DOOR/CABINET ACCESS	101888
	139980-02-700	EA	BLOWER ASM-1/2 HOUSING/OUTER	390851
	139980-02-701	EA	BLOWER ASM-1/2 HOUSING/INNER	390872
			CONTACT WINNEBAGO PART SALES FOR UNLISTED COMPONENT(S)	

HEATING & A/C GROUP (CONTINUED)
COMPONENT PARTS FOR FURNACE (CONTINUED)



143563-01-000

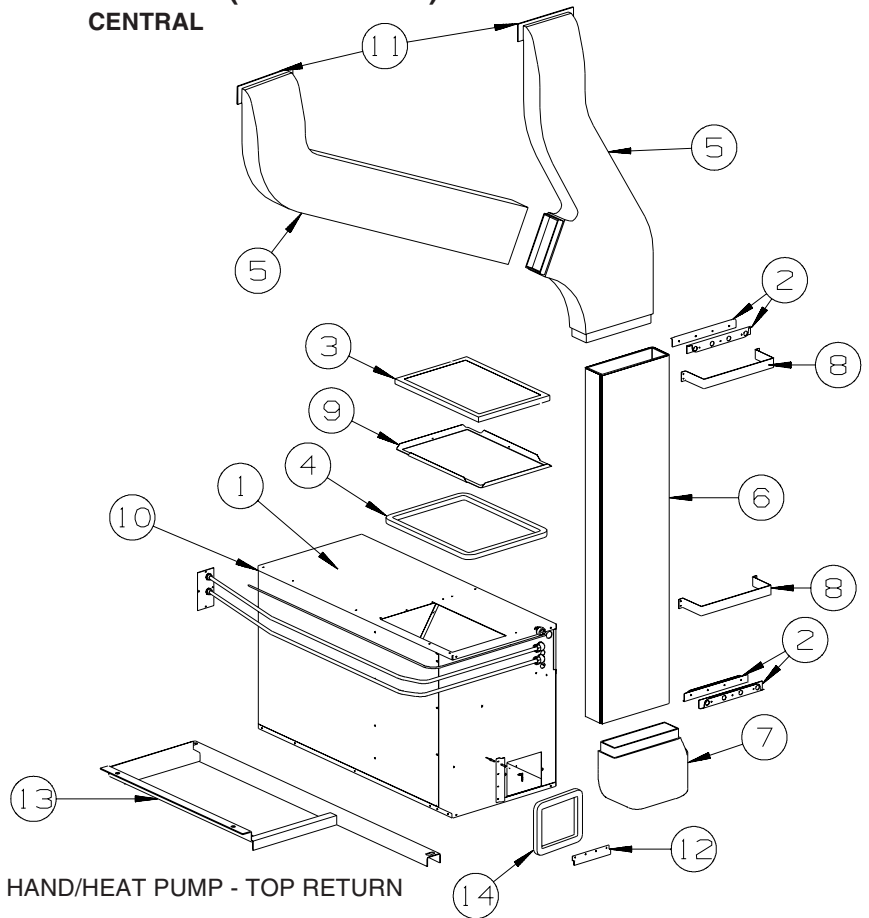
HEATING & A/C GROUP (CONTINUED)
COMPONENT PARTS FOR FURNACE (CONTINUED)

143563-01-000 (CONTINUED)

KEY	PART NUMBER	U/M	DESCRIPTION	VENDOR NO.
1	143563-01-700	EA	CABINET - FRONT	101907
2			SEE 12 VOLT WIRING AREAS FOR CORRECT THERMOSTAT	
5	143563-01-701	EA	CABINET	101921
7	075696-02-703	EA	COLLAR - DUCT	050715
9	143563-01-702	EA	MANIFOLD ASSEMBLY	171599
11	143563-01-703	EA	ORFICE - MAIN BURNER	180308
12	098668-22-703	EA	GASKET - BURNER ACCESS COVER	070811
14	143563-01-704	EA	PLATE - SECONDARY AIR/TOP BACK	063199
16	143563-01-705	EA	PLATE - SECONDARY AIR/TOP FRT	062936
19	143563-01-706	EA	PLATE - SECONDARY AIR/BOTTOM	062938
22	139980-01-701	EA	ELECTRODE	232286
23	098668-02-700	EA	BURNER ASSEMBLY,SF-30 & SF35	010745
26	098668-01-718	EA	VALVE-GAS SF S.N.974903079	161122
27	143563-01-707	EA	PIPE ASSEMBLY (GAS INLET)	171603
31	098668-01-707	EA	TUBE ASSEMBLY, EXHAUST W/CAP	260231
34	143563-01-708	EA	BOX ASM (COMB. AIR INTAKE)	051430BK
35	143563-01-709	EA	GASKET (COMB. AIR HOUSING)	071108
36	143563-01-710	EA	WHEEL (COMBUSTION AIR)	350199
37	143563-01-711	EA	HOUSING (COMBUSTION AIR)	390862BK
39	143563-01-715	EA	GASKET-FIREWALL/COMB. AIR	071107
40	143563-01-712	EA	MOTOR ASSEMBLY	232727
42	101990-01-714	EA	GASKET-MICROSWITCH	230877
44	098668-21-700	EA	SWITCH-MICRO-W/O FLAG 3 1/4"	232261
46	143563-01-713	EA	BLOWER ASSEMBLY(ROOM AIR)	390867BK
47	143563-01-714	EA	WHEEL - ROOM AIR	350198
50	139980-01-710	EA	SWITCH - ON/OFF	232351
52	139980-01-711	EA	PANEL ASSEMBLY-MODULE BD	101663
53	139980-01-712	EA	INSULATOR - MODULE BD	070807
54	098668-22-705	EA	MODULE BD W/RELAY TIME DELAY	520820
55	139980-01-713	EA	CAP/INSULATOR-MODULE BD	070973
57	139980-01-714	EA	BUSHING - UNIVERSAL	070362
58	139980-01-715	EA	BUSHING - STRAIN RELIEF	231809
59	098668-01-716	EA	GASKET-FIREWALL,CHAMBER SIDE	070808
62	098668-21-701	EA	SWITCH - LIMIT	232504
66	098668-01-713	EA	TUBE ASSEMBLY, INTAKE	051248
67	075697-07-703	EA	GASKET - MOTOR	070448
	143563-01-716	EA	CHAMBER ASM. - FINAL	
			CONTACT WINNEBAGO PART SALES FOR UNLISTED COMPONENT(S)	

HEATING & A/C GROUP (CONTINUED)

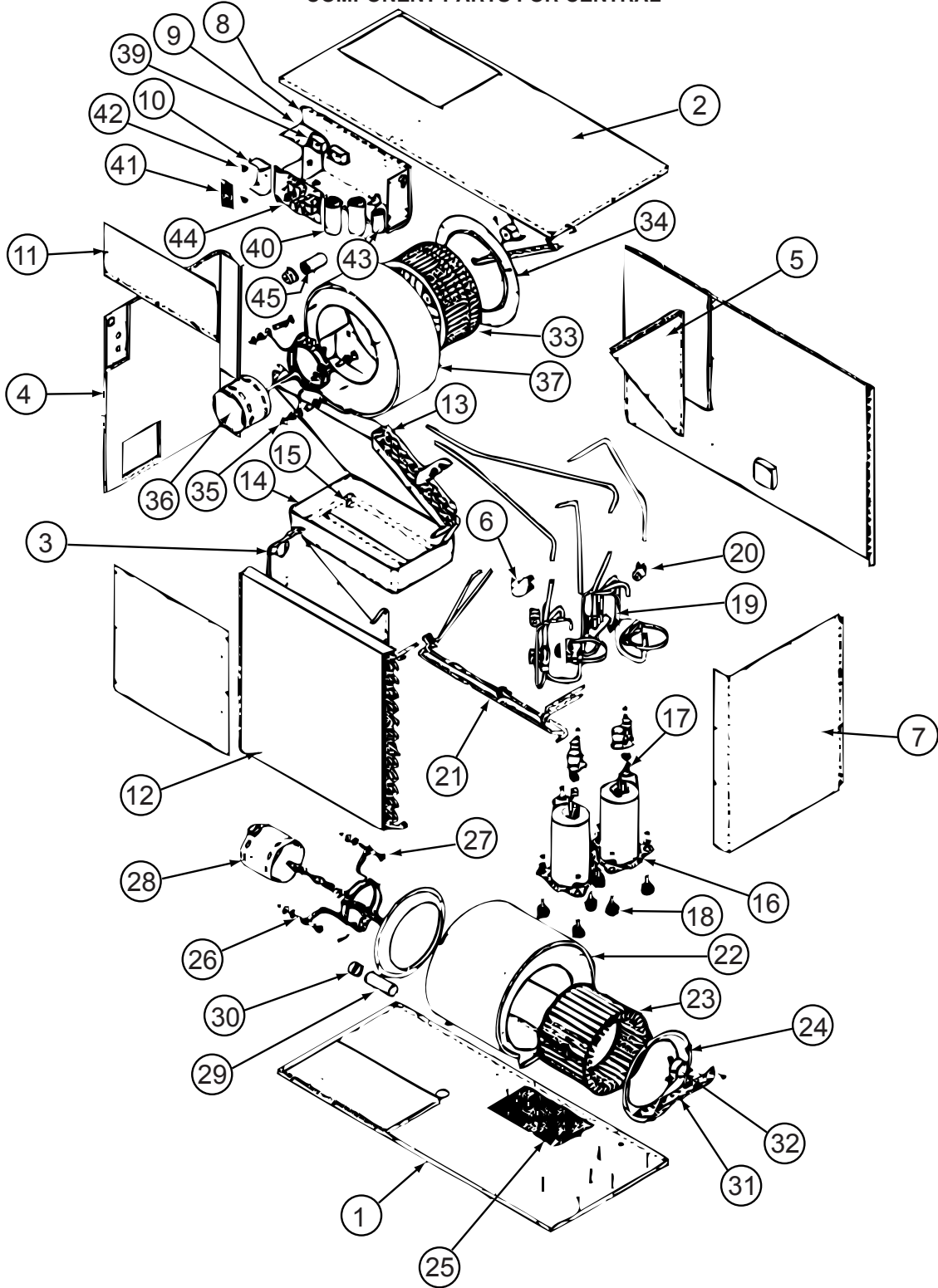
CENTRAL



KEY	PART NUMBER	U/M	DESCRIPTION
1*	105620-16-000	EA	A/C - CENTRAL - RIGHT HAND/HEAT PUMP - TOP RETURN
2	160755-01-02B	EA	U-CHANNEL-W/HOLES
3	109050-02-000	EA	FILTER/FURNACE-AC - FIBERGLASS - 1" X 14" X 20"
4	134588-04-000	EA	GASKET - DUCT - 13.9" X 18.2" IS - 15.9" X 20.2" OS
5	M09204-01-000	EA	DUCT/AC - UPPER RIGHT HAND/LEFT HAND
5	105290-01-000	SF	INSULATION - AIR POCKET W/FOIL - 4' WIDE
6	159404-05-000	EA	PLENUM - A/C - 55.9"
7	P47621-01-000	EA	DUCT - CENTRAL AIR/FORCED - LOWER
7	105290-01-000	SF	INSULATION - AIR POCKET W/FOIL - 4' WIDE
8	129047-01-02B	EA	STRAP/MOUNTING - AIR DUCT - E-COATED
9	139757-01-02B	EA	PANEL - TRAY - A/C FILTER - E-COATED
10	107721-07-000	FT	SEAL - ACCESS DOOR - .9"WIDE X 1.1"HIGH
11	104692-01-000	FT	SEAL - ADHESIVE BACKED FOAM - 3/4" THICK X 3/4" WIDE X 25'
12	130481-01-01A	EA	BRACKET - ZEE W/HOLES - 7"
13	147613-02-02B	EA	CRADLE - A/C - E-COATED
14	134588-02-000	EA	GASKET - DUCT - 13.9" X 18.2" IS - 15.9" X 20.2" OS

***COMPONENT PARTS LISTED LATER IN THIS GROUP**

HEATING & A/C GROUP (CONTINUED)
COMPONENT PARTS FOR CENTRAL



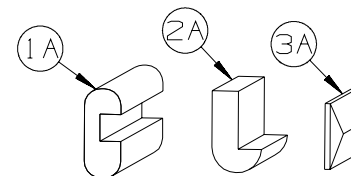
105620-16-000

HEATING & A/C GROUP (CONTINUED)
COMPONENT PARTS FOR CENTRAL (CONTINUED)
105620-16-000 (CONTINUED)

KEY	PART NUMBER	U/M	DESCRIPTION	VENDOR NO.
10	105620-01-733	EA	ISOLATOR-HIGH VOLTAGE	6795-117
10	105620-12-704	EA	COMPRESSOR (TECHUMSEH)	1450-2149
12	105620-16-700	EA	CONDENSOR COIL	1452-1681
13	105620-16-701	EA	EVAPORATOR COIL	14521671
14	105620-16-702	EA	DRAIN PAN	6537-104
15	105620-12-703	EA	VALVE - DRAIN	6795-200
16	105620-12-723	EA	COMPRESSOR (PANASONIC)	1450-2229
17	105620-16-703	EA	OVERLOAD	1450-0161
18	105620-01-706	EA	MOUNTING PKG.,COMP., 3 PER	6759-3081
19	105620-16-704	EA	REVERSING VALVE	6537-5321
20	105620-12-708	EA	COIL - SOLENOID	1460-1081
21	105620-16-705	EA	BY-FLO RESTRICTOR	1454-2561
22	105620-10-718	EA	BLOWER HOUSING/OUTSIDE AIR	6536-515
23	105620-01-713	EA	WHEEL-BLOWER/OUTSIDE AIR	1472-1161
24	105620-01-714	EA	VENTURI-BLOWER/OUTSIDE AIR	6795A150
26	105620-01-715	EA	MOUNT-BLOWER/OUTSIDE AIR	6795A3011
27	105620-01-716	EA	SLEEVE & GROMMET, 4 PER PKG	6795A3031
28	105620-10-721	EA	MOTOR/BLOWER-8 3/4" SHAFT	1468A3029
29	105620-01-718	EA	CAPACITOR-FAN(OUTDOOR MOTOR)	1499-5631
30	105620-10-715	EA	RUBBER CAPACITOR BOOT	1499-951
31	105620-12-713	EA	BRACKET/BEARING-O/S AIR BLWR	6536-514
32	105620-10-701	EA	BEARING/PILLOW BLOCK-O/S AIR	6536-3011
33	105620-11-701	EA	BLOWER WHEEL/INSIDE AIR	1472-1151
34	105620-12-715	EA	BLOWER VENTURI/INSIDE AIR	6535A287
35	105620-01-723	EA	MOUNT-BLOWER MOTOR - I/S AIR	6795-302
36	105620-12-716	EA	BLOWER MTR/IN AIR/REVERSIBLE	1468-3219
37	105620-16-707	EA	BLOWER HOUSING/INSIDE AIR	6537-590
38	105620-12-719	EA	COIL SENSOR	7330A3231
39	105620-01-729	EA	RELAY-COMPRESSOR -4 TERMINAL	1460-1131
40	105620-12-725	EA	COMPRESSOR RUN CAPACITOR	1499-5731
41	105620-16-708	EA	BOARD/TERMINAL- HIGH VOLTAGE	6795-3151
43	105620-10-705	EA	PTCR (START DEVICE) - W/CAP.	8333A9021
45	093763-01-704	EA	CAPACITOR-FAN (INDOOR MOTOR)	1499-5461
	105620-12-720	EA	KIT-CIRCUIT BD (6535-SERIES)	6535-3201

CONTACT WINNEBAGO PART SALES FOR UNLISTED COMPONENTS

INTERIOR FINISH GROUP
MOLDINGS & TRIMS
CONCERT CHERRY, WASHED MAPLE, SIERRA MAPLE



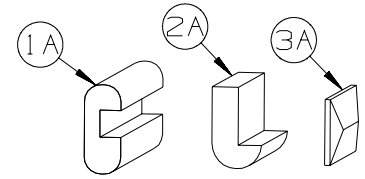
KEY	PART NUMBER	U/M	DESCRIPTION
1A	M09412-62-N42	EA	MOLDING/SHELF EDGE - .6" X 1.3" X 96" - PORTSMOUTH OAK
1A	M09412-62-M52	EA	MOLDING/SHELF EDGE - .6" X 1.3" X 96" - CONCERT CHERRY
1A	M09412-62-M62	EA	MOLDING/SHELF EDGE - .6" X 1.3" X 96" - WASHED MAPLE
1A	M09412-62-RC3	EA	MOLDING/SHELF EDGE - .6" X 1.3" X 96" - HONEY CHERRY
1A	M09412-62-SA3	EA	MOLDING/SHELF EDGE - .6" X 1.3" X 96" - SIERRA MAPLE
2A	M09511-43-T77	EA	MOLDING - TRIM - W/NOTCH - .8" X 1.4" X 86.3" - PORTSMOUT OAK
2A	M09525-80-UM1	EA	MOLDING - TRIM - W/NOTCH - .8" X 1.4" X 86.5" - CONCERT CHERRY
2A	M09525-80-U91	EA	MOLDING - TRIM - W/NOTCH - .8" X 1.4" X 86.5" - WASHED MAPLE
2A	M09525-80-U92	EA	MOLDING - TRIM - W/NOTCH - .8" X 1.4" X 86.5" - SIERRA MAPLE
2A	M09525-80-Y92	EA	MOLDING - TRIM - W/NOTCH - .8" X 1.4" X 86.5" - HONEY CHERRY
2A	M09501-85-TG3	EA	MOLDING/TRIM - W/NOTCH - 4" X 86.06" - HONEY CHERRY
2A	M09501-32-TG1	EA	MOLDING/TRIM - W/NOTCH - .8" X 2.5" X 86.2" - CONCERT CHERRY
2A	M09501-32-TG2	EA	MOLDING/TRIM - W/NOTCH - .8" X 2.5" X 86.2" - WASHED MAPLE
2A	M09501-32-TD3	EA	MOLDING/TRIM - W/NOTCH - .8" X 2.5" X 86.2" - SIERRA MAPLE
2A	M09501-32-TG3	EA	MOLDING/TRIM - W/NOTCH - .8" X 2.5" X 86.2" - HONEY CHERRY
2A	M09515-72-TD0	EA	MOLDING/TRIM - .8" X 2.2" X 86.1" - PORTSMOUTH OAK
2A	M09515-72-TD1	EA	MOLDING/TRIM - .8" X 2.2" X 86.1" - CONCERT CHERRY
2A	M09515-72-TD2	EA	MOLDING/TRIM - .8" X 2.2" X 86.1" - WASHED MAPLE
2A	M09515-72-TD3	EA	MOLDING/TRIM - .8" X 2.2" X 86.1" - SIERRA MAPLE
2A	M09511-44-T77	EA	MOLDING - TRIM - W/NOTCH - 1" X 86.4" - PORTSMOUTH OAK
2A	M09511-44-T78	EA	MOLDING - TRIM - W/NOTCH - 1" X 86.4" - CONCERT CHERRY
2A	M09511-44-T79	EA	MOLDING - TRIM - W/NOTCH - 1" X 86.4" - WASHED MAPLE
2A	M09511-44-T80	EA	MOLDING - TRIM - W/NOTCH - 1" X 86.4" - HONEY CHERRY
2A	M09438-25-RA3	EA	MOLDING - HARDWOOD-W/NOTCH - 1.4"X 80.2" - HONEY CHERRY
3A	M09477-63-S46	EA	MOLDING - TRIM/VEE-W/CUT ENDS - 1"X 64.1" - PORTSMOUTH OAK
3A	M09477-63-S47	EA	MOLDING - TRIM/VEE-W/CUT ENDS - 1"X 64.1" - CONCERT CHERRY
3A	M09477-63-S48	EA	MOLDING - TRIM/VEE-W/CUT ENDS - 1"X 64.1" - WASHED MAPLE
3A	M09477-63-W51	EA	MOLDING - TRIM/VEE-W/CUT ENDS - 1"X 64.1" - HONEY CHERRY
3A	M09477-64-S46	EA	MOLDING - TRIM/VEE-W/CUT ENDS - 1"X 14.9" - PORTSMOUTH OAK
3A	M09477-64-S47	EA	MOLDING - TRIM/VEE-W/CUT ENDS - 1"X 14.9" - CONCERT CHERRY
3A	M09477-64-S48	EA	MOLDING - TRIM/VEE-W/CUT ENDS - 1"X 14.9" - WASHED MAPLE
3A	M09477-64-W51	EA	MOLDING - TRIM/VEE-W/CUT ENDS - 1"X 14.9" - HONEY CHERRY
3A	M09501-30-SD0	EA	MOLDING - TRIM/VEE - .2" X 1" X 35.1" - PORTSMOUTH OAK
3A	M09501-30-SD1	EA	MOLDING - TRIM/VEE - .2" X 1" X 35.1" - CONCERT CHERRY
3A	M09501-30-SD2	EA	MOLDING - TRIM/VEE - .2" X 1" X 35.1" - WASHED MAPLE
3A	M09501-30-SD3	EA	MOLDING - TRIM/VEE - .2" X 1" X 35.1" - HONEY CHERRY
3A	M09515-97-WL4	EA	MOLDING - TRIM/VEE - .2" X 1" X 32.6" - CONCERT CHERRY
3A	M09515-97-WL5	EA	MOLDING - TRIM/VEE - .2" X 1" X 32.6" - WASHED MAPLE
3A	M09515-97-WL6	EA	MOLDING - TRIM/VEE - .2" X 1" X 32.6" - HONEY CHERRY
3A	M09534-17-UF3	EA	MOLDING - TRIM/VEE - .2" X 1" X 20.1" - SIERRA MAPLE
3A	M09534-17-UJ1	EA	MOLDING - TRIM/VEE - .2" X 1" X 20.1" - CONCERT CHERRY
3A	M09534-17-UJ2	EA	MOLDING - TRIM/VEE - .2" X 1" X 20.1" - WASHED MAPLE
3A	M09534-17-UJ3	EA	MOLDING - TRIM/VEE - .2" X 1" X 20.1" - HONEY CHERRY
3A	M09477-88-S34	EA	MOLDING - TRIM/VEE - .2" X 1" X 19.9" - WASHED MAPLE
3A	M09477-88-S35	EA	MOLDING - TRIM/VEE - .2" X 1" X 19.9" - SIERRA MAPLE
3A	M09568-03-W51	EA	MOLDING - TRIM/VEE - .2" X 1" X 19.8" - HONEY CHERRY
3A	M09568-03-W52	EA	MOLDING - TRIM/VEE - .2" X 1" X 19.8" - WASHED MAPLE
3A	M09565-51-W51	EA	MOLDING - TRIM/VEE - .2" X 1" X 19.4" - HONEY CHERRY
3A	M09565-51-W52	EA	MOLDING - TRIM/VEE - .2" X 1" X 19.4" - WASHED MAPLE
3A	M09553-79-W66	EA	MOLDING - TRIM/VEE - .2" X 1" X 15.6" - HONEY CHERRY
3A	M09515-10-W66	EA	MOLDING - TRIM/VEE - .2" X 1" X 15.4" - HONEY CHERRY
3A	M09501-63-T78	EA	MOLDING - TRIM/VEE - .2" X 1" X 15" - CONCERT CHERRY
3A	M09501-63-T79	EA	MOLDING - TRIM/VEE - .2" X 1" X 15" - WASHED MAPLE
3A	M09501-63-T80	EA	MOLDING - TRIM/VEE - .2" X 1" X 15" - SIERRA MAPLE
3A	M09501-63-W66	EA	MOLDING - TRIM/VEE - .2" X 1" X 15" - HONEY CHERRY
3A	M09553-09-W66	EA	MOLDING - TRIM/VEE - .2" X 1" X 13.4" - HONEY CHERRY
3A	M09566-04-WD3	EA	MOLDING - TRIM/VEE - .2" X 1" X 8.9" - HONEY CHERRY
3A	M09553-29-WH4	EA	MOLDING - TRIM/VEE - .4" X 1" X 94.4" - CONCERT CHERRY
3A	M09553-29-WH5	EA	MOLDING - TRIM/VEE - .4" X 1" X 94.4" - WASHED MAPLE
3A	M09553-29-WH6	EA	MOLDING - TRIM/VEE - .4" X 1" X 94.4" - SIERRA MAPLE
3A	M09565-04-WH4	EA	MOLDING - TRIM/VEE - .4" X 1" X 89.5" - CONCERT CHERRY

INTERIOR FINISH GROUP (CONTINUED)
MOLDINGS & TRIMS (CONTINUED)

KEY	PART NUMBER	U/M	DESCRIPTION
3A	M09565-04-WH5	EA	MOLDING - TRIM/VEE - .4" X 1" X 89.5" - WASHED MAPLE
3A	M09565-04-WH6	EA	MOLDING - TRIM/VEE - .4" X 1" X 89.5" - SIERRA MAPLE
3A	M09544-86-W37	EA	MOLDING - TRIM/VEE - .4" X 1" X 88.1" - WASHED MAPLE
3A	M09544-86-W38	EA	MOLDING - TRIM/VEE - .4" X 1" X 88.1" - SIERRA MAPLE
3A	M09538-39-U67	EA	MOLDING - TRIM/VEE - .4" X 1" X 82.6" - WASHED MAPLE
3A	M09538-39-U68	EA	MOLDING - TRIM/VEE - .4" X 1" X 82.6" - SIERRA MAPLE
3A	M09553-62-WH4	EA	MOLDING - TRIM/VEE - .4" X 1" X 81.4" - CONCERT CHERRY
3A	M09553-62-WH5	EA	MOLDING - TRIM/VEE - .4" X 1" X 81.4" - WASHED MAPLE
3A	M09553-62-WH6	EA	MOLDING - TRIM/VEE - .4" X 1" X 81.4" - SIERRA MAPLE
3A	M09577-98-WH4	EA	MOLDING - TRIM/VEE - .4" X 1" X 80.2" - CONCERT CHERRY
3A	M09577-98-WH5	EA	MOLDING - TRIM/VEE - .4" X 1" X 80.2" - WASHED MAPLE
3A	M09577-98-WH6	EA	MOLDING - TRIM/VEE - .4" X 1" X 80.2" - SIERRA MAPLE
3A	M09544-37-W37	EA	MOLDING - TRIM/VEE - .4" X 1" X 78.8" - WASHED MAPLE
3A	M09544-37-W38	EA	MOLDING - TRIM/VEE - .4" X 1" X 78.8" - SIERRA MAPLE
3A	M09544-34-W37	EA	MOLDING - TRIM/VEE - .4" X 1" X 78.7" - WASHED MAPLE
3A	M09544-34-W38	EA	MOLDING - TRIM/VEE - .4" X 1" X 78.7" - SIERRA MAPLE
3A	M09538-37-U67	EA	MOLDING - TRIM/VEE - .4" X 1" X 77.5" - WASHED MAPLE
3A	M09538-37-U68	EA	MOLDING - TRIM/VEE - .4" X 1" X 77.5" - SIERRA MAPLE
3A	M09553-65-WH4	EA	MOLDING - TRIM/VEE - .4" X 1" X 77" - CONCERT CHERRY
3A	M09553-65-WH5	EA	MOLDING - TRIM/VEE - .4" X 1" X 77" - WASHED MAPLE
3A	M09553-65-WH6	EA	MOLDING - TRIM/VEE - .4" X 1" X 77" - SIERRA MAPLE
3A	M09553-64-WH4	EA	MOLDING - TRIM/VEE - .4" X 1" X 76.7" - CONCERT CHERRY
3A	M09553-64-WH5	EA	MOLDING - TRIM/VEE - .4" X 1" X 76.7" - WASHED MAPLE
3A	M09553-64-WH6	EA	MOLDING - TRIM/VEE - .4" X 1" X 76.7" - SIERRA MAPLE
3A	M09565-75-WH4	EA	MOLDING - TRIM/VEE - .4" X 1" X 75.9" - CONCERT CHERRY
3A	M09565-75-WH5	EA	MOLDING - TRIM/VEE - .4" X 1" X 75.9" - WASHED MAPLE
3A	M09565-75-WH6	EA	MOLDING - TRIM/VEE - .4" X 1" X 75.9" - SIERRA MAPLE
3A	M09565-02-WH4	EA	MOLDING - TRIM/VEE - .4" X 1" X 75.1" - CONCERT CHERRY
3A	M09565-02-WH5	EA	MOLDING - TRIM/VEE - .4" X 1" X 75.1" - WASHED MAPLE
3A	M09565-02-WH6	EA	MOLDING - TRIM/VEE - .4" X 1" X 75.1" - SIERRA MAPLE
3A	M09553-26-WH4	EA	MOLDING - TRIM/VEE - .4" X 1" X 74.1" - CONCERT CHERRY
3A	M09553-26-WH5	EA	MOLDING - TRIM/VEE - .4" X 1" X 74.1" - WASHED MAPLE
3A	M09553-26-WH6	EA	MOLDING - TRIM/VEE - .4" X 1" X 74.1" - SIERRA MAPLE
3A	M09538-91-WH4	EA	MOLDING - TRIM/VEE - .4" X 1" X 73.8" - CONCERT CHERRY
3A	M09538-91-WH5	EA	MOLDING - TRIM/VEE - .4" X 1" X 73.8" - WASHED MAPLE
3A	M09538-91-WH6	EA	MOLDING - TRIM/VEE - .4" X 1" X 73.8" - SIERRA MAPLE
3A	M09553-22-WH4	EA	MOLDING - TRIM/VEE - .4" X 1" X 73.2" - CONCERT CHERRY
3A	M09553-22-WH5	EA	MOLDING - TRIM/VEE - .4" X 1" X 73.2" - WASHED MAPLE
3A	M09553-22-WH6	EA	MOLDING - TRIM/VEE - .4" X 1" X 73.2" - SIERRA MAPLE
3A	M09565-97-WH4	EA	MOLDING - TRIM/VEE - .4" X 1" X 72.6" - CONCERT CHERRY
3A	M09565-97-WH5	EA	MOLDING - TRIM/VEE - .4" X 1" X 72.6" - WASHED MAPLE
3A	M09565-97-WH6	EA	MOLDING - TRIM/VEE - .4" X 1" X 72.6" - SIERRA MAPLE
3A	M09568-12-WH4	EA	MOLDING - TRIM/VEE - .4" X 1" X 71.9" - CONCERT CHERRY
3A	M09568-12-WH5	EA	MOLDING - TRIM/VEE - .4" X 1" X 71.9" - WASHED MAPLE
3A	M09568-12-WH6	EA	MOLDING - TRIM/VEE - .4" X 1" X 71.9" - SIERRA MAPLE
3A	M09565-01-WH4	EA	MOLDING - TRIM/VEE - .4" X 1" X 71.7" - CONCERT CHERRY
3A	M09565-01-WH5	EA	MOLDING - TRIM/VEE - .4" X 1" X 71.7" - WASHED MAPLE
3A	M09565-01-WH6	EA	MOLDING - TRIM/VEE - .4" X 1" X 71.7" - SIERRA MAPLE
3A	M09565-01-YR3	EA	MOLDING - TRIM/VEE - .4" X 1" X 71.7" - HONEY CHERRY
3A	M09544-15-WB4	EA	MOLDING - TRIM/VEE - .4" X 1" X 64.5" - CONCERT CHERRY
3A	M09544-15-WB5	EA	MOLDING - TRIM/VEE - .4" X 1" X 64.5" - WASHED MAPLE
3A	M09544-15-WB6	EA	MOLDING - TRIM/VEE - .4" X 1" X 64.5" - SIERRA MAPLE
3A	M09538-94-WH4	EA	MOLDING - TRIM/VEE - .4" X 1" X 71.1" - CONCERT CHERRY
3A	M09538-94-WH5	EA	MOLDING - TRIM/VEE - .4" X 1" X 71.1" - WASHED MAPLE
3A	M09538-94-WH6	EA	MOLDING - TRIM/VEE - .4" X 1" X 71.1" - SIERRA MAPLE
3A	M09565-78-WH4	EA	MOLDING - TRIM/VEE - .4" X 1" X 70.2" - CONCERT CHERRY
3A	M09565-78-WH5	EA	MOLDING - TRIM/VEE - .4" X 1" X 70.2" - WASHED MAPLE
3A	M09565-78-WH6	EA	MOLDING - TRIM/VEE - .4" X 1" X 70.2" - SIERRA MAPLE
3A	M09553-21-WH4	EA	MOLDING - TRIM/VEE - .4" X 1" X 70.1" - CONCERT CHERRY
3A	M09553-21-WH5	EA	MOLDING - TRIM/VEE - .4" X 1" X 70.1" - WASHED MAPLE
3A	M09553-21-WH6	EA	MOLDING - TRIM/VEE - .4" X 1" X 70.1" - SIERRA MAPLE
3A	M09501-92-T77	EA	MOLDING - TRIM/VEE - .4" X 1" X 70" - PORTSMOUTH OAK
3A	M09501-92-T78	EA	MOLDING - TRIM/VEE - .4" X 1" X 70" - CONCERT CHERRY
3A	M09501-92-T79	EA	MOLDING - TRIM/VEE - .4" X 1" X 70" - WASHED MAPLE

INTERIOR FINISH GROUP (CONTINUED)
MOLDINGS & TRIMS (CONTINUED)

KEY	PART NUMBER	U/M	DESCRIPTION
3A	M09501-92-T80	EA	MOLDING - TRIM/VEE - .4" X 1" X 70" - SIERRA MAPLE
3A	M09538-27-WH4	EA	MOLDING - TRIM/VEE - .4" X 1" X 71.1" - CONCERT CHERRY
3A	M09538-27-U67	EA	MOLDING - TRIM/VEE - .4" X 1" X 71.1" - WASHED MAPLE
3A	M09538-27-U68	EA	MOLDING - TRIM/VEE - .4" X 1" X 71.1" - SIERRA MAPLE
3A	M09544-10-WH4	EA	MOLDING - TRIM/VEE - .4" X 1" X 68.2" - CONCERT CHERRY
3A	M09544-10-W91	EA	MOLDING - TRIM/VEE - .4" X 1" X 68.2" - WASHED MAPLE
3A	M09544-10-W92	EA	MOLDING - TRIM/VEE - .4" X 1" X 68.2" - SIERRA MAPLE
3A	M09553-03-WH4	EA	MOLDING - TRIM/VEE - .4" X 1" X 66.7" - CONCERT CHERRY
3A	M09553-03-WH5	EA	MOLDING - TRIM/VEE - .4" X 1" X 66.7" - WASHED MAPLE
3A	M09553-03-WH6	EA	MOLDING - TRIM/VEE - .4" X 1" X 66.7" - SIERRA MAPLE
3A	M09553-03-YR3	EA	MOLDING - TRIM/VEE - .4" X 1" X 66.7" - HONEY CHERRY
3A	M09538-93-WH4	EA	MOLDING - TRIM/VEE - .4" X 1" X 66.6" - CONCERT CHERRY
3A	M09538-93-WH5	EA	MOLDING - TRIM/VEE - .4" X 1" X 66.6" - WASHED MAPLE
3A	M09538-93-WH6	EA	MOLDING - TRIM/VEE - .4" X 1" X 66.6" - SIERRA MAPLE
3A	M09544-33-W37	EA	MOLDING - TRIM/VEE - .4" X 1" X 66.5" - SIERRA MAPLE
3A	M09544-33-W38	EA	MOLDING - TRIM/VEE - .4" X 1" X 66.5" - WASHED MAPLE
3A	M09553-02-WH4	EA	MOLDING - TRIM/VEE - .4" X 1" X 66.4" - CONCERT CHERRY
3A	M09553-02-WH5	EA	MOLDING - TRIM/VEE - .4" X 1" X 66.4" - WASHED MAPLE
3A	M09553-02-WH6	EA	MOLDING - TRIM/VEE - .4" X 1" X 66.4" - SIERRA MAPLE
3A	M09544-14-WB4	EA	MOLDING - TRIM/VEE - .4" X 1" X 64.5" - CONCERT CHERRY
3A	M09544-14-WB5	EA	MOLDING - TRIM/VEE - .4" X 1" X 64.5" - WASHED MAPLE
3A	M09544-14-WB6	EA	MOLDING - TRIM/VEE - .4" X 1" X 64.5" - SIERRA MAPLE
3A	M09515-78-T77	EA	MOLDING - TRIM/VEE - .4" X 1" X 64.1" - PORTSMOUTH OAK
3A	M09515-78-T78	EA	MOLDING - TRIM/VEE - .4" X 1" X 64.1" - CONCERT CHERRY
3A	M09515-78-T79	EA	MOLDING - TRIM/VEE - .4" X 1" X 64.1" - WASHED MAPLE
3A	M09515-78-T80	EA	MOLDING - TRIM/VEE - .4" X 1" X 64.1" - SIERRA MAPLE
3A	M09501-91-T77	EA	MOLDING - TRIM/VEE - .4" X 1" X 63.3" - PORTSMOUTH OAK
3A	M09501-91-T78	EA	MOLDING - TRIM/VEE - .4" X 1" X 63.3" - CONCERT CHERRY
3A	M09501-91-T79	EA	MOLDING - TRIM/VEE - .4" X 1" X 63.3" - WASHED MAPLE
3A	M09501-91-T80	EA	MOLDING - TRIM/VEE - .4" X 1" X 63.3" - SIERRA MAPLE
3A	M09503-91-T77	EA	MOLDING - TRIM/VEE - .4" X 1" X 63.1" - PORTSMOUTH OAK
3A	M09503-91-T78	EA	MOLDING - TRIM/VEE - .4" X 1" X 63.1" - CONCERT CHERRY
3A	M09503-91-T79	EA	MOLDING - TRIM/VEE - .4" X 1" X 63.1" - WASHED MAPLE
3A	M09503-91-T80	EA	MOLDING - TRIM/VEE - .4" X 1" X 63.1" - SIERRA MAPLE
3A	M09544-22-WB4	EA	MOLDING - TRIM/VEE - .4" X 1" X 61.7" - CONCERT CHERRY
3A	M09544-22-WB5	EA	MOLDING - TRIM/VEE - .4" X 1" X 61.7" - WASHED MAPLE
3A	M09544-22-WB6	EA	MOLDING - TRIM/VEE - .4" X 1" X 61.7" - SIERRA MAPLE
3A	M09583-41-WH4	EA	MOLDING - TRIM/VEE - .4" X 1" X 61" - CONCERT CHERRY
3A	M09583-41-WH5	EA	MOLDING - TRIM/VEE - .4" X 1" X 61" - WASHED MAPLE
3A	M09583-41-WH6	EA	MOLDING - TRIM/VEE - .4" X 1" X 61" - SIERRA MAPLE
3A	M09565-49-WH4	EA	MOLDING - TRIM/VEE - .4" X 1" X 58.7" - CONCERT CHERRY
3A	M09565-49-WH5	EA	MOLDING - TRIM/VEE - .4" X 1" X 58.7" - WASHED MAPLE
3A	M09565-49-WH6	EA	MOLDING - TRIM/VEE - .4" X 1" X 58.7" - SIERRA MAPLE
3A	M09544-36-W37	EA	MOLDING - TRIM/VEE - .4" X 1" X 52.6" - WASHED MAPLE
3A	M09544-36-W38	EA	MOLDING - TRIM/VEE - .4" X 1" X 52.6.5" - SIERRA MAPLE
3A	M09553-85-WB4	EA	MOLDING - TRIM/VEE - .4" X 1" X 43.4" - CONCERT CHERRY
3A	M09553-85-WB5	EA	MOLDING - TRIM/VEE - .4" X 1" X 43.4" - WASHED MAPLE
3A	M09553-85-WB6	EA	MOLDING - TRIM/VEE - .4" X 1" X 43.4" - SIERRA MAPLE
3A	M09553-28-WH4	EA	MOLDING - TRIM/VEE - .4" X 1" X 48" - CONCERT CHERRY
3A	M09553-28-WH5	EA	MOLDING - TRIM/VEE - .4" X 1" X 48" - WASHED MAPLE
3A	M09553-28-WH6	EA	MOLDING - TRIM/VEE - .4" X 1" X 48" - SIERRA MAPLE
3A	M09553-60-WH4	EA	MOLDING - TRIM/VEE - .4" X 1" X 47.2" - CONCERT CHERRY
3A	M09553-60-WH5	EA	MOLDING - TRIM/VEE - .4" X 1" X 47.2" - WASHED MAPLE
3A	M09553-60-WH6	EA	MOLDING - TRIM/VEE - .4" X 1" X 47.2" - SIERRA MAPLE
3A	M09544-24-WB4	EA	MOLDING - TRIM/VEE - .4" X 1" X 46.2" - CONCERT CHERRY
3A	M09544-24-WB5	EA	MOLDING - TRIM/VEE - .4" X 1" X 46.2" - WASHED MAPLE
3A	M09544-24-WB6	EA	MOLDING - TRIM/VEE - .4" X 1" X 46.2" - SIERRA MAPLE
3A	M09565-77-WH4	EA	MOLDING - TRIM/VEE - .4" X 1" X 42.5" - CONCERT CHERRY
3A	M09565-77-WH5	EA	MOLDING - TRIM/VEE - .4" X 1" X 42.5" - WASHED MAPLE
3A	M09565-77-WH6	EA	MOLDING - TRIM/VEE - .4" X 1" X 42.5" - SIERRA MAPLE
3A	M09544-35-W37	EA	MOLDING - TRIM/VEE - .4" X 1" X 66.5" - SIERRA MAPLE
3A	M09544-35-W38	EA	MOLDING - TRIM/VEE - .4" X 1" X 66.5" - WASHED MAPLE

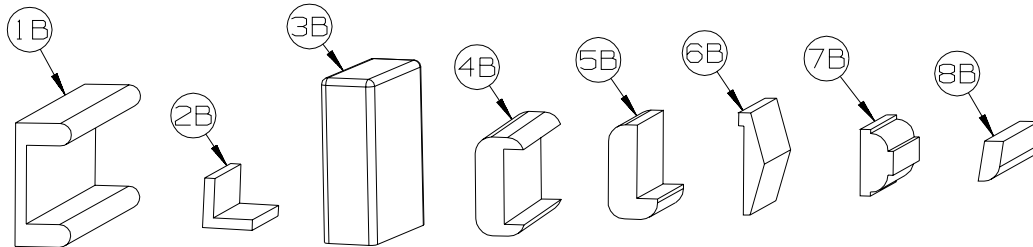
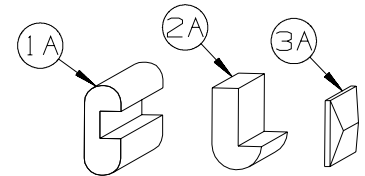


INTERIOR FINISH GROUP (CONTINUED)
MOLDINGS & TRIMS (CONTINUED)

KEY	PART NUMBER	U/M	DESCRIPTION
3A	M09544-38-W37	EA	MOLDING - TRIM/VEE - .4" X 1" X 66.5" - SIERRA MAPLE
3A	M09544-38-W38	EA	MOLDING - TRIM/VEE - .4" X 1" X 66.5" - WASHED MAPLE
3A	M09565-03-WH4	EA	MOLDING - TRIM/VEE - .4" X 1" X 44.2" - CONCERT CHERRY
3A	M09565-03-WH5	EA	MOLDING - TRIM/VEE - .4" X 1" X 44.2" - WASHED MAPLE
3A	M09565-03-WH6	EA	MOLDING - TRIM/VEE - .4" X 1" X 44.2" - SIERRA MAPLE
3A	M09565-20-WH4	EA	MOLDING - TRIM/VEE - .4" X 1" X 43.2" - CONCERT CHERRY
3A	M09565-20-WH5	EA	MOLDING - TRIM/VEE - .4" X 1" X 43.2" - WASHED MAPLE
3A	M09565-20-WH6	EA	MOLDING - TRIM/VEE - .4" X 1" X 43.2" - SIERRA MAPLE
3A	M09553-24-WH4	EA	MOLDING - TRIM/VEE - .4" X 1" X 43" - CONCERT CHERRY
3A	M09553-24-WH5	EA	MOLDING - TRIM/VEE - .4" X 1" X 43" - WASHED MAPLE
3A	M09553-24-WH6	EA	MOLDING - TRIM/VEE - .4" X 1" X 43" - SIERRA MAPLE
3A	M09565-77-WH4	EA	MOLDING - TRIM/VEE - .4" X 1" X 42.5" - CONCERT CHERRY
3A	M09565-77-WH5	EA	MOLDING - TRIM/VEE - .4" X 1" X 42.5" - WASHED MAPLE
3A	M09565-77-WH6	EA	MOLDING - TRIM/VEE - .4" X 1" X 42.5" - SIERRA MAPLE
3A	M09565-50-WH4	EA	MOLDING - TRIM/VEE - .4" X 1" X 40.9" - CONCERT CHERRY
3A	M09565-50-WH5	EA	MOLDING - TRIM/VEE - .4" X 1" X 40.9" - WASHED MAPLE
3A	M09565-50-WH6	EA	MOLDING - TRIM/VEE - .4" X 1" X 40.9" - SIERRA MAPLE
3A	M09583-43-WH4	EA	MOLDING - TRIM/VEE - .4" X 1" X 40.1" - CONCERT CHERRY
3A	M09583-43-WH5	EA	MOLDING - TRIM/VEE - .4" X 1" X 40.1" - WASHED MAPLE
3A	M09583-43-WH6	EA	MOLDING - TRIM/VEE - .4" X 1" X 40.1" - SIERRA MAPLE
3A	M09565-76-WH4	EA	MOLDING - TRIM/VEE - .4" X 1" X 39.4" - CONCERT CHERRY
3A	M09565-76-WH5	EA	MOLDING - TRIM/VEE - .4" X 1" X 39.4" - WASHED MAPLE
3A	M09565-76-WH6	EA	MOLDING - TRIM/VEE - .4" X 1" X 39.4" - SIERRA MAPLE
3A	M09565-47-WH4	EA	MOLDING - TRIM/VEE - .4" X 1" X 38.9" - CONCERT CHERRY
3A	M09565-47-WH5	EA	MOLDING - TRIM/VEE - .4" X 1" X 38.9" - WASHED MAPLE
3A	M09565-47-WH6	EA	MOLDING - TRIM/VEE - .4" X 1" X 38.9" - SIERRA MAPLE
3A	M09553-27-WH4	EA	MOLDING - TRIM/VEE - .4" X 1" X 38.8" - CONCERT CHERRY
3A	M09553-27-WH5	EA	MOLDING - TRIM/VEE - .4" X 1" X 38.8" - WASHED MAPLE
3A	M09553-27-WH6	EA	MOLDING - TRIM/VEE - .4" X 1" X 38.8" - SIERRA MAPLE
3A	M09568-77-WH4	EA	MOLDING - TRIM/VEE - .4" X 1" X 37.5" - CONCERT CHERRY
3A	M09568-77-WH5	EA	MOLDING - TRIM/VEE - .4" X 1" X 37.5" - WASHED MAPLE
3A	M09568-77-WH6	EA	MOLDING - TRIM/VEE - .4" X 1" X 37.5" - SIERRA MAPLE
3A	M09553-23-WH4	EA	MOLDING - TRIM/VEE - .4" X 1" X 37" - CONCERT CHERRY
3A	M09553-23-WH5	EA	MOLDING - TRIM/VEE - .4" X 1" X 37" - WASHED MAPLE
3A	M09553-23-WH6	EA	MOLDING - TRIM/VEE - .4" X 1" X 37" - SIERRA MAPLE
3A	M09553-47-WB4	EA	MOLDING - TRIM/VEE - .4" X 1" X 35.9" - CONCERT CHERRY
3A	M09553-47-WB5	EA	MOLDING - TRIM/VEE - .4" X 1" X 35.9" - WASHED MAPLE
3A	M09553-47-WB6	EA	MOLDING - TRIM/VEE - .4" X 1" X 35.9" - SIERRA MAPLE
3A	M09553-47-W66	EA	MOLDING - TRIM/VEE - .4" X 1" X 35.9" - HONEY CHERRY
3A	M09568-48-U67	EA	MOLDING - TRIM/VEE - .4" X 1" X 35.4" - WASHED MAPLE
3A	M09568-48-U68	EA	MOLDING - TRIM/VEE - .4" X 1" X 35.4" - SIERRA MAPLE
3A	M09553-63-WH4	EA	MOLDING - TRIM/VEE - .4" X 1" X 35.1" - CONCERT CHERRY
3A	M09553-63-WH5	EA	MOLDING - TRIM/VEE - .4" X 1" X 35.1" - WASHED MAPLE
3A	M09553-63-WH6	EA	MOLDING - TRIM/VEE - .4" X 1" X 35.1" - SIERRA MAPLE
3A	M09553-63-W51	EA	MOLDING - TRIM/VEE - .4" X 1" X 35.1" - HONEY CHERRY
3A	M09565-94-WH4	EA	MOLDING - TRIM/VEE - .4" X 1" X 34.4" - CONCERT CHERRY
3A	M09565-94-WH5	EA	MOLDING - TRIM/VEE - .4" X 1" X 34.4" - WASHED MAPLE
3A	M09565-94-WH6	EA	MOLDING - TRIM/VEE - .4" X 1" X 34.4" - SIERRA MAPLE
3A	M09553-04-WH4	EA	MOLDING - TRIM/VEE - .4" X 1" X 34.2" - CONCERT CHERRY
3A	M09553-04-WH5	EA	MOLDING - TRIM/VEE - .4" X 1" X 34.2" - WASHED MAPLE
3A	M09553-04-WH6	EA	MOLDING - TRIM/VEE - .4" X 1" X 34.2" - SIERRA MAPLE
3A	M09566-02-U68	EA	MOLDING - TRIM/VEE - .4" X 1" X 32.7" - SIERRA MAPLE
3A	M09566-02-W51	EA	MOLDING - TRIM/VEE - .4" X 1" X 32.7" - HONEY CHERRY
3A	M09566-02-W52	EA	MOLDING - TRIM/VEE - .4" X 1" X 32.7" - WASHED MAPLE
3A	M09511-86-T77	EA	MOLDING - TRIM/VEE - .4" X 1" X 28.3" - PORTSMOUTH OAK
3A	M09511-86-T78	EA	MOLDING - TRIM/VEE - .4" X 1" X 28.3" - CONCERT CHERRY
3A	M09511-86-T79	EA	MOLDING - TRIM/VEE - .4" X 1" X 28.3" - WASHED MAPLE
3A	M09511-86-T80	EA	MOLDING - TRIM/VEE - .4" X 1" X 28.3" - SIERRA MAPLE
3A	M09553-61-WH4	EA	MOLDING - TRIM/VEE - .4" X 1" X 19.9" - CONCERT CHERRY
3A	M09553-61-WH5	EA	MOLDING - TRIM/VEE - .4" X 1" X 19.9" - WASHED MAPLE
3A	M09553-61-WH6	EA	MOLDING - TRIM/VEE - .4" X 1" X 19.9" - SIERRA MAPLE
3A	M09565-71-WH4	EA	MOLDING - TRIM/VEE - .4" X 1" X 11.4" - CONCERT CHERRY
3A	M09565-71-WH5	EA	MOLDING - TRIM/VEE - .4" X 1" X 11.4" - WASHED MAPLE
3A	M09565-71-WH6	EA	MOLDING - TRIM/VEE - .4" X 1" X 11.4" - SIERRA MAPLE

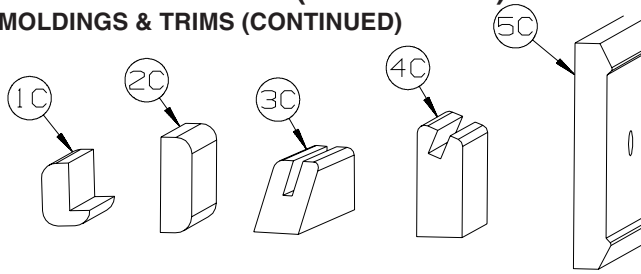
INTERIOR FINISH GROUP (CONTINUED)
MOLDINGS & TRIMS (CONTINUED)

KEY	PART NUMBER	U/M	DESCRIPTION
3A	M09583-42-WH4	EA	MOLDING - TRIM/VEE - .4" X 1" X 8.3" - CONCERT CHERRY
3A	M09583-42-WH5	EA	MOLDING - TRIM/VEE - .4" X 1" X 8.3" - WASHED MAPLE
3A	M09583-42-WH6	EA	MOLDING - TRIM/VEE - .4" X 1" X 8.3" - SIERRA MAPLE
3A	M09544-55-WB4	EA	MOLDING - TRIM/VEE - .4" X 1" X 6.5" - CONCERT CHERRY
3A	M09544-55-WB5	EA	MOLDING - TRIM/VEE - .4" X 1" X 6.5" - WASHED MAPLE
3A	M09544-55-WB6	EA	MOLDING - TRIM/VEE - .4" X 1" X 6.5" - SIERRA MAPLE
3A	M09544-56-WB4	EA	MOLDING - TRIM/VEE - .4" X 1" X 6.1" - CONCERT CHERRY
3A	M09544-56-WB5	EA	MOLDING - TRIM/VEE - .4" X 1" X 6.1" - WASHED MAPLE
3A	M09544-56-WB6	EA	MOLDING - TRIM/VEE - .4" X 1" X 6.1" - SIERRA MAPLE
3A	M09538-70-U68	EA	MOLDING - TRIM/VEE - .4" X 1" X 63.9" - SIERRA MAPLE
3A	M09538-70-U67	EA	MOLDING - TRIM/VEE - .4" X 1" X 63.9" - WASHED MAPLE



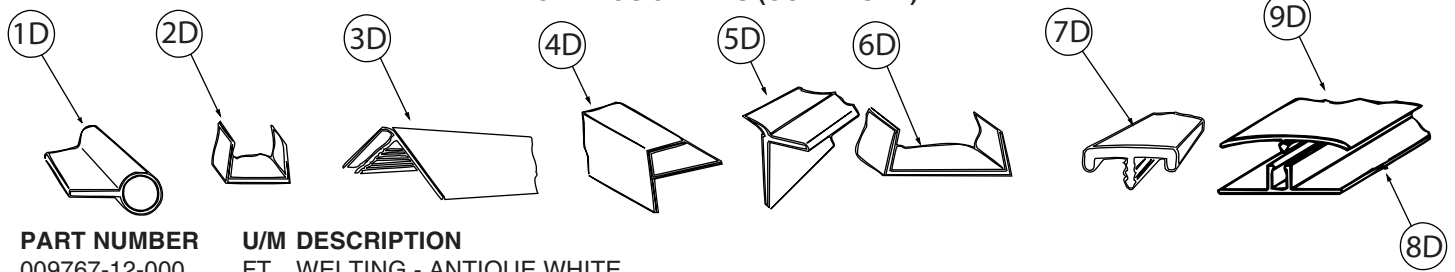
KEY	PART NUMBER	U/M	DESCRIPTION
1B	M09501-84-TG0	EA	MOLDING/TRIM - CAP/WALL - 2.2" X 85.9" - PORTSMOUTH OAK
1B	M09501-84-TG1	EA	MOLDING/TRIM - CAP/WALL - 2.2" X 85.9" - CONCERT CHERRY
1B	M09501-84-TG2	EA	MOLDING/TRIM - CAP/WALL - 2.2" X 85.9" - WASHED MAPLE
1B	M09501-84-TG3	EA	MOLDING/TRIM - CAP/WALL - 2.2" X 85.9" - HONEY CHERRY
1B	M09520-04-TD3	EA	MOLDING/TRIM - CAP/WALL - 2.2" X 80.5" - SIERRA MAPLE
2B	M09511-81-TA0	EA	MOLDING/TRIM - L SHAPE - .8"X .8"X 80.2" - PORTSMOUTH OAK
2B	M09511-81-TA1	EA	MOLDING/TRIM - L SHAPE - .8"X .8"X 80.2" - CONCERT CHERRY
2B	M09511-81-TA2	EA	MOLDING/TRIM - L SHAPE - .8"X .8"X 80.2" - WASHED MAPLE
2B	M09511-81-TA3	EA	MOLDING/TRIM - L SHAPE - .8"X .8"X 80.2" - SIERRA MAPLE
3B	M09515-81-T01	EA	MOLDING/HARDWOOD STRAIGHT - 74.3" - WASHED MAPLE
3B	M09515-81-T02	EA	MOLDING/HARDWOOD STRAIGHT - 74.3" - HONEY CHERRY
4B	M09511-42-T77	EA	MOLDING - TRIM - W/NOTCH - 1.5" X 86.4" - PORTSMOUTH OAK
4B	M09511-42-T78	EA	MOLDING - TRIM - W/NOTCH - 1.5" X 86.4" - CONCERT CHERRY
4B	M09511-42-T79	EA	MOLDING - TRIM - W/NOTCH - 1.5" X 86.4" - WASHED MAPLE
4B	M09511-42-T80	EA	MOLDING - TRIM - W/NOTCH - 1.5" X 86.4" - SIERRA MAPLE
4B	M09511-42-W66	EA	MOLDING - TRIM - W/NOTCH - 1.5" X 86.4" - HONEY CHERRY
5B	M09515-18-T77	EA	MOLDING - HARDWOOD-W/NOTCH - 1.4"X 86.2" - PORTSMOUTH OAK
5B	M09515-18-T78	EA	MOLDING - HARDWOOD-W/NOTCH - 1.4"X 86.2" - CONCERT CHERRY
5B	M09553-66-U22	EA	MOLDING - HARDWOOD-W/NOTCH - 1.4"X 96" - WASHED MAPLE
5B	M09515-18-T80	EA	MOLDING - HARDWOOD-W/NOTCH - 1.4"X 86.2" - SIERRA MAPLE
5B	M09553-66-U21	EA	MOLDING - HARDWOOD-W/NOTCH - 1.4"X 96" - HONEY CHERRY
6B	M09515-53-TG0	EA	MOLDING - TRIM/VEE - 1.5" X 73.9" - PORTSMOUTH OAK
6B	M09525-81-UJ1	EA	MOLDING - TRIM/VEE - 1.5" X 74.7" - CONCERT CHERRY
6B	M09525-81-UJ2	EA	MOLDING - TRIM/VEE - 1.5" X 74.7" - WASHED MAPLE
6B	M09552-81-UJ3	EA	MOLDING - TRIM/VEE - 1.5" X 74.7" - HONEY CHERRY
6B	M09553-53-WH6	EA	MOLDING - TRIM/VEE - NOTCHED - 1.5" X 20.6" - SIERRA MAPLE
7B	Y00076-32-438	EA	MOLDING/TRIM - .5" X 1" X 96" - CHERRY (UNSTAINED)
7B	Y00076-22-438	EA	MOLDING/TRIM - .5" X 1" X 96" - MAPLE (UNSTAINED)
8B	M09525-92-T77	EA	MOLDING/TRIM - .5" X 1" X 75.6" - PORTSMOUTH OAK
8B	M09525-92-T78	EA	MOLDING/TRIM - .5" X 1" X 75.6" - CONCERT CHERRY
8B	M09525-92-T79	EA	MOLDING/TRIM - .5" X 1" X 75.6" - WASHED MAPLE
8B	M09525-92-T80	EA	MOLDING/TRIM - .5" X 1" X 75.6" - SIERRA MAPLE
8B	Y00086-72-438	EA	MOLDING - VINYL WRAP - .7" X 1.6" X 96" - PORTSMOUTH OAK
8B	Y00086-D2-438	EA	MOLDING - VINYL WRAP - .7" X 1.6" X 96" - CONCERT CHERRY
8B	Y00086-A2-438	EA	MOLDING - VINYL WRAP - .7" X 1.6" X 96" - WASHED MAPLE
8B	Y00086-92-438	EA	MOLDING - VINYL WRAP - .7" X 1.6" X 96" - SIERRA MAPLE
8B	Y00086-82-438	EA	MOLDING - VINYL WRAP - .7" X 1.6" X 96" - HONEY CHERRY
8B	Y00087-72-438	EA	MOLDING - VINYL WRAP - .7" X 2.9" X 96" - PORTSMOUTH OAK
8B	Y00087-D2-438	EA	MOLDING - VINYL WRAP - .7" X 2.9" X 96" - CONCERT CHERRY
8B	Y00087-A2-438	EA	MOLDING - VINYL WRAP - .7" X 2.9" X 96" - WASHED MAPLE
8B	Y00087-92-438	EA	MOLDING - VINYL WRAP - .7" X 2.9" X 96" - SIERRA MAPLE
8B	Y00087-82-438	EA	MOLDING - VINYL WRAP - .7" X 2.9" X 96" - HONEY CHERRY

INTERIOR FINISH GROUP (CONTINUED)
MOLDINGS & TRIMS (CONTINUED)



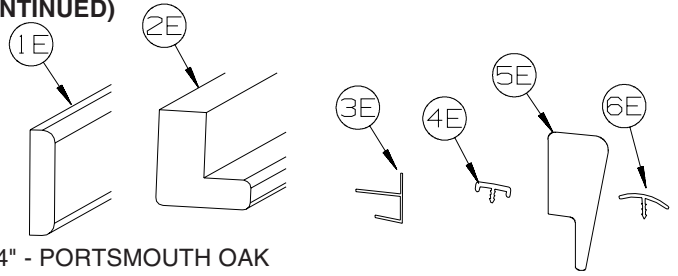
KEY	PART NUMBER	U/M	DESCRIPTION
1C	M09520-19-TD1	EA	MOLDING - TRIM - W/NOTCH - 1" X 86.3" - CONCERT CHERRY
1C	M09520-19-TD2	EA	MOLDING - TRIM - W/NOTCH - 1" X 86.3" - WASHED MAPLE
1C	M09520-19-TD3	EA	MOLDING - TRIM - W/NOTCH - 1" X 86.3" - HONEY CHERRY
1C	M09565-68-WH4	EA	MOLDING - HARDWOOD - .75" X 1.4" X 81.9" - CONCERT CHERRY
1C	M09565-68-WH5	EA	MOLDING - HARDWOOD - .75" X 1.4" X 81.9" - WASHED MAPLE
1C	M09565-68-WH6	EA	MOLDING - HARDWOOD - .75" X 1.4" X 81.9" - SIERRA MAPLE
2C	M09511-46-T77	EA	MOLDING/TRIM - .5" X 1.5" X 86.5" - PORTSMOUTH OAK
2C	M09511-46-T78	EA	MOLDING/TRIM - .5" X 1.5" X 86.5" - CONCERT CHERRY
2C	M09511-46-T79	EA	MOLDING/TRIM - .5" X 1.5" X 86.5" - WASHED MAPLE
2C	M09511-46-T80	EA	MOLDING/TRIM - .5" X 1.5" X 86.5" - SIERRA MAPLE
3C	Y00223-22-438	EA	MOLDING - HARDWOOD/MAPLE - .7" X 1" X 96" - UNSTAINED MAPLE
3C	Y00223-32-438	EA	MOLDING - HARDWOOD/CHERRY - .7" X 1" X 96" - UNSTAINED CHERRY
3C	Y00223-42-438	EA	MOLDING - HARDWOOD/CHERRY - .7" X 1" X 96" - UNSTAINED OAK
4C	Y00054-A2-438	EA	MOLDING - VINYL - W/SLOT - .7"X 1.9"X 96" - WASHED MAPLE
4C	Y00054-D2-438	EA	MOLDING - VINYL - W/SLOT - .7"X 1.9"X 96" - CONCERT CHERRY
4C	Y00054-22-438	EA	MOLDING - VINYL - W/SLOT - .7"X 1.9"X 96" - WASHED MAPLE
4C	Y00054-72-438	EA	MOLDING - VINYL - W/SLOT - .7"X 1.9"X 96" - PORTSMOUTH OAK
4C	Y00054-82-438	EA	MOLDING - VINYL - W/SLOT - .7"X 1.9"X 96" - HONEY CHERRY
4C	Y00054-92-438	EA	MOLDING - VINYL - W/SLOT - .7"X 1.9"X 96" - SIERRA MAPLE
4C	Y00276-A2-438	EA	MOLDING - VINYL - W/SLOT - .7"X 1.9"X 96" - WASHED MAPLE
4C	Y00276-D2-438	EA	MOLDING - VINYL - W/SLOT - .7"X 1.9"X 96" - CONCERT CHERRY
4C	Y00276-72-438	EA	MOLDING - VINYL - W/SLOT - .7"X 1.9"X 96" - PORTSMOUTH OAK
4C	Y00276-82-438	EA	MOLDING - VINYL - W/SLOT - .7"X 1.9"X 96" - HONEY CHERRY
4C	Y00276-92-438	EA	MOLDING - VINYL - W/SLOT - .7"X 1.9"X 96" - SIERRA MAPLE
5C	Y00152-A2-438	EA	MOLDING/TRIM - VINYL - .6" X 3.5" X 96" - WASHED MAPLE
5C	Y00152-D2-438	EA	MOLDING/TRIM - VINYL - .6" X 3.5" X 96" - CONCERT CHERRY
5C	Y00152-22-438	EA	MOLDING/TRIM - VINYL - .6" X 3.5" X 96" - WASHED MAPLE
5C	Y00152-72-438	EA	MOLDING/TRIM - VINYL - .6" X 3.5" X 96" - PORTSMOUTH OAK
5C	Y00152-92-438	EA	MOLDING/TRIM - VINYL - .6" X 3.5" X 96" - SIERRA MAPLE

INTERIOR FINISH GROUP (CONTINUED)
MOLDINGS & TRIMS (CONTINUED)

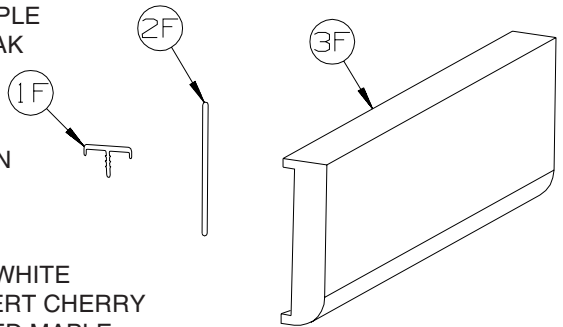


KEY	PART NUMBER	U/M	DESCRIPTION
1D	009767-12-000	FT	WELTING - ANTIQUE WHITE
2D	009778-25-000	FT	U-CHANNEL - 1" - BEIGE ILLUSION
2D	009778-26-000	FT	U-CHANNEL - 1 1/4" - BEIGE ILLUSION
2D	009778-38-000	FT	U-CHANNEL - 1" - BONE
2D	009778-32-000	FT	U-CHANNEL - 1" - PORTSMOUTH OAK
2D	009778-34-000	FT	U-CHANNEL - 1" - CONCERT CHERRY
2D	009778-27-000	FT	U-CHANNEL - 1" - WASHED MAPLE
2D	009778-35-000	FT	U-CHANNEL - 1" - HONEY CHERRY
2D	009778-36-000	FT	U-CHANNEL - 1" - SIERRA MAPLE
3D	009809-30-000	EA	MOLDING - CORNER - OUTSIDE - 1" X 84" - BEIGE ILLUSION
3D	009809-37-000	EA	MOLDING - CORNER - OUTSIDE - 1" X 84" - BONE
3D	009809-33-000	EA	MOLDING - CORNER - OUTSIDE - 1" X 84" - CONCERT CHERRY
3D	009809-31-000	EA	MOLDING - CORNER - OUTSIDE - 1" X 84" - WASHED MAPLE
3D	009809-35-000	EA	MOLDING - CORNER - OUTSIDE - 1" X 84" - SIERRA MAPLE
4D	009812-31-000	EA	MOLDING - CORNER - 1/2" W/1/4"CHAN X 84" - BEIGE ILLUSION
4D	009812-40-000	EA	MOLDING - CORNER - 1/2" W/1/4"CHAN X 84" - BONE
4D	009812-35-000	EA	MOLDING - CORNER - 1/2" W/1/4"CHAN X 84" - PORTSMOUTH OAK
4D	009812-36-000	EA	MOLDING - CORNER - 1/2" W/1/4"CHAN X 84" - CONCERT CHERRY
4D	009812-33-000	EA	MOLDING - CORNER - 1/2" W/1/4"CHAN X 84" - WASHED MAPLE
4D	009812-37-000	EA	MOLDING - CORNER - 1/2" W/1/4"CHAN X 84" - HONEY CHERRY
4D	009812-38-000	EA	MOLDING - CORNER - 1/2" W/1/4"CHAN X 84" - SIERRA MAPLE
5D	022992-11-000	FT	MOLDING - REVERSE COVE - T-SHAPED - IVORY
5D	022992-14-000	FT	MOLDING - REVERSE COVE - T-SHAPED - BRIGHT WHITE
5D	022992-18-000	FT	MOLDING - REVERSE COVE - T-SHAPED - BONE
6D	070504-42-000	FT	U-CHANNEL - PLASTIC - .13" X 84" - BEIGE ILLUSION
6D	070504-43-000	FT	U-CHANNEL - PLASTIC - .9" X 96" - BEIGE ILLUSION
6D	070504-69-000	FT	U-CHANNEL - PLASTIC - .13" X 84" - BONE
6D	070504-70-000	FT	U-CHANNEL - PLASTIC - .8" X 84" - BONE
6D	070504-57-000	FT	U-CHANNEL - PLASTIC - .13" X 96" - PORTSMOUTH OAK
6D	070504-58-000	FT	U-CHANNEL - PLASTIC - .9" X 96" - PORTSMOUTH OAK
6D	070504-60-000	FT	U-CHANNEL - PLASTIC - .13" X 84" - CONCERT CHERRY
6D	070504-61-000	FT	U-CHANNEL - PLASTIC - .9" X 84" - CONCERT CHERRY
6D	070504-50-000	FT	U-CHANNEL - PLASTIC - .13" X 96" - WASHED MAPLE
6D	070504-51-000	FT	U-CHANNEL - PLASTIC - .9" X 96" - WASHED MAPLE
6D	070504-62-000	FT	U-CHANNEL - PLASTIC - 1.65" X 84" - HONEY CHERRY
6D	070504-63-000	FT	U-CHANNEL - PLASTIC - .9" X 84" - HONEY CHERRY
6D	070504-65-000	FT	U-CHANNEL - PLASTIC - .07" X 96" - SIERRA MAPLE
6D	070504-66-000	FT	U-CHANNEL - PLASTIC - .8" X 84" - SIERRA MAPLE
7D	083620-25-000	FT	MOLDING-T - W/EDGE LIP - 7/8" FACE - BONE
7D	083620-20-000	FT	MOLDING-T - W/EDGE LIP - 7/8" FACE - PORTSMOUTH OAK
7D	083620-19-000	FT	MOLDING-T - W/EDGE LIP - 7/8" FACE - WASHED MAPLE
7D	083620-24-000	FT	MOLDING-T - W/EDGE LIP - 7/8" FACE - HONEY CHERRY
7D	083620-22-000	FT	MOLDING-T - W/EDGE LIP - 7/8" FACE - SIERRA MAPLE
8D	086229-01-000	EA	RETAINER - BATTEN - .75" X 92.1" - ANY COLOR
9D	086229-12-000	EA	BATTEN - 1.5" OFFSET X 96.8" - MODERN IVORY
9D	086229-20-000	EA	BATTEN - 1" X 96" - BEIGE

INTERIOR FINISH GROUP (CONTINUED)
MOLDINGS & TRIMS (CONTINUED)



KEY	PART NUMBER	U/M	DESCRIPTION
1E	100818-01-12A	EA	MOLDING - VINYL WRAPPED - 1.6" X .4" X 84" - PORTSMOUTH OAK
1E	100818-01-23A	EA	MOLDING - VINYL WRPPD - 1.6" X .4" X 84" - CONCERT CHERRY
1E	100818-01-21A	EA	MOLDING - VINYL WRAPPED - 1.6" X .4" X 84" - WASHED MAPLE
1E	100818-01-14A	EA	MOLDING - VINYL WRAPPED - 1.6" X .4" X 84" - HONEY CHERRY
1E	100818-01-22A	EA	MOLDING - VINYL WRAPPED - 1.6" X .4" X 84" - SIERRA MAPLE
2E	100819-01-23A	EA	MOLDING - VYL WRPPD-L-SHPD-1.5"X1.5"X84" - CONCERT CHERRY
2E	100819-01-21A	EA	MOLDING - VINYL WRAPPED-L-SHAPED-1.5"X1.5"X84" - WASHED MAPLE
2E	100819-01-14A	EA	MOLDING - VINYL WRAPPED-L-SHAPED-1.5"X1.5"X84" - HONEY CHERRY
2E	100819-01-22A	EA	MOLDING - VINYL WRAPPED-L-SHAPED-1.5"X1.5"X84" - SIERRA MAPLE
3E	103186-01-07A	FT	MOLDING/PLASTIC - 3/8" U-CHANNEL-3/4" FACE - BEIGE ILLUSION
3E	103186-01-09A	FT	MOLDING/PLASTIC - 3/8" U-CHANNEL-3/4" FACE - PORTSMOUTH OAK
3E	103186-01-10A	FT	MOLDING/PLASTIC - 3/8" U-CHANNEL-3/4" FACE - CONCERT CHERRY
3E	103186-01-08A	FT	MOLDING/PLASTIC - 3/8" U-CHANNEL-3/4" FACE- 8' - WASHED MAPLE
3E	103186-01-11A	FT	MOLDING/PLASTIC - 3/8" U-CHANNEL-3/4" FACE - HONEY CHERRY
3E	103186-01-12A	FT	MOLDING/PLASTIC - 3/8" U-CHANNEL-3/4" FACE - SIERRA MAPLE
3E	103186-02-07A	FT	MOLDING/PLASTIC-1" U-CHANNEL-1 3/8" FACE - BEIGE ILLUSION
3E	103186-02-09A	FT	MOLDING/PLASTIC - 1" U-CHANNEL-1 3/8" FACE - PORTSMOUTH OAK
3E	103186-02-10A	FT	MOLDING/PLASTIC - 1" U-CHANNEL-1 3/8" FACE - CONCERT CHERRY
3E	103186-02-08A	FT	MOLDING/PLASTIC - 1" U-CHANNEL-1 3/8" FACE - WASHED MAPLE
3E	103186-02-11A	FT	MOLDING/PLASTIC - 1" U-CHANNEL-1 3/8" FACE - HONEY CHERRY
3E	103186-02-12A	FT	MOLDING/PLASTIC - 1" U-CHANNEL-1 3/8" FACE - SIERRA MAPLE
4E	104676-02-08A	FT	MOLDING-T - W/EDGE LIP - 11/16" FACE - PORTSMOUTH OAK
4E	104676-02-12A	FT	MOLDING-T - W/EDGE LIP - 11/16" FACE - SIERRA MAPLE
5E	105004-01-12A	EA	MOLDING - VINYL WRAP - 1" X 96" - PORTSMOUTH OAK
5E	105004-01-21A	EA	MOLDING - VINYL WRAP - 1" X 96" - WASHED MAPLE
5E	105004-01-24A	EA	MOLDING - VINYL WRAP - 1" X 96" - HONEY CHERRY
5E	105004-01-22A	EA	MOLDING - VINYL WRAP - 1" X 96" - SIERRA MAPLE
6E	105709-02-000	FT	MOLDING-T - W/EDGE LIP 3/4" FACE - BEIGE ILLUSION

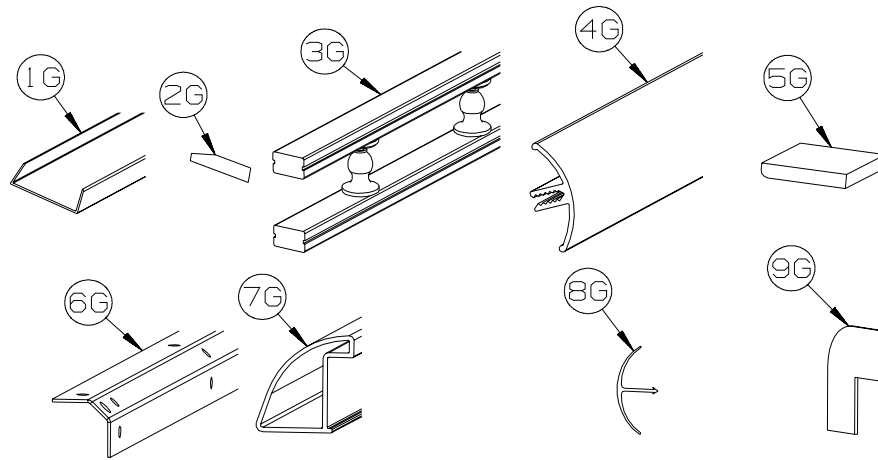


KEY	PART NUMBER	U/M	DESCRIPTION
1F	119520-01-01A	FT	MOLDING-T - OFFSET W/EDGE LIP - 1.3" FACE - OFF WHITE
1F	119520-03-02A	FT	MOLDING-T - OFFSET W/EDGE LIP - 1" FACE - CONCERT CHERRY
1F	119520-03-03A	FT	MOLDING-T - OFFSET W/EDGE LIP - 1" FACE - WASHED MAPLE
1F	119520-03-05A	FT	MOLDING-T - OFFSET W/EDGE LIP - 1" FACE - SIERRA MAPLE
1F	119520-03-06A	FT	MOLDING-T - OFFSET W/EDGE LIP - 1" FACE - HONEY CHERRY
2F	127842-01-01A	FT	SEAL - SIGHT SHIELD - 2" BLACK
	160300-A2-438	EA	LUMBER - VINYL WRAPPED - .7" X .75" X 96" - CONCERT CHERRY
	160300-D2-438	EA	LUMBER - VINYL WRAPPED - .7" X 1.5" X 96" - CONCERT CHERRY
	160300-E2-438	EA	LUMBER - VINYL WRAPPED - .7" X 2" X 96" - CONCERT CHERRY
	160300-F2-438	EA	LUMBER - VINYL WRAPPED - .7" X 2.5" X 96" - CONCERT CHERRY
	160300-G2-438	EA	LUMBER - VINYL WRAPPED - .7" X 3" X 96" - CONCERT CHERRY
	160300-H2-438	EA	LUMBER - VINYL WRAPPED - .7" X 3.5" X 96" - CONCERT CHERRY
	160300-J2-438	EA	LUMBER - VINYL WRAPPED - .7" X 5.5" X 96" - CONCERT CHERRY
	160300-K2-438	EA	LUMBER - VINYL WRAPPED - .7" X 3.9" X 96" - CONCERT CHERRY
	160300-R2-438	EA	LUMBER - VINYL WRAPPED - .7" X 3" X 96" - CONCERT CHERRY
3F	160301-D2-134	EA	MOLDING - VINYL WRAPPED - .7" X 1.6" X 84" - CONCERT CHERRY
3F	160301-D2-743	EA	MOLDING - VINYL WRAPPED - .7" X 1.6" X 108" - CONCERT CHERRY
3F	160301-F2-134	EA	MOLDING - VINYL WRAPPED - .7" X 2.5" X 84" - CONCERT CHERRY
3F	160301-F2-743	EA	MOLDING - VINYL WRPPD - .7" X 2.5" X 108" - CONCERT CHERRY
3F	160301-F2-438	EA	MOLDING - VINYL WRPPD - .7" X 2.5" X 96" - CONCERT CHERRY
	137894-A2-438	EA	LUMBER - VINYL WRAPPED - .7" X .75" X 96" - PORTSMOUTH OAK
	137894-D2-438	EA	LUMBER - VINYL WRAPPED - .7" X 1.5" X 96" - PORTSMOUTH OAK
	137894-E2-438	EA	LUMBER - VINYL WRAPPED - .7" X 2" X 96" - PORTSMOUTH OAK
	137894-F2-438	EA	LUMBER - VINYL WRAPPED - .7" X 2.5" X 96" - PORTSMOUTH OAK
	137894-G2-438	EA	LUMBER - VINYL WRAPPED - .7" X 3" X 96" - PORTSMOUTH OAK
	137894-H2-438	EA	LUMBER - VINYL WRAPPED - .7" X 3.5" X 96" - PORTSMOUTH OAK
	137894-J2-438	EA	LUMBER - VINYL WRAPPED - .7" X 5.5" X 96" - PORTSMOUTH OAK

INTERIOR FINISH GROUP (CONTINUED)
MOLDINGS & TRIMS (CONTINUED)

KEY	PART NUMBER	U/M	DESCRIPTION
	137894-J2-743	EA	LUMBER - VINYL WRAPPED - .7" X 5.5" X 108" - PORTSMOUTH OAK
	137894-K2-438	EA	LUMBER - VINYL WRAPPED - .7" X 3.9" X 96" - PORTSMOUTH OAK
	137894-R2-438	EA	LUMBER - VINYL WRAPPED - .7" X 3" X 96" - PORTSMOUTH OAK
3F	137895-D2-134	EA	MOLDING - VINYL WRAP - .7" X 1.6" X 84" - PORTSMOUTH OAK
3F	137895-D2-743	EA	MOLDING - VINYL WRAP - .7" X 1.6" X 108" - PORTSMOUTH OAK
3F	137895-F2-134	EA	MOLDING - VINYL WRAP - .7" X 2.5" X 84" - PORTSMOUTH OAK
3F	137895-F2-438	EA	MOLDING - VINYL WRAP - .7" X 2.5" X 96" - PORTSMOUTH OAK
3F	137895-F2-743	EA	MOLDING - VINYL WRAP - .7" X 2.5" X 108" - PORTSMOUTH OAK
	146419-A2-438	EA	LUMBER - VINYL WRAPPED - .7" X .75" X 96" - HONEY CHERRY
	146419-D2-438	EA	LUMBER - VINYL WRAPPED - .7" X 1.5" X 96" - HONEY CHERRY
	146419-E2-438	EA	LUMBER - VINYL WRAPPED - .7" X 2" X 96" - HONEY CHERRY
	146419-F2-438	EA	LUMBER - VINYL WRAPPED - .7" X 2.5" X 96" - HONEY CHERRY
	146419-G2-438	EA	LUMBER - VINYL WRAPPED - .7" X 3" X 96" - HONEY CHERRY
	146419-H2-438	EA	LUMBER - VINYL WRAPPED - .7" X 3.5" X 96" - HONEY CHERRY
	146419-J2-438	EA	LUMBER - VINYL WRAPPED - .7" X 5.5" X 96" - HONEY CHERRY
	146419-J2-743	EA	LUMBER - VINYL WRAPPED - .7" X 5.5" X 108" - HONEY CHERRY
	146419-K2-438	EA	LUMBER - VINYL WRAPPED - .7" X 3.9" X 96" - HONEY CHERRY
	146419-R2-438	EA	LUMBER - VINYL WRAPPED - .7" X 3" X 96" - HONEY CHERRY
	146419-S2-438	EA	LUMBER - VINYL WRAPPED/FULL - .7" X 3.5" X 96" - HONEY CHERRY
	146419-T2-438	EA	LUMBER - VINYL WRAPPED/FULL - .7" X 5.5" X 96" - HONEY CHERRY
3F	146425-D2-134	EA	MOLDING - VINYL WRAPPED - .7" X 1.6" X 83.9" - HONEY CHERRY
3F	146425-F2-438	EA	MOLDING - VINYL WRAPPED - .7" X 2.6" X 96" - HONEY CHERRY
	149325-A2-438	EA	LUMBER - VINYL WRAPPED - .7" X .75" X 96" - WASHED MAPLE
	149325-D2-438	EA	LUMBER - VINYL WRAPPED - .7" X 1.5" X 96" - WASHED MAPLE
	149325-E2-438	EA	LUMBER - VINYL WRAPPED - .7" X 2" X 96" - WASHED MAPLE
	149325-F2-438	EA	LUMBER - VINYL WRAPPED - .7" X 2.5" X 96" - WASHED MAPLE
	149325-G2-438	EA	LUMBER - VINYL WRAPPED - .7" X 3" X 96" - WASHED MAPLE
	149325-H2-438	EA	LUMBER - VINYL WRAPPED - .7" X 3.5" X 96" - WASHED MAPLE
	149325-J2-438	EA	LUMBER - VINYL WRAPPED - .7" X 5.5" X 96" - WASHED MAPLE
	149325-J2-743	EA	LUMBER - VINYL WRAPPED - .7" X 5.5" X 108" - WASHED MAPLE
	149325-K2-438	EA	LUMBER - VINYL WRAPPED - .7" X 3.9" X 96" - WASHED MAPLE
	149325-R2-438	EA	LUMBER - VINYL WRAPPED - .7" X 3" X 96" - WASHED MAPLE
3F	149326-D2-134	EA	MOLDING - VINYL WRAPPED - .7" X 1.5" X 83.9" - WASHED MAPLE
3F	149326-D2-743	EA	MOLDING - VINYL WRAPPED - .7" X 1.5" X 108" - WASHED MAPLE
3F	149326-F2-134	EA	MOLDING - VINYL WRAPPED - .7" X 2.5" X 83.9" - WASHED MAPLE
3F	149326-F2-438	EA	MOLDING - VINYL WRAPPED - .7" X 2.5" X 96" - WASHED MAPLE
3F	149326-F2-743	EA	MOLDING - VINYL WRAPPED - .7" X 2.5" X 108" - WASHED MAPLE
	149330-A2-438	EA	LUMBER - VINYL WRAPPED - .7" X .75" X 96" - SIERRA MAPLE
	149330-D2-438	EA	LUMBER - VINYL WRAPPED - .7" X 1.5" X 96" - SIERRA MAPLE
	149330-E2-438	EA	LUMBER - VINYL WRAPPED - .7" X 2" X 96" - SIERRA MAPLE
	149330-F2-438	EA	LUMBER - VINYL WRAPPED - .7" X 2.5" X 96" - SIERRA MAPLE
	149330-G2-438	EA	LUMBER - VINYL WRAPPED - .7" X 3" X 96" - SIERRA MAPLE
	149330-H2-438	EA	LUMBER - VINYL WRAPPED - .7" X 3.5" X 96" - SIERRA MAPLE
	149330-J2-438	EA	LUMBER - VINYL WRAPPED - .7" X 5.5" X 96" - SIERRA MAPLE
	149330-J2-743	EA	LUMBER - VINYL WRAPPED - .7" X 5.5" X 108" - SIERRA MAPLE
	149330-K2-438	EA	LUMBER - VINYL WRAPPED - .7" X 3.9" X 96" - SIERRA MAPLE
	149330-R2-438	EA	LUMBER - VINYL WRAPPED - .7" X 3" X 96" - SIERRA MAPLE
3F	149331-D2-134	EA	MOLDING - VINYL WRAP - .7" X 1.5" X 83.9" - SIERRA MAPLE
3F	149331-D2-743	EA	MOLDING - VINYL WRAP - .7" X 1.5" X 108" - SIERRA MAPLE
3F	149331-F2-134	EA	MOLDING - VINYL WRAP - .7" X 2.5" X 83.9" - SIERRA MAPLE
3F	149331-F2-438	EA	MOLDING - VINYL WRAP - .7" X 2.5" X 96" - SIERRA MAPLE
3F	149331-F2-743	EA	MOLDING - VINYL WRAP - .7" X 2.5" X 108" - SIERRA MAPLE

INTERIOR FINISH GROUP (CONTINUED)
MOLDINGS & TRIMS (CONTINUED)



KEY	PART NUMBER	U/M	DESCRIPTION
1G	141260-01-01A	FT	U-CHANNEL - 1" - VILLAGE OAK
1G	141260-01-02A	FT	U-CHANNEL - 1" - GRADY BROWN
2G	146306-01-01A	FT	TRANSITION - CARPET/TILE
3G	150167-01-03A	EA	RAIL - DECORATIVE - 96" - WASHED MAPLE
3G	150167-01-07A	EA	RAIL - DECORATIVE - 96" - PORTSMOUTH OAK
3G	150167-01-08A	EA	RAIL - DECORATIVE - 96" - HONEY CHERRY
3G	150167-01-09A	EA	RAIL - DECORATIVE - 96" - SIERRA MAPLE
4G	151653-10-02A	EA	TRIM/RADIUS - CABINET CORNER - 79.6" - DULL METALLIC
4G	151653-13-02A	EA	TRIM/RADIUS - CABINET CORNER - 79.8" - DULL METALLIC
5G	M09568-04-W80	EA	MOLDING/TRIM - .3" X 1.5" X 73.6" - SIERRA MAPLE
5G	M09568-04-W79	EA	MOLDING/TRIM - .3" X 1.5" X 73.6" - WASHED MAPLE
6G	151861-01-02B	EA	ANGLE - SUPPORT/CORNER - 1.4" X 12.5" - E-COATED
6G	151861-02-02B	EA	ANGLE - SUPPORT/CORNER - 1.4" X 20.1" - E-COATED
6G	151861-03-02B	EA	ANGLE - SUPPORT/CORNER - 1.4" X 26.7" - E-COATED
6G	151861-04-02B	EA	ANGLE - SUPPORT/CORNER - 1.4" X 32.7" - E-COATED
6G	151861-05-02B	EA	ANGLE - SUPPORT/CORNER - 1.4" X 78.6" - E-COATED
6G	151861-06-02B	EA	ANGLE - SUPPORT/CORNER - 1.4" X 59" - E-COATED
6G	151861-08-02B	EA	ANGLE - SUPPORT/CORNER - 1.4" X 22.2" - E-COATED
6G	151861-09-02B	EA	ANGLE - SUPPORT/CORNER - 1.4" X 14.9" - E-COATED
7G	151893-01-02A	EA	TRIM/RADIUS - CABINET BOTTOM - 72.6" - DULL METALLIC
8G	156464-01-01A	FT	MOLDING - CORNER - RADIUS/PLASTIC - 8' - HONEY CHERRY
8G	156464-01-02A	FT	MOLDING - CORNER - RADIUS/PLASTIC - 8' - WASHED MAPLE
8G	156464-01-05A	FT	MOLDING - CORNER - RADIUS/PLASTIC - 8' - SIERRA MAPLE
8G	156464-01-06A	FT	MOLDING - CORNER - RADIUS/PLASTIC - 8' - CONCERT CHERRY
8G	156464-03-03A	FT	MOLDING - CORNER - RADIUS/PLASTIC - 8' - BONE
	081521-02-007	EA	MOUNT - METAL MOLDING - F/RADIUS CORNER MOLDING - 151.5"
9G	160989-01-06A	FT	CAP - CORNER - RADIUS MOLDING - PLASTIC - WASHED MAPLE
9G	160989-01-07A	FT	CAP - CORNER - RADIUS MOLDING - PLASTIC - HONEY CHERRY

INTERIOR FINISH GROUP (CONTINUED)
PANELING & LAMINATES

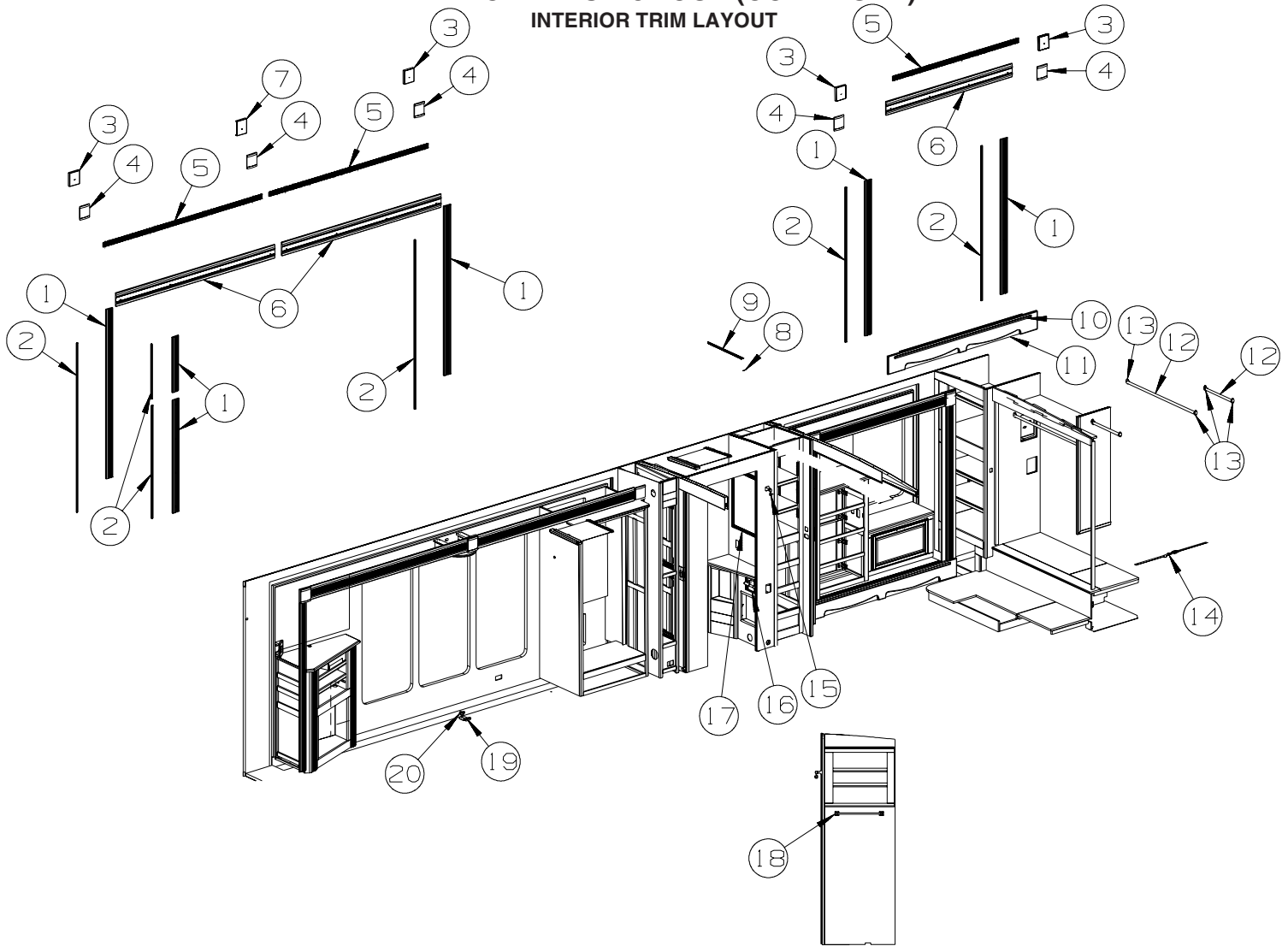
KEY	PART NUMBER	U/M	DESCRIPTION
	000885-C3-000	SF	PARTICLE BOARD - 3/8" X 4' X 8' - WHITE THATCH EMB-1 SIDED
	000885-C1-000	SF	PARTICLE BOARD - 1/2" X 4' X 8'- NEW CONC CHERRY - 2 SIDED - CONCERT CHERRY
	000885-C0-000	SF	PARTICLE BOARD - 3/4" X 4' X 8'- NEW CONC CHERRY - 2 SIDED - CONCERT CHERRY
	000885-B8-000	SF	PARTICLE BOARD - 3/8" X 4' X 8'- NEW CONC CHERRY - 2 SIDED - CONCERT CHERRY
	000885-B9-000	SF	PARTICLE BOARD - 3/8" X 4' X 8'- NEW CONC CHERRY - 1 SIDED - CONCERT CHERRY
	000885-B5-000	SF	PARTICLE BOARD - 3/8" X 4' X 8'- WASHED MAPLE - 1 SIDED - WASHED MAPLE
	000885-B7-000	SF	PARTICLE BOARD - 1/2" X 4' X 8'- WASHED MAPLE - 2 SIDED - WASHED MAPLE
	000885-B6-000	SF	PARTICLE BOARD - 3/4" X 4' X 8'- WASHED MAPLE - 2 SIDED - WASHED MAPLE
	000885-B4-000	SF	PARTICLE BOARD - 3/8" X 4' X 8'- WASHED MAPLE - 2 SIDED - WASHED MAPLE
	000885-B1-000	SF	PARTICLE BOARD - 3/8" X 4' X 8' - SIERRA MAPLE - 1 SIDED - SIERRA MAPLE
	000885-B3-000	SF	PARTICLE BOARD - 1/2" X 4' X 8' - SIERRA MAPLE - 2 SIDED - SIERRA MAPLE
	000885-B2-000	SF	PARTICLE BOARD - 3/4" X 4' X 8' - SIERRA MAPLE - 2 SIDED - SIERRA MAPLE
	000885-B0-000	SF	PARTICLE BOARD - 3/8" X 4' X 8' - SIERRA MAPLE - 2 SIDED - SIERRA MAPLE
	074498-C2-000	SF	LAMINATE - PLASTIC - CHERRY - 4' X 8' - CONCERT CHERRY
	074498-A6-000	SF	LAMINATE - PLASTIC - HARDROCK MAPLE - 5' X 8' - WASHED MAPLE
	074498-A8-000	SF	LAMINATE - PLASTIC - SUEDE/HONEY MAPLE - 5' X 8' - SIERRA MAPLE
	088272-M9-000	SF	PANELING - WHITE THATCHED - 4' X 8'
	088272-N4-000	SF	PANELING - RAWHIDE HERITAGE - 4' X 7.4' (WGO, WG1, WG2) FROM: 00-00-00 THRU: 04-01-07
	088272-N9-000	SF	PANELING - OTTAWA HERITAGE - 4' X 7.4' (WGO, WG1, WG2) FROM: 04-02-07 THRU: 99-99-99
	088272-N1-000	SF	PANELING - OASIS/RATTAN - 4' X 7.4' (WG4, WG5, WG6) FROM: 00-00-00 THRU: 03-27-07
	088272-N8-000	SF	PANELING - MOROCCO SAND - 4' X 7.4' (WG4, WG5, WG6) FROM: 03-28-07 THRU: 99-99-99
	088272-N5-000	SF	PANELING - WICKER - 4' X 7.4' (WH0, WH1, WH2) FROM: 00-00-00 THRU: 06-10-07
	088272-N7-000	SF	PANELING - DISTRESSED CRACKLE - 4' X 7.4' (WH0, WH1, WH2) FROM: 06-11-07 THRU: 99-99-99
	088263-L0-000	EA	BATT STRIP - DECORATIVE - RAWHIDE HERITAGE (WGO, WG1, WG2) FROM: 00-00-00 THRU: 04-01-07
	088263-L4-000	EA	BATT STRIP - DECORATIVE - OTTAWA HERITAGE (WGO, WG1, WG2) FROM: 04-02-07 THRU: 99-99-99
	088263-K7-000	EA	BATT STRIP - DECORATIVE - RATTAN - 8' (WG4, WG5, WG6) FROM: 00-00-00 THRU: 03-27-07
	088263-L3-000	EA	BATT STRIP - DECORATIVE - MOROCCO SAND (WG4, WG5, WG6) FROM: 03-28-07 THRU: 99-99-99
	088263-L1-000	EA	BATT STRIP - DECORATIVE - WICKER (WH0, WH1, WH2) FROM: 00-00-00 THRU: 06-10-07
	088263-L2-000	EA	BATT STRIP - DECORATIVE - DISTRESSED CRACKLE (WH0, WH1, WH2) FROM: 06-11-07 THRU: 99-99-99
	085284-L4-000	FT	BATT TAPE - ADHESIVE BACKED - DECORATIVE - RAWHIDE HERITAGE (WGO, WG1, WG2) FROM: 00-00-00 THRU: 04-01-07
	085284-L8-000	FT	BATT TAPE - ADHESIVE BACKED - DECORATIVE - OTTAWA HERITAGE (WGO, WG1, WG2) FROM: 04-02-07 THRU: 99-99-99
	085284-L1-000	FT	BATT TAPE - ADHESIVE BACKED - DECORATIVE - RATTAN (WG4, WG5, WG6) FROM: 00-00-00 THRU: 03-27-07
	085284-L7-000	FT	BATT TAPE - ADHESIVE BACKED - DECORATIVE - MOROCCO SAND (WG4, WG5, WG6) FROM: 03-28-07 THRU: 99-99-99
	085284-L5-000	FT	BATT TAPE - ADHESIVE BACKED - DECORATIVE - WICKER (WH0, WH1, WH2) FROM: 00-00-00 THRU: 06-10-07
	085284-L6-000	FT	BATT TAPE - ADHESIVE BACKED - DECORATIVE - DIST CRACKLE (WH0, WH1, WH2) FROM: 06-11-07 THRU: 99-99-99
	074497-50-000	SF	PANELING - NEW CONCERT CHERRY - 1/8" X 4' X 8' - CONCERT CHERRY
	076773-21-000	SF	PANELING - 2 SIDED/NEW CONC CHERRY - 1/8" X 4' X 8' - CONCERT CHERRY
	076773-26-000	SF	PANELING - 1 SIDE/N-CONCERT CHERRY - 1/8" X 4' X 7' - CONCERT CHERRY
	074497-49-000	SF	PANELING - WASHED MAPLE - 1/8" X 4' X 8' - WASHED MAPLE
	076773-20-000	SF	PANELING - 2 SIDED/WASHED MAPLE - 1/8" X 4' X 8' - WASHED MAPLE
	076773-25-000	SF	PANELING - 1 SIDE/NEAT WASHED MAPLE - 1/8" X 4' X 7' - WASHED MAPLE
	074497-48-000	SF	PANELING - SIERRA MAPLE - 1/8" X 4' X 8' - SIERRA MAPLE
	076773-19-000	SF	PANELING - 2 SIDED/SIERRA MAPLE - 1/8" X 4' X 8' - SIERRA MAPLE
	076773-24-000	SF	PANELING - 1 SIDE/SIERRA MAPLE - 1/8" X 4' X 7' - SIERRA MAPLE

INTERIOR FINISH GROUP (CONTINUED)
PANELING & LAMINATES (CONTINUED)

KEY	PART NUMBER	U/M	DESCRIPTION
	154735-15-000	SF	PANELING - FLEXIBLE - RAWHIDE/HERITAGE - 4' X 8' (WGO, WG1, WG2) FROM: 00-00-00 THRU: 04-01-07
	154735-20-000	SF	PANELING - FLEXIBLE - OTTAWA HERITAGE - 4' X 8' (WGO, WG1, WG2) FROM: 04-02-07 THRU: 99-99-99
	154735-05-000	SF	PANELING - FLEXIBLE - OASIS/RATTAN - 4' X 8' (WG4, WG5, WG6) FROM: 00-00-00 THRU: 03-27-07
	154735-19-000	SF	PANELING - FLEXIBLE - MOROCCO SAND - 4' X 8' (WG4, WG5, WG6) FROM: 03-28-07 THRU: 99-99-99
	154735-16-000	SF	PANELING - FLEXIBLE - MADISON/WICKER - 4' X 8' (WH0, WH1, WH2) FROM: 00-00-00 THRU: 06-10-07
	154735-18-000	SF	PANELING - FLEXIBLE - DISTRESSED CRACKLE - 4' X 8' (WH0, WH1, WH2) FROM: 06-11-07 THRU: 99-99-99

INTERIOR FINISH GROUP (CONTINUED)

INTERIOR TRIM LAYOUT



KEY	PART NUMBER	U/M	DESCRIPTION
1	Y00328-D2-438	EA	MOLDING - VINYL/CURVED - 3.5" X 96" - SAKAE CONCERT CHERRY
1	Y00328-A2-438	EA	MOLDING - VINYL/CURVED - 3.5" X 96" - WASHED MAPLE
1	Y00328-92-438	EA	MOLDING - VINYL/CURVED - 3.5" X 96" - SIERRA MAPLE
2	Y00326-D2-438	EA	MOLDING - VINYL/CONCAVED - .7" X 96" - SAKAE CONCERT CHERRY
2	Y00326-A2-438	EA	MOLDING - VINYL/CONCAVED - .7" X 96" - WASHED MAPLE
2	Y00326-92-438	EA	MOLDING - VINYL/CONCAVED - .7" X 96" - SIERRA MAPLE
3	153421-05-TD1	EA	MOLDING/BLOCK - 5.1" X 5.9" - W/O INSERT - CONCERT CHERRY
3	153421-05-TD2	EA	MOLDING/BLOCK - 5.1" X 5.9" - W/O INSERT - WASHED MAPLE
3	153421-05-TD3	EA	MOLDING/BLOCK - 5.1" X 5.9" - W/O INSERT - SIERRA MAPLE
4	153044-05-TE5	EA	MOLDING/TRIM - SLIDEOUT - 5.1" X 5.9" - CONCERT CHERRY
4	153044-05-TE6	EA	MOLDING/TRIM - SLIDEOUT - 5.1" X 5.9" - WASHED MAPLE
4	153044-05-TE7	EA	MOLDING/TRIM - SLIDEOUT - 5.1" X 5.9" - SIERRA MAPLE
5	M09511-71-TD1	EA	MOLDING/TRIM - FLUTED - 2" X 92.5" - CONCERT CHERRY
5	M09511-71-TD2	EA	MOLDING/TRIM - FLUTED - 2" X 92.5" - WASHED MAPLE
5	M09511-71-TD3	EA	MOLDING/TRIM - FLUTED - 2" X 92.5" - SIERRA MAPLE
6	Y00337-D2-438	EA	MOLDING/TRIM - VINYL/CURVED-5.9"X 96"- SAKAE CONCERT CHERRY
6	Y00337-A2-438	EA	MOLDING/TRIM - VINYL/CURVED-5.9"X 96"- WASHED MAPLE
6	Y00337-92-438	EA	MOLDING/TRIM - VINYL/CURVED-5.9"X 96"- SIERRA MAPLE
7	P53421-06-TE5	EA	MOLDING/BLOCK - 5.1" X 6.4" - W/O INSERT - CONCERT CHERRY
7	P53421-06-TE6	EA	MOLDING/BLOCK - 5.1" X 6.4" - W/O INSERT - WASHED MAPLE
7	P53421-06-TE7	EA	MOLDING/BLOCK - 5.1" X 6.4" - W/O INSERT - SIERRA MAPLE
8	138359-01-01A	FT	COVER - ROOF BREAK - PEARL CREAM/PLASTIC - 96"
9	138403-01-01A	EA	TRIM - ROOF - MILL
10	M09494-90-SD1	EA	MOLDING - TRIM/VEE - .2" X 1" X 71.5" - CONCERT CHERRY
10	M09494-90-SD2	EA	MOLDING - TRIM/VEE - .2" X 1" X 71.5" - WASHED MAPLE
10	M09494-90-TD3	EA	MOLDING - TRIM/VEE - .2" X 1" X 71.5" - SIERRA MAPLE

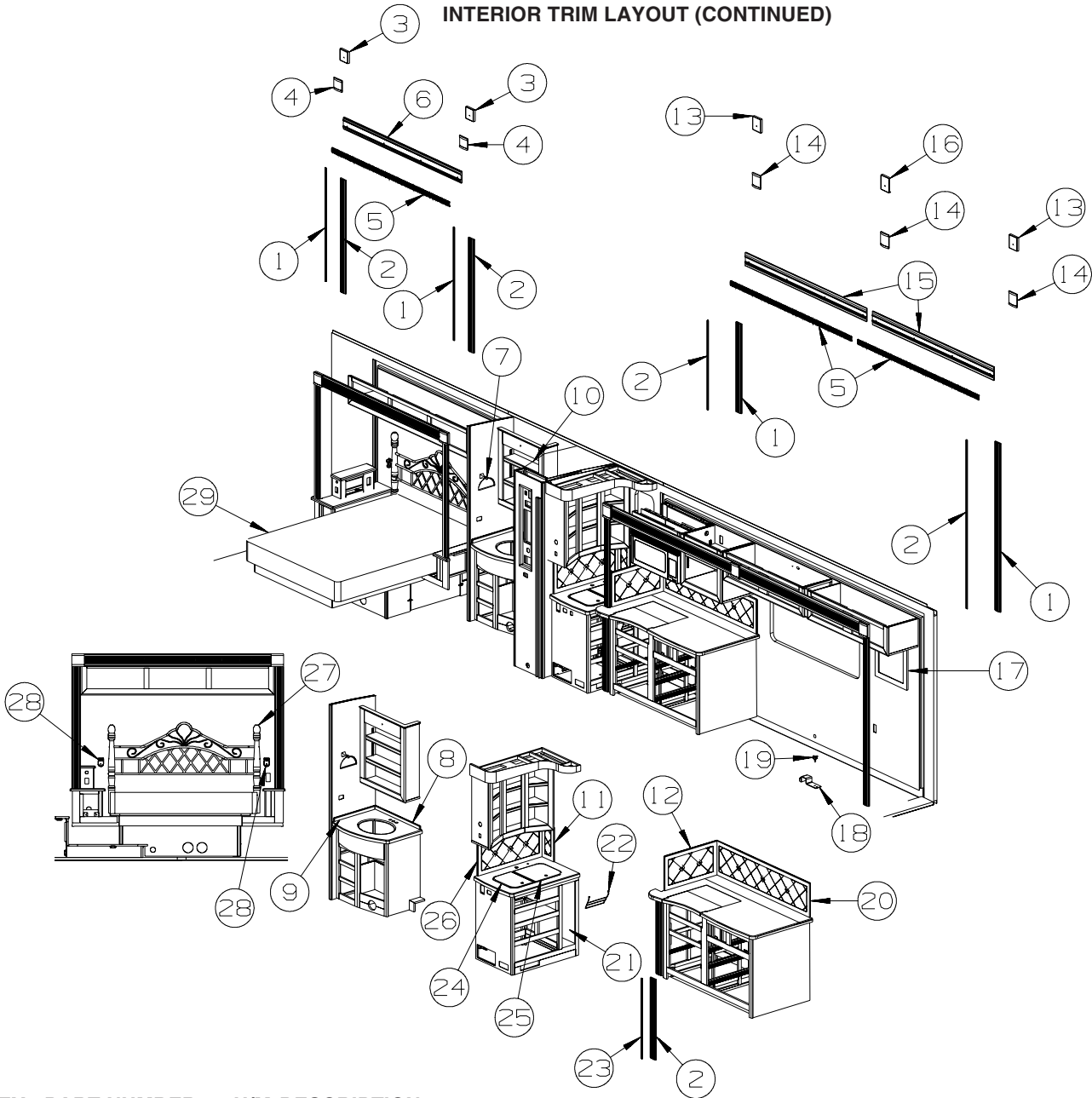
INTERIOR FINISH GROUP (CONTINUED)

INTERIOR TRIM LAYOUT (CONTINUED)

KEY	PART NUMBER	U/M	DESCRIPTION
11	154714-14-TD1	EA	MOLDING/TRIM - SLIDEOUT/LOWER FACE - CONCERT CHERRY
11	154714-14-TD2	EA	MOLDING/TRIM - SLIDEOUT/LOWER FACE - WASHED MAPLE
11	154714-14-TD3	EA	MOLDING/TRIM - SLIDEOUT/LOWER FACE - SIERRA MAPLE
12	Y00136-21-218	EA	DOWEL - WOOD - CLOTHES ROD - 1"DIAMETER X 4'
13	152301-01-01A	EA	FLANGE - PLASTIC - 1" CLOTHES ROD HOLDER - WHITE
14	099717-05-000	EA	STRAP - W/16.5" FEMALE STRAP AND 17.7" MALE STRAP
15	159764-01-01A	EA	HOOK - ROBE - TWIN - CHROME
16	149147-05-04A	EA	MIRROR - FRAMED - 19" X 26" - CHAMPAGNE SILVER
17	145980-02-02A	EA	HOLDER - TOILET TISSUE - RECESSED - NICKEL
18	159766-01-01A	EA	TOWEL BAR - 18" - CHROME
19	134057-04-11B	EA	BRACKET - RECLINER - FLAT BLACK - DINING TABLE/CHAIRS FROM: 00-00-00 THRU: 12-03-07
20	134194-02-01A	EA	KNOB - HOLD DOWN/RECLINER - BLACK - DINING TABLE/CHAIRS FROM: 00-00-00 THRU: 12-03-07

INTERIOR FINISH GROUP (CONTINUED)

INTERIOR TRIM LAYOUT (CONTINUED)



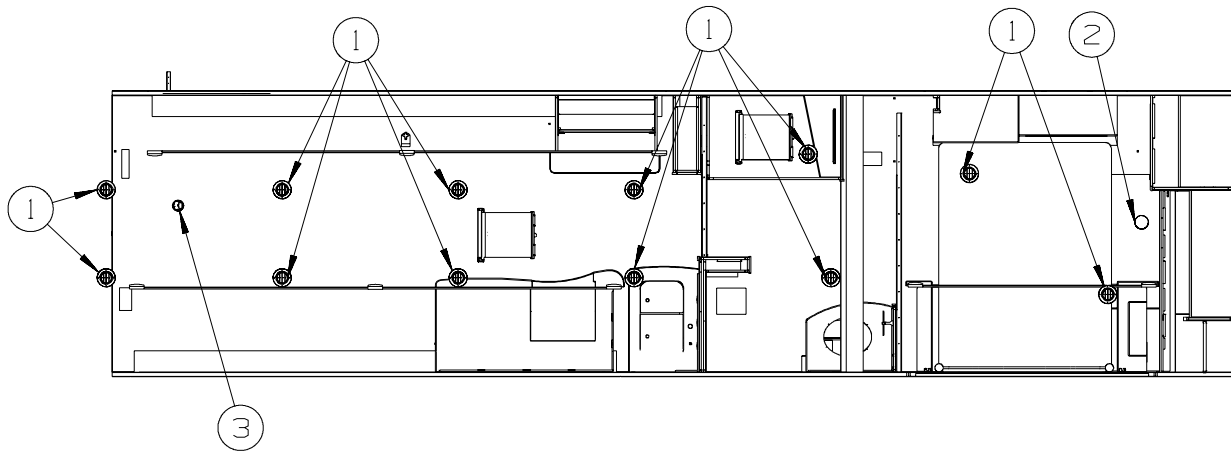
KEY	PART NUMBER	U/M	DESCRIPTION
1	Y00328-D2-438	EA	MOLDING - VINYL/CURVED - 3.5" X 96" - SAKAE CONCERT CHERRY
1	Y00328-A2-438	EA	MOLDING - VINYL/CURVED - 3.5" X 96" - WASHED MAPLE
1	Y00328-92-438	EA	MOLDING - VINYL/CURVED - 3.5" X 96" - SIERRA MAPLE
2	Y00326-D2-438	EA	MOLDING - VINYL/CONCAVED - .7" X 96" - SAKAE CONCERT CHERRY
2	Y00326-A2-438	EA	MOLDING - VINYL/CONCAVED - .7" X 96" - WASHED MAPLE
2	Y00326-92-438	EA	MOLDING - VINYL/CONCAVED - .7" X 96" - SIERRA MAPLE
3	153421-02-TD1	EA	MOLDING/BLOCK - 5.1" X 5.1" - W/O INSERT - CONCERT CHERRY
3	153421-02-TD2	EA	MOLDING/BLOCK - 5.1" X 5.1" - W/O INSERT - WASHED MAPLE
3	153421-02-TD3	EA	MOLDING/BLOCK - 5.1" X 5.1" - W/O INSERT - SIERRA MAPLE
4	153044-04-TE5	EA	MOLDING/TRIM - SLIDEOUT - 5.1" X 4.7" - CONCERT CHERRY
4	153044-04-TE6	EA	MOLDING/TRIM - SLIDEOUT - 5.1" X 4.7" - WASHED MAPLE
4	153044-04-TE7	EA	MOLDING/TRIM - SLIDEOUT - 5.1" X 4.7" - SIERRA MAPLE
5	M09511-71-TD1	EA	MOLDING/TRIM - FLUTED - 2" X 92.5" - CONCERT CHERRY
5	M09511-71-TD2	EA	MOLDING/TRIM - FLUTED - 2" X 92.5" - WASHED MAPLE
5	M09511-71-TD3	EA	MOLDING/TRIM - FLUTED - 2" X 92.5" - SIERRA MAPLE
6	Y00327-D2-438	EA	MOLDING - VINYL/CURVED - 5.1" X 96" - SAKAE CONCERT CHERRY
6	Y00327-A2-438	EA	MOLDING - VINYL/CURVED - 5.1" X 96" - WASHED MAPLE
6	Y00327-92-438	EA	MOLDING - VINYL/CURVED - 5.1" X 96" - SIERRA MAPLE
7	159765-01-01A	EA	TOWEL RING - CHROME
8	161803-14-WH4	EA	BACKSPLASH - CORIAN (WG0, WG1, WG2)
8	161803-14-WJ0	EA	BACKSPLASH - CORIAN (WG4, WG5, WG6, WH0, WH1, WH2)

INTERIOR FINISH GROUP (CONTINUED)
INTERIOR TRIM LAYOUT (CONTINUED)

KEY	PART NUMBER	U/M	DESCRIPTION
9	161803-15-WH4	EA	BACKSPLASH - CORIAN (WG0, WG1, WG2)
9	161803-15-WJ0	EA	BACKSPLASH - CORIAN (WG4, WG5, WG6, WH0, WH1, WH2)
10*	158076-04-01A	EA	DOOR - SHOWER - NEO ANGLE - 66.4" TALL - NICKEL/AQUA
10	158076-05-01A	EA	LATCH KIT - TRAVEL/SAFETY - RIGHT HINGED
10	158076-07-01A	EA	SCREW - F/TRAVEL LATCH - 6-32 X .25" PPH
10	158076-08-01A	EA	NUT-HEX - F/TRAVEL LATCH - 6X32 SST - W/NYLON INSERT
10	158076-09-01A	EA	LABEL - TRAVEL LATCH - SILVER FOIL
11	161798-20-WH4	EA	BACKSPLASH - W/ACCENTS - STOVE - CORIAN (WG0, WG1, WG2)
11	161798-20-WJ0	EA	BACKSPLASH - W/ACCENTS - STOVE - CORIAN (WG4, WG5, WG6, WH0, WH1, WH2)
12	161798-22-WG0	EA	BACKSPLASH - W/ACCENTS - STOVE - CORIAN (WG0, WG1, WG2)
12	161798-22-WG4	EA	BACKSPLASH - W/ACCENTS - STOVE - CORIAN (WG4, WG5, WG6, WH0, WH1, WH2)
13	153421-05-TD1	EA	MOLDING/BLOCK - 5.1" X 5.9" - W/O INSERT - CONCERT CHERRY
13	153421-05-TD2	EA	MOLDING/BLOCK - 5.1" X 5.9" - W/O INSERT - WASHED MAPLE
13	153421-05-TD3	EA	MOLDING/BLOCK - 5.1" X 5.9" - W/O INSERT - SIERRA MAPLE
14	153044-05-TE5	EA	MOLDING/TRIM - SLIDEOUT - 5.1" X 5.9" - CONCERT CHERRY
14	153044-05-TE6	EA	MOLDING/TRIM - SLIDEOUT - 5.1" X 5.9" - WASHED MAPLE
14	153044-05-TE7	EA	MOLDING/TRIM - SLIDEOUT - 5.1" X 5.9" - SIERRA MAPLE
15	Y00337-D2-438	EA	MOLDING/TRIM - VINYL/CURVED-5.9"X 96"- SAKAE CONCERT CHERRY
15	Y00337-A2-438	EA	MOLDING/TRIM - VINYL/CURVED-5.9"X 96"- WASHED MAPLE
15	Y00337-92-438	EA	MOLDING/TRIM - VINYL/CURVED-5.9"X 96"- SIERRA MAPLE
16	P53421-06-TE5	EA	MOLDING/BLOCK - 5.1" X 6.4" - W/O INSERT - CONCERT CHERRY
16	P53421-06-TE6	EA	MOLDING/BLOCK - 5.1" X 6.4" - W/O INSERT - WASHED MAPLE
16	P53421-06-TE7	EA	MOLDING/BLOCK - 5.1" X 6.4" - W/O INSERT - SIERRA MAPLE
17	131493-10-01A	EA	PICTURE - DECORATIVE - 16" X 16" - MOTIF IV FROM: 00-00-00 THRU: 01-27-08
17	163954-07-01A	EA	PICTURE - DECORATIVE - 17 1/2" X 29 1/2" - BLK/GOLD FROM: 01-28-08 THRU: 99-99-99
17	130120-01-01A	EA	BRACKET/MOUNTING - MIRROR
18	143956-01-04B	EA	BRACKET/TIEDOWN - EURO CHAIR - BLACK - LOUNGE CHAIR-EURO ULTRALTHR FROM: 00-00-00 THRU: 07-19-07
18	143956-03-04B	EA	BRACKET/TIEDOWN - EURO CHAIR - BLACK - LOUNGE CHAIR-EURO ULTRALTHR FROM: 07-20-07 THRU: 99-99-99
18	134057-04-11B	EA	BRACKET - RECLINER - FLAT BLACK - LOUNGE CHAIR-HOOP BASE
19	134194-02-01A	EA	KNOB - HOLD DOWN/RECLINER - BLACK FROM: 00-00-00 THRU: 12-02-07
19	134194-04-01A	EA	KNOB - HOLD DOWN/RECLINER - BLACK FROM: 12-03-07 THRU: 99-99-99
20	161798-24-WG0	EA	BACKSPLASH - W/ACCENTS - STOVE - CORIAN (WG0, WG1, WG2)
20	161798-24-WG4	EA	BACKSPLASH - W/ACCENTS - STOVE - CORIAN (WG4, WG5, WG6, WH0, WH1, WH2)
21	159032-01-01A	EA	CONTAINER - WASTEBASKET - 14.3 QT - WHITE
22	093605-02-01A	EA	RACK - TOWEL/WIRE - ALMOND
23	M09471-79-R39	EA	MOLDING - TRIM/COVE - .8" X .8" X 96" - CONCERT CHERRY
23	M09471-79-R46	EA	MOLDING - TRIM/COVE - .8" X .8" X 96" - WASHED MAPLE
23	M09471-79-SA3	EA	MOLDING - TRIM/COVE - .8" X .8" X 96" - SIERRA MAPLE
24	157048-02-WH4	EA	COVER - RECESSED SINK - 11" X 14.9" (WG0, WG1, WG2)
24	157048-02-WJ0	EA	COVER - RECESSED SINK - 11" X 14.9" (WG4, WG5, WG6, WH0, WH1, WH2)
25	157048-01-WH4	EA	COVER - RECESSED SINK - 15.2" X 14.9" (WG0, WG1, WG2)
25	157048-01-WJ0	EA	COVER - RECESSED SINK - 15.2" X 14.9" (WG4, WG5, WG6, WH0, WH1, WH2)
26	161798-18-WG0	EA	BACKSPLASH - W/ACCENTS - STOVE - CORIAN (WG0, WG1, WG2)
26	161798-18-WG4	EA	BACKSPLASH - W/ACCENTS - STOVE - CORIAN (WG4, WG5, WG6, WH0, WH1, WH2)
27	155891-03-TE5	EA	HEADBOARD - QUEEN BED - 60"X36" BLACK RAILS - W/WOOD POSTS - CONCERT CHERRY
27	155891-03-TE6	EA	HEADBOARD - QUEEN BED - 60"X36" BLACK RAILS - W/WOOD POSTS - WASHED MAPLE
27	155891-03-TE7	EA	HEADBOARD - QUEEN BED - 60"X36" BLACK RAILS - W/WOOD POSTS - SIERRA MAPLE
28	142411-05-000	EA	HOLDER - F/CONTROL (SELECT COMFORT)
29	154430-02-000	EA	MATTRESS - INNERSPRING - 60" X 79.5"
29	142411-02-000	EA	MATTRESS/AIR - 60" X 80" - SELECT COMFORT - SLEEP NUMBER BED-QUEEN SIZE

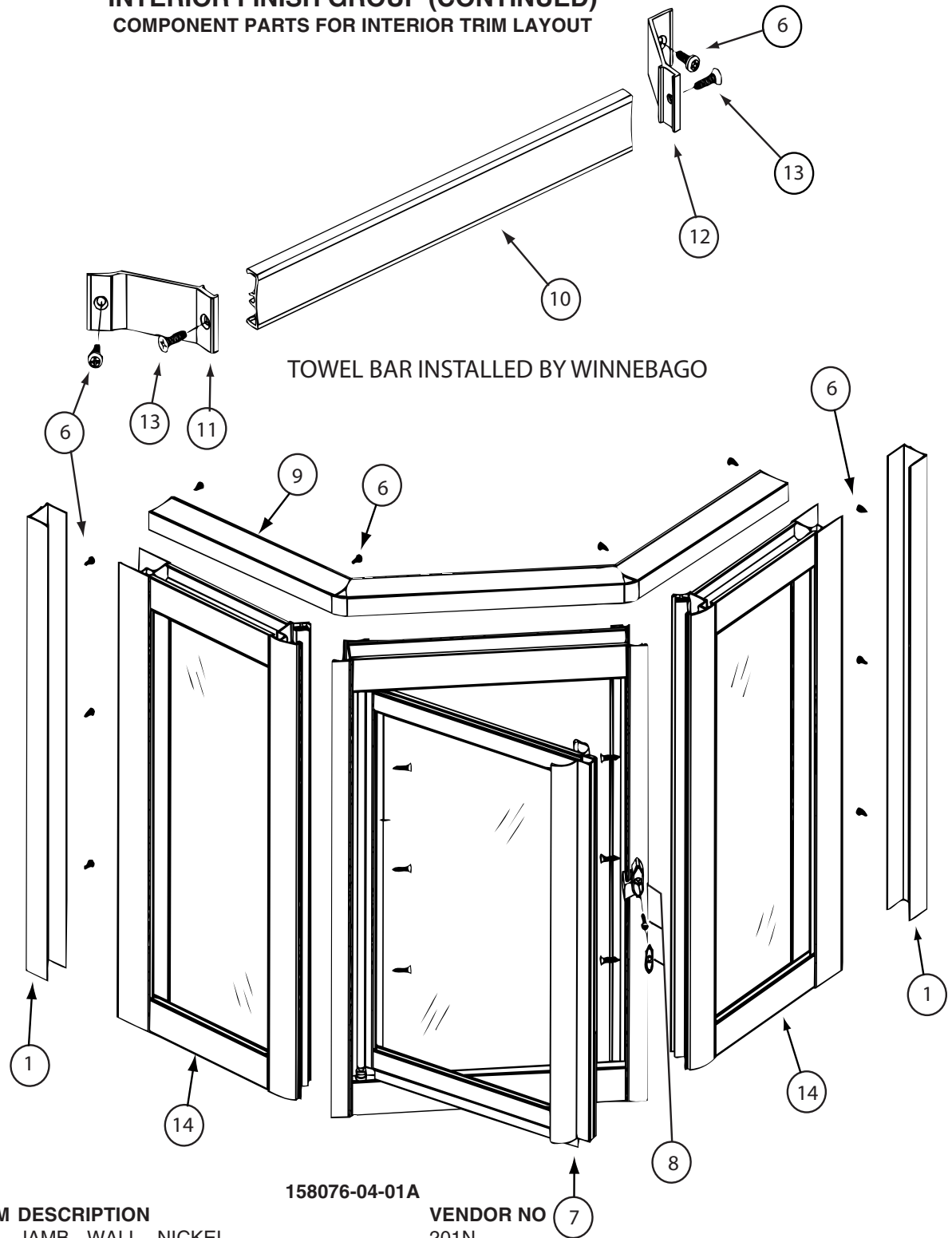
*COMPONENT PARTS LISTED LATER IN THIS GROUP

INTERIOR FINISH GROUP (CONTINUED)
INTERIOR TRIM LAYOUT (CONTINUED)



KEY	PART NUMBER	U/M	DESCRIPTION
1	120134-01-02A	EA	REGISTER - W/DAMPER - 4" PIPE/6.4" O.D. FACE - WHITE
1	120134-02-01A	EA	REGISTER - TRIM RING - WHITE
2	125136-02-000	EA	DETECTOR/CO - GAS MODEL - 9 VOLT
3	072852-01-000	EA	DETECTOR - SMOKE - W/9 VOLT BATTERY - US
3	072852-02-000	EA	DETECTOR - SMOKE - W/9 VOLT BATTERY - CANADIAN

INTERIOR FINISH GROUP (CONTINUED)
COMPONENT PARTS FOR INTERIOR TRIM LAYOUT



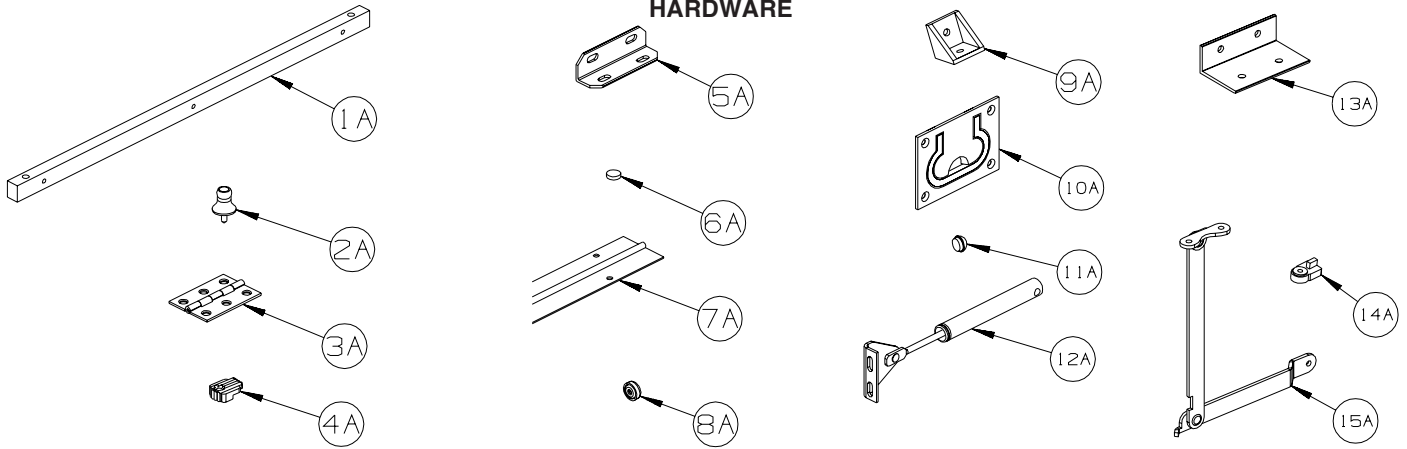
KEY	PART NUMBER	U/M	DESCRIPTION	VENDOR NO
1	158076-03-700	EA	JAMB - WALL - NICKEL	201N
2	158076-03-701	EA	PIVOT PIN	CP201
3	158076-03-702	EA	PIVOT BUSHING	CP209
4	158076-03-703	EA	PIVOT WASHER - PLASTIC	FW 10-093
5	139047-01-709	EA	STRIP/MAGNETIC- 55" (NARROW)	98-42
6	158076-02-701	EA	SCREW - ADJUSTMENT - NICKEL	638PHPT-N
7	158076-03-704	FT	VINYL SWEEP	C176B
8	089318-01-707	EA	LATCH/CATCH-TURN-SAFETY-BLK	9730N
9	158076-03-705	EA	HEADER CAP	247N
10	115011-03-714	EA	TOWEL BAR - NICKEL	136N
11	158076-03-706	EA	BRACKET/TOWEL BAR-LH/FACING	246N
12	158076-03-707	EA	BRACKET/TOWEL BAR-RH/FACING	199N
13	115011-03-716	EA	SCREW F/TOWEL BAR - NICKEL	612F-N
14	158076-04-700	EA	WING PNL-RT/LT-FRAMED GLASS	WB423N-AWP

INTERIOR FINISH GROUP (CONTINUED)
FLOOR COVERINGS

KEY	PART NUMBER	U/M	DESCRIPTION
	075233-01-000	SY	PAD - CARPET - 3/8" X 6' ROLL
	093486-01-000	SY	CARPET - COMPARTMENT - 72" WIDE - DARK GRAY
	152251-07-03A	SY	CARPET - 4 SQUARE YARD INCREMENTS - COLUMBIAN SUPREME (WG0, WG1, WG2) FROM: 00-00-00 THRU: 03-04-07
	152251-02-03A	SY	CARPET - 4 SQUARE YARD INCREMENTS - TANNED HIDE (WG0, WG1, WG2) FROM: 03-05-07 THRU: 99-99-99
	152251-07-01A	SY	CARPET - 4 SQUARE YARD INCREMENTS - SAFFRON (WG4, WG5, WG6, WH0, WH1, WH2) FROM: 00-00-00 THRU: 03-04-07
	152251-02-01A	SY	CARPET - 4 SQUARE YARD INCREMENTS - CORK (WG4, WG5, WG6, WH0, WH1, WH2) FROM: 03-05-07 THRU: 99-99-99
	131711-01-12A	EA	TILE/FLOOR - VINYL - 12" X 12" - DESERT
	123994-09-03A	EA	TILE - FLOOR - CERAMIC - 12" X 12" - FRESCO CAFFE
	123994-06-02A	EA	GROUT KIT - FLOOR TILE - LIGHT BUFF-CHAMOIS - 13 LB PKG FROM: 00-00-00 THRU: 06-10-07
	123994-10-02A	EA	GROUT/COLORANT - TILE FLOOR-945 LT BUFF/CHAMOIS - 1/2 GA FROM: 06-11-07 THRU: 99-99-99

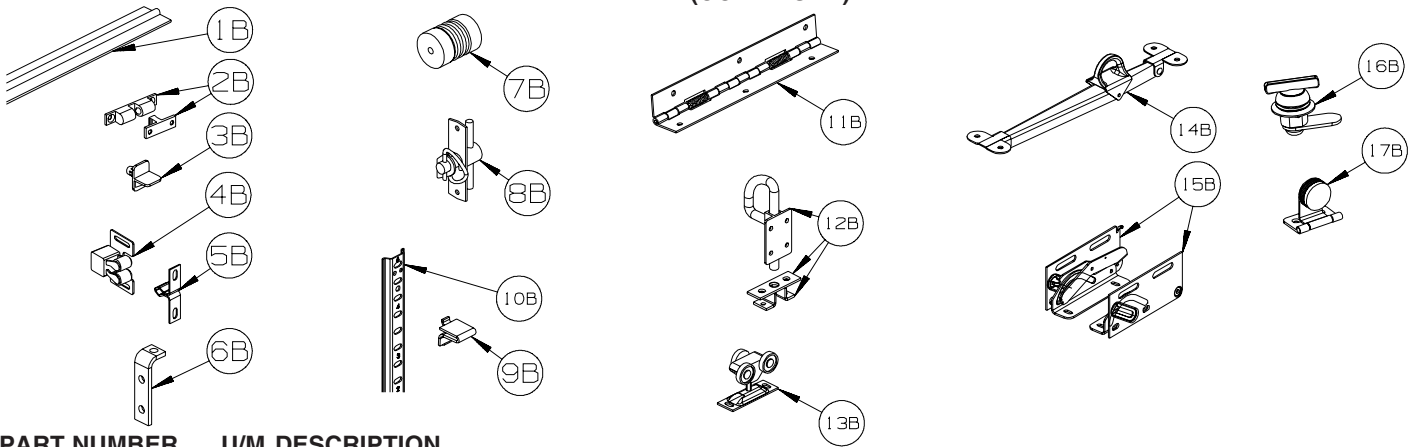
INTERIOR FINISH GROUP (CONTINUED)

HARDWARE



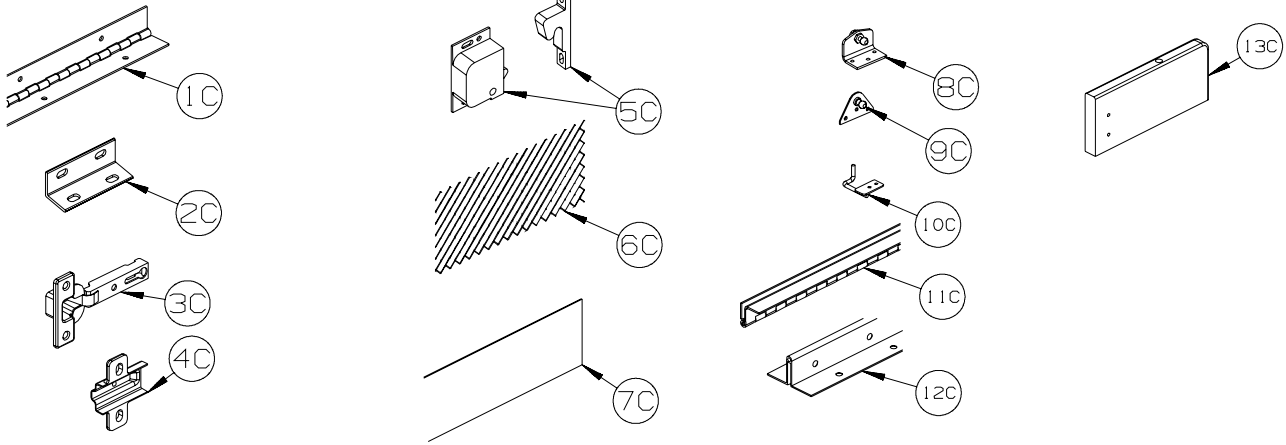
KEY	PART NUMBER	U/M	DESCRIPTION
1A	P34509-01-P14	EA	RAIL END - RH/LH - TOWEL RACK - CONCERT CHERRY
1A	P34509-01-J70	EA	RAIL END - RH/LH - TOWEL RACK - WASHED MAPLE
1A	P34509-01-RE0	EA	RAIL END - RH/LH - TOWEL RACK - HONEY CHERRY
1A	P34509-01-SA3	EA	RAIL END - RH/LH - TOWEL RACK - SIERRA MAPLE
2A	009013-01-000	EA	CATCH - BULLDOG - MALE/FEMALE
3A	009059-01-000	EA	HINGE - DOOR - 2" X 1.4" - BRASS
3A	009059-02-000	EA	HINGE - DOOR - 2" X 2.7" - BRASS
3A	009059-03-000	EA	HINGE - BRASS - 1.75"
3A	009059-04-000	EA	HINGE - 2" - ZINC
4A	009089-01-000	EA	CLIP - MIRROR
5A	016604-01-000	EA	BRACE - ANGLE - 2 1/2" - UNPAINTED METAL
5A	016604-05-000	EA	BRACE - ANGLE - 2 1/2" - OFF WHITE METAL
5A	016604-10-000	EA	BRACE - SEAT ANGLE - 2.5" - BLACK
6A	023320-01-000	EA	PAD - FELT 3/8" DIAMETER
7A	041389-19-000	EA	HINGE - PIANO - 1 1/2" X 71.9" - UNPAINTED
7A	041389-25-000	EA	HINGE - PIANO - 1 1/2" X 55" - UNPAINTED
7A	041389-32-000	EA	HINGE - PIANO - 68" - OFF WHITE
8A	166569-01-02A	EA	COVER - SCREW - #8 - BRIGHT WHITE
8A	166569-01-03A	EA	COVER - SCREW - #8 - SOFT WHITE
8A	166569-01-04A	EA	COVER - SCREW - #8 - CREAM
9A	065740-01-000	EA	BRACE - CABINET/CORNER - PLASTIC
10A	072871-01-000	EA	PULL - FLUSH - CHROME
11A	074045-13-000	EA	PLUG - 3/8" DOWEL-1/2" HEAD - PORTSMOUTH OAK
11A	074045-08-000	EA	PLUG - 3/8" DOWEL-1/2" HEAD - OAK/SALEM CHERRY - CONCERT CHERRY
11A	074045-12-000	EA	PLUG - 3/8" DOWEL-1/2" HEAD - WASHED MAPLE
11A	074045-14-000	EA	PLUG - 3/8" DOWEL-1/2" HEAD - HONEY CHERRY
11A	074045-15-000	EA	PLUG - 3/8" DOWEL-1/2" HEAD - SIERRA MAPLE
12A	074493-02-000	EA	SUPPORT/PISTON SPRING - CABINET DOOR - 26 LBS
12A	074493-03-000	EA	SUPPORT/PISTON SPRING - CABINET DOOR - 12 LBS
13A	156732-01-01A	EA	BRACE - ANGLE/COUCH - 2.5" - MILL
13A	156732-01-02A	EA	BRACE - ANGLE/COUCH - 2.5" - OFF WHITE
13A	156732-03-01A	EA	BRACE - ANGLE/COUCH - BLACK
14A	083204-03-000	EA	BUTTON - RETAINING MIRROR 5/16" TIP
15A	084412-01-000	EA	SUPPORT/HINGE KIT (LEFT & RIGHT HINGES)

INTERIOR FINISH GROUP (CONTINUED)
HARDWARE (CONTINUED)



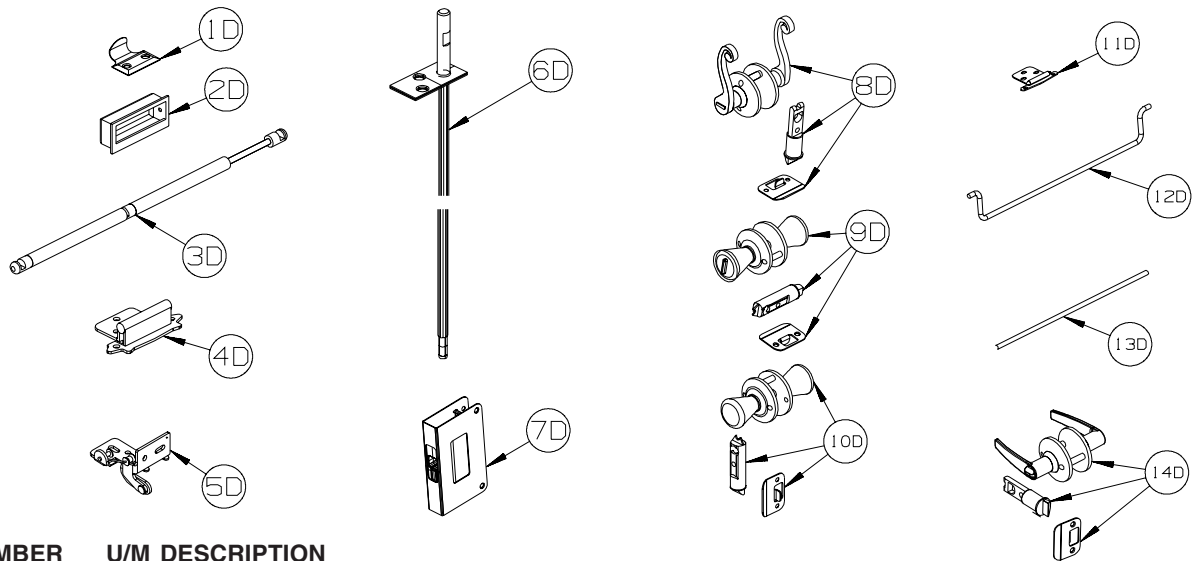
KEY	PART NUMBER	U/M	DESCRIPTION
1B	084413-01-000	EA	HINGE - 1" X 72" - ALUMINUM - W/HOLES
2B	084451-01-000	EA	CATCH & LATCH - 1.7" - BRASS
3B	092907-01-000	EA	SUPPORT - SHELF - PIN - 1/4" - CLEAR PLASTIC
4B	093586-03-000	EA	CATCH - SPRING ROLLER - .377"
4B	093586-06-000	EA	CATCH - W/STRIKE - SPRING ROLLER .236"/SPRINT STEEL .943"
5B	093586-04-000	EA	STRIKE - SPRING STEEL - 1.14"
6B	096826-01-01A	EA	BRACE - CABINET - 2" - E-COATED
6B	096826-02-01A	EA	BRACE - CABINET - 1" - E-COATED
7B	097872-04-000	EA	DOWEL - WOOD - 1" DIAMETER X 1.38" LONG - UNFINISHED
8B	098196-01-000	EA	LATCH - 1/4 TURN - T-BAR
9B	098979-01-000	EA	CLIP - ADJUSTABLE SHELF
10B	098980-01-000	EA	PILASTER - ADJUSTABLE SHELF - 18"
10B	098980-02-000	EA	PILASTER - ADJUSTABLE SHELF - 12"
10B	098980-03-000	EA	PILASTER - ADJUSTABLE SHELF - 9"
10B	098980-04-000	EA	PILASTER - ADJUSTABLE SHELF - 48"
10B	098980-05-000	EA	PILASTER - ADJUSTABLE SHELF - 15"
10B	098980-06-000	EA	PILASTER - ADJUSTABLE SHELF - 24"
11B	102920-01-02A	EA	HINGE - SPRING LOADED - NICKEL
11B	129753-01-01A	EA	HINGE - SPRING LOADED - 19" X 19" - BLACK
12B	103256-01-000	EA	LATCH COMPLETE (SLIDE)
13B	103874-01-000	EA	HANGER - SLIDING DOOR
14B	104181-01-01A	EA	SUPPORT - LEAF 5.3" EXTENDS TO 7.5" - SAFETY RING - METAL
15B	108126-01-000	EA	TRAY HINGE SET (QTY. 2 PER SET)
16B	100710-01-02A	EA	LOCK - GLASS DOOR/TWIST TYPE - NICKEL
17B	100711-01-02A	EA	HINGE - GLASS DOOR - BLACK

INTERIOR FINISH GROUP (CONTINUED)
HARDWARE (CONTINUED)



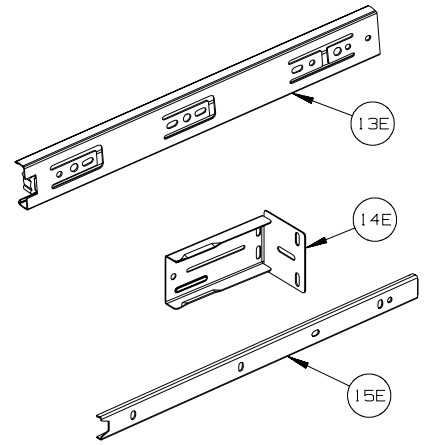
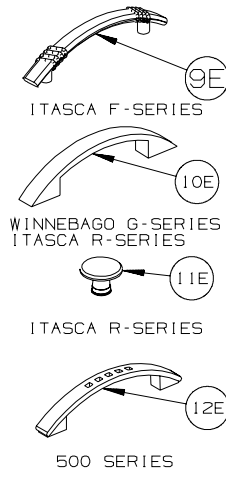
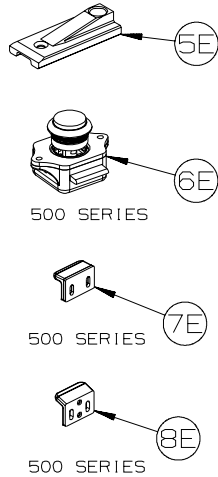
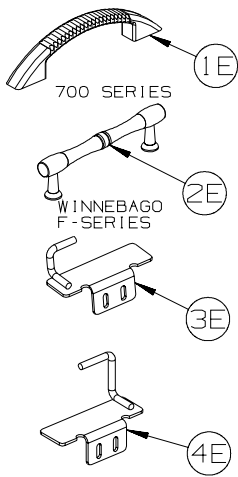
KEY	PART NUMBER	U/M	DESCRIPTION
1C	110496-01-02A	EA	HINGE - NICKEL - 2" X 32"
1C	110496-06-02A	EA	HINGE - NICKEL - 2" X 9.5"
1C	158921-01-04B	EA	HINGE - PIANO - TRUNK DOOR - 2" X 21.9" - BLACK
2C	111866-01-02A	EA	BRACE - SEAT - ANGLE - OFF WHITE
3C	114443-02-01A	EA	HINGE - CABINET DOOR - W/O CLIP - SILVER
4C	114443-03-01A	EA	CLIP - HINGE/CABINET DOOR - SILVER
5C	117095-02-01A	EA	LATCH - DOOR - GRABBER W/KEEPER - PLASTIC - BLK-10 LB PULL
5C	117095-03-01A	EA	LATCH - DOOR - GRABBER W/KEEPER - PLASTIC - BLK-15 LB PULL
6C	118200-01-01A	SF	MESH - PLASTIC 1/2" - 48" X LENGTH = SF - BLACK
7C	122717-06-01A	FT	PAD - NON-SKID - PSA - 5"W
8C	126263-06-02B	EA	BRACKET - GAS SPRING W/INSIDE BALL STUD - E-COATED
9C	126263-05-02B	EA	BRACKET - GAS SPRING W/BALL STUD - E-COATED
9C	126263-08-02B	EA	BRACKET - GAS SPRING W/CENTERED BALL STUD - E-COATED
10C	130798-01-02B	EA	GUIDE - POCKET DOOR - E-COATED
11C	134099-01-02A	EA	HINGE - PIANO - WRAP AROUND - 15.7" - NICKEL PLATED
12C	135538-03-02A	EA	HINGE - PIANO - FULL WRAP - 15.7" - CHROME
12C	135538-07-02A	EA	HINGE - PIANO - FULL WRAP - 9.8" - CHROME
13C	137445-03-T78	EA	STOP - F/SLIDING DOOR - CONCERT CHERRY
13C	137445-03-T79	EA	STOP - F/SLIDING DOOR - WASHED MAPLE
13C	137445-03-T80	EA	STOP - F/SLIDING DOOR - SIERRA MAPLE

INTERIOR FINISH GROUP (CONTINUED)
HARDWARE (CONTINUED)



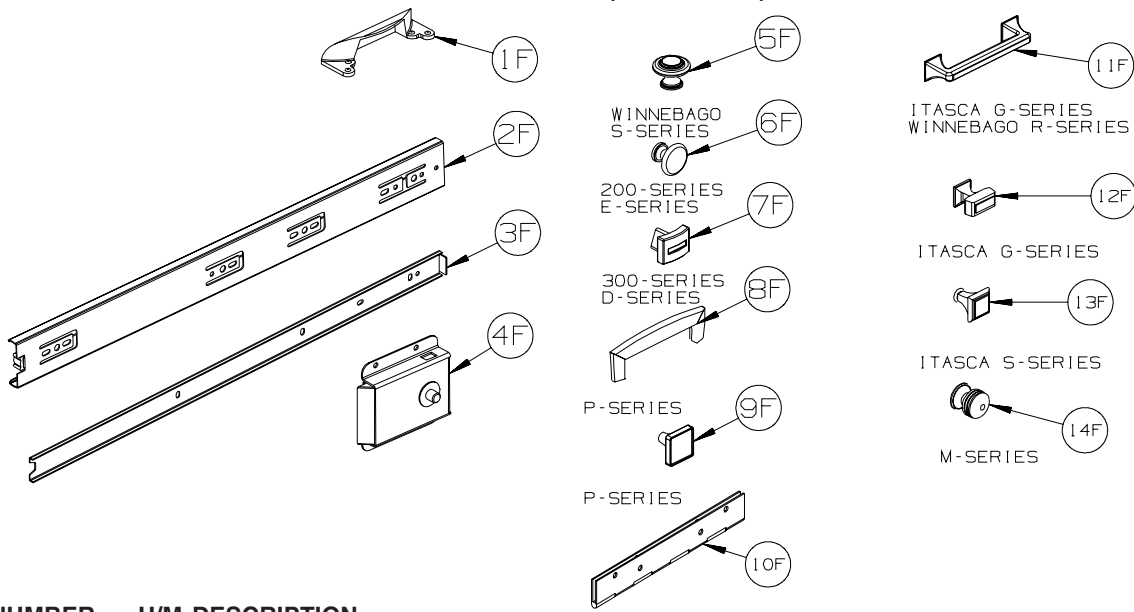
KEY	PART NUMBER	U/M	DESCRIPTION
1D	137463-01-02A	EA	LIFT - HOOK - PEWTER
2D	139136-02-02A	EA	HANDLE - .35" RECESSED - PEWTER
3D	142569-07-000	EA	SPRING/GAS - 20 LB - 20" EXTENDED/12" COMPRESSED
3D	142569-15-000	EA	SPRING/GAS - 120 LB - 20" EXTENDED/12" COMPRESSED
3D	142569-16-000	EA	SPRING/GAS - 90 LB - 20" EXTENDED/12" COMPRESSED
3D	142569-29-000	EA	SPRING/GAS - 20 LB - 9.9" EXTENDED/5.9" COMPRESSED
3D	142569-31-000	EA	SPRING/GAS - 30 LB - 11.8" EXTENDED/7.3" COMPRESSED
4D	143468-02-03A	EA	HINGE - SELF CLOSING - SATIN NICKEL
4D	143468-02-04A	EA	HINGE - SELF CLOSING - OIL RUBBED BRONZE
4D	143468-02-05A	EA	HINGE - SELF CLOSING - RUSTIC BRASS
5D	144488-01-01A	EA	HINGE - CABINET - ANTIQUE BRASS
5D	144488-01-02A	EA	HINGE - CABINET - NICKEL
6D	145939-05-02A	EA	ROD/LATCH - AISLE DOOR - NICKEL
7D	145939-04-02A	EA	LATCH/SLIDE - AISLE DOOR(1" THICK DOOR)-NICKEL/BLACK SLIDE
7D	145939-04-03A	EA	LATCH/SLIDE - AISLE DOOR(1" THICK DOOR)-OIL RUBBED BRONZE
8D	146064-01-02A	EA	LOCK/PRIVACY (LOCKING) LEVER STYLE - SATIN PEWTER
8D	146064-02-02A	EA	LOCK/PASSAGE (NON LOCKING) LEVER STYLE - PEWTER
9D	146064-05-01A	EA	LOCK/PRIVACY (LOCKING) "TULIP" STYLE KNOB - SATIN NICKEL
10D	146064-06-01A	EA	LOCK/PASSAGE (NON LOCKING) "TULIP" STYLE KNOB-SATIN NICKEL
11D	146553-01-03A	EA	HINGE - CABINET DOOR - SATIN NICKEL
12D	146801-01-02A	EA	ROD/TOWEL BAR (OFFSET) - PEWTER
13D	146840-03-02A	EA	ROD - .25" X 11.7" - PEWTER
13D	146840-04-02A	EA	ROD - .25" X 13.1" - PEWTER
14D	146064-08-01A	EA	LOCK/PASSAGE (NON LOCKING) LEVER STYLE - SATIN NICKEL
14D	146064-07-01A	EA	LOCK/PRIVACY (LOCKING) LEVER STYLE - SATIN NICKEL

INTERIOR FINISH GROUP (CONTINUED) HARDWARE (CONTINUED)



KEY	PART NUMBER	U/M	DESCRIPTION
1E	148816-01-02A	EA	PULL - CABINET DOOR - NICKEL - ASPECT, CAMBRIA 700-SERIES/ADVENTURER LIMITED EDITION
2E	149090-01-02A	EA	PULL - CABINET DOOR - NICKEL - VOYAGE F-SERIES
3E	149607-01-02B	EA	GUIDE - F/POCKET DOOR - 1.6" BENT ROD - E-COATED
3E	149607-03-02B	EA	GUIDE - F/POCKET DOOR - 2.9" BENT ROD - E-COATED
4E	149607-04-02B	EA	GUIDE - F/POCKET DOOR - E-COATED
5E	150983-01-01A	EA	STRIKE/BLOCK - WEDGE STYLE - F/SLIDE DOOR - 3" X 1.2" - BLACK
6E	151380-01-01A	EA	LATCH - CBNT DR - PUSH BTN - VIEW & NAVION 500-SERIES
6E	151380-01-02A	EA	LATCH - CABINET DOOR - PUSH BUTTON - BLACK - TOUR & ELLIPSE R-SERIES
7E	151380-02-01A	EA	STRIKE - CABINET DOOR - VIEW & NAVION 500-SERIES
8E	151380-03-01A	EA	STRIKE - CABINET DOOR - VIEW & NAVION 500-SERIES
9E	152302-01-01A	EA	PULL - CABINET DOOR - SATIN NICKEL - SUNRISE F-SERIES
10E	152304-01-01A	EA	PULL - CABINET DOOR - BRONZE- ADVENTURER G-SERIES, ELLIPSE R-SERIES
11E	152305-01-01A	EA	KNOB - DOOR/DRAWER - BRONZE - ELLIPSE R-SERIES
12E	152950-01-01A	EA	PULL - DOOR/DRAWER - BRUSHED NICKEL - VIEW & NAVION 500-SERIES
13E	153000-01-01A	EA	SLIDE - CABINET MOUNT - 11.8"
13E	153000-03-01A	EA	SLIDE - CABINET MOUNT - 13.8"
13E	153000-05-01A	EA	SLIDE - CABINET MOUNT - 15.7"
13E	153000-07-01A	EA	SLIDE - CABINET MOUNT - 17.7"
13E	153000-09-01A	EA	SLIDE - CABINET MOUNT - 19.7"
13E	153000-11-01A	EA	SLIDE - CABINET MOUNT - 21.6"
13E	153000-14-01A	EA	SLIDE - CABINET MOUNT - 23.6"
13E	153000-16-01A	EA	SLIDE - CABINET MOUNT - 7.9"
13E	153000-18-01A	EA	SLIDE - CABINET MOUNT - 9.8"
13E	153000-20-01A	EA	SLIDE - CABINET MOUNT - 25.6"
14E	153000-13-01A	EA	BACKSOCKET - DRAWER SLIDE
15E	153000-02-01A	EA	SLIDE - DRAWER MOUNT - 11.8"
15E	153000-04-01A	EA	SLIDE - DRAWER MOUNT - 13.8"
15E	153000-06-01A	EA	SLIDE - DRAWER MOUNT - 15.7"
15E	153000-08-01A	EA	SLIDE - DRAWER MOUNT - 17.7"
15E	153000-10-01A	EA	SLIDE - DRAWER MOUNT - 19.7"
15E	153000-12-01A	EA	SLIDE - DRAWER MOUNT - 21.6"
15E	153000-15-01A	EA	SLIDE - DRAWER MOUNT - 23.4"
15E	153000-17-01A	EA	SLIDE - DRAWER MOUNT - 7.7"
15E	153000-19-01A	EA	SLIDE - DRAWER MOUNT - 9.6"
15E	153000-21-01A	EA	SLIDE - DRAWER MOUNT - 25.4"

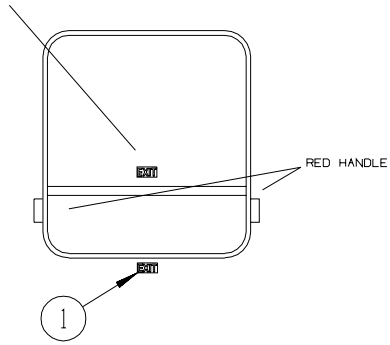
INTERIOR FINISH GROUP (CONTINUED) HARDWARE (CONTINUED)



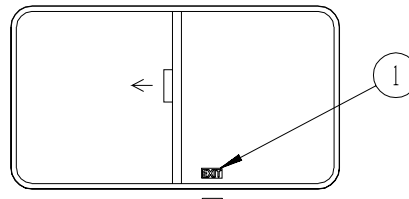
KEY	PART NUMBER	U/M	DESCRIPTION
1F	153308-01-01A	EA	PULL - VANITY STOOL - SATIN NICKEL
2F	153352-01-01A	EA	SLIDE - PANTRY - 19.7" - CABINET MOUNT
3F	153352-02-01A	EA	SLIDE - PANTRY - 19.5" - DRAWER MOUNT
4F	153353-01-01A	EA	LATCH - SLIDING/FLUSH - BLACK
5F	155803-01-01A	EA	KNOB CABINET DOOR - WROUGHT IRON - VECTRA S-SERIES
6F	155925-01-01A	EA	KNOB - DOOR/DRW - SATIN NICKEL - ACCESS & IMPULSE 200-SERIES/ VISTA & SUNSTAR E-SERIES
7F	156579-01-01A	EA	KNOB - DOOR/DRW - PEWTER - OUTLOOK & SPIRIT 300-SERIES/ SIGHTSEER & SUNOVA D-SERIES
8F	157246-01-01A	EA	PULL - CABINET DOOR/DRAWER - SATIN NICKEL - JOURNEY & MERIDIAN P-SERIES
9F	157246-02-01A	EA	KNOB - CABINET DOOR/DRAWER-SATIN NICKEL - JOURNEY & MERIDIAN P-SERIES
10F	158982-01-04B	EA	HINGE - CONTINUOUS - 2" X 8" - BLACK
10F	158982-01-01A	EA	HINGE - CONTINUOUS - 2" X 8" - ZINC
11F	162033-01-01A	EA	PULL - CABINET DOOR - BRUSHED NICKEL - SUNCRUISER G-SERIES, TOUR R-SERIES
12F	162033-02-01A	EA	KNOB - CABINET DOOR - BRUSHED NICKEL - SUNCRUISER G-SERIES
13F	162518-01-01A	EA	KNOB - DOOR/DRAWER - SATIN NICKEL - HORIZON S-SERIES
14F	163095-01-01A	EA	KNOB - CABINET DOOR - SATIN NICKEL - DESTINATION & LATTITUDE M-SERIES

LABELS GROUP

ALTERNATE LABEL LOCATION



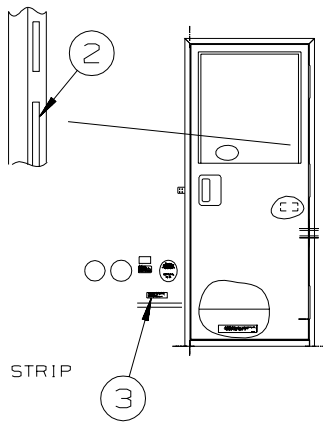
EXIT WINDOW
(HINGE STYLE)



ALTERNATE LABEL LOCATION

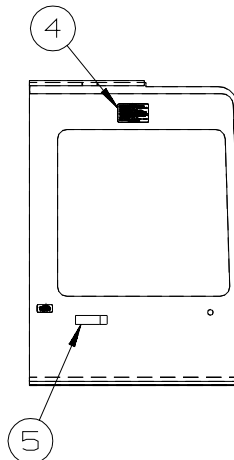
EXIT WINDOW
(SLIDER STYLE)

KEY	PART NUMBER	U/M DESCRIPTION
1	039290-01-000	EA LABEL - WARNING - EXIT

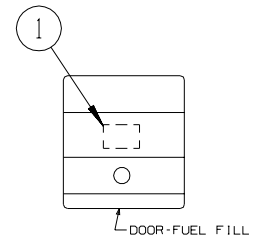


FEATURE STRIP

ENTRANCE DOOR



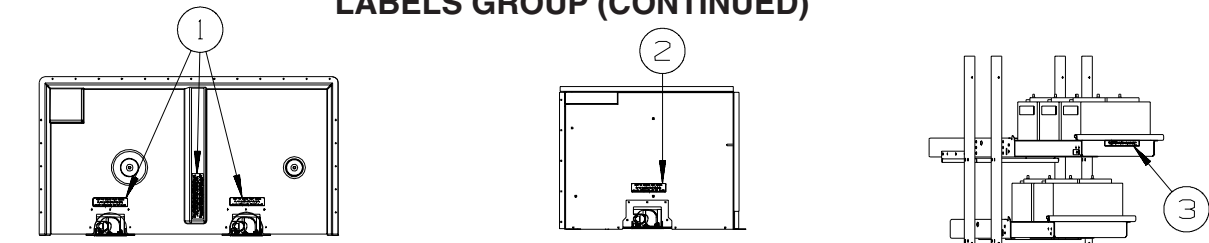
DRIVERS WINDOW



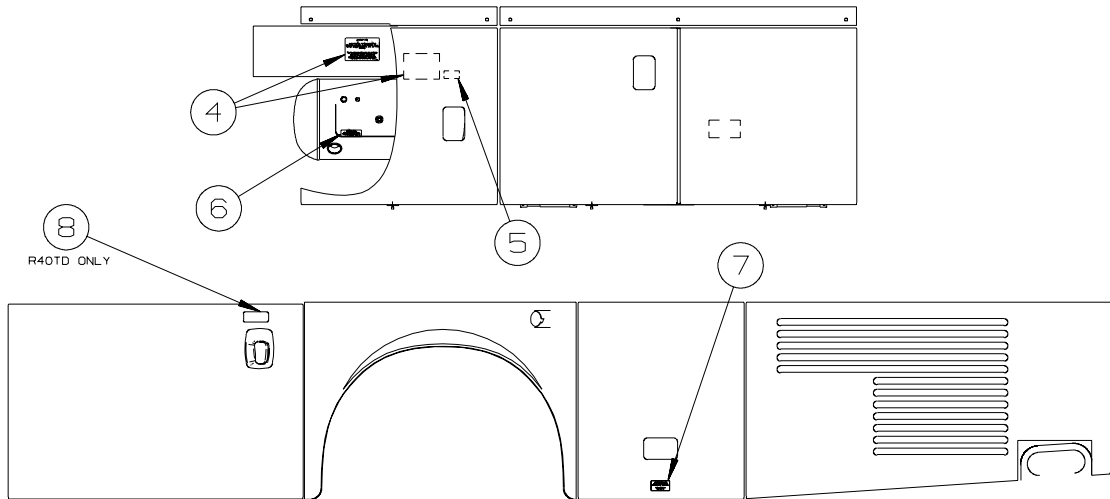
DOOR-FUEL FILL

KEY	PART NUMBER	U/M DESCRIPTION
1	068383-01-000	EA LABEL - DIESEL FUEL
1	163993-01-01A	EA LABEL - DIESEL/LOW SULFUR
2	135869-01-01A	EA LABEL - MERCURY CONTENT - BLACK ON CLEAR
2	135869-01-02A	EA LABEL - MERCURY CONTENT - WHITE ON CLEAR
3	099509-01-000	EA LABEL - AWNING INSTALLATION
4	056259-01-000	EA LABEL - SAFETY CHECK LIST
5	099689-01-000	EA LABEL - WARNING - CANCER/TOXICITY

LABELS GROUP (CONTINUED)

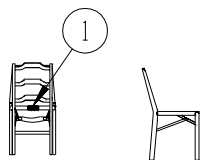


TYPICAL WATER CENTER COMPARTMENTS

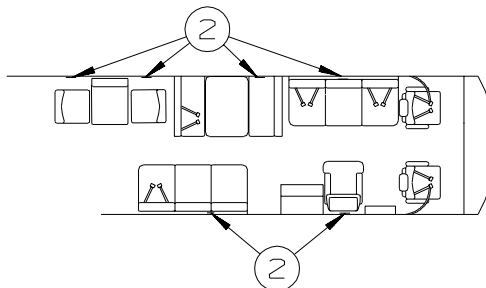


KEY	PART NUMBER	U/M	DESCRIPTION
1	123562-01-000	EA	LABEL - SERVICE/UTILITY ACCESS
2	147845-01-01A	EA	LABEL - DRIP VALVE
3	065748-01-000	EA	LABEL - WARNING - BATTERY CHARGING - UL
4	124520-01-01A	EA	LABEL - LP GAS ONLY - BLACK ON CLEAR
4	124520-01-02A	EA	LABEL - LP GAS ONLY - WHITE ON CLEAR
4	023769-01-000	EA	LABEL - WARNING - LPG - CANADIAN
5	124519-01-01A	EA	LABEL - WARNING/REFUELING - BLACK ON CLEAR
5	124519-01-02A	EA	LABEL - WARNING/REFUELING - WHITE ON CLEAR
5	124519-02-01A	EA	LABEL - WARNING/REFUELING - BLACK ON CLEAR - CSA
5	124519-02-02A	EA	LABEL - WARNING/REFUELING - WHITE ON CLEAR - CSA
6	079965-01-000	EA	LABEL - LPG - 80% CAPACITY
7	125306-04-01A	EA	LABEL - ELECTRICAL ENTRANCE-120/20V 50 AMP-BLACK ON CLEAR
7	125306-04-02A	EA	LABEL - ELECTRICAL ENTRANCE-120/240V 50 AMP-WHITE ON CLEAR
8	160384-01-01A	EA	LABEL - SLIDEOUT - DOOR CLOSED - BLACK/CLEAR

TYPICAL SEAT AND BELT CONFIGURATIONS



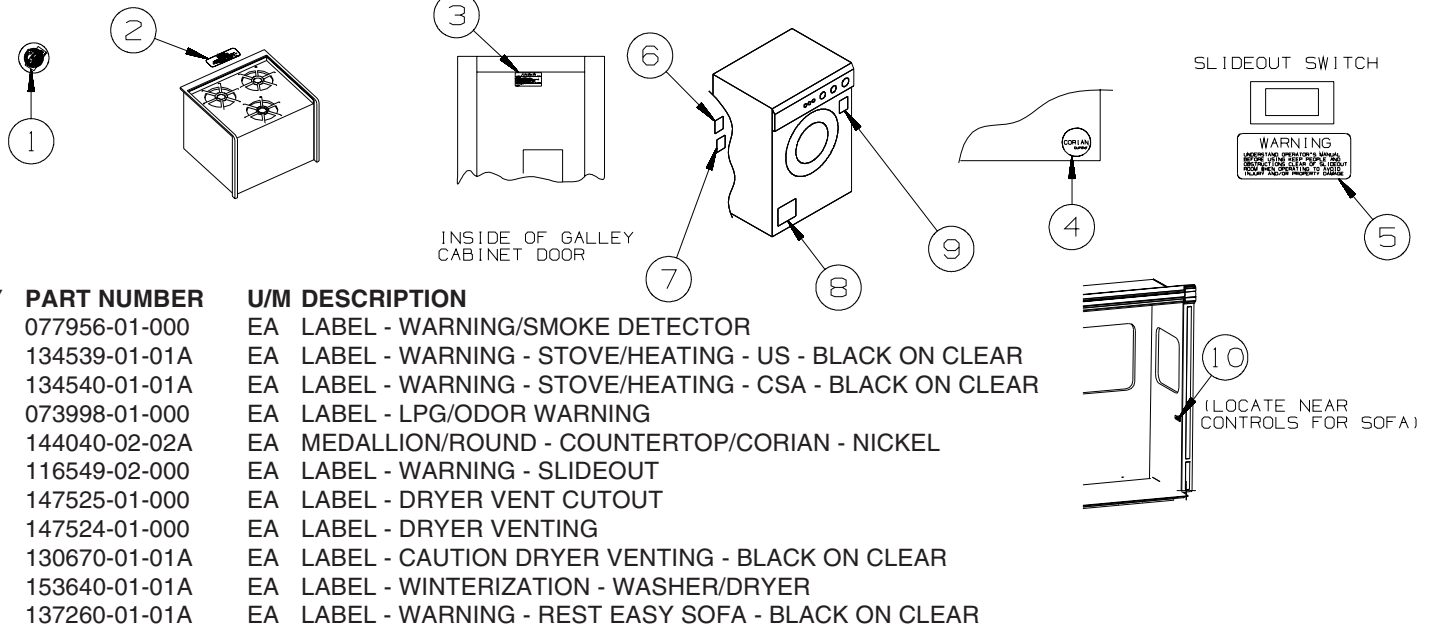
FOLDING CHAIRS



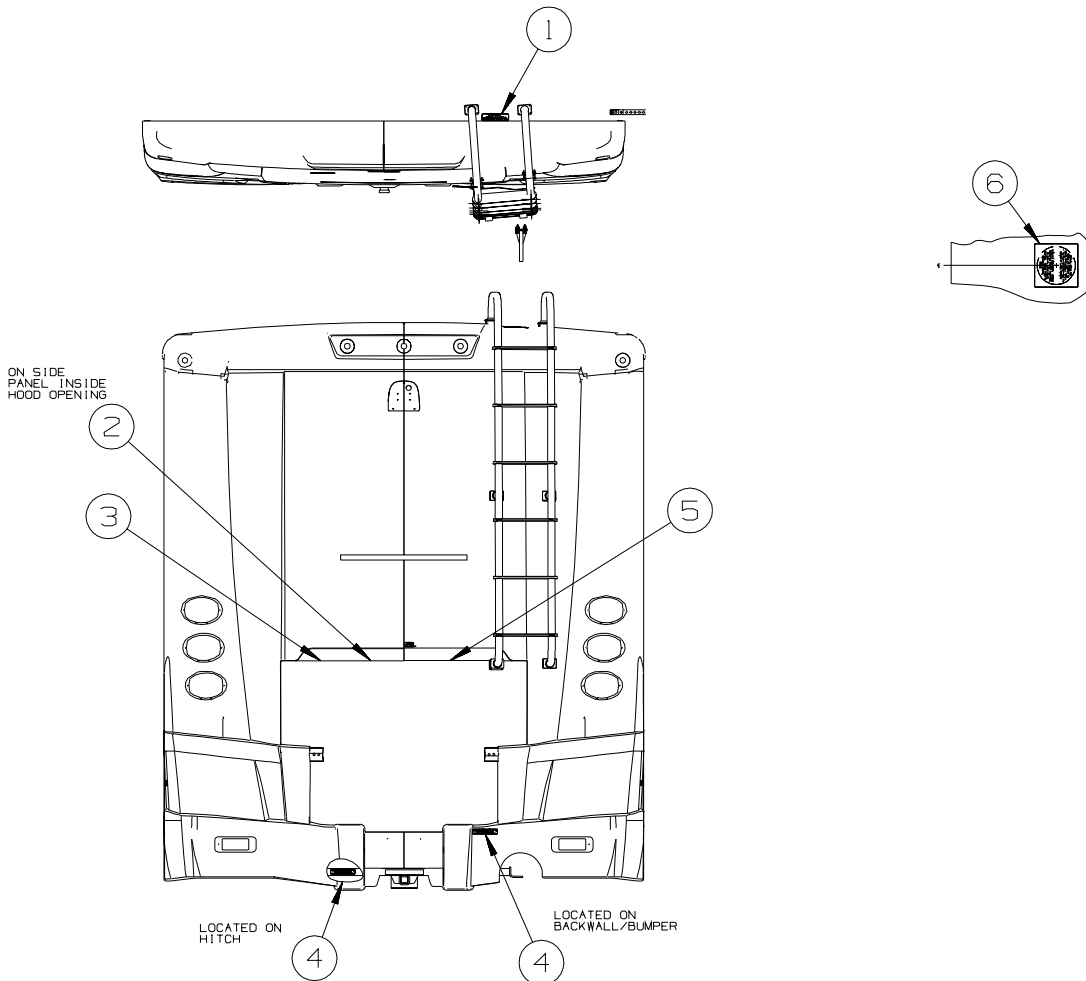
ATTACH LABEL ON OR NEXT TO:
 +ANY SINGLE CHAIR WITHOUT BELTS.
 +ANY DINETTE SEAT WITHOUT BELTS.
 +ANY COUCH WITHOUT BELTS OR ANY SEATING POSITION ON THAT COUCH.
 DO NOT ATTACH LABEL IF:
 +DINETTE SEAT HAS AT LEAST ONE SET OF BELTS INSTALLED.

KEY	PART NUMBER	U/M	DESCRIPTION
1	134537-01-01A	EA	LABEL - OCCUPANCY - CHAIR - US
1	134537-02-01A	EA	LABEL - OCCUPANCY - CHAIR - CSA
2	134538-01-01A	EA	LABEL - OCCUPANCY - NO SEAT BELT - BLACK ON CLEAR - US
2	134538-02-01A	EA	LABEL - OCCUPANCY - NO SEAT BELT - BLACK ON CLEAR - CSA

LABELS GROUP (CONTINUED)

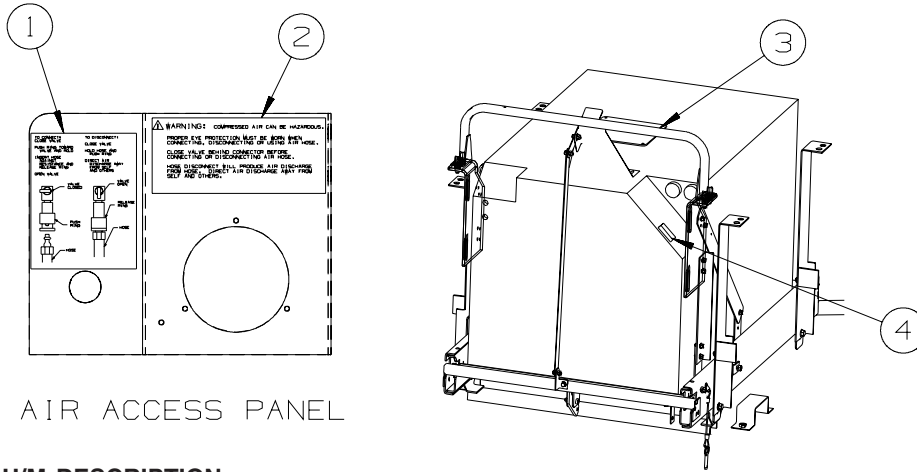


KEY	PART NUMBER	U/M DESCRIPTION
1	077956-01-000	EA LABEL - WARNING/SMOKE DETECTOR
2	134539-01-01A	EA LABEL - WARNING - STOVE/HEATING - US - BLACK ON CLEAR
2	134540-01-01A	EA LABEL - WARNING - STOVE/HEATING - CSA - BLACK ON CLEAR
3	073998-01-000	EA LABEL - LPG/ODOR WARNING
4	144040-02-02A	EA MEDALLION/ROUND - COUNTERTOP/CORIAN - NICKEL
5	116549-02-000	EA LABEL - WARNING - SLIDEOUT
6	147525-01-000	EA LABEL - DRYER VENT CUTOUT
7	147524-01-000	EA LABEL - DRYER VENTING
8	130670-01-01A	EA LABEL - CAUTION DRYER VENTING - BLACK ON CLEAR
9	153640-01-01A	EA LABEL - WINTERIZATION - WASHER/DRYER
10	137260-01-01A	EA LABEL - WARNING - REST EASY SOFA - BLACK ON CLEAR



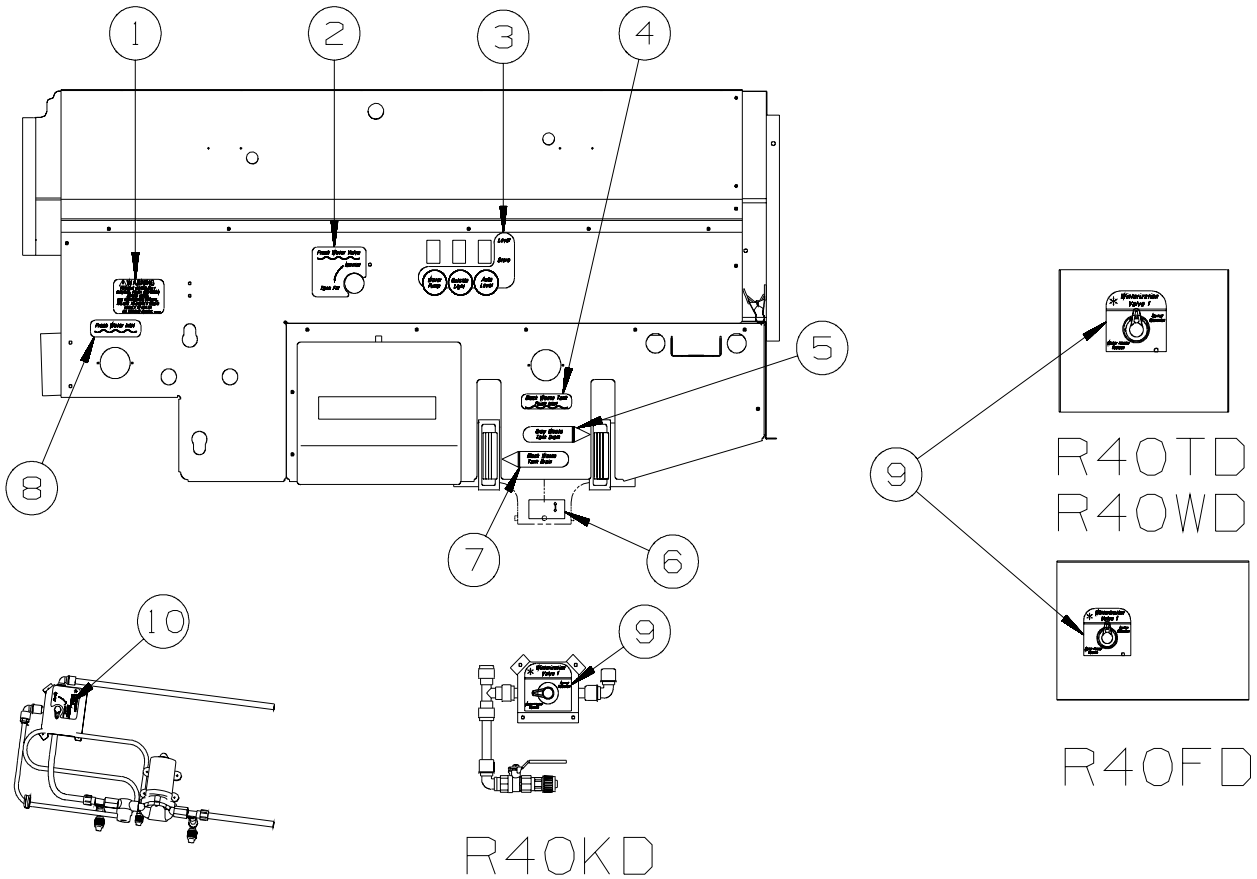
KEY	PART NUMBER	U/M DESCRIPTION
1	128218-01-01A	EA LABEL - WARNING - SLIPPERY ROOF
2	116756-03-000	EA LABEL - WARNING - ETHER/STARTING - RED W/WHITE BACKGROUND
3	134359-01-01A	EA LABEL - WARNING - DRIVE BELTS
FROM: 00-00-00 THRU: 05-24-07		
4	129669-02-01A	EA LABEL - HITCH/VEHICLE RATE - 500 - WHITE ON CLEAR
4	129669-02-02A	EA LABEL - HITCH/VEHICLE RATE - 500 - BLACK ON CLEAR
5	156213-01-01A	EA LABEL - CHASSIS BATTERY DISCONNECT - WHITE/BLACK
6	120431-01-000	EA LABEL - LOCATION - COAXIAL CABLE/SATELLITE ANTENNA

LABELS GROUP (CONTINUED)



AIR ACCESS PANEL

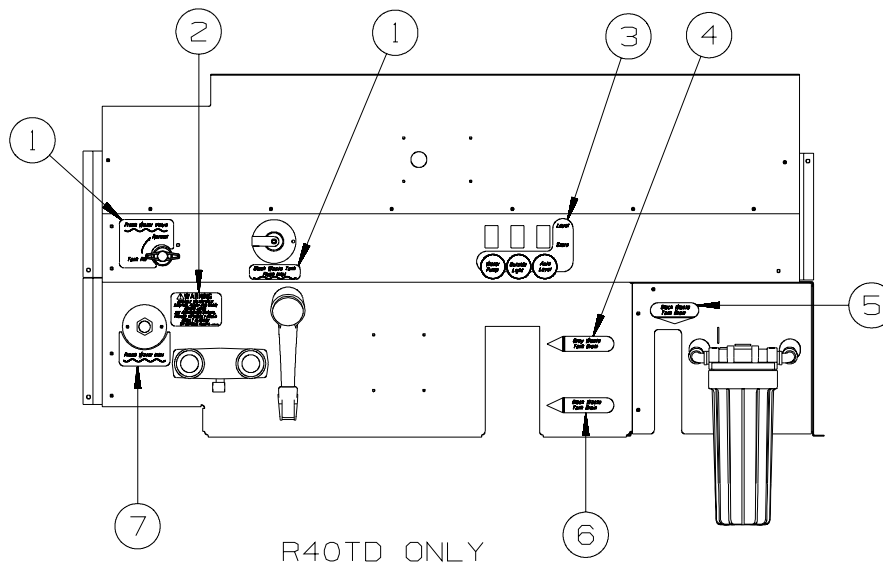
KEY	PART NUMBER	U/M	DESCRIPTION
1	142773-01-01A	EA	LABEL - CONNECT/COMPRESSED AIR - WHITE LETTERING ON CLEAR
2	142771-01-01A	EA	LABEL - WARNING/COMPRESSED AIR - WHITE LETTERING ON CLEAR
3	116273-01-000	EA	LABEL - WARNING - GENERATOR
4	131779-01-01A	EA	LABEL - GENERATOR



R40KD

KEY	PART NUMBER	U/M	DESCRIPTION
1	128725-02-01A	EA	LABEL - POTABLE WATER ONLY - BLACK ON CLEAR
2	152548-01-01A	EA	LABEL - VALVE/FRESH
3	152544-04-01A	EA	LABEL - SWITCHES - WTR PUMP/LIGHT/AUTO LVL-W/STORE/LVL UP
4	152546-02-01A	EA	LABEL - TANK FLUSH - PANTONE/CLEAR
5	152541-02-01A	EA	LABEL - GRAY WASTE - COOL GRAY/CLEAR (FD,KD)
5	152543-02-01A	EA	LABEL - BLACK WASTE (WD)
6	144649-01-01A	EA	LABEL - ADJUSTABLE VALVE - WHITE ON CLEAR
7	152543-01-01A	EA	LABEL - BLACK WASTE - BLACK/CLEAR (FD,KD)
7	152541-01-01A	EA	LABEL - GRAY WASTE - COOL GRAY/CLEAR (WD)
8	152538-02-01A	EA	LABEL - FRESH WATER - PANTONE/CLEAR
9	152539-01-01A	EA	LABEL - BYPASS
10	152545-01-01A	EA	LABEL - WINTERIZATION

LABELS GROUP (CONTINUED)



KEY	PART NUMBER	U/M	DESCRIPTION
1	152548-01-01A	EA	LABEL - VALVE/FRESH
2	128725-02-01A	EA	LABEL - POTABLE WATER ONLY - BLACK ON CLEAR
3	152544-04-01A	EA	LABEL - SWITCHES - WTR PUMP/LIGHT/AUTO LVL-W/STORE/LVL UP
4	152541-01-01A	EA	LABEL - GRAY WASTE - COOL GRAY/CLEAR
5	152543-03-01A	EA	LABEL - BLACK WASTE
6	152543-01-01A	EA	LABEL - BLACK WASTE - BLACK/CLEAR
7	152538-01-01A	EA	LABEL - FRESH WATER - PANTONE/CLEAR

LP GROUP
LP SYSTEM

KEY	PART NUMBER	U/M	DESCRIPTION
	045703-03-000	EA	HOSE - LP - 3/8"ID X 18" - 3/8"MPT X 1/2"F SWIVEL - US
	045703-12-000	EA	HOSE - LP - 3/8"ID X 18" - 3/8"MPT X 1/2"F SWIVEL - CSA
	045703-13-000	EA	HOSE - LP - 3/8"ID X 120" - 3/8"F SWIVEL X 1/2"F SWIVEL US
	045703-14-000	EA	HOSE - LP - 3/8"ID X 157.5" - 1/2"F SWIVEL X 1/2"F SWIVEL
	045703-19-000	EA	HOSE - LP - 3/8"ID X 102" - 1/2"F SWIVELX3/8"F SWVL US/CSA
	045703-21-000	EA	HOSE - LP - 3/8"ID X 60" - 1/2"F SWIVEL X3/8"F SWVL US/CSA
	045703-24-000	EA	HOSE - LP - 3/8"ID X 228.3"-1/2"F SWIVELX3/8"F SWVL US/CSA
	045703-25-000	EA	HOSE - LP - 3/8"ID X 177" - 1/2"F SWIVEL X 3/8"M FL US/CSA
	045703-29-000	EA	HOSE - LP - 3/8"ID X 79.7"-1/2"F SWIVEL X1/2"F SWVL US/CSA
	045703-31-000	EA	HOSE - LP - 3/8"ID X 214" - 1/2"F SWIVEL X 3/8"M FL US/CSA
	106150-05-000	EA	REGULATOR - TWO STAGE
	106150-06-000	EA	REGULATOR - TWO STAGE
	144485-01-000	EA	COVER - LP REGULATOR
	145684-01-02B	EA	BRACKET - REGULATOR - E-COATED
	010326-01-000	EA	ADAPTER - FLARE - W/CONE GASKET - 3/8"F X 1/2"F
	010329-01-000	EA	ADAPTER - BRASS - 1/2"F X 1/2"MPT
	024250-01-000	EA	ADAPTER - BRASS - 3/8"F X 1/2"FPT
	010377-02-000	EA	NUT - BRASS - 3/8" FLARE - FORGED
	010380-02-000	EA	NUT - BRASS - 1/2" FLARE - FORGED
	010589-01-000	EA	NIPPLE - PIPE - 1/2" X 1 1/2" - BLACK
	010589-03-000	EA	NIPPLE - PIPE - 1/2" X 2 1/2" - BLACK
	161212-01-000	EA	TANK - LP - 100 LB - 16" DIAMETER X 36" LONG
	040440-03-000	EA	TRANSMITTER - DIAL/SNAP-ON - 0-90 OHM 2 TERM(POWER/GROUND)

SEALANTS & FASTENERS GROUP

SEALANTS & ADHESIVES

KEY	PART NUMBER	U/M	DESCRIPTION
	010405-02-000	EA	TAPE - THREAD SEALING - 3/8"
	064075-07-000	FT	SEAL - BULB - W/WIRED U CHANNEL - .3" X .5" CHANNEL-BLACK
	067788-01-000	EA	ADHESIVE - SPRAY - 3M - 19.5 OZ AEROSOL CAN
	069640-01-000	FT	SEALER - RIBBON - 1/4"DIAMETER X 30 FT - BLACK OR GRAY
	069640-02-000	FT	SEALER - TAPE - 1/8"THICK X 1/2"WIDE X 60 FT - GRAY
	069640-03-000	FT	SEALER - TAPE - 1/8"THICK X 3/4"WIDE X 60 FT - BLACK
	069640-07-000	FT	SEALER - TAPE - 3/32"THICK X 2"WIDE X 45 FT - GRAY
	069640-09-000	FT	SEALER - TAPE - 1/32"THICK X 2 1/2"WIDE X 80 FT - BRT WHT
	069640-10-000	FT	SEALER - TAPE - 1/32"THICK X 1 1/2"WIDE X 90 FT - GRAY
	069640-11-000	FT	SEALER - TAPE - 3/16"THICK X 3/8"WIDE X 40 FT - BLACK
	069640-13-000	FT	SEALER - TAPE - 3/32"THICK X 2"WIDE X 45 FT - BLACK
	069640-14-000	FT	SEALER - TAPE - 1/16"THICK X 1"WIDE X 100 FT - BLACK
	069640-15-000	FT	SEALER - TAPE - 1/16"THICK X 3/8"WIDE X 100 FT - BRT WHT
	069640-17-000	FT	SEALER - TAPE - 1/32"THICK X 1"WIDE X 150 FT - GRAY
	069640-18-000	FT	SEALER - TAPE - 1/8"THICK X 1/2"WIDE X 60 FT - BRT WHT
	069640-19-000	FT	SEALER - TAPE - 1/8"THICK X 3/4"WIDE X 60 FT - BRT WHT
	069640-20-000	FT	SEALER - TAPE - 1/8"THICK X 1/2"WIDE X 60 FT - BLACK
	069640-21-000	FT	SEALER - TAPE - 1/16"THICK X 1/2"WIDE X 100 FT - BRT WHT
	069640-22-000	FT	SEALER - TAPE - 1/32"THICK X 1/4"WIDE X 200 FT - BRT WHT
	069640-23-000	FT	SEALER - TAPE - 1/16"THICK X 3/4"WIDE X 100 FT - BRT WHT
	069640-27-000	FT	SEALER - TAPE - 1/16"THICK X 2 1/4"WIDE X 50 FT - BRT WHT
	069640-28-000	FT	SEALER - TAPE - 1/32"THICK X 1 7/8"WIDE X 90 FT - GRAY
	069640-30-000	FT	SEALER - TAPE - 1/32"THICK X 5/8"WIDE X 50 FT - GRAY
	069640-31-000	FT	SEALER - TAPE - 1/4"THICK X 3/4"WIDE X 15 FT - BLACK
	069640-32-000	FT	SEALER - TAPE - 1/16"THICK X 3/8"WIDE X 100 FT - BLACK
	069640-33-000	FT	SEALER - RIBBON - 3/8"DIAMETER X 20 FT - BLACK
	069640-34-000	FT	SEALER - RIBBON - 1/4"DIAMETER X 30 FT - BRIGHT WHITE
	069640-36-000	EA	SEALER - TAPE - 1/16"THICK X 1/2"WIDE X 100 FT - BLACK
	069640-37-000	FT	SEALER - TAPE - 1/16"THICK X 3/4"WIDE X 100 FT - BLACK
	069640-38-000	FT	SEALER - TAPE - 1/16"THICK X 3/4"WIDE X 100 FT - BRT WHT
	069640-39-000	FT	SEALER - TAPE - 1/16"THICK X 3"WIDE X 50 FT - BRT WHT
	069640-40-000	FT	SEALER - TAPE - 1/16"THICK X 3"WIDE X 50 FT - BRT WHT
	072889-28-000	EA	SEALANT/URETHANE-10 OZ TUBE W/NOZZLE-SELF LEVELING-BRT WHT
	072889-31-000	EA	SEALANT/URETHANE-10 OZ TUBE W/NOZZLE-SELF LEVELING - BLACK
	076322-02-000	FT	TAPE-DOUBLE COATED/ADHESIVE BK-.05"THK X 1"W X 108' - WHT
	076322-03-000	FT	TAPE-DOUBLE COATED/ADHESIVE BK-.05"THK X .5"W X 108' - WHT
	076322-05-000	FT	TAPE-DOUBLE COATED/ADHESIVE BK-.05"THK X .8"W X 108' - WHT
	076322-07-000	FT	TAPE-DOUBLE COATED/ADHESIVE BK-.05"THK X .5"W X 200' - BLK
	076322-13-000	FT	TAPE - FOAM/DOUBLE COATED - .020"THK X .75"W - CLEAR
	076322-21-000	FT	TAPE - FOAM/DOUBLE COATED - .045"THK X .50"W
	076322-22-000	FT	TAPE - FOAM/DOUBLE COATED - .045"THK X .75"W
	076322-23-000	FT	TAPE - FOAM/DOUBLE COATED - .045"THK X 1"W
	076322-25-000	FT	TAPE - FOAM/DOUBLE COATED - .025"THK X .5"W
	086276-01-000	EA	TAPE - DOUBLE SIDED - 1/2" WIDE X 108' LONG (SOLD BY ROLL)
	088479-01-000	EA	TAPE - ALUMINUM - 3"
	090340-01-000	FT	SEAL - FOAM - CLOSED CELL - 1/4" X 1/2" X 50'
	090340-02-000	FT	SEAL - FOAM - CLOSED CELL - 3/8" X 1/2" X 50'
	091255-02-000	FT	SEAL - ADHESIVE BACKED/FOAM - 3/64"THICK X 3/16"W X 1000'
	091255-03-000	FT	SEAL - ADHESIVE BACKED/FOAM - 1/4" THICK X 1/4"W X 1000'
	094401-01-000	EA	SEALER - BODY SEAM - FLEXICLEAR
	094401-04-000	EA	SEALER - BODY SEAM - CLEAR
	094401-05-000	EA	SEALER - BODY SEAM - 20OZ BLACK
	094401-06-000	EA	SEALER - BODY SEAM - 12OZ BLACK
	094401-07-000	EA	SEALER - BODY SEAM - CLEAR
	098408-01-000	FT	SEAL - SPONGE RUBBER - CLOSED CELL
	099069-01-000	FT	SEAL - RUBBER - CLOSED SPONGE - .5" WIDE X .12" THICK-BLK
	099418-01-000	FT	SEAL - D-SECTION/ADHESIVE BACK - .44" X .44" - BLK RUBBER
	100128-02-000	FT	SEAL - FOAM/ADHESIVE BACK - .37" WIDE X .37" THICK X 60'
	104692-01-000	FT	SEAL - ADHESIVE BACKED FOAM - 3/4" THICK X 3/4" WIDE X 25'
	107721-07-000	FT	SEAL - ACCESS DOOR - .9"WIDE X 1.1"HIGH
	112864-01-000	FT	SEAL - FOAM/BUTYL COVERED - 3/8" X 35'
	112864-02-000	FT	SEAL - FOAM/BUTYL COVERED - 5/16" X 44'
	112864-05-000	FT	SEAL - FOAM/BUTYL COVERED - 1/2" X 3/16"
	112901-02-000	EA	ADHESIVE - PLEXUS - MA330 - 50ML - GRAY

SEALANTS & FASTENERS GROUP (CONTINUED)

SEALANTS & ADHESIVES (CONTINUED)

KEY	PART NUMBER	U/M	DESCRIPTION
	112901-03-000	EA	ADHESIVE - PLEXUS - MA300 - 50ML - WHITE
	112902-03-000	EA	MIXER NOZZLE - F/GUN #00400102000 - SCOTCH-WELD & PLEXUS
	112902-04-000	EA	NOZZLE - ELEMENT - 1/4" X 3.5"
	113452-01-000	FT	SEAL/TRIM - FRONT - VINYL W/WIRE CARRIER - .020"
	113452-02-000	FT	SEAL/TRIM - FRONT - VINYL W/WIRE CARRIER - .027"
	113366-01-000	EA	ADHESIVE - INSTANT - 1 OZ
	115870-01-000	FT	SEAL/EDGE - TRIM
	120074-02-03A	EA	SILICONE - TUBE - W/O NOZZLE - LOW ODOR - SMOKEY WHITE
	120534-01-01A	EA	TAPE - SCOTCH - 3M - 1/2" FINE LINE
	123655-01-000	FT	SEAL - CLOSED CELL/FOAM
	123816-01-000	FT	TAPE - DOUBLE SIDED - 1" X .020" X 200' - CLEAR
	123816-02-000	FT	TAPE - DOUBLE SIDED - 1/2" X .035" X 200' - CLEAR
	123816-03-000	FT	TAPE - DOUBLE SIDED - 1/2" X .020" X 200' - CLEAR
	123816-04-000	FT	TAPE - DOUBLE SIDED - 6" X .0035" X 750' - CLEAR
	123816-06-000	FT	TAPE - DOUBLE SIDED - 3/4" X 3/4" X 200' - CLEAR
	123816-07-000	FT	TAPE - DOUBLE SIDED - 1 3/4" X 200' - CLEAR
	126427-01-000	EA	ADHESIVE - ALL PURPOSE - ABS/PVC
	126427-02-000	EA	PRIMER - CLEANER - FLEX PIPING
	131264-01-12A	EA	SILICONE - TUBE - W/NOZZLE - BONE
	131264-01-13A	EA	SILICONE - TUBE - W/NOZZLE - TRANSLUCENT
	131264-03-01A	EA	SILICONE - TUBE - W/O NOZZLE - SELF LEVELING -BRIGHT WHITE
	131264-04-02A	EA	SILICONE/SEALANT/ADHESIVE-FAST CURE F/GLASS/VINYL-SOFT WHT
	131264-05-01A	EA	SILICONE/SEALANT - ODORLESS - TUBE - W/NOZZLE - BLACK
	131264-05-02A	EA	SILICONE/SEALANT - ODORLESS - TUBE - W/NOZZLE - CLEAR
	131384-01-000	EA	ADHESIVE - JET WELD - 10 OZ CARTRIDGE
	132892-07-01A	FT	SEAL - BULB/SINGLE - W/U CHANNEL - .5" X 1" - BLACK
	152038-01-01A	EA	TAPE - PRESERVATION SEAL - 2" X 36YD ROLL - BLACK
	154585-01-01A	FT	SEAL - FOAM TAPE - ADHESIVE BACK - 3/8" X 3/8" - BLACK
	154585-02-01A	FT	SEAL - FOAM TAPE - ADHESIVE BACK - 3/4" X 1/2" - BLACK
	154585-03-01A	FT	SEAL - FOAM TAPE - ADHESIVE 2 SIDED - 1/8" X 3/4" - BLACK
	154585-04-01A	FT	SEAL - FOAM TAPE - ADHESIVE BACK - 5/8" X 1/8" - WHITE
	156622-01-01A	FT	SEALER - TAPE - 1/4"THICK X 3"WIDE X 100 FT - WHITE
	156622-02-01A	FT	SEALER - TAPE - 1/4"THICK X 2"WIDE X 100 FT - WHITE

BOLTS, NUTS AND WASHERS

KEY	PART NUMBER	U/M	DESCRIPTION
	0MD54F-06-000	EA	NUT - HEX W/SERATED FLANGE
	000C12-04-08B	EA	BOLT - HEX - 1/4-20 X 1/2 - GRADE #5 - ZINC
	000C12-04-12A	EA	BOLT - HEX - 1/4-20 X 3/4 - PLAIN 5
	000C12-04-40B	EA	BOLT - HEX - 1/4-20 X 2 1/2 - GRADE #5 ZINC
	000C12-05-16B	EA	BOLT - HEX - 5/16 - 18X1 - GRADE #5 - ZINC
	000C12-05-40B	EA	BOLT - HEX - 5/16"-18 X 2.5" - GRADE #5 - ZINC
	000C12-06-28B	EA	BOLT-HEX-3/8-16X13/4 ZN 5 - 5185-01
	000C12-08-24B	EA	BOLT - HEX - 1/2-13 X 1 1/2 - GRADE #5 - ZINC
	000C12-08-28B	EA	BOLT - HEX - 1/2-13 X 1 3/4 - GRADE #5 - ZINC
	000C12-08-44B	EA	BOLT - HEX - 1/2-13 X 2 3/4 - GRADE #5 - ZINC
	000C13-07-40B	EA	BOLT - HEX - 7/16-20 X 2 1/2 - GRADE #5 - ZINC
	000C13-07-48B	EA	BOLT - HEX - 7/16-20 X 3 - GRADE #5 - ZINC
	000C14-10-32B	EA	BOLT - HEX - 5/8-11 X 2.0 - GRADE #8 - ZINC
	000C18-05-40A	EA	BOLT - ELEVATOR - 5/16-18 X 2 1/2 - PL
	000C26-04-10B	EA	BOLT - HEX - SERRATED FLANGE - 1/4-20 X 5/8 - ZINC
	000C26-04-12F	EA	BOLT - HEX - SERRATED FLANGE -1/4-20 X 3/4-STAINLESS STEEL
	000C26-04-14B	EA	BOLT - HEX - SERRATED FLANGE - 1/4-20 X 7/8 - ZINC
	000C26-04-18B	EA	BOLT - HEX - SERRATED FLANGE - 1/4-20 X 1 1/8 - ZINC
	000C26-05-12B	EA	BOLT - HEX - SERRATED FLANGE - 5/16-18 X 3/4 - ZINC
	000C26-06-12B	EA	BOLT - HEX - SERRATED FLANGE - 3/8-16 X 3/4 - ZINC
	000C26-06-20B	EA	BOLT - HEX - SERRATED FLANGE - 3/8-16 X 1 1/4 - ZINC
	000C26-06-28B	EA	BOLT - HEX - SERRATED FLANGE - 3/8-16 X 1 3/4 - ZINC
	000C26-06-40B	EA	BOLT - HEX - SERRATED FLANGE - 3/8-16 X 2 1/2 - ZINC
	000C26-08-24B	EA	BOLT - HEX - SERRATED FLANGE - 1/2-13 X 1 1/2 - ZINC
	000C26-08-28B	EA	BOLT - HEX - SERRATED FLANGE - 1/2-13 X 1 3/4 - ZINC
	000C27-08-48B	EA	BOLT-CARR 1/2-13X3.00 GR5 - 97 M-SERIES
	000D24-10-00B	EA	NUT - HEX - SELF LOCKING - 10-32 - ZINC

SEALANTS & FASTENERS GROUP (CONTINUED)
BOLTS, NUTS AND WASHERS (CONTINUED)

KEY	PART NUMBER	U/M	DESCRIPTION
	000D27-05-00B	EA	NUT - HEX LOCK - 5-40 - ZINC
	000D28-10-00B	EA	NUT - HEX - W/NYLON LOCK - 10-32 - ZINC
	000D29-04-00B	EA	NUT - HEX - SELF LOCKING - 1/4 X 20 - ZINC
	000D29-04-00F	EA	NUT - HEX - SELF LOCKING - 1/4 X 20 - STAINLESS STEEL
	000D29-06-00B	EA	NUT - HEX - W/NYLON LOCK - 3/8-16 - ZINC
	000D29-09-00B	EA	NUT - HEX - SELF LOCKING - 9/16-12 - ZINC
	000D34-04-00B	EA	NUT - HEX - LOCKING - 1/4-20 - ZINC
	000D34-06-00B	EA	NUT - HEX - LOCKING - 3/8-16 GRADE C - ZINC
	000D39-04-00B	EA	NUT - HEX - LOCKING W/SERRATED FLANGE - 1/4-20 - ZINC
	000D39-05-00B	EA	NUT - HEX - LOCKING W/SERRATED FLANGE - 5/16-18 - ZINC
	000D39-06-00B	EA	NUT - HEX - LOCKING W/SERRATED FLANGE - 3/8-18 - ZINC
	000D39-06-00D	EA	NUT - HEX - LOCKING W/SERRATED FLANGE - 3/8"-16 BLACK
	000D39-07-00B	EA	NUT - HEX - LOCKING W/SERRATED FLANGE - 7/16-14 - ZINC
	000D39-08-00B	EA	NUT - HEX - LOCKING W/SERRATED FLANGE - 1/2-13 - ZINC
	000D44-07-00B	EA	NUT - HEX - LOCKING W/SERRATED FLANGE - 7/16-20 - ZINC
	000D44-08-00B	EA	NUT - HEX - LOCKING W/SERRATED FLANGE - 1/2-20 - ZINC
	000D46-04-00A	EA	NUT - HEX - WELD - 1/4-20 - PLAIN
	000D65-08-00B	EA	NUT - HEX - LOCKING W/SERRATED FLANGE - 8-32 - ZINC
	000D73-08-00C	EA	NUT - HEX FLANGE - 1/2-13
	000D75-09-00B	EA	NUT - HEX LOCKING - 9/16-12 - ZINC
	000D76-06-00B	EA	NUT - HEX FLANGE - 3/8-16
	000E11-04-00F	EA	WASHER - LOCKING - 1/4 MED SPLIT - STAINLESS STEEL
	000E11-07-00B	EA	WASHER - LOCKING - 7/16 MED SPLIT - ZINC
	000E11-08-00B	EA	WASHER - LOCKING - 1/2 MED SPLIT - ZINC
	000E13-17-00B	EA	WASHER - FLAT - 3/8 AR - ZINC
	000E13-18-00B	EA	WASHER - FLAT - 3/8 WIDE - ZINC
	000E13-20-00B	EA	WASHER - FLAT - 7/16 WIDE - ZINC
	000E13-22-00B	EA	WASHER - FLAT - 1/2 WIDE - ZINC
	000E13-26-00B	EA	WASHER - FLAT - 5/8 WIDE - ZINC
	000E14-10-00B	EA	WASHER - LOCKING - #10 EXTERNAL TOOTH - ZINC
	000E16-10-00B	EA	WASHER - HARDENED - 5/8 - FLAT - ZINC
	000G45-05-16B	EA	BOLT - LAG - 5/16-9 X 1 - ZINC
	039715-01-000	EA	NUT-SERT - 1/4" DIAMETER - 20 THREADS
	040921-01-000	EA	NUT - SPEED - U TYPE - #10-24 - BLACK
	040921-03-000	EA	NUT - SPEED - U TYPE - #10
	040921-04-000	EA	NUT - SPEED - U TYPE - #8-.59" LENGTH X .44" WIDTH
	040921-05-000	EA	NUT - SPEED - U-TYPE - 8-.67" X .44" WIDE
	040921-11-000	EA	NUT - SPEED - U-TYPE - 8-.59" LENGTH X .44" WIDTH - BLACK
	041322-01-000	EA	WASHER - FLANGE - 15/32"ID X 2 3/8"OD - F/SEAT BELT MTG
	044364-02-000	EA	NUT - SPEED - FLAT - ROUND
	044533-01-000	EA	WASHER - 1 3/8"OD - FOR BUTTONS - PLASTIC
	051387-06-000	EA	BOLT - CARRIAGE W/O HOLE - 5/16-18 X 9 1/2 - ZINC
	058716-02-000	EA	WASHER - FLAT NYLON
	064081-03-000	EA	NUT - WING 3/8-16 - W/WELD NUT
	077071-01-000	EA	WASHER - FENDER - 3/16"ID X 1"OD
	087234-01-000	EA	NUT - JACK - 1/4 X 20 THD - MOLLY
	088787-12-000	EA	STUD - WELD - 1/4 - 20 X 1.0 LG - MN
	106956-03-000	EA	BOLT - HEX TAP - 1/2-13NC X 3 - GRADE 5 - FULL THREAD/ZINC
	106956-10-000	EA	BOLT - HEX TAP - 9/16-12NC X 3 5/8 -GRD 5-FULL THREAD/ZINC
	106956-11-000	EA	BOLT - HEX TAP - 1/2-13NC X 2 1/2 - GRD 5-FULL THREAD/ZINC
	106956-13-000	EA	BOLT - HEX TAP - 1/2-20 X 2 1/2 - GRD 5-FULL THREAD/ZINC
	106956-14-000	EA	BOLT - HEX TAP - 5/16 -18NC X 1 1/2 - GRD 5-FULL THREAD/ZINC
	107397-01-000	EA	WASHER - FENDER - 3/4"ID X 1"OD
	108067-03-000	EA	STUD - WELD - 1/4 - 20 X 1/2 CD
	109917-01-000	EA	WASHER - 1.5" X 1.25"
	109917-03-000	EA	WASHER - 1" X .50"
	109917-04-000	EA	WASHER - 1" X .75"
	128444-01-000	EA	WASHER - SPRING - CONICAL
	135092-02-01A	EA	BOLT - HEX - SERRATED FLANGE - 1/2-20 X 2 1/2-GRADE 5 ZINC
	135092-05-01A	EA	BOLT - HEX - SERRATED FLANGE - 1/2-20 X 1 - GRADE 5 ZINC
	143399-01-01A	EA	NUT/RETAINING - 3/8"- 24 NFT
	147284-02-000	EA	NUT/SELF RETAINING - 5/16"-18
	148817-01-000	EA	WASHER/SPUR - LOCKING

SEALANTS & FASTENERS GROUP (CONTINUED)

SCREWS

KEY	PART NUMBER	U/M	DESCRIPTION
	0G1208-12-170	EA	SCREW - 8-18 X 3/4 POH - BRIGHT WHITE
	0G3908-08-170	EA	SCREW - SF/DR - 8-18 X 1/2 PPH - BRIGHT WHITE
	0G3908-16-170	EA	SCREW - SF/DR - 8-18 X 1 PPH - BRIGHT WHITE
	0G3908-24-170	EA	SCREW - SF/DR - 8-18 X 1 1/2 PPH - BRIGHT WHITE
	0G3910-10-420	EA	SCREW - SF/DR - 10-16 X .62 PPH - BRIARWOOD
	0G3910-12-170	EA	SCREW - SF/DR - 10-16 X 3/4 PPH - BRIGHT WHITE
	0G3910-24-170	EA	SCREW - SF/DR - 10-16 X 1 1/2 PPH - BRIGHT WHITE
	0G5508-08-370	EA	SCREW - SF/DR - 8-18 X .5 PWH - RIVERSTONE
	0G5508-08-380	EA	SCREW - SF/DR - 8-18 X .5 PWH - CASHMERE
	0G5508-08-420	EA	SCREW - SF/DR - 8-18 X .5 PWH - BRIARWOOD
	0G5508-08-450	EA	SCREW - SF/DR - 8-18 X .5 PWH - SADDLE
	0G5508-12-170	EA	SCREW - SF/DR - 8-18 X 3/4 PWH - BRIGHT WHITE
	0G5508-12-330	EA	SCREW - SF/DR - 8-18 X 3/4 PWH - PUTTY
	0G5508-12-380	EA	SCREW - SF/DR - 8-18 X 3/4 PWH - CASHMERE
	0G5508-12-450	EA	SCREW - SF/DR - 8-18 X 3/4 PWH - SADDLE
	0G5508-16-330	EA	SCREW - SF/DR - 8-18 X 1 PWH - PUTTY
	0G5508-16-370	EA	SCREW - SF/DR - 8-18 X 1 PWH - RIVERSTONE
	0G5508-16-380	EA	SCREW - SF/DR - 8-18 X 1 PWH - CASHMERE
	0G5508-16-450	EA	SCREW - SF/DR - 8-18 X 1 PWH - SADDLE
	0G6008-16-170	EA	SCREW - SF/DR - 8-18 X 1 POH - BRIGHT WHITE
	0G6012-32-170	EA	SCREW - SF/DR - 12-14 X 2 POH - BRIGHT WHITE
	0G6710-08-170	EA	SCREW - 10-12 X 1/2 PPH - BRIGHT WHITE
	0G6710-12-170	EA	SCREW - 10-12 X 3/4 PPH - BRIGHT WHITE
	0G6806-16-170	EA	SCREW - 6-18 X 1 POH - BRIGHT WHITE
	0G6810-24-280	EA	SCREW - 10-12 X 1 1/2 POH - SOFT WHITE
	000C20-06-24T	EA	SCREW - 3/8-16 X 1 1/2 - FLAT SOCKET
	000G11-06-08B	EA	SCREW - 6-20 X 1/2 PPH - ZINC
	000G11-06-10B	EA	SCREW - 6-20 X 5/8 PPH - ZINC
	000G11-06-10J	EA	SCREW - 6-20 X 5/8 PPH - BRASS
	000G11-07-08B	EA	SCREW - 7-19 X 1/2 PPH - ZINC
	000G11-08-06B	EA	SCREW - 8-18 X 3/8 PPH - ZINC
	000G11-08-08T	EA	SCREW - 8-18 X 1/2 PPH - FLUOROCARBON COATING
	000G11-08-12B	EA	SCREW - 8-18 X 3/4 PPH - ZINC
	000G11-08-12P	EA	SCREW - 8-18 X 3/4 PPH - DARK BROWN
	000G11-08-12S	EA	SCREW - 8-18 X 3/4 PPH - OFF WHITE
	000G11-08-12T	EA	SCREW - 8-18 X 3/4 PPH - BLACK MAGNESIUM
	000G11-08-20B	EA	SCREW - 8-18 X 1 1/4 PPH - ZINC
	000G11-08-20G	EA	SCREW - 8-18 X 1 1/4 - ANTIQUE BRASS
	000G11-10-12D	EA	SCREW - 10-16 X 3/4 PPH - BLACK
	000G11-10-32P	EA	SCREW-10,16X2.00 PPH DK BRN
	000G12-06-08T	EA	SCREW - 6-20 X 1/2 POH - BLACK
	000G12-10-16F	EA	SCREW - 10-16 X 1 POH - STAINLESS STEEL
	000G13-05-10B	EA	SCREW - 5-12 X 5/8 PFH - ZINC
	000G13-06-06I	EA	SCREW - 6-20 X 3/8 PFH - BLACK ZINC
	000G13-06-08B	EA	SCREW - 6-20 X 1/2 PFH - ZINC
	000G13-06-08G	EA	SCREW - 6-20 X 1/2 PFH - ANTIQUE BRASS
	000G13-06-10G	EA	SCREW - 6-20 X 5/8 PFH - ANTIQUE BRASS
	000G13-06-16E	EA	SCREW - 6-20 X 1 PFH - CHROME
	000G13-06-16J	EA	SCREW - 6-20 X 1 PFH - BRASS
	000G13-06-24J	EA	SCREW - 6-20 X 1 1/2 PFH - BRASS
	000G13-07-10H	EA	SCREW - 7-19 X 5/8 PFH - BLACK
	000G13-07-12B	EA	SCREW - 7-19 X 3/4 PFH - ZINC
	000G11-08-08B	EA	SCREW - 8-18 X 1/2 PPH - ZINC
	000G13-08-10B	EA	SCREW - 8-18 X 5/8 PFH - ZINC
	000G13-08-109	EA	SCREW - 8-18 X 5/8 PFH
	000G13-08-16B	EA	SCREW - 8-18 X 1 PFH - ZINC
	000G13-08-24B	EA	SCREW - 8-18 X 1 1/2 PFH - ZINC
	000G16-04-24B	EA	SCREW - MACHINE - 1/4-20 X 1 1/2 PPH
	000G18-08-16B	EA	SCREW - MACHINE - 8-32 X 1 PPH - ZINC
	000G18-08-22B	EA	SCREW - MACHINE - 8-32 X 1 3/8 PPH - ZINC
	000G18-08-24B	EA	SCREW - MACHINE - 8-32 X 1 1/2 PPH - ZINC
	000G19-10-08B	EA	SCREW - MACHINE - 10-32 X 1/2 PPH - ZINC
	000G19-10-10B	EA	SCREW - MACHINE - 10-32 X 5/8 - PPH - ZINC
	000G19-10-12F	EA	SCREW - MACHINE - 10-32 X 3/4 PPH - STAINLESS STEEL

SEALANTS & FASTENERS GROUP (CONTINUED)
SCREWS (CONTINUED)

KEY	PART NUMBER	U/M	DESCRIPTION
	000G19-10-20B	EA	SCREW - MACHINE - 10-32 X 1 1/2 PPH - ZINC
	000G32-10-06B	EA	SCREW - 10-32 X 3/8 PPH - ZINC
	000G34-05-12B	EA	SCREW - HEX HEAD TAPPING - 5/16 X 3/4 LONG
	000G39-06-10T	EA	SCREW - SF/DR - 6-20 X 5/8 PPH - BLACK
	000G39-06-16T	EA	SCREW - SF/DR - 6-20 X 1 PPH - BLACK
	000G39-08-06B	EA	SCREW - SF/DR - 8-18 X 3/8 PPH - ZINC
	000G39-08-08B	EA	SCREW - SF/DR - 8-18 X 1/2 PPH - ZINC
	000G39-08-08S	EA	SCREW - SF/DR - 8-18 X 1/2 PPH - OFF WHITE
	000G39-08-08T	EA	SCREW - SF/DR - 8-18 X 1/2 PPH - BLACK
	000G39-08-12T	EA	SCREW - SF/DR - 8-18 X 3/4 PPH - BLACK
	000G39-08-16B	EA	SCREW - SF/DR - 8-18 X 1 PPH - ZINC
	000G39-08-16T	EA	SCREW - SF/DR - 6-20 X 1 PPH - BLACK
	000G39-08-24B	EA	SCREW - SF/DR - 8-18 X 1 1/2 PPH - ZINC
	000G39-08-24T	EA	SCREW - SF/DR - 8-18 X 1 1/2 PPH - BLACK
	000G39-08-32B	EA	SCREW - SF/DR - 8-18 X 2 PPH - ZINC
	000G39-08-169	EA	SCREW-SF/DR,8-18X1.00 PPH - FLUROCARBON SILVER
	000G39-10-08B	EA	SCREW - SF/DR - 10-16 X 1/2 PPH - ZINC
	000G39-10-10B	EA	SCREW - SF/DR - 10-16 X 5/8 PPH - ZINC
	000G39-10-12B	EA	SCREW - SF/DR - 10-16 X 3/4 PPH - ZINC
	000G39-10-12S	EA	SCREW - SF/DR - 10-16 X 3/4 PPH - OFF WHITE
	000G39-10-129	EA	SCREW - SF/DR - 10-16 X 3/4 PPH - FLUOROCARBON SILVER
	000G39-10-169	EA	SCREW - SF/DR - 10-16 X 1 PPH - FLUOROCARBON SILVER
	000G39-10-20B	EA	SCREW - SF/DR - 10-16 X 1 1/4 PPH - ZINC
	000G39-10-20T	EA	SCREW - SF/DR - 10-16 X 1 1/4 PPH - BLACK
	000G39-10-24B	EA	SCREW - SF/DR - 10-16 X 1 1/2 PPH - ZINC
	000G39-10-24T	EA	SCREW - SF/DR - 10-16 X 1 1/2" PPH - BLACK
	000G39-10-32B	EA	SCREW - SF/DR - 10-16 X 2 - PPH - ZINC
	000G39-10-48B	EA	SCREW - SF/DR - 10-16 X 3 - PPH - ZINC
	000G39-10-48T	EA	SCREW - SF/DR - 10-16 X 3 PPH - BLACK
	000G42-04-16B	EA	SCREW - SF/DR - 1/4-14 X 1 HWH - ZINC
	000G42-04-24B	EA	SCREW - SF/DR - 1/4-14 X 1 1/2 - ZINC
	000G52-06-05B	EA	SCREW - MACHINE - 6-32 X 5/16 PTH - ZINC
	000G52-06-06B	EA	SCREW - MACHINE - 6-32 X 3/8 PTH - ZINC
	000G54-04-14B	EA	SCREW - 1/4-20 X 7/8 PTH - TYPE 23 - ZINC PLATED
	000G55-08-12T	EA	SCREW - SF/DR - 8-18 X 3/4 PWH - BLACK
	000G55-08-16S	EA	SCREW - SF/DR - 8-18 X 1.00 PWH - OFF WHITE
	000G55-08-16T	EA	SCREW - SF/DR - 8-18 X 1 PWH - BLACK
	000G56-12-48B	EA	SCREW - WOOD - 12-11 X 3 POH - SPECIAL HARDENED
	000G60-08-16E	EA	SCREW - SF/DR - 8-1 X 1 POH - CHROME
	000G60-08-20F	EA	SCREW - SF/DR - 8-19X1.25 POH
	000G60-08-22B	EA	SCREW - SF/DR - 8-18 X 1.38 POH - ZINC
	000G60-10-20B	EA	SCREW - SF/DR - 10-16 X 1 1/4 POH - ZINC
	000G60-10-209	EA	SCREW - SF/DR - 10-16 X 1 1/4 POH - SILVER STALGAARD
	000G60-10-28T	EA	SCREW - SF/DR - 10-16 X 1 3/4 - BLACK
	000G62-06-12B	EA	SCREW-SF/DR,6-20X.75 PFH - ZINC
	000G62-06-249	EA	SCREW - SF/DR - 8-18 X 1.5 PPH - SILVER
	000G62-08-24B	EA	SCREW - SF/DR - 8-18 X 1 1/2 PFH
	000G62-08-24T	EA	SCREW - SF/DR - 8-18 X 1 1/2 PFH - BLACK
	000G67-08-32B	EA	SCREW - 8-15 X 2 PPH - ZINC
	000G67-10-08B	EA	SCREW - 10-12 X 1/2 PPH - ZINC
	000G67-10-08S	EA	SCREW - 10-12 X 1/2 PPH - OFF WHITE
	000G67-10-10B	EA	SCREW - 10-12 X 5/8 PPH - ZINC - TYPE A
	000G67-10-10D	EA	SCREW - 10-12 X 5/8 PPH - BLACK - TYPE A
	000G67-10-10P	EA	SCREW - 10-12 X 5/8 PPH - DARK BROWN
	000G67-10-10S	EA	SCREW - 10-12 X 5/8 PPH - OFF WHITE
	000G67-10-10T	EA	SCREW - 10-12 X 5/8 PPH - BLACK
	000G67-10-10V	EA	SCREW-10-12X5/8 PPH ZN O/W - TYPE A
	000G67-10-12P	EA	SCREW - 10-12 X 3/4 PPH - DARK BROWN
	000G67-10-24B	EA	SCREW - 10-12 X 1 1/2 PPH - ZINC
	000G68-06-10J	EA	SCREW - 6-18 X 5/8 POH - BRASS
	000G68-06-12B	EA	SCREW - 6-18 X 3/4 POH - ZINC & CLEAR
	000G68-06-12S	EA	SCREW - 6-18 X 3/4 POH
	029130-01-000	EA	SCREW - SNAP STUD - #8-16 X 5/8" LONG
	029130-02-000	EA	SCREW - SNAP STUD - #8-16 X 1 1/2" LONG

SEALANTS & FASTENERS GROUP (CONTINUED)
SCREWS (CONTINUED)

KEY	PART NUMBER	U/M	DESCRIPTION
	029130-03-000	EA	SCREW - SNAP STUD - #8-16 X 1" LONG
	049465-03-000	EA	SCREW - 10-16 X 1 POH W/WASHER - OFF WHITE
	049465-17-000	EA	SCREW - 10-16 X 1 POH W/WASHER - BRIGHT WHITE
	049465-18-000	EA	SCREW - 10-16 X 1 POH W/WASHER - VW GRAY
	054434-02-000	EA	SCREW - SF/DR - 10-16 X 2 - ZINC
	054434-03-000	EA	SCREW - SF/DR - 10-16 X 2 - PWH - ZINC
	075908-01-000	EA	SCREW - MACHINE - 10-32 X .56 PTH - EXTERNAL TOOTH - ZINC
	076790-01-000	EA	SCREW - 6-20 X 1 1/4 PPH - BLACK
	076790-05-000	EA	SCREW - 6-20 X 1/2 PPH - BLACK - THREAD CUTTING/WOOD
	083554-01-000	EA	SCREW - DRYWALL - 8 X 1 1/4
	087721-01-000	EA	SCREW - FLAT HEAD - TAPPING - 1/4" X 1 1/4" LONG - ZINC
	093249-01-000	EA	CAP/SCREW - MOLDED/VINYL - BLACK
	095772-01-000	EA	SOCKET-SNAP FASTNER1" SF/DR - SELF DRIVER
	097974-01-000	EA	SCREW - PARTICLE BOARD - 7-9 X 3/4 PPH
	101618-01-000	EA	SCREW - 1/4-20 X 3/4 HEX - TAPPING - STALGARD TYPE F
	113563-01-01A	EA	SCREW - 8 X 5/8 LONG SHOULDER/WASHER HEAD
	113563-01-02A	EA	SCREW - 8 X 5/8 LONG SHOULDER/WASHER HEAD - BRIGHT WHITE
	118383-01-12A	EA	RETAINER/RECESSED - F/.22" SCREW - RIVERSTONE
	118383-01-14A	EA	RETAINER/RECESSED - F/.22" SCREW - PEWTER
	118383-01-15A	EA	RETAINER/RECESSED - F/.22" SCREW - BRIARWOOD
	118383-02-13A	EA	RETAINER/RECESSED - F/.27" SCREW - OFF WHITE
	118383-04-04A	EA	CAP - F/RECESSED RETAINER - BRIGHT WHITE
	118383-04-10A	EA	CAP - F/RECESSED RETAINER - RIVERSTONE
	118383-04-13A	EA	CAP - F/RECESSED RETAINER - OFF WHITE
	118383-04-14A	EA	CAP - F/RECESSED RETAINER - PEWTER
	118383-04-15A	EA	CAP - F/RECESSED RETAINER - BRIARWOOD
	134126-01-01A	EA	SCREW/NAIL - HEX HEAD - 3/4"
	140040-01-000	EA	SCREW - 1/4-20 X 1 - BUTTON HEAD/SOCKET - W/LOCTITE
	149753-01-01A	EA	RETAINER/RECESSED - F/.22" SCREW - BLACK
	149753-01-02A	EA	RETAINER/RECESSED - F/.22" SCREW - BRIGHT WHITE
	149753-02-01A	EA	CAP - F/RECESSED RETAINER - BLACK
	149753-02-02A	EA	CAP - F/RECESSED RETAINER - BRIGHT WHITE
	154938-01-01A	EA	SCREW - SF/DR - 10-16 X 3/4 PPH - W/SELF SEAL - BRIGHT WHITE
	154938-01-02A	EA	SCREW - SF/DR - 10-16 X 3/4 PPH - W/SELF SEAL - BLACK
	154938-02-01A	EA	SCREW - SF/DR - 8-18 X 1 PFH - W/SELF SEAL - BRIGHT WHITE
	154938-02-02A	EA	SCREW - SF/DR - 8-18 X 1 PFH - W/SELF SEAL - BLACK
	154938-02-03A	EA	SCREW - SF/DR - 8-18 X 1 PFH - W/SELF SEAL - SILVER
	154938-03-01A	EA	SCREW - SF/DR - 8-18 X 5/8 PFH - W/SELF SEAL - BRT WHT
	154938-03-02A	EA	SCREW - SF/DR - 8-18 X 5/8 PFH - W/SELF SEAL - BLACK
	154938-04-01A	EA	SCREW - SF/DR - 10-16 X 1" TPH - W/SELF SEAL - BRT WHT
	154938-04-02A	EA	SCREW - SF/DR - 10-16 X 1" TPH - W/SELF SEAL - BLACK
	154938-05-03A	EA	SCREW - SF/DR - 8-18 X 1.25" PFH - W/SELF SEAL - SILVER

SEALANTS & FASTENERS GROUP (CONTINUED)

CLAMPS, CLIPS, GROMMETS, RIVETS & PLUGS

KEY	PART NUMBER	U/M	DESCRIPTION
	000H14-06-03R	EA	RIVET - MANDREL BLIND - 3/16 ALUMINUM
	000H16-04-06R	EA	RIVET - POP ALUMINUM - 1/8 X .313 - .375
	000H16-06-10R	EA	RIVET - POP ALUMINUM - 3/16 X .501 - .625
	007161-01-000	EA	CLAMP - HOSE - SPRING TYPE - 1/2"
	008386-01-000	EA	GROMMET - SNAP - 3/8" DIAMETER - NYLON
	010495-01-000	EA	CLAMP - CABLE - 9/16"ID - BLACK
	010495-02-000	EA	CLAMP - CABLE - 3/8"ID - BLACK
	010495-04-000	EA	CLAMP - CABLE - 11/16"ID - WHITE
	010497-01-000	EA	CLAMP - CLOSED - 5/8"ID
	010497-02-000	EA	CLAMP - CLOSED - 1.5"ID
	010497-03-000	EA	CLAMP - CLOSED - 1"ID - CUSHIONED
	010497-04-000	EA	CLAMP - CLOSED - 1 5/8"ID
	010497-05-000	EA	CLAMP - CLOSED - 1/2"ID
	010497-07-000	EA	CLAMP - CLOSED - 3/8"ID
	010497-09-000	EA	CLAMP - CLOSED - 5/16"ID
	010497-10-000	EA	CLAMP - CLOSED - 7/8"ID
	010499-01-000	EA	CLAMP - CLOSED - 3/8"ID
	016188-03-000	EA	GROMMET - LP LINE - 3/8"HOLE X 2 1/2"LONG - RUBBER
	016188-04-000	EA	GROMMET - LP LINE - 1/2"HOLE X 2 1/2"LONG - RUBBER
	016188-05-000	EA	GROMMET - LP LINE - 3/8"HOLE X 1 1/4"LONG - RUBBER
	016188-06-000	EA	GROMMET - LP LINE - 3/8"HOLE X 3 1/4"LONG - RUBBER
	016188-07-000	EA	GROMMET - L/P LINE - 1/2"HOLE X 3 1/4"LONG
	016188-08-000	EA	GROMMET - LP LINE - 1/2"HOLE X 1 1/4"LONG - RUBBER
	016188-09-000	EA	GROMMET - LP LINE - .68"HOLE X 1 1/4"LONG - RUBBER
	016188-10-000	EA	GROMMET - LP GAS - .68" X 2.5"
	023942-01-000	EA	GROMMET - RUBBER - 2"OD
	041930-11-000	EA	RIVET - POP ALUMINUM - 1/8 X .188 - .250 - BRIGHT WHITE
	061420-04-000	EA	PLUG/PLASTIC - 1 1/4" DIAMETER
	061420-05-000	EA	PLUG/PLASTIC - 1 1/2" DIAMETER
	061420-09-000	EA	PLUG/PLASTIC - 1.00" DIAMETER
	061420-10-000	EA	PLUG/PLASTIC - 1 1/2" DIAMETER - BLACK
	061420-12-000	EA	PLUG/PLASTIC - 1.50" DIAMETER - RED
	061420-13-000	EA	PLUG/PLASTIC - 3/8" - FLUSH
	061420-14-000	EA	PLUG/PLASTIC - 7/8" DIAMETER - BLACK
	061420-15-000	EA	PLUG/PLASTIC - 2" DIAMETER - BLACK
	061420-16-000	EA	PLUG/PLASTIC - 2 1/8" DIAMETER - BLACK
	061420-18-000	EA	PLUG/PLASTIC - 1 3/4" DIAMETER - BLACK
	062401-01-000	EA	CLAMP - HOSE - WORMGEAR - .25" - 1"
	062401-02-000	EA	CLAMP - HOSE - WORMGEAR - 1.56" - 2.5" ID
	062401-03-000	EA	CLAMP - HOSE - WORMGEAR - .22" - 1" ID
	062401-04-000	EA	CLAMP - HOSE - WORMGEAR - .69" - 1.25" ID
	062401-06-000	EA	CLAMP - HOSE - WORMGEAR - .22" - .62" ID
	062401-09-000	EA	CLAMP - HOSE - WORMGEAR - 2.8" - 3.75" ID
	062401-11-000	EA	CLAMP - HOSE - WORMGEAR - 3.50" - 4.50" ID
	062401-13-000	EA	CLAMP - HOSE - WORMGEAR
	071015-11-000	EA	GROMMET - RUBBER - 1"ID FITS .12 MATERIAL - BLACK
	071015-13-000	EA	GROMMET - RUBBER - .62"ID X 1"OD W/.09" GROOVE - BLACK
	071015-20-000	EA	GROMMET - .38 ID FITS .06 MTL
	071015-22-000	EA	GROMMET - RUBBER - .62"ID X 1.12"OD W/.19" GROOVE - BLACK
	071015-26-000	EA	GROMMET - RUBBER - 1.5"ID X 2.1"OD W/.06" GROOVE - BLACK
	071015-29-000	EA	GROMMET - RUBBER - .3"ID X 1.3"OD W/.12" GROOVE - BLACK
	071015-30-000	EA	GROMMET - RUBBER - .3"ID X .81"OD W/.12" GROOVE - BLACK
	071015-39-000	EA	GROMMET - .75 ID FITS .06 MTL
	071015-41-000	EA	GROMMET - .125 ID FITS .188 MTL
	071015-42-000	EA	GROMMET - .25 ID FITS .06 MTL
	071015-43-000	EA	GROMMET-.25 ID,FITS .07 MATL, MINOR Z-4139
	071015-44-000	EA	GROMMET - .31 ID FITS .25 MTL
	075148-02-000	EA	CLAMP - GROUNDING - BRONZE SCREWS
	077955-01-000	EA	CLIP/J - 3/8" - VINYL COATED
	081211-03-000	EA	PLUG - PLASTIC - .50"DIAMETER - TRUSS HEAD - BLACK
	081211-04-000	EA	PLUG - PLASTIC - .46"DIAMETER - TRUSS HEAD - BLACK
	081211-06-000	EA	PLUG-PLASTIC,.468DIA,BLACK , HEYCO 1669
	083609-01-000	EA	CLAMP - WIRE - DUAL - EQUAL DIAMETERS - 5/8"
	083610-01-000	EA	CLAMP - WIRE - DUAL - UNEQUAL DIAMETERS - 3/4" & 1 1/4"

SEALANTS & FASTENERS GROUP (CONTINUED)

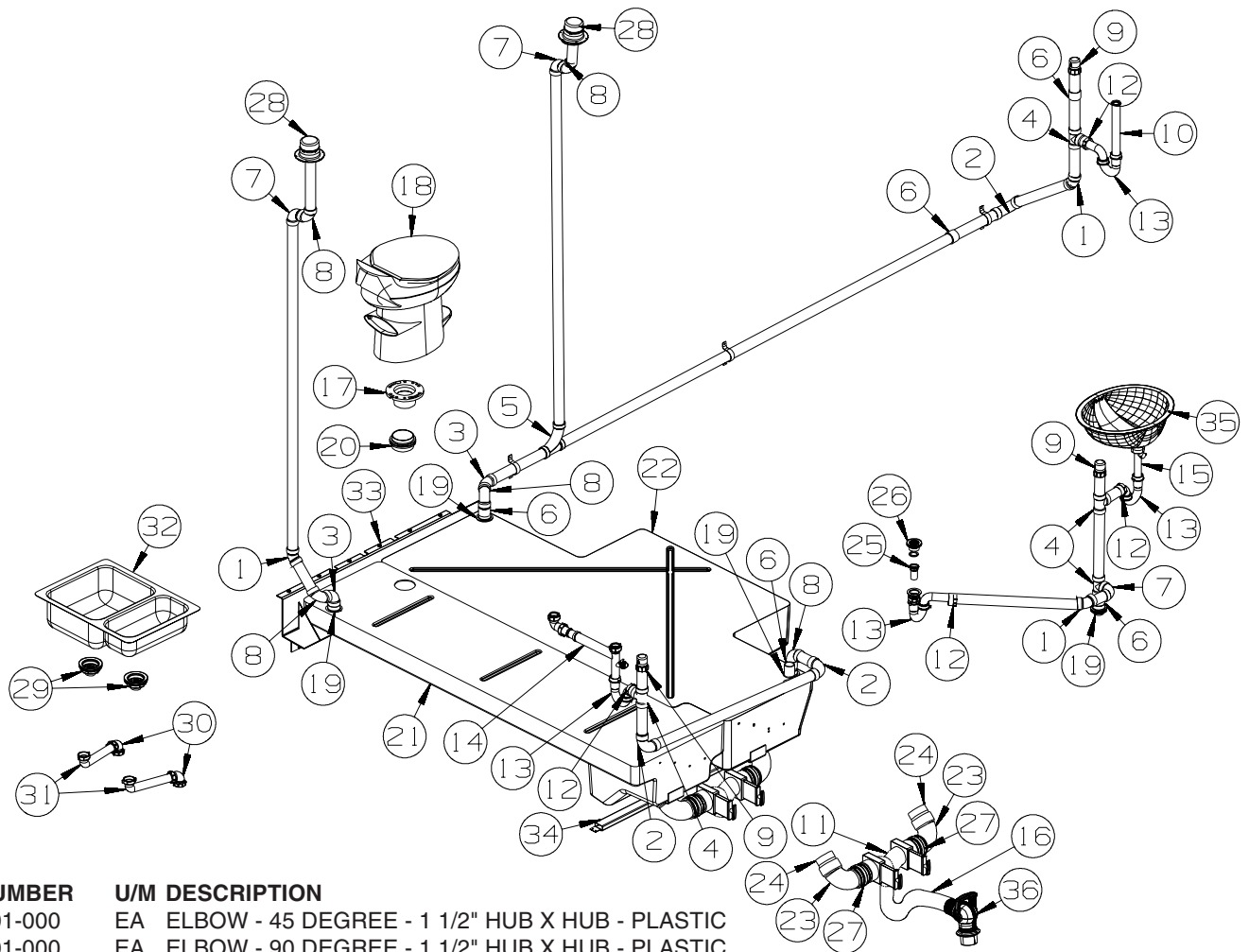
CLAMPS, CLIPS, GROMMETS, RIVETS & PLUGS (CONTINUED)

KEY	PART NUMBER	U/M	DESCRIPTION
	083610-02-000	EA	CLAMP - WIRE - DUAL - UNEQUAL DIAMETERS - 3/4" & 2"
	083610-03-000	EA	CLAMP - WIRE - DUAL - EQUAL DIAMETERS - 2"
	083610-02-000	EA	CLAMP - WIRE - DUAL - UNEQUAL DIAMETERS - 3/4" & 2"
	083610-03-000	EA	CLAMP - WIRE - DUAL - EQUAL DIAMETERS - 2"
	088756-01-000	EA	GROMMET - WEB - 1 1/8"ID
	089329-02-000	EA	CLIP - SPRING
	091952-01-000	EA	CLIP - GRIPPER - 1" - BLACK VINYL COATED
	091952-02-000	EA	CLIP - GRIPPER - 3/4" - BLACK VINYL COATED
	091952-03-000	EA	CLIP - GRIPPER - 1/2" - BLACK VINYL COATED
	094362-02-000	EA	CLIP - XMAS TREE - BINDER HEAD - .9" LONG/ANY COLOR
	113133-02-01A	EA	RIVET - POP - ALUMINUM - 3/16 X .252 - .504 - BLACK
	114208-05-000	EA	GROMMET - EDGE LINER - FITS 2"
	118626-01-01A	EA	RIVET/POP - ALUMINUM - 3/16 X 1.2"(GRIP RANGE .1"-.4")
	118626-01-02A	EA	RIVET/POP - ALUMINUM - 3/16 X .08 - .375
	118626-02-01A	EA	RIVET/POP - ALUMINUM - 3/16 X .500 - .750
	118626-03-01A	EA	RIVET/POP - STAINLESS STEEL - 3/16 X .500 - .750
	137014-01-01A	EA	GROMMET - CABLE - ALMOND
	139118-02-01A	EA	GROMMET - SCREW - PLASTIC
	155498-01-01A	EA	CLAMP - CLOSED - 7/8"ID - VINYL DIP/GALVONIZED - BLACK

MISCELLANEOUS FASTENERS

KEY	PART NUMBER	U/M	DESCRIPTION
	008343-01-000	EA	TIE - WIRE - 6"
	008343-02-000	EA	TIE - WIRE - 14"
	008343-03-000	EA	TIE - WIRE - 7 1/2" - BLACK
	029094-04-000	YD	VELCRO TAPE/LOOP - 1"WIDE - W/ADHESIVE BACK - BLACK
	029096-03-000	YD	VELCRO TAPE/HOOK - 1"WIDE - BLACK
	029096-04-000	YD	VELCRO TAPE/HOOK - 1"WIDE - BLACK - W/ADHESIVE BACK (PSA)
	048394-02-000	YD	VELCRO TAPE - HOOK - ADHESIVE BACK - 3/4" WIDE - BEIGE
	085774-01-000	FT	FASTENER - DUAL LOCK - 1" WIDE - ADHESIVE BACK - BLACK
	085774-02-000	FT	FASTENER - DUAL HOOK - 1" WIDE - ADHESIVE BACK - BLACK
	088792-02-000	YD	VELCRO TAPE - LOOP - 3/4" - ADHESIVE BACK - BEIGE
	088792-04-000	YD	VELCRO TAPE - HOOK - 5/8" - NON-ADHESIVE BACK - WHITE
	088792-05-000	YD	VELCRO TAPE - LOOP - 5/8" - NON-ADHESIVE BACK - WHITE
	108046-02-000	EA	CABLE TIE - SCREW MOUNT 15"

WATER & SEWAGE GROUP DRAINAGE SYSTEM

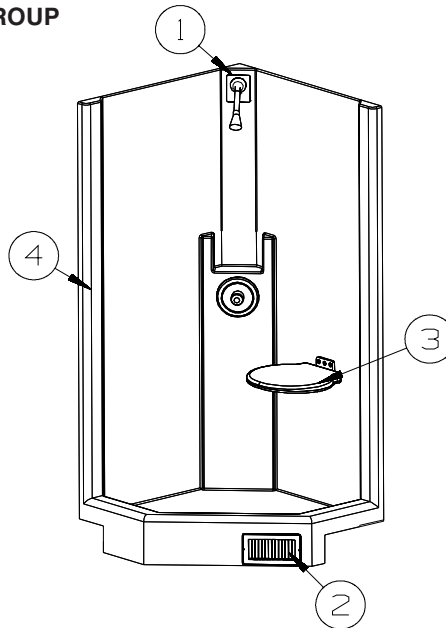


KEY	PART NUMBER	U/M	DESCRIPTION
1	010006-01-000	EA	ELBOW - 45 DEGREE - 1 1/2" HUB X HUB - PLASTIC
2	010008-01-000	EA	ELBOW - 90 DEGREE - 1 1/2" HUB X HUB - PLASTIC
3	010051-01-000	EA	ELBOW - 45 DEGREE - 1 1/2" SPIGOT X HUB - PLASTIC
4	010071-01-000	EA	TEE - SANITARY - 1 1/2" HUB X HUB X HUB - PLASTIC
5	031365-02-000	EA	TEE - 1 1/2" EXTRA LONG TURN - PLASTIC
6	010115-01-000	EA	COUPLING - 1 1/2" HUB X HUB - PLASTIC
7	010009-01-000	EA	ELBOW - 90 DEGREE - 1/4 BEND - 1 1/2" - PLASTIC
8	034250-01-000	EA	ELBOW - 90 DEGREE - LONG TURN - 1 1/2" HUB X HUB - ABS
9	079968-01-000	EA	VENT - MECHANICAL/TRAP ARM - ANTI-SIPHON-2" X 7.3" PLASTIC
10	126588-02-000	EA	ARM - WASTE - 1 1/2" X 20" - FEMALE
11	136143-01-000	EA	VALVE - DUAL - 3" X 3"
12	152146-01-000	EA	CONNECTOR - 1 1/2" P X 1 1/2" MPT
13	107538-02-000	EA	P-TRAP - PLASTIC - 1 1/2" W/EXTENSION ARM
13	011071-01-000	EA	P-TRAP - 1 1/2" - CSA - PLASTIC - CANADIAN
14	011091-02-000	EA	WASTE - CONTINUOUS - DOUBLE SINK
15	151556-01-02A	EA	DRAIN/TAILOPIECE - W/POP-UP/LIFT ROD/OVERFLOW - CHROME
FROM: 00-00-00 THRU: 08-10-07			
16	139513-02-000	EA	HOSE - SEWER - 3" X 20' - W/ADAPTER
	062416-01-000	EA	ADAPTER - SEWER HOSE TO 3" PIPE
17	024676-01-000	EA	FLANGE/CLOSET - 4" X 3" - BLACK PLASTIC
18*	152830-01-01A	EA	TOILET/AQUA MAGIC STYLE PLUS - 20" TALL - W/O SPRAY - WHITE
19	061607-01-000	EA	GROMMET - HOLDING TANK - 1 1/2" NPS
20	061607-02-000	EA	GROMMET - HOLDING TANK - 3" NPS
21	161224-01-700	EA	TANK - HOLDING W/3" SPINWELD
	010232-01-000	EA	FITTING - SPINWELD - PLASTIC 3FPT
	049032-01-000	EA	PATCH - SPINWELD - 3/8" - PLASTIC
	125697-02-000	EA	NOZZLE - WELD-A-FLUSH

WATER & SEWAGE GROUP (CONTINUED)
DRAINAGE SYSTEM (CONTINUED)

KEY	PART NUMBER	U/M	DESCRIPTION
22	161225-01-700	EA	TANK - HOLDING W/3" SPINWELD
	010232-01-000	EA	FITTING - SPINWELD - PLASTIC 3FPT
	049032-01-000	EA	PATCH - SPINWELD - 3/8" - PLASTIC
23	010062-01-000	EA	ELBOW - 3 90 SPIGOT X HUB - PLASTIC
24	010129-03-000	EA	NIPPLE - 3" X 3" TOE - PLASTIC
25	011069-06-000	EA	TAILPIECE - 1 1/2" X 1 1/4" X 2 1/2"
	130403-01-000	EA	NUT - SLIP - W/WINGS 1 1/2"
26	066440-01-000	EA	STRAINER - SHOWER DRAIN - W/RUBBER WASHER
	127440-02-01A	EA	WASHER - RUBBER - 1.8" X .1"
27	078406-01-000	EA	COUPLER - 3" X 3" W/CLAMPS - RUBBER
28	083558-03-000	EA	VENT - W/COVER - F/PLUMBING STACK - OFF WHITE
29	092303-02-000	EA	STRAINER - W/BASKET
30	125569-01-000	EA	ELBOW - 1 1/2" X 90 DEGREE - DOUBLE SLIP
31	126588-03-000	EA	ARM - WASTE - 1 1/2" X 91/2" SLIP
32	110654-01-000	EA	SINK - STAINLESS STEEL/DOUBLE BASIN (1 LG-1 SM BASIN)
33	161759-01-02B	EA	BRACKET - TANK DRAIN - E-COATED
33	163410-01-02B	EA	BRACKET - DRAIN/TANK - E-COATED - CENTRAL VACUUM SYSTEM
34	161762-01-02B	EA	SUPPORT - HOLDING TANK - E-COATED
35	155318-01-01A	EA	SINK - LAVATORY - OVAL - 19.5" X 16" X 6.1" - CREAM
36*	144728-01-000	EA	VALVE - SEWER HOSE - 3"

***COMPONENT PARTS LISTED LATER IN THIS GROUP**

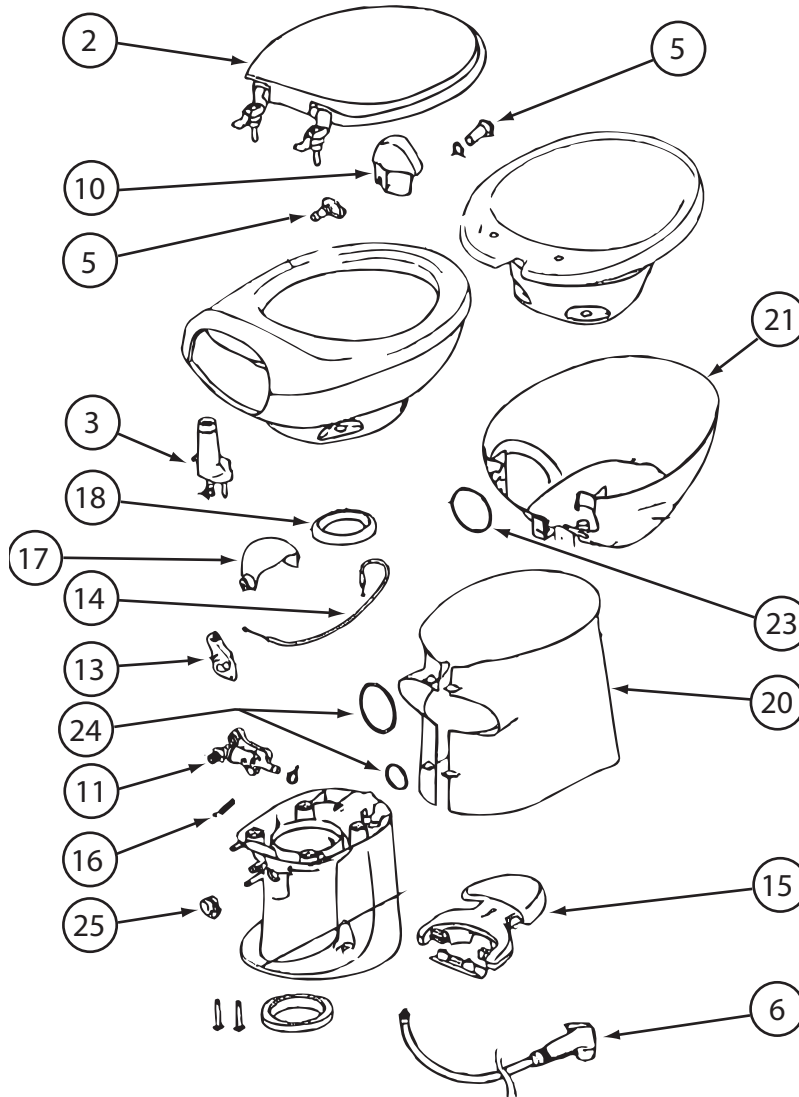


KEY	PART NUMBER	U/M	DESCRIPTION
1	143218-01-02A	EA	PLATE/COVER - SHOWER HEAD - SOFT WHITE
2	089326-02-000	EA	GRILLE - FLOOR - HEATING - 9.3" X 5.3" - SOFT WHITE
3	135607-03-01A	EA	SEAT - SHOWER/FOLDING-WHT(REPLACEMENT OR OPTION INST) - SHOWER SEAT - FOLD DOWN
4	142017-01-01A	EA	SHOWER - FIBERGLASS - SOFT WHITE

WATER & SEWAGE GROUP (CONTINUED)
COMPONENT PARTS FOR DRAINAGE SYSTEM

144728-01-000

KEY	PART NUMBER	U/M	DESCRIPTION	VENDOR NO.
	144728-01-700	EA	GASKET-RUBBER, INSIDE VALVE	9667310-11
	144728-01-701	EA	GASKET-RUBBER, OUTSIDE	9667310-10



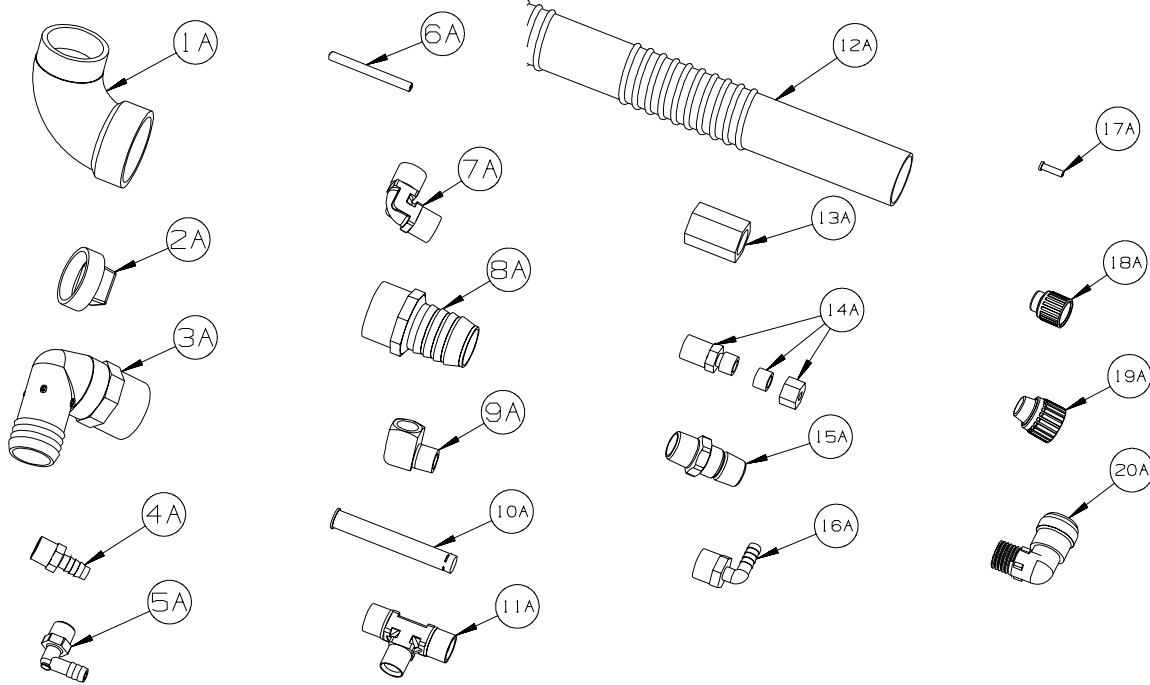
152830-01-01A

KEY	PART NUMBER	U/M	DESCRIPTION	VENDOR NO.
2	152829-01-700	EA	SEAT/COVER ASSEMBLY - WHITE	34144
3	152829-01-708	EA	VACUUM BREAKER	34122
5	152830-01-701	EA	FLUSH NOZZLE - WHITE	34127
11	152829-01-701	EA	WATER VALVE	34100
13	152829-01-703	EA	WATER VALVE DRIVE ARM	34104
14	152829-01-704	EA	CABLE - F/PEDAL	34106
15	152830-01-700	EA	PEDAL PACKAGE - WHITE	34114
16	152829-01-705	EA	SPRING/RETURN-F/WATER VALVE	34110
17	152829-01-706	EA	WASTE BALL - WHITE	34117
18	152829-01-707	EA	SEAL - F/WASTE BALL	34120
20	152830-01-703	EA	SHROUD - TALL/WHITE	34138
24	152830-01-702	EA	O-RING PKG - F/SHROUD	34136
25	152829-01-702	EA	WASTE BALL DRIVE ARM	34102

CONTACT WINNEBAGO PART SALES FOR UNLISTED COMPONENT(S)

WATER & SEWAGE GROUP (CONTINUED)

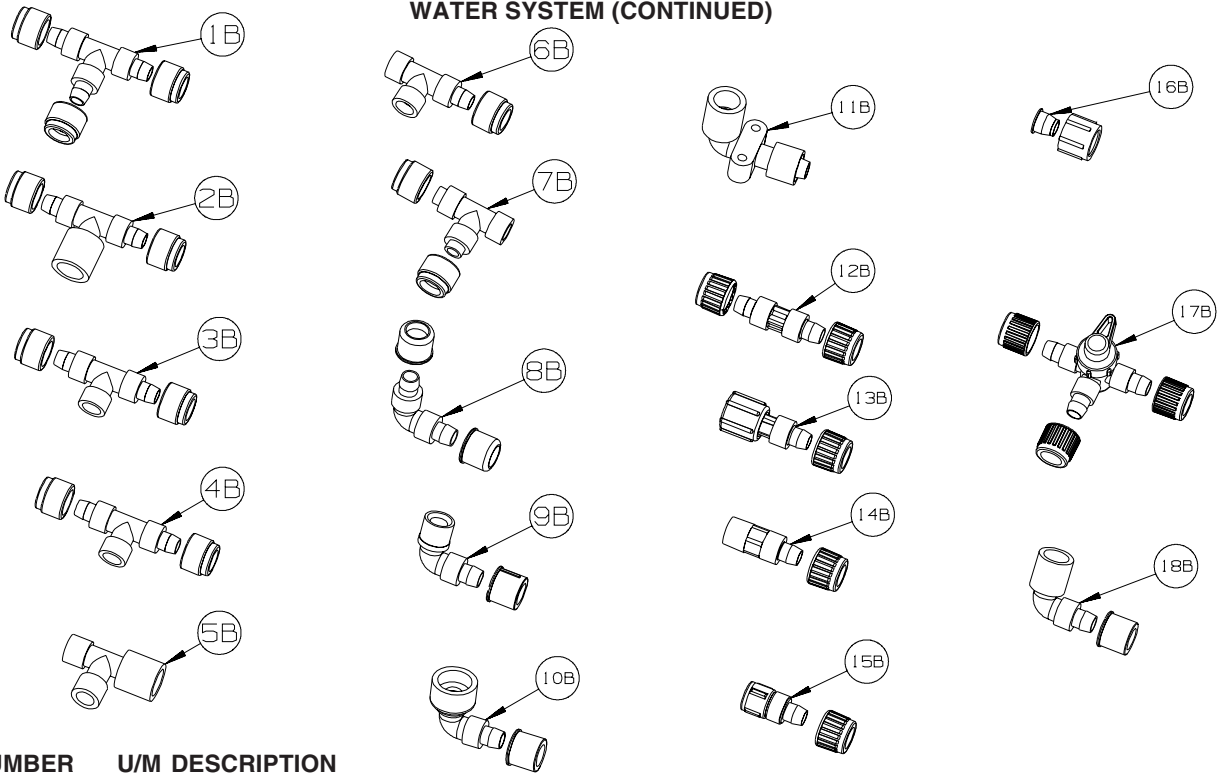
WATER SYSTEM



KEY	PART NUMBER	U/M	DESCRIPTION
1A	010009-01-000	EA	ELBOW - 90 DEGREE - 1/4 BEND - 1 1/2" PLASTIC
2A	010166-01-000	EA	PLUG/THREADED - 1 1/4"MPT - PLASTIC - BLACK - UL
3A	010219-01-000	EA	ELBOW - 1 1/4 MPT X 1 1/4 BARB - WATER FILL - PLASTIC
4A	010224-01-000	EA	ADAPTER - HOSE TO PIPE - 3/8 MPT X 3/8 BARB - PLASTIC
5A	035539-01-000	EA	ELBOW - 3/8 MPT X 3/8 BARB - PLASTIC
6A	039800-04-000	FT	TUBING - POLYBUTYL - 1/4"OD
6A	074462-02-000	FT	TUBING - VINYL - 3/8 ID X 20' - CLEAR
6A	112176-01-000	FT	TUBING - VINYL - REINFORCED - 1/2" ID
6A	124188-01-000	FT	TUBING - PEX - 1/2" ID X 20' - BLUE(COLD)
6A	124188-02-000	FT	TUBING - PEX - 1/2" ID X 20' - RED(HOT)
7A	039808-03-000	EA	ELBOW - 1/2" MPT X 1/2" MPT - PLASTIC
8A	044927-01-000	EA	ADAPTER - HOSE TO PIPE-1 1/4 MPTX1 1/4 BARB-BLACK PLASTIC
9A	065318-02-000	EA	ELBOW - 90 DEGREE - 3/8" MPT TO 3/8" FPT
10A	077954-02-000	EA	FILTER - WATER TANK - W/SCREEN IN TANK
11A	039798-01-000	EA	TEE - 1/2"MPT X 1/2"MPT X 1/2"MPT - PLASTIC
12A	079381-01-000	FT	TUBING - RIBBED FLEXIBLE/WATER FILL - 10 FT = 1EA-1.38ID
13A	101814-01-000	EA	COUPLING - FEMALE - 1/2" X 1/2" FPT - GRAY
14A	103798-01-000	EA	CONNECTOR - 1/4 OD X 3/8 MPT
15A	110438-02-000	EA	VALVE - CHECK - 1/2"MPT X 1/2"MPT - BRASS
16A	111223-02-000	EA	ELBOW - 1/2" MPT X 3/8" BARB - PLASTIC
16A	111223-04-000	EA	ELBOW - 1/2" MPT X 1/2" BARB - PLASTIC
16A	111888-01-000	EA	FERRULE - PLASTIC - .250 ID X .375 OD
17A	111888-02-000	EA	INSERT - BRASS - 1/4 COMP
18A	113697-01-000	EA	CAP - 3/8"P
19A	114427-01-000	EA	CAP - 1/2"P
20A	164906-01-000	EA	ELBOW - 90 DEGREE - 1/2" QUICK CONNECT X 1/2"MPT

WATER & SEWAGE GROUP (CONTINUED)

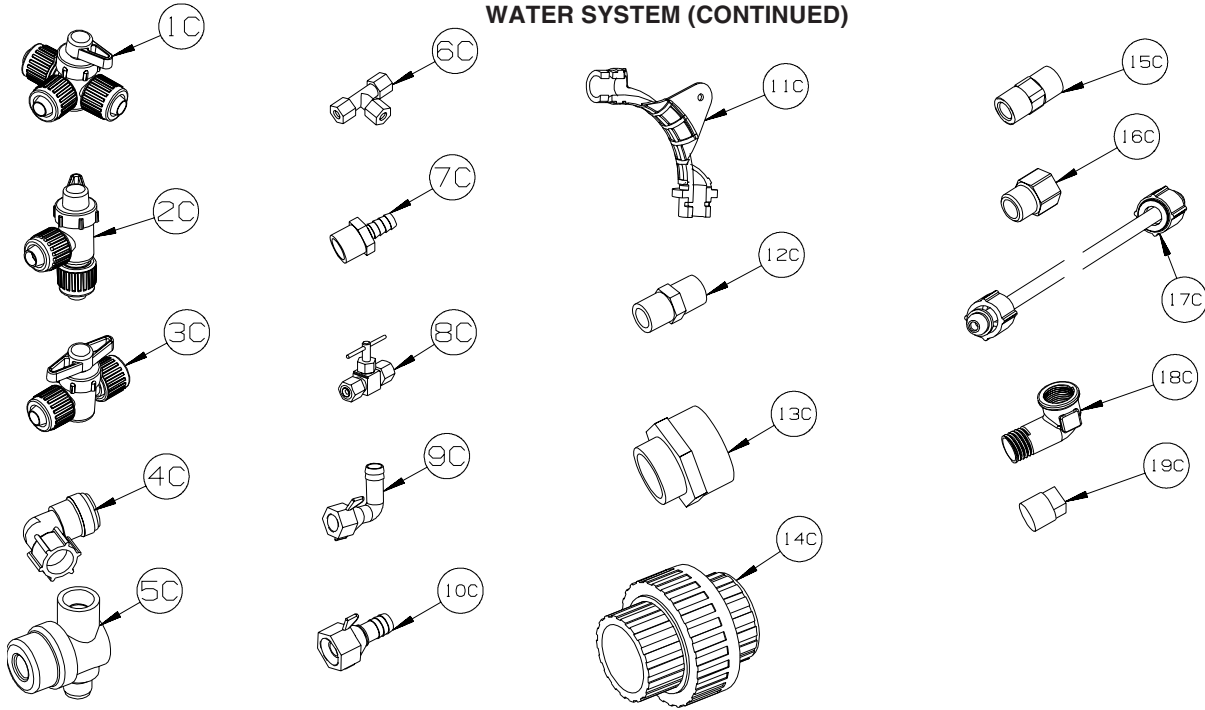
WATER SYSTEM (CONTINUED)



KEY	PART NUMBER	U/M	DESCRIPTION
1B	114428-01-000	EA	TEE - 1/2"P X 1/2"P X 1/2"P
2B	114428-02-000	EA	TEE - SWIVEL - 1/2"P X 1/2"P X 1/2"FPT
3B	114428-03-000	EA	TEE - 1/2"P X 1/2"P X 1/2"MPT
4B	114428-04-000	EA	TEE - 1/2"P X 1/2"P X 1/8"FPT
5B	114428-05-000	EA	TEE - 1/2" SWIVEL X 1/2" MPT X 1/2" MPT
6B	114428-06-000	EA	TEE - 1/2" P X 1/2" MPT X 1/2" MPT
7B	114428-07-000	EA	TEE - 1/2" P X 1/2" MPT X 1/2" P
8B	114429-01-000	EA	ELBOW - 1/2"P X 1/2"P
9B	114429-02-000	EA	ELBOW - 1/2"P X 1/2"MPT
9B	114429-04-000	EA	ELBOW - 1/2"P X 3/8"MPT
9B	114429-10-000	EA	ELBOW - SWIVEL - 1/2"MPT X 1/2"FPT
10B	114429-08-000	EA	ELBOW - SWIVEL - 1/2"P X 1/2"FPT
11B	114429-09-000	EA	ELBOW - 1/2"P X 1/2"FPT DROP EAR
12B	114430-01-000	EA	ADAPTER - 1/2"P X 1/2"P
13B	114430-02-000	EA	ADAPTER - SWIVEL - 1/2"P X 1/2"FPT
13B	114430-04-000	EA	ADAPTER - SWIVEL - 1/2"P X 3/8"MPT
14B	114430-03-000	EA	ADAPTER - 1/2"P X 1/2"MPT
15B	114430-06-000	EA	ADAPTER - 1/2"P X 3/8"FPT
15B	114430-09-000	EA	ADAPTER - 1/2"P X 1/2"FPT
16B	114430-10-000	EA	ADAPTER - NUT - PIPE CONNECTION - 1/2"
17B	114431-01-000	EA	VALVE - 180 DEGREE/CENTER DRAIN - 1/2"P - THREE WAY
18B	114429-11-000	EA	ELBOW - 1/2"P X 1/2"FPT

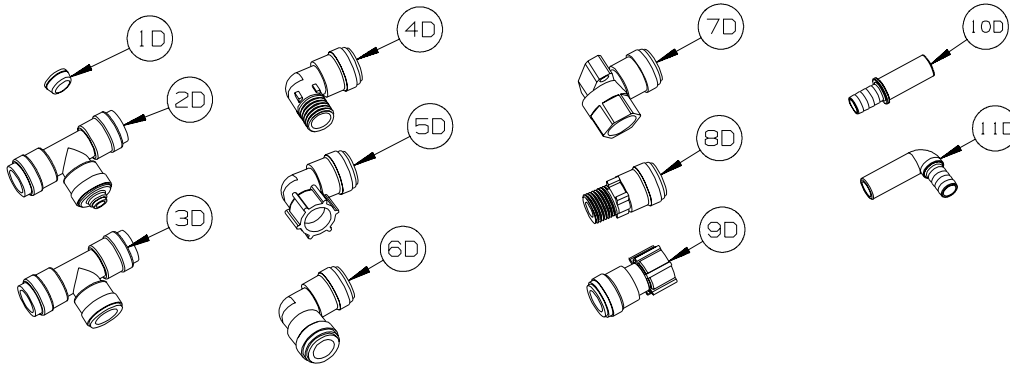
WATER & SEWAGE GROUP (CONTINUED)

WATER SYSTEM (CONTINUED)



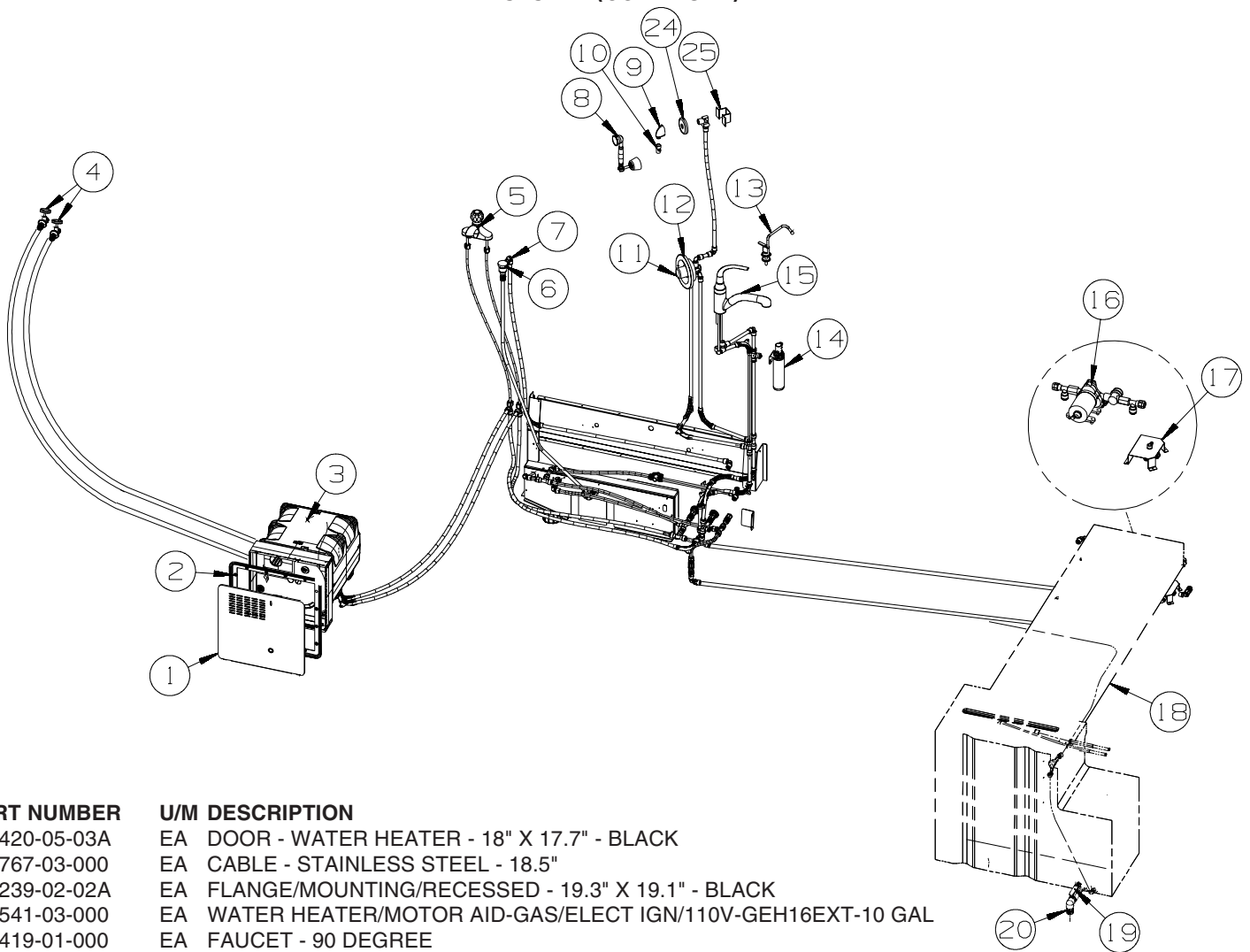
KEY	PART NUMBER	U/M	DESCRIPTION
1C	114431-02-000	EA	VALVE - WATER BYPASS - 1/2"P - THREE WAY (WATER HEATER)
2C	114431-03-000	EA	VALVE - 90 DEGREE DRAIN - 1/2"P
3C	114431-04-000	EA	VALVE - "INLINE SHUT-OFF" - 1/2"P
4C	164906-02-000	EA	ELBOW - 90 DEGREE - 1/2" QUICK CONNECT X 1/2"MPT - SWIVEL
5C	152925-01-01A	EA	FILTER - IN LINE - TWIST ON - 1/2" - BLACK
6C	118423-01-000	EA	FITTING - BRASS-TEE - 1/4C X 1/4C X 1/4C
7C	118809-01-000	EA	ADAPTER - 1/2" MPT X 3/8" BARB - PLASTIC
7C	118809-02-000	EA	ADAPTER - 1/2" MPT X 1/2" BARB - PLASTIC
8C	120868-01-000	EA	VALVE - NEEDLE - 1/4" COMPRESSION X 1/4" COMPRESSION
9C	123150-01-000	EA	ELBOW - 1/2 FPT X 1/2 BARB - SWIVEL
10C	123152-01-000	EA	ADAPTER - 1/2 FPT X 1/2 BARB - SWIVEL
11C	124184-01-000	EA	SUPPORT - WATER LINE - BEND
12C	132148-01-000	EA	CONNECTOR - 1/2" X 1/2"MPT - BRASS
13C	133835-01-000	EA	ADAPTER - REDUCING - 1 1/2" X 1 1/4"
14C	133889-01-000	EA	UNION - 1 1/2 DOUBLE SLIP - PVC
15C	135386-01-000	EA	NIPPLE - 1/2"
16C	136333-01-000	EA	ADAPTER - BRASS - 1/2"MPT X 1/2"FPT
17C	140821-01-000	EA	TUBE - WATER SUPPLY - 3/8" X 24"
17C	140821-02-000	EA	TUBE - WATER SUPPLY - 3/8" X 30"
17C	140821-03-000	EA	TUBE - WATER SUPPLY - 3/8" X 36"
17C	140821-04-000	EA	TUBE - WATER SUPPLY - 3/8" X 48"
17C	140821-05-000	EA	TUBE - WATER SUPPLY - 3/8" X 54"
17C	140821-06-000	EA	TUBE - WATER SUPPLY - 3/8" X 60"
17C	140821-07-000	EA	TUBE - WATER SUPPLY - 3/8" X 72"
17C	140821-08-000	EA	TUBE - WATER SUPPLY - 1/2" X 24"
17C	140821-09-000	EA	TUBE - WATER SUPPLY - 1/2" X 36"
17C	140821-10-000	EA	TUBE - WATER SUPPLY - 1/2" X 48"
18C	142812-01-000	EA	ELBOW - BRASS - 1/2"MPT X 1/2"FPT
19C	145609-01-000	EA	PLUG - BRASS - 1/2" MPT/HEX HEAD

WATER & SEWAGE GROUP (CONTINUED)
WATER SYSTEM (CONTINUED)



KEY	PART NUMBER	U/M	DESCRIPTION
1D	116473-01-000	EA	FERRIL - RUBBER SEALING - WATER LINE
2D	160949-01-000	EA	CONNECTOR - 1/2" X 1/2" X 1/4" REDUCER
3D	160949-02-000	EA	CONNECTOR - 1/2"CTS X 1/2"CTS X 1/2"CTS
4D	164906-01-000	EA	ELBOW - 90 DEGREE - 1/2" QUICK CONNECT X 1/2"MPT
5D	164906-02-000	EA	ELBOW - 90 DEGREE - 1/2" QUICK CONNECT X 1/2"FPT - SWIVEL
6D	164906-03-000	EA	ELBOW - 90 DEGREE - 1/2" X 1/2" QUICK CONNECTS
7D	164906-04-000	EA	ELBOW - 90 DEGREE - 1/2"CTS X 1/2"FPT
8D	164907-01-000	EA	ADAPTER - STRAIGHT - 1/2" QUICK CONNECT X 1/2"MPT
9D	164907-02-000	EA	ADAPTER - STRAIGHT - 1/2" QUICK CONNECT X 1/2"FPT/SWIVEL
10D	166212-01-000	EA	UNION - HOSE/BARB - CTS X 1/2"B - SEA TECH #3511-1008
11D	166212-02-000	EA	ELBOW - HOSE/BARB - CTS X 1/2"B - SEA TECH #3512-1008

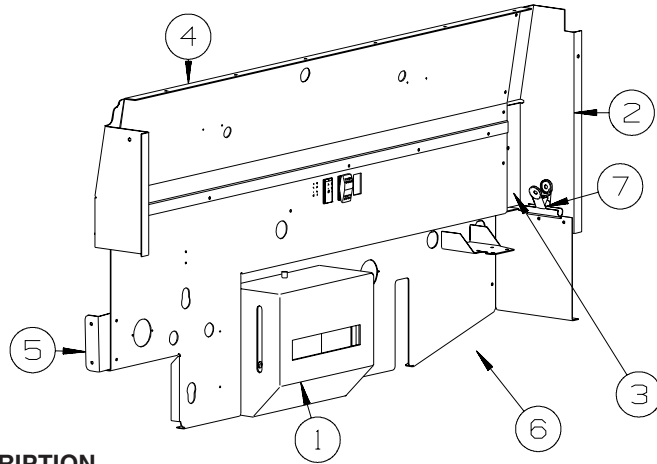
WATER & SEWAGE GROUP (CONTINUED)
WATER SYSTEM (CONTINUED)



KEY	PART NUMBER	U/M	DESCRIPTION
1	125420-05-03A	EA	DOOR - WATER HEATER - 18" X 17.7" - BLACK
	076767-03-000	EA	CABLE - STAINLESS STEEL - 18.5"
2	152239-02-02A	EA	FLANGE/MOUNTING/RECESSED - 19.3" X 19.1" - BLACK
3*	145541-03-000	EA	WATER HEATER/MOTOR AID-GAS/ELECT IGN/110V-GEH16EXT-10 GAL
4	098419-01-000	EA	FAUCET - 90 DEGREE
5	155715-01-02A	EA	FAUCET - LAVATORY - DUAL CONTROL - BRUSHED NICKEL
5*	149174-01-01A	EA	VALVE/WATER - W/DRAIN VALVE - F/LAVATORY
6	125697-04-000	EA	BREAKER/VACUUM - F/FLUSHING SYSTEM
7	125697-03-000	EA	CHECK VALVE - F/FLUSHING SYSTEM
8	162646-01-01A	EA	SHOWER/HAND HELD-4 FUNCTION-W/SLIDE BAR/HOSE-BRUSHED NKL
9	135028-02-03A	EA	DROP ELL - F/HAND HELD SHOWER HEAD/OVAL - W/1/2"IPS-NICKEL
10	128974-01-04A	EA	VALVE - SHOWER HEAD/WATER SAVER (ON/OFF) - SATIN NICKEL
11*	144596-01-01A	EA	VALVE ONLY - FAUCET/SHOWER - W/TEMP LIMIT STOP(MOEN 62300)
12	162643-01-01A	EA	TRIM KIT/SHOWER - LEVER/PLATE - POSI-TEMP - BRUSHED NICKEL
13	103635-01-000	EA	FAUCET - SINGLE CONTROL/DRINKING WATER
14	160946-01-000	EA	FILTER - WATER PURIFICATION - SINK
15	141682-01-02A	EA	FAUCET - GALLEY - W/PULLOUT SPOUT - STAINLESS
16*	142675-01-01A	EA	HOSE REEL/WATER - POWERED - RETRIEVAL/STORAGE
17	145758-02-02B	EA	BRACKET - HOSE REEL - WATER - E-COATED
18	160702-01-000	EA	PUMP - WATER - 3.0 GPM - W/1/2" MPT
19	138618-03-12B	EA	COVER - VALVE - BYPASS - BRIGHT WHITE
20	160949-01-000	EA	CONNECTOR - 1/2" X 1/2" X 1/4" REDUCER
21	160958-02-000	EA	TANK - WATER - 95 GALLON - W/FITTINGS
	042989-05-000	EA	FITTING - SPINWELD - 1/2"FPT - PLASTIC
	042989-08-000	EA	FITTING - SPINWELD - 1"FPT - PLASTIC
22	132483-01-000	EA	VALVE/BALL - 1" - THREADED ENDS
23	132781-01-000	EA	ELBOW - 1.3" BARB X 1.3" BARB - 90 DEGREE - PLASTIC
24	130041-03-19A	EA	SPACER/SHOWER HEAD - RIVERSTONE
25	143101-01-01A	EA	BRACKET - SHOWER HEAD

*COMPONENT PARTS LISTED LATER IN THIS GROUP

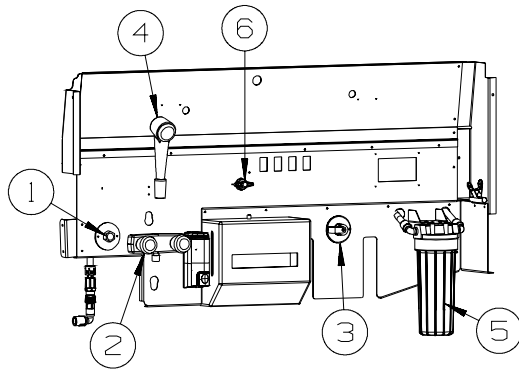
WATER & SEWAGE GROUP (CONTINUED)
WATER SYSTEM (CONTINUED)



**R40FD, R40KD
SERVICE CENTER**

KEY	PART NUMBER	U/M	DESCRIPTION
1*	136915-01-000	EA	DISPENSER - TOWEL/PAPER - 9"H X 10.8"L X 4.8"D - WHITE
2	145317-04-12B	EA	PANEL - SERVICE CENTER/REAR - BRIGHT WHITE
			FROM: 00-00-00 THRU: 04-24-07
2	145317-05-12B	EA	PANEL - SERVICE CENTER/REAR - BRIGHT WHITE
			FROM: 04-25-07 THRU: 99-99-99
3	145726-10-12B	EA	PANEL - SERVICE CENTER/MIDDLE - BRIGHT WHITE
			FROM: 00-00-00 THRU: 04-24-07
3	145726-13-12B	EA	PANEL - SERVICE CENTER/MIDDLE - BRIGHT WHITE
			FROM: 04-25-07 THRU: 99-99-99
4	146194-01-12B	EA	PANEL - SERVICE CENTER/UPPER - BRIGHT WHITE
			FROM: 00-00-00 THRU: 04-24-07
4	146194-05-12B	EA	PANEL - SERVICE CENTER/UPPER - BRIGHT WHITE
			FROM: 04-25-07 THRU: 99-99-99
5	147351-01-12B	EA	BRACKET/SUPPORT - SERVICE CENTER - BRIGHT WHITE
6	155894-04-12B	EA	PANEL - SERVICE CENTER/MIDDLE - BRIGHT WHITE
7	156695-01-01A	EA	CLIP - BULL DOG - SILVER/NICKEL

***COMPONENT PARTS LISTED LATER IN THIS GROUP**

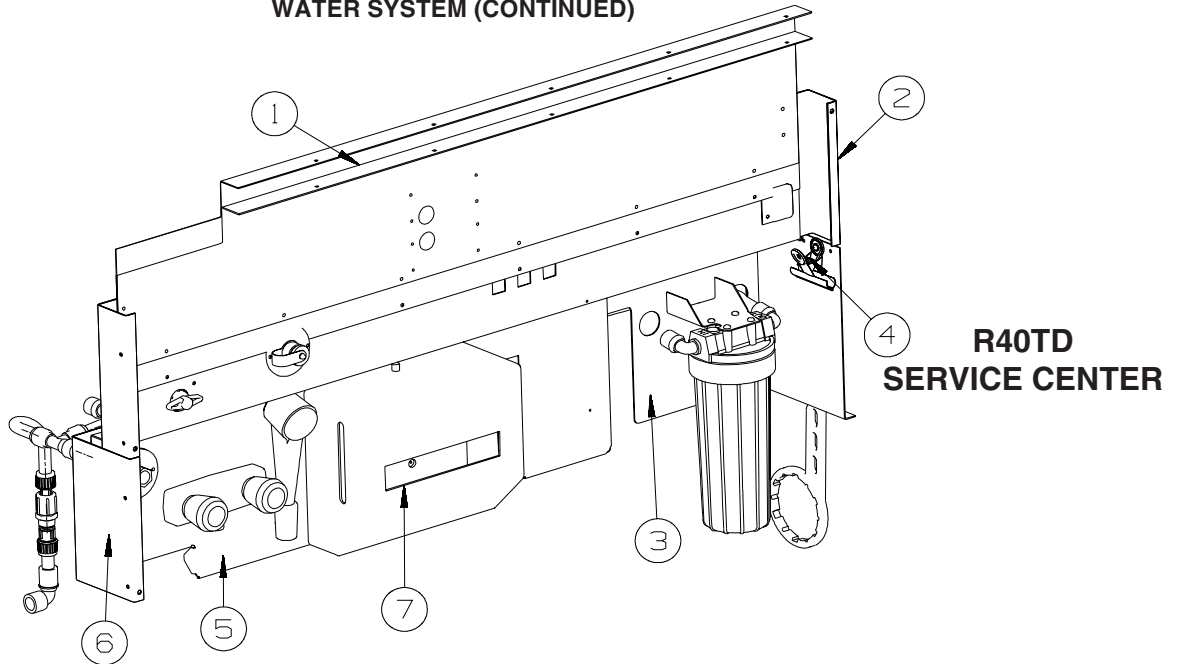


**R40FD, R40KD
WATER CENTER**

KEY	PART NUMBER	U/M	DESCRIPTION
1	010230-06-000	EA	FILL - CITY WATER - W/CHECK VALVE - MPT - BRUSHED ALUM
2	163269-01-01A	EA	FAUCET/SHOWER - .5"MPT W/1.9" INLET PIPES- EXTERIOR/BRT WHT
3	125697-05-000	EA	INLET/WATER - F/FLUSHING SYSTEM
4	131383-01-02A	EA	SHOWER HEAD - W/60" HOSE & BRACKET - WHITE
5*	155482-01-01A	EA	PREFILTER/WATER SYSTEM - HOUSING/FILTER CARTRIDGE/WRENCH
6	114431-04-000	EA	VALVE - "INLINE SHUT-OFF" - 1/2"P

***COMPONENT PARTS LISTED LATER IN THIS GROUP**

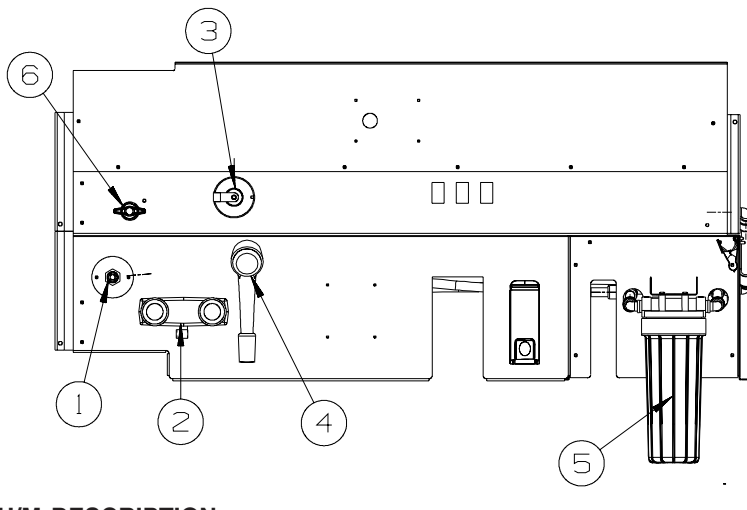
WATER & SEWAGE GROUP (CONTINUED)
WATER SYSTEM (CONTINUED)



**R40TD
SERVICE CENTER**

KEY	PART NUMBER	U/M	DESCRIPTION
1	163267-01-12B	EA	PANEL - SERVICE CENTER/UPPER - BRIGHT WHITE
2	160433-02-12B	EA	PANEL - SERVICE CENTER/FRONT - BRIGHT WHITE
3	163263-01-12B	EA	PANEL - SERVICE CENTER - BRIGHT WHITE
4	156695-01-01A	EA	CLIP - BULL DOG - SILVER/NICKEL
5	163266-02-12B	EA	PANEL - SERVICE CENTER - BRIGHT WHITE
6	160433-01-12B	EA	PANEL - SERVICE CENTER/FRONT - BRIGHT WHITE
7*	136915-01-000	EA	DISPENSER - TOWEL/PAPER - 9"H X 10.8"L X 4.8"D - WHITE

*COMPONENT PARTS LISTED LATER IN THIS GROUP



**R40TD
WATER CENTER**

KEY	PART NUMBER	U/M	DESCRIPTION
1	010230-06-000	EA	FILL - CITY WATER - W/CHECK VALVE - MPT - BRUSHED ALUM
2	163269-01-01A	EA	FAUCET/SHOWER - .5"MPT W/1.9" INLET PIPES- EXTERIOR/BRT WHT
3	125697-05-000	EA	INLET/WATER - F/FLUSHING SYSTEM
4	131383-01-02A	EA	SHOWER HEAD - W/60" HOSE & BRACKET - WHITE
5*	155482-01-01A	EA	PREFILTER/WATER SYSTEM - HOUSING/FILTER CARTRIDGE/WRENCH
6	114431-02-000	EA	VALVE - WATER BYPASS - 1/2"P - THREE WAY (WATER HEATER)

*COMPONENT PARTS LISTED LATER IN THIS GROUP

WATER & SEWAGE GROUP (CONTINUED)

COMPONENT PARTS FOR WATER SYSTEM

136915-01-000

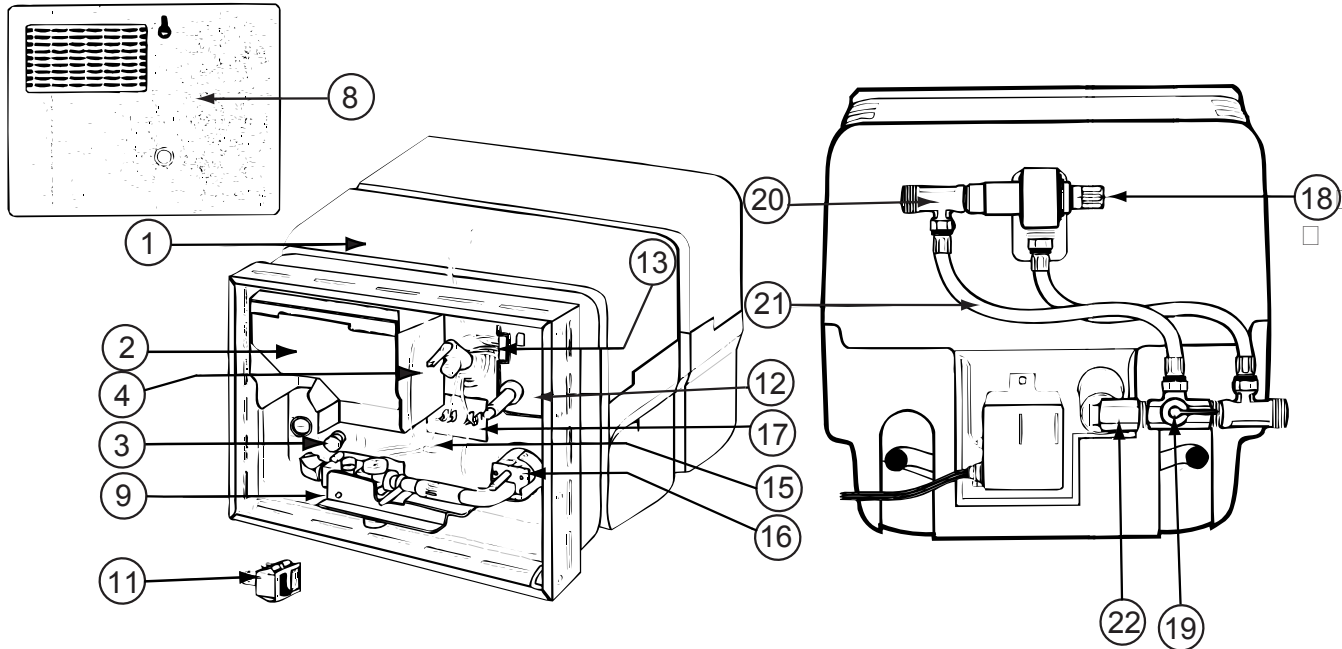
KEY	PART NUMBER	U/M DESCRIPTION	VENDOR NO.
	136915-01-700	EA TOWEL - PAPER/FOLDING PKG.	1999

142675-01-01A

KEY	PART NUMBER	U/M DESCRIPTION	VENDOR NO.
	142675-01-700	EA SWITCH ASM - HOSE REEL	19553- 1GLENDINNING
	142675-01-701	EA HOSE WHEEL ASM W/35" HOSE	19551 GLENDINNING
	142675-01-702	EA MOTOR W/DRIVE GEAR	20550 W/52553
	142675-01-703	EA MOTOR F/HOSE REEL-SILVER	20550 + 52553

144596-01-01A

KEY	PART NUMBER	U/M DESCRIPTION	VENDOR NO.
	144596-01-700	EA CARTRIDGE (REPLACEMENT)	1222



145541-03-000

KEY	PART NUMBER	U/M DESCRIPTION	VENDOR NO.
1	145541-03-706	EA TANK - INNER	91229
2	051391-04-707	EA KIT-EXHAUST, (FLUE & GASKET)	90960
3	051391-01-715	EA PLUG-DRAIN, 1 EA = 2 PER PKG	91857
4	051391-01-704	EA VALVE-RELIEF, 1/2" FITTING	91604
9	051393-01-726	EA VALVE/SOLENOID - W/O BRACKET	93870
11	051393-01-701	EA SWITCH - REMOTE - W/LIGHT	91959
11	145541-01-701	EA SWITCH - ON/OFF - WHITE	91859
12	145541-01-702	EA CIRCUIT BOARD	91226
15	051393-01-723	EA SWITCH - THERMAL CUTOUT 2/PK	93866 WAS 93853
16	051393-01-725	EA ELECTRODE-SGL SPADE CONNECT	93868
17	145541-03-700	EA THERMOSTAT	90063
18	145541-03-701	EA MIXING VALVE	91569
19	145541-03-702	EA BYPASS VALVE	91568
20	145541-03-703	EA TEE	91556
21	145541-03-704	EA HOSE F/MIXING VALVE	91576
22	145541-03-705	EA ELBOW	91567
	145541-01-704	EA RELAY	90061
	145541-01-705	EA JUNCTION BOX(PLASTIC) 10 GAL	91224
	051391-05-706	EA ELEMENT-HEATING 1500 WATT	92249 W/GASKET
		CONTACT WINNEBAGO PARTS SALES FOR UNLISTED COMPONENT(S)	

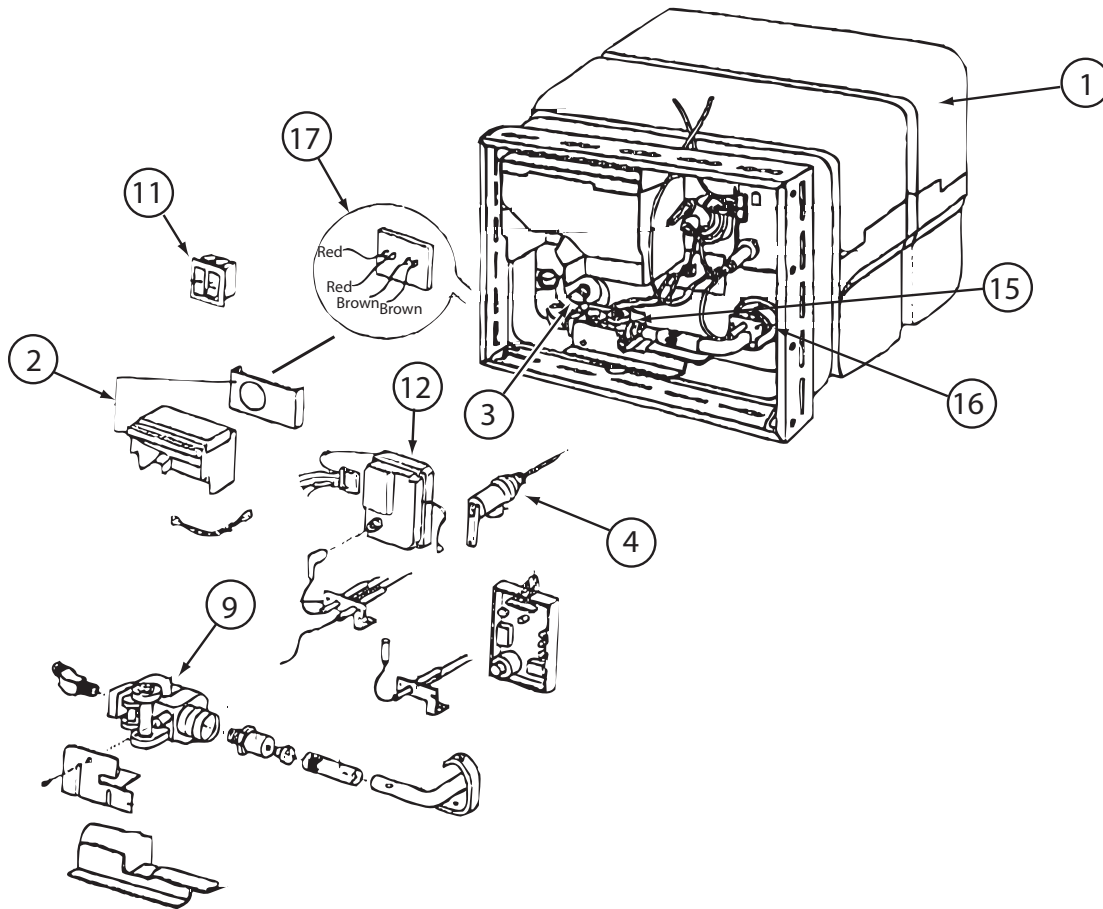
149174-01-01A

KEY	PART NUMBER	U/M DESCRIPTION	VENDOR NO.
	132410-01-700	EA CARTRIDGE F/DBL HDLE FAUCET	1224

155482-01-01A

KEY	PART NUMBER	U/M DESCRIPTION	VENDOR NO.
	155482-01-700	EA O-RING - F/WATER FILTER	94-178-09

WATER & SEWAGE GROUP (CONTINUED)
COMPONENT PARTS FOR WATER SYSTEM (CONTINUED)



145541-01-000

KEY	PART NUMBER	U/M	DESCRIPTION	VENDOR NO.
1	145541-01-700	EA	TANK - W/INSULATION - 10 GAL	91028
2	051391-04-707	EA	KIT-EXHAUST, (FLUE & GASKET)	90960
3	051391-01-715	EA	PLUG-DRAIN, 1 EA = 2 PER PKG	91857
4	051391-01-704	EA	VALVE-RELIEF, 1/2" FITTING	91604
9	051393-01-726	EA	VALVE/SOLENOID - W/O BRACKET	93870
11	145541-01-701	EA	SWITCH - ON/OFF - WHITE	91859
12	145541-01-702	EA	CIRCUIT BOARD	91226
15	145541-01-703	EA	SWITCH - THERMAL CUT OFF	93866
16	051393-01-725	EA	ELECTRODE-SGL SPADE CONNECT.	93868
17	051393-01-721	EA	THERMOSTAT W/ECO, 140 FRT MT	91447
	051391-05-706	EA	ELEMENT-HEATING 1500 WATT	92249 W/GASKET
	051393-01-701	EA	SWITCH - REMOTE - W/LIGHT	91959
	145541-01-704	EA	RELAY	90061
	145541-01-705	EA	JUNCTION BOX(PLASTIC) 10 GAL	91224

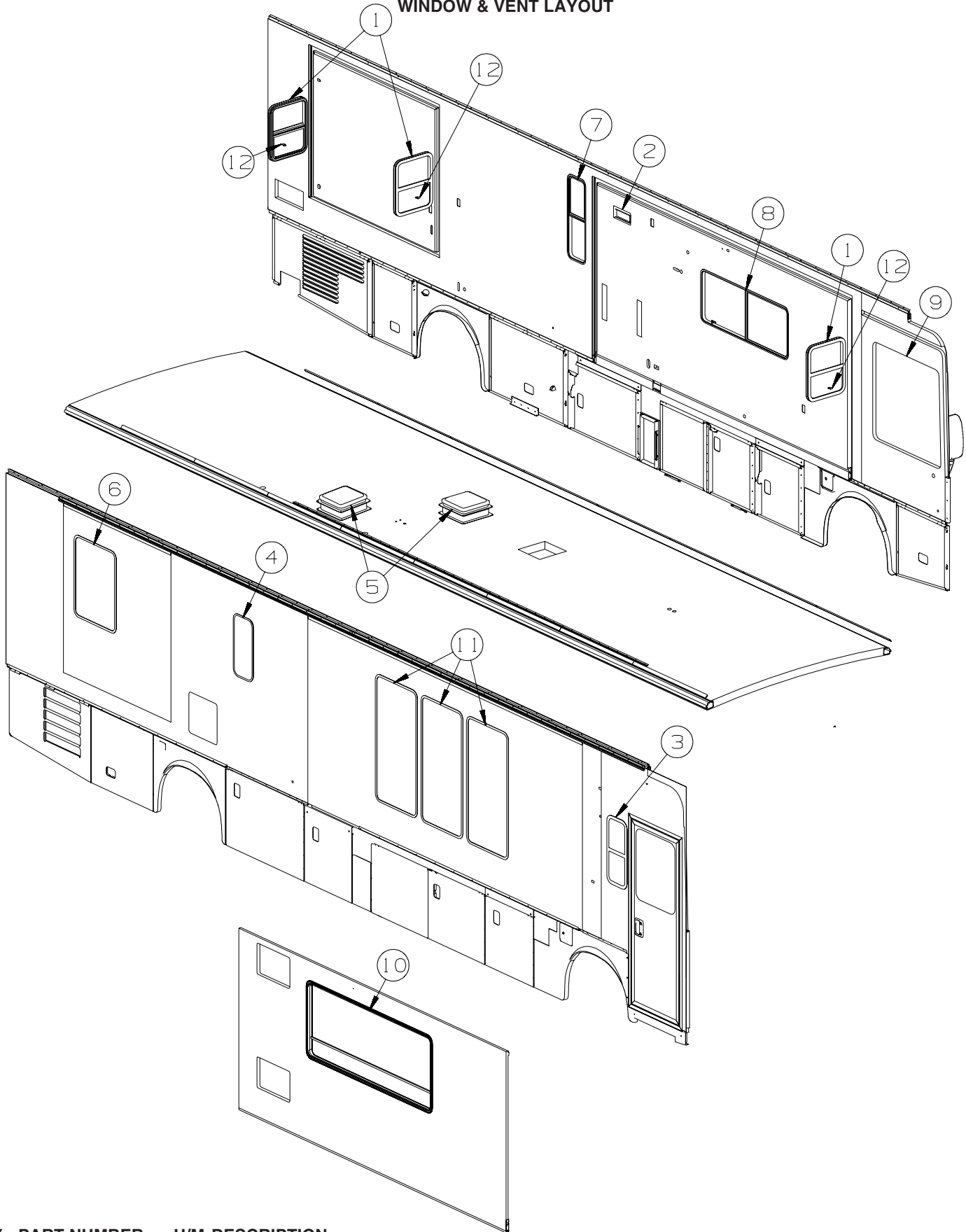
CONTACT WINNEBAGO PARTS SALES FOR UNLISTED COMPONENT(S)

155482-01-01A

KEY	PART NUMBER	U/M	DESCRIPTION	VENDOR NO.
	155482-01-700	EA	O-RING - F/WATER FILTER	94-178-09

WINDOW & VENTS GROUP

WINDOW & VENT LAYOUT



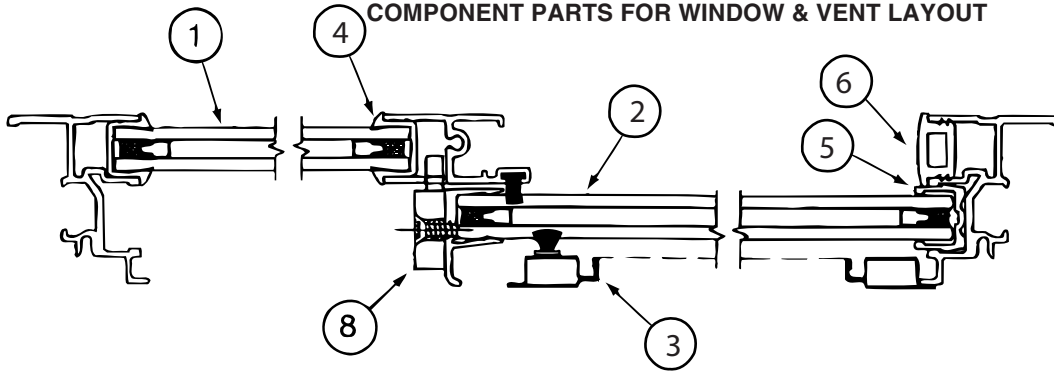
KEY	PART NUMBER	U/M	DESCRIPTION
1	150649-28-01A	EA	WINDOW - VERT SLIDER/FLUSH/THERMO - 23.8" X 18.9"
2	138983-01-02A	EA	VENT - MICROWAVE/OUTER - BLACK
	138983-03-01A	EA	COVER - VENT MICROWAVE/OUTER - BRIGHT WHITE
3*	150649-05-01A	EA	WINDOW - VERT SLIDER/FLUSH/THERMO - 29.6" X 12.3"
4*	161452-05-01A	EA	WINDOW - TIPOUT/FLUSH/THERMO - 27.2" X 12.3"

WINDOW & VENTS GROUP (CONTINUED)
WINDOW & VENT LAYOUT (CONTINUED)

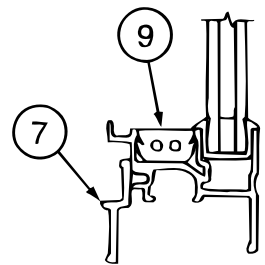
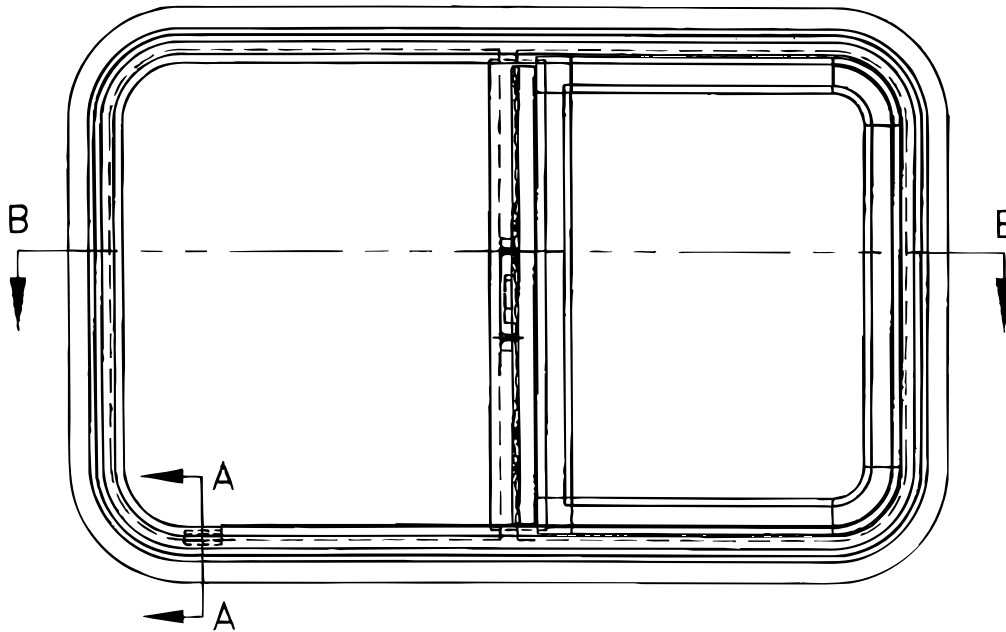
KEY	PART NUMBER	U/M	DESCRIPTION
5	123780-27-01A	EA	FANTASTIC VENT-4"ROOF-W/FAN/PWR LIFT/SNGL DOME-W/O THERM
6*	161452-06-01A	EA	WINDOW - TIPOUT/FLUSH/ESCAPE/THERMO - 35.9" X 27"
7	150649-16-01A	EA	WINDOW - VERT SLIDER/FLUSH/THERMO - 37.9" X 12.2"
8*	150648-01-01A	EA	WINDOW-HORIZ SLIDER/ESCAPE/FLUSH/THERMO/LH-23.8"X57.7"-BLK,
9*	151069-03-01A	EA	WINDOW - CAB/LEFT HAND/FLUSH/THERMO - 43.6" X 44.9"/43.6"
10*	150650-01-01A	EA	WINDOW - DBL TP/FLUSH/ESCAPE/THERMO-34"H X 81.9"W-BLK - DIN TBL/BUFFET/CHRS/DINETTE FROM: 00-00-00 THRU: 10-16-07
10	167255-01-01A	EA	WINDOW ASM-AWN DBL - DIN TBL/BUFFET/CHRS/DINETTE FROM: 10-17-07 THRU: 99-99-99
11*	161452-02-01A	EA	WINDOW - TIPOUT/FLUSH/THERMO - 56.1" X 26.7"
12	151905-01-01A	EA	CLIP/BRACKET - SCREEN RETAINER - BLACK

***COMPONENT PARTS LISTED LATER IN THIS GROUP**

WINDOW & VENTS GROUP (CONTINUED)
COMPONENT PARTS FOR WINDOW & VENT LAYOUT



CROSS SECTION B-B

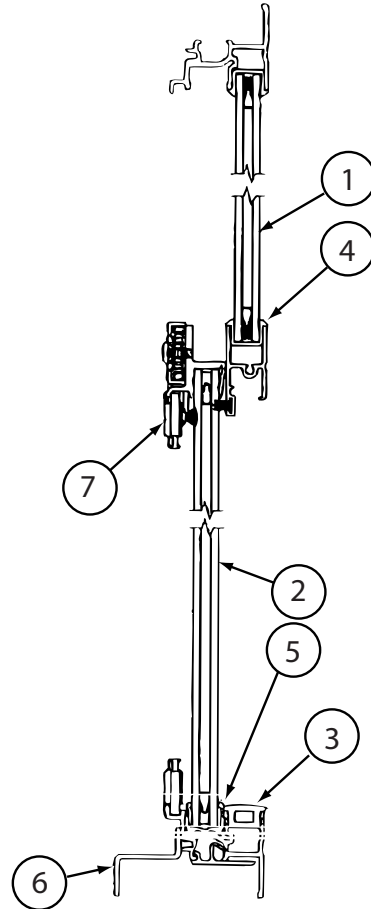
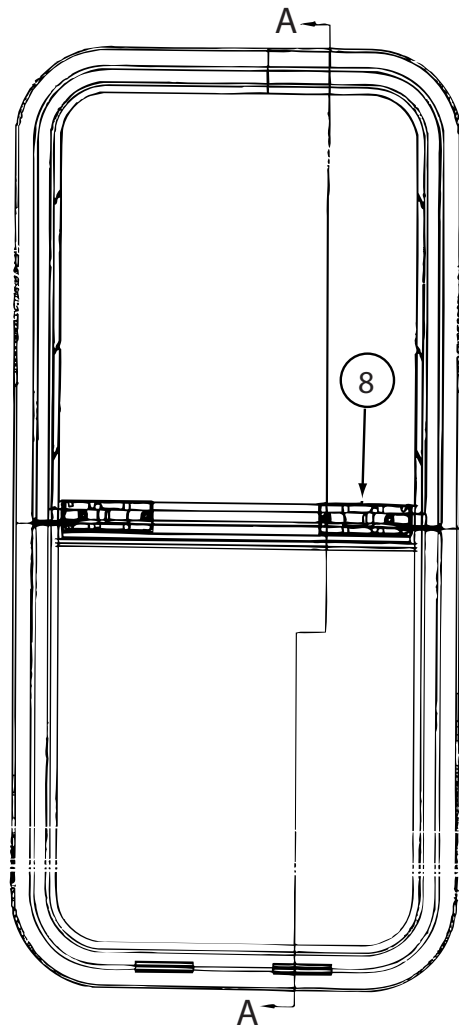


CROSS SECTION A-A

150648-01-01A

KEY	PART NUMBER	U/M	DESCRIPTION	VENDOR NO
1	150648-01-705	EA	GLASS - STATIONARY	390-028313
2	150648-01-706	EA	GLASS-SLIDING W/SASH & LATCH	FH3003G8
3	150648-01-702	EA	SCREEN ASM	410-031156
4	112795-01-705	FT	VINYL - GLAZING	132-027331
5	151069-01-700	EA	CHANNEL-RUN, SLIDING	122-030627
6	150648-01-703	EA	PLUG - FILLER	132-030308
7	150648-01-707	EA	RETAINER - TRIM	H493-67
8	150648-01-700	EA	LATCH-HORIZONTAL SLIDE-BLK	FH3000-CK
8	150648-01-701	EA	LATCH-HORIZONTAL SLIDE-RED	FH3003-CK
9	150648-01-704	EA	SLIDE STOP	132-030866
	150649-05-702	FT	FIN SEAL-F/LOCKING RAIL-BLK	171-06234

WINDOW & VENTS GROUP (CONTINUED)
COMPONENT PARTS FOR WINDOW & VENT LAYOUT (CONTINUED)

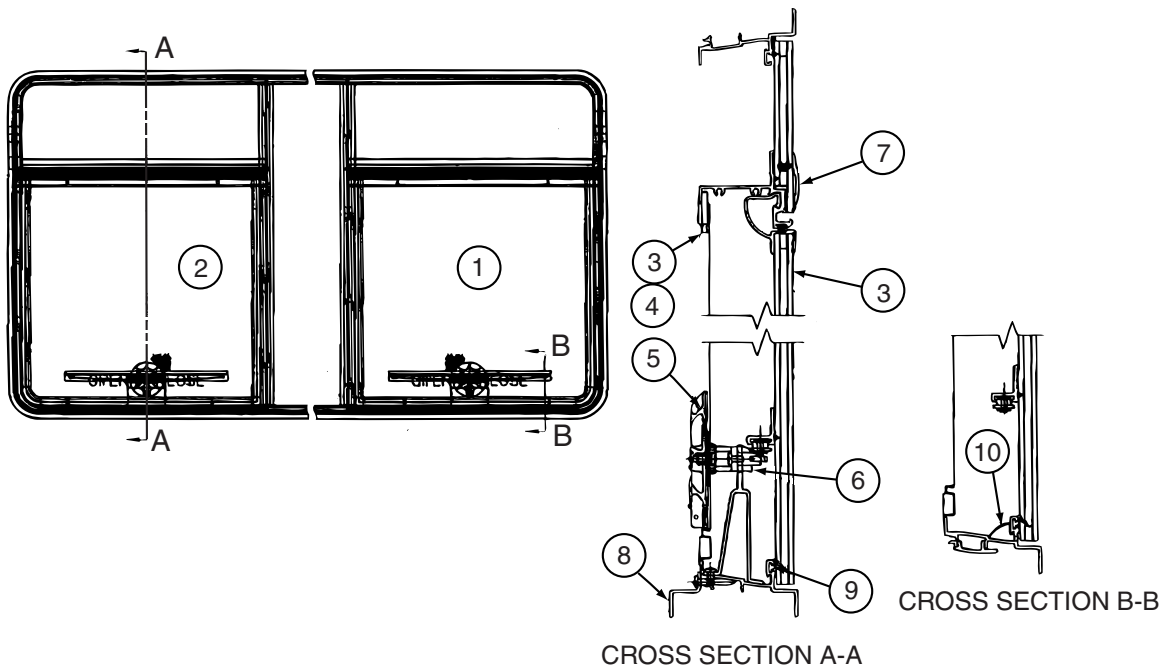


CROSS SECTION A-A

150649-05-01A

KEY	PART NUMBER	U/M	DESCRIPTION	VENDOR NO
1	150649-05-704	EA	GLASS - STATIONARY	390-035648
2	150649-05-705	EA	GLASS-SLIDING W/PULL & LATCH	FH3054A9
3	150648-01-703	EA	PLUG - FILLER	132-030308
4	112795-01-705	FT	VINYL-GLAZING	132-027331
5	151069-01-700	EA	CHANNEL-RUN, SLIDING	122-030627
6	150649-05-700	EA	RETAINER - TRIM	H754-67
7	150649-05-703	EA	SCREEN ASM	410-035633
8	150649-01-700	EA	LATCH KIT - F/VERTICAL SLIDE - BLACK	FH3016-CK
	150649-05-702	EA	FIN SEAL-F/LOCKING RAIL-BLK	171-062348

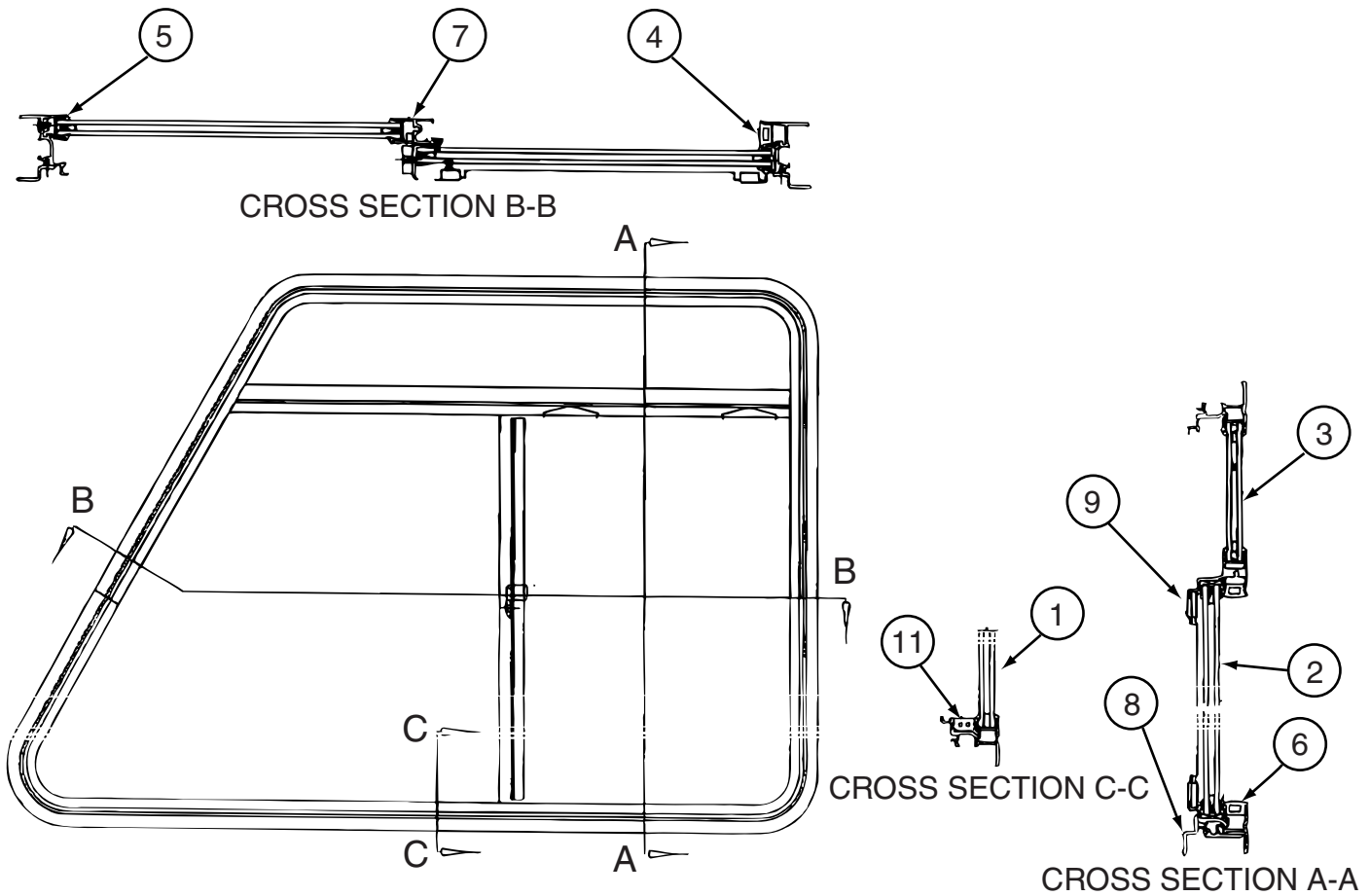
WINDOW & VENTS GROUP (CONTINUED)
COMPONENT PARTS FOR WINDOW & VENT LAYOUT (CONTINUED)



150650-01-01A

KEY	PART NUMBER	U/M	DESCRIPTION	VENDOR NO
1	150650-01-702	EA	GLASS-TIPOUT-RH FROM INSIDE	DTH3039G8R (RIGHT)
2	150650-01-703	EA	GLASS-TIPOUT-LH FROM INSIDE	DTH3039G8L (LEFT)
3	150650-01-700	EA	SCREEN ASM-RH HAND F/INSIDE	410-035617-RH HAND
4	150650-01-701	EA	SCREEN ASM-LH HAND F/INSIDE	410-031045-LH HAND
5	150656-02-702	EA	HANDLE-DIAL	410-016081
6	150656-08-701	EA	OPERATOR - TIPOUT/LARGE	410-036141
7	150656-08-700	EA	SEAL/DUAL - WINDOW - 100"	132-030725
8	150650-01-704	EA	RETAINER - TRIM	DTH3039-56
9	100322-01-701	FT	SEAL-VENT	122-016071
10	150651-03-702	EA	COVER - DRAIN SLOT	132-030723

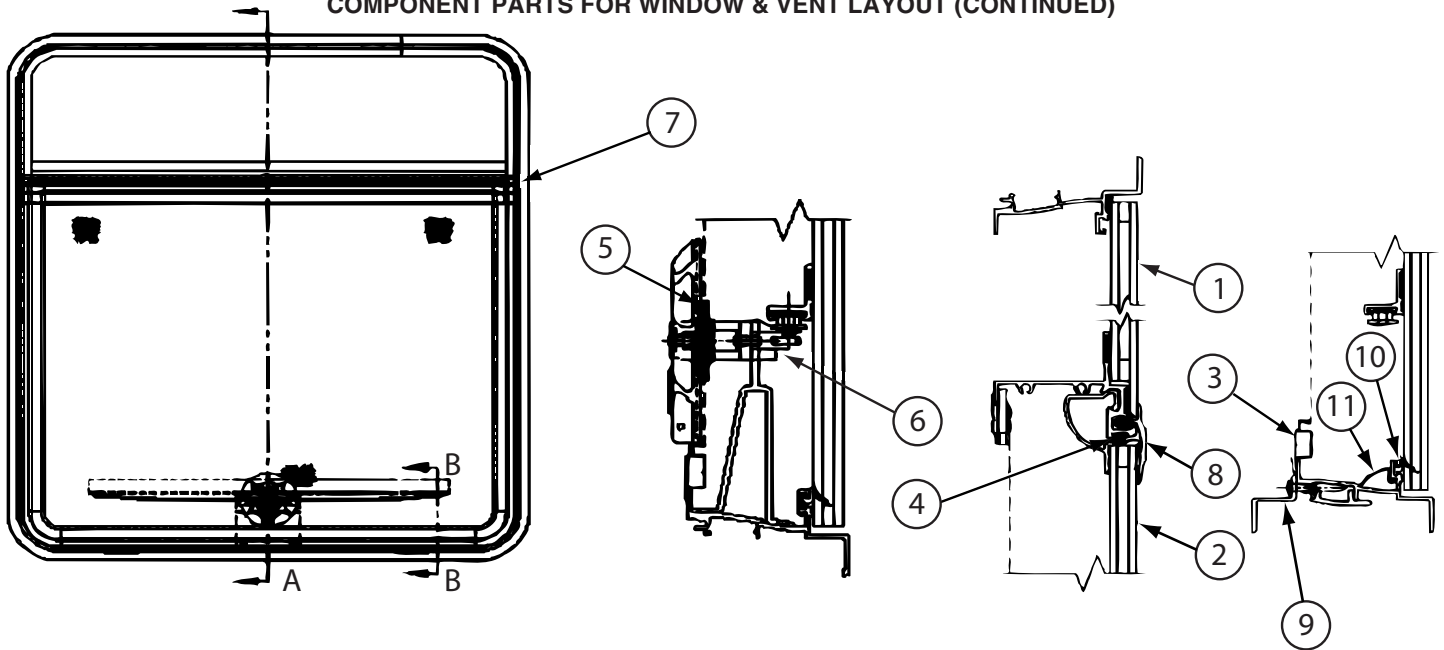
WINDOW & VENTS GROUP (CONTINUED)
COMPONENT PARTS FOR WINDOW & VENT LAYOUT (CONTINUED)



151069-03-01A

KEY	PART NUMBER	U/M	DESCRIPTION	VENDOR NO
1	151069-03-702	EA	GLASS - STATIONARY - LOWER	390-027478
2	151069-03-701	EA	GLASS-SLIDING W/SASH & LATCH	FH3041A9L
3	151069-03-703	EA	GLASS - STATIONARY - UPPER	390-035508
4	150648-01-703	FT	PLUG - FILLER	132-030308
5	151069-03-705	EA	VINYL GLAZING - F/STATIONARY	DH567-12 MITER/WELD
5	151069-03-706	EA	VINYL GLAZING - F/STATIONARY	DH373-12 MITER/WELD
6	151069-01-700	FT	CHANNEL-RUN, SLIDING	122-030627
7	098644-01-706	FT	WEATHERSTRIP - GLASS	171-010668
8	151069-03-704	EA	RETAINER - TRIM	H671-67L
9	151069-03-700	EA	SCREEN ASM	410-035962
10	150648-01-700	EA	LATCH-HORIZONTAL SLIDE-BLK	FH3000-CK
11	112795-01-701	EA	SLIDE-STOP	132-019092
	151069-01-703	EA	COVER - DRAIN SLOT - LH	130-030398 LEFT

WINDOW & VENTS GROUP (CONTINUED)
COMPONENT PARTS FOR WINDOW & VENT LAYOUT (CONTINUED)



161452-02-01A

KEY	PART NUMBER	U/M	DESCRIPTION	VENDOR NO.
2	150656-05-700	EA	GLASS-TIPOUT - W/HINGE/RAIL	DTH3043G8
3	150656-05-701	EA	SCREEN ASM	410-035640
4	098644-01-706	FT	WEATHERSTRIP - GLASS	171-010668
5	100322-01-718	EA	HANDLE-DIAL	410-016081
6	150656-08-701	EA	OPERATOR - TIPOUT/LARGE	410-036141
7	161452-01-700	FT	FELT SEAL	160-014688
9	150656-05-702	EA	RETAINER - TRIM	DTH035-56
10	100322-01-701	FT	SEAL-VENT	122-016071
11	150651-03-702	FT	COVER - DRAIN SLOT	132-030723

CONTACT WINNEBAGO PARTS SALES FOR FOR UNLISTED COMPONENTS

161452-05-01A

KEY	PART NUMBER	U/M	DESCRIPTION	VENDOR NO.
2	150656-01-700	EA	GLASS-TIPOUT W/GUIDE RAIL	DTH3042G8
3	150656-01-702	EA	SCREEN ASM	410-035639
4	098644-01-706	FT	WEATHERSTRIP - GLASS	171-010668
5	100322-01-718	EA	HANDLE-DIAL	410-016081
6	150656-01-701	EA	OPERATOR - TIPOUT/SMALL	410-036142
7	161452-01-700	FT	FELT SEAL	160-014688
9	150656-01-703	EA	RETAINER - TRIM	DTH3042-56
10	100322-01-701	FT	SEAL-VENT	122-016071
11	150651-03-702	FT	COVER - DRAIN SLOT	132-030723

CONTACT WINNEBAGO PARTS SALES FOR FOR UNLISTED COMPONENTS

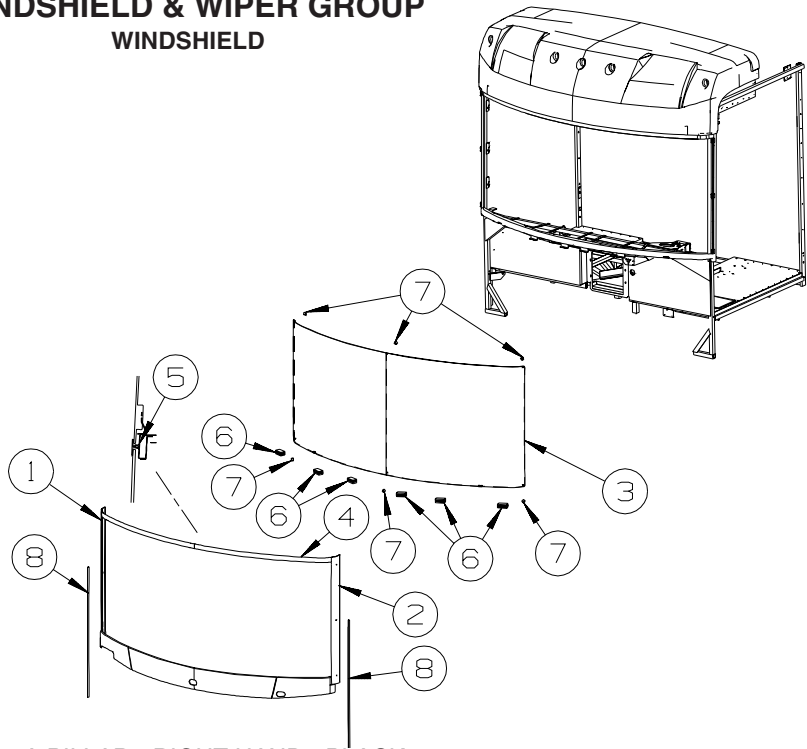
161452-06-01A

KEY	PART NUMBER	U/M	DESCRIPTION	VENDOR NO.
2	150656-11-700	EA	GLASS-TIPOUT - W/HINGE/RAIL	DTH3047G8
3	150656-11-701	EA	SCREEN ASM	DTH3047-06
4	098644-01-706	FT	WEATHERSTRIP - GLASS	171-010668
5	100322-01-718	EA	HANDLE-DIAL	410-016081
6	150656-08-701	EA	OPERATOR - TIPOUT/LARGE	410-036141
7	161452-01-700	FT	FELT SEAL	160-014688
9	150656-11-702	EA	RETAINER - TRIM	DTH3047-56
10	100322-01-701	FT	SEAL-VENT	122-016071
11	150651-03-702	FT	COVER - DRAIN SLOT	132-030723

CONTACT WINNEBAGO PARTS SALES FOR FOR UNLISTED COMPONENTS

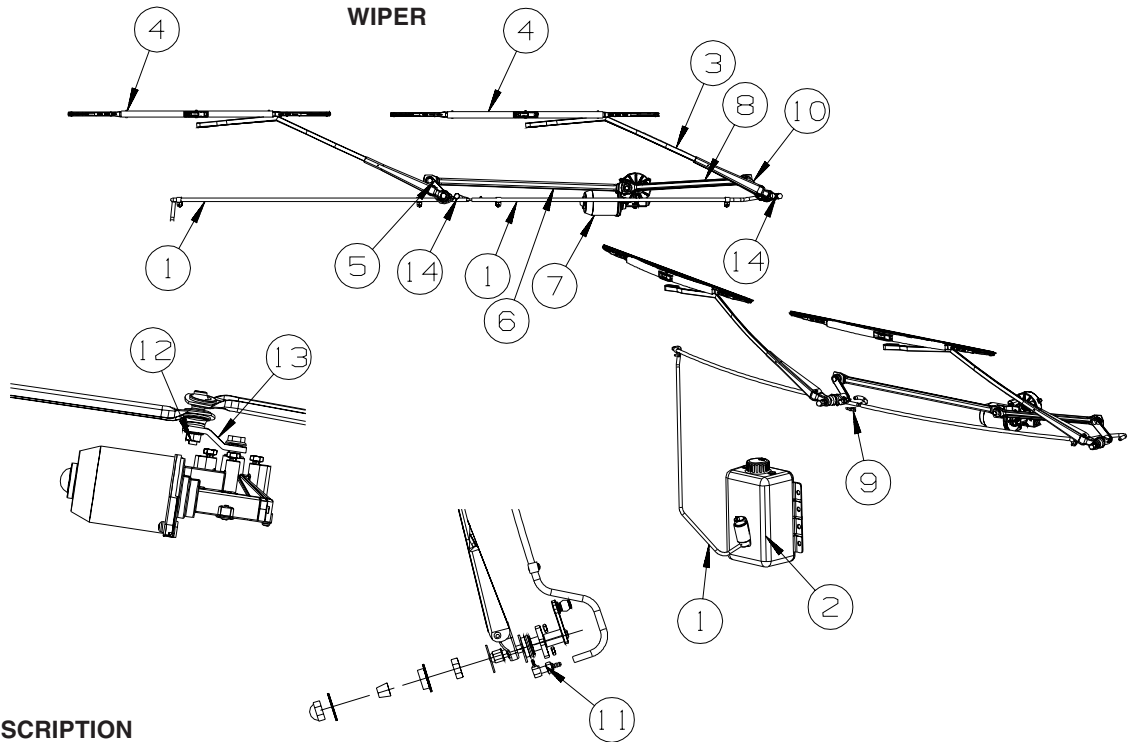
WINDSHIELD & WIPER GROUP

WINDSHIELD



KEY	PART NUMBER	U/M	DESCRIPTION
1	144054-01-02A	EA	TRIM - WINDSHIELD - A PILLAR - RIGHT HAND - BLACK FROM: 00-00-00 THRU: 02-17-08
1	163165-01-02A	EA	TRIM - WINDSHIELD - A PILLAR - RIGHT HAND - BLACK FROM: 02-18-08 THRU: 99-99-99
2	144054-02-02A	EA	TRIM - WINDSHIELD - A PILLAR - LEFT HAND - BLACK FROM: 00-00-00 THRU: 02-17-08
2	163165-02-02A	EA	TRIM - WINDSHIELD - A PILLAR - LEFT HAND - BLACK FROM: 02-18-08 THRU: 99-99-99
3	159448-01-000	EA	WINDSHIELD - SOLID/1 PIECE - 98.7"W X 44.7"H
4	120533-01-000	FT	MOLDING - REVEAL - WINDSHIELD
5	127862-01-000	EA	CARRIER/REVEAL - WINDSHIELD - 47.2"
6	002328-03-000	EA	BLOCK - WINDSHIELD - .125" X .5" X .98"
7	081914-02-000	EA	BUMPER - RUBBER - ROUND - 5/16" DIA. X 13/64" THICK
8	158297-01-000	FT	SEAL - BULB - .5" X .7" - ADHESIVE BACK - BLACK

WINDSHIELD & WIPER GROUP (CONTINUED)



KEY	PART NUMBER	U/M	DESCRIPTION
1	045794-01-000	FT	HOSE - WINDSHIELD WASHER - 5/32"ID - BLACK
2	157507-01-000	EA	RESERVOIR/PUMP - WINDSHIELD WASHER
3*	157531-01-000	EA	ARM - WIPER - RADIAL - 28"
4	157532-01-000	EA	BLADE - WINDSHIELD WIPER - 28"
5*	157512-01-000	EA	SHAFT/PIVOT - WINDSHIELD WIPER - DRIVER/PASSENGER
6	157521-02-000	EA	LINK/WIPER - CONNECTING - PASSENGER
7	157508-01-000	EA	WIPER MOTOR - WINDSHIELD
8	157521-01-000	EA	LINK/WIPER - CONNECTING - DRIVER
9	146486-01-000	EA	TEE - PLASTIC - 5/32" X 5/32" X 5/32"
10*	149401-02-000	EA	SHAFT/PIVOT - WINDSHIELD WIPER - 4.1" OVERALL
11	157533-02-000	EA	FITTING/WIPER - COWL/TALL
12	149395-01-000	EA	STUD/DOUBLE BALL CRANK - WIPER MOTOR
13	157578-01-000	EA	ARM/DRIVE - WIPER MOTOR
14	110742-03-000	EA	GASKET - WIPER ADAPTER SHAFT

***COMPONENT PARTS LISTED LATER IN THIS GROUP**

COMPONENT PARTS FOR WIPER

149401-01-000,149401-02-000

KEY	PART NUMBER	U/M	DESCRIPTION	VENDOR NO.
	096505-02-703	EA	NUT/ACORN - HD W/.687 BRL	51065-40-NT27WC
	149401-01-700	EA	HARDWARE PKG - F/SHAFT&PIVOT	PSHWKIT
	149401-01-701	EA	SEAL CAP/RUBBER GROMMET	300749

157512-01-000

KEY	PART NUMBER	U/M	DESCRIPTION	VENDOR NO.
	096505-02-703	EA	NUT/ACORN - HD W/.687 BRL	51065-40-NT27WC
	149401-01-700	EA	HARDWARE PKG - F/SHAFT&PIVOT	PSHWKIT

157531-01-000

KEY	PART NUMBER	U/M	DESCRIPTION	VENDOR NO.
	157531-01-700	EA	WASHER NOZZLE KIT W/HDW	19475