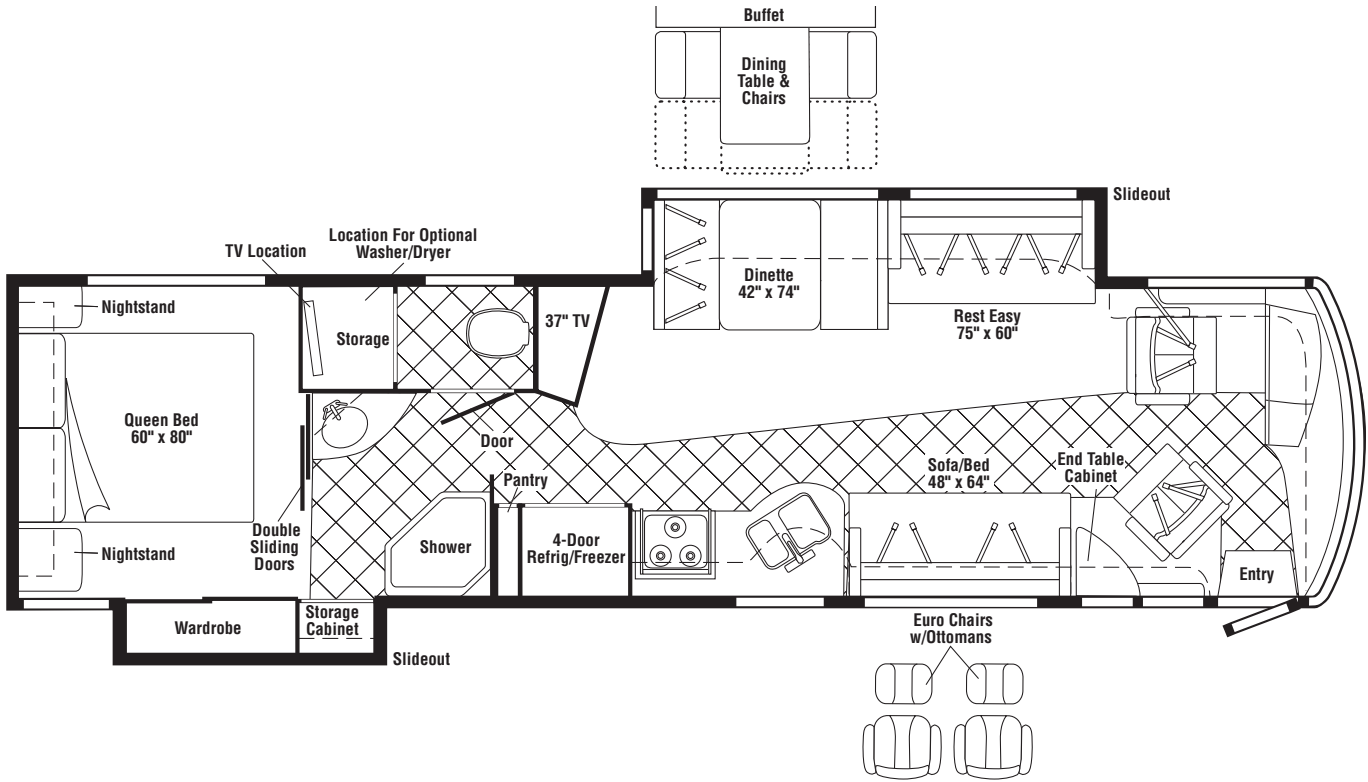


2008
JOURNEY
WKP37H
P-SERIES
HONEY CHERRY
WD3 COOL JAZZ
WD7 COCOA PECAN
WE3 LOG CABIN

DASH ACCENT COLORS
WD3,WD7,WE3 - SLATE/GREYSTONE



FLOORPLAN

CONTENTS

| | |
|--|-----------|
| FLOORPLAN | 1 |
| ACCESSORIES GROUP | 6 |
| OPERATORS MANUAL | 6 |
| AUDIO VIDEO GROUP | 7 |
| RADIO SYSTEM | 7 |
| REAR MONITOR | 8 |
| COMPONENT PARTS FOR REAR MONITOR | 8 |
| 144677-10-02A, 144677-11-02A | 8 |
| CABINET & APPLIANCE GROUP | 9 |
| CABINET & APPLIANCE LAYOUT | 9 |
| COMPONENT PARTS FOR CABINET & APPLIANCE LAYOUT | 18 |
| 119267-17-01A | 18 |
| 125242-05-02A | 18 |
| 135065-03-01A, 135065-03-03A, 135065-04-01A | 28 |
| CHASSIS GROUP | 30 |
| FRAME | 30 |
| FRONT END | 32 |
| INSULATION | 32 |
| STEPWELL COVER | 33 |
| COMPONENT PARTS FOR STEPWELL COVER | 33 |
| 145122-02-01A, 145122-03-01A | 33 |
| 145122-04-01A, 145122-05-01A | 34 |
| EXHAUST | 36 |
| HITCH | 37 |
| REAR MUD GUARD | 37 |
| FUEL | 37 |
| HYDRAULIC LEVELING | 38 |
| COMPONENT PARTS FOR HYDRAULIC LEVELING | 38 |
| 165119-01-000 | 38 |
| 165119-02-000 | 38 |
| 165120-02-000 | 39 |
| 165179-02-000 | 39 |
| CURTAIN & CUSHION GROUP | 40 |
| CURTAIN, CUSHION LAYOUT | 40 |
| BUCKET SEATS | 46 |
| COMPONENT PARTS FOR BUCKET SEATS | 47 |
| 122611-02-000 | 47 |
| SOFA | 48 |
| COMPONENT PARTS FOR SOFA | 52 |
| 136534-02-000, 136534-03-000, 136534-13-000, 136534-15-000 | 52 |
| 136534-17-000 | 52 |
| HARDWARE | 53 |
| FABRICS | 55 |
| DRIVERS COMPARTMENT GROUP | 57 |
| DASH | 57 |
| FRONT INTERIOR | 58 |
| COMPONENT PARTS FOR FRONT INTERIOR | 60 |
| 147767-01-000, 147767-02-000 | 60 |

CONTENTS (CONTINUED)

| | |
|--|-----------|
| ELECTRICAL GROUP | 61 |
| 110V BODY WIRING | 61 |
| 12V BODY WIRING | 64 |
| EXTERIOR LAMPS | 72 |
| FRONT END | 74 |
| SIDE TV/DVD | 76 |
| COMPONENT PARTS FOR WIRING | 77 |
| 076319-23-000 | 77 |
| 076319-25-000 | 77 |
| 091206-04-000 | 77 |
| 108354-01-01A | 77 |
| 123775-01-02A | 78 |
| 133004-05-01A | 78 |
| 137417-01-01A, 137417-03-01A | 78 |
| 137417-02-01A | 78 |
| 137417-06-01A | 78 |
| 153464-03-01A, 153464-06-01A | 79 |
| 154474-04-02A | 79 |
| 158836-01-000 | 79 |
| 163031-01-01A | 79 |
| 163097-01-000 | 79 |
| CIRCUIT BREAKERS, FUSES & RELAYS | 79 |
| CONVERTER, INVERTER, LOAD CENTERS | 80 |
| BOXES & CORDS | 81 |
| WIRE ASSEMBLIES | 81 |
| CONNECTORS & CONDUIT | 82 |
| CHASSIS | 84 |
| EXTERIOR BODY GROUP | 85 |
| AIR HORN | 85 |
| GRAPHICS & PAINT | 86 |
| PANELS & TRIMS | 87 |
| COMPONENT PARTS FOR PANELS & TRIMS | 90 |
| 142721-01-02A, 142721-02-02A | 90 |
| LADDER | 90 |
| FRONT END | 91 |
| STRUCTURAL COMPONENTS | 92 |
| AWNINGS | 92 |
| EXTERIOR DOORS & COMPARTMENTS GROUP | 93 |
| DOOR & COMPARTMENT LAYOUT | 93 |
| COMPONENT PARTS FOR DOOR & COMPARTMENT LAYOUT | 100 |
| 094707-04-01A | 100 |
| 094708-06-01A | 101 |
| 142226-02-01A | 101 |
| COMPARTMENT DOOR PIECE PARTS | 102 |
| ENTRY | 104 |
| COMPONENT PARTS FOR ENTRY | 105 |
| 162100-01-01A | 105 |

CONTENTS (CONTINUED)

| | |
|---|------------|
| EXTERIOR SLIDEOUT GROUP | 109 |
| FRONT LEFT | 109 |
| COMPONENT PARTS FOR FRONT SLIDEOUT | 111 |
| 153651-04-01A | 111 |
| 161298-01-000 | 111 |
| RIGHT REAR | 112 |
| COMPONENT PARTS FOR RIGHT REAR SLIDEOUT | 114 |
| 162408-01-000 | 114 |
| GENERATOR GROUP | 115 |
| DIESEL | 115 |
| HEATING & A/C GROUP | 116 |
| AUTOMOTIVE | 116 |
| COMPONENT PARTS FOR AUTOMOTIVE | 118 |
| 072342-15-000 | 118 |
| 072342-17-000 | 118 |
| 072342-26-000 | 118 |
| 103930-51-000 | 119 |
| 103930-55-000 | 120 |
| 103930-61-000 | 121 |
| FURNACE | 122 |
| COMPONENT PARTS FOR FURNACE | 123 |
| 143563-02-000 | 123 |
| CENTRAL | 125 |
| COMPONENT PARTS FOR CENTRAL | 126 |
| 105620-19-000 | 126 |
| INTERIOR FINISH GROUP | 128 |
| MOLDINGS & TRIMS | 128 |
| PANELING & LAMINATES | 138 |
| INTERIOR TRIM LAYOUT | 139 |
| COMPONENT PARTS INTERIOR TRIM LAYOUT | 142 |
| 158076-03-01A | 142 |
| FLOOR COVERINGS | 143 |
| HARDWARE | 144 |
| LABELS GROUP | 150 |
| LP GROUP | 154 |
| LP SYSTEM | 154 |
| COMPONENT PARTS FOR LP SYSTEM | 154 |
| 151784-03-000 | 154 |
| SEALANTS & FASTENERS GROUP | 155 |
| SEALANTS & ADHESIVES | 155 |
| BOLTS, NUTS AND WASHERS | 156 |
| SCREWS | 158 |
| CLAMPS, CLIPS, GROMMETS, RIVETS & PLUGS | 161 |
| MISCELLANEOUS FASTENERS | 162 |
| WATER & SEWAGE GROUP | 163 |
| DRAINAGE SYSTEM | 163 |
| COMPONENT PARTS FOR DRAINAGE SYSTEM | 164 |
| 144728-01-000 | 164 |
| WATER SYSTEM | 165 |
| COMPONENT PARTS FOR WATER SYSTEM | 171 |
| 103635-01-000 | 171 |
| 123744-03-01A | 171 |
| 129390-03-02A | 171 |
| 145541-01-000 | 171 |

CONTENTS (CONTINUED)

| | |
|---|------------|
| WINDOW & VENTS GROUP | 172 |
| WINDOW & VENT LAYOUT | 172 |
| COMPONENT PARTS FOR WINDOW & VENT LAYOUT | 173 |
| 122882-04-01A | 173 |
| 122882-05-01A | 173 |
| 150648-02-01A, 150648-03-01A/3A | 174 |
| 150648-04-01A, 150648-05-01A | 175 |
| 150648-14-01A, 150648-27-01A, 150648-34-01A | 175 |
| 150649-05-01A | 176 |
| 150649-08-01A | 176 |
| WINDSHIELD & WIPER GROUP | 177 |
| WINDSHIELD | 177 |
| WIPER | 178 |
| COMPONENT PARTS FOR WIPER | 178 |
| 149401-01-000,149401-02-000 | 178 |
| 157512-01-000 | 178 |
| 157531-01-000 | 178 |

ACCESSORIES GROUP
OPERATORS MANUAL

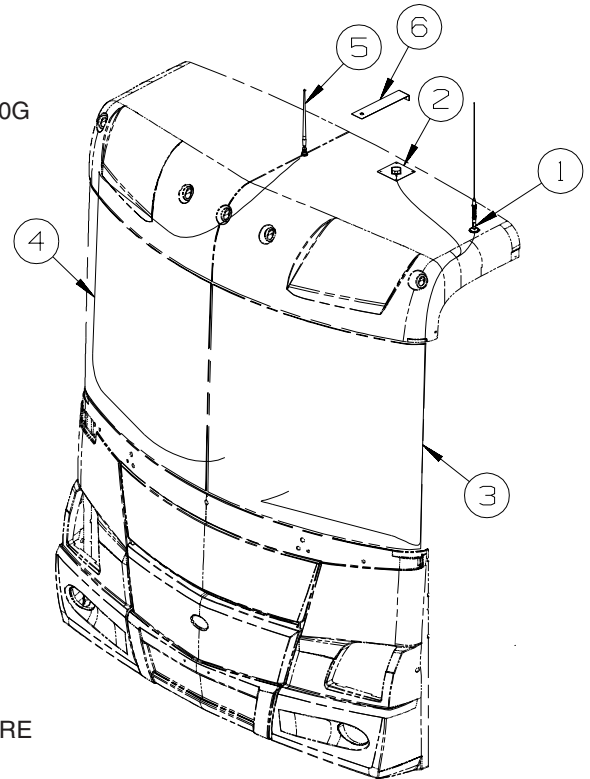
| KEY | PART NUMBER | U/M | DESCRIPTION |
|------------|--------------------|------------|--|
| | 161700-01-000 | DW | TOP LEVEL-P,2008 |
| | 159842-01-01A | EA | CASE - VINYL - F/MANUALS - W/SLEEVES - BLACK |
| | 158603-08-010 | EA | MANUAL/OWNER - SUPPLEMENT - P-SERIES - 2008 |
| | 161500-08-017 | EA | MANUAL/OWNER - JOURNEY - P SERIES - 2008 |

AUDIO VIDEO GROUP
RADIO SYSTEM
DASH

| KEY | PART NUMBER | U/M | DESCRIPTION |
|-----|---------------|-----|---|
| | 135420-07-000 | EA | MOUNTING KIT - RADIO - A-BODY FROM: 00-00-00 THRU: 11-29-06 |
| | 135420-19-000 | EA | REMOTE CONTROL/RADIO (CREDIT CARD SIZE) FROM: 00-00-00 THRU: 11-29-06 |
| | 163142-03-000 | EA | REMOTE CONTROL/RADIO (CREDIT CARD SIZE) FROM: 11-30-06 THRU: 01-30-07 |
| | 163142-09-000 | EA | REMOTE CONTROL/RADIO (CREDIT CARD SIZE) FROM: 01-31-07 THRU: 99-99-99 |
| | 135420-18-000 | EA | REMOTE CONTROL/RADIO (STEERING WHEEL MOUNT) FROM: 00-00-00 THRU: 11-29-06 |
| | 163142-04-000 | EA | REMOTE CONTROL/RADIO (STEERING WHEEL MOUNT) FROM: 11-30-06 THRU: 01-30-07 |
| | 163142-10-000 | EA | REMOTE CONTROL/RADIO (STEERING WHEEL MOUNT) FROM: 01-31-07 THRU: 99-99-99 |
| | 135420-15-000 | EA | RADIO-AM/FM/CD/SIRIUS SATELLITE READY/IR REMOTE FROM: 00-00-00 THRU: 11-29-06 |
| | 163142-02-000 | EA | RADIO-AM/FM/CD/WB - W/12 PIN AMP CONNECTOR - SATLT READY FROM: 11-30-06 THRU: 01-30-07 |
| | 163142-08-000 | EA | RADIO-AM/FM/CD/WB - SATELLITE READY - W/12 PIN AMP CNCTR FROM: 01-31-07 THRU: 99-99-99 |
| | 135420-14-000 | EA | RECEIVER (EYE) - INFRARED FROM: 00-00-00 THRU: 11-29-06 |
| | 163142-05-000 | EA | RECEIVER (EYE) - INFRARED FROM: 11-30-06 THRU: 01-30-07 |
| | 163142-11-000 | EA | RECEIVER (EYE) - INFRARED FROM: 01-31-07 THRU: 99-99-99 |
| | 163142-12-000 | EA | CABLE/INTERFACE - I-POD |

CD CHANGER

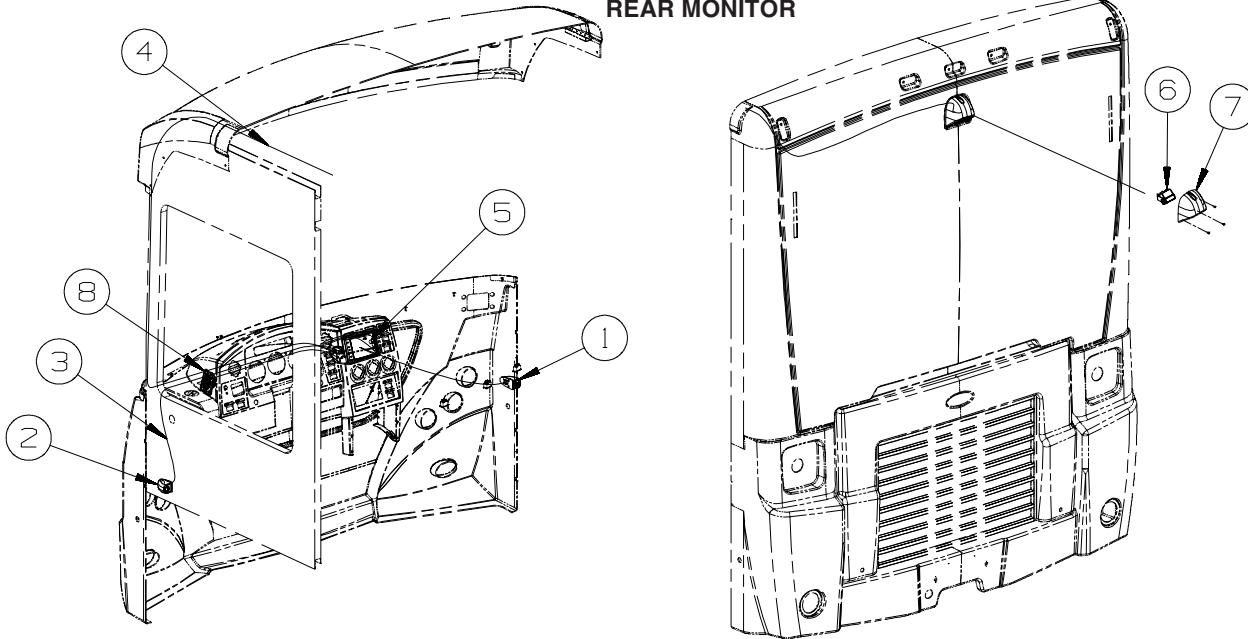
| KEY | PART NUMBER | U/M | DESCRIPTION |
|-----|---------------|-----|---|
| | 163141-01-000 | EA | CHANGER - 10 DISC COMPACT - JENSEN MCD10G |



| KEY | PART NUMBER | U/M | DESCRIPTION |
|-----|---------------|-----|--|
| 1 | 123256-01-000 | EA | ANTENNA - CB - W/O CABLE - RADIO - CB |
| 2 | 158494-01-000 | EA | ANTENNA/SATELLITE - RADIO/SIRIUS |
| 3 | 123256-02-000 | EA | CABLE - CB - COAX - RADIO - CB |
| 4 | 090944-03-000 | EA | CABLE - ANTENNA |
| 5 | 090944-02-000 | EA | ANTENNA - RADIO - 16" RUBBER - W/O LEAD WIRE |
| 6 | 140600-06-01B | EA | BRACKET/ANTENNA MOUNT - MILL FINISH |

AUDIO VIDEO GROUP (CONTINUED)

REAR MONITOR



| KEY | PART NUMBER | U/M | DESCRIPTION |
|-----|---------------|-----|--|
| 1* | 144677-10-02A | EA | CAMERA - REAR VIEW - WALL MOUNT/RIGHT - PRIMED - VIDEO CAMERA SYSTEM |
| 2* | 144677-11-02A | EA | CAMERA - REAR VIEW - WALL MOUNT/LEFT - PRIMED - VIDEO CAMERA SYSTEM |
| 3 | 144677-12-000 | EA | CABLE - MONITOR/CAMERA - 12' - VIDEO CAMERA SYSTEM |
| 4 | 136514-02-000 | EA | CABLE - MONITOR/CAMERA |
| 5 | 144677-06-000 | EA | MON./BLK & WHT-7"-3 PIN/MECH CONTROLS-RESIZED- VIDEO CAM. SYS/RRVIEW MON.SYS W/AUDIO |
| 5 | 144677-08-000 | EA | MON./BLK & WHT-7"-W/O SIDE CAM./WIRE ASM/CABLE-VIDEO CAMERA SYSTEM |
| 6 | 144677-14-02A | EA | CAMERA - REAR VIEW W/BRACKET - BLACK - VBCS150B |
| 6 | 144677-14-01A | EA | CAMERA - REAR VIEW W/BRACKET - WHITE - VBCS150 |
| 7 | 137919-02-01A | EA | SHROUD - CAMERA/OUTER - BRIGHT WHITE |
| 8 | 098819-01-000 | EA | SPEAKER - 4" - 2 WATT - 8 OHM |
| 8 | 093214-01-01A | EA | GRILLE - SPEAKER - 4" - BLACK |

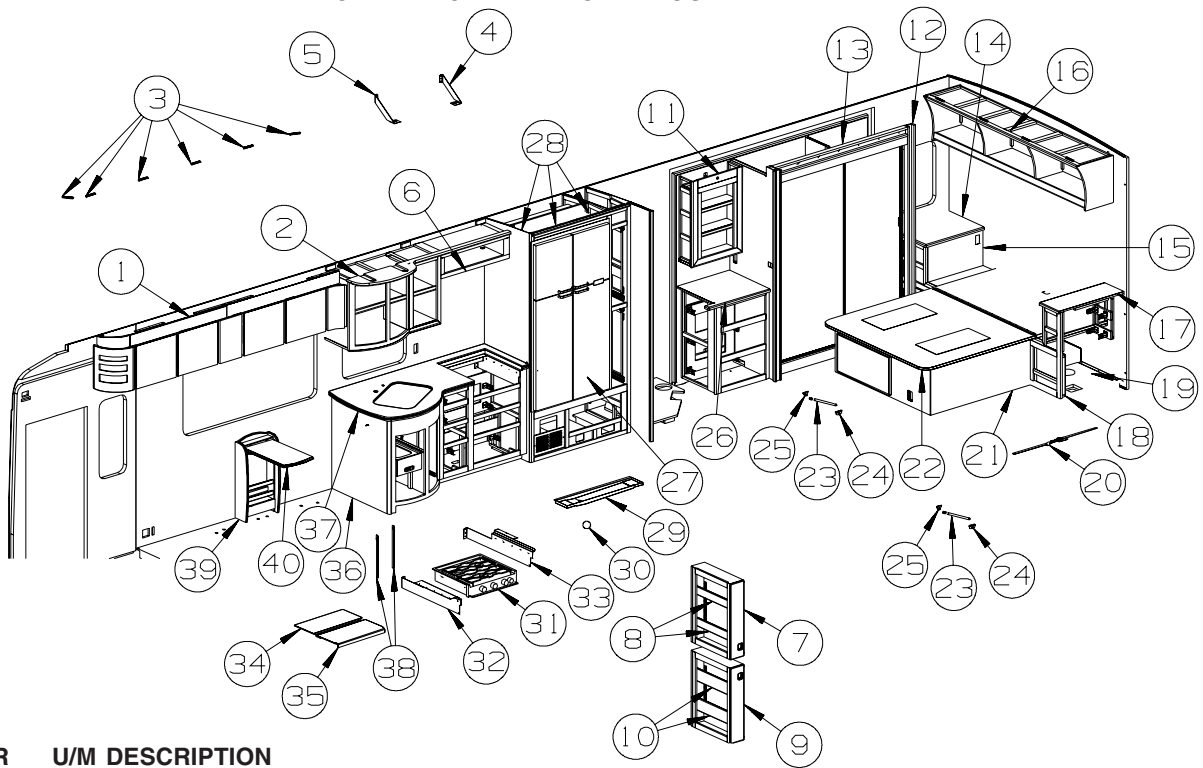
*COMPONENT PARTS LISTED LATER IN THIS GROUP

COMPONENT PARTS FOR REAR MONITOR

144677-10-02A, 144677-11-02A

| KEY | PART NUMBER | U/M | DESCRIPTION | VENDOR NO. |
|-----|---------------|-----|-----------------------------|------------|
| | 144677-10-701 | EA | HOUSING/CAMERA-RT/LT-PRIMED | SIDHSGGTR |

CABINET & APPLIANCE GROUP CABINET & APPLIANCE LAYOUT



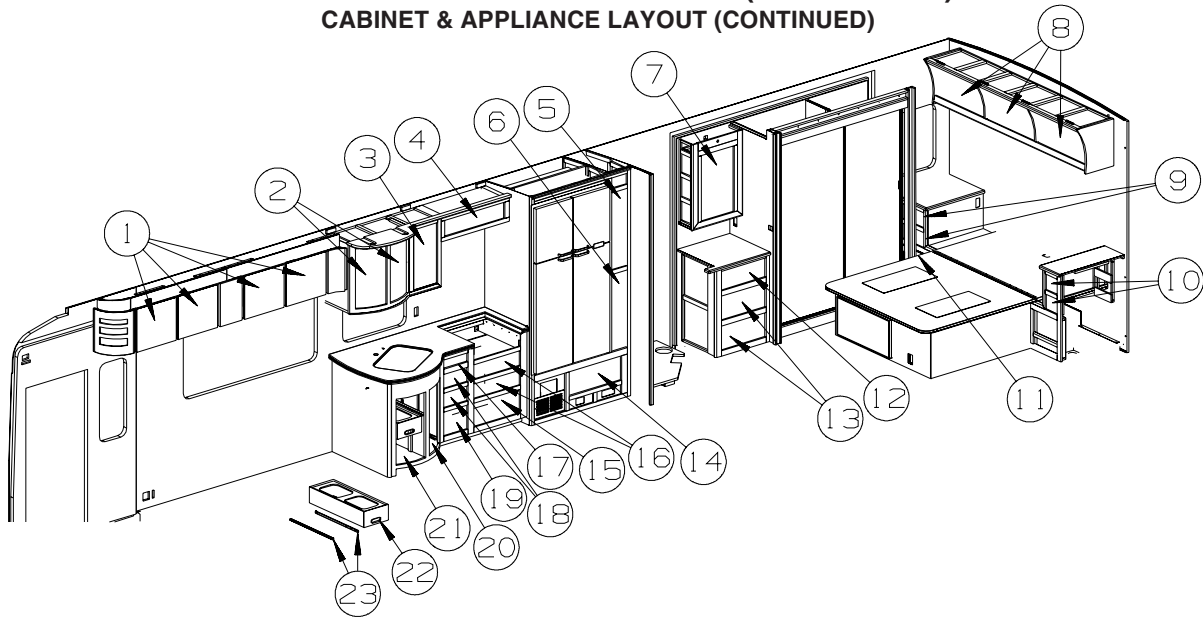
| KEY | PART NUMBER | U/M | DESCRIPTION |
|-----|---------------|-----|---|
| 1 | 164619-01-WD3 | EA | CABINET - OVERHEAD/LOUNGE - W/O DOORS/HDW |
| 2 | P65198-01-WD3 | EA | CABINET - OVERHEAD/GALLEY - W/O DOORS/HDW |
| 3 | 146514-04-000 | EA | CHANNEL/MOUNT - F/ROPE LIGHT |
| 4 | 165388-01-02B | EA | BRACKET - MICROWAVE - E-COATED |
| 5 | 165388-02-02B | EA | BRACKET - MICROWAVE - E-COATED |
| 6* | 119267-17-01A | EA | OVEN - MICROWAVE/CONVECTION W/HOOD US - #R-1880LST |
| 7 | 153343-01-SD3 | EA | CABINET - PANTRY/SLIDE - W/O DOORS/DRAWERS/HDW |
| 8 | 153343-21-SD3 | EA | SHELF - W/WOOD MOLDING |
| 9 | 153343-03-SD3 | EA | CABINET - PANTRY/SLIDE - W/O DOORS/DRAWERS/HDW |
| 10 | 153343-27-SD3 | EA | SHELF - W/WOOD MOLDING |
| 11 | 163024-01-W66 | EA | CABINET - OVERHEAD/MEDICINE - W/O DOORS/HDW |
| 12 | 162711-19-W66 | EA | TRIM/MOLDING - CABINET/WARDROBE |
| 13 | 162711-21-W66 | EA | TRIM/HEADER - CABINET/WARDROBE |
| 14 | 145182-56-WF3 | EA | COUNTERTOP - LAMINATED |
| 15 | 162904-01-W66 | EA | CABINET - NIGHTSTAND/RH - W/O COUNTERTOP/DOORS/DRAWERS/HDW |
| 16 | 162933-01-W66 | EA | CABINET - OVERHEAD/REAR - W/O DOORS/HDW |
| 16 | 162933-02-W66 | EA | CABINET - OVERHEAD/REAR - W/O DOORS/HDW - STEREO SYSTEM/W/CD/DVD REAR |
| 17 | 145182-57-WF3 | EA | COUNTERTOP - LAMINATED |
| 18 | 162932-01-W66 | EA | CABINET - NIGHTSTAND/LH - W/O COUNTERTOP/DOORS/DRAWERS/HDW |
| 19 | 142411-03-000 | EA | AIR PUMP W/CONTROLS - F/SELECT COMFORT MATTRESS |
| 20 | 099717-05-000 | EA | STRAP - W/16.5" FEMALE STRAP AND 17.7" MALE STRAP |
| 21 | 162894-01-W66 | EA | CABINET - BED BASE - QUEEN - W/O DOORS/DRAWERS/HDW |
| 22 | 137406-10-W66 | EA | BEDBOARD - W/HINGE/T-MOLDING - FLIP-UP |
| 23 | 142569-15-000 | EA | SPRING/GAS - 120 LB - 20" EXTENDED/12" COMPRESSED |
| 24 | 126263-06-02B | EA | BRACKET - GAS SPRING W/BALL STUD - E-COATED |
| 25 | 126263-08-02B | EA | BRACKET - GAS SPRING W/CENTERED BALL STUD - E-COATED |
| 26 | 145182-58-WF3 | EA | COUNTERTOP - LAMINATED |
| 27* | 125242-05-02A | EA | REFRIGERATOR - 4 DOOR - W/ICE MAKER - TITANIUM SST - REFRIGERATOR-4 DOOR |
| 28 | | | REFRIGERATOR CABINET SEALS |
| | 090329-01-000 | FT | SEAL - "T" - REFRIGERATOR CABINET |

CABINET & APPLIANCE GROUP (CONTINUED)
CABINET & APPLIANCE LAYOUT (CONTINUED)

| KEY | PART NUMBER | U/M | DESCRIPTION |
|-----|---------------|-----|---|
| 29 | 118871-02-01A | EA | TRAY - REFRIGERATOR - SIDE/SIDE - BLACK - 34.4" LONG |
| 30 | 054450-01-000 | EA | LEVEL - REFRIGERATOR |
| 31* | 135065-03-03A | EA | RANGE-3 BURNER (SEALED)-W/O OVEN-NEW STYLE KNOBS-STAINLESS |
| 31* | 135065-04-01A | EA | RANGE - 3 BURNER (SEALED) - W/O OVEN - CSA - BLACK TOP - CANADIAN |
| 32 | 106936-77-02B | EA | BRACKET - TIEDOWN - RANGE/FRONT - E-COATED FROM: 00-00-00 THRU: 07-25-07 |
| 32 | 106936-79-02B | EA | BRACKET - TIEDOWN - RANGE/FRONT - E-COATED FROM: 07-26-07 THRU: 99-99-99 |
| 33 | 106936-78-02B | EA | BRACKET - TIEDOWN - RANGE/FRONT - E-COATED FROM: 00-00-00 THRU: 07-25-07 |
| 33 | 106936-80-02B | EA | BRACKET - TIEDOWN - RANGE/FRONT - E-COATED FROM: 07-26-07 THRU: 99-99-99 |
| 34 | 161674-09-WD3 | EA | COVER - STOVE TOP - CORIAN |
| 34 | 161674-09-WD7 | EA | COVER - STOVE TOP - CORIAN |
| 34 | 161674-09-WE3 | EA | COVER - STOVE TOP - CORIAN |
| 35 | 161674-10-WA0 | EA | COVER - STOVE TOP - CORIAN (WD3) |
| 35 | 161674-10-WA4 | EA | COVER - STOVE TOP - CORIAN (WD7) |
| 35 | 161674-10-WB0 | EA | COVER - STOVE TOP - CORIAN (WE3) |
| 36 | P64613-01-WD3 | EA | CABINET - GALLEY - W/O COUNTERTOP/DOORS/DRAWERS/HDW |
| 37 | 165068-01-WD3 | EA | COUNTERTOP - GALLEY |
| 37 | 165068-01-WD7 | EA | COUNTERTOP - GALLEY |
| 37 | 165068-01-WE3 | EA | COUNTERTOP - GALLEY |
| 38 | 057534-08-000 | EA | TIEBACK - CLEAR PLASTIC - 16" |
| 39 | 149044-01-WD3 | EA | CABINET - W/PULLOUT TABLE |
| 40 | 149044-21-WD3 | EA | TABLE - F/PULLOUT CABINET - HONEY CHERRY |

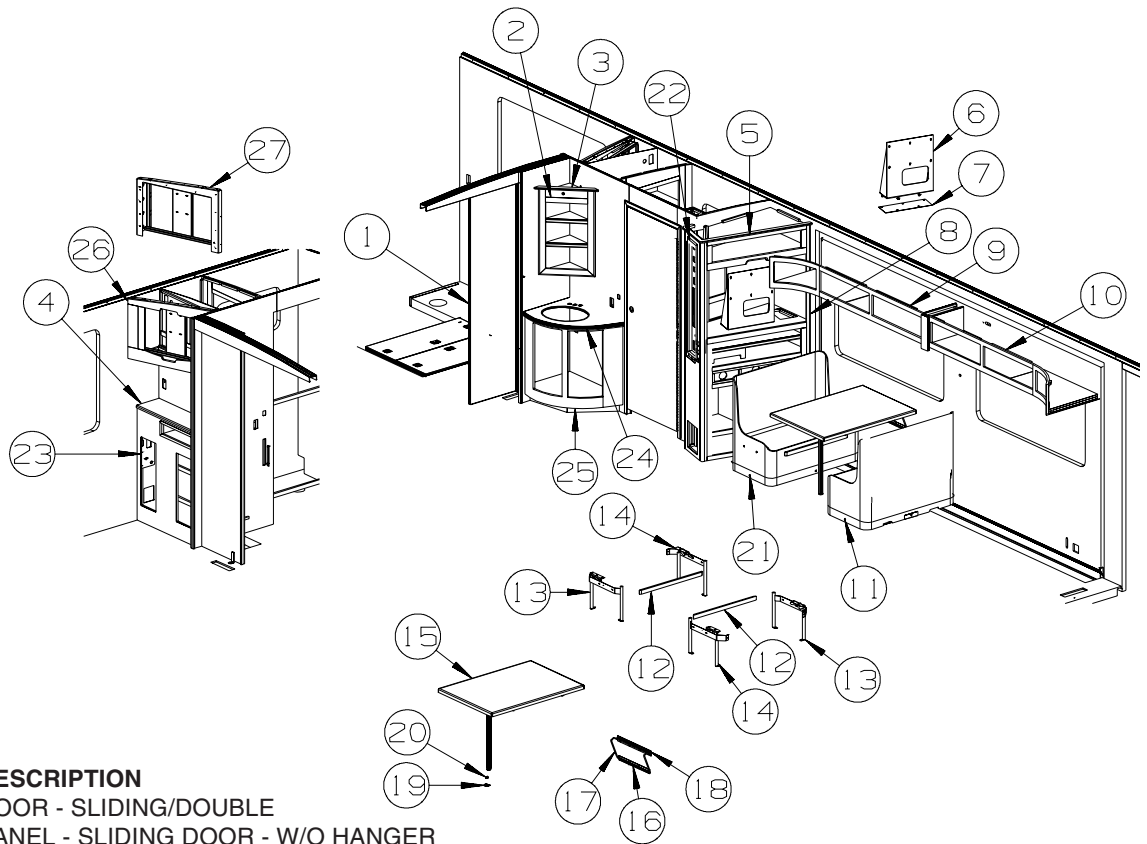
***COMPONENT PARTS LISTED LATER IN THIS GROUP**

CABINET & APPLIANCE GROUP (CONTINUED)
CABINET & APPLIANCE LAYOUT (CONTINUED)



| KEY | PART NUMBER | U/M | DESCRIPTION |
|-----|---------------|-----|--|
| 1 | 160256-42-W66 | EA | DOOR - FLAT/SQUARE EDGE - 16.1" X 17.7" - W/O HDW |
| 2 | 160252-19-WD3 | EA | DOOR - CURVED - 25.9" X 12.7" - W/O HDW |
| 3 | 160256-C4-WD3 | EA | DOOR - FLAT/SQUARE EDGE - 25.9" X 12" - W/O HDW |
| 4 | 160256-C5-WD3 | EA | DOOR - FLAT/SQUARE EDGE - 27.9" X 7.1" - W/O HDW |
| 5 | 160256-89-W66 | EA | DOOR - FLAT/SQUARE EDGE - 30.3" X 7.9" - W/O HDW - REFRIGERATOR-4 DOOR |
| 6 | 160256-90-W66 | EA | DOOR - FLAT/SQUARE EDGE - 30.3" X 7.9" - W/O HDW - REFRIGERATOR-4 DOOR |
| 7 | 145576-07-W66 | EA | DOOR - W/MIRROR - 15.96" X 25.94" - W/O HARDWARE |
| | | | FROM: 00-00-00 THRU: 01-13-08 |
| 7 | 145576-C3-W66 | EA | DOOR - MIRROR - 16" X 25.9" - W/O HARDWARE |
| | | | FROM: 01-14-08 THRU: 99-99-99 |
| 7 | 093606-36-000 | EA | MIRROR - BEVELED EDGE - 16" X 26" |
| | | | FROM: 00-00-00 THRU: 01-13-08 |
| 7 | 093606-30-000 | EA | MIRROR - BEVELED EDGE - 14.5" X 25.9" |
| | | | FROM: 01-14-08 THRU: 99-99-99 |
| 7 | 076767-04-000 | EA | CABLE - STAINLESS STEEL - 5.9" |
| 8 | 163145-01-WD3 | EA | DOOR - CURVED - 27.5" X 18.3" - W/O HDW |
| 9 | 161079-36-WD3 | EA | DRAWER - BROKEN EDGE - 10.9"W X 19.7"D - W/O SLIDES/HDW |
| 10 | 161079-37-WD3 | EA | DRAWER - BROKEN EDGE - 5.7"W X 19.7"D - W/O SLIDES/HDW |
| 11 | 140594-03-01A | EA | GRILL - RETURN AIR - 19.7" X 11.8" - BLACK |
| 12 | 161079-34-WD3 | EA | DRAWER - BROKEN EDGE - 19"W X 17.7"D - W/O SLIDES/HDW |
| 13 | 161079-35-WD3 | EA | DRAWER - BROKEN EDGE - 19"W X 17.7"D - W/O SLIDES/HDW |
| 14 | 161079-33-WD3 | EA | DRAWER - BROKEN EDGE - 22.6"W X 19.7"D - W/O SLIDES/HDW |
| 15 | 161079-39-WD3 | EA | DRAWER - BROKEN EDGE - 19.8"W X 13.8"D - W/O SLIDES/HDW |
| 16 | 161079-38-WD3 | EA | DRAWER - BROKEN EDGE - 21"W X 17.7"D - W/O SLIDES/HDW |
| 17 | 161079-29-WD3 | EA | DRAWER - BROKEN EDGE - 10"W X 17.7"D - W/O SLIDES/HDW |
| 18 | 161079-30-WD3 | EA | DRAWER - BROKEN EDGE - 10"W X 17.7"D - W/O SLIDES/HDW |
| 19 | 161079-31-WD3 | EA | DRAWER - BROKEN EDGE - 10"W X 17.7"D - W/O SLIDES/HDW |
| 20 | 161981-01-WD3 | EA | DOOR - CURVED - 25.9" X 13.2" - W/O HDW |
| 21 | 161981-02-WD3 | EA | DOOR - CURVED - 25.9" X 13.2" - W/O HDW |
| 22 | 164958-01-WD3 | EA | DRAWER - RECYCLE - 10.9"W X 30"D - W/O SLIDES/HDW |
| 23 | 153000-15-01A | EA | SLIDE - DRAWER MOUNT - 23.4" |

CABINET & APPLIANCE GROUP (CONTINUED)
CABINET & APPLIANCE LAYOUT (CONTINUED)

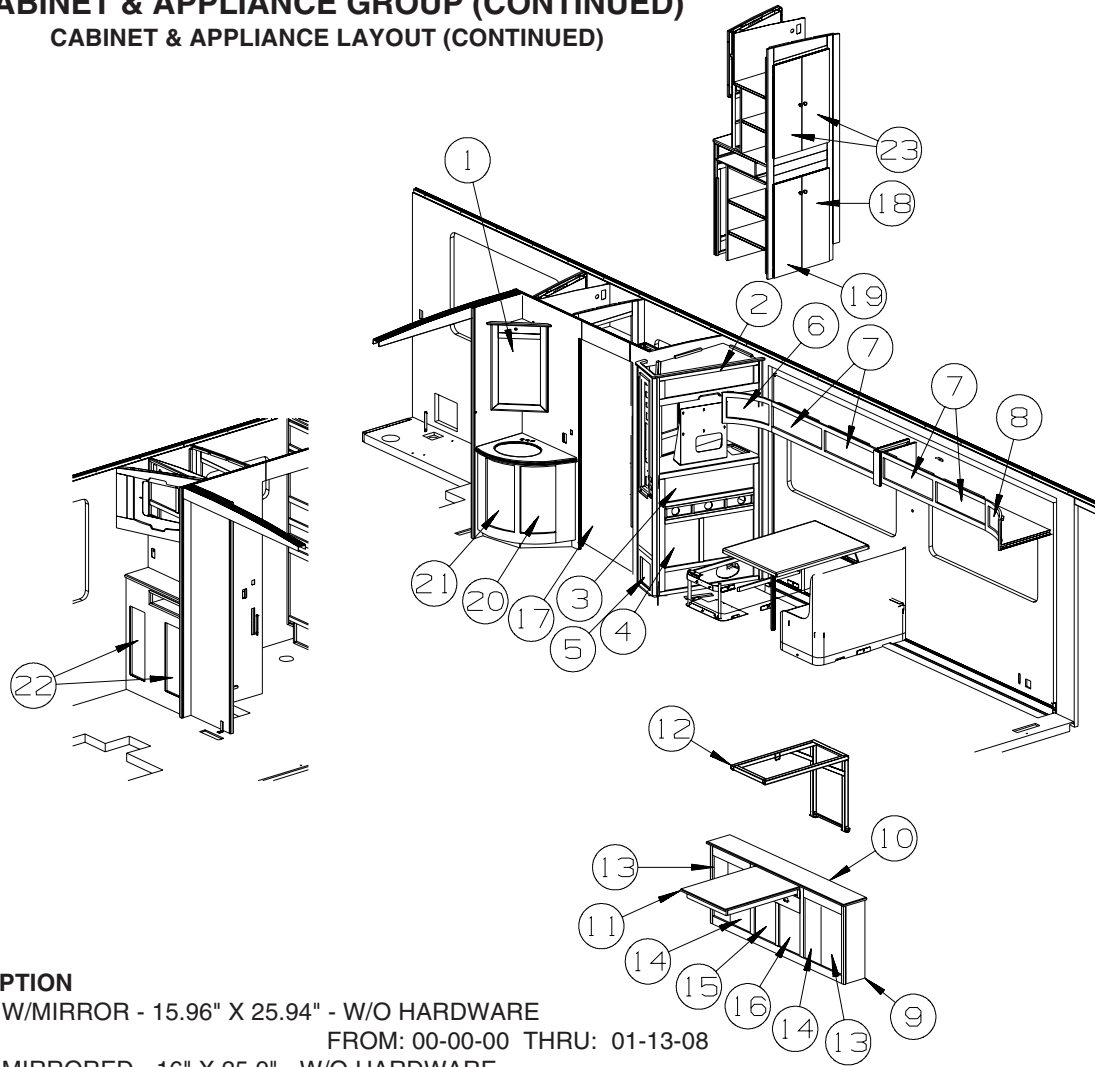


| KEY | PART NUMBER | U/M | DESCRIPTION |
|-----|---------------|-----|---|
| 1 | 137421-07-W66 | EA | DOOR - SLIDING/DOUBLE |
| | 137421-42-W66 | EA | PANEL - SLIDING DOOR - W/O HANGER |
| | 137421-45-W66 | EA | PANEL - SLIDING DOOR - W/O HANGER |
| 1 | 137422-07-01A | EA | TRACK - DOOR - 56.4" - OFF WHITE |
| 1 | 138136-06-02B | EA | GUIDE - DOOR - E-COATED |
| 1 | 057534-08-000 | EA | TIEBACK - CLEAR PLASTIC - 16" |
| 2 | 162708-01-W66 | EA | CABINET - OVERHEAD/MEDICINE - W/O DOORS/HDW |
| 3 | 161453-05-05A | EA | MOLDING/ACCENT - OVERHEAD - HONEY CHERRY |
| 4 | 145182-59-WD3 | EA | COUNTERTOP - LAMINATED |
| 5 | 161453-06-05A | EA | MOLDING/ACCENT - OVERHEAD - HONEY CHERRY |
| | | | FROM: 00-00-00 THRU: 11-19-07 |
| 5 | 161453-14-05A | EA | MOLDING - OVERHEAD - HONEY CHERRY |
| | | | FROM: 11-20-07 THRU: 99-99-99 |
| 6 | 164965-01-02B | EA | BRACKET - TV - E-COATED |
| 7 | 165542-01-02B | EA | BRACKET/MOUNTING - TV - E-COATED |
| 8 | 164621-11-WD3 | EA | FACE/FRAME - TV CABINET - W/O DOOR/HDW |
| 9 | 163774-01-WD3 | EA | CABINET - OVERHEAD/DINETTE - W/O DOORS/HDW |
| 10 | 163773-01-WD3 | EA | CABINET - OVERHEAD/COUCH - W/O DOORS/HDW |
| 10 | 163773-01-WD7 | EA | CABINET - OVERHEAD/COUCH - W/O DOORS/HDW |
| 10 | 163773-01-WE3 | EA | CABINET - OVERHEAD/COUCH - W/O DOORS/HDW |
| 11 | 161306-07-WD3 | EA | CABINET/DINETTE W/BACK(WRAPPED) - W/O DOORS/HDW |
| 11 | 161306-07-WD7 | EA | CABINET/DINETTE W/BACK(WRAPPED) - W/O DOORS/HDW |
| 11 | 161306-07-WE3 | EA | CABINET/DINETTE W/BACK(WRAPPED) - W/O DOORS/HDW |
| 12 | 081295-01-T02 | EA | SUPPORT - BED/DINETTE - 28" LONG |
| 13 | 161278-02-000 | EA | BRACKET - DINETTE - LEFT HAND |
| 14 | 161278-01-000 | EA | BRACKET - DINETTE - RIGHT HAND |
| 15 | 149294-10-WD3 | EA | TABLE/DINETTE - W/LEG - 29.7"W X 41.6"D |
| 16 | 024281-12-000 | EA | BRACKET/WALL - TABLE LIFT - 17.1" - ALMOND |
| 17 | 024275-16-000 | EA | ROD - TABLE LIFT - W/ARMS 8" & BASE ROD 18.5" - ALMOND |
| 18 | 140921-02-02A | EA | BRACKET/TABLE SUPPORT - 18.5" - ALMOND |
| 19 | 143798-01-02A | EA | CATCH - FLOOR TO TABLE LEG - ALMOND |
| 20 | 143798-03-02A | EA | WASHER/CATCH - TABLE LEG - ALMOND |
| 21 | 161306-08-WD3 | EA | CABINET/DINETTE W/BACK(WRAPPED) - W/O DOORS/HDW |
| 21 | 161306-08-WD7 | EA | CABINET/DINETTE W/BACK(WRAPPED) - W/O DOORS/HDW |
| 21 | 161306-08-WE3 | EA | CABINET/DINETTE W/BACK(WRAPPED) - W/O DOORS/HDW |
| 22 | 158117-09-WD3 | EA | POCKET - MONITOR PANEL - GENERATOR-START,AUTO SYSTEM |
| 22 | 158117-10-WD3 | EA | POCKET - MONITOR PANEL |
| 23 | 162583-01-02B | EA | BRACKET - FAUCET - WASHER/DRYER - E-COATED |

CABINET & APPLIANCE GROUP (CONTINUED)
CABINET & APPLIANCE LAYOUT (CONTINUED)

| KEY | PART NUMBER | U/M | DESCRIPTION |
|------------|--------------------|------------|---|
| 24 | 165127-01-WD3 | EA | COUNTERTOP - LAVATORY |
| 24 | 165127-01-WD7 | EA | COUNTERTOP - LAVATORY |
| 24 | 165127-01-WE3 | EA | COUNTERTOP - LAVATORY |
| 25 | P62659-01-W66 | EA | CABINET - LAVATORY - W/O COUNTERTOP/DOORS/DRAWERS/HDW |
| 26 | 165226-01-WD3 | EA | CABINET - OVERHEAD/TV - W/O BOTTOM PANEL/HDW - TV-27" COLOR,STEREO W/REMOTE |
| 26 | 166639-01-WD3 | EA | CABINET - OVERHEAD/TV - W/O BOTTOM PANEL/HDW - TV(REAR)-26" COLOR STEREO |
| 27 | 165247-01-02B | EA | BRACKET - OVERHEAD/TV - E-COATED |

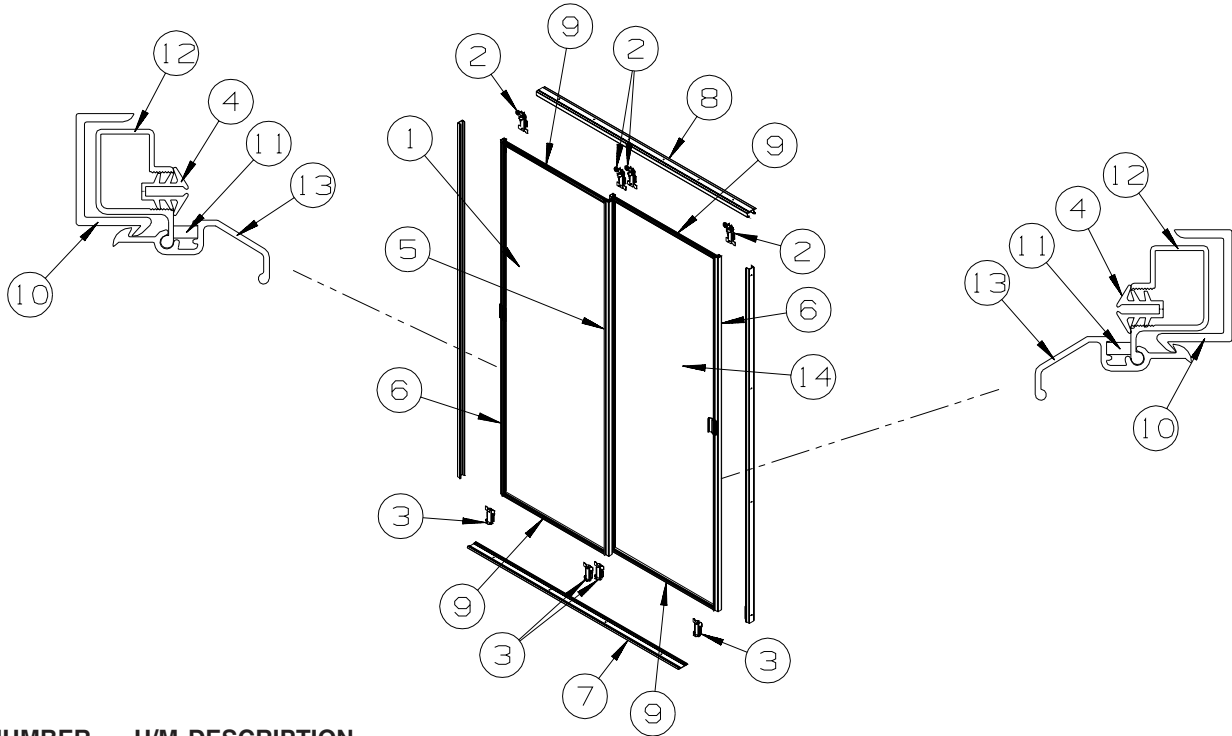
CABINET & APPLIANCE GROUP (CONTINUED)
CABINET & APPLIANCE LAYOUT (CONTINUED)



| KEY | PART NUMBER | U/M | DESCRIPTION |
|-----|---------------|-----|--|
| 1 | 145576-07-WE7 | EA | DOOR - W/MIRROR - 15.96" X 25.94" - W/O HARDWARE FROM: 00-00-00 THRU: 01-13-08 |
| 1 | 145576-C3-W66 | EA | DOOR - MİRRORED - 16" X 25.9" - W/O HARDWARE FROM: 01-14-08 THRU: 99-99-99 |
| 1 | 093606-36-000 | EA | MIRROR - BEVELED EDGE - 16" X 26" FROM: 00-00-00 THRU: 01-13-08 |
| 1 | 093606-30-000 | EA | MIRROR - BEVELED EDGE - 14.5" X 25.9" FROM: 01-14-08 THRU: 99-99-99 |
| 1 | 076767-04-000 | EA | CABLE - STAINLESS STEEL - 5.9" |
| 2 | 159204-11-WD3 | EA | DOOR - DECORATIVE INSERT - 7.7" X 34.8" - W/O HDW |
| 3 | 159204-10-WD3 | EA | DOOR - DECORATIVE INSERT - 9.8" X 34.8" - W/O HDW |
| 3 | 076767-04-000 | EA | CABLE - STAINLESS STEEL - 5.9" |
| 4 | 160256-50-WD3 | EA | DOOR - FLAT/SQUARE EDGE - 21.6" X 14.3" - W/O HDW |
| 5 | 160256-62-W66 | EA | DOOR - FLAT/SQUARE EDGE - 10.6" X 9.2" - W/O HDW |
| 6 | 160252-07-W66 | EA | DOOR - CURVED - 11.4" X 16.6" - W/O HDW |
| 7 | 160256-95-WD3 | EA | DOOR - FLAT/SQUARE EDGE - 28.1" X 11.4" - W/O HDW |
| 8 | 160252-18-WD3 | EA | DOOR - CURVED - 11.4" X 16.6" - W/O HDW |
| 9 | P60419-01-WD3 | EA | CABINET - STORAGE/COMPUTER - W/O CTRTP/DRAWERS/HDW - DINING TABLE/BUFFET/CHAIRS |
| 10 | 160430-01-WD3 | EA | TABLE - BUFFET - DINING TABLE/BUFFET/CHAIRS FROM: 00-00-00 THRU: 11-25-07 |
| 10 | 167199-02-WD3 | EA | TABLE - BUFFET - DINING TABLE/BUFFET/CHAIRS FROM: 11-26-07 THRU: 99-99-99 |
| 11 | 160420-01-WD3 | EA | TABLE - W/FRAME - W/O HDW - 24.8" X 42.7" - DINING TABLE/BUFFET/CHAIRS FROM: 00-00-00 THRU: 11-25-07 |
| 11 | 140889-59-WD3 | EA | TABLE - W/FRAME - W/O HDW - DINING TABLE/BUFFET/CHAIRS FROM: 11-26-07 THRU: 99-99-99 |
| 12 | 153362-03-02B | EA | SUPPORT - TABLE - E-COATED - DINING TABLE/BUFFET/CHAIRS |
| 13 | 160256-A3-WD3 | EA | DOOR - FLAT/SQUARE EDGE - 23.8" X 10.8" - W/O HDW - DINING TABLE/BUFFET/CHAIRS |
| 14 | 160256-A4-WD3 | EA | DOOR - FLAT/SQUARE EDGE - 23.8" X 10.8" - W/O HDW - DINING TABLE/BUFFET/CHAIRS |
| 15 | 160256-A6-WD3 | EA | DOOR - FLAT/SQUARE EDGE - 17.7" X 12.8" - W/O HDW - DINING TABLE/BUFFET/CHAIRS |
| 16 | 160256-A7-WD3 | EA | DOOR - FLAT/SQUARE EDGE - 17.7" X 12.8" - W/O HDW - DINING TABLE/BUFFET/CHAIRS |
| 17 | 153095-03-W66 | EA | DOOR - BATH - 27.5" X 75.7" - W/O FRAME(PICTURE)TRIM/HDW |
| 18 | 160256-55-WD3 | EA | DOOR - FLAT/SQUARE EDGE - 35" X 12.4" - W/O HDW |

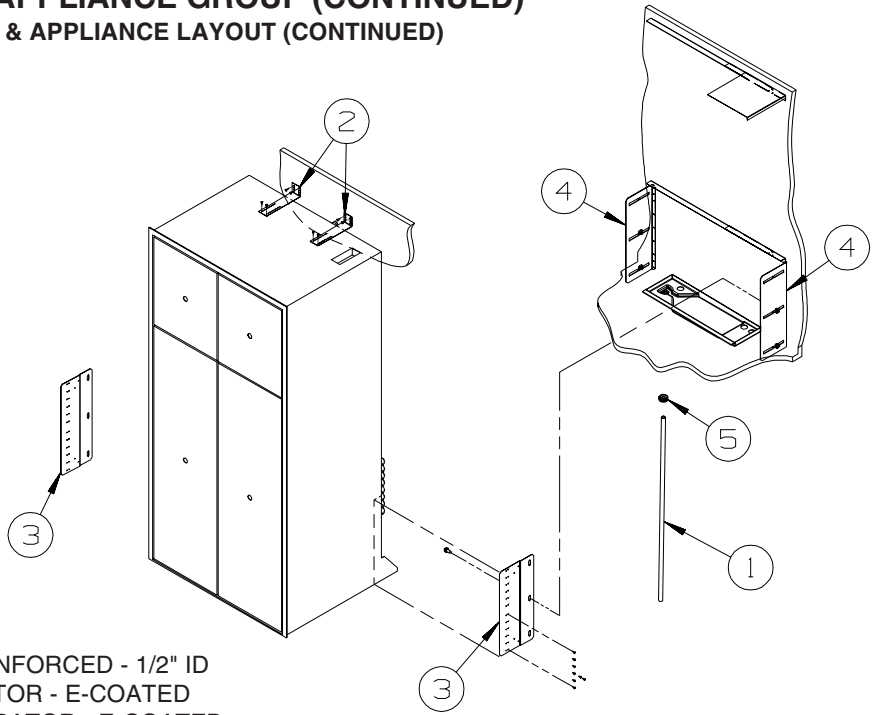
CABINET & APPLIANCE GROUP (CONTINUED)
CABINET & APPLIANCE LAYOUT (CONTINUED)

| KEY | PART NUMBER | U/M | DESCRIPTION |
|-----|---------------|-----|---|
| 19 | 160256-54-WD3 | EA | DOOR - FLAT/SQUARE EDGE - 35" X 12.4" - W/O HDW |
| 20 | 160252-10-WD3 | EA | DOOR - CURVED - 25.9" X 13.2" - W/O HDW |
| 21 | 160252-09-WD3 | EA | DOOR - CURVED - 25.9" X 13.2" - W/O HDW |
| 22 | 160256-75-W66 | EA | DOOR - FLAT/SQUARE EDGE - 26.5" X 9" - W/O HDW |
| 23 | 160256-74-WD3 | EA | DOOR - FLAT/SQUARE EDGE - 35" X 12.4" - W/O HDW |



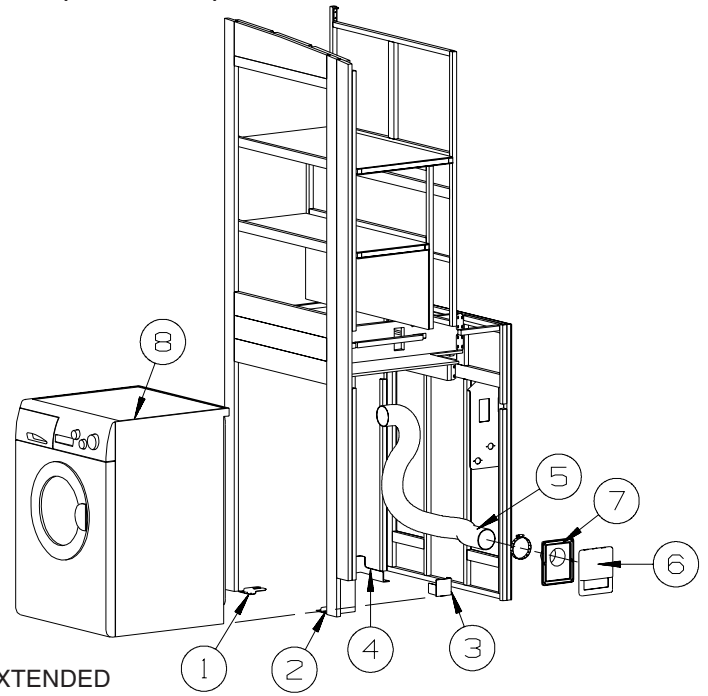
| KEY | PART NUMBER | U/M | DESCRIPTION |
|-----|---------------|-----|--|
| 1 | 136681-28-W66 | EA | DOOR - MİRRORED/WARDROBE - LH - W/HANGERS/GUIDES/LATCH |
| | 140374-90-000 | EA | MIRROR - SAFETY GLASS - 31.7" X 68.7" |
| 2 | 107390-02-000 | EA | CORNER HANGER (DOUBLE ROLLER W/BRACKET) (SOLD AS 1 EACH) |
| 3 | 107391-01-000 | EA | GUIDE - BOTTOM - BY-PASS (4 USED PER DOOR) |
| 4 | 111575-01-01A | FT | CHANNEL - GLAZING - SWING DOOR |
| 5 | 114104-19-01A | EA | STILE - DOOR - SLIDING - 69.2" - TERRATONE |
| 6 | 114104-20-01A | EA | STILE - DOOR - SLIDING - 69.2" - TERRATONE |
| 7 | 114105-27-01A | EA | TRACK - SLIDING DOOR - LOWER - 59.4" - TERRATONE |
| 8 | 114106-27-01A | EA | TRACK - SLIDING DOOR - UPPER - 59.4" - TERRATONE |
| 9 | 114107-17-01A | EA | RAIL - DOOR/SLIDING - UPPER/LOWER - 31.2" - TERRATONE |
| 10 | 115538-09-01A | EA | JAMB - DOOR - WARDROBE/MİRRORED - 70.4" - BLACK |
| 11 | 115541-01-000 | EA | SPRING - DOOR - SLIDING |
| 12 | 123655-01-000 | FT | SEAL - CLOSED CELL/FOAM |
| 13 | 158158-01-01A | EA | LATCH - WARDROBE DOOR - MİRRORED - TERRA COTTA |
| 14 | 136680-28-W66 | EA | DOOR - MİRRORED/WARDROBE - RH - W/HANGERS/GUIDES/LATCH |
| | 140374-90-000 | EA | MIRROR - SAFETY GLASS - 31.7" X 68.7" |

CABINET & APPLIANCE GROUP (CONTINUED)
CABINET & APPLIANCE LAYOUT (CONTINUED)



| KEY | PART NUMBER | U/M | DESCRIPTION |
|-----|---------------|-----|--|
| 1 | 112176-01-000 | FT | TUBING - VINYL - REINFORCED - 1/2" ID |
| 2 | 145445-02-02B | EA | STRAP - REFRIGERATOR - E-COATED |
| 3 | 150740-01-02B | EA | BRACKET - REFRIGERATOR - E-COATED |
| 4 | 150740-02-02B | EA | BRACKET - REFRIGERATOR - E-COATED |
| 5 | 152417-01-01A | EA | CLAMP/RATCHET - F/REFRIDGERATOR DRIP TRAY HOSE - BLACK |

CABINET & APPLIANCE GROUP (CONTINUED)
CABINET & APPLIANCE LAYOUT (CONTINUED)

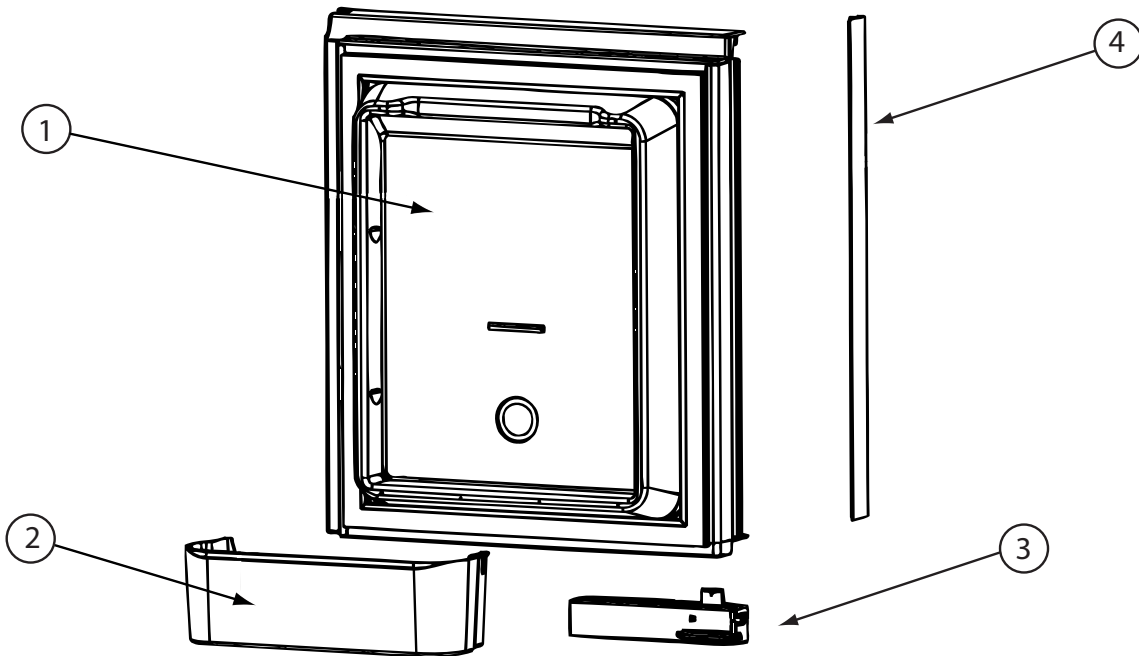


| KEY | PART NUMBER | U/M | DESCRIPTION |
|-----|---------------|-----|---|
| 1 | 111913-02-04B | EA | BRACKET/WASHER - TIE DOWN - BLACK |
| 2 | 111913-03-04B | EA | BRACKET/WASHER - TIE DOWN - BLACK |
| 3 | 113795-01-02B | EA | BRACKET - WASHER - E-COATED |
| 4 | 113795-02-02B | EA | BRACKET - WASHER - E-COATED |
| 5 | 116653-02-000 | FT | DUCT - FLEXIBLE - 3' COMPRESSED/8' EXTENDED |
| 6 | 146292-01-02A | EA | COVER - DRYER VENT - BLACK |
| 7 | 146292-02-02A | EA | DRYER VENT - INNER - BLACK |
| 8 | 153204-01-01A | EA | WASHER/DRYER - VENTED - UL/CSA - WHITE |
| | | | FROM: 00-00-00 THRU: 12-02-07 |
| 8 | 167453-01-01A | EA | WASHER/DRYER - VENTED - UL/CSA - WHITE |
| | | | FROM: 12-03-07 THRU: 99-99-99 |
| | 141523-01-01A | EA | LABEL - WASHER/DRYER BRACKETS - BLACK/WHITE |

CABINET & APPLIANCE GROUP (CONTINUED)
COMPONENT PARTS FOR CABINET & APPLIANCE LAYOUT

119267-17-01A

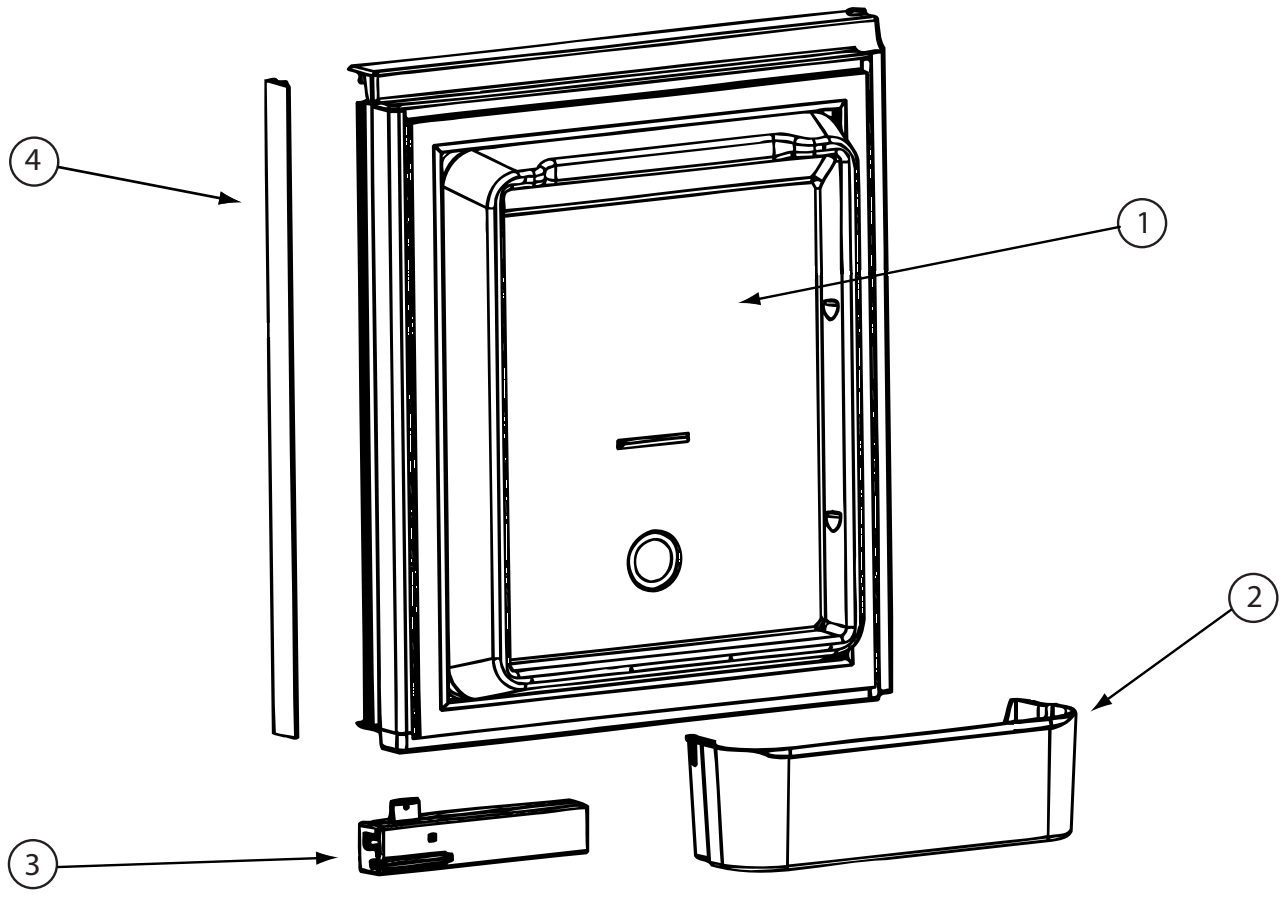
| KEY | PART NUMBER | U/M | DESCRIPTION | VENDOR NO. |
|-----|---------------|-----|------------------|---------------|
| | 119267-04-700 | EA | FILTER-GREASE | BOO2 |
| | 119267-04-703 | EA | PLATE - MOUNTING | FANGTB003MRY0 |
| | 119267-17-700 | EA | TURNTABLE-GLASS | NTNT-A114WREZ |



125242-05-02A

| KEY | PART NUMBER | U/M | DESCRIPTION | VENDOR NO. |
|-----|---------------|-----|--|------------|
| 1 | 125242-05-700 | EA | LINER-DOOR/UPPER RH/WRP WPM | 62913401 |
| 2 | 125242-05-701 | EA | BIN - DOOR SHELF | 628686 |
| 3 | 125242-02-701 | EA | HANDLE(CONTOUR)TOP RH LWR LH | 621106 |
| | 125242-02-722 | EA | LATCH-STORAGE DR/BLK POINTED | 619374 |
| | | | CONTACT WINNEBAGO PART SALES FOR UNLISTED COMPONENT(S) | |

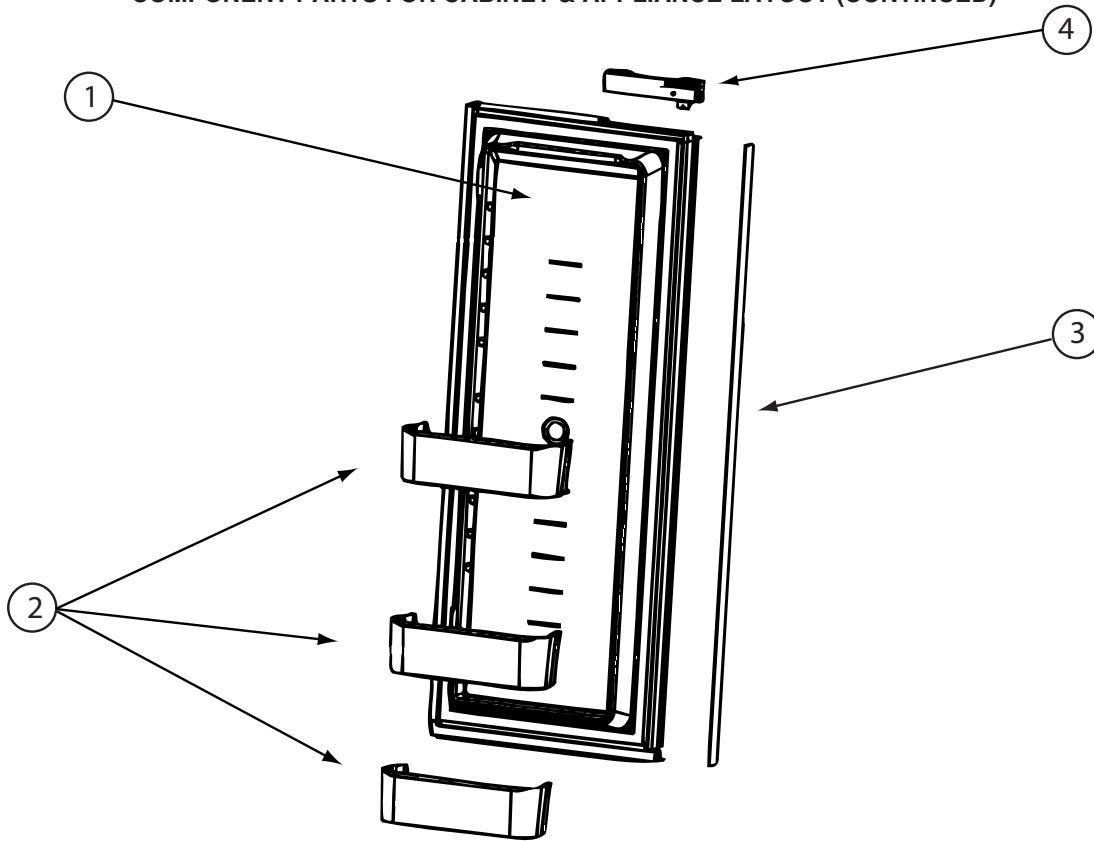
CABINET & APPLIANCE GROUP (CONTINUED)
COMPONENT PARTS FOR CABINET & APPLIANCE LAYOUT (CONTINUED)



125242-05-02A (CONTINUED)

| KEY | PART NUMBER | U/M | DESCRIPTION | VENDOR NO. |
|--|---------------|-----|------------------------------|------------|
| 1 | 125242-05-702 | EA | LINER-DOOR/UPPER LH/WRP WPM | 62913301 |
| 2 | 125242-05-701 | EA | BIN - DOOR SHELF | 628686 |
| 3 | 125242-02-700 | EA | HANDLE(CONTOUR)TOP LH BTM RH | 621107 |
| | 125242-02-722 | EA | LATCH-STORAGE DR/BLK POINTED | 619374 |
| CONTACT WINNEBAGO PART SALES FOR UNLISTED COMPONENT(S) | | | | |

CABINET & APPLIANCE GROUP (CONTINUED)
COMPONENT PARTS FOR CABINET & APPLIANCE LAYOUT (CONTINUED)

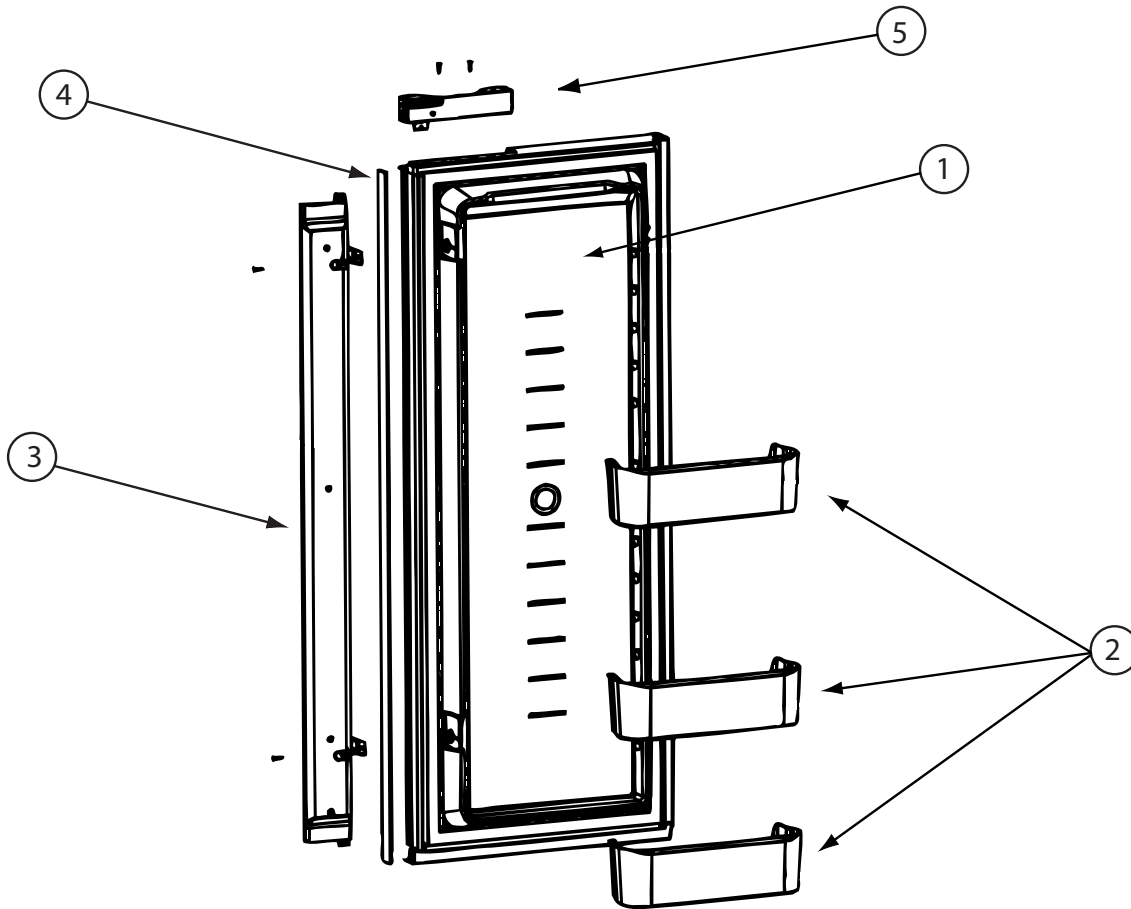


125242-05-02A (CONTINUED)

| KEY | PART NUMBER | U/M | DESCRIPTION | VENDOR NO. |
|-----|---------------|-----|------------------------------|------------|
| 1 | 125242-05-703 | EA | LINER-DOOR/LOWER RH/WRP WPM | 62913601 |
| 2 | 125242-05-701 | EA | BIN - DOOR SHELF | 628686 |
| 4 | 125242-02-700 | EA | HANDLE(CONTOUR)TOP LH BTM RH | 621107 |
| | 125242-02-722 | EA | LATCH-STORAGE DR/BLK POINTED | 619374 |

CONTACT WINNEBAGO PART SALES FOR UNLISTED COMPONENT(S)

CABINET & APPLIANCE GROUP (CONTINUED)
COMPONENT PARTS FOR CABINET & APPLIANCE LAYOUT (CONTINUED)

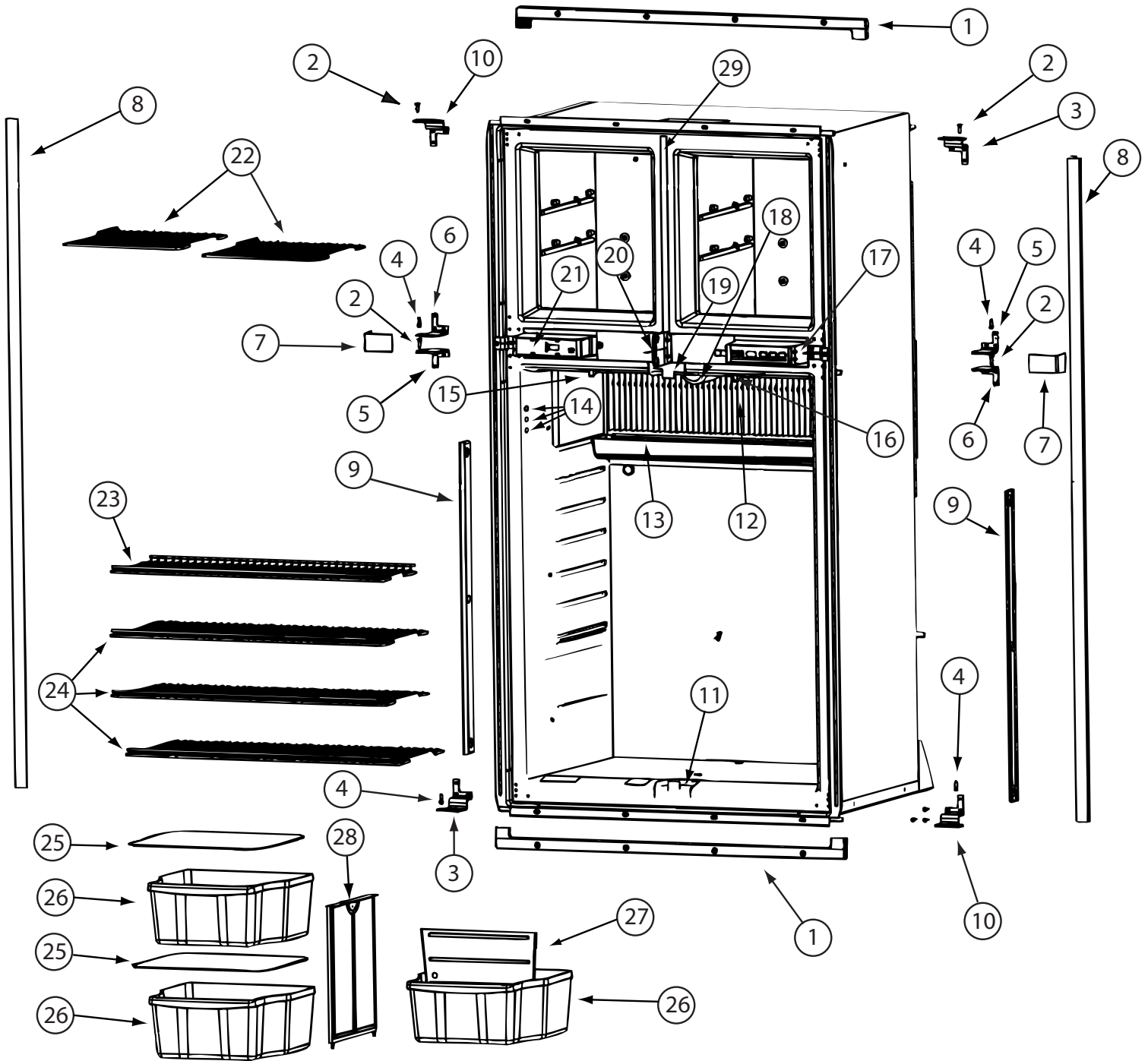


125242-05-02A (CONTINUED)

| KEY | PART NUMBER | U/M | DESCRIPTION | VENDOR NO. |
|-----|---------------|-----|------------------------------|------------|
| 1 | 125242-05-704 | EA | LINER-DOOR/LOWER LH/WRP WPM | 62913501 |
| 2 | 125242-05-701 | EA | BIN - DOOR SHELF | 628686 |
| 3 | 125242-05-705 | EA | FLAPPER ASM | 629049 |
| 5 | 125242-02-701 | EA | HANDLE(CONTOUR)TOP RH LWR LH | 621106 |
| | 125242-02-722 | EA | LATCH-STORAGE DR/BLK POINTED | 619374 |

CONTACT WINNEBAGO PART SALES FOR UNLISTED COMPONENT(S)

CABINET & APPLIANCE GROUP (CONTINUED)
COMPONENT PARTS FOR CABINET & APPLIANCE LAYOUT (CONTINUED)



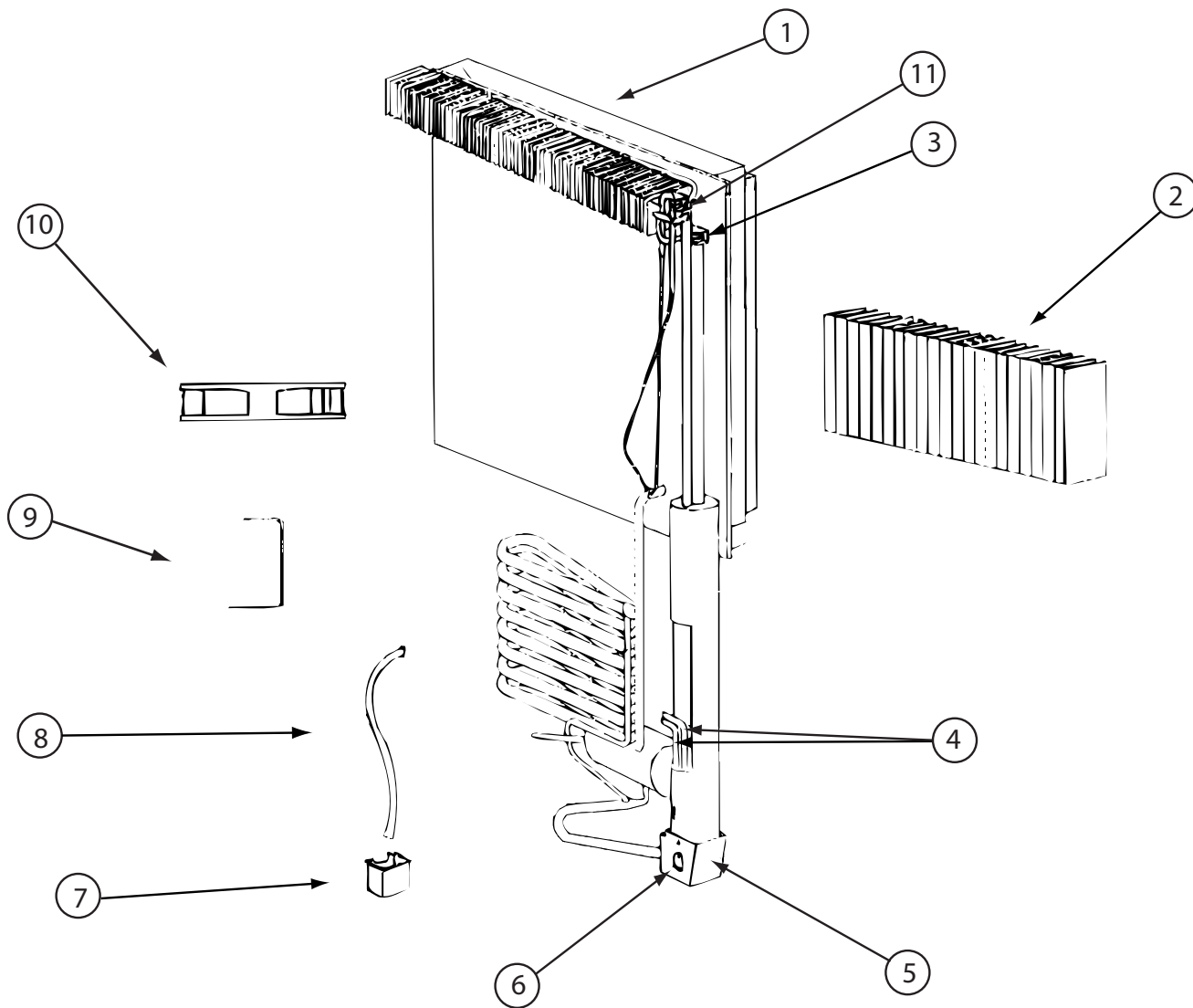
125242-05-02A (CONTINUED)

CABINET & APPLIANCE GROUP (CONTINUED)
COMPONENT PARTS FOR CABINET & APPLIANCE LAYOUT (CONTINUED)

125242-05-02A (CONTINUED)

| KEY | PART NUMBER | U/M | DESCRIPTION | VENDOR NO. |
|------------|--------------------|------------|-------------------------------|---------------------|
| 1 | 125242-01-767 | EA | KIT INSTALL(U TRIM PCS)HDW | 623528 |
| 2 | 125242-03-715 | EA | HINGE PIN/UPR-WRAPPED DOORS | 623899 |
| 3 | 125242-05-707 | EA | HINGE-OUTER/UPPER RH/LWR LH | 628946 |
| 4 | 113737-01-710 | EA | PIN-HINGE, BOTTOM | 61550722 |
| 5 | 125242-05-708 | EA | HINGE-INNER/UPPER RH/LWR LH | 624363 |
| 6 | 125242-05-709 | EA | HINGE-INNER/UPPER LH/LWR RH | 624364 |
| 7 | 125242-05-710 | EA | COVER - HINGE | 627955 |
| 8 | 125242-01-766 | EA | TRIM-LT/RT HAND-SCREW ON | 623254 |
| 9 | 125242-02-720 | EA | RETAINER/SHELF(SER#926685 UP) | 622033 |
| 10 | 125242-05-711 | EA | HINGE-OUTER/UPPER LH/LWR RH | 628945 |
| 11 | 125242-05-712 | EA | GUIDE BLOCK-FLAPPER/BTM/BLK | 629112 |
| 12 | 125242-05-713 | EA | FINS | 618785 |
| 13 | 125242-01-712 | EA | DRIP TRAY | 618774 |
| 14 | 125242-03-706 | EA | PROBE - CONTACT/LARGE | 620689 |
| 15 | 125242-01-768 | EA | SWITCH - DOOR LIGHT | 623918 |
| 16 | 125242-02-706 | EA | LAMP/WIRE ASM/SER#849677 UP | 620871 |
| 17 | 125242-05-706 | EA | CONTROL ASM - OPTICAL | 629113 |
| 18 | 125242-02-708 | EA | COVER/LAMP BRACKET | 621827 |
| 19 | 125242-05-714 | EA | GUIDE BLOCK-FLAPPER/TOP/BLK | 629111 |
| 20 | 125242-05-715 | EA | PLATE/STRIKE - BLACK | 628473 |
| 21 | 125242-05-716 | EA | BOX/FRONT - DUMMY | 624366 |
| 22 | 125242-01-725 | EA | SHELF-FREEZER (WIRE) | 618847 |
| 23 | 125242-01-727 | EA | SHELF-WIRE (SHORT) | 618849 |
| 24 | 125242-01-726 | EA | SHELF-WIRE (LONG) | 618848 |
| 25 | 125242-01-706 | EA | COVER-CRISPER | 618757 |
| 26 | 125242-05-717 | EA | BIN - BOTTLE/CRISPER | 628688 |
| 27 | 125242-05-718 | EA | DIVIDER - BOTTLE/CRISPER | 628694 |
| 28 | 125242-01-749 | EA | SUPPORT - WALL | 618840 |
| 29 | 125242-02-741 | EA | STRIP-FREEZER-BLACK | 625210 #1291391 &UP |
| | 084880-03-705 | EA | BRACKET-LIGHT-INTERIOR | 61629722 |
| | 084880-03-706 | EA | BULB-LAMP | 61628922 |
| | 120075-01-714 | EA | PLUG-HOLE (BLACK) | 618170 |
| | 125242-05-725 | EA | PLATE - F/DUMMY BOX | 628460 |

CABINET & APPLIANCE GROUP (CONTINUED)
COMPONENT PARTS FOR CABINET & APPLIANCE LAYOUT (CONTINUED)

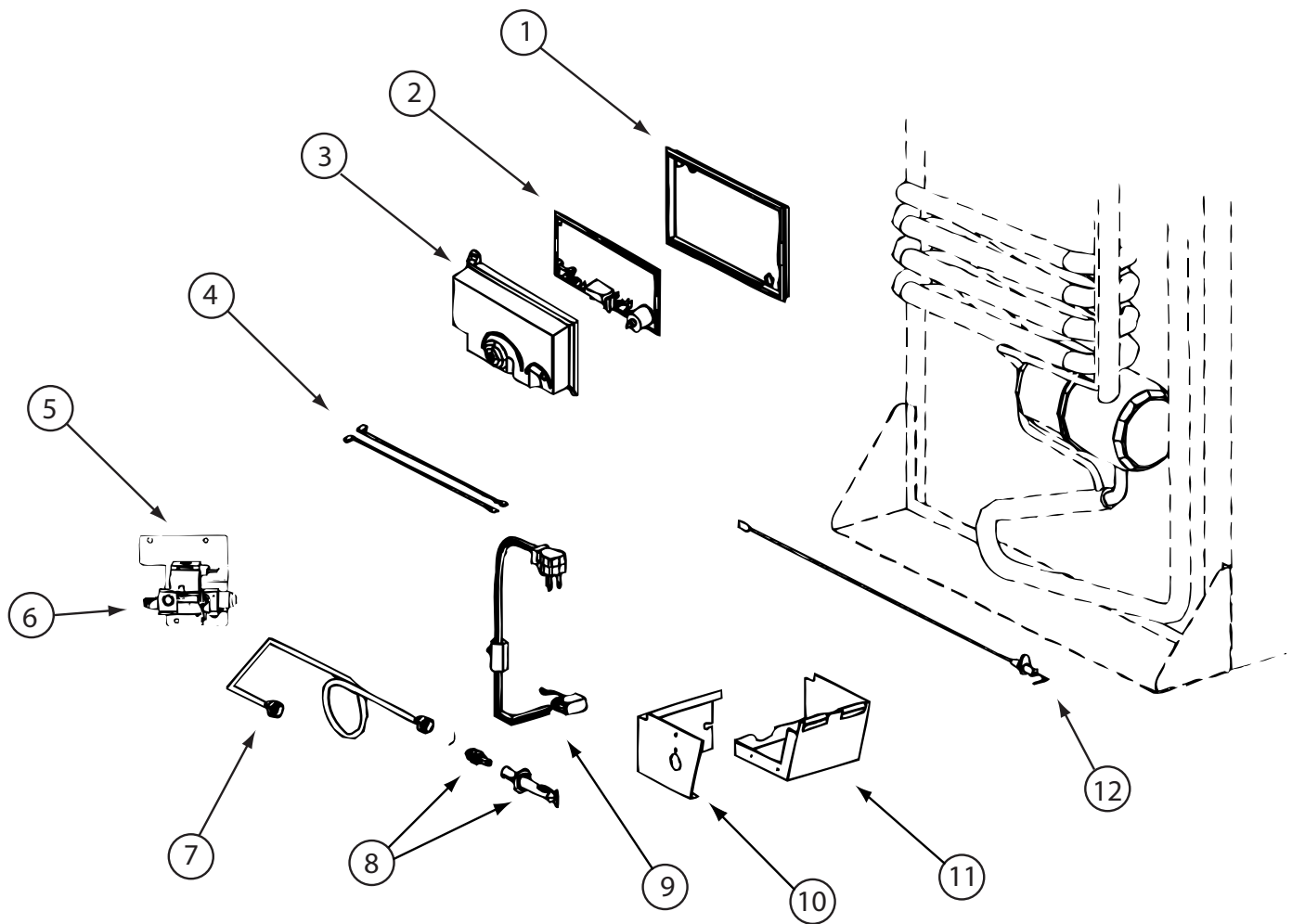


125242-05-02A (CONTINUED)

| KEY | PART NUMBER | U/M | DESCRIPTION | VENDOR NO. |
|-----|---------------|-----|------------------------------|------------|
| 1 | 125242-05-719 | EA | COOLING UNIT - SN 8835498 UP | 629507 |
| 2 | 125242-05-713 | EA | FINS | 618785 |
| 4 | 125242-01-732 | EA | HEATER AC - 225W/110VAC | 618872 |
| 5 | 125242-01-739 | EA | BASE-BURNER BOX | 618902 |
| 6 | 125242-01-740 | EA | COVER-BURNER BOX | 618910 |
| 9 | 125242-05-721 | EA | BRACKET-DC FAN-SN 9144576 UP | 628747 |
| 10 | 125242-05-722 | EA | FAN-EXTRNL DC-SN 9144576 UP | 628685 |
| 11 | 113737-01-754 | EA | THERMOSTAT (FAN 12V DC) | 618093 |
| | 125242-01-742 | EA | WIRE ASM.-BAFFLE 55.15" | 618915 |
| | 125242-05-720 | EA | SWITCH-THERMAL | 628118 |

CONTACT WINNEBAGO PART SALES FOR UNLISTED COMPONENT(S)

CABINET & APPLIANCE GROUP (CONTINUED)
COMPONENT PARTS FOR CABINET & APPLIANCE LAYOUT (CONTINUED)

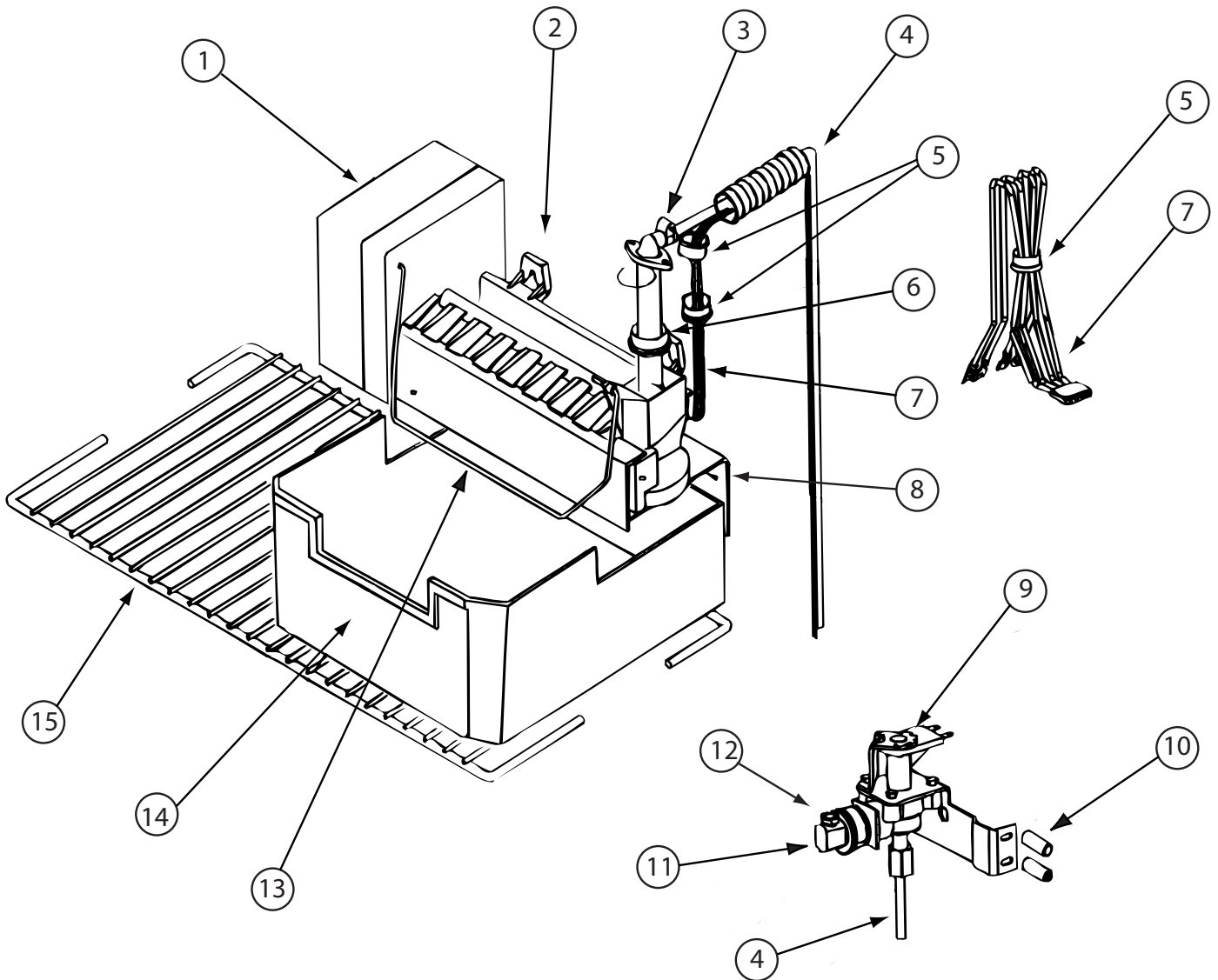


125242-03-02A, 125242-05-02A, 125242-06-01A (CONTINUED)

| KEY | PART NUMBER | U/M | DESCRIPTION | VENDOR NO. |
|-----|---------------|-----|------------------------------|------------|
| 1 | 121569-08-701 | EA | BASE - POWER BOARD | 628674 |
| 2 | 121568-06-709 | EA | BOARD/POWER-N611/N822F/1201 | 628661 |
| 3 | 121569-08-702 | EA | COVER-POWER BOARD | 628677 |
| 4 | 125242-02-709 | EA | WIRE/WHITE/9"/GAS VALVE | 621448 |
| 6 | 121569-08-703 | EA | GAS VALVE - SOLENOID | 628741 |
| 7 | 125242-05-723 | EA | BURNER TUBE | 624683 |
| 8 | 125242-02-743 | EA | BURNER ORF ADAP-7 SLOT BRNR | 629013 |
| 9 | 121569-05-732 | EA | CORD - AC POWER- W/ICE MAKER | 618406 |
| 10 | 125242-01-740 | EA | COVER-BURNER BOX | 618910 |
| 11 | 125242-01-739 | EA | BASE-BURNER BOX | 618902 |
| 12 | 104137-06-715 | EA | ELECTRODE-SPARK/SENSOR, SGL | 61692222 |

CONTACT WINNEBAGO PART SALES FOR UNLISTED COMPONENT(S)

CABINET & APPLIANCE GROUP (CONTINUED)
COMPONENT PARTS FOR CABINET & APPLIANCE LAYOUT (CONTINUED)

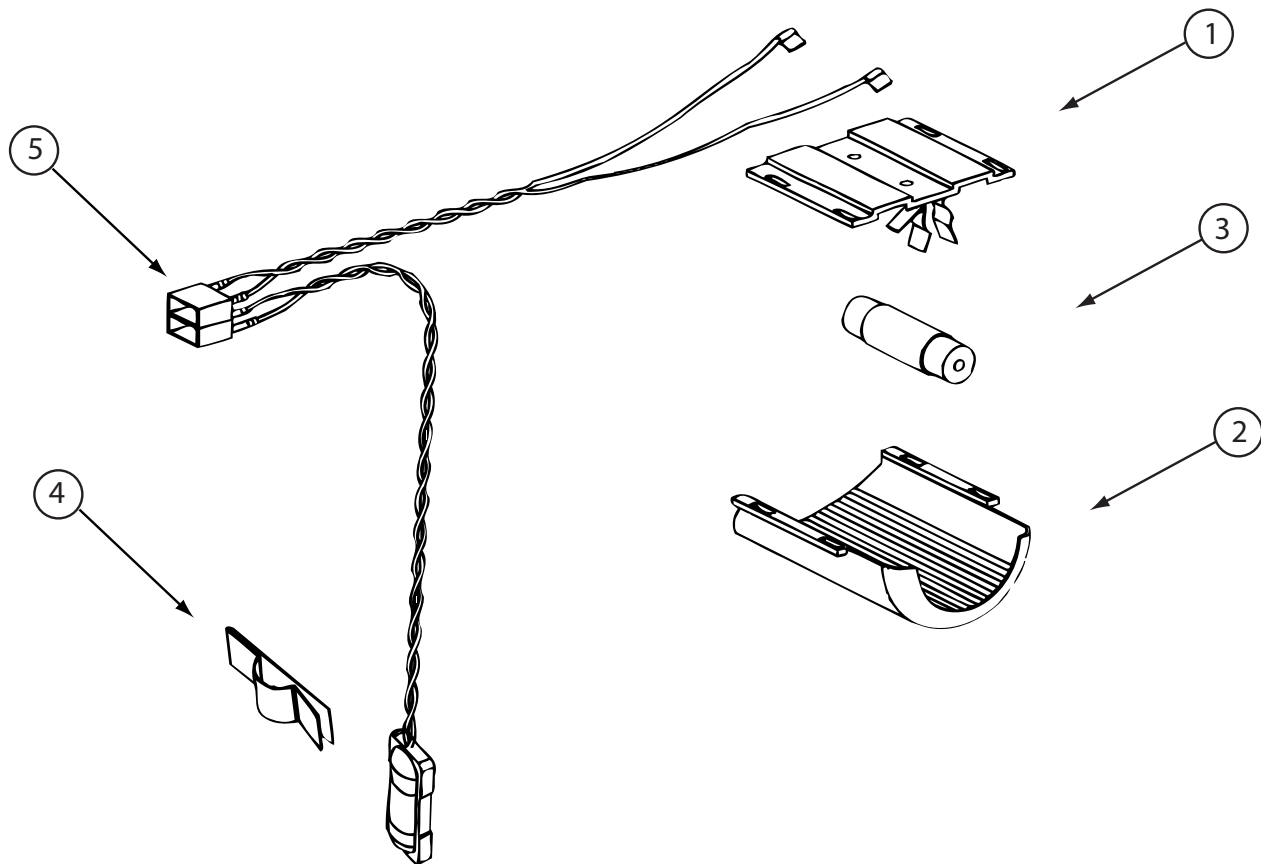


125242-03-02A, 125242-05-02A, 125242-06-01A (CONTINUED)

| KEY | PART NUMBER | U/M | DESCRIPTION | VENDOR NO. |
|-----|---------------|-----|------------------------------|---------------|
| 2 | 094039-07-706 | EA | ICE MAKER W/O PLATES | 61656522 |
| 4 | 125242-05-724 | EA | WATER TUBE/HEATER ASM | 621429 |
| 6 | 120075-03-706 | EA | FITTING WATER LINE | 620039 |
| 8 | 125242-01-737 | EA | BRACKET-MOUNTING (ICE MAKER) | 618894/620890 |
| 9 | 120075-03-701 | EA | WATER VALVE - W/BRACKET | 618253 |
| 11 | 094039-07-707 | EA | GARDEN HOSE ADAP W/BRASS NUT | 61679622 |
| 12 | 094039-07-708 | EA | NUT - COMPRESSION | 622991 |
| 13 | 120075-03-703 | EA | ARM-SHUT OFF | 61656922 |
| 14 | 125242-01-716 | EA | ICE BIN | 618803 |
| 15 | 125242-01-725 | EA | SHELF-FREEZER (WIRE) | 618847 |
| | 120075-09-703 | EA | THERMOSTAT | 620240 |

CONTACT WINNEBAGO PART SALES FOR UNLISTED COMPONENT(S)

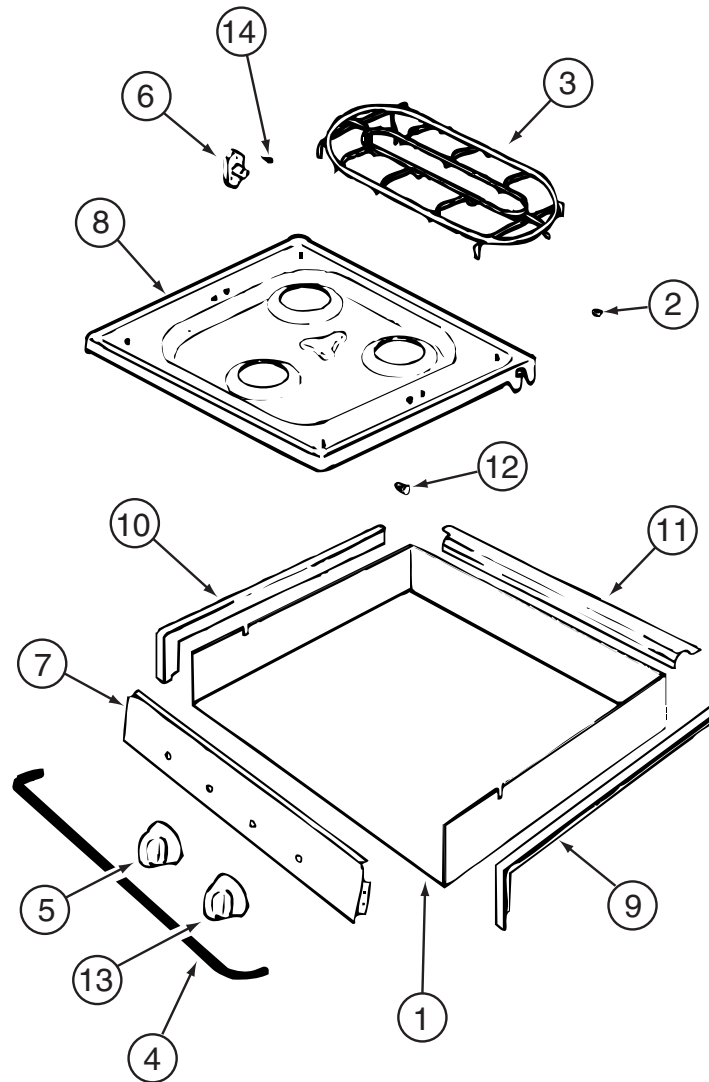
CABINET & APPLIANCE GROUP (CONTINUED)
COMPONENT PARTS FOR CABINET & APPLIANCE LAYOUT (CONTINUED)



125242-03-02A, 125242-05-02A, 125242-06-01A (CONTINUED)

| KEY | PART NUMBER | U/M | DESCRIPTION | VENDOR NO. |
|-----|---------------|-----|-----------------------------|------------|
| 1 | 084880-03-705 | EA | BRACKET-LIGHT-INTERIOR | 61629722 |
| 2 | 125242-02-708 | EA | COVER/LAMP BRACKET | 621827 |
| 3 | 084880-03-706 | EA | BULB-LAMP | 61628922 |
| 4 | 084880-01-760 | EA | CLIP (THERMISTER) | 61689122 |
| 5 | 125242-02-706 | EA | LAMP/WIRE ASM/SER#849677 UP | 620871 |

CABINET & APPLIANCE GROUP (CONTINUED)
COMPONENT PARTS FOR CABINET & APPLIANCE LAYOUT (CONTINUED)

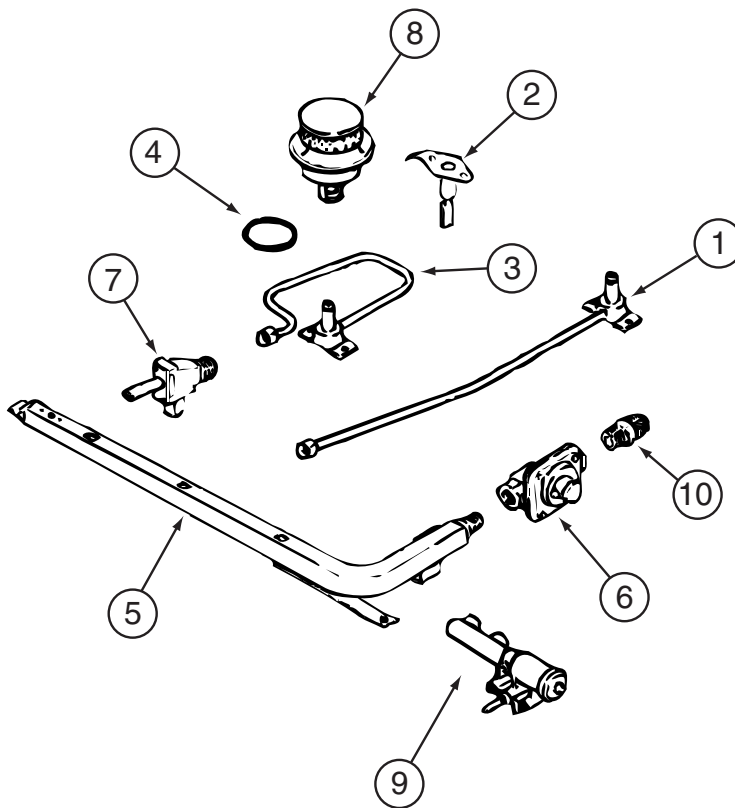


135065-03-01A, 135065-03-03A, 135065-04-01A

| KEY | PART NUMBER | U/M | DESCRIPTION | VENDOR NO. |
|-----|---------------|-----|------------------------------|--------------|
| 2 | 102020-01-709 | EA | BUMPER-GRATE | 8007-P020-60 |
| 3 | 135065-03-703 | EA | GRATE - BLACK(SEALED BURNER) | 74007304 |
| 4 | 114030-02-700 | EA | GUARD/FABRIC - TOWEL BAR | 3609F006-70 |
| 5 | 128728-01-701 | EA | KNOB - BURNER - REAR | 74003941 |
| 5 | 128728-01-702 | EA | KNOB - BURNER - FRONT | 74003942 |
| 6 | 128728-01-703 | EA | PIN/T-NUT F/HINGE | 7103P109-60 |
| 7 | 135065-03-704 | EA | PANEL - MANIFOLD (BLACK) | 74007330 |
| 8 | 128728-01-705 | EA | TOP - MAIN - BLACK | 74003928 |
| 8 | 135065-03-715 | EA | TOP - MAIN - STAINLESS STEEL | 74007299 |
| 9 | 114030-01-704 | EA | TRIM - RIGHT/BLACK TEXTURED | 74002839 |
| 10 | 114030-01-705 | EA | TRIM - LEFT/BLACK TEXTURED | 74002840 |
| 11 | 114030-01-706 | EA | TRIM - REAR/BLACK TEXTURED | 74002841 |
| 12 | 102020-01-724 | EA | BUMPER-MAIN TOP | 8003P008-60 |
| 13 | 128728-01-707 | EA | KNOB - IGNITOR | 74003944 |

CONTACT WINNEBAGO PART SALES FOR UNLISTED COMPONENT(S)

CABINET & APPLIANCE GROUP (CONTINUED)
COMPONENT PARTS FOR CABINET & APPLIANCE LAYOUT (CONTINUED)

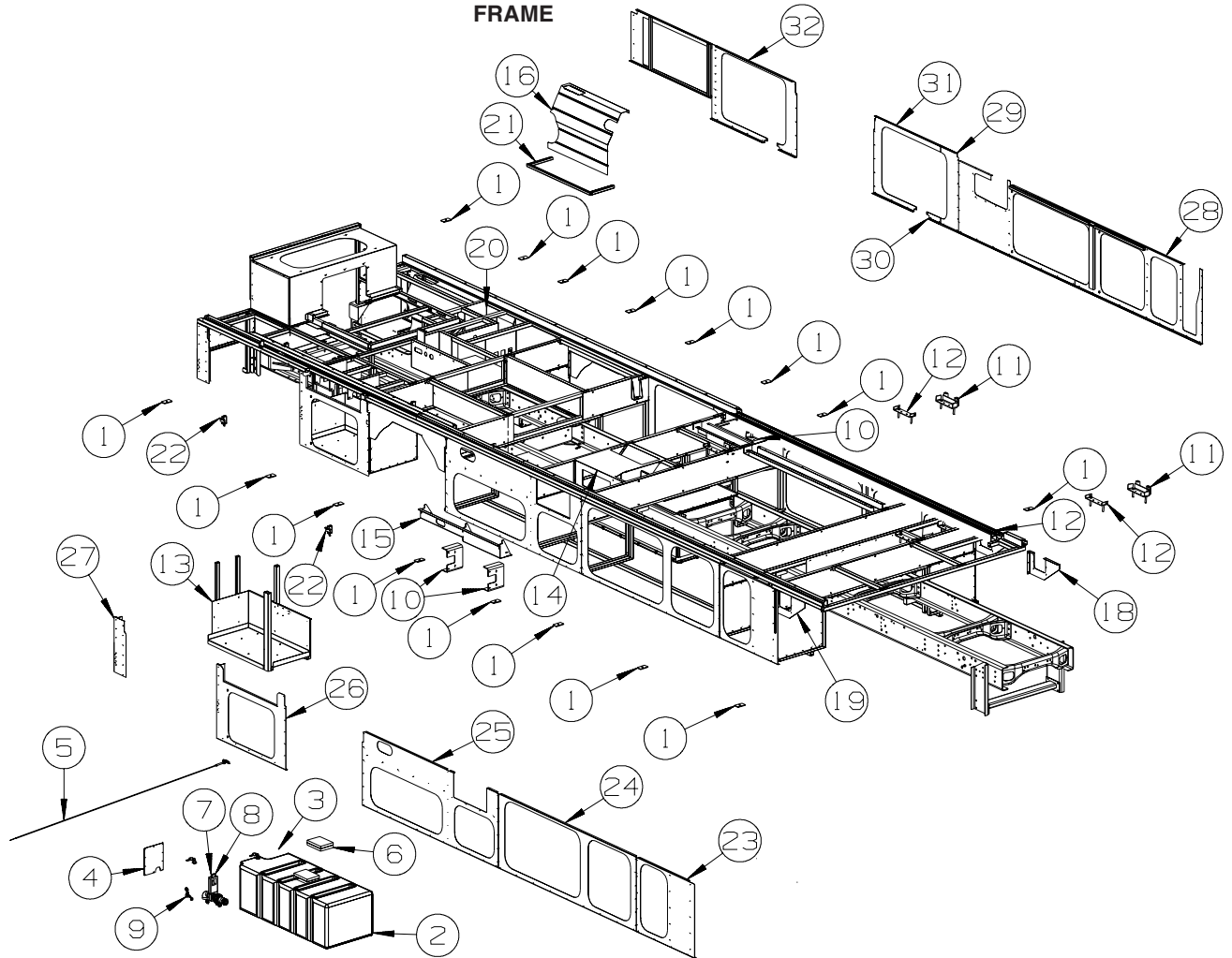


135065-03-01A, 135065-03-03A, 135065-04-01A (CONTINUED)

| KEY | PART NUMBER | U/M | DESCRIPTION | VENDOR NO. |
|-----|---------------|-----|------------------------------|------------|
| 1 | 128728-01-708 | EA | FITTING W/ORFICE/TUBE - REAR | 74003931 |
| 2 | 135065-01-701 | EA | IGNITOR/PORCELAIN-TOP BURNER | 74004053 |
| 3 | 128728-01-710 | EA | FITTING W/ORFICE/TUBE - FRT | 74003930 |
| 4 | 135065-03-700 | EA | FITTING - HALF UNION | 74004234 |
| 5 | 135065-01-702 | EA | PIPE/MANIFOLD | 74004642 |
| 6 | 126023-02-703 | EA | REGULATOR - PRESSURE | 74004235 |
| 7 | 135065-01-703 | EA | VALVE/BURNER - REAR | 74004643 |
| 7 | 135065-01-704 | EA | VALVE/BURNER-FRT-HI | 74004644 |
| 7 | 135065-03-701 | EA | SCREW - VALVE | 71003231 |
| 8 | 135065-03-702 | EA | SEALED BURNER ASM.(BLACK) RV | 74003967 |
| 9 | 128728-01-716 | EA | BURNER - IGNITOR | 74003946 |
| 9 | 128728-01-717 | EA | WIRES - IGNITOR | 74003947 |

CHASSIS GROUP

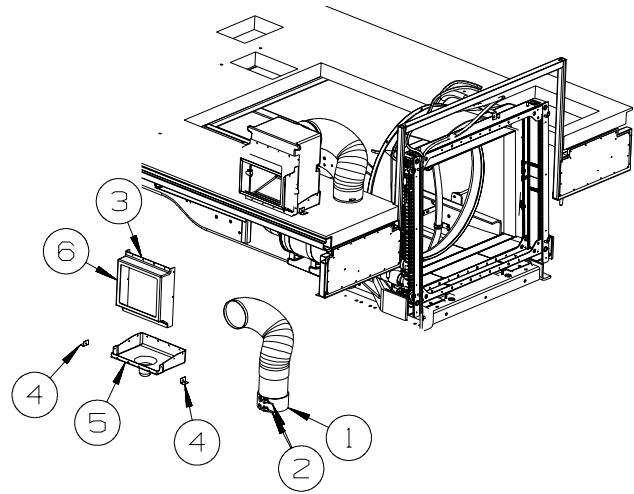
FRAME



| KEY | PART NUMBER | U/M | DESCRIPTION |
|-----|---------------|-----|--|
| 1 | 135712-01-02B | EA | PLATE - BODY MOUNT - E-COATED |
| 2 | 132678-04-000 | EA | TANK - WATER - 82 GALLON - W/FITTINGS |
| 2 | 042989-03-000 | EA | FITTING - SPINWELD - 1 1/4"NPT - PLASTIC |
| 2 | 042989-04-000 | EA | FITTING - SPINWELD - 3/8"FPT - PLASTIC |
| 2 | 042989-05-000 | EA | FITTING - SPINWELD - 1/2"FPT - PLASTIC |
| 2 | 049032-01-000 | EA | PATCH - SPINWELD - 1"ID - 1.9"OD - PLASTIC |
| 3 | 112091-01-000 | FT | SEAL/D - NEOPRENE - HEAT ACTIVE ADHESIVE - .9" X .7" |
| 4 | 133352-01-02B | EA | PANEL - ACCESS - WATER TANK - E-COATED |
| 5 | 062421-08-000 | EA | CABLE/ROD - F/DUMP VALVE - W/HANDLE - 108" |
| 6 | 072877-08-000 | EA | INSULATION - SOUND BARRIER- 1" X 54" X 48" - ADHESIVE BACK |
| 7 | 127170-01-000 | EA | LABEL - WATER TANK DRAIN |
| 8 | 062421-03-000 | EA | VALVE/DUMP W/O HANDLE - 1 1/2" X 1 1/2" HUB |
| 9 | 124184-01-000 | EA | SUPPORT - WATER LINE - BEND |
| 10 | 120867-01-02B | EA | MOUNT - LP TANK - E-COAT |
| 11 | 152558-10-02B | EA | BRACKET/MOUNT - F/SLIDEOUT - E-COATED |
| 12 | 152558-11-02B | EA | BRACKET/MOUNT - F/SLIDEOUT - E-COATED |
| 13 | 161207-01-02B | EA | TRAY - BATTERY - E-COATED |
| 14 | 161049-02-02B | EA | COMPARTMENT - FURNACE - E-COATED |
| 15 | 161170-03-02B | EA | BRACKET/SUPPORT - TANK - E-COATED |
| 16 | 139420-03-02B | EA | SHIELD - A/C CONDENSOR - E-COATED |
| 17 | 160878-01-01A | EA | RAMP - SLIDEOUT - FLOOR/COACH - 155.7" - BRIGHT WHITE |
| 18 | 158521-09-02B | EA | PANEL - FUEL FILL - E-COATED |
| 19 | 158521-10-02B | EA | PANEL - FUEL FILL/RH - E-COATED |
| 20 | 161018-03-02B | EA | COMPARTMENT - POWERCORD - E-COATED |
| 21 | 134225-01-02B | EA | SUPPORT - CONDENSOR SHIELD - E-COATED |
| 22 | 136780-03-02B | EA | ADJUSTER - SLIDE - E-COATED |
| 23 | 164117-01-02B | EA | PLATE/SEAL - E-COATED |
| 24 | 162467-01-02B | EA | SEAL PLANE - E-COATED |
| 25 | 162464-01-02B | EA | PLATE/SEAL - E-COATED |
| 26 | 162604-01-02B | EA | PLATE/SEAL - E-COATED |

CHASSIS GROUP (CONTINUED) FRAME (CONTINUED)

| KEY | PART NUMBER | U/M | DESCRIPTION |
|-----|---------------|-----|-----------------------|
| 27 | 161191-01-02B | EA | PLATE/SEAL - E-COATED |
| 28 | 161197-02-02B | EA | SEAL PLANE - E-COATED |
| 29 | 161194-02-02B | EA | PLATE/SEAL - E-COATED |
| 30 | 161194-03-02B | EA | PLATE/SEAL - E-COATED |
| 31 | 161194-01-02B | EA | PLATE/SEAL - E-COATED |
| 32 | 161188-01-02B | EA | SEAL PLANE - E-COATED |



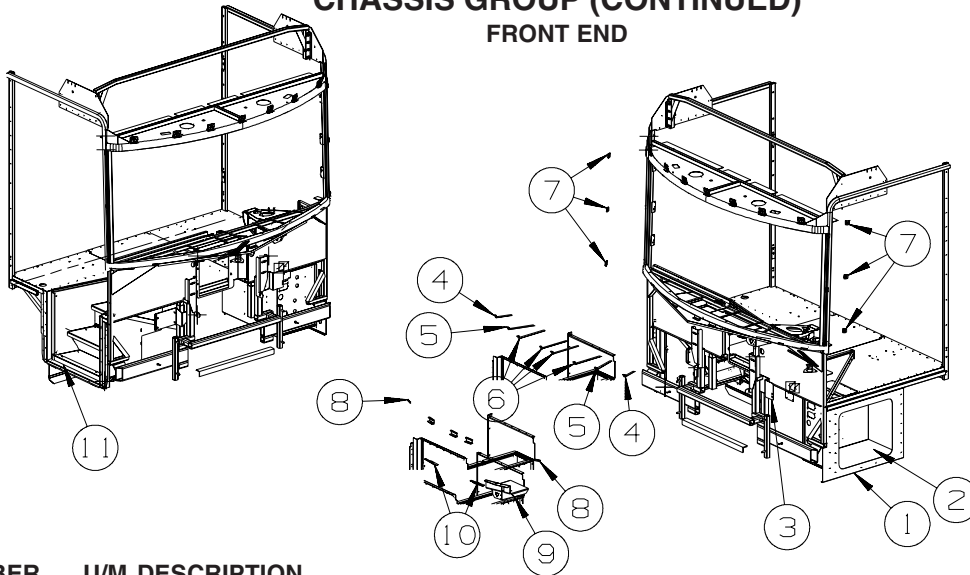
| KEY | PART NUMBER | U/M | DESCRIPTION |
|-----|---------------|-----|---|
| 1 | 124497-02-000 | EA | SLEEVE - RUBBER - 6"ID X 3"L |
| 2 | 125083-01-01A | EA | CLAMP - T BOLT - 6" |
| 3 | 099069-01-000 | FT | SEAL - RUBBER - CLOSED SPONGE - .5" WIDE X .12" THICK-BLK |
| 4 | 161806-01-02B | EA | ANGLE - W/HOLES - 1" X 4" X 3" - E-COATED |
| 5 | 163998-02-01A | EA | COVER - AIR INTAKE/DRAIN |
| 6 | 163999-01-01A | EA | COVER - AIR INTAKE/INLET |
| 6 | 163999-02-01A | EA | COVER - AIR INTAKE/INLET |

FROM: 00-00-00 THRU: 07-08-07

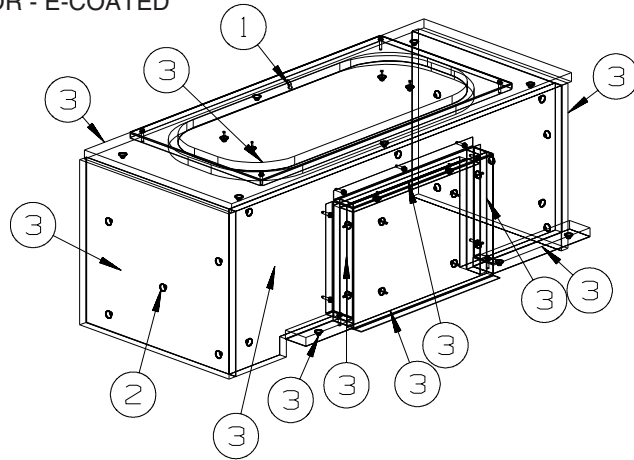
FROM: 00-00-00 THRU: 07-08-07

FROM: 07-09-07 THRU: 99-99-99

CHASSIS GROUP (CONTINUED) FRONT END



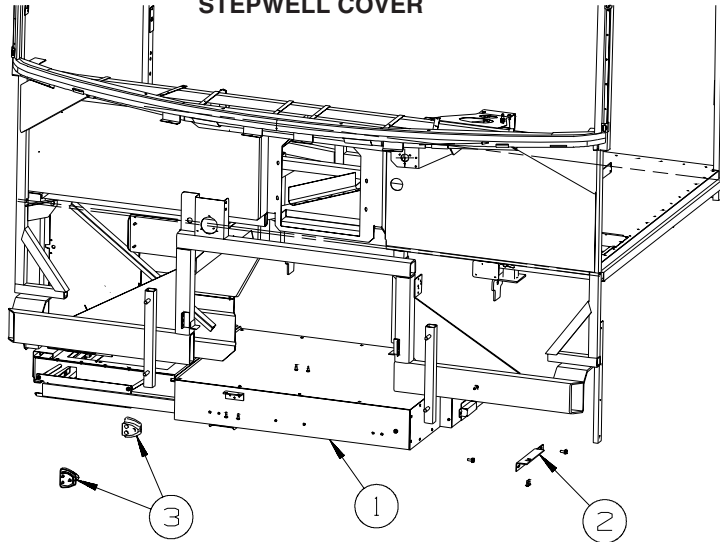
| KEY | PART NUMBER | U/M | DESCRIPTION |
|-----|---------------|-----|---|
| 1 | 160480-01-02B | EA | PANEL/SEAL PLANE - FRONT - E-COATED |
| 2 | 160481-05-02B | EA | COMPARTMENT - LUGGAGE - E-COATED |
| 3 | 142478-02-01B | EA | BRACKET - VALVE - AIR SOURCE - MILL |
| 4 | 163979-03-01B | EA | STRAP-DEFROSTER,PLENUM ,MILL |
| 5 | 163979-02-01B | EA | STRAP-DEFROSTER,PLENUM ,MILL |
| 6 | 163979-01-01B | EA | STRAP-DEFROSTER,PLENUM ,MILL |
| 7 | 148935-01-01B | EA | BRACKET - WINDSHIELD - MILL |
| 8 | 126289-65-01B | EA | ANGLE - FORMED |
| 9 | 156774-03-01B | EA | BRACKET ASM-WIPER MOTOR,MILL |
| 10 | 134202-01-01B | EA | REINFORCEMENT - SUPPORT - LOWER WINDSHIELD/MIDDLE |
| 11 | 162109-04-02B | EA | STEP WELL - ENTRANCE DOOR - E-COATED |



INSULATION

| KEY | PART NUMBER | U/M | DESCRIPTION |
|-----|---------------|-----|--|
| 1 | 039623-01-000 | FT | SEAL - MOTOR COVER - RUBBER BULB TYPE |
| 2 | 106648-01-000 | EA | CAP - STUD - .120 TO .130 DIAMETER |
| 3 | 072877-08-000 | EA | INSULATION - SOUND BARRIER- 1" X 54" X 48" - ADHESIVE BACK |

CHASSIS GROUP (CONTINUED)
STEPWELL COVER



| KEY | PART NUMBER | U/M | DESCRIPTION | |
|------------|--------------------|------------|---------------------------------|-------------------------------|
| 1* | 145122-03-01A | EA | STEP COVER - SLIDING | |
| | | | | FROM: 00-00-00 THRU: 11-05-07 |
| 1* | 145122-05-01A | EA | STEP COVER - SLIDING | |
| | | | | FROM: 11-06-07 THRU: 99-99-99 |
| 2 | 145661-04-02B | EA | BRACKET - STEP COVER - E-COATED | |
| 3 | 142499-02-01A | EA | BLOCK/SUPPORT (STEP COVER) | |

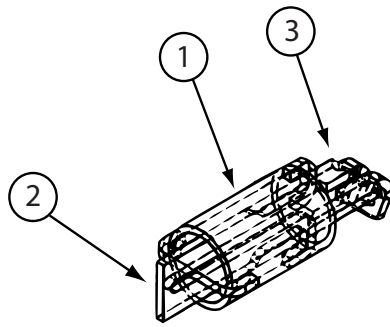
***COMPONENT PARTS LISTED LATER IN THIS GROUP**

COMPONENT PARTS FOR STEPWELL COVER

145122-02-01A, 145122-03-01A

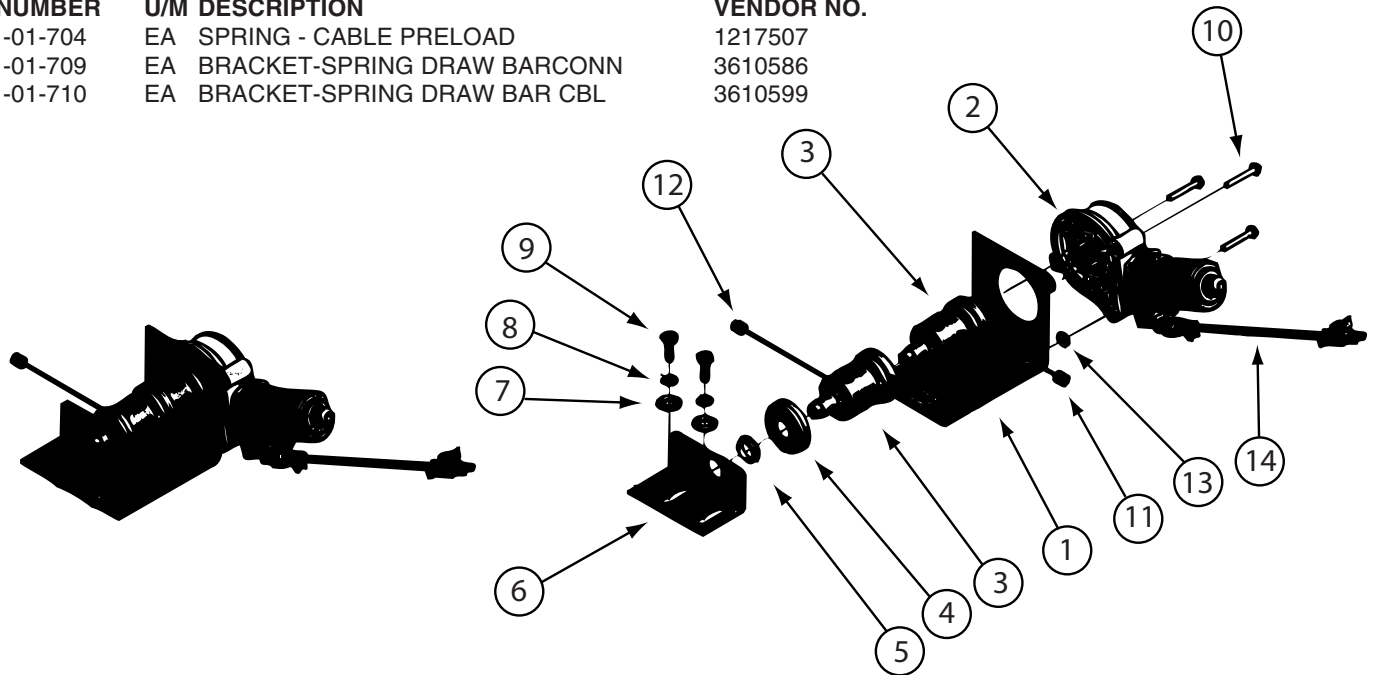
| KEY | PART NUMBER | U/M | DESCRIPTION | VENDOR NO. |
|------------|--------------------|------------|------------------------------|-------------------|
| | 130294-04-701 | EA | BOLT - 3/8" X 3/8" SHOULDER | 1202300 |
| | 138173-01-701 | EA | POP RIVET - SS 3/16"X1/4" | 1214630 |
| | 141691-01-703 | EA | LATCH - CABLE RELEASE | 1912125 |
| | 141691-01-704 | EA | SPRING - CABLE PRELOAD | 1217507 |
| | 141691-01-705 | EA | CAP/END - DRUM | 1612535 |
| | 141691-01-706 | EA | BUSHING - .625" X .813" | 1614003 |
| | 141691-01-708 | EA | MOTOR W/9 TOOTH PINION | 1820122 |
| | 141691-01-709 | EA | BRACKET-SPRING DRAW BARCONN | 3610586 |
| | 141691-01-710 | EA | BRACKET-SPRING DRAW BAR CBL | 3610599 |
| | 141691-01-711 | EA | CAPSTAN/DRUM - CABLE DRIVE | 1102211 |
| | 145122-01-700 | EA | CABLE - 80" W/STOPS | 1218753 |
| | 145122-01-701 | EA | CABLE - 54" W/STOPS | 1218754 |
| | 145122-01-704 | EA | HARNESS/ADAPTER | 1809938 |
| | 145122-01-706 | EA | COVER - EMERGENCY RETRACT | 1612532 |
| | 145122-01-707 | EA | SHOE/CABLE - PLASTIC | 1612533 |
| | 145122-01-708 | EA | GUIDE/ARM SLIDE - PLASTIC | 1612542 |
| | 145122-01-709 | EA | BUSHING/BRONZE - .38" X .50" | 1614007 |
| | 145122-01-710 | EA | BRACKET - SUPPORT | 3610597 |
| | 145122-05-700 | EA | STOP ROD BRACKET - RH | 301000359 |
| | 145122-05-701 | EA | STOP ROD BRACKET - LH | 301000358 |

CHASSIS GROUP (CONTINUED)
COMPONENT PARTS FOR STEPWELL COVER (CONTINUED)



145122-04-01A, 145122-05-01A

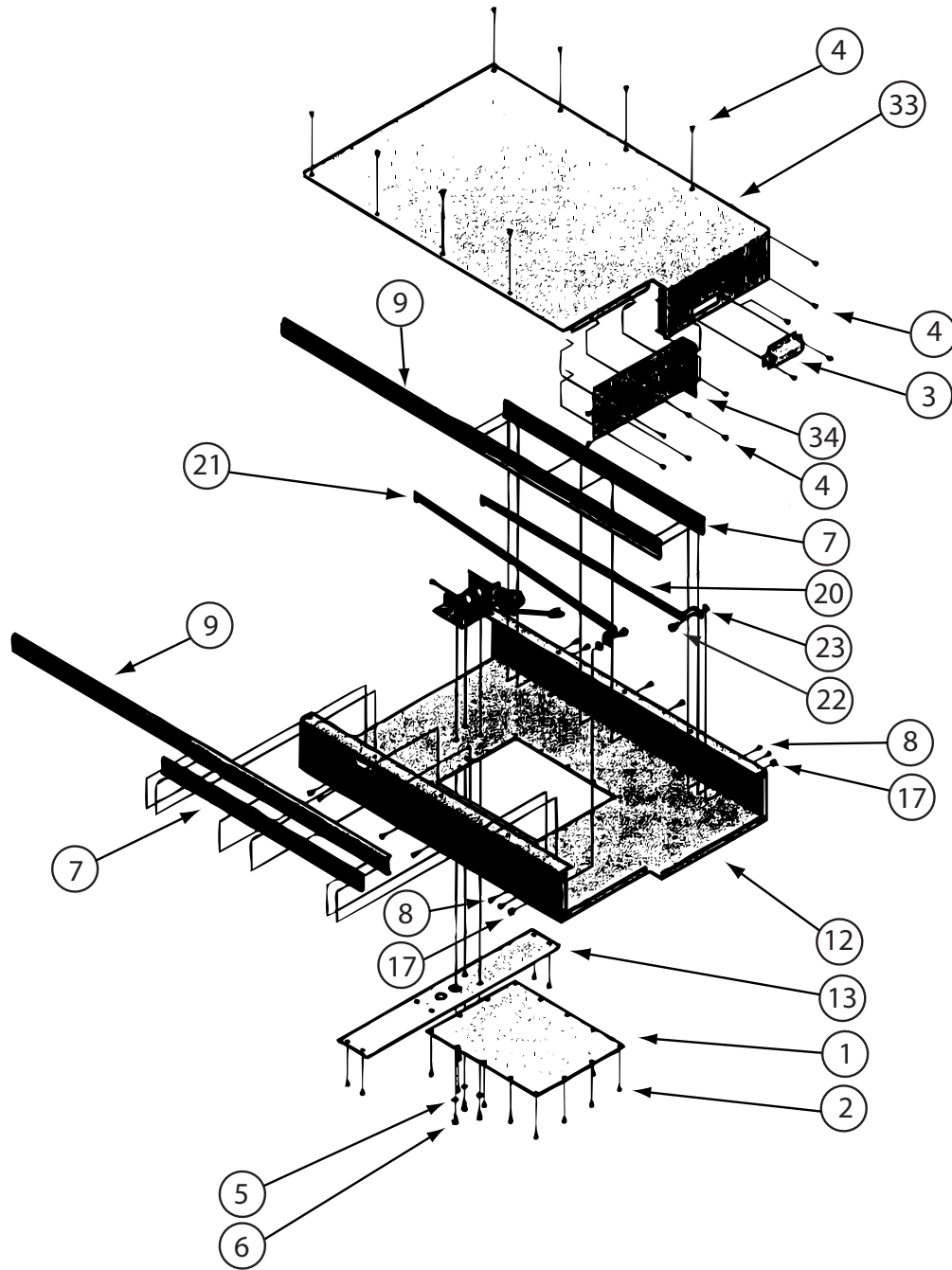
| KEY | PART NUMBER | U/M | DESCRIPTION | VENDOR NO. |
|-----|---------------|-----|-----------------------------|------------|
| 1 | 141691-01-704 | EA | SPRING - CABLE PRELOAD | 1217507 |
| 2 | 141691-01-709 | EA | BRACKET-SPRING DRAW BARCONN | 3610586 |
| 3 | 141691-01-710 | EA | BRACKET-SPRING DRAW BAR CBL | 3610599 |



145122-04-01A, 145122-05-01A (CONTINUED)

| KEY | PART NUMBER | U/M | DESCRIPTION | VENDOR NO. |
|-----|---------------|-----|----------------------------|------------|
| 2 | 141691-01-708 | EA | MOTOR W/9 TOOTH PINION | 1820122 |
| 3 | 141691-01-711 | EA | CAPSTAN/DRUM - CABLE DRIVE | 1102211 |
| 4 | 141691-01-705 | EA | CAP/END - DRUM | 1612535 |
| 5 | 141691-01-706 | EA | BUSHING - .625" X .813" | 1614003 |
| 6 | 145122-01-710 | EA | BRACKET - SUPPORT | 3610597 |
| 11 | 145122-01-700 | EA | CABLE - 80" W/STOPS | 1218753 |
| 12 | 145122-01-701 | EA | CABLE - 54" W/STOPS | 1218754 |
| 14 | 145122-01-704 | EA | HARNESS/ADAPTER | 1809938 |

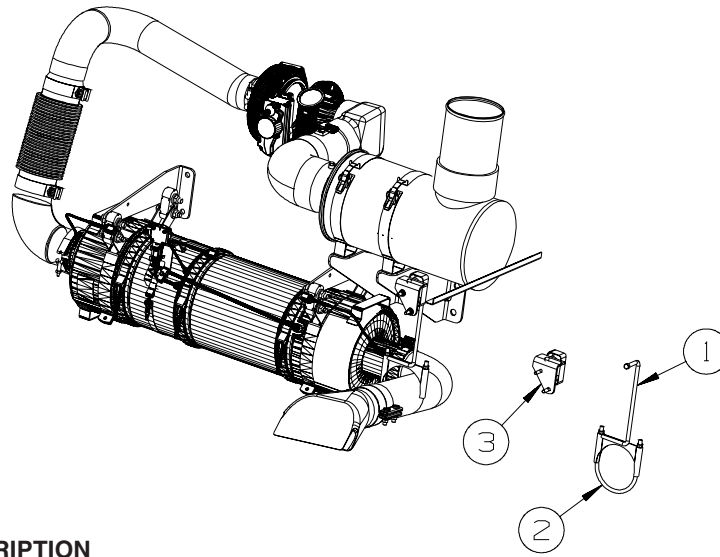
CHASSIS GROUP (CONTINUED)
COMPONENT PARTS FOR STEPWELL COVER (CONTINUED)



145122-05-01A (CONTINUED)

| KEY | PART NUMBER | U/M | DESCRIPTION | VENDOR NO. |
|-----|---------------|-----|------------------------------|------------|
| 4 | 138173-01-701 | EA | POP RIVET - SS 3/16"X1/4" | 1214630 |
| 14 | 130294-04-701 | EA | BOLT - 3/8" X 3/8" SHOULDER | 1202300 |
| 16 | 145122-01-709 | EA | BUSHING/BRONZE - .38" X .50" | 1614007 |
| 20 | 145122-05-701 | EA | STOP ROD BRACKET - LH | 3010000358 |
| 21 | 14512-05-700 | EA | STOP ROD BRACKET - RH | 3010000359 |
| 19 | 145122-01-708 | EA | GUIDE/ARM SLIDE - PLASTIC | 1612542 |
| 25 | 145122-01-707 | EA | SHOE/CABLE - PLASTIC | 1612533 |
| 27 | 145122-01-706 | EA | COVER - EMERGENCY RETRACT | 1612532 |
| 28 | 141691-01-703 | EA | LATCH - CABLE RELEASE | 1912125 |

CHASSIS GROUP (CONTINUED)
EXHAUST

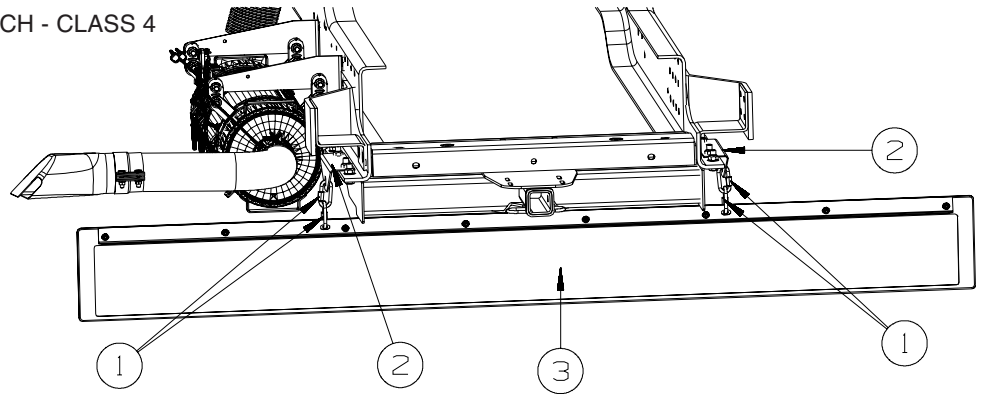


| KEY | PART NUMBER | U/M | DESCRIPTION |
|-----|---------------|-----|--|
| 1 | 122392-19-02B | EA | HANGER - TAILPIPE - E-COATED |
| 2 | 094918-05-000 | EA | CLAMP - EXHAUST - 4 7/16" - GUILLOTINE STYLE |
| 3 | 143811-01-000 | EA | HANGER - EXHAUST - FORD F53 |

CHASSIS GROUP (CONTINUED)

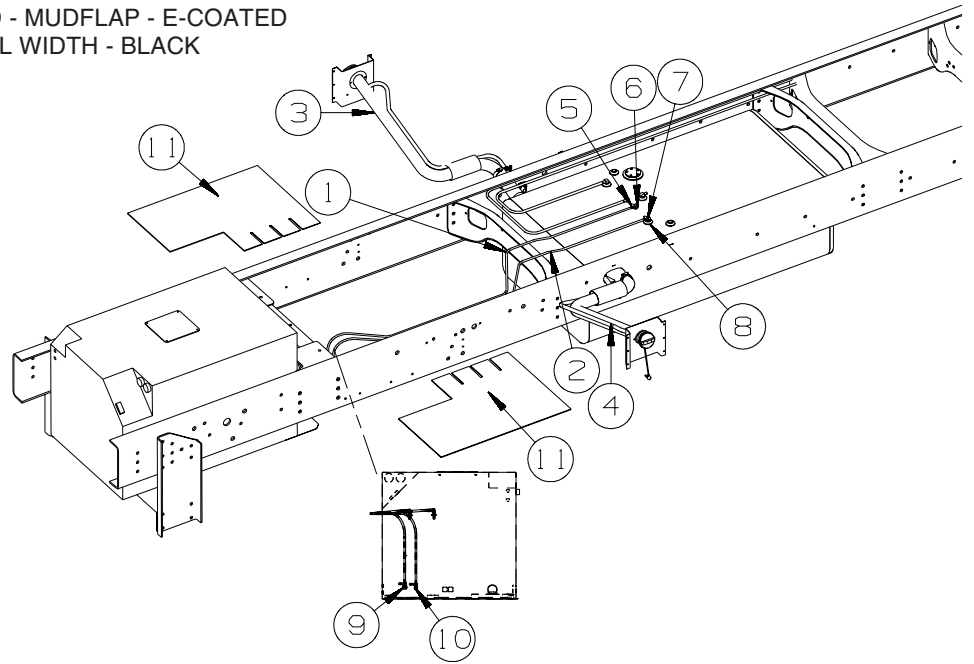
HITCH

| KEY | PART NUMBER | U/M DESCRIPTION |
|-----|---------------|----------------------------|
| | 134016-06-01A | EA DRAWBAR/HITCH - CLASS 4 |



REAR MUD GUARD

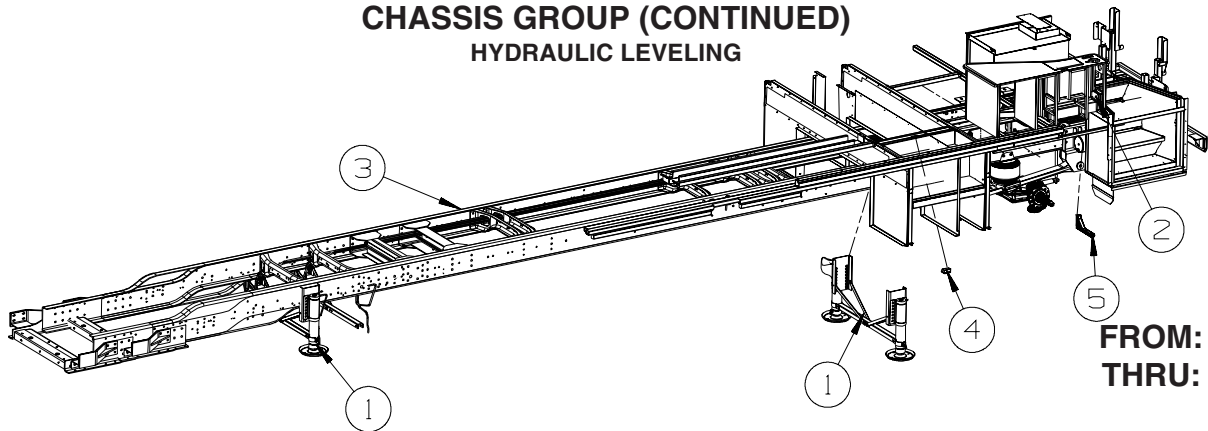
| KEY | PART NUMBER | U/M DESCRIPTION |
|-----|---------------|--------------------------------------|
| 1 | 139818-01-01A | EA LINK - QUICK - STAINLESS STEEL |
| 2 | 163857-01-02B | EA ANGLE/FORMED - MUDFLAP - E-COATED |
| 3 | 139635-02-01A | EA MUD FLAP - FULL WIDTH - BLACK |



FUEL

| KEY | PART NUMBER | U/M DESCRIPTION |
|-----|---------------|---|
| 1 | 128139-03-000 | FT HOSE - FUEL - LOW PERMEABILITY - 1/4" DIAMETER |
| 2 | 024138-01-000 | FT HOSE - FUEL - 5/16" ID |
| 3 | 162243-02-000 | EA NECK - FUEL FILL - RIGHT HAND |
| 4 | 162243-01-000 | EA NECK - FUEL FILL - LEFT HAND |
| 5 | 114253-01-000 | EA ELBOW - 1/4 SINGLE BARB X 1/8 MPT |
| 6 | 068382-06-000 | EA BUSHING - 3/8"MPT X 1/8"FPT - BRASS |
| 7 | 114253-02-000 | EA ELBOW - 5/16 SINGLE BARB X 1/4 MPT |
| 8 | 068382-02-000 | EA BUSHING - 3/8"MPT X 1/4"FPT - BRASS |
| 9 | 114253-04-000 | EA ELBOW - 5/16 SINGLE BARB X 1/8 MPT |
| 10 | 114253-01-000 | EA ELBOW - 1/4 SINGLE BARB X 1/8 MPT |
| 11 | 118726-09-000 | EA BAFFLE - FUEL FILL |

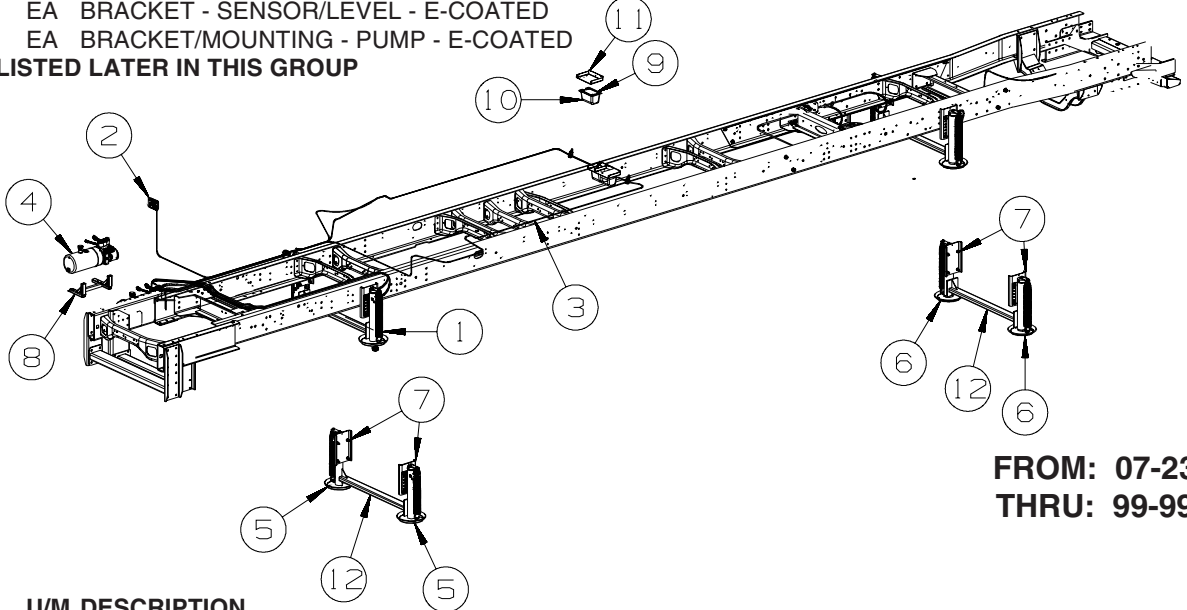
CHASSIS GROUP (CONTINUED) HYDRAULIC LEVELING



**FROM: 00-00-00
THRU: 07-22-07**

| KEY | PART NUMBER | U/M | DESCRIPTION |
|-----|---------------|-----|--|
| 1* | 139641-11-000 | EA | LEVELING SYSTEM - AUTO - W/PUMP/HARNESS/BRACKETS - KWIKEE |
| 2* | 139643-09-000 | EA | CONTROL - LEVEL - AUTO SYST-W/SENSOR HARNESS/REMOTE SWITCH |
| 3* | 139644-04-000 | EA | HOSE KIT - LEVELING JACKS TO PUMP - KWIKEE |
| 4 | 156057-01-000 | EA | SENSOR - F/AUTOMATIC LEVELING SYSTEM - #1802923 |
| 4 | 153870-03-02B | EA | BRACKET - SENSOR/LEVEL - E-COATED |
| 5 | 157452-02-02B | EA | BRACKET/MOUNTING - PUMP - E-COATED |

***COMPONENT PARTS LISTED LATER IN THIS GROUP**



**FROM: 07-23-07
THRU: 99-99-99**

| KEY | PART NUMBER | U/M | DESCRIPTION |
|-----|---------------|-----|---|
| 1 | 164877-03-000 | EA | LEVELING SYSTEM - W/O PUMP/JACKS/CONTROL MODULE-W/HARNESS |
| 2 | 164881-01-000 | EA | TOUCH PAD/LEVEL CONTROL |
| 3* | 165179-02-000 | EA | HOSE KIT - LEVELING JACKS |
| 4* | 165120-02-000 | EA | PUMP - LEVELING SYSTEM/HORIZONTAL MOUNT |
| 5* | 165119-01-000 | EA | JACK/LEVELING - 8000 LB/FRONT |
| 6* | 165119-02-000 | EA | JACK/LEVELING - 13000 LB/REAR |
| 7 | 165037-04-02B | EA | BRACKET - LEVELING JACK - E-COATED |
| 8 | 165720-01-02B | EA | BRACKET - PUMP/LEVELING - E-COATED |
| 9 | 165121-01-000 | EA | CONTROL MODULE - LEVELING SYSTEM |
| 10 | 165075-01-01A | EA | COVER - ELECTRICAL BOX/LEVELING SYSTEM |
| 11 | 164971-03-02B | EA | BRACKET - CONTROL MODULE/LEVELING SYSTEM - E-COATED |
| 12 | 165448-01-000 | EA | CROSSMEMBER - JACKS/LEVELING - FRONT/REAR |

***COMPONENT PARTS LISTED LATER IN THIS GROUP**

COMPONENT PARTS FOR HYDRAULIC LEVELING

165119-01-000

| KEY | PART NUMBER | U/M | DESCRIPTION | VENDOR NO. |
|-----|---------------|-----|------------------------------|------------|
| | 165119-01-700 | EA | SPRING - 8K/13K - 2.5" X 17" | 31-1029 |
| | 165119-01-701 | EA | CONE/THREADED - F/SPRING | 500085 |
| | 165119-01-702 | EA | REBUILD KIT (SEALS) | 800138S |

165119-02-000

| KEY | PART NUMBER | U/M | DESCRIPTION | VENDOR NO. |
|-----|---------------|-----|------------------------------|------------|
| | 165119-01-700 | EA | SPRING - 8K/13K - 2.5" X 17" | 31-1029 |
| | 165119-01-701 | EA | CONE/THREADED - F/SPRING | 500085 |
| | 165119-02-700 | EA | REBUILD KIT (SEALS) | 800199S |

CHASSIS GROUP (CONTINUED)
COMPONENT PARTS FOR HYDRAULIC LEVELING (CONTINUED)

165120-02-000

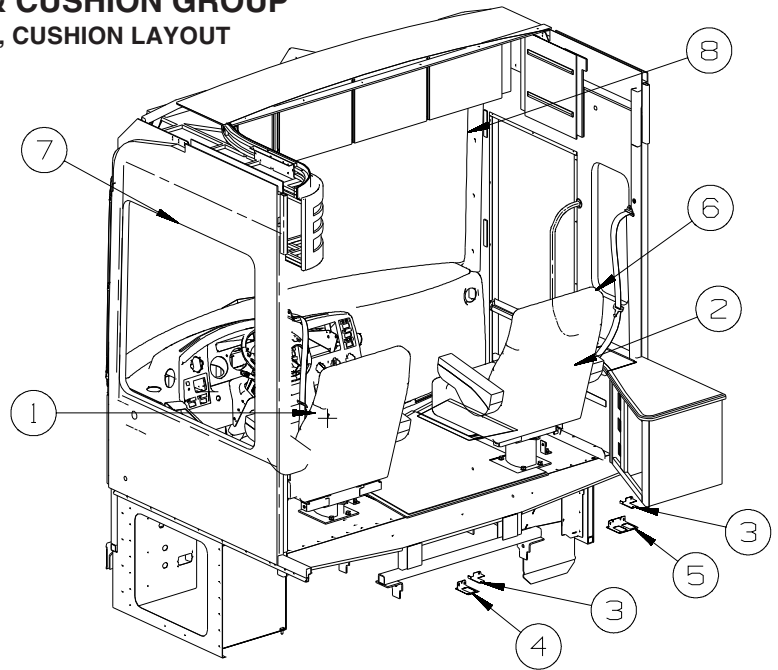
| KEY | PART NUMBER | U/M | DESCRIPTION | VENDOR NO. |
|------------|--------------------|------------|------------------------------|-------------------|
| | 165120-01-701 | EA | HARNESS - HYDRAILIC LEVEL | 1510000064 |
| | 165120-01-702 | EA | O-RING | 01-1029 |
| | 165120-01-703 | EA | SOLENOID KIT | 500568 |
| | 165120-02-700 | EA | SWITCH/FLOAT - HORIZONTAL | 1510000070 |
| | 165120-02-701 | EA | MANIFOLD - HORIZONTAL SYST | 1010000991 |
| | 165120-02-702 | EA | MOTOR/PUMP ASM. - HORIZONTAL | 130-1293 |

165179-02-000

| KEY | PART NUMBER | U/M | DESCRIPTION | VENDOR NO. |
|------------|--------------------|------------|------------------------------|-------------------|
| | 165179-02-700 | EA | HOSE - 432" - ROADSIDE REAR | 080-AA432WSTRR |
| | 165179-02-701 | EA | HOSE - 384" - CURBSIDE REAR | 080-AA432WSTCR |
| | 165179-02-702 | EA | HOSE - 168" - ROADSIDE FRONT | 080-AA168WSTRF |
| | 165179-02-703 | EA | HOSE - 120" - CURBSIDE FRONT | A080-AA120WSTCF |

CURTAIN & CUSHION GROUP

CURTAIN, CUSHION LAYOUT

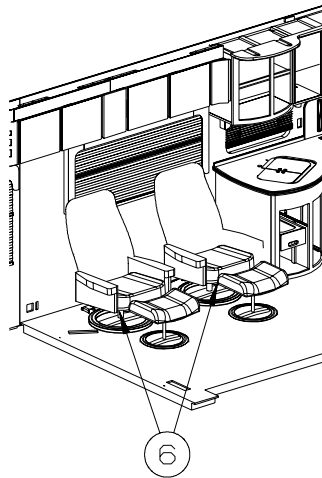
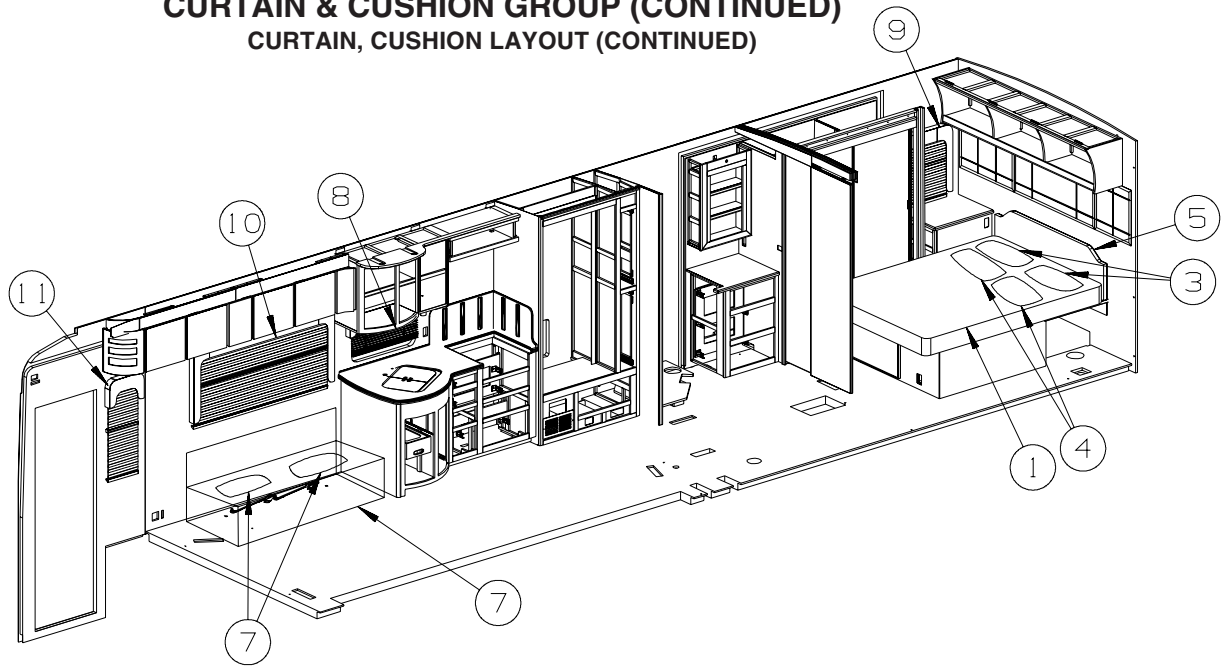


| KEY | PART NUMBER | U/M | DESCRIPTION |
|-----|---------------|-----|---|
| 1 | 162621-01-WD3 | EA | SEAT - DRIVER/PASSENGER - W/LUMBAR/ADJUSTABLE ARMS-LEATHER FROM: 00-00-00 THRU: 09-16-07 |
| 1 | 162621-02-WD3 | EA | SEAT - DRIVER/PASSENGER - W/LUMBAR/ADJUSTABLE ARMS-LEATHER FROM: 09-17-07 THRU: 99-99-99 |
| 1 | 162621-01-WD7 | EA | SEAT - DRIVER/PASSENGER - W/LUMBAR/ADJUSTABLE ARMS-LEATHER FROM: 00-00-00 THRU: 09-16-07 |
| 1 | 162621-02-WD7 | EA | SEAT - DRIVER/PASSENGER - W/LUMBAR/ADJUSTABLE ARMS-LEATHER FROM: 09-17-07 THRU: 99-99-99 |
| 1 | 162621-01-WE3 | EA | SEAT - DRIVER/PASSENGER - W/LUMBAR/ADJUSTABLE ARMS-LEATHER FROM: 00-00-00 THRU: 09-16-07 |
| 1 | 162621-02-WE3 | EA | SEAT - DRIVER/PASSENGER - W/LUMBAR/ADJUSTABLE ARMS-LEATHER FROM: 09-17-07 THRU: 99-99-99 |
| | 148630-16-WA0 | EA | SKIRT - F/6-WAY POWER - LEATHER (WD3) |
| | 148630-16-WA4 | EA | SKIRT - F/6-WAY POWER - LEATHER (WD7) |
| | 148630-16-WB0 | EA | SKIRT - F/6-WAY POWER - LEATHER (WE3) |
| | 108049-02-000 | EA | CLIP - CABLE/PEDESTAL |
| | 108049-04-000 | EA | CABLE - W/MINI LEVER ACTION SWITCH - 28" SHEATH/30" CABLE |
| 2 | 162621-01-WD3 | EA | SEAT - DRIVER/PASSENGER - W/LUMBAR/ADJUSTABLE ARMS-LEATHER |
| 2 | 162621-01-WD7 | EA | SEAT - DRIVER/PASSENGER - W/LUMBAR/ADJUSTABLE ARMS-LEATHER |
| 2 | 162621-01-WE3 | EA | SEAT - DRIVER/PASSENGER - W/LUMBAR/ADJUSTABLE ARMS-LEATHER |
| | 148630-25-W87 | EA | SKIRT - W/SEAT BELT/FOOTREST SLOTS - LEATHER (WD3) FROM: 00-00-00 THRU: 11-04-07 |
| | 148630-29-WD3 | EA | SKIRT - W/SEAT BELT/FOOTREST SLOTS - LEATHER (WD3) FROM: 11-05-07 THRU: 99-99-99 |
| | 148630-25-WD7 | EA | SKIRT - W/SEAT BELT/FOOTREST SLOTS - LEATHER (WD7) FROM: 00-00-00 THRU: 11-04-07 |
| | 148630-29-WD7 | EA | SKIRT - W/SEAT BELT/FOOTREST SLOTS - LEATHER (WD7) FROM: 11-05-07 THRU: 99-99-99 |
| | 148630-25-W95 | EA | SKIRT - W/SEAT BELT/FOOTREST SLOTS - LEATHER (WE3) FROM: 00-00-00 THRU: 11-04-07 |
| | 148630-29-WE3 | EA | SKIRT - W/SEAT BELT/FOOTREST SLOTS - LEATHER (WE3) FROM: 11-05-07 THRU: 99-99-99 |
| | 108049-02-000 | EA | CLIP - CABLE/PEDESTAL |
| | 108049-04-000 | EA | CABLE - W/MINI LEVER ACTION SWITCH - 28" SHEATH/30" CABLE |
| | 128699-01-02B | EA | BRACKET - SEAT SWITCH - E-COATED |
| | 154060-03-WG0 | EA | FOOTREST - BUCKET SEAT/PASSENGER - LEATHER (WD3) |
| | 154060-03-WD7 | EA | FOOTREST - BUCKET SEAT/PASSENGER - LEATHER (WD7) |
| | 154060-03-WJ0 | EA | FOOTREST - BUCKET SEAT/PASSENGER - LEATHER (WE3) |
| 3 | 117125-01-02B | EA | BRACKET - CABLE MOUNT - ADJUSTER W/LOCK |
| 4 | 127159-01-02B | EA | BRACKET - SEAT RELEASE - SINGLE REMOTE - E-COATED |
| 5 | 127159-02-02B | EA | BRACKET - SEAT RELEASE - DUAL REMOTE - E-COATED |
| 6 | 152337-01-000 | EA | PROTECTOR - SEAT - CLEAR VINYL |

CURTAIN & CUSHION GROUP (CONTINUED)
CURTAIN, CUSHION LAYOUT (CONTINUED)

| KEY | PART NUMBER | U/M | DESCRIPTION |
|------------|--------------------|------------|--|
| 7 | 163172-15-WD3 | EA | CURTAIN - FRONT WRAP/PRIVACY - 44.9" X 114.8" (WD3) |
| 7 | 163172-15-WD7 | EA | CURTAIN - FRONT WRAP/PRIVACY - 44.9" X 114.8" (WD7, WE3) |
| | 165138-01-WH4 | EA | TIEBACK - 7" X 20" (WD3) |
| | 165138-01-WG0 | EA | TIEBACK - 7" X 20" (WD7, WE3) |
| 8 | 163172-16-WD3 | EA | CURTAIN - FRONT WRAP/PRIVACY - 44.9" X 114.8" (WD3) |
| 8 | 163172-16-WD7 | EA | CURTAIN - FRONT WRAP/PRIVACY - 44.9" X 114.8" (WD7, WE3) |
| | 165138-02-WD3 | EA | TIEBACK - 7" X 14" (WD3) - F10P91J2 (P39z) |
| | 165138-03-WD3 | EA | TIEBACK - 7" X 14" (WD3) - P37H & F10P91J3 (P39Z) |
| | 165138-02-WD7 | EA | TIEBACK - 7" X 14" (WD7, WE3) - F10P91J2 (P39z) |
| | 165138-03-WD7 | EA | TIEBACK - 7" X 14" (WD7, WE3) - P37H & F10P91J3 (P39Z) |

CURTAIN & CUSHION GROUP (CONTINUED)
CURTAIN, CUSHION LAYOUT (CONTINUED)

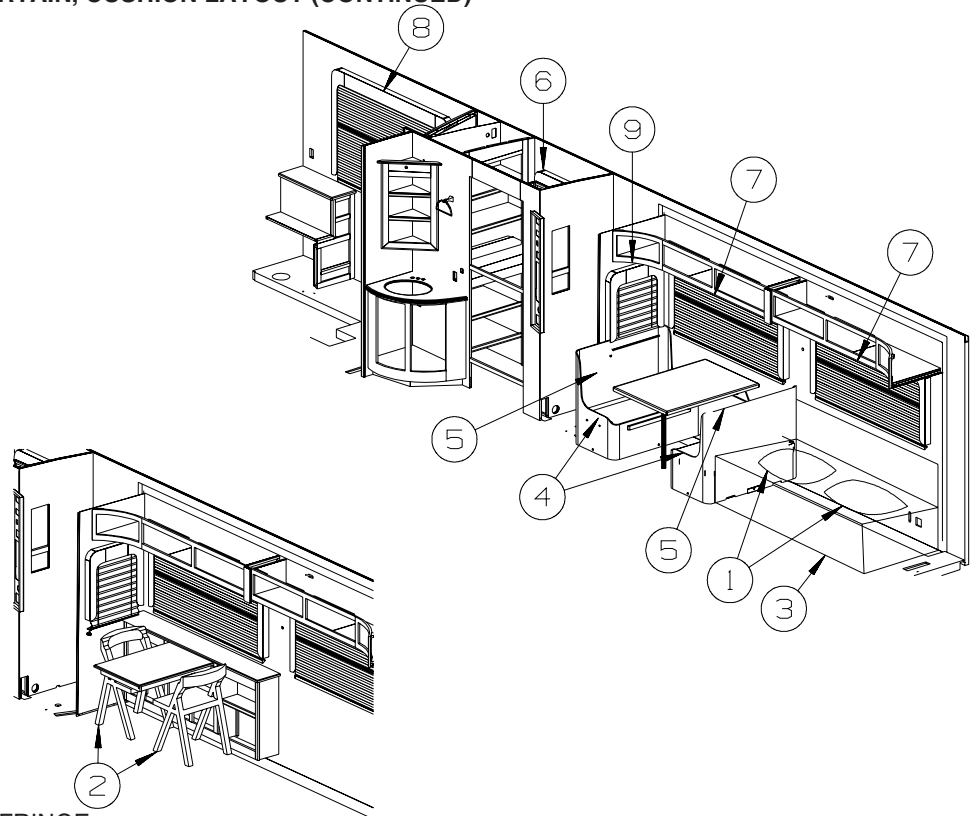


| KEY | PART NUMBER | U/M | DESCRIPTION |
|-----|---------------|-----|--|
| 1 | 132336-03-WD3 | EA | BEDSPREAD/CAP - 60" X 80" |
| 1 | 132336-03-WD7 | EA | BEDSPREAD/CAP - 60" X 80" |
| 1 | 132336-03-WE3 | EA | BEDSPREAD/CAP - 60" X 80" |
| 2 | 149993-03-WD3 | EA | PILLOW - 18" - W/FRINGE |
| 2 | 149993-03-WD7 | EA | PILLOW - 18" - W/FRINGE |
| 2 | 149993-03-WE3 | EA | PILLOW - 18" - W/FRINGE |
| 3 | 150709-09-WD3 | EA | PILLOW - 15" X 24" |
| 3 | 150709-09-WD7 | EA | PILLOW - 15" X 24" |
| 3 | 150709-09-WE3 | EA | PILLOW - 15" X 24" |
| 4 | 155275-15-WD3 | EA | PILLOW SHAM |
| 4 | 155275-16-WD7 | EA | PILLOW SHAM |
| 4 | 155275-17-WE3 | EA | PILLOW SHAM |
| 5 | 164606-02-WD3 | EA | HEADBOARD - QUEEN |
| 5 | 164606-02-WD7 | EA | HEADBOARD - QUEEN |
| 5 | 164606-02-WE3 | EA | HEADBOARD - QUEEN |
| 6 | 165316-02-WD3 | EA | CHAIR - EURO/PALERMO - W/OTTOMAN (WD3) |
| 6 | 165316-02-WB4 | EA | CHAIR - EURO/PALERMO - W/OTTOMAN (WD7) |
| 6 | 165316-02-W70 | EA | CHAIR - EURO/PALERMO - W/OTTOMAN (WE3) |
| 7 | 164625-05-WD3 | EA | SOFA - 64" - #944/#844 ARMS/SEAT/BACK - FLAT FLOOR |
| 7 | 164625-05-WD7 | EA | SOFA - 64" - #944/#844 ARMS/SEAT/BACK - FLAT FLOOR |
| 7 | 164625-06-WE3 | EA | SOFA - 64" - #944/#844 ARMS/SEAT/BACK - FLAT FLOOR |
| 7 | 164625-07-WD3 | EA | SOFA - 64" - #944/#844 ARMS/SEAT/BACK - FLAT FLOOR - LTH - ULTRALEATHER |
| 7 | 164625-07-WD7 | EA | SOFA - 64" - #944/#844 ARMS/SEAT/BACK - FLAT FLOOR - LTH - ULTRALEATHER |
| 7 | 164625-08-WE3 | EA | SOFA - 64" - #944/#844 ARMS/SEAT/BACK - FLAT FLOOR - LTH - ULTRALEATHER |

CURTAIN & CUSHION GROUP (CONTINUED)
CURTAIN, CUSHION LAYOUT (CONTINUED)

| KEY | PART NUMBER | U/M | DESCRIPTION |
|-----|---------------|-----|--|
| 8 | 164289-05-WD3 | EA | VALANCE - 34" X 8" |
| 8 | 164289-05-WD7 | EA | VALANCE - 34" X 8" |
| 8 | 164289-05-WE3 | EA | VALANCE - 34" X 8" |
| 8 | 109041-97-01A | EA | BLIND - MINI - 32" X 17" |
| | 162496-01-01A | EA | BRACKET/BLIND - LEFT SIDE WHEN FACING WINDOW - CLEAR |
| | 162496-02-01A | EA | BRACKET/BLIND - RIGHT SIDE WHEN FACING WINDOW - CLEAR |
| | 102555-03-000 | EA | BRACKET - (CLEAT TYPE) - F/BLIND HOLDOWN - MILKY WHITE |
| | 109441-01-000 | EA | BRACKET/HOOK - BLIND HOLD DOWN - LARGE - CLEAR |
| | 109353-04-000 | EA | CLIP - VALANCE SLAT MOUNTING - CLEAR PLASTIC |
| 9 | 164289-10-WD3 | EA | VALANCE - 24" X 25.4" |
| 9 | 164289-10-WD7 | EA | VALANCE - 24" X 25.4" |
| 9 | 164289-10-WE3 | EA | VALANCE - 24" X 25.4" |
| | 105648-01-02A | EA | BRACE - VALANCE - 14" - OFF WHITE |
| 9 | 140789-A0-WH4 | EA | BLIND - DAY/NIGHTER - 21" X 27" |
| | 097565-01-000 | EA | BRACKET - MOUNTING - PLEATED BLIND |
| 10 | 164289-03-WD3 | EA | VALANCE - 62.9" X 28" |
| 10 | 164289-03-WD7 | EA | VALANCE - 62.9" X 28" |
| 10 | 164289-03-WE3 | EA | VALANCE - 62.9" X 28" |
| | 154316-01-01A | EA | BRACE/ANGLE - W/HOLE - CASHMERE |
| 10 | 140789-B8-WD3 | EA | BLIND - DAY/NITER - 60" X 30" |
| | 097565-01-000 | EA | BRACKET - MOUNTING - PLEATED BLIND |
| 11 | 164289-08-WD3 | EA | VALANCE - 15.5" X 10" |
| | | | FROM: 00-00-00 THRU: 11-04-07 |
| 11 | 164289-12-WD3 | EA | VALANCE - 15.5" X 7.5" |
| | | | FROM: 11-05-07 THRU: 99-99-99 |
| 11 | 164289-08-WD7 | EA | VALANCE - 15.5" X 10" |
| | | | FROM: 00-00-00 THRU: 11-04-07 |
| 11 | 164289-12-WD7 | EA | VALANCE - 15.5" X 7.5" |
| | | | FROM: 11-05-07 THRU: 99-99-99 |
| 11 | 164289-08-WE3 | EA | VALANCE - 15.5" X 10" |
| | | | FROM: 00-00-00 THRU: 11-04-07 |
| 11 | 164289-12-WE3 | EA | VALANCE - 15.5" X 7.5" |
| | | | FROM: 11-05-07 THRU: 99-99-99 |
| | 105648-01-02A | EA | BRACE - VALANCE - 14" - OFF WHITE |
| 11 | 140789-90-WH4 | EA | BLIND - DAY/NIGHTER - 13.5" X 37" |
| | 097565-01-000 | EA | BRACKET - MOUNTING - PLEATED BLIND |

CURTAIN & CUSHION GROUP (CONTINUED)
CURTAIN, CUSHION LAYOUT (CONTINUED)

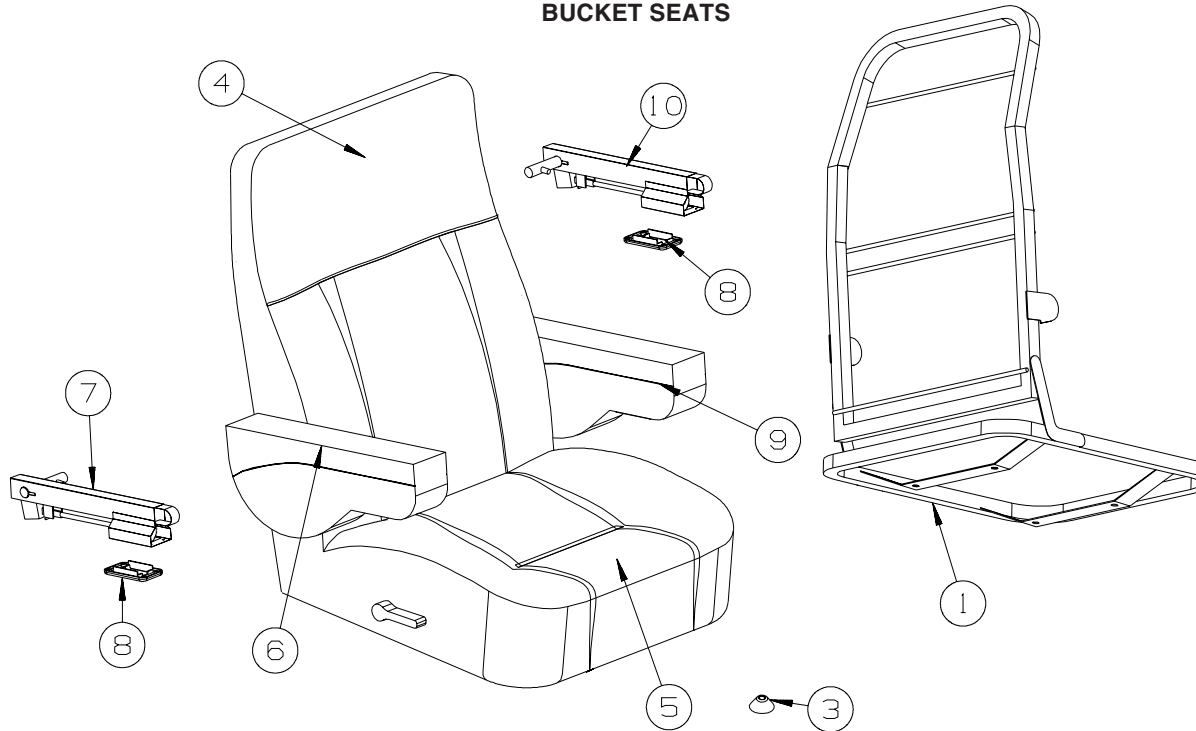


| KEY | PART NUMBER | U/M | DESCRIPTION |
|-----|---------------|-----|--|
| 1 | 149993-03-WD3 | EA | PILLOW - 18" - W/FRINGE |
| 1 | 149993-03-WD7 | EA | PILLOW - 18" - W/FRINGE |
| 1 | 149993-03-WE3 | EA | PILLOW - 18" - W/FRINGE |
| 2 | 157868-03-WA2 | EA | CHAIR - FOLDING (WD3) |
| 2 | 157868-03-WB2 | EA | CHAIR - FOLDING (WE3) |
| 2 | 157868-01-WA6 | EA | CHAIR - FOLDING (WD7) |
| | 162618-01-WD3 | EA | CHAIR - DINING (WD3) |
| | 162618-02-WD7 | EA | CHAIR - DINING (WD7) |
| | 162618-01-WE3 | EA | CHAIR - DINING (WE3) |
| | 099856-12-000 | EA | STRAP - TIEDOWN - 121.9" |
| 3 | 158298-13-WD3 | EA | SOFA/SLEEPER - MULTI POSITION - #844/#844 ARMS - FLT FLR |
| 3 | 158298-14-WD7 | EA | SOFA/SLEEPER - MULTI POSITION - #844/#844 ARMS - FLT FLR |
| 3 | 158298-15-WE3 | EA | SOFA/SLEEPER - MULTI POSITION - #844/#844 ARMS - FLT FLR |
| 3 | 158298-16-WD3 | EA | SOFA/SLEEPER - MULTI POSITION - #844/#844 ARMS-FLT FLR-LTH - ULTRALEATHER |
| 3 | 158298-02-WD7 | EA | SOFA/SLEEPER - MULTI POSITION - #844/#844 ARMS - 30"FF-LTH - ULTRALEATHER |
| 3 | 158298-02-WE3 | EA | SOFA/SLEEPER - MULTI POSITION - #844/#844 ARMS - 30"FF-LTH - ULTRALEATHER |
| 4 | 142292-07-WA0 | EA | SEAT - DINETTE CUSHION (SPRUNG) - 23" X 38.5" (WD3) |
| 4 | 142292-05-WD7 | EA | SEAT - DINETTE CUSHION (SPRUNG) - 23" X 38.5" (WD7) |
| 4 | 142292-07-WE3 | EA | SEAT - DINETTE CUSHION (SPRUNG) - 23" X 38.5" (WE3) |
| | 142292-A7-WA0 | EA | COVER/SEAT - DINETTE CUSHION (SPRUNG) - 23.5" X 38.5" (WD3) |
| | 142292-A5-WD7 | EA | COVER/SEAT - DINETTE CUSHION (SPRUNG) - 23.5" X 38.5" (WD7) |
| | 142292-A7-WE3 | EA | COVER/SEAT - DINETTE CUSHION (SPRUNG) - 23.5" X 38.5" (WE3) |
| | 142366-01-000 | EA | FRAME - SPRUNG - DINETTE SEAT |
| 5 | 165945-02-WD3 | EA | CUSHION - BACK - 13.5" X 39" |
| 5 | 165945-01-WD7 | EA | CUSHION - BACK - 13.5" X 39" |
| 5 | 165945-02-WE3 | EA | CUSHION - BACK - 13.5" X 39" |
| | 165945-A2-WD3 | EA | COVER/BACK - 13.5" X 40" |
| | 165945-A1-WD7 | EA | COVER/BACK - 13.5" X 40" |
| | 165945-A2-WE3 | EA | COVER/BACK - 13.5" X 40" |
| 6 | 164289-11-WD3 | EA | VALANCE - 34" X 8" |
| 6 | 164289-11-WD7 | EA | VALANCE - 34" X 8" |
| 6 | 164289-11-WE3 | EA | VALANCE - 34" X 8" |
| 6 | 109041-97-01A | EA | BLIND - MINI - 32" X 17" |
| | 162496-01-01A | EA | BRACKET/BLIND - LEFT SIDE WHEN FACING WINDOW - CLEAR |
| | 162496-02-01A | EA | BRACKET/BLIND - RIGHT SIDE WHEN FACING WINDOW - CLEAR |
| | 102555-03-000 | EA | BRACKET - (CLEAT TYPE) - F/BLIND HOLDOWN - MILKY WHITE |
| | 109441-01-000 | EA | BRACKET/HOOK - BLIND HOLD DOWN - LARGE - CLEAR |
| | 109353-04-000 | EA | CLIP - VALANCE SLAT MOUNTING - CLEAR PLASTIC |

CURTAIN & CUSHION GROUP (CONTINUED)
CURTAIN, CUSHION LAYOUT (CONTINUED)

| KEY | PART NUMBER | U/M | DESCRIPTION |
|------------|--------------------|------------|--|
| 7 | 164289-03-WD3 | EA | VALANCE - 62.9" X 28" |
| 7 | 164289-03-WD7 | EA | VALANCE - 62.9" X 28" |
| 7 | 164289-03-WE3 | EA | VALANCE - 62.9" X 28" |
| | 154316-01-01A | EA | BRACE/ANGLE - W/HOLE - CASHMERE |
| 7 | 140789-B8-WD3 | EA | BLIND - DAY/NITER - 60" X 30" |
| | 097565-01-000 | EA | BRACKET - MOUNTING - PLEATED BLIND |
| 8 | 164289-06-WD3 | EA | VALANCE - 63.9" X 40" |
| 8 | 164289-06-WD7 | EA | VALANCE - 63.9" X 40" |
| 8 | 164289-06-WE3 | EA | VALANCE - 63.9" X 40" |
| | 154316-01-01A | EA | BRACE/ANGLE - W/HOLE - CASHMERE |
| | 160457-01-01A | EA | BRACE - VALANCE - L-SHAPED - 20" - OFF WHITE |
| 8 | 140789-13-WD3 | EA | BLIND - DAY/NIGHTER - 61" X 42" |
| | 097565-01-000 | EA | BRACKET - MOUNTING - PLEATED BLIND |
| 9 | 164289-04-WD3 | EA | VALANCE - 24" X 25.9" |
| 9 | 164289-04-WD7 | EA | VALANCE - 24" X 25.9" |
| 9 | 164289-04-WE3 | EA | VALANCE - 24" X 25.9" |
| | 105648-01-02A | EA | BRACE - VALANCE - 14" - OFF WHITE |
| | 154316-01-01A | EA | BRACE/ANGLE - W/HOLE - CASHMERE |
| 9 | 157506-33-WD3 | EA | BLIND - PLEATED - 22.5" X 27" |
| | 097565-01-000 | EA | BRACKET - MOUNTING - PLEATED BLIND |

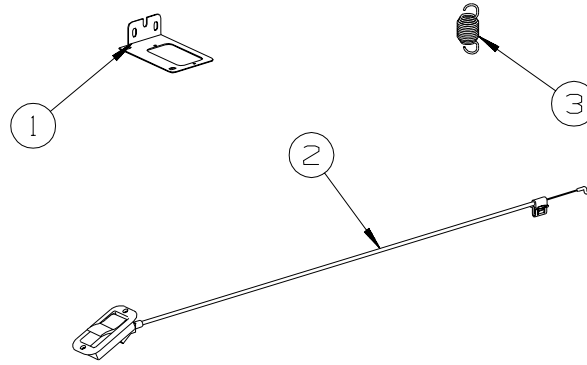
CURTAIN & CUSHION GROUP (CONTINUED)
BUCKET SEATS



| KEY | PART NUMBER | U/M | DESCRIPTION | |
|-----|---------------|-----|---|-------------------------------|
| 1 | 134532-01-000 | EA | FRAME - SEAT/HIGH BACK | |
| | | | | FROM: 00-00-00 THRU: 09-16-07 |
| 1 | 134532-06-000 | EA | FRAME - SEAT/HIGH BACK - WIDE | |
| | | | | FROM: 09-17-07 THRU: 99-99-99 |
| | 130802-02-000 | EA | LEVER - RIGHT HAND | |
| | 130802-03-000 | EA | SCREW F/LEVER | |
| 2 | 147457-01-02B | EA | BRACKET - ZEE W/HOLES - 2.8" - E-COATED | |
| | | | | FROM: 00-00-00 THRU: 09-16-07 |
| * | 122611-02-000 | EA | LUMBAR - W/LEVER | |
| | | | | FROM: 00-00-00 THRU: 09-16-07 |
| | 166186-01-000 | EA | LUMBAR - W/LEVER | |
| | | | | FROM: 09-17-07 THRU: 99-99-99 |
| 3 | 148668-01-01A | EA | CUP/TRIM COVER - F/LEVER - BLACK | |
| 4 | 162621-A1-WD3 | EA | COVER/BACK - LEATHER | |
| 4 | 162621-A1-WD7 | EA | COVER/BACK - LEATHER | |
| 4 | 162621-A1-WE3 | EA | COVER/BACK - LEATHER | |
| 5 | 162621-A2-WD3 | EA | COVER/SEAT - LEATHER | |
| 5 | 162621-A2-WD7 | EA | COVER/SEAT - LEATHER | |
| 5 | 162621-A2-WE3 | EA | COVER/SEAT - LEATHER | |
| 6 | 163455-01-WD3 | EA | ARMREST - RIGHT HAND | |
| 6 | 163455-01-WD7 | EA | ARMREST - RIGHT HAND | |
| 6 | 163455-01-WE3 | EA | ARMREST - RIGHT HAND | |
| | 163455-A1-WD3 | EA | COVER - ARMREST/RIGHT HAND | |
| | 163455-A1-WD7 | EA | COVER - ARMREST/RIGHT HAND | |
| | 163455-A1-WE3 | EA | COVER - ARMREST/RIGHT HAND | |
| 7 | 148751-01-000 | EA | BRACKET - RIGHT (ADJUSTABLE) W/ROLLER | |
| 8 | 148751-03-000 | EA | BRACKET - ROLLER TRIM PLATE | |
| 9 | 163455-02-WD3 | EA | ARMREST - LEFT HAND | |
| 9 | 163455-02-WD7 | EA | ARMREST - LEFT HAND | |
| 9 | 163455-02-WE3 | EA | ARMREST - LEFT HAND | |
| | 163455-A2-WD3 | EA | COVER - ARMREST/LEFT HAND | |
| | 163455-A2-WD7 | EA | COVER - ARMREST/LEFT HAND | |
| | 163455-A2-WE3 | EA | COVER - ARMREST/LEFT HAND | |
| 10 | 148751-02-000 | EA | BRACKET - LEFT (ADJUSTABLE) W/ROLLER | |

***COMPONENT PARTS LISTED LATER IN THIS GROUP**

CURTAIN & CUSHION GROUP (CONTINUED)
BUCKET SEATS (CONTINUED)



FOOTREST

| KEY | PART NUMBER | U/M | DESCRIPTION |
|-----|---------------|-----|---|
| 1 | 127159-01-02B | EA | BRACKET - SEAT RELEASE - SINGLE REMOTE - E-COATED |
| | 131566-07-000 | EA | 5" DOUBLE LOCKING SLIDE W/TAB |
| 2 | 153956-02-01A | EA | CABLE - FOOTREST - W/BLACK HANDLE |
| 3 | 154190-06-000 | EA | SPRING/FOOTREST - 2.8" |

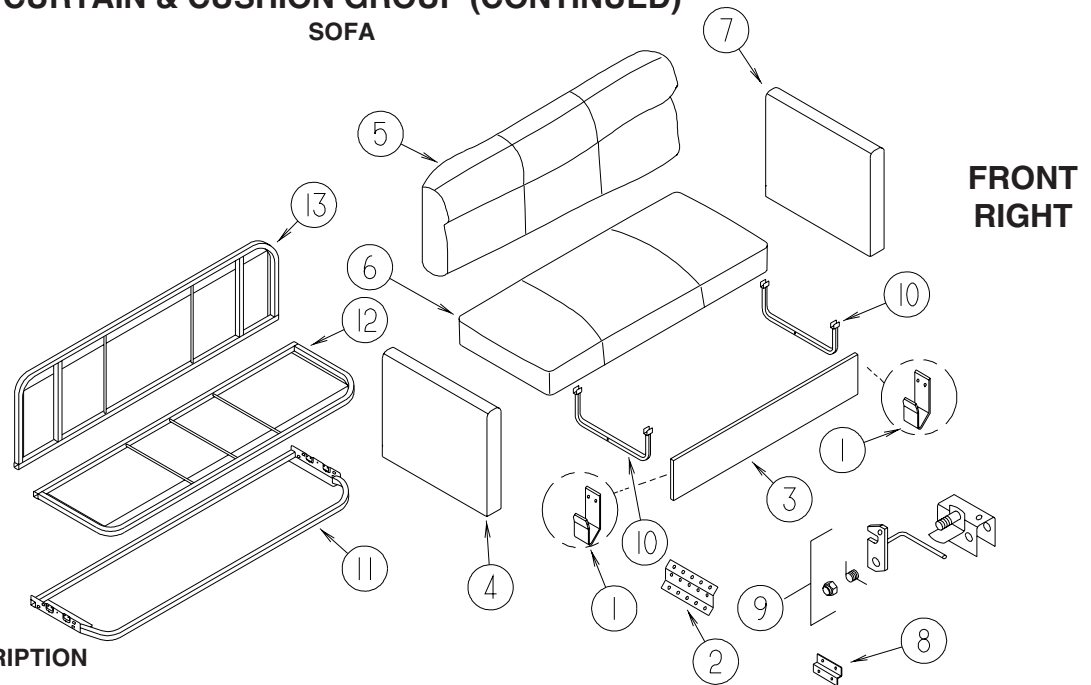
COMPONENT PARTS FOR BUCKET SEATS

122611-02-000

| KEY | PART NUMBER | U/M | DESCRIPTION | VENDOR NO. |
|-----|---------------|-----|------------------|-----------------|
| | 122611-02-701 | EA | LUMBAR - LEVER | 412 |
| | 122611-02-702 | EA | LUMBAR MECHANISM | 24395-FLEXSTEEL |

CURTAIN & CUSHION GROUP (CONTINUED)

SOFA



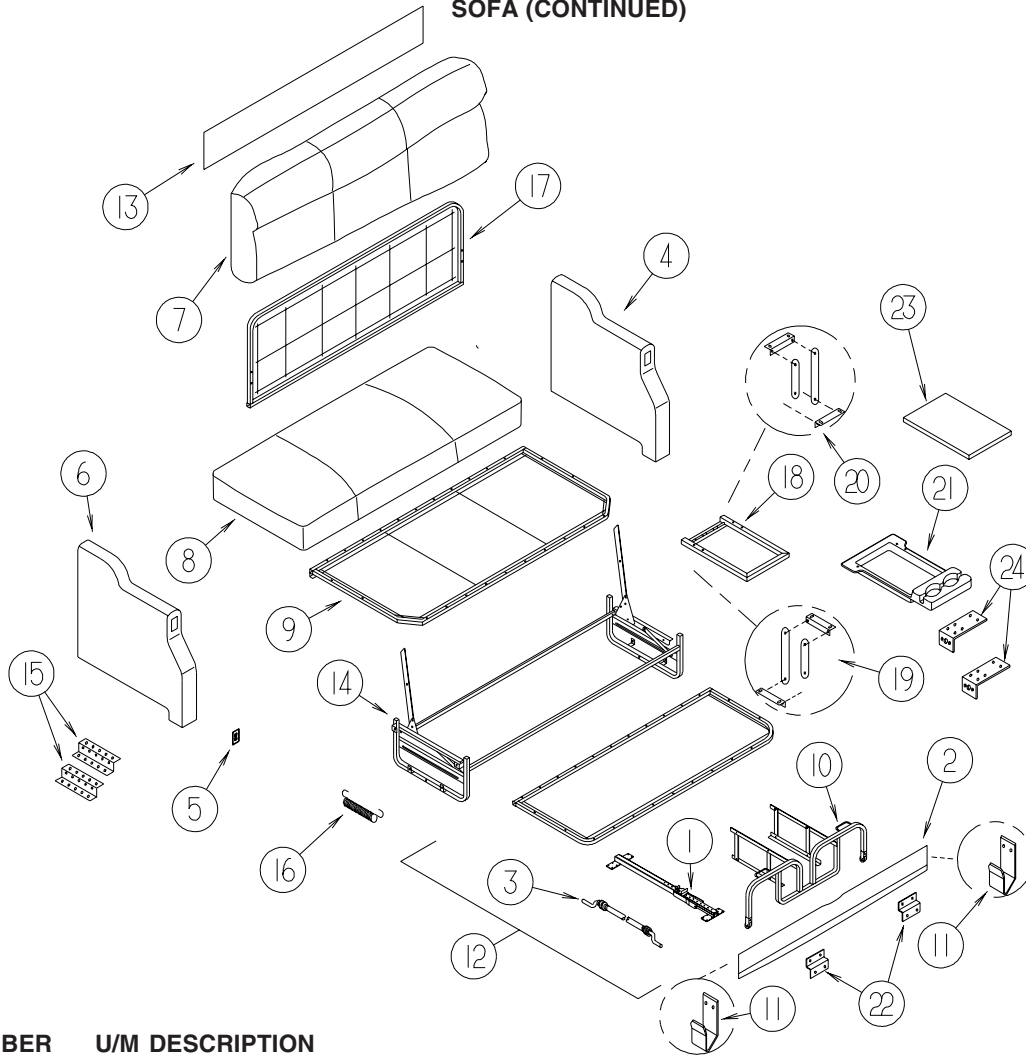
| KEY | PART NUMBER | U/M | DESCRIPTION |
|-----|---------------|-----|---|
| 1 | NOT USED | | |
| 2 | NOT USED | | |
| 3 | 159380-01-WD3 | EA | PANEL/FRONT KICK - SOFA - 64" X 11" |
| 3 | 159380-01-WD7 | EA | PANEL/FRONT KICK - SOFA - 64" X 11" |
| 3 | 159380-21-WE3 | EA | PANEL/FRONT KICK - SOFA - 64" X 11" |
| 3 | 159380-22-WD3 | EA | PANEL/FRONT KICK - SOFA - 64" X 11" - ULTRALEATHER |
| 3 | 159380-22-WD7 | EA | PANEL/FRONT KICK - SOFA - 64" X 11" - ULTRALEATHER |
| 3 | 159380-22-WE3 | EA | PANEL/FRONT KICK - SOFA - 64" X 11" - ULTRALEATHER |
| 4 | 158332-29-WD3 | EA | ARMREST - SOFA - RIGHT HAND |
| 4 | 158332-29-WD7 | EA | ARMREST - SOFA - RIGHT HAND |
| 4 | 158332-31-WE3 | EA | ARMREST - SOFA - RIGHT HAND |
| 4 | 158332-33-WD3 | EA | ARMREST - SOFA - RIGHT HAND - ULTRALEATHER |
| 4 | 158332-33-WD7 | EA | ARMREST - SOFA - RIGHT HAND - ULTRALEATHER |
| 4 | 158332-35-WE3 | EA | ARMREST - SOFA - RIGHT HAND - ULTRALEATHER |
| | 158332-B7-WD3 | EA | COVER/ARMREST - SOFA/RIGHT HAND |
| | 158332-B7-WD7 | EA | COVER/ARMREST - SOFA/RIGHT HAND |
| | 158332-B9-WE3 | EA | COVER/ARMREST - SOFA/RIGHT HAND |
| | 158332-C1-WD3 | EA | COVER/ARMREST - SOFA/RIGHT HAND - ULTRALEATHER |
| | 158332-C1-WD7 | EA | COVER/ARMREST - SOFA/RIGHT HAND - ULTRALEATHER |
| | 158332-C3-WE3 | EA | COVER/ARMREST - SOFA/RIGHT HAND - ULTRALEATHER |
| 5 | 158299-11-WD3 | EA | BACK - SOFA - 64" |
| 5 | 158299-11-WD7 | EA | BACK - SOFA - 64" |
| 5 | 158299-12-WE3 | EA | BACK - SOFA - 64" |
| 5 | 158299-13-WD3 | EA | BACK - SOFA - 64" - ULTRALEATHER |
| 5 | 158299-13-WD7 | EA | BACK - SOFA - 64" - ULTRALEATHER |
| 5 | 158299-14-WE3 | EA | BACK - SOFA - 64" - ULTRALEATHER |
| | 158299-B1-WD3 | EA | COVER/BACK - SOFA - 64" |
| | 158299-B1-WD7 | EA | COVER/BACK - SOFA - 64" |
| | 158299-B2-WE3 | EA | COVER/BACK - SOFA - 64" |
| | 158299-B3-WD3 | EA | COVER/BACK - SOFA - 64" - ULTRALEATHER |
| | 158299-B3-WD7 | EA | COVER/BACK - SOFA - 64" - ULTRALEATHER |
| | 158299-B4-WE3 | EA | COVER/BACK - SOFA - 64" - ULTRALEATHER |
| 6 | 158300-11-WD3 | EA | SEAT - SOFA - 64" |
| 6 | 158300-11-WD7 | EA | SEAT - SOFA - 64" |
| 6 | 158300-12-WE3 | EA | SEAT - SOFA - 64" |
| 6 | 158300-13-WD3 | EA | SEAT - SOFA - 64" - ULTRALEATHER |
| 6 | 158300-13-WD7 | EA | SEAT - SOFA - 64" - ULTRALEATHER |
| 6 | 158300-14-WE3 | EA | SEAT - SOFA - 64" - ULTRALEATHER |
| | 158300-B1-WD3 | EA | COVER/SEAT - SOFA |
| | 158300-B1-WD7 | EA | COVER/SEAT - SOFA |
| | 158300-B2-WE3 | EA | COVER/SEAT - SOFA |
| | 158300-B3-WD3 | EA | COVER/SEAT - SOFA - ULTRALEATHER |
| | 158300-B3-WD7 | EA | COVER/SEAT - SOFA - ULTRALEATHER |
| | 158300-B4-WE3 | EA | COVER/SEAT - SOFA - ULTRALEATHER |

CURTAIN & CUSHION GROUP (CONTINUED)
SOFA (CONTINUED)

| KEY | PART NUMBER | U/M | DESCRIPTION |
|-----|---------------|-----|--|
| 7 | 158332-30-WD3 | EA | ARMREST - SOFA - LEFT HAND |
| 7 | 158332-30-WD7 | EA | ARMREST - SOFA - LEFT HAND |
| 7 | 158332-32-WE3 | EA | ARMREST - SOFA - LEFT HAND |
| 7 | 158332-34-WD3 | EA | ARMREST - SOFA - LEFT HAND - ULTRALEATHER |
| 7 | 158332-34-WD7 | EA | ARMREST - SOFA - LEFT HAND - ULTRALEATHER |
| 7 | 158332-36-WE3 | EA | ARMREST - SOFA - LEFT HAND - ULTRALEATHER |
| | 158332-B8-WD3 | EA | COVER/ARMREST - SOFA/LEFT HAND |
| | 158332-B8-WD7 | EA | COVER/ARMREST - SOFA/LEFT HAND |
| | 158332-C0-WE3 | EA | COVER/ARMREST - SOFA/LEFT HAND |
| | 158332-C2-WD3 | EA | COVER/ARMREST - SOFA/LEFT HAND - ULTRALEATHER |
| | 158332-C2-WD7 | EA | COVER/ARMREST - SOFA/LEFT HAND - ULTRALEATHER |
| | 158332-C4-WE3 | EA | COVER/ARMREST - SOFA/LEFT HAND - ULTRALEATHER |
| 8 | NOT USED | | |
| 9 | NOT USED | | |
| 10 | 127335-12-000 | EA | LEG - SOFA/BED - 10" |
| 11 | 151290-19-000 | EA | FRAME - BASE - 27.25" X 64" |
| 12 | 151290-17-000 | EA | FRAME - SEAT - 26.5" X 64" |
| 13 | 151290-18-000 | EA | FRAME - BACK - 14.5" X 64" |

CURTAIN & CUSHION GROUP (CONTINUED)
SOFA (CONTINUED)

REST EASY



| KEY | PART NUMBER | U/M | DESCRIPTION |
|-----|---------------|-----|---|
| 1 | 159707-01-000 | EA | SLIDE RAIL - W/LATCH MECH/PLATES/STOP F/TRUNDLE-FLAT FLOOR FROM: 00-00-00 THRU: 05-27-07 |
| 1 | 163559-01-000 | EA | SLIDE RAIL - W/LATCH MECH/PLATES/STOP F/TRUNDLE-FLAT FLOOR FROM: 05-28-07 THRU: 99-99-99 |
| | 163559-04-000 | EA | CLIP/RAIL - F/TRUNDLE FROM: 05-28-07 THRU: 99-99-99 |
| 2 | 157928-18-WD3 | EA | PANEL/FRONT KICK - SOFA - 11" X 59.5" |
| 2 | 157928-30-WD7 | EA | PANEL/FRONT KICK - SOFA - 11" X 59.5" |
| 2 | 157928-19-WE3 | EA | PANEL/FRONT KICK - SOFA - 11" X 59.5" |
| 2 | 157928-08-WD3 | EA | PANEL/FRONT KICK - SOFA - 59.5" (WD3) - ULTRALEATHER |
| 2 | 157928-08-WC0 | EA | PANEL/FRONT KICK - SOFA - 59.5" (WD7) - ULTRALEATHER |
| 2 | 157928-08-WE3 | EA | PANEL/FRONT KICK - SOFA - 59.5" (WE3) - ULTRALEATHER |
| 3 | 148225-01-000 | EA | CABLE ONLY - REMOTE - 31.9" W/Z-ENDS |
| 4 | 158332-22-WD3 | EA | ARMREST - SOFA - LEFT HAND |
| 4 | 158332-24-WD7 | EA | ARMREST - SOFA - LEFT HAND |
| 4 | 158332-26-WE3 | EA | ARMREST - SOFA - LEFT HAND |
| 4 | 158332-38-WD3 | EA | ARMREST - SOFA - LEFT HAND - ULTRALEATHER |
| 4 | 158332-04-WD7 | EA | ARMREST - SOFA - LEFT HAND - ULTRALEATHER |
| 4 | 158332-04-WE3 | EA | ARMREST - SOFA - LEFT HAND - ULTRALEATHER |
| | 158332-B0-WD3 | EA | COVER/ARMREST - SOFA/LEFT HAND |
| | 158332-B2-WD7 | EA | COVER/ARMREST - SOFA/LEFT HAND |
| | 158332-B4-WE3 | EA | COVER/ARMREST - SOFA/LEFT HAND |
| | 158332-B6-WD3 | EA | COVER/ARMREST - SOFA/LEFT HAND - ULTRALEATHER |
| | 158332-A4-WD7 | EA | COVER/ARMREST - SOFA/LEFT HAND - ULTRALEATHER |
| | 158332-A4-WE3 | EA | COVER/ARMREST - SOFA/LEFT HAND - ULTRALEATHER |
| 5 | 136118-01-000 | EA | SWITCH - SOFA/RECLINER |
| 6 | 158332-21-WD3 | EA | ARMREST - SOFA - RIGHT HAND - W/SWITCH |
| 6 | 158332-23-WD7 | EA | ARMREST - SOFA - RIGHT HAND - W/SWITCH |
| 6 | 158332-25-WE3 | EA | ARMREST - SOFA - RIGHT HAND - W/SWITCH |
| 6 | 158332-37-WD3 | EA | ARMREST - SOFA - RIGHT HAND - W/SWITCH - ULTRALEATHER |

CURTAIN & CUSHION GROUP (CONTINUED)
SOFA (CONTINUED)

| KEY | PART NUMBER | U/M | DESCRIPTION |
|-----|---------------|-----|--|
| 6 | 158332-03-WD7 | EA | ARMREST - SOFA - RIGHT HAND - W/SWITCH - ULTRALEATHER |
| 6 | 158332-03-WE3 | EA | ARMREST - SOFA - RIGHT HAND - W/SWITCH - ULTRALEATHER |
| | 158332-A9-WD3 | EA | COVER/ARMREST - SOFA/RIGHT HAND |
| | 158332-B1-WD7 | EA | COVER/ARMREST - SOFA/RIGHT HAND |
| | 158332-B3-WE3 | EA | COVER/ARMREST - SOFA/RIGHT HAND |
| | 158332-B5-WD3 | EA | COVER/ARMREST - SOFA/RIGHT HAND - ULTRALEATHER |
| | 158332-A3-WD7 | EA | COVER/ARMREST - SOFA/RIGHT HAND - ULTRALEATHER |
| | 158332-A3-WE3 | EA | COVER/ARMREST - SOFA/RIGHT HAND - ULTRALEATHER |
| 7 | 158299-01-WD3 | EA | BACK - SOFA - 60" |
| 7 | 158299-07-WD7 | EA | BACK - SOFA |
| 7 | 158299-01-WE3 | EA | BACK - SOFA - 60" |
| 7 | 158299-09-WD3 | EA | BACK - SOFA - 60" (WD3) - ULTRALEATHER |
| 7 | 158299-02-WB4 | EA | BACK - SOFA - 60" (WD7) - ULTRALEATHER |
| 7 | 158299-02-WE3 | EA | BACK - SOFA - 60" (WE3) - ULTRALEATHER |
| | 158299-A1-WD3 | EA | COVER/BACK - SOFA - 60" |
| | 158299-A7-WD7 | EA | COVER/BACK - SOFA |
| | 158299-A1-WE3 | EA | COVER/BACK - SOFA - 60" |
| | 158299-A9-WD3 | EA | COVER/BACK - SOFA - 60" (WD3) - ULTRALEATHER |
| | 158299-A2-WB4 | EA | COVER/BACK - SOFA - 60" (WD7) - ULTRALEATHER |
| | 158299-A2-WE3 | EA | COVER/BACK - SOFA - 60" (WE3) - ULTRALEATHER |
| 8 | 158300-01-WD3 | EA | SEAT - SOFA/SLEEPER |
| 8 | 158300-07-WD7 | EA | SEAT - SOFA |
| 8 | 158300-01-WE3 | EA | SEAT - SOFA/SLEEPER |
| 8 | 158300-09-WD3 | EA | SEAT - SOFA - 60" (WD3) - ULTRALEATHER |
| 8 | 158300-02-WB4 | EA | SEAT - SOFA/SLEEPER (WD7) - ULTRALEATHER |
| 8 | 158300-02-WE3 | EA | SEAT - SOFA/SLEEPER (WE3) - ULTRALEATHER |
| | 158300-A1-WD3 | EA | COVER/SEAT - SOFA/SLEEPER |
| | 158300-A7-WD7 | EA | COVER/SEAT - SOFA |
| | 158300-A1-WE3 | EA | COVER/SEAT - SOFA/SLEEPER |
| | 158300-A9-WD3 | EA | COVER/SEAT - SOFA (WD3) - ULTRALEATHER |
| | 158300-A2-WB4 | EA | COVER/SEAT - SOFA/SLEEPER (WD7) - ULTRALEATHER |
| | 158300-A2-WE3 | EA | COVER/SEAT - SOFA/SLEEPER (WE3) - ULTRALEATHER |
| 9 | 151290-04-000 | EA | FRAME - SEAT - 60" |
| 10* | 136534-17-000 | EA | TRUNDLE FRAME - 17.5" X 55" - W/LINKAGE, LATCH & HANDLE FROM: 00-00-00 THRU: 05-27-07 |
| 10 | 151290-26-000 | EA | FRAME - TRUNDLE - W/WHEEL - 55.5" FROM: 05-28-07 THRU: 99-99-99 |
| 11 | 121906-01-02B | EA | BRACKET - KICKBOARD - E-COATED |
| 12 | 155647-01-WA0 | EA | TRUNDLE - SOFA/SLEEPER - 60" (WD3) |
| 12 | 155647-11-WD7 | EA | TRUNDLE - SOFA/SLEEPER - 60" (WD7) |
| 12 | 155647-01-WB0 | EA | TRUNDLE - SOFA/SLEEPER - 60" (WE3) |
| 12 | 155647-15-WD3 | EA | TRUNDLE - SOFA/SLEEPER - 60" (WD3) - ULTRALEATHER |
| 12 | 155647-02-WA4 | EA | TRUNDLE - SOFA/SLEEPER - 60" (WD7) - ULTRALEATHER |
| 12 | 155647-02-WB0 | EA | TRUNDLE - SOFA/SLEEPER - 60" (WE3) - ULTRALEATHER |
| | 155647-A1-WA0 | EA | COVER/TRUNDLE - SOFA/SLEEPER - 60" (WD3) |
| | 155647-B1-WD7 | EA | COVER/TRUNDLE - SOFA/SLEEPER - 60" (WD7) |
| | 155647-A1-WB0 | EA | COVER/TRUNDLE - SOFA/SLEEPER - 60" (WE3) |
| | 155647-B5-WD3 | EA | COVER/TRUNDLE - SOFA/SLEEPER - 60" (WD3) - ULTRALEATHER |
| | 155647-A2-WA4 | EA | COVER/TRUNDLE - SOFA/SLEEPER - 60" (WD7) - ULTRALEATHER |
| | 155647-A2-WB0 | EA | COVER/TRUNDLE - SOFA/SLEEPER - 60" (WE3) - ULTRALEATHER |
| 13 | NOT USED | | |
| 14* | 136534-15-000 | EA | BASE - 27.5" X 60" - POWERED CL - W/10.5" OVERHANG |
| 15 | 101926-01-02A | EA | BRACKET - ZEE - 2" - BLACK |
| 16 | 136534-33-000 | EA | SPRING/ASSIST - 1/2" X 7" W/HOOK ENDS - REST EASY SOFAS |
| 17 | 136534-18-000 | EA | FRAME/BACK - 16.5" X 60" |
| 18 | NOT USED | | |
| 19 | NOT USED | | |
| 20 | NOT USED | | |
| 21 | NOT USED | | |
| 22 | NOT USED | | |
| 23 | NOT USED | | |
| 24 | NOT USED | | |

*COMPONENT PARTS LISTED LATER IN THIS GROUP

CURTAIN & CUSHION GROUP (CONTINUED)
COMPONENT PARTS FOR SOFA


136534-02-000, 136534-03-000, 136534-13-000, 136534-15-000

| KEY | PART NUMBER | U/M | DESCRIPTION | VENDOR NO. |
|------------|--------------------|------------|------------------------------|-------------------|
| | 136534-02-700 | EA | MOTOR | 9PL-MO-W/T-1 |
| | 136534-02-701 | EA | CABLE/DRV MTR-REST EASY SOFA | 9PL-FCA27.75 |

136534-17-000


| KEY | PART NUMBER | U/M | DESCRIPTION | VENDOR NO. |
|------------|--------------------|------------|------------------------|-------------------|
| | 136534-07-701 | EA | WHEEL - NYLON - 1 5/8" | 9WHEEL-1.62 |

CURTAIN & CUSHION GROUP (CONTINUED) HARDWARE



| KEY | PART NUMBER | U/M | DESCRIPTION |
|-----|---------------|-----|--|
| 1A | 029155-01-000 | EA | CAP - SNAP - 5/32" OUTSIDE DIAMETER OF PIN |
| 2A | 029156-01-000 | EA | SOCKET - SNAP - 9/16" O.D. |
| 3A | 046867-05-000 | EA | WASHER - #0 |
| 4A | 046867-04-000 | EA | GROMMET - #0 |
| 5A | 160457-01-01A | EA | BRACE - VALANCE - L-SHAPED - 20" - OFF WHITE |
| 6A | 162496-01-01A | EA | BRACKET/BLIND - LEFT SIDE WHEN FACING WINDOW - CLEAR |
| 7A | 162496-02-01A | EA | BRACKET/BLIND - RIGHT SIDE WHEN FACING WINDOW - CLEAR |
| 8A | 084434-01-000 | EA | BRACKET - MOUNTING - ROLLER SHADE - 1 3/8" |
| 9A | 094896-02-000 | EA | GROMMET - CORD/PLEATED BLIND - NYLON - GRAY |
| 10A | 094907-02-000 | EA | END CAP - PLEATED BLIND/TOP - RH/LH - GRAY PLASTIC |
| 11A | 094907-04-000 | EA | END CAP - PLEATED BLIND/BOTTOM - RH/LH |
| 12A | 094907-09-000 | EA | END CAP/BLIND - CENTER RAIL - RH/LH |
| 13A | 097564-03-000 | EA | HANDLE - KNOB - E-Z LIFT SHADE - TAN |
| 14A | 097565-01-000 | EA | BRACKET - MOUNTING - PLEATED BLIND |
| 15A | 155748-01-000 | EA | SPRING - EXTENSION - DAY/NIGHTER BLIND |
| 16A | 101031-01-000 | YD | TAPE/GLIDE - 4.25" SPACING |
| 17A | 102555-03-000 | EA | BRACKET - (CLEAT TYPE) - F/BLIND HOLDOWN - MILKY WHITE |

CURTAIN & CUSHION GROUP (CONTINUED)
HARDWARE (CONTINUED)



| KEY | PART NUMBER | U/M | DESCRIPTION |
|-----|---------------|-----|---|
| 1B | 105450-14-01A | EA | TRACK - CURTAIN - 90" - OFF WHITE |
| 2B | 105648-01-02A | EA | BRACE - VALANCE - 14" - OFF WHITE |
| 2B | 105648-02-02A | EA | BRACE - VALANCE - 8.5" - OFF WHITE |
| 3B | 106544-01-000 | EA | PULL - SHADE/BRASS |
| 3B | 106544-01-001 | EA | SCREW - SHADE/BRASS |
| 3B | 106544-02-000 | EA | PULL-SHADE - NICKEL |
| 4B | 109353-04-000 | EA | CLIP - VALANCE SLAT MOUNTING - CLEAR PLASTIC |
| 5B | 109441-01-000 | EA | BRACKET/HOOK - BLIND HOLD DOWN - LARGE - CLEAR |
| 5B | 109441-02-000 | EA | SPACER/BRACKET - BLIND HOLD DOWN |
| 6B | 129491-01-000 | EA | CATCH - SNAP HOOK - 1" |
| 7B | 130549-01-01A | EA | STOP - CURTAIN TRACK |
| 8B | 141634-01-000 | EA | BRACKET-(BOBBIN TYPE) 7/8"H HOLDUPBASE(OVAL)-2 HOLE-CLEAR |
| 9B | 156172-02-01A | EA | TRACK/WALL - 32" - BONE |
| 9B | 156172-03-01A | EA | TRACK/WALL - 21" - BONE |
| 10B | 156172-04-01A | EA | END CAP - WALL TRACK - CLEAR |
| 11B | 154316-01-01A | EA | BRACE/ANGLE - W/HOLE - CASHMERE |
| 12B | 154316-02-01A | EA | BRACE/ANGLE - W/SLOT - CASHMERE |
| 13B | 159702-01-01A | EA | HOOK/RING - CURTAIN/SHOWER - NICKEL |

CURTAIN & CUSHION GROUP (CONTINUED)

FABRICS

WD3

113979-09-01A CARPET-HEADLINER (SY) - CEILING
FROM: 00-00-00 THRU: 01-13-08

113979-09-02A CARPET-HEADLINER (SY) - CEILING
FROM: 01-14-08 THRU: 99-99-99

113979-10-01A CARPET-HEADLINER - SLDOUT (SY) - CEILING
FROM: 00-00-00 THRU: 01-13-08

113979-10-02A CARPET-HEADLINER - SLDOUT (SY) - CEILING
FROM: 01-14-08 THRU: 99-99-99

156773-18-000 FABRIC - DRAPERY MAIN

148797-BV-000 FABRIC - UPHOLSTERY , MAIN/DINETTE WRAP

148797-BW-000 FABRIC - UPHOLSTRY, PLAIN ACCENT

148797-BX-000 FABRIC - UPHOLSTERY, ACCENT PATTERN/DINETTE/LOUNGE
FROM: 00-00-00 THRU: 11-25-07

148797-JD-000 FABRIC/UPHOLSTERY - IDOL/LATTE
FROM: 11-26-07 THRU: 99-99-99

156773-70-000 FABRIC - UPHOLSTERY, BEDSPREAD, MAIN

142523-18-000 FABRIC - ULTRALEATHER, PLAIN ACCENT

142523-07-000 FABRIC - UPHOLSTERY, ULTRALEATHER

156773-32-000 FABRIC - UPHOLSTERY, BEDSPREAD, PATTERN ACCENT

072333-98-000 FABRIC - SPEAKER COVER

148797-J2-000 FABRIC/UPHOLSTERY - IDOL/LATTE

WD7

113979-09-01A CARPET-HEADLINER (SY) - CEILING
FROM: 00-00-00 THRU: 01-13-08

113979-09-02A CARPET-HEADLINER (SY) - CEILING
FROM: 01-14-08 THRU: 99-99-99

113979-10-01A CARPET-HEADLINER - SLDOUT (SY) - CEILING
FROM: 00-00-00 THRU: 01-13-08

113979-10-02A CARPET-HEADLINER - SLDOUT (SY) - CEILING
FROM: 01-14-08 THRU: 99-99-99

156773-30-000 FABRIC - DRAPERY MAIN

148797-BY-000 FABRIC - UPHOLSTERY , MAIN

148797-N2-000 FABRIC - UPHOLSTRY, PLAIN ACCENT/DINETTE/LOUNGE

148797-BZ-000 FABRIC - UPHOLSTERY, ACCENT PATTERN/DINETTE WRAP

156773-71-000 FABRIC - UPHOLSTERY, BEDSPREAD, MAIN

142523-23-000 FABRIC - ULTRALEATHER, PLAIN ACCENT

142523-17-000 FABRIC - UPHOLSTERY, ULTRALEATHER

156773-74-000 FABRIC - UPHOLSTERY, BEDSPREAD, PATTERN ACCENT

072333-98-000 FABRIC - SPEAKER COVER

148797-BY-000 FABRIC/UPHOLSTERY - DRIFTWOOD

CURTAIN & CUSHION GROUP (CONTINUED)
FABRICS (CONTINUED)

WE3

113979-09-01A CARPET-HEADLINER (SY) - CEILING
FROM: 00-00-00 THRU: 01-13-08

113979-09-02A CARPET-HEADLINER (SY) - CEILING
FROM: 01-14-08 THRU: 99-99-99

113979-10-01A CARPET-HEADLINER - SLDOUT (SY) - CEILING
FROM: 00-00-00 THRU: 01-13-08

113979-10-02A CARPET-HEADLINER - SLDOUT (SY) - CEILING
FROM: 01-14-08 THRU: 99-99-99

156773-30-000 FABRIC - DRAPERY MAIN

148797-CA-000 FABRIC - UPHOLSTERY , MAIN

148797-AR-000 FABRIC - UPHOLSTRY, PLAIN ACCENT/DINETTE WRAP

148797-CB-000 FABRIC - UPHOLSTERY, ACCENT PATTERN
FROM: 00-00-00 THRU: 10-28-07

148797-JE-000 FABRIC/UPHOLSTERY - SAHARA
FROM: 10-28-07 THRU: 99-99-99

156773-72-000 FABRIC - UPHOLSTERY, BEDSPREAD, MAIN

142523-20-000 FABRIC - ULTRALEATHER, PLAIN ACCENT

142523-19-000 FABRIC - UPHOLSTERY, ULTRALEATHER

156773-80-000 FABRIC - UPHOLSTERY, BEDSPREAD, PATTERN ACCENT

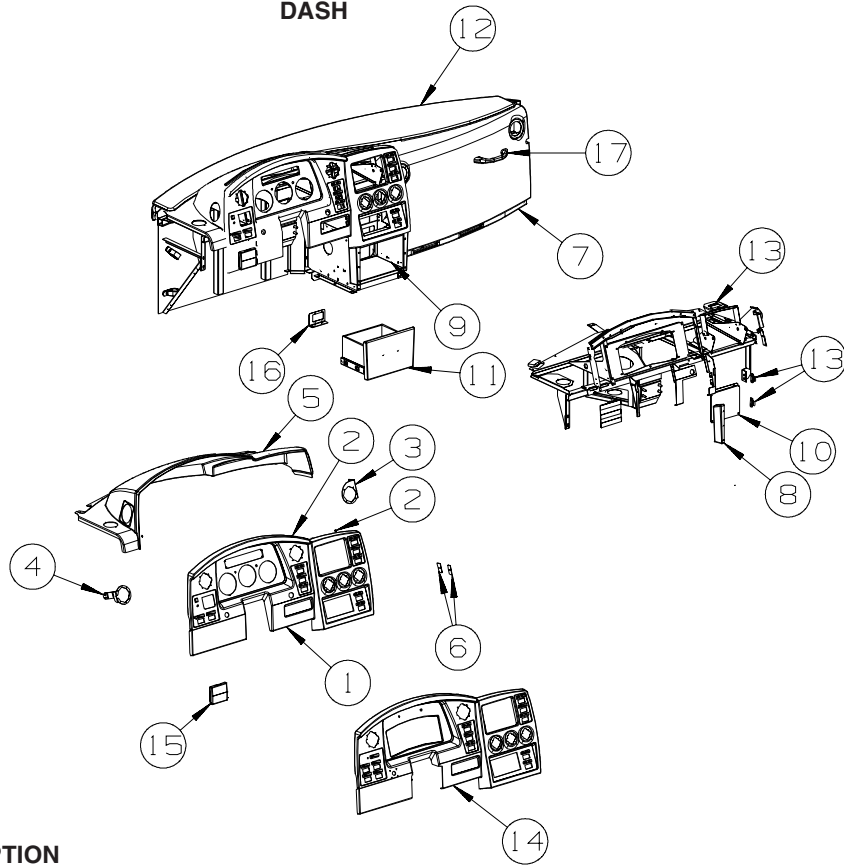
072333-98-000 FABRIC - SPEAKER COVER

148797-JE-000 FABRIC/UPHOLSTERY - SAHARA
FROM: 00-00-00 THRU: 11-25-07

148797-JD-000 FABRIC/UPHOLSTERY - IDOL/LATTE
FROM: 11-26-07 THRU: 99-99-99

DRIVERS COMPARTMENT GROUP

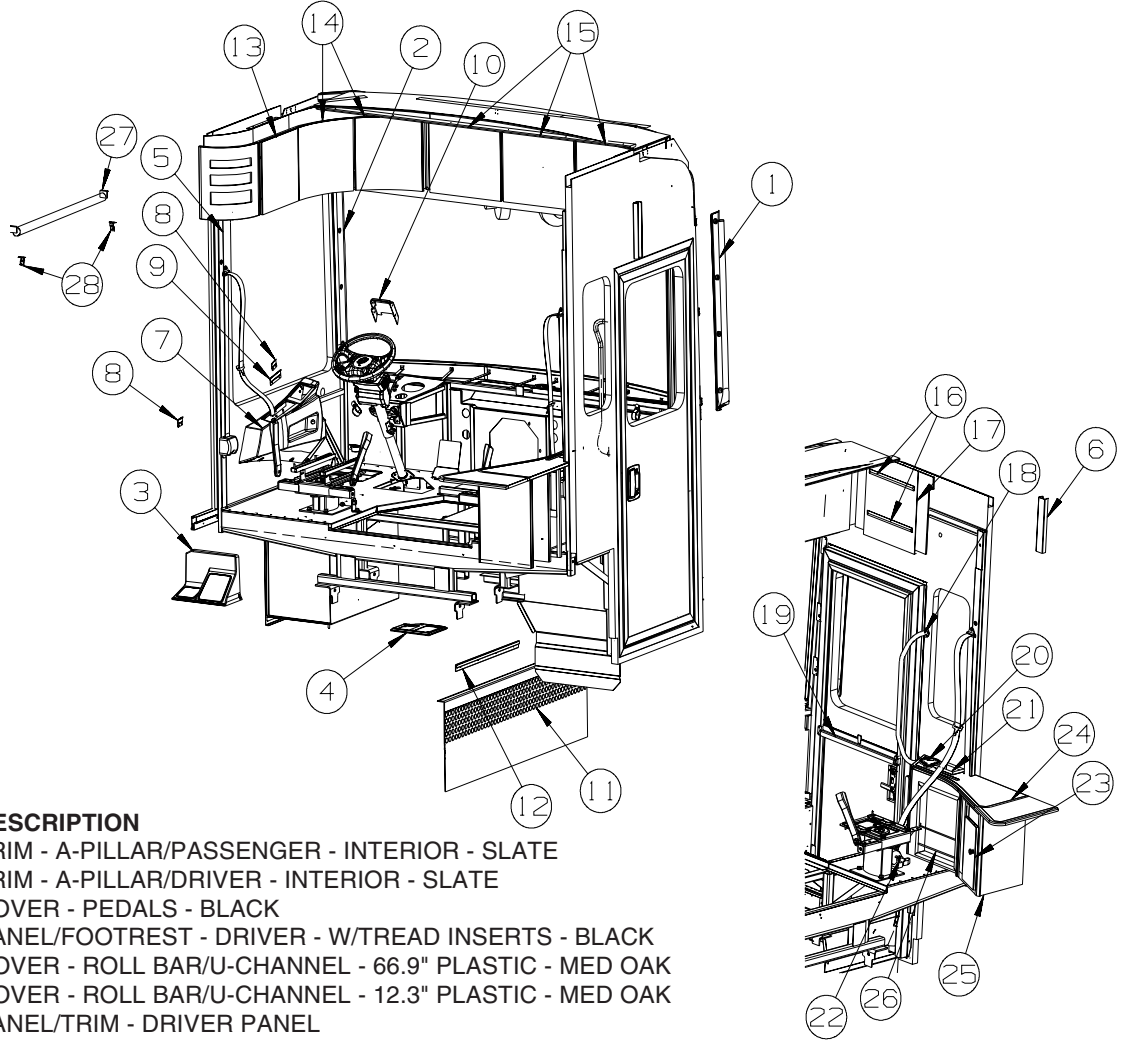
DASH



| KEY | PART NUMBER | U/M | DESCRIPTION |
|-----|---------------|-----|--|
| 1 | 158976-01-06A | EA | BEZEL - INSTRUMENT PANEL - SLATE - FREIGHTLINER |
| 2 | 110530-01-000 | FT | SEAL - SPONGE - .31" X .62" |
| 3 | 156255-02-02B | EA | RETAINER - LOUVER/LEFT - E-COATED |
| 4 | 156255-03-02B | EA | RETAINER - LOUVER - E-COATED |
| 5 | 158974-01-28A | EA | POD - INSTRUMENT PANEL - SLATE |
| 6 | 159011-04-WD3 | EA | PANEL - CONSOLE/CENTER - PASSENGER |
| | 159011-01-28A | EA | PANEL - CONSOLE/CENTER - PASSENGER - SLATE |
| 7 | 166249-02-WD3 | EA | PANEL/TRIM - DASH/LOWER RIGHT |
| 8 | 159719-01-28A | EA | PANEL/CONSOLE - CENTER/LEFT - SLATE |
| 9 | 074762-01-000 | EA | PULL - CABINET - 4.8" X .9" - BLACK PLASTIC |
| 10 | 161526-01-02B | EA | PANEL/ACCESS - BLOWER - E-COATED |
| | 115870-01-000 | FT | SEAL/EDGE - TRIM |
| 11 | 162866-01-W66 | EA | DRAWER - CONSOLE/CENTER - 10.7"W X 8.5"D - W/O HDW |
| 12 | 158973-01-WD3 | EA | PANEL - DASH/FRONT |
| | 106569-14-14A | YD | VINYL - LAMINATE - 1/4" X 54" - GREYSTONE |
| 13 | 073050-04-000 | EA | CLIP/MOUNTING - VALANCE PANEL |
| 14 | 158976-02-06A | EA | BEZEL - INSTRUMENT PANEL - SLATE - WORKHORSE |
| 15 | 118718-01-01A | EA | HOLDER/DRINK - COLLAPSIBLE MUG - BLACK PLASTIC |
| 16 | 153870-03-02B | EA | BRACKET - SENSOR/LEVEL - E-COATED |
| 17 | 123246-01-09A | EA | HANDLE - GRAB - SLATE |

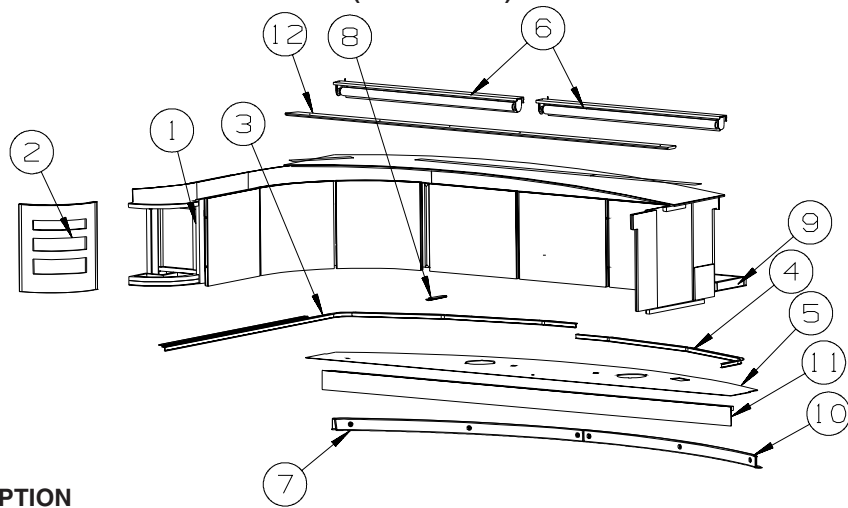
DRIVERS COMPARTMENT GROUP (CONTINUED)

FRONT INTERIOR

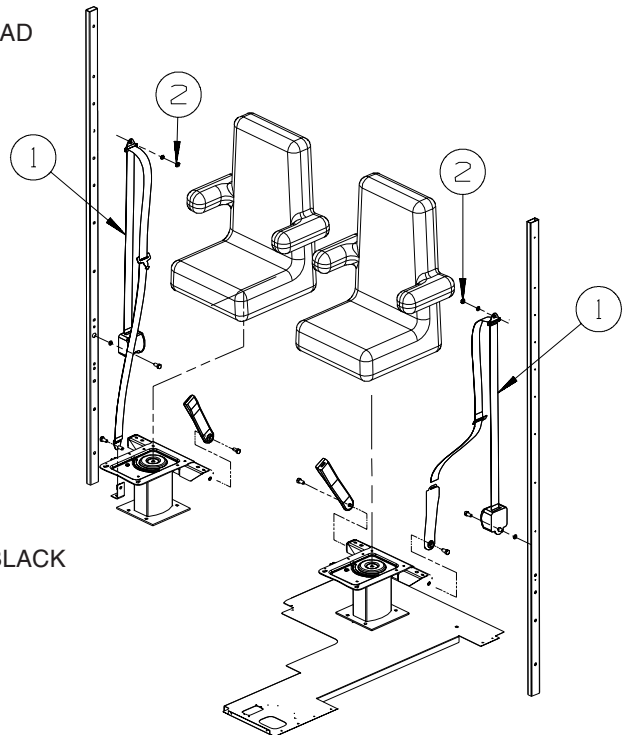


| KEY | PART NUMBER | U/M | DESCRIPTION |
|-----|---------------|-----|---|
| 1 | 159851-01-28A | EA | TRIM - A-PILLAR/PASSENGER - INTERIOR - SLATE |
| 2 | 159851-02-28A | EA | TRIM - A-PILLAR/DRIVER - INTERIOR - SLATE |
| 3 | 116993-01-01A | EA | COVER - PEDALS - BLACK |
| 4 | 151302-01-01A | EA | PANEL/FOOTREST - DRIVER - W/TREAD INSERTS - BLACK |
| 5 | 161808-01-01A | EA | COVER - ROLL BAR/U-CHANNEL - 66.9" PLASTIC - MED OAK |
| 6 | 161808-02-01A | EA | COVER - ROLL BAR/U-CHANNEL - 12.3" PLASTIC - MED OAK |
| 7 | 159062-02-W66 | EA | PANEL/TRIM - DRIVER PANEL |
| 8 | 130034-07-02B | EA | CLIP - TRIM - E-COATED |
| 9 | 130034-03-02B | EA | CLIP - TRIM - E-COATED |
| 10 | 151048-02-28A | EA | COVER - STEERING COLUMN - UPPER/FRONT - SLATE |
| 11 | 120231-01-02A | EA | FLOORING - RUBBER - 63.4" X 19.8" |
| 12 | 136839-07-01A | EA | TRIM-J - CARPET EDGE/SLIDEOUT - 28.3" - BLACK |
| 13 | 160256-A8-WD3 | EA | DOOR - FLAT/SQUARE EDGE - 16.1" X 16.1" - W/O HDW |
| 14 | 160252-17-WD3 | EA | DOOR - CURVED - 16.1" X 15.6" - W/O HDW |
| 15 | 160256-A9-WD3 | EA | DOOR - FLAT/SQUARE EDGE - 16.1" X 19.5" - W/O HDW |
| 16 | M09501-63-W66 | EA | MOLDING - TRIM/VEE - .2" X 1" X 15" - HONEY CHERRY |
| 17 | 164744-01-WD3 | EA | PANEL - DECORATIVE - W/FABRIC - W/O TRIM |
| 17 | 164744-01-WD7 | EA | PANEL - DECORATIVE - W/FABRIC - W/O TRIM |
| 17 | 164744-01-WE3 | EA | PANEL - DECORATIVE - W/FABRIC - W/O TRIM |
| 18 | 137605-02-01A | EA | HAND RAIL - INTERIOR ENTRY DOOR - BLACK |
| 19 | 144628-06-02A | EA | SHADE - SCREEN DOOR - 24.6" X 39.3" - BLACK |
| 20 | 133831-01-01A | EA | HOLDER - CUP W/THREE CENTERLINE RUBBER FINGERS |
| 21 | 137602-N6-WD3 | EA | POCKET - CONSOLE/PASSENGER |
| 22 | 094499-06-000 | EA | EXTINGUISHER/FIRE - DRY - 10BC - W/BRAKETS - UL/ULC - WHT |
| 23 | 160256-C8-WD3 | EA | DOOR - FLAT/SQUARE EDGE - 14.4" X 7.9" - W/O HDW |
| 24 | 149296-31-WD3 | EA | COUNTERTOP - LAMINATED |
| 25 | 166258-01-WD3 | EA | CABINET - END TABLE - W/O COUNTERTOPS/DOORS/HDW |
| 26 | 137602-N1-WD3 | EA | POCKET - MAGAZINE |
| 27 | 126841-09-000 | EA | SHADE - PULL - CHARCOAL MESH - 40.25" X 60" |
| 28 | 084434-01-000 | EA | BRACKET - MOUNTING - ROLLER SHADE - 1 3/8" |

DRIVERS COMPARTMENT GROUP (CONTINUED) FRONT INTERIOR (CONTINUED)

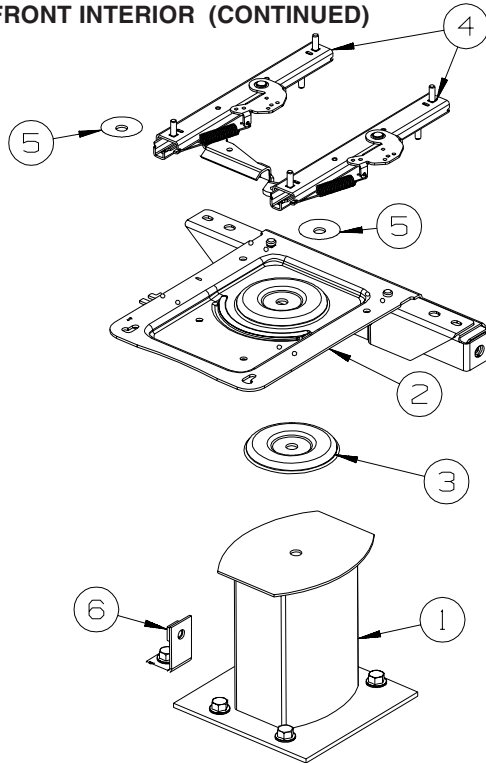


| KEY | PART NUMBER | U/M | DESCRIPTION |
|-----|---------------|-----|---|
| 1 | 163466-01-WD3 | EA | CABINET - OVERHEAD/FRONT/LH HAND - W/O DOORS/HDW |
| 2 | 164471-01-WD3 | EA | END CAP - OVERHEAD CABINET |
| 3 | 126456-07-06A | EA | TRACK/WRAPAROUND - DRIVER - BLACK |
| | 162691-01-01A | EA | SPACER - CURTAIN TRACK |
| 4 | 126456-08-06A | EA | TRACK/WRAPAROUND - PASSENGER - BLACK |
| | 162691-01-01A | EA | SPACER - CURTAIN TRACK |
| 5 | 134146-A0-W66 | EA | PANEL - OVERHEAD/FRONT - BOTTOM |
| 6 | 142380-02-01A | EA | SHADE - POWER - 41.2"W X 19"H |
| 7 | 159957-02-28A | EA | TRIM - WINDSHIELD - INTERIOR/TOP/DRIVER |
| 8 | 163914-04-WD3 | EA | MOLDING - TRIM/VEE - .2" X 1" X 5.3" |
| 9 | 163467-01-WD3 | EA | CABINET - OVERHEAD/FRONT/RH HAND - W/O DOORS/HDW |
| 10 | 159957-01-28A | EA | TRIM - WINDSHIELD - INTERIOR/TOP/PASSENGER |
| 11 | 164582-01-WD3 | EA | COVER - VISOR/MOTION SHADE - 90.2" X 3.5" - VINYL WRAPPED |
| 12 | 133771-09-WD3 | EA | MOLDING - CAP |
| 12 | 042356-01-000 | EA | PLUG - MAHOGANY - 3/8" DOWEL X 1/2" HEAD |



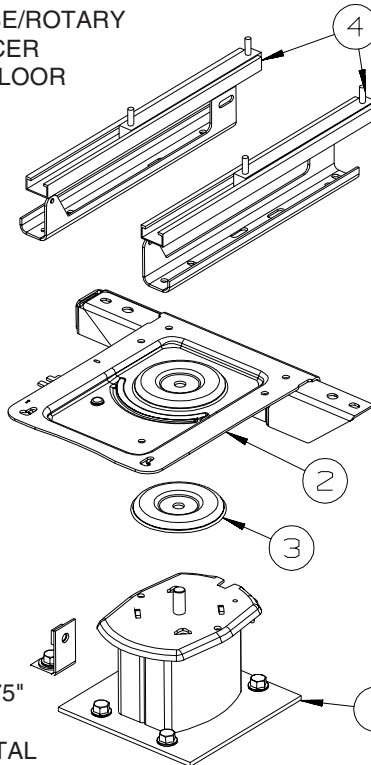
| KEY | PART NUMBER | U/M | DESCRIPTION |
|-----|---------------|-----|--|
| 1 | 091990-10-01A | EA | SEAT BELT - 3 POINT - DUAL SENSITIVE - BLACK |
| 2 | 109146-01-000 | EA | BOLT - SHOULDER/SEAT BELT |

DRIVERS COMPARTMENT GROUP (CONTINUED)
FRONT INTERIOR (CONTINUED)



PASSENGER

| KEY | PART NUMBER | U/M | DESCRIPTION |
|-----|---------------|-----|---|
| 1 | 133408-01-000 | EA | PEDESTAL - SEAT - DRIVER/PASSENGER - 9 3/4" |
| 2 | 133408-20-000 | EA | TOP PLATE - PASSENGER - W/ANCHOR |
| 3 | 107921-06-000 | EA | BEARING KIT - PEDESTAL |
| 4 | 131566-04-000 | EA | SLIDE/SEAT - HEAVY DUTY LOCKING - 5" |
| | 119952-07-000 | EA | WIRE - LATCH RELEASE/ROTARY |
| 5 | 131566-05-000 | EA | WASHER - SLIDE SPACER |
| 6 | 133408-04-000 | EA | BRACKET - ANCHOR/FLOOR |



DRIVER

| KEY | PART NUMBER | U/M | DESCRIPTION |
|-----|---------------|-----|-------------------------------|
| 1 | 133408-05-000 | EA | PEDESTAL - SEAT - 5.75" |
| 2 | 133408-08-000 | EA | TOP PLATE - W/BAR |
| 3 | 107921-06-000 | EA | BEARING KIT - PEDESTAL |
| 4* | 147767-01-000 | EA | SEAT - POWER - 6-WAY - DRIVER |

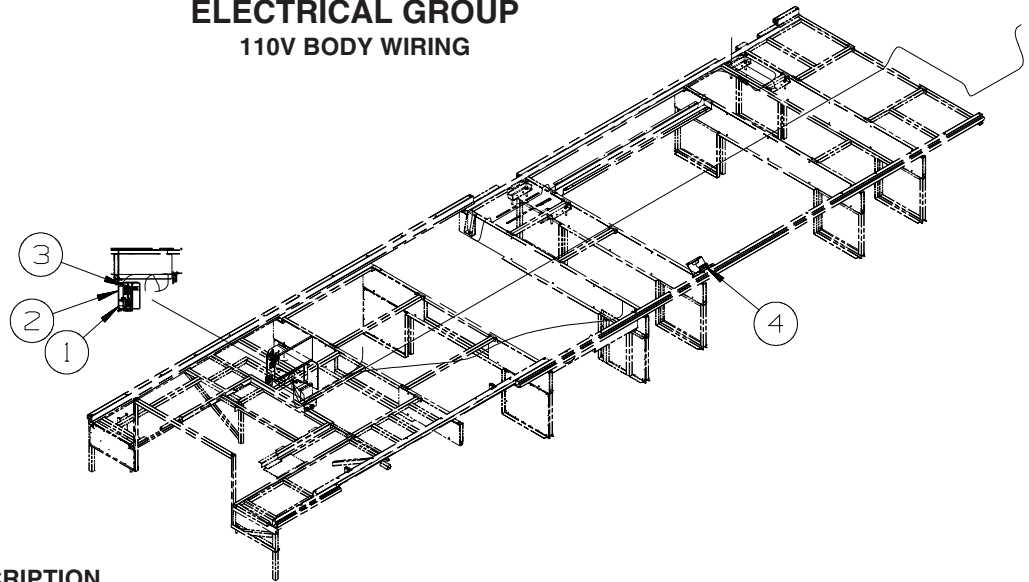
*COMPONENT PARTS LISTED LATER IN THIS GROUP

COMPONENT PARTS FOR FRONT INTERIOR

147767-01-000, 147767-02-000

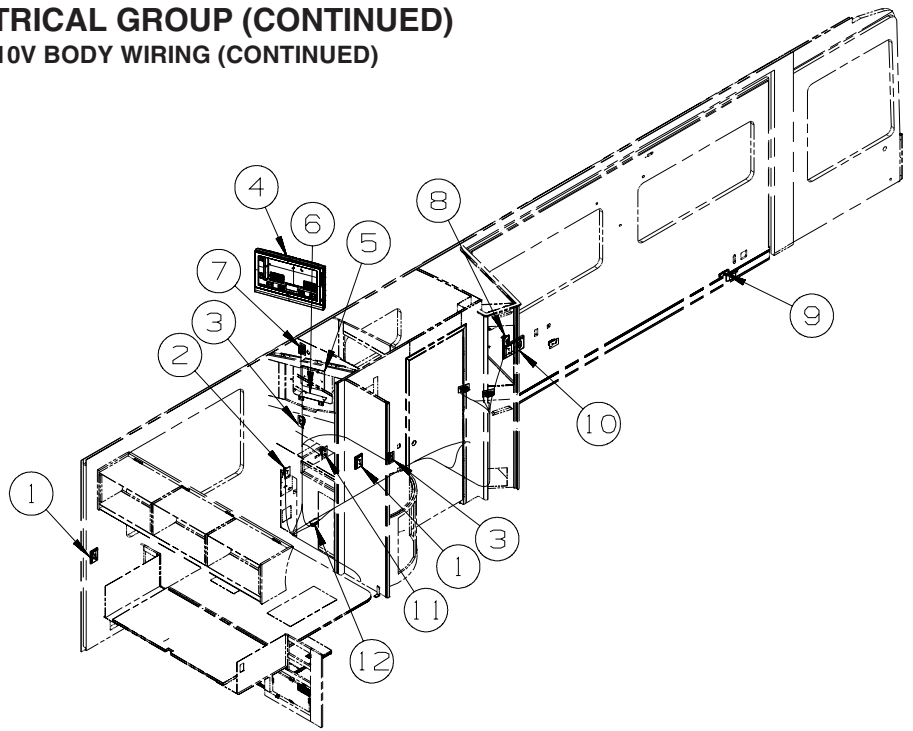
| KEY | PART NUMBER | U/M | DESCRIPTION | VENDOR NO |
|-----|---------------|-----|--------------------|---------------------|
| | 147767-01-700 | EA | SWITCH PLATE | SHROCK-9PT-SWT-PLTE |
| | 147767-01-701 | EA | MOTOR - VERTICAL | SHROCK 9PT-M0-VER-0 |
| | 147767-01-702 | EA | MOTOR - HORIZONTAL | SHROCK 9PT-M0-HOZ-0 |

ELECTRICAL GROUP 110V BODY WIRING



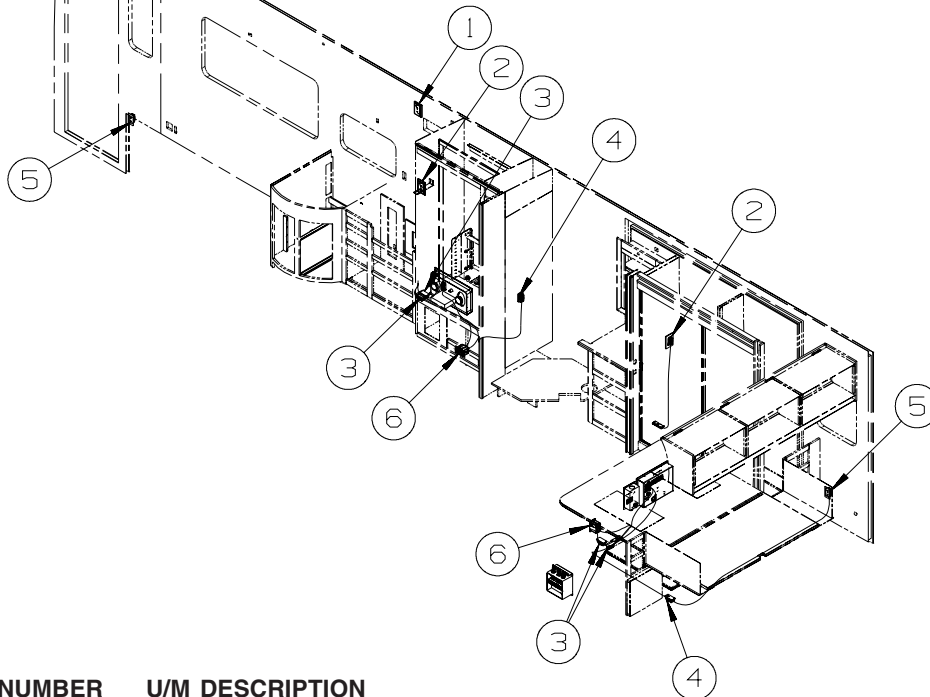
| KEY | PART NUMBER | U/M | DESCRIPTION |
|-----|---------------|-----|---|
| 1 | 148254-01-000 | EA | INVERTER - CHARGER - 2000W AC |
| 2 | 162373-03-02B | EA | BRACKET - INVERTER - E-COATED |
| 3 | 058708-05-000 | EA | RECEPTACLE - ELECTRICAL - SINGLE - BROWN - FRTL 29,410 350 6.7L 6 SPEED |
| 3 | 158542-05-01A | EA | LABEL - RECEPTACLE - ENGINE HEAT - WHITE/BLACK - FRTL 29,410 350 6.7L 6 SPEED |
| 4 | 058708-01-000 | EA | RECEPTACLE - ELECTRIC - DOUBLE - BROWN |

ELECTRICAL GROUP (CONTINUED)
110V BODY WIRING (CONTINUED)



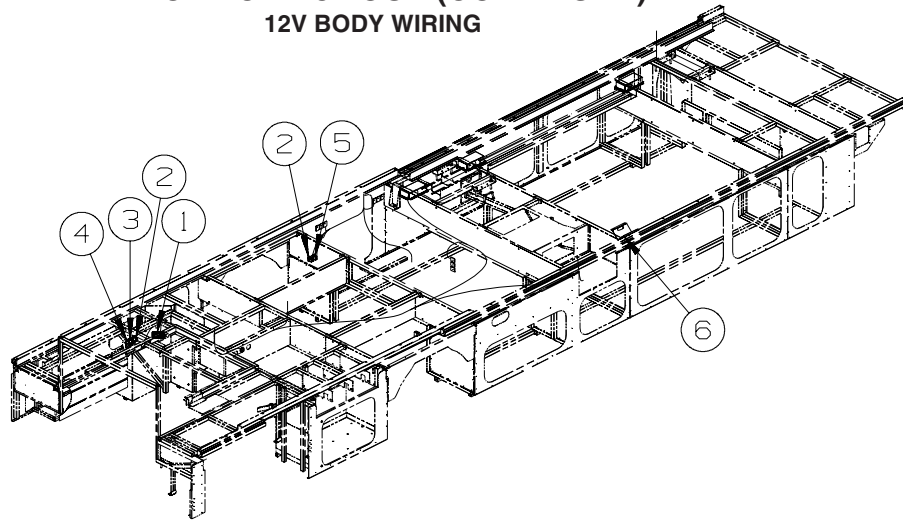
| KEY | PART NUMBER | U/M | DESCRIPTION |
|-----|---------------|-----|---|
| 1 | 058708-01-000 | EA | RECEPTACLE - ELECTRIC - DOUBLE - BROWN |
| 1 | 133713-01-23A | EA | SPACER/RECEPTACLE - VINYL - HONEY CHERRY |
| 2 | 058708-05-000 | EA | RECEPTACLE - ELECTRICAL - SINGLE - BROWN |
| 2 | 158542-01-01A | EA | LABEL - RECEPTACLE - WASHER/DRYER - WHITE/BLACK |
| 3 | 058708-01-000 | EA | RECEPTACLE - ELECTRIC - DOUBLE - BROWN |
| 4 | 165074-01-000 | EA | TV - 27" - LCD 16:9 - BOTTOM SPEAKER - JENSEN JE2707 - TV-27" COLOR,STEREO W/REMOTE FROM: 00-00-00 THRU: 09-30-07 |
| 4 | 166446-01-000 | EA | TV - 26" - LCD 16:9 - BOTTOM SPEAKER - JENSEN JE2608 - TV(REAR)-26" COLOR STEREO FROM: 10-01-07 THRU: 99-99-99 |
| 5 | 165315-02-02B | EA | PLATE - TV - E-COATED - TV-27" COLOR,STEREO W/REMOTE FROM: 00-00-00 THRU: 09-30-07 |
| 5 | 166655-02-02B | EA | PLATE - TV - E-COATED - TV(REAR)-26" COLOR STEREO FROM: 10-01-07 THRU: 99-99-99 |
| 6 | 165303-01-02B | EA | BRACKET - TV - E-COATED - TV-27" COLOR,STEREO W/REMOTE FROM: 00-00-00 THRU: 09-30-07 |
| 7 | 058708-05-000 | EA | RECEPTACLE - ELECTRICAL - SINGLE - BROWN |
| 8 | 083588-02-000 | EA | LABEL - ON/OFF - ENGINE HEATER |
| 8 | 084420-01-000 | EA | SWITCH - TOGGLE - 15 AMP/120 VOLT - BROWN |
| 9 | 153862-02-01A | EA | COVER - WIRE - 5.9" X 3.8" X 2.2" - BLACK |
| 10 | 058708-01-000 | EA | RECEPTACLE - ELECTRIC - DOUBLE - BROWN |
| 10 | 133713-06-23A | EA | SPACER/RECEPTACLE - PHONE - VINYL - HONEY CHERRY |
| 11 | 058708-01-000 | EA | RECEPTACLE - ELECTRIC - DOUBLE - BROWN |
| 11 | 158542-02-01A | EA | LABEL - RECEPTACLE - ELECTRONICS - WHITE/BLACK |
| 12 | 058707-02-000 | EA | RECEPTACLE - BLANK - JUNCTION BOX |

ELECTRICAL GROUP (CONTINUED)
110V BODY WIRING (CONTINUED)



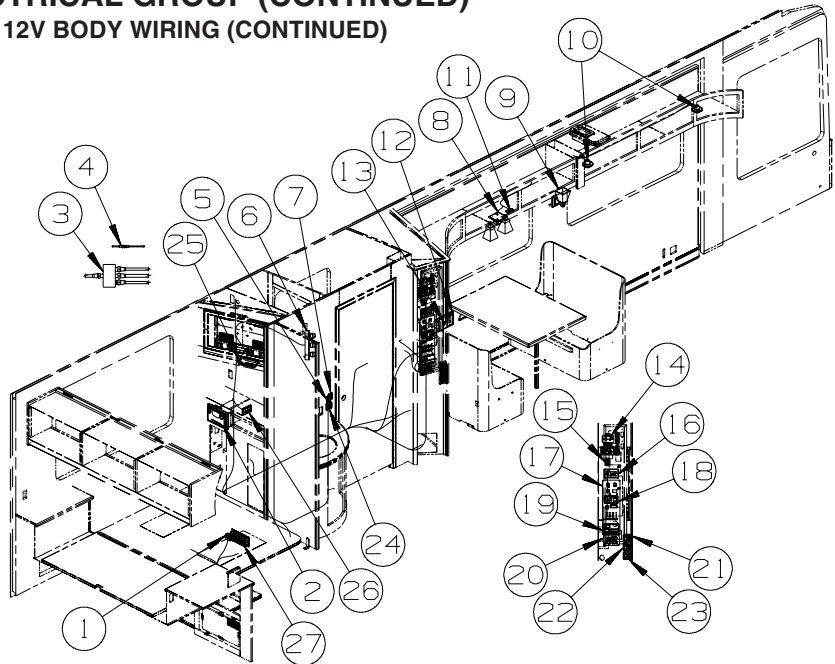
| KEY | PART NUMBER | U/M | DESCRIPTION |
|-----|---------------|-----|--|
| 1 | 058708-05-000 | EA | RECEPTACLE - ELECTRICAL - SINGLE - BROWN |
| 1 | 133713-01-23A | EA | SPACER/RECEPTACLE - VINYL - HONEY CHERRY |
| 2 | 058708-01-000 | EA | RECEPTACLE - ELECTRIC - DOUBLE - BROWN |
| 2 | 133713-01-23A | EA | SPACER/RECEPTACLE - VINYL - HONEY CHERRY |
| 3 | 058707-02-000 | EA | RECEPTACLE - BLANK - JUNCTION BOX |
| 4 | 058707-01-000 | EA | RECEPTACLE - ELECTRIC - SINGLE - BROWN |
| 5 | 058708-01-000 | EA | RECEPTACLE - ELECTRIC - DOUBLE - BROWN |
| 6 | 163319-01-02A | EA | RECEPTACLE - GFCI - 15A 125V - BROWN |

ELECTRICAL GROUP (CONTINUED)
12V BODY WIRING



| KEY | PART NUMBER | U/M | DESCRIPTION |
|-----|---------------|-----|--|
| 1 | 149557-02-01A | EA | PLATE/WALL - PHONE/DUAL COAXIAL/HORIZONTAL - WHITE |
| 2 | 108356-01-01A | EA | COVER/ACTUATOR SWITCH - 3 GROOVES - BLACK |
| 2 | 108357-05-000 | EA | SWITCH - ROCKER - SPDT - ON/NONE/ON - 3 TERM - W/O COVER |
| 2 | 108355-01-000 | EA | HOUSING - SWITCH |
| 3 | 108356-03-01A | EA | COVER/ACTUATOR SWITCH - 3 GROOVES W/LENS - BLACK |
| 3 | 108357-18-000 | EA | SWITCH - ROCKER - DPDT - MOM/OFF/MOM - W/O COVER |
| 3 | 108355-01-000 | EA | HOUSING - SWITCH |
| 4 | 117628-05-000 | EA | LABEL - SWITCH - AUTO LVL/LIGHTS - WHITE ON CLEAR |
| 5 | 108356-03-01A | EA | COVER/ACTUATOR SWITCH - 3 GROOVES W/LENS - BLACK |
| 5 | 108357-15-000 | EA | SWITCH - ROCKER - DPDT - ON/NONE/ON - W/LIGHT W/O COVER |
| 5 | 108355-01-000 | EA | HOUSING - SWITCH |
| 6 | 082134-01-000 | EA | ADAPTER - TV - CABLE TO CABLE |
| 6 | 082136-01-000 | EA | NUT - HEX JAM - 3/8-32 |
| 6 | 157486-01-02A | EA | LABEL - TV/EXTERIOR |

ELECTRICAL GROUP (CONTINUED)
12V BODY WIRING (CONTINUED)



| KEY | PART NUMBER | U/M | DESCRIPTION |
|-----|---------------|-----|--|
| 1 | 063912-02-000 | EA | RELAY - CANISTER - SPDT |
| 2* | 163031-01-01A | EA | RADIO - WALL MOUNT - DVD/CD - W/ALARM - JENSEN AWM960 - STEREO SYSTEM/W/CD/DVD REAR |
| 3 | 086756-02-000 | EA | SPLITTER - TV/3 WAY |
| 4 | 082134-01-000 | EA | ADAPTER - TV - CABLE TO CABLE |
| 5 | 135740-01-01A | EA | SWITCH - ROCKER - SPST - ON/OFF - BROWN |
| 5 | 135741-01-01A | EA | SWITCH - BASE - SINGLE - BROWN |
| 5 | 135742-07-02A | EA | BEZEL - SWITCH - CEILING - BROWN |
| 6 | 138116-01-02A | EA | LIGHT/MAKE UP - 3 BULB - CURVED - W/O BULB - SATIN NICKEL |
| 6 | 123918-01-000 | EA | BULB - 12V - MAKEUP - WHITE |
| 7 | 135740-01-01A | EA | SWITCH - ROCKER - SPST - ON/OFF - BROWN |
| 7 | 135741-01-01A | EA | SWITCH - BASE - SINGLE - BROWN |
| 7 | 135742-08-02A | EA | BEZEL - SWITCH - MAKEUP - BROWN |
| 8 | 093575-49-01A | EA | LIGHT - CEILING/DOUBLE - SATIN NICKEL |
| 8 | 067479-01-000 | EA | BULB - 12V - #1076 - 1.80 AMP |
| 9 | 119258-58-01A | EA | LAMP - WALL - W/GLASS SHADE-W/O BULBS-UL/CSA-SATIN NICKEL |
| 9 | 067479-01-000 | EA | BULB - 12V - #1076 - 1.80 AMP |
| 10 | 132427-01-02A | EA | LIGHT - READING/SWIVEL - ROUND - NICKEL |
| 11 | 135740-01-01A | EA | SWITCH - ROCKER - SPST - ON/OFF - BROWN |
| 11 | 135741-01-01A | EA | SWITCH - BASE - SINGLE - BROWN |
| 11 | 135742-01-01A | EA | BEZEL - SWITCH - SINGLE - BROWN |
| 12 | 093253-01-02A | EA | PLATE - WALL - TELEPHONE - BROWN |
| 13 | 132958-01-000 | EA | RECEPTACLE - 12 VOLT - MOUNTING FLANGE - BLACK |
| 14 | 163992-01-01A | EA | LABEL - SLIDEOUT - DRIVER/FRONT - BLACK/WHITE |
| 14 | 163992-03-01A | EA | LABEL - SLIDEOUT - PASSENGER/REAR - BLACK/WHITE |
| 14 | 138173-04-000 | EA | CONTROL PANEL (TOUCH PAD) - ELECTRIC SLIDEOUT - #1802931 |
| 14 | 116549-02-000 | EA | LABEL - WARNING - SLIDEOUT |
| 14 | 144363-09-02B | EA | PLATE - SWITCH - E-COATED |
| 14 | 108357-06-000 | EA | SWITCH - ROCKER - DPDT - MOM/OFF/MOM - 6 TERM - W/O COVER |
| 14 | 108356-01-01A | EA | COVER/ACTUATOR SWITCH - 3 GROOVES - BLACK |
| 14 | 108355-01-000 | EA | HOUSING - SWITCH |
| 14 | 116220-02-000 | EA | APPLIQUE - SWITCH/SLIDEOUT |
| 14* | 163097-01-000 | EA | SWITCH - SPST - KEY ACTIVATED - W/2 KEYS |
| 14 | 163988-02-01A | EA | LABEL - SLIDEOUT CONTROL/ELECTRIC - BLACK/WHITE |

ELECTRICAL GROUP (CONTINUED)

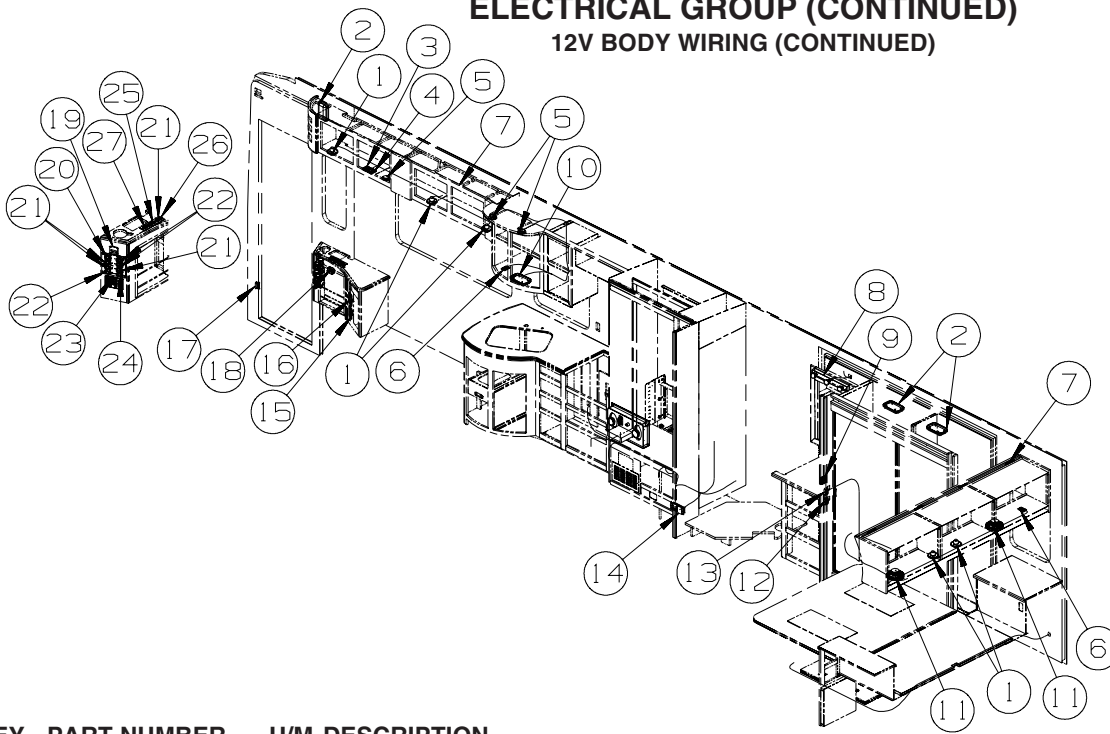
12V BODY WIRING (CONTINUED)

| KEY | PART NUMBER | U/M | DESCRIPTION |
|-----|---------------|-----|--|
| 15 | 135740-06-01A | EA | SWITCH - ROCKER - ON/OFF - LIGHTED - RED |
| 15 | 135741-01-01A | EA | SWITCH - BASE - SINGLE - BROWN |
| 15 | 135742-35-02A | EA | BEZEL - SWITCH - WATER HEATER/110 VOLT - BROWN |
| 16 | 158425-01-000 | EA | MODULE - AUTO GENERATOR START - ONAN 018-02030 - GENERATOR-START,AUTO SYSTEM |
| 17* | 133004-05-01A | EA | PANEL/MONITOR-2 TANK-DIGITAL VOLT MT/SOLAR-W/WATER HTR SWT |
| 18 | 127002-10-000 | EA | PANEL/MONITOR - ENERGY MANAGEMENT SYSTEMS - W/3 PIN PLUG |
| 19 | 105620-17-000 | EA | THERMOSTAT - FURNACE-2 STAGE/HEAT PUMP-A/C -W/CHOKE MODULE |
| 20 | 148254-05-000 | EA | REMOTE/PANEL - INVERTER/CHARGER |
| 20 | 148254-03-000 | EA | CABLE/INVERTOR - W/8 PIN MODULAR PHONE JACK - 50'-DIMEN |
| 21 | 135740-01-01A | EA | SWITCH - ROCKER - SPST - ON/OFF - BROWN |
| 21 | 135740-02-01A | EA | SWITCH - ROCKER - SPDT - ON/ON - BROWN |
| 21 | 135741-02-01A | EA | SWITCH - BASE - DOUBLE - BROWN |
| 21 | 135742-18-02A | EA | BEZEL - SWITCH - LOUNGE/GALLEY - BROWN |
| 22 | 135740-01-01A | EA | SWITCH - ROCKER - SPST - ON/OFF - BROWN |
| 22 | 135740-02-01A | EA | SWITCH - ROCKER - SPDT - ON/ON - BROWN |
| 22 | 135741-02-01A | EA | SWITCH - BASE - DOUBLE - BROWN |
| 22 | 135742-31-02A | EA | BEZEL - SWITCH - CEILING/MONITOR - BROWN |
| 23 | 135740-01-01A | EA | SWITCH - ROCKER - SPST - ON/OFF - BROWN |
| 23 | 135741-02-01A | EA | SWITCH - BASE - DOUBLE - BROWN |
| 23 | 135742-49-02A | EA | BEZEL - SWITCH - ACCENT/FAN - BROWN |
| 24 | 135740-01-01A | EA | SWITCH - ROCKER - SPST - ON/OFF - BROWN |
| 24 | 135740-03-01A | EA | SWITCH - ROCKER - DPDT - MOM/OFF/MOM - BROWN |
| 24 | 135741-02-01A | EA | SWITCH - BASE - DOUBLE - BROWN |
| 24 | 135742-17-02A | EA | BEZEL - SWITCH - UP/DOWN FAN - BROWN |
| 25* | 137417-02-01A | EA | LIGHT - DOME - SINGLE - W/SWITCH/OPTIC LENS - WHITE |
| 26 | 149557-05-01A | EA | PLATE/WALL - DUAL COAXIAL/HORIZONTAL - WHITE |
| 27 | 092547-12-000 | EA | LABEL - CIRCUIT BREAKER |
| 27 | 139067-03-02B | EA | PLATE - CIRCUIT BREAKER/HOUSE - E-COATED |

*COMPONENT PARTS LISTED LATER IN THIS GROUP

ELECTRICAL GROUP (CONTINUED)

12V BODY WIRING (CONTINUED)

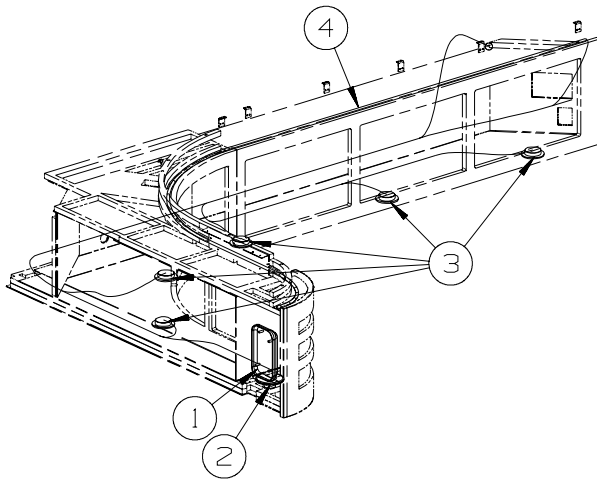


| KEY | PART NUMBER | U/M | DESCRIPTION |
|-----|---------------|-----|---|
| 1 | 132427-01-02A | EA | LIGHT - READING/SWIVEL - ROUND - NICKEL |
| 2* | 137417-03-01A | EA | LIGHT - DOME - SINGLE - W/O SWITCH - W/FROSTED LENS-WHITE |
| 3 | 135740-01-01A | EA | SWITCH - ROCKER - SPST - ON/OFF - BROWN |
| 3 | 135741-01-01A | EA | SWITCH - BASE - SINGLE - BROWN |
| 3 | 135742-51-02A | EA | BEZEL - SWITCH - READING - BROWN |
| 4 | 135740-01-01A | EA | SWITCH - ROCKER - SPST - ON/OFF - BROWN |
| 4 | 135741-02-01A | EA | SWITCH - BASE - DOUBLE - BROWN |
| 4 | 135742-36-02A | EA | BEZEL - SWITCH - ACCENT/VALANCE - BROWN |
| 5* | 123775-01-02A | EA | LIGHT - HALOGEN - ROUND - SATIN NICKEL |
| 6 | 135740-01-01A | EA | SWITCH - ROCKER - SPST - ON/OFF - BROWN |
| 6 | 135741-01-01A | EA | SWITCH - BASE - SINGLE - BROWN |
| 6 | 135742-50-02A | EA | BEZEL - SWITCH - ACCENT - BROWN |
| 7 | 146514-02-000 | EA | CONNECTOR - LIGHT |
| 7 | 146514-03-000 | FT | LIGHT - FLEX - ROPE/ROUND - W/O MOUNT CHANNEL |
| 7 | 146514-04-000 | EA | CHANNEL/MOUNT - F/ROPE LIGHT |
| 8 | 138116-01-02A | EA | LIGHT/MAKE UP - 3 BULB - CURVED - W/O BULB - SATIN NICKEL |
| 8 | 123918-01-000 | EA | BULB - 12V - MAKEUP - WHITE |
| 9 | 135740-01-01A | EA | SWITCH - ROCKER - SPST - ON/OFF - BROWN |
| 9 | 135740-02-01A | EA | SWITCH - ROCKER - SPDT - ON/ON - BROWN |
| 9 | 135741-02-01A | EA | SWITCH - BASE - DOUBLE - BROWN |
| 9 | 135742-14-02A | EA | BEZEL - SWITCH - MAKEUP/CEILING - BROWN |
| 10* | 137417-02-01A | EA | LIGHT - DOME - SINGLE - W/SWITCH/OPTIC LENS - WHITE |
| 11 | 094097-01-000 | EA | SPEAKER - RADIO/TV - W/O GRILLE - 5.25" DIAMETER |
| 11 | 159430-01-01A | EA | GRILLE - SPEAKER - 6" ROUND - CASHMERE |
| 12 | 135740-01-01A | EA | SWITCH - ROCKER - SPST - ON/OFF - BROWN |
| 12 | 135741-01-01A | EA | SWITCH - BASE - SINGLE - BROWN |
| 12 | 135742-01-01A | EA | BEZEL - SWITCH - SINGLE - BROWN |
| 13 | 135740-01-01A | EA | SWITCH - ROCKER - SPST - ON/OFF - BROWN |
| 13 | 135741-01-01A | EA | SWITCH - BASE - SINGLE - BROWN |
| 13 | 135742-07-02A | EA | BEZEL - SWITCH - CEILING - BROWN |
| 14 | 150138-01-02A | EA | DETECTOR - LP GAS - BROWN |
| 15 | 093253-01-02A | EA | PLATE - WALL - TELEPHONE - BROWN |
| 16 | 076319-09-000 | EA | WALLPLATE - TV CABLE RECEPTACLE - SINGLE - BROWN |
| 17 | 116995-03-000 | EA | SWITCH/MAGNET - ELECTRIC STEP |

ELECTRICAL GROUP (CONTINUED)
12V BODY WIRING (CONTINUED)

| KEY | PART NUMBER | U/M | DESCRIPTION |
|-----|---------------|-----|--|
| 18 | 063912-02-000 | EA | RELAY - CANISTER - SPDT |
| 19* | 108354-01-01A | EA | LIGHT - COURTESY |
| 20 | 159671-10-01A | EA | APPLIQUE - PASSENGER - SILVER |
| 20 | 108355-02-000 | EA | HOUSING - SWITCH - 12 POSITION |
| 21 | 145638-01-01A | EA | SWITCH/ROCKER - SPST (ON/OFF) - BLACK |
| 21 | 108355-02-000 | EA | HOUSING - SWITCH - 12 POSITION |
| 22 | 145638-05-01A | EA | SWITCH/ROCKER - SPDT (ON/OFF/ON) - BLACK |
| 22 | 108355-02-000 | EA | HOUSING - SWITCH - 12 POSITION |
| 23 | 159671-10-01A | EA | APPLIQUE - PASSENGER - SILVER |
| 23 | 164352-02-02B | EA | PLATE - SWITCH - E-COATED |
| 24 | 145638-09-01A | EA | SWITCH/ROCKER - DPDT (ON/OFF/ON) - BLACK |
| 24 | 108355-02-000 | EA | HOUSING - SWITCH - 12 POSITION |
| 25 | 145638-12-01A | EA | SWITCH/ROCKER - DPDT (ON/ON/ON) - BLACK |
| 25 | 108355-02-000 | EA | HOUSING - SWITCH - 12 POSITION |
| 26 | 159671-11-01A | EA | APPLIQUE - PASSENGER - SILVER |
| | | | FROM: 00-00-00 THRU: 08-05-07 |
| 26 | 159671-12-01A | EA | APPLIQUE - PANEL/RH - PASSENGER - SILVER |
| | | | FROM: 08-06-07 THRU: 99-99-99 |
| 26 | 164352-01-02B | EA | PLATE - SWITCH - E-COATED |
| | | | FROM: 00-00-00 THRU: 08-05-07 |
| 26 | 164352-03-02B | EA | PLATE - SWITCH - E-COATED |
| | | | FROM: 08-06-07 THRU: 99-99-99 |
| 27 | 145638-09-01A | EA | SWITCH/ROCKER - DPDT (ON/OFF/ON) - BLACK |
| | | | FROM: 08-06-07 THRU: 99-99-99 |
| 27 | 108355-02-000 | EA | HOUSING - SWITCH - 12 POSITION |
| | | | FROM: 08-06-07 THRU: 99-99-99 |

***COMPONENT PARTS LISTED LATER IN THIS GROUP**

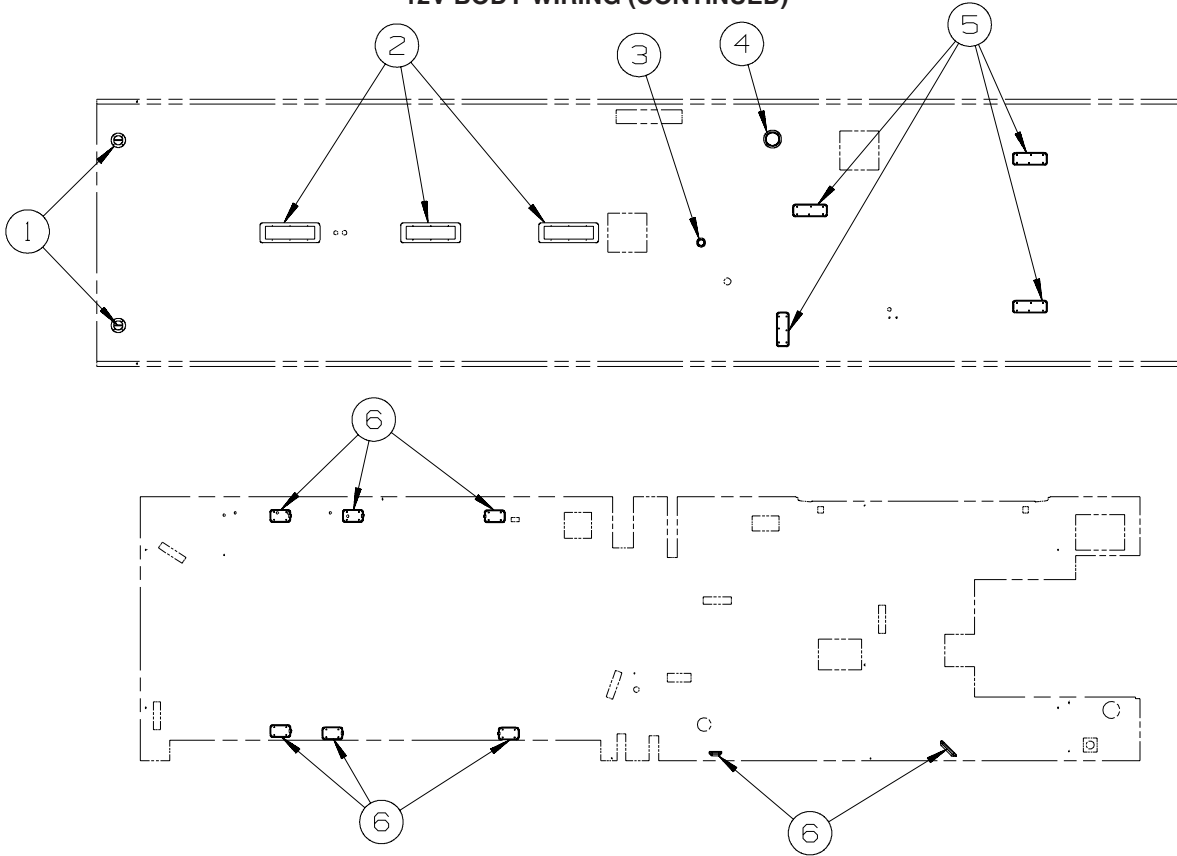


**FRONT
OVERHEAD**

| KEY | PART NUMBER | U/M | DESCRIPTION |
|-----|---------------|-----|---|
| 1* | 137417-03-01A | EA | LIGHT - DOME - SINGLE - W/O SWITCH - W/FROSTED LENS-WHITE |
| 2 | 132427-01-02A | EA | LIGHT - READING/SWIVEL - ROUND - NICKEL |
| 3* | 123775-01-02A | EA | LIGHT - HALOGEN - ROUND - SATIN NICKEL |
| 4 | 146514-02-000 | EA | CONNECTOR - LIGHT |
| 4 | 146514-03-000 | FT | LIGHT - FLEX - ROPE/ROUND - W/O MOUNT CHANNEL |
| 4 | 146514-04-000 | EA | CHANNEL/MOUNT - F/ROPE LIGHT |

***COMPONENT PARTS LISTED LATER IN THIS GROUP**

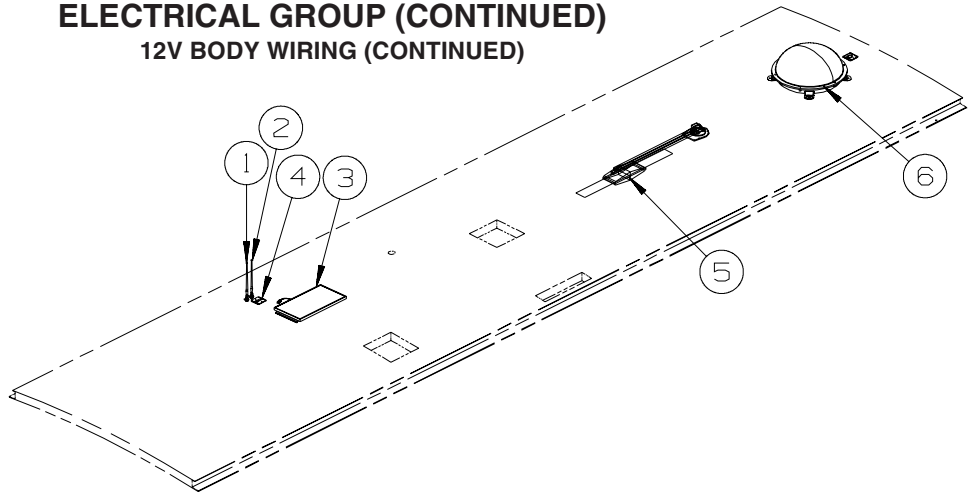
ELECTRICAL GROUP (CONTINUED)
12V BODY WIRING (CONTINUED)



| KEY | PART NUMBER | U/M | DESCRIPTION |
|-----|---------------|-----|--|
| 1 | 160867-01-01A | EA | SPEAKER - ROUND/CEILING - CREAM - MAGNADYNE - LS3EYC-WN |
| 2* | 153464-06-01A | EA | LIGHT-FLUORESCENT 21.8"- RECESSED/WARM WHT BULB-W/O SWITCH |
| 3* | 123775-01-02A | EA | LIGHT - HALOGEN - ROUND - SATIN NICKEL |
| 4 | 164040-01-01A | EA | LIGHT - DOME - SHOWER/RECESSED - GLASS - WHITE |
| 5* | 137417-06-01A | EA | LIGHT - DOME - DOUBLE - W/O SWITCH - W/FROSTED LENS-WHITE |
| 6* | 137417-01-01A | EA | LIGHT - DOME - SINGLE - W/SWITCH/FROSTED LENS - WHITE |

***COMPONENT PARTS LISTED LATER IN THIS GROUP**

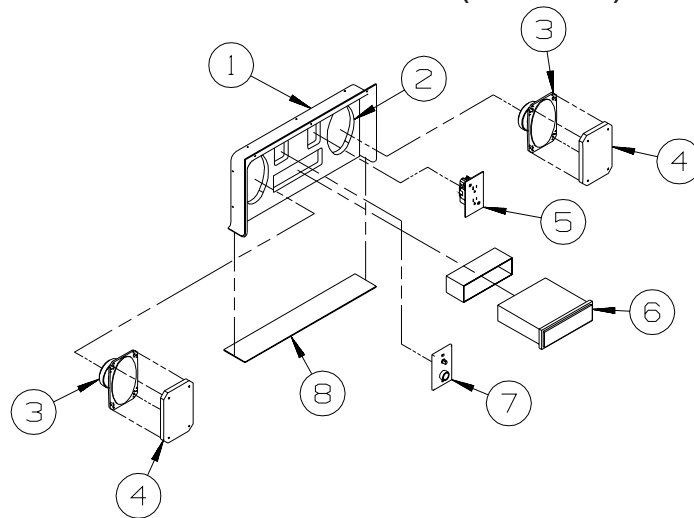
ELECTRICAL GROUP (CONTINUED)
12V BODY WIRING (CONTINUED)



| KEY | PART NUMBER | U/M | DESCRIPTION |
|-----|---------------|-----|---|
| 1 | 090944-01-000 | EA | ANTENNA - RADIO - 16" RUBBER - W/72" LEAD WIRE - STEREO SYSTEM/W/CD/DVD REAR |
| 1 | 109889-04-000 | EA | EXTENDER - ANTENNA SHAFT - 3.7" - STEREO SYSTEM/W/CD/DVD REAR |
| 1 | 147741-01-09B | EA | BRACKET - ANTENNA GROUND - GALVANIZED - STEREO SYSTEM/W/CD/DVD REAR |
| 2 | 090944-01-000 | EA | ANTENNA - RADIO - 16" RUBBER - W/72" LEAD WIRE - ENTERTAINMENT CENTR/EXT W/CD |
| 2 | 109889-04-000 | EA | EXTENDER - ANTENNA SHAFT - 3.7" - ENTERTAINMENT CENTR/EXT W/CD |
| 2 | 147741-01-09B | EA | BRACKET - ANTENNA GROUND - GALVANIZED - ENTERTAINMENT CENTR/EXT W/CD |
| 3 | 151647-01-000 | EA | PANEL - SOLAR 10 WATT |
| 4 | 146488-01-000 | EA | PLATE - ROOF - CABLE ENTRY |
| 5* | 076319-23-000 | EA | ANTENNA - TV ROOF MOUNT - 44.5" MAST |
| 5* | 076319-25-000 | EA | KIT - HARDWARE INTERIOR |
| 5 | 069726-02-000 | EA | BUMPER - .88" OD X .40" THICK - BLACK |
| 6 | 163598-01-02A | EA | ANTENNA/SATELLITE - DISH IN DOME/AUTOMATIC - BLACK - SATELLITE TV SYSTEM AUTO |
| 6 | 163598-02-000 | EA | SWITCH/CONTROL - SATELLITE - SATELLITE TV SYSTEM AUTO |
| 6 | 163598-03-000 | EA | CABLE - SATELLITE CONTROL - SATELLITE TV SYSTEM AUTO |
| 6 | 163598-04-000 | EA | CABLE/COAX - SATELLITE - 9" - SATELLITE TV SYSTEM AUTO |
| 6 | 146488-03-000 | EA | PLATE - ROOF - CABLE ENTRY - QUAD - SATELLITE TV SYSTEM AUTO |
| 6 | 082134-01-000 | EA | ADAPTER - TV - CABLE TO CABLE - SATELLITE TV SYSTEM AUTO |
| 6* | 154474-04-02A | EA | ANTENNA/SATELLITE - DISH IN DOME/SEARCH IN MOTION - BLACK - IN-MOTION SATELLITTE |
| 6 | 154474-02-000 | EA | CONTROL/SATELLITE KIT - IDB BOX/IDD BOX-POWER SUPPLY-CABLE - IN-MOTION SATELLITTE |
| 6 | 146488-03-000 | EA | PLATE - ROOF - CABLE ENTRY - QUAD - IN-MOTION SATELLITTE |
| 6 | 163598-04-000 | EA | CABLE/COAX - SATELLITE - 9" - IN-MOTION SATELLITTE |
| 6 | 082134-01-000 | EA | ADAPTER - TV - CABLE TO CABLE - IN-MOTION SATELLITTE |

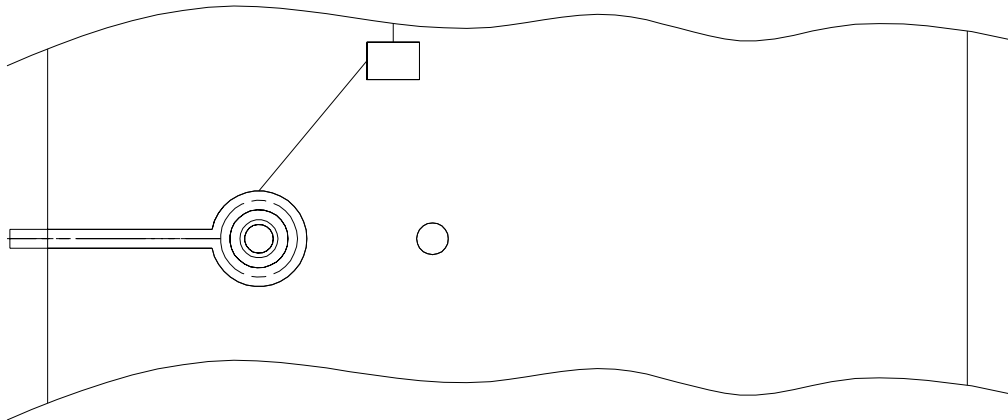
*COMPONENT PARTS LISTED LATER IN THIS GROUP

ELECTRICAL GROUP (CONTINUED)
12V BODY WIRING (CONTINUED)

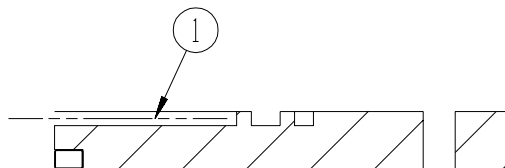


ENTERTAINMENT CENTER

| KEY | PART NUMBER | U/M | DESCRIPTION |
|-----|---------------|-----|--|
| 1 | 124696-02-01A | EA | BOX-ENTERTAINMENT CTR/EXT-19.4"W X 10"H X 2.5"D - BRT WHT |
| | 124696-01-01A | EA | BOX-ENTERTAINMENT CTR/EXT-19.4"W X 10"H X 10.2"D W/CUTOUTS |
| 2 | 127409-03-UC1 | EA | PLATE - RADIO MOUNTING |
| 3 | 110469-01-000 | EA | SPEAKER - 4" X 6" OVAL - COAXIAL |
| 4 | 110470-01-01A | EA | GRILLE - 4" X 6" - OVAL SPEAKER - BLACK |
| 5 | 058708-01-000 | EA | RECEPTACLE - ELECTRIC - DOUBLE - BROWN |
| 6 | 155619-02-000 | EA | RADIO - AM/FM CD-W/O REMOTE/WIRE HARNESS-MAGNADYNE M3200CD |
| | 155619-03-000 | EA | REMOTE - RADIO |
| 7 | 132958-01-000 | EA | RECEPTACLE - 12 VOLT - MOUNTING FLANGE - BLACK |
| 8 | 104898-01-02A | EA | PLATE - PLASTIC BOTTOM - BRIGHT WHITE |



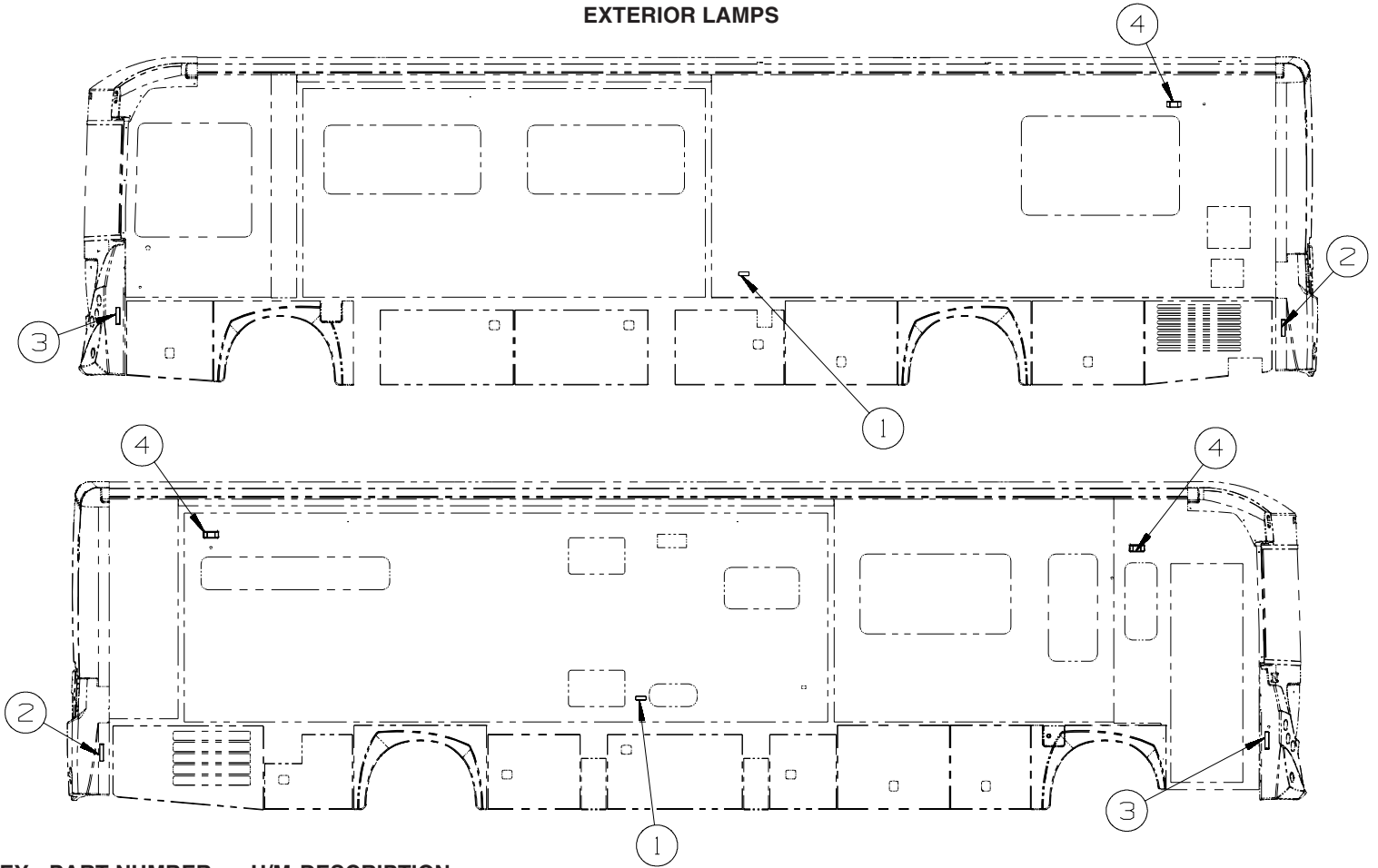
SATELLITE WIRING



| KEY | PART NUMBER | U/M | DESCRIPTION |
|-----|---------------|-----|---|
| 1 | 154474-03-000 | EA | CABLE - SATELLITE - COAX - 8' W/CONNECTORS - AUTOMATIC SATELLITE DISH |
| 1 | 141454-04-000 | EA | WIRE - SATELLITE - AUTOMATIC - AUTOMATIC SATELLITE DISH FROM: 00-00-00 THRU: 01-28-07 |
| 1 | 163598-03-000 | EA | CABLE - SATELLITE CONTROL - AUTOMATIC SATELLITE DISH FROM: 01-29-07 THRU: 99-99-99 |

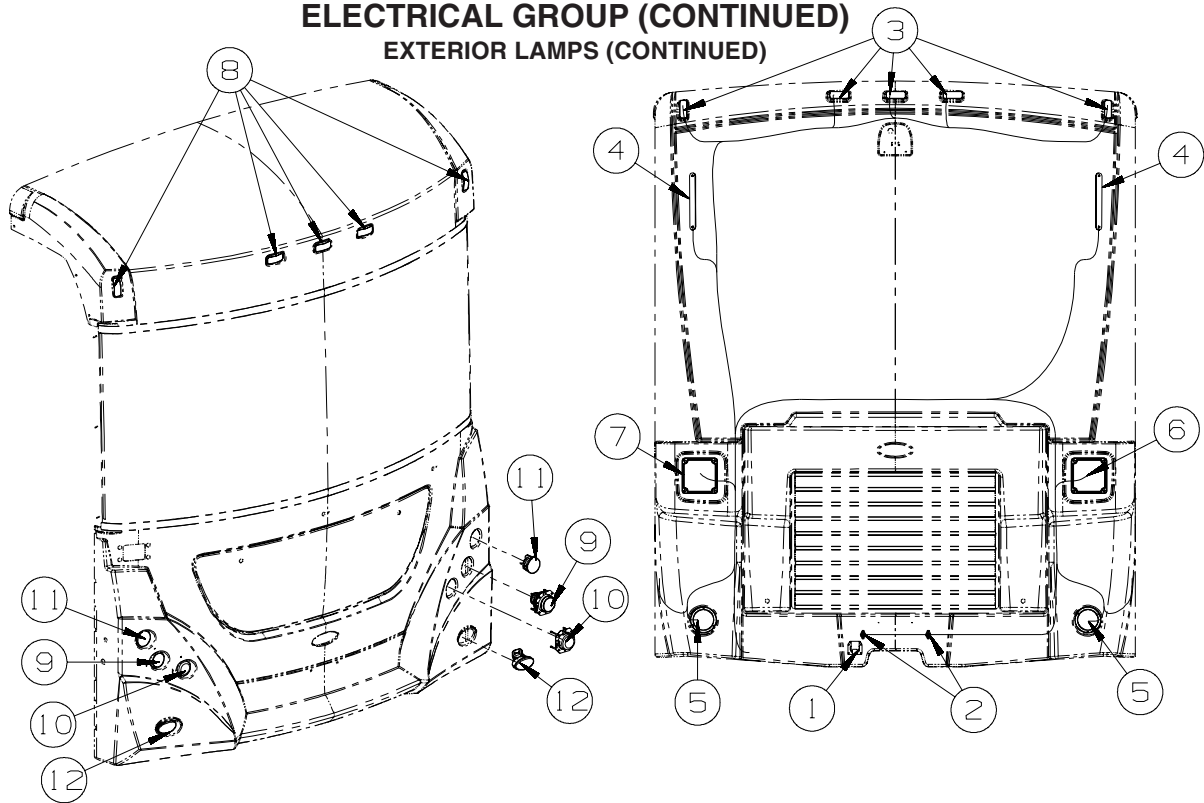
ELECTRICAL GROUP (CONTINUED)

EXTERIOR LAMPS



| KEY | PART NUMBER | U/M | DESCRIPTION |
|-----|---------------|-----|---|
| 1 | 111102-01-000 | EA | BASE - MARKER LAMP |
| | 036196-01-000 | EA | BULB - 12V - #194 - .27 AMP - BAYONETTE |
| 1 | 111102-02-000 | EA | LENS - AMBER - MARKER LAMP |
| 2 | 117826-01-000 | EA | LAMP/SIDE MARKER ASSEMBLY - RED |
| 2 | 117826-03-000 | EA | GASKET/SIDE MARKER LIGHT |
| 2 | 067789-02-000 | EA | SOCKET - LAMP |
| 2 | 036196-01-000 | EA | BULB - 12V - #194 - .27 AMP - BAYONETTE |
| 3 | 117826-02-000 | EA | LAMP/SIDE MARKER ASSEMBLY - AMBER |
| 3 | 117826-03-000 | EA | GASKET/SIDE MARKER LIGHT |
| 3 | 067789-02-000 | EA | SOCKET - LAMP |
| 3 | 036196-01-000 | EA | BULB - 12V - #194 - .27 AMP - BAYONETTE |
| 4 | 097917-01-08A | EA | LIGHT/PORCH - CHROME |
| | 008215-01-000 | EA | BULB - 12 VOLT - #1003 - .94 AMP |

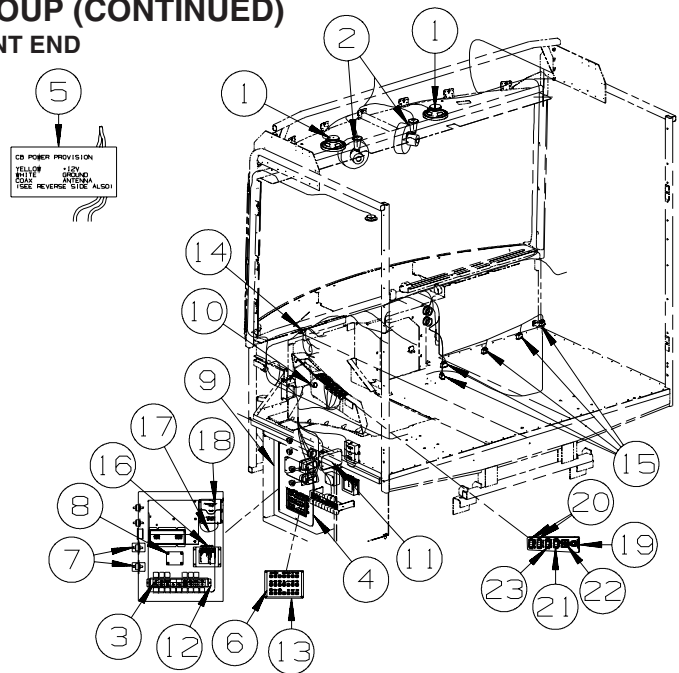
ELECTRICAL GROUP (CONTINUED)
EXTERIOR LAMPS (CONTINUED)



| KEY | PART NUMBER | U/M | DESCRIPTION |
|-----|---------------|-----|---|
| 1 | 146246-01-000 | EA | CONNECTOR/PLUG - TRAILER - 7 PIN |
| 2 | 087201-01-000 | EA | LIGHT - HALF ROUND - 1" X 1.7" - PLASTIC - BLACK OR WHITE |
| 3 | 111102-01-000 | EA | BASE - MARKER LAMP |
| 3 | 111102-02-000 | EA | LENS - AMBER - MARKER LAMP |
| 4 | 151076-01-000 | EA | LIGHT - BRAKE - CENTER MOUNT |
| 5 | 138441-02-000 | EA | LAMP - BACKUP - 4 1/2" ROUND |
| 5 | 138441-03-000 | EA | CONNECTOR - LAMP - 2 CIRCUIT |
| 6 | 161238-01-01A | EA | LAMP - STOP/TURN/TAIL - LED - RED |
| 6 | 164956-01-10A | EA | POD - TAILLIGHT/PASSENGER - 9" X 9" - BLACK |
| 7 | 161238-01-01A | EA | LAMP - STOP/TURN/TAIL - LED - RED |
| 7 | 164956-02-10A | EA | POD - TAILLIGHT/DRIVER - 9" X 9" - BLACK |
| 8 | 111102-01-000 | EA | BASE - MARKER LAMP |
| 8 | 111102-02-000 | EA | LENS - AMBER - MARKER LAMP |
| 9 | 146527-01-000 | EA | HEADLAMP - LOW BEAM |
| 9 | 147103-01-000 | EA | HOUSING/CONNECTOR - HEADLAMP - W/PIGTAIL |
| 10 | 146527-02-000 | EA | HEADLAMP - HIGH BEAM |
| 10 | 147103-01-000 | EA | HOUSING/CONNECTOR - HEADLAMP - W/PIGTAIL |
| 11 | 146560-03-000 | EA | LAMP - PARK/TURN - AMBER |
| 11 | 112708-01-000 | EA | BULB - 12 VOLT - #3157 - .59/2.10 AMP |
| 11 | 146560-02-000 | EA | SOCKET - LAMP - 3 WIRE |
| 12 | 162085-01-000 | EA | LAMP/FOG - OVAL - BLUE - HAMSAR #83041A |

ELECTRICAL GROUP (CONTINUED)

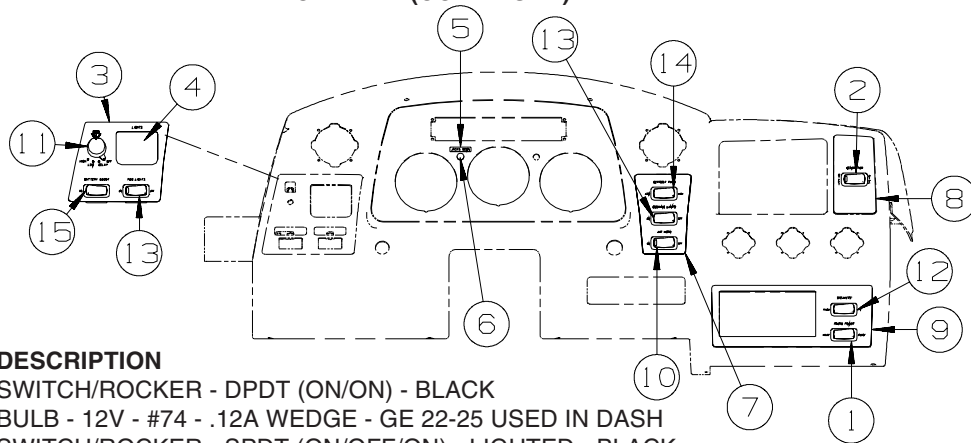
FRONT END



| KEY | PART NUMBER | U/M | DESCRIPTION |
|-----|---------------|-----|---|
| 1 | 094097-01-000 | EA | SPEAKER - RADIO/TV - W/O GRILLE - 5.25" DIAMETER |
| 1 | 159430-01-01A | EA | GRILLE - SPEAKER - 6" ROUND - CASHMERE |
| 2 | 122856-01-01A | EA | FAN-DEFROSTER-2 SPEED W/SWIVEL BASE/NON-OSCILLATING-CHROME |
| 3 | 136161-05-01A | EA | LABEL - RELAY - MATTE BLACK/WHITE LETTERS |
| 4 | 145066-03-02B | EA | DOOR - ELECTRICAL COMPARTMENT - E-COATED |
| 5 | 104678-01-000 | EA | LABEL - CB PREP |
| 6 | 093236-48-000 | EA | LABEL - CIRCUIT BREAKER |
| 7 | 118571-03-000 | EA | BRACKET - MOUNTING |
| 7 | 118571-04-000 | EA | GASKET |
| 8 | 128074-02-000 | EA | FILTER - NOISE - 12 VOLT DC W/PLUGS |
| 9 | 145063-03-02B | EA | PANEL - CLOSEOUT/ELECTRICAL - E-COATED |
| 10 | 111414-01-000 | EA | RECEPTACLE/SOCKET - 12 VOLT |
| 11* | 137417-03-01A | EA | LIGHT - DOME - SINGLE - W/O SWITCH - W/FROSTED LENS-WHITE |
| 12 | 136120-02-02B | EA | BRACKET - RELAY - E-COATED |
| 13 | 139067-07-02B | EA | PLATE - CIRCUIT BREAKER/HOUSE - E-COATED |
| 14 | 160876-01-000 | EA | ALARM - JACKS DOWN |
| 15 | 157655-01-01A | EA | LIGHT - DASH/SWITCH - 2 LAMP INCANDESCANT - BLACK HOUSING |
| 16 | 151458-01-000 | EA | KEYLESS ENTRY SYSTEM-ENTRY/CARGO DOORS-W/REMOTE-W/O KEYPAD |
| 17 | 158494-02-000 | EA | CABLE/ANTENNA - SATELLITE RADIO SIRRUS |
| 18 | 163142-06-000 | EA | RECEIVER - SATELLITE RADIO |
| | 113452-02-000 | FT | SEAL/TRIM - FRONT - VINYL W/WIRE CARRIER - .027" - WHERE HOSES CROSS METAL |
| 19 | 145926-20-02B | EA | INSERT - SWITCH PLATE - 4 HOLE/RELAY SLOT - E-COATED |
| 19 | 159671-06-01A | EA | APPLIQUE - PANEL/LH - SILVER |
| 20 | 145638-12-01A | EA | SWITCH/ROCKER - DPDT (ON/ON/ON) - BLACK |
| 20 | 103603-01-000 | EA | BULB - 12V - #74 - .12A WEDGE - GE 22-25 USED IN DASH |
| 21 | 145638-02-01A | EA | SWITCH/ROCKER - SPST (ON/OFF) - LIGHTED - BLACK |
| 21 | 103603-01-000 | EA | BULB - 12V - #74 - .12A WEDGE - GE 22-25 USED IN DASH |
| 22 | 088246-01-000 | EA | SWITCH/REMOTE MIRROR - W/2PIN & 6 PIN CONNECTORS/PIGTAIL |
| 23 | 145638-08-01A | EA | SWITCH/ROCKER - DPDT (ON/ON) - LIGHTED - BLACK |
| 23 | 103603-01-000 | EA | BULB - 12V - #74 - .12A WEDGE - GE 22-25 USED IN DASH |

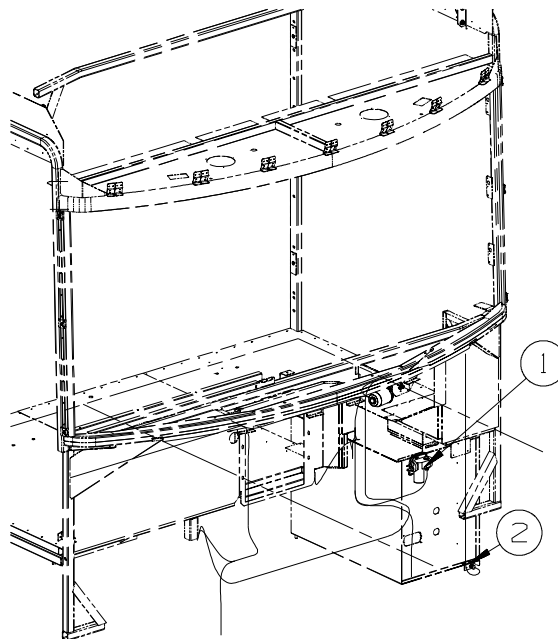
*COMPONENT PARTS LISTED LATER IN THIS GROUP

ELECTRICAL GROUP (CONTINUED) FRONT END (CONTINUED)



| KEY | PART NUMBER | U/M | DESCRIPTION |
|-----|---------------|-----|---|
| 1 | 145638-07-01A | EA | SWITCH/ROCKER - DPDT (ON/ON) - BLACK |
| 1 | 103603-01-000 | EA | BULB - 12V - #74 - .12A WEDGE - GE 22-25 USED IN DASH |
| 2 | 145638-06-01A | EA | SWITCH/ROCKER - SPDT (ON/OFF/ON) - LIGHTED - BLACK |
| 2 | 103603-01-000 | EA | BULB - 12V - #74 - .12A WEDGE - GE 22-25 USED IN DASH |
| 3 | 159671-02-01A | EA | APPLIQUE - DRIVERS/LH - SILVER |
| 4 | 160192-01-02B | EA | MOUNT - HEADLAMP SWITCH/RH - E-COATED |
| 4 | 160192-02-02B | EA | MOUNT - HEADLAMP SWITCH/LH - E-COATED |
| 5 | 133533-01-01A | EA | LABEL - JACKS DOWN - CLEAR W/WHITE LETTERING |
| 6 | 150237-01-000 | EA | LIGHT - INDICATOR - RED |
| 7 | 159671-07-01A | EA | APPLIQUE - DRIVERS/RH - SILVER |
| 8 | 159671-03-01A | EA | APPLIQUE - PASSENGER - SILVER |
| 9 | 159671-04-01A | EA | APPLIQUE - BEZEL/RADIO - SILVER |
| 10 | 145638-08-01A | EA | SWITCH/ROCKER - DPDT (ON/ON) - LIGHTED - BLACK |
| 10 | 103603-01-000 | EA | BULB - 12V - #74 - .12A WEDGE - GE 22-25 USED IN DASH |
| 11* | 091206-04-000 | EA | MODULE KIT - WIPER CONTROL - DYNAMIC PARK |
| 12 | 145638-01-01A | EA | SWITCH/ROCKER - SPST (ON/OFF) - BLACK |
| 12 | 103603-01-000 | EA | BULB - 12V - #74 - .12A WEDGE - GE 22-25 USED IN DASH |
| 13 | 145638-02-01A | EA | SWITCH/ROCKER - SPST (ON/OFF) - LIGHTED - BLACK |
| 13 | 103603-01-000 | EA | BULB - 12V - #74 - .12A WEDGE - GE 22-25 USED IN DASH |
| 14 | 145638-03-01A | EA | SWITCH/ROCKER - SPDT (ON/OFF/ON) - BLACK |
| 14 | 103603-01-000 | EA | BULB - 12V - #74 - .12A WEDGE - GE 22-25 USED IN DASH |
| 15 | 145638-04-01A | EA | SWITCH/ROCKER - SPDT (ON/ON) - BLACK |
| 15 | 103603-01-000 | EA | BULB - 12V - #74 - .12A WEDGE - GE 22-25 USED IN DASH |

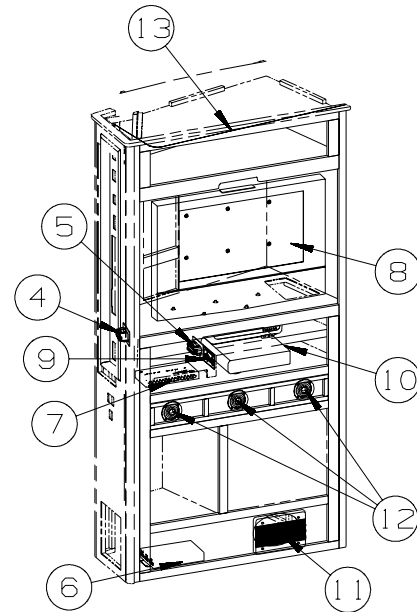
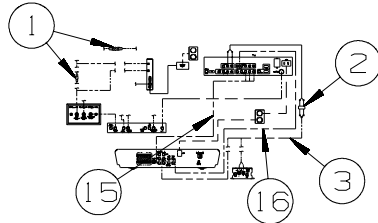
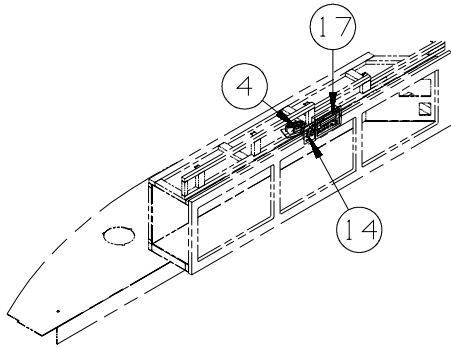
*COMPONENT PARTS LISTED LATER IN THIS GROUP



| KEY | PART NUMBER | U/M | DESCRIPTION |
|-----|---------------|-----|---------------------|
| 1 | 114802-01-000 | EA | PUMP - VACUUM - 12V |
| 2 | NOT USED | | |

ELECTRICAL GROUP (CONTINUED)

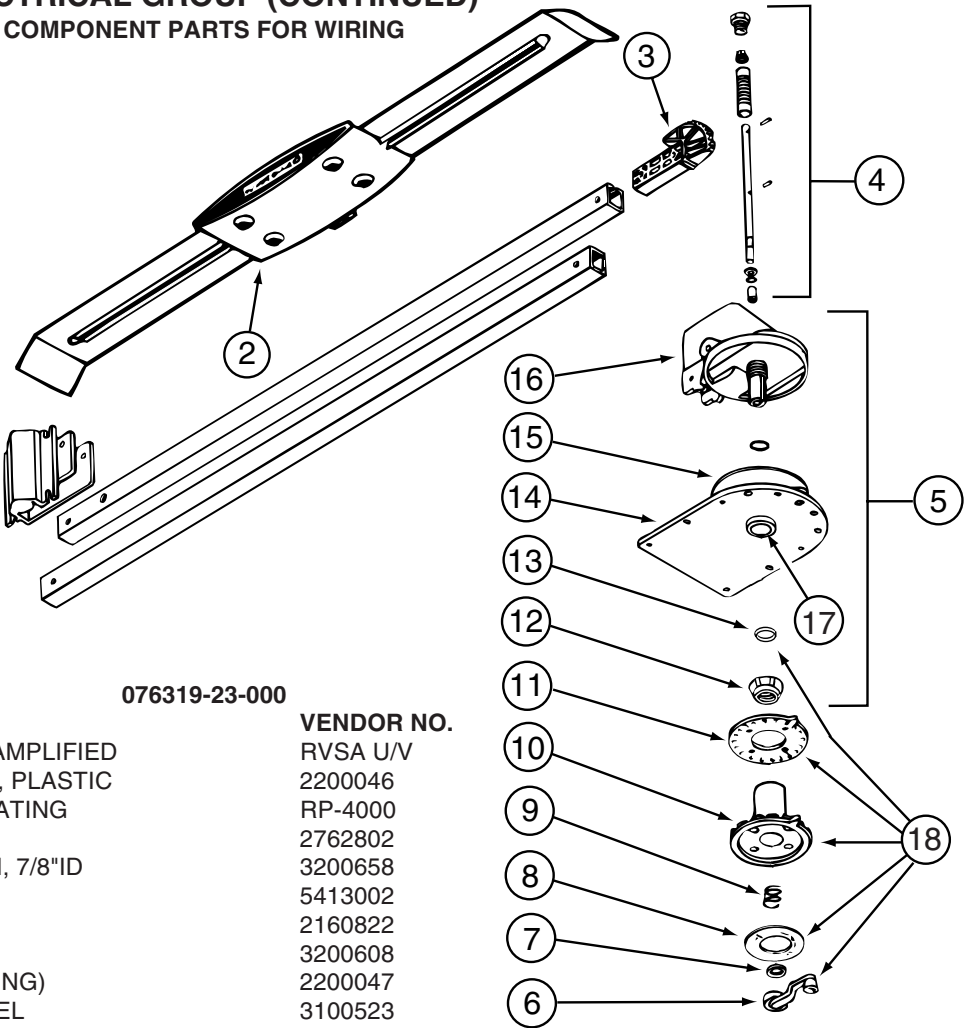
SIDE TV/DVD



| KEY | PART NUMBER | U/M | DESCRIPTION |
|-----|---------------|-----|---|
| 1 | 082134-01-000 | EA | ADAPTER - TV - CABLE TO CABLE |
| 2 | 123324-01-000 | EA | FILTER - GROUND LOOP |
| 3 | 117420-03-000 | EA | CABLE - W/MALE RCA ENDS - SHIELDED - 20' |
| 4 | 058708-01-000 | EA | RECEPTACLE - ELECTRIC - DOUBLE - BROWN |
| 5 | 058708-01-000 | EA | RECEPTACLE - ELECTRIC - DOUBLE - BROWN |
| 5 | 158542-02-01A | EA | LABEL - RECEPTACLE - ELECTRONICS - WHITE/BLACK |
| 6 | 140062-01-000 | EA | SWITCH - SPEAKER - 6 CHANNEL |
| 7 | 142258-01-000 | EA | SWITCH - VIDEO/ANTENNA POWER SUPPLY |
| 8 | 164588-01-000 | EA | TV - 37" - FLAT PANEL/LCD/HDTV - NORCENT LT-3725 |
| 8 | 166337-01-000 | EA | TV - 37" - FLAT PANEL/LCD/HDTV - RCA L37WD23 |
| | | | FROM: 00-00-00 THRU: 08-21-07 |
| | | | FROM: 08-22-07 THRU: 99-99-99 |
| 9 | 149557-04-01A | EA | PLATE/WALL - TRIPLE COAXIAL/HORIZONTAL - WHITE |
| 10* | 158836-01-000 | EA | DVD - HOME THEATER - W/O SPEAKERS - MEMOREX STS71E-R |
| | | | FROM: 00-00-00 THRU: 06-10-07 |
| 10* | 164270-01-000 | EA | DVD - HOME THEATER - W/O SPEAKERS - MEMOREX STS2891-R |
| | | | FROM: 06-11-07 THRU: 99-99-99 |
| 11 | 124884-01-000 | EA | SPEAKER - 6" X 9" - SUB-WOOFER - W/O GRILLE |
| 11 | 151844-01-01A | EA | GRILLE - SPEAKER - 6" X 9" - SUB WOOFER - BLACK |
| 12 | 160868-01-01A | EA | SPEAKER - ROUND/CEILING - W/O CASE - BLACK |
| 13 | 146514-03-000 | FT | LIGHT - FLEX - ROPE/ROUND - W/O MOUNT CHANNEL |
| 13 | 146514-02-000 | EA | CONNECTOR - LIGHT |
| 14 | 163598-02-000 | EA | SWITCH/CONTROL - SATELLITE - AUTOMATIC TV SATELLITE SYSTEM |
| 15 | 155845-01-000 | EA | CABLE - RCA - 12' - 3 RCA MALE CONNECTORS - BOTH ENDS |
| 16 | 136860-03-000 | EA | CABLE - RCA - SHIELDED - 3 MALE TO MALE CONNECTORS - 6' |
| 17 | 154474-02-000 | EA | CONTROL/SATELLITE KIT - IDB BOX/IDD BOX-POWER SUPPLY-CABLE - IN MOTION SATELLITE |

*COMPONENT PARTS LISTED LATER IN THIS GROUP

ELECTRICAL GROUP (CONTINUED)
COMPONENT PARTS FOR WIRING



076319-23-000

| KEY | PART NUMBER | U/M | DESCRIPTION | VENDOR NO. |
|-----|---------------|-----|-------------------------|------------|
| 2 | 076319-01-700 | EA | HEAD-ANTENNA, AMPLIFIED | RVSA U/V |
| 3 | 076319-01-701 | EA | GEAR-ELEVATING, PLASTIC | 2200046 |
| 4 | 076319-01-702 | EA | SHAFT ASM-ELEVATING | RP-4000 |
| 5 | 076319-01-711 | EA | BASE & LIFT ASM | 2762802 |
| 7 | 076319-01-705 | EA | GROMMET-NYLON, 7/8"ID | 3200658 |
| 8 | 076319-01-708 | EA | DECAL-CRANK | 5413002 |
| 9 | 076319-01-707 | EA | SPRING-HANDLE | 2160822 |
| 11 | 076319-01-712 | EA | PLATE - CEILING | 3200608 |
| 12 | 076319-01-715 | EA | NUT (GEAR HOUSING) | 2200047 |
| 14 | 076319-01-713 | EA | PLATE-BASE, STEEL | 3100523 |
| 15 | 076319-01-703 | EA | BEARING-NYLON, 5"OD | 3200656 |
| 16 | 076319-01-714 | EA | HOUSING, ROTATING GEAR | 2200049 |
| 17 | 076319-01-704 | EA | BEARING-NYLON, 1.25"OD | 3200657 |
| 18 | 076319-01-709 | EA | HANDLE-HEAD DIRECTIONAL | 200644 |
| | 076319-01-716 | EA | TUBING, ELEVATING | RP-2900 |

CONTACT WINNEBAGO PART SALES FOR UNLISTED COMPONENT(S)

076319-25-000

| KEY | PART NUMBER | U/M | DESCRIPTION | VENDOR NO. |
|-----|---------------|-----|------------------------------|------------|
| 6 | 076319-01-706 | EA | CRANK-W/SET SCREW UNIV/BEIGE | 2750897 |
| 6 | 120233-01-710 | EA | HANDLE-CRANK W/SCREW - WHITE | RP-6795 |
| 8 | 076319-01-708 | EA | DECAL-CRANK | 5413002 |
| 10 | 076319-25-700 | EA | DIRECTIONAL HANDLE(WHITE) | 3200612 |
| 11 | 076319-25-701 | EA | PLATE - CEILING(WHITE) | 3200609 |
| 13 | 120233-01-709 | EA | WASHER-NYLON | RP-2658 |

CONTACT WINNEBAGO PART SALES FOR UNLISTED COMPONENT(S)

091206-04-000

| KEY | PART NUMBER | U/M | DESCRIPTION | VENDOR NO. |
|-----|---------------|-----|-----------------------------|------------|
| | 091206-02-700 | EA | KNOB-INNER | 66C-00019 |
| | 091206-02-701 | EA | KNOB-OUTER | 66C-00020 |
| | 091206-04-700 | EA | SWITCH ASSEM. ONLY | 250-6623 |
| | 102362-03-700 | EA | MODULE-WIPER CONT., DYNAMIC | 66D-00093 |

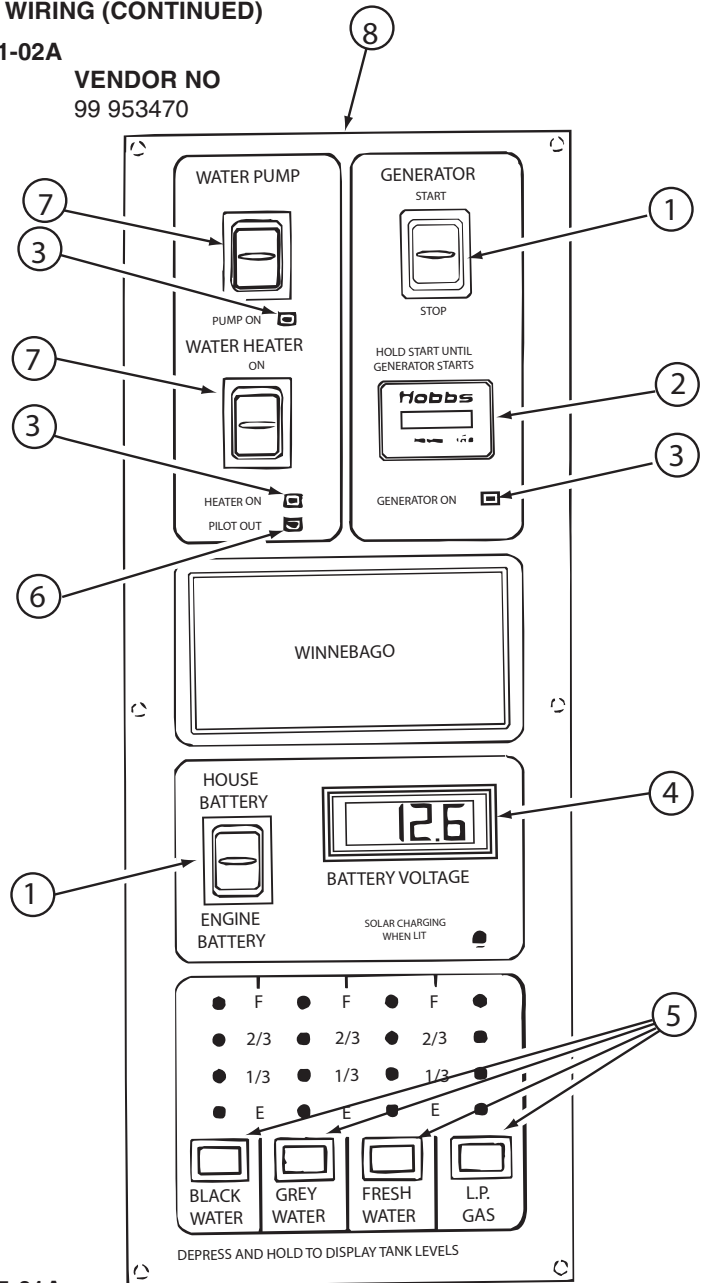
108354-01-01A

| KEY | PART NUMBER | U/M | DESCRIPTION | VENDOR NO. |
|-----|---------------|-----|---------------------|------------|
| | 108354-01-700 | EA | BULB-COURTESY LIGHT | 395-B |

ELECTRICAL GROUP (CONTINUED) COMPONENT PARTS FOR WIRING (CONTINUED)

123775-01-02A

| KEY | PART NUMBER | U/M | DESCRIPTION | VENDOR NO |
|-----|---------------|-----|---------------------------|-----------|
| | 123775-01-702 | EA | BEZEL/LENS - SATIN NICKEL | 99 953470 |



133004-05-01A

| KEY | PART NUMBER | U/M | DESCRIPTION | VENDOR NO. |
|-----|---------------|-----|------------------------------|------------|
| 1 | 133004-01-702 | EA | SWITCH/DPDT MOM=ON-OFF-ON | L1011-00 |
| 2 | 100258-10-701 | EA | GAUGE-HR METER ONLY (LCD) | L0775-00 |
| 3 | 133004-01-706 | EA | L.E.D. GREEN-PANEL MOUNT | L0785 |
| 4 | 133004-01-704 | EA | METER/VOLT-DIGITAL - LCD | L1008-00 |
| 5 | 133004-01-705 | EA | SWITCH/MOM ON - PUSH BUTTON | L0950-00 |
| 6 | 130004-01-703 | EA | L.E.D. RED-PANEL MOUNT | L1009-00 |
| 7 | 133004-01-701 | EA | SWITCH/DPDT ON-ON/MAINTAINED | L1025-00 |
| 8 | 133004-05-700 | EA | SCREENED CHASSIS | CC0563-00 |
| | 133004-05-701 | EA | BOARD - PC | L5130-02 |

137417-01-01A, 137417-03-01A

| KEY | PART NUMBER | U/M | DESCRIPTION | VENDOR NO. |
|-----|---------------|-----|-------------------------|------------|
| | 137417-01-700 | EA | LENS - SINGLE (FROSTED) | 810868 |

137417-02-01A

| KEY | PART NUMBER | U/M | DESCRIPTION | VENDOR NO. |
|-----|---------------|-----|---------------------|------------|
| | 137417-02-700 | EA | LENS - SINGLE OPTIC | 810844 |

137417-06-01A

| KEY | PART NUMBER | U/M | DESCRIPTION | VENDOR NO. |
|-----|---------------|-----|---------------------|------------|
| | 137417-06-700 | EA | LENS - DOUBLE WHITE | 810867 |

ELECTRICAL GROUP (CONTINUED)
COMPONENT PARTS FOR WIRING (CONTINUED)

153464-03-01A, 153464-06-01A

| KEY | PART NUMBER | U/M | DESCRIPTION | VENDOR NO. |
|------------|--------------------|------------|----------------------------|-------------------|
| | 091937-08-700 | EA | LENS - LIGHT - FLUORESCENT | D-766 |

154474-04-02A

| KEY | PART NUMBER | U/M | DESCRIPTION | VENDOR NO. |
|------------|--------------------|------------|-----------------------------|-------------------|
| | 154474-04-702 | EA | DOME ONLY-REPLACEMENT-BLACK | 1850-B-LP-FS |
| | 154474-04-703 | EA | BOARD RF ASSEMBLY N/C | 100087 |
| | 154474-04-705 | EA | CABLE OUT DUAL TOP PCBA N/C | 20034-1 |
| | 154474-04-706 | EA | LNB DUAL EAGLE ASPEN N/C | 1863-1 |

158836-01-000

| KEY | PART NUMBER | U/M | DESCRIPTION | VENDOR NO. |
|------------|--------------------|------------|--------------------|-------------------|
| | 158836-01-700 | EA | REMOTE | STS71WREM |

163031-01-01A

| KEY | PART NUMBER | U/M | DESCRIPTION | VENDOR NO. |
|------------|--------------------|------------|--------------------|-------------------|
| | 163031-01-700 | EA | REMOTE | PSVCAWM960 |

163097-01-000

| KEY | PART NUMBER | U/M | DESCRIPTION | VENDOR NO. |
|------------|--------------------|------------|-----------------------------|-------------------|
| | 163097-01-700 | EA | KEY - #2382 (ILLINOIS LOCK) | 2382 |
| | 163097-01-701 | EA | KEY - #2341 (MILLER DIAL) | PART SALES |

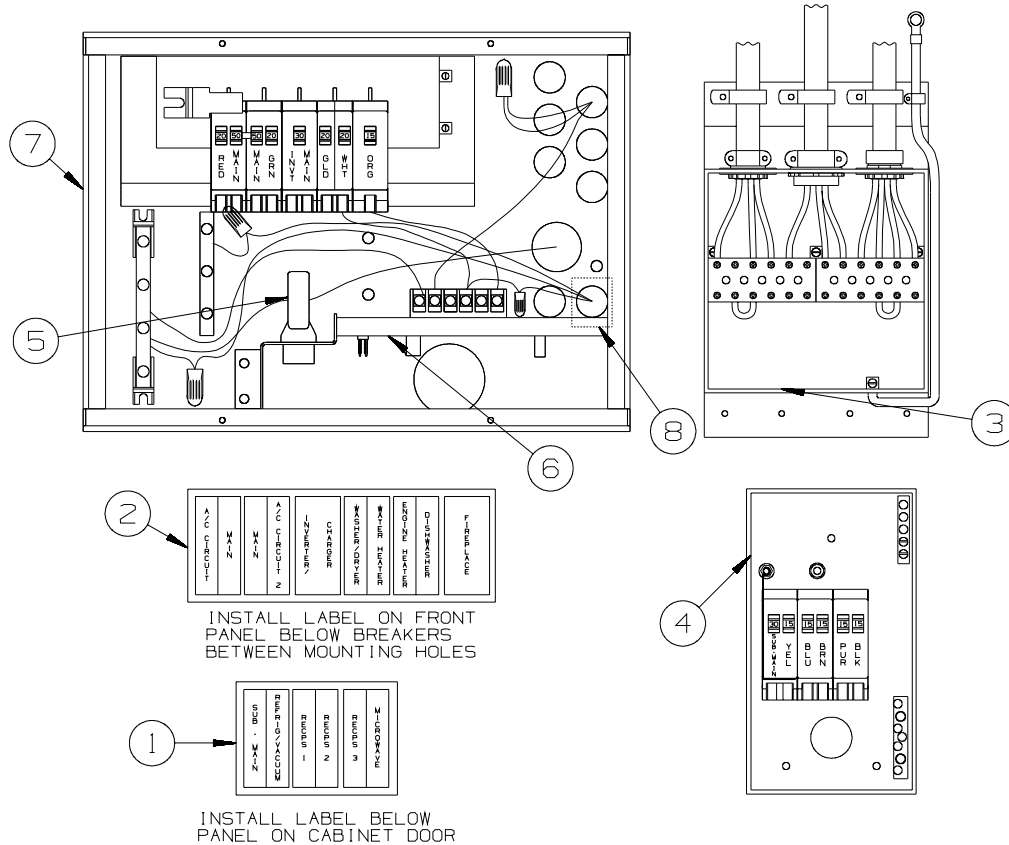
CIRCUIT BREAKERS, FUSES & RELAYS

| KEY | PART NUMBER | U/M | DESCRIPTION |
|------------|--------------------|------------|--|
| | 062901-02-000 | EA | FUSE - 5 AMP - AUTOMOTIVE |
| | 062901-05-000 | EA | FUSE - 15 AMP - AUTOMOTIVE |
| | 062901-07-000 | EA | FUSE - 25 AMP - AUTOMOTIVE |
| | 062901-08-000 | EA | FUSE - 30 AMP - AUTOMOTIVE |
| | 063910-01-000 | EA | HOUSING - RELAY |
| | 063912-02-000 | EA | RELAY - CANISTER - SPDT |
| | 083209-01-000 | EA | CIRCUIT BREAKER - 15 AMP - 120 VOLT - CANADIAN |
| | 083209-02-000 | EA | CIRCUIT BREAKER - 15/15 AMP - 120 VOLT |
| | 083209-03-000 | EA | CIRCUIT BREAKER - 15/20 AMP - 120 VOLT |
| | 083209-04-000 | EA | CIRCUIT BREAKER - 30 AMP - 120 VOLT |
| | 083209-05-000 | EA | CIRCUIT BREAKER - 20 AMP - 120 VOLT |
| | 083209-06-000 | EA | CIRCUIT BREAKER - 30/15 AMP - 120 VOLT |
| | 083209-07-000 | EA | CIRCUIT BREAKER - 20/20 AMP - 120 VOLT |
| | 083209-10-000 | EA | CIRCUIT BREAKER - 20/30 AMP - 120 VOLT |
| | 083209-11-000 | EA | CIRCUIT BREAKER - 20/15 AMP - 120 VOLT |
| | 092786-03-000 | EA | BUSS BAR - 6.9" LONG |
| | 092786-06-000 | EA | BUSS BAR |
| | 093654-01-000 | EA | CIRCUIT BREAKER - 6 AMP - 12 VOLT - PUSH BUTTON - WHITE |
| | 093654-02-000 | EA | CIRCUIT BREAKER - 15 AMP - 12 VOLT - PUSH BUTTON - WHITE |
| | 093654-03-000 | EA | CIRCUIT BREAKER - 20 AMP - 12 VOLT - PUSH BUTTON - WHITE |
| | 093654-05-000 | EA | CIRCUIT BREAKER - 10 AMP - 12 VOLT - PUSH BUTTON - WHITE |
| | 093655-01-000 | EA | CIRCUIT BREAKER - 25 AMP - 12 VOLT - PUSH BUTTON - WHITE |
| | 093655-02-000 | EA | CIRCUIT BREAKER - 30 AMP - 12 VOLT - PUSH BUTTON - WHITE |
| | 093655-03-000 | EA | CIRCUIT BREAKER - 40 AMP - 12 VOLT - PUSH BUTTON - WHITE |
| | 100341-01-000 | EA | FUSE HOLDER - IN LINE TYPE |
| | 113482-01-000 | EA | CIRCUIT BREAKER - 55 AMP - MANUAL |
| | 115187-01-000 | EA | FUSE - 300 AMP - NON-DELAY |
| | 115187-02-000 | EA | HOLDER - FUSE |
| | 115187-03-000 | EA | FUSE - 60 AMP - NON-DELAY |
| | 122811-01-000 | EA | CIRCUIT BREAKER - 20/50/50/20 AMP - 250V |
| | 141789-01-000 | EA | SPACER - CIRCUIT BREAKER |

ELECTRICAL GROUP (CONTINUED)

CONVERTER, INVERTER, LOAD CENTERS

| KEY | PART NUMBER | U/M DESCRIPTION |
|-----|---------------|---|
| | 123058-01-000 | EA CONVERTER - 55 AMP - ELECTRONIC - 4 1/8"H X 7"W X 12 3/8"L |
| | 148254-01-000 | EA INVERTER - CHARGER - 2000W AC |
| | 148254-03-000 | EA CABLE/INVERTOR - W/8 PIN MODULAR PHONE JACK - 50'-DIMEN |
| | 148254-05-000 | EA REMOTE/PANEL - INVERTER/CHARGER |
| | 148254-06-000 | EA CABLE - TEMPERTURE/BATTERY |
| | 162373-03-02B | EA BRACKET - INVERTER - E-COATED |



| KEY | PART NUMBER | U/M DESCRIPTION |
|-----|---------------|--|
| 1 | 095721-43-000 | EA LABEL - CONTROL CENTER - 50 AMP |
| 2 | 095721-49-000 | EA LABEL - CONTROL CENTER - 50 AMP |
| 3 | 106071-06-000 | EA SWITCH - AUTOMATIC TRANSFER - PARALLAX 5070 - 30/50 AMP |
| 4 | 109677-01-000 | EA LOAD CENTER - 120 VOLT - 40 AMP |
| 5 | 127002-07-000 | EA SENSOR - CURRENT |
| 6 | 127002-11-000 | EA MODULE - EMS CENTER - W/O REMOTE SENSOR/MONITOR PANEL |
| 7 | 141258-01-000 | EA LOAD CENTER - 120/240 - 30/50 AMP |
| 7 | 141258-02-000 | EA LOAD CENTER - COVER |
| 8 | 158714-01-000 | EA TRANSFORMER - 120V/16V - 15 WATTS |

ELECTRICAL GROUP (CONTINUED)

BOXES & CORDS

| KEY | PART NUMBER | U/M | DESCRIPTION |
|-----|---------------|-----|---|
| | 108934-02-000 | EA | CORD - POWER - 50 AMP - 4-WIRE - 36' |
| | 115832-01-000 | FT | CORD - HEAVY DUTY - 14-2 W/GROUND |
| | 133070-01-000 | EA | BOX - ELECTRIC/PLASTIC - 3" X 2" X 2.8" - UL |
| | 133070-02-000 | EA | BOX - ELECTRIC/PLASTIC - 3" X 2" X 2.8" - CSA |

WIRE ASSEMBLIES

| KEY | PART NUMBER | U/M | DESCRIPTION |
|-----|---------------|-----|---|
| | 077069-02-000 | EA | CABLE/EXTENSION - RADIO ANTENNA - 96" |
| | 077069-03-000 | EA | CABLE/EXTENSION - RADIO ANTENNA - 260" |
| | 114870-01-000 | EA | PLUG - AUDIO W/LEADS - 48.5" - REARVIEW MONITOR SYS |
| | 125853-04-000 | EA | WIRE LOOM - ENTERTAINMENT CENTER |
| | 132267-01-000 | EA | WIRE ASSEMBLY - DOOR LOCK |
| | 135131-01-000 | EA | WIRE LOOM - THERMOSTAT |
| | 136028-01-000 | EA | WIRE ASM-SOFA,REST EASY |
| | 136860-02-000 | EA | CABLE - RCA - SHIELDED - 3 MALE TO MALE CONNECTORS - 50' |
| | 137135-03-000 | EA | WIRE LOOM - DIGITAL ELEVATION SENSOR |
| | 137135-04-000 | EA | WIRE HARNESS - POWER - DIGITAL ELEVATION SENSOR |
| | 142258-02-000 | EA | WIRE LOOM - VIDEO SWITCH/POWER SUPPLY |
| | 144677-07-000 | EA | WIRE - MONITOR - POWER - 3 PIN TO 6 PIN (3 WIRE) |
| | 144677-09-000 | EA | WIRE - MONITOR - POWER - 3 PIN/2 PIN |
| | 145210-01-000 | FT | CABLE - COAXIAL |
| | 151316-02-000 | EA | WIRE ASM - W/NON CONTACT SENSORS - GREY WATER - 23.6" |
| | 151317-02-000 | EA | WIRE ASM-W/NON CONTACT SENSORS-FRESH WATER/BLK TANK-23.6" |
| | 151317-03-000 | EA | WIRE ASM-W/NON CONTACT SENSORS-FRESH WATER/BLK TANK-43.2" |
| | 155619-05-000 | EA | WIRE ASSEMBLY - RADIO - 12 PIN |

ELECTRICAL GROUP (CONTINUED)
CONNECTORS & CONDUIT

| KEY | PART NUMBER | U/M | DESCRIPTION |
|-----|---------------|-----|--|
| | 007940-01-000 | EA | RECEPTACLE/SLIDE 16 TO 12 AWG - FEMALE END |
| | 007940-02-000 | EA | RECEPTACLE/SLIDE 10 AWG |
| | 007954-01-000 | EA | RECEPTACLE - HOUSING - 6 POSITION |
| | 007956-05-000 | EA | INSULATOR - SHRINK - 1/4"ID X 1 1/2" |
| | 008311-01-000 | EA | CONNECTOR - WIRE NUT - INSULATED - RED |
| | 008312-01-000 | EA | CONNECTOR - WIRE NUT - INSULATED - BLUE |
| | 008313-01-000 | EA | CONNECTOR - WIRE NUT - INSULATED - YELLOW |
| | 008314-01-000 | EA | CONNECTOR - WIRE NUT - INSULATED - GRAY |
| | 008328-01-000 | EA | TERMINAL - RING - 12/10 WIRE - #10 STUD FIT |
| | 008331-01-000 | EA | TERMINAL - RING - TONGUE - #4 WIRE - 3/8" STUD - COPPER |
| | 008348-01-000 | EA | TERMINAL - RING - 3/8" STUD 2 GA. WIRE |
| | 008355-01-000 | EA | CONNECTOR - CABLE CLAMPING - 3/4" |
| | 008356-01-000 | EA | CONNECTOR - PLASTIC - 3/8" |
| | 008356-02-000 | EA | CONNECTOR - PLASTIC - 21/32" |
| | 035416-04-000 | EA | TERMINAL - RING - #10 STUD FIT - INSULATED BARREL #16/14 |
| | 041953-01-000 | FT | CONDUIT - CONVOLUTE SLIT - .5" ID - POLYETHYLENE |
| | 041953-02-000 | FT | CONDUIT - CONVOLUTE SLIT - .6" ID - POLYETHYLENE |
| | 041953-03-000 | FT | CONDUIT - CONVOLUTE SLIT - 1" ID (CLOTHES ROD COVER) |
| | 041953-05-000 | FT | CONDUIT - CONVOLUTE SLIT - .62" ID - POLYETHYLENE |
| | 041953-06-000 | FT | CONDUIT - CONVOLUTE SLIT - .4" ID - POLYETHYLENE |
| | 041953-07-000 | FT | CONDUIT - CONVOLUTE SLIT - .25" ID - POLYETHYLENE |
| | 041953-08-000 | FT | CONDUIT - CONVOLUTE SLIT - 1.5" ID - POLYETHYLENE |
| | 041953-09-000 | FT | CONDUIT - CONVOLUTE SLIT - .5" ID - NYLON |
| | 041953-10-000 | FT | CONDUIT - CONVOLUTE SLIT - .75" ID - NYLON |
| | 041953-11-000 | FT | CONDUIT - CONVOLUTE SLIT - 1.06" ID - NYLON |
| | 041953-12-000 | FT | CONDUIT - CONVOLUTE SOLID - 1.1" ID - NYLON |
| | 041953-13-000 | FT | CONDUIT - CONVOLUTE SLIT - 1.25" ID |
| | 041953-14-000 | FT | CONDUIT - CONVOLUTE SLIT - 1.5" ID |
| | 041953-15-000 | FT | CONDUIT - CONVOLUTE SLIT - 2" |
| | 041953-16-000 | FT | CONDUIT - CONVOLUTE SLIT - 2" |
| | 047441-01-000 | EA | TERMINAL-BATTERY, HORIZONTAL LUG |
| | 047443-01-000 | EA | TERMINAL - .250 RECEPTACLE FIT - INSULATED - 16/14 AWG |
| | 047443-02-000 | EA | TERMINAL - .250 RECEPTACLE FIT - INSULATED - 12/10 AWG |
| | 047443-05-000 | EA | TERMINAL - .250 RECEPTACLE FIT - 18GA AWG |
| | 058028-01-000 | EA | CONNECTOR - ELECTRICAL PIGTAIL - NYLON - CLEAR |
| | 062036-01-000 | EA | TERMINAL - PACK - CON - 12/10 AWG |
| | 076319-12-000 | EA | CONNECTOR - COAXIAL - ONE PIECE |
| | 077479-02-000 | EA | BOOT - BATTERY TERMINAL - SINGLE CABLE |
| | 080015-02-000 | EA | RECEPTACLE - FLAG - .185 - 16/14 GAUGE |
| | 080015-03-000 | EA | RECEPTACLE - FLAG - .250 - 14/16 GAUGE |
| | 080015-04-000 | EA | RECEPTACLE - FLAG - .187 - 16/14 GAUGE |
| | 082109-01-000 | EA | HOUSING - CONNECTOR - PACKARD |
| | 082741-01-000 | EA | CONNECTOR BODY - 2 CONNECTOR MALE |
| | 087225-01-000 | FT | SLEEVING - 1/2" - TYPE H |
| | 088473-01-000 | EA | HOUSING - PIN - 12 CAVITY (3 ROWS OF 4) |
| | 088473-02-000 | EA | HOUSING - PIN - 15 CAVITY (3 ROWS OF 5) |
| | 088473-03-000 | EA | HOUSING - PIN - 9 CAVITY (3 ROWS OF 3) |
| | 088473-04-000 | EA | HOUSING - PIN - 8 CAVITY IN-LINE |
| | 088473-06-000 | EA | HOUSING - PIN - 6 CAVITY (2 ROWS OF 3) |
| | 088473-07-000 | EA | HOUSING - PIN - 5 CAVITY - IN-LINE |
| | 088473-08-000 | EA | HOUSING - PIN - 4 CAVITY - IN-LINE |
| | 088473-09-000 | EA | HOUSING - PIN - 3 CAVITY - IN-LINE |
| | 088473-10-000 | EA | HOUSING - PIN - 2 CAVITY - IN-LINE |
| | 088473-12-000 | EA | HOUSING - PIN - 3 CAVITY - BLUE |
| | 088473-13-000 | EA | HOUSING - PIN - 3 CAVITY - GREEN |
| | 088473-14-000 | EA | HOUSING - PIN - 3 CAVITY - RED |
| | 088474-01-000 | EA | HOUSING - SOCKET - 12 CAVITY |
| | 088474-02-000 | EA | HOUSING - SOCKET - 15 CAVITY |
| | 088474-03-000 | EA | HOUSING - SOCKET - 9 CAVITY |
| | 088474-06-000 | EA | HOUSING - SOCKET - 6 CAVITY |
| | 088474-07-000 | EA | HOUSING - SOCKET - 5 CAVITY |
| | 088474-08-000 | EA | HOUSING - SOCKET - 4 CAVITY |
| | 088474-09-000 | EA | HOUSING - SOCKET - 3 CAVITY |

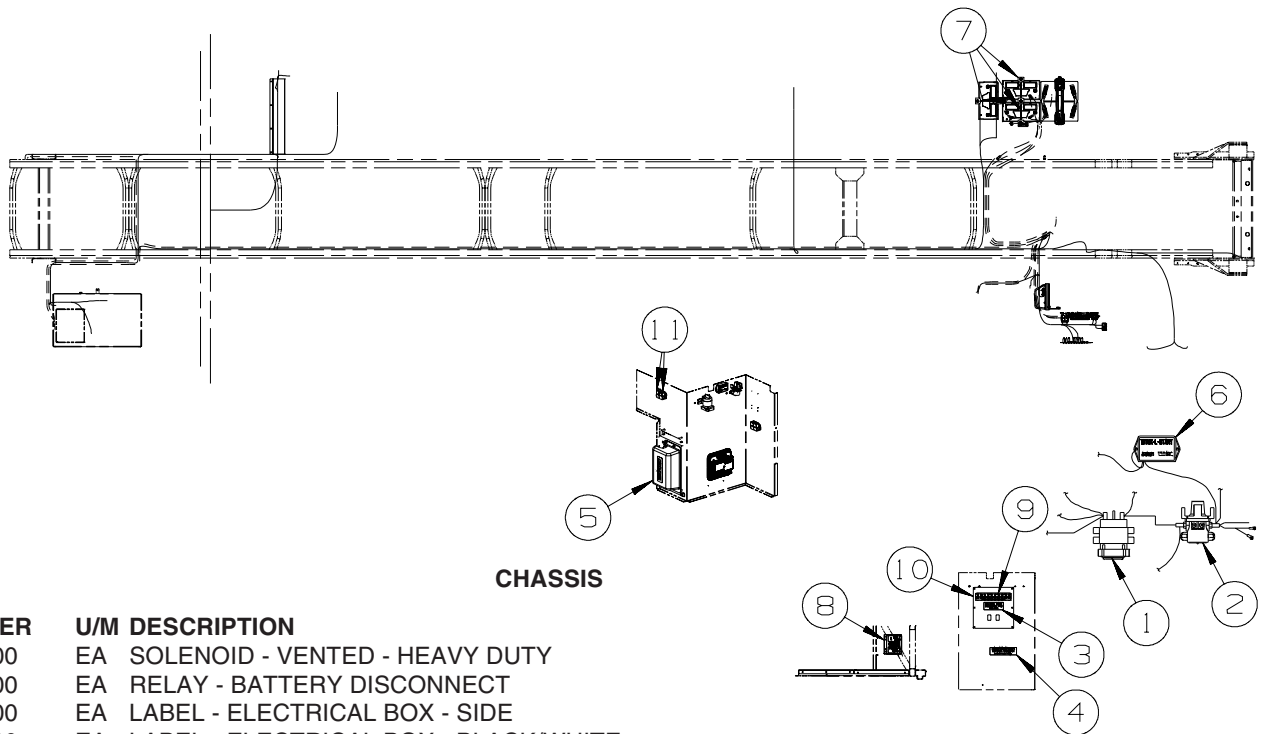
ELECTRICAL GROUP (CONTINUED)
CONNECTORS & CONDUIT (CONTINUED)

| KEY | PART NUMBER | U/M | DESCRIPTION |
|-----|---------------|-----|---|
| | 088474-10-000 | EA | HOUSING - SOCKET - 2 CAVITY |
| | 088474-12-000 | EA | HOUSING - SOCKET - 2 CAVITY - RED |
| | 088475-01-000 | EA | PIN - CONNECTOR - 14-20 AWG |
| | 088475-02-000 | EA | PIN - CONNECTOR - 10-12 AWG |
| | 088476-01-000 | EA | TERMINAL - ELECTRICAL |
| | 088476-02-000 | EA | SOCKET - CONNECTOR - 12-10 GA - PRE-TIN |
| | 098261-01-000 | EA | SOCKET - CONNECTOR - WEATHERPACK - 12 AWG |
| | 098261-02-000 | EA | SOCKET - CONNECTOR - WEATHERPACK - 14-18 AWG |
| | 098262-01-000 | EA | SEAL - CONNECTOR - WEATHERPACK |
| | 098264-01-000 | EA | HOUSING - 2 PIN - WEATHER PACK - MALE W/FEMALE PINS |
| | 098264-02-000 | EA | HOUSING - 2 PIN - WEATHER PACK - FEMALE W/MALE PINS |
| | 098265-02-000 | EA | PIN - CONNECTOR - WEATHER PACK |
| | 102777-02-000 | EA | TERMINAL - RING - #6 STUD - 10 AWG |
| | 103608-01-000 | EA | SOCKET - WEDGE BASE W/LEADS |
| | 104100-01-000 | EA | HOUSING - 1 POSITION - 75 AMPS |
| | 104100-03-000 | EA | TERMINAL - 75 AMP |
| | 106007-02-000 | EA | TERMINAL - FEMALE - 10-12 AWG |
| | 110178-01-000 | EA | HOUSING - WIPER MOTOR |
| | 112823-01-000 | EA | SPLICE - REDUCER - 16-14 TO 18-22 |
| | 113135-01-000 | EA | TERMINAL - FEMALE - M/P - 14-16 - F/SEALED TERMINAL |
| | 113308-01-000 | EA | TERMINAL - FEMALE - M/P - 14-16 - 280 |
| | 113308-02-000 | EA | TERMINAL - FEMALE - M/P - 14-18 - 280 |
| | 113468-01-000 | EA | HOUSING - 2 POSITION-FEMALE-USED ON WIPER/WASHER WIRE ASM |
| | 113468-02-000 | EA | HOUSING - 2 POSITION - FEMALE |
| | 116811-01-000 | EA | TERMINAL - .110 RECEPTACLE - 16-14 AWG |
| | 118571-01-000 | EA | CONNECTOR - 3-WAY - MALE/SEALED |
| | 118571-02-000 | EA | CONNECTOR - 3-WAY - FEMALE/SEALED |
| | 118571-05-000 | EA | LOCK - SECONDARY - FEMALE |
| | 118571-06-000 | EA | LOCK - SECONDARY - MALE |
| | 118599-02-000 | EA | TERMINAL - MALE - M/P - 280/14-12 |
| | 118820-01-000 | EA | INSULATOR - TERMINAL |
| | 129233-01-000 | EA | HOUSING - 2-POSITION/FEMALE - 280-SERIES |
| | 129233-02-000 | EA | HOUSING - 2-POSITION/FEMALE - 280-SERIES |
| | 129233-03-000 | EA | HOUSING - 2-POSITION/FEMALE - 280-SERIES |
| | 131681-01-000 | EA | CONNECTOR - 3/4" SO CORD - UL/CS |
| | 137207-01-000 | EA | HOUSING - PIN - 2 CAVITY/HIGH AMP |
| | 137208-01-000 | EA | HOUSING - SOCKET - 2 CAVITY/HIGH AMP |
| | 137209-01-000 | EA | PIN - CONNECTOR - 10AWG/HIGH AMP |
| | 137210-01-000 | EA | SOCKET - CONNECTOR - 10 AWG/HIGH AMP |
| | 138996-04-000 | EA | CONNECTOR - LAMP |
| | 142520-01-000 | EA | TERMINAL - FEMALE - MINI-FIT 16 |
| | 142522-01-000 | EA | HOUSING - 4 PIN/MALE - MINI FIT |
| | 142522-02-000 | EA | HOUSING - 6 PIN/MALE - MINI FIT |
| | 142522-03-000 | EA | HOUSING - 8 PIN/MALE - MINI FIT |
| | 142522-04-000 | EA | HOUSING - 10 PIN/MALE - MINI FIT |
| | 142522-05-000 | EA | HOUSING - 12 PIN/MALE - MINI FIT |
| | 142522-06-000 | EA | HOUSING - 14 PIN/MALE - MINI FIT |
| | 142524-01-000 | EA | HOUSING - 4 PIN/FEMALE - WEATHER PACK |
| | 142524-02-000 | EA | HOUSING - 4 PIN/FEMALE - WEATHER PACK |
| | 144283-01-000 | EA | CONNECTOR - 110V - F/USE WITH SOW WIRE - BLUE |
| | 144283-02-000 | EA | CONNECTOR - 110V - F/USE WITH NM ROMEX WIRE - CLEAR |
| | 145171-01-000 | EA | CONNECTOR - COAXIAL |
| | 148335-01-000 | EA | HOUSING - 8-POSITION/MALE - 280-GT SERIES |
| | 148335-02-000 | EA | HOUSING - 4-POSITION/MALE - 280-GT SERIES |
| | 148335-03-000 | EA | HOUSING - 6-POSITION/MALE - 280-GT SERIES |
| | 149683-01-000 | EA | HOUSING - F/5 CAVITY RECEPTACLE - W/SQUARE GUIDE PIN |
| | 149683-02-000 | EA | HOUSING - F/5 CAVITY RECEPTACLE - W/ROUND GUIDE PIN |
| | 149686-01-000 | EA | TERMINAL - .250 RECEPTACLE |
| | 149687-01-000 | EA | HOUSING - 2 POSITION/MALE - PACKARD |
| | 149687-02-000 | EA | LOCK - F/2 POSITION HOUSING - PACKARD |
| | 149688-01-000 | EA | TERMINAL - MALE - 16 GAUGE WIRE |
| | 156035-01-000 | EA | HOUSING - 12-POSITION/FEMALE - 280-GT SERIES |
| | 156041-01-000 | EA | TERMINAL - FEMALE - 16-12 - 280-GT SERIES |

ELECTRICAL GROUP (CONTINUED)

CONNECTORS & CONDUIT (CONTINUED)

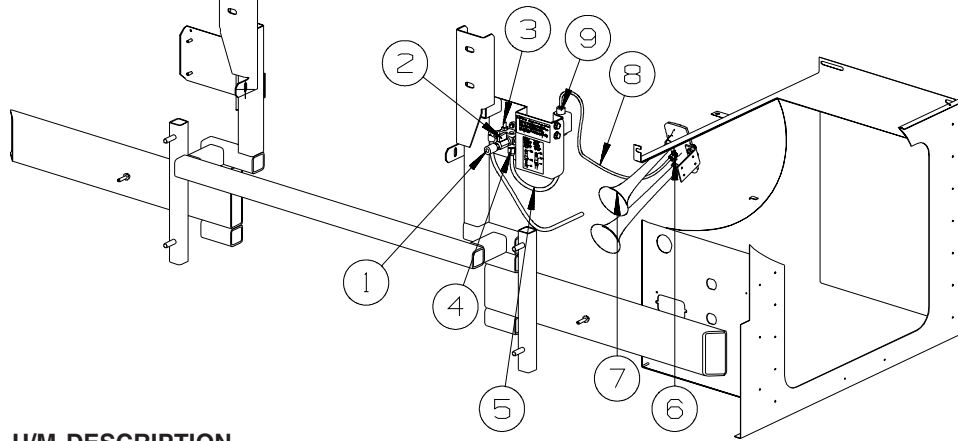
| KEY | PART NUMBER | U/M | DESCRIPTION |
|-----|---------------|-----|---|
| | 156043-01-000 | EA | HOUSING - 2-POSITION/FEMALE - 480-MP SERIES |
| | 156043-02-000 | EA | LOCK - F/2 POSITION HOUSING - 480 SERIES |
| | 156044-01-000 | EA | TERMINAL - FEMALE - 16-12 - 280-GT - F/SEALED HOUSING |
| | 156045-01-000 | EA | HOUSING - 10-POSITION/FEMALE - 280-GT SERIES |
| | 156045-02-000 | EA | HOUSING - 4-POSITION/FEMALE - 280-GT SERIES |
| | 156045-03-000 | EA | HOUSING - 8-POSITION/FEMALE - 280-GT SERIES |
| | 156045-04-000 | EA | HOUSING - 6-POSITION/FEMALE - 280-GT SERIES |
| | 156207-01-000 | EA | HOUSING - 6-POSITION/MALE - 150-GT SERIES |
| | 156208-01-000 | EA | TERMINAL - MALE - 18-16 - 150-GT SERIES |
| | 157590-01-000 | EA | TERMINAL - FEMALE - M/P - 10-12 - 630 |
| | 157592-01-000 | EA | HOUSING - 7-POSITION/FEMALE - M/P |
| | 157592-02-000 | EA | LOCK - SECONDARY - F/7 POSITION HOUSING |
| | 157656-01-01A | EA | CONNECTOR - DASH LIGHT - BLACK |
| | 158357-01-000 | EA | HOUSING - 3 PIN/MALE - MINI FIT |
| | 158373-01-000 | EA | HOUSING - SOCKET - 16 CAVITY - MINI MATE-N-LOCK |
| | 158374-01-000 | EA | SOCKET - 16-20 CAVITY - MINI MATE-N-LOCK |
| | 164687-01-000 | EA | PIN - CONNECTOR - 16-14 |
| | 164685-01-000 | EA | HOUSING - PIN - 7-POSITION |
| | 164689-01-000 | EA | SEAL - CONNECTOR |
| | 168450-01-000 | EA | CONNECTOR/ADAPTER - COAX |



| KEY | PART NUMBER | U/M | DESCRIPTION |
|-----|---------------|-----|--|
| 1 | 008188-02-000 | EA | SOLENOID - VENTED - HEAVY DUTY |
| 2 | 086273-01-000 | EA | RELAY - BATTERY DISCONNECT |
| 3 | 098379-04-000 | EA | LABEL - ELECTRICAL BOX - SIDE |
| 4 | 098379-06-000 | EA | LABEL - ELECTRICAL BOX - BLACK/WHITE |
| 5 | 098379-07-000 | EA | LABEL - ELECTRICAL BOX - BLACK/WHITE |
| 6 | 156431-01-000 | EA | CHARGER/BATTERY - CHASSIS TO HOUSE |
| 7 | 160014-01-02B | EA | TIEDOWN - BATTERY - E-COATED |
| | | | FROM: 00-00-00 THRU: 08-05-07 |
| 7 | 138914-01-02B | EA | STRAP/TIEDOWN - BATTERY - E-COATED |
| | | | FROM: 08-06-07 THRU: 99-99-99 |
| 8 | 161298-03-000 | EA | CONTROL - SLIDEOUT/DIGISYNC 30" |
| 9 | 093236-49-000 | EA | LABEL - CIRCUIT BREAKER |
| 10 | 139067-11-02B | EA | PLATE - CIRCUIT BREAKER/HOUSE - E-COATED |
| 11 | 063912-02-000 | EA | RELAY - CANISTER - SPDT |

EXTERIOR BODY GROUP

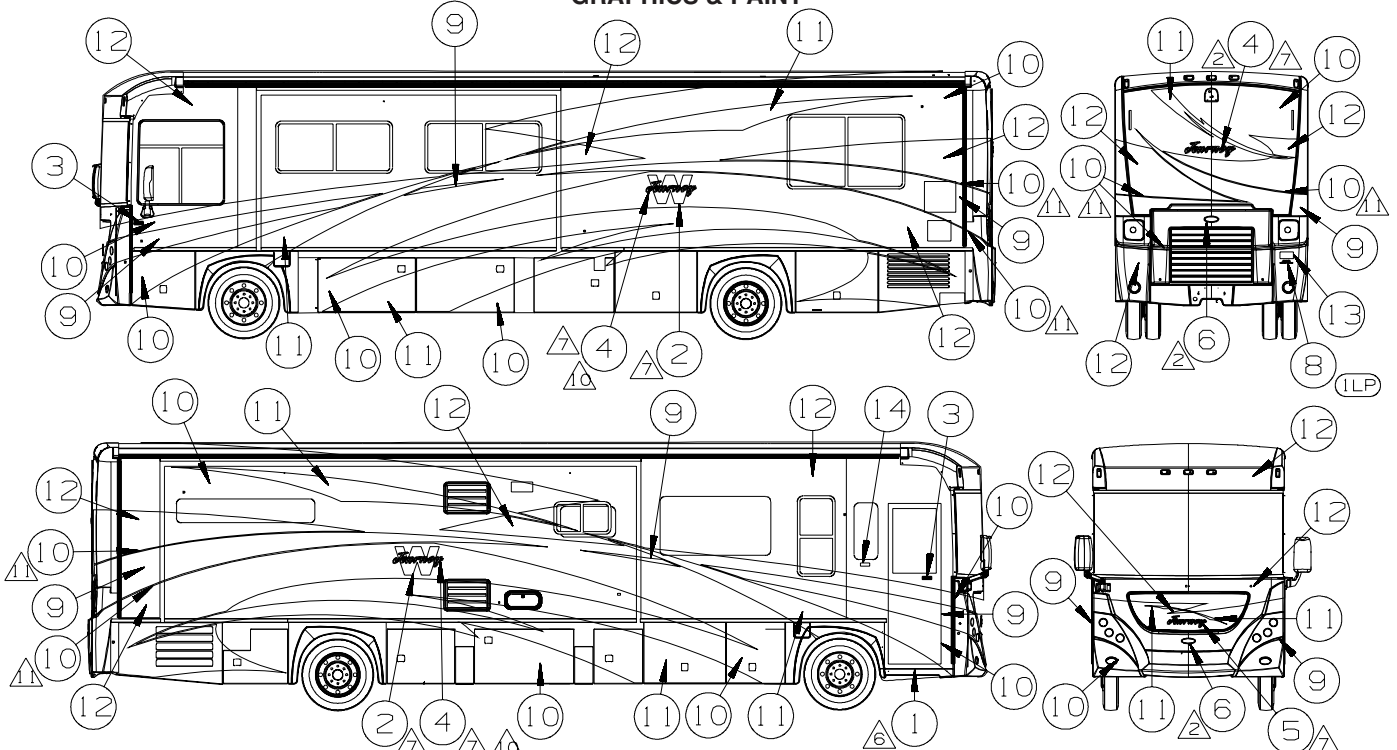
AIR HORN



| KEY | PART NUMBER | U/M | DESCRIPTION |
|-----|---------------|-----|---|
| 1 | 142595-01-000 | EA | COUPLER - QUICK CONNECT - AIR - 1/4"MPT |
| 2 | 142597-01-000 | EA | VALVE - BALL - AIR - 1/4"MFPT |
| 3 | 086241-01-000 | EA | VALVE - AIR - 1/4 MPT X TIRE STEM |
| 4 | 142571-01-000 | EA | CONNECTOR - 3/8" T X 1/4" P |
| 5 | 071390-07-000 | FT | TUBING - AIR BRAKE - 3/8" - BLACK |
| 6 | 071386-06-000 | EA | CONNECTOR - MALE - 1/4" TUBE X 1/4" |
| 7 | 077497-08-000 | EA | HORN/AIR - TWIN SHORT - BLACK |
| 8 | 071390-04-000 | FT | TUBING - AIR BRAKE - 1/4" OD-BLK WEATHERHEAD(BRKS & HORN) |
| 9 | 077497-11-000 | EA | SOLENOID - HORN - REMOTE MOUNT |

EXTERIOR BODY GROUP (CONTINUED)

GRAPHICS & PAINT



| (27A) KEY | PART NUMBER | U/M | DESCRIPTION COOL BEIGE |
|---------------|--------------------|-----|--|
| △ 1 | 109506-01-000 | EA | FILM-URETHANE PROTECTANT |
| △ 2 | 120700-12-CHT(01A) | EA | DECAL-LOGO W - FROSTY JACK |
| △ 3 | 132664-02-CHT(01A) | EA | DECAL-LOGO DOMED WINNEBAGO - CHROME/RED/BLACK |
| △ 4 | 151309-01-CHT(01A) | EA | DECAL-LOGO JOURNEY DOMED LG - CHROME/BLACK/UMBRA |
| △ 5 | 151309-02-CHT(01A) | EA | DECAL-LOGO JOURNEY DOMED SML - CHROME/BLACK/UMBRA |
| △ 6 | 151687-01-CHT(01A) | EA | DECAL/BEZEL DOMED NAMEPLATE WINNEBAGO - CHROME/RED |
| △ 7 | 164115-01-000 | EA | KIT-PAINT PROTECTION |
| (ILP) (24P) 8 | 158621-02-CHT(01A) | EA | DECAL-HORSEPOWER 350 FLEXSCRIPT - CHROME |
| 9 | | EA | PAINT-BRONZED GRAY MET - SW #60813 |
| 10 | | GL | PAINT-CHAMPAGNE MET - SW #50381 |
| 11 | | GL | PAINT-WHITE DIAMOND PEARL - SW #64003-5 |
| 12 | | GL | PAINT-LT BRONZE ME - SW #57086 |
| 13 | | EA | PLATE-FREIGHTLINER LG - CHASSIS SUPPLIED |
| 14 | | EA | PLATE-FREIGHTLINER SML - CHASSIS SUPPLIED |
| △ 3 15 | | GL | PAINT-CLEAR COAT - SHERWIN WILLIAMS |

| (92A) KEY | PART NUMBER | U/M | DESCRIPTION REDWOOD |
|---------------|--------------------|-----|--|
| △ 1 | 109506-01-000 | EA | FILM-URETHANE PROTECTANT |
| △ 2 | 120700-12-CHT(01A) | EA | DECAL-LOGO W - FROSTY JACK |
| △ 3 | 132664-02-CHT(01A) | EA | DECAL-LOGO DOMED WINNEBAGO - CHROME/RED/BLACK |
| △ 4 | 151309-01-CHT(01A) | EA | DECAL-LOGO JOURNEY DOMED LG - CHROME/BLACK/UMBRA |
| △ 5 | 151309-02-CHT(01A) | EA | DECAL-LOGO JOURNEY DOMED SML - CHROME/BLACK/UMBRA |
| △ 6 | 151687-01-CHT(01A) | EA | DECAL/BEZEL DOMED NAMEPLATE WINNEBAGO - CHROME/RED |
| △ 7 | 164115-01-000 | EA | KIT-PAINT PROTECTION |
| (ILP) (24P) 8 | 158621-02-CHT(01A) | EA | DECAL-HORSEPOWER 350 FLEXSCRIPT - CHROME |
| 9 | | EA | PAINT-SEDONA BRONZE MET - SW #60751 |
| 10 | | GL | PAINT-LT AUTUMNWOOD MET - SW #48507 |
| 11 | | GL | PAINT-IRON GRAY MET - SW #61766 |
| 12 | | GL | PAINT-COOL BEIGE MET - SW #62261 |
| 13 | | EA | PLATE-FREIGHTLINER LG - CHASSIS SUPPLIED |
| 14 | | EA | PLATE-FREIGHTLINER SML - CHASSIS SUPPLIED |
| △ 3 15 | | GL | PAINT-CLEAR COAT - SHERWIN WILLIAMS |

| (24C) KEY | PART NUMBER | U/M | DESCRIPTION BLACK CHERRY |
|---------------|--------------------|-----|--|
| △ 1 | 109506-01-000 | EA | FILM-URETHANE PROTECTANT |
| △ 2 | 120700-12-CHT(01A) | EA | DECAL-LOGO W - FROSTY JACK |
| △ 3 | 132664-02-CHT(01A) | EA | DECAL-LOGO DOMED WINNEBAGO - CHROME/RED/BLACK |
| △ 4 | 151309-01-CHT(01A) | EA | DECAL-LOGO JOURNEY DOMED LG - CHROME/BLACK/UMBRA |
| △ 5 | 151309-02-CHT(01A) | EA | DECAL-LOGO JOURNEY DOMED SML - CHROME/BLACK/UMBRA |
| △ 6 | 151687-01-CHT(01A) | EA | DECAL/BEZEL DOMED NAMEPLATE WINNEBAGO - CHROME/RED |
| △ 7 | 164115-01-000 | EA | KIT-PAINT PROTECTION |
| (ILP) (24P) 8 | 158621-02-CHT(01A) | EA | DECAL-HORSEPOWER 350 FLEXSCRIPT - CHROME |
| 9 | | GL | PAINT-BEIGE MICA MET - SW #60451-4 |
| 10 | | GL | PAINT-DEEP MAHOGANY MET - SW #62976 |
| 11 | | GL | PAINT-BRONZE GRAY MET - SW #60813-1 |
| 12 | | GL | PAINT-MOONSTONE MET - SW #54691 |
| 13 | | EA | PLATE-FREIGHTLINER LG - CHASSIS SUPPLIED |
| 14 | | EA | PLATE-FREIGHTLINER SML - CHASSIS SUPPLIED |
| △ 3 15 | | GL | PAINT-CLEAR COAT - SHERWIN WILLIAMS |

- △ LOGO IS TO BE HELD TO ±1 MM ON A HORIZONTAL PLANE (END TO END).
- △ FILM TO PROTECT BOTTOM OF DOOR FROM SCUFF MARKS.
- △ DIE CUT ACRYLIC FILM TO PROTECT FULL BODY PAINTED UNITS.
- 4. ON FULL BODY PAINTED UNITS, USE 145487-02-000 (100 FT) TO COVER UNSEALED ROOF SEAMS.
- △ CLEAR COAT TO BE APPLIED ON ENTIRE UNIT TO PROTECT PAINT.
- △ CENTER ON UNIT.
- 1. APPLY PROTECTOR 116424-01-000 TO WATER HEATER LATCH.
- △ PAINT APPEARS LIKE BORDER.
- △ LOGO TO BE CENTERED ON "W".
- 9. APPLY SEALER BODY SEAM CLEAR 94401-04-000 TO HELP SECURE PAINT ON EDGES.
- 8. END PANELS OF SLIDEOUT ROOMS WILL BE PAINTED WITH BASECOAT AND CLEAR COAT ONLY. THERE WILL BE NO COLORED DESIGN GRAPHICS ELEMENTS PAINTED ON THE END PANELS.
- (ILP) FRTL 29,410 350 6.7L 6 SPEED
- (24P) MASK FRONT EXT PROTECTIVE
- (24C) EXT FULL BODY PAINT PKG # 3
- (92A) EXT FULL BODY PAINT PKG # 2
- (27A) EXT FULL BODY PAINT PKG # 1

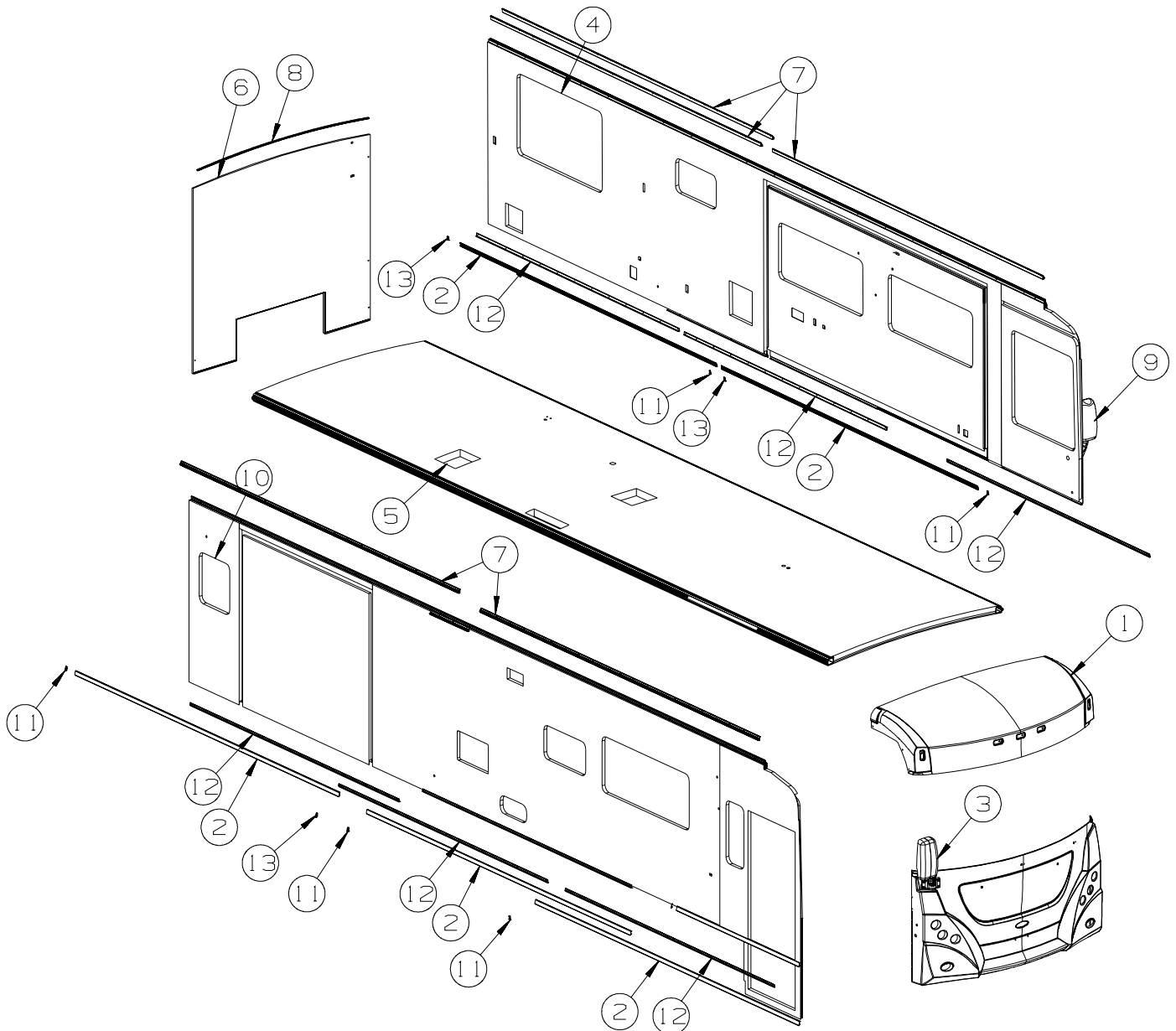
NOTES:

| KEY | PART NUMBER | U/M | DESCRIPTION |
|-----|---------------|-----|----------------------------------|
| | 072882-01-000 | EA | PAINT - LOW BAKE - OFF WHITE |
| | 116242-01-000 | EA | PROTECTOR - LATCH - WATER HEATER |

**DUPONT COLOR CODES ARE NOW FOUND IN THE PAINT CODE MANUAL.
YOU CAN FIND THIS MANUAL ON YOUR DEALER INDEX WEBPAGE UNDER SERVICE.**

EXTERIOR BODY GROUP (CONTINUED)

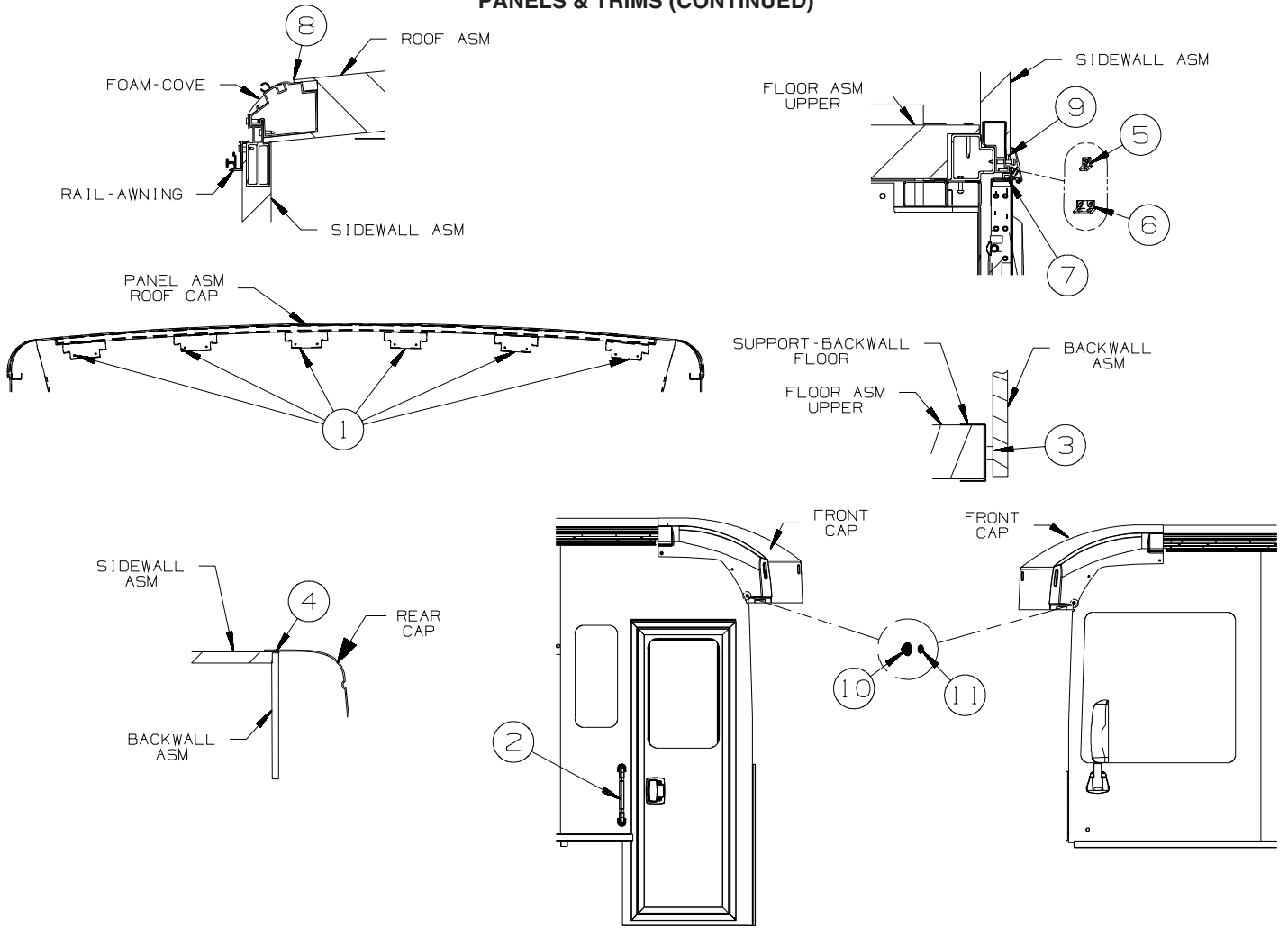
PANELS & TRIMS



| KEY | PART NUMBER | U/M | DESCRIPTION |
|-----|---------------|-----|---|
| 1 | 159888-02-W66 | EA | CAP - ROOF/FRONT SECTION - W/O LIGHTS |
| 2 | 146550-01-02A | EA | TRIM COVER - SIDEWALL - 182" - BLACK |
| 3 | 166256-01-01A | EA | MIRROR - EXTERIOR/REMOTE/HEAT/PASS-W/TURN SIGNAL-BLK/CHR |
| | 108825-03-000 | EA | GASKET - MIRROR |
| | 133379-01-01A | EA | SCREW - MACHINE - 5/16-18 X 2.00 - TORX |
| 4 | 163750-01-WD3 | EA | SIDEWALL - DRIVER - W/O WINDOWS/TRIMS (WD3) |
| 4 | 163750-01-WD7 | EA | SIDEWALL - DRIVER - W/O WINDOWS/TRIMS (WD7, WE3) |
| 5 | 163752-01-WD3 | EA | ROOF - W/O LIGHTS/VENTS - W/WIRING |
| 6 | 162327-02-W70 | EA | BACKWALL/INNER - W/O REAR CAP (WD3) |
| 6 | 162327-02-WD7 | EA | BACKWALL/INNER - W/O REAR CAP (WD7, WE3) |
| 7 | 157284-01-01A | EA | RAIL - AWNING - 192" - BRIGHT WHITE |
| 8 | 114248-02-04A | EA | ANGLE - PLASTIC - .7" X .4" X 96.7" - BEIGE |
| 9* | 142721-02-02A | EA | MIRROR - EXTERIOR REMOTE/HEAT/DRVR - (BREAKAWAY) - CHROME |
| 10 | 166222-01-WD3 | EA | SIDEWALL - PASSENGER - W/O WINDOWS/TRIMS (WD3) |
| 10 | 166222-01-WD7 | EA | SIDEWALL - PASSENGER - W/O WINDOWS/TRIMS (WD7, WE3) |
| 11 | 146576-02-02A | EA | END CAP/TRIM - LEFT HAND - BLACK |
| 12 | 146548-01-01A | EA | TRIM - RETAINER - 143.8" - MILL |
| 13 | 146576-01-02A | EA | END CAP/TRIM - RIGHT HAND - BLACK |

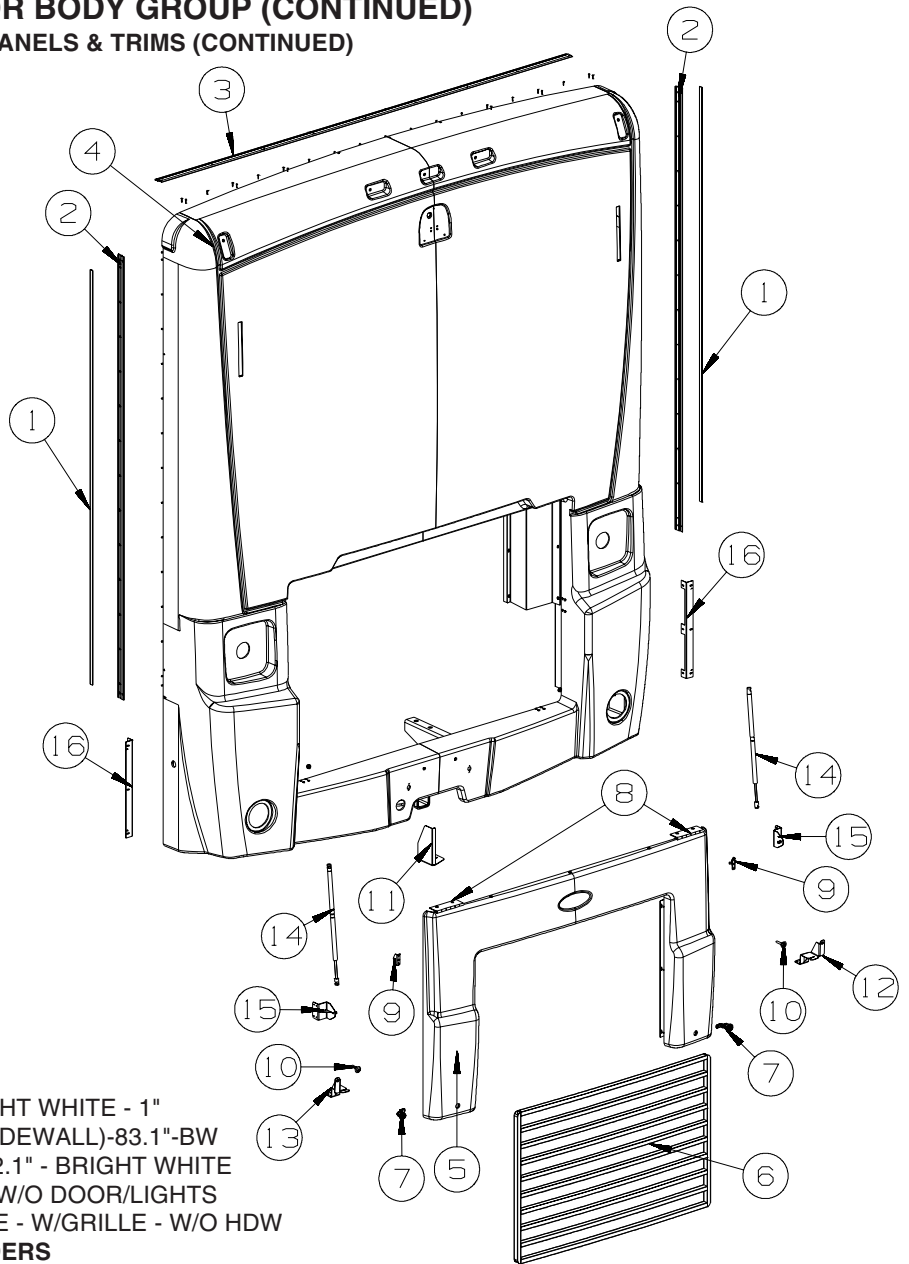
*COMPONENT PARTS LISTED LATER IN THIS GROUP

EXTERIOR BODY GROUP (CONTINUED) PANELS & TRIMS (CONTINUED)



| KEY | PART NUMBER | U/M | DESCRIPTION |
|-----|---------------|-----|--|
| 1 | 134774-01-02B | EA | BRACKET - CAB ATTACHMENT - E-COATED |
| 2 | 157749-01-01A | EA | ASSIST HANDLE - NON-LIGHTED - 18" - CHROME |
| | | | FROM: 00-00-00 THRU: 06-19-07 |
| 2 | 165309-01-01A | EA | ASSIST HANDLE - 18" - NON-LIGHTED - SST |
| | | | FROM: 06-20-07 THRU: 99-99-99 |
| 3 | 104692-01-000 | FT | SEAL - ADHESIVE BACKED FOAM - 3/4" THICK X 3/4" WIDE X 25" |
| 4 | 156622-01-01A | FT | SEALER - TAPE - 1/4" THICK X 3" WIDE X 100 FT |
| 5 | 143143-01-01A | EA | ANGLE - SUPPORT/TRIM |
| 6 | 143143-02-01A | EA | ANGLE - SUPPORT/TRIM |
| 7 | 099418-01-000 | FT | SEAL - D-SECTION/ADHESIVE BACK - .44" X .44" - BLK RUBBER |
| 8 | 152490-01-000 | EA | FOAM - PLUG - ROOF TUBE |
| 9 | 094401-04-000 | EA | SEALER - BODY SEAM - CLEAR |
| 10 | 149753-01-01A | EA | RETAINER/RECESSED - F/.22" SCREW - BLACK |
| 11 | 149753-02-01A | EA | CAP - F/RECESSED RETAINER - BLACK |

EXTERIOR BODY GROUP (CONTINUED)
PANELS & TRIMS (CONTINUED)



KEY PART NUMBER

1 091985-01-07A
 2 092041-01-03A
 3 083805-23-000
 4 159018-02-W72
 5 159019-02-WD3

U/M DESCRIPTION

FT INSERT - TRIM - BRIGHT WHITE - 1"
 EA TRIM-FRT/RR CAP (SIDEWALL)-83.1"-BW
 EA TRIM - ROOF CAP - 92.1" - BRIGHT WHITE
 EA PANEL - REAR CAP - W/O DOOR/LIGHTS
 EA DOOR - REAR ENGINE - W/GRILLE - W/O HDW

VALANCE DOOR & FUEL FILL DOOR LOCK CYLINDERS

| | | |
|------------------|----|---|
| 138289-11-000 | EA | CYLINDER/LOCK - ACCESS DOORS - REDUCED SENSITIVITY (3041) |
| 138289-12-000 | EA | CYLINDER/LOCK - ACCESS DOORS - REDUCED SENSITIVITY (3042) |
| 138289-13-000 | EA | CYLINDER/LOCK - ACCESS DOORS - REDUCED SENSITIVITY (3043) |
| 138289-14-000 | EA | CYLINDER/LOCK - ACCESS DOORS - REDUCED SENSITIVITY (3044) |
| 138289-15-000 | EA | CYLINDER/LOCK - ACCESS DOORS - REDUCED SENSITIVITY (3045) |
| 138289-16-000 | EA | CYLINDER/LOCK - ACCESS DOORS - REDUCED SENSITIVITY (3046) |
| 138289-17-000 | EA | CYLINDER/LOCK - ACCESS DOORS - REDUCED SENSITIVITY (3047) |
| 138289-18-000 | EA | CYLINDER/LOCK - ACCESS DOORS - REDUCED SENSITIVITY (3048) |
| 138289-19-000 | EA | CYLINDER/LOCK - ACCESS DOORS - REDUCED SENSITIVITY (3049) |
| 138289-20-000 | EA | CYLINDER/LOCK - ACCESS DOORS - REDUCED SENSITIVITY (3050) |
| 6 159145-02-WD3 | EA | GRILLE - TRUNK/REAR ENGINE DOOR |
| 7 138290-02-000 | EA | CASE - W/CAM - W/O CYLINDER/KEY |
| 8 102325-05-07A | EA | HINGE/TRUNK DOOR - 6" - OFF SET - BRIGHT WHITE |
| 9 126263-03-02B | EA | BRACKET - GAS SPRING W/BALL STUD - E/COATED |
| 10 058786-01-000 | EA | BOLT - HOOD ADJUSTMENT - 5/16"-18 X 1.5"-2" - W/BLACK PAD |
| 11 162519-01-02B | EA | BRACKET - BUMPER/HITCH - E-COATED |
| 12 161691-01-02B | EA | BRACKET/STRIKE - LATCH - RH HAND - E-COATED |
| 13 161691-02-02B | EA | BRACKET/STRIKE - LATCH - LH HAND - E-COATED |
| 14 142569-04-000 | EA | SPRING/GAS - 67 LB - 21.1" EXTENDED/12.6" COMPRESSED |
| 15 161693-01-02B | EA | BRACKET - GAS SPRING - E-COATED |
| 16 138789-02-02B | EA | ANGLE/MOUNT - WHEEL LIP/BACKWALL - E-COATED |
| | | FROM: 00-00-00 THRU: 08-26-07 |
| 16 138789-01-02B | EA | ANGLE/MOUNT - WHEEL LIP/BACKWALL - E-COATED |
| | | FROM: 08-27-07 THRU: 99-99-99 |

EXTERIOR BODY GROUP (CONTINUED)

COMPONENT PARTS FOR PANELS & TRIMS

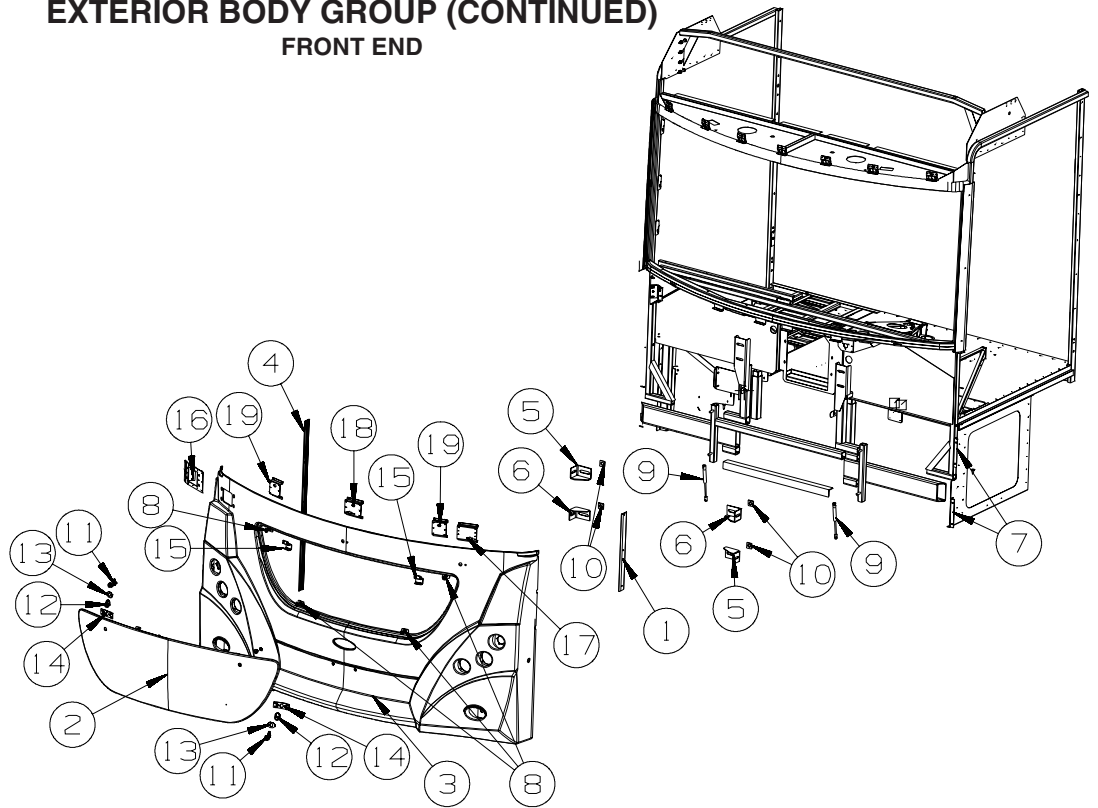
142721-01-02A, 142721-02-02A

| KEY | PART NUMBER | U/M | DESCRIPTION | VENDOR NO. |
|-----|---------------|-----|------------------------------|------------|
| | 106015-16-700 | EA | GLASS/FLAT-W/HEAT ELEMENT | 709450 |
| | 106015-18-700 | EA | GLASS/CONVEX | 709650 |
| | 106015-18-701 | EA | ACTUATOR - CONVEX GLASS | 7475410 |
| | 106015-18-702 | EA | MOTOR - FLAT GLASS | 7471180 |
| | 106015-18-703 | EA | GLASS/CONVEX-ACT/HOUSING | 709651 KIT |
| | 131431-03-700 | EA | LIGHT/TURN SIGNAL - AMBER | 7475510 |
| | 142721-01-700 | EA | COVER/CAP - BOTTOM | Q709678 |
| | 142721-01-701 | EA | CAP - RECTANGULAR (VELVAC) | 709557 |
| | 142721-01-702 | EA | BRACKET/MOUNT - MIRROR | 7096800 |
| | 142721-01-703 | EA | GASKET/MOUNT - MIRROR | 7097400 |
| | 142721-01-704 | EA | SET SCREW - 5/16"-18 X 1.25" | 4082140 |

LADDER

| KEY | PART NUMBER | U/M | DESCRIPTION |
|-----|---------------|-----|--|
| | 129375-02-000 | EA | SEAL - LADDER BRACKET |
| | 161113-06-01A | EA | LADDER - 5 STEP - 71" - BRUSHED ALUMINUM |
| | 161990-01-01A | EA | LADDER - LOWER - BRUSHED ALUMINUM |

EXTERIOR BODY GROUP (CONTINUED)
FRONT END



| KEY | PART NUMBER | U/M | DESCRIPTION |
|-----|---------------|-----|---|
| 1 | 140447-07-01A | EA | TRIM - GRILLE PANEL/SIDEWALL - 21.5" - BRIGHT WHITE |
| 2 | 160829-01-WD3 | EA | HOOD - FRONT - W/O HDW - NON-PRIMED |
| | 102328-01-000 | EA | KEY - BARREL - NICKEL PLATED |
| 3 | P60646-02-WD3 | EA | PANEL - FRONT/LOWER - W/O HOOD/GRILLE/LIGHTS |
| 4 | 140447-08-01A | EA | TRIM - GRILLE PANEL/SIDEWALL - 47.2" - BRIGHT WHITE |
| 5 | 128455-01-02B | EA | BRACKET - BUMPER - E-COATED |
| 6 | 128455-02-02B | EA | BRACKET - BUMPER - E-COATED |
| 7 | 113041-16-02B | EA | ANGLE/MOUNT - BUMPER - E-COATED |
| 8 | 058786-04-000 | EA | BOLT - HOOD ADJUSTMENT - 5/16"-18 X 2"-2.5" - W/BLACK PAD |
| 9 | 142569-30-000 | EA | SPRING/GAS - 90 LB - 9.6" EXTENDED/6.5" COMPRESSED |
| 10 | 116617-02-02B | EA | SPACER - BUMPER |
| 11 | 102330-02-000 | EA | LATCH - VISE ACTION/KEY OPERATED |
| 12 | 131664-01-01A | EA | PULL-LOCK, BLACK |
| 13 | 164283-01-02B | EA | RETAINER - LATCH/HOOD - E-COATED |
| 14 | 164282-01-02B | EA | SPACER - LATCH/HOOD - E-COATED |
| 15 | 160247-02-02B | EA | LATCH - HOOD/FRONT END - E-COATED |
| 16 | 120850-04-02B | EA | PLATE - SUPPORT/MIRROR - E-COATED |
| 17 | 157051-02-02B | EA | SUPPORT - PIVOT SHAFT - E-COATED |
| 18 | 157051-04-02B | EA | SUPPORT - PIVOT SHAFT - E-COATED |
| 19 | 157051-05-02B | EA | SUPPORT - PIVOT SHAFT - E-COATED |

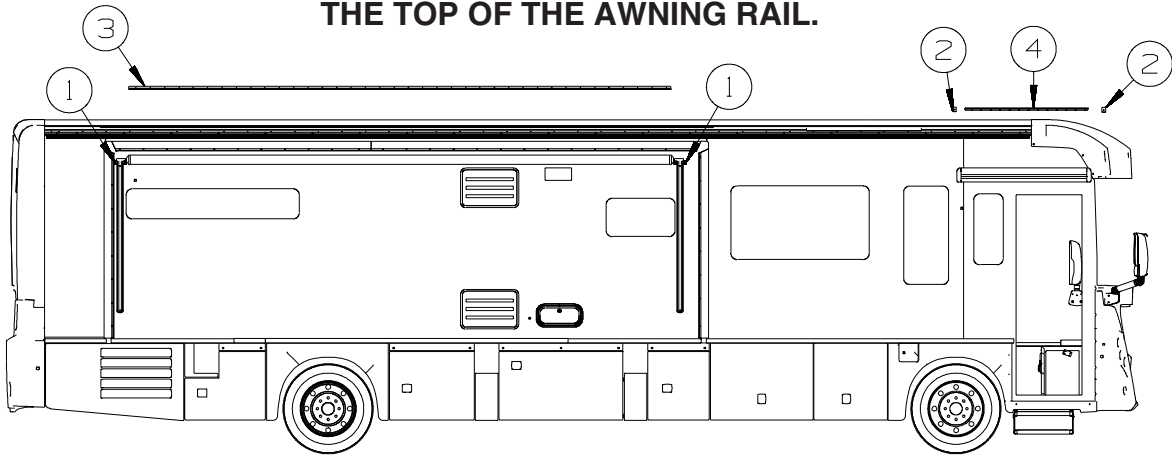
EXTERIOR BODY GROUP (CONTINUED)

STRUCTURAL COMPONENTS

| KEY | PART NUMBER | U/M | DESCRIPTION |
|-----|---------------|-----|--|
| | 089297-01-000 | SF | PLYWOOD - LUAN - OVERLAY GRADE - 4' X 8' |
| | 100619-01-000 | BF | FOAM - EXPANDED POLYSTYRENE - 1.34" X 48" X 96" |
| | 100619-04-000 | BF | FOAM - EXPANDED POLYSTYRENE - .5" X 48" X 96" |
| | 100619-05-000 | BF | FOAM - EXPANDED POLYSTYRENE - .75" X 48" X 96"-1.5"DENSITY |
| | 100619-13-000 | BF | FOAM - EXPANDED POLYSTYRENE-.34" X 34.7" X 96"-2" DENSITY |
| | 100619-16-000 | BF | FOAM - EXPANDED POLYSTYRENE - .75" X 48" X 96"-2" DENSITY |
| | 116942-03-01A | LB | ALUMINUM - .7" X 40" X 158" |
| | 108535-05-03A | SF | FIBERGLASS SHEET - 108" X 500' ROLL - BRIGHT WHITE |
| | 128782-18-01A | EA | FIBERGLASS SHEET - 85.2" X 448.1" - HIGH GLOSS - BRT WHITE |
| | 120107-07-000 | EA | FOAM - ROOF COVE |
| | 151523-01-02A | EA | CEILING PANEL - 48" X 97.1" - VINYL/FOAM/LUAN - SPINDRIFT |
| | 152490-01-000 | EA | FOAM - PLUG - ROOF TUBE |

AWNINGS

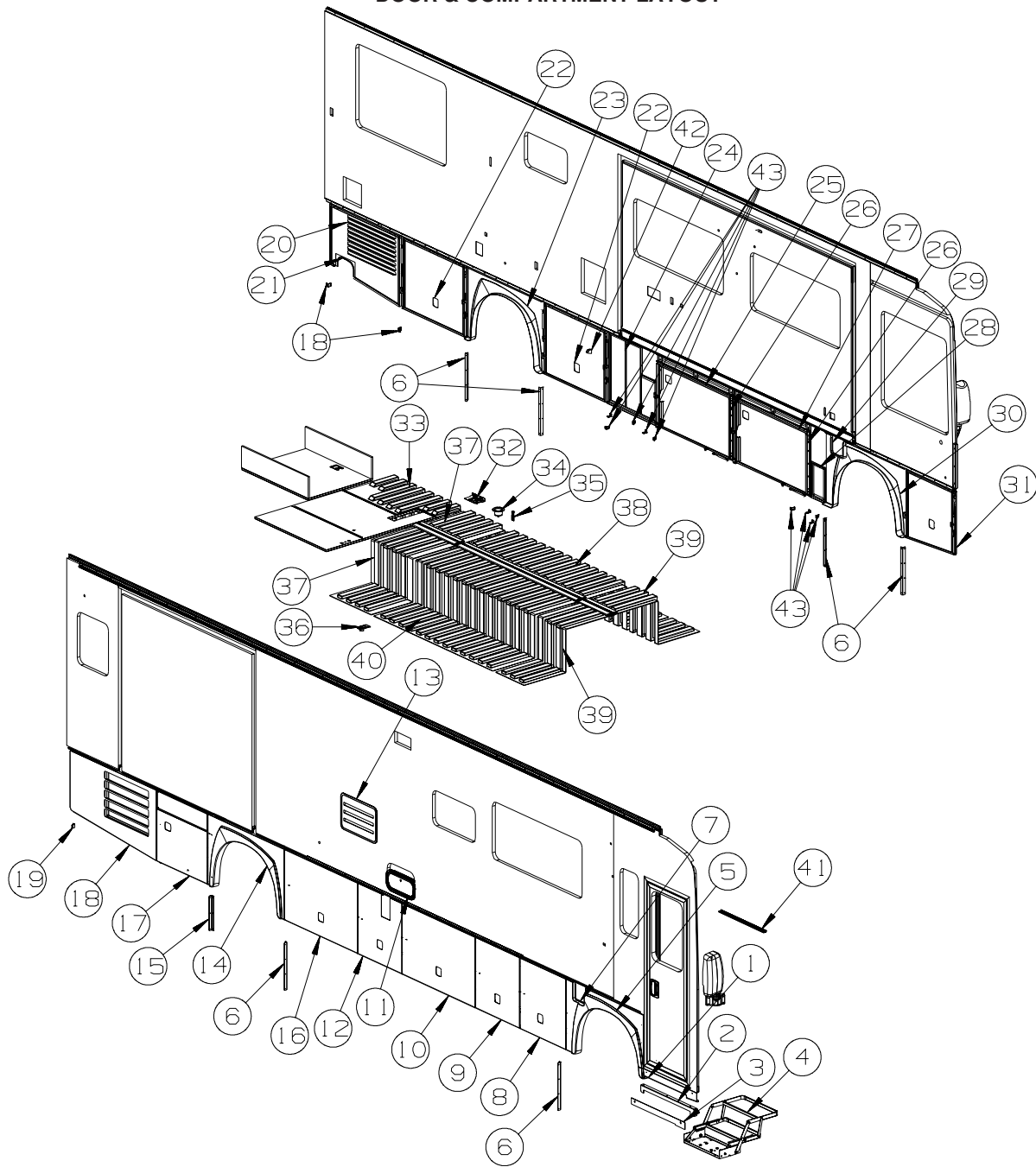
ORDER AWNINGS & REPAIR PARTS FROM DOMETIC. CALL #800-366-3842.
THE DOMETIC AWNING INFORMATION YOU WILL NEED IS LOCATED ON THE MOTOR HOME NEAR
THE TOP OF THE AWNING RAIL.



| KEY | PART NUMBER | U/M | DESCRIPTION |
|-----|---------------|-----|--|
| 1 | 113874-12-01A | EA | SCREW/LAG - AWNING - 1/4" X 2 3/4" STAINLESS STEEL |
| 2 | 136770-03-02A | EA | SPACER - AWNING - 2" - BLACK - ENTRANCE DOOR FROM: 00-00-00 THRU: 09-02-07 |
| 3 | 142123-07-02A | EA | RAIL/AWNING - 226" - BLACK |
| 4 | 137029-01-02A | EA | BRACKET - AWNING - BLACK FROM: 00-00-00 THRU: 09-02-07 |
| 4 | 165522-01-02A | EA | RAIL - AWNING - 51.1" - BLACK FROM: 09-03-07 THRU: 99-99-99 |

EXTERIOR DOORS & COMPARTMENTS GROUP

DOOR & COMPARTMENT LAYOUT

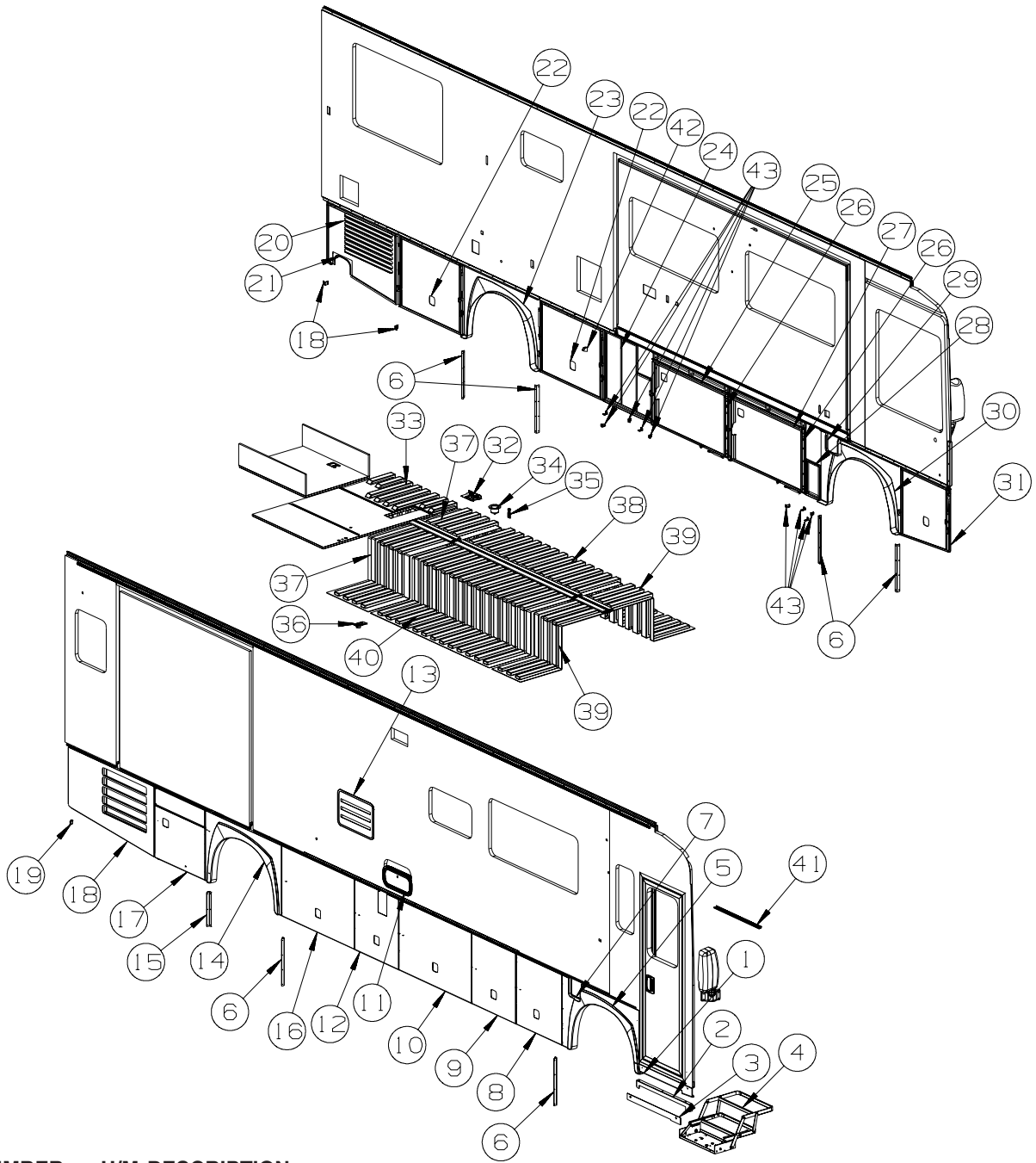


| KEY | PART NUMBER | U/M | DESCRIPTION |
|-----|---------------|-----|---|
| 1 | 162072-02-WD3 | EA | VALANCE/PANEL - ENTRY DOOR - PLASTIC |
| 2 | 134125-06-02B | EA | SUPPORT - DOOR/VALANCE - E-COATED |
| 3 | 143362-05-02B | EA | CLIP - TRIM - E-COATED |
| 4* | 094707-04-01A | EA | STEP - ELECTRIC DOUBLE - KWIKEE |
| | | | FROM: 05-24-07 THRU: 99-99-99 |
| 4* | 094708-06-01A | EA | STEP - ELECTRIC - SINGLE - BLACK - KWIKEE |
| | | | FROM: 00-00-00 THRU: 05-23-07 |
| 5 | 160944-05-WD3 | EA | PANEL/WHEEL LIP - PASSENGER/FRONT |
| | 139793-03-01A | EA | HINGE - CENTER/VALANCE DOOR - W/O BALL STUD |
| 6 | 113904-11-02B | EA | ANGLE - ATTACHMENT/WHEEL LIP - 21.6" - E-COAT |

EXTERIOR DOORS & COMPARTMENTS GROUP (CONTINUED)
DOOR & COMPARTMENT LAYOUT (CONTINUED)

| KEY | PART NUMBER | U/M | DESCRIPTION | | |
|---------------|---------------|---------------|---|---|---|
| 7 | 160260-04-WD3 | EA | PANEL/DOOR - FUEL FILL - W/O LOCK | | |
| | 110506-40-000 | EA | CLIP-E, LOCK ASM - BRIGGS & STRATTON 93981 | | |
| | 110506-41-000 | EA | WASHER-TENSION LOCK ASM - BRIGGS & STRATTON 37512 | | |
| | 110506-42-000 | EA | NUT-LOCK ASM - BRIGGS & STRATTON 310878 | | |
| | 110506-43-000 | EA | WASHER-FLAT, LOCK ASM - BRIGGS & STRATTON 82089 | | |
| | 110506-44-000 | EA | GASKET-LOCK ASM - BRIGGS & STRATTON - #47701 | | |
| | 110506-45-000 | EA | WASHER - SPUR - BRIGGS & STRATTON - #94771 | | |
| | 110506-51-000 | EA | CASE/CYLINDER - TWIST LATCH - W/O CAM - 1" - 596669 | | |
| | 110506-78-000 | EA | CAM - LATCHING - 2.3" | | |
| | 153306-01-01A | EA | HINGE - PIANO - 1 1/2" X 5" - UNPAINTED | | |
| | 138290-01-000 | EA | CASE - W/CAM - W/O CYLINDER/KEY | | |
| | 153306-02-01A | EA | HINGE - PIANO - 1 1/2" X 3.9" - UNPAINTED | | |
| | 8 | 161136-12-AA1 | EA | DOOR/VALANCE - W/O PADDLE LATCH/HDW - 30.6"W X 32.2"H | |
| | | 132873-03-000 | EA | ROD - LATCH - 10.9" W/DOG LEG | |
| 135624-68-01B | | EA | ROD - LATCH | | |
| 142569-12-000 | | EA | SPRING/GAS - 90 LB - 15" EXTENDED/9.5" COMPRESSED | | |
| 126263-02-02B | | EA | BRACKET - GAS SPRING W/BALL STUD - E-COATED | | |
| 130053-01-01A | | EA | STRIKER - LUGGAGE DOOR - FLUSH - BLACK | | |
| 143793-01-01A | | EA | SHIM - STRIKER - LUGGAGE - 3/64" - BLACK | | |
| 099418-01-000 | | FT | SEAL - D-SECTION/ADHESIVE BACK - .44" X .44" - BLK RUBBER | | |
| 132892-08-01A | | FT | SEAL - BULB/SINGLE - W/U CHANNEL - 1" X .8" - BLACK | | |
| 9 | | 161136-06-AA1 | EA | DOOR/VALANCE - W/O PADDLE LATCH/HDW - 29.3"W X 32.2"H | |
| | | 132873-J4-000 | EA | ROD - LATCH - 8.7" W/3/4" DOG LEG | |
| | | 135624-C7-01B | EA | ROD - LATCH | |
| | | 142569-12-000 | EA | SPRING/GAS - 90 LB - 15" EXTENDED/9.5" COMPRESSED | |
| | | 126263-02-02B | EA | BRACKET - GAS SPRING W/BALL STUD - E-COATED | |
| | 130053-01-01A | EA | STRIKER - LUGGAGE DOOR - FLUSH - BLACK | | |
| | 143793-01-01A | EA | SHIM - STRIKER - LUGGAGE - 3/64" - BLACK | | |
| | 099418-01-000 | FT | SEAL - D-SECTION/ADHESIVE BACK - .44" X .44" - BLK RUBBER | | |
| | 132892-08-01A | FT | SEAL - BULB/SINGLE - W/U CHANNEL - 1" X .8" - BLACK | | |
| | 10 | 161136-07-AA1 | EA | DOOR/VALANCE - W/O PADDLE LATCH/HDW - 48.6"W X 32.2"H | |
| | | 132873-J5-000 | EA | ROD - LATCH - 18.3" W/3/4" DOG LEG | |
| | | 135624-C8-01B | EA | ROD - LATCH | |
| | | 142569-12-000 | EA | SPRING/GAS - 90 LB - 15" EXTENDED/9.5" COMPRESSED | |
| | | 126263-02-02B | EA | BRACKET - GAS SPRING W/BALL STUD - E-COATED | |
| 130053-01-01A | | EA | STRIKER - LUGGAGE DOOR - FLUSH - BLACK | | |
| 143793-01-01A | | EA | SHIM - STRIKER - LUGGAGE - 3/64" - BLACK | | |
| 099418-01-000 | | FT | SEAL - D-SECTION/ADHESIVE BACK - .44" X .44" - BLK RUBBER | | |
| 132892-08-01A | | FT | SEAL - BULB/SINGLE - W/U CHANNEL - 1" X .8" - BLACK | | |
| 11 | | 126945-09-R38 | EA | DOOR/STORAGE - W/O HARDWARE - 18.3" X 9.9" | |
| | | 056795-01-000 | FT | TAPE/SEAL - 1/8" X 3/8" WIDE - PRESS ON | |
| | | 12 | 161136-10-AA1 | EA | DOOR/VALANCE - W/O PADDLE LATCH/HDW - 29.3"W X 32.2"H |
| | | | 132873-J4-000 | EA | ROD - LATCH - 8.7" W/3/4" DOG LEG |
| 135624-C7-01B | | | EA | ROD - LATCH | |
| 142569-12-000 | EA | | SPRING/GAS - 90 LB - 15" EXTENDED/9.5" COMPRESSED | | |
| 126263-02-02B | EA | | BRACKET - GAS SPRING W/BALL STUD - E-COATED | | |
| 130053-01-01A | EA | | STRIKER - LUGGAGE DOOR - FLUSH - BLACK | | |
| 143793-01-01A | EA | | SHIM - STRIKER - LUGGAGE - 3/64" - BLACK | | |
| 099418-01-000 | FT | | SEAL - D-SECTION/ADHESIVE BACK - .44" X .44" - BLK RUBBER | | |
| 132892-08-01A | FT | | SEAL - BULB/SINGLE - W/U CHANNEL - 1" X .8" - BLACK | | |
| 13 | 137395-01-01A | | EA | DOOR - REFRIGERATOR VENT - 21.5" X 13.8" - BRIGHT WHITE | |
| | 14 | | 160944-03-WD3 | EA | PANEL/WHEEL LIP - PASSENGER/REAR |
| 139793-03-01A | | | EA | HINGE - CENTER/VALANCE DOOR - W/O BALL STUD | |
| 15 | 113904-13-02B | | EA | ANGLE - ATTACHMENT/WHEEL LIP - 15.7" - E-COAT | |
| 16 | 161136-09-AA1 | | EA | DOOR/VALANCE - W/O PADDLE LATCH/HDW - 48.6"W X 32.2"H | |
| | 132873-J5-000 | EA | ROD - LATCH - 18.3" W/3/4" DOG LEG | | |
| | 135624-C8-01B | EA | ROD - LATCH | | |
| | 142569-12-000 | EA | SPRING/GAS - 90 LB - 15" EXTENDED/9.5" COMPRESSED | | |
| | 126263-02-02B | EA | BRACKET - GAS SPRING W/BALL STUD - E-COATED | | |
| | 130053-01-01A | EA | STRIKER - LUGGAGE DOOR - FLUSH - BLACK | | |
| | 143793-01-01A | EA | SHIM - STRIKER - LUGGAGE - 3/64" - BLACK | | |
| | 099418-01-000 | FT | SEAL - D-SECTION/ADHESIVE BACK - .44" X .44" - BLK RUBBER | | |
| | 132892-08-01A | FT | SEAL - BULB/SINGLE - W/U CHANNEL - 1" X .8" - BLACK | | |

EXTERIOR DOORS & COMPARTMENTS GROUP (CONTINUED)
DOOR & COMPARTMENT LAYOUT (CONTINUED)



| KEY | PART NUMBER | U/M | DESCRIPTION |
|-----|---------------|-----|---|
| 17 | 160939-07-AA1 | EA | DOOR/VALANCE - W/O PADDLE LATCH/HDW - 33.5" X 23.9"-BLK |
| | 151390-03-01B | EA | ROD - LATCH - 11.1" W/3/4" DOG LEG |
| | 132892-08-01A | FT | SEAL - BULB/SINGLE - W/U CHANNEL - 1" X .8" - BLACK |
| 18 | 161136-08-AA1 | EA | DOOR/VALANCE - W/LOUVER - W/O HDW - 57.6"WX32.2"HX27.3"H |
| | 145993-01-000 | FT | SEAL - "D SECTION" W/ADHESIVE BACK |
| 19 | 140309-03-02B | EA | ANGLE - FURNACE DOOR - E-COATED |
| 20 | 161136-11-AA1 | EA | DOOR/VALANCE - W/LOUVER - W/O HDW - 48.6"WX28.6"HX30.9"H |
| 21 | 163769-03-02A | EA | PANEL/TRIM - DIFFUSER - ALUMINUM/BLACK |
| | | | FROM: 00-00-00 THRU: 07-08-07 |
| 22 | 161136-01-AA1 | EA | DOOR/VALANCE - W/O PADDLE LATCH/HDW - 42.9"W X 32.2"H |
| | 132873-J6-000 | EA | ROD - LATCH - 15.3" W/3/4" DOG LEG |
| | 135624-C9-01B | EA | ROD - LATCH |
| | 142569-12-000 | EA | SPRING/GAS - 90 LB - 15" EXTENDED/9.5" COMPRESSED |
| | 126263-02-02B | EA | BRACKET - GAS SPRING W/BALL STUD - E-COATED |
| | 130053-01-01A | EA | STRIKER - LUGGAGE DOOR - FLUSH - BLACK |
| | 143793-01-01A | EA | SHIM - STRIKER - LUGGAGE - 3/64" - BLACK |
| | 099418-01-000 | FT | SEAL - D-SECTION/ADHESIVE BACK - .44" X .44" - BLK RUBBER |
| | 107721-07-000 | FT | SEAL - ACCESS DOOR - .9"WIDE X 1.1"HIGH |

EXTERIOR DOORS & COMPARTMENTS GROUP (CONTINUED)
DOOR & COMPARTMENT LAYOUT (CONTINUED)

| KEY | PART NUMBER | U/M | DESCRIPTION |
|-----|---------------|-----|--|
| 23 | 160944-04-WD3 | EA | PANEL/WHEEL LIP - DRIVER/REAR |
| | 139793-03-01A | EA | HINGE - CENTER/VALANCE DOOR - W/O BALL STUD |
| 24 | 162732-01-AA1 | EA | VALANCE/PANEL - W/O HDW - 31.8"W X 32.4"H - BLACK |
| 25 | 161442-03-AA1 | EA | PANEL/VALANCE - W/MOUNT CHANNEL - 3.2" X 50.9" - BLACK |
| 26 | 160939-05-AA1 | EA | DOOR/VALANCE - W/O PADDLE LATCH/HDW - 50.9" X 28.7"-BLK |
| | 151390-04-01B | EA | ROD - LATCH - 10.5" W/3/4" DOG LEG |
| | 132892-08-01A | FT | SEAL - BULB/SINGLE - W/U CHANNEL - 1" X .8" - BLACK |
| 27 | 159557-05-AA1 | EA | PANEL/VALANCE - W/MOUNT CHANNEL - 3.2" X 50.9" |
| 28 | 160988-02-AA1 | EA | PANEL/VALANCE - W/O HDW - 9.4"W X 15.9"H - BLACK |
| 29 | 160260-02-WD3 | EA | PANEL/DOOR - FUEL FILL - W/O LOCK |
| | 138290-01-000 | EA | CASE - W/CAM - W/O CYLINDER/KEY |
| | 153306-02-01A | EA | HINGE - PIANO - 1 1/2" X 3.9" - UNPAINTED |
| 30 | 160944-02-WD3 | EA | PANEL/WHEEL LIP - DRIVER/FRONT |
| | 139793-03-01A | EA | HINGE - CENTER/VALANCE DOOR - W/O BALL STUD |
| 31 | 161136-02-AA1 | EA | DOOR/VALANCE - W/O PADDLE LATCH/HDW - 33.1"WX28.6"HX30.9"H |
| | 132873-J3-000 | EA | ROD - LATCH - 10.5" W/3/4" DOG LEG |
| | 135624-D0-01B | EA | ROD - LATCH |
| | 130053-01-01A | EA | STRIKER - LUGGAGE DOOR - FLUSH - BLACK |
| | 143793-01-01A | EA | SHIM - STRIKER - LUGGAGE - 3/64" - BLACK |
| | 142569-27-000 | EA | SPRING/GAS - 112 LB - 17" EXTENDED/11" COMPRESSED |
| | 126263-02-02B | EA | BRACKET - GAS SPRING W/BALL STUD - E-COATED |
| | 099418-01-000 | FT | SEAL - D-SECTION/ADHESIVE BACK - .44" X .44" - BLK RUBBER |
| | 132892-08-01A | FT | SEAL - BULB/SINGLE - W/U CHANNEL - 1" X .8" - BLACK |
| 32* | 142226-02-01A | EA | HATCH - POWER |
| 33 | 159762-11-01A | EA | COMPARTMENT - LUGGAGE |
| | 159762-01-01A | EA | COMPARTMENT - LUGGAGE |
| 34 | 164974-01-01A | EA | POCKET - RECESSED/ROUND - PLASTIC |
| 35 | 130377-02-000 | EA | TUBE/DRAIN - KAZOO - 1 1/2" X 4" |
| 36 | 160154-01-01A | EA | HATCH - F/POWER CORD - W/BASE/COVER - BLACK |
| 37 | 164972-02-01A | EA | COMPARTMENT - LUGGAGE |
| 38 | 160895-02-01A | EA | COMPARTMENT - LUGGAGE |
| | 160895-01-01A | EA | COMPARTMENT - LUGGAGE |
| 39 | 164972-03-01A | EA | COMPARTMENT - LUGGAGE |
| 40 | 160895-03-01A | EA | COMPARTMENT - LUGGAGE |
| | 160895-01-01A | EA | COMPARTMENT - LUGGAGE |
| 41 | 139054-24-02A | EA | CAP - DRIP - JAMB MOUNTED - BLACK |
| 42 | 131383-03-02A | EA | BRACKET - SHOWER HEAD - WHITE |
| 43 | 123512-06-02B | EA | BRACKET - DOOR/VALANCE - E-COATED |

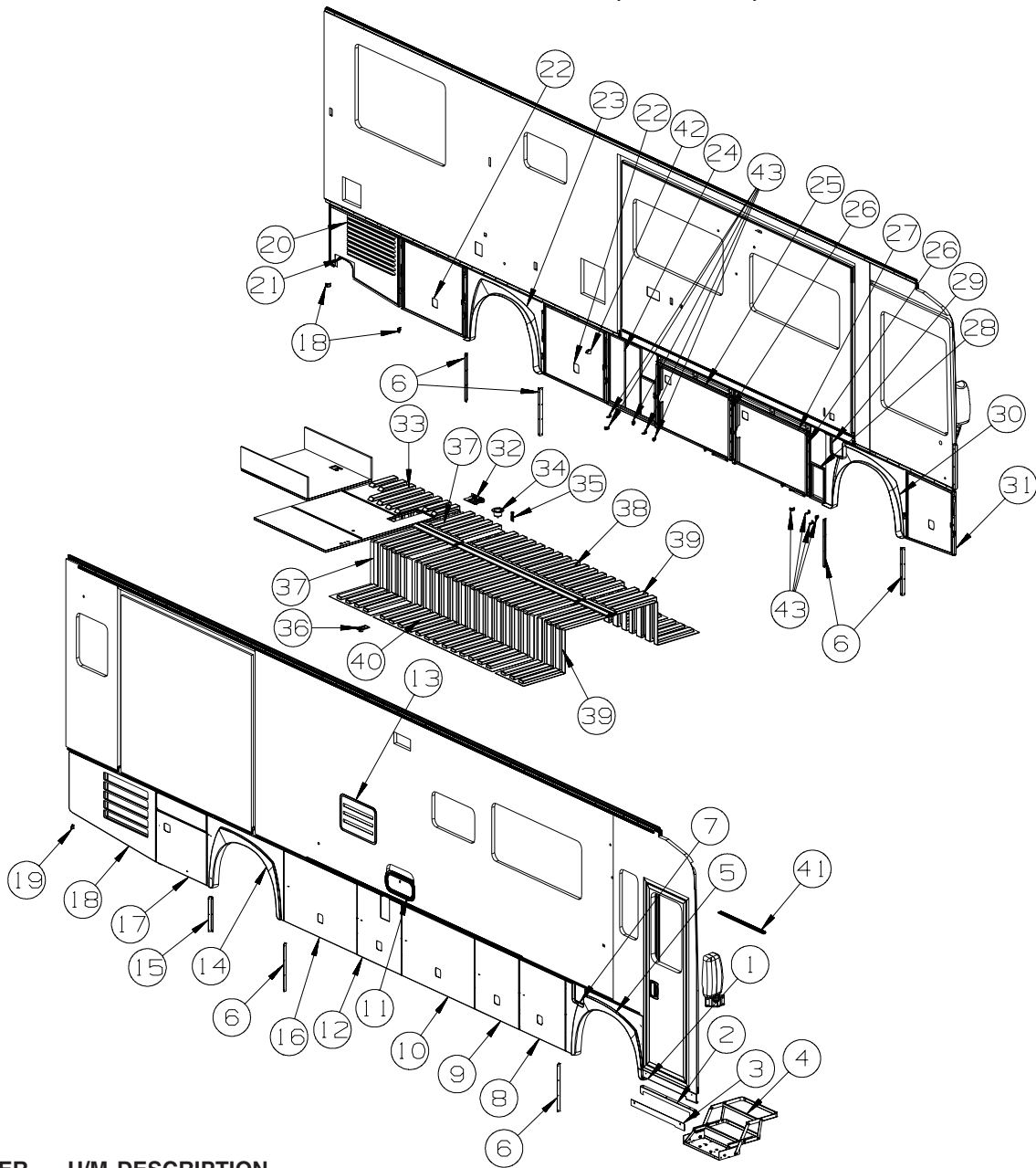
ENTRY DOOR LOCK CYLINDERS

| | | |
|---------------|----|--|
| 138287-11-000 | EA | CYLINDER/LOCK - ENTRY DOOR - MASTER W/3M ICON - (3041) |
| 138287-12-000 | EA | CYLINDER/LOCK - ENTRY DOOR - MASTER W/3M ICON - (3042) |
| 138287-13-000 | EA | CYLINDER/LOCK - ENTRY DOOR - MASTER W/3M ICON - (3043) |
| 138287-14-000 | EA | CYLINDER/LOCK - ENTRY DOOR - MASTER W/3M ICON - (3044) |
| 138287-15-000 | EA | CYLINDER/LOCK - ENTRY DOOR - MASTER W/3M ICON - (3045) |
| 138287-16-000 | EA | CYLINDER/LOCK - ENTRY DOOR - MASTER W/3M ICON - (3046) |
| 138287-17-000 | EA | CYLINDER/LOCK - ENTRY DOOR - MASTER W/3M ICON - (3047) |
| 138287-18-000 | EA | CYLINDER/LOCK - ENTRY DOOR - MASTER W/3M ICON - (3048) |
| 138287-19-000 | EA | CYLINDER/LOCK - ENTRY DOOR - MASTER W/3M ICON - (3049) |
| 138287-20-000 | EA | CYLINDER/LOCK - ENTRY DOOR - MASTER W/3M ICON - (3050) |
| 138292-01-000 | EA | SEAL - LOCK CYLINDER |

VALANCE DOOR & FUEL FILL DOOR LOCK CYLINDERS

| | | |
|---------------|----|---|
| 138289-11-000 | EA | CYLINDER/LOCK - ACCESS DOORS - REDUCED SENSITIVITY (3041) |
| 138289-12-000 | EA | CYLINDER/LOCK - ACCESS DOORS - REDUCED SENSITIVITY (3042) |
| 138289-13-000 | EA | CYLINDER/LOCK - ACCESS DOORS - REDUCED SENSITIVITY (3043) |
| 138289-14-000 | EA | CYLINDER/LOCK - ACCESS DOORS - REDUCED SENSITIVITY (3044) |
| 138289-15-000 | EA | CYLINDER/LOCK - ACCESS DOORS - REDUCED SENSITIVITY (3045) |
| 138289-16-000 | EA | CYLINDER/LOCK - ACCESS DOORS - REDUCED SENSITIVITY (3046) |
| 138289-17-000 | EA | CYLINDER/LOCK - ACCESS DOORS - REDUCED SENSITIVITY (3047) |
| 138289-18-000 | EA | CYLINDER/LOCK - ACCESS DOORS - REDUCED SENSITIVITY (3048) |
| 138289-19-000 | EA | CYLINDER/LOCK - ACCESS DOORS - REDUCED SENSITIVITY (3049) |
| 138289-20-000 | EA | CYLINDER/LOCK - ACCESS DOORS - REDUCED SENSITIVITY (3050) |

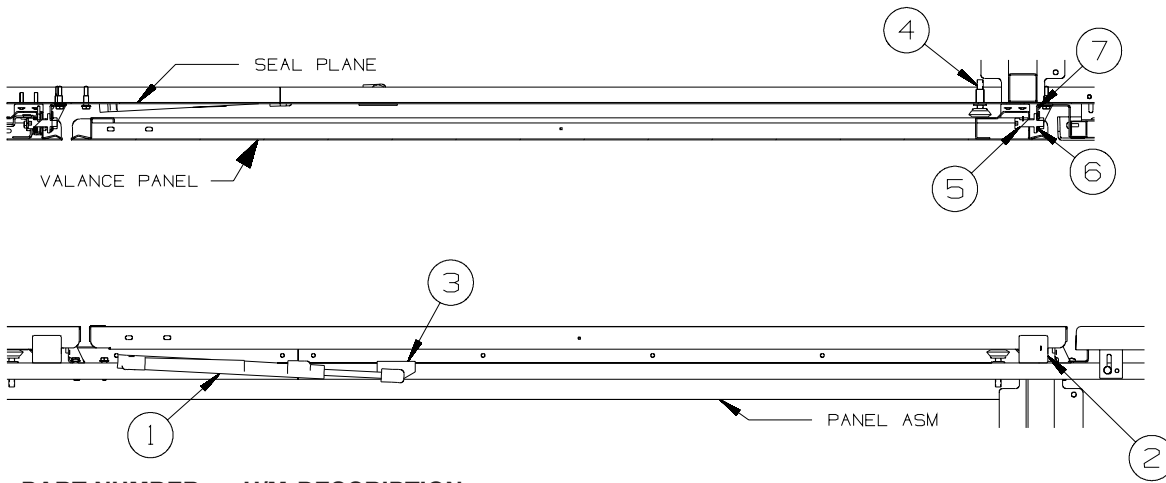
EXTERIOR DOORS & COMPARTMENTS GROUP (CONTINUED)
DOOR & COMPARTMENT LAYOUT (CONTINUED)



| KEY | PART NUMBER | U/M DESCRIPTION |
|-----|---------------|---|
| | 138288-11-000 | EA KEY - REVERSIBLE - #3041 - T/M 16169-02-3041 |
| | 138288-12-000 | EA KEY - REVERSIBLE - #3042 - T/M 16169-02-3042 |
| | 138288-13-000 | EA KEY - REVERSIBLE - #3043 - T/M 16169-02-3043 |
| | 138288-14-000 | EA KEY - REVERSIBLE - #3044 - T/M 16169-02-3044 |
| | 138288-15-000 | EA KEY - REVERSIBLE - #3045 - T/M 16169-02-3045 |
| | 138288-16-000 | EA KEY - REVERSIBLE - #3046 - T/M 16169-02-3046 |
| | 138288-17-000 | EA KEY - REVERSIBLE - #3047 - T/M 16169-02-3047 |
| | 138288-18-000 | EA KEY - REVERSIBLE - #3048 - T/M 16169-02-3048 |
| | 138288-19-000 | EA KEY - REVERSIBLE - #3049 - T/M 16169-02-3049 |
| | 138288-20-000 | EA KEY - REVERSIBLE - #3050 - T/M 16169-02-3050 |

***COMPONENT PARTS LISTED LATER IN THIS GROUP**

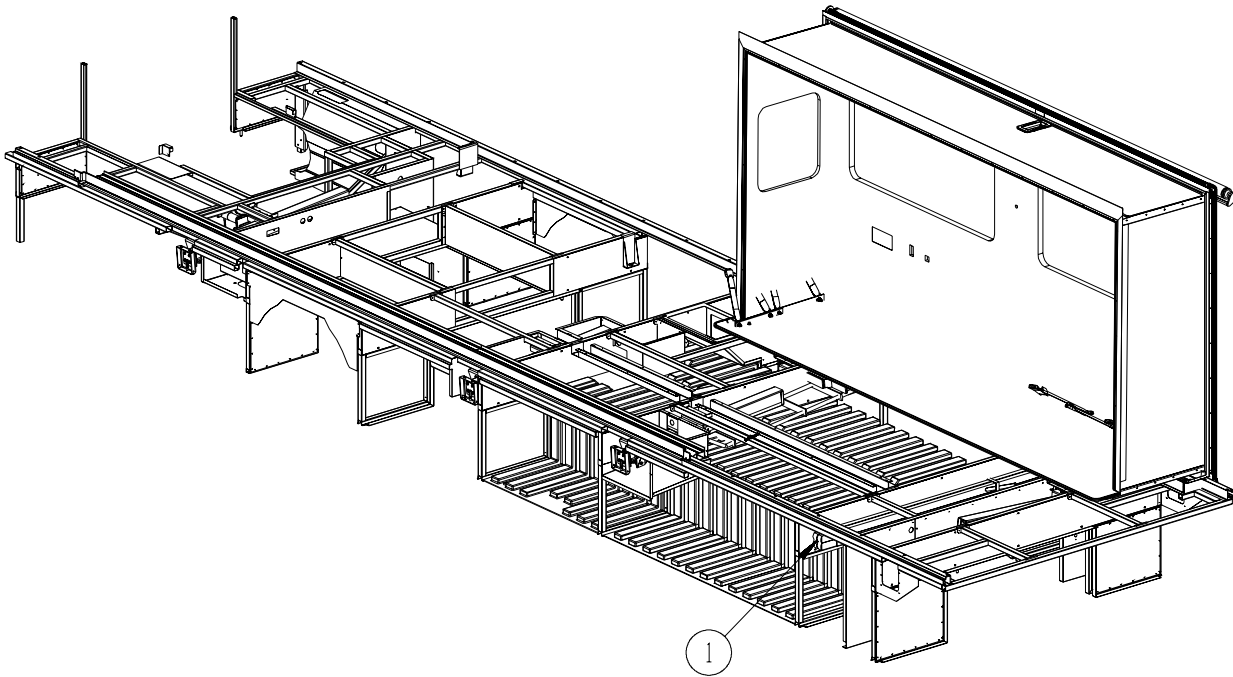
EXTERIOR DOORS & COMPARTMENTS GROUP (CONTINUED)
DOOR & COMPARTMENT LAYOUT (CONTINUED)



**DOOR &
COMPARTMENT
SECTIONS**

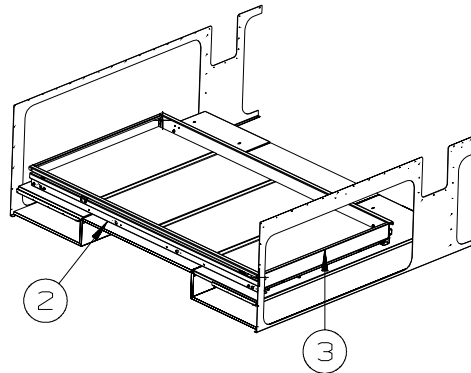
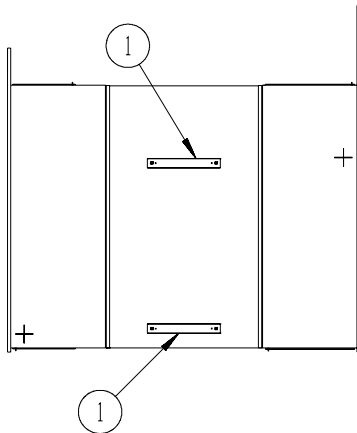
| KEY | PART NUMBER | U/M | DESCRIPTION |
|-----|---------------|-----|--|
| 1 | 142569-06-000 | EA | SPRING/GAS - 25 LB - 14.8" EXTENDED/8.9" COMPRESSED |
| 2 | 149558-01-01A | EA | SUPPORT - VALANCE DOOR - LOWER - BLACK |
| 3 | 126263-02-02B | EA | BRACKET - GAS SPRING W/BALL STUD - E-COATED |
| 4 | 058786-01-000 | EA | BOLT - HOOD ADJUSTMENT - 5/16"-18 X 1.5"-2"- W/BLACK PAD |
| 5 | 149358-01-01A | EA | BOLT - STRIKER - .375"DIAMETER |
| 6 | 149357-02-02B | EA | PLATE ASSEMBLY - F/STRIKER BOLT - E-COATED |
| 7 | 149356-02-02B | EA | MOUNTING - F/STRIKER BOLT - E-COATED |

EXTERIOR DOORS & COMPARTMENTS GROUP (CONTINUED)
DOOR & COMPARTMENT LAYOUT (CONTINUED)



**ACCESSORY
INSTALLATION**

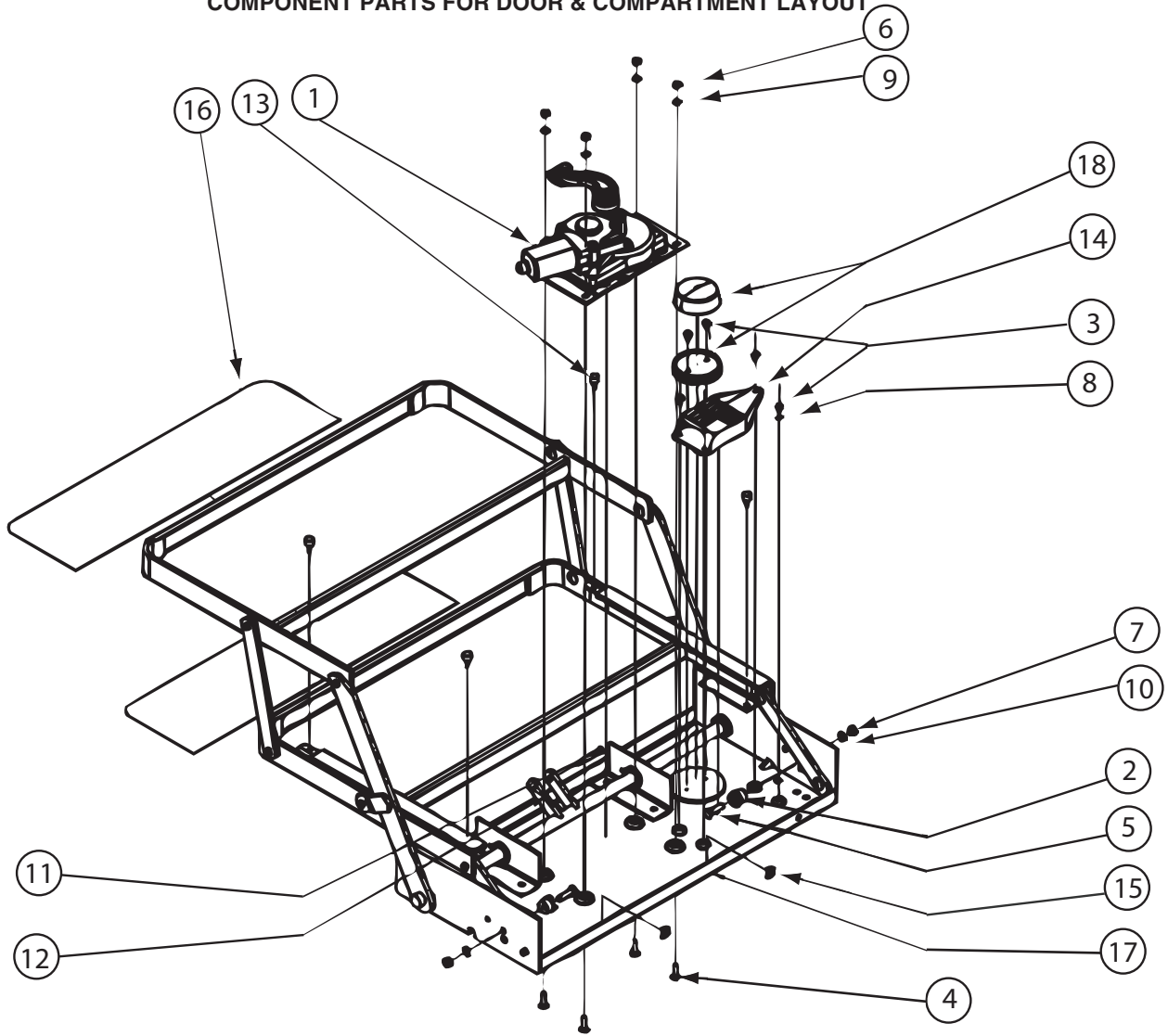
| KEY | PART NUMBER | U/M DESCRIPTION |
|-----|---------------|---|
| 1 | 148880-02-01A | EA LADDER/FOLDING - ALUMINUM- FOLDED SIZE 3.5" X 4.5" X 86.5" |



**SLIDING TRAY
INSTALLATION**

| KEY | PART NUMBER | U/M DESCRIPTION |
|-----|---------------|---|
| 1 | 147393-02-02B | EA RETAINER - COMPARTMENT/SLIDE - E-COATED FROM: 00-00-00 THRU: 08-23-07 |
| 1 | 147393-05-02B | EA RETAINER - COMPARTMENT/SLIDE - E-COATED FROM: 08-24-07 THRU: 99-99-99 |
| 2 | 147533-01-000 | EA SLIDE TRAY - LUGGAGE FROM: 00-00-00 THRU: 08-28-07 |
| 3 | 147533-03-000 | EA SLIDE TRAY - TRIM KIT - LUGGAGE FROM: 00-00-00 THRU: 08-28-07 |
| 3 | 164948-01-01A | EA SLIDE TRAY - LUGGAGE - W/CARPET FROM: 08-29-07 THRU: 99-99-99 |

EXTERIOR DOORS & COMPARTMENTS GROUP (CONTINUED)
COMPONENT PARTS FOR DOOR & COMPARTMENT LAYOUT

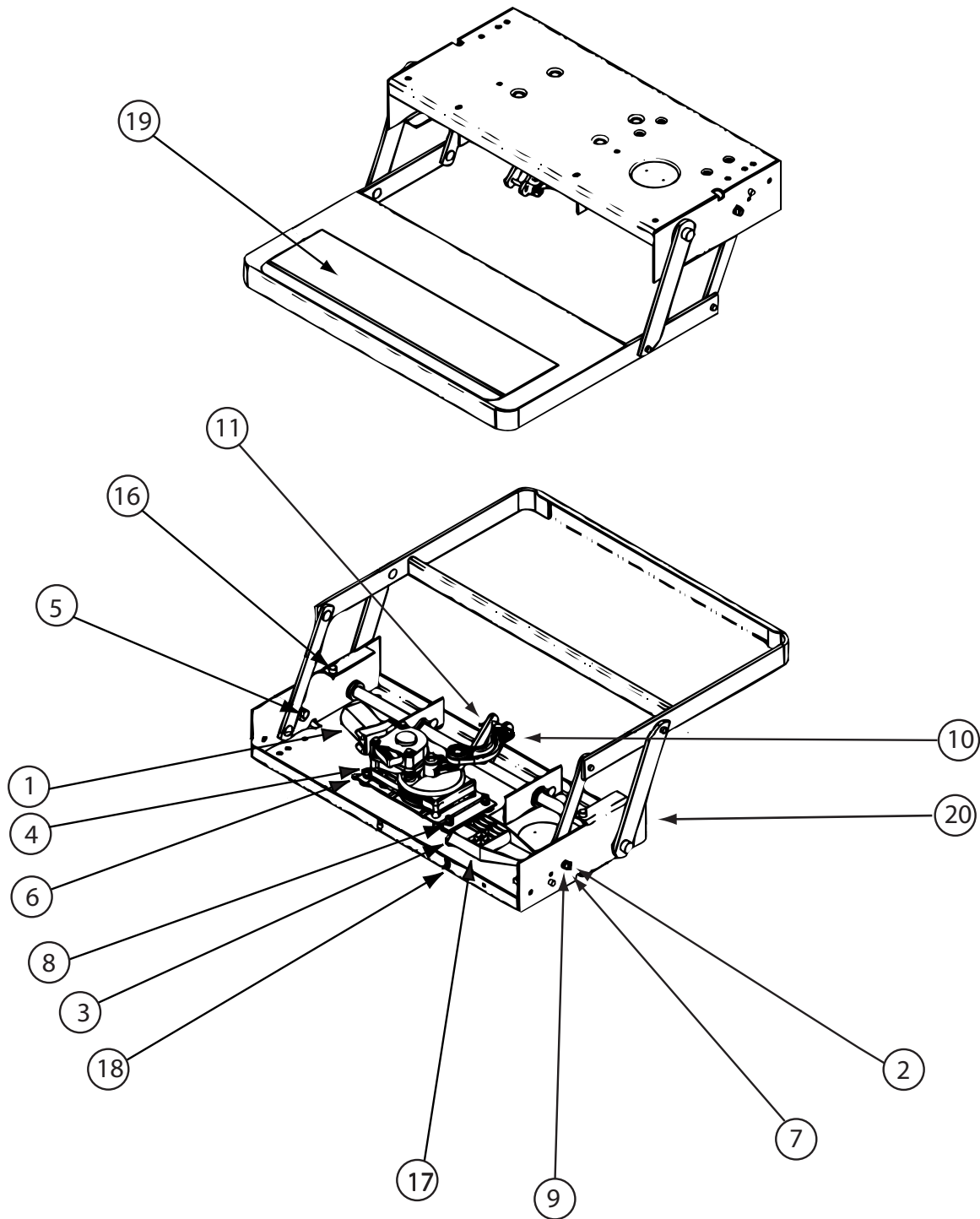


094707-04-01A

| KEY | PART NUMBER | U/M | DESCRIPTION | VENDOR NO. |
|-----|---------------|-----|------------------------------|------------|
| 1 | 094707-04-701 | EA | MOTOR "AM 214" F/IMGL STEPS | 1101428 |
| 1 | 094707-04-703 | EA | GEAR BOX W/LINKAGE-CURVED | 1101425 |
| 2 | 143709-01-700 | EA | CAM STOP | 1102200 |
| 10 | 094707-04-712 | EA | HARNNESS/JUMPER W/DIODE | 1510000015 |
| 12 | 094707-04-702 | EA | COTTOR PIN - W/CLEVIS PIN | 905205000 |
| 13 | 143709-01-701 | EA | BUMPER - BLACK (RUBBER STOP) | 1602000 |
| 14 | 094707-04-700 | EA | CONTROL UNIT W/OVERRIDE | 909510000 |
| 16 | 143709-01-702 | EA | TREAD/NON-SKID 6" X 21" BLK | 1915260 |
| 17 | 094707-04-704 | EA | FRAME W/DBL STEP-32REINF SRS | 3202082 |
| 18 | 088746-01-705 | EA | LIGHT-UNDER STEP | 9004 |
| | 094707-03-701 | EA | PLUG - 4-WAY - PACKARD | 909306 |
| | 094707-04-711 | EA | KWIKTEST - W/4-WAY PIGTAIL | 909518000 |

CONTACT WINNEBAGO PART SALES FOR UNLISTED COMPONENT(S)

EXTERIOR DOORS & COMPARTMENTS GROUP (CONTINUED)
COMPONENT PARTS FOR DOOR & COMPARTMENT LAYOUT (CONTINUED)



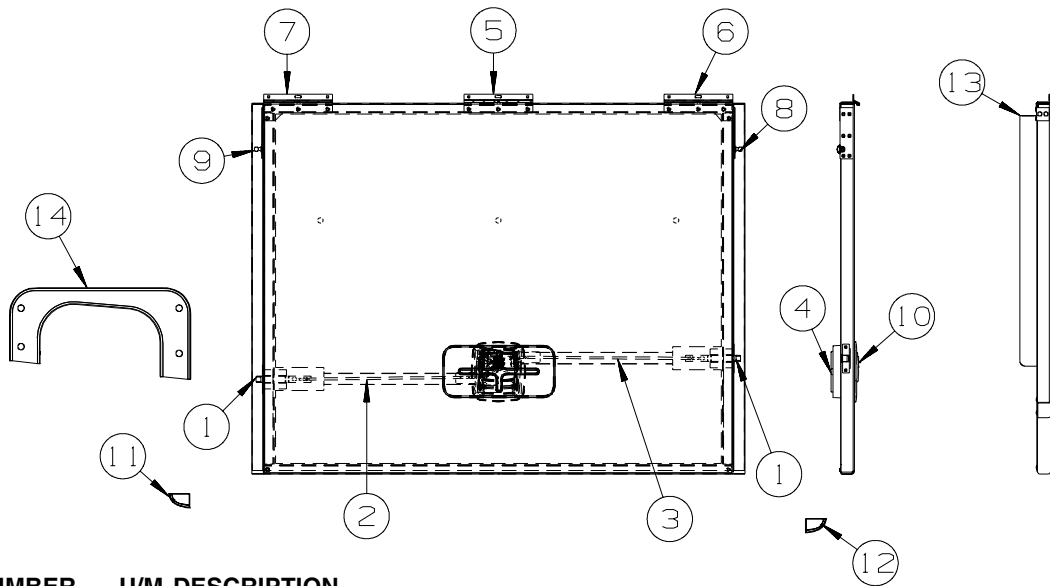
094708-06-01A

| KEY | PART NUMBER | U/M | DESCRIPTION | VENDOR NO. |
|-----|---------------|-----|------------------------------|------------|
| 1 | 094707-04-701 | EA | MOTOR "AM 214" F/IMGL STEPS | 1101428 |
| 11 | 094707-04-702 | EA | COTTER PIN - W/CLEVIS PIN | 905205000 |
| 16 | 143709-01-701 | EA | BUMPER - BLACK (RUBBER STOP) | 1602000 |
| 17 | 094707-04-700 | EA | CONTROL UNIT W/OVERRIDE | 909510000 |
| 19 | 143709-01-702 | EA | TREAD/NON-SKID _6" X 21" BLK | 1915260 |
| 20 | 094708-06-700 | EA | FRAME W/SGL STEP,28RNF SRS | 3202086 |
| | 094707-03-701 | EA | PLUG - 4-WAY - PACKARD | 909306 |
| | 094707-04-703 | EA | GEAR BOX W/LINKAGE-CURVED | 1101425 |
| | 094707-04-711 | EA | KWIKTEST - W/4-WAY PIGTAIL | 909518000 |

142226-02-01A

| KEY | PART NUMBER | U/M | DESCRIPTION | VENDOR NO |
|-----|---------------|-----|----------------------------|-----------|
| | 142226-02-700 | EA | TAB/LOCKING - ESCAPE (RED) | 9667709 |

EXTERIOR DOORS & COMPARTMENTS GROUP (CONTINUED)
COMPARTMENT DOOR PIECE PARTS

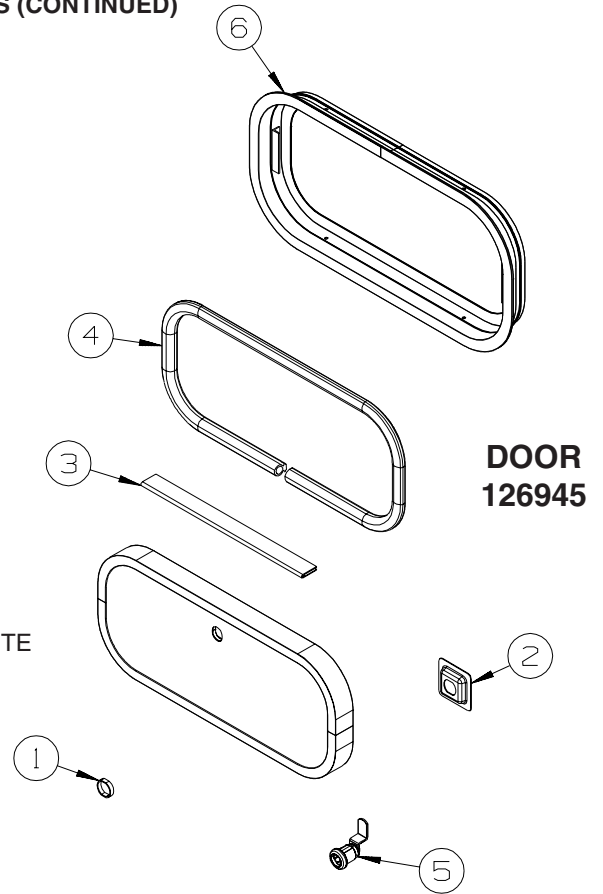


**DOOR
161136**

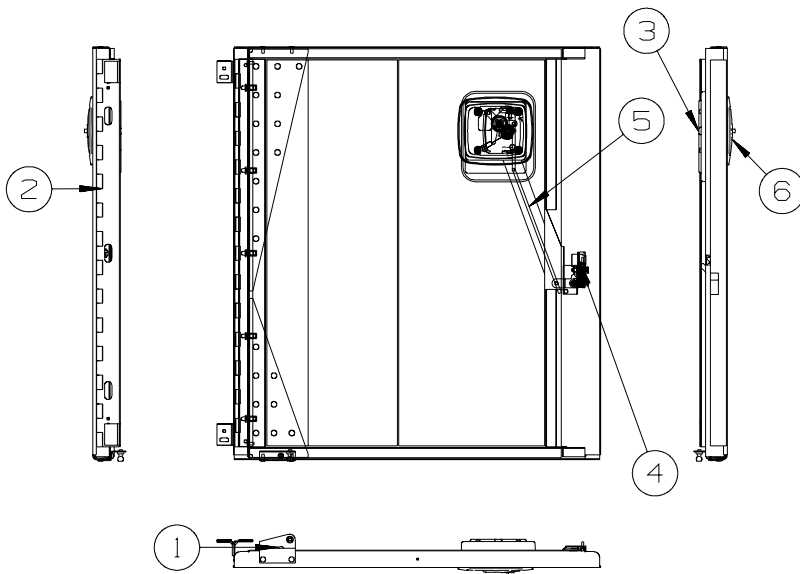
| KEY | PART NUMBER | U/M | DESCRIPTION |
|-----|---------------|-----|---|
| 1 | 121947-01-01A | EA | BOLT - SLIDE/LATCH - W/PLASTIC PLUNGER |
| 2 | 132873-01-000 | EA | ROD - LATCH (BLANK) - 37.3" |
| 3 | 135624-71-01B | EA | ROD - LATCH (BLANK) - 37.3" |
| 4 | 137359-01-01A | EA | COVER - LATCH - WHITE |
| 5 | 139793-03-01A | EA | HINGE - CENTER/VALANCE DOOR - W/O BALL STUD |
| 6 | 139793-04-01A | EA | HINGE - VALANCE DOOR - W/O BALL STUD |
| 6 | 139793-01-01A | EA | HINGE - VALANCE DOOR - W/BALL STUD |
| 7 | 139793-05-01A | EA | HINGE - VALANCE DOOR - W/O BALL STUD |
| 7 | 139793-02-01A | EA | HINGE - VALANCE DOOR - W/BALL STUD |
| 8 | 147513-01-01A | EA | BALL STUD |
| 9 | 147513-02-01A | EA | BALL STUD |
| 10 | 154900-01-01A | EA | LATCH/PADDLE - LOCKING - COMPT DOOR - KEY ONE - BLACK |
| 10 | 154900-01-02A | EA | LATCH/PADDLE - LOCKING - COMPT DOOR - KEY ONE - WHITE |
| 11 | 138643-02-01A | EA | CORNER-VAL DOOR,REAR,LH,BLK |
| 12 | 138643-01-01A | EA | CORNER-VAL DOOR,REAR,RH,BLK |
| 13 | 145993-01-000 | FT | SEAL - "D SECTION" W/ADHESIVE BACK |
| 14 | 163769-03-02A | EA | PANEL/TRIM - DIFFUSER - ALUMINUM/BLACK |
| 14 | 163769-03-03A | EA | PANEL/TRIM - DIFFUSER - ALUMINUM/BRIGHT WHITE |

EXTERIOR DOORS & COMPARTMENTS GROUP (CONTINUED)
COMPARTMENT DOOR PIECE PARTS (CONTINUED)

| KEY | PART NUMBER | U/M DESCRIPTION |
|-----|---------------|---|
| 1 | 139325-01-000 | EA SPACER - LOCK - 6MM |
| | 139337-01-000 | EA GASKET - LOCK |
| 2 | 097111-02-04A | EA POCKET - LOCK - REAR DOOR - BLACK |
| 3 | 081801-FN-000 | EA HINGE - DOOR - PIANO - 2" X 96" - BLACK |
| 3 | 081801-V3-000 | EA HINGE - DOOR - PIANO - 2" X 96" - BRIGHT WHITE |
| 4 | 156386-01-01A | FT SEAL - BULB - .4" X .5" - W/ADHESIVE BACK |
| 5 | 138290-02-000 | EA CASE - W/CAM - W/O CYLINDER/KEY |
| 6 | 056795-01-000 | FT TAPE - SEAL - 1/8" X 3/8" WIDE - PRESS ON |



**DOOR
126945**

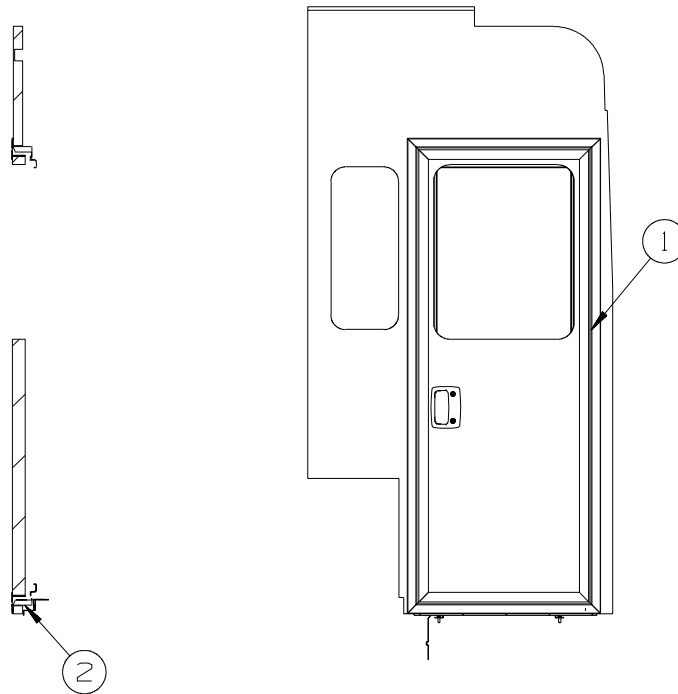


**DOOR
160939**

| KEY | PART NUMBER | U/M DESCRIPTION |
|-----|---------------|---|
| 1 | 126263-17-02B | EA BRACKET - GAS SPRING W/BALL STUD - E-COATED FROM: 00-00-00 THRU: 05-31-08 |
| 1 | 168513-01-02B | EA BRACKET - GAS SPRING/RH - E-COATED FROM: 06-01-08 THRU: 99-99-99 |
| 2 | 137228-04-02B | EA HINGE - PIANO - COMPARTMENT DOOR - 27" - E-COATED |
| 2 | 137228-08-02B | EA HINGE - PIANO - COMPARTMENT DOOR - 27" - E-COATED |
| 2 | 137228-09-02B | EA HINGE - PIANO - COMPARTMENT DOOR - 27" - E-COATED |
| 2 | 137228-14-02B | EA HINGE - PIANO - COMPARTMENT DOOR - 21" - E-COATED |
| 3 | 137359-02-01A | EA COVER - LATCH - BRIGHT WHITE |
| 4 | 149359-01-01A | EA LATCH - SINGLE ROTOR |
| 4 | 149359-04-01A | EA LATCH - SINGLE ROTOR - MINI/LEFT HAND - ZINC |
| 4 | 149359-07-01A | EA LATCH - SINGLE ROTOR - MINI/RIGHT HAND |
| 4 | 149359-08-01A | EA LATCH - SINGLE ROTOR - MINI/LEFT HAND |
| 5 | 132873-01-000 | EA ROD - LATCH (BLANK) - 37.3" |
| 6 | 154900-03-01A | EA LATCH/PADDLE - LOCKING - COMPT DOOR - KEY ONE - BLACK |
| 6 | 154900-03-02A | EA LATCH/PADDLE - LOCKING - COMPT DOOR - KEY ONE - WHITE |
| 6 | 154900-04-01A | EA LATCH/PADDLE - NON LOCKING - COMPT DOOR - BLACK |
| 6 | 154900-04-02A | EA LATCH/PADDLE - NON LOCKING - COMPT DOOR - WHITE |

EXTERIOR DOORS & COMPARTMENTS GROUP (CONTINUED)

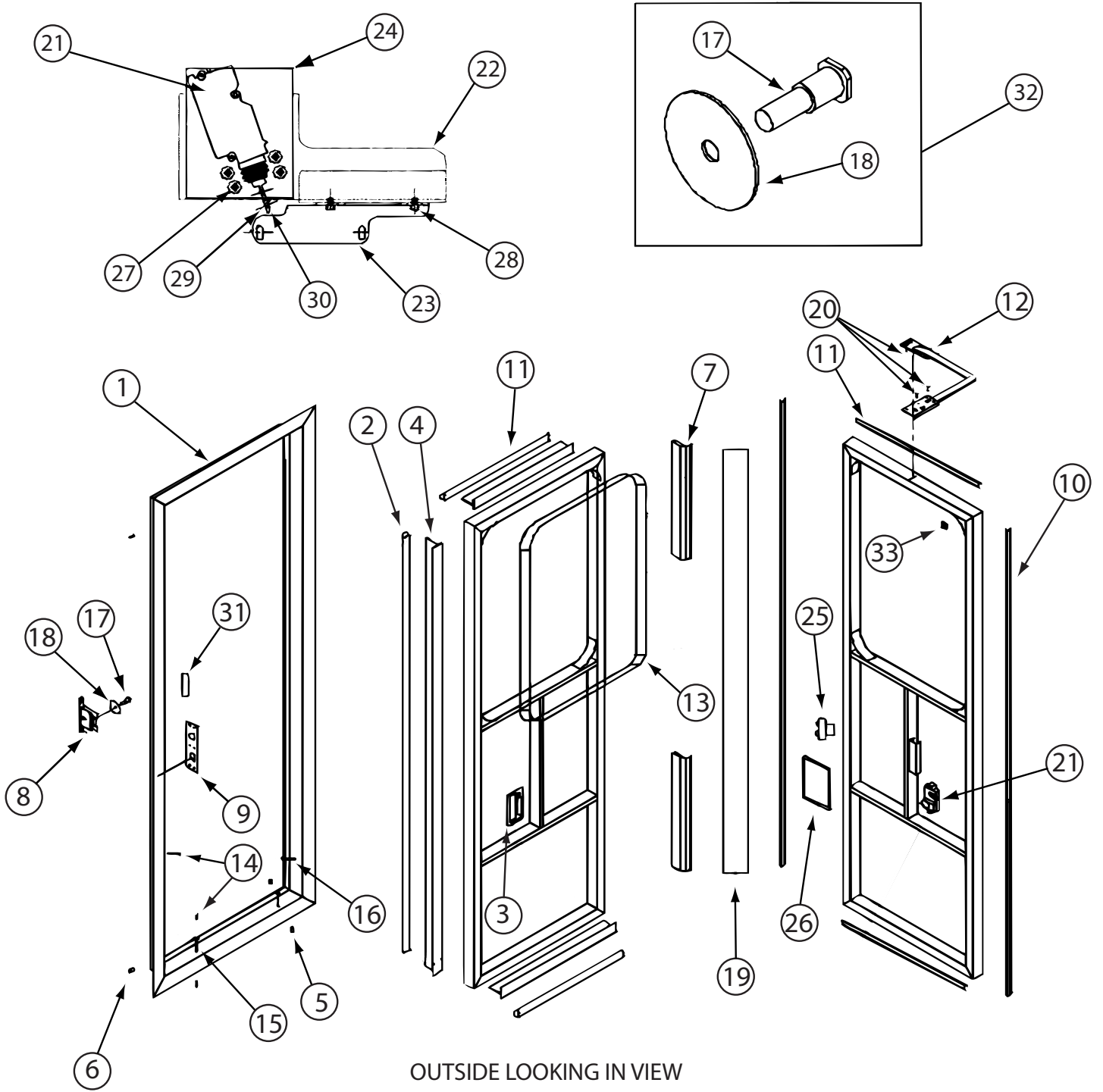
ENTRY



| KEY | PART NUMBER | U/M | DESCRIPTION |
|-----|---------------|-----|---|
| 1* | 162100-01-01A | EA | DOOR - ENTRY/FRONT - EBONY VINYL INTERIOR - BLACK FRAME |
| 2 | 134450-03-01A | EA | TAPE - ANTI SLIP - 2" X 29.9" - BLACK |

***COMPONENT PARTS LISTED LATER IN THIS GROUP**

EXTERIOR DOORS & COMPARTMENTS GROUP (CONTINUED)
COMPONENT PARTS FOR ENTRY



OUTSIDE LOOKING IN VIEW

INSIDE LOOKING OUT VIEW

162100-01-01A

EXTERIOR DOORS & COMPARTMENTS GROUP (CONTINUED)

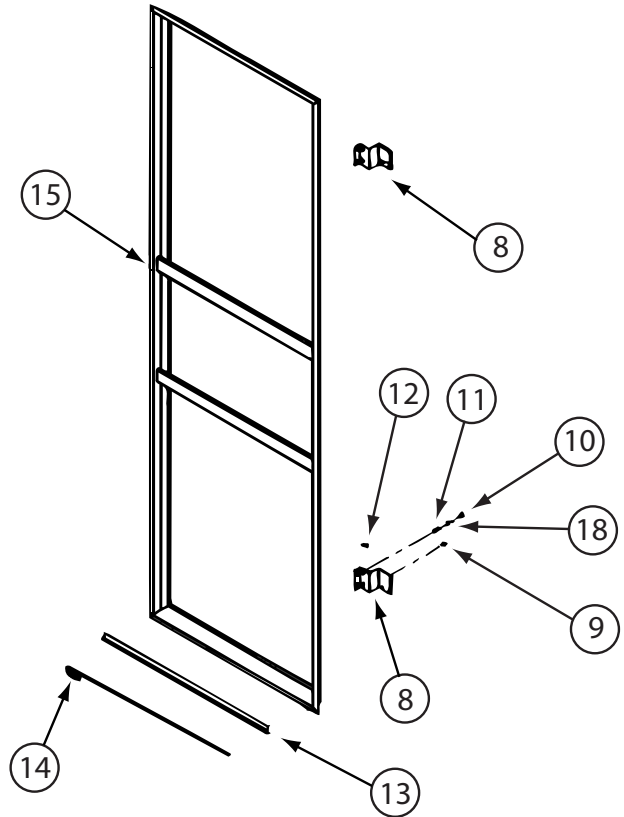
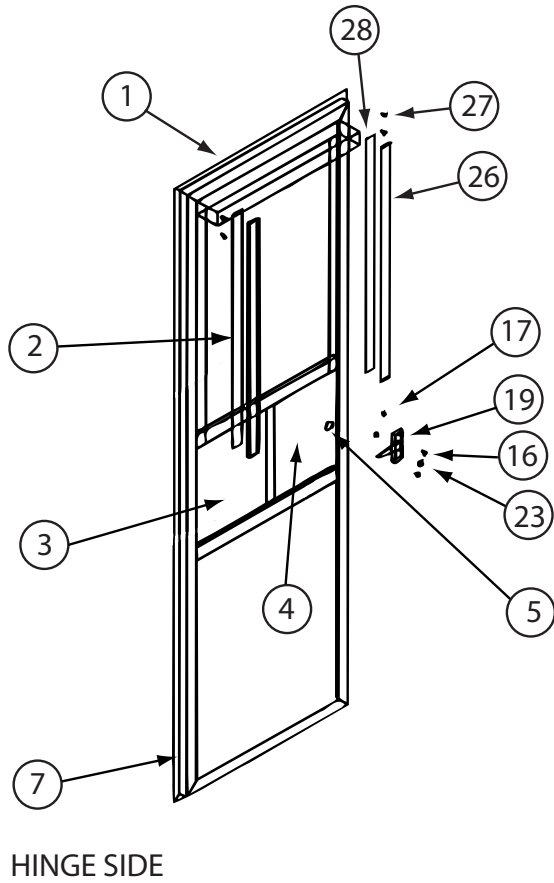
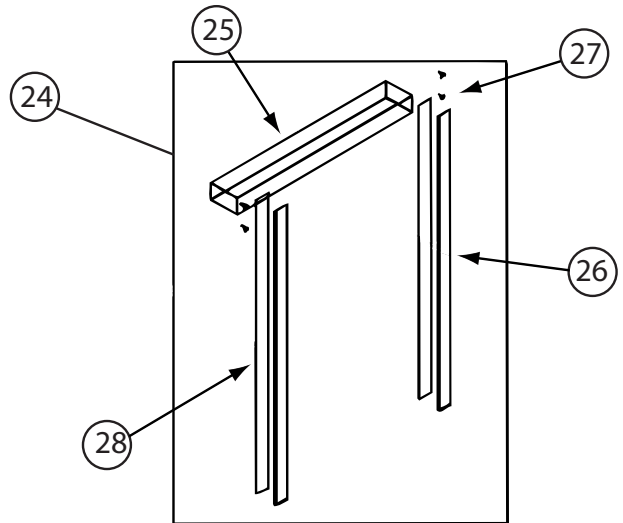
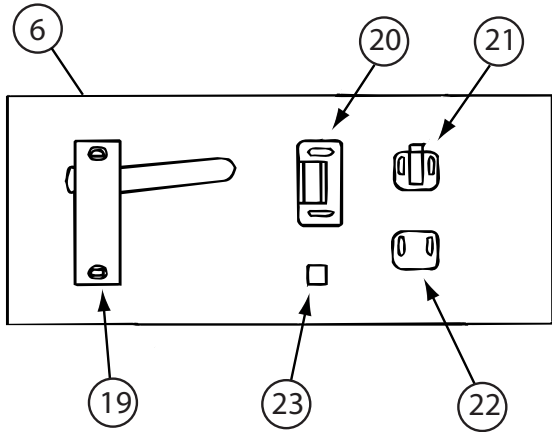
COMPONENT PARTS FOR ENTRY (CONTINUED)

162100-01-01A (CONTINUED)

| KEY | PART NUMBER | U/M | DESCRIPTION | VENDOR NO. |
|-----|---------------|-----|------------------------------|-------------------|
| 1 | 162100-01-702 | EA | JAMB - ENTRY DOOR/BLK - PTL | 003-480 |
| 2 | 162100-01-700 | FT | SEAL - "D" - W/HOLES | 007-067 |
| 3 | 112782-04-01A | EA | GASKET | T/M 81480 |
| 3 | 112782-05-01A | EA | CAP-VINYL,RED | T/M 80844-99 |
| 3 | 112782-08-01A | EA | SCREW-MOUNTING,PLATE,ZINC | T/M 15553-01 |
| 3 | 112782-18-700 | EA | KEY/BLANK- REVERSE/DEADBOLT | 16169-20-2000 |
| 3 | 112782-27-700 | EA | LATCH-EXT-W/O CYL-W/DEADBOLT | 19682-03 BLACK |
| 3 | 112782-27-701 | EA | LATCH - INTERIOR PLATE - BLK | 17999-01 F/PTL DR |
| 3 | 112782-27-702 | EA | LATCH-SINGLE ROTOR/PTL DOOR | 17999-01 |
| 3 | 138292-01-000 | EA | SEAL-LOCK CYLINDER | TRI/MARK 16025-01 |
| 7 | 162100-01-707 | EA | HINGE/PIANO-18" - ENTRY DOOR | 005-081 |
| 8 | 162100-01-708 | EA | MOV-A-BOLT ASSEMBLY | 009-041 |
| 9 | 162100-01-709 | EA | PLATE/STRIKER - DEADBOLT | 009-216 |
| 10 | 162100-01-710 | FT | TRIM/CLAMP-INTERIOR-BLK PVC | 007-261 |
| 11 | 162100-01-711 | EA | ENTRY DOOR - W/O JAMB | 001-895 |
| 12 | 162100-01-712 | EA | DOOR CHECK ASM - LOCKING | 011-523 |
| 13 | 162100-01-713 | EA | CLAMP RING - F/WINDOW | 023-095 |
| 14 | 162100-01-714 | EA | PLUG/PLASTIC - BLACK | 035-003 |
| 15 | 162100-01-735 | EA | SCREW 2" HEX HEAD FLANGE | 011-103 |
| 17 | 162100-01-717 | EA | STRIKER BOLT - SHORT | 009-097 |
| 18 | 162100-01-718 | EA | WASHER - 2" F/MOV-A-BOLT | 009-098 |
| 19 | 162100-01-719 | FT | TAPE - BLACK HYPALON | 007-017 |
| 21 | 162100-01-721 | EA | ACTUATOR/ELECTRIC - 45N | 027-064 |
| 25 | 162100-01-725 | EA | WIRELESS CONTACT - 2 BUTTON | 027-020 |
| 26 | 162100-01-726 | EA | BEZEL - INSIDE HANDLE | 009-210 |
| 29 | 162100-01-729 | EA | LINKAGE ROD | 001-410 |
| 30 | 162100-01-730 | EA | ROD CLIP - 1/8" | 009-224 |
| 31 | 162100-01-731 | EA | RUBBER FLAP - F/STRIKER BOLT | 007-020 |
| 33 | 162100-01-733 | EA | BUMPER/RUBBER - LARGE - BLK | 007-080 |

CONTACT WINNEBAGO PART SALES FOR UNLISTED COMPONENT(S)

EXTERIOR DOORS & COMPARTMENTS GROUP (CONTINUED)
COMPONENT PARTS FOR ENTRY (CONTINUED)



162100-01-01A (CONTINUED)

EXTERIOR DOORS & COMPARTMENTS GROUP (CONTINUED)
COMPONENT PARTS FOR ENTRY (CONTINUED)

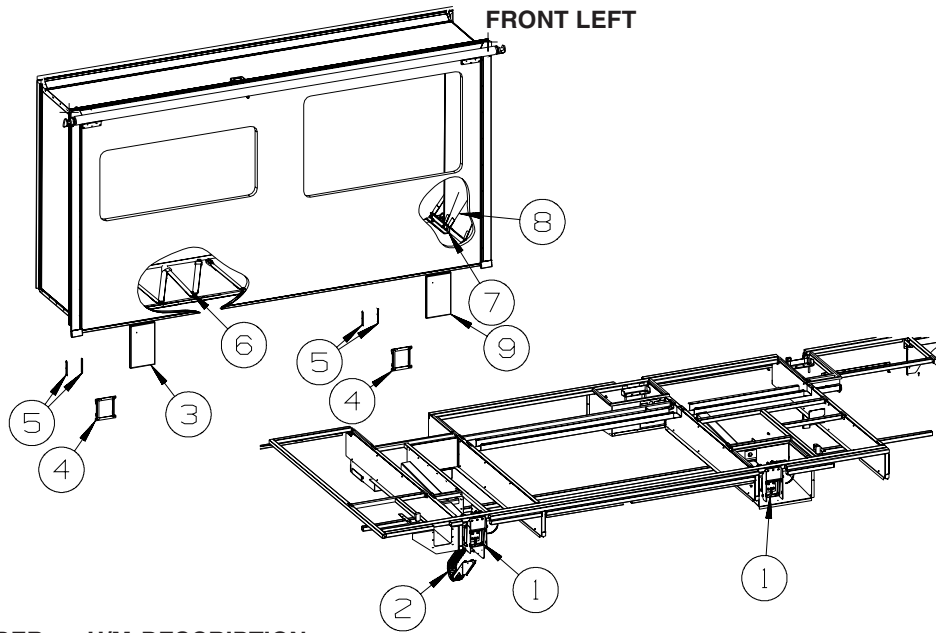
162100-01-01A (CONTINUED)

| KEY | PART NUMBER | U/M | DESCRIPTION | VENDOR NO. |
|------------|--------------------|------------|------------------------------|-------------------|
| 1 | 162100-01-703 | EA | SCREEN DOOR ASM | WIN007 |
| 3 | 162100-02-703 | EA | INSERT/ACRYLIC - STATIONARY | 023-0783 |
| 4 | 162100-02-704 | EA | SLIDER - ACRYLIC GLASS | 023-077 |
| 5 | 122759-01-734 | EA | KNOB-BLACK W/SCREW | 019-018 |
| 6 | 162100-01-701 | EA | LATCH ASM - F/SCREEN DOOR | 019-068 |
| 7 | 162100-02-707 | FT | SPONGE TAPE - 1/8" X 3/4" | 007-277 |
| 8 | 162100-02-708 | EA | HINGE - SCREEN DOOR - BLACK | 005-072 |
| 9 | 162100-02-709 | EA | CAP SCREW - BUTTON HEAD | 011-053 |
| 13 | 162100-02-713 | EA | BRUSH RAIL-W/O SWEEP INSERT | 035-032 |
| 14 | 162100-02-714 | EA | SWEEP - 1" VINYL - GRAY | 007-070 |
| 19 | 162100-02-719 | EA | LATCH ONLY - F/SCREEN DOOR | 019-065 |
| 20 | 162100-02-720 | EA | STRIKE - F/SCREEN LATCH | 019-066 |
| 21 | 162100-02-721 | EA | KEEPER - F/SCREEN LATCH | 019-067 |
| 22 | 162100-02-722 | EA | SPACER/STRIKE-F/SCR DR LATCH | 019-069 |
| 23 | 162100-02-723 | EA | BUMPER/RUBBER - SMALL - BLK | 007-081 |
| 24 | NOT USED | | | |
| 25 | NOT USED | | | |
| 26 | NOT USED | | | |
| 27 | NOT USED | | | |
| 28 | NOT USED | | | |

CONTACT WINNEBAGO PART SALES FOR UNLISTED COMPONENT(S)

EXTERIOR SLIDEOUT GROUP

FRONT LEFT

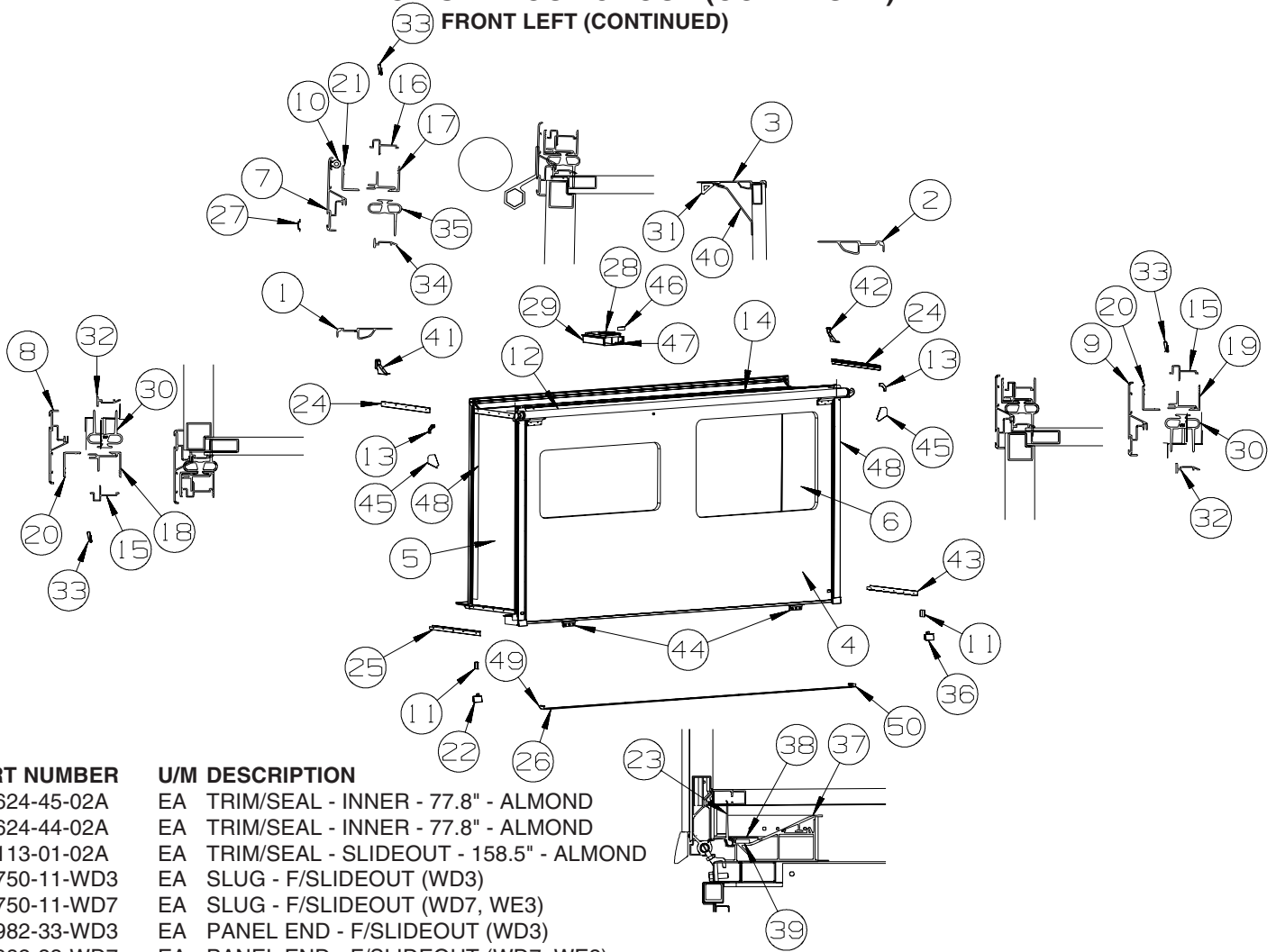


| KEY | PART NUMBER | U/M | DESCRIPTION |
|-----|---------------|-----|---|
| 1* | 161298-01-000 | EA | SLIDEOUT - ELECTRIC 30" - RIGHT HAND |
| 2 | 143541-04-01A | EA | CARRIER/WIRING - F/SLIDEOUT ROOM |
| 3 | 138077-31-AA1 | EA | COVER/RAM - 9.4" X 15.9" - W/TUBE - BLACK |
| 4 | 161304-02-02B | EA | BRACKET - RAM COVER - E-COATED |
| 5 | 136995-08-02B | EA | PLATE W/BOLTS - 5.3" X 3/4" W/1/4" X 1" BOLTS |
| 6 | 160167-01-01A | EA | SEAT BELT - 2" X 102" - BLACK |
| 7 | 151078-01-02B | EA | BRACKET - MOUNTING - SEATBELT - E-COATED |
| 8 | 160167-02-01A | EA | SEAT BELT - 2" X 90" - BLACK |
| 9 | 138077-32-UN4 | EA | COVER/RAM - 9.4" X 12.2" - W/TUBE - BLACK |
| | 138077-05-10A | EA | COVER/RAM - 9.4" X 12.2" - W/O TUBE - BLACK |

*COMPONENT PARTS LISTED LATER IN THIS GROUP

EXTERIOR SLIDEOUT GROUP (CONTINUED)

FRONT LEFT (CONTINUED)



| KEY | PART NUMBER | U/M | DESCRIPTION |
|-----|---------------|-----|---|
| 1 | 139624-45-02A | EA | TRIM/SEAL - INNER - 77.8" - ALMOND |
| 2 | 139624-44-02A | EA | TRIM/SEAL - INNER - 77.8" - ALMOND |
| 3 | 153113-01-02A | EA | TRIM/SEAL - SLIDEOUT - 158.5" - ALMOND |
| 4 | 163750-11-WD3 | EA | SLUG - F/SLIDEOUT (WD3) |
| 4 | 163750-11-WD7 | EA | SLUG - F/SLIDEOUT (WD7, WE3) |
| 5 | 162982-33-WD3 | EA | PANEL END - F/SLIDEOUT (WD3) |
| 5 | 162982-33-WD7 | EA | PANEL END - F/SLIDEOUT (WD7, WE3) |
| 6 | 162982-34-WD3 | EA | PANEL END - F/SLIDEOUT (WD3) |
| 6 | 162982-34-WD7 | EA | PANEL END - F/SLIDEOUT (WD7, WE3) |
| 7 | 162052-08-02A | EA | TRIM/SEAL - W/MITERED ENDS - 156.5" - BLACK |
| 8 | 162052-28-02A | EA | TRIM/SEAL - W/MITERED ENDS - 80.4" - BLACK |
| 9 | 162052-29-02A | EA | TRIM/SEAL - W/MITERED ENDS - 80.4" - BLACK |
| 10 | 158297-01-000 | FT | SEAL - D-SECTION/BULB/TEE - ADHESIVE BACK - BLACK |
| 11 | 156480-01-01A | EA | SEAL/BLOCK - SLIDEOUT - 2.6"W X 1.6"H X 1.6"D - BLACK |
| 12 | | | SLIDEOUT AWNING |

ORDER AWNINGS & REPAIR PARTS FROM DOMETIC. CALL #800-366-3842.

THE DOMETIC AWNING INFORMATION YOU WILL NEED IS LOCATED ON THE MOTOR HOME NEAR THE TOP OF THE AWNING RAIL.

| | | | |
|----|---------------|----|--|
| 13 | 160421-01-01A | EA | CORNER TRIM/SLIDEOUT - 3.1" X 3.1" - BLACK |
| 14 | 161277-02-WD3 | EA | ROOF - F/SLIDEOUT |
| 15 | 142718-38-01A | EA | RETAINER - SIDEWALL/SLIDEOUT - 79" |
| 16 | 142718-09-01A | EA | RETAINER - SIDEWALL/SLIDEOUT - 157.6" |
| 17 | 151761-04-02A | EA | TRIM - SIDEWALL/SLIDEOUT/TOP - 159.5" - ALMOND |
| 18 | 151760-10-02A | EA | TRIM - SIDEWALL/SLIDEOUT - 80.6" - ALMOND |
| 19 | 151760-11-02A | EA | TRIM - SIDEWALL/SLIDEOUT - 80.6" - ALMOND |
| 20 | 136824-49-02A | EA | TRIM - SIDEWALL/SLIDEOUT - 80.9" - BLACK |
| 21 | 136824-11-02A | EA | TRIM - SIDEWALL/SLIDEOUT - 159.8" - BLACK |
| 22 | 148593-03-02A | EA | CAP - F/SLIDEOUT TRIM - BLACK |
| 23 | 152446-02-000 | FT | SEAL - SLIDEOUT/FLOOR - W/BULB |
| 24 | 158375-01-02A | EA | TRIM - FEATURE STRIP - 29.6" - BLACK |
| 25 | 163021-07-02A | EA | TRIM - FEATURE - LOWER - 30.9" - BLACK |

EXTERIOR SLIDEOUT GROUP (CONTINUED)
FRONT LEFT (CONTINUED)

| KEY | PART NUMBER | U/M | DESCRIPTION |
|-----|---------------|-----|---|
| 26 | 152641-01-000 | EA | SKID/GLIDE - SLIDEOUT ROOM - 1/4"X2"X95.5" - POLYETHYLENE |
| 27 | 105312-01-13A | FT | INSERT - FEATURE STRIP - VINYL - BLACK |
| 28* | 153651-04-01A | EA | LOCK/LATCH - TRAVEL/SLIDEOUT - W/MOTOR - LEFT HAND - BLACK |
| 29 | 155194-02-01A | EA | COVER - LATCH/TRAVEL |
| | 155194-01-01A | EA | COVER - LATCH/TRAVEL - PLASTIC - BLACK |
| 30 | 153161-01-01A | FT | SEAL - SLIDEOUT - DOUBLE WIPE LIP - BLACK |
| 31 | 146056-01-000 | FT | SEAL - TRIANGLE - W/PSA |
| 32 | 146606-66-02A | EA | TRIM/RETAINER - 75.8" - BLACK |
| 33 | 142549-01-000 | EA | CLIP - "S" TYPE |
| 34 | 146606-01-02A | EA | TRIM/RETAINER - 153.5" - BLACK |
| 35 | 136978-02-01A | FT | SEAL - SLIDEOUT/TOP - SINGLE WIPE LIP - BLACK |
| 36 | 148593-04-02A | EA | CAP - F/SLIDEOUT TRIM - BLACK |
| 37 | 153106-17-01A | EA | COVER - RAMP/FLOOR - VINYL/CARPET - 3.2" X 157" - BRT WHT |
| 38 | 160824-18-01A | EA | SPACER - RAMP - SLIDEOUT FLOOR - 154.5" - MILL |
| 39 | 156475-01-000 | EA | FILTER/FOAM - DRAIN HOLE COVER/SEAL - 60PPI - 1/4"X1"X3" |
| 40 | 153114-01-02A | EA | TRIM/RETAINER - 154.1" - BLACK |
| 41 | 153115-01-01A | EA | COVER - TRIM - SLIDEOUT - INNER/TOP/RH - BLACK |
| 42 | 153115-02-01A | EA | COVER - TRIM - SLIDEOUT - INNER/TOP/LH - BLACK |
| 43 | 163021-08-02A | EA | TRIM - FEATURE - LOWER - 30.9" - BLACK |
| 44 | 153104-01-01A | EA | BRACKET/MOUNT - 1.7" X 3.2" X 5.9" |
| 45 | 156151-01-01A | EA | PROTECTOR - CORNER - SLIDEOUT - BLACK |
| 46 | 156015-01-01A | EA | TAPE/PROTECTION - .06" X 1.25" X 3.5" - W/PSA - NATURAL WHT |
| 47 | 155262-01-01A | EA | TUBE/DRAIN - LATCH/TRAVEL/ROOF - BLACK |
| 48 | 093681-39-01A | FT | FILM - 3.1" - FLAT BLACK |
| 49 | 165178-01-01A | EA | CAP - FLOOR TUBE/SLIDEOUT/RH - BLACK |
| 50 | 165178-02-01A | EA | CAP - FLOOR TUBE/SLIDEOUT/LH - BLACK |

*COMPONENT PARTS LISTED LATER IN THIS GROUP

COMPONENT PARTS FOR FRONT SLIDEOUT

153651-04-01A

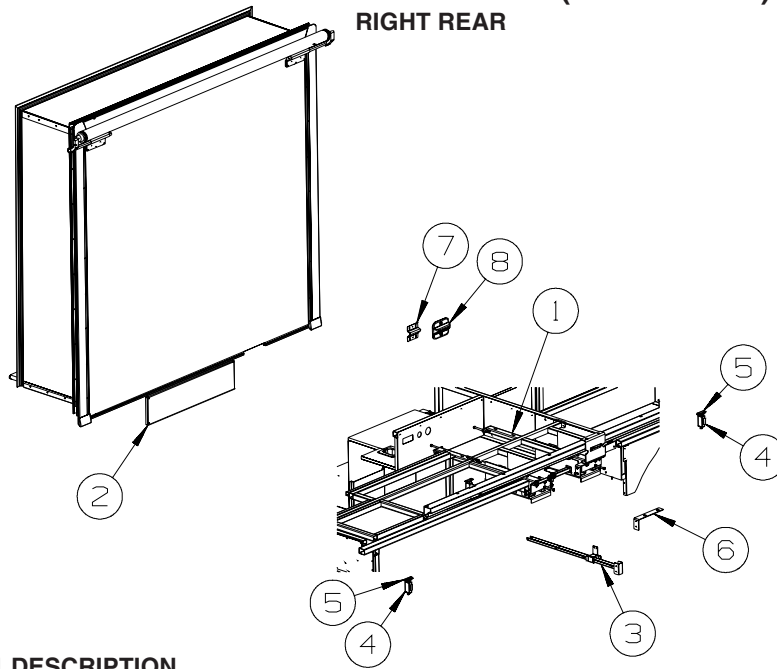
| KEY | PART NUMBER | U/M | DESCRIPTION | VENDOR NO. |
|-----|---------------|-----|------------------------------|------------|
| | 153651-01-701 | EA | LIMIT SWITCH | 1812996 |
| | 153651-02-700 | EA | MOTOR "R" - F/LH TRAVEL LOCK | 1820131 |
| | 153651-02-701 | EA | BRACKET/MOUNTING - MOTOR | 1102223 |
| | 153651-04-700 | EA | COVER/BOOT - SEAL | 1612012 |

161298-01-000

| KEY | PART NUMBER | U/M | DESCRIPTION | VENDOR NO. |
|-----|---------------|-----|------------------------------|------------|
| | 161662-01-700 | EA | ROL PIN - 1/8" X 1 1/4" | 18-1036 |
| | 161662-01-701 | EA | CLIP PIN - 1/8" | 18-1032 |
| | 161662-01-702 | EA | BOLT/SHOULDER - 1/2" X 7/8" | 15-1378 |
| | 161662-01-703 | EA | ROLLER - 2" | 510022 |
| | 161662-01-704 | EA | PAD/WEAR | DN10936 |
| | 161662-01-705 | EA | BEARING/FLANGE - 3/4" X 1" | 2010000049 |
| | 161662-01-706 | EA | GEAR/SPUR - 3/4"ID X 2"OD | 3010000400 |
| | 161662-01-707 | EA | KEY/WOODRUFF - #606 | 521336 |
| | 161662-01-708 | EA | SHAFT W/COUPLER- 3/4 X 6 7/8 | 1010000402 |
| | 161662-01-709 | EA | WEAR PAD - ROUND | 320-0056 |
| | 161662-01-710 | EA | MOTOR ASM - RH | 1010000211 |
| | 161662-01-711 | EA | ROLLER/PLASTIC - 3/4" X 2.9" | 3010000401 |
| | 161662-01-712 | EA | SPACER | 531164 |

EXTERIOR SLIDEOUT GROUP (CONTINUED)

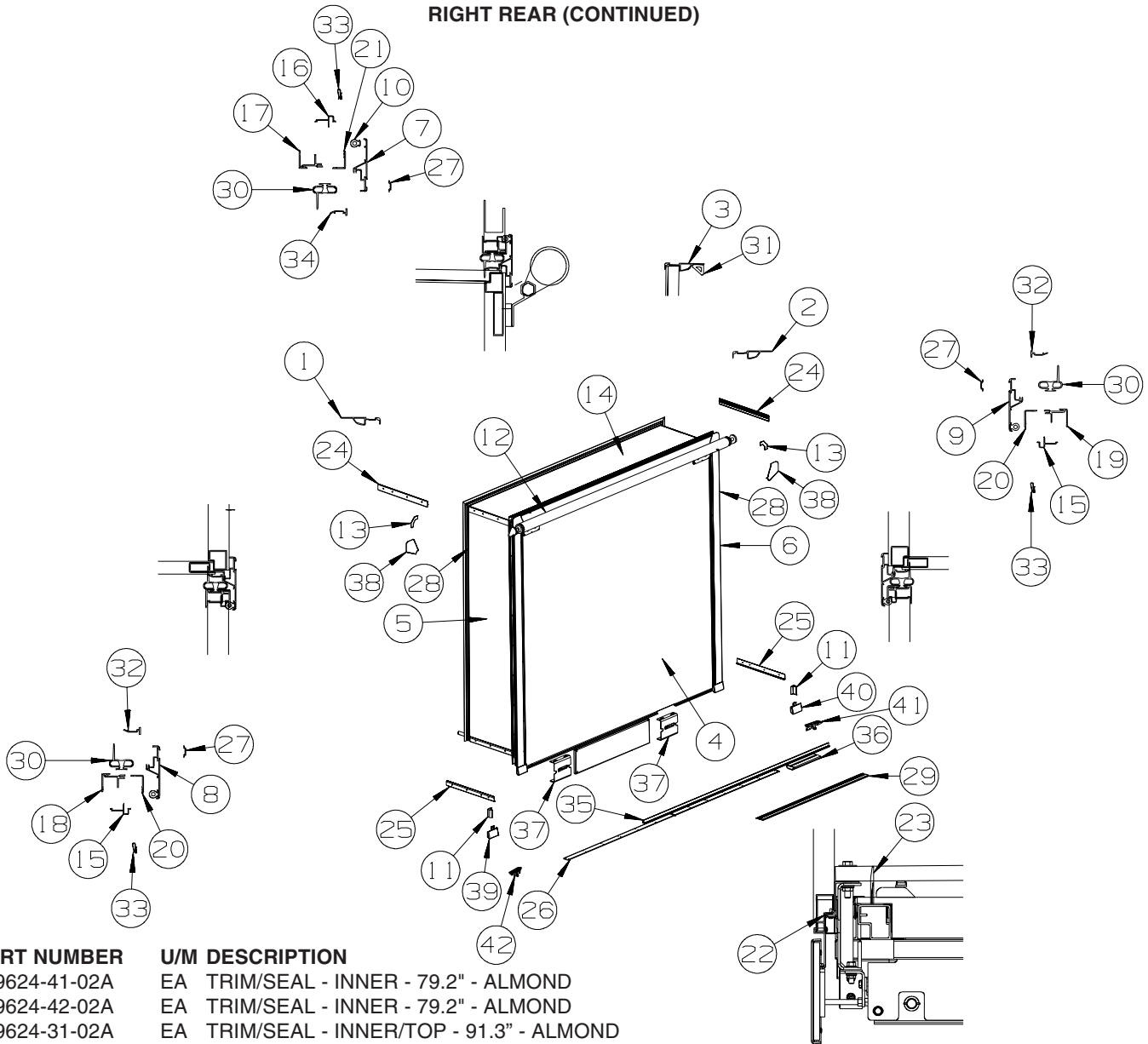
RIGHT REAR



| KEY | PART NUMBER | U/M | DESCRIPTION |
|-----|---------------|-----|--|
| 1* | 162408-01-000 | EA | SLIDEOUT - ELECTRIC |
| 2 | 138077-28-AA1 | EA | COVER/RAM - 33.6" X 8" - W/INNER FRAME - BLACK |
| 3 | 141019-04-02B | EA | SUPPORT - WIRE - E-COATED |
| 4 | 126313-09-02B | EA | SUPPORT - ROLLER - SLIDE-OUT ROOM - E-COATED |
| 5 | 134855-01-000 | EA | BEARING PAD - NARROW |
| 6 | 127828-09-02B | EA | BRACKET - SLIDEOUT - E-COATED |
| 7 | 148706-01-02B | EA | BRACKET/RETAINING - F/SLIDEOUT - E-COATED |
| 8 | 148707-01-01A | EA | COVER/BRACKET - F/SLIDEOUT |

*COMPONENT PARTS LISTED LATER IN THIS GROUP

EXTERIOR SLIDEOUT GROUP (CONTINUED)
RIGHT REAR (CONTINUED)



| KEY | PART NUMBER | U/M | DESCRIPTION |
|-----|---------------|-----|---|
| 1 | 139624-41-02A | EA | TRIM/SEAL - INNER - 79.2" - ALMOND |
| 2 | 139624-42-02A | EA | TRIM/SEAL - INNER - 79.2" - ALMOND |
| 3 | 139624-31-02A | EA | TRIM/SEAL - INNER/TOP - 91.3" - ALMOND |
| 4 | 163751-11-WD3 | EA | SLUG - F/SLIDEOUT (WD3) - F10P84J2 |
| 4 | 166222-11-WD3 | EA | SLUG - F/SLIDEOUT (WD3) - F10P84J3 |
| 4 | 163751-11-WD7 | EA | SLUG - F/SLIDEOUT (WD7, WE3) - F10P84J2 |
| 4 | 166222-11-WD7 | EA | SLUG - F/SLIDEOUT (WD7, WE3) - F10P84J3 |
| 5 | 162980-12-WD3 | EA | PANEL END - F/SLIDEOUT (WD3) |
| 5 | 162980-12-WD7 | EA | PANEL END - F/SLIDEOUT (WD7, WE3) |
| 6 | 162980-11-WD3 | EA | PANEL END - F/SLIDEOUT (WD3) |
| 6 | 162980-11-WD7 | EA | PANEL END - F/SLIDEOUT (WD7, WE3) |
| 7 | 162052-43-02A | EA | TRIM/SEAL - W/MITERED ENDS - 89.6" - BLACK |
| 8 | 162052-33-02A | EA | TRIM/SEAL - W/MITERED ENDS - 80.8" - BLACK |
| 9 | 162052-32-02A | EA | TRIM/SEAL - W/MITERED ENDS - 80.8" - BLACK |
| 10 | 158297-01-000 | FT | SEAL - D-SECTION/BULB/TEE - ADHESIVE BACK - BLACK |
| 11 | 156480-01-01A | EA | SEAL/BLOCK - SLIDEOUT - 2.6"W X 1.6"H X 1.6"D - BLACK |
| 12 | | | SLIDEOUT AWNING |

ORDER AWNINGS & REPAIR PARTS FROM DOMETIC. CALL #800-366-3842.

THE DOMETIC AWNING INFORMATION YOU WILL NEED IS LOCATED ON THE MOTOR HOME NEAR THE TOP OF THE AWNING RAIL.

| | | | |
|----|---------------|----|---|
| 13 | 160421-01-01A | EA | CORNER TRIM/SLIDEOUT - 3.1" X 3.1" - BLACK |
| 14 | 163039-01-W66 | EA | ROOF - F/SLIDEOUT |
| 15 | 142718-38-01A | EA | RETAINER - SIDEWALL/SLIDEOUT - 79" |
| 16 | 142718-30-01A | EA | RETAINER - SIDEWALL/SLIDEOUT - 90.6" |
| 17 | 151761-17-02A | EA | TRIM - SIDEWALL/SLIDEOUT/TOP - 92.5" - ALMOND |

EXTERIOR SLIDEOUT GROUP (CONTINUED)
RIGHT REAR (CONTINUED)

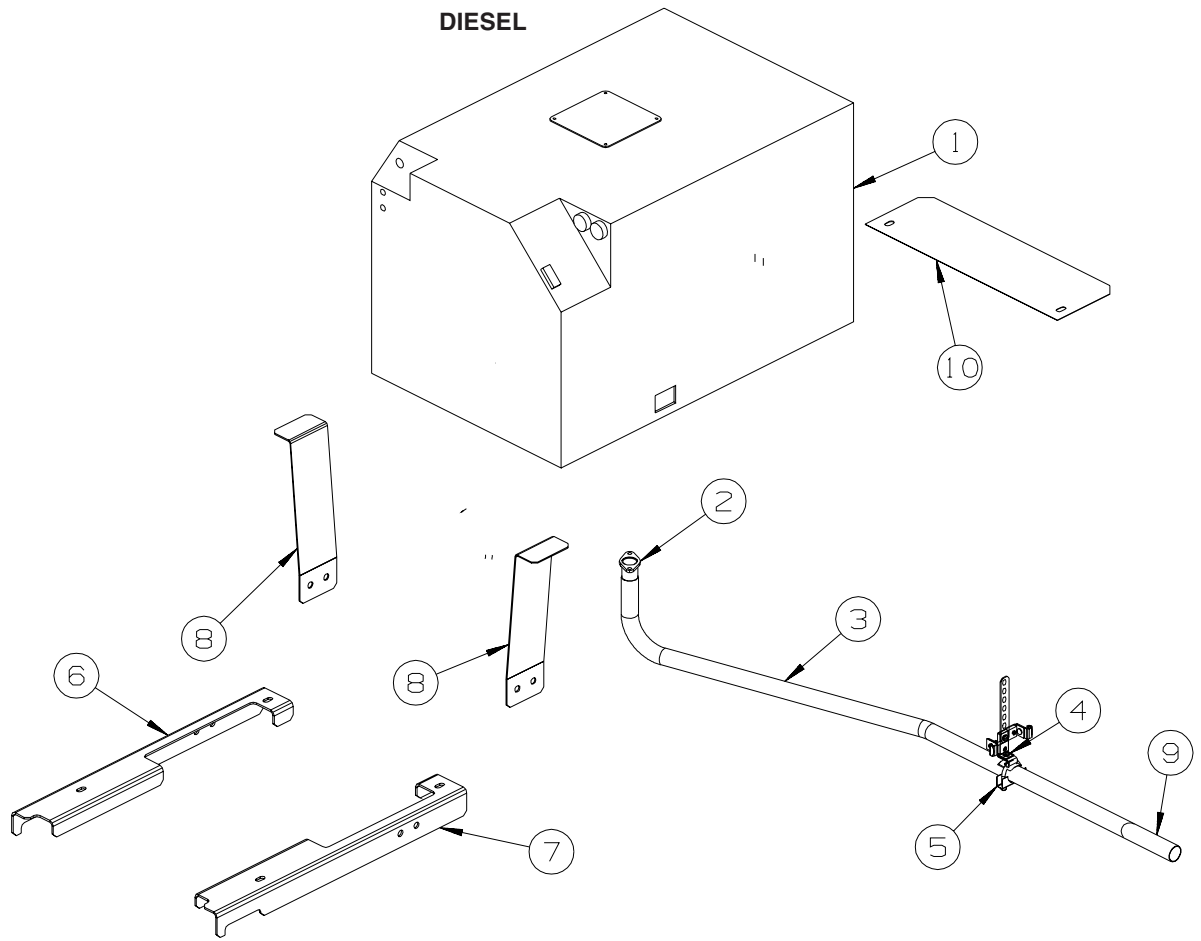
| KEY | PART NUMBER | U/M | DESCRIPTION |
|------------|--------------------|------------|---|
| 18 | 151760-22-02A | EA | TRIM - SIDEWALL/SLIDEOUT - 81.1" - ALMOND |
| 19 | 151760-23-02A | EA | TRIM - SIDEWALL/SLIDEOUT - 81.1" - ALMOND |
| 20 | 136824-60-02A | EA | TRIM - SIDEWALL/SLIDEOUT - 80.9" - BLACK |
| 21 | 136824-42-02A | EA | TRIM - SIDEWALL/SLIDEOUT - 92.6" - BLACK |
| 22 | 128621-56-01A | EA | BRACKET/ZEE - SLIDEOUT - 85.5" - MILL |
| 23 | 115075-03-000 | FT | SEAL - WIPE - .25" X 2.9" |
| 24 | 158375-03-02A | EA | TRIM - FEATURE STRIP - 20.6" - BLACK |
| 25 | 163020-06-02A | EA | TRIM - FEATURE STRIP/LOWER - 2.3" X 19.8" - BLACK |
| 26 | 152641-01-000 | EA | SKID/GLIDE - SLIDEOUT ROOM - 1/4"X2"X95.5" - POLYETHYLENE |
| 27 | 105312-01-13A | FT | INSERT - FEATURE STRIP - VINYL - BLACK |
| 28 | 093681-39-01A | FT | FILM - 3.1" - MATTE BLACK |
| 29 | 134837-01-01A | EA | RAMP - SLIDEOUT - BLACK PVC |
| 30 | 136978-01-01A | FT | SEAL - SLIDEOUT - SINGLE WIPE LIP - BLACK |
| 31 | 146056-01-000 | FT | SEAL - TRIANGLE - W/PSA |
| 32 | 146606-66-02A | EA | TRIM/RETAINER - 75.8" - BLACK |
| 33 | 142549-01-000 | EA | CLIP - "S" TYPE |
| 34 | 146606-50-02A | EA | TRIM/RETAINER - 86.9" - BLACK |
| 35 | 151282-11-01A | EA | TRIM - CARPET EDGE/F-ANGLE - 83.7" - BLACK |
| 36 | 134756-09-W66 | EA | RAMP - FABRIC COVERED - F/SLIDEOUT - 12" |
| 37 | 127030-11-02B | EA | BRACKET - MOUNT - SLIDEOUT - E-COATED |
| 38 | 156151-01-01A | EA | PROTECTOR - CORNER - SLIDEOUT - BLACK |
| 39 | 148593-03-02A | EA | CAP - F/SLIDEOUT TRIM - BLACK |
| 40 | 148593-04-02A | EA | CAP - F/SLIDEOUT TRIM - BLACK |
| 41 | 160471-01-01A | EA | PAN/DRAIN - FLOOR/RH SLIDEOUT - BLACK |
| 42 | 160472-02-01A | EA | PAN/DRAIN - FLOOR/LH SLIDEOUT - BLACK |

COMPONENT PARTS FOR RIGHT REAR SLIDEOUT

162408-01-000

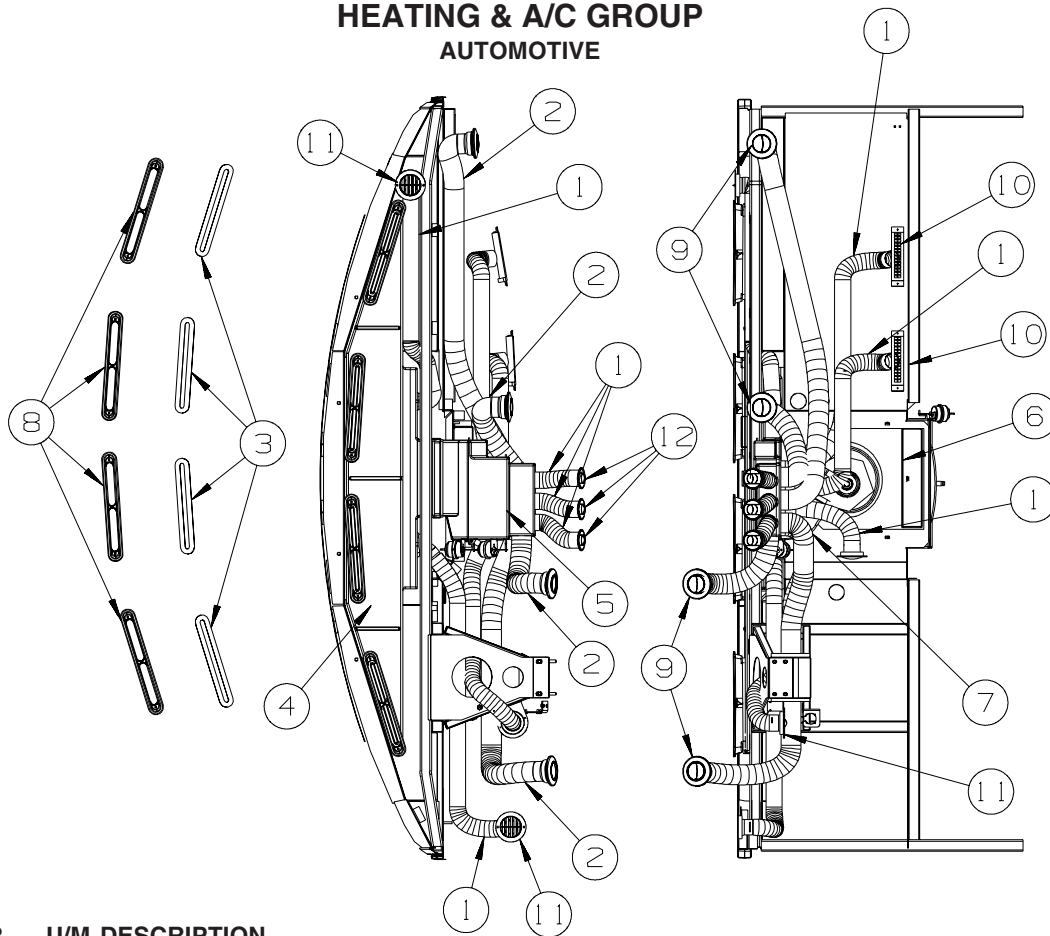
| KEY | PART NUMBER | U/M | DESCRIPTION | VENDOR NO. |
|------------|--------------------|------------|------------------------------|-------------------|
| | 161662-01-700 | EA | ROL PIN - 1/8" X 1 1/4" | 18-1036 |
| | 161662-01-707 | EA | KEY/WOODRUFF - #606 | 521336 |
| | 161662-01-709 | EA | WEAR PAD - ROUND | 320-0056 |
| | 162408-01-700 | EA | BUSHING/BRONZE - .75" ID | 190-1046 |
| | 162408-01-701 | EA | MOTOR & GEAR BOX W/PIGTAIL | 524789 |
| | 162408-01-702 | EA | SHAFT W/COUPLER - 5.56" LONG | 524522 |
| | 162408-01-703 | EA | GEAR/SPUR - 30 TOOTH | 521395 |
| | 162408-01-704 | EA | ROLLER - .50 ID | 521296 |
| | 162408-01-705 | EA | SHAFT - 5.56" LONG | 260-0012 |
| | 162408-01-706 | EA | DRIVE SHAFT W/COUPLER | 1010000242 |

GENERATOR GROUP DIESEL



| KEY | PART NUMBER | U/M | DESCRIPTION |
|-----|---------------|-----|--|
| 1 | 158258-01-000 | EA | GENERATOR - 8.0KW DIESEL - ONAN #HDKAK/1145 |
| 2 | 106235-01-000 | EA | ADAPTOR - GENERATOR EXHAUST |
| 3 | 137330-03-000 | EA | PIPE - EXHAUST - GENERATOR/DIESEL |
| 4 | 007131-01-000 | EA | HANGER - TAILPIPE - 6 SLOTS |
| 5 | 007125-03-000 | EA | CLAMP - MUFFLER - 1.5" DIAMETER |
| 6 | 137328-02-02B | EA | SUPPORT - GENERATOR - LH - E-COATED |
| 7 | 137328-01-02B | EA | SUPPORT - GENERATOR - RH - E-COATED |
| 8 | 137329-02-02B | EA | BRACKET - HANGAR/GENERATOR - E-COATED |
| 9 | 138246-01-01A | EA | EXTENSION - TAILPIPE - 1.6"ID X 7.7" - STAINLESS STEEL |
| 10 | 156768-01-02B | EA | SHIELD/HEAT - GENERATOR - E-COATED |

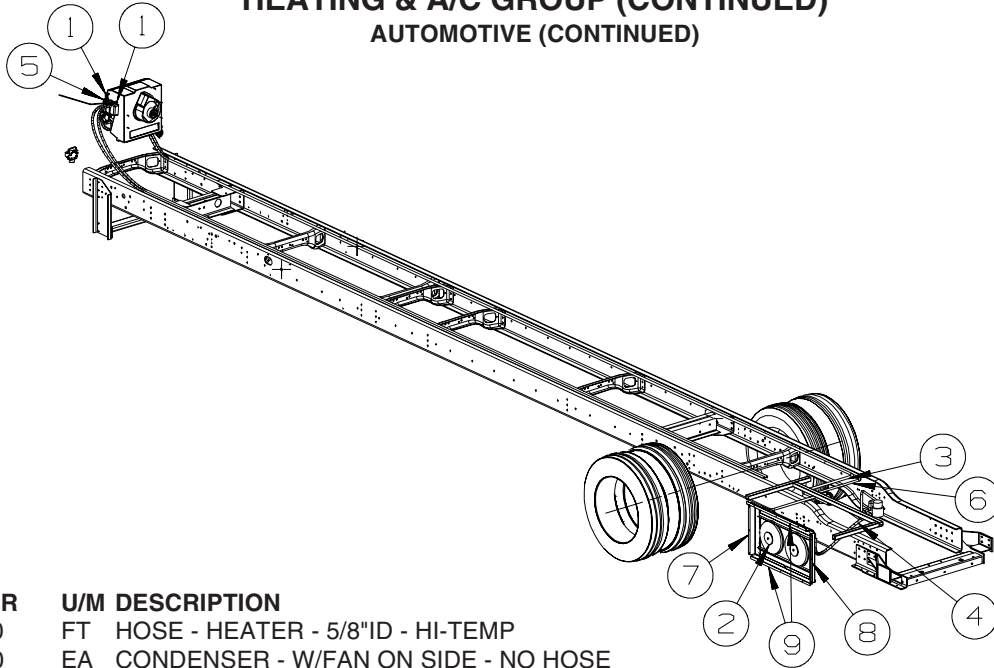
HEATING & A/C GROUP AUTOMOTIVE



| KEY | PART NUMBER | U/M | DESCRIPTION |
|-----|---------------|-----|---|
| 1 | 007076-01-000 | EA | HOSE - FLEXIBLE PVC - 2" ID - INCREMENTS OF 50' |
| 2 | 007281-01-000 | EA | HOSE - FLEXIBLE PVC - 2 1/2" ID X 50' |
| 3 | 077075-01-000 | EA | GASKET - INSTRUMENT PANEL/DEFROSTER PLENUM - .6" X 10.2" |
| 4 | 103017-03-000 | EA | PLENUM - DEFROSTER |
| 5* | 103930-61-000 | EA | CONTROL/PLENUM - LARGE ROTARY |
| 6* | 103930-55-000 | EA | EVAPORATOR/HEATER - NONCHARGED - SINGLE OUTPUT |
| 7 | 134275-01-01A | EA | PLENUM - TRANSITION |
| 8 | 135265-01-09A | EA | VENT - DEFROSTER - PLASTIC - BLACK |
| 9 | 146504-01-01A | EA | LOUVER - ROUND 2.5" - BLACK |
| 10 | 146505-01-01A | EA | LOUVER - RECTANGULAR - 1.5" X 8" - BLACK |
| 11 | 157225-01-01A | EA | OUTLET - DEFROSTER - W/SWIVEL - 2" SLEEVE/4"OD - BLACK |
| 12 | 158174-01-01A | EA | LOUVER - ROUND - 2" HOSE - BLACK |
| | 113452-02-000 | FT | SEAL/TRIM - FRONT - VINYL W/WIRE CARRIER - .027" - WHERE WIRES & HOSES CROSS METAL |

***COMPONENT PARTS LISTED LATER IN THIS GROUP**

HEATING & A/C GROUP (CONTINUED) AUTOMOTIVE (CONTINUED)

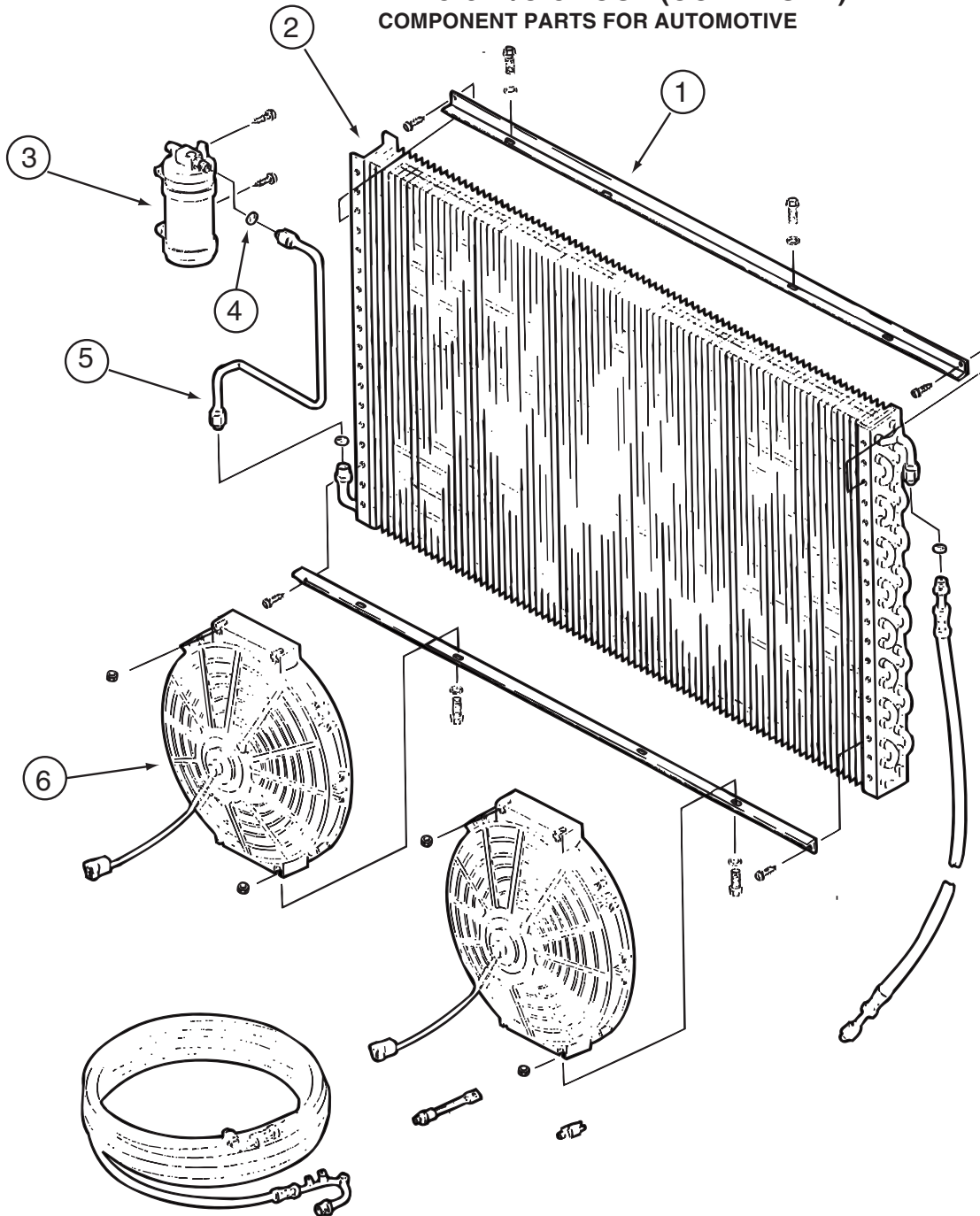


| KEY | PART NUMBER | U/M | DESCRIPTION |
|-----|---------------|-----|--|
| 1 | 007108-01-000 | FT | HOSE - HEATER - 5/8"ID - HI-TEMP |
| 2* | 072342-15-000 | EA | CONDENSER - W/FAN ON SIDE - NO HOSE |
| 3* | 072342-17-000 | EA | HOSE - #8 - CONDENSER/COMPRESSOR - 98.3" - W/90 DEGREE END |
| 4* | 072342-26-000 | EA | HOSE - #6 - REC DRIER/EVAPORATOR - 42.8' LONG W/SWITCHES |
| 5 | 103930-24-000 | EA | VALVE/WATER CONTROL - 4 PORT/VACUUM CONTROLLED |
| 6* | 103930-51-000 | EA | HOSE KIT - #12 - COMPRESSOR/EVAPORATOR - 41.5' W/90 DEGREE |
| 7 | 158038-01-02B | EA | BRACKET - CONDENSOR/SIDE - E-COATED |
| 8 | 158038-02-02B | EA | BRACKET - CONDENSOR/SIDE - E-COATED |
| 9 | 158039-01-02B | EA | BRACKET - CONDENSOR - E-COATED |

***COMPONENT PARTS LISTED LATER IN THIS GROUP**

HEATING & A/C GROUP (CONTINUED)

COMPONENT PARTS FOR AUTOMOTIVE



072342-15-000

| KEY | PART NUMBER | U/M | DESCRIPTION | VENDOR NO. |
|-----|---------------|-----|------------------------------|------------|
| 1 | 072342-13-700 | EA | BRACKET - CONDENSER FAN | 070-0148 |
| 2 | 072342-12-700 | EA | COIL-CONDENSER | 040-0027 |
| 3 | 072342-12-703 | EA | RECEIVER DRIER | 054-0001 |
| 4 | 113245-01-711 | EA | O'RING #6 | 045-0129 |
| 5 | 072342-13-703 | EA | TUBE ASM. #6 | 052-0040 |
| 6 | 072342-08-703 | EA | FAN BLADE/MOTOR & SHROUD 11" | 062-0097 |

072342-17-000

| KEY | PART NUMBER | U/M | DESCRIPTION | VENDOR NO. |
|-----|---------------|-----|----------------------------|------------|
| | 072342-12-701 | EA | HOSE ASM #8 CONDENSER/COMP | 085-0142 |
| | 113245-01-707 | EA | O'RING #8 | 045-0126 |

072342-26-000

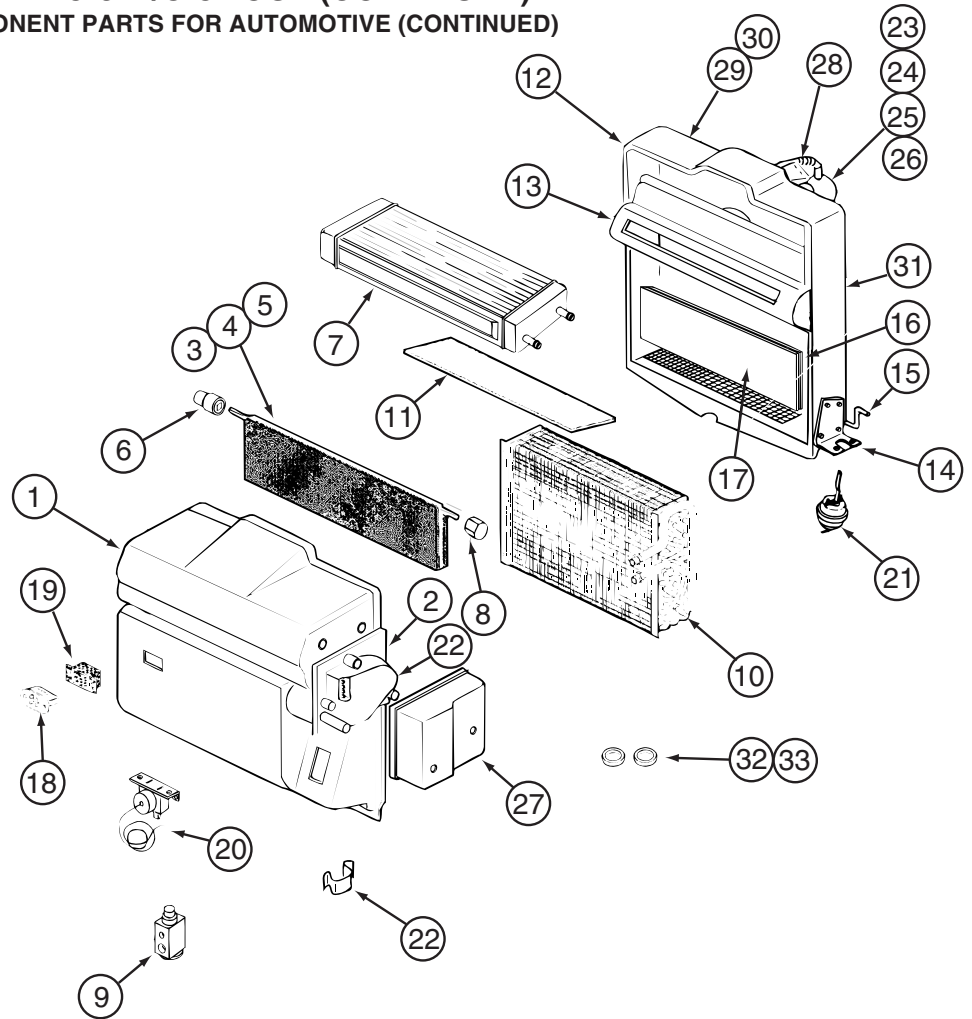
| KEY | PART NUMBER | U/M | DESCRIPTION | VENDOR NO. |
|-----|---------------|-----|------------------------------|------------|
| | 072342-26-700 | EA | SWITCH-BINARY W/PACKARD CONN | 032-00384 |
| | 072342-26-701 | EA | HOSE ASM. - #6 DRIER/EVAP | 085-00623 |
| | 103930-01-716 | EA | SWITCH-PRESSURE/COND. FAN | 032-0036 |
| | 113245-01-711 | EA | O'RING #6 | 045-0129 |

HEATING & A/C GROUP (CONTINUED)
COMPONENT PARTS FOR AUTOMOTIVE (CONTINUED)

103930-51-000

| KEY | PART NUMBER | U/M | DESCRIPTION | VENDOR NO. |
|------------|--------------------|------------|------------------------------|-------------------|
| | 103930-17-702 | EA | O'RING #10 | 045-0127 |
| | 103930-51-700 | EA | HOSE - #12 EVAP/COMP - 41.5' | 085-0490 |

HEATING & A/C GROUP (CONTINUED)
COMPONENT PARTS FOR AUTOMOTIVE (CONTINUED)



103930-55-000

| KEY | PART NUMBER | U/M | DESCRIPTION | VENDOR NO. |
|-----|---------------|-----|------------------------------|------------|
| 1 | 103930-55-701 | EA | CASE - FRONT | 062-0658 |
| 2 | 103930-30-701 | EA | PLATE - MOTOR MOUNT | 062-0544 |
| 3 | 103930-55-705 | EA | DOOR - BLEND AIR | 071-0892 |
| 6 | 103930-30-702 | EA | BUSHING/DRIVE (BLEND DOOR) | 062-0168 |
| 7 | 103930-55-706 | EA | CORE - HEATER - W/GASKET | 084-0271 |
| 8 | 103930-30-709 | EA | COUPLING - BLEND DOOR SHAFT | 062-0634 |
| 9 | 103930-20-700 | EA | VALVE-EXPANSION-BLOCK, 2 TON | 034-0032 |
| 10 | 103930-55-700 | EA | CORE-EVAPORATOR | 041-00168 |
| 12 | 103930-55-702 | EA | CASE-REAR | 062-0657 |
| 14 | 103930-01-708 | EA | BRACKET-VACUUM MOTOR | 070-0113 |
| 15 | 103930-20-704 | EA | ROD-DOOR-RECIRCULATING | 073-0018 |
| 16 | 103930-55-707 | EA | DOOR - RECIRCULATION | 071-0891 |
| 18 | 103930-01-710 | EA | RESISTOR-FUSED, A/C 4 TERM | 035-0006 |
| 20 | 103930-01-711 | EA | THERMOSTAT | 033-0003 |
| 21 | 103930-02-708 | EA | MOTOR-VACUUM SERVO, A/C | 030-0025 |
| 22 | 103930-30-703 | EA | MOTOR - SERVO | 030-0104 |
| 23 | 103930-20-707 | EA | HOUSING-BLOWER | 062-0145 |
| 24 | 103930-55-703 | EA | MOTOR-BLOWER W/O PIGTAIL | 030-0137 |
| 25 | 103930-01-717 | EA | WHEEL-BLOWER, CLOCKWISE | 062-0010 |
| 26 | 103930-20-708 | EA | CLIP-MOTOR SHAFT | 022-0001 |
| 27 | 103930-30-704 | EA | COVER - SERVO | 062-0545 |
| 32 | 113245-01-707 | EA | O'RING #8 | 045-0126 |
| 33 | 103930-17-702 | EA | O'RING #10 | 045-0127 |
| | 103930-55-704 | EA | CORE-HEATER | 042-0059 |
| | 110279-01-703 | EA | HOSE-VENT F/BLOWER MOTOR | 051-0034 |

CONTACT WINNEBAGO PART SALES FOR UNLISTED COMPONENT(S)

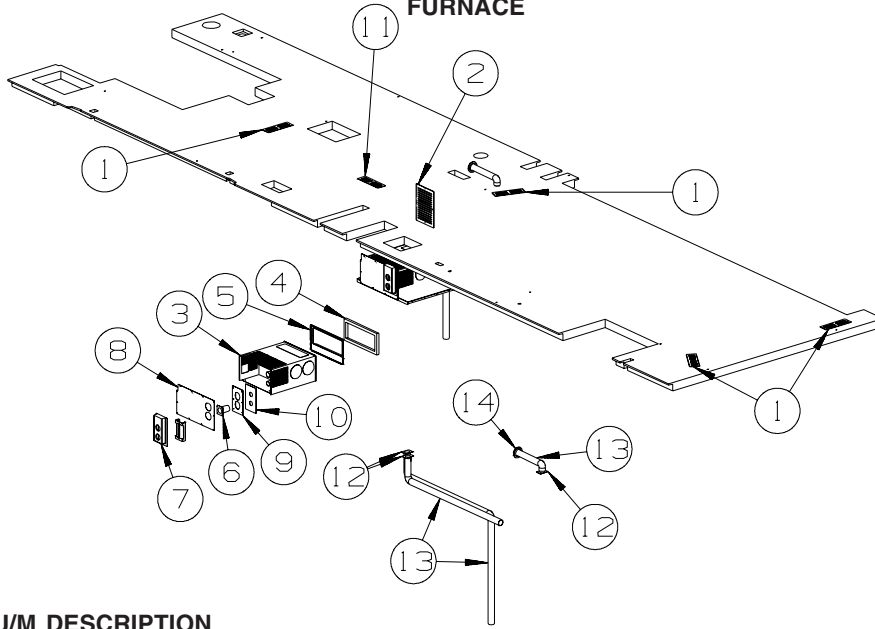
HEATING & A/C GROUP (CONTINUED)
COMPONENT PARTS FOR AUTOMOTIVE (CONTINUED)

103930-61-000

| KEY | PART NUMBER | U/M | DESCRIPTION | VENDOR NO. |
|------------|--------------------|------------|------------------------------|-------------------|
| | 103930-02-707 | EA | RELAY-BOSCH W/RESISTER | 031-0001 |
| | 103930-02-708 | EA | MOTOR-VACUUM SERVO, A/C | 030-0025 |
| | 103930-02-710 | EA | CANISTER-VACUUM | 054-0002 |
| | 103930-33-701 | EA | MOTOR - VACUUM, 3 STAGE | 030-0105 |
| | 103930-33-703 | EA | VACUUM HARNESS | 036-0466 |
| | 103930-49-701 | EA | HARNESS - WIRE W/BULBS | 036-0557 |
| | 103930-49-704 | EA | SWITCH - BLOWER | 032-0332 |
| | 103930-49-705 | EA | POTENTIOMETER | 032-0182 |
| | 103930-49-706 | EA | SWITCH - VACUUM | 032-0185 |
| | 103930-49-707 | EA | DECAL CONTROL PANEL-N/RECESS | 058-0144 |
| | 103930-61-700 | EA | PLENUM - TOP CASE | 060-00787 |
| | 103930-61-701 | EA | PLENUM - LOWER CASE | 060-00788 |
| | 103930-61-702 | EA | DOOR - HEAT/VENT | 071-01054 |
| | 103930-61-703 | EA | ROD - DEF/HEAT DOOR | 073-00086 |
| | 103930-61-704 | EA | DOOR - DEF/HEAT | 071-01053 |
| | 103930-61-705 | EA | HOUSING ONLY - CONTROL PANEL | 062-00615 |
| | 103930-61-706 | EA | KNOB - CONTROL | 062-00723 |
| | 103930-65-702 | EA | CONTROL PANEL W/SWITCHES | 083-00308 |

HEATING & A/C GROUP (CONTINUED)

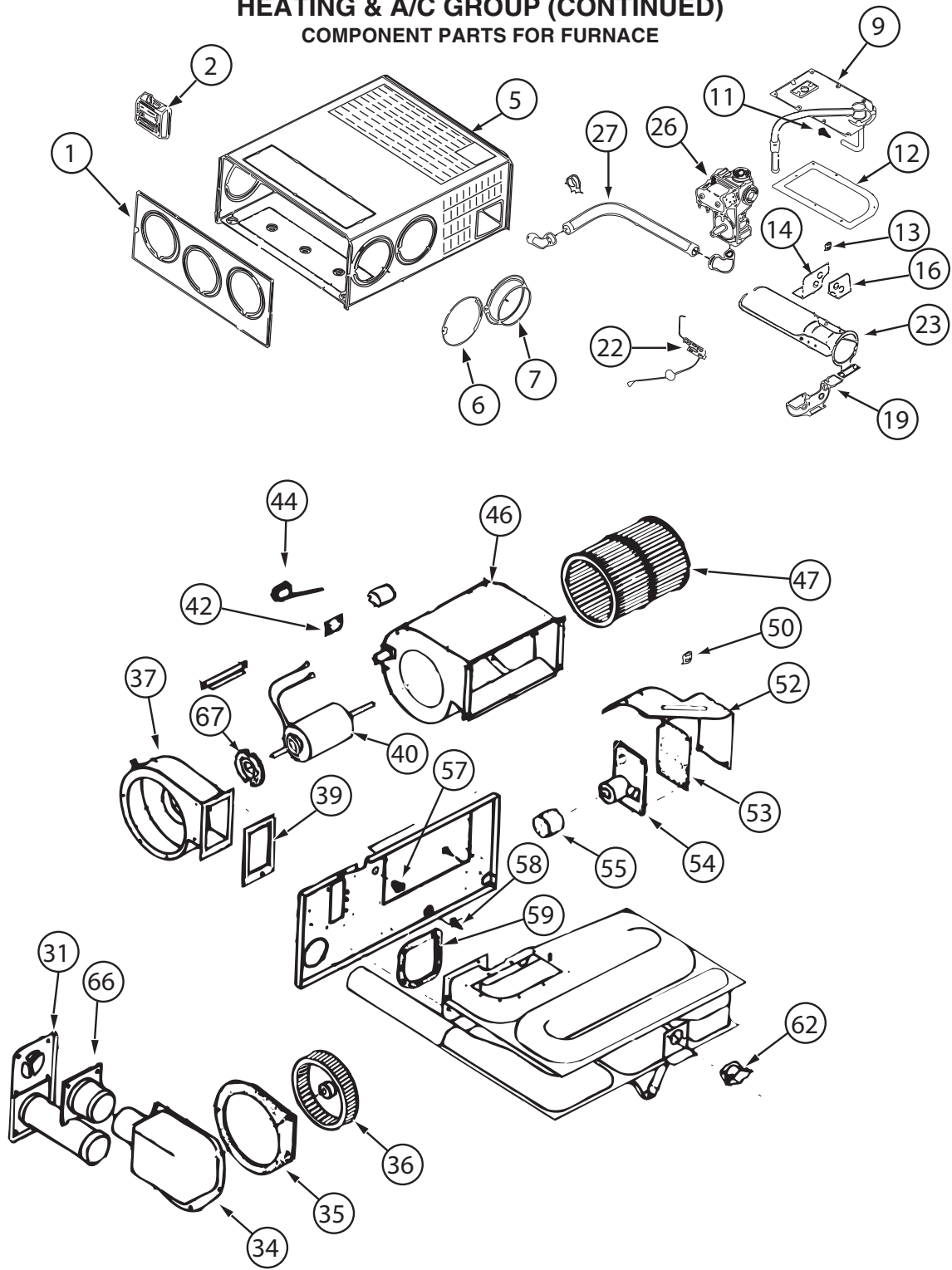
FURNACE



| KEY | PART NUMBER | U/M | DESCRIPTION |
|-----|---------------|-----|--|
| 1 | 137965-01-02A | EA | REGISTER - 11.2" X 3.6"(9.7 X 2.1"R/O) W/O DAMPER-ANT PWTR |
| 2 | 093614-08-02A | EA | GRILLE - AIR RETURN - 9.8" X 13.9" - BEIGE |
| 3* | 143563-02-000 | EA | FURNACE - 40000 BTU HIGH QUIET - SUBURBAN SH-42 2346A |
| 4 | 143563-05-000 | EA | GASKET - FIBERGLASS - SUBURBAN #071018 |
| 5 | 143563-04-000 | EA | PLATE END - COLLAR |
| 6 | 098668-16-000 | EA | VENT - INTAKE |
| 7 | 133323-03-01A | EA | SHROUD - FURNACE - UNFINISHED |
| 8 | 145895-06-02B | EA | PANEL - CLOSEOUT - FURNACE - E-COATED |
| 9 | 126693-05-02B | EA | PANEL - EXHAUST/FURNACE - E-COATED |
| 10 | 141337-01-01A | EA | GASKET - FURNACE |
| 11 | 137965-03-02A | EA | REGISTER - 11.2" X 3.6"(9.7 X 2.1"R/O) W/O DAMPER-ANT PWTR |
| 12 | 092776-01-000 | EA | ADAPTER - DUCT - 2" |
| 13 | 009198-02-000 | FT | DUCT - HEAT - FLEXIBLE - 2" ID X 25' |
| 14 | 157225-01-01A | EA | OUTLET - DEFROSTER - W/SWIVEL - 2" SLEEVE/4"OD - BLACK |

*COMPONENT PARTS LISTED LATER IN THIS GROUP

HEATING & A/C GROUP (CONTINUED)
COMPONENT PARTS FOR FURNACE



143563-02-000

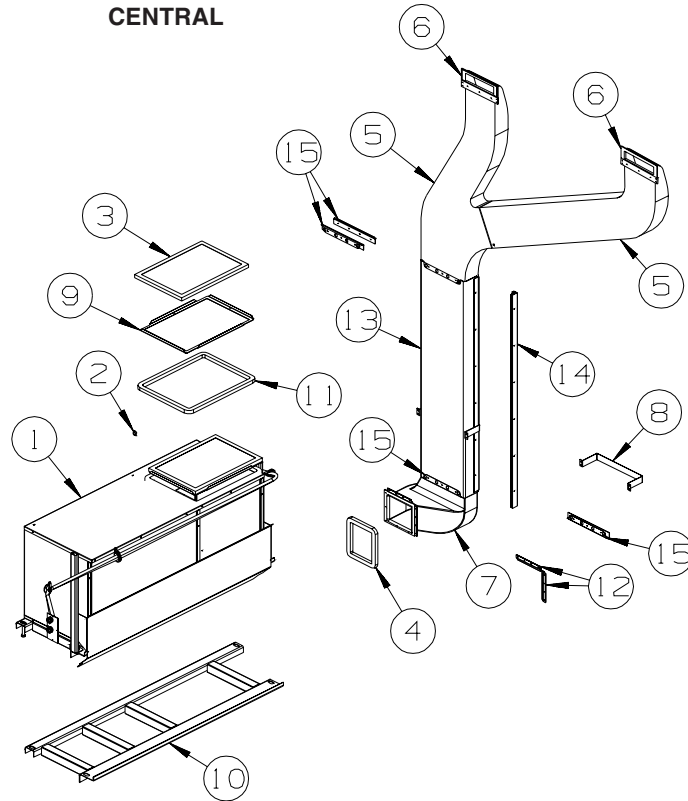
HEATING & A/C GROUP (CONTINUED)
COMPONENT PARTS FOR FURNACE (CONTINUED)

143563-02-000 (CONTINUED)

| KEY | PART NUMBER | U/M | DESCRIPTION | VENDOR NO. |
|------------|--------------------|------------|--|-------------------|
| 1 | 143563-01-700 | EA | CABINET - FRONT | 101907 |
| 2 | | | SEE 12 VOLT WIRING AREAS FOR CORRECT THERMOSTAT | |
| 5 | 143563-02-700 | EA | CABINET | 101915 |
| 7 | 075696-02-703 | EA | COLLAR - DUCT | 050715 |
| 9 | 143563-01-702 | EA | MANIFOLD ASSEMBLY | 171599 |
| 11 | 143563-02-701 | EA | ORFICE - MAIN BURNER | 180309 |
| 12 | 098668-22-703 | EA | GASKET - BURNER ACCESS COVER | 070811 |
| 14 | 143563-02-702 | EA | PLATE - SECONDARY AIR/TOP BACK | 063198 |
| 16 | 143563-02-703 | EA | PLATE - SECONDARY AIR/TOP FRT | 062933 |
| 19 | 143563-02-704 | EA | PLATE - SECONDARY AIR/BOTTOM | 062935 |
| 22 | 139980-01-701 | EA | ELECTRODE | 232286 |
| 23 | 098668-11-701 | EA | BURNER ASSEMBLY, SF-42F | 010799 |
| 26 | 098668-01-718 | EA | VALVE-GAS SF S.N.974903079 | 161122 |
| 27 | 143563-01-707 | EA | PIPE ASSEMBLY (GAS INLET) | 171603 |
| 31 | 098668-01-707 | EA | TUBE ASSEMBLY, EXHAUST W/CAP | 260231 |
| 34 | 143563-01-708 | EA | BOX ASM (COMB. AIR INTAKE) | 051430BK |
| 35 | 143563-01-709 | EA | GASKET (COMB. AIR HOUSING) | 071108 |
| 36 | 143563-01-710 | EA | WHEEL (COMBUSTION AIR) | 350199 |
| 37 | 143563-01-711 | EA | HOUSING (COMBUSTION AIR) | 390862BK |
| 39 | 143563-01-715 | EA | GASKET-FIREWALL/COMB. AIR | 071107 |
| 40 | 143563-02-705 | EA | MOTOR ASSEMBLY | 232726 |
| 42 | 101990-01-714 | EA | GASKET-MICROSWITCH | 230877 |
| 44 | 098668-21-700 | EA | SWITCH-MICRO-W/O FLAG 3 1/4" | 232261 |
| 46 | 143563-01-713 | EA | BLOWER ASSEMBLY(ROOM AIR) | 390867BK |
| 47 | 143563-01-714 | EA | WHEEL - ROOM AIR | 350198 |
| 50 | 139980-01-710 | EA | SWITCH - ON/OFF | 232351 |
| 52 | 139980-01-711 | EA | PANEL ASSEMBLY-MODULE BD | 101663 |
| 53 | 139980-01-712 | EA | INSULATOR - MODULE BD | 070807 |
| 54 | 098668-22-705 | EA | MODULE BD W/RELAY TIME DELAY | 520820 |
| 55 | 139980-01-713 | EA | CAP/INSULATOR-MODULE BD | 070973 |
| 57 | 139980-01-714 | EA | BUSHING - UNIVERSAL | 070362 |
| 58 | 139980-01-715 | EA | BUSHING - STRAIN RELIEF | 231809 |
| 59 | 098668-01-716 | EA | GASKET-FIREWALL,CHAMBER SIDE | 070808 |
| 62 | 143563-02-706 | EA | SWITCH - LIMIT | 232735 |
| 66 | 098668-01-713 | EA | TUBE ASSEMBLY, INTAKE | 051248 |
| 67 | 075697-07-703 | EA | GASKET - MOTOR | 070448 |
| | 143563-02-707 | EA | CHAMBER ASM. - FINAL | 021172BK |
| | | | CONTACT WINNEBAGO PART SALES FOR UNLISTED COMPONENT(S) | |

HEATING & A/C GROUP (CONTINUED)

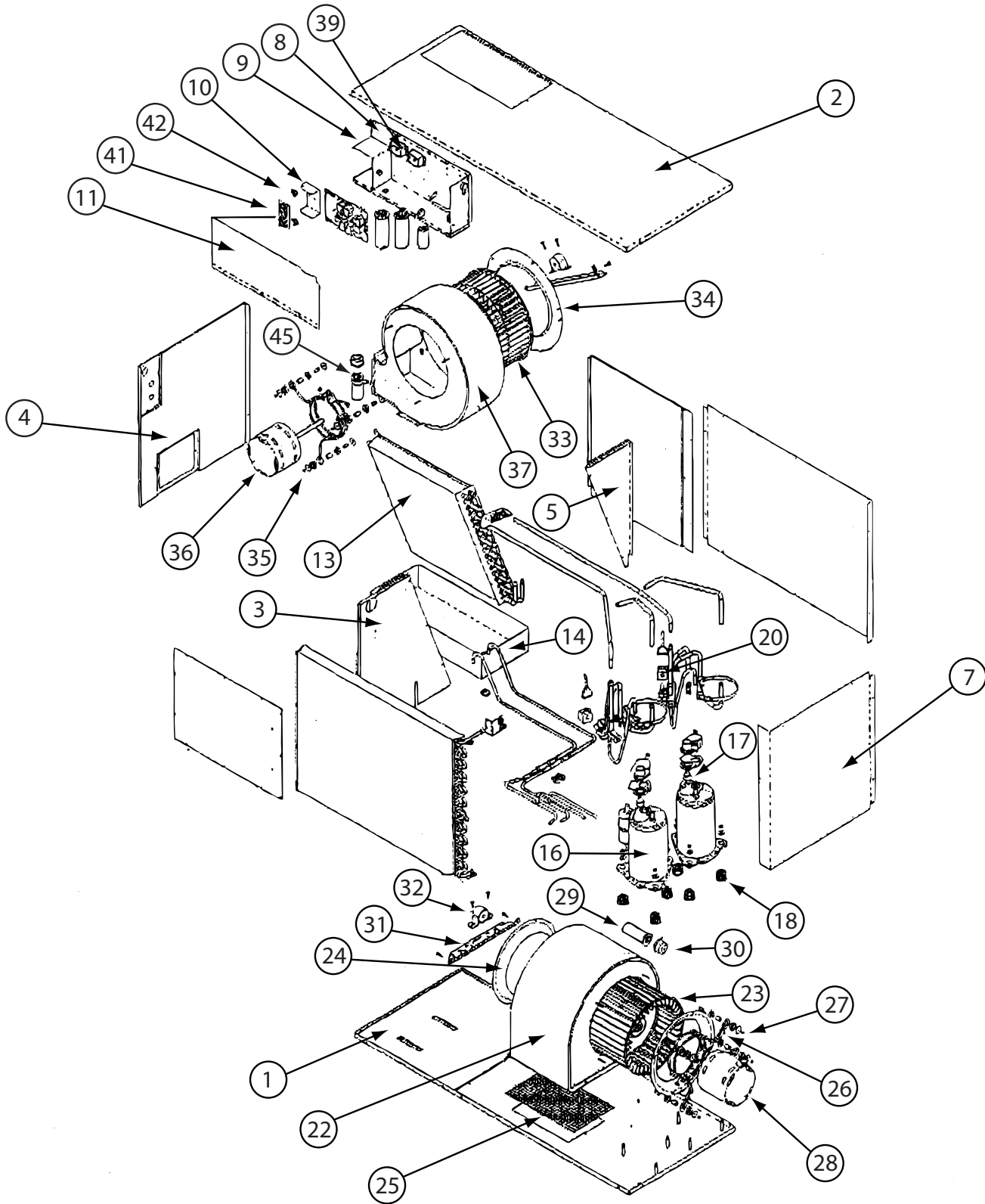
CENTRAL



| KEY | PART NUMBER | U/M | DESCRIPTION |
|-----|---------------|-----|--|
| 1* | 105620-19-000 | EA | A/C - CENTRAL - RIGHT HAND/HEAT PUMP - TOP RETURN - CENTRAL A/C HEAT PUMP |
| 1 | 105620-20-000 | EA | A/C - CENTRAL - RIGHT HAND/TOP RETURN - COOLING ONLY - CENTRAL A/C |
| 2 | 107721-07-000 | FT | SEAL - ACCESS DOOR - .9"WIDE X 1.1"HIGH |
| 3 | 109050-02-000 | EA | FILTER/FURNACE-AC - FIBERGLASS - 1" X 14" X 20" |
| 4 | 134588-02-000 | EA | GASKET - DUCT - 13.9" X 18.2" IS - 15.9" X 20.2" OS |
| 5 | M09204-01-000 | EA | DUCT/AC - UPPER RIGHT HAND/LEFT HAND |
| 5 | 105290-01-000 | SF | INSULATION - AIR POCKET W/FOIL |
| 6 | 104692-01-000 | FT | SEAL - ADHESIVE BACKED FOAM - 3/4" THICK X 3/4" WIDE X 25' |
| 7 | P47621-01-000 | EA | DUCT - CENTRAL AIR/FORCED - LOWER |
| 7 | 105290-01-000 | SF | INSULATION - AIR POCKET W/FOIL |
| 8 | 129047-01-02B | EA | STRAP/MOUNTING - AIR DUCT - E-COATED |
| 9 | 139757-01-02B | EA | PANEL - TRAY - A/C FILTER - E-COATED |
| 10 | 158964-01-02B | EA | CRADLE - A/C - E-COATED |
| 11 | 134588-04-000 | EA | GASKET - DUCT - 13.9" X 18.2" IS - 15.9" X 20.2" OS |
| 12 | 130481-01-01A | EA | BRACKET - ZEE W/HOLES - 7" |
| 13 | 159404-07-000 | EA | PLENUM - A/C |
| 14 | 159408-07-01A | EA | CORNER-W/HOLES,MILL, 1100 MM |
| 15 | 160755-01-02B | EA | U-CHANNEL-W/HOLES |

***COMPONENT PARTS LISTED LATER IN THIS GROUP**

HEATING & A/C GROUP (CONTINUED)
COMPONENT PARTS FOR CENTRAL



105620-19-000

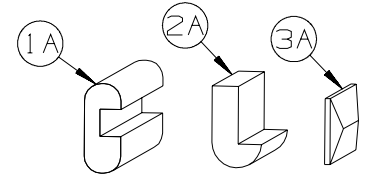
HEATING & A/C GROUP (CONTINUED)
COMPONENT PARTS FOR CENTRAL (CONTINUED)

105620-19-000 (CONTINUED)

| KEY | PART NUMBER | U/M | DESCRIPTION | VENDOR NO. |
|------------|--------------------|------------|------------------------------|-------------------|
| 12 | 105620-19-701 | EA | CONDENSER COIL | 1452-173 |
| 13 | 105620-19-702 | EA | EVAPORATOR COIL | 1452-172 |
| 14 | 105620-19-703 | EA | DRAIN PAN | 6538-314 |
| 15 | 105620-12-703 | EA | VALVE - DRAIN | 6795-200 |
| 16 | 105620-12-704 | EA | COMPRESSOR (TECHUMSEH) | 1450-2149 |
| 17 | 105620-12-705 | EA | OVERLOAD | 1450-0081 |
| 18 | 105620-01-706 | EA | MOUNTING PKG.,COMP., 3 PER | 6759-3081 |
| 20 | 105620-12-708 | EA | COIL - SOLENOID | 1460-1081 |
| 21 | 105620-19-704 | EA | BY-FLOW RESTRICTOR | 1454-259 |
| 22 | 105620-19-700 | EA | BLOWER HOUSING/OUTSIDE AIR | 6536A515 |
| 23 | 105620-01-713 | EA | WHEEL-BLOWER/OUTSIDE AIR | 1472-1611 |
| 24 | 105620-01-714 | EA | VENTURI-BLOWER/OUTSIDE AIR | 6795A150 |
| 25 | 105620-16-706 | EA | SCREEN/SAFETY | 6795B313 |
| 26 | 105620-01-715 | EA | MOUNT-BLOWER/OUTSIDE AIR | 6795A3011 |
| 27 | 105620-01-716 | EA | SLEEVE & GROMMET, 4 PER PKG | 6795A3031 |
| 28 | 105620-10-721 | EA | MOTOR/BLOWER-8 3/4" SHAFT | 1468A3029 |
| 29 | 105620-01-718 | EA | CAPACITOR-FAN(OUTDOOR MOTOR) | 1499-5631 |
| 30 | 105620-10-715 | EA | RUBBER CAPACITOR BOOT | 1499-951 |
| 31 | 105620-01-700 | EA | BEARING BRACKET/OUTSIDE AIR | 6536-514 |
| 32 | 105620-10-701 | EA | BEARING/PILLOW BLOCK-O/S AIR | 6536-3011 |
| 33 | 105620-11-701 | EA | BLOWER WHEEL/INSIDE AIR | 1472-1151 |
| 34 | 105620-12-715 | EA | BLOWER VENTURI/INSIDE AIR | 6535A287 |
| 35 | 105620-01-723 | EA | MOUNT-BLOWER MOTOR - I/S AIR | 6795-302 |
| 36 | 105620-19-705 | EA | MOTOR-BLOWER-INSIDE AIR-REV. | 1468A3219 |
| 37 | 105620-19-706 | EA | BLOWER HOUSING/INSIDE AIR | 6537A590 |
| 38 | 105620-01-729 | EA | RELAY-COMPRESSOR -4 TERMINAL | 1460-1131 |
| 39 | 126859-01-703 | EA | CAPACITOR - RUN | 1499-5671 |
| 40 | 105620-16-708 | EA | BOARD/TERMINAL- HIGH VOLTAGE | 6795-3151 |
| 41 | 105620-01-723 | EA | GROUND PLUG | 1216228 |
| 42 | 105620-10-705 | EA | PTCR (START DEVICE) - W/CAP. | 8333A9021 |
| 43 | 105620-12-727 | EA | CIRCUIT BD(6535 C SERIES) | 6535C3201 |
| 44 | 093763-01-704 | EA | CAPACITOR-FAN (INDOOR MOTOR) | 1499-5461 |
| | 105620-12-719 | EA | COIL SENSOR | 7330A3231 |

CONTACT WINNEBAGO PART SALES FOR UNLISTED COMPONENTS

INTERIOR FINISH GROUP
MOLDINGS & TRIMS
HONEY CHERRY



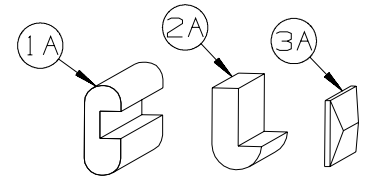
| KEY | PART NUMBER | U/M | DESCRIPTION |
|-----|---------------|-----|--|
| 1A | M09412-62-N42 | EA | MOLDING/SHELF EDGE - .6" X 1.3" X 96" - PORTSMOUTH OAK |
| 1A | M09412-62-M52 | EA | MOLDING/SHELF EDGE - .6" X 1.3" X 96" - CONCERT CHERRY |
| 1A | M09412-62-M62 | EA | MOLDING/SHELF EDGE - .6" X 1.3" X 96" - WASHED MAPLE |
| 1A | M09412-62-RC3 | EA | MOLDING/SHELF EDGE - .6" X 1.3" X 96" - HONEY CHERRY |
| 1A | M09412-62-SA3 | EA | MOLDING/SHELF EDGE - .6" X 1.3" X 96" - SIERRA MAPLE |
| 2A | M09511-43-T77 | EA | MOLDING - TRIM - W/NOTCH - .8" X 1.4" X 86.3" - PORTSMOUT OAK |
| 2A | M09525-80-UM1 | EA | MOLDING - TRIM - W/NOTCH - .8" X 1.4" X 86.5" - CONCERT CHERRY |
| 2A | M09525-80-U91 | EA | MOLDING - TRIM - W/NOTCH - .8" X 1.4" X 86.5" - WASHED MAPLE |
| 2A | M09525-80-U92 | EA | MOLDING - TRIM - W/NOTCH - .8" X 1.4" X 86.5" - SIERRA MAPLE |
| 2A | M09525-80-Y92 | EA | MOLDING - TRIM - W/NOTCH - .8" X 1.4" X 86.5" - HONEY CHERRY |
| 2A | M09501-85-TG3 | EA | MOLDING/TRIM - W/NOTCH - 4" X 86.06" - HONEY CHERRY |
| 2A | M09501-32-TG1 | EA | MOLDING/TRIM - W/NOTCH - .8" X 2.5" X 86.2" - CONCERT CHERRY |
| 2A | M09501-32-TG2 | EA | MOLDING/TRIM - W/NOTCH - .8" X 2.5" X 86.2" - WASHED MAPLE |
| 2A | M09501-32-TD3 | EA | MOLDING/TRIM - W/NOTCH - .8" X 2.5" X 86.2" - SIERRA MAPLE |
| 2A | M09501-32-TG3 | EA | MOLDING/TRIM - W/NOTCH - .8" X 2.5" X 86.2" - HONEY CHERRY |
| 2A | M09515-72-TD0 | EA | MOLDING/TRIM - .8" X 2.2" X 86.1" - PORTSMOUTH OAK |
| 2A | M09515-72-TD1 | EA | MOLDING/TRIM - .8" X 2.2" X 86.1" - CONCERT CHERRY |
| 2A | M09515-72-TD2 | EA | MOLDING/TRIM - .8" X 2.2" X 86.1" - WASHED MAPLE |
| 2A | M09515-72-TD3 | EA | MOLDING/TRIM - .8" X 2.2" X 86.1" - SIERRA MAPLE |
| 2A | M09511-44-T77 | EA | MOLDING - TRIM - W/NOTCH - 1" X 86.4" - PORTSMOUTH OAK |
| 2A | M09511-44-T78 | EA | MOLDING - TRIM - W/NOTCH - 1" X 86.4" - CONCERT CHERRY |
| 2A | M09511-44-T79 | EA | MOLDING - TRIM - W/NOTCH - 1" X 86.4" - WASHED MAPLE |
| 2A | M09511-44-T80 | EA | MOLDING - TRIM - W/NOTCH - 1" X 86.4" - HONEY CHERRY |
| 2A | M09438-25-RA3 | EA | MOLDING - HARDWOOD-W/NOTCH - 1.4"X 80.2" - HONEY CHERRY |
| 3A | M09477-63-S46 | EA | MOLDING - TRIM/VEE-W/CUT ENDS - 1"X 64.1" - PORTSMOUTH OAK |
| 3A | M09477-63-S47 | EA | MOLDING - TRIM/VEE-W/CUT ENDS - 1"X 64.1" - CONCERT CHERRY |
| 3A | M09477-63-S48 | EA | MOLDING - TRIM/VEE-W/CUT ENDS - 1"X 64.1" - WASHED MAPLE |
| 3A | M09477-63-W51 | EA | MOLDING - TRIM/VEE-W/CUT ENDS - 1"X 64.1" - HONEY CHERRY |
| 3A | M09477-64-S46 | EA | MOLDING - TRIM/VEE-W/CUT ENDS - 1"X 14.9" - PORTSMOUTH OAK |
| 3A | M09477-64-S47 | EA | MOLDING - TRIM/VEE-W/CUT ENDS - 1"X 14.9" - CONCERT CHERRY |
| 3A | M09477-64-S48 | EA | MOLDING - TRIM/VEE-W/CUT ENDS - 1"X 14.9" - WASHED MAPLE |
| 3A | M09477-64-W51 | EA | MOLDING - TRIM/VEE-W/CUT ENDS - 1"X 14.9" - HONEY CHERRY |
| 3A | M09501-30-SD0 | EA | MOLDING - TRIM/VEE - .2" X 1" X 35.1" - PORTSMOUTH OAK |
| 3A | M09501-30-SD1 | EA | MOLDING - TRIM/VEE - .2" X 1" X 35.1" - CONCERT CHERRY |
| 3A | M09501-30-SD2 | EA | MOLDING - TRIM/VEE - .2" X 1" X 35.1" - WASHED MAPLE |
| 3A | M09501-30-SD3 | EA | MOLDING - TRIM/VEE - .2" X 1" X 35.1" - HONEY CHERRY |
| 3A | M09515-97-WL4 | EA | MOLDING - TRIM/VEE - .2" X 1" X 32.6" - CONCERT CHERRY |
| 3A | M09515-97-WL5 | EA | MOLDING - TRIM/VEE - .2" X 1" X 32.6" - WASHED MAPLE |
| 3A | M09515-97-WL6 | EA | MOLDING - TRIM/VEE - .2" X 1" X 32.6" - HONEY CHERRY |
| 3A | M09534-17-UF3 | EA | MOLDING - TRIM/VEE - .2" X 1" X 20.1" - SIERRA MAPLE |
| 3A | M09534-17-UJ1 | EA | MOLDING - TRIM/VEE - .2" X 1" X 20.1" - CONCERT CHERRY |
| 3A | M09534-17-UJ2 | EA | MOLDING - TRIM/VEE - .2" X 1" X 20.1" - WASHED MAPLE |
| 3A | M09534-17-UJ3 | EA | MOLDING - TRIM/VEE - .2" X 1" X 20.1" - HONEY CHERRY |
| 3A | M09477-88-S34 | EA | MOLDING - TRIM/VEE - .2" X 1" X 19.9" - WASHED MAPLE |
| 3A | M09477-88-S35 | EA | MOLDING - TRIM/VEE - .2" X 1" X 19.9" - SIERRA MAPLE |
| 3A | M09568-03-W51 | EA | MOLDING - TRIM/VEE - .2" X 1" X 19.8" - HONEY CHERRY |
| 3A | M09568-03-W52 | EA | MOLDING - TRIM/VEE - .2" X 1" X 19.8" - WASHED MAPLE |
| 3A | M09565-51-W51 | EA | MOLDING - TRIM/VEE - .2" X 1" X 19.4" - HONEY CHERRY |
| 3A | M09565-51-W52 | EA | MOLDING - TRIM/VEE - .2" X 1" X 19.4" - WASHED MAPLE |
| 3A | M09553-79-W66 | EA | MOLDING - TRIM/VEE - .2" X 1" X 15.6" - HONEY CHERRY |
| 3A | M09515-10-W66 | EA | MOLDING - TRIM/VEE - .2" X 1" X 15.4" - HONEY CHERRY |
| 3A | M09501-63-T78 | EA | MOLDING - TRIM/VEE - .2" X 1" X 15" - CONCERT CHERRY |
| 3A | M09501-63-T79 | EA | MOLDING - TRIM/VEE - .2" X 1" X 15" - WASHED MAPLE |
| 3A | M09501-63-T80 | EA | MOLDING - TRIM/VEE - .2" X 1" X 15" - SIERRA MAPLE |
| 3A | M09501-63-W66 | EA | MOLDING - TRIM/VEE - .2" X 1" X 15" - HONEY CHERRY |
| 3A | M09553-09-W66 | EA | MOLDING - TRIM/VEE - .2" X 1" X 13.4" - HONEY CHERRY |
| 3A | M09566-04-WD3 | EA | MOLDING - TRIM/VEE - .2" X 1" X 8.9" - HONEY CHERRY |
| 3A | M09553-29-WH4 | EA | MOLDING - TRIM/VEE - .4" X 1" X 94.4" - CONCERT CHERRY |
| 3A | M09553-29-WH5 | EA | MOLDING - TRIM/VEE - .4" X 1" X 94.4" - WASHED MAPLE |
| 3A | M09553-29-WH6 | EA | MOLDING - TRIM/VEE - .4" X 1" X 94.4" - SIERRA MAPLE |
| 3A | M09565-04-WH4 | EA | MOLDING - TRIM/VEE - .4" X 1" X 89.5" - CONCERT CHERRY |

INTERIOR FINISH GROUP (CONTINUED)
MOLDINGS & TRIMS (CONTINUED)

| KEY | PART NUMBER | U/M | DESCRIPTION |
|-----|---------------|-----|--|
| 3A | M09565-04-WH5 | EA | MOLDING - TRIM/VEE - .4" X 1" X 89.5" - WASHED MAPLE |
| 3A | M09565-04-WH6 | EA | MOLDING - TRIM/VEE - .4" X 1" X 89.5" - SIERRA MAPLE |
| 3A | M09544-86-W37 | EA | MOLDING - TRIM/VEE - .4" X 1" X 88.1" - WASHED MAPLE |
| 3A | M09544-86-W38 | EA | MOLDING - TRIM/VEE - .4" X 1" X 88.1" - SIERRA MAPLE |
| 3A | M09538-39-U67 | EA | MOLDING - TRIM/VEE - .4" X 1" X 82.6" - WASHED MAPLE |
| 3A | M09538-39-U68 | EA | MOLDING - TRIM/VEE - .4" X 1" X 82.6" - SIERRA MAPLE |
| 3A | M09553-62-WH4 | EA | MOLDING - TRIM/VEE - .4" X 1" X 81.4" - CONCERT CHERRY |
| 3A | M09553-62-WH5 | EA | MOLDING - TRIM/VEE - .4" X 1" X 81.4" - WASHED MAPLE |
| 3A | M09553-62-WH6 | EA | MOLDING - TRIM/VEE - .4" X 1" X 81.4" - SIERRA MAPLE |
| 3A | M09577-98-WH4 | EA | MOLDING - TRIM/VEE - .4" X 1" X 80.2" - CONCERT CHERRY |
| 3A | M09577-98-WH5 | EA | MOLDING - TRIM/VEE - .4" X 1" X 80.2" - WASHED MAPLE |
| 3A | M09577-98-WH6 | EA | MOLDING - TRIM/VEE - .4" X 1" X 80.2" - SIERRA MAPLE |
| 3A | M09544-37-W37 | EA | MOLDING - TRIM/VEE - .4" X 1" X 78.8" - WASHED MAPLE |
| 3A | M09544-37-W38 | EA | MOLDING - TRIM/VEE - .4" X 1" X 78.8" - SIERRA MAPLE |
| 3A | M09544-34-W37 | EA | MOLDING - TRIM/VEE - .4" X 1" X 78.7" - WASHED MAPLE |
| 3A | M09544-34-W38 | EA | MOLDING - TRIM/VEE - .4" X 1" X 78.7" - SIERRA MAPLE |
| 3A | M09538-37-U67 | EA | MOLDING - TRIM/VEE - .4" X 1" X 77.5" - WASHED MAPLE |
| 3A | M09538-37-U68 | EA | MOLDING - TRIM/VEE - .4" X 1" X 77.5" - SIERRA MAPLE |
| 3A | M09553-65-WH4 | EA | MOLDING - TRIM/VEE - .4" X 1" X 77" - CONCERT CHERRY |
| 3A | M09553-65-WH5 | EA | MOLDING - TRIM/VEE - .4" X 1" X 77" - WASHED MAPLE |
| 3A | M09553-65-WH6 | EA | MOLDING - TRIM/VEE - .4" X 1" X 77" - SIERRA MAPLE |
| 3A | M09553-64-WH4 | EA | MOLDING - TRIM/VEE - .4" X 1" X 76.7" - CONCERT CHERRY |
| 3A | M09553-64-WH5 | EA | MOLDING - TRIM/VEE - .4" X 1" X 76.7" - WASHED MAPLE |
| 3A | M09553-64-WH6 | EA | MOLDING - TRIM/VEE - .4" X 1" X 76.7" - SIERRA MAPLE |
| 3A | M09565-75-WH4 | EA | MOLDING - TRIM/VEE - .4" X 1" X 75.9" - CONCERT CHERRY |
| 3A | M09565-75-WH5 | EA | MOLDING - TRIM/VEE - .4" X 1" X 75.9" - WASHED MAPLE |
| 3A | M09565-75-WH6 | EA | MOLDING - TRIM/VEE - .4" X 1" X 75.9" - SIERRA MAPLE |
| 3A | M09565-02-WH4 | EA | MOLDING - TRIM/VEE - .4" X 1" X 75.1" - CONCERT CHERRY |
| 3A | M09565-02-WH5 | EA | MOLDING - TRIM/VEE - .4" X 1" X 75.1" - WASHED MAPLE |
| 3A | M09565-02-WH6 | EA | MOLDING - TRIM/VEE - .4" X 1" X 75.1" - SIERRA MAPLE |
| 3A | M09553-26-WH4 | EA | MOLDING - TRIM/VEE - .4" X 1" X 74.1" - CONCERT CHERRY |
| 3A | M09553-26-WH5 | EA | MOLDING - TRIM/VEE - .4" X 1" X 74.1" - WASHED MAPLE |
| 3A | M09553-26-WH6 | EA | MOLDING - TRIM/VEE - .4" X 1" X 74.1" - SIERRA MAPLE |
| 3A | M09538-91-WH4 | EA | MOLDING - TRIM/VEE - .4" X 1" X 73.8" - CONCERT CHERRY |
| 3A | M09538-91-WH5 | EA | MOLDING - TRIM/VEE - .4" X 1" X 73.8" - WASHED MAPLE |
| 3A | M09538-91-WH6 | EA | MOLDING - TRIM/VEE - .4" X 1" X 73.8" - SIERRA MAPLE |
| 3A | M09553-22-WH4 | EA | MOLDING - TRIM/VEE - .4" X 1" X 73.2" - CONCERT CHERRY |
| 3A | M09553-22-WH5 | EA | MOLDING - TRIM/VEE - .4" X 1" X 73.2" - WASHED MAPLE |
| 3A | M09553-22-WH6 | EA | MOLDING - TRIM/VEE - .4" X 1" X 73.2" - SIERRA MAPLE |
| 3A | M09565-97-WH4 | EA | MOLDING - TRIM/VEE - .4" X 1" X 72.6" - CONCERT CHERRY |
| 3A | M09565-97-WH5 | EA | MOLDING - TRIM/VEE - .4" X 1" X 72.6" - WASHED MAPLE |
| 3A | M09565-97-WH6 | EA | MOLDING - TRIM/VEE - .4" X 1" X 72.6" - SIERRA MAPLE |
| 3A | M09568-12-WH4 | EA | MOLDING - TRIM/VEE - .4" X 1" X 71.9" - CONCERT CHERRY |
| 3A | M09568-12-WH5 | EA | MOLDING - TRIM/VEE - .4" X 1" X 71.9" - WASHED MAPLE |
| 3A | M09568-12-WH6 | EA | MOLDING - TRIM/VEE - .4" X 1" X 71.9" - SIERRA MAPLE |
| 3A | M09565-01-WH4 | EA | MOLDING - TRIM/VEE - .4" X 1" X 71.7" - CONCERT CHERRY |
| 3A | M09565-01-WH5 | EA | MOLDING - TRIM/VEE - .4" X 1" X 71.7" - WASHED MAPLE |
| 3A | M09565-01-WH6 | EA | MOLDING - TRIM/VEE - .4" X 1" X 71.7" - SIERRA MAPLE |
| 3A | M09565-01-YR3 | EA | MOLDING - TRIM/VEE - .4" X 1" X 71.7" - HONEY CHERRY |
| 3A | M09544-15-WB4 | EA | MOLDING - TRIM/VEE - .4" X 1" X 64.5" - CONCERT CHERRY |
| 3A | M09544-15-WB5 | EA | MOLDING - TRIM/VEE - .4" X 1" X 64.5" - WASHED MAPLE |
| 3A | M09544-15-WB6 | EA | MOLDING - TRIM/VEE - .4" X 1" X 64.5" - SIERRA MAPLE |
| 3A | M09538-94-WH4 | EA | MOLDING - TRIM/VEE - .4" X 1" X 71.1" - CONCERT CHERRY |
| 3A | M09538-94-WH5 | EA | MOLDING - TRIM/VEE - .4" X 1" X 71.1" - WASHED MAPLE |
| 3A | M09538-94-WH6 | EA | MOLDING - TRIM/VEE - .4" X 1" X 71.1" - SIERRA MAPLE |
| 3A | M09565-78-WH4 | EA | MOLDING - TRIM/VEE - .4" X 1" X 70.2" - CONCERT CHERRY |
| 3A | M09565-78-WH5 | EA | MOLDING - TRIM/VEE - .4" X 1" X 70.2" - WASHED MAPLE |
| 3A | M09565-78-WH6 | EA | MOLDING - TRIM/VEE - .4" X 1" X 70.2" - SIERRA MAPLE |
| 3A | M09553-21-WH4 | EA | MOLDING - TRIM/VEE - .4" X 1" X 70.1" - CONCERT CHERRY |
| 3A | M09553-21-WH5 | EA | MOLDING - TRIM/VEE - .4" X 1" X 70.1" - WASHED MAPLE |
| 3A | M09553-21-WH6 | EA | MOLDING - TRIM/VEE - .4" X 1" X 70.1" - SIERRA MAPLE |
| 3A | M09501-92-T77 | EA | MOLDING - TRIM/VEE - .4" X 1" X 70" - PORTSMOUTH OAK |
| 3A | M09501-92-T78 | EA | MOLDING - TRIM/VEE - .4" X 1" X 70" - CONCERT CHERRY |
| 3A | M09501-92-T79 | EA | MOLDING - TRIM/VEE - .4" X 1" X 70" - WASHED MAPLE |

INTERIOR FINISH GROUP (CONTINUED)
MOLDINGS & TRIMS (CONTINUED)

| KEY | PART NUMBER | U/M | DESCRIPTION |
|-----|---------------|-----|--|
| 3A | M09501-92-T80 | EA | MOLDING - TRIM/VEE - .4" X 1" X 70" - SIERRA MAPLE |
| 3A | M09538-27-WH4 | EA | MOLDING - TRIM/VEE - .4" X 1" X 71.1" - CONCERT CHERRY |
| 3A | M09538-27-U67 | EA | MOLDING - TRIM/VEE - .4" X 1" X 71.1" - WASHED MAPLE |
| 3A | M09538-27-U68 | EA | MOLDING - TRIM/VEE - .4" X 1" X 71.1" - SIERRA MAPLE |
| 3A | M09544-10-WH4 | EA | MOLDING - TRIM/VEE - .4" X 1" X 68.2" - CONCERT CHERRY |
| 3A | M09544-10-W91 | EA | MOLDING - TRIM/VEE - .4" X 1" X 68.2" - WASHED MAPLE |
| 3A | M09544-10-W92 | EA | MOLDING - TRIM/VEE - .4" X 1" X 68.2" - SIERRA MAPLE |
| 3A | M09553-03-WH4 | EA | MOLDING - TRIM/VEE - .4" X 1" X 66.7" - CONCERT CHERRY |
| 3A | M09553-03-WH5 | EA | MOLDING - TRIM/VEE - .4" X 1" X 66.7" - WASHED MAPLE |
| 3A | M09553-03-WH6 | EA | MOLDING - TRIM/VEE - .4" X 1" X 66.7" - SIERRA MAPLE |
| 3A | M09553-03-YR3 | EA | MOLDING - TRIM/VEE - .4" X 1" X 66.7" - HONEY CHERRY |
| 3A | M09538-93-WH4 | EA | MOLDING - TRIM/VEE - .4" X 1" X 66.6" - CONCERT CHERRY |
| 3A | M09538-93-WH5 | EA | MOLDING - TRIM/VEE - .4" X 1" X 66.6" - WASHED MAPLE |
| 3A | M09538-93-WH6 | EA | MOLDING - TRIM/VEE - .4" X 1" X 66.6" - SIERRA MAPLE |
| 3A | M09544-33-W37 | EA | MOLDING - TRIM/VEE - .4" X 1" X 66.5" - SIERRA MAPLE |
| 3A | M09544-33-W38 | EA | MOLDING - TRIM/VEE - .4" X 1" X 66.5" - WASHED MAPLE |
| 3A | M09553-02-WH4 | EA | MOLDING - TRIM/VEE - .4" X 1" X 66.4" - CONCERT CHERRY |
| 3A | M09553-02-WH5 | EA | MOLDING - TRIM/VEE - .4" X 1" X 66.4" - WASHED MAPLE |
| 3A | M09553-02-WH6 | EA | MOLDING - TRIM/VEE - .4" X 1" X 66.4" - SIERRA MAPLE |
| 3A | M09544-14-WB4 | EA | MOLDING - TRIM/VEE - .4" X 1" X 64.5" - CONCERT CHERRY |
| 3A | M09544-14-WB5 | EA | MOLDING - TRIM/VEE - .4" X 1" X 64.5" - WASHED MAPLE |
| 3A | M09544-14-WB6 | EA | MOLDING - TRIM/VEE - .4" X 1" X 64.5" - SIERRA MAPLE |
| 3A | M09515-78-T77 | EA | MOLDING - TRIM/VEE - .4" X 1" X 64.1" - PORTSMOUTH OAK |
| 3A | M09515-78-T78 | EA | MOLDING - TRIM/VEE - .4" X 1" X 64.1" - CONCERT CHERRY |
| 3A | M09515-78-T79 | EA | MOLDING - TRIM/VEE - .4" X 1" X 64.1" - WASHED MAPLE |
| 3A | M09515-78-T80 | EA | MOLDING - TRIM/VEE - .4" X 1" X 64.1" - SIERRA MAPLE |
| 3A | M09501-91-T77 | EA | MOLDING - TRIM/VEE - .4" X 1" X 63.3" - PORTSMOUTH OAK |
| 3A | M09501-91-T78 | EA | MOLDING - TRIM/VEE - .4" X 1" X 63.3" - CONCERT CHERRY |
| 3A | M09501-91-T79 | EA | MOLDING - TRIM/VEE - .4" X 1" X 63.3" - WASHED MAPLE |
| 3A | M09501-91-T80 | EA | MOLDING - TRIM/VEE - .4" X 1" X 63.3" - SIERRA MAPLE |
| 3A | M09503-91-T77 | EA | MOLDING - TRIM/VEE - .4" X 1" X 63.1" - PORTSMOUTH OAK |
| 3A | M09503-91-T78 | EA | MOLDING - TRIM/VEE - .4" X 1" X 63.1" - CONCERT CHERRY |
| 3A | M09503-91-T79 | EA | MOLDING - TRIM/VEE - .4" X 1" X 63.1" - WASHED MAPLE |
| 3A | M09503-91-T80 | EA | MOLDING - TRIM/VEE - .4" X 1" X 63.1" - SIERRA MAPLE |
| 3A | M09544-22-WB4 | EA | MOLDING - TRIM/VEE - .4" X 1" X 61.7" - CONCERT CHERRY |
| 3A | M09544-22-WB5 | EA | MOLDING - TRIM/VEE - .4" X 1" X 61.7" - WASHED MAPLE |
| 3A | M09544-22-WB6 | EA | MOLDING - TRIM/VEE - .4" X 1" X 61.7" - SIERRA MAPLE |
| 3A | M09583-41-WH4 | EA | MOLDING - TRIM/VEE - .4" X 1" X 61" - CONCERT CHERRY |
| 3A | M09583-41-WH5 | EA | MOLDING - TRIM/VEE - .4" X 1" X 61" - WASHED MAPLE |
| 3A | M09583-41-WH6 | EA | MOLDING - TRIM/VEE - .4" X 1" X 61" - SIERRA MAPLE |
| 3A | M09565-49-WH4 | EA | MOLDING - TRIM/VEE - .4" X 1" X 58.7" - CONCERT CHERRY |
| 3A | M09565-49-WH5 | EA | MOLDING - TRIM/VEE - .4" X 1" X 58.7" - WASHED MAPLE |
| 3A | M09565-49-WH6 | EA | MOLDING - TRIM/VEE - .4" X 1" X 58.7" - SIERRA MAPLE |
| 3A | M09544-36-W37 | EA | MOLDING - TRIM/VEE - .4" X 1" X 52.6" - WASHED MAPLE |
| 3A | M09544-36-W38 | EA | MOLDING - TRIM/VEE - .4" X 1" X 52.6.5" - SIERRA MAPLE |
| 3A | M09553-85-WB4 | EA | MOLDING - TRIM/VEE - .4" X 1" X 43.4" - CONCERT CHERRY |
| 3A | M09553-85-WB5 | EA | MOLDING - TRIM/VEE - .4" X 1" X 43.4" - WASHED MAPLE |
| 3A | M09553-85-WB6 | EA | MOLDING - TRIM/VEE - .4" X 1" X 43.4" - SIERRA MAPLE |
| 3A | M09553-28-WH4 | EA | MOLDING - TRIM/VEE - .4" X 1" X 48" - CONCERT CHERRY |
| 3A | M09553-28-WH5 | EA | MOLDING - TRIM/VEE - .4" X 1" X 48" - WASHED MAPLE |
| 3A | M09553-28-WH6 | EA | MOLDING - TRIM/VEE - .4" X 1" X 48" - SIERRA MAPLE |
| 3A | M09553-60-WH4 | EA | MOLDING - TRIM/VEE - .4" X 1" X 47.2" - CONCERT CHERRY |
| 3A | M09553-60-WH5 | EA | MOLDING - TRIM/VEE - .4" X 1" X 47.2" - WASHED MAPLE |
| 3A | M09553-60-WH6 | EA | MOLDING - TRIM/VEE - .4" X 1" X 47.2" - SIERRA MAPLE |
| 3A | M09544-24-WB4 | EA | MOLDING - TRIM/VEE - .4" X 1" X 46.2" - CONCERT CHERRY |
| 3A | M09544-24-WB5 | EA | MOLDING - TRIM/VEE - .4" X 1" X 46.2" - WASHED MAPLE |
| 3A | M09544-24-WB6 | EA | MOLDING - TRIM/VEE - .4" X 1" X 46.2" - SIERRA MAPLE |
| 3A | M09565-77-WH4 | EA | MOLDING - TRIM/VEE - .4" X 1" X 42.5" - CONCERT CHERRY |
| 3A | M09565-77-WH5 | EA | MOLDING - TRIM/VEE - .4" X 1" X 42.5" - WASHED MAPLE |
| 3A | M09565-77-WH6 | EA | MOLDING - TRIM/VEE - .4" X 1" X 42.5" - SIERRA MAPLE |
| 3A | M09544-35-W37 | EA | MOLDING - TRIM/VEE - .4" X 1" X 66.5" - SIERRA MAPLE |
| 3A | M09544-35-W38 | EA | MOLDING - TRIM/VEE - .4" X 1" X 66.5" - WASHED MAPLE |



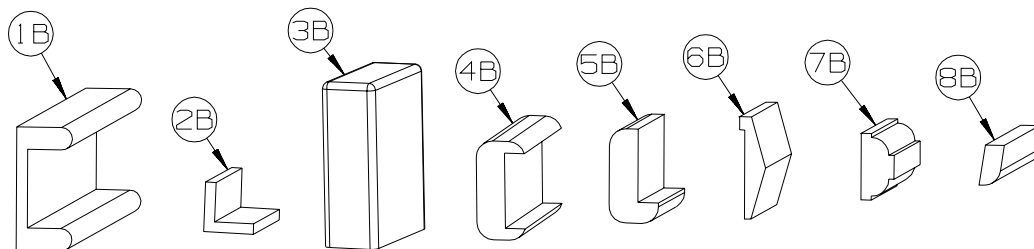
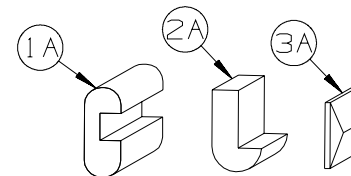
INTERIOR FINISH GROUP (CONTINUED)
MOLDINGS & TRIMS (CONTINUED)

| KEY | PART NUMBER | U/M | DESCRIPTION |
|-----|---------------|-----|--|
| 3A | M09544-38-W37 | EA | MOLDING - TRIM/VEE - .4" X 1" X 66.5" - SIERRA MAPLE |
| 3A | M09544-38-W38 | EA | MOLDING - TRIM/VEE - .4" X 1" X 66.5" - WASHED MAPLE |
| 3A | M09565-03-WH4 | EA | MOLDING - TRIM/VEE - .4" X 1" X 44.2" - CONCERT CHERRY |
| 3A | M09565-03-WH5 | EA | MOLDING - TRIM/VEE - .4" X 1" X 44.2" - WASHED MAPLE |
| 3A | M09565-03-WH6 | EA | MOLDING - TRIM/VEE - .4" X 1" X 44.2" - SIERRA MAPLE |
| 3A | M09565-20-WH4 | EA | MOLDING - TRIM/VEE - .4" X 1" X 43.2" - CONCERT CHERRY |
| 3A | M09565-20-WH5 | EA | MOLDING - TRIM/VEE - .4" X 1" X 43.2" - WASHED MAPLE |
| 3A | M09565-20-WH6 | EA | MOLDING - TRIM/VEE - .4" X 1" X 43.2" - SIERRA MAPLE |
| 3A | M09553-24-WH4 | EA | MOLDING - TRIM/VEE - .4" X 1" X 43" - CONCERT CHERRY |
| 3A | M09553-24-WH5 | EA | MOLDING - TRIM/VEE - .4" X 1" X 43" - WASHED MAPLE |
| 3A | M09553-24-WH6 | EA | MOLDING - TRIM/VEE - .4" X 1" X 43" - SIERRA MAPLE |
| 3A | M09565-77-WH4 | EA | MOLDING - TRIM/VEE - .4" X 1" X 42.5" - CONCERT CHERRY |
| 3A | M09565-77-WH5 | EA | MOLDING - TRIM/VEE - .4" X 1" X 42.5" - WASHED MAPLE |
| 3A | M09565-77-WH6 | EA | MOLDING - TRIM/VEE - .4" X 1" X 42.5" - SIERRA MAPLE |
| 3A | M09565-50-WH4 | EA | MOLDING - TRIM/VEE - .4" X 1" X 40.9" - CONCERT CHERRY |
| 3A | M09565-50-WH5 | EA | MOLDING - TRIM/VEE - .4" X 1" X 40.9" - WASHED MAPLE |
| 3A | M09565-50-WH6 | EA | MOLDING - TRIM/VEE - .4" X 1" X 40.9" - SIERRA MAPLE |
| 3A | M09583-43-WH4 | EA | MOLDING - TRIM/VEE - .4" X 1" X 40.1" - CONCERT CHERRY |
| 3A | M09583-43-WH5 | EA | MOLDING - TRIM/VEE - .4" X 1" X 40.1" - WASHED MAPLE |
| 3A | M09583-43-WH6 | EA | MOLDING - TRIM/VEE - .4" X 1" X 40.1" - SIERRA MAPLE |
| 3A | M09565-76-WH4 | EA | MOLDING - TRIM/VEE - .4" X 1" X 39.4" - CONCERT CHERRY |
| 3A | M09565-76-WH5 | EA | MOLDING - TRIM/VEE - .4" X 1" X 39.4" - WASHED MAPLE |
| 3A | M09565-76-WH6 | EA | MOLDING - TRIM/VEE - .4" X 1" X 39.4" - SIERRA MAPLE |
| 3A | M09565-47-WH4 | EA | MOLDING - TRIM/VEE - .4" X 1" X 38.9" - CONCERT CHERRY |
| 3A | M09565-47-WH5 | EA | MOLDING - TRIM/VEE - .4" X 1" X 38.9" - WASHED MAPLE |
| 3A | M09565-47-WH6 | EA | MOLDING - TRIM/VEE - .4" X 1" X 38.9" - SIERRA MAPLE |
| 3A | M09553-27-WH4 | EA | MOLDING - TRIM/VEE - .4" X 1" X 38.8" - CONCERT CHERRY |
| 3A | M09553-27-WH5 | EA | MOLDING - TRIM/VEE - .4" X 1" X 38.8" - WASHED MAPLE |
| 3A | M09553-27-WH6 | EA | MOLDING - TRIM/VEE - .4" X 1" X 38.8" - SIERRA MAPLE |
| 3A | M09568-77-WH4 | EA | MOLDING - TRIM/VEE - .4" X 1" X 37.5" - CONCERT CHERRY |
| 3A | M09568-77-WH5 | EA | MOLDING - TRIM/VEE - .4" X 1" X 37.5" - WASHED MAPLE |
| 3A | M09568-77-WH6 | EA | MOLDING - TRIM/VEE - .4" X 1" X 37.5" - SIERRA MAPLE |
| 3A | M09553-23-WH4 | EA | MOLDING - TRIM/VEE - .4" X 1" X 37" - CONCERT CHERRY |
| 3A | M09553-23-WH5 | EA | MOLDING - TRIM/VEE - .4" X 1" X 37" - WASHED MAPLE |
| 3A | M09553-23-WH6 | EA | MOLDING - TRIM/VEE - .4" X 1" X 37" - SIERRA MAPLE |
| 3A | M09553-47-WB4 | EA | MOLDING - TRIM/VEE - .4" X 1" X 35.9" - CONCERT CHERRY |
| 3A | M09553-47-WB5 | EA | MOLDING - TRIM/VEE - .4" X 1" X 35.9" - WASHED MAPLE |
| 3A | M09553-47-WB6 | EA | MOLDING - TRIM/VEE - .4" X 1" X 35.9" - SIERRA MAPLE |
| 3A | M09553-47-W66 | EA | MOLDING - TRIM/VEE - .4" X 1" X 35.9" - HONEY CHERRY |
| 3A | M09568-48-U67 | EA | MOLDING - TRIM/VEE - .4" X 1" X 35.4" - WASHED MAPLE |
| 3A | M09568-48-U68 | EA | MOLDING - TRIM/VEE - .4" X 1" X 35.4" - SIERRA MAPLE |
| 3A | M09553-63-WH4 | EA | MOLDING - TRIM/VEE - .4" X 1" X 35.1" - CONCERT CHERRY |
| 3A | M09553-63-WH5 | EA | MOLDING - TRIM/VEE - .4" X 1" X 35.1" - WASHED MAPLE |
| 3A | M09553-63-WH6 | EA | MOLDING - TRIM/VEE - .4" X 1" X 35.1" - SIERRA MAPLE |
| 3A | M09553-63-W51 | EA | MOLDING - TRIM/VEE - .4" X 1" X 35.1" - HONEY CHERRY |
| 3A | M09565-94-WH4 | EA | MOLDING - TRIM/VEE - .4" X 1" X 34.4" - CONCERT CHERRY |
| 3A | M09565-94-WH5 | EA | MOLDING - TRIM/VEE - .4" X 1" X 34.4" - WASHED MAPLE |
| 3A | M09565-94-WH6 | EA | MOLDING - TRIM/VEE - .4" X 1" X 34.4" - SIERRA MAPLE |
| 3A | M09553-04-WH4 | EA | MOLDING - TRIM/VEE - .4" X 1" X 34.2" - CONCERT CHERRY |
| 3A | M09553-04-WH5 | EA | MOLDING - TRIM/VEE - .4" X 1" X 34.2" - WASHED MAPLE |
| 3A | M09553-04-WH6 | EA | MOLDING - TRIM/VEE - .4" X 1" X 34.2" - SIERRA MAPLE |
| 3A | M09566-02-U68 | EA | MOLDING - TRIM/VEE - .4" X 1" X 32.7" - SIERRA MAPLE |
| 3A | M09566-02-W51 | EA | MOLDING - TRIM/VEE - .4" X 1" X 32.7" - HONEY CHERRY |
| 3A | M09566-02-W52 | EA | MOLDING - TRIM/VEE - .4" X 1" X 32.7" - WASHED MAPLE |
| 3A | M09511-86-T77 | EA | MOLDING - TRIM/VEE - .4" X 1" X 28.3" - PORTSMOUTH OAK |
| 3A | M09511-86-T78 | EA | MOLDING - TRIM/VEE - .4" X 1" X 28.3" - CONCERT CHERRY |
| 3A | M09511-86-T79 | EA | MOLDING - TRIM/VEE - .4" X 1" X 28.3" - WASHED MAPLE |
| 3A | M09511-86-T80 | EA | MOLDING - TRIM/VEE - .4" X 1" X 28.3" - SIERRA MAPLE |
| 3A | M09553-61-WH4 | EA | MOLDING - TRIM/VEE - .4" X 1" X 19.9" - CONCERT CHERRY |
| 3A | M09553-61-WH5 | EA | MOLDING - TRIM/VEE - .4" X 1" X 19.9" - WASHED MAPLE |
| 3A | M09553-61-WH6 | EA | MOLDING - TRIM/VEE - .4" X 1" X 19.9" - SIERRA MAPLE |
| 3A | M09565-71-WH4 | EA | MOLDING - TRIM/VEE - .4" X 1" X 11.4" - CONCERT CHERRY |
| 3A | M09565-71-WH5 | EA | MOLDING - TRIM/VEE - .4" X 1" X 11.4" - WASHED MAPLE |
| 3A | M09565-71-WH6 | EA | MOLDING - TRIM/VEE - .4" X 1" X 11.4" - SIERRA MAPLE |

INTERIOR FINISH GROUP (CONTINUED)

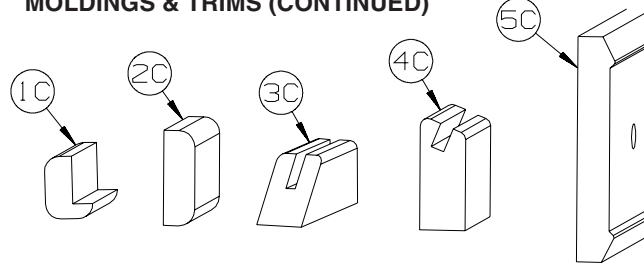
MOLDINGS & TRIMS (CONTINUED)

| KEY | PART NUMBER | U/M | DESCRIPTION |
|-----|---------------|-----|---|
| 3A | M09583-42-WH4 | EA | MOLDING - TRIM/VEE - .4" X 1" X 8.3" - CONCERT CHERRY |
| 3A | M09583-42-WH5 | EA | MOLDING - TRIM/VEE - .4" X 1" X 8.3" - WASHED MAPLE |
| 3A | M09583-42-WH6 | EA | MOLDING - TRIM/VEE - .4" X 1" X 8.3" - SIERRA MAPLE |
| 3A | M09544-55-WB4 | EA | MOLDING - TRIM/VEE - .4" X 1" X 6.5" - CONCERT CHERRY |
| 3A | M09544-55-WB5 | EA | MOLDING - TRIM/VEE - .4" X 1" X 6.5" - WASHED MAPLE |
| 3A | M09544-55-WB6 | EA | MOLDING - TRIM/VEE - .4" X 1" X 6.5" - SIERRA MAPLE |
| 3A | M09544-56-WB4 | EA | MOLDING - TRIM/VEE - .4" X 1" X 6.1" - CONCERT CHERRY |
| 3A | M09544-56-WB5 | EA | MOLDING - TRIM/VEE - .4" X 1" X 6.1" - WASHED MAPLE |
| 3A | M09544-56-WB6 | EA | MOLDING - TRIM/VEE - .4" X 1" X 6.1" - SIERRA MAPLE |
| 3A | M09538-70-U68 | EA | MOLDING - TRIM/VEE - .4" X 1" X 63.9" - SIERRA MAPLE |
| 3A | M09538-70-U67 | EA | MOLDING - TRIM/VEE - .4" X 1" X 63.9" - WASHED MAPLE |



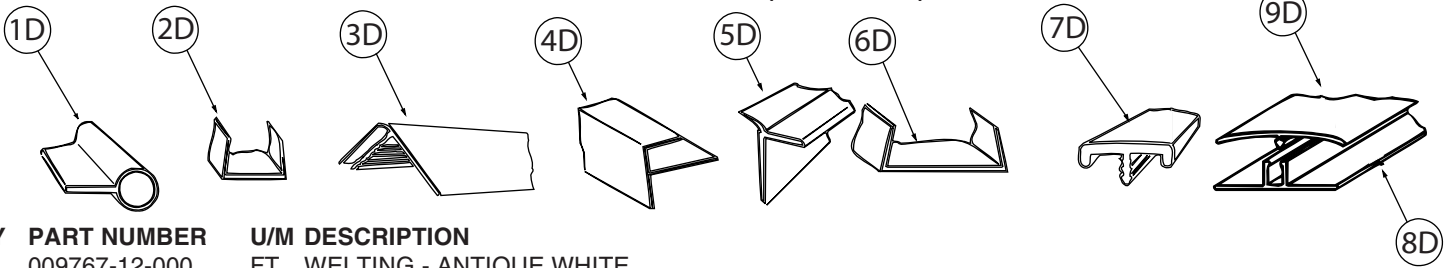
| KEY | PART NUMBER | U/M | DESCRIPTION |
|-----|---------------|-----|--|
| 1B | M09501-84-TG0 | EA | MOLDING/TRIM - CAP/WALL - 2.2" X 85.9" - PORTSMOUTH OAK |
| 1B | M09501-84-TG1 | EA | MOLDING/TRIM - CAP/WALL - 2.2" X 85.9" - CONCERT CHERRY |
| 1B | M09501-84-TG2 | EA | MOLDING/TRIM - CAP/WALL - 2.2" X 85.9" - WASHED MAPLE |
| 1B | M09501-84-TG3 | EA | MOLDING/TRIM - CAP/WALL - 2.2" X 85.9" - HONEY CHERRY |
| 1B | M09520-04-TD3 | EA | MOLDING/TRIM - CAP/WALL - 2.2" X 80.5" - SIERRA MAPLE |
| 2B | M09511-81-TA0 | EA | MOLDING/TRIM - L SHAPE - .8"X .8"X 80.2" - PORTSMOUTH OAK |
| 2B | M09511-81-TA1 | EA | MOLDING/TRIM - L SHAPE - .8"X .8"X 80.2" - CONCERT CHERRY |
| 2B | M09511-81-TA2 | EA | MOLDING/TRIM - L SHAPE - .8"X .8"X 80.2" - WASHED MAPLE |
| 2B | M09511-81-TA3 | EA | MOLDING/TRIM - L SHAPE - .8"X .8"X 80.2" - SIERRA MAPLE |
| 3B | M09515-81-T01 | EA | MOLDING/HARDWOOD STRAIGHT - 74.3" - WASHED MAPLE |
| 3B | M09515-81-T02 | EA | MOLDING/HARDWOOD STRAIGHT - 74.3" - HONEY CHERRY |
| 4B | M09511-42-T77 | EA | MOLDING - TRIM - W/NOTCH - 1.5" X 86.4" - PORTSMOUTH OAK |
| 4B | M09511-42-T78 | EA | MOLDING - TRIM - W/NOTCH - 1.5" X 86.4" - CONCERT CHERRY |
| 4B | M09511-42-T79 | EA | MOLDING - TRIM - W/NOTCH - 1.5" X 86.4" - WASHED MAPLE |
| 4B | M09511-42-T80 | EA | MOLDING - TRIM - W/NOTCH - 1.5" X 86.4" - SIERRA MAPLE |
| 4B | M09511-42-W66 | EA | MOLDING - TRIM - W/NOTCH - 1.5" X 86.4" - HONEY CHERRY |
| 5B | M09515-18-T77 | EA | MOLDING - HARDWOOD-W/NOTCH - 1.4"X 86.2" - PORTSMOUTH OAK |
| 5B | M09515-18-T78 | EA | MOLDING - HARDWOOD-W/NOTCH - 1.4"X 86.2" - CONCERT CHERRY |
| 5B | M09553-66-U22 | EA | MOLDING - HARDWOOD-W/NOTCH - 1.4"X 96" - WASHED MAPLE |
| 5B | M09515-18-T80 | EA | MOLDING - HARDWOOD-W/NOTCH - 1.4"X 86.2" - SIERRA MAPLE |
| 5B | M09553-66-U21 | EA | MOLDING - HARDWOOD-W/NOTCH - 1.4"X 96" - HONEY CHERRY |
| 6B | M09515-53-TG0 | EA | MOLDING - TRIM/VEE - 1.5" X 73.9" - PORTSMOUTH OAK |
| 6B | M09525-81-UJ1 | EA | MOLDING - TRIM/VEE - 1.5" X 74.7" - CONCERT CHERRY |
| 6B | M09525-81-UJ2 | EA | MOLDING - TRIM/VEE - 1.5" X 74.7" - WASHED MAPLE |
| 6B | M09552-81-UJ3 | EA | MOLDING - TRIM/VEE - 1.5" X 74.7" - HONEY CHERRY |
| 6B | M09553-53-WH6 | EA | MOLDING - TRIM/VEE - NOTCHED - 1.5" X 20.6" - SIERRA MAPLE |
| 7B | Y00076-32-438 | EA | MOLDING/TRIM - .5" X 1" X 96" - CHERRY (UNSTAINED) |
| 7B | Y00076-22-438 | EA | MOLDING/TRIM - .5" X 1" X 96" - MAPLE (UNSTAINED) |
| 8B | M09525-92-T77 | EA | MOLDING/TRIM - .5" X 1" X 75.6" - PORTSMOUTH OAK |
| 8B | M09525-92-T78 | EA | MOLDING/TRIM - .5" X 1" X 75.6" - CONCERT CHERRY |
| 8B | M09525-92-T79 | EA | MOLDING/TRIM - .5" X 1" X 75.6" - WASHED MAPLE |
| 8B | M09525-92-T80 | EA | MOLDING/TRIM - .5" X 1" X 75.6" - SIERRA MAPLE |
| 8B | Y00086-72-438 | EA | MOLDING - VINYL WRAP - .7" X 1.6" X 96" - PORTSMOUTH OAK |
| 8B | Y00086-D2-438 | EA | MOLDING - VINYL WRAP - .7" X 1.6" X 96" - CONCERT CHERRY |
| 8B | Y00086-A2-438 | EA | MOLDING - VINYL WRAP - .7" X 1.6" X 96" - WASHED MAPLE |
| 8B | Y00086-92-438 | EA | MOLDING - VINYL WRAP - .7" X 1.6" X 96" - SIERRA MAPLE |
| 8B | Y00086-82-438 | EA | MOLDING - VINYL WRAP - .7" X 1.6" X 96" - HONEY CHERRY |
| 8B | Y00087-72-438 | EA | MOLDING - VINYL WRAP - .7" X 2.9" X 96" - PORTSMOUTH OAK |
| 8B | Y00087-D2-438 | EA | MOLDING - VINYL WRAP - .7" X 2.9" X 96" - CONCERT CHERRY |
| 8B | Y00087-A2-438 | EA | MOLDING - VINYL WRAP - .7" X 2.9" X 96" - WASHED MAPLE |
| 8B | Y00087-92-438 | EA | MOLDING - VINYL WRAP - .7" X 2.9" X 96" - SIERRA MAPLE |
| 8B | Y00087-82-438 | EA | MOLDING - VINYL WRAP - .7" X 2.9" X 96" - HONEY CHERRY |

INTERIOR FINISH GROUP (CONTINUED)
MOLDINGS & TRIMS (CONTINUED)



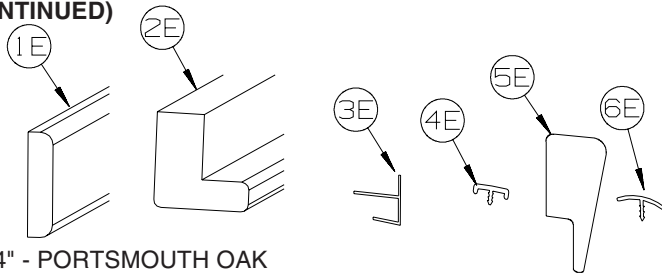
| KEY | PART NUMBER | U/M | DESCRIPTION |
|-----|---------------|-----|---|
| 1C | M09520-19-TD1 | EA | MOLDING - TRIM - W/NOTCH - 1" X 86.3" - CONCERT CHERRY |
| 1C | M09520-19-TD2 | EA | MOLDING - TRIM - W/NOTCH - 1" X 86.3" - WASHED MAPLE |
| 1C | M09520-19-TD3 | EA | MOLDING - TRIM - W/NOTCH - 1" X 86.3" - HONEY CHERRY |
| 1C | M09565-68-WH4 | EA | MOLDING - HARDWOOD - .75" X 1.4" X 81.9" - CONCERT CHERRY |
| 1C | M09565-68-WH5 | EA | MOLDING - HARDWOOD - .75" X 1.4" X 81.9" - WASHED MAPLE |
| 1C | M09565-68-WH6 | EA | MOLDING - HARDWOOD - .75" X 1.4" X 81.9" - SIERRA MAPLE |
| 2C | M09511-46-T77 | EA | MOLDING/TRIM - .5" X 1.5" X 86.5" - PORTSMOUTH OAK |
| 2C | M09511-46-T78 | EA | MOLDING/TRIM - .5" X 1.5" X 86.5" - CONCERT CHERRY |
| 2C | M09511-46-T79 | EA | MOLDING/TRIM - .5" X 1.5" X 86.5" - WASHED MAPLE |
| 2C | M09511-46-T80 | EA | MOLDING/TRIM - .5" X 1.5" X 86.5" - SIERRA MAPLE |
| 3C | Y00223-22-438 | EA | MOLDING - HARDWOOD/MAPLE - .7" X 1" X 96" - UNSTAINED MAPLE |
| 3C | Y00223-32-438 | EA | MOLDING - HARDWOOD/CHERRY - .7" X 1" X 96" - UNSTAINED CHERRY |
| 3C | Y00223-42-438 | EA | MOLDING - HARDWOOD/CHERRY - .7" X 1" X 96" - UNSTAINED OAK |
| 4C | Y00054-A2-438 | EA | MOLDING - VINYL - W/SLOT - .7"X 1.9"X 96" - WASHED MAPLE |
| 4C | Y00054-D2-438 | EA | MOLDING - VINYL - W/SLOT - .7"X 1.9"X 96" - CONCERT CHERRY |
| 4C | Y00054-22-438 | EA | MOLDING - VINYL - W/SLOT - .7"X 1.9"X 96" - WASHED MAPLE |
| 4C | Y00054-72-438 | EA | MOLDING - VINYL - W/SLOT - .7"X 1.9"X 96" - PORTSMOUTH OAK |
| 4C | Y00054-82-438 | EA | MOLDING - VINYL - W/SLOT - .7"X 1.9"X 96" - HONEY CHERRY |
| 4C | Y00054-92-438 | EA | MOLDING - VINYL - W/SLOT - .7"X 1.9"X 96" - SIERRA MAPLE |
| 4C | Y00276-A2-438 | EA | MOLDING - VINYL - W/SLOT - .7"X 1.9"X 96" - WASHED MAPLE |
| 4C | Y00276-D2-438 | EA | MOLDING - VINYL - W/SLOT - .7"X 1.9"X 96" - CONCERT CHERRY |
| 4C | Y00276-72-438 | EA | MOLDING - VINYL - W/SLOT - .7"X 1.9"X 96" - PORTSMOUTH OAK |
| 4C | Y00276-82-438 | EA | MOLDING - VINYL - W/SLOT - .7"X 1.9"X 96" - HONEY CHERRY |
| 4C | Y00276-92-438 | EA | MOLDING - VINYL - W/SLOT - .7"X 1.9"X 96" - SIERRA MAPLE |
| 5C | Y00152-A2-438 | EA | MOLDING/TRIM - VINYL - .6" X 3.5" X 96" - WASHED MAPLE |
| 5C | Y00152-D2-438 | EA | MOLDING/TRIM - VINYL - .6" X 3.5" X 96" - CONCERT CHERRY |
| 5C | Y00152-22-438 | EA | MOLDING/TRIM - VINYL - .6" X 3.5" X 96" - WASHED MAPLE |
| 5C | Y00152-72-438 | EA | MOLDING/TRIM - VINYL - .6" X 3.5" X 96" - PORTSMOUTH OAK |
| 5C | Y00152-92-438 | EA | MOLDING/TRIM - VINYL - .6" X 3.5" X 96" - SIERRA MAPLE |

INTERIOR FINISH GROUP (CONTINUED)
MOLDINGS & TRIMS (CONTINUED)

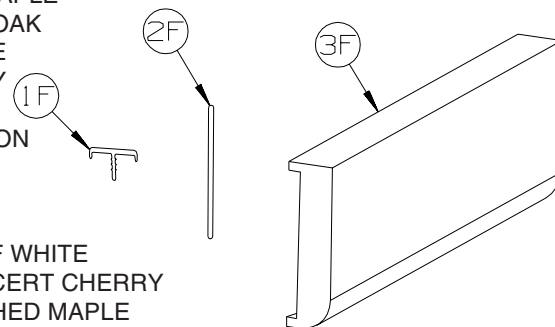


| KEY | PART NUMBER | U/M | DESCRIPTION |
|-----|---------------|-----|---|
| 1D | 009767-12-000 | FT | WELTING - ANTIQUE WHITE |
| 2D | 009778-25-000 | FT | U-CHANNEL - 1" - BEIGE ILLUSION |
| 2D | 009778-26-000 | FT | U-CHANNEL - 1 1/4" - BEIGE ILLUSION |
| 2D | 009778-38-000 | FT | U-CHANNEL - 1" - BONE |
| 2D | 009778-32-000 | FT | U-CHANNEL - 1" - PORTSMOUTH OAK |
| 2D | 009778-34-000 | FT | U-CHANNEL - 1" - CONCERT CHERRY |
| 2D | 009778-27-000 | FT | U-CHANNEL - 1" - WASHED MAPLE |
| 2D | 009778-35-000 | FT | U-CHANNEL - 1" - HONEY CHERRY |
| 2D | 009778-36-000 | FT | U-CHANNEL - 1" - SIERRA MAPLE |
| 3D | 009809-30-000 | EA | MOLDING - CORNER - OUTSIDE - 1" X 84" - BEIGE ILLUSION |
| 3D | 009809-37-000 | EA | MOLDING - CORNER - OUTSIDE - 1" X 84" - BONE |
| 3D | 009809-33-000 | EA | MOLDING - CORNER - OUTSIDE - 1" X 84" - CONCERT CHERRY |
| 3D | 009809-31-000 | EA | MOLDING - CORNER - OUTSIDE - 1" X 84" - WASHED MAPLE |
| 3D | 009809-35-000 | EA | MOLDING - CORNER - OUTSIDE - 1" X 84" - SIERRA MAPLE |
| 4D | 009812-31-000 | EA | MOLDING - CORNER - 1/2" W/1/4"CHAN X 84" - BEIGE ILLUSION |
| 4D | 009812-40-000 | EA | MOLDING - CORNER - 1/2" W/1/4"CHAN X 84" - BONE |
| 4D | 009812-35-000 | EA | MOLDING - CORNER - 1/2" W/1/4"CHAN X 84" - PORTSMOUTH OAK |
| 4D | 009812-36-000 | EA | MOLDING - CORNER - 1/2" W/1/4"CHAN X 84" - CONCERT CHERRY |
| 4D | 009812-33-000 | EA | MOLDING - CORNER - 1/2" W/1/4"CHAN X 84" - WASHED MAPLE |
| 4D | 009812-37-000 | EA | MOLDING - CORNER - 1/2" W/1/4"CHAN X 84" - HONEY CHERRY |
| 4D | 009812-38-000 | EA | MOLDING - CORNER - 1/2" W/1/4"CHAN X 84" - SIERRA MAPLE |
| 5D | 022992-11-000 | FT | MOLDING - REVERSE COVE - T-SHAPED - IVORY |
| 5D | 022992-14-000 | FT | MOLDING - REVERSE COVE - T-SHAPED - BRIGHT WHITE |
| 5D | 022992-18-000 | FT | MOLDING - REVERSE COVE - T-SHAPED - BONE |
| 6D | 070504-42-000 | FT | U-CHANNEL - PLASTIC - .13" X 84" - BEIGE ILLUSION |
| 6D | 070504-43-000 | FT | U-CHANNEL - PLASTIC - .9" X 96" - BEIGE ILLUSION |
| 6D | 070504-69-000 | FT | U-CHANNEL - PLASTIC - .13" X 84" - BONE |
| 6D | 070504-70-000 | FT | U-CHANNEL - PLASTIC - .8" X 84" - BONE |
| 6D | 070504-57-000 | FT | U-CHANNEL - PLASTIC - .13" X 96" - PORTSMOUTH OAK |
| 6D | 070504-58-000 | FT | U-CHANNEL - PLASTIC - .9" X 96" - PORTSMOUTH OAK |
| 6D | 070504-60-000 | FT | U-CHANNEL - PLASTIC - .13" X 84" - CONCERT CHERRY |
| 6D | 070504-61-000 | FT | U-CHANNEL - PLASTIC - .9" X 84" - CONCERT CHERRY |
| 6D | 070504-50-000 | FT | U-CHANNEL - PLASTIC - .13" X 96" - WASHED MAPLE |
| 6D | 070504-51-000 | FT | U-CHANNEL - PLASTIC - .9" X 96" - WASHED MAPLE |
| 6D | 070504-62-000 | FT | U-CHANNEL - PLASTIC - 1.65" X 84" - HONEY CHERRY |
| 6D | 070504-63-000 | FT | U-CHANNEL - PLASTIC - .9" X 84" - HONEY CHERRY |
| 6D | 070504-65-000 | FT | U-CHANNEL - PLASTIC - .07" X 96" - SIERRA MAPLE |
| 6D | 070504-66-000 | FT | U-CHANNEL - PLASTIC - .8" X 84" - SIERRA MAPLE |
| 7D | 083620-25-000 | FT | MOLDING-T - W/EDGE LIP - 7/8" FACE - BONE |
| 7D | 083620-20-000 | FT | MOLDING-T - W/EDGE LIP - 7/8" FACE - PORTSMOUTH OAK |
| 7D | 083620-19-000 | FT | MOLDING-T - W/EDGE LIP - 7/8" FACE - WASHED MAPLE |
| 7D | 083620-24-000 | FT | MOLDING-T - W/EDGE LIP - 7/8" FACE - HONEY CHERRY |
| 7D | 083620-22-000 | FT | MOLDING-T - W/EDGE LIP - 7/8" FACE - SIERRA MAPLE |
| 8D | 086229-01-000 | EA | RETAINER - BATTEN - .75" X 92.1" - ANY COLOR |
| 9D | 086229-12-000 | EA | BATTEN - 1.5" OFFSET X 96.8" - MODERN IVORY |
| 9D | 086229-20-000 | EA | BATTEN - 1" X 96" - BEIGE |

INTERIOR FINISH GROUP (CONTINUED)
MOLDINGS & TRIMS (CONTINUED)



| KEY | PART NUMBER | U/M | DESCRIPTION |
|-----|---------------|-----|---|
| 1E | 100818-01-12A | EA | MOLDING - VINYL WRAPPED - 1.6" X .4" X 84" - PORTSMOUTH OAK |
| 1E | 100818-01-23A | EA | MOLDING - VINYL WRPPD - 1.6" X .4" X 84" - CONCERT CHERRY |
| 1E | 100818-01-21A | EA | MOLDING - VINYL WRAPPED - 1.6" X .4" X 84" - WASHED MAPLE |
| 1E | 100818-01-14A | EA | MOLDING - VINYL WRAPPED - 1.6" X .4" X 84" - HONEY CHERRY |
| 1E | 100818-01-22A | EA | MOLDING - VINYL WRAPPED - 1.6" X .4" X 84" - SIERRA MAPLE |
| 2E | 100819-01-23A | EA | MOLDING - VYL WRPPD-L-SHPD-1.5"X1.5"X84" - CONCERT CHERRY |
| 2E | 100819-01-21A | EA | MOLDING - VINYL WRAPPED-L-SHAPED-1.5"X1.5"X84" - WASHED MAPLE |
| 2E | 100819-01-14A | EA | MOLDING - VINYL WRAPPED-L-SHAPED-1.5"X1.5"X84" - HONEY CHERRY |
| 2E | 100819-01-22A | EA | MOLDING - VINYL WRAPPED-L-SHAPED-1.5"X1.5"X84" - SIERRA MAPLE |
| 3E | 103186-01-07A | FT | MOLDING/PLASTIC - 3/8" U-CHANNEL-3/4" FACE - BEIGE ILLUSION |
| 3E | 103186-01-09A | FT | MOLDING/PLASTIC - 3/8" U-CHANNEL-3/4" FACE - PORTSMOUTH OAK |
| 3E | 103186-01-10A | FT | MOLDING/PLASTIC - 3/8" U-CHANNEL-3/4" FACE - CONCERT CHERRY |
| 3E | 103186-01-08A | FT | MOLDING/PLASTIC - 3/8" U-CHANNEL-3/4" FACE- 8' - WASHED MAPLE |
| 3E | 103186-01-11A | FT | MOLDING/PLASTIC - 3/8" U-CHANNEL-3/4" FACE - HONEY CHERRY |
| 3E | 103186-01-12A | FT | MOLDING/PLASTIC - 3/8" U-CHANNEL-3/4" FACE - SIERRA MAPLE |
| 3E | 103186-02-07A | FT | MOLDING/PLASTIC-1" U-CHANNEL-1 3/8" FACE - BEIGE ILLUSION |
| 3E | 103186-02-09A | FT | MOLDING/PLASTIC - 1" U-CHANNEL-1 3/8" FACE - PORTSMOUTH OAK |
| 3E | 103186-02-10A | FT | MOLDING/PLASTIC - 1" U-CHANNEL-1 3/8" FACE - CONCERT CHERRY |
| 3E | 103186-02-08A | FT | MOLDING/PLASTIC - 1" U-CHANNEL-1 3/8" FACE - WASHED MAPLE |
| 3E | 103186-02-11A | FT | MOLDING/PLASTIC - 1" U-CHANNEL-1 3/8" FACE - HONEY CHERRY |
| 3E | 103186-02-12A | FT | MOLDING/PLASTIC - 1" U-CHANNEL-1 3/8" FACE - SIERRA MAPLE |
| 4E | 104676-02-08A | FT | MOLDING-T - W/EDGE LIP - 11/16" FACE - PORTSMOUTH OAK |
| 4E | 104676-02-12A | FT | MOLDING-T - W/EDGE LIP - 11/16" FACE - SIERRA MAPLE |
| 5E | 105004-01-12A | EA | MOLDING - VINYL WRAP - 1" X 96" - PORTSMOUTH OAK |
| 5E | 105004-01-21A | EA | MOLDING - VINYL WRAP - 1" X 96" - WASHED MAPLE |
| 5E | 105004-01-24A | EA | MOLDING - VINYL WRAP - 1" X 96" - HONEY CHERRY |
| 5E | 105004-01-22A | EA | MOLDING - VINYL WRAP - 1" X 96" - SIERRA MAPLE |
| 6E | 105709-02-000 | FT | MOLDING-T - W/EDGE LIP 3/4" FACE - BEIGE ILLUSION |

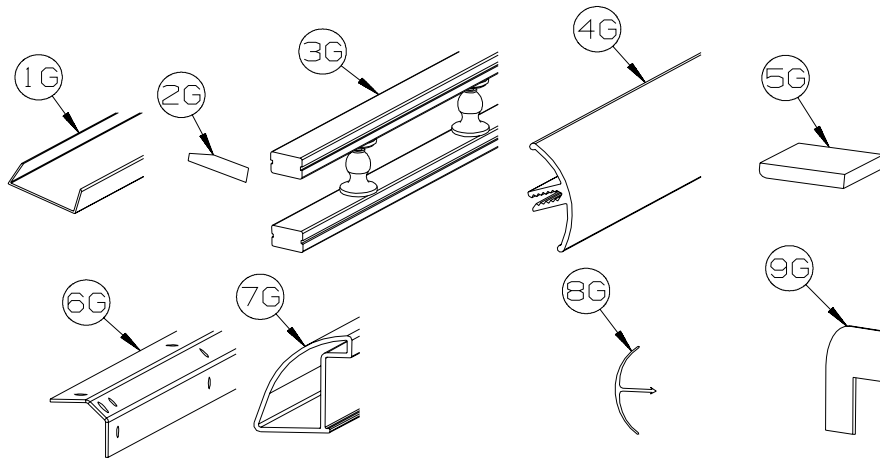


| KEY | PART NUMBER | U/M | DESCRIPTION |
|-----|---------------|-----|--|
| 1F | 119520-01-01A | FT | MOLDING-T - OFFSET W/EDGE LIP - 1.3" FACE - OFF WHITE |
| 1F | 119520-03-02A | FT | MOLDING-T - OFFSET W/EDGE LIP - 1" FACE - CONCERT CHERRY |
| 1F | 119520-03-03A | FT | MOLDING-T - OFFSET W/EDGE LIP - 1" FACE - WASHED MAPLE |
| 1F | 119520-03-05A | FT | MOLDING-T - OFFSET W/EDGE LIP - 1" FACE - SIERRA MAPLE |
| 1F | 119520-03-06A | FT | MOLDING-T - OFFSET W/EDGE LIP - 1" FACE - HONEY CHERRY |
| 2F | 127842-01-01A | FT | SEAL - SIGHT SHIELD - 2" BLACK |
| | 160300-A2-438 | EA | LUMBER - VINYL WRAPPED - .7" X .75" X 96" - CONCERT CHERRY |
| | 160300-D2-438 | EA | LUMBER - VINYL WRAPPED - .7" X 1.5" X 96" - CONCERT CHERRY |
| | 160300-E2-438 | EA | LUMBER - VINYL WRAPPED - .7" X 2" X 96" - CONCERT CHERRY |
| | 160300-F2-438 | EA | LUMBER - VINYL WRAPPED - .7" X 2.5" X 96" - CONCERT CHERRY |
| | 160300-G2-438 | EA | LUMBER - VINYL WRAPPED - .7" X 3" X 96" - CONCERT CHERRY |
| | 160300-H2-438 | EA | LUMBER - VINYL WRAPPED - .7" X 3.5" X 96" - CONCERT CHERRY |
| | 160300-J2-438 | EA | LUMBER - VINYL WRAPPED - .7" X 5.5" X 96" - CONCERT CHERRY |
| | 160300-K2-438 | EA | LUMBER - VINYL WRAPPED - .7" X 3.9" X 96" - CONCERT CHERRY |
| | 160300-R2-438 | EA | LUMBER - VINYL WRAPPED - .7" X 3" X 96" - CONCERT CHERRY |
| 3F | 160301-D2-134 | EA | MOLDING - VINYL WRAPPED - .7" X 1.6" X 84" - CONCERT CHERRY |
| 3F | 160301-D2-743 | EA | MOLDING - VINYL WRAPPED - .7" X 1.6" X 108" - CONCERT CHERRY |
| 3F | 160301-F2-134 | EA | MOLDING - VINYL WRAPPED - .7" X 2.5" X 84" - CONCERT CHERRY |
| 3F | 160301-F2-743 | EA | MOLDING - VINYL WRPPD - .7" X 2.5" X 108" - CONCERT CHERRY |
| 3F | 160301-F2-438 | EA | MOLDING - VINYL WRPPD - .7" X 2.5" X 96" - CONCERT CHERRY |
| | 137894-A2-438 | EA | LUMBER - VINYL WRAPPED - .7" X .75" X 96" - PORTSMOUTH OAK |
| | 137894-D2-438 | EA | LUMBER - VINYL WRAPPED - .7" X 1.5" X 96" - PORTSMOUTH OAK |
| | 137894-E2-438 | EA | LUMBER - VINYL WRAPPED - .7" X 2" X 96" - PORTSMOUTH OAK |
| | 137894-F2-438 | EA | LUMBER - VINYL WRAPPED - .7" X 2.5" X 96" - PORTSMOUTH OAK |
| | 137894-G2-438 | EA | LUMBER - VINYL WRAPPED - .7" X 3" X 96" - PORTSMOUTH OAK |
| | 137894-H2-438 | EA | LUMBER - VINYL WRAPPED - .7" X 3.5" X 96" - PORTSMOUTH OAK |
| | 137894-J2-438 | EA | LUMBER - VINYL WRAPPED - .7" X 5.5" X 96" - PORTSMOUTH OAK |

INTERIOR FINISH GROUP (CONTINUED)
MOLDINGS & TRIMS (CONTINUED)

| KEY | PART NUMBER | U/M | DESCRIPTION |
|-----|---------------|-----|---|
| | 137894-J2-743 | EA | LUMBER - VINYL WRAPPED - .7" X 5.5" X 108" - PORTSMOUTH OAK |
| | 137894-K2-438 | EA | LUMBER - VINYL WRAPPED - .7" X 3.9" X 96" - PORTSMOUTH OAK |
| | 137894-R2-438 | EA | LUMBER - VINYL WRAPPED - .7" X 3" X 96" - PORTSMOUTH OAK |
| 3F | 137895-D2-134 | EA | MOLDING - VINYL WRAP - .7" X 1.6" X 84" - PORTSMOUTH OAK |
| 3F | 137895-D2-743 | EA | MOLDING - VINYL WRAP - .7" X 1.6" X 108" - PORTSMOUTH OAK |
| 3F | 137895-F2-134 | EA | MOLDING - VINYL WRAP - .7" X 2.5" X 84" - PORTSMOUTH OAK |
| 3F | 137895-F2-438 | EA | MOLDING - VINYL WRAP - .7" X 2.5" X 96" - PORTSMOUTH OAK |
| 3F | 137895-F2-743 | EA | MOLDING - VINYL WRAP - .7" X 2.5" X 108" - PORTSMOUTH OAK |
| | 146419-A2-438 | EA | LUMBER - VINYL WRAPPED - .7" X .75" X 96" - HONEY CHERRY |
| | 146419-D2-438 | EA | LUMBER - VINYL WRAPPED - .7" X 1.5" X 96" - HONEY CHERRY |
| | 146419-E2-438 | EA | LUMBER - VINYL WRAPPED - .7" X 2" X 96" - HONEY CHERRY |
| | 146419-F2-438 | EA | LUMBER - VINYL WRAPPED - .7" X 2.5" X 96" - HONEY CHERRY |
| | 146419-G2-438 | EA | LUMBER - VINYL WRAPPED - .7" X 3" X 96" - HONEY CHERRY |
| | 146419-H2-438 | EA | LUMBER - VINYL WRAPPED - .7" X 3.5" X 96" - HONEY CHERRY |
| | 146419-J2-438 | EA | LUMBER - VINYL WRAPPED - .7" X 5.5" X 96" - HONEY CHERRY |
| | 146419-J2-743 | EA | LUMBER - VINYL WRAPPED - .7" X 5.5" X 108" - HONEY CHERRY |
| | 146419-K2-438 | EA | LUMBER - VINYL WRAPPED - .7" X 3.9" X 96" - HONEY CHERRY |
| | 146419-R2-438 | EA | LUMBER - VINYL WRAPPED - .7" X 3" X 96" - HONEY CHERRY |
| | 146419-S2-438 | EA | LUMBER - VINYL WRAPPED/FULL - .7" X 3.5" X 96" - HONEY CHERRY |
| | 146419-T2-438 | EA | LUMBER - VINYL WRAPPED/FULL - .7" X 5.5" X 96" - HONEY CHERRY |
| 3F | 146425-D2-134 | EA | MOLDING - VINYL WRAPPED - .7" X 1.6" X 83.9" - HONEY CHERRY |
| 3F | 146425-F2-438 | EA | MOLDING - VINYL WRAPPED - .7" X 2.6" X 96" - HONEY CHERRY |
| | 149325-A2-438 | EA | LUMBER - VINYL WRAPPED - .7" X .75" X 96" - WASHED MAPLE |
| | 149325-D2-438 | EA | LUMBER - VINYL WRAPPED - .7" X 1.5" X 96" - WASHED MAPLE |
| | 149325-E2-438 | EA | LUMBER - VINYL WRAPPED - .7" X 2" X 96" - WASHED MAPLE |
| | 149325-F2-438 | EA | LUMBER - VINYL WRAPPED - .7" X 2.5" X 96" - WASHED MAPLE |
| | 149325-G2-438 | EA | LUMBER - VINYL WRAPPED - .7" X 3" X 96" - WASHED MAPLE |
| | 149325-H2-438 | EA | LUMBER - VINYL WRAPPED - .7" X 3.5" X 96" - WASHED MAPLE |
| | 149325-J2-438 | EA | LUMBER - VINYL WRAPPED - .7" X 5.5" X 96" - WASHED MAPLE |
| | 149325-J2-743 | EA | LUMBER - VINYL WRAPPED - .7" X 5.5" X 108" - WASHED MAPLE |
| | 149325-K2-438 | EA | LUMBER - VINYL WRAPPED - .7" X 3.9" X 96" - WASHED MAPLE |
| | 149325-R2-438 | EA | LUMBER - VINYL WRAPPED - .7" X 3" X 96" - WASHED MAPLE |
| 3F | 149326-D2-134 | EA | MOLDING - VINYL WRAPPED - .7" X 1.5" X 83.9" - WASHED MAPLE |
| 3F | 149326-D2-743 | EA | MOLDING - VINYL WRAPPED - .7" X 1.5" X 108" - WASHED MAPLE |
| 3F | 149326-F2-134 | EA | MOLDING - VINYL WRAPPED - .7" X 2.5" X 83.9" - WASHED MAPLE |
| 3F | 149326-F2-438 | EA | MOLDING - VINYL WRAPPED - .7" X 2.5" X 96" - WASHED MAPLE |
| 3F | 149326-F2-743 | EA | MOLDING - VINYL WRAPPED - .7" X 2.5" X 108" - WASHED MAPLE |
| | 149330-A2-438 | EA | LUMBER - VINYL WRAPPED - .7" X .75" X 96" - SIERRA MAPLE |
| | 149330-D2-438 | EA | LUMBER - VINYL WRAPPED - .7" X 1.5" X 96" - SIERRA MAPLE |
| | 149330-E2-438 | EA | LUMBER - VINYL WRAPPED - .7" X 2" X 96" - SIERRA MAPLE |
| | 149330-F2-438 | EA | LUMBER - VINYL WRAPPED - .7" X 2.5" X 96" - SIERRA MAPLE |
| | 149330-G2-438 | EA | LUMBER - VINYL WRAPPED - .7" X 3" X 96" - SIERRA MAPLE |
| | 149330-H2-438 | EA | LUMBER - VINYL WRAPPED - .7" X 3.5" X 96" - SIERRA MAPLE |
| | 149330-J2-438 | EA | LUMBER - VINYL WRAPPED - .7" X 5.5" X 96" - SIERRA MAPLE |
| | 149330-J2-743 | EA | LUMBER - VINYL WRAPPED - .7" X 5.5" X 108" - SIERRA MAPLE |
| | 149330-K2-438 | EA | LUMBER - VINYL WRAPPED - .7" X 3.9" X 96" - SIERRA MAPLE |
| | 149330-R2-438 | EA | LUMBER - VINYL WRAPPED - .7" X 3" X 96" - SIERRA MAPLE |
| 3F | 149331-D2-134 | EA | MOLDING - VINYL WRAP - .7" X 1.5" X 83.9" - SIERRA MAPLE |
| 3F | 149331-D2-743 | EA | MOLDING - VINYL WRAP - .7" X 1.5" X 108" - SIERRA MAPLE |
| 3F | 149331-F2-134 | EA | MOLDING - VINYL WRAP - .7" X 2.5" X 83.9" - SIERRA MAPLE |
| 3F | 149331-F2-438 | EA | MOLDING - VINYL WRAP - .7" X 2.5" X 96" - SIERRA MAPLE |
| 3F | 149331-F2-743 | EA | MOLDING - VINYL WRAP - .7" X 2.5" X 108" - SIERRA MAPLE |

INTERIOR FINISH GROUP (CONTINUED)
MOLDINGS & TRIMS (CONTINUED)



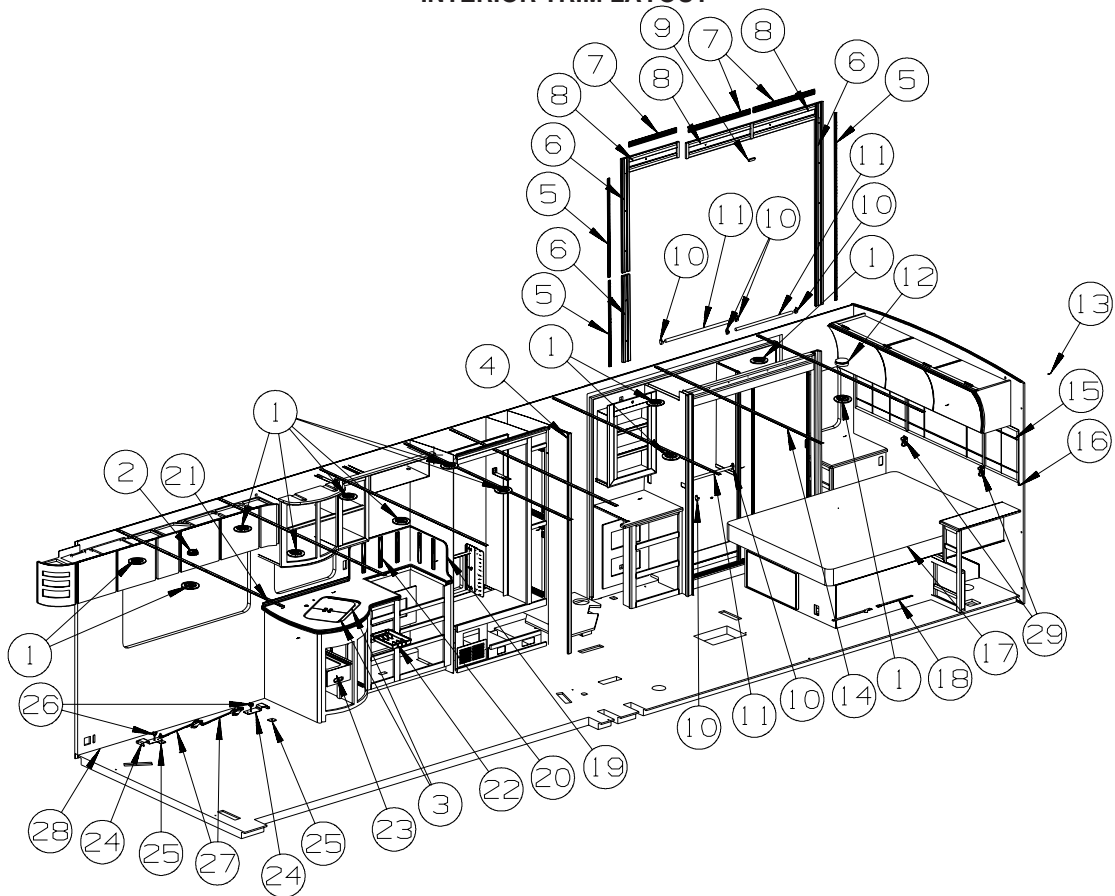
| KEY | PART NUMBER | U/M | DESCRIPTION |
|-----|---------------|-----|--|
| | 141260-01-01A | FT | U-CHANNEL - 1" - VILLAGE OAK |
| 1G | 141260-01-02A | FT | U-CHANNEL - 1" - GRADY BROWN |
| 2G | 146306-01-01A | FT | TRANSITION - CARPET/TILE |
| 3G | 150167-01-03A | EA | RAIL - DECORATIVE - 96" - WASHED MAPLE |
| 3G | 150167-01-07A | EA | RAIL - DECORATIVE - 96" - PORTSMOUTH OAK |
| 3G | 150167-01-08A | EA | RAIL - DECORATIVE - 96" - HONEY CHERRY |
| 3G | 150167-01-09A | EA | RAIL - DECORATIVE - 96" - SIERRA MAPLE |
| 4G | 151653-10-02A | EA | TRIM/RADIUS - CABINET CORNER - 79.6" - DULL METALLIC |
| 4G | 151653-13-02A | EA | TRIM/RADIUS - CABINET CORNER - 79.8" - DULL METALLIC |
| 5G | M09568-04-W80 | EA | MOLDING/TRIM - .3" X 1.5" X 73.6" - SIERRA MAPLE |
| 5G | M09568-04-W79 | EA | MOLDING/TRIM - .3" X 1.5" X 73.6" - WASHED MAPLE |
| 6G | 151861-01-02B | EA | ANGLE - SUPPORT/CORNER - 1.4" X 12.5" - E-COATED |
| 6G | 151861-02-02B | EA | ANGLE - SUPPORT/CORNER - 1.4" X 20.1" - E-COATED |
| 6G | 151861-03-02B | EA | ANGLE - SUPPORT/CORNER - 1.4" X 26.7" - E-COATED |
| 6G | 151861-04-02B | EA | ANGLE - SUPPORT/CORNER - 1.4" X 32.7" - E-COATED |
| 6G | 151861-05-02B | EA | ANGLE - SUPPORT/CORNER - 1.4" X 78.6" - E-COATED |
| 6G | 151861-06-02B | EA | ANGLE - SUPPORT/CORNER - 1.4" X 59" - E-COATED |
| 6G | 151861-08-02B | EA | ANGLE - SUPPORT/CORNER - 1.4" X 22.2" - E-COATED |
| 6G | 151861-09-02B | EA | ANGLE - SUPPORT/CORNER - 1.4" X 14.9" - E-COATED |
| 7G | 151893-01-02A | EA | TRIM/RADIUS - CABINET BOTTOM - 72.6" - DULL METALLIC |
| 8G | 156464-01-01A | FT | MOLDING - CORNER - RADIUS/PLASTIC - 8' - HONEY CHERRY |
| 8G | 156464-01-02A | FT | MOLDING - CORNER - RADIUS/PLASTIC - 8' - WASHED MAPLE |
| 8G | 156464-01-05A | FT | MOLDING - CORNER - RADIUS/PLASTIC - 8' - SIERRA MAPLE |
| 8G | 156464-01-06A | FT | MOLDING - CORNER - RADIUS/PLASTIC - 8' - CONCERT CHERRY |
| 8G | 156464-03-03A | FT | MOLDING - CORNER - RADIUS/PLASTIC - 8' - BONE |
| | 081521-02-007 | EA | MOUNT - METAL MOLDING - F/RADIUS CORNER MOLDING - 151.5" |
| 9G | 160989-01-06A | FT | CAP - CORNER - RADIUS MOLDING - PLASTIC - WASHED MAPLE |
| 9G | 160989-01-07A | FT | CAP - CORNER - RADIUS MOLDING - PLASTIC - HONEY CHERRY |

INTERIOR FINISH GROUP (CONTINUED)
PANELING & LAMINATES

| KEY | PART NUMBER | U/M | DESCRIPTION |
|------------|--------------------|------------|--|
| | 000885-A7-000 | SF | PARTICLE BOARD - 3/4" X 4' X 8' - HONEY CHERRY - 2 SIDED |
| | 000885-A8-000 | SF | PARTICLE BOARD - 3/8" X 4' X 8' - HONEY CHERRY - 1 SIDED |
| | 000885-A9-000 | SF | PARTICLE BOARD - 3/8" X 4' X 8' - HONEY CHERRY - 2 SIDED |
| | 000885-C3-000 | SF | PARTICLE BOARD - 3/8" X 4' X 8' - WHITE THATCH EMB-1 SIDED |
| | 057882-06-000 | SF | TAMBOUR - 48" X 96" SHEET - UNFINISHED |
| | | | FROM: 07-09-07 THRU: 99-99-99 |
| | 074497-47-000 | SF | PANELING - HONEY CHERRY - 1/8" X 4' X 8' |
| | 076773-18-000 | SF | PANELING - 2 SIDED/HONEY CHERRY - 1/8" X 4' X 8' |
| | 088272-M7-000 | SF | PANELING - KURTA/CANVAS - 4' X 7.4' |
| | 088272-M9-000 | SF | PANELING - WHITE THATCHED - 4' X 8' |
| | 088272-L8-000 | SF | PANELING - D'VINCI/ALMOND - 4' X 7.4" (WD3) |
| | | | FROM: 00-00-00 THRU: 03-27-07 |
| | 088272-N4-000 | SF | PANELING - RAWHIDE HERITAGE - 4' X 7.4' (WD7, WE3) |
| | | | FROM: 00-00-00 THRU: 04-01-07 |
| | 088272-N8-000 | SF | PANELING - MOROCCO SAND - 4' X 7.4' (WD7, WE3) |
| | 154735-06-000 | SF | PANELING - FLEXIBLE - KURTA/CANVAS - 4' X 8' (WD3) |
| | 154735-19-000 | SF | PANELING - FLEXIBLE - MOROCCO SAND - 4' X 8' (WD7, WE3) |
| | 154735-12-000 | SF | PANELING - FLEXIBLE - HONEY CHERRY - 4' X 8' |
| | 074498-A2-000 | SF | LAMINATE - PLASTIC - PHANTOM GRAY - 5' X 8' |
| | 074498-A7-000 | SF | LAMINATE - PLASTIC - GRAND ISLE - 5' X 8' |
| | 085284-F7-000 | FT | TAPE/STRIP- TRUE GRIP - 1 1/2" WIDE - ADHESIVE BACKED |
| | 085284-K7-000 | FT | BATT TAPE - ADHESIVE BACKED - DECORATIVE - KURTA/CANVAS (WD3) |
| | 085284-L7-000 | FT | BATT TAPE - ADHESIVE BACKED - DECORATIVE - MOROCCO SAND (WD7, WE3) |

INTERIOR FINISH GROUP (CONTINUED)

INTERIOR TRIM LAYOUT



| KEY | PART NUMBER | U/M | DESCRIPTION |
|-----|---------------|-----|--|
| 1 | 120134-01-02A | EA | REGISTER - W/DAMPER - 4" PIPE/6.4" O.D. FACE - WHITE |
| 1 | 120134-02-01A | EA | REGISTER - TRIM RING - WHITE |
| 2 | 072852-01-000 | EA | DETECTOR - SMOKE - W/9 VOLT BATTERY - US |
| 2 | 072852-02-000 | EA | DETECTOR - SMOKE - W/9 VOLT BATTERY - CANADIAN |
| 3 | 157048-05-WD3 | EA | COVER - RECESSED SINK - 11.1" X 14.9" |
| 3 | 157048-05-WD7 | EA | COVER - RECESSED SINK - 11.1" X 14.9" |
| 3 | 157048-05-WE3 | EA | COVER - RECESSED SINK - 11.1" X 14.9" |
| 4* | 158076-03-01A | EA | DOOR - SHOWER - NEO ANGLE - 66.4" TALL - NICKEL/AQUA |
| | 158076-06-01A | EA | LATCH KIT - TRAVEL/SAFETY - LEFT HINGED |
| | 158076-07-01A | EA | SCREW - F/TRAVEL LATCH - 6-32 X .25" PPH |
| | 158076-08-01A | EA | NUT-HEX - F/TRAVEL LATCH - 6X32 SST - W/NYLON INSERT |
| | 158076-09-01A | EA | LABEL - TRAVEL LATCH - SILVER FOIL |
| 5 | M09553-69-WD3 | EA | MOLDING/DECORATIVE - 1" X 74.7" |
| 6 | Y00399-82-438 | EA | MOLDING - SLIDEOUT/VINYL WRAP - 3.5"X 96" - HONEY CHERRY |
| 7 | M09553-73-WD3 | EA | LUMBER-STAIN,MOLDING 1960 MM - HONEY CHERRY |
| 8 | Y00398-82-438 | EA | MOLDING - SLIDEOUT/VINYL WRAP - 5.9"X 96" - HONEY CHERRY |
| 9 | 164293-01-WD3 | EA | MOLDING/BLOCK - TOP - 5.5"W X 6.1"H |
| 10 | 152301-01-01A | EA | FLANGE - PLASTIC - 1" CLOTHES ROD HOLDER - WHITE |
| 11 | Y00136-21-218 | EA | DOWEL - WOOD - CLOTHES ROD - 1"DIAMETER X 4' |
| 12 | 125136-02-000 | EA | DETECTOR/CO - GAS MODEL - 9 VOLT |
| 13 | 138359-01-01A | FT | COVER - ROOF BREAK - PEARL CREAM/PLASTIC - 96" |
| 14 | 138403-01-01A | EA | TRIM - ROOF - MILL |
| 15 | 147282-01-01A | EA | MIRROR - BEVELED W/V-GROOVES - 20" X 21" |
| 15 | 147282-02-01A | EA | MIRROR - BEVELED W/V-GROOVES - 44.4" X 21" |
| 15 | 147282-03-01A | EA | MIRROR - BEVELED W/V-GROOVES - 30" X 21" |
| 16 | 009089-01-000 | EA | CLIP - MIRROR |
| 17 | 159853-03-000 | EA | MATTRESS - INNERSPRING - 60" X 80" - QUILTED |
| 17 | 142411-08-000 | EA | MATTRESS/AIR - 60" X 80" - SELECT COMFORT - SLEEP NUMBER BED-QUEEN SIZE |
| | 142411-03-000 | EA | AIR PUMP W/CONTROLS - F/SELECT COMFORT MATTRESS |
| 18 | 099717-05-000 | EA | STRAP - W/16.5" FEMALE STRAP AND 17.7" MALE STRAP |

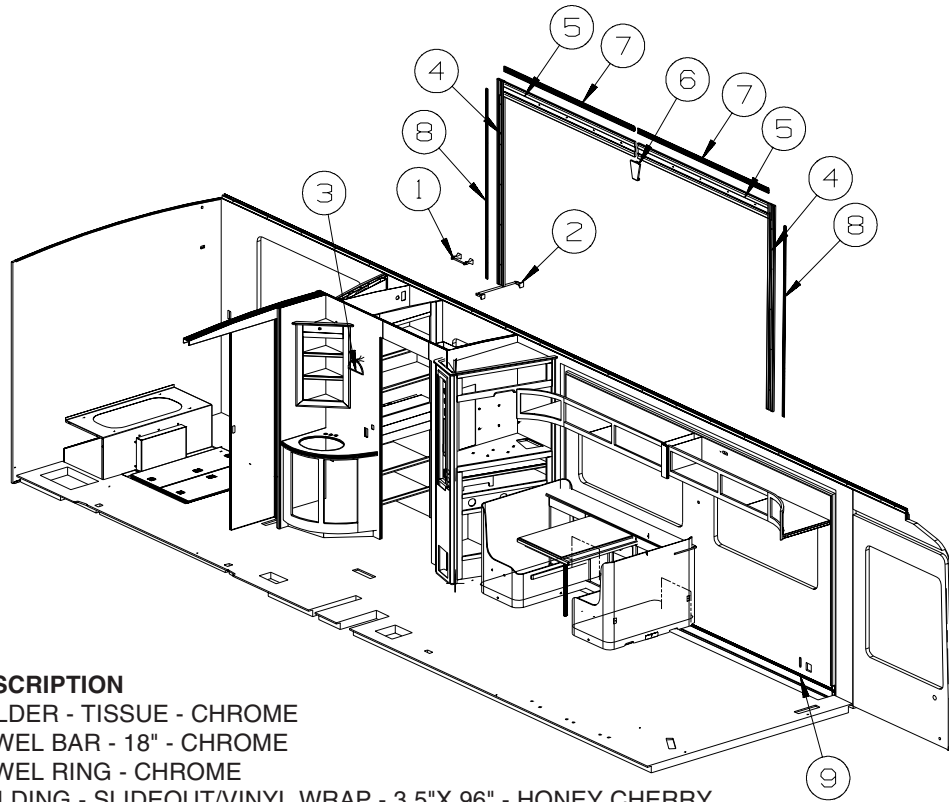
INTERIOR FINISH GROUP (CONTINUED)

INTERIOR TRIM LAYOUT (CONTINUED)

| KEY | PART NUMBER | U/M | DESCRIPTION |
|-----|---------------|-----|--|
| 19 | 164564-03-WD3 | EA | BACKSPLASH - W/INSERTS - CORIAN |
| 19 | 164564-03-WD7 | EA | BACKSPLASH - W/INSERTS - CORIAN |
| 19 | 164564-03-WE3 | EA | BACKSPLASH - W/INSERTS - CORIAN |
| | 164573-01-01A | EA | INSERT/WALL LINER - ARC/DECORATIVE - 1.5" X 12" - SST |
| 20 | 164564-01-WD3 | EA | BACKSPLASH - W/INSERTS - CORIAN |
| 20 | 164564-01-WD7 | EA | BACKSPLASH - W/INSERTS - CORIAN |
| 20 | 164564-01-WE3 | EA | BACKSPLASH - W/INSERTS - CORIAN |
| | 164573-01-01A | EA | INSERT/WALL LINER - ARC/DECORATIVE - 1.5" X 12" - SST |
| 21 | 164583-04-WD3 | EA | BACKSPLASH - CORIAN |
| 21 | 164583-04-WD7 | EA | BACKSPLASH - CORIAN |
| 21 | 164583-04-WE3 | EA | BACKSPLASH - CORIAN |
| | 164573-01-01A | EA | INSERT/WALL LINER - ARC/DECORATIVE - 1.5" X 12" - SST |
| 22 | 100081-01-01A | EA | TRAY - SILVERWARE - 9" X 13.3" RUBBERMAID ALMOND PLASTIC |
| 23 | 159032-01-01A | EA | CONTAINER - WASTEBASKET - 14.3 QT - WHITE |
| 24 | 134128-02-02B | EA | PLATE - W/HOLES - W/WELDNUT - E-COATED |
| 25 | 143956-03-04B | EA | BRACKET/TIEDOWN - EURO CHAIR - BLACK |
| 26 | 137598-01-01A | EA | KNOB - HOLD DOWN - RECLINER |
| 27 | 160167-01-01A | EA | SEAT BELT - 2" X 102" - BLACK |
| 28 | M09471-79-RE0 | EA | MOLDING - TRIM/COVE - .8" X .8" X 96" - HONEY CHERRY |
| 29 | 142411-05-000 | EA | HOLDER - F/CONTROL (SELECT COMFORT) |

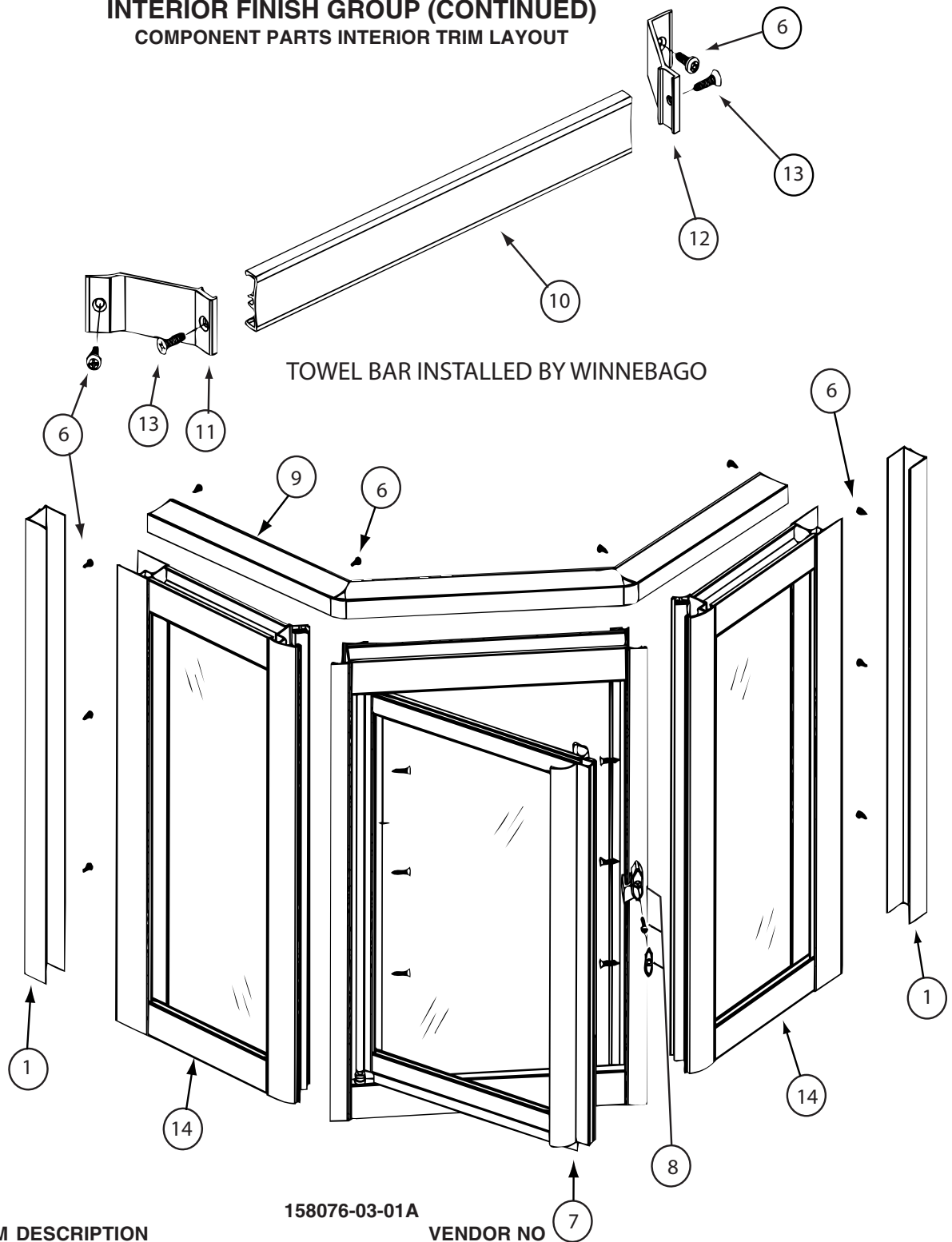
***COMPONENT PARTS LISTED LATER IN THIS GROUP**

INTERIOR FINISH GROUP (CONTINUED)
INTERIOR TRIM LAYOUT (CONTINUED)



| KEY | PART NUMBER | U/M | DESCRIPTION |
|-----|---------------|-----|--|
| 1 | 159767-01-01A | EA | HOLDER - TISSUE - CHROME |
| 2 | 159766-01-01A | EA | TOWEL BAR - 18" - CHROME |
| 3 | 159765-01-01A | EA | TOWEL RING - CHROME |
| 4 | Y00399-82-438 | EA | MOLDING - SLIDEOUT/VINYL WRAP - 3.5"X 96" - HONEY CHERRY |
| 5 | Y00398-82-438 | EA | MOLDING - SLIDEOUT/VINYL WRAP - 5.9"X 96" - HONEY CHERRY |
| 6 | 164293-01-WD3 | EA | MOLDING/BLOCK - TOP - 5.5"W X 6.1"H |
| 7 | M09553-73-WD3 | EA | LUMBER-STAIN,MOLDING 1960 MM |
| 8 | M09553-69-WD3 | EA | MOLDING/DECORATIVE - 1" X 74.7" |
| 9 | M09471-79-RE0 | EA | MOLDING - TRIM/COVE - .8" X .8" X 96" - HONEY CHERRY |

INTERIOR FINISH GROUP (CONTINUED)
COMPONENT PARTS INTERIOR TRIM LAYOUT



158076-03-01A

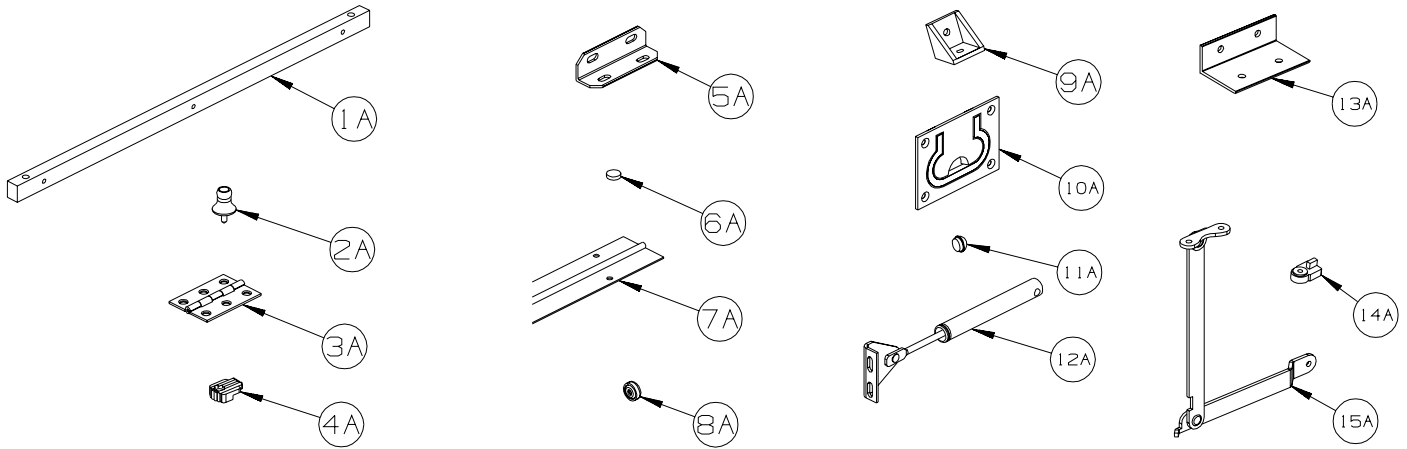
| KEY | PART NUMBER | U/M | DESCRIPTION | VENDOR NO |
|-----|---------------|-----|------------------------------|------------|
| 1 | 158076-03-700 | EA | JAMB - WALL - NICKEL | 201N |
| 6 | 158076-02-701 | EA | SCREW - ADJUSTMENT - NICKEL | 638PHPT-N |
| 7 | 158076-03-704 | FT | VINYL SWEEP | C176B |
| 8 | 089318-01-707 | EA | LATCH/CATCH-TURN-SAFETY-BLK | 9730N |
| 9 | 158076-03-705 | EA | HEADER CAP | 247N |
| 10 | 115011-03-714 | EA | TOWEL BAR - NICKEL | 136N |
| 11 | 158076-03-706 | EA | BRACKET/TOWEL BAR-LH/FACING | 246N |
| 12 | 158076-03-707 | EA | BRACKET/TOWEL BAR-RH/FACING | 199N |
| 13 | 115011-03-716 | EA | SCREW F/TOWEL BAR - NICKEL | 612F-N |
| 14 | 158076-03-708 | EA | WING PNL-RT/LT-FRAMED GLASS | WB383N-AWP |
| | 158076-03-701 | EA | PIVOT PIN | CP201 |
| | 158076-03-702 | EA | PIVOT BUSHING | CP209 |
| | 158076-03-703 | EA | PIVOT WASHER - PLASTIC | FW 10-093 |
| | 139047-01-709 | EA | STRIP/MAGNETIC- 55" (NARROW) | 98-42 |

INTERIOR FINISH GROUP (CONTINUED)
FLOOR COVERINGS

| KEY | PART NUMBER | U/M | DESCRIPTION |
|------------|--------------------|------------|--|
| | 075233-01-000 | SY | PAD - CARPET - 3/8" X 6'W ROLL - SOLD BY THE SQUARE YARD |
| | 093486-01-000 | SY | CARPET - COMPARTMENT - 72" WIDE - DARK GRAY |
| | 131711-01-09A | EA | TILE/FLOOR - VINYL - 12" X 12" - SANDSTONE |
| | | | FROM: 00-00-00 THRU: 06-03-07 |
| | 131711-03-01A | EA | TILE/FLOOR - VINYL - 16" X 16" - CLOUDED EBONY |
| | | | FROM: 06-04-07 THRU: 99-99-99 |
| | 152251-02-01A | SY | CARPET - 4 SQUARE YARD INCREMENTS - CORK (WD3) |
| | 152251-02-03A | SY | CARPET - 4 SQUARE YARD INCREMENTS - TANNED HIDE (WD7, WE3) |

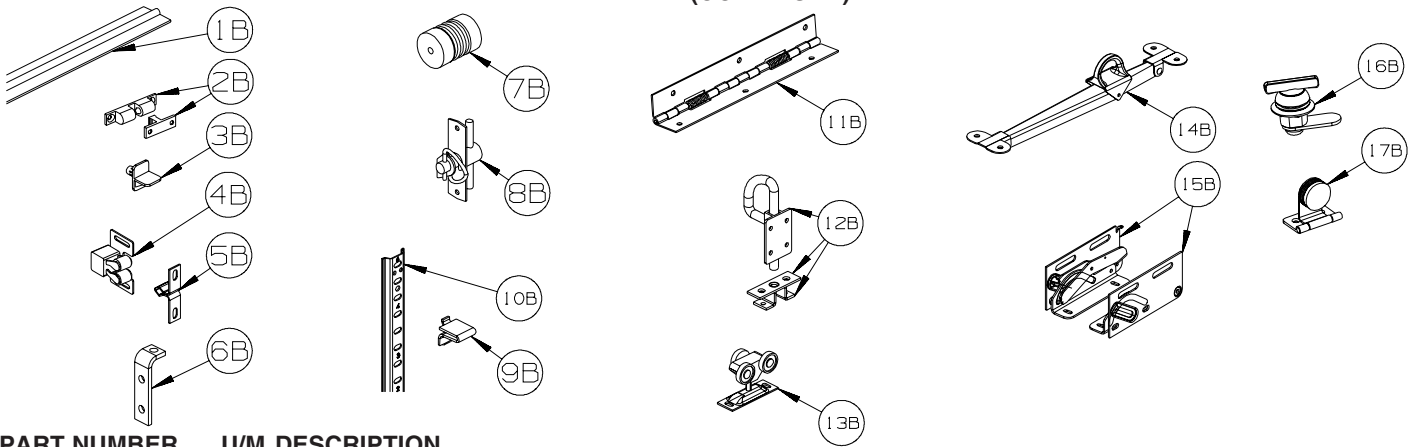
INTERIOR FINISH GROUP (CONTINUED)

HARDWARE



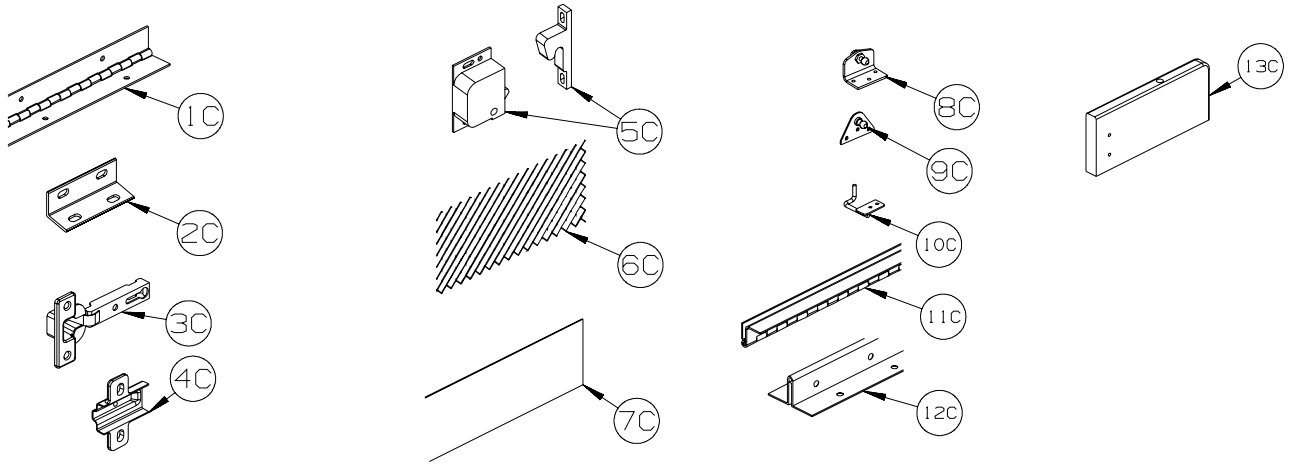
| KEY | PART NUMBER | U/M | DESCRIPTION |
|-----|---------------|-----|---|
| 1A | P34509-01-P14 | EA | RAIL END - RH/LH - TOWEL RACK - CONCERT CHERRY |
| 1A | P34509-01-J70 | EA | RAIL END - RH/LH - TOWEL RACK - WASHED MAPLE |
| 1A | P34509-01-RE0 | EA | RAIL END - RH/LH - TOWEL RACK - HONEY CHERRY |
| 1A | P34509-01-SA3 | EA | RAIL END - RH/LH - TOWEL RACK - SIERRA MAPLE |
| 2A | 009013-01-000 | EA | CATCH - BULLDOG - MALE/FEMALE |
| 3A | 009059-01-000 | EA | HINGE - DOOR - 2" X 1.4" - BRASS |
| 3A | 009059-02-000 | EA | HINGE - DOOR - 2" X 2.7" - BRASS |
| 3A | 009059-03-000 | EA | HINGE - BRASS - 1.75" |
| 3A | 009059-04-000 | EA | HINGE - 2" - ZINC |
| 4A | 009089-01-000 | EA | CLIP - MIRROR |
| 5A | 016604-01-000 | EA | BRACE - ANGLE - 2 1/2" - UNPAINTED METAL |
| 5A | 016604-05-000 | EA | BRACE - ANGLE - 2 1/2" - OFF WHITE METAL |
| 5A | 016604-10-000 | EA | BRACE - SEAT ANGLE - 2.5" - BLACK |
| 6A | 023320-01-000 | EA | PAD - FELT 3/8" DIAMETER |
| 7A | 041389-19-000 | EA | HINGE - PIANO - 1 1/2" X 71.9" - UNPAINTED |
| 7A | 041389-25-000 | EA | HINGE - PIANO - 1 1/2" X 55" - UNPAINTED |
| 7A | 041389-32-000 | EA | HINGE - PIANO - 68" - OFF WHITE |
| 8A | 166569-01-02A | EA | COVER - SCREW - #8 - BRIGHT WHITE |
| 8A | 166569-01-03A | EA | COVER - SCREW - #8 - SOFT WHITE |
| 8A | 166569-01-04A | EA | COVER - SCREW - #8 - CREAM |
| 9A | 065740-01-000 | EA | BRACE - CABINET/CORNER - PLASTIC |
| 10A | 072871-01-000 | EA | PULL - FLUSH - CHROME |
| 11A | 074045-13-000 | EA | PLUG - 3/8" DOWEL-1/2" HEAD - PORTSMOUTH OAK |
| 11A | 074045-08-000 | EA | PLUG - 3/8" DOWEL-1/2" HEAD - OAK/SALEM CHERRY - CONCERT CHERRY |
| 11A | 074045-12-000 | EA | PLUG - 3/8" DOWEL-1/2" HEAD - WASHED MAPLE |
| 11A | 074045-14-000 | EA | PLUG - 3/8" DOWEL-1/2" HEAD - HONEY CHERRY |
| 11A | 074045-15-000 | EA | PLUG - 3/8" DOWEL-1/2" HEAD - SIERRA MAPLE |
| 12A | 074493-02-000 | EA | SUPPORT/PISTON SPRING - CABINET DOOR - 26 LBS |
| 12A | 074493-03-000 | EA | SUPPORT/PISTON SPRING - CABINET DOOR - 12 LBS |
| 13A | 156732-01-01A | EA | BRACE - ANGLE/COUCH - 2.5" - MILL |
| 13A | 156732-01-02A | EA | BRACE - ANGLE/COUCH - 2.5" - OFF WHITE |
| 13A | 156732-03-01A | EA | BRACE - ANGLE/COUCH - BLACK |
| 14A | 083204-03-000 | EA | BUTTON - RETAINING MIRROR 5/16" TIP |
| 15A | 084412-01-000 | EA | SUPPORT/HINGE KIT (LEFT & RIGHT HINGES) |

INTERIOR FINISH GROUP (CONTINUED)
HARDWARE (CONTINUED)



| KEY | PART NUMBER | U/M | DESCRIPTION |
|-----|---------------|-----|---|
| 1B | 084413-01-000 | EA | HINGE - 1" X 72" - ALUMINUM - W/HOLES |
| 2B | 084451-01-000 | EA | CATCH & LATCH - 1.7" - BRASS |
| 3B | 092907-01-000 | EA | SUPPORT - SHELF - PIN - 1/4" - CLEAR PLASTIC |
| 4B | 093586-03-000 | EA | CATCH - SPRING ROLLER - .377" |
| 4B | 093586-06-000 | EA | CATCH - W/STRIKE - SPRING ROLLER .236"/SPRINT STEEL .943" |
| 5B | 093586-04-000 | EA | STRIKE - SPRING STEEL - 1.14" |
| 6B | 096826-01-01A | EA | BRACE - CABINET - 2" - E-COATED |
| 6B | 096826-02-01A | EA | BRACE - CABINET - 1" - E-COATED |
| 7B | 097872-04-000 | EA | DOWEL - WOOD - 1" DIAMETER X 1.38" LONG - UNFINISHED |
| 8B | 098196-01-000 | EA | LATCH - 1/4 TURN - T-BAR |
| 9B | 098979-01-000 | EA | CLIP - ADJUSTABLE SHELF |
| 10B | 098980-01-000 | EA | PILASTER - ADJUSTABLE SHELF - 18" |
| 10B | 098980-02-000 | EA | PILASTER - ADJUSTABLE SHELF - 12" |
| 10B | 098980-03-000 | EA | PILASTER - ADJUSTABLE SHELF - 9" |
| 10B | 098980-04-000 | EA | PILASTER - ADJUSTABLE SHELF - 48" |
| 10B | 098980-05-000 | EA | PILASTER - ADJUSTABLE SHELF - 15" |
| 10B | 098980-06-000 | EA | PILASTER - ADJUSTABLE SHELF - 24" |
| 11B | 102920-01-02A | EA | HINGE - SPRING LOADED - NICKEL |
| 11B | 129753-01-01A | EA | HINGE - SPRING LOADED - 19" X 19" - BLACK |
| 12B | 103256-01-000 | EA | LATCH COMPLETE (SLIDE) |
| 13B | 103874-01-000 | EA | HANGER - SLIDING DOOR |
| 14B | 104181-01-01A | EA | SUPPORT - LEAF 5.3" EXTENDS TO 7.5" - SAFETY RING - METAL |
| 15B | 108126-01-000 | EA | TRAY HINGE SET (QTY. 2 PER SET) |
| 16B | 100710-01-02A | EA | LOCK - GLASS DOOR/TWIST TYPE - NICKEL |
| 17B | 100711-01-02A | EA | HINGE - GLASS DOOR - BLACK |

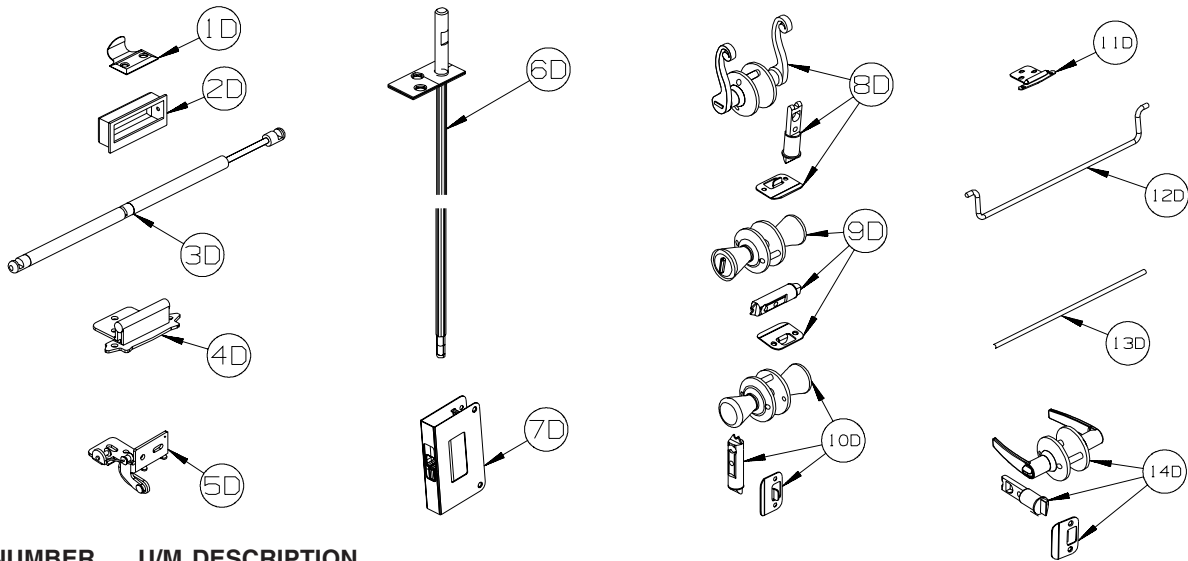
INTERIOR FINISH GROUP (CONTINUED)
HARDWARE (CONTINUED)



| KEY | PART NUMBER | U/M | DESCRIPTION |
|-----|---------------|-----|--|
| 1C | 110496-01-02A | EA | HINGE - NICKEL - 2" X 32" |
| 1C | 110496-06-02A | EA | HINGE - NICKEL - 2" X 9.5" |
| 1C | 158921-01-04B | EA | HINGE - PIANO - TRUNK DOOR - 2" X 21.9" - BLACK |
| 2C | 111866-01-02A | EA | BRACE - SEAT - ANGLE - OFF WHITE |
| 3C | 114443-02-01A | EA | HINGE - CABINET DOOR - W/O CLIP - SILVER |
| 4C | 114443-03-01A | EA | CLIP - HINGE/CABINET DOOR - SILVER |
| 5C | 117095-02-01A | EA | LATCH - DOOR - GRABBER W/KEEPER - PLASTIC - BLK-10 LB PULL |
| 5C | 117095-03-01A | EA | LATCH - DOOR - GRABBER W/KEEPER - PLASTIC - BLK-15 LB PULL |
| 6C | 118200-01-01A | SF | MESH - PLASTIC 1/2" - 48" X LENGTH = SF - BLACK |
| 7C | 122717-06-01A | FT | PAD - NON-SKID - PSA - 5"W |
| 8C | 126263-06-02B | EA | BRACKET - GAS SPRING W/INSIDE BALL STUD - E-COATED |
| 9C | 126263-05-02B | EA | BRACKET - GAS SPRING W/BALL STUD - E-COATED |
| 9C | 126263-08-02B | EA | BRACKET - GAS SPRING W/CENTERED BALL STUD - E-COATED |
| 10C | 130798-01-02B | EA | GUIDE - POCKET DOOR - E-COATED |
| 11C | 134099-01-02A | EA | HINGE - PIANO - WRAP AROUND - 15.7" - NICKEL PLATED |
| 12C | 135538-03-02A | EA | HINGE - PIANO - FULL WRAP - 15.7" - CHROME |
| 12C | 135538-07-02A | EA | HINGE - PIANO - FULL WRAP - 9.8" - CHROME |
| 13C | 137445-03-T78 | EA | STOP - F/SLIDING DOOR - CONCERT CHERRY |
| 13C | 137445-03-T79 | EA | STOP - F/SLIDING DOOR - WASHED MAPLE |
| 13C | 137445-03-T80 | EA | STOP - F/SLIDING DOOR - SIERRA MAPLE |

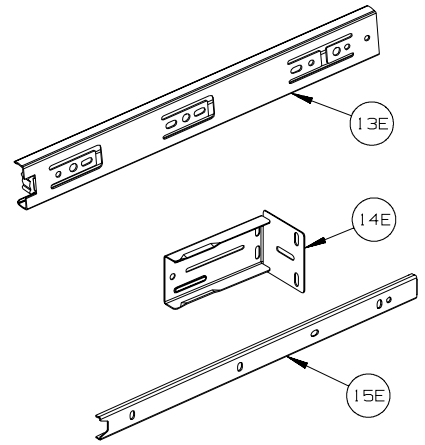
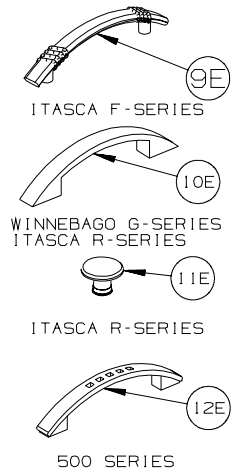
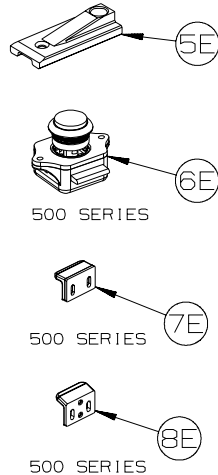
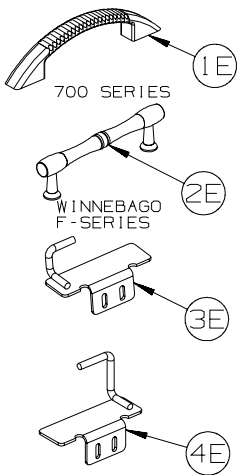
INTERIOR FINISH GROUP (CONTINUED)

HARDWARE (CONTINUED)



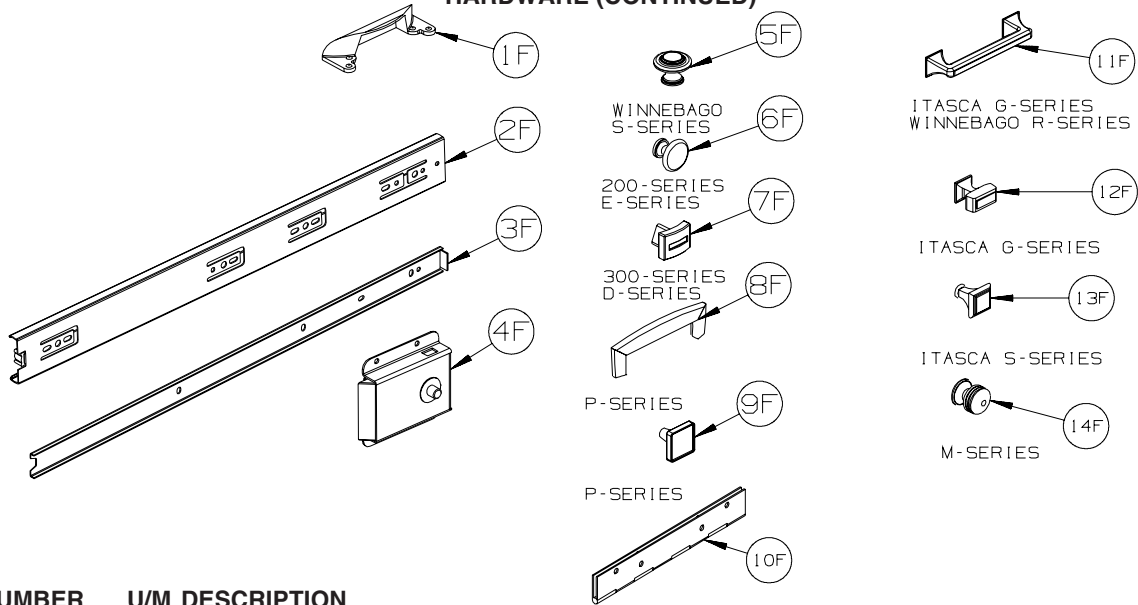
| KEY | PART NUMBER | U/M | DESCRIPTION |
|-----|---------------|-----|--|
| 1D | 137463-01-02A | EA | LIFT - HOOK - PEWTER |
| 2D | 139136-02-02A | EA | HANDLE - .35" RECESSED - PEWTER |
| 3D | 142569-07-000 | EA | SPRING/GAS - 20 LB - 20" EXTENDED/12" COMPRESSED |
| 3D | 142569-15-000 | EA | SPRING/GAS - 120 LB - 20" EXTENDED/12" COMPRESSED |
| 3D | 142569-16-000 | EA | SPRING/GAS - 90 LB - 20" EXTENDED/12" COMPRESSED |
| 3D | 142569-29-000 | EA | SPRING/GAS - 20 LB - 9.9" EXTENDED/5.9" COMPRESSED |
| 3D | 142569-31-000 | EA | SPRING/GAS - 30 LB - 11.8" EXTENDED/7.3" COMPRESSED |
| 4D | 143468-02-03A | EA | HINGE - SELF CLOSING - SATIN NICKEL |
| 4D | 143468-02-04A | EA | HINGE - SELF CLOSING - OIL RUBBED BRONZE |
| 4D | 143468-02-05A | EA | HINGE - SELF CLOSING - RUSTIC BRASS |
| 5D | 144488-01-01A | EA | HINGE - CABINET - ANTIQUE BRASS |
| 5D | 144488-01-02A | EA | HINGE - CABINET - NICKEL |
| 6D | 145939-05-02A | EA | ROD/LATCH - AISLE DOOR - NICKEL |
| 7D | 145939-04-02A | EA | LATCH/SLIDE - AISLE DOOR(1" THICK DOOR)-NICKEL/BLACK SLIDE |
| 7D | 145939-04-03A | EA | LATCH/SLIDE - AISLE DOOR(1" THICK DOOR)-OIL RUBBED BRONZE |
| 8D | 146064-01-02A | EA | LOCK/PRIVACY (LOCKING) LEVER STYLE - SATIN PEWTER |
| 8D | 146064-02-02A | EA | LOCK/PASSAGE (NON LOCKING) LEVER STYLE - PEWTER |
| 9D | 146064-05-01A | EA | LOCK/PRIVACY (LOCKING) "TULIP" STYLE KNOB - SATIN NICKEL |
| 10D | 146064-06-01A | EA | LOCK/PASSAGE (NON LOCKING) "TULIP" STYLE KNOB-SATIN NICKEL |
| 11D | 146553-01-03A | EA | HINGE - CABINET DOOR - SATIN NICKEL |
| 12D | 146801-01-02A | EA | ROD/TOWEL BAR (OFFSET) - PEWTER |
| 13D | 146840-03-02A | EA | ROD - .25" X 11.7" - PEWTER |
| 13D | 146840-04-02A | EA | ROD - .25" X 13.1" - PEWTER |
| 14D | 146064-08-01A | EA | LOCK/PASSAGE (NON LOCKING) LEVER STYLE - SATIN NICKEL |
| 14D | 146064-07-01A | EA | LOCK/PRIVACY (LOCKING) LEVER STYLE - SATIN NICKEL |

INTERIOR FINISH GROUP (CONTINUED) HARDWARE (CONTINUED)



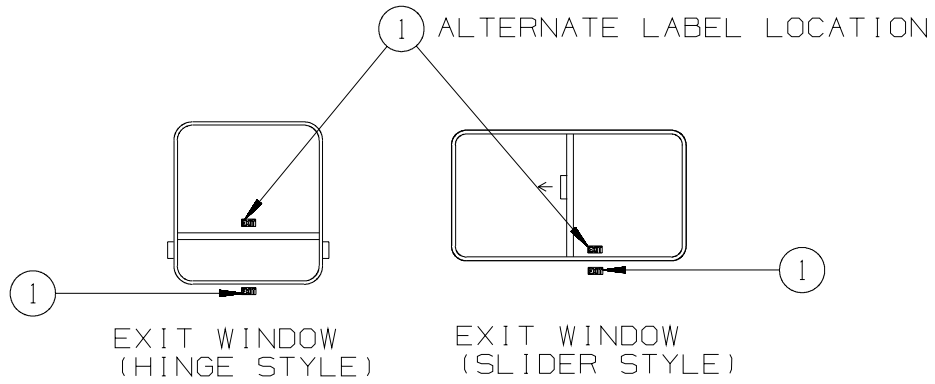
| KEY | PART NUMBER | U/M | DESCRIPTION |
|-----|---------------|-----|---|
| 1E | 148816-01-02A | EA | PULL - CABINET DOOR - NICKEL - ASPECT, CAMBRIA 700-SERIES/ADVENTURER LIMITED EDITION |
| 2E | 149090-01-02A | EA | PULL - CABINET DOOR - NICKEL - VOYAGE F-SERIES |
| 3E | 149607-01-02B | EA | GUIDE - F/POCKET DOOR - 1.6" BENT ROD - E-COATED |
| 3E | 149607-03-02B | EA | GUIDE - F/POCKET DOOR - 2.9" BENT ROD - E-COATED |
| 4E | 149607-04-02B | EA | GUIDE - F/POCKET DOOR - E-COATED |
| 5E | 150983-01-01A | EA | STRIKE/BLOCK - WEDGE STYLE - F/SLIDE DOOR - 3" X 1.2" - BLACK |
| 6E | 151380-01-01A | EA | LATCH - CBNT DR - PUSH BTN - VIEW & NAVION 500-SERIES |
| 6E | 151380-01-02A | EA | LATCH - CABINET DOOR - PUSH BUTTON - BLACK - TOUR & ELLIPSE R-SERIES |
| 7E | 151380-02-01A | EA | STRIKE - CABINET DOOR - VIEW & NAVION 500-SERIES |
| 8E | 151380-03-01A | EA | STRIKE - CABINET DOOR - VIEW & NAVION 500-SERIES |
| 9E | 152302-01-01A | EA | PULL - CABINET DOOR - SATIN NICKEL - SUNRISE F-SERIES |
| 10E | 152304-01-01A | EA | PULL - CABINET DOOR - BRONZE- ADVENTURER G-SERIES, ELLIPSE R-SERIES |
| 11E | 152305-01-01A | EA | KNOB - DOOR/DRAWER - BRONZE - ELLIPSE R-SERIES |
| 12E | 152950-01-01A | EA | PULL - DOOR/DRAWER - BRUSHED NICKEL - VIEW & NAVION 500-SERIES |
| 13E | 153000-01-01A | EA | SLIDE - CABINET MOUNT - 11.8" |
| 13E | 153000-03-01A | EA | SLIDE - CABINET MOUNT - 13.8" |
| 13E | 153000-05-01A | EA | SLIDE - CABINET MOUNT - 15.7" |
| 13E | 153000-07-01A | EA | SLIDE - CABINET MOUNT - 17.7" |
| 13E | 153000-09-01A | EA | SLIDE - CABINET MOUNT - 19.7" |
| 13E | 153000-11-01A | EA | SLIDE - CABINET MOUNT - 21.6" |
| 13E | 153000-14-01A | EA | SLIDE - CABINET MOUNT - 23.6" |
| 13E | 153000-16-01A | EA | SLIDE - CABINET MOUNT - 7.9" |
| 13E | 153000-18-01A | EA | SLIDE - CABINET MOUNT - 9.8" |
| 13E | 153000-20-01A | EA | SLIDE - CABINET MOUNT - 25.6" |
| 14E | 153000-13-01A | EA | BACKSOCKET - DRAWER SLIDE |
| 15E | 153000-02-01A | EA | SLIDE - DRAWER MOUNT - 11.8" |
| 15E | 153000-04-01A | EA | SLIDE - DRAWER MOUNT - 13.8" |
| 15E | 153000-06-01A | EA | SLIDE - DRAWER MOUNT - 15.7" |
| 15E | 153000-08-01A | EA | SLIDE - DRAWER MOUNT - 17.7" |
| 15E | 153000-10-01A | EA | SLIDE - DRAWER MOUNT - 19.7" |
| 15E | 153000-12-01A | EA | SLIDE - DRAWER MOUNT - 21.6" |
| 15E | 153000-15-01A | EA | SLIDE - DRAWER MOUNT - 23.4" |
| 15E | 153000-17-01A | EA | SLIDE - DRAWER MOUNT - 7.7" |
| 15E | 153000-19-01A | EA | SLIDE - DRAWER MOUNT - 9.6" |
| 15E | 153000-21-01A | EA | SLIDE - DRAWER MOUNT - 25.4" |

INTERIOR FINISH GROUP (CONTINUED) HARDWARE (CONTINUED)

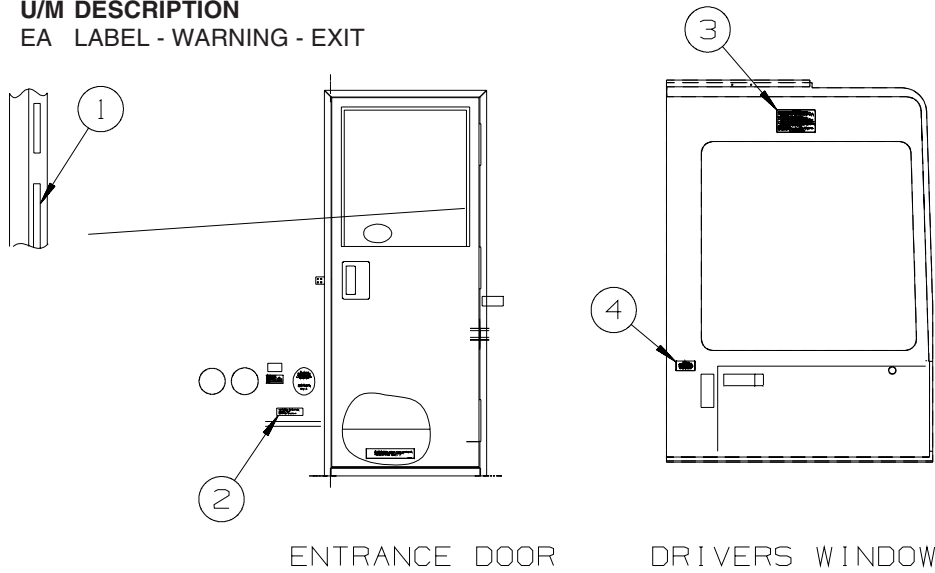


| KEY | PART NUMBER | U/M | DESCRIPTION |
|-----|---------------|-----|---|
| 1F | 153308-01-01A | EA | PULL - VANITY STOOL - SATIN NICKEL |
| 2F | 153352-01-01A | EA | SLIDE - PANTRY - 19.7" - CABINET MOUNT |
| 3F | 153353-02-01A | EA | SLIDE - PANTRY - 19.5" - DRAWER MOUNT |
| 4F | 153353-01-01A | EA | LATCH - SLIDING/FLUSH - BLACK |
| 5F | 155803-01-01A | EA | KNOB CABINET DOOR - WROUGHT IRON - VECTRA S-SERIES |
| 6F | 155925-01-01A | EA | KNOB - DOOR/DRW - SATIN NICKEL - ACCESS & IMPULSE 200-SERIES/ VISTA & SUNSTAR E-SERIES |
| 7F | 156579-01-01A | EA | KNOB - DOOR/DRW - PEWTER - OUTLOOK & SPIRIT 300-SERIES/ SIGHTSEER & SUNOVA D-SERIES |
| 8F | 157246-01-01A | EA | PULL - CABINET DOOR/DRAWER - SATIN NICKEL - JOURNEY & MERIDIAN P-SERIES |
| 9F | 157246-02-01A | EA | KNOB - CABINET DOOR/DRAWER-SATIN NICKEL - JOURNEY & MERIDIAN P-SERIES |
| 10F | 158982-01-04B | EA | HINGE - CONTINUOUS - 2" X 8" - BLACK |
| 10F | 158982-01-01A | EA | HINGE - CONTINUOUS - 2" X 8" - ZINC |
| 11F | 162033-01-01A | EA | PULL - CABINET DOOR - BRUSHED NICKEL - SUNCRUISER G-SERIES, TOUR R-SERIES |
| 12F | 162033-02-01A | EA | KNOB - CABINET DOOR - BRUSHED NICKEL - SUNCRUISER G-SERIES |
| 13F | 162518-01-01A | EA | KNOB - DOOR/DRAWER - SATIN NICKEL - HORIZON S-SERIES |
| 14F | 163095-01-01A | EA | KNOB - CABINET DOOR - SATIN NICKEL - DESTINATION & LATTITUDE M-SERIES |

LABELS GROUP

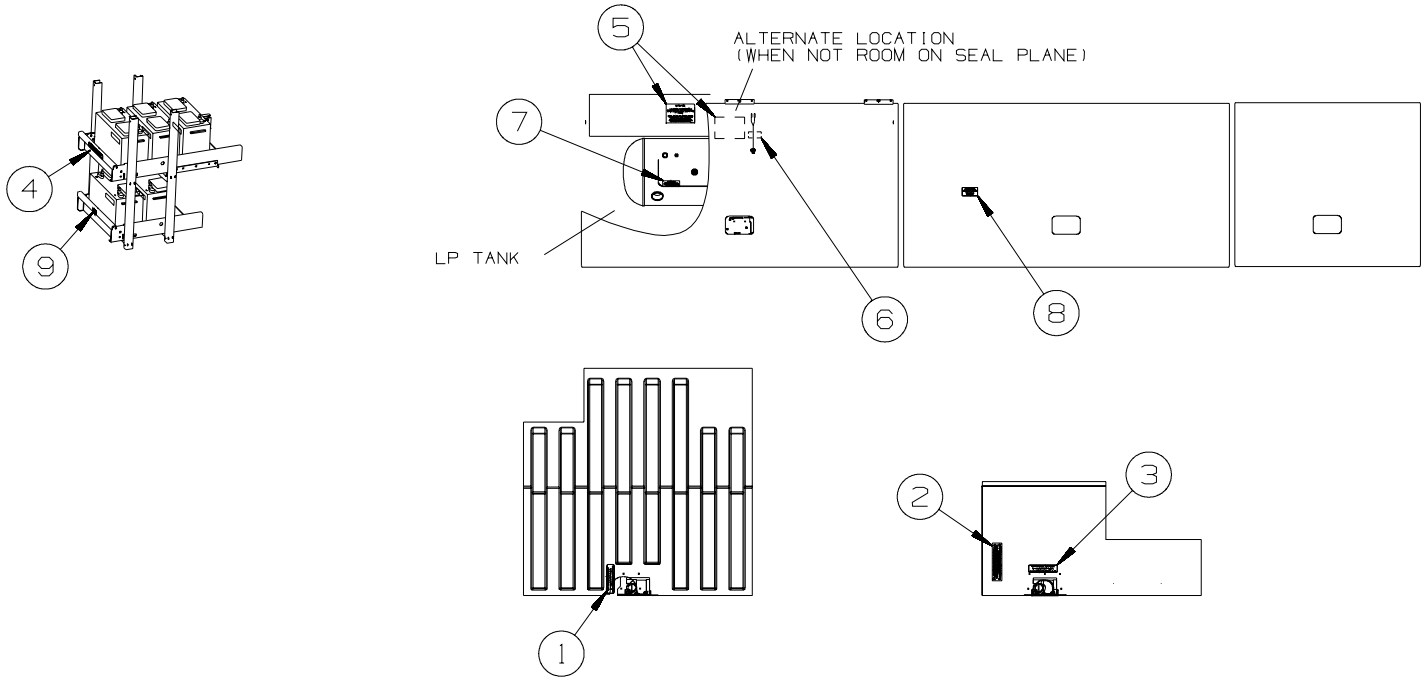


| KEY | PART NUMBER | U/M DESCRIPTION |
|-----|---------------|---------------------------|
| 1 | 039290-01-000 | EA LABEL - WARNING - EXIT |



| KEY | PART NUMBER | U/M DESCRIPTION |
|-----|---------------|---|
| 1 | 135869-01-02A | EA LABEL - MERCURY CONTENT - WHITE ON CLEAR |
| 2 | 099509-01-000 | EA LABEL - AWNING INSTALLATION |
| 3 | 056259-01-000 | EA LABEL - SAFETY CHECK LIST |
| 4 | 099689-01-000 | EA LABEL - WARNING - CANCER/TOXICITY |

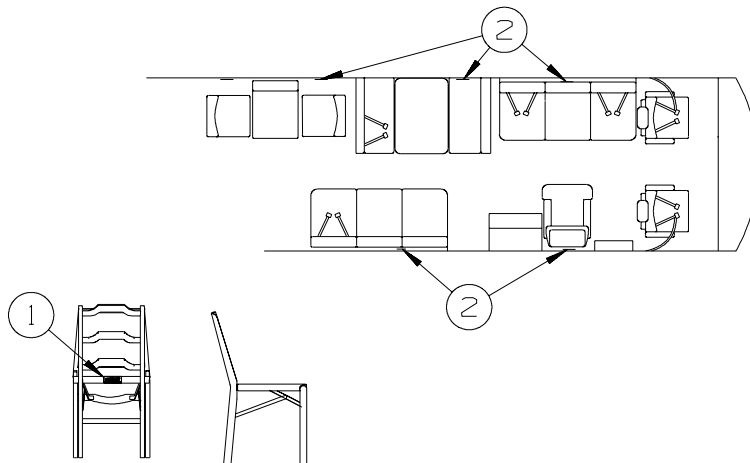
LABELS GROUP (CONTINUED)



TYPICAL UTILITY ACCESS

| KEY | PART NUMBER | U/M | DESCRIPTION |
|-----|---------------|-----|--|
| 1 | 123562-01-000 | EA | LABEL - SERVICE/UTILITY ACCESS |
| 2 | 147845-01-01A | EA | LABEL - DRIP VALVE |
| 3 | 123562-01-000 | EA | LABEL - SERVICE/UTILITY ACCESS |
| 4 | 065748-01-000 | EA | LABEL - WARNING - BATTERY CHARGING - UL |
| 5 | 124520-01-02A | EA | LABEL - LP GAS ONLY - WHITE ON CLEAR |
| 5 | 023769-01-000 | EA | LABEL - WARNING - LPG - CANADIAN |
| 6 | 124519-01-02A | EA | LABEL - WARNING/REFUELING - WHITE ON CLEAR |
| 6 | 124519-02-02A | EA | LABEL - WARNING/REFUELING - WHITE ON CLEAR - CSA |
| 7 | 079965-01-000 | EA | LABEL - LPG - 80% CAPACITY |
| 8 | 125306-04-02A | EA | LABEL - ELECTRICAL ENTRANCE-120/240V 50 AMP-WHITE ON CLEAR |
| 9 | 156213-01-01A | EA | LABEL - CHASSIS BATTERY DISCONNECT - WHITE/BLACK |

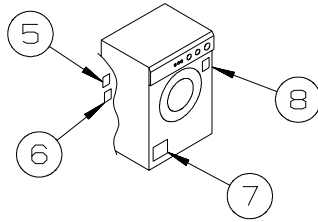
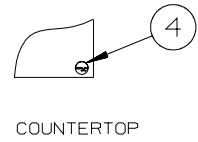
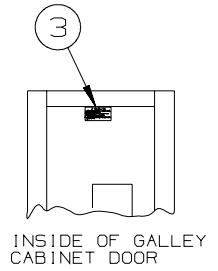
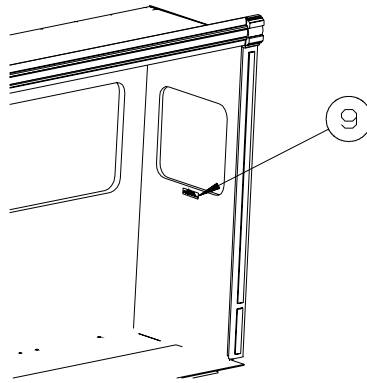
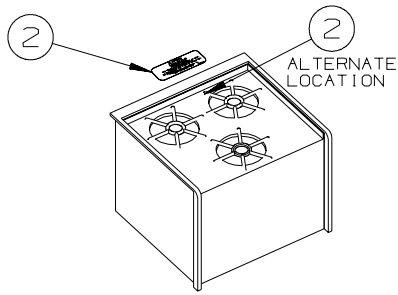
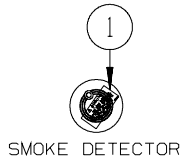
TYPICAL SEAT AND BELT CONFIGURATIONS



FOLDING CHAIRS

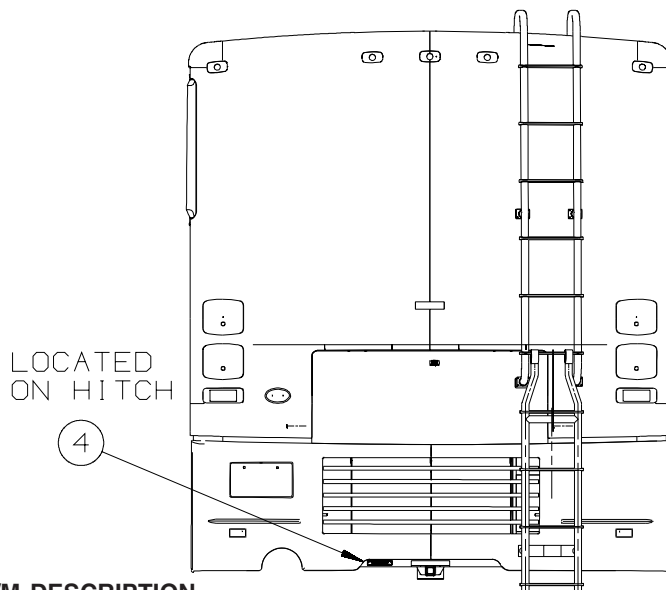
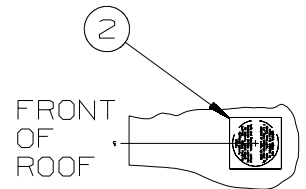
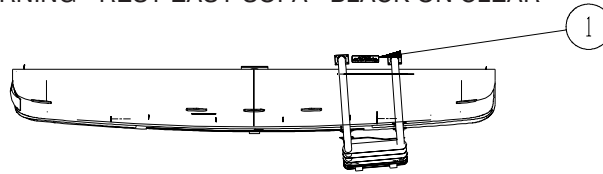
| KEY | PART NUMBER | U/M | DESCRIPTION |
|-----|---------------|-----|---|
| 1 | 134537-01-01A | EA | LABEL - OCCUPANCY - CHAIR - US |
| 1 | 134537-02-01A | EA | LABEL - OCCUPANCY - CHAIR - CSA |
| 2 | 134538-01-01A | EA | LABEL - OCCUPANCY - NO SEAT BELT - BLACK ON CLEAR - US |
| 2 | 134538-02-01A | EA | LABEL - OCCUPANCY - NO SEAT BELT - BLACK ON CLEAR - CSA |

LABELS GROUP (CONTINUED)



REST EASY ONLY

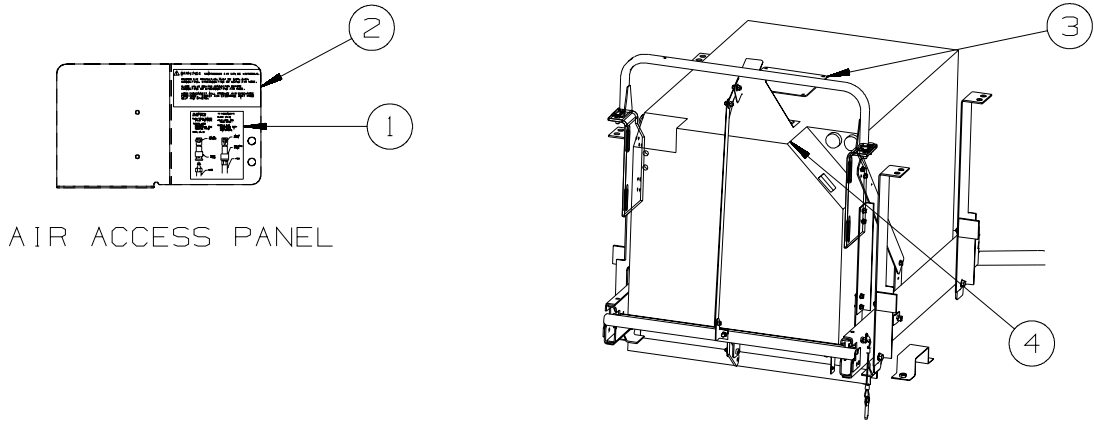
| KEY | PART NUMBER | U/M DESCRIPTION |
|-----|---------------|---|
| 1 | 077956-01-000 | EA LABEL - WARNING/SMOKE DETECTOR |
| 2 | 134539-01-01A | EA LABEL - WARNING - STOVE/HEATING - US - BLACK ON CLEAR |
| 2 | 134540-01-01A | EA LABEL - WARNING - STOVE/HEATING - CSA - BLACK ON CLEAR |
| 3 | 073998-01-000 | EA LABEL - LPG/ODOR WARNING |
| 4 | 144040-02-02A | EA MEDALLION/ROUND - COUNTERTOP/CORIAN - NICKEL |
| 5 | 147525-01-000 | EA LABEL - DRYER VENT CUTOUT |
| 6 | 147524-01-000 | EA LABEL - DRYER VENTING |
| 7 | 130670-01-01A | EA LABEL - CAUTION DRYER VENTING - BLACK ON CLEAR |
| 8 | 153640-01-01A | EA LABEL - WINTERIZATION - WASHER/DRYER |
| 9 | 137260-01-01A | EA LABEL - WARNING - REST EASY SOFA - BLACK ON CLEAR |



3 ON SIDE PANEL INSIDE HOOD OPENING

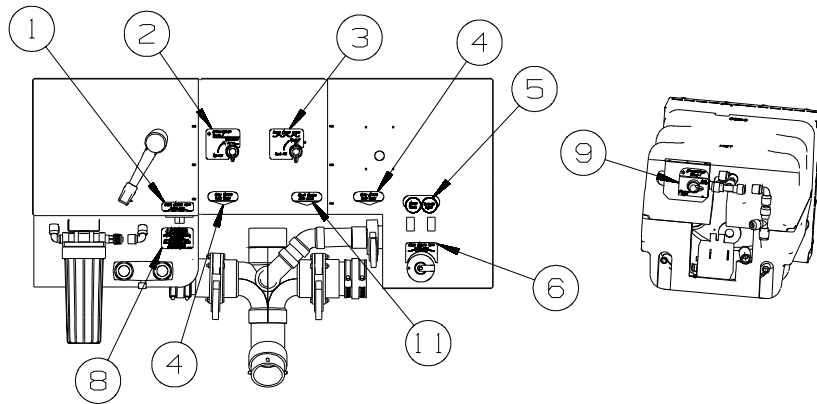
| KEY | PART NUMBER | U/M DESCRIPTION |
|-----|---------------|--|
| 1 | 163705-01-01A | EA LABEL - WARNING - ROOF SLIPPERY - BLACK ON WHITE |
| 2 | 120431-01-000 | EA LABEL - LOCATION - COAXIAL CABLE/SATELLITE ANTENNA |
| 3 | 116756-03-000 | EA LABEL - WARNING - ETHER/STARTING - RED W/WHITE BACKGROUND |
| 4 | 129669-02-01A | EA LABEL - HITCH/VEHICLE RATE - 500 - WHITE ON CLEAR |

LABELS GROUP (CONTINUED)

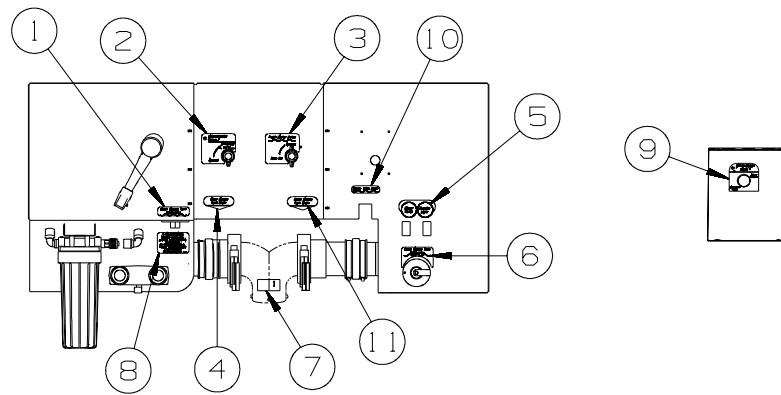


AIR ACCESS PANEL

| KEY | PART NUMBER | U/M | DESCRIPTION |
|-----|---------------|-----|---|
| 1 | 142773-01-01A | EA | LABEL - CONNECT/COMPRESSED AIR - WHITE LETTERING ON CLEAR |
| 2 | 142771-01-01A | EA | LABEL - WARNING/COMPRESSED AIR - WHITE LETTERING ON CLEAR |
| 3 | 116273-01-000 | EA | LABEL - WARNING - GENERATOR |
| 4 | 131779-01-01A | EA | LABEL - GENERATOR |



P39



P37

| KEY | PART NUMBER | U/M | DESCRIPTION |
|-----|---------------|-----|---|
| 1 | 152538-02-01A | EA | LABEL - FRESH WATER - PANTONE/CLEAR |
| 2 | 152545-01-01A | EA | LABEL - WINTERIZATION |
| 3 | 152548-01-01A | EA | LABEL - VALVE/FRESH |
| 4 | 152541-03-01A | EA | LABEL - GRAY WASTE |
| 5 | 152544-02-01A | EA | LABEL - SWITCHES - WATER PUMP/OUTSIDE LIGHT |
| 6 | 152546-01-01A | EA | LABEL - TANK FLUSH - PANTONE/CLEAR |
| 7 | 144649-01-01A | EA | LABEL - ADJUSTABLE VALVE - WHITE ON CLEAR |
| 8 | 128725-02-01A | EA | LABEL - POTABLE WATER ONLY - BLACK ON CLEAR |
| 9 | 152539-01-01A | EA | LABEL - BYPASS |
| 10 | 152547-01-01A | EA | LABEL - TANK DRAIN |
| 11 | 152543-03-01A | EA | LABEL - BLACK WASTE |

**LP GROUP
LP SYSTEM**

| KEY | PART NUMBER | U/M | DESCRIPTION |
|-----|---------------|-----|--|
| | 045703-03-000 | EA | HOSE - LP - 3/8"ID X 18" - 3/8"MPT X 1/2"F SWIVEL - US |
| | 045703-12-000 | EA | HOSE - LP - 3/8"ID X 18" - 3/8"MPT X 1/2"F SWIVEL - CSA |
| | 045703-14-000 | EA | HOSE - LP - 3/8"ID X 157.5" - 1/2"F SWIVEL X 1/2"F SWIVEL |
| | 045703-19-000 | EA | HOSE - LP - 3/8"ID X 102" - 1/2"F SWIVELX3/8"F SWVL US/CSA |
| | 045703-20-000 | EA | HOSE - LP - 3/8"ID X 294" - 1/2"F SWIVELX3/8"F SWVL US/CSA |
| | 045703-22-000 | EA | HOSE - LP - 3/8"ID X 60" - 1/2"F SWIVEL X1/2"F SWVL US/CSA |
| | 045703-27-000 | EA | HOSE - LP - 3/8"ID X 330" -1/2"F SWIVEL X3/8"F SWVL US/CSA |
| | | | FROM: 00-00-00 THRU: 08-05-07 |
| | 045703-32-000 | EA | HOSE - LP - 3/8"ID X 295" - 1/2"F SWIVELX3/8"F SWVL US/CSA |
| | | | FROM: 08-06-07 THRU: 99-99-99 |
| | 045703-29-000 | EA | HOSE - LP - 3/8"ID X 79.7"-1/2"F SWIVEL X1/2"F SWVL US/CSA |
| | 106150-05-000 | EA | REGULATOR - TWO STAGE |
| | 144485-01-000 | EA | COVER - LP REGULATOR |
| | 010323-01-000 | EA | ADAPTER - 3/8"F X 1/2"MPT - BRASS |
| | 010326-01-000 | EA | ADAPTER - FLARE - W/CONE GASKET - 3/8"F X 1/2"F |
| | 010329-01-000 | EA | ADAPTER - BRASS - 1/2"F X 1/2"MPT |
| | 010380-02-000 | EA | NUT - BRASS - 1/2" FLARE - FORGED |
| | 010377-02-000 | EA | NUT - 3/8" FLARE - FORGED - BRASS |
| | 010589-01-000 | EA | NIPPLE - PIPE - 1/2" X 1 1/2" - BLACK |
| | 010589-03-000 | EA | NIPPLE - PIPE - 1/2" X 2 1/2" - BLACK |
| * | 151784-03-000 | EA | TANK - LP - 100 LB - 16"D X 36"L - VAPOR DRAW - W/O CRADLE |
| | 151786-01-01A | EA | BRACKET - LP TANK MOUNTING |
| | 151786-02-01A | EA | STRAP - LP TANK MOUNTING - 1.5" WIDE |
| | 040440-03-000 | EA | TRANSMITTER - DIAL/SNAP-ON - 0-90 OHM 2 TERM(POWER/GROUND) |

***COMPONENT PARTS LISTED LATER IN THIS GROUP**

COMPONENT PARTS FOR LP SYSTEM

151784-03-000

| KEY | PART NUMBER | U/M | DESCRIPTION | VENDOR NO. |
|-----|---------------|-----|------------------------------|---------------------|
| | 040421-01-700 | EA | VALVE-LIQUID LEVEL, 20% | V20058/V21199/G1013 |
| | 040421-01-712 | EA | VALVE-SERV. W/O VAPOR RELIEF | V20373/V21202 |
| | 040421-01-713 | EA | VALVE-RELIEF 1" W/SPRING 7" | V12560/V21207 |
| | 088253-01-702 | EA | FLOAT/SCREW IN-SNAP ON DIAL | G13063/SG16C0001442 |
| | 144116-01-701 | EA | VALVE/FILL 80 % W/YELLOW CAP | V13414 |

SEALANTS & FASTENERS GROUP
SEALANTS & ADHESIVES

| KEY | PART NUMBER | U/M | DESCRIPTION |
|------------|--------------------|------------|--|
| | 010405-02-000 | EA | TAPE - THREAD SEALING - 3/8" |
| | 064075-07-000 | FT | SEAL - BULB - W/WIRED U CHANNEL - .3" X .5" CHANNEL-BLACK |
| | 067788-01-000 | EA | ADHESIVE - SPRAY - 3M - 19.5 OZ AEROSOL CAN |
| | 069640-01-000 | FT | SEALER - RIBBON - 1/4"DIAMETER X 30 FT - BLACK OR GRAY |
| | 069640-02-000 | FT | SEALER - TAPE - 1/8"THICK X 1/2"WIDE X 60 FT - GRAY |
| | 069640-03-000 | FT | SEALER - TAPE - 1/8"THICK X 3/4"WIDE X 60 FT - BLACK |
| | 069640-07-000 | FT | SEALER - TAPE - 3/32"THICK X 2"WIDE X 45 FT - GRAY |
| | 069640-09-000 | FT | SEALER - TAPE - 1/32"THICK X 2 1/2"WIDE X 80 FT - BRT WHT |
| | 069640-10-000 | FT | SEALER - TAPE - 1/32"THICK X 1 1/2"WIDE X 90 FT - GRAY |
| | 069640-11-000 | FT | SEALER - TAPE - 3/16"THICK X 3/8"WIDE X 40 FT - BLACK |
| | 069640-13-000 | FT | SEALER - TAPE - 3/32"THICK X 2"WIDE X 45 FT - BLACK |
| | 069640-14-000 | FT | SEALER - TAPE - 1/16"THICK X 1"WIDE X 100 FT - BLACK |
| | 069640-15-000 | FT | SEALER - TAPE - 1/16"THICK X 3/8"WIDE X 100 FT - BRT WHT |
| | 069640-17-000 | FT | SEALER - TAPE - 1/32"THICK X 1"WIDE X 150 FT - GRAY |
| | 069640-18-000 | FT | SEALER - TAPE - 1/8"THICK X 1/2"WIDE X 60 FT - BRT WHT |
| | 069640-19-000 | FT | SEALER - TAPE - 1/8"THICK X 3/4"WIDE X 60 FT - BRT WHT |
| | 069640-20-000 | FT | SEALER - TAPE - 1/8"THICK X 1/2"WIDE X 60 FT - BLACK |
| | 069640-21-000 | FT | SEALER - TAPE - 1/16"THICK X 1/2"WIDE X 100 FT - BRT WHT |
| | 069640-22-000 | FT | SEALER - TAPE - 1/32"THICK X 1/4"WIDE X 200 FT - BRT WHT |
| | 069640-23-000 | FT | SEALER - TAPE - 1/16"THICK X 3/4"WIDE X 100 FT - BRT WHT |
| | 069640-27-000 | FT | SEALER - TAPE - 1/16"THICK X 2 1/4"WIDE X 50 FT - BRT WHT |
| | 069640-28-000 | FT | SEALER - TAPE - 1/32"THICK X 1 7/8"WIDE X 90 FT - GRAY |
| | 069640-30-000 | FT | SEALER - TAPE - 1/32"THICK X 5/8"WIDE X 50 FT - GRAY |
| | 069640-31-000 | FT | SEALER - TAPE - 1/4"THICK X 3/4"WIDE X 15 FT - BLACK |
| | 069640-32-000 | FT | SEALER - TAPE - 1/16"THICK X 3/8"WIDE X 100 FT - BLACK |
| | 069640-33-000 | FT | SEALER - RIBBON - 3/8"DIAMETER X 20 FT - BLACK |
| | 069640-34-000 | FT | SEALER - RIBBON - 1/4"DIAMETER X 30 FT - BRIGHT WHITE |
| | 069640-36-000 | EA | SEALER - TAPE - 1/16"THICK X 1/2"WIDE X 100 FT - BLACK |
| | 069640-37-000 | FT | SEALER - TAPE - 1/16"THICK X 3/4"WIDE X 100 FT - BLACK |
| | 069640-38-000 | FT | SEALER - TAPE - 1/16"THICK X 3/4"WIDE X 100 FT - BRT WHT |
| | 069640-39-000 | FT | SEALER - TAPE - 1/16"THICK X 3"WIDE X 50 FT - BRT WHT |
| | 069640-40-000 | FT | SEALER - TAPE - 1/16"THICK X 3"WIDE X 50 FT - BRT WHT |
| | 072889-28-000 | EA | SEALANT/URETHANE-10 OZ TUBE W/NOZZLE-SELF LEVELING-BRT WHT |
| | 072889-31-000 | EA | SEALANT/URETHANE-10 OZ TUBE W/NOZZLE-SELF LEVELING - BLACK |
| | 076322-02-000 | FT | TAPE-DOUBLE COATED/ADHESIVE BK-.05"THK X 1"W X 108' - WHT |
| | 076322-03-000 | FT | TAPE-DOUBLE COATED/ADHESIVE BK-.05"THK X .5"W X 108' - WHT |
| | 076322-05-000 | FT | TAPE-DOUBLE COATED/ADHESIVE BK-.05"THK X .8"W X 108' - WHT |
| | 076322-07-000 | FT | TAPE-DOUBLE COATED/ADHESIVE BK-.05"THK X .5"W X 200' - BLK |
| | 076322-13-000 | FT | TAPE - FOAM/DOUBLE COATED - .020"THK X .75"W - CLEAR |
| | 076322-21-000 | FT | TAPE - FOAM/DOUBLE COATED - .045"THK X .50"W |
| | 076322-22-000 | FT | TAPE - FOAM/DOUBLE COATED - .045"THK X .75"W |
| | 076322-23-000 | FT | TAPE - FOAM/DOUBLE COATED - .045"THK X 1"W |
| | 076322-25-000 | FT | TAPE - FOAM/DOUBLE COATED - .025"THK X .5"W |
| | 086276-01-000 | EA | TAPE - DOUBLE SIDED - 1/2" WIDE X 108' LONG (SOLD BY ROLL) |
| | 088479-01-000 | EA | TAPE - ALUMINUM - 3" |
| | 090340-01-000 | FT | SEAL - FOAM - CLOSED CELL - 1/4" X 1/2" X 50' |
| | 090340-02-000 | FT | SEAL - FOAM - CLOSED CELL - 3/8" X 1/2" X 50' |
| | 091255-02-000 | FT | SEAL - ADHESIVE BACKED/FOAM - 3/64"THICK X 3/16"W X 1000' |
| | 091255-03-000 | FT | SEAL - ADHESIVE BACKED/FOAM - 1/4" THICK X 1/4"W X 1000' |
| | 094401-01-000 | EA | SEALER - BODY SEAM - FLEXICLEAR |
| | 094401-04-000 | EA | SEALER - BODY SEAM - CLEAR |
| | 094401-05-000 | EA | SEALER - BODY SEAM - 20OZ BLACK |
| | 094401-06-000 | EA | SEALER - BODY SEAM - 12OZ BLACK |
| | 094401-07-000 | EA | SEALER - BODY SEAM - CLEAR |
| | 098408-01-000 | FT | SEAL - SPONGE RUBBER - CLOSED CELL |
| | 099069-01-000 | FT | SEAL - RUBBER - CLOSED SPONGE - .5" WIDE X .12" THICK-BLK |
| | 099418-01-000 | FT | SEAL - D-SECTION/ADHESIVE BACK - .44" X .44" - BLK RUBBER |
| | 100128-02-000 | FT | SEAL - FOAM/ADHESIVE BACK - .37" WIDE X .37" THICK X 60' |
| | 104692-01-000 | FT | SEAL - ADHESIVE BACKED FOAM - 3/4" THICK X 3/4" WIDE X 25' |
| | 107721-07-000 | FT | SEAL - ACCESS DOOR - .9"WIDE X 1.1"HIGH |
| | 112864-01-000 | FT | SEAL - FOAM/BUTYL COVERED - 3/8" X 35' |
| | 112864-02-000 | FT | SEAL - FOAM/BUTYL COVERED - 5/16" X 44' |
| | 112864-05-000 | FT | SEAL - FOAM/BUTYL COVERED - 1/2" X 3/16" |
| | 112901-02-000 | EA | ADHESIVE - PLEXUS - MA330 - 50ML - GRAY |

SEALANTS & FASTENERS GROUP (CONTINUED)

SEALANTS & ADHESIVES (CONTINUED)

| KEY | PART NUMBER | U/M | DESCRIPTION |
|-----|---------------|-----|--|
| | 112901-03-000 | EA | ADHESIVE - PLEXUS - MA300 - 50ML - WHITE |
| | 112902-03-000 | EA | MIXER NOZZLE - F/GUN #00400102000 - SCOTCH-WELD & PLEXUS |
| | 112902-04-000 | EA | NOZZLE - ELEMENT - 1/4" X 3.5" |
| | 113452-01-000 | FT | SEAL/TRIM - FRONT - VINYL W/WIRE CARRIER - .020" |
| | 113452-02-000 | FT | SEAL/TRIM - FRONT - VINYL W/WIRE CARRIER - .027" |
| | 113366-01-000 | EA | ADHESIVE - INSTANT - 1 OZ |
| | 115870-01-000 | FT | SEAL/EDGE - TRIM |
| | 120074-02-03A | EA | SILICONE - TUBE - W/O NOZZLE - LOW ODOR - SMOKEY WHITE |
| | 120534-01-01A | EA | TAPE - SCOTCH - 3M - 1/2" FINE LINE |
| | 123655-01-000 | FT | SEAL - CLOSED CELL/FOAM |
| | 123816-01-000 | FT | TAPE - DOUBLE SIDED - 1" X .020" X 200' - CLEAR |
| | 123816-02-000 | FT | TAPE - DOUBLE SIDED - 1/2" X .035" X 200' - CLEAR |
| | 123816-03-000 | FT | TAPE - DOUBLE SIDED - 1/2" X .020" X 200' - CLEAR |
| | 123816-04-000 | FT | TAPE - DOUBLE SIDED - 6" X .0035" X 750' - CLEAR |
| | 123816-06-000 | FT | TAPE - DOUBLE SIDED - 3/4" X 3/4" X 200' - CLEAR |
| | 123816-07-000 | FT | TAPE - DOUBLE SIDED - 1 3/4" X 200' - CLEAR |
| | 126427-01-000 | EA | ADHESIVE - ALL PURPOSE - ABS/PVC |
| | 126427-02-000 | EA | PRIMER - CLEANER - FLEX PIPING |
| | 131264-01-12A | EA | SILICONE - TUBE - W/NOZZLE - BONE |
| | 131264-01-13A | EA | SILICONE - TUBE - W/NOZZLE - TRANSLUCENT |
| | 131264-03-01A | EA | SILICONE - TUBE - W/O NOZZLE - SELF LEVELING -BRIGHT WHITE |
| | 131264-04-02A | EA | SILICONE/SEALANT/ADHESIVE-FAST CURE F/GLASS/VINYL-SOFT WHT |
| | 131264-05-01A | EA | SILICONE/SEALANT - ODORLESS - TUBE - W/NOZZLE - BLACK |
| | 131264-05-02A | EA | SILICONE/SEALANT - ODORLESS - TUBE - W/NOZZLE - CLEAR |
| | 131384-01-000 | EA | ADHESIVE - JET WELD - 10 OZ CARTRIDGE |
| | 132892-07-01A | FT | SEAL - BULB/SINGLE - W/U CHANNEL - .5" X 1" - BLACK |
| | 152038-01-01A | EA | TAPE - PRESERVATION SEAL - 2" X 36YD ROLL - BLACK |
| | 154585-01-01A | FT | SEAL - FOAM TAPE - ADHESIVE BACK - 3/8" X 3/8" - BLACK |
| | 154585-02-01A | FT | SEAL - FOAM TAPE - ADHESIVE BACK - 3/4" X 1/2" - BLACK |
| | 154585-03-01A | FT | SEAL - FOAM TAPE - ADHESIVE 2 SIDED - 1/8" X 3/4" - BLACK |
| | 154585-04-01A | FT | SEAL - FOAM TAPE - ADHESIVE BACK - 5/8" X 1/8" - WHITE |
| | 156622-01-01A | FT | SEALER - TAPE - 1/4"THICK X 3"WIDE X 100 FT - WHITE |
| | 156622-02-01A | FT | SEALER - TAPE - 1/4"THICK X 2"WIDE X 100 FT - WHITE |

BOLTS, NUTS AND WASHERS

| KEY | PART NUMBER | U/M | DESCRIPTION |
|-----|---------------|-----|--|
| | 0MD54F-06-000 | EA | NUT - HEX W/SERATED FLANGE |
| | 000C12-04-08B | EA | BOLT - HEX - 1/4-20 X 1/2 - GRADE #5 - ZINC |
| | 000C12-04-12A | EA | BOLT - HEX - 1/4-20 X 3/4 - PLAIN 5 |
| | 000C12-04-40B | EA | BOLT - HEX - 1/4-20 X 2 1/2 - GRADE #5 ZINC |
| | 000C12-05-16B | EA | BOLT - HEX - 5/16 - 18X1 - GRADE #5 - ZINC |
| | 000C12-05-40B | EA | BOLT - HEX - 5/16"-18 X 2.5" - GRADE #5 - ZINC |
| | 000C12-06-28B | EA | BOLT-HEX-3/8-16X13/4 ZN 5 - 5185-01 |
| | 000C12-08-24B | EA | BOLT - HEX - 1/2-13 X 1 1/2 - GRADE #5 - ZINC |
| | 000C12-08-28B | EA | BOLT - HEX - 1/2-13 X 1 3/4 - GRADE #5 - ZINC |
| | 000C12-08-44B | EA | BOLT - HEX - 1/2-13 X 2 3/4 - GRADE #5 - ZINC |
| | 000C13-07-40B | EA | BOLT - HEX - 7/16-20 X 2 1/2 - GRADE #5 - ZINC |
| | 000C13-07-48B | EA | BOLT - HEX - 7/16-20 X 3 - GRADE #5 - ZINC |
| | 000C14-10-32B | EA | BOLT - HEX - 5/8-11 X 2.0 - GRADE #8 - ZINC |
| | 000C18-05-40A | EA | BOLT - ELEVATOR - 5/16-18 X 2 1/2 - PL |
| | 000C26-04-10B | EA | BOLT - HEX - SERRATED FLANGE - 1/4-20 X 5/8 - ZINC |
| | 000C26-04-12F | EA | BOLT - HEX - SERRATED FLANGE -1/4-20 X 3/4-STAINLESS STEEL |
| | 000C26-04-14B | EA | BOLT - HEX - SERRATED FLANGE - 1/4-20 X 7/8 - ZINC |
| | 000C26-04-18B | EA | BOLT - HEX - SERRATED FLANGE - 1/4-20 X 1 1/8 - ZINC |
| | 000C26-05-12B | EA | BOLT - HEX - SERRATED FLANGE - 5/16-18 X 3/4 - ZINC |
| | 000C26-06-12B | EA | BOLT - HEX - SERRATED FLANGE - 3/8-16 X 3/4 - ZINC |
| | 000C26-06-20B | EA | BOLT - HEX - SERRATED FLANGE - 3/8-16 X 1 1/4 - ZINC |
| | 000C26-06-28B | EA | BOLT - HEX - SERRATED FLANGE - 3/8-16 X 1 3/4 - ZINC |
| | 000C26-06-40B | EA | BOLT - HEX - SERRATED FLANGE - 3/8-16 X 2 1/2 - ZINC |
| | 000C26-08-24B | EA | BOLT - HEX - SERRATED FLANGE - 1/2-13 X 1 1/2 - ZINC |
| | 000C26-08-28B | EA | BOLT - HEX - SERRATED FLANGE - 1/2-13 X 1 3/4 - ZINC |
| | 000C27-08-48B | EA | BOLT-CARR 1/2-13X3.00 GR5 - 97 M-SERIES |
| | 000D24-10-00B | EA | NUT - HEX - SELF LOCKING - 10-32 - ZINC |

SEALANTS & FASTENERS GROUP (CONTINUED)
BOLTS, NUTS AND WASHERS (CONTINUED)

| KEY | PART NUMBER | U/M | DESCRIPTION |
|-----|---------------|-----|--|
| | 000D27-05-00B | EA | NUT - HEX LOCK - 5-40 - ZINC |
| | 000D28-10-00B | EA | NUT - HEX - W/NYLON LOCK - 10-32 - ZINC |
| | 000D29-04-00B | EA | NUT - HEX - SELF LOCKING - 1/4 X 20 - ZINC |
| | 000D29-04-00F | EA | NUT - HEX - SELF LOCKING - 1/4 X 20 - STAINLESS STEEL |
| | 000D29-06-00B | EA | NUT - HEX - W/NYLON LOCK - 3/8-16 - ZINC |
| | 000D29-09-00B | EA | NUT - HEX - SELF LOCKING - 9/16-12 - ZINC |
| | 000D34-04-00B | EA | NUT - HEX - LOCKING - 1/4-20 - ZINC |
| | 000D34-06-00B | EA | NUT - HEX - LOCKING - 3/8-16 GRADE C - ZINC |
| | 000D39-04-00B | EA | NUT - HEX - LOCKING W/SERRATED FLANGE - 1/4-20 - ZINC |
| | 000D39-05-00B | EA | NUT - HEX - LOCKING W/SERRATED FLANGE - 5/16-18 - ZINC |
| | 000D39-06-00B | EA | NUT - HEX - LOCKING W/SERRATED FLANGE - 3/8-18 - ZINC |
| | 000D39-06-00D | EA | NUT - HEX - LOCKING W/SERRATED FLANGE - 3/8"-16 BLACK |
| | 000D39-07-00B | EA | NUT - HEX - LOCKING W/SERRATED FLANGE - 7/16-14 - ZINC |
| | 000D39-08-00B | EA | NUT - HEX - LOCKING W/SERRATED FLANGE - 1/2-13 - ZINC |
| | 000D44-07-00B | EA | NUT - HEX - LOCKING W/SERRATED FLANGE - 7/16-20 - ZINC |
| | 000D44-08-00B | EA | NUT - HEX - LOCKING W/SERRATED FLANGE - 1/2-20 - ZINC |
| | 000D46-04-00A | EA | NUT - HEX - WELD - 1/4-20 - PLAIN |
| | 000D65-08-00B | EA | NUT - HEX - LOCKING W/SERRATED FLANGE - 8-32 - ZINC |
| | 000D73-08-00C | EA | NUT - HEX FLANGE - 1/2-13 |
| | 000D75-09-00B | EA | NUT - HEX LOCKING - 9/16-12 - ZINC |
| | 000D76-06-00B | EA | NUT - HEX FLANGE - 3/8-16 |
| | 000E11-04-00F | EA | WASHER - LOCKING - 1/4 MED SPLIT - STAINLESS STEEL |
| | 000E11-07-00B | EA | WASHER - LOCKING - 7/16 MED SPLIT - ZINC |
| | 000E11-08-00B | EA | WASHER - LOCKING - 1/2 MED SPLIT - ZINC |
| | 000E13-17-00B | EA | WASHER - FLAT - 3/8 AR - ZINC |
| | 000E13-18-00B | EA | WASHER - FLAT - 3/8 WIDE - ZINC |
| | 000E13-20-00B | EA | WASHER - FLAT - 7/16 WIDE - ZINC |
| | 000E13-22-00B | EA | WASHER - FLAT - 1/2 WIDE - ZINC |
| | 000E13-26-00B | EA | WASHER - FLAT - 5/8 WIDE - ZINC |
| | 000E14-10-00B | EA | WASHER - LOCKING - #10 EXTERNAL TOOTH - ZINC |
| | 000E16-10-00B | EA | WASHER - HARDENED - 5/8 - FLAT - ZINC |
| | 000G45-05-16B | EA | BOLT - LAG - 5/16-9 X 1 - ZINC |
| | 039715-01-000 | EA | NUT-SERT - 1/4" DIAMETER - 20 THREADS |
| | 040921-01-000 | EA | NUT - SPEED - U TYPE - #10-24 - BLACK |
| | 040921-03-000 | EA | NUT - SPEED - U TYPE - #10 |
| | 040921-04-000 | EA | NUT - SPEED - U TYPE - #8-.59" LENGTH X .44" WIDTH |
| | 040921-05-000 | EA | NUT - SPEED - U-TYPE - 8-.67" X .44" WIDE |
| | 040921-11-000 | EA | NUT - SPEED - U-TYPE - 8-.59" LENGTH X .44" WIDTH - BLACK |
| | 041322-01-000 | EA | WASHER - FLANGE - 15/32"ID X 2 3/8"OD - F/SEAT BELT MTG |
| | 044364-02-000 | EA | NUT - SPEED - FLAT - ROUND |
| | 044533-01-000 | EA | WASHER - 1 3/8"OD - FOR BUTTONS - PLASTIC |
| | 051387-06-000 | EA | BOLT - CARRIAGE W/O HOLE - 5/16-18 X 9 1/2 - ZINC |
| | 058716-02-000 | EA | WASHER - FLAT NYLON |
| | 064081-03-000 | EA | NUT - WING 3/8-16 - W/WELD NUT |
| | 077071-01-000 | EA | WASHER - FENDER - 3/16"ID X 1"OD |
| | 087234-01-000 | EA | NUT - JACK - 1/4 X 20 THD - MOLLY |
| | 088787-12-000 | EA | STUD - WELD - 1/4 - 20 X 1.0 LG - MN |
| | 106956-03-000 | EA | BOLT - HEX TAP - 1/2-13NC X 3 - GRADE 5 - FULL THREAD/ZINC |
| | 106956-10-000 | EA | BOLT - HEX TAP - 9/16-12NC X 3 5/8 -GRD 5-FULL THREAD/ZINC |
| | 106956-11-000 | EA | BOLT - HEX TAP - 1/2-13NC X 2 1/2 - GRD 5-FULL THREAD/ZINC |
| | 106956-13-000 | EA | BOLT - HEX TAP - 1/2-20 X 2 1/2 - GRD 5-FULL THREAD/ZINC |
| | 106956-14-000 | EA | BOLT - HEX TAP - 5/16 -18NC X 1 1/2 - GRD 5-FULL THREAD/ZINC |
| | 107397-01-000 | EA | WASHER - FENDER - 3/4"ID X 1"OD |
| | 108067-03-000 | EA | STUD - WELD - 1/4 - 20 X 1/2 CD |
| | 109917-01-000 | EA | WASHER - 1.5" X 1.25" |
| | 109917-03-000 | EA | WASHER - 1" X .50" |
| | 109917-04-000 | EA | WASHER - 1" X .75" |
| | 128444-01-000 | EA | WASHER - SPRING - CONICAL |
| | 135092-02-01A | EA | BOLT - HEX - SERRATED FLANGE - 1/2-20 X 2 1/2-GRADE 5 ZINC |
| | 135092-05-01A | EA | BOLT - HEX - SERRATED FLANGE - 1/2-20 X 1 - GRADE 5 ZINC |
| | 143399-01-01A | EA | NUT/RETAINING - 3/8"- 24 NFT |
| | 147284-02-000 | EA | NUT/SELF RETAINING - 5/16"-18 |
| | 148817-01-000 | EA | WASHER/SPUR - LOCKING |

SEALANTS & FASTENERS GROUP (CONTINUED)

SCREWS

| KEY | PART NUMBER | U/M | DESCRIPTION |
|-----|---------------|-----|---|
| | 0G1208-12-170 | EA | SCREW - 8-18 X 3/4 POH - BRIGHT WHITE |
| | 0G3908-08-170 | EA | SCREW - SF/DR - 8-18 X 1/2 PPH - BRIGHT WHITE |
| | 0G3908-16-170 | EA | SCREW - SF/DR - 8-18 X 1 PPH - BRIGHT WHITE |
| | 0G3908-24-170 | EA | SCREW - SF/DR - 8-18 X 1 1/2 PPH - BRIGHT WHITE |
| | 0G3910-10-420 | EA | SCREW - SF/DR - 10-16 X .62 PPH - BRIARWOOD |
| | 0G3910-12-170 | EA | SCREW - SF/DR - 10-16 X 3/4 PPH - BRIGHT WHITE |
| | 0G3910-24-170 | EA | SCREW - SF/DR - 10-16 X 1 1/2 PPH - BRIGHT WHITE |
| | 0G5508-08-370 | EA | SCREW - SF/DR - 8-18 X .5 PWH - RIVERSTONE |
| | 0G5508-08-380 | EA | SCREW - SF/DR - 8-18 X .5 PWH - CASHMERE |
| | 0G5508-08-420 | EA | SCREW - SF/DR - 8-18 X .5 PWH - BRIARWOOD |
| | 0G5508-08-450 | EA | SCREW - SF/DR - 8-18 X .5 PWH - SADDLE |
| | 0G5508-12-170 | EA | SCREW - SF/DR - 8-18 X 3/4 PWH - BRIGHT WHITE |
| | 0G5508-12-330 | EA | SCREW - SF/DR - 8-18 X 3/4 PWH - PUTTY |
| | 0G5508-12-380 | EA | SCREW - SF/DR - 8-18 X 3/4 PWH - CASHMERE |
| | 0G5508-12-450 | EA | SCREW - SF/DR - 8-18 X 3/4 PWH - SADDLE |
| | 0G5508-16-330 | EA | SCREW - SF/DR - 8-18 X 1 PWH - PUTTY |
| | 0G5508-16-370 | EA | SCREW - SF/DR - 8-18 X 1 PWH - RIVERSTONE |
| | 0G5508-16-380 | EA | SCREW - SF/DR - 8-18 X 1 PWH - CASHMERE |
| | 0G5508-16-450 | EA | SCREW - SF/DR - 8-18 X 1 PWH - SADDLE |
| | 0G6008-16-170 | EA | SCREW - SF/DR - 8-18 X 1 POH - BRIGHT WHITE |
| | 0G6012-32-170 | EA | SCREW - SF/DR - 12-14 X 2 POH - BRIGHT WHITE |
| | 0G6710-08-170 | EA | SCREW - 10-12 X 1/2 PPH - BRIGHT WHITE |
| | 0G6710-12-170 | EA | SCREW - 10-12 X 3/4 PPH - BRIGHT WHITE |
| | 0G6806-16-170 | EA | SCREW - 6-18 X 1 POH - BRIGHT WHITE |
| | 0G6810-24-280 | EA | SCREW - 10-12 X 1 1/2 POH - SOFT WHITE |
| | 000C20-06-24T | EA | SCREW - 3/8-16 X 1 1/2 - FLAT SOCKET |
| | 000G11-06-08B | EA | SCREW - 6-20 X 1/2 PPH - ZINC |
| | 000G11-06-10B | EA | SCREW - 6-20 X 5/8 PPH - ZINC |
| | 000G11-06-10J | EA | SCREW - 6-20 X 5/8 PPH - BRASS |
| | 000G11-07-08B | EA | SCREW - 7-19 X 1/2 PPH - ZINC |
| | 000G11-08-06B | EA | SCREW - 8-18 X 3/8 PPH - ZINC |
| | 000G11-08-08T | EA | SCREW - 8-18 X 1/2 PPH - FLUOROCARBON COATING |
| | 000G11-08-12B | EA | SCREW - 8-18 X 3/4 PPH - ZINC |
| | 000G11-08-12P | EA | SCREW - 8-18 X 3/4 PPH - DARK BROWN |
| | 000G11-08-12S | EA | SCREW - 8-18 X 3/4 PPH - OFF WHITE |
| | 000G11-08-12T | EA | SCREW - 8-18 X 3/4 PPH - BLACK MAGNESIUM |
| | 000G11-08-20B | EA | SCREW - 8-18 X 1 1/4 PPH - ZINC |
| | 000G11-08-20G | EA | SCREW - 8-18 X 1 1/4 - ANTIQUE BRASS |
| | 000G11-10-12D | EA | SCREW - 10-16 X 3/4 PPH - BLACK |
| | 000G11-10-32P | EA | SCREW-10,16X2.00 PPH DK BRN |
| | 000G12-06-08T | EA | SCREW - 6-20 X 1/2 POH - BLACK |
| | 000G12-10-16F | EA | SCREW - 10-16 X 1 POH - STAINLESS STEEL |
| | 000G13-05-10B | EA | SCREW - 5-12 X 5/8 PFH - ZINC |
| | 000G13-06-06I | EA | SCREW - 6-20 X 3/8 PFH - BLACK ZINC |
| | 000G13-06-08B | EA | SCREW - 6-20 X 1/2 PFH - ZINC |
| | 000G13-06-08G | EA | SCREW - 6-20 X 1/2 PFH - ANTIQUE BRASS |
| | 000G13-06-10G | EA | SCREW - 6-20 X 5/8 PFH - ANTIQUE BRASS |
| | 000G13-06-16E | EA | SCREW - 6-20 X 1 PFH - CHROME |
| | 000G13-06-16J | EA | SCREW - 6-20 X 1 PFH - BRASS |
| | 000G13-06-24J | EA | SCREW - 6-20 X 1 1/2 PFH - BRASS |
| | 000G13-07-10H | EA | SCREW - 7-19 X 5/8 PFH - BLACK |
| | 000G13-07-12B | EA | SCREW - 7-19 X 3/4 PFH - ZINC |
| | 000G11-08-08B | EA | SCREW - 8-18 X 1/2 PPH - ZINC |
| | 000G13-08-10B | EA | SCREW - 8-18 X 5/8 PFH - ZINC |
| | 000G13-08-109 | EA | SCREW - 8-18 X 5/8 PFH |
| | 000G13-08-16B | EA | SCREW - 8-18 X 1 PFH - ZINC |
| | 000G13-08-24B | EA | SCREW - 8-18 X 1 1/2 PFH - ZINC |
| | 000G16-04-24B | EA | SCREW - MACHINE - 1/4-20 X 1 1/2 PPH |
| | 000G18-08-16B | EA | SCREW - MACHINE - 8-32 X 1 PPH - ZINC |
| | 000G18-08-22B | EA | SCREW - MACHINE - 8-32 X 1 3/8 PPH - ZINC |
| | 000G18-08-24B | EA | SCREW - MACHINE - 8-32 X 1 1/2 PPH - ZINC |
| | 000G19-10-08B | EA | SCREW - MACHINE - 10-32 X 1/2 PPH - ZINC |
| | 000G19-10-10B | EA | SCREW - MACHINE - 10-32 X 5/8 - PPH - ZINC |
| | 000G19-10-12F | EA | SCREW - MACHINE - 10-32 X 3/4 PPH - STAINLESS STEEL |

SEALANTS & FASTENERS GROUP (CONTINUED)
SCREWS (CONTINUED)

| KEY | PART NUMBER | U/M | DESCRIPTION |
|-----|---------------|-----|---|
| | 000G19-10-20B | EA | SCREW - MACHINE - 10-32 X 1 1/2 PPH - ZINC |
| | 000G32-10-06B | EA | SCREW - 10-32 X 3/8 PPH - ZINC |
| | 000G34-05-12B | EA | SCREW - HEX HEAD TAPPING - 5/16 X 3/4 LONG |
| | 000G39-06-10T | EA | SCREW - SF/DR - 6-20 X 5/8 PPH - BLACK |
| | 000G39-06-16T | EA | SCREW - SF/DR - 6-20 X 1 PPH - BLACK |
| | 000G39-08-06B | EA | SCREW - SF/DR - 8-18 X 3/8 PPH - ZINC |
| | 000G39-08-08B | EA | SCREW - SF/DR - 8-18 X 1/2 PPH - ZINC |
| | 000G39-08-08S | EA | SCREW - SF/DR - 8-18 X 1/2 PPH - OFF WHITE |
| | 000G39-08-08T | EA | SCREW - SF/DR - 8-18 X 1/2 PPH - BLACK |
| | 000G39-08-12T | EA | SCREW - SF/DR - 8-18 X 3/4 PPH - BLACK |
| | 000G39-08-16B | EA | SCREW - SF/DR - 8-18 X 1 PPH - ZINC |
| | 000G39-08-16T | EA | SCREW - SF/DR - 6-20 X 1 PPH - BLACK |
| | 000G39-08-24B | EA | SCREW - SF/DR - 8-18 X 1 1/2 PPH - ZINC |
| | 000G39-08-24T | EA | SCREW - SF/DR - 8-18 X 1 1/2 PPH - BLACK |
| | 000G39-08-32B | EA | SCREW - SF/DR - 8-18 X 2 PPH - ZINC |
| | 000G39-08-169 | EA | SCREW-SF/DR,8-18X1.00 PPH - FLUROCARBON SILVER |
| | 000G39-10-08B | EA | SCREW - SF/DR - 10-16 X 1/2 PPH - ZINC |
| | 000G39-10-10B | EA | SCREW - SF/DR - 10-16 X 5/8 PPH - ZINC |
| | 000G39-10-12B | EA | SCREW - SF/DR - 10-16 X 3/4 PPH - ZINC |
| | 000G39-10-12S | EA | SCREW - SF/DR - 10-16 X 3/4 PPH - OFF WHITE |
| | 000G39-10-129 | EA | SCREW - SF/DR - 10-16 X 3/4 PPH - FLUOROCARBON SILVER |
| | 000G39-10-169 | EA | SCREW - SF/DR - 10-16 X 1 PPH - FLUOROCARBON SILVER |
| | 000G39-10-20B | EA | SCREW - SF/DR - 10-16 X 1 1/4 PPH - ZINC |
| | 000G39-10-20T | EA | SCREW - SF/DR - 10-16 X 1 1/4 PPH - BLACK |
| | 000G39-10-24B | EA | SCREW - SF/DR - 10-16 X 1 1/2 PPH - ZINC |
| | 000G39-10-24T | EA | SCREW - SF/DR - 10-16 X 1 1/2" PPH - BLACK |
| | 000G39-10-32B | EA | SCREW - SF/DR - 10-16 X 2 - PPH - ZINC |
| | 000G39-10-48B | EA | SCREW - SF/DR - 10-16 X 3 - PPH - ZINC |
| | 000G39-10-48T | EA | SCREW - SF/DR - 10-16 X 3 PPH - BLACK |
| | 000G42-04-16B | EA | SCREW - SF/DR - 1/4-14 X 1 HWH - ZINC |
| | 000G42-04-24B | EA | SCREW - SF/DR - 1/4-14 X 1 1/2 - ZINC |
| | 000G52-06-05B | EA | SCREW - MACHINE - 6-32 X 5/16 PTH - ZINC |
| | 000G52-06-06B | EA | SCREW - MACHINE - 6-32 X 3/8 PTH - ZINC |
| | 000G54-04-14B | EA | SCREW - 1/4-20 X 7/8 PTH - TYPE 23 - ZINC PLATED |
| | 000G55-08-12T | EA | SCREW - SF/DR - 8-18 X 3/4 PWH - BLACK |
| | 000G55-08-16S | EA | SCREW - SF/DR - 8-18 X 1.00 PWH - OFF WHITE |
| | 000G55-08-16T | EA | SCREW - SF/DR - 8-18 X 1 PWH - BLACK |
| | 000G56-12-48B | EA | SCREW - WOOD - 12-11 X 3 POH - SPECIAL HARDENED |
| | 000G60-08-16E | EA | SCREW - SF/DR - 8-1 X 1 POH - CHROME |
| | 000G60-08-20F | EA | SCREW - SF/DR - 8-19X1.25 POH |
| | 000G60-08-22B | EA | SCREW - SF/DR - 8-18 X 1.38 POH - ZINC |
| | 000G60-10-20B | EA | SCREW - SF/DR - 10-16 X 1 1/4 POH - ZINC |
| | 000G60-10-209 | EA | SCREW - SF/DR - 10-16 X 1 1/4 POH - SILVER STALGAARD |
| | 000G60-10-28T | EA | SCREW - SF/DR - 10-16 X 1 3/4 - BLACK |
| | 000G62-06-12B | EA | SCREW-SF/DR,6-20X.75 PFH - ZINC |
| | 000G62-06-249 | EA | SCREW - SF/DR - 8-18 X 1.5 PPH - SILVER |
| | 000G62-08-24B | EA | SCREW - SF/DR - 8-18 X 1 1/2 PFH |
| | 000G62-08-24T | EA | SCREW - SF/DR - 8-18 X 1 1/2 PFH - BLACK |
| | 000G67-08-32B | EA | SCREW - 8-15 X 2 PPH - ZINC |
| | 000G67-10-08B | EA | SCREW - 10-12 X 1/2 PPH - ZINC |
| | 000G67-10-08S | EA | SCREW - 10-12 X 1/2 PPH - OFF WHITE |
| | 000G67-10-10B | EA | SCREW - 10-12 X 5/8 PPH - ZINC - TYPE A |
| | 000G67-10-10D | EA | SCREW - 10-12 X 5/8 PPH - BLACK - TYPE A |
| | 000G67-10-10P | EA | SCREW - 10-12 X 5/8 PPH - DARK BROWN |
| | 000G67-10-10S | EA | SCREW - 10-12 X 5/8 PPH - OFF WHITE |
| | 000G67-10-10T | EA | SCREW - 10-12 X 5/8 PPH - BLACK |
| | 000G67-10-10V | EA | SCREW-10-12X5/8 PPH ZN O/W - TYPE A |
| | 000G67-10-12P | EA | SCREW - 10-12 X 3/4 PPH - DARK BROWN |
| | 000G67-10-24B | EA | SCREW - 10-12 X 1 1/2 PPH - ZINC |
| | 000G68-06-10J | EA | SCREW - 6-18 X 5/8 POH - BRASS |
| | 000G68-06-12B | EA | SCREW - 6-18 X 3/4 POH - ZINC & CLEAR |
| | 000G68-06-12S | EA | SCREW - 6-18 X 3/4 POH |
| | 029130-01-000 | EA | SCREW - SNAP STUD - #8-16 X 5/8" LONG |
| | 029130-02-000 | EA | SCREW - SNAP STUD - #8-16 X 1 1/2" LONG |

SEALANTS & FASTENERS GROUP (CONTINUED)
SCREWS (CONTINUED)

| KEY | PART NUMBER | U/M | DESCRIPTION |
|------------|--------------------|------------|--|
| | 029130-03-000 | EA | SCREW - SNAP STUD - #8-16 X 1" LONG |
| | 049465-03-000 | EA | SCREW - 10-16 X 1 POH W/WASHER - OFF WHITE |
| | 049465-17-000 | EA | SCREW - 10-16 X 1 POH W/WASHER - BRIGHT WHITE |
| | 049465-18-000 | EA | SCREW - 10-16 X 1 POH W/WASHER - VW GRAY |
| | 054434-02-000 | EA | SCREW - SF/DR - 10-16 X 2 - ZINC |
| | 054434-03-000 | EA | SCREW - SF/DR - 10-16 X 2 - PWH - ZINC |
| | 075908-01-000 | EA | SCREW - MACHINE - 10-32 X .56 PTH - EXTERNAL TOOTH - ZINC |
| | 076790-01-000 | EA | SCREW - 6-20 X 1 1/4 PPH - BLACK |
| | 076790-05-000 | EA | SCREW - 6-20 X 1/2 PPH - BLACK - THREAD CUTTING/WOOD |
| | 083554-01-000 | EA | SCREW - DRYWALL - 8 X 1 1/4 |
| | 087721-01-000 | EA | SCREW - FLAT HEAD - TAPPING - 1/4" X 1 1/4" LONG - ZINC |
| | 093249-01-000 | EA | CAP/SCREW - MOLDED/VINYL - BLACK |
| | 095772-01-000 | EA | SOCKET-SNAP FASTNER1" SF/DR - SELF DRIVER |
| | 097974-01-000 | EA | SCREW - PARTICLE BOARD - 7-9 X 3/4 PPH |
| | 101618-01-000 | EA | SCREW - 1/4-20 X 3/4 HEX - TAPPING - STALGARD TYPE F |
| | 113563-01-01A | EA | SCREW - 8 X 5/8 LONG SHOULDER/WASHER HEAD |
| | 113563-01-02A | EA | SCREW - 8 X 5/8 LONG SHOULDER/WASHER HEAD - BRIGHT WHITE |
| | 118383-01-12A | EA | RETAINER/RECESSED - F/.22" SCREW - RIVERSTONE |
| | 118383-01-14A | EA | RETAINER/RECESSED - F/.22" SCREW - PEWTER |
| | 118383-01-15A | EA | RETAINER/RECESSED - F/.22" SCREW - BRIARWOOD |
| | 118383-02-13A | EA | RETAINER/RECESSED - F/.27" SCREW - OFF WHITE |
| | 118383-04-04A | EA | CAP - F/RECESSED RETAINER - BRIGHT WHITE |
| | 118383-04-10A | EA | CAP - F/RECESSED RETAINER - RIVERSTONE |
| | 118383-04-13A | EA | CAP - F/RECESSED RETAINER - OFF WHITE |
| | 118383-04-14A | EA | CAP - F/RECESSED RETAINER - PEWTER |
| | 118383-04-15A | EA | CAP - F/RECESSED RETAINER - BRIARWOOD |
| | 134126-01-01A | EA | SCREW/NAIL - HEX HEAD - 3/4" |
| | 140040-01-000 | EA | SCREW - 1/4-20 X 1 - BUTTON HEAD/SOCKET - W/LOCTITE |
| | 149753-01-01A | EA | RETAINER/RECESSED - F/.22" SCREW - BLACK |
| | 149753-01-02A | EA | RETAINER/RECESSED - F/.22" SCREW - BRIGHT WHITE |
| | 149753-02-01A | EA | CAP - F/RECESSED RETAINER - BLACK |
| | 149753-02-02A | EA | CAP - F/RECESSED RETAINER - BRIGHT WHITE |
| | 154938-01-01A | EA | SCREW - SF/DR - 10-16 X 3/4 PPH - W/SELF SEAL - BRIGHT WHITE |
| | 154938-01-02A | EA | SCREW - SF/DR - 10-16 X 3/4 PPH - W/SELF SEAL - BLACK |
| | 154938-02-01A | EA | SCREW - SF/DR - 8-18 X 1 PFH - W/SELF SEAL - BRIGHT WHITE |
| | 154938-02-02A | EA | SCREW - SF/DR - 8-18 X 1 PFH - W/SELF SEAL - BLACK |
| | 154938-02-03A | EA | SCREW - SF/DR - 8-18 X 1 PFH - W/SELF SEAL - SILVER |
| | 154938-03-01A | EA | SCREW - SF/DR - 8-18 X 5/8 PFH - W/SELF SEAL - BRT WHT |
| | 154938-03-02A | EA | SCREW - SF/DR - 8-18 X 5/8 PFH - W/SELF SEAL - BLACK |
| | 154938-04-01A | EA | SCREW - SF/DR - 10-16 X 1" TPH - W/SELF SEAL - BRT WHT |
| | 154938-04-02A | EA | SCREW - SF/DR - 10-16 X 1" TPH - W/SELF SEAL - BLACK |
| | 154938-05-03A | EA | SCREW - SF/DR - 8-18 X 1.25" PFH - W/SELF SEAL - SILVER |

SEALANTS & FASTENERS GROUP (CONTINUED)

CLAMPS, CLIPS, GROMMETS, RIVETS & PLUGS

| KEY | PART NUMBER | U/M | DESCRIPTION |
|-----|---------------|-----|---|
| | 000H14-06-03R | EA | RIVET - MANDREL BLIND - 3/16 ALUMINUM |
| | 000H16-04-06R | EA | RIVET - POP ALUMINUM - 1/8 X .313 - .375 |
| | 000H16-06-10R | EA | RIVET - POP ALUMINUM - 3/16 X .501 - .625 |
| | 007161-01-000 | EA | CLAMP - HOSE - SPRING TYPE - 1/2" |
| | 008386-01-000 | EA | GROMMET - SNAP - 3/8" DIAMETER - NYLON |
| | 010495-01-000 | EA | CLAMP - CABLE - 9/16"ID - BLACK |
| | 010495-02-000 | EA | CLAMP - CABLE - 3/8"ID - BLACK |
| | 010495-04-000 | EA | CLAMP - CABLE - 11/16"ID - WHITE |
| | 010497-01-000 | EA | CLAMP - CLOSED - 5/8"ID |
| | 010497-02-000 | EA | CLAMP - CLOSED - 1.5"ID |
| | 010497-03-000 | EA | CLAMP - CLOSED - 1"ID - CUSHIONED |
| | 010497-04-000 | EA | CLAMP - CLOSED - 1 5/8"ID |
| | 010497-05-000 | EA | CLAMP - CLOSED - 1/2"ID |
| | 010497-07-000 | EA | CLAMP - CLOSED - 3/8"ID |
| | 010497-09-000 | EA | CLAMP - CLOSED - 5/16"ID |
| | 010497-10-000 | EA | CLAMP - CLOSED - 7/8"ID |
| | 010499-01-000 | EA | CLAMP - CLOSED - 3/8"ID |
| | 016188-03-000 | EA | GROMMET - LP LINE - 3/8"HOLE X 2 1/2"LONG - RUBBER |
| | 016188-04-000 | EA | GROMMET - LP LINE - 1/2"HOLE X 2 1/2"LONG - RUBBER |
| | 016188-05-000 | EA | GROMMET - LP LINE - 3/8"HOLE X 1 1/4"LONG - RUBBER |
| | 016188-06-000 | EA | GROMMET - LP LINE - 3/8"HOLE X 3 1/4"LONG - RUBBER |
| | 016188-07-000 | EA | GROMMET - L/P LINE - 1/2"HOLE X 3 1/4"LONG |
| | 016188-08-000 | EA | GROMMET - LP LINE - 1/2"HOLE X 1 1/4"LONG - RUBBER |
| | 016188-09-000 | EA | GROMMET - LP LINE - .68"HOLE X 1 1/4"LONG - RUBBER |
| | 016188-10-000 | EA | GROMMET - LP GAS - .68" X 2.5" |
| | 023942-01-000 | EA | GROMMET - RUBBER - 2"OD |
| | 041930-11-000 | EA | RIVET - POP ALUMINUM - 1/8 X .188 - .250 - BRIGHT WHITE |
| | 061420-04-000 | EA | PLUG/PLASTIC - 1 1/4" DIAMETER |
| | 061420-05-000 | EA | PLUG/PLASTIC - 1 1/2" DIAMETER |
| | 061420-09-000 | EA | PLUG/PLASTIC - 1.00" DIAMETER |
| | 061420-10-000 | EA | PLUG/PLASTIC - 1 1/2" DIAMETER - BLACK |
| | 061420-12-000 | EA | PLUG/PLASTIC - 1.50" DIAMETER - RED |
| | 061420-13-000 | EA | PLUG/PLASTIC - 3/8" - FLUSH |
| | 061420-14-000 | EA | PLUG/PLASTIC - 7/8" DIAMETER - BLACK |
| | 061420-15-000 | EA | PLUG/PLASTIC - 2" DIAMETER - BLACK |
| | 061420-16-000 | EA | PLUG/PLASTIC - 2 1/8" DIAMETER - BLACK |
| | 061420-18-000 | EA | PLUG/PLASTIC - 1 3/4" DIAMETER - BLACK |
| | 062401-01-000 | EA | CLAMP - HOSE - WORMGEAR - .25" - 1" |
| | 062401-02-000 | EA | CLAMP - HOSE - WORMGEAR - 1.56" - 2.5" ID |
| | 062401-03-000 | EA | CLAMP - HOSE - WORMGEAR - .22" - 1" ID |
| | 062401-04-000 | EA | CLAMP - HOSE - WORMGEAR - .69" - 1.25" ID |
| | 062401-06-000 | EA | CLAMP - HOSE - WORMGEAR - .22" - .62" ID |
| | 062401-09-000 | EA | CLAMP - HOSE - WORMGEAR - 2.8" - 3.75" ID |
| | 062401-11-000 | EA | CLAMP - HOSE - WORMGEAR - 3.50" - 4.50" ID |
| | 062401-13-000 | EA | CLAMP - HOSE - WORMGEAR |
| | 071015-11-000 | EA | GROMMET - RUBBER - 1"ID FITS .12 MATERIAL - BLACK |
| | 071015-13-000 | EA | GROMMET - RUBBER - .62"ID X 1"OD W/.09" GROOVE - BLACK |
| | 071015-20-000 | EA | GROMMET - .38 ID FITS .06 MTL |
| | 071015-22-000 | EA | GROMMET - RUBBER - .62"ID X 1.12"OD W/.19" GROOVE - BLACK |
| | 071015-26-000 | EA | GROMMET - RUBBER - 1.5"ID X 2.1"OD W/.06" GROOVE - BLACK |
| | 071015-29-000 | EA | GROMMET - RUBBER - .3"ID X 1.3"OD W/.12" GROOVE - BLACK |
| | 071015-30-000 | EA | GROMMET - RUBBER - .3"ID X .81"OD W/.12" GROOVE - BLACK |
| | 071015-39-000 | EA | GROMMET - .75 ID FITS .06 MTL |
| | 071015-41-000 | EA | GROMMET - .125 ID FITS .188 MTL |
| | 071015-42-000 | EA | GROMMET - .25 ID FITS .06 MTL |
| | 071015-43-000 | EA | GROMMET-.25 ID,FITS .07 MATL, MINOR Z-4139 |
| | 071015-44-000 | EA | GROMMET - .31 ID FITS .25 MTL |
| | 075148-02-000 | EA | CLAMP - GROUNDING - BRONZE SCREWS |
| | 077955-01-000 | EA | CLIP/J - 3/8" - VINYL COATED |
| | 081211-03-000 | EA | PLUG - PLASTIC - .50"DIAMETER - TRUSS HEAD - BLACK |
| | 081211-04-000 | EA | PLUG - PLASTIC - .46"DIAMETER - TRUSS HEAD - BLACK |
| | 081211-06-000 | EA | PLUG-PLASTIC,.468DIA,BLACK , HEYCO 1669 |
| | 083609-01-000 | EA | CLAMP - WIRE - DUAL - EQUAL DIAMETERS - 5/8" |
| | 083610-01-000 | EA | CLAMP - WIRE - DUAL - UNEQUAL DIAMETERS - 3/4" & 1 1/4" |

SEALANTS & FASTENERS GROUP (CONTINUED)

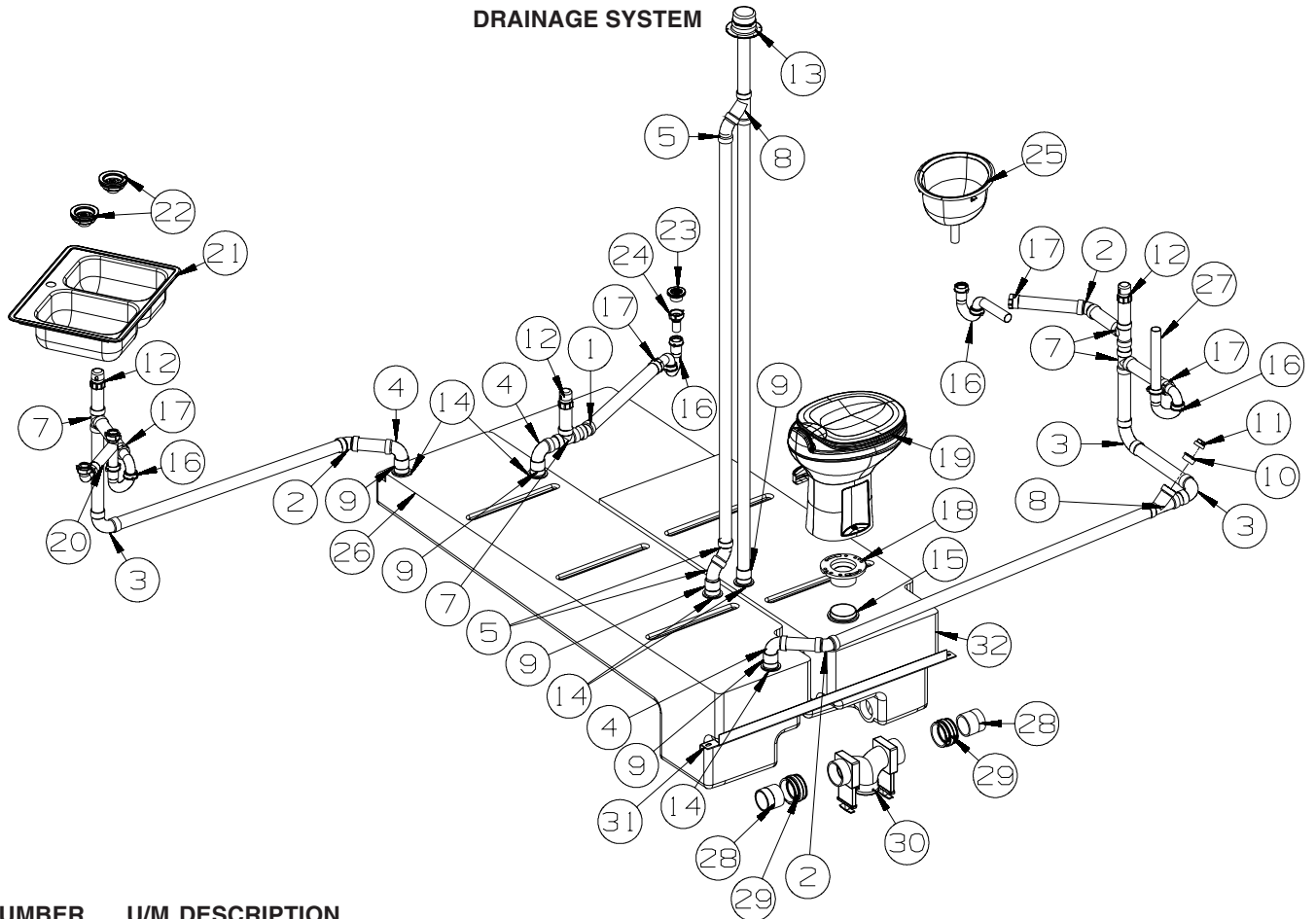
CLAMPS, CLIPS, GROMMETS, RIVETS & PLUGS (CONTINUED)

| KEY | PART NUMBER | U/M | DESCRIPTION |
|-----|---------------|-----|--|
| | 083610-02-000 | EA | CLAMP - WIRE - DUAL - UNEQUAL DIAMETERS - 3/4" & 2" |
| | 083610-03-000 | EA | CLAMP - WIRE - DUAL - EQUAL DIAMETERS - 2" |
| | 083610-02-000 | EA | CLAMP - WIRE - DUAL - UNEQUAL DIAMETERS - 3/4" & 2" |
| | 083610-03-000 | EA | CLAMP - WIRE - DUAL - EQUAL DIAMETERS - 2" |
| | 088756-01-000 | EA | GROMMET - WEB - 1 1/8"ID |
| | 089329-02-000 | EA | CLIP - SPRING |
| | 091952-01-000 | EA | CLIP - GRIPPER - 1" - BLACK VINYL COATED |
| | 091952-02-000 | EA | CLIP - GRIPPER - 3/4" - BLACK VINYL COATED |
| | 091952-03-000 | EA | CLIP - GRIPPER - 1/2" - BLACK VINYL COATED |
| | 094362-02-000 | EA | CLIP - XMAS TREE - BINDER HEAD - .9" LONG/ANY COLOR |
| | 113133-02-01A | EA | RIVET - POP - ALUMINUM - 3/16 X .252 - .504 - BLACK |
| | 114208-05-000 | EA | GROMMET - EDGE LINER - FITS 2" |
| | 118626-01-01A | EA | RIVET/POP - ALUMINUM - 3/16 X 1.2"(GRIP RANGE .1"-.4") |
| | 118626-01-02A | EA | RIVET/POP - ALUMINUM - 3/16 X .08 - .375 |
| | 118626-02-01A | EA | RIVET/POP - ALUMINUM - 3/16 X .500 - .750 |
| | 118626-03-01A | EA | RIVET/POP - STAINLESS STEEL - 3/16 X .500 - .750 |
| | 137014-01-01A | EA | GROMMET - CABLE - ALMOND |
| | 139118-02-01A | EA | GROMMET - SCREW - PLASTIC |
| | 155498-01-01A | EA | CLAMP - CLOSED - 7/8"ID - VINYL DIP/GALVONIZED - BLACK |

MISCELLANEOUS FASTENERS

| KEY | PART NUMBER | U/M | DESCRIPTION |
|-----|---------------|-----|---|
| | 008343-01-000 | EA | TIE - WIRE - 6" |
| | 008343-02-000 | EA | TIE - WIRE - 14" |
| | 008343-03-000 | EA | TIE - WIRE - 7 1/2" - BLACK |
| | 029094-04-000 | YD | VELCRO TAPE/LOOP - 1"WIDE - W/ADHESIVE BACK - BLACK |
| | 029096-03-000 | YD | VELCRO TAPE/HOOK - 1"WIDE - BLACK |
| | 029096-04-000 | YD | VELCRO TAPE/HOOK - 1"WIDE - BLACK - W/ADHESIVE BACK (PSA) |
| | 048394-02-000 | YD | VELCRO TAPE - HOOK - ADHESIVE BACK - 3/4" WIDE - BEIGE |
| | 085774-01-000 | FT | FASTENER - DUAL LOCK - 1" WIDE - ADHESIVE BACK - BLACK |
| | 085774-02-000 | FT | FASTENER - DUAL HOOK - 1" WIDE - ADHESIVE BACK - BLACK |
| | 088792-02-000 | YD | VELCRO TAPE - LOOP - 3/4" - ADHESIVE BACK - BEIGE |
| | 088792-04-000 | YD | VELCRO TAPE - HOOK - 5/8" - NON-ADHESIVE BACK - WHITE |
| | 088792-05-000 | YD | VELCRO TAPE - LOOP - 5/8" - NON-ADHESIVE BACK - WHITE |
| | 108046-02-000 | EA | CABLE TIE - SCREW MOUNT 15" |

WATER & SEWAGE GROUP DRAINAGE SYSTEM

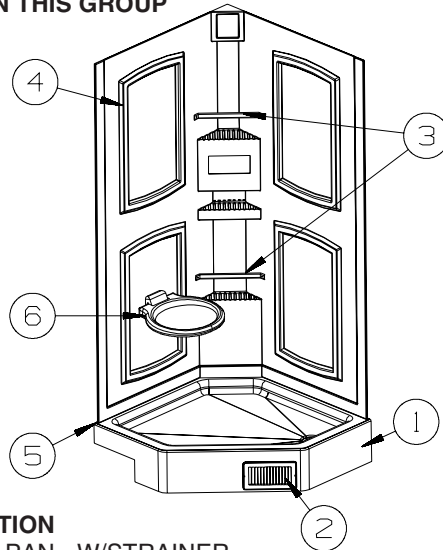


| KEY | PART NUMBER | U/M | DESCRIPTION |
|-----|---------------|-----|--|
| 1 | 010005-01-000 | EA | ELBOW - 22.5 DEGREE - 1 1/2" HUB X HUB - PLASTIC |
| 2 | 010006-01-000 | EA | ELBOW - 45 DEGREE - 1 1/2" HUB X HUB - PLASTIC |
| 3 | 010008-01-000 | EA | ELBOW - 90 DEGREE - 1 1/2" HUB X HUB - PLASTIC |
| 4 | 010009-01-000 | EA | ELBOW - 90 DEGREE - 1/4 BEND - 1 1/2" - PLASTIC |
| 5 | 010051-01-000 | EA | ELBOW - 45 DEGREE - 1 1/2" SPIGOT X HUB - PLASTIC |
| 6 | 033761-01-000 | EA | ELBOW - 90 DEGREE - TURN - 1 1/2" HUB X 1 1/2" SPIGOT |
| 7 | 010071-01-000 | EA | TEE - SANITARY - 1 1/2" HUB X HUB X HUB - PLASTIC |
| 8 | 010073-01-000 | EA | WYE - 45 DEGREE - 1 1/2" HUB X HUB X HUB - PLASTIC |
| 9 | 010115-01-000 | EA | COUPLING - 1 1/2" HUB X HUB - PLASTIC |
| 10 | 010122-02-000 | EA | BUSHING/PLASTIC - REDUCER - 1 1/4" X 1 1/4" THD - RED |
| 11 | 010166-01-000 | EA | PLUG/THREADED - 1 1/4" MPT - PLASTIC - BLACK - UL |
| 12 | 079968-01-000 | EA | VENT - MECHANICAL/TRAP ARM - ANTI-SIPHON-2" X 7.3" PLASTIC |
| 13 | 083558-03-000 | EA | VENT - W/COVER - F/PLUMBING STACK - OFF WHITE |
| 14 | 061607-01-000 | EA | GROMMET - HOLDING TANK - 1 1/2" NPS |
| 15 | 061607-02-000 | EA | GROMMET - HOLDING TANK - 3" NPS |
| 16 | 107538-02-000 | EA | P-TRAP - PLASTIC - 1 1/2" W/EXTENSION ARM |
| 16 | 011071-01-000 | EA | P-TRAP - 1 1/2" - CSA - PLASTIC - CANADIAN |
| 17 | 152146-01-000 | EA | CONNECTOR - 1 1/2" P X 1 1/2" MPT |
| 18 | 024676-01-000 | EA | FLANGE/CLOSET - 4" X 3" - BLACK PLASTIC |
| 19 | 160815-01-01A | EA | TOILET-STYLE II, TALL, WHITE - *W/SPRAYER/42105 THE |
| 20 | 011091-02-000 | EA | WASTE - CONTINUOUS - DOUBLE SINK |
| 21 | 104113-01-000 | EA | SINK/STAINLESS STEEL/DOUBLE 17.2" X 25.2" X 5.9" CNTR DROP |
| 22 | 092303-01-000 | EA | STRAINER - W/BASKET - GALLEY SINK - 4" OD |
| 23 | 066440-01-000 | EA | STRAINER - SHOWER DRAIN - W/RUBBER WASHER |
| 23 | 132376-01-01A | EA | GASKET - FOAM - 1 1/2" - TUB STRAINER |
| 24 | 011069-06-000 | EA | TAILPIECE - 1 1/2" X 1 1/4" X 2 1/2" - BRASS |
| 24 | 130403-01-000 | EA | NUT - SLIP - W/WINGS 1 1/2" |
| 25 | 155318-01-01A | EA | SINK - LAVATORY - OVAL - 19.5" X 16" X 6.1" - CREAM |
| 26 | 162347-01-01A | EA | TANK - HOLDING - W/O FITTINGS |
| | 049032-01-000 | EA | PATCH - SPINWELD - 1" ID - 1.9" OD - PLASTIC |
| | 010232-01-000 | EA | FITTING - SPINWELD - PLASTIC 3FPT |
| 27 | 126588-02-000 | EA | ARM - WASTE - 1 1/2" X 20" - FEMALE |
| 27 | 061420-10-000 | EA | PLUG/PLASTIC - 1 1/2" DIAMETER - BLACK |

WATER & SEWAGE GROUP (CONTINUED)
DRAINAGE SYSTEM (CONTINUED)

| KEY | PART NUMBER | U/M | DESCRIPTION |
|------------|--------------------|------------|--|
| 28 | 010129-03-000 | EA | NIPPLE - 3" X 3" TOE - PLASTIC |
| 29 | 078406-01-000 | EA | COUPLER - 3" X 3" W/CLAMPS - RUBBER |
| 30 | 136143-01-000 | EA | VALVE - DUAL - 3" X 3" |
| | 139513-01-000 | EA | HOSE - SEWER - 3" X 10' - W/BAYONET TYPE ADAPTER |
| | 062416-01-000 | EA | ADAPTER - SEWER HOSE TO 3" PIPE |
| * | 144728-01-000 | EA | VALVE - SEWER HOSE - 3" |
| 31 | 161534-02-02B | EA | BRACKET - HOLDING TANK - E-COATED |
| 32 | 160952-01-01A | EA | TANK - HOLDING - W/O FITTINGS |
| | 049032-01-000 | EA | PATCH - SPINWELD - 1"ID - 1.9"OD - PLASTIC |
| | 125697-02-000 | EA | NOZZLE - WELD-A-FLUSH |
| | 135386-01-000 | EA | NIPPLE - 1/2" |

***COMPONENT PARTS LISTED LATER IN THIS GROUP**



| KEY | PART NUMBER | U/M | DESCRIPTION |
|------------|--------------------|------------|--|
| 1 | M02630-95-T77 | EA | SHOWER PAN - W/STRAINER |
| 2 | 089326-02-000 | EA | GRILLE - FLOOR - HEATING - 9.3" X 5.3" - SOFT WHITE |
| 3 | 113714-02-30A | EA | RETAINER - SHELF/SHOWER - 10.6" - IVORY MARBLE |
| 4 | 147575-05-30A | EA | ENCLOSURE - SHOWER - SIDES/BACK - 1 PIECE - IVORY MARBLE |
| 5 | 154585-03-01A | FT | SEAL - FOAM TAPE - ADHESIVE BACK - 1/8" X 3/4" |
| 6 | 135607-03-01A | EA | SEAT - SHOWER/FOLDING-WHT(REPLACEMENT OR OPTION INST ONLY) |

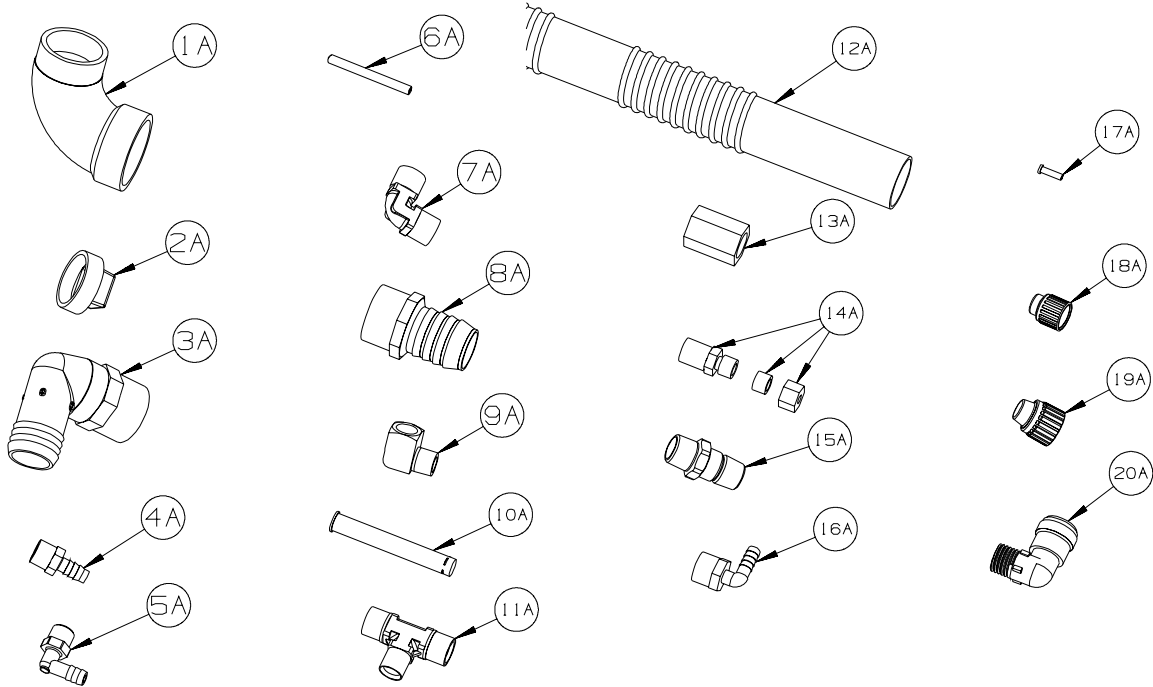
COMPONENT PARTS FOR DRAINAGE SYSTEM

144728-01-000

| KEY | PART NUMBER | U/M | DESCRIPTION | VENDOR NO. |
|------------|--------------------|------------|-----------------------------|-------------------|
| | 144728-01-700 | EA | GASKET-RUBBER, INSIDE VALVE | 9667310-11 |
| | 144728-01-701 | EA | GASKET-RUBBER, OUTSIDE | 9667310-10 |

WATER & SEWAGE GROUP (CONTINUED)

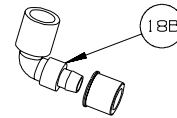
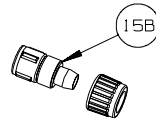
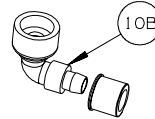
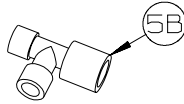
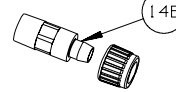
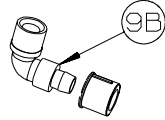
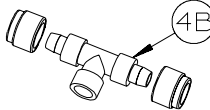
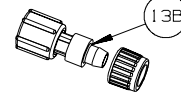
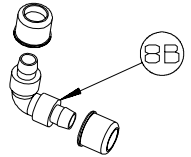
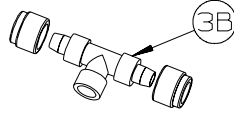
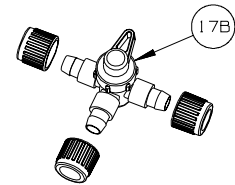
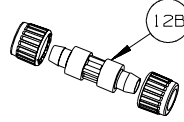
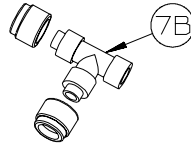
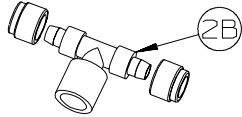
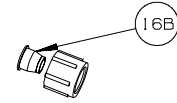
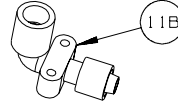
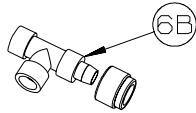
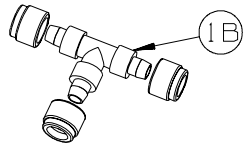
WATER SYSTEM



| KEY | PART NUMBER | U/M | DESCRIPTION |
|-----|---------------|-----|---|
| 1A | 010009-01-000 | EA | ELBOW - 90 DEGREE - 1/4 BEND - 1 1/2" PLASTIC |
| 2A | 010166-01-000 | EA | PLUG/THREADED - 1 1/4"MPT - PLASTIC - BLACK - UL |
| 3A | 010219-01-000 | EA | ELBOW - 1 1/4 MPT X 1 1/4 BARB - WATER FILL - PLASTIC |
| 4A | 010224-01-000 | EA | ADAPTER - HOSE TO PIPE - 3/8 MPT X 3/8 BARB - PLASTIC |
| 5A | 035539-01-000 | EA | ELBOW - 3/8 MPT X 3/8 BARB - PLASTIC |
| 6A | 039800-04-000 | FT | TUBING - POLYBUTYL - 1/4"OD |
| 6A | 074462-02-000 | FT | TUBING - VINYL - 3/8 ID X 20' - CLEAR |
| 6A | 112176-01-000 | FT | TUBING - VINYL - REINFORCED - 1/2" ID |
| 6A | 124188-01-000 | FT | TUBING - PEX - 1/2" ID X 20' - BLUE(COLD) |
| 6A | 124188-02-000 | FT | TUBING - PEX - 1/2" ID X 20' - RED(HOT) |
| 7A | 039808-03-000 | EA | ELBOW - 1/2" MPT X 1/2" MPT - PLASTIC |
| 8A | 044927-01-000 | EA | ADAPTER - HOSE TO PIPE-1 1/4 MPTX1 1/4 BARB-BLACK PLASTIC |
| 9A | 065318-02-000 | EA | ELBOW - 90 DEGREE - 3/8" MPT TO 3/8" FPT |
| 10A | 077954-02-000 | EA | FILTER - WATER TANK - W/SCREEN IN TANK |
| 11A | 039798-01-000 | EA | TEE - 1/2"MPT X 1/2"MPT X 1/2"MPT - PLASTIC |
| 12A | 079381-01-000 | FT | TUBING - RIBBED FLEXIBLE/WATER FILL - 10 FT = 1EA-1.38ID |
| 13A | 101814-01-000 | EA | COUPLING - FEMALE - 1/2" X 1/2" FPT - GRAY |
| 14A | 103798-01-000 | EA | CONNECTOR - 1/4 OD X 3/8 MPT |
| 15A | 110438-02-000 | EA | VALVE - CHECK - 1/2"MPT X 1/2"MPT - BRASS |
| 16A | 111223-02-000 | EA | ELBOW - 1/2" MPT X 3/8" BARB - PLASTIC |
| 16A | 111223-04-000 | EA | ELBOW - 1/2" MPT X 1/2" BARB - PLASTIC |
| 16A | 111888-01-000 | EA | FERRULE - PLASTIC - .250 ID X .375 OD |
| 17A | 111888-02-000 | EA | INSERT - BRASS - 1/4 COMP |
| 18A | 113697-01-000 | EA | CAP - 3/8"P |
| 19A | 114427-01-000 | EA | CAP - 1/2"P |
| 20A | 164906-01-000 | EA | ELBOW - 90 DEGREE - 1/2" QUICK CONNECT X 1/2"MPT |

WATER & SEWAGE GROUP (CONTINUED)

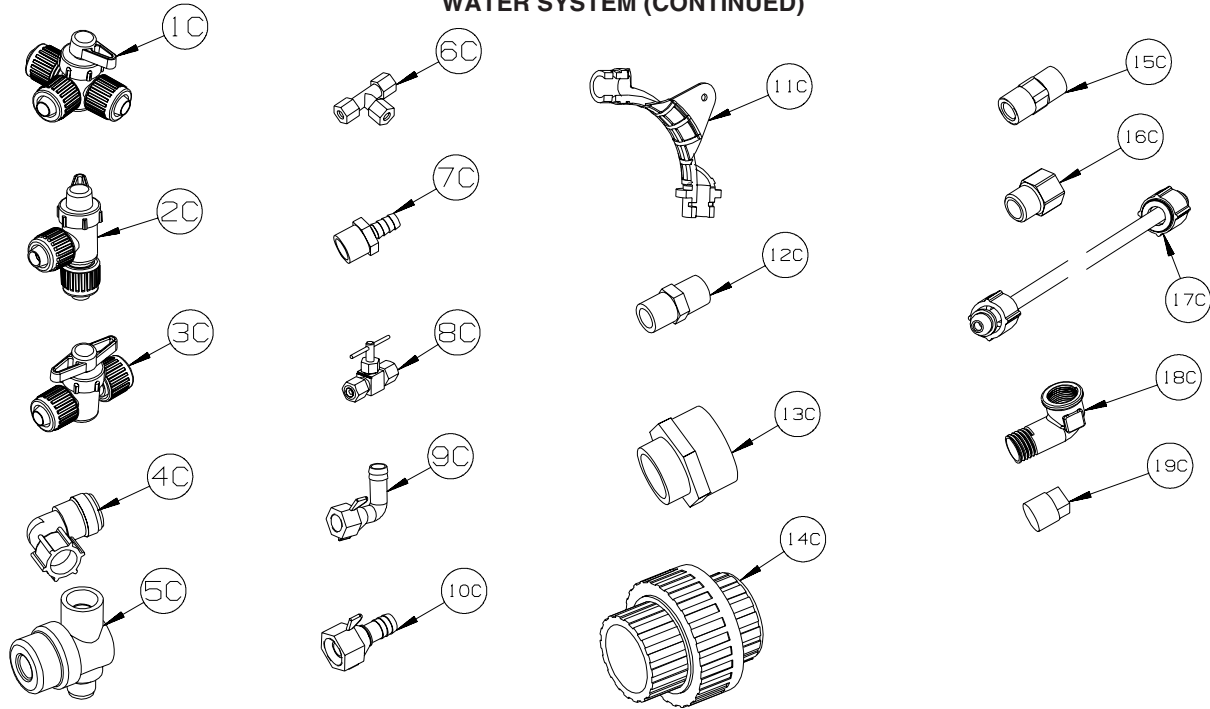
WATER SYSTEM (CONTINUED)



| KEY | PART NUMBER | U/M | DESCRIPTION |
|-----|---------------|-----|---|
| 1B | 114428-01-000 | EA | TEE - 1/2"P X 1/2"P X 1/2"P |
| 2B | 114428-02-000 | EA | TEE - SWIVEL - 1/2"P X 1/2"P X 1/2"FPT |
| 3B | 114428-03-000 | EA | TEE - 1/2"P X 1/2"P X 1/2"MPT |
| 4B | 114428-04-000 | EA | TEE - 1/2"P X 1/2"P X 1/8"FPT |
| 5B | 114428-05-000 | EA | TEE - 1/2" SWIVEL X 1/2" MPT X 1/2" MPT |
| 6B | 114428-06-000 | EA | TEE - 1/2" P X 1/2" MPT X 1/2" MPT |
| 7B | 114428-07-000 | EA | TEE - 1/2" P X 1/2" MPT X 1/2" P |
| 8B | 114429-01-000 | EA | ELBOW - 1/2"P X 1/2"P |
| 9B | 114429-02-000 | EA | ELBOW - 1/2"P X 1/2"MPT |
| 9B | 114429-04-000 | EA | ELBOW - 1/2"P X 3/8"MPT |
| 9B | 114429-10-000 | EA | ELBOW - SWIVEL - 1/2"MPT X 1/2"FPT |
| 10B | 114429-08-000 | EA | ELBOW - SWIVEL - 1/2"P X 1/2"FPT |
| 11B | 114429-09-000 | EA | ELBOW - 1/2"P X 1/2"FPT DROP EAR |
| 12B | 114430-01-000 | EA | ADAPTER - 1/2"P X 1/2"P |
| 13B | 114430-02-000 | EA | ADAPTER - SWIVEL - 1/2"P X 1/2"FPT |
| 13B | 114430-04-000 | EA | ADAPTER - SWIVEL - 1/2"P X 3/8"MPT |
| 14B | 114430-03-000 | EA | ADAPTER - 1/2"P X 1/2"MPT |
| 15B | 114430-06-000 | EA | ADAPTER - 1/2"P X 3/8"FPT |
| 15B | 114430-09-000 | EA | ADAPTER - 1/2"P X 1/2"FPT |
| 16B | 114430-10-000 | EA | ADAPTER - NUT - PIPE CONNECTION - 1/2" |
| 17B | 114431-01-000 | EA | VALVE - 180 DEGREE/CENTER DRAIN - 1/2"P - THREE WAY |
| 18B | 114429-11-000 | EA | ELBOW - 1/2"P X 1/2"FPT |

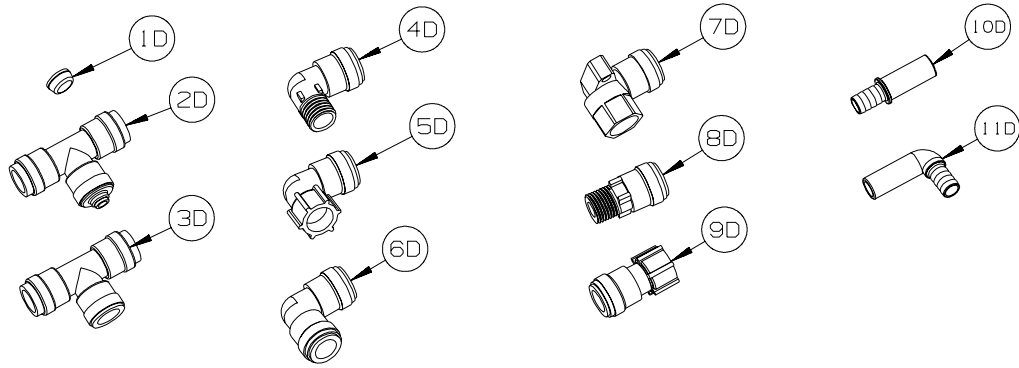
WATER & SEWAGE GROUP (CONTINUED)

WATER SYSTEM (CONTINUED)



| KEY | PART NUMBER | U/M | DESCRIPTION |
|-----|---------------|-----|---|
| 1C | 114431-02-000 | EA | VALVE - WATER BYPASS - 1/2"P - THREE WAY (WATER HEATER) |
| 2C | 114431-03-000 | EA | VALVE - 90 DEGREE DRAIN - 1/2"P |
| 3C | 114431-04-000 | EA | VALVE - "INLINE SHUT-OFF" - 1/2"P |
| 4C | 164906-02-000 | EA | ELBOW - 90 DEGREE - 1/2" QUICK CONNECT X 1/2"MPT - SWIVEL |
| 5C | 152925-01-01A | EA | FILTER - IN LINE - TWIST ON - 1/2" - BLACK |
| 6C | 118423-01-000 | EA | FITTING - BRASS-TEE - 1/4C X 1/4C X 1/4C |
| 7C | 118809-01-000 | EA | ADAPTER - 1/2" MPT X 3/8" BARB - PLASTIC |
| 7C | 118809-02-000 | EA | ADAPTER - 1/2" MPT X 1/2" BARB - PLASTIC |
| 8C | 120868-01-000 | EA | VALVE - NEEDLE - 1/4" COMPRESSION X 1/4" COMPRESSION |
| 9C | 123150-01-000 | EA | ELBOW - 1/2 FPT X 1/2 BARB - SWIVEL |
| 10C | 123152-01-000 | EA | ADAPTER - 1/2 FPT X 1/2 BARB - SWIVEL |
| 11C | 124184-01-000 | EA | SUPPORT - WATER LINE - BEND |
| 12C | 132148-01-000 | EA | CONNECTOR - 1/2" X 1/2"MPT - BRASS |
| 13C | 133835-01-000 | EA | ADAPTER - REDUCING - 1 1/2" X 1 1/4" |
| 14C | 133889-01-000 | EA | UNION - 1 1/2 DOUBLE SLIP - PVC |
| 15C | 135386-01-000 | EA | NIPPLE - 1/2" |
| 16C | 136333-01-000 | EA | ADAPTER - BRASS - 1/2"MPT X 1/2"FPT |
| 17C | 140821-01-000 | EA | TUBE - WATER SUPPLY - 3/8" X 24" |
| 17C | 140821-02-000 | EA | TUBE - WATER SUPPLY - 3/8" X 30" |
| 17C | 140821-03-000 | EA | TUBE - WATER SUPPLY - 3/8" X 36" |
| 17C | 140821-04-000 | EA | TUBE - WATER SUPPLY - 3/8" X 48" |
| 17C | 140821-05-000 | EA | TUBE - WATER SUPPLY - 3/8" X 54" |
| 17C | 140821-06-000 | EA | TUBE - WATER SUPPLY - 3/8" X 60" |
| 17C | 140821-07-000 | EA | TUBE - WATER SUPPLY - 3/8" X 72" |
| 17C | 140821-08-000 | EA | TUBE - WATER SUPPLY - 1/2" X 24" |
| 17C | 140821-09-000 | EA | TUBE - WATER SUPPLY - 1/2" X 36" |
| 17C | 140821-10-000 | EA | TUBE - WATER SUPPLY - 1/2" X 48" |
| 18C | 142812-01-000 | EA | ELBOW - BRASS - 1/2"MPT X 1/2"FPT |
| 19C | 145609-01-000 | EA | PLUG - BRASS - 1/2" MPT/HEX HEAD |

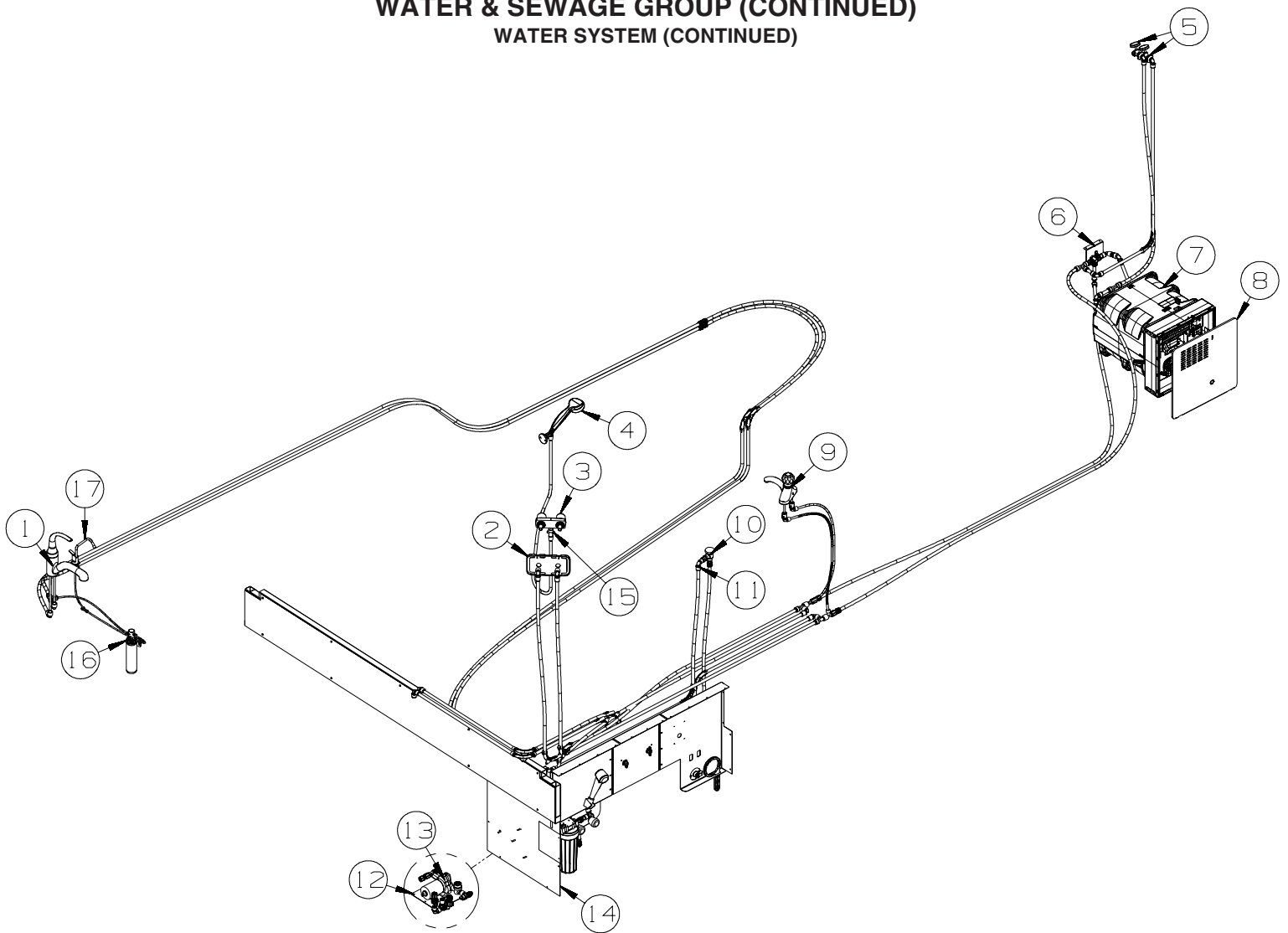
WATER & SEWAGE GROUP (CONTINUED)
WATER SYSTEM (CONTINUED)



| KEY | PART NUMBER | U/M | DESCRIPTION |
|-----|---------------|-----|---|
| 1D | 116473-01-000 | EA | FERRIL - RUBBER SEALING - WATER LINE |
| 2D | 160949-01-000 | EA | CONNECTOR - 1/2" X 1/2" X 1/4" REDUCER |
| 3D | 160949-02-000 | EA | CONNECTOR - 1/2"CTS X 1/2"CTS X 1/2"CTS |
| 4D | 164906-01-000 | EA | ELBOW - 90 DEGREE - 1/2" QUICK CONNECT X 1/2"MPT |
| 5D | 164906-02-000 | EA | ELBOW - 90 DEGREE - 1/2" QUICK CONNECT X 1/2"FPT - SWIVEL |
| 6D | 164906-03-000 | EA | ELBOW - 90 DEGREE - 1/2" X 1/2" QUICK CONNECTS |
| 7D | 164906-04-000 | EA | ELBOW - 90 DEGREE - 1/2"CTS X 1/2"FPT |
| 8D | 164907-01-000 | EA | ADAPTER - STRAIGHT - 1/2" QUICK CONNECT X 1/2"MPT |
| 9D | 164907-02-000 | EA | ADAPTER - STRAIGHT - 1/2" QUICK CONNECT X 1/2"FPT/SWIVEL |
| 10D | 166212-01-000 | EA | UNION - HOSE/BARB - CTS X 1/2"B - SEA TECH #3511-1008 |
| 11D | 166212-02-000 | EA | ELBOW - HOSE/BARB - CTS X 1/2"B - SEA TECH #3512-1008 |

WATER & SEWAGE GROUP (CONTINUED)

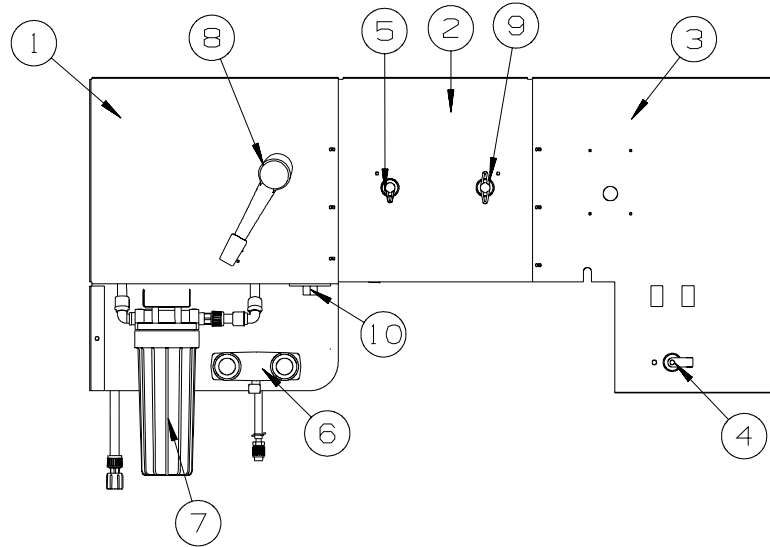
WATER SYSTEM (CONTINUED)



| KEY | PART NUMBER | U/M | DESCRIPTION |
|-----|---------------|-----|---|
| 1* | 123744-03-01A | EA | FAUCET - GALLEY/SINGLE CONTROL W/SPRAYER HEAD - CHROME |
| 2 | 075606-04-000 | EA | PANEL - PLASTIC - FAUCET BACK - IVORY MARBLE |
| 3 | 163269-01-02A | EA | FAUCET/SHOWER -.5"MPT W/1.9" INLET PIPES- EXTERIOR/CHROME |
| 4* | 129390-03-02A | EA | SHOWER HEAD - W/HOSE & BRACKET - CHROME |
| 5 | 098419-01-000 | EA | FAUCET - 90 DEGREE |
| 6 | 137410-02-02B | EA | BRACKET - VALVE - WINTERIZATION - E-COATED |
| 7* | 145541-01-000 | EA | WATER HEATER/MOTOR AID-GAS/ELECT IGN - GCH10A-4E - 10 GAL |
| 8 | 125420-05-03A | EA | DOOR - WATER HEATER - 18" X 17.7" - BLACK |
| 9 | 152311-02-01A | EA | FAUCET - LAVATORY - SINGLE CONTROL - W/WASTE - CHROME |
| | 105218-01-01A | EA | SPACER - FAUCET/LAVATORY SINK - 2" X 5.9" - ABS PLASTIC |
| 10 | 125697-04-000 | EA | BREAKER/VACUUM - F/FLUSHING SYSTEM |
| 11 | 125697-03-000 | EA | CHECK VALVE - F/FLUSHING SYSTEM |
| 12 | 149477-02-02B | EA | PANEL - WATER PUMP - E-COATED |
| 13 | 160702-01-000 | EA | PUMP - WATER - 3.0 GPM - W/1/2" MPT |
| 14 | 163371-01-02B | EA | PLATE - WATER SYSTEM - E-COATED |
| 15 | 128974-01-02A | EA | VALVE - SHOWER HEAD/WATER SAVER (ON/OFF) - CHROME |
| 16 | 160946-01-000 | EA | FILTER SYSTEM - WATER PURIFICATION - W/FILTER MDL "A" |
| 17* | 103635-01-000 | EA | FAUCET - SINGLE CONTROL/DRINKING WATER |

*COMPONENT PARTS LISTED LATER IN THIS GROUP

WATER & SEWAGE GROUP (CONTINUED)
WATER SYSTEM (CONTINUED)



| KEY | PART NUMBER | U/M | DESCRIPTION |
|-----|---------------|-----|--|
| 1 | 161728-01-12B | EA | PANEL - SERVICE CENTER - BRIGHT WHITE |
| 2 | 162481-01-12B | EA | PANEL - SERVICE CENTER - BRIGHT WHITE |
| 3 | 161713-02-12B | EA | PANEL - SERVICE CENTER - BRIGHT WHITE |
| 4 | 125697-05-000 | EA | INLET/WATER - F/FLUSHING SYSTEM |
| 5 | 114431-02-000 | EA | VALVE - WATER BYPASS - 1/2"P - THREE WAY (WATER HEATER) |
| 6 | 163269-01-01A | EA | FAUCET/SHOWER -.5"MPT W/1.9" INLET PIPES- EXTERIOR/BRT WHT |
| 7* | 155482-01-01A | EA | PREFILTER/WATER SYSTEM - HOUSING/FILTER CARTRIDGE/WRENCH |
| 8 | 131383-01-02A | EA | SHOWER HEAD - W/60" HOSE & BRACKET - WHITE |
| 9 | 114431-04-000 | EA | VALVE - "INLINE SHUT-OFF" - 1/2"P |
| 10 | 010230-06-000 | EA | FILL - CITY WATER - W/CHECK VALVE - MPT - BRUSHED ALUM |

***COMPONENT PARTS LISTED LATER IN THIS GROUP**

WATER & SEWAGE GROUP (CONTINUED)

COMPONENT PARTS FOR WATER SYSTEM

103635-01-000

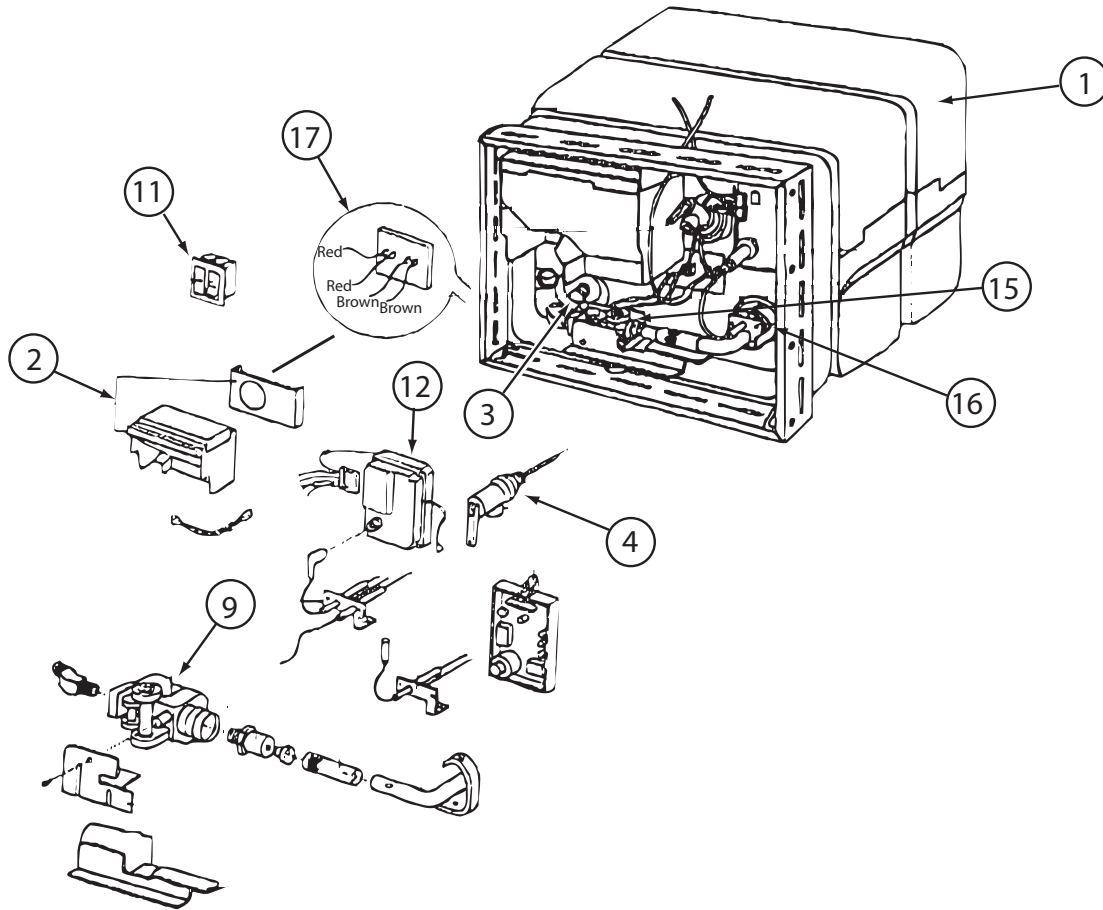
| KEY | PART NUMBER | U/M | DESCRIPTION | VENDOR NO. |
|-----|---------------|-----|-----------------|------------|
| | 103635-01-703 | EA | CARTRIDGE - 10" | ADC-959201 |

123744-03-01A

| KEY | PART NUMBER | U/M | DESCRIPTION | VENDOR NO. |
|-----|---------------|-----|------------------------------|------------|
| | 135027-01-700 | EA | CLIP - RETAINER | 883 |
| | 135027-01-705 | EA | CARTRIDGE F/SGL LEVER FAUCET | 1225 |

129390-03-02A

| KEY | PART NUMBER | U/M | DESCRIPTION | VENDOR NO. |
|-----|-----------------|-----|----------------------------|-------------------|
| | 129390- 03- 702 | EA | CONNECTOR-SWIVEL - CHROME | A-4002-CPK |
| | 129390- 03- 703 | EA | VACUUM BREAKER - CHROME | A-4900C |
| | 129390- 03- 705 | EA | BRACKET-HANGER/SHOWER HEAD | AS5001PK - CHROME |



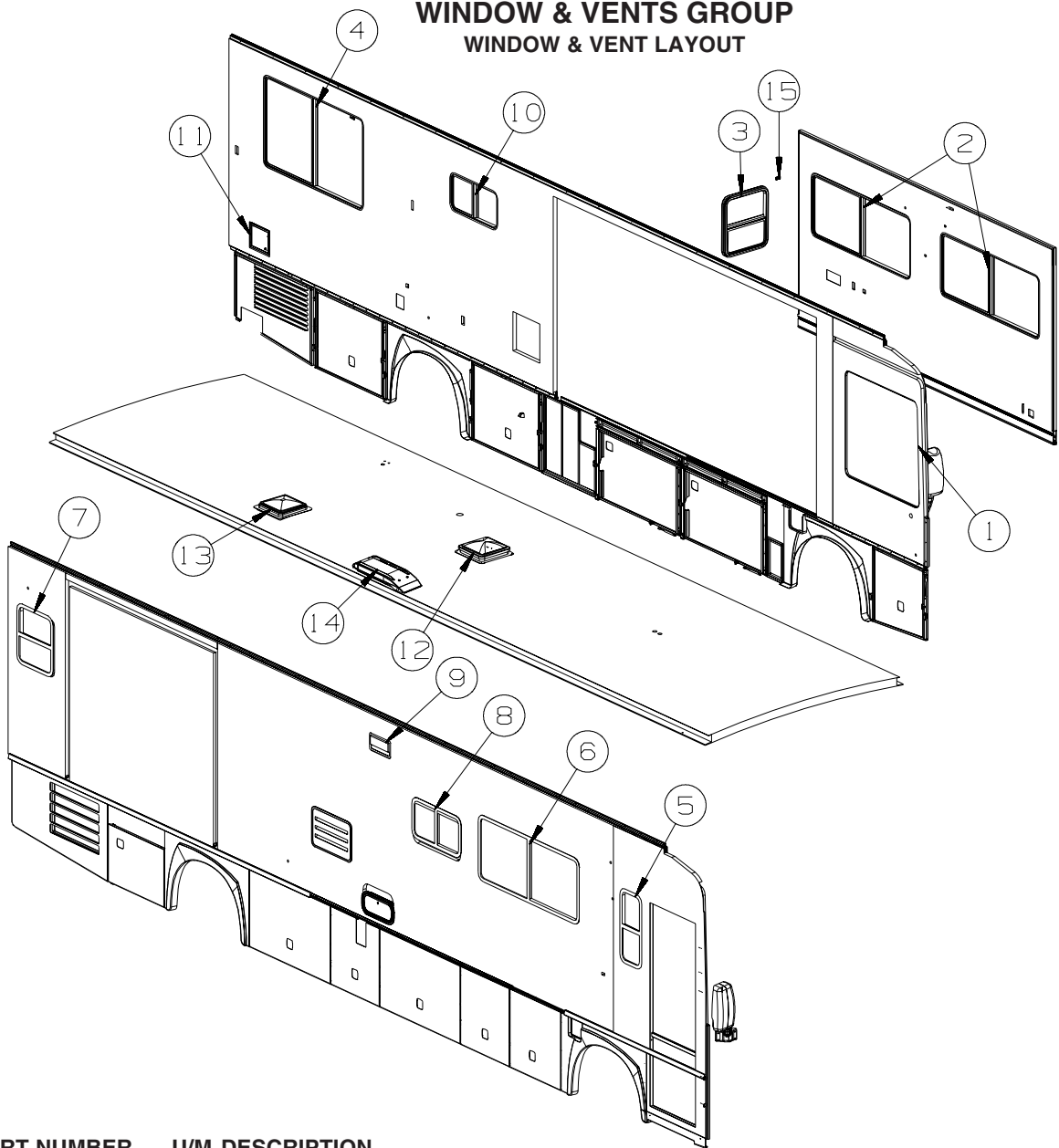
145541-01-000

| KEY | PART NUMBER | U/M | DESCRIPTION | VENDOR NO. |
|-----|---------------|-----|------------------------------|----------------|
| 1 | 145541-01-700 | EA | TANK - W/INSULATION - 10 GAL | 91028 |
| 2 | 051391-04-707 | EA | KIT-EXHAUST, (FLUE & GASKET) | 90960 |
| 3 | 051391-01-715 | EA | PLUG-DRAIN, 1 EA = 2 PER PKG | 91857 |
| 4 | 051391-01-704 | EA | VALVE-RELIEF, 1/2" FITTING | 91604 |
| 9 | 051393-01-726 | EA | VALVE/SOLENOID - W/O BRACKET | 93870 |
| 11 | 145541-01-701 | EA | SWITCH - ON/OFF - WHITE | 91859 |
| 12 | 145541-01-702 | EA | CIRCUIT BOARD | 91226 |
| 15 | 145541-01-703 | EA | SWITCH - THERMAL CUT OFF | 93866 |
| 16 | 051393-01-725 | EA | ELECTRODE-SGL SPADE CONNECT. | 93868 |
| 17 | 051393-01-721 | EA | THERMOSTAT W/ECO, 140 FRT MT | 91447 |
| | 051391-05-706 | EA | ELEMENT-HEATING 1500 WATT | 92249 W/GASKET |
| | 051393-01-701 | EA | SWITCH - REMOTE - W/LIGHT | 91959 |
| | 145541-01-704 | EA | RELAY | 90061 |
| | 145541-01-705 | EA | JUNCTION BOX(PLASTIC) 10 GAL | 91224 |

CONTACT WINNEBAGO PARTS SALES FOR UNLISTED COMPONENT(S)

WINDOW & VENTS GROUP

WINDOW & VENT LAYOUT



| KEY | PART NUMBER | U/M | DESCRIPTION |
|-----|---------------|-----|--|
| 1 | 151069-07-01A | EA | WINDOW - CAB/LEFT HAND/FLUSH/THERMO - 43.6" X 44.9"/43.6" |
| 2* | 150648-02-01A | EA | WINDOW-HORIZ SLIDER/FLUSH/THERMO/LH - 26.3" X 59.9" |
| 3* | 150649-08-01A | EA | WINDOW - VERT SLIDER/FLUSH/THERMO - 23.8" X 20.8" |
| 4* | 150648-34-01A | EA | WINDOW-HORIZ SLIDER/ESCAPE/FLUSH/THERMO/LH - 37.9" X 60.4" |
| 5* | 150649-05-01A | EA | WINDOW - VERT SLIDER/FLUSH/THERMO - 29.6" X 12.3" |
| 6* | 150648-03-01A | EA | WINDOW-HORIZ SLIDER/FLUSH/THERMO/RH - 26.3" X 59.9" - BLK |
| 7 | 150649-31-01A | EA | WINDOW - VERT SLIDER/FLUSH/THERMO - 23.8" X 20.8" |
| 8* | 150648-04-01A | EA | WINDOW-HORIZ SLIDER/FLUSH/THERMO/RH - 16" X 28.7" |
| 9 | 138983-01-02A | EA | VENT - MICROWAVE/OUTER - BLACK |
| 9 | 138983-03-01A | EA | COVER - VENT MICROWAVE/OUTER - BRIGHT WHITE |
| 10* | 150648-05-01A | EA | WINDOW-HORIZ SLIDER/FLUSH/THERMO/LH - 16" X 28.7" - BLACK |
| 11 | 164037-02-WD3 | EA | FRAME - INTAKE/AIR |
| 11 | 165453-01-02B | EA | FRAME/TRIM RING - AIR INTAKE - 11.1" X 9.6" - E-COATED |
| 12 | 123780-27-01A | EA | FANTASTIC VENT-4"ROOF- W/FAN/DBL DOME-W/O THERM/PWR LIFT |
| 13* | 122882-04-01A | EA | VENT - ROOF - W/FAN/POWER LIFT - W/O INSIDE GARNISH - UL |
| 13* | 122882-05-01A | EA | VENT - ROOF - W/FAN/POWER LIFT - W/O INSIDE GARNISH - CSA - CANADIAN |
| | 048648-01-000 | EA | MOTOR/ROOF VENT - W/RESISTER - 1/8"SHAFT - 12VOLT |
| | 048649-01-000 | EA | FAN BLADE - ROOF VENT - 6 BLADED - 6"RADIUS |
| 13 | 122882-07-01A | EA | GARNISH - ROOF VENT - 2.5" TO 4.1" |
| 14 | 149508-01-01A | EA | CAP - ROOF/REFRIGERATOR VENT - GRAY |
| 14 | 149508-02-01A | EA | BASE - ROOF/REFRIGERATOR VENT - BLACK |
| 15 | 151905-01-01A | EA | CLIP/BRACKET - SCREEN RETAINER - BLACK |

*COMPONENT PARTS LISTED LATER IN THIS GROUP

WINDOW & VENTS GROUP (CONTINUED)
COMPONENT PARTS FOR WINDOW & VENT LAYOUT

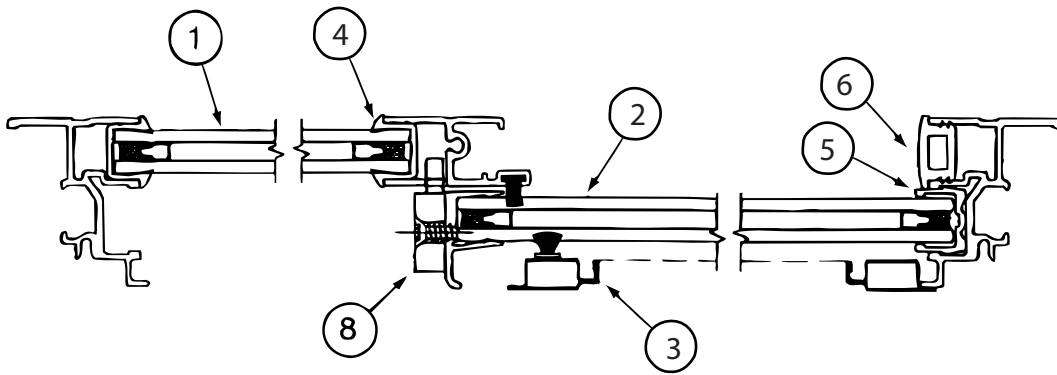
122882-04-01A

| KEY | PART NUMBER | U/M | DESCRIPTION | VENDOR NO. |
|------------|--------------------|------------|------------------------------|-------------------|
| | 064470-01-700 | EA | COVER - VENT - W/O SLIDE BAR | J7291 |
| | 064470-01-701 | EA | SLIDE BAR - VENT LID | JRP1291B |
| | 064469-03-708 | EA | GEAR-DRIVE | RP-1024 |
| | 110051-07-701 | EA | MOTOR-LIFT, W/BRKT-GEAR 3/16 | JRP1099B |
| | 122882-04-700 | EA | SCREEN | J29-670-01A |

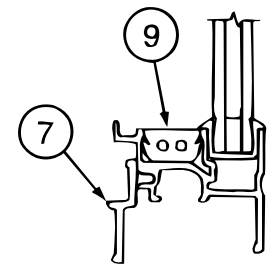
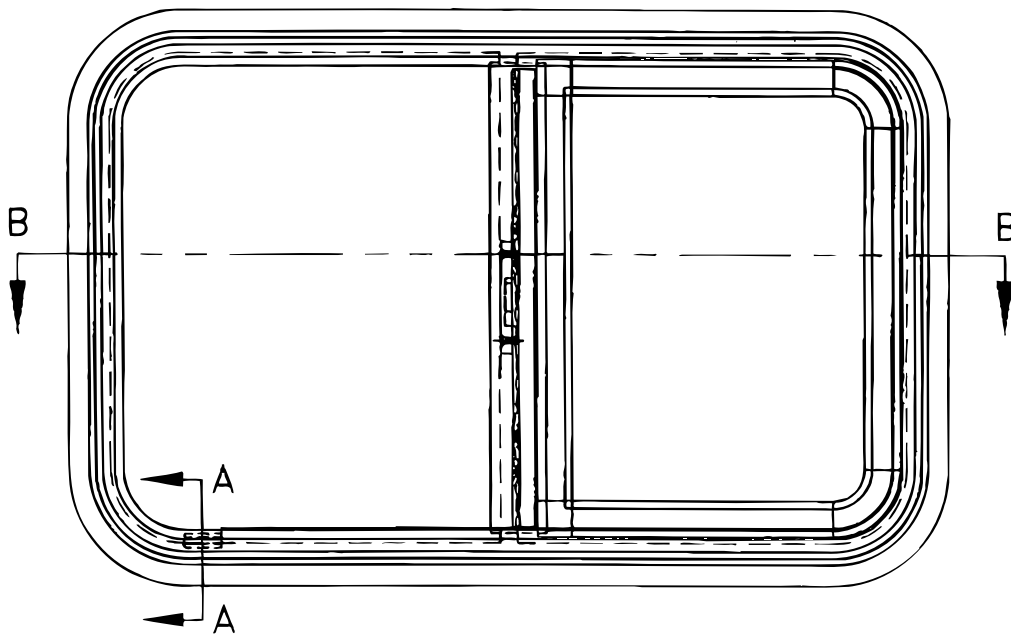
122882-05-01A

| KEY | PART NUMBER | U/M | DESCRIPTION | VENDOR NO. |
|------------|--------------------|------------|------------------------------|-------------------|
| | 064470-01-700 | EA | COVER - VENT - W/O SLIDE BAR | J7291 |
| | 064470-01-701 | EA | SLIDE BAR - VENT LID | JRP1291B |
| | 064469-03-708 | EA | GEAR-DRIVE | RP-1024 |
| | 064469-03-709 | EA | GEAR-PINION F/LIFT MOTOR | RP-1025 |
| | 110051-07-701 | EA | MOTOR-LIFT, W/BRKT-GEAR 3/16 | JRP1099B |
| | 122882-04-700 | EA | SCREEN | J29-670-01A |

WINDOW & VENTS GROUP (CONTINUED)
COMPONENT PARTS FOR WINDOW & VENT LAYOUT (CONTINUED)



CROSS SECTION B-B



CROSS SECTION
A-A

150648-02-01A, 150648-03-01A/3A

| KEY | PART NUMBER | U/M | DESCRIPTION | VENDOR NO |
|-----|---------------|-----|------------------------------|------------|
| 1 | 112795-68-700 | EA | GLASS - STATIONARY | 390-028353 |
| 2 | 150648-02-700 | EA | GLASS-SLIDING W/SASH & LATCH | FH3009G8 |
| 3 | 150648-19-700 | EA | SCREEN ASM | 410-035332 |
| 4 | 112795-01-705 | FT | VINYL - GLAZING | 132-027331 |
| 5 | 151069-01-700 | EA | CHANNEL-RUN, SLIDING | 122-030627 |
| 6 | 150648-01-703 | EA | PLUG - FILLER | 132-030308 |
| 7 | 098647-22-701 | EA | RETAINER - TRIM | H287-67 |
| 8 | 150648-01-700 | EA | LATCH-HORIZONTAL SLIDE-BLK | FH3000-CK |
| 8 | 150648-01-701 | EA | LATCH-HORIZONTAL SLIDE-RED | FH3003-CK |
| 9 | 150648-01-704 | EA | SLIDE STOP | 132-030866 |
| | 150649-05-702 | FT | FIN SEAL-F/LOCKING RAIL-BLK | 171-062348 |

WINDOW & VENTS GROUP (CONTINUED)
COMPONENT PARTS FOR WINDOW & VENT LAYOUT (CONTINUED)

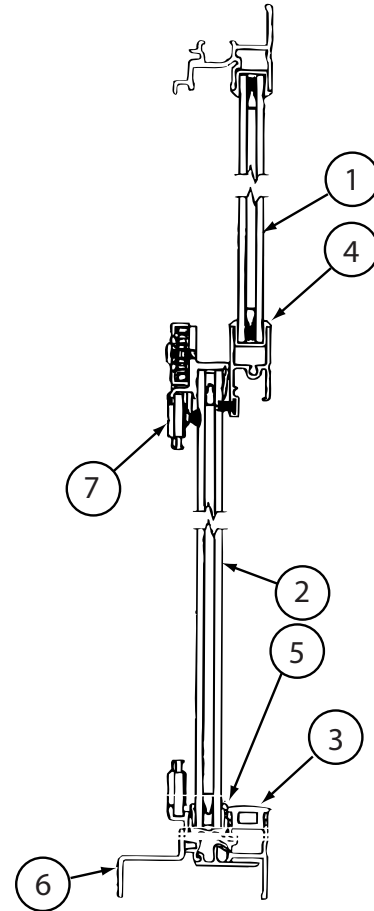
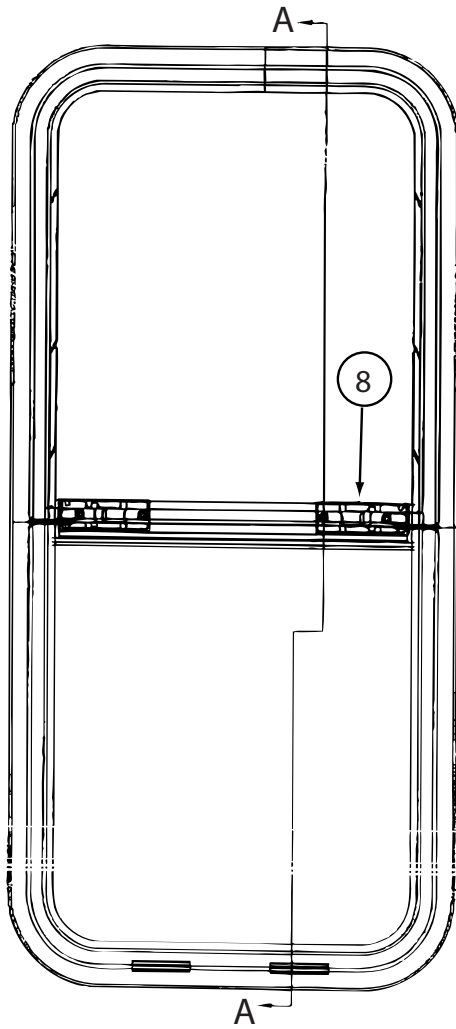
150648-04-01A, 150648-05-01A

| KEY | PART NUMBER | U/M | DESCRIPTION | VENDOR NO |
|------------|--------------------|------------|------------------------------|------------------|
| 1 | 112795-72-700 | EA | GLASS - STATIONARY | 390-028307 |
| 2 | 150648-04-700 | EA | GLASS-SLIDING W/SASH & LATCH | FH3002G8 |
| 3 | 150648-05-700 | EA | SCREEN ASM | 410-031158 |
| 4 | 112795-01-705 | FT | VINYL - GLAZING | 132-027331 |
| 5 | 151069-01-700 | EA | CHANNEL-RUN, SLIDING | 122-030627 |
| 6 | 150648-01-703 | EA | PLUG - FILLER | 132-030308 |
| 7 | 150648-05-701 | EA | RETAINER - TRIM | CH29-67 |
| 8 | 150648-01-700 | EA | LATCH-HORIZONTAL SLIDE-BLK | FH3000-CK |
| 8 | 150648-01-701 | EA | LATCH-HORIZONTAL SLIDE-RED | FH3003-CK |
| 9 | 150648-01-704 | EA | SLIDE STOP | 132-030866 |
| | 150649-05-702 | FT | FIN SEAL-F/LOCKING RAIL-BLK | 171-062348 |

150648-14-01A, 150648-27-01A, 150648-34-01A

| KEY | PART NUMBER | U/M | DESCRIPTION | VENDOR NO |
|------------|--------------------|------------|------------------------------|------------------|
| 1 | 150648-14-701 | EA | GLASS - STATIONARY | 390-036160 |
| 2 | 150648-14-702 | EA | GLASS-SLIDING W/SASH & LATCH | FH3010G8 |
| 3 | 150648-14-700 | EA | SCREEN ASM | 410-035333 |
| 4 | 112795-01-705 | FT | VINYL - GLAZING | 132-027331 |
| 5 | 151069-01-700 | EA | CHANNEL-RUN, SLIDING | 122-030627 |
| 6 | 150648-01-703 | EA | PLUG - FILLER | 132-030308 |
| 7 | 150648-14-703 | EA | RETAINER - TRIM | H442-67 |
| 8 | 150648-01-700 | EA | LATCH-HORIZONTAL SLIDE-BLK | FH3000-CK |
| 8 | 150648-01-701 | EA | LATCH-HORIZONTAL SLIDE-RED | FH3003-CK |
| 9 | 150648-01-704 | EA | SLIDE STOP | 132-030866 |
| | 150649-05-702 | FT | FIN SEAL-F/LOCKING RAIL-BLK | 171-062348 |

WINDOW & VENTS GROUP (CONTINUED)
COMPONENT PARTS FOR WINDOW & VENT LAYOUT (CONTINUED)



CROSS SECTION A-A

150649-05-01A

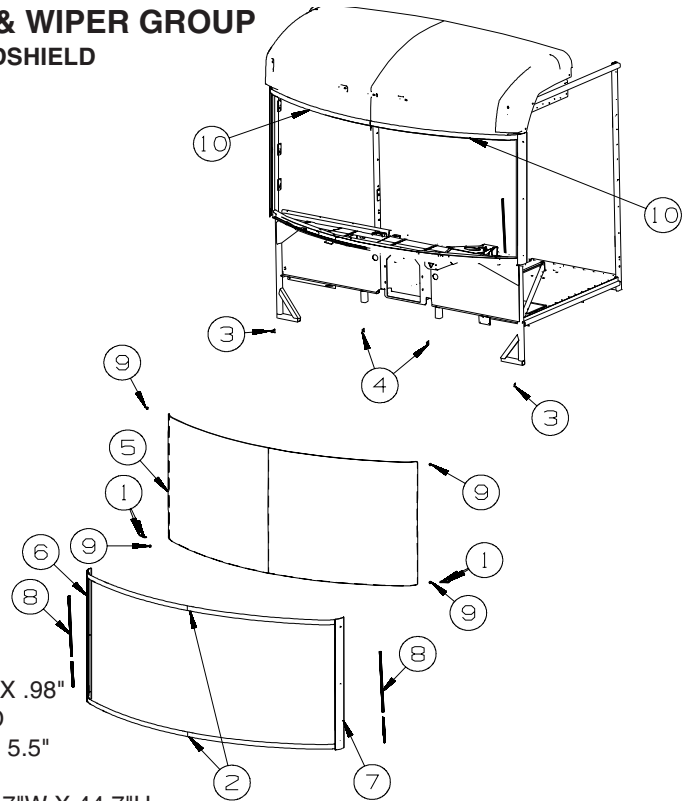
| KEY | PART NUMBER | U/M | DESCRIPTION | VENDOR NO |
|-----|---------------|-----|--------------------------------------|------------|
| 1 | 150649-05-704 | EA | GLASS - STATIONARY | 390-035648 |
| 2 | 150649-05-705 | EA | GLASS-SLIDING W/PULL & LATCH | FH3054A9 |
| 3 | 150648-01-703 | EA | PLUG - FILLER | 132-030308 |
| 4 | 112795-01-705 | FT | VINYL-GLAZING | 132-027331 |
| 5 | 151069-01-700 | EA | CHANNEL-RUN, SLIDING | 122-030627 |
| 6 | 150649-05-700 | EA | RETAINER - TRIM | H754-67 |
| 7 | 150649-05-703 | EA | SCREEN ASM | 410-035633 |
| 8 | 150649-01-700 | EA | LATCH KIT - F/VERTICAL SLIDE - BLACK | FH3016-CK |
| | 150649-05-702 | EA | FIN SEAL-F/LOCKING RAIL-BLK | 171-062348 |

150649-08-01A

| KEY | PART NUMBER | U/M | DESCRIPTION | VENDOR NO |
|-----|---------------|-----|--------------------------------------|------------|
| 1 | 150649-08-700 | EA | GLASS - STATIONARY | 390-035202 |
| 2 | 150649-08-701 | EA | GLASS-SLIDING W/PULL & LATCH | FH3029G8 |
| 3 | 150648-01-703 | EA | PLUG - FILLER | 132-030308 |
| 4 | 112795-01-705 | FT | VINYL-GLAZING | 132-027331 |
| 5 | 151069-01-700 | EA | FIN CHANNEL-RUN, SLIDING | 122-030627 |
| 6 | 150649-08-702 | EA | RETAINER - TRIM | H754-67 |
| 7 | 150649-07-701 | EA | SCREEN ASM | 410-035475 |
| 8 | 150649-01-700 | EA | LATCH KIT - F/VERTICAL SLIDE - BLACK | FH3016-CK |

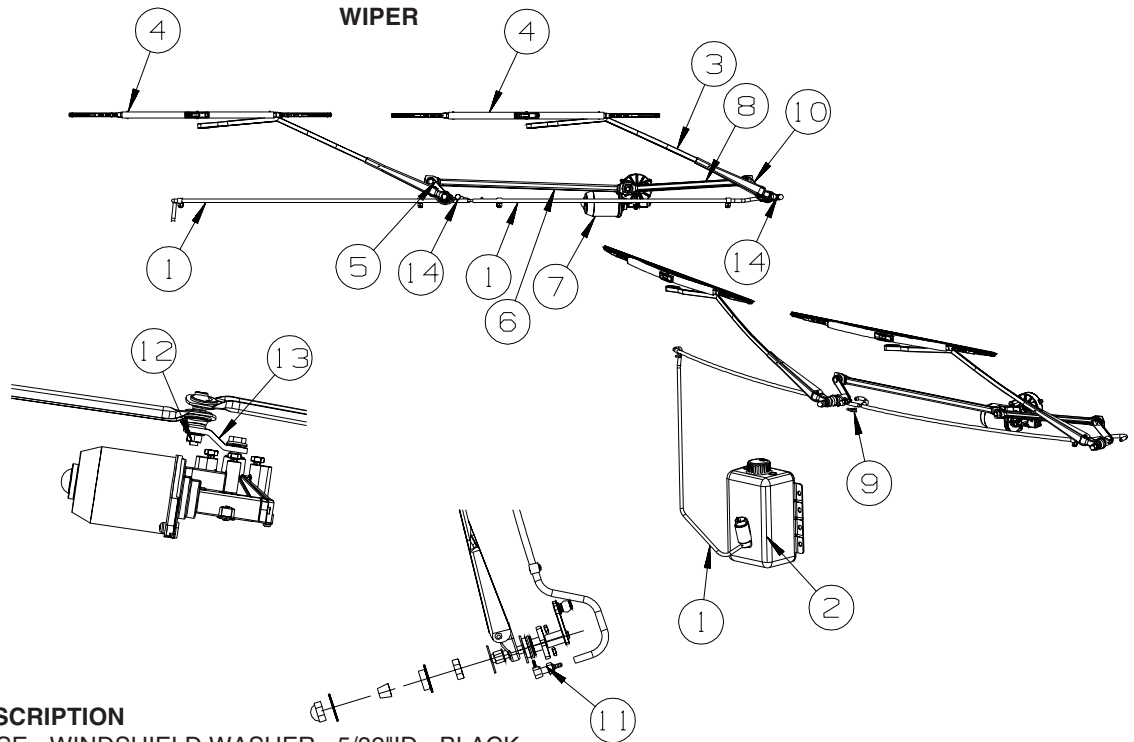
WINDSHIELD & WIPER GROUP

WINDSHIELD



| KEY | PART NUMBER | U/M | DESCRIPTION |
|-----|---------------|-----|---|
| 1 | 002328-03-000 | EA | BLOCK - WINDSHIELD - .125" X .5" X .98" |
| 2 | 120533-01-000 | FT | MOLDING - REVEAL - WINDSHIELD |
| 3 | 132375-01-000 | EA | CARRIER/REVEAL - WINDSHIELD - 5.5" |
| 4 | 117335-06-000 | EA | CARRIER/REVEAL - 29.8" |
| 5 | 159448-01-000 | EA | WINDSHIELD - SOLID/1 PIECE - 98.7"W X 44.7"H |
| 6 | 144054-05-02A | EA | TRIM - WINDSHIELD - A PILLAR - RIGHT HAND - BLACK |
| | | | FROM: 00-00-00 THRU: 08-03-08 |
| 6 | 163165-05-02A | EA | TRIM - WINDSHIELD - A PILLAR - RIGHT HAND - BLACK |
| | | | FROM: 08-04-08 THRU: 99-99-99 |
| 7 | 144054-06-02A | EA | TRIM - WINDSHIELD - A PILLAR - LEFT HAND - BLACK |
| | | | FROM: 00-00-00 THRU: 08-03-08 |
| 7 | 163165-06-02A | EA | TRIM - WINDSHIELD - A PILLAR - LEFT HAND - BLACK |
| | | | FROM: 08-04-08 THRU: 99-99-99 |
| 8 | 158297-01-000 | FT | SEAL - BULB - .5" X .7" - ADHESIVE BACK - BLACK |
| 9 | 081914-02-000 | EA | BUMPER - RUBBER - ROUND - 5/16" DIA. X 13/64" THICK |
| 10 | 127862-01-000 | EA | CARRIER/REVEAL - WINDSHIELD - 47.2" |

WINDSHIELD & WIPER GROUP (CONTINUED)



| KEY | PART NUMBER | U/M | DESCRIPTION |
|-----|---------------|-----|---|
| 1 | 045794-01-000 | FT | HOSE - WINDSHIELD WASHER - 5/32"ID - BLACK |
| 2 | 157507-01-000 | EA | RESERVOIR/PUMP - WINDSHIELD WASHER |
| 3* | 157531-01-000 | EA | ARM - WIPER - RADIAL - 28" |
| 4 | 157532-01-000 | EA | BLADE - WINDSHIELD WIPER - 28" |
| 5* | 157512-01-000 | EA | SHAFT/PIVOT - WINDSHIELD WIPER - DRIVER/PASSENGER |
| 6 | 157521-02-000 | EA | LINK/WIPER - CONNECTING - PASSENGER |
| 7 | 157508-01-000 | EA | WIPER MOTOR - WINDSHIELD |
| 8 | 157521-01-000 | EA | LINK/WIPER - CONNECTING - DRIVER |
| 9 | 146486-01-000 | EA | TEE - PLASTIC - 5/32" X 5/32" X 5/32" |
| 10* | 149401-02-000 | EA | SHAFT/PIVOT - WINDSHIELD WIPER - 4.1" OVERALL |
| 11 | 157533-02-000 | EA | FITTING/WIPER - COWL/TALL |
| 12 | 149395-01-000 | EA | STUD/DOUBLE BALL CRANK - WIPER MOTOR |
| 13 | 157578-01-000 | EA | ARM/DRIVE - WIPER MOTOR |
| 14 | 110742-03-000 | EA | GASKET - WIPER ADAPTER SHAFT |

*COMPONENT PARTS LISTED LATER IN THIS GROUP

COMPONENT PARTS FOR WIPER

149401-01-000,149401-02-000

| KEY | PART NUMBER | U/M | DESCRIPTION | VENDOR NO. |
|-----|---------------|-----|------------------------------|-----------------|
| | 096505-02-703 | EA | NUT/ACORN - HD W/.687 BRL | 51065-40-NT27WC |
| | 149401-01-700 | EA | HARDWARE PKG - F/SHAFT&PIVOT | PSHWKIT |
| | 149401-01-701 | EA | SEAL CAP/RUBBER GROMMET | 300749 |

157512-01-000

| KEY | PART NUMBER | U/M | DESCRIPTION | VENDOR NO. |
|-----|---------------|-----|------------------------------|-----------------|
| | 096505-02-703 | EA | NUT/ACORN - HD W/.687 BRL | 51065-40-NT27WC |
| | 149401-01-700 | EA | HARDWARE PKG - F/SHAFT&PIVOT | PSHWKIT |

157531-01-000

| KEY | PART NUMBER | U/M | DESCRIPTION | VENDOR NO. |
|-----|---------------|-----|-------------------------|------------|
| | 157531-01-700 | EA | WASHER NOZZLE KIT W/HDW | 19475 |