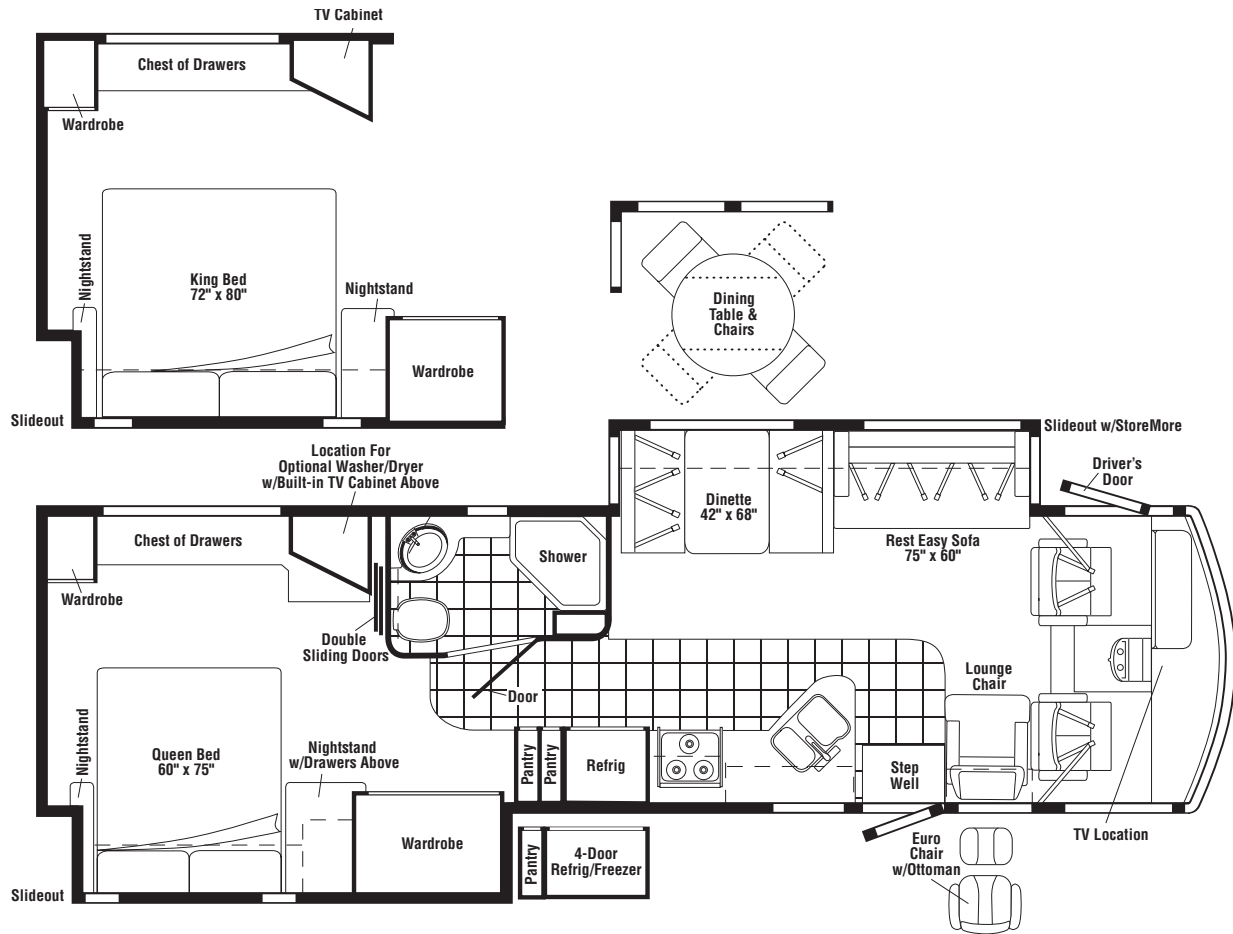


**2008**  
**ADVENTURER**  
**WFG35L**  
**G-SERIES**  
**CONCERT CHERRY**  
 WA0 COOL JAZZ  
 WA4 COCOA PECAN  
 WB0 LOG CABIN  
**WASHED MAPLE**  
 WA1 COOL JAZZ  
 WA5 COCOA PECAN  
 WB1 LOG CABIN  
**SIERRA MAPLE**  
 WA2 COOL JAZZ  
 WA6 COCOA PECAN  
 WB2 LOG CABIN



**FLOORPLAN**

# CONTENTS

<b>FLOORPLAN</b> .....	<b>1</b>
<b>ACCESSORIES GROUP</b> .....	<b>6</b>
OPERATORS MANUAL .....	6
<b>AUDIO VIDEO GROUP</b> .....	<b>7</b>
RADIO SYSTEM .....	7
REAR MONITOR .....	8
COMPONENT PARTS FOR REAR MONITOR .....	8
144677-10-01A .....	8
144677-10-02A, 144677-11-02A .....	8
144677-11-01A .....	8
<b>CABINET &amp; APPLIANCE GROUP</b> .....	<b>9</b>
CABINET & APPLIANCE LAYOUT .....	9
COMPONENT PARTS FOR CABINET & APPLIANCE LAYOUT .....	23
119267-17-01A .....	23
120075-12-01A, 120075-13-01A, 120075-14-01A, 120075-15-01A .....	23
120075-23-01A .....	29
121569-05-01A, 121569-06-01A, 121569-07-01A .....	36
125242-05-02A .....	41
126022-01-01A, 126022-02-01A, 126022-03-01A .....	47
135065-03-01A, 135065-03-03A, 135065-04-01A .....	48
151277-03-01A, 151279-01-01A, 151279-02-01A/02A, 151279-03-01A .....	50
<b>CHASSIS GROUP</b> .....	<b>53</b>
FRAME .....	53
FRONT END .....	57
DRIVETRAIN .....	59
EXHAUST .....	60
FUEL .....	64
HYDRAULIC LEVELING .....	67
COMPONENT PARTS FOR HYDRAULIC LEVELING .....	68
100536-57-000 .....	68
153452-18-000 .....	68
153452-19-000 .....	68
153452-20-000 .....	69
153452-21-000 .....	69
WHEEL, TIRE, COVERS &/OR LINERS .....	70
COMPONENT PARTS FOR WHEEL, TIRE, COVERS &/OR LINERS .....	70
150723-01-000 .....	70
BRAKE .....	70
BRAKELINE .....	70
<b>CURTAIN &amp; CUSHION GROUP</b> .....	<b>71</b>
CURTAIN, CUSHION LAYOUT .....	71
BUCKET SEATS .....	79
COMPONENT PARTS FOR BUCKET SEATS .....	80
122611-02-000 .....	80
LOUNGE CHAIR .....	81
SOFA .....	83
COMPONENT PARTS FOR SOFA .....	87
136534-02-000, 136534-03-000, 136534-13-000, 136534-15-000 .....	87
136534-17-000 .....	87
HARDWARE .....	88
FABRICS .....	90
<b>DRIVERS COMPARTMENT GROUP</b> .....	<b>91</b>
DASH .....	91
MOTOR COVER .....	92
BEVERAGE TRAY .....	93
FRONT INTERIOR .....	94
COMPONENT PARTS FOR FRONT INTERIOR .....	100
147767-01-000, 147767-02-000 .....	100
CABINETS .....	101

# CONTENTS (CONTINUED)

<b>ELECTRICAL GROUP .....</b>	<b>106</b>
110V BODY WIRING .....	106
12V BODY WIRING .....	108
EXTERIOR LAMPS .....	115
FRONT END .....	118
FRONT TV/DVD .....	120
SIDE TV/DVD .....	121
COMPONENT PARTS FOR WIRING .....	124
076319-23-000 .....	124
076319-25-000 .....	124
086280-01-000 .....	125
087694-01-000 .....	125
097917-01-06A .....	125
108354-01-01A .....	125
119258-35-03A .....	125
121935-01-01A .....	125
133004-05-01A .....	126
137417-01-01A, 137417-03-01A .....	126
137417-02-01A .....	126
137417-05-01A .....	127
137417-06-01A .....	127
141454-03-01A .....	127
146048-01-01A .....	128
146298-02-000 .....	128
149040-03-000 .....	128
149040-04-000 .....	128
153464-03-01A, 153464-06-01A .....	128
154506-01-01A, 154506-03-01A .....	129
156413-01-01A .....	130
158836-01-000 .....	130
163031-01-01A .....	130
163097-01-000 .....	130
164226-01-000 .....	130
164270-01-000 .....	130
164227-01-000 .....	130
166332-01-000 .....	130
CIRCUIT BREAKERS, FUSES & RELAYS .....	130
CONVERTER, INVERTER, LOAD CENTERS .....	131
BOXES & CORDS .....	132
WIRE ASSEMBLIES .....	132
CONNECTORS & CONDUIT .....	133
CHASSIS .....	135
<b>EXTERIOR BODY GROUP .....</b>	<b>138</b>
GRAPHICS & PAINT .....	138
PANELS & TRIMS .....	140
COMPONENT PARTS FOR PANELS & TRIMS .....	143
142721-01-01A, 142721-02-01A .....	143
142721-01-02A, 142721-02-02A .....	143
FRONT END .....	144
LADDER .....	145
STRUCTURAL COMPONENTS .....	146
AWNINGS .....	146

# CONTENTS (CONTINUED)

<b>EXTERIOR DOORS &amp; COMPARTMENTS GROUP</b> .....	<b>147</b>
DOOR & COMPARTMENT LAYOUT .....	147
COMPONENT PARTS FOR DOOR & COMPARTMENT LAYOUT .....	154
084103-08-000 .....	154
142226-02-01A .....	154
143709-02-01A .....	154
COMPARTMENT DOOR PIECE PARTS .....	155
DRIVERS .....	157
COMPONENT PARTS FOR DRIVERS .....	158
108354-01-01A .....	158
125581-09-01A .....	158
ENTRY .....	160
SCREEN .....	161
LATCH .....	162
<b>EXTERIOR SLIDEOUT GROUP</b> .....	<b>163</b>
FRONT LEFT .....	163
COMPONENT PARTS FOR FRONT LEFT .....	167
100536-58-000 .....	167
151323-01-000, 151323-02-000, 151323-03-000 .....	167
153651-04-01A .....	167
REAR RIGHT .....	168
COMPONENT PARTS FOR REAR RIGHT .....	171
100536-59-000 .....	171
128599-02-000 .....	171
128599-05-000 .....	171
<b>GENERATOR GROUP</b> .....	<b>172</b>
GAS .....	172
<b>HEATING &amp; A/C GROUP</b> .....	<b>173</b>
AUTOMOTIVE .....	173
COMPONENT PARTS FOR AUTOMOTIVE .....	175
103930-44-000 .....	175
103930-45-000 .....	175
103930-46-000 .....	175
103930-47-000 .....	175
103930-49-000 .....	176
103930-55-000 .....	177
FURNACE .....	178
COMPONENT PARTS FOR FURNACE .....	179
143563-01-000 .....	179
143563-02-000 .....	181
REAR HEATER .....	183
COMPONENT PARTS FOR REAR HEATER .....	183
147610-01-000 .....	183
CENTRAL .....	183
COMPONENT PARTS FOR CENTRAL .....	185
105620-12-000 .....	185
<b>INTERIOR FINISH GROUP</b> .....	<b>187</b>
MOLDINGS & TRIMS .....	187
PANELING & LAMINATES .....	197
INTERIOR TRIM LAYOUT .....	198
COMPONENT PARTS FOR INTERIOR TRIM LAYOUT .....	202
158076-03-01A .....	202
FLOOR COVERINGS .....	203
HARDWARE .....	204
<b>LABELS GROUP</b> .....	<b>210</b>
<b>LP GROUP</b> .....	<b>214</b>
LP SYSTEM .....	214
COMPONENT PARTS FOR LP SYSTEM .....	214
144116-01-000 .....	214

## CONTENTS (CONTINUED)

<b>SEALANTS &amp; FASTENERS GROUP</b> .....	<b>215</b>
SEALANTS & ADHESIVES .....	215
BOLTS, NUTS AND WASHERS .....	216
SCREWS .....	218
CLAMPS, CLIPS, GROMMETS, RIVETS & PLUGS .....	221
MISCELLANEOUS FASTENERS .....	222
<b>WATER &amp; SEWAGE GROUP</b> .....	<b>223</b>
DRAINAGE SYSTEM .....	223
COMPONENT PARTS FOR DRAINAGE SYSTEM .....	224
062415-01-000 .....	224
144728-01-000 .....	224
160815-01-01A .....	225
WATER SYSTEM .....	226
COMPONENT PARTS FOR WATER SYSTEM .....	231
103635-01-000 .....	231
123744-03-01A .....	231
125420-01-02A, 125420-01-03A, 125420-03-03A, 125420-04-03A .....	231
129390-03-02A .....	231
144596-01-01A .....	231
145541-01-000 .....	232
152311-01-01A .....	232
152311-02-01A .....	232
155482-01-01A .....	232
<b>WINDOW &amp; VENTS GROUP</b> .....	<b>233</b>
WINDOW & VENT LAYOUT .....	233
COMPONENT PARTS FOR WINDOW & VENT LAYOUT .....	234
150648-04-01A, 150648-05-01A .....	234
150648-07-01A, 150648-22-01A .....	235
150648-20-01A, 150648-30-01A .....	235
150649-02-01A .....	236
150649-08-01A .....	236
150649-12-01A .....	237
150649-18-01A .....	237
150649-19-01A .....	237
150651-07-01A .....	238
151072-01-01A .....	239
151073-01-01A .....	240
151074-01-01A .....	240
161452-02-01A .....	241
161452-05-01A .....	241
<b>WINDSHIELD &amp; WIPER GROUP</b> .....	<b>242</b>
WINDSHIELD .....	242
WIPER .....	243
COMPONENT PARTS FOR WIPER .....	243
149401-03-000 .....	243
157531-01-000 .....	243

**ACCESSORIES GROUP**  
**OPERATORS MANUAL**

<b>KEY</b>	<b>PART NUMBER</b>	<b>U/M</b>	<b>DESCRIPTION</b>
	160864-01-000	DW	TOP LEVEL-G, 2008
	158603-08-008	EA	MANUAL/OWNER - SUPPLEMENT - G-SERIES - 2008
	159842-01-01A	EA	CASE - VINYL - F/MANUALS - W/SLEEVES - BLACK
	161500-08-013	EA	MANUAL/OWNER - ADVENTURER - G SERIES - 2008

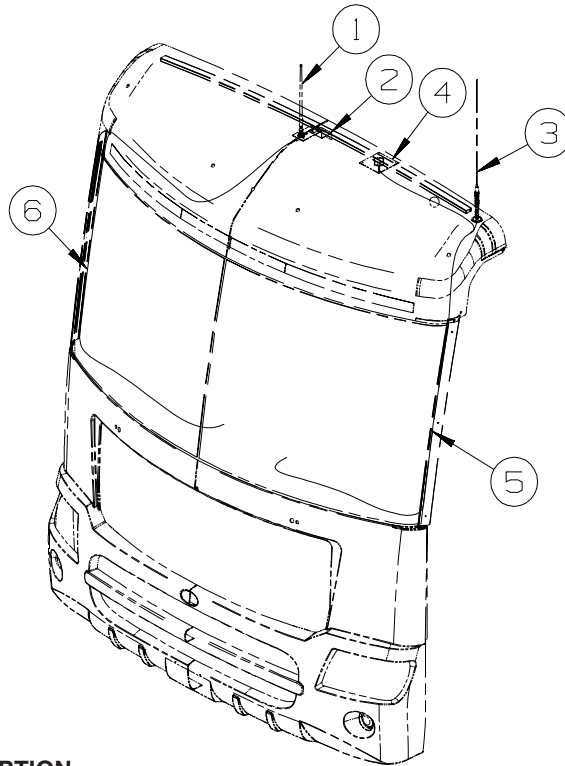
**AUDIO VIDEO GROUP  
RADIO SYSTEM**

**DASH**

KEY	PART NUMBER	U/M	DESCRIPTION
	163142-03-000	EA	REMOTE CONTROL/RADIO (CREDIT CARD SIZE) FROM: 00-00-00 THRU: 01-28-07
	163142-09-000	EA	REMOTE CONTROL/RADIO (CREDIT CARD SIZE) FROM: 01-29-07 THRU: 99-99-99
	163142-04-000	EA	REMOTE CONTROL/RADIO (STEERING WHEEL MOUNT) FROM: 00-00-00 THRU: 01-28-07
	163142-10-000	EA	REMOTE CONTROL/RADIO (STEERING WHEEL MOUNT) FROM: 01-29-07 THRU: 99-99-99
	163142-02-000	EA	RADIO-AM/FM/CD/WB - W/12 PIN AMP CONNECTOR - SATLT READY FROM: 00-00-00 THRU: 01-28-07
	163142-08-000	EA	RADIO-AM/FM/CD/WB - SATELLITE READY - W/12 PIN AMP CNCTR FROM: 01-29-07 THRU: 99-99-99
	163142-05-000	EA	RECEIVER (EYE) - INFRARED FROM: 00-00-00 THRU: 01-28-07
	163142-11-000	EA	RECEIVER (EYE) - INFRARED FROM: 01-29-07 THRU: 99-99-99
	163142-12-000	EA	CABLE/INTERFACE - I-POD

**CD CHANGER**

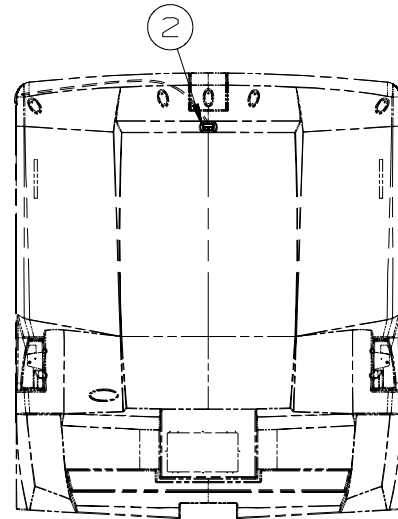
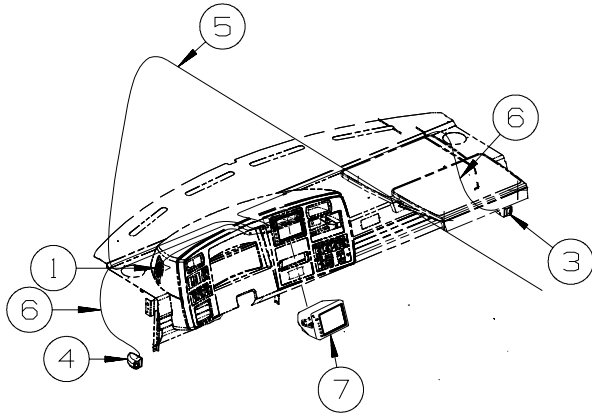
KEY	PART NUMBER	U/M	DESCRIPTION
	163141-01-000	EA	CHANGER - 10 DISC COMPACT - JENSEN MCD10G



KEY	PART NUMBER	U/M	DESCRIPTION
1	090944-02-000	EA	ANTENNA - RADIO - 16" RUBBER - W/O LEAD WIRE
2	115916-01-01B	EA	BRACKET - ANTENNA MOUNT
3	NA	EA	ANTENNA - CB - W/O CABLE
4	158494-01-000	EA	ANTENNA/SATELLITE - RADIO/SIRIUS - <b>SATELLITE RADIO</b>
5	NA	EA	CABLE - CB - COAX
6	090944-03-000	EA	CABLE - ANTENNA

## AUDIO VIDEO GROUP (CONTINUED)

### REAR MONITOR



KEY	PART NUMBER	U/M	DESCRIPTION
1	098819-01-000	EA	SPEAKER - 4" - 2 WATT - 8 OHM
1	093214-01-06A	EA	GRILLE - SPEAKER - 4" - BRIARWOOD
2	144677-14-01A	EA	CAMERA - REAR VIEW W/BRACKET - WHITE - VBCS150 - WHITE
2	144677-14-02A	EA	CAMERA - REAR VIEW W/BRACKET - BLACK - VBCS150B - BLACK
3*	144677-10-01A	EA	CAMERA - REAR VIEW - BLK/WHT - WALL MOUNT/RH - BRIGHT WHITE - VIDEO CAMERA SYSTEM
3*	144677-10-02A	EA	CAMERA - RR VIEW - BK/WT - WALL MNT/RH - PRIMED - VIDEO CAMERA SYSTEM/FULL BODY PAINT
4*	144677-11-01A	EA	CAMERA - REAR VIEW - BLK/WHT - WALL MOUNT/LH - BRIGHT WHITE - VIDEO CAMERA SYSTEM
4*	144677-11-02A	EA	CAMERA - RR VIEW - BK/WT - WALL MNT/LH - PRIMED - VIDEO CAMERA SYSTEM/FULL BODY PAINT
5	136514-02-000	EA	CABLE - MONITOR/CAMERA
6	144677-12-000	EA	CABLE - MONITOR/CAMERA - 12' - VIDEO CAMERA SYSTEM
7	144677-06-000	EA	MONITOR/BLACK & WHITE - 7" - 3 PIN/MECH CONTROLS - RESIZED
7	144677-08-000	EA	MONITOR/BLACK & WHITE - 7" - W/O SIDE CAMERAS/WIRE ASM/CABLE - VIDEO CAMERA SYSTEM

\*COMPONENT PARTS LISTED LATER IN THIS GROUP

### COMPONENT PARTS FOR REAR MONITOR

#### 144677-10-01A

KEY	PART NUMBER	U/M	DESCRIPTION	VENDOR NO.
	144677-10-700	EA	HOUSING/CAMERA-RT/LT-WHITE	SIDHSGWHT
	144677-10-702	EA	SERVICE PACK-SCREW COVER	PSVCSIDHSGWHT
	144677-10-703	EA	ERVICE PACK-SCREW COVER	PSVCSIDHSGGPR

#### 144677-10-02A, 144677-11-02A

KEY	PART NUMBER	U/M	DESCRIPTION	VENDOR NO.
	144677-10-701	EA	HOUSING/CAMERA-RT/LT-PRIMED	SIDHSGGTR

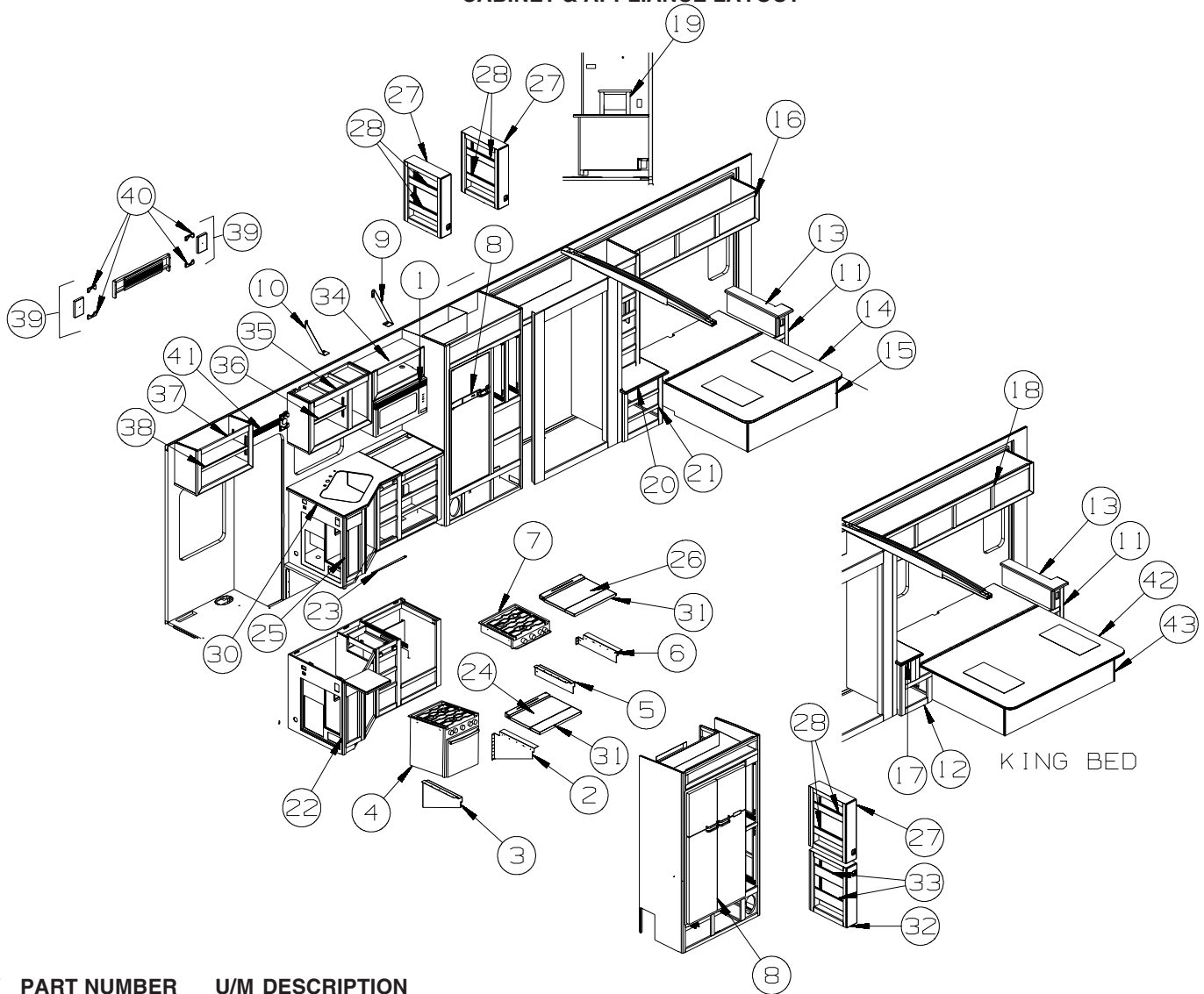
#### 144677-11-01A

KEY	PART NUMBER	U/M	DESCRIPTION	VENDOR NO.
	144677-10-700	EA	HOUSING/CAMERA-RT/LT-WHITE	SIDHSGWHT



# CABINET & APPLIANCE GROUP

## CABINET & APPLIANCE LAYOUT

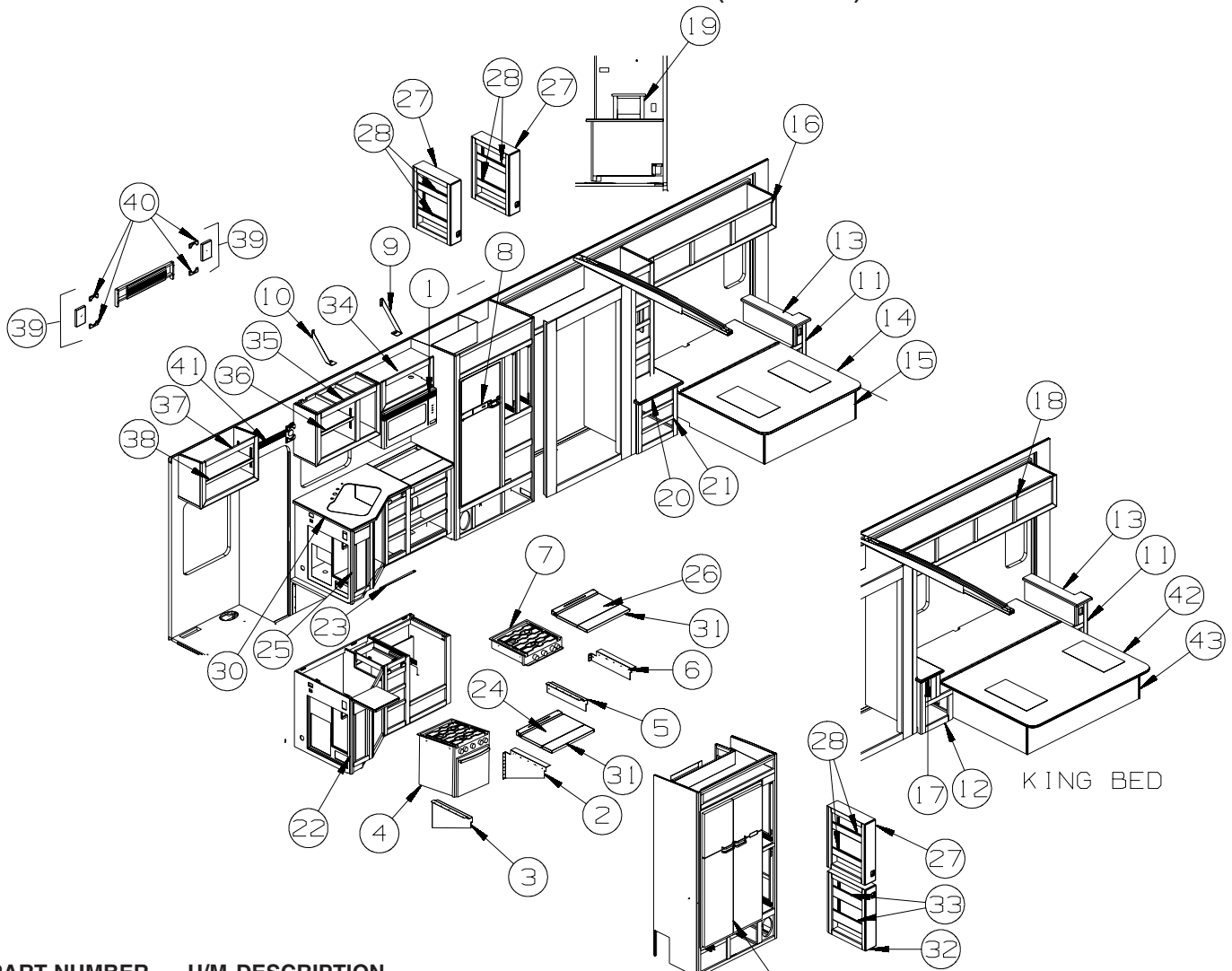


KEY	PART NUMBER	U/M	DESCRIPTION
1*	119267-17-01A	EA	OVEN - MICROWAVE/CONVECTION W/HOOD US - #R-1880LST
2	136382-42-02B	EA	BRACKET - TIEDOWN - OVEN - BLACK - RANGE W/OVEN
3	136382-43-02B	EA	BRACKET - TIEDOWN - OVEN - BLACK - RANGE W/OVEN
4*	151279-02-01A	EA	RANGE-22"-3 BURNER/SEALED-MERCURY FREE-BLK DOOR/GLASS - RANGE W/OVEN
5	106936-70-02B	EA	BRACKET - TIEDOWN - RANGE/FRONT - E-COATED
6	106936-71-02B	EA	BRACKET - TIEDOWN - RANGE/FRONT - BLAE-COATED
7*	135065-03-01A	EA	RANGE-3 BURNER (SEALED)-W/O OVEN-NEW STYLE KNOBS-BLK GLASS
	109506-12-000	EA	FILM/ABRASION-RESISTANT - TRANSPARENT - 1" DIA.
8*	121569-05-01A	EA	REFRIGERATOR-LARGE DBL DOOR/2 WAY/NON-FLUSH HANDLE-BLK RH
8*	120075-13-01A	EA	REFRIGERATOR-LGE DBL DR-2-WAY/RH/ICE MAKER/FLUSH HDL-BLACK - REFRIG W/ICE MAKER
8*	125242-05-02A	EA	REFRIGERATOR - 4 DOOR - W/ICE MAKER - TITANIUM SST - 4 DOOR REFRIG
	158456-01-01A	EA	INSERT/REFRIGERATOR DOOR - 21.5"W X 14.5"H - TITANIUM SST
	158456-03-01A	EA	INSERT/REFRIGERATOR DOOR - 21.5"W X 38.5"H - TITANIUM SST
	116751-05-01A	EA	TRAY - REFRIGERATOR - BLACK
	118871-02-01A	EA	TRAY - REFRIGERATOR - SIDE/SIDE - BLACK - 34.4" LONG - 4 DOOR REFRIG
	054450-01-000	EA	LEVEL - REFRIGERATOR
9	152316-01-02B	EA	BRACKET/SUPPORT - MICROWAVE - E-COATED
10	152316-02-02B	EA	BRACKET/SUPPORT - MICROWAVE - E-COATED
11	136885-A5-UM1	EA	CABINET - NIGHTSTAND/RH - W/O CTRTP/DOOR/DWR/HDW - CONCERT CHERRY
11	136885-A5-RW4	EA	CABINET - NIGHTSTAND/RH - W/O CTRTP/DOOR/DWR/HDW - WASHED MAPLE
11	136885-A5-S67	EA	CABINET - NIGHTSTAND/RH - W/O CTRTP/DOOR/DWR/HDW - SIERRA MAPLE
12	136885-B9-UM1	EA	CABINET - NIGHTSTAND/LH - W/O CTRTP/DOOR/DWR/HDW - CONCERT CHERRY - KING BED
12	136885-B9-U79	EA	CABINET - NIGHTSTAND/LH - W/O CTRTP/DOOR/DWR/HDW - WASHED MAPLE - KING BED
12	136885-B9-U80	EA	CABINET - NIGHTSTAND/LH - W/O CTRTP/DOOR/DWR/HDW - SIERRA MAPLE - KING BED
13	145182-38-T90	EA	COUNTERTOP - LAMINATED - CONCERT CHERRY
13	145182-38-T91	EA	COUNTERTOP - LAMINATED - WASHED MAPL

**CABINET & APPLIANCE GROUP (CONTINUED)**  
**CABINET & APPLIANCE LAYOUT (CONTINUED)**

KEY	PART NUMBER	U/M	DESCRIPTION
13	145182-38-T92	EA	COUNTERTOP - LAMINATED - SIERRA MAPLE
14	137406-01-N42	EA	BEDBOARD - W/HINGE/T-MOLDING/SLIPNOT - FLIP-UP
	096764-02-000	FT	SLIPNOT - ANTISLIP - 1"WIDE (20' ROLLS) - WHITE
15	158619-02-UM1	EA	CABINET - BED BASE - QUEEN - W/O DOORS/DRAWERS/HDW - CONCERT CHERRY
15	158619-02-U91	EA	CABINET - BED BASE - QUEEN - W/O DOORS/DRAWERS/HDW - WASHED MAPLE
15	158619-02-U92	EA	CABINET - BED BASE - QUEEN - W/O DOORS/DRAWERS/HDW - SIERRA MAPLE
16	159225-01-UM1	EA	CABINET - OVERHEAD/REAR/RIGHT HAND - W/O DOORS/HDW - CONCERT CHERRY
16	159225-01-U91	EA	CABINET - OVERHEAD/REAR/RIGHT HAND - W/O DOORS/HDW - WASHED MAPLE
16	159225-01-U92	EA	CABINET - OVERHEAD/REAR/RIGHT HAND - W/O DOORS/HDW - SIERRA MAPLE
16	159225-02-UM1	EA	CABINET - OVERHEAD/REAR/RIGHT HAND - W/O DOORS/HDW - CONCERT CHERRY - REAR STEREO
16	159225-02-U91	EA	CABINET - OVERHEAD/REAR/RIGHT HAND - W/O DOORS/HDW - WASHED MAPLE - REAR STEREO
16	159225-02-U92	EA	CABINET - OVERHEAD/REAR/RIGHT HAND - W/O DOORS/HDW - SIERRA MAPLE - REAR STEREO
17	145182-42-UM1	EA	COUNTERTOP - LAMINATED - CONCERT CHERRY
17	145182-42-U91	EA	COUNTERTOP - LAMINATED - WASHED MAPLE
17	145182-42-U92	EA	COUNTERTOP - LAMINATED - SIERRA MAPLE
17	145182-43-UM1	EA	COUNTERTOP - LAMINATED - CONCERT CHERRY - REAR STEREO
17	145182-43-U91	EA	COUNTERTOP - LAMINATED - WASHED MAPLE - REAR STEREO
17	145182-43-U92	EA	COUNTERTOP - LAMINATED - SIERRA MAPLE - REAR STEREO
18	158599-02-UM1	EA	CABINET - OVERHEAD/REAR/RIGHT HAND - W/O DOORS/HDW - CONCERT CHERRY
18	158599-02-U67	EA	CABINET - OVERHEAD/REAR/RIGHT HAND - W/O DOORS/HDW - WASHED MAPLE
18	158599-02-U68	EA	CABINET - OVERHEAD/REAR/RIGHT HAND - W/O DOORS/HDW - SIERRA MAPLE
18	158599-03-UM1	EA	CABINET - OVERHEAD/REAR/RIGHT HAND - W/O DOORS/HDW - CONCERT CHERRY - REAR STEREO
18	158599-03-U91	EA	CABINET - OVERHEAD/REAR/RIGHT HAND - W/O DOORS/HDW - WASHED MAPLE - REAR STEREO
18	158599-03-U92	EA	CABINET - OVERHEAD/REAR/RIGHT HAND - W/O DOORS/HDW - SIERRA MAPLE - REAR STEREO
19	159136-01-U90	EA	CABINET - RADIO - W/O HDW - CONCERT CHERRY - KING BED
19	159136-01-U91	EA	CABINET - RADIO - W/O HDW - WASHED MAPLE - KING BED
19	159136-01-U92	EA	CABINET - RADIO - W/O HDW - SIERRA MAPLE - KING BED
20	145182-44-UM1	EA	COUNTERTOP - LAMINATED - CONCERT CHERRY
20	145182-44-U91	EA	COUNTERTOP - LAMINATED - WASHED MAPLE
20	145182-44-U92	EA	COUNTERTOP - LAMINATED - SIERRA MAPLE
21	158571-01-UM1	EA	CABINET - NIGHTSTAND/LH - W/O COUNTERTOP/DOORS/DRAWERS/HDW - CONCERT CHERRY
21	158571-01-U79	EA	CABINET - NIGHTSTAND/LH - W/O COUNTERTOP/DOORS/DRAWERS/HDW - WASHED MAPLE
21	158571-01-U80	EA	CABINET - NIGHTSTAND/LH - W/O COUNTERTOP/DOORS/DRAWERS/HDW - SIERRA MAPLE
22	P61429-02-WA0	EA	CABINET - GALLEY - W/O COUNTERTOP/DOORS/DWRWS/HDW - CONCERT CHERRY - RANGE W/OVEN
22	P61429-02-WA1	EA	CABINET - GALLEY - W/O COUNTERTOP/DOORS/DWRWS/HDW - WASHED MAPLE - RANGE W/OVEN
22	P61429-02-WA2	EA	CABINET - GALLEY - W/O COUNTERTOP/DOORS/DRAWERS/HDW - SIERRA MAPLE - RANGE W/OVEN
23	057534-12-000	EA	TIEBACK - CLEAR PLASTIC - 22"
24	161674-04-WA0	EA	COVER - STOVE TOP - CORIAN (WA0, WA1, WA2)
24	161674-04-WA4	EA	COVER - STOVE TOP - CORIAN (WA4, WA5, WA6)
24	161674-04-WB0	EA	COVER - STOVE TOP - CORIAN (WB0, WB1, WB2)
25	P61429-01-WA0	EA	CABINET - GALLEY - W/O COUNTERTOP/DOORS/DRAWERS/HDW - CONCERT CHERRY
25	P61429-01-WA1	EA	CABINET - GALLEY - W/O COUNTERTOP/DOORS/DRAWERS/HDW - WASHED MAPLE
25	P61429-01-WA2	EA	CABINET - GALLEY - W/O COUNTERTOP/DOORS/DRAWERS/HDW - SIERRA MAPLE
26	161674-03-WA0	EA	COVER - STOVE TOP - CORIAN (WA0, WA1, WA2)
26	161674-03-WA4	EA	COVER - STOVE TOP - CORIAN (WA4, WA5, WA6)
26	161674-03-WB0	EA	COVER - STOVE TOP - CORIAN (WB0, WB1, WB2)
27	153343-01-SD1	EA	CABINET - PANTRY/SLIDE - W/O DRS/DRWRS/HDW - CONCERT CHERRY
27	153343-01-SD2	EA	CABINET - PANTRY/SLIDE - W/O DRS/DRWRS/HDW - WASHED MAPLE
27	153343-01-S67	EA	CABINET - PANTRY/SLIDE - W/O DRS/DRWRS/HDW - SIERRA MAPLE
28	153343-21-SD1	EA	SHELF - W/WOOD MOLDING - CONCERT CHERRY
28	153343-21-SD2	EA	SHELF - W/WOOD MOLDING - WASHED MAPLE
28	153343-21-S67	EA	SHELF - W/WOOD MOLDING - SIERRA MAPLE
29			REFRIGERATOR CABINET SEALS
	090329-01-000	FT	SEAL - "T" - REFRIGERATOR CABINET
	154585-02-01A	FT	SEAL - FOAM TAPE - ADHESIVE BACK - 3/4" X 1/2" - BLACK
30	161496-01-WA0	EA	COUNTERTOP - GALLEY (WA0, WA1, WA2)
30	161496-01-WA4	EA	COUNTERTOP - GALLEY (WA4, WA5, WA6)
30	161496-01-WB0	EA	COUNTERTOP - GALLEY (WB0, WB1, WB2)
31	161674-10-WA0	EA	COVER - STOVE TOP - CORIAN (WA0, WA1, WA2)
31	161674-10-WA4	EA	COVER - STOVE TOP - CORIAN (WA4, WA5, WA6)
31	161674-10-WB0	EA	COVER - STOVE TOP - CORIAN (WB0, WB1, WB2)
32	153343-03-SD1	EA	CABINET - PANTRY/SLIDE - W/O DRS/DRWRS/HDW - CONCERT CHERRY
32	153343-03-SD2	EA	CABINET - PANTRY/SLIDE - W/O DRS/DRWRS/HDW - WASHED MAPLE
32	153343-03-S67	EA	CABINET - PANTRY/SLIDE - W/O DRS/DRWRS/HDW - SIERRA MAPLE

**CABINET & APPLIANCE GROUP (CONTINUED)**  
**CABINET & APPLIANCE LAYOUT (CONTINUED)**



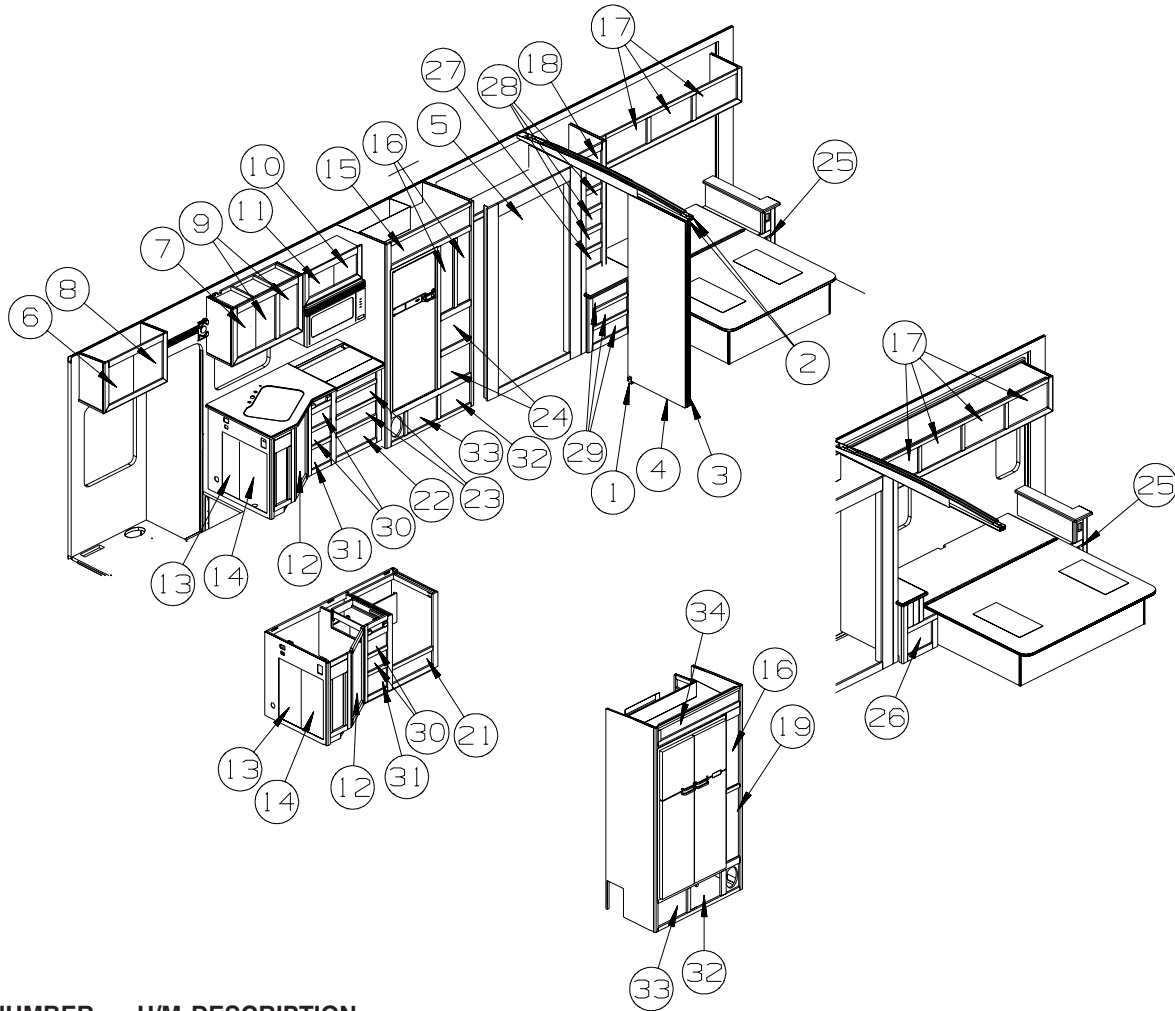
KEY	PART NUMBER	U/M	DESCRIPTION
33	153343-27-SD1	EA	SHELF - W/WOOD MOLDING - CONCERT CHERRY
33	153343-27-SD2	EA	SHELF - W/WOOD MOLDING - WASHED MAPLE
33	153343-27-S67	EA	SHELF - W/WOOD MOLDING - SIERRA MAPLE
34	151962-01-UM1	EA	CABINET - OVERHEAD/MICROWAVE - W/O DRS/HARDWARE - CONCERT CHERRY
34	151962-01-T79	EA	CABINET - OVERHEAD/MICROWAVE - W/O DOORS/HARDWARE - WASHED MAPLE
34	151962-01-T80	EA	CABINET - OVERHEAD/MICROWAVE - W/O DOORS/HARDWARE - SIERRA MAPLE
35	159100-01-UM1	EA	CABINET - OVERHEAD/GALLEY - W/O DOORS/HDW - CONCERT CHERRY
35	159100-01-U91	EA	CABINET - OVERHEAD/GALLEY - W/O DOORS/HDW - WASHED MAPLE
35	159100-01-U92	EA	CABINET - OVERHEAD/GALLEY - W/O DOORS/HDW - SIERRA MAPLE
36	159100-14-U90	EA	SHELF - W/PLASTIC MOLDING - CONCERT CHERRY
36	159100-14-U91	EA	SHELF - W/PLASTIC MOLDING - WASHED MAPLE
36	159100-14-U92	EA	SHELF - W/PLASTIC MOLDING - SIERRA MAPLE
37	151958-02-UM1	EA	CABINET - OVERHEAD/Front - W/O DOORS/HDW - CONCERT CHERRY
37	151958-02-T79	EA	CABINET - OVERHEAD/Front - W/O DOORS/HDW - WASHED MAPLE
37	151958-02-T80	EA	CABINET - OVERHEAD/Front - W/O DOORS/HDW - SIERRA MAPLE
38	151958-15-T78	EA	SHELF - CABINET - OVERHEAD/Front - CONCERT CHERRY
38	151958-15-T79	EA	SHELF - CABINET - OVERHEAD/Front - WASHED MAPLE
38	151958-15-T80	EA	SHELF - CABINET - OVERHEAD/Front - SIERRA MAPLE
39	153044-06-T90	EA	MOLDING/TRIM - SLIDEOUT - 5.1" X 7.8" - CONCERT CHERRY
39	153044-06-T91	EA	MOLDING/TRIM - SLIDEOUT - 5.1" X 7.8" - WASHED MAPLE
39	153044-06-T92	EA	MOLDING/TRIM - SLIDEOUT - 5.1" X 7.8" - SIERRA MAPLE
40	153421-09-T78	EA	MOLDING/BLOCK - 5.1" X 7.8" - W/O INSERT - CONCERT CHERRY
40	153421-09-T79	EA	MOLDING/BLOCK - 5.1" X 7.8" - W/O INSERT - WASHED MAPLE
40	153421-09-T80	EA	MOLDING/BLOCK - 5.1" X 7.8" - W/O INSERT - SIERRA MAPLE
41	162378-01-WA0	EA	CABINET - OVERHEAD/ENTRY DOOR - W/O DOORS/HDW - CONCERT CHERRY
41	162378-01-WA1	EA	CABINET - OVERHEAD/ENTRY DOOR - W/O DOORS/HDW - WASHED MAPLE
41	162378-01-WA2	EA	CABINET - OVERHEAD/ENTRY DOOR - W/O DOORS/HDW - SIERRA MAPLE

## CABINET & APPLIANCE GROUP (CONTINUED)

### CABINET & APPLIANCE LAYOUT (CONTINUED)

KEY	PART NUMBER	U/M DESCRIPTION
42	150016-01-SD0	EA BEDBOARD - KING - W/HINGE/T-MOLDING/SLIPNOT - FLIP-UP - KING BED
43	158922-02-UM1	EA CABINET - BED BASE - KING - W/O DOORS/DRAWERS/HDW - CONCERT CHERRY - KING BED
43	158922-02-U91	EA CABINET - BED BASE - KING - W/O DOORS/DRAWERS/HDW - WASHED MAPLE - KING BED
43	158922-02-U92	EA CABINET - BED BASE - KING - W/O DOORS/DRAWERS/HDW - SIERRA MAPLE - KING BED

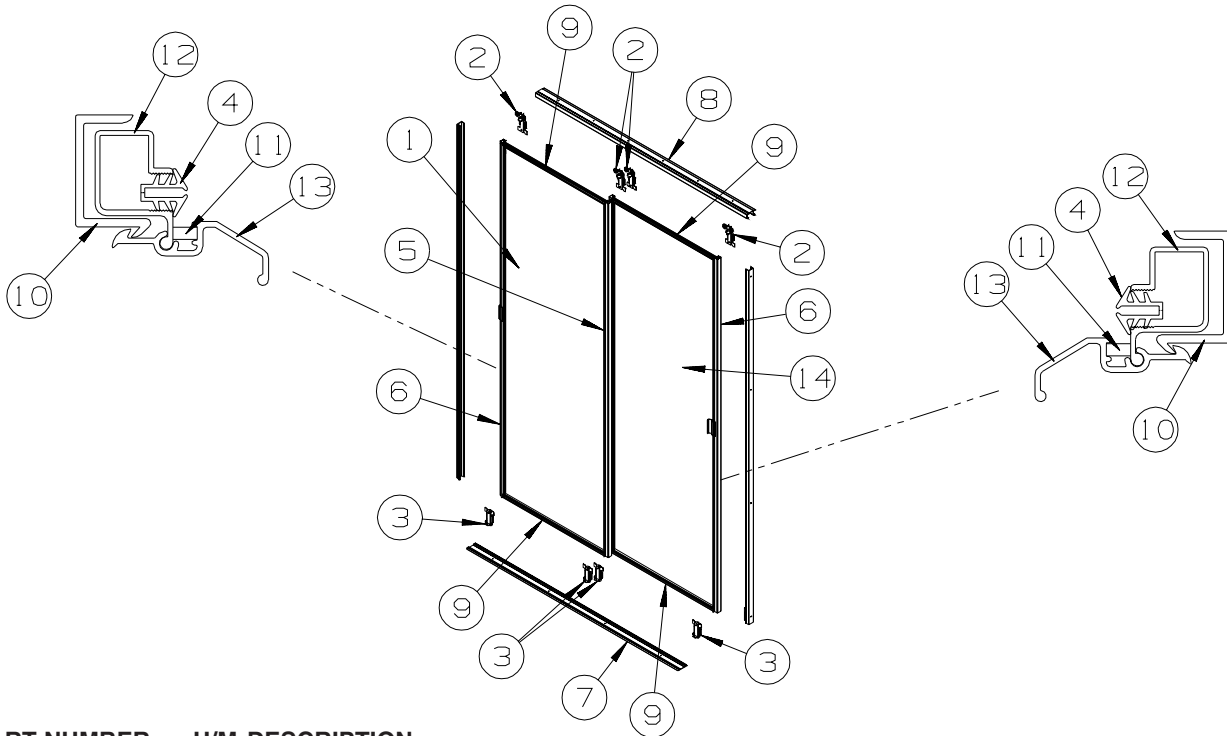
**\*COMPONENT PARTS LISTED LATER IN THIS GROUP**



KEY	PART NUMBER	U/M DESCRIPTION
1	149607-05-02B	EA GUIDE - F/POCKET DOOR - 1.6" BENT ROD - E-COATED
2	145608-03-01A	EA TRACK - DOOR - 82.5" - OFF WHITE
3	153293-26-UM1	EA PANEL - SLIDING DOOR - W/O HANGERS/LATCH/U-CHANNEL - CONCERT CHERRY
3	153293-26-U91	EA PANEL - SLIDING DOOR - W/O HANGERS/LATCH/U-CHANNEL - WASHED MAPLE
3	153293-26-U92	EA PANEL - SLIDING DOOR - W/O HANGERS/LATCH/U-CHANNEL - SIERRA MAPLE
4	153293-30-UM1	EA PANEL - SLIDING DOOR - W/O HANGERS/U-CHANNEL - CONCERT CHERRY
4	153293-30-U91	EA PANEL - SLIDING DOOR - W/O HANGERS/U-CHANNEL - WASHED MAPLE
4	153293-30-U92	EA PANEL - SLIDING DOOR - W/O HANGERS/U-CHANNEL - SIERRA MAPLE

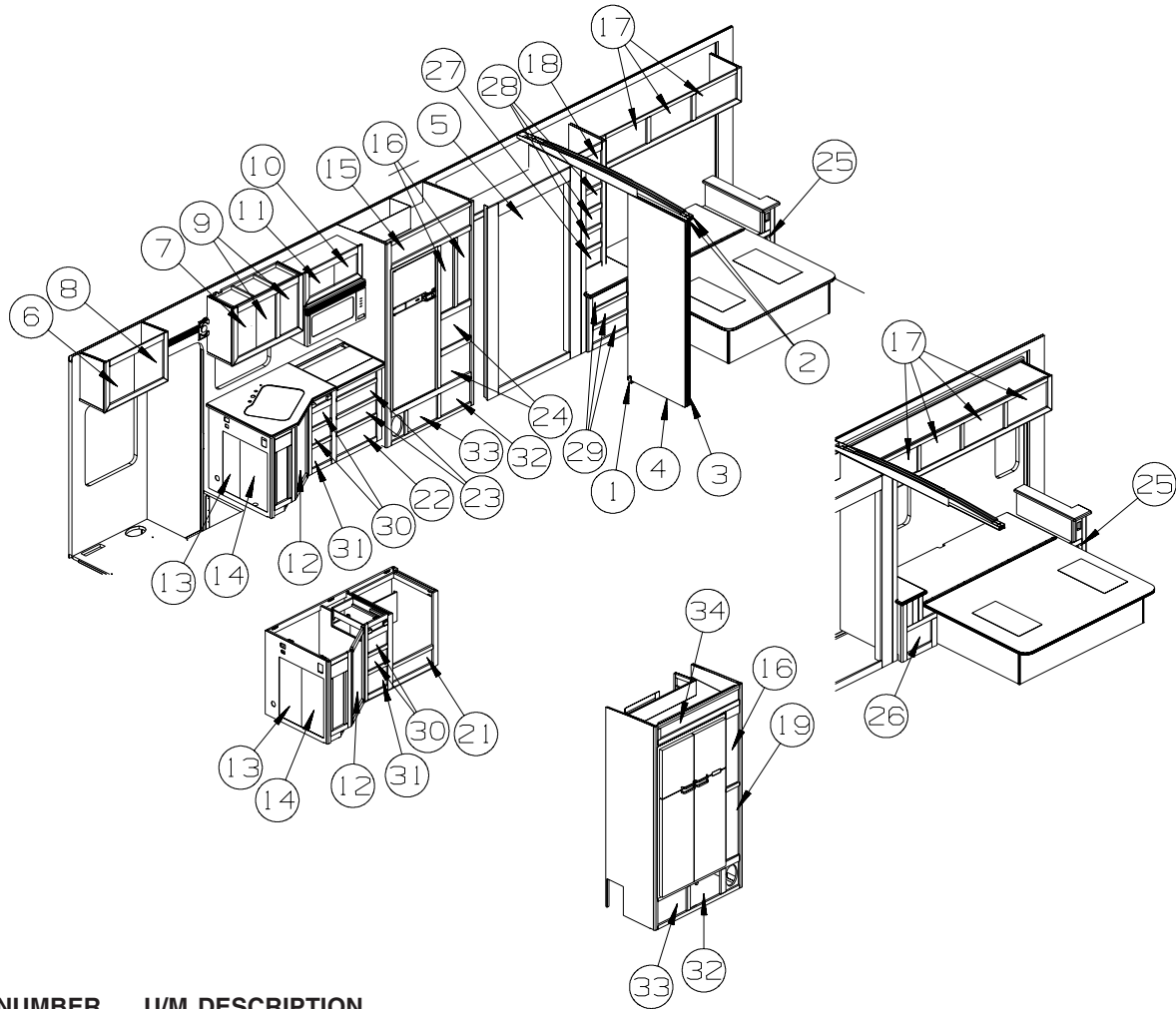
**CABINET & APPLIANCE GROUP (CONTINUED)**  
**CABINET & APPLIANCE LAYOUT (CONTINUED)**

**KEY PART NUMBER U/M DESCRIPTION**  
 5 WARDROBE DOOR



KEY	PART NUMBER	U/M DESCRIPTION
1	136681-26-T77	EA DOOR - MIRRORED/WARDROBE - LH - W/HANGERS/GUIDES/LATCH
	140374-81-000	EA MIRROR - SAFETY GLASS - 19.5" X 71.5"
2	107390-02-000	EA CORNER HANGER (DOUBLE ROLLER W/BRACKET) (SOLD AS 1 EACH)
3	107391-01-000	EA GUIDE - BOTTOM - BY-PASS (4 USED PER DOOR)
4	111575-01-01A	FT CHANNEL - GLAZING - SWING DOOR
5	114104-27-01A	EA STILE - DOOR - SLIDING - 72.3" - TERRATONE
6	114104-28-01A	EA STILE - DOOR - SLIDING - 72.3" - TERRATONE
7	114105-17-01A	EA TRACK - SLIDING DOOR - LOWER - 38.7" - TERRATONE
8	114106-17-01A	EA TRACK - SLIDING DOOR - UPPER - 37.9" - TERRATONE
9	114107-13-01A	EA RAIL - DOOR/SLIDING - UPPER/LOWER - 18.9" - TERRATONE
10	115538-14-01A	EA JAMB - DOOR - WARDROBE/MIRRORED - 63.2" - BLACK
11	115541-01-000	EA SPRING - DOOR - SLIDING
12	123655-01-000	FT SEAL - CLOSED CELL/FOAM
13	158158-01-01A	EA LATCH - WARDROBE DOOR - MIRRORED - TERRA COTTA
14	136680-26-T77	EA DOOR - MIRRORED/WARDROBE - RH - W/HANGERS/GUIDES/LATCH
	140374-81-000	EA MIRROR - SAFETY GLASS - 19.5" X 71.5"

**CABINET & APPLIANCE GROUP (CONTINUED)**  
**CABINET & APPLIANCE LAYOUT (CONTINUED)**

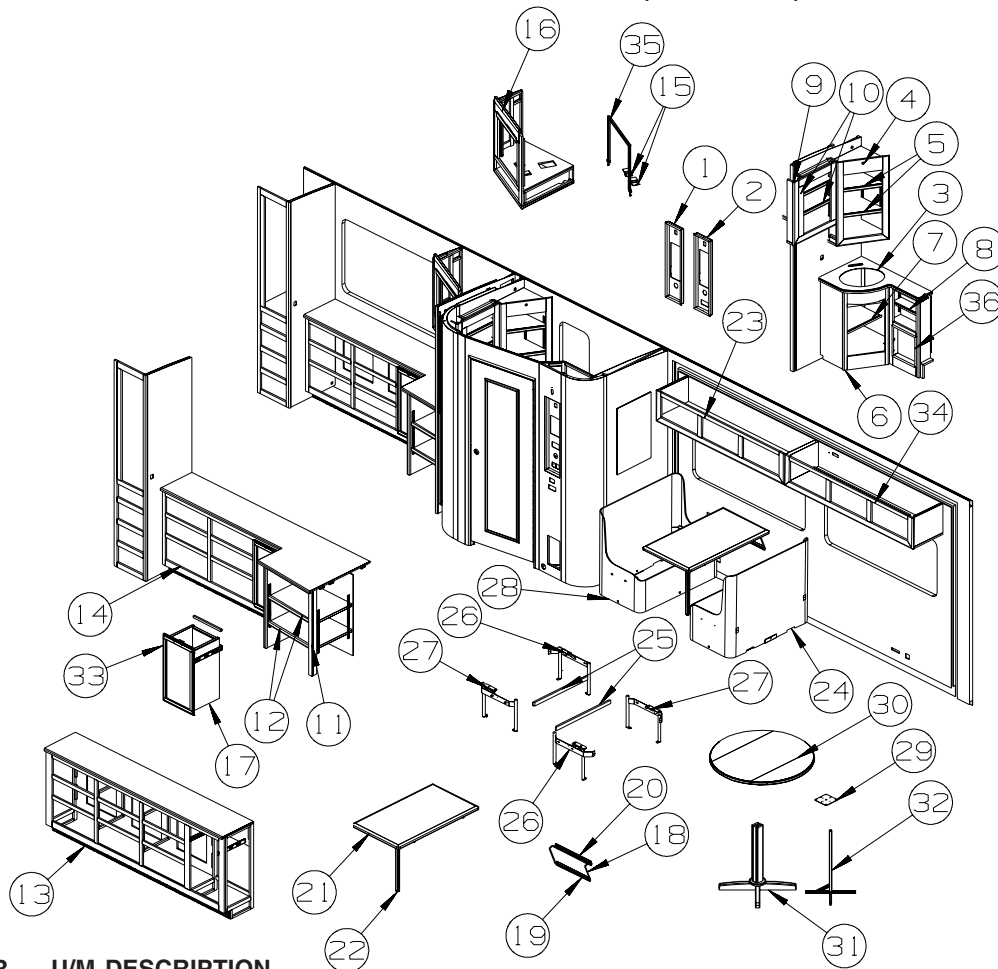


KEY	PART NUMBER	U/M	DESCRIPTION
6	141518-A4-WA0	EA	DOOR - ARCHED/PENCIL EDGE - 14.3" X 17.9" - W/O HDW - CONCERT CHERRY
6	141518-A4-WA1	EA	DOOR - ARCHED/PENCIL EDGE - 14.3" X 17.9" - W/O HDW - WASHED MAPLE
6	141518-A4-WA2	EA	DOOR - ARCHED/PENCIL EDGE - 14.3" X 17.9" - W/O HDW - SIERRA MAPLE
7	141518-35-WA0	EA	DOOR - ARCHED/PENCIL EDGE - 10.6" X 19.9" - W/O HDW - CONCERT CHERRY
7	141518-35-WA1	EA	DOOR - ARCHED/PENCIL EDGE - 10.6" X 19.9" - W/O HDW - WASHED MAPLE
7	141518-35-WA2	EA	DOOR - ARCHED/PENCIL EDGE - 10.6" X 19.9" - W/O HDW - SIERRA MAPLE
8	141520-A5-WA0	EA	DOOR - ARCHED/PENCIL EDGE/RIGHT HAND-14.3" X 17.9"-W/O HDW - CONCERT CHERRY
8	141520-A5-WA1	EA	DOOR - ARCHED/PENCIL EDGE/RIGHT HAND-14.3" X 17.9"-W/O HDW - WASHED MAPLE
8	141520-A5-WA2	EA	DOOR - ARCHED/PENCIL EDGE/RIGHT HAND-14.3" X 17.9"-W/O HDW - SIERRA MAPLE
9	141520-36-WA0	EA	DOOR - ARCHED/PENCIL EDGE/RIGHT HAND -10.6"X19.9"- W/O HDW - CONCERT CHERRY
9	141520-36-WA1	EA	DOOR - ARCHED/PENCIL EDGE/RIGHT HAND -10.6"X19.9"- W/O HDW - WASHED MAPLE
9	141520-36-WA2	EA	DOOR - ARCHED/PENCIL EDGE/RIGHT HAND -10.6"X19.9"- W/O HDW - SIERRA MAPLE
10	145797-06-WA0	EA	DOOR - ARCHED PANEL/PENCIL EDGE - 13" X 9.8" - W/O HDW - CONCERT CHERRY
10	145797-06-WA1	EA	DOOR - ARCHED PANEL/PENCIL EDGE - 13" X 9.8" - W/O HDW - WASHED MAPLE
10	145797-06-WA2	EA	DOOR - ARCHED PANEL/PENCIL EDGE - 13" X 9.8" - W/O HDW - SIERRA MAPLE
11	145797-07-WA0	EA	DOOR - ARCHED PANEL/PENCIL EDGE - 13" X 9.8" - W/O HDW - CONCERT CHERRY
11	145797-07-WA1	EA	DOOR - ARCHED PANEL/PENCIL EDGE - 13" X 9.8" - W/O HDW - WASHED MAPLE
11	145797-07-WA2	EA	DOOR - ARCHED PANEL/PENCIL EDGE - 13" X 9.8" - W/O HDW - SIERRA MAPLE
12	136955-C6-WA0	EA	DOOR - RAISED PANEL/PENCIL EDGE - 15.6" X 29.5" - W/O HDW - CONCERT CHERRY
12	136955-C6-WA1	EA	DOOR - RAISED PANEL/PENCIL EDGE - 15.6" X 29.5" - W/O HDW - WASHED MAPLE
12	136955-C6-WA2	EA	DOOR - RAISED PANEL/PENCIL EDGE - 15.6" X 29.5" - W/O HDW - SIERRA MAPLE
13	136955-71-WA0	EA	DOOR - RAISED PANEL/PENCIL EDGE - 12" X 26" - W/O HDW - CONCERT CHERRY
13	136955-71-WA1	EA	DOOR - RAISED PANEL/PENCIL EDGE - 12" X 26" - W/O HDW - WASHED MAPLE
13	136955-71-WA2	EA	DOOR - RAISED PANEL/PENCIL EDGE - 12" X 26" - W/O HDW - SIERRA MAPLE
14	136955-72-WA0	EA	DOOR - RAISED PANEL/PENCIL EDGE - 12" X 26" - W/O HDW - CONCERT CHERRY
14	136955-72-WA1	EA	DOOR - RAISED PANEL/PENCIL EDGE - 12" X 26" - W/O HDW - WASHED MAPLE
14	136955-72-WA2	EA	DOOR - RAISED PANEL/PENCIL EDGE - 12" X 26" - W/O HDW - SIERRA MAPLE
15	145268-72-WA0	EA	DOOR - RAISED PANEL/PENCIL EDGE - 9.8" X 42.1" - W/O HDW - CONCERT CHERRY
15	145268-72-WA1	EA	DOOR - RAISED PANEL/PENCIL EDGE - 9.8" X 42.1" - W/O HDW - WASHED MAPLE
15	145268-72-WA2	EA	DOOR - RAISED PANEL/PENCIL EDGE - 9.8" X 42.1" - W/O HDW - SIERRA MAPLE

**CABINET & APPLIANCE GROUP (CONTINUED)**  
**CABINET & APPLIANCE LAYOUT (CONTINUED)**

KEY	PART NUMBER	U/M	DESCRIPTION
16	154289-03-WA0	EA	DOOR - ARCHED PANEL/PENCIL EDGE - 7.9" X 30.3" - W/O HDW - CONCERT CHERRY
16	154289-03-WA1	EA	DOOR - ARCHED PANEL/PENCIL EDGE - 7.9" X 30.3" - W/O HDW - WASHED MAPLE
16	154289-03-WA2	EA	DOOR - ARCHED PANEL/PENCIL EDGE - 7.9" X 30.3" - W/O HDW - SIERRA MAPLE
17	141522-85-WA0	EA	DOOR - ARCHED/PENCIL EDGE/HORIZ - 12.8" X 21.8" - W/O HDW - CONCERT CHERRY
17	141522-85-WA1	EA	DOOR - ARCHED/PENCIL EDGE/HORIZ - 12.8" X 21.8" - W/O HDW - WASHED MAPLE
17	141522-85-WA2	EA	DOOR - ARCHED/PENCIL EDGE/HORIZ - 12.8" X 21.8" - W/O HDW - SIERRA MAPLE
18	146028-C6-WA0	EA	DOOR - GLASS INSERT/PENCIL EDGE - 15.7" X 14.5" - W/O HDW - CONCERT CHERRY
18	146028-C6-WA1	EA	DOOR - GLASS INSERT/PENCIL EDGE - 15.7" X 14.5" - W/O HDW - WASHED MAPLE
18	146028-C6-WA2	EA	DOOR - GLASS INSERT/PENCIL EDGE - 15.7" X 14.5" - W/O HDW - SIERRA MAPLE
19	154289-01-WA0	EA	DOOR - RAISED PANEL/PENCIL EDGE - 7.9" X 30.3" - W/O HDW - CONCERT CHERRY
19	154289-01-WA1	EA	DOOR - RAISED PANEL/PENCIL EDGE - 7.9" X 30.3" - W/O HDW - WASHED MAPLE
19	154289-01-WA2	EA	DOOR - RAISED PANEL/PENCIL EDGE - 7.9" X 30.3" - W/O HDW - SIERRA MAPLE
20	161080-B7-WA0	EA	FACE /DRAWER - SOLID PANEL - 4.3" X 11.4" - W/O HDW - CONCERT CHERRY
20	161080-B7-WA1	EA	FACE /DRAWER - SOLID PANEL - 4.3" X 11.4" - W/O HDW - WASHED MAPLE
20	161080-B7-WA2	EA	FACE /DRAWER - SOLID PANEL - 4.3" X 11.4" - W/O HDW - SIERRA MAPLE
21	161075-02-WA0	EA	DRAWER - PENCIL EDGE - 15.7"W X 19.8"D - W/O SLIDES/HDW - CONCERT CHERRY
21	161075-02-WA1	EA	DRAWER - PENCIL EDGE - 15.7"W X 19.8"D - W/O SLIDES/HDW - WASHED MAPLE
21	161075-02-WA2	EA	DRAWER - PENCIL EDGE - 15.7"W X 19.8"D - W/O SLIDES/HDW - SIERRA MAPLE
22	161075-03-WA0	EA	DRAWER - PENCIL EDGE - 15.7"W X 19.8"D - W/O SLIDES/HDW - CONCERT CHERRY
22	161075-03-WA1	EA	DRAWER - PENCIL EDGE - 15.7"W X 19.8"D - W/O SLIDES/HDW - WASHED MAPLE
22	161075-03-WA2	EA	DRAWER - PENCIL EDGE - 15.7"W X 19.8"D - W/O SLIDES/HDW - SIERRA MAPLE
23	161075-07-WA0	EA	DRAWER - PENCIL EDGE - 19.7"W X 19.8"D - W/O SLIDES/HDW - CONCERT CHERRY
23	161075-07-WA1	EA	DRAWER - PENCIL EDGE - 19.7"W X 19.8"D - W/O SLIDES/HDW - WASHED MAPLE
23	161075-07-WA2	EA	DRAWER - PENCIL EDGE - 19.7"W X 19.8"D - W/O SLIDES/HDW - SIERRA MAPLE
24	161075-51-WA0	EA	DRAWER - PENCIL EDGE - 14.7"W X 21.6"D - W/O SLIDES/HDW - CONCERT CHERRY
24	161075-51-WA1	EA	DRAWER - PENCIL EDGE - 14.7"W X 21.6"D - W/O SLIDES/HDW - WASHED MAPLE
24	161075-51-WA2	EA	DRAWER - PENCIL EDGE - 14.7"W X 21.6"D - W/O SLIDES/HDW - SIERRA MAPLE
25	161075-04-WA0	EA	DRAWER - PENCIL EDGE - 23.6"W X 7.6"D - W/O SLIDES/HDW - CONCERT CHERRY
25	161075-04-W79	EA	DRAWER - PENCIL EDGE - 23.6"W X 7.6"D - W/O SLIDES/HDW - WASHED MAPLE
25	161075-04-W80	EA	DRAWER - PENCIL EDGE - 23.6"W X 7.6"D - W/O SLIDES/HDW - SIERRA MAPLE
26	161075-55-WA0	EA	DRAWER - PENCIL EDGE - 12"W X 23.6"D - W/O SLIDES/HDW - CONCERT CHERRY
26	161075-55-WA1	EA	DRAWER - PENCIL EDGE - 12"W X 23.6"D - W/O SLIDES/HDW - WASHED MAPLE
26	161075-55-WA2	EA	DRAWER - PENCIL EDGE - 12"W X 23.6"D - W/O SLIDES/HDW - SIERRA MAPLE
27	161075-56-WA0	EA	DRAWER - PENCIL EDGE - 13.9"W X 15.7"D - W/O SLIDES/HDW - CONCERT CHERRY
27	161075-56-WA1	EA	DRAWER - PENCIL EDGE - 13.9"W X 15.7"D - W/O SLIDES/HDW - WASHED MAPLE
27	161075-56-WA2	EA	DRAWER - PENCIL EDGE - 13.9"W X 15.7"D - W/O SLIDES/HDW - SIERRA MAPLE
27	161075-57-WA0	EA	DRAWER - PENCIL EDGE - 10.8"W X 15.7"D - W/O SLIDES/HDW - CONCERT CHERRY - REAR STEREO
27	161075-57-WA1	EA	DRAWER - PENCIL EDGE - 10.8"W X 15.7"D - W/O SLIDES/HDW - WASHED MAPLE - REAR STEREO
27	161075-57-WA2	EA	DRAWER - PENCIL EDGE - 10.8"W X 15.7"D - W/O SLIDES/HDW - SIERRA MAPLE - REAR STEREO
28	161075-56-WA0	EA	DRAWER - PENCIL EDGE - 13.9"W X 15.7"D - W/O SLIDES/HDW - CONCERT CHERRY
28	161075-56-WA1	EA	DRAWER - PENCIL EDGE - 13.9"W X 15.7"D - W/O SLIDES/HDW - WASHED MAPLE
28	161075-56-WA2	EA	DRAWER - PENCIL EDGE - 13.9"W X 15.7"D - W/O SLIDES/HDW - SIERRA MAPLE
29	161075-54-WA0	EA	DRAWER - PENCIL EDGE - 17.1"W X 23.6"D - W/O SLIDES/HDW - CONCERT CHERRY
29	161075-54-WA1	EA	DRAWER - PENCIL EDGE - 17.1"W X 23.6"D - W/O SLIDES/HDW - WASHED MAPLE
29	161075-54-WA2	EA	DRAWER - PENCIL EDGE - 17.1"W X 23.6"D - W/O SLIDES/HDW - SIERRA MAPLE
30	161075-06-WA0	EA	DRAWER - PENCIL EDGE - 19.7"W X 9.2"D - W/O SLIDES/HDW - CONCERT CHERRY
30	161075-06-WA1	EA	DRAWER - PENCIL EDGE - 19.7"W X 9.2"D - W/O SLIDES/HDW - WASHED MAPLE
30	161075-06-WA2	EA	DRAWER - PENCIL EDGE - 19.7"W X 9.2"D - W/O SLIDES/HDW - SIERRA MAPLE
31	161075-08-WA0	EA	DRAWER - PENCIL EDGE - 15.7"W X 9.2"D - W/O SLIDES/HDW - CONCERT CHERRY
31	161075-08-WA1	EA	DRAWER - PENCIL EDGE - 15.7"W X 9.2"D - W/O SLIDES/HDW - WASHED MAPLE
31	161075-08-WA2	EA	DRAWER - PENCIL EDGE - 15.7"W X 9.2"D - W/O SLIDES/HDW - SIERRA MAPLE
32	161075-52-WA0	EA	DRAWER - PENCIL EDGE - 14.7"W X 11.8"D - W/O SLIDES/HDW - CONCERT CHERRY
32	161075-52-WA1	EA	DRAWER - PENCIL EDGE - 14.7"W X 11.8"D - W/O SLIDES/HDW - WASHED MAPLE
32	161075-52-WA2	EA	DRAWER - PENCIL EDGE - 14.7"W X 11.8"D - W/O SLIDES/HDW - SIERRA MAPLE
33	161075-53-WA0	EA	DRAWER - PENCIL EDGE - 14.3"W X 11.8"D - W/O SLIDES/HDW - CONCERT CHERRY
33	161075-53-WA1	EA	DRAWER - PENCIL EDGE - 14.3"W X 11.8"D - W/O SLIDES/HDW - WASHED MAPLE
33	161075-53-WA2	EA	DRAWER - PENCIL EDGE - 14.3"W X 11.8"D - W/O SLIDES/HDW - SIERRA MAPLE
34	161080-87-WA0	EA	FACE/DRAWER - SOLID PANEL - 5.9" X 41.9" - W/O HDW - CONCERT CHERRY
34	161080-87-WA1	EA	FACE/DRAWER - SOLID PANEL - 5.9" X 41.9" - W/O HDW - WASHED MAPLE
34	161080-87-WA2	EA	FACE/DRAWER - SOLID PANEL - 5.9" X 41.9" - W/O HDW - SIERRA MAPLE

**CABINET & APPLIANCE GROUP (CONTINUED)**  
**CABINET & APPLIANCE LAYOUT (CONTINUED)**



KEY	PART NUMBER	U/M	DESCRIPTION
1	137602-F7-T60	EA	POCKET - MONITOR PANEL - CONCERT CHERRY
1	137602-F7-T61	EA	POCKET - MONITOR PANEL - WASHED MAPLE
1	137602-F7-TP0	EA	POCKET - MONITOR PANEL - SIERRA MAPLE
2	137602-F5-T60	EA	POCKET - MONITOR PANEL - CONCERT CHERRY - DC/AC INVERTER
2	137602-F5-T61	EA	POCKET - MONITOR PANEL - WASHED MAPLE - DC/AC INVERTER
2	137602-F5-TP0	EA	POCKET - MONITOR PANEL - SIERRA MAPLE - DC/AC INVERTER
3	162680-01-WA0	EA	COUNTERTOP - LAVATORY (WA0, WA1, WA2)
3	162680-01-WA4	EA	COUNTERTOP - LAVATORY (WA4, WA5, WA6)
3	162680-01-WB0	EA	COUNTERTOP - LAVATORY (WB0, WB1, WB2)
4	158895-01-UM1	EA	CABINET - OVERHEAD/MEDICINE - W/O DOORS/HDW - CONCERT CHERRY
4	158895-01-U91	EA	CABINET - OVERHEAD/MEDICINE - W/O DOORS/HDW - WASHED MAPLE
4	158895-01-U92	EA	CABINET - OVERHEAD/MEDICINE - W/O DOORS/HDW - SIERRA MAPLE
5	158895-21-UM1	EA	SHELF - W/WOOD MOLDING - CONCERT CHERRY
5	158895-21-U91	EA	SHELF - W/WOOD MOLDING - WASHED MAPLE
5	158895-21-U92	EA	SHELF - W/WOOD MOLDING - SIERRA MAPLE
6	P58955-01-UM1	EA	CABINET - LAVATORY - W/O COUNTERTOP/DOORS/DRAWERS/HDW - CONCERT CHERRY
6	P58955-01-U91	EA	CABINET - LAVATORY - W/O COUNTERTOP/DOORS/DRAWERS/HDW - WASHED MAPLE
6	P58955-01-U92	EA	CABINET - LAVATORY - W/O COUNTERTOP/DOORS/DRAWERS/HDW - SIERRA MAPLE
7	158955-20-UM1	EA	SHELF - CABINET - LAVATORY
8	158955-36-UM1	EA	SHELF - CABINET - LAVATORY
9	163127-01-UM1	EA	CABINET - OVERHEAD/LINEN - W/O DOORS/HDW - CONCERT CHERRY
9	163127-01-U91	EA	CABINET - OVERHEAD/LINEN - W/O DOORS/HDW - CONCERT CHERRY
9	163127-01-U92	EA	CABINET - OVERHEAD/LINEN - W/O DOORS/HDW - CONCERT CHERRY
10	163127-17-UM1	EA	SHELF - CABINET - OVERHEAD/LINEN - CONCERT CHERRY
10	163127-17-U91	EA	SHELF - CABINET - OVERHEAD/LINEN - CONCERT CHERRY
10	163127-17-U92	EA	SHELF - CABINET - OVERHEAD/LINEN - CONCERT CHERRY
11	P58532-01-UM1	EA	CABINET - STORAGE/REAR/LEFT - W/O COUNTERTOP/DOORS/HDW - CONCERT CHERRY
11	P58532-01-U79	EA	CABINET - STORAGE/REAR/LEFT - W/O COUNTERTOP/DOORS/HDW - WASHED MAPLE
11	P58532-01-U80	EA	CABINET - STORAGE/REAR/LEFT - W/O COUNTERTOP/DOORS/HDW - SIERRA MAPLE
11	P58532-02-UM1	EA	CABINET - STORAGE/REAR/LEFT - W/O CNTRRP/DRS/HDW - CONCERT CHERRY - WASHER DRYER
11	P58532-02-U79	EA	CABINET - STORAGE/REAR/LEFT - W/O CNTRTP/DRS/HDW - WASHED MAPLE - WASHER DRYER



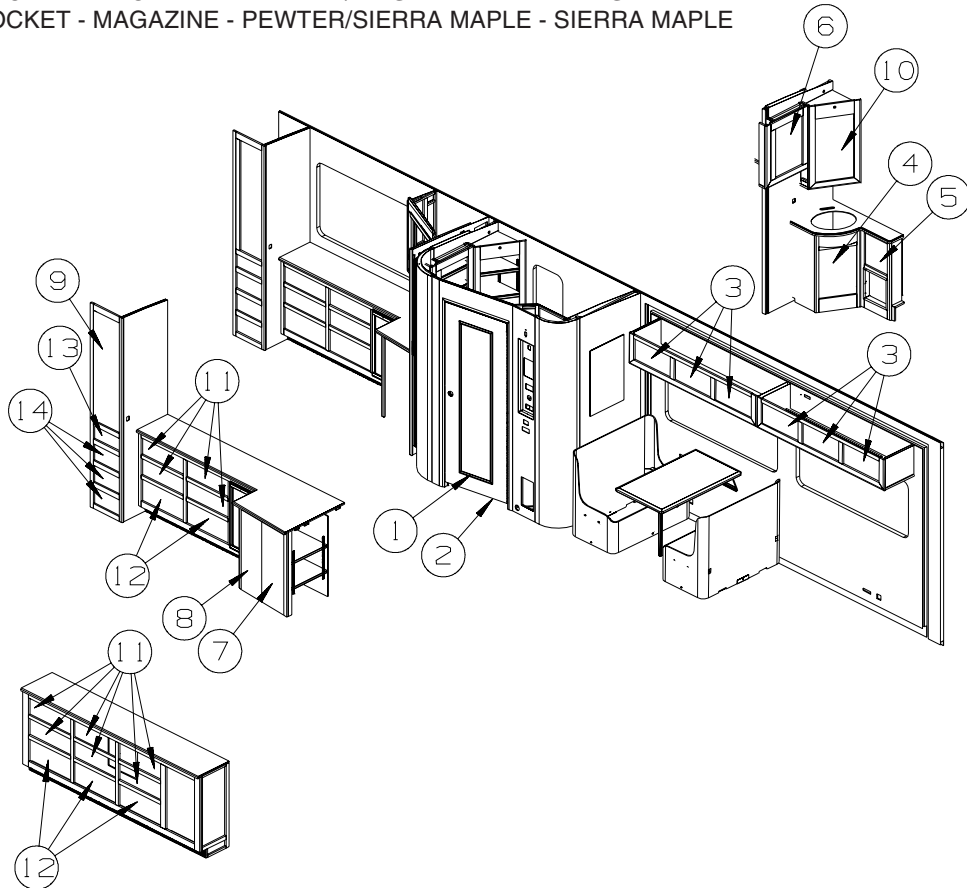
**CABINET & APPLIANCE GROUP (CONTINUED)**  
**CABINET & APPLIANCE LAYOUT (CONTINUED)**

KEY	PART NUMBER	U/M	DESCRIPTION
11	P58532-02-U80	EA	CABINET - STORAGE/REAR/LEFT - W/O COUNTERTOP/DRS/HDW - SIERRA MAPLE - WASHER DRYER
12	158532-26-UM1	EA	SHELF - W/VINYL WRAPPED MOLDING - CONCERT CHERRY
12	158532-26-U79	EA	SHELF - W/VINYL WRAPPED MOLDING - WASHED MAPLE
12	158532-26-U80	EA	SHELF - W/VINYL WRAPPED MOLDING - SIERRA MAPLE
13	140889-49-UM1	EA	COUNTERTOP - LAMINATED - CONCERT CHERRY
13	140889-49-U91	EA	COUNTERTOP - LAMINATED - WASHED MAPLE
13	140889-49-U92	EA	COUNTERTOP - LAMINATED - SIERRA MAPLE
14	140889-47-UM1	EA	COUNTERTOP - LAMINATED - SAKAE CONCERT CHERRY - CONCERT CHERRY
14	140889-47-U91	EA	COUNTERTOP - LAMINATED - WASHED MAPLE - WASHED MAPLE
14	140889-47-U92	EA	COUNTERTOP - LAMINATED - SIERRA MAPLE - SIERRA MAPLE
15	159879-01-02B	EA	ANGLE/ZEE - W/HOLES - 2.6" X 4.1" X .8" BEND - E-COATED
16	159968-03-WA0	EA	CABINET - OVERHEAD/TV/REAR/LH - W/O DOORS/HDW - CONCERT CHERRY
16	159968-03-WA1	EA	CABINET - OVERHEAD/TV/REAR/LH - W/O DOORS/HDW - WASHED MAPLE
16	159968-03-WA2	EA	CABINET - OVERHEAD/TV/REAR/LH - W/O DOORS/HDW - SIERRA MAPLE
17	158296-04-WA0	EA	CABINET - HAMPER/STORAGE - W/O HDW - CONCERT CHERRY
17	158296-04-WA1	EA	CABINET - HAMPER/STORAGE - W/O HDW - WASHED MAPLE
17	158296-04-WA2	EA	CABINET - HAMPER/STORAGE - W/O HDW - SIERRA MAPLE
18	024275-16-000	EA	ROD - TABLE LIFT - W/ARMS 8" & BASE ROD 18.5" - ALMOND
19	024281-12-000	EA	BRACKET/WALL - TABLE LIFT - 17.1" - ALMOND
20	140921-02-02A	EA	BRACKET/TABLE SUPPORT - 18.5" - ALMOND
21	143257-23-WA0	EA	TABLE - 24" X 41.6" - CONCERT CHERRY
21	143257-23-WA1	EA	TABLE - 24" X 41.6" - WASHED MAPLE
21	143257-23-WA2	EA	TABLE - 24" X 41.6" - SIERRA MAPLE
22	143798-01-02A	EA	CATCH - FLOOR TO TABLE LEG - ALMOND
23	161428-01-WA0	EA	CABINET - OVERHEAD/DINETTE - W/O DOORS/HDW - CONCERT CHERRY
23	161428-01-WA1	EA	CABINET - OVERHEAD/DINETTE - W/O DOORS/HDW - WASHED MAPLE
23	161428-01-WA2	EA	CABINET - OVERHEAD/DINETTE - W/O DOORS/HDW - SIERRA MAPLE
24	161306-01-WA0	EA	CABINET/DINETTE W/BACK(WRAPPED) - W/O DOORS/HDW
24	161306-01-WA1	EA	CABINET/DINETTE W/BACK(WRAPPED) - W/O DOORS/HDW
24	161306-01-WA2	EA	CABINET/DINETTE W/BACK(WRAPPED) - W/O DOORS/HDW
24	161306-01-WA4	EA	CABINET/DINETTE W/BACK(WRAPPED) - W/O DOORS/HDW
24	161306-01-WA5	EA	CABINET/DINETTE W/BACK(WRAPPED) - W/O DOORS/HDW
24	161306-01-WA6	EA	CABINET/DINETTE W/BACK(WRAPPED) - W/O DOORS/HDW
24	161306-01-WB0	EA	CABINET/DINETTE W/BACK(WRAPPED) - W/O DOORS/HDW
24	161306-01-WB1	EA	CABINET/DINETTE W/BACK(WRAPPED) - W/O DOORS/HDW
24	161306-01-WB2	EA	CABINET/DINETTE W/BACK(WRAPPED) - W/O DOORS/HDW
25	081295-01-M52	EA	SUPPORT - BED/DINETTE - 28" LONG - CONCERT CHERRY
25	081295-01-T01	EA	SUPPORT - BED/DINETTE - 28" LONG - WASHED MAPLE
25	081295-01-T02	EA	SUPPORT - BED/DINETTE - 28" LONG - SIERRA MAPLE
26	161278-01-000	EA	BRACKET - DINETTE - RIGHT HAND
27	161278-02-000	EA	BRACKET - DINETTE - LEFT HAND
28	161306-13-WA0	EA	CABINET/DINETTE W/BACK(WRAPPED) - W/O DOORS/HDW
28	161306-13-WA1	EA	CABINET/DINETTE W/BACK(WRAPPED) - W/O DOORS/HDW
28	161306-13-WA2	EA	CABINET/DINETTE W/BACK(WRAPPED) - W/O DOORS/HDW
28	161306-13-WA4	EA	CABINET/DINETTE W/BACK(WRAPPED) - W/O DOORS/HDW
28	161306-13-WA5	EA	CABINET/DINETTE W/BACK(WRAPPED) - W/O DOORS/HDW
28	161306-13-WA6	EA	CABINET/DINETTE W/BACK(WRAPPED) - W/O DOORS/HDW
28	161306-13-WB0	EA	CABINET/DINETTE W/BACK(WRAPPED) - W/O DOORS/HDW
28	161306-13-WB1	EA	CABINET/DINETTE W/BACK(WRAPPED) - W/O DOORS/HDW
28	161306-13-WB2	EA	CABINET/DINETTE W/BACK(WRAPPED) - W/O DOORS/HDW
29	148038-01-02B	EA	PLATE - TABLE TOP - E-COAT
30	149677-11-T78	EA	TABLE TOP ONLY - ROUND DROP LEAF - W/O PEDESTAL - CONCERT CHERRY - TABLE W/CHAIRS
30	149677-11-T79	EA	TABLE TOP ONLY - ROUND DROP LEAF - W/O PEDESTAL - WASHED MAPLE - TABLE W/CHAIRS
30	149677-11-T00	EA	TABLE TOP ONLY - ROUND DROP LEAF - W/O PEDESTAL - SIERRA MAPLE - TABLE W/CHAIRS
31	149677-13-S65	EA	PEDESTAL - TABLE LEG - CONCERT CHERRY - TABLE W/CHAIRS
31	149677-13-S66	EA	PEDESTAL - TABLE LEG - WASHED MAPLE - TABLE W/CHAIRS
31	149677-13-S67	EA	PEDESTAL - TABLE LEG - SIERRA MAPLE - TABLE W/CHAIRS
32	149810-01-02B	EA	BASE/FRAME - F/TABLE PEDESTAL - E-COATED - TABLE W/CHAIRS
33	147084-53-WA0	EA	DOOR - FLAT PANEL/PENCIL EDGE - 27.9" X 15.7" W/O HDW - CONCERT CHERRY
33	147084-53-WA1	EA	DOOR - FLAT PANEL/PENCIL EDGE - 27.9" X 15.7" W/O HDW - WASHED MAPLE
33	147084-53-WA2	EA	DOOR - FLAT PANEL/PENCIL EDGE - 27.9" X 15.7" W/O HDW - SIERRA MAPLE

## CABINET & APPLIANCE GROUP (CONTINUED)

### CABINET & APPLIANCE LAYOUT (CONTINUED)

KEY	PART NUMBER	U/M	DESCRIPTION
34	161427-01-WA0	EA	CABINET - OVERHEAD/COUCH - W/O DOORS/HDW - CONCERT CHERRY
34	161427-01-WA1	EA	CABINET - OVERHEAD/COUCH - W/O DOORS/HDW - WASHED MAPLE
34	161427-01-WA2	EA	CABINET - OVERHEAD/COUCH - W/O DOORS/HDW - SIERRA MAPLE
34	161427-02-WA0	EA	CABINET - OVHD/COUCH - W/O DR/HDW - CONCERT CHERRY- <b>TABLE W/CHAIRS</b>
34	161427-02-WA1	EA	CABINET - OVERHEAD/COUCH - W/O DOORS/HDW - WASHED MAPLE - <b>TABLE W/CHAIRS</b>
34	161427-02-WA2	EA	CABINET - OVERHEAD/COUCH - W/O DOORS/HDW - SIERRA MAPLE - <b>TABLE W/CHAIRS</b>
35	151954-06-02B	EA	BRACKET/HOLD DOWN - TV - E-COATED
36	137602-07-R90	EA	POCKET - MAGAZINE - PEWTER/CHERRY - CONCERT CHERRY
36	137602-07-RW5	EA	POCKET - MAGAZINE - PEWTER/WASHED MAPLE - WASHED MAPLE
36	137602-07-S79	EA	POCKET - MAGAZINE - PEWTER/SIERRA MAPLE - SIERRA MAPLE

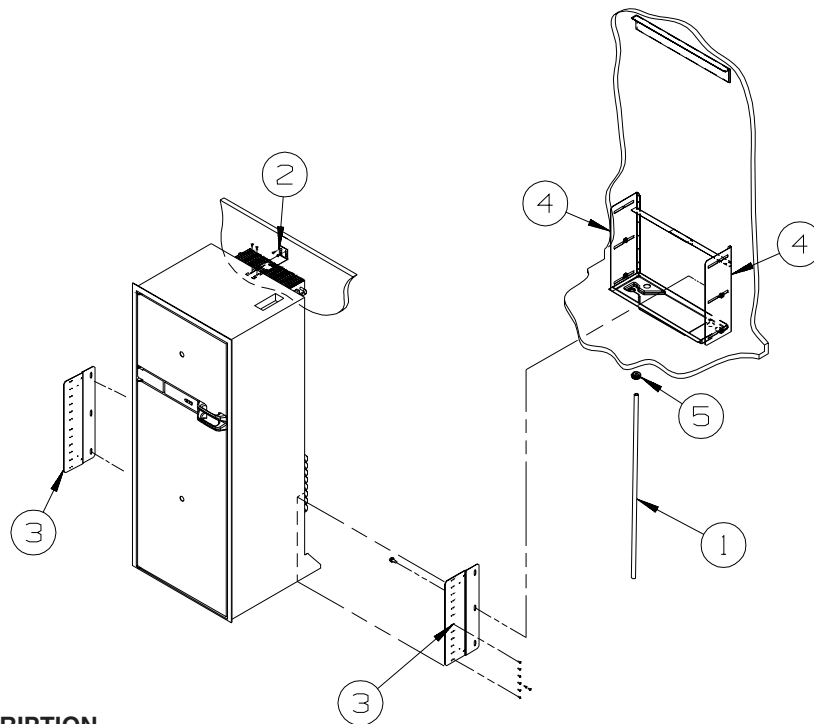


KEY	PART NUMBER	U/M	DESCRIPTION
1	141993-03-P64	EA	FRAME/PICTURE - F/BATH DOOR - 15" X 27.8" - CONCERT CHERRY
1	141993-03-P28	EA	FRAME/PICTURE - F/BATH DOOR - 15" X 27.8" - WASHED MAPLE
1	141993-03-S67	EA	FRAME/PICTURE - F/BATH DOOR - 15" X 27.8" - SIERRA MAPLE
2	153095-03-T78	EA	DOOR - BATH - 27.5" X 75.7" - W/O FRAME(PICTURE)TRIM/HDW - CONCERT CHERRY
2	153095-03-T79	EA	DOOR - BATH - 27.5" X 75.7" - W/O FRAME(PICTURE)TRIM/HDW - WASHED MAPLE
2	153095-03-T80	EA	DOOR - BATH - 27.5" X 75.7" - W/O FRAME(PICTURE)TRIM/HDW - SIERRA MAPLE
3	141522-34-WA0	EA	DOOR - ARCHED/PENCIL EDGE/HORIZ - 10.6" X 19.9" - W/O HDW - CONCERT CHERRY
3	141522-34-WA1	EA	DOOR - ARCHED/PENCIL EDGE/HORIZ - 10.6" X 19.9" - W/O HDW - WASHED MAPLE
3	141522-34-WA2	EA	DOOR - ARCHED/PENCIL EDGE/HORIZ - 10.6" X 19.9" - W/O HDW - SIERRA MAPLE
4	136955-C0-WA0	EA	DOOR - RAISED PANEL/PENCIL EDGE - 15" X 21.9" - W/O HDW - CONCERT CHERRY
4	136955-C0-WA1	EA	DOOR - RAISED PANEL/PENCIL EDGE - 15" X 21.9" - W/O HDW - WASHED MAPLE
4	136955-C0-WA2	EA	DOOR - RAISED PANEL/PENCIL EDGE - 15" X 21.9" - W/O HDW - SIERRA MAPLE
5	136955-81-WA0	EA	DOOR - RAISED PANEL/PENCIL EDGE - 12.4" X 14.4" - W/O HDW - CONCERT CHERRY
5	136955-81-WA1	EA	DOOR - RAISED PANEL/PENCIL EDGE - 12.4" X 14.4" - W/O HDW - WASHED MAPLE
5	136955-81-WA2	EA	DOOR - RAISED PANEL/PENCIL EDGE - 12.4" X 14.4" - W/O HDW - SIERRA MAPLE
6	141518-B9-WA0	EA	DOOR - ARCHED/PENCIL EDGE/LEFT HAND-14.9" X 21.8"-W/O HDW - CONCERT CHERRY
6	141518-B9-WA1	EA	DOOR - ARCHED/PENCIL EDGE/LEFT HAND-14.9" X 21.8"-W/O HDW - WASHED MAPLE
6	141518-B9-WA2	EA	DOOR - ARCHED/PENCIL EDGE/LEFT HAND-14.9" X 21.8"-W/O HDW - SIERRA MAPLE
	076767-04-000	EA	CABLE - STAINLESS STEEL - 5.9"
7	145268-69-WA0	EA	DOOR - RAISED PANEL/PENCIL EDGE - 12.4" X 32.2" - W/O HDW - CONCERT CHERRY
7	145268-69-WA1	EA	DOOR - RAISED PANEL/PENCIL EDGE - 12.4" X 32.2" - W/O HDW - WASHED MAPLE
7	145268-69-WA2	EA	DOOR - RAISED PANEL/PENCIL EDGE - 12.4" X 32.2" - W/O HDW - SIERRA MAPLE

**CABINET & APPLIANCE GROUP (CONTINUED)**  
**CABINET & APPLIANCE LAYOUT (CONTINUED)**

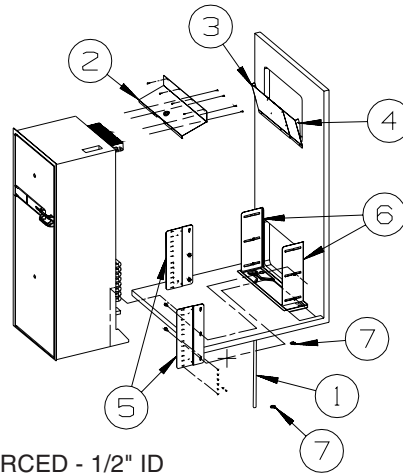
<b>KEY</b>	<b>PART NUMBER</b>	<b>U/M</b>	<b>DESCRIPTION</b>
8	145268-70-WA0	EA	DOOR - RAISED PANEL/PENCIL EDGE - 12.4" X 32.2" - W/O HDW - CONCERT CHERRY
8	145268-70-WA1	EA	DOOR - RAISED PANEL/PENCIL EDGE - 12.4" X 32.2" - W/O HDW - WASHED MAPLE
8	145268-70-WA2	EA	DOOR - RAISED PANEL/PENCIL EDGE - 12.4" X 32.2" - W/O HDW - SIERRA MAPLE
9	141518-76-WA0	EA	DOOR - ARCHED/PENCIL EDGE/LEFT HAND - 12" X 48" - W/O HDW - CONCERT CHERRY
9	141518-76-WA1	EA	DOOR - ARCHED/PENCIL EDGE/LEFT HAND - 12" X 48" - W/O HDW - WASHED MAPLE
9	141518-76-WA2	EA	DOOR - ARCHED/PENCIL EDGE/LEFT HAND - 12" X 48" - W/O HDW - SIERRA MAPLE
10	145576-B3-WA0	EA	DOOR - MIRRORED - 15.6" X 29.5" - W/O HARDWARE - CONCERT CHERRY
10	145576-B3-WA1	EA	DOOR - MIRRORED - 15.6" X 29.5" - W/O HARDWARE - WASHED MAPLE
10	145576-B3-WA2	EA	DOOR - MIRRORED - 15.6" X 29.5" - W/O HARDWARE - SIERRA MAPLE
	093606-50-000	EA	MIRROR - BEVELED EDGE - 15.6" X 29.5"
	076767-04-000	EA	CABLE - STAINLESS STEEL - 5.9"
11	161075-60-WA0	EA	DRAWER - PENCIL EDGE - 20.6"W X 13.8"D - W/O SLIDES/HDW - CONCERT CHERRY
11	161075-60-WA1	EA	DRAWER - PENCIL EDGE - 20.6"W X 13.8"D - W/O SLIDES/HDW - WASHED MAPLE
11	161075-60-WA2	EA	DRAWER - PENCIL EDGE - 20.6"W X 13.8"D - W/O SLIDES/HDW - SIERRA MAPLE
12	161075-61-WA0	EA	DRAWER - PENCIL EDGE - 20.6"W X 13.8"D - W/O SLIDES/HDW - CONCERT CHERRY
12	161075-61-WA1	EA	DRAWER - PENCIL EDGE - 20.6"W X 13.8"D - W/O SLIDES/HDW - WASHED MAPLE
12	161075-61-WA2	EA	DRAWER - PENCIL EDGE - 20.6"W X 13.8"D - W/O SLIDES/HDW - SIERRA MAPLE
13	161075-58-WA0	EA	DRAWER - PENCIL EDGE - 12.3"W X 21.6"D - W/O SLIDES/HDW - CONCERT CHERRY
13	161075-58-WA1	EA	DRAWER - PENCIL EDGE - 12.3"W X 21.6"D - W/O SLIDES/HDW - WASHED MAPLE
13	161075-58-WA2	EA	DRAWER - PENCIL EDGE - 12.3"W X 21.6"D - W/O SLIDES/HDW - SIERRA MAPLE
14	161075-59-WA0	EA	DRAWER - PENCIL EDGE - 12.3"W X 19.7"D - W/O SLIDES/HDW - CONCERT CHERRY
14	161075-59-WA1	EA	DRAWER - PENCIL EDGE - 12.3"W X 19.7"D - W/O SLIDES/HDW - WASHED MAPLE
14	161075-59-WA2	EA	DRAWER - PENCIL EDGE - 12.3"W X 19.7"D - W/O SLIDES/HDW - SIERRA MAPLE

**CABINET & APPLIANCE GROUP (CONTINUED)**  
**CABINET & APPLIANCE LAYOUT (CONTINUED)**



**REFRIGERATOR  
INSTALLATION**

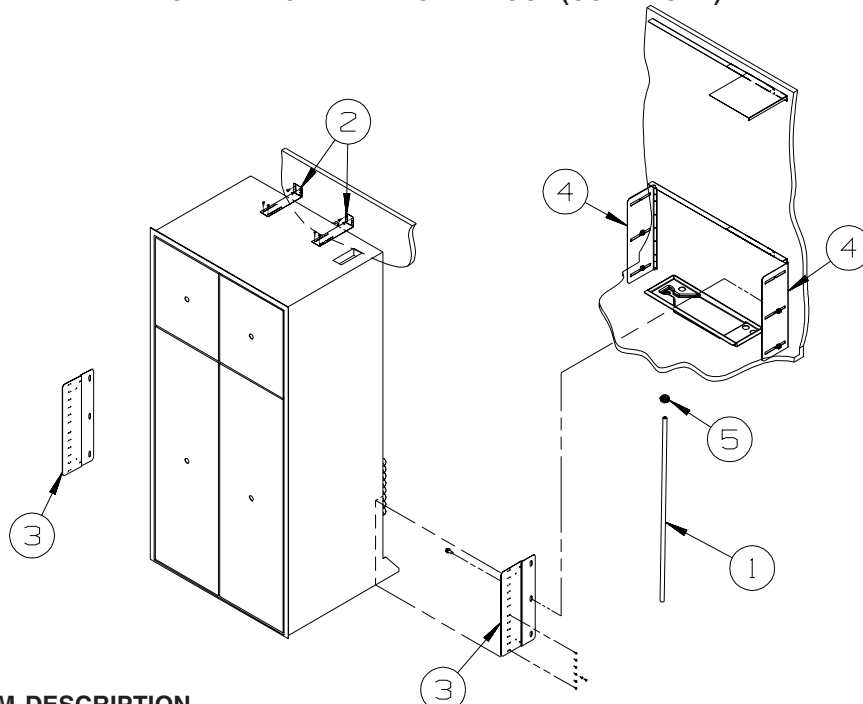
KEY	PART NUMBER	U/M	DESCRIPTION
1	112176-01-000	FT	TUBING - VINYL - REINFORCED - 1/2" ID
2	145445-02-02B	EA	STRAP - REFRIGERATOR - E-COATED
3	150740-01-02B	EA	BRACKET - REFRIGERATOR - E-COATED
4	150740-02-02B	EA	BRACKET - REFRIGERATOR - E-COATED
5	152417-01-01A	EA	CLAMP/RATCHET - F/REFRIGERATOR DRIP TRAY HOSE - BLACK



**G38T  
REFRIGERATOR  
INSTALLATION**

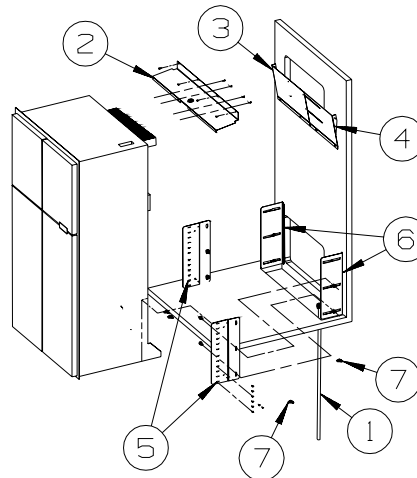
KEY	PART NUMBER	U/M	DESCRIPTION
1	112176-01-000	FT	TUBING - VINYL - REINFORCED - 1/2" ID
2	136966-04-02B	EA	BAFFLE - REFRIGERATOR - E-COATED
3	143195-03-02B	EA	BAFFLE - REFRIGERATOR - E-COATED
4	143195-04-02B	EA	BAFFLE - REFRIGERATOR - E-COATED
5	150740-01-02B	EA	BRACKET - REFRIGERATOR - E-COATED
6	150740-02-02B	EA	BRACKET - REFRIGERATOR - E-COATED
7	152417-01-01A	EA	CLAMP/RATCHET - F/REFRIDGERATOR DRIP TRAY HOSE - BLACK

**CABINET & APPLIANCE GROUP (CONTINUED)**  
**CABINET & APPLIANCE LAYOUT (CONTINUED)**



**4 DOOR  
 REFRIGERATOR  
 INSTALLATION**

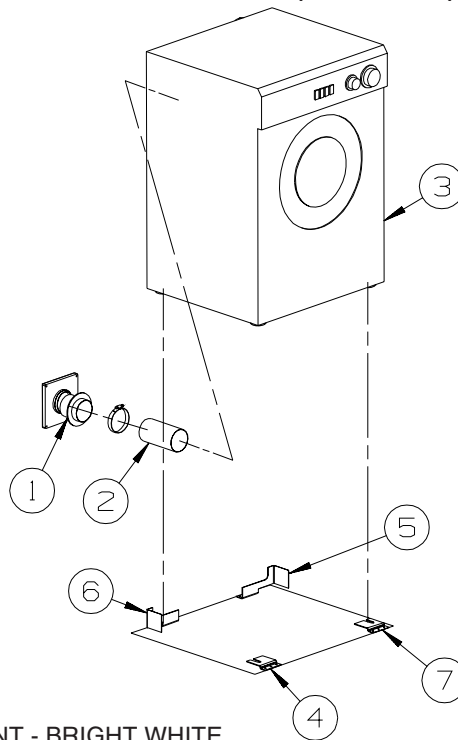
KEY	PART NUMBER	U/M	DESCRIPTION
1	112176-01-000	FT	TUBING - VINYL - REINFORCED - 1/2" ID
2	145445-02-02B	EA	STRAP - REFRIGERATOR - E-COATED
3	150740-01-02B	EA	BRACKET - REFRIGERATOR - E-COATED
4	150740-02-02B	EA	BRACKET - REFRIGERATOR - E-COATED
5	152417-01-01A	EA	CLAMP/RATCHET - F/REFRIDGERATOR DRIP TRAY HOSE - BLACK



**G38T  
 4 DOOR  
 REFRIGERATOR  
 INSTALLATION**

KEY	PART NUMBER	U/M	DESCRIPTION
1	112176-01-000	FT	TUBING - VINYL - REINFORCED - 1/2" ID
2	136966-05-02B	EA	BAFFLE - REFRIGERATOR - E-COATED
3	143195-01-02B	EA	BAFFLE - REFRIGERATOR - E-COATED
4	143195-02-02B	EA	BAFFLE - REFRIGERATOR - E-COATED
5	150740-01-02B	EA	BRACKET - REFRIGERATOR - E-COATED
6	150740-02-02B	EA	BRACKET - REFRIGERATOR - E-COATED
7	152417-01-01A	EA	CLAMP/RATCHET - F/REFRIDGERATOR DRIP TRAY HOSE - BLACK

**CABINET & APPLIANCE GROUP (CONTINUED)**  
**CABINET & APPLIANCE LAYOUT (CONTINUED)**



**WASHER DRYER  
INSTALLATION**

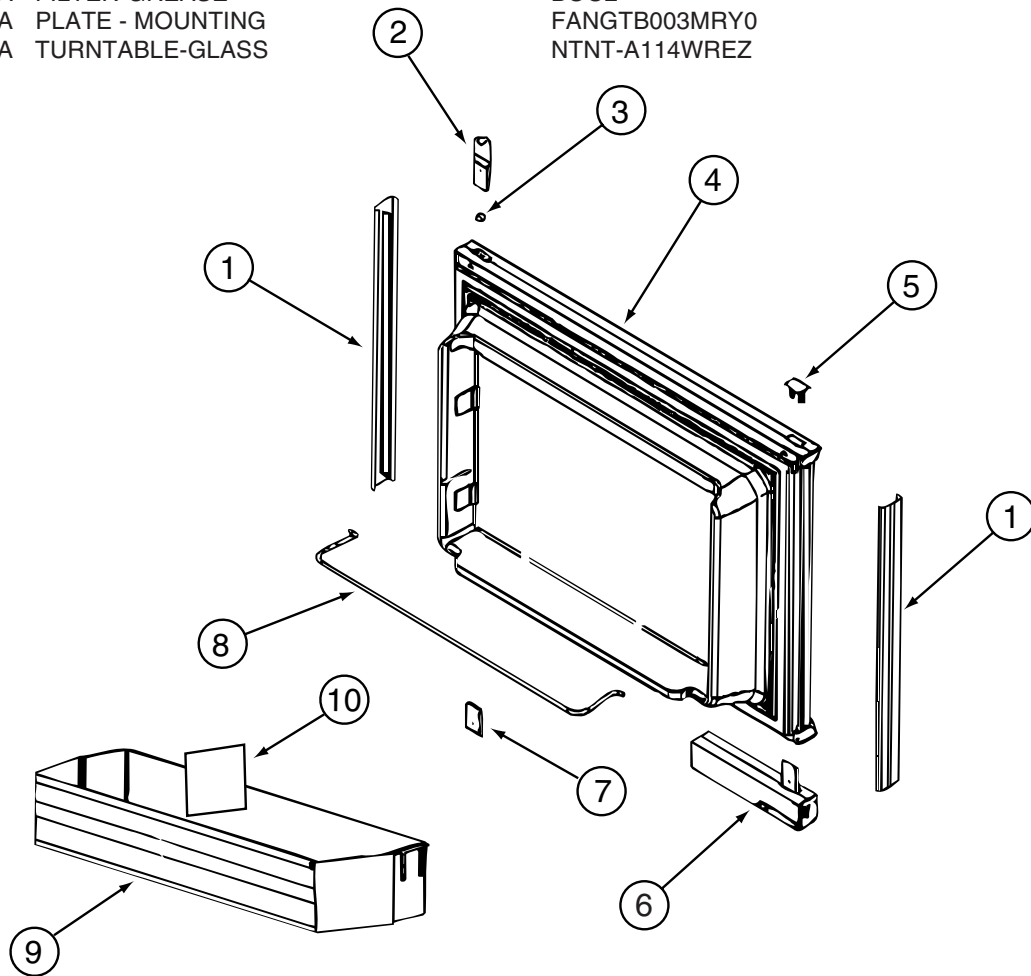
KEY	PART NUMBER	U/M	DESCRIPTION
1	146292-01-01A	EA	COVER - DRYER VENT - BRIGHT WHITE
1	146292-01-02A	EA	COVER - DRYER VENT - BLACK - <b>FULL BODY PAINT</b>
1	146292-02-01A	EA	DRYER VENT - INNER - BRIGHT WHITE
1	146292-02-02A	EA	DRYER VENT - INNER - BLACK - <b>FULL BODY PAINT</b>
2	116653-02-000	FT	DUCT - FLEXIBLE - 3' COMPRESSED/8' EXTENDED
3	153204-01-01A	EA	WASHER/DRYER - VENTED - UL/CSA - WHITE
			FROM: 00-00-00 THRU: 12-02-07
3	167453-01-01A	EA	WASHER/DRYER - VENTED - UL/CSA - WHITE
			FROM: 12-03-07 THRU: 99-99-99
4	111913-02-04B	EA	BRACKET/WASHER - TIE DOWN - BLACK
5	113795-01-02B	EA	BRACKET - WASHER - E-COATED
6	113795-02-02B	EA	BRACKET - WASHER - E-COATED
7	111913-03-04B	EA	BRACKET/WASHER - TIE DOWN - BLACK
	157665-01-000	GL	RV ANTIFREEZE-50 POTABLE WTR

**CABINET & APPLIANCE GROUP (CONTINUED)**  
**COMPONENT PARTS FOR CABINET & APPLIANCE LAYOUT**

119267-17-01A

KEY	PART NUMBER	U/M	DESCRIPTION
	119267-04-700	EA	FILTER-GREASE
	119267-04-703	EA	PLATE - MOUNTING
	119267-17-700	EA	TURNTABLE-GLASS

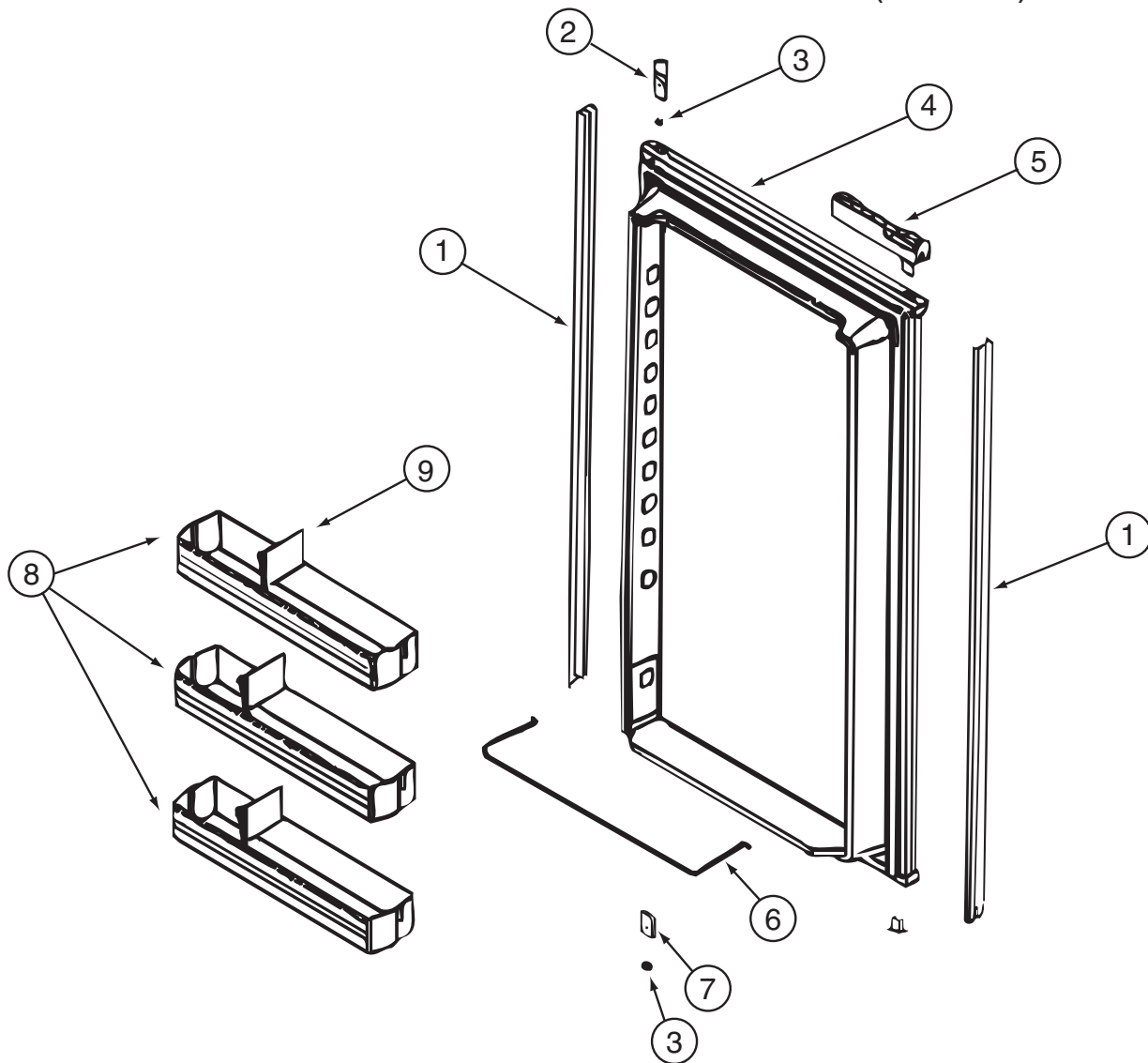
VENDOR NO.
BOO2
FANGTB003MRY0
NTNT-A114WREZ



120075-12-01A, 120075-13-01A, 120075-14-01A, 120075-15-01A

KEY	PART NUMBER	U/M	DESCRIPTION	VENDOR NO.
1	121568-03-700	EA	RETAINER - DOOR PNL/WAFFLE/BLK	619558-WDL-UPPER
2	120075-01-701	EA	HINGE-TOP RH/BOTTOM LH(DOOR)	618511
3	121568-03-701	EA	BUSHING - HINGE PIN/GRAY	619671
4	121568-03-702	EA	DOOR LINER-UPR/WAFFLED/BLACK	619627 - SMALL WDL
5	120075-01-702	EA	CAP, (HINGE PLUG)	618160
6	120075-12-700	EA	HANDLE(CONTOUR)TOP LH/BTM RH	621105
6	120075-12-701	EA	HANDLE(CONTOUR)TOP RH/BTM LH	621104
6	121568-03-703	EA	HANDLE/FLUSH-TOP/RH-LWR/LH	619865
6	121568-03-708	EA	HANDLE/FLUSH-TOP/LH-LWR/RH	619866
7	120075-01-705	EA	HINGE-TOP LH/BOTTOM RH(DOOR)	618510
8	121568-01-700	EA	RAIL - DOOR UPPER	618618
9	120075-07-700	EA	DOOR BIN - SMALL/CLEAR F/WDL	619006 WDL
10	120075-07-701	EA	DIVIDER/DOOR BIN CLEAR	619008 WDL & SDL
	121568-03-704	EA	TRAVEL LATCH - GRAY	619647
	121568-03-705	EA	STORAGE LATCH - GRAY	619648

**CABINET & APPLIANCE GROUP (CONTINUED)**  
**COMPONENT PARTS FOR CABINET & APPLIANCE LAYOUT (CONTINUED)**

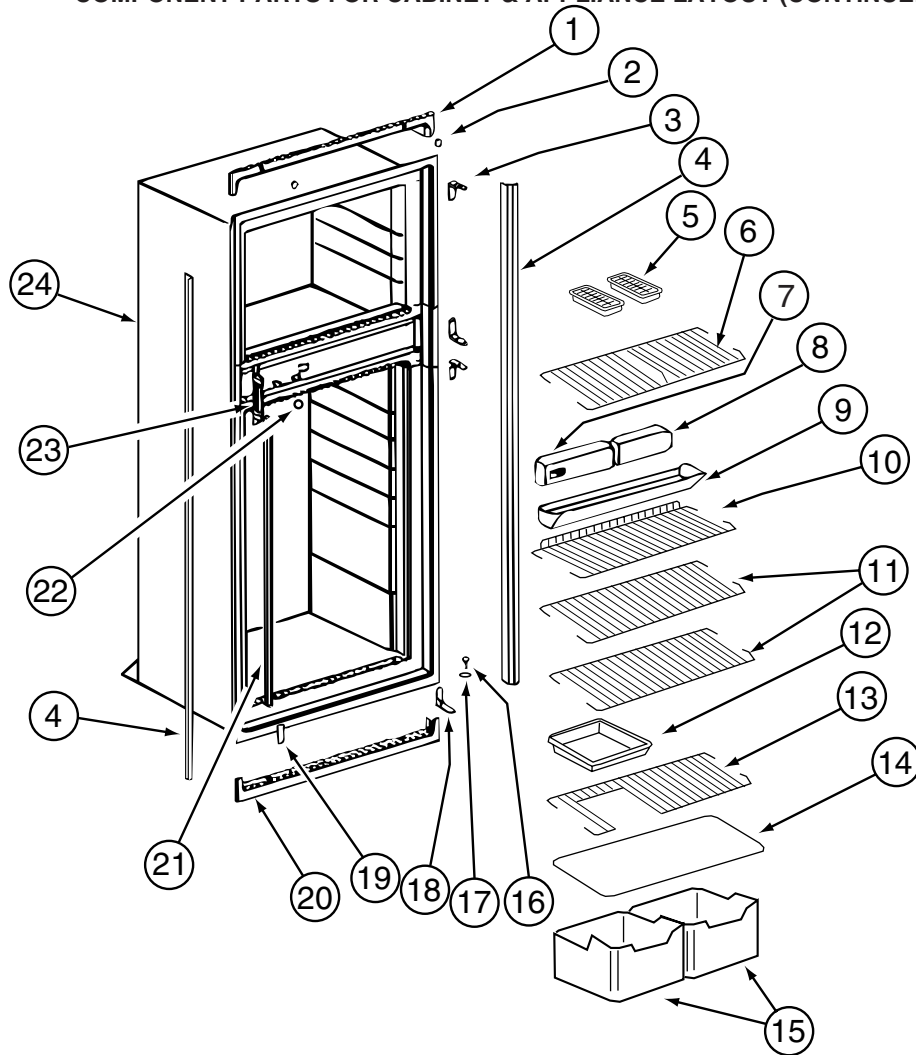


**120075-12-01A, 120075-13-01A, 120075-14-01A, 120075-15-01A (CONTINUED)**

KEY	PART NUMBER	U/M	DESCRIPTION	VENDOR NO.
1	120075-07-702	EA	RETAINER-DOOR PNL/WAFFLE/BLK	619560-WDL-LOWER
2	120075-01-701	EA	HINGE-TOP RH/BOTTOM LH(DOOR)	618511
3	121568-03-701	EA	BUSHING - HINGE PIN/GRAY	619671
4	120075-07-703	EA	DOOR LINER-LWR/WAFFLED/BLACK	619631 - LARGE WDL
5	120075-12-700	EA	HANDLE(CONTOUR)TOP LH/BTM RH	621105
5	120075-12-701	EA	HANDLE(CONTOUR)TOP RH/BTM LH	621104
5	121568-03-703	EA	HANDLE/FLUSH-TOP/RH-LWR/LH	619865
5	121568-03-708	EA	HANDLE/FLUSH-TOP/LH-LWR/RH	619866
6	121568-01-704	EA	RAIL - DOOR LOWER	618578
7	120075-01-705	EA	HINGE-TOP LH/BOTTOM RH(DOOR)	618510
8	120075-07-700	EA	DOOR BIN - SMALL/CLEAR F/WDL	619006 WDL
8	120075-07-704	EA	DOOR BIN - LARGE/CLEAR F/WDL	619005 WDL
9	120075-07-701	EA	DIVIDER/DOOR BIN CLEAR	619008 WDL & SDL
	121568-03-704	EA	TRAVEL LATCH - GRAY	619647
	121568-03-705	EA	STORAGE LATCH - GRAY	619648



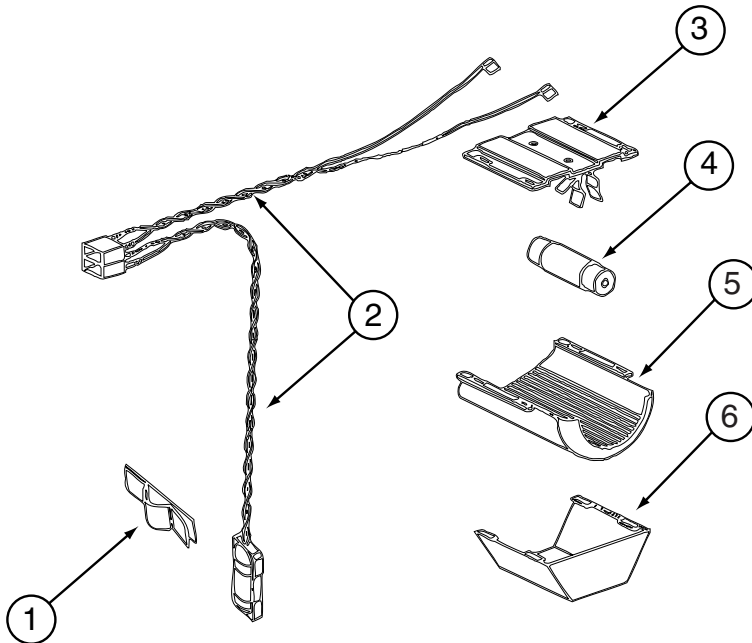
**CABINET & APPLIANCE GROUP (CONTINUED)**  
**COMPONENT PARTS FOR CABINET & APPLIANCE LAYOUT (CONTINUED)**



120075-09-01A, 120075-10-01A, 120075-12-01A, 120075-13-01A, 120075-14-01A, 120075-15-01A (CONTINUED)

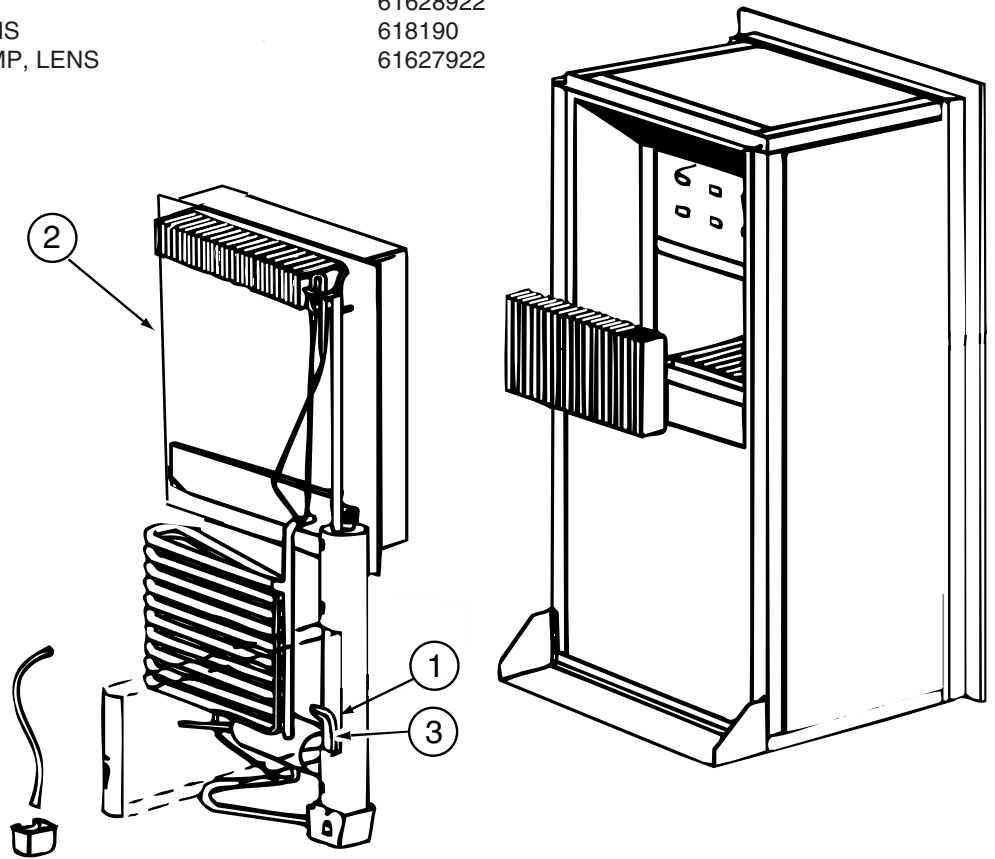
KEY	PART NUMBER	U/M	DESCRIPTION	VENDOR NO.
1	121568-03-709	EA	TRIM - TOP/BLACK	619687
2	120075-01-714	EA	PLUG-HOLE (BLACK)	618170
3	121568-03-710	EA	HINGE/CABINET-TOP/RH-LWR/LH	619335 WAFFLED
4	120075-07-705	EA	TRIM - SIDE - BLACK	622296
5	104137-06-724	EA	ICE TRAY	61630422
6	120075-07-706	EA	SHELF - WIRE F/ICEMAKER MODELS	620249
7	120075-07-707	EA	CONTROL BOX - BLACK	619665
8	121568-03-713	EA	FRONT BOX/DECORATIVE-BLACK	619282
9	120075-01-720	EA	TRAY-DRIP	623250
10	120075-01-722	EA	SHELF-WIRE, SHORT	620269
11	120075-01-723	EA	SHELF-WIRE	620270
12	104137-06-718	EA	SHELF-TRAY, WHITE, W/CUTOUT	617756
13	120075-01-724	EA	SHELF-WIRE, W/CUTOUT	620268
14	120075-01-725	EA	COVER-CRISPER	618158
15	120075-07-708	EA	CRISPER/ICE BIN	619007
16	120075-01-727	EA	PIN-HINGE	618145
17	121568-03-701	EA	BUSHING - HINGE PIN/GRAY	619671
18	121568-03-715	EA	HINGE/CABINET-TOP/LH-LWR/RH	619336 WAFFLED
19	121568-03-716	EA	COVER - HINGE HOLES	619301
20	120075-01-729	EA	TRIM-BOTTOM PIECE	620958
21	120075-01-730	EA	RETAINER-SHELF(SER#926684 DN)	618181
22	121568-03-717	EA	HOLE PLUG - WHITE	619561
23	120075-01-732	EA	PLATE-STRIKE	618167
24	120075-09-700	EA	CABINET - FOAMED	619660
	120075-01-721	EA	LOUVER-DRIP TRAY	618176

**CABINET & APPLIANCE GROUP (CONTINUED)**  
**COMPONENT PARTS FOR CABINET & APPLIANCE LAYOUT (CONTINUED)**



120075-09-01A, 120075-10-01A, 120075-12-01A, 120075-13-01A, 120075-14-01A, 120075-15-01A (CONTINUED)

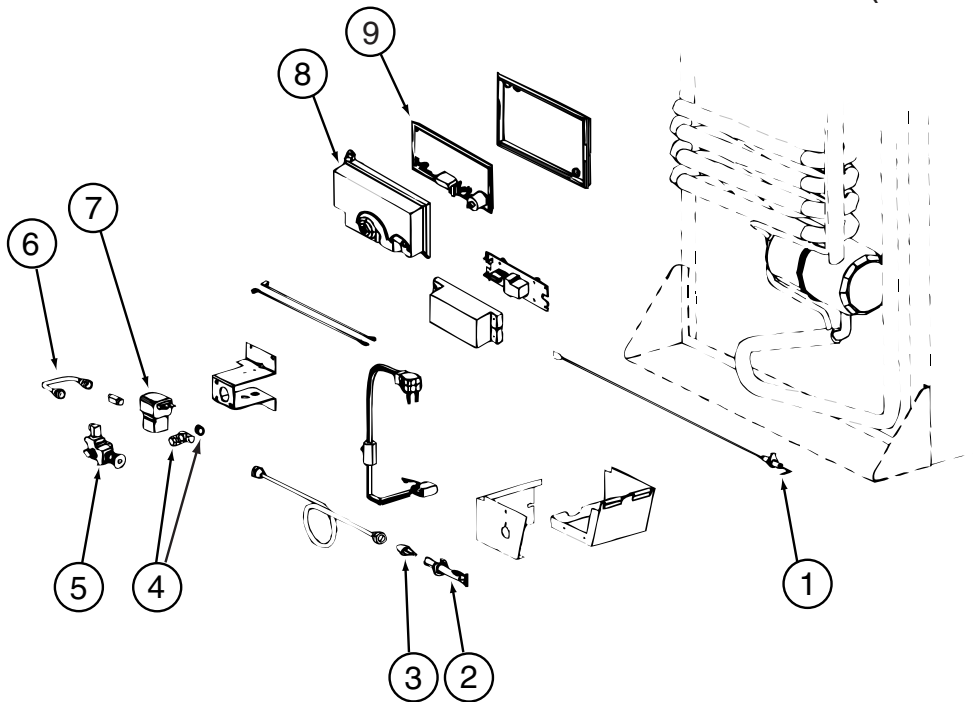
KEY	PART NUMBER	U/M	DESCRIPTION	VENDOR NO.
1	084880-01-760	EA	CLIP (THERMISTER)	61689122
2	120075-01-735	EA	THERMISTER W/LAMP & WIRE/ASM	618548
3	084880-03-705	EA	BRACKET-LIGHT-INTERIOR	61629722
4	084880-03-706	EA	BULB-LAMP	61628922
5	120075-01-734	EA	COVER-LENS	618190
6	084880-03-707	EA	COVER-LAMP, LENS	61627922



120075-09-01A, 120075-10-01A, 120075-12-01A, 120075-13-01A, 120075-14-01A, 120075-15-01A (CONTINUED)

KEY	PART NUMBER	U/M	DESCRIPTION	VENDOR NO.
1	088248-01-710	EA	HEATER DC (HORIZONTAL)	61562822
2	120075-01-736	EA	COOLING UNIT, SERVICE PACK	618542
3	088248-01-709	EA	HEATER-AC (HORIZONTAL)	61562722

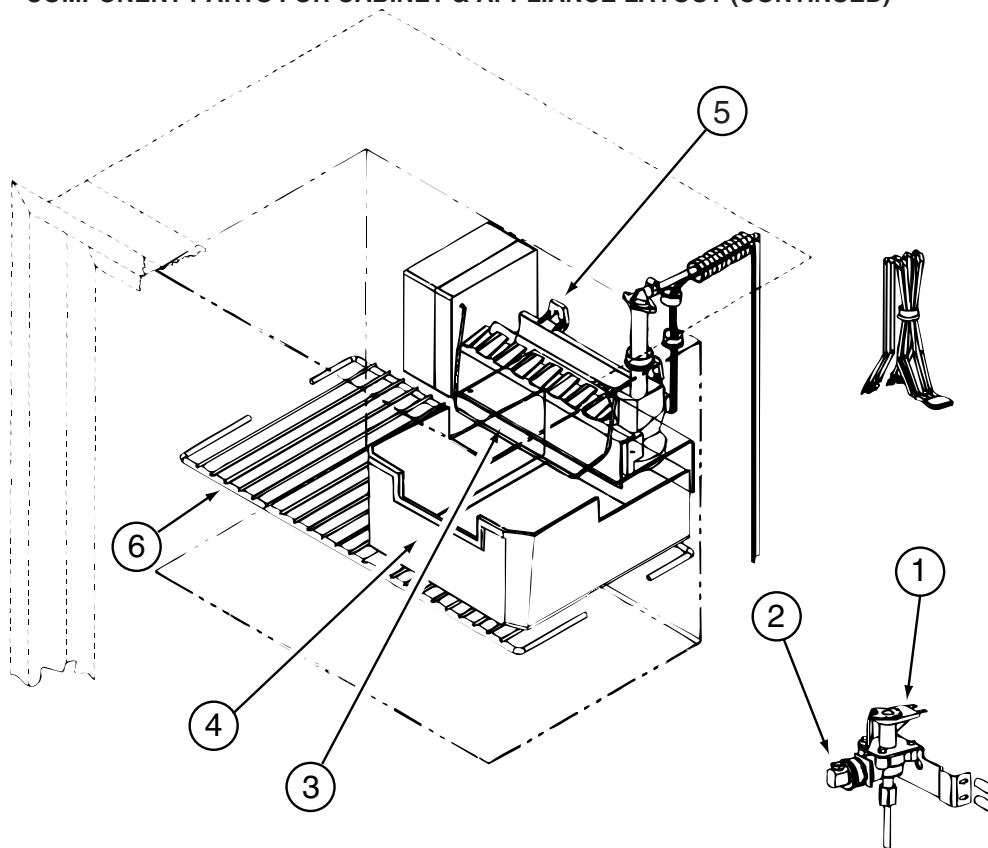
**CABINET & APPLIANCE GROUP (CONTINUED)**  
**COMPONENT PARTS FOR CABINET & APPLIANCE LAYOUT (CONTINUED)**



120075-09-01A, 120075-10-01A, 120075-12-01A, 120075-13-01A, 120075-14-01A, 120075-15-01A (CONTINUED)

KEY	PART NUMBER	U/M	DESCRIPTION	VENDOR NO.
1	104137-06-715	EA	ELECTRODE-SPARK/SENSOR, SGL	61692222
2	104137-06-714	EA	BURNER ASSEMBLY, 5-SLOT	61705222
3	120075-01-737	EA	ORIFICE - JEWEL - .0155	618284
4	113737-01-702	EA	PLUG 1/8" F/PRESSURE TAP	61445322
4	113737-01-716	EA	TAP-PRESSURE	61594422
5	104137-06-709	EA	VALVE-SHUT OFF/MAN-OLD STYLE	61694922
5	104137-06-734	EA	VALVE-SHUT OFF/MAN-NEW STYLE	618696
6	113737-01-750	EA	TUBE-UNION	61694622
7	084880-01-718	EA	KIT-GAS VALVE/SOLENOID/TUBE	621447
8	120075-01-738	EA	COVER-POWER BOARD	618185
9	120075-07-710	EA	POWER - BOARD - 2-WAY	619360 = 621269
	120075-01-744	EA	KIT - GAS VALVE/BURNER TUBE	620609

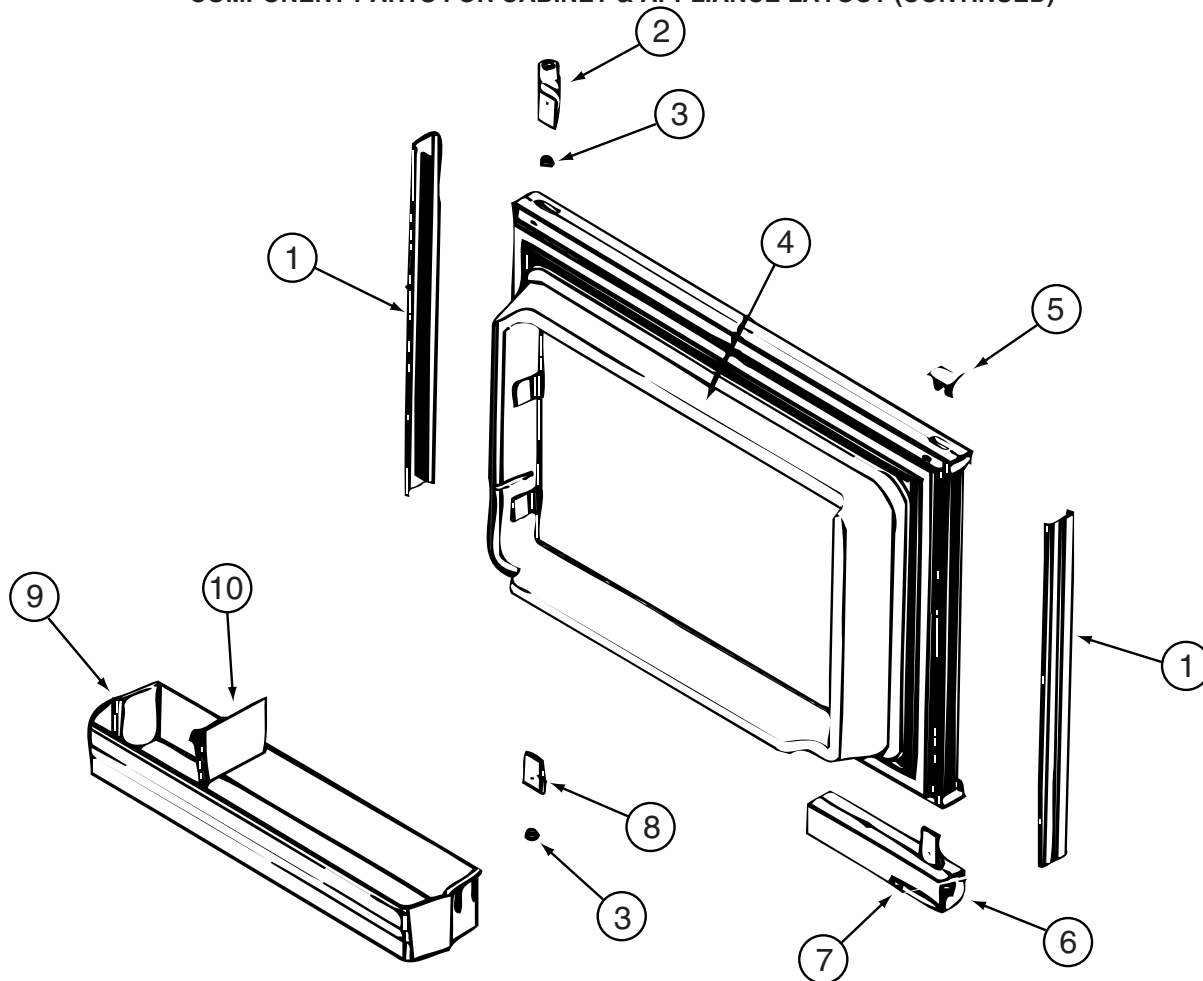
**CABINET & APPLIANCE GROUP (CONTINUED)**  
**COMPONENT PARTS FOR CABINET & APPLIANCE LAYOUT (CONTINUED)**



120075-09-01A, 120075-10-01A, 120075-13-01A, 120075-14-01A (CONTINUED)

KEY	PART NUMBER	U/M	DESCRIPTION	VENDOR NO.
1	120075-09-701	EA	WATER VALVE W/BRACKET	618253
2	120075-03-702	EA	NUT/COMPRESSION - FITTING	61678722
3	120075-03-703	EA	ARM-SHUT OFF	61656922
4	120075-03-704	EA	BIN-ICE CUBE	618154
5	094039-07-706	EA	ICE MAKER W/O PLATES	61656522
6	120075-01-717	EA	SHELF-FREEZER, WIRE	618172

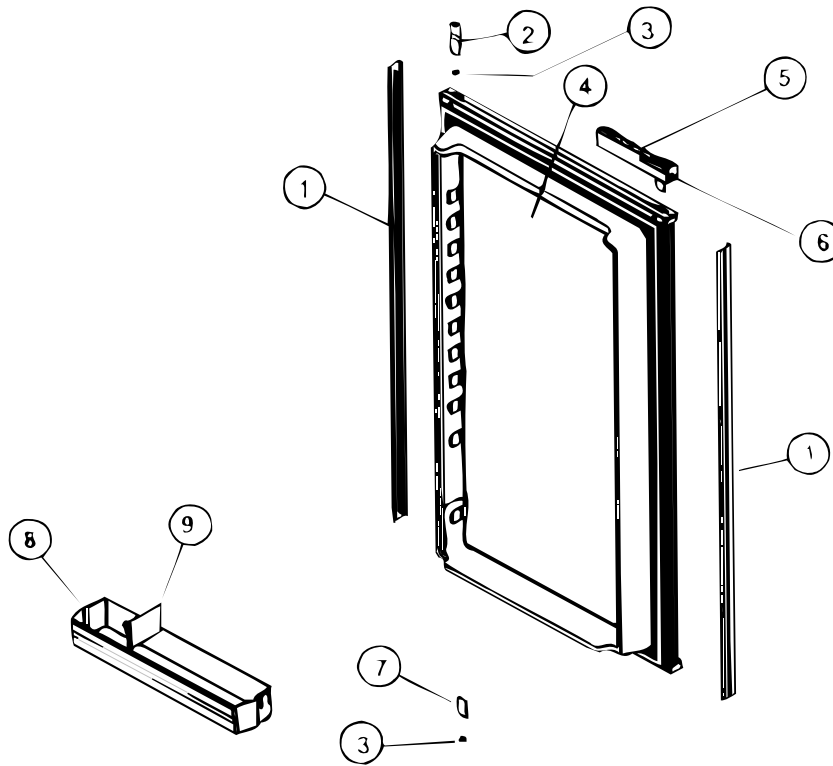
**CABINET & APPLIANCE GROUP (CONTINUED)**  
**COMPONENT PARTS FOR CABINET & APPLIANCE LAYOUT (CONTINUED)**



120075-23-01A

KEY	PART NUMBER	U/M	DESCRIPTION	VENDOR NO.
1	121568-03-700	EA	RETAINER - DOOR PANEL/BLACK	619558
2	120075-01-701	EA	HINGE-TOP RH/BOTTOM LH(DOOR)	618511
3	121568-03-701	EA	BUSHING - HINGE PIN/GRAY	619671
4	121568-03-702	EA	DOOR LINER - W/TRIM/BLACK	619627 - SMALL DOOR
5	120075-01-702	EA	CAP, (HINGE PLUG)	618160
6	120075-12-700	EA	HANDLE(CONTOUR)TOP LH/BTM RH	621105
6	120075-12-701	EA	HANDLE(CONTOUR)TOP RH/BTM LH	621104
7	121568-03-705	EA	STORAGE LATCH - GRAY	619648
8	120075-01-705	EA	HINGE-TOP LH/BOTTOM RH(DOOR)	618510
9	120075-07-700	EA	DOOR BIN - SMALL/CLEAR	619006
10	120075-07-701	EA	DIVIDER/DOOR BIN CLEAR	619008

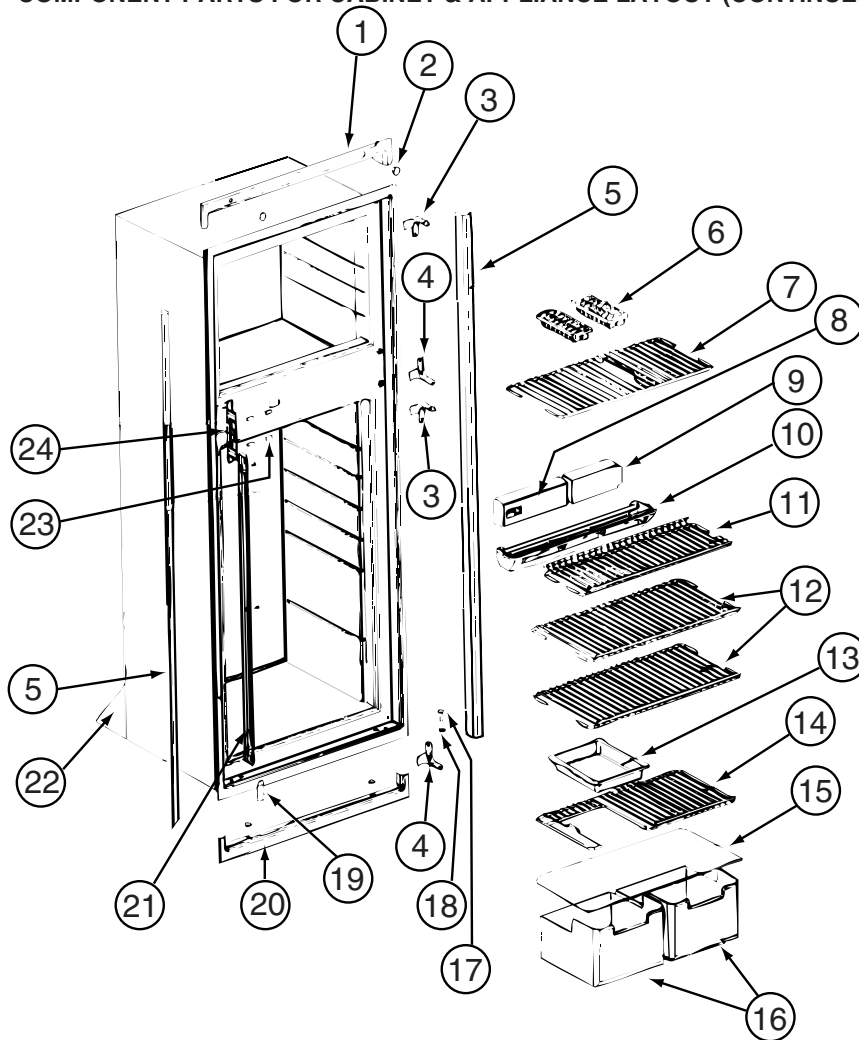
**CABINET & APPLIANCE GROUP (CONTINUED)**  
**COMPONENT PARTS FOR CABINET & APPLIANCE LAYOUT (CONTINUED)**



**120075-23-01A (CONTINUED)**

KEY	PART NUMBER	U/M	DESCRIPTION	VENDOR NO.
1	120075-07-702	EA	RETAINER - DOOR PANEL/BLACK	619560
2	120075-01-701	EA	HINGE-TOP RH/BOTTOM LH(DOOR)	618511
3	121568-03-701	EA	BUSHING - HINGE PIN/GRAY	619671
4	120075-07-703	EA	DOOR LINER - BLACK	619631 - LARGE DOOR
5	120075-12-700	EA	HANDLE(CONTOUR)TOP LH/BTM RH	621105
5	120075-12-701	EA	HANDLE(CONTOUR)TOP RH/BTM LH	621104
6	121568-03-705	EA	STORAGE LATCH - GRAY	619648
7	120075-01-705	EA	HINGE-TOP LH/BOTTOM RH(DOOR)	618510
8	120075-07-700	EA	DOOR BIN - SMALL/CLEAR	619006
8	120075-07-704	EA	DOOR BIN - LARGE/CLEAR	619005
9	120075-07-701	EA	DIVIDER/DOOR BIN CLEAR	619008

**CABINET & APPLIANCE GROUP (CONTINUED)**  
**COMPONENT PARTS FOR CABINET & APPLIANCE LAYOUT (CONTINUED)**

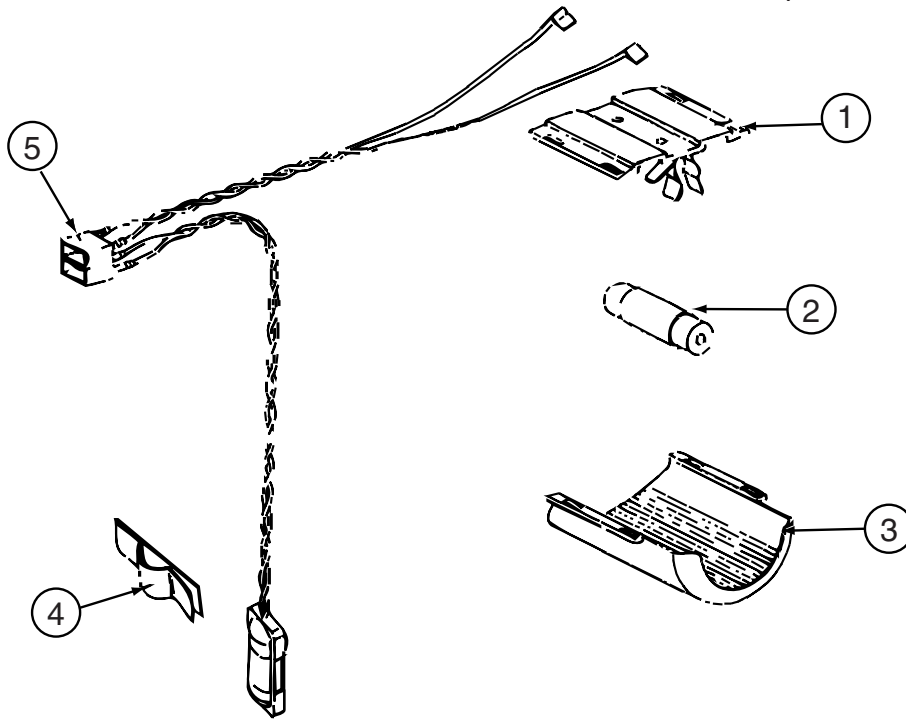


120075-16, 120075-17, 120075-18, 120075-19, 120075-20, 120075-21, 120075-22, 120075-23-01A (CONTINUED)

KEY	PART NUMBER	U/M	DESCRIPTION	VENDOR NO.
1	120075-20-700	EA	TRIM/TOP ASM W/INSERTS-BLACK	622319
2	120075-01-714	EA	PLUG-HOLE (BLACK)	618170
3	121568-03-710	EA	HINGE/CABINET-TOP/RH-LWR/LH	619335
4	121568-03-715	EA	HINGE/CABINET-TOP/LH-LWR/RH	619336
5	120075-07-705	EA	TRIM - SIDE - BLACK	622296
6	104137-06-724	EA	ICE TRAY	61630422
7	121568-03-712	EA	SHELF-WIRE FREEZER	620250
7	120075-07-706	EA	SHELF-WIRE F/ICEMAKER MODELS	620250
8	120075-07-707	EA	CONTROL BOX - BLACK	619665
9	121568-03-713	EA	FRONT BOX/DECORATIVE-BLACK	619282
10	120075-20-701	EA	TRAY/DRIP(INSIDE 1 PC)LOUVER	623250
11	120075-01-722	EA	SHELF-WIRE, SHORT	620269
12	120075-01-723	EA	SHELF-WIRE	620270
13	104137-06-718	EA	SHELF-TRAY, WHITE, W/CUTOUT	617756
14	120075-20-703	EA	SHELF - WIRE W/CUTOUT	620268
15	120075-01-725	EA	COVER-CRISPER	618158
16	120075-07-708	EA	CRISPER/ICE BIN	619007
17	120075-01-727	EA	PIN-HINGE	618145
18	121568-03-701	EA	BUSHING - HINGE PIN/GRAY	619671
19	121568-03-716	EA	COVER - HINGE HOLES	619301
20	120075-20-702	EA	TRIM PC(FOAM/TAPE)BTM BLACK	622323
21	120075-01-730	EA	RETAINER-SHELF(SER#926684 DN	618181
21	125242-02-720	EA	RETAINER/SHELF(SER#926685 UP	622033
23	121568-06-703	EA	HOLE PLUG - WHITE	620282
24	120075-01-732	EA	PLATE-STRIKE	618167

CONTACT WINNEBAGO PART SALES FOR UNLISTED COMPONENT(S)

**CABINET & APPLIANCE GROUP (CONTINUED)**  
**COMPONENT PARTS FOR CABINET & APPLIANCE LAYOUT (CONTINUED)**

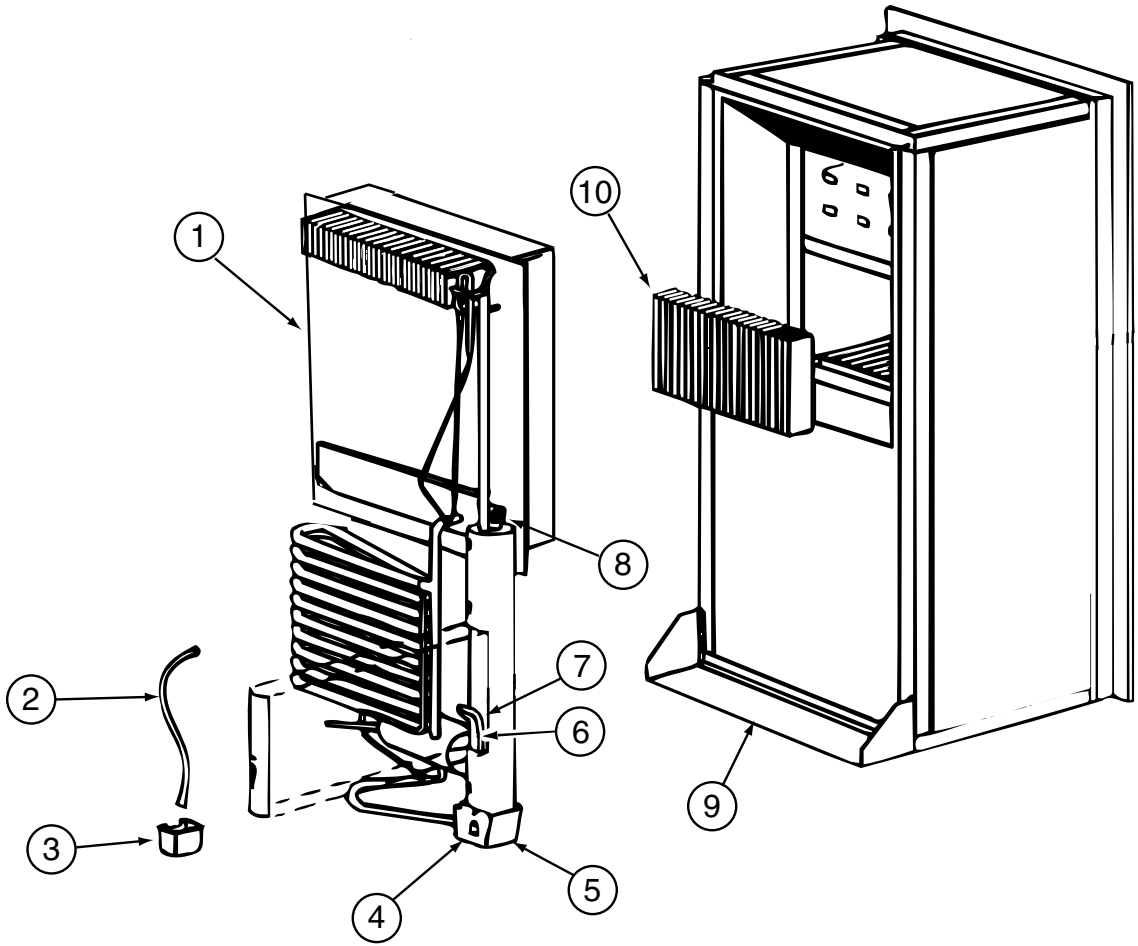


120075-16, 120075-17, 120075-18, 120075-19, 120075-20, 120075-21, 120075-22, 120075-23, 121569-08-01A (CONTINUED)

KEY	PART NUMBER	U/M	DESCRIPTION	VENDOR NO.
1	084880-03-705	EA	BRACKET-LIGHT-INTERIOR	61629722
2	084880-03-706	EA	BULB-LAMP	61628922
3	125242-02-708	EA	COVER/LAMP BRACKET	621827
4	084880-01-760	EA	CLIP (THERMISTER)	61689122
5	120075-01-735	EA	THERMISTER W/LAMP & WIRE/ASM	618548



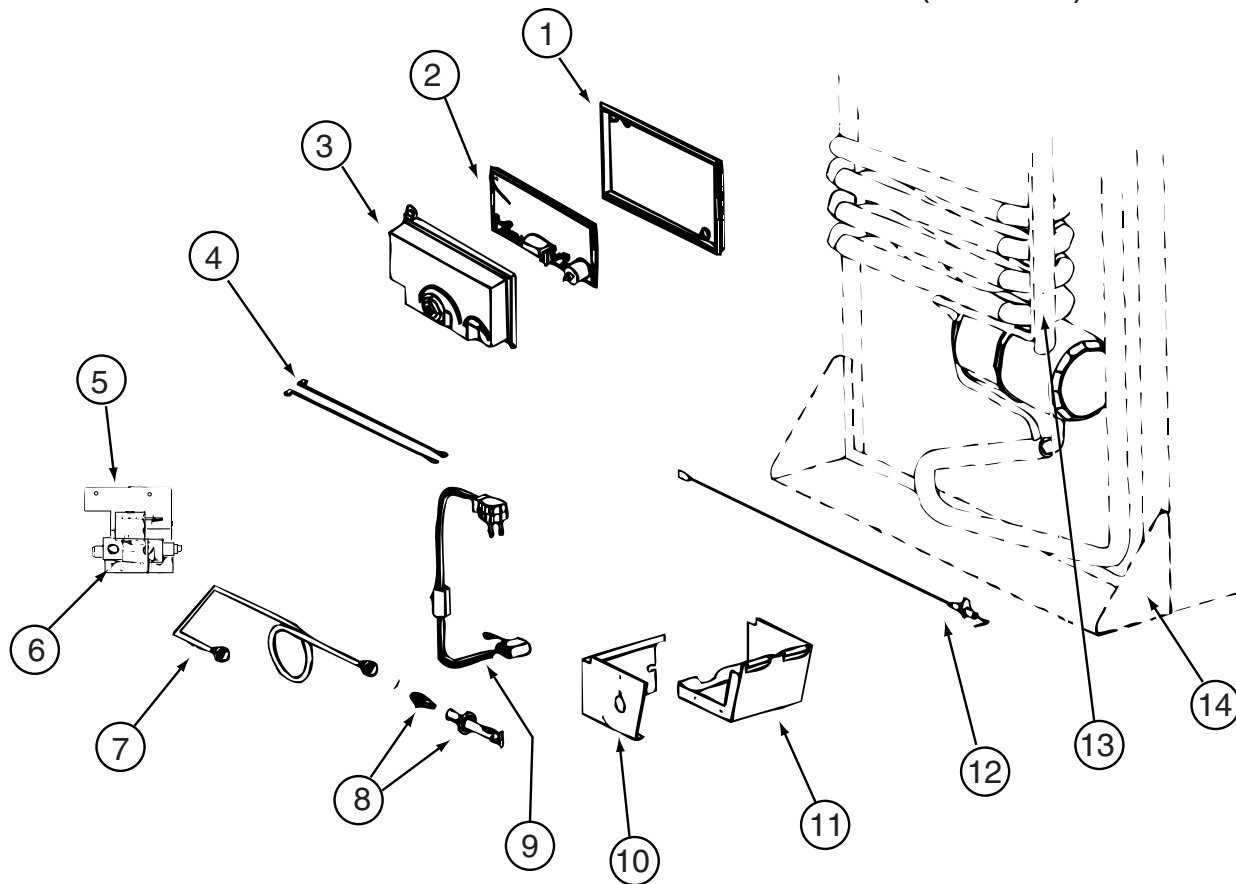
**CABINET & APPLIANCE GROUP (CONTINUED)**  
**COMPONENT PARTS FOR CABINET & APPLIANCE LAYOUT (CONTINUED)**



120075-16, 120075-17, 120075-18, 120075-19, 120075-20, 120075-21, 120075-22, 120075-23-01A (CONTINUED)

KEY	PART NUMBER	U/M	DESCRIPTION	VENDOR NO.
1	120075-01-736	EA	COOLING UNIT, SERVICE PACK	618542
6	121568-06-704	EA	HEATER-AC/300W/120VAC	621702
CONTACT WINNEBAGO PART SALES FOR UNLISTED COMPONENT(S)				

**CABINET & APPLIANCE GROUP (CONTINUED)**  
**COMPONENT PARTS FOR CABINET & APPLIANCE LAYOUT (CONTINUED)**

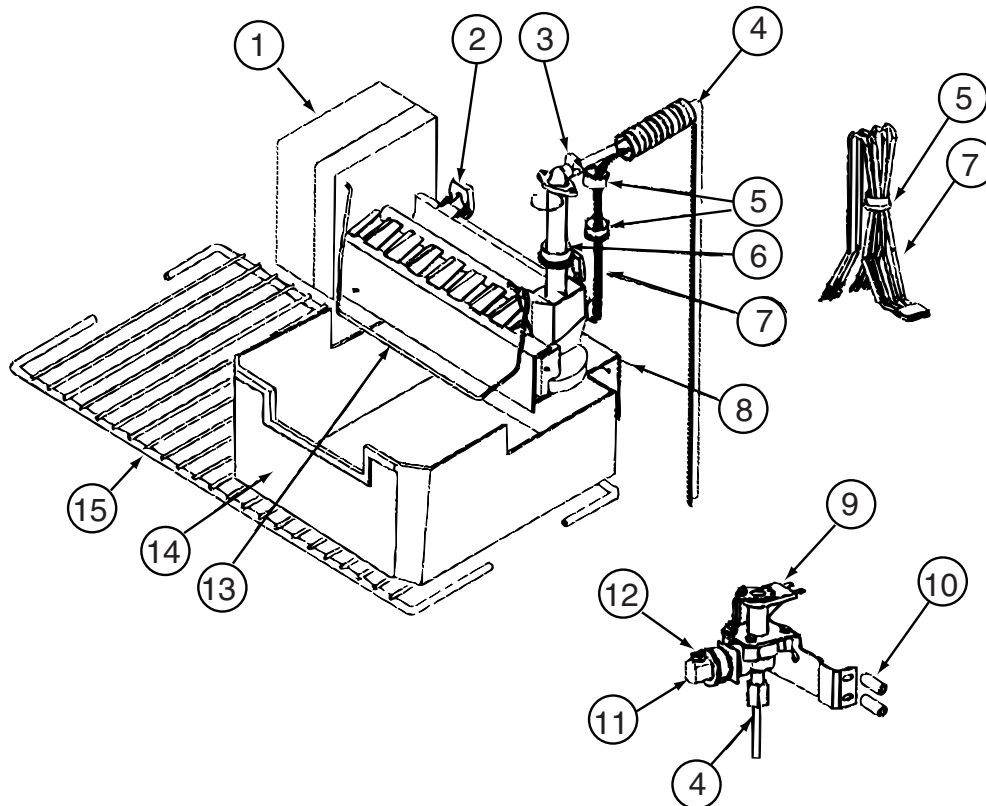


120075-16, 120075-17, 120075-18, 120075-19, 120075-20, 120075-21, 120075-22, 120075-23-01A (CONTINUED)

KEY	PART NUMBER	U/M	DESCRIPTION	VENDOR NO.
1	120075-01-740	EA	COVER-BASE, POWER BOARD	618186
2	120075-20-704	EA	KIT-POWER BOARD/EG2-2 WAY	621269001
3	120075-01-738	EA	COVER-POWER BOARD	618185
4	125242-02-709	EA	WIRE/WHITE/9"/GAS VALVE	621448
5	125242-02-710	EA	GAS VALVE/BRKT/WIRES COMB.	621334
6	121568-06-706	EA	GAS VALVE-COMBO/WRENCH FLAT	621329
7	120075-20-705	EA	TUBE/BURNER - N8/N6	620033
8	121568-06-708	EA	BURNER/ORFICE-ADAPTER KIT	621957
12	104137-06-715	EA	ELECTRODE-SPARK/SENSOR, SGL	61692222

CONTACT WINNEBAGO PART SALES FOR UNLISTED COMPONENT(S)

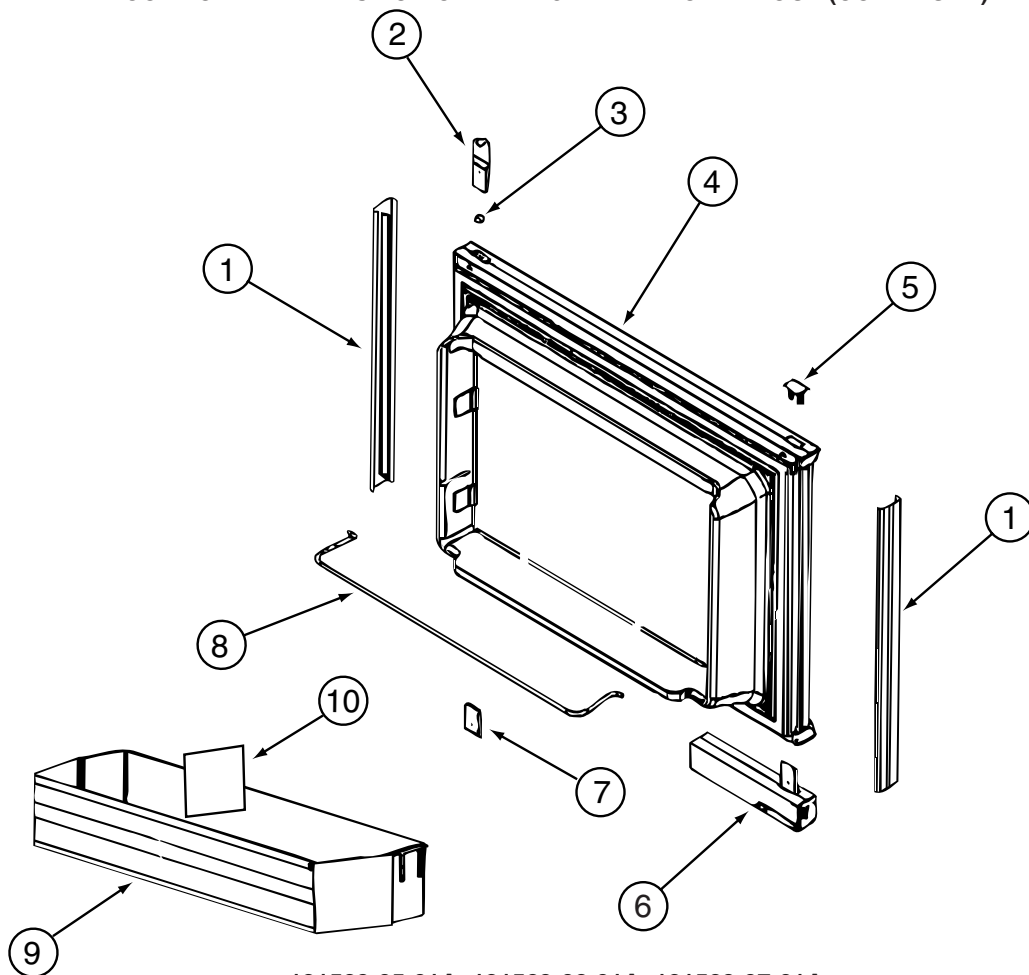
**CABINET & APPLIANCE GROUP (CONTINUED)**  
**COMPONENT PARTS FOR CABINET & APPLIANCE LAYOUT (CONTINUED)**



120075-16-01A, 120075-17-01A, 120075-18-01A, 120075-19-01A, 120075-20-01A, 120075-23-01A (CONTINUED)

KEY	PART NUMBER	U/M	DESCRIPTION	VENDOR NO.
2	094039-07-706	EA	ICE MAKER W/O PLATES	61656522
9	120075-03-701	EA	VALVE ASM., WATER, W/BRACKET	618253
13	120075-03-703	EA	ARM-SHUT OFF	61656922
14	120075-07-708	EA	CRISPER/ICE BIN	619007
15	120075-07-706	EA	SHELF-WIRE F/ICEMAKER MODELS	620249
CONTACT WINNEBAGO PART SALES FOR UNLISTED COMPONENT(S)				

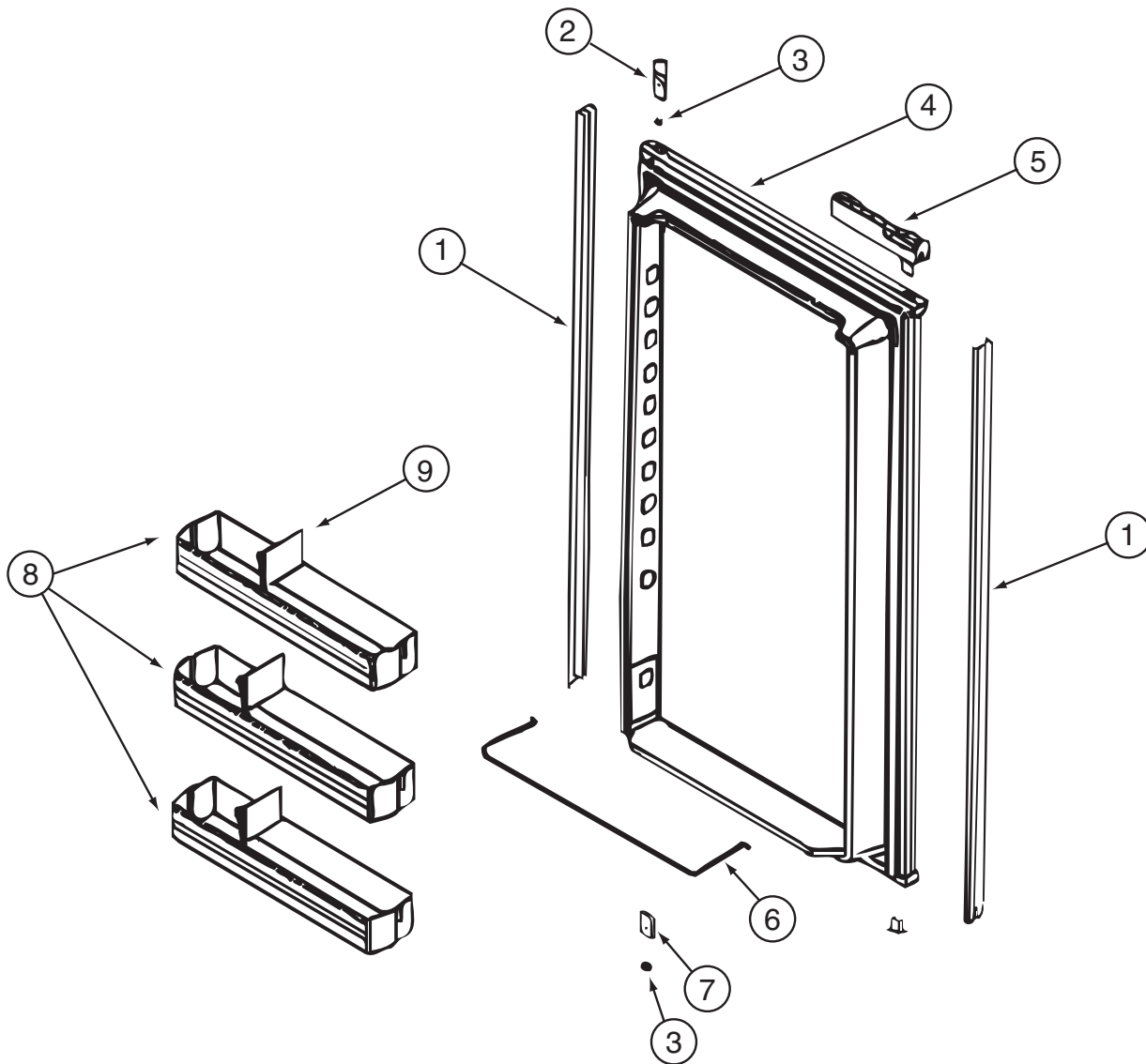
**CABINET & APPLIANCE GROUP (CONTINUED)**  
**COMPONENT PARTS FOR CABINET & APPLIANCE LAYOUT (CONTINUED)**



121569-05-01A, 121569-06-01A, 121569-07-01A

KEY	PART NUMBER	U/M	DESCRIPTION	VENDOR NO.
1	121568-03-700	EA	RETAINER - DOOR PNL/WAFFLE/BLK	619558-WDL-UPPER
2	120075-01-701	EA	HINGE-TOP RH/BOTTOM LH(DOOR)	618511
3	121568-03-701	EA	BUSHING - HINGE PIN/GRAY	619671
4	121568-03-702	EA	DOOR LINER-UPR/WAFFLED/BLACK	619627 - SMALL WDL
5	120075-01-702	EA	CAP, (HINGE PLUG)	618160
6	120075-12-700	EA	HANDLE(CONTOUR)TOP LH/BTM RH	621105
7	120075-01-705	EA	HINGE-TOP LH/BOTTOM RH(DOOR)	618510
8	121568-01-700	EA	RAIL - DOOR UPPER	618618
9	120075-07-700	EA	DOOR BIN - SMALL/CLEAR F/WDL	619006 WDL
10	120075-07-701	EA	DIVIDER/DOOR BIN CLEAR	619008 WDL & SDL
	121568-03-705	EA	STORAGE LATCH - GRAY	619648

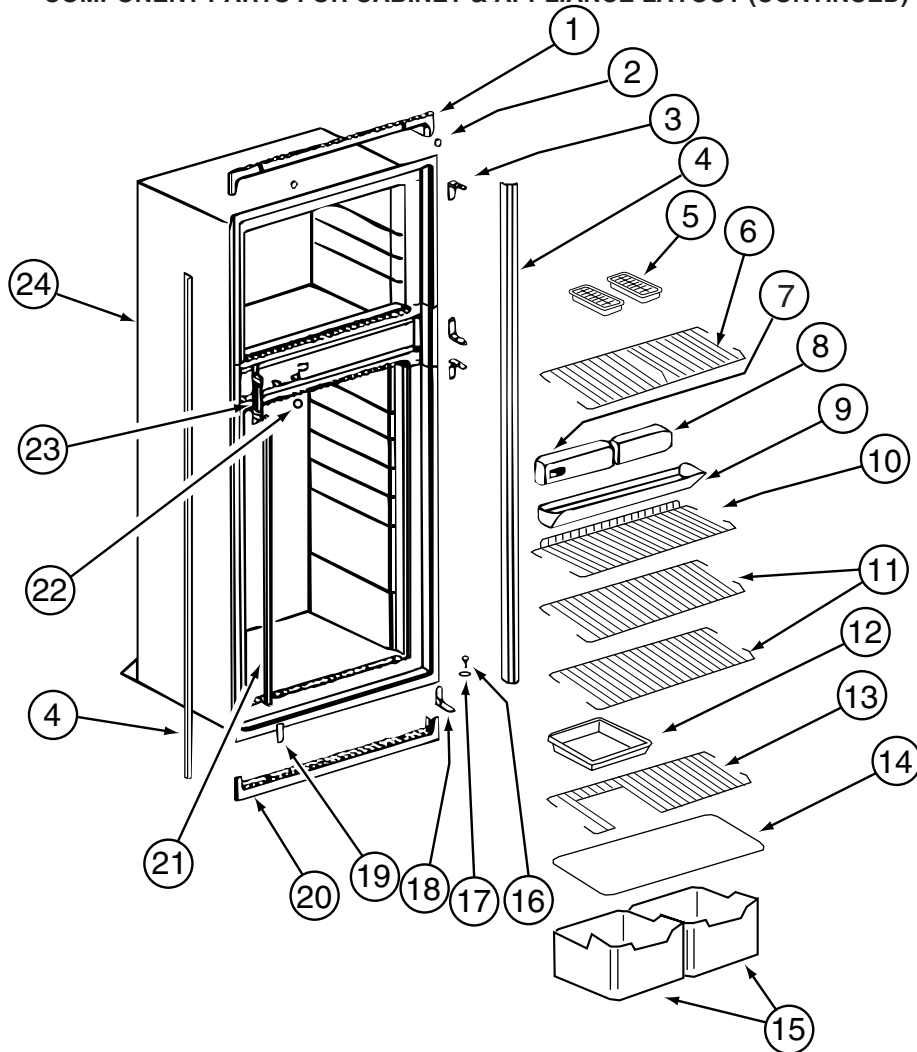
**CABINET & APPLIANCE GROUP (CONTINUED)**  
**COMPONENT PARTS FOR CABINET & APPLIANCE LAYOUT (CONTINUED)**



**121569-05-01A, 121569-06-01A, 121569-07-01A (CONTINUED)**

KEY	PART NUMBER	U/M	DESCRIPTION	VENDOR NO.
1	120075-07-702	EA	RETAINER - DOOR PNL/WAFFLE/BLK	619560 -WDL-LOWER
2	120075-01-701	EA	HINGE-TOP RH/BOTTOM LH(DOOR)	618511
3	121568-03-701	EA	BUSHING - HINGE PIN/GRAY	619671
4	120075-07-703	EA	DOOR LINER-LWR/WAFFLED/BLACK	619631 LARGE WDL
5	120075-12-701	EA	HANDLE(CONTOUR)TOP RH/BTM LH	621104
6	121568-01-704	EA	RAIL - DOOR LOWER	618578
7	120075-01-705	EA	HINGE-TOP LH/BOTTOM RH(DOOR)	618510
8	121568-01-701	EA	BIN - DOOR WHITE-WAFFLED LNR	618619 WDL
9	120075-07-701	EA	DIVIDER/DOOR BIN CLEAR	619008 WDL & SDL
	121568-03-705	EA	STORAGE LATCH - GRAY	619648

**CABINET & APPLIANCE GROUP (CONTINUED)**  
**COMPONENT PARTS FOR CABINET & APPLIANCE LAYOUT (CONTINUED)**

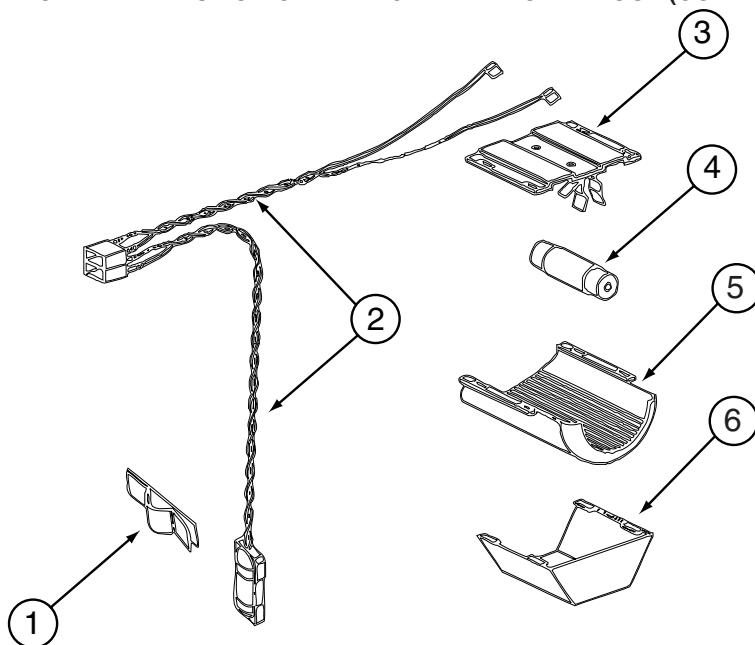


121569-03-01A, 121569-04-01A, 121569-05-01A, 121569-06-01A, 121569-07-01A (CONTINUED)

KEY	PART NUMBER	U/M	DESCRIPTION	VENDOR NO.
1	121568-03-709	EA	TRIM - TOP/BLACK	619687
2	120075-01-714	EA	PLUG-HOLE (BLACK)	618170
3	121568-03-710	EA	HINGE/CABINET-TOP/RH-LWR/LH	619335 WAFFLED
4	120075-07-705	EA	TRIM - SIDE - BLACK	622296
6	121568-03-712	EA	SHELF - WIRE/FREEZER	620250
7	121568-03-714	EA	CONTROL ASM-SER#9126824 &DWN	619350
8	121568-03-713	EA	FRONT BOX/DECORATIVE-BLACK	619282
9	120075-01-720	EA	TRAY-DRIP	623250
10	121568-01-707	EA	SHELF - WIRE - SHORT	620272
11	121568-01-708	EA	SHELF - WIRE	620273
14	120075-01-725	EA	COVER-CRISPER - 18.5" WIDE	618158
15	121568-01-709	EA	CRISPER	618571
16	120075-01-727	EA	PIN-HINGE	618145
18	121568-03-715	EA	HINGE/CABINET-TOP/LH-LWR/RH	619336 WAFFLED
19	121568-03-716	EA	COVER - HINGE HOLES	619301
20	120075-01-729	EA	TRIM-BOTTOM PIECE	620958
21	120075-01-730	EA	RETAINER-SHELF(SER#926684 DN)	618181
22	121568-03-717	EA	HOLE PLUG - WHITE	619561
23	120075-01-732	EA	PLATE-STRIKE	618167
24	120075-07-709	EA	CABINET - FOAMED	619347
	120075-01-721	EA	LOUVER-DRIP TRAY	618176

CONTACT WINNEBAGO PART SALES FOR UNLISTED COMPONENT(S)

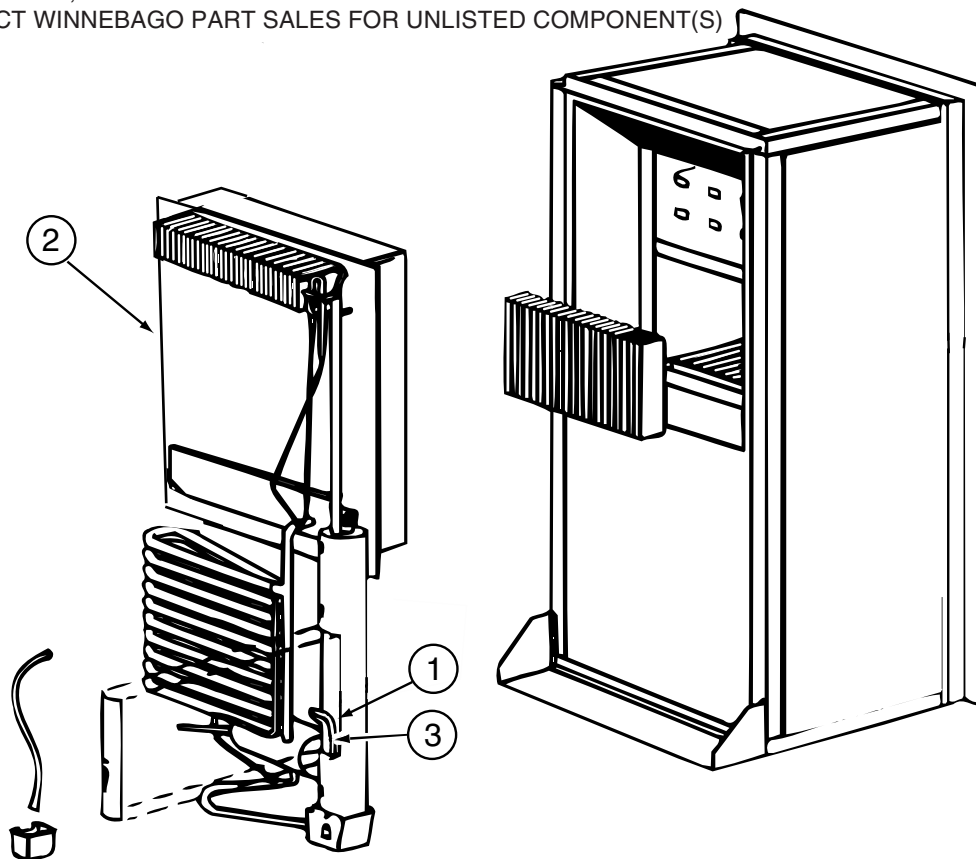
**CABINET & APPLIANCE GROUP (CONTINUED)**  
**COMPONENT PARTS FOR CABINET & APPLIANCE LAYOUT (CONTINUED)**



121569-03-01A, 121569-04-01A, 121569-05-01A, 121569-06-01A, 121569-07-01A (CONTINUED)

KEY	PART NUMBER	U/M	DESCRIPTION	VENDOR NO.
1	084880-01-760	EA	CLIP (THERMISTER)	61689122
2	120075-01-735	EA	THERMISTER W/LAMP & WIRE/ASM	618548
3	084880-03-705	EA	BRACKET-LIGHT-INTERIOR	61629722
4	084880-03-706	EA	BULB-LAMP	61628922
6	084880-03-707	EA	COVER-LAMP, LENS	61627922

CONTACT WINNEBAGO PART SALES FOR UNLISTED COMPONENT(S)

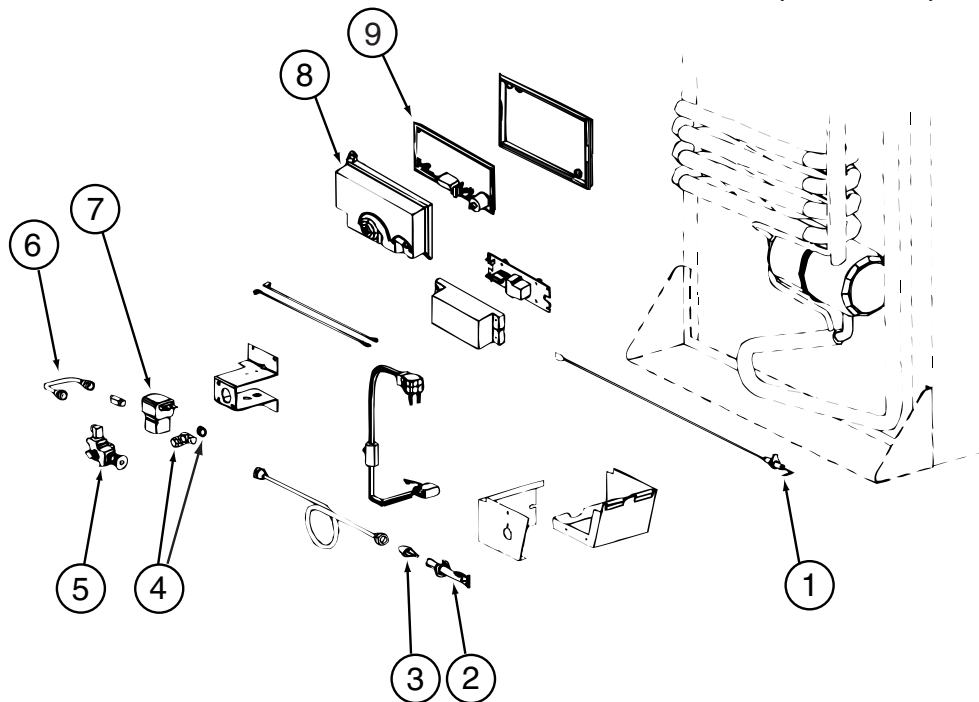


121569-03-01A, 121569-04-01A, 121569-05-01A, 121569-06-01A, 121569-07-01A (CONTINUED)

KEY	PART NUMBER	U/M	DESCRIPTION	VENDOR NO.
2	120075-01-736	EA	COOLING UNIT, SERVICE PACK	618542
3	088248-01-709	EA	HEATER-AC (HORIZONTAL)	61562722
	120075-01-744	EA	KIT - GAS VALVE/BURNER TUBE	620609

CONTACT WINNEBAGO PART SALES FOR UNLISTED COMPONENT(S)

**CABINET & APPLIANCE GROUP (CONTINUED)**  
**COMPONENT PARTS FOR CABINET & APPLIANCE LAYOUT (CONTINUED)**



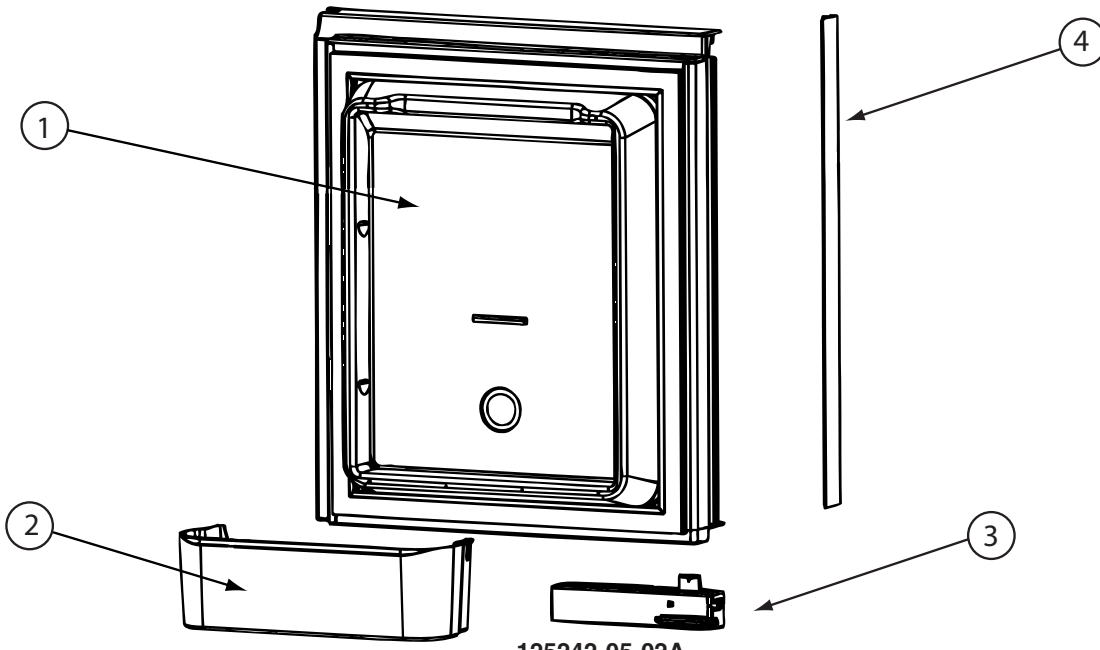
121569-03-01A, 121569-04-01A, 121569-05-01A, 121569-06-01A, 121569-07-01A (CONTINUED)

KEY	PART NUMBER	U/M	DESCRIPTION	VENDOR NO.
1	104137-06-715	EA	ELECTRODE-SPARK/SENSOR, SGL	61692222
2	104137-06-714	EA	BURNER ASSEMBLY, 5-SLOT	61705222
3	120075-01-737	EA	ORIFICE - JEWEL - .0155	618284
4	113737-01-702	EA	PLUG 1/8" F/PRESSURE TAP	61445322
4	113737-01-716	EA	TAP-PRESSURE	61594422
6	113737-01-750	EA	TUBE-UNION	61694622
7	084880-01-718	EA	KIT-GAS VALVE/SOLENOID/TUBE	621447
8	120075-01-738	EA	COVER-POWER BOARD	618185
9	121568-03-719	EA	POWER - BOARD - 2-WAY	621267-632168001
	121568-03-720	EA	VALVE/SOLENOID-MAN SHUT OFF	618696
	121569-07-700	EA	CORD - AC POWER	61554422

CONTACT WINNEBAGO PART SALES FOR UNLISTED COMPONENT(S)



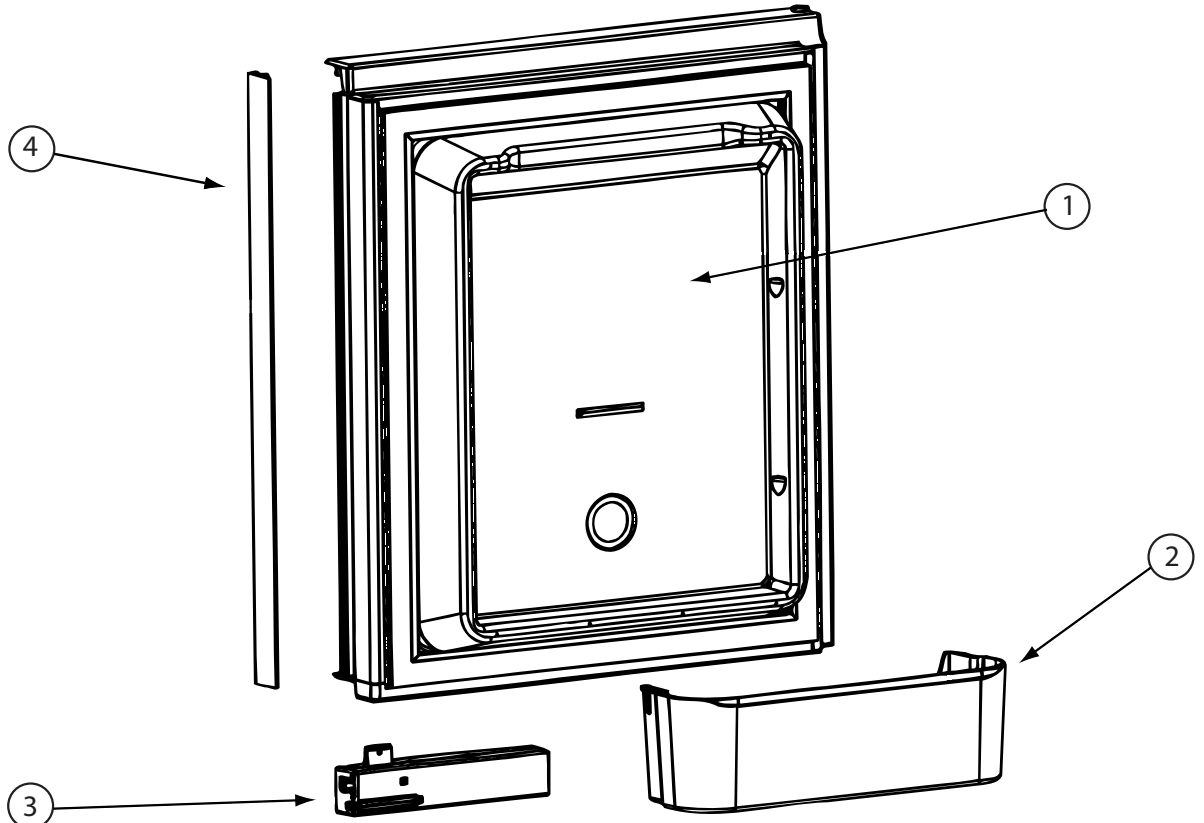
**CABINET & APPLIANCE GROUP (CONTINUED)**  
**COMPONENT PARTS FOR CABINET & APPLIANCE LAYOUT (CONTINUED)**



125242-05-02A

KEY	PART NUMBER	U/M	DESCRIPTION	VENDOR NO.
1	125242-05-700	EA	LINER-DOOR/UPPER RH/WRP WPM	62913401
2	125242-05-701	EA	BIN - DOOR SHELF	628686
3	125242-02-701	EA	HANDLE(CONTOUR)TOP RH LWR LH	621106
	125242-02-722	EA	LATCH-STORAGE DR/BLK POINTED	619374

CONTACT WINNEBAGO PART SALES FOR UNLISTED COMPONENT(S)

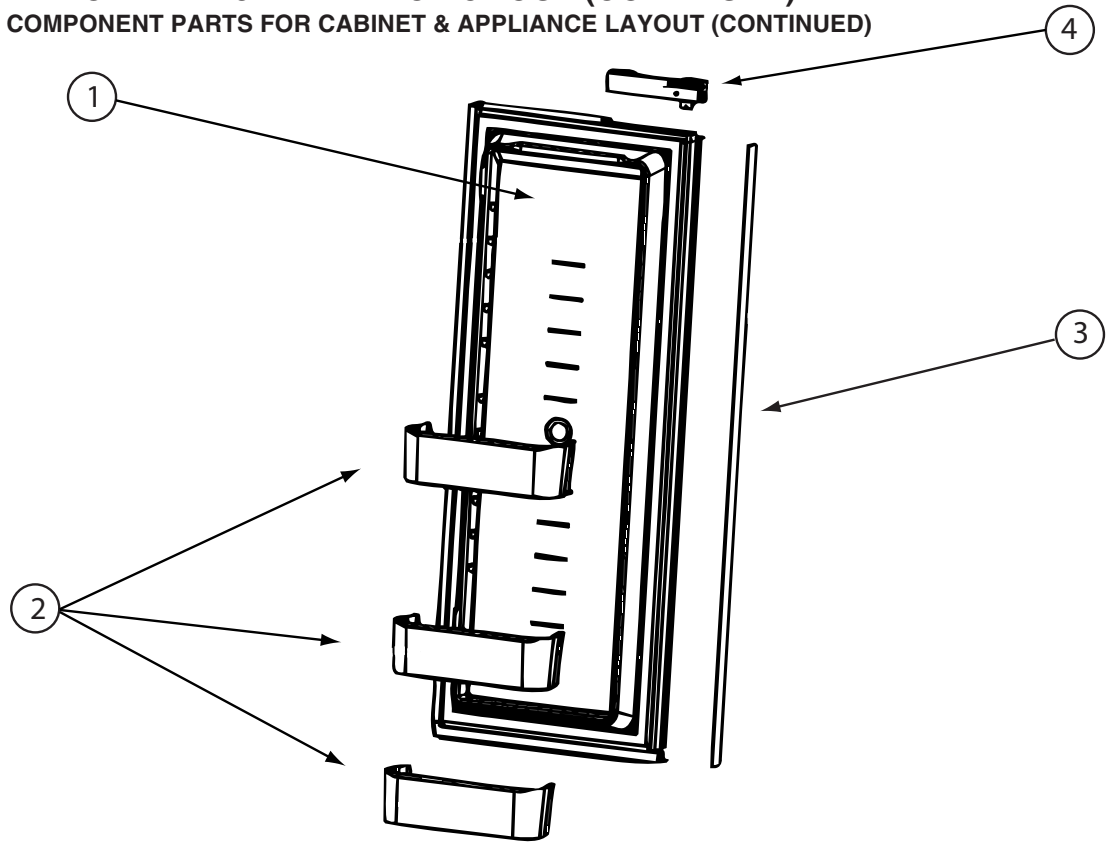


125242-05-02A (CONTINUED)

KEY	PART NUMBER	U/M	DESCRIPTION	VENDOR NO.
1	125242-05-702	EA	LINER-DOOR/UPPER LH/WRP WPM	62913301
2	125242-05-701	EA	BIN - DOOR SHELF	628686
3	125242-02-700	EA	HANDLE(CONTOUR)TOP LH BTM RH	621107
	125242-02-722	EA	LATCH-STORAGE DR/BLK POINTED	619374

CONTACT WINNEBAGO PART SALES FOR UNLISTED COMPONENT(S)

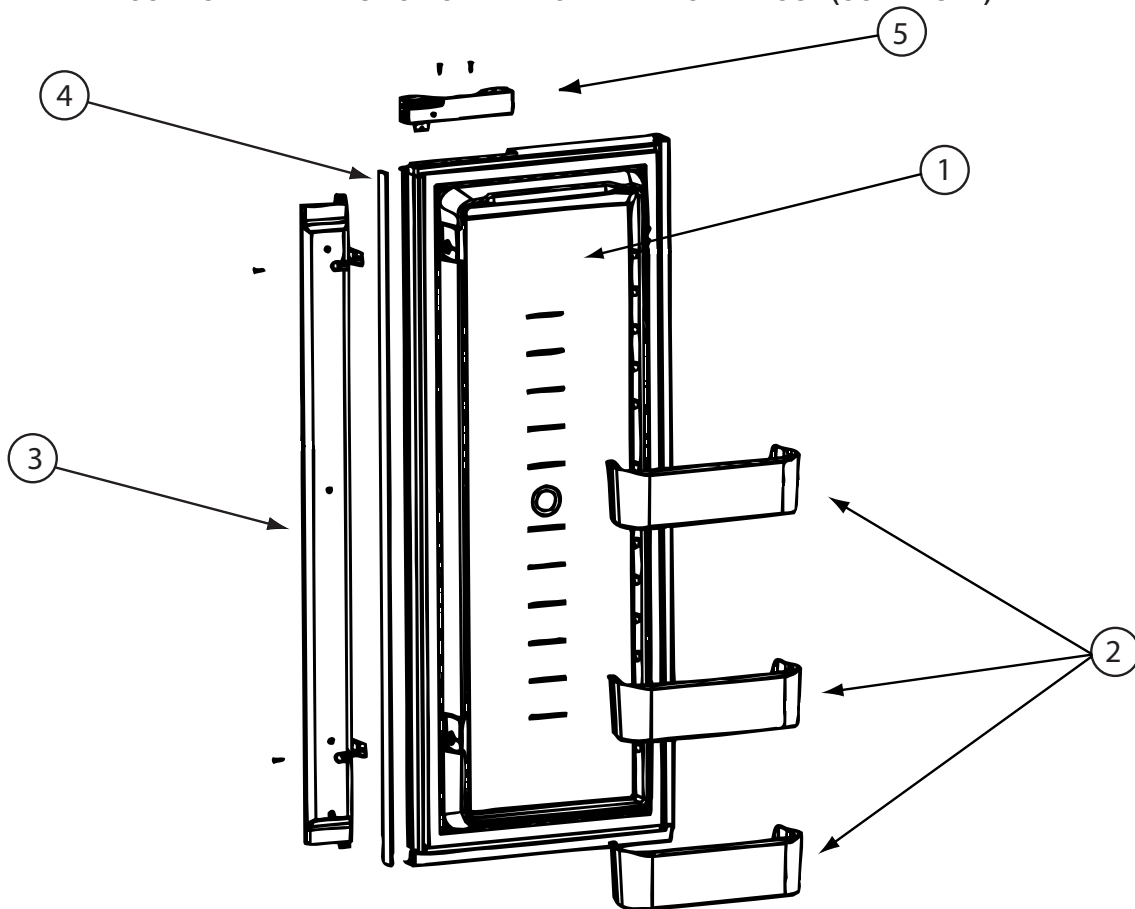
**CABINET & APPLIANCE GROUP (CONTINUED)**  
**COMPONENT PARTS FOR CABINET & APPLIANCE LAYOUT (CONTINUED)**



**125242-05-02A (CONTINUED)**

KEY	PART NUMBER	U/M	DESCRIPTION	VENDOR NO.
1	125242-05-703	EA	LINER-DOOR/LOWER RH/WRP WPM	62913601
2	125242-05-701	EA	BIN - DOOR SHELF	628686
4	125242-02-700	EA	HANDLE(CONTOUR)TOP LH BTM RH	621107
	125242-02-722	EA	LATCH-STORAGE DR/BLK POINTED	619374
CONTACT WINNEBAGO PART SALES FOR UNLISTED COMPONENT(S)				

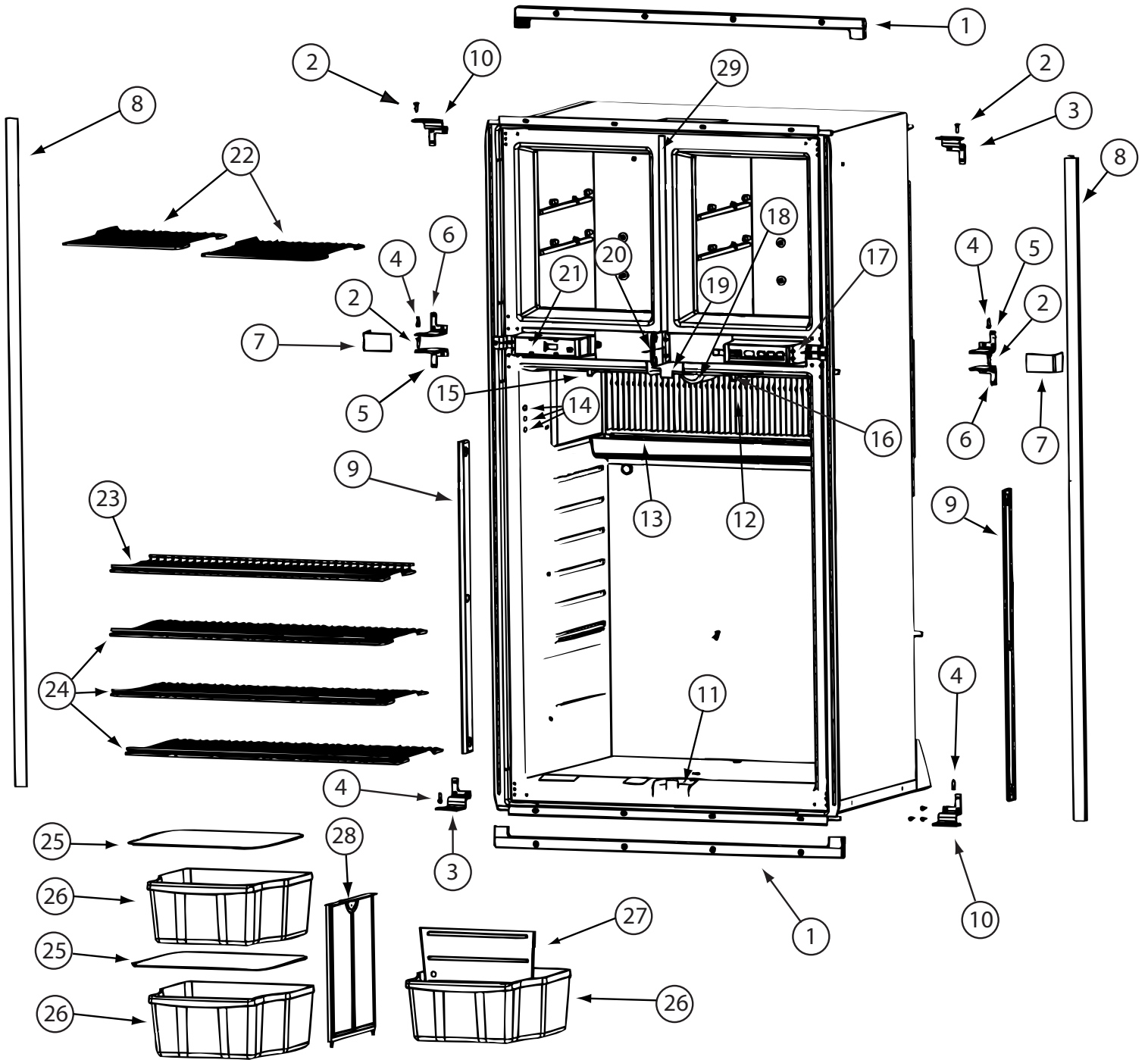
**CABINET & APPLIANCE GROUP (CONTINUED)**  
**COMPONENT PARTS FOR CABINET & APPLIANCE LAYOUT (CONTINUED)**



**125242-05-02A (CONTINUED)**

KEY	PART NUMBER	U/M	DESCRIPTION	VENDOR NO.
1	125242-05-704	EA	LINER-DOOR/LOWER LH/WRP WPM	62913501
2	125242-05-701	EA	BIN - DOOR SHELF	628686
3	125242-05-705	EA	FLAPPER ASM	629049
5	125242-02-701	EA	HANDLE(CONTOUR)TOP RH LWR LH	621106
	125242-02-722	EA	LATCH-STORAGE DR/BLK POINTED	619374
CONTACT WINNEBAGO PART SALES FOR UNLISTED COMPONENT(S)				

**CABINET & APPLIANCE GROUP (CONTINUED)**  
**COMPONENT PARTS FOR CABINET & APPLIANCE LAYOUT (CONTINUED)**



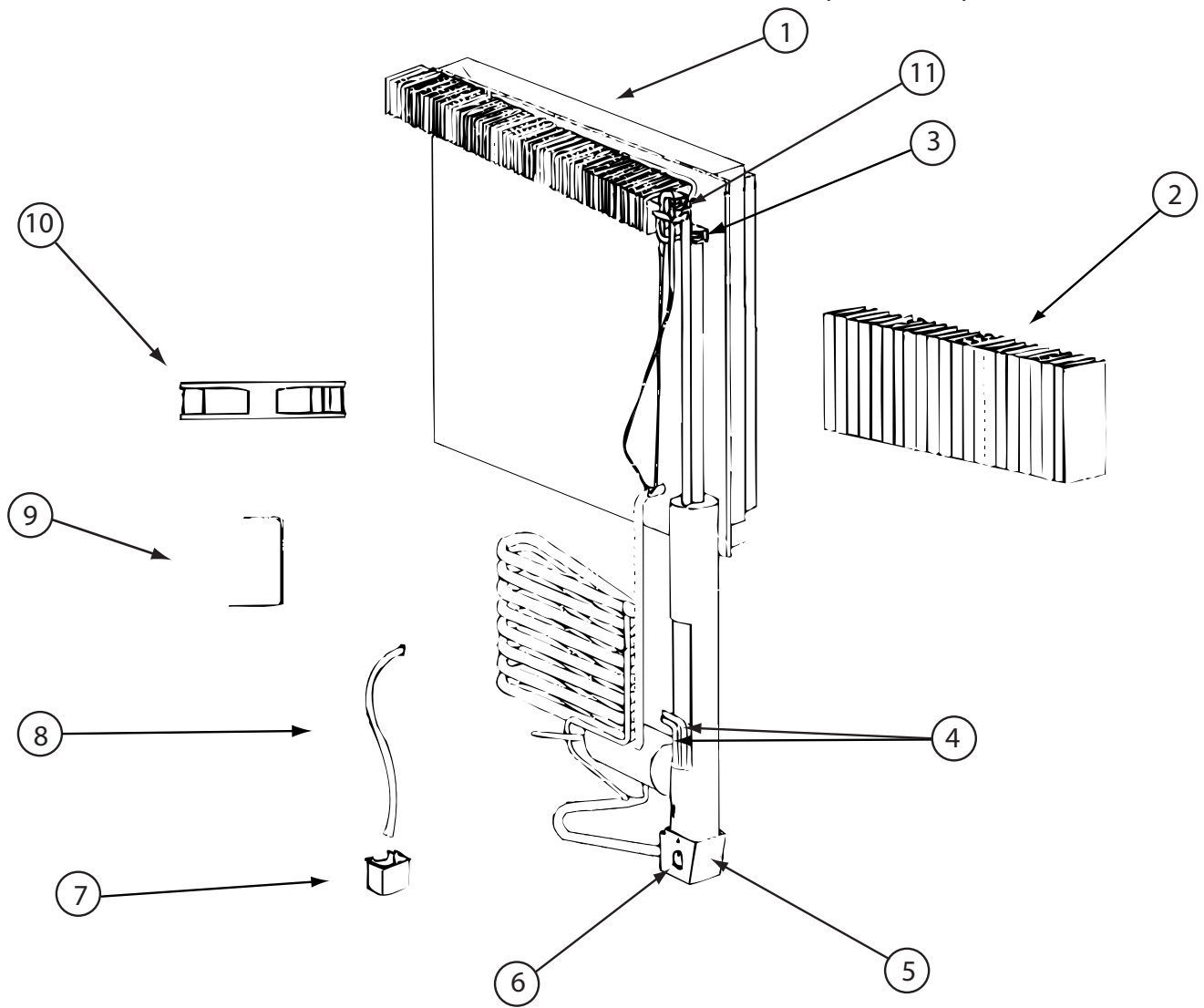
125242-05-02A (CONTINUED)

**CABINET & APPLIANCE GROUP (CONTINUED)**  
**COMPONENT PARTS FOR CABINET & APPLIANCE LAYOUT (CONTINUED)**

**125242-05-02A (CONTINUED)**

<b>KEY</b>	<b>PART NUMBER</b>	<b>U/M</b>	<b>DESCRIPTION</b>	<b>VENDOR NO.</b>
1	125242-01-767	EA	KIT INSTALL(U TRIM PCS)HDW	623528
2	125242-03-715	EA	HINGE PIN/UPR-WRAPPED DOORS	623899
3	125242-05-707	EA	HINGE-OUTER/UPPER RH/LWR LH	628946
4	113737-01-710	EA	PIN-HINGE, BOTTOM	61550722
5	125242-05-708	EA	HINGE-INNER/UPPER RH/LWR LH	624363
6	125242-05-709	EA	HINGE-INNER/UPPER LH/LWR RH	624364
7	125242-05-710	EA	COVER - HINGE	627955
8	125242-01-766	EA	TRIM-LT/RT HAND-SCREW ON	623254
9	125242-02-720	EA	RETAINER/SHELF(SER#926685 UP)	622033
10	125242-05-711	EA	HINGE-OUTER/UPPER LH/LWR RH	628945
11	125242-05-712	EA	GUIDE BLOCK-FLAPPER/BTM/BLK	629112
12	125242-05-713	EA	FINS	618785
13	125242-01-712	EA	DRIP TRAY	618774
14	125242-03-706	EA	PROBE - CONTACT/LARGE	620689
15	125242-01-768	EA	SWITCH - DOOR LIGHT	623918
16	125242-02-706	EA	LAMP/WIRE ASM/SER#849677 UP	620871
17	125242-05-706	EA	CONTROL ASM - OPTICAL	629113
18	125242-02-708	EA	COVER/LAMP BRACKET	621827
19	125242-05-714	EA	GUIDE BLOCK-FLAPPER/TOP/BLK	629111
20	125242-05-715	EA	PLATE/STRIKE - BLACK	628473
21	125242-05-716	EA	BOX/FRONT - DUMMY	624366
22	125242-01-725	EA	SHELF-FREEZER (WIRE)	618847
23	125242-01-727	EA	SHELF-WIRE (SHORT)	618849
24	125242-01-726	EA	SHELF-WIRE (LONG)	618848
25	125242-01-706	EA	COVER-CRISPER	618757
26	125242-05-717	EA	BIN - BOTTLE/CRISPER	628688
27	125242-05-718	EA	DIVIDER - BOTTLE/CRISPER	628694
28	125242-01-749	EA	SUPPORT - WALL	618840
29	125242-02-741	EA	STRIP-FREEZER-BLACK	625210 #1291391 &UP
	084880-03-705	EA	BRACKET-LIGHT-INTERIOR	61629722
	084880-03-706	EA	BULB-LAMP	61628922
	120075-01-714	EA	PLUG-HOLE (BLACK)	618170
	125242-05-725	EA	PLATE - F/DUMMY BOX	628460

**CABINET & APPLIANCE GROUP (CONTINUED)**  
**COMPONENT PARTS FOR CABINET & APPLIANCE LAYOUT (CONTINUED)**

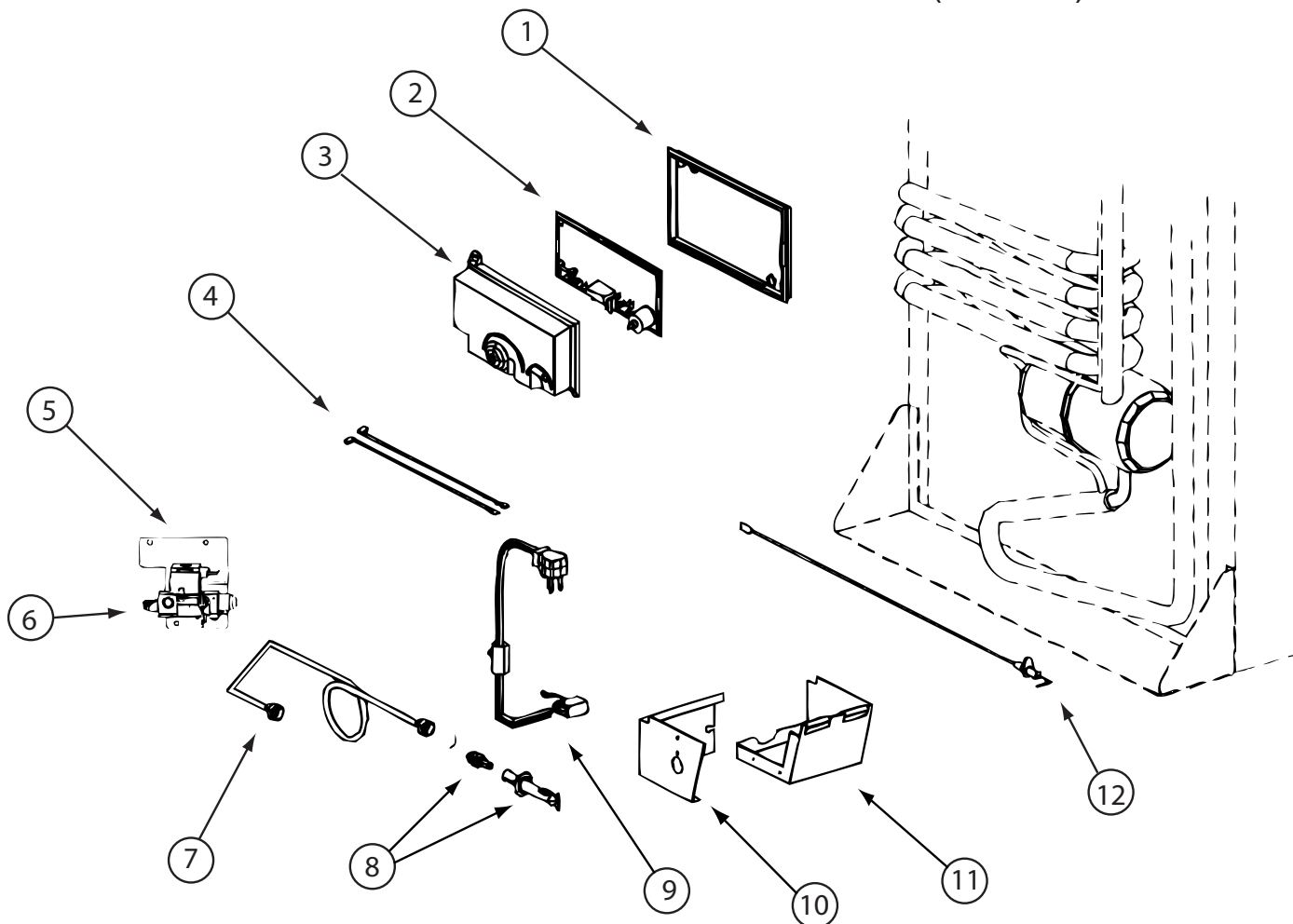


**125242-05-02A (CONTINUED)**

KEY	PART NUMBER	U/M	DESCRIPTION	VENDOR NO.
1	125242-05-719	EA	COOLING UNIT - SN 8835498 UP	629507
2	125242-05-713	EA	FINS	618785
4	125242-01-732	EA	HEATER AC - 225W/110VAC	618872
5	125242-01-739	EA	BASE-BURNER BOX	618902
6	125242-01-740	EA	COVER-BURNER BOX	618910
9	125242-05-721	EA	BRACKET-DC FAN-SN 9144576 UP	628747
10	125242-05-722	EA	FAN-EXTRNL DC-SN 9144576 UP	628685
11	113737-01-754	EA	THERMOSTAT (FAN 12V DC)	618093
	125242-01-742	EA	WIRE ASM.-BAFFLE 55.15"	618915
	125242-05-720	EA	SWITCH-THERMAL	628118

CONTACT WINNEBAGO PART SALES FOR UNLISTED COMPONENT(S)

**CABINET & APPLIANCE GROUP (CONTINUED)**  
**COMPONENT PARTS FOR CABINET & APPLIANCE LAYOUT (CONTINUED)**



**125242-03-02A, 125242-05-02A, 125242-06-01A (CONTINUED)**

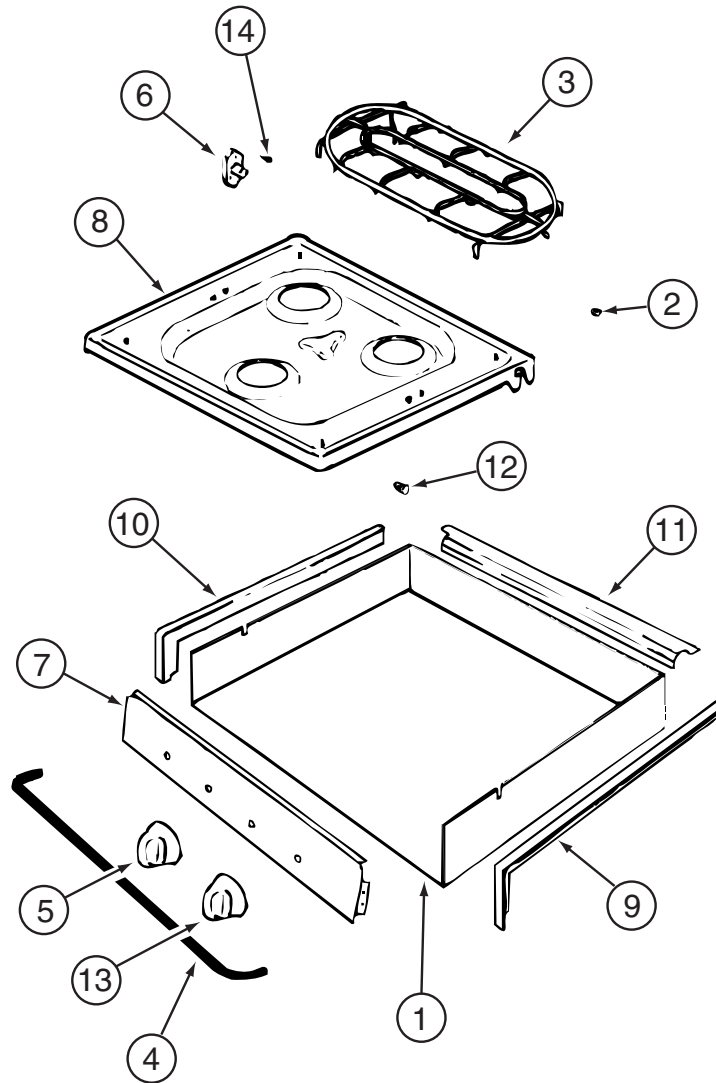
KEY	PART NUMBER	U/M	DESCRIPTION	VENDOR NO.
1	121569-08-701	EA	BASE - POWER BOARD	628674
2	121568-06-709	EA	BOARD/POWER-N611/N822F/1201	628661
3	121569-08-702	EA	COVER-POWER BOARD	628677
4	125242-02-709	EA	WIRE/WHITE/9"/GAS VALVE	621448
6	121569-08-703	EA	GAS VALVE - SOLENOID	628741
7	125242-05-723	EA	BURNER TUBE	624683
8	125242-02-743	EA	BURNER ORF ADAP-7 SLOT BRNR	629013
9	121569-05-732	EA	CORD - AC POWER- W/ICE MAKER	618406
10	125242-01-740	EA	COVER-BURNER BOX	618910
11	125242-01-739	EA	BASE-BURNER BOX	618902
12	104137-06-715	EA	ELECTRODE-SPARK/SENSOR, SGL	61692222

CONTACT WINNEBAGO PART SALES FOR UNLISTED COMPONENT(S)

**126022-01-01A, 126022-02-01A, 126022-03-01A**

KEY	PART NUMBER	U/M	DESCRIPTION	VENDOR NO.
	114030-01-707	EA	PLUG BUTTON BLACK	74002628
	126022-01-700	EA	BUMPER - RANGE BIFOLD COVER	MAGIC 8003P007-60
	126022-01-701	EA	HINGE-RANGE BIFOLD COVER-22"	MAGIC 3418F067-34

**CABINET & APPLIANCE GROUP (CONTINUED)**  
**COMPONENT PARTS FOR CABINET & APPLIANCE LAYOUT (CONTINUED)**



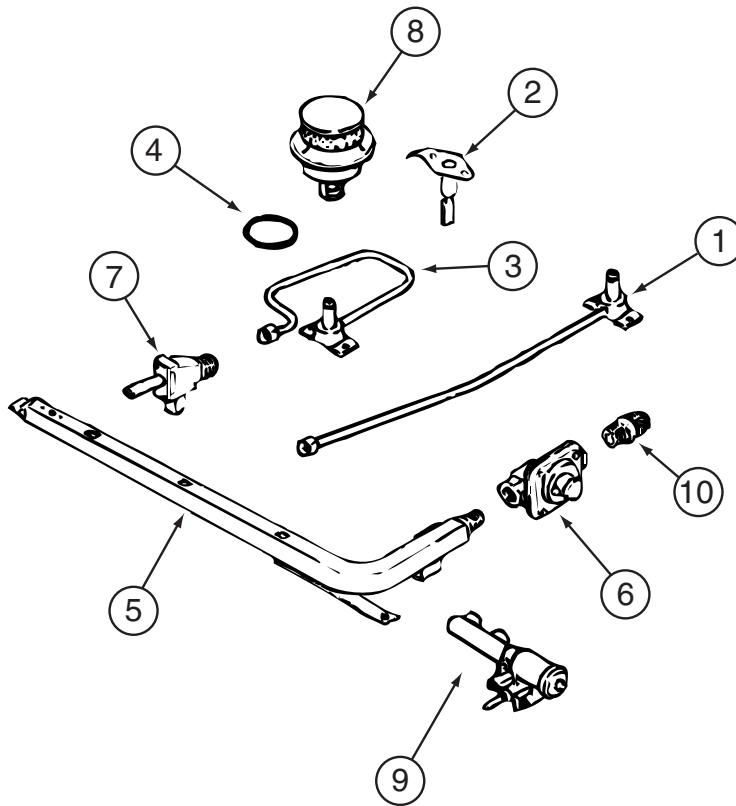
135065-03-01A, 135065-03-03A, 135065-04-01A

KEY	PART NUMBER	U/M	DESCRIPTION	VENDOR NO.
2	102020-01-709	EA	BUMPER-GRATE	8007-P020-60
3	135065-03-703	EA	GRATE - BLACK(SEALED BURNER)	74007304
4	114030-02-700	EA	GUARD/FABRIC - TOWEL BAR	3609F006-70
5	128728-01-701	EA	KNOB - BURNER - REAR	74003941
5	128728-01-702	EA	KNOB - BURNER - FRONT	74003942
6	128728-01-703	EA	PIN/T-NUT F/HINGE	7103P109-60
7	135065-03-704	EA	PANEL - MANIFOLD (BLACK)	74007330
8	128728-01-705	EA	TOP - MAIN - BLACK	74003928
8	135065-03-715	EA	TOP - MAIN - STAINLESS STEEL	74007299
9	114030-01-704	EA	TRIM - RIGHT/BLACK TEXTURED	74002839
10	114030-01-705	EA	TRIM - LEFT/BLACK TEXTURED	74002840
11	114030-01-706	EA	TRIM - REAR/BLACK TEXTURED	74002841
12	102020-01-724	EA	BUMPER-MAIN TOP	8003P008-60
13	128728-01-707	EA	KNOB - IGNITOR	74003944

CONTACT WINNEBAGO PART SALES FOR UNLISTED COMPONENT(S)



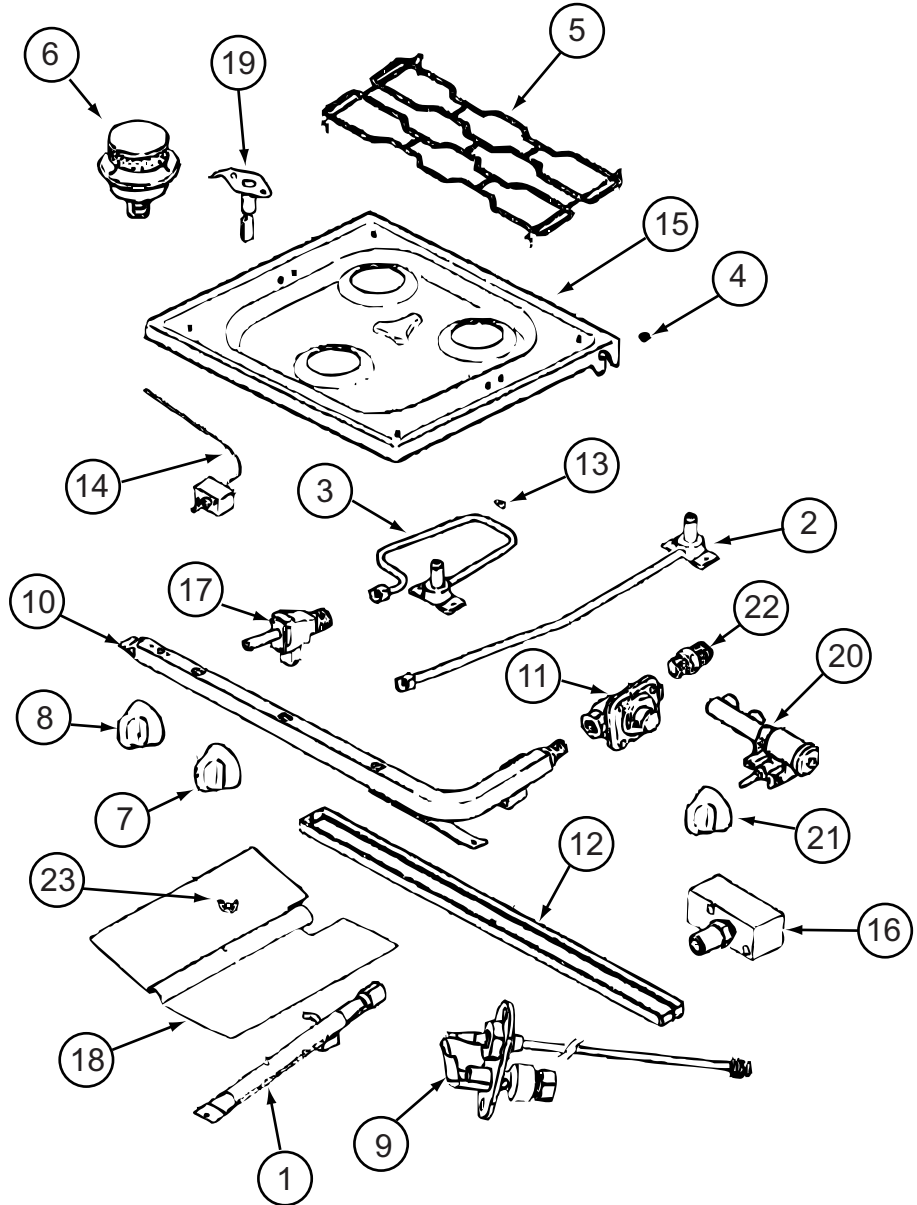
**CABINET & APPLIANCE GROUP (CONTINUED)**  
**COMPONENT PARTS FOR CABINET & APPLIANCE LAYOUT (CONTINUED)**



**135065-03-01A, 135065-03-03A, 135065-04-01A (CONTINUED)**

KEY	PART NUMBER	U/M	DESCRIPTION	VENDOR NO.
1	128728-01-708	EA	FITTING W/ORFICE/TUBE - REAR	74003931
2	135065-01-701	EA	IGNITOR/PORCELAIN-TOP BURNER	74004053
3	128728-01-710	EA	FITTING W/ORFICE/TUBE - FRT	74003930
4	135065-03-700	EA	FITTING - HALF UNION	74004234
5	135065-01-702	EA	PIPE/MANIFOLD	74004642
6	126023-02-703	EA	REGULATOR - PRESSURE	74004235
7	135065-01-703	EA	VALVE/BURNER - REAR	74004643
7	135065-01-704	EA	VALVE/BURNER-FRT-HI	74004644
7	135065-03-701	EA	SCREW - VALVE	71003231
8	135065-03-702	EA	SEALED BURNER ASM.(BLACK) RV	74003967
9	128728-01-716	EA	BURNER - IGNITOR	74003946
9	128728-01-717	EA	WIRES - IGNITOR	74003947

**CABINET & APPLIANCE GROUP (CONTINUED)**  
**COMPONENT PARTS FOR CABINET & APPLIANCE LAYOUT (CONTINUED)**



151277-03-01A, 151279-01-01A, 151279-02-01A/02A, 151279-03-01A

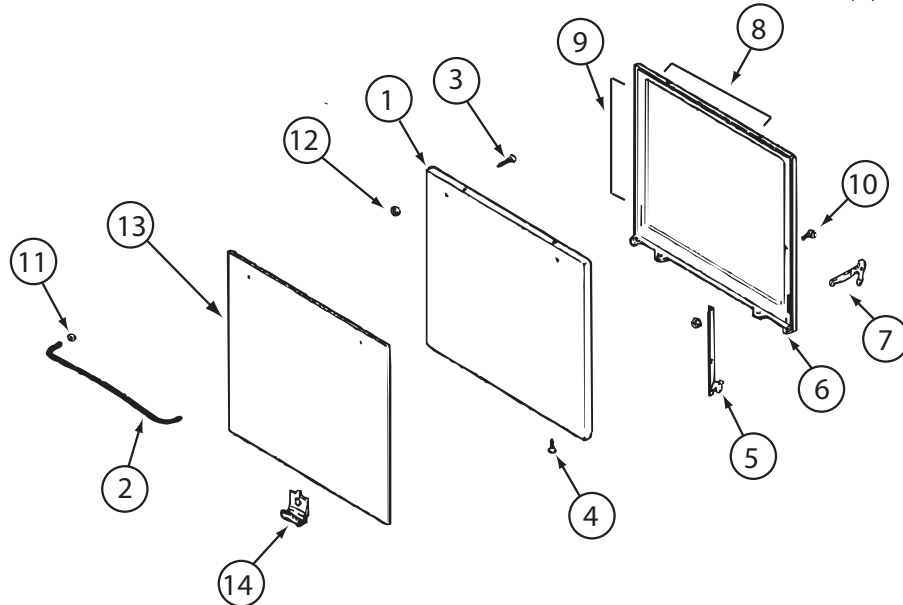
## CABINET & APPLIANCE GROUP (CONTINUED)

### COMPONENT PARTS FOR CABINET & APPLIANCE LAYOUT (CONTINUED)

151277-03-01A, 151279-01-01A, 151279-02-01A/02A, 151279-03-01A (CONTINUED)

KEY	PART NUMBER	U/M	DESCRIPTION	VENDOR NO.
1	151279-02-700	EA	BURNER - OVEN - W/SHUTTER	74009853
2	128728-01-708	EA	FITTING W/ORFICE/TUBE - REAR	74003931
3	128728-01-710	EA	FITTING W/ORFICE/TUBE - FRT	74003930
4	102020-01-709	EA	BUMPER-GRATE	8007P020-60
5	135065-03-703	EA	GRATE - BLACK(SEALED BURNER)	74007304
6	135065-03-702	EA	SEALED BURNER ASM.(BLACK) RV	74003967
7	128728-01-701	EA	KNOB - BURNER - REAR	74003941 (1 PER)
7	128728-01-702	EA	KNOB - BURNER - FRONT	74003942
8	151279-02-701	EA	KNOB - THERMOSTAT - BLACK	74009858
9	112881-04-706	EA	PILOT-OVEN (151279-01-01A ONLY)	74006334
9	151279-01-700	EA	PILOT-BURNER-16" (151279-01-01A ONLY)	74009852
9	151279-02-705	EA	PILOT - OVEN - 22" SERIES	74010544
10	151279-02-702	EA	PIPE - MANIFOLD	74009856
11	112881-03-701	EA	REGULATOR KIT W/FITTINGS	12001285
11	126023-02-703	EA	REGULATOR - PRESSURE	74004235
13	102020-01-724	EA	BUMPER-MAIN TOP	8003P008-60
14	151279-02-703	EA	THERMOSTAT	74009855
15	128728-01-705	EA	TOP - MAIN - BLACK	74003928
15	135065-03-715	EA	TOP - MAIN - STAINLESS STEEL	74007299
15	151277-03-705	EA	TOP-MAIN SNGL GRT/SEALED-BLK	2001F300-09
16	151279-02-704	EA	ELBOW BLOCK ASM (VALVE-OVEN)	74009864
17	135065-01-703	EA	VALVE/BURNER - REAR	74004643
17	135065-01-704	EA	VALVE/BURNER-FRT-HI	74004644
18	135656-01-701	EA	MIXER/AIR	3411F003-34
19	135065-01-701	EA	IGNITOR/PORCELAIN-TOP BURNER	74004053
20	128728-01-716	EA	IGNITOR - F/BURNERS	74003946
20	128728-01-717	EA	WIRES - IGNITOR	74003947
21	128728-01-707	EA	KNOB - IGNITOR	74003944
22	135065-03-700	EA	FITTING - HALF UNION	74004234

CONTACT WINNEBAGO PART SALES FOR UNLISTED COMPONENT(S)

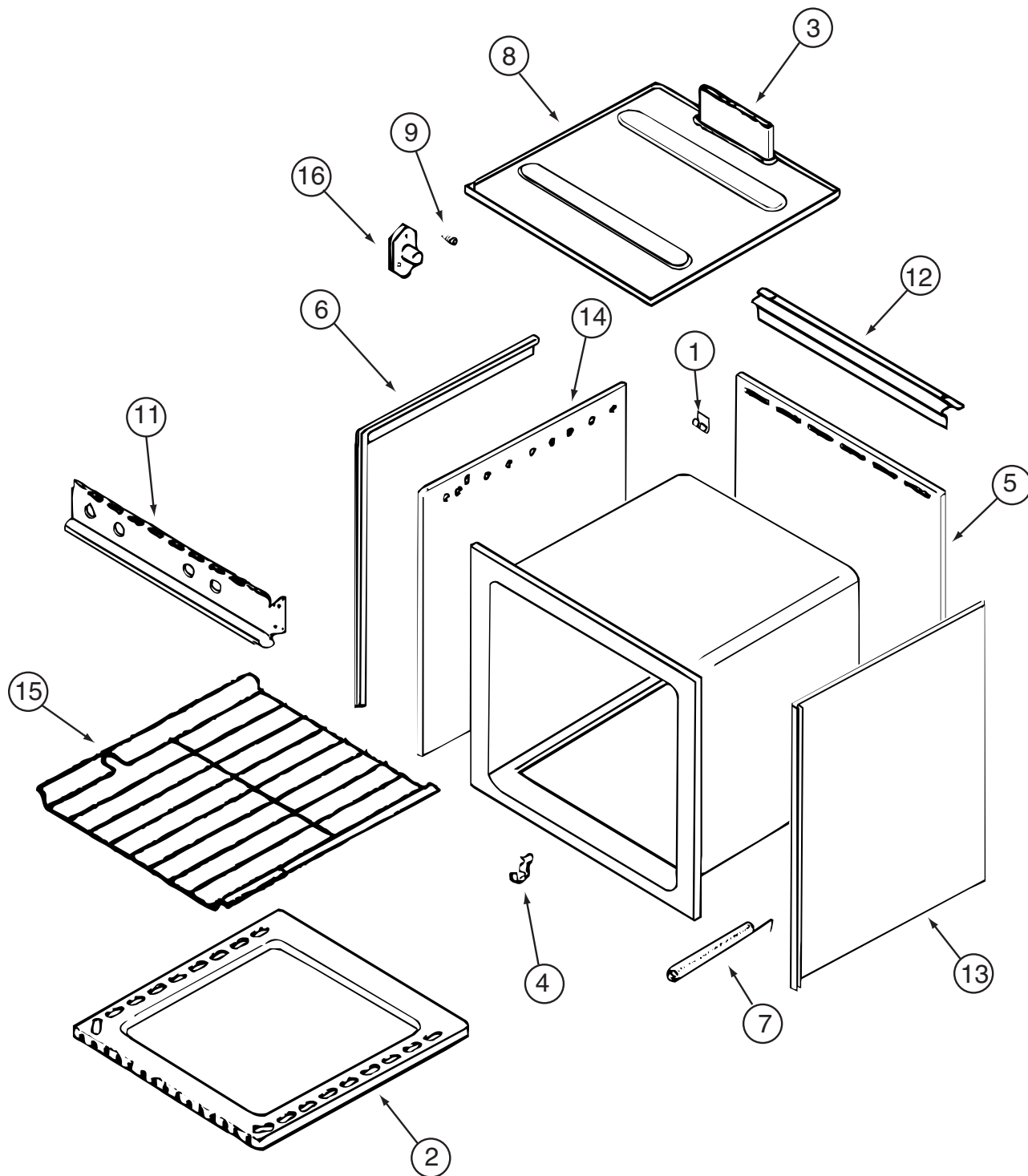


150778-01-01A, 151277-03-01A, 151279-02-01A, 151279-03-01A (CONTINUED)

KEY	PART NUMBER	U/M	DESCRIPTION	VENDOR NO.
1	126023-01-712	EA	PANEL - DOOR (BLACK)	74001190
2	128727-01-701	EA	HANDLE - OVEN DOOR	74003929
5	151277-01-704	EA	HINGE KIT-OVEN DR/LT	12400028
5	151277-01-705	EA	HINGE KIT-OVEN DR/RT	12400029
8	126023-01-732	EA	SEAL/OVEN DR TOP	7212P014-60
9	135066-03-714	EA	SEAL - OVEN DOOR SIDES	7212P039-60
10	151277-03-707	EA	DOOR LINING	74004228
13	102020-01-725	EA	GLASS OUTER	7902P266-60
14	126023-01-738	EA	CLIP - GLASS OVEN/BLACK	7112P093-60

CONTACT WINNEBAGO PART SALES FOR UNLISTED COMPONENT(S)

**CABINET & APPLIANCE GROUP (CONTINUED)**  
**COMPONENT PARTS FOR CABINET & APPLIANCE LAYOUT (CONTINUED)**



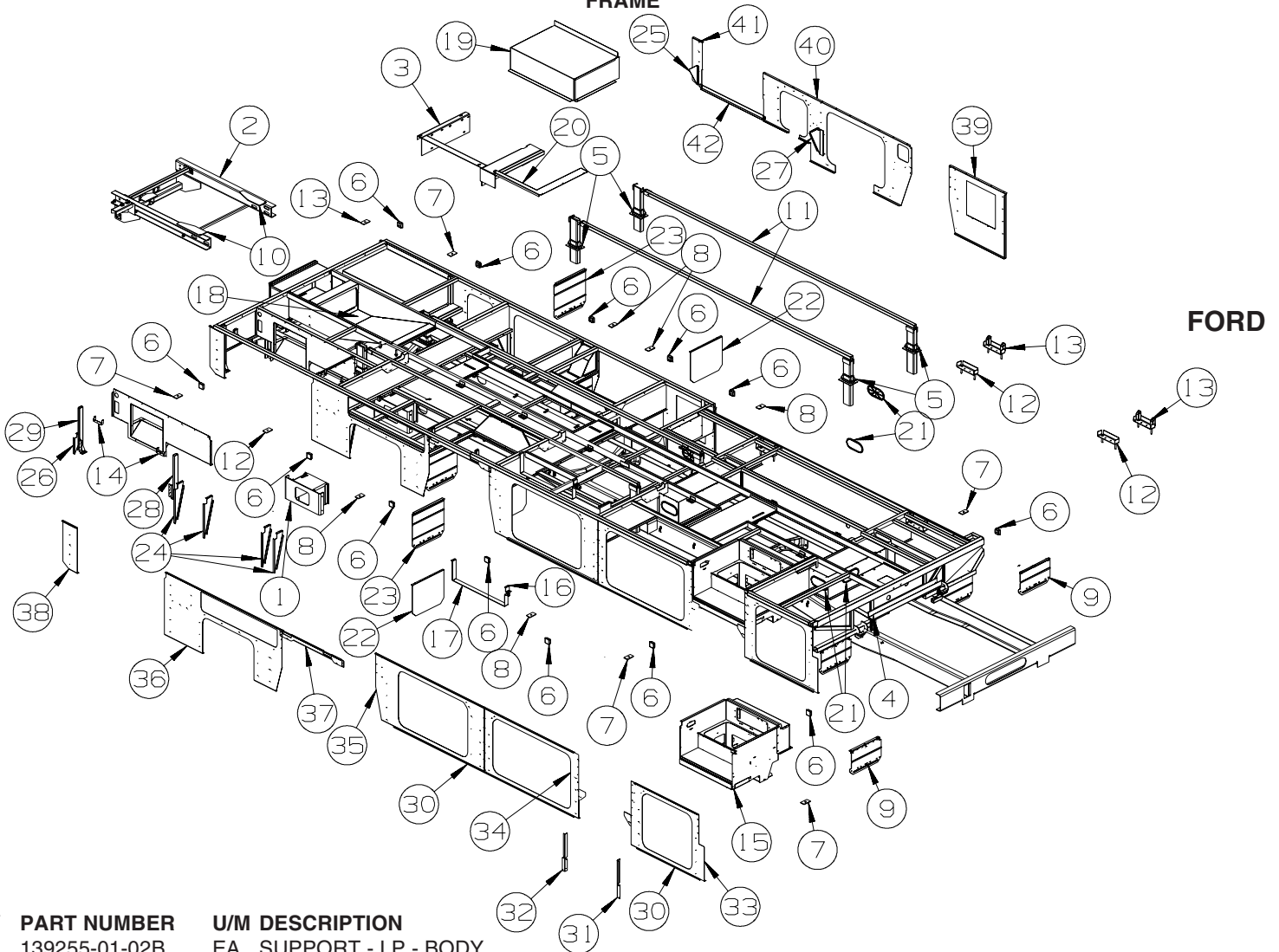
135066-03-01A/04A, 150778-01-01A, 151277-03-01A, 151279-02-01A/02A, 151279-03-01A (CONTINUED)

KEY	PART NUMBER	U/M	DESCRIPTION	VENDOR NO.
1	112881-03-702	EA	CLIP - MAIN TOP	74003998
2	126023-01-731	EA	BOTTOM - OVEN	2205F016-19
3	126023-01-718	EA	FLUE BOX ASSEMBLY	4006W075-80
6	126023-01-713	EA	TRIM - SIDE (RIGHT) BLACK	74002827
6	126023-01-714	EA	TRIM - SIDE (LEFT) BLACK	74002828
7	135066-03-708	EA	SPRING - OVEN DOOR	7803P053-60
9	128728-01-703	EA	PIN/T-NUT F/HINGE	7103P109-60
11	135066-03-701	EA	PANEL - MANIFOLD - BLACK	74007306
12	112881-01-721	EA	DEFLECTOR/FLUE-BLK-SEALED BR	74002829
15	126023-01-716	EA	RACK - OVEN	74003106

CONTACT WINNEBAGO PART SALES FOR UNLISTED COMPONENT(S)

# CHASSIS GROUP

## FRAME



FORD

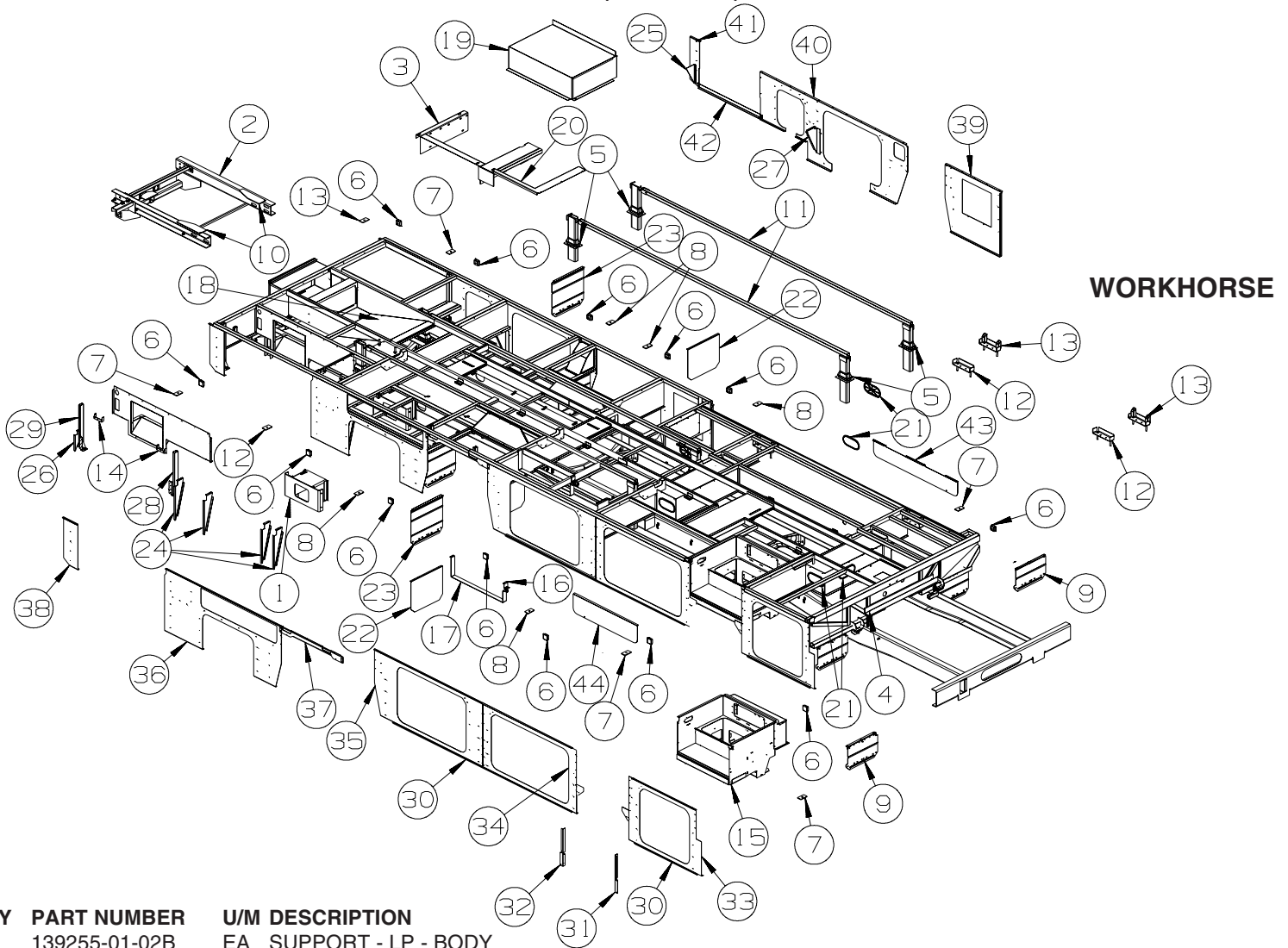
KEY	PART NUMBER	U/M	DESCRIPTION
1	139255-01-02B	EA	SUPPORT - LP - BODY
2	154052-09-01A	EA	CLIP/REAR EXTENSION RAIL - W/HITCH - W/O TIRE CARRIER
3	138113-10-02B	EA	OUTRIGGER/GENERATOR - E-COATED
4	113452-01-000	FT	SEAL/TRIM - FRONT - VINYL W/WIRE CARRIER - .020"
5	139724-01-01A	EA	BOOT - TOWER - BLACK
6	119845-01-01A	EA	PLUG/PLASTIC - 1 1/2" SQUARE - BLACK
7	135712-02-02B	EA	PLATE - BODY MOUNT - E-COATED
8	135712-01-02B	EA	PLATE - BODY MOUNT - E-COATED
9	136388-07-02B	EA	GUARD/ROCK - STEEL - 18" X 11" - E-COATED
10	133095-01-02B	EA	PLATE - CLIP - E-COATED
11	150924-09-02B	EA	TUBE - TENSION - E-COATED
12	152588-01-02B	EA	BRACKET/MOUNT - F/SLIDEOUT - E-COATED
13	152558-06-02B	EA	BRACKET/MOUNT - F/SLIDEOUT - E-COATED
14	156785-05-02B	EA	BRACKET - A/C SUPPORT - E-COATED
15	161763-01-02B	EA	BOX/ENTRANCE STEP - E-COATED
			FROM: 00-00-00 THRU: 11-04-07
15	161763-03-02B	EA	BOX/ENTRANCE STEP - E-COATED
			FROM: 11-05-07 THRU: 99-99-99
16	156226-02-02B	EA	STRAP/SUPPORT - TANK - W/J-CLIP - E-COATED
17	156225-03-02B	EA	STRAP/SUPPORT - TANK - E-COATED
18	144746-10-02B	EA	COMPARTMENT - FURNACE - E-COATED
19	140930-02-02B	EA	COMPARTMENT - GENERATOR - E-COATED
20	152274-10-02B	EA	SUPPORT/COMPARTMENT - POWER CORD - E-COATED
21	148331-01-01A	EA	PLUG - OVAL/LARGE - BLACK

**CHASSIS GROUP (CONTINUED)**  
**FRAME (CONTINUED)**

KEY	PART NUMBER	U/M	DESCRIPTION
22	134191-01-02B	EA	GUARD/ROCK - STEEL - W/BEND - 18"W X 14.9"H - E-COATED FROM: 00-00-00 THRU: 12-16-07
22	136391-02-02B	EA	GUARD/ROCK - STEEL - W/ANGLE - 18"W X 15"H - E-COATED FROM: 12-17-07 THRU: 01-27-08
22	136391-04-02B	EA	GUARD/ROCK - STEEL - W/ANGLE - 18"W X 15"H - E-COATED FROM: 01-28-08 THRU: 99-99-99
23	136391-04-02B	EA	GUARD/ROCK - STEEL - W/ANGLE - 18"W X 16.7"H - E-COATED
24	123440-17-02B	EA	SUPPORT - PANEL - 17.8"/14.5" X 4.7" - E-COATED
25	123440-07-02B	EA	SUPPORT - PANEL - 8.7" X 4.7" - E-COATED
26	123440-06-02B	EA	SUPPORT - PANEL - 8.7"/5.5" X 4.7" - E-COATED
27	123440-10-02B	EA	SUPPORT - PANEL - 12.8"/11" X 5.9" - E-COATED
28	133833-01-02B	EA	HANGER - A/C - E-COATED
29	133833-02-02B	EA	HANGER - A/C - E-COATED
30	126516-01-01A	FT	TRIM - VINYL/EXTRUDED - 8'
31	136814-01-02B	EA	ANGLE/FILLER - STEP/RH HAND - E-COATED
32	136814-02-02B	EA	ANGLE/FILLER - STEP/LH HAND - E-COATED
33	156780-25-02B	EA	PANEL/SEAL PLANE - E-COATED
34	156780-24-02B	EA	PANEL/SEAL PLANE - E-COATED
35	156780-27-02B	EA	PANEL/SEAL PLANE - E-COATED
36	156780-13-02B	EA	PANEL/SEAL PLANE - E-COATED
37	152418-01-02B	EA	PANEL/SEAL - WHEELWELL - E-COATED
38	156780-01-02B	EA	PANEL/SEAL PLANE - E-COATED
39	156780-18-02B	EA	PANEL/SEAL PLANE - E-COATED
40	156780-26-02B	EA	PANEL/SEAL PLANE - E-COATED
41	152068-07-02B	EA	PLATE/SEAL - E-COATED
42	133612-05-02B	EA	ZEE/SEAL PLANE - BOTTOM - E-COATED

# CHASSIS GROUP (CONTINUED)

## FRAME (CONTINUED)



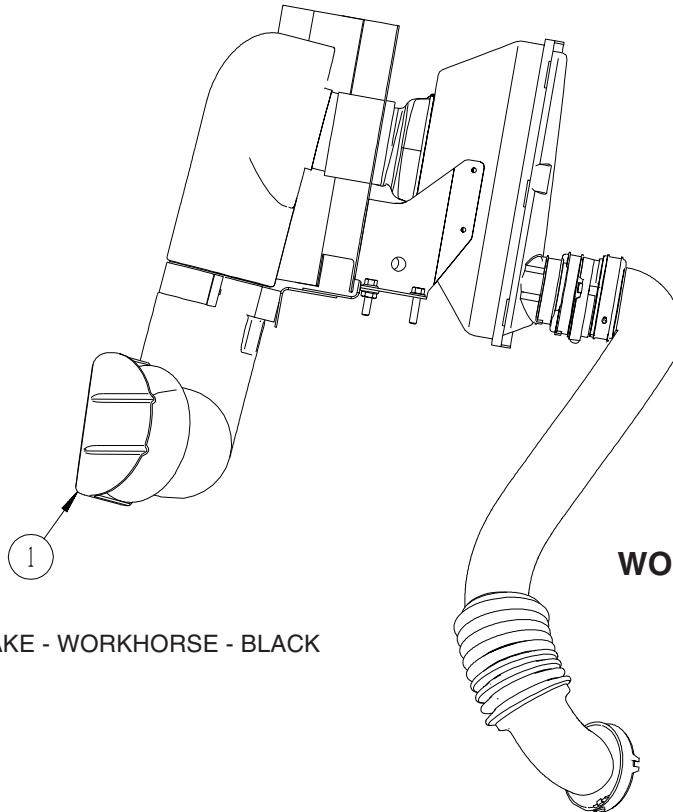
KEY	PART NUMBER	U/M	DESCRIPTION
1	139255-01-02B	EA	SUPPORT - LP - BODY
2	154052-09-01A	EA	CLIP/REAR EXTENSION RAIL - W/HITCH - W/O TIRE CARRIER
3	138113-10-02B	EA	OUTRIGGER/GENERATOR - E-COATED
4	113452-01-000	FT	SEAL/TRIM - FRONT - VINYL W/WIRE CARRIER - .020"
5	139724-01-01A	EA	BOOT - TOWER - BLACK
6	119845-01-01A	EA	PLUG/PLASTIC - 1 1/2" SQUARE - BLACK
7	135712-02-02B	EA	PLATE - BODY MOUNT - E-COATED
8	135712-01-02B	EA	PLATE - BODY MOUNT - E-COATED
9	136388-07-02B	EA	GUARD/ROCK - STEEL - 18" X 11" - E-COATED
10	133095-01-02B	EA	PLATE - CLIP - E-COATED
11	150924-09-02B	EA	TUBE - TENSION - E-COATED
12	152588-01-02B	EA	BRACKET/MOUNT - F/SLIDEOUT - E-COATED
13	152558-06-02B	EA	BRACKET/MOUNT - F/SLIDEOUT - E-COATED
14	156785-05-02B	EA	BRACKET - A/C SUPPORT - E-COATED
15	161763-01-02B	EA	BOX/ENTRANCE STEP - E-COATED
15	161763-03-02B	EA	BOX/ENTRANCE STEP - E-COATED
16	156226-02-02B	EA	STRAP/SUPPORT - TANK - W/J-CLIP - E-COATED
17	156225-03-02B	EA	STRAP/SUPPORT - TANK - E-COATED
18	144746-10-02B	EA	COMPARTMENT - FURNACE - E-COATED
19	140930-02-02B	EA	COMPARTMENT - GENERATOR - E-COATED
20	152274-10-02B	EA	SUPPORT/COMPARTMENT - POWER CORD - E-COATED
21	148331-01-01A	EA	PLUG - OVAL/LARGE - BLACK

FROM: 00-00-00 THRU: 11-04-07

FROM: 11-05-07 THRU: 99-99-99

**CHASSIS GROUP (CONTINUED)**  
**FRAME (CONTINUED)**

KEY	PART NUMBER	U/M	DESCRIPTION
22	134191-01-02B	EA	GUARD/ROCK - STEEL - W/BEND - 18"W X 14.9"H - E-COATED FROM: 00-00-00 THRU: 12-16-07
22	136391-02-02B	EA	GUARD/ROCK - STEEL - W/ANGLE - 18"W X 15"H - E-COATED FROM: 12-17-07 THRU: 01-27-08
22	136391-04-02B	EA	GUARD/ROCK - STEEL - W/ANGLE - 18"W X 15"H - E-COATED FROM: 01-28-08 THRU: 99-99-99
23	136391-04-02B	EA	GUARD/ROCK - STEEL - W/ANGLE - 18"W X 16.7"H - E-COATED
24	123440-17-02B	EA	SUPPORT - PANEL - 17.8"/14.5" X 4.7" - E-COATED
25	123440-07-02B	EA	SUPPORT - PANEL - 8.7" X 4.7" - E-COATED
26	123440-06-02B	EA	SUPPORT - PANEL - 8.7"/5.5" X 4.7" - E-COATED
27	123440-10-02B	EA	SUPPORT - PANEL - 12.8"/11" X 5.9" - E-COATED
28	133833-01-02B	EA	HANGER - A/C - E-COATED
29	133833-02-02B	EA	HANGER - A/C - E-COATED
30	126516-01-01A	FT	TRIM - VINYL/EXTRUDED - 8'
31	136814-01-02B	EA	ANGLE/FILLER - STEP/RH HAND - E-COATED
32	136814-02-02B	EA	ANGLE/FILLER - STEP/LH HAND - E-COATED
33	156780-25-02B	EA	PANEL/SEAL PLANE - E-COATED
34	156780-24-02B	EA	PANEL/SEAL PLANE - E-COATED
35	156780-27-02B	EA	PANEL/SEAL PLANE - E-COATED
36	156780-13-02B	EA	PANEL/SEAL PLANE - E-COATED
37	152418-01-02B	EA	PANEL/SEAL - WHEELWELL - E-COATED
38	156780-01-02B	EA	PANEL/SEAL PLANE - E-COATED
39	156780-18-02B	EA	PANEL/SEAL PLANE - E-COATED
40	156780-26-02B	EA	PANEL/SEAL PLANE - E-COATED
41	152068-07-02B	EA	PLATE/SEAL - E-COATED
42	133612-05-02B	EA	ZEE/SEAL PLANE - BOTTOM - E-COATED
43	149346-01-02B	EA	SHIELD - HEAT EXHAUST - E-COATED
44	140219-08-02B	EA	SHIELD - HEAT/EXHAUST - E-COATED

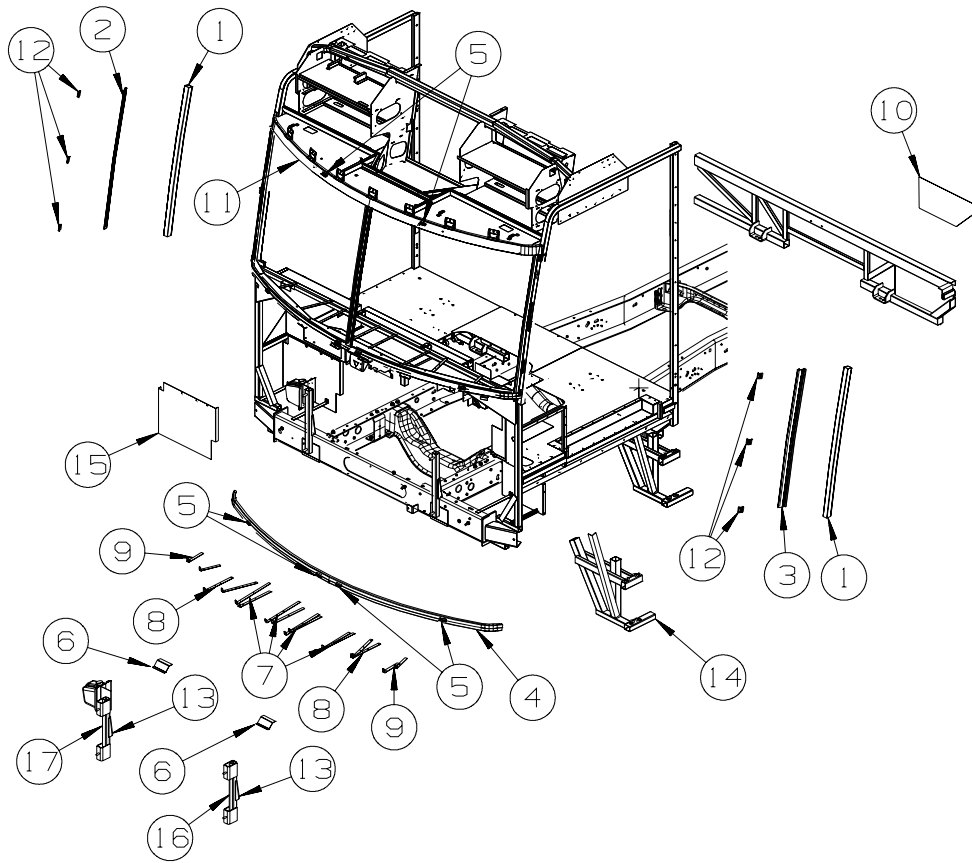


KEY	PART NUMBER	U/M	DESCRIPTION
1	154181-01-10A	EA	DEFLECTOR - AIR INTAKE - WORKHORSE - BLACK



# CHASSIS GROUP (CONTINUED)

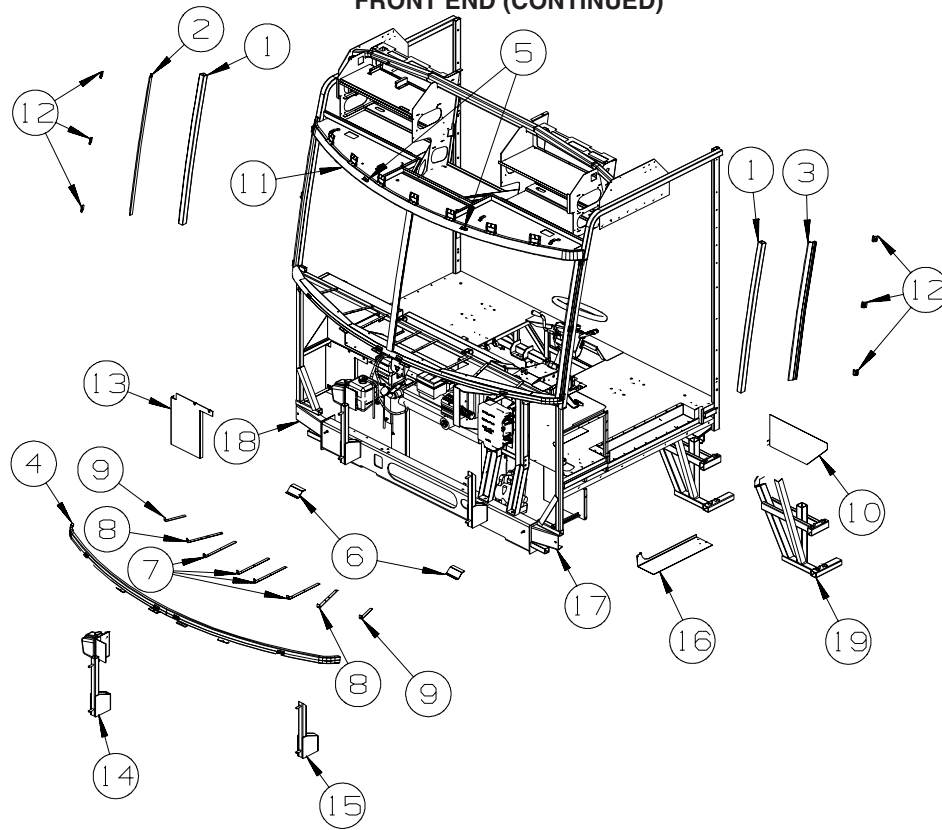
## FRONT END



FORD

KEY	PART NUMBER	U/M DESCRIPTION
1	117273-01-01A	EA TUBE - SUPPORT - A-PILLAR
2	121269-05-01B	EA FRAME - WINDSHIELD - A-PILLAR - MILL
3	121269-06-01B	EA FRAME - WINDSHIELD - A-PILLAR - MILL
4	124974-01-01B	EA SUPPORT-WINDSHIELD,LOWER,MLL
5	126289-65-01B	EA ANGLE - FORMED
6	134202-01-01B	EA REINFORCEMENT - SUPPORT - LOWER WINDSHIELD/MIDDLE
7	137047-04-01B	EA STRAP - DEFROSTER PLENUM
8	137047-05-01B	EA STRAP - DEFROSTER PLENUM
9	137047-06-01B	EA STRAP - DEFROSTER PLENUM
10	137496-01-01B	EA PANEL - SPLASH GUARD
11	124975-01-01B	EA SUPPORT-WINDSHIELD,UPPER,MLL
12	148935-01-01B	EA BRACKET - WINDSHIELD - MILL
13	117622-01-02B	EA BRACE - TUBE/BUMPER - VERTICAL - E-COATED
14	138340-03-02B	EA SUPPORT/STEP - DRIVER - E-COATED
15	144679-02-02B	EA SHIELD/SPLASH - HEADLIGHT - E-COATED
16	152916-01-02B	EA SUPPORT - FRONT - E-COATED
17	152916-02-02B	EA SUPPORT - FRONT - E-COATED

**CHASSIS GROUP (CONTINUED)**  
**FRONT END (CONTINUED)**



**WORKHORSE**

KEY	PART NUMBER	U/M	DESCRIPTION
1	117273-01-01A	EA	TUBE - SUPPORT - A-PILLAR
2	121269-05-01B	EA	FRAME - WINDSHIELD - A-PILLAR - MILL
3	121269-06-01B	EA	FRAME - WINDSHIELD - A-PILLAR - MILL
4	124974-01-01B	EA	SUPPORT-WINDSHIELD,LOWER,MLL
5	126289-65-01B	EA	ANGLE - FORMED
6	134202-01-01B	EA	REINFORCEMENT - SUPPORT - LOWER WINDSHIELD/MIDDLE
7	137047-04-01B	EA	STRAP - DEFROSTER PLENUM
8	137047-05-01B	EA	STRAP - DEFROSTER PLENUM
9	137047-06-01B	EA	STRAP - DEFROSTER PLENUM
10	137496-01-01B	EA	PANEL - SPLASH GUARD
11	124975-01-01B	EA	SUPPORT-WINDSHIELD,UPPER,MLL
12	148935-01-01B	EA	BRACKET - WINDSHIELD - MILL
13	121962-02-02B	EA	SHIELD/SPLASH - HEADLIGHT - E-COATED
14	134807-11-02B	EA	SUPPORT - FRONT - E-COATED
15	134807-12-02B	EA	SUPPORT - FRONT - E-COATED
16	137041-01-02B	EA	ANGLE/FILLER - MOTOR COVER - E-COATED
17	137048-01-02B	EA	CHANNEL/SUPPORT - FRONT END - E-COATED
18	137048-02-02B	EA	CHANNEL/SUPPORT - FRONT END - E-COATED
19	138340-03-02B	EA	SUPPORT/STEP - DRIVER - E-COATED

**CHASSIS GROUP (CONTINUED)**  
**DRIVETRAIN**

**24,000 GVWR FORD CHASSIS (G37B, G38J)**

<b>KEY</b>	<b>PART NUMBER</b>	<b>U/M</b>	<b>DESCRIPTION</b>
	167028-03-000	EA	DRIVESHAFT - BALANCED - 248" WB - F53FD - 24,000 GVWR
	115043-03-000	EA	BUSHING - DRIVESHAFT

**24,000 GVWR FORD CHASSIS (G38T)**

<b>KEY</b>	<b>PART NUMBER</b>	<b>U/M</b>	<b>DESCRIPTION</b>
	167028-04-000	EA	DRIVESHAFT - BALANCED - 266" WB - F53FD - 24,000 GVWR

**24,000 GVWR WORKHORSE 248 WHEELBASE (G37B, G38J)**

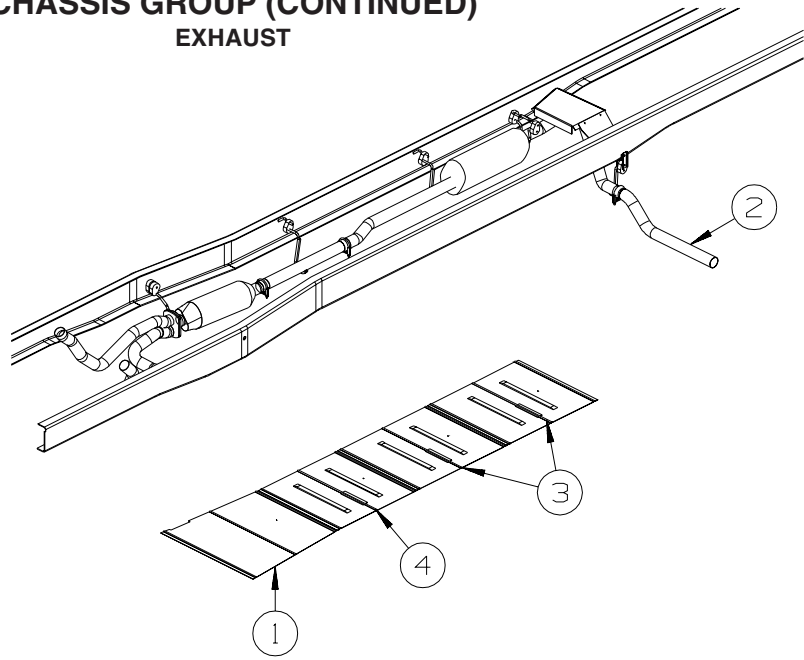
<b>KEY</b>	<b>PART NUMBER</b>	<b>U/M</b>	<b>DESCRIPTION</b>
	128528-03-000	EA	BOLT - U-JOINT - 3/8-24 X 3/4
	128528-04-000	EA	STRAP - BEARING - 1480 JOINT
	138126-05-000	EA	DRIVESHAFT - BALANCED - 4 SECTION - WH W24 - 248" WB
	138616-01-02B	EA	BRACKET/BEARING MOUNT - FRONT/248" WHEEL BASE - E-COATED
	138616-02-02B	EA	BRACKET/BEARING MOUNT - MID-RR/248" WHEEL BASE - E-COATED

**24,000 GVWR WORKHORSE 266 WHEELBASE (G38T)**

<b>KEY</b>	<b>PART NUMBER</b>	<b>U/M</b>	<b>DESCRIPTION</b>
	128528-03-000	EA	BOLT - U-JOINT - 3/8-24 X 3/4
	128528-04-000	EA	STRAP - BEARING - 1480 JOINT
	138126-06-000	EA	DRIVESHAFT- BALANCED - 4 SECTION - WH24 - 266" WB

## CHASSIS GROUP (CONTINUED)

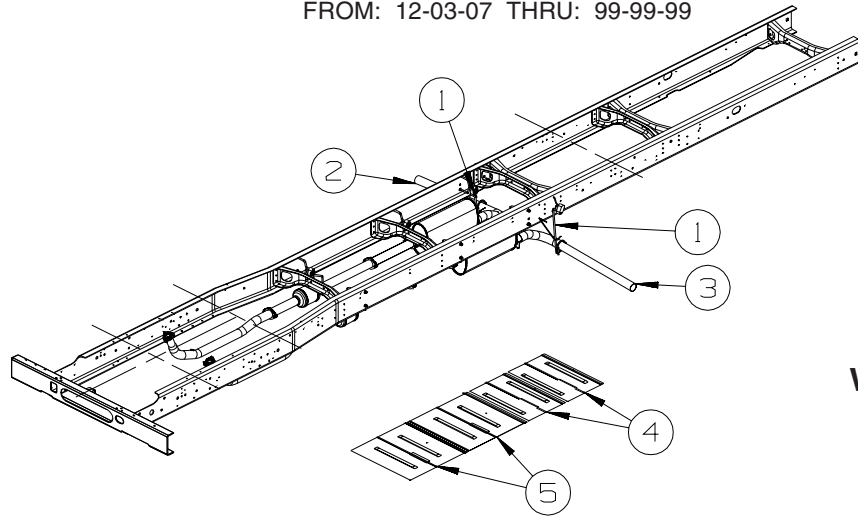
### EXHAUST



**FORD  
G33V**

208" WHEELBASE

KEY	PART NUMBER	U/M	DESCRIPTION
1	128756-01-02B	EA	SHIELD - HEAT/EXHAUST - 33.9" X 16.9" - E-COATED
2	129726-04-000	EA	PIPE - EXHAUST
3	143712-05-02B	EA	SHIELD/HEAT - EXHAUST - E-COATED
3	143712-07-02B	EA	SHIELD/HEAT - EXHAUST - E-COATED - <b>QUANTITY 1 NOT ILLUSTRATED</b> FROM: 00-00-00 THRU: 12-02-07 FROM: 12-03-07 THRU: 99-99-99
4	143712-07-02B	EA	SHIELD/HEAT - EXHAUST - E-COATED
4	143712-02-02B	EA	SHIELD/HEAT - EXHAUST - E-COATED - <b>QUANTITY 3 NOT ILLUSTRATED</b> FROM: 00-00-00 THRU: 12-02-07 FROM: 12-03-07 THRU: 99-99-99



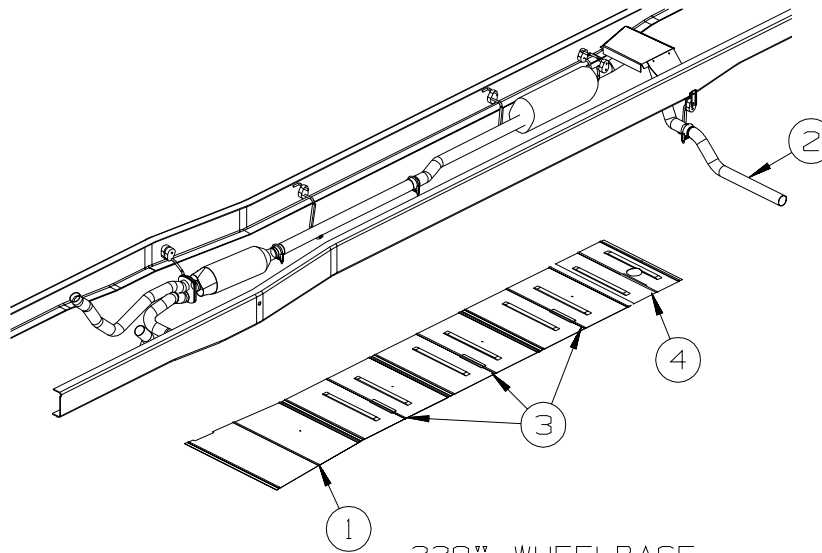
**WORKHORSE  
G33V**

KEY	PART NUMBER	U/M	DESCRIPTION
1	122392-09-02B	EA	HANGER - TAILPIPE - E-COATED
	094918-06-000	EA	CLAMP - EXHAUST - 3" -HEAVY DUTY
2	122529-04-000	EA	PIPE - EXHAUST - RH
3	122529-05-000	EA	PIPE - EXHAUST, LH
4	143712-01-02B	EA	SHIELD/HEAT - EXHAUST - E-COATED
5	143712-02-02B	EA	SHIELD - HEAT/EXHAUST - E-COATED
	165850-02-02B	EA	SHIELD - HEAT/EXHAUST - E-COATED - <b>ADDED TOWARDS THE FRONT</b> FROM: 01-07-08 THRU: 99-99-99
	167873-01-02B	EA	PANEL - ACCESS, SHIELD - TO SLIDEOUT HOSES FROM: 01-07-08 THRU: 99-99-99

G33V

208 INCH WHEELBASE

**CHASSIS GROUP (CONTINUED)**  
**EXHAUST (CONTINUED)**

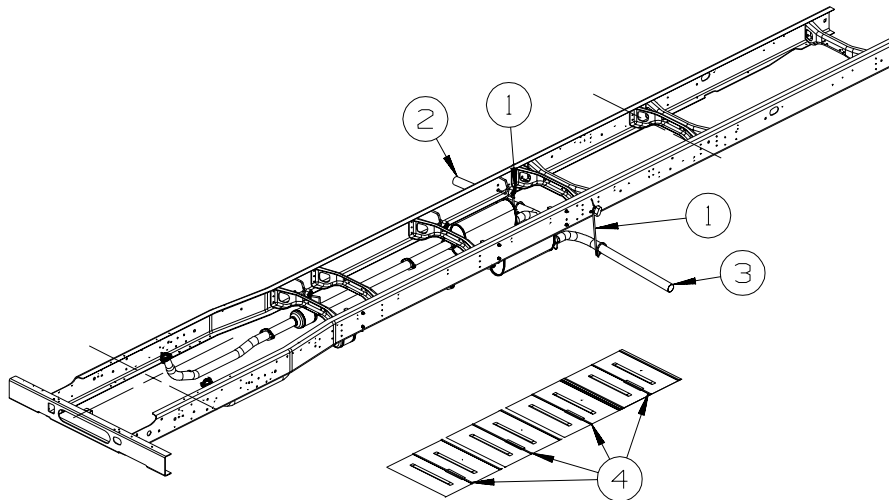


228" WHEELBASE

**FORD**  
**G35A, G35L**

KEY	PART NUMBER	U/M	DESCRIPTION
1	128756-01-02B	EA	SHIELD - HEAT/EXHAUST - 33.9" X 16.9" - E-COATED
2	129726-04-000	EA	PIPE - EXHAUST
3	143712-05-02B	EA	SHIELD/HEAT - EXHAUST - E-COATED
4	143712-07-02B	EA	SHIELD/HEAT - EXHAUST - E-COATED
4	143712-02-02B	EA	SHIELD/HEAT - EXHAUST - E-COATED

FROM: 00-00-00 THRU: 12-02-07  
 FROM: 12-03-07 THRU: 99-99-99

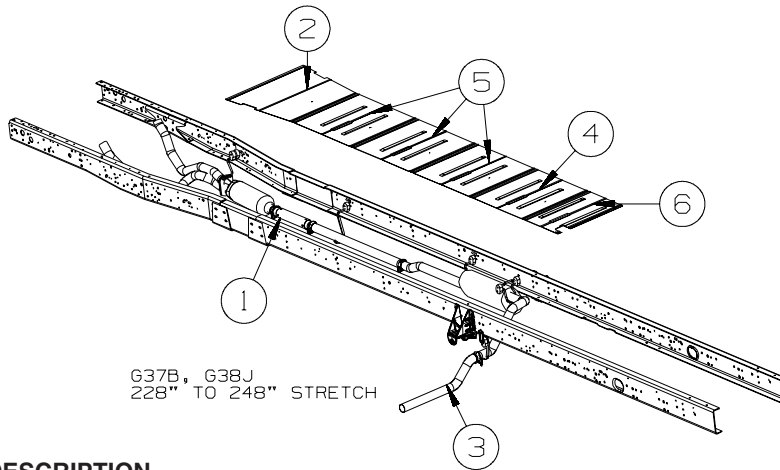


G35A, G35L  
 228 INCH WHEELBASE

**WORKHORSE**  
**G35A, G35L**

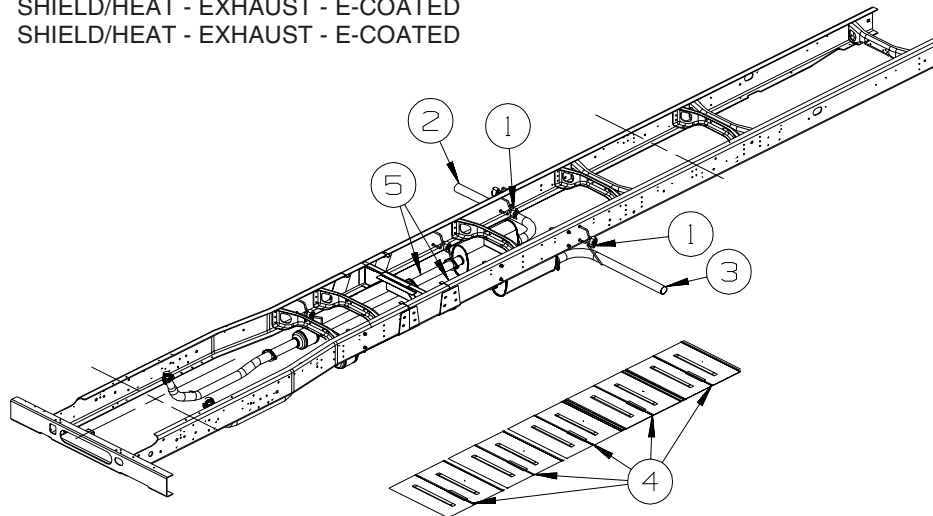
KEY	PART NUMBER	U/M	DESCRIPTION
1	122392-09-02B	EA	HANGER - TAILPIPE - E-COATED
	094918-06-000	EA	CLAMP - EXHAUST - 3" -HEAVY DUTY
2	122529-04-000	EA	PIPE - EXHAUST - RH
3	122529-05-000	EA	PIPE - EXHAUST, LH
4	143712-02-02B	EA	SHIELD - HEAT/EXHAUST - E-COATED
	165850-02-02B	EA	SHIELD - HEAT/EXHAUST - E-COATED - <b>ADDED TOWARDS THE FRONT</b>
			FROM: 01-07-08 THRU: 99-99-99
	167873-01-02B	EA	PANEL - ACCESS, SHIELD - TO SLIDEOUT HOSES
			FROM: 01-07-08 THRU: 99-99-99

**CHASSIS GROUP (CONTINUED)**  
**EXHAUST (CONTINUED)**



**FORD**  
**G37B, G38J**

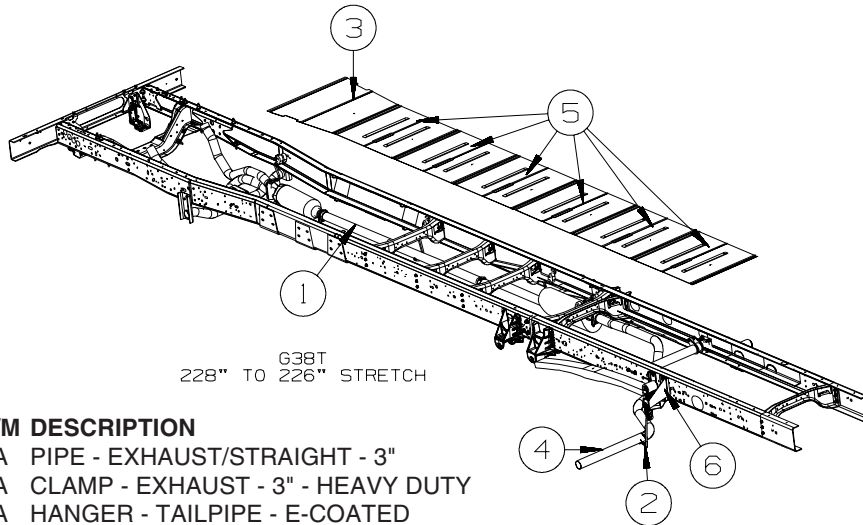
KEY	PART NUMBER	U/M	DESCRIPTION
1	112012-03-000	EA	PIPE - EXHAUST - 3" DIAMETER - FORD CHASSIS
	094918-06-000	EA	CLAMP - EXHAUST - 3" - HEAVY DUTY
2	128756-01-02B	EA	SHIELD - HEAT/EXHAUST - 33.9" X 16.9" - E-COATED
3	129726-04-000	EA	PIPE - EXHAUST
4	143712-02-02B	EA	SHIELD/HEAT - EXHAUST - E-COATED
5	143712-05-02B	EA	SHIELD/HEAT - EXHAUST - E-COATED
6	143712-07-02B	EA	SHIELD/HEAT - EXHAUST - E-COATED



**WORKHORSE**  
**G37B, G38J**

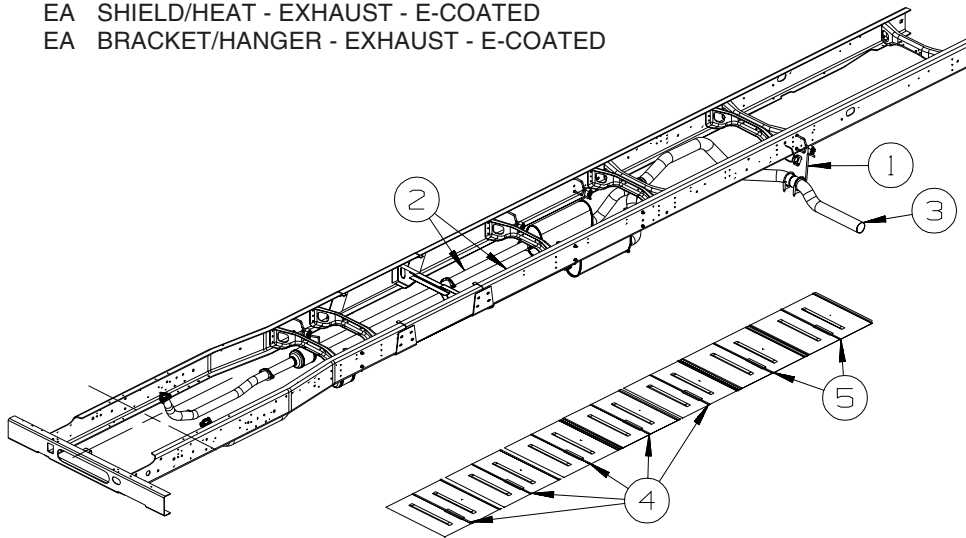
KEY	PART NUMBER	U/M	DESCRIPTION
1	122392-09-02B	EA	HANGER - TAILPIPE - E-COATED
	094918-06-000	EA	CLAMP - EXHAUST - 3" - HEAVY DUTY
2	122529-04-000	EA	PIPE - EXHAUST - RH
3	122529-05-000	EA	PIPE - EXHAUST, LH
4	143712-02-02B	EA	SHIELD - HEAT/EXHAUST - E-COATED
5	137652-06-000	EA	PIPE - EXHAUST - W/FLANGES
	165850-02-02B	EA	SHIELD - HEAT/EXHAUST - E-COATED - <b>ADDED TOWARDS THE FRONT</b> FROM: 01-07-08 THRU: 99-99-99
	167873-01-02B	EA	PANEL - ACCESS, SHIELD - TO SLIDEOUT HOSES FROM: 01-07-08 THRU: 99-99-99

**CHASSIS GROUP (CONTINUED)**  
**EXHAUST (CONTINUED)**



**FORD  
G38T**

KEY	PART NUMBER	U/M	DESCRIPTION
1	098762-27-000	EA	PIPE - EXHAUST/STRAIGHT - 3"
	094918-06-000	EA	CLAMP - EXHAUST - 3" - HEAVY DUTY
2	122392-11-02B	EA	HANGER - TAILPIPE - E-COATED
	094918-06-000	EA	CLAMP - EXHAUST - 3" - HEAVY DUTY
3	128756-01-02B	EA	SHIELD - HEAT/EXHAUST - 33.9" X 16.9" - E-COATED
4	137925-06-000	EA	PIPE - EXHAUST - LEFT HAND
5	143712-05-02B	EA	SHIELD/HEAT - EXHAUST - E-COATED
6	167109-01-02B	EA	BRACKET/HANGER - EXHAUST - E-COATED

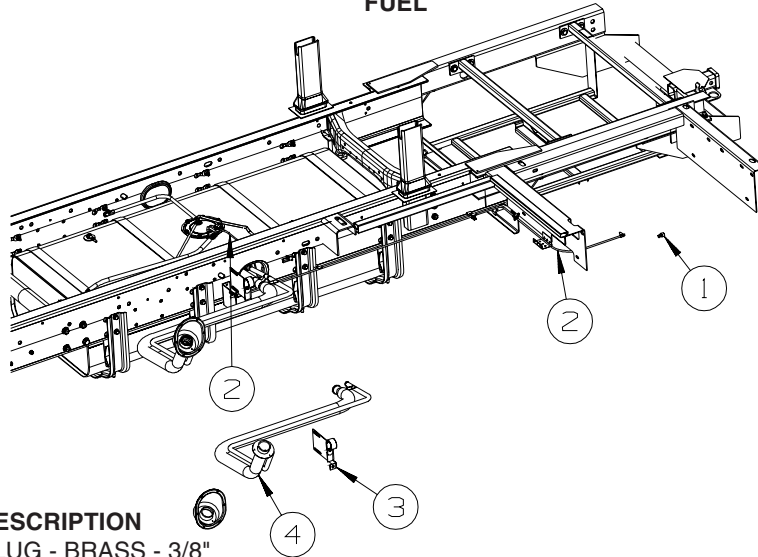


**WORKHORSE  
G38T**

KEY	PART NUMBER	U/M	DESCRIPTION
1	122392-15-02B	EA	HANGER - TAILPIPE - E-COATED
	094918-05-000	EA	CLAMP - EXHAUST - 4 7/16" - GUILLOTINE STYLE
2	137652-07-000	EA	PIPE - EXHAUST W/FLANGES
3	154358-01-000	EA	PIPE - EXHAUST - 4" DIAMETER - WORKHORSE
4	143712-02-02B	EA	SHIELD - HEAT/EXHAUST - E-COATED
5	143712-05-02B	EA	SHIELD - HEAT/EXHAUST - E-COATED
	165850-02-02B	EA	SHIELD - HEAT/EXHAUST - E-COATED - <b>ADDED TOWARDS THE FRONT</b> FROM: 01-07-08 THRU: 99-99-99
	167873-01-02B	EA	PANEL - ACCESS, SHIELD - TO SLIDEOUT HOSES FROM: 01-07-08 THRU: 99-99-99

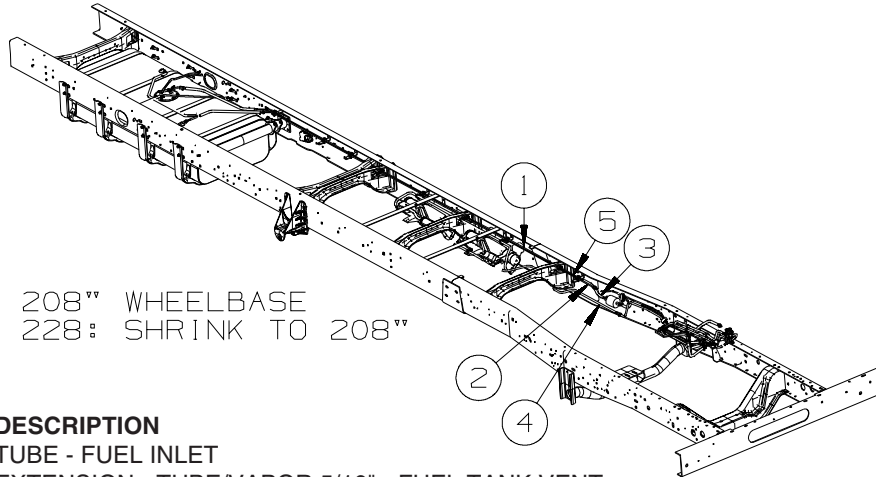
## CHASSIS GROUP (CONTINUED)

### FUEL



**FORD FUEL  
FILL**

KEY	PART NUMBER	U/M	DESCRIPTION
1	084884-01-000	EA	PLUG - BRASS - 3/8"
2	128139-03-000	FT	HOSE - FUEL - LOW PERMEABILITY - 1/4" DIAMETER
3	140728-02-02B	EA	BRACKET - FUEL FILL - E-COATED
4	153027-01-000	EA	NECK - FUEL FILL



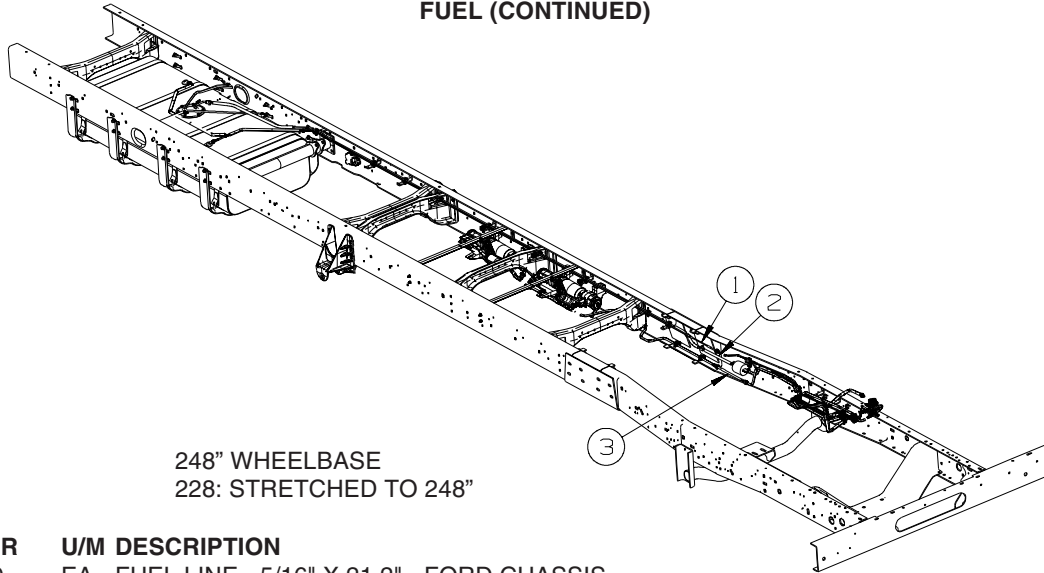
**FORD FUEL  
SUPPLY  
G33V**

208" WHEELBASE  
228: SHRINK TO 208"

KEY	PART NUMBER	U/M	DESCRIPTION
1	155383-01-000	EA	TUBE - FUEL INLET
2	155360-02-000	EA	EXTENSION - TUBE/VAPOR 5/16" - FUEL TANK VENT
3	129494-03-000	EA	FUEL LINE - 5/16" X 21.2" - FORD CHASSIS
4	155359-04-000	EA	EXTENSION - TUBE/VAPOR 1/2" - EMISSION CANISTER
5	155384-01-000	EA	TUBE/VAPOR - TANK



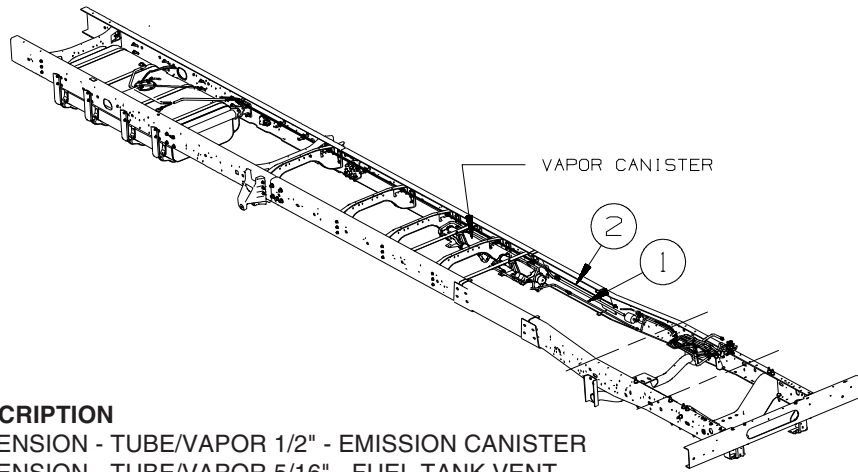
**CHASSIS GROUP (CONTINUED)**  
**FUEL (CONTINUED)**



**FORD FUEL  
 SUPPLY  
 G37B, G38J**

248" WHEELBASE  
 228: STRETCHED TO 248"

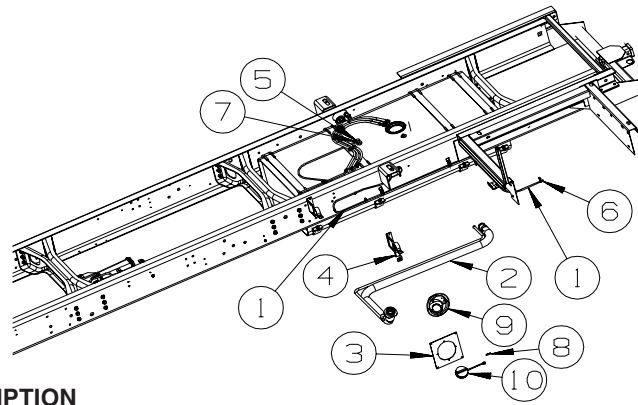
KEY	PART NUMBER	U/M	DESCRIPTION
1	129494-03-000	EA	FUEL LINE - 5/16" X 21.2" - FORD CHASSIS
2	155359-01-000	EA	EXTENSION - TUBE/VAPOR 1/2" - EMISSION CANISTER
3	155360-02-000	EA	EXTENSION - TUBE/VAPOR 5/16" - FUEL TANK VENT



**FORD FUEL  
 SUPPLY  
 G38T**

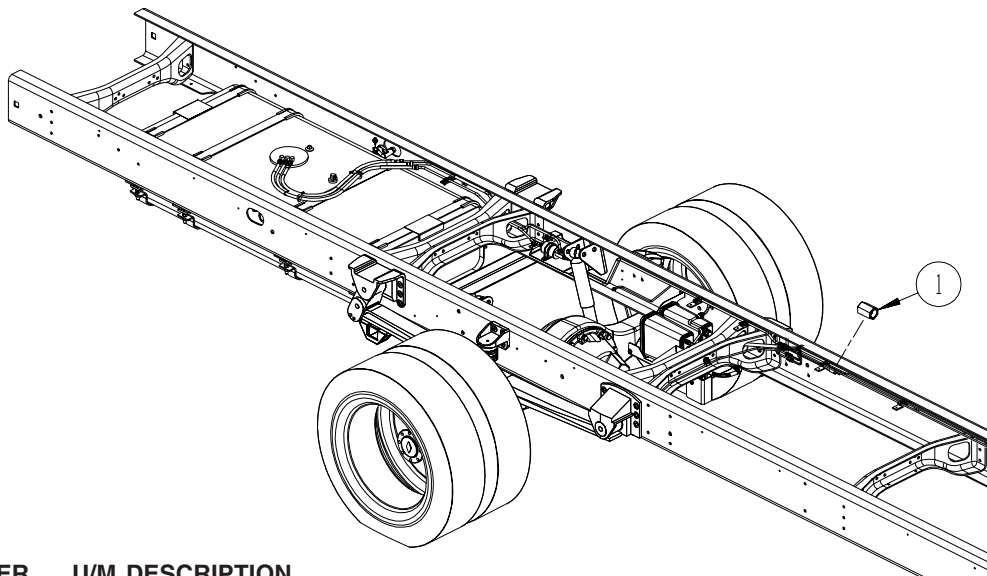
KEY	PART NUMBER	U/M	DESCRIPTION
1	155359-04-000	EA	EXTENSION - TUBE/VAPOR 1/2" - EMISSION CANISTER
2	155360-03-000	EA	EXTENSION - TUBE/VAPOR 5/16" - FUEL TANK VENT

**CHASSIS GROUP (CONTINUED)**  
**FUEL (CONTINUED)**



**WORKHORSE  
FUEL FILL**

KEY	PART NUMBER	U/M	DESCRIPTION
1	128139-03-000	FT	HOSE - FUEL - LOW PERMEABILITY - 1/4" DIAMETER
2	136300-02-000	EA	NECK - FUEL FILL
3	139138-01-02B	EA	PLATE - FUEL FILL - E-COATED
4	140728-03-02B	EA	BRACKET - FUEL FILL - E-COATED
5	068382-06-000	EA	BUSHING - BRASS - 3/8"MPT X 1/8"FPT
6	084884-01-000	EA	PLUG - BRASS - 3/8"
7	114254-01-000	EA	ADAPTER - 1/4 BARB X 1/8 MPT
8	099069-01-000	EA	SEAL - RUBBER - CLOSED SPONGE - .5" WIDE X .12" THICK-BLK
9	128299-02-01A	EA	SHROUD - FUEL FILL
10	163743-01-000	EA	CAP - FUEL FILL - 1/4 TURN - WORKHORSE

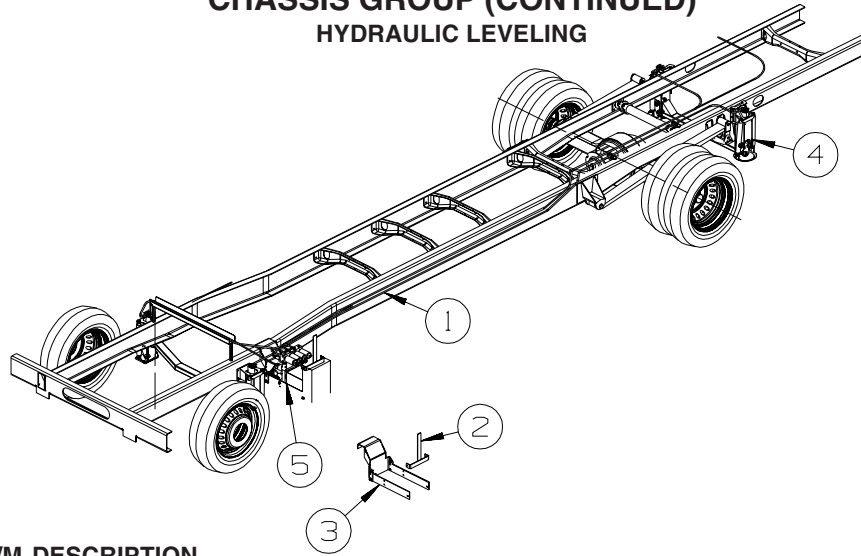


**WORKHORSE  
FUEL SUPPLY**

KEY	PART NUMBER	U/M	DESCRIPTION
1	098779-02-000	EA	COUPLER - FUEL LINE - 1.2" LONG X 16MM THREAD - <b>STRETCHED CHASSIS ONLY</b>

## CHASSIS GROUP (CONTINUED)

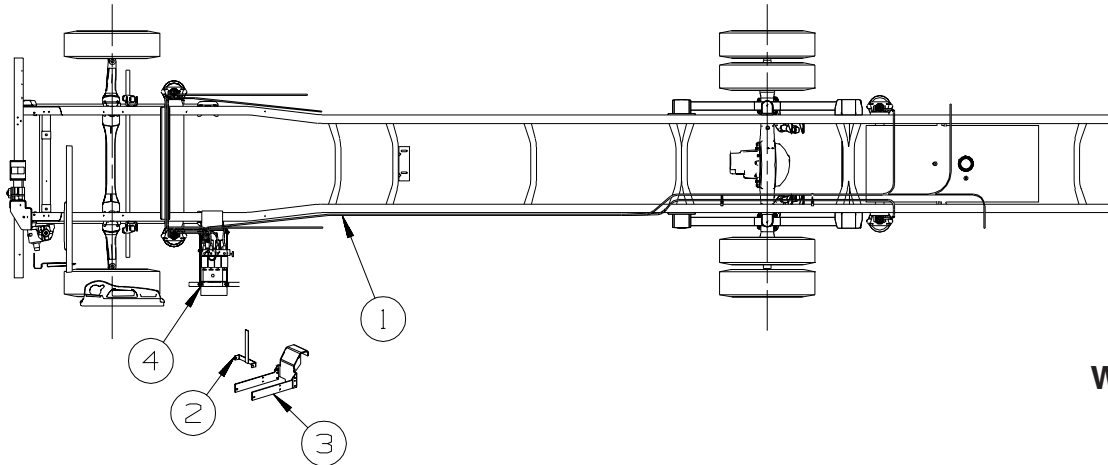
### HYDRAULIC LEVELING



**FORD**

KEY	PART NUMBER	U/M	DESCRIPTION
1	100536-72-000	EA	HOSE KIT - F/LEVELING JACKS
2	149900-01-02B	EA	BRACKET - PUMP/LEVELING SYSTEM - E-COATED
3	150001-01-02B	EA	BRACKET - PUMP/LEVELING SYSTEM - E-COATED
4	128571-08-000	EA	JACK/CROSSMEMBER ASSEMBLY - REAR - 625 - FORD
5*	153452-20-000	EA	LEVELING SYSTEM - 625 SYSTEM W/2 SLIDEOUTS - FORD - G33V, G35L
5*	153452-21-000	EA	LEVELING SYSTEM - 625 SYSTEM W/3 SLIDEOUTS - FORD - G35A
5	153452-38-000	EA	LEVELING SYSTEM - 625 SYSTEM W/3 SLIDEOUTS - FORD - G37B, G38J, G35A W/2008 CHASSIS
5	153452-39-000	EA	LEVELING SYSTEM - 625 SYSTEM W/2 SLIDEOUTS - FORD - G38T, G35L W/2008 CHASSIS

**\*COMPONENT PARTS LISTED LATER IN THIS GROUP**



**WORKHORSE**

KEY	PART NUMBER	U/M	DESCRIPTION
1*	100536-57-000	EA	HOSE KIT - F/LEVELING JACKS - G37B, G38J, G38T
1	100536-72-000	EA	HOSE KIT - F/LEVELING JACKS - G33V, G35A, G35L
2	149900-01-02B	EA	BRACKET - PUMP/LEVELING SYSTEM - E-COATED
3	150001-01-02B	EA	BRACKET - PUMP/LEVELING SYSTEM - E-COATED
4*	153452-18-000	EA	LEVELING SYSTEM - 625 SYSTEM W/2 SLIDEOUTS - WORKHORSE - DOUBLE SLIDEOUT ROOMS
4*	153452-19-000	EA	LEVELING SYSTEM - 625 SYSTEM W/3 SLIDEOUTS - WORKHORSE - TRIPLE SLIDEOUT ROOMS

**\*COMPONENT PARTS LISTED LATER IN THIS GROUP**

**CHASSIS GROUP (CONTINUED)**  
**COMPONENT PARTS FOR HYDRAULIC LEVELING**

**100536-57-000**

<b>KEY</b>	<b>PART NUMBER</b>	<b>U/M</b>	<b>DESCRIPTION</b>	<b>VENDOR NO.</b>
	100536-09-700	EA	HOSE-HYDRAULIC-324"	RAP91489/AP2464
	100536-26-700	EA	HOSE - HYDRAULIC-1/4" X 100"	RAP90077/AP7832
	115767-01-705	EA	HOSE-HYDRAULIC - 1/4" X 60"	RAP4073/AP4073
	135250-02-700	EA	HOSE-HYDRAULIC - 1/4" X 300"	RAP90806/AP4064

**153452-18-000**

<b>KEY</b>	<b>PART NUMBER</b>	<b>U/M</b>	<b>DESCRIPTION</b>	<b>VENDOR NO.</b>
	100532-03-716	EA	SOLENOID-CONTINUOUS DUTY	RAP7505
	100532-03-717	EA	VALVE-PRESS., RETURN SHUTTLE	RAP7964
	100532-03-726	EA	SWITCH - PRESSURE	RAP8003
	100532-09-705	EA	SWITCH-PRESS - 3000 LB.	RAP0993
	100532-09-710	EA	SOLENOID-INTERMITENT DUTY	RAP0533
	100532-12-707	EA	PRING KIT (PAIR)	R3847
	100532-32-704	EA	CHIME - JACK WARNING	RAP90681/AP19765
	100532-53-700	EA	CYLINDER W/O FOOT - 9K	RAP90491/AP15891
	131306-02-701	EA	FOOT/JACK - 9K & 12K	RAP8464/AP17525
	131306-11-704	EA	PRESSURE SWITCH - 50 PSI	RAP2082
	131306-12-702	EA	VALVE-PRESS SOLENOID (SMALL)	RAP90729/AP24604
	144226-01-700	EA	SWITCH - WARNING/MAGNETIC	RAP90968/AP26641
	144226-08-702	EA	SENSOR/BI-AXIS - PROGRAMABLE	RAP91172/AP28010
	153452-18-700	EA	CYLINDER W/O FOOT - 6K	RAP91661
	153452-18-701	EA	FOOT - 6K JACK	RAP8126
	153452-18-702	EA	BRACKET - 9K JACK MOUNT	RAP90844
	153452-18-703	EA	ENCLOSURE BOX W/SENSING UNIT	RAP91763/AP36467
	153452-18-704	EA	PUMP/MOTOR/TANK ASM.	RAP91281/AP38255
	153452-18-705	EA	MOTOR ONLY - 3.7" MONARCH	RAP91249
	153452-18-706	EA	BRACKET/MOUNT - FRONT JACK	AP34580
	153452-18-707	EA	CROSSMEMBER/FRONT - FORD	AP34549
	157770-01-703	EA	TOUCH PAD - 625 FORD C BODY	RAP91864/AP36468

**153452-19-000**

<b>KEY</b>	<b>PART NUMBER</b>	<b>U/M</b>	<b>DESCRIPTION</b>	<b>VENDOR NO.</b>
	100532-03-716	EA	SOLENOID-CONTINUOUS DUTY	RAP7505
	100532-03-717	EA	VALVE-PRESS., RETURN SHUTTLE	RAP7964
	100532-03-726	EA	SWITCH - PRESSURE	RAP8003
	100532-09-705	EA	SWITCH-PRESS - 3000 LB.	RAP0993
	100532-09-710	EA	SOLENOID-INTERMITENT DUTY	RAP0533
	100532-12-707	EA	PRING KIT (PAIR)	R3847
	100532-32-704	EA	CHIME - JACK WARNING	RAP90681/AP19765
	100532-53-700	EA	CYLINDER W/O FOOT - 9K	RAP90491/AP15891
	131306-02-701	EA	FOOT/JACK - 9K & 12K	RAP8464/AP17525
	131306-09-701	EA	VELOCITY VALVE - SINGLE	RAP90279/AP11578
	131306-11-704	EA	PRESSURE SWITCH - 50 PSI	RAP2082
	131306-12-702	EA	VALVE-PRESS SOLENOID (SMALL)	RAP90729/AP24604
	144226-01-700	EA	SWITCH - WARNING/MAGNETIC	RAP90968/AP26641
	144226-08-702	EA	SENSOR/BI-AXIS - PROGRAMABLE	RAP91172/AP28010
	153452-18-700	EA	CYLINDER W/O FOOT - 6K	RAP91661
	153452-18-701	EA	FOOT - 6K JACK	RAP8126
	153452-18-702	EA	BRACKET - 9K JACK MOUNT	RAP90844
	153452-18-704	EA	PUMP/MOTOR/TANK ASM.	RAP91281/AP38255
	153452-18-705	EA	MOTOR ONLY - 3.7" MONARCH	RAP91249
	153452-19-700	EA	ENCLOSURE BOX W/SENSING UNIT	RAP91765/AP36765
	153452-19-701	EA	MANIFOLD	AP36817
	153452-19-702	EA	STUD/BOLT	P11767
	157770-01-703	EA	TOUCH PAD - 625 FORD C BODY	RAP91864/AP36468

**CHASSIS GROUP (CONTINUED)**  
**COMPONENT PARTS FOR HYDRAULIC LEVELING (CONTINUED)**

**153452-20-000**

<b>KEY</b>	<b>PART NUMBER</b>	<b>U/M</b>	<b>DESCRIPTION</b>	<b>VENDOR NO.</b>
	100532-03-716	EA	SOLENOID-CONTINUOUS DUTY	RAP7505
	100532-03-717	EA	VALVE-PRESS., RETURN SHUTTLE	RAP7964
	100532-03-726	EA	SWITCH - PRESSURE	RAP8003
	100532-09-705	EA	SWITCH-PRESS - 3000 LB.	RAP0993
	100532-09-710	EA	SOLENOID-INTERMITENT DUTY	RAP0533
	100532-12-707	EA	PRING KIT (PAIR)	R3847
	100532-32-704	EA	CHIME - JACK WARNING	RAP90681/AP19765
	131306-02-700	EA	FOOT - 6K JACK	RAP2004/AP13882
	131306-11-704	EA	PRESSURE SWITCH - 50 PSI	RAP2082
	131306-12-702	EA	VALVE-PRESS SOLENOID (SMALL)	RAP90729/AP24604
	144226-01-700	EA	SWITCH - WARNING/MAGNETIC	RAP90968/AP26641
	144226-08-702	EA	SENSOR/BI-AXIS - PROGRAMABLE	RAP91172/AP28010
	144226-29-700	EA	CYLINDER - 6K (325)	RAP91184/AP31656
	144226-29-701	EA	CYLINDER - 9K (325)	RAP91185/AP31982
	153452-18-703	EA	ENCLOSURE BOX W/SENSING UNIT	RAP91763/AP36467
	153452-18-704	EA	PUMP/MOTOR/TANK ASM.	RAP91281/AP38255
	153452-18-705	EA	MOTOR ONLY - 3.7" MONARCH	RAP91249
	153452-20-700	EA	BRACKET - 6K JACK MOUNT	RAP91709
	157770-01-703	EA	TOUCH PAD - 625 FORD C BODY	RAP91864/AP36468

**153452-21-000**

<b>KEY</b>	<b>PART NUMBER</b>	<b>U/M</b>	<b>DESCRIPTION</b>	<b>VENDOR NO.</b>
	100532-03-716	EA	SOLENOID-CONTINUOUS DUTY	RAP7505
	100532-03-717	EA	VALVE-PRESS., RETURN SHUTTLE	RAP7964
	100532-03-726	EA	SWITCH - PRESSURE	RAP8003
	100532-09-705	EA	SWITCH-PRESS - 3000 LB.	RAP0993
	100532-09-710	EA	SOLENOID-INTERMITENT DUTY	RAP0533
	100532-12-707	EA	PRING KIT (PAIR)	R3847
	100532-32-704	EA	CHIME - JACK WARNING	RAP90681/AP19765
	131306-02-700	EA	FOOT - 6K JACK	RAP2004/AP13882
	131306-09-701	EA	VELOCITY VALVE - SINGLE	RAP90279/AP11578
	131306-11-704	EA	PRESSURE SWITCH - 50 PSI	RAP2082
	131306-12-702	EA	VALVE-PRESS SOLENOID (SMALL)	RAP90729/AP24604
	144226-01-700	EA	SWITCH - WARNING/MAGNETIC	RAP90968/AP26641
	144226-08-702	EA	SENSOR/BI-AXIS - PROGRAMABLE	RAP91172/AP28010
	144226-29-700	EA	CYLINDER - 6K (325)	RAP91184/AP31656
	144226-29-701	EA	CYLINDER - 9K (325)	RAP91185/AP31982
	153452-18-704	EA	PUMP/MOTOR/TANK ASM.	RAP91281/AP38255
	153452-18-705	EA	MOTOR ONLY - 3.7" MONARCH	RAP91249
	153452-19-700	EA	ENCLOSURE BOX W/SENSING UNIT	RAP91765/AP36765
	153452-20-700	EA	BRACKET - 6K JACK MOUNT	RAP91709
	157770-01-703	EA	TOUCH PAD - 625 FORD C BODY	RAP91864/AP36468

**CHASSIS GROUP (CONTINUED)**  
**WHEEL, TIRE, COVERS &/OR LINERS**

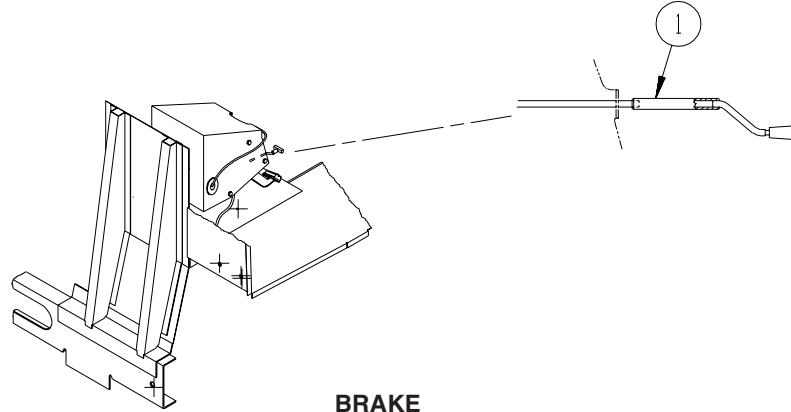
KEY	PART NUMBER	U/M	DESCRIPTION
*	150723-01-000	EA	COVER/HUB-SET-FT & RR HUBS/NUT CVRS/TOOL - FORD ALUMINUM WHEELS

**\*COMPONENT PARTS LISTED LATER IN THIS GROUP**

**COMPONENT PARTS FOR WHEEL, TIRE, COVERS &/OR LINERS**

**150723-01-000**

KEY	PART NUMBER	U/M	DESCRIPTION	VENDOR NO.
	110435-04-705	EA	DECAL-CTR HUB 2 3/4" DIAMOND	2 3/4 DECAL DIAMOND
	110435-05-700	EA	CAP-CENTER 4.50"D W/O DECAL	V22510-POC
	145580-01-702	EA	COVER-LUG NUT/JAM NUT 22M	V19582-EJN
	145580-01-703	EA	TOOL-INSTALLATION	V22501-TOL
	150723-01-700	EA	COVER - HUB/FRONT W/CAP	VAC8275-FHC
	150723-01-701	EA	COVER - HUB/REAR	VAC8275-RHC



**BRAKE**

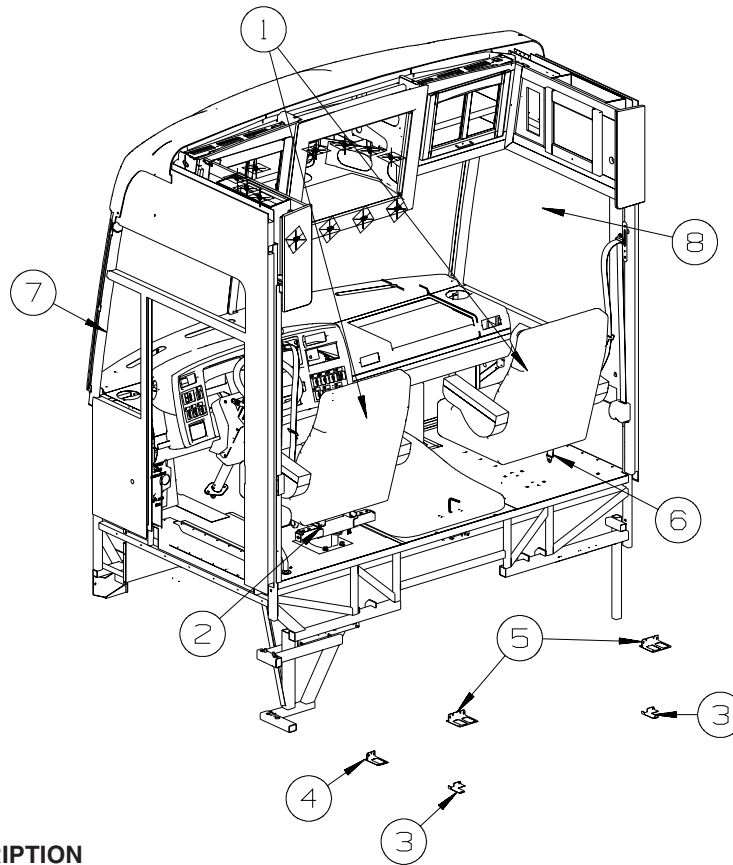
KEY	PART NUMBER	U/M	DESCRIPTION
1	113007-01-000	EA	PIN - SPRING - .375 X 3"

**BRAKELINE**

KEY	PART NUMBER	U/M	DESCRIPTION
	075466-01-000	EA	UNION - INVERTED FLAIR - 1/4"

## CURTAIN & CUSHION GROUP

### CURTAIN, CUSHION LAYOUT



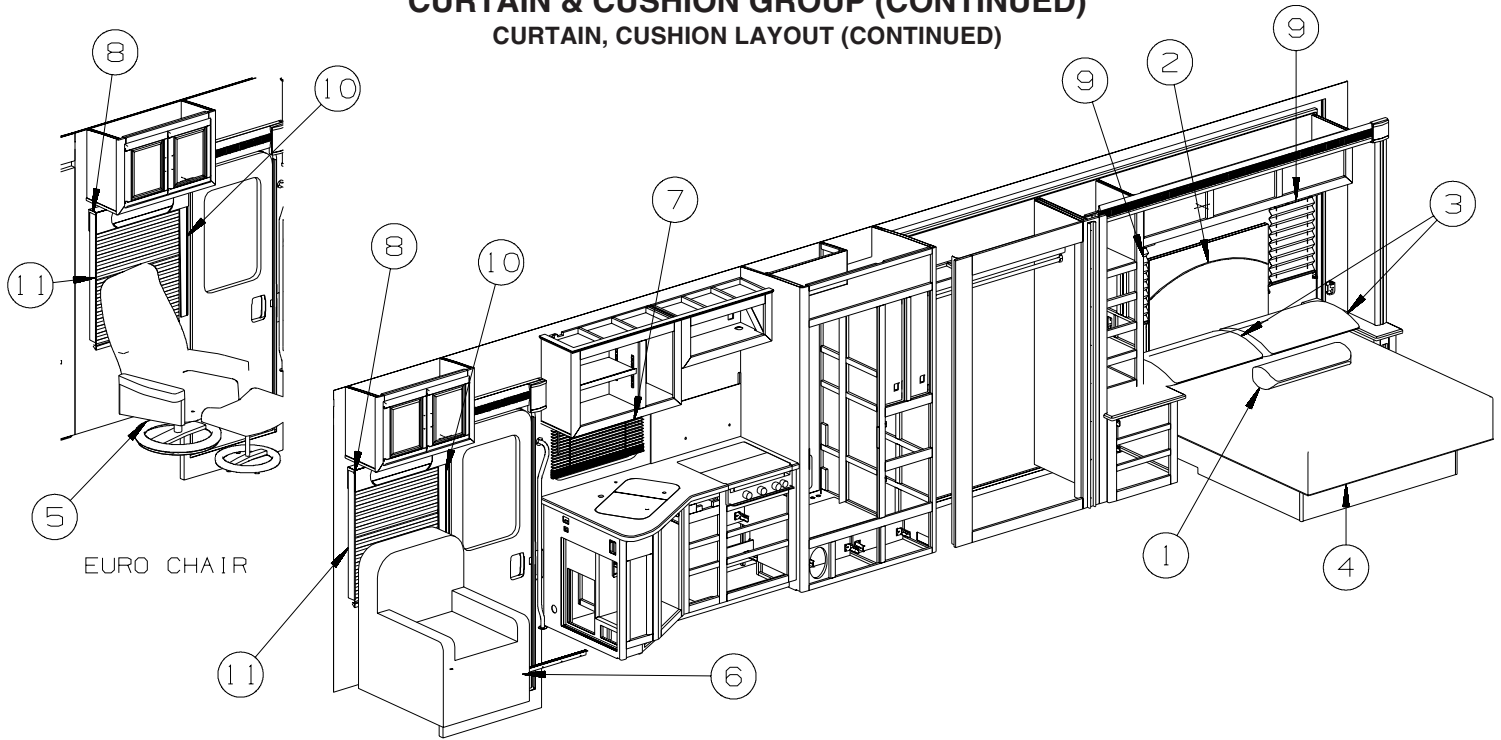
KEY	PART NUMBER	U/M	DESCRIPTION
1	162490-01-WA0	EA	SEAT - DRIVER/PASSENGER - W/LUMBAR (WA0, WA1, WA2) FROM: 00-00-00 THRU: 05-02-07
1	162490-02-WA0	EA	SEAT - DRIVER/PASSENGER - W/LUMBAR (WA0, WA1, WA2) FROM: 05-03-07 THRU: 09-16-07
1	162490-04-WA0	EA	SEAT - DRIVER/PASSENGER - W/LUMBAR (WA0, WA1, WA2) FROM: 09-17-07 THRU: 99-99-99
1	162490-01-WA4	EA	SEAT - DRIVER/PASSENGER - W/LUMBAR (WA4, WA5, WA6) FROM: 00-00-00 THRU: 05-02-07
1	162490-02-WA4	EA	SEAT - DRIVER/PASSENGER - W/LUMBAR (WA4, WA5, WA6) FROM: 05-03-07 THRU: 09-16-07
1	162490-04-WA4	EA	SEAT - DRIVER/PASSENGER - W/LUMBAR (WA4, WA5, WA6) FROM: 09-17-07 THRU: 99-99-99
1	162490-01-WB0	EA	SEAT - DRIVER/PASSENGER - W/LUMBAR (WB0, WB1, WB2) FROM: 00-00-00 THRU: 05-02-07
1	162490-02-WB0	EA	SEAT - DRIVER/PASSENGER - W/LUMBAR (WB0, WB1, WB2) FROM: 05-03-07 THRU: 09-16-07
1	162490-04-WB0	EA	SEAT - DRIVER/PASSENGER - W/LUMBAR (WB0, WB1, WB2) FROM: 09-17-07 THRU: 99-99-99
	108049-02-000	EA	CLIP - CABLE/PEDESTAL
	108049-04-000	EA	CABLE - W/MINI LEVER ACTION SWITCH - 28" SHEATH/30" CABLE
	128699-01-02B	EA	BRACKET - SEAT SWITCH - E-COATED
	152337-01-000	EA	PROTECTOR - SEAT - CLEAR VINYL
2	148630-16-WA0	EA	SKIRT - F/6-WAY POWER - LEATHER (WA0, WA1, WA2) - DRIVER'S POWERED SEAT
2	148630-16-WA4	EA	SKIRT - F/6-WAY POWER - LEATHER (WA4, WA5, WA6) - DRIVER'S POWERED SEAT
2	148630-16-WB0	EA	SKIRT - F/6-WAY POWER - LEATHER (WB0, WB1, WB2) - DRIVER'S POWERED SEAT
3	117125-01-02B	EA	BRACKET - CABLE MOUNT - ADJUSTER W/LOCK
4	127159-01-02B	EA	BRACKET - SEAT RELEASE - SINGLE REMOTE - E-COATED - DRIVER'S POWERED SEAT
5	127159-02-02B	EA	BRACKET - SEAT RELEASE - DUAL REMOTE - E-COATED
6	148630-15-WA0	EA	SKIRT - W/SEAT BELT SLOT - LEATHER (WA0, WA1, WA2)
6	148630-15-WA4	EA	SKIRT - W/SEAT BELT SLOT - LEATHER (WA4, WA5, WA6)
6	148630-15-WB0	EA	SKIRT - W/SEAT BELT SLOT - LEATHER (WB0, WB1, WB2)

**CURTAIN & CUSHION GROUP (CONTINUED)**  
**CURTAIN, CUSHION LAYOUT (CONTINUED)**

KEY	PART NUMBER	U/M	DESCRIPTION
7	163172-13-WA0	EA	CURTAIN - DRIVER/FRONT WRAP/PRIVACY - 41.9" X 114.8" (WA0, WA1, WA2)
7	163172-13-WA4	EA	CURTAIN - DRIVER/FRONT WRAP/PRIVACY - 41.9" X 114.8" (WA4, WA5, WA6)
7	163172-13-WB0	EA	CURTAIN - DRIVER/FRONT WRAP/PRIVACY - 41.9" X 114.8" (WB0, WB1, WB2)
	164129-01-000	EA	CARRIER - WHEELED W/HOOK - FRONT WRAP CURTAIN
7	073260-42-W76	EA	TIEBACK - 6" X 18" (WA0, WA1, WA2) FROM: 00-00-00 THRU: 06-03-07
7	165138-01-W76	EA	TIEBACK - 6" X 18" (WA0, WA1, WA2) FROM: 06-04-07 THRU: 99-99-99
7	073260-42-WA4	EA	TIEBACK - 6" X 18" (WA4, WA5, WA6) FROM: 00-00-00 THRU: 06-03-07
7	165138-01-WA4	EA	TIEBACK - 6" X 18" (WA4, WA5, WA6) FROM: 06-04-07 THRU: 99-99-99
7	073260-42-WB0	EA	TIEBACK - 6" X 18" (WB0, WB1, WB2) FROM: 00-00-00 THRU: 06-03-07
7	165138-01-WB0	EA	TIEBACK - 6" X 18" (WB0, WB1, WB2) FROM: 06-04-07 THRU: 99-99-99
8	163172-14-WA0	EA	CURTAIN - PASSENGER/FRONT WRAP/PRIVACY - 41.9" X 114.8" (WA0, WA1, WA2)
8	163172-14-WA4	EA	CURTAIN - PASSENGER/FRONT WRAP/PRIVACY - 41.9" X 114.8" (WA4, WA5, WA6)
8	163172-14-WB0	EA	CURTAIN - PASSENGER/FRONT WRAP/PRIVACY - 41.9" X 114.8" (WB0, WB1, WB2)
	164129-01-000	EA	CARRIER - WHEELED W/HOOK - FRONT WRAP CURTAIN
8	073260-42-W76	EA	TIEBACK - 6" X 18" (WA0, WA1, WA2) FROM: 00-00-00 THRU: 06-03-07
8	165138-01-W76	EA	TIEBACK - 6" X 18" (WA0, WA1, WA2) FROM: 06-04-07 THRU: 99-99-99
8	073260-42-WA4	EA	TIEBACK - 6" X 18" (WA4, WA5, WA6) FROM: 00-00-00 THRU: 06-03-07
8	165138-01-WA4	EA	TIEBACK - 6" X 18" (WA4, WA5, WA6) FROM: 06-04-07 THRU: 99-99-99
8	073260-42-WB0	EA	TIEBACK - 6" X 18" (WB0, WB1, WB2) FROM: 00-00-00 THRU: 06-03-07
8	165138-01-WB0	EA	TIEBACK - 6" X 18" (WB0, WB1, WB2) FROM: 06-04-07 THRU: 99-99-99



**CURTAIN & CUSHION GROUP (CONTINUED)**  
**CURTAIN, CUSHION LAYOUT (CONTINUED)**

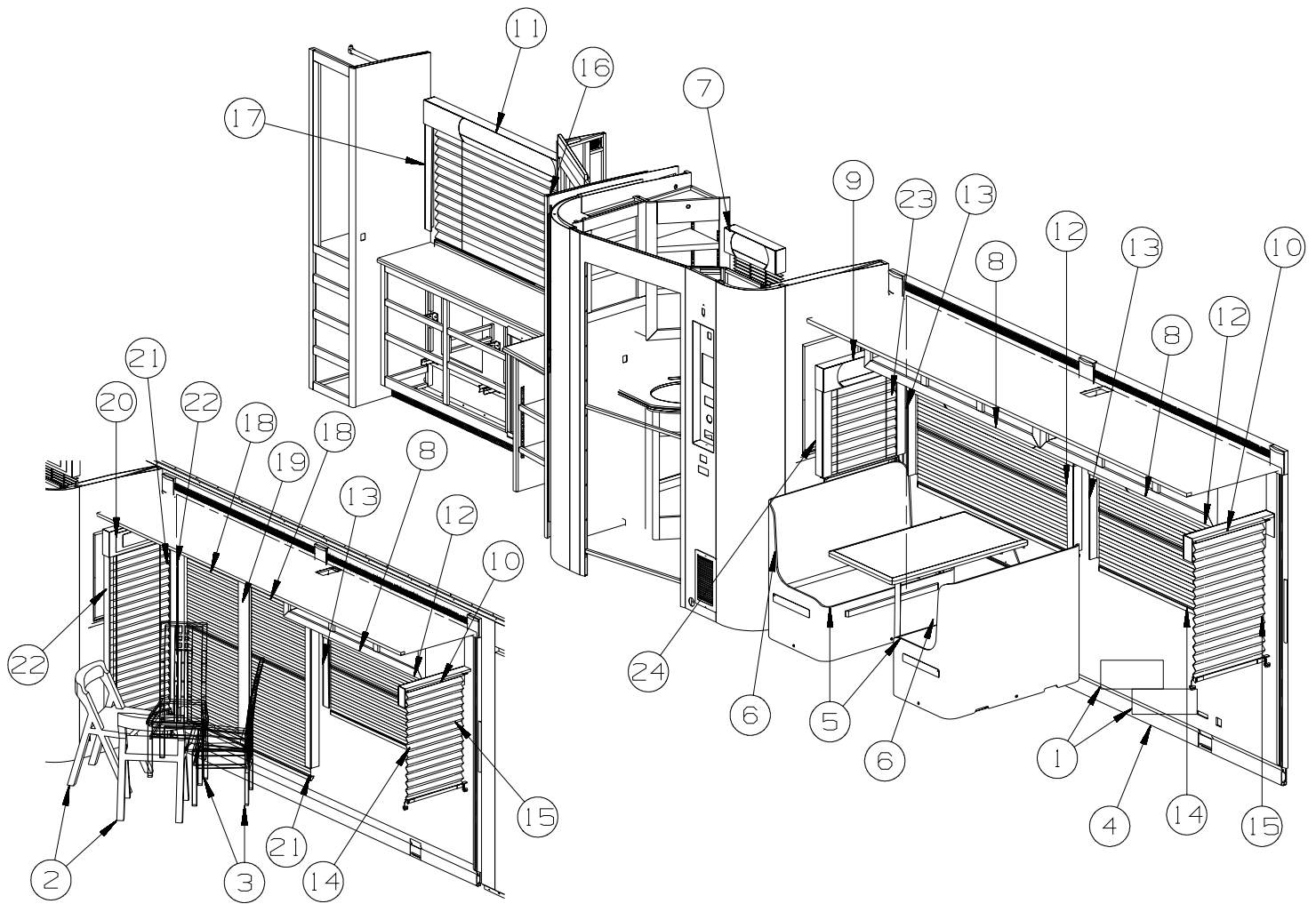


KEY	PART NUMBER	U/M	DESCRIPTION
1	162522-02-WA0	EA	PILLOW - W/WELT (WA0, WA1, WA2)
1	162522-02-WA4	EA	PILLOW - W/WELT (WA4, WA5, WA6)
1	162522-02-WB0	EA	PILLOW - W/WELT (WB0, WB1, WB2)
2	162630-02-WA0	EA	HEADBOARD - BETHANY - 34" X 40" (WA0, WA1, WA2)
2	162630-02-WA4	EA	HEADBOARD - BETHANY - 34" X 40" (WA4, WA5, WA6)
2	162630-02-WB0	EA	HEADBOARD - BETHANY - 34" X 40" (WB0, WB1, WB2)
2	162630-03-WA0	EA	HEADBOARD - BETHANY - 40" X 60" (WA0, WA1, WA2) - KING BED
2	162630-03-WA4	EA	HEADBOARD - BETHANY - 40" X 60" (WA4, WA5, WA6) - KING BED
2	162630-03-WB0	EA	HEADBOARD - BETHANY - 40" X 60" (WB0, WB1, WB2) - KING BED
3	162692-01-WA0	EA	PILLOW SHAM (WA0, WA1, WA2)
3	162692-01-WA4	EA	PILLOW SHAM (WA4, WA5, WA6)
3	162692-01-WB0	EA	PILLOW SHAM (WB0, WB1, WB2)
3	162692-02-WA0	EA	PILLOW SHAM (WA0, WA1, WA2) - KING BED
3	162692-02-WA4	EA	PILLOW SHAM (WA4, WA5, WA6) - KING BED
3	162692-02-WB0	EA	PILLOW SHAM (WB0, WB1, WB2) - KING BED
4	162699-01-WA0	EA	BEDSPREAD/CAP - 60" X 75" (WA0, WA1, WA2)
4	162699-01-WA4	EA	BEDSPREAD/CAP - 60" X 75" (WA4, WA5, WA6)
4	162699-01-WB0	EA	BEDSPREAD/CAP - 60" X 75" (WB0, WB1, WB2)
4	162699-08-WA0	EA	BEDSPREAD/CAP - 72" X 80" (WA0, WA1, WA2) - KING BED
4	162699-08-WA4	EA	BEDSPREAD/CAP - 72" X 80" (WA4, WA5, WA6) - KING BED
4	162699-08-WB0	EA	BEDSPREAD/CAP - 72" X 80" (WB0, WB1, WB2) - KING BED
5	165316-02-W99	EA	CHAIR/EURO - APOLLO - W/OTTOMAN - ULTRA LEATHER (WA0, WA1, WA2) - EURO CHAIR
5	165316-02-WB4	EA	CHAIR/EURO - APOLLO - W/OTTOMAN - ULTRA LEATHER (WA4, WA5, WA6) - EURO CHAIR
5	165316-02-W68	EA	CHAIR/EURO - APOLLO - W/OTTOMAN - ULTRA LEATHER (WB0, WB1, WB2) - EURO CHAIR
6	157892-03-WA0	EA	CHAIR/RECLINER - W/FOOTREST (WA0, WA1, WA2)
			FROM: 00-00-00 THRU: 11-02-07
6	157892-09-WA0	EA	CHAIR/RECLINER - W/FOOTREST (WA0, WA1, WA2)
			FROM: 11-03-07 THRU: 99-99-99
6	157892-04-WA4	EA	CHAIR/RECLINER - W/FOOTREST (WA4, WA5, WA6)
			FROM: 00-00-00 THRU: 11-02-07
6	157892-10-WA4	EA	CHAIR/RECLINER - W/FOOTREST (WA4, WA5, WA6)
			FROM: 11-03-07 THRU: 99-99-99
6	157892-05-WB0	EA	CHAIR/RECLINER - W/FOOTREST (WB0, WB1, WB2)
			FROM: 00-00-00 THRU: 11-02-07
6	157892-11-WB0	EA	CHAIR/RECLINER - W/FOOTREST (WB0, WB1, WB2)
			FROM: 11-03-07 THRU: 99-99-99
6	157892-06-WA0	EA	CHAIR/RECLINER - W/FOOTREST - LEATHER (WA0, WA1, WA2) - ULTRALEATHER
			FROM: 00-00-00 THRU: 11-02-07
6	157892-12-WA0	EA	CHAIR/RECLINER - W/FOOTREST - LEATHER (WA0, WA1, WA2) - ULTRALEATHER
			FROM: 11-03-07 THRU: 99-99-99

**CURTAIN & CUSHION GROUP (CONTINUED)**  
**CURTAIN, CUSHION LAYOUT (CONTINUED)**

<b>KEY</b>	<b>PART NUMBER</b>	<b>U/M</b>	<b>DESCRIPTION</b>
6	157892-07-WA4	EA	CHAIR/RECLINER - W/FOOTREST - LEATHER (WA4, WA5, WA6) - <b>ULTRALEATHER</b> FROM: 00-00-00 THRU: 11-02-07
6	157892-13-WA4	EA	CHAIR/RECLINER - W/FOOTREST - LEATHER (WA4, WA5, WA6) - <b>ULTRALEATHER</b> FROM: 11-03-07 THRU: 99-99-99
6	157892-08-WB0	EA	CHAIR/RECLINER - W/FOOTREST - LEATHER (WB0, WB1, WB2) - <b>ULTRALEATHER</b> FROM: 00-00-00 THRU: 11-02-07
6	157892-14-WB0	EA	CHAIR/RECLINER - W/FOOTREST - LEATHER (WB0, WB1, WB2) - <b>ULTRALEATHER</b> FROM: 11-03-07 THRU: 99-99-99
7	109041-44-02A	EA	BLIND - 30.5" X 18"
	102555-03-000	EA	BRACKET - (CLEAT TYPE) - F/BLIND HOLDOWN - MILKY WHITE
	162496-01-01A	EA	BRACKET/BLIND - LEFT SIDE WHEN FACING WINDOW - CLEAR
	162496-02-01A	EA	BRACKET/BLIND - RIGHT SIDE WHEN FACING WINDOW - CLEAR
	109441-01-000	EA	BRACKET/HOOK - BLIND HOLD DOWN - LARGE - CLEAR
8	162494-03-WA0	EA	VALANCE - 31" X 6" (WA0, WA1, WA2)
8	162494-03-WA4	EA	VALANCE - 31" X 6" (WA4, WA5, WA6)
8	162494-03-WB0	EA	VALANCE - 31" X 6" (WB0, WB1, WB2)
8	140789-99-WH4	EA	BLIND - DAY/NIGHTER - 28" X 39"
	097565-01-000	EA	BRACKET - MOUNTING - PLEATED BLIND
9	162494-09-WA0	EA	VALANCE - 15.5" X 6" (WA0, WA1, WA2)
9	162494-09-WA4	EA	VALANCE - 15.5" X 6" (WA4, WA5, WA6)
9	162494-09-WB0	EA	VALANCE - 15.5" X 6" (WB0, WB1, WB2)
9	157506-10-WA0	EA	BLIND - PLEATED - 14.5" X 28.5"
	097565-01-000	EA	BRACKET - MOUNTING - PLEATED BLIND
10	162664-05-WA0	EA	LEG - RIGHT - 36" (WA0, WA1, WA2)
10	162664-05-WA4	EA	LEG - RIGHT - 36" (WA4, WA5, WA6)
10	162664-05-WB0	EA	LEG - RIGHT - 36" (WB0, WB1, WB2)
	154316-01-01A	EA	BRACE/ANGLE - W/HOLE - CASHMERE
11	162664-06-WA0	EA	LEG - LEFT - 36" (WA0, WA1, WA2)
11	162664-06-WA4	EA	LEG - LEFT - 36" (WA4, WA5, WA6)
11	162664-06-WB0	EA	LEG - LEFT - 36" (WB0, WB1, WB2)
	154316-01-01A	EA	BRACE/ANGLE - W/HOLE - CASHMERE

**CURTAIN & CUSHION GROUP (CONTINUED)**  
**CURTAIN, CUSHION LAYOUT (CONTINUED)**



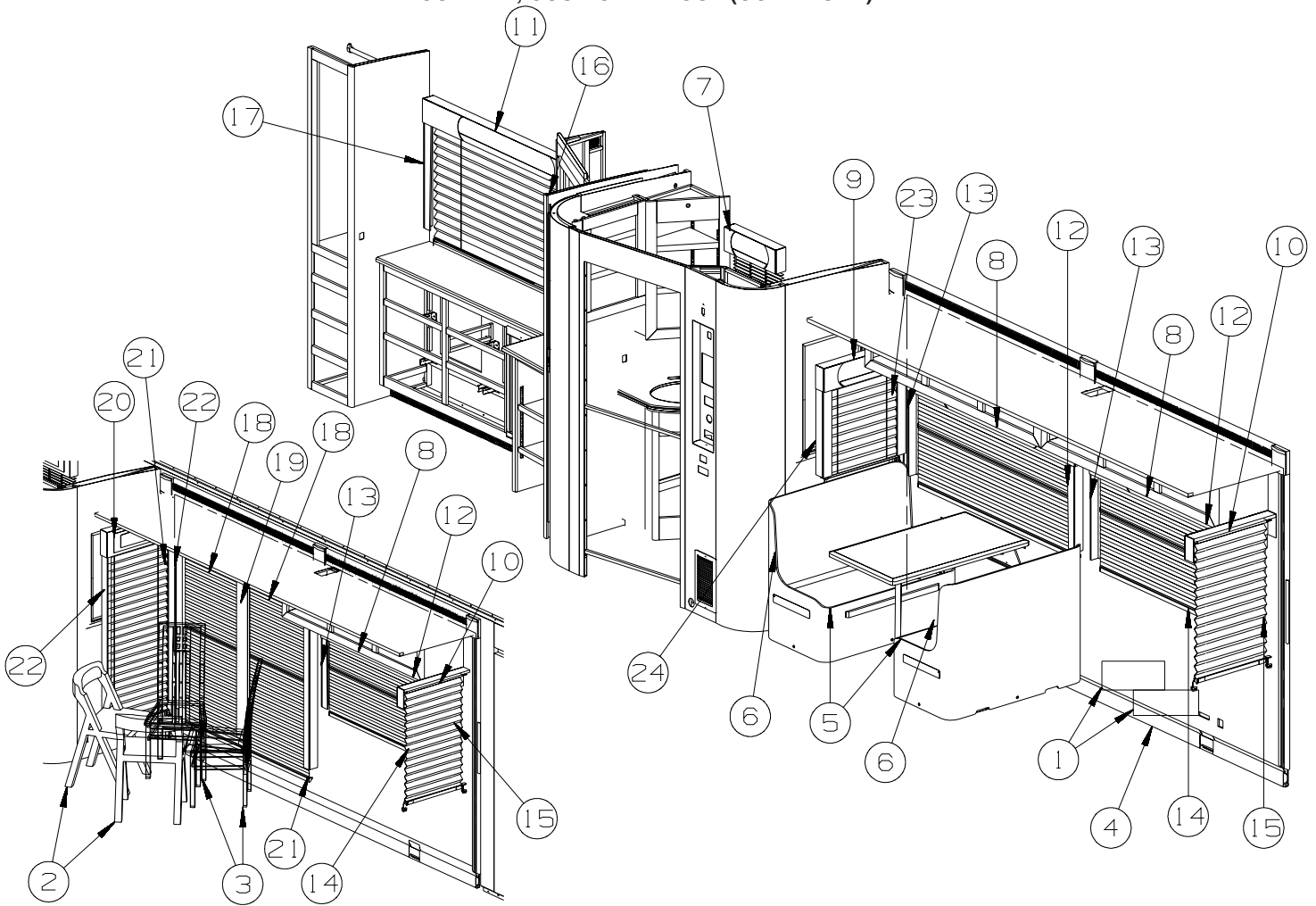
DINING TABLE & CHAIRS

KEY	PART NUMBER	U/M	DESCRIPTION
1	162522-01-WA0	EA	PILLOW - W/WELT (WA0, WA1, WA2)
1	162522-01-WA4	EA	PILLOW - W/WELT (WA4, WA5, WA6)
1	162522-01-WB0	EA	PILLOW - W/WELT (WB0, WB1, WB2)
2	157868-03-WA0	EA	CHAIR - FOLDING
2	157868-03-WA1	EA	CHAIR - FOLDING
2	157868-03-WA2	EA	CHAIR - FOLDING
2	157868-01-WA4	EA	CHAIR - FOLDING
2	157868-01-WA5	EA	CHAIR - FOLDING
2	157868-01-WA6	EA	CHAIR - FOLDING
2	157868-03-WB0	EA	CHAIR - FOLDING
2	157868-03-WB1	EA	CHAIR - FOLDING
2	157868-03-WB2	EA	CHAIR - FOLDING
3	162617-01-WA0	EA	CHAIR - DINING
3	162617-01-WA1	EA	CHAIR - DINING
3	162617-01-WA2	EA	CHAIR - DINING
3	162617-02-WA4	EA	CHAIR - DINING
3	162617-02-WA5	EA	CHAIR - DINING
3	162617-02-WA6	EA	CHAIR - DINING
3	162617-01-WB0	EA	CHAIR - DINING
3	162617-01-WB1	EA	CHAIR - DINING
3	162617-01-WB2	EA	CHAIR - DINING
4	157915-11-WA0	EA	SOFA/SLEEPER - REST EASY - #842/#842 NRW ARMS - FLT FLR (WA0, WA1, WA2)
4	157915-12-WA4	EA	SOFA/SLEEPER - REST EASY - #842/#842 NRW ARMS - FLT FLR (WA4, WA5, WA6)
4	157915-13-WB0	EA	SOFA/SLEEPER - REST EASY - #842/#842 NRW ARMS - FLT FLR (WB0, WB1, WB2)
4	157915-14-WA0	EA	SOFA/SLEEPER - REST EASY - #842/#842 NRW ARMS-FLT - LTH (WA0, WA1, WA2) - <b>ULTRALEATHER</b>
4	157915-15-WA4	EA	SOFA/SLEEPER - REST EASY - #842/#842 NRW ARMS-FLT - LTH (WA4, WA5, WA6) - <b>ULTRALEATHER</b>
4	157915-14-WB0	EA	SOFA/SLEEPER - REST EASY - #842/#842 NRW ARMS-FLT - LTH (WB0, WB1, WB2) - <b>ULTRALEATHER</b>

**CURTAIN & CUSHION GROUP (CONTINUED)**  
**CURTAIN, CUSHION LAYOUT (CONTINUED)**

KEY	PART NUMBER	U/M	DESCRIPTION
4	157915-17-WA0	EA	SOFA/SLEEPER - REST EASY/DL - #842/#842 NRW ARMS-FLT (WA0, WA1, WA2) - DUAL REST EASY
4	157915-18-WA4	EA	SOFA/SLEEPER - REST EASY/DL - #842/#842 NRW ARMS-FLT (WA4, WA5, WA6) - DUAL REST EASY
4	157915-19-WB0	EA	SOFA/SLEEPER - REST EASY/DL - #842/#842 NRW ARMS-FLT (WB0, WB1, WB2) - DUAL REST EASY
4	157915-20-WA0	EA	SOFA/SLPR -#842/842 NRW ARMS-FLT-LTH (WA0, WA1, WA2) - DUAL REST EASY/ULTRALEATHER
4	157915-21-WA4	EA	SOFA/SLPR -#842/842 NRW ARMS-FLT-LTH (WA4, WA5, WA6) - DUAL REST EASY/ULTRALEATHER
4	157915-20-WB0	EA	SOFA/SLPR -#842/842 NRW ARMS-FLT-LTH (WB0, WB1, WB2) - DUAL REST EASY/ULTRALEATHER
5	142292-19-WA0	EA	SEAT - DINETTE CUSHION (SPRUNG) - 23" X 38.5" (WA0, WA1, WA2)
5	142292-19-WA4	EA	SEAT - DINETTE CUSHION (SPRUNG) - 23" X 38.5" (WA4, WA5, WA6)
5	142292-05-WB0	EA	SEAT - DINETTE CUSHION (SPRUNG) - 23" X 38.5" (WB0, WB1, WB2)
	142292-B9-WA0	EA	COVER/SEAT - DINETTE CUSHION (SPRUNG) - 23" X 38.5" (WA0, WA1, WA2)
	142292-B9-WA4	EA	COVER/SEAT - DINETTE CUSHION (SPRUNG) - 23" X 38.5" (WA4, WA5, WA6)
	142292-A5-WB0	EA	COVER/SEAT - DINETTE CUSHION (SPRUNG) - 23" X 38.5" (WB0, WB1, WB2)
	142366-01-000	EA	FRAME - SPRUNG - DINETTE SEAT
6	142431-08-WA0	EA	CUSHION - BACK - 12.5" X 40" (WA0, WA1, WA2) FROM: 00-00-00 THRU: 07-29-07
6	165945-05-WA0	EA	CUSHION - BACK - 12" X 39" (WA0, WA1, WA2) FROM: 07-30-07 THRU: 99-99-99
6	142431-05-WA4	EA	CUSHION - BACK - 12.5" X 40" (WA4, WA5, WA6) FROM: 00-00-00 THRU: 07-29-07
6	165945-04-WA4	EA	CUSHION - BACK - 12" X 39" (WA4, WA5, WA6) FROM: 07-30-07 THRU: 99-99-99
6	142431-08-WB0	EA	CUSHION - BACK - 12.5" X 40" (WB0, WB1, WB2) FROM: 00-00-00 THRU: 07-29-07
6	165945-05-WB0	EA	CUSHION - BACK - 12" X 39" (WB0, WB1, WB2) FROM: 07-30-07 THRU: 99-99-99
	P42431-08-WA0	EA	COVER/BACK - 12.5" X 40" (WA0, WA1, WA2) FROM: 00-00-00 THRU: 07-29-07
	165945-A5-WA0	EA	COVER/BACK - 12" X 39" (WA0, WA1, WA2) FROM: 07-30-07 THRU: 99-99-99
	P42431-05-WA4	EA	COVER/BACK - 11.5" X 40" (WA4, WA5, WA6) FROM: 00-00-00 THRU: 07-29-07
	165945-A4-WA4	EA	COVER/BACK - 12" X 39" (WA4, WA5, WA6) FROM: 07-30-07 THRU: 99-99-99
	P42431-08-WB0	EA	COVER/BACK - 12.5" X 40" (WB0, WB1, WB2) FROM: 00-00-00 THRU: 07-29-07
	165945-A5-WB0	EA	COVER/BACK - 12" X 39" (WB0, WB1, WB2) FROM: 07-30-07 THRU: 99-99-99
	143730-01-000	EA	CAP - F/DINETTE BRACKET TUBE - PLASTIC
7	162494-08-WA0	EA	VALANCE - 19" X 6" (WA0, WA1, WA2)
7	162494-08-WA4	EA	VALANCE - 19" X 6" (WA4, WA5, WA6)
7	162494-08-WB0	EA	VALANCE - 19" X 6" (WB0, WB1, WB2)
	105648-01-02A	EA	BRACE - VALANCE - 14" - OFF WHITE
7	109041-81-01A	EA	BLIND - MINI - 17.5" X 30"
	102555-03-000	EA	BRACKET - (CLEAT TYPE) - F/BLIND HOLDOWN - MILKY WHITE
	162496-01-01A	EA	BRACKET/BLIND - LEFT SIDE WHEN FACING WINDOW - CLEAR
	162496-02-01A	EA	BRACKET/BLIND - RIGHT SIDE WHEN FACING WINDOW - CLEAR
	109441-01-000	EA	BRACKET/HOOK - BLIND HOLD DOWN - LARGE - CLEAR
8	162494-01-WA0	EA	VALANCE - 62" X 6" (WA0, WA1, WA2)
8	162494-01-WA4	EA	VALANCE - 62" X 6" (WA4, WA5, WA6)
8	162494-01-WB0	EA	VALANCE - 62" X 6" (WB0, WB1, WB2)
8	140789-69-WA0	EA	BLIND - DAY/NIGHTER - 59" X 30"
	097565-01-000	EA	BRACKET - MOUNTING - PLEATED BLIND
9	162494-02-WA0	EA	VALANCE - 25" X 6" (WA0, WA1, WA2)
9	162494-02-WA4	EA	VALANCE - 25" X 6" (WA4, WA5, WA6)
9	162494-02-WB0	EA	VALANCE - 25" X 6" (WB0, WB1, WB2)
9	157506-34-WA0	EA	BLIND - PLEATED - 21" X 29"
	097565-01-000	EA	BRACKET - MOUNTING - PLEATED BLIND
10	162494-02-WA0	EA	VALANCE - 25" X 6" (WA0, WA1, WA2)
10	162494-02-WA4	EA	VALANCE - 25" X 6" (WA4, WA5, WA6)
10	162494-02-WB0	EA	VALANCE - 25" X 6" (WB0, WB1, WB2)
10	157506-35-WA0	EA	BLIND - PLEATED - 21" X 36"
	097565-01-000	EA	BRACKET - MOUNTING - PLEATED BLIND

**CURTAIN & CUSHION GROUP (CONTINUED)**  
**CURTAIN, CUSHION LAYOUT (CONTINUED)**



DINING TABLE & CHAIRS

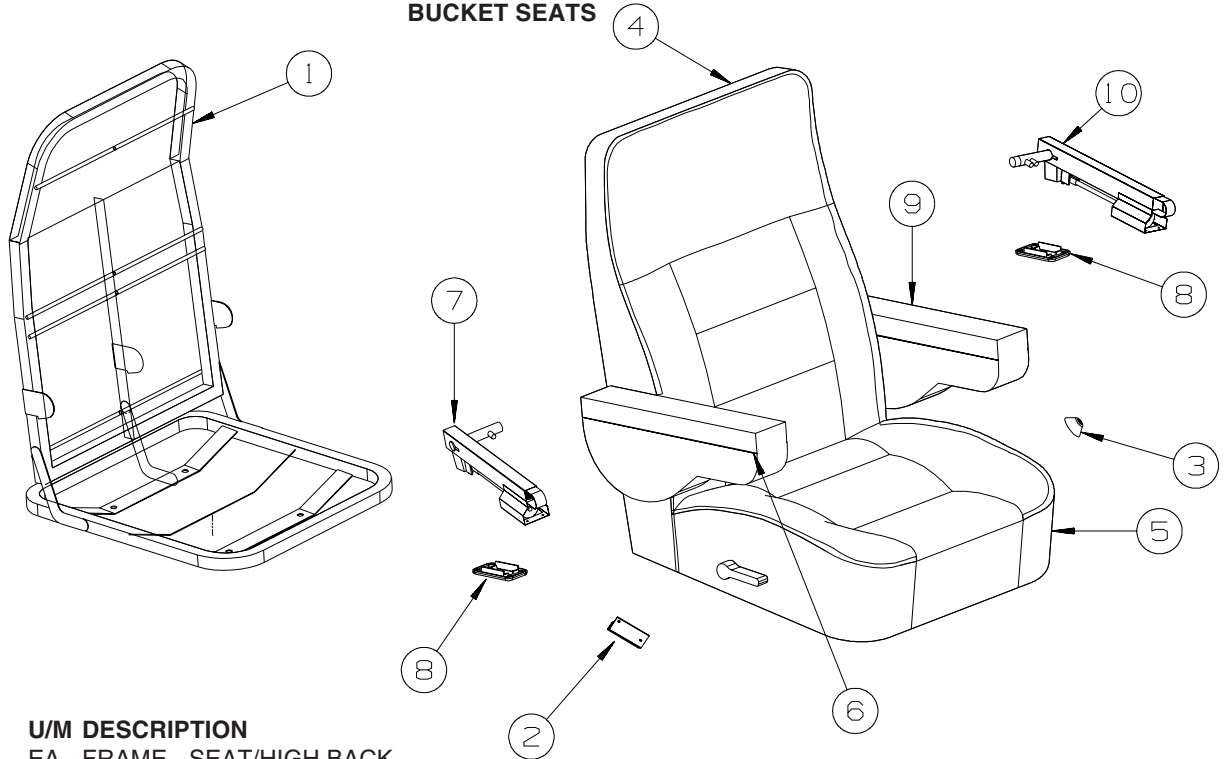
KEY	PART NUMBER	U/M	DESCRIPTION
11	162494-11-WA0	EA	VALANCE - 62" X 6" (WA0, WA1, WA2)
11	162494-11-WA4	EA	VALANCE - 62" X 6" (WA4, WA5, WA6)
11	162494-11-WB0	EA	VALANCE - 62" X 6" (WB0, WB1, WB2)
	105648-01-02A	EA	BRACE - VALANCE - 14" - OFF WHITE
11	157506-37-WB4	EA	BLIND - PLEATED - 59" X 36"
	097565-01-000	EA	BRACKET - MOUNTING - PLEATED BLIND
12	162664-01-WA0	EA	LEG - RIGHT - 25" (WA0, WA1, WA2)
12	162664-01-WA4	EA	LEG - RIGHT - 25" (WA4, WA5, WA6)
12	162664-01-WB0	EA	LEG - RIGHT - 25" (WB0, WB1, WB2)
	154316-01-01A	EA	BRACE/ANGLE - W/HOLE - CASHMERE
13	162664-02-WA0	EA	LEG - LEFT - 25" (WA0, WA1, WA2)
13	162664-02-WA4	EA	LEG - LEFT - 25" (WA4, WA5, WA6)
13	162664-02-WB0	EA	LEG - LEFT - 25" (WB0, WB1, WB2)
	154316-01-01A	EA	BRACE/ANGLE - W/HOLE - CASHMERE
14	162664-03-WA0	EA	LEG - RIGHT - 33" (WA0, WA1, WA2)
14	162664-03-WA4	EA	LEG - RIGHT - 33" (WA4, WA5, WA6)
14	162664-03-WB0	EA	LEG - RIGHT - 33" (WB0, WB1, WB2)
	154316-01-01A	EA	BRACE/ANGLE - W/HOLE - CASHMERE
15	162664-04-WA0	EA	LEG - LEFT - 33" (WA0, WA1, WA2)
15	162664-04-WA4	EA	LEG - LEFT - 33" (WA4, WA5, WA6)
15	162664-04-WB0	EA	LEG - LEFT - 33" (WB0, WB1, WB2)
	154316-01-01A	EA	BRACE/ANGLE - W/HOLE - CASHMERE
16	162664-29-WA0	EA	LEG - RIGHT - 32" (WA0, WA1, WA2)
16	162664-29-WA4	EA	LEG - RIGHT - 32" (WA4, WA5, WA6)
16	162664-29-WB0	EA	LEG - RIGHT - 32" (WB0, WB1, WB2)

**CURTAIN & CUSHION GROUP (CONTINUED)**  
**CURTAIN, CUSHION LAYOUT (CONTINUED)**

KEY	PART NUMBER	U/M	DESCRIPTION
17	162664-30-WA0	EA	LEG - LEFT - 32" (WA0, WA1, WA2)
17	162664-30-WA4	EA	LEG - LEFT - 32" (WA4, WA5, WA6)
17	162664-30-WB0	EA	LEG - LEFT - 32" (WB0, WB1, WB2)
18	162494-05-WA0	EA	VALANCE - 62" X 8" (WA0, WA1, WA2)
18	162494-05-WA4	EA	VALANCE - 62" X 8" (WA4, WA5, WA6)
18	162494-05-WB0	EA	VALANCE - 62" X 8" (WB0, WB1, WB2)
18	140789-78-WA0	EA	BLIND - DAY/NIGHTER - 27.5" X 62"
	097565-01-000	EA	BRACKET - MOUNTING - PLEATED BLIND
19	155514-12-WA0	EA	LEG - CENTER - 57" (WA0, WA1, WA2)
19	155514-12-WA4	EA	LEG - CENTER - 57" (WA4, WA5, WA6)
19	155514-12-WB0	EA	LEG - CENTER - 57" (WB0, WB1, WB2)
	154316-01-01A	EA	BRACE/ANGLE - W/HOLE - CASHMERE
20	162494-04-WA0	EA	VALANCE - 26" X 8" (WA0, WA1, WA2)
20	162494-04-WA4	EA	VALANCE - 26" X 8" (WA4, WA5, WA6)
20	162494-04-WB0	EA	VALANCE - 26" X 8" (WB0, WB1, WB2)
20	157506-26-WA0	EA	BLIND - PLEATED - 23.5" X 61"
	097565-01-000	EA	BRACKET - MOUNTING - PLEATED BLIND
21	162664-07-WA0	EA	LEG - RIGHT - 57" (WA0, WA1, WA2)
21	162664-07-WA4	EA	LEG - RIGHT - 57" (WA4, WA5, WA6)
21	162664-07-WB0	EA	LEG - RIGHT - 57" (WB0, WB1, WB2)
	154316-01-01A	EA	BRACE/ANGLE - W/HOLE - CASHMERE
22	162664-08-WA0	EA	LEG - LEFT - 57" (WA0, WA1, WA2)
22	162664-08-WA4	EA	LEG - LEFT - 57" (WA4, WA5, WA6)
22	162664-08-WB0	EA	LEG - LEFT - 57" (WB0, WB1, WB2)
	154316-01-01A	EA	BRACE/ANGLE - W/HOLE - CASHMERE
23	162664-47-WA0	EA	LEG - RIGHT - 27" (WA0, WA1, WA2)
23	162664-47-WA4	EA	LEG - RIGHT - 27" (WA4, WA5, WA6)
23	162664-47-WB0	EA	LEG - RIGHT - 27" (WB0, WB1, WB2)
	154316-01-01A	EA	BRACE/ANGLE - W/HOLE - CASHMERE
24	162664-48-WA0	EA	LEG - LEFT - 27" (WA0, WA1, WA2)
24	162664-48-WA4	EA	LEG - LEFT - 27" (WA4, WA5, WA6)
24	162664-48-WB0	EA	LEG - LEFT - 27" (WB0, WB1, WB2)
	154316-01-01A	EA	BRACE/ANGLE - W/HOLE - CASHMERE

## CURTAIN & CUSHION GROUP (CONTINUED)

### BUCKET SEATS



KEY	PART NUMBER	U/M	DESCRIPTION	
1	134532-01-000	EA	FRAME - SEAT/HIGH BACK	
1	134532-06-000	EA	FRAME - SEAT/HIGH BACK - WIDE	FROM: 00-00-00 THRU: 09-16-07
	130802-02-000	EA	LEVER - RIGHT HAND	FROM: 09-17-07 THRU: 99-99-99
	130802-03-000	EA	SCREW F/LEVER	
2	147457-01-02B	EA	BRACKET - ZEE W/HOLES - 2.8" - E-COATED	FROM: 00-00-00 THRU: 09-16-07
*	122611-02-000	EA	LUMBAR - W/LEVER	FROM: 00-00-00 THRU: 09-16-07
	166186-01-000	EA	LUMBAR - W/LEVER	FROM: 09-17-07 THRU: 99-99-99
3	148668-01-01A	EA	CUP/TRIM COVER - F/LEVER - BLACK	
4	162490-A1-WA0	EA	COVER/BACK (WA0, WA1, WA2)	FROM: 00-00-00 THRU: 05-02-07
4	162490-A3-WA0	EA	COVER/BACK (WA0, WA1, WA2)	FROM: 05-03-07 THRU: 99-99-99
4	162490-A1-WA4	EA	COVER/BACK (WA4, WA5, WA6)	FROM: 00-00-00 THRU: 05-02-07
4	162490-A3-WA4	EA	COVER/BACK (WA4, WA5, WA6)	FROM: 05-03-07 THRU: 99-99-99
4	162490-A1-WB0	EA	COVER/BACK (WB0, WB1, WB2)	FROM: 00-00-00 THRU: 05-02-07
4	162490-A3-WB0	EA	COVER/BACK (WB0, WB1, WB2)	FROM: 05-03-07 THRU: 99-99-99
5	162490-A2-WA0	EA	COVER/SEAT (WA0, WA1, WA2)	FROM: 00-00-00 THRU: 05-02-07
5	162490-A4-WA0	EA	COVER/SEAT (WA0, WA1, WA2)	FROM: 05-03-07 THRU: 99-99-99
5	162490-A2-WA4	EA	COVER/SEAT (WA4, WA5, WA6)	FROM: 00-00-00 THRU: 05-02-07
5	162490-A4-WA4	EA	COVER/SEAT (WA4, WA5, WA6)	FROM: 05-03-07 THRU: 99-99-99
5	162490-A2-WB0	EA	COVER/SEAT (WB0, WB1, WB2)	FROM: 00-00-00 THRU: 05-02-07
5	162490-A4-WB0	EA	COVER/SEAT (WB0, WB1, WB2)	FROM: 05-03-07 THRU: 99-99-99

**CURTAIN & CUSHION GROUP (CONTINUED)**  
**BUCKET SEATS (CONTINUEUD)**

KEY	PART NUMBER	U/M	DESCRIPTION
6	162623-01-WA0	EA	ARMREST - RIGHT HAND (WA0, WA1, WA2) FROM: 00-00-00 THRU: 05-02-07
6	162623-03-WA0	EA	ARMREST - RIGHT HAND (WA0, WA1, WA2) FROM: 05-03-07 THRU: 99-99-99
6	162623-01-WA4	EA	ARMREST - RIGHT HAND (WA4, WA5, WA6) FROM: 00-00-00 THRU: 05-02-07
6	162623-03-WA4	EA	ARMREST - RIGHT HAND (WA4, WA5, WA6) FROM: 05-03-07 THRU: 99-99-99
6	162623-01-WB0	EA	ARMREST - RIGHT HAND (WB0, WB1, WB2) FROM: 00-00-00 THRU: 05-02-07
6	162623-03-WB0	EA	ARMREST - RIGHT HAND (WB0, WB1, WB2) FROM: 05-03-07 THRU: 99-99-99
	162623-A1-WA0	EA	COVER/ARMREST - RIGHT HAND (WA0, WA1, WA2) FROM: 00-00-00 THRU: 05-02-07
	162623-A3-WA0	EA	COVER/ARMREST - RIGHT HAND (WA0, WA1, WA2) FROM: 05-03-07 THRU: 99-99-99
	162623-A1-WA4	EA	COVER/ARMREST - RIGHT HAND (WA4, WA5, WA6) FROM: 00-00-00 THRU: 05-02-07
	162623-A3-WA4	EA	COVER/ARMREST - RIGHT HAND (WA4, WA5, WA6) FROM: 05-03-07 THRU: 99-99-99
	162623-A1-WB0	EA	COVER/ARMREST - RIGHT HAND (WB0, WB1, WB2) FROM: 00-00-00 THRU: 05-02-07
	162623-A3-WB0	EA	COVER/ARMREST - RIGHT HAND (WB0, WB1, WB2) FROM: 05-03-07 THRU: 99-99-99
7	148751-01-000	EA	BRACKET - RIGHT (ADJUSTABLE) W/ROLLER
8	148751-03-000	EA	BRACKET - ROLLER TRIM PLATE
9	162623-02-WA0	EA	ARMREST - LEFT HAND (WA0, WA1, WA2) FROM: 00-00-00 THRU: 05-02-07
9	162623-04-WA0	EA	ARMREST - LEFT HAND (WA0, WA1, WA2) FROM: 05-03-07 THRU: 99-99-99
9	162623-02-WA4	EA	ARMREST - LEFT HAND (WA4, WA5, WA6) FROM: 00-00-00 THRU: 05-02-07
9	162623-04-WA4	EA	ARMREST - LEFT HAND (WA4, WA5, WA6) FROM: 05-03-07 THRU: 99-99-99
9	162623-02-WB0	EA	ARMREST - LEFT HAND (WB0, WB1, WB2) FROM: 00-00-00 THRU: 05-02-07
9	162623-04-WB0	EA	ARMREST - LEFT HAND (WB0, WB1, WB2) FROM: 05-03-07 THRU: 99-99-99
	162623-A2-WA0	EA	COVER/ARMREST - LEFT HAND (WA0, WA1, WA2) FROM: 00-00-00 THRU: 05-02-07
	162623-A4-WA0	EA	COVER/ARMREST - LEFT HAND (WA0, WA1, WA2) FROM: 05-03-07 THRU: 99-99-99
	162623-A2-WA4	EA	COVER/ARMREST - LEFT HAND (WA4, WA5, WA6) FROM: 00-00-00 THRU: 05-02-07
	162623-A4-WA4	EA	COVER/ARMREST - LEFT HAND (WA4, WA5, WA6) FROM: 05-03-07 THRU: 99-99-99
	162623-A2-WB0	EA	COVER/ARMREST - LEFT HAND (WB0, WB1, WB2) FROM: 00-00-00 THRU: 05-02-07
	162623-A4-WB0	EA	COVER/ARMREST - LEFT HAND (WB0, WB1, WB2) FROM: 05-03-07 THRU: 99-99-99
10	148751-02-000	EA	BRACKET - LEFT (ADJUSTABLE) W/ROLLER

**\*COMPONENT PARTS LISTED LATER IN THIS GROUP**

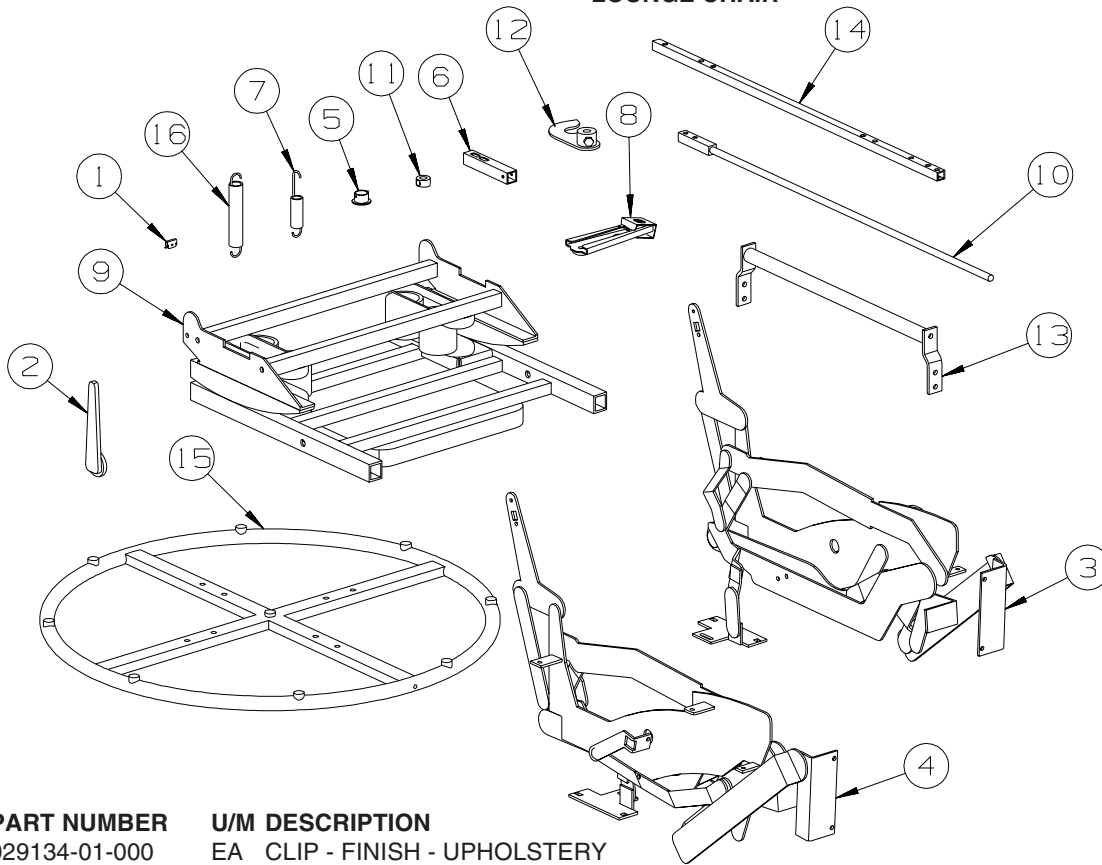
**COMPONENT PARTS FOR BUCKET SEATS**

**122611-02-000**

KEY	PART NUMBER	U/M	DESCRIPTION	VENDOR NO.
	122611-02-701	EA	LUMBAR - LEVER	412
	122611-02-702	EA	LUMBAR MECHANISM	24395-FLEXSTEEL



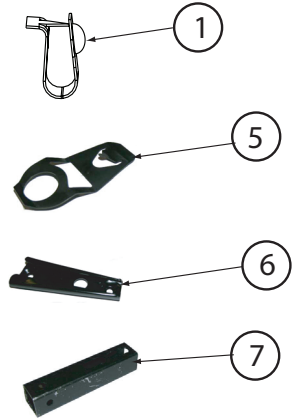
**CURTAIN & CUSHION GROUP (CONTINUED)**  
**LOUNGE CHAIR**



**HOOP BASE LOUNGE  
CHAIR  
00-00-00  
THRU  
11-02-07**

KEY	PART NUMBER	U/M	DESCRIPTION
1	029134-01-000	EA	CLIP - FINISH - UPHOLSTERY
2	133126-11-000	EA	HANDLE/RECLINE - PLASTIC
3	154077-01-000	EA	RECLINER MECHANISM - RIGHT HAND (WHEN SITTING IN CHAIR)
4	154077-02-000	EA	RECLINER MECHANISM - LEFT HAND (WHEN SITTING IN CHAIR)
5	154077-03-000	EA	BUSHING - PLASTIC/WHITE
6	154077-04-000	EA	TUBE/HANDLE MOUNTING - 3.6" LONG - BLACK
7	154077-05-000	EA	SPRING - EXTENSION - 3.7"
8	154077-06-000	EA	SLEEVE/CLIP - 1.6" X 5.1"
9	154077-07-000	EA	BASE - SWIVEL/ROCKER - BLACK
10	154077-08-000	EA	LATCH ROD - 25.5" - BLACK
11	154077-09-000	EA	LOCK COLLAR - W/SET SCREW LOCK-OUT
12	154077-10-000	EA	LATCH BRACKET - RIGHT FRONT LOCK OUT - BLACK
13	154077-11-000	EA	LATCH TUBE - W/LOCK OUT ENDS - 15.1" - BLACK
14	154077-12-000	EA	LOCK TUBE - .5" X .5" X 23.5"
15	154077-13-000	EA	GRID RING - 24" - BLACK
16	154077-14-000	EA	SPRING/EXTENSION - 4.7"
	157892-A3-WA0	EA	COVER/CHAIR - RECLINER - W/FOOTREST (WA0, WA1, WA2)
	157892-A4-WA4	EA	COVER/CHAIR - RECLINER - W/FOOTREST (WA4, WA5, WA6)
	157892-A5-WB0	EA	COVER/CHAIR - RECLINER - W/FOOTREST (WB0, WB1, WB2)
	157892-A6-WA0	EA	COVER/CHAIR - RECLINER - W/FOOTREST (WA0, WA1, WA2) - <b>ULTRALEATHER</b>
	157892-A7-WA4	EA	COVER/CHAIR - RECLINER - W/FOOTREST (WA4, WA5, WA6) - <b>ULTRALEATHER</b>
	157892-A8-WB0	EA	COVER/CHAIR - RECLINER - W/FOOTREST (WB0, WB1, WB2) - <b>ULTRALEATHER</b>

**CURTAIN & CUSHION GROUP (CONTINUED)**  
**LOUNGE CHAIR (CONTINUED)**

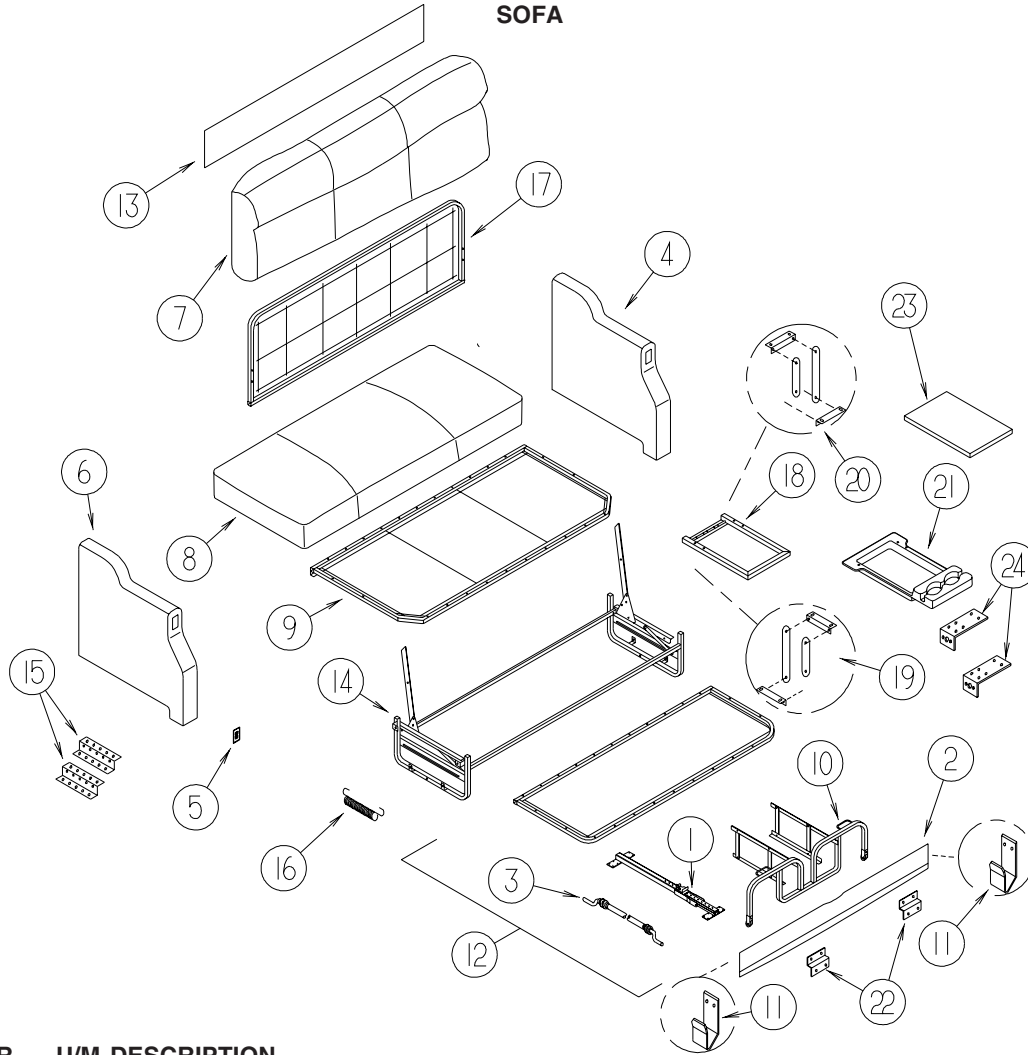


**HOOP BASE LOUNGE  
 CHAIR  
 11-03-07  
 THRU  
 99-99-99**

KEY	PART NUMBER	U/M	DESCRIPTION
1	029134-01-000	EA	CLIP - FINISH - UPHOLSTERY
2	157892-A3-WA0	EA	COVER/CHAIR - RECLINER - W/FOOTREST (WA0, WA1, WA2)
2	157892-A4-WA4	EA	COVER/CHAIR - RECLINER - W/FOOTREST (WA4, WA5, WA6)
2	157892-A5-WB0	EA	COVER/CHAIR - RECLINER - W/FOOTREST (WB0, WB1, WB2)
2	157892-A6-WA0	EA	COVER/CHAIR - RECLINER - W/FOOTREST (WA0, WA1, WA2) - <b>ULTRALEATHER</b>
2	157892-A7-WA4	EA	COVER/CHAIR - RECLINER - W/FOOTREST (WA4, WA5, WA6) - <b>ULTRALEATHER</b>
2	157892-A8-WB0	EA	COVER/CHAIR - RECLINER - W/FOOTREST (WB0, WB1, WB2) - <b>ULTRALEATHER</b>
3	167351-01-000	EA	FRAME - RECLINER MECHANISM W/HOOP
4	167351-02-000	EA	HANDLE - F/RECLINER/FOOTREST RELEASE
5	167351-03-000	EA	CLIP - F/BACKFRAME TO MECHANISM
6	167351-04-000	EA	BRACKET - F/GLIDER ROCKER
7	167351-05-000	EA	ADAPTOR SHAFT - 3" - F/RECLINER HANDLE

# CURTAIN & CUSHION GROUP (CONTINUED)

## SOFA



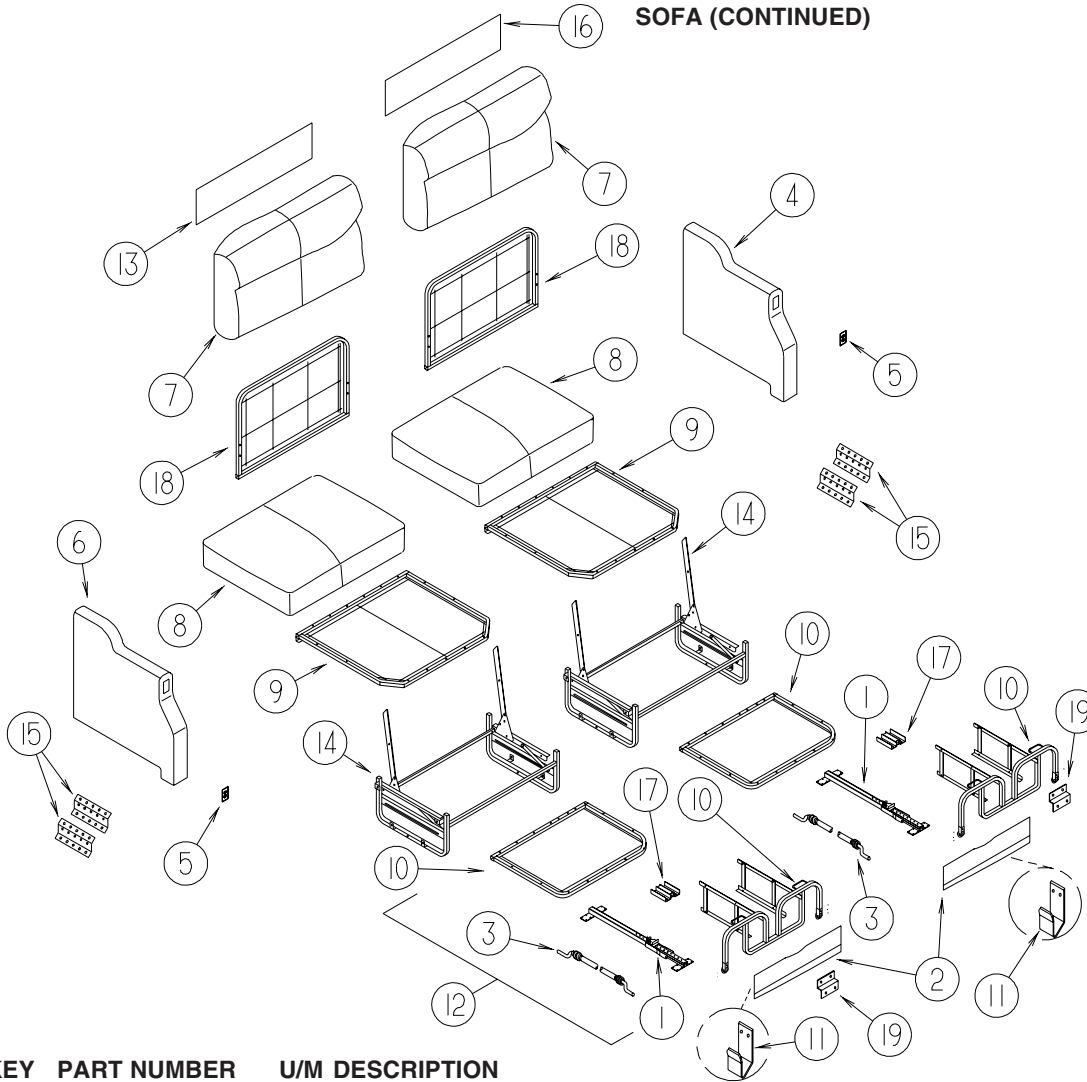
KEY	PART NUMBER	U/M	DESCRIPTION
1	159707-01-000	EA	SLIDE RAIL - W/LATCH MECH/PLATES/STOP F/TRUNDLE-FLAT FLOOR
			FROM: 00-00-00 THRU: 05-27-07
1	163559-01-000	EA	SLIDE RAIL - W/LATCH MECH/PLATES/STOP F/TRUNDLE-FLAT FLOOR
			FROM: 05-28-07 THRU: 99-99-99
	163559-04-000	EA	CLIP/RAIL - F/TRUNDLE
			FROM: 05-28-07 THRU: 99-99-99
2	157928-01-WA0	EA	PANEL/FRONT KICK - SOFA - 56.5" (WA0, WA1, WA2)
2	157928-01-WA4	EA	PANEL/FRONT KICK - SOFA - 56.5" (WA4, WA5, WA6)
2	157928-01-WB0	EA	PANEL/FRONT KICK - SOFA - 56.5" (WB0, WB1, WB2)
2	157928-02-WA0	EA	PANEL/FRONT KICK - SOFA - 56.5" (WA0, WA1, WA2) - <b>ULTRALEATHER</b>
2	157928-02-WA4	EA	PANEL/FRONT KICK - SOFA - 56.5" (WA4, WA5, WA6) - <b>ULTRALEATHER</b>
2	157928-02-WB0	EA	PANEL/FRONT KICK - SOFA - 56.5" (WB0, WB1, WB2) - <b>ULTRALEATHER</b>
3	148225-01-000	EA	CABLE ONLY - REMOTE - 31.9" W/Z-ENDS
4	157922-10-WA0	EA	ARMREST - LEFT HAND/NARROW (WA0, WA1, WA2)
4	157922-10-WA4	EA	ARMREST - LEFT HAND/NARROW (WA4, WA5, WA6)
4	157922-10-WB0	EA	ARMREST - LEFT HAND/NARROW (WB0, WB1, WB2)
4	157922-12-WA0	EA	ARMREST - LEFT HAND/NARROW - LEATHER (WA0, WA1, WA2) - <b>ULTRALEATHER</b>
4	157922-12-WA4	EA	ARMREST - LEFT HAND/NARROW - LEATHER (WA4, WA5, WA6) - <b>ULTRALEATHER</b>
4	157922-12-WB0	EA	ARMREST - LEFT HAND/NARROW - LEATHER (WB0, WB1, WB2) - <b>ULTRALEATHER</b>
	157922-A6-WA0	EA	COVER/ARMREST - SOFA - LEFT HAND/NARROW (WA0, WA1, WA2)
	157922-A6-WA4	EA	COVER/ARMREST - SOFA - LEFT HAND/NARROW (WA4, WA5, WA6)
	157922-A6-WB0	EA	COVER/ARMREST - SOFA - LEFT HAND/NARROW (WB0, WB1, WB2)
	157922-A8-WA0	EA	COVER/ARMREST - SOFA - LEFT HAND/NARROW - LEATHER (WA0, WA1, WA2) - <b>ULTRALEATHER</b>
	157922-A8-WA4	EA	COVER/ARMREST - SOFA - LEFT HAND/NARROW - LEATHER (WA4, WA5, WA6) - <b>ULTRALEATHER</b>
	157922-A8-WB0	EA	COVER/ARMREST - SOFA - LEFT HAND/NARROW - LEATHER (WB0, WB1, WB2) - <b>ULTRALEATHER</b>
5	136118-01-000	EA	SWITCH - SOFA/RECLINER
6	157922-09-WA0	EA	ARMREST - RIGHT HAND/NARROW - W/SWITCH (WA0, WA1, WA2)
6	157922-09-WA4	EA	ARMREST - RIGHT HAND/NARROW - W/SWITCH (WA4, WA5, WA6)
6	157922-09-WB0	EA	ARMREST - RIGHT HAND/NARROW - W/SWITCH (WB0, WB1, WB2)

**CURTAIN & CUSHION GROUP (CONTINUED)**  
**SOFA (CONTINUED)**

KEY	PART NUMBER	U/M	DESCRIPTION
6	157922-11-WA0	EA	ARMREST - RIGHT HAND/NARROW - W/SWITCH - LEATHER (WA0, WA1, WA2) - <b>ULTRALEATHER</b>
6	157922-11-WA4	EA	ARMREST - RIGHT HAND/NARROW - W/SWITCH - LEATHER (WA4, WA5, WA6) - <b>ULTRALEATHER</b>
6	157922-11-WB0	EA	ARMREST - RIGHT HAND/NARROW - W/SWITCH - LEATHER (WB0, WB1, WB2) - <b>ULTRALEATHER</b>
	157922-A5-WA0	EA	COVER/ARMREST - SOFA - RIGHT HAND/NARROW (WA0, WA1, WA2)
	157922-A5-WA4	EA	COVER/ARMREST - SOFA - RIGHT HAND/NARROW (WA4, WA5, WA6)
	157922-A5-WB0	EA	COVER/ARMREST - SOFA - RIGHT HAND/NARROW (WB0, WB1, WB2)
	157922-A7-WA0	EA	COVER/ARMREST - SOFA - RIGHT HAND/NARROW - LEATHER (WA0, WA1, WA2) - <b>ULTRALEATHER</b>
	157922-A7-WA4	EA	COVER/ARMREST - SOFA - RIGHT HAND/NARROW - LEATHER (WA4, WA5, WA6) - <b>ULTRALEATHER</b>
	157922-A7-WB0	EA	COVER/ARMREST - SOFA - RIGHT HAND/NARROW - LEATHER (WB0, WB1, WB2) - <b>ULTRALEATHER</b>
7	157916-07-WA0	EA	BACK - SOFA (WA0, WA1, WA2)
7	157916-08-WA4	EA	BACK - SOFA (WA4, WA5, WA6)
7	157916-09-WB0	EA	BACK - SOFA (WB0, WB1, WB2)
7	157916-10-WA0	EA	BACK - SOFA - LEATHER (WA0, WA1, WA2) - <b>ULTRALEATHER</b>
7	157916-10-WA4	EA	BACK - SOFA - LEATHER (WA4, WA5, WA6) - <b>ULTRALEATHER</b>
7	157916-10-WB0	EA	BACK - SOFA - LEATHER (WB0, WB1, WB2) - <b>ULTRALEATHER</b>
	157916-A7-WA0	EA	COVER/BACK - SOFA (WA0, WA1, WA2)
	157916-A8-WA4	EA	COVER/BACK - SOFA (WA4, WA5, WA6)
	157916-A9-WB0	EA	COVER/BACK - SOFA (WB0, WB1, WB2)
	157916-B0-WA0	EA	COVER/BACK - SOFA - LEATHER (WA0, WA1, WA2) - <b>ULTRALEATHER</b>
	157916-B0-WA4	EA	COVER/BACK - SOFA - LEATHER (WA4, WA5, WA6) - <b>ULTRALEATHER</b>
	157916-B0-WB0	EA	COVER/BACK - SOFA - LEATHER (WB0, WB1, WB2) - <b>ULTRALEATHER</b>
8	157917-01-WA0	EA	SEAT - SOFA (WA0, WA1, WA2)
8	157917-07-WA4	EA	SEAT - SOFA (WA4, WA5, WA6)
8	157917-01-WB0	EA	SEAT - SOFA (WB0, WB1, WB2)
8	157917-08-WA0	EA	SEAT - SOFA - LEATHER (WA0, WA1, WA2) - <b>ULTRALEATHER</b>
8	157917-09-WA4	EA	SEAT - SOFA - LEATHER (WA4, WA5, WA6) - <b>ULTRALEATHER</b>
8	157917-08-WB0	EA	SEAT - SOFA - LEATHER (WB0, WB1, WB2) - <b>ULTRALEATHER</b>
	157917-A1-WA0	EA	COVER/SEAT - SOFA (WA0, WA1, WA2)
	157917-A7-WA4	EA	COVER/SEAT - SOFA (WA4, WA5, WA6)
	157917-A1-WB0	EA	COVER/SEAT - SOFA (WB0, WB1, WB2)
	157917-A8-WA0	EA	COVER/SEAT - SOFA - LEATHER (WA0, WA1, WA2) - <b>ULTRALEATHER</b>
	157917-A9-WA4	EA	COVER/SEAT - SOFA - LEATHER (WA4, WA5, WA6) - <b>ULTRALEATHER</b>
	157917-A8-WB0	EA	COVER/SEAT - SOFA - LEATHER (WB0, WB1, WB2) - <b>ULTRALEATHER</b>
9	151290-04-000	EA	FRAME - SEAT - 60"
10*	136534-17-000	EA	TRUNDLE FRAME - 17.5" X 55" - W/LINKAGE, LATCH & HANDLE FROM: 00-00-00 THRU: 05-27-07
10	151290-26-000	EA	FRAME - TRUNDLE - W/WHEEL - 55.5" FROM: 05-28-07 THRU: 99-99-99
11	121906-01-02B	EA	BRACKET - KICKBOARD - E-COATED
12	155647-01-WA0	EA	TRUNDLE - SOFA/SLEEPER - 60" (WA0, WA1, WA2)
12	155647-01-WA4	EA	TRUNDLE - SOFA/SLEEPER - 60" (WA4, WA5, WA6)
12	155647-01-WB0	EA	TRUNDLE - SOFA/SLEEPER - 60" (WB0, WB1, WB2)
12	155647-02-WA0	EA	TRUNDLE - SOFA/SLEEPER - 60" - LEATHER (WA0, WA1, WA2) - <b>ULTRALEATHER</b>
12	155647-02-WA4	EA	TRUNDLE - SOFA/SLEEPER - 60" - LEATHER (WA4, WA5, WA6) - <b>ULTRALEATHER</b>
12	155647-02-WB0	EA	TRUNDLE - SOFA/SLEEPER - 60" - LEATHER (WB0, WB1, WB2) - <b>ULTRALEATHER</b>
	155647-A1-WA0	EA	COVER/TRUNDLE - SOFA/SLEEPER - 60" (WA0, WA1, WA2)
	155647-A1-WA4	EA	COVER/TRUNDLE - SOFA/SLEEPER - 60" (WA4, WA5, WA6)
	155647-A1-WB0	EA	COVER/TRUNDLE - SOFA/SLEEPER - 60" (WB0, WB1, WB2)
	155647-A2-WA0	EA	COVER/TRUNDLE - SOFA/SLEEPER - 60" - LEATHER (WA0, WA1, WA2) - <b>ULTRALEATHER</b>
	155647-A2-WA4	EA	COVER/TRUNDLE - SOFA/SLEEPER - 60" - LEATHER (WA4, WA5, WA6) - <b>ULTRALEATHER</b>
	155647-A2-WB0	EA	COVER/TRUNDLE - SOFA/SLEEPER - 60" - LEATHER (WB0, WB1, WB2) - <b>ULTRALEATHER</b>
13	NOT USED		
14*	136534-15-000	EA	BASE - 27.5" X 60" - POWERED CL - W/10.5" OVERHANG
15	NOT USED		
16	136534-33-000	EA	SPRING/ASSIST - 1/2" X 7" W/HOOK ENDS - REST EASY SOFAS
17	136534-18-000	EA	FRAME/BACK - 16.5" X 60"
18	NOT USED		
19	NOT USED		
20	NOT USED		
21	NOT USED		
22	101926-01-02A	EA	BRACKET - ZEE - 2" - BLACK
23	NOT USED		
24	NOT USED		

\*COMPONENT PARTS LISTED LATER IN THIS GROUP

**CURTAIN & CUSHION GROUP (CONTINUED)**  
**SOFA (CONTINUED)**



**DUAL REST EASY**

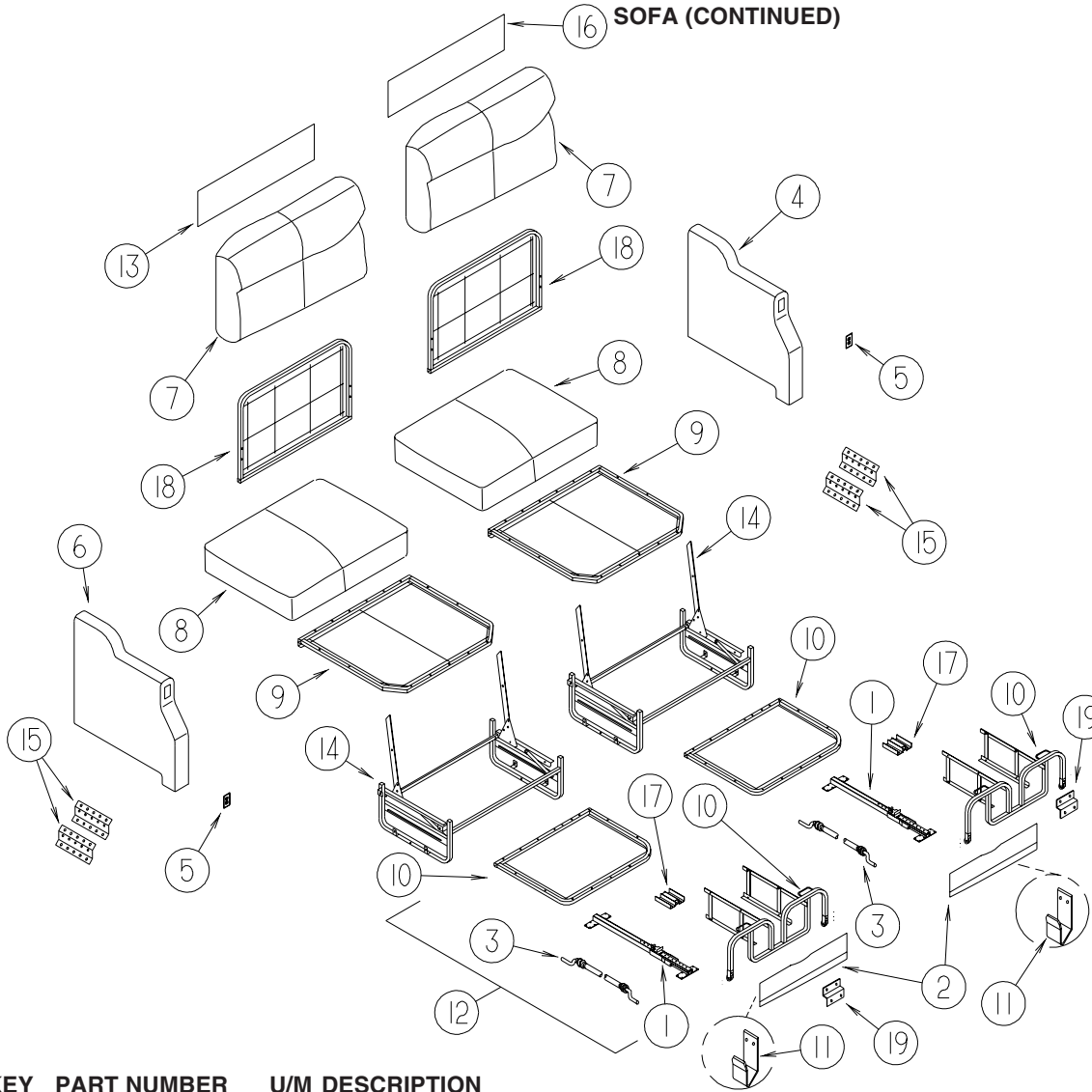
KEY	PART NUMBER	U/M	DESCRIPTION
1	159707-01-000	EA	SLIDE RAIL - W/LATCH MECH/PLATES/STOP F/TRUNDLE-FLAT FLOOR FROM: 00-00-00 THRU: 05-27-07
1	163559-01-000	EA	SLIDE RAIL - W/LATCH MECH/PLATES/STOP F/TRUNDLE-FLAT FLOOR FROM: 05-28-07 THRU: 99-99-99
	163559-04-000	EA	CLIP/RAIL - F/TRUNDLE FROM: 05-28-07 THRU: 99-99-99
	167329-01-02B	EA	BRACKET/ANGLE - E-COATED FROM: 05-28-07 THRU: 99-99-99
2	157928-03-WA0	EA	PANEL/FRONT KICK - SOFA/DUAL - RIGHT HAND - 11" X 28" (WA0, WA1, WA2)
2	157928-03-WA4	EA	PANEL/FRONT KICK - SOFA/DUAL - RIGHT HAND - 11" X 28" (WA4, WA5, WA6)
2	157928-03-WB0	EA	PANEL/FRONT KICK - SOFA/DUAL - RIGHT HAND - 11" X 28" (WB0, WB1, WB2)
2	157928-05-WA0	EA	PANEL/FRONT KICK - SOFA/DUAL - RIGHT HAND - 11" X 28"-LTH (WA0, WA1, WA2) - <b>ULTRALEATHER</b>
2	157928-05-WA4	EA	PANEL/FRONT KICK - SOFA/DUAL - RIGHT HAND - 11" X 28"-LTH (WA4, WA5, WA6) - <b>ULTRALEATHER</b>
2	157928-05-WB0	EA	PANEL/FRONT KICK - SOFA/DUAL - RIGHT HAND - 11" X 28"-LTH (WB0, WB1, WB2) - <b>ULTRALEATHER</b>
2	157928-04-WA0	EA	PANEL/FRONT KICK - SOFA/DUAL - LEFT HAND - 11" X 28" (WA0, WA1, WA2)
2	157928-04-WA4	EA	PANEL/FRONT KICK - SOFA/DUAL - LEFT HAND - 11" X 28" (WA4, WA5, WA6)
2	157928-04-WB0	EA	PANEL/FRONT KICK - SOFA/DUAL - LEFT HAND - 11" X 28" (WB0, WB1, WB2)
2	157928-06-WA0	EA	PANEL/FRONT KICK - SOFA/DUAL - LEFT HAND - 11" X 28"-LTH (WA0, WA1, WA2) - <b>ULTRALEATHER</b>
2	157928-06-WA4	EA	PANEL/FRONT KICK - SOFA/DUAL - LEFT HAND - 11" X 28"-LTH (WA4, WA5, WA6) - <b>ULTRALEATHER</b>
2	157928-06-WB0	EA	PANEL/FRONT KICK - SOFA/DUAL - LEFT HAND - 11" X 28"-LTH (WB0, WB1, WB2) - <b>ULTRALEATHER</b>
3	NOT USED		
4	157922-14-WA0	EA	ARMREST - DUAL SOFA/LEFT HAND/NARROW - W/SWITCH (WA0, WA1, WA2)
4	157922-14-WA4	EA	ARMREST - DUAL SOFA/LEFT HAND/NARROW - W/SWITCH (WA4, WA5, WA6)
4	157922-14-WB0	EA	ARMREST - DUAL SOFA/LEFT HAND/NARROW - W/SWITCH (WB0, WB1, WB2)
4	157922-16-WA0	EA	ARMREST - DUAL SOFA/LEFT HAND/NARROW - W/SWITCH (WA0, WA1, WA2) - <b>ULTRALEATHER</b>
4	157922-16-WA4	EA	ARMREST - DUAL SOFA/LEFT HAND/NARROW - W/SWITCH (WA4, WA5, WA6) - <b>ULTRALEATHER</b>
4	157922-16-WB0	EA	ARMREST - DUAL SOFA/LEFT HAND/NARROW - W/SWITCH (WB0, WB1, WB2) - <b>ULTRALEATHER</b>
	157922-A6-WA0	EA	COVER/ARMREST - SOFA - LEFT HAND/NARROW (WA0, WA1, WA2)
	157922-A6-WA4	EA	COVER/ARMREST - SOFA - LEFT HAND/NARROW (WA4, WA5, WA6)

**CURTAIN & CUSHION GROUP (CONTINUED)**  
**SOFA (CONTINUED)**

KEY	PART NUMBER	U/M	DESCRIPTION
	157922-A6-WB0	EA	COVER/ARMREST - SOFA - LEFT HAND/NARROW (WB0, WB1, WB2)
	157922-A8-WA0	EA	COVER/ARMREST - SOFA - LEFT HAND/NARROW - LEATHER (WA0, WA1, WA2) - <b>ULTRALEATHER</b>
	157922-A8-WA4	EA	COVER/ARMREST - SOFA - LEFT HAND/NARROW - LEATHER (WA4, WA5, WA6) - <b>ULTRALEATHER</b>
	157922-A8-WB0	EA	COVER/ARMREST - SOFA - LEFT HAND/NARROW - LEATHER (WB0, WB1, WB2) - <b>ULTRALEATHER</b>
5	136118-01-000	EA	SWITCH - SOFA/RECLINER
6	157922-13-WA0	EA	ARMREST - DUAL SOFA/RIGHT HAND/NARROW - W/SWITCH (WA0, WA1, WA2)
6	157922-13-WA4	EA	ARMREST - DUAL SOFA/RIGHT HAND/NARROW - W/SWITCH (WA4, WA5, WA6)
6	157922-13-WB0	EA	ARMREST - DUAL SOFA/RIGHT HAND/NARROW - W/SWITCH (WB0, WB1, WB2)
6	157922-15-WA0	EA	ARMREST - DUAL SOFA/RIGHT HAND/NARROW - W/SWITCH (WA0, WA1, WA2) - <b>ULTRALEATHER</b>
6	157922-15-WA4	EA	ARMREST - DUAL SOFA/RIGHT HAND/NARROW - W/SWITCH (WA4, WA5, WA6) - <b>ULTRALEATHER</b>
6	157922-15-WB0	EA	ARMREST - DUAL SOFA/RIGHT HAND/NARROW - W/SWITCH (WB0, WB1, WB2) - <b>ULTRALEATHER</b>
	157922-A5-WA0	EA	COVER/ARMREST - SOFA - RIGHT HAND/NARROW (WA0, WA1, WA2)
	157922-A5-WA4	EA	COVER/ARMREST - SOFA - RIGHT HAND/NARROW (WA4, WA5, WA6)
	157922-A5-WB0	EA	COVER/ARMREST - SOFA - RIGHT HAND/NARROW (WB0, WB1, WB2)
	157922-A7-WA0	EA	COVER/ARMREST - SOFA - RIGHT HAND/NARROW - LEATHER (WA0, WA1, WA2) - <b>ULTRALEATHER</b>
	157922-A7-WA4	EA	COVER/ARMREST - SOFA - RIGHT HAND/NARROW - LEATHER (WA4, WA5, WA6) - <b>ULTRALEATHER</b>
	157922-A7-WB0	EA	COVER/ARMREST - SOFA - RIGHT HAND/NARROW - LEATHER (WB0, WB1, WB2) - <b>ULTRALEATHER</b>
7	157916-12-WA0	EA	BACK - SOFA/DUAL (WA0, WA1, WA2)
7	157916-13-WA4	EA	BACK - SOFA/DUAL (WA4, WA5, WA6)
7	157916-14-WB0	EA	BACK - SOFA/DUAL (WB0, WB1, WB2)
7	157916-15-WA0	EA	BACK - SOFA/DUAL - LEATHER (WA0, WA1, WA2) - <b>ULTRALEATHER</b>
7	157916-15-WA4	EA	BACK - SOFA/DUAL - LEATHER (WA4, WA5, WA6) - <b>ULTRALEATHER</b>
7	157916-15-WB0	EA	BACK - SOFA/DUAL - LEATHER (WB0, WB1, WB2) - <b>ULTRALEATHER</b>
	157916-B2-WA0	EA	COVER/BACK - SOFA/DUAL (WA0, WA1, WA2)
	157916-B3-WA4	EA	COVER/BACK - SOFA/DUAL (WA4, WA5, WA6)
	157916-B4-WB0	EA	COVER/BACK - SOFA/DUAL (WB0, WB1, WB2)
	157916-B5-WA0	EA	COVER/BACK - SOFA/DUAL - LEATHER (WA0, WA1, WA2) - <b>ULTRALEATHER</b>
	157916-B5-WA4	EA	COVER/BACK - SOFA/DUAL - LEATHER (WA4, WA5, WA6) - <b>ULTRALEATHER</b>
	157916-B5-WB0	EA	COVER/BACK - SOFA/DUAL - LEATHER (WB0, WB1, WB2) - <b>ULTRALEATHER</b>
8	157917-03-WA0	EA	SEAT - SOFA/DUAL (WA0, WA1, WA2)
8	157917-10-WA4	EA	SEAT - SOFA/DUAL (WA4, WA5, WA6)
8	157917-03-WB0	EA	SEAT - SOFA/DUAL (WB0, WB1, WB2)
8	157917-11-WA0	EA	SEAT - SOFA/DUAL - LEATHER (WA0, WA1, WA2) - <b>ULTRALEATHER</b>
8	157917-12-WA4	EA	SEAT - SOFA/DUAL - LEATHER (WA4, WA5, WA6) - <b>ULTRALEATHER</b>
8	157917-11-WB0	EA	SEAT - SOFA/DUAL - LEATHER (WB0, WB1, WB2) - <b>ULTRALEATHER</b>
	157917-A3-WA0	EA	COVER/SEAT - SOFA/DUAL (WA0, WA1, WA2)
	157917-B0-WA4	EA	COVER/SEAT - SOFA/DUAL (WA4, WA5, WA6)
	157917-A3-WB0	EA	COVER/SEAT - SOFA/DUAL (WB0, WB1, WB2)
	157917-B1-WA0	EA	COVER/SEAT - SOFA/DUAL - LEATHER (WA0, WA1, WA2) - <b>ULTRALEATHER</b>
	157917-B2-WA4	EA	COVER/SEAT - SOFA/DUAL - LEATHER (WA4, WA5, WA6) - <b>ULTRALEATHER</b>
	157917-B1-WB0	EA	COVER/SEAT - SOFA/DUAL - LEATHER (WB0, WB1, WB2) - <b>ULTRALEATHER</b>
9	151290-02-000	EA	FRAME - SEAT - 30"
10	136534-27-000	EA	TRUNDLE FRAME - 26" WIDE/DUAL - W/LINKAGE, LATCH & HANDLE FROM: 00-00-00 THRU: 05-27-07
10	151290-27-000	EA	FRAME - TRUNDLE - W/WHEELS - 26" FROM: 05-28-07 THRU: 99-99-99
11	121906-01-02B	EA	BRACKET - KICKBOARD - E-COATED
12	155647-07-WA0	EA	TRUNDLE - SOFA/SLEEPER - DUAL CONTROLLED (WA0, WA1, WA2)
12	155647-07-WA4	EA	TRUNDLE - SOFA/SLEEPER - DUAL CONTROLLED (WA4, WA5, WA6)
12	155647-07-WB0	EA	TRUNDLE - SOFA/SLEEPER - DUAL CONTROLLED (WB0, WB1, WB2)
12	155647-08-WA0	EA	TRUNDLE - SOFA/SLEEPER - DUAL CONTROLLED - LEATHER (WA0, WA1, WA2) - <b>ULTRALEATHER</b>
12	155647-08-WA4	EA	TRUNDLE - SOFA/SLEEPER - DUAL CONTROLLED - LEATHER (WA4, WA5, WA6) - <b>ULTRALEATHER</b>
12	155647-08-WB0	EA	TRUNDLE - SOFA/SLEEPER - DUAL CONTROLLED - LEATHER (WB0, WB1, WB2) - <b>ULTRALEATHER</b>
	155647-A7-WA0	EA	COVER/TRUNDLE - SOFA/SLEEPER - DUAL (WA0, WA1, WA2)
	155647-A7-WA4	EA	COVER/TRUNDLE - SOFA/SLEEPER - DUAL (WA4, WA5, WA6)
	155647-A7-WB0	EA	COVER/TRUNDLE - SOFA/SLEEPER - DUAL (WB0, WB1, WB2)
	155647-A8-WA0	EA	COVER/TRUNDLE - SOFA/SLEEPER - DUAL - LEATHER (WA0, WA1, WA2) - <b>ULTRALEATHER</b>
	155647-A8-WA4	EA	COVER/TRUNDLE - SOFA/SLEEPER - DUAL - LEATHER (WA4, WA5, WA6) - <b>ULTRALEATHER</b>
	155647-A8-WB0	EA	COVER/TRUNDLE - SOFA/SLEEPER - DUAL - LEATHER (WB0, WB1, WB2) - <b>ULTRALEATHER</b>
13	139716-16-WA0	EA	SIGHT SHIELD - DUAL BACK/RIGHT HAND (WA0, WA1, WA2)
13	139716-16-WA4	EA	SIGHT SHIELD - DUAL BACK/RIGHT HAND (WA4, WA5, WA6)
13	139716-16-WB0	EA	SIGHT SHIELD - DUAL BACK/RIGHT HAND (WB0, WB1, WB2)
13	139716-14-TJ4	EA	SIGHT SHIELD - DUAL BACK/RIGHT HAND (WA0, WA1, WA2) - <b>ULTRALEATHER</b>
13	139716-14-WA4	EA	SIGHT SHIELD - DUAL BACK/RIGHT HAND (WA4, WA5, WA6) - <b>ULTRALEATHER</b>

## CURTAIN & CUSHION GROUP (CONTINUED)

### SOFA (CONTINUED)



KEY	PART NUMBER	U/M	DESCRIPTION
13	139716-14-WB0	EA	SIGHT SHIELD - DUAL BACK/RIGHT HAND (WB0, WB1, WB2) - <b>ULTRALEATHER</b>
14	151290-14-000	EA	FRAME - BASE - 27.25" X 30" X 10.5" - LEFT
14	151290-15-000	EA	FRAME - BASE - 27.25" X 30" X 10.5" - RIGHT
15	NOT USED		
16	139716-15-WA0	EA	SIGHT SHIELD - DUAL BACK/LEFT HAND (WA0, WA1, WA2)
16	139716-15-WA4	EA	SIGHT SHIELD - DUAL BACK/LEFT HAND (WA4, WA5, WA6)
16	139716-15-WB0	EA	SIGHT SHIELD - DUAL BACK/LEFT HAND (WB0, WB1, WB2)
16	139716-13-TJ4	EA	SIGHT SHIELD - DUAL BACK/LEFT HAND (WA0, WA1, WA2) - <b>ULTRALEATHER</b>
16	139716-13-WA4	EA	SIGHT SHIELD - DUAL BACK/LEFT HAND (WA4, WA5, WA6) - <b>ULTRALEATHER</b>
16	139716-13-WB0	EA	SIGHT SHIELD - DUAL BACK/LEFT HAND (WB0, WB1, WB2) - <b>ULTRALEATHER</b>
17	136534-32-000	EA	BRACKET - DUAL BASE
18	136534-25-000	EA	FRAME/BACK - FOR DUAL REST EASY SOFA - ONE SIDE ONLY
19	101926-01-02A	EA	BRACKET - ZEE - 2" - BLACK

### COMPONENT PARTS FOR SOFA

136534-02-000, 136534-03-000, 136534-13-000, 136534-15-000


KEY	PART NUMBER	U/M	DESCRIPTION	VENDOR NO.
	136534-02-700	EA	MOTOR	9PL-MO-W/T-1
	136534-02-701	EA	CABLE/DRV MTR-REST EASY SOFA	9PL-FCA27.75

136534-17-000

KEY	PART NUMBER	U/M	DESCRIPTION	VENDOR NO.
	136534-07-701	EA	WHEEL - NYLON - 1 5/8"	9WHEEL-1.62

## CURTAIN & CUSHION GROUP (CONTINUED)


### HARDWARE



KEY	PART NUMBER	U/M	DESCRIPTION
1A	029155-01-000	EA	CAP - SNAP - 5/32" OUTSIDE DIAMETER OF PIN
2A	029156-01-000	EA	SOCKET - SNAP - 9/16" O.D.
3A	046867-05-000	EA	WASHER - #0
4A	046867-04-000	EA	GROMMET - #0
5A	160457-01-01A	EA	BRACE - VALANCE - L-SHAPED - 20" - OFF WHITE
6A	162496-01-01A	EA	BRACKET/BLIND - LEFT SIDE WHEN FACING WINDOW - CLEAR
7A	162496-02-01A	EA	BRACKET/BLIND - RIGHT SIDE WHEN FACING WINDOW - CLEAR
8A	084434-01-000	EA	BRACKET - MOUNTING - ROLLER SHADE - 1 3/8"
9A	094896-02-000	EA	GROMMET - CORD/PLEATED BLIND - NYLON - GRAY
10A	094907-02-000	EA	END CAP - PLEATED BLIND/TOP - RH/LH - GRAY PLASTIC
11A	094907-04-000	EA	END CAP - PLEATED BLIND/BOTTOM - RH/LH
12A	094907-09-000	EA	END CAP/BLIND - CENTER RAIL - RH/LH
13A	097564-03-000	EA	HANDLE - KNOB - E-Z LIFT SHADE - TAN
14A	097565-01-000	EA	BRACKET - MOUNTING - PLEATED BLIND
15A	155748-01-000	EA	SPRING - EXTENSION - DAY/NIGHTER BLIND
16A	101031-01-000	YD	TAPE/GLIDE - 4.25" SPACING
17A	102555-03-000	EA	BRACKET - (CLEAT TYPE) - F/BLIND HOLDOWN - MILKY WHITE



**CURTAIN & CUSHION GROUP (CONTINUED)**  
**HARDWARE (CONTINUED)**



KEY	PART NUMBER	U/M	DESCRIPTION
1B	105450-14-01A	EA	TRACK - CURTAIN - 90" - OFF WHITE
2B	105648-01-02A	EA	BRACE - VALANCE - 14" - OFF WHITE
2B	105648-02-02A	EA	BRACE - VALANCE - 8.5" - OFF WHITE
3B	106544-01-000	EA	PULL - SHADE/BRASS
3B	106544-01-001	EA	SCREW - SHADE/BRASS
3B	106544-02-000	EA	PULL-SHADE - NICKEL
4B	109353-04-000	EA	CLIP - VALANCE SLAT MOUNTING - CLEAR PLASTIC
5B	109441-01-000	EA	BRACKET/HOOK - BLIND HOLD DOWN - LARGE - CLEAR
	109441-02-000	EA	SPACER/BRACKET - BLIND HOLD DOWN
6B	129491-01-000	EA	CATCH - SNAP HOOK - 1"
7B	130549-01-01A	EA	STOP - CURTAIN TRACK
8B	141634-01-000	EA	BRACKET-(BOBBIN TYPE) 7/8"H HOLDUPBASE(OVAL)-2 HOLE-CLEAR
9B	156172-02-01A	EA	TRACK/WALL - 32" - BONE
9B	156172-03-01A	EA	TRACK/WALL - 21" - BONE
10B	156172-04-01A	EA	END CAP - WALL TRACK - CLEAR
11B	154316-01-01A	EA	BRACE/ANGLE - W/HOLE - CASHMERE
12B	154316-02-01A	EA	BRACE/ANGLE - W/SLOT - CASHMERE
13B	159702-01-01A	EA	HOOK/RING - CURTAIN/SHOWER - NICKEL

## CURTAIN & CUSHION GROUP (CONTINUED)

### FABRICS

#### WA0, WA1, WA2

106569-15-01A CARPET-HEADLINER, CEILING  
156773-32-000 FABRIC - DRAPERY MAIN  
148797-BV-000 FABRIC - UPHOLSTERY , MAIN  
148797-BW-000 FABRIC - UPHOLSTERY, PLAIN ACCENT  
148797-BX-000 FABRIC - UPHOLSTERY, ACCENT PATTERN  
FROM: 00-00-00 THRU: 11-25-07  
148797-JD-000 FABRIC - UPHOLSTERY, ACCENT PATTERN  
FROM: 11-26-07 THRU: 99-99-99  
156773-70-000 FABRIC - UPHOLSTERY, BEDSPREAD, MAIN  
142523-18-000 FABRIC - ULTRALEATHER, PLAIN ACCENT  
142523-07-000 FABRIC - UPHOLSTERY, ULTRALEATHER  
156773-32-000 FABRIC - UPHOLSTERY, BEDSPREAD, PATTERN ACCENT  
148797-BW-000 FABRIC - SPEAKER COVER  
148797-BW-000 FABRIC - OVERHEAD CABINET, DINETTE/LOUNGE  
156773-32-000 FABRIC - OVERHEAD CABINET, BEDROOM  
148797-BV-000 FABRIC - DINETTE WRAP

#### WA4, WA5, WA6

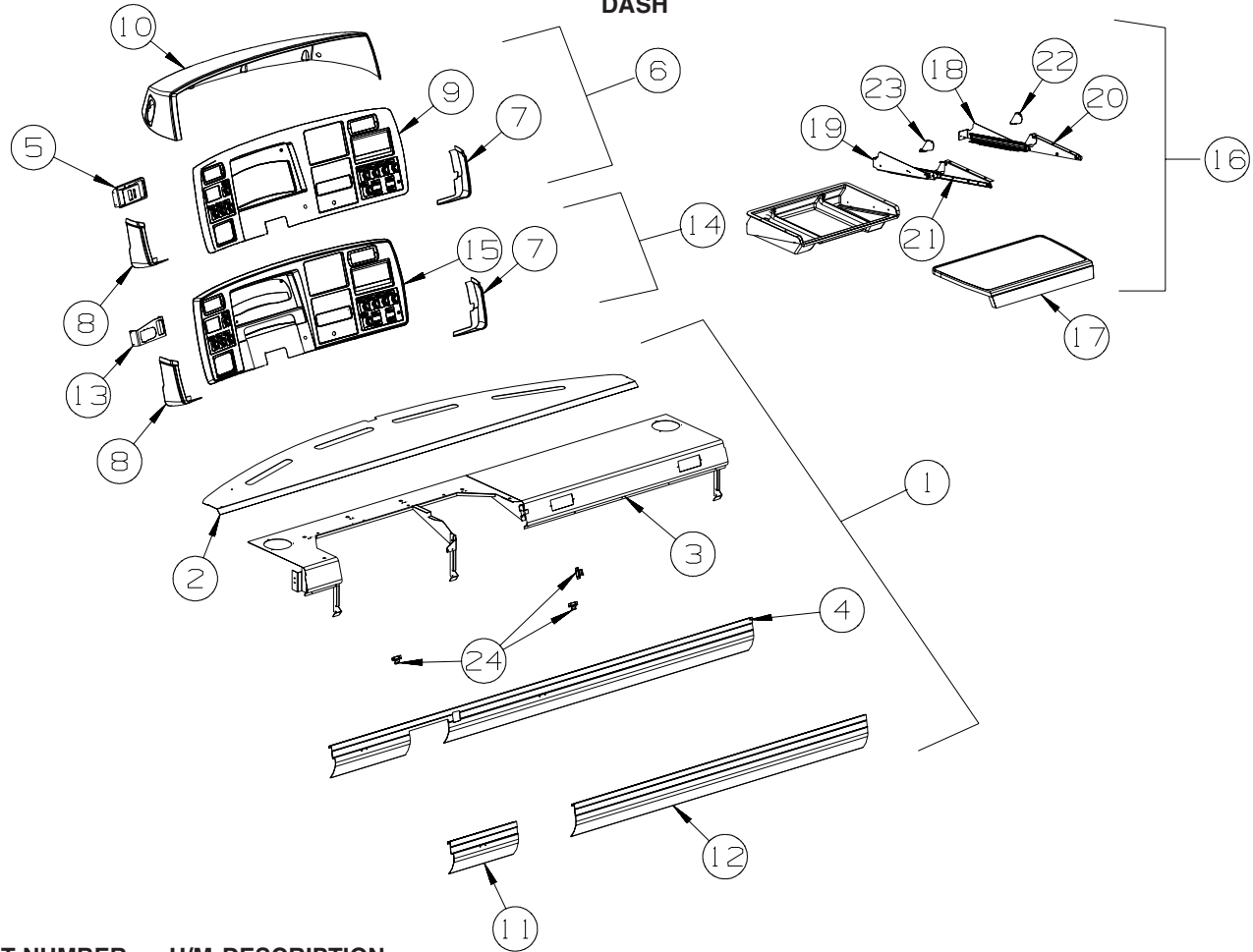
106569-15-01A CARPET-HEADLINER, CEILING  
156773-71-000 FABRIC - DRAPERY MAIN  
148797-BY-000 FABRIC - UPHOLSTERY , MAIN  
148797-N2-000 FABRIC - UPHOLSTERY, PLAIN ACCENT  
148797-BZ-000 FABRIC - UPHOLSTERY, ACCENT PATTERN  
156773-71-000 FABRIC - UPHOLSTERY, BEDSPREAD, MAIN  
142523-23-000 FABRIC - ULTRALEATHER, PLAIN ACCENT  
142523-17-000 FABRIC - UPHOLSTERY, ULTRALEATHER  
156773-74-000 FABRIC - UPHOLSTERY, BEDSPREAD, PATTERN ACCENT  
148797-BZ-000 FABRIC - SPEAKER COVER  
148797-BZ-000 FABRIC - OVERHEAD CABINET, DINETTE/LOUNGE  
156773-71-000 FABRIC - OVERHEAD CABINET, BEDROOM  
148797-N2-000 FABRIC - DINETTE WRAP

#### WB0, WB1, WB2

106569-15-01A CARPET-HEADLINER, CEILING  
156773-72-000 FABRIC - DRAPERY MAIN  
148797-CA-000 FABRIC - UPHOLSTERY , MAIN  
148797-AR-000 FABRIC - UPHOLSTERY, PLAIN ACCENT  
148797-CB-000 FABRIC - UPHOLSTERY, ACCENT PATTERN  
FROM: 00-00-00 THRU: 10-21-07  
148797-JE-000 FABRIC - UPHOLSTERY, ACCENT PATTERN  
FROM: 10-22-07 THRU: 99-99-99  
156773-72-000 FABRIC - UPHOLSTERY, BEDSPREAD, MAIN  
142523-20-000 FABRIC - ULTRALEATHER, PLAIN ACCENT  
142523-19-000 FABRIC - UPHOLSTERY, ULTRALEATHER  
156773-80-000 FABRIC - UPHOLSTERY, BEDSPREAD, PATTERN ACCENT  
148797-AR-000 FABRIC - SPEAKER COVER  
148797-AR-000 FABRIC - OVERHEAD CABINET, DINETTE/LOUNGE  
156773-72-000 FABRIC - OVERHEAD CABINET, BEDROOM  
148797-AR-000 FABRIC - DINETTE WRAP

# DRIVERS COMPARTMENT GROUP

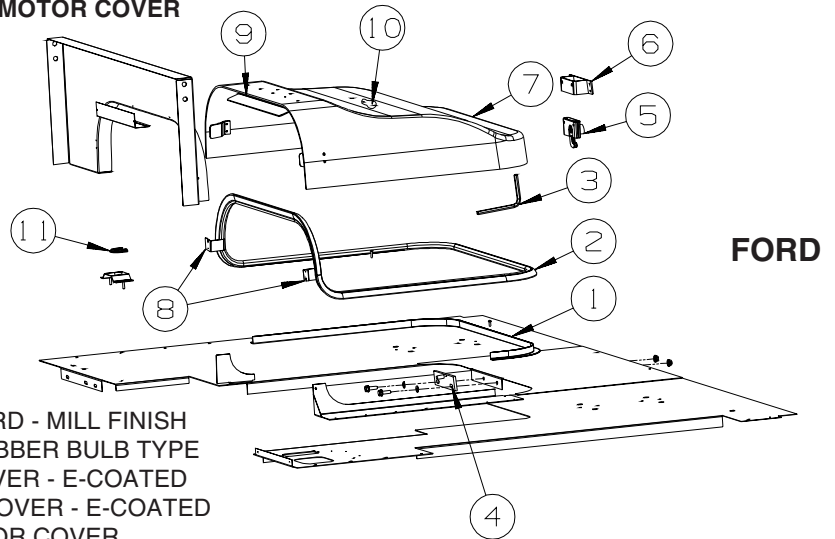
DASH



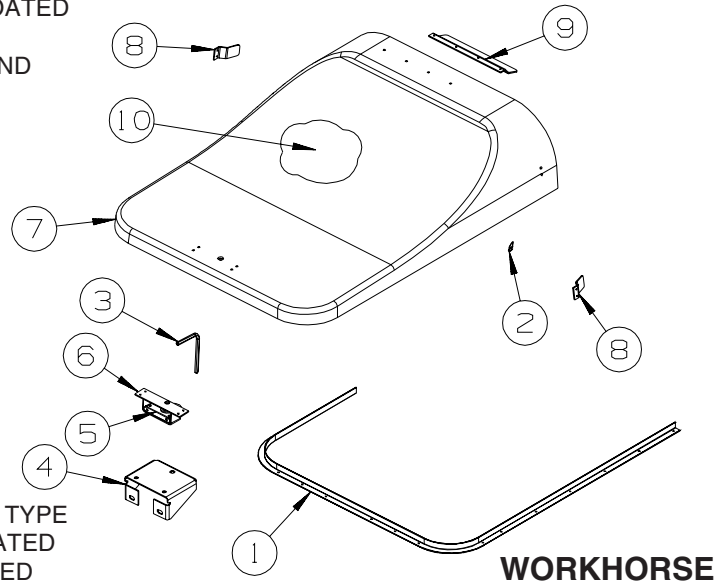
KEY	PART NUMBER	U/M	DESCRIPTION
1	147887-06-WA0	EA	DASH - COMPLETE - FORD
1	147887-05-WA0	EA	DASH - COMPLETE - WORKHORSE
	106569-11-10A	EA	VINYL - LAMINATE - 1/4" X 25" X 100" - LIGHT SANDLEWOOD
2	132126-04-02B	EA	PANEL - DASH TOP - E-COATED
3	147888-03-02B	EA	DASH - W/O VINYL - E-COATED
4	148214-01-04A	EA	TRIM - DASH/LOWER - WH - BRIARWOOD - 2007 WORKHORSE
4	148214-04-04A	EA	TRIM - DASH/LOWER - WH - BRIARWOOD - W/O BRAKE SWITCH CUTOUT 2008 WORKHORSE
5	148890-01-02B	EA	MOUNT - HEADLAMP SWITCH - E-COATED - WORKHORSE
6	159089-03-WA0	EA	POD/BEZEL - INSTRUMENT PANEL - WORKHORSE
7	148252-02-24A	EA	POD - INSTRUMENT PANEL - LOWER/RIGHT HAND - BRIARWOOD
8	148253-02-24A	EA	POD - INSTRUMENT PANEL - LOWER/LEFT HAND - BRIARWOOD
9	159047-03-03A	EA	BEZEL - INSTRUMENT PANEL - WORKHORSE - BRIARWOOD - WORKHORSE
10	147890-03-24A	EA	POD - INSTRUMENT PANEL - BRIARWOOD
11	148214-02-04A	EA	TRIM - DASH/LOWER LEFT - FORD - BRIARWOOD - FORD
12	148214-03-04A	EA	TRIM - DASH/LOWER RIGHT - FORD - BRIARWOOD - FORD
13	153545-01-02B	EA	MOUNT - HEADLAMP SWITCH - FORD - E-COATED - FORD
14	159089-04-WA0	EA	POD/BEZEL - INSTRUMENT PANEL - FORD
15	159047-04-03A	EA	BEZEL - INSTRUMENT PANEL - FORD - BRIARWOOD - FORD
16	159688-01-WA0	EA	TABLE/WORK STATION - DASH - COMPLETE
17	135122-03-WA0	EA	TABLE TOP - PULLOUT/WORKSTATION
18	159689-01-02B	EA	ANGLE - SLIDE TRAY - E-COATED
19	159689-02-02B	EA	ANGLE - SLIDE TRAY - E-COATED
20	159690-01-02B	EA	ANGLE - SLIDE - E-COATED
21	159690-02-02B	EA	ANGLE - SLIDE - E-COATED
22	159722-01-02B	EA	CATCH - TABLE/DASH - E-COATED
23	159722-02-02B	EA	CATCH - TABLE/DASH - E-COATED
24	073050-04-000	EA	CLIP/MOUNTING - VALANCE PANEL

## DRIVERS COMPARTMENT GROUP (CONTINUED)

### MOTOR COVER



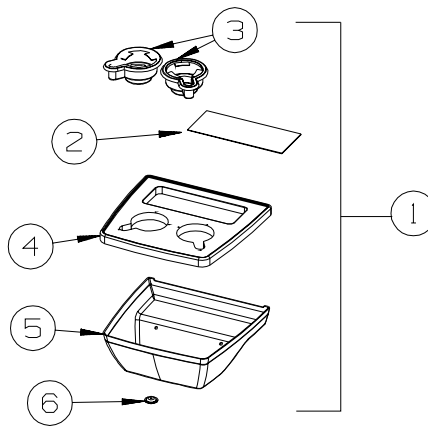
KEY	PART NUMBER	U/M	DESCRIPTION
1	115860-06-01A	EA	TRIM - MOTOR COVER - FORD - MILL FINISH
2	039623-01-000	FT	SEAL - MOTOR COVER - RUBBER BULB TYPE
3	116833-01-02B	EA	WRENCH - HEX MOTOR COVER - E-COATED
4	115852-01-02B	EA	STRIKE - LATCH - MOTOR COVER - E-COATED
5	116581-01-000	EA	LATCH - W/O STRIKE - MOTOR COVER
6	115850-01-02B	EA	RETAINER - LATCH - MOTOR COVER - RIGHT HAND - E-COATED
7	153971-01-WA0	EA	COVER - MOTOR - W/CARPET (WA0, WA1, WA2)
7	153971-01-U97	EA	COVER - MOTOR - W/CARPET (WA4, WA5, WA6)
7	153971-01-WB0	EA	COVER - MOTOR - W/CARPET (WB0, WB2, WB3) FROM: 00-00-00 THRU: 02-18-07
7	153971-01-WB4	EA	COVER - MOTOR - W/CARPET (WA4, WA5, WA6, WB0, WB2, WB3) FROM: 00-00-00 THRU: 02-18-07 FROM: 02-19-07 THRU: 99-99-99
	153970-01-01A	EA	COVER - MOTOR - W/O CARPET - FORD
8	115855-04-02B	EA	RETAINER - MOTOR COVER/SIDE - E-COATED
9	115855-01-02B	EA	RETAINER - MOTOR COVER/TOP - E-COATED
10	134497-01-000	SF	FOIL/ALUMINUM - REINFORCED
11	143798-01-02A	EA	CATCH - FLOOR TO TABLE LEG - ALMOND



KEY	PART NUMBER	U/M	DESCRIPTION
1	137332-01-01A	EA	TRIM - MOTOR COVER
2	039623-01-000	FT	SEAL - MOTOR COVER - RUBBER BULB TYPE
3	116833-01-02B	EA	WRENCH - HEX MOTOR COVER - E-COATED
4	137305-02-02B	EA	BRACKET - STRIKE SUPPORT - E-COATED
5	116581-01-000	EA	LATCH - W/O STRIKE - MOTOR COVER
6	115850-01-02B	EA	RETAINER - LATCH - MOTOR COVER - RIGHT HAND - E-COATED
7	137097-02-WA0	EA	COVER - MOTOR - W/CARPET (WA0, WA1, WA2) FROM: 00-00-00 THRU: 02-18-07
7	137097-02-T93	EA	COVER - MOTOR - W/CARPET (WA0, WA1, WA2) FROM: 02-19-07 THRU: 99-99-99
7	137097-02-U97	EA	COVER - MOTOR - W/CARPET (WA4, WA5, WA6) FROM: 00-00-00 THRU: 02-18-07
7	137097-02-WB0	EA	COVER - MOTOR - W/CARPET (WB0, WB2, WB3) FROM: 00-00-00 THRU: 02-18-07
7	137097-02-WB4	EA	COVER - MOTOR - W/CARPET (WA4, WA5, WA6, WB0, WB2, WB3) FROM: 00-00-00 THRU: 02-18-07 FROM: 02-19-07 THRU: 99-99-99
	137096-01-01A	EA	COVER - MOTOR - W/O CARPET
8	115855-04-02B	EA	RETAINER - MOTOR COVER/SIDE - E-COATED
9	115855-03-02B	EA	RETAINER - MOTOR COVER/TOP - E-COATED
10	134497-01-000	SF	FOIL/ALUMINUM - REINFORCED
	140168-01-000	EA	INSULATION/ENGINE COVER

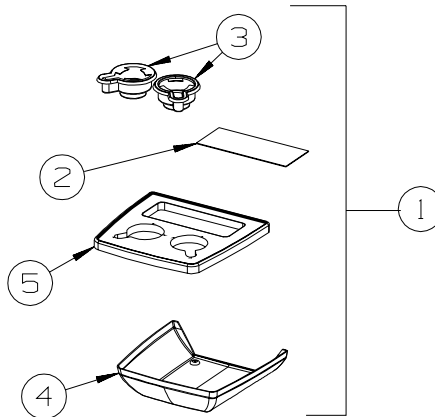
## DRIVERS COMPARTMENT GROUP (CONTINUED)

### BEVERAGE TRAY



**FORD**

KEY	PART NUMBER	U/M DESCRIPTION
1	149301-03-WA0	EA TRAY - BEVERAGE - W/CONVENIENCE TRAY
2	122717-11-01A	EA PAD - NON-SKID - PSA - 4.5" X 11"
3	133831-01-01A	EA HOLDER - CUP W/THREE CENTERLINE RUBBER FINGERS
4	148918-01-04A	EA TRAY - BEVERAGE CENTER
5	149256-02-24A	EA COVER - BEVERAGE TRAY BOTTOM - BRIARWOOD
6	143798-02-02A	EA CATCH - TABLE LEG TO FLOOR - ALMOND



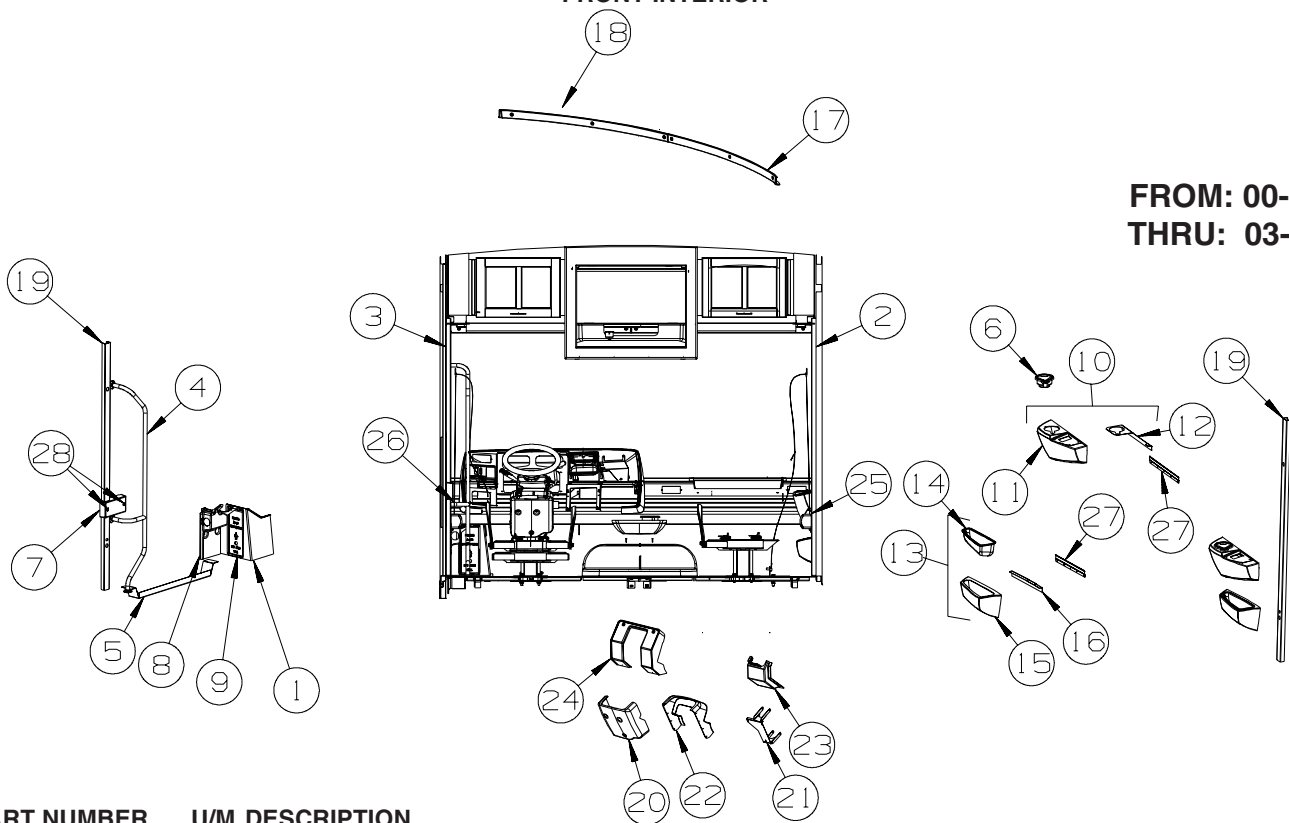
**WORKHORSE**

KEY	PART NUMBER	U/M DESCRIPTION
1	148922-01-WA0	EA TRAY - BEVERAGE - W/CONVENIENCE TRAY
2	122717-11-01A	EA PAD - NON-SKID - PSA - 4.5" X 11"
3	133831-01-01A	EA HOLDER - CUP W/THREE CENTERLINE RUBBER FINGERS
4	148818-01-24A	EA COVER - BEVERAGE TRAY - BOTTOM - BRIARWOOD
5	148918-01-04A	EA TRAY - BEVERAGE CENTER

# DRIVERS COMPARTMENT GROUP (CONTINUED)

FRONT INTERIOR

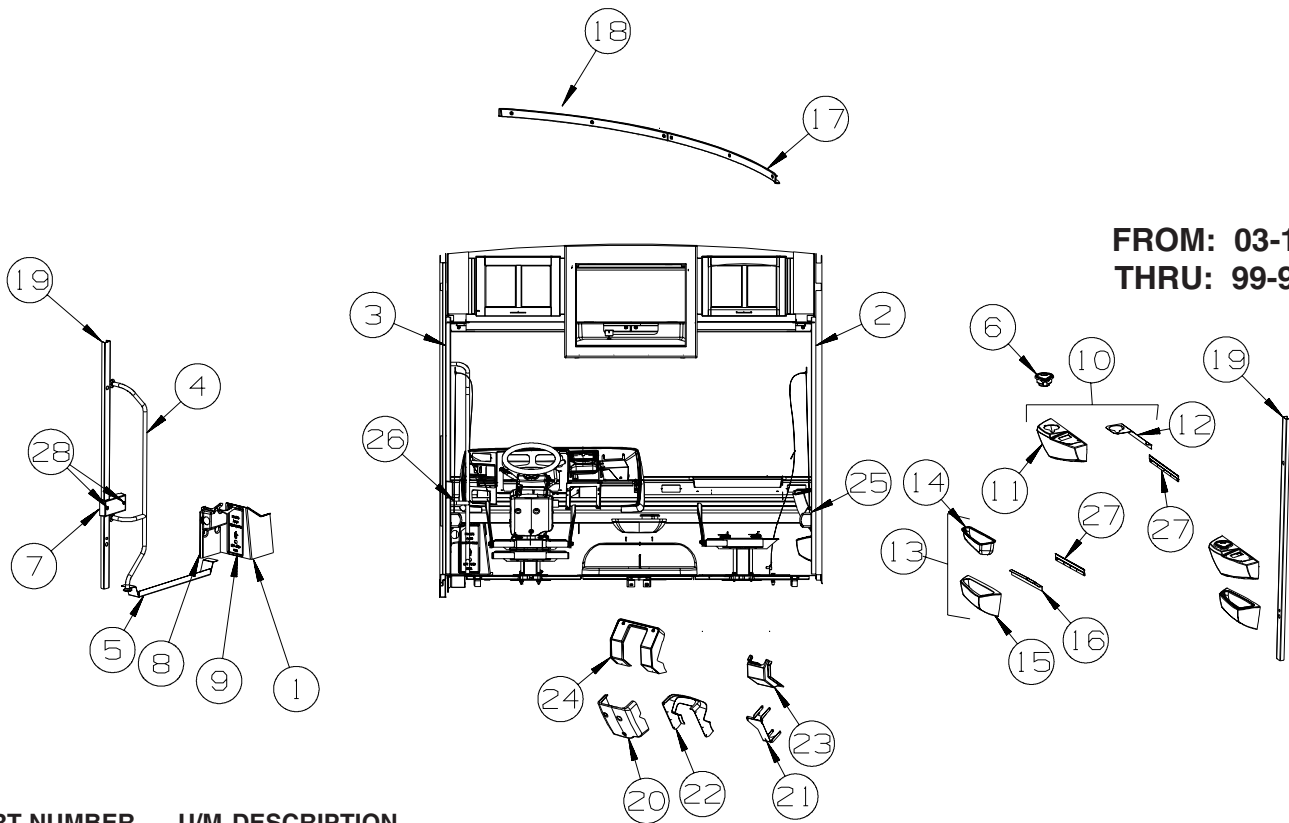
FROM: 00-00-00  
THRU: 03-18-07



KEY	PART NUMBER	U/M	DESCRIPTION
1	148824-01-24A	EA	PANEL/TRIM - FUSE PANEL/LEFT HAND - BRIARWOOD - <b>WORKHORSE</b>
1	148824-02-24A	EA	PANEL/TRIM - FUSE PANEL/LEFT HAND - BRIARWOOD - <b>FORD</b>
2	125508-01-24A	EA	TRIM - A-PILLAR - PASSENGER/INTERIOR - BRIARWOOD
3	125508-02-24A	EA	TRIM - A-PILLAR - DRIVER/INTERIOR - BRIARWOOD
4	131058-04-02A	EA	HAND RAIL - INTERIOR CAB DOOR - BLACK
5	131849-01-24A	EA	TRIM/STEP - DRIVER DOOR - BRIARWOOD
	102569-02-000	EA	MAT - ANTI SLIP - LOWER
6	133831-01-01A	EA	HOLDER - CUP W/THREE CENTERLINE RUBBER FINGERS
7	141072-01-02A	EA	COVER - BRACKET/LATCH - MEDIUM OAK
8	148825-01-24A	EA	PANEL/TRIM - UNDER DASH/LEFT HAND - BRIARWOOD
9	148826-01-24A	EA	PANEL/DOOR - FUSE PANEL/LEFT HAND - BRIARWOOD
10	148829-01-WA0	EA	PANEL - PASSENGER SIDE/UPPER
11	148830-01-24A	EA	PANEL - PASSENGER SIDE - UPPER - BRIARWOOD
12	149218-01-02B	EA	BRACKET - MOUNTING - CUPHOLDER - E-COATED
13	148831-01-WA0	EA	PANEL - PASSENGER SIDE/LOWER
14	148828-01-24A	EA	POCKET/STORAGE - PASSENGER SIDE - BRIARWOOD
15	148832-01-24A	EA	PANEL - PASSENGER SIDE - LOWER - BRIARWOOD
16	149229-01-02B	EA	BRACKET - PANEL MOUNTING - E-COATED
17	159957-01-24A	EA	TRIM - WINDSHIELD - INTERIOR/TOP/PASSENGER
18	159957-02-24A	EA	TRIM - WINDSHIELD - INTERIOR/TOP/DRIVER
19	161808-01-01A	EA	COVER - ROLL BAR/U-CHANNEL - 66.9" PLASTIC - MED OAK
20	148763-01-24A	EA	COVER - STEERING COLUMN - LOWER - BRIARWOOD - <b>WORKHORSE</b>
21	148806-01-02B	EA	MOUNT ASM-STEERING COVE,E-CT - <b>WORKHORSE</b>
22	150784-01-24A	EA	COVER - STEERING COLUMN - UPPER - BRIARWOOD - <b>WORKHORSE</b>
23	125795-01-24A	EA	COVER - STEERING COLUMN/LOWER - BRIARWOOD - <b>FORD</b>
24	148815-01-24A	EA	COVER - STEERING COLUMN - UPPER - BRIARWOOD - <b>FORD</b>
25	149510-01-02A	EA	APPLIQUE - LOWER DASH - DARK PUTTY
26	149510-02-02A	EA	APPLIQUE - LOWER DASH - DARK PUTTY
27	130034-08-02B	EA	CLIP - TRIM - E-COATED
28	140151-02-03A	EA	COVER - SCREW - MEDIUM OAK

## DRIVERS COMPARTMENT GROUP (CONTINUED)

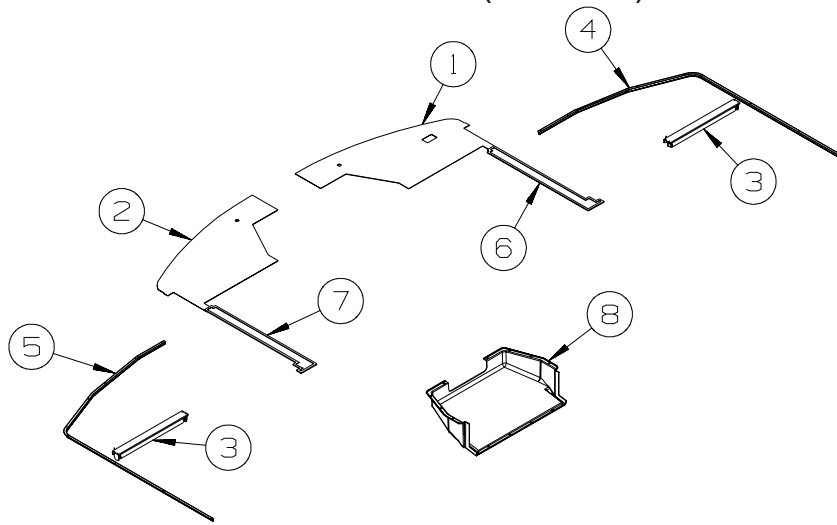
### FRONT INTERIOR (CONTINUED)



**FROM: 03-19-07**  
**THRU: 99-99-99**

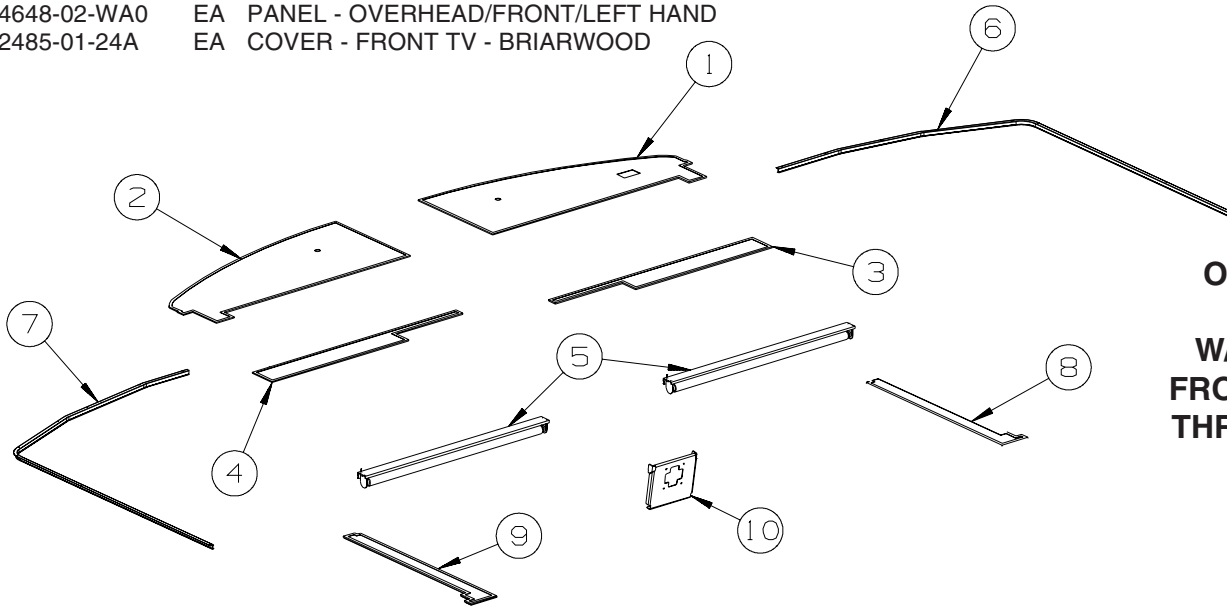
KEY	PART NUMBER	U/M	DESCRIPTION
1	148824-01-24A	EA	PANEL/TRIM - FUSE PANEL/LEFT HAND - BRIARWOOD - <b>WORKHORSE</b>
1	148824-02-24A	EA	PANEL/TRIM - FUSE PANEL/LEFT HAND - BRIARWOOD - <b>FORD</b>
2	125508-01-24A	EA	TRIM - A-PILLAR - PASSENGER/INTERIOR - BRIARWOOD
3	125508-02-24A	EA	TRIM - A-PILLAR - DRIVER/INTERIOR - BRIARWOOD
4	131058-04-02A	EA	HAND RAIL - INTERIOR CAB DOOR - BLACK
5	131849-01-24A	EA	TRIM/STEP - DRIVER DOOR - BRIARWOOD
	102569-02-000	EA	MAT - ANTI SLIP - LOWER
6	133831-01-01A	EA	HOLDER - CUP W/THREE CENTERLINE RUBBER FINGERS
7	141072-01-02A	EA	COVER - BRACKET/LATCH - MEDIUM OAK
8	148825-01-24A	EA	PANEL/TRIM - UNDER DASH/LEFT HAND - BRIARWOOD
9	148826-01-24A	EA	PANEL/DOOR - FUSE PANEL/LEFT HAND - BRIARWOOD
10	148829-01-WA0	EA	PANEL - PASSENGER SIDE/UPPER
11	148830-01-24A	EA	PANEL - PASSENGER SIDE - UPPER - BRIARWOOD
12	149218-01-02B	EA	BRACKET - MOUNTING - CUPHOLDER - E-COATED
13	148831-01-WA0	EA	PANEL - PASSENGER SIDE/LOWER
14	148828-01-24A	EA	POCKET/STORAGE - PASSENGER SIDE - BRIARWOOD
15	148832-01-24A	EA	PANEL - PASSENGER SIDE - LOWER - BRIARWOOD
16	149229-01-02B	EA	BRACKET - PANEL MOUNTING - E-COATED
17	159957-01-24A	EA	TRIM - WINDSHIELD - INTERIOR/TOP/PASSENGER
19	159957-02-24A	EA	TRIM - WINDSHIELD - INTERIOR/TOP/DRIVER
20	161808-01-01A	EA	COVER - ROLL BAR/U-CHANNEL - 66.9" PLASTIC - MED OAK
21	148763-01-24A	EA	COVER - STEERING COLUMN - LOWER - BRIARWOOD - <b>WORKHORSE</b>
22	148806-01-02B	EA	MOUNT ASM-STEERING COVE,E-CT - <b>WORKHORSE</b>
23	150784-01-24A	EA	COVER - STEERING COLUMN - UPPER - BRIARWOOD - <b>WORKHORSE</b>
24	125795-01-24A	EA	COVER - STEERING COLUMN/LOWER - BRIARWOOD - <b>FORD</b>
25	148815-01-24A	EA	COVER - STEERING COLUMN - UPPER - BRIARWOOD - <b>FORD</b>
26	149510-01-02A	EA	APPLIQUE - LOWER DASH - DARK PUTTY
27	149510-02-02A	EA	APPLIQUE - LOWER DASH - DARK PUTTY
28	130034-08-02B	EA	CLIP - TRIM - E-COATED
29	140151-02-03A	EA	COVER - SCREW - MEDIUM OAK

**DRIVERS COMPARTMENT GROUP (CONTINUED)**  
**FRONT INTERIOR (CONTINUED)**



**OVERHEAD  
 PANELS  
 W/FRONT TV  
 FROM: 00-00-00  
 THRU: 03-18-07**

KEY	PART NUMBER	U/M	DESCRIPTION
1	126440-39-WA0	EA	PANEL - OVERHEAD/FRONT/BOTTOM/PASSENGER - VINYL COVERED
2	126440-40-WA0	EA	PANEL - OVERHEAD/FRONT/BOTTOM/DRIVER - VINYL COVERED
3	142380-01-01A	EA	SHADE - POWER - 25.8"W X 19"H
4	126456-03-05A	EA	TRACK/WRAPAROUND - PASSENGER - RIVERSTONE
5	126456-04-05A	EA	TRACK/WRAPAROUND - DRIVER - RIVERSTONE
	009702-01-000	EA	END STOP - CURTAIN CARRIER - L ROD
6	144648-01-WA0	EA	PANEL - OVERHEAD/FRONT/RIGHT HAND
7	144648-02-WA0	EA	PANEL - OVERHEAD/FRONT/LEFT HAND
8	152485-01-24A	EA	COVER - FRONT TV - BRIARWOOD

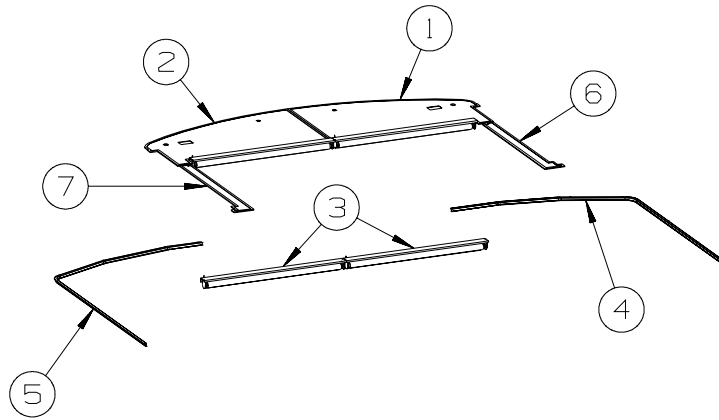


**OVERHEAD  
 PANELS  
 W/FRONT TV  
 FROM: 03-19-07  
 THRU: 99-99-99**

KEY	PART NUMBER	U/M	DESCRIPTION
1	126440-43-WA0	EA	PANEL - OVERHEAD/FRONT/BOTTOM/PASSENGER - VINYL COVERED
2	126440-44-WA0	EA	PANEL - OVERHEAD/FRONT/BOTTOM/DRIVER - VINYL COVERED
3	126440-45-WA0	EA	PANEL - OVERHEAD/FRONT/BOTTOM/PASSENGER - VINYL COVERED
4	126440-46-WA0	EA	PANEL - OVERHEAD/FRONT/BOTTOM/DRIVER - VINYL COVERED
5	142380-02-01A	EA	SHADE - POWER - 41.2"W X 19"H
6	126456-03-05A	EA	TRACK/WRAPAROUND - PASSENGER - RIVERSTONE
7	126456-04-05A	EA	TRACK/WRAPAROUND - DRIVER - RIVERSTONE
	009702-01-000	EA	END STOP - CURTAIN CARRIER - L ROD
8	144648-01-WA0	EA	PANEL - OVERHEAD/FRONT/RIGHT HAND
9	144648-02-WA0	EA	PANEL - OVERHEAD/FRONT/LEFT HAND
10	164112-02-02B	EA	BRACKET/MOUNT - TV - E-COATED

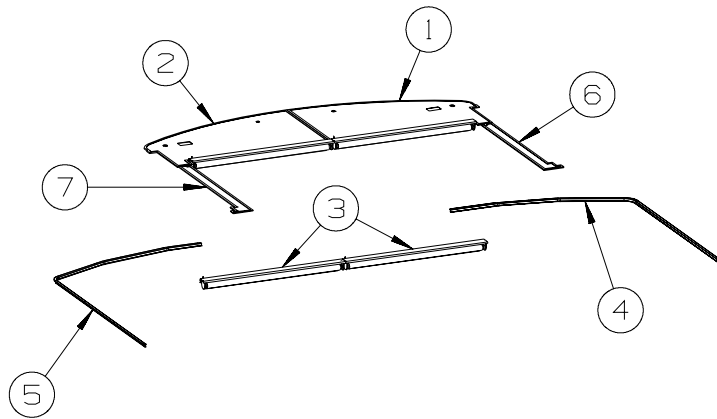


**DRIVERS COMPARTMENT GROUP (CONTINUED)**  
**FRONT INTERIOR (CONTINUED)**



**OVERHEAD  
PANELS  
W/O FRONT TV  
FROM: 00-00-00  
THRU: 03-18-07**

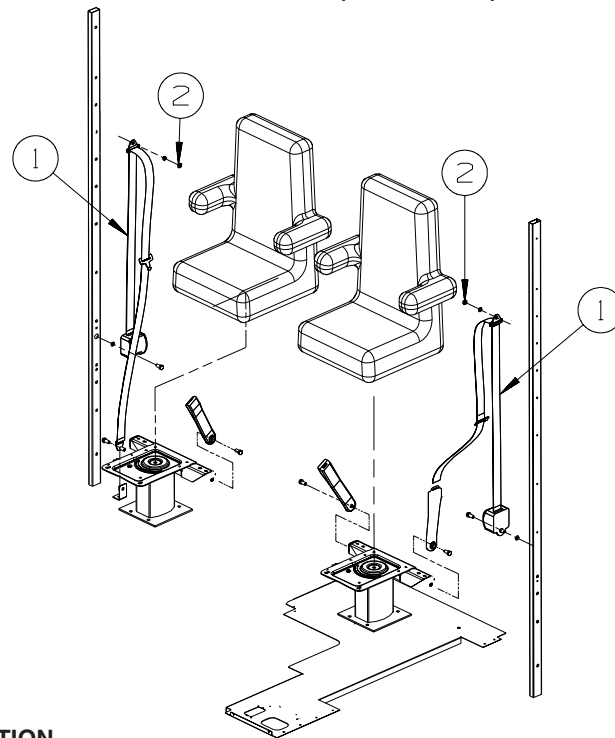
KEY	PART NUMBER	U/M	DESCRIPTION
1	126440-41-WA0	EA	PANEL - OVERHEAD/FRONT/BOTTOM/PASSENGER - VINYL COVERED
2	126440-42-WA0	EA	PANEL - OVERHEAD/FRONT/BOTTOM/DRIVER - VINYL COVERED
3	142380-02-01A	EA	SHADE - POWER - 41.2"W X 19"H
4	126456-03-05A	EA	TRACK/WRAPAROUND - PASSENGER - RIVERSTONE
5	126456-04-05A	EA	TRACK/WRAPAROUND - DRIVER - RIVERSTONE
6	144648-01-WA0	EA	PANEL - OVERHEAD/FRONT/RIGHT HAND
7	144648-02-WA0	EA	PANEL - OVERHEAD/FRONT/LEFT HAND



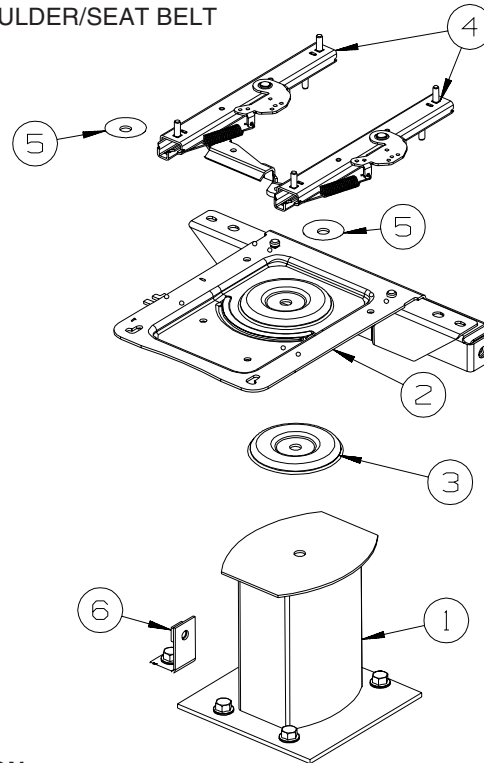
**OVERHEAD  
PANELS  
W/O FRONT TV  
FROM: 03-19-07  
THRU: 99-99-99**

KEY	PART NUMBER	U/M	DESCRIPTION
1	126440-47-WA0	EA	PANEL - OVERHEAD/FRONT/BOTTOM/PASSENGER - VINYL COVERED
2	126440-48-WA0	EA	PANEL - OVERHEAD/FRONT/BOTTOM/DRIVER - VINYL COVERED
3	142380-02-01A	EA	SHADE - POWER - 41.2"W X 19"H
4	126456-03-05A	EA	TRACK/WRAPAROUND - PASSENGER - RIVERSTONE
5	126456-04-05A	EA	TRACK/WRAPAROUND - DRIVER - RIVERSTONE
6	144648-01-WA0	EA	PANEL - OVERHEAD/FRONT/RIGHT HAND
7	144648-02-WA0	EA	PANEL - OVERHEAD/FRONT/LEFT HAND

**DRIVERS COMPARTMENT GROUP (CONTINUED)**  
**FRONT INTERIOR (CONTINUED)**



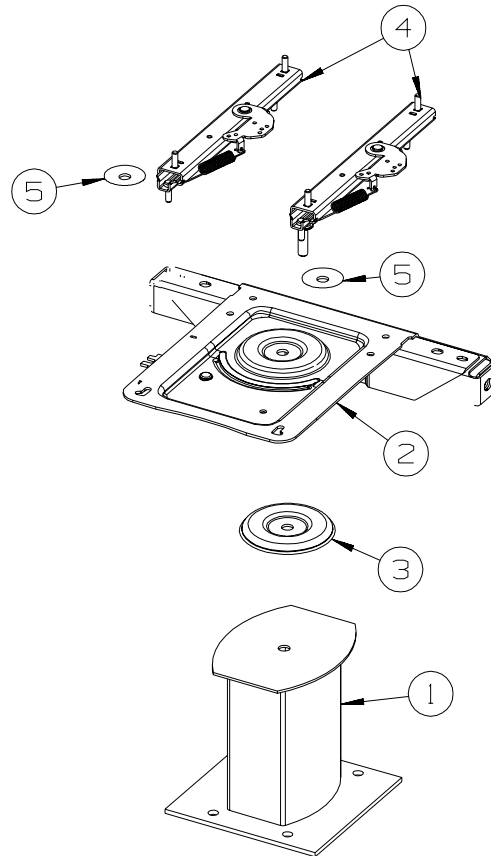
KEY	PART NUMBER	U/M	DESCRIPTION
1	091990-10-01A	EA	SEAT BELT - 3 POINT - DUAL SENSITIVE - BLACK
2	109146-01-000	EA	BOLT - SHOULDER/SEAT BELT



**PASSENGER**

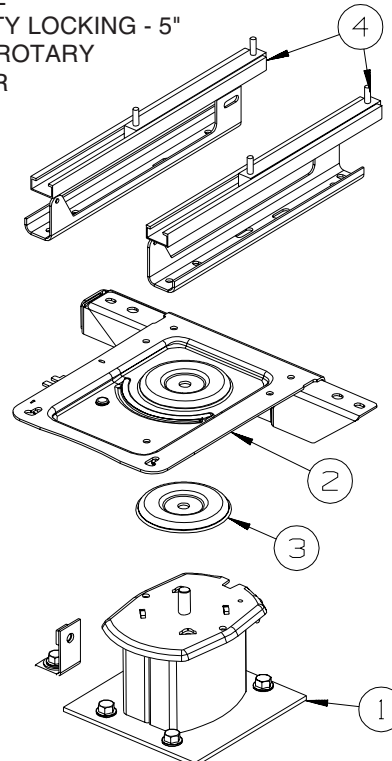
KEY	PART NUMBER	U/M	DESCRIPTION
1	133408-01-000	EA	PEDESTAL - SEAT - DRIVER/PASSENGER - 9 3/4"
2	133408-20-000	EA	TOP PLATE - PASSENGER - W/ANCHOR
3	107921-06-000	EA	BEARING KIT - PEDESTAL
4	131566-04-000	EA	SLIDE/SEAT - HEAVY DUTY LOCKING - 5"
	119952-07-000	EA	WIRE - LATCH RELEASE/ROTARY
5	131566-05-000	EA	WASHER - SLIDE SPACER
6	133408-04-000	EA	BRACKET - ANCHOR/FLOOR

**DRIVERS COMPARTMENT GROUP (CONTINUED)**  
**FRONT INTERIOR (CONTINUED)**



**DRIVER**

KEY	PART NUMBER	U/M DESCRIPTION
1	133408-01-000	EA PEDESTAL - SEAT - DRIVER/PASSENGER - 9 3/4"
2	133408-08-000	EA TOP PLATE - W/BAR
3	107921-06-000	EA BEARING KIT - PEDESTAL
4	131566-04-000	EA SLIDE/SEAT - HEAVY DUTY LOCKING - 5"
	119952-07-000	EA WIRE - LATCH RELEASE/ROTARY
5	131566-05-000	EA WASHER - SLIDE SPACER



**DRIVER  
6-WAY POWER**

KEY	PART NUMBER	U/M DESCRIPTION
1	133408-05-000	EA PEDESTAL - SEAT - 5.75"
2	133408-08-000	EA TOP PLATE - W/BAR
3	107921-06-000	EA BEARING KIT - PEDESTAL
4*	147767-01-000	EA SEAT - POWER - 6-WAY - DRIVER

**\*COMPONENT PARTS LISTED LATER IN THIS GROUP**

**DRIVERS COMPARTMENT GROUP (CONTINUED)**  
**COMPONENT PARTS FOR FRONT INTERIOR**

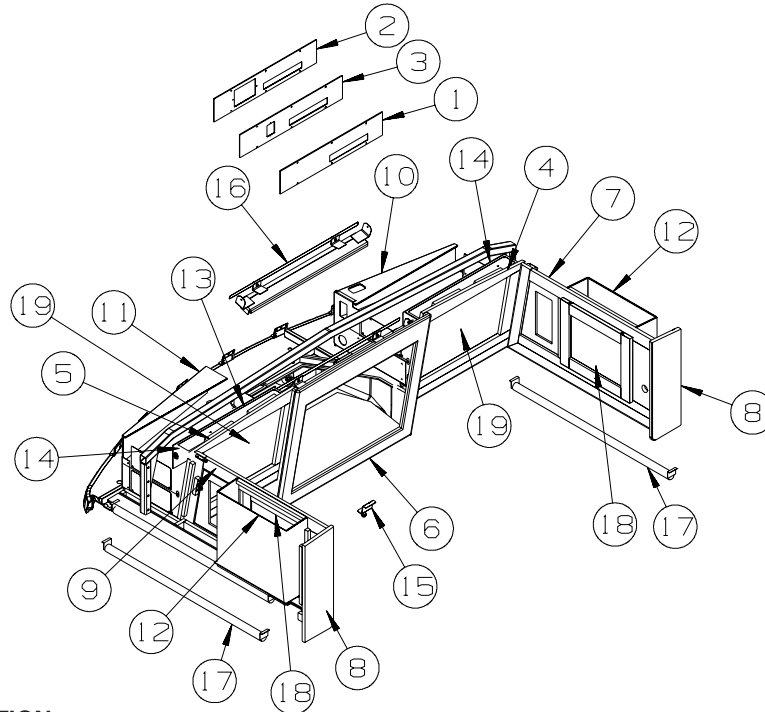
147767-01-000, 147767-02-000

<b>KEY</b>	<b>PART NUMBER</b>	<b>U/M</b>	<b>DESCRIPTION</b>	<b>VENDOR NO</b>
	147767-01-700	EA	SWITCH PLATE	SHROCK-9PT-SWT-PLTE
	147767-01-701	EA	MOTOR - VERTICAL	SHROCK 9PT-M0-VER-0
	147767-01-702	EA	MOTOR - HORIZONTAL	SHROCK 9PT-M0-HOZ-0

## DRIVERS COMPARTMENT GROUP (CONTINUED)

### CABINETS

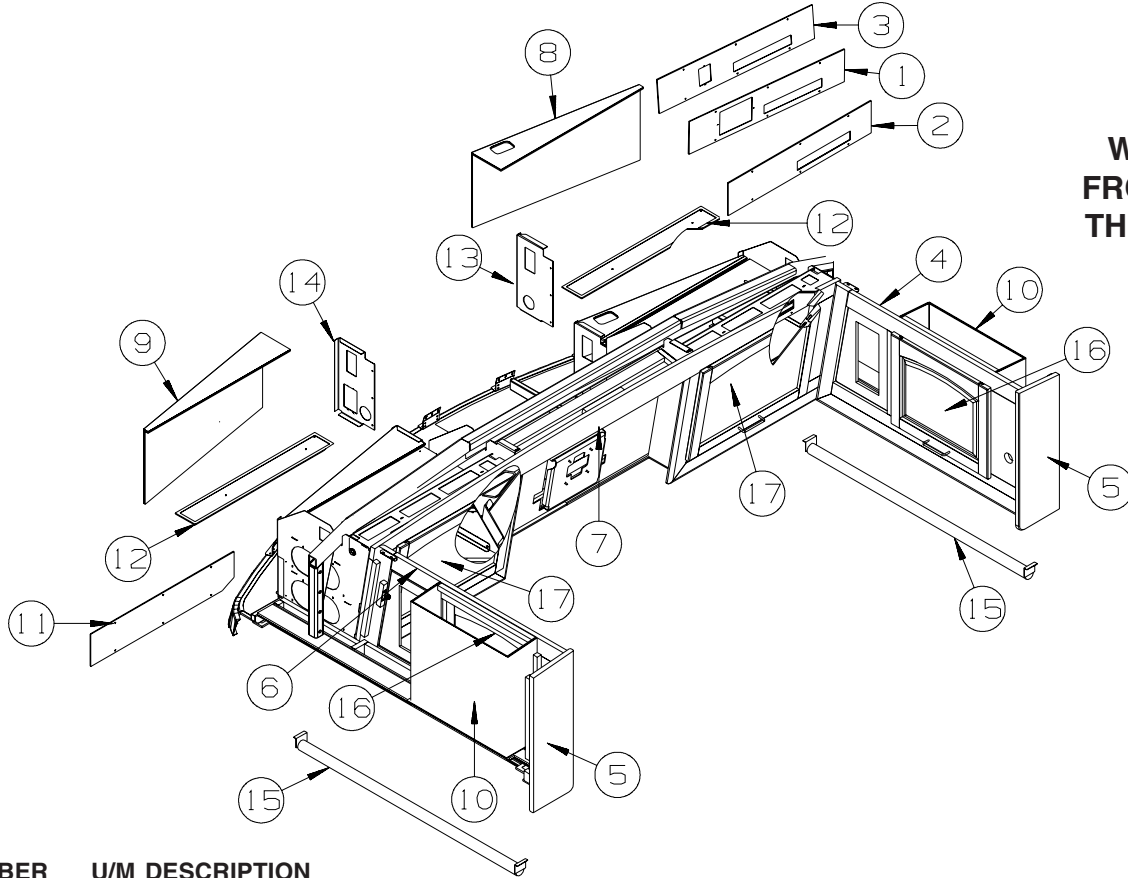
**W/FRONT TV**  
**FROM: 00-00-00**  
**THRU: 03-18-07**



KEY	PART NUMBER	U/M	DESCRIPTION
1	150628-10-WA0	EA	PANEL - VINYL COVERED - <b>IN-MOTION SATELLITE SYSTEM</b>
2	150628-01-WA0	EA	PANEL - VINYL COVERED
3	150628-15-WA0	EA	PANEL - VINYL COVERED - <b>AUTOMATIC SATELLITE SYSTEM</b>
4	152403-01-UM1	EA	CABINET - OVERHEAD/FRONT/RH HAND - W/O DOORS/HDW - CONCERT CHERRY
4	152403-01-T79	EA	CABINET - OVERHEAD/FRONT/RH HAND - W/O DOORS/HDW - WASHED MAPLE
4	152403-01-T80	EA	CABINET - OVERHEAD/FRONT/RH HAND - W/O DOORS/HDW - SIERRA MAPLE
5	152403-02-UM1	EA	CABINET - OVERHEAD/FRONT - W/O DOORS/HDW - CONCERT CHERRY
5	152403-02-T79	EA	CABINET - OVERHEAD/FRONT - W/O DOORS/HDW - WASHED MAPLE
5	152403-02-T80	EA	CABINET - OVERHEAD/FRONT - W/O DOORS/HDW - SIERRA MAPLE
6	152404-01-T78	EA	CABINET - FRONT/TV FACE - W/O DOORS/HDW - CONCERT CHERRY
6	152404-01-T79	EA	CABINET - FRONT/TV FACE - W/O DOORS/HDW - WASHED MAPLE
6	152404-01-T80	EA	CABINET - FRONT/TV FACE - W/O DOORS/HDW - SIERRA MAPLE
7	159108-01-WA0	EA	CABINET - FRONT/SIDE - W/O DOORS/HDW
7	159108-01-WA1	EA	CABINET - FRONT/SIDE - W/O DOORS/HDW
7	159108-01-WA2	EA	CABINET - FRONT/SIDE - W/O DOORS/HDW
7	159108-01-WA4	EA	CABINET - FRONT/SIDE - W/O DOORS/HDW
7	159108-01-WA5	EA	CABINET - FRONT/SIDE - W/O DOORS/HDW
7	159108-01-WA6	EA	CABINET - FRONT/SIDE - W/O DOORS/HDW
7	159108-01-WB0	EA	CABINET - FRONT/SIDE - W/O DOORS/HDW
7	159108-01-WB1	EA	CABINET - FRONT/SIDE - W/O DOORS/HDW
7	159108-01-WB2	EA	CABINET - FRONT/SIDE - W/O DOORS/HDW
8	145517-34-T78	EA	END CAP - OVERHEAD CABINET - CONCERT CHERRY
8	145517-34-T79	EA	END CAP - OVERHEAD CABINET - WASHED MAPLE
8	145517-34-T80	EA	END CAP - OVERHEAD CABINET - SIERRA MAPLE
9	159108-02-WA0	EA	CABINET - FRONT/SIDE - W/O DOORS/HDW
9	159108-02-WA1	EA	CABINET - FRONT/SIDE - W/O DOORS/HDW
9	159108-02-WA2	EA	CABINET - FRONT/SIDE - W/O DOORS/HDW
9	159108-02-WA4	EA	CABINET - FRONT/SIDE - W/O DOORS/HDW
9	159108-02-WA5	EA	CABINET - FRONT/SIDE - W/O DOORS/HDW
9	159108-02-WA6	EA	CABINET - FRONT/SIDE - W/O DOORS/HDW
9	159108-02-WB0	EA	CABINET - FRONT/SIDE - W/O DOORS/HDW
9	159108-02-WB1	EA	CABINET - FRONT/SIDE - W/O DOORS/HDW
9	159108-02-WB2	EA	CABINET - FRONT/SIDE - W/O DOORS/HDW
10	132909-16-U90	EA	PANEL - VINYL COVERED

## DRIVERS COMPARTMENT GROUP (CONTINUED) CABINETS (CONTINUED)

KEY	PART NUMBER	U/M	DESCRIPTION
11	132909-17-U90	EA	PANEL - VINYL COVERED - LH HAND
12	132909-22-U90	EA	PANEL - VINYL COVERED
13	150628-02-WA0	EA	PANEL - VINYL COVERED
14	150628-08-WA0	EA	PANEL - VINYL COVERED
15	152944-02-02B	EA	BRACKET - TIEDOWN/TV - E-COATED
16	155314-02-02B	EA	BRACKET - TV - 32.6" - W/ANGLES - W/O FOAM TAPE - E-COATED
17	126841-09-000	EA	SHADE - PULL - CHARCOAL MESH - 40.25" X 60"
18	141522-A3-WA0	EA	DOOR - ARCHED/PENCIL EDGE/HORIZ - 14.3" X 17.9" - W/O HDW - CONCERT CHERRY
18	141522-A3-WA1	EA	DOOR - ARCHED/PENCIL EDGE/HORIZ - 14.3" X 17.9" - W/O HDW - WASHED MAPLE
18	141522-A3-WA2	EA	DOOR - ARCHED/PENCIL EDGE/HORIZ - 14.3" X 17.9" - W/O HDW - SIERRA MAPLE
19	146028-C5-WA0	EA	DOOR - GLASS INSERT/PENCIL EDGE - 15.7" X 21.8" - W/O HDW - CONCERT CHERRY
19	146028-C5-WA1	EA	DOOR - GLASS INSERT/PENCIL EDGE - 15.7" X 21.8" - W/O HDW - WASHED MAPLE
19	146028-C5-WA2	EA	DOOR - GLASS INSERT/PENCIL EDGE - 15.7" X 21.8" - W/O HDW - SIERRA MAPLE



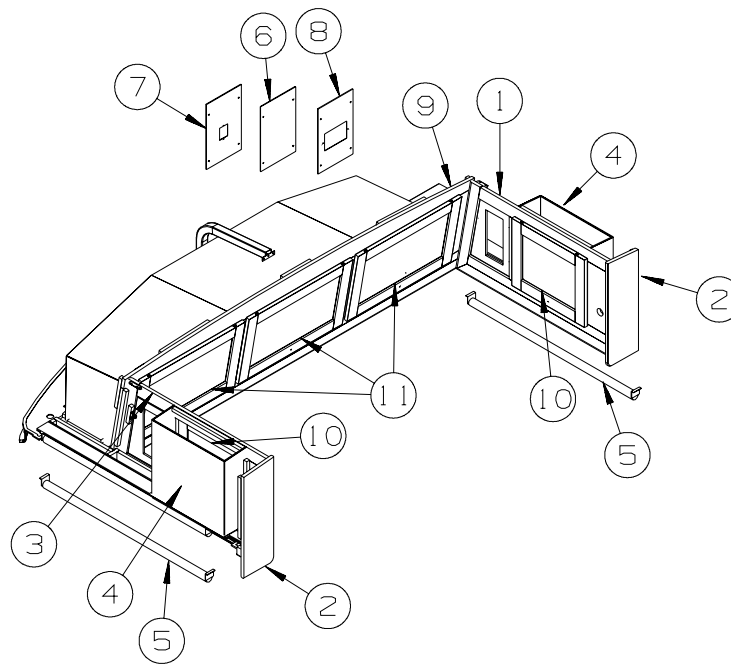
**W/FRONT TV  
FROM: 03-19-07  
THRU: 99-99-99**

KEY	PART NUMBER	U/M	DESCRIPTION
1	150628-10-WA0	EA	PANEL - VINYL COVERED - <b>IN-MOTION SATELLITE SYSTEM</b>
2	150628-01-WA0	EA	PANEL - VINYL COVERED
3	150628-15-WA0	EA	PANEL - VINYL COVERED - <b>AUTOMATIC SATELLITE SYSTEM</b>
4	159108-01-WA0	EA	CABINET - FRONT/SIDE - W/O DOORS/HDW
4	159108-01-WA1	EA	CABINET - FRONT/SIDE - W/O DOORS/HDW
4	159108-01-WA2	EA	CABINET - FRONT/SIDE - W/O DOORS/HDW
4	159108-01-WA4	EA	CABINET - FRONT/SIDE - W/O DOORS/HDW
4	159108-01-WA5	EA	CABINET - FRONT/SIDE - W/O DOORS/HDW
4	159108-01-WA6	EA	CABINET - FRONT/SIDE - W/O DOORS/HDW
4	159108-01-WB0	EA	CABINET - FRONT/SIDE - W/O DOORS/HDW
4	159108-01-WB1	EA	CABINET - FRONT/SIDE - W/O DOORS/HDW
4	159108-01-WB2	EA	CABINET - FRONT/SIDE - W/O DOORS/HDW
5	145517-34-T78	EA	END CAP - OVERHEAD CABINET - CONCERT CHERRY
5	145517-34-T79	EA	END CAP - OVERHEAD CABINET - WASHED MAPLE
5	145517-34-T80	EA	END CAP - OVERHEAD CABINET - SIERRA MAPLE
6	159108-02-WA0	EA	CABINET - FRONT/SIDE - W/O DOORS/HDW
6	159108-02-WA1	EA	CABINET - FRONT/SIDE - W/O DOORS/HDW
6	159108-02-WA2	EA	CABINET - FRONT/SIDE - W/O DOORS/HDW
6	159108-02-WA4	EA	CABINET - FRONT/SIDE - W/O DOORS/HDW
6	159108-02-WA5	EA	CABINET - FRONT/SIDE - W/O DOORS/HDW

**DRIVERS COMPARTMENT GROUP (CONTINUED)**  
**CABINETS (CONTINUED)**

KEY	PART NUMBER	U/M	DESCRIPTION
6	159108-02-WA6	EA	CABINET - FRONT/SIDE - W/O DOORS/HDW
6	159108-02-WB0	EA	CABINET - FRONT/SIDE - W/O DOORS/HDW
6	159108-02-WB1	EA	CABINET - FRONT/SIDE - W/O DOORS/HDW
6	159108-02-WB2	EA	CABINET - FRONT/SIDE - W/O DOORS/HDW
7	164275-01-WA0	EA	CABINET - OVERHEAD/TV/FRONT - W/O HDW
7	164275-01-WA1	EA	CABINET - OVERHEAD/TV/FRONT - W/O HDW
7	164275-01-WA2	EA	CABINET - OVERHEAD/TV/FRONT - W/O HDW
7	164275-01-WA4	EA	CABINET - OVERHEAD/TV/FRONT - W/O HDW
7	164275-01-WA5	EA	CABINET - OVERHEAD/TV/FRONT - W/O HDW
7	164275-01-WA6	EA	CABINET - OVERHEAD/TV/FRONT - W/O HDW
7	164275-01-WB0	EA	CABINET - OVERHEAD/TV/FRONT - W/O HDW
7	164275-01-WB1	EA	CABINET - OVERHEAD/TV/FRONT - W/O HDW
7	164275-01-WB2	EA	CABINET - OVERHEAD/TV/FRONT - W/O HDW
8	132909-16-U90	EA	PANEL - VINYL COVERED
9	132909-17-U90	EA	PANEL - VINYL COVERED - LH HAND
10	132909-22-U90	EA	PANEL - VINYL COVERED
11	150628-02-WA0	EA	PANEL - VINYL COVERED
12	150628-08-WA0	EA	PANEL - VINYL COVERED
13	164244-01-02B	EA	PANEL/FRONT - TV/SUPPORT - E-COATED
14	164244-02-02B	EA	PANEL/FRONT - TV/SUPPORT - E-COATED
	058786-01-000	EA	BOLT - HOOD ADJUSTMENT - 5/16"-18 X 1.5"-2" - W/BLACK PAD
	058786-04-000	EA	BOLT - HOOD ADJUSTMENT - 5/16"-18 X 2"-2.5" - W/BLACK PAD
15	126841-09-000	EA	SHADE - PULL - CHARCOAL MESH - 40.25" X 60"
16	141522-A3-WA0	EA	DOOR - ARCHED/PENCIL EDGE/HORIZ - 14.3" X 17.9" - W/O HDW - CONCERT CHERRY
16	141522-A3-WA1	EA	DOOR - ARCHED/PENCIL EDGE/HORIZ - 14.3" X 17.9" - W/O HDW - WASHED MAPLE
16	141522-A3-WA2	EA	DOOR - ARCHED/PENCIL EDGE/HORIZ - 14.3" X 17.9" - W/O HDW - SIERRA MAPLE
17	146028-C5-WA0	EA	DOOR - GLASS IDNSERT/PENCIL EDGE - 15.7" X 21.8" - W/O HDW - CONCERT CHERRY
17	146028-C5-WA1	EA	DOOR - GLASS INSERT/PENCIL EDGE - 15.7" X 21.8" - W/O HDW - WASHED MAPLE
17	146028-C5-WA2	EA	DOOR - GLASS INSERT/PENCIL EDGE - 15.7" X 21.8" - W/O HDW - SIERRA MAPLE

**DRIVERS COMPARTMENT GROUP (CONTINUED)**  
**CABINETS (CONTINUED)**

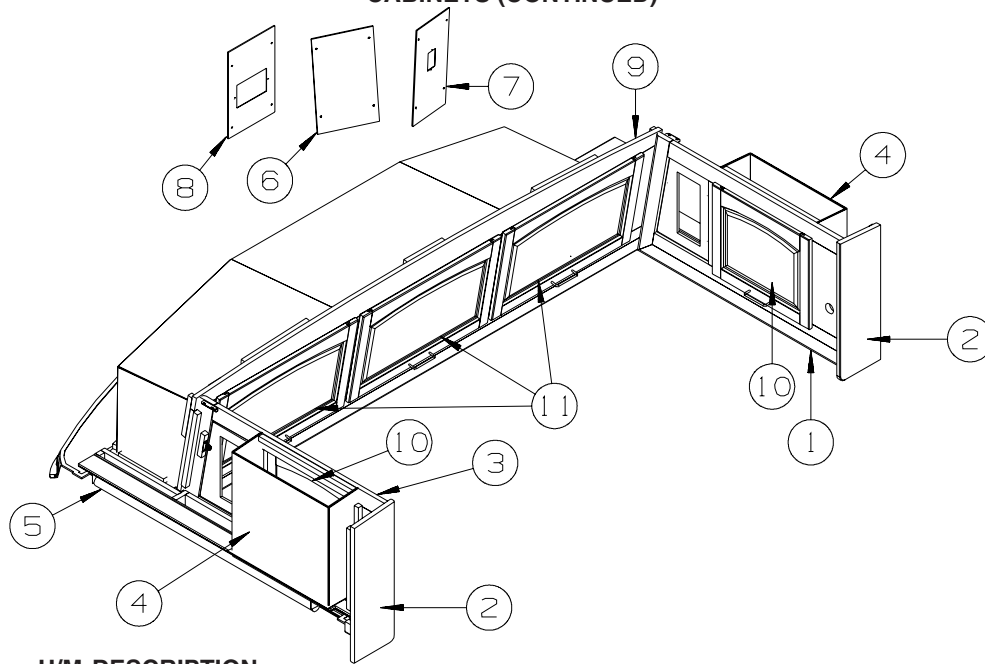


**W/O FRONT TV**  
**FROM: 00-00-00**  
**THRU: 03-18-07**

KEY	PART NUMBER	U/M	DESCRIPTION
1	159108-01-WA0	EA	CABINET - FRONT/SIDE - W/O DOORS/HDW
1	159108-01-WA1	EA	CABINET - FRONT/SIDE - W/O DOORS/HDW
1	159108-01-WA2	EA	CABINET - FRONT/SIDE - W/O DOORS/HDW
1	159108-01-WA4	EA	CABINET - FRONT/SIDE - W/O DOORS/HDW
1	159108-01-WA5	EA	CABINET - FRONT/SIDE - W/O DOORS/HDW
1	159108-01-WA6	EA	CABINET - FRONT/SIDE - W/O DOORS/HDW
1	159108-01-WB0	EA	CABINET - FRONT/SIDE - W/O DOORS/HDW
1	159108-01-WB1	EA	CABINET - FRONT/SIDE - W/O DOORS/HDW
1	159108-01-WB2	EA	CABINET - FRONT/SIDE - W/O DOORS/HDW
2	145517-34-T78	EA	END CAP - OVERHEAD CABINET - CONCERT CHERRY
2	145517-34-T79	EA	END CAP - OVERHEAD CABINET - WASHED MAPLE
2	145517-34-T80	EA	END CAP - OVERHEAD CABINET - SIERRA MAPLE
3	159108-02-WA0	EA	CABINET - FRONT/SIDE - W/O DOORS/HDW
3	159108-02-WA1	EA	CABINET - FRONT/SIDE - W/O DOORS/HDW
3	159108-02-WA2	EA	CABINET - FRONT/SIDE - W/O DOORS/HDW
3	159108-02-WA4	EA	CABINET - FRONT/SIDE - W/O DOORS/HDW
3	159108-02-WA5	EA	CABINET - FRONT/SIDE - W/O DOORS/HDW
3	159108-02-WA6	EA	CABINET - FRONT/SIDE - W/O DOORS/HDW
3	159108-02-WB0	EA	CABINET - FRONT/SIDE - W/O DOORS/HDW
3	159108-02-WB1	EA	CABINET - FRONT/SIDE - W/O DOORS/HDW
3	159108-02-WB2	EA	CABINET - FRONT/SIDE - W/O DOORS/HDW
4	132909-22-U90	EA	PANEL - VINYL COVERED
5	126841-09-000	EA	SHADE - PULL - CHARCOAL MESH - 40.25" X 60"
6	155127-01-WM0	EA	PANEL - VINYL COVERED
7	155127-02-WM0	EA	PANEL - VINYL COVERED - <b>AUTOMATIC SATELLITE SYSTEM</b>
			FROM: 00-00-00 THRU: 01-28-07
7	155127-10-WA0	EA	PANEL - VINYL COVERED - <b>AUTOMATIC SATELLITE SYSTEM</b>
			FROM: 01-29-07 THRU: 99-99-99
8	155127-03-WM0	EA	PANEL - VINYL COVERED - <b>IN-MOTION SATELLITE SYSTEM</b>
9	153644-01-UM1	EA	CABINET - OVERHEAD/FRONT - W/O DOORS/HDW - CONCERT CHERRY
9	153644-01-T79	EA	CABINET - OVERHEAD/FRONT - W/O DOORS/HDW - WASHED MAPLE
9	153644-01-T80	EA	CABINET - OVERHEAD/FRONT - W/O DOORS/HDW - SIERRA MAPLE
10	141522-A3-WA0	EA	DOOR - ARCHED/PENCIL EDGE/HORIZ - 14.3" X 17.9" - W/O HDW - CONCERT CHERRY
10	141522-A3-WA1	EA	DOOR - ARCHED/PENCIL EDGE/HORIZ - 14.3" X 17.9" - W/O HDW - WASHED MAPLE
10	141522-A3-WA2	EA	DOOR - ARCHED/PENCIL EDGE/HORIZ - 14.3" X 17.9" - W/O HDW - SIERRA MAPLE
11	141522-C1-WA0	EA	DOOR - ARCHED/PENCIL EDGE/HORIZ - 15.3" X 25.6" - W/O HDW - CONCERT CHERRY
11	141522-C1-WA1	EA	DOOR - ARCHED/PENCIL EDGE/HORIZ - 15.3" X 25.6" - W/O HDW - WASHED MAPLE
11	141522-C1-WA2	EA	DOOR - ARCHED/PENCIL EDGE/HORIZ - 15.3" X 25.6" - W/O HDW - SIERRA MAPLE



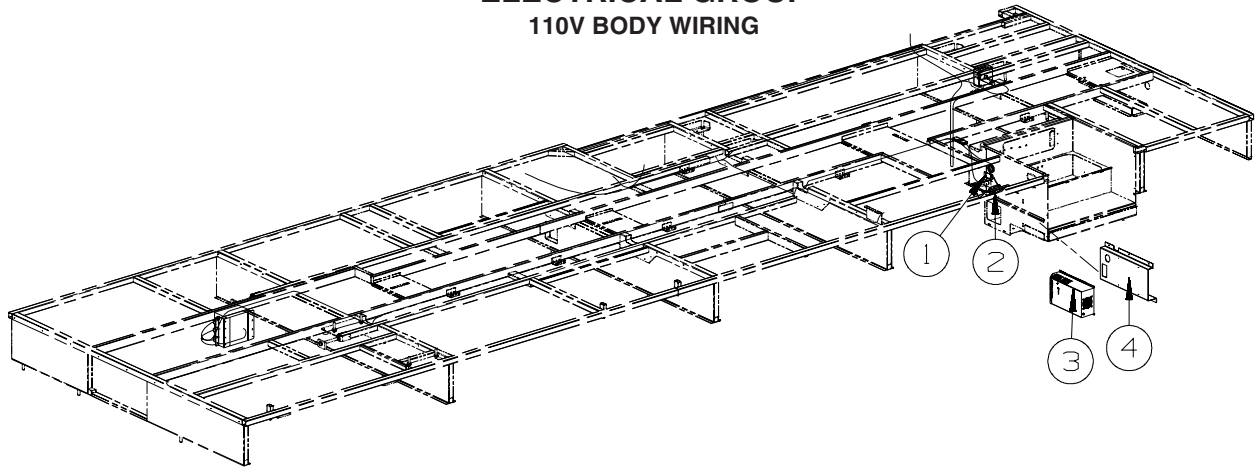
**DRIVERS COMPARTMENT GROUP (CONTINUED)**  
**CABINETS (CONTINUED)**



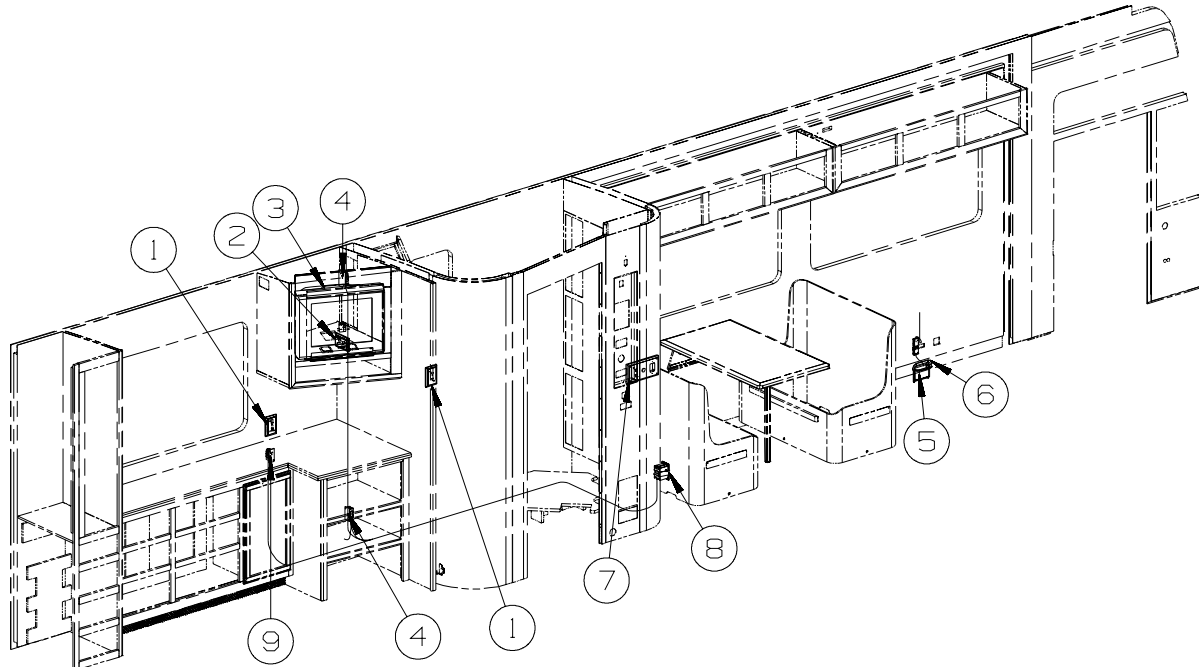
**W/O FRONT TV**  
**FROM: 03-19-07**  
**THRU: 99-99-99**

KEY	PART NUMBER	U/M	DESCRIPTION
1	159108-01-WA0	EA	CABINET - FRONT/SIDE - W/O DOORS/HDW
1	159108-01-WA1	EA	CABINET - FRONT/SIDE - W/O DOORS/HDW
1	159108-01-WA2	EA	CABINET - FRONT/SIDE - W/O DOORS/HDW
1	159108-01-WA4	EA	CABINET - FRONT/SIDE - W/O DOORS/HDW
1	159108-01-WA5	EA	CABINET - FRONT/SIDE - W/O DOORS/HDW
1	159108-01-WA6	EA	CABINET - FRONT/SIDE - W/O DOORS/HDW
1	159108-01-WB0	EA	CABINET - FRONT/SIDE - W/O DOORS/HDW
1	159108-01-WB1	EA	CABINET - FRONT/SIDE - W/O DOORS/HDW
1	159108-01-WB2	EA	CABINET - FRONT/SIDE - W/O DOORS/HDW
2	145517-34-T78	EA	END CAP - OVERHEAD CABINET - CONCERT CHERRY
2	145517-34-T79	EA	END CAP - OVERHEAD CABINET - WASHED MAPLE
2	145517-34-T80	EA	END CAP - OVERHEAD CABINET - SIERRA MAPLE
3	159108-02-WA0	EA	CABINET - FRONT/SIDE - W/O DOORS/HDW
3	159108-02-WA1	EA	CABINET - FRONT/SIDE - W/O DOORS/HDW
3	159108-02-WA2	EA	CABINET - FRONT/SIDE - W/O DOORS/HDW
3	159108-02-WA4	EA	CABINET - FRONT/SIDE - W/O DOORS/HDW
3	159108-02-WA5	EA	CABINET - FRONT/SIDE - W/O DOORS/HDW
3	159108-02-WA6	EA	CABINET - FRONT/SIDE - W/O DOORS/HDW
3	159108-02-WB0	EA	CABINET - FRONT/SIDE - W/O DOORS/HDW
3	159108-02-WB1	EA	CABINET - FRONT/SIDE - W/O DOORS/HDW
3	159108-02-WB2	EA	CABINET - FRONT/SIDE - W/O DOORS/HDW
4	132909-22-U90	EA	PANEL - VINYL COVERED
5	126841-09-000	EA	SHADE - PULL - CHARCOAL MESH - 40.25" X 60"
6	155127-01-WM0	EA	PANEL - VINYL COVERED
7	155127-10-WA0	EA	PANEL - VINYL COVERED - <b>AUTOMATIC SATELLITE SYSTEM</b>
8	155127-03-WM0	EA	PANEL - VINYL COVERED - <b>IN-MOTION SATELLITE SYSTEM</b>
9	164276-01-WA0	EA	CABINET - OVERHEAD/FRONT - W/O DOORS/HDW - CONCERT CHERRY
9	164276-01-W79	EA	CABINET - OVERHEAD/FRONT - W/O DOORS/HDW - WASHED MAPLE
9	164276-01-W80	EA	CABINET - OVERHEAD/FRONT - W/O DOORS/HDW - SIERRA MAPLE
10	141522-A3-WA0	EA	DOOR - ARCHED/PENCIL EDGE/HORIZ - 14.3" X 17.9" - W/O HDW - CONCERT CHERRY
10	141522-A3-WA1	EA	DOOR - ARCHED/PENCIL EDGE/HORIZ - 14.3" X 17.9" - W/O HDW - WASHED MAPLE
10	141522-A3-WA2	EA	DOOR - ARCHED/PENCIL EDGE/HORIZ - 14.3" X 17.9" - W/O HDW - SIERRA MAPLE
11	141522-C1-WA0	EA	DOOR - ARCHED/PENCIL EDGE/HORIZ - 15.3" X 25.6" - W/O HDW - CONCERT CHERRY
11	141522-C1-WA1	EA	DOOR - ARCHED/PENCIL EDGE/HORIZ - 15.3" X 25.6" - W/O HDW - WASHED MAPLE
11	141522-C1-WA2	EA	DOOR - ARCHED/PENCIL EDGE/HORIZ - 15.3" X 25.6" - W/O HDW - SIERRA MAPLE

## ELECTRICAL GROUP 110V BODY WIRING



KEY	PART NUMBER	U/M	DESCRIPTION
1	058708-05-000	EA	RECEPTACLE - ELECTRICAL - SINGLE - BROWN - <b>INVERTER-DC/AC,600 WATT</b>
2	058708-01-000	EA	RECEPTACLE - ELECTRIC - DOUBLE - BROWN
3	154511-01-000	EA	INVERTER - 600 WATT - W/O REMOTE PANEL - <b>INVERTER-DC/AC,600 WATT</b>
4	154367-11-02B	EA	BRACKET/MOUNT - INVERTER - E-COATED - <b>INVERTER-DC/AC,600 WATT</b>

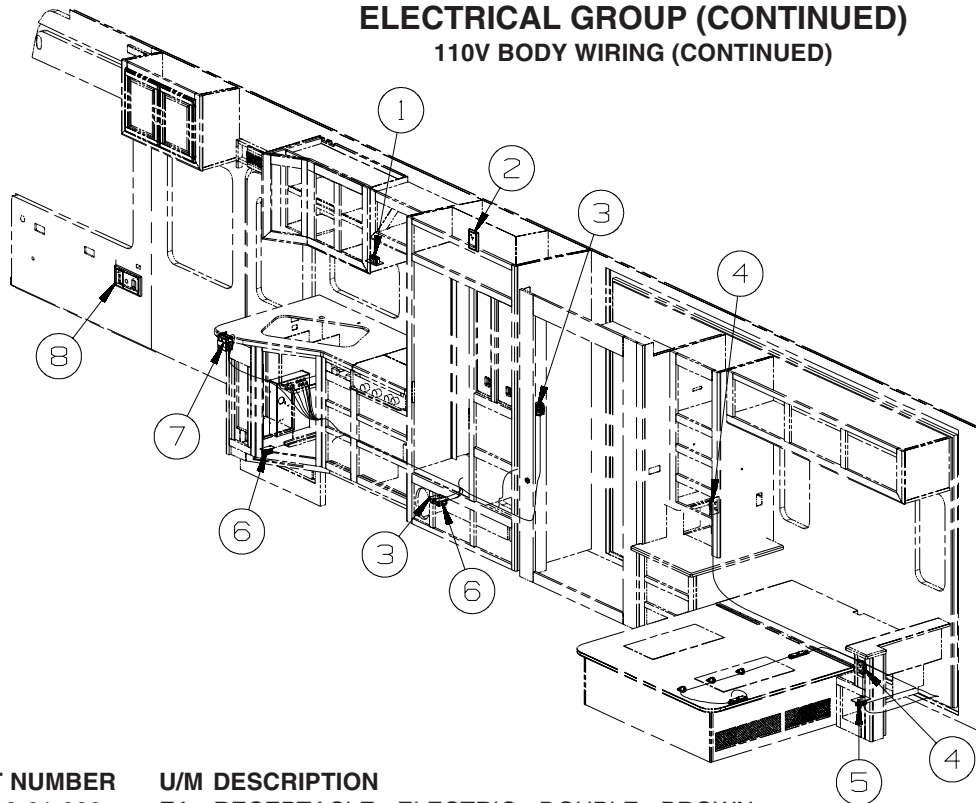


KEY	PART NUMBER	U/M	DESCRIPTION
1	058708-01-000	EA	RECEPTACLE - ELECTRIC - DOUBLE - BROWN
1	133713-01-25A	EA	SPACER/RECEPTACLE - VINYL - SAKAE CONCERT CHERRY
1	133713-01-21A	EA	SPACER/RECEPTACLE - VINYL - WASHED MAPLE
1	133713-01-22A	EA	SPACER/RECEPTACLE - VINYL - SIERRA MAPLE
2	058708-01-000	EA	RECEPTACLE - ELECTRIC - DOUBLE - BROWN
2	158542-01-01A	EA	LABEL - RECEPTACLE - WASHER/DRYER - WHITE/BLACK - <b>CANADAIN</b>
3*	149040-03-000	EA	TV - 20" FLAT SCREEN/STEREO - RCA 20F420T FROM: 00-00-00 THRU: 06-10-07
3*	149040-04-000	EA	TV - 20" FLAT SCREEN/STEREO - RCA 20F424T - <b>TV (REAR)-20"COLOR, STEREO</b> FROM: 06-11-07 THRU: 99-99-99
4	058707-02-000	EA	RECEPTACLE - BLANK - JUNCTION BOX
5	153862-02-01A	EA	COVER - WIRE - 5.9" X 3.8" X 2.2" - BLACK
6	155469-01-01A	EA	COVER - WIRE - .9" X 6.3" X 5.6" - BLACK
7	058708-01-000	EA	RECEPTACLE - ELECTRIC - DOUBLE - BROWN
7	133713-06-25A	EA	SPACER/RECEPTACLE - PHONE - VINYL - SAKAE CONCERT CHERRY
7	133713-06-21A	EA	SPACER/RECEPTACLE - PHONE - VINYL - WASHED MAPLE
7	133713-06-22A	EA	SPACER/RECEPTACLE - PHONE - VINYL - SIERRA MAPLE
8	163319-01-02A	EA	RECEPTACLE - GFCI - 15A 125V - BROWN
9	058707-01-000	EA	RECEPTACLE - ELECTRIC - SINGLE - BROWN
9	158542-01-01A	EA	LABEL - RECEPTACLE - WASHER/DRYER - WHITE/BLACK - <b>CANADAIN</b>

\*COMPONENT PARTS LISTED LATER IN THIS GROUP

## ELECTRICAL GROUP (CONTINUED)

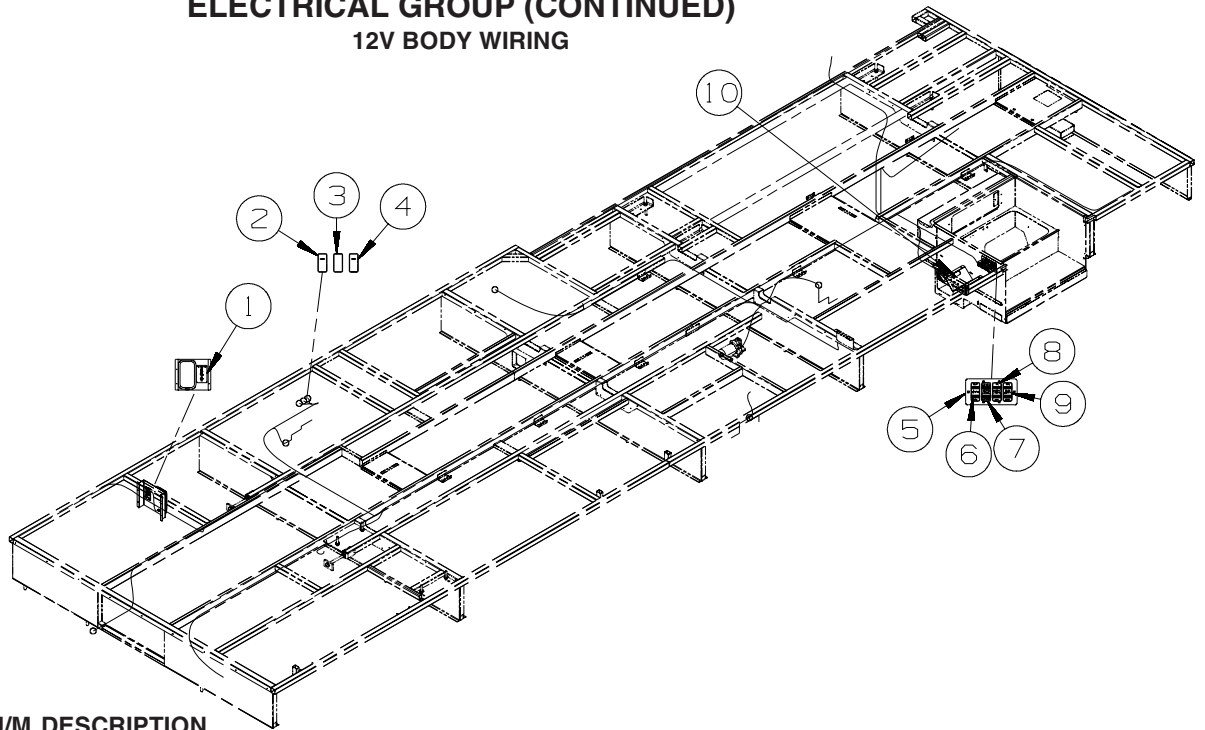
### 110V BODY WIRING (CONTINUED)



KEY	PART NUMBER	U/M	DESCRIPTION
1	058708-01-000	EA	RECEPTACLE - ELECTRIC - DOUBLE - BROWN
2	058708-05-000	EA	RECEPTACLE - ELECTRICAL - SINGLE - BROWN
2	133713-01-25A	EA	SPACER/RECEPTACLE - VINYL - SAKAE CONCERT CHERRY
2	133713-01-21A	EA	SPACER/RECEPTACLE - VINYL - WASHED MAPLE
2	133713-01-22A	EA	SPACER/RECEPTACLE - VINYL - SIERRA MAPLE
3	058707-01-000	EA	RECEPTACLE - ELECTRIC - SINGLE - BROWN
4	058708-01-000	EA	RECEPTACLE - ELECTRIC - DOUBLE - BROWN
5	058708-05-000	EA	RECEPTACLE - ELECTRICAL - SINGLE - BROWN - SLEEP NUMBER BED-QUEEN SIZE
6	058707-02-000	EA	RECEPTACLE - BLANK - JUNCTION BOX
7	163319-01-02A	EA	RECEPTACLE - GFCI - 15A 125V - BROWN
8	058708-01-000	EA	RECEPTACLE - ELECTRIC - DOUBLE - BROWN
8	133713-06-25A	EA	SPACER/RECEPTACLE - PHONE - VINYL - SAKAE CONCERT CHERRY
8	133713-06-21A	EA	SPACER/RECEPTACLE - PHONE - VINYL - WASHED MAPLE
8	133713-06-22A	EA	SPACER/RECEPTACLE - PHONE - VINYL - SIERRA MAPLE

## ELECTRICAL GROUP (CONTINUED)

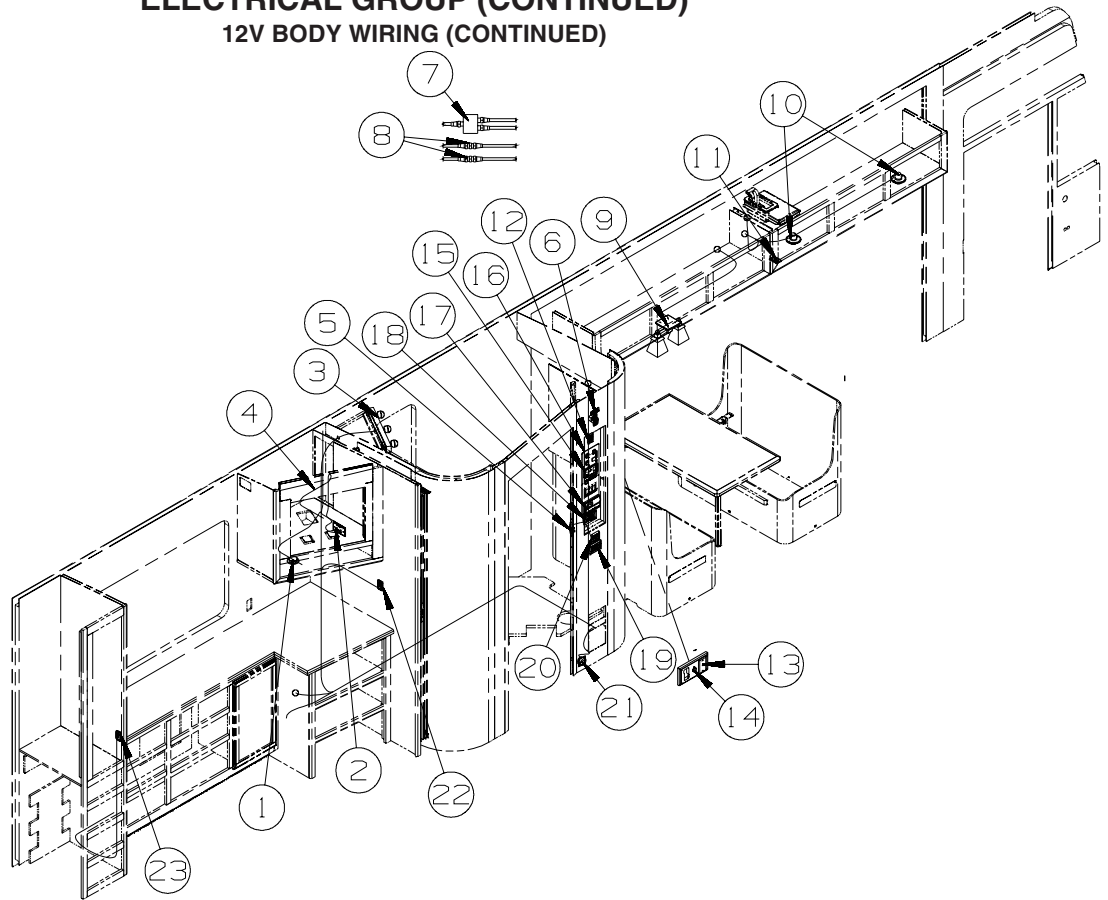
### 12V BODY WIRING



KEY	PART NUMBER	U/M	DESCRIPTION
1	149557-01-01A	EA	PLATE/WALL - PHONE/DUAL COAXIAL/VERTICAL - WHITE
2	108357-15-000	EA	SWITCH - ROCKER - DPDT - ON/NONE/ON - W/LIGHT W/O COVER
2	108356-03-01A	EA	COVER/ACTUATOR SWITCH - 3 GROOVES W/LENS - BLACK
2	108355-01-000	EA	HOUSING - SWITCH
3	108357-01-000	EA	SWITCH - ROCKER - SPST - ON/OFF - 2 TERMINAL - W/O COVER
3	108356-01-01A	EA	COVER/ACTUATOR SWITCH - 3 GROOVES - BLACK
3	108355-01-000	EA	HOUSING - SWITCH
4	108357-18-000	EA	SWITCH - ROCKER - DPDT - MOM/OFF/MOM - W/O COVER - HYDRAULIC LEVEL JACKS-AUTO
4	108356-03-01A	EA	COVER/ACTUATOR SWITCH - 3 GROOVES W/LENS - BLACK - HYDRAULIC LEVEL JACKS-AUTO
4	108355-01-000	EA	HOUSING - SWITCH - HYDRAULIC LEVEL JACKS-AUTO
4	096241-03-000	EA	SWITCH - BLANK - BLACK
5	158431-01-04B	EA	PLATE - SWITCH - BLACK
5	158431-07-04B	EA	PLATE - SWITCH - BLACK - NOT ILLUSTRATED
			FROM: 00-00-00 THRU: 11-04-07
			FROM: 11-05-07 THRU: 99-99-99
6	108357-07-000	EA	SWITCH - ROCKER - SPDT - MOM/OFF/MOM - 3 TERM - W/O COVER - AWNING - PATIO, ELECTRIC
6	108356-12-01A	EA	COVER/ACTUATOR SWITCH - 3 GROOVES - AWNING/IN/OUT - AWNING - PATIO, ELECTRIC
6	108355-01-000	EA	HOUSING - SWITCH - AWNING - PATIO, ELECTRIC
6	096241-03-000	EA	SWITCH - BLANK - BLACK
7	108357-18-000	EA	SWITCH - ROCKER - DPDT - MOM/OFF/MOM - W/O COVER - HYDRAULIC LEVEL JACKS-AUTO
7	108356-15-01A	EA	COVER/ACTUATOR SW-3 GROOVES-LEVELING JACKS/REMOTE-HYDRAULIC LEVEL JACKS-AUTO
7	108355-01-000	EA	HOUSING - SWITCH - HYDRAULIC LEVEL JACKS-AUTO
7	096241-03-000	EA	SWITCH - BLANK - BLACK
8	108357-01-000	EA	SWITCH - ROCKER - SPST - ON/OFF - 2 TERMINAL - W/O COVER
8	108356-14-01A	EA	COVER/ACTUATOR SWITCH - 3 GROOVES - COMPT LIGHTS
8	108355-01-000	EA	HOUSING - SWITCH
9	108357-06-000	EA	SWITCH - ROCKER - DPDT - MOM/OFF/MOM - 6 TERM - W/O COVER
			FROM: 00-00-00 THRU: 11-04-07
9	108357-17-000	EA	SWITCH - DPDT - MOM/OFF/MOM - W/LIGHT - W/O COVER - (COACH BATTERY) NOT ILLUSTRATED
			FROM: 11-05-07 THRU: 99-99-99
9	108357-17-000	EA	SWITCH - DPDT - MOM/OFF/MOM - W/LIGHT - W/O COVER - (CHASSIS BATTERY) NOT ILLUSTRATED
			FROM: 11-05-07 THRU: 99-99-99
9	108356-11-01A	EA	COVER/ACTUATOR SWITCH - 3 GROOVES - AUX BATT - BLACK
			FROM: 00-00-00 THRU: 11-04-07
9	108356-19-01A	EA	COVER/ACTUATOR SWITCH - 3 GROOVES - BLK - (COACH BATTERY) NOT ILLUSTRATED
			FROM: 11-05-07 THRU: 99-99-99
9	108356-20-01A	EA	COVER/ACTUATOR SWITCH - 3 GROOVES - BLK - (CHASSIS BATTERY) NOT ILLUSTRATED
			FROM: 11-05-07 THRU: 99-99-99
9	108355-01-000	EA	HOUSING - SWITCH
10	082134-01-000	EA	ADAPTER - TV - CABLE TO CABLE
10	082136-01-000	EA	NUT - HEX JAM - 3/8-32
10	157486-01-02A	EA	LABEL - TV/EXTERIOR

## ELECTRICAL GROUP (CONTINUED)

### 12V BODY WIRING (CONTINUED)



KEY	PART NUMBER	U/M	DESCRIPTION
1*	123775-01-03A	EA	LIGHT - HALOGEN - ROUND - BLACK
2	149557-05-01A	EA	PLATE/WALL - DUAL COAXIAL/HORIZONTAL - WHITE
3	162446-01-01A	EA	LIGHT - MAKE UP - 3 BULB - ANTIQUE BRONZE
3	123918-01-000	EA	BULB - 12V - MAKEUP - WHITE
4	136860-03-000	EA	CABLE - RCA - SHIELDED - 3 MALE TO MALE CONNECTORS - 6'
4	159064-01-01A	EA	LABEL - CABLE/RCA - WHITE ON BLACK
5	135740-01-01A	EA	SWITCH - ROCKER - SPST - ON/OFF - BROWN
5	135741-02-01A	EA	SWITCH - BASE - DOUBLE - BROWN
5	135742-33-02A	EA	BEZEL - SWITCH - CEILING/FAN - BROWN
6	144363-09-02B	EA	PLATE - SWITCH - E-COATED
6	108357-06-000	EA	SWITCH - ROCKER - DPDT - MOM/OFF/MOM - 6 TERM - W/O COVER
6	108356-01-01A	EA	COVER/ACTUATOR SWITCH - 3 GROOVES - BLACK
6	108355-01-000	EA	HOUSING - SWITCH
6	116220-01-000	EA	APPLIQUE - SWITCH/SLIDEOUT
6	116549-02-000	EA	LABEL - WARNING - SLIDEOUT
6	163992-03-01A	EA	LABEL - SLIDEOUT - PASSENGER/REAR - BLACK/WHITE
7	086756-01-000	EA	SPLITTER - TV/2 WAY
8	082134-01-000	EA	ADAPTER - TV - CABLE TO CABLE
9	093575-50-01A	EA	LIGHT - CEILING/DOUBLE - ANTIQUE BRONZE
9	067479-01-000	EA	BULB - 12V - #1076 - 1.80 AMP
10	132427-01-03A	EA	LIGHT - READING/SWIVEL - ROUND - BLACK
11	135740-01-01A	EA	SWITCH - ROCKER - SPST - ON/OFF - BROWN
11	135741-01-01A	EA	SWITCH - BASE - SINGLE - BROWN
11	135742-01-01A	EA	BEZEL - SWITCH - SINGLE - BROWN
12	138253-01-02A	EA	SWITCH - BLANK - BROWN
12	135741-01-01A	EA	SWITCH - BASE - SINGLE - BROWN
12	135742-01-01A	EA	BEZEL - SWITCH - SINGLE - BROWN
12	135740-06-01A	EA	SWITCH - ROCKER - ON/OFF - LIGHTED - RED - <b>WTR HTR-6GAL/ELE/LP/MOTORAID</b>
12	135741-01-01A	EA	SWITCH - BASE - SINGLE - BROWN - <b>WTR HTR-6GAL/ELE/LP/MOTORAID</b>
12	135742-35-02A	EA	BEZEL - SWITCH - WATER HEATER/110 VOLT - BROWN - <b>WTR HTR-6GAL/ELE/LP/MOTORAID</b>
13	093253-01-02A	EA	PLATE - WALL - TELEPHONE - BROWN
14	132958-01-000	EA	RECEPTACLE - 12 VOLT - MOUNTING FLANGE - BLACK
15	127002-10-000	EA	PANEL/MONITOR - ENERGY MANAGEMENT SYSTEMS CTRL - W/3 PLUG
16*	133004-05-01A	EA	PANEL/MONITOR-2 TANK-DIGITAL VOLT MT/SOLAR-W/WATER HTR SWT
17	105620-18-000	EA	THERMOSTAT - FURNACE/HEAT PUMP-A/C

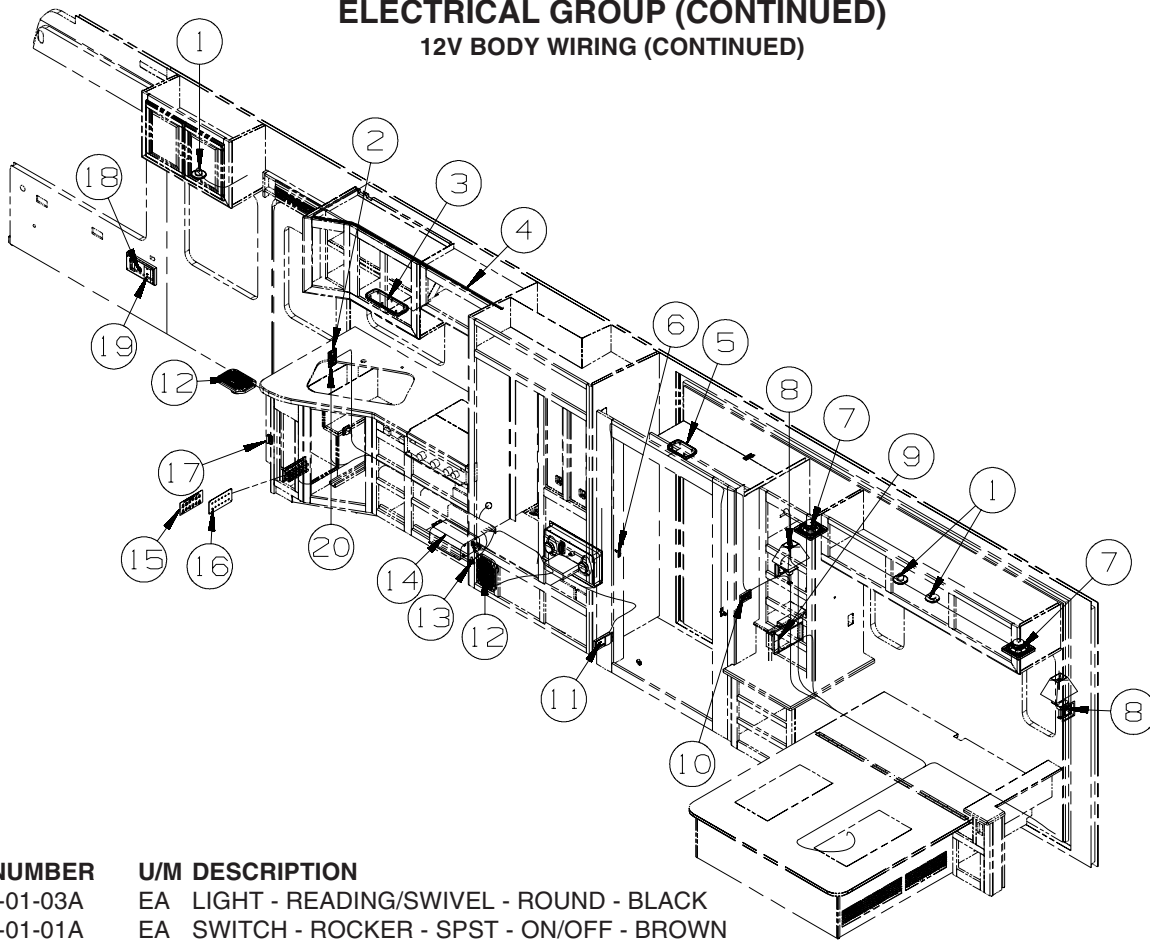
**ELECTRICAL GROUP (CONTINUED)**  
**12V BODY WIRING (CONTINUED)**

<b>KEY</b>	<b>PART NUMBER</b>	<b>U/M</b>	<b>DESCRIPTION</b>
18	154511-02-000	EA	REMOTE/PANEL - INVERTER/600 WATT - <b>INVERTER-DC/AC,600 WATT</b>
18	148254-03-000	EA	CABLE/INVERTOR - W/8 PIN MODULAR PHONE JACK - 50'-DIMEN - <b>INVERTER-DC/AC,600 WATT</b>
19	135740-01-01A	EA	SWITCH - ROCKER - SPST - ON/OFF - BROWN
19	135741-03-01A	EA	SWITCH - BASE - TRIPLE - BROWN
19	135742-41-02A	EA	BEZEL - SWITCH - GALLEY/VALANCE/FAN - BROWN
20	135740-01-01A	EA	SWITCH - ROCKER - SPST - ON/OFF - BROWN
20	135740-02-01A	EA	SWITCH - ROCKER - SPDT - ON/ON - BROWN
20	135741-02-01A	EA	SWITCH - BASE - DOUBLE - BROWN
20	135742-31-02A	EA	BEZEL - SWITCH - CEILING/MONITOR - BROWN
21*	108354-01-01A	EA	LIGHT - COURTESY
22	135740-01-01A	EA	SWITCH - ROCKER - SPST - ON/OFF - BROWN
22	135741-01-01A	EA	SWITCH - BASE - SINGLE - BROWN
22	135742-08-02A	EA	BEZEL - SWITCH - MAKEUP - BROWN
23	135740-01-01A	EA	SWITCH - ROCKER - SPST - ON/OFF - BROWN
23	135741-01-01A	EA	SWITCH - BASE - SINGLE - BROWN
23	135742-07-02A	EA	BEZEL - SWITCH - CEILING - BROWN

**\*COMPONENT PARTS LISTED LATER IN THIS GROUP**

## ELECTRICAL GROUP (CONTINUED)

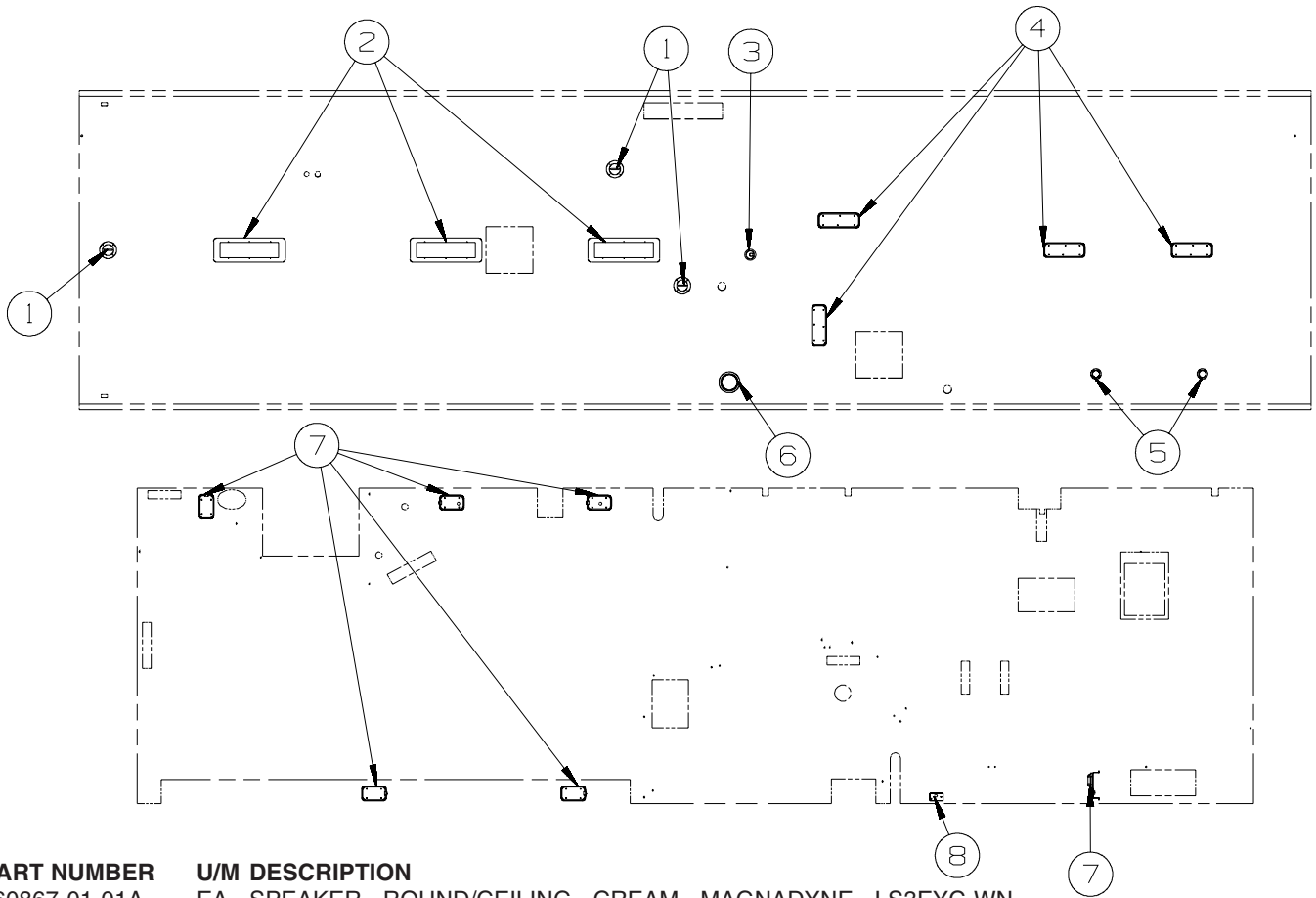
### 12V BODY WIRING (CONTINUED)



KEY	PART NUMBER	U/M	DESCRIPTION
1	132427-01-03A	EA	LIGHT - READING/SWIVEL - ROUND - BLACK
2	135740-01-01A	EA	SWITCH - ROCKER - SPST - ON/OFF - BROWN
2	135741-02-01A	EA	SWITCH - BASE - DOUBLE - BROWN
2	135742-19-02A	EA	BEZEL - SWITCH - CEILING/PORCH - BROWN
3*	137417-05-01A	EA	LIGHT - DOME - DOUBLE - W/SWITCH/OPTIC LENS - WHITE
4	146514-04-000	EA	CHANNEL/MOUNT - F/ROPE LIGHT
4	146514-03-000	FT	LIGHT - FLEX - ROPE/ROUND - W/O MOUNT CHANNEL
4	146514-02-000	EA	CONNECTOR - LIGHT
5*	137417-01-01A	EA	LIGHT - DOME - SINGLE - W/SWITCH/FROSTED LENS - WHITE
6	056264-01-000	EA	SWITCH - LEAF ACTUATOR
7	094097-01-000	EA	SPEAKER - RADIO/TV - W/O GRILLE - 5.25" DIAMETER - STEREO SYSTEM/W/CD/DVD REAR
7	089340-02-000	EA	GRILLE - SPEAKER - 6.5" SQUARE - STEREO SYSTEM/W/CD/DVD REAR
8	119258-61-01A	EA	LAMP - WALL - W/O SHADE/BULBS - UL/CSA - ANTIQUE BRONZE
8	119257-27-01A	EA	SHADE - LAMP - ROUND - ELEPHANT HIDE
8	117805-02-000	EA	BULB - 12V - #921 - 1.4 AMPS
9	163031-01-01A	EA	RADIO - WALL MOUNT - DVD/CD - W/ALARM - JENSEN AWM960 - STEREO SYSTEM/W/CD/DVD REAR
9	165161-01-000	EA	FILTER - GROUND LOOP/VIDEO - STEREO SYSTEM/W/CD/DVD REAR
10	135740-01-01A	EA	SWITCH - ROCKER - SPST - ON/OFF - BROWN
10	135740-02-01A	EA	SWITCH - ROCKER - SPDT - ON/ON - BROWN
10	135741-03-01A	EA	SWITCH - BASE - TRIPLE - BROWN
10	135742-25-02A	EA	BEZEL - SWITCH - CEILING/AISLE/HALL - BROWN
11	150138-01-02A	EA	DETECTOR - LP GAS - BROWN
12	124884-01-000	EA	SPEAKER - 6" X 9" - SUB-WOOFER - W/O GRILLE
12	151844-01-01A	EA	GRILLE - SPEAKER - 6" X 9" - SUB WOOFER - BLACK
13	086233-01-000	EA	STUD - ISOLATED - 3/8" X 7/8" LONG
14	123058-01-000	EA	CONVERTER - 55 AMP - ELECTRONIC - 4 1/8"H X 7"W X 12 3/8"L
15	092547-10-000	EA	LABEL - CIRCUIT BREAKER
16	139067-02-02B	EA	PLATE - CIRCUIT BREAKER/HOUSE - E-COATED
17	116995-02-000	EA	SWITCH/MAGNET - ELECTRIC STEP - BLACK/WHITE- NORMALLY OPEN
17	116995-03-000	EA	SWITCH/MAGNET - ELECTRIC STEP - FULL BODY PAINT
18	132958-01-000	EA	RECEPTACLE - 12 VOLT - MOUNTING FLANGE - BLACK
19	093253-01-02A	EA	PLATE - WALL - TELEPHONE - BROWN
20	135740-01-01A	EA	SWITCH - ROCKER - SPST - ON/OFF - BROWN
20	135741-01-01A	EA	SWITCH - BASE - SINGLE - BROWN
20	135742-11-02A	EA	BEZEL - SWITCH - STEP - BROWN

\*COMPONENT PARTS LISTED LATER IN THIS GROUP

**ELECTRICAL GROUP (CONTINUED)**  
**12V BODY WIRING (CONTINUED)**

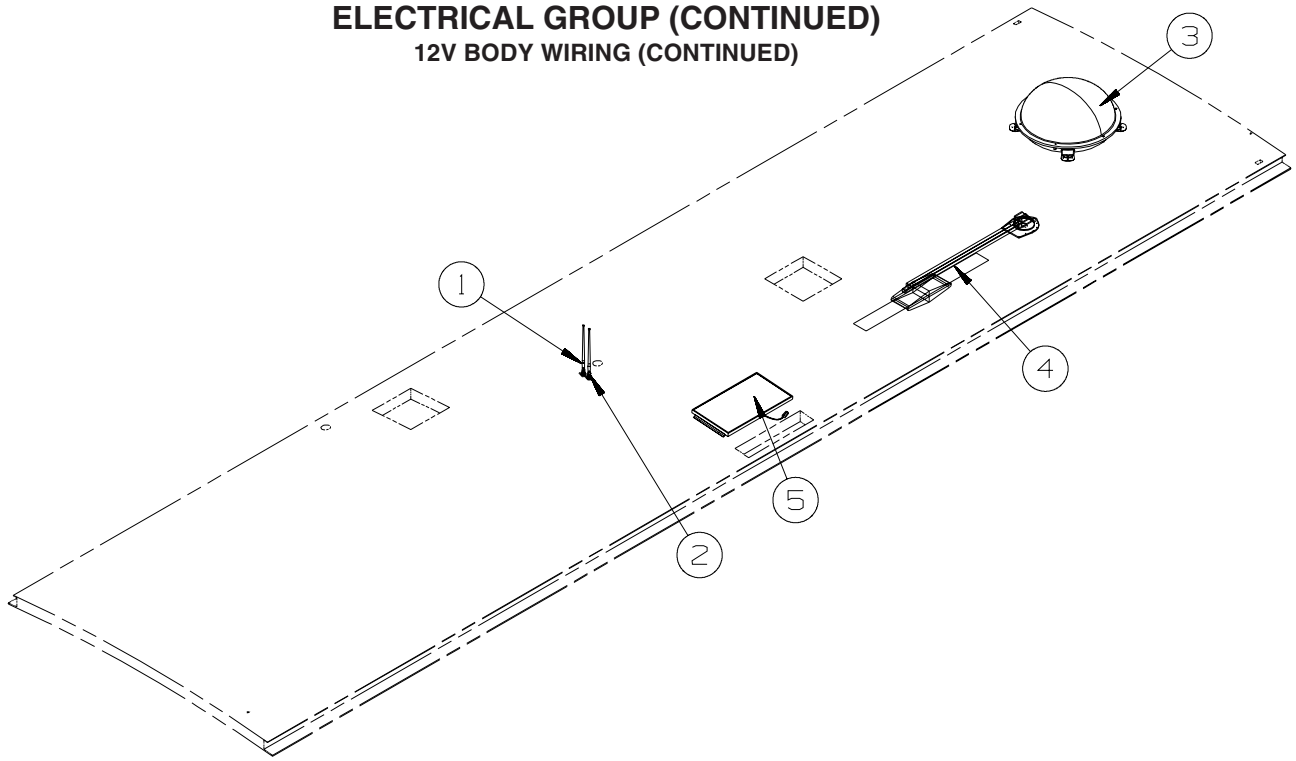


KEY	PART NUMBER	U/M	DESCRIPTION
1	160867-01-01A	EA	SPEAKER - ROUND/CEILING - CREAM - MAGNADYNE - LS3EYC-WN
2*	153464-06-01A	EA	LIGHT-FLUORESCENT 21.8"- RECESSED/WARM WHT BULB-W/O SWITCH
3*	146048-01-01A	EA	LIGHT - HALOGEN/ADJUSTABLE - WHITE
4*	137417-06-01A	EA	LIGHT - DOME - DOUBLE - W/O SWITCH - W/FROSTED LENS-WHITE
5*	123775-01-03A	EA	LIGHT - HALOGEN - ROUND - BLACK
6*	121935-01-01A	EA	LIGHT - DOME - SHOWER - W/HOLE IN LENS
6	164040-01-01A	EA	LIGHT - DOME - SHOWER/RECESSED - GLASS - WHITE FROM: 00-00-00 THRU: 04-12-07
7*	137417-01-01A	EA	LIGHT - DOME - SINGLE - W/SWITCH/FROSTED LENS - WHITE FROM: 04-13-07 THRU: 99-99-99
8*	086280-01-000	EA	LIGHT - SURFACE MOUNT - 12 VOLT

**\*COMPONENT PARTS LISTED LATER IN THIS GROUP**



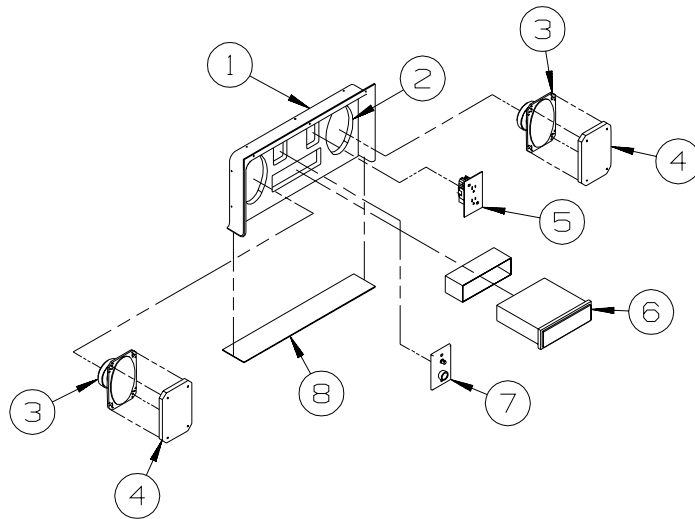
**ELECTRICAL GROUP (CONTINUED)**  
**12V BODY WIRING (CONTINUED)**



KEY	PART NUMBER	U/M	DESCRIPTION
1	090944-01-000	EA	ANTENNA - RADIO - 16" RUBBER - W/72" LEAD WIRE - <b>STEREO SYSTEM/W/CD/DVD REAR</b>
1	109889-04-000	EA	EXTENDER - ANTENNA SHAFT - 3.7" - <b>STEREO SYSTEM/W/CD/DVD REAR</b>
1	147741-01-09B	EA	BRACKET - ANTENNA GROUND - GALVANIZED - <b>STEREO SYSTEM/W/CD/DVD REAR</b>
2	090944-01-000	EA	ANTENNA - RADIO - 16" RUBBER - W/72" LEAD WIRE
2	109889-04-000	EA	EXTENDER - ANTENNA SHAFT - 3.7"
2	147741-01-09B	EA	BRACKET - ANTENNA GROUND - GALVANIZED
3	154474-04-01A	EA	ANTENNA/SATELLITE - DISH IN DOME/SEARCH IN MOTION - WHITE - <b>SAT TV SYSTEM IN-MOTION</b>
3	154474-04-02A	EA	ANTENNA/SATELLITE - DISH IN DOME/SEARCH IN MOTION - BLACK - <b>FULL BODY PAINT</b>
3	146488-03-000	EA	PLATE - ROOF - CABLE ENTRY - QUAD - <b>SAT TV SYSTEM IN-MOTION</b>
3	163598-04-000	EA	CABLE/COAX - SATELLITE - 9" - <b>SAT TV SYSTEM IN-MOTION</b>
3	082134-01-000	EA	ADAPTER - TV - CABLE TO CABLE - <b>SAT TV SYSTEM IN-MOTION</b>
3	154474-02-000	EA	CONTROL/SATELLITE KIT - IDB BOX/IDD BOX-POWER SUPPLY-CABLE - <b>SAT TV SYSTEM IN-MOTION</b>
3	154474-03-000	EA	CABLE - SATELLITE - COAX - 8' W/CONNECTORS - <b>SAT TV SYSTEM IN-MOTION</b>
3	163598-01-01A	EA	ANTENNA/SATELLITE - DISH IN DOME/AUTOMATIC - WHITE - <b>SATELLITE TV SYSTEM AUTO</b>
3	163598-01-02A	EA	ANTENNA/SATELLITE - DISH IN DOME/AUTOMATIC - BLACK - <b>FULL BODY PAINT</b>
3	146488-03-000	EA	PLATE - ROOF - CABLE ENTRY - QUAD - <b>SATELLITE TV SYSTEM AUTO</b>
3	163598-04-000	EA	CABLE/COAX - SATELLITE - 9" - <b>SATELLITE TV SYSTEM AUTO</b>
3	082134-01-000	EA	ADAPTER - TV - CABLE TO CABLE - <b>SATELLITE TV SYSTEM AUTO</b>
3	141454-04-000	EA	WIRE - SATELLITE - AUTOMATIC - <b>SATELLITE TV SYSTEM AUTO</b>
3	137135-05-000	EA	ANTENNA - SATELLITE DSS - W/SENSOR - <b>SATELLITE TV SYSTEM MANUAL</b>
4*	076319-23-000	EA	ANTENNA - TV ROOF MOUNT - 44.5" MAST
4*	076319-25-000	EA	KIT - HARDWARE INTERIOR
4	069726-02-000	EA	BUMPER - .88" OD X .40" THICK - BLACK
5	151647-01-000	EA	PANEL - SOLAR 10 WATT

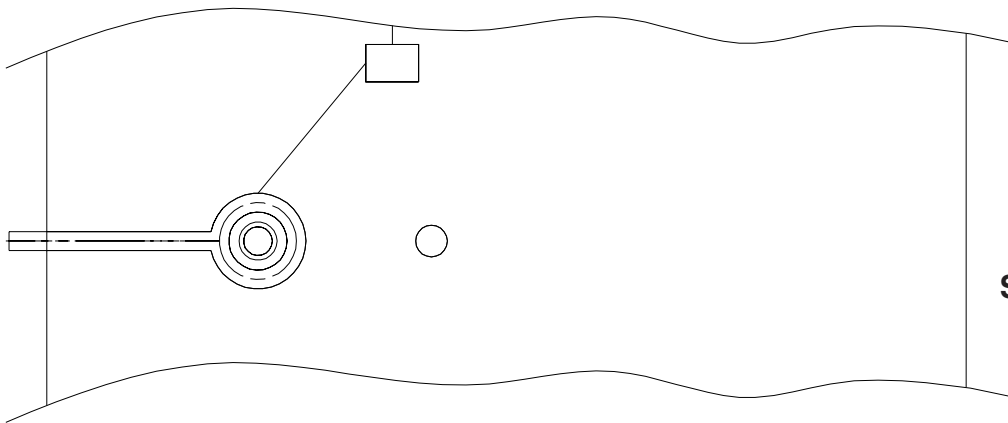
**\*COMPONENT PARTS LISTED LATER IN THIS GROUP**

**ELECTRICAL GROUP (CONTINUED)**  
**12V BODY WIRING (CONTINUED)**

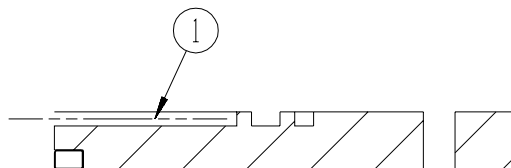


**EXTERIOR  
ENTERTAINMENT**

KEY	PART NUMBER	U/M	DESCRIPTION
1	124696-02-01A	EA	BOX-ENTERTAINMENT CTR/EXT-19.4"W X 10"H X 2.5"D - BRT WHT
	124696-01-01A	EA	BOX-ENTERTAINMENT CTR/EXT-19.4"W X 10"H X 10.2"D W/CUTOUTS
2	127409-03-U89	EA	PLATE - RADIO MOUNTING
3	110469-01-000	EA	SPEAKER - 4" X 6" OVAL - COAXIAL
4	110470-01-01A	EA	GRILLE - 4" X 6" - OVAL SPEAKER - BLACK
5	058708-01-000	EA	RECEPTACLE - ELECTRIC - DOUBLE - BROWN
6	155619-02-000	EA	RADIO - AM/FM CD-W/O REMOTE/WIRE HARNESS-MAGNADYNE M3200CD
	155619-03-000	EA	REMOTE - RADIO
7	132958-01-000	EA	RECEPTACLE - 12 VOLT - MOUNTING FLANGE - BLACK
8	104898-01-02A	EA	PLATE - PLASTIC BOTTOM - BRIGHT WHITE



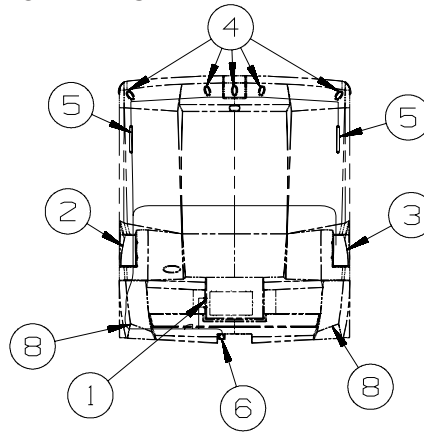
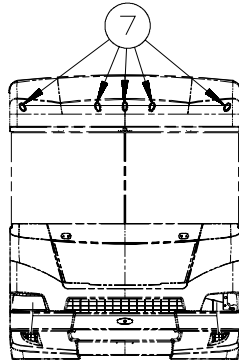
**SATELLITE WIRING DETAIL  
ON ROOF**



KEY	PART NUMBER	U/M	DESCRIPTION
1	154474-03-000	EA	CABLE - SATELLITE - COAX - 8' W/CONNECTORS - <b>AUTOMATIC SATELLITE DISH</b>
1	141454-04-000	EA	WIRE - SATELLITE - AUTOMATIC - <b>AUTOMATIC SATELLITE DISH</b> FROM: 00-00-00 THRU: 01-28-07
1	163598-03-000	EA	CABLE - SATELLITE CONTROL - <b>AUTOMATIC SATELLITE DISH</b> FROM: 01-29-07 THRU: 99-99-99

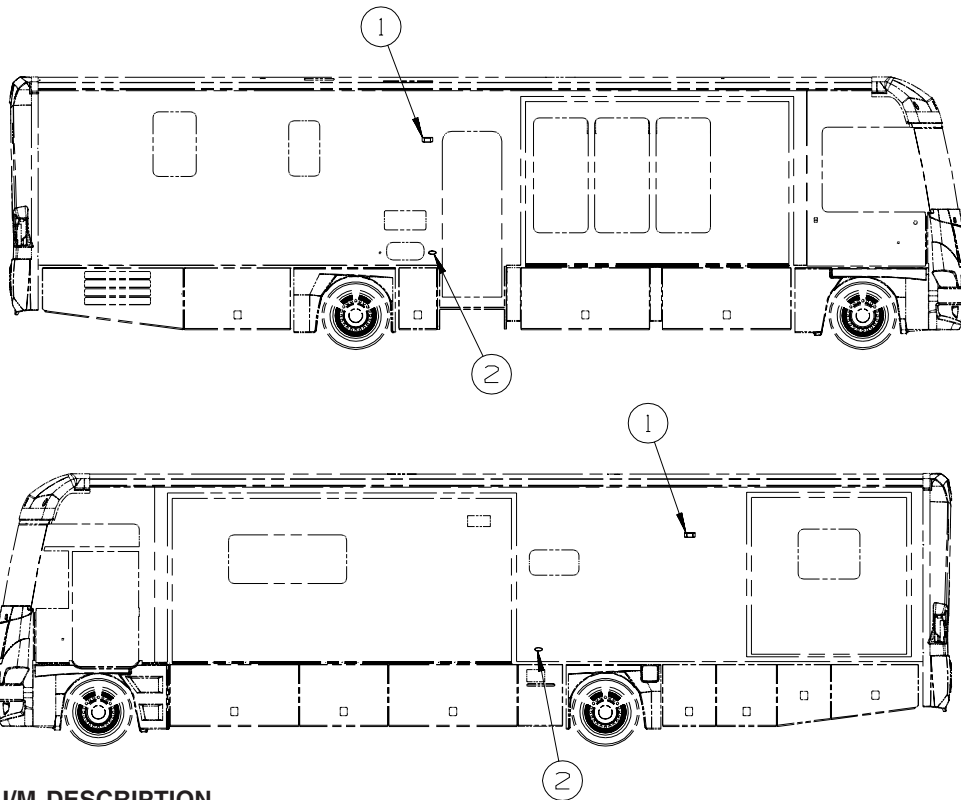
## ELECTRICAL GROUP (CONTINUED)

### EXTERIOR LAMPS



KEY	PART NUMBER	U/M	DESCRIPTION
1	087201-01-000	EA	LIGHT - HALF ROUND - 1" X 1.7"
2	154206-02-000	EA	LAMP - STOP/TURN/TAIL/BACK UP - LH
2	112708-01-000	EA	BULB - 12 VOLT - #3157 - .59/2.10 AMP
2	112709-02-000	EA	SOCKET - BACK-UP LIGHT
2	112709-03-000	EA	SOCKET - BRAKE LIGHT/MARKER LIGHT
2	112707-01-000	EA	BULB - 12 VOLT - #3156 - 2.10 AMP
2	113072-02-000	EA	HOUSING - ELECTRICAL - BACK-UP/TAIL LAMP
2	113072-03-000	EA	HOUSING - ELECTRICAL - STOP/MARKER TAILLAMP
2	113073-01-000	EA	WEDGELOCK - HOUSING - TAIL LAMP
2	113073-02-000	EA	WEDGELOCK - HOUSING - TAIL LAMP
2	113074-01-000	EA	TERMINAL - TAILLAMP
3	154206-01-000	EA	LAMP - STOP/TURN/TAIL/BACK UP - RH
3	112708-01-000	EA	BULB - 12 VOLT - #3157 - .59/2.10 AMP
3	112709-02-000	EA	SOCKET - BACK-UP LIGHT
3	112709-03-000	EA	SOCKET - BRAKE LIGHT/MARKER LIGHT
3	112707-01-000	EA	BULB - 12 VOLT - #3156 - 2.10 AMP
3	113072-02-000	EA	HOUSING - ELECTRICAL - BACK-UP/TAIL LAMP
3	113072-03-000	EA	HOUSING - ELECTRICAL - STOP/MARKER TAILLAMP
3	113073-01-000	EA	WEDGELOCK - HOUSING - TAIL LAMP
3	113073-02-000	EA	WEDGELOCK - HOUSING - TAIL LAMP
3	113074-01-000	EA	TERMINAL - TAILLAMP
4	147680-01-01A	EA	BASE - MARKER LAMP - WHITE
4	147680-03-01A	EA	LAMP - MARKER - LENS - RED
5	151076-01-000	EA	LIGHT - BRAKE - CENTER MOUNT
6	146246-01-000	EA	CONNECTOR/PLUG - TRAILER - 7 PIN
6	157593-01-000	EA	CONNECTOR - PLUG - TRAILER - 7 SOCKET
7	147680-01-01A	EA	BASE - MARKER LAMP - WHITE
7	147680-02-01A	EA	LAMP - MARKER - LENS - AMBER
8	NOT USED	EA	REFLECTOR - RECTANGULAR/STICK ON - RED

**ELECTRICAL GROUP (CONTINUED)**  
**EXTERIOR LAMPS (CONTINUED)**

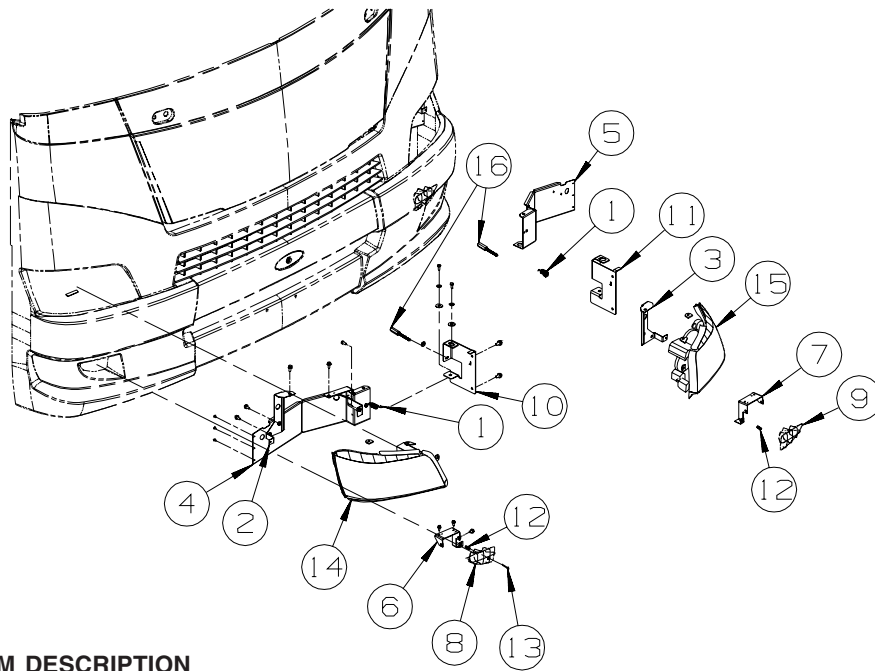


KEY	PART NUMBER	U/M	DESCRIPTION
1*	097917-01-06A	EA	LIGHT - PORCH - ENTRY DOOR - BRIGHT WHITE FROM: 00-00-00 THRU: 02-10-08
1	097917-01-09A	EA	LIGHT - PORCH - ENTRY DOOR - WHITE FROM: 02-11-08 THRU: 99-99-99
1	097917-01-08A	EA	LIGHT - PORCH - CHROME - <b>FULL BODY PAINT</b>
2	147680-01-01A	EA	BASE - MARKER LAMP - WHITE
2	147680-02-01A	EA	LAMP - MARKER - LENS - AMBER

**\*COMPONENT PARTS LISTED LATER IN THIS GROUP**

## ELECTRICAL GROUP (CONTINUED)

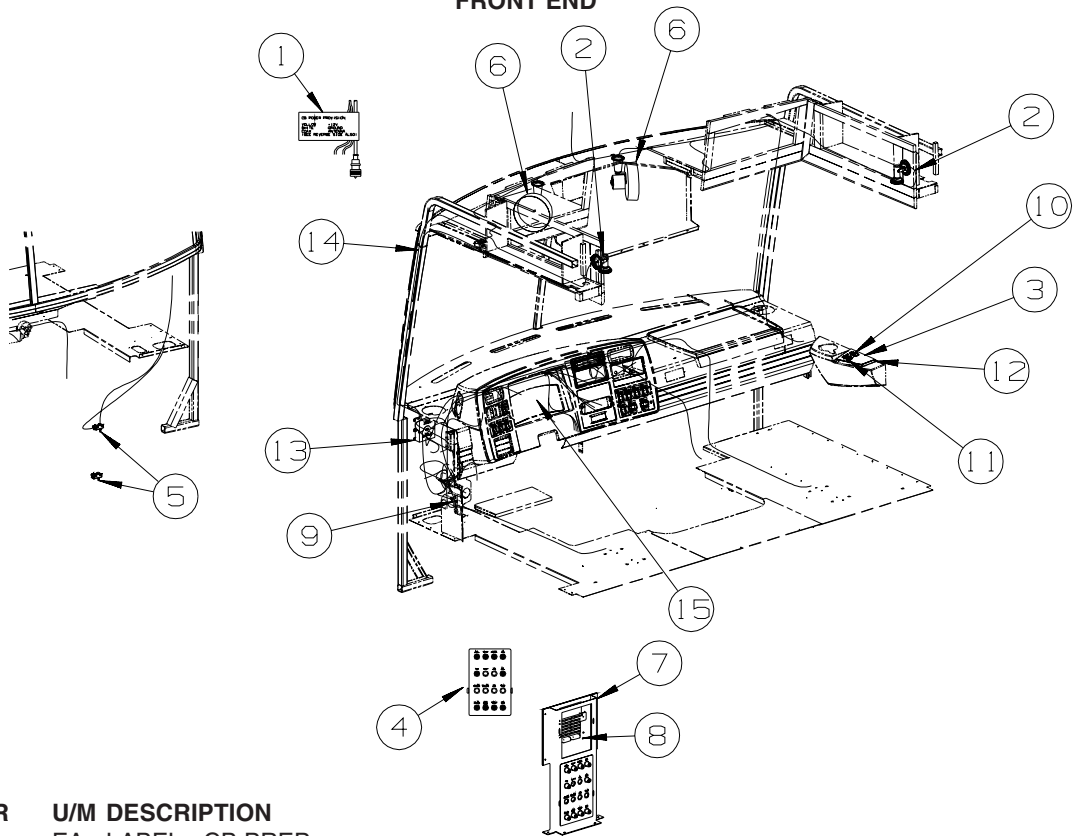
### EXTERIOR LAMPS (CONTINUED)



KEY	PART NUMBER	U/M	DESCRIPTION
1	049359-01-000	EA	SPRING - RETAINER - HEADLAMP - GM #496096
2	153003-02-02B	EA	BRACKET - HEADLAMP - RIGHT HAND - E-COATED
3	153003-04-02B	EA	BRACKET - HEADLAMP - LEFT HAND - E-COATED
4	153047-01-02B	EA	SUPPORT - HEADLAMP - PASSENGER - E-COATED
5	153047-02-02B	EA	SUPPORT - HEADLAMP - DRIVER - E-COATED
6	153177-02-02B	EA	BRACKET - FOG LAMP - RIGHT HAND - E-COATED
7	153177-04-02B	EA	BRACKET - FOG LAMP - LEFT HAND - E-COATED
8	153319-01-000	EA	LAMP - FOG - CLEAR - PASSENGER - KAPER II L13-0012
9	153319-02-000	EA	LAMP - FOG - CLEAR - DRIVER - KAPER II -L13-0011
10	153317-03-02B	EA	BRACKET - ADJUSTMENT/RIGHT HAND - E-COATED
11	153317-04-02B	EA	BRACKET - ADJUSTMENT/LEFT HAND - E-COATED
12	153677-01-01A	EA	SPRING - COMPRESSION - F/FOG LAMP ADJUSTMENT
13	153679-01-01A	EA	SCREW/SOCKET HEAD CAP - 10-32X1.25" F/FOG LAMP ADJUSTMENT
14	154209-01-000	EA	HEADLAMP - W/PARK&TURN - RIGHT HAND
14	154209-03-000	EA	SOCKET - TURN SIGNAL/PARK LIGHT
14	124187-01-000	EA	SOCKET/HOUSING - HIGH BEAM HEADLAMP - <b>WORKHORSE</b>
14	124187-02-000	EA	SOCKET/HOUSING - LOW BEAM HEADLAMP - <b>WORKHORSE</b>
15	154209-02-000	EA	HEADLAMP - W/PARK&TURN - LEFT HAND
15	154209-03-000	EA	SOCKET - TURN SIGNAL/PARK LIGHT
15	124187-01-000	EA	SOCKET/HOUSING - HIGH BEAM HEADLAMP - <b>WORKHORSE</b>
15	124187-02-000	EA	SOCKET/HOUSING - LOW BEAM HEADLAMP - <b>WORKHORSE</b>
16	144904-01-01A	EA	BOLT - ADJUSTMENT - HEADLAMP

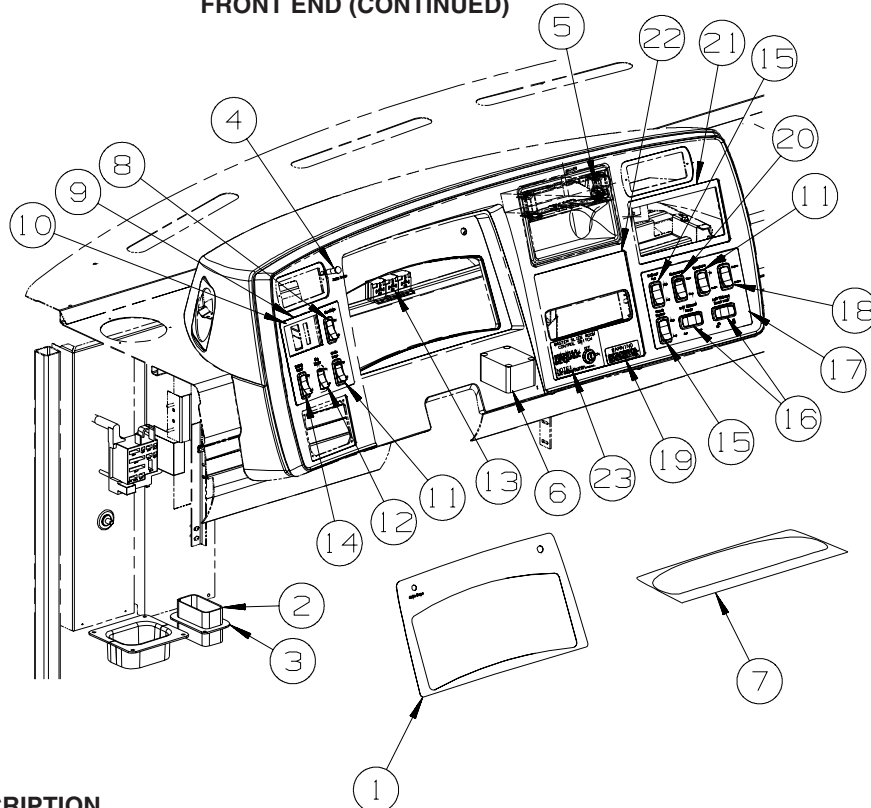
# ELECTRICAL GROUP (CONTINUED)

## FRONT END



KEY	PART NUMBER	U/M	DESCRIPTION
1	104678-01-000	EA	LABEL - CB PREP
2	128786-02-03A	EA	LIGHT - READING/SWIVEL - W/O SWITCH - BLACK
2	123917-01-000	EA	BULB - 12V - HALOGEN SPOT
3	148653-05-02A	EA	APPLIQUE - PASSENGER - DARK PUTTY
4	093236-47-000	EA	LABEL - CIRCUIT BREAKER
5	147428-01-02B	EA	BRACKET/ZEE - F/TEMPERATURE SENSOR - E-COATED
6	122856-01-01A	EA	FAN-DEFROSTER-2 SPEED W/SWIVEL BASE/NON-OSCILLATING-CHROME
7	149689-01-02B	EA	BRACKET - CIRCUIT BREAKER, E-COAT
8	149690-01-02B	EA	BRACKET - FUSE PANEL, WH, E-COAT
8	149690-02-02B	EA	BRACKET - FUSE PANEL, FORD, E-COAT - <b>FORD</b>
9	041250-01-000	EA	SWITCH - PUSH BUTTON/DOOR JAMB - METAL/CHROME
10	145638-01-01A	EA	SWITCH/ROCKER - SPST (ON/OFF) - BLACK
11	145638-12-01A	EA	SWITCH/ROCKER - DPDT (ON/ON/ON) - BLACK
11	108355-02-000	EA	HOUSING - SWITCH - 12 POSITION
12	145926-08-02B	EA	INSERT ASM - SWITCH, RH - E-COAT
13	163142-06-000	EA	RECEIVER - SATELLITE RADIO
14	158494-02-000	EA	CABLE/ANTENNA - SATELLITE RADIO SIRRUS
15	113452-01-000	FT	SEAL/TRIM - FRONT - VINYL W/WIRE CARRIER - .020"

## ELECTRICAL GROUP (CONTINUED) FRONT END (CONTINUED)

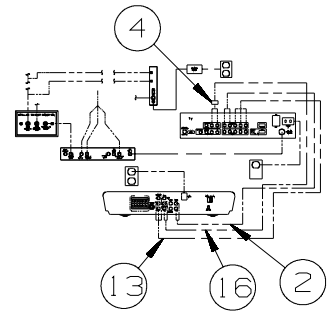
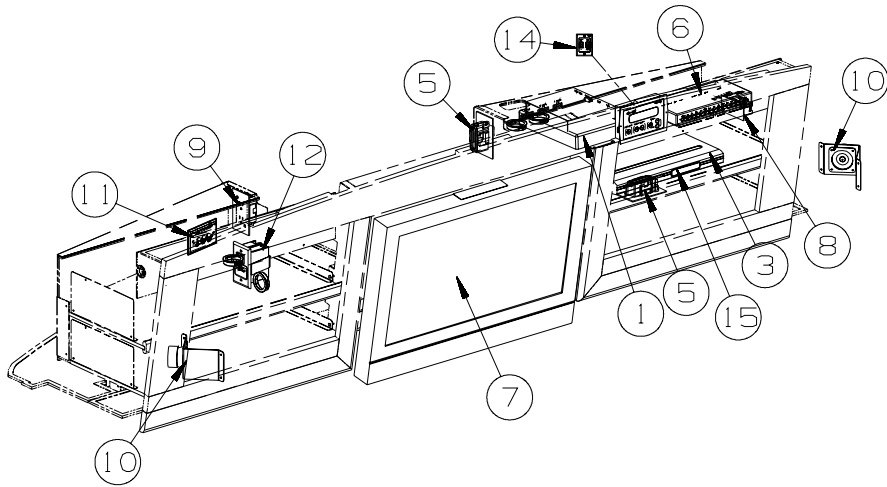


KEY	PART NUMBER	U/M	DESCRIPTION
1	148653-15-02A	EA	APPLIQUE - BEZEL - INSTRUMENT CLUSTER - WH - DARK PUTTY
2	118571-03-000	EA	BRACKET - MOUNTING
3	118571-04-000	EA	GASKET
4	150237-01-000	EA	LIGHT - INDICATOR - RED
5	111414-01-000	EA	RECEPTACLE/SOCKET - 12 VOLT
6	128074-02-000	EA	FILTER - NOISE - 12 VOLT DC W/PLUGS
7	148653-16-02A	EA	APPLIQUE - BEZEL - INSTRUMENT CLUSTER -FORD- DARK PUTTY
8	145638-14-01A	EA	SWITCH/ROCKER - DPDT (ON/OFF/ON) - BLACK
8	108355-02-000	EA	HOUSING - SWITCH - 12 POSITION
8	103603-01-000	EA	BULB - 12V - #74 - .12A WEDGE - GE 22-25 USED IN DASH
9	148653-14-02A	EA	APPLIQUE - BEZEL - LEFT HAND - DARK PUTTY - <b>WORKHORSE</b>
9	148653-04-02A	EA	APPLIQUE - BEZEL - LEFT HAND - DARK PUTTY - <b>FORD</b>
10	134088-02-01A	EA	APPLIQUE - SWITCH - HEADLAMP - BLACK - <b>WORKHORSE</b>
11	145638-01-01A	EA	SWITCH/ROCKER - SPST (ON/OFF) - BLACK
11	108355-02-000	EA	HOUSING - SWITCH - 12 POSITION
11	103603-01-000	EA	BULB - 12V - #74 - .12A WEDGE - GE 22-25 USED IN DASH
12	145638-02-01A	EA	SWITCH/ROCKER - SPST (ON/OFF) - LIGHTED - BLACK
12	108355-02-000	EA	HOUSING - SWITCH - 12 POSITION
12	103603-01-000	EA	BULB - 12V - #74 - .12A WEDGE - GE 22-25 USED IN DASH
13	063912-02-000	EA	RELAY CANISTER, SPDT
14	145638-04-01A	EA	SWITCH/ROCKER - SPDT (ON/ON) - BLACK
14	108355-02-000	EA	HOUSING - SWITCH - 12 POSITION
14	103603-01-000	EA	BULB - 12V - #74 - .12A WEDGE - GE 22-25 USED IN DASH
15	145638-03-01A	EA	SWITCH/ROCKER - SPDT (ON/OFF/ON) - BLACK
15	108355-02-000	EA	HOUSING - SWITCH - 12 POSITION
15	103603-01-000	EA	BULB - 12V - #74 - .12A WEDGE - GE 22-25 USED IN DASH
16	145638-09-01A	EA	SWITCH/ROCKER - DPDT (ON/OFF/ON) - BLACK
16	108355-02-000	EA	HOUSING - SWITCH - 12 POSITION
16	103603-01-000	EA	BULB - 12V - #74 - .12A WEDGE - GE 22-25 USED IN DASH
17	148653-13-02A	EA	APPLIQUE - BEZEL - RIGHT HAND - DARK PUTTY
18	145638-07-01A	EA	SWITCH/ROCKER - DPDT (ON/ON) - BLACK
18	108355-02-000	EA	HOUSING - SWITCH - 12 POSITION
18	103603-01-000	EA	BULB - 12V - #74 - .12A WEDGE - GE 22-25 USED IN DASH
19	116549-01-000	EA	LABEL - WARNING - SLIDEOUT - .75" x 6.5"
			FROM: 00-00-00 THRU: 02-16-07
19	116549-02-000	EA	LABEL - WARNING - SLIDEOUT
			FROM: 02-17-07 THRU: 99-99-99

## ELECTRICAL GROUP (CONTINUED) FRONT END (CONTINUED)

KEY	PART NUMBER	U/M	DESCRIPTION
20	145638-06-01A	EA	SWITCH/ROCKER - SPDT (ON/OFF/ON) - LIGHTED - BLACK
20	108355-02-000	EA	HOUSING - SWITCH - 12 POSITION
20	103603-01-000	EA	BULB - 12V - #74 - .12A WEDGE - GE 22-25 USED IN DASH
21	148653-18-02A	EA	APPLIQUE - BEZEL - RADIO - DARK PUTTY
22	148653-17-02A	EA	APPLIQUE - BEZEL - RIGHT HAND - DARK PUTTY
			FROM: 00-00-00 THRU: 02-16-07
22	148653-19-02A	EA	APPLIQUE - BEZEL - RIGHT/HVAC - DARK PUTTY
			FROM: 02-17-07 THRU: 99-99-99
23*	163097-01-000	EA	SWITCH - SPST - KEY ACTIVATED - W/2 KEYS
			FROM: 02-17-07 THRU: 99-99-99
23	163988-02-01A	EA	LABEL - SLIDEOUT CONTROL/ELECTRIC - BLACK/WHITE
			FROM: 02-17-07 THRU: 99-99-99

\*COMPONENT PARTS LISTED LATER IN THIS GROUP



### FRONT TV/DVD

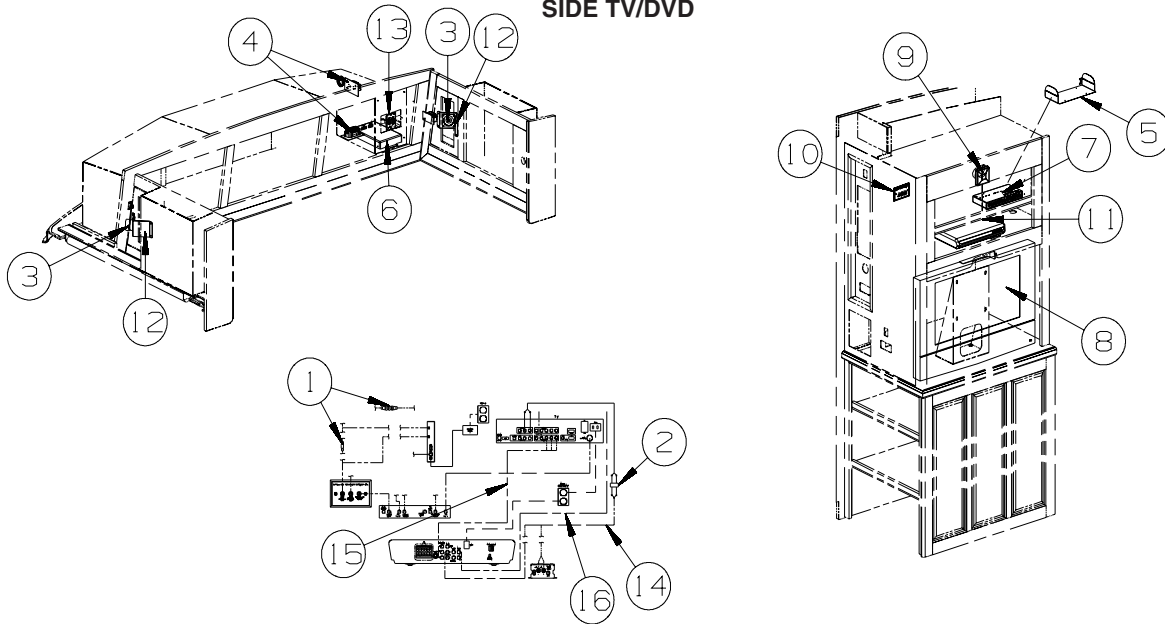
KEY	PART NUMBER	U/M	DESCRIPTION
1	140062-01-000	EA	SWITCH - SPEAKER - 6 CHANNEL
2	136860-03-000	EA	CABLE - RCA - SHIELDED - 3 MALE TO MALE CONNECTORS - 6'
3*	158836-01-000	EA	DVD - HOME THEATER - W/O SPEAKERS - MEMOREX STS71E-R
			FROM: 00-00-00 THRU: 06-10-07
3*	164270-01-000	EA	DVD - HOME THEATER - W/O SPEAKERS - MEMOREX STS2891-R
			FROM: 06-11-07 THRU: 99-99-99
4	123324-01-000	EA	FILTER - GROUND LOOP
5	058708-01-000	EA	RECEPTACLE - ELECTRIC - DOUBLE - BROWN
6	142258-01-000	EA	SWITCH - VIDEO/ANTENNA POWER SUPPLY
7*	146298-02-000	EA	TV - 27" STEREO W/5 JACKS - SONY 27FS120
			FROM: 00-00-00 THRU: 03-18-07
7*	164226-01-000	EA	TV - 27" - FLAT PANEL/LCD/HDTV - NORCENT LT-2725
			FROM: 03-19-07 THRU: 99-99-99
8	058707-02-000	EA	RECEPTACLE - BLANK - JUNCTION BOX
9	058708-01-000	EA	RECEPTACLE - ELECTRIC - DOUBLE - BROWN
9	158542-02-01A	EA	LABEL - RECEPTACLE - ELECTRONICS - WHITE/BLACK - CANADIAN
10	148026-03-01A	EA	SPEAKER - CUBE - W/O CASE
10	149422-03-02B	EA	BRACKET/MOUNTING - SPEAKER - E-COATED
11	149557-04-01A	EA	PLATE/WALL - TRIPLE COAXIAL/HORIZONTAL - WHITE
12	156676-01-000	EA	CONTROLLER/OUTLET - POWER/TV - AUTO SHUTOFF W/IGNITION
13	155845-01-000	EA	CABLE - RCA - 12' - 3 RCA MALE CONNECTORS - BOTH ENDS
14	163598-02-000	EA	SWITCH/CONTROL - SATELLITE - SATELLITE TV SYSTEM AUTO
			FROM: 01-29-07 THRU: 99-99-99
15	NOT USED	EA	TRANSMITTER - F/INFRA RED RECEIVER
16	117420-05-000	EA	CABLE - W/MALE RCA ENDS - SHIELDED - 10'

\*COMPONENT PARTS LISTED LATER IN THIS GROUP



## ELECTRICAL GROUP (CONTINUED)

SIDE TV/DVD

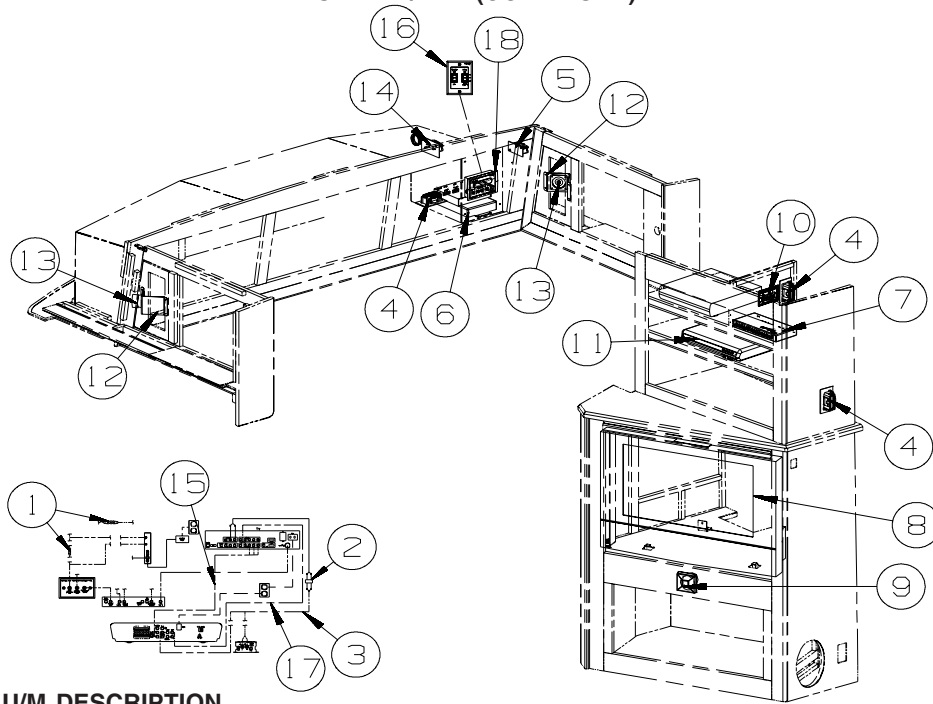


**G37B**

KEY	PART NUMBER	U/M	DESCRIPTION
1	082134-01-000	EA	ADAPTER - TV - CABLE TO CABLE
2	123324-01-000	EA	FILTER - GROUND LOOP
3	148026-03-01A	EA	SPEAKER - CUBE - W/O CASE
4	058708-01-000	EA	RECEPTACLE - ELECTRIC - DOUBLE - BROWN
5	058708-05-000	EA	RECEPTACLE - ELECTRIC - SINGLE - BROWN - <b>NOT ILLUSTRATED</b>
			FROM: 00-00-00 THRU: 06-10-07
5	156586-01-02B	EA	BRACKET - SWITCH/VIDEO - E-COATED
			FROM: 06-11-07 THRU: 99-99-99
6	140062-01-000	EA	SWITCH - SPEAKER - 6 CHANNEL
7	142258-01-000	EA	SWITCH - VIDEO/ANTENNA POWER SUPPLY
8*	164227-01-000	EA	TV - 32" - FLAT PANEL/LCD/HDTV - NORCENT LT-3225
			FROM: 00-00-00 THRU: 08-08-07
8*	166332-01-000	EA	TV - 32" - FLAT PANEL/LCD/HDTV - RCA L32WD23
			FROM: 08-09-07 THRU: 10-16-07
8*	164227-01-000	EA	TV - 32" - FLAT PANEL/LCD/HDTV - NORCENT LT-3225
			FROM: 10-17-07 THRU: 99-99-99
9	148026-02-01A	EA	SPEAKER GRILLE - CUBE - SILVER
9	148026-03-01A	EA	SPEAKER - CUBE - W/O CASE
10	149557-04-01A	EA	PLATE/WALL - TRIPLE COAXIAL/HORIZONTAL - WHITE
11*	158836-01-000	EA	DVD - HOME THEATER - W/O SPEAKERS - MEMOREX STS71E-R
			FROM: 00-00-00 THRU: 06-10-07
11*	164270-01-000	EA	DVD - HOME THEATER - W/O SPEAKERS - MEMOREX STS2891-R
			FROM: 06-11-07 THRU: 99-99-99
12	149422-03-02B	EA	BRACKET/MOUNTING - SPEAKER - E-COATED
13	163598-02-000	EA	SWITCH/CONTROL - SATELLITE - <b>AUTOMATIC TV SATELLITE SYSTEM</b>
14	117420-03-000	EA	CABLE - W/MALE RCA ENDS - SHIELDED - 20'
15	155845-01-000	EA	CABLE - RCA - 12' - 3 RCA MALE CONNECTORS - BOTH ENDS
16	136860-03-000	EA	CABLE - RCA - SHIELDED - 3 MALE TO MALE CONNECTORS - 6'

**\*COMPONENT PARTS LISTED LATER IN THIS GROUP**

**ELECTRICAL GROUP (CONTINUED)**  
**SIDE TV/DVD (CONTINUED)**



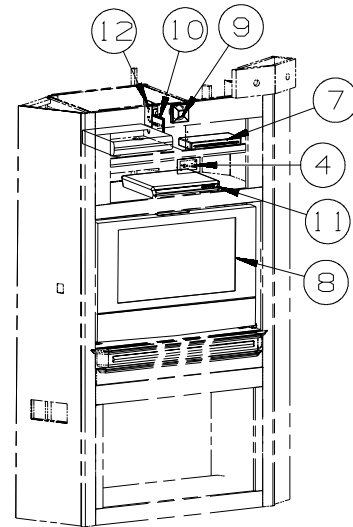
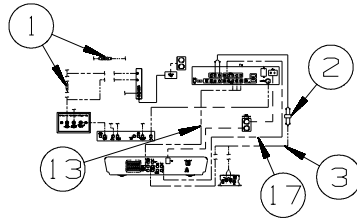
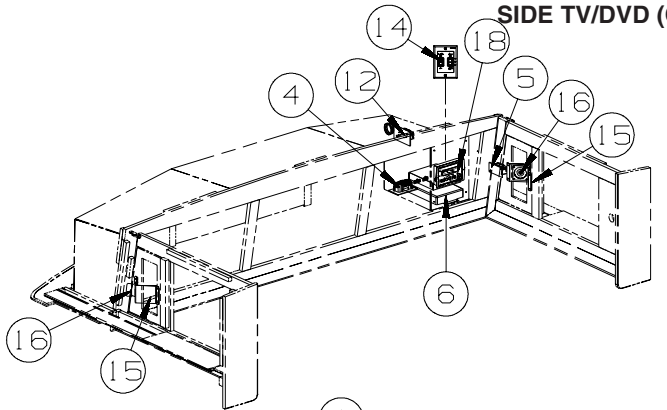
**G38J**

KEY	PART NUMBER	U/M	DESCRIPTION
1	082134-01-000	EA	ADAPTER - TV - CABLE TO CABLE
2	123324-01-000	EA	FILTER - GROUND LOOP
3	117420-03-000	EA	CABLE - W/MALE RCA ENDS - SHIELDED - 20'
4	058708-01-000	EA	RECEPTACLE - ELECTRIC - DOUBLE - BROWN
5	058707-02-000	EA	RECEPTACLE - BLANK - JUNCTION BOX
6	140062-01-000	EA	SWITCH - SPEAKER - 6 CHANNEL
7	142258-01-000	EA	SWITCH - VIDEO/ANTENNA POWER SUPPLY
8*	164227-01-000	EA	TV - 32" - FLAT PANEL/LCD/HDTV - NORCENT LT-3225
			FROM: 00-00-00 THRU: 08-08-07
8*	166332-01-000	EA	TV - 32" - FLAT PANEL/LCD/HDTV - RCA L32WD23
			FROM: 08-09-07 THRU: 10-16-07
8*	164227-01-000	EA	TV - 32" - FLAT PANEL/LCD/HDTV - NORCENT LT-3225
			FROM: 10-17-07 THRU: 99-99-99
9	148026-02-01A	EA	SPEAKER GRILLE - CUBE - SILVER
9	148026-03-01A	EA	SPEAKER - CUBE - W/O CASE
10	149557-04-01A	EA	PLATE/WALL - TRIPLE COAXIAL/HORIZONTAL - WHITE
11*	158836-01-000	EA	DVD - HOME THEATER - W/O SPEAKERS - MEMOREX STS71E-R
			FROM: 00-00-00 THRU: 06-10-07
11*	164270-01-000	EA	DVD - HOME THEATER - W/O SPEAKERS - MEMOREX STS2891-R
			FROM: 06-11-07 THRU: 99-99-99
12	149422-03-02B	EA	BRACKET/MOUNTING - SPEAKER - E-COATED
13	148026-03-01A	EA	SPEAKER - CUBE - W/O CASE
14	058708-01-000	EA	RECEPTACLE - ELECTRIC - DOUBLE - BROWN
14	158542-02-01A	EA	LABEL - RECEPTACLE - ELECTRONICS - WHITE/BLACK
15	155845-01-000	EA	CABLE - RCA - 12' - 3 RCA MALE CONNECTORS - BOTH ENDS
16	163598-02-000	EA	SWITCH/CONTROL - SATELLITE - <b>AUTOMATIC TV SATELLITE SYSTEM</b>
17	136860-03-000	EA	CABLE - RCA - SHIELDED - 3 MALE TO MALE CONNECTORS - 6'
18	154474-02-000	EA	CONTROL/SATELLITE KIT - IDB BOX/IDD BOX-POWER SUPPLY-CABLE - <b>IN MOTION SATELLITE</b>

**\*COMPONENT PARTS LISTED LATER IN THIS GROUP**

## ELECTRICAL GROUP (CONTINUED)

### SIDE TV/DVD (CONTINUED)

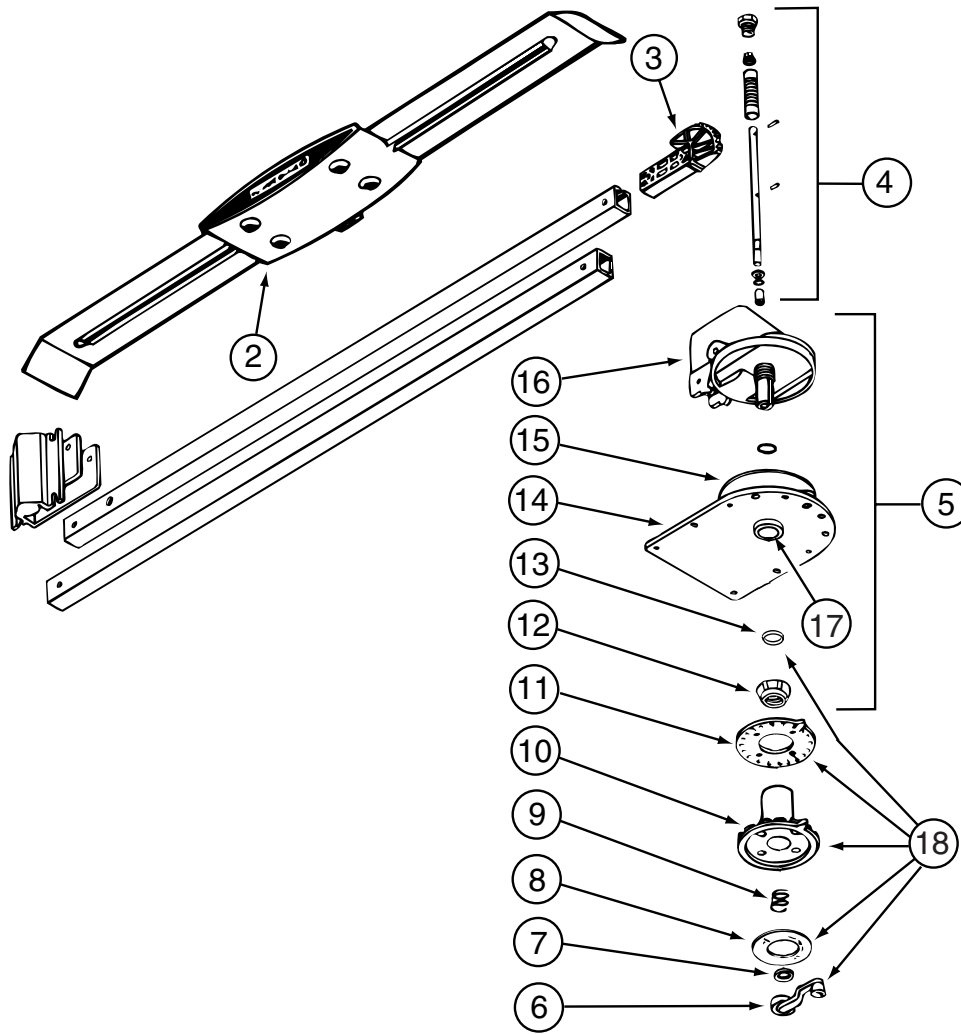


G38T

KEY	PART NUMBER	U/M	DESCRIPTION
1	082134-01-000	EA	ADAPTER - TV - CABLE TO CABLE
2	123324-01-000	EA	FILTER - GROUND LOOP
3	117420-03-000	EA	CABLE - W/MALE RCA ENDS - SHIELDED - 20'
4	058708-01-000	EA	RECEPTACLE - ELECTRIC - DOUBLE - BROWN
5	058707-02-000	EA	RECEPTACLE - BLANK - JUNCTION BOX
6	140062-01-000	EA	SWITCH - SPEAKER - 6 CHANNEL
7	142258-01-000	EA	SWITCH - VIDEO/ANTENNA POWER SUPPLY
8*	164227-01-000	EA	TV - 32" - FLAT PANEL/LCD/HDTV - NORCENT LT-3225 FROM: 00-00-00 THRU: 08-08-07
8*	166332-01-000	EA	TV - 32" - FLAT PANEL/LCD/HDTV - RCA L32WD23 FROM: 08-09-07 THRU: 10-16-07
8*	164227-01-000	EA	TV - 32" - FLAT PANEL/LCD/HDTV - NORCENT LT-3225 FROM: 10-17-07 THRU: 99-99-99
9	148026-02-01A	EA	SPEAKER GRILLE - CUBE - SILVER
9	148026-03-01A	EA	SPEAKER - CUBE - W/O CASE
10	149557-04-01A	EA	PLATE/WALL - TRIPLE COAXIAL/HORIZONTAL - WHITE
11*	158836-01-000	EA	DVD - HOME THEATER - W/O SPEAKERS - MEMOREX STS71E-R FROM: 00-00-00 THRU: 06-10-07
11*	164270-01-000	EA	DVD - HOME THEATER - W/O SPEAKERS - MEMOREX STS2891-R FROM: 06-11-07 THRU: 99-99-99
12	058708-01-000	EA	RECEPTACLE - ELECTRIC - DOUBLE - BROWN
12	158542-02-01A	EA	LABEL - RECEPTACLE - ELECTRONICS - WHITE/BLACK
13	155845-01-000	EA	CABLE - RCA - 12' - 3 RCA MALE CONNECTORS - BOTH ENDS
14	163598-02-000	EA	SWITCH/CONTROL - SATELLITE - <b>AUTOMATIC TV SATELLITE SYSTEM</b>
15	149422-03-02B	EA	BRACKET/MOUNTING - SPEAKER - E-COATED
16	148026-03-01A	EA	SPEAKER - CUBE - W/O CASE
17	136860-03-000	EA	CABLE - RCA - SHIELDED - 3 MALE TO MALE CONNECTORS - 6'
18	154474-02-000	EA	CONTROL/SATELLITE KIT - IDB BOX/IDD BOX-POWER SUPPLY-CABLE - <b>IN MOTION SATELLITE</b>

\*COMPONENT PARTS LISTED LATER IN THIS GROUP

**ELECTRICAL GROUP (CONTINUED)**  
**COMPONENT PARTS FOR WIRING**



**076319-23-000**

KEY	PART NUMBER	U/M	DESCRIPTION	VENDOR NO.
2	076319-01-700	EA	HEAD-ANTENNA, AMPLIFIED	RVSA U/V
3	076319-01-701	EA	GEAR-ELEVATING, PLASTIC	2200046
4	076319-01-702	EA	SHAFT ASM-ELEVATING	RP-4000
5	076319-01-711	EA	BASE & LIFT ASM	2762802
7	076319-01-705	EA	GROMMET-NYLON, 7/8"ID	3200658
8	076319-01-708	EA	DECAL-CRANK	5413002
9	076319-01-707	EA	SPRING-HANDLE	2160822
11	076319-01-712	EA	PLATE - CEILING	3200608
12	076319-01-715	EA	NUT (GEAR HOUSING)	2200047
14	076319-01-713	EA	PLATE-BASE, STEEL	3100523
15	076319-01-703	EA	BEARING-NYLON, 5"OD	3200656
16	076319-01-714	EA	HOUSING, ROTATING GEAR	2200049
17	076319-01-704	EA	BEARING-NYLON, 1.25"OD	3200657
18	076319-01-709	EA	HANDLE-HEAD DIRECTIONAL	200644
	076319-01-716	EA	TUBING, ELEVATING	RP-2900

CONTACT WINNEBAGO PART SALES FOR UNLISTED COMPONENT(S)

**076319-25-000**

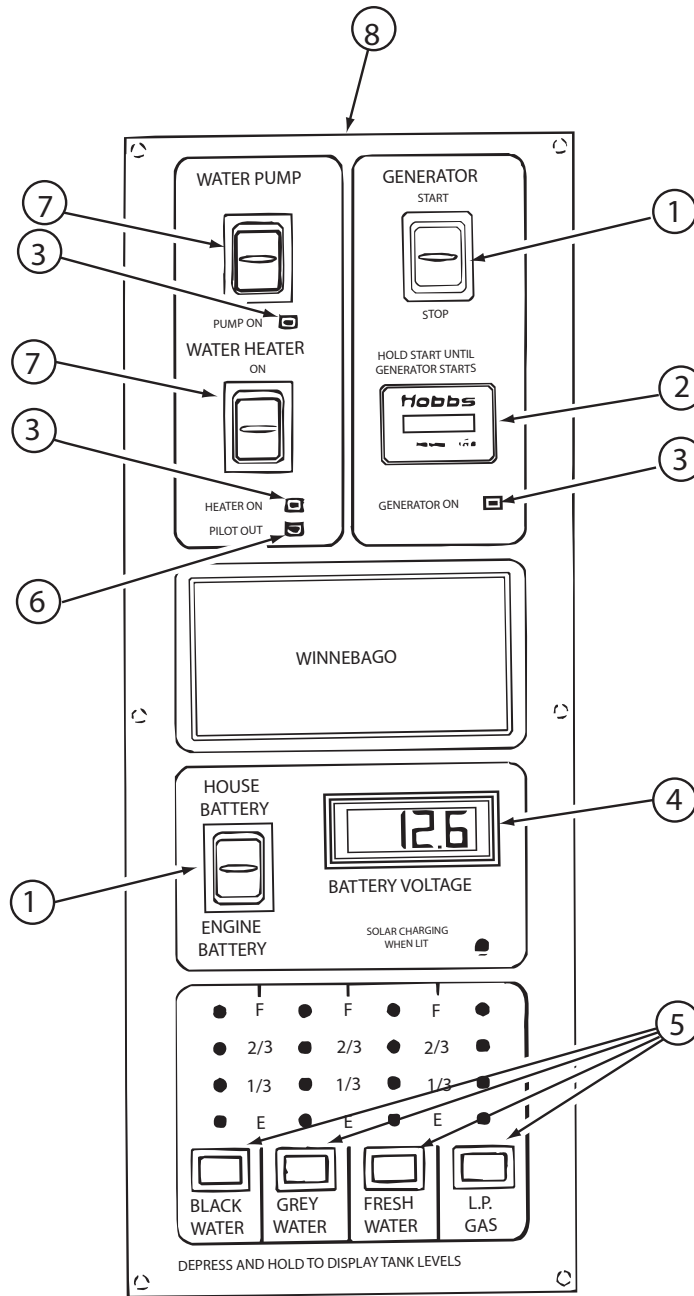
KEY	PART NUMBER	U/M	DESCRIPTION	VENDOR NO.
6	076319-01-706	EA	CRANK-W/SET SCREW UNIV/BEIGE	2750897
6	120233-01-710	EA	HANDLE-CRANK W/SCREW - WHITE	RP-6795
8	076319-01-708	EA	DECAL-CRANK	5413002
10	076319-25-700	EA	DIRECTIONAL HANDLE(WHITE)	3200612
11	076319-25-701	EA	PLATE - CEILING(WHITE)	3200609
13	120233-01-709	EA	WASHER-NYLON	RP-2658

CONTACT WINNEBAGO PART SALES FOR UNLISTED COMPONENT(S)

**ELECTRICAL GROUP (CONTINUED)**  
**COMPONENT PARTS FOR WIRING (CONTINUED)**

			<b>086280-01-000</b>	
<b>KEY</b>	<b>PART NUMBER</b>	<b>U/M DESCRIPTION</b>		<b>VENDOR NO.</b>
	086280-01-700	EA BULB,12V - #1414		ARP1089
			<b>087694-01-000</b>	
<b>KEY</b>	<b>PART NUMBER</b>	<b>U/M DESCRIPTION</b>		<b>VENDOR NO.</b>
	087694-01-700	EA BULB		GE561
			<b>097917-01-06A</b>	
<b>KEY</b>	<b>PART NUMBER</b>	<b>U/M DESCRIPTION</b>		<b>VENDOR NO.</b>
	097917-01-700	EA LENS-LIGHT, CLEAR		30-78-021
			<b>108354-01-01A</b>	
<b>KEY</b>	<b>PART NUMBER</b>	<b>U/M DESCRIPTION</b>		<b>VENDOR NO.</b>
	108354-01-700	EA BULB-COURTESY LIGHT		395-B
			<b>119258-35-03A</b>	
<b>KEY</b>	<b>PART NUMBER</b>	<b>U/M DESCRIPTION</b>		<b>VENDOR NO.</b>
	093575-23-700	EA GLOBE - SQUARE		
			<b>121935-01-01A</b>	
<b>KEY</b>	<b>PART NUMBER</b>	<b>U/M DESCRIPTION</b>		<b>VENDOR NO.</b>
	121935-01-700	EA LENS ONLY - W/CENTER HOLE		809511

**ELECTRICAL GROUP (CONTINUED)**  
**COMPONENT PARTS FOR WIRING (CONTINUED)**



**133004-05-01A**

KEY	PART NUMBER	U/M	DESCRIPTION	VENDOR NO.
1	133004-01-702	EA	SWITCH/DPDT MOM=ON-OFF-ON	L1011-00
2	100258-10-701	EA	GAUGE-HR METER ONLY (LCD)	L0775-00
3	133004-01-706	EA	L.E.D. GREEN-PANEL MOUNT	L0785
4	133004-01-704	EA	METER/VOLT-DIGITAL - LCD	L1008-00
5	133004-01-705	EA	SWITCH/MOM ON - PUSH BUTTON	L0950-00
6	130004-01-703	EA	L.E.D. RED-PANEL MOUNT	L1009-00
7	133004-01-701	EA	SWITCH/DPDT ON-ON/MAINTAINED	L1025-00
8	133004-05-700	EA	SCREENED CHASSIS	CC0563-00
	133004-05-701	EA	BOARD - PC	L5130-02

**137417-01-01A, 137417-03-01A**

KEY	PART NUMBER	U/M	DESCRIPTION	VENDOR NO.
	137417-01-700	EA	LENS - SINGLE (FROSTED)	810868

**137417-02-01A**

KEY	PART NUMBER	U/M	DESCRIPTION	VENDOR NO.
	137417-02-700	EA	LENS - SINGLE OPTIC	810844

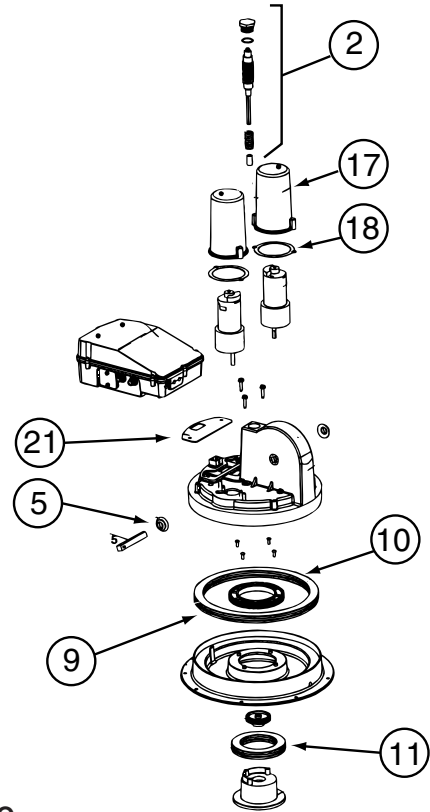
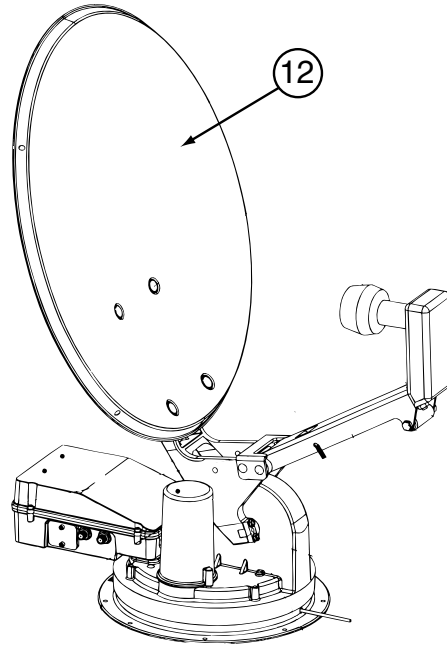
**ELECTRICAL GROUP (CONTINUED)**  
**COMPONENT PARTS FOR WIRING (CONTINUED)**

137417-05-01A

KEY	PART NUMBER	U/M DESCRIPTION	VENDOR NO.
	137417-05-700	EA LENS - DOUBLE OPTIC	810845

137417-06-01A

KEY	PART NUMBER	U/M DESCRIPTION	VENDOR NO.
	137417-06-700	EA LENS - DOUBLE WHITE	810867



141454-03-01A

KEY	PART NUMBER	U/M DESCRIPTION	VENDOR NO.
2	141454-01-700	EA KIT ELEV-SHAFT/GEARS/SPRING	RP-RM20
4	137135-01-705	EA SPRING	2160818
5	137135-01-707	EA SEAL - PIVOT SHAFT	2200852
9	137135-01-712	EA BEARING - OUTER	2590347
10	137135-01-714	EA GEAR - ELEVATING SHAFT	2200465
10	141454-01-712	EA BEARING - ROTATE	2200469
11	137135-01-715	EA BEARING - INNER	2590348
12	137135-01-718	EA REFLECTOR/WHITE-46CM W/HDWE	RP-35RM
13	137135-01-713	EA TURRET BASE	3100730
17	141454-01-705	EA HOUSING - MOTOR	3200260
18	141454-01-706	EA GASKET - MOTOR HOUSING	2240054
21	141454-01-709	EA GASKET	2240056
	120233-01-714	EA CLIP-E	5160818
	137135-01-704	EA PIN - 1/4" X 3.25"	2160813
	137135-01-719	EA BRACKET - PIVOT	2744945
	137135-01-722	EA CLAMP	2590343
	137135-01-723	EA SUPPORT/FRAME-BACKUP-W/HDWE	RP-RM00
	137135-02-703	EA LOW NOISE BLOCK FILTER	LB-6000 - DUAL
	141454-01-701	EA KIT - GEAR/MOTOR-GEAR/ROTATE	RP-RM25
	141454-01-702	EA HOUSING/ELECTRONICS - UPPER	RP-RM10
	141454-01-703	EA HOUSING/ELECTRONICS - LOWER	RP-RM15
	141454-01-704	EA KIT LIFT ASSEMBLY COMPLETE	RP-RM05
	141454-03-700	EA MOTOR (AZIMUTH)	2665042
	141454-03-701	EA MOTOR (ELEVATION)	2665041
	141454-03-702	EA CIRCUIT BOARD(CONTROL BOARD)RP-RM80	
	141454-03-703	EA CONTRL PANEL W/BOX (AS2003)	RP-AS85
	141454-03-704	EA TURRET ASM - W/MOTORS	RP-AS50
	141454-03-705	EA SHROUD/COVER - W/SCREWS	2200732 W/SCREWS

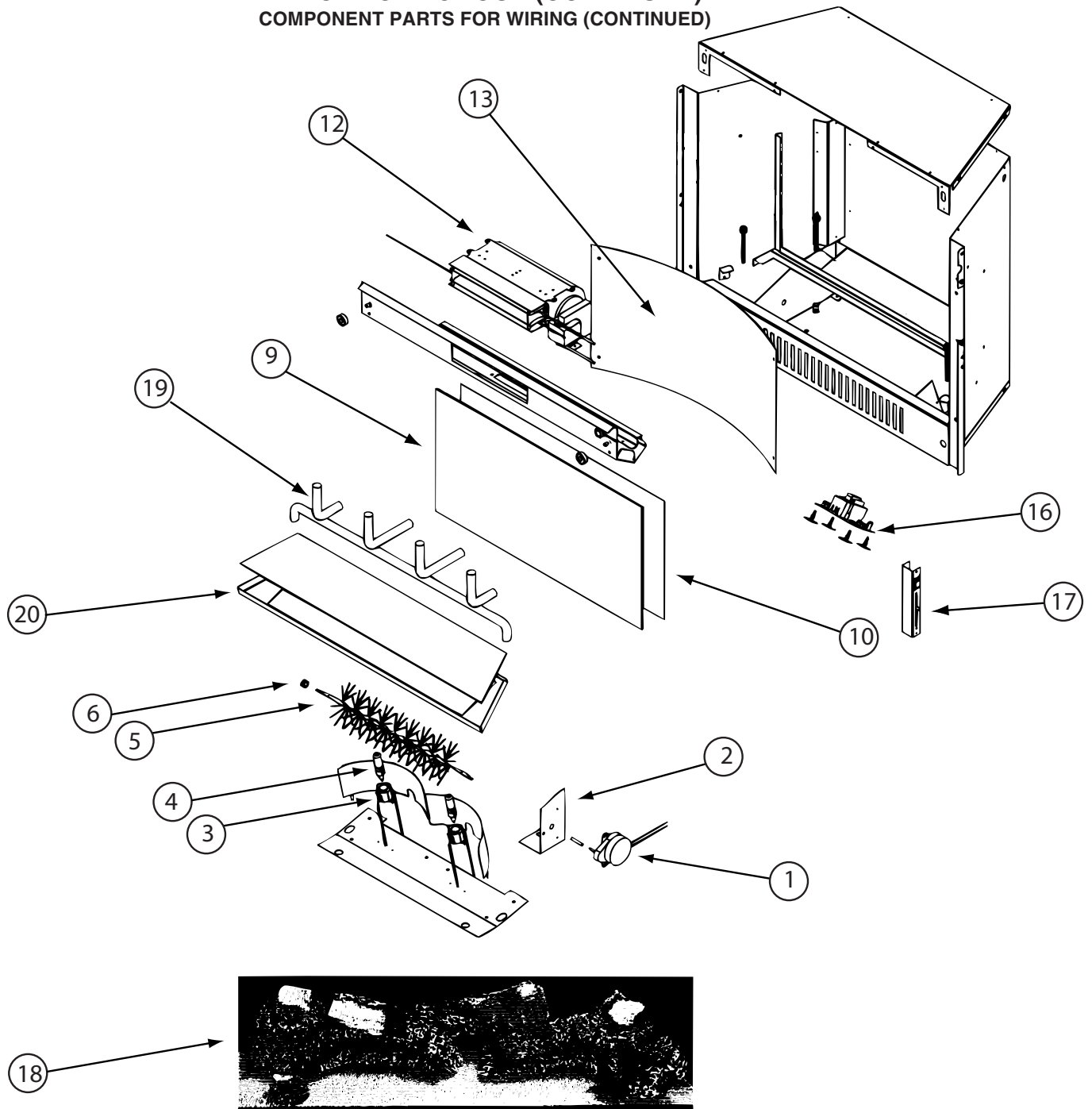
CONTACT WINNEBAGO PART SALES FOR UNLISTED COMPONENT(S)

**ELECTRICAL GROUP (CONTINUED)**  
**COMPONENT PARTS FOR WIRING (CONTINUED)**

<b>146048-01-01A</b>			
<b>KEY</b>	<b>PART NUMBER</b>	<b>U/M DESCRIPTION</b>	<b>VENDOR NO.</b>
	123775-01-700	EA BULB - 10 WATT - HALOGEN	71-JC10
<b>146298-02-000</b>			
<b>KEY</b>	<b>PART NUMBER</b>	<b>U/M DESCRIPTION</b>	<b>VENDOR NO.</b>
	146298-02-700	EA REMOTE - TV	1-478-707-11
<b>149040-03-000</b>			
<b>KEY</b>	<b>PART NUMBER</b>	<b>U/M DESCRIPTION</b>	<b>VENDOR NO.</b>
	149040-03-700	EA REMOTE - TV	265714
<b>149040-04-000</b>			
<b>KEY</b>	<b>PART NUMBER</b>	<b>U/M DESCRIPTION</b>	<b>VENDOR NO.</b>
	149040-04-700	EA REMOTE - TV	274596
<b>153464-03-01A, 153464-06-01A</b>			
<b>KEY</b>	<b>PART NUMBER</b>	<b>U/M DESCRIPTION</b>	<b>VENDOR NO.</b>
	091937-08-700	EA LENS - LIGHT - FLUORESCENT	D-766



**ELECTRICAL GROUP (CONTINUED)**  
**COMPONENT PARTS FOR WIRING (CONTINUED)**



154506-01-01A, 154506-03-01A

KEY	PART NUMBER	U/M	DESCRIPTION	VENDOR NO.
1	154506-03-701	EA	MOTOR	4035-860
2	154506-03-702	EA	BRACKET - F/MOTOR	4038-009
4	154506-03-706	EA	BULB - HALOGEN	33961
5	154506-03-707	EA	FLAME ELEMENT	4030-200
6	154506-03-714	EA	GROMMET - F/FLAME ELEMENT	25006
9	154506-03-710	EA	ACRYLIC PANEL - OUTER	4038-805
10	154506-03-711	EA	LENTICULAR LENS PANEL-INNER	4038-810
12	154506-03-703	EA	HEATER/BLOWER ASM	4038-107
13	154506-03-709	EA	FLAME DECAL-REFLECTIVE	4021-190
16	154506-03-700	EA	CONTROL BOARD ASM	4038-108
17	154506-03-712	EA	SWITCH ASM	4038-110
18	154506-03-705	EA	LOG SET	4038-004
19	154506-03-704	EA	GRATE	4038-880
20	154506-03-708	EA	EMBER BED	4038-217
	154506-01-700	EA	REMOTE CONTROL - FIREPLACE	RC-ELEC-HTL
	154506-03-713	EA	THERMOSTAT	4038-849

**ELECTRICAL GROUP (CONTINUED)**  
**COMPONENT PARTS FOR WIRING (CONTINUED)**

KEY	PART NUMBER	U/M	DESCRIPTION		VENDOR NO.
	156413-01-700	EA	REMOTE	156413-01-01A	REMAWM950
	158836-01-700	EA	REMOTE	158836-01-000	STS71WREM
	163031-01-700	EA	REMOTE	163031-01-01A	PSVCAWM960
	163097-01-700	EA	KEY - #2382 (ILLINOIS LOCK)	163097-01-000	2382
	163097-01-701	EA	KEY - #2341 (MILLER DIAL)		PART SALES
	164226-01-700	EA	REMOTE - TV	164226-01-000	LT2725-RC
	164270-01-700	EA	REMOTE	164270-01-000	STS2891REM
	164227-01-700	EA	REMOTE - TV	164227-01-000	LT3225-RC
	166332-01-700	EA	REMOTE - TV	166332-01-000	274780

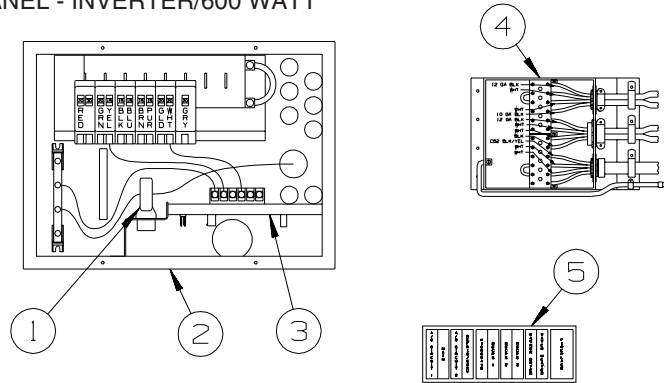
**CIRCUIT BREAKERS, FUSES & RELAYS**

KEY	PART NUMBER	U/M	DESCRIPTION
	062901-02-000	EA	FUSE - 5 AMP - AUTOMOTIVE
	062901-05-000	EA	FUSE - 15 AMP - AUTOMOTIVE
	062901-07-000	EA	FUSE - 25 AMP - AUTOMOTIVE
	062901-08-000	EA	FUSE - 30 AMP - AUTOMOTIVE
	063910-01-000	EA	HOUSING - RELAY
	063912-02-000	EA	RELAY - CANISTER - SPDT
	083209-01-000	EA	CIRCUIT BREAKER - 15 AMP - 120 VOLT - CANADIAN
	083209-02-000	EA	CIRCUIT BREAKER - 15/15 AMP - 120 VOLT
	083209-03-000	EA	CIRCUIT BREAKER - 15/20 AMP - 120 VOLT
	083209-04-000	EA	CIRCUIT BREAKER - 30 AMP - 120 VOLT
	083209-05-000	EA	CIRCUIT BREAKER - 20 AMP - 120 VOLT
	083209-06-000	EA	CIRCUIT BREAKER - 30/15 AMP - 120 VOLT
	083209-07-000	EA	CIRCUIT BREAKER - 20/20 AMP - 120 VOLT
	083209-10-000	EA	CIRCUIT BREAKER - 20/30 AMP - 120 VOLT
	083209-11-000	EA	CIRCUIT BREAKER - 20/15 AMP - 120 VOLT
	092786-03-000	EA	BUSS BAR - 6.9" LONG
	092786-06-000	EA	BUSS BAR
	093654-01-000	EA	CIRCUIT BREAKER - 6 AMP - 12 VOLT - PUSH BUTTON - WHITE
	093654-02-000	EA	CIRCUIT BREAKER - 15 AMP - 12 VOLT - PUSH BUTTON - WHITE
	093654-03-000	EA	CIRCUIT BREAKER - 20 AMP - 12 VOLT - PUSH BUTTON - WHITE
	093654-05-000	EA	CIRCUIT BREAKER - 10 AMP - 12 VOLT - PUSH BUTTON - WHITE
	093655-01-000	EA	CIRCUIT BREAKER - 25 AMP - 12 VOLT - PUSH BUTTON - WHITE
	093655-02-000	EA	CIRCUIT BREAKER - 30 AMP - 12 VOLT - PUSH BUTTON - WHITE
	093655-03-000	EA	CIRCUIT BREAKER - 40 AMP - 12 VOLT - PUSH BUTTON - WHITE
	100341-01-000	EA	FUSE HOLDER - IN LINE TYPE
	113482-01-000	EA	CIRCUIT BREAKER - 55 AMP - MANUAL
	115187-01-000	EA	FUSE - 300 AMP - NON-DELAY
	115187-02-000	EA	HOLDER - FUSE
	115187-03-000	EA	FUSE - 60 AMP - NON-DELAY
	122811-01-000	EA	CIRCUIT BREAKER - 20/50/50/20 AMP - 250V
	141789-01-000	EA	SPACER - CIRCUIT BREAKER

## ELECTRICAL GROUP (CONTINUED)

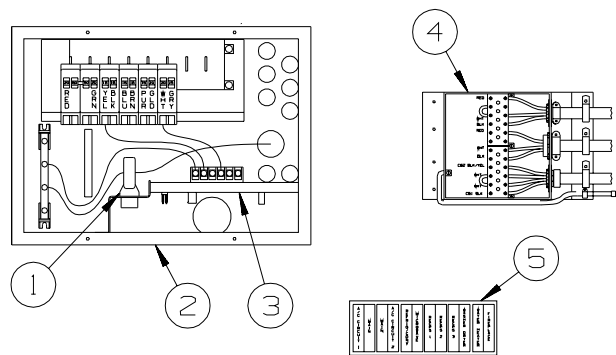
### CONVERTER, INVERTER, LOAD CENTERS

KEY	PART NUMBER	U/M	DESCRIPTION
	123058-01-000	EA	CONVERTER - 55 AMP - ELECTRONIC - 4 1/8"H X 7"W X 12 3/8"L
	148254-03-000	EA	CABLE/INVERTOR - W/8 PIN MODULAR PHONE JACK - 50'-DIMEN
	154511-01-000	EA	INVERTER - 600 WATT - W/O REMOTE PANEL
	154511-02-000	EA	REMOTE/PANEL - INVERTER/600 WATT



30 AMP

**LOAD CENTER**



50 AMP

KEY	PART NUMBER	U/M	DESCRIPTION
1	127002-07-000	EA	SENSOR - CURRENT
2	141258-01-000	EA	LOAD CENTER - 120/240 - 30/50 AMP
2	141258-02-000	EA	LOAD CENTER - COVER
3	127002-11-000	EA	MODULE - EMS CENTER - W/REMOTE SENSOR
4	106071-06-000	EA	SWITCH - AUTOMATIC TRANSFER - PARALLAX 5070 - 30/50 AMP FROM: 00-00-00 THRU: 11-11-07
4	167050-01-000	EA	SWITCH - AUTOMATIC TRANSFER - PARALLAX ATS501BP FROM: 11-12-07 THRU: 99-99-99
5	095721-47-000	EA	LABEL - CONTROL CENTER - 50 AMP - 50 AMP ELECTRICAL SYSTEM

## ELECTRICAL GROUP (CONTINUED)

### BOXES & CORDS

KEY	PART NUMBER	U/M	DESCRIPTION
	108934-02-000	EA	CORD - POWER - 50 AMP - 4-WIRE - 36'
	115832-01-000	FT	CORD - HEAVY DUTY - 14-2 W/GROUND
	131679-01-000	EA	BOX/ELECTRIC-WATERPROOF-4" X 4" - W/4 3/4"OUTLETS-UL/CSA
	131680-01-000	EA	COVER - F/ELECTRIC BOX W/GASKET 4" X 4" - UL/CSA
	133070-01-000	EA	BOX - ELECTRIC/PLASTIC - 3" X 2" X 2.8" - UL
	133070-02-000	EA	BOX - ELECTRIC/PLASTIC - 3" X 2" X 2.8" - CSA

### WIRE ASSEMBLIES

KEY	PART NUMBER	U/M	DESCRIPTION
	077069-02-000	EA	CABLE/EXTENSION - RADIO ANTENNA - 96"
	077069-03-000	EA	CABLE/EXTENSION - RADIO ANTENNA - 260"
	114870-01-000	EA	PLUG - AUDIO W/LEADS - 48.5"
	136860-02-000	EA	CABLE - RCA - SHIELDED - 3 MALE TO MALE CONNECTORS - 50'
	125853-04-000	EA	WIRE LOOM - ENTERTAINMENT CENTER
	126030-01-000	EA	WIRE ASM-WIPER/WASHER
	135131-01-000	EA	WIRE LOOM - THERMOSTAT
	136028-01-000	EA	WIRE ASM-SOFA,REST EASY
	136514-02-000	EA	CABLE - MONITOR/CAMERA
	136860-02-000	EA	CABLE - RCA - SHIELDED - 3 MALE TO MALE CONNECTORS - 50'
	137135-03-000	EA	WIRE LOOM - DIGITAL ELEVATION SENSOR
	137135-04-000	EA	WIRE HARNESS - POWER - DIGITAL ELEVATION SENSOR
	139583-01-000	EA	WIRE LOOM - SOFA/DOUBLE REST EASY
	139583-02-000	EA	WIRE LOOM - SOFA/REAR SWITCH
	141454-04-000	EA	WIRE - SATELLITE - AUTOMATIC
	142258-02-000	EA	WIRE LOOM - VIDEO SWITCH/POWER SUPPLY
	144677-07-000	EA	WIRE - MONITOR - POWER - 3 PIN TO 6 PIN (3 WIRE)
	144677-09-000	EA	WIRE - MONITOR - POWER - 3 PIN/2 PIN
	145210-01-000	FT	CABLE - COAXIAL
	147313-01-000	EA	WIRE - OUTSIDE TEMP SENSOR - W/O SENSOR
	151316-02-000	EA	WIRE ASM - W/NON CONTACT SENSORS - GREY WATER - 23.6"
	151317-01-000	EA	WIRE ASM-W/NON CONTACT SENSORS-FRESH WATER/BLK TANK-3.9"
	151317-02-000	EA	WIRE ASM-W/NON CONTACT SENSORS-FRESH WATER/BLK TANK-23.6"
	151422-01-000	EA	PIGTAIL - F/FOG LIGHT
	155505-01-000	EA	WIRE ASSEMBLY - ADAPTER/HEADLIGHT
	155619-05-000	EA	WIRE ASSEMBLY - RADIO - 12 PIN

**ELECTRICAL GROUP (CONTINUED)**  
**CONNECTORS & CONDUIT**

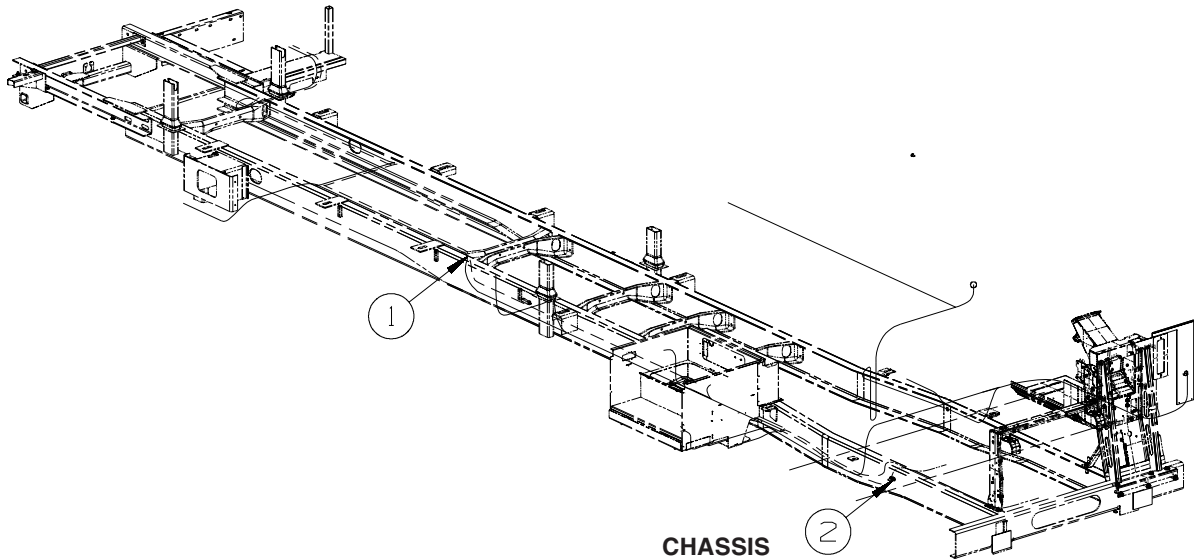
KEY	PART NUMBER	U/M	DESCRIPTION
	007940-01-000	EA	RECEPTACLE/SLIDE 16 TO 12 AWG - FEMALE END
	007940-02-000	EA	RECEPTACLE/SLIDE 10 AWG
	007954-01-000	EA	RECEPTACLE - HOUSING - 6 POSITION
	007956-05-000	EA	INSULATOR - SHRINK - 1/4"ID X 1 1/2"
	008311-01-000	EA	CONNECTOR - WIRE NUT - INSULATED - RED
	008312-01-000	EA	CONNECTOR - WIRE NUT - INSULATED - BLUE
	008313-01-000	EA	CONNECTOR - WIRE NUT - INSULATED - YELLOW
	008314-01-000	EA	CONNECTOR - WIRE NUT - INSULATED - GRAY
	008328-01-000	EA	TERMINAL - RING - 12/10 WIRE - #10 STUD FIT
	008331-01-000	EA	TERMINAL - RING - TONGUE - #4 WIRE - 3/8" STUD - COPPER
	008348-01-000	EA	TERMINAL - RING - 3/8" STUD 2 GA. WIRE
	008355-01-000	EA	CONNECTOR - CABLE CLAMPING - 3/4"
	008356-01-000	EA	CONNECTOR - PLASTIC - 3/8"
	008356-02-000	EA	CONNECTOR - PLASTIC - 21/32"
	035416-04-000	EA	TERMINAL - RING - #10 STUD FIT - INSULATED BARREL #16/14
	041953-01-000	FT	CONDUIT - CONVOLUTE SLIT - .5" ID - POLYETHYLENE
	041953-02-000	FT	CONDUIT - CONVOLUTE SLIT - .6" ID - POLYETHYLENE
	041953-03-000	FT	CONDUIT - CONVOLUTE SLIT - 1" ID (CLOTHES ROD COVER)
	041953-05-000	FT	CONDUIT - CONVOLUTE SLIT - .62" ID - POLYETHYLENE
	041953-06-000	FT	CONDUIT - CONVOLUTE SLIT - .4" ID - POLYETHYLENE
	041953-07-000	FT	CONDUIT - CONVOLUTE SLIT - .25" ID - POLYETHYLENE
	041953-08-000	FT	CONDUIT - CONVOLUTE SLIT - 1.5" ID - POLYETHYLENE
	041953-09-000	FT	CONDUIT - CONVOLUTE SLIT - .5" ID - NYLON
	041953-10-000	FT	CONDUIT - CONVOLUTE SLIT - .75" ID - NYLON
	041953-11-000	FT	CONDUIT - CONVOLUTE SLIT - 1.06" ID - NYLON
	041953-12-000	FT	CONDUIT - CONVOLUTE SOLID - 1.1" ID - NYLON
	041953-13-000	FT	CONDUIT - CONVOLUTE SLIT - 1.25" ID
	041953-14-000	FT	CONDUIT - CONVOLUTE SLIT - 1.5" ID
	041953-15-000	FT	CONDUIT - CONVOLUTE SLIT - 2"
	041953-16-000	FT	CONDUIT - CONVOLUTE SLIT - 2"
	047441-01-000	EA	TERMINAL-BATTERY, HORIZONTAL LUG
	047443-01-000	EA	TERMINAL - .250 RECEPTACLE FIT - INSULATED - 16/14 AWG
	047443-02-000	EA	TERMINAL - .250 RECEPTACLE FIT - INSULATED - 12/10 AWG
	047443-05-000	EA	TERMINAL - .250 RECEPTACLE FIT - 18GA AWG
	058028-01-000	EA	CONNECTOR - ELECTRICAL PIGTAIL - NYLON - CLEAR
	062036-01-000	EA	TERMINAL - PACK - CON - 12/10 AWG
	076319-12-000	EA	CONNECTOR - COAXIAL - ONE PIECE
	077479-02-000	EA	BOOT - BATTERY TERMINAL - SINGLE CABLE
	080015-02-000	EA	RECEPTACLE - FLAG - .185 - 16/14 GAUGE
	080015-03-000	EA	RECEPTACLE - FLAG - .250 - 14/16 GAUGE
	080015-04-000	EA	RECEPTACLE - FLAG - .187 - 16/14 GAUGE
	082109-01-000	EA	HOUSING - CONNECTOR - PACKARD
	082741-01-000	EA	CONNECTOR BODY - 2 CONNECTOR MALE
	087225-01-000	FT	SLEEVING - 1/2" - TYPE H
	088473-01-000	EA	HOUSING - PIN - 12 CAVITY (3 ROWS OF 4)
	088473-02-000	EA	HOUSING - PIN - 15 CAVITY (3 ROWS OF 5)
	088473-03-000	EA	HOUSING - PIN - 9 CAVITY (3 ROWS OF 3)
	088473-04-000	EA	HOUSING - PIN - 8 CAVITY IN-LINE
	088473-06-000	EA	HOUSING - PIN - 6 CAVITY (2 ROWS OF 3)
	088473-07-000	EA	HOUSING - PIN - 5 CAVITY - IN-LINE
	088473-08-000	EA	HOUSING - PIN - 4 CAVITY - IN-LINE
	088473-09-000	EA	HOUSING - PIN - 3 CAVITY - IN-LINE
	088473-10-000	EA	HOUSING - PIN - 2 CAVITY - IN-LINE
	088473-12-000	EA	HOUSING - PIN - 3 CAVITY - BLUE
	088473-13-000	EA	HOUSING - PIN - 3 CAVITY - GREEN
	088473-14-000	EA	HOUSING - PIN - 3 CAVITY - RED
	088474-01-000	EA	HOUSING - SOCKET - 12 CAVITY
	088474-02-000	EA	HOUSING - SOCKET - 15 CAVITY
	088474-03-000	EA	HOUSING - SOCKET - 9 CAVITY
	088474-06-000	EA	HOUSING - SOCKET - 6 CAVITY
	088474-07-000	EA	HOUSING - SOCKET - 5 CAVITY
	088474-08-000	EA	HOUSING - SOCKET - 4 CAVITY
	088474-09-000	EA	HOUSING - SOCKET - 3 CAVITY

**ELECTRICAL GROUP (CONTINUED)**  
**CONNECTORS & CONDUIT (CONTINUED)**

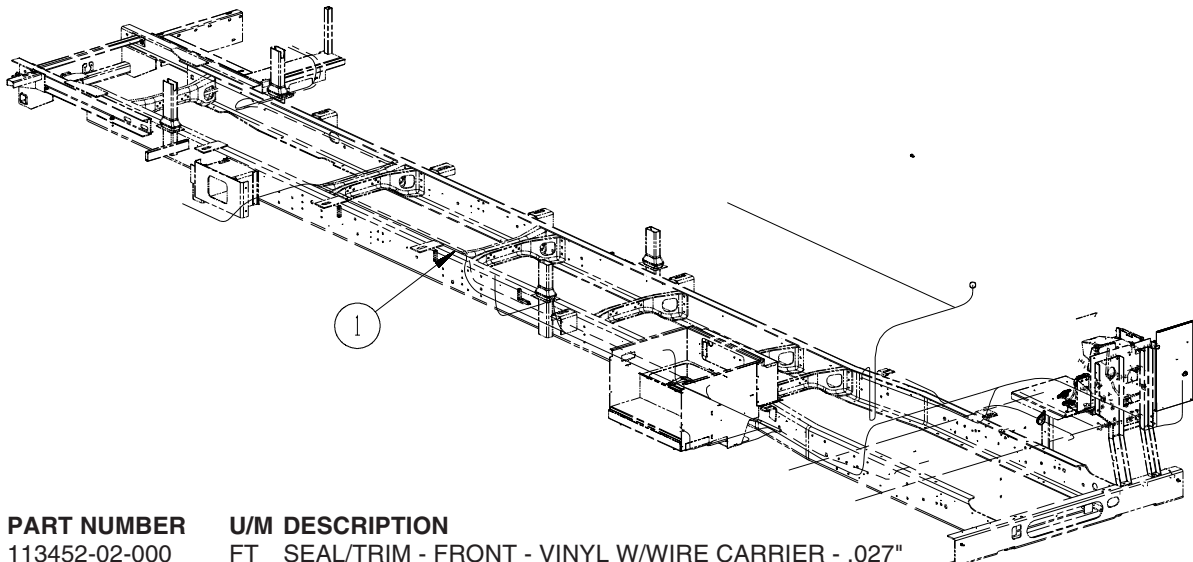
KEY	PART NUMBER	U/M	DESCRIPTION
	088474-10-000	EA	HOUSING - SOCKET - 2 CAVITY
	088474-12-000	EA	HOUSING - SOCKET - 2 CAVITY - RED
	088475-01-000	EA	PIN - CONNECTOR - 14-20 AWG
	088475-02-000	EA	PIN - CONNECTOR - 10-12 AWG
	088476-01-000	EA	TERMINAL - ELECTRICAL
	088476-02-000	EA	SOCKET - CONNECTOR - 12-10 GA - PRE-TIN
	098261-01-000	EA	SOCKET - CONNECTOR - WEATHERPACK - 12 AWG
	098261-02-000	EA	SOCKET - CONNECTOR - WEATHERPACK - 14-18 AWG
	098262-01-000	EA	SEAL - CONNECTOR - WEATHERPACK
	098264-01-000	EA	HOUSING - 2 PIN - WEATHER PACK - MALE W/FEMALE PINS
	098264-02-000	EA	HOUSING - 2 PIN - WEATHER PACK - FEMALE W/MALE PINS
	098265-02-000	EA	PIN - CONNECTOR - WEATHER PACK
	102777-02-000	EA	TERMINAL - RING - #6 STUD - 10 AWG
	103608-01-000	EA	SOCKET - WEDGE BASE W/LEADS
	104100-01-000	EA	HOUSING - 1 POSITION - 75 AMPS
	104100-03-000	EA	TERMINAL - 75 AMP
	106007-02-000	EA	TERMINAL - FEMALE - 10-12 AWG
	110178-01-000	EA	HOUSING - WIPER MOTOR
	112823-01-000	EA	SPLICE - REDUCER - 16-14 TO 18-22
	113135-01-000	EA	TERMINAL - FEMALE - M/P - 14-16 - F/SEALED TERMINAL
	113308-01-000	EA	TERMINAL - FEMALE - M/P - 14-16 - 280
	113308-02-000	EA	TERMINAL - FEMALE - M/P - 14-18 - 280
	113468-01-000	EA	HOUSING - 2 POSITION-FEMALE-USED ON WIPER/WASHER WIRE ASM
	113468-02-000	EA	HOUSING - 2 POSITION - FEMALE
	116811-01-000	EA	TERMINAL - .110 RECEPTACLE - 16-14 AWG
	118571-01-000	EA	CONNECTOR - 3-WAY - MALE/SEALED
	118571-02-000	EA	CONNECTOR - 3-WAY - FEMALE/SEALED
	118571-05-000	EA	LOCK - SECONDARY - FEMALE
	118571-06-000	EA	LOCK - SECONDARY - MALE
	118599-02-000	EA	TERMINAL - MALE - M/P - 280/14-12
	118820-01-000	EA	INSULATOR - TERMINAL
	129233-01-000	EA	HOUSING - 2-POSITION/FEMALE - 280-SERIES
	129233-02-000	EA	HOUSING - 2-POSITION/FEMALE - 280-SERIES
	129233-03-000	EA	HOUSING - 2-POSITION/FEMALE - 280-SERIES
	131681-01-000	EA	CONNECTOR - 3/4" SO CORD - UL/CS
	137207-01-000	EA	HOUSING - PIN - 2 CAVITY/HIGH AMP
	137208-01-000	EA	HOUSING - SOCKET - 2 CAVITY/HIGH AMP
	137209-01-000	EA	PIN - CONNECTOR - 10AWG/HIGH AMP
	137210-01-000	EA	SOCKET - CONNECTOR - 10 AWG/HIGH AMP
	138996-04-000	EA	CONNECTOR - LAMP
	142520-01-000	EA	TERMINAL - FEMALE - MINI-FIT 16
	142522-01-000	EA	HOUSING - 4 PIN/MALE - MINI FIT
	142522-02-000	EA	HOUSING - 6 PIN/MALE - MINI FIT
	142522-03-000	EA	HOUSING - 8 PIN/MALE - MINI FIT
	142522-04-000	EA	HOUSING - 10 PIN/MALE - MINI FIT
	142522-05-000	EA	HOUSING - 12 PIN/MALE - MINI FIT
	142522-06-000	EA	HOUSING - 14 PIN/MALE - MINI FIT
	142524-01-000	EA	HOUSING - 4 PIN/FEMALE - WEATHER PACK
	142524-02-000	EA	HOUSING - 4 PIN/FEMALE - WEATHER PACK
	144283-01-000	EA	CONNECTOR - 110V - F/USE WITH SOW WIRE - BLUE
	144283-02-000	EA	CONNECTOR - 110V - F/USE WITH NM ROMEX WIRE - CLEAR
	145171-01-000	EA	CONNECTOR - COAXIAL
	148335-01-000	EA	HOUSING - 8-POSITION/MALE - 280-GT SERIES
	148335-02-000	EA	HOUSING - 4-POSITION/MALE - 280-GT SERIES
	148335-03-000	EA	HOUSING - 6-POSITION/MALE - 280-GT SERIES
	149683-01-000	EA	HOUSING - F/5 CAVITY RECEPTACLE - W/SQUARE GUIDE PIN
	149683-02-000	EA	HOUSING - F/5 CAVITY RECEPTACLE - W/ROUND GUIDE PIN
	149686-01-000	EA	TERMINAL - .250 RECEPTACLE
	149687-01-000	EA	HOUSING - 2 POSITION/MALE - PACKARD
	149687-02-000	EA	LOCK - F/2 POSITION HOUSING - PACKARD
	149688-01-000	EA	TERMINAL - MALE - 16 GAUGE WIRE
	156035-01-000	EA	HOUSING - 12-POSITION/FEMALE - 280-GT SERIES
	156041-01-000	EA	TERMINAL - FEMALE - 16-12 - 280-GT SERIES

**ELECTRICAL GROUP (CONTINUED)**  
**CONNECTORS & CONDUIT (CONTINUED)**

KEY	PART NUMBER	U/M	DESCRIPTION
	156043-01-000	EA	HOUSING - 2-POSITION/FEMALE - 480-MP SERIES
	156043-02-000	EA	LOCK - F/2 POSITION HOUSING - 480 SERIES
	156044-01-000	EA	TERMINAL - FEMALE - 16-12 - 280-GT - F/SEALED HOUSING
	156045-01-000	EA	HOUSING - 10-POSITION/FEMALE - 280-GT SERIES
	156045-02-000	EA	HOUSING - 4-POSITION/FEMALE - 280-GT SERIES
	156045-03-000	EA	HOUSING - 8-POSITION/FEMALE - 280-GT SERIES
	156045-04-000	EA	HOUSING - 6-POSITION/FEMALE - 280-GT SERIES
	156207-01-000	EA	HOUSING - 6-POSITION/MALE - 150-GT SERIES
	156208-01-000	EA	TERMINAL - MALE - 18-16 - 150-GT SERIES
	157590-01-000	EA	TERMINAL - FEMALE - M/P - 10-12 - 630
	157592-01-000	EA	HOUSING - 7-POSITION/FEMALE - M/P
	157592-02-000	EA	LOCK - SECONDARY - F/7 POSITION HOUSING
	157656-01-01A	EA	CONNECTOR - DASH LIGHT - BLACK
	158357-01-000	EA	HOUSING - 3 PIN/MALE - MINI FIT
	158373-01-000	EA	HOUSING - SOCKET - 16 CAVITY - MINI MATE-N-LOCK
	158374-01-000	EA	SOCKET - 16-20 CAVITY - MINI MATE-N-LOCK
	164687-01-000	EA	PIN - CONNECTOR - 16-14
	164685-01-000	EA	HOUSING - PIN - 7-POSITION
	164689-01-000	EA	SEAL - CONNECTOR
	168450-01-000	EA	CONNECTOR/ADAPTER - COAX

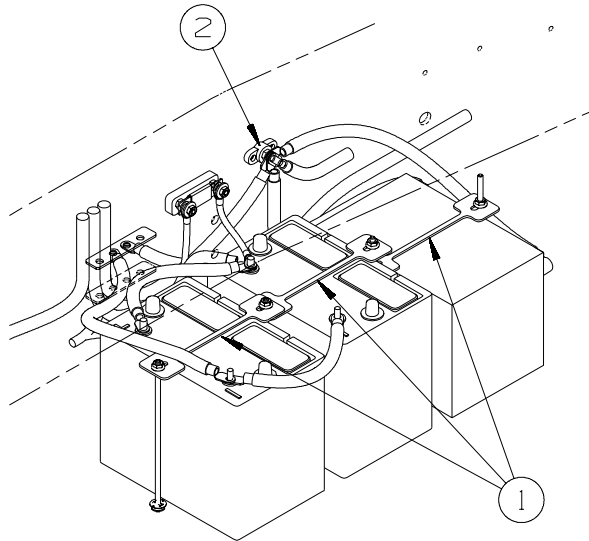


KEY	PART NUMBER	U/M	DESCRIPTION
1	113452-02-000	FT	SEAL/TRIM - FRONT - VINYL W/WIRE CARRIER - .027"
2	086233-01-000	EA	STUD - ISOLATED - 3/8" X 7/8" LONG

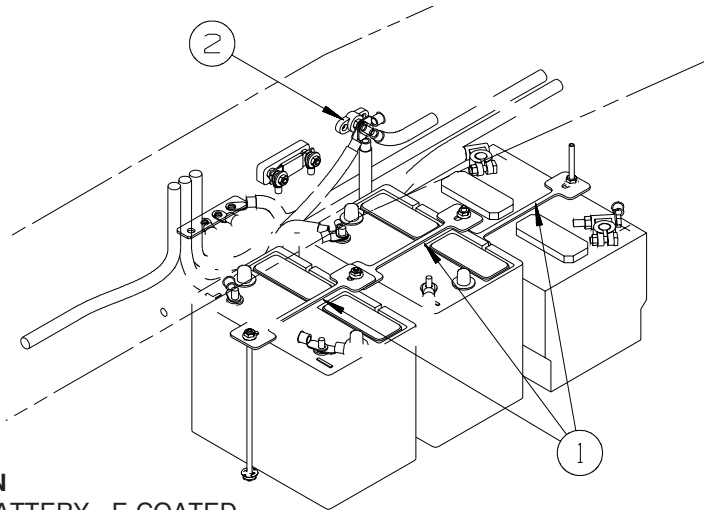


KEY	PART NUMBER	U/M	DESCRIPTION
1	113452-02-000	FT	SEAL/TRIM - FRONT - VINYL W/WIRE CARRIER - .027"

**ELECTRICAL GROUP (CONTINUED)**  
**CHASSIS (CONTINUED)**



**FORD  
BATTERY  
INSTALLATION**

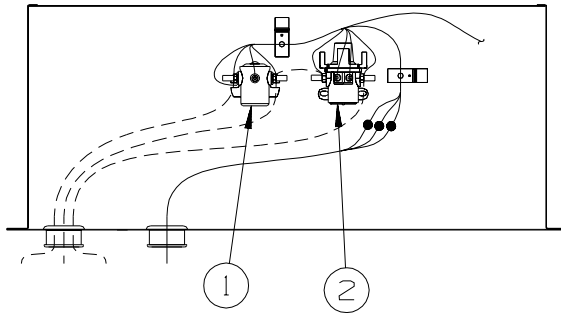


**WORKHORSE  
BATTERY  
INSTALLATION**

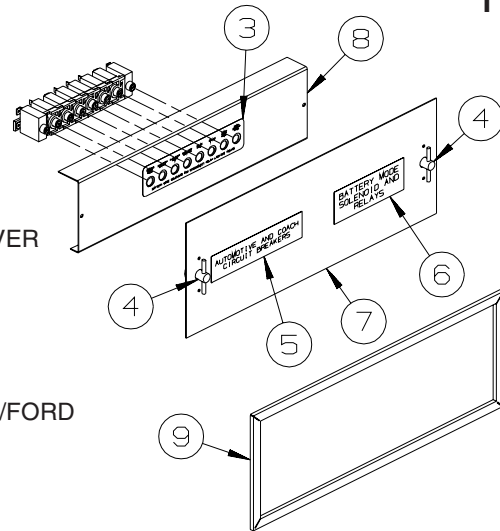
KEY	PART NUMBER	U/M	DESCRIPTION
1	160014-01-02B	EA	TIEDOWN - BATTERY - E-COATED
2	086233-01-000	EA	STUD - ISOLATED - 3/8" X 7/8" LONG



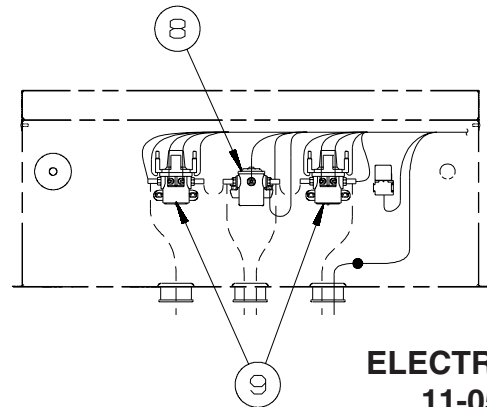
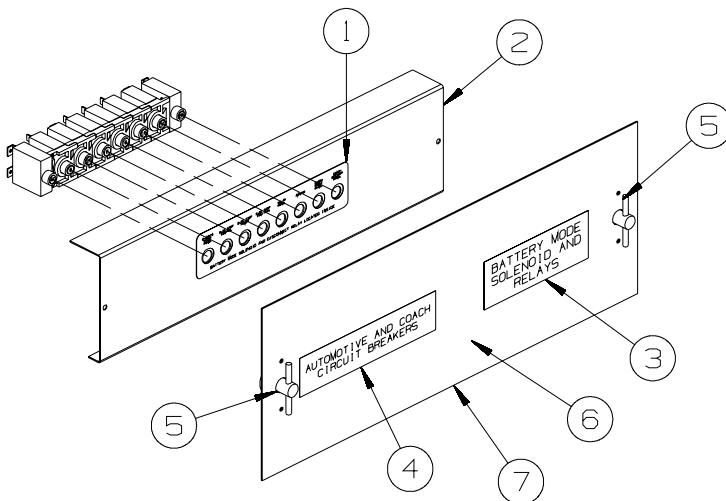
**ELECTRICAL GROUP (CONTINUED)**  
**CHASSIS (CONTINUED)**



**ELECTRIC BOX**  
**00-00-00**  
**THRU**  
**11-04-07**



KEY	PART NUMBER	U/M	DESCRIPTION
1	008188-01-000	EA	SOLENOID - 3 POST - BATTERY CHANGE OVER
2	086273-01-000	EA	RELAY - BATTERY DISCONNECT
3	093236-35-000	EA	LABEL - CIRCUIT BREAKER
4	098196-01-000	EA	LATCH - 1/4 TURN - T-BAR
5	098379-01-000	EA	LABEL - CIRCUIT BREAKER - FRONT BOX
6	098379-04-000	EA	LABEL - ELECTRICAL BOX - SIDE
7	109925-04-000	EA	DOOR - ELECTRICAL BOX - 6.9" X 18.5" - GM/FORD
8	118531-02-02B	EA	PLATE - CIRCUIT BREAKER - E COATED
9	092492-11-000	EA	SEAL - ELECTRIC BOX - 7" X 18.4"

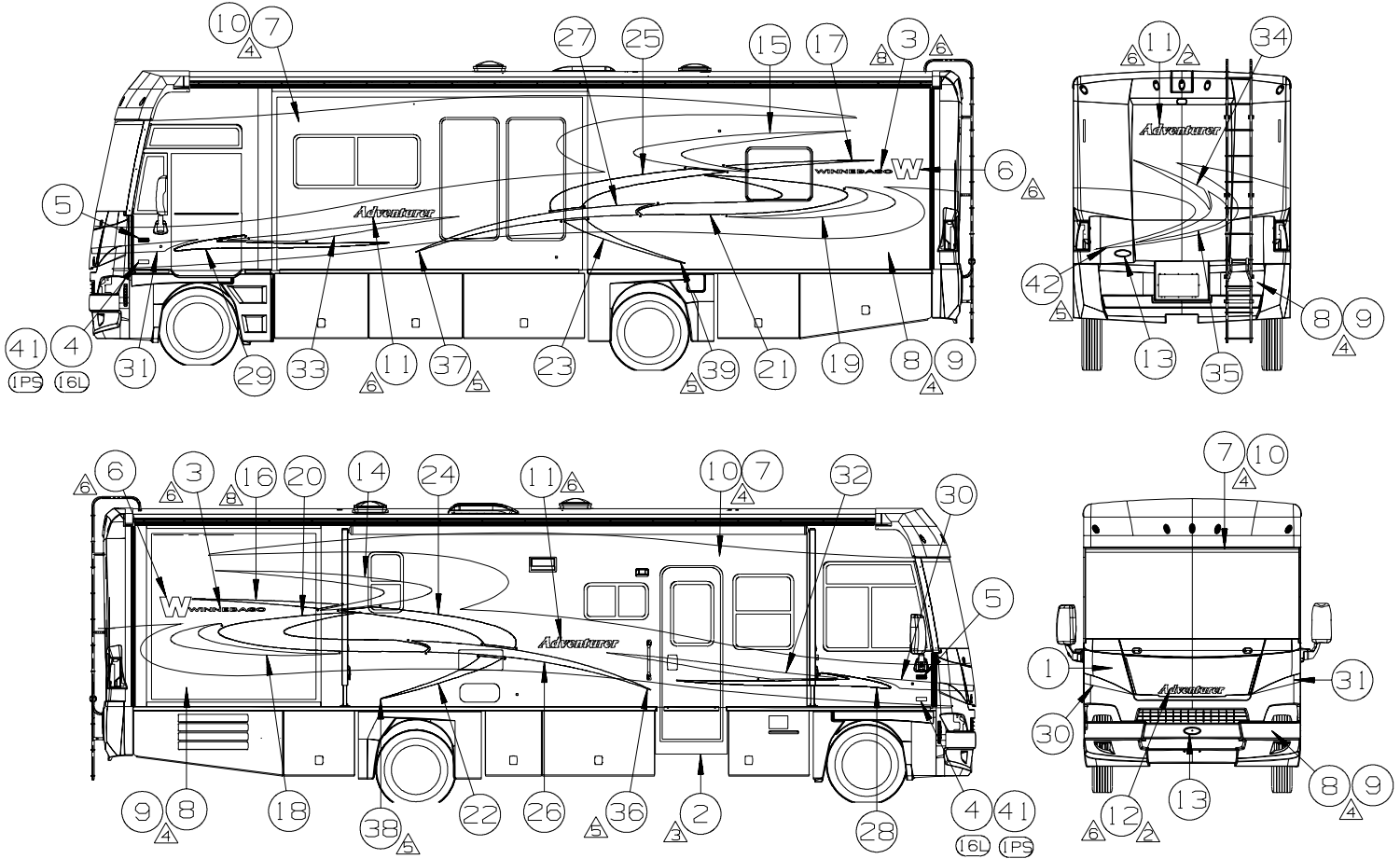


**ELECTRIC BOX**  
**11-05-07**  
**THRU**  
**99-99-99**

KEY	PART NUMBER	U/M	DESCRIPTION
1	093236-35-000	EA	LABEL - CIRCUIT BREAKER
2	118531-02-02B	EA	PLATE - CIRCUIT BREAKER - E-COATED
3	098379-04-000	EA	LABEL - ELECTRICAL BOX - SIDE
4	098379-01-000	EA	LABEL - CIRCUIT BREAKER - FRONT BOX
5	098196-01-000	EA	LATCH - 1/4 TURN - T-BAR
6	109925-04-000	EA	DOOR - ELECTRICAL BOX - 6.9" X 18.5" - GM/FORD
6	142145-01-02B	EA	DOOR - ELECTRICAL BOX - E-COATED
			FROM: 00-00-00 THRU: 01-03-08
7	092492-11-000	EA	SEAL - ELECTRIC BOX - 7" X 18.4"
8	008188-01-000	EA	SOLENOID - 3 POST - BATTERY CHANGE OVER
9	086273-01-000	EA	RELAY - BATTERY DISCONNECT
			FROM: 01-04-08 THRU: 99-99-99

# EXTERIOR BODY GROUP GRAPHICS & PAINT

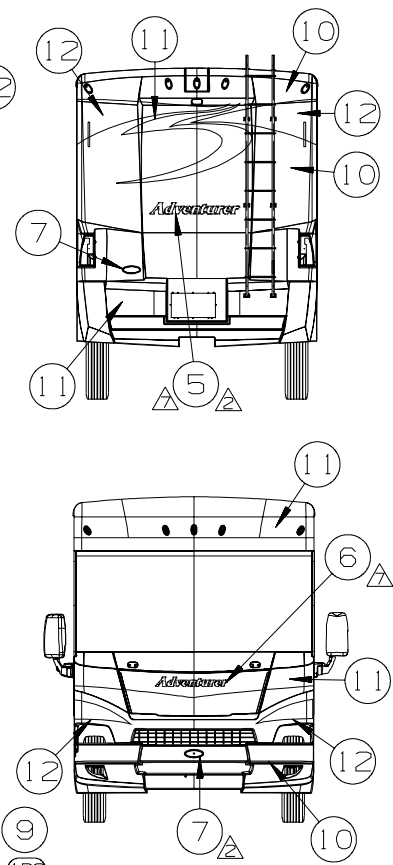
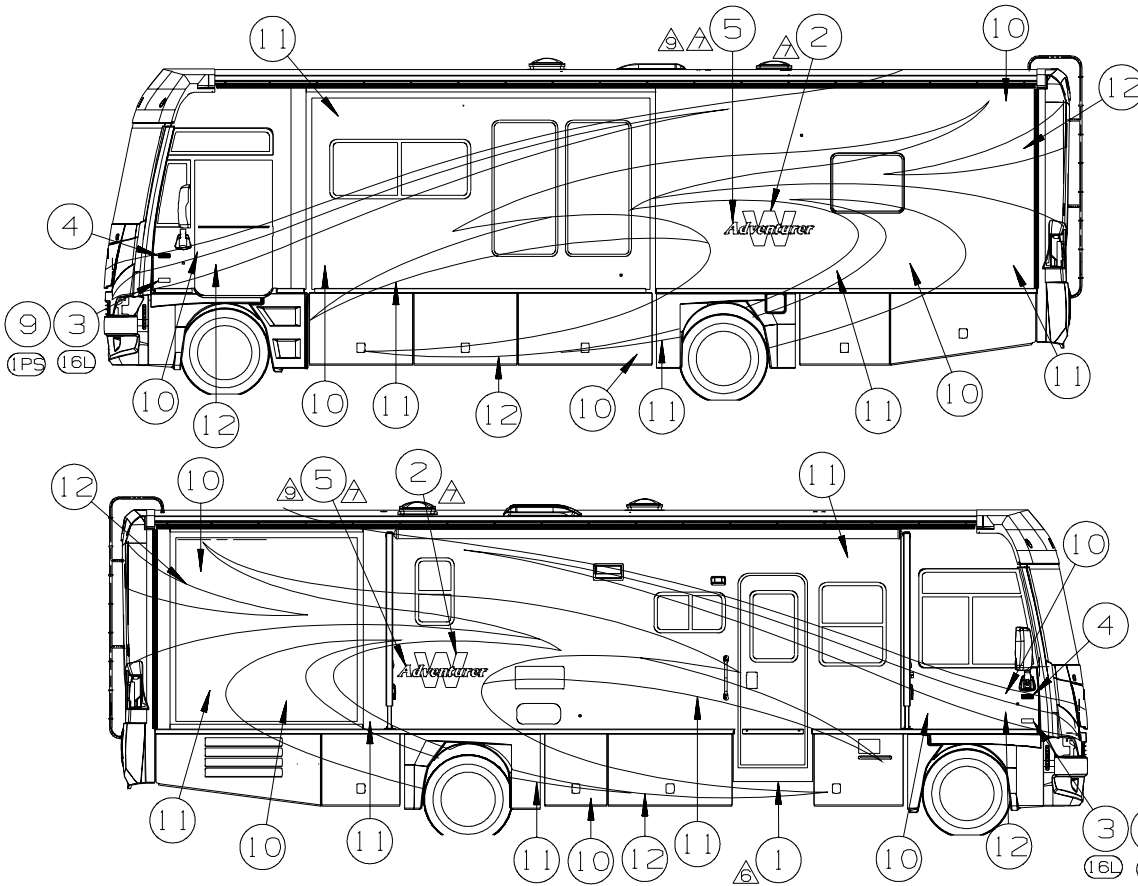
## GRAPHICS



KEY	PART NUMBER	U/M	DESCRIPTION
1	093681-36-CHT(04A)	FT	FILM-25.4 MM X 150 FT - BLACK
2	109506-01-000	EA	FILM-URETHANE PROTECTANT
3	120702-03-CHT(50A)	EA	DECAL-LOGO WINNEBAGO - DEEP BLUE STAR
(16L) 4	129922-02-CHT(01A)	EA	EMBLEM-TRITON V10 (3 VALVE) - BLACK/CHROME
5	132664-02-CHT(01A)	EA	DECAL-LOGO DOMED WINNEBAGO - CHROME/RED/BLACK
6	135381-02-CHT(09A)	EA	DECAL-LOGO W - LT GOLD MET II
(27G) 7	141599-31-000	GL	PAINT - METALLIC GOLD DUPONT #373-P7436
(92K) 8	141599-35-000	GL	PAINT - SANDSTONE BEIGE MET DUPONT #373-P7438
(27G) 9	141599-39-000	GL	PAINT - SPRUCE GREEN MET DUPONT #373-P7443
(92K) 10	141599-48-000	GL	PAINT - CATALINA BLUE MET - DUPONT #373-P75841
11	149888-01-CHT(01A)	EA	DECAL-ADVENTURER, LG - BLACK/SILVER/MED SILVER
12	149888-02-CHT(01A)	EA	DECAL-ADVENTURER, SML - BLACK/SILVER/MED SILVER
13	151687-01-CHT(01A)	EA	DECAL/BEZEL DOMED NAMEPLATE WINNEBAGO - CHROME/PANTONE RED
14	153007-01-CHT(04A)	EA	DECAL-HOOK UPPER RH - GREEN/LT GOLD II
15	153007-02-CHT(04A)	EA	DECAL-HOOK UPPER LH - GREEN/LT GOLD II
16	153008-01-CHT(04A)	EA	DECAL-TIP UPPER RH - DEEP BLUE STAR
17	153008-02-CHT(04A)	EA	DECAL-TIP UPPER LH - DEEP BLUE STAR
18	153009-01-CHT(02A)	EA	DECAL-HOOK LWR RH - MED DK ROYAL BLUE
19	153009-02-CHT(02A)	EA	DECAL-HOOK LWR LH - MED DK ROYAL BLUE
20	153010-01-CHT(03A)	EA	DECAL-CURVE RR RH - GREEN
21	153010-02-CHT(03A)	EA	DECAL-CURVE RR LH - GREEN
22	153011-01-CHT(04A)	EA	DECAL-TIP LWR RH - LT GOLD II/DEEP BLUE STAR
23	153011-02-CHT(04A)	EA	DECAL-TIP LWR LH - LT GOLD II/DEEP BLUE STAR
24	153012-01-CHT(04A)	EA	DECAL-CURVE MID RH - DEEP BLUE STAR/LT GOLD II
25	153012-02-CHT(04A)	EA	DECAL-CURVE MID LH - DEEP BLUE STAR/LT GOLD II
26	153013-01-CHT(04A)	EA	DECAL-TIP MID RH - GREEN/MED DK ROYAL BLUE
27	153013-02-CHT(04A)	EA	DECAL-TIP MID LH - GREEN/MED DK ROYAL BLUE
28	153014-01-CHT(04A)	EA	DECAL-CHECK RH - GREEN/LT GOLD II
29	153014-02-CHT(04A)	EA	DECAL-CHECK LH - GREEN/LT GOLD II
30	153015-01-CHT(02A)	EA	DECAL-CORNER RH - MED DK ROYAL BLUE
31	153015-02-CHT(02A)	EA	DECAL-CORNER LH - MED DK ROYAL BLUE
32	153016-01-CHT(04A)	EA	DECAL-TIP FRT RH - DEEP BLUE STAR/MED DK ROYAL BLUE
33	153016-02-CHT(04A)	EA	DECAL-TIP FRT LH - DEEP BLUE STAR/MED DK ROYAL BLUE
34	153018-01-CHT(04A)	EA	DECAL-HOOK BACKWALL UPPER - LT GOLD II/GREEN
35	153019-01-CHT(04A)	EA	DECAL-HOOK BACKWALL LWR - GREEN
36	153024-01-CHT(01A)	EA	DECAL-PAINT MASK TIP MID RH
37	153024-02-CHT(01A)	EA	DECAL-PAINT MASK TIP MID LH
(5) 38	153025-01-CHT(01A)	EA	DECAL-PAINT MASK TIP LWR RH
39	153025-02-CHT(01A)	EA	DECAL-PAINT MASK TIP LWR LH
40	141599-27-000	GL	PAINT-1MIRON CLEAR 55 GAL - DUPONT 34405
(IPV) 41 (IPS)	-----	EA	DECAL-EMBLEM - CHASSIS SUPPLIED
42	153023-01-CHT(01A)	EA	DECAL-PAINT MASK REAR

## EXTERIOR BODY GROUP (CONTINUED) GRAPHICS & PAINT (CONTINUED)

## FULL BODY PAINT



(27A) KEY	PART NUMBER	U/M	DESCRIPTION DUSK
1	109506-01-000	EA	FILM-URETHANE PROTECTANT
2	120700-12-CHT(01A)	EA	DECAL-LOGO W - FROSTY JACK
(16L) 3	129922-02-CHT(01A)	EA	EMBLEM-TRITON V10 (3 VALVE) - BLACK/CHROME
4	132664-02-CHT(01A)	EA	DECAL-LOGO DOMED WINNEBAGO - CHROME/RED/BLACK
5	149889-03-CHT(01A)	EA	DECAL-LOGO DOMED ADVENTURER LG - BLACK/CHROME/MED SILVER
6	149889-04-CHT(01A)	EA	DECAL-LOGO DOMED ADVENTURER SML - BLACK/CHROME/MED SILVER
7	151687-01-CHT(01A)	EA	DECAL/BEZEL DOMED NAMEPLATE WINNEBAGO - CHROME/RED
(24P) 8	157825-01-000	EA	KIT-PAINT PROTECTION
9	-----	EA	DECAL-EMBLEM - CHASSIS SUPPLIED
(19V) 10	-----	GL	PAINT-IRON GRAY MET - SW #61766
(19S) 11	-----	GL	PAINT-MED MARBLEHEAD MET - SW #50228
12	-----	GL	PAINT-COOL BEIGE MET - SW #82261
13	-----	GL	PAINT-CLEAR COAT - SHERWIN WILLIAMS

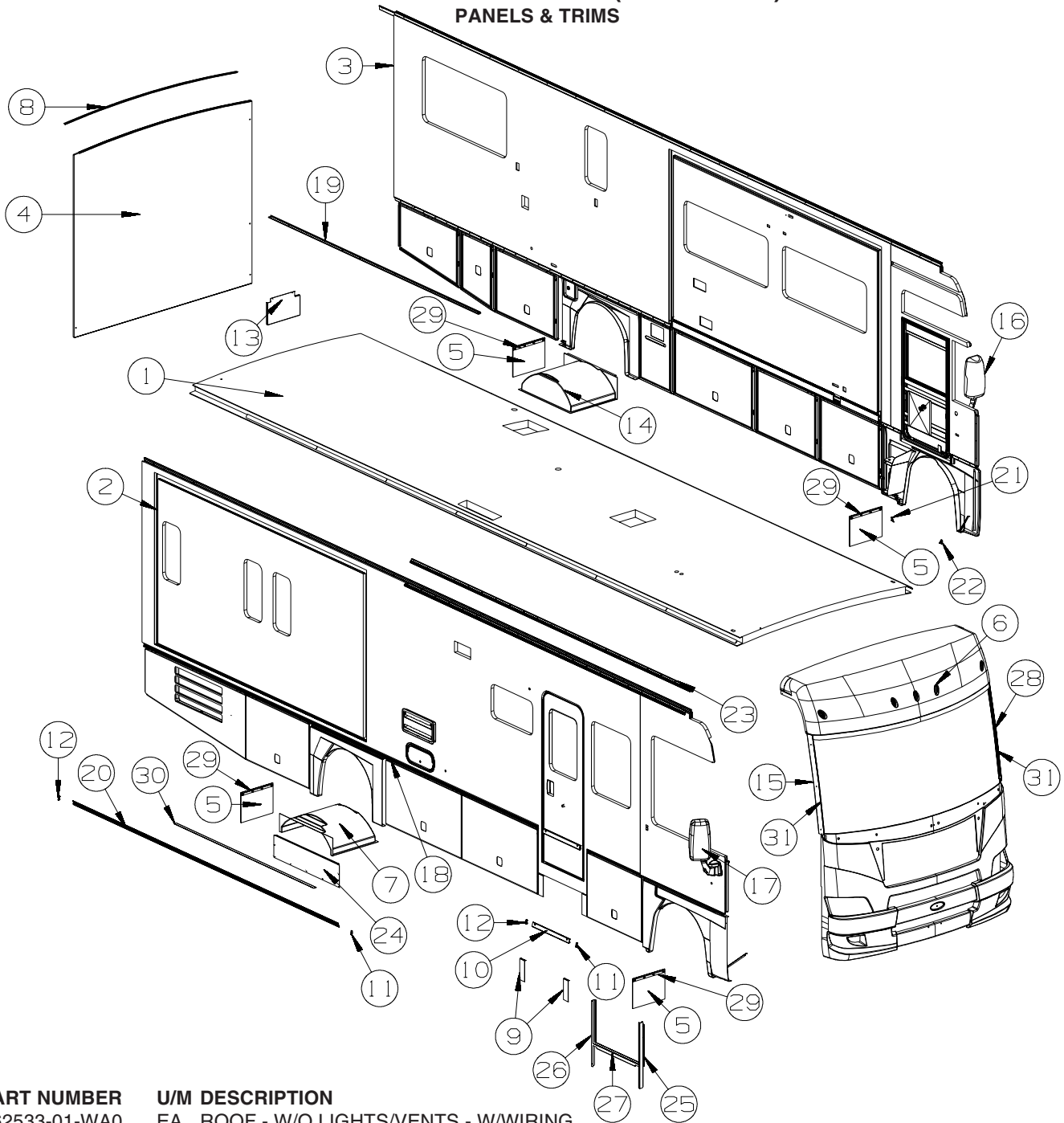
(92A) KEY	PART NUMBER	U/M	DESCRIPTION GRAPHITE
1	109506-01-000	EA	FILM-URETHANE PROTECTANT
2	120700-12-CHT(01A)	EA	DECAL-LOGO W - FROSTY JACK
(16L) 3	129922-02-CHT(01A)	EA	EMBLEM-TRITON V10 (3 VALVE) - BLACK/CHROME
4	132664-02-CHT(01A)	EA	DECAL-LOGO DOMED WINNEBAGO - CHROME/RED/BLACK
5	149889-03-CHT(01A)	EA	DECAL-LOGO DOMED ADVENTURER LG - BLACK/CHROME/MED SILVER
6	149889-04-CHT(01A)	EA	DECAL-LOGO DOMED ADVENTURER SML - BLACK/CHROME/MED SILVER
7	151687-01-CHT(01A)	EA	DECAL/BEZEL DOMED NAMEPLATE WINNEBAGO - CHROME/RED
(24P) 8	157825-01-000	EA	KIT-PAINT PROTECTION
(19V) 9	-----	EA	DECAL-EMBLEM - CHASSIS SUPPLIED
(19S) 10	-----	GL	PAINT-MED GRAPHITE MET - SW #50311 ALT #1
11	-----	GL	PAINT-DESERT SAND MICA - SW #60451 ALT #2
12	-----	GL	PAINT-VINTAGE RED PRL - SW #58338
(3) 13	-----	GL	PAINT-CLEAR COAT - SHERWIN WILLIAMS

(24C) KEY	PART NUMBER	U/M	DESCRIPTION MOCHA FROST
1	109506-01-000	EA	FILM-URETHANE PROTECTANT
2	120700-12-CHT(01A)	EA	DECAL-LOGO W - FROSTY JACK
(16L) 3	129922-02-CHT(01A)	EA	EMBLEM-TRITON V10 (3 VALVE) - BLACK/CHROME
4	132664-02-CHT(01A)	EA	DECAL-LOGO DOMED WINNEBAGO - CHROME/RED/BLACK
5	149889-03-CHT(01A)	EA	DECAL-LOGO DOMED ADVENTURER LG - BLACK/CHROME/MED SILVER
6	149889-04-CHT(01A)	EA	DECAL-LOGO DOMED ADVENTURER SML - BLACK/CHROME/MED SILVER
7	151687-01-CHT(01A)	EA	DECAL/BEZEL DOMED NAMEPLATE WINNEBAGO - CHROME/RED
(24P) 8	157825-01-000	EA	KIT-PAINT PROTECTION
(19V) 9	-----	EA	DECAL-EMBLEM - CHASSIS SUPPLIED
(19S) 10	-----	GL	PAINT-LT AUTUMNWOOD MET - SW #48507
11	-----	GL	PAINT-MOCHA FROST MET - SW #71332
12	-----	GL	PAINT-SAND MICA - SW #50361
(3) 13	-----	GL	PAINT-CLEAR COAT - SHERWIN WILLIAMS

**DUPONT COLOR CODES ARE NOW FOUND IN THE PAINT CODE MANUAL.  
YOU CAN FIND THIS MANUAL ON YOUR DEALER INDEX WEBPAGE UNDER SERVICE.**

KEY	PART NUMBER	U/M	DESCRIPTION
	093681-39-01A	FT	FILM - 3.1" - FLAT BLACK - <b>SLIDEOUT ROOMS</b>
	093681-40-01A	FT	FILM - 2" - FLAT BLACK - <b>DRIVERS DOOR</b>
	072882-01-000	EA	PAINT - 16 OUNCE SPRAY - OFF WHITE

## EXTERIOR BODY GROUP (CONTINUED) PANELS & TRIMS



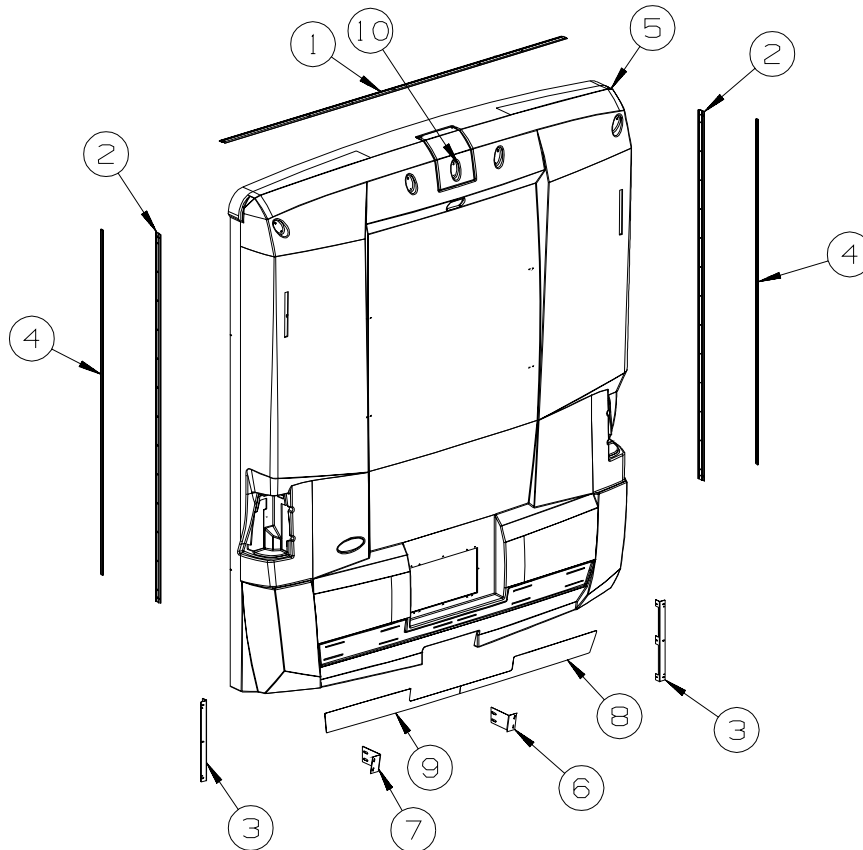
KEY	PART NUMBER	U/M	DESCRIPTION
1	P62533-01-WA0	EA	ROOF - W/O LIGHTS/VENTS - W/WIRING
2	162531-01-WA0	EA	SIDEWALL - PASSENGER - W/O WINDOWS/TRIMS (WA0, WA1, WA2)
2	162531-01-WA4	EA	SIDEWALL - PASSENGER - W/O WINDOWS/TRIMS (WA4, WA5, WA6)
2	162531-01-WB0	EA	SIDEWALL - PASSENGER - W/O WINDOWS/TRIMS (WB0, WB1, WB2)
3	162532-01-WA0	EA	SIDEWALL - DRIVER - W/O WINDOWS/TRIMS (WA0, WA1, WA2)
3	162532-01-WA4	EA	SIDEWALL - DRIVER - W/O WINDOWS/TRIMS (WA4, WA5, WA6)
3	162532-01-WB0	EA	SIDEWALL - DRIVER - W/O WINDOWS/TRIMS (WB0, WB1, WB2)
4	161001-10-WA0	EA	BACKWALL/INNER - W/O REAR CAP (WA0, WA1, WA2)
4	161001-10-WA4	EA	BACKWALL/INNER - W/O REAR CAP (WA4, WA5, WA6)
4	161001-10-WB0	EA	BACKWALL/INNER - W/O REAR CAP (WB0, WB1, WB2)
5	017516-01-000	EA	MUD FLAP - 14"H X 18"W - W/O MOUNTING HOLES - BLACK
6	153030-04-U90	EA	CAP - ROOF - W/O LIGHTS/WIRING
7	154397-01-000	EA	WHEELWELL - PLASTIC
8	114248-02-04A	EA	ANGLE - PLASTIC - .7" X .4" X 96.7" - BEIGE
9	121117-09-02B	EA	ANGLE - W/O SLOTS - 9.8" X 3.3" - E-COATED
10	149822-01-02A	EA	TRIM - SIDEWALL/ENTRY DOOR - 25.3" - BLACK
11	146576-01-02A	EA	END CAP/TRIM - RIGHT HAND - BLACK
12	146576-02-02A	EA	END CAP/TRIM - LEFT HAND - BLACK
13	132656-11-02B	EA	PANEL - CLOSEOUT/INNER - E-COATED

## EXTERIOR BODY GROUP (CONTINUED)

### PANELS & TRIMS (CONTINUED)

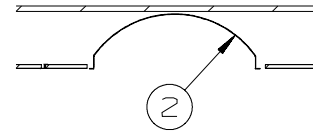
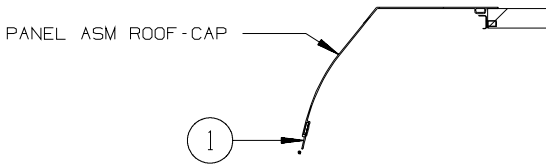
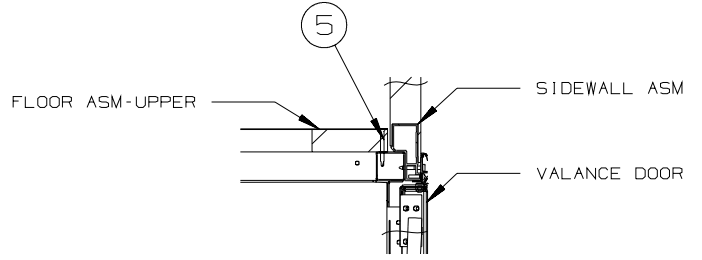
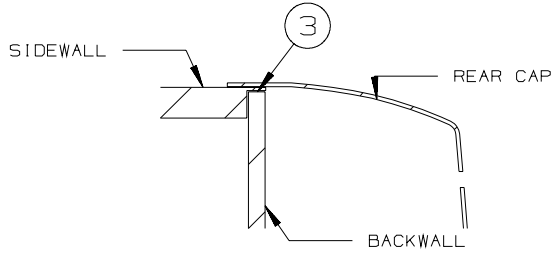
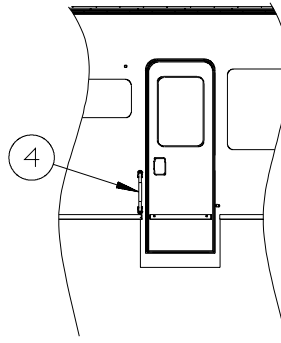
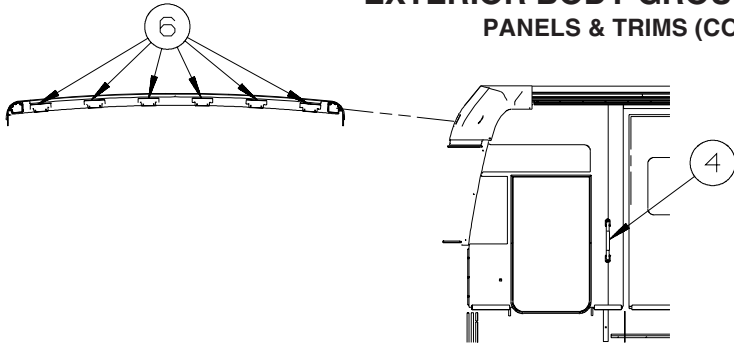
KEY	PART NUMBER	U/M	DESCRIPTION
14	131365-01-000	EA	WHEELWELL - PLASTIC
15	125384-15-02A	EA	TRIM - WINDSHIELD - A-PILLAR - PASSENGER - BLACK
16*	142721-02-01A	EA	MIRROR - EXTERIOR REMOTE/HEAT/DRVR - (BREAKAWAY) - BLACK
16*	142721-02-02A	EA	MIRROR - EXTERIOR REMOTE/HEAT/DRVR - (BREAKAWAY) - CHROME - <b>FULL BODY PAINT</b>
17*	142721-01-01A	EA	MIRROR - EXTERIOR REMOTE/HEAT/PASS - (BREAKAWAY) - BLACK
17*	142721-01-02A	EA	MIRROR - EXTERIOR REMOTE/HEAT/PASS - (BREAKAWAY) - CHROME - <b>FULL BODY PAINT</b>
18	153498-01-02A	EA	BUMPER - RUBBER - BLACK
19	146548-01-01A	EA	TRIM - RETAINER
20	146550-01-02A	EA	TRIM COVER - SIDEWALL - 182" - BLACK
21	150742-01-02A	EA	CAP/TRIM - DRIVER DOOR - BLACK
22	150742-02-02A	EA	CAP/TRIM - DRIVER DOOR - BLACK
23	157284-01-01A	EA	RAIL - AWNING - 192" - BRIGHT WHITE
24	120135-27-02B	EA	PANEL - CLOSEOUT - E-COATED
25	133100-09-01A	EA	TRIM - SIDEWALL - 30.7" - BLACK
26	133100-10-01A	EA	TRIM - SIDEWALL - 30.7" - BLACK
27	152800-01-01A	EA	TRIM - SIDEWALL/ENTRY STEP - 33.2" - BLACK
28	125384-16-02A	EA	TRIM - WINDSHIELD - A-PILLAR - DRIVER - BLACK
29	140922-01-02B	EA	PLATE - MUD FLAP - E-COATED
30	093673-01-06A	EA	TRIM/MOLDING - 1.4" WIDE X 8' LONG - BRIGHT WHITE
31	099418-01-000	FT	SEAL - D-SECTION/ADHESIVE BACK - .44" X .44" - BLK RUBBER

\*COMPONENT PARTS LISTED LATER IN THIS GROUP



KEY	PART NUMBER	U/M	DESCRIPTION
1	083805-23-000	EA	TRIM - ROOF CAP - 92.1" - BRIGHT WHITE
2	092041-01-03A	EA	TRIM - FRONT/REAR CAP (SIDEWALL) - 83.1" - BRIGHT WHITE
3	138789-01-02B	EA	ANGLE/MOUNT - WHEEL LIP/BACKWALL - E-COATED
4	091985-01-07A	FT	INSERT - TRIM - REAR CAP TO SIDEWALL - .66" - BRIGHT WHITE
5	159262-03-U90	EA	PANEL - REAR CAP - W/CAMERA MOUNT
5	159262-03-UM1	EA	PANEL - REAR CAP - W/CAMERA MOUNT - <b>FULL BODY PAINT</b>
6	153465-01-02B	EA	BRACE - REAR CAP - RH
7	153465-02-02B	EA	BRACE - REAR CAP - LH
8	NOT USED		
9	NOT USED		
10	153299-02-T77	EA	PANEL - ACCESS/CAMERA
10	153299-02-UM1	EA	PANEL - ACCESS/CAMERA - <b>FULL BODY PAINT</b>

**EXTERIOR BODY GROUP (CONTINUED)**  
**PANELS & TRIMS (CONTINUED)**



KEY	PART NUMBER	U/M	DESCRIPTION
1	099418-01-000	FT	SEAL - D-SECTION/ADHESIVE BACK - .44" X .44" - BLK RUBBER
2	131365-01-000	EA	WHEELWELL - PLASTIC
3	156622-01-01A	FT	SEALER - TAPE - 1/4"THICK X 3"WIDE X 100 FT
4	157749-01-01A	EA	ASSIST HANDLE - NON-LIGHTED - 18" - CHROME
4	165309-01-01A	EA	ASSIST HANDLE - 18" - NON-LIGHTED - SST
			FROM: 00-00-00 THRU: 06-19-07
			FROM: 06-20-07 THRU: 99-99-99
5	104692-01-000	FT	SEAL - ADHESIVE BACKED FOAM - 3/4" THICK X 3/4" WIDE X 25'
6	134774-01-02B	EA	BRACKET - CAB ATTACHMENT - E-COATED

**EXTERIOR BODY GROUP (CONTINUED)**  
**COMPONENT PARTS FOR PANELS & TRIMS**

**142721-01-01A, 142721-02-01A**

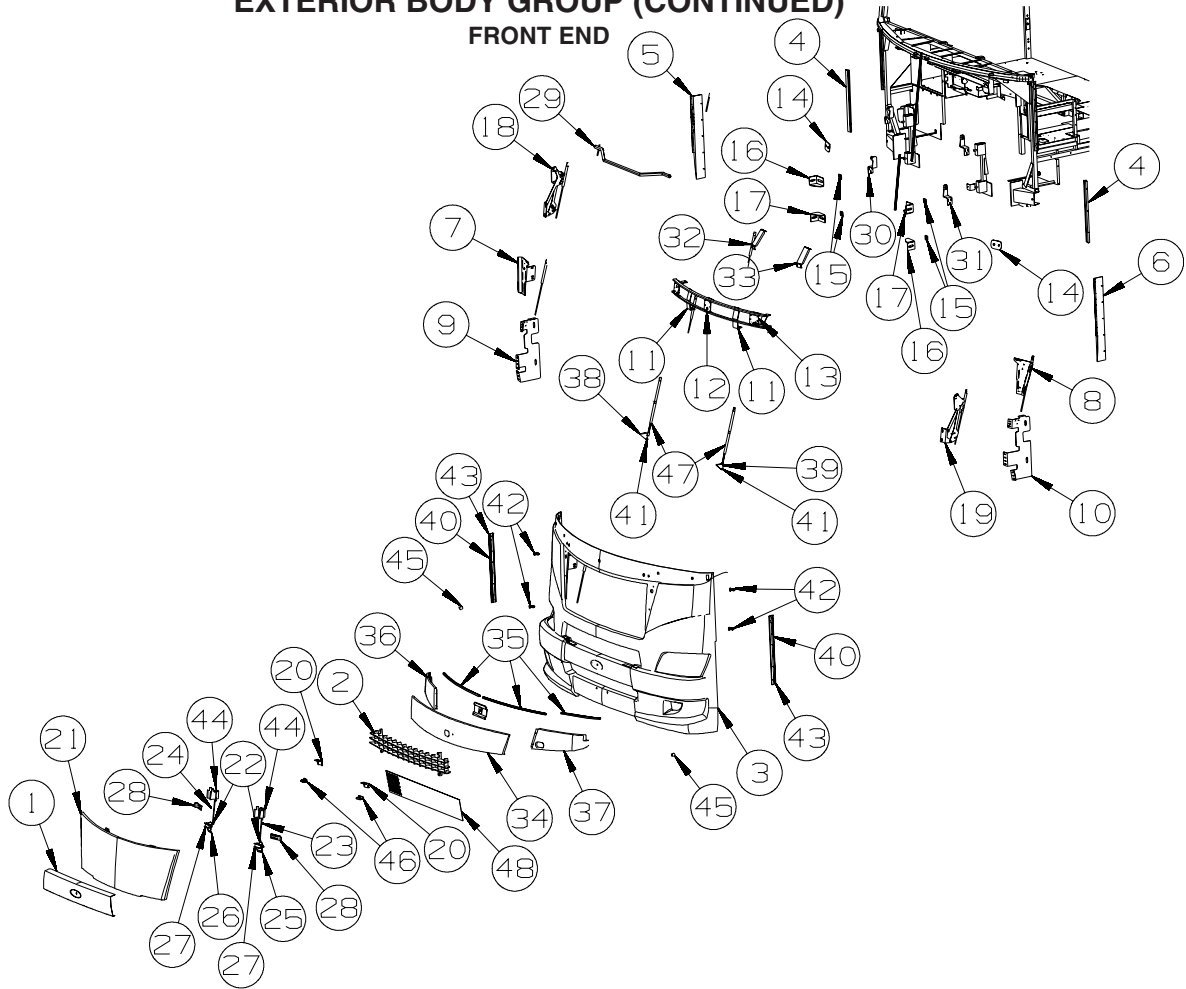
<b>KEY</b>	<b>PART NUMBER</b>	<b>U/M</b>	<b>DESCRIPTION</b>	<b>VENDOR NO.</b>
	106015-16-700	EA	GLASS/FLAT-W/HEAT ELEMENT	709450
	106015-18-700	EA	GLASS/CONVEX	709650
	106015-18-702	EA	MOTOR - FLAT GLASS	7471180
	106015-18-703	EA	GLASS/CONVEX-ACT/HOUSING	709651
	131431-03-700	EA	LIGHT/TURN SIGNAL - AMBER	7475510
	142721-01-700	EA	COVER/CAP - BOTTOM	Q709678
	142721-01-701	EA	CAP - RECTANGULAR (VELVAC)	709557
	142721-01-702	EA	BRACKET/MOUNT - MIRROR	7096800
	142721-01-703	EA	GASKET/MOUNT - MIRROR	7094700
	142721-01-704	EA	SET SCREW - 5/16"-18 X 1.25"	4082140

**142721-01-02A, 142721-02-02A**

<b>KEY</b>	<b>PART NUMBER</b>	<b>U/M</b>	<b>DESCRIPTION</b>	<b>VENDOR NO.</b>
	106015-16-700	EA	GLASS/FLAT-W/HEAT ELEMENT	709450
	106015-18-700	EA	GLASS/CONVEX	709650
	106015-18-701	EA	ACTUATOR - CONVEX GLASS	7475410
	106015-18-702	EA	MOTOR - FLAT GLASS	7471180
	106015-18-703	EA	GLASS/CONVEX-ACT/HOUSING	709651 KIT
	131431-03-700	EA	LIGHT/TURN SIGNAL - AMBER	7475510
	142721-01-700	EA	COVER/CAP - BOTTOM	Q709678
	142721-01-701	EA	CAP - RECTANGULAR (VELVAC)	709557
	142721-01-702	EA	BRACKET/MOUNT - MIRROR	7096800
	142721-01-703	EA	GASKET/MOUNT - MIRROR	7097400
	142721-01-704	EA	SET SCREW - 5/16"-18 X 1.25"	4082140

# EXTERIOR BODY GROUP (CONTINUED)

FRONT END



KEY	PART NUMBER	U/M	DESCRIPTION
1	153274-01-01A	EA	TRIM/ACCENT - BUMPER/FRONT - CHROME PLATED
2	153962-01-02A	EA	GRILLE - FRONT/UPPER
3	152473-04-WA0	EA	PANEL - FRONT/LOWER - W/O HOOD/HEADLIGHTS
3	152473-04-WA1	EA	PANEL - FRONT/LOWER - W/O HOOD/HEADLIGHTS - FULL BODY PAINT
4	132864-01-01A	EA	SUPPORT - FRONT/INNER PANEL TRIM
5	143561-03-02B	EA	BRACKET - FRONT END - RIGHT HAND - E-COATED
6	143561-04-02B	EA	BRACKET - FRONT END - LEFT HAND - E-COATED
7	153998-06-02B	EA	SUPPORT - HINGE/HOOD - RIGHT HAND - E-COATED
8	153998-08-02B	EA	SUPPORT - HINGE/HOOD - LEFT HAND - E-COATED
9	154016-01-02B	EA	SUPPORT - FRONT END - RIGHT HAND - E-COATED
10	154016-02-02B	EA	SUPPORT - FRONT END - LEFT HAND - E-COATED
11	144208-02-02B	EA	BRACKET/STRIKER - HOOD - E-COATED
12	157051-07-02B	EA	SUPPORT - PIVOT SHAFT - E-COATED
13	157051-13-02B	EA	SUPPORT - PIVOT SHAFT - E-COATED
14	157080-01-01A	EA	BOOT/COWL - NEOPRENE W/ADHESIVE BACK - BLACK
15	116617-02-02B	EA	SPACER - BUMPER
16	128455-01-02B	EA	BRACKET - BUMPER - E-COATED
17	128455-02-02B	EA	BRACKET - BUMPER - E-COATED
18	137072-09-01A	EA	HINGE - HOOD - PASSENGER - BLACK
19	137072-10-01A	EA	HINGE - HOOD - DRIVER - BLACK
20	144209-02-02B	EA	ANGLE/STRIKER - HOOD - E-COATED
21	154089-01-T77	EA	HOOD - FRONT
21	154089-01-UM1	EA	HOOD - FRONT - W/O HDW - FULL BODY PAINT
22	102265-01-000	EA	CLIP/ROD END - 5/32" - BLACK PLASTIC
23	145521-05-01A	EA	ROD - HOOD LATCH
24	145521-06-01A	EA	ROD - HOOD LATCH
25	147388-01-02B	EA	LATCH/PADDLE - E-COAT
26	147388-02-02B	EA	LATCH/PADDLE - E-COAT
27	139160-01-01A	EA	BRACKET - LATCH - PADDLE - MILL
28	156200-01-02B	EA	ADJUSTER - HOOD - E-COATED
29	154091-03-02B	EA	TUBE/TIMING - HOOD - E-COATED
30	156212-01-02B	EA	SUPPORT - HOOD BUMPER/RH - E-COATED



**EXTERIOR BODY GROUP (CONTINUED)**  
**FRONT END (CONTINUED)**

<b>KEY</b>	<b>PART NUMBER</b>	<b>U/M</b>	<b>DESCRIPTION</b>
31	156212-02-02B	EA	SUPPORT - HOOD BUMPER/LH - E-COATED
32	156216-03-02B	EA	BRACKET/SUPPORT - STRIKER/RH - E-COATED
33	156216-04-02B	EA	BRACKET/SUPPORT - STRIKER/LH - E-COATED
34	160640-02-WA0	EA	COWL - WINDSHIELD - CENTER
35	076813-02-000	FT	SEAL-D BULB - .5" X .7" - MEDIUM SPONGE RUBBER - BLACK
36	160642-02-WA0	EA	COWL - WINDSHIELD - RH HAND
37	160642-04-WA0	EA	COWL - WINDSHIELD - LH HAND
38	163122-01-02B	EA	BRACKET - GAS SPRING - E-COATED
39	163122-02-02B	EA	BRACKET - GAS SPRING - E-COATED
40	162401-01-01A	EA	TRIM - LOWER FRONT/SIDEWALL - 2.2" X 24.8" - BRT WHT
41	057460-02-000	EA	BALL STUD - F/GAS SPRING .39" - 5/16"-18
42	058786-01-000	EA	BOLT - HOOD ADJUSTMENT - 5/16"-18 X 1.5"-2" - W/BLACK PAD
43	091985-01-07A	EA	INSERT - TRIM - REAR CAP TO SIDEWALL - .66" - BRIGHT WHITE
44	113908-02-000	EA	LATCH/PLUNGER - F/HOOD/REAR TRUNK/ENGINE/GENERATOR DOOR
45	117046-01-000	EA	BUMPER - RUBBER/ROUND END - .9"
46	130053-01-01A	EA	STRIKER - LUGGAGE DOOR - FLUSH - BLACK
47	142569-07-000	EA	SPRING/GAS - 20 LB - 20" EXTENDED/12" COMPRESSED
48	148486-02-01A	EA	GRILL/MESH - 8" X 48" - ALUMINUM

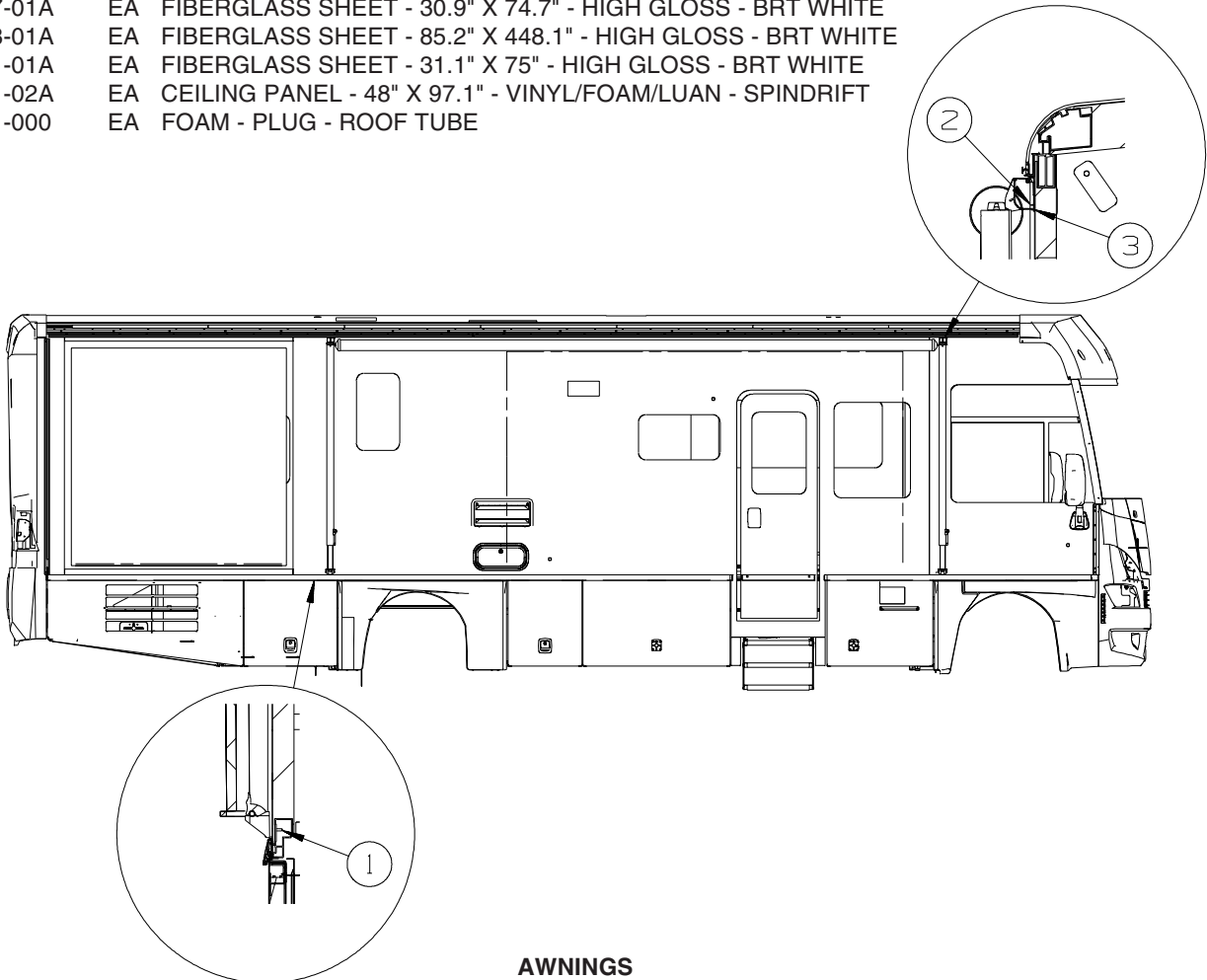
**LADDER**

<b>KEY</b>	<b>PART NUMBER</b>	<b>U/M</b>	<b>DESCRIPTION</b>
	129375-02-000	EA	SEAL - LADDER BRACKET
	161113-01-01A	EA	LADDER - 9 STEP - 116.4" - BRUSHED ALUMINUM

## EXTERIOR BODY GROUP (CONTINUED)

### STRUCTURAL COMPONENTS

KEY	PART NUMBER	U/M	DESCRIPTION
	002766-01-001	EA	ANGLE - EXTRUDED - 1" X 1 1/2" X 17'
	089297-01-000	SF	PLYWOOD - LUAN - OVERLAY GRADE - 4' X 8'
	089297-03-000	SF	PLYWOOD - LUAN - OVERLAY GRADE - 4' X 8.3'
	100619-01-000	BF	FOAM - EXPANDED POLYSTYRENE - 1.34" X 48" X 96"
	100619-02-000	BF	FOAM - EXPANDED POLYSTYRENE - 1.5" X 48" X 96"
	100619-04-000	BF	FOAM - EXPANDED POLYSTYRENE - .5" X 48" X 96"
	100619-05-000	BF	FOAM - EXPANDED POLYSTYRENE - .75" X 48" X 96"-1.5"DENSITY
	100619-13-000	BF	FOAM - EXPANDED POLYSTYRENE-.34" X 34.7" X 96"-2" DENSITY
	100619-16-000	BF	FOAM - EXPANDED POLYSTYRENE - .75" X 48" X 96"-2" DENSITY
	108535-05-03A	SF	FIBERGLASS SHEET - 108" X 500' ROLL - BRIGHT WHITE
	116942-03-01A	LB	ALUMINUM - .7" X 40" X 158"
	120107-07-000	EA	FOAM - ROOF COVE
	128782-07-01A	EA	FIBERGLASS SHEET - 5/32" X 78.9" X 456" - HIGH GLOSS - B/W
	128782-17-01A	EA	FIBERGLASS SHEET - 30.9" X 74.7" - HIGH GLOSS - BRT WHITE
	128782-18-01A	EA	FIBERGLASS SHEET - 85.2" X 448.1" - HIGH GLOSS - BRT WHITE
	128782-21-01A	EA	FIBERGLASS SHEET - 31.1" X 75" - HIGH GLOSS - BRT WHITE
	151523-01-02A	EA	CEILING PANEL - 48" X 97.1" - VINYL/FOAM/LUAN - SPINDRIFT
	152490-01-000	EA	FOAM - PLUG - ROOF TUBE



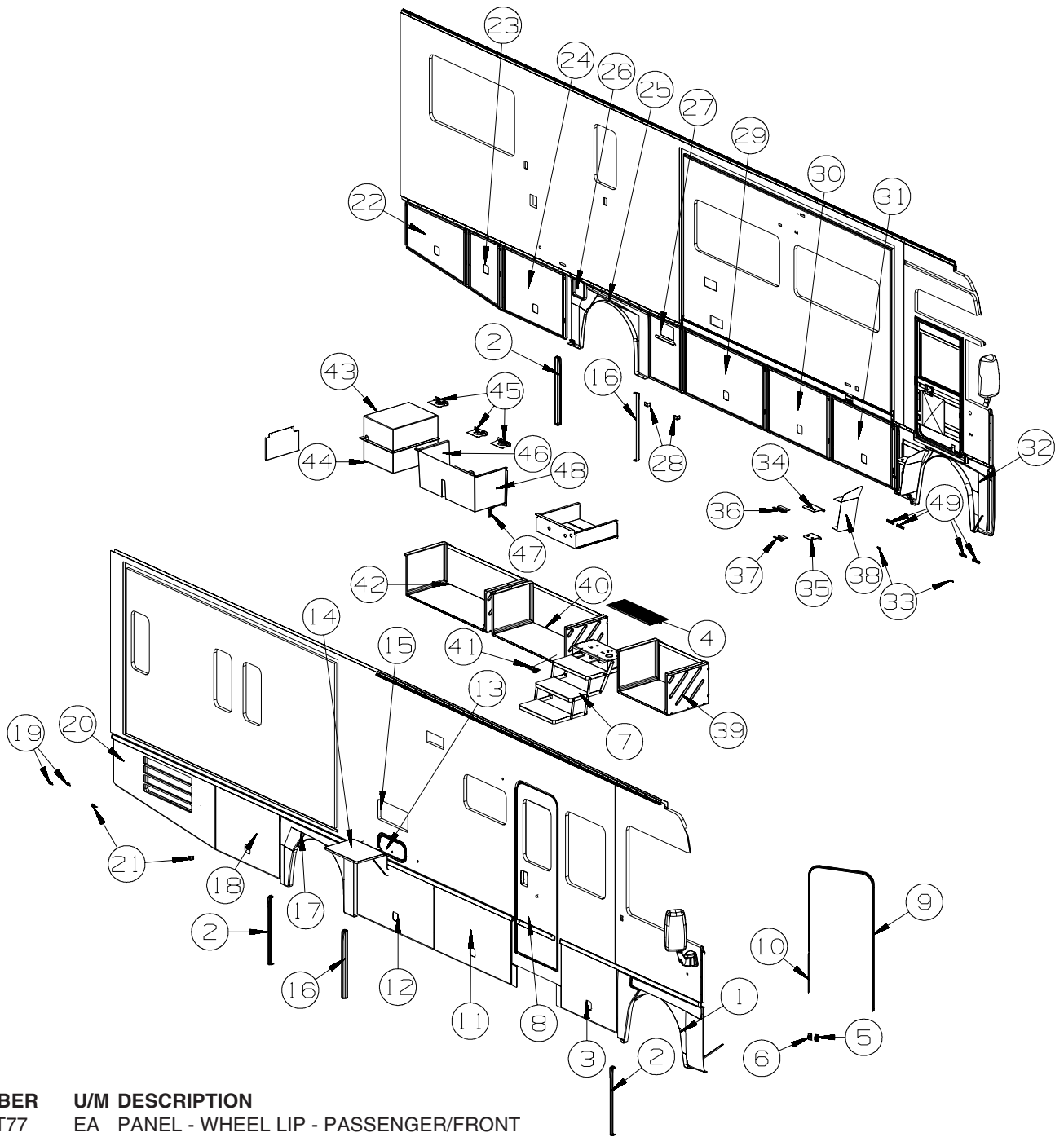
### AWNINGS

KEY	PART NUMBER	U/M	DESCRIPTION
1	113874-11-01A	EA	SCREW/LAG - AWNING - 1/4" X 1" STAINLESS STEEL
2	113874-12-01A	EA	SCREW/LAG - AWNING - 1/4" X 2 3/4" STAINLESS STEEL
3	161739-01-01A	EA	BRACKET - AWNING - BLACK - <b>FULL BODY PAINT</b>
3	161739-01-02A	EA	BRACKET - AWNING - BRIGHT WHITE

**ORDER AWNINGS & REPAIR PARTS FROM DOMETIC. CALL #800-366-3842.**  
**THE DOMETIC AWNING INFORMATION YOU WILL NEED IS LOCATED ON THE MOTOR HOME NEAR**  
**THE TOP OF THE AWNING RAIL.**

# EXTERIOR DOORS & COMPARTMENTS GROUP

## DOOR & COMPARTMENT LAYOUT




KEY	PART NUMBER	U/M	DESCRIPTION
1	154039-01-T77	EA	PANEL - WHEEL LIP - PASSENGER/FRONT FROM: 00-00-00 THRU: 11-04-07
1	165212-01-WA0	EA	PANEL - WHEEL LIP - PASSENGER/FRONT FROM: 11-05-07 THRU: 99-99-99
	139793-03-01A	EA	HINGE - CENTER/VALANCE DOOR - W/O BALL STUD
2	154044-02-10A	EA	END CAP - WHEEL LIP - LEFT HAND - BLACK
3	152148-06-T77	EA	VALANCE/DOOR - W/O LATCH/HDW - 37.4" X 30.3"
	132873-27-000	EA	ROD - LATCH - 12.5" W/3/4" DOG LEG
	135624-76-01B	EA	ROD - LATCH
	142569-14-000	EA	SPRING/GAS - 100 LB - 20" EXTENDED/12" COMPRESSED
	126263-02-02B	EA	BRACKET - GAS SPRING W/BALL STUD - E-COATED
	130053-01-01A	EA	STRIKER - LUGGAGE DOOR - FLUSH - BLACK
	143793-01-01A	EA	SHIM/STRIKER - LUGGAGE - 1.5" - BLACK
	120494-04-02B	EA	SHIM - STRIKER - LUGGAGE DOOR - 3/16" - E-COATED
	099418-01-000	FT	SEAL - D-SECTION/ADHESIVE BACK - .44" X .44" - BLK RUBBER
	132892-08-01A	FT	SEAL - BULB/SINGLE - W/U CHANNEL - 1" X .8" - BLACK
4	133114-01-01A	EA	TREAD - STEP/RUBBER - 29.3" X 10.1" - TAUPE
	099856-11-000	EA	STRAP - TIEDOWN - 7.9" - ENTRY COMPARTMENT LID

**EXTERIOR DOORS & COMPARTMENTS GROUP (CONTINUED)**  
**DOOR & COMPARTMENT LAYOUT (CONTINUED)**

KEY	PART NUMBER	U/M	DESCRIPTION
5	104099-02-04A	EA	CATCH/RETAINER - DOOR HOLDER - BRIGHT WHITE
5	104099-02-05A	EA	CATCH/RETAINER - DOOR HOLDER - BLACK - FULL BODY PAINT
6	104099-03-04A	EA	CATCH - DOOR HOLDER - STRIKE - 6" - BRIGHT WHITE
6	104099-03-05A	EA	CATCH - DOOR HOLDER - STRIKE - 6" - BLACK - FULL BODY PAINT
7*	143709-02-01A	EA	STEP - ELECTRIC - TRIPLE - BLACK
	116975-01-01A	EA	LATCH - W/O STRIKE - BLACK - NEW STYLE
	064075-07-000	FT	SEAL - BULB - W/WIRED U CHANNEL - .3" X .5" CHANNEL-BLACK
8	P32206-17-AA7	EA	DOOR - ENTRY W/SCREEN DOOR - W/O WINDOW/LATCH (WA0, WA1, WA2)
8	P32206-17-AA8	EA	DOOR - ENTRY W/SCREEN DOOR - W/O WINDOW/LATCH (WA4, WA5, WA6)
8	P32206-17-AA9	EA	DOOR - ENTRY W/SCREEN DOOR - W/O WINDOW/LATCH (WB0, WB1, WB2)
8	P32206-17-WA0	EA	DOOR - ENTRY W/SCREEN DOOR - W/O WINDOW/LATCH (WA0, WA1, WA2) - FULL BODY PAINT
8	P32206-17-WA4	EA	DOOR - ENTRY W/SCREEN DOOR - W/O WINDOW/LATCH (WA4, WA5, WA6) - FULL BODY PAINT
8	P32206-17-WB0	EA	DOOR - ENTRY W/SCREEN DOOR - W/O WINDOW/LATCH (WB0, WB1, WB2) - FULL BODY PAINT
<b>ENTRY DOOR LOCK CYLINDERS</b>			
	138287-11-000	EA	CYLINDER/LOCK - ENTRY DOOR - MASTER W/3M ICON - (3041)
	138287-12-000	EA	CYLINDER/LOCK - ENTRY DOOR - MASTER W/3M ICON - (3042)
	138287-13-000	EA	CYLINDER/LOCK - ENTRY DOOR - MASTER W/3M ICON - (3043)
	138287-14-000	EA	CYLINDER/LOCK - ENTRY DOOR - MASTER W/3M ICON - (3044)
	138287-15-000	EA	CYLINDER/LOCK - ENTRY DOOR - MASTER W/3M ICON - (3045)
	138287-16-000	EA	CYLINDER/LOCK - ENTRY DOOR - MASTER W/3M ICON - (3046)
	138287-17-000	EA	CYLINDER/LOCK - ENTRY DOOR - MASTER W/3M ICON - (3047)
	138287-18-000	EA	CYLINDER/LOCK - ENTRY DOOR - MASTER W/3M ICON - (3048)
	138287-19-000	EA	CYLINDER/LOCK - ENTRY DOOR - MASTER W/3M ICON - (3049)
	138287-20-000	EA	CYLINDER/LOCK - ENTRY DOOR - MASTER W/3M ICON - (3050)
	138292-01-000	EA	SEAL - LOCK CYLINDER
<b>VALANCE DOOR, DRIVER DOOR, &amp; WATER FILL DOOR LOCK CYLINDERS</b>			
	138289-11-000	EA	CYLINDER/LOCK - ACCESS DOORS - REDUCED SENSITIVITY (3041)
	138289-12-000	EA	CYLINDER/LOCK - ACCESS DOORS - REDUCED SENSITIVITY (3042)
	138289-13-000	EA	CYLINDER/LOCK - ACCESS DOORS - REDUCED SENSITIVITY (3043)
	138289-14-000	EA	CYLINDER/LOCK - ACCESS DOORS - REDUCED SENSITIVITY (3044)
	138289-15-000	EA	CYLINDER/LOCK - ACCESS DOORS - REDUCED SENSITIVITY (3045)
	138289-16-000	EA	CYLINDER/LOCK - ACCESS DOORS - REDUCED SENSITIVITY (3046)
	138289-17-000	EA	CYLINDER/LOCK - ACCESS DOORS - REDUCED SENSITIVITY (3047)
	138289-18-000	EA	CYLINDER/LOCK - ACCESS DOORS - REDUCED SENSITIVITY (3048)
	138289-19-000	EA	CYLINDER/LOCK - ACCESS DOORS - REDUCED SENSITIVITY (3049)
	138289-20-000	EA	CYLINDER/LOCK - ACCESS DOORS - REDUCED SENSITIVITY (3050)
	138288-11-000	EA	KEY - REVERSIBLE - #3041 - T/M 16169-02-3041
	138288-12-000	EA	KEY - REVERSIBLE - #3042 - T/M 16169-02-3042
	138288-13-000	EA	KEY - REVERSIBLE - #3043 - T/M 16169-02-3043
	138288-14-000	EA	KEY - REVERSIBLE - #3044 - T/M 16169-02-3044
	138288-15-000	EA	KEY - REVERSIBLE - #3045 - T/M 16169-02-3045
	138288-16-000	EA	KEY - REVERSIBLE - #3046 - T/M 16169-02-3046
	138288-17-000	EA	KEY - REVERSIBLE - #3047 - T/M 16169-02-3047
	138288-18-000	EA	KEY - REVERSIBLE - #3048 - T/M 16169-02-3048
	138288-19-000	EA	KEY - REVERSIBLE - #3049 - T/M 16169-02-3049
	138288-20-000	EA	KEY - REVERSIBLE - #3050 - T/M 16169-02-3050
9	139100-01-01A	EA	GARNISH/RADIUS - ENTRY DOOR - BRIGHT WHITE
9	139100-01-02A	EA	GARNISH/RADIUS - ENTRY DOOR - BLACK - FULL BODY PAINT
10	139101-01-01A	EA	GARNISH/STRAIGHT - W/NOTCH - 36.31" - BRIGHT WHITE
10	139101-01-02A	EA	GARNISH/STRAIGHT - ENTRY DOOR - BLACK - FULL BODY PAINT
11	152148-10-T77	EA	VALANCE/DOOR - W/O LATCH/HDW - 51.7" X 30.3"
	132873-D1-000	EA	ROD - LATCH - 19.7" W/3/4" DOG LEG
	135624-A5-01B	EA	ROD - LATCH
	142569-15-000	EA	SPRING/GAS - 120 LB - 20" EXTENDED/12" COMPRESSED
	126263-02-02B	EA	BRACKET - GAS SPRING W/BALL STUD - E-COATED
	130053-01-01A	EA	STRIKER - LUGGAGE DOOR - FLUSH - BLACK
	143793-01-01A	EA	SHIM/STRIKER - LUGGAGE - 1.5" - BLACK
	120494-04-02B	EA	SHIM - STRIKER - LUGGAGE DOOR - 3/16" - E-COATED
	132892-08-01A	FT	SEAL - BULB/SINGLE - W/U CHANNEL - 1" X .8" - BLACK
	099418-01-000	FT	SEAL - D-SECTION/ADHESIVE BACK - .44" X .44" - BLK RUBBER
12	152148-10-T77	EA	VALANCE/DOOR - W/O LATCH/HDW - 51.7" X 30.3"
	132873-D1-000	EA	ROD - LATCH - 19.7" W/3/4" DOG LEG
	135624-A5-01B	EA	ROD - LATCH
	142569-15-000	EA	SPRING/GAS - 120 LB - 20" EXTENDED/12" COMPRESSED

**EXTERIOR DOORS & COMPARTMENTS GROUP (CONTINUED)**  
**DOOR & COMPARTMENT LAYOUT (CONTINUED)**




KEY	PART NUMBER	U/M	DESCRIPTION
	126263-02-02B	EA	BRACKET - GAS SPRING W/BALL STUD - E-COATED
	130053-01-01A	EA	STRIKER - LUGGAGE DOOR - FLUSH - BLACK
	143793-01-01A	EA	SHIM/STRIKER - LUGGAGE - 1.5" - BLACK
	120494-04-02B	EA	SHIM - STRIKER - LUGGAGE DOOR - 3/16" - E-COATED
	132892-08-01A	FT	SEAL - BULB/SINGLE - W/U CHANNEL - 1" X .8" - BLACK
	099418-01-000	FT	SEAL - D-SECTION/ADHESIVE BACK - .44" X .44" - BLK RUBBER
	076767-14-000	EA	CABLE - STAINLESS STEEL - 14.9"
13	126945-09-P07	EA	DOOR/STORAGE - W/O HARDWARE - 18.3" X 9.9"
13	126945-09-R38	EA	DOOR/STORAGE - W/O HARDWARE - 18.3" X 9.9" - <b>FULL BODY PAINT</b>
14	142034-01-01A	EA	SHELF - F/EXTERIOR TV - BRIGHT WHITE
15*	084103-08-000	EA	DOOR - VENT - REFRIGERATOR - W/O JAMB - BRIGHT WHITE
15	084104-08-000	EA	JAMB - VENT DOOR/REFRIGERATOR - BRIGHT WHITE
16	154044-01-10A	EA	END CAP - WHEEL LIP - RIGHT HAND - BLACK
17	154040-09-UM1	EA	PANEL - WHEEL LIP - PASSENGER/REAR
	139793-03-01A	EA	HINGE - CENTER/VALANCE DOOR - W/O BALL STUD
18	152148-08-T77	EA	VALANCE/DOOR - W/O LATCH/HDW - 43.1" X 30.3"
	132873-29-000	EA	ROD - LATCH - 15.4" W/3/4" DOG LEG

**EXTERIOR DOORS & COMPARTMENTS GROUP (CONTINUED)**  
**DOOR & COMPARTMENT LAYOUT (CONTINUED)**

KEY	PART NUMBER	U/M	DESCRIPTION
	135624-77-01B	EA	ROD - LATCH
	142569-17-000	EA	SPRING/GAS - 90 LB - 12" EXTENDED/8.5" COMPRESSED
	126263-02-02B	EA	BRACKET - GAS SPRING W/BALL STUD - E-COATED
	130053-01-01A	EA	STRIKER - LUGGAGE DOOR - FLUSH - BLACK
	143793-01-01A	EA	SHIM/STRIKER - LUGGAGE - 1.5" - BLACK
	120494-04-02B	EA	SHIM - STRIKER - LUGGAGE DOOR - 3/16" - E-COATED
	132892-08-01A	FT	SEAL - BULB/SINGLE - W/U CHANNEL - 1" X .8" - BLACK
19	143143-02-01A	EA	ANGLE - SUPPORT/TRIM
20	152148-21-T77	EA	VALANCE/DOOR - W/O HDW - LOUVERED - 69.4" X 30.3" W/TAPER
	107721-07-000	FT	SEAL - ACCESS DOOR - .9"WIDE X 1.1"HIGH
21	140309-03-02B	EA	ANGLE - FURNACE DOOR - E-COATED
22	152148-30-T77	EA	VALANCE/DOOR - W/O LATCH/HDW - 42.5" X 26.9" - W/TAPER
	135624-F9-01B	EA	ROD - LATCH - 29.9" W/3/4" DOG LEG
	135624-77-01B	EA	ROD - LATCH
	142569-17-000	EA	SPRING/GAS - 90 LB - 12" EXTENDED/8.5" COMPRESSED
	126263-02-02B	EA	BRACKET - GAS SPRING W/BALL STUD - E-COATED
	130053-01-01A	EA	STRIKER - LUGGAGE DOOR - FLUSH - BLACK
	143793-01-01A	EA	SHIM/STRIKER - LUGGAGE - 1.5" - BLACK
	120494-04-02B	EA	SHIM - STRIKER - LUGGAGE DOOR - 3/16" - E-COATED
	132892-08-01A	FT	SEAL - BULB/SINGLE - W/U CHANNEL - 1" X .8" - BLACK
23	152148-19-T77	EA	VALANCE/DOOR - W/O LATCH/HDW - 22.9" X 30.3" W/TAPER
	132873-46-000	EA	ROD - LATCH - 5.3" W/3/4" DOG LEG
	135624-43-01B	EA	ROD - LATCH
	142569-17-000	EA	SPRING/GAS - 90 LB - 12" EXTENDED/8.5" COMPRESSED
	126263-02-02B	EA	BRACKET - GAS SPRING W/BALL STUD - E-COATED
	130053-01-01A	EA	STRIKER - LUGGAGE DOOR - FLUSH - BLACK
	143793-01-01A	EA	SHIM/STRIKER - LUGGAGE - 1.5" - BLACK
	120494-04-02B	EA	SHIM - STRIKER - LUGGAGE DOOR - 3/16" - E-COATED
	099418-01-000	FT	SEAL - D-SECTION/ADHESIVE BACK - .44" X .44" - BLK RUBBER
	132892-08-01A	FT	SEAL - BULB/SINGLE - W/U CHANNEL - 1" X .8" - BLACK
24	152148-07-T77	EA	VALANCE/DOOR - W/O LATCH/HDW - 43.1" X 30.3"
	132873-29-000	EA	ROD - LATCH - 15.4" W/3/4" DOG LEG
	135624-77-01B	EA	ROD - LATCH
	142569-14-000	EA	SPRING/GAS - 100 LB - 20" EXTENDED/12" COMPRESSED
	126263-02-02B	EA	BRACKET - GAS SPRING W/BALL STUD - E-COATED
	130053-01-01A	EA	STRIKER - LUGGAGE DOOR - FLUSH - BLACK
	143793-01-01A	EA	SHIM/STRIKER - LUGGAGE - 1.5" - BLACK
	120494-04-02B	EA	SHIM - STRIKER - LUGGAGE DOOR - 3/16" - E-COATED
	099418-01-000	FT	SEAL - D-SECTION/ADHESIVE BACK - .44" X .44" - BLK RUBBER
	107721-07-000	FT	SEAL - ACCESS DOOR - .9"WIDE X 1.1"HIGH
25	154042-11-UM1	EA	PANEL - WHEEL LIP - DRIVERS/REAR
	139793-03-01A	EA	HINGE - CENTER/VALANCE DOOR - W/O BALL STUD
26	154043-02-T77	EA	PANEL/DOOR - FUEL FILL - W/O LOCK - BLACK
*	110506-A2-000	EA	LOCK - TWIST - 26.45MM
	110506-40-000	EA	CLIP-E, LOCK ASM - BRIGGS & STRATTON 93981
	110506-41-000	EA	WASHER-TENSION LOCK ASM - BRIGGS & STRATTON 37512
	110506-42-000	EA	NUT-LOCK ASM - BRIGGS & STRATTON 310878
	110506-43-000	EA	WASHER-FLAT, LOCK ASM - BRIGGS & STRATTON 82089
	110506-44-000	EA	GASKET-LOCK ASM - BRIGGS & STRATTON - #47701
	110506-45-000	EA	WASHER - SPUR - BRIGGS & STRATTON - #94771
	110506-41-000	EA	WASHER-TENSION LOCK ASM - BRIGGS & STRATTON 37512
	110506-42-000	EA	NUT-LOCK ASM - BRIGGS & STRATTON 310878
	110506-44-000	EA	GASKET-LOCK ASM - BRIGGS & STRATTON - #47701
	110506-45-000	EA	WASHER - SPUR - BRIGGS & STRATTON - #94771
	110506-51-000	EA	CASE/CYLINDER - TWIST LATCH - W/O CAM - 1" - 596669
	110506-78-000	EA	CAM - LATCHING - 2.3"
	153306-01-01A	EA	HINGE - PIANO - 1 1/2" X 5" - UNPAINTED
27	152148-16-T77	EA	VALANCE/DOOR - W/O HDW - W/CUT OUT - 23.4"
28	119568-01-01A	EA	STANDOFF - VALANCE PANEL - BLACK
29	152148-11-T77	EA	VALANCE/DOOR - W/O LATCH/HDW - 55.9" X 30.3"
	132873-35-000	EA	ROD - LATCH - 21.8" W/3/4" DOG LEG
	135624-A6-01B	EA	ROD - LATCH
	130053-01-01A	EA	STRIKER - LUGGAGE DOOR - FLUSH - BLACK
	130053-02-01A	EA	STRIKER - LUGGAGE DOOR - OFF SET - BLACK

# EXTERIOR DOORS & COMPARTMENTS GROUP (CONTINUED)

## DOOR & COMPARTMENT LAYOUT (CONTINUED)



KEY	PART NUMBER	U/M	DESCRIPTION
	143793-01-01A	EA	SHIM/STRIKER - LUGGAGE - 1.5" - BLACK
	120494-04-02B	EA	SHIM - STRIKER - LUGGAGE DOOR - 3/16" - E-COATED
30	152148-07-T77	EA	VALANCE/DOOR - W/O LATCH/HDW - 43.1" X 30.3"
	132873-29-000	EA	ROD - LATCH - 15.4" W/3/4" DOG LEG
	135624-77-01B	EA	ROD - LATCH
	142569-14-000	EA	SPRING/GAS - 100 LB - 20" EXTENDED/12" COMPRESSED
	126263-02-02B	EA	BRACKET - GAS SPRING W/BALL STUD - E-COATED
	130053-01-01A	EA	STRIKER - LUGGAGE DOOR - FLUSH - BLACK
	143793-01-01A	EA	SHIM/STRIKER - LUGGAGE - 1.5" - BLACK
	120494-04-02B	EA	SHIM - STRIKER - LUGGAGE DOOR - 3/16" - E-COATED
	099418-01-000	FT	SEAL - D-SECTION/ADHESIVE BACK - .44" X .44" - BLK RUBBER
	132892-08-01A	FT	SEAL - BULB/SINGLE - W/U CHANNEL - 1" X .8" - BLACK
31	152148-07-T77	EA	VALANCE/DOOR - W/O LATCH/HDW - 43.1" X 30.3"
	132873-29-000	EA	ROD - LATCH - 15.4" W/3/4" DOG LEG
	135624-77-01B	EA	ROD - LATCH
	142569-14-000	EA	SPRING/GAS - 100 LB - 20" EXTENDED/12" COMPRESSED
	126263-02-02B	EA	BRACKET - GAS SPRING W/BALL STUD - E-COATED

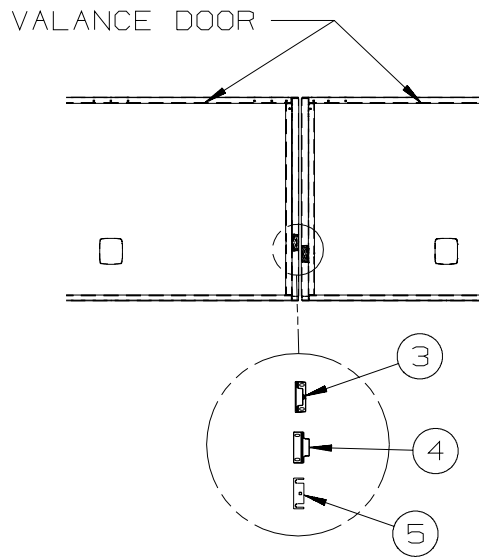
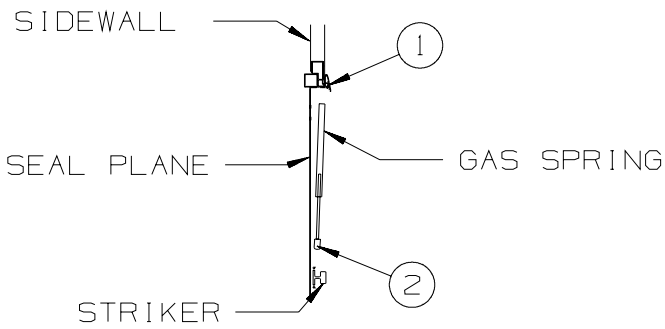
**EXTERIOR DOORS & COMPARTMENTS GROUP (CONTINUED)**  
**DOOR & COMPARTMENT LAYOUT (CONTINUED)**

<b>KEY</b>	<b>PART NUMBER</b>	<b>U/M</b>	<b>DESCRIPTION</b>
	130053-01-01A	EA	STRIKER - LUGGAGE DOOR - FLUSH - BLACK
	130053-02-01A	EA	STRIKER - LUGGAGE DOOR - OFF SET - BLACK
	143793-01-01A	EA	SHIM/STRIKER - LUGGAGE - 1.5" - BLACK
	120494-04-02B	EA	SHIM - STRIKER - LUGGAGE DOOR - 3/16" - E-COATED
	099418-01-000	FT	SEAL - D-SECTION/ADHESIVE BACK - .44" X .44" - BLK RUBBER
	132892-08-01A	FT	SEAL - BULB/SINGLE - W/U CHANNEL - 1" X .8" - BLACK
32	154041-01-T77	EA	PANEL - WHEEL LIP - DRIVERS/FRONT
			FROM: 00-00-00 THRU: 11-04-07
32	165213-01-WA0	EA	PANEL - WHEEL LIP - DRIVERS/FRONT
			FROM: 11-05-07 THRU: 99-99-99
	123512-04-02B	EA	BRACKET - DOOR/VALANCE - E-COATED
			FROM: 00-00-00 THRU: 06-25-07
33	132597-01-02B	EA	ANGLE/SUPPORT/TRIM - 2" - E-COATED
34	154383-01-04B	EA	TREAD/STEP - DRIVER - BLACK
35	154383-02-04B	EA	TREAD/STEP - DRIVER - BLACK
36	138143-06-02B	EA	SUPPORT/STEP - DRIVER - E-COATED
37	138143-08-02B	EA	SUPPORT/STEP - DRIVER - E-COATED
	038327-01-000	EA	TAPE - ANTI-SLIP - 2" X 60'
	090340-01-000	EA	SEAL - FOAM - CLOSED CELL - 1/4" X 1/2" X 50'
38	144919-03-02B	EA	DIRT GUARD - E-COATED
			FROM: 00-00-00 THRU: 11-04-07
38	144919-04-02B	EA	DIRT GUARD - E-COATED
			FROM: 11-05-07 THRU: 99-99-99
39	152066-13-U89	EA	COMPARTMENT - LUGGAGE
40	152066-15-WA0	EA	COMPARTMENT - LUGGAGE
41	160154-01-01A	EA	HATCH - F/POWER CORD - W/BASE/COVER - BLACK
42	152066-12-U89	EA	COMPARTMENT - LUGGAGE
43	132315-07-000	EA	COMPARTMENT - POWER CORD
44	132315-06-000	EA	COMPARTMENT - POWER CORD
45*	142226-02-01A	EA	HATCH - POWER
46	156967-01-01A	EA	COMPARTMENT - DRAINAGE
47	130377-02-000	EA	TUBE/DRAIN - KAZOO - 1 1/2" X 4"
48	140829-03-02B	EA	COMPARTMENT - WATER HEATER - E-COATED
49	132654-07-01A	EA	SUPPORT - WHEEL LIP - BLACK - 4.5"

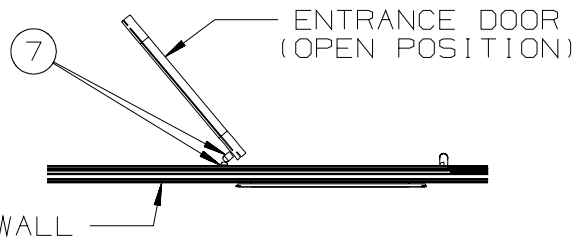
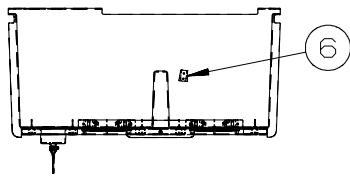
**\*COMPONENT PARTS LISTED LATER IN THIS GROUP**



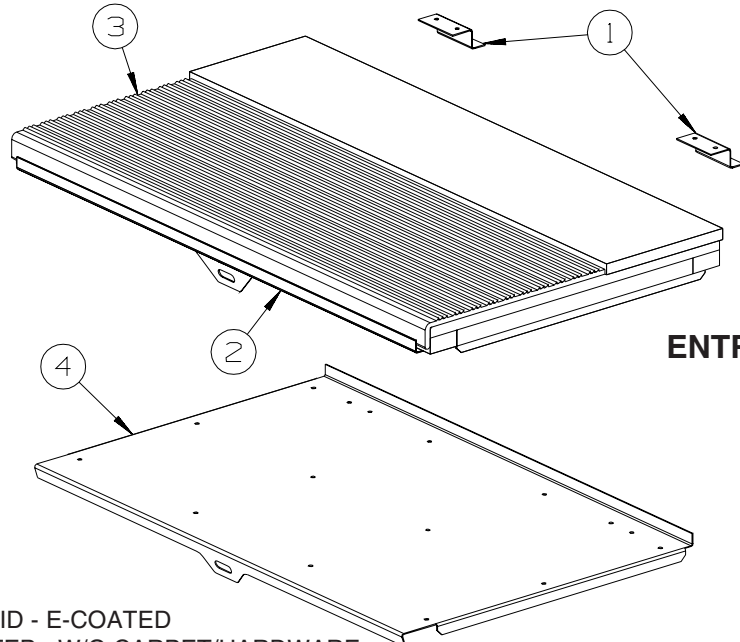
**EXTERIOR DOORS & COMPARTMENTS GROUP (CONTINUED)**  
**DOOR & COMPARTMENT LAYOUT (CONTINUED)**



**DOOR & COMPARTMENT SECTIONS**



KEY	PART NUMBER	U/M DESCRIPTION
1	099418-01-000	FT SEAL - D-SECTION/ADHESIVE BACK - .44" X .44" - BLK RUBBER
2	126263-02-02B	EA BRACKET - GAS SPRING W/BALL STUD - E-COATED
3	130053-01-01A	EA STRIKER - LUGGAGE DOOR - FLUSH - BLACK
4	130053-02-01A	EA STRIKER - LUGGAGE DOOR - OFF SET - BLACK
5	120494-03-02B	EA SHIM - STRIKER - LUGGAGE DOOR - 3/64" - E-COATED
6	131383-03-02A	EA BRACKET - SHOWER HEAD - WHITE
7	120863-02-000	EA BUMPER - RUBBER/RADIUS TOP - 1" X 1 1/2"



**ENTRY STEP LID**

KEY	PART NUMBER	U/M DESCRIPTION
1	101222-01-04A	EA BRACKET - CATCH - LID - E-COATED
2	P20256-07-000	EA LID/DOOR - ENTRY STEP - W/O CARPET/HARDWARE
3	133114-02-01A	EA TREAD - STEP/RUBBER - W/LIP - 28.5" X 9.8" - TAUPE
4	123330-03-02B	EA SUPPORT - ENTRY STEP - E-COATED

## EXTERIOR DOORS & COMPARTMENTS GROUP (CONTINUED)

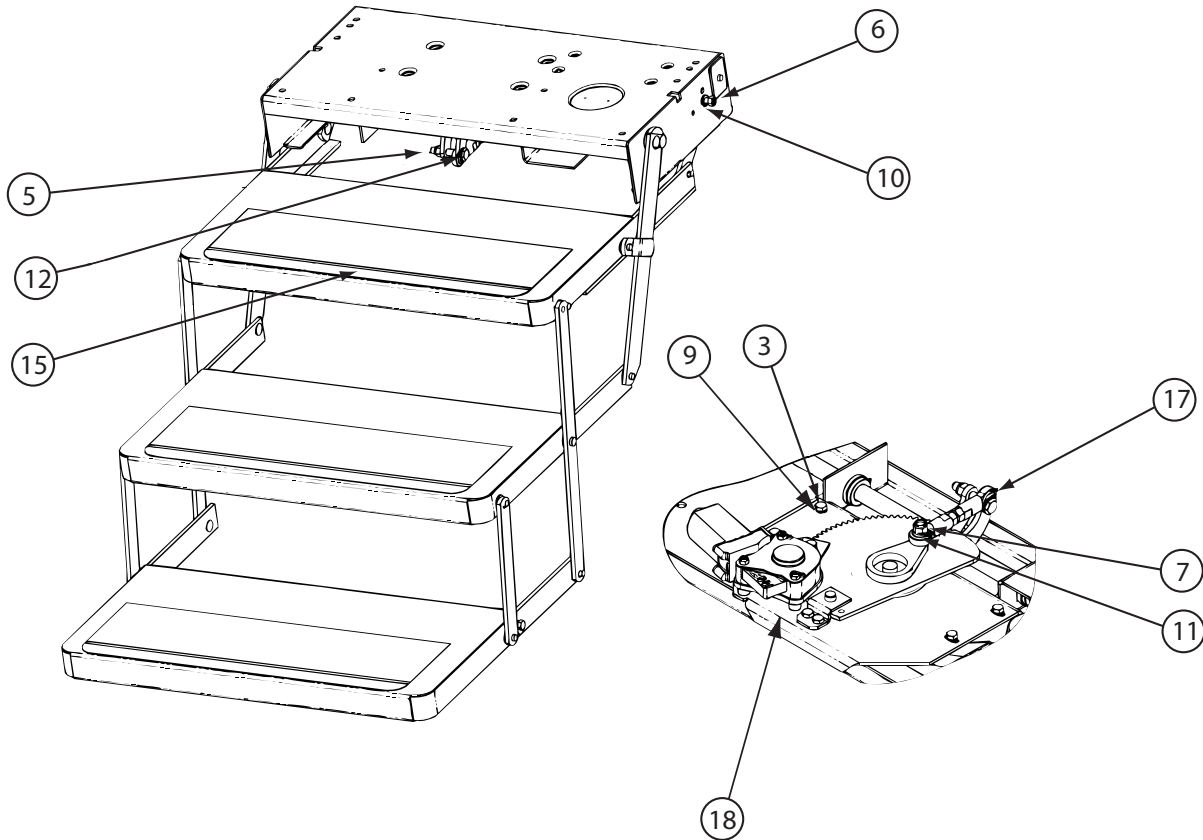
### COMPONENT PARTS FOR DOOR & COMPARTMENT LAYOUT

084103-08-000

KEY	PART NUMBER	U/M DESCRIPTION	VENDOR NO.
	084104-01-700	EA LOCK-MALE, FASTENER	201-721-010
	084104-01-701	EA LOCK-FEMALE, FASTENER	201-802-010

142226-02-01A

KEY	PART NUMBER	U/M DESCRIPTION	VENDOR NO.
	142226-02-700	EA TAB/LOCKING - ESCAPE (RED)	9667709

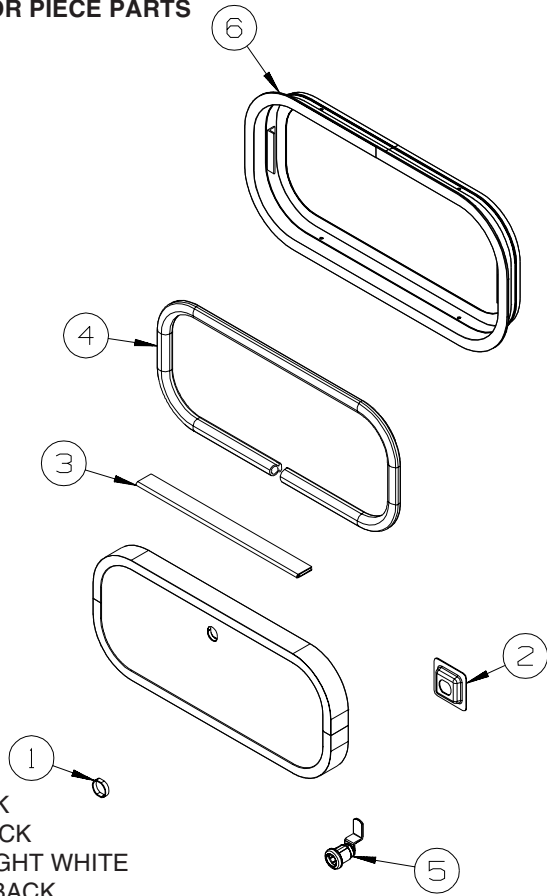


143709-02-01A

KEY	PART NUMBER	U/M DESCRIPTION	VENDOR NO.
	143709-01-700	EA CAM STOP	1102200
	143709-01-701	EA BUMPER - BLACK (RUBBER STOP)	1602000
15	143709-01-702	EA TREAD/NON-SKID _6" X 21" BLK	1915260
	143709-01-703	EA FRAME ONLY PAINTED BLACK 25	908025000
17	143709-02-700	EA LINK/ASSEMBLY 24/25 SERIES	3380050
18	143709-02-701	EA MOTOR ASM W/TABLE 24/25 STEP	3392152
18	143709-02-702	EA MOTOR "AM 214" F/IMGL TRIPLE	1820124
	088746-01-705	EA LIGHT-UNDER STEP	9004
	094707-03-701	EA PLUG - 4-WAY - PACKARD	909306
	094707-04-700	EA CONTROL UNIT W/OVERRIDE	909510000
	094707-04-711	EA KWIKTEST - W/4-WAY PIGTAIL	909518000

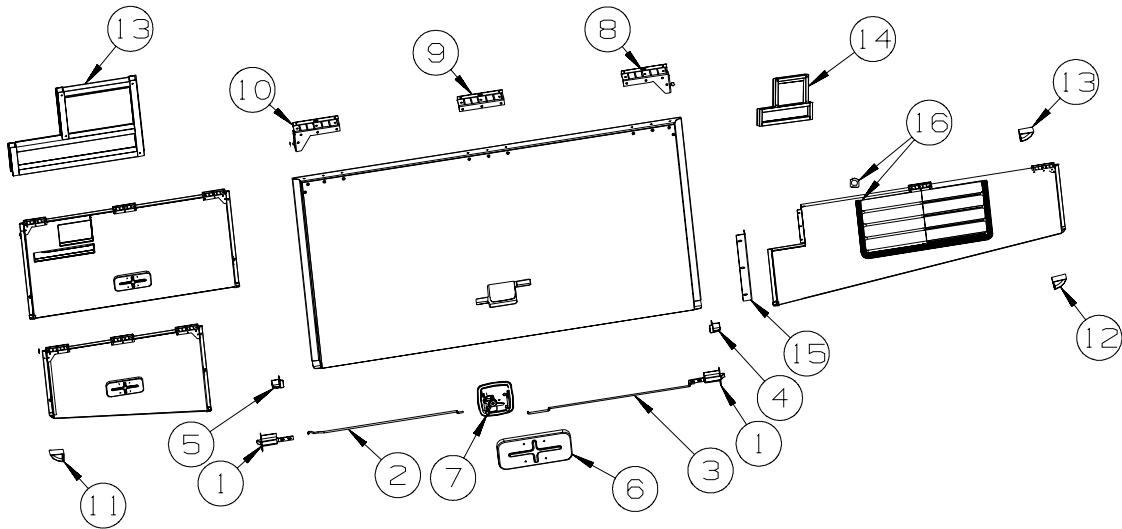
CONTACT WINNEBAGO PART SALES FOR UNLISTED COMPONENT(S)

**EXTERIOR DOORS & COMPARTMENTS GROUP (CONTINUED)**  
**COMPARTMENT DOOR PIECE PARTS**



KEY	PART NUMBER	U/M	DESCRIPTION
1	139325-01-000	EA	SPACER - LOCK - 6MM
	139337-01-000	EA	GASKET - LOCK
2	0971111-02-04A	EA	POCKET - LOCK - REAR DOOR - BLACK
3	081801-FN-000	EA	HINGE - DOOR - PIANO - 2" X 96" - BLACK
3	081801-V3-000	EA	HINGE - DOOR - PIANO - 2" X 96" - BRIGHT WHITE
4	156386-01-01A	FT	SEAL - BULB - .4" X .5" - W/ADHESIVE BACK
5	138290-02-000	EA	CASE - W/CAM - W/O CYLINDER/KEY
6	056795-01-000	FT	TAPE - SEAL - 1/8" X 3/8" WIDE - PRESS ON

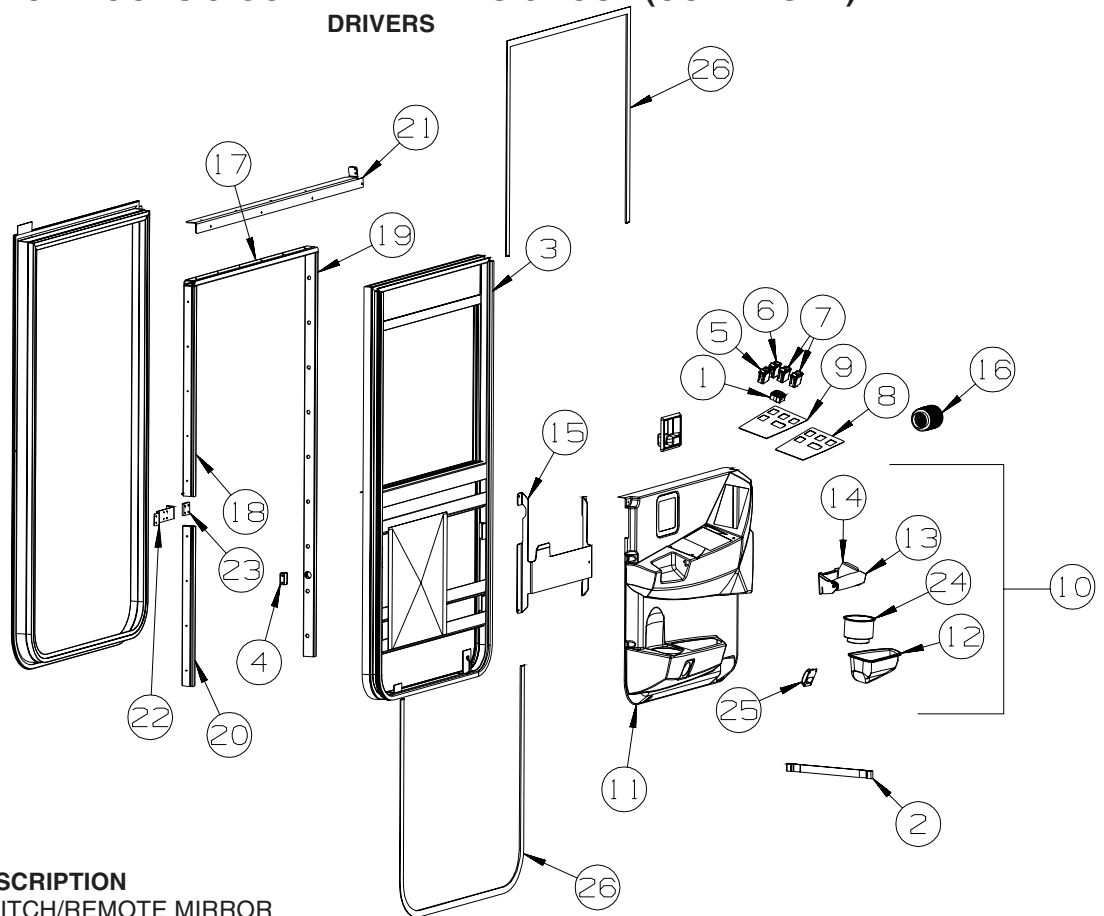
**EXTERIOR DOORS & COMPARTMENTS GROUP (CONTINUED)**  
**COMPARTMENT DOOR PIECE PARTS (CONTINUED)**



KEY	PART NUMBER	U/M	DESCRIPTION
1	121947-01-01A	EA	BOLT - SLIDE W/PLASTIC PLUNGER
2	132873-01-000	EA	ROD - LATCH (BLANK) - 37.3"
3	135624-71-01B	EA	ROD - LATCH (BLANK) - 37.3"
4	135276-01-01A	EA	REINFORCEMENT - CORNER - LEFT HAND (FACING DOOR) - BLACK
5	135276-02-01A	EA	REINFORCEMENT - CORNER - RIGHT HAND (FACING DOOR) - BLACK
6	137359-01-01A	EA	COVER - LATCH - WHITE
7	154900-01-01A	EA	LATCH/PADDLE - LOCKING - COMPT DOOR - KEY ONE - BLACK
7	154900-02-01A	EA	LATCH/PADDLE - NON LOCKING - COMPT DOOR - BLACK
8	139793-01-01A	EA	HINGE - RIGHT HAND/VALANCE DOOR - W/BALL STUD
8	139793-04-01A	EA	HINGE - RIGHT HAND/VALANCE DOOR - W/O BALL STUD
9	139793-03-01A	EA	HINGE - CENTER/VALANCE DOOR - W/O BALL STUD
10	139793-02-01A	EA	HINGE - LEFT HAND/VALANCE DOOR - W/BALL STUD
10	139793-05-01A	EA	HINGE - LEFT HAND/VALANCE DOOR - W/O BALL STUD
11	141601-04-01A	EA	END CAP/VALANCE DOOR - DRVRSIDE/REAR OF DOOR-W/1.5MM NOTCH
12	141601-03-01A	EA	END CAP/VALANCE DOOR-PASS SIDE/REAR OF DOOR-W/1.5MM NOTCH
13	133049-08-T77	EA	TRIM - COVER/WATER HEATER - 12.25" X 17.46"
14	133049-09-R32	EA	TRIM - COVER/WATER HEATER - 12.2" X 16.83
15	113041-18-02B	EA	ANGLE/MOUNT - BUMPER - E-COATED - 10.6"
15	113041-19-02B	EA	ANGLE/MOUNT - BUMPER - E-COATED - 7.9"
16	107721-07-000	FT	SEAL - ACCESS DOOR - .9"WIDE X 1.1"HIGH

# EXTERIOR DOORS & COMPARTMENTS GROUP (CONTINUED)

## DRIVERS



KEY	PART NUMBER	U/M	DESCRIPTION
1	088246-01-000	EA	SWITCH/REMOTE MIRROR
2	109378-01-000	EA	STRAP - CHECK - DRIVER DOOR - 12.8"
3*	125581-09-01A	EA	DOOR - DRIVER - POWER WINDOW/LOCK
4	128131-01-01A	EA	SPACER/SWITCH - DOME - BLACK
5	145638-02-01A	EA	SWITCH/ROCKER - SPST (ON/OFF) - LIGHTED - BLACK - HEATED MIRROR
5	108355-02-000	EA	HOUSING - SWITCH - 12 POSITION
6	145638-09-01A	EA	SWITCH/ROCKER - DPDT (ON/OFF/ON) - BLACK - POWER WINDOW
6	108355-02-000	EA	HOUSING - SWITCH - 12 POSITION
7	145638-09-01A	EA	SWITCH/ROCKER - DPDT (ON/OFF/ON) - BLACK - POWER SUNVISOR
7	108355-02-000	EA	HOUSING - SWITCH - 12 POSITION
7	145754-01-01A	EA	SWITCH - BLANK - BLACK
8	145926-10-02B	EA	INSERT - SWITCH PLATE - 4 HOLE/RELAY SLOT - E-COATED
9	148653-08-02A	EA	APPLIQUE - DRIVERS DOOR - DARK PUTTY
10	148822-02-WAO	EA	PANEL - DRIVER DOOR/INNER
11	148823-02-24A	EA	PANEL - INNER/DRIVER DOOR - BRIARWOOD
12	148827-01-24A	EA	POCKET/STORAGE - DRIVER DOOR - BRIARWOOD
13	148833-01-03A	EA	HANDLE - DRIVER DOOR - BRIARWOOD
14	149512-01-02B	EA	BRACKET - DOOR HANDLE - E-COATED
15	149513-01-02B	EA	BRACKET - SUPPORT/DOOR HANDLE - E-COATED
16	117802-01-000	EA	GROMMET - CONVOLUTED - 2"
17	125725-01-01A	EA	FRAME - DRIVER DOOR - 33.5" - BLACK
18	125725-03-01A	EA	FRAME - DRIVER DOOR - 27.8" - BLACK
19	125725-07-01A	EA	FRAME - DRIVER DOOR - 53.3" - BLACK
20	125725-08-01A	EA	FRAME - DRIVER DOOR - 21.4" - BLACK
21	125804-02-02B	EA	ANGLE - DOOR SUPPORT - E-COATED
22	126506-01-02B	EA	BRACKET - STRIKE - DRIVER DOOR - E-COATED
23	126534-01-02B	EA	SPACER - STRIKE - DRIVER DOOR - E-COATED
24	134566-01-01A	EA	HOLDER - CUP - TWO STEP - BLACK
25*	108354-01-01A	EA	LIGHT - COURTESY
26	109235-01-01A	FT	COVER - SCREW - MAT BLACK
26	109235-01-05A	FT	COVER - SCREW - BRIGHT WHITE

\*COMPONENT PARTS LISTED LATER IN THIS GROUP

# EXTERIOR DOORS & COMPARTMENTS GROUP (CONTINUED)

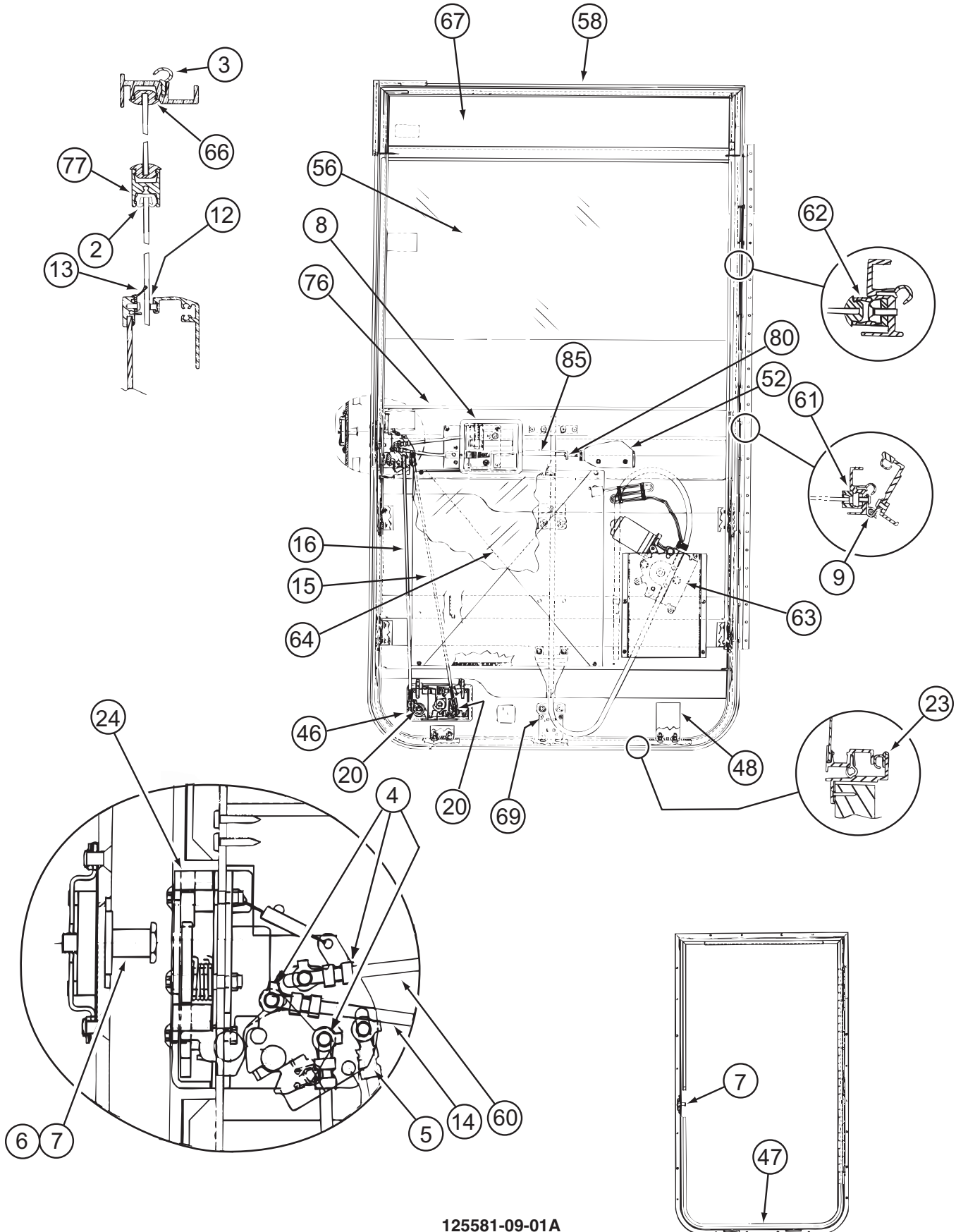
## COMPONENT PARTS FOR DRIVERS

108354-01-01A

**KEY PART NUMBER**  
108354-01-700

**U/M DESCRIPTION**  
EA BULB-COURTESY LIGHT

**VENDOR NO.**  
395-B



125581-09-01A

**EXTERIOR DOORS & COMPARTMENTS GROUP (CONTINUED)**  
**COMPONENT PARTS FOR DRIVERS (CONTINUED)**

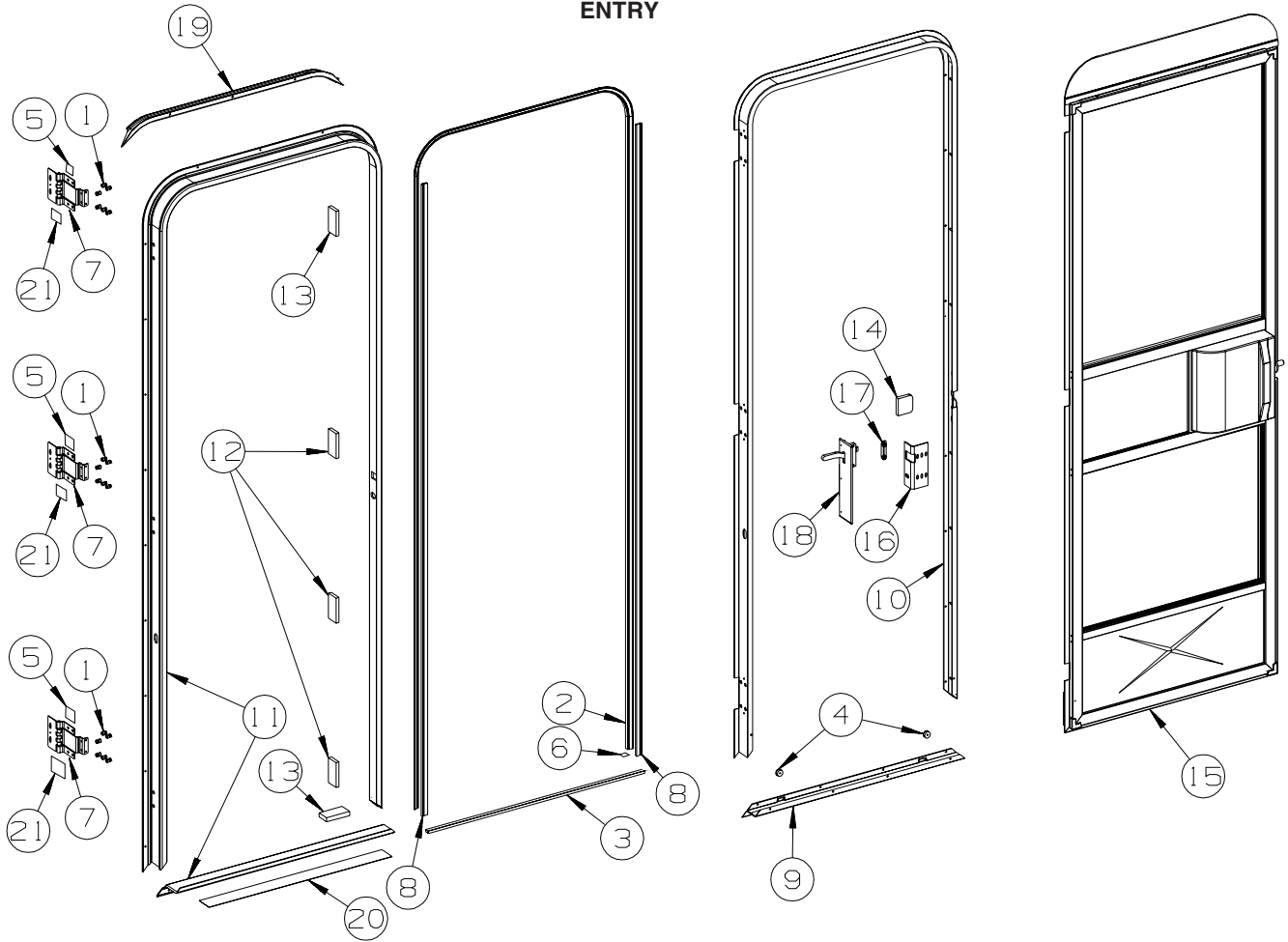
**125581-09-01A (CONTINUED)**

KEY	PART NUMBER	U/M	DESCRIPTION	VENDOR NO.
2	106469-01-705	FT	CHANNEL-RUN, SLIDING	122-010850
3	106469-01-702	EA	SEAL-DOOR FRAME (DOOR)EA=1	122-040984
4	106469-04-714	EA	ROD-CLIP, RH	80801
5	106469-04-713	EA	ROD-CLIP, LH	80802
6	106469-04-704	EA	NUT ASSEMBLY-CAGED W/STRIKER	11920-16
7	106469-04-703	EA	BOLT-STRIKER, W/WASHER	10335-16
8	106469-04-712	EA	HANDLE/DOOR-INNER W/HARDWARE	11297-01
9	106469-05-702	EA	HINGE - 42"	211-041194
12	106469-01-709	FT	WEATHERSTRIP FUZZY	171-040630
13	125581-03-703	EA	WEATHERSTRIP - BELTING	132-041069
13	125581-09-712	EA	WEATHERSTRIP/BELT - F/GLASS	490664
14	106469-04-711	EA	ROD-LOCK, HORIZONTAL	15508-01
15	125581-04-700	EA	ROD - LATCH/VERTICAL ADJUST.	203-041767
16	125581-04-701	EA	ROD - LOCK/VERTICAL ADJUST.	203-041768
20	128913-01-707	EA	NUT - HEX/NYLOCK - 1/4 - 20	233-062447
23	106469-01-723	EA	SEAL-BULB ASM. (DOOR JAMB)	171-040985
24	106469-05-706	EA	LATCH-ROTARY, W/LINKAGE	16512-01
46	125581-09-700	EA	PADDLE-W/O LOCK RH (REV KEY)	17191-02
46	125581-09-701	EA	LATCH/LOCK-DRVR DR (REV KEY)	PARTS DEPT
46	125581-09-702	EA	LATCH/LOCK-DRVR DR (REV KEY)	PARTS DEPT
46	125581-09-703	EA	LATCH/LOCK-DRVR DR (REV KEY)	PARTS DEPT
46	125581-09-704	EA	LATCH/LOCK-DRVR DR (REV KEY)	PARTS DEPT
46	125581-09-705	EA	LATCH/LOCK-DRVR DR (REV KEY)	PARTS DEPT
46	125581-09-706	EA	LATCH/LOCK-DRVR DR (REV KEY)	PARTS DEPT
46	125581-09-707	EA	LATCH/LOCK-DRVR DR (REV KEY)	PARTS DEPT
46	125581-09-708	EA	LATCH/LOCK-DRVR DR (REV KEY)	PARTS DEPT
46	125581-09-709	EA	LATCH/LOCK-DRVR DR (REV KEY)	PARTS DEPT
46	125581-09-710	EA	LATCH/LOCK-DRVR DR (REV KEY)	PARTS DEPT
46	125581-09-721	EA	LATCH/LOCK-DRVR DR (3041)	PARTS DEPT (3041)
46	125581-09-722	EA	LATCH/LOCK-DRVR DR (3042)	PARTS DEPT (3042)
46	125581-09-723	EA	LATCH/LOCK-DRVR DR (3043)	PARTS DEPT (3043)
46	125581-09-724	EA	LATCH/LOCK-DRVR DR (3044)	PARTS DEPT (3044)
46	125581-09-725	EA	LATCH/LOCK-DRVR DR (3045)	PARTS DEPT (3045)
46	125581-09-726	EA	LATCH/LOCK-DRVR DR (3046)	PARTS DEPT (3046)
46	125581-09-727	EA	LATCH/LOCK-DRVR DR (3047)	PARTS DEPT (3047)
46	125581-09-728	EA	LATCH/LOCK-DRVR DR (3048)	PARTS DEPT (3048)
46	125581-09-729	EA	LATCH/LOCK-DRVR DR (3049)	PARTS DEPT (3049)
46	125581-09-730	EA	LATCH/LOCK-DRVR DR (3050)	PARTS DEPT (3050)
47	125581-04-703	EA	FRAME - MOUNTING - BLACK	V180-35L
48	125581-07-703	EA	BRACKET-ALUMINUM "L"(INSIDE)	N135-55
56	125581-08-703	EA	GLASS-ROLL-UP 29.46"X29.37"	106-042081
56	125581-09-711	EA	GLASS-ROLL UP 24"H X 29.37"W	490207
58	125581-08-702	EA	FRAME/DOOR - SUB ASSY-BLACK	V220-98L
60	106469-04-705	EA	ROD-LATCH, HORIZONTAL	203-041139
61	125581-08-701	EA	CHANNEL/VERT ROLL UP-BLACK	V220-60
62	125581-08-700	EA	CHANNEL/VERT STA GLASS-BLACK	V220-61
63	125581-03-702	EA	REGULATOR-ELECTRIC-SPEC RH	410-040966
64	125581-06-700	EA	PANEL/INTERIOR	V164-97
66	125581-04-710	FT	VINYL - GLAZING	132-041484
67	125581-07-701	EA	GLASS-STATIONERY/4.95"X29.5"	106-042082
69	125581-04-711	EA	CHANNEL-GLASS - LIFT BRKT	N135-66
76	125581-03-701	EA	SILL - INNER - BLACK	V123-68L
77	125581-03-700	EA	MULLION RAIL- BLACK	V123-84
	106469-04-716	EA	LEVER-LOCKING-BLACK	80978-00
	125581-07-705	EA	BRACKET (L) F/SEAL PROTECT	490201
	125581-07-704	EA	BRACKET - STRAP/JAMB & DOOR	248-080394
	125581-10-701	EA	CLIP - CABLE	130-042047
	125581-09-731	EA	SPLINE-DRIVER DOOR WDO SEAL	491279

CONTACT WINNEBAGO PART SALES FOR UNLISTED COMPONENT(S)

# EXTERIOR DOORS & COMPARTMENTS GROUP (CONTINUED)

## ENTRY

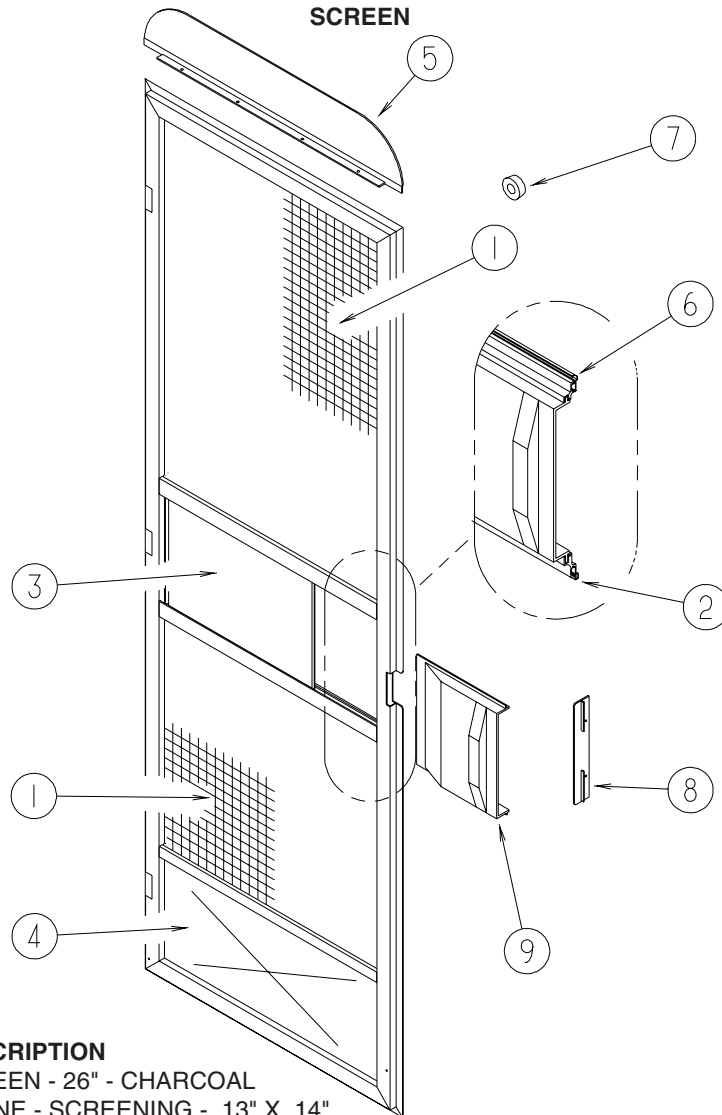


### KEY PART NUMBER

KEY	PART NUMBER	U/M	DESCRIPTION
1	039715-01-000	EA	NUT-SERT - 1/4" DIAMETER - 20 THREADS
2	075671-04-000	FT	SEAL - SPONGE - LAZY T - W/ADHESIVE STRIP - .5" WIDE
3	075673-05-000	FT	SEAL/PILE - .5" HIGH W/ADHESIVE BACK - BLACK
4	081914-02-000	EA	BUMPER - RUBBER - ROUND - 5/16" DIA. X 13/64" THICK
5	100128-02-000	FT	SEAL - FOAM/ADHESIVE BACK - .37" WIDE X .37" THICK
6	104692-01-000	FT	SEAL - ADHESIVE BACKED FOAM - 3/4" THICK X 3/4" WIDE X 25'
7	106719-01-05A	EA	HINGE - ENTRY DOOR - BRIGHT WHITE
7	106719-01-08A	EA	HINGE - ENTRY DOOR - BLACK
8	118929-01-01A	EA	SEAL - PILE - PUSH ON
9	121893-03-02A	EA	FRAME - ENTRY DOOR/LOWER - BRIGHT WHITE
9	121893-03-03A	EA	FRAME - ENTRY DOOR/LOWER - BLACK
10	121894-27-01A	EA	FRAME - ENTRY DOOR - BRIGHT WHITE
10	121894-27-02A	EA	FRAME - ENTRY DOOR - BLACK
11	121898-14-01A	EA	JAMB - DOOR/ENTRANCE - BRIGHT WHITE
11	121898-14-02A	EA	JAMB - DOOR/ENTRANCE - BLACK
12	125724-01-000	EA	SHIM - DOOR, ENTRANCE
13	125724-02-000	EA	SHIM - DOOR, ENTRANCE
14	130096-05-000	EA	FOAM - SCREEN DOOR, RETAINER
15	P32208-02-L32	EA	DOOR - SCREEN - W/O HARDWARE - BRIGHT WHITE
15	P32208-02-S64	EA	DOOR - SCREEN - W/O HARDWARE - BLACK
16	137401-01-03B	EA	BRACKET - DOOR ANGLE - OFF WHITE
17	148364-01-12B	EA	STRIKE - SCREEN DOOR - BRIGHT WHITE
17	148364-01-04B	EA	STRIKE - SCREEN DOOR - BLACK
18	132915-01-01A	EA	LATCH - SCREEN DOOR - BLACK
19	139054-19-01A	EA	CAP - DRIP - JAMB MOUNTED - BRIGHT WHITE
19	139054-19-02A	EA	CAP - DRIP - JAMB MOUNTED - BLACK
20	038327-01-000	EA	TAPE - ANTI-SLIP - 2" X 60'
21	154585-01-01A	FT	SEAL - FOAM TAPE - ADHESIVE BACK - 3/8" X 3/8" - BLACK



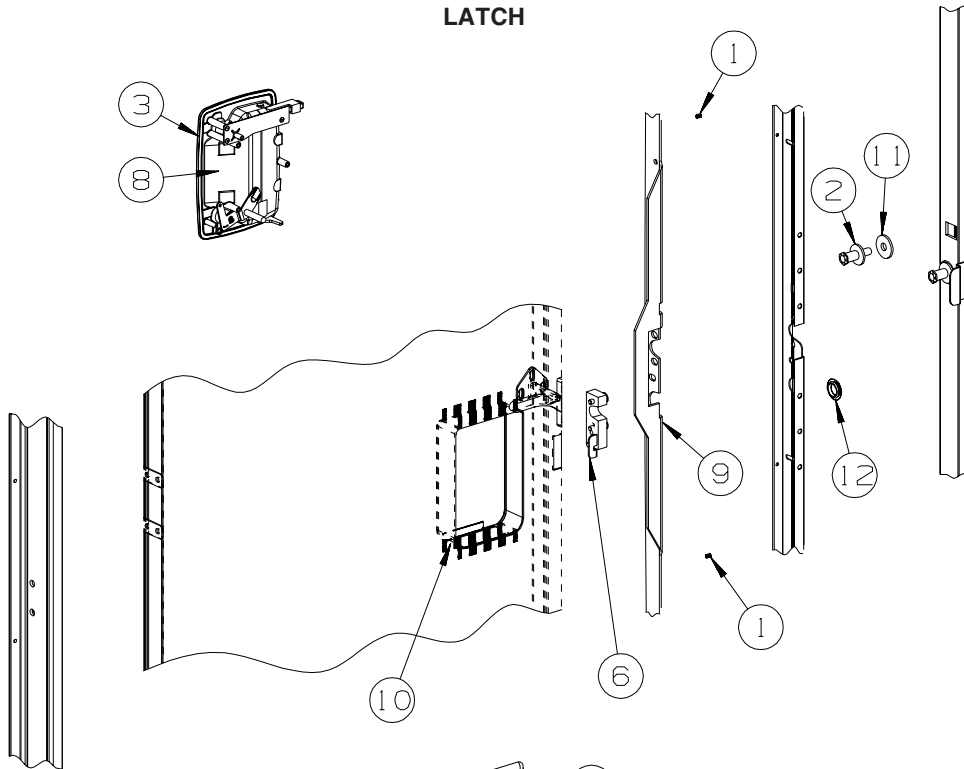
## EXTERIOR DOORS & COMPARTMENTS GROUP (CONTINUED)



KEY	PART NUMBER	U/M	DESCRIPTION
1	002293-02-000	SF	SCREEN - 26" - CHARCOAL
2	002294-01-000	FT	SPLINE - SCREENING - .13" X .14"
3	016454-18-000	EA	INSERT/CENTER - SCREEN DOOR
4	078552-09-000	EA	INSERT - SCREEN DOOR - LOWER
5	078595-03-000	EA	PLATE - SCREEN DOOR
6	078777-08-000	FT	CHANNEL - SLIDER - 4 FOOT INCREMENTS
7	120863-09-000	EA	BUMPER - RUBBER/RADIUS TOP - 3/4" X 3/8" - LT GRAY
8	132081-01-01A	EA	STRIKE - SLIDER - SCREEN DOOR - BRIGHT WHITE
8	132081-01-03A	EA	STRIKE - SLIDER - SCREEN DOOR - BLACK
9	132082-01-01A	EA	SLIDER - SCREEN DOOR - BRIGHT WHITE
9	132082-01-03A	EA	SLIDER - SCREEN DOOR - BLACK

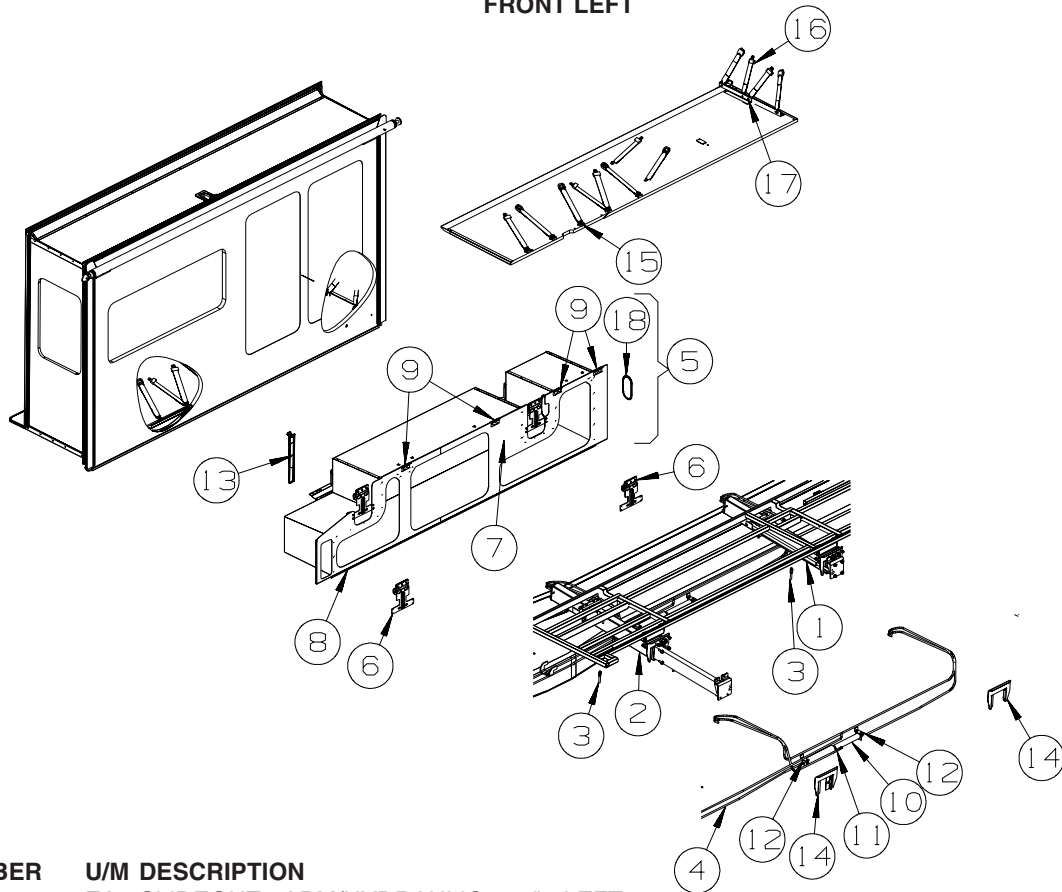
# EXTERIOR DOORS & COMPARTMENTS GROUP (CONTINUED)

## LATCH



KEY	PART NUMBER	U/M	DESCRIPTION
1	072893-04-000	EA	NUTSERT - 10-32
2	092927-20-000	EA	STRIKER - BOLT
3	112782-04-01A	EA	GASKET
4	112782-05-01A	EA	CAP - VINYL - RED
5	112782-08-01A	EA	SCREW - MOUNTING/PLATE - ZINC
6	112782-22-01A	EA	LATCH - SINGLE ROTOR
7	112782-27-01A	EA	LATCH - INTERIOR PLATE - WHITE
8	112782-20-01A	EA	LATCH - EXTERIOR - W/O LOCK CYLINDER W/ICON-REVERSIBLE KEY
9	132207-01-02B	EA	STIFFENER/DOOR - FORMED - E-COATED
10	137230-01-01A	EA	SPACER - NOTCHED, MILL
11	147900-01-01A	EA	SPACER - STRIKE BOLT, MILL
12	061420-14-000	EA	PLUG/PLASTIC - 7/8" DIAMETER - BLACK

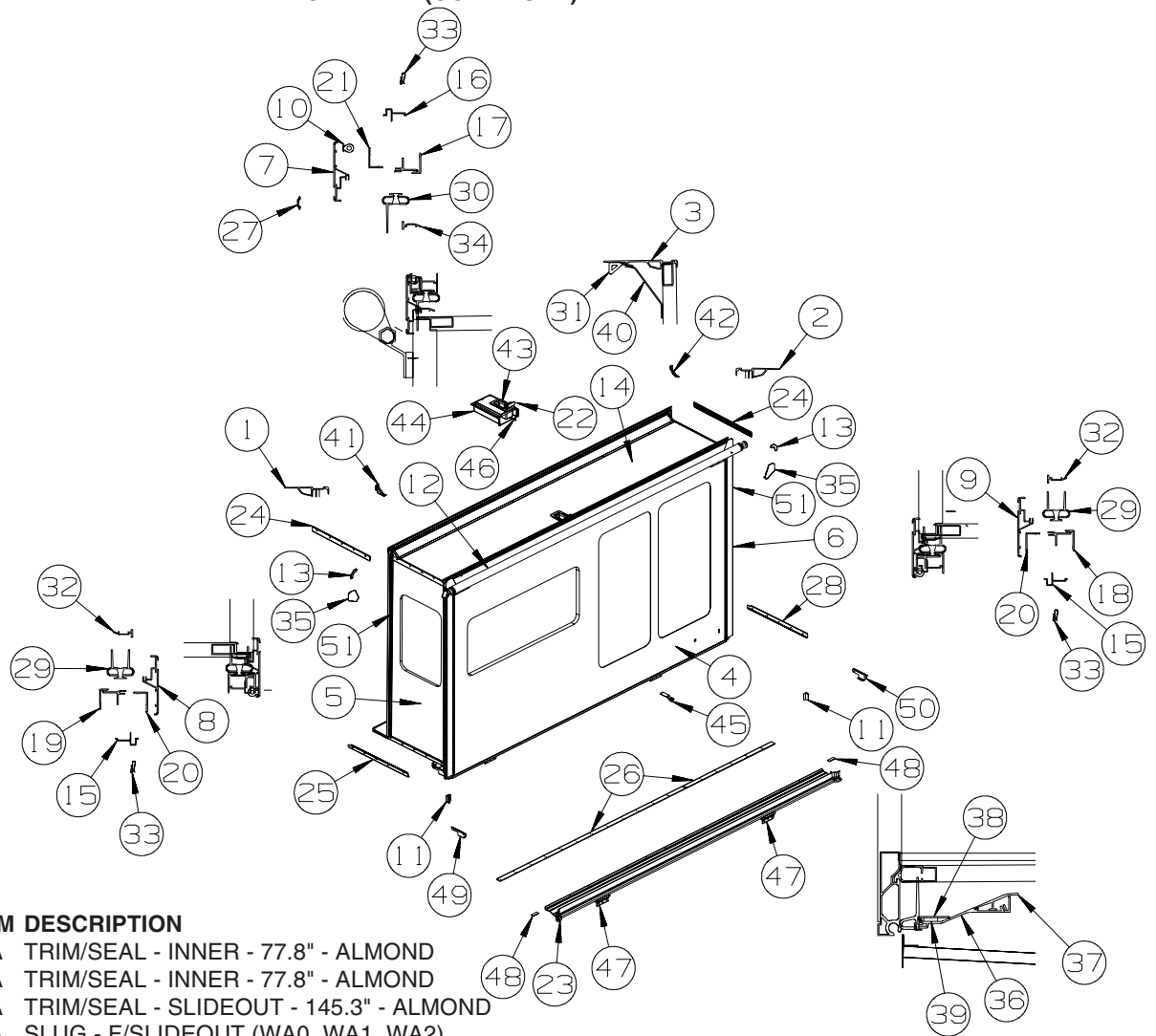
## EXTERIOR SLIDEOUT GROUP FRONT LEFT



KEY	PART NUMBER	U/M	DESCRIPTION
1	163494-02-000	EA	SLIDEOUT - ARM/HYDRAULIC - 29" - LEFT
	143738-01-000	EA	WRENCH - SLIDE ROOM RETRACT - RATCHET - 13/16" X 7/8"
2	163494-01-000	EA	SLIDEOUT - ARM/HYDRAULIC - 29" - RIGHT
	143738-01-000	EA	WRENCH - SLIDE ROOM RETRACT - RATCHET - 13/16" X 7/8"
3*	151323-02-000	EA	BOLT - HANGER/STOREMORE - LONG/4.5"X1/2" THREAD - AP31952
4	155476-02-000	EA	HOSE KIT - F/SLIDEOUT
5	156592-09-WA0	EA	COMPARTMENT - SLIDEOUT
6	152741-03-02B	EA	BRACKET - MOUNT - SLIDEOUT - E-COATED
7	156596-11-02B	EA	SEAL PLANE - SLIDEOUT - E-COATED
8	126516-01-01A	FT	TRIM - VINYL/EXTRUDED - 8'
9	153821-01-01A	EA	BRACKET - MOUNT/SEAL PLANE - BLACK
10	163102-03-000	EA	SLIDEOUT - HYDRAULIC - 29"
	163324-02-000	EA	BRACKETS/HARDWARE - 24"/29" RAM/SYNCH CYLINDER
11*	100536-58-000	EA	HOSE KIT - F/SLIDEOUT
12	122922-02-02B	EA	BRACKET/CYLINDER SUPPORT - E-COATED
13	126591-02-02B	EA	CARRIER - WIRE LOOM - F/SLIDEOUT ROOM - E-COATED
14	154254-01-02B	EA	BRACKET - ARM/SLIDEOUT - E-COATED
15	160167-01-01A	EA	SEAT BELT - 2" X 102" - BLACK
16	160167-02-01A	EA	SEAT BELT - 2" X 90" - BLACK
17	151078-01-02B	EA	BRACKET - MOUNTING - SEATBELT - E-COATED
18	148331-01-01A	EA	PLUG - OVAL/LARGE - BLACK

\*COMPONENT PARTS LISTED LATER IN THIS GROUP

**EXTERIOR SLIDEOUT GROUP (CONTINUED)**  
**FRONT LEFT (CONTINUED)**



KEY	PART NUMBER	U/M	DESCRIPTION
1	139624-45-02A	EA	TRIM/SEAL - INNER - 77.8" - ALMOND
2	139624-44-02A	EA	TRIM/SEAL - INNER - 77.8" - ALMOND
3	153113-02-02A	EA	TRIM/SEAL - SLIDEOUT - 145.3" - ALMOND
4	162532-11-WA0	EA	SLUG - F/SLIDEOUT (WA0, WA1, WA2)
4	162532-11-WA4	EA	SLUG - F/SLIDEOUT (WA4, WA5, WA6)
4	162532-11-WB0	EA	SLUG - F/SLIDEOUT (WB0, WB1, WB2)
5	153461-07-U93	EA	PANEL END - F/SLIDEOUT (WA0, WA1, WA2)
			FROM: 00-00-00 THRU: 03-11-07
5	162982-15-WA0	EA	PANEL END - F/SLIDEOUT (WA0, WA1, WA2)
			FROM: 03-12-07 THRU: 99-99-99
5	153461-07-WA4	EA	PANEL END - F/SLIDEOUT (WA4, WA5, WA6)
			FROM: 00-00-00 THRU: 03-11-07
5	162982-15-WA4	EA	PANEL END - F/SLIDEOUT (WA4, WA5, WA6)
			FROM: 03-12-07 THRU: 99-99-99
5	153461-07-U89	EA	PANEL END - F/SLIDEOUT (WB0, WB1, WB2)
			FROM: 00-00-00 THRU: 03-11-07
5	162982-15-WB0	EA	PANEL END - F/SLIDEOUT (WB0, WB1, WB2)
			FROM: 03-12-07 THRU: 99-99-99
6	153667-08-U93	EA	PANEL END - F/SLIDEOUT (WA0, WA1, WA2)
			FROM: 00-00-00 THRU: 03-11-07
6	162982-24-WA0	EA	PANEL END - F/SLIDEOUT (WA0, WA1, WA2)
			FROM: 03-12-07 THRU: 99-99-99
6	153667-08-WA4	EA	PANEL END - F/SLIDEOUT (WA4, WA5, WA6)
			FROM: 00-00-00 THRU: 03-11-07
6	162982-24-WA4	EA	PANEL END - F/SLIDEOUT (WA4, WA5, WA6)
			FROM: 03-12-07 THRU: 99-99-99
6	153667-08-U89	EA	PANEL END - F/SLIDEOUT (WB0, WB1, WB2)
			FROM: 00-00-00 THRU: 03-11-07
6	162982-24-WB0	EA	PANEL END - F/SLIDEOUT (WB0, WB1, WB2)
			FROM: 03-12-07 THRU: 99-99-99
6	153667-05-U93	EA	PANEL END - F/SLIDEOUT (WA0, WA1, WA2) - <b>DINING TABLE/CHAIRS</b>
			FROM: 00-00-00 THRU: 03-11-07

**EXTERIOR SLIDEOUT GROUP (CONTINUED)**  
**FRONT LEFT (CONTINUED)**

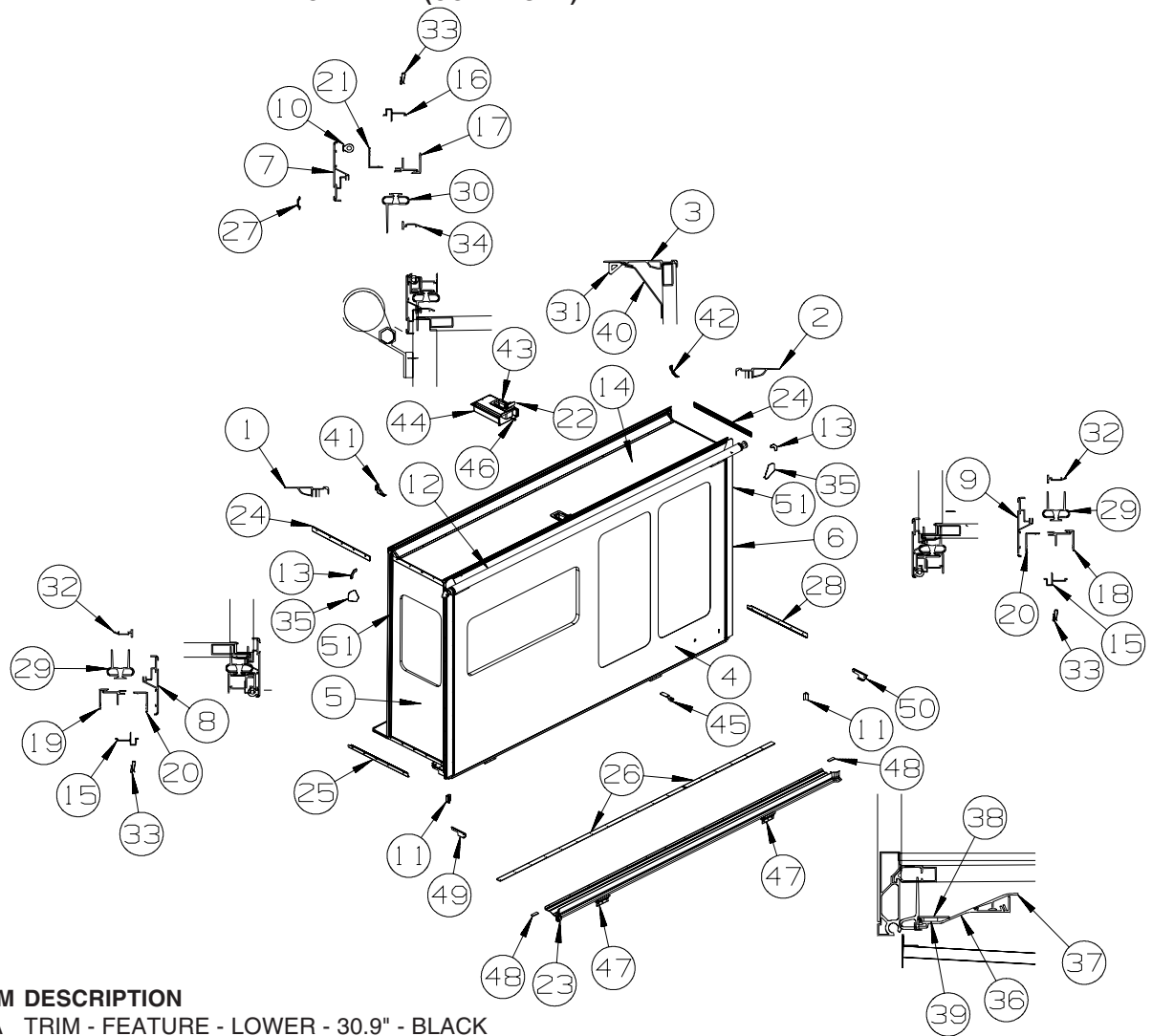
KEY	PART NUMBER	U/M	DESCRIPTION
6	162982-22-WA0	EA	PANEL END - F/SLIDEOUT (WA0, WA1, WA2) - <b>DINING TABLE/CHAIRS</b> FROM: 03-12-07 THRU: 99-99-99
6	153667-05-WA4	EA	PANEL END - F/SLIDEOUT (WA4, WA5, WA6) - <b>DINING TABLE/CHAIRS</b> FROM: 00-00-00 THRU: 03-11-07
6	162982-22-WA4	EA	PANEL END - F/SLIDEOUT (WA4, WA5, WA6) - <b>DINING TABLE/CHAIRS</b> FROM: 03-12-07 THRU: 99-99-99
6	153667-05-U89	EA	PANEL END - F/SLIDEOUT (WB0, WB1, WB2) - <b>DINING TABLE/CHAIRS</b> FROM: 00-00-00 THRU: 03-11-07
6	162982-22-WB0	EA	PANEL END - F/SLIDEOUT (WB0, WB1, WB2) - <b>DINING TABLE/CHAIRS</b> FROM: 03-12-07 THRU: 99-99-99
7	162052-04-01A	EA	TRIM/SEAL - W/MITERED ENDS - 143.6" - BRIGHT WHITE
7	162052-04-02A	EA	TRIM/SEAL - W/MITERED ENDS - 143.6" - BLACK - <b>FULL BODY PAINT</b>
8	162052-28-01A	EA	TRIM/SEAL - W/MITERED ENDS - 80.4" - BRIGHT WHITE
8	162052-28-02A	EA	TRIM/SEAL - W/MITERED ENDS - 80.4" - BLACK - <b>FULL BODY PAINT</b>
9	162052-29-01A	EA	TRIM/SEAL - W/MITERED ENDS - 80.4" - BRIGHT WHITE
9	162052-29-02A	EA	TRIM/SEAL - W/MITERED ENDS - 80.4" - BLACK - <b>FULL BODY PAINT</b>
10	158297-01-000	FT	SEAL - D-SECTION/BULB/TEE - ADHESIVE BACK - BLACK
11	156480-01-01A	EA	SEAL/BLOCK - SLIDEOUT - 2.6"W X 1.6"H X 1.6"D - BLACK
12			SLIDEOUT AWNING

**ORDER AWNINGS & REPAIR PARTS FROM DOMETIC. CALL #800-366-3842.**

**THE DOMETIC AWNING INFORMATION YOU WILL NEED IS LOCATED ON THE MOTOR HOME NEAR  
THE TOP OF THE AWNING RAIL.**

13	160421-01-01A	EA	CORNER TRIM/SLIDEOUT - 3.1" X 3.1" - BLACK
14	157280-01-U89	EA	ROOF - F/SLIDEOUT
15	142718-38-01A	EA	RETAINER - SIDEWALL/SLIDEOUT - 79"
16	142718-02-01A	EA	RETAINER - SIDEWALL/SLIDEOUT - 144.9" - MILL
17	151761-01-02A	EA	TRIM - SIDEWALL/SLIDEOUT/TOP - 146.4" - ALMOND
18	151760-10-02A	EA	TRIM - SIDEWALL/SLIDEOUT - 80.6" - ALMOND
19	151760-11-02A	EA	TRIM - SIDEWALL/SLIDEOUT - 80.6" - ALMOND
20	136824-49-01A	EA	TRIM - SIDEWALL/SLIDEOUT - 80.9" - BRIGHT WHITE
20	136824-49-02A	EA	TRIM - SIDEWALL/SLIDEOUT - 80.9" - BLACK - <b>FULL BODY PAINT</b>
21	136824-05-01A	EA	TRIM - SIDEWALL/SLIDEOUT - 146.4" - BRIGHT WHITE
21	136824-05-02A	EA	TRIM - SIDEWALL/SLIDEOUT - 146.4" - BLACK - <b>FULL BODY PAINT</b>
22	156015-01-01A	EA	TAPE/PROTECTION - .06" X 1.25" X 3.5" - W/PSA - NATURAL WHT
23	152446-01-000	FT	SEAL - SLIDEOUT/FLOOR - <b>NOT ILLUSTRATED</b> FROM: 00-00-00 THRU: 03-11-07
23	152446-02-000	FT	SEAL - SLIDEOUT/FLOOR - W/BULB FROM: 03-12-07 THRU: 99-99-99
24	158375-01-01A	EA	TRIM/FEATURE STRIP - 29.6" - BRIGHT WHITE
24	158375-01-02A	EA	TRIM/FEATURE STRIP - 29.6" - BLACK - <b>FULL BODY PAINT</b>
25	158349-03-01A	EA	TRIM - FEATURE - LOWER - 31.8" - BRIGHT WHITE - <b>NOT ILLUSTRATED</b> FROM: 00-00-00 THRU: 03-11-07
25	163021-07-01A	EA	TRIM - FEATURE - LOWER - 30.9" - BRIGHT WHITE FROM: 03-12-07 THRU: 99-99-99
25	158349-03-02A	EA	TRIM - FEATURE - LOWER - 31.8" - BLACK - <b>NOT ILLUSTRATED</b> FROM: 00-00-00 THRU: 03-11-07
25	163021-07-02A	EA	TRIM - FEATURE - LOWER - 30.9" - BLACK FROM: 03-12-07 THRU: 99-99-99
25	158349-03-02A	EA	TRIM - FEATURE - LOWER - 31.8" - BLACK - <b>FULL BODY PAINT</b>
25	158349-03-02A	EA	TRIM - FEATURE - LOWER - 31.8" - BLACK - <b>FULL BODY PAINT</b>
25	158349-03-02A	EA	TRIM - FEATURE - LOWER - 31.8" - BLACK - <b>FULL BODY PAINT</b>
25	158349-03-02A	EA	TRIM - FEATURE - LOWER - 31.8" - BLACK - <b>FULL BODY PAINT</b>
	165178-01-01A	EA	CAP - FLOOR TUBE/SLIDEOUT/RH - BLACK FROM: 02-04-08 THRU: 99-99-99
26	152641-01-000	EA	SKID/GLIDE - SLIDEOUT ROOM - 1/4"X2"X95.5"- POLYETHYLENE
27	105312-01-07A	FT	INSERT - FEATURE STRIP - VINYL - BRIGHT WHITE
27	105312-01-13A	FT	INSERT - FEATURE STRIP - VINYL - BLACK - <b>FULL BODY PAINT</b>
28	158349-04-01A	EA	TRIM - FEATURE - LOWER - 31.8" - BRIGHT WHITE - <b>NOT ILLUSTRATED</b> FROM: 00-00-00 THRU: 03-11-07
28	163021-08-01A	EA	TRIM - FEATURE - LOWER - 30.9" - BRIGHT WHITE FROM: 03-12-07 THRU: 99-99-99
28	158349-04-02A	EA	TRIM - FEATURE - LOWER - 31.8" - BLACK - <b>NOT ILLUSTRATED</b> FROM: 00-00-00 THRU: 03-11-07

**EXTERIOR SLIDEOUT GROUP (CONTINUED)**  
**FRONT LEFT (CONTINUED)**



KEY	PART NUMBER	U/M	DESCRIPTION
28	163021-08-02A	EA	TRIM - FEATURE - LOWER - 30.9" - BLACK FROM: 03-12-07 THRU: 99-99-99
	165178-01-01A	EA	CAP - FLOOR TUBE/SLIDEOUT/RH - BLACK FROM: 02-04-08 THRU: 99-99-99
29	153161-01-01A	FT	SEAL - SLIDEOUT - DOUBLE WIPE LIP - BLACK
30	136978-02-01A	FT	SEAL - SLIDEOUT/TOP - SINGLE WIPE LIP - BLACK
31	146056-01-000	FT	SEAL - TRIANGLE - W/PSA
32	146606-66-01A	EA	TRIM/RETAINER - 75.8" - BRIGHT WHITE
32	146606-66-02A	EA	TRIM/RETAINER - 75.8" - BLACK - <b>FULL BODY PAINT</b>
33	142549-01-000	EA	CLIP - "S" TYPE
34	146606-07-01A	EA	TRIM/RETAINER - 141" - BRIGHT WHITE
34	146606-07-02A	EA	TRIM/RETAINER - 141" - BLACK - <b>FULL BODY PAINT</b>
35	156151-01-02A	EA	PROTECTOR - CORNER - SLIDEOUT - BRIGHT WHITE
35	156151-01-01A	EA	PROTECTOR - CORNER - SLIDEOUT - BLACK - <b>FULL BODY PAINT</b>
36	152602-07-01A	EA	RAMP - SLIDEOUT - FLOOR/COACH - 142.7" - MILL - <b>NOT ILLUSTRATED</b> FROM: 00-00-00 THRU: 03-11-07
36	160823-07-01A	EA	RAMP - SLIDEOUT - FLOOR/COACH - 142.7" - BRT WHITE FROM: 03-12-07 THRU: 99-99-99
37	153106-18-01A	EA	COVER - RAMP/FLOOR - VINYL/CARPET - 3.2" X 142.3"-BRT WHT FROM: 00-00-00 THRU: 03-11-07
37	162509-17-01A	EA	COVER - RAMP/FLOOR - VINYL/CARPET - 3.3" X 142.3" FROM: 03-12-07 THRU: 99-99-99
38	153108-11-01A	EA	SPACER - RAMP - SLIDEOUT FLOOR - 142.3" - MILL FROM: 00-00-00 THRU: 03-11-07
38	160824-11-01A	EA	SPACER - RAMP - SLIDEOUT FLOOR - 142.3" - MILL FROM: 03-12-07 THRU: 99-99-99
39	156475-01-000	EA	FILTER/FOAM - DRAIN HOLE COVER/SEAL - 60PPI - 1/4"X1"X3"
40	153114-02-02A	EA	TRIM/RETAINER - 165.8" - BLACK

**EXTERIOR SLIDEOUT GROUP (CONTINUED)**  
**FRONT LEFT (CONTINUED)**

<b>KEY</b>	<b>PART NUMBER</b>	<b>U/M</b>	<b>DESCRIPTION</b>
41	153115-01-02A	EA	COVER - TRIM - SLIDEOUT - INNER/TOP/RH - BRIGHT WHITE
41	153115-01-01A	EA	COVER - TRIM - SLIDEOUT - INNER/TOP/RH - BLACK - FULL BODY PAINT
42	153115-02-02A	EA	COVER - TRIM - SLIDEOUT - INNER/TOP/LH - BRIGHT WHITE
42	153115-02-01A	EA	COVER - TRIM - SLIDEOUT - INNER/TOP/LH - BLACK - FULL BODY PAINT
43*	153651-04-01A	EA	LOCK/LATCH - TRAVEL/SLIDEOUT - W/MOTOR - LEFT HAND - BLACK
44	155194-01-01A	FT	COVER - LATCH/TRAVEL- PLASTIC - BLACK
45	154093-02-01B	EA	BRACKET/HOLD DOWN - CHAIR - W/NUT-SERT - GALVANIZED - DINNING TABLE/CHAIRS
46	155262-01-02A	EA	TUBE/DRAIN - LATCH/TRAVEL/ROOF - WHITE
46	155262-01-01A	EA	TUBE/DRAIN - LATCH/TRAVEL/ROOF - BLACK - FULL BODY PAINT
47	153104-01-01A	EA	BRACKET/MOUNT - 1.7" X 3.2" X 5.9"
48	089275-02-000	FT	STRIP - 3/4" X 84" BLACK POLYETHYLENE
49	153800-01-02B	EA	BRACKET - CLOSEOUT/RH - SLIDEOUT - E-COATED - NOT ILLUSTRATED FROM: 00-00-00 THRU: 03-11-07
49	153800-03-02B	EA	BRACKET - CLOSEOUT/RH - SLIDEOUT - E-COATED FROM: 03-12-07 THRU: 99-99-99
50	153800-02-02B	EA	BRACKET - CLOSEOUT/LH - SLIDEOUT - E-COATED - NOT ILLUSTRATED FROM: 00-00-00 THRU: 03-11-07
50	153800-04-02B	EA	BRACKET - CLOSEOUT/LH - SLIDEOUT - E-COATED FROM: 03-12-07 THRU: 99-99-99
51	093681-39-01A	FT	FILM - 3.1" - FLAT BLACK
	153109-07-01A	EA	ANGLE/RETAINER - SEAL - .5" X .5" X 142.3" - MILL FROM: 00-00-00 THRU: 03-11-07

\*COMPONENT PARTS LISTED LATER IN THIS GROUP

**COMPONENT PARTS FOR FRONT LEFT**

**100536-58-000**

<b>KEY</b>	<b>PART NUMBER</b>	<b>U/M</b>	<b>DESCRIPTION</b>	<b>VENDOR NO.</b>
	100536-58-700	EA	HOSE - HYD. 1/4" X 86"	RAP91470/AP4665
	100536-58-701	EA	HOSE - HYDRAULIC 1/4" X 74"	RAP91467/AP5616

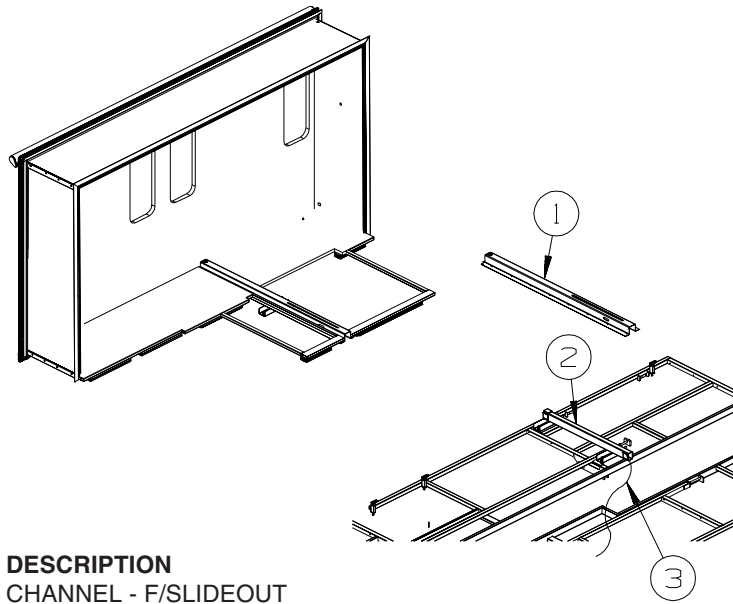
**151323-01-000, 151323-02-000, 151323-03-000**

<b>KEY</b>	<b>PART NUMBER</b>	<b>U/M</b>	<b>DESCRIPTION</b>	<b>VENDOR NO.</b>
	151323-01-700	EA	BOLT KIT - STORE-MORE	RAP91641

**153651-04-01A**

<b>KEY</b>	<b>PART NUMBER</b>	<b>U/M</b>	<b>DESCRIPTION</b>	<b>VENDOR NO.</b>
	153651-01-701	EA	LIMIT SWITCH	1812996
	153651-02-700	EA	MOTOR "R" - F/LH TRAVEL LOCK	1820131
	153651-02-701	EA	BRACKET/MOUNTING - MOTOR	1102223
	153651-04-700	EA	COVER/BOOT - SEAL	1612012

**EXTERIOR SLIDEOUT GROUP (CONTINUED)**  
**REAR RIGHT**

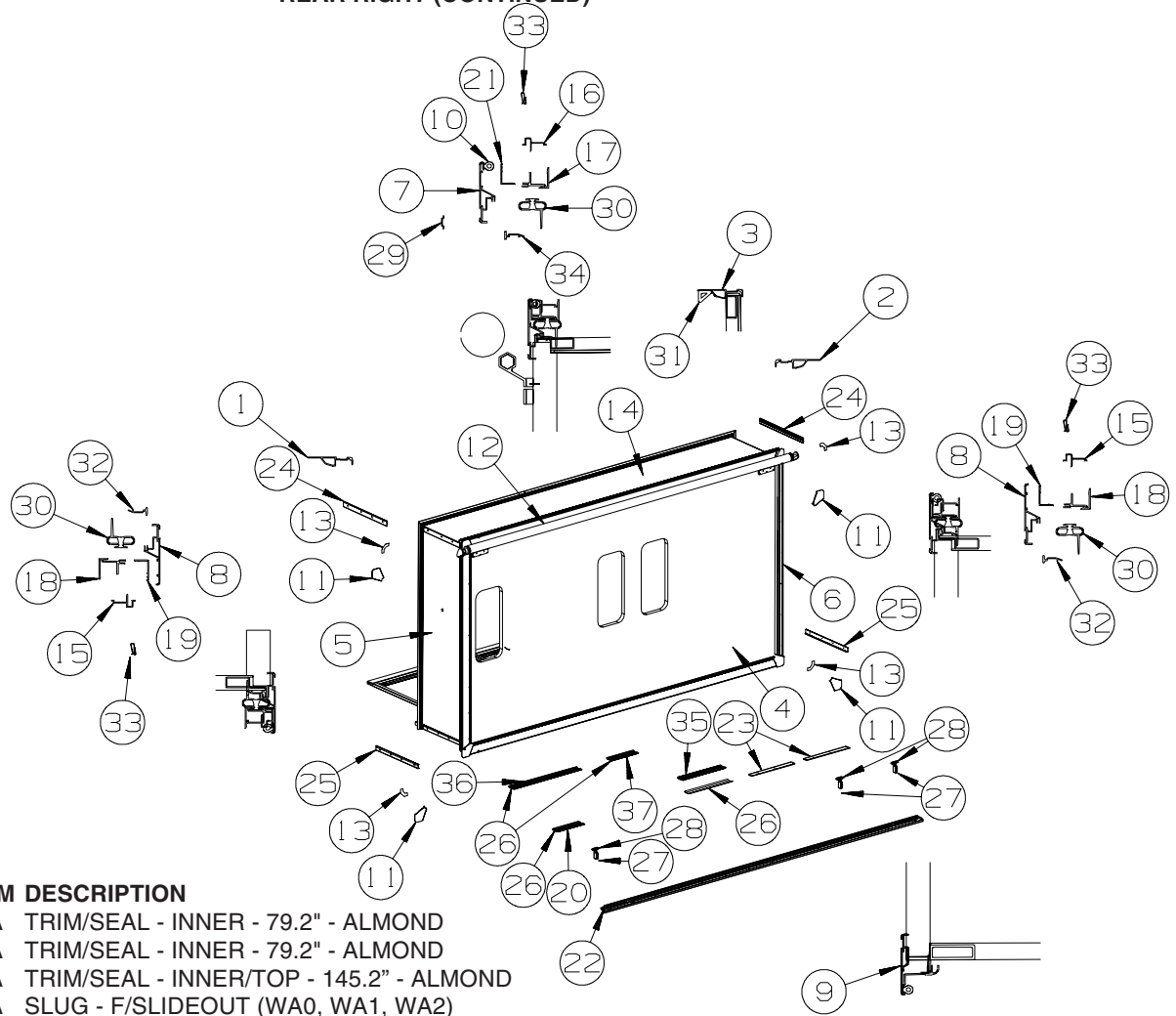


KEY	PART NUMBER	U/M	DESCRIPTION
1*	128599-02-000	EA	CHANNEL - F/SLIDEOUT
2*	128599-05-000	EA	SLIDEOUT - HYDRAULIC - F/REAR SLIDEOUT ROOM
3*	100536-59-000	FT	HOSE KIT - F/SLIDEOUT

**\*COMPONENT PARTS LISTED LATER IN THIS GROUP**



**EXTERIOR SLIDEOUT GROUP (CONTINUED)**  
**REAR RIGHT (CONTINUED)**



KEY	PART NUMBER	U/M	DESCRIPTION
1	139624-41-02A	EA	TRIM/SEAL - INNER - 79.2" - ALMOND
2	139624-42-02A	EA	TRIM/SEAL - INNER - 79.2" - ALMOND
3	139624-06-02A	EA	TRIM/SEAL - INNER/TOP - 145.2" - ALMOND
4	162531-11-WA0	EA	SLUG - F/SLIDEOUT (WA0, WA1, WA2)
4	162531-11-WA4	EA	SLUG - F/SLIDEOUT (WA4, WA5, WA6)
4	162531-11-WB0	EA	SLUG - F/SLIDEOUT (WB0, WB1, WB2)
5	155749-01-UM2	EA	PANEL END - F/SLIDEOUT (WA0, WA1, WA2)
5	164291-02-WA0	EA	PANEL END - F/SLIDEOUT (WA0, WA1, WA2)
			FROM: 00-00-00 THRU: 04-08-07
5	164291-02-WA0	EA	PANEL END - F/SLIDEOUT (WA0, WA1, WA2)
			FROM: 04-09-07 THRU: 99-99-99
5	155749-01-WA4	EA	PANEL END - F/SLIDEOUT (WA4, WA5, WA6)
			FROM: 00-00-00 THRU: 04-08-07
5	164291-02-WA4	EA	PANEL END - F/SLIDEOUT (WA4, WA5, WA6)
			FROM: 04-09-07 THRU: 99-99-99
5	155749-01-UM1	EA	PANEL END - F/SLIDEOUT (WB0, WB1, WB2)
			FROM: 00-00-00 THRU: 04-08-07
5	164291-02-WA4	EA	PANEL END - F/SLIDEOUT (WB0, WB1, WB2)
			FROM: 04-09-07 THRU: 99-99-99
6	155750-02-U83	EA	PANEL END - F/SLIDEOUT (WA0, WA1, WA2)
			FROM: 00-00-00 THRU: 04-08-07
6	164291-01-WA0	EA	PANEL END - F/SLIDEOUT (WA0, WA1, WA2)
			FROM: 04-09-07 THRU: 99-99-99
6	155750-02-WA4	EA	PANEL END - F/SLIDEOUT (WA4, WA5, WA6)
			FROM: 00-00-00 THRU: 04-08-07
6	164291-01-WA4	EA	PANEL END - F/SLIDEOUT (WA4, WA5, WA6)
			FROM: 04-09-07 THRU: 99-99-99
6	155750-02-UM1	EA	PANEL END - F/SLIDEOUT (WB0, WB1, WB2)
			FROM: 00-00-00 THRU: 04-08-07
6	164291-01-WA4	EA	PANEL END - F/SLIDEOUT (WB0, WB1, WB2)
			FROM: 04-09-07 THRU: 99-99-99
7	162052-04-01A	EA	TRIM/SEAL - W/MITERED ENDS - 143.6" - BRIGHT WHITE
7	162052-04-02A	EA	TRIM/SEAL - W/MITERED ENDS - 143.6" - BLACK - FULL BODY PAINT
8	162052-30-01A	EA	TRIM/SEAL - W/MITERED ENDS - 78.6" - BRIGHT WHITE
8	162052-30-02A	EA	TRIM/SEAL - W/MITERED ENDS - 78.6" - BLACK - FULL BODY PAINT

**EXTERIOR SLIDEOUT GROUP (CONTINUED)**  
**REAR RIGHT (CONTINUED)**

KEY	PART NUMBER	U/M	DESCRIPTION
9	162054-11-01A	EA	TRIM/SEAL - W/MITERED ENDS - 143.6" - BRIGHT WHITE
9	162054-11-02A	EA	TRIM/SEAL - W/MITERED ENDS - 143.6" - BLACK - <b>FULL BODY PAINT</b>
10	158297-01-000	FT	SEAL - D-SECTION/BULB/TEE - ADHESIVE BACK - BLACK
11	156151-01-02A	EA	PROTECTOR - CORNER - SLIDEOUT - BRIGHT WHITE
11	156151-01-01A	EA	PROTECTOR - CORNER - SLIDEOUT - BLACK - <b>FULL BODY PAINT</b>
12			SLIDEOUT AWNING

**ORDER AWNINGS & REPAIR PARTS FROM DOMETIC. CALL #800-366-3842.**

**THE DOMETIC AWNING INFORMATION YOU WILL NEED IS LOCATED ON THE MOTOR HOME NEAR THE TOP OF THE AWNING RAIL.**

13	160421-01-01A	EA	CORNER TRIM/SLIDEOUT - 3.1" X 3.1" - BLACK
14	158497-01-UM1	EA	ROOF - F/SLIDEOUT
15	142718-38-01A	EA	RETAINER - SIDEWALL/SLIDEOUT - 79"
16	142718-02-01A	EA	RETAINER - SIDEWALL/SLIDEOUT - 144.9"
17	151761-01-02A	EA	TRIM - SIDEWALL/SLIDEOUT/TOP - 146.4" - ALMOND
18	151760-24-02A	EA	TRIM - SIDEWALL/SLIDEOUT - 78.6" - ALMOND
19	136824-50-01A	EA	TRIM - SIDEWALL/SLIDEOUT - 79.2" - BRIGHT WHITE
19	136824-50-02A	EA	TRIM - SIDEWALL/SLIDEOUT - 79.2" - BLACK - <b>FULL BODY PAINT</b>
20	115325-08-01A	EA	RAIL - FLOOR/SLIDEOUT ROOM - 12" LONG - BLACK
21	136824-05-01A	EA	TRIM - SIDEWALL/SLIDEOUT - 146.4" - BRIGHT WHITE
21	136824-05-02A	EA	TRIM - SIDEWALL/SLIDEOUT - 146.4" - BLACK - <b>FULL BODY PAINT</b>
22	157584-15-AA2	EA	TRIM/ZEE - W/SEAL/END CAPS - SLIDEOUT/LOWER-146"- BRT WHT
22	157584-15-AA1	EA	TRIM/ZEE - W/SEAL/END CAPS - SLIDEOUT/LOWER-80.7"- BLACK - <b>FULL BODY PAINT</b>
23	152641-01-000	FT	SKID/GLIDE - SLIDEOUT ROOM - 1/4"/2"X95.5" - POLYETHYLENE
24	158375-04-01A	EA	TRIM - FEATURE STRIP - 24.6" - BRIGHT WHITE
24	158375-04-02A	EA	TRIM - FEATURE STRIP - 24.6" - BLACK - <b>FULL BODY PAINT</b>
25	157385-04-01A	EA	TRIM - FEATURE STRIP/LOWER - 21.8" - BRIGHT WHITE - <b>NOT ILLUSTRATED</b> FROM: 00-00-00 THRU: 04-08-07
25	163020-08-01A	EA	TRIM - FEATURE STRIP/LOWER - 2.3" x 23.8" - BRIGHT WHITE FROM: 04-09-07 THRU: 99-99-99
25	157385-04-02A	EA	TRIM - FEATURE STRIP/LOWER - 21.8" - BLACK - <b>FULL BODY PAINT - NOT ILLUSTRATED</b> FROM: 00-00-00 THRU: 04-08-07
25	163020-08-02A	EA	TRIM - FEATURE STRIP/LOWER - 2.3" x 23.8" - BLACK - <b>FULL BODY PAINT</b> FROM: 04-09-07 THRU: 99-99-99
26	115661-01-000	FT	SHOE/GLIDE - SLIDEOUT ROOM - 1/16" X 3" - POLYETHYLENE
27	126313-12-02B	EA	SUPPORT - SLIDE - F/SLIDE-OUT ROOM - E-COATED
28	134855-01-000	EA	BEARING PAD - NARROW
29	105312-01-07A	FT	INSERT - FEATURE STRIP - VINYL - BRIGHT WHITE
29	105312-01-13A	FT	INSERT - FEATURE STRIP - VINYL - BLACK - <b>FULL BODY PAINT</b>
30	136978-01-01A	FT	SEAL - SLIDEOUT - BLACK
31	146056-01-000	FT	SEAL - TRIANGLE - W/PSA
32	146606-62-01A	EA	TRIM/RETAINER - 75.1" - BRIGHT WHITE
32	146606-62-02A	EA	TRIM/RETAINER - 75.1" - BLACK - <b>FULL BODY PAINT</b>
33	142549-01-000	EA	CLIP - "S" TYPE
34	146606-07-01A	EA	TRIM/RETAINER - 141" - BRIGHT WHITE
34	146606-07-02A	EA	TRIM/RETAINER - 141" - BLACK - <b>FULL BODY PAINT</b>
35	115325-06-02A	EA	RAIL - FLOOR/SLIDEOUT ROOM - 19.7" LONG - BLACK
36	115325-11-01A	EA	RAIL - FLOOR/SLIDEOUT ROOM - 30.7" LONG - BLACK
37	115325-08-01A	EA	RAIL - FLOOR/SLIDEOUT ROOM - 12" LONG - BLACK - <b>BED-KING SIDEWALL</b>

**EXTERIOR SLIDEOUT GROUP (CONTINUED)**  
**COMPONENT PARTS FOR REAR RIGHT**

**100536-59-000**

<b>KEY</b>	<b>PART NUMBER</b>	<b>U/M</b>	<b>DESCRIPTION</b>	<b>VENDOR NO.</b>
	100536-27-700	EA	HOSE/HYDRAULIC - 1/4" X 332"	RAP91491/AP8985
	100536-37-701	EA	HOSE/HYDRAULIC - 1/4" X 336"	RAP5561

**128599-02-000**

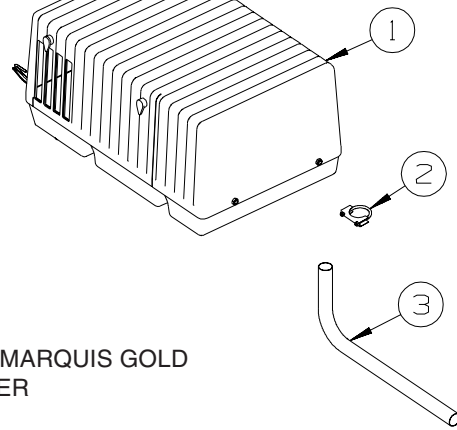
<b>KEY</b>	<b>PART NUMBER</b>	<b>U/M</b>	<b>DESCRIPTION</b>	<b>VENDOR NO.</b>
	128599-06-703	EA	BEARING KIT - SLIDE-OUT TUBE	RAP90698
	128599-06-704	EA	BEARING PAD - SLIDE-OUT	P14811

**128599-05-000**

<b>KEY</b>	<b>PART NUMBER</b>	<b>U/M</b>	<b>DESCRIPTION</b>	<b>VENDOR NO.</b>
	128599-05-700	EA	RAM/CYLINDER - SLIDEOUT	RAP90688
	128599-05-701	EA	HOSE - 1/8" X 84"	AP14252
	128599-05-702	EA	HOSE - 1/8" X 72"	AP12071
	128599-05-703	EA	COVER - SLOTTED W/FOAM PAD	AP16465
	128599-05-704	EA	RAM/CYLINDER - SLIDEOUT ROOM	RAP91021
	128599-06-700	EA	HOSE/HYDRAULIC - 1/8" X 72"	RAP91424/AP24635
	128599-06-701	EA	HOSE/HYDRAULIC - 1/8" X 84"	RAP91240/AP24636
	128599-06-703	EA	BEARING KIT - SLIDE-OUT TUBE	RAP90698
	137390-01-701	EA	CYLINDER NUT KIT - SLIDEOUT	RAP90947

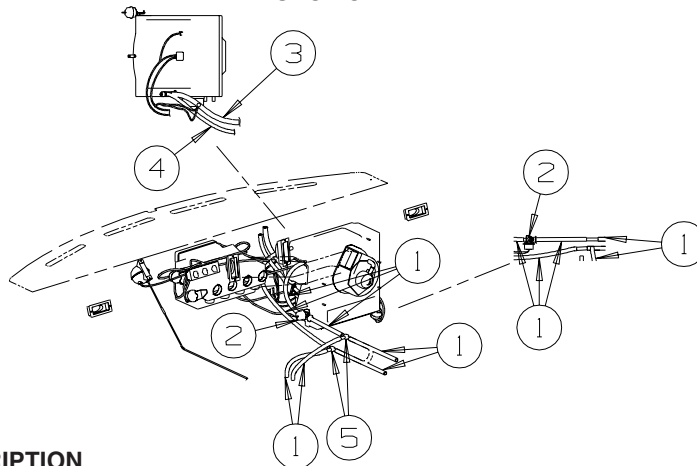
# GENERATOR GROUP

GAS



KEY	PART NUMBER	U/M	DESCRIPTION
1	135707-06-000	EA	GENERATOR - 5.5 - 30/30 - GAS - MARQUIS GOLD
2	007125-03-000	EA	CLAMP - MUFFLER - 1.5" DIAMETER
3	105958-27-000	EA	PIPE - EXHAUST/GENERATOR

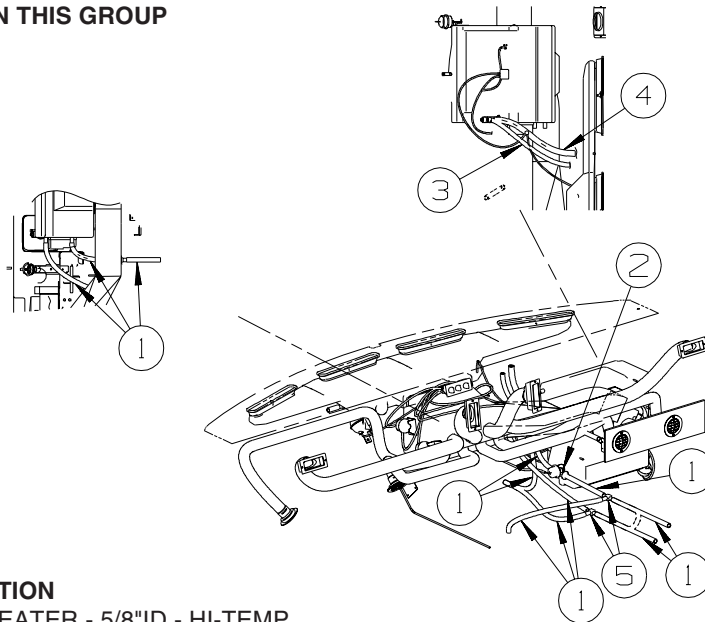
## HEATING & A/C GROUP AUTOMOTIVE



**FORD**

KEY	PART NUMBER	U/M	DESCRIPTION
1	007108-01-000	FT	HOSE - HEATER - 5/8"ID - HI-TEMP
2	103930-23-000	EA	VALVE/WATER - 2 PORT/VACUUM CONTROLLED - "NEW DESIGN"
3*	103930-44-000	EA	HOSE - EVAPORATOR/DRYER - #6
4*	103930-45-000	EA	HOSE - EVAPORATOR/COMPRESSOR - FORD - PRE 2007 FORD CHASSIS
4	103930-64-000	EA	HOSE - EVAPORATOR/COMPRESSOR - FORD - 2007 FORD CHASSIS
5	076776-01-000	EA	TEE - BEADED - 5/8" X 5/8" X 5/8"

**\*COMPONENT PARTS LISTED LATER IN THIS GROUP**

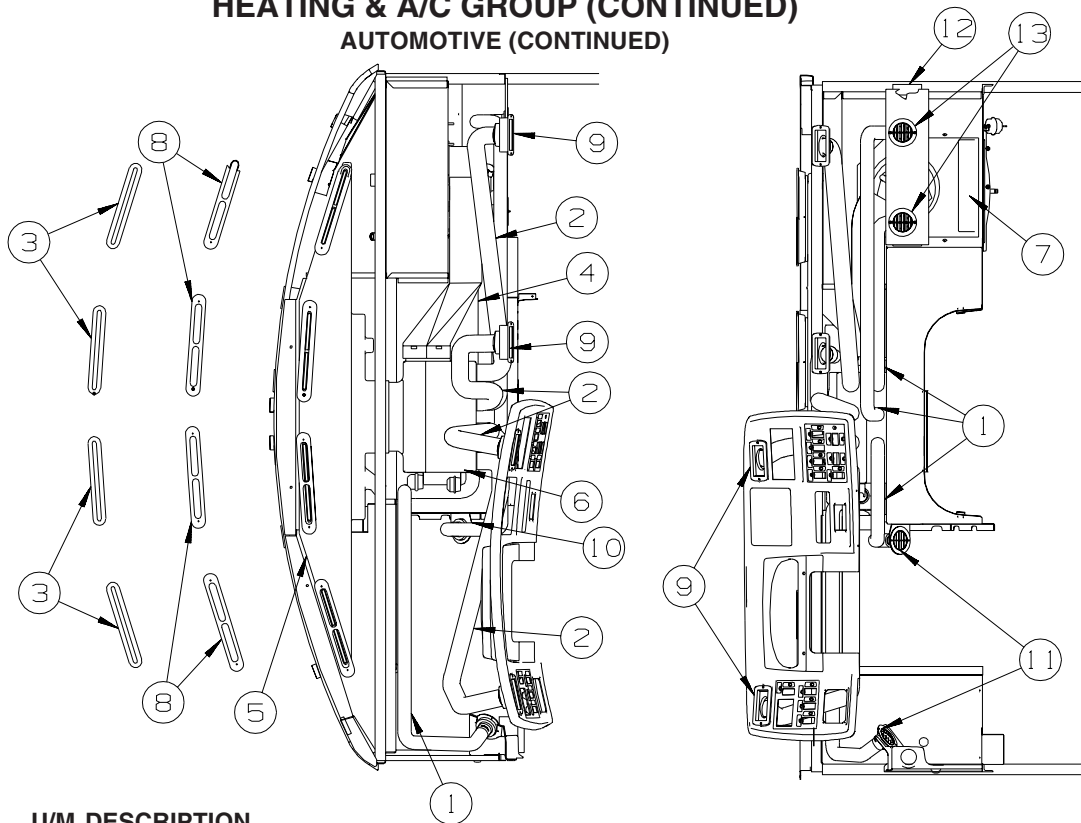


**WORKHORSE**

KEY	PART NUMBER	U/M	DESCRIPTION
1	007108-01-000	FT	HOSE - HEATER - 5/8"ID - HI-TEMP
2	103930-23-000	EA	VALVE/WATER - 2 PORT/VACUUM CONTROLLED - "NEW DESIGN"
3*	103930-46-000	EA	HOSE - EXPANSION BLOCK (EVAPORATOR) TO COMPRESSOR
4*	103930-47-000	EA	HOSE - EXPANSION VALVE (EVAPORATOR) TO DRIER
5	076776-01-000	EA	TEE - BEADED - 5/8" X 5/8" X 5/8"

**\*COMPONENT PARTS LISTED LATER IN THIS GROUP**

## HEATING & A/C GROUP (CONTINUED) AUTOMOTIVE (CONTINUED)



KEY	PART NUMBER	U/M	DESCRIPTION
1	007076-01-000	EA	HOSE - FLEXIBLE PVC - 2" ID - INCREMENTS OF 50'
2	007281-01-000	EA	HOSE - FLEXIBLE PVC - 2 1/2" ID X 50'
3	077075-01-000	EA	GASKET - INSTRUMENT PANEL/DEFROSTER PLENUM - .6" X 10.2"
4	103016-03-000	EA	PLENUM - TRANSITION
5	103017-03-000	EA	PLENUM - DEFROSTER
6*	103930-49-000	EA	CONTROL/PLENUM - LARGE ROTARY
7*	103930-55-000	EA	EVAPORATOR/HEATER - NONCHARGED - SINGLE OUTPUT
8	135265-01-08A	EA	VENT - DEFROSTER - PLASTIC - BRIARWOOD
9	135803-04-01A	EA	LOUVER/A/C-CURVED/ADJ W/MOUNT HOLE- 2.5"X 5.8" F/2.5" HOSE
10	136157-03-02B	EA	BRACKET - HEATER - E-COATED
11	157225-01-01A	EA	OUTLET - DEFROSTER - W/SWIVEL - 2" SLEEVE/4"OD - BLACK
11	157225-01-07A	EA	OUTLET - DEFROSTER - W/SWIVEL - 2" SLEEVE/4"OD - BRIARWOOD
12	156732-02-01A	EA	BRACE
13	157225-01-07A	EA	OUTLET - DEFROSTER - W/SWIVEL - 2" SLEEVE/4"OD - BRIARWOOD
	113452-02-000	FT	SEAL/TRIM - FRONT - VINYL W/WIRE CARRIER - .027" - WHERE WIRES & HOSES CROSS METAL

\*COMPONENT PARTS LISTED LATER IN THIS GROUP

**HEATING & A/C GROUP (CONTINUED)**  
**COMPONENT PARTS FOR AUTOMOTIVE**

**103930-44-000**

<b>KEY</b>	<b>PART NUMBER</b>	<b>U/M</b>	<b>DESCRIPTION</b>	<b>VENDOR NO</b>
	103930-29-701	EA	O'RING F/LOW PRESSURE SWITCH	045-0483
	103930-44-700	EA	HOSE ASSEMBLY #6	085-0462
	113245-01-711	EA	O'RING #6	045-0129

**103930-45-000**

<b>KEY</b>	<b>PART NUMBER</b>	<b>U/M</b>	<b>DESCRIPTION</b>	<b>VENDOR NO.</b>
	103930-17-702	EA	O'RING #10	045-0127
	103930-45-700	EA	HOSE - #10 EVAP/COMP - 3'	085-0463

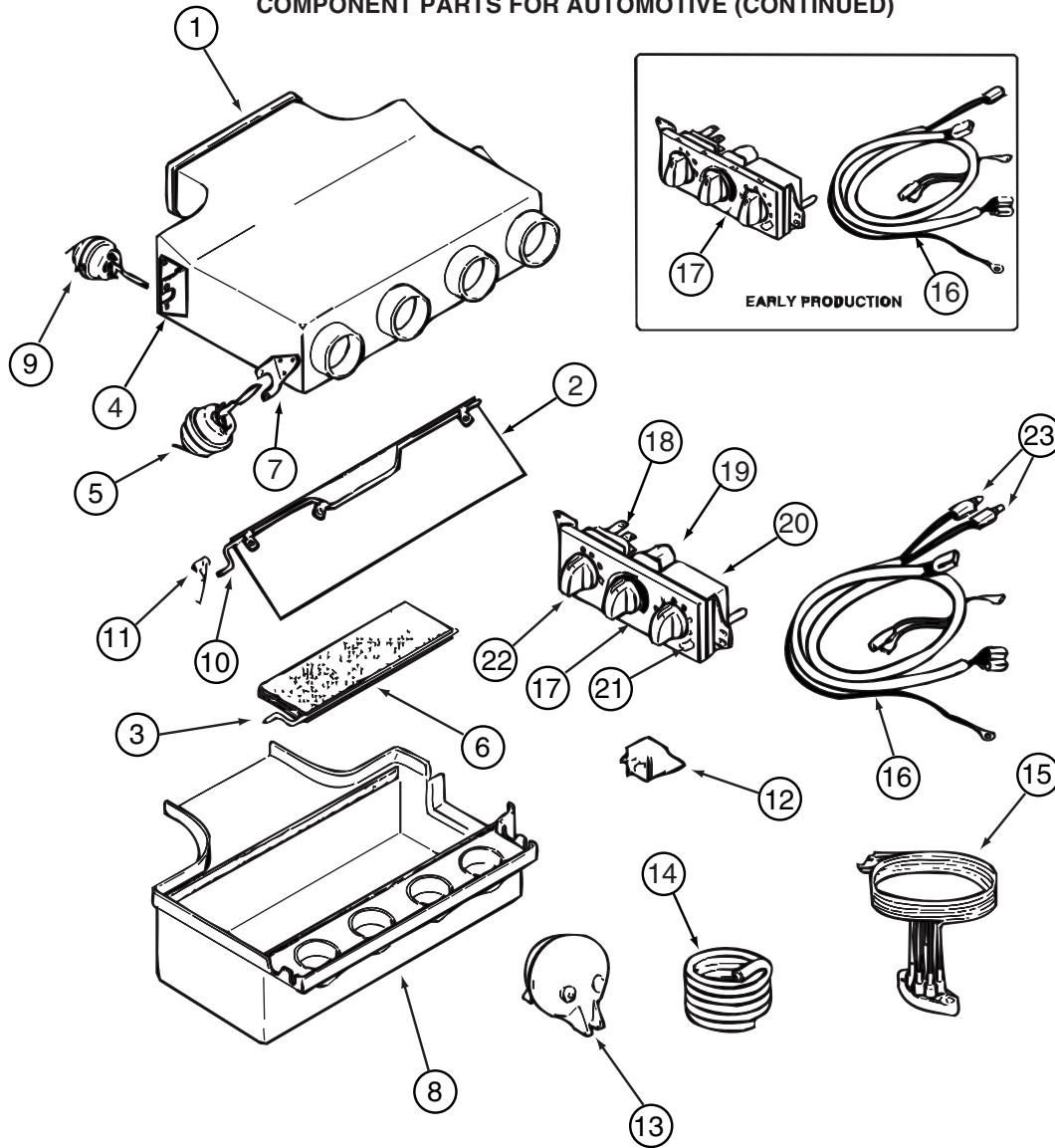
**103930-46-000**

<b>KEY</b>	<b>PART NUMBER</b>	<b>U/M</b>	<b>DESCRIPTION</b>	<b>VENDOR NO</b>
	103930-17-702	EA	O'RING #10	045-0127
	103930-29-701	EA	O'RING F/LOW PRESSURE SWITCH	045-0483
	103930-46-700	EA	HOSE - #10 EVAP/COMP - 4.3'	085-0486

**103930-47-000**

<b>KEY</b>	<b>PART NUMBER</b>	<b>U/M</b>	<b>DESCRIPTION</b>	<b>VENDOR NO</b>
	103930-47-700	EA	HOSE - #6-EVAP/DRIER - 2.2'	085-0485
	113245-01-710	EA	O'RING, #12	045-0128

**HEATING & A/C GROUP (CONTINUED)**  
**COMPONENT PARTS FOR AUTOMOTIVE (CONTINUED)**



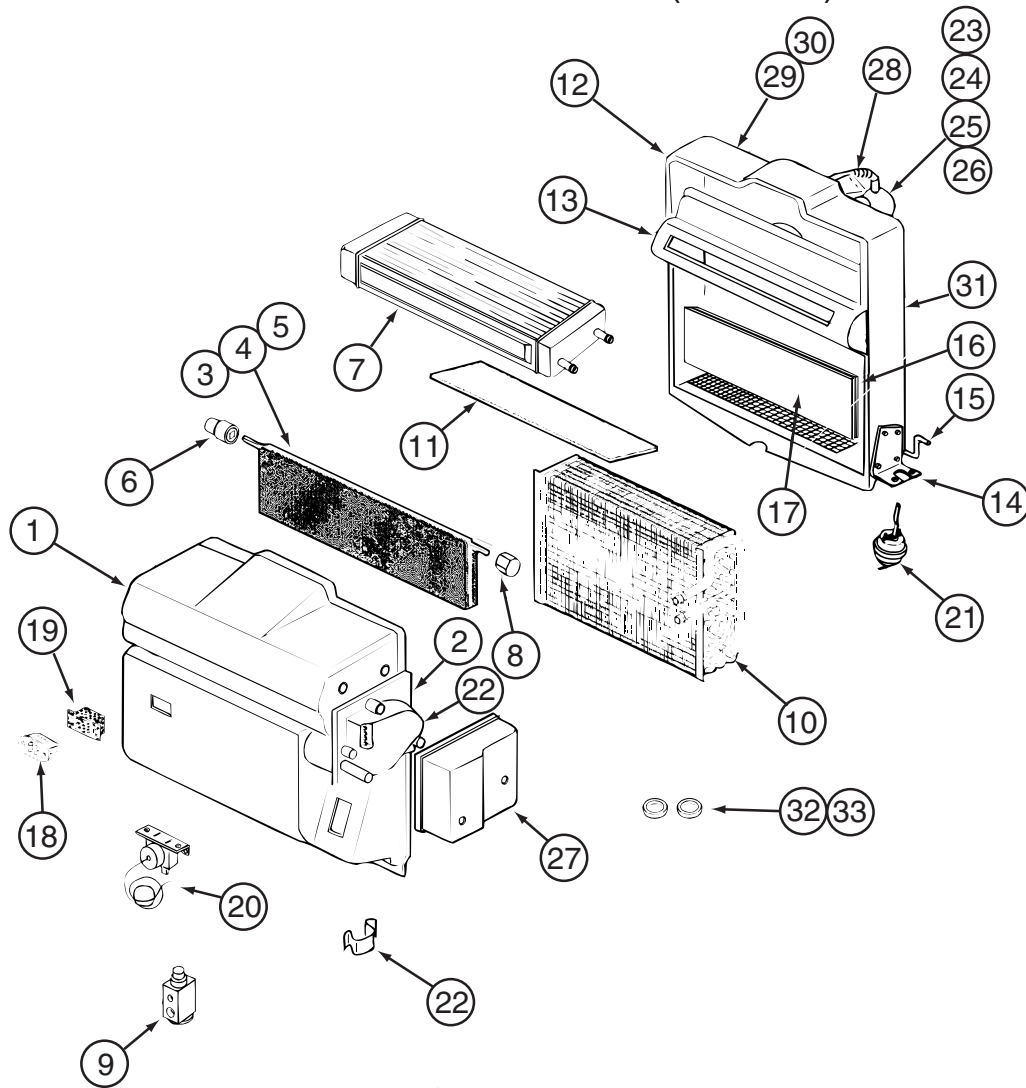
103930-49-000

KEY	PART NUMBER	U/M	DESCRIPTION	VENDOR NO.
1	103930-39-705	EA	PLENUM - TOP	060-0482
2	103930-04-700	EA	DOOR - DEFROSTER-A/C	071-0149
3	103930-39-700	EA	ROD - DOOR - AC/HEAT	073-067
5	103930-02-708	EA	MOTOR-VACUUM SERVO, A/C	030-0025
6	103930-39-706	EA	PLATE - DOOR - A/C	071-0623
8	103930-39-707	EA	PLENUM - BOTTOM	060-0483
9	103930-33-701	EA	MOTOR - VACUUM, 3 STAGE	030-0105
10	103930-39-701	EA	ROD - DOOR - AC/DEFROST	073-0069
11	103930-39-704	EA	SPRING	022-0119
12	103930-02-707	EA	RELAY-BOSCH W/RESISTER	031-0001
13	103930-02-710	EA	CANISTER-VACUUM	054-0002
15	103930-33-703	EA	VACUUM HARNESS	036-0466
16	103930-49-700	EA	HARNESS - WIRE	036-556
16	103930-49-701	EA	HARNESS - WIRE W/BULBS	036-0557
17	103930-49-702	EA	CONTROL PANEL-RECESSED FACE	032-0054
17	103930-49-703	EA	CONTROL PANEL - NON RECESSED	083-0223
18	103930-49-704	EA	SWITCH - BLOWER	032-0332
19	103930-49-705	EA	POTENTIOMETER	032-0182
20	103930-49-706	EA	SWITCH - VACUUM	032-0185
21	103930-49-707	EA	DECAL CONTROL PANEL-N/RECESS	058-0144
22	103930-49-708	EA	KNOB - BLOWER - NONRECESSED	062-0620
23	103930-33-705	EA	LIGHT BULBS	035-0030

CONTACT WINNEBAGO PART SALES FOR UNLISTED COMPONENT(S)



**HEATING & A/C GROUP (CONTINUED)**  
**COMPONENT PARTS FOR AUTOMOTIVE (CONTINUED)**



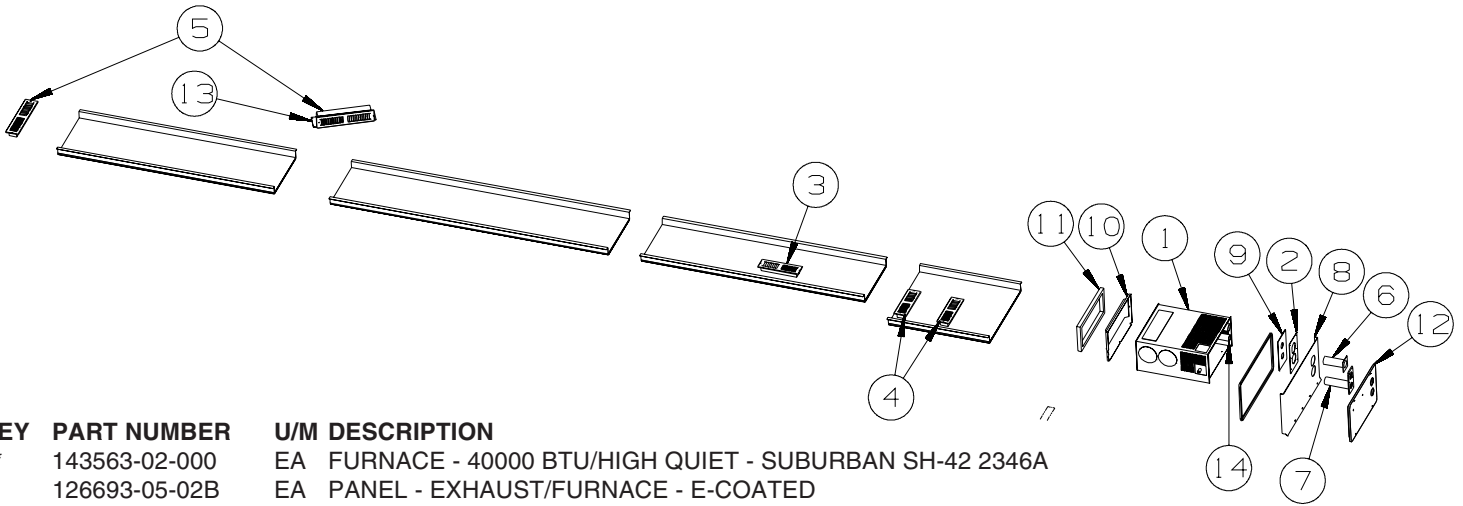
103930-55-000

KEY	PART NUMBER	U/M	DESCRIPTION	VENDOR NO.
1	103930-55-701	EA	CASE - FRONT	062-0658
2	103930-30-701	EA	PLATE - MOTOR MOUNT	062-0544
3	103930-55-705	EA	DOOR - BLEND AIR	071-0892
6	103930-30-702	EA	BUSHING/DRIVE (BLEND DOOR)	062-0168
7	103930-55-706	EA	CORE - HEATER - W/GASKET	084-0271
8	103930-30-709	EA	COUPLING - BLEND DOOR SHAFT	062-0634
9	103930-20-700	EA	VALVE-EXPANSION-BLOCK, 2 TON	034-0032
10	103930-55-700	EA	CORE-EVAPORATOR	041-00168
12	103930-55-702	EA	CASE-REAR	062-0657
14	103930-01-708	EA	BRACKET-VACUUM MOTOR	070-0113
15	103930-20-704	EA	ROD-DOOR-RECIRCULATING	073-0018
16	103930-55-707	EA	DOOR - RECIRCULATION	071-0891
18	103930-01-710	EA	RESISTOR-FUSED, A/C 4 TERM	035-0006
20	103930-01-711	EA	THERMOSTAT	033-0003
21	103930-02-708	EA	MOTOR-VACUUM SERVO, A/C	030-0025
22	103930-30-703	EA	MOTOR - SERVO	030-0104
23	103930-20-707	EA	HOUSING-BLOWER	062-0145
24	103930-55-703	EA	MOTOR-BLOWER W/O PIGTAIL	030-0137
25	103930-01-717	EA	WHEEL-BLOWER, CLOCKWISE	062-0010
26	103930-20-708	EA	CLIP-MOTOR SHAFT	022-0001
27	103930-30-704	EA	COVER - SERVO	062-0545
32	113245-01-707	EA	O'RING #8	045-0126
33	103930-17-702	EA	O'RING #10	045-0127
	103930-55-704	EA	CORE-HEATER	042-0059
	110279-01-703	EA	HOSE-VENT F/BLOWER MOTOR	051-0034

CONTACT WINNEBAGO PART SALES FOR UNLISTED COMPONENT(S)

## HEATING & A/C GROUP (CONTINUED)

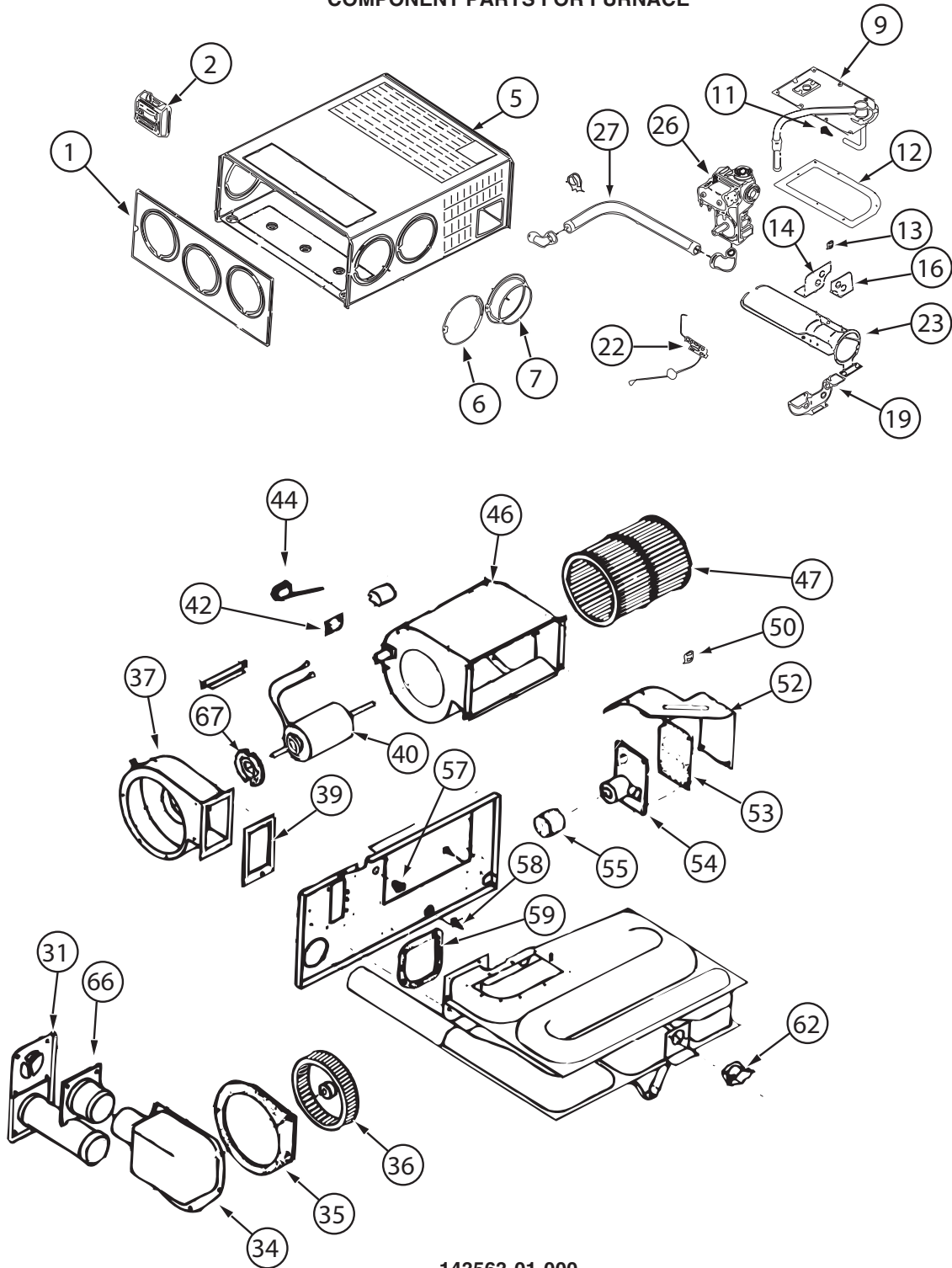
### FURNACE



KEY	PART NUMBER	U/M	DESCRIPTION
1*	143563-02-000	EA	FURNACE - 40000 BTU/HIGH QUIET - SUBURBAN SH-42 2346A
2	126693-05-02B	EA	PANEL - EXHAUST/FURNACE - E-COATED
3	137965-01-03A	EA	REGISTER - 11.2" X 3.6"(9.7"X 2.1"R/O) W/O DAMPER - BRONZE
4	137965-02-03A	EA	REGISTER - 11.2" X 3.6"(9.7 X 2.1"R/O) W/DAMPER - BRONZE
5	137965-06-03A	EA	REGISTER - 15.3" X 3.6"(13.9"X2.1"R/O) W/O DAMPER-BRONZE
6	139980-05-000	EA	VENT - INTAKE
7	139980-06-000	EA	VENT CAP
8	141194-03-02B	EA	PANEL/FURNACE CLOSEOUT - E-COATED
9	141337-01-01A	EA	GASKET - FURNACE
10	143563-04-000	EA	PLATE END - COLLAR
11	143563-05-000	EA	GASKET - FIBERGLASS - SUBURBAN #071018
12	143563-03-02A	EA	DOOR/ACCESS - FURNACE - W/FRAME - BLACK
13	158710-01-000	EA	ELBOW/DUCT - 2 1/4" X 14"
14	134651-01-000	FT	SEAL - 1/2" X 3/4" X 9' - PSA 1 SIDE

\*COMPONENT PARTS LISTED LATER IN THIS GROUP

**HEATING & A/C GROUP (CONTINUED)**  
**COMPONENT PARTS FOR FURNACE**



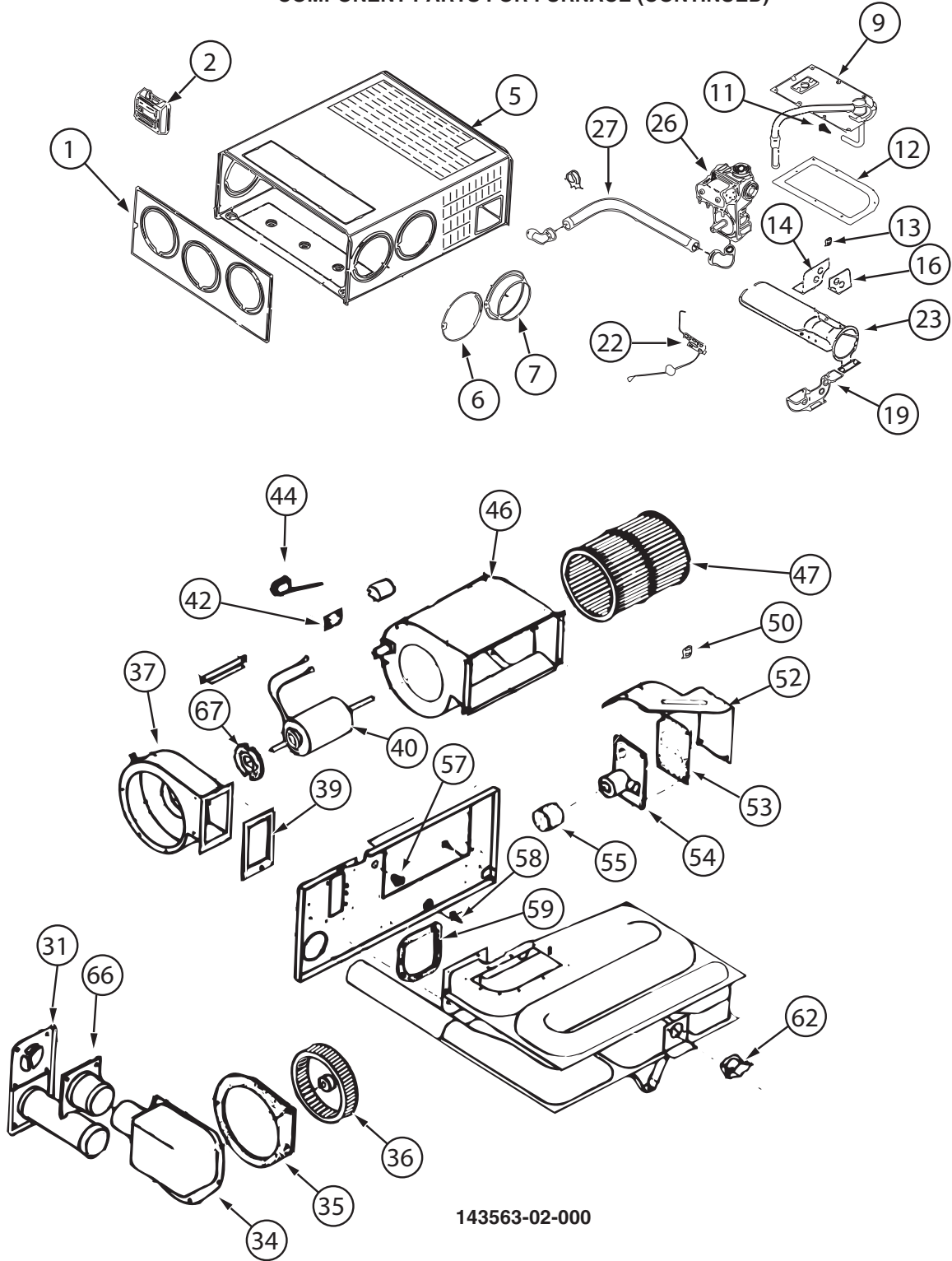
143563-01-000

**HEATING & A/C GROUP (CONTINUED)**  
**COMPONENT PARTS FOR FURNACE (CONTINUED)**

**143563-01-000 (CONTINUED)**

<b>KEY</b>	<b>PART NUMBER</b>	<b>U/M</b>	<b>DESCRIPTION</b>	<b>VENDOR NO.</b>
1	143563-01-700	EA	CABINET - FRONT	101907
2			SEE 12 VOLT WIRING AREAS FOR CORRECT THERMOSTAT	
5	143563-01-701	EA	CABINET	101921
7	075696-02-703	EA	COLLAR - DUCT	050715
9	143563-01-702	EA	MANIFOLD ASSEMBLY	171599
11	143563-01-703	EA	ORFICE - MAIN BURNER	180308
12	098668-22-703	EA	GASKET - BURNER ACCESS COVER	070811
14	143563-01-704	EA	PLATE - SECONDARY AIR/TOP BACK	063199
16	143563-01-705	EA	PLATE - SECONDARY AIR/TOP FRT	062936
19	143563-01-706	EA	PLATE - SECONDARY AIR/BOTTOM	062938
22	139980-01-701	EA	ELECTRODE	232286
23	098668-02-700	EA	BURNER ASSEMBLY,SF-30 & SF35	010745
26	098668-01-718	EA	VALVE-GAS SF S.N.974903079	161122
27	143563-01-707	EA	PIPE ASSEMBLY (GAS INLET)	171603
31	098668-01-707	EA	TUBE ASSEMBLY, EXHAUST W/CAP	260231
34	143563-01-708	EA	BOX ASM (COMB. AIR INTAKE)	051430BK
35	143563-01-709	EA	GASKET (COMB. AIR HOUSING)	071108
36	143563-01-710	EA	WHEEL (COMBUSTION AIR)	350199
37	143563-01-711	EA	HOUSING (COMBUSTION AIR)	390862BK
39	143563-01-715	EA	GASKET-FIREWALL/COMB. AIR	071107
40	143563-01-712	EA	MOTOR ASSEMBLY	232727
42	101990-01-714	EA	GASKET-MICROSWITCH	230877
44	098668-21-700	EA	SWITCH-MICRO-W/O FLAG 3 1/4"	232261
46	143563-01-713	EA	BLOWER ASSEMBLY(ROOM AIR)	390867BK
47	143563-01-714	EA	WHEEL - ROOM AIR	350198
50	139980-01-710	EA	SWITCH - ON/OFF	232351
52	139980-01-711	EA	PANEL ASSEMBLY-MODULE BD	101663
53	139980-01-712	EA	INSULATOR - MODULE BD	070807
54	098668-22-705	EA	MODULE BD W/RELAY TIME DELAY	520820
55	139980-01-713	EA	CAP/INSULATOR-MODULE BD	070973
57	139980-01-714	EA	BUSHING - UNIVERSAL	070362
58	139980-01-715	EA	BUSHING - STRAIN RELIEF	231809
59	098668-01-716	EA	GASKET-FIREWALL,CHAMBER SIDE	070808
62	098668-21-701	EA	SWITCH - LIMIT	232504
66	098668-01-713	EA	TUBE ASSEMBLY, INTAKE	051248
67	075697-07-703	EA	GASKET - MOTOR	070448
	143563-01-716	EA	CHAMBER ASM. - FINAL	
			CONTACT WINNEBAGO PART SALES FOR UNLISTED COMPONENT(S)	

**HEATING & A/C GROUP (CONTINUED)**  
**COMPONENT PARTS FOR FURNACE (CONTINUED)**



143563-02-000

**HEATING & A/C GROUP (CONTINUED)**  
**COMPONENT PARTS FOR FURNACE (CONTINUED)**

**143563-02-000 (CONTINUED)**

<b>KEY</b>	<b>PART NUMBER</b>	<b>U/M</b>	<b>DESCRIPTION</b>	<b>VENDOR NO.</b>
1	143563-01-700	EA	CABINET - FRONT	101907
2			SEE 12 VOLT WIRING AREAS FOR CORRECT THERMOSTAT	
5	143563-02-700	EA	CABINET	101915
7	075696-02-703	EA	COLLAR - DUCT	050715
9	143563-01-702	EA	MANIFOLD ASSEMBLY	171599
11	143563-02-701	EA	ORFICE - MAIN BURNER	180309
12	098668-22-703	EA	GASKET - BURNER ACCESS COVER	070811
14	143563-02-702	EA	PLATE - SECONDARY AIR/TOP BACK	063198
16	143563-02-703	EA	PLATE - SECONDARY AIR/TOP FRT	062933
19	143563-02-704	EA	PLATE - SECONDARY AIR/BOTTOM	062935
22	139980-01-701	EA	ELECTRODE	232286
23	098668-11-701	EA	BURNER ASSEMBLY, SF-42F	010799
26	098668-01-718	EA	VALVE-GAS SF S.N.974903079	161122
27	143563-01-707	EA	PIPE ASSEMBLY (GAS INLET)	171603
31	098668-01-707	EA	TUBE ASSEMBLY, EXHAUST W/CAP	260231
34	143563-01-708	EA	BOX ASM (COMB. AIR INTAKE)	051430BK
35	143563-01-709	EA	GASKET (COMB. AIR HOUSING)	071108
36	143563-01-710	EA	WHEEL (COMBUSTION AIR)	350199
37	143563-01-711	EA	HOUSING (COMBUSTION AIR)	390862BK
39	143563-01-715	EA	GASKET-FIREWALL/COMB. AIR	071107
40	143563-02-705	EA	MOTOR ASSEMBLY	232726
42	101990-01-714	EA	GASKET-MICROSWITCH	230877
44	098668-21-700	EA	SWITCH-MICRO-W/O FLAG 3 1/4"	232261
46	143563-01-713	EA	BLOWER ASSEMBLY(ROOM AIR)	390867BK
47	143563-01-714	EA	WHEEL - ROOM AIR	350198
50	139980-01-710	EA	SWITCH - ON/OFF	232351
52	139980-01-711	EA	PANEL ASSEMBLY-MODULE BD	101663
53	139980-01-712	EA	INSULATOR - MODULE BD	070807
54	098668-22-705	EA	MODULE BD W/RELAY TIME DELAY	520820
55	139980-01-713	EA	CAP/INSULATOR-MODULE BD	070973
57	139980-01-714	EA	BUSHING - UNIVERSAL	070362
58	139980-01-715	EA	BUSHING - STRAIN RELIEF	231809
59	098668-01-716	EA	GASKET-FIREWALL,CHAMBER SIDE	070808
62	143563-02-706	EA	SWITCH - LIMIT	232735
66	098668-01-713	EA	TUBE ASSEMBLY, INTAKE	051248
67	075697-07-703	EA	GASKET - MOTOR	070448
	143563-02-707	EA	CHAMBER ASM. - FINAL	021172BK
			CONTACT WINNEBAGO PART SALES FOR UNLISTED COMPONENT(S)	

## HEATING & A/C GROUP (CONTINUED)

### REAR HEATER

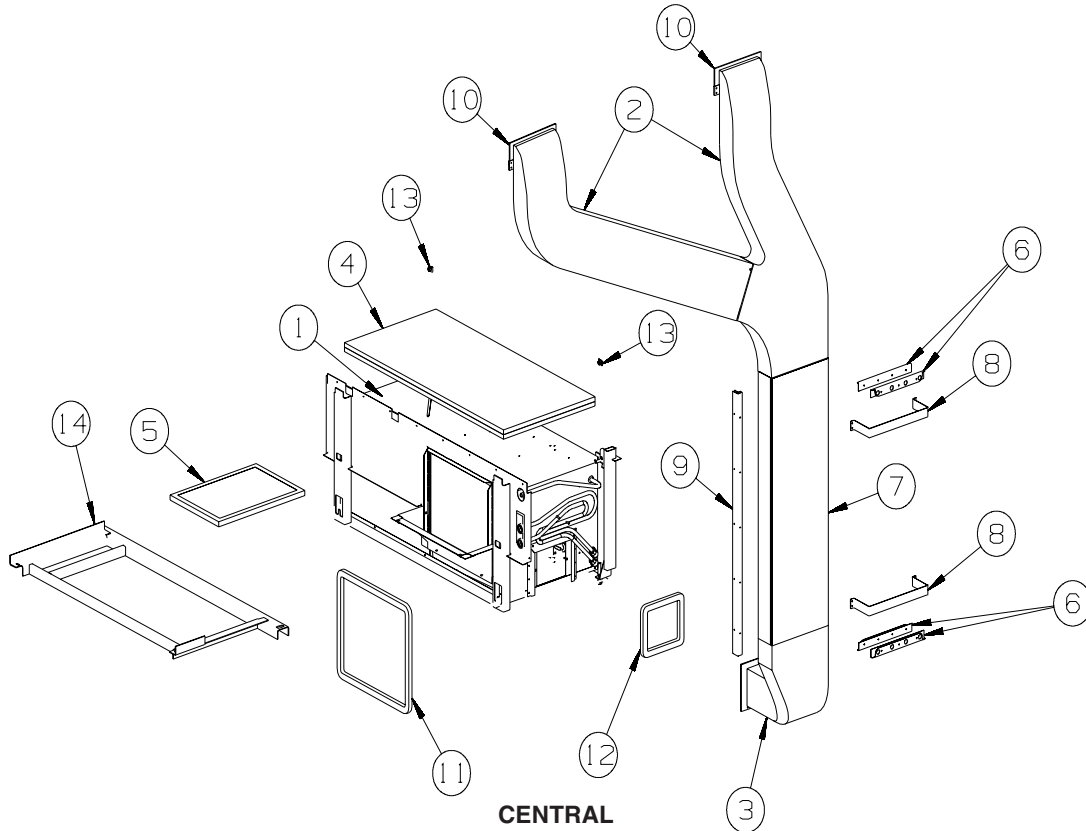
KEY	PART NUMBER	U/M	DESCRIPTION
*	147610-01-000	EA	HEATER - AUTO/AUX - G33V, G35A, G35L, G37B, G38T
	147610-02-000	EA	HEATER - AUTO/AUX - G38J
	104692-01-000	FT	SEAL - ADHESIVE BACKED FOAM - 3/4" THICK X 3/4" WIDE X 25"
	007108-01-000	FT	HOSE - HEATER - 5/8" ID - HI-TEMP
	076776-01-000	EA	TEE - BEADED - 5/8" X 5/8" X 5/8"
	079059-01-000	EA	HOSE - 90 DEGREE - 5/8"ID X 4" X 36"
	079059-13-000	EA	HOSE - 90 DEGREE - .61"ID X 4" X 48"
	137965-01-03A	EA	REGISTER - 11.2" X 3.6"(9.7 X 2.1"R/O) W/O DAMPER-BRONZE

\*COMPONENT PARTS LISTED LATER IN THIS GROUP

### COMPONENT PARTS FOR REAR HEATER

147610-01-000

KEY	PART NUMBER	U/M	DESCRIPTION	VENDOR NO.
	129205-01-702	EA	BLOWER ASSEMBLY-W/12V MOTOR	HV218419
	147610-01-700	EA	RESISTOR-BLOWER MOTOR	HV218125



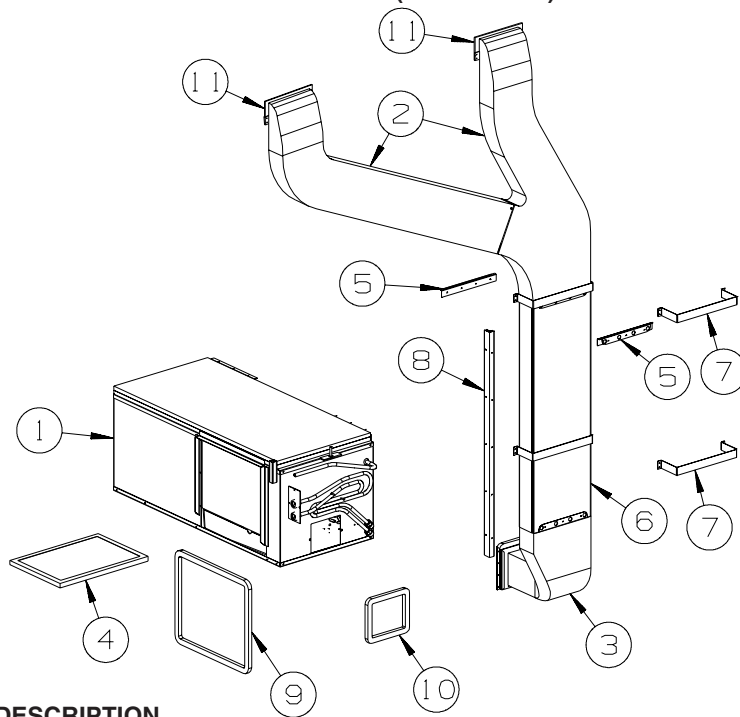
**G33V, G35A,  
G35L, G37B &  
G38J**

KEY	PART NUMBER	U/M	DESCRIPTION
1*	105620-12-000	EA	A/C-CENTRAL - RH HAND/HEAT PUMP/12,000 BTU - TECUMSEH COMP
2	M09204-01-000	EA	DUCT/AC - UPPER RIGHT HAND/LEFT HAND
3	P38842-01-000	EA	DUCT - CENTRAL AIR/FORCED - W/INSULATION - LOWER
	105290-01-000	SF	INSULATION - AIR POCKET W/FOIL - 4' WIDE
4	100619-16-000	BF	FOAM - EXPANDED POLYSTYRENE - .75" X 48" X 96"-2" DENSITY
5	109050-02-000	EA	FILTER/FURNACE-AC - FIBERGLASS - 1" X 14" X 20"
6	160755-01-02B	EA	U-CHANNEL W/HOLES
7	159404-02-000	EA	PLENUM - A/C
8	129047-01-02B	EA	STRAP/MOUNTING - AIR DUCT - E-COATED
9	159408-02-01A	EA	CORNER - W/HOLES
10	104692-01-000	FT	SEAL - ADHESIVE BACKED FOAM - 3/4" THICK X 3/4" WIDE X 25"
11	134588-01-000	EA	GASKET - DUCT - 15.5" X 18.2" IS - 17.4" X 20.2" OS
12	134588-02-000	EA	GASKET - DUCT - 6.4" X 7.4" IS - 8.3" X 9.4" OS
13	142913-01-000	EA	J-CLIP - F/TV HOLD DOWN
14	156552-01-02B	EA	CRADLE - A/C - E-COATED

\*COMPONENT PARTS LISTED LATER IN THIS GROUP

## HEATING & A/C GROUP (CONTINUED) CENTRAL (CONTINUED)

G38T



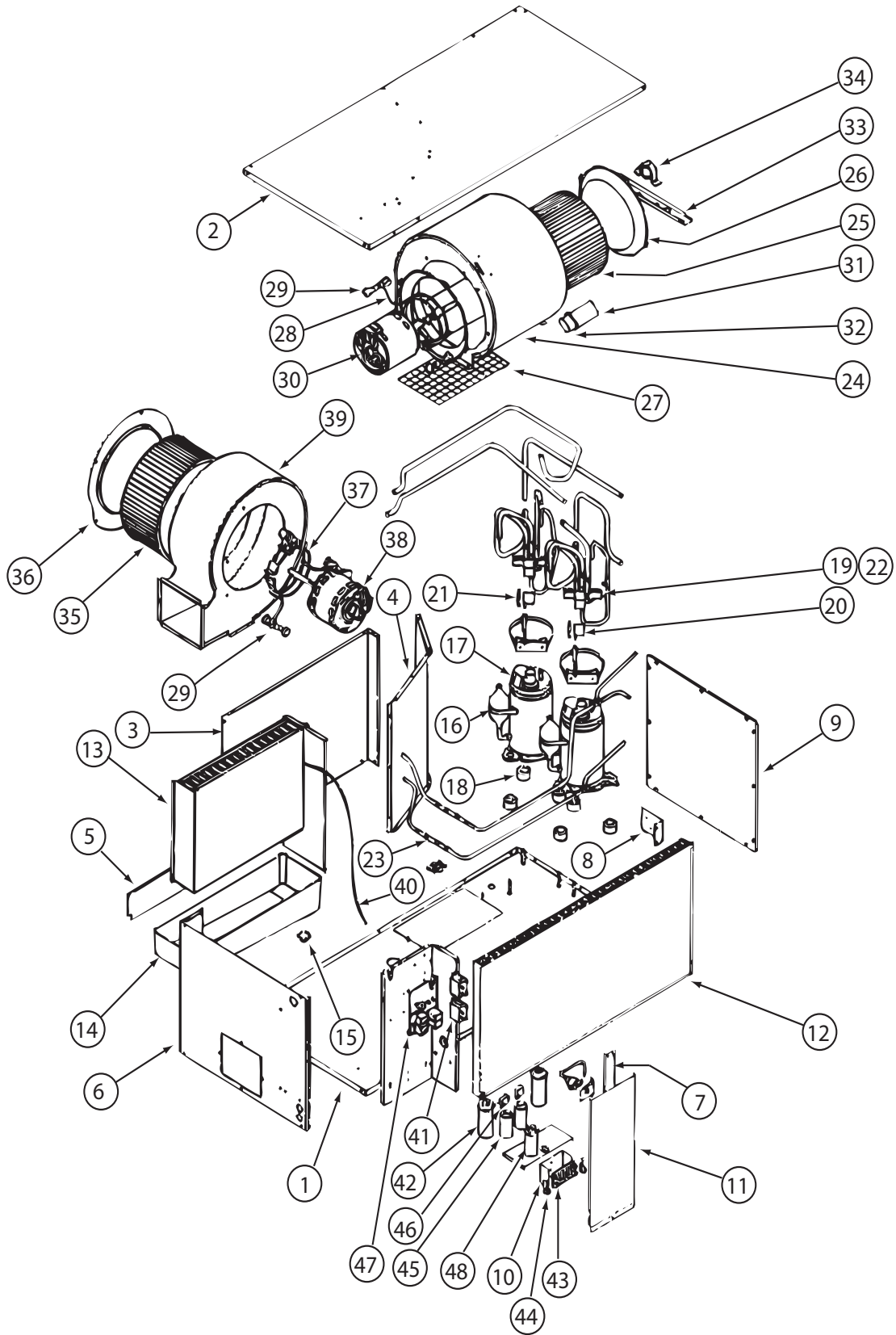
KEY	PART NUMBER	U/M	DESCRIPTION
1*	105620-12-000	EA	A/C - CENTRAL - RIGHT HAND/HEAT PUMP - 12,000 BTU COMP
2	M09204-01-000	EA	DUCT/AC - UPPER RIGHT HAND & LEFT HAND
3	P38842-01-000	EA	DUCT - CENTRAL AIR/FORCED - W/INSULATION - LOWER
	105290-01-000	SF	INSULATION - AIR POCKET W/FOIL
4	109050-02-000	EA	FILTER/FURNACE-AC - FIBERGLASS - 1" X 14" X 20"
5	160755-01-02B	EA	U-CHANNEL W/HOLES
6	159404-02-000	EA	PLENUM - A/C
7	129047-01-02B	EA	STRAP/MOUNTING - AIR DUCT - E-COATED
8	159408-02-01A	EA	CORNER - W/HOLES
9	134588-01-000	EA	GASKET - DUCT - 15.5" X 18.2" IS - 17.4" X 20.2" OS
10	134588-02-000	EA	GASKET - DUCT - 6.4" X 7.4" IS - 8.3" X 9.4" OS
11	104692-01-000	EA	SEAL - ADHESIVE BACKED FOAM - 3/4" THICK X 3/4" WIDE X 25'

\*COMPONENT PARTS LISTED LATER IN THIS GROUP



# HEATING & A/C GROUP (CONTINUED)

## COMPONENT PARTS FOR CENTRAL



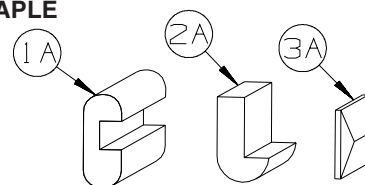
105620-12-000

**HEATING & A/C GROUP (CONTINUED)**  
**COMPONENT PARTS FOR CENTRAL (CONTINUED)**

**105620-12-000 (CONTINUED)**

<b>KEY</b>	<b>PART NUMBER</b>	<b>U/M</b>	<b>DESCRIPTION</b>	<b>VENDOR NO.</b>
10	105620-01-733	EA	ISOLATOR-HIGH VOLTAGE	6795-117
11	105620-10-716	EA	DOOR - ELECTRIC BOX	6535B346
12	105620-12-701	EA	COIL - CONDENSER	1452A1621
13	105620-12-702	EA	COIL - EVAPORATOR	1452A1611
15	105620-12-703	EA	VALVE - DRAIN	6795-200
16	105620-12-723	EA	COMPRESSOR (PANASONIC)	1450-2229
17	105620-12-705	EA	OVERLOAD	1450-0081
18	105620-01-706	EA	MOUNTING PKG.,COMP., 3 PER	6759-3081
19	105620-12-724	EA	REVERSING VALVE ASSEMBLY	6535-535
20	105620-12-708	EA	COIL - SOLENOID	1460-1081
21	105620-12-709	EA	WIRE HARNESS-REVERSING VALVE	6536-111
22	105620-12-710	EA	VALVE - REVERSE ONLY	1454A350
23	105620-12-711	EA	RESTRICTOR - BY FLOW	1454-2521
24	105620-10-718	EA	BLOWER HOUSING/OUTSIDE AIR	6536-515
25	105620-01-713	EA	WHEEL-BLOWER/OUTSIDE AIR	1472-1011
26	105620-01-714	EA	VENTURI-BLOWER/OUTSIDE AIR	6795A150
28	105620-01-715	EA	MOUNT-BLOWER/OUTSIDE AIR	6795A3011
29	105620-01-716	EA	SLEEVE & GROMMET, 4 PER PKKG.	6795A3031
30	105620-10-721	EA	MOTOR/BLOWER-8 3/4" SHAFT	1468A3029
31	105620-01-718	EA	CAPACITOR-FAN (OUTDOOR MOTOR))	1499-5631
32	105620-10-715	EA	RUBBER CAPACITOR BOOT	1499-951
33	105620-10-700	EA	BEARING BRACKET/OUTSIDE AIR	6536-514
34	105620-10-701	EA	BEARING/PILLOW BLOCK-O/S AIR	6536-3011
35	105620-11-701	EA	BLOWER WHEEL/INSIDE AIR	1472-1151
36	105620-12-715	EA	BLOWER VENTURI/INSIDE AIR	6535A287
37	105620-01-723	EA	MOUNT-BLOWER MOTOR - I/S AIR	6795-302
38	105620-12-716	EA	BLOWER MTR/IN AIR/REVERSIBLE	1468-3219
39	105620-11-706	EA	MOTOR/BLOWER KIT	6535B5901
40	105620-12-719	EA	COIL SENSOR	7330A3231
41	105620-01-729	EA	RELAY-COMPRESSOR -4 TERMINAL	1460-1131
42	105620-12-725	EA	COMPRESSOR RUN CAPACITOR	1499-5731
43	105620-01-738	EA	BOARD-TERMINAL, HIGH VOLTAGE	6795-315
46	105620-10-705	EA	PTCR (START DEVICE) - W/CAP.	8333A9021
47	105620-12-721	EA	CIRCUIT BD (6535 A SERIES)	6535A3201
48	093763-01-704	EA	CAPACITOR-FAN (INDOOR MOTOR)	1499-5461
	105620-10-720	EA	FUSE/BUSS(8AMP/250V) 2 PKG	6535-3081
			CONTACT WINNEBAGO PART SALES FOR UNLISTED COMPONENT(S)	

**INTERIOR FINISH GROUP**  
**MOLDINGS & TRIMS**  
**CONCERT CHERRY, WASHED MAPLE, SIERRA MAPLE**

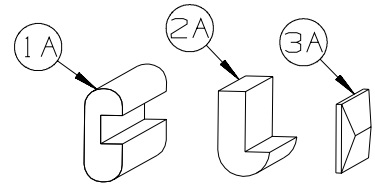


KEY	PART NUMBER	U/M	DESCRIPTION
1A	M09412-62-N42	EA	MOLDING/SHELF EDGE - .6" X 1.3" X 96" - PORTSMOUTH
1A	M09412-62-M52	EA	MOLDING/SHELF EDGE - .6" X 1.3" X 96" - CONCERT CHE
1A	M09412-62-M62	EA	MOLDING/SHELF EDGE - .6" X 1.3" X 96" - WASHED MAPL
1A	M09412-62-RC3	EA	MOLDING/SHELF EDGE - .6" X 1.3" X 96" - HONEY CHERR ,
1A	M09412-62-SA3	EA	MOLDING/SHELF EDGE - .6" X 1.3" X 96" - SIERRA MAPLE
2A	M09511-43-T77	EA	MOLDING - TRIM - W/NOTCH - .8" X 1.4" X 86.3" - PORTSMOUT OAK
2A	M09525-80-UM1	EA	MOLDING - TRIM - W/NOTCH - .8" X 1.4" X 86.5" - CONCERT CHERRY
2A	M09525-80-U91	EA	MOLDING - TRIM - W/NOTCH - .8" X 1.4" X 86.5" - WASHED MAPLE
2A	M09525-80-U92	EA	MOLDING - TRIM - W/NOTCH - .8" X 1.4" X 86.5" - SIERRA MAPLE
2A	M09525-80-Y92	EA	MOLDING - TRIM - W/NOTCH - .8" X 1.4" X 86.5" - HONEY CHERRY
2A	M09501-85-TG3	EA	MOLDING/TRIM - W/NOTCH - 4" X 86.06" - HONEY CHERRY
2A	M09501-32-TG1	EA	MOLDING/TRIM - W/NOTCH - .8" X 2.5" X 86.2" - CONCERT CHERRY
2A	M09501-32-TG2	EA	MOLDING/TRIM - W/NOTCH - .8" X 2.5" X 86.2" - WASHED MAPLE
2A	M09501-32-TD3	EA	MOLDING/TRIM - W/NOTCH - .8" X 2.5" X 86.2" - SIERRA MAPLE
2A	M09501-32-TG3	EA	MOLDING/TRIM - W/NOTCH - .8" X 2.5" X 86.2" - HONEY CHERRY
2A	M09515-72-TD0	EA	MOLDING/TRIM - .8" X 2.2" X 86.1" - PORTSMOUTH OAK
2A	M09515-72-TD1	EA	MOLDING/TRIM - .8" X 2.2" X 86.1" - CONCERT CHERRY
2A	M09515-72-TD2	EA	MOLDING/TRIM - .8" X 2.2" X 86.1" - WASHED MAPLE
2A	M09515-72-TD3	EA	MOLDING/TRIM - .8" X 2.2" X 86.1" - SIERRA MAPLE
2A	M09511-44-T77	EA	MOLDING - TRIM - W/NOTCH - 1" X 86.4" - PORTSMOUTH OAK
2A	M09511-44-T78	EA	MOLDING - TRIM - W/NOTCH - 1" X 86.4" - CONCERT CHERRY
2A	M09511-44-T79	EA	MOLDING - TRIM - W/NOTCH - 1" X 86.4" - WASHED MAPLE
2A	M09511-44-T80	EA	MOLDING - TRIM - W/NOTCH - 1" X 86.4" - HONEY CHERRY
2A	M09438-25-RA3	EA	MOLDING - HARDWOOD-W/NOTCH - 1.4"X 80.2" - HONEY CHERRY
3A	M09477-63-S46	EA	MOLDING - TRIM/VEE-W/CUT ENDS - 1"X 64.1" - PORTSMOUTH OAK
3A	M09477-63-S47	EA	MOLDING - TRIM/VEE-W/CUT ENDS - 1"X 64.1" - CONCERT CHERRY
3A	M09477-63-S48	EA	MOLDING - TRIM/VEE-W/CUT ENDS - 1"X 64.1" - WASHED MAPLE
3A	M09477-63-W51	EA	MOLDING - TRIM/VEE-W/CUT ENDS - 1"X 64.1" - HONEY CHERRY
3A	M09477-64-S46	EA	MOLDING - TRIM/VEE-W/CUT ENDS - 1"X 14.9" - PORTSMOUTH OAK
3A	M09477-64-S47	EA	MOLDING - TRIM/VEE-W/CUT ENDS - 1"X 14.9" - CONCERT CHERRY
3A	M09477-64-S48	EA	MOLDING - TRIM/VEE-W/CUT ENDS - 1"X 14.9" - WASHED MAPLE
3A	M09477-64-W51	EA	MOLDING - TRIM/VEE-W/CUT ENDS - 1"X 14.9" - HONEY CHERRY
3A	M09501-30-SD0	EA	MOLDING - TRIM/VEE - .2" X 1" X 35.1" - PORTSMOUTH OAK
3A	M09501-30-SD1	EA	MOLDING - TRIM/VEE - .2" X 1" X 35.1" - CONCERT CHERRY
3A	M09501-30-SD2	EA	MOLDING - TRIM/VEE - .2" X 1" X 35.1" - WASHED MAPLE
3A	M09501-30-SD3	EA	MOLDING - TRIM/VEE - .2" X 1" X 35.1" - HONEY CHERRY
3A	M09515-97-WL4	EA	MOLDING - TRIM/VEE - .2" X 1" X 32.6" - CONCERT CHERRY
3A	M09515-97-WL5	EA	MOLDING - TRIM/VEE - .2" X 1" X 32.6" - WASHED MAPLE
3A	M09515-97-WL6	EA	MOLDING - TRIM/VEE - .2" X 1" X 32.6" - HONEY CHERRY
3A	M09534-17-UF3	EA	MOLDING - TRIM/VEE - .2" X 1" X 20.1" - SIERRA MAPLE
3A	M09534-17-UJ1	EA	MOLDING - TRIM/VEE - .2" X 1" X 20.1" - CONCERT CHERRY
3A	M09534-17-UJ2	EA	MOLDING - TRIM/VEE - .2" X 1" X 20.1" - WASHED MAPLE
3A	M09534-17-UJ3	EA	MOLDING - TRIM/VEE - .2" X 1" X 20.1" - HONEY CHERRY
3A	M09477-88-S34	EA	MOLDING - TRIM/VEE - .2" X 1" X 19.9" - WASHED MAPLE
3A	M09477-88-S35	EA	MOLDING - TRIM/VEE - .2" X 1" X 19.9" - SIERRA MAPLE
3A	M09568-03-W51	EA	MOLDING - TRIM/VEE - .2" X 1" X 19.8" - HONEY CHERRY
3A	M09568-03-W52	EA	MOLDING - TRIM/VEE - .2" X 1" X 19.8" - WASHED MAPLE
3A	M09565-51-W51	EA	MOLDING - TRIM/VEE - .2" X 1" X 19.4" - HONEY CHERRY
3A	M09565-51-W52	EA	MOLDING - TRIM/VEE - .2" X 1" X 19.4" - WASHED MAPLE
3A	M09553-79-W66	EA	MOLDING - TRIM/VEE - .2" X 1" X 15.6" - HONEY CHERRY
3A	M09515-10-W66	EA	MOLDING - TRIM/VEE - .2" X 1" X 15.4" - HONEY CHERRY
3A	M09501-63-T78	EA	MOLDING - TRIM/VEE - .2" X 1" X 15" - CONCERT CHERRY
3A	M09501-63-T79	EA	MOLDING - TRIM/VEE - .2" X 1" X 15" - WASHED MAPLE
3A	M09501-63-T80	EA	MOLDING - TRIM/VEE - .2" X 1" X 15" - SIERRA MAPLE
3A	M09501-63-W66	EA	MOLDING - TRIM/VEE - .2" X 1" X 15" - HONEY CHERRY
3A	M09553-09-W66	EA	MOLDING - TRIM/VEE - .2" X 1" X 13.4" - HONEY CHERRY
3A	M09566-04-WD3	EA	MOLDING - TRIM/VEE - .2" X 1" X 8.9" - HONEY CHERRY
3A	M09553-29-WH4	EA	MOLDING - TRIM/VEE - .4" X 1" X 94.4" - CONCERT CHERRY
3A	M09553-29-WH5	EA	MOLDING - TRIM/VEE - .4" X 1" X 94.4" - WASHED MAPLE
3A	M09553-29-WH6	EA	MOLDING - TRIM/VEE - .4" X 1" X 94.4" - SIERRA MAPLE
3A	M09565-04-WH4	EA	MOLDING - TRIM/VEE - .4" X 1" X 89.5" - CONCERT CHERRY

**INTERIOR FINISH GROUP (CONTINUED)**  
**MOLDINGS & TRIMS (CONTINUED)**

KEY	PART NUMBER	U/M	DESCRIPTION
3A	M09565-04-WH5	EA	MOLDING - TRIM/VEE - .4" X 1" X 89.5" - WASHED MAPLE
3A	M09565-04-WH6	EA	MOLDING - TRIM/VEE - .4" X 1" X 89.5" - SIERRA MAPLE
3A	M09544-86-W37	EA	MOLDING - TRIM/VEE - .4" X 1" X 88.1" - WASHED MAPLE
3A	M09544-86-W38	EA	MOLDING - TRIM/VEE - .4" X 1" X 88.1" - SIERRA MAPLE
3A	M09538-39-U67	EA	MOLDING - TRIM/VEE - .4" X 1" X 82.6" - WASHED MAPLE
3A	M09538-39-U68	EA	MOLDING - TRIM/VEE - .4" X 1" X 82.6" - SIERRA MAPLE
3A	M09553-62-WH4	EA	MOLDING - TRIM/VEE - .4" X 1" X 81.4" - CONCERT CHERRY
3A	M09553-62-WH5	EA	MOLDING - TRIM/VEE - .4" X 1" X 81.4" - WASHED MAPLE
3A	M09553-62-WH6	EA	MOLDING - TRIM/VEE - .4" X 1" X 81.4" - SIERRA MAPLE
3A	M09577-98-WH4	EA	MOLDING - TRIM/VEE - .4" X 1" X 80.2" - CONCERT CHERRY
3A	M09577-98-WH5	EA	MOLDING - TRIM/VEE - .4" X 1" X 80.2" - WASHED MAPLE
3A	M09577-98-WH6	EA	MOLDING - TRIM/VEE - .4" X 1" X 80.2" - SIERRA MAPLE
3A	M09544-37-W37	EA	MOLDING - TRIM/VEE - .4" X 1" X 78.8" - WASHED MAPLE
3A	M09544-37-W38	EA	MOLDING - TRIM/VEE - .4" X 1" X 78.8" - SIERRA MAPLE
3A	M09544-34-W37	EA	MOLDING - TRIM/VEE - .4" X 1" X 78.7" - WASHED MAPLE
3A	M09544-34-W38	EA	MOLDING - TRIM/VEE - .4" X 1" X 78.7" - SIERRA MAPLE
3A	M09538-37-U67	EA	MOLDING - TRIM/VEE - .4" X 1" X 77.5" - WASHED MAPLE
3A	M09538-37-U68	EA	MOLDING - TRIM/VEE - .4" X 1" X 77.5" - SIERRA MAPLE
3A	M09553-65-WH4	EA	MOLDING - TRIM/VEE - .4" X 1" X 77" - CONCERT CHERRY
3A	M09553-65-WH5	EA	MOLDING - TRIM/VEE - .4" X 1" X 77" - WASHED MAPLE
3A	M09553-65-WH6	EA	MOLDING - TRIM/VEE - .4" X 1" X 77" - SIERRA MAPLE
3A	M09553-64-WH4	EA	MOLDING - TRIM/VEE - .4" X 1" X 76.7" - CONCERT CHERRY
3A	M09553-64-WH5	EA	MOLDING - TRIM/VEE - .4" X 1" X 76.7" - WASHED MAPLE
3A	M09553-64-WH6	EA	MOLDING - TRIM/VEE - .4" X 1" X 76.7" - SIERRA MAPLE
3A	M09565-75-WH4	EA	MOLDING - TRIM/VEE - .4" X 1" X 75.9" - CONCERT CHERRY
3A	M09565-75-WH5	EA	MOLDING - TRIM/VEE - .4" X 1" X 75.9" - WASHED MAPLE
3A	M09565-75-WH6	EA	MOLDING - TRIM/VEE - .4" X 1" X 75.9" - SIERRA MAPLE
3A	M09565-02-WH4	EA	MOLDING - TRIM/VEE - .4" X 1" X 75.1" - CONCERT CHERRY
3A	M09565-02-WH5	EA	MOLDING - TRIM/VEE - .4" X 1" X 75.1" - WASHED MAPLE
3A	M09565-02-WH6	EA	MOLDING - TRIM/VEE - .4" X 1" X 75.1" - SIERRA MAPLE
3A	M09553-26-WH4	EA	MOLDING - TRIM/VEE - .4" X 1" X 74.1" - CONCERT CHERRY
3A	M09553-26-WH5	EA	MOLDING - TRIM/VEE - .4" X 1" X 74.1" - WASHED MAPLE
3A	M09553-26-WH6	EA	MOLDING - TRIM/VEE - .4" X 1" X 74.1" - SIERRA MAPLE
3A	M09538-91-WH4	EA	MOLDING - TRIM/VEE - .4" X 1" X 73.8" - CONCERT CHERRY
3A	M09538-91-WH5	EA	MOLDING - TRIM/VEE - .4" X 1" X 73.8" - WASHED MAPLE
3A	M09538-91-WH6	EA	MOLDING - TRIM/VEE - .4" X 1" X 73.8" - SIERRA MAPLE
3A	M09553-22-WH4	EA	MOLDING - TRIM/VEE - .4" X 1" X 73.2" - CONCERT CHERRY
3A	M09553-22-WH5	EA	MOLDING - TRIM/VEE - .4" X 1" X 73.2" - WASHED MAPLE
3A	M09553-22-WH6	EA	MOLDING - TRIM/VEE - .4" X 1" X 73.2" - SIERRA MAPLE
3A	M09565-97-WH4	EA	MOLDING - TRIM/VEE - .4" X 1" X 72.6" - CONCERT CHERRY
3A	M09565-97-WH5	EA	MOLDING - TRIM/VEE - .4" X 1" X 72.6" - WASHED MAPLE
3A	M09565-97-WH6	EA	MOLDING - TRIM/VEE - .4" X 1" X 72.6" - SIERRA MAPLE
3A	M09568-12-WH4	EA	MOLDING - TRIM/VEE - .4" X 1" X 71.9" - CONCERT CHERRY
3A	M09568-12-WH5	EA	MOLDING - TRIM/VEE - .4" X 1" X 71.9" - WASHED MAPLE
3A	M09568-12-WH6	EA	MOLDING - TRIM/VEE - .4" X 1" X 71.9" - SIERRA MAPLE
3A	M09565-01-WH4	EA	MOLDING - TRIM/VEE - .4" X 1" X 71.7" - CONCERT CHERRY
3A	M09565-01-WH5	EA	MOLDING - TRIM/VEE - .4" X 1" X 71.7" - WASHED MAPLE
3A	M09565-01-WH6	EA	MOLDING - TRIM/VEE - .4" X 1" X 71.7" - SIERRA MAPLE
3A	M09565-01-YR3	EA	MOLDING - TRIM/VEE - .4" X 1" X 71.7" - HONEY CHERRY
3A	M09544-15-WB4	EA	MOLDING - TRIM/VEE - .4" X 1" X 64.5" - CONCERT CHERRY
3A	M09544-15-WB5	EA	MOLDING - TRIM/VEE - .4" X 1" X 64.5" - WASHED MAPLE
3A	M09544-15-WB6	EA	MOLDING - TRIM/VEE - .4" X 1" X 64.5" - SIERRA MAPLE
3A	M09538-94-WH4	EA	MOLDING - TRIM/VEE - .4" X 1" X 71.1" - CONCERT CHERRY
3A	M09538-94-WH5	EA	MOLDING - TRIM/VEE - .4" X 1" X 71.1" - WASHED MAPLE
3A	M09538-94-WH6	EA	MOLDING - TRIM/VEE - .4" X 1" X 71.1" - SIERRA MAPLE
3A	M09565-78-WH4	EA	MOLDING - TRIM/VEE - .4" X 1" X 70.2" - CONCERT CHERRY
3A	M09565-78-WH5	EA	MOLDING - TRIM/VEE - .4" X 1" X 70.2" - WASHED MAPLE
3A	M09565-78-WH6	EA	MOLDING - TRIM/VEE - .4" X 1" X 70.2" - SIERRA MAPLE
3A	M09553-21-WH4	EA	MOLDING - TRIM/VEE - .4" X 1" X 70.1" - CONCERT CHERRY
3A	M09553-21-WH5	EA	MOLDING - TRIM/VEE - .4" X 1" X 70.1" - WASHED MAPLE
3A	M09553-21-WH6	EA	MOLDING - TRIM/VEE - .4" X 1" X 70.1" - SIERRA MAPLE
3A	M09501-92-T77	EA	MOLDING - TRIM/VEE - .4" X 1" X 70" - PORTSMOUTH OAK
3A	M09501-92-T78	EA	MOLDING - TRIM/VEE - .4" X 1" X 70" - CONCERT CHERRY
3A	M09501-92-T79	EA	MOLDING - TRIM/VEE - .4" X 1" X 70" - WASHED MAPLE

**INTERIOR FINISH GROUP (CONTINUED)**  
**MOLDINGS & TRIMS (CONTINUED)**



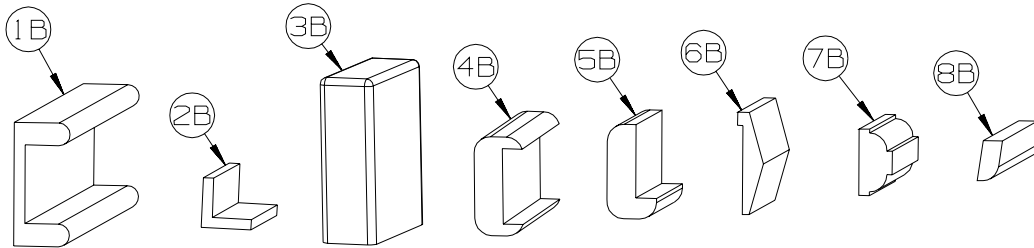
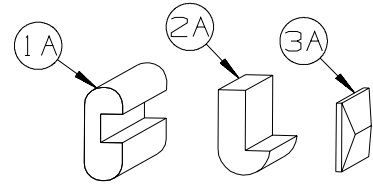
KEY	PART NUMBER	U/M	DESCRIPTION
3A	M09501-92-T80	EA	MOLDING - TRIM/VEE - .4" X 1" X 70" - SIERRA MAPLE
3A	M09538-27-WH4	EA	MOLDING - TRIM/VEE - .4" X 1" X 71.1" - CONCERT CHERF
3A	M09538-27-U67	EA	MOLDING - TRIM/VEE - .4" X 1" X 71.1" - WASHED MAPLE
3A	M09538-27-U68	EA	MOLDING - TRIM/VEE - .4" X 1" X 71.1" - SIERRA MAPLE
3A	M09544-10-WH4	EA	MOLDING - TRIM/VEE - .4" X 1" X 68.2" - CONCERT CHERRY
3A	M09544-10-W91	EA	MOLDING - TRIM/VEE - .4" X 1" X 68.2" - WASHED MAPLE
3A	M09544-10-W92	EA	MOLDING - TRIM/VEE - .4" X 1" X 68.2" - SIERRA MAPLE
3A	M09553-03-WH4	EA	MOLDING - TRIM/VEE - .4" X 1" X 66.7" - CONCERT CHERRY
3A	M09553-03-WH5	EA	MOLDING - TRIM/VEE - .4" X 1" X 66.7" - WASHED MAPLE
3A	M09553-03-WH6	EA	MOLDING - TRIM/VEE - .4" X 1" X 66.7" - SIERRA MAPLE
3A	M09553-03-YR3	EA	MOLDING - TRIM/VEE - .4" X 1" X 66.7" - HONEY CHERRY
3A	M09538-93-WH4	EA	MOLDING - TRIM/VEE - .4" X 1" X 66.6" - CONCERT CHERRY
3A	M09538-93-WH5	EA	MOLDING - TRIM/VEE - .4" X 1" X 66.6" - WASHED MAPLE
3A	M09538-93-WH6	EA	MOLDING - TRIM/VEE - .4" X 1" X 66.6" - SIERRA MAPLE
3A	M09544-33-W37	EA	MOLDING - TRIM/VEE - .4" X 1" X 66.5" - SIERRA MAPLE
3A	M09544-33-W38	EA	MOLDING - TRIM/VEE - .4" X 1" X 66.5" - WASHED MAPLE
3A	M09553-02-WH4	EA	MOLDING - TRIM/VEE - .4" X 1" X 66.4" - CONCERT CHERRY
3A	M09553-02-WH5	EA	MOLDING - TRIM/VEE - .4" X 1" X 66.4" - WASHED MAPLE
3A	M09553-02-WH6	EA	MOLDING - TRIM/VEE - .4" X 1" X 66.4" - SIERRA MAPLE
3A	M09544-14-WB4	EA	MOLDING - TRIM/VEE - .4" X 1" X 64.5" - CONCERT CHERRY
3A	M09544-14-WB5	EA	MOLDING - TRIM/VEE - .4" X 1" X 64.5" - WASHED MAPLE
3A	M09544-14-WB6	EA	MOLDING - TRIM/VEE - .4" X 1" X 64.5" - SIERRA MAPLE
3A	M09515-78-T77	EA	MOLDING - TRIM/VEE - .4" X 1" X 64.1" - PORTSMOUTH OAK
3A	M09515-78-T78	EA	MOLDING - TRIM/VEE - .4" X 1" X 64.1" - CONCERT CHERRY
3A	M09515-78-T79	EA	MOLDING - TRIM/VEE - .4" X 1" X 64.1" - WASHED MAPLE
3A	M09515-78-T80	EA	MOLDING - TRIM/VEE - .4" X 1" X 64.1" - SIERRA MAPLE
3A	M09501-91-T77	EA	MOLDING - TRIM/VEE - .4" X 1" X 63.3" - PORTSMOUTH OAK
3A	M09501-91-T78	EA	MOLDING - TRIM/VEE - .4" X 1" X 63.3" - CONCERT CHERRY
3A	M09501-91-T79	EA	MOLDING - TRIM/VEE - .4" X 1" X 63.3" - WASHED MAPLE
3A	M09501-91-T80	EA	MOLDING - TRIM/VEE - .4" X 1" X 63.3" - SIERRA MAPLE
3A	M09503-91-T77	EA	MOLDING - TRIM/VEE - .4" X 1" X 63.1" - PORTSMOUTH OAK
3A	M09503-91-T78	EA	MOLDING - TRIM/VEE - .4" X 1" X 63.1" - CONCERT CHERRY
3A	M09503-91-T79	EA	MOLDING - TRIM/VEE - .4" X 1" X 63.1" - WASHED MAPLE
3A	M09503-91-T80	EA	MOLDING - TRIM/VEE - .4" X 1" X 63.1" - SIERRA MAPLE
3A	M09544-22-WB4	EA	MOLDING - TRIM/VEE - .4" X 1" X 61.7" - CONCERT CHERRY
3A	M09544-22-WB5	EA	MOLDING - TRIM/VEE - .4" X 1" X 61.7" - WASHED MAPLE
3A	M09544-22-WB6	EA	MOLDING - TRIM/VEE - .4" X 1" X 61.7" - SIERRA MAPLE
3A	M09583-41-WH4	EA	MOLDING - TRIM/VEE - .4" X 1" X 61" - CONCERT CHERRY
3A	M09583-41-WH5	EA	MOLDING - TRIM/VEE - .4" X 1" X 61" - WASHED MAPLE
3A	M09583-41-WH6	EA	MOLDING - TRIM/VEE - .4" X 1" X 61" - SIERRA MAPLE
3A	M09565-49-WH4	EA	MOLDING - TRIM/VEE - .4" X 1" X 58.7" - CONCERT CHERRY
3A	M09565-49-WH5	EA	MOLDING - TRIM/VEE - .4" X 1" X 58.7" - WASHED MAPLE
3A	M09565-49-WH6	EA	MOLDING - TRIM/VEE - .4" X 1" X 58.7" - SIERRA MAPLE
3A	M09544-36-W37	EA	MOLDING - TRIM/VEE - .4" X 1" X 52.6" - WASHED MAPLE
3A	M09544-36-W38	EA	MOLDING - TRIM/VEE - .4" X 1" X 52.6.5" - SIERRA MAPLE
3A	M09553-85-WB4	EA	MOLDING - TRIM/VEE - .4" X 1" X 43.4" - CONCERT CHERRY
3A	M09553-85-WB5	EA	MOLDING - TRIM/VEE - .4" X 1" X 43.4" - WASHED MAPLE
3A	M09553-85-WB6	EA	MOLDING - TRIM/VEE - .4" X 1" X 43.4" - SIERRA MAPLE
3A	M09553-28-WH4	EA	MOLDING - TRIM/VEE - .4" X 1" X 48" - CONCERT CHERRY
3A	M09553-28-WH5	EA	MOLDING - TRIM/VEE - .4" X 1" X 48" - WASHED MAPLE
3A	M09553-28-WH6	EA	MOLDING - TRIM/VEE - .4" X 1" X 48" - SIERRA MAPLE
3A	M09553-60-WH4	EA	MOLDING - TRIM/VEE - .4" X 1" X 47.2" - CONCERT CHERRY
3A	M09553-60-WH5	EA	MOLDING - TRIM/VEE - .4" X 1" X 47.2" - WASHED MAPLE
3A	M09553-60-WH6	EA	MOLDING - TRIM/VEE - .4" X 1" X 47.2" - SIERRA MAPLE
3A	M09544-24-WB4	EA	MOLDING - TRIM/VEE - .4" X 1" X 46.2" - CONCERT CHERRY
3A	M09544-24-WB5	EA	MOLDING - TRIM/VEE - .4" X 1" X 46.2" - WASHED MAPLE
3A	M09544-24-WB6	EA	MOLDING - TRIM/VEE - .4" X 1" X 46.2" - SIERRA MAPLE
3A	M09565-77-WH4	EA	MOLDING - TRIM/VEE - .4" X 1" X 42.5" - CONCERT CHERRY
3A	M09565-77-WH5	EA	MOLDING - TRIM/VEE - .4" X 1" X 42.5" - WASHED MAPLE
3A	M09565-77-WH6	EA	MOLDING - TRIM/VEE - .4" X 1" X 42.5" - SIERRA MAPLE
3A	M09544-35-W37	EA	MOLDING - TRIM/VEE - .4" X 1" X 66.5" - SIERRA MAPLE
3A	M09544-35-W38	EA	MOLDING - TRIM/VEE - .4" X 1" X 66.5" - WASHED MAPLE

**INTERIOR FINISH GROUP (CONTINUED)**  
**MOLDINGS & TRIMS (CONTINUED)**

KEY	PART NUMBER	U/M	DESCRIPTION
3A	M09544-38-W37	EA	MOLDING - TRIM/VEE - .4" X 1" X 66.5" - SIERRA MAPLE
3A	M09544-38-W38	EA	MOLDING - TRIM/VEE - .4" X 1" X 66.5" - WASHED MAPLE
3A	M09565-03-WH4	EA	MOLDING - TRIM/VEE - .4" X 1" X 44.2" - CONCERT CHERRY
3A	M09565-03-WH5	EA	MOLDING - TRIM/VEE - .4" X 1" X 44.2" - WASHED MAPLE
3A	M09565-03-WH6	EA	MOLDING - TRIM/VEE - .4" X 1" X 44.2" - SIERRA MAPLE
3A	M09565-20-WH4	EA	MOLDING - TRIM/VEE - .4" X 1" X 43.2" - CONCERT CHERRY
3A	M09565-20-WH5	EA	MOLDING - TRIM/VEE - .4" X 1" X 43.2" - WASHED MAPLE
3A	M09565-20-WH6	EA	MOLDING - TRIM/VEE - .4" X 1" X 43.2" - SIERRA MAPLE
3A	M09553-24-WH4	EA	MOLDING - TRIM/VEE - .4" X 1" X 43" - CONCERT CHERRY
3A	M09553-24-WH5	EA	MOLDING - TRIM/VEE - .4" X 1" X 43" - WASHED MAPLE
3A	M09553-24-WH6	EA	MOLDING - TRIM/VEE - .4" X 1" X 43" - SIERRA MAPLE
3A	M09565-77-WH4	EA	MOLDING - TRIM/VEE - .4" X 1" X 42.5" - CONCERT CHERRY
3A	M09565-77-WH5	EA	MOLDING - TRIM/VEE - .4" X 1" X 42.5" - WASHED MAPLE
3A	M09565-77-WH6	EA	MOLDING - TRIM/VEE - .4" X 1" X 42.5" - SIERRA MAPLE
3A	M09565-50-WH4	EA	MOLDING - TRIM/VEE - .4" X 1" X 40.9" - CONCERT CHERRY
3A	M09565-50-WH5	EA	MOLDING - TRIM/VEE - .4" X 1" X 40.9" - WASHED MAPLE
3A	M09565-50-WH6	EA	MOLDING - TRIM/VEE - .4" X 1" X 40.9" - SIERRA MAPLE
3A	M09583-43-WH4	EA	MOLDING - TRIM/VEE - .4" X 1" X 40.1" - CONCERT CHERRY
3A	M09583-43-WH5	EA	MOLDING - TRIM/VEE - .4" X 1" X 40.1" - WASHED MAPLE
3A	M09583-43-WH6	EA	MOLDING - TRIM/VEE - .4" X 1" X 40.1" - SIERRA MAPLE
3A	M09565-76-WH4	EA	MOLDING - TRIM/VEE - .4" X 1" X 39.4" - CONCERT CHERRY
3A	M09565-76-WH5	EA	MOLDING - TRIM/VEE - .4" X 1" X 39.4" - WASHED MAPLE
3A	M09565-76-WH6	EA	MOLDING - TRIM/VEE - .4" X 1" X 39.4" - SIERRA MAPLE
3A	M09565-47-WH4	EA	MOLDING - TRIM/VEE - .4" X 1" X 38.9" - CONCERT CHERRY
3A	M09565-47-WH5	EA	MOLDING - TRIM/VEE - .4" X 1" X 38.9" - WASHED MAPLE
3A	M09565-47-WH6	EA	MOLDING - TRIM/VEE - .4" X 1" X 38.9" - SIERRA MAPLE
3A	M09553-27-WH4	EA	MOLDING - TRIM/VEE - .4" X 1" X 38.8" - CONCERT CHERRY
3A	M09553-27-WH5	EA	MOLDING - TRIM/VEE - .4" X 1" X 38.8" - WASHED MAPLE
3A	M09553-27-WH6	EA	MOLDING - TRIM/VEE - .4" X 1" X 38.8" - SIERRA MAPLE
3A	M09568-77-WH4	EA	MOLDING - TRIM/VEE - .4" X 1" X 37.5" - CONCERT CHERRY
3A	M09568-77-WH5	EA	MOLDING - TRIM/VEE - .4" X 1" X 37.5" - WASHED MAPLE
3A	M09568-77-WH6	EA	MOLDING - TRIM/VEE - .4" X 1" X 37.5" - SIERRA MAPLE
3A	M09553-23-WH4	EA	MOLDING - TRIM/VEE - .4" X 1" X 37" - CONCERT CHERRY
3A	M09553-23-WH5	EA	MOLDING - TRIM/VEE - .4" X 1" X 37" - WASHED MAPLE
3A	M09553-23-WH6	EA	MOLDING - TRIM/VEE - .4" X 1" X 37" - SIERRA MAPLE
3A	M09553-47-WB4	EA	MOLDING - TRIM/VEE - .4" X 1" X 35.9" - CONCERT CHERRY
3A	M09553-47-WB5	EA	MOLDING - TRIM/VEE - .4" X 1" X 35.9" - WASHED MAPLE
3A	M09553-47-WB6	EA	MOLDING - TRIM/VEE - .4" X 1" X 35.9" - SIERRA MAPLE
3A	M09553-47-W66	EA	MOLDING - TRIM/VEE - .4" X 1" X 35.9" - HONEY CHERRY
3A	M09568-48-U67	EA	MOLDING - TRIM/VEE - .4" X 1" X 35.4" - WASHED MAPLE
3A	M09568-48-U68	EA	MOLDING - TRIM/VEE - .4" X 1" X 35.4" - SIERRA MAPLE
3A	M09553-63-WH4	EA	MOLDING - TRIM/VEE - .4" X 1" X 35.1" - CONCERT CHERRY
3A	M09553-63-WH5	EA	MOLDING - TRIM/VEE - .4" X 1" X 35.1" - WASHED MAPLE
3A	M09553-63-WH6	EA	MOLDING - TRIM/VEE - .4" X 1" X 35.1" - SIERRA MAPLE
3A	M09553-63-W51	EA	MOLDING - TRIM/VEE - .4" X 1" X 35.1" - HONEY CHERRY
3A	M09565-94-WH4	EA	MOLDING - TRIM/VEE - .4" X 1" X 34.4" - CONCERT CHERRY
3A	M09565-94-WH5	EA	MOLDING - TRIM/VEE - .4" X 1" X 34.4" - WASHED MAPLE
3A	M09565-94-WH6	EA	MOLDING - TRIM/VEE - .4" X 1" X 34.4" - SIERRA MAPLE
3A	M09553-04-WH4	EA	MOLDING - TRIM/VEE - .4" X 1" X 34.2" - CONCERT CHERRY
3A	M09553-04-WH5	EA	MOLDING - TRIM/VEE - .4" X 1" X 34.2" - WASHED MAPLE
3A	M09553-04-WH6	EA	MOLDING - TRIM/VEE - .4" X 1" X 34.2" - SIERRA MAPLE
3A	M09566-02-U68	EA	MOLDING - TRIM/VEE - .4" X 1" X 32.7" - SIERRA MAPLE
3A	M09566-02-W51	EA	MOLDING - TRIM/VEE - .4" X 1" X 32.7" - HONEY CHERRY
3A	M09566-02-W52	EA	MOLDING - TRIM/VEE - .4" X 1" X 32.7" - WASHED MAPLE
3A	M09511-86-T77	EA	MOLDING - TRIM/VEE - .4" X 1" X 28.3" - PORTSMOUTH OAK
3A	M09511-86-T78	EA	MOLDING - TRIM/VEE - .4" X 1" X 28.3" - CONCERT CHERRY
3A	M09511-86-T79	EA	MOLDING - TRIM/VEE - .4" X 1" X 28.3" - WASHED MAPLE
3A	M09511-86-T80	EA	MOLDING - TRIM/VEE - .4" X 1" X 28.3" - SIERRA MAPLE
3A	M09553-61-WH4	EA	MOLDING - TRIM/VEE - .4" X 1" X 19.9" - CONCERT CHERRY
3A	M09553-61-WH5	EA	MOLDING - TRIM/VEE - .4" X 1" X 19.9" - WASHED MAPLE
3A	M09553-61-WH6	EA	MOLDING - TRIM/VEE - .4" X 1" X 19.9" - SIERRA MAPLE
3A	M09565-71-WH4	EA	MOLDING - TRIM/VEE - .4" X 1" X 11.4" - CONCERT CHERRY
3A	M09565-71-WH5	EA	MOLDING - TRIM/VEE - .4" X 1" X 11.4" - WASHED MAPLE
3A	M09565-71-WH6	EA	MOLDING - TRIM/VEE - .4" X 1" X 11.4" - SIERRA MAPLE

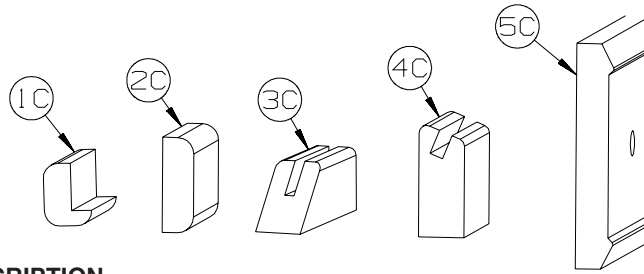
**INTERIOR FINISH GROUP (CONTINUED)**  
**MOLDINGS & TRIMS (CONTINUED)**

KEY	PART NUMBER	U/M	DESCRIPTION
3A	M09583-42-WH4	EA	MOLDING - TRIM/VEE - .4" X 1" X 8.3" - CONCERT CHERRY
3A	M09583-42-WH5	EA	MOLDING - TRIM/VEE - .4" X 1" X 8.3" - WASHED MAPLE
3A	M09583-42-WH6	EA	MOLDING - TRIM/VEE - .4" X 1" X 8.3" - SIERRA MAPLE
3A	M09544-55-WB4	EA	MOLDING - TRIM/VEE - .4" X 1" X 6.5" - CONCERT CHERRY
3A	M09544-55-WB5	EA	MOLDING - TRIM/VEE - .4" X 1" X 6.5" - WASHED MAPLE
3A	M09544-55-WB6	EA	MOLDING - TRIM/VEE - .4" X 1" X 6.5" - SIERRA MAPLE
3A	M09544-56-WB4	EA	MOLDING - TRIM/VEE - .4" X 1" X 6.1" - CONCERT CHERRY
3A	M09544-56-WB5	EA	MOLDING - TRIM/VEE - .4" X 1" X 6.1" - WASHED MAPLE
3A	M09544-56-WB6	EA	MOLDING - TRIM/VEE - .4" X 1" X 6.1" - SIERRA MAPLE
3A	M09538-70-U68	EA	MOLDING - TRIM/VEE - .4" X 1" X 63.9" - SIERRA MAPLE
3A	M09538-70-U67	EA	MOLDING - TRIM/VEE - .4" X 1" X 63.9" - WASHED MAPLE



KEY	PART NUMBER	U/M	DESCRIPTION
1B	M09501-84-TG0	EA	MOLDING/TRIM - CAP/WALL - 2.2" X 85.9" - PORTSMOUTH OAK
1B	M09501-84-TG1	EA	MOLDING/TRIM - CAP/WALL - 2.2" X 85.9" - CONCERT CHERRY
1B	M09501-84-TG2	EA	MOLDING/TRIM - CAP/WALL - 2.2" X 85.9" - WASHED MAPLE
1B	M09501-84-TG3	EA	MOLDING/TRIM - CAP/WALL - 2.2" X 85.9" - HONEY CHERRY
1B	M09520-04-TD3	EA	MOLDING/TRIM - CAP/WALL - 2.2" X 80.5" - SIERRA MAPLE
2B	M09511-81-TA0	EA	MOLDING/TRIM - L SHAPE - .8"X .8"X 80.2" - PORTSMOUTH OAK
2B	M09511-81-TA1	EA	MOLDING/TRIM - L SHAPE - .8"X .8"X 80.2" - CONCERT CHERRY
2B	M09511-81-TA2	EA	MOLDING/TRIM - L SHAPE - .8"X .8"X 80.2" - WASHED MAPLE
2B	M09511-81-TA3	EA	MOLDING/TRIM - L SHAPE - .8"X .8"X 80.2" - SIERRA MAPLE
3B	M09515-81-T01	EA	MOLDING/HARDWOOD STRAIGHT - 74.3" - WASHED MAPLE
3B	M09515-81-T02	EA	MOLDING/HARDWOOD STRAIGHT - 74.3" - HONEY CHERRY
4B	M09511-42-T77	EA	MOLDING - TRIM - W/NOTCH - 1.5" X 86.4" - PORTSMOUTH OAK
4B	M09511-42-T78	EA	MOLDING - TRIM - W/NOTCH - 1.5" X 86.4" - CONCERT CHERRY
4B	M09511-42-T79	EA	MOLDING - TRIM - W/NOTCH - 1.5" X 86.4" - WASHED MAPLE
4B	M09511-42-T80	EA	MOLDING - TRIM - W/NOTCH - 1.5" X 86.4" - SIERRA MAPLE
4B	M09511-42-W66	EA	MOLDING - TRIM - W/NOTCH - 1.5" X 86.4" - HONEY CHERRY
5B	M09515-18-T77	EA	MOLDING - HARDWOOD-W/NOTCH - 1.4"X 86.2" - PORTSMOUTH OAK
5B	M09515-18-T78	EA	MOLDING - HARDWOOD-W/NOTCH - 1.4"X 86.2" - CONCERT CHERRY
5B	M09553-66-U22	EA	MOLDING - HARDWOOD-W/NOTCH - 1.4"X 96" - WASHED MAPLE
5B	M09515-18-T80	EA	MOLDING - HARDWOOD-W/NOTCH - 1.4"X 86.2" - SIERRA MAPLE
5B	M09553-66-U21	EA	MOLDING - HARDWOOD-W/NOTCH - 1.4"X 96" - HONEY CHERRY
6B	M09515-53-TG0	EA	MOLDING - TRIM/VEE - 1.5" X 73.9" - PORTSMOUTH OAK
6B	M09525-81-UJ1	EA	MOLDING - TRIM/VEE - 1.5" X 74.7" - CONCERT CHERRY
6B	M09525-81-UJ2	EA	MOLDING - TRIM/VEE - 1.5" X 74.7" - WASHED MAPLE
6B	M09552-81-UJ3	EA	MOLDING - TRIM/VEE - 1.5" X 74.7" - HONEY CHERRY
6B	M09553-53-WH6	EA	MOLDING - TRIM/VEE - NOTCHED - 1.5" X 20.6" - SIERRA MAPLE
7B	Y00076-32-438	EA	MOLDING/TRIM - .5" X 1" X 96" - CHERRY (UNSTAINED)
7B	Y00076-22-438	EA	MOLDING/TRIM - .5" X 1" X 96" - MAPLE (UNSTAINED)
8B	M09525-92-T77	EA	MOLDING/TRIM - .5" X 1" X 75.6" - PORTSMOUTH OAK
8B	M09525-92-T78	EA	MOLDING/TRIM - .5" X 1" X 75.6" - CONCERT CHERRY
8B	M09525-92-T79	EA	MOLDING/TRIM - .5" X 1" X 75.6" - WASHED MAPLE
8B	M09525-92-T80	EA	MOLDING/TRIM - .5" X 1" X 75.6" - SIERRA MAPLE
8B	Y00086-72-438	EA	MOLDING - VINYL WRAP - .7" X 1.6" X 96" - PORTSMOUTH OAK
8B	Y00086-D2-438	EA	MOLDING - VINYL WRAP - .7" X 1.6" X 96" - CONCERT CHERRY
8B	Y00086-A2-438	EA	MOLDING - VINYL WRAP - .7" X 1.6" X 96" - WASHED MAPLE
8B	Y00086-92-438	EA	MOLDING - VINYL WRAP - .7" X 1.6" X 96" - SIERRA MAPLE
8B	Y00086-82-438	EA	MOLDING - VINYL WRAP - .7" X 1.6" X 96" - HONEY CHERRY
8B	Y00087-72-438	EA	MOLDING - VINYL WRAP - .7" X 2.9" X 96" - PORTSMOUTH OAK
8B	Y00087-D2-438	EA	MOLDING - VINYL WRAP - .7" X 2.9" X 96" - CONCERT CHERRY
8B	Y00087-A2-438	EA	MOLDING - VINYL WRAP - .7" X 2.9" X 96" - WASHED MAPLE
8B	Y00087-92-438	EA	MOLDING - VINYL WRAP - .7" X 2.9" X 96" - SIERRA MAPLE
8B	Y00087-82-438	EA	MOLDING - VINYL WRAP - .7" X 2.9" X 96" - HONEY CHERRY

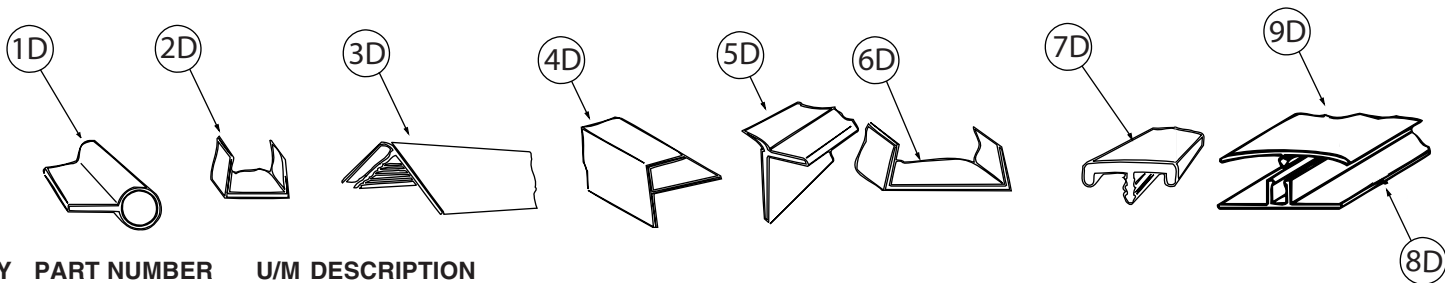
**INTERIOR FINISH GROUP (CONTINUED)**  
**MOLDINGS & TRIMS (CONTINUED)**



KEY	PART NUMBER	U/M	DESCRIPTION
1C	M09520-19-TD1	EA	MOLDING - TRIM - W/NOTCH - 1" X 86.3" - CONCERT CHERRY
1C	M09520-19-TD2	EA	MOLDING - TRIM - W/NOTCH - 1" X 86.3" - WASHED MAPLE
1C	M09520-19-TD3	EA	MOLDING - TRIM - W/NOTCH - 1" X 86.3" - HONEY CHERRY
1C	M09565-68-WH4	EA	MOLDING - HARDWOOD - .75" X 1.4" X 81.9" - CONCERT CHERRY
1C	M09565-68-WH5	EA	MOLDING - HARDWOOD - .75" X 1.4" X 81.9" - WASHED MAPLE
1C	M09565-68-WH6	EA	MOLDING - HARDWOOD - .75" X 1.4" X 81.9" - SIERRA MAPLE
2C	M09511-46-T77	EA	MOLDING/TRIM - .5" X 1.5" X 86.5" - PORTSMOUTH OAK
2C	M09511-46-T78	EA	MOLDING/TRIM - .5" X 1.5" X 86.5" - CONCERT CHERRY
2C	M09511-46-T79	EA	MOLDING/TRIM - .5" X 1.5" X 86.5" - WASHED MAPLE
2C	M09511-46-T80	EA	MOLDING/TRIM - .5" X 1.5" X 86.5" - SIERRA MAPLE
3C	Y00223-22-438	EA	MOLDING - HARDWOOD/MAPLE - .7" X 1" X 96" - UNSTAINED MAPLE
3C	Y00223-32-438	EA	MOLDING - HARDWOOD/CHERRY - .7" X 1" X 96" - UNSTAINED CHERRY
3C	Y00223-42-438	EA	MOLDING - HARDWOOD/OAK - .7" X 1" X 96" - UNSTAINED OAK
4C	Y00054-A2-438	EA	MOLDING - VINYL - W/SLOT - .7"X 1.9"X 96" - WASHED MAPLE
4C	Y00054-D2-438	EA	MOLDING - VINYL - W/SLOT - .7"X 1.9"X 96" - CONCERT CHERRY
4C	Y00054-22-438	EA	MOLDING - VINYL - W/SLOT - .7"X 1.9"X 96" - WASHED MAPLE
4C	Y00054-72-438	EA	MOLDING - VINYL - W/SLOT - .7"X 1.9"X 96" - PORTSMOUTH OAK
4C	Y00054-82-438	EA	MOLDING - VINYL - W/SLOT - .7"X 1.9"X 96" - HONEY CHERRY
4C	Y00054-92-438	EA	MOLDING - VINYL - W/SLOT - .7"X 1.9"X 96" - SIERRA MAPLE
4C	Y00276-A2-438	EA	MOLDING - VINYL - W/SLOT - .7"X 1.9"X 96" - WASHED MAPLE
4C	Y00276-D2-438	EA	MOLDING - VINYL - W/SLOT - .7"X 1.9"X 96" - CONCERT CHERRY
4C	Y00276-72-438	EA	MOLDING - VINYL - W/SLOT - .7"X 1.9"X 96" - PORTSMOUTH OAK
4C	Y00276-82-438	EA	MOLDING - VINYL - W/SLOT - .7"X 1.9"X 96" - HONEY CHERRY
4C	Y00276-92-438	EA	MOLDING - VINYL - W/SLOT - .7"X 1.9"X 96" - SIERRA MAPLE
5C	Y00152-A2-438	EA	MOLDING/TRIM - VINYL - .6" X 3.5" X 96" - WASHED MAPLE
5C	Y00152-D2-438	EA	MOLDING/TRIM - VINYL - .6" X 3.5" X 96" - CONCERT CHERRY
5C	Y00152-22-438	EA	MOLDING/TRIM - VINYL - .6" X 3.5" X 96" - WASHED MAPLE
5C	Y00152-72-438	EA	MOLDING/TRIM - VINYL - .6" X 3.5" X 96" - PORTSMOUTH OAK
5C	Y00152-92-438	EA	MOLDING/TRIM - VINYL - .6" X 3.5" X 96" - SIERRA MAPLE



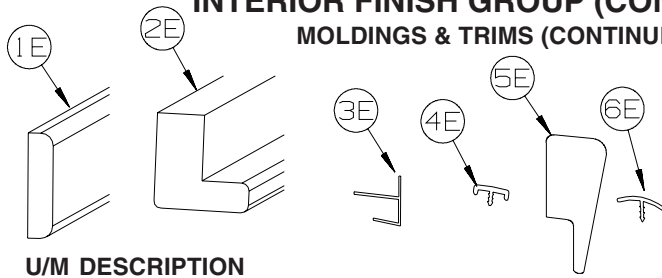
**INTERIOR FINISH GROUP (CONTINUED)**  
**MOLDINGS & TRIMS (CONTINUED)**



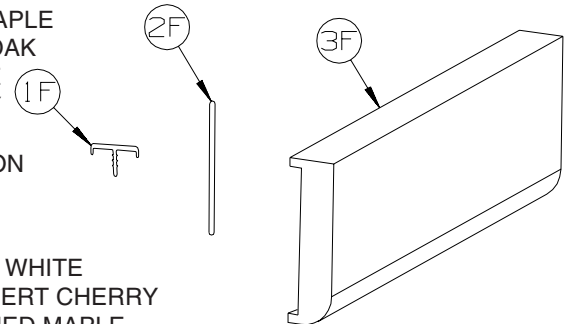
KEY	PART NUMBER	U/M	DESCRIPTION
1D	009767-12-000	FT	WELTING - ANTIQUE WHITE
2D	009778-25-000	FT	U-CHANNEL - 1" - BEIGE ILLUSION
2D	009778-26-000	FT	U-CHANNEL - 1 1/4" - BEIGE ILLUSION
2D	009778-38-000	FT	U-CHANNEL - 1" - BONE
2D	009778-32-000	FT	U-CHANNEL - 1" - PORTSMOUTH OAK
2D	009778-34-000	FT	U-CHANNEL - 1" - CONCERT CHERRY
2D	009778-27-000	FT	U-CHANNEL - 1" - WASHED MAPLE
2D	009778-35-000	FT	U-CHANNEL - 1" - HONEY CHERRY
2D	009778-36-000	FT	U-CHANNEL - 1" - SIERRA MAPLE
3D	009809-30-000	EA	MOLDING - CORNER - OUTSIDE - 1" X 84" - BEIGE ILLUSION
3D	009809-37-000	EA	MOLDING - CORNER - OUTSIDE - 1" X 84" - BONE
3D	009809-33-000	EA	MOLDING - CORNER - OUTSIDE - 1" X 84" - CONCERT CHERRY
3D	009809-31-000	EA	MOLDING - CORNER - OUTSIDE - 1" X 84" - WASHED MAPLE
3D	009809-35-000	EA	MOLDING - CORNER - OUTSIDE - 1" X 84" - SIERRA MAPLE
4D	009812-31-000	EA	MOLDING - CORNER - 1/2" W/1/4"CHAN X 84" - BEIGE ILLUSION
4D	009812-40-000	EA	MOLDING - CORNER - 1/2" W/1/4"CHAN X 84" - BONE
4D	009812-35-000	EA	MOLDING - CORNER - 1/2" W/1/4"CHAN X 84" - PORTSMOUTH OAK
4D	009812-36-000	EA	MOLDING - CORNER - 1/2" W/1/4"CHAN X 84" - CONCERT CHERRY
4D	009812-33-000	EA	MOLDING - CORNER - 1/2" W/1/4"CHAN X 84" - WASHED MAPLE
4D	009812-37-000	EA	MOLDING - CORNER - 1/2" W/1/4"CHAN X 84" - HONEY CHERRY
4D	009812-38-000	EA	MOLDING - CORNER - 1/2" W/1/4"CHAN X 84" - SIERRA MAPLE
5D	022992-11-000	FT	MOLDING - REVERSE COVE - T-SHAPED - IVORY
5D	022992-14-000	FT	MOLDING - REVERSE COVE - T-SHAPED - BRIGHT WHITE
5D	022992-18-000	FT	MOLDING - REVERSE COVE - T-SHAPED - BONE
6D	070504-42-000	FT	U-CHANNEL - PLASTIC - .13" X 84" - BEIGE ILLUSION
6D	070504-43-000	FT	U-CHANNEL - PLASTIC - .9" X 96" - BEIGE ILLUSION
6D	070504-69-000	FT	U-CHANNEL - PLASTIC - .13" X 84" - BONE
6D	070504-70-000	FT	U-CHANNEL - PLASTIC - .8" X 84" - BONE
6D	070504-57-000	FT	U-CHANNEL - PLASTIC - .13" X 96" - PORTSMOUTH OAK
6D	070504-58-000	FT	U-CHANNEL - PLASTIC - .9" X 96" - PORTSMOUTH OAK
6D	070504-60-000	FT	U-CHANNEL - PLASTIC - .13" X 84" - CONCERT CHERRY
6D	070504-61-000	FT	U-CHANNEL - PLASTIC - .9" X 84" - CONCERT CHERRY
6D	070504-50-000	FT	U-CHANNEL - PLASTIC - .13" X 96" - WASHED MAPLE
6D	070504-51-000	FT	U-CHANNEL - PLASTIC - .9" X 96" - WASHED MAPLE
6D	070504-62-000	FT	U-CHANNEL - PLASTIC - 1.65" X 84" - HONEY CHERRY
6D	070504-63-000	FT	U-CHANNEL - PLASTIC - .9" X 84" - HONEY CHERRY
6D	070504-65-000	FT	U-CHANNEL - PLASTIC - .07" X 96" - SIERRA MAPLE
6D	070504-66-000	FT	U-CHANNEL - PLASTIC - .8" X 84" - SIERRA MAPLE
7D	083620-25-000	FT	MOLDING-T - W/EDGE LIP - 7/8" FACE - BONE
7D	083620-20-000	FT	MOLDING-T - W/EDGE LIP - 7/8" FACE - PORTSMOUTH OAK
7D	083620-19-000	FT	MOLDING-T - W/EDGE LIP - 7/8" FACE - WASHED MAPLE
7D	083620-24-000	FT	MOLDING-T - W/EDGE LIP - 7/8" FACE - HONEY CHERRY
7D	083620-22-000	FT	MOLDING-T - W/EDGE LIP - 7/8" FACE - SIERRA MAPLE
8D	086229-01-000	EA	RETAINER - BATTEN - .75" X 92.1" - ANY COLOR
9D	086229-12-000	EA	BATTEN - 1.5" OFFSET X 96.8" - MODERN IVORY
9D	086229-20-000	EA	BATTEN - 1" X 96" - BEIGE

## INTERIOR FINISH GROUP (CONTINUED)

### MOLDINGS & TRIMS (CONTINUED)



KEY	PART NUMBER	U/M	DESCRIPTION
1E	100818-01-12A	EA	MOLDING - VINYL WRAPPED - 1.6" X .4" X 84" - PORTSMOUTH OAK
1E	100818-01-23A	EA	MOLDING - VINYL WRPPD - 1.6" X .4" X 84" - CONCERT CHERRY
1E	100818-01-21A	EA	MOLDING - VINYL WRAPPED - 1.6" X .4" X 84" - WASHED MAPLE
1E	100818-01-14A	EA	MOLDING - VINYL WRAPPED - 1.6" X .4" X 84" - HONEY CHERRY
1E	100818-01-22A	EA	MOLDING - VINYL WRAPPED - 1.6" X .4" X 84" - SIERRA MAPLE
2E	100819-01-23A	EA	MOLDING - VYL WRPPD-L-SHPD-1.5"X1.5"X84" - CONCERT CHERRY
2E	100819-01-21A	EA	MOLDING - VINYL WRAPPED-L-SHAPED-1.5"X1.5"X84" - WASHED MAPLE
2E	100819-01-14A	EA	MOLDING - VINYL WRAPPED-L-SHAPED-1.5"X1.5"X84" - HONEY CHERRY
2E	100819-01-22A	EA	MOLDING - VINYL WRAPPED-L-SHAPED-1.5"X1.5"X84" - SIERRA MAPLE
3E	103186-01-07A	FT	MOLDING/PLASTIC - 3/8" U-CHANNEL-3/4" FACE - BEIGE ILLUSION
3E	103186-01-09A	FT	MOLDING/PLASTIC - 3/8" U-CHANNEL-3/4" FACE - PORTSMOUTH OAK
3E	103186-01-10A	FT	MOLDING/PLASTIC - 3/8" U-CHANNEL-3/4" FACE - CONCERT CHERRY
3E	103186-01-08A	FT	MOLDING/PLASTIC - 3/8" U-CHANNEL-3/4" FACE- 8' - WASHED MAPLE
3E	103186-01-11A	FT	MOLDING/PLASTIC - 3/8" U-CHANNEL-3/4" FACE - HONEY CHERRY
3E	103186-01-12A	FT	MOLDING/PLASTIC - 3/8" U-CHANNEL-3/4" FACE - SIERRA MAPLE
3E	103186-02-07A	FT	MOLDING/PLASTIC-1" U-CHANNEL-1 3/8" FACE - BEIGE ILLUSION
3E	103186-02-09A	FT	MOLDING/PLASTIC - 1" U-CHANNEL-1 3/8" FACE - PORTSMOUTH OAK
3E	103186-02-10A	FT	MOLDING/PLASTIC - 1" U-CHANNEL-1 3/8" FACE - CONCERT CHERRY
3E	103186-02-08A	FT	MOLDING/PLASTIC - 1" U-CHANNEL-1 3/8" FACE - WASHED MAPLE
3E	103186-02-11A	FT	MOLDING/PLASTIC - 1" U-CHANNEL-1 3/8" FACE - HONEY CHERRY
3E	103186-02-12A	FT	MOLDING/PLASTIC - 1" U-CHANNEL-1 3/8" FACE - SIERRA MAPLE
4E	104676-02-08A	FT	MOLDING-T - W/EDGE LIP - 11/16" FACE - PORTSMOUTH OAK
4E	104676-02-12A	FT	MOLDING-T - W/EDGE LIP - 11/16" FACE - SIERRA MAPLE
5E	105004-01-12A	EA	MOLDING - VINYL WRAP - 1" X 96" - PORTSMOUTH OAK
5E	105004-01-21A	EA	MOLDING - VINYL WRAP - 1" X 96" - WASHED MAPLE
5E	105004-01-24A	EA	MOLDING - VINYL WRAP - 1" X 96" - HONEY CHERRY
5E	105004-01-22A	EA	MOLDING - VINYL WRAP - 1" X 96" - SIERRA MAPLE
6E	105709-02-000	FT	MOLDING-T - W/EDGE LIP 3/4" FACE - BEIGE ILLUSION

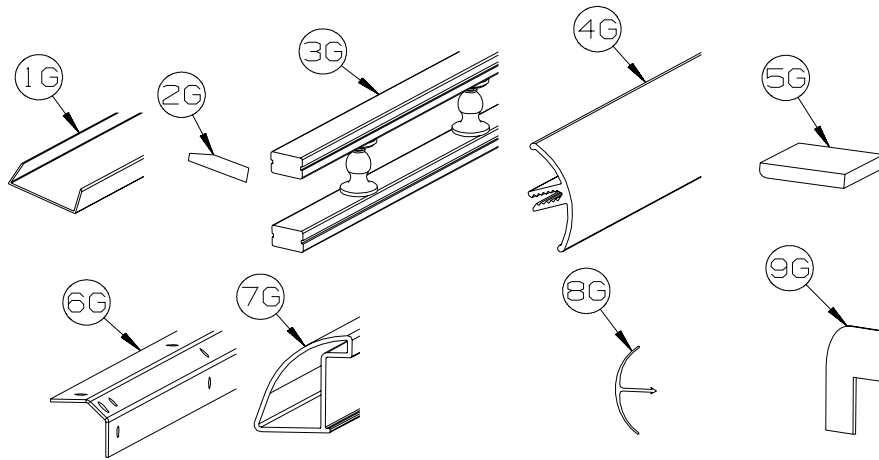


KEY	PART NUMBER	U/M	DESCRIPTION
1F	119520-01-01A	FT	MOLDING-T - OFFSET W/EDGE LIP - 1.3" FACE - OFF WHITE
1F	119520-03-02A	FT	MOLDING-T - OFFSET W/EDGE LIP - 1" FACE - CONCERT CHERRY
1F	119520-03-03A	FT	MOLDING-T - OFFSET W/EDGE LIP - 1" FACE - WASHED MAPLE
1F	119520-03-05A	FT	MOLDING-T - OFFSET W/EDGE LIP - 1" FACE - SIERRA MAPLE
1F	119520-03-06A	FT	MOLDING-T - OFFSET W/EDGE LIP - 1" FACE - HONEY CHERRY
2F	127842-01-01A	FT	SEAL - SIGHT SHIELD - 2" BLACK
	160300-A2-438	EA	LUMBER - VINYL WRAPPED - .7" X .75" X 96" - CONCERT CHERRY
	160300-D2-438	EA	LUMBER - VINYL WRAPPED - .7" X 1.5" X 96" - CONCERT CHERRY
	160300-E2-438	EA	LUMBER - VINYL WRAPPED - .7" X 2" X 96" - CONCERT CHERRY
	160300-F2-438	EA	LUMBER - VINYL WRAPPED - .7" X 2.5" X 96" - CONCERT CHERRY
	160300-G2-438	EA	LUMBER - VINYL WRAPPED - .7" X 3" X 96" - CONCERT CHERRY
	160300-H2-438	EA	LUMBER - VINYL WRAPPED - .7" X 3.5" X 96" - CONCERT CHERRY
	160300-J2-438	EA	LUMBER - VINYL WRAPPED - .7" X 5.5" X 96" - CONCERT CHERRY
	160300-K2-438	EA	LUMBER - VINYL WRAPPED - .7" X 3.9" X 96" - CONCERT CHERRY
	160300-R2-438	EA	LUMBER - VINYL WRAPPED - .7" X 3" X 96" - CONCERT CHERRY
3F	160301-D2-134	EA	MOLDING - VINYL WRAPPED - .7" X 1.6" X 84" - CONCERT CHERRY
3F	160301-D2-743	EA	MOLDING - VINYL WRAPPED - .7" X 1.6" X 108" - CONCERT CHERRY
3F	160301-F2-134	EA	MOLDING - VINYL WRAPPED - .7" X 2.5" X 84" - CONCERT CHERRY
3F	160301-F2-743	EA	MOLDING - VINYL WRPPD - .7" X 2.5" X 108" - CONCERT CHERRY
3F	160301-F2-438	EA	MOLDING - VINYL WRPPD - .7" X 2.5" X 96" - CONCERT CHERRY
	137894-A2-438	EA	LUMBER - VINYL WRAPPED - .7" X .75" X 96" - PORTSMOUTH OAK
	137894-D2-438	EA	LUMBER - VINYL WRAPPED - .7" X 1.5" X 96" - PORTSMOUTH OAK
	137894-E2-438	EA	LUMBER - VINYL WRAPPED - .7" X 2" X 96" - PORTSMOUTH OAK
	137894-F2-438	EA	LUMBER - VINYL WRAPPED - .7" X 2.5" X 96" - PORTSMOUTH OAK
	137894-G2-438	EA	LUMBER - VINYL WRAPPED - .7" X 3" X 96" - PORTSMOUTH OAK
	137894-H2-438	EA	LUMBER - VINYL WRAPPED - .7" X 3.5" X 96" - PORTSMOUTH OAK
	137894-J2-438	EA	LUMBER - VINYL WRAPPED - .7" X 5.5" X 96" - PORTSMOUTH OAK

**INTERIOR FINISH GROUP (CONTINUED)**  
**MOLDINGS & TRIMS (CONTINUED)**

KEY	PART NUMBER	U/M	DESCRIPTION
	137894-J2-743	EA	LUMBER - VINYL WRAPPED - .7" X 5.5" X 108" - PORTSMOUTH OAK
	137894-K2-438	EA	LUMBER - VINYL WRAPPED - .7" X 3.9" X 96" - PORTSMOUTH OAK
	137894-R2-438	EA	LUMBER - VINYL WRAPPED - .7" X 3" X 96" - PORTSMOUTH OAK
3F	137895-D2-134	EA	MOLDING - VINYL WRAP - .7" X 1.6" X 84" - PORTSMOUTH OAK
3F	137895-D2-743	EA	MOLDING - VINYL WRAP - .7" X 1.6" X 108" - PORTSMOUTH OAK
3F	137895-F2-134	EA	MOLDING - VINYL WRAP - .7" X 2.5" X 84" - PORTSMOUTH OAK
3F	137895-F2-438	EA	MOLDING - VINYL WRAP - .7" X 2.5" X 96" - PORTSMOUTH OAK
3F	137895-F2-743	EA	MOLDING - VINYL WRAP - .7" X 2.5" X 108" - PORTSMOUTH OAK
	146419-A2-438	EA	LUMBER - VINYL WRAPPED - .7" X .75" X 96" - HONEY CHERRY
	146419-D2-438	EA	LUMBER - VINYL WRAPPED - .7" X 1.5" X 96" - HONEY CHERRY
	146419-E2-438	EA	LUMBER - VINYL WRAPPED - .7" X 2" X 96" - HONEY CHERRY
	146419-F2-438	EA	LUMBER - VINYL WRAPPED - .7" X 2.5" X 96" - HONEY CHERRY
	146419-G2-438	EA	LUMBER - VINYL WRAPPED - .7" X 3" X 96" - HONEY CHERRY
	146419-H2-438	EA	LUMBER - VINYL WRAPPED - .7" X 3.5" X 96" - HONEY CHERRY
	146419-J2-438	EA	LUMBER - VINYL WRAPPED - .7" X 5.5" X 96" - HONEY CHERRY
	146419-J2-743	EA	LUMBER - VINYL WRAPPED - .7" X 5.5" X 108" - HONEY CHERRY
	146419-K2-438	EA	LUMBER - VINYL WRAPPED - .7" X 3.9" X 96" - HONEY CHERRY
	146419-R2-438	EA	LUMBER - VINYL WRAPPED - .7" X 3" X 96" - HONEY CHERRY
	146419-S2-438	EA	LUMBER - VINYL WRAPPED/FULL - .7"X 3.5"X 96" - HONEY CHERRY
	146419-T2-438	EA	LUMBER - VINYL WRAPPED/FULL - .7"X 5.5"X 96" - HONEY CHERRY
3F	146425-D2-134	EA	MOLDING - VINYL WRAPPED - .7" X 1.6" X 83.9" - HONEY CHERRY
3F	146425-F2-438	EA	MOLDING - VINYL WRAPPED - .7" X 2.6" X 96" - HONEY CHERRY
	149325-A2-438	EA	LUMBER - VINYL WRAPPED - .7" X .75" X 96" - WASHED MAPLE
	149325-D2-438	EA	LUMBER - VINYL WRAPPED - .7" X 1.5" X 96" - WASHED MAPLE
	149325-E2-438	EA	LUMBER - VINYL WRAPPED - .7" X 2" X 96" - WASHED MAPLE
	149325-F2-438	EA	LUMBER - VINYL WRAPPED - .7" X 2.5" X 96" - WASHED MAPLE
	149325-G2-438	EA	LUMBER - VINYL WRAPPED - .7" X 3" X 96" - WASHED MAPLE
	149325-H2-438	EA	LUMBER - VINYL WRAPPED - .7" X 3.5" X 96" - WASHED MAPLE
	149325-J2-438	EA	LUMBER - VINYL WRAPPED - .7" X 5.5" X 96" - WASHED MAPLE
	149325-J2-743	EA	LUMBER - VINYL WRAPPED - .7" X 5.5" X 108" - WASHED MAPLE
	149325-K2-438	EA	LUMBER - VINYL WRAPPED - .7" X 3.9" X 96" - WASHED MAPLE
	149325-R2-438	EA	LUMBER - VINYL WRAPPED - .7" X 3" X 96" - WASHED MAPLE
3F	149326-D2-134	EA	MOLDING - VINYL WRAPPED - .7" X 1.5" X 83.9" - WASHED MAPLE
3F	149326-D2-743	EA	MOLDING - VINYL WRAPPED - .7" X 1.5" X 108" - WASHED MAPLE
3F	149326-F2-134	EA	MOLDING - VINYL WRAPPED - .7" X 2.5" X 83.9" - WASHED MAPLE
3F	149326-F2-438	EA	MOLDING - VINYL WRAPPED - .7" X 2.5" X 96" - WASHED MAPLE
3F	149326-F2-743	EA	MOLDING - VINYL WRAPPED - .7" X 2.5" X 108" - WASHED MAPLE
	149330-A2-438	EA	LUMBER - VINYL WRAPPED - .7" X .75" X 96" - SIERRA MAPLE
	149330-D2-438	EA	LUMBER - VINYL WRAPPED - .7" X 1.5" X 96" - SIERRA MAPLE
	149330-E2-438	EA	LUMBER - VINYL WRAPPED - .7" X 2" X 96" - SIERRA MAPLE
	149330-F2-438	EA	LUMBER - VINYL WRAPPED - .7" X 2.5" X 96" - SIERRA MAPLE
	149330-G2-438	EA	LUMBER - VINYL WRAPPED - .7" X 3" X 96" - SIERRA MAPLE
	149330-H2-438	EA	LUMBER - VINYL WRAPPED - .7" X 3.5" X 96" - SIERRA MAPLE
	149330-J2-438	EA	LUMBER - VINYL WRAPPED - .7" X 5.5" X 96" - SIERRA MAPLE
	149330-J2-743	EA	LUMBER - VINYL WRAPPED - .7" X 5.5" X 108" - SIERRA MAPLE
	149330-K2-438	EA	LUMBER - VINYL WRAPPED - .7" X 3.9" X 96" - SIERRA MAPLE
	149330-R2-438	EA	LUMBER - VINYL WRAPPED - .7" X 3" X 96" - SIERRA MAPLE
3F	149331-D2-134	EA	MOLDING - VINYL WRAP - .7" X 1.5" X 83.9" - SIERRA MAPLE
3F	149331-D2-743	EA	MOLDING - VINYL WRAP - .7" X 1.5" X 108" - SIERRA MAPLE
3F	149331-F2-134	EA	MOLDING - VINYL WRAP - .7" X 2.5" X 83.9" - SIERRA MAPLE
3F	149331-F2-438	EA	MOLDING - VINYL WRAP - .7" X 2.5" X 96" - SIERRA MAPLE
3F	149331-F2-743	EA	MOLDING - VINYL WRAP - .7" X 2.5" X 108" - SIERRA MAPLE

**INTERIOR FINISH GROUP (CONTINUED)**  
**MOLDINGS & TRIMS (CONTINUED)**

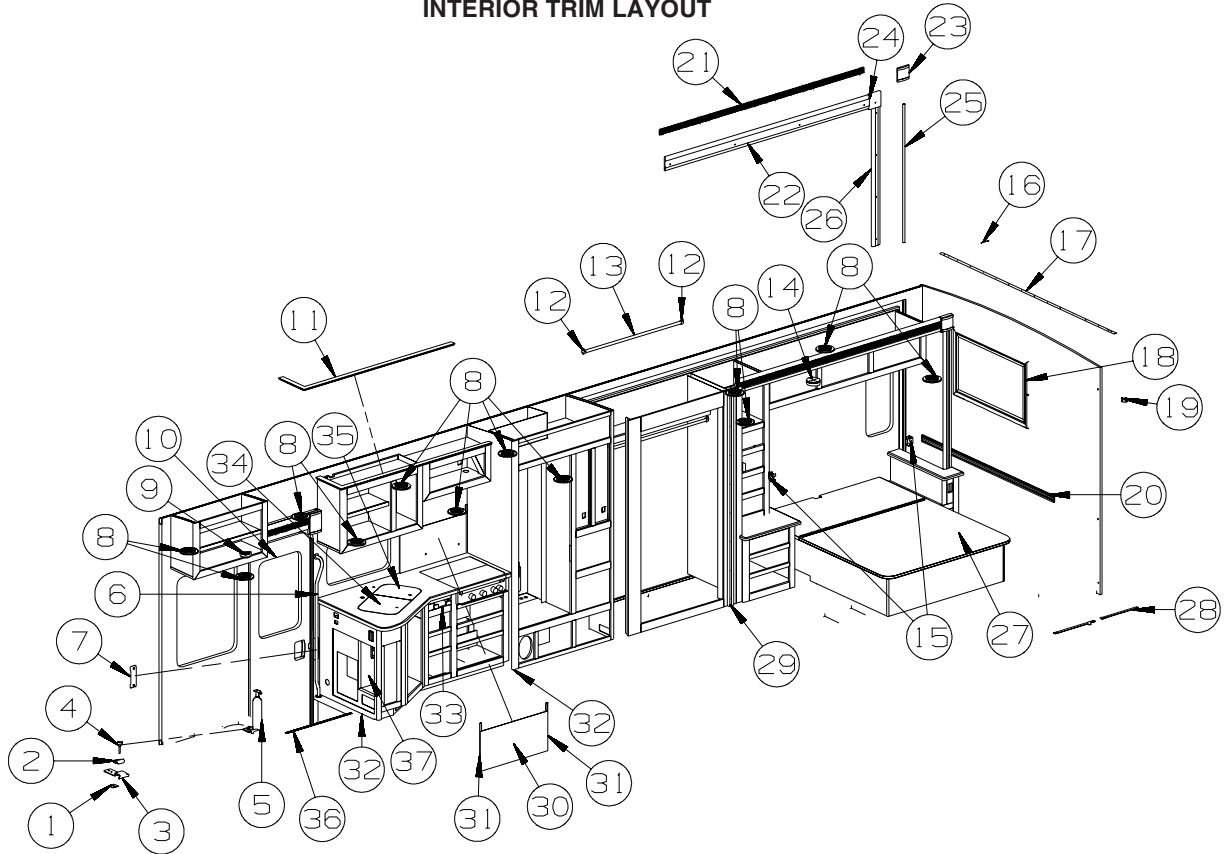


KEY	PART NUMBER	U/M	DESCRIPTION
1G	141260-01-01A	FT	U-CHANNEL - 1" - VILLAGE OAK
1G	141260-01-02A	FT	U-CHANNEL - 1" - GRADY BROWN
2G	146306-01-01A	FT	TRANSITION - CARPET/TILE
3G	150167-01-03A	EA	RAIL - DECORATIVE - 96" - WASHED MAPLE
3G	150167-01-07A	EA	RAIL - DECORATIVE - 96" - PORTSMOUTH OAK
3G	150167-01-08A	EA	RAIL - DECORATIVE - 96" - HONEY CHERRY
3G	150167-01-09A	EA	RAIL - DECORATIVE - 96" - SIERRA MAPLE
4G	151653-10-02A	EA	TRIM/RADIUS - CABINET CORNER - 79.6" - DULL METALLIC
4G	151653-13-02A	EA	TRIM/RADIUS - CABINET CORNER - 79.8" - DULL METALLIC
5G	M09568-04-W80	EA	MOLDING/TRIM - .3" X 1.5" X 73.6" - SIERRA MAPLE
5G	M09568-04-W79	EA	MOLDING/TRIM - .3" X 1.5" X 73.6" - WASHED MAPLE
6G	151861-01-02B	EA	ANGLE - SUPPORT/CORNER - 1.4" X 12.5" - E-COATED
6G	151861-02-02B	EA	ANGLE - SUPPORT/CORNER - 1.4" X 20.1" - E-COATED
6G	151861-03-02B	EA	ANGLE - SUPPORT/CORNER - 1.4" X 26.7" - E-COATED
6G	151861-04-02B	EA	ANGLE - SUPPORT/CORNER - 1.4" X 32.7" - E-COATED
6G	151861-05-02B	EA	ANGLE - SUPPORT/CORNER - 1.4" X 78.6" - E-COATED
6G	151861-06-02B	EA	ANGLE - SUPPORT/CORNER - 1.4" X 59" - E-COATED
6G	151861-08-02B	EA	ANGLE - SUPPORT/CORNER - 1.4" X 22.2" - E-COATED
6G	151861-09-02B	EA	ANGLE - SUPPORT/CORNER - 1.4" X 14.9" - E-COATED
7G	151893-01-02A	EA	TRIM/RADIUS - CABINET BOTTOM - 72.6" - DULL METALLIC
8G	156464-01-01A	FT	MOLDING - CORNER - RADIUS/PLASTIC - 8' - HONEY CHERRY
8G	156464-01-02A	FT	MOLDING - CORNER - RADIUS/PLASTIC - 8' - WASHED MAPLE
8G	156464-01-05A	FT	MOLDING - CORNER - RADIUS/PLASTIC - 8' - SIERRA MAPLE
8G	156464-01-06A	FT	MOLDING - CORNER - RADIUS/PLASTIC - 8' - CONCERT CHERRY
8G	156464-03-03A	FT	MOLDING - CORNER - RADIUS/PLASTIC - 8' - BONE
	081521-02-007	EA	MOUNT - METAL MOLDING - F/RADIUS CORNER MOLDING - 151.5"
9G	160989-01-06A	FT	CAP - CORNER - RADIUS MOLDING - PLASTIC - WASHED MAPLE
9G	160989-01-07A	FT	CAP - CORNER - RADIUS MOLDING - PLASTIC - HONEY CHERRY

**INTERIOR FINISH GROUP (CONTINUED)**  
**PANELING & LAMINATES**

KEY	PART NUMBER	U/M	DESCRIPTION
	000885-C3-000	SF	PARTICLE BOARD - 3/8" X 4' X 8' - WHITE THATCH EMB-1 SIDED
	000885-B9-000	SF	PARTICLE BOARD - 3/8" X 4' X 8' - NEW CONC CHERRY - 1-SIDED - CONCERT CHERRY
	000885-B5-000	SF	PARTICLE BOARD - 3/8" X 4' X 8' - WASHED MAPLE - 1-SIDED - WASHED MAPLE
	000885-B1-000	SF	PARTICLE BOARD - 3/8" X 4' X 8' - SIERRA MAPLE - 1-SIDED - SIERRA MAPLE
	000885-B8-000	SF	PARTICLE BOARD - 3/8" X 4' X 8' - NEW CONC CHERRY - 2 SIDED - CONCERT CHERRY
	000885-B4-000	SF	PARTICLE BOARD - 3/8" X 4' X 8' - WASHED MAPLE - 2-SIDED - WASHED MAPLE
	000885-B0-000	SF	PARTICLE BOARD - 3/8" X 4' X 8' - SIERRA MAPLE - 2-SIDED - SIERRA MAPLE
	000885-C1-000	SF	PARTICLE BOARD - 1/2" X 4' X 8' - NEW CONC CHERRY - 2 SIDED - CONCERT CHERRY
	000885-B7-000	SF	PARTICLE BOARD - 1/2" X 4' X 8' - WASHED MAPLE - 2-SIDED - WASHED MAPLE
	000885-B3-000	SF	PARTICLE BOARD - 1/2" X 4' X 8' - SIERRA MAPLE - 2-SIDED - SIERRA MAPLE
	000885-C0-000	SF	PARTICLE BOARD - 3/4" X 4' X 8' - NEW CONC CHERRY - 2 SIDED - CONCERT CHERRY
	000885-B6-000	SF	PARTICLE BOARD - 3/4" X 4' X 8' - WASHED MAPLE - 2-SIDED - WASHED MAPLE
	000885-B2-000	SF	PARTICLE BOARD - 3/4" X 4' X 8' - SIERRA MAPLE - 2-SIDED - SIERRA MAPLE
	057882-06-000	SF	TAMBOUR - 48" X 96" SHEET - UNFINISHED - CONCERT CHERRY
	057882-05-000	SF	TAMBOUR - 48" X 96" SHEET - UNFINISHED - WASHED MAPLE/SIERRA MAPLE
	074497-50-000	SF	PANELING - NEW CONCERT CHERRY - 1/8" X 4' X 8' - CONCERT CHERRY
	074497-49-000	SF	PANELING - WASHED MAPLE - 1/8" X 4' X 8' - WASHED MAPLE
	074497-48-000	SF	PANELING - SIERRA MAPLE - 1/8" X 4' X 8' - SIERRA MAPLE
	074498-C2-000	SF	LAMINATE - PLASTIC - CHERRY - 4' X 8' - CONCERT CHERRY
	074498-A6-000	SF	LAMINATE - PLASTIC - HARDROCK MAPLE - 5' X 8' - WASHED MAPLE
	074498-A8-000	SF	LAMINATE - PLASTIC - SUEDE/HONEY MAPLE - 5' X 8' - SIERRA MAPLE
	076325-79-000	FT	MOLDING - EDGE BAND - .93" X .024" - CONCERT CHERRY
	076325-82-000	FT	MOLDING - EDGE BAND - .93" X .024" - WASHED MAPLE
	076325-83-000	FT	MOLDING - EDGE BAND - .93" X .024" - SIERRA MAPLE
	076773-21-000	SF	PANELING - 2 SIDED/NEW CONC CHERRY - 1/8" X 4' X 8' - CONCERT CHERRY
	076773-26-000	SF	PANELING - 1 SIDE/N-CONCERT CHERRY - 1/8" X 4' X 7' - CONCERT CHERRY
	076773-20-000	SF	PANELING - 2 SIDED/WASHED MAPLE - 1/8" X 4' X 8' - WASHED MAPLE
	076773-25-000	SF	PANELING - 1 SIDE/NEAT WASHED MAPLE - 1/8" X 4' X 7' - WASHED MAPLE
	076773-19-000	SF	PANELING - 2 SIDED/SIERRA MAPLE - 1/8" X 4' X 8' - SIERRA MAPLE
	076773-24-000	SF	PANELING - 1 SIDE/SIERRA MAPLE - 1/8" X 4' X 7' - SIERRA MAPLE
	079666-03-000	SF	PANELING - CLOSET - CEDAR - 4' X 7'
	085284-F7-000	FT	TAPE/STRIP - TRUE GRIP - 1 1/2" WIDE - ADHESIVE BACKED
	085284-J7-000	FT	BATT TAPE - ADHESIVE BACKED - DECORATIVE - CONCERT CHERRY
	085284-H3-000	FT	BATT TAPE - ADHESIVE BACKED - DECORATIVE - WASHED MAPLE
	085284-J4-000	FT	BATT TAPE - ADHESIVE BACKED - DECORATIVE - SIERRA MAPLE
	085284-K7-000	FT	BATT TAPE - ADHESIVE BACKED - DECORATIVE - KURTA/CANVAS (WA0, WA1, WA2)
	085284-L4-000	FT	BATT TAPE - ADHESIVE BACKED - DECORATIVE - RAWHIDE HERITAG (WA4, WA5, WA6) FROM: 00-00-00 THRU: 04-01-07
	085284-L7-000	FT	BATT TAPE - ADHESIVE BACKED - DECORATIVE - MOROCCO SAND (WA4, WA5, WA6) FROM: 04-02-07 THRU: 99-99-99
	085284-L1-000	FT	BATT TAPE - ADHESIVE BACKED - DECORATIVE - RATTAN (WB0, WB1, WB2) FROM: 00-00-00 THRU: 03-27-07
	085284-L7-000	FT	BATT TAPE - ADHESIVE BACKED - DECORATIVE - MOROCCO SAND (WB0, WB1, WB2) FROM: 03-28-07 THRU: 99-99-99
	088272-M9-000	SF	PANELING - WHITE THATCHED - 4' X 8'
	088272-M7-000	SF	PANELING - KURTA/CANVAS - 4' X 7.4' (WA0, WA1, WA2)
	088272-N4-000	SF	PANELING - RAWHIDE HERITAGE - 4' X 7.4' (WA4, WA5, WA6) FROM: 00-00-00 THRU: 04-01-07
	088272-N8-000	SF	PANELING - MOROCCO SAND - 4' X 7.4' (WA4, WA5, WA6) FROM: 04-02-07 THRU: 99-99-99
	088272-N1-000	SF	PANELING - OASIS/RATTAN - 4' X 7.4' (WB0, WB1, WB2) FROM: 00-00-00 THRU: 03-27-07
	088272-N8-000	SF	PANELING - MOROCCO SAND - 4' X 7.4' (WB0, WB1, WB2) FROM: 03-28-07 THRU: 99-99-99
	154735-06-000	SF	PANELING - FLEXIBLE KURTA/CANVAS - 4' X 7.4' (WA0, WA1, WA2)
	154735-15-000	SF	PANELING - FLEXIBLE RAWHIDE HERITAGE - 4' X 8' (WA4, WA5, WA6) FROM: 00-00-00 THRU: 04-01-07
	154735-19-000	SF	PANELING - FLEXIBLE MOROCCO SAND - 4' X 8' (WA4, WA5, WA6) FROM: 04-02-07 THRU: 99-99-99
	154735-05-000	SF	PANELING - FLEXIBLE OASIS/RATTAN - 4' X 8' (WB0, WB1, WB2) FROM: 00-00-00 THRU: 03-27-07
	154735-19-000	SF	PANELING - FLEXIBLE MOROCCO SAND - 4' X 8' (WB0, WB1, WB2) FROM: 03-28-07 THRU: 99-99-99

**INTERIOR FINISH GROUP (CONTINUED)**  
**INTERIOR TRIM LAYOUT**



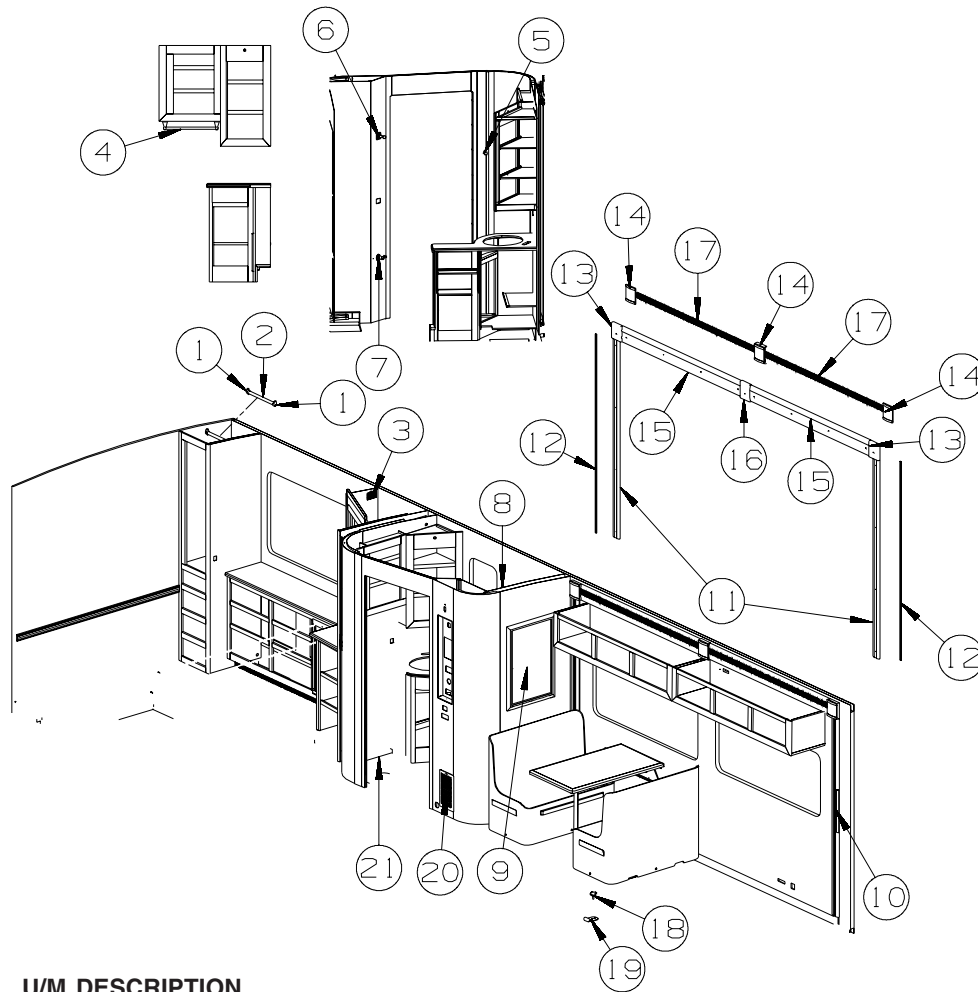
KEY	PART NUMBER	U/M	DESCRIPTION
1	134128-02-02B	EA	PLATE - W/HOLES - W/WELDNUT - E-COATED
2	134057-01-04B	EA	BRACKET - RECLINER - FLAT BLACK
3	143956-03-04B	EA	BRACKET/TIEDOWN - EURO CHAIR - BLACK - <b>LOUNGE CHAIR - EURO LEATHER</b>
4	134194-01-01A	EA	KNOB - HOLD DOWN/RECLINER - BLACK
5	094499-06-000	EA	EXTINGUISHER/FIRE - DRY - 10BC - W/BRACKET - UL/ULC - WHT
6	131058-03-02A	EA	HAND RAIL - INTERIOR ENTRY DOOR - BLACK
7	148362-01-02A	EA	COVER - BRACKET/STRIKE - MEDIUM OAK
	140151-02-03A	EA	COVER - SCREW - MEDIUM OAK
8	120134-01-02A	EA	REGISTER - W/DAMPER - 4" PIPE/6.4" O.D. FACE - WHITE
8	120134-02-01A	EA	REGISTER - TRIM RING - WHITE
9	072852-01-000	EA	DETECTOR - SMOKE - W/9 VOLT BATTERY - US
9	072852-02-000	EA	DETECTOR - SMOKE - W/9 VOLT BATTERY - CANADIAN
	077956-01-000	EA	LABEL - WARNING/SMOKE DETECTOR
10	144628-02-02A	EA	SHADE - SCREEN DOOR - 23" X 33.4" - BLACK
10	144628-02-01A	EA	SHADE - SCREEN DOOR - 23" X 33.4" - BRIGHT WHITE
11	152991-01-01A	EA	MOLDING/TRIM - OVERHEAD - 13.9"D X 67.7"L - CONCERT CHERRY
11	152991-01-02A	EA	MOLDING/TRIM - OVERHEAD - 13.9"D X 67.7"L - WASHED MAPLE
11	152991-01-04A	EA	MOLDING/TRIM - OVERHEAD - 13.9"D X 67.7"L - SIERRA MAPLE
12	152301-01-01A	EA	FLANGE - PLASTIC - 1" CLOTHES ROD HOLDER - WHITE
13	Y00136-21-218	EA	DOWEL - WOOD - CLOTHES ROD - 1"DIAMETER X 4'
14	125136-02-000	EA	DETECTOR/CO - GAS MODEL - 9 VOLT
15	142411-05-000	EA	HOLDER - F/CONTROL (SELECT COMFORT)
16	138359-01-01A	FT	COVER - ROOF BREAK - PEARL CREAM/PLASTIC - 96"
17	138403-01-01A	EA	TRIM - ROOF - MILL
18	149147-04-04A	EA	MIRROR - FRAMED - BEVELED - 41.5" X 25.5"-CHAMPAGNE SILVER
19	130120-01-01A	EA	BRACKET/MOUNTING - MIRROR
20	M09462-66-R75	EA	MOLDING - TRIM/RAIL - .6" X 2.4" X 96" - CONCERT CHERRY
20	M09462-66-R76	EA	MOLDING - TRIM/RAIL - .6" X 2.4" X 96" - WASHED MAPLE
20	M09462-66-SA3	EA	MOLDING - TRIM/RAIL - .6" X 2.4" X 96" - SIERRA MAPLE
21	M09511-71-TD1	EA	MOLDING/TRIM - FLUTED - 2" X 92.5" - CONCERT CHERRY
21	M09511-71-TD2	EA	MOLDING/TRIM - FLUTED - 2" X 92.5" - WASHED MAPLE
21	M09511-71-TD3	EA	MOLDING/TRIM - FLUTED - 2" X 92.5" - SIERRA MAPLE
22	Y00327-D2-438	EA	MOLDING - VINYL/CURVED - 5.1" X 96" - SAKAE CONCERT CHERRY
22	Y00327-A2-438	EA	MOLDING - VINYL/CURVED - 5.1" X 96" - WASHED MAPLE
22	Y00327-92-438	EA	MOLDING - VINYL/CURVED - 5.1" X 96" - SIERRA MAPLE

**INTERIOR FINISH GROUP (CONTINUED)**  
**INTERIOR TRIM LAYOUT (CONTINUED)**

KEY	PART NUMBER	U/M	DESCRIPTION
23	153044-04-TE5	EA	MOLDING/TRIM - SLIDEOUT - 5.1" X 4.7" - CONCERT CHERRY
23	153044-04-TE6	EA	MOLDING/TRIM - SLIDEOUT - 5.1" X 4.7" - WASHED MAPLE
23	153044-04-TE7	EA	MOLDING/TRIM - SLIDEOUT - 5.1" X 4.7" - SIERRA MAPLE
24	P53421-11-UM1	EA	MOLDING/BLOCK - 5.1" X 5.6" - W/O INSERT-SAKAE CONC CHERRY
24	P53421-11-U91	EA	MOLDING/BLOCK - 5.1" X 5.6" - W/O INSERT - WASHED MAPLE
24	P53421-11-U92	EA	MOLDING/BLOCK - 5.1" X 5.6" - W/O INSERT - SIERRA MAPLE
25	Y00326-D2-438	EA	MOLDING - VINYL/CONCAVED - .7" X 96" - SAKAE CONCERT CHERRY
25	Y00326-A2-438	EA	MOLDING - VINYL/CONCAVED - .7" X 96" - WASHED MAPLE
25	Y00326-92-438	EA	MOLDING - VINYL/CONCAVED - .7" X 96" - SIERRA MAPLE
26	Y00328-D2-438	EA	MOLDING - VINYL/CURVED - 3.5" X 96" - SAKAE CONCERT CHERRY
26	Y00328-A2-438	EA	MOLDING - VINYL/CURVED - 3.5" X 96" - WASHED MAPLE
26	Y00328-92-438	EA	MOLDING - VINYL/CURVED - 3.5" X 96" - SIERRA MAPLE
27	154430-01-000	EA	MATTRESS - INNERSPRING - 60" X 74.5"
27	154430-04-000	EA	MATTRESS - INNERSPRING - 72" X 79.5" - <b>KING BED</b>
27	142411-01-000	EA	MATTRESS/AIR - 60" X 75" - SELECT COMFORT - <b>SLEEP NUMBER BED - QUEEN</b> FROM: 00-00-00 THRU: 05-27-07
27	142411-07-000	EA	MATTRESS/AIR - 60" X 75" - SELECT COMFORT - <b>SLEEP NUMBER BED - QUEEN</b> FROM: 05-28-07 THRU: 99-99-99
27	142411-06-000	EA	MATTRESS/AIR - 72" X 80" - SELECT COMFORT - <b>SLEEP NUMBER BED - KING</b> FROM: 00-00-00 THRU: 04-30-07
27	142411-09-000	EA	MATTRESS/AIR - 72" X 80" - SELECT COMFORT - <b>SLEEP NUMBER BED - KING</b> FROM: 05-01-07 THRU: 99-99-99
27	142411-03-000	EA	AIR PUMP W/CONTROLS - F/SELECT COMFORT MATTRESS
28	099717-05-000	EA	STRAP - W/16.5" FEMALE STRAP AND 17.7" MALE STRAP
29	M09501-84-TG1	EA	MOLDING/TRIM - CAP/WALL - 2.2" X 85.9" - CONCERT CHERRY
29	M09501-84-TG2	EA	MOLDING/TRIM - CAP/WALL - 2.2" X 85.9" - WASHED MAPLE
29	M09501-84-TG3	EA	MOLDING/TRIM - CAP/WALL - 2.2" X 85.9" - SIERRA MAPLE
30	162930-02-01A	EA	BACKSPLASH - METAL/RIGID - 30.2" X 15.3" FROM: 00-00-00 THRU: 02-20-07
30	162930-01-01A	EA	BACKSPLASH - METAL/RIGID - 30.2" X 14.9" FROM: 02-21-07 THRU: 99-99-99
31	162006-01-01A	EA	TRIM-J - BACKSPLASH 18" - SILVER
32	M09471-79-R39	EA	MOLDING - TRIM/COVE - .8" X .8" X 96" - CONCERT CHERRY
32	M09471-79-R46	EA	MOLDING - TRIM/COVE - .8" X .8" X 96" - WASHED MAPLE
32	M09471-79-SA3	EA	MOLDING - TRIM/COVE - .8" X .8" X 96" - SIERRA MAPLE
33	102778-13-000	EA	BOARD - CUTTING - .7" X 7.2" X 21.6" - WOOD
34	157048-03-WA0	EA	COVER - RECESSED SINK - 15.2" X 14.9" (WA0, WA1, WA2)
34	157048-03-WA4	EA	COVER - RECESSED SINK - 15.2" X 14.9" (WA4, WA5, WA6)
34	157048-03-WB0	EA	COVER - RECESSED SINK - 15.2" X 14.9" (WB0, WB1, WB2)
35	157048-04-WA0	EA	COVER - RECESSED SINK - 11" X 14.9" (WA0, WA1, WA2)
35	157048-04-WA4	EA	COVER - RECESSED SINK - 11" X 14.9" (WA4, WA5, WA6)
35	157048-04-WB0	EA	COVER - RECESSED SINK - 11" X 14.9" (WB0, WB1, WB2)
36	139955-06-02A	EA	TRIM - STEP/ENTRY - 29.3" - TITANIUM
37	159032-01-01A	EA	CONTAINER - WASTEBASKET - 14.3 QT - WHITE

**\*COMPONENT PARTS LISTED LATER IN THIS GROUP**

**INTERIOR FINISH GROUP (CONTINUED)**  
**INTERIOR TRIM LAYOUT (CONTINUED)**



KEY	PART NUMBER	U/M	DESCRIPTION
1	152301-01-01A	EA	FLANGE - PLASTIC - 1" CLOTHES ROD HOLDER - WHITE
2	Y00136-21-218	EA	DOWEL - WOOD - CLOTHES ROD - 1"DIAMETER X 4'
3	093214-01-05A	EA	GRILLE - SPEAKER - 4" - CASHMERE
4	163451-01-01A	EA	TOWEL BAR - 18" - OIL RUBBED GOLD
5	163453-01-01A	EA	TOWEL RING - OIL RUBBED GOLD
6	163454-01-01A	EA	HOOK - ROBE/DOUBLE PRONG - OIL RUBBED GOLD
7	163452-01-01A	EA	HOLDER - TOILET TISSUE - OIL RUBBED GOLD
8*	158076-03-01A	EA	DOOR - SHOWER - NEO ANGLE - 66.4" TALL - NICKEL/AQUA
	158076-05-01A	EA	LATCH KIT - TRAVEL/SAFETY - RIGHT HINGED
	158076-07-01A	EA	SCREW - F/TRAVEL LATCH - 6-32 X .25" PPH
	158076-08-01A	EA	NUT-HEX - F/TRAVEL LATCH - 6X32 SST - W/NYLON INSERT
	158076-09-01A	EA	LABEL - TRAVEL LATCH - SILVER FOIL
9	149147-03-06A	EA	MIRROR - FRAMED - BEVELED - 20" X 30"
10	130262-05-000	EA	PROTECTOR - CORNER - .4" X .7"
11	Y00328-D2-438	EA	MOLDING - VINYL/CURVED - 3.5" X 96" - SAKAE CONCERT CHERRY
11	Y00328-A2-438	EA	MOLDING - VINYL/CURVED - 3.5" X 96" - WASHED MAPLE
11	Y00328-92-438	EA	MOLDING - VINYL/CURVED - 3.5" X 96" - SIERRA MAPLE
12	Y00326-D2-438	EA	MOLDING - VINYL/CONCAVED - .7" X 96" - SAKAE CONCERT CHERRY
12	Y00326-A2-438	EA	MOLDING - VINYL/CONCAVED - .7" X 96" - WASHED MAPLE
12	Y00326-92-438	EA	MOLDING - VINYL/CONCAVED - .7" X 96" - SIERRA MAPLE
13	153421-05-TD1	EA	MOLDING/BLOCK - 5.1" X 5.9" - W/O INSERT - CONCERT CHERRY
13	153421-05-TD2	EA	MOLDING/BLOCK - 5.1" X 5.9" - W/O INSERT - WASHED MAPLE
13	153421-05-TD3	EA	MOLDING/BLOCK - 5.1" X 5.9" - W/O INSERT - SIERRA MAPLE
14	153044-05-TE5	EA	MOLDING/TRIM - SLIDEOUT - 5.1" X 5.9" - CONCERT CHERRY
14	153044-05-TE6	EA	MOLDING/TRIM - SLIDEOUT - 5.1" X 5.9" - WASHED MAPLE
14	153044-05-TE7	EA	MOLDING/TRIM - SLIDEOUT - 5.1" X 5.9" - SIERRA MAPLE
15	Y00337-D2-438	EA	MOLDING/TRIM - VINYL/CURVED-5.9"X 96"- SAKAE CONCERT CHERRY
15	Y00337-A2-438	EA	MOLDING/TRIM - VINYL/CURVED - 5.9" X 96" - WASHED MAPLE
15	Y00337-92-438	EA	MOLDING/TRIM - VINYL/CURVED - 5.9" X 96" - SIERRA MAPLE

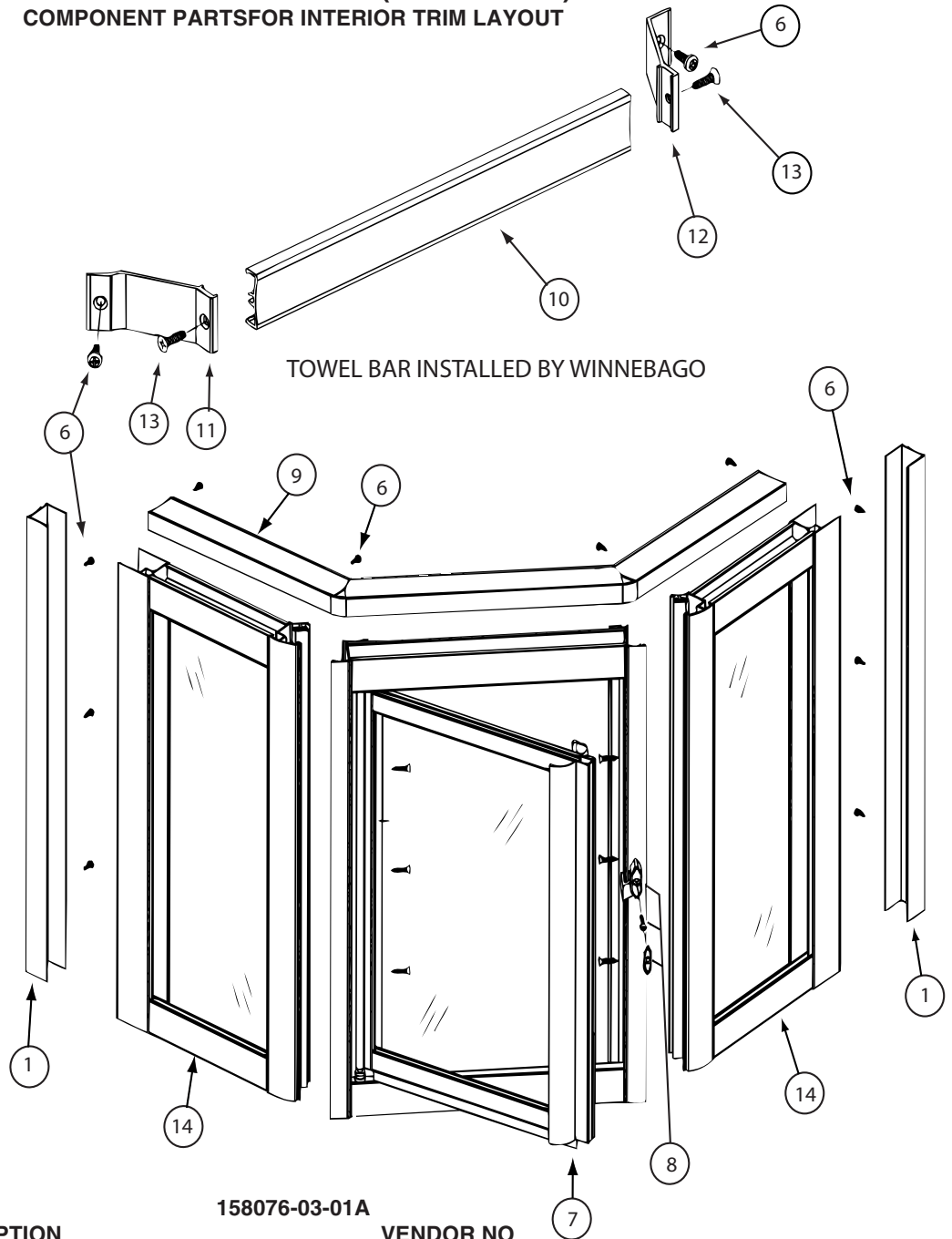


**INTERIOR FINISH GROUP (CONTINUED)**  
**INTERIOR TRIM LAYOUT (CONTINUED)**

<b>KEY</b>	<b>PART NUMBER</b>	<b>U/M</b>	<b>DESCRIPTION</b>
16	P53421-06-TE5	EA	MOLDING/BLOCK - 5.1" X 6.4" - W/O INSERT - CONCERT CHERRY
16	P53421-06-TE6	EA	MOLDING/BLOCK - 5.1" X 6.4" - W/O INSERT - WASHED MAPLE
16	P53421-06-TE7	EA	MOLDING/BLOCK - 5.1" X 6.4" - W/O INSERT - SIERRA MAPLE
17	M09511-71-TD1	EA	MOLDING/TRIM - FLUTED - 2" X 92.5" - CONCERT CHERRY
17	M09511-71-TD2	EA	MOLDING/TRIM - FLUTED - 2" X 92.5" - WASHED MAPLE
17	M09511-71-TD3	EA	MOLDING/TRIM - FLUTED - 2" X 92.5" - SIERRA MAPLE
18	134057-04-04B	EA	BRACKET - RECLINER - FLAT BLACK
19	134194-02-01A	EA	KNOB - HOLD DOWN/RECLINER - BLACK
20	093614-14-02A	EA	GRILLE - AIR RETURN - 7.9" X 13.9" - BEIGE
21	M09471-79-R39	EA	MOLDING - TRIM/COVE - .8" X .8" X 96" - CONCERT CHERRY
21	M09471-79-R46	EA	MOLDING - TRIM/COVE - .8" X .8" X 96" - WASHED MAPLE
21	M09471-79-SA3	EA	MOLDING - TRIM/COVE - .8" X .8" X 96" - SIERRA MAPLE

**\*COMPONENT PARTS LISTED LATER IN THIS GROUP**

**INTERIOR FINISH GROUP (CONTINUED)**  
**COMPONENT PARTS FOR INTERIOR TRIM LAYOUT**



158076-03-01A

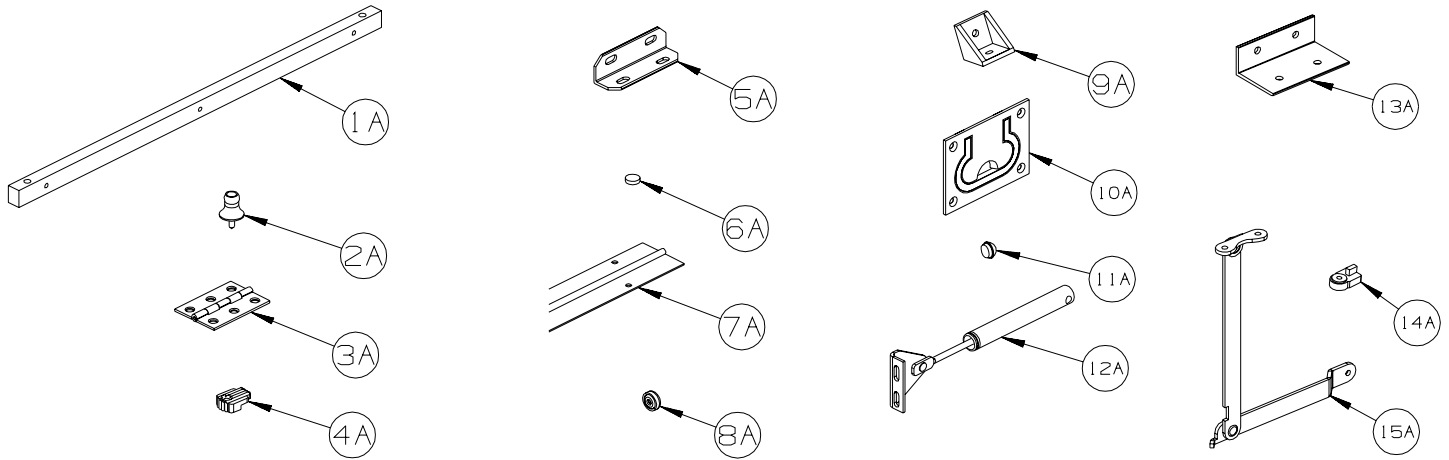
KEY	PART NUMBER	U/M	DESCRIPTION	VENDOR NO
1	158076-03-700	EA	JAMB - WALL - NICKEL	201N
6	158076-02-701	EA	SCREW - ADJUSTMENT - NICKEL	638PHPT-N
7	158076-03-704	FT	VINYL SWEEP	C176B
8	089318-01-707	EA	LATCH/CATCH-TURN-SAFETY-BLK	9730N
9	158076-03-705	EA	HEADER CAP	247N
10	115011-03-714	EA	TOWEL BAR - NICKEL	136N
11	158076-03-706	EA	BRACKET/TOWEL BAR-LH/FACING	246N
12	158076-03-707	EA	BRACKET/TOWEL BAR-RH/FACING	199N
13	115011-03-716	EA	SCREW F/TOWEL BAR - NICKEL	612F-N
14	158076-03-708	EA	WING PNL-RT/LT-FRAMED GLASS	WB383N-AWP
	158076-03-701	EA	PIVOT PIN	CP201
	158076-03-702	EA	PIVOT BUSHING	CP209
	158076-03-703	EA	PIVOT WASHER - PLASTIC	FW 10-093
	139047-01-709	EA	STRIP/MAGNETIC- 55" (NARROW)	98-42

**INTERIOR FINISH GROUP (CONTINUED)**  
**FLOOR COVERINGS**

<b>KEY</b>	<b>PART NUMBER</b>	<b>U/M</b>	<b>DESCRIPTION</b>
	075233-01-000	SY	PAD - CARPET - 3/8" X 6'W ROLL - SOLD BY THE SQUARE YARD
	089275-02-000	FT	STRIP - 3/4" X 84" BLACK POLYETHYLENE
	093486-01-000	SY	CARPET - COMPARTMENT - 72" WIDE - DARK GRAY
	131711-01-09A	EA	TILE/FLOOR - VINYL - 12" X 12" - SANDSTONE
	152251-07-02A	SY	CARPET - 4 SQUARE YARD INCREMENTS - WARM PASTRY (WA0, WA1, WA2) FROM: 00-00-00 THRU: 02-18-07
	152251-02-01A	SY	CARPET - 4 SQUARE YARD INCREMENTS - CORK (WA0, WA1, WA2) FROM: 02-19-07 THRU: 99-99-99
	152251-07-01A	SY	CARPET - 4 SQUARE YARD INCREMENTS - SAFFRON (WA4, WA5, WA6) FROM: 00-00-00 THRU: 02-18-07
	152251-02-03A	SY	CARPET - 4 SQUARE YARD INCREMENTS - TANNED HIDE(WA4, WA5, WA6) FROM: 02-19-07 THRU: 99-99-99
	152251-07-03A	SY	CARPET - 4 SQUARE YARD INCREMENTS - COLUMBIAN SUPREME (WB0, WB1, WB2) FROM: 00-00-00 THRU: 02-18-07
	152251-02-03A	SY	CARPET - 4 SQUARE YARD INCREMENTS - TANNED HIDE(WB0, WB1, WB2) FROM: 02-19-07 THRU: 99-99-99

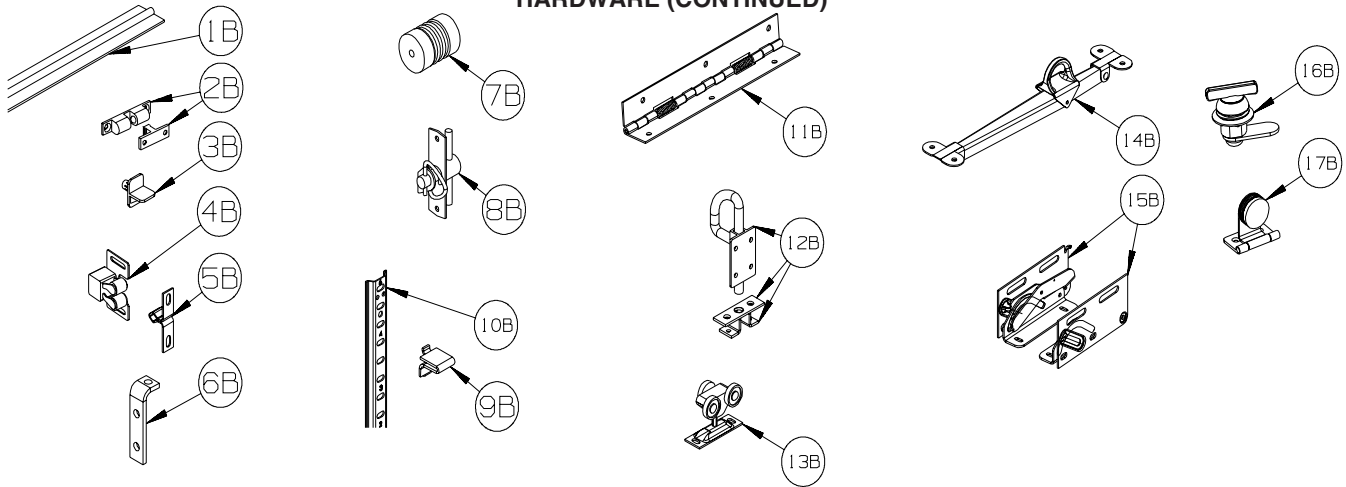
## INTERIOR FINISH GROUP (CONTINUED)

### HARDWARE



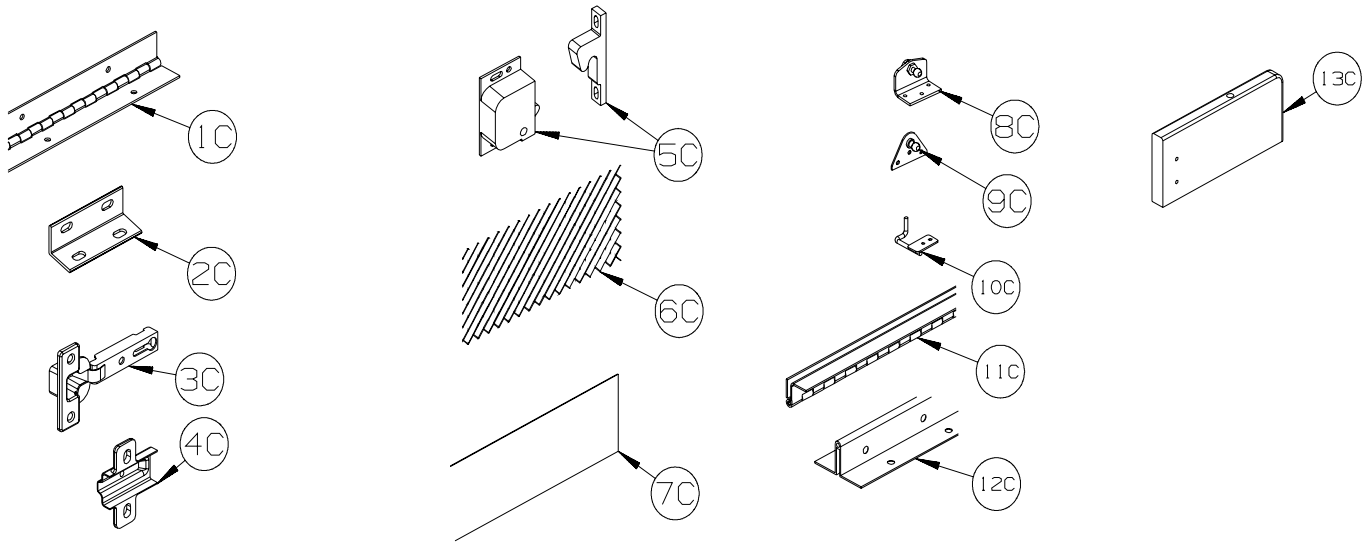
KEY	PART NUMBER	U/M	DESCRIPTION
1A	P34509-01-P14	EA	RAIL END - RH/LH - TOWEL RACK - CONCERT CHERRY
1A	P34509-01-J70	EA	RAIL END - RH/LH - TOWEL RACK - WASHED MAPLE
1A	P34509-01-RE0	EA	RAIL END - RH/LH - TOWEL RACK - HONEY CHERRY
1A	P34509-01-SA3	EA	RAIL END - RH/LH - TOWEL RACK - SIERRA MAPLE
2A	009013-01-000	EA	CATCH - BULLDOG - MALE/FEMALE
3A	009059-01-000	EA	HINGE - DOOR - 2" X 1.4" - BRASS
3A	009059-02-000	EA	HINGE - DOOR - 2" X 2.7" - BRASS
3A	009059-03-000	EA	HINGE - BRASS - 1.75"
3A	009059-04-000	EA	HINGE - 2" - ZINC
4A	009089-01-000	EA	CLIP - MIRROR
5A	016604-01-000	EA	BRACE - ANGLE - 2 1/2" - UNPAINTED METAL
5A	016604-05-000	EA	BRACE - ANGLE - 2 1/2" - OFF WHITE METAL
5A	016604-10-000	EA	BRACE - SEAT ANGLE - 2.5" - BLACK
6A	023320-01-000	EA	PAD - FELT 3/8" DIAMETER
7A	041389-19-000	EA	HINGE - PIANO - 1 1/2" X 71.9" - UNPAINTED
7A	041389-25-000	EA	HINGE - PIANO - 1 1/2" X 55" - UNPAINTED
7A	041389-32-000	EA	HINGE - PIANO - 68" - OFF WHITE
8A	166569-01-02A	EA	COVER - SCREW - #8 - BRIGHT WHITE
8A	166569-01-03A	EA	COVER - SCREW - #8 - SOFT WHITE
8A	166569-01-04A	EA	COVER - SCREW - #8 - CREAM
9A	065740-01-000	EA	BRACE - CABINET/CORNER - PLASTIC
10A	072871-01-000	EA	PULL - FLUSH - CHROME
11A	074045-13-000	EA	PLUG - 3/8" DOWEL-1/2" HEAD - PORTSMOUTH OAK
11A	074045-08-000	EA	PLUG - 3/8" DOWEL-1/2" HEAD - OAK/SALEM CHERRY - CONCERT CHERRY
11A	074045-12-000	EA	PLUG - 3/8" DOWEL-1/2" HEAD - WASHED MAPLE
11A	074045-14-000	EA	PLUG - 3/8" DOWEL-1/2" HEAD - HONEY CHERRY
11A	074045-15-000	EA	PLUG - 3/8" DOWEL-1/2" HEAD - SIERRA MAPLE
12A	074493-02-000	EA	SUPPORT/PISTON SPRING - CABINET DOOR - 26 LBS
12A	074493-03-000	EA	SUPPORT/PISTON SPRING - CABINET DOOR - 12 LBS
13A	156732-01-01A	EA	BRACE - ANGLE/COUCH - 2.5" - MILL
13A	156732-01-02A	EA	BRACE - ANGLE/COUCH - 2.5" - OFF WHITE
13A	156732-03-01A	EA	BRACE - ANGLE/COUCH - BLACK
14A	083204-03-000	EA	BUTTON - RETAINING MIRROR 5/16" TIP
15A	084412-01-000	EA	SUPPORT/HINGE KIT (LEFT & RIGHT HINGES)

**INTERIOR FINISH GROUP (CONTINUED)**  
**HARDWARE (CONTINUED)**



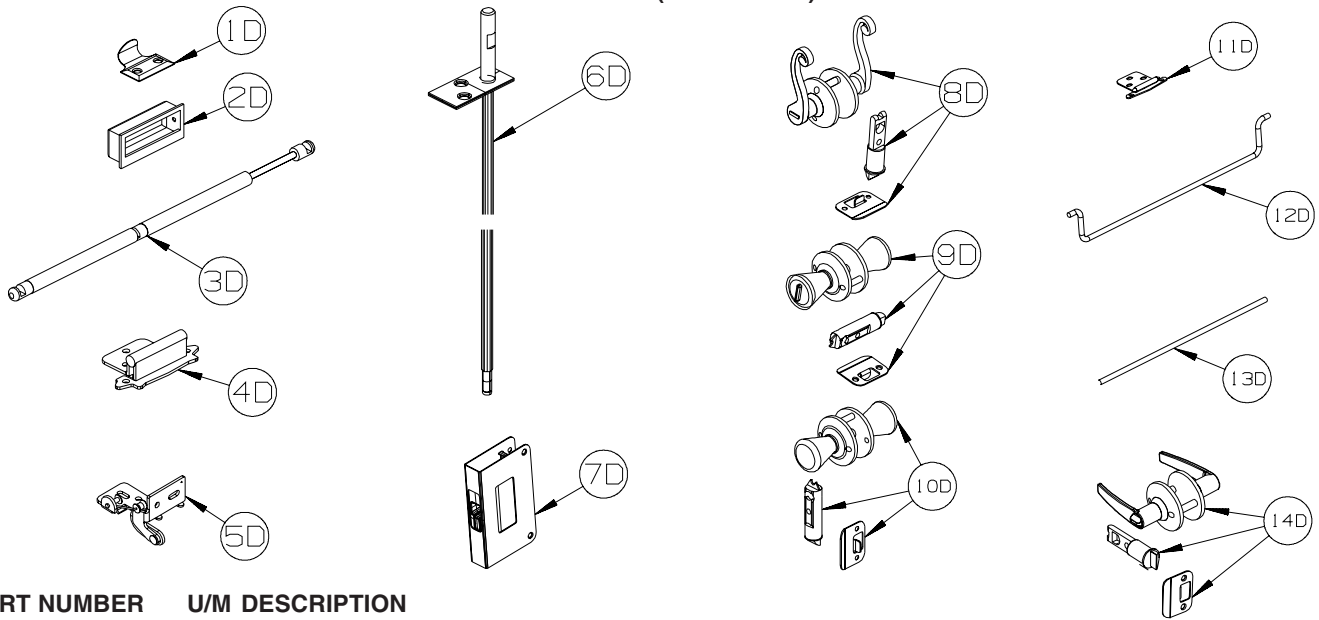
KEY	PART NUMBER	U/M	DESCRIPTION
1B	084413-01-000	EA	HINGE - 1" X 72" - ALUMINUM - W/HOLES
2B	084451-01-000	EA	CATCH & LATCH - 1.7" - BRASS
3B	092907-01-000	EA	SUPPORT - SHELF - PIN - 1/4" - CLEAR PLASTIC
4B	093586-03-000	EA	CATCH - SPRING ROLLER - .377"
4B	093586-06-000	EA	CATCH - W/STRIKE - SPRING ROLLER .236"/SPRINT STEEL .943"
5B	093586-04-000	EA	STRIKE - SPRING STEEL - 1.14"
6B	096826-01-01A	EA	BRACE - CABINET - 2" - E-COATED
6B	096826-02-01A	EA	BRACE - CABINET - 1" - E-COATED
7B	097872-04-000	EA	DOWEL - WOOD - 1" DIAMETER X 1.38" LONG - UNFINISHED
8B	098196-01-000	EA	LATCH - 1/4 TURN - T-BAR
9B	098979-01-000	EA	CLIP - ADJUSTABLE SHELF
10B	098980-01-000	EA	PILASTER - ADJUSTABLE SHELF - 18"
10B	098980-02-000	EA	PILASTER - ADJUSTABLE SHELF - 12"
10B	098980-03-000	EA	PILASTER - ADJUSTABLE SHELF - 9"
10B	098980-04-000	EA	PILASTER - ADJUSTABLE SHELF - 48"
10B	098980-05-000	EA	PILASTER - ADJUSTABLE SHELF - 15"
10B	098980-06-000	EA	PILASTER - ADJUSTABLE SHELF - 24"
11B	102920-01-02A	EA	HINGE - SPRING LOADED - NICKEL
11B	129753-01-01A	EA	HINGE - SPRING LOADED - 19" X 19" - BLACK
12B	103256-01-000	EA	LATCH COMPLETE (SLIDE)
13B	103874-01-000	EA	HANGER - SLIDING DOOR
14B	104181-01-01A	EA	SUPPORT - LEAF 5.3" EXTENDS TO 7.5" - SAFETY RING - METAL
15B	108126-01-000	EA	TRAY HINGE SET (QTY. 2 PER SET)
16B	100710-01-02A	EA	LOCK - GLASS DOOR/TWIST TYPE - NICKEL
17B	100711-01-02A	EA	HINGE - GLASS DOOR - BLACK

**INTERIOR FINISH GROUP (CONTINUED)**  
**HARDWARE (CONTINUED)**



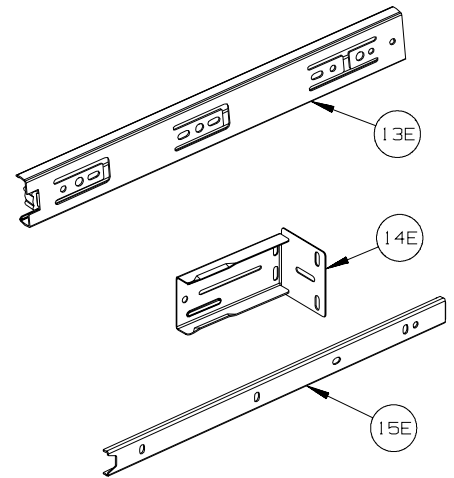
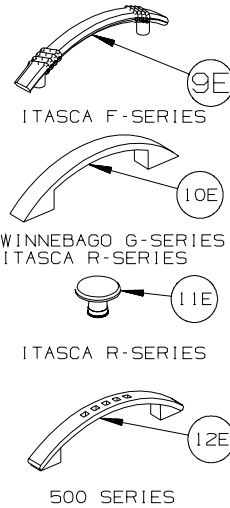
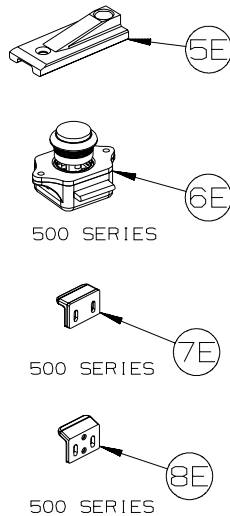
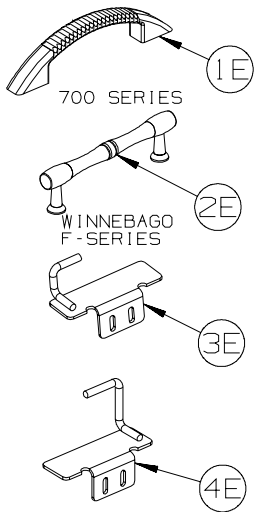
KEY	PART NUMBER	U/M	DESCRIPTION
1C	110496-01-02A	EA	HINGE - NICKEL - 2" X 32"
1C	110496-06-02A	EA	HINGE - NICKEL - 2" X 9.5"
1C	158921-01-04B	EA	HINGE - PIANO - TRUNK DOOR - 2" X 21.9" - BLACK
2C	111866-01-02A	EA	BRACE - SEAT - ANGLE - OFF WHITE
3C	114443-02-01A	EA	HINGE - CABINET DOOR - W/O CLIP - SILVER
4C	114443-03-01A	EA	CLIP - HINGE/CABINET DOOR - SILVER
5C	117095-02-01A	EA	LATCH - DOOR - GRABBER W/KEEPER - PLASTIC - BLK-10 LB PULL
5C	117095-03-01A	EA	LATCH - DOOR - GRABBER W/KEEPER - PLASTIC - BLK-15 LB PULL
6C	118200-01-01A	SF	MESH - PLASTIC 1/2" - 48" X LENGTH = SF - BLACK
7C	122717-06-01A	FT	PAD - NON-SKID - PSA - 5"W
8C	126263-06-02B	EA	BRACKET - GAS SPRING W/INSIDE BALL STUD - E-COATED
9C	126263-05-02B	EA	BRACKET - GAS SPRING W/BALL STUD - E-COATED
9C	126263-08-02B	EA	BRACKET - GAS SPRING W/CENTERED BALL STUD - E-COATED
10C	130798-01-02B	EA	GUIDE - POCKET DOOR - E-COATED
11C	134099-01-02A	EA	HINGE - PIANO - WRAP AROUND - 15.7" - NICKEL PLATED
12C	135538-03-02A	EA	HINGE - PIANO - FULL WRAP - 15.7" - CHROME
12C	135538-07-02A	EA	HINGE - PIANO - FULL WRAP - 9.8" - CHROME
13C	137445-03-T78	EA	STOP - F/SLIDING DOOR - CONCERT CHERRY
13C	137445-03-T79	EA	STOP - F/SLIDING DOOR - WASHED MAPLE
13C	137445-03-T80	EA	STOP - F/SLIDING DOOR - SIERRA MAPLE

**INTERIOR FINISH GROUP (CONTINUED)**  
**HARDWARE (CONTINUED)**



KEY	PART NUMBER	U/M	DESCRIPTION
1D	137463-01-02A	EA	LIFT - HOOK - PEWTER
2D	139136-02-02A	EA	HANDLE - .35" RECESSED - PEWTER
3D	142569-07-000	EA	SPRING/GAS - 20 LB - 20" EXTENDED/12" COMPRESSED
3D	142569-15-000	EA	SPRING/GAS - 120 LB - 20" EXTENDED/12" COMPRESSED
3D	142569-16-000	EA	SPRING/GAS - 90 LB - 20" EXTENDED/12" COMPRESSED
3D	142569-29-000	EA	SPRING/GAS - 20 LB - 9.9" EXTENDED/5.9" COMPRESSED
3D	142569-31-000	EA	SPRING/GAS - 30 LB - 11.8" EXTENDED/7.3" COMPRESSED
4D	143468-02-03A	EA	HINGE - SELF CLOSING - SATIN NICKEL
4D	143468-02-04A	EA	HINGE - SELF CLOSING - OIL RUBBED BRONZE
4D	143468-02-05A	EA	HINGE - SELF CLOSING - RUSTIC BRASS
5D	144488-01-01A	EA	HINGE - CABINET - ANTIQUE BRASS
5D	144488-01-02A	EA	HINGE - CABINET - NICKEL
6D	145939-05-02A	EA	ROD/LATCH - AISLE DOOR - NICKEL
7D	145939-04-02A	EA	LATCH/SLIDE - AISLE DOOR(1" THICK DOOR)-NICKEL/BLACK SLIDE
7D	145939-04-03A	EA	LATCH/SLIDE - AISLE DOOR(1" THICK DOOR)-OIL RUBBED BRONZE
8D	146064-01-02A	EA	LOCK/PRIVACY (LOCKING) LEVER STYLE - SATIN PEWTER
8D	146064-02-02A	EA	LOCK/PASSAGE (NON LOCKING) LEVER STYLE - PEWTER
9D	146064-05-01A	EA	LOCK/PRIVACY (LOCKING) "TULIP" STYLE KNOB - SATIN NICKEL
10D	146064-06-01A	EA	LOCK/PASSAGE (NON LOCKING) "TULIP" STYLE KNOB-SATIN NICKEL
11D	146553-01-03A	EA	HINGE - CABINET DOOR - SATIN NICKEL
12D	146801-01-02A	EA	ROD/TOWEL BAR (OFFSET) - PEWTER
13D	146840-03-02A	EA	ROD - .25" X 11.7" - PEWTER
13D	146840-04-02A	EA	ROD - .25" X 13.1" - PEWTER
14D	146064-08-01A	EA	LOCK/PASSAGE (NON LOCKING) LEVER STYLE - SATIN NICKEL
14D	146064-07-01A	EA	LOCK/PRIVACY (LOCKING) LEVER STYLE - SATIN NICKEL

## INTERIOR FINISH GROUP (CONTINUED) HARDWARE (CONTINUED)

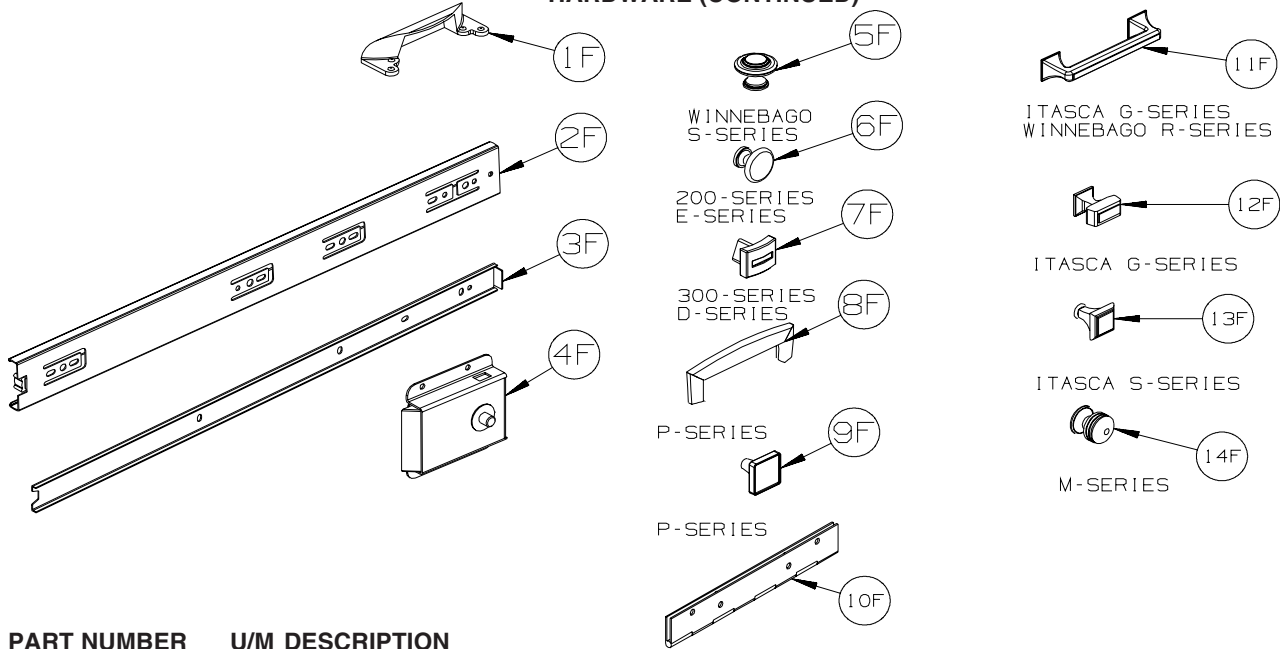


KEY	PART NUMBER	U/M	DESCRIPTION
1E	148816-01-02A	EA	PULL - CABINET DOOR - NICKEL - <b>ASPECT, CAMBRIA 700-SERIES/ADVENTURER LIMITED EDITION</b>
2E	149090-01-02A	EA	PULL - CABINET DOOR - NICKEL - <b>VOYAGE F-SERIES</b>
3E	149607-01-02B	EA	GUIDE - F/POCKET DOOR - 1.6" BENT ROD - E-COATED
3E	149607-03-02B	EA	GUIDE - F/POCKET DOOR - 2.9" BENT ROD - E-COATED
4E	149607-04-02B	EA	GUIDE - F/POCKET DOOR - E-COATED
5E	150983-01-01A	EA	STRIKE/BLOCK - WEDGE STYLE - F/SLIDE DOOR - 3" X 1.2" - BLACK
6E	151380-01-01A	EA	LATCH - CBNT DR - PUSH BTN - <b>VIEW &amp; NAVION 500-SERIES</b>
6E	151380-01-02A	EA	LATCH - CABINET DOOR - PUSH BUTTON - BLACK - <b>TOUR &amp; ELLIPSE R-SERIES</b>
7E	151380-02-01A	EA	STRIKE - CABINET DOOR - <b>VIEW &amp; NAVION 500-SERIES</b>
8E	151380-03-01A	EA	STRIKE - CABINET DOOR - <b>VIEW &amp; NAVION 500-SERIES</b>
9E	152302-01-01A	EA	PULL - CABINET DOOR - SATIN NICKEL - <b>SUNRISE F-SERIES</b>
10E	152304-01-01A	EA	PULL - CABINET DOOR - BRONZE- <b>ADVENTURER G-SERIES, ELLIPSE R-SERIES</b>
11E	152305-01-01A	EA	KNOB - DOOR/DRAWER - BRONZE - <b>ELLIPSE R-SERIES</b>
12E	152950-01-01A	EA	PULL - DOOR/DRAWER - BRUSHED NICKEL - <b>VIEW &amp; NAVION 500-SERIES</b>
13E	153000-01-01A	EA	SLIDE - CABINET MOUNT - 11.8"
13E	153000-03-01A	EA	SLIDE - CABINET MOUNT - 13.8"
13E	153000-05-01A	EA	SLIDE - CABINET MOUNT - 15.7"
13E	153000-07-01A	EA	SLIDE - CABINET MOUNT - 17.7"
13E	153000-09-01A	EA	SLIDE - CABINET MOUNT - 19.7"
13E	153000-11-01A	EA	SLIDE - CABINET MOUNT - 21.6"
13E	153000-14-01A	EA	SLIDE - CABINET MOUNT - 23.6"
13E	153000-16-01A	EA	SLIDE - CABINET MOUNT - 7.9"
13E	153000-18-01A	EA	SLIDE - CABINET MOUNT - 9.8"
13E	153000-20-01A	EA	SLIDE - CABINET MOUNT - 25.6"
14E	153000-13-01A	EA	BACKSOCKET - DRAWER SLIDE
15E	153000-02-01A	EA	SLIDE - DRAWER MOUNT - 11.8"
15E	153000-04-01A	EA	SLIDE - DRAWER MOUNT - 13.8"
15E	153000-06-01A	EA	SLIDE - DRAWER MOUNT - 15.7"
15E	153000-08-01A	EA	SLIDE - DRAWER MOUNT - 17.7"
15E	153000-10-01A	EA	SLIDE - DRAWER MOUNT - 19.7"
15E	153000-12-01A	EA	SLIDE - DRAWER MOUNT - 21.6"
15E	153000-15-01A	EA	SLIDE - DRAWER MOUNT - 23.4"
15E	153000-17-01A	EA	SLIDE - DRAWER MOUNT - 7.7"
15E	153000-19-01A	EA	SLIDE - DRAWER MOUNT - 9.6"
15E	153000-21-01A	EA	SLIDE - DRAWER MOUNT - 25.4"



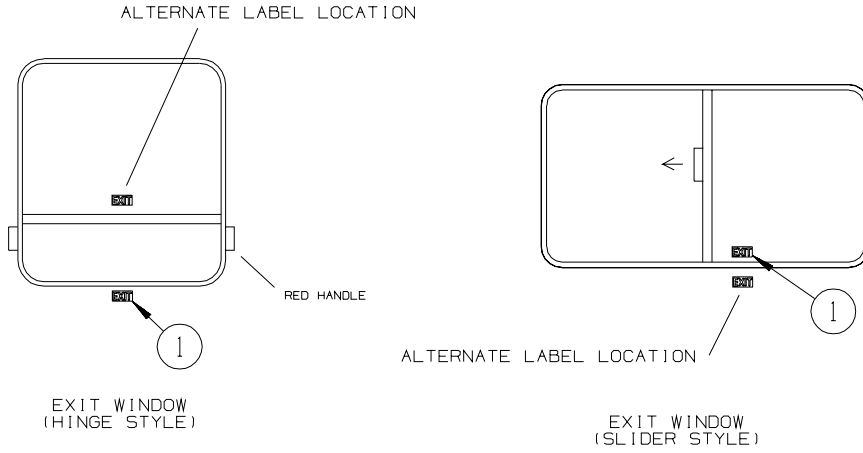
# INTERIOR FINISH GROUP (CONTINUED)

## HARDWARE (CONTINUED)

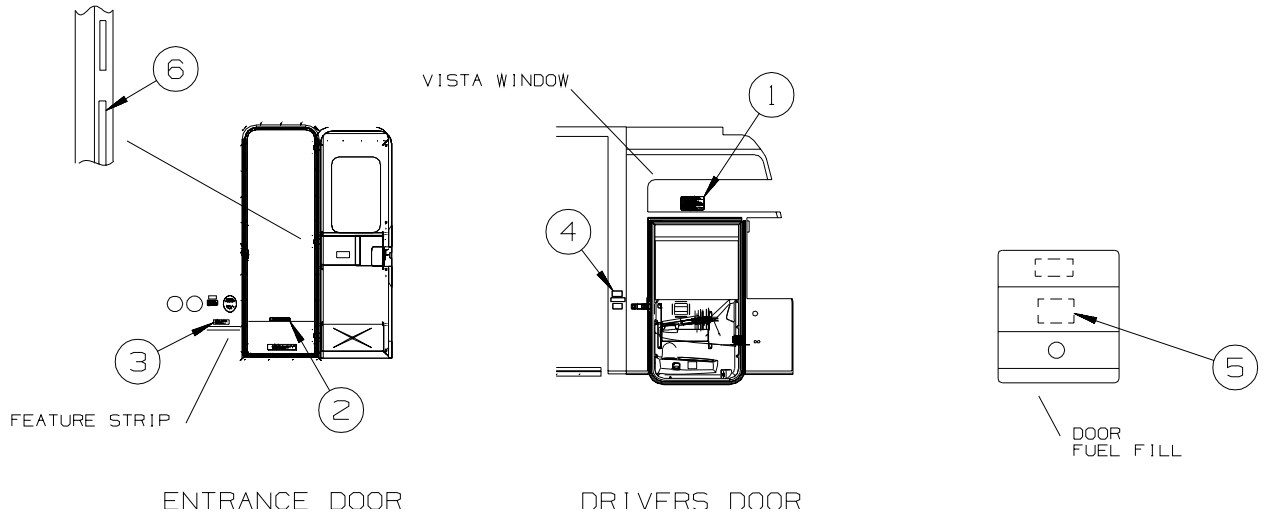


KEY	PART NUMBER	U/M	DESCRIPTION
1F	153308-01-01A	EA	PULL - VANITY STOOL - SATIN NICKEL
2F	153352-01-01A	EA	SLIDE - PANTRY - 19.7" - CABINET MOUNT
3F	153352-02-01A	EA	SLIDE - PANTRY - 19.5" - DRAWER MOUNT
4F	153353-01-01A	EA	LATCH - SLIDING/FLUSH - BLACK
5F	155803-01-01A	EA	KNOB CABINET DOOR - WROUGHT IRON - <b>VECTRA S-SERIES</b>
6F	155925-01-01A	EA	KNOB - DOOR/DRW - SATIN NICKEL - <b>ACCESS &amp; IMPULSE 200-SERIES/ VISTA &amp; SUNSTAR E-SERIES</b>
7F	156579-01-01A	EA	KNOB - DOOR/DRW - PEWTER - <b>OUTLOOK &amp; SPIRIT 300-SERIES/ SIGHTSEER &amp; SUNOVA D-SERIES</b>
8F	157246-01-01A	EA	PULL - CABINET DOOR/DRAWER - SATIN NICKEL - <b>JOURNEY &amp; MERIDIAN P-SERIES</b>
9F	157246-02-01A	EA	KNOB - CABINET DOOR/DRAWER-SATIN NICKEL - <b>JOURNEY &amp; MERIDIAN P-SERIES</b>
10F	158982-01-04B	EA	HINGE - CONTINUOUS - 2" X 8" - BLACK
10F	158982-01-01A	EA	HINGE - CONTINUOUS - 2" X 8" - ZINC
11F	162033-01-01A	EA	PULL - CABINET DOOR - BRUSHED NICKEL - <b>SUNCRUISER G-SERIES, TOUR R-SERIES</b>
12F	162033-02-01A	EA	KNOB - CABINET DOOR - BRUSHED NICKEL - <b>SUNCRUISER G-SERIES</b>
13F	162518-01-01A	EA	KNOB - DOOR/DRAWER - SATIN NICKEL - <b>HORIZON S-SERIES</b>
14F	163095-01-01A	EA	KNOB - CABINET DOOR - SATIN NICKEL - <b>DESTINATION &amp; LATTITUDE M-SERIES</b>

# LABELS GROUP



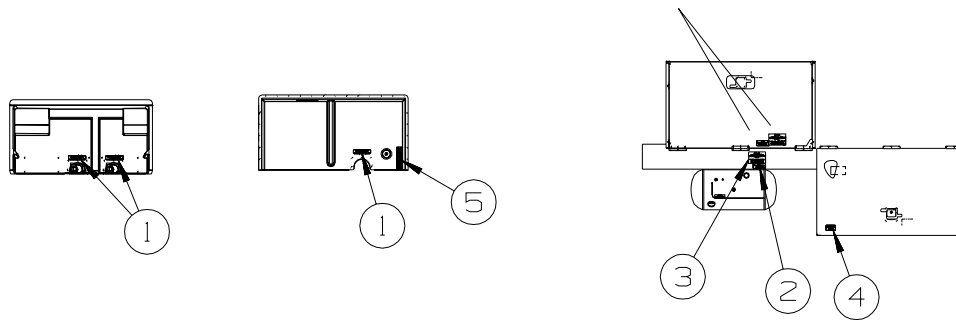
KEY	PART NUMBER	U/M DESCRIPTION
1	039290-01-000	EA LABEL - WARNING - EXIT



KEY	PART NUMBER	U/M DESCRIPTION
1	056259-01-000	EA LABEL - SAFETY CHECK LIST
2	065748-01-000	EA LABEL - WARNING - BATTERY CHARGING - UL
3	099509-01-000	EA LABEL - AWNING INSTALLATION
4	099689-01-000	EA LABEL - WARNING - CANCER/TOXICITY
5	124519-01-02A	EA LABEL - WARNING/REFUELING - WHITE ON CLEAR
5	124519-02-02A	EA LABEL - WARNING/REFUELING - WHITE ON CLEAR - CSA
5	124519-02-01A	EA LABEL - WARNING/REFUELING - BLACK ON CLEAR - CSA
6	135869-01-01A	EA LABEL - MERCURY CONTENT - BLACK ON CLEAR
6	135869-01-02A	EA LABEL - MERCURY CONTENT - WHITE ON CLEAR

## LABELS GROUP (CONTINUED)

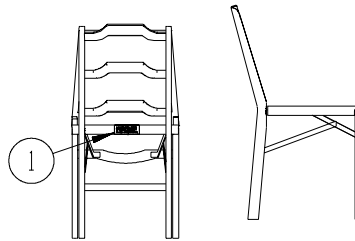
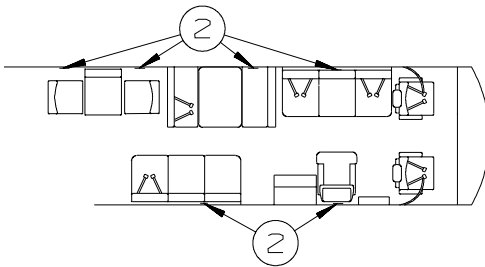
ALTERNATE LOCATION  
(WHEN NOT ROOM ON SEAL PLANE)



### TYPICAL UTILITY ACCESS

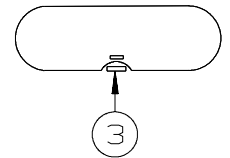
KEY	PART NUMBER	U/M	DESCRIPTION
1	123562-01-000	EA	LABEL - SERVICE/UTILITY ACCESS
2	124519-01-02A	EA	LABEL - WARNING/REFUELING - WHITE ON CLEAR
2	124519-02-02A	EA	LABEL - WARNING/REFUELING - WHITE ON CLEAR - CSA
2	124519-02-01A	EA	LABEL - WARNING/REFUELING - BLACK ON CLEAR - CSA
3	124520-01-01A	EA	LABEL - LP GAS ONLY - BLACK ON CLEAR
3	124520-01-02A	EA	LABEL - LP GAS ONLY - WHITE ON CLEAR
3	023769-01-000	EA	LABEL - WARNING - LPG - CANADIAN
4	125306-04-01A	EA	LABEL - ELECTRICAL ENTRANCE-120/20V 50 AMP-BLACK ON CLEAR
4	125306-04-02A	EA	LABEL - ELECTRICAL ENTRANCE-120/240V 50 AMP-WHITE ON CLEAR
5	147845-01-01A	EA	LABEL - DRIP VALVE

### TYPICAL SEAT AND BELT CONFIGURATIONS



FOLDING CHAIRS

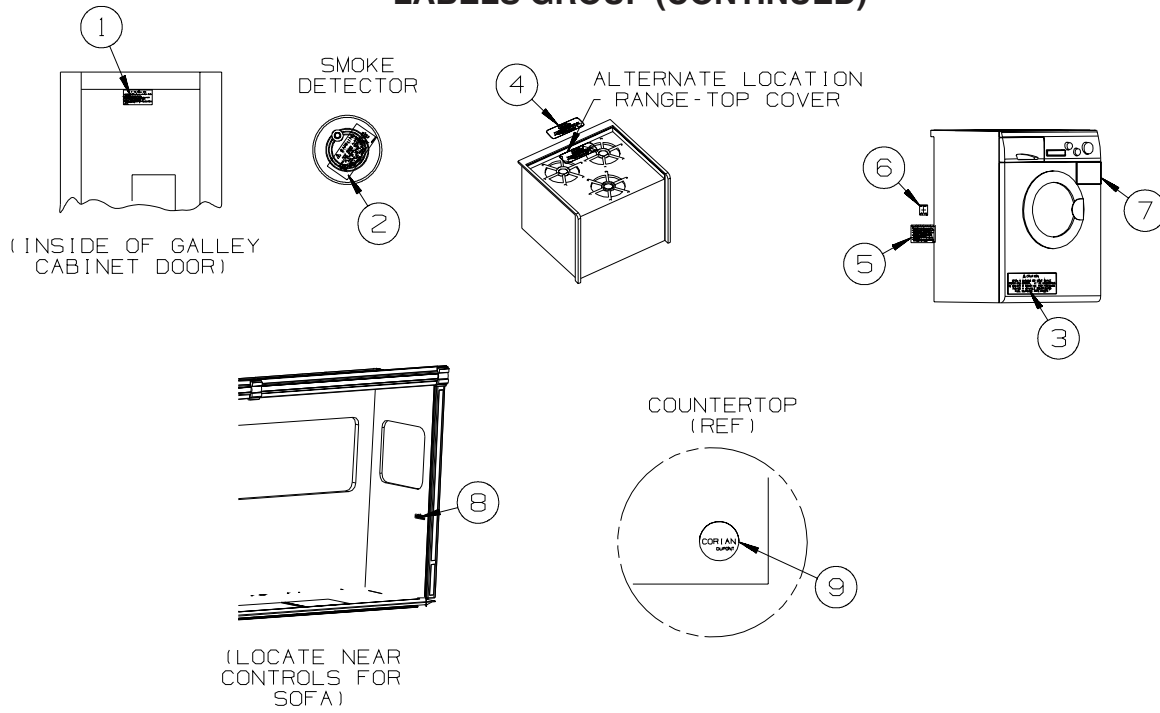
FORD ONLY  
INSTRUMENT CLUSTER  
REF



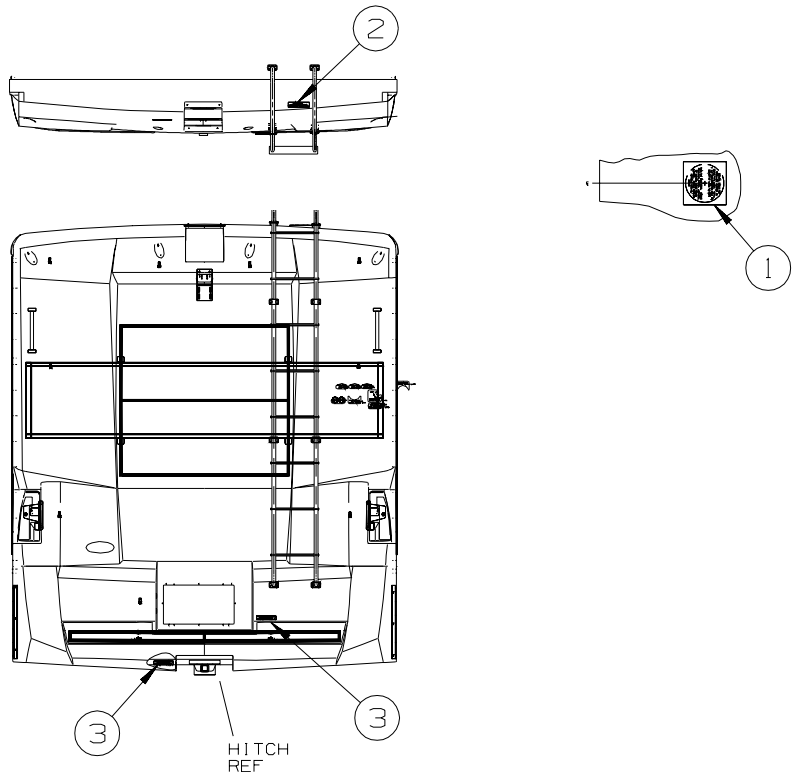
ATTACH LABEL ON OR NEXT TO:  
 \*ANY SINGLE CHAIR WITHOUT BELTS.  
 \*ANY DINETTE SEAT WITHOUT BELTS.  
 \*ANY COUCH WITHOUT BELTS OR ANY SEATING POSITION ON THAT COUCH.  
 DO NOT ATTACH LABEL IF:  
 \*DINETTE SEAT HAS AT LEAST ONE SET OF BELTS INSTALLED.

KEY	PART NUMBER	U/M	DESCRIPTION
1	134537-01-01A	EA	LABEL - OCCUPANCY - CHAIR - US
1	134537-02-01A	EA	LABEL - OCCUPANCY - CHAIR - CSA - CANADIAN
2	134538-01-01A	EA	LABEL - OCCUPANCY - NO SEAT BELT - BLACK ON CLEAR - US
2	134538-02-01A	EA	LABEL - OCCUPANCY - NO SEAT BELT - BLACK ON CLEAR - CSA
3	155692-01-02A	EA	LABEL - ODOMETER - READ IN MILE - WHITE/CLEAR

## LABELS GROUP (CONTINUED)

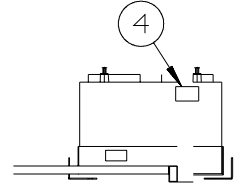
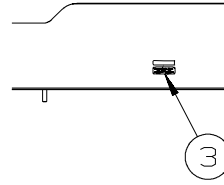
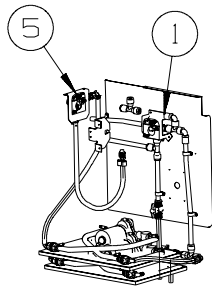
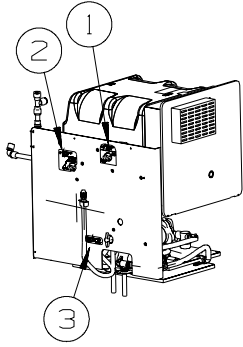


KEY	PART NUMBER	U/M	DESCRIPTION
1	073998-01-000	EA	LABEL - LPG/ODOR WARNING
2	077956-01-000	EA	LABEL - WARNING/SMOKE DETECTOR
3	130670-01-01A	EA	LABEL - CAUTION DRYER VENTING - BLACK ON CLEAR
4	134539-01-01A	EA	LABEL - WARNING - STOVE/HEATING - US - BLACK ON CLEAR
4	134540-01-01A	EA	LABEL - WARNING - STOVE/HEATING - CSA - BLACK ON CLEAR - CANADIAN
5	147524-01-000	EA	LABEL - DRYER VENTING
6	147525-01-000	EA	LABEL - DRYER VENT CUTOUT
7	153640-01-01A	EA	LABEL - WINTERIZATION - WASHER/DRYER
8	137260-01-01A	EA	LABEL - WARNING - REST EASY SOFA - BLACK ON CLEAR
9	144040-02-02A	EA	MEDALLION/ROUND - COUNTERTOP/CORIAN - NICKEL



KEY	PART NUMBER	U/M	DESCRIPTION
1	120431-01-000	EA	LABEL - LOCATION - COAXIAL CABLE/SATELLITE ANTENNA
2	163705-01-01A	EA	LABEL - WARNING - ROOF SLIPPERY - BLACK ON WHITE
3	129669-02-01A	EA	LABEL - HITCH/VEHICLE RATE - 500 - WHITE ON CLEAR

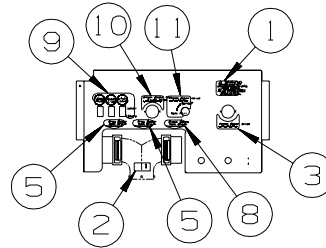
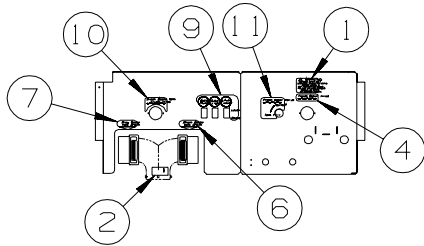
## LABELS GROUP (CONTINUED)



G38J ONLY

WATER PUMP COMPARTMENT  
(G38J ONLY)

KEY	PART NUMBER	U/M	DESCRIPTION
1	152539-01-01A	EA	LABEL - BYPASS
2	152545-01-01A	EA	LABEL - WINTERIZATION
3	154302-01-01A	EA	LABEL - FRESH WATER DRAIN - PANTONE/CLEAR
4	125320-01-01A	EA	FILM - PROTECTIVE
5	152545-01-01A	EA	LABEL - WINTERIZATION



G38T ONLY

KEY	PART NUMBER	U/M	DESCRIPTION
1	128725-02-01A	EA	LABEL - POTABLE WATER ONLY - BLACK ON CLEAR
2	144649-01-01A	EA	LABEL - ADJUSTABLE VALVE - WHITE ON CLEAR
3	152538-01-01A	EA	LABEL - FRESH WATER - PANTONE/CLEAR
4	152538-02-01A	EA	LABEL - FRESH WATER - PANTONE/CLEAR
5	152541-03-01A	EA	LABEL - GRAY WASTE
6	152543-03-01A	EA	LABEL - BLACK WASTE
6	152541-03-01A	EA	LABEL - GRAY WASTE - G35A
7	152541-03-01A	EA	LABEL - GRAY WASTE
7	152543-03-01A	EA	LABEL - BLACK WASTE - G35A
8	152543-03-01A	EA	LABEL - BLACK WASTE
9	152544-06-01A	EA	LABEL - SWITCHES - WTR PUMP/LIGHT/AUTO LVL-W/LVL/STORE DWN
10	152546-01-01A	EA	LABEL - TANK FLUSH - PANTONE/CLEAR
11	152548-01-01A	EA	LABEL - VALVE/FRESH

**LP GROUP  
LP SYSTEM**

<b>KEY</b>	<b>PART NUMBER</b>	<b>U/M</b>	<b>DESCRIPTION</b>
	010265-01-000	EA	ELBOW - BRASS - 90 DEGREE - 3/8"F X 1/2"FPT
	010323-01-000	EA	ADAPTER - 3/8"F X 1/2"MPT - BRASS
	010326-01-000	EA	ADAPTER - FLARE - W/CONE GASKET - 3/8"F X 1/2"F
	010329-01-000	EA	ADAPTER - 1/2"F X 1/2"MPT - BRASS
	010377-02-000	EA	NUT - 3/8" FLARE - FORGED - BRASS
	010380-02-000	EA	NUT - 1/2" FLARE - FORGED - BRASS
	010589-01-000	EA	NIPPLE - PIPE - 1/2" X 1 1/2" - BLACK
	024250-01-000	EA	ADAPTER - BRASS - 3/8"F X 1/2"FPT
	040440-03-000	EA	TRANSMITTER - DIAL/SNAP-ON - 0-90 OHM 2 TERM(POWER/GROUND)
	045703-01-000	EA	HOSE - LP - 3/8"ID X 24" - 3/8"MPT X 1/2"F SWIVEL - U.S.
	045703-02-000	EA	HOSE - LP - 3/8"ID X 24" - 3/8"MPT X 1/2"F SWIVEL - CANADA
	045703-05-000	EA	HOSE - LP - 3/8"ID X 28" - 3/8"MPT X 1/2"F SWIVEL - US
	045703-06-000	EA	HOSE - LP - 3/8"ID X 28" - 3/8"MPT X 1/2"F SWIVEL - CSA - CANADA
	045703-14-000	EA	HOSE - LP - 3/8"ID X 157.5" - 1/2"F SWIVEL X 1/2"F SWIVEL
	045703-15-000	EA	HOSE - LP - 3/8"ID X 142" - 1/2"F SWIVEL X 3/8"F SWIVEL
	045703-31-000	EA	HOSE - LP - 3/8"ID X 214" - 1/2"F SWIVEL X 3/8"M FL US/CSA
	106150-05-000	EA	REGULATOR - TWO STAGE
	144485-01-000	EA	COMPARTMENT - LP REGULATOR
*	144116-01-000	EA	TANK - LP - 100 LB - 14"D X 47"L

**\*COMPONENT PARTS LISTED LATER IN THIS GROUP**

**COMPONENT PARTS FOR LP SYSTEM**

**144116-01-000**

<b>KEY</b>	<b>PART NUMBER</b>	<b>U/M</b>	<b>DESCRIPTION</b>	<b>VENDOR NO.</b>
	040421-01-712	EA	VALVE-SERV. W/O VAPOR RELIEF	V20373/V21202
	040421-01-713	EA	VALVE-RELIEF 1" W/SPRING 7"	V12560/V21207
	088253-09-700	EA	SENDING UNIT-F/SNAP ON DIAL	G13062=SG14C0001466
	144116-01-700	EA	VALVE-OUTAGE(NO STEM REMOVE)	V20058
	144116-01-701	EA	VALVE/FILL 80 % W/YELLOW CAP	V13414

**SEALANTS & FASTENERS GROUP**  
**SEALANTS & ADHESIVES**

KEY	PART NUMBER	U/M	DESCRIPTION
	010405-02-000	EA	TAPE - THREAD SEALING - 3/8"
	064075-07-000	FT	SEAL - BULB - W/WIRED U CHANNEL - .3" X .5" CHANNEL-BLACK
	067788-01-000	EA	ADHESIVE - SPRAY - 3M - 19.5 OZ AEROSOL CAN
	069640-01-000	FT	SEALER - RIBBON - 1/4"DIAMETER X 30 FT - BLACK OR GRAY
	069640-02-000	FT	SEALER - TAPE - 1/8"THICK X 1/2"WIDE X 60 FT - GRAY
	069640-03-000	FT	SEALER - TAPE - 1/8"THICK X 3/4"WIDE X 60 FT - BLACK
	069640-07-000	FT	SEALER - TAPE - 3/32"THICK X 2"WIDE X 45 FT - GRAY
	069640-09-000	FT	SEALER - TAPE - 1/32"THICK X 2 1/2"WIDE X 80 FT - BRT WHT
	069640-10-000	FT	SEALER - TAPE - 1/32"THICK X 1 1/2"WIDE X 90 FT - GRAY
	069640-11-000	FT	SEALER - TAPE - 3/16"THICK X 3/8"WIDE X 40 FT - BLACK
	069640-13-000	FT	SEALER - TAPE - 3/32"THICK X 2"WIDE X 45 FT - BLACK
	069640-14-000	FT	SEALER - TAPE - 1/16"THICK X 1"WIDE X 100 FT - BLACK
	069640-15-000	FT	SEALER - TAPE - 1/16"THICK X 3/8"WIDE X 100 FT - BRT WHT
	069640-17-000	FT	SEALER - TAPE - 1/32"THICK X 1"WIDE X 150 FT - GRAY
	069640-18-000	FT	SEALER - TAPE - 1/8"THICK X 1/2"WIDE X 60 FT - BRT WHT
	069640-19-000	FT	SEALER - TAPE - 1/8"THICK X 3/4"WIDE X 60 FT - BRT WHT
	069640-20-000	FT	SEALER - TAPE - 1/8"THICK X 1/2"WIDE X 60 FT - BLACK
	069640-21-000	FT	SEALER - TAPE - 1/16"THICK X 1/2"WIDE X 100 FT - BRT WHT
	069640-22-000	FT	SEALER - TAPE - 1/32"THICK X 1/4"WIDE X 200 FT - BRT WHT
	069640-23-000	FT	SEALER - TAPE - 1/16"THICK X 3/4"WIDE X 100 FT - BRT WHT
	069640-27-000	FT	SEALER - TAPE - 1/16"THICK X 2 1/4"WIDE X 50 FT - BRT WHT
	069640-28-000	FT	SEALER - TAPE - 1/32"THICK X 1 7/8"WIDE X 90 FT - GRAY
	069640-30-000	FT	SEALER - TAPE - 1/32"THICK X 5/8"WIDE X 50 FT - GRAY
	069640-31-000	FT	SEALER - TAPE - 1/4"THICK X 3/4"WIDE X 15 FT - BLACK
	069640-32-000	FT	SEALER - TAPE - 1/16"THICK X 3/8"WIDE X 100 FT - BLACK
	069640-33-000	FT	SEALER - RIBBON - 3/8"DIAMETER X 20 FT - BLACK
	069640-34-000	FT	SEALER - RIBBON - 1/4"DIAMETER X 30 FT - BRIGHT WHITE
	069640-36-000	EA	SEALER - TAPE - 1/16"THICK X 1/2"WIDE X 100 FT - BLACK
	069640-37-000	FT	SEALER - TAPE - 1/16"THICK X 3/4"WIDE X 100 FT - BLACK
	069640-38-000	FT	SEALER - TAPE - 1/16"THICK X 3/4"WIDE X 100 FT - BRT WHT
	069640-39-000	FT	SEALER - TAPE - 1/16"THICK X 3"WIDE X 50 FT - BRT WHT
	069640-40-000	FT	SEALER - TAPE - 1/16"THICK X 3"WIDE X 50 FT - BRT WHT
	072889-28-000	EA	SEALANT/URETHANE-10 OZ TUBE W/NOZZLE-SELF LEVELING-BRT WHT
	072889-31-000	EA	SEALANT/URETHANE-10 OZ TUBE W/NOZZLE-SELF LEVELING - BLACK
	076322-02-000	FT	TAPE-DOUBLE COATED/ADHESIVE BK-.05"THK X 1"W X 108' - WHT
	076322-03-000	FT	TAPE-DOUBLE COATED/ADHESIVE BK-.05"THK X .5"W X 108' - WHT
	076322-05-000	FT	TAPE-DOUBLE COATED/ADHESIVE BK-.05"THK X .8"W X 108' - WHT
	076322-07-000	FT	TAPE-DOUBLE COATED/ADHESIVE BK-.05"THK X .5"W X 200' - BLK
	076322-13-000	FT	TAPE - FOAM/DOUBLE COATED - .020"THK X .75"W - CLEAR
	076322-21-000	FT	TAPE - FOAM/DOUBLE COATED - .045"THK X .50"W
	076322-22-000	FT	TAPE - FOAM/DOUBLE COATED - .045"THK X .75"W
	076322-23-000	FT	TAPE - FOAM/DOUBLE COATED - .045"THK X 1"W
	076322-25-000	FT	TAPE - FOAM/DOUBLE COATED - .025"THK X .5"W
	086276-01-000	EA	TAPE - DOUBLE SIDED - 1/2" WIDE X 108' LONG (SOLD BY ROLL)
	088479-01-000	EA	TAPE - ALUMINUM - 3"
	090340-01-000	FT	SEAL - FOAM - CLOSED CELL - 1/4" X 1/2" X 50'
	090340-02-000	FT	SEAL - FOAM - CLOSED CELL - 3/8" X 1/2" X 50'
	091255-02-000	FT	SEAL - ADHESIVE BACKED/FOAM - 3/64"THICK X 3/16"W X 1000'
	091255-03-000	FT	SEAL - ADHESIVE BACKED/FOAM - 1/4" THICK X 1/4"W X 1000'
	094401-01-000	EA	SEALER - BODY SEAM - FLEXICLEAR
	094401-04-000	EA	SEALER - BODY SEAM - CLEAR
	094401-05-000	EA	SEALER - BODY SEAM - 20OZ BLACK
	094401-06-000	EA	SEALER - BODY SEAM - 12OZ BLACK
	094401-07-000	EA	SEALER - BODY SEAM - CLEAR
	098408-01-000	FT	SEAL - SPONGE RUBBER - CLOSED CELL
	099069-01-000	FT	SEAL - RUBBER - CLOSED SPONGE - .5" WIDE X .12" THICK-BLK
	099418-01-000	FT	SEAL - D-SECTION/ADHESIVE BACK - .44" X .44" - BLK RUBBER
	100128-02-000	FT	SEAL - FOAM/ADHESIVE BACK - .37" WIDE X .37" THICK X 60'
	104692-01-000	FT	SEAL - ADHESIVE BACKED FOAM - 3/4" THICK X 3/4" WIDE X 25'
	107721-07-000	FT	SEAL - ACCESS DOOR - .9"WIDE X 1.1"HIGH
	112864-01-000	FT	SEAL - FOAM/BUTYL COVERED - 3/8" X 35'
	112864-02-000	FT	SEAL - FOAM/BUTYL COVERED - 5/16" X 44'
	112864-05-000	FT	SEAL - FOAM/BUTYL COVERED - 1/2" X 3/16"
	112901-02-000	EA	ADHESIVE - PLEXUS - MA330 - 50ML - GRAY

## SEALANTS & FASTENERS GROUP (CONTINUED)

### SEALANTS & ADHESIVES (CONTINUED)

KEY	PART NUMBER	U/M	DESCRIPTION
	112901-03-000	EA	ADHESIVE - PLEXUS - MA300 - 50ML - WHITE
	112902-03-000	EA	MIXER NOZZLE - F/GUN #00400102000 - SCOTCH-WELD & PLEXUS
	112902-04-000	EA	NOZZLE - ELEMENT - 1/4" X 3.5"
	113452-01-000	FT	SEAL/TRIM - FRONT - VINYL W/WIRE CARRIER - .020"
	113452-02-000	FT	SEAL/TRIM - FRONT - VINYL W/WIRE CARRIER - .027"
	113366-01-000	EA	ADHESIVE - INSTANT - 1 OZ
	115870-01-000	FT	SEAL/EDGE - TRIM
	120074-02-03A	EA	SILICONE - TUBE - W/O NOZZLE - LOW ODOR - SMOKEY WHITE
	120534-01-01A	EA	TAPE - SCOTCH - 3M - 1/2" FINE LINE
	123655-01-000	FT	SEAL - CLOSED CELL/FOAM
	123816-01-000	FT	TAPE - DOUBLE SIDED - 1" X .020" X 200' - CLEAR
	123816-02-000	FT	TAPE - DOUBLE SIDED - 1/2" X .035" X 200' - CLEAR
	123816-03-000	FT	TAPE - DOUBLE SIDED - 1/2" X .020" X 200' - CLEAR
	123816-04-000	FT	TAPE - DOUBLE SIDED - 6" X .0035" X 750' - CLEAR
	123816-06-000	FT	TAPE - DOUBLE SIDED - 3/4" X 3/4" X 200' - CLEAR
	123816-07-000	FT	TAPE - DOUBLE SIDED - 1 3/4" X 200' - CLEAR
	126427-01-000	EA	ADHESIVE - ALL PURPOSE - ABS/PVC
	126427-02-000	EA	PRIMER - CLEANER - FLEX PIPING
	131264-01-12A	EA	SILICONE - TUBE - W/NOZZLE - BONE
	131264-01-13A	EA	SILICONE - TUBE - W/NOZZLE - TRANSLUCENT
	131264-03-01A	EA	SILICONE - TUBE - W/O NOZZLE - SELF LEVELING -BRIGHT WHITE
	131264-04-02A	EA	SILICONE/SEALANT/ADHESIVE-FAST CURE F/GLASS/VINYL-SOFT WHT
	131264-05-01A	EA	SILICONE/SEALANT - ODORLESS - TUBE - W/NOZZLE - BLACK
	131264-05-02A	EA	SILICONE/SEALANT - ODORLESS - TUBE - W/NOZZLE - CLEAR
	131384-01-000	EA	ADHESIVE - JET WELD - 10 OZ CARTRIDGE
	132892-07-01A	FT	SEAL - BULB/SINGLE - W/U CHANNEL - .5" X 1" - BLACK
	152038-01-01A	EA	TAPE - PRESERVATION SEAL - 2" X 36YD ROLL - BLACK
	154585-01-01A	FT	SEAL - FOAM TAPE - ADHESIVE BACK - 3/8" X 3/8" - BLACK
	154585-02-01A	FT	SEAL - FOAM TAPE - ADHESIVE BACK - 3/4" X 1/2" - BLACK
	154585-03-01A	FT	SEAL - FOAM TAPE - ADHESIVE 2 SIDED - 1/8" X 3/4" - BLACK
	154585-04-01A	FT	SEAL - FOAM TAPE - ADHESIVE BACK - 5/8" X 1/8" - WHITE
	156622-01-01A	FT	SEALER - TAPE - 1/4"THICK X 3"WIDE X 100 FT - WHITE
	156622-02-01A	FT	SEALER - TAPE - 1/4"THICK X 2"WIDE X 100 FT - WHITE

### BOLTS, NUTS AND WASHERS

KEY	PART NUMBER	U/M	DESCRIPTION
	0MD54F-06-000	EA	NUT - HEX W/SERATED FLANGE
	000C12-04-08B	EA	BOLT - HEX - 1/4-20 X 1/2 - GRADE #5 - ZINC
	000C12-04-12A	EA	BOLT - HEX - 1/4-20 X 3/4 - PLAIN 5
	000C12-04-40B	EA	BOLT - HEX - 1/4-20 X 2 1/2 - GRADE #5 ZINC
	000C12-05-16B	EA	BOLT - HEX - 5/16 - 18X1 - GRADE #5 - ZINC
	000C12-05-40B	EA	BOLT - HEX - 5/16"-18 X 2.5" - GRADE #5 - ZINC
	000C12-06-28B	EA	BOLT-HEX-3/8-16X13/4 ZN 5 - 5185-01
	000C12-08-24B	EA	BOLT - HEX - 1/2-13 X 1 1/2 - GRADE #5 - ZINC
	000C12-08-28B	EA	BOLT - HEX - 1/2-13 X 1 3/4 - GRADE #5 - ZINC
	000C12-08-44B	EA	BOLT - HEX - 1/2-13 X 2 3/4 - GRADE #5 - ZINC
	000C13-07-40B	EA	BOLT - HEX - 7/16-20 X 2 1/2 - GRADE #5 - ZINC
	000C13-07-48B	EA	BOLT - HEX - 7/16-20 X 3 - GRADE #5 - ZINC
	000C14-10-32B	EA	BOLT - HEX - 5/8-11 X 2.0 - GRADE #8 - ZINC
	000C18-05-40A	EA	BOLT - ELEVATOR - 5/16-18 X 2 1/2 - PL
	000C26-04-10B	EA	BOLT - HEX - SERRATED FLANGE - 1/4-20 X 5/8 - ZINC
	000C26-04-12F	EA	BOLT - HEX - SERRATED FLANGE -1/4-20 X 3/4-STAINLESS STEEL
	000C26-04-14B	EA	BOLT - HEX - SERRATED FLANGE - 1/4-20 X 7/8 - ZINC
	000C26-04-18B	EA	BOLT - HEX - SERRATED FLANGE - 1/4-20 X 1 1/8 - ZINC
	000C26-05-12B	EA	BOLT - HEX - SERRATED FLANGE - 5/16-18 X 3/4 - ZINC
	000C26-06-12B	EA	BOLT - HEX - SERRATED FLANGE - 3/8-16 X 3/4 - ZINC
	000C26-06-20B	EA	BOLT - HEX - SERRATED FLANGE - 3/8-16 X 1 1/4 - ZINC
	000C26-06-28B	EA	BOLT - HEX - SERRATED FLANGE - 3/8-16 X 1 3/4 - ZINC
	000C26-06-40B	EA	BOLT - HEX - SERRATED FLANGE - 3/8-16 X 2 1/2 - ZINC
	000C26-08-24B	EA	BOLT - HEX - SERRATED FLANGE - 1/2-13 X 1 1/2 - ZINC
	000C26-08-28B	EA	BOLT - HEX - SERRATED FLANGE - 1/2-13 X 1 3/4 - ZINC
	000C27-08-48B	EA	BOLT-CARR 1/2-13X3.00 GR5 - 97 M-SERIES
	000D24-10-00B	EA	NUT - HEX - SELF LOCKING - 10-32 - ZINC



**SEALANTS & FASTENERS GROUP (CONTINUED)**  
**BOLTS, NUTS AND WASHERS (CONTINUED)**

KEY	PART NUMBER	U/M	DESCRIPTION
	000D27-05-00B	EA	NUT - HEX LOCK - 5-40 - ZINC
	000D28-10-00B	EA	NUT - HEX - W/NYLON LOCK - 10-32 - ZINC
	000D29-04-00B	EA	NUT - HEX - SELF LOCKING - 1/4 X 20 - ZINC
	000D29-04-00F	EA	NUT - HEX - SELF LOCKING - 1/4 X 20 - STAINLESS STEEL
	000D29-06-00B	EA	NUT - HEX - W/NYLON LOCK - 3/8-16 - ZINC
	000D29-09-00B	EA	NUT - HEX - SELF LOCKING - 9/16-12 - ZINC
	000D34-04-00B	EA	NUT - HEX - LOCKING - 1/4-20 - ZINC
	000D34-06-00B	EA	NUT - HEX - LOCKING - 3/8-16 GRADE C - ZINC
	000D39-04-00B	EA	NUT - HEX - LOCKING W/SERRATED FLANGE - 1/4-20 - ZINC
	000D39-05-00B	EA	NUT - HEX - LOCKING W/SERRATED FLANGE - 5/16-18 - ZINC
	000D39-06-00B	EA	NUT - HEX - LOCKING W/SERRATED FLANGE - 3/8-18 - ZINC
	000D39-06-00D	EA	NUT - HEX - LOCKING W/SERRATED FLANGE - 3/8"-16 BLACK
	000D39-07-00B	EA	NUT - HEX - LOCKING W/SERRATED FLANGE - 7/16-14 - ZINC
	000D39-08-00B	EA	NUT - HEX - LOCKING W/SERRATED FLANGE - 1/2-13 - ZINC
	000D44-07-00B	EA	NUT - HEX - LOCKING W/SERRATED FLANGE - 7/16-20 - ZINC
	000D44-08-00B	EA	NUT - HEX - LOCKING W/SERRATED FLANGE - 1/2-20 - ZINC
	000D46-04-00A	EA	NUT - HEX - WELD - 1/4-20 - PLAIN
	000D65-08-00B	EA	NUT - HEX - LOCKING W/SERRATED FLANGE - 8-32 - ZINC
	000D73-08-00C	EA	NUT - HEX FLANGE - 1/2-13
	000D75-09-00B	EA	NUT - HEX LOCKING - 9/16-12 - ZINC
	000D76-06-00B	EA	NUT - HEX FLANGE - 3/8-16
	000E11-04-00F	EA	WASHER - LOCKING - 1/4 MED SPLIT - STAINLESS STEEL
	000E11-07-00B	EA	WASHER - LOCKING - 7/16 MED SPLIT - ZINC
	000E11-08-00B	EA	WASHER - LOCKING - 1/2 MED SPLIT - ZINC
	000E13-17-00B	EA	WASHER - FLAT - 3/8 AR - ZINC
	000E13-18-00B	EA	WASHER - FLAT - 3/8 WIDE - ZINC
	000E13-20-00B	EA	WASHER - FLAT - 7/16 WIDE - ZINC
	000E13-22-00B	EA	WASHER - FLAT - 1/2 WIDE - ZINC
	000E13-26-00B	EA	WASHER - FLAT - 5/8 WIDE - ZINC
	000E14-10-00B	EA	WASHER - LOCKING - #10 EXTERNAL TOOTH - ZINC
	000E16-10-00B	EA	WASHER - HARDENED - 5/8 - FLAT - ZINC
	000G45-05-16B	EA	BOLT - LAG - 5/16-9 X 1 - ZINC
	039715-01-000	EA	NUT-SERT - 1/4" DIAMETER - 20 THREADS
	040921-01-000	EA	NUT - SPEED - U TYPE - #10-24 - BLACK
	040921-03-000	EA	NUT - SPEED - U TYPE - #10
	040921-04-000	EA	NUT - SPEED - U TYPE - #8-.59" LENGTH X .44" WIDTH
	040921-05-000	EA	NUT - SPEED - U-TYPE - 8-.67" X .44" WIDE
	040921-11-000	EA	NUT - SPEED - U-TYPE - 8-.59" LENGTH X .44" WIDTH - BLACK
	041322-01-000	EA	WASHER - FLANGE - 15/32"ID X 2 3/8"OD - F/SEAT BELT MTG
	044364-02-000	EA	NUT - SPEED - FLAT - ROUND
	044533-01-000	EA	WASHER - 1 3/8"OD - FOR BUTTONS - PLASTIC
	051387-06-000	EA	BOLT - CARRIAGE W/O HOLE - 5/16-18 X 9 1/2 - ZINC
	058716-02-000	EA	WASHER - FLAT NYLON
	064081-03-000	EA	NUT - WING 3/8-16 - W/WELD NUT
	077071-01-000	EA	WASHER - FENDER - 3/16"ID X 1"OD
	087234-01-000	EA	NUT - JACK - 1/4 X 20 THD - MOLLY
	088787-12-000	EA	STUD - WELD - 1/4 - 20 X 1.0 LG - MN
	106956-03-000	EA	BOLT - HEX TAP - 1/2-13NC X 3 - GRADE 5 - FULL THREAD/ZINC
	106956-10-000	EA	BOLT - HEX TAP - 9/16-12NC X 3 5/8 -GRD 5-FULL THREAD/ZINC
	106956-11-000	EA	BOLT - HEX TAP - 1/2-13NC X 2 1/2 - GRD 5-FULL THREAD/ZINC
	106956-13-000	EA	BOLT - HEX TAP - 1/2-20 X 2 1/2 - GRD 5-FULL THREAD/ZINC
	106956-14-000	EA	BOLT - HEX TAP - 5/16 -18NC X 1 1/2 - GRD 5-FULL THREAD/ZINC
	107397-01-000	EA	WASHER - FENDER - 3/4"ID X 1"OD
	108067-03-000	EA	STUD - WELD - 1/4 - 20 X 1/2 CD
	109917-01-000	EA	WASHER - 1.5" X 1.25"
	109917-03-000	EA	WASHER - 1" X .50"
	109917-04-000	EA	WASHER - 1" X .75"
	128444-01-000	EA	WASHER - SPRING - CONICAL
	135092-02-01A	EA	BOLT - HEX - SERRATED FLANGE - 1/2-20 X 2 1/2-GRADE 5 ZINC
	135092-05-01A	EA	BOLT - HEX - SERRATED FLANGE - 1/2-20 X 1 - GRADE 5 ZINC
	143399-01-01A	EA	NUT/RETAINING - 3/8"- 24 NFT
	147284-02-000	EA	NUT/SELF RETAINING - 5/16"-18
	148817-01-000	EA	WASHER/SPUR - LOCKING

# SEALANTS & FASTENERS GROUP (CONTINUED)

## SCREWS

KEY	PART NUMBER	U/M	DESCRIPTION
	0G1208-12-170	EA	SCREW - 8-18 X 3/4 POH - BRIGHT WHITE
	0G3908-08-170	EA	SCREW - SF/DR - 8-18 X 1/2 PPH - BRIGHT WHITE
	0G3908-16-170	EA	SCREW - SF/DR - 8-18 X 1 PPH - BRIGHT WHITE
	0G3908-24-170	EA	SCREW - SF/DR - 8-18 X 1 1/2 PPH - BRIGHT WHITE
	0G3910-10-420	EA	SCREW - SF/DR - 10-16 X .62 PPH - BRIARWOOD
	0G3910-12-170	EA	SCREW - SF/DR - 10-16 X 3/4 PPH - BRIGHT WHITE
	0G3910-24-170	EA	SCREW - SF/DR - 10-16 X 1 1/2 PPH - BRIGHT WHITE
	0G5508-08-370	EA	SCREW - SF/DR - 8-18 X .5 PWH - RIVERSTONE
	0G5508-08-380	EA	SCREW - SF/DR - 8-18 X .5 PWH - CASHMERE
	0G5508-08-420	EA	SCREW - SF/DR - 8-18 X .5 PWH - BRIARWOOD
	0G5508-08-450	EA	SCREW - SF/DR - 8-18 X .5 PWH - SADDLE
	0G5508-12-170	EA	SCREW - SF/DR - 8-18 X 3/4 PWH - BRIGHT WHITE
	0G5508-12-330	EA	SCREW - SF/DR - 8-18 X 3/4 PWH - PUTTY
	0G5508-12-380	EA	SCREW - SF/DR - 8-18 X 3/4 PWH - CASHMERE
	0G5508-12-450	EA	SCREW - SF/DR - 8-18 X 3/4 PWH - SADDLE
	0G5508-16-330	EA	SCREW - SF/DR - 8-18 X 1 PWH - PUTTY
	0G5508-16-370	EA	SCREW - SF/DR - 8-18 X 1 PWH - RIVERSTONE
	0G5508-16-380	EA	SCREW - SF/DR - 8-18 X 1 PWH - CASHMERE
	0G5508-16-450	EA	SCREW - SF/DR - 8-18 X 1 PWH - SADDLE
	0G6008-16-170	EA	SCREW - SF/DR - 8-18 X 1 POH - BRIGHT WHITE
	0G6012-32-170	EA	SCREW - SF/DR - 12-14 X 2 POH - BRIGHT WHITE
	0G6710-08-170	EA	SCREW - 10-12 X 1/2 PPH - BRIGHT WHITE
	0G6710-12-170	EA	SCREW - 10-12 X 3/4 PPH - BRIGHT WHITE
	0G6806-16-170	EA	SCREW - 6-18 X 1 POH - BRIGHT WHITE
	0G6810-24-280	EA	SCREW - 10-12 X 1 1/2 POH - SOFT WHITE
	000C20-06-24T	EA	SCREW - 3/8-16 X 1 1/2 - FLAT SOCKET
	000G11-06-08B	EA	SCREW - 6-20 X 1/2 PPH - ZINC
	000G11-06-10B	EA	SCREW - 6-20 X 5/8 PPH - ZINC
	000G11-06-10J	EA	SCREW - 6-20 X 5/8 PPH - BRASS
	000G11-07-08B	EA	SCREW - 7-19 X 1/2 PPH - ZINC
	000G11-08-06B	EA	SCREW - 8-18 X 3/8 PPH - ZINC
	000G11-08-08T	EA	SCREW - 8-18 X 1/2 PPH - FLUOROCARBON COATING
	000G11-08-12B	EA	SCREW - 8-18 X 3/4 PPH - ZINC
	000G11-08-12P	EA	SCREW - 8-18 X 3/4 PPH - DARK BROWN
	000G11-08-12S	EA	SCREW - 8-18 X 3/4 PPH - OFF WHITE
	000G11-08-12T	EA	SCREW - 8-18 X 3/4 PPH - BLACK MAGNESIUM
	000G11-08-20B	EA	SCREW - 8-18 X 1 1/4 PPH - ZINC
	000G11-08-20G	EA	SCREW - 8-18 X 1 1/4 - ANTIQUE BRASS
	000G11-10-12D	EA	SCREW - 10-16 X 3/4 PPH - BLACK
	000G11-10-32P	EA	SCREW-10,16X2.00 PPH DK BRN
	000G12-06-08T	EA	SCREW - 6-20 X 1/2 POH - BLACK
	000G12-10-16F	EA	SCREW - 10-16 X 1 POH - STAINLESS STEEL
	000G13-05-10B	EA	SCREW - 5-12 X 5/8 PFH - ZINC
	000G13-06-06I	EA	SCREW - 6-20 X 3/8 PFH - BLACK ZINC
	000G13-06-08B	EA	SCREW - 6-20 X 1/2 PFH - ZINC
	000G13-06-08G	EA	SCREW - 6-20 X 1/2 PFH - ANTIQUE BRASS
	000G13-06-10G	EA	SCREW - 6-20 X 5/8 PFH - ANTIQUE BRASS
	000G13-06-16E	EA	SCREW - 6-20 X 1 PFH - CHROME
	000G13-06-16J	EA	SCREW - 6-20 X 1 PFH - BRASS
	000G13-06-24J	EA	SCREW - 6-20 X 1 1/2 PFH - BRASS
	000G13-07-10H	EA	SCREW - 7-19 X 5/8 PFH - BLACK
	000G13-07-12B	EA	SCREW - 7-19 X 3/4 PFH - ZINC
	000G11-08-08B	EA	SCREW - 8-18 X 1/2 PPH - ZINC
	000G13-08-10B	EA	SCREW - 8-18 X 5/8 PFH - ZINC
	000G13-08-109	EA	SCREW - 8-18 X 5/8 PFH
	000G13-08-16B	EA	SCREW - 8-18 X 1 PFH - ZINC
	000G13-08-24B	EA	SCREW - 8-18 X 1 1/2 PFH - ZINC
	000G16-04-24B	EA	SCREW - MACHINE - 1/4-20 X 1 1/2 PPH
	000G18-08-16B	EA	SCREW - MACHINE - 8-32 X 1 PPH - ZINC
	000G18-08-22B	EA	SCREW - MACHINE - 8-32 X 1 3/8 PPH - ZINC
	000G18-08-24B	EA	SCREW - MACHINE - 8-32 X 1 1/2 PPH - ZINC
	000G19-10-08B	EA	SCREW - MACHINE - 10-32 X 1/2 PPH - ZINC
	000G19-10-10B	EA	SCREW - MACHINE - 10-32 X 5/8 - PPH - ZINC
	000G19-10-12F	EA	SCREW - MACHINE - 10-32 X 3/4 PPH - STAINLESS STEEL

**SEALANTS & FASTENERS GROUP (CONTINUED)**  
**SCREWS (CONTINUED)**

<b>KEY</b>	<b>PART NUMBER</b>	<b>U/M</b>	<b>DESCRIPTION</b>
	000G19-10-20B	EA	SCREW - MACHINE - 10-32 X 1 1/2 PPH - ZINC
	000G32-10-06B	EA	SCREW - 10-32 X 3/8 PPH - ZINC
	000G34-05-12B	EA	SCREW - HEX HEAD TAPPING - 5/16 X 3/4 LONG
	000G39-06-10T	EA	SCREW - SF/DR - 6-20 X 5/8 PPH - BLACK
	000G39-06-16T	EA	SCREW - SF/DR - 6-20 X 1 PPH - BLACK
	000G39-08-06B	EA	SCREW - SF/DR - 8-18 X 3/8 PPH - ZINC
	000G39-08-08B	EA	SCREW - SF/DR - 8-18 X 1/2 PPH - ZINC
	000G39-08-08S	EA	SCREW - SF/DR - 8-18 X 1/2 PPH - OFF WHITE
	000G39-08-08T	EA	SCREW - SF/DR - 8-18 X 1/2 PPH - BLACK
	000G39-08-12T	EA	SCREW - SF/DR - 8-18 X 3/4 PPH - BLACK
	000G39-08-16B	EA	SCREW - SF/DR - 8-18 X 1 PPH - ZINC
	000G39-08-16T	EA	SCREW - SF/DR - 6-20 X 1 PPH - BLACK
	000G39-08-24B	EA	SCREW - SF/DR - 8-18 X 1 1/2 PPH - ZINC
	000G39-08-24T	EA	SCREW - SF/DR - 8-18 X 1 1/2 PPH - BLACK
	000G39-08-32B	EA	SCREW - SF/DR - 8-18 X 2 PPH - ZINC
	000G39-08-169	EA	SCREW-SF/DR,8-18X1.00 PPH - FLUROCARBON SILVER
	000G39-10-08B	EA	SCREW - SF/DR - 10-16 X 1/2 PPH - ZINC
	000G39-10-10B	EA	SCREW - SF/DR - 10-16 X 5/8 PPH - ZINC
	000G39-10-12B	EA	SCREW - SF/DR - 10-16 X 3/4 PPH - ZINC
	000G39-10-12S	EA	SCREW - SF/DR - 10-16 X 3/4 PPH - OFF WHITE
	000G39-10-129	EA	SCREW - SF/DR - 10-16 X 3/4 PPH - FLUOROCARBON SILVER
	000G39-10-169	EA	SCREW - SF/DR - 10-16 X 1 PPH - FLUOROCARBON SILVER
	000G39-10-20B	EA	SCREW - SF/DR - 10-16 X 1 1/4 PPH - ZINC
	000G39-10-20T	EA	SCREW - SF/DR - 10-16 X 1 1/4 PPH - BLACK
	000G39-10-24B	EA	SCREW - SF/DR - 10-16 X 1 1/2 PPH - ZINC
	000G39-10-24T	EA	SCREW - SF/DR - 10-16 X 1 1/2" PPH - BLACK
	000G39-10-32B	EA	SCREW - SF/DR - 10-16 X 2 - PPH - ZINC
	000G39-10-48B	EA	SCREW - SF/DR - 10-16 X 3 - PPH - ZINC
	000G39-10-48T	EA	SCREW - SF/DR - 10-16 X 3 PPH - BLACK
	000G42-04-16B	EA	SCREW - SF/DR - 1/4-14 X 1 HWH - ZINC
	000G42-04-24B	EA	SCREW - SF/DR - 1/4-14 X 1 1/2 - ZINC
	000G52-06-05B	EA	SCREW - MACHINE - 6-32 X 5/16 PTH - ZINC
	000G52-06-06B	EA	SCREW - MACHINE - 6-32 X 3/8 PTH - ZINC
	000G54-04-14B	EA	SCREW - 1/4-20 X 7/8 PTH - TYPE 23 - ZINC PLATED
	000G55-08-12T	EA	SCREW - SF/DR - 8-18 X 3/4 PWH - BLACK
	000G55-08-16S	EA	SCREW - SF/DR - 8-18 X 1.00 PWH - OFF WHITE
	000G55-08-16T	EA	SCREW - SF/DR - 8-18 X 1 PWH - BLACK
	000G56-12-48B	EA	SCREW - WOOD - 12-11 X 3 POH - SPECIAL HARDENED
	000G60-08-16E	EA	SCREW - SF/DR - 8-1 X 1 POH - CHROME
	000G60-08-20F	EA	SCREW - SF/DR - 8-19X1.25 POH
	000G60-08-22B	EA	SCREW - SF/DR - 8-18 X 1.38 POH - ZINC
	000G60-10-20B	EA	SCREW - SF/DR - 10-16 X 1 1/4 POH - ZINC
	000G60-10-209	EA	SCREW - SF/DR - 10-16 X 1 1/4 POH - SILVER STALGAARD
	000G60-10-28T	EA	SCREW - SF/DR - 10-16 X 1 3/4 - BLACK
	000G62-06-12B	EA	SCREW-SF/DR,6-20X.75 PFH - ZINC
	000G62-06-249	EA	SCREW - SF/DR - 8-18 X 1.5 PPH - SILVER
	000G62-08-24B	EA	SCREW - SF/DR - 8-18 X 1 1/2 PFH
	000G62-08-24T	EA	SCREW - SF/DR - 8-18 X 1 1/2 PFH - BLACK
	000G67-08-32B	EA	SCREW - 8-15 X 2 PPH - ZINC
	000G67-10-08B	EA	SCREW - 10-12 X 1/2 PPH - ZINC
	000G67-10-08S	EA	SCREW - 10-12 X 1/2 PPH - OFF WHITE
	000G67-10-10B	EA	SCREW - 10-12 X 5/8 PPH - ZINC - TYPE A
	000G67-10-10D	EA	SCREW - 10-12 X 5/8 PPH - BLACK - TYPE A
	000G67-10-10P	EA	SCREW - 10-12 X 5/8 PPH - DARK BROWN
	000G67-10-10S	EA	SCREW - 10-12 X 5/8 PPH - OFF WHITE
	000G67-10-10T	EA	SCREW - 10-12 X 5/8 PPH - BLACK
	000G67-10-10V	EA	SCREW-10-12X5/8 PPH ZN O/W - TYPE A
	000G67-10-12P	EA	SCREW - 10-12 X 3/4 PPH - DARK BROWN
	000G67-10-24B	EA	SCREW - 10-12 X 1 1/2 PPH - ZINC
	000G68-06-10J	EA	SCREW - 6-18 X 5/8 POH - BRASS
	000G68-06-12B	EA	SCREW - 6-18 X 3/4 POH - ZINC & CLEAR
	000G68-06-12S	EA	SCREW - 6-18 X 3/4 POH
	029130-01-000	EA	SCREW - SNAP STUD - #8-16 X 5/8" LONG
	029130-02-000	EA	SCREW - SNAP STUD - #8-16 X 1 1/2" LONG

**SEALANTS & FASTENERS GROUP (CONTINUED)**  
**SCREWS (CONTINUED)**

<b>KEY</b>	<b>PART NUMBER</b>	<b>U/M</b>	<b>DESCRIPTION</b>
	029130-03-000	EA	SCREW - SNAP STUD - #8-16 X 1" LONG
	049465-03-000	EA	SCREW - 10-16 X 1 POH W/WASHER - OFF WHITE
	049465-17-000	EA	SCREW - 10-16 X 1 POH W/WASHER - BRIGHT WHITE
	049465-18-000	EA	SCREW - 10-16 X 1 POH W/WASHER - VW GRAY
	054434-02-000	EA	SCREW - SF/DR - 10-16 X 2 - ZINC
	054434-03-000	EA	SCREW - SF/DR - 10-16 X 2 - PWH - ZINC
	075908-01-000	EA	SCREW - MACHINE - 10-32 X .56 PTH - EXTERNAL TOOTH - ZINC
	076790-01-000	EA	SCREW - 6-20 X 1 1/4 PPH - BLACK
	076790-05-000	EA	SCREW - 6-20 X 1/2 PPH - BLACK - THREAD CUTTING/WOOD
	083554-01-000	EA	SCREW - DRYWALL - 8 X 1 1/4
	087721-01-000	EA	SCREW - FLAT HEAD - TAPPING - 1/4" X 1 1/4" LONG - ZINC
	093249-01-000	EA	CAP/SCREW - MOLDED/VINYL - BLACK
	095772-01-000	EA	SOCKET-SNAP FASTNER1" SF/DR - SELF DRIVER
	097974-01-000	EA	SCREW - PARTICLE BOARD - 7-9 X 3/4 PPH
	101618-01-000	EA	SCREW - 1/4-20 X 3/4 HEX - TAPPING - STALGARD TYPE F
	113563-01-01A	EA	SCREW - 8 X 5/8 LONG SHOULDER/WASHER HEAD
	113563-01-02A	EA	SCREW - 8 X 5/8 LONG SHOULDER/WASHER HEAD - BRIGHT WHITE
	118383-01-12A	EA	RETAINER/RECESSED - F/.22" SCREW - RIVERSTONE
	118383-01-14A	EA	RETAINER/RECESSED - F/.22" SCREW - PEWTER
	118383-01-15A	EA	RETAINER/RECESSED - F/.22" SCREW - BRIARWOOD
	118383-02-13A	EA	RETAINER/RECESSED - F/.27" SCREW - OFF WHITE
	118383-04-04A	EA	CAP - F/RECESSED RETAINER - BRIGHT WHITE
	118383-04-10A	EA	CAP - F/RECESSED RETAINER - RIVERSTONE
	118383-04-13A	EA	CAP - F/RECESSED RETAINER - OFF WHITE
	118383-04-14A	EA	CAP - F/RECESSED RETAINER - PEWTER
	118383-04-15A	EA	CAP - F/RECESSED RETAINER - BRIARWOOD
	134126-01-01A	EA	SCREW/NAIL - HEX HEAD - 3/4"
	140040-01-000	EA	SCREW - 1/4-20 X 1 - BUTTON HEAD/SOCKET - W/LOCTITE
	149753-01-01A	EA	RETAINER/RECESSED - F/.22" SCREW - BLACK
	149753-01-02A	EA	RETAINER/RECESSED - F/.22" SCREW - BRIGHT WHITE
	149753-02-01A	EA	CAP - F/RECESSED RETAINER - BLACK
	149753-02-02A	EA	CAP - F/RECESSED RETAINER - BRIGHT WHITE
	154938-01-01A	EA	SCREW - SF/DR - 10-16 X 3/4 PPH - W/SELF SEAL - BRIGHT WHITE
	154938-01-02A	EA	SCREW - SF/DR - 10-16 X 3/4 PPH - W/SELF SEAL - BLACK
	154938-02-01A	EA	SCREW - SF/DR - 8-18 X 1 PFH - W/SELF SEAL - BRIGHT WHITE
	154938-02-02A	EA	SCREW - SF/DR - 8-18 X 1 PFH - W/SELF SEAL - BLACK
	154938-02-03A	EA	SCREW - SF/DR - 8-18 X 1 PFH - W/SELF SEAL - SILVER
	154938-03-01A	EA	SCREW - SF/DR - 8-18 X 5/8 PFH - W/SELF SEAL - BRT WHT
	154938-03-02A	EA	SCREW - SF/DR - 8-18 X 5/8 PFH - W/SELF SEAL - BLACK
	154938-04-01A	EA	SCREW - SF/DR - 10-16 X 1" TPH - W/SELF SEAL - BRT WHT
	154938-04-02A	EA	SCREW - SF/DR - 10-16 X 1" TPH - W/SELF SEAL - BLACK
	154938-05-03A	EA	SCREW - SF/DR - 8-18 X 1.25" PFH - W/SELF SEAL - SILVER

**SEALANTS & FASTENERS GROUP (CONTINUED)**  
**CLAMPS, CLIPS, GROMMETS, RIVETS & PLUGS**

KEY	PART NUMBER	U/M	DESCRIPTION
	000H14-06-03R	EA	RIVET - MANDREL BLIND - 3/16 ALUMINUM
	000H16-04-06R	EA	RIVET - POP ALUMINUM - 1/8 X .313 - .375
	000H16-06-10R	EA	RIVET - POP ALUMINUM - 3/16 X .501 - .625
	007161-01-000	EA	CLAMP - HOSE - SPRING TYPE - 1/2"
	008386-01-000	EA	GROMMET - SNAP - 3/8" DIAMETER - NYLON
	010495-01-000	EA	CLAMP - CABLE - 9/16"ID - BLACK
	010495-02-000	EA	CLAMP - CABLE - 3/8"ID - BLACK
	010495-04-000	EA	CLAMP - CABLE - 11/16"ID - WHITE
	010497-01-000	EA	CLAMP - CLOSED - 5/8"ID
	010497-02-000	EA	CLAMP - CLOSED - 1.5"ID
	010497-03-000	EA	CLAMP - CLOSED - 1"ID - CUSHIONED
	010497-04-000	EA	CLAMP - CLOSED - 1 5/8"ID
	010497-05-000	EA	CLAMP - CLOSED - 1/2"ID
	010497-07-000	EA	CLAMP - CLOSED - 3/8"ID
	010497-09-000	EA	CLAMP - CLOSED - 5/16"ID
	010497-10-000	EA	CLAMP - CLOSED - 7/8"ID
	010499-01-000	EA	CLAMP - CLOSED - 3/8"ID
	016188-03-000	EA	GROMMET - LP LINE - 3/8"HOLE X 2 1/2"LONG - RUBBER
	016188-04-000	EA	GROMMET - LP LINE - 1/2"HOLE X 2 1/2"LONG - RUBBER
	016188-05-000	EA	GROMMET - LP LINE - 3/8"HOLE X 1 1/4"LONG - RUBBER
	016188-06-000	EA	GROMMET - LP LINE - 3/8"HOLE X 3 1/4"LONG - RUBBER
	016188-07-000	EA	GROMMET - L/P LINE - 1/2"HOLE X 3 1/4"LONG
	016188-08-000	EA	GROMMET - LP LINE - 1/2"HOLE X 1 1/4"LONG - RUBBER
	016188-09-000	EA	GROMMET - LP LINE - .68"HOLE X 1 1/4"LONG - RUBBER
	016188-10-000	EA	GROMMET - LP GAS - .68" X 2.5"
	023942-01-000	EA	GROMMET - RUBBER - 2"OD
	041930-11-000	EA	RIVET - POP ALUMINUM - 1/8 X .188 - .250 - BRIGHT WHITE
	061420-04-000	EA	PLUG/PLASTIC - 1 1/4" DIAMETER
	061420-05-000	EA	PLUG/PLASTIC - 1 1/2" DIAMETER
	061420-09-000	EA	PLUG/PLASTIC - 1.00" DIAMETER
	061420-10-000	EA	PLUG/PLASTIC - 1 1/2" DIAMETER - BLACK
	061420-12-000	EA	PLUG/PLASTIC - 1.50" DIAMETER - RED
	061420-13-000	EA	PLUG/PLASTIC - 3/8" - FLUSH
	061420-14-000	EA	PLUG/PLASTIC - 7/8" DIAMETER - BLACK
	061420-15-000	EA	PLUG/PLASTIC - 2" DIAMETER - BLACK
	061420-16-000	EA	PLUG/PLASTIC - 2 1/8" DIAMETER - BLACK
	061420-18-000	EA	PLUG/PLASTIC - 1 3/4" DIAMETER - BLACK
	062401-01-000	EA	CLAMP - HOSE - WORMGEAR - .25" - 1"
	062401-02-000	EA	CLAMP - HOSE - WORMGEAR - 1.56" - 2.5" ID
	062401-03-000	EA	CLAMP - HOSE - WORMGEAR - .22" - 1" ID
	062401-04-000	EA	CLAMP - HOSE - WORMGEAR - .69" - 1.25" ID
	062401-06-000	EA	CLAMP - HOSE - WORMGEAR - .22" - .62" ID
	062401-09-000	EA	CLAMP - HOSE - WORMGEAR - 2.8" - 3.75" ID
	062401-11-000	EA	CLAMP - HOSE - WORMGEAR - 3.50" - 4.50" ID
	062401-13-000	EA	CLAMP - HOSE - WORMGEAR
	071015-11-000	EA	GROMMET - RUBBER - 1"ID FITS .12 MATERIAL - BLACK
	071015-13-000	EA	GROMMET - RUBBER - .62"ID X 1"OD W/.09" GROOVE - BLACK
	071015-20-000	EA	GROMMET - .38 ID FITS .06 MTL
	071015-22-000	EA	GROMMET - RUBBER - .62"ID X 1.12"OD W/.19" GROOVE - BLACK
	071015-26-000	EA	GROMMET - RUBBER - 1.5"ID X 2.1"OD W/.06" GROOVE - BLACK
	071015-29-000	EA	GROMMET - RUBBER - .3"ID X 1.3"OD W/.12" GROOVE - BLACK
	071015-30-000	EA	GROMMET - RUBBER - .3"ID X .81"OD W/.12" GROOVE - BLACK
	071015-39-000	EA	GROMMET - .75 ID FITS .06 MTL
	071015-41-000	EA	GROMMET - .125 ID FITS .188 MTL
	071015-42-000	EA	GROMMET - .25 ID FITS .06 MTL
	071015-43-000	EA	GROMMET-.25 ID,FITS .07 MATL, MINOR Z-4139
	071015-44-000	EA	GROMMET - .31 ID FITS .25 MTL
	075148-02-000	EA	CLAMP - GROUNDING - BRONZE SCREWS
	077955-01-000	EA	CLIP/J - 3/8" - VINYL COATED
	081211-03-000	EA	PLUG - PLASTIC - .50"DIAMETER - TRUSS HEAD - BLACK
	081211-04-000	EA	PLUG - PLASTIC - .46"DIAMETER - TRUSS HEAD - BLACK
	081211-06-000	EA	PLUG-PLASTIC,.468DIA,BLACK , HEYCO 1669
	083609-01-000	EA	CLAMP - WIRE - DUAL - EQUAL DIAMETERS - 5/8"
	083610-01-000	EA	CLAMP - WIRE - DUAL - UNEQUAL DIAMETERS - 3/4" & 1 1/4"

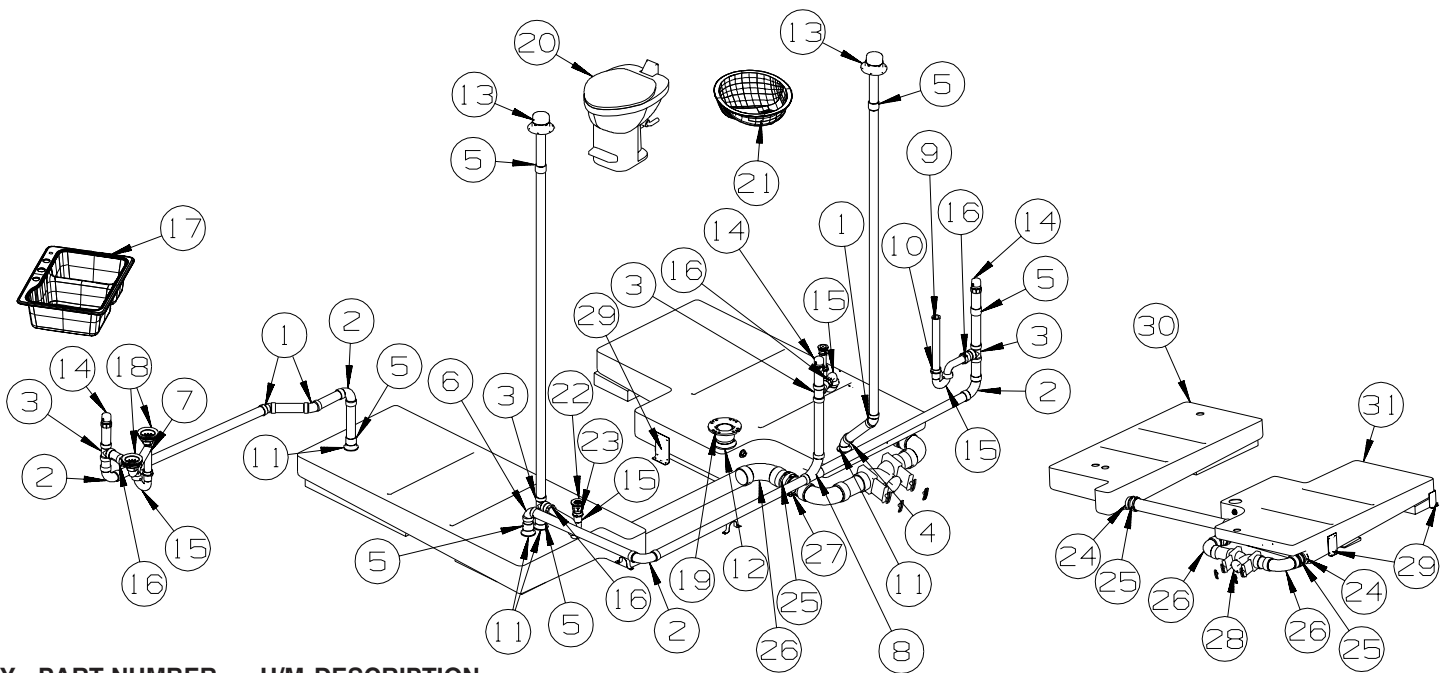
**SEALANTS & FASTENERS GROUP (CONTINUED)**  
**CLAMPS, CLIPS, GROMMETS, RIVETS & PLUGS (CONTINUED)**

<b>KEY</b>	<b>PART NUMBER</b>	<b>U/M</b>	<b>DESCRIPTION</b>
	083610-02-000	EA	CLAMP - WIRE - DUAL - UNEQUAL DIAMETERS - 3/4" & 2"
	083610-03-000	EA	CLAMP - WIRE - DUAL - EQUAL DIAMETERS - 2"
	083610-02-000	EA	CLAMP - WIRE - DUAL - UNEQUAL DIAMETERS - 3/4" & 2"
	083610-03-000	EA	CLAMP - WIRE - DUAL - EQUAL DIAMETERS - 2"
	088756-01-000	EA	GROMMET - WEB - 1 1/8"ID
	089329-02-000	EA	CLIP - SPRING
	091952-01-000	EA	CLIP - GRIPPER - 1" - BLACK VINYL COATED
	091952-02-000	EA	CLIP - GRIPPER - 3/4" - BLACK VINYL COATED
	091952-03-000	EA	CLIP - GRIPPER - 1/2" - BLACK VINYL COATED
	094362-02-000	EA	CLIP - XMAS TREE - BINDER HEAD - .9" LONG/ANY COLOR
	113133-02-01A	EA	RIVET - POP - ALUMINUM - 3/16 X .252 - .504 - BLACK
	114208-05-000	EA	GROMMET - EDGE LINER - FITS 2"
	118626-01-01A	EA	RIVET/POP - ALUMINUM - 3/16 X 1.2"(GRIP RANGE .1"-.4")
	118626-01-02A	EA	RIVET/POP - ALUMINUM - 3/16 X .08 - .375
	118626-02-01A	EA	RIVET/POP - ALUMINUM - 3/16 X .500 - .750
	118626-03-01A	EA	RIVET/POP - STAINLESS STEEL - 3/16 X .500 - .750
	137014-01-01A	EA	GROMMET - CABLE - ALMOND
	139118-02-01A	EA	GROMMET - SCREW - PLASTIC
	155498-01-01A	EA	CLAMP - CLOSED - 7/8"ID - VINYL DIP/GALVONIZED - BLACK

**MISCELLANEOUS FASTENERS**

<b>KEY</b>	<b>PART NUMBER</b>	<b>U/M</b>	<b>DESCRIPTION</b>
	008343-01-000	EA	TIE - WIRE - 6"
	008343-02-000	EA	TIE - WIRE - 14"
	008343-03-000	EA	TIE - WIRE - 7 1/2" - BLACK
	029094-04-000	YD	VELCRO TAPE/LOOP - 1"WIDE - W/ADHESIVE BACK - BLACK
	029096-03-000	YD	VELCRO TAPE/HOOK - 1"WIDE - BLACK
	029096-04-000	YD	VELCRO TAPE/HOOK - 1"WIDE - BLACK - W/ADHESIVE BACK (PSA)
	048394-02-000	YD	VELCRO TAPE - HOOK - ADHESIVE BACK - 3/4" WIDE - BEIGE
	085774-01-000	FT	FASTENER - DUAL LOCK - 1" WIDE - ADHESIVE BACK - BLACK
	085774-02-000	FT	FASTENER - DUAL HOOK - 1" WIDE - ADHESIVE BACK - BLACK
	088792-02-000	YD	VELCRO TAPE - LOOP - 3/4" - ADHESIVE BACK - BEIGE
	088792-04-000	YD	VELCRO TAPE - HOOK - 5/8" - NON-ADHESIVE BACK - WHITE
	088792-05-000	YD	VELCRO TAPE - LOOP - 5/8" - NON-ADHESIVE BACK - WHITE
	108046-02-000	EA	CABLE TIE - SCREW MOUNT 15"

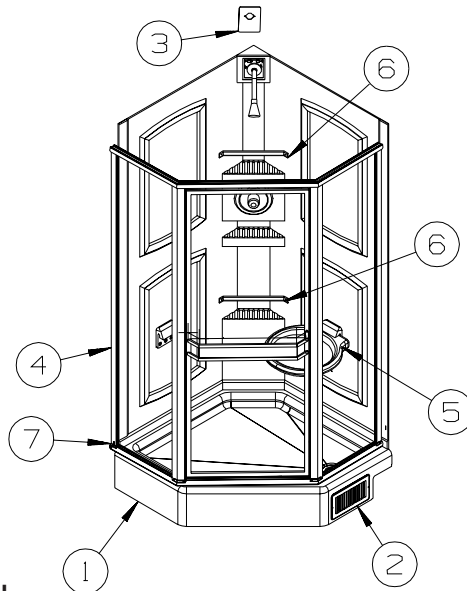
## WATER & SEWAGE GROUP DRAINAGE SYSTEM



KEY	PART NUMBER	U/M	DESCRIPTION
1	010006-01-000	EA	ELBOW - 45 DEGREE - 1 1/2" HUB X HUB - PLASTIC
2	010008-01-000	EA	ELBOW - 90 DEGREE - 1 1/2" HUB X HUB - PLASTIC
3	010071-01-000	EA	TEE - SANITARY - 1 1/2" HUB X HUB X HUB - PLASTIC
4	010051-01-000	EA	ELBOW - 45 DEGREE - 1 1/2" SPIGOT X HUB - PLASTIC
5	010115-01-000	EA	COUPLING - 1 1/2" HUB X HUB - PLASTIC
6	034250-01-000	EA	ELBOW - 90 DEGREE - LONG TURN - 1 1/2" HUB X HUB - ABS
7	011091-02-000	EA	WASTE - CONTINUOUS - DOUBLE SINK
8	031365-02-000	EA	TEE - 1 1/2" EXTRA LONG TURN - PLASTIC
8	010008-01-000	EA	ELBOW - 90 DEGREE - 1 1/2" HUB X HUB - PLASTIC - <b>KING BED - NOT ILLUSTRATED</b>
09	061420-10-000	EA	PLUG/PLASTIC - 1 1/2" DIAMETER - BLACK
10	126588-02-000	EA	ARM - WASTE - 1 1/2" X 20" - FEMALE
11	061607-01-000	EA	GROMMET - HOLDING TANK - 1 1/2" NPS
12	061607-02-000	EA	GROMMET - HOLDING TANK - 3" NPS
13	083558-03-000	EA	VENT - W/COVER - F/PLUMBING STACK - OFF WHITE
14	079968-01-000	EA	VENT - MECHANICAL/TRAP ARM - ANTI-SIPHON-2" X 7.3" PLASTIC
15	107538-02-000	EA	P-TRAP - PLASTIC - 1 1/2" W/EXTENSION ARM
15	011071-01-000	EA	P-TRAP - 1 1/2" - CSA - PLASTIC - <b>CANADIAN</b>
16	152146-01-000	EA	CONNECTOR - 1 1/2" P X 1 1/2" MPT
17	110654-01-000	EA	SINK - STAINLESS STEEL/DOUBLE BASIN (1 LG-1 SM BASIN)
18	092303-01-000	EA	STRAINER - W/BASKET - GALLEY SINK - 4" OD
19	024676-01-000	EA	FLANGE/CLOSET - 4" X 3" - BLACK PLASTIC
20*	160815-01-01A	EA	TOILET-STYLE II,TALL,WHITE ,*W/SPRAYER
21	155318-01-01A	EA	SINK - LAVATORY - OVAL - 19.5" X 16" X 6.1" - CREAM
22	066440-01-000	EA	STRAINER - SHOWER DRAIN - W/RUBBER WASHER
	127440-02-01A	EA	WASHER - RUBBER - 1.8" X .1"
23	011069-06-000	EA	TAILPIECE - 1 1/2" X 1 1/4" X 2 1/2" - BRASS
	130403-01-000	EA	NUT - SLIP - W/WINGS 1 1/2"
24	010129-03-000	EA	NIPPLE - 3" X 3" TOE - PLASTIC
25	078406-01-000	EA	COUPLER - 3" X 3" W/CLAMPS - RUBBER
26	031126-01-000	EA	ELBOW - 1/4 BEND - 3" X 90" XLT - BLACK PLASTIC
27	141443-01-02B	EA	HOLDER - RING - 3.6" DIAMETER - METAL
28	136143-01-000	EA	VALVE - DUAL - 3" X 3"
	139513-01-000	EA	HOSE - SEWER - 3" X 10' - W/BAYONET TYPE ADAPTER
	062416-01-000	EA	ADAPTER - SEWER HOSE TO 3" PIPE
*	144728-01-000	EA	VALVE - SEWER HOSE - 3"
	147845-01-01A	EA	LABEL - DRIP VALVE
29	094756-02-01A	EA	BRACKET - L - 6.1" LONG X 3.9" WIDE - STEEL
30	132448-01-700	EA	TANK - HOLDING - 49 GALLON - W/3" NIPPLE - W/O FITTINGS
31	158018-01-700	EA	TANK - HOLDING - 65 GALLON - W/3" NIPPLE - W/O FITTINGS
	125697-02-000	EA	NOZZLE - WELD-A-FLUSH

\*COMPONENT PARTS LISTED LATER IN THIS GROUP

**WATER & SEWAGE GROUP (CONTINUED)**  
**DRAINAGE SYSTEM (CONTINUED)**



KEY	PART NUMBER	U/M	DESCRIPTION
1	M09530-03-UM1	EA	SHOWER PAN - W/STRAINER
2	089326-02-000	EA	GRILLE - FLOOR - HEATING - 9.3" X 5.3" - SOFT WHITE
3	131549-01-01A	EA	PLATE/COVER - SHOWER HEAD - PLASTIC - SOFT WHITE
4	147575-01-30A	EA	ENCLOSURE - SHOWER - SIDES/BACK - 1 PIECE - IVORY MARBLE
5	135607-03-01A	EA	SEAT - SHOWER/FOLDING - <b>FOLD DOWN SHOWER SEAT</b>
6	113714-02-30A	EA	RETAINER - SHELF/SHOWER - 10.6" - IVORY MARBLE
7	154585-03-01A	FT	SEAL - FOAM TAPE - ADHESIVE BACK - 1/8" X 3/4"

**COMPONENT PARTS FOR DRAINAGE SYSTEM**

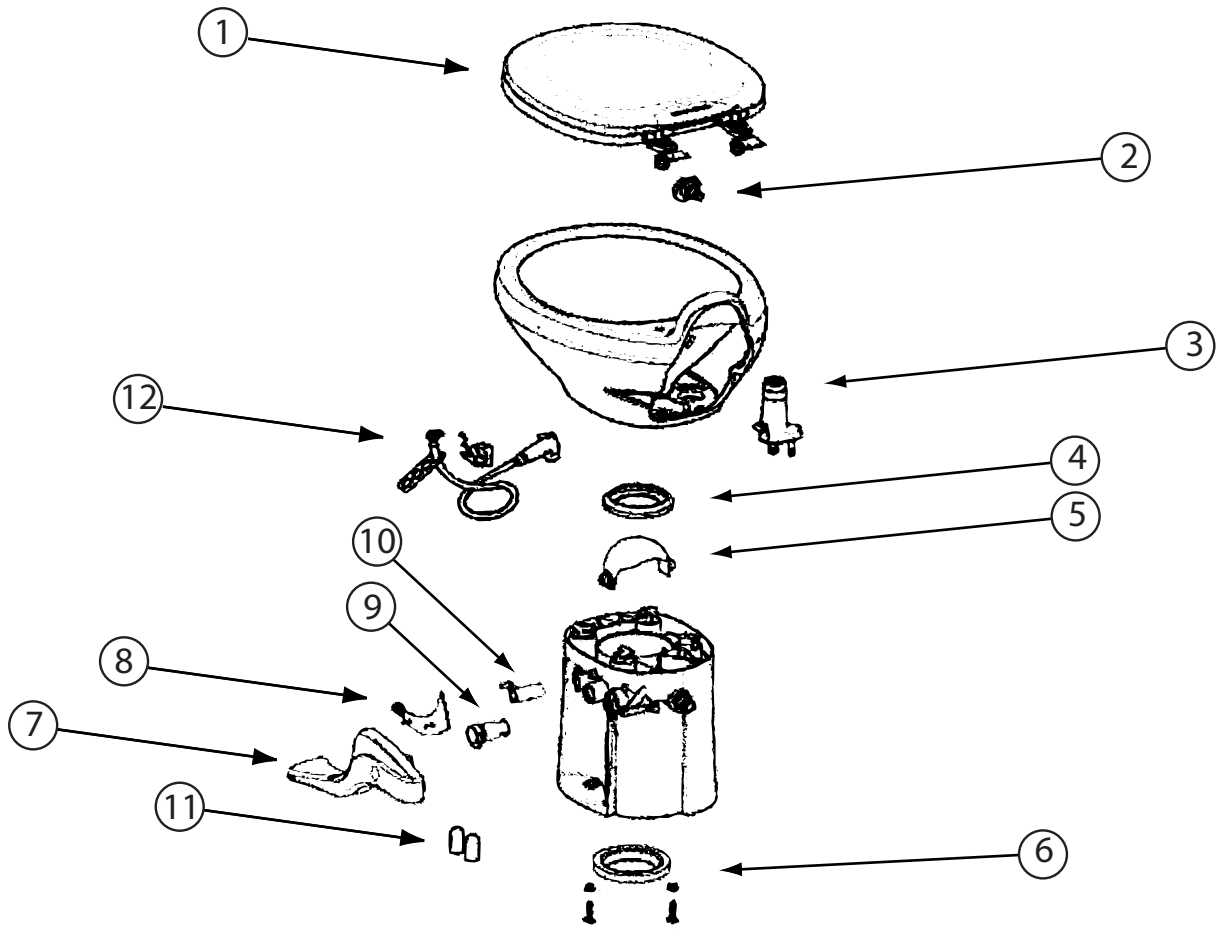
KEY	PART NUMBER	U/M	DESCRIPTION	VENDOR NO.
				<b>062415-01-000</b>
				<b>062415-01-700</b>
				<b>144728-01-000</b>
				<b>144728-01-700</b>
				<b>144728-01-701</b>

KEY	PART NUMBER	U/M	DESCRIPTION	VENDOR NO.
				<b>062415-01-700</b>
				<b>144728-01-700</b>
				<b>144728-01-701</b>



**WATER & SEWAGE GROUP (CONTINUED)**  
**COMPONENT PARTS FOR DRAINAGE SYSTEM (CONTINUED)**

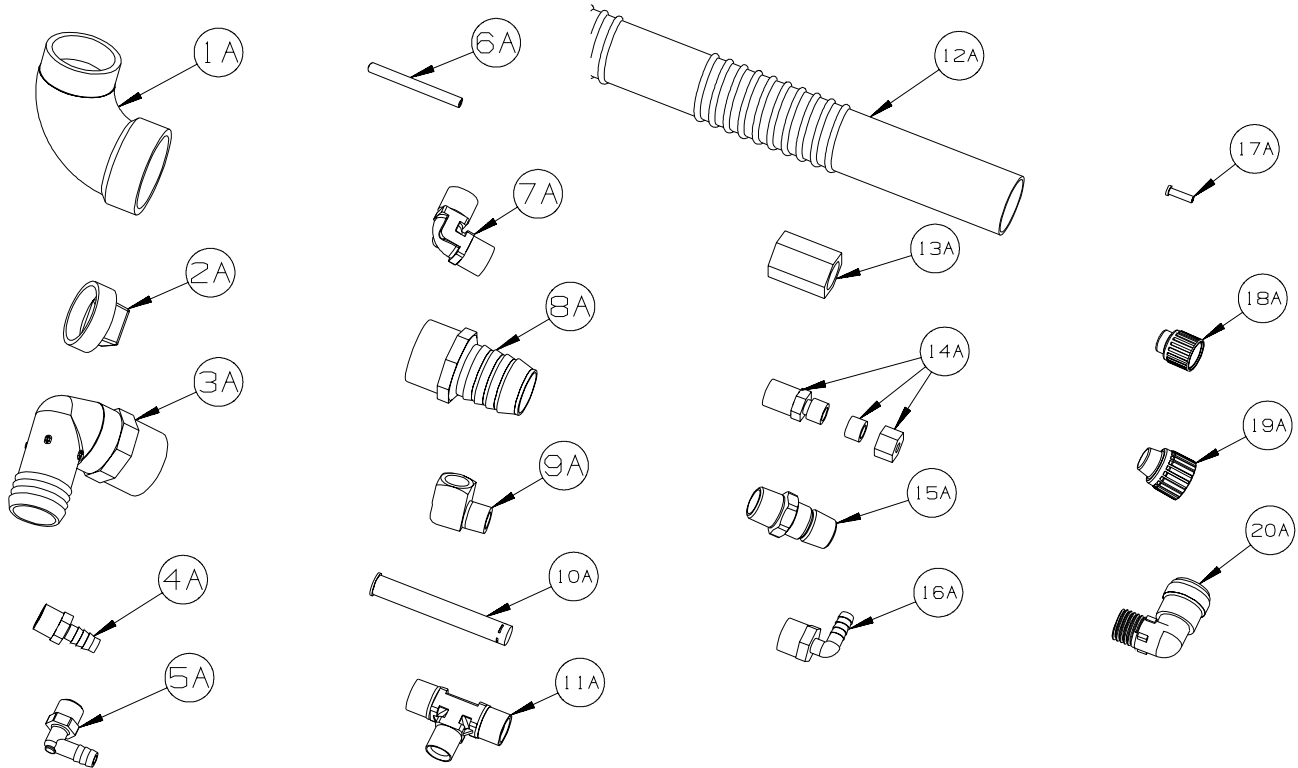


160815-01-01A

KEY	PART NUMBER	U/M	DESCRIPTION	VENDOR NO.
1	160815-01-700	EA	SEAT & COVER ASSEMBLY	42036
2	152829-01-710	EA	FLUSH NOZZLE - WHITE	34124
3	152829-01-708	EA	VACUUM BREAKER	34122
4	152829-01-707	EA	SEAL - F/WASTE BALL	34120
5	152829-01-706	EA	WASTE BALL - WHITE	34117
6	063740-01-706	EA	BOLT PACKAGE-FLOOR FLANGE	12524 THETFORD
7	160815-01-701	EA	PEDAL - TALL - WHITE	42067
8	160815-01-702	EA	INSERT/PEDAL COVER - WHITE	42080
9	160815-01-703	EA	WATER VALVE	42049
10	160815-01-704	EA	WASTE BALL DRIVE ARM	42048
11	147421-01-707	EA	CAP (UNIVERSAL BOLT) - WHITE	31713
12	132389-01-708	EA	HAND SPRAY KIT-CHROME HEAD	19289

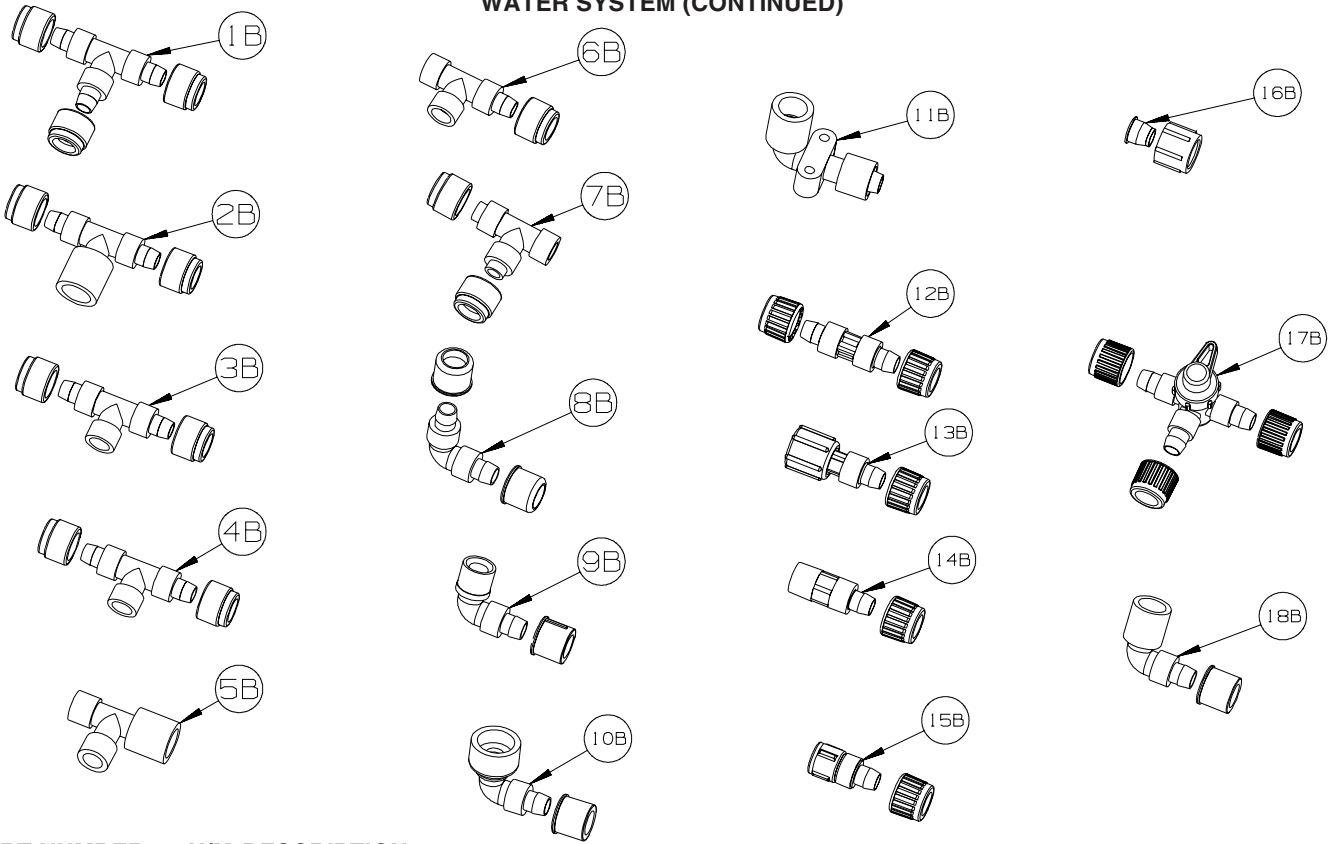
## WATER & SEWAGE GROUP (CONTINUED)

### WATER SYSTEM



KEY	PART NUMBER	U/M	DESCRIPTION
1A	010009-01-000	EA	ELBOW - 90 DEGREE - 1/4 BEND - 1 1/2" PLASTIC
2A	010166-01-000	EA	PLUG/THREADED - 1 1/4"MPT - PLASTIC - BLACK - UL
3A	010219-01-000	EA	ELBOW - 1 1/4 MPT X 1 1/4 BARB - WATER FILL - PLASTIC
4A	010224-01-000	EA	ADAPTER - HOSE TO PIPE - 3/8 MPT X 3/8 BARB - PLASTIC
5A	035539-01-000	EA	ELBOW - 3/8 MPT X 3/8 BARB - PLASTIC
6A	039800-04-000	FT	TUBING - POLYBUTYL - 1/4"OD
6A	074462-02-000	FT	TUBING - VINYL - 3/8 ID X 20' - CLEAR
6A	112176-01-000	FT	TUBING - VINYL - REINFORCED - 1/2" ID
6A	124188-01-000	FT	TUBING - PEX - 1/2" ID X 20' - BLUE(COLD)
6A	124188-02-000	FT	TUBING - PEX - 1/2" ID X 20' - RED(HOT)
7A	039808-03-000	EA	ELBOW - 1/2" MPT X 1/2" MPT - PLASTIC
8A	044927-01-000	EA	ADAPTER - HOSE TO PIPE-1 1/4 MPTX1 1/4 BARB-BLACK PLASTIC
9A	065318-02-000	EA	ELBOW - 90 DEGREE - 3/8" MPT TO 3/8" FPT
10A	077954-02-000	EA	FILTER - WATER TANK - W/SCREEN IN TANK
11A	039798-01-000	EA	TEE - 1/2"MPT X 1/2"MPT X 1/2"MPT - PLASTIC
12A	079381-01-000	FT	TUBING - RIBBED FLEXIBLE/WATER FILL - 10 FT = 1EA-1.38ID
13A	101814-01-000	EA	COUPLING - FEMALE - 1/2" X 1/2" FPT - GRAY
14A	103798-01-000	EA	CONNECTOR - 1/4 OD X 3/8 MPT
15A	110438-02-000	EA	VALVE - CHECK - 1/2"MPT X 1/2"MPT - BRASS
16A	111223-02-000	EA	ELBOW - 1/2" MPT X 3/8" BARB - PLASTIC
16A	111223-04-000	EA	ELBOW - 1/2" MPT X 1/2" BARB - PLASTIC
16A	111888-01-000	EA	FERRULE - PLASTIC - .250 ID X .375 OD
17A	111888-02-000	EA	INSERT - BRASS - 1/4 COMP
18A	113697-01-000	EA	CAP - 3/8"P
19A	114427-01-000	EA	CAP - 1/2"P
20A	164906-01-000	EA	ELBOW - 90 DEGREE - 1/2" QUICK CONNECT X 1/2"MPT

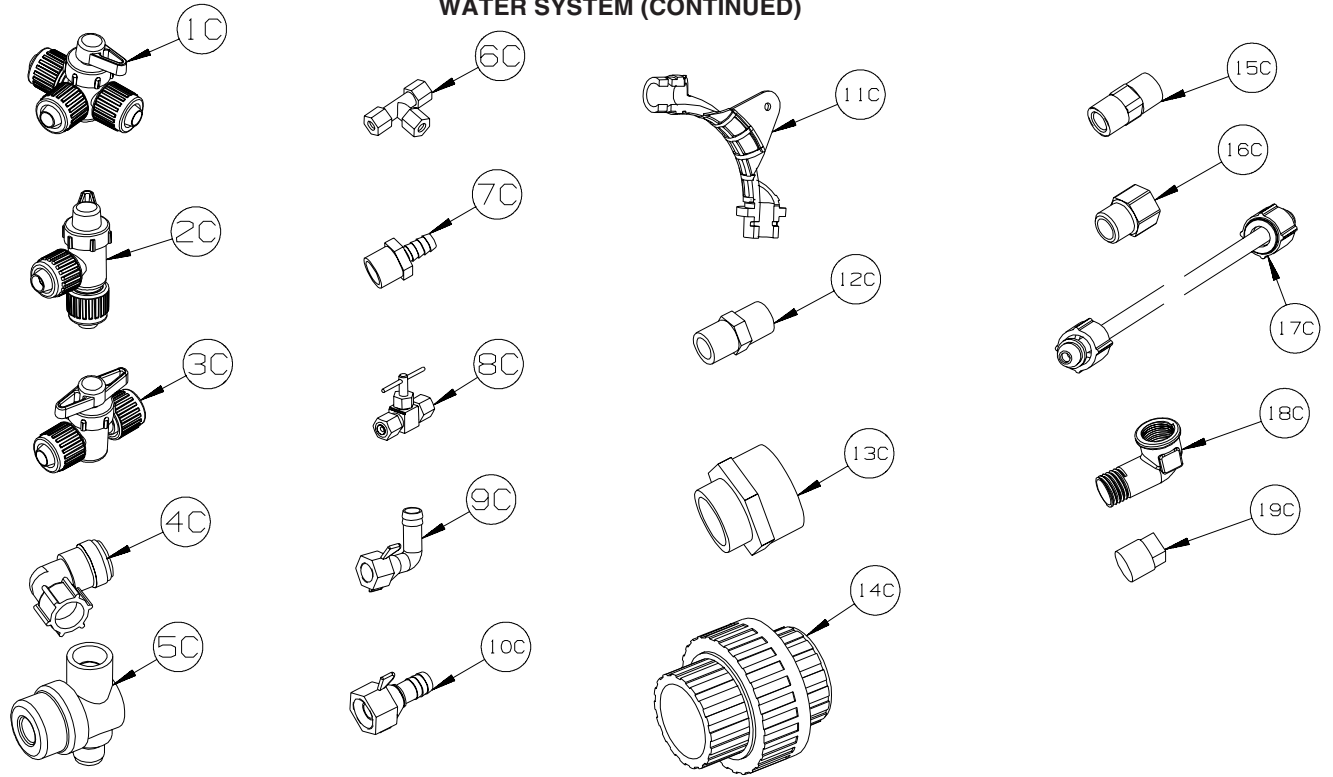
**WATER & SEWAGE GROUP (CONTINUED)**  
**WATER SYSTEM (CONTINUED)**



KEY	PART NUMBER	U/M	DESCRIPTION
1B	114428-01-000	EA	TEE - 1/2"P X 1/2"P X 1/2"P
2B	114428-02-000	EA	TEE - SWIVEL - 1/2"P X 1/2"P X 1/2"FPT
3B	114428-03-000	EA	TEE - 1/2"P X 1/2"P X 1/2"MPT
4B	114428-04-000	EA	TEE - 1/2"P X 1/2"P X 1/8"FPT
5B	114428-05-000	EA	TEE - 1/2" SWIVEL X 1/2" MPT X 1/2" MPT
6B	114428-06-000	EA	TEE - 1/2" P X 1/2" MPT X 1/2" MPT
7B	114428-07-000	EA	TEE - 1/2" P X 1/2" MPT X 1/2" P
8B	114429-01-000	EA	ELBOW - 1/2"P X 1/2"P
9B	114429-02-000	EA	ELBOW - 1/2"P X 1/2"MPT
9B	114429-04-000	EA	ELBOW - 1/2"P X 3/8"MPT
9B	114429-10-000	EA	ELBOW - SWIVEL - 1/2"MPT X 1/2"FPT
10B	114429-08-000	EA	ELBOW - SWIVEL - 1/2"P X 1/2"FPT
11B	114429-09-000	EA	ELBOW - 1/2"P X 1/2"FPT DROP EAR
12B	114430-01-000	EA	ADAPTER - 1/2"P X 1/2"P
13B	114430-02-000	EA	ADAPTER - SWIVEL - 1/2"P X 1/2"FPT
13B	114430-04-000	EA	ADAPTER - SWIVEL - 1/2"P X 3/8"MPT
14B	114430-03-000	EA	ADAPTER - 1/2"P X 1/2"MPT
15B	114430-06-000	EA	ADAPTER - 1/2"P X 3/8"FPT
15B	114430-09-000	EA	ADAPTER - 1/2"P X 1/2"FPT
16B	114430-10-000	EA	ADAPTER - NUT - PIPE CONNECTION - 1/2"
17B	114431-01-000	EA	VALVE - 180 DEGREE/CENTER DRAIN - 1/2"P - THREE WAY
18B	114429-11-000	EA	ELBOW - 1/2"P X 1/2"FPT

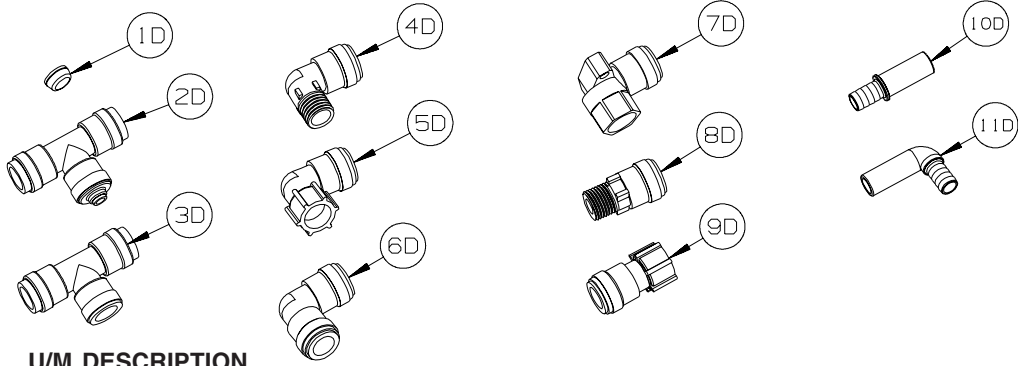
## WATER & SEWAGE GROUP (CONTINUED)

### WATER SYSTEM (CONTINUED)



KEY	PART NUMBER	U/M	DESCRIPTION
1C	114431-02-000	EA	VALVE - WATER BYPASS - 1/2"P - THREE WAY (WATER HEATER)
2C	114431-03-000	EA	VALVE - 90 DEGREE DRAIN - 1/2"P
3C	114431-04-000	EA	VALVE - "INLINE SHUT-OFF" - 1/2"P
4C	164906-02-000	EA	ELBOW - 90 DEGREE - 1/2" QUICK CONNECT X 1/2"MPT - SWIVEL
5C	152925-01-01A	EA	FILTER - IN LINE - TWIST ON - 1/2" - BLACK
6C	118423-01-000	EA	FITTING - BRASS-TEE - 1/4C X 1/4C X 1/4C
7C	118809-01-000	EA	ADAPTER - 1/2" MPT X 3/8" BARB - PLASTIC
7C	118809-02-000	EA	ADAPTER - 1/2" MPT X 1/2" BARB - PLASTIC
8C	120868-01-000	EA	VALVE - NEEDLE - 1/4" COMPRESSION X 1/4" COMPRESSION
9C	123150-01-000	EA	ELBOW - 1/2 FPT X 1/2 BARB - SWIVEL
10C	123152-01-000	EA	ADAPTER - 1/2 FPT X 1/2 BARB - SWIVEL
11C	124184-01-000	EA	SUPPORT - WATER LINE - BEND
12C	132148-01-000	EA	CONNECTOR - 1/2" X 1/2"MPT - BRASS
13C	133835-01-000	EA	ADAPTER - REDUCING - 1 1/2" X 1 1/4"
14C	133889-01-000	EA	UNION - 1 1/2 DOUBLE SLIP - PVC
15C	135386-01-000	EA	NIPPLE - 1/2"
16C	136333-01-000	EA	ADAPTER - BRASS - 1/2"MPT X 1/2"FPT
17C	140821-01-000	EA	TUBE - WATER SUPPLY - 3/8" X 24"
17C	140821-02-000	EA	TUBE - WATER SUPPLY - 3/8" X 30"
17C	140821-03-000	EA	TUBE - WATER SUPPLY - 3/8" X 36"
17C	140821-04-000	EA	TUBE - WATER SUPPLY - 3/8" X 48"
17C	140821-05-000	EA	TUBE - WATER SUPPLY - 3/8" X 54"
17C	140821-06-000	EA	TUBE - WATER SUPPLY - 3/8" X 60"
17C	140821-07-000	EA	TUBE - WATER SUPPLY - 3/8" X 72"
17C	140821-08-000	EA	TUBE - WATER SUPPLY - 1/2" X 24"
17C	140821-09-000	EA	TUBE - WATER SUPPLY - 1/2" X 36"
17C	140821-10-000	EA	TUBE - WATER SUPPLY - 1/2" X 48"
18C	142812-01-000	EA	ELBOW - BRASS - 1/2"MPT X 1/2"FPT
19C	145609-01-000	EA	PLUG - BRASS - 1/2" MPT/HEX HEAD

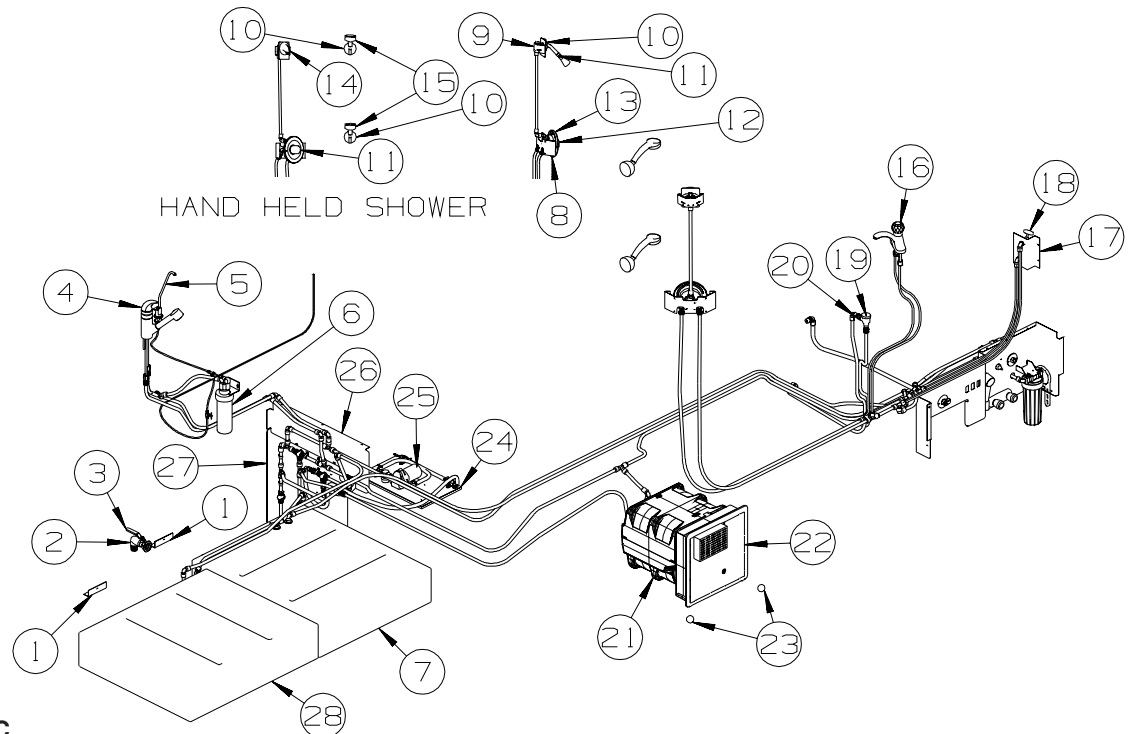
**WATER & SEWAGE GROUP (CONTINUED)**  
**WATER SYSTEM (CONTINUED)**



KEY	PART NUMBER	U/M	DESCRIPTION
1D	116473-01-000	EA	FERRIL - RUBBER SEALING - WATER LINE
2D	160949-01-000	EA	CONNECTOR - 1/2" X 1/2" X 1/4" REDUCER
3D	160949-02-000	EA	CONNECTOR - 1/2"CTS X 1/2"CTS X 1/2"CTS
4D	164906-01-000	EA	ELBOW - 90 DEGREE - 1/2" QUICK CONNECT X 1/2"MPT
5D	164906-02-000	EA	ELBOW - 90 DEGREE - 1/2" QUICK CONNECT X 1/2"FPT - SWIVEL
6D	164906-03-000	EA	ELBOW - 90 DEGREE - 1/2" X 1/2" QUICK CONNECTS
7D	164906-04-000	EA	ELBOW - 90 DEGREE - 1/2"CTS X 1/2"FPT
8D	164907-01-000	EA	ADAPTER - STRAIGHT - 1/2" QUICK CONNECT X 1/2"MPT
9D	164907-02-000	EA	ADAPTER - STRAIGHT - 1/2" QUICK CONNECT X 1/2"FPT/SWIVEL
10D	166212-01-000	EA	UNION - HOSE/BARB - CTS X 1/2"B - SEA TECH #3511-1008
11D	166212-02-000	EA	ELBOW - HOSE/BARB - CTS X 1/2"B - SEA TECH #3512-1008

# WATER & SEWAGE GROUP (CONTINUED)

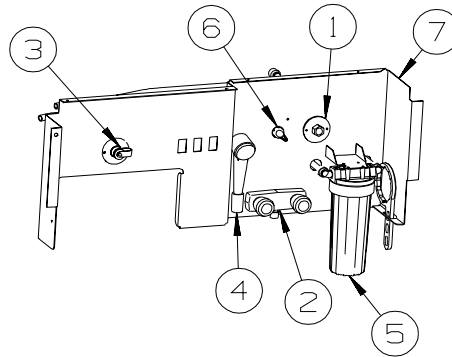
## WATER SYSTEM (CONTINUED)



KEY	PART NUMBER	U/M	DESC
1	142053-30-134	EA	ANGLE-STL,ROOF JOINT,0134 MM - TOP COAT OFF WHITE
2	132782-01-000	EA	ELBOW - 1"FPT X 1.3" BARB - 90 DEGREE - PLASTIC
3	132483-01-000	EA	VALVE/BALL - 1" - THREADED ENDS
4*	123744-03-01A	EA	FAUCET - GALLEY/SINGLE CONTROL W/SPRAYER HEAD - CHROME
5*	103635-01-000	EA	FAUCET - SINGLE CONTROL/DRINKING WATER
6	160946-01-000	EA	FILTER - WATER PURIFICATION - SINK
7	132224-38-000	EA	TANK - WATER - 40 GALLON - W/FITTINGS - 37.8"X 33.1"X 8.3"
	042989-03-000	EA	FITTING - SPINWELD - 1 1/4"NPT - PLASTIC
	042989-04-000	EA	FITTING - SPINWELD - 3/8"FPT - PLASTIC
	042989-05-000	EA	FITTING - SPINWELD - 1/2"FPT - PLASTIC
	042989-08-000	EA	FITTING - SPINWELD - 1"FPT - PLASTIC
	049032-01-000	EA	PATCH - SPINWELD - 3/8" - PLASTIC
8	131554-01-02B	EA	BRACKET/SHOWER CONTROL - E-COATED
9	131551-01-02B	EA	BRACKET - SHOWER HEAD
10	131549-01-01A	EA	PLATE/COVER - SHOWER HEAD - PLASTIC
10	130041-03-30A	EA	SPACER/SHOWER HEAD - IVORY MARBLE
11	128974-01-02A	EA	VALVE - SHOWER HEAD/WATER SAVER (ON/OFF) - CHROME
12*	144596-01-01A	EA	VALVE ONLY - FAUCET/SHOWER - W/TEMP LIMIT STOP(MOEN 62300)
13	144596-02-02A	EA	TRIM KIT - (KNOB & PLATE) - CHATEAU - CHROME - <b>SHOWER PACKAGE</b>
14	135028-02-02A	EA	DROP ELL - F/HAND HELD SHOWER HEAD/OVAL - W/1/2"IPS-CHROME - <b>SHOWER PACKAGE</b>
14	135386-01-000	EA	NIPPLE - 1/2"
15*	129390-03-02A	EA	SHOWER HEAD - W/HOSE & BRACKET - CHROME - <b>SHOWER PACKAGE</b>
16	152311-02-01A	EA	FAUCET - LAVATORY - SINGLE CONTROL - W/WASTE - CHROME
17	134472-04-02B	EA	BRACKET - FAUCET - WASHER - E-COATED
18	098419-01-000	EA	FAUCET - 90 DEGREE
19	125697-04-000	EA	BREAKER/VACUUM - F/FLUSHING SYSTEM
20	125697-03-000	EA	CHECK VALVE - F/FLUSHING SYSTEM
21*	145541-01-000	EA	WATER HEATER/MOTOR AID-GAS/ELECT IGN - GCH10A-4E - 10 GAL
22*	125420-03-03A	EA	DOOR - WATER HEATER - 18" X 17.7" - BLACK
23	117047-02-000	EA	BUMPER - RUBBER/WASHER INSERT
24	149477-01-02B	EA	PANEL - WATER PUMP - E-COATED
24	140364-04-01A	EA	FOAM - PAD - .5" X 12" X 18"
25	160702-01-000	EA	PUMP - WATER - 3.0 GPM - W/1/2" MPT
26	149497-12-12B	EA	PANEL - F/VALVE BYPASS - BRIGHT WHITE
27	149497-13-12B	EA	PANEL - F/VALVE BYPASS - BRIGHT WHITE
28	132224-05-000	EA	TANK - WATER - 40 GALLON - W/FITTINGS - 37.8"X 33.1"X 8.3"
	042989-03-000	EA	FITTING - SPINWELD - 1 1/4"NPT - PLASTIC
	042989-05-000	EA	FITTING - SPINWELD - 1/2"FPT - PLASTIC
	049032-01-000	EA	PATCH - SPINWELD - 3/8" - PLASTIC

\*COMPONENT PARTS LISTED LATER IN THIS GROUP

**WATER & SEWAGE GROUP (CONTINUED)**  
**WATER SYSTEM (CONTINUED)**



**WATER CENTER**  
**G33V, G35A, G35L,**  
**G37B, G38J**

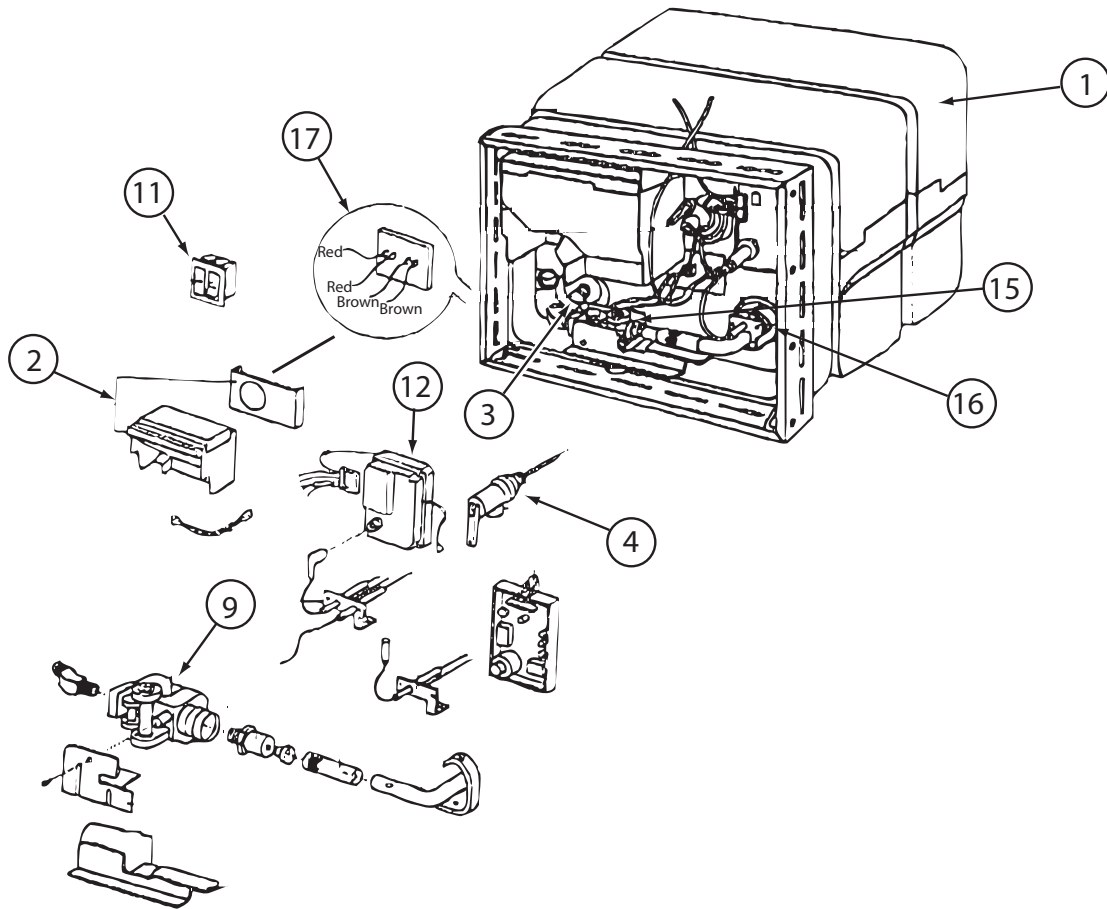
KEY	PART NUMBER	U/M	DESCRIPTION
	1	EA	FILL - CITY WATER - W/CHECK VALVE - MPT - BRUSHED ALUM
	2	EA	FAUCET/SHOWER -.5"MPT W/1.9" INLET PIPES- EXTERIOR/BRT WHT
	3	EA	INLET/WATER - F/FLUSHING SYSTEM
	4	EA	SHOWER HEAD - W/60" HOSE & BRACKET - WHITE
	5*	EA	FILTER - WATER - KIT- PREFILTER - WATER/CITY FILL
	6	EA	VALVE - 90 DEGREE DRAIN - 1/2"P
	7	EA	PANEL - DRAINAGE CENTER - BRIGHT WHITE

\*COMPONENT PARTS LISTED LATER IN THIS GROUP

**COMPONENT PARTS FOR WATER SYSTEM**

<b>103635-01-000</b>			
<b>KEY</b>	<b>PART NUMBER</b>	<b>U/M</b>	<b>DESCRIPTION</b>
	103635-01-703	EA	CARTRIDGE - 10"
<b>VENDOR NO.</b>			
ADC-959201			
<b>123744-03-01A</b>			
<b>KEY</b>	<b>PART NUMBER</b>	<b>U/M</b>	<b>DESCRIPTION</b>
	135027-01-700	EA	CLIP - RETAINER
	135027-01-705	EA	CARTRIDGE F/SGL LEVER FAUCET
<b>VENDOR NO.</b>			
883			
1225			
<b>125420-01-02A, 125420-01-03A, 125420-03-03A, 125420-04-03A</b>			
<b>KEY</b>	<b>PART NUMBER</b>	<b>U/M</b>	<b>DESCRIPTION</b>
	051391-01-705	EA	FASTENER - CAMLOCK
<b>VENDOR NO.</b>			
92609			
<b>129390-03-02A</b>			
<b>KEY</b>	<b>PART NUMBER</b>	<b>U/M</b>	<b>DESCRIPTION</b>
	129390- 03- 702	EA	CONNECTOR-SWIVEL - CHROME
	129390- 03- 703	EA	VACUUM BREAKER - CHROME
	129390- 03- 705	EA	BRACKET-HANGER/SHOWER HEAD
<b>VENDOR NO.</b>			
A-4002-CPK			
A-4900C			
AS5001PK - CHROME			
<b>144596-01-01A</b>			
<b>KEY</b>	<b>PART NUMBER</b>	<b>U/M</b>	<b>DESCRIPTION</b>
	144596-01-700	EA	CARTRIDGE (REPLACEMENT)
<b>VENDOR NO.</b>			
1222			

**WATER & SEWAGE GROUP (CONTINUED)**  
**COMPONENT PARTS FOR WATER SYSTEM (CONTINUED)**



**145541-01-000**

KEY	PART NUMBER	U/M DESCRIPTION	VENDOR NO.
1	145541-01-700	EA TANK - W/INSULATION - 10 GAL	91028
2	051391-04-707	EA KIT-EXHAUST, (FLUE & GASKET)	90960
3	051391-01-715	EA PLUG-DRAIN, 1 EA = 2 PER PKG	91857
4	051391-01-704	EA VALVE-RELIEF, 1/2" FITTING	91604
9	051393-01-726	EA VALVE/SOLENOID - W/O BRACKET	93870
11	145541-01-701	EA SWITCH - ON/OFF - WHITE	91859
12	145541-01-702	EA CIRCUIT BOARD	91226
15	145541-01-703	EA SWITCH - THERMAL CUT OFF	93866
16	051393-01-725	EA ELECTRODE-SGL SPADE CONNECT.	93868
17	051393-01-721	EA THERMOSTAT W/ECO, 140 FRT MT	91447
	051391-05-706	EA ELEMENT-HEATING 1500 WATT	92249 W/GASKET
	051393-01-701	EA SWITCH - REMOTE - W/LIGHT	91959
	145541-01-704	EA RELAY	90061
	145541-01-705	EA JUNCTION BOX(PLASTIC) 10 GAL	91224

CONTACT WINNEBAGO PARTS SALES FOR UNLISTED COMPONENT(S)

**152311-01-01A**

KEY	PART NUMBER	U/M DESCRIPTION	VENDOR NO.
	152311-01-700	EA KNOB - CONTROL	AF-0908-HANDLE
	152311-01-701	EA BUTTON-HOT/COLD	
	152311-02-701	EA CARTRIDGE (KIT)	

**152311-02-01A**

KEY	PART NUMBER	U/M DESCRIPTION	VENDOR NO.
	152311-02-700	EA WASTE ASM.	AF-BP1000-01
	152311-02-701	EA CARTRIDGE (KIT)	

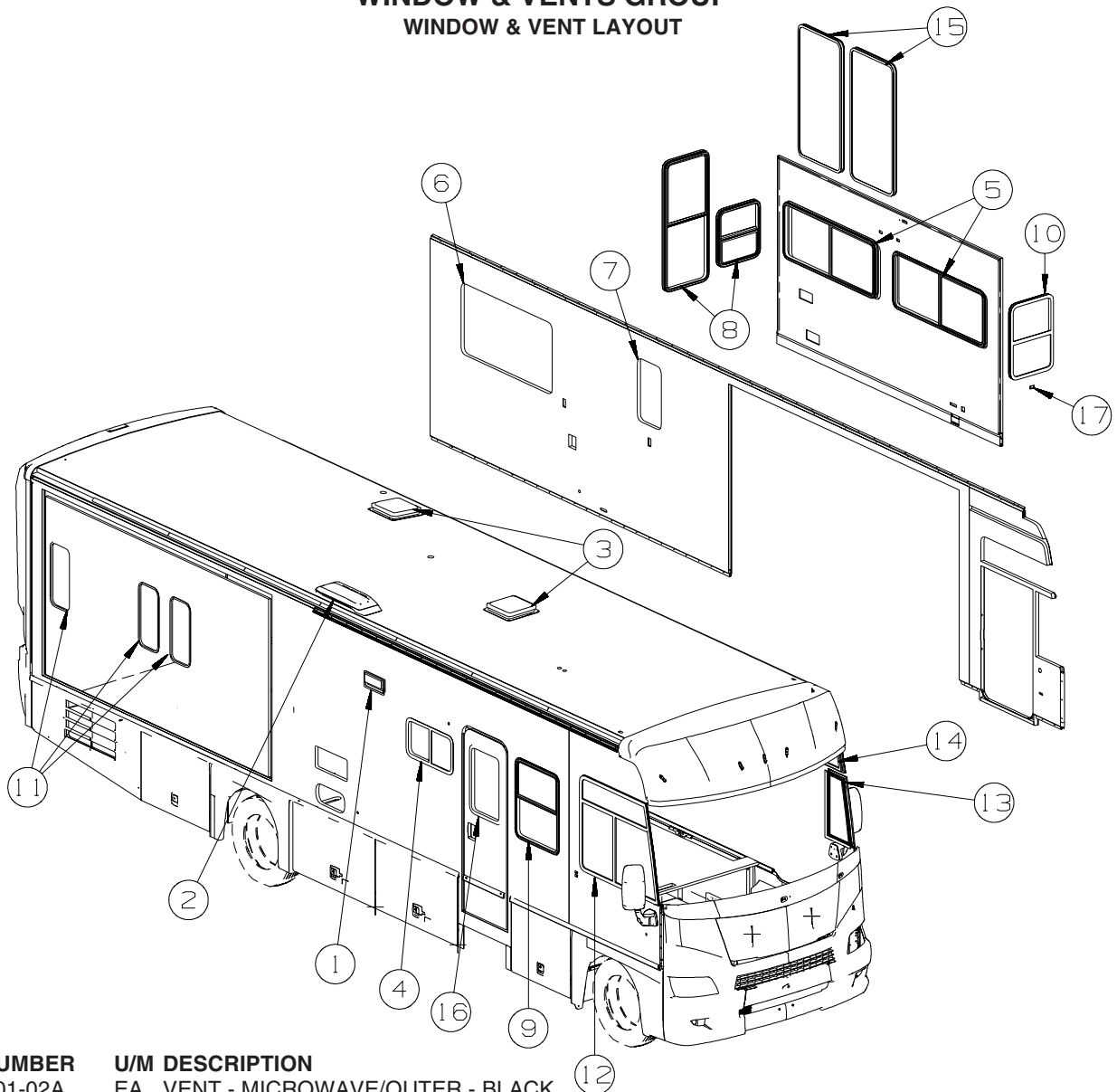
**155482-01-01A**

KEY	PART NUMBER	U/M DESCRIPTION	VENDOR NO.
	155482-01-700	EA O-RING - F/WATER FILTER	94-178-09



# WINDOW & VENTS GROUP

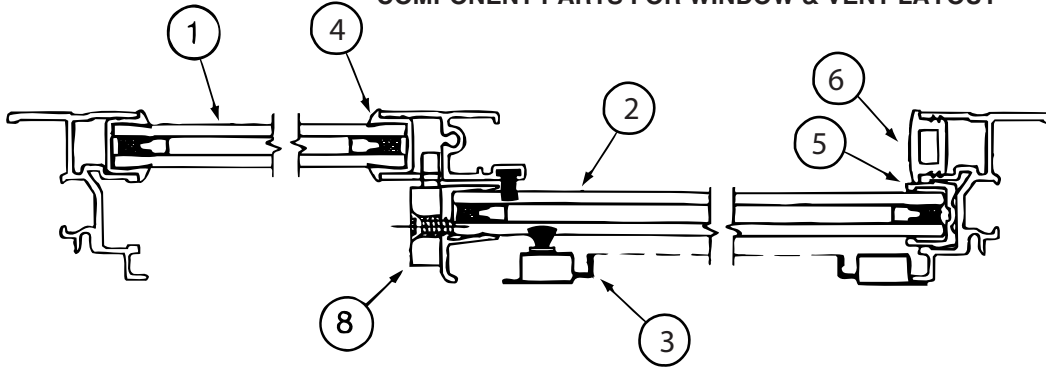
## WINDOW & VENT LAYOUT



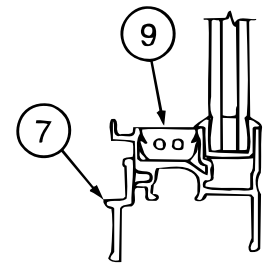
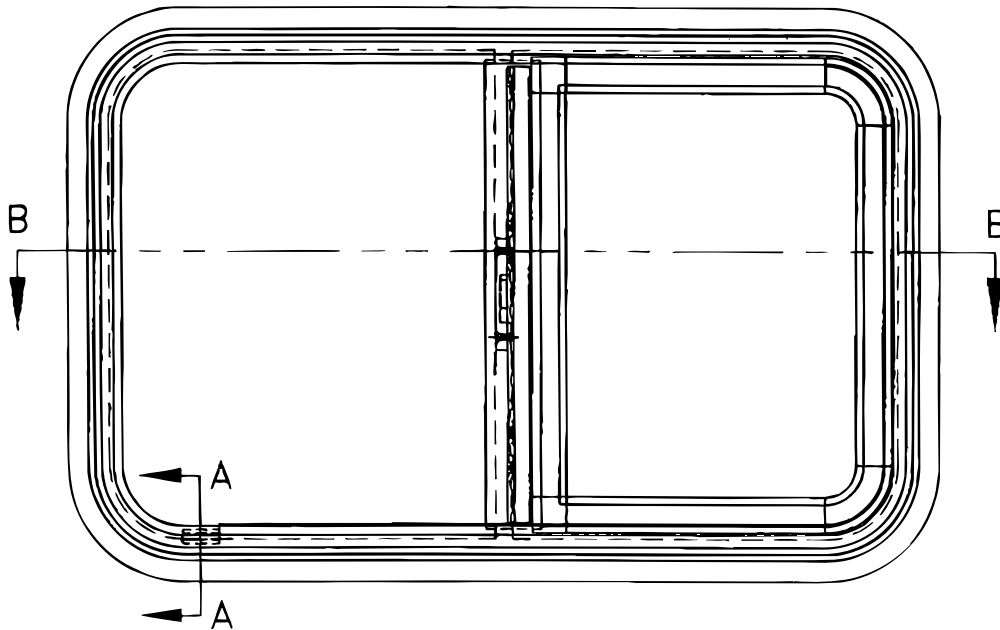
KEY	PART NUMBER	U/M	DESCRIPTION
1	138983-01-02A	EA	VENT - MICROWAVE/OUTER - BLACK
1	138983-03-01A	EA	COVER - VENT MICROWAVE/OUTER - BRIGHT WHITE
2	149508-01-02A	EA	CAP - ROOF/REFRIGERATOR VENT - WHITE
2	149508-01-01A	EA	CAP - ROOF/REFRIGERATOR VENT - GRAY - <b>FULL BODY PAINT</b>
			FROM: 00-00-00 THRU: 01-15-08
2	149508-01-03A	EA	CAP - ROOF/REFRIGERATOR VENT - GRAY - <b>FULL BODY PAINT</b>
			FROM: 01-16-08 THRU: 99-99-99
2	149508-02-02A	EA	BASE - ROOF/REFRIGERATOR VENT - BRIGHT WHITE
2	149508-02-01A	EA	BASE - ROOF/REFRIGERATOR VENT - BLACK - <b>FULL BODY PAINT</b>
3	123780-27-01A	EA	FANTASTIC VENT-4"ROOF-W/FAN/PWR LIFT/SNGL DOME-W/O THERM
4*	150648-04-01A	EA	WINDOW-HORIZ SLIDER/FLUSH/THERMO/RH - 16" X 28.7"
5*	150648-07-01A	EA	WINDOW-HORIZ SLIDER/FLUSH/THERMO/LH - 23.8" X 57.7"
6*	150648-20-01A	EA	WINDOW-HORIZ SLIDER/FLUSH/THERMO/LH - 30.7" X 57.7"
7*	150649-02-01A	EA	WINDOW - VERT SLIDER/FLUSH/THERMO - 27.2" X 15.2"
8*	150649-08-01A	EA	WINDOW - VERT SLIDER/FLUSH/THERMO - 23.8" X 20.8"
8*	150649-18-01A	EA	WINDOW - VERT SLIDER/FLUSH/THERMO - 55.4" X 22.1" - <b>DINING TABLE/CHAIRS</b>
9*	150649-12-01A	EA	WINDOW - VERT SLIDER/FLUSH/THERMO - 33.4" X 26.9"
10*	150649-19-01A	EA	WINDOW - VERT SLIDER/FLUSH/THERMO - 31.7" X 21.1"
11*	161452-05-01A	EA	WINDOW - TIPOUT/FLUSH/THERMO - 27.2" X 12.3"
12*	151072-01-01A	EA	WINDOW - CAB/RIGHT HAND/FLUSH/THERMO - 41.5" X 50.2"/41.8"
13*	151073-01-01A	EA	WINDOW - CAB/FRT SLANT/FLUSH/THERMO - 28.1" X 19.7"/6.6"
14*	151074-01-01A	EA	WINDOW - CAB/VISTA/FLUSH/THERMO - 11.3" X 44.7"/41.8"
15*	161452-02-01A	EA	WINDOW - TIPOUT/FLUSH/THERMO - 56.1" X 26.7" - <b>DINING TABLE/CHAIRS</b>
16*	150651-07-01A	EA	WINDOW - STATIONARY/FLUSH/THERMO - 26.3" X 19.1" - BLACK
17	151905-01-01A	EA	CLIP/BRAKET - SCREEN RETAINER - BLACK

\*COMPONENT PARTS LISTED LATER IN THIS GROUP

**WINDOW & VENTS GROUP (CONTINUED)**  
**COMPONENT PARTS FOR WINDOW & VENT LAYOUT**



**CROSS SECTION B-B**



**CROSS SECTION A-A**

150648-04-01A, 150648-05-01A

KEY	PART NUMBER	U/M	DESCRIPTION	VENDOR NO
1	112795-72-700	EA	GLASS - STATIONARY	390-028307
2	150648-04-700	EA	GLASS-SLIDING W/SASH & LATCH	FH3002G8
3	150648-05-700	EA	SCREEN ASM	410-031158
4	112795-01-705	FT	VINYL - GLAZING	132-027331
5	151069-01-700	EA	CHANNEL-RUN, SLIDING	122-030627
6	150648-01-703	EA	PLUG - FILLER	132-030308
7	150648-05-701	EA	RETAINER - TRIM	CH29-67
8	150648-01-700	EA	LATCH-HORIZONTAL SLIDE-BLK	FH3000-CK
8	150648-01-701	EA	LATCH-HORIZONTAL SLIDE-RED	FH3003-CK
9	150648-01-704	EA	SLIDE STOP	132-030866
	150649-05-702	FT	FIN SEAL-F/LOCKING RAIL-BLK	171-062348

**WINDOW & VENTS GROUP (CONTINUED)**  
**COMPONENT PARTS FOR WINDOW & VENT LAYOUT (CONTINUED)**

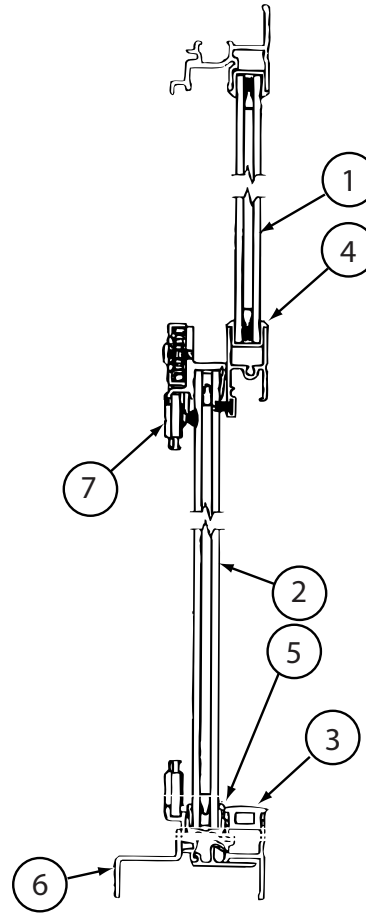
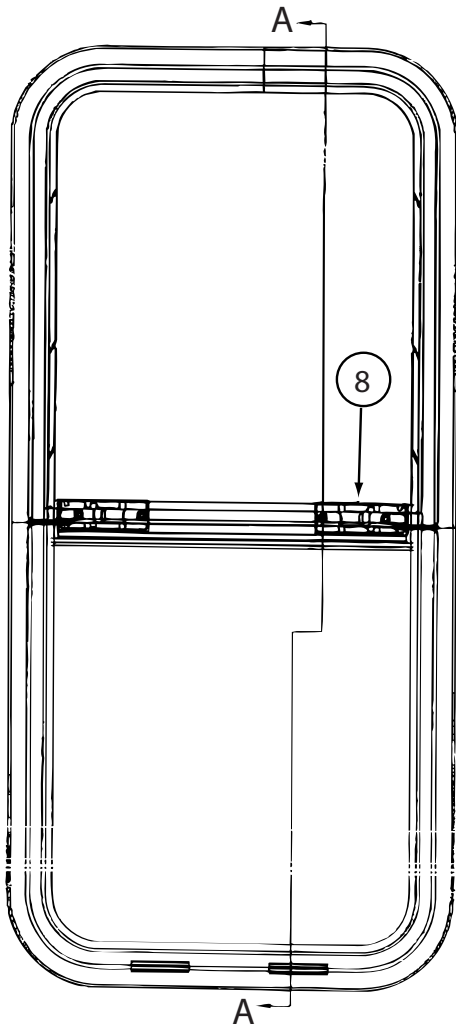
**150648-07-01A, 150648-22-01A**

<b>KEY</b>	<b>PART NUMBER</b>	<b>U/M</b>	<b>DESCRIPTION</b>	<b>VENDOR NO</b>
1	150648-07-701	EA	GLASS - STATIONARY	390-028314
2	150648-07-700	EA	GLASS-SLIDING W/SASH & LATCH	FH3000G8
3	150648-01-702	EA	SCREEN ASM	410-031156
4	112795-01-705	FT	VINYL - GLAZING	132-027331
5	151069-01-700	EA	CHANNEL-RUN, SLIDING	122-030627
6	150648-01-703	EA	PLUG - FILLER	132-030308
7	150648-01-707	EA	RETAINER - TRIM	H493-67
8	150648-01-700	EA	LATCH-HORIZONTAL SLIDE-BLK	FH3000-CK
8	150648-01-701	EA	LATCH-HORIZONTAL SLIDE-RED	FH3003-CK
9	150648-01-704	EA	SLIDE STOP	132-030866
	150649-05-702	FT	FIN SEAL-F/LOCKING RAIL-BLK	171-062348

**150648-20-01A, 150648-30-01A**

<b>KEY</b>	<b>PART NUMBER</b>	<b>U/M</b>	<b>DESCRIPTION</b>	<b>VENDOR NO</b>
1	112795-76-700	EA	GLASS - STATIONARY	390-028347
2	150648-20-700	EA	GLASS-SLIDING W/SASH & LATCH	FH3014G8
3	150648-20-701	EA	SCREEN ASM	410-035331
4	112795-01-705	FT	VINYL - GLAZING	132-027331
5	151069-01-700	FT	CHANNEL-RUN, SLIDING	122-030627
6	150648-01-703	FT	PLUG - FILLER	132-030308
7	098647-01-704	EA	RETAINER - TRIM	H112-67
8	150648-01-701	EA	LATCH-HORIZONTAL SLIDE-RED	FH3003-CK
8	150658-01-700	EA	LATCH-HORIZONTAL SLIDE-BLK	FH3000-CK
9	150648-01-704	EA	SLIDE STOP	132-030866
	150649-05-702	FT	FIN SEAL-F/LOCKING RAIL-BLK	171-062348

**WINDOW & VENTS GROUP (CONTINUED)**  
**COMPONENT PARTS FOR WINDOW & VENT LAYOUT (CONTINUED)**



**CROSS SECTION A-A**

**150649-02-01A**

KEY	PART NUMBER	U/M	DESCRIPTION	VENDOR NO
1	150649-02-700	EA	GLASS - STATIONARY	390-035620
2	150649-02-701	EA	GLASS-SLIDING W/PULL & LATCH	FH3023G8
3	150648-01-703	EA	PLUG - FILLER	132-030308
4	112795-01-705	EA	VINYL - GLAZING	132-027331
5	151069-01-700	EA	CHANNEL-RUN, SLIDING	122-030627
6	150649-02-702	EA	RETAINER - TRIM	H250-67
7	150649-02-703	EA	SCREEN ASM	410-035469
8	150649-01-700	EA	LATCH-VERTICLE SLIDE-BLK	FH3016-CK

**150649-08-01A**

KEY	PART NUMBER	U/M	DESCRIPTION	VENDOR NO
1	150649-08-700	EA	GLASS - STATIONARY	390-035202
2	150649-08-701	EA	GLASS-SLIDING W/PULL & LATCH	FH3029G8
3	150648-01-703	EA	PLUG - FILLER	132-030308
4	112795-01-705	FT	VINYL-GLAZING	132-027331
5	151069-01-700	EA	FIN CHANNEL-RUN, SLIDING	122-030627
6	150649-08-702	EA	RETAINER - TRIM	H754-67
7	150649-07-701	EA	SCREEN ASM	410-035475
8	150649-01-700	EA	LATCH KIT - F/VERTICAL SLIDE - BLACK	FH3016-CK

**WINDOW & VENTS GROUP (CONTINUED)**  
**COMPONENT PARTS FOR WINDOW & VENT LAYOUT (CONTINUED)**

**150649-12-01A**

<b>KEY</b>	<b>PART NUMBER</b>	<b>U/M</b>	<b>DESCRIPTION</b>	<b>VENDOR NO</b>
1	150649-12-700	EA	GLASS - STATIONARY	390-031007
2	150649-12-701	EA	GLASS-SLIDING W/PULL & LATCH	FH3026G8
3	150648-01-703	EA	PLUG - FILLER	132-030308
4	112795-01-705	FT	VINYL-GLAZING	132-027331
5	151069-01-700	EA	FIN CHANNEL-RUN, SLIDING	122-030627
6	150649-12-702	EA	RETAINER - TRIM	H3026-67
7	150649-12-703	EA	SCREEN ASM	410-035472
8	150649-01-700	EA	LATCH KIT - F/VERTICAL SLIDE - BLACK	FH3016-CK


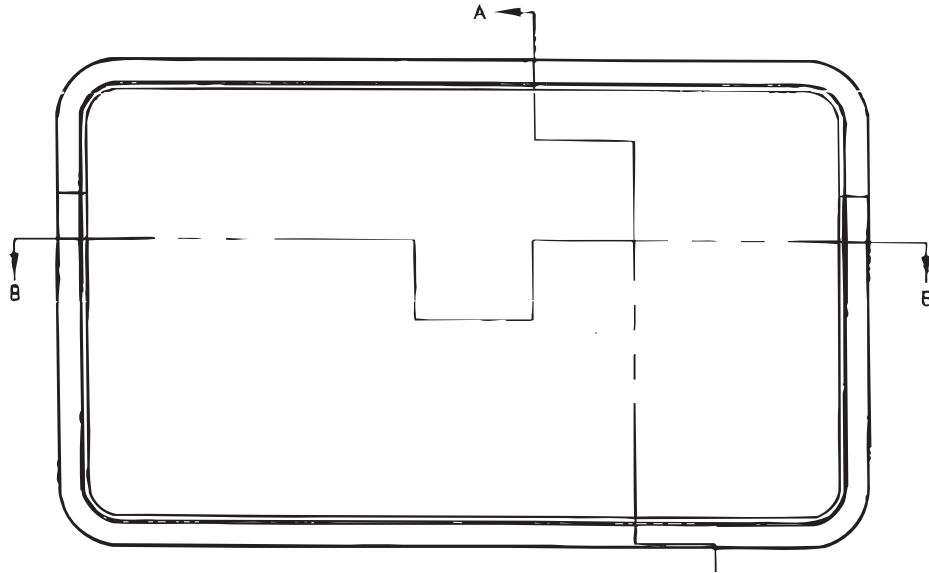
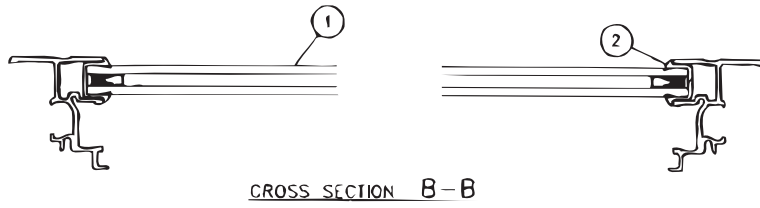
**150649-18-01A**

<b>KEY</b>	<b>PART NUMBER</b>	<b>U/M</b>	<b>DESCRIPTION</b>	<b>VENDOR NO</b>
1	112898-23-700	EA	GLASS - STATIONARY	390-028351
2	150649-09-700	EA	GLASS-SLIDING W/SASH & LATCH	FH3053G8
3	150648-01-703	EA	PLUG - FILLER	132-030308
4	112795-01-705	FT	VINYL-GLAZING	132-027331
5	151069-01-700	EA	FIN CHANNEL-RUN, SLIDING	122-030627
6	150649-18-700	EA	RETAINER - TRIM	H446-61
7	150649-09-701	EA	SCREEN ASM	410-035632
8	150649-01-700	EA	LATCH-VERTICLE SLIDE-BLK	FH3016-CK

**150649-19-01A**

<b>KEY</b>	<b>PART NUMBER</b>	<b>U/M</b>	<b>DESCRIPTION</b>	<b>VENDOR NO</b>
1	112898-26-700	EA	GLASS - STATIONARY	390-028343
2	150649-10-700	EA	GLASS-SLIDING W/PULL & LATCH	FH3019G8
3	150648-01-703	EA	PLUG - FILLER	132-030308
4	112795-01-705	FT	VINYL-GLAZING	132-027331
5	151069-01-700	EA	FIN CHANNEL-RUN, SLIDING	122-030627
6	150649-19-700	EA	RETAINER - TRIM	H332-61
7	150649-10-701	EA	SCREEN ASM	410-035465
8	150649-01-700	EA	LATCH-VERTICLE SLIDE-BLK	FH3016-CK

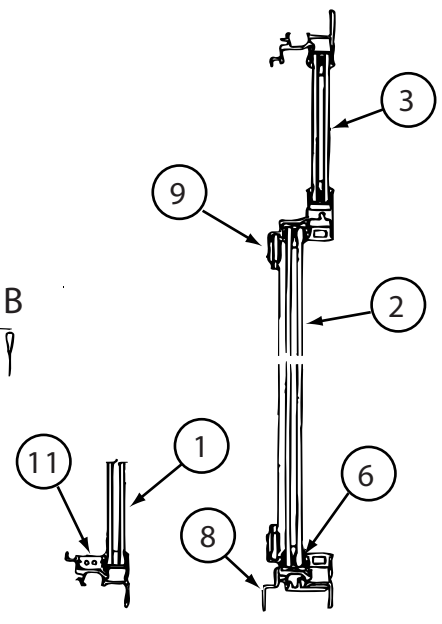
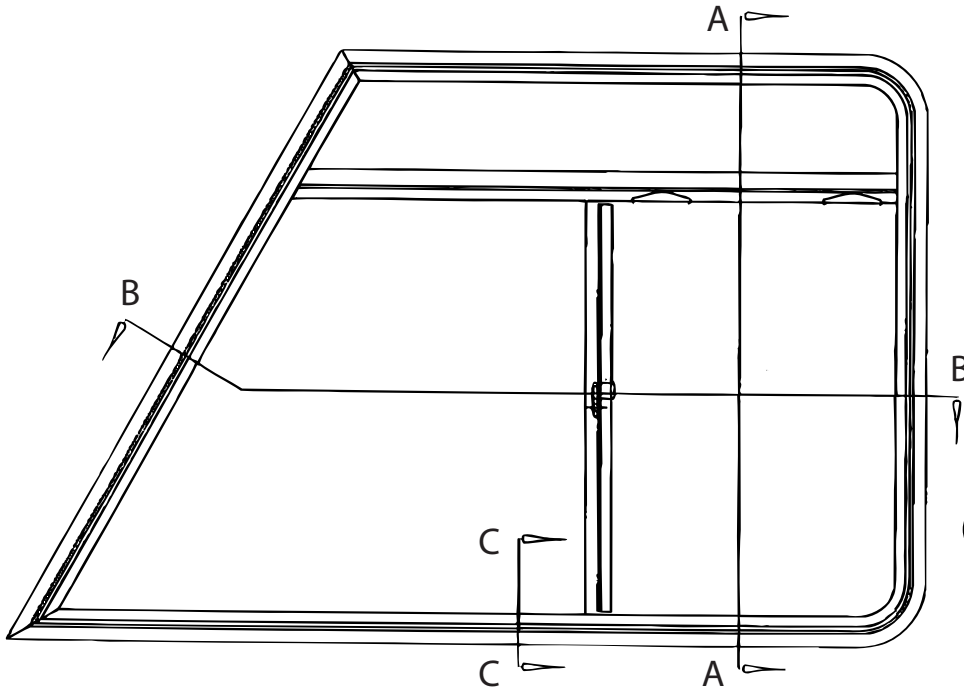
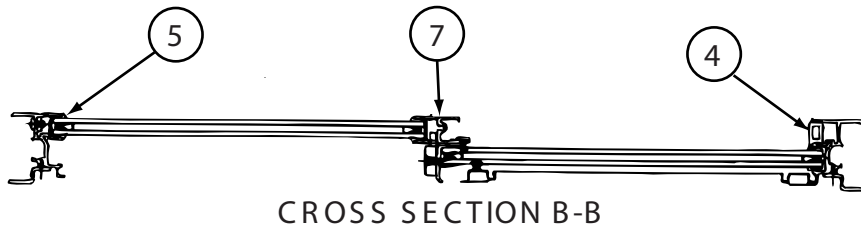
**WINDOW & VENTS GROUP (CONTINUED)**  
**COMPONENT PARTS FOR WINDOW & VENT LAYOUT (CONTINUED)**



150651-07-01A

KEY	PART NUMBER	U/M	DESCRIPTION	VENDOR NO
1	150651-07-700	EA	GLASS - STATIONARY	390-036022
2	150651-07-701	EA	RETAINER - TRIM	H3074-67
3	112795-01-705	FT	VINYL - GLAZING	132-027331

**WINDOW & VENTS GROUP (CONTINUED)**  
**COMPONENT PARTS FOR WINDOW & VENT LAYOUT (CONTINUED)**

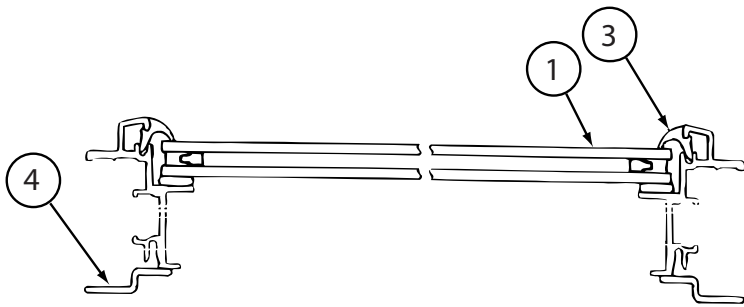


151072-01-01A

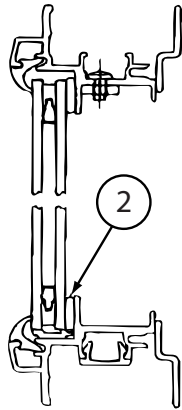
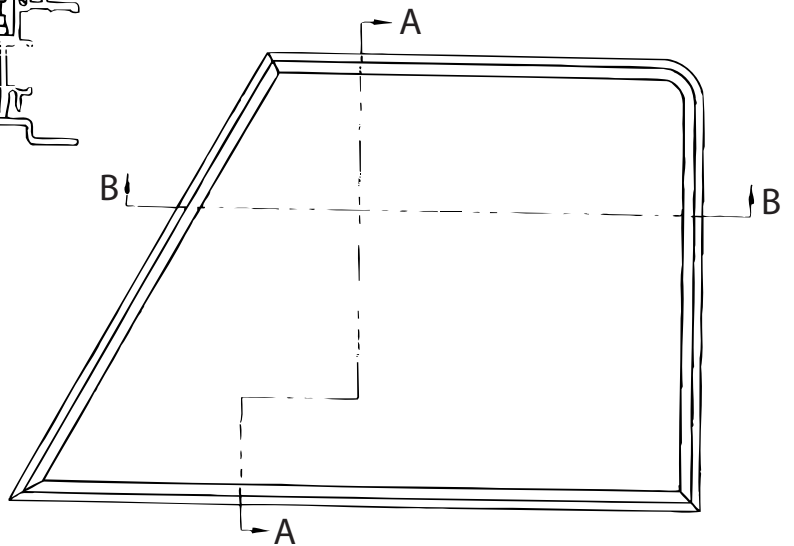
KEY	PART NUMBER	U/M	DESCRIPTION	VENDOR NO
1	125583-01-702	EA	GLASS - STATIONARY - R.H.	390-026101
2	151072-01-701	EA	GLASS-SLIDING W/SASH & LATCH	FH3040A9R
3	151072-01-702	EA	GLASS - STATIONARY - UPPER	390-036521
4	150648-01-703	FT	PLUG - FILLER	132-030308
5	151069-03-705	EA	VINYL GLAZING - F/STATIONARY	DH567-12 MITER/WELD
5	151069-03-706	EA	VINYL GLAZING - F/STATIONARY	DH373-12 MITER/WELD
6	151069-01-700	EA	CHANNEL-RUN, SLIDING	122-030627
7	098644-01-706	FT	WEATHERSTRIP - GLASS	171-010668
8	151072-01-703	EA	RETAINER-TRIM - 1 OF 2 PCE	H573K67RA
8	151072-01-704	EA	RETAINER-TRIM - 1 OF 2 PCE	H573K67RB
9	151072-01-700	EA	SCREEN ASM	410-035507
10	150648-01-700	EA	LATCH-HORIZONTAL SLIDE-BLK	FH3000-CK
11	112795-01-701	EA	SLIDE-STOP	132-019092
	151069-02-703	EA	COVER - DRAIN SLOT - RH HAND	130-030397 RIGHT

CONTACT WINNEBAGO PARTS SALES FOR UNLISTED COMPONENTS

**WINDOW & VENTS GROUP (CONTINUED)**  
**COMPONENT PARTS FOR WINDOW & VENT LAYOUT (CONTINUED)**



CROSS SECTION B-B



CROSS SECTION A-A

**151073-01-01A**

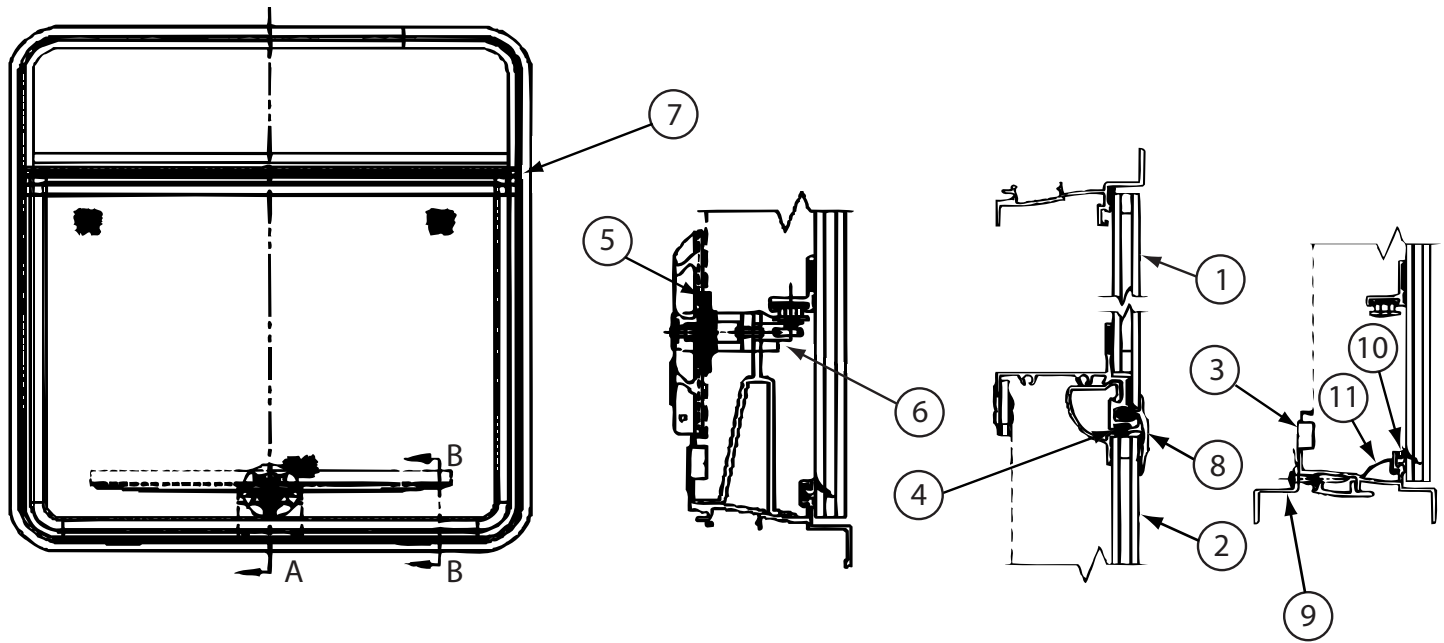
KEY	PART NUMBER	U/M	DESCRIPTION	VENDOR NO
1	125585-01-700	EA	GLASS - STATIONARY	390026092
2	115630-01-705	EA	TAPE - BUTYL	154-011956
3	151073-01-700	EA	VINYL BUTYL-MITERED/FORMED	FH56912
4	151073-01-701	EA	RETAINER - TRIM	H569K67L

**151074-01-01A**

KEY	PART NUMBER	U/M	DESCRIPTION	VENDOR NO
1	151074-01-700	EA	GLASS - STATIONARY	390-028331
2	115630-01-705	FT	TAPE - BUTYL	154-011956
3	151074-01-701	EA	VINYL GLAZING-MITERED/FORMED	FH570-12
4	151074-01-702	EA	RETAINER - TRIM	H570K67L



**WINDOW & VENTS GROUP (CONTINUED)**  
**COMPONENT PARTS FOR WINDOW & VENT LAYOUT (CONTINUED)**



**161452-02-01A**

KEY	PART NUMBER	U/M	DESCRIPTION	VENDOR NO.
2	150656-05-700	EA	GLASS-TIPOUT - W/HINGE/RAIL	DTH3043G8
3	150656-05-701	EA	SCREEN ASM	410-035640
4	098644-01-706	FT	WEATHERSTRIP - GLASS	171-010668
5	100322-01-718	EA	HANDLE-DIAL	410-016081
6	150656-08-701	EA	OPERATOR - TIPOUT/LARGE	410-036141
7	161452-01-700	FT	FELT SEAL	160-014688
9	150656-05-702	EA	RETAINER - TRIM	DTH035-56
10	100322-01-701	FT	SEAL-VENT	122-016071
11	150651-03-702	FT	COVER - DRAIN SLOT	132-030723

CONTACT WINNEBAGO PARTS SALES FOR FOR UNLISTED COMPONENTS

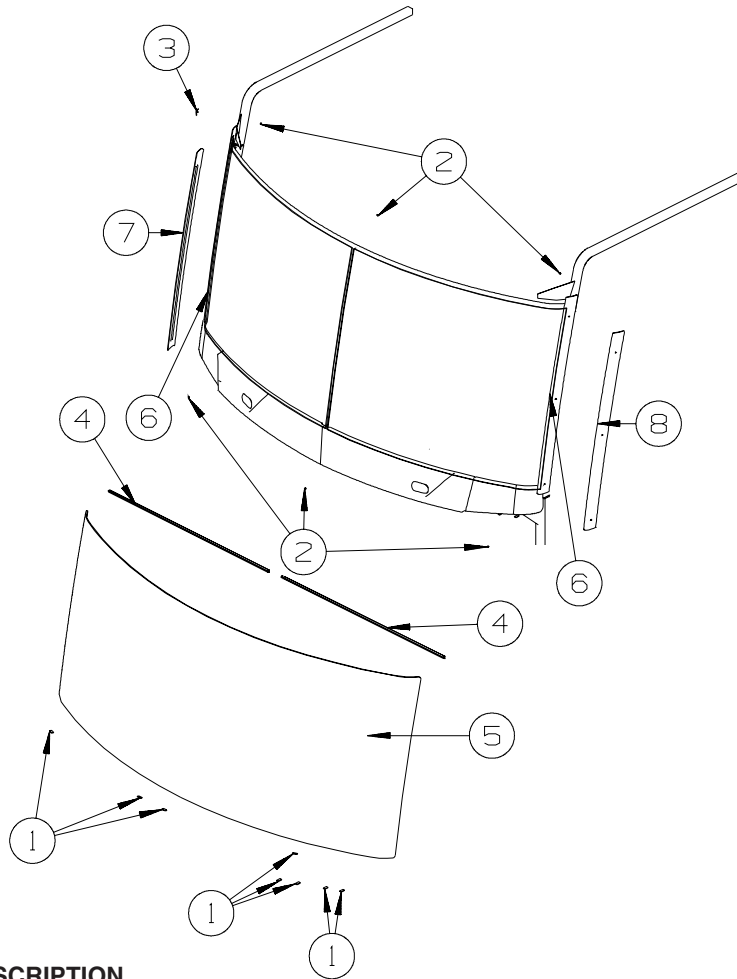
**161452-05-01A**

KEY	PART NUMBER	U/M	DESCRIPTION	VENDOR NO.
2	150656-01-700	EA	GLASS-TIPOUT W/GUIDE RAIL	DTH3042G8
3	150656-01-702	EA	SCREEN ASM	410-035639
4	098644-01-706	FT	WEATHERSTRIP - GLASS	171-010668
5	100322-01-718	EA	HANDLE-DIAL	410-016081
6	150656-01-701	EA	OPERATOR - TIPOUT/SMALL	410-036142
7	161452-01-700	FT	FELT SEAL	160-014688
9	150656-01-703	EA	RETAINER - TRIM	DTH3042-56
10	100322-01-701	FT	SEAL-VENT	122-016071
11	150651-03-702	FT	COVER - DRAIN SLOT	132-030723

CONTACT WINNEBAGO PARTS SALES FOR FOR UNLISTED COMPONENTS

# WINDSHIELD & WIPER GROUP

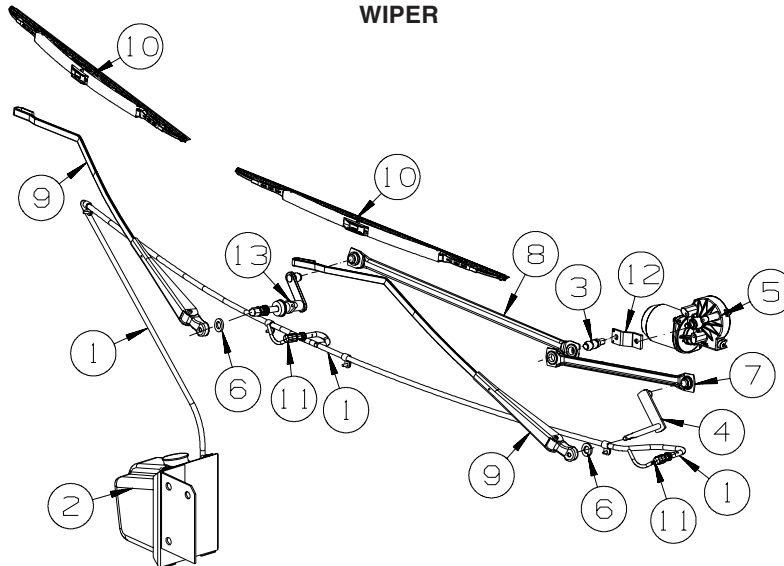
## WINDSHIELD



KEY	PART NUMBER	U/M	DESCRIPTION
1	002328-03-000	EA	BLOCK - WINDSHIELD - .125" X .5" X .98"
2	081914-02-000	EA	BUMPER - RUBBER - ROUND - 5/16" DIA. X 13/64" THICK
3	120533-01-000	FT	MOLDING - REVEAL - WINDSHIELD
4	127862-01-000	EA	CARRIER/REVEAL - WINDSHIELD - 47.2"
5	160385-01-000	EA	GLASS - WINDSHIELD - ONE PIECE - 98.6"W X 40.3"H
6	099418-01-000	FT	SEAL - D-SECTION/ADHESIVE BACK - .44" X .44" - BLK RUBBER
7	125384-15-02A	EA	TRIM - WINDSHIELD - A-PILLAR - PASSENGER - BLACK
8	125384-16-02A	EA	TRIM - WINDSHIELD - A-PILLAR - DRIVER - BLACK

## WINDSHIELD & WIPER GROUP (CONTINUED)

### WIPER



KEY	PART NUMBER	U/M	DESCRIPTION
1	045794-01-000	FT	HOSE - WINDSHIELD WASHER - 5/32"ID - BLACK
2	117766-02-000	EA	RESERVOIR/PUMP - WINDSHIELD WASHER
3	149395-01-000	EA	STUD/DOUBLE BALL CRANK - WIPER MOTOR
4*	149401-03-000	EA	SHAFT/PIVOT - WINDSHIELD WIPER
5	157508-01-000	EA	WIPER MOTOR - WINDSHIELD
6	110742-03-000	EA	GASKET - WIPER ADAPTER SHAFT
7	157521-01-000	EA	LINK/WIPER - CONNECTING - DRIVER
8	157521-02-000	EA	LINK/WIPER - CONNECTING - PASSENGER
9*	157531-01-000	EA	ARM - WIPER - RADIAL - 26"
10	157532-01-000	EA	BLADE - WINDSHIELD WIPER - 28"
11	157533-02-000	EA	FITTING/WIPER - COWL/TALL
12	157578-01-000	EA	ARM/DRIVE - WIPER MOTOR
13	157512-02-000	EA	SHAFT/PIVOT - WINDSHIELD WIPER - DRIVER/PASSENGER

\*COMPONENT PARTS LISTED LATER IN THIS GROUP

### COMPONENT PARTS FOR WIPER

#### 149401-03-000

KEY	PART NUMBER	U/M	DESCRIPTION	VENDOR NO.
	096505-02-703	EA	NUT/ACORN - HD W/.687 BRL	51065-40-NT27WC
	149401-01-700	EA	HARDWARE PKG - F/SHAFT&PIVOT	PSHWKIT
	149401-01-701	EA	SEAL CAP/RUBBER GROMMET	300749

#### 157531-01-000

KEY	PART NUMBER	U/M	DESCRIPTION	VENDOR NO.
	157531-01-700	EA	WASHER NOZZLE KIT W/HDW	19475