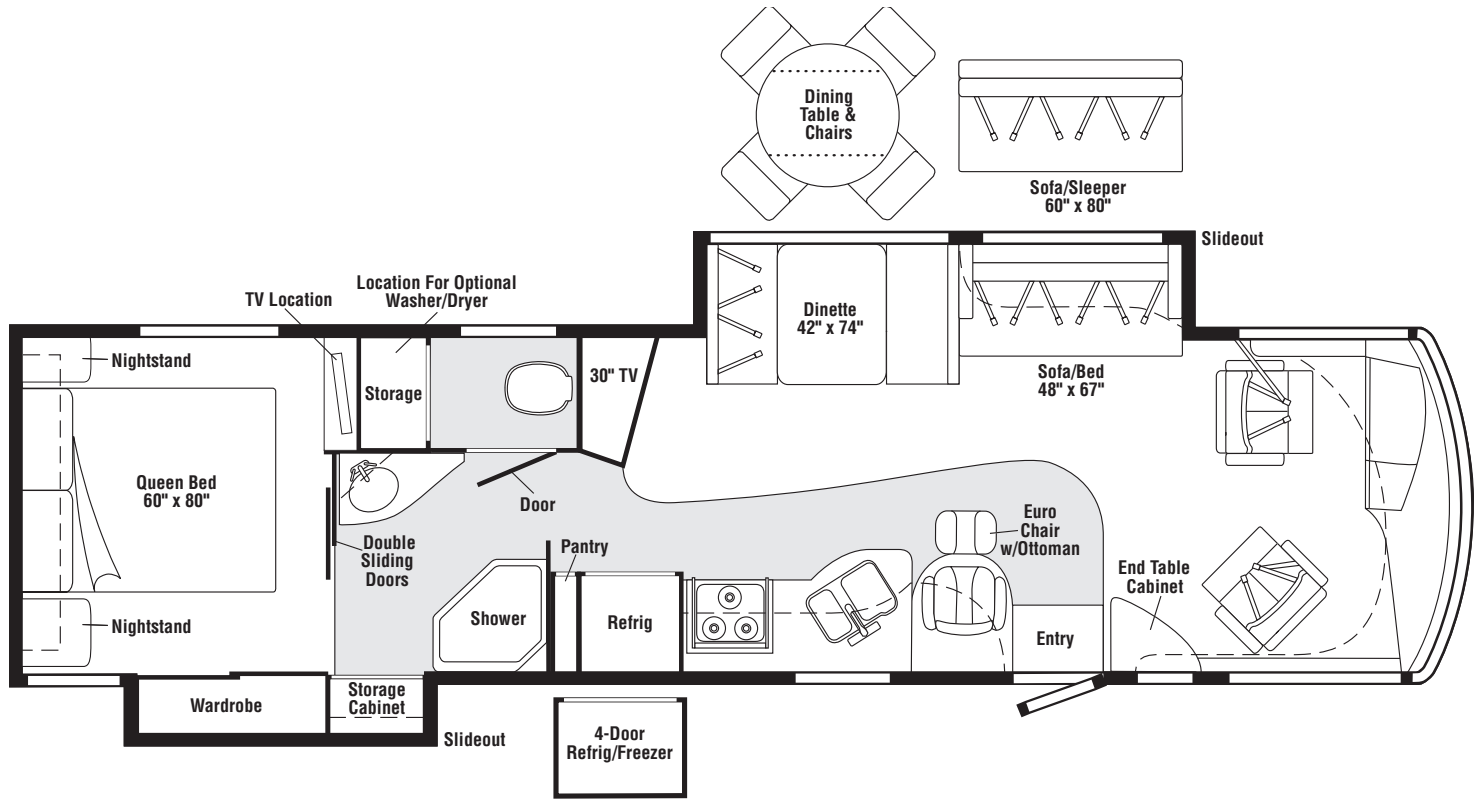


2008
LATITUDE
IPM37G
M-SERIES
HONEY CHERRY/WASHED MAPLE
W72 RATTAN
W74 WASABI GREEN
W76 TIDAL WAVE
HONEY CHERRY/HONEY CHERRY
W71 RATTAN
W73 WASABI GREEN
W75 TIDAL WAVE



FLOORPLAN

CONTENTS

FLOORPLAN	1
ACCESSORIES GROUP	6
OPERATORS MANUAL	6
AUDIO VIDEO GROUP	7
RADIO SYSTEM	7
REAR MONITOR	8
COMPONENT PARTS FOR REAR MONITOR	8
144677-10-02A, 144677-11-02A	8
CABINET & APPLIANCE GROUP	9
CABINET & APPLIANCE LAYOUT	9
COMPONENT PARTS FOR CABINET & APPLIANCE LAYOUT	18
121569-05-01A, 121569-06-01A, 121569-07-01A & 121569-08-01A	18
125242-06-01A	24
156801-01-01A	33
161116-01-01A , 161116-02-01A	33
CHASSIS GROUP	34
FRAME	34
FRONT END	40
INSULATION	42
EXHAUST	43
HITCH	44
FUEL	44
HYDRAULIC LEVELING	45
COMPONENT PARTS FOR HYDRAULIC LEVELING	47
139641-11-000	47
139643-09-000	47
139644-04-000	47
165119-01-000	47
165119-02-000	47
165120-02-000	47
165179-02-000	47
WHEEL, TIRE, COVERS &/OR LINERS	48
COMPONENTS PARTS FOR WHEEL, TIRE, COVERS &/OR LINERS	48
145580-05-000	48
145580-07-000	48
CURTAIN & CUSHION GROUP	49
CURTAIN, CUSHION LAYOUT	49
SOFA	53
COMPONENT PARTS FOR SOFA	54
136534-02-000, 136534-03-000, 136534-13-000, 136534-15-000	54
HARDWARE	55
ACCESSORIES	56
FABRICS	57
DRIVERS COMPARTMENT GROUP	58
DASH	58
FRONT INTERIOR	59
CABINETS	62

CONTENTS (CONTINUED)

ELECTRICAL GROUP	64
110V BODY WIRING	64
12V BODY WIRING	67
EXTERIOR LAMPS	78
FRONT END	81
SIDE TV/DVD	84
COMPONENT PARTS FOR WIRING	85
076319-23-000	85
076319-25-000	85
087694-01-000	85
091206-04-000	85
093575-46-01A	85
108354-01-01A	85
121935-01-01A	86
123775-01-02A	86
134940-08-01A	86
137417-01-01A, 137417-03-01A	86
137417-02-01A	86
137417-06-01A	86
141454-03-01A	87
156413-01-01A	87
158836-01-000	87
159759-01-000	87
160363-01-000 & 160363-02-000	88
163097-01-000	88
163598-01-02A	88
164270-01-000	88
164598-01-000	88
165170-01-01A	88
CIRCUIT BREAKERS, FUSES & RELAYS	88
163031-01-01A	88
CONVERTER, INVERTER, LOAD CENTERS	89
BOXES & CORDS	89
WIRE ASSEMBLIES	89
CONNECTORS & CONDUIT	90
CHASSIS	93
EXTERIOR BODY GROUP	95
AIR SUPPLY	95
GRAPHICS & PAINT	96
PANELS & TRIMS	98
COMPONENT PARTS FOR PANELS & TRIMS	103
106015-12-01A	103
106015-13-01A	103
106015-18-01A, 106015-19-01A	103
LADDER	103
FRONT END	104
STRUCTURAL COMPONENTS	105
AWNINGS	106
EXTERIOR DOORS & COMPARTMENTS GROUP	107
DOOR & COMPARTMENT LAYOUT	107
COMPONENT PARTS FOR DOOR & COMPARTMENT LAYOUT	113
142226-02-01A	113
143709-02-01A	113
COMPARTMENT DOOR PIECE PARTS	114
ENTRY	116
SCREEN	117
LATCH	118

CONTENTS (CONTINUED)

EXTERIOR SLIDEOUT GROUP	119
FRONT LEFT	119
COMPONENT PARTS FOR FRONT LEFT	121
153651-04-01A	121
RIGHT REAR	122
COMPONENT PARTS FOR RIGHT REAR	124
162408-01-000	124
GENERATOR GROUP	125
HEATING & A/C GROUP	126
AUTOMOTIVE	126
COMPONENT PARTS FOR AUTOMOTIVE	128
072342-15-000	128
072342-17-000	128
072342-26-000	128
072342-28-000	129
072342-29-000	129
103930-51-000	129
103930-55-000	130
103930-61-000	131
103930-62-000	131
FURNACE	132
COMPONENT PARTS FOR FURNACE	133
143563-02-000	133
CENTRAL	135
COMPONENT PARTS FOR CENTRAL	136
105620-19-000	136
INTERIOR FINISH GROUP	138
MOLDINGS & TRIMS	138
PANELING & LAMINATES	150
INTERIOR TRIM LAYOUT	151
COMPONENT PARTS FOR INTERIOR TRIM LAYOUT	155
158076-03-01A	155
FLOOR COVERINGS	156
HARDWARE	156
LABELS GROUP	162
LP GROUP	166
LP SYSTEM	166
COMPONENT PARTS FOR LP SYSTEM	166
151784-03-000	166
SEALANTS & FASTENERS GROUP	167
SEALANTS & ADHESIVES	167
BOLTS, NUTS AND WASHERS	168
SCREWS	170
CLAMPS, CLIPS, GROMMETS, RIVETS & PLUGS	173
MISCELLANEOUS FASTENERS	174
WATER & SEWAGE GROUP	175
DRAINAGE SYSTEM	175
COMPONENT PARTS FOR DRAINAGE SYSTEM	177
160815-01-01A	177
WATER SYSTEM	178
COMPONENT PARTS FOR WATER SYSTEM	184
129390-03-02A	184
145541-01-000	184
151680-01-01A	184
155482-01-01A	184

CONTENTS (CONTINUED)

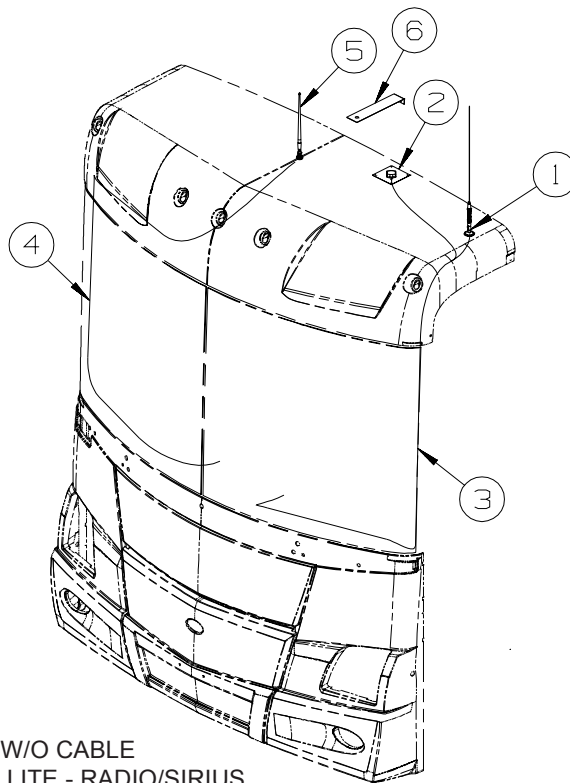
WINDOW & VENTS GROUP	185
WINDOW & VENT LAYOUT	185
COMPONENT PARTS FOR WINDOW & VENT LAYOUT	187
122882-02-01A, 122882-03-01A	187
122882-04-01A	187
122882-05-01A	187
150648-02-01A, 150648-03-01A/3A	188
150648-04-01A, 150648-05-01A	189
150648-14-01A, 150648-27-01A, 150648-34-01A	190
150649-08-01A	191
150649-27-01A	191
150649-31-01A	192
150651-07-01A	193
151069-06-01A	194
151069-07-01A	195
WINDSHIELD & WIPER GROUP	196
WINDSHIELD	196
WIPER	197
COMPONENT PARTS FOR WIPER	197
149401-01-000,149401-02-000	197
157512-01-000	197
157531-01-000	197

ACCESSORIES GROUP
OPERATORS MANUAL

KEY	PART NUMBER	U/M	DESCRIPTION
	160926-01-000	DW	TOP LEVEL-M, 2008
	158603-08-009	EA	MANUAL/OWNER - SUPPLEMENT - M-SERIES - 2008
	159842-01-01A	EA	CASE - VINYL - F/MANUALS - W/SLEEVES - BLACK
	161500-08-016	EA	MANUAL/OWNER - LATITUDE - M SERIES - 2008

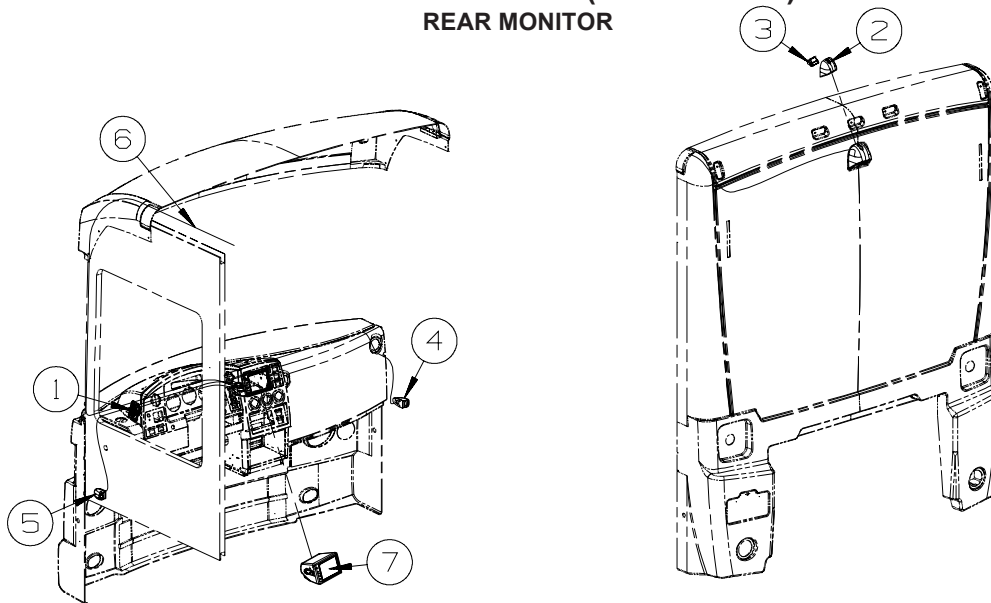
AUDIO VIDEO GROUP RADIO SYSTEM

KEY	PART NUMBER	U/M	DESCRIPTION
	163142-03-000	EA	REMOTE CONTROL/RADIO (CREDIT CARD SIZE) FROM: 00-00-00 THRU: 01-28-07
	163142-09-000	EA	REMOTE CONTROL/RADIO (CREDIT CARD SIZE) FROM: 01-29-07 THRU: 99-99-99
	163142-04-000	EA	REMOTE CONTROL/RADIO (STEERING WHEEL MOUNT) FROM: 00-00-00 THRU: 01-28-07
	163142-10-000	EA	REMOTE CONTROL/RADIO (STEERING WHEEL MOUNT) FROM: 01-29-07 THRU: 99-99-99
	163142-02-000	EA	RADIO-AM/FM/CD/WB - W/12 PIN AMP CONNECTOR - SATLT READY FROM: 00-00-00 THRU: 01-28-07
	163142-08-000	EA	RADIO-AM/FM/CD/WB - SATELLITE READY - W/12 PIN AMP CNCTR FROM: 01-29-07 THRU: 99-99-99
	163142-05-000	EA	RECEIVER (EYE) - INFRARED FROM: 00-00-00 THRU: 01-28-07
	163142-11-000	EA	RECEIVER (EYE) - INFRARED FROM: 01-29-07 THRU: 99-99-99
	163142-12-000	EA	CABLE/INTERFACE - I-POD



KEY	PART NUMBER	U/M	DESCRIPTION
1	NA	EA	ANTENNA - CB - W/O CABLE
2	NA	EA	ANTENNA/SATELLITE - RADIO/SIRIUS
3	NA	EA	CABLE - CB - COAX
4	090944-03-000	EA	CABLE - ANTENNA
5	090944-02-000	EA	ANTENNA - RADIO - 16" RUBBER - W/O LEAD WIRE
6	140600-06-01B	EA	BRACKET/ANTENNA MOUNT - MILL FINISH

AUDIO VIDEO GROUP (CONTINUED)
REAR MONITOR



KEY	PART NUMBER	U/M	DESCRIPTION
1	098819-01-000	EA	SPEAKER - 4" - 2 WATT - 8 OHM
1	093214-01-01A	EA	GRILLE - SPEAKER - 4" - BLACK
2	137919-02-01A	EA	SHROUD - CAMERA/OUTER - BRIGHT WHITE
3	144677-14-01A	EA	CAMERA - REAR VIEW W/BRACKET - WHITE - VBCS150
3	144677-14-02A	EA	CAMERA - REAR VIEW W/BRACKET - BLACK - VBCS150B
4*	144677-10-02A	EA	CAMERA - REAR VIEW - BLK/WHT - WALL MOUNT/RH - PRIMED - VIDEO CAMERA SYSTEM
	144677-12-000	EA	CABLE - MONITOR/CAMERA - 12' - VIDEO CAMERA SYSTEM
5*	144677-11-02A	EA	CAMERA - REAR VIEW - BLK/WHT - WALL MOUNT/LH - PRIMED - VIDEO CAMERA SYSTEM
	144677-12-000	EA	CABLE - MONITOR/CAMERA - 12' - VIDEO CAMERA SYSTEM
6	136514-02-000	EA	CABLE - MONITOR/CAMERA
7	144677-06-000	EA	MONITOR/BLACK & WHITE - 7" - 3 PIN/MECH CONTROLS - RESIZED
7	144677-08-000	EA	MONITOR/BLACK & WHITE - 7" - W/O SIDE CAMERAS/WIRE ASM/CABLE - VIDEO CAMERA SYSTEM

*COMPONENT PARTS LISTED LATER IN THIS GROUP

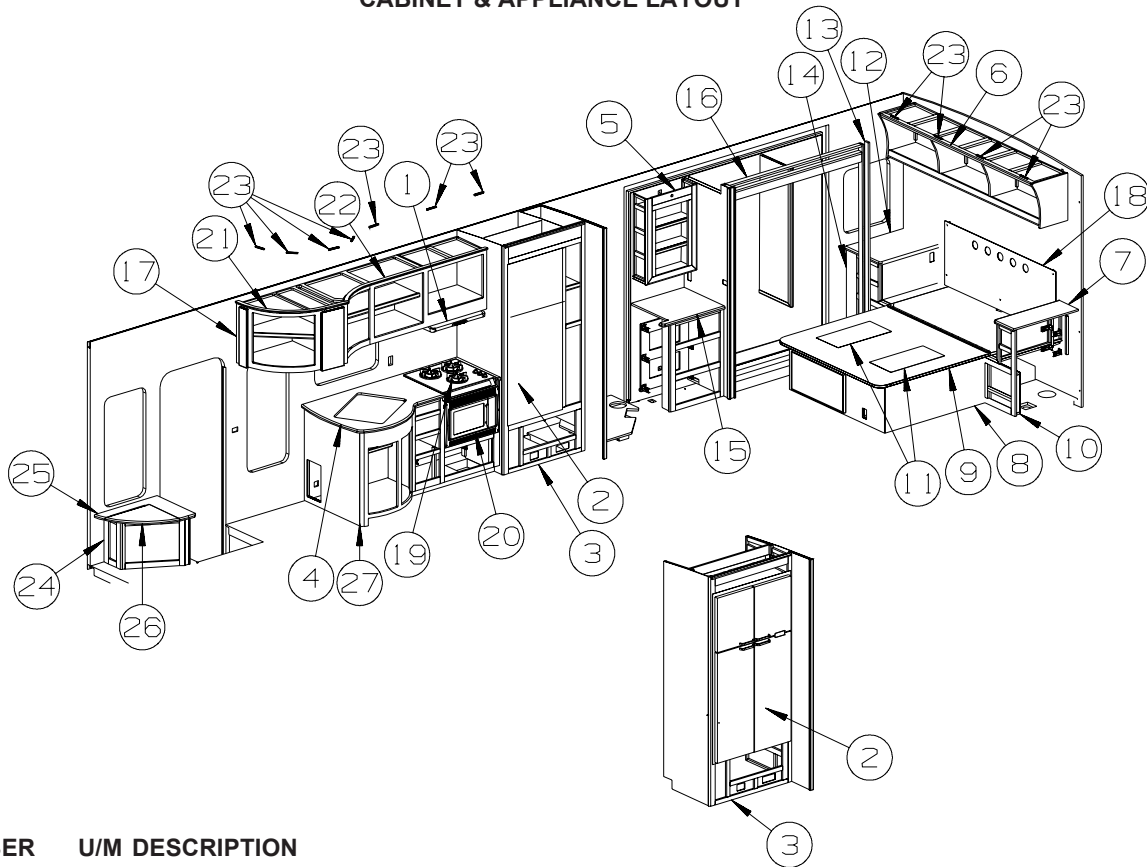
COMPONENT PARTS FOR REAR MONITOR

144677-10-02A, 144677-11-02A

KEY	PART NUMBER	U/M	DESCRIPTION	VENDOR NO.
	144677-10-701	EA	HOUSING/CAMERA-RT/LT-PRIMED	SIDHSGGTR

CABINET & APPLIANCE GROUP

CABINET & APPLIANCE LAYOUT



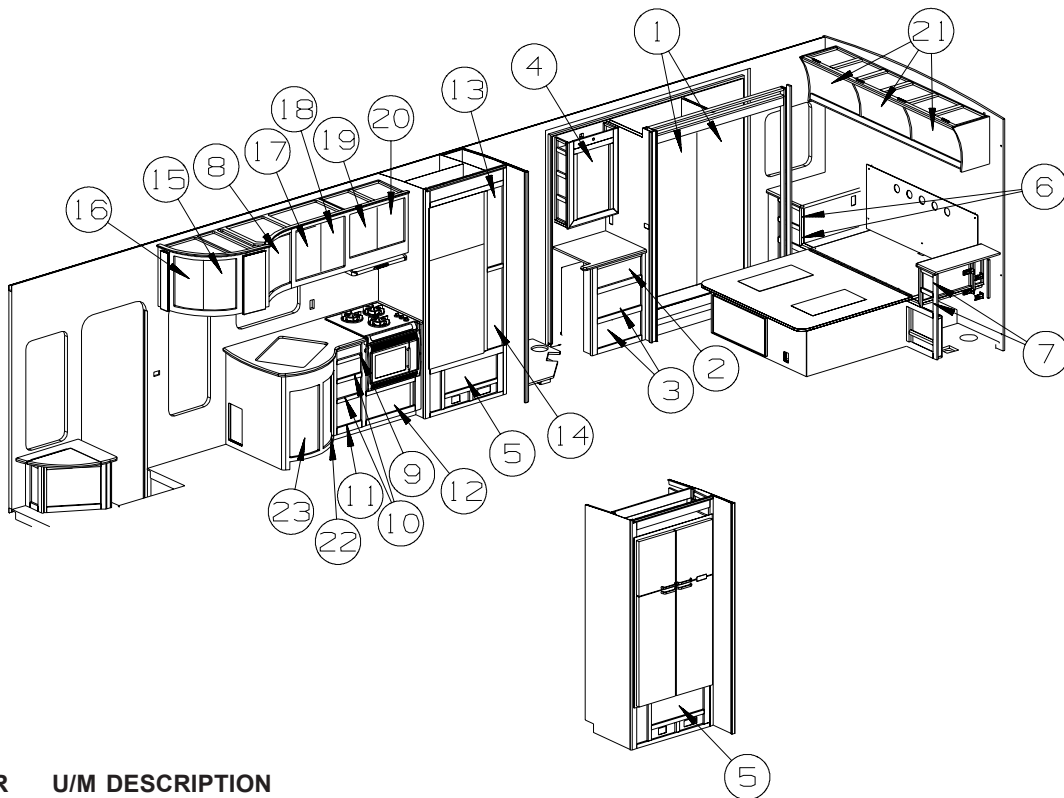
KEY	PART NUMBER	U/M	DESCRIPTION
1	161116-01-01A	EA	HOOD - RANGE - W/DUAL LITE/FAN - SST
2*	121569-05-01A	EA	REFRIGERATOR - LARGE DBL DOOR/2-WAYNON-FLUSH HANDLE-BLK RH
2*	125242-06-01A	EA	REFRIGERATOR-4 DR W/ICE MKR-BLK-W/O DR INSERTS - 1211IM - 4 DOOR REFRIGERATOR
	116751-05-01A	EA	TRAY - REFRIGERATOR - BLACK
	118871-03-01A	EA	TRAY - REFRIGERATOR - SIDE/SIDE - BLACK - 4 DOOR REFRIGERATOR
	054450-01-000	EA	LEVEL - REFRIGERATOR
3			REFRIGERATOR CABINET SEALS
	090329-01-000	FT	SEAL - "T" - REFRIGERATOR CABINET
	100128-02-000	FT	SEAL - FOAM/ADHESIVE BACK - .37" WIDE X .37" THICK X 60'
	154585-02-01A	FT	SEAL - FOAM TAPE - ADHESIVE BACK - 3/4" X 1/2" - BLACK
4	157828-66-03A	EA	COUNTERTOP - GALLEY (W72, W71, W76, W75)
4	157828-66-04A	EA	COUNTERTOP - GALLEY (W74, W73)
5	162708-01-W66	EA	CABINET - OVERHEAD/MEDICINE - W/O DOORS/HDW
6	162933-01-W66	EA	CABINET - OVERHEAD/REAR - W/O DOORS/HDW
6	162933-02-W66	EA	CABINET - OVERHEAD/REAR - W/O DOORS/HDW - STEREO W/CD/DVD REAR
7	162789-03-03A	EA	COUNTERTOP - NIGHTSTAND (W72, W71, W76, W75)
7	162789-03-04A	EA	COUNTERTOP - NIGHTSTAND (W74, W73)
8	162894-01-W66	EA	CABINET - BED BASE - QUEEN - W/O DOORS/DRAWERS/HDW
9	137406-04-N52	EA	BEDBOARD - W/HINGE/T-MOLDING/SLIPNOT - FLIP-UP
			FROM: 00-00-00 THRU: 04-15-07
9	137406-10-W66	EA	BEDBOARD - W/HINGE/T-MOLDING - FLIP-UP
			FROM: 04-16-07 THRU: 99-99-99
10	162932-01-W66	EA	CABINET - NIGHTSTAND/LH - W/O COUNTERTOP/DOORS/DRAWERS/HDW
11	096764-02-000	FT	SLIPNOT - ANTISLIP - 1'WIDE (20' ROLLS) - WHITE
12	162789-02-03A	EA	COUNTERTOP - NIGHTSTAND (W72, W71, W76, W75)
12	162789-02-04A	EA	COUNTERTOP - NIGHTSTAND (W74, W73)
13	162711-19-W66	EA	TRIM/MOLDING - CABINET/WARDROBE
14	162904-01-W66	EA	CABINET - NIGHTSTAND/RH - W/O COUNTERTOP/DOORS/DRAWERS/HDW
15	162789-04-03A	EA	COUNTERTOP - NIGHTSTAND (W72, W71, W76, W75)
15	162789-04-04A	EA	COUNTERTOP - NIGHTSTAND (W74, W73)
16	162711-21-W66	EA	TRIM/HEADER - CABINET/WARDROBE
17	162951-01-W66	EA	CABINET - OVERHEAD/GALLEY - W/O DOORS/HDW - HONEY CHERRY/WASHED MAPLE
17	162951-01-W65	EA	CABINET - OVERHEAD/GALLEY - W/O DOORS/HDW - HONEY CHERRY/HONEY CHERRY
18	162555-01-W66	EA	HEADBOARD - QUEEN
19	156801-01-01A	EA	RANGE - 3 BURNER - 8100 BTU - STAINLESS STEEL
20	156801-02-01A	EA	OVEN/MICROWAVE - 1 CU FT/TURN TABLE - STAINLESS STEEL FACE

CABINET & APPLIANCE GROUP (CONTINUED)
CABINET & APPLIANCE LAYOUT (CONTINUED)

KEY	PART NUMBER	U/M	DESCRIPTION
21	161453-04-05A	EA	MOLDING/ACCENT - OVERHEAD - HONEY CHERRY
21	161453-04-02A	EA	MOLDING/ACCENT - OVERHEAD - WASHED MAPLE
22	161453-07-05A	EA	MOLDING/ACCENT - OVERHEAD - HONEY CHERRY
22	161453-07-02A	EA	MOLDING/ACCENT - OVERHEAD - WASHED MAPLE
23	146514-04-000	EA	CHANNEL/MOUNT - F/ROPE LIGHT
24	161812-01-W66	EA	CABINET - END TABLE - W/O COUNTERTOPS/DOORS/HDW
24	161812-03-W66	EA	CABINET - END TABLE-W/O CTRTP/DRS/HDW - AWNING - PATIO, ELEC AND AWNING 2ND-PATIO,ELE
25	157828-40-03A	EA	COUNTERTOP - TABLE (W72, W71, W76, W75)
25	157828-40-04A	EA	COUNTERTOP - TABLE (W74, W73)
26	157828-41-03A	EA	COUNTERTOP - TABLE (W72, W71, W76, W75)
26	157828-41-04A	EA	COUNTERTOP - TABLE (W74, W73)
27	P62585-01-W66	EA	CABINET - GALLEY - W/O COUNTERTOP/DOORS/DRAWERS/HDW - HONEY CHERRY/WASHED MAPLE
27	P62585-01-W65	EA	CABINET - GALLEY - W/O COUNTERTOP/DOORS/DRAWERS/HDW - HONEY CHERRY/HONEY CHERRY
	M09515-03-TH7	EA	MOLDING - TRIM/VEE - .2" X 1" X 35.9" -HONEY CHERRY FROM: 00-00-00 THRU: 06-18-07
	M09515-03-TH6	EA	MOLDING - TRIM/VEE - .2" X 1" X 35.9" -WASHED MAPLE FROM: 00-00-00 THRU: 06-18-07

***COMPONENT PARTS LISTED LATER IN THIS GROUP**

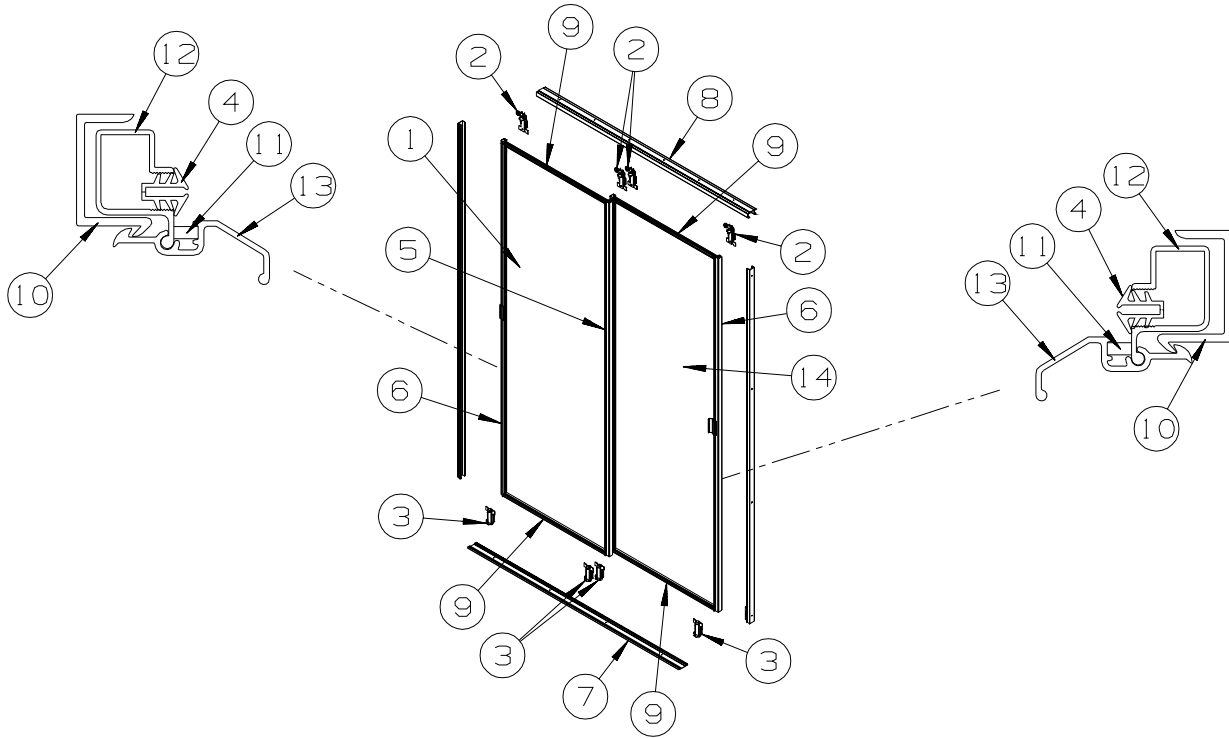
CABINET & APPLIANCE GROUP (CONTINUED)
CABINET & APPLIANCE LAYOUT (CONTINUED)



KEY	PART NUMBER	U/M DESCRIPTION
1		SEE BREAKDOWN OF MIRRORED WARDROBE DOORS ON FOLLOWING PAGES
2	161078-46-W66	EA DRAWER - BROKEN EDGE - 19"W X 17.7"D - W/O SLIDES/HDW
3	161078-47-W66	EA DRAWER - BROKEN EDGE - 19"W X 17.7"D - W/O SLIDES/HDW
4	145576-07-W66	EA DOOR - W/MIRROR - 15.96" X 25.94" - W/O HARDWARE
	093606-36-000	EA MIRROR - BEVELED EDGE - 16" X 26"
5	161078-45-W66	EA DRAWER - BROKEN EDGE - 22.6"W X 19.7"D - W/O SLIDES/HDW
6	161078-48-W66	EA DRAWER - BROKEN EDGE - 10.8"W X 19.7"D - W/O SLIDES/HDW
7	161078-49-W66	EA DRAWER - BROKEN EDGE - 5.7"W X 19.7"D - W/O SLIDES/HDW
		FROM: 00-00-00 THRU: 08-21-07
7	161078-49-W71	EA DRAWER - BROKEN EDGE - 5.7"W X 19.7"D - W/O SLIDES/HDW - HONEY CHERRY FROM: 08-22-07 THRU: 99-99-99
7	161078-49-W72	EA DRAWER - BROKEN EDGE - 5.7"W X 19.7"D - W/O SLIDES/HDW - WASHED MAPLE FROM: 08-22-07 THRU: 99-99-99
8	160252-12-W66	EA DOOR - CURVED - 21.8" X 17.2" - W/O HDW
9	161078-41-W66	EA DRAWER - BROKEN EDGE - 10"W X 17.7"D - W/O SLIDES/HDW
10	161078-42-W66	EA DRAWER - BROKEN EDGE - 10"W X 17.7"D - W/O SLIDES/HDW
11	161078-43-W66	EA DRAWER - BROKEN EDGE - 10"W X 17.7"D - W/O SLIDES/HDW
12	161078-44-W66	EA DRAWER - BROKEN EDGE - 21"W X 17.7"D - W/O SLIDES/HDW
13	160256-89-W66	EA DOOR - FLAT/SQUARE EDGE - 30.3" X 7.9" - W/O HDW
14	160256-90-W66	EA DOOR - FLAT/SQUARE EDGE - 30.3" X 7.9" - W/O HDW
	161981-03-W66	EA DOOR - CURVED - 21.8" X 22.7" - W/O HDW - HONEY CHERRY/WASHED MAPLE - NOT ILLUSTRATED FROM: 00-00-00 THRU: 04-15-07
	161981-03-W65	EA DOOR - CURVED - 21.8" X 22.7" - W/O HDW - HONEY CHERRY/HONEY CHERRY - NOT ILLUSTRATED FROM: 00-00-00 THRU: 04-15-07
15	161981-04-W66	EA DOOR - CURVED - 21.8" X 11.8" - W/O HDW - HONEY CHERRY/WASHED MAPLE FROM: 04-16-07 THRU: 99-99-99
15	161981-04-W65	EA DOOR - CURVED - 21.8" X 11.8" - W/O HDW - HONEY CHERRY/HONEY CHERRY FROM: 04-16-07 THRU: 99-99-99
16	161981-05-W66	EA DOOR - CURVED - 21.8" X 11.8" - W/O HDW - HONEY CHERRY/WASHED MAPLE FROM: 04-16-07 THRU: 99-99-99
16	161981-05-W65	EA DOOR - CURVED - 21.8" X 11.8" - W/O HDW - HONEY CHERRY/HONEY CHERRY FROM: 04-16-07 THRU: 99-99-99
17	160256-33-W66	EA DOOR - FLAT/SQUARE EDGE - 21.8" X 11.4" - W/O HDW
18	160256-45-W66	EA DOOR - FLAT/SQUARE EDGE - 21.8" X 11.4" - W/O HDW
19	160256-B2-W66	EA DOOR - FLAT/SQUARE EDGE - 21.8" X 12.8" - W/O HDW
20	160256-B3-W66	EA DOOR - FLAT/SQUARE EDGE - 21.8" X 12.8" - W/O HDW

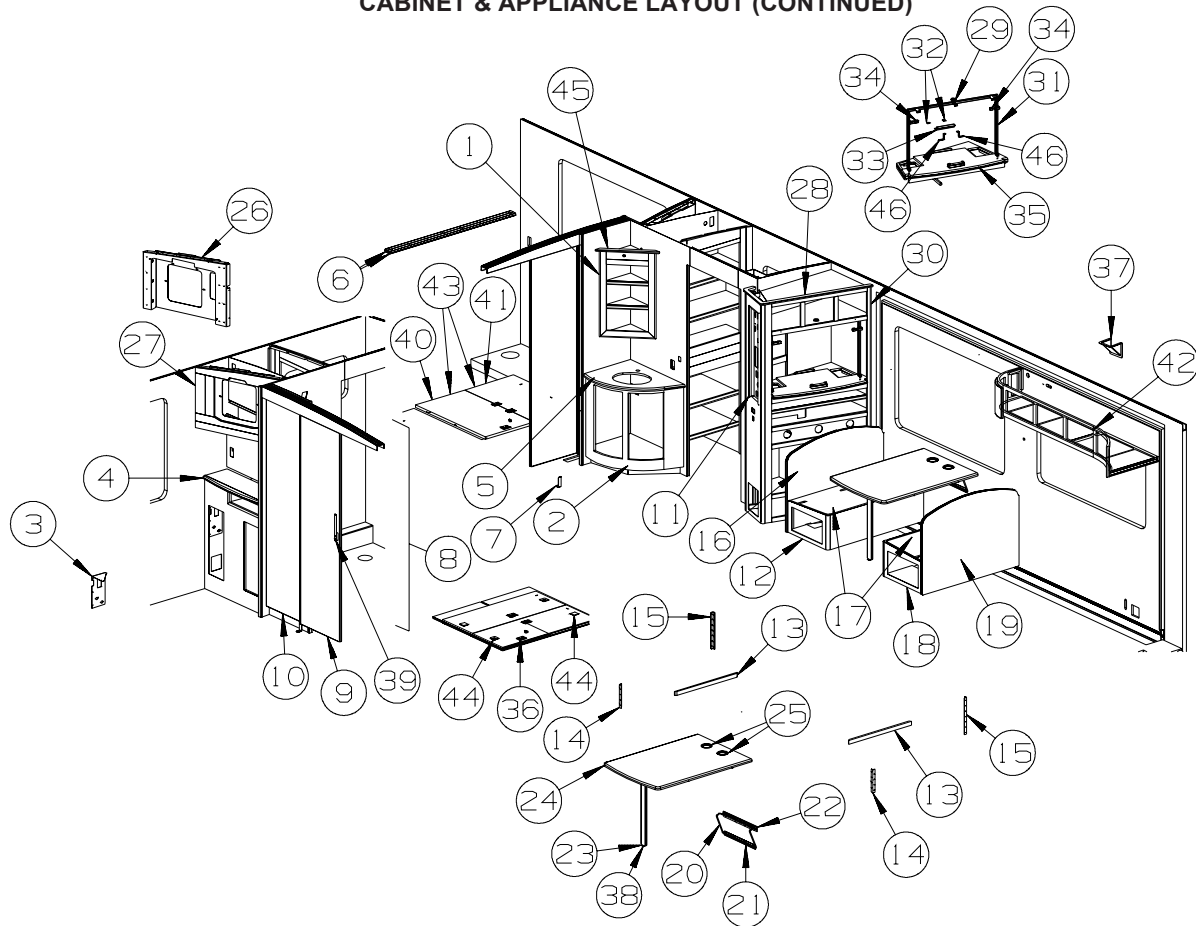
CABINET & APPLIANCE GROUP (CONTINUED)
CABINET & APPLIANCE LAYOUT (CONTINUED)

KEY	PART NUMBER	U/M	DESCRIPTION
21	163145-01-W66	EA	DOOR - CURVED - 27.5" X 18.3" - W/O HDW FROM: 00-00-00 THRU: 08-21-07
21	163145-01-WD3	EA	DOOR - CURVED - 27.5" X 18.3" - W/O HDW FROM: 08-22-07 THRU: 99-99-99
22	161981-02-W66	EA	DOOR - CURVED - 25.9" X 13.2" - W/O HDW - HONEY CHERRY/WASHED MAPLE
22	161981-02-W65	EA	DOOR - CURVED - 25.9" X 13.2" - W/O HDW - HONEY CHERRY/HONEY CHERRY
23	161981-01-W66	EA	DOOR - CURVED - 25.9" X 13.2" - W/O HDW - HONEY CHERRY/WASHED MAPLE
23	161981-01-W65	EA	DOOR - CURVED - 25.9" X 13.2" - W/O HDW - HONEY CHERRY/HONEY CHERRY



KEY	PART NUMBER	U/M	DESCRIPTION
1	136681-28-W66	EA	DOOR - MIRRORED/WARDROBE - LH - W/HANGERS/GUIDES/LATCH
	140374-90-000	EA	MIRROR - SAFETY GLASS - 31.7" X 68.7"
2	107390-02-000	EA	CORNER HANGER (DOUBLE ROLLER W/BRACKET) (SOLD AS 1 EACH)
3	107391-01-000	EA	GUIDE - BOTTOM - BY-PASS (4 USED PER DOOR)
4	111575-01-01A	FT	CHANNEL - GLAZING - SWING DOOR
5	114104-19-01A	EA	STILE - DOOR - SLIDING - 69.2" - TERRATONE
6	114104-20-01A	EA	STILE - DOOR - SLIDING - 69.2" - TERRATONE
7	114105-27-01A	EA	TRACK - SLIDING DOOR - LOWER - 59.4" - TERRATONE
8	114106-27-01A	EA	TRACK - SLIDING DOOR - UPPER - 59.4" - TERRATONE
9	114107-17-01A	EA	RAIL - DOOR/SLIDING - UPPER/LOWER - 31.2" - TERRATONE
10	115538-09-01A	EA	JAMB - DOOR - WARDROBE/MIRRORED - 70.4" - BLACK
11	115541-01-000	EA	SPRING - DOOR - SLIDING
12	123655-01-000	FT	SEAL - CLOSED CELL/FOAM
13	158158-01-01A	EA	LATCH - WARDROBE DOOR - MIRRORED - TERRA COTTA
14	136680-28-W66	EA	DOOR - MIRRORED/WARDROBE - RH - W/HANGERS/GUIDES/LATCH
	140374-90-000	EA	MIRROR - SAFETY GLASS - 31.7" X 68.7"

CABINET & APPLIANCE GROUP (CONTINUED)
CABINET & APPLIANCE LAYOUT (CONTINUED)

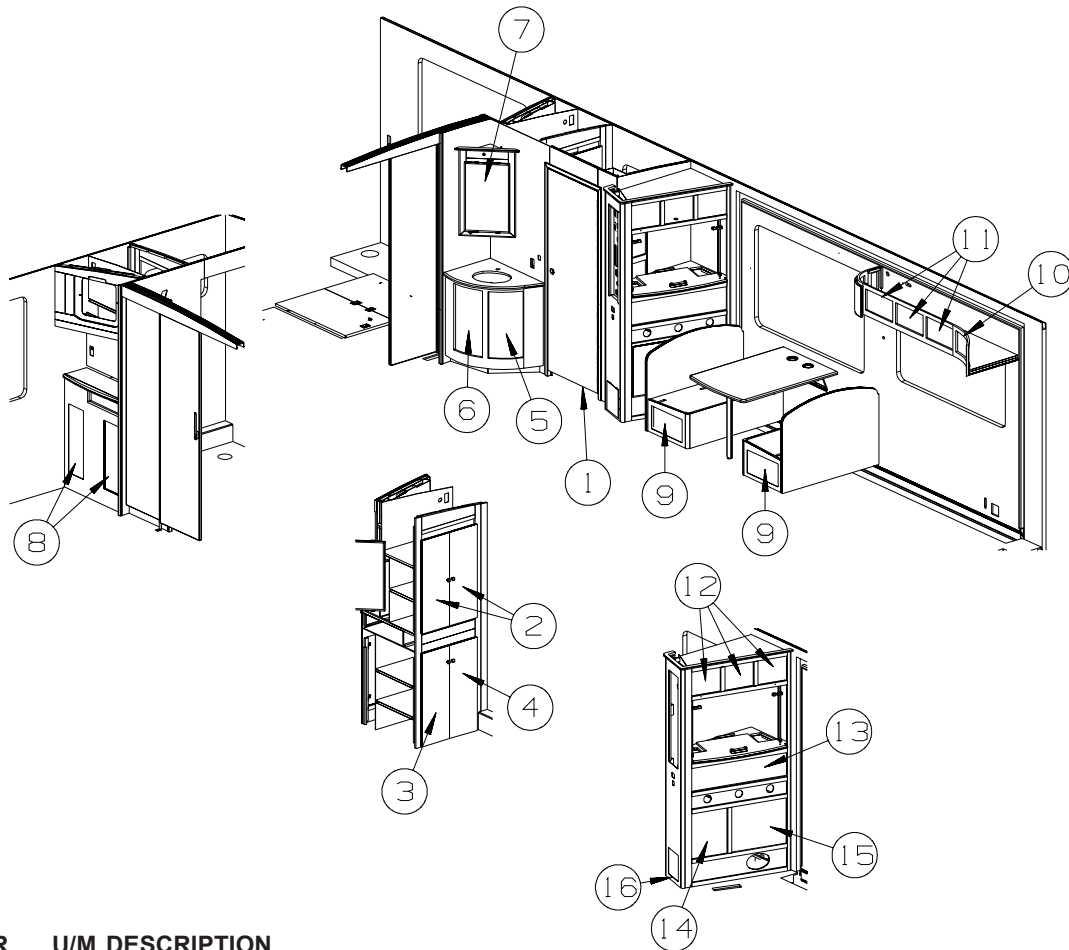


KEY	PART NUMBER	U/M	DESCRIPTION
1	163024-01-W66	EA	CABINET - OVERHEAD/MEDICINE - W/O DOORS/HDW
2	P62659-01-W66	EA	CABINET - LAVATORY - W/O COUNTERTOP/DOORS/DRAWERS/HDW
3	162583-01-02B	EA	BRACKET - FAUCET - WASHER/DRYER - E-COATED
4	157828-65-03A	EA	COUNTERTOP - LINEN (W72, W71, W76, W75)
4	157828-65-04A	EA	COUNTERTOP - LINEN (W74, W73)
5	157828-67-03A	EA	COUNTERTOP - LAVATORY (W72, W71, W76, W75)
			FROM: 00-00-00 THRU: 08-21-07
5	162786-67-03A	EA	COUNTERTOP - LAVATORY (W72, W71, W76, W75)
			FROM: 08-22-07 THRU: 99-99-99
5	157828-67-04A	EA	COUNTERTOP - LAVATORY (W74, W73)
			FROM: 00-00-00 THRU: 08-21-07
5	162786-67-04A	EA	COUNTERTOP - LAVATORY (W74, W73)
			FROM: 08-22-07 THRU: 99-99-99
6	137422-07-01A	EA	TRACK - DOOR - 56.4" - OFF WHITE
7	138136-06-02B	EA	GUIDE - DOOR - E-COATED
8	137421-07-W66	EA	DOOR - SLIDING/DOUBLE
9	137421-42-W66	EA	PANEL - SLIDING DOOR - W/O HANGER
10	137421-45-W66	EA	PANEL - SLIDING DOOR - W/O HANGER
11	137602-M0-W66	EA	POCKET - MONITOR PANEL
11	137602-M2-W66	EA	POCKET - MONITOR PANEL - FREIGHTLINER CHASSIS
12	P55741-B0-W72	EA	CABINET/SEAT BASE - LEFT HAND - W/O DOOR/DRAWER/HDW
13	081295-01-T02	EA	SUPPORT - BED/DINETTE - 28" LONG
14	122021-01-02A	EA	ANGLE - W/HOLES - 8.6" LONG - OFF WHITE
15	122021-02-02A	EA	ANGLE - W/HOLES - 13.7" LONG - OFF WHITE
16	155741-87-W66	EA	PANEL/BACK - DINETTE - LEFT HAND - W/O HDW
17	096764-02-000	FT	SLIPNOT - ANTISLIP - 1"WIDE (20' ROLLS) - WHITE
18	P55741-B1-W72	EA	CABINET/SEAT BASE - RIGHT HAND - W/O DOOR/DRAWER/HDW
19	155741-90-W66	EA	PANEL/BACK - DINETTE - RIGHT HAND - W/O HDW
20	024275-16-000	EA	ROD - TABLE LIFT - W/ARMS 8" & BASE ROD 18.5" - ALMOND
21	024281-12-000	EA	BRACKET/WALL - TABLE LIFT - 17.1" - ALMOND
22	140921-02-02A	EA	BRACKET/TABLE SUPPORT - 18.5" - ALMOND
23	143798-03-02A	EA	WASHER/CATCH - TABLE LEG - ALMOND

CABINET & APPLIANCE GROUP (CONTINUED)
CABINET & APPLIANCE LAYOUT (CONTINUED)

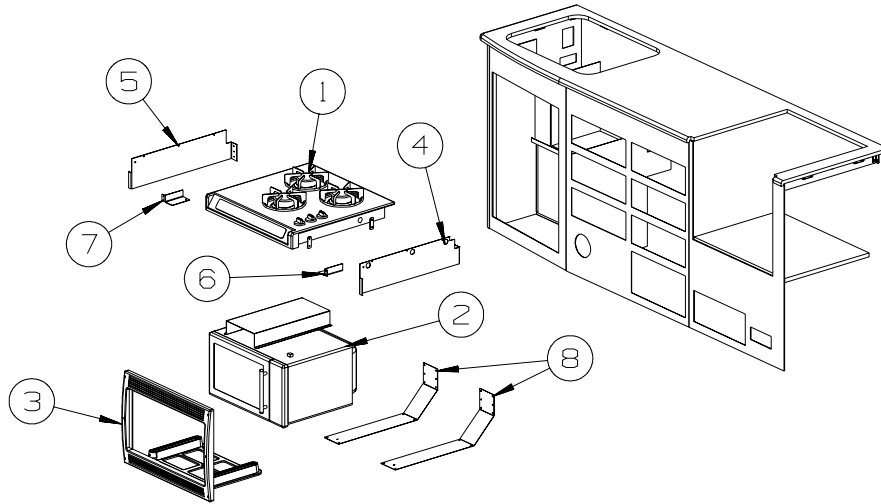
KEY	PART NUMBER	U/M	DESCRIPTION
24	159010-05-W66	EA	TABLE - DINETTE - W/HANGER (W72, W71, W76, W75)
24	159010-05-W68	EA	TABLE - DINETTE - W/HANGER (W74, W73)
	157828-46-03A	EA	COUNTERTOP - TABLE (W72, W71, W76, W75)
	157828-46-04A	EA	COUNTERTOP - TABLE (W74, W73)
25	164128-02-02A	EA	HOLDER/CUP - TWO STEP - BLACK (W72, W71, W76, W75)
25	164128-02-01A	EA	HOLDER/CUP - TWO STEP - COLONIAL WHITE (W74, W73)
26	163419-01-02B	EA	BRACKET - TV/OVERHEAD - E-COATED - NOT ILLUSTRATED FROM: 00-00-00 THRU: 05-06-07
26	164716-01-02B	EA	BRACKET - TV/OVERHEAD - E-COATED FROM: 05-07-07 THRU: 99-99-99
27	163370-01-W66	EA	CABINET - OVERHEAD/TV - W/O HDW FROM: 00-00-00 THRU: 05-06-07
27	164682-01-W66	EA	CABINET - OVERHEAD/TV - W/O DOORS/HDW FROM: 05-07-07 THRU: 99-99-99
28	161453-06-05A	EA	MOLDING/ACCENT - OVERHEAD - HONEY CHERRY
28	161453-06-02A	EA	MOLDING/ACCENT - OVERHEAD - WASHED MAPLE
29	164778-01-02B	EA	BRACKET - Z/TV - E-COATED
30	162928-11-W66	EA	FACE/FRAME - TV CABINET - W/O DOOR/HDW
31	151954-08-02B	EA	BRACKET/HOLD DOWN - TV - E-COATED
32	142913-01-000	EA	J-CLIP - F/TV HOLD DOWN
33	151829-02-02B	EA	HOLD DOWN/Z - F/TV - E-COATED FROM: 00-00-00 THRU: 04-22-07
33	151829-03-02B	EA	HOLD DOWN/Z - F/TV - E-COATED FROM: 04-23-07 THRU: 99-99-99
34	152665-01-01A	EA	CAP - TUBE - 3/4" X 3/4" X 1" - RUBBER/BLACK
35	157828-68-03A	EA	COUNTERTOP - TV (W72, W71, W76, W75)
35	157828-68-04A	EA	COUNTERTOP - TV (W74, W73)
36	102330-01-000	EA	LATCH - VISE ACTION/KEY OPERATED
37	022756-03-000	EA	COVER - A/C - OFF WHITE PLASTIC
38	143798-01-02B	EA	CATCH - FLOOR TO TABLE LEG - ALMOND
39	057534-08-000	EA	TIEBACK-CURTAIN/DOOR, 17" - CLEAR VINYL
40	160761-01-W66	EA	COVER - ENGINE - W/CARPET (W72, W71, W74, W73) FROM: 00-00-00 THRU: 08-21-07
40	160761-01-W70	EA	COVER - ENGINE - W/CARPET (W76, W75) FROM: 00-00-00 THRU: 08-21-07
	110506-40-000	EA	CLIP-E, LOCK ASM - BRIGGS & STRATTON 93981 FROM: 00-00-00 THRU: 08-21-07
	110506-42-000	EA	NUT-LOCK ASM - BRIGGS & STRATTON 310878 FROM: 00-00-00 THRU: 08-21-07
	110506-43-000	EA	WASHER-FLAT, LOCK ASM - BRIGGS & STRATTON 82089 FROM: 00-00-00 THRU: 08-21-07
	110506-51-000	EA	CASE/CYLINDER - TWIST LATCH - W/O CAM - 1" - 596669 FROM: 00-00-00 THRU: 08-21-07
	110506-60-000	EA	CAM - LATCHING - STRAIGHT 2.4" FROM: 00-00-00 THRU: 08-21-07
	072877-08-000	EA	INSULATION - SOUND BARRIER- 1" X 54" X 48" - ADHESIVE BACK
41	160761-02-W66	EA	COVER - ENGINE - W/CARPET (W72, W71, W74, W73) FROM: 00-00-00 THRU: 08-21-07
41	160761-02-W70	EA	COVER - ENGINE - W/CARPET (W76, W75) FROM: 00-00-00 THRU: 08-21-07
	072877-08-000	EA	INSULATION - SOUND BARRIER- 1" X 54" X 48" - ADHESIVE BACK
42	161745-01-W65	EA	CABINET - OVERHEAD/COUCH - W/O DOORS/HDW - HONEY CHERRY
42	161745-01-W66	EA	CABINET - OVERHEAD/COUCH - W/O DOORS/HDW - WASHED MAPLE
43	098408-01-000	FT	SEAL - SPONGE RUBBER - CLOSED CELL
44	097111-02-04A	EA	POCKET - LOCK - REAR DOOR - BLACK
45	161453-05-05A	EA	MOLDING/ACCENT - OVERHEAD - HONEY CHERRY
45	161453-05-02A	EA	MOLDING/ACCENT - OVERHEAD - WASHED MAPLE
46	146791-02-02B	EA	BRACKET/ZEE - TV - E-COATED

CABINET & APPLIANCE GROUP (CONTINUED)
CABINET & APPLIANCE LAYOUT (CONTINUED)



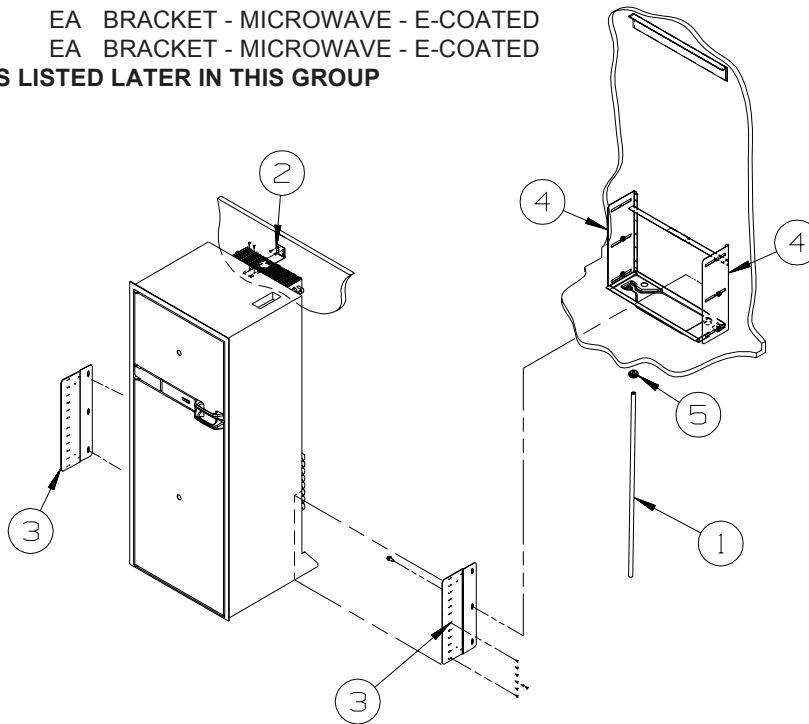
KEY	PART NUMBER	U/M	DESCRIPTION
1	153095-03-W66	EA	DOOR - BATH - 27.5" X 75.7" - W/O FRAME(PICTURE)TRIM/HDW
2	160256-74-W66	EA	DOOR - FLAT/SQUARE EDGE - 35" X 12.4" - W/O HDW
3	160256-54-W66	EA	DOOR - FLAT/SQUARE EDGE - 35" X 12.4" - W/O HDW
4	160256-55-W66	EA	DOOR - FLAT/SQUARE EDGE - 35" X 12.4" - W/O HDW
5	160252-09-W66	EA	DOOR - CURVED - 25.9" X 13.2" - W/O HDW
6	160252-10-W66	EA	DOOR - CURVED - 25.9" X 13.2" - W/O HDW
7	145576-07-W66	EA	DOOR - W/MIRROR - 15.96" X 25.94" - W/O HARDWARE
8	160256-75-W66	EA	DOOR - FLAT/SQUARE EDGE - 26.5" X 9" - W/O HDW
9	160256-61-W66	EA	DOOR - FLAT/SQUARE EDGE - 19.1" X 10" - W/O HDW
10	160252-07-W66	EA	DOOR - CURVED - 11.4" X 16.6" - W/O HDW
11	160256-52-W66	EA	DOOR - FLAT/SQUARE EDGE - 16.1" X 11.4" - W/O HDW
12	159204-05-W66	EA	DOOR - MIRRORED - 12" X 6.7" - W/O HDW
13	159204-06-W66	EA	DOOR - MIRRORED - 9.8" X 37.3" - W/O HDW
14	160256-58-W66	EA	DOOR - FLAT/SQUARE EDGE - 18.5" X 18.5" - W/O HDW
15	160256-59-W66	EA	DOOR - FLAT/SQUARE EDGE - 18.5" X 18.5" - W/O HDW
16	160256-62-W66	EA	DOOR - FLAT/SQUARE EDGE - 10.6" X 9.2" - W/O HDW

CABINET & APPLIANCE GROUP (CONTINUED)
CABINET & APPLIANCE LAYOUT (CONTINUED)



KEY	PART NUMBER	U/M	DESCRIPTION
1*	156801-01-01A	EA	RANGE - 3 BURNER - 8100 BTU - STAINLESS STEEL
	115870-01-000	FT	SEAL/EDGE - TRIM
2	156801-02-01A	EA	OVEN/MICROWAVE - 1 CU FT/TURN TABLE - STAINLESS STEEL FACE
			FROM: 00-00-00 THRU: 02-24-08
2	156801-02-02A	EA	OVEN/MICROWAVE - 1 CU FT/TURN TABLE - BLK/SST FACE
			FROM: 02-25-08 THRU: 99-99-99
3*	156801-03-01A	EA	TRIM KIT - MICROWAVE - STAINLESS STEEL
4	156798-01-02B	EA	BRACKET/TIEDOWN - STOVE - E-COATED
5	156798-02-02B	EA	BRACKET/TIEDOWN - STOVE - E-COATED
6	156800-01-02B	EA	BRACKET - MICROWAVE - E-COATED
7	156800-02-02B	EA	BRACKET - MICROWAVE - E-COATED
8	156799-01-02B	EA	BRACKET - MICROWAVE - E-COATED

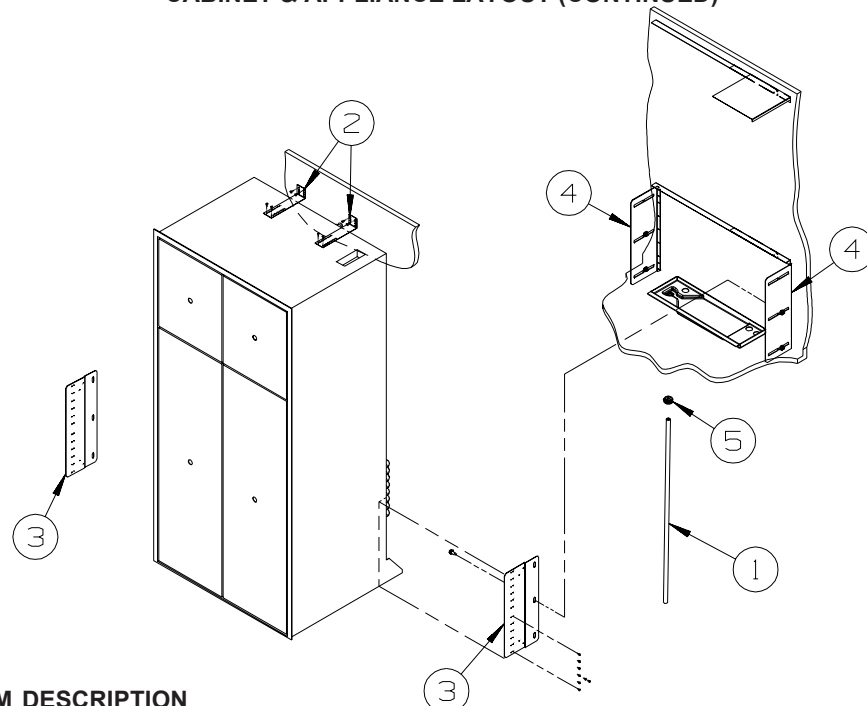
*COMPONENT PARTS LISTED LATER IN THIS GROUP



**2 DOOR
REFRIGERATOR**

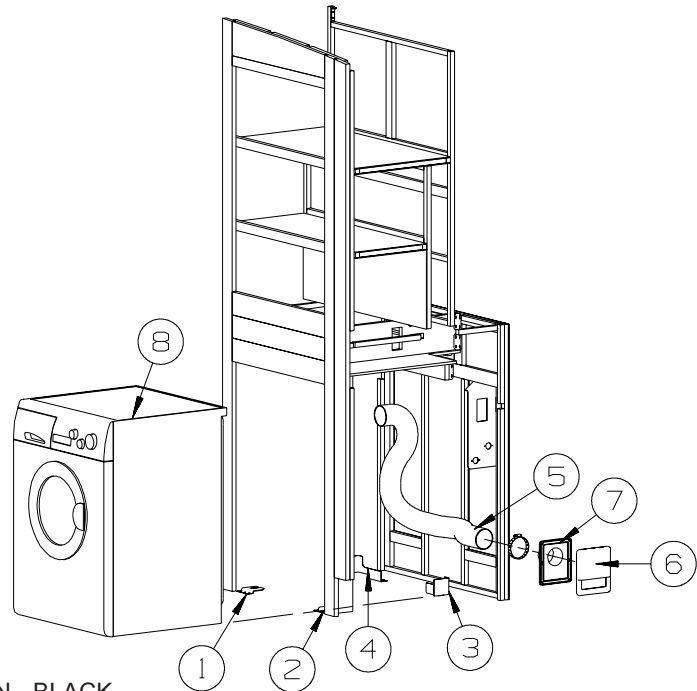
KEY	PART NUMBER	U/M	DESCRIPTION
1	112176-01-000	FT	TUBING - VINYL - REINFORCED - 1/2" ID
2	145445-02-02B	EA	STRAP - REFRIGERATOR - E-COATED
3	150740-01-02B	EA	BRACKET - REFRIGERATOR - E-COATED
4	150740-02-02B	EA	BRACKET - REFRIGERATOR - E-COATED
5	152417-01-01A	EA	CLAMP/RATCHET - F/REFRIGERATOR DRIP TRAY HOSE - BLACK

CABINET & APPLIANCE GROUP (CONTINUED)
CABINET & APPLIANCE LAYOUT (CONTINUED)



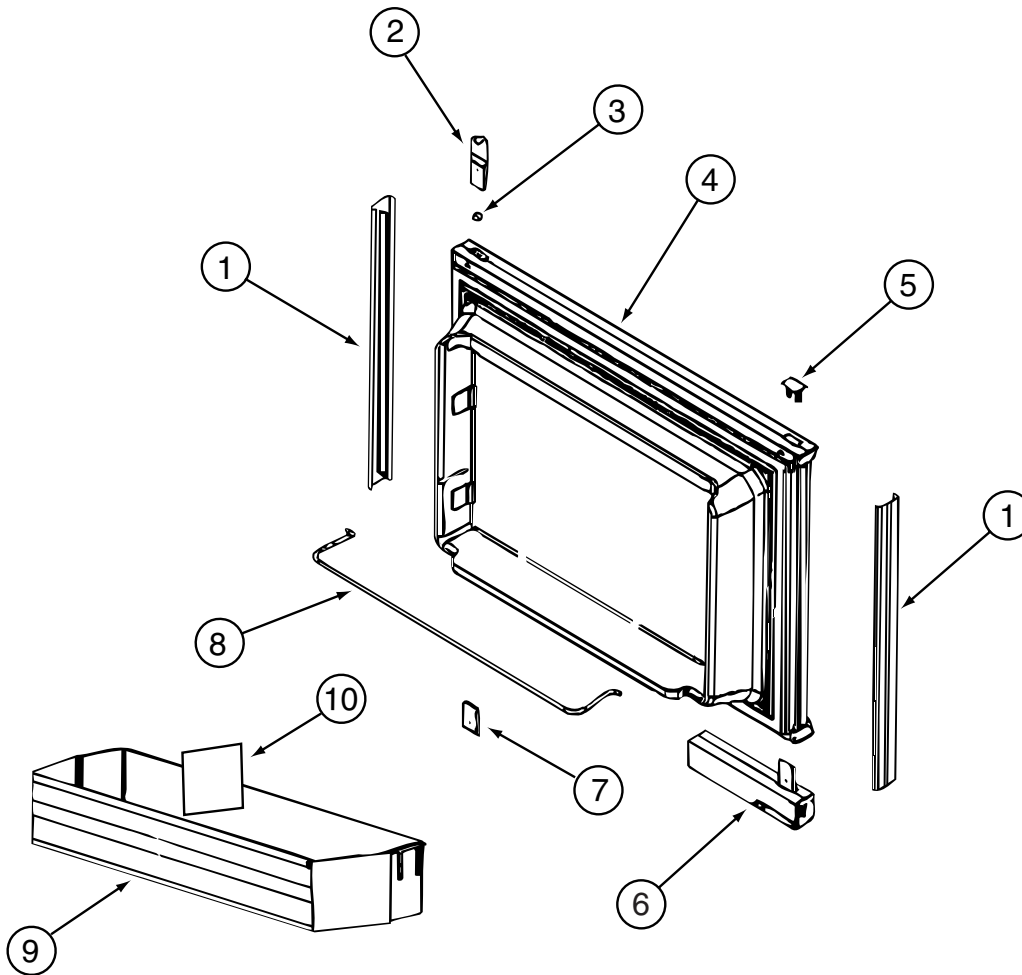
**4 DOOR
REFRIGERATOR**

KEY	PART NUMBER	U/M	DESCRIPTION
1	112176-01-000	FT	TUBING - VINYL - REINFORCED - 1/2" ID
2	145445-02-02B	EA	STRAP - REFRIGERATOR - E-COATED
3	150740-01-02B	EA	BRACKET - REFRIGERATOR - E-COATED
4	150740-02-02B	EA	BRACKET - REFRIGERATOR - E-COATED
5	152417-01-01A	EA	CLAMP/RATCHET - F/REFRIDGERATOR DRIP TRAY HOSE - BLACK



KEY	PART NUMBER	U/M	DESCRIPTION
1	111913-02-04B	EA	BRACKET/WASHER - TIE DOWN - BLACK
2	111913-03-04B	EA	BRACKET/WASHER - TIE DOWN - BLACK
3	113795-01-02B	EA	BRACKET - WASHER - E-COATED
4	113795-02-02B	EA	BRACKET - WASHER - E-COATED
5	116653-02-000	FT	DUCT - FLEXIBLE - 3' COMPRESSED/8' EXTENDED
6	146292-01-02A	EA	COVER - DRYER VENT - BLACK
7	146292-02-02A	EA	DRYER VENT - INNER - BLACK
8	153204-01-01A	EA	WASHER/DRYER - VENTED - UL/CSA - WHITE
			FROM: 00-00-00 THRU: 12-02-07
8	167453-01-01A	EA	WASHER/DRYER - VENTED - UL/CSA - WHITE
			FROM: 12-03-07 THRU: 99-99-99
	141523-01-01A	EA	LABEL - WASHER/DRYER BRACKETS - BLACK/WHITE

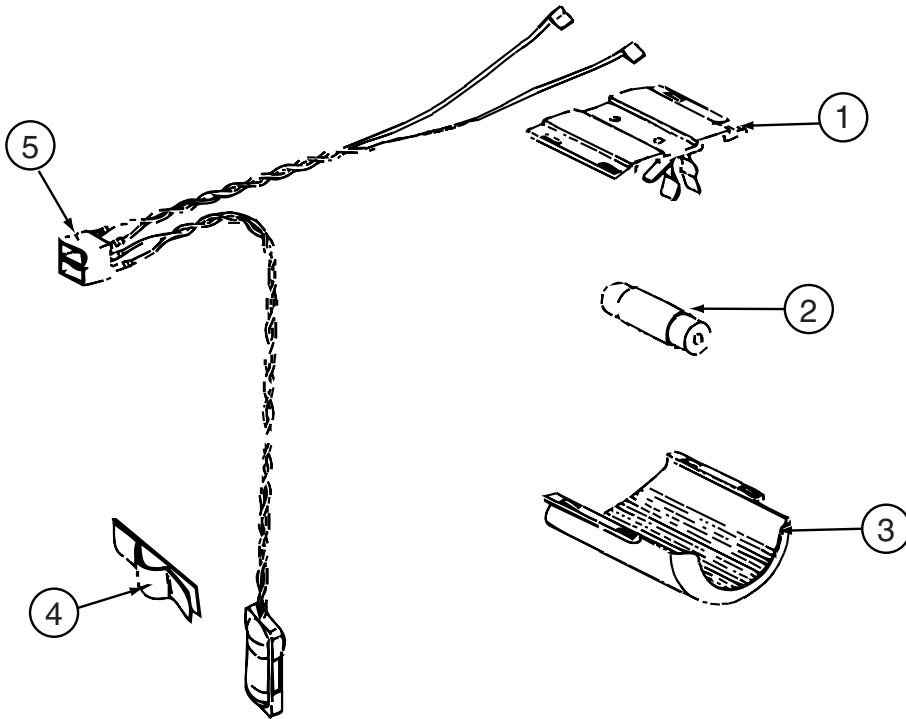
CABINET & APPLIANCE GROUP (CONTINUED)
COMPONENT PARTS FOR CABINET & APPLIANCE LAYOUT



121569-05-01A, 121569-06-01A, 121569-07-01A & 121569-08-01A

KEY	PART NUMBER	U/M	DESCRIPTION	VENDOR NO.
1	121568-03-700	EA	RETAINER - DOOR PANEL/BLACK	619558
2	120075-01-701	EA	HINGE-TOP RH/BOTTOM LH(DOOR)	618511
3	121568-03-701	EA	BUSHING - HINGE PIN/GRAY	619671
4	121568-03-702	EA	DOOR LINER - W/TRIM/BLACK	619627 - SMALL DOOR
5	120075-01-702	EA	CAP, (HINGE PLUG)	618160
6	120075-12-700	EA	HANDLE(CONTOUR)TOP LH/BTM RH	621105
7	120075-01-705	EA	HINGE-TOP LH/BOTTOM RH(DOOR)	618510
8	121568-01-700	EA	RAIL - DOOR UPPER	618618
9	120075-07-700	EA	DOOR BIN - CLEAR	619006
10	120075-07-701	EA	DIVIDER/DOOR BIN CLEAR	619008
	121568-03-705	EA	STORAGE LATCH - GRAY	619648

CABINET & APPLIANCE GROUP (CONTINUED)
COMPONENT PARTS FOR CABINET & APPLIANCE LAYOUT (CONTINUED)



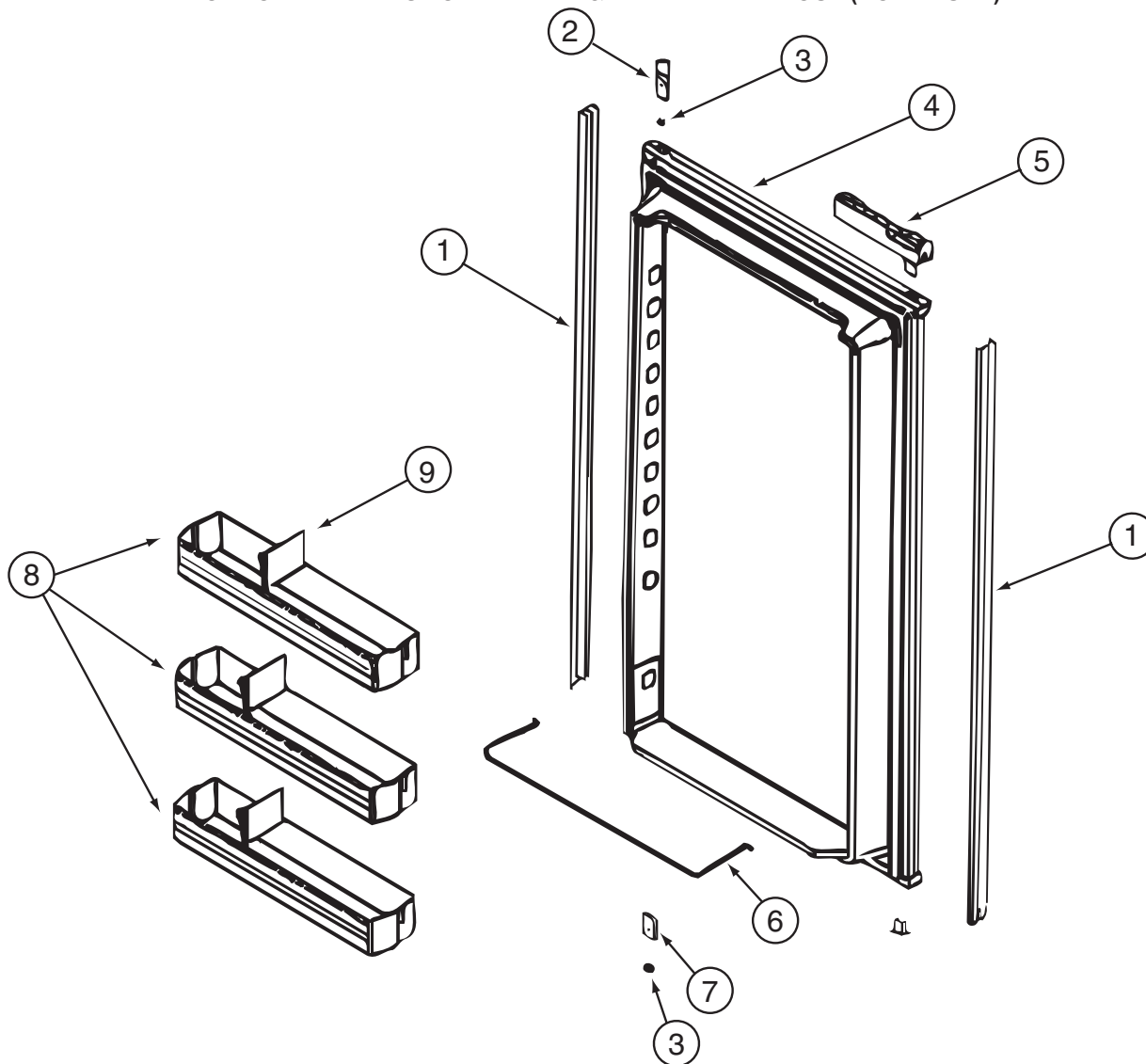
120075-16, 120075-17, 120075-18, 120075-19, 120075-20, 120075-21, 120075-22, 120075-23, 121569-08-01A (CONTINUED)

KEY	PART NUMBER	U/M	DESCRIPTION	VENDOR NO.
1	084880-03-705	EA	BRACKET-LIGHT-INTERIOR	61629722
2	084880-03-706	EA	BULB-LAMP	61628922
3	125242-02-708	EA	COVER/LAMP BRACKET	621827
4	084880-01-760	EA	CLIP (THERMISTER)	61689122
5	120075-01-735	EA	THERMISTER W/LAMP & WIRE/ASM	618548

120075-18-01A, 120075-19-01A, 120075-20, 121569-08-01A (CONTINUED)

KEY	PART NUMBER	U/M	DESCRIPTION	VENDOR NO.
	113737-01-754	EA	THERMOSTAT (FAN 12V DC)	618093
	125242-01-729	EA	FAN-EXTERNAL DC	618856
	125242-01-730	EA	BRACKET-DC FAN	618857

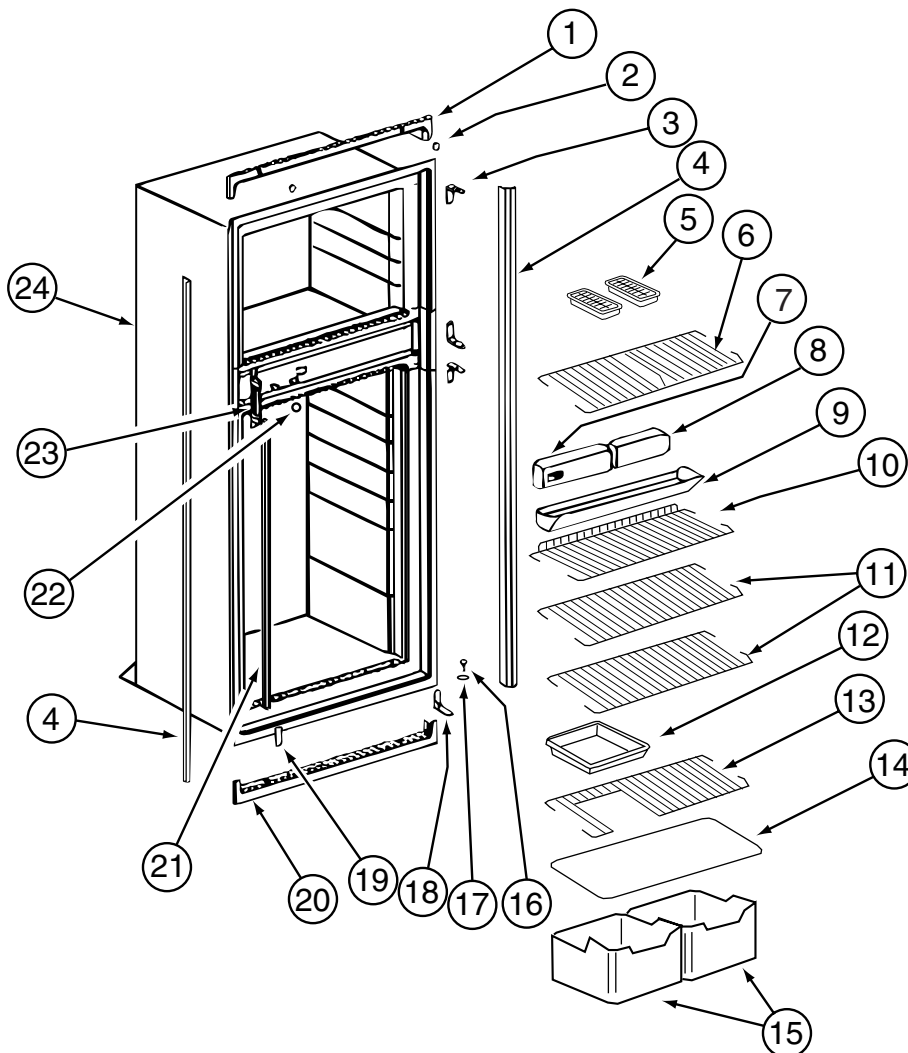
CABINET & APPLIANCE GROUP (CONTINUED)
COMPONENT PARTS FOR CABINET & APPLIANCE LAYOUT (CONTINUED)



121569-05-01A, 121569-06-01A, 121569-07-01A & 121569-08-01A (CONTINUED)

KEY	PART NUMBER	U/M	DESCRIPTION	VENDOR NO.
1	120075-07-702	EA	RETAINER - DOOR PANEL/BLACK	619560
2	120075-01-701	EA	HINGE-TOP RH/BOTTOM LH(DOOR)	618511
3	121568-03-701	EA	BUSHING - HINGE PIN/GRAY	619671
4	121568-03-707	EA	DOOR LINER - W/BLACK TRIM	619629
5	120075-12-701	EA	HANDLE(CONTOUR)TOP RH/BTM LH	621104
6	121568-01-704	EA	RAIL - DOOR LOWER	618578
7	120075-01-705	EA	HINGE-TOP LH/BOTTOM RH(DOOR)	618510
8	121568-01-701	EA	BIN - DOOR WHITE	618619
9	120075-07-701	EA	DIVIDER/DOOR BIN CLEAR	619008
	121568-03-705	EA	STORAGE LATCH - GRAY	619648

CABINET & APPLIANCE GROUP (CONTINUED)
COMPONENT PARTS FOR CABINET & APPLIANCE LAYOUT (CONTINUED)

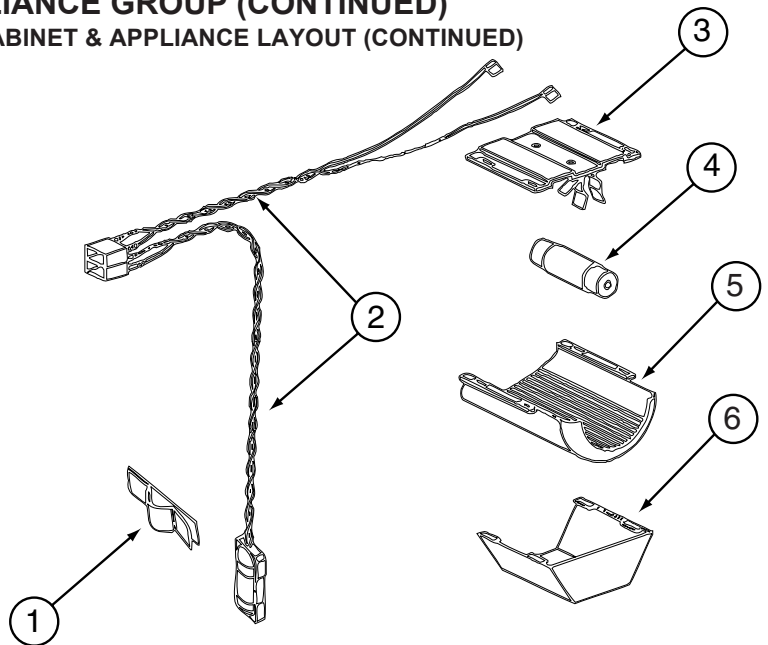


121569-05-01A, 121569-06-01A, 121569-07-01A & 121569-08-01A (CONTINUED)

KEY	PART NUMBER	U/M	DESCRIPTION	VENDOR NO.
1	121568-03-709	EA	TRIM - TOP/BLACK	619687
2	120075-01-714	EA	PLUG-HOLE	618170
3	121568-03-710	EA	HINGE/CABINET-TOP/RH-LWR/LH	619335
4	120075-07-705	EA	TRIM - SIDE - BLACK	619802
6	121568-03-712	EA	SHELF - WIRE/FREEZER	620250
7	121568-03-714	EA	CONTROL ASM - 2 WAY BLACK	619350
8	121568-03-713	EA	FRONT BOX/DECORATIVE-BLACK	619282
9	120075-01-720	EA	TRAY-DRIP	618137
10	121568-01-707	EA	SHELF - WIRE - SHORT	618624
11	121568-01-708	EA	SHELF - WIRE	618589
14	120075-01-725	EA	COVER-CRISPER	618158
15	121568-01-709	EA	CRISPER	618571
16	120075-01-727	EA	PIN-HINGE	618145
18	121568-03-715	EA	HINGE/CABINET-TOP/LH-LWR/RH	619336
19	121568-03-716	EA	COVER - HINGE HOLES	619301
20	120075-01-729	EA	TRIM-BOTTOM PIECE	618136
21	120075-01-730	EA	RETAINER-SHELF	618181
22	121568-03-717	EA	HOLE PLUG - WHITE	619561
23	120075-01-732	EA	PLATE-STRIKE	618167
24	120075-07-709	EA	CABINET - FOAMED	619347
	120075-01-721	EA	LOUVER-DRIP TRAY	618176

CONTACT WINNEBAGO PART SALES FOR UNLISTED COMPONENTS

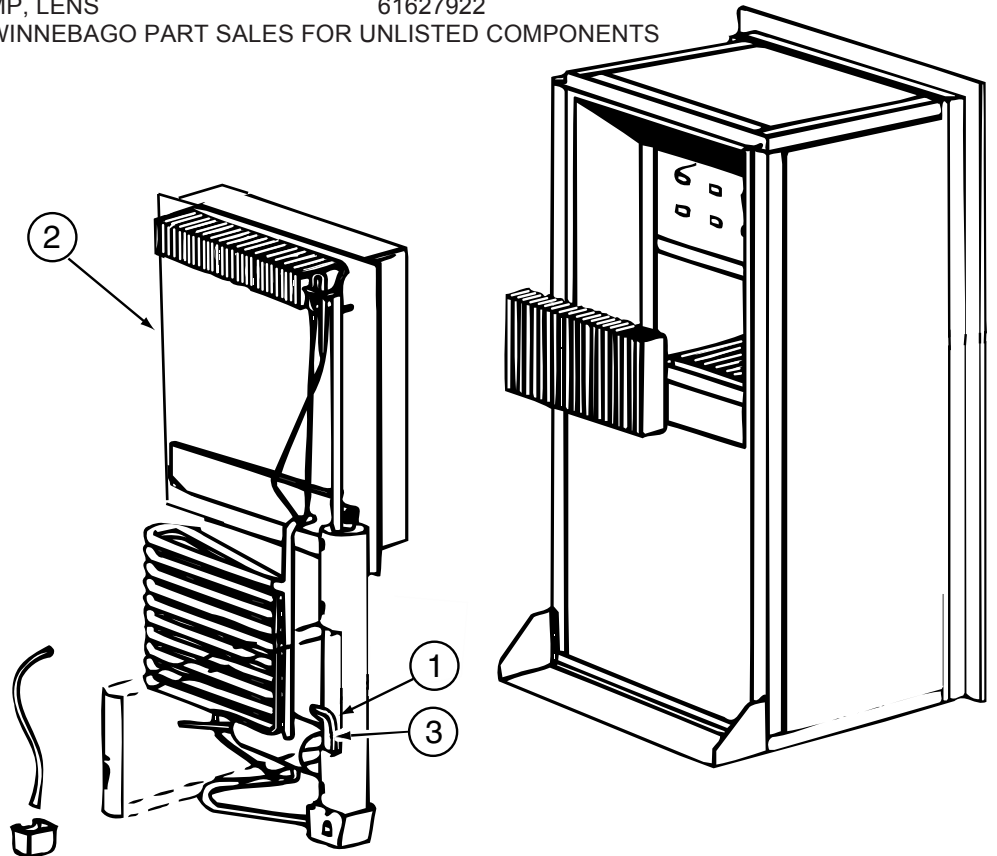
CABINET & APPLIANCE GROUP (CONTINUED)
COMPONENT PARTS FOR CABINET & APPLIANCE LAYOUT (CONTINUED)



121569-05-01A, 121569-06-01A, 121569-07-01A, 121569-08-01A (CONTINUED)

KEY	PART NUMBER	U/M DESCRIPTION	VENDOR NO.
1	084880-01-760	EA CLIP (THERMISTER)	61689122
2	120075-01-735	EA THERMISTER W/LAMP & WIRE/ASM	618548
3	084880-03-705	EA BRACKET-LIGHT-INTERIOR	61629722
4	084880-03-706	EA BULB-LAMP	61628922
6	084880-03-707	EA COVER-LAMP, LENS	61627922

CONTACT WINNEBAGO PART SALES FOR UNLISTED COMPONENTS

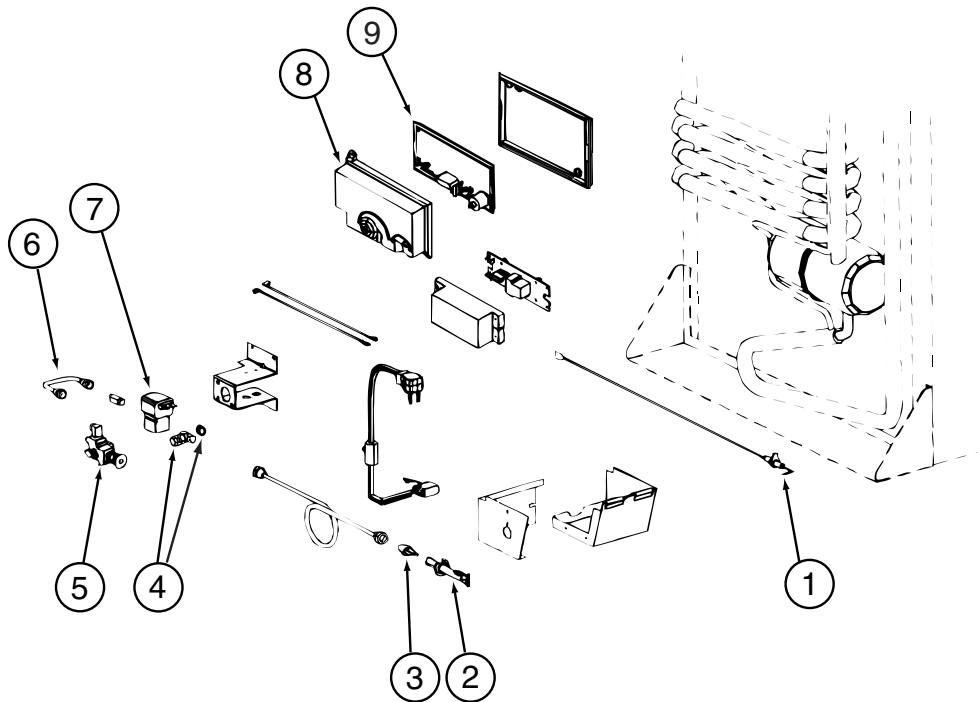


121569-05-01A, 121569-06-01A, 121569-07-01A & 121569-08-01A (CONTINUED)

KEY	PART NUMBER	U/M DESCRIPTION	VENDOR NO.
2	120075-01-736	EA COOLING UNIT, SERVICE PACK	618542
3	088248-01-709	EA HEATER-AC (HORIZONTAL)	61562722
	120075-01-744	EA KIT - GAS VALVE/BURNER TUBE	620609

CONTACT WINNEBAGO PART SALES FOR UNLISTED COMPONENTS

CABINET & APPLIANCE GROUP (CONTINUED)
COMPONENT PARTS FOR CABINET & APPLIANCE LAYOUT (CONTINUED)

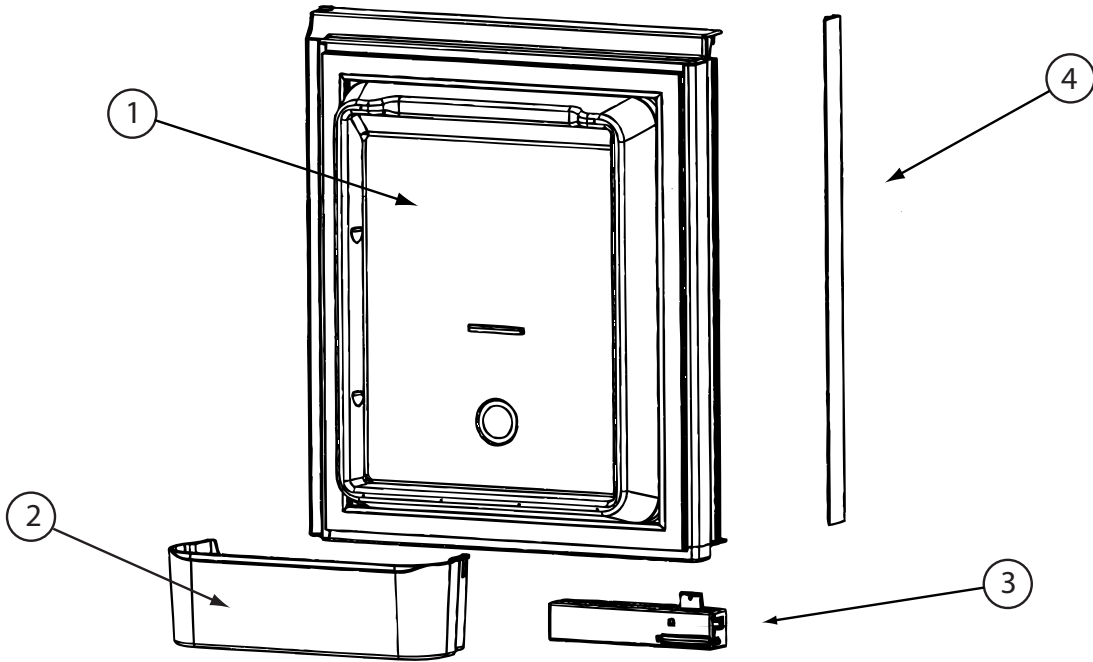


121569-03-01A, 121569-04-01A, 121569-05-01A, 121569-06-01A, 121569-07-01A (CONTINUED)

KEY	PART NUMBER	U/M	DESCRIPTION	VENDOR NO.
1	104137-06-715	EA	ELECTRODE-SPARK/SENSOR, SGL	61692222
2	104137-06-714	EA	BURNER ASSEMBLY, 5-SLOT	61705222
3	120075-01-737	EA	ORIFICE - JEWEL - .0155	618284
4	113737-01-702	EA	PLUG 1/8" F/PRESSURE TAP	61445322
4	113737-01-716	EA	TAP-PRESSURE	61594422
6	113737-01-750	EA	TUBE-UNION	61694622
7	084880-01-718	EA	KIT-GAS VALVE/SOLENOID/TUBE	621447
8	120075-01-738	EA	COVER-POWER BOARD	618185
9	121568-03-719	EA	POWER - BOARD - 2-WAY	621267-632168001
	121568-03-720	EA	VALVE/SOLENOID-MAN SHUT OFF	618696
	121569-07-700	EA	CORD - AC POWER	61554422

CONTACT WINNEBAGO PART SALES FOR UNLISTED COMPONENT(S)

CABINET & APPLIANCE GROUP (CONTINUED)
COMPONENT PARTS FOR CABINET & APPLIANCE LAYOUT (CONTINUED)

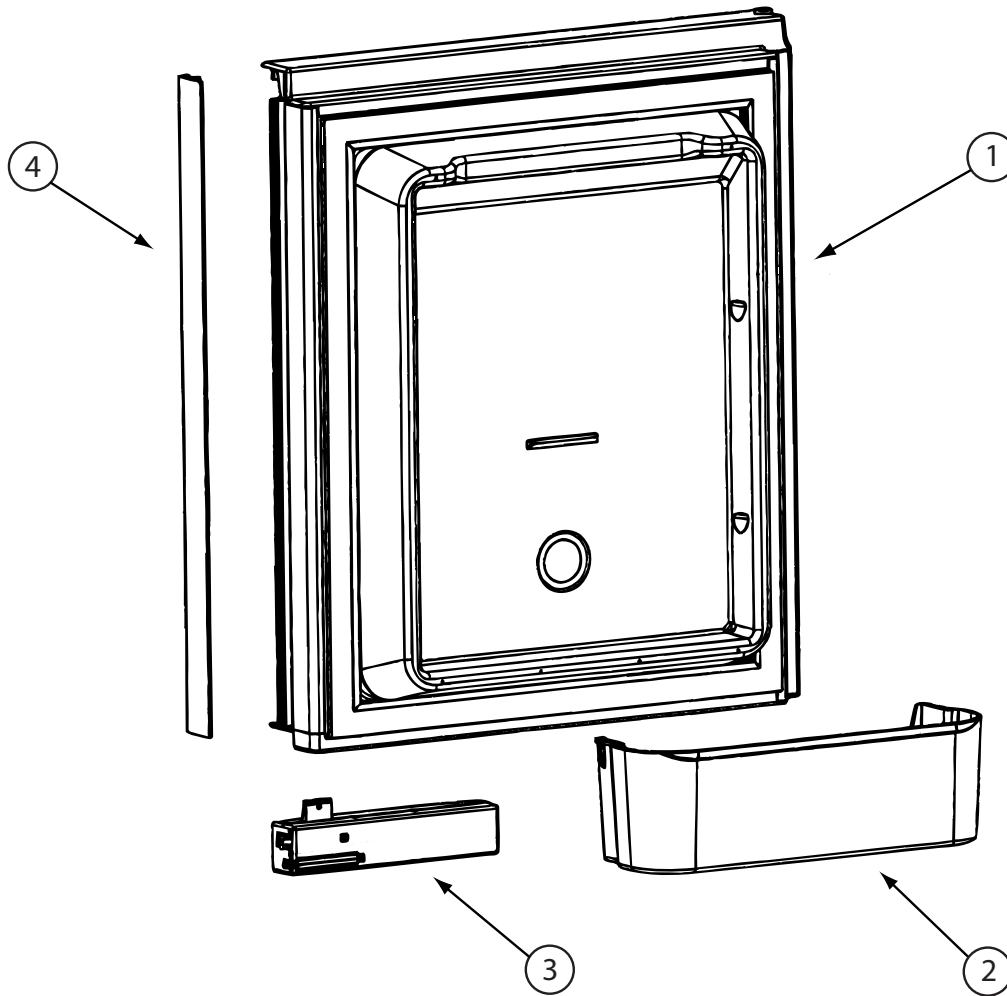


125242-06-01A

KEY	PART NUMBER	U/M	DESCRIPTION	VENDOR NO.
1	125242-06-703	EA	LINER-DOOR/UPR RH/PANEL TYPE	627942
2	125242-05-701	EA	BIN - DOOR SHELF	628686
3	125242-02-701	EA	HANDLE(CONTOUR)TOP RH LWR LH,	621106
4	125242-06-701	EA	RETAINER/PANEL-UPR DR RH/LH	627947
	125242-02-722	EA	LATCH-STORAGE DR/BLK POINTED	619374

CONTACT WINNEBAGO PART SALES FOR UNLISTED COMPONENT(S)

CABINET & APPLIANCE GROUP (CONTINUED)
COMPONENT PARTS FOR CABINET & APPLIANCE LAYOUT (CONTINUED)

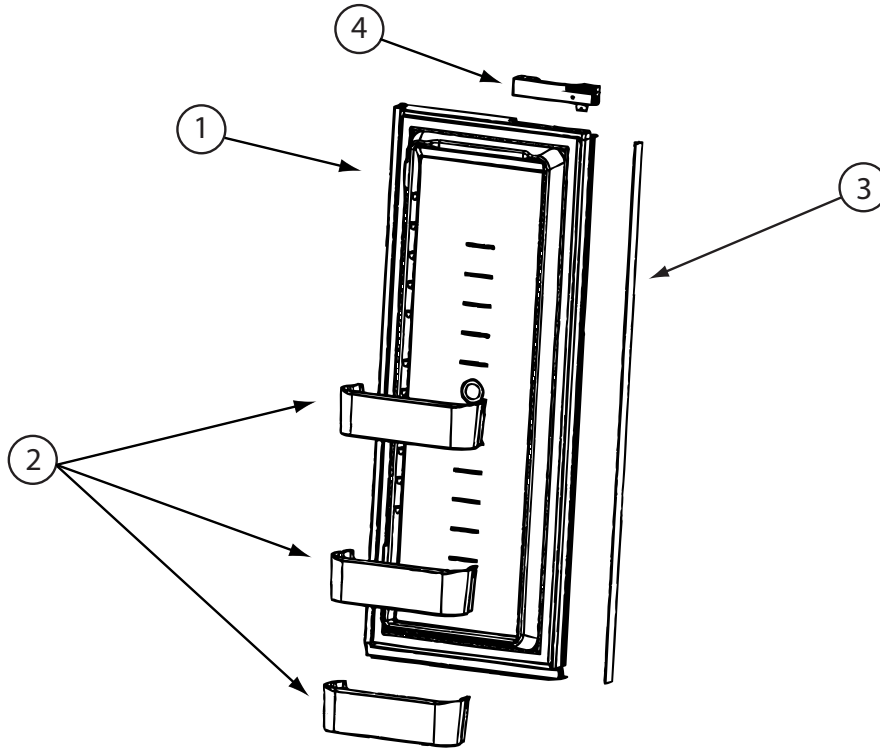


125242-06-01A (CONTINUED)

KEY	PART NUMBER	U/M	DESCRIPTION	VENDOR NO.
1	125242-06-704	EA	LINER-DOOR/UPR LH/PANEL TYPE	627941
2	125242-05-701	EA	BIN - DOOR SHELF	628686
3	125242-02-700	EA	HANDLE(CONTOUR)TOP LH BTM RH	621107
4	125242-06-701	EA	RETAINER/PANEL-UPR DR RH/LH	627947
	125242-02-722	EA	LATCH-STORAGE DR/BLK POINTED	619374

CONTACT WINNEBAGO PART SALES FOR UNLISTED COMPONENT(S)

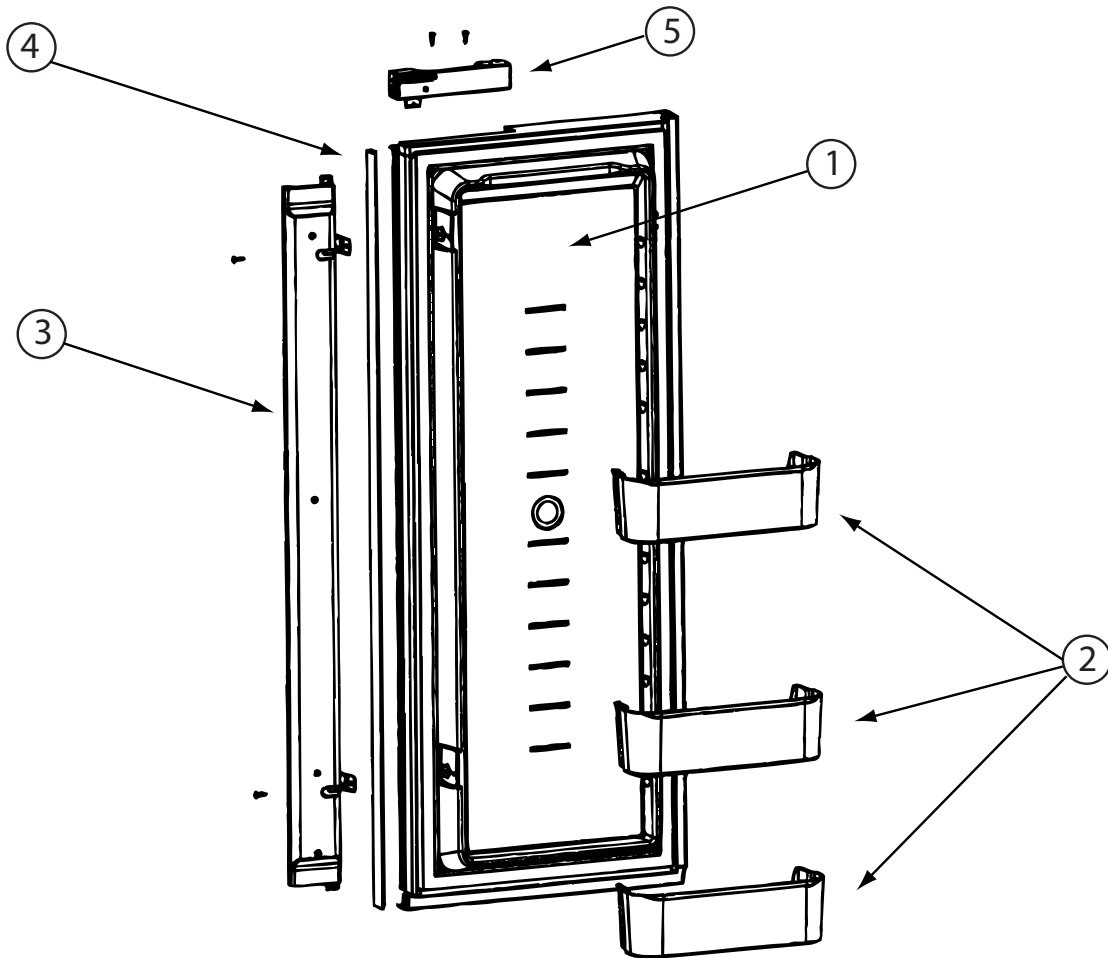
CABINET & APPLIANCE GROUP (CONTINUED)
COMPONENT PARTS FOR CABINET & APPLIANCE LAYOUT (CONTINUED)



125242-06-01A (CONTINUED)

KEY	PART NUMBER	U/M	DESCRIPTION	VENDOR NO.
1	125242-06-705	EA	LINER-DOOR/LWR RH/PANEL TYPE	627944
2	125242-05-701	EA	BIN - DOOR SHELF	628686
3	125242-06-700	EA	RETAINER/PANEL-LWR DR RH/LH	627948
4	125242-02-700	EA	HANDLE(CONTOUR)TOP LH BTM RH	621107
	125242-02-722	EA	LATCH-STORAGE DR/BLK POINTED	619374
CONTACT WINNEBAGO PART SALES FOR UNLISTED COMPONENT(S)				

CABINET & APPLIANCE GROUP (CONTINUED)
COMPONENT PARTS FOR CABINET & APPLIANCE LAYOUT (CONTINUED)

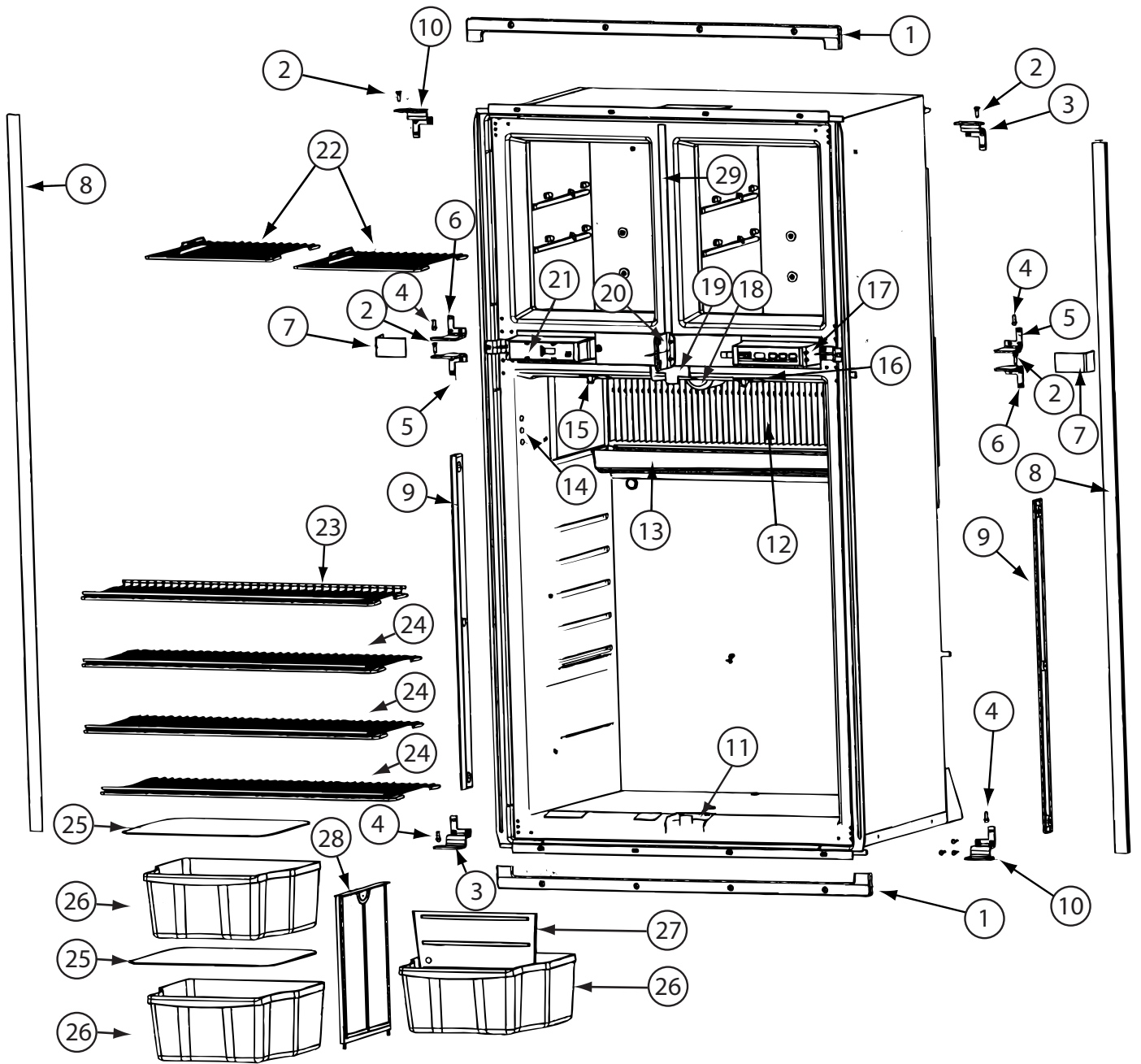


125242-06-01A (CONTINUED)

KEY	PART NUMBER	U/M	DESCRIPTION	VENDOR NO.
1	125242-06-706	EA	LINER-DOOR/LWR LH/PANEL TYPE	627943
2	125242-05-701	EA	BIN - DOOR SHELF	628686
3	125242-05-730	EA	FLAPPER REPLACE SERV. KIT	631366
4	125242-06-700	EA	RETAINER/PANEL-LWR DR RH/LH	627948
5	125242-02-701	EA	HANDLE(CONTOUR)TOP RH LWR LH	621106
	125242-02-722	EA	LATCH-STORAGE DR/BLK POINTED	619374

CONTACT WINNEBAGO PART SALES FOR UNLISTED COMPONENT(S)

CABINET & APPLIANCE GROUP (CONTINUED)
COMPONENT PARTS FOR CABINET & APPLIANCE LAYOUT (CONTINUED)



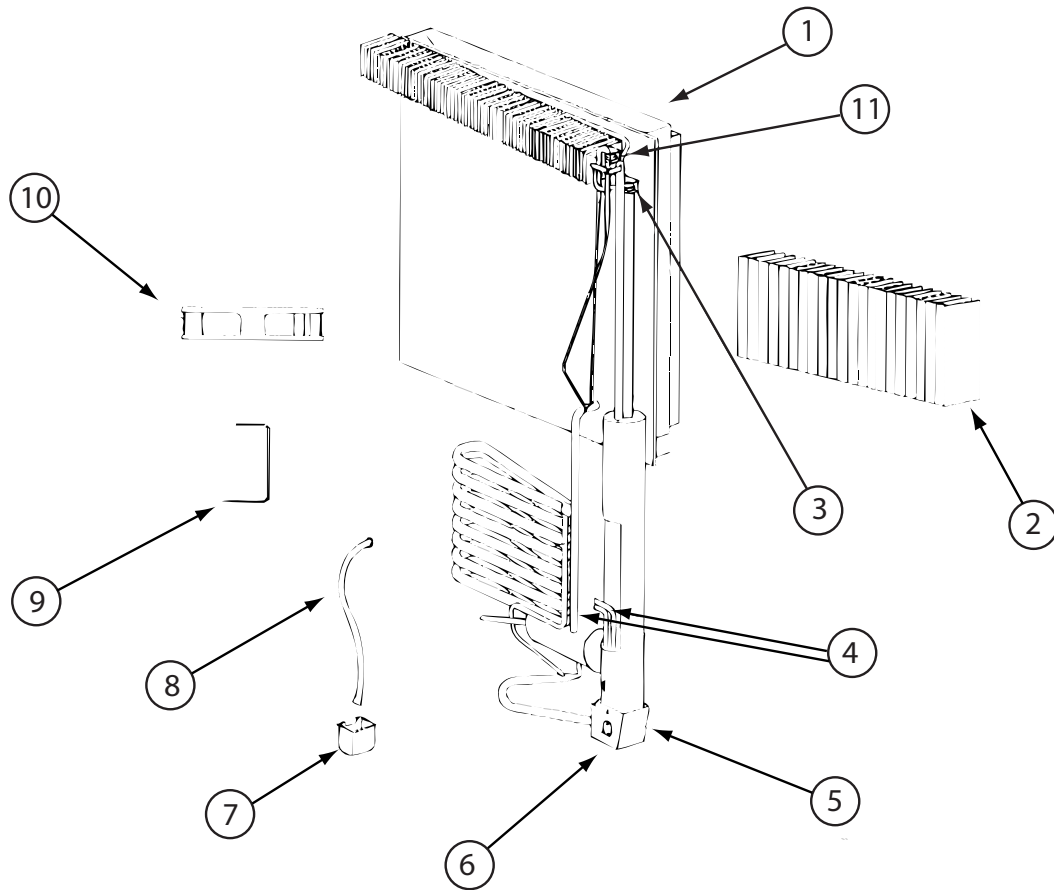
125242-06-01A

CABINET & APPLIANCE GROUP (CONTINUED)
COMPONENT PARTS FOR CABINET & APPLIANCE LAYOUT (CONTINUED)

125242-06-01A (CONTINUED)

KEY	PART NUMBER	U/M	DESCRIPTION	VENDOR NO.
1	125242-01-767	EA	KIT INSTALL(U TRIM PCS)HDW	623528
2	125242-03-715	EA	HINGE PIN/UPR-WRAPPED DOORS	623899
3	125242-05-707	EA	HINGE-OUTER/UPPER RH/LWR LH	628946
4	113737-01-710	EA	PIN-HINGE, BOTTOM	61550722
5	125242-05-708	EA	HINGE-INNER/UPPER RH/LWR LH	624363
6	125242-05-709	EA	HINGE-INNER/UPPER LH/LWR RH	624364
7	125242-05-710	EA	COVER - HINGE	627955
8	125242-01-766	EA	TRIM-LT/RT HAND-SCREW ON	623254
9	125242-02-720	EA	RETAINER/SHELF(SER#926685 UP	622033
10	125242-05-711	EA	HINGE-OUTER/UPPER LH/LWR RH	628945
11	125242-06-702	EA	GUIDE BLOCK-FLAPPER/BTM/BLK	631360
12	125242-05-713	EA	FINS	618785
13	125242-01-712	EA	DRIP TRAY	618774
14	125242-02-741	EA	PROBE - CONTACT/LARGE	620689
15	125242-01-768	EA	SWITCH - DOOR LIGHT	623918
16	125242-02-706	EA	LAMP/WIRE ASM/SER#849677 UP	620871
17	125242-05-706	EA	CONTROL ASM - OPTICAL	629113
18	125242-02-708	EA	COVER/LAMP BRACKET	621827
19	125242-05-714	EA	GUIDE BLOCK-FLAPPER/TOP/BLK	629111
21	125242-05-716	EA	BOX/FRONT - DUMMY	624366
22	125242-01-725	EA	SHELF-FREEZER (WIRE)	618847
23	125242-01-727	EA	SHELF-WIRE (SHORT)	618849
24	125242-01-726	EA	SHELF-WIRE (LONG)	618848
25	125242-01-706	EA	COVER-CRISPER	618757
26	125242-05-717	EA	BIN - BOTTLE/CRISPER	628688
27	125242-05-718	EA	DIVIDER - BOTTLE/CRISPER	628694
28	125242-01-749	EA	SUPPORT - WALL	618840
29	125242-02-741	EA	STRIP-FREEZER-BLACK	625210 #1291391 &UP
	084880-03-705	EA	BRACKET-LIGHT-INTERIOR	61629722
	084880-03-706	EA	BULB-LAMP	61628922
	120075-01-714	EA	PLUG-HOLE (BLACK)	618170
	125242-05-725	EA	PLATE - F/DUMMY BOX	628460
	125242-05-730	EA	FLAPPER REPLACE SERV. KIT	631366
			CONTACT WINNEBAGO PART SALES FOR UNLISTED COMPONENT(S)	

CABINET & APPLIANCE GROUP (CONTINUED)
COMPONENT PARTS FOR CABINET & APPLIANCE LAYOUT (CONTINUED)

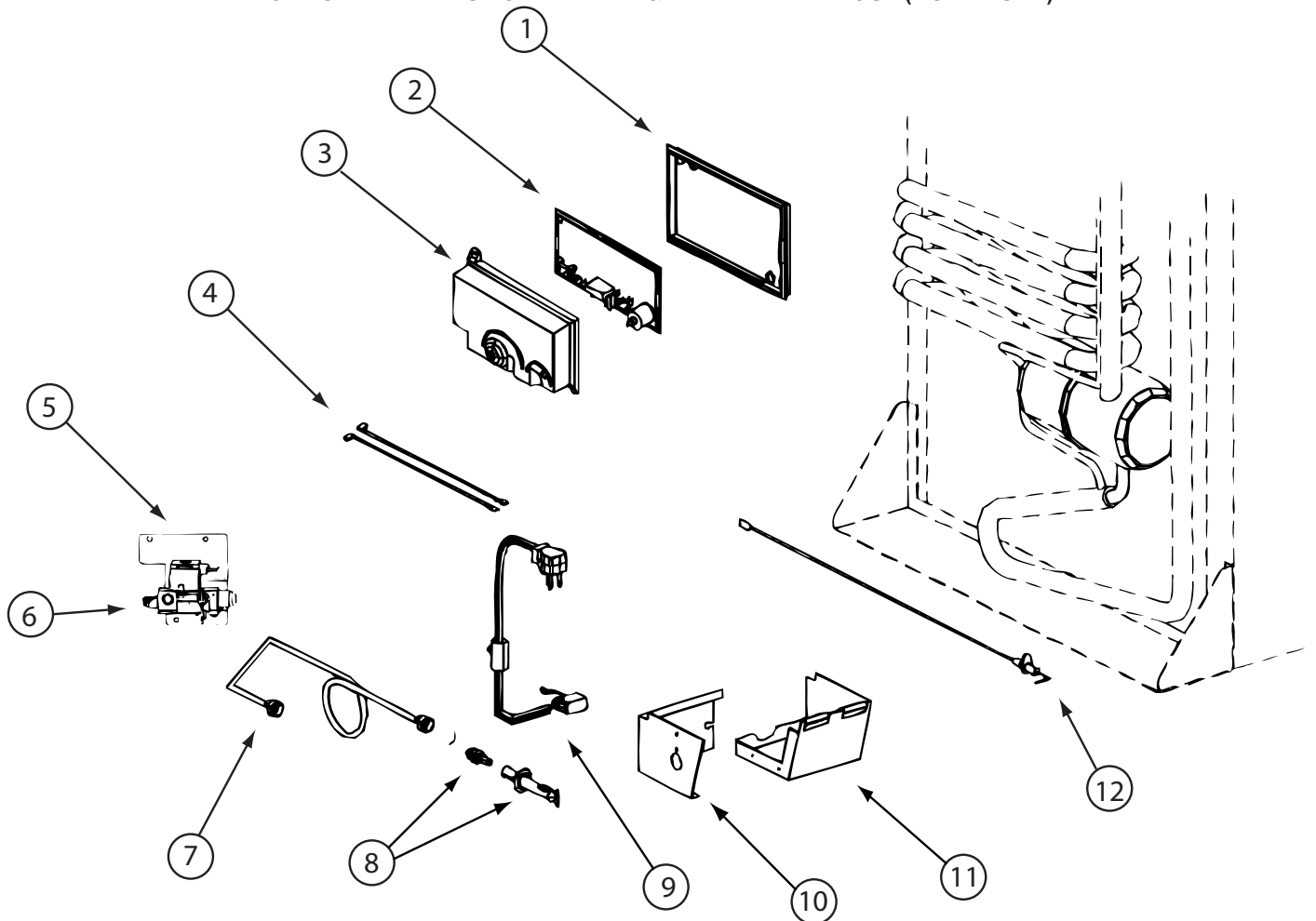


125242-06-01A (CONTINUED)

KEY	PART NUMBER	U/M	DESCRIPTION	VENDOR NO.
1	125242-01-772	EA	COOLING UNIT-1200-8835499 UP	630391
2	125242-05-713	EA	FINS	618785
4	125242-01-732	EA	HEATER AC - 225W/110VAC	618872
5	125242-01-739	EA	BASE-BURNER BOX	618902
6	125242-01-740	EA	COVER-BURNER BOX	618910
9	125242-05-721	EA	BRACKET-DC FAN-SN 914576 UP	628747
10	125242-05-722	EA	FAN-EXTRNL DC-SN 914576 UP	628685
11	113737-01-754	EA	THERMOSTAT (FAN 12V DC)	618093
	125242-01-742	EA	WIRE ASM.-BAFFLE 55.15"	618915
	125242-05-728	EA	SWITCH-THERMAL (RPL KIT)	630037
	125242-05-729	EA	SWITCH-THERMAL (RPL KIT)	630103

CONTACT WINNEBAGO PART SALES FOR UNLISTED COMPONENT(S)

CABINET & APPLIANCE GROUP (CONTINUED)
COMPONENT PARTS FOR CABINET & APPLIANCE LAYOUT (CONTINUED)

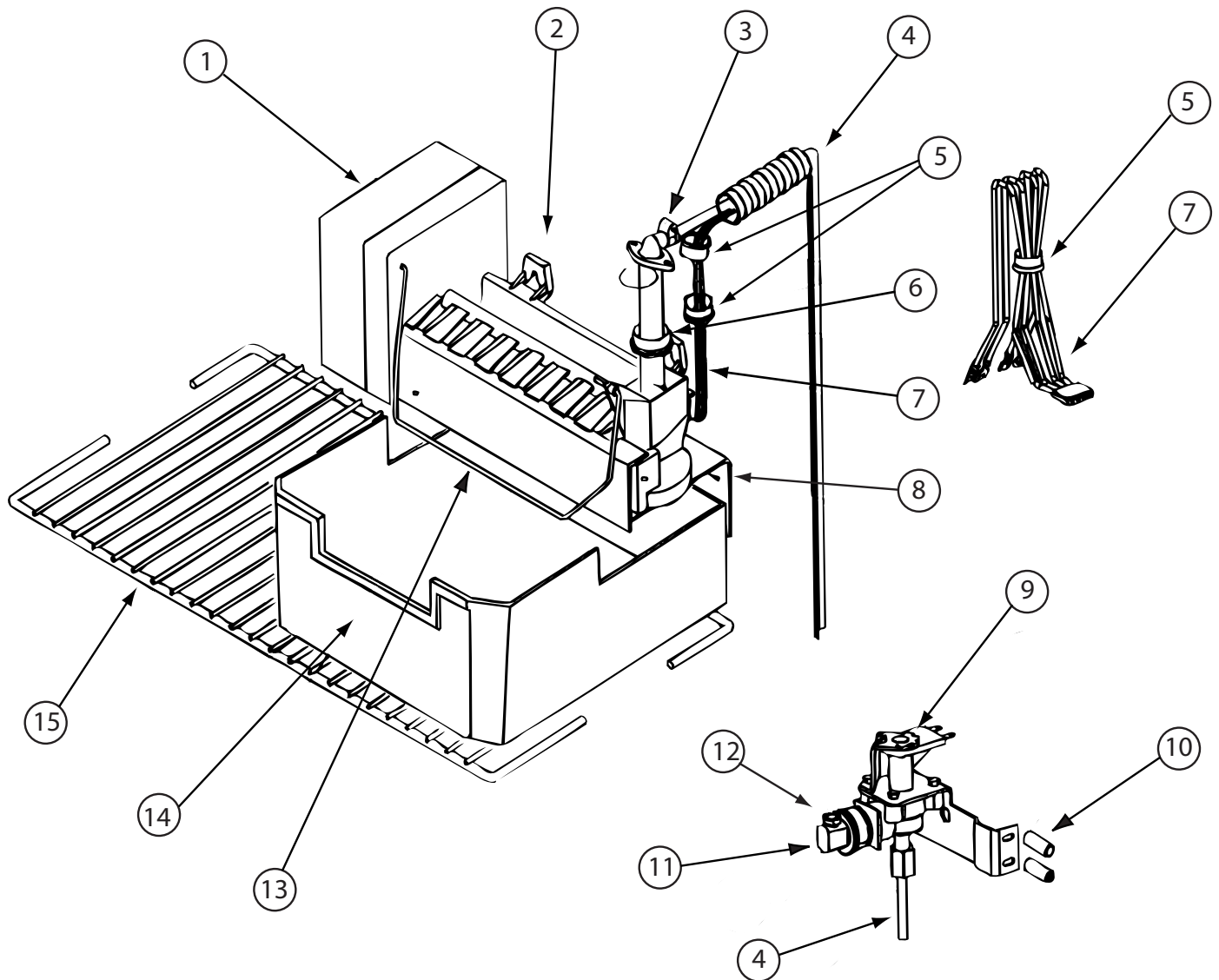


125242-03-02A, 125242-05-02A, 125242-06-01A (CONTINUED)

KEY	PART NUMBER	U/M	DESCRIPTION	VENDOR NO.
1	121569-08-701	EA	BASE - POWER BOARD	628674
2	121568-06-709	EA	BOARD/POWER-N611/N822F/1201	628661
3	121569-08-702	EA	COVER-POWER BOARD	628677
4	125242-02-709	EA	WIRE/WHITE/9"/GAS VALVE	621448
6	121569-08-703	EA	GAS VALVE - SOLENOID	628741
7	125242-05-723	EA	BURNER TUBE	624683
8	125242-02-743	EA	BURNER ORF ADAP-7 SLOT BRNR	629013
9	121569-05-732	EA	CORD - AC POWER- W/ICE MAKER	618406
10	125242-01-740	EA	COVER-BURNER BOX	618910
11	125242-01-739	EA	BASE-BURNER BOX	618902
12	104137-06-715	EA	ELECTRODE-SPARK/SENSOR, SGL	61692222

CONTACT WINNEBAGO PART SALES FOR UNLISTED COMPONENT(S)

CABINET & APPLIANCE GROUP (CONTINUED)
COMPONENT PARTS FOR CABINET & APPLIANCE LAYOUT (CONTINUED)

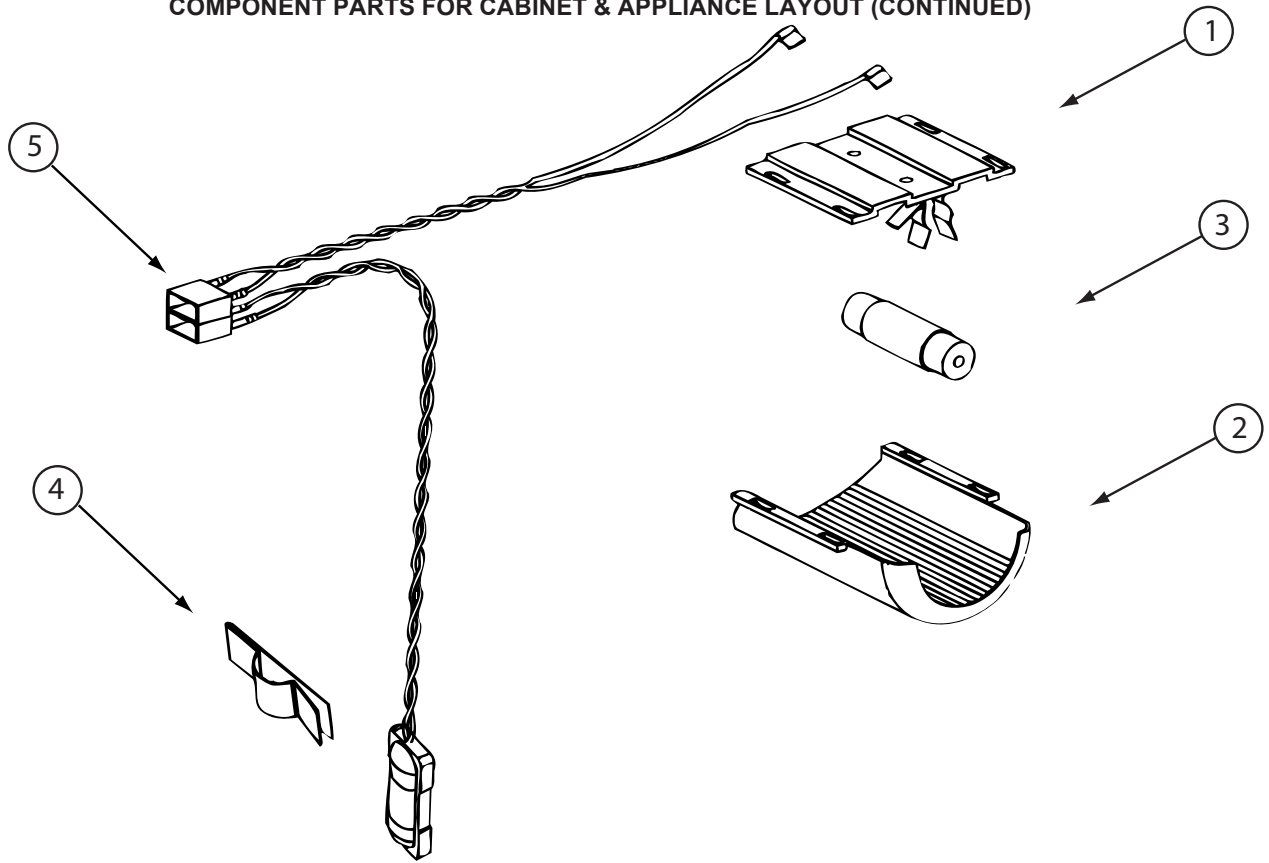


125242-03-02A, 125242-05-02A, 125242-06-01A (CONTINUED)

KEY	PART NUMBER	U/M	DESCRIPTION	VENDOR NO.
2	094039-07-706	EA	ICE MAKER W/O PLATES	61656522
4	125242-05-724	EA	WATER TUBE/HEATER ASM	621429
6	120075-03-706	EA	FITTING WATER LINE	620039
8	125242-01-737	EA	BRACKET-MOUNTING (ICE MAKER)	618894/620890
9	120075-03-701	EA	WATER VALVE - W/BRACKET	618253
11	094039-07-707	EA	GARDEN HOSE ADAP W/BRASS NUT	61679622
12	094039-07-708	EA	NUT - COMPRESSION	622991
13	120075-03-703	EA	ARM-SHUT OFF	61656922
14	125242-01-716	EA	ICE BIN	618803
15	125242-01-725	EA	SHELF-FREEZER (WIRE)	618847
	120075-09-703	EA	THERMOSTAT	620240

CONTACT WINNEBAGO PART SALES FOR UNLISTED COMPONENT(S)

CABINET & APPLIANCE GROUP (CONTINUED)
COMPONENT PARTS FOR CABINET & APPLIANCE LAYOUT (CONTINUED)



125242-03-02A, 125242-05-02A, 125242-06-01A (CONTINUED)

KEY	PART NUMBER	U/M	DESCRIPTION	VENDOR NO.
1	084880-03-705	EA	BRACKET-LIGHT-INTERIOR	61629722
2	125242-02-708	EA	COVER/LAMP BRACKET	621827
3	084880-03-706	EA	BULB-LAMP	61628922
4	084880-01-760	EA	CLIP (THERMISTER)	61689122
5	125242-02-706	EA	LAMP/WIRE ASM/SER#849677 UP	620871

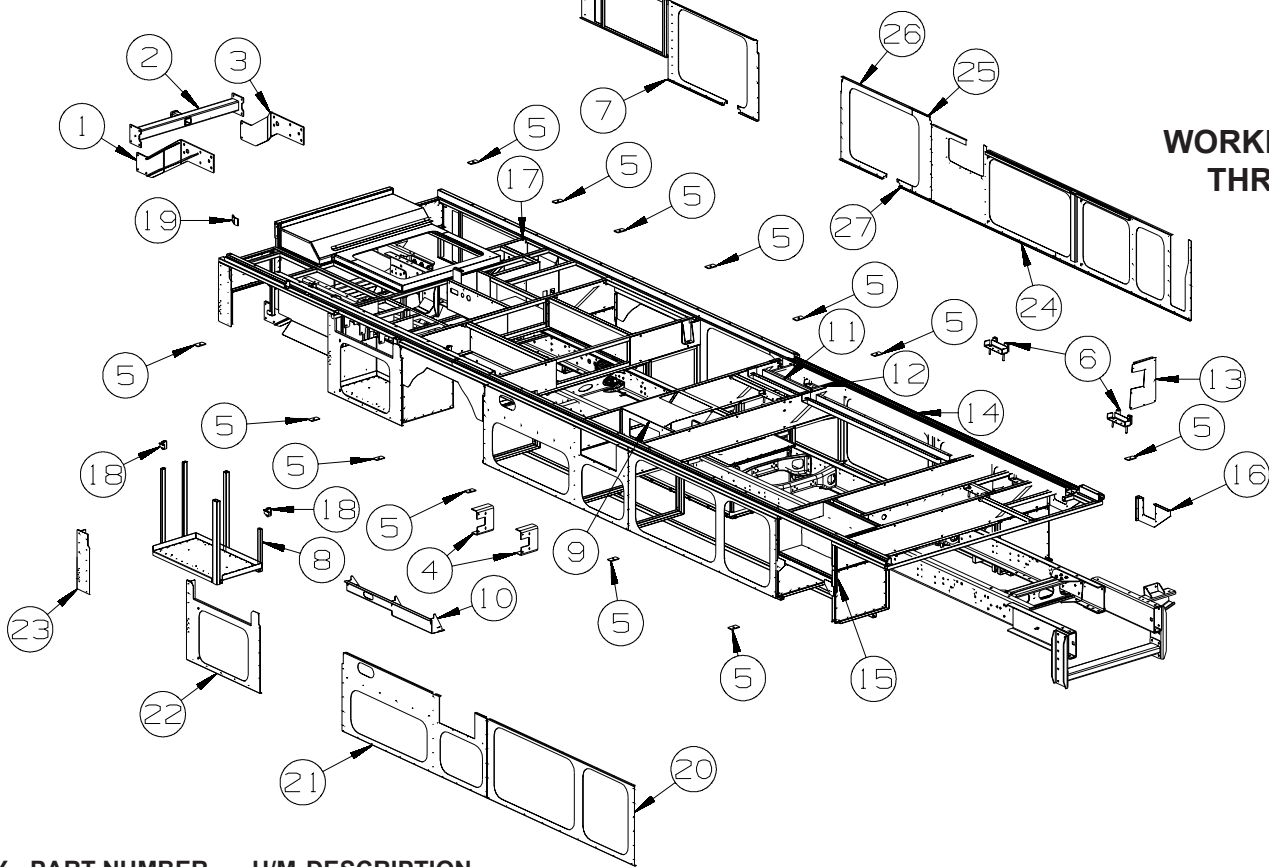
156801-01-01A

KEY	PART NUMBER	U/M	DESCRIPTION	VENDOR NO.
	156801-01-718	EA	FITTING/OUTLET - REGULATOR	C18

161116-01-01A , 161116-02-01A

KEY	PART NUMBER	U/M	DESCRIPTION	VENDOR NO.
	161116-01-700	EA	LIGHT/RND-CLEAR LENS W/BULB	W/WIRING/PLUG
	161116-02-700	EA	FILTER-ALUMINUM	02FP577295UL

CHASSIS GROUP FRAME

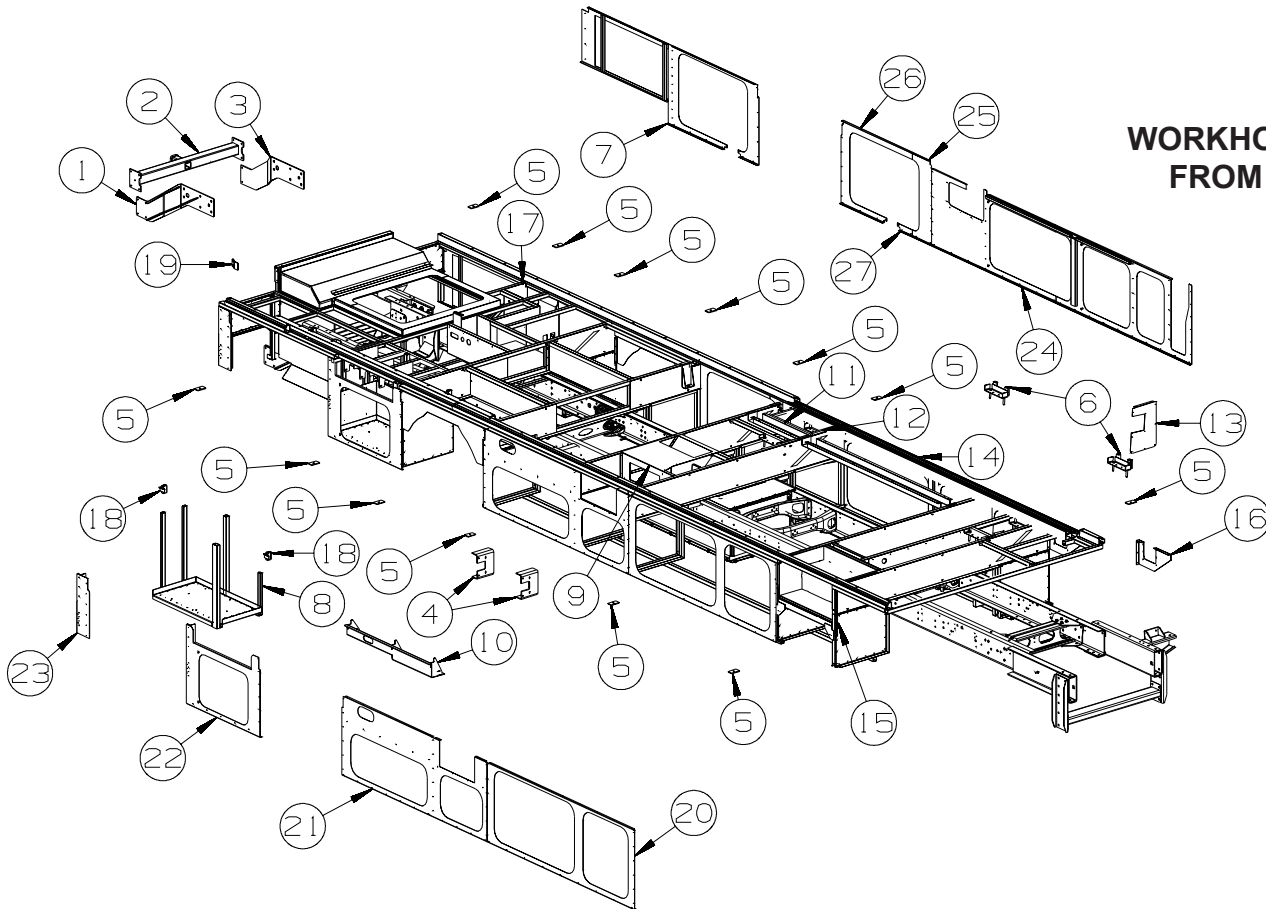


**WORKHORSE USED
THRU 08-21-07**

KEY	PART NUMBER	U/M	DESCRIPTION	
1	161761-02-04B	EA	BRACKET - F/HITCH/RH HAND - BLACK	
2	161761-01-04B	EA	RECEIVER/HITCH - CLASS 4 - BLACK - WORKHORSE	
3	161761-03-04B	EA	BRACKET - F/HITCH/LH HAND - BLACK	
	161761-04-000	EA	FASTENERS/HARDWARE - HITCH	
4	120867-01-02B	EA	MOUNT - LP TANK - E-COAT	
5	135712-01-02B	EA	PLATE - BODY MOUNT - E-COATED	
6	152558-10-02B	EA	BRACKET/MOUNT - F/SLIDEOUT - E-COATED	
7	161188-01-02B	EA	SEAL PLANE - E-COATED	
8	161207-01-02B	EA	TRAY - BATTERY - E-COATED	
9	161049-02-02B	EA	COMPARTMENT - FURNACE - E-COATED	
10	161170-03-02B	EA	BRACKET/SUPPORT - TANK - E-COATED	
11	163282-02-02B	EA	CHANNEL/BOTTOM - WIRE PATH - E-COATED	
12	104692-01-000	FT	SEAL - ADHESIVE BACKED FOAM - 3/4" THICK X 3/4" WIDE X 25'	
13	163884-01-02B	EA	PANEL/ACCESS - RAM - E-COATED	
14	160878-01-01A	EA	RAMP - SLIDEOUT - FLOOR/COACH - 193.8" - BRIGHT WHITE	
15	113904-12-02B	EA	ANGLE - ATTACHMENT/WHEEL LIP - 17.7" - E-COAT	
16	158521-09-02B	EA	PANEL - FUEL FILL - E-COATED	
17	161018-02-02B	EA	COMPARTMENT - POWERCORD - E-COATED	
18	136780-03-02B	EA	ADJUSTER - SLIDE - E-COATED	
19	161707-01-02B	EA	BRACKET - RESERVOIR/POWER STEERING - E-COATED	
20	162467-01-02B	EA	SEAL PLANE - E-COATED	
21	162464-01-02B	EA	PLATE/SEAL - E-COATED	
22	162604-01-02B	EA	PLATE/SEAL - E-COATED	
23	161191-01-02B	EA	PLATE/SEAL - E-COATED	
24	161197-02-02B	EA	SEAL PLANE - E-COATED	
25	161194-02-02B	EA	PLATE/SEAL - E-COATED	
26	161194-01-02B	EA	PLATE/SEAL - E-COATED	
26	161194-04-02B	EA	PLATE/SEAL - E-COATED	FROM: 00-00-00 THRU: 06-17-07
27	161194-03-02B	EA	PLATE/SEAL - E-COATED	FROM: 06-18-07 THRU: 99-99-99
27	161194-05-02B	EA	PLATE/SEAL - E-COATED	FROM: 00-00-00 THRU: 06-17-07
				FROM: 06-18-07 THRU: 99-99-99

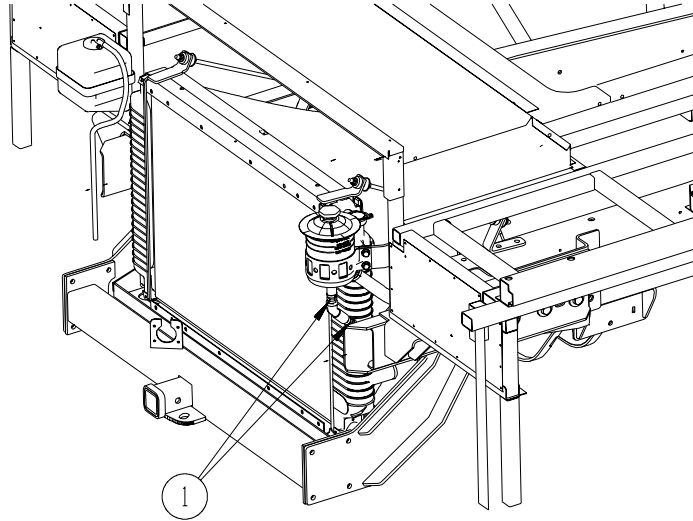
CHASSIS GROUP (CONTINUED) FRAME (CONTINUED)

**WORKHORSE USED
FROM 08-22-07**



KEY	PART NUMBER	U/M	DESCRIPTION
1	161761-02-04B	EA	BRACKET - F/HITCH/RH HAND - BLACK
2	161761-01-04B	EA	RECEIVER/HITCH - CLASS 4 - BLACK - WORKHORSE
3	161761-03-04B	EA	BRACKET - F/HITCH/LH HAND - BLACK
	161761-04-000	EA	FASTENERS/HARDWARE - HITCH
4	120867-01-02B	EA	MOUNT - LP TANK - E-COAT
5	135712-01-02B	EA	PLATE - BODY MOUNT - E-COATED
6	152558-10-02B	EA	BRACKET/MOUNT - F/SLIDEOUT - E-COATED
7	161188-01-02B	EA	SEAL PLANE - E-COATED
8	161207-01-02B	EA	TRAY - BATTERY - E-COATED
9	161049-02-02B	EA	COMPARTMENT - FURNACE - E-COATED
10	161170-03-02B	EA	BRACKET/SUPPORT - TANK - E-COATED
11	163282-02-02B	EA	CHANNEL/BOTTOM - WIRE PATH - E-COATED
12	104692-01-000	FT	SEAL - ADHESIVE BACKED FOAM - 3/4" THICK X 3/4" WIDE X 25'
13	163884-01-02B	EA	PANEL/ACCESS - RAM - E-COATED
14	160878-01-01A	EA	RAMP - SLIDEOUT - FLOOR/COACH - 193.8" - BRIGHT WHITE
15	113904-12-02B	EA	ANGLE - ATTACHMENT/WHEEL LIP - 17.7" - E-COAT
16	158521-09-02B	EA	PANEL - FUEL FILL - E-COATED
17	161018-02-02B	EA	COMPARTMENT - POWERCORD - E-COATED
18	136780-03-02B	EA	ADJUSTER - SLIDE - E-COATED
19	161707-01-02B	EA	BRACKET - RESERVOIR/POWER STEERING - E-COATED
20	162467-01-02B	EA	SEAL PLANE - E-COATED
21	162464-01-02B	EA	PLATE/SEAL - E-COATED
22	162604-01-02B	EA	PLATE/SEAL - E-COATED
23	161191-01-02B	EA	PLATE/SEAL - E-COATED
24	161197-02-02B	EA	SEAL PLANE - E-COATED
25	161194-02-02B	EA	PLATE/SEAL - E-COATED
26	161194-04-02B	EA	PLATE/SEAL - E-COATED
27	161194-05-02B	EA	PLATE/SEAL - E-COATED

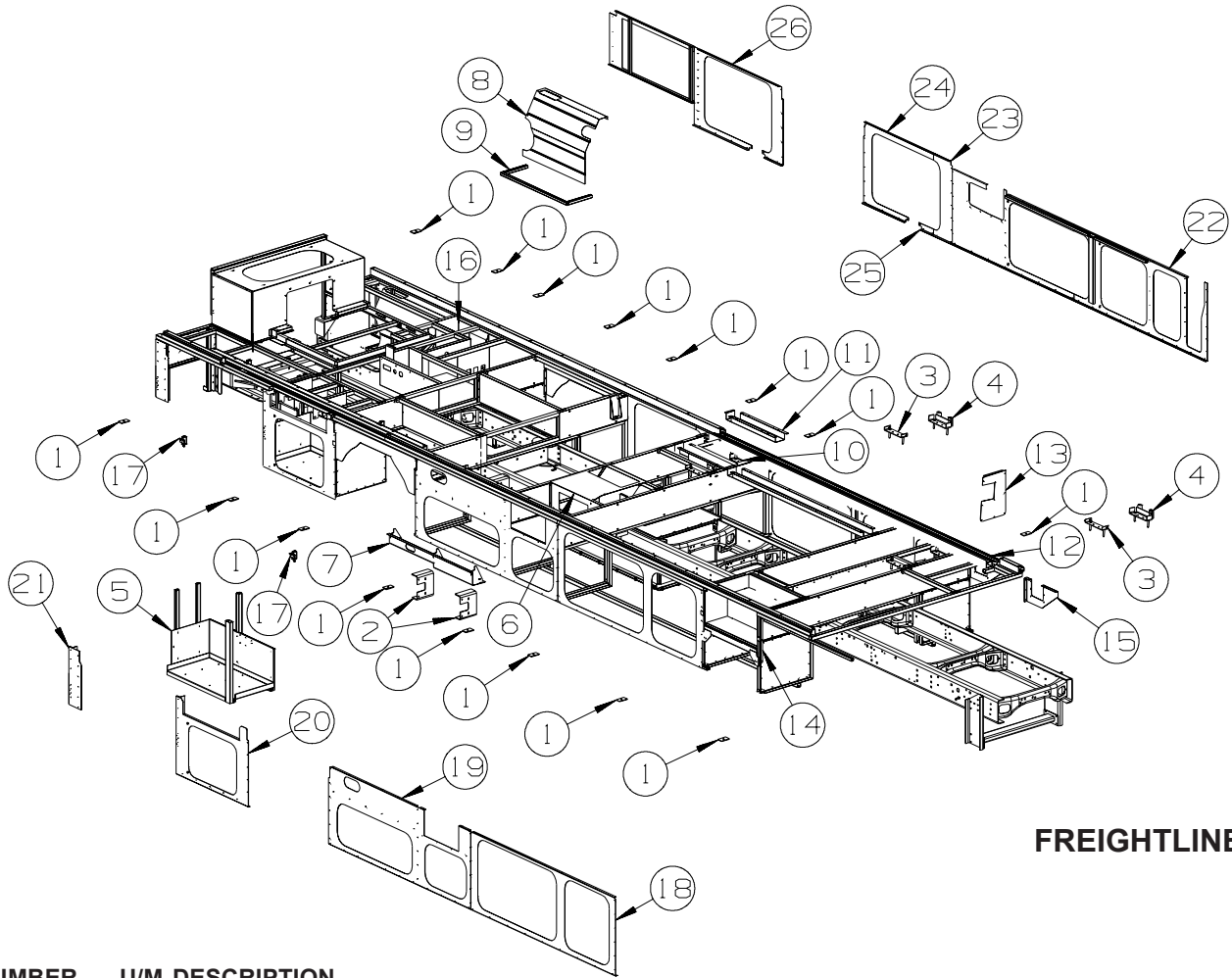
CHASSIS GROUP (CONTINUED)
FRAME (CONTINUED)



WORKHORSE

KEY	PART NUMBER	U/M DESCRIPTION
1	090338-03-000	EA FITTING - HOSE - 3/4"ID - 2" LENGTH - BRASS

CHASSIS GROUP (CONTINUED) FRAME (CONTINUED)

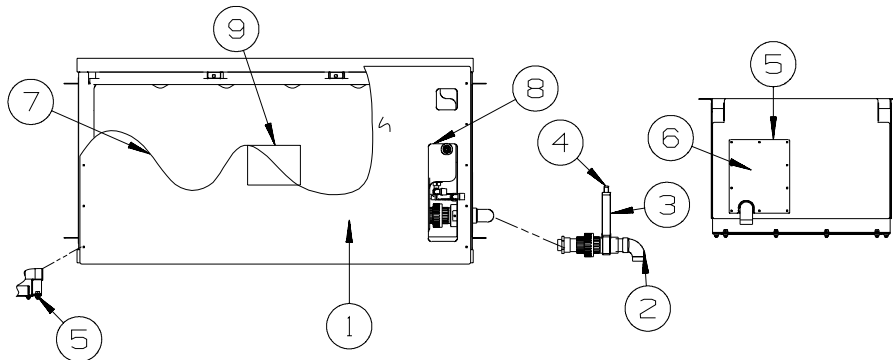


FREIGHTLINER

KEY	PART NUMBER	U/M	DESCRIPTION
1	135712-01-02B	EA	PLATE - BODY MOUNT - E-COATED
2	120867-01-02B	EA	MOUNT - LP TANK - E-COAT
3	152558-11-02B	EA	BRACKET/MOUNT - F/SLIDEOUT - E-COATED
4	152558-10-02B	EA	BRACKET/MOUNT - F/SLIDEOUT - E-COATED
5	161207-01-02B	EA	TRAY - BATTERY - E-COATED
6	161049-02-02B	EA	COMPARTMENT - FURNACE - E-COATED
7	161170-03-02B	EA	BRACKET/SUPPORT - TANK - E-COATED
8	139420-03-02B	EA	SHIELD - A/C CONDENSOR - E-COATED
8	139420-04-02B	EA	SHIELD - A/C CONDENSOR - E-COATED - NOT ILLUSTRATED
			FROM: 00-00-00 THRU: 10-21-07
			FROM: 10-22-07 THRU: 99-99-99
9	134225-01-02B	EA	SUPPORT - CONDENSOR SHIELD - E-COATED
10	104692-01-000	FT	SEAL - ADHESIVE BACKED FOAM - 3/4" THICK X 3/4" WIDE X 25'
11	163282-02-02B	EA	CHANNEL/BOTTOM - WIRE PATH - E-COATED
12	160878-01-01A	EA	RAMP - SLIDEOUT - FLOOR/COACH - 193.8" - BRIGHT WHITE
13	163884-01-02B	EA	PANEL/ACCESS - RAM - E-COATED
14	113904-12-02B	EA	ANGLE - ATTACHMENT/WHEEL LIP - 17.7" - E-COAT
15	158521-09-02B	EA	PANEL - FUEL FILL - E-COATED
16	161018-01-02B	EA	COMPARTMENT - POWERCORD - E-COATED
17	136780-03-02B	EA	ADJUSTER - SLIDE - E-COATED
18	162467-01-02B	EA	SEAL PLANE - E-COATED
19	162464-01-02B	EA	PLATE/SEAL - E-COATED
20	162604-01-02B	EA	PLATE/SEAL - E-COATED
21	161191-01-02B	EA	PLATE/SEAL - E-COATED
22	161197-02-02B	EA	SEAL PLANE - E-COATED
23	161194-02-02B	EA	PLATE/SEAL - E-COATED
24	161194-01-02B	EA	PLATE/SEAL - E-COATED
			FROM: 00-00-00 THRU: 06-17-07
24	161194-04-02B	EA	PLATE/SEAL - E-COATED
			FROM: 06-18-07 THRU: 99-99-99

CHASSIS GROUP (CONTINUED)
FRAME (CONTINUED)

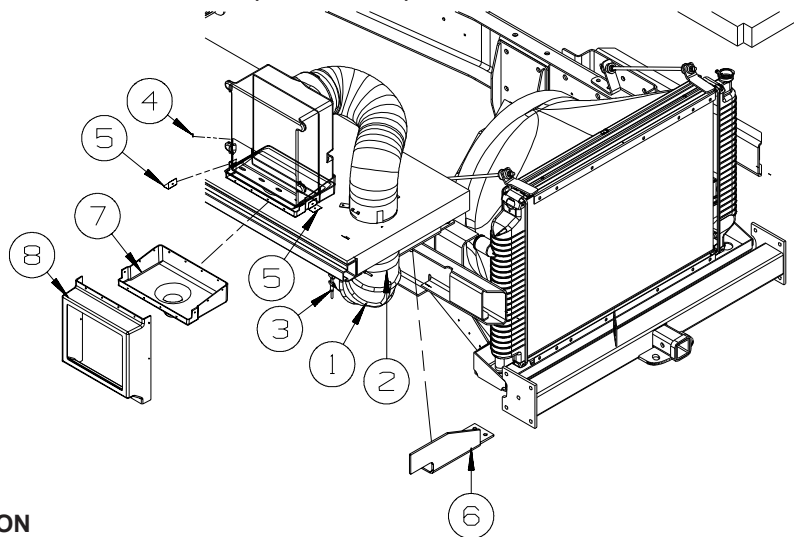
KEY	PART NUMBER	U/M	DESCRIPTION	
25	161194-03-02B	EA	PLATE/SEAL - E-COATED	
26	161194-05-02B	EA	PLATE/SEAL - E-COATED	FROM: 00-00-00 THRU: 06-17-07
26	161188-01-02B	EA	SEAL PLANE - E-COATED	FROM: 06-18-07 THRU: 99-99-99



**WATER TANK
COMPARTMENT**

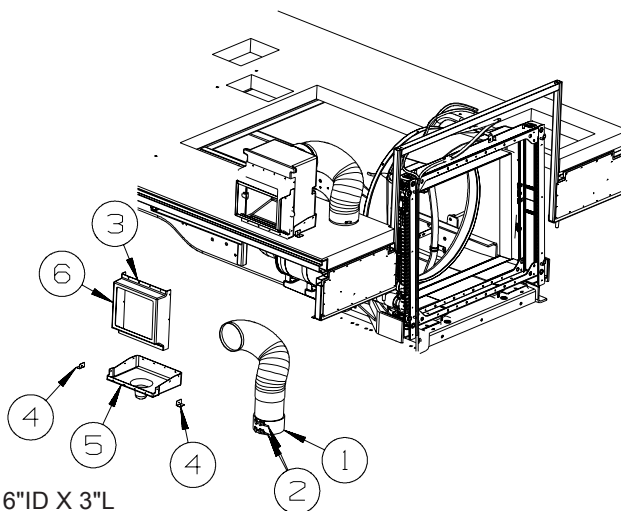
KEY	PART NUMBER	U/M	DESCRIPTION
1	132678-04-000	EA	TANK - WATER - 82 GALLON - W/FITTINGS
	042989-03-000	EA	FITTING - SPINWELD - 1 1/4"NPT - PLASTIC
	042989-04-000	EA	FITTING - SPINWELD - 3/8"FPT - PLASTIC
	042989-05-000	EA	FITTING - SPINWELD - 1/2"FPT - PLASTIC
	049032-01-000	EA	PATCH - SPINWELD - 3/8" - PLASTIC
2	010009-01-000	EA	ELBOW - 90 DEGREE - 1/4 BEND - 1 1/2" - PLASTIC
3	062421-03-000	EA	VALVE/DUMP W/O HANDLE - 1 1/2" X 1 1/2" HUB
4	062421-08-000	EA	CABLE/ROD - F/DUMP VALVE - W/HANDLE - 108"
4	127170-01-000	EA	LABEL - WATER TANK DRAIN
4	143994-02-12B	EA	BRACKET/MOUNTING - VALVE - BRIGHT WHITE
5	099069-01-000	FT	SEAL - RUBBER - CLOSED SPONGE - .5" WIDE X .12" THICK-BLK
6	133352-01-02B	EA	PANEL - ACCESS - WATER TANK - E-COATED
7	098408-01-000	FT	SEAL - SPONGE RUBBER - CLOSED CELL
8	112091-01-000	FT	SEAL/D - NEOPRENE - HEAT ACTIVE ADHESIVE - .9" X .7"
9	072877-03-000	EA	INSULATION - SOUND BARRIER- 1" X 36" X 57" - ADHESIVE BACK

CHASSIS GROUP (CONTINUED)
FRAME (CONTINUED)



**WORKHORSE
AIR INTAKE**

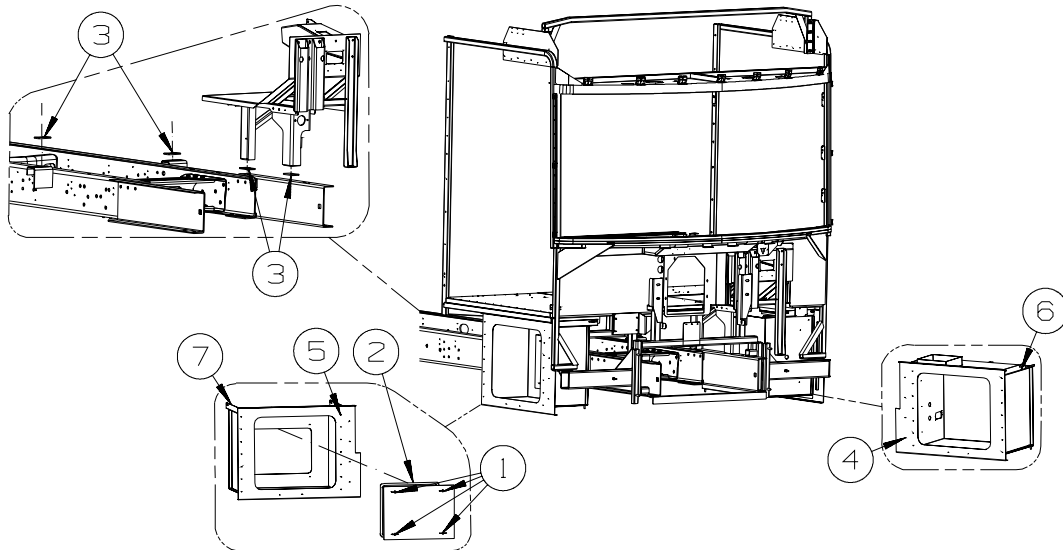
KEY	PART NUMBER	U/M	DESCRIPTION
1	123362-04-000	EA	ELBOW - AIR INTAKE - RUBBER - 90 DEGREE 6" ID
2	125083-01-01A	EA	CLAMP - T BOLT - 6"
3	125083-04-01A	EA	CLAMP - T BOLT - 5.5"
4	099069-01-000	FT	SEAL - RUBBER - CLOSED SPONGE - .5" WIDE X .12" THICK-BLK
5	161806-01-02B	EA	ANGLE - W/HOLES - 1" X 4" X 3" - E-COATED
6	161275-01-02B	EA	BRACKET - AIR FILTER
			FROM: 00-00-00 THRU: 07-08-07
6	161275-02-02B	EA	BRACKET - AIR FILTER - BLACK
			FROM: 00-00-00 THRU: 05-18-07
			FROM: 05-19-07 THRU: 99-99-99
7	163998-01-01A	EA	COVER - AIR INTAKE/DRAIN
8	163999-01-01A	EA	COVER - AIR INTAKE/INLET



**FREIGHTLINER
AIR INTAKE**

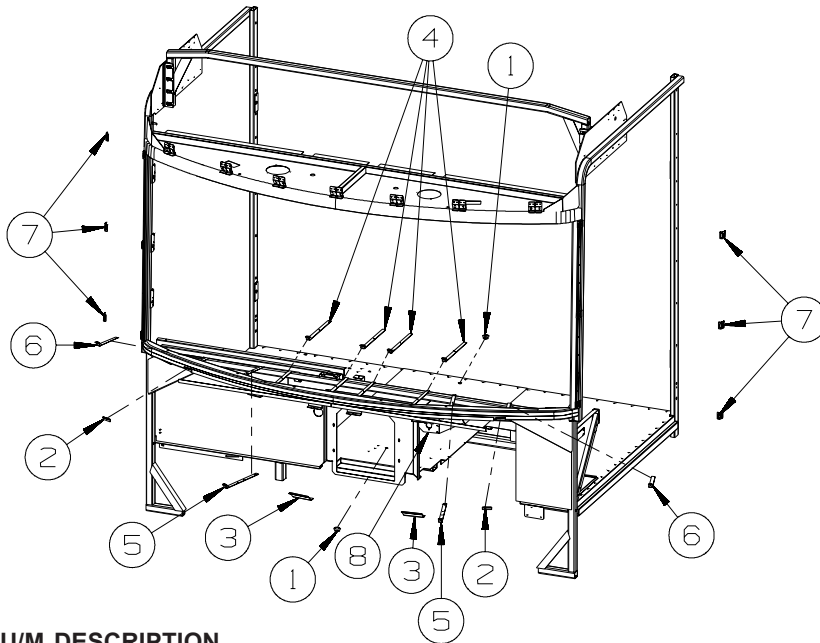
KEY	PART NUMBER	U/M	DESCRIPTION
1	124497-02-000	EA	SLEEVE - RUBBER - 6"ID X 3"L
2	125083-01-01A	EA	CLAMP - T BOLT - 6"
3	099069-01-000	FT	SEAL - RUBBER - CLOSED SPONGE - .5" WIDE X .12" THICK-BLK
4	161806-01-02B	EA	ANGLE - W/HOLES - 1" X 4" X 3" - E-COATED
			FROM: 00-00-00 THRU: 07-08-07
5	163998-02-01A	EA	COVER - AIR INTAKE/DRAIN
6	163999-01-01A	EA	COVER - AIR INTAKE/INLET
			FROM: 00-00-00 THRU: 07-08-07
6	163999-02-01A	EA	COVER - AIR INTAKE/INLET
			FROM: 07-09-07 THRU: 99-99-99

CHASSIS GROUP (CONTINUED) FRONT END



WORKHORSE

KEY	PART NUMBER	U/M	DESCRIPTION
1	098196-01-000	EA	LATCH - 1/4 TURN - T-BAR
2	099418-01-000	FT	SEAL - D-SECTION/ADHESIVE BACK - .44" X .44" - BLK RUBBER
3	135712-01-02B	EA	PLATE - BODY MOUNT - E-COATED
4	160480-01-02B	EA	PANEL/SEAL PLANE - FRONT - E-COATED
5	160480-02-02B	EA	PANEL/SEAL PLANE - FRONT - E-COATED
6	160481-03-02B	EA	COMPARTMENT - LUGGAGE - E-COATED
7	160481-04-02B	EA	COMPARTMENT - LUGGAGE - E-COATED

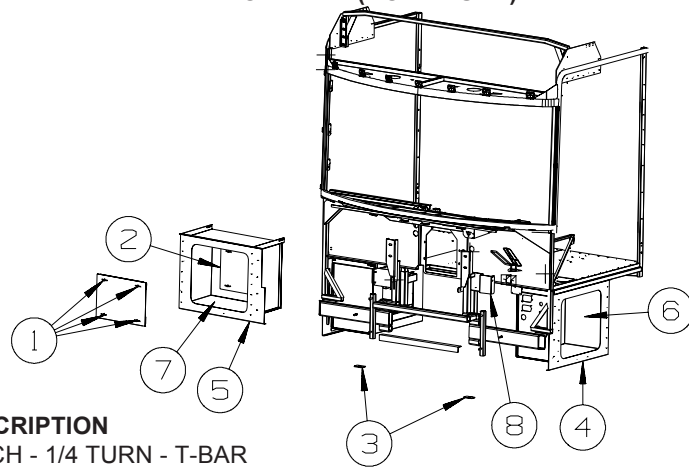


WORKHORSE

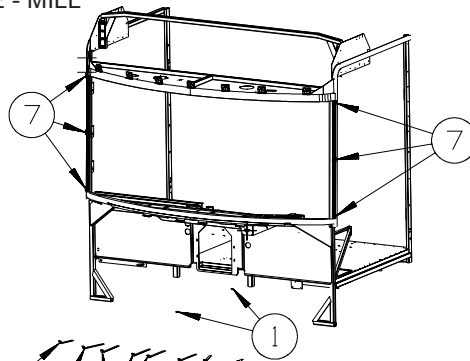
KEY	PART NUMBER	U/M	DESCRIPTION
1	081211-03-000	EA	PLUG - PLASTIC - .50"DIAMETER - TRUSS HEAD - BLACK
2	126289-65-01B	EA	ANGLE - FORMED
3	134202-01-01B	EA	REINFORCEMENT - SUPPORT - LOWER WINDSHIELD/MIDDLE
4	163979-01-01B	EA	STRAP - DEFROSTER PLENUM
5	163979-02-01B	EA	STRAP - DEFROSTER PLENUM
6	163979-03-01B	EA	STRAP - DEFROSTER PLENUM
7	148935-01-01B	EA	BRACKET-WINDSHIELD ,MILL
8	156774-03-01B	EA	BRACKET ASM-WIPER MOTOR,MILL

CHASSIS GROUP (CONTINUED) FRONT END (CONTINUED)

FREIGHTLINER



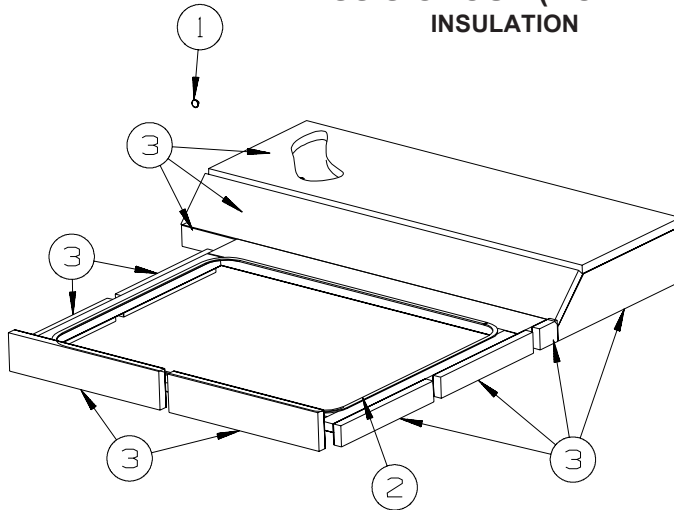
KEY	PART NUMBER	U/M	DESCRIPTION
1	098196-01-000	EA	LATCH - 1/4 TURN - T-BAR
2	099418-01-000	FT	SEAL - D-SECTION/ADHESIVE BACK - .44" X .44" - BLK RUBBER
3	135712-01-02B	EA	PLATE - BODY MOUNT - E-COATED
4	160480-01-02B	EA	PANEL/SEAL PLANE - FRONT - E-COATED
5	160480-02-02B	EA	PANEL/SEAL PLANE - FRONT - E-COATED
6	160481-01-02B	EA	COMPARTMENT - LUGGAGE - E-COATED
6	160481-05-02B	EA	COMPARTMENT - LUGGAGE - E-COATED
			FROM: 00-00-00 THRU: 07-29-07
			FROM: 07-30-07 THRU: 99-99-99
7	160481-02-02B	EA	COMPARTMENT - LUGGAGE - E-COATED
8	142478-02-01B	EA	BRACKET - VALVE - AIR SOURCE - MILL



FREIGHTLINER

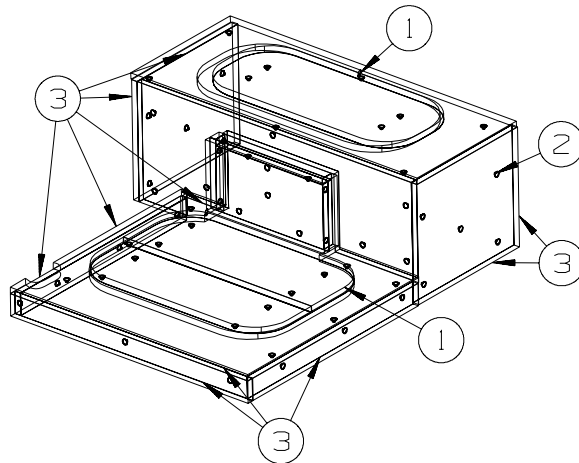
KEY	PART NUMBER	U/M	DESCRIPTION
1	081211-03-000	EA	PLUG - PLASTIC - .50"DIAMETER - TRUSS HEAD - BLACK
2	126289-65-01B	EA	ANGLE - FORMED
3	134202-01-01B	EA	REINFORCEMENT - SUPPORT - LOWER WINDSHIELD/MIDDLE
4	163979-01-01B	EA	STRAP - DEFROSTER PLENUM
5	163979-02-01B	EA	STRAP - DEFROSTER PLENUM
6	163979-03-01B	EA	STRAP - DEFROSTER PLENUM
7	148935-01-01B	EA	BRACKET-WINDSHIELD ,MILL
8	156774-03-01B	EA	BRACKET ASM-WIPER MOTOR,MILL

CHASSIS GROUP (CONTINUED)
INSULATION



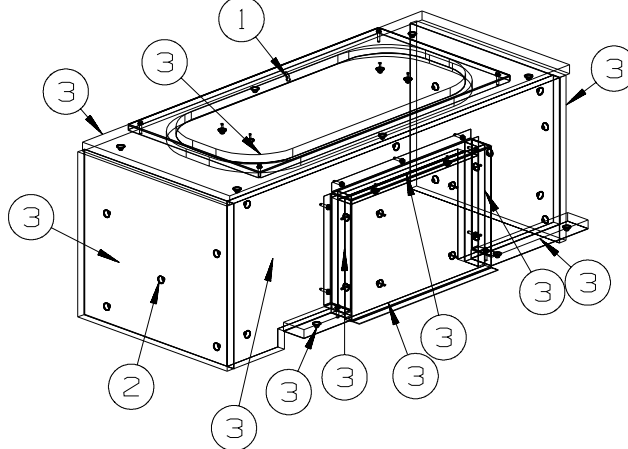
WORKHORSE
FROM: 00-00-00 THRU: 06-10-07

KEY	PART NUMBER	U/M DESCRIPTION
1	106648-01-000	EA CAP - STUD - .120 TO .130 DIAMETER
2	123655-01-000	FT SEAL - CLOSED CELL/FOAM
	072877-03-000	EA INSULATION - SOUND BARRIER- 1" X 36" X 57" - ADHESIVE BACK



FREIGHTLINER
FROM: 00-00-00 THRU: 01-26-07

KEY	PART NUMBER	U/M DESCRIPTION
1	039623-01-000	EA SEAL - MOTOR COVER - RUBBER BULB TYPE
2	106648-01-000	EA CAP - STUD - .120 TO .130 DIAMETER
3	072877-03-000	EA INSULATION - SOUND BARRIER- 1" X 36" X 57" - ADHESIVE BACK

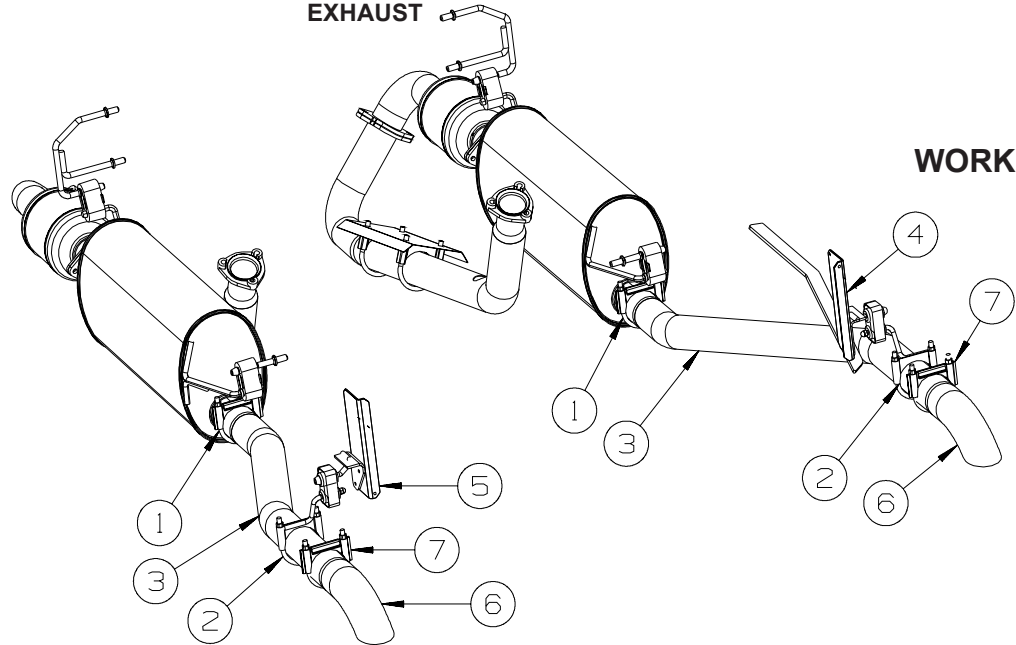


FREIGHTLINER
FROM: 01-27-07 THRU: 06-10-07

KEY	PART NUMBER	U/M DESCRIPTION
1	039623-01-000	FT SEAL - MOTOR COVER - RUBBER BULB TYPE
2	106648-01-000	EA CAP - STUD - .120 TO .130 DIAMETER
3	072877-08-000	EA INSULATION - SOUND BARRIER- 1" X 54" X 48" - ADHESIVE BACK

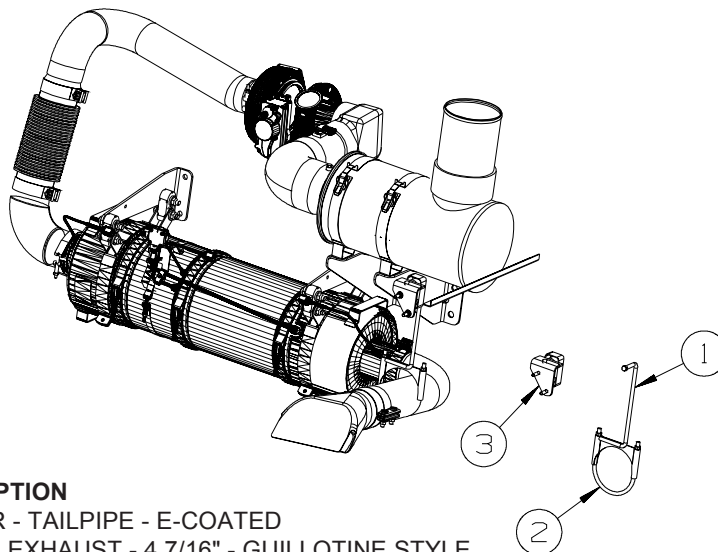
CHASSIS GROUP (CONTINUED)

EXHAUST



WORKHORSE

KEY	PART NUMBER	U/M	DESCRIPTION
	094918-01-000	EA	CLAMP - EXHAUST - 3" - GUILLOTINE STYLE
	161209-01-02B	EA	BRACKET/HANGER - EXHAUST - E-COATED
	007131-01-000	EA	HANGER - TAILPIPE - 6 SLOTS
1	094918-06-000	EA	CLAMP - EXHAUST - 3" - HEAVY DUTY
2	122392-18-02B	EA	HANGER - TAILPIPE - FRONT - E-COATED
3	129726-05-000	EA	PIPE - EXHAUST
3	129726-06-000	EA	PIPE - EXHAUST - FULL BODY PAINT
4	163518-01-02B	EA	HANGER - TAILPIPE - E-COATED
5	163518-02-02B	EA	HANGER - TAILPIPE - E-COATED
6	116425-05-000	EA	EXTENSION - EXHAUST - CHROMED - 3" - FULL BODY PAINT
7	094918-06-000	EA	CLAMP - EXHAUST - 3" - HEAVY DUTY - FULL BODY PAINT



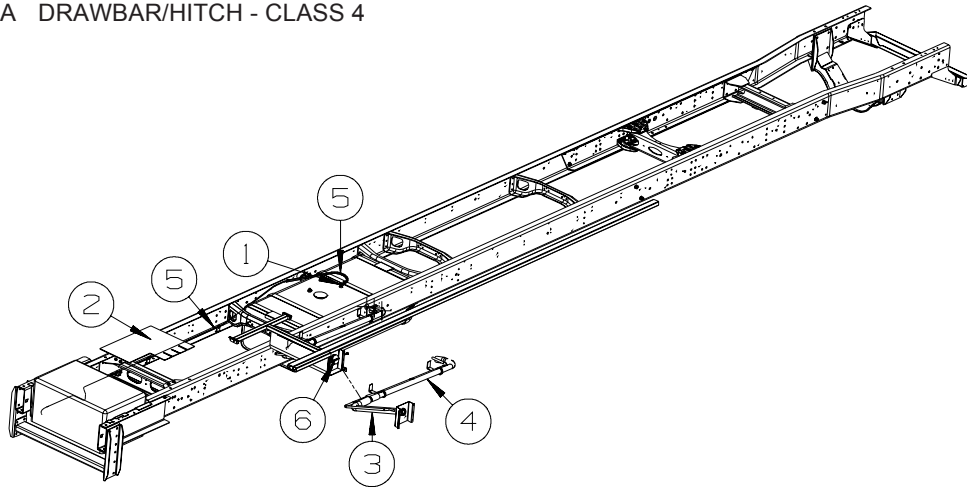
FREIGHTLINER

KEY	PART NUMBER	U/M	DESCRIPTION
1	122392-19-02B	EA	HANGER - TAILPIPE - E-COATED
2	094918-05-000	EA	CLAMP - EXHAUST - 4 7/16" - GUILLOTINE STYLE
3	143811-01-000	EA	HANGER - EXHAUST - FORD F53

CHASSIS GROUP (CONTINUED)
HITCH

FREIGHTLINER ONLY, PART OF CHASSIS FRAME ON WORKHORSE

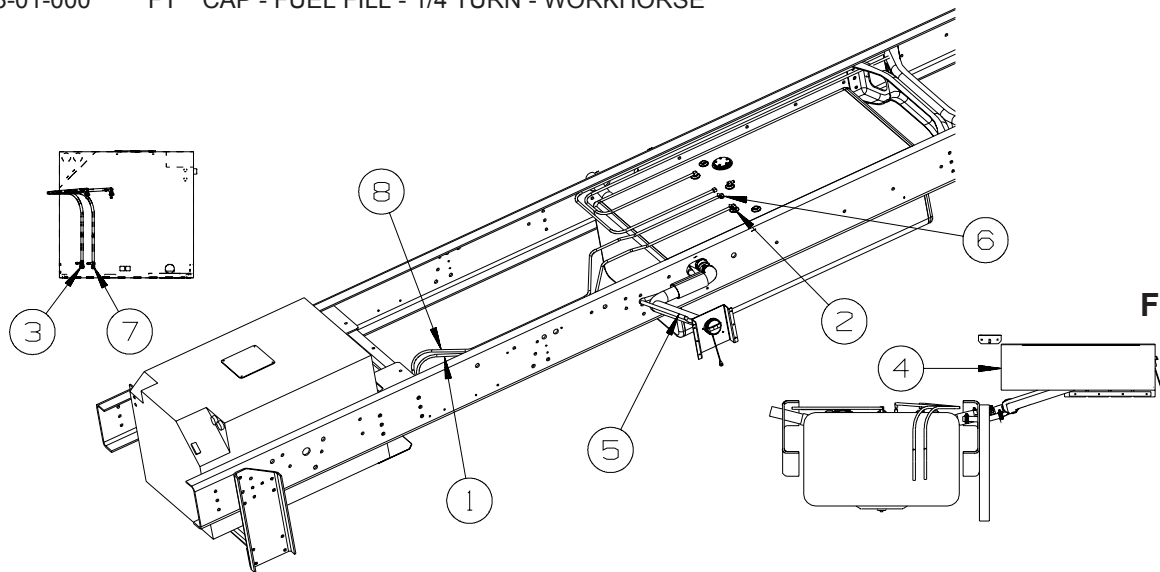
KEY	PART NUMBER	U/M	DESCRIPTION
	134016-06-01A	EA	DRAWBAR/HITCH - CLASS 4



WORKHORSE

FUEL

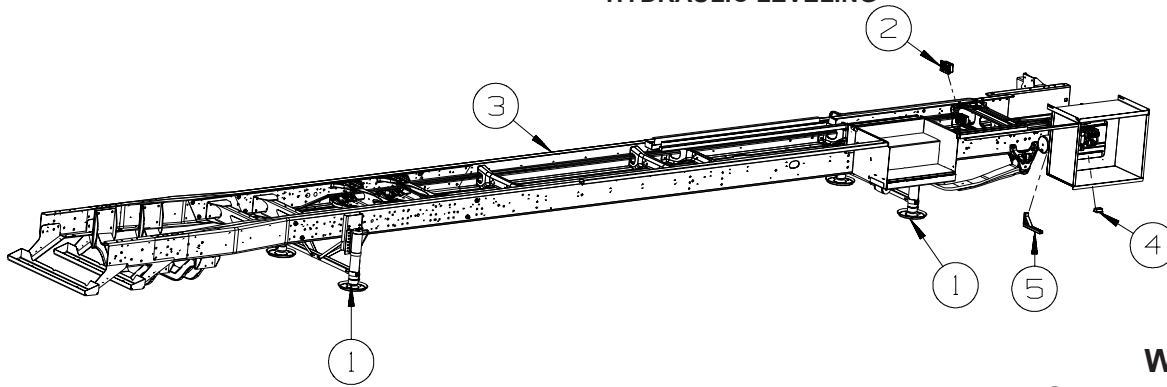
KEY	PART NUMBER	U/M	DESCRIPTION
1	114254-01-000	EA	ADAPTER - 1/4" BARB X 1/8" MPT
1	068382-06-000	EA	BUSHING - 3/8" MPT X 1/8" FPT - BRASS
2	118726-09-000	EA	BAFFLE - FUEL FILL
3	162244-01-000	EA	NECK - FUEL FILL - LEFT HAND
4	162245-01-000	EA	TUBE - FUEL FILL
5	128139-03-000	FT	HOSE - FUEL - LOW PERMEABILITY - 1/4" DIAMETER
6	163743-01-000	FT	CAP - FUEL FILL - 1/4 TURN - WORKHORSE



FREIGHTLINER

KEY	PART NUMBER	U/M	DESCRIPTION
1	024138-01-000	FT	HOSE - FUEL - 5/16" ID
2	114253-02-000	EA	ELBOW - 5/16 SINGLE BARB X 1/4 MPT
2	068382-02-000	EA	BUSHING - 3/8" MPT X 1/4" FPT - BRASS
3	114253-04-000	EA	ELBOW - 5/16 SINGLE BARB X 1/8 MPT
4	118726-09-000	EA	BAFFLE - FUEL FILL
5	162243-01-000	EA	NECK - FUEL FILL - LEFT HAND
6	068382-06-000	EA	BUSHING - 3/8" MPT X 1/8" FPT - BRASS
7	114253-01-000	EA	ELBOW - 1/4 SINGLE BARB X 1/8 MPT
8	128139-03-000	FT	HOSE - FUEL - LOW PERMEABILITY - 1/4" DIAMETER

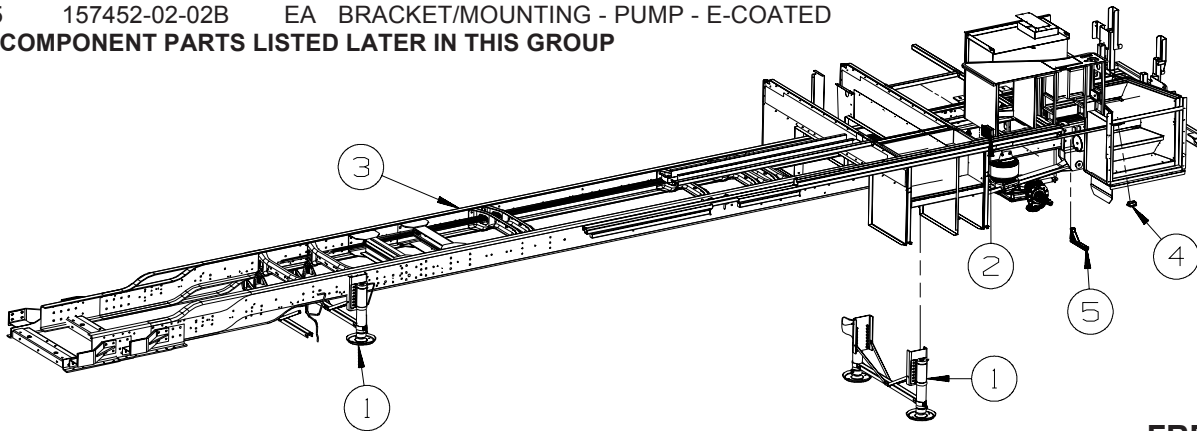
CHASSIS GROUP (CONTINUED)
HYDRAULIC LEVELING



WORKHORSE
FROM: 00-00-00 THRU: 01-17-08

KEY	PART NUMBER	U/M	DESCRIPTION
1*	139641-11-000	EA	LEVELING SYSTEM - AUTO - W/PUMP/HARNESS/BRACKETS - KWIKEE
2*	139643-09-000	EA	CONTROL - LEVEL - AUTO SYST-W/SENSOR HARNESS/REMOTE SWITCH
3*	139644-04-000	EA	HOSE KIT - LEVELING JACKS TO PUMP - KWIKEE
4	156057-01-000	EA	SENSOR - F/AUTOMATIC LEVELING SYSTEM - #1802923
5	157452-02-02B	EA	BRACKET/MOUNTING - PUMP - E-COATED

***COMPONENT PARTS LISTED LATER IN THIS GROUP**

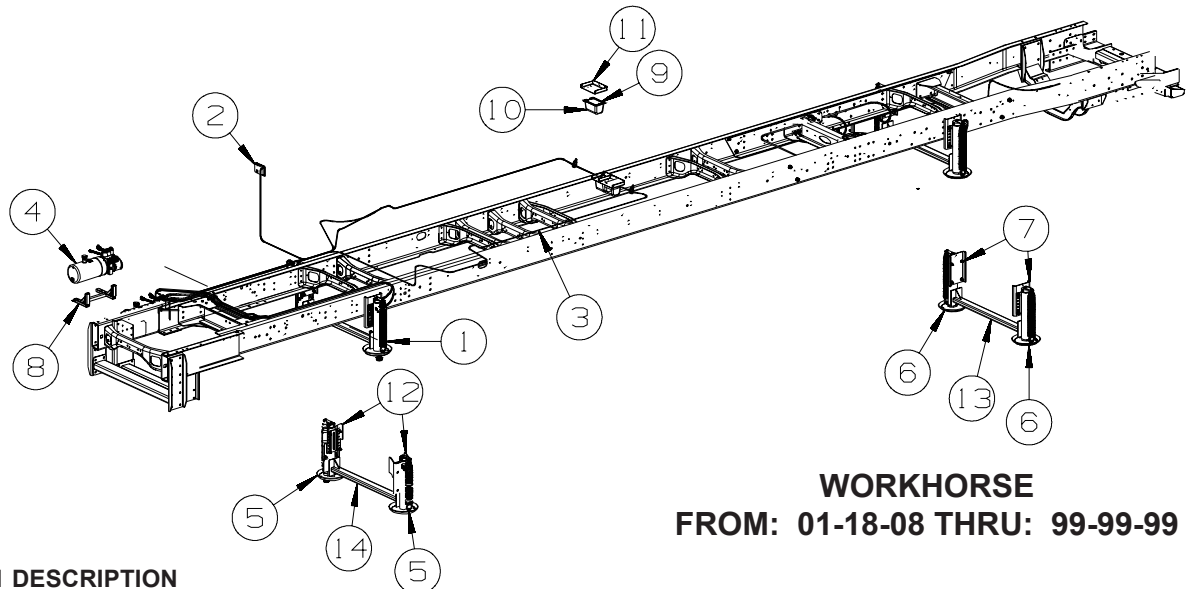


FREIGHTLINER
FROM: 00-00-00 THRU: 01-17-08

KEY	PART NUMBER	U/M	DESCRIPTION
1*	139641-11-000	EA	LEVELING SYSTEM - AUTO - W/PUMP/HARNESS/BRACKETS - KWIKEE
2*	139643-09-000	EA	CONTROL - LEVEL - AUTO SYST-W/SENSOR HARNESS/REMOTE SWITCH
3*	139644-04-000	EA	HOSE KIT - LEVELING JACKS TO PUMP - KWIKEE
4	156057-01-000	EA	SENSOR - F/AUTOMATIC LEVELING SYSTEM - #1802923
4	153870-03-02B	EA	BRACKET - SENSOR/LEVEL - E-COATED
5	157452-02-02B	EA	BRACKET/MOUNTING - PUMP - E-COATED

***COMPONENT PARTS LISTED LATER IN THIS GROUP**

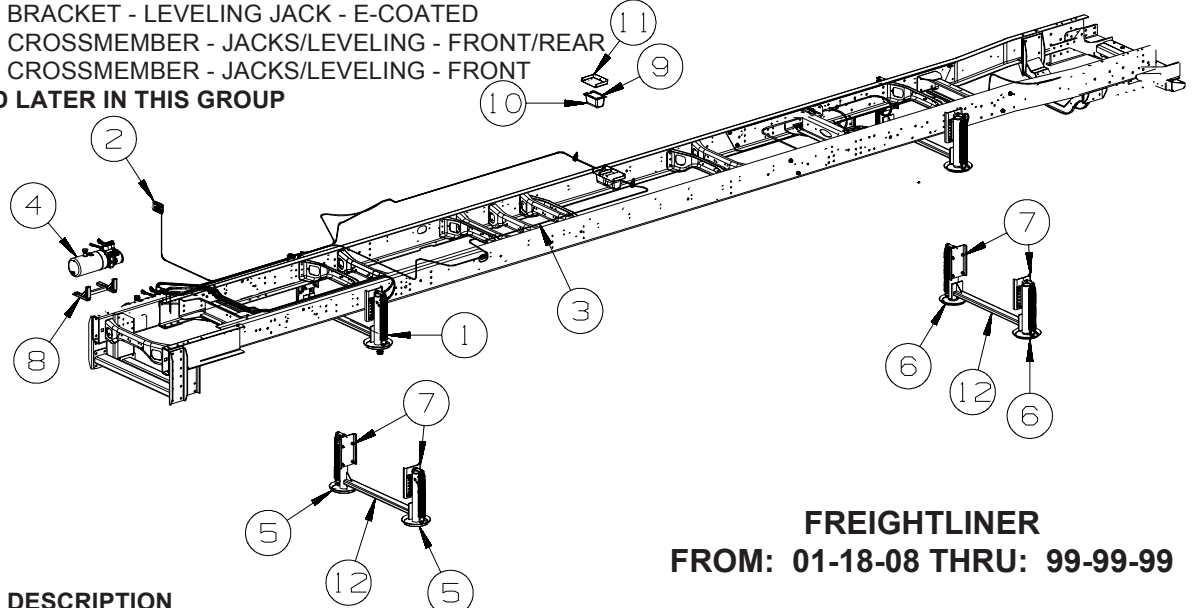
CHASSIS GROUP (CONTINUED)
HYDRAULIC LEVELING (CONTINUED)



WORKHORSE
FROM: 01-18-08 THRU: 99-99-99

KEY	PART NUMBER	U/M	DESCRIPTION
1	164877-03-000	EA	LEVELING SYSTEM - W/O PUMP/JACKS/CONTROL MODULE-W/HARNES
2	164881-01-000	EA	TOUCH PAD/LEVEL CONTROL
3*	165179-02-000	EA	HOSE KIT - LEVELING JACKS
4*	165120-02-000	EA	PUMP - LEVELING SYSTEM/HORIZONTAL MOUNT
5*	165119-01-000	EA	JACK/LEVELING - 8000 LB/FRONT
6*	165119-02-000	EA	JACK/LEVELING - 13000 LB/REAR
7	165037-04-02B	EA	BRACKET - LEVELING JACK - E-COATED
8	165720-01-02B	EA	BRACKET - PUMP/LEVELING - E-COATED
9	165121-01-000	EA	CONTROL MODULE - LEVELING SYSTEM
10	165075-01-01A	EA	COVER - ELECTRICAL BOX/LEVELING SYSTEM
11	164971-03-02B	EA	BRACKET - CONTROL MODULE/LEVELING SYSTEM - E-COATED
12	165037-05-02B	EA	BRACKET - LEVELING JACK - E-COATED
13	165448-01-000	EA	CROSSMEMBER - JACKS/LEVELING - FRONT/REAR
14	165448-02-000	EA	CROSSMEMBER - JACKS/LEVELING - FRONT

***COMPONENT PARTS LISTED LATER IN THIS GROUP**



FREIGHTLINER
FROM: 01-18-08 THRU: 99-99-99

KEY	PART NUMBER	U/M	DESCRIPTION
1	164877-03-000	EA	LEVELING SYSTEM - W/O PUMP/JACKS/CONTROL MODULE-W/HARNES
2	164881-01-000	EA	TOUCH PAD/LEVEL CONTROL
3*	165179-02-000	EA	HOSE KIT - LEVELING JACKS
4*	165120-02-000	EA	PUMP - LEVELING SYSTEM/HORIZONTAL MOUNT
5*	165119-01-000	EA	JACK/LEVELING - 8000 LB/FRONT
6*	165119-02-000	EA	JACK/LEVELING - 13000 LB/REAR
7	165037-04-02B	EA	BRACKET - LEVELING JACK - E-COATED
8	165720-01-02B	EA	BRACKET - PUMP/LEVELING - E-COATED
9	165121-01-000	EA	CONTROL MODULE - LEVELING SYSTEM
10	165075-01-01A	EA	COVER - ELECTRICAL BOX/LEVELING SYSTEM
11	164971-03-02B	EA	BRACKET - CONTROL MODULE/LEVELING SYSTEM - E-COATED
12	165448-01-000	EA	CROSSMEMBER - JACKS/LEVELING - FRONT/REAR

***COMPONENT PARTS LISTED LATER IN THIS GROUP**

CHASSIS GROUP (CONTINUED)
COMPONENT PARTS FOR HYDRAULIC LEVELING

139641-11-000

KEY	PART NUMBER	U/M	DESCRIPTION	VENDOR NO.
	139641-01-700	EA	O-RING 3-912N70 .924IDX.116W,	1612040
	139641-01-704	EA	SWITCH/SENSOR-JACK (UP/DOWN)	1812992
	139641-01-709	EA	JACK - REAR 15"/10K	3700701
	139641-01-710	EA	CYLINDER ONLY - 15"/10K	1905200
	139641-01-723	EA	FOOT PAD - JACK	501-175/3700370/367
	139641-01-725	EA	HARNESS - EMERGENCY RETRACT	1809908
	139641-02-705	EA	HARNESS - SENSOR	1809919
	139641-11-701	EA	HARNESS/LEVEL SENSOR - 10'	1510000040
	139641-11-702	EA	HARNESS/JACK POSITION	1510000018
	139641-11-703	EA	HARNESS/PUMP CONTROL W/REMOT	1510000019
	139641-11-704	EA	CROSSMEMBER/Front - WH	3010000175
	139641-11-705	EA	PUMP/MOTOR ASM. - 1.5GPM	1010000200
	139641-11-706	EA	HARNESS/PUMP CONTROL W/O REM	1809889
	139641-11-707	EA	STRAP - KNEE BRACE	3010000177

139643-09-000

KEY	PART NUMBER	U/M	DESCRIPTION	VENDOR NO.
	139643-09-700	EA	HARNESS-POWER INTERRUPT	1510000097

139644-04-000

KEY	PART NUMBER	U/M	DESCRIPTION	VENDOR NO.
	139644-03-702	EA	HOSE - 120" CURBSIDE FRONT/B	080-AA120WSBCF
	139644-04-700	EA	HOSE - 168" ROADSIDE FRONT/B	080-AA168WSBRF
	139644-04-701	EA	HOSE - 432" ROADSIDE REAR/B	080-AA432WSBRR
	139644-04-702	EA	HOSE - 384" CURBSIDE REAR/B	080-AA384WSBCR
	139644-04-703	EA	HOSE - 384" CURBSIDE REAR/T	080-AA384WSTCR
	139644-04-704	EA	HOSE - 384" ROADSIDE REAR/T	080-AA432WSTRR
	165179-02-702	EA	HOSE - 168" - ROADSIDE FRONT	080-AA168WSTRF
	165179-02-703	EA	HOSE - 120" - CURBSIDE FRONT	080-AA120WSTCF

165119-01-000

KEY	PART NUMBER	U/M	DESCRIPTION	VENDOR NO.
	165119-01-700	EA	SPRING - 8K/13K - 2.5" X 17"	31-1029
	165119-01-701	EA	CONE/THREADED - F/SPRING	500085
	165119-01-702	EA	REBUILD KIT (SEALS)	800138S

165119-02-000

KEY	PART NUMBER	U/M	DESCRIPTION	VENDOR NO.
	165119-01-700	EA	SPRING - 8K/13K - 2.5" X 17"	31-1029
	165119-01-701	EA	CONE/THREADED - F/SPRING	500085
	165119-02-700	EA	REBUILD KIT (SEALS)	800199S

165120-02-000

KEY	PART NUMBER	U/M	DESCRIPTION	VENDOR NO.
	165120-01-701	EA	HARNESS - HYDRAILIC LEVEL	1510000064
	165120-01-702	EA	O-RING	01-1029
	165120-01-703	EA	SOLENOID KIT	500568
	165120-02-700	EA	SWITCH/FLOAT - HORIZONTAL	1510000070
	165120-02-701	EA	MANIFOLD - HORIZONTAL SYST	1010000091
	165120-02-702	EA	MOTOR/PUMP ASM. - HORIZONTAL	130-1293

165179-02-000

KEY	PART NUMBER	U/M	DESCRIPTION	VENDOR NO.
	165179-02-700	EA	HOSE - 432" - ROADSIDE REAR	080-AA432WSTRR
	165179-02-701	EA	HOSE - 384" - CURBSIDE REAR	080-AA432WSTCR
	165179-02-702	EA	HOSE - 168" - ROADSIDE FRONT	080-AA168WSTRF
	165179-02-703	EA	HOSE - 120" - CURBSIDE FRONT	A080-AA120WSTCF

CHASSIS GROUP (CONTINUED)
WHEEL, TIRE, COVERS &/OR LINERS

KEY	PART NUMBER	U/M	DESCRIPTION
	077030-09-000	EA	EXTENSION - VALVE STEM - .75" - METAL - FRIEGHTLINER
	077030-10-000	EA	EXTENSION - VALVE STEM - .50"
	077030-11-000	EA	EXTENSION - VALVE STEM - 6.5" LONG - FRIEGHTLINER
	095012-08-000	EA	STABILIZER/VALVE EXTENSION - LIVE - 4.7"
	095012-09-000	EA	EXTENSION/VALVE STEM - LIVE - 7.7"
*	145580-07-000	EA	LINER - WHEEL(SET OF 4) - 22.5"
*	145580-05-000	EA	LINER - WHEEL(SET OF 4) - 22.5"/10 BOLT - FRIEGHTLINER

***COMPONENT PARTS LISTED LATER IN THIS GROUP**

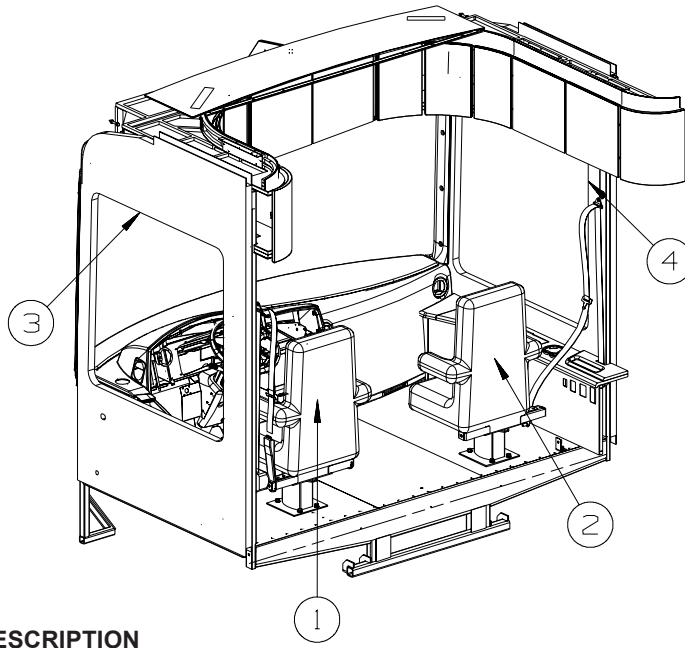
COMPONENTS PARTS FOR WHEEL, TIRE, COVERS &/OR LINERS

145580-05-000				
KEY	PART NUMBER	U/M	DESCRIPTION	VENDOR NO.
	110435-04-705	EA	DECAL-CTR HUB 2 3/4"	
	110435-05-700	EA	CAP-CENTER 4.50"D W/O DECAL	V22510-POC
	145580-01-702	EA	COVER-LUG NUT/JAM NUT 22M	V19582-EJN
	145580-01-703	EA	TOOL-INSTALLATION	V22501-TOL
	145580-05-700	EA	LINER - WHEEL/FRONT - 1EA=1	V22587-FWC
	145580-05-701	EA	LINER - WHEEL/REAR - 1EA=1	V22587-RWC

145580-07-000				
KEY	PART NUMBER	U/M	DESCRIPTION	VENDOR NO.
	110435-05-700	EA	CAP-CENTER 4.50"D W/O DECAL	V22510-POC
	110435-14-702	EA	DECAL-CENTER CAP-2 3/4"	2 3/4"
	145580-01-702	EA	COVER-LUG NUT/JAM NUT 22M	V19582-EJN
	145580-01-703	EA	TOOL-INSTALLATION	V22501-TOL
	145580-07-700	EA	LINER - WHEEL/FRONT - 1EA=1	V22553-FWC
	145580-07-701	EA	LINER - WHEEL/REAR - 1EA=1	V22553-RWC
	145580-07-702	EA	SPACER	V160D8-SPA

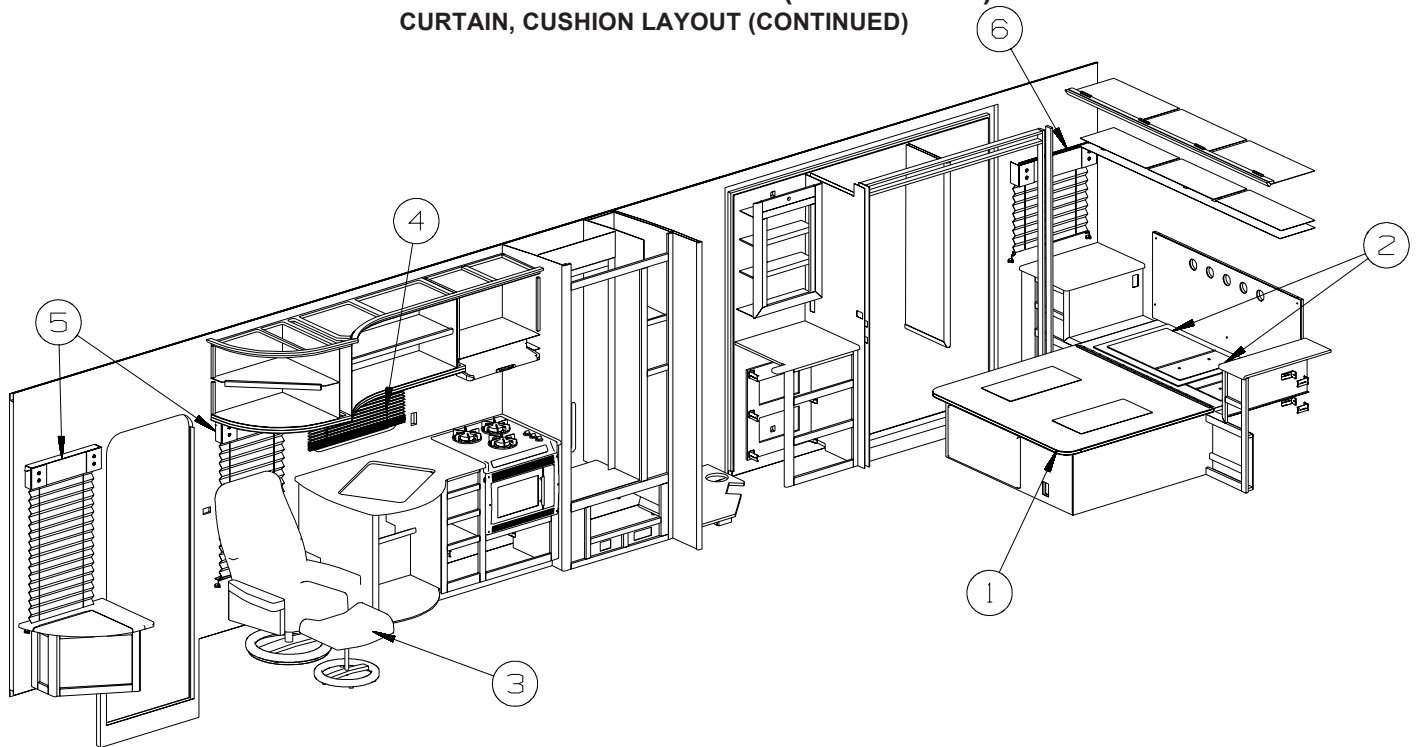
CURTAIN & CUSHION GROUP

CURTAIN, CUSHION LAYOUT



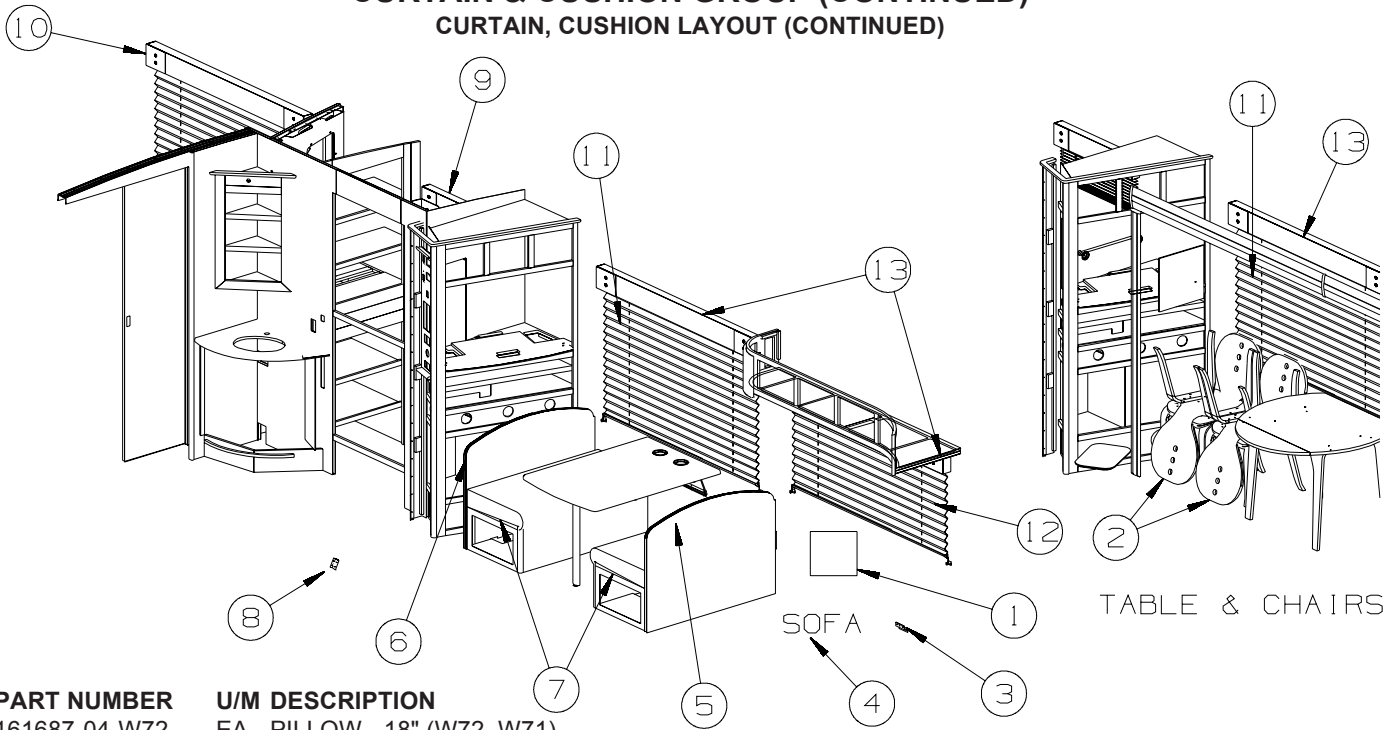
KEY	PART NUMBER	U/M	DESCRIPTION
1	161902-02-W72	EA	SEAT - BUCKET - DRIVER/PASSENGER - LEATHER (W72, W71)
1	161902-02-W74	EA	SEAT - BUCKET - DRIVER/PASSENGER - LEATHER (W74, W73)
1	161902-02-W76	EA	SEAT - BUCKET - DRIVER/PASSENGER - LEATHER (W76, W75)
1	161902-04-W72	EA	SEAT - BUCKET - DRIVER/PASSENGER - LEATHER (W72, W71) - DRIVERS POWER SEAT
1	161902-04-W74	EA	SEAT - BUCKET - DRIVER/PASSENGER - LEATHER (W74, W73) - DRIVERS POWER SEAT
1	161902-04-W76	EA	SEAT - BUCKET - DRIVER/PASSENGER - LEATHER (W76, W75) - DRIVERS POWER SEAT
2	161902-02-W72	EA	SEAT - BUCKET - DRIVER/PASSENGER - LEATHER (W72, W71)
2	161902-02-W74	EA	SEAT - BUCKET - DRIVER/PASSENGER - LEATHER (W74, W73)
2	161902-02-W76	EA	SEAT - BUCKET - DRIVER/PASSENGER - LEATHER (W76, W75)
2	161902-06-W72	EA	SEAT - BUCKET - DRIVER/PASSENGER - LEATHER (W72, W71) - PASSENGER W/FOOTREST
2	161902-06-W74	EA	SEAT - BUCKET - DRIVER/PASSENGER - LEATHER (W74, W73) - PASSENGER W/FOOTREST
2	161902-06-W76	EA	SEAT - BUCKET - DRIVER/PASSENGER - LEATHER (W76, W75) - PASSENGER W/FOOTREST
	152337-01-000	EA	PROTECTOR - SEAT - CLEAR VINYL
3	161724-02-W72	EA	CURTAIN - TAPE TOP - 47.5" X 110" (W72, W71)
3	161724-03-W74	EA	CURTAIN - TAPE TOP - 47.5" X 110" (W74, W73)
3	161724-01-W76	EA	CURTAIN - TAPE TOP - 47.5" X 110" (W76, W75)
	073260-42-W72	EA	TIEBACK - 6" X 18" (W72, W71)
			FROM: 00-00-00 THRU: 06-03-07
	165138-01-W72	EA	TIEBACK - 7" X 20" (W72, W71)
			FROM: 06-04-07 THRU: 99-99-99
	073260-42-W74	EA	TIEBACK - 6" X 18" (W74, W73)
			FROM: 00-00-00 THRU: 06-03-07
	165138-01-W74	EA	TIEBACK - 7" X 20" (W74, W73)
			FROM: 06-04-07 THRU: 99-99-99
	073260-42-W76	EA	TIEBACK - 6" X 18" (W76, W75)
			FROM: 00-00-00 THRU: 06-03-07
	165138-01-W76	EA	TIEBACK - 7" X 20" (W76, W75)
			FROM: 06-04-07 THRU: 99-99-99
4	161724-05-W72	EA	CURTAIN - TAPE TOP - 47.5" X 110" (W72, W71)
4	161724-06-W74	EA	CURTAIN - TAPE TOP - 47.5" X 110" (W74, W73)
4	161724-04-W76	EA	CURTAIN - TAPE TOP - 47.5" X 110" (W76, W75)
	073260-42-W72	EA	TIEBACK - 6" X 18" (W72, W71)
			FROM: 00-00-00 THRU: 06-03-07
	165138-01-W72	EA	TIEBACK - 7" X 20" (W72, W71)
			FROM: 06-04-07 THRU: 99-99-99
	073260-42-W74	EA	TIEBACK - 6" X 18" (W74, W73)
			FROM: 00-00-00 THRU: 06-03-07
	165138-01-W74	EA	TIEBACK - 7" X 20" (W74, W73)
			FROM: 06-04-07 THRU: 99-99-99
	073260-42-W76	EA	TIEBACK - 6" X 18" (W76, W75)
			FROM: 00-00-00 THRU: 06-03-07
	165138-01-W76	EA	TIEBACK - 7" X 20" (W76, W75)
			FROM: 06-04-07 THRU: 99-99-99

CURTAIN & CUSHION GROUP (CONTINUED)
CURTAIN, CUSHION LAYOUT (CONTINUED)



KEY	PART NUMBER	U/M	DESCRIPTION
1	132336-17-W72	EA	BEDSPREAD/CAP - 60" X 80" (W72, W71)
1	132336-17-W74	EA	BEDSPREAD/CAP - 60" X 80" (W74, W73)
1	132336-17-W76	EA	BEDSPREAD/CAP - 60" X 80" (W76, W75)
2	161675-02-W72	EA	PILLOW SHAM - QUEEN (W72, W71)
			FROM: 00-00-00 THRU: 06-03-07
2	161675-06-W72	EA	PILLOW SHAM - QUEEN (W72, W71)
			FROM: 06-04-07 THRU: 99-99-99
2	161675-01-W74	EA	PILLOW SHAM - QUEEN (W74, W73)
			FROM: 00-00-00 THRU: 06-03-07
2	161675-05-W74	EA	PILLOW SHAM - QUEEN (W74, W73)
			FROM: 06-04-07 THRU: 99-99-99
2	161675-01-W76	EA	PILLOW SHAM - QUEEN (W76, W75)
			FROM: 00-00-00 THRU: 06-03-07
2	161675-05-W76	EA	PILLOW SHAM - QUEEN (W76, W75)
			FROM: 06-04-07 THRU: 99-99-99
3	165316-02-W66	EA	CHAIR/EURO - APOLLO - W/OTTOMAN - ULTRA LEATHER (W72, W71)
3	165316-02-W68	EA	CHAIR/EURO - APOLLO - W/OTTOMAN - ULTRA LEATHER (W74, W73)
3	165316-02-W70	EA	CHAIR/EURO - APOLLO - W/OTTOMAN - ULTRA LEATHER (W76, W75)
4	109041-92-01A	EA	BLIND - MINI - 32" X 19"
	162496-01-01A	EA	BRACKET/BLIND - LEFT SIDE WHEN FACING WINDOW - CLEAR
	162496-02-01A	EA	BRACKET/BLIND - RIGHT SIDE WHEN FACING WINDOW - CLEAR
	109441-01-000	EA	BRACKET/HOOK - BLIND HOLD DOWN - LARGE - CLEAR
	102555-03-000	EA	BRACKET - (CLEAT TYPE) - F/BLIND HOLDOWN - MILKY WHITE
	109353-04-000	EA	CLIP - VALANCE SLAT MOUNTING - CLEAR PLASTIC
5	161706-16-W72	EA	VALANCE - GIBSON - 23.5" X 6" (W72, W71)
5	161706-04-W74	EA	VALANCE - GIBSON - 23.5" X 6" (W74, W73)
5	161706-05-W76	EA	VALANCE - GIBSON - 23.5" X 6" (W76, W75)
	105648-01-02A	EA	BRACE - VALANCE - 14" - OFF WHITE
5	157506-14-W66	EA	BLIND - PLEATED - 21" X 45"
	097565-01-000	EA	BRACKET - MOUNTING - PLEATED BLIND
6	161706-17-W72	EA	VALANCE - GIBSON - 26" (W72, W71)
6	161706-17-W74	EA	VALANCE - GIBSON - 26" (W74, W73)
6	161706-17-W76	EA	VALANCE - GIBSON - 26" (W76, W75)
	105648-01-02A	EA	BRACE - VALANCE - 14" - OFF WHITE
6	157506-40-W66	EA	BLIND - PLEATED - 24.5" X 26"
	097565-01-000	EA	BRACKET - MOUNTING - PLEATED BLIND

CURTAIN & CUSHION GROUP (CONTINUED)
CURTAIN, CUSHION LAYOUT (CONTINUED)



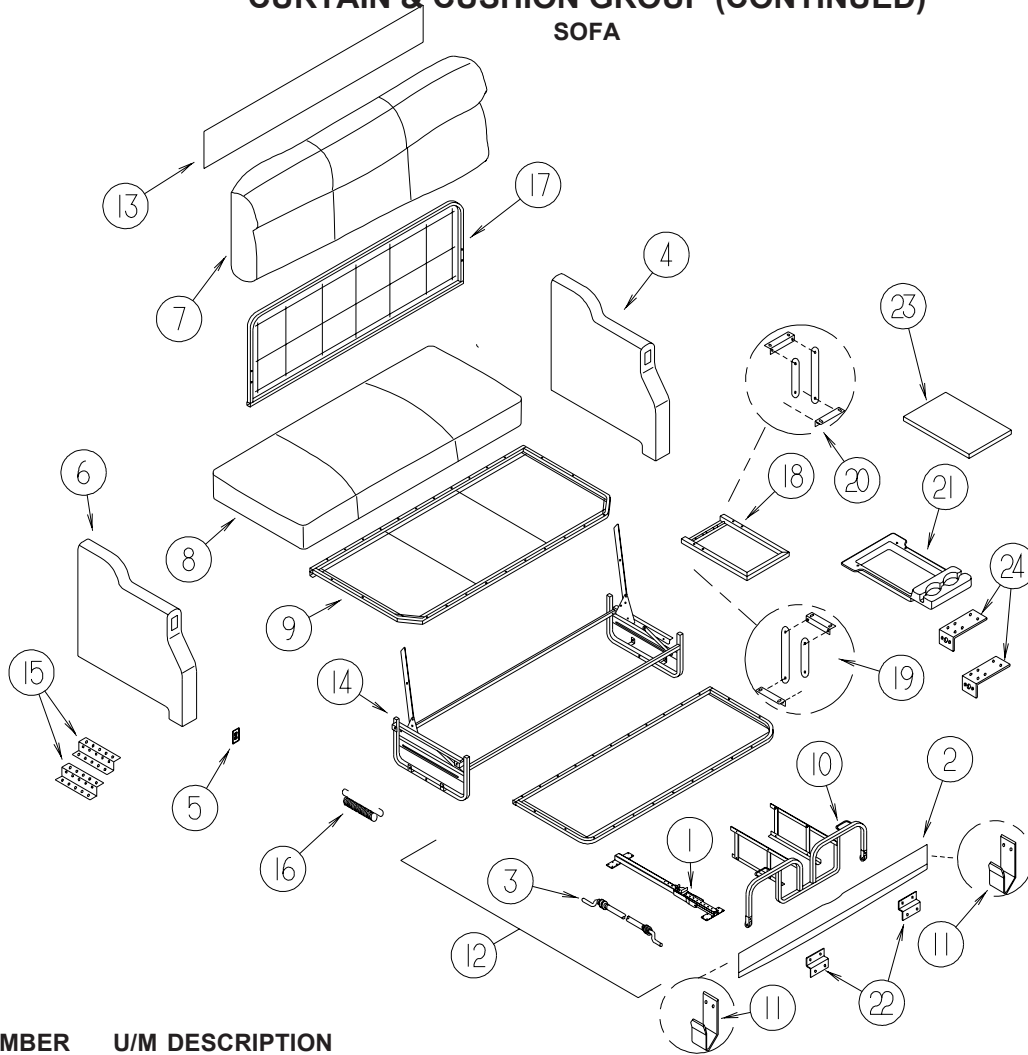
KEY	PART NUMBER	U/M	DESCRIPTION
1	161687-04-W72	EA	PILLOW - 18" (W72, W71)
1	161687-04-W74	EA	PILLOW - 18" (W74, W73)
1	161687-03-W76	EA	PILLOW - 18" (W76, W75)
	127960-01-01A	EA	RETAINER - EYE - 3/8" - STAINLESS STEEL - DINING TABLE & CHAIRS FROM: 00-00-00 THRU: 08-21-07
2	157868-04-W72	EA	CHAIR - FOLDING (W72, W71) - NOT ILLUSTRATED FROM: 08-22-07 THRU: 99-99-99
2	157868-04-W74	EA	CHAIR - FOLDING (W74, W73) - NOT ILLUSTRATED FROM: 08-22-07 THRU: 99-99-99
2	157868-04-W76	EA	CHAIR - FOLDING (W76, W75) - NOT ILLUSTRATED FROM: 08-22-07 THRU: 99-99-99
2	158327-02-W72	EA	CHAIR - DINING (W72, W71) - NOT ILLUSTRATED FROM: 08-22-07 THRU: 99-99-99
2	158327-02-W74	EA	CHAIR - DINING (W74, W73) - NOT ILLUSTRATED FROM: 08-22-07 THRU: 99-99-99
2	158327-02-W76	EA	CHAIR - DINING (W76, W75) - NOT ILLUSTRATED FROM: 08-22-07 THRU: 99-99-99
3	116104-04-02B	EA	BRACKET - ZEE W/HOLES - 3.2" - E-COATED
4	161906-01-W72	EA	SOFA/SLEEPER - 76" - JACKNIFE (W72, W71) FROM: 00-00-00 THRU: 08-21-07
4	161905-02-W66	EA	SOFA/SLEEPER - 76" - JACKNIFE (W72, W71) FROM: 08-22-07 THRU: 99-99-99
4	161906-01-W74	EA	SOFA/SLEEPER - 76" - JACKNIFE (W74, W73) FROM: 00-00-00 THRU: 08-21-07
4	161905-02-W68	EA	SOFA/SLEEPER - 76" - JACKNIFE (W72, W71) FROM: 08-22-07 THRU: 99-99-99
4	161906-01-W76	EA	SOFA/SLEEPER - 76" - JACKNIFE (W76, W75) FROM: 00-00-00 THRU: 08-21-07
4	161905-02-W70	EA	SOFA/SLEEPER - 76" - JACKNIFE (W72, W71) FROM: 08-22-07 THRU: 99-99-99
4	161904-01-W72	EA	SOFA/SLEEPER - 76" - W/AIR MATTRESS (W72, W71) - SOFA SLEEPER FROM: 00-00-00 THRU: 08-21-07
4	161903-02-W66	EA	SOFA/SLEEPER - 76" - W/AIR MATTRESS (W72, W71) - SOFA SLEEPER FROM: 08-22-07 THRU: 99-99-99
4	161904-01-W74	EA	SOFA/SLEEPER - 76" - W/AIR MATTRESS (W74, W73) - SOFA SLEEPER FROM: 00-00-00 THRU: 08-21-07
4	161903-02-W68	EA	SOFA/SLEEPER - 76" - W/AIR MATTRESS (W74, W73) - SOFA SLEEPER FROM: 08-22-07 THRU: 99-99-99
4	161904-01-W76	EA	SOFA/SLEEPER - 76" - W/AIR MATTRESS (W76, W75) - SOFA SLEEPER FROM: 00-00-00 THRU: 08-21-07
4	161903-02-W70	EA	SOFA/SLEEPER - 76" - W/AIR MATTRESS (W76, W75) - SOFA SLEEPER FROM: 08-22-07 THRU: 99-99-99

CURTAIN & CUSHION GROUP (CONTINUED)
CURTAIN, CUSHION LAYOUT (CONTINUED)

KEY	PART NUMBER	U/M	DESCRIPTION
4	163561-06-W72	EA	SOFA/SLPER - MULTI POSITION - #832/#824 ARMS-30"FLT (W72, W71) - ULTRALEATHER REST EASY
4	163561-06-W68	EA	SOFA/SLPER - MULTI POSITION - #832/#824 ARMS-30"FLT (W74, W73) - ULTRALEATHER REST EASY
4	163561-06-W83	EA	SOFA/SLPER - MULTI POSITION - #832/#824 ARMS-30"FLT (W76, W75) - ULTRALEATHER REST EASY
5	153071-35-W72	EA	CUSHION/DINETTE - BACK/RH - 15" X 44" X 5" (W72, W71)
5	153071-35-W74	EA	CUSHION/DINETTE - BACK/RH - 15" X 44" X 5" (W74, W73)
5	153071-39-W76	EA	CUSHION/DINETTE - BACK/RH - 15" X 44" X 5" (W76, W75)
	P53071-35-W72	EA	COVER/BACK/RIGHT - 15" X 44" X 5" (W72, W71)
	P53071-35-W74	EA	COVER/BACK/RIGHT - 15" X 44" X 5" (W74, W73)
	P53071-39-W76	EA	COVER/BACK/RIGHT - 15" X 44" X 5" (W76, W75)
6	153071-36-W72	EA	CUSHION/DINETTE - BACK/LH - 15" X 44" X 5" (W72, W71)
6	153071-36-W74	EA	CUSHION/DINETTE - BACK/LH - 15" X 44" X 5" (W74, W73)
6	153071-40-W76	EA	CUSHION/DINETTE - BACK/LH - 15" X 44" X 5" (W76, W75)
	P53071-36-W72	EA	COVER/BACK/LEFT - 15" X 44" X 5" (W72, W71)
	P53071-36-W74	EA	COVER/BACK/LEFT - 15" X 44" X 5" (W74, W73)
	P53071-40-W76	EA	COVER/BACK/LEFT - 15" X 44" X 5" (W76, W75)
7	153671-13-W72	EA	CUSHION - SEAT - 23" X 44" X 5" (W72, W71)
7	153671-13-W74	EA	CUSHION - SEAT - 23" X 44" X 5" (W74, W73)
7	153671-14-W76	EA	CUSHION - SEAT - 23" X 44" X 5" (W76, W75)
	153671-B3-W72	EA	COVER/CUSHION - SEAT - 23" X 44" X 5" (W72, W71)
	153671-B3-W74	EA	COVER/CUSHION - SEAT - 23" X 44" X 5" (W74, W73)
	153671-B4-W76	EA	COVER/CUSHION - SEAT - 23" X 44" X 5" (W76, W75)
8	156732-01-02A	EA	BRACE - ANGLE/COUCH - 2.5" - OFF WHITE
9	161706-14-W72	EA	VALANCE - GIBSON - 32" X 6" (W72, W71)
9	161706-14-W74	EA	VALANCE - GIBSON - 32" X 6" (W74, W73)
9	161706-14-W76	EA	VALANCE - GIBSON - 32" X 6" (W76, W75)
	105648-01-02A	EA	BRACE - VALANCE - 14" - OFF WHITE
9	109041-20-02A	EA	BLIND - MINI - 31" X 18"
	162496-01-01A	EA	BRACKET/BLIND - LEFT SIDE WHEN FACING WINDOW - CLEAR
	162496-02-01A	EA	BRACKET/BLIND - RIGHT SIDE WHEN FACING WINDOW - CLEAR
	109441-01-000	EA	BRACKET/HOOK - BLIND HOLD DOWN - LARGE - CLEAR
	102555-03-000	EA	BRACKET - (CLEAT TYPE) - F/BLIND HOLDOWN - MILKY WHITE
10	161706-10-W72	EA	VALANCE - GIBSON - 65" - NOTCHED (W72, W71)
10	161706-10-W74	EA	VALANCE - GIBSON - 65" - NOTCHED (W74, W73)
10	161706-10-W76	EA	VALANCE - GIBSON - 65" - NOTCHED (W76, W75)
	160457-01-01A	EA	BRACE - VALANCE - L-SHAPED - 20" - OFF WHITE
10	157506-20-W66	EA	BLIND - PLEATED - 63" X 44"
	097565-01-000	EA	BRACKET - MOUNTING - PLEATED BLIND
11	157506-22-W66	EA	BLIND - PLEATED - 63" X 42"
	097565-01-000	EA	BRACKET - MOUNTING - PLEATED BLIND
12	157506-23-W66	EA	BLIND - PLEATED - 63" X 30"
	097565-01-000	EA	BRACKET - MOUNTING - PLEATED BLIND
13	161706-15-W72	EA	VALANCE - GIBSON - 65" X 6" (W72, W71)
13	161706-01-W74	EA	VALANCE - GIBSON - 65" X 6" (W74, W73)
13	161706-02-W76	EA	VALANCE - GIBSON - 65" X 6" (W76, W75)
	160457-01-01A	EA	BRACE - VALANCE - L-SHAPED - 20" - OFF WHITE

CURTAIN & CUSHION GROUP (CONTINUED)

SOFA



REST EASY

KEY	PART NUMBER	U/M	DESCRIPTION
1	163559-01-000	EA	SLIDE RAIL - W/LATCH MECH/PLATES/STOP F/TRUNDLE-FLAT FLOOR
	163559-04-000	EA	CLIP/RAIL - F/TRUNDL
2	157928-15-W72	EA	PANEL/FRONT KICK - SOFA - 59.5" - LEATHER (W72, W71)
2	157928-15-W68	EA	PANEL/FRONT KICK - SOFA - 59.5" - LEATHER (W74, W73)
2	157928-15-W83	EA	PANEL/FRONT KICK - SOFA - 59.5" - LEATHER (W76, W75)
3	148225-01-000	EA	CABLE ONLY - REMOTE - 31.9" W/Z-ENDS
4	150408-04-W66	EA	ARMREST - LEFT HAND (W72, W71)
4	150408-04-W68	EA	ARMREST - LEFT HAND (W74, W73)
4	150408-04-W83	EA	ARMREST - LEFT HAND (W76, W75)
	P50408-04-W66	EA	COVER/ARMREST - LEFT HAND (W72, W71)
	P50408-04-W68	EA	COVER/ARMREST - LEFT HAND (W74, W73)
	P50408-04-W83	EA	COVER/ARMREST - LEFT HAND (W76, W75)
5	136118-01-000	EA	SWITCH - SOFA/RECLINER
6	150408-03-W66	EA	ARMREST - RIGHT HAND - W/SWITCH (W72, W71)
6	150408-03-W68	EA	ARMREST - RIGHT HAND - W/SWITCH (W74, W73)
6	150408-03-W83	EA	ARMREST - RIGHT HAND - W/SWITCH (W76, W75)
	P50408-03-W66	EA	COVER/ARMREST - RIGHT HAND (W72, W71)
	P50408-03-W68	EA	COVER/ARMREST - RIGHT HAND (W74, W73)
	P50408-03-W83	EA	COVER/ARMREST - RIGHT HAND (W76, W75)
7	163213-02-W72	EA	BACK - SOFA/SLEEPER - LEATHER (W72, W71)
7	163213-02-W68	EA	BACK - SOFA/SLEEPER - LEATHER (W74, W73)
7	163213-02-W83	EA	BACK - SOFA/SLEEPER - LEATHER (W76, W75)
	163213-A2-W72	EA	COVER/BACK - SOFA/SLEEPER - LEATHER (W72, W71)
	163213-A2-W68	EA	COVER/BACK - SOFA/SLEEPER - LEATHER (W74, W73)
	163213-A2-W83	EA	COVER/BACK - SOFA/SLEEPER - LEATHER (W76, W75)
8	163562-02-W72	EA	SEAT - SOFA - LEATHER (W72, W71)
8	163562-02-W68	EA	SEAT - SOFA - LEATHER (W74, W73)
8	163562-02-W83	EA	SEAT - SOFA - LEATHER (W76, W75)
	163562-A2-W72	EA	COVER/SEAT - SOFA - LEATHER (W72, W71)
	163562-A2-W68	EA	COVER/SEAT - SOFA - LEATHER (W74, W73)
	163562-A2-W83	EA	COVER/SEAT - SOFA - LEATHER (W76, W75)

CURTAIN & CUSHION GROUP (CONTINUED)
SOFA (CONTINUED)

KEY	PART NUMBER	U/M	DESCRIPTION
9	151290-04-000	EA	FRAME - SEAT - 60"
10	151290-26-000	EA	FRAME - TRUNDLE - W/WHEEL - 55.5"
11	121906-01-02B	EA	BRACKET - KICKBOARD - E-COATED
12	155647-03-W72	EA	TRUNDLE - SOFA/SLEEPER - 60" - LEATHER (W72, W71)
12	155647-03-WJ0	EA	TRUNDLE - SOFA/SLEEPER - 60" - LEATHER (W74, W73)
12	155647-03-WH4	EA	TRUNDLE - SOFA/SLEEPER - 60" - LEATHER (W76, W75)
	155647-A3-W72	EA	COVER/TRUNDLE - SOFA/SLEEPER - 60" - LEATHER (W72, W71)
	155647-A3-WJ0	EA	COVER/TRUNDLE - SOFA/SLEEPER - 60" - LEATHER (W74, W73)
	155647-A3-WH4	EA	COVER/TRUNDLE - SOFA/SLEEPER - 60" - LEATHER (W76, W75)
13	NOT USED		
14*	136534-15-000	EA	BASE - 27.5" X 60" - POWERED CL - W/10.5" OVERHANG
15	NOT USED		
16	136534-33-000	EA	SPRING/ASSIST - 1/2" X 7" W/HOOK ENDS - REST EASY SOFAS
17	136534-18-000	EA	FRAME/BACK - 16.5" X 60"
18	NOT USED		
19	NOT USED		
20	NOT USED		
21	NOT USED		
22	101926-01-02A	EA	BRACKET - ZEE - 2" - BLACK
23	NOT USED		
24	NOT USED		

***COMPONENT PARTS LISTED LATER IN THIS GROUP**

COMPONENT PARTS FOR SOFA

136534-02-000, 136534-03-000, 136534-13-000, 136534-15-000

KEY	PART NUMBER	U/M	DESCRIPTION	VENDOR NO.
	136534-02-700	EA	MOTOR	9PL-MO-W/T-1
	136534-02-701	EA	CABLE/DRV MTR-REST EASY SOFA	9PL-FCA27.75


CURTAIN & CUSHION GROUP (CONTINUED)

HARDWARE



KEY	PART NUMBER	U/M	DESCRIPTION
1A	029155-01-000	EA	CAP - SNAP - 5/32" OUTSIDE DIAMETER OF PIN
2A	029156-01-000	EA	SOCKET - SNAP - 9/16" O.D.
3A	046867-05-000	EA	WASHER - #0
4A	046867-04-000	EA	GROMMET - #0
5A	160457-01-01A	EA	BRACE - VALANCE - L-SHAPED - 20" - OFF WHITE
6A	162496-01-01A	EA	BRACKET/BLIND - LEFT SIDE WHEN FACING WINDOW - CLEAR
7A	162496-02-01A	EA	BRACKET/BLIND - RIGHT SIDE WHEN FACING WINDOW - CLEAR
8A	084434-01-000	EA	BRACKET - MOUNTING - ROLLER SHADE - 1 3/8"
9A	094896-02-000	EA	GROMMET - CORD/PLEATED BLIND - NYLON - GRAY
10A	094907-02-000	EA	END CAP - PLEATED BLIND/TOP - RH/LH - GRAY PLASTIC
11A	094907-04-000	EA	END CAP - PLEATED BLIND/BOTTOM - RH/LH
12A	094907-09-000	EA	END CAP/BLIND - CENTER RAIL - RH/LH
13A	097564-03-000	EA	HANDLE - KNOB - E-Z LIFT SHADE - TAN
14A	097565-01-000	EA	BRACKET - MOUNTING - PLEATED BLIND
15A	155748-01-000	EA	SPRING - EXTENSION - DAY/NIGHTER BLIND
16A	101031-01-000	YD	TAPE/GLIDE - 4.25" SPACING
17A	102555-03-000	EA	BRACKET - (CLEAT TYPE) - F/BLIND HOLDOWN - MILKY WHITE

CURTAIN & CUSHION GROUP (CONTINUED)
HARDWARE (CONTINUED)



KEY	PART NUMBER	U/M	DESCRIPTION
1B	105450-14-01A	EA	TRACK - CURTAIN - 90" - OFF WHITE
2B	105648-01-02A	EA	BRACE - VALANCE - 14" - OFF WHITE
2B	105648-02-02A	EA	BRACE - VALANCE - 8.5" - OFF WHITE
3B	106544-01-000	EA	PULL - SHADE/BRASS
3B	106544-01-001	EA	SCREW - SHADE/BRASS
3B	106544-02-000	EA	PULL-SHADE - NICKEL
4B	109353-04-000	EA	CLIP - VALANCE SLAT MOUNTING - CLEAR PLASTIC
5B	109441-01-000	EA	BRACKET/HOOK - BLIND HOLD DOWN - LARGE - CLEAR
	109441-02-000	EA	SPACER/BRACKET - BLIND HOLD DOWN
6B	129491-01-000	EA	CATCH - SNAP HOOK - 1"
7B	130549-01-01A	EA	STOP - CURTAIN TRACK
8B	141634-01-000	EA	BRACKET-(BOBBIN TYPE) 7/8"H HOLDUPBASE(OVAL)-2 HOLE-CLEAR
9B	156172-02-01A	EA	TRACK/WALL - 32" - BONE
9B	156172-03-01A	EA	TRACK/WALL - 21" - BONE
10B	156172-04-01A	EA	END CAP - WALL TRACK - CLEAR
11B	154316-01-01A	EA	BRACE/ANGLE - W/HOLE - CASHMERE
12B	154316-02-01A	EA	BRACE/ANGLE - W/SLOT - CASHMERE
13B	159702-01-01A	EA	HOOK/RING - CURTAIN/SHOWER - NICKEL

ACCESSORIES

KEY	PART NUMBER	U/M	DESCRIPTION
	074494-07-000	EA	BUTTON - PIVOT - #36
	074494-08-000	EA	BUTTON - PIVOT - #36
	161506-03-W72	EA	BUTTON - #36 - FABRIC COVERED (W72, W71)
	161506-04-W72	EA	BUTTON - #36 - FABRIC COVERED (W72, W71)
	161506-05-W72	EA	BUTTON - #36 - FABRIC COVERED (W72, W71)
	161506-01-W74	EA	BUTTON - #36 - FABRIC COVERED (W74, W73)
	161506-04-W74	EA	BUTTON - #36 - FABRIC COVERED (W74, W73)
	161506-05-W74	EA	BUTTON - #36 - FABRIC COVERED (W74, W73)
	161506-02-W76	EA	BUTTON - #36 - FABRIC COVERED (W76, W75)
	161506-04-W76	EA	BUTTON - #36 - FABRIC COVERED (W76, W75)
	161506-05-W76	EA	BUTTON - #36 - FABRIC COVERED (W76, W75)
	159676-05-W72	EA	BUTTON - #60 - FABRIC COVERED (W72, W71)
	159676-02-W74	EA	BUTTON - #60 - FABRIC COVERED (W74, W73)
	159676-02-W76	EA	BUTTON - #60 - FABRIC COVERED (W76, W75)
	057534-01-000	EA	TIEBACK - CLEAR PLASTIC - 6"

CURTAIN & CUSHION GROUP (CONTINUED)

FABRICS

W72, W71

113979-09-01A CARPET - HEADLINER - CEILING
FROM: 00-00-00 THRU: 08-21-07
113979-11-01A CARPET - HEADLINER, SLIDEOUT - CEILING
FROM: 00-00-00 THRU: 08-21-07
106569-15-01A VINYL - LAMINATE - 1/4" X 54" - SPINDRIFT/SEA OYSTER
FROM: 08-22-07 THRU: 99-99-99
156773-24-000 FABRIC - DRAPERY, MAIN
156773-24-000 FABRIC - UPHOLSTERY, BEDSPREAD, MAIN
156773-25-000 FABRIC - UPHOLSTERY, BEDSPREAD, PATTERN ACCENT
148797-X5-000 FABRIC - UPHOLSTERY, MAIN
148797-P8-000 FABRIC - UPHOLSTERY, PLAIN ACCENT
142523-11-000 FABRIC - UPHOLSTERY, ULTRALEATHER

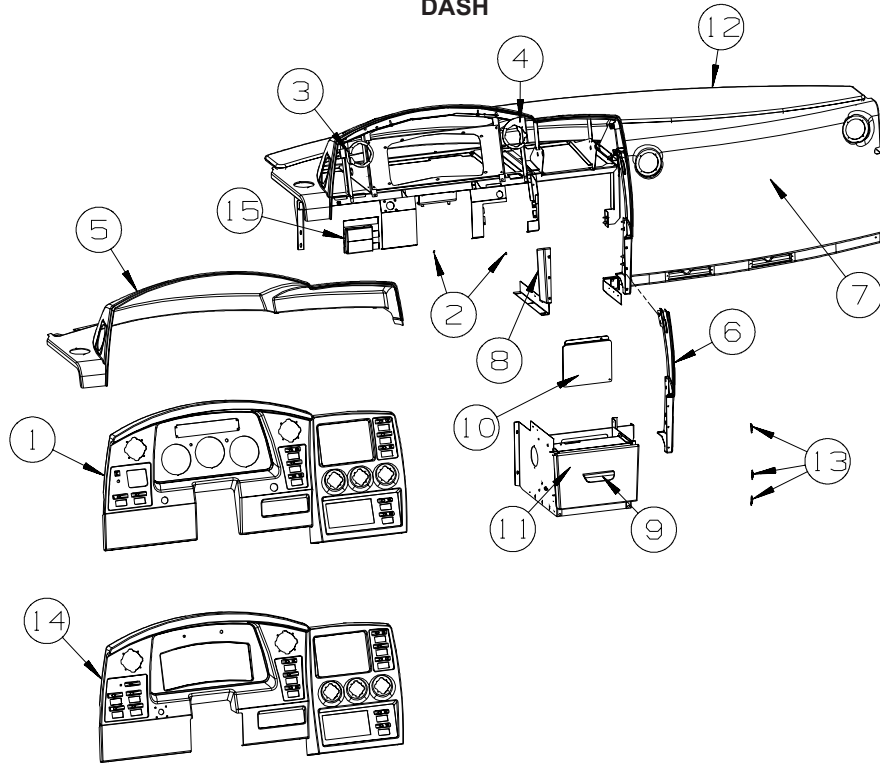
W74, W73

113979-09-01A CARPET - HEADLINER - CEILING
FROM: 00-00-00 THRU: 08-21-07
113979-11-01A CARPET - HEADLINER, SLIDEOUT - CEILING
FROM: 00-00-00 THRU: 08-21-07
106569-15-01A VINYL - LAMINATE - 1/4" X 54" - SPINDRIFT/SEA OYSTER
FROM: 08-22-07 THRU: 99-99-99
156773-87-000 FABRIC - DRAPERY, MAIN
156773-87-000 FABRIC - UPHOLSTERY, BEDSPREAD, MAIN
156773-31-000 FABRIC - UPHOLSTERY, BEDSPREAD, PATTERN ACCENT
148797-Y3-000 FABRIC - UPHOLSTERY, MAIN
148797-W8-000 FABRIC - UPHOLSTERY, PLAIN ACCENT
142523-19-000 FABRIC - UPHOLSTERY, ULTRALEATHER

W76, W75

113979-09-01A CARPET - HEADLINER - CEILING
FROM: 00-00-00 THRU: 08-21-07
113979-11-01A CARPET - HEADLINER, SLIDEOUT - CEILING
FROM: 00-00-00 THRU: 08-21-07
106569-15-01A VINYL - LAMINATE - 1/4" X 54" - SPINDRIFT/SEA OYSTER
FROM: 08-22-07 THRU: 99-99-99
156773-32-000 FABRIC - UPHOLSTERY, BEDSPREAD, PATTERN ACCENT
156773-32-000 FABRIC - DRAPERY, MAIN
156773-31-000 FABRIC - UPHOLSTERY, BEDSPREAD, MAIN
148797-X1-000 FABRIC - UPHOLSTERY, MAIN
148797-X1-000 FABRIC - UPHOLSTERY, PLAIN ACCENT
142523-20-000 FABRIC - UPHOLSTERY, ULTRALEATHER

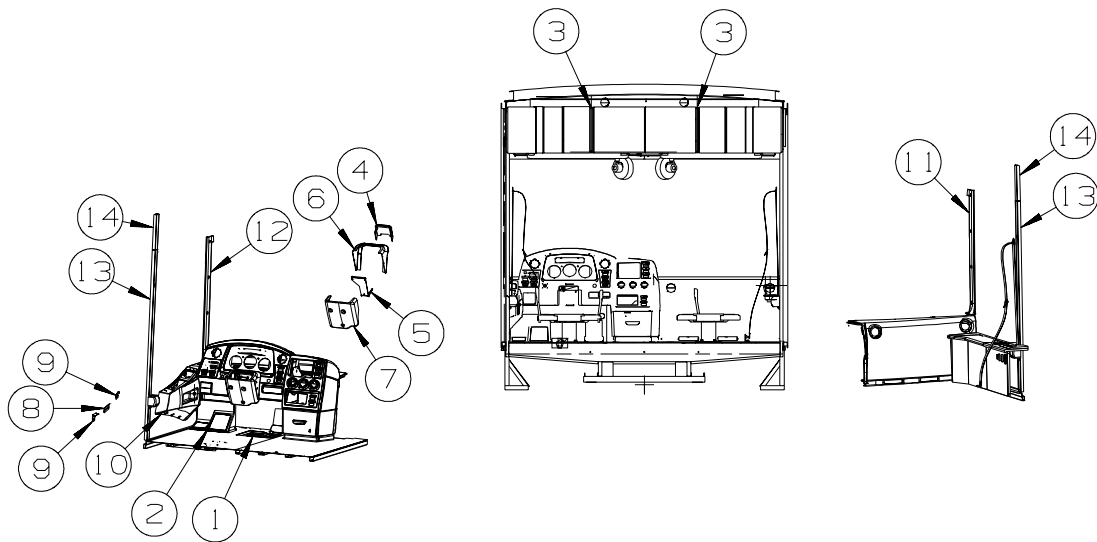
DRIVERS COMPARTMENT GROUP DASH



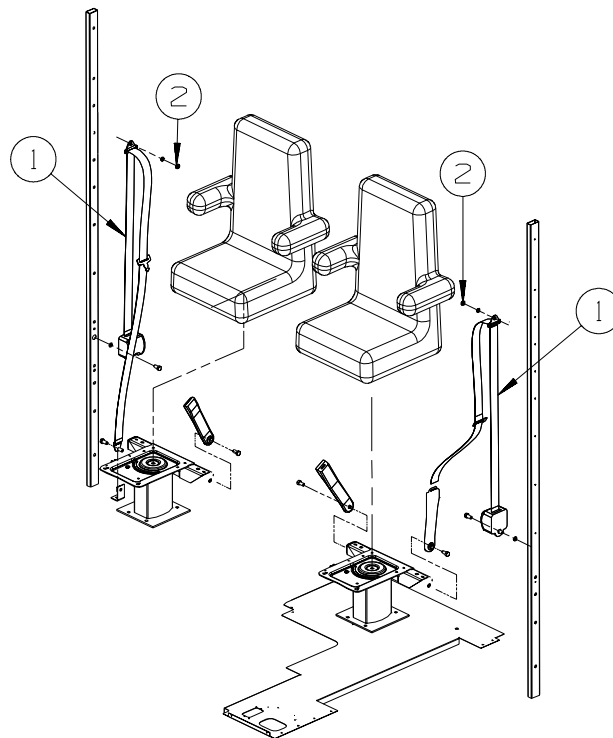
KEY	PART NUMBER	U/M	DESCRIPTION
1	158976-01-06A	EA	BEZEL - INSTRUMENT PANEL - SLATE - FREIGHTLINER
2	110530-01-000	FT	SEAL - SPONGE - .31" X .62"
3	156255-02-02B	EA	RETAINER - LOUVER/LEFT - E-COATED
4	156255-03-02B	EA	RETAINER - LOUVER - E-COATED
5	158974-01-28A	EA	POD - INSTRUMENT PANEL - SLATE
6	159011-02-W66	EA	PANEL - CONSOLE/CENTER - PASSENGER
	159011-01-28A	EA	PANEL - CONSOLE/CENTER - PASSENGER - SLATE
7	159718-02-W66	EA	PANEL/TRIM - DASH/LOWER RIGHT
8	159719-01-28A	EA	PANEL/CONSOLE - CENTER/LEFT - SLATE
9	074762-01-000	EA	PULL - CABINET - 4.8" X .9" - BLACK PLASTIC
10	161526-01-02B	EA	PANEL/ACCESS - BLOWER - E-COATED
	115870-01-000	FT	SEAL/EDGE - TRIM
11	162866-01-W66	EA	DRAWER - CONSOLE/CENTER - 10.7"W X 8.5"D - W/O HDW
12	158973-01-W66	EA	PANEL - DASH/FRONT
	106569-14-13A	YD	VINYL - LAMINATE - 1/4" X 54" - SLATE
13	073050-04-000	EA	CLIP/MOUNTING - VALANCE PANEL
14	158976-02-06A	EA	BEZEL - INSTRUMENT PANEL - SLATE - WORKHORSE
15	118718-01-01A	EA	HOLDER/DRINK - COLLAPSIBLE MUG - BLACK PLASTIC

DRIVERS COMPARTMENT GROUP (CONTINUED)

FRONT INTERIOR

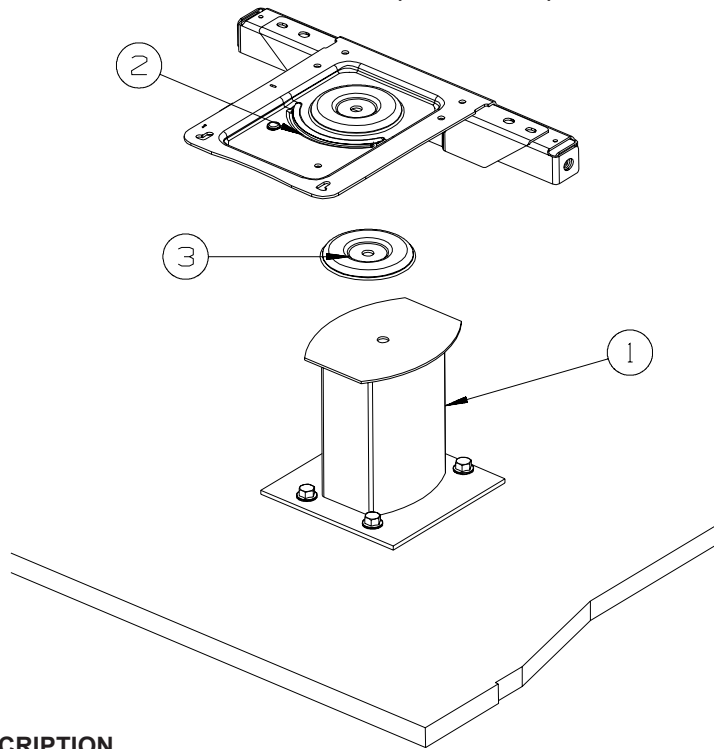


KEY	PART NUMBER	U/M	DESCRIPTION
1	116993-01-01A	EA	COVER - PEDALS - BLACK
2	151302-01-01A	EA	PANEL/FOOTREST - DRIVER - W/TREAD INSERTS - BLACK
3	M09553-79-W66	EA	MOLDING - TRIM/VEE - .2" X 1" X 15.6"
4	151048-02-28A	EA	COVER - STEERING COLUMN - UPPER/FRONT - SLATE - FREIGHTLINER CHASSIS
5	148806-01-02B	EA	MOUNT ASM-STEERING COVE,E-CT
6	160466-01-28A	EA	COVER - STEERING COMUMN - UPPER - SLATE
7	160467-01-28A	EA	COVER - STEERING COMUMN - LOWER - SLATE
8	130034-03-02B	EA	CLIP - TRIM - E-COATED
9	130034-07-02B	EA	CLIP - TRIM - E-COATED
10	159062-04-W66	EA	PANEL/TRIM - DRIVER PANEL
11	159851-01-28A	EA	TRIM - A-PILLAR/PASSENGER - INTERIOR - SLATE
12	159851-02-28A	EA	TRIM - A-PILLAR/DRIVER - INTERIOR - SLATE
13	161808-01-01A	EA	COVER - ROLL BAR/U-CHANNEL - 66.9" PLASTIC - MED OAK
14	161808-02-01A	EA	COVER - ROLL BAR/U-CHANNEL - 12.3" PLASTIC - MED OAK



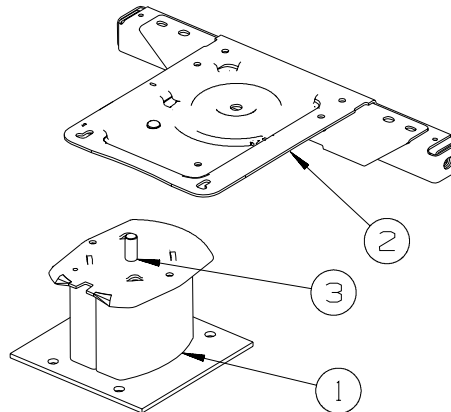
KEY	PART NUMBER	U/M	DESCRIPTION
1	091990-10-01A	EA	SEAT BELT - 3 POINT - DUAL SENSITIVE - BLACK
2	109146-01-000	EA	BOLT - SHOULDER/SEAT BELT

DRIVERS COMPARTMENT GROUP (CONTINUED)
FRONT INTERIOR (CONTINUED)



DRIVERS

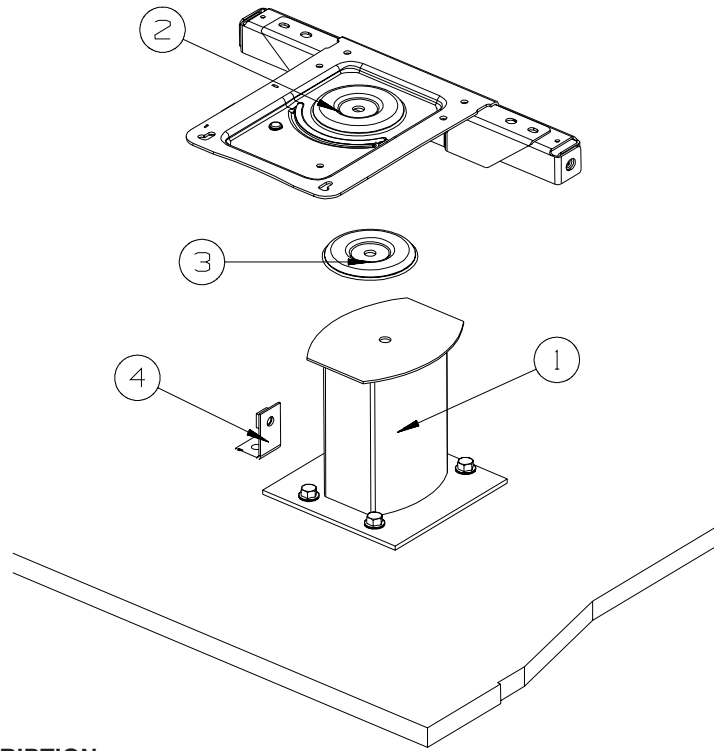
KEY	PART NUMBER	U/M	DESCRIPTION
1	133408-01-000	EA	PEDESTAL - SEAT - DRIVER/PASSENGER - 9 3/4"
2	133408-21-000	EA	TOP PLATE - 22" BAR - W/O HANDLE
3	107921-06-000	EA	BEARING KIT - PEDESTAL



**DRIVER
SIX-WAY POWER**

KEY	PART NUMBER	U/M	DESCRIPTION
1	133408-05-000	EA	PEDESTAL - SEAT - 5.75"
2	133408-21-000	EA	TOP PLATE - 22" BAR - W/O HANDLE
3	107921-06-000	EA	BEARING KIT - PEDESTAL

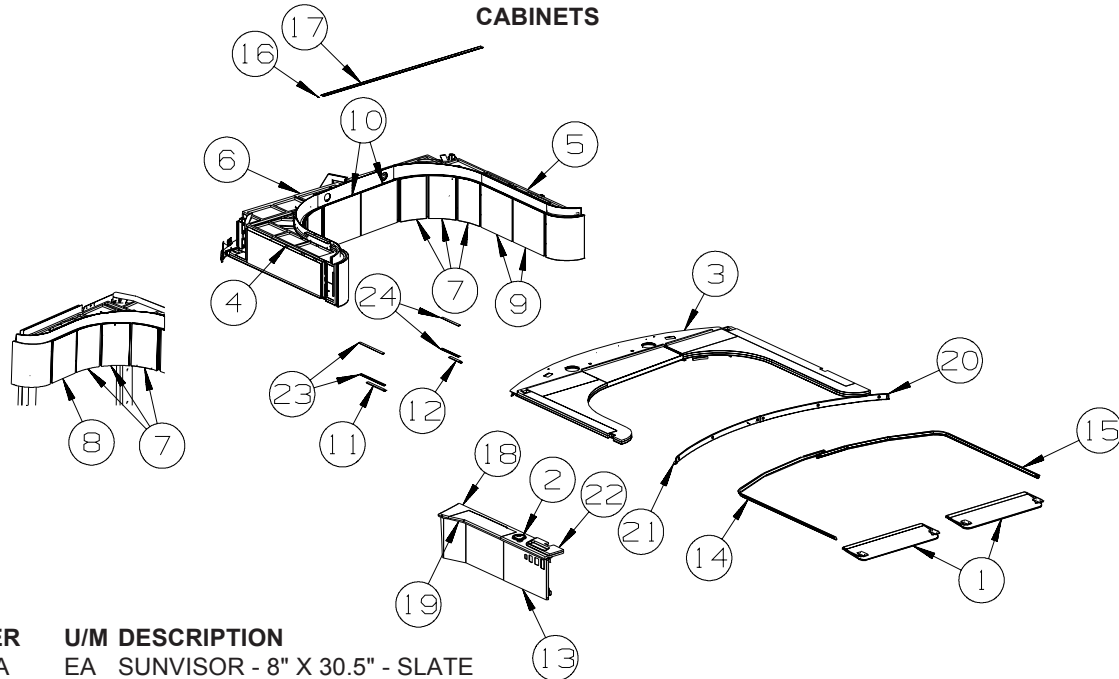
DRIVERS COMPARTMENT GROUP (CONTINUED)
FRONT INTERIOR (CONTINUED)



PASSENGER

KEY	PART NUMBER	U/M	DESCRIPTION
1	133408-01-000	EA	PEDESTAL - SEAT - DRIVER/PASSENGER - 9 3/4"
2	133408-21-000	EA	TOP PLATE - 22" BAR - W/O HANDLE
3	107921-06-000	EA	BEARING KIT - PEDESTAL
4	133408-04-000	EA	BRACKET - ANCHOR/FLOOR

DRIVERS COMPARTMENT GROUP (CONTINUED)

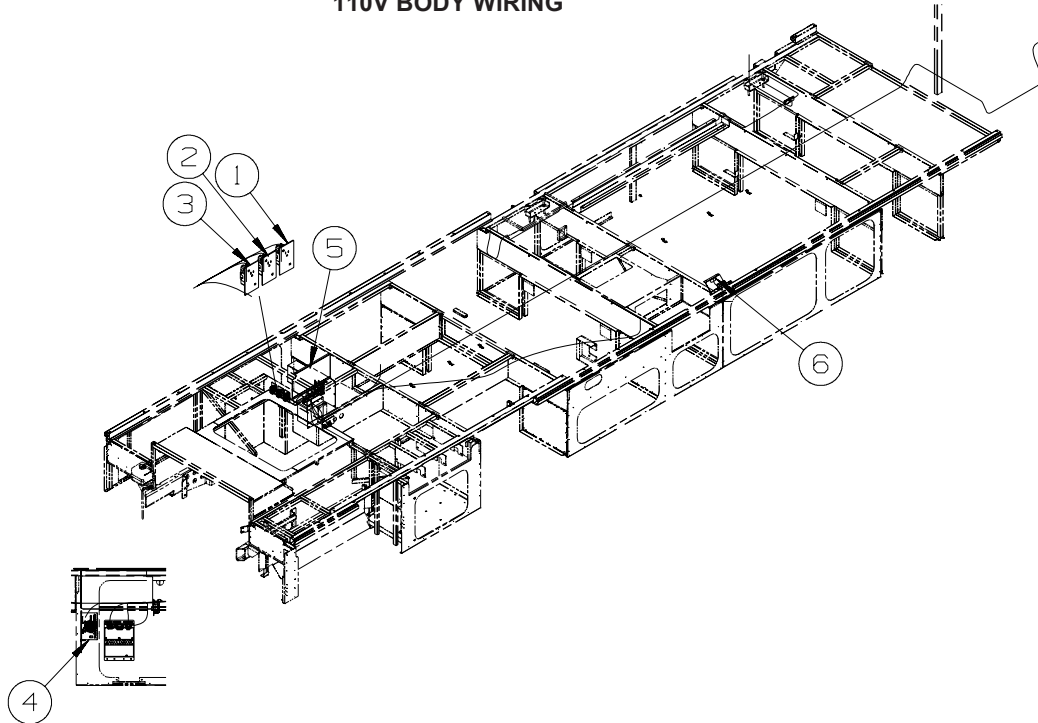


KEY	PART NUMBER	U/M	DESCRIPTION
1	123298-06-11A	EA	SUNVISOR - 8" X 30.5" - SLATE
2	133831-01-01A	EA	HOLDER - CUP W/THREE CENTERLINE RUBBER FINGERS
3	134146-A0-W66	EA	PANEL - OVERHEAD/FRONT - BOTTOM
4	160417-01-W66	EA	CABINET - OVERHEAD/FRONT/LH HAND - W/O DOORS/HDW - HONEY CHERRY/WASHED MAPLE FROM: 00-00-00 THRU: 08-21-07
4	160417-02-W72	EA	CABINET - OVERHEAD/FRONT/LH HAND - W/O DOORS/HDW - HONEY CHERRY/WASHED MAPLE FROM: 08-22-07 THRU: 99-99-99
4	160417-01-W65	EA	CABINET - OVERHEAD/FRONT/LH HAND - W/O DOORS/HDW - HONEY CHERRY/HONEY CHERRY FROM: 00-00-00 THRU: 08-21-07
4	160417-02-W71	EA	CABINET - OVERHEAD/FRONT/LH HAND - W/O DOORS/HDW - HONEY CHERRY/HONEY CHERRY FROM: 08-22-07 THRU: 99-99-99
5	160476-01-W66	EA	CABINET - OVERHEAD/FRONT/RH HAND - W/O DOORS/HDW - HONEY CHERRY/WASHED MAPLE FROM: 00-00-00 THRU: 08-21-07
5	160476-02-W72	EA	CABINET - OVERHEAD/FRONT/RH HAND - W/O DOORS/HDW - HONEY CHERRY/WASHED MAPLE FROM: 08-22-07 THRU: 99-99-99
5	160476-01-W65	EA	CABINET - OVERHEAD/FRONT/RH HAND - W/O DOORS/HDW - HONEY CHERRY/HONEY CHERRY FROM: 00-00-00 THRU: 08-21-07
5	160476-02-W71	EA	CABINET - OVERHEAD/FRONT/RH HAND - W/O DOORS/HDW - HONEY CHERRY/HONEY CHERRY FROM: 08-22-07 THRU: 99-99-99
6	160478-01-W66	EA	CABINET - OVERHEAD/FRONT/CENTER - W/O DOORS/HDW FROM: 00-00-00 THRU: 08-21-07
6	160478-02-W72	EA	CABINET - OVERHEAD/FRONT/CENTER - W/O DOORS/HDW FROM: 08-22-07 THRU: 99-99-99
7	160252-05-W66	EA	DOOR - CURVED - 16.1" X 9.5" - W/O HDW
8	160256-40-W66	EA	DOOR - FLAT/SQUARE EDGE - 16.1" X 12.2" - W/O HDW
9	160256-41-W66	EA	DOOR - FLAT/SQUARE EDGE - 16.1" X 17.1" - W/O HDW
10	160256-42-W66	EA	DOOR - FLAT/SQUARE EDGE - 16.1" X 17.7" - W/O HDW
11	163914-02-W66	EA	MOLDING - TRIM/VEE - HONEY CHERRY
12	163914-01-W66	EA	MOLDING - TRIM/VEE - HONEY CHERRY
13	162199-01-W66	EA	CABINET - STORAGE/FRONT/RH - W/O COUNTERTOP/DOORS/HDW
14	127254-15-06A	EA	TRACK/WRAPAROUND - DRIVER - BLACK
15	162691-01-01A	EA	SPACER - CURTAIN TRACK
15	127254-16-06A	EA	TRACK/WRAPAROUND - PASSENGER - BLACK
16	138359-01-01A	EA	COVER - ROOF BREAK - PEARL CREAM/PLASTIC - 96" FROM: 00-00-00 THRU: 08-21-07
17	138403-04-01A	EA	TRIM - ROOF - MILL FROM: 00-00-00 THRU: 08-21-07
17	133771-10-W72	EA	MOLDING - CAP - NOT ILLUSTRATED FROM: 08-22-07 THRU: 99-99-99
	042356-01-000	EA	PLUG - MAHOGANY - 3/8" DOWEL X 1/2" HEAD - NOT ILLUSTRATED FROM: 08-22-07 THRU: 99-99-99
18	157828-54-03A	EA	COUNTERTOP (W72, W71, W76, W75)
18	157828-54-04A	EA	COUNTERTOP (W74, W73)

DRIVERS COMPARTMENT GROUP (CONTINUED)
CABINETS (CONTINUED)

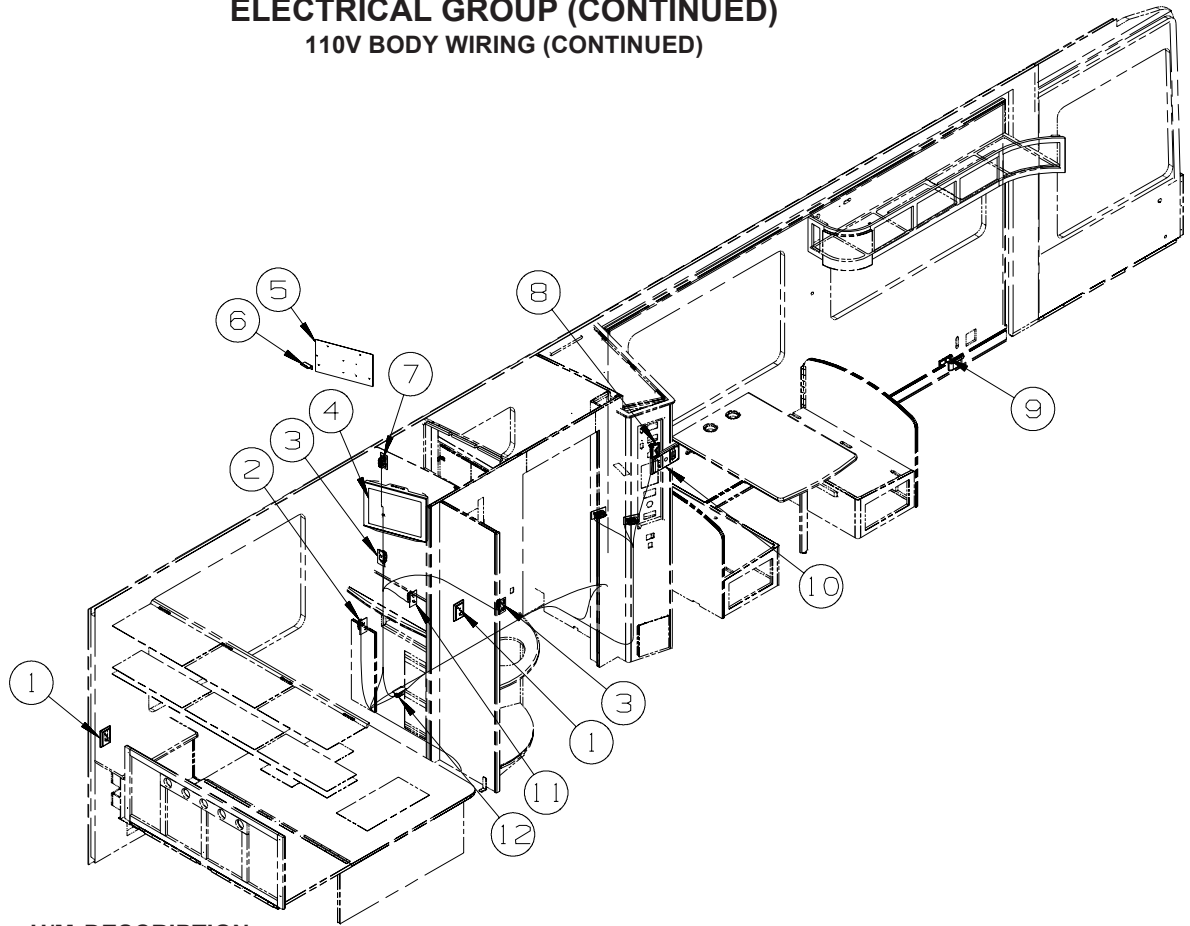
KEY	PART NUMBER	U/M	DESCRIPTION
19	157828-55-03A	EA	COUNTERTOP (W72, W71, W76, W75)
19	157828-55-04A	EA	COUNTERTOP (W74, W73)
20	159957-01-28A	EA	TRIM - WINDSHIELD - INTERIOR/TOP/PASSENGER
21	159957-02-28A	EA	TRIM - WINDSHIELD - INTERIOR/TOP/DRIVER
22	157828-69-03A	EA	COUNTERTOP (W72, W71, W76, W75)
22	157828-69-04A	EA	COUNTERTOP (W74, W73)
23	M09553-09-W66	EA	MOLDING - TRIM/VEE - .2" X 1" X 13.4" - HONEY CHERRY
24	M09450-92-TG3	EA	MOLDING - TRIM/VEE - .2" X 1" X 9.8" - HONEY CHERRY

ELECTRICAL GROUP 110V BODY WIRING



KEY	PART NUMBER	U/M	DESCRIPTION
1	058708-05-000	EA	RECEPTACLE - ELECTRICAL - SINGLE - BROWN - FREIGHTLINER CHASSIS
1	158542-05-01A	EA	LABEL - RECEPTACLE - ENGINE HEAT - WHITE/BLACK - FREIGHTLINER CHASSIS
2	058708-05-000	EA	RECEPTACLE - ELECTRICAL - SINGLE - BROWN
2	158542-03-01A	EA	LABEL - RECEPTACLE - INVERTER - WHITE/BLACK
3	058708-05-000	EA	RECEPTACLE - ELECTRICAL - SINGLE - BROWN
3	158542-04-01A	EA	LABEL - RECEPTACLE - CONVERTER - WHITE/BLACK
4	154511-01-000	EA	INVERTER - 600 WATT - W/O REMOTE PANEL
5	162373-02-02B	EA	BRACKET - INVERTER - E-COATED
6	058708-01-000	EA	RECEPTACLE - ELECTRIC - DOUBLE - BROWN

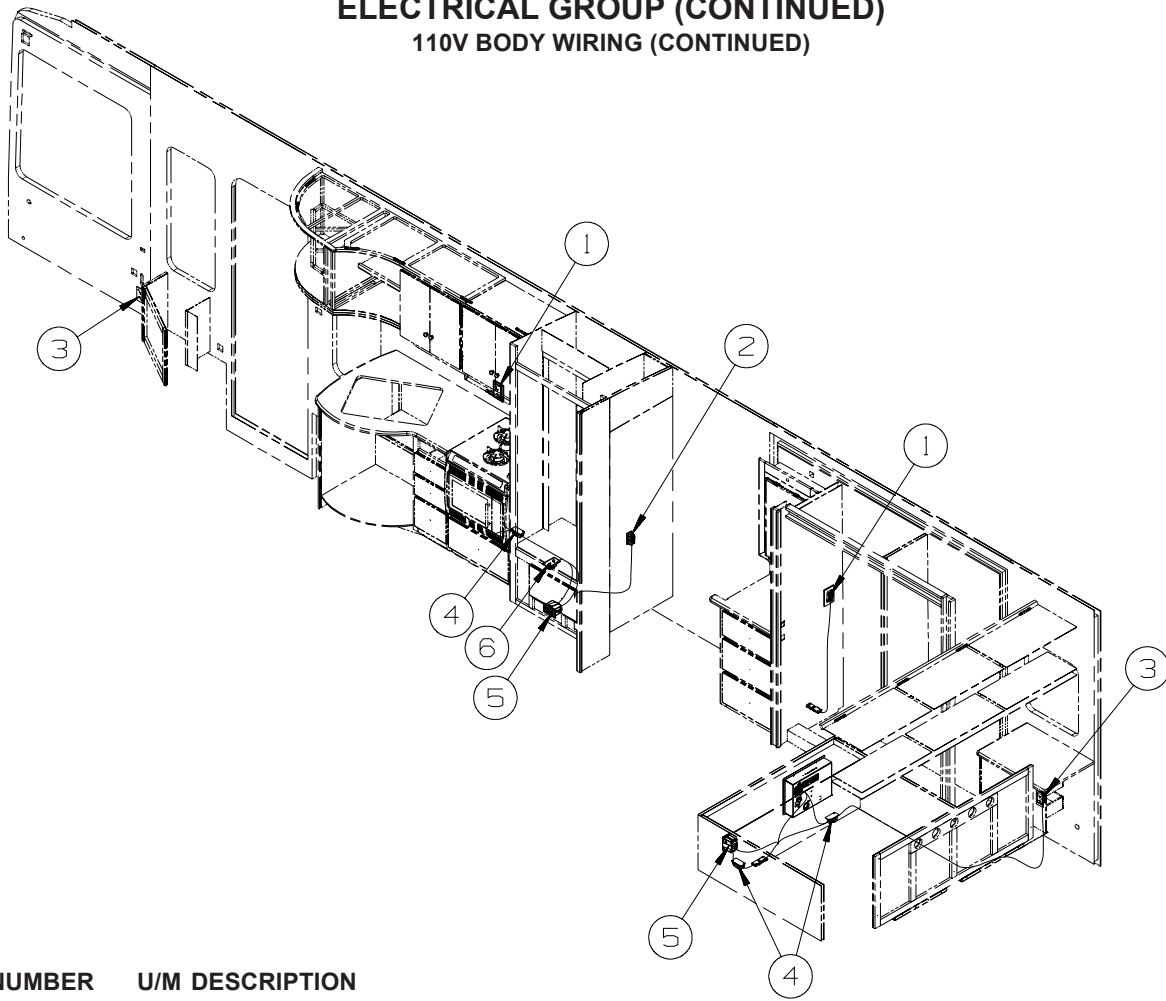
ELECTRICAL GROUP (CONTINUED)
110V BODY WIRING (CONTINUED)



KEY	PART NUMBER	U/M	DESCRIPTION
1	058708-01-000	EA	RECEPTACLE - ELECTRIC - DOUBLE - BROWN
1	133713-01-23A	EA	SPACER/RECEPTACLE - VINYL - HONEY CHERRY
2	058708-05-000	EA	RECEPTACLE - ELECTRICAL - SINGLE - BROWN
2	158542-01-01A	EA	LABEL - RECEPTACLE - WASHER/DRYER - WHITE/BLACK
3	058708-01-000	EA	RECEPTACLE - ELECTRIC - DOUBLE - BROWN
4	163262-01-000	EA	TV - 20" FLAT PANEL/LCD/STEREO - 110V/AC - BLACK
4*	164598-01-000	EA	TV - 20" FLAT PANEL/LCD/STEREO - SHARP LC-20SH7U
			FROM: 00-00-00 THRU: 05-06-07
			FROM: 05-07-07 THRU: 99-99-99
5	163420-02-02B	EA	BRACKET - TV/BEDROOM - E-COATED
			FROM: 00-00-00 THRU: 05-06-07
5	164724-02-02B	EA	BRACKET - TV - E-COATED
			FROM: 05-07-07 THRU: 99-99-99
6	164033-01-02B	EA	BRACKET - TV - E-COATED
			FROM: 00-00-00 THRU: 05-06-07
6	164033-02-02B	EA	BRACKET - TV - E-COATED
			FROM: 05-07-07 THRU: 99-99-99
7	058708-05-000	EA	RECEPTACLE - ELECTRICAL - SINGLE - BROWN
8	084420-01-000	EA	SWITCH - TOGGLE - 15 AMP/120 VOLT - BROWN - FREIGHTLINER CHASSIS
8	083588-02-000	EA	LABEL - ON/OFF - ENGINE HEATER - FREIGHTLINER CHASSIS
9	153862-03-01A	EA	COVER - WIRE - 5.9" X 3.7" X 1.4" - BLACK
			FROM: 00-00-00 THRU: 08-12-07
9	153862-02-01A	EA	COVER - WIRE - 5.9" X 3.8" X 2.2" - BLACK
			FROM: 08-13-07 THRU: 99-99-99
10	058708-01-000	EA	RECEPTACLE - ELECTRIC - DOUBLE - BROWN
10	133713-25-SD3	EA	SPACER/RECEPTACLE - 110V/12V-PHONE - WOOD - HONEY CHERRY
			FROM: 00-00-00 THRU: 05-20-07
10	133713-06-23A	EA	SPACER/RECEPTACLE - PHONE - VINYL - HONEY CHERRY
			FROM: 05-21-07 THRU: 99-99-99
11	058708-01-000	EA	RECEPTACLE - ELECTRIC - DOUBLE - BROWN
11	158542-02-01A	EA	LABEL - RECEPTACLE - ELECTRONICS - WHITE/BLACK
12	058707-02-000	EA	RECEPTACLE - BLANK - JUNCTION BOX

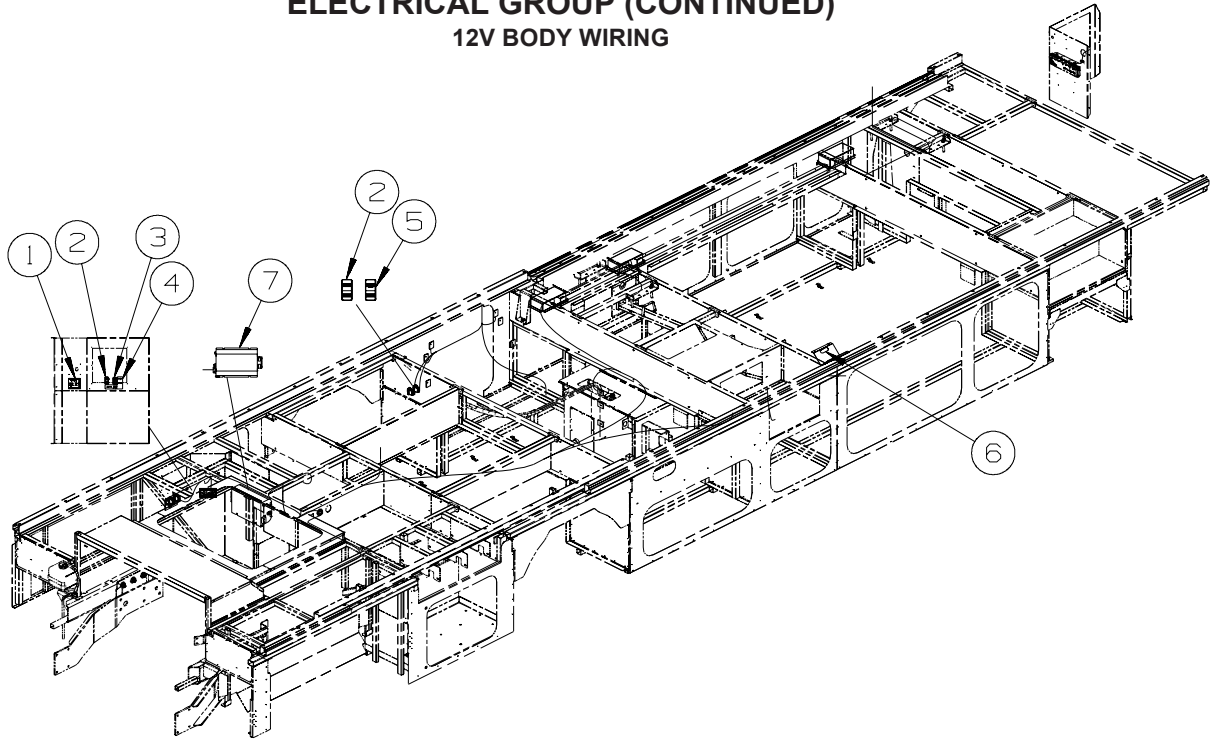
*COMPONENT PARTS LISTED LATER IN THIS GROUP

ELECTRICAL GROUP (CONTINUED)
110V BODY WIRING (CONTINUED)



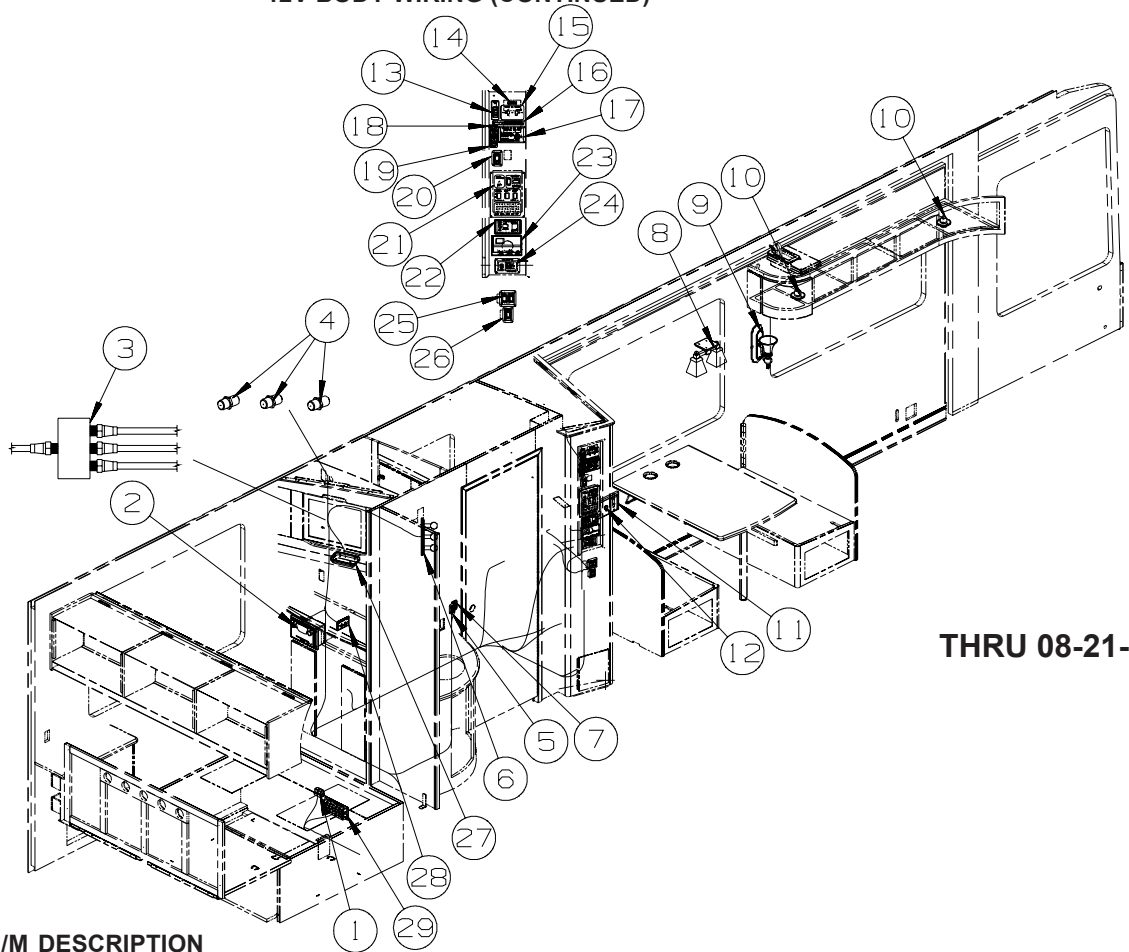
KEY	PART NUMBER	U/M	DESCRIPTION
1	058708-01-000	EA	RECEPTACLE - ELECTRIC - DOUBLE - BROWN
1	133713-01-23A	EA	SPACER/RECEPTACLE - VINYL - HONEY CHERRY
2	058707-01-000	EA	RECEPTACLE - ELECTRIC - SINGLE - BROWN
3	058708-01-000	EA	RECEPTACLE - ELECTRIC - DOUBLE - BROWN
4	058707-02-000	EA	RECEPTACLE - BLANK - JUNCTION BOX
5	163319-01-02A	EA	RECEPTACLE - GFCI - 15A 125V - BROWN
6	157360-01-000	EA	RECEPTACLE - 20 AMP - SINGLE - SURFACE MOUNT - BROWN

ELECTRICAL GROUP (CONTINUED)
12V BODY WIRING



KEY	PART NUMBER	U/M	DESCRIPTION
1	149557-02-01A	EA	PLATE/WALL - PHONE/DUAL COAXIAL/HORIZONTAL - WHITE
2	108357-05-000	EA	SWITCH - ROCKER - SPDT - ON/NONE/ON - 3 TERM - W/O COVER
2	108356-01-01A	EA	COVER/ACTUATOR SWITCH - 3 GROOVES - BLACK
2	108355-01-000	EA	HOUSING - SWITCH
3	108357-18-000	EA	SWITCH - ROCKER - DPDT - MOM/OFF/MOM - W/O COVER
3	108356-03-01A	EA	COVER/ACTUATOR SWITCH - 3 GROOVES W/LENS - BLACK
3	108355-01-000	EA	HOUSING - SWITCH
4	117628-05-000	EA	LABEL - SWITCH - AUTO LVL/LIGHTS - WHITE ON CLEAR
5	108357-15-000	EA	SWITCH - ROCKER - DPDT - ON/NONE/ON - W/LIGHT W/O COVER
5	108356-03-01A	EA	COVER/ACTUATOR SWITCH - 3 GROOVES W/LENS - BLACK
5	108355-01-000	EA	HOUSING - SWITCH
6	082134-01-000	EA	ADAPTER - TV - CABLE TO CABLE
6	082136-01-000	EA	NUT - HEX JAM - 3/8-32
6	157486-01-02A	EA	LABEL - TV/EXTERIOR
7	123058-01-000	EA	CONVERTER - 55 AMP - ELECTRONIC - 4 1/8"H X 7"W X 12 3/8"L

ELECTRICAL GROUP (CONTINUED)
12V BODY WIRING (CONTINUED)



THRU 08-21-07

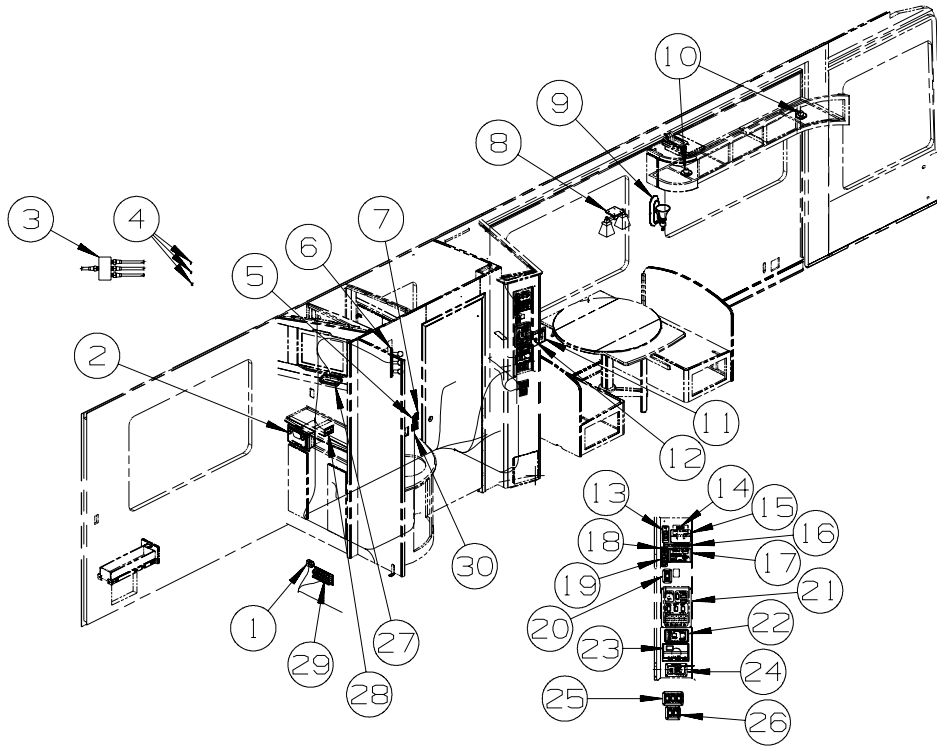
KEY	PART NUMBER	U/M	DESCRIPTION
1	063912-02-000	EA	RELAY - CANISTER - SPDT
2*	163031-01-01A	EA	RADIO - WALL MOUNT - DVD/CD - W/ALARM - JENSEN AWM960
2	165161-01-000	EA	FILTER - GROUND LOOP/VIDEO
3	086756-02-000	EA	SPLITTER - TV/3 WAY
4	082134-01-000	EA	ADAPTER - TV - CABLE TO CABLE
5	135740-01-01A	EA	SWITCH - ROCKER - SPST - ON/OFF - BROWN
5	135741-01-01A	EA	SWITCH - BASE - SINGLE - BROWN
5	135742-07-02A	EA	BEZEL - SWITCH - CEILING - BROWN
6	162371-01-01A	EA	LIGHT - MAKE UP - 3 BULB/RECTANGULAR - BRUSHED NICKEL
7	135740-01-01A	EA	SWITCH - ROCKER - SPST - ON/OFF - BROWN
7	135741-01-01A	EA	SWITCH - BASE - SINGLE - BROWN
7	135742-08-02A	EA	BEZEL - SWITCH - MAKEUP - BROWN
8*	093575-46-01A	EA	LIGHT - CEILING/DOUBLE - BRUSHED NICKEL
9	119258-53-01A	EA	LAMP - WALL - UL/CSA - BRUSHED NICKEL
10	132427-01-02A	EA	LIGHT - READING/SWIVEL - ROUND - NICKEL
11	093253-01-02A	EA	PLATE - WALL - TELEPHONE - BROWN
12	132958-01-000	EA	RECEPTACLE - 12 VOLT - MOUNTING FLANGE - BLACK
13	144363-09-02B	EA	PLATE - SWITCH - E-COATED
13	108357-06-000	EA	SWITCH - ROCKER - DPDT - MOM/OFF/MOM - 6 TERM - W/O COVER
13	108356-01-01A	EA	COVER/ACTUATOR SWITCH - 3 GROOVES - BLACK
13	108355-01-000	EA	HOUSING - SWITCH
13	116220-02-000	EA	APPLIQUE - SWITCH/SLIDEOUT
14	163992-01-01A	EA	LABEL - SLIDEOUT - DRIVER/Front - BLACK/WHITE
15	138173-04-000	EA	CONTROL PANEL (TOUCH PAD) - ELECTRIC SLIDEOUT - #1802931
16	116549-01-000	EA	LABEL - WARNING - SLIDEOUT
17*	163097-01-000	EA	SWITCH - SPST - KEY ACTIVATED - W/2 KEYS
17	163988-02-01A	EA	LABEL - SLIDEOUT CONTROL/ELECTRIC - BLACK/WHITE
18	163992-03-01A	EA	LABEL - SLIDEOUT - PASSENGER/REAR - BLACK/WHITE
19	144363-09-02B	EA	PLATE - SWITCH - E-COATED
19	108357-07-000	EA	SWITCH - ROCKER - SPDT - MOM/OFF/MOM - 3 TERM - W/O COVER
19	108356-01-01A	EA	COVER/ACTUATOR SWITCH - 3 GROOVES - BLACK
19	108355-01-000	EA	HOUSING - SWITCH

ELECTRICAL GROUP (CONTINUED)
12V BODY WIRING (CONTINUED)

KEY	PART NUMBER	U/M	DESCRIPTION
20	135740-06-01A	EA	SWITCH - ROCKER - ON/OFF - LIGHTED - RED
20	135741-01-01A	EA	SWITCH - BASE - SINGLE - BROWN
20	135742-35-02A	EA	BEZEL - SWITCH - WATER HEATER/110 VOLT - BROWN
21*	134940-08-01A	EA	PANEL - MONITOR - 2 TANK-W/GENERATOR SWITCH/SOLAR CHARGER
22	127002-10-000	EA	PANEL/MONITOR - ENERGY MANAGEMENT SYSTEMS CTRL - W/3 PLUG
23	105620-14-000	EA	THERMOSTAT - CENTRAL A/C AND FURNACE (DIGITAL) 3.8" X 5.5" - AC CENTRAL
23	105620-18-000	EA	THERMOSTAT - FURNACE/HEAT PUMP-A/C - A/C CENTRAL_HEAT PUMP
24	154511-02-000	EA	REMOTE/PANEL - INVERTER/600 WATT
24	148254-03-000	EA	CABLE/INVERTOR - W/8 PIN MODULAR PHONE JACK - 50'-DIMEN
25	135740-01-01A	EA	SWITCH - ROCKER - SPST - ON/OFF - BROWN
25	135740-02-01A	EA	SWITCH - ROCKER - SPDT - ON/ON - BROWN
25	135741-02-01A	EA	SWITCH - BASE - DOUBLE - BROWN
25	135742-16-02A	EA	BEZEL - SWITCH - CEILING/HALL - BROWN
26	135740-01-01A	EA	SWITCH - ROCKER - SPST - ON/OFF - BROWN
26	135741-01-01A	EA	SWITCH - BASE - SINGLE - BROWN
26	135742-50-02A	EA	BEZEL - SWITCH - ACCENT - BROWN
27*	137417-02-01A	EA	LIGHT - DOME - SINGLE - W/SWITCH/OPTIC LENS - WHITE
28	149557-05-01A	EA	PLATE/WALL - DUAL COAXIAL/HORIZONTAL - WHITE
29	139067-03-02B	EA	PLATE - CIRCUIT BREAKER/HOUSE - E-COATED
29	092547-12-000	EA	LABEL - CIRCUIT BREAKER

***COMPONENT PARTS LISTED LATER IN THIS GROUP**

ELECTRICAL GROUP (CONTINUED)
12V BODY WIRING (CONTINUED)



FROM 08-22-07

KEY	PART NUMBER	U/M	DESCRIPTION
1	063912-02-000	EA	RELAY - CANISTER - SPDT
2*	163031-01-01A	EA	RADIO - WALL MOUNT - DVD/CD - W/ALARM - JENSEN AWM960
2	165161-01-000	EA	FILTER - GROUND LOOP/VIDEO
3	086756-02-000	EA	SPLITTER - TV/3 WAY
4	082134-01-000	EA	ADAPTER - TV - CABLE TO CABLE
5	135740-01-01A	EA	SWITCH - ROCKER - SPST - ON/OFF - BROWN
5	135741-01-01A	EA	SWITCH - BASE - SINGLE - BROWN
5	135742-07-02A	EA	BEZEL - SWITCH - CEILING - BROWN
6	162371-01-01A	EA	LIGHT - MAKE UP - 3 BULB/RECTANGULAR - BRUSHED NICKEL
7	135740-01-01A	EA	SWITCH - ROCKER - SPST - ON/OFF - BROWN
7	135741-01-01A	EA	SWITCH - BASE - SINGLE - BROWN
7	135742-08-02A	EA	BEZEL - SWITCH - MAKEUP - BROWN
8*	093575-46-01A	EA	LIGHT - CEILING/DOUBLE - BRUSHED NICKEL
9	119258-53-01A	EA	LAMP - WALL - UL/CSA - BRUSHED NICKEL
10	132427-01-02A	EA	LIGHT - READING/SWIVEL - ROUND - NICKEL
11	093253-01-02A	EA	PLATE - WALL - TELEPHONE - BROWN
12	132958-01-000	EA	RECEPTACLE - 12 VOLT - MOUNTING FLANGE - BLACK
13	144363-09-02B	EA	PLATE - SWITCH - E-COATED
13	108357-06-000	EA	SWITCH - ROCKER - DPDT - MOM/OFF/MOM - 6 TERM - W/O COVER
13	108356-01-01A	EA	COVER/ACTUATOR SWITCH - 3 GROOVES - BLACK
13	108355-01-000	EA	HOUSING - SWITCH
13	116220-02-000	EA	APPLIQUE - SWITCH/SLIDEOUT
14	163992-01-01A	EA	LABEL - SLIDEOUT - DRIVER/Front - BLACK/WHITE
15	138173-04-000	EA	CONTROL PANEL (TOUCH PAD) - ELECTRIC SLIDEOUT - #1802931
16	116549-01-000	EA	LABEL - WARNING - SLIDEOUT
17*	163097-01-000	EA	SWITCH - SPST - KEY ACTIVATED - W/2 KEYS
17	163988-02-01A	EA	LABEL - SLIDEOUT CONTROL/ELECTRIC - BLACK/WHITE
18	163992-03-01A	EA	LABEL - SLIDEOUT - PASSENGER/REAR - BLACK/WHITE
19	144363-09-02B	EA	PLATE - SWITCH - E-COATED
19	108357-07-000	EA	SWITCH - ROCKER - SPDT - MOM/OFF/MOM - 3 TERM - W/O COVER
19	108356-01-01A	EA	COVER/ACTUATOR SWITCH - 3 GROOVES - BLACK
19	108355-01-000	EA	HOUSING - SWITCH

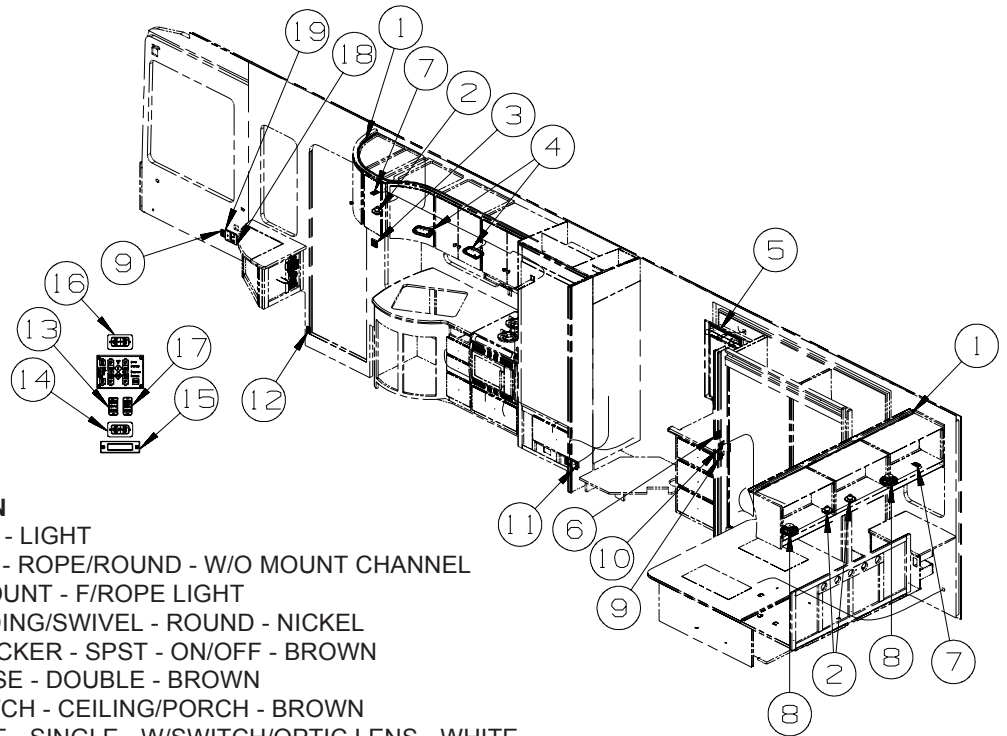
ELECTRICAL GROUP (CONTINUED)
12V BODY WIRING (CONTINUED)

KEY	PART NUMBER	U/M	DESCRIPTION
20	135740-06-01A	EA	SWITCH - ROCKER - ON/OFF - LIGHTED - RED
20	135741-01-01A	EA	SWITCH - BASE - SINGLE - BROWN
20	135742-35-02A	EA	BEZEL - SWITCH - WATER HEATER/110 VOLT - BROWN
21*	134940-08-01A	EA	PANEL - MONITOR - 2 TANK-W/GENERATOR SWITCH/SOLAR CHARGER
22	127002-10-000	EA	PANEL/MONITOR - ENERGY MANAGEMENT SYSTEMS CTRL - W/3 PLUG
23	105620-14-000	EA	THERMOSTAT - CENTRAL A/C AND FURNACE (DIGITAL) 3.8" X 5.5" - AC CENTRAL
23	105620-18-000	EA	THERMOSTAT - FURNACE/HEAT PUMP-A/C - A/C CENTRAL_HEAT PUMP
24	154511-02-000	EA	REMOTE/PANEL - INVERTER/600 WATT
24	148254-03-000	EA	CABLE/INVERTOR - W/8 PIN MODULAR PHONE JACK - 50'-DIMEN
25	135740-01-01A	EA	SWITCH - ROCKER - SPST - ON/OFF - BROWN
25	135740-02-01A	EA	SWITCH - ROCKER - SPDT - ON/ON - BROWN
25	135741-03-01A	EA	SWITCH - BASE - TRIPLE - BROWN
25	135742-27-02A	EA	BEZEL - SWITCH - CEILING/DINETTE/GALLEY - BROWN
26	135740-01-01A	EA	SWITCH - ROCKER - SPST - ON/OFF - BROWN
26	135741-02-01A	EA	SWITCH - BASE - DOUBLE - BROWN
26	135742-49-02A	EA	BEZEL - SWITCH - ACCENT/FAN - BROWN
27*	137417-02-01A	EA	LIGHT - DOME - SINGLE - W/SWITCH/OPTIC LENS - WHITE
28	149557-05-01A	EA	PLATE/WALL - DUAL COAXIAL/HORIZONTAL - WHITE
29	139067-03-02B	EA	PLATE - CIRCUIT BREAKER/HOUSE - E-COATED
29	092547-12-000	EA	LABEL - CIRCUIT BREAKER
30	135740-01-01A	EA	SWITCH - ROCKER - SPST - ON/OFF - BROWN
30	135740-03-01A	EA	SWITCH - ROCKER - DPDT - MOM/OFF/MOM - BROWN
30	135741-02-01A	EA	SWITCH - BASE - DOUBLE - BROWN
30	135742-17-02A	EA	BEZEL - SWITCH - UP/DOWN FAN - BROWN

***COMPONENT PARTS LISTED LATER IN THIS GROUP**

ELECTRICAL GROUP (CONTINUED)

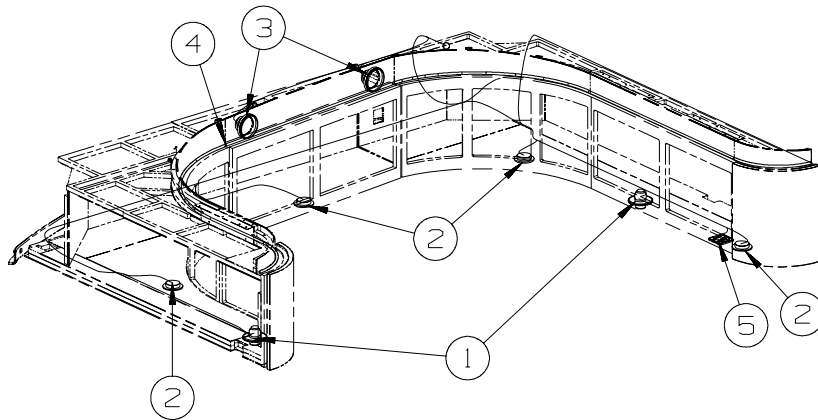
12V BODY WIRING (CONTINUED)



KEY	PART NUMBER	U/M	DESCRIPTION
1	146514-02-000	EA	CONNECTOR - LIGHT
1	146514-03-000	FT	LIGHT - FLEX - ROPE/ROUND - W/O MOUNT CHANNEL
1	146514-04-000	EA	CHANNEL/MOUNT - F/ROPE LIGHT
2	132427-01-02A	EA	LIGHT - READING/SWIVEL - ROUND - NICKEL
3	135740-01-01A	EA	SWITCH - ROCKER - SPST - ON/OFF - BROWN
3	135741-02-01A	EA	SWITCH - BASE - DOUBLE - BROWN
3	135742-19-02A	EA	BEZEL - SWITCH - CEILING/PORCH - BROWN
4*	137417-02-01A	EA	LIGHT - DOME - SINGLE - W/SWITCH/OPTIC LENS - WHITE
5	162371-01-01A	EA	LIGHT - MAKE UP - 3 BULB/RECTANGULAR - BRUSHED NICKEL
6	135740-01-01A	EA	SWITCH - ROCKER - SPST - ON/OFF - BROWN
6	135740-02-01A	EA	SWITCH - ROCKER - SPDT - ON/ON - BROWN
6	135741-02-01A	EA	SWITCH - BASE - DOUBLE - BROWN
6	135742-14-02A	EA	BEZEL - SWITCH - MAKEUP/CEILING - BROWN
7	135740-01-01A	EA	SWITCH - ROCKER - SPST - ON/OFF - BROWN
7	135741-01-01A	EA	SWITCH - BASE - SINGLE - BROWN
7	135742-50-02A	EA	BEZEL - SWITCH - ACCENT - BROWN
8	094097-01-000	EA	SPEAKER - RADIO/TV - W/O GRILLE - 5.25" DIAMETER - STEREO SYSTEM/W/CD/DVD REAR
8	159430-01-01A	EA	GRILLE - SPEAKER - 6" ROUND - CASHMERE - STEREO SYSTEM/W/CD/DVD REAR
9	135740-01-01A	EA	SWITCH - ROCKER - SPST - ON/OFF - BROWN
9	135741-01-01A	EA	SWITCH - BASE - SINGLE - BROWN
9	135742-01-01A	EA	BEZEL - SWITCH - SINGLE - BROWN
10	135740-01-01A	EA	SWITCH - ROCKER - SPST - ON/OFF - BROWN
10	135741-01-01A	EA	SWITCH - BASE - SINGLE - BROWN
10	135742-07-02A	EA	BEZEL - SWITCH - CEILING - BROWN
11	150138-01-02A	EA	DETECTOR - LP GAS - BROWN
12	116995-03-000	EA	SWITCH/MAGNET - ELECTRIC STEP
13	108357-07-000	EA	SWITCH - ROCKER - SPDT - MOM/OFF/MOM - 3 TERM - W/O COVER - AWNING - PATIO, ELECTRIC
13	108356-12-01A	EA	COVER/ACTUATOR SWITCH - 3 GROOVES - AWNING/IN/OUT - AWNING - PATIO, ELECTRIC
13	108355-01-000	EA	HOUSING - SWITCH - AWNING - PATIO, ELECTRIC
13	098351-22-02A	EA	PLATE/SWITCH - 2 GANG - CHROME - AWNING - PATIO, ELECTRIC
14	108357-06-000	EA	SWITCH - ROCKER - DPDT - MOM/OFF/MOM - 6 TERM - W/O COVER
14	108356-17-01A	EA	COVER/ACTUATOR SWITCH - 3 GROOVES - AUX BATT - BLACK
14	108355-01-000	EA	HOUSING - SWITCH
14	098351-07-02A	EA	PLATE/SWITCH - 1 GANG - CHROME - GENERATOR SWITCH
15	061424-01-000	EA	LIGHT - AISLE - 12 VOLT - RECTANGULAR
16	108357-01-000	EA	SWITCH - ROCKER - SPST - ON/OFF - 2 TERMINAL - W/O COVER
16	108356-18-01A	EA	COVER/ACTUATOR SWITCH - 3 GROOVES - STEP - BLACK
16	108355-01-000	EA	HOUSING - SWITCH
16	098351-07-02A	EA	PLATE/SWITCH - 1 GANG - CHROME - GENERATOR SWITCH
17	108357-01-000	EA	SWITCH - ROCKER - SPST - ON/OFF - 2 TERMINAL - W/O COVER
17	108356-14-01A	EA	COVER/ACTUATOR SWITCH - 3 GROOVES - COMPT LIGHTS
17	108355-01-000	EA	HOUSING - SWITCH
17	098351-07-02A	EA	PLATE/SWITCH - 1 GANG - CHROME - GENERATOR SWITCH
18	076319-09-000	EA	WALLPLATE - TV CABLE RECEPTACLE - SINGLE - BROWN
19	093253-01-02A	EA	PLATE - WALL - TELEPHONE - BROWN

*COMPONENT PARTS LISTED LATER IN THIS GROUP

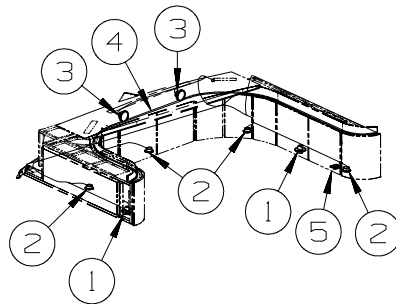
ELECTRICAL GROUP (CONTINUED)
12V BODY WIRING (CONTINUED)



**FRONT
OVERHEAD
THRU 08-21-07**

KEY	PART NUMBER	U/M	DESCRIPTION
1	132427-01-02A	EA	LIGHT - READING/SWIVEL - ROUND - NICKEL
2*	123775-01-02A	EA	LIGHT - HALOGEN - ROUND - SATIN NICKEL
3	160868-01-01A	EA	SPEAKER - ROUND/CEILING - W/O CASE - BLACK
3	160868-02-01A	EA	GRILLE/ROUND - SPEAKER - SILVER
4	146514-02-000	EA	CONNECTOR - LIGHT
4	146514-03-000	FT	LIGHT - FLEX - ROPE/ROUND - W/O MOUNT CHANNEL
4	146514-04-000	EA	CHANNEL/MOUNT - F/ROPE LIGHT
5	135740-01-01A	EA	SWITCH - ROCKER - SPST - ON/OFF - BROWN
5	135741-02-01A	EA	SWITCH - BASE - DOUBLE - BROWN
5	135742-36-02A	EA	BEZEL - SWITCH - ACCENT/VALANCE - BROWN

***COMPONENT PARTS LISTED LATER IN THIS GROUP**

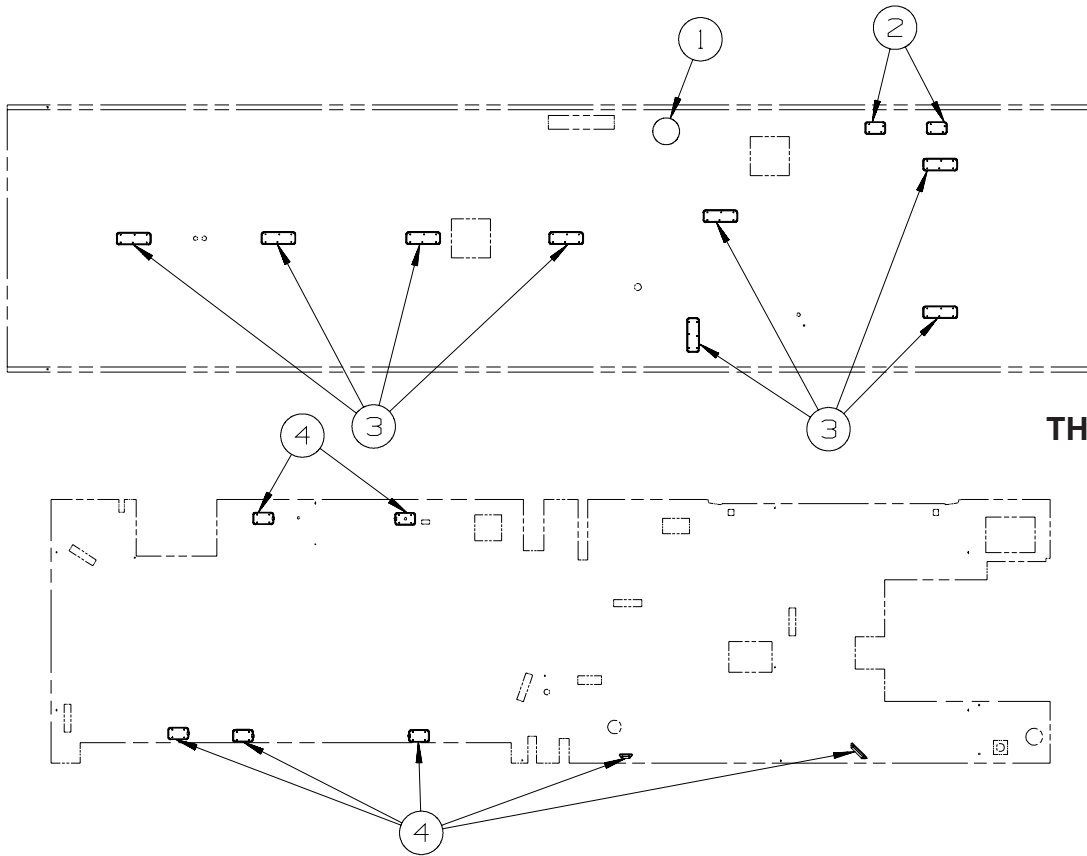


**FRONT
OVERHEAD
FROM 08-22-07**

KEY	PART NUMBER	U/M	DESCRIPTION
1	132427-01-02A	EA	LIGHT - READING/SWIVEL - ROUND - NICKEL
2*	165170-01-01A	EA	LIGHT - HALOGEN - ROUND/GLASS LENS - 10 WATT
3	160868-01-01A	EA	SPEAKER - ROUND/CEILING - W/O CASE - BLACK
3	160868-02-01A	EA	GRILLE/ROUND - SPEAKER - SILVER
4	146514-02-000	EA	CONNECTOR - LIGHT
4	146514-03-000	FT	LIGHT - FLEX - ROPE/ROUND - W/O MOUNT CHANNEL
4	146514-04-000	EA	CHANNEL/MOUNT - F/ROPE LIGHT
5	135740-01-01A	EA	SWITCH - ROCKER - SPST - ON/OFF - BROWN
5	135741-02-01A	EA	SWITCH - BASE - DOUBLE - BROWN
5	135742-36-02A	EA	BEZEL - SWITCH - ACCENT/VALANCE - BROWN

***COMPONENT PARTS LISTED LATER IN THIS GROUP**

ELECTRICAL GROUP (CONTINUED)
12V BODY WIRING (CONTINUED)

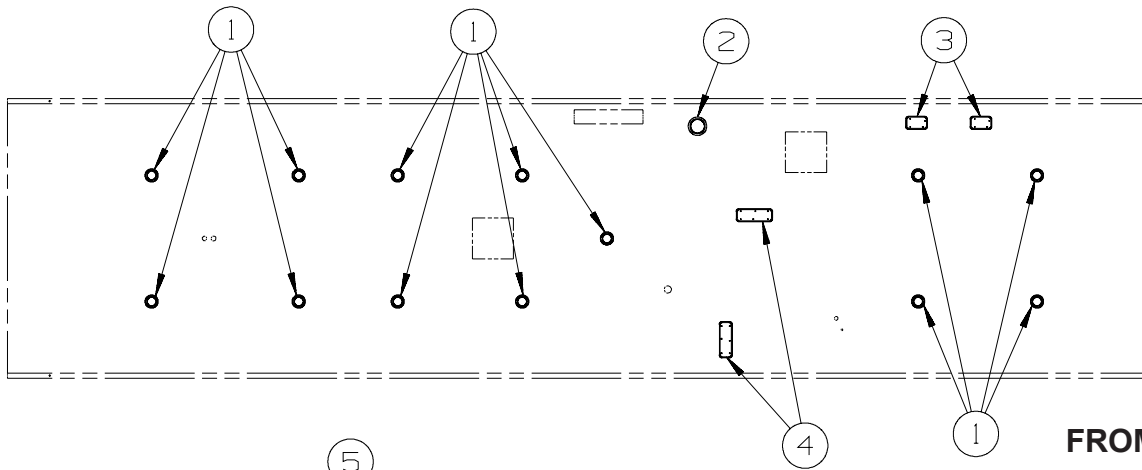


THRU 08-21-07

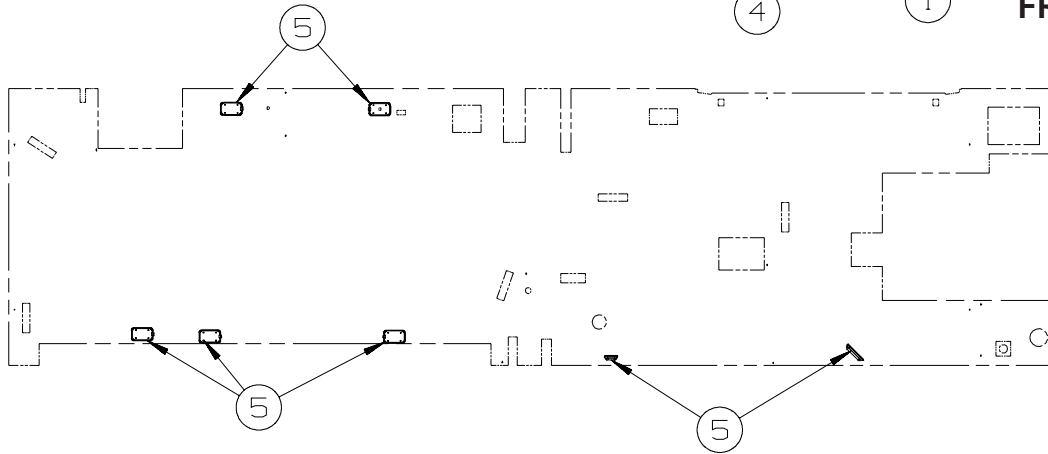
KEY	PART NUMBER	U/M	DESCRIPTION
1*	121935-01-01A	EA	LIGHT - DOME - SHOWER - W/HOLE IN LENS FROM: 00-00-00 THRU: 04-22-07
1	164039-01-01A	EA	LIGHT - DOME - SHOWER - PLASTIC - WHITE FROM: 04-23-07 THRU: 99-99-99
2*	137417-03-01A	EA	LIGHT - DOME - SINGLE - W/O SWITCH - W/FROSTED LENS-WHITE
3*	137417-06-01A	EA	LIGHT - DOME - DOUBLE - W/O SWITCH - W/FROSTED LENS-WHITE
4*	137417-03-01A	EA	LIGHT - DOME - SINGLE - W/O SWITCH - W/FROSTED LENS-WHITE FROM: 00-00-00 THRU: 05-13-07
4*	137417-01-01A	EA	LIGHT - DOME - SINGLE - W/SWITCH/FROSTED LENS - WHITE FROM: 05-14-07 THRU: 99-99-99

***COMPONENT PARTS LISTED LATER IN THIS GROUP**

ELECTRICAL GROUP (CONTINUED)
12V BODY WIRING (CONTINUED)



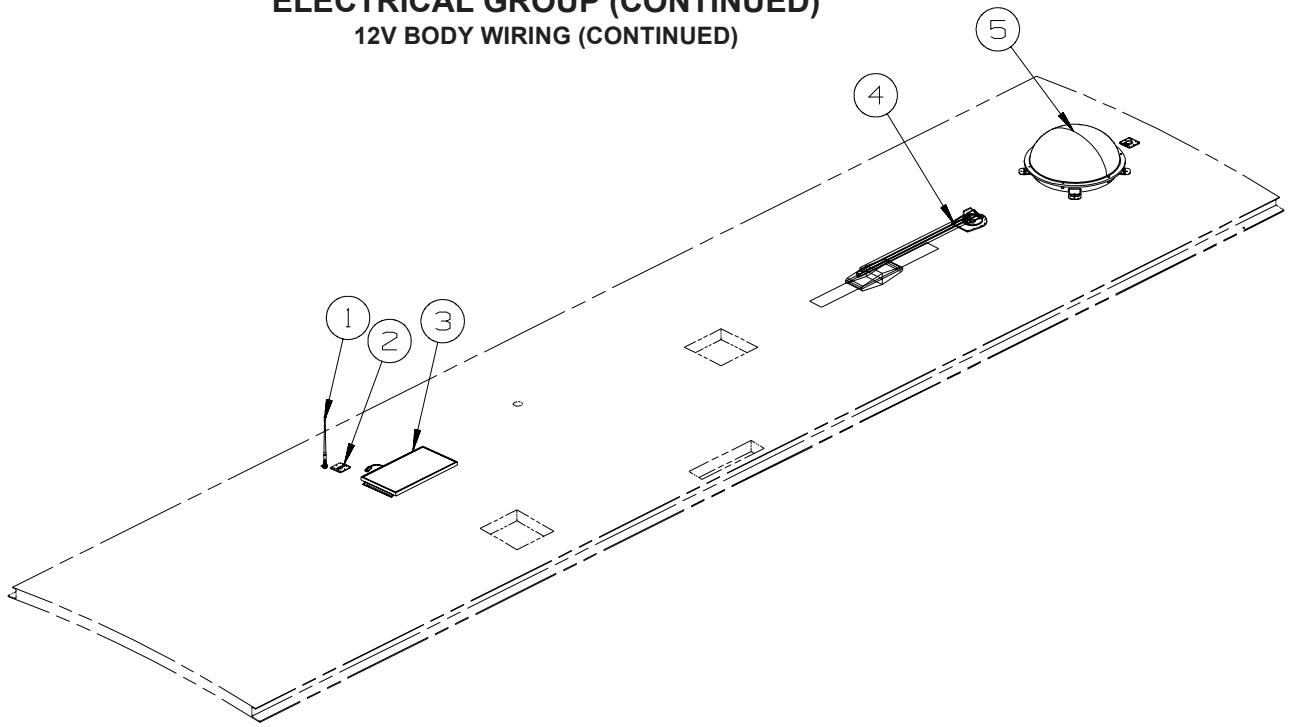
FROM 08-22-07



KEY	PART NUMBER	U/M	DESCRIPTION
1	165643-01-01A	EA	LIGHT - HALOGEN - 4.5" ROUND/GLASS LENS - 20 WATT
2	164040-01-01A	EA	LIGHT - DOME - SHOWER/RECESSED - GLASS - WHITE
3*	137417-03-01A	EA	LIGHT - DOME - SINGLE - W/O SWITCH - W/FROSTED LENS-WHITE
4*	137417-06-01A	EA	LIGHT - DOME - DOUBLE - W/O SWITCH - W/FROSTED LENS-WHITE
5*	137417-01-01A	EA	LIGHT - DOME - SINGLE - W/SWITCH/FROSTED LENS - WHITE

***COMPONENT PARTS LISTED LATER IN THIS GROUP**

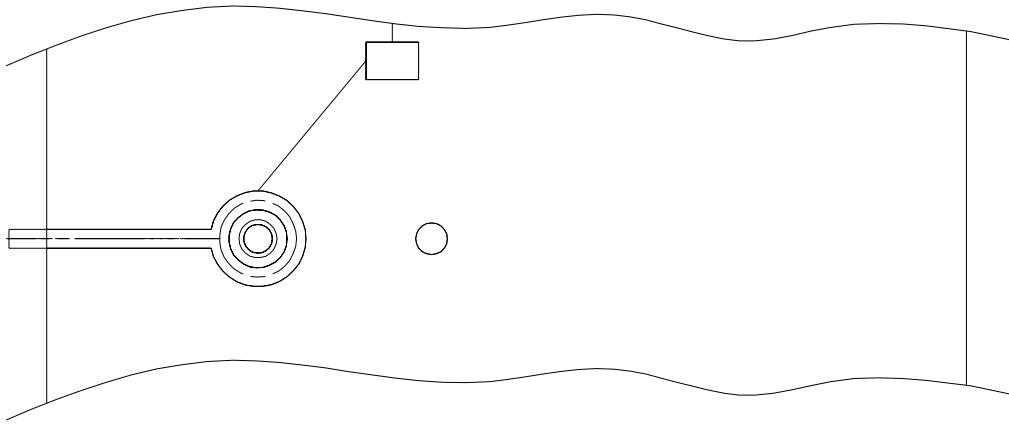
ELECTRICAL GROUP (CONTINUED)
12V BODY WIRING (CONTINUED)



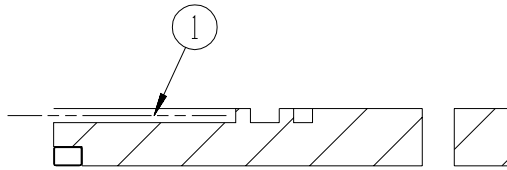
KEY	PART NUMBER	U/M	DESCRIPTION
1	090944-01-000	EA	ANTENNA - RADIO - 16" RUBBER - W/72" LEAD WIRE - STEREO SYSTEM/W/CD/DVD REAR
1	109889-04-000	EA	EXTENDER - ANTENNA SHAFT - 3.7" - STEREO SYSTEM/W/CD/DVD REAR
1	147741-01-09B	EA	BRACKET - ANTENNA GROUND - GALVANIZED - STEREO SYSTEM/W/CD/DVD REAR
2	146488-01-000	EA	PLATE - ROOF - CABLE ENTRY
3	151647-01-000	EA	PANEL - SOLAR 10 WATT
4*	076319-23-000	EA	ANTENNA - TV ROOF MOUNT - 44.5" MAST
4*	076319-25-000	EA	KIT - HARDWARE INTERIOR
4	069726-02-000	EA	BUMPER - .88" OD X .40" THICK - BLACK
5*	141454-03-01A	EA	ANTENNA/SATELLITE - "AUTO SEARCH WHILE PARKED/GPS SYSTEM" - SATELLITE DISH-AUTOMATIC FROM: 00-00-00 THRU: 01-28-07
5*	163598-01-02A	EA	ANTENNA/SATELLITE - DISH IN DOME/AUTOMATIC - BLACK - SATELLITE DISH-AUTOMATIC FROM: 01-29-07 THRU: 99-99-99
5	163598-02-000	EA	SWITCH/CONTROL - SATELLITE - SATELLITE DISH-AUTOMATIC FROM: 01-29-07 THRU: 99-99-99
5	163598-03-000	EA	CABLE - SATELLITE CONTROL - SATELLITE DISH-AUTOMATIC FROM: 01-29-07 THRU: 99-99-99
5	163598-04-000	EA	CABLE/COAX - SATELLITE - 9" - SATELLITE DISH-AUTOMATIC FROM: 01-29-07 THRU: 99-99-99
5	146488-03-000	EA	PLATE - ROOF - CABLE ENTRY - QUAD - SATELLITE DISH-AUTOMATIC FROM: 01-29-07 THRU: 99-99-99
5	082134-01-000	EA	ADAPTER - TV - CABLE TO CABLE - SATELLITE DISH-AUTOMATIC FROM: 01-29-07 THRU: 99-99-99
5	141454-04-000	EA	WIRE - SATELLITE - AUTOMATIC - SATELLITE DISH-AUTOMATIC

***COMPONENT PARTS LISTED LATER IN THIS GROUP**

ELECTRICAL GROUP (CONTINUED)
12V BODY WIRING (CONTINUED)

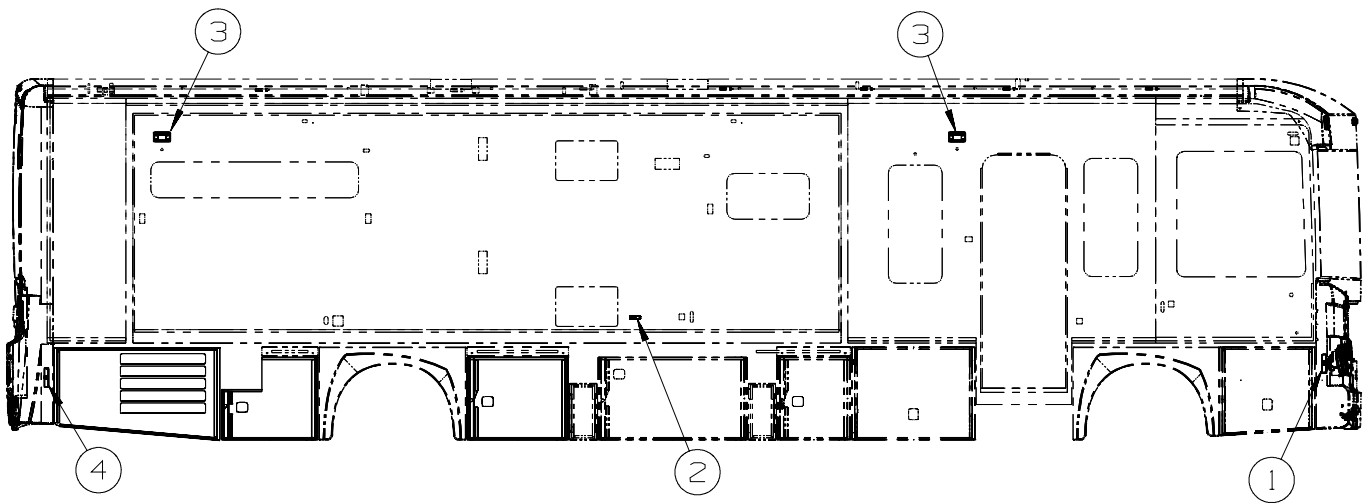
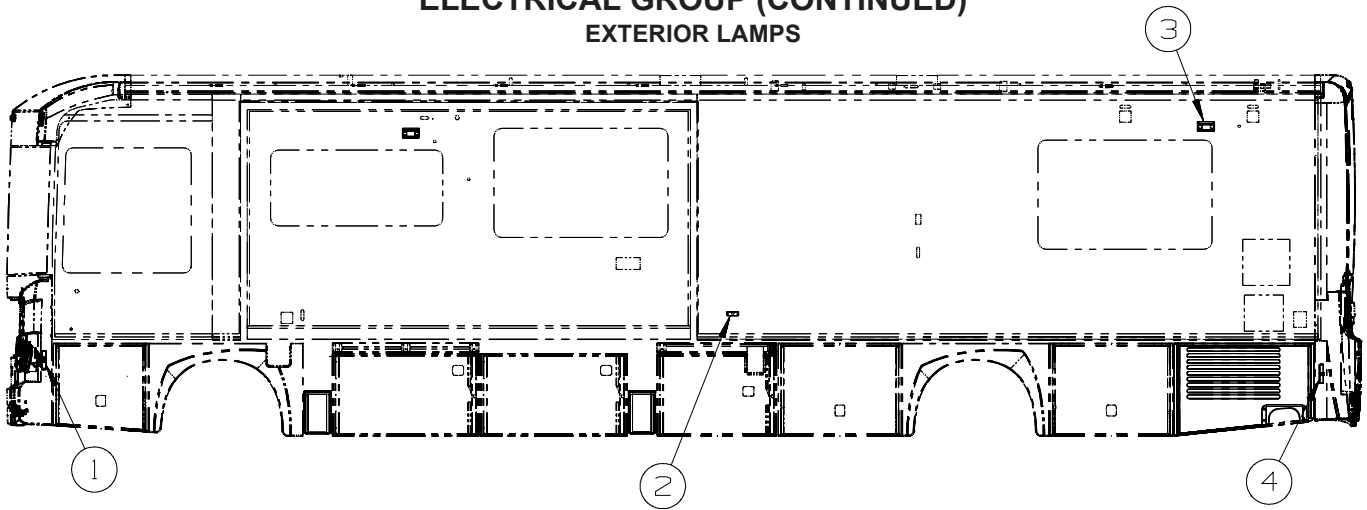


**SATELLITE WIRING DETAIL
ON ROOF**



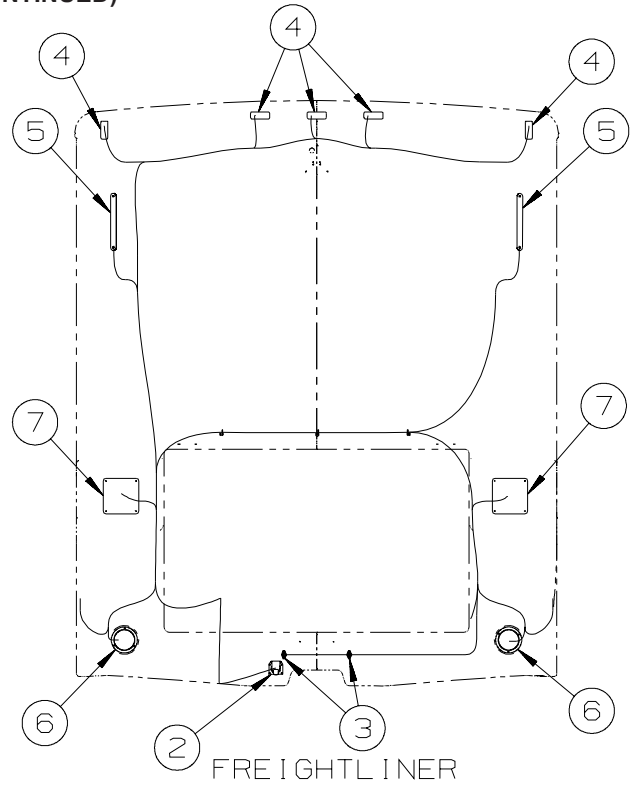
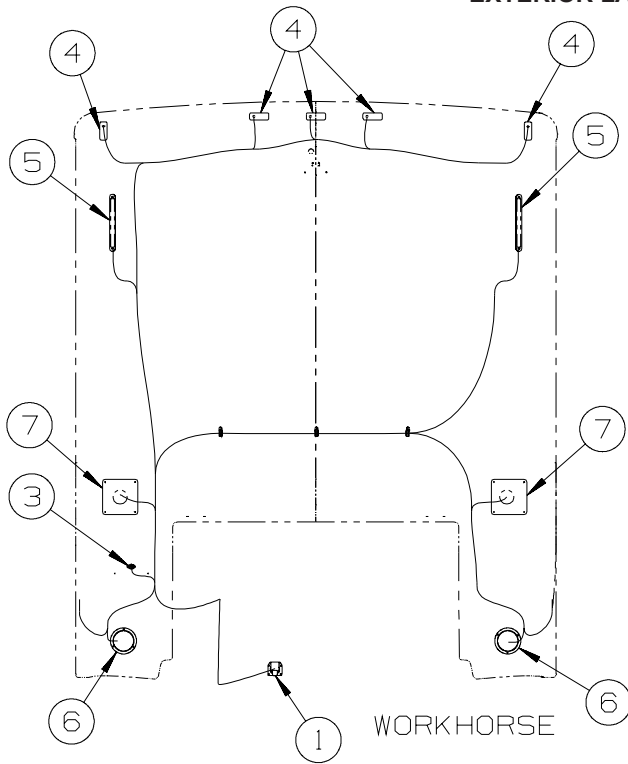
KEY	PART NUMBER	U/M	DESCRIPTION
1	154474-03-000	EA	CABLE - SATELLITE - COAX - 8' W/CONNECTORS - AUTOMATIC SATELLITE DISH
1	141454-04-000	EA	WIRE - SATELLITE - AUTOMATIC - AUTOMATIC SATELLITE DISH FROM: 00-00-00 THRU: 01-28-07
1	163598-03-000	EA	CABLE - SATELLITE CONTROL - AUTOMATIC SATELLITE DISH FROM: 01-29-07 THRU: 99-99-99

ELECTRICAL GROUP (CONTINUED) EXTERIOR LAMPS



KEY	PART NUMBER	U/M	DESCRIPTION
1	117826-02-000	EA	LAMP/SIDE MARKER ASSEMBLY - AMBER
1	117826-03-000	EA	GASKET/SIDE MARKER LIGHT
1	067789-02-000	EA	SOCKET - LAMP
1	036196-01-000	EA	BULB - 12V - #194 - .27 AMP - BAYONETTE
2	111102-01-000	EA	BASE - MARKER LAMP
2	111102-02-000	EA	LENS - AMBER - MARKER LAMP
2	067789-02-000	EA	SOCKET - LAMP
3	097917-01-08A	EA	LIGHT/PORCH - CHROME
4	117826-01-000	EA	LAMP/SIDE MARKER ASSEMBLY - RED
4	117826-03-000	EA	GASKET/SIDE MARKER LIGHT
4	067789-02-000	EA	SOCKET - LAMP
4	036196-01-000	EA	BULB - 12V - #194 - .27 AMP - BAYONETTE

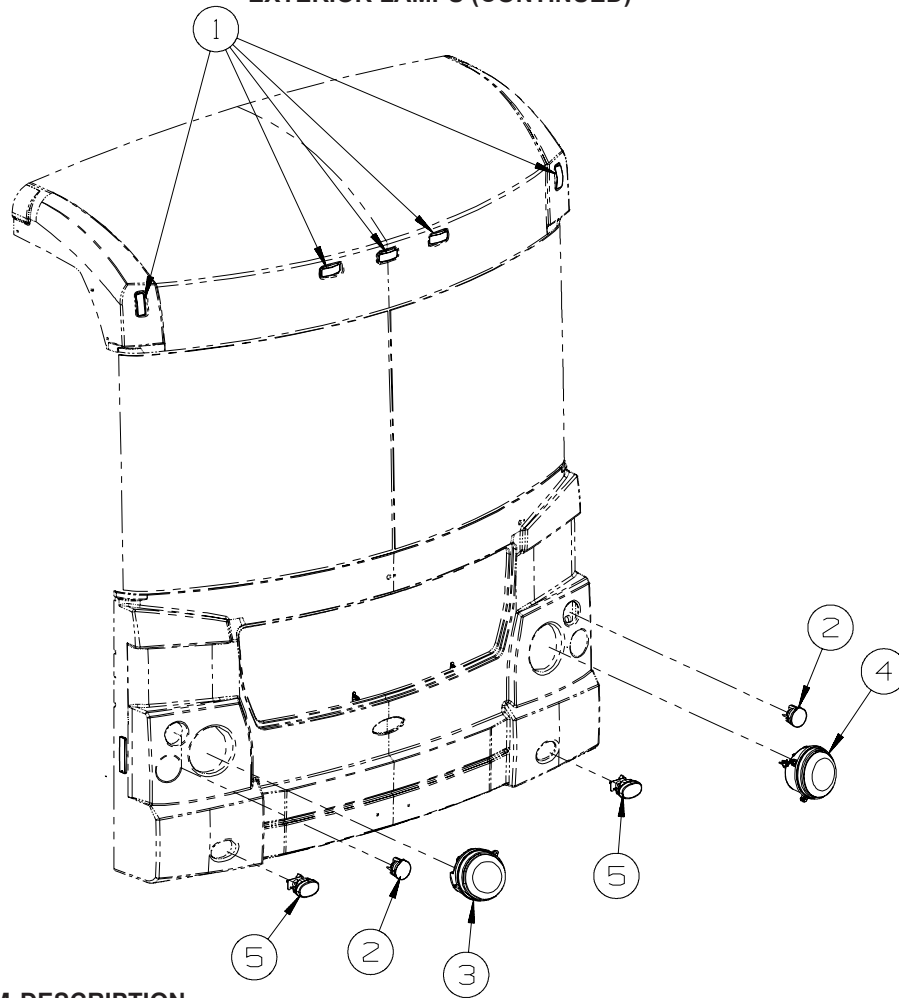
ELECTRICAL GROUP (CONTINUED)
EXTERIOR LAMPS (CONTINUED)



KEY	PART NUMBER	U/M	DESCRIPTION
1	146246-01-000	EA	CONNECTOR/PLUG - TRAILER - 7 PIN
1	157593-01-000	EA	CONNECTOR - PLUG - TRAILER - 7 SOCKET
2	146246-01-000	EA	CONNECTOR/PLUG - TRAILER - 7 PIN - FREIGHTLINER CHASSIS
3	087201-01-000	EA	LIGHT - HALF ROUND - 1" X 1.7" - PLASTIC - BLACK OR WHITE
4	111102-01-000	EA	BASE - MARKER LAMP
4	111102-03-000	EA	LENS - RED - MARKER LAMP
5	151076-01-000	EA	LIGHT - BRAKE - CENTER MOUNT
6	138441-02-000	EA	LAMP - BACKUP - 4 1/2" ROUND
6	138441-03-000	EA	CONNECTOR - LAMP - 2 CIRCUIT
7*	153658-02-01A	EA	LAMP - STOP/TURN/TAIL - CHROME

***COMPONENT PARTS LISTED LATER IN THIS GROUP**

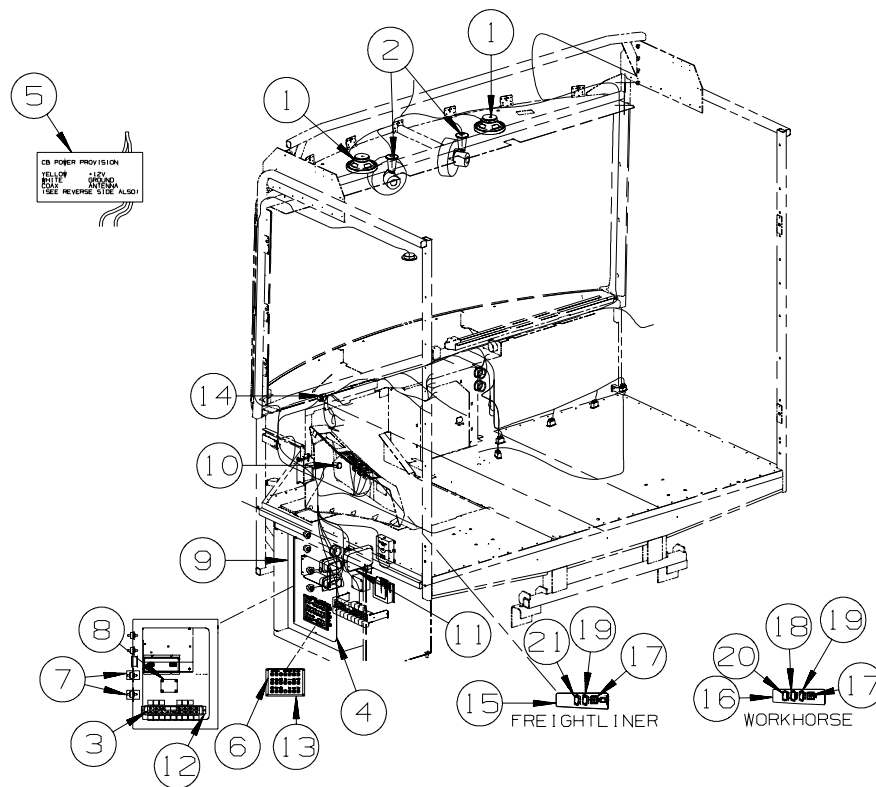
ELECTRICAL GROUP (CONTINUED)
EXTERIOR LAMPS (CONTINUED)



KEY	PART NUMBER	U/M	DESCRIPTION
1	111102-01-000	EA	BASE - MARKER LAMP
1	111102-02-000	EA	LENS - AMBER - MARKER LAMP
2	146560-03-000	EA	LAMP - PARK/TURN - AMBER
2	112708-01-000	EA	BULB - 12 VOLT - #3157 - .59/2.10 AMP
3	159009-01-000	EA	HEADLAMP - PASSENGER - W/BULB
3	088758-01-000	EA	HOUSING - HEADLAMP - CONNECTOR TERMINAL W/3 WIRES
3	146560-02-000	EA	SOCKET - LAMP - 3 WIRE
4	159009-02-000	EA	HEADLAMP - DRIVER - W/BULB
4	088758-01-000	EA	HOUSING - HEADLAMP - CONNECTOR TERMINAL W/3 WIRES
4	146560-02-000	EA	SOCKET - LAMP - 3 WIRE
5	161115-01-000	EA	LAMP/FOG - CLEAR/OVAL - KAPER II

ELECTRICAL GROUP (CONTINUED)

FRONT END

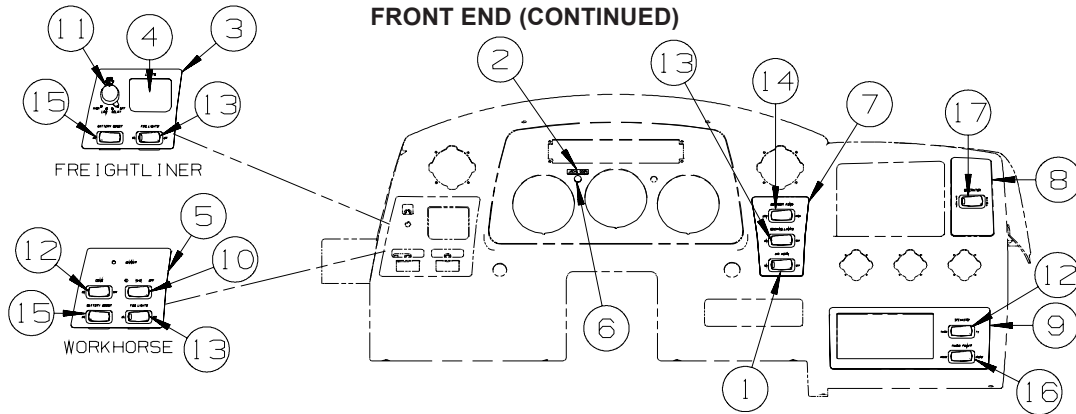


KEY	PART NUMBER	U/M	DESCRIPTION
1	094097-01-000	EA	SPEAKER - RADIO/TV - W/O GRILLE - 5.25" DIAMETER
1	159430-01-02A	EA	GRILLE - SPEAKER - 6" ROUND - BLACK
2	122856-01-01A	EA	FAN-DEFROSTER-2 SPEED W/SWIVEL BASE/NON-OSCILLATING-CHROME
3	136161-05-01A	EA	LABEL - RELAY - MATTE BLACK/WHITE LETTERS
3	136161-04-01A	EA	LABEL - RELAY - MATTE BLACK/WHITE LETTERS - FREIGHTLINER CHASSIS
4	145066-04-02B	EA	DOOR - ELECTRICAL COMPARTMENT - E-COATED
4	145066-03-02B	EA	DOOR - ELECTRICAL COMPARTMENT - E-COATED - FREIGHTLINER CHASSIS
5	104678-01-000	EA	LABEL - CB PREP
6	093236-48-000	EA	LABEL - CIRCUIT BREAKER
7	118571-03-000	EA	BRACKET - MOUNTING
7	118571-04-000	EA	GASKET
8	128074-02-000	EA	FILTER - NOISE - 12 VOLT DC W/PLUGS
9	145063-03-02B	EA	PANEL - CLOSEOUT/ELECTRICAL - E-COATED
10	111414-01-000	EA	RECEPTACLE/SOCKET - 12 VOLT
11*	137417-03-01A	EA	LIGHT - DOME - SINGLE - W/O SWITCH - W/FROSTED LENS-WHITE
12	136120-02-02B	EA	BRACKET - RELAY - E-COATED
13	139067-07-02B	EA	PLATE - CIRCUIT BREAKER/HOUSE - E-COATED
14	160876-01-000	EA	ALARM - JACKS DOWN
15	145926-20-02B	EA	INSERT - SWITCH PLATE - 4 HOLE/RELAY SLOT - E-COATED
15	159671-05-01A	EA	APPLIQUE - PANEL/LH - SILVER - FREIGHTLINER CHASSIS
16	145926-20-02B	EA	INSERT - SWITCH PLATE - 4 HOLE/RELAY SLOT - E-COATED
16	159671-08-01A	EA	APPLIQUE - PANEL/LH - SILVER
17	088246-01-000	EA	SWITCH/REMOTE MIRROR - W/2PIN & 6 PIN CONNECTORS/PIGTAIL
18	145638-01-01A	EA	SWITCH/ROCKER - SPST (ON/OFF) - BLACK
18	108355-02-000	EA	HOUSING - SWITCH - 12 POSITION
18	103603-01-000	EA	BULB - 12V - #74 - .12A WEDGE - GE 22-25 USED IN DASH
19	145638-02-01A	EA	SWITCH/ROCKER - SPST (ON/OFF) - LIGHTED - BLACK
19	108355-02-000	EA	HOUSING - SWITCH - 12 POSITION
19	103603-01-000	EA	BULB - 12V - #74 - .12A WEDGE - GE 22-25 USED IN DASH
20	145638-05-01A	EA	SWITCH/ROCKER - SPDT (ON/OFF/ON) - BLACK
20	108355-02-000	EA	HOUSING - SWITCH - 12 POSITION
20	103603-01-000	EA	BULB - 12V - #74 - .12A WEDGE - GE 22-25 USED IN DASH
21	145638-08-01A	EA	SWITCH/ROCKER - DPDT (ON/ON) - LIGHTED - BLACK
21	108355-02-000	EA	HOUSING - SWITCH - 12 POSITION
21	103603-01-000	EA	BULB - 12V - #74 - .12A WEDGE - GE 22-25 USED IN DASH

*COMPONENT PARTS LISTED LATER IN THIS GROUP

ELECTRICAL GROUP (CONTINUED)

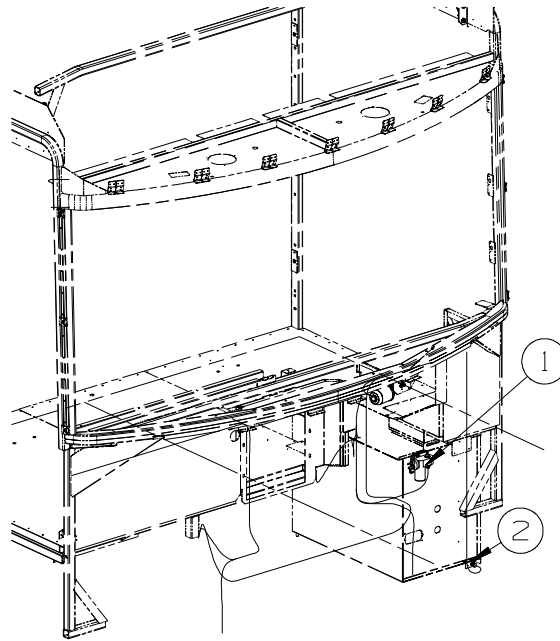
FRONT END (CONTINUED)



KEY	PART NUMBER	U/M	DESCRIPTION
1	145638-08-01A	EA	SWITCH/ROCKER - DPDT (ON/ON) - LIGHTED - BLACK
1	108355-02-000	EA	HOUSING - SWITCH - 12 POSITION
1	103603-01-000	EA	BULB - 12V - #74 - .12A WEDGE - GE 22-25 USED IN DASH
2	133533-01-01A	EA	LABEL - JACKS DOWN - CLEAR W/WHITE LETTERING
3	159671-02-01A	EA	APPLIQUE - DRIVERS/LH - SILVER - FREIGHTLINER CHASSIS
4	160192-01-02B	EA	MOUNT - HEADLAMP SWITCH/RH - E-COATED - FREIGHTLINER CHASSIS
4	160192-02-02B	EA	MOUNT - HEADLAMP SWITCH/LH - E-COATED - FREIGHTLINER CHASSIS
5	159671-09-01A	EA	APPLIQUE - BEZEL/DRIVERS/LH - SILVER
6	150237-01-000	EA	LIGHT - INDICATOR - RED
7	159671-01-01A	EA	APPLIQUE - DRIVERS/RH - SILVER
7	159671-07-01A	EA	APPLIQUE - DRIVERS/RH - SILVER - AIR HORNS
8	159671-03-01A	EA	APPLIQUE - PASSENGER - SILVER
9	159671-04-01A	EA	APPLIQUE - BEZEL/RADIO - SILVER
10	145638-14-01A	EA	SWITCH/ROCKER - DPDT (ON/OFF/ON) - BLACK
10	108355-02-000	EA	HOUSING - SWITCH - 12 POSITION
10	103603-01-000	EA	BULB - 12V - #74 - .12A WEDGE - GE 22-25 USED IN DASH
11*	091206-04-000	EA	MODULE KIT - WIPER CONTROL - DYNAMIC PARK - FREIGHTLINER CHASSIS
12	145638-01-01A	EA	SWITCH/ROCKER - SPST (ON/OFF) - BLACK
12	108355-02-000	EA	HOUSING - SWITCH - 12 POSITION
12	103603-01-000	EA	BULB - 12V - #74 - .12A WEDGE - GE 22-25 USED IN DASH
13	145638-02-01A	EA	SWITCH/ROCKER - SPST (ON/OFF) - LIGHTED - BLACK
13	108355-02-000	EA	HOUSING - SWITCH - 12 POSITION
13	103603-01-000	EA	BULB - 12V - #74 - .12A WEDGE - GE 22-25 USED IN DASH
14	145638-03-01A	EA	SWITCH/ROCKER - SPDT (ON/OFF/ON) - BLACK
14	108355-02-000	EA	HOUSING - SWITCH - 12 POSITION
14	103603-01-000	EA	BULB - 12V - #74 - .12A WEDGE - GE 22-25 USED IN DASH
15	145638-04-01A	EA	SWITCH/ROCKER - SPDT (ON/ON) - BLACK
15	108355-02-000	EA	HOUSING - SWITCH - 12 POSITION
15	103603-01-000	EA	BULB - 12V - #74 - .12A WEDGE - GE 22-25 USED IN DASH
16	145638-07-01A	EA	SWITCH/ROCKER - DPDT (ON/ON) - BLACK
16	108355-02-000	EA	HOUSING - SWITCH - 12 POSITION
16	103603-01-000	EA	BULB - 12V - #74 - .12A WEDGE - GE 22-25 USED IN DASH
17	145638-06-01A	EA	SWITCH/ROCKER - SPDT (ON/OFF/ON) - LIGHTED - BLACK
17	108355-02-000	EA	HOUSING - SWITCH - 12 POSITION
17	103603-01-000	EA	BULB - 12V - #74 - .12A WEDGE - GE 22-25 USED IN DASH

*COMPONENT PARTS LISTED LATER IN THIS GROUP

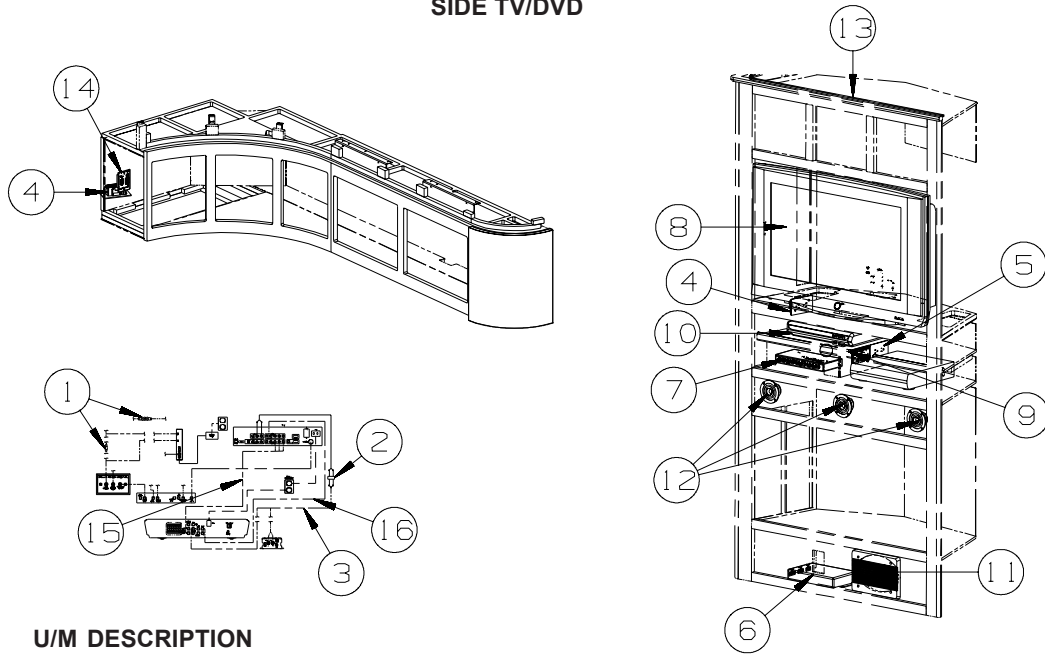
ELECTRICAL GROUP (CONTINUED)
FRONT END (CONTINUED)



KEY	PART NUMBER	U/M	DESCRIPTION
1	114802-01-000	EA	PUMP - VACUUM - 12V
2	147428-01-02B	EA	BRACKET/ZEE - F/TEMPERATURE SENSOR - E-COATED

ELECTRICAL GROUP (CONTINUED)

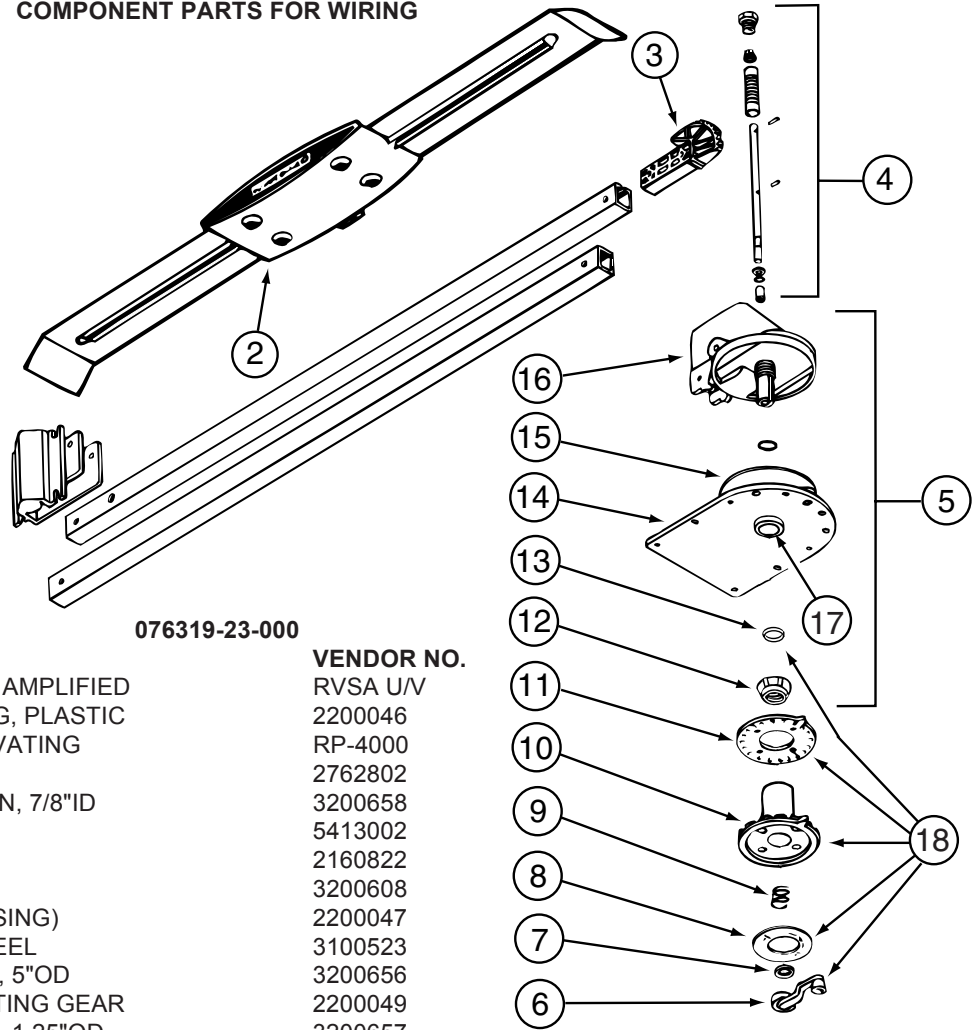
SIDE TV/DVD



KEY	PART NUMBER	U/M	DESCRIPTION
1	082134-01-000	EA	ADAPTER - TV - CABLE TO CABLE
2	123324-01-000	EA	FILTER - GROUND LOOP
3	117420-03-000	EA	CABLE - W/MALE RCA ENDS - SHIELDED - 20'
4	058708-01-000	EA	RECEPTACLE - ELECTRIC - DOUBLE - BROWN
5	058708-01-000	EA	RECEPTACLE - ELECTRIC - DOUBLE - BROWN
5	158542-02-01A	EA	LABEL - RECEPTACLE - ELECTRONICS - WHITE/BLACK
6	140062-01-000	EA	SWITCH - SPEAKER - 6 CHANNEL
7	142258-01-000	EA	SWITCH - VIDEO/ANTENNA POWER SUPPLY
8*	160363-01-000	EA	TV - 30" - HDTV W/DIGITAL TUNER/SIDE SPEAKERS -TXS3082WH FROM: 00-00-00 THRU: 04-25-07
8*	160363-02-000	EA	TV - 30" - HDTV W/DIGITAL TUNER/SIDE SPEAKERS -TXS3093WH FROM: 04-26-07 THRU: 99-99-99
9	149557-04-01A	EA	PLATE/WALL - TRIPLE COAXIAL/HORIZONTAL - WHITE
10*	158836-01-000	EA	DVD - HOME THEATER - W/O SPEAKERS - MEMOREX STS71E-R FROM: 00-00-00 THRU: 06-10-07
10*	164270-01-000	EA	DVD - HOME THEATER - W/O SPEAKERS - MEMOREX STS2891-R FROM: 06-11-07 THRU: 99-99-99
11	124884-01-000	EA	SPEAKER - 6" X 9" - SUB-WOOFER - W/O GRILLE
11	151844-01-01A	EA	GRILLE - SPEAKER - 6" X 9" - SUB WOOFER - BLACK
12	160868-01-01A	EA	SPEAKER - ROUND/CEILING - W/O CASE - BLACK
13	146514-03-000	FT	LIGHT - FLEX - ROPE/ROUND - W/O MOUNT CHANNEL
13	146514-02-000	EA	CONNECTOR - LIGHT
14	163598-02-000	EA	SWITCH/CONTROL - SATELLITE - AUTOMATIC TV SATELLITE SYSTEM FROM: 01-29-07 THRU: 99-99-99
14	163598-03-000	EA	CABLE - SATELLITE CONTROL
15	155845-01-000	EA	CABLE - RCA - 12' - 3 RCA MALE CONNECTORS - BOTH ENDS
16	136860-03-000	EA	CABLE - RCA - SHIELDED - 3 MALE TO MALE CONNECTORS - 6'

*COMPONENT PARTS LISTED LATER IN THIS GROUP

ELECTRICAL GROUP (CONTINUED)
COMPONENT PARTS FOR WIRING



076319-23-000

KEY	PART NUMBER	U/M	DESCRIPTION	VENDOR NO.
2	076319-01-700	EA	HEAD-ANTENNA, AMPLIFIED	RVSA U/V
3	076319-01-701	EA	GEAR-ELEVATING, PLASTIC	2200046
4	076319-01-702	EA	SHAFT ASM-ELEVATING	RP-4000
5	076319-01-711	EA	BASE & LIFT ASM	2762802
7	076319-01-705	EA	GROMMET-NYLON, 7/8"ID	3200658
8	076319-01-708	EA	DECAL-CRANK	5413002
9	076319-01-707	EA	SPRING-HANDLE	2160822
11	076319-01-712	EA	PLATE - CEILING	3200608
12	076319-01-715	EA	NUT (GEAR HOUSING)	2200047
14	076319-01-713	EA	PLATE-BASE, STEEL	3100523
15	076319-01-703	EA	BEARING-NYLON, 5"OD	3200656
16	076319-01-714	EA	HOUSING, ROTATING GEAR	2200049
17	076319-01-704	EA	BEARING-NYLON, 1.25"OD	3200657
18	076319-01-709	EA	HANDLE-HEAD DIRECTIONAL	200644
	076319-01-716	EA	TUBING, ELEVATING	RP-2900

CONTACT WINNEBAGO PART SALES FOR UNLISTED COMPONENT(S)

076319-25-000

KEY	PART NUMBER	U/M	DESCRIPTION	VENDOR NO.
6	076319-01-706	EA	CRANK-W/SET SCREW UNIV/BEIGE	2750897
6	120233-01-710	EA	HANDLE-CRANK W/SCREW - WHITE	RP-6795
8	076319-01-708	EA	DECAL-CRANK	5413002
10	076319-25-700	EA	DIRECTIONAL HANDLE(WHITE)	3200612
11	076319-25-701	EA	PLATE - CEILING(WHITE)	3200609
13	120233-01-709	EA	WASHER-NYLON	RP-2658

CONTACT WINNEBAGO PART SALES FOR UNLISTED COMPONENT(S)

087694-01-000

KEY	PART NUMBER	U/M	DESCRIPTION	VENDOR NO.
	087694-01-700	EA	BULB	GE561

091206-04-000

KEY	PART NUMBER	U/M	DESCRIPTION	VENDOR NO.
	091206-02-700	EA	KNOB-INNER	66C-00019
	091206-02-701	EA	KNOB-OUTER	66C-00020
	091206-04-700	EA	SWITCH ASSEM. ONLY	250-6623
	102362-03-700	EA	MODULE-WIPER CONT., DYNAMIC	66D-00093

093575-46-01A

KEY	PART NUMBER	U/M	DESCRIPTION	VENDOR NO.
	093575-46-700	EA	GLOBE	#98

108354-01-01A

KEY	PART NUMBER	U/M	DESCRIPTION	VENDOR NO.
	108354-01-700	EA	BULB-COURTESY LIGHT	395-B

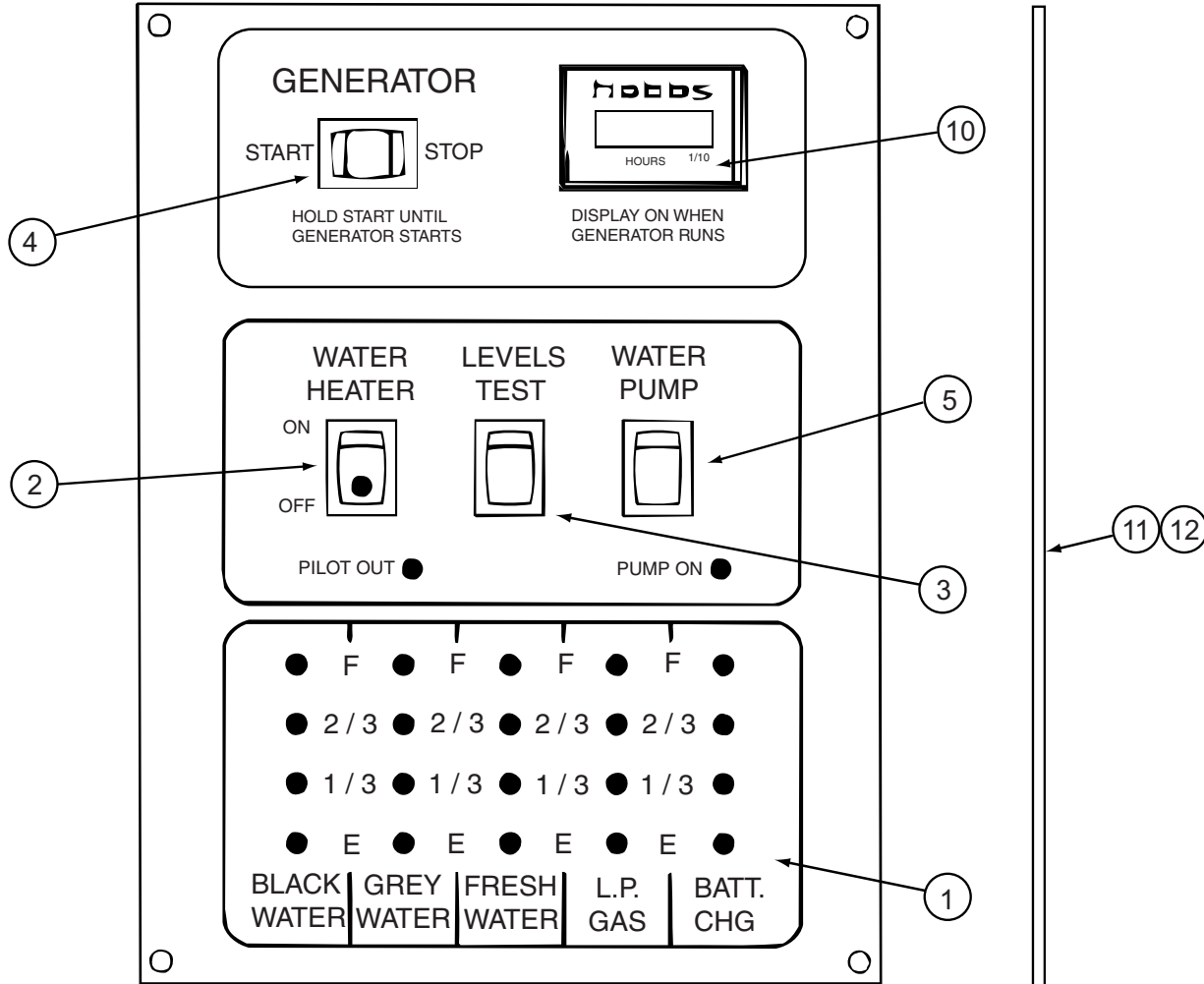
ELECTRICAL GROUP (CONTINUED)
COMPONENT PARTS FOR WIRING (CONTINUED)

121935-01-01A

KEY	PART NUMBER	U/M	DESCRIPTION	VENDOR NO.
	121935-01-700	EA	LENS ONLY - W/CENTER HOLE	809511

123775-01-02A

KEY	PART NUMBER	U/M	DESCRIPTION	VENDOR NO.
	123775-01-702	EA	BEZEL/LENS - SATIN NICKEL	99 953470



134940-08-01A

KEY	PART NUMBER	U/M	DESCRIPTION	VENDOR NO.
1	134940-04-700	EA	CHASSIS - SILKSCREENED	CE0136-00
2	134940-01-701	EA	SWITCH-SPST/ON-OFF/BLK W/LGT	L0109
3	096983-01-701	EA	SWITCH - SPST/MOM 2 TERMINAL	L0111-00
4	096983-01-702	EA	SWITCH - MOM/OFF/MOM/3 TERM	L0112-00
5	096983-01-703	EA	SWITCH - ON/ON	L0115-00
10	100258-10-701	EA	GAUGE-HR METER ONLY (LCD)	L0775-00
11	134940-06-700	EA	PC BOARD - SENSOR SYSTEM/RED	L5131-02
12	134940-04-701	EA	BOARD - PC - SOLAR LIGHT	L5121-01

CONTACT WINNEBAGO PART SALES FOR UNLISTED COMPONENT(S)

137417-01-01A, 137417-03-01A

KEY	PART NUMBER	U/M	DESCRIPTION	VENDOR NO.
	137417-01-700	EA	LENS - SINGLE (FROSTED)	810868

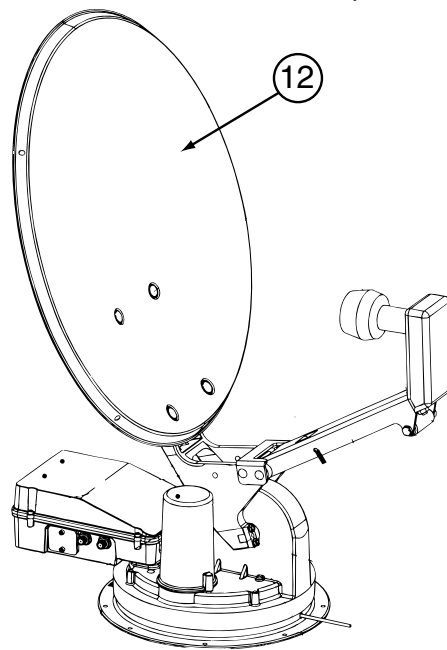
137417-02-01A

KEY	PART NUMBER	U/M	DESCRIPTION	VENDOR NO.
	137417-02-700	EA	LENS - SINGLE OPTIC	810844

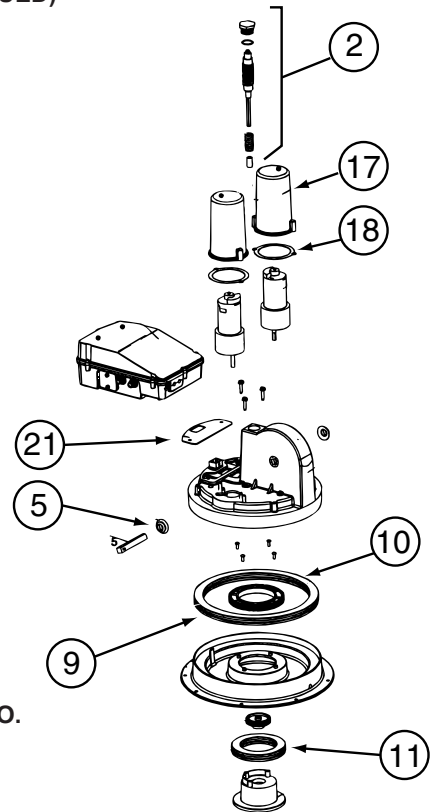
137417-06-01A

KEY	PART NUMBER	U/M	DESCRIPTION	VENDOR NO.
	137417-06-700	EA	LENS - DOUBLE WHITE	810867

ELECTRICAL GROUP (CONTINUED)
COMPONENT PARTS FOR WIRING (CONTINUED)



141454-03-01A



KEY	PART NUMBER	U/M	DESCRIPTION	VENDOR NO.
2	141454-01-700	EA	KIT ELEV-SHAFT/GEARS/SPRING	RP-RM20
4	137135-01-705	EA	SPRING	2160818
5	137135-01-707	EA	SEAL - PIVOT SHAFT	2200852
9	137135-01-712	EA	BEARING - OUTER	2590347
10	137135-01-714	EA	GEAR - ELEVATING SHAFT	2200465
10	141454-01-712	EA	GEAR - ROTATE	2200469
11	137135-01-715	EA	BEARING - INNER	2590348
12	137135-01-718	EA	REFLECTOR/WHITE-46CM W/HDWE	RP-35RM
13	137135-01-713	EA	TURRET BASE	3100730
17	141454-01-705	EA	HOUSING - MOTOR	3200260
18	141454-01-706	EA	GASKET - MOTOR HOUSING	2240054
21	141454-01-709	EA	GASKET	2240056
	120233-01-714	EA	CLIP-E	5160818
	137135-01-704	EA	PIN - 1/4" X 3.25"	2160813
	137135-01-719	EA	BRACKET - PIVOT	2744945
	137135-01-722	EA	CLAMP	2590343
	137135-01-723	EA	SUPPORT/FRAME-BACKUP-W/HDWE	RP-RM00
	137135-02-703	EA	LOW NOISE BLOCK FILTER	LB-6000 - DUAL
	141454-01-701	EA	KIT - GEAR/MOTOR-GEAR/ROTATE	RP-RM25
	141454-01-702	EA	HOUSING/ELECTRONICS - UPPER	RP-RM10
	141454-01-703	EA	HOUSING/ELECTRONICS - LOWER	RP-RM15
	141454-01-704	EA	KIT LIFT ASSEMBLY COMPLETE	RP-RM05
	141454-03-700	EA	MOTOR (AZIMUTH)	2665042
	141454-03-701	EA	MOTOR (ELEVATION)	2665041
	141454-03-702	EA	CIRCUIT BOARD(CONTROL BOARD)	RP-RM80
	141454-03-703	EA	CONTRL PANEL W/BOX (AS2003)	RP-AS85
	141454-03-704	EA	TURRET ASM - W/MOTORS	RP-AS50
	141454-03-705	EA	SHROUD/COVER - W/SCREWS	2200732 W/SCREWS

CONTACT WINNEBAGO PART SALES FOR UNLISTED COMPONENT(S)

156413-01-01A

KEY	PART NUMBER	U/M	DESCRIPTION	VENDOR NO.
	156413-01-700	EA	REMOTE	REMAWM950

158836-01-000

KEY	PART NUMBER	U/M	DESCRIPTION	VENDOR NO.
	158836-01-700	EA	REMOTE	STS71WREM

159759-01-000

KEY	PART NUMBER	U/M	DESCRIPTION	VENDOR NO.
	159759-01-700	EA	REMOTE - TV	RRMCGA367WJSA

ELECTRICAL GROUP (CONTINUED)
COMPONENT PARTS FOR WIRING (CONTINUED)

163031-01-01A

KEY	PART NUMBER	U/M DESCRIPTION	VENDOR NO.
	163031-01-700	EA REMOTE	PSVCAWM960

160363-01-000 & 160363-02-000

KEY	PART NUMBER	U/M DESCRIPTION	VENDOR NO.
	160363-01-700	EA REMOTE - TV	AA59-00356H

163097-01-000

KEY	PART NUMBER	U/M DESCRIPTION	VENDOR NO.
	163097-01-700	EA KEY - #2382 (ILLINOIS LOCK)	2382
	163097-01-701	EA KEY - #2341 (MILLER DIAL)	PART SALES

163598-01-02A

KEY	PART NUMBER	U/M DESCRIPTION	VENDOR NO.
	154474-04-702	EA DOME ONLY-REPLACEMENT-BLACK	1850-B-LP-FS
	154474-04-706	EA LNB DUAL EAGLE ASPEN N/C	1863-1
	163598-01-700	EA BOARD CIRCUIT N/C	1990-RF-LP KIT
	163598-01-701	EA STUFFED PCB,CWIM DVB N/C	438

164270-01-000

KEY	PART NUMBER	U/M DESCRIPTION	VENDOR NO.
	164270-01-700	EA REMOTE	STS2891REM

164598-01-000

KEY	PART NUMBER	U/M DESCRIPTION	VENDOR NO.
	164598-01-700	EA REMOTE	RRMCGA546WJSA

165170-01-01A

KEY	PART NUMBER	U/M DESCRIPTION	VENDOR NO.
	165170-01-700	EA LENS	81230-LENS

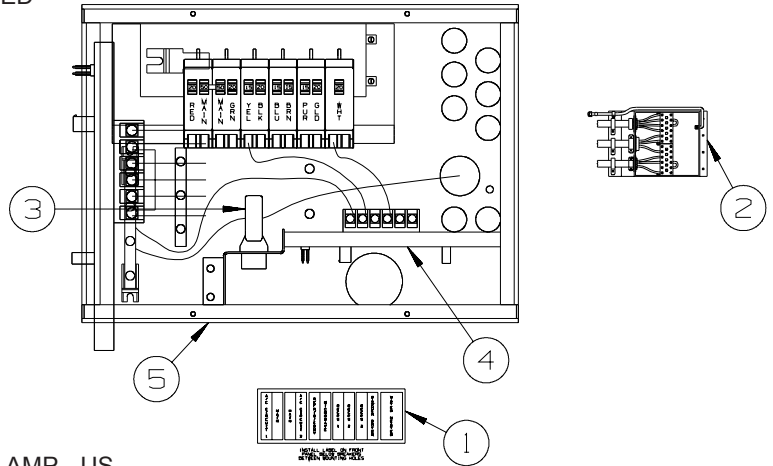
CIRCUIT BREAKERS, FUSES & RELAYS

KEY	PART NUMBER	U/M DESCRIPTION
	062901-02-000	EA FUSE - 5 AMP - AUTOMOTIVE
	062901-05-000	EA FUSE - 15 AMP - AUTOMOTIVE
	062901-07-000	EA FUSE - 25 AMP - AUTOMOTIVE
	062901-08-000	EA FUSE - 30 AMP - AUTOMOTIVE
	063910-01-000	EA HOUSING - RELAY
	063912-02-000	EA RELAY - CANISTER - SPDT
	083209-01-000	EA CIRCUIT BREAKER - 15 AMP - 120 VOLT - CANADIAN
	083209-02-000	EA CIRCUIT BREAKER - 15/15 AMP - 120 VOLT
	083209-03-000	EA CIRCUIT BREAKER - 15/20 AMP - 120 VOLT
	083209-04-000	EA CIRCUIT BREAKER - 30 AMP - 120 VOLT
	083209-05-000	EA CIRCUIT BREAKER - 20 AMP - 120 VOLT
	083209-06-000	EA CIRCUIT BREAKER - 30/15 AMP - 120 VOLT
	083209-07-000	EA CIRCUIT BREAKER - 20/20 AMP - 120 VOLT
	083209-10-000	EA CIRCUIT BREAKER - 20/30 AMP - 120 VOLT
	083209-11-000	EA CIRCUIT BREAKER - 20/15 AMP - 120 VOLT
	092786-03-000	EA BUSS BAR - 6.9" LONG
	092786-06-000	EA BUSS BAR
	093654-01-000	EA CIRCUIT BREAKER - 6 AMP - 12 VOLT - PUSH BUTTON - WHITE
	093654-02-000	EA CIRCUIT BREAKER - 15 AMP - 12 VOLT - PUSH BUTTON - WHITE
	093654-03-000	EA CIRCUIT BREAKER - 20 AMP - 12 VOLT - PUSH BUTTON - WHITE
	093654-05-000	EA CIRCUIT BREAKER - 10 AMP - 12 VOLT - PUSH BUTTON - WHITE
	093655-01-000	EA CIRCUIT BREAKER - 25 AMP - 12 VOLT - PUSH BUTTON - WHITE
	093655-02-000	EA CIRCUIT BREAKER - 30 AMP - 12 VOLT - PUSH BUTTON - WHITE
	093655-03-000	EA CIRCUIT BREAKER - 40 AMP - 12 VOLT - PUSH BUTTON - WHITE
	100341-01-000	EA FUSE HOLDER - IN LINE TYPE
	113482-01-000	EA CIRCUIT BREAKER - 55 AMP - MANUAL
	115187-01-000	EA FUSE - 300 AMP - NON-DELAY
	115187-02-000	EA HOLDER - FUSE
	115187-03-000	EA FUSE - 60 AMP - NON-DELAY
	122811-01-000	EA CIRCUIT BREAKER - 20/50/50/20 AMP - 250V
	141789-01-000	EA SPACER - CIRCUIT BREAKER

ELECTRICAL GROUP (CONTINUED)

CONVERTER, INVERTER, LOAD CENTERS

KEY	PART NUMBER	U/M	DESCRIPTION
	123058-01-000	EA	CONVERTER - 55 AMP - ELECTRONIC - 4 1/8"H X 7"W X 12 3/8"L
	148254-03-000	EA	CABLE/INVERTOR - W/8 PIN MODULAR PHONE JACK - 50'-DIMEN
	154511-01-000	EA	INVERTER - 600 WATT - W/O REMOTE PANEL
	154511-02-000	EA	REMOTE/PANEL - INVERTER/600 WATT
	162373-02-02B	EA	BRACKET - INVERTER - E-COATED



KEY	PART NUMBER	U/M	DESCRIPTION
1	095721-33-000	EA	LABEL - CONTROL CENTER - 50 AMP - US
2	106071-06-000	EA	SWITCH - AUTOMATIC TRANSFER - PARALLAX 5070 - 30/50 AMP FROM: 00-00-00 THRU: 11-11-07
2	167050-01-000	EA	SWITCH - AUTOMATIC TRANSFER - PARALLAX ATS501BP - NOT ILLUSTRATED FROM: 11-12-07 THRU: 99-99-99
3	127002-07-000	EA	SENSOR - CURRENT
4	127002-11-000	EA	MODULE - EMS CENTER - W/REMOTE SENSOR
5	141258-01-000	EA	LOAD CENTER - 120/240 - 30/50 AMP
5	141258-02-000	EA	LOAD CENTER - COVER

BOXES & CORDS

KEY	PART NUMBER	U/M	DESCRIPTION
	008289-01-000	EA	BOX - ELECTRIC/STEEL - 4" X 4" - 1/2" & 3/4" KNOCKOUTS
	008294-01-000	EA	COVER - ELECTRIC BOX - BLANK/STEEL - 4" X 4" - GRAY
	108934-02-000	EA	CORD - POWER - 50 AMP - 4-WIRE - 36'
	115832-01-000	FT	CORD - HEAVY DUTY - 14-2 W/GROUND
	131679-01-000	EA	BOX/ELECTRIC-WATERPROOF-4" X 4" - W/4 3/4"OUTLETS-UL/CSA
	131680-01-000	EA	COVER - F/ELECTRIC BOX W/GASKET 4" X 4" - UL/CSA
	133070-01-000	EA	BOX - ELECTRIC/PLASTIC - 3" X 2" X 2.8" - UL
	133070-02-000	EA	BOX - ELECTRIC/PLASTIC - 3" X 2" X 2.8" - CSA

WIRE ASSEMBLIES

KEY	PART NUMBER	U/M	DESCRIPTION
	077069-02-000	EA	CABLE/EXTENSION - RADIO ANTENNA - 96"
	077069-03-000	EA	CABLE/EXTENSION - RADIO ANTENNA - 260"
	114870-01-000	EA	PLUG - AUDIO W/LEADS - 48.5" - REARVIEW MONITOR SYS
	135131-01-000	EA	WIRE LOOM - THERMOSTAT
	135420-16-000	EA	WIRE LOOM - RADIO
	136028-01-000	EA	WIRE ASM-SOFA,REST EASY FROM: 08-22-07 THRU: 99-99-99
	136860-02-000	EA	CABLE - RCA - SHIELDED - 3 MALE TO MALE CONNECTORS - 50'
	137135-03-000	EA	WIRE LOOM - DIGITAL ELEVATION SENSOR
	137135-04-000	EA	WIRE HARNESS - POWER - DIGITAL ELEVATION SENSOR
	141454-04-000	EA	WIRE - SATELLITE - AUTOMATIC
	142258-02-000	EA	WIRE LOOM - VIDEO SWITCH/POWER SUPPLY
	144677-07-000	EA	WIRE - MONITOR - POWER - 3 PIN TO 6 PIN (3 WIRE)
	144677-09-000	EA	WIRE - MONITOR - POWER - 3 PIN/2 PIN
	145210-01-000	FT	CABLE - COAXIAL
	147313-01-000	EA	WIRE - OUTSIDE TEMP SENSOR - W/O SENSOR
	151316-02-000	EA	WIRE ASM - W/NON CONTACT SENSORS - GREY WATER - 23.6"
	151317-02-000	EA	WIRE ASM-W/NON CONTACT SENSORS-FRESH WATER/BLK TANK-23.6"
	151317-03-000	EA	WIRE ASM-W/NON CONTACT SENSORS-FRESH WATER/BLK TANK-43.2"
	151422-01-000	EA	PIGTAIL - F/FOG LIGHT

ELECTRICAL GROUP (CONTINUED)
CONNECTORS & CONDUIT

KEY	PART NUMBER	U/M	DESCRIPTION
	007940-01-000	EA	RECEPTACLE/SLIDE 16 TO 12 AWG - FEMALE END
	007940-02-000	EA	RECEPTACLE/SLIDE 10 AWG
	007954-01-000	EA	RECEPTACLE - HOUSING - 6 POSITION
	007956-05-000	EA	INSULATOR - SHRINK - 1/4"ID X 1 1/2"
	008311-01-000	EA	CONNECTOR - WIRE NUT - INSULATED - RED
	008312-01-000	EA	CONNECTOR - WIRE NUT - INSULATED - BLUE
	008313-01-000	EA	CONNECTOR - WIRE NUT - INSULATED - YELLOW
	008314-01-000	EA	CONNECTOR - WIRE NUT - INSULATED - GRAY
	008328-01-000	EA	TERMINAL - RING - 12/10 WIRE - #10 STUD FIT
	008331-01-000	EA	TERMINAL - RING - TONGUE - #4 WIRE - 3/8" STUD - COPPER
	008348-01-000	EA	TERMINAL - RING - 3/8" STUD 2 GA. WIRE
	008355-01-000	EA	CONNECTOR - CABLE CLAMPING - 3/4"
	008356-01-000	EA	CONNECTOR - PLASTIC - 3/8"
	008356-02-000	EA	CONNECTOR - PLASTIC - 21/32"
	035416-04-000	EA	TERMINAL - RING - #10 STUD FIT - INSULATED BARREL #16/14
	041953-01-000	FT	CONDUIT - CONVOLUTE SLIT - .5" ID - POLYETHYLENE
	041953-02-000	FT	CONDUIT - CONVOLUTE SLIT - .6" ID - POLYETHYLENE
	041953-03-000	FT	CONDUIT - CONVOLUTE SLIT - 1" ID (CLOTHES ROD COVER)
	041953-05-000	FT	CONDUIT - CONVOLUTE SLIT - .62" ID - POLYETHYLENE
	041953-06-000	FT	CONDUIT - CONVOLUTE SLIT - .4" ID - POLYETHYLENE
	041953-07-000	FT	CONDUIT - CONVOLUTE SLIT - .25" ID - POLYETHYLENE
	041953-08-000	FT	CONDUIT - CONVOLUTE SLIT - 1.5" ID - POLYETHYLENE
	041953-09-000	FT	CONDUIT - CONVOLUTE SLIT - .5" ID - NYLON
	041953-10-000	FT	CONDUIT - CONVOLUTE SLIT - .75" ID - NYLON
	041953-11-000	FT	CONDUIT - CONVOLUTE SLIT - 1.06" ID - NYLON
	041953-12-000	FT	CONDUIT - CONVOLUTE SOLID - 1.1" ID - NYLON
	041953-13-000	FT	CONDUIT - CONVOLUTE SLIT - 1.25" ID
	041953-14-000	FT	CONDUIT - CONVOLUTE SLIT - 1.5" ID
	041953-15-000	FT	CONDUIT - CONVOLUTE SLIT - 2"
	041953-16-000	FT	CONDUIT - CONVOLUTE SLIT - 2"
	047441-01-000	EA	TERMINAL-BATTERY, HORIZONTAL LUG
	047443-01-000	EA	TERMINAL - .250 RECEPTACLE FIT - INSULATED - 16/14 AWG
	047443-02-000	EA	TERMINAL - .250 RECEPTACLE FIT - INSULATED - 12/10 AWG
	047443-05-000	EA	TERMINAL - .250 RECEPTACLE FIT - 18GA AWG
	058028-01-000	EA	CONNECTOR - ELECTRICAL PIGTAIL - NYLON - CLEAR
	062036-01-000	EA	TERMINAL - PACK - CON - 12/10 AWG
	076319-12-000	EA	CONNECTOR - COAXIAL - ONE PIECE
	077479-02-000	EA	BOOT - BATTERY TERMINAL - SINGLE CABLE
	080015-02-000	EA	RECEPTACLE - FLAG - .185 - 16/14 GAUGE
	080015-03-000	EA	RECEPTACLE - FLAG - .250 - 14/16 GAUGE
	080015-04-000	EA	RECEPTACLE - FLAG - .187 - 16/14 GAUGE
	082109-01-000	EA	HOUSING - CONNECTOR - PACKARD
	082741-01-000	EA	CONNECTOR BODY - 2 CONNECTOR MALE
	087225-01-000	FT	SLEEVING - 1/2" - TYPE H
	088473-01-000	EA	HOUSING - PIN - 12 CAVITY (3 ROWS OF 4)
	088473-02-000	EA	HOUSING - PIN - 15 CAVITY (3 ROWS OF 5)
	088473-03-000	EA	HOUSING - PIN - 9 CAVITY (3 ROWS OF 3)
	088473-04-000	EA	HOUSING - PIN - 8 CAVITY IN-LINE
	088473-06-000	EA	HOUSING - PIN - 6 CAVITY (2 ROWS OF 3)
	088473-07-000	EA	HOUSING - PIN - 5 CAVITY - IN-LINE
	088473-08-000	EA	HOUSING - PIN - 4 CAVITY - IN-LINE
	088473-09-000	EA	HOUSING - PIN - 3 CAVITY - IN-LINE
	088473-10-000	EA	HOUSING - PIN - 2 CAVITY - IN-LINE
	088473-12-000	EA	HOUSING - PIN - 3 CAVITY - BLUE
	088473-13-000	EA	HOUSING - PIN - 3 CAVITY - GREEN
	088473-14-000	EA	HOUSING - PIN - 3 CAVITY - RED
	088474-01-000	EA	HOUSING - SOCKET - 12 CAVITY
	088474-02-000	EA	HOUSING - SOCKET - 15 CAVITY
	088474-03-000	EA	HOUSING - SOCKET - 9 CAVITY
	088474-06-000	EA	HOUSING - SOCKET - 6 CAVITY
	088474-07-000	EA	HOUSING - SOCKET - 5 CAVITY
	088474-08-000	EA	HOUSING - SOCKET - 4 CAVITY
	088474-09-000	EA	HOUSING - SOCKET - 3 CAVITY

ELECTRICAL GROUP (CONTINUED)
CONNECTORS & CONDUIT (CONTINUED)

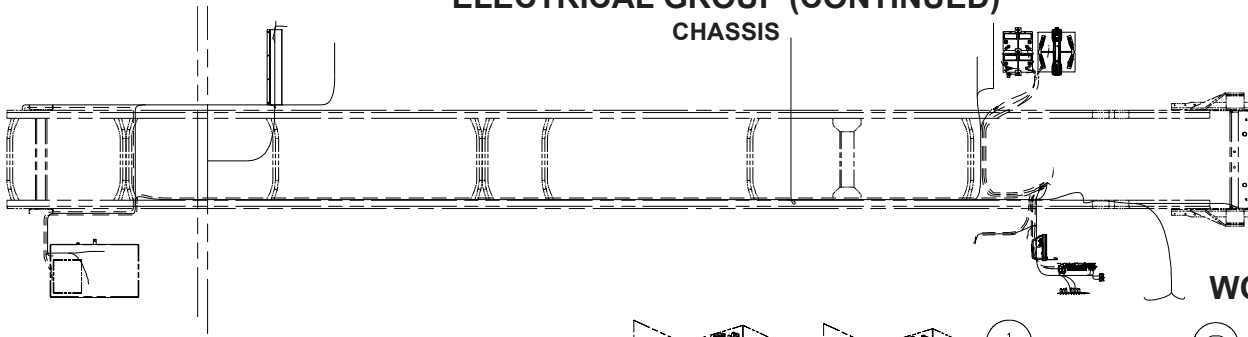
KEY	PART NUMBER	U/M	DESCRIPTION
	088474-10-000	EA	HOUSING - SOCKET - 2 CAVITY
	088474-12-000	EA	HOUSING - SOCKET - 2 CAVITY - RED
	088475-01-000	EA	PIN - CONNECTOR - 14-20 AWG
	088475-02-000	EA	PIN - CONNECTOR - 10-12 AWG
	088476-01-000	EA	TERMINAL - ELECTRICAL
	088476-02-000	EA	SOCKET - CONNECTOR - 12-10 GA - PRE-TIN
	098261-01-000	EA	SOCKET - CONNECTOR - WEATHERPACK - 12 AWG
	098261-02-000	EA	SOCKET - CONNECTOR - WEATHERPACK - 14-18 AWG
	098262-01-000	EA	SEAL - CONNECTOR - WEATHERPACK
	098264-01-000	EA	HOUSING - 2 PIN - WEATHER PACK - MALE W/FEMALE PINS
	098264-02-000	EA	HOUSING - 2 PIN - WEATHER PACK - FEMALE W/MALE PINS
	098265-02-000	EA	PIN - CONNECTOR - WEATHER PACK
	102777-02-000	EA	TERMINAL - RING - #6 STUD - 10 AWG
	103608-01-000	EA	SOCKET - WEDGE BASE W/LEADS
	104100-01-000	EA	HOUSING - 1 POSITION - 75 AMPS
	104100-03-000	EA	TERMINAL - 75 AMP
	106007-02-000	EA	TERMINAL - FEMALE - 10-12 AWG
	110178-01-000	EA	HOUSING - WIPER MOTOR
	112823-01-000	EA	SPLICE - REDUCER - 16-14 TO 18-22
	113135-01-000	EA	TERMINAL - FEMALE - M/P - 14-16 - F/SEALED TERMINAL
	113308-01-000	EA	TERMINAL - FEMALE - M/P - 14-16 - 280
	113308-02-000	EA	TERMINAL - FEMALE - M/P - 14-18 - 280
	113468-01-000	EA	HOUSING - 2 POSITION-FEMALE-USED ON WIPER/WASHER WIRE ASM
	113468-02-000	EA	HOUSING - 2 POSITION - FEMALE
	116811-01-000	EA	TERMINAL - .110 RECEPTACLE - 16-14 AWG
	118571-01-000	EA	CONNECTOR - 3-WAY - MALE/SEALED
	118571-02-000	EA	CONNECTOR - 3-WAY - FEMALE/SEALED
	118571-05-000	EA	LOCK - SECONDARY - FEMALE
	118571-06-000	EA	LOCK - SECONDARY - MALE
	118599-02-000	EA	TERMINAL - MALE - M/P - 280/14-12
	118820-01-000	EA	INSULATOR - TERMINAL
	129233-01-000	EA	HOUSING - 2-POSITION/FEMALE - 280-SERIES
	129233-02-000	EA	HOUSING - 2-POSITION/FEMALE - 280-SERIES
	129233-03-000	EA	HOUSING - 2-POSITION/FEMALE - 280-SERIES
	131681-01-000	EA	CONNECTOR - 3/4" SO CORD - UL/CS
	137207-01-000	EA	HOUSING - PIN - 2 CAVITY/HIGH AMP
	137208-01-000	EA	HOUSING - SOCKET - 2 CAVITY/HIGH AMP
	137209-01-000	EA	PIN - CONNECTOR - 10AWG/HIGH AMP
	137210-01-000	EA	SOCKET - CONNECTOR - 10 AWG/HIGH AMP
	138996-04-000	EA	CONNECTOR - LAMP
	142520-01-000	EA	TERMINAL - FEMALE - MINI-FIT 16
	142522-01-000	EA	HOUSING - 4 PIN/MALE - MINI FIT
	142522-02-000	EA	HOUSING - 6 PIN/MALE - MINI FIT
	142522-03-000	EA	HOUSING - 8 PIN/MALE - MINI FIT
	142522-04-000	EA	HOUSING - 10 PIN/MALE - MINI FIT
	142522-05-000	EA	HOUSING - 12 PIN/MALE - MINI FIT
	142522-06-000	EA	HOUSING - 14 PIN/MALE - MINI FIT
	142524-01-000	EA	HOUSING - 4 PIN/FEMALE - WEATHER PACK
	142524-02-000	EA	HOUSING - 4 PIN/FEMALE - WEATHER PACK
	144283-01-000	EA	CONNECTOR - 110V - F/USE WITH SOW WIRE - BLUE
	144283-02-000	EA	CONNECTOR - 110V - F/USE WITH NM ROMEX WIRE - CLEAR
	145171-01-000	EA	CONNECTOR - COAXIAL
	148335-01-000	EA	HOUSING - 8-POSITION/MALE - 280-GT SERIES
	148335-02-000	EA	HOUSING - 4-POSITION/MALE - 280-GT SERIES
	148335-03-000	EA	HOUSING - 6-POSITION/MALE - 280-GT SERIES
	149683-01-000	EA	HOUSING - F/5 CAVITY RECEPTACLE - W/SQUARE GUIDE PIN
	149683-02-000	EA	HOUSING - F/5 CAVITY RECEPTACLE - W/ROUND GUIDE PIN
	149686-01-000	EA	TERMINAL - .250 RECEPTACLE
	149687-01-000	EA	HOUSING - 2 POSITION/MALE - PACKARD
	149687-02-000	EA	LOCK - F/2 POSITION HOUSING - PACKARD
	149688-01-000	EA	TERMINAL - MALE - 16 GAUGE WIRE
	156035-01-000	EA	HOUSING - 12-POSITION/FEMALE - 280-GT SERIES
	156041-01-000	EA	TERMINAL - FEMALE - 16-12 - 280-GT SERIES

ELECTRICAL GROUP (CONTINUED)
CONNECTORS & CONDUIT (CONTINUED)

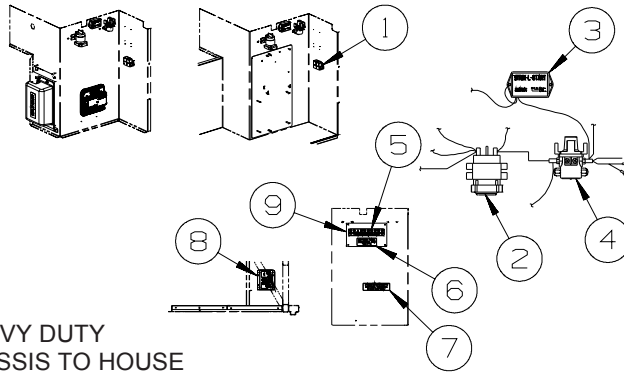
KEY	PART NUMBER	U/M	DESCRIPTION
	156043-01-000	EA	HOUSING - 2-POSITION/FEMALE - 480-MP SERIES
	156043-02-000	EA	LOCK - F/2 POSITION HOUSING - 480 SERIES
	156044-01-000	EA	TERMINAL - FEMALE - 16-12 - 280-GT - F/SEALED HOUSING
	156045-01-000	EA	HOUSING - 10-POSITION/FEMALE - 280-GT SERIES
	156045-02-000	EA	HOUSING - 4-POSITION/FEMALE - 280-GT SERIES
	156045-03-000	EA	HOUSING - 8-POSITION/FEMALE - 280-GT SERIES
	156045-04-000	EA	HOUSING - 6-POSITION/FEMALE - 280-GT SERIES
	156207-01-000	EA	HOUSING - 6-POSITION/MALE - 150-GT SERIES
	156208-01-000	EA	TERMINAL - MALE - 18-16 - 150-GT SERIES
	157590-01-000	EA	TERMINAL - FEMALE - M/P - 10-12 - 630
	157592-01-000	EA	HOUSING - 7-POSITION/FEMALE - M/P
	157592-02-000	EA	LOCK - SECONDARY - F/7 POSITION HOUSING
	157656-01-01A	EA	CONNECTOR - DASH LIGHT - BLACK
	158357-01-000	EA	HOUSING - 3 PIN/MALE - MINI FIT
	158373-01-000	EA	HOUSING - SOCKET - 16 CAVITY - MINI MATE-N-LOCK
	158374-01-000	EA	SOCKET - 16-20 CAVITY - MINI MATE-N-LOCK
	164687-01-000	EA	PIN - CONNECTOR - 16-14
	164685-01-000	EA	HOUSING - PIN - 7-POSITION
	164689-01-000	EA	SEAL - CONNECTOR
	168450-01-000	EA	CONNECTOR/ADAPTER - COAX

ELECTRICAL GROUP (CONTINUED)

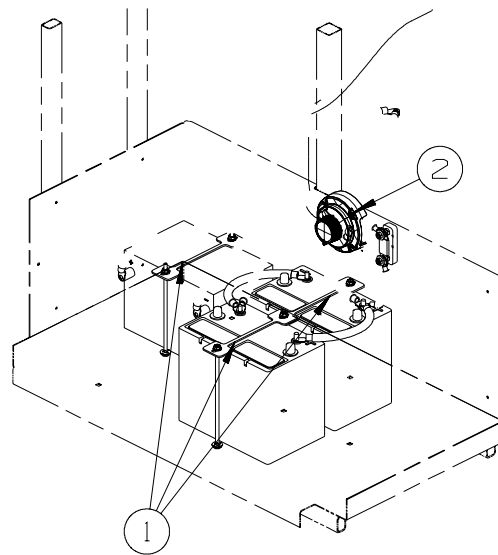
CHASSIS



WORKHORSE



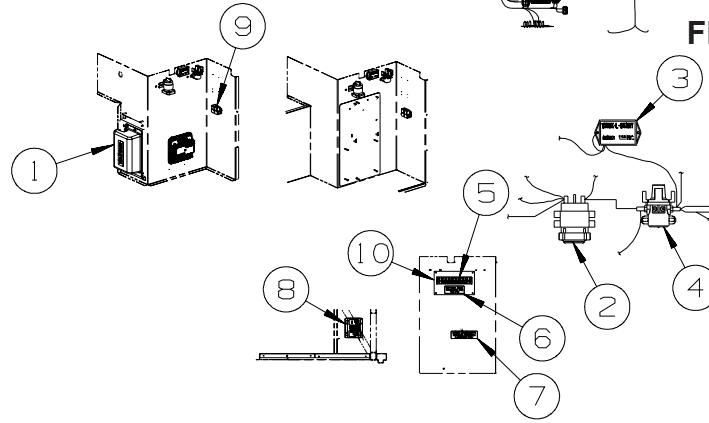
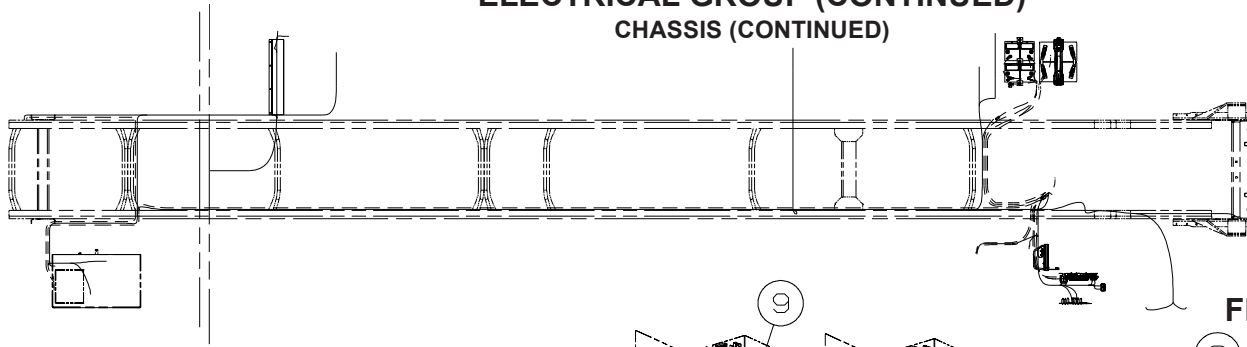
KEY	PART NUMBER	U/M	DESCRIPTION
1	063912-02-000	EA	RELAY - CANISTER - SPDT
2	008188-02-000	EA	SOLENOID - VENTED - HEAVY DUTY
3	156431-01-000	EA	CHARGER/BATTERY - CHASSIS TO HOUSE
4	086273-01-000	EA	RELAY - BATTERY DISCONNECT
5	093236-49-000	EA	LABEL - CIRCUIT BREAKER
6	098379-04-000	EA	LABEL - ELECTRICAL BOX - SIDE
7	098379-06-000	EA	LABEL - ELECTRICAL BOX - BLACK/WHITE
8	161298-03-000	EA	CONTROL - SLIDEOUT/DIGISYNC 30"
9	139067-04-02B	EA	PLATE - CIRCUIT BREAKER/HOUSE - E-COATED
			FROM: 00-00-00 THRU: 07-22-07
9	139067-11-02B	EA	PLATE - CIRCUIT BREAKER/HOUSE - E-COATED
			FROM: 07-23-07 THRU: 99-99-99



BATTERY INSTL
WORKHORSE

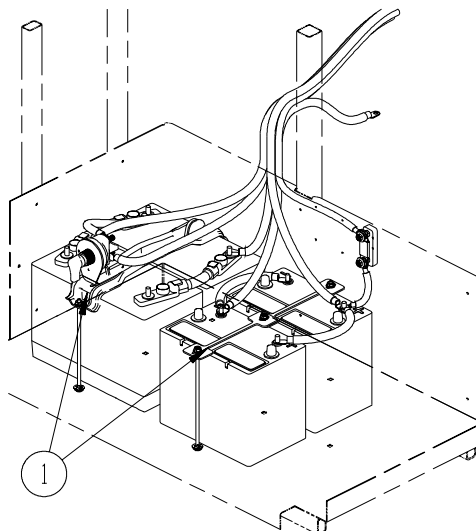
KEY	PART NUMBER	U/M	DESCRIPTION
1	160014-01-02B	EA	TIEDOWN - BATTERY - E-COATED
2	162364-01-000	EA	SWITCH - BATTERY DISCONNECT

ELECTRICAL GROUP (CONTINUED) CHASSIS (CONTINUED)



FREIGHTLINER

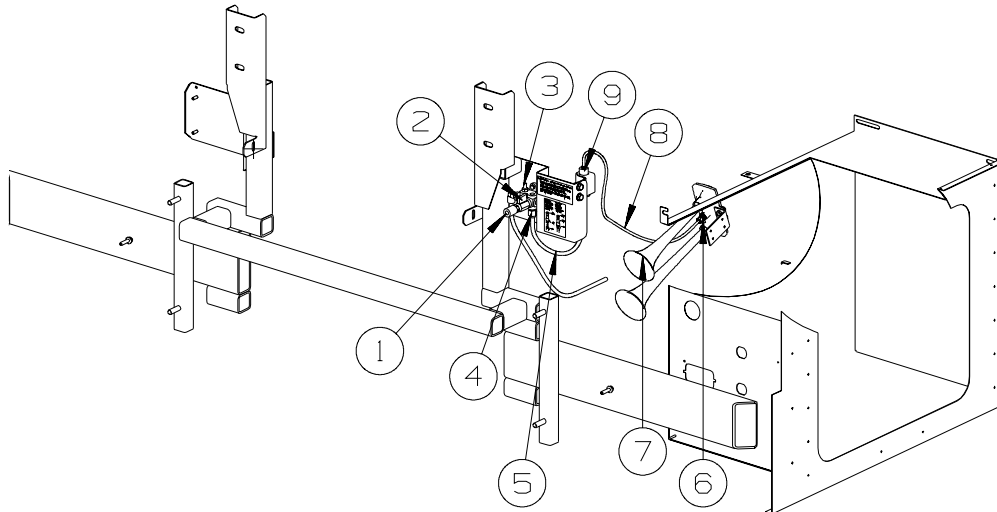
KEY	PART NUMBER	U/M	DESCRIPTION
1	098379-07-000	EA	LABEL - ELECTRICAL BOX - BLACK/WHITE - FREIGHTLINER CHASSIS
2	008188-02-000	EA	SOLENOID - VENTED - HEAVY DUTY
3	156431-01-000	EA	CHARGER/BATTERY - CHASSIS TO HOUSE
4	086273-01-000	EA	RELAY - BATTERY DISCONNECT
5	093236-49-000	EA	LABEL - CIRCUIT BREAKER
6	098379-04-000	EA	LABEL - ELECTRICAL BOX - SIDE
7	098379-06-000	EA	LABEL - ELECTRICAL BOX - BLACK/WHITE
8	161298-03-000	EA	CONTROL - SLIDEOUT/DIGISYNC 30"
9	063912-02-000	EA	RELAY - CANISTER - SPDT
10	139067-04-02B	EA	PLATE - CIRCUIT BREAKER/HOUSE - E-COATED
			FROM: 00-00-00 THRU: 07-22-07
10	139067-11-02B	EA	PLATE - CIRCUIT BREAKER/HOUSE - E-COATED
			FROM: 07-23-07 THRU: 99-99-99



**BATTERY INSTL
FREIGHTLINER**

KEY	PART NUMBER	U/M	DESCRIPTION
1	160014-01-02B	EA	TIEDOWN - BATTERY - E-COATED

**EXTERIOR BODY GROUP
AIR SUPPLY**

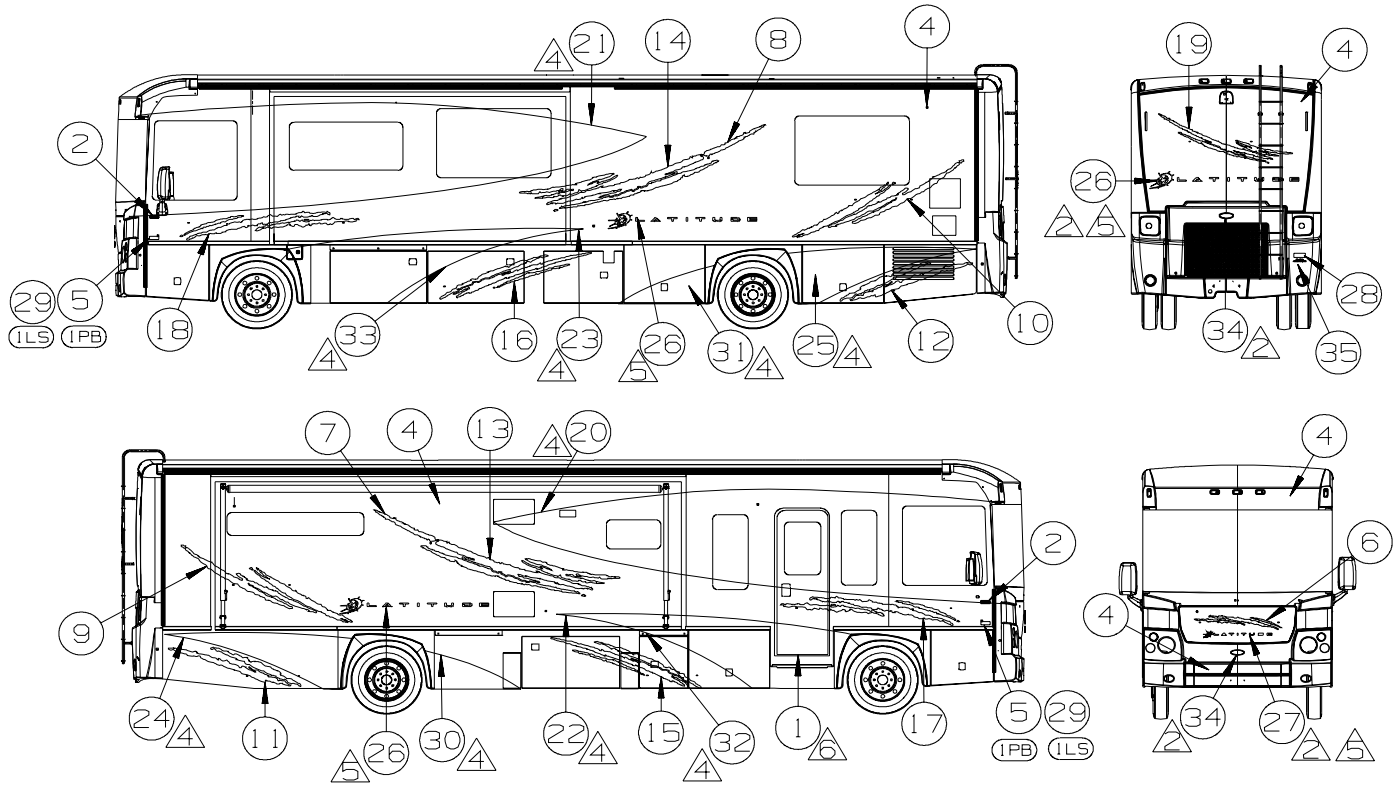


**FREIGHTLINER
ONLY**

KEY	PART NUMBER	U/M	DESCRIPTION
1	142595-01-000	EA	COUPLER - QUICK CONNECT - AIR - 1/4"MPT
2	142597-01-000	EA	VALVE - BALL - AIR - 1/4"MFPT
3	086241-01-000	EA	VALVE - AIR - 1/4 MPT X TIRE STEM
4	142571-01-000	EA	CONNECTOR - 3/8"T X 1/4"P
5	071390-07-000	FT	TUBING - AIR BRAKE - 3/8" - BLACK
6	071386-06-000	EA	CONNECTOR - MALE - 1/4" TUBE X 1/4"
7	077497-08-000	EA	HORN/AIR - TWIN SHORT - BLACK
8	071390-04-000	FT	TUBING - AIR BRAKE - 1/4" OD-BLK WEATHERHEAD(BRKS & HORN)
9	077497-11-000	EA	SOLENOID - HORN - REMOTE MOUNT

EXTERIOR BODY GROUP (CONTINUED)

GRAPHICS & PAINT



(27B) KEY	PART NUMBER	U/M	DESCRIPTION
1	109506-01-000	EA	FILM-URETHANE PROTECTANT
2	132664-02-CHT (01A)	EA	DECAL-LOGO DOME WINNEBAGO - CHROME/RED/BLACK
3	141599-27-000	EA	PAINT-IMRON CLEAR 55 GAL - DUPONT #34405
4	41599-41-000	BL	PAINT-FORD SILVER MET - DUPONT #P373-P7444/SHERWIN WILLIAMS #43638
5	EA	DECAL-EMBLEM - CHASSIS SUPPLIED
6	159987-01-CHT (01A)	EA	DECAL-HOOD - LT JADE STAR/LAGO BLUE/BRT WHITE
7	159988-01-CHT (01A)	EA	DECAL-SPLASH TIP RH - LAGO BLUE
8	159988-02-CHT (01A)	EA	DECAL-SPLASH TIP LH - LAGO BLUE
9	159989-01-CHT (01A)	EA	DECAL-SPLASH RR #2 RH - LT JADE STAR/BRT WHT
10	159989-02-CHT (01A)	EA	DECAL-SPLASH RR #2 LH - LT JADE STAR/BRT WHT
11	159990-02-CHT (01A)	EA	DECAL-SPLASH LWR RH - LAGO BLUE/LT JADE STAR
12	159991-01-CHT (01A)	EA	DECAL-SPLASH LWR LH - LAGO BLUE/LT JADE STAR
13	159991-02-CHT (01A)	EA	DECAL-SPLASH MID #1 RH - LT JADE STAR/LAGO BLUE/BRT WHT
14	159993-01-CHT (01A)	EA	DECAL-SPLASH MID #1 LH - LT JADE STAR/LAGO BLUE/BRT WHT
15	159993-02-CHT (01A)	EA	DECAL-SPLASH LWR MID RH - LT BLUE/LT JADE STAR/BRT WHITE
16	159994-01-CHT (01A)	EA	DECAL-SPLASH LWR MID LH - LT BLUE/LT JADE STAR/BRT WHITE
17	159994-02-CHT (01A)	EA	DECAL-SPLASH LWR MID LH - LT BLUE/LT JADE STAR/BRT WHITE
18	159995-01-CHT (01A)	EA	DECAL-SPLASH FRT RH - LT BLUE/LT JADE STAR/BRT WHITE
19	159995-02-CHT (01A)	EA	DECAL-SPLASH FRT LH - LT BLUE/LT JADE STAR/BRT WHITE
20	159999-01-CHT (01A)	EA	DECAL-SPLASH BACK - LT JADE STAR/LAGO BLUE/BRT WHT
21	160069-01-CHT (01A)	EA	DECAL-UPPER SIDE PAINT MASK RH - WHITE VINYL
22	160069-02-CHT (01A)	EA	DECAL-UPPER SIDE PAINT MASK LH - WHITE VINYL
23	160070-01-CHT (01A)	EA	PAINT MASK DECAL UPPER FRONT VALANCE RH - WHITE VINYL
24	160070-02-CHT (01A)	EA	PAINT MASK DECAL UPPER FRONT VALANCE LH - WHITE VINYL
25	160070-03-CHT (01A)	EA	DECAL-LOWER REAR VALANCE PAINT MASK RH - WHITE VINYL
26	160071-01-CHT (01A)	EA	DECAL-LOWER REAR VALANCE PAINT MASK LH - WHITE VINYL
27	161174-01-CHT (01A)	EA	DECAL-LOGO LATITUDE LG - LT CHARCOAL/WHITE/BLACK
28	161174-02-CHT (01A)	EA	DECAL-LOGO LATITUDE SML - LT CHARCOAL/WHITE/BLACK
29	EA	PLATE-FREIGHTLINER LG - CHASSIS SUPPLIED
30	EA	PLATE-FREIGHTLINER SML - CHASSIS SUPPLIED
31	162389-01-CHT (01A)	EA	PAINT MASK-DECAL LOWER MID VALANCE RH - WHITE VINYL
32	162389-02-CHT (01A)	EA	PAINT MASK-DECAL LOWER MID VALANCE LH - WHITE VINYL
33	162390-01-CHT (01A)	EA	PAINT MASK-DECAL LOWER FRONT VALANCE RH - WHITE VINYL
34	162390-02-CHT (01A)	EA	PAINT MASK-DECAL LOWER FRONT VALANCE LH - WHITE VINYL
35	151621-01-CHT (01A)	EA	DECAL-BEZEL DOME NAMEPLATE ITASCA - CHROME/WHITE/BLACK/TEAL
36	158621-04-CHT (01A)	EA	DECAL-HORSEPOWER 340 FLEXSCRIPT - CHROME
36	165266-01-CHT (01A)	EA	PAINT MASK-REFRIG VENT-YELLOW VINYL

(32B) KEY	PART NUMBER	U/M	DESCRIPTION
1	109506-01-000	EA	FILM-URETHANE PROTECTANT
2	132664-02-CHT (01A)	EA	DECAL-LOGO DOME WINNEBAGO - CHROME/RED/BLACK
3	141599-27-000	EA	PAINT-IMRON CLEAR 55 GAL - DUPONT #34405
4	41599-41-000	BL	PAINT-METALIC GOLD - DUPONT #P373-P7436/SHERWIN WILLIAMS #7436
5	EA	DECAL-EMBLEM - CHASSIS SUPPLIED
6	159987-01-CHT (02A)	EA	DECAL-HOOD - GOLD/COPPER/BRT WHITE
7	159988-01-CHT (02A)	EA	DECAL-SPLASH TIP RH - COPPER
8	159988-02-CHT (02A)	EA	DECAL-SPLASH TIP LH - COPPER
9	159989-01-CHT (02A)	EA	DECAL-SPLASH RR #2 RH - GOLD/BRT WHT
10	159989-02-CHT (02A)	EA	DECAL-SPLASH RR #2 LH - GOLD/BRT WHT
11	159990-02-CHT (02A)	EA	DECAL-SPLASH LWR RH - COPPER/GOLD
12	159991-01-CHT (02A)	EA	DECAL-SPLASH LWR LH - COPPER/GOLD
13	159991-02-CHT (02A)	EA	DECAL-SPLASH MID #1 RH - GOLD/COPPER/BRT WHT
14	159993-01-CHT (02A)	EA	DECAL-SPLASH MID #1 LH - GOLD/COPPER/BRT WHT
15	159993-02-CHT (02A)	EA	DECAL-SPLASH LWR MID RH - COPPER/GOLD/BRT WHITE
16	159994-01-CHT (02A)	EA	DECAL-SPLASH LWR MID LH - COPPER/GOLD/BRT WHITE
17	159994-02-CHT (02A)	EA	DECAL-SPLASH LWR MID LH - COPPER/GOLD/BRT WHITE
18	159995-01-CHT (02A)	EA	DECAL-SPLASH FRT RH - COPPER/GOLD/BRT WHITE
19	159995-02-CHT (02A)	EA	DECAL-SPLASH FRT LH - COPPER/GOLD/BRT WHITE
20	160069-01-CHT (02A)	EA	DECAL-UPPER SIDE PAINT MASK RH - WHITE VINYL
21	160069-02-CHT (02A)	EA	DECAL-UPPER SIDE PAINT MASK LH - WHITE VINYL
22	160070-01-CHT (02A)	EA	PAINT MASK DECAL UPPER FRONT VALANCE RH - WHITE VINYL
23	160070-02-CHT (02A)	EA	PAINT MASK DECAL UPPER FRONT VALANCE LH - WHITE VINYL
24	160071-01-CHT (02A)	EA	DECAL-LOWER REAR VALANCE PAINT MASK RH - WHITE VINYL
25	160071-02-CHT (02A)	EA	DECAL-LOWER REAR VALANCE PAINT MASK LH - WHITE VINYL
26	161174-01-CHT (02A)	EA	DECAL-LOGO LATITUDE LG - LT CHARCOAL/WHITE/BLACK
27	161174-02-CHT (02A)	EA	DECAL-LOGO LATITUDE SML - LT CHARCOAL/WHITE/BLACK
28	EA	PLATE-FREIGHTLINER LG - CHASSIS SUPPLIED
29	EA	PLATE-FREIGHTLINER SML - CHASSIS SUPPLIED
30	162389-01-CHT (01A)	EA	PAINT MASK-DECAL LOWER MID VALANCE RH - WHITE VINYL
31	162389-02-CHT (01A)	EA	PAINT MASK-DECAL LOWER MID VALANCE LH - WHITE VINYL
32	162390-01-CHT (01A)	EA	PAINT MASK-DECAL LOWER FRONT VALANCE RH - WHITE VINYL
33	162390-02-CHT (01A)	EA	PAINT MASK-DECAL LOWER FRONT VALANCE LH - WHITE VINYL
34	151621-01-CHT (01A)	EA	DECAL-BEZEL DOME NAMEPLATE ITASCA - CHROME/WHITE/BLACK/TEAL
35	158621-04-CHT (01A)	EA	DECAL-HORSEPOWER 340 FLEXSCRIPT - CHROME
36	165266-01-CHT (01A)	EA	PAINT MASK-REFRIG VENT-YELLOW VINYL

DELUXE FULL BODY PAINT W/GRAPHICS

REFER TO UNIT BUILD SCHEDULE TO DETERMINE BRAND OF PAINT TO BE USED. WHEN PAINTED AT COI PAINT USED IS SHERWIN WILLIAMS. WHEN PAINTED AT WINNEBAGO ON PAINT LINE PAINT USED IS DUPONT.

7. END PANELS OF SLIDEOUT ROOMS WILL BE PAINTED WITH BASE COLOR AND CLEAR COAT ONLY. THERE WILL BE NO COLORED GRAPHIC ELEMENTS PAINTED ON END PANELS.

FILM TO PROTECT BOTTOM OF DOOR FROM SCUFF MARKS.

USE PAINT MASK ON REFRIGERATOR VENT ON STANDARD GRAPHICS WHEN PAINT IS APPLIED TO VENT.

LOGO IS TO BE HELD TO ±1 MM ON A HORIZONTAL PLANE (END TO END).

PAINT MASK TO BE REMOVED AFTER PAINT.

(IPB) WORKHORSE PUSHER - 26,000*

CLEAR COAT TO BE APPLIED ON PAINTED AREAS TO PROTECT PAINT.

(ILS) FRTL 27,910, 300 6.7L 5-SPD

CENTER ON UNIT.

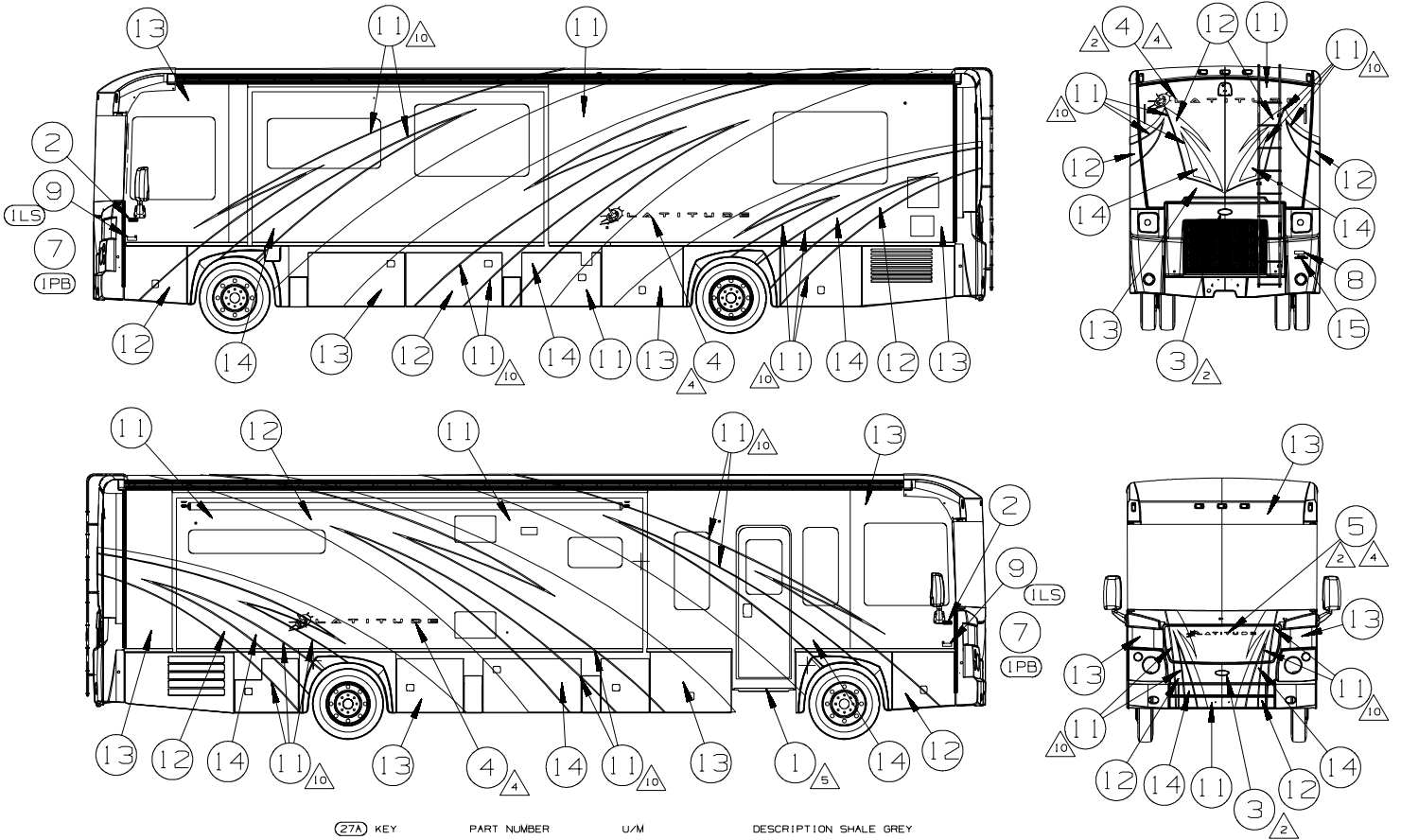
(92B) DELUXE FBP W/GRAPHICS PKG #2

1. APPLY PROTECTOR 116424-01-000 TO WATER HEATER LATCH.

(27B) DELUXE FBP W/GRAPHICS PKG #1

EXTERIOR BODY GROUP (CONTINUED)

GRAPHICS & PAINT (CONTINUED)



EXTERIOR FULL BODY PAINT

KEY	PART NUMBER	U/M	DESCRIPTION SHALE GREY
27A	1. 109506-01-000	EA	FILM-URETHANE PROTECTANT
	2. 132664-02-CHT(01A)	EA	DECAL-LOGO DOMED WINNEBAGO - CHROME/RED/BLACK
	3. 151697-02-CHT(01A)	EA	DECAL-BEZEL NAMEPLATE ITASCA - CHROME/WHITE/BLACK/REAL
	4. 161174-01-CHT(01A)	EA	DECAL-LOGO LATITUDE LG - LT CHARCOAL/WHITE/BLACK
	5. 161174-02-CHT(01A)	EA	DECAL-LOGO LATITUDE SML - LT CHARCOAL/WHITE/BLACK
	6. 164865-02-000	EA	KIT-PAINT PROTECTION
24P	7. (IPB)	EA	DECAL-EMBLEM - CHASSIS SUPPLIED
ILS	8.	EA	PLATE-FREIGHTLINER LG - CHASSIS SUPPLIED
	9.	EA	PLATE-FREIGHTLINER SML - CHASSIS SUPPLIED
	10.	GL	PAINT-CLEAR COAT - SHERWIN WILLIAMS
	11.	GL	PAINT-WHITE PEARL MET - SW #45289-4
	12.	GL	PAINT-GRAY MET - SW #39090-3
	13.	GL	PAINT-MED MARLBOROUGH MET - SW #50228
	14.	GL	PAINT-SHORELINE MIST MET - SW #60796
	15. 158621-04-CHT(01A)	EA	DECAL-HORSEPOWER 340 FLEXSCRIPT - CHROME

KEY	PART NUMBER	U/M	DESCRIPTION GUNFLINT
27A	1. 109506-01-000	EA	FILM-URETHANE PROTECTANT
	2. 132664-02-CHT(01A)	EA	DECAL-LOGO DOMED WINNEBAGO - CHROME/RED/BLACK
	3. 151697-02-CHT(01A)	EA	DECAL-BEZEL NAMEPLATE ITASCA - CHROME/WHITE/BLACK/TEAL
	4. 161174-01-CHT(01A)	EA	DECAL-LOGO LATITUDE LG - LT CHARCOAL/WHITE/BLACK
	5. 161174-02-CHT(01A)	EA	DECAL-LOGO LATITUDE SML - LT CHARCOAL/WHITE/BLACK
	6. 164865-02-000	EA	KIT-PAINT PROTECTION
24P	7. (IPB)	EA	DECAL-EMBLEM - CHASSIS SUPPLIED
ILS	8.	EA	PLATE-FREIGHTLINER LG - CHASSIS SUPPLIED
	9.	EA	PLATE-FREIGHTLINER SML - CHASSIS SUPPLIED
	10.	GL	PAINT-CLEAR COAT - SHERWIN WILLIAMS
	11.	GL	PAINT-ALPINE SILVER MET - SW #45976-1
	12.	GL	PAINT-BRT PLATINUM MET - SW #48623
	13.	GL	PAINT-MED PLATINUM MET - SW #44064
	14.	GL	PAINT-RADIANT RUBY PEARL MET - SW #64037
	15. 158621-04-CHT(01A)	EA	DECAL-HORSEPOWER 340 FLEXSCRIPT - CHROME

KEY	PART NUMBER	U/M	DESCRIPTION FIREMIST
27A	1. 109506-01-000	EA	FILM-URETHANE PROTECTANT
	2. 132664-02-CHT(01A)	EA	DECAL-LOGO DOMED WINNEBAGO - CHROME/RED/BLACK
	3. 151697-02-CHT(01A)	EA	DECAL-BEZEL NAMEPLATE ITASCA - CHROME/WHITE/BLACK/TEAL
	4. 161174-01-CHT(01A)	EA	DECAL-LOGO LATITUDE LG - LT CHARCOAL/WHITE/BLACK
	5. 161174-02-CHT(01A)	EA	DECAL-LOGO LATITUDE SML - LT CHARCOAL/WHITE/BLACK
	6. 164865-02-000	EA	KIT-PAINT PROTECTION
24P	7. (IPB)	EA	DECAL-EMBLEM - CHASSIS SUPPLIED
ILS	8.	EA	PLATE-FREIGHTLINER LG - CHASSIS SUPPLIED
	9.	EA	PLATE-FREIGHTLINER SML - CHASSIS SUPPLIED
	10.	GL	PAINT-CLEAR COAT - SHERWIN WILLIAMS
	11.	GL	PAINT-BLACK GARNET MET - SW #64010-1
	12.	GL	PAINT-SEDONA MET - SW #63814
	13.	GL	PAINT-CHAMPAGNE SILVER MET - SW #50381-3
	14.	GL	PAINT-DESERT SAND MILCA MET - SW #60451-4
	15. 158621-04-CHT(01A)	EA	DECAL-HORSEPOWER 340 FLEXSCRIPT - CHROME

- 7. END PANELS OF SLIDEOUT ROOMS WILL BE PAINTED WITH BASE COLOR AND CLEAR COAT ONLY. THERE WILL BE NO COLORED GRAPHIC ELEMENTS PAINTED ON END PANELS.
- ▲ DIE CUT ACRYLIC FILM TO PROTECT FULL BODY PAINTED UNITS.
- ▲ FILM TO PROTECT BOTTOM OF DOOR FROM SCUFF MARKS.
- ▲ LOGO IS TO BE HELD TO ±1 MM ON HORIZONTAL PLANE (END TO END).
- ▲ CLEAR COAT TO BE APPLIED ON PAINTED AREAS TO PROTECT PAINT.
- ▲ CENTER ON UNIT.
- 1. APPLY PROTECTOR 116424-01-000 TO WATER HEATER LATCH.

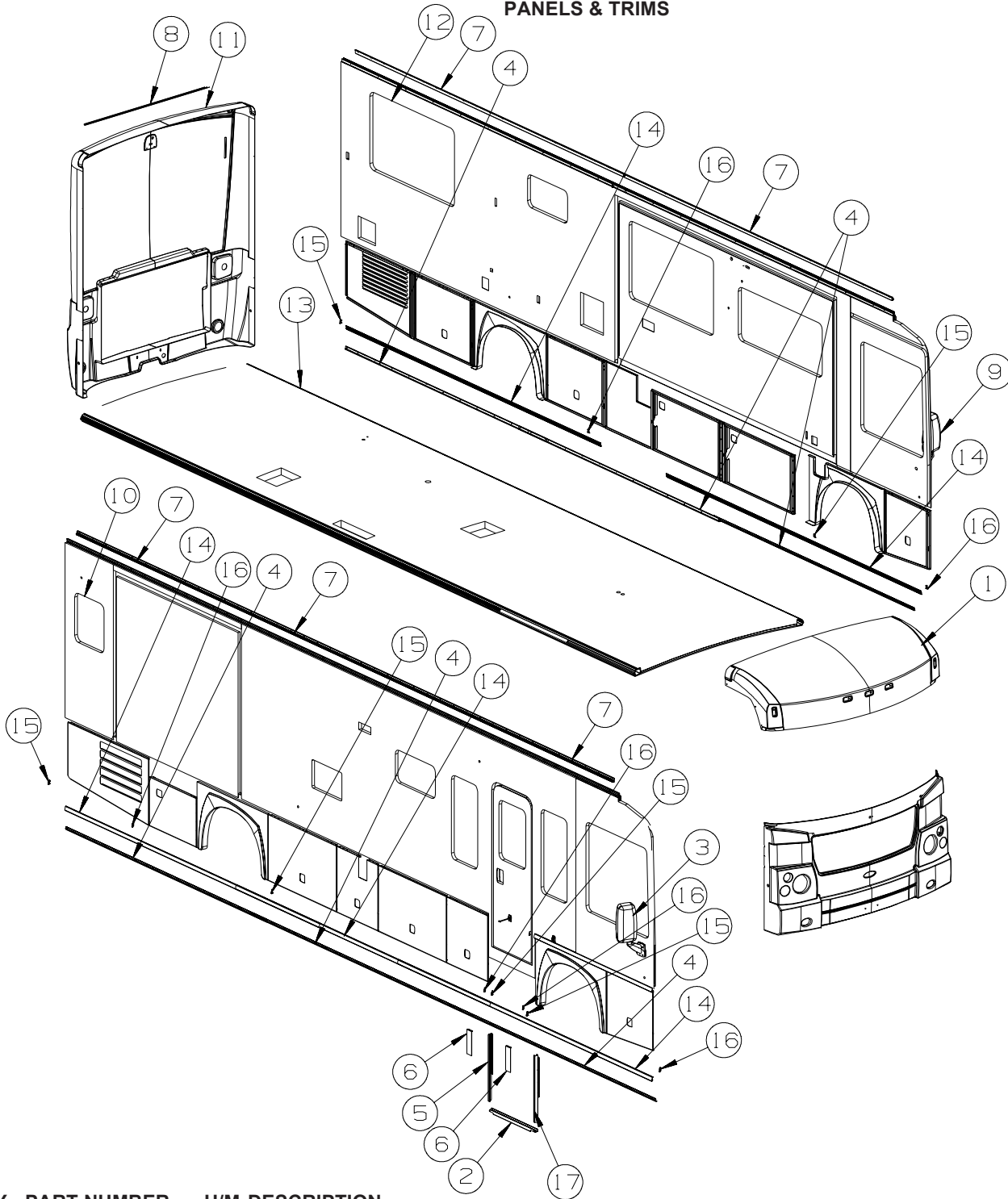
- (ILT) FRTL 27,910 340 6.7L 6 SPEED
- (24P) MASK FRONT EXT PROTECTIVE
- (ILS) FRTL 27,910 300 6.7L 6 SPD
- (IPB) WORKHORSE PUSHER - 26,000*
- (24C) EXT FULL BODY PAINT PKG # 3
- (92A) EXT FULL BODY PAINT PKG # 2
- (27A) EXT FULL BODY PAINT PKG # 1
- ▲ PAINT APPEARS LIKE OUTLINE.
- 9. APPLY SEALER-BODY SEAM CLEAR 94401-04-000 TO HELP SECURE PAINT ON EDGES.
- 8. ON FULL BODY PAINTED UNITS, USE 145487-02-000 (1100 FT) TO COVER UNSEALED ROOF SEAMS.

DUPONT COLOR CODES ARE NOW FOUND IN THE PAINT CODE MANUAL.
YOU CAN FIND THIS MANUAL ON YOUR DEALER INDEX WEBPAGE UNDER SERVICE.

KEY	PART NUMBER	U/M	DESCRIPTION
	093681-39-01A	FT	FILM - 3.1" - FLAT BLACK - SLIDEOUT ROOMS
	072882-01-000	EA	PAINT - 16 OUNCE SPRAY - OFF WHITE

EXTERIOR BODY GROUP (CONTINUED)

PANELS & TRIMS



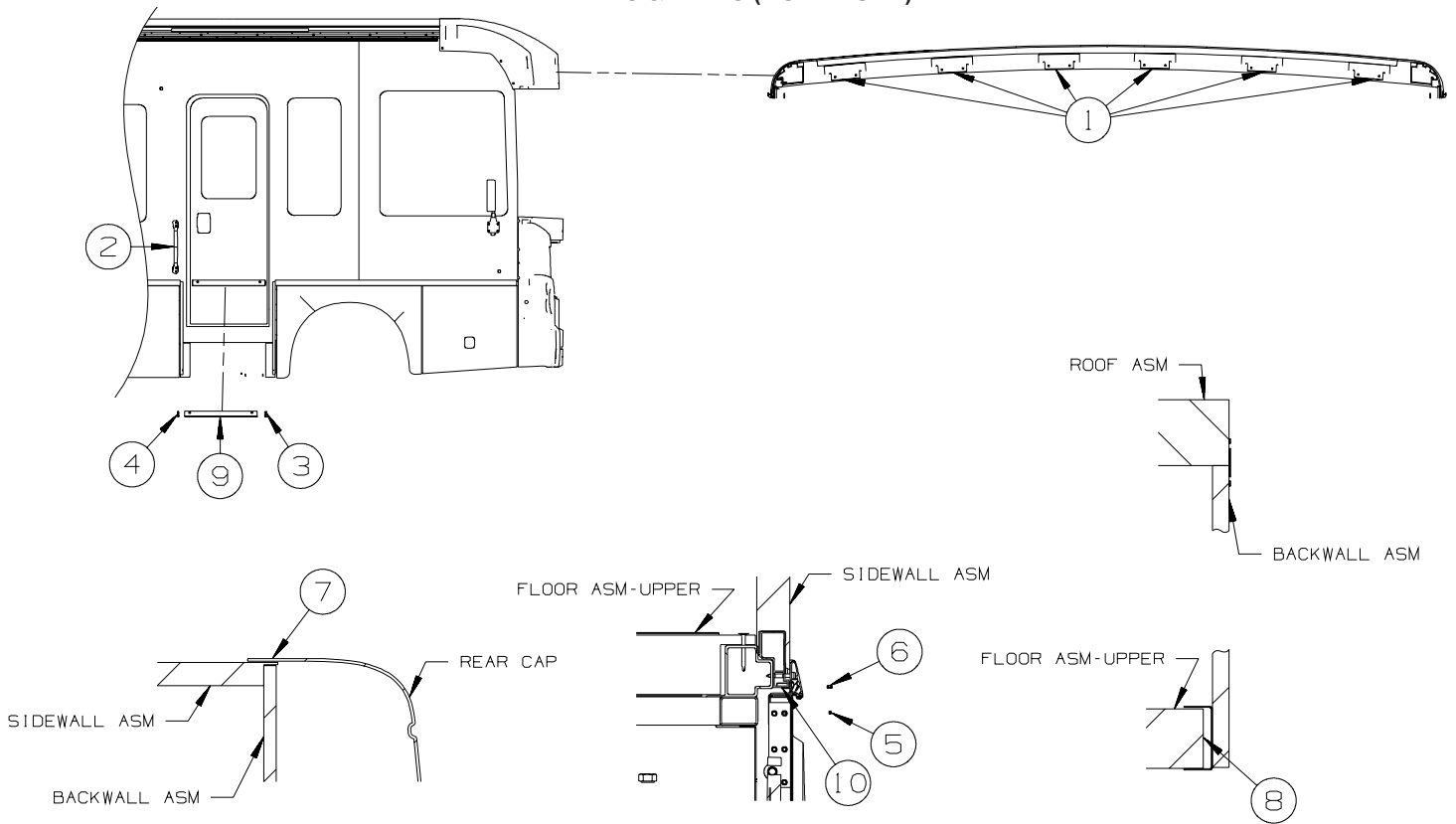
KEY	PART NUMBER	U/M	DESCRIPTION
1	159888-02-W66	EA	CAP - ROOF/FRONT SECTION - W/O LIGHTS
2	163628-01-02A	EA	TRIM - SIDEWALL/ENTRY STEP - 33.1" - BRT WHT
2	163628-01-01A	EA	TRIM - SIDEWALL/ENTRY STEP - 33.1" - BLACK
3*	106015-12-01A	EA	MIRROR - EXTERIOR REMOTE/HEAT - PASSENGER FROM: 00-00-00 THRU: 09-02-07
3*	106015-18-01A	EA	MIRROR - EXTERIOR/REMOTE/HEAT - PASSENGER FROM: 09-03-07 THRU: 99-99-99
4	146548-01-01A	EA	TRIM - RETAINER - 143.8" - MILL
5	133100-13-02A	EA	TRIM - SIDEWALL - 32.5" - LH - BRIGHT WHITE
5	133100-13-01A	EA	TRIM - SIDEWALL - 32.5" - LH - BLACK
6	121117-12-12B	EA	ANGLE - W/SLOTS - 11.9" X 3.3" - BRIGHT WHITE
6	121117-12-02B	EA	ANGLE - W/SLOTS - 11.9" X 3.3" - E-COATED
7	157284-01-01A	EA	RAIL - AWNING - 192" - BRIGHT WHITE
8	114248-02-04A	EA	ANGLE - PLASTIC - .7" X .4" X 96.7" - BEIGE

EXTERIOR BODY GROUP (CONTINUED)
PANELS & TRIMS (CONTINUED)

KEY	PART NUMBER	U/M	DESCRIPTION
9*	106015-13-01A	EA	MIRROR - EXTERIOR REMOTE/HEAT - DRIVER FROM: 00-00-00 THRU: 09-02-07
9*	106015-19-01A	EA	MIRROR - EXTERIOR/REMOTE/HEAT - DRIVER FROM: 09-03-07 THRU: 99-99-99
10	161685-01-W66	EA	SIDEWALL - PASSENGER - W/O WINDOWS/TRIMS (W71, W72)
10	161685-01-W68	EA	SIDEWALL - PASSENGER - W/O WINDOWS/TRIMS (W73, W74)
10	161685-01-W70	EA	SIDEWALL - PASSENGER - W/O WINDOWS/TRIMS (W75, W76)
11	162327-01-W66	EA	BACKWALL/INNER - W/O REAR CAP (W71, W72) FROM: 00-00-00 THRU: 8-21-07
11	162327-03-W72	EA	BACKWALL/INNER - W/O REAR CAP (W71, W72) FROM: 08-22-07 THRU: 99-99-99
11	162327-01-W68	EA	BACKWALL/INNER - W/O REAR CAP (W73, W74) FROM: 00-00-00 THRU: 8-21-07
11	162327-03-W74	EA	BACKWALL/INNER - W/O REAR CAP (W73, W74) FROM: 08-22-07 THRU: 99-99-99
11	162327-01-W70	EA	BACKWALL/INNER - W/O REAR CAP (W75, W76) FROM: 00-00-00 THRU: 8-21-07
11	162327-03-W76	EA	BACKWALL/INNER - W/O REAR CAP (W75, W76) FROM: 08-22-07 THRU: 99-99-99
11	162327-02-W66	EA	BACKWALL/INNER - W/O REAR CAP (W71, W72) - FREIGHTLINER CHASSIS
11	162327-02-W68	EA	BACKWALL/INNER - W/O REAR CAP (W73, W74) - FREIGHTLINER CHASSIS
11	162327-02-W70	EA	BACKWALL/INNER - W/O REAR CAP (W75, W76) - FREIGHTLINER CHASSIS
12	161684-01-W66	EA	SIDEWALL - DRIVER - W/O WINDOWS/TRIMS (W71, W72)
12	161684-01-W68	EA	SIDEWALL - DRIVER - W/O WINDOWS/TRIMS (W73, W74)
12	161684-01-W70	EA	SIDEWALL - DRIVER - W/O WINDOWS/TRIMS (W75, W76)
13	161686-01-W66	EA	ROOF - W/O LIGHTS/VENTS - W/WIRING FROM: 00-00-00 THRU: 08-21-07
13	165948-01-W72	EA	ROOF - W/O LIGHTS/VENTS - W/WIRING FROM: 08-22-07 THRU: 99-99-99
14	146550-01-02A	EA	TRIM COVER - SIDEWALL - 182" - BLACK
15	146576-01-01A	EA	END CAP/TRIM - RIGHT HAND - BRIGHT WHITE
15	146576-01-02A	EA	END CAP/TRIM - RIGHT HAND - BLACK
16	146576-02-01A	EA	END CAP/TRIM - LEFT HAND - BRIGHT WHITE
16	146576-02-02A	EA	END CAP/TRIM - LEFT HAND - BLACK
17	133100-12-02A	EA	TRIM - SIDEWALL - 32.5" - RH - BRIGHT WHITE
17	133100-12-01A	EA	TRIM - SIDEWALL - 32.5" - RH - BLACK

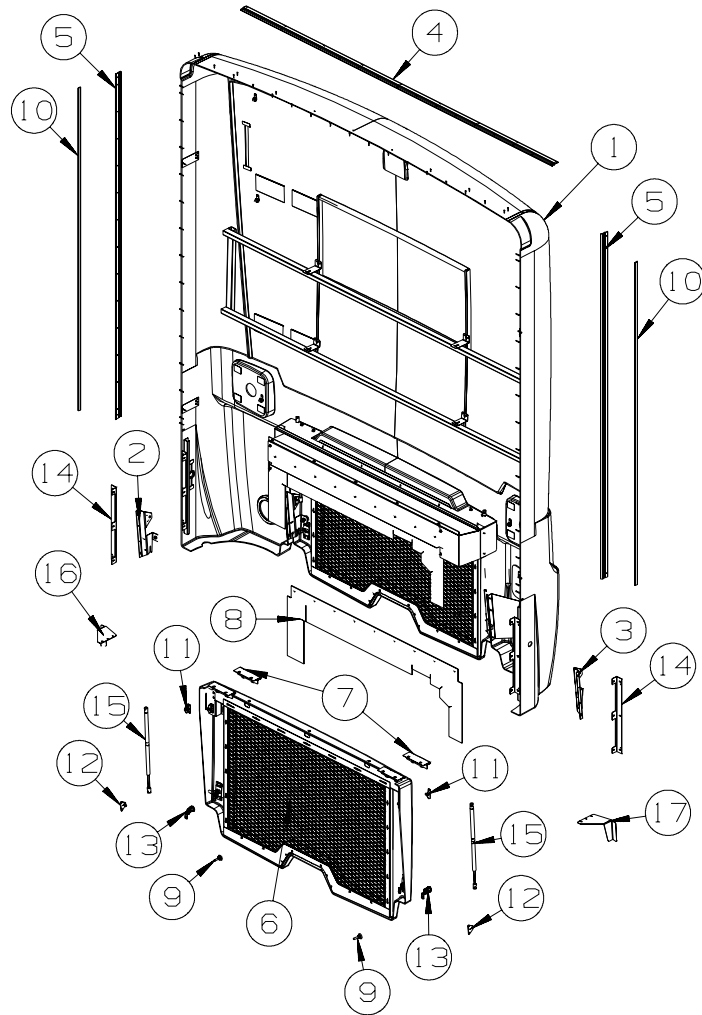
*COMPONENT PARTS LISTED LATER IN THIS GROUP

EXTERIOR BODY GROUP (CONTINUED) PANELS & TRIMS (CONTINUED)



KEY	PART NUMBER	U/M	DESCRIPTION
1	134774-01-02B	EA	BRACKET - CAB ATTACHMENT - E-COATED
2	152854-01-01A	EA	HANDLE - ASSIST - WHITE W/BLACK RUBBER GRIP - DELUXE FULL BODY PAINT W/GRAPHICS
2	157749-01-01A	EA	ASSIST HANDLE - NON-LIGHTED - 18" - CHROME - FULL BODY PAINT
			FROM: 00-00-00 THRU: 06-19-07
2	165309-01-01A	EA	ASSIST HANDLE - 18" - NON-LIGHTED - SST - FULL BODY PAINT
			FROM: 06-20-07 THRU: 99-99-99
3	146576-01-01A	EA	END CAP/TRIM - RIGHT HAND - BRIGHT WHITE
3	146576-01-02A	EA	END CAP/TRIM - RIGHT HAND - BLACK
4	146576-02-01A	EA	END CAP/TRIM - LEFT HAND - BRIGHT WHITE
4	146576-02-02A	EA	END CAP/TRIM - LEFT HAND - BLACK
5	143143-01-01A	EA	ANGLE - SUPPORT/TRIM
5	143143-02-01A	EA	ANGLE - SUPPORT/TRIM
7	156622-01-01A	FT	SEALER - TAPE - 1/4"THICK X 3"WIDE X 100 FT
8	104692-01-000	FT	SEAL - ADHESIVE BACKED FOAM - 3/4" THICK X 3/4" WIDE X 25'
9	149822-01-01A	EA	TRIM - SIDEWALL/ENTRY DOOR - 25.3" - BRIGHT WHITE
9	149822-01-02A	EA	TRIM - SIDEWALL/ENTRY DOOR - 25.3" - BLACK
10	099418-01-000	FT	SEAL - D-SECTION/ADHESIVE BACK - .44" X .44" - BLK RUBBER

EXTERIOR BODY GROUP (CONTINUED)
PANELS & TRIMS (CONTINUED)



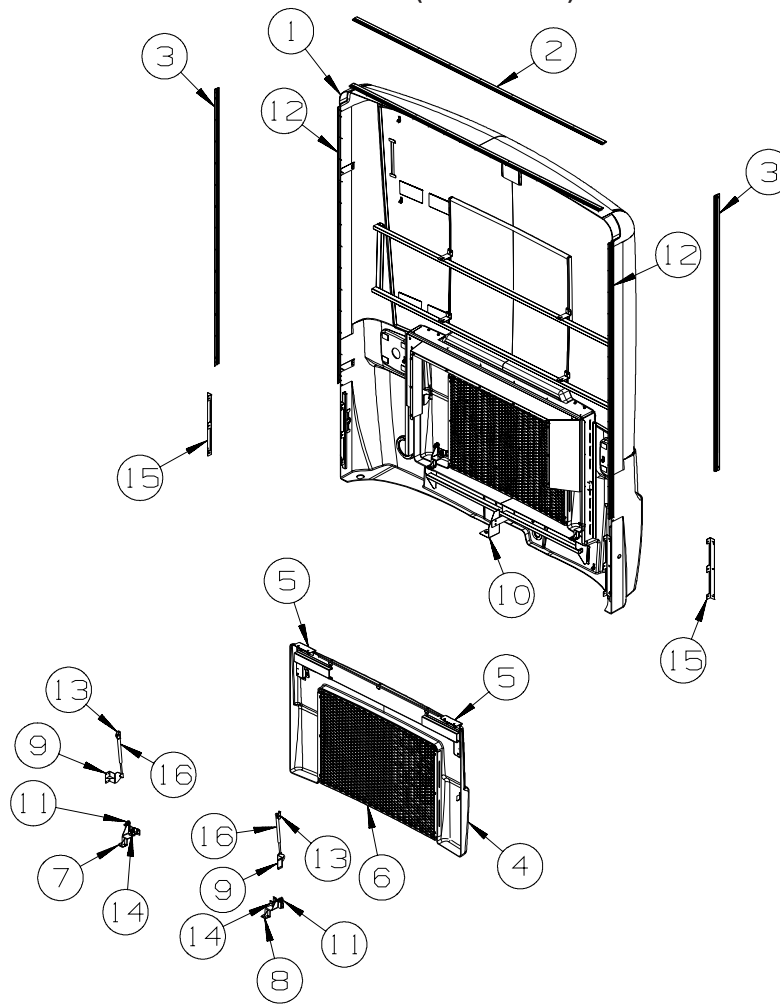
WORKHORSE

KEY	PART NUMBER	U/M	DESCRIPTION
1	160491-02-W72	EA	CAP - REAR - W/O LIGHTS/VENTS - W/WIRING
2	161162-02-02B	EA	STRIKE - DOOR LATCH - RIGHT HAND - E-COATED
3	161162-04-02B	EA	STRIKE - DOOR LATCH - LEFT HAND - E-COATED
4	083805-23-000	EA	TRIM - ROOF CAP - 92.1" - BRIGHT WHITE
5	092041-01-03A	EA	TRIM - FRONT/REAR CAP (SIDEWALL) - 83.1" - BRIGHT WHITE
6	160493-01-W72	EA	DOOR - REAR ENGINE - W/GRILLE - W/O HDW

VALANCE DOOR & FUEL FILL DOOR LOCK CYLINDERS

7	138289-11-000	EA	CYLINDER/LOCK - ACCESS DOORS - REDUCED SENSITIVITY (3041)
	138289-12-000	EA	CYLINDER/LOCK - ACCESS DOORS - REDUCED SENSITIVITY (3042)
	138289-13-000	EA	CYLINDER/LOCK - ACCESS DOORS - REDUCED SENSITIVITY (3043)
	138289-14-000	EA	CYLINDER/LOCK - ACCESS DOORS - REDUCED SENSITIVITY (3044)
	138289-15-000	EA	CYLINDER/LOCK - ACCESS DOORS - REDUCED SENSITIVITY (3045)
	138289-16-000	EA	CYLINDER/LOCK - ACCESS DOORS - REDUCED SENSITIVITY (3046)
	138289-17-000	EA	CYLINDER/LOCK - ACCESS DOORS - REDUCED SENSITIVITY (3047)
	138289-18-000	EA	CYLINDER/LOCK - ACCESS DOORS - REDUCED SENSITIVITY (3048)
	138289-19-000	EA	CYLINDER/LOCK - ACCESS DOORS - REDUCED SENSITIVITY (3049)
	138289-20-000	EA	CYLINDER/LOCK - ACCESS DOORS - REDUCED SENSITIVITY (3050)
7	102325-05-07A	EA	HINGE/TRUNK DOOR - 6" - OFF SET - BRIGHT WHITE
8	163181-01-000	EA	SHEET/RUBBER - BAFFLE/ENGINE
9	058786-01-000	EA	BOLT - HOOD ADJUSTMENT - 5/16"-18 X 1.5"-2" - W/BLACK PAD
10	091985-01-07A	FT	INSERT - TRIM - REAR CAP TO SIDEWALL - .66" - BRIGHT WHITE
11	126263-03-02B	EA	BRACKET - GAS SPRING W/BALL STUD - E/COATED
12	126263-08-02B	EA	BRACKET - GAS SPRING W/CENTERED BALL STUD - E-COATED
13	138290-02-000	EA	CASE - W/CAM - W/O CYLINDER/KEY
14	138789-01-02B	EA	ANGLE/MOUNT - WHEEL LIP/BACKWALL - E-COATED
15	142569-21-000	EA	SPRING/GAS - 60 LB - 20" EXTENDED/12" COMPRESSED
16	164742-01-02B	EA	BRACKET - DOOR LATCH/RIGHT - E-COATED
17	164742-02-02B	EA	BRACKET - DOOR LATCH/LEFT - E-COATED

EXTERIOR BODY GROUP (CONTINUED)
PANELS & TRIMS (CONTINUED)



FREIGHTLINER

KEY	PART NUMBER	U/M	DESCRIPTION
1	159018-02-W72	EA	PANEL - REAR CAP - W/O DOOR/LIGHTS
2	083805-23-000	EA	TRIM - ROOF CAP - 92.1" - BRIGHT WHITE
3	092041-01-03A	EA	TRIM - FRONT/REAR CAP (SIDEWALL) - 83.1" - BRIGHT WHITE
4	159019-01-W72	EA	DOOR - REAR ENGINE - W/GRILLE - W/O HDW
VALANCE DOOR & FUEL FILL DOOR LOCK CYLINDERS			
	138289-11-000	EA	CYLINDER/LOCK - ACCESS DOORS - REDUCED SENSITIVITY (3041)
	138289-12-000	EA	CYLINDER/LOCK - ACCESS DOORS - REDUCED SENSITIVITY (3042)
	138289-13-000	EA	CYLINDER/LOCK - ACCESS DOORS - REDUCED SENSITIVITY (3043)
	138289-14-000	EA	CYLINDER/LOCK - ACCESS DOORS - REDUCED SENSITIVITY (3044)
	138289-15-000	EA	CYLINDER/LOCK - ACCESS DOORS - REDUCED SENSITIVITY (3045)
	138289-16-000	EA	CYLINDER/LOCK - ACCESS DOORS - REDUCED SENSITIVITY (3046)
	138289-17-000	EA	CYLINDER/LOCK - ACCESS DOORS - REDUCED SENSITIVITY (3047)
	138289-18-000	EA	CYLINDER/LOCK - ACCESS DOORS - REDUCED SENSITIVITY (3048)
	138289-19-000	EA	CYLINDER/LOCK - ACCESS DOORS - REDUCED SENSITIVITY (3049)
	138289-20-000	EA	CYLINDER/LOCK - ACCESS DOORS - REDUCED SENSITIVITY (3050)
5	102325-05-07A	EA	HINGE/TRUNK DOOR - 6" - OFF SET - BRIGHT WHITE
6	159145-01-W66	EA	GRILLE - TRUNK/REAR ENGINE DOOR
7	161691-01-02B	EA	BRACKET/STRIKE - LATCH - RH HAND - E-COATED
8	161691-02-02B	EA	BRACKET/STRIKE - LATCH - LH HAND - E-COATED
9	161693-01-02B	EA	BRACKET - GAS SPRING - E-COATED
10	162519-01-02B	EA	BRACKET - BUMPER/HITCH - E-COATED
11	058786-01-000	EA	BOLT - HOOD ADJUSTMENT - 5/16"-18 X 1.5"-2" - W/BLACK PAD
12	091985-01-07A	FT	INSERT - TRIM - REAR CAP TO SIDEWALL - .66" - BRIGHT WHITE
13	126263-03-02B	EA	BRACKET - GAS SPRING W/BALL STUD - E/COATED
14	138290-02-000	EA	CASE - W/CAM - W/O CYLINDER/KEY
15	138789-01-02B	EA	ANGLE/MOUNT - WHEEL LIP/BACKWALL - E-COATED
16	142569-04-000	EA	SPRING/GAS - 67 LB - 21.1" EXTENDED/12.6" COMPRESSED

EXTERIOR BODY GROUP (CONTINUED)
COMPONENT PARTS FOR PANELS & TRIMS

106015-12-01A

KEY	PART NUMBER	U/M	DESCRIPTION	VENDOR NO.
	106015-12-700	EA	MIRROR-FLAT-W/W/O HEAT	709448
	106015-12-701	EA	MIRROR-CONVEX - W/W/O HEAT	709449
	106015-12-702	EA	CAP/SCREW - (PKG OF 4) - BLK	748329 RND
	106015-12-703	EA	CONVEX GLASS/HANDSET/HOUSING	7095892
	106015-19-701	EA	GLASS/FLAT-W/BEZEL/HEAT/ANTI	709644
	119774-09-700	EA	PLATE-INNER SUPT/MIRROR HEAD	709418-7RH
	131431-01-701	EA	MOTOR	7475400

106015-13-01A

KEY	PART NUMBER	U/M	DESCRIPTION	VENDOR NO.
	106015-12-700	EA	MIRROR-FLAT-W/W/O HEAT	709448
	106015-12-701	EA	MIRROR-CONVEX - W/W/O HEAT	709449
	106015-12-702	EA	CAP/SCREW - (PKG OF 4) - BLK	748329 RND
	106015-12-703	EA	CONVEX GLASS/HANDSET/HOUSING	7095892
	106015-19-701	EA	GLASS/FLAT-W/BEZEL/HEAT/ANTI	709644
	119774-09-701	EA	PLATE INNER SUPT/MIRROR HEAD	709419-7LH
	131431-01-701	EA	MOTOR	7475400

106015-18-01A, 106015-19-01A

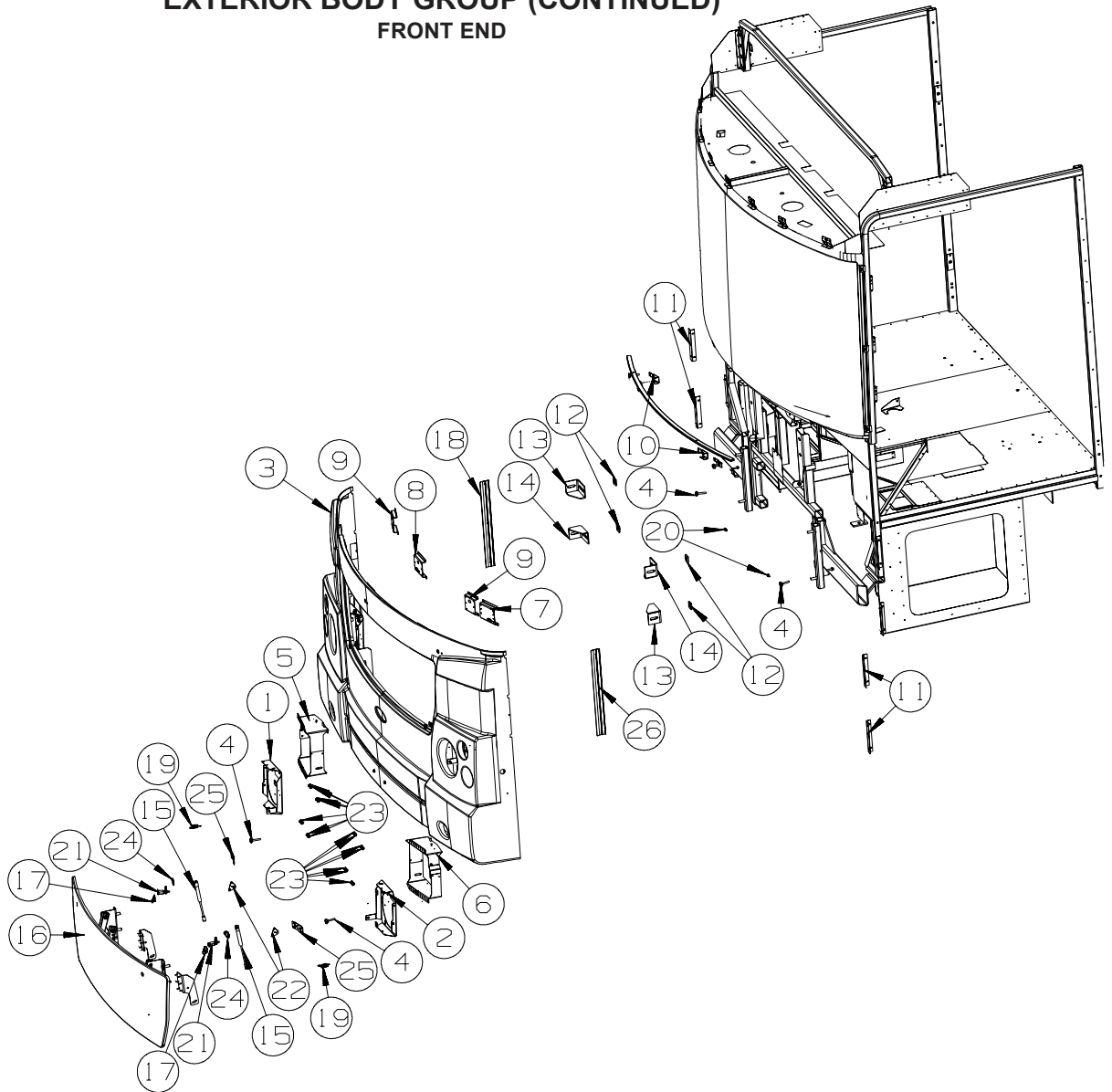
KEY	PART NUMBER	U/M	DESCRIPTION	VENDOR NO.
	106015-12-702	EA	CAP/SCREW - (PKG OF 4) - BLK	748329 RND
	106015-16-700	EA	GLASS-FLAT W/HEAT ELEMENT	709450
	106015-18-700	EA	GLASS/CONVEX-KIT W/CLIP	709650
	106015-18-701	EA	ACTUATOR - CONVEX GLASS	7475410
	106015-18-702	EA	MOTOR - FLAT GLASS	7471180
	106015-18-703	EA	CONVEX REBUILT KIT	709651
	106015-19-700	EA	VIBRATION KIT - MIRROR GLASS, VELVAC	709645

LADDER

KEY	PART NUMBER	U/M	DESCRIPTION
	129375-02-000	EA	SEAL - LADDER BRACKET
	161113-06-01A	EA	LADDER - 5 STEP - 71" - BRUSHED ALUMINUM
	161990-05-01A	EA	LADDER - LOWER - BRUSHED ALUMINUM
	161990-01-01A	EA	LADDER - LOWER - BRUSHED ALUMINUM - FREIGHTLINER CHASSIS

EXTERIOR BODY GROUP (CONTINUED)

FRONT END



KEY	PART NUMBER	U/M	DESCRIPTION
1	159268-02-02B	EA	PLATE - HEADLAMP - E-COATED
2	159268-04-02B	EA	PLATE - HEADLAMP - LEFT HAND - E-COATED
3	159732-02-W66	EA	PANEL - FRONT/LOWER - W/O HOOD/GRILLE/LIGHTS FROM: 00-00-00 THRU: 08-21-07
3	159732-04-W66	EA	PANEL - FRONT/LOWER - W/O HOOD/GRILLE/LIGHTS FROM: 08-22-07 THRU: 99-99-99
3	159732-02-W65	EA	PANEL - FRONT/LOWER - W/O HOOD/GRILLE/LIGHTS - FULL BODY PAINT FROM: 00-00-00 THRU: 08-21-07
3	159732-04-W65	EA	PANEL - FRONT/LOWER - W/O HOOD/GRILLE/LIGHTS - FULL BODY PAINT FROM: 08-22-07 THRU: 99-99-99
4	058786-04-000	EA	BOLT - HOOD ADJUSTMENT - 5/16"-18 X 2"-2.5" - W/BLACK PAD
5	159919-01-02B	EA	BRACKET - HEADLAMP - RIGHT HAND - E-COATED
6	159919-02-02B	EA	BRACKET - HEADLAMP - LEFT HAND - E-COATED
7	157051-02-02B	EA	SUPPORT - PIVOT SHAFT - E-COATED
8	157051-04-02B	EA	SUPPORT - PIVOT SHAFT - E-COATED
9	157051-05-02B	EA	SUPPORT - PIVOT SHAFT - E-COATED
10	160247-02-02B	EA	LATCH - HOOD, FRONT END - E-COATED
11	113041-10-02B	EA	ANGLE/MOUNT - BUMPER - E-COATED
12	116617-02-02B	EA	SPACER - BUMPER
13	128455-01-02B	EA	BRACKET - BUMPER - E-COATED
14	128455-02-02B	EA	BRACKET - BUMPER - E-COATED
15	142569-30-000	EA	SPRING/GAS - 90 LB - 9.6" EXTENDED/6.5" COMPRESSED
16	160253-01-W66	EA	HOOD - FRONT
17	131664-01-01A	EA	PULL-LOCK, BLACK

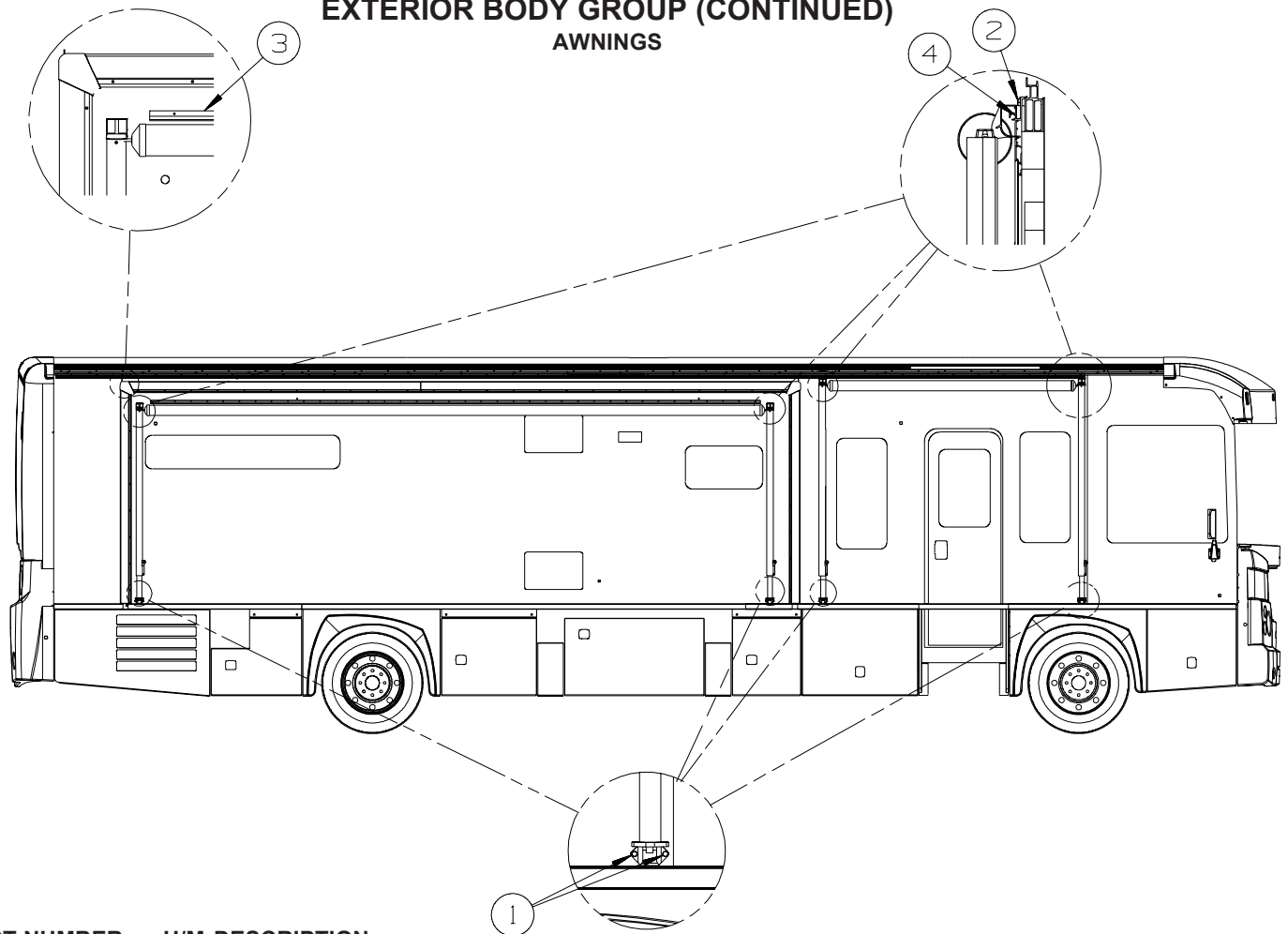
EXTERIOR BODY GROUP (CONTINUED)
FRONT END (CONTINUED)

KEY	PART NUMBER	U/M	DESCRIPTION
18	140447-06-01A	EA	TRIM - GRILLE PANEL/SIDEWALL - 21.5" - BRIGHT WHITE
19	049359-01-000	EA	SPRING - RETAINER - HEADLAMP - GM #496096
20	057460-02-000	EA	BALL STUD - F/GAS SPRING .39" - 5/16"-18
21	102330-02-000	EA	LATCH - VISE ACTION/KEY OPERATED
21	102328-01-000	EA	KEY - BARREL - NICKEL PLATED
22	126263-08-02B	EA	BRACKET - GAS SPRING W/CENTERED BALL STUD - E-COATED
23	155042-01-01A	EA	BEARING/CLIP - F/ELECTRIC SLIDING TV MECHANISM - CHARCOAL
24	164282-01-02B	EA	SPACER - LATCH/HOOD - E-COATED FROM: 03-06-07 THRU: 99-99-99
25	164283-01-02B	EA	RETAINER - LATCH/HOOD - E-COATED FROM: 03-06-07 THRU: 99-99-99
26	140447-07-01A	EA	TRIM - GRILLE PANEL/SIDEWALL - 21.5" - BRIGHT WHITE FROM: 00-00-00 THRU: 08-21-07

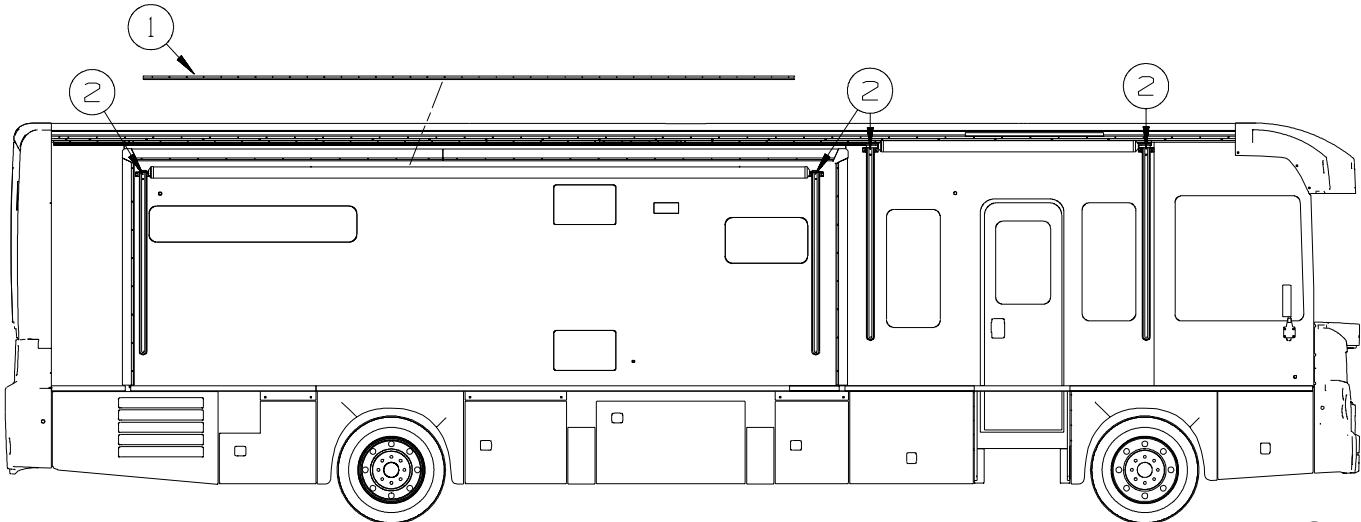
STRUCTURAL COMPONENTS

KEY	PART NUMBER	U/M	DESCRIPTION
	002726-01-001	EA	GARNISH - U-CHANNEL - 1.38" X 19' - SERRATED
	089297-01-000	SF	PLYWOOD - LUAN - OVERLAY GRADE - 4' X 8'
	089297-03-000	SF	PLYWOOD - LUAN - OVERLAY GRADE - 4' X 8.3'
	100619-01-000	BF	FOAM - EXPANDED POLYSTYRENE - 1.34" X 48" X 96"
	100619-04-000	BF	FOAM - EXPANDED POLYSTYRENE - .5" X 48" X 96"
	100619-05-000	BF	FOAM - EXPANDED POLYSTYRENE - .75" X 48" X 96"-1.5"DENSITY
	100619-13-000	BF	FOAM - EXPANDED POLYSTYRENE-.34" X 34.7" X 96"-2" DENSITY
	100619-16-000	BF	FOAM - EXPANDED POLYSTYRENE - .75" X 48" X 96"-2" DENSITY
	108535-05-03A	SF	FIBERGLASS SHEET - 108" X 500' ROLL - BRIGHT WHITE
	116942-03-01A	LB	ALUMINUM - .7" X 40" X 158"
	120107-07-000	EA	FOAM - ROOF COVE
	128782-17-01A	EA	FIBERGLASS SHEET - 30.9" X 74.7" - HIGH GLOSS - BRT WHITE
	128782-18-01A	EA	FIBERGLASS SHEET - 85.2" X 448.1" - HIGH GLOSS - BRT WHITE
	128782-21-01A	EA	FIBERGLASS SHEET - 31.1" X 75" - HIGH GLOSS - BRT WHITE
	151523-01-02A	EA	CEILING PANEL - 48" X 97.1" - VINYL/FOAM/LUAN - SPINDRIFT FROM: 08-22-07 THRU: 99-99-99
	152490-01-000	EA	FOAM - PLUG - ROOF TUBE
	159631-15-01A	EA	FIBERGLASS SHEET - 4" X 93.8" - BRIGHT WHITE FROM: 00-00-00 THRU: 01-14-07
	162931-15-01A	EA	FIBERGLASS SHEET - 4" X 93.8" - BRIGHT WHITE FROM: 01-15-07 THRU: 99-99-99

EXTERIOR BODY GROUP (CONTINUED)
AWNINGS



KEY	PART NUMBER	U/M DESCRIPTION
1	113874-11-01A	EA SCREW/LAG - AWNING - 1/4" X 1" STAINLESS STEEL
2	113874-12-01A	EA SCREW/LAG - AWNING - 1/4" X 2 3/4" STAINLESS STEEL
3	142123-07-02A	EA RAIL/AWNING - 226"
4	161739-01-01A	EA BRACKET - AWNING - BLACK



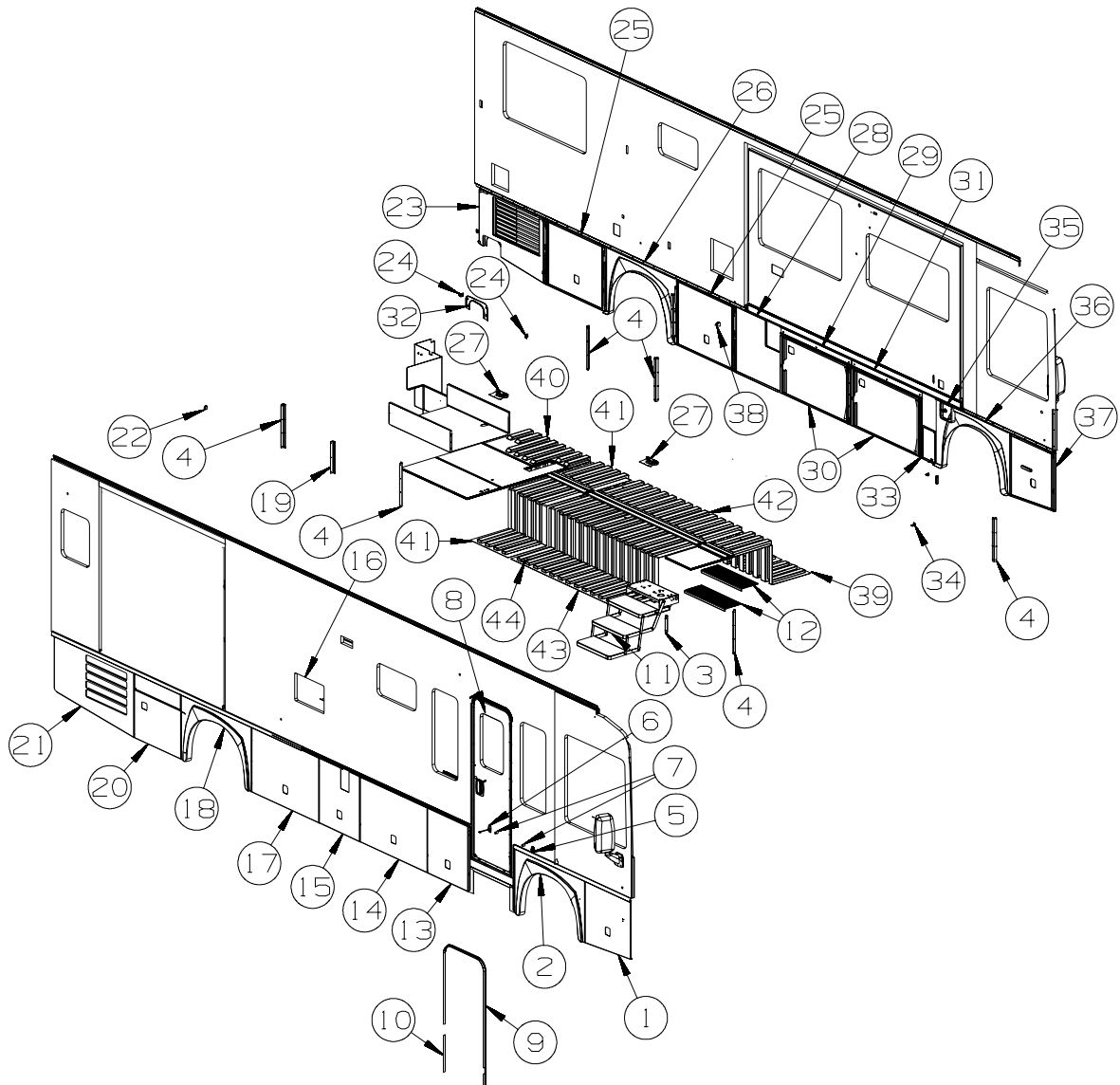
**AWNING - PATIO
 ELECTRIC**

KEY	PART NUMBER	U/M DESCRIPTION
1	142123-07-02A	EA RAIL/AWNING - 226"
2	113874-12-01A	EA SCREW/LAG - AWNING - 1/4" X 2 3/4" STAINLESS STEEL

**ORDER AWNINGS & REPAIR PARTS FROM DOMETIC. CALL #800-366-3842.
 THE DOMETIC AWNING INFORMATION YOU WILL NEED IS LOCATED ON THE MOTOR HOME NEAR
 THE TOP OF THE AWNING RAIL.**

EXTERIOR DOORS & COMPARTMENTS GROUP

DOOR & COMPARTMENT LAYOUT



KEY	PART NUMBER	U/M	DESCRIPTION
1	161136-03-AA1	EA	DOOR/VALANCE - W/O PADDLE LATCH/HDW - 33.1"WX30.9"HX28.6"H - BLACK
	142569-27-000	EA	SPRING/GAS - 112 LB - 17" EXTENDED/11" COMPRESSED
	126263-02-02B	EA	BRACKET - GAS SPRING W/BALL STUD - E-COATED
	130053-01-01A	EA	STRIKER - LUGGAGE DOOR - FLUSH - BLACK
	143793-01-01A	EA	SHIM - STRIKER - LUGGAGE - 3/64" - BLACK
	099418-01-000	FT	SEAL - D-SECTION/ADHESIVE BACK - .44" X .44" - BLK RUBBER
	132892-08-01A	FT	SEAL - BULB/SINGLE - W/U CHANNEL - 1" X .8" - BLACK
2	160944-01-WD3	EA	PANEL/WHEEL LIP - PASSENGER/FRONT - BLACK
2	160944-01-W66	EA	PANEL/WHEEL LIP - PASSENGER/FRONT - BRIGHT WHITE
	139793-03-01A	EA	HINGE - CENTER/VALANCE DOOR - W/O BALL STUD
3	113041-19-02B	EA	ANGLE/MOUNT - BUMPER - E-COATED
4	113904-11-02B	EA	ANGLE - ATTACHMENT/WHEEL LIP - 21.6" - E-COAT
5	104099-02-05A	EA	CATCH/RETAINER - DOOR HOLDER - BLACK
6	104099-03-05A	EA	CATCH - DOOR HOLDER - STRIKE - 6" - BLACK
7	120863-02-000	EA	BUMPER - RUBBER/RADIUS TOP - 1" X 1 1/2"
8	P32206-17-W79	EA	DOOR - ENTRY W/SCREEN DOOR - W/O WINDOW/LATCH (W71, W72)
8	P32206-17-W68	EA	DOOR - ENTRY W/SCREEN DOOR - W/O WINDOW/LATCH (W73, W74)
8	P32206-17-U71	EA	DOOR - ENTRY W/SCREEN DOOR - W/O WINDOW/LATCH (W75, W76)
8	M09563-17-W79	EA	DOOR - ENTRY W/SCREEN DOOR - W/O WINDOW/LATCH (W71, W72) - FULL BODY PAINT
8	M09563-17-W68	EA	DOOR - ENTRY W/SCREEN DOOR - W/O WINDOW/LATCH (W73, W74) - FULL BODY PAINT
8	M09563-17-W83	EA	DOOR - ENTRY W/SCREEN DOOR - W/O WINDOW/LATCH (W75, W76) - FULL BODY PAINT

EXTERIOR DOORS & COMPARTMENTS GROUP (CONTINUED)
DOOR & COMPARTMENT LAYOUT (CONTINUED)

KEY PART NUMBER U/M DESCRIPTION

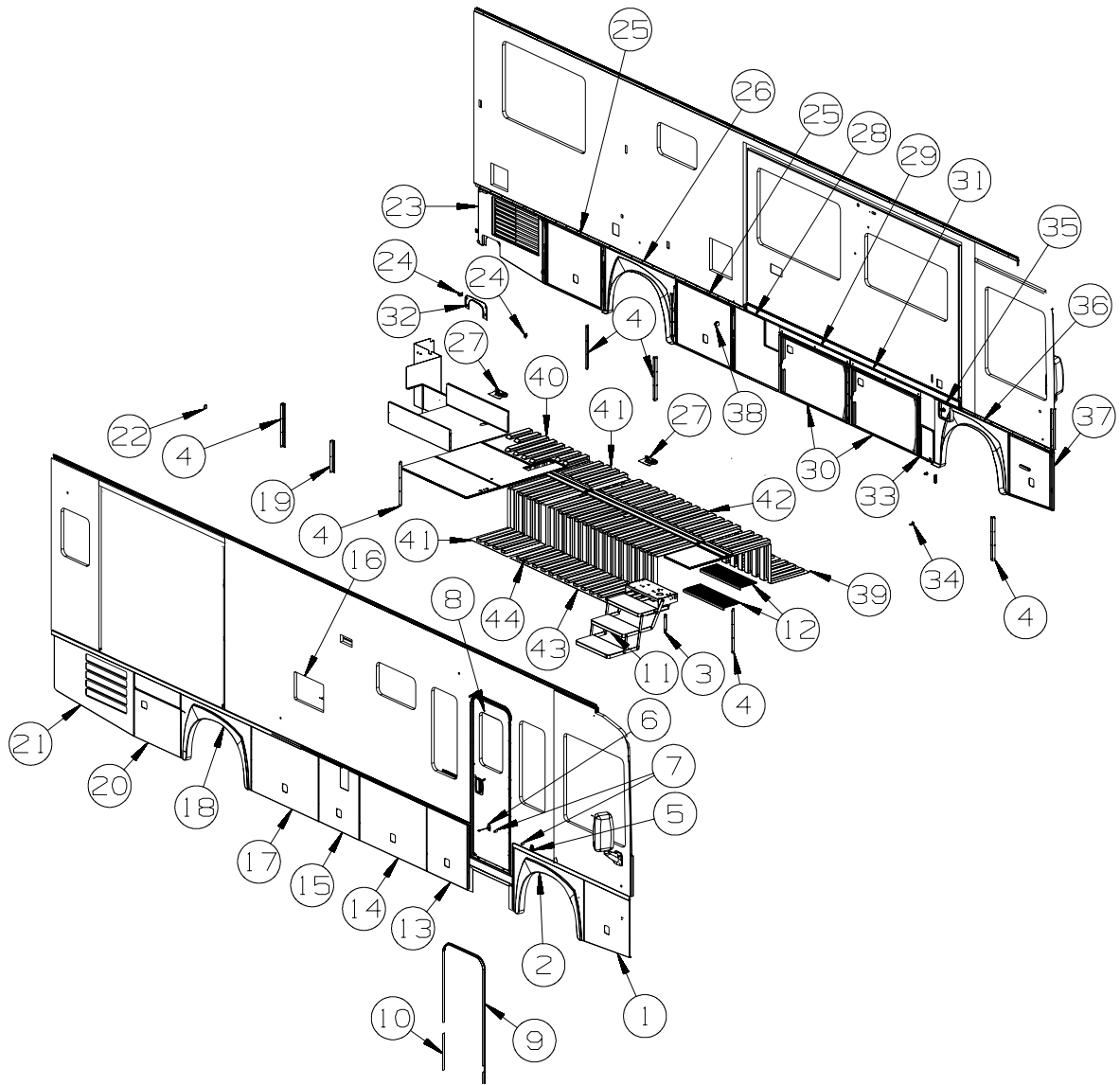
ENTRY DOOR LOCK CYLINDERS

138287-11-000 EA CYLINDER/LOCK - ENTRY DOOR - MASTER W/3M ICON - (3041)
 138287-12-000 EA CYLINDER/LOCK - ENTRY DOOR - MASTER W/3M ICON - (3042)
 138287-13-000 EA CYLINDER/LOCK - ENTRY DOOR - MASTER W/3M ICON - (3043)
 138287-14-000 EA CYLINDER/LOCK - ENTRY DOOR - MASTER W/3M ICON - (3044)
 138287-15-000 EA CYLINDER/LOCK - ENTRY DOOR - MASTER W/3M ICON - (3045)
 138287-16-000 EA CYLINDER/LOCK - ENTRY DOOR - MASTER W/3M ICON - (3046)
 138287-17-000 EA CYLINDER/LOCK - ENTRY DOOR - MASTER W/3M ICON - (3047)
 138287-18-000 EA CYLINDER/LOCK - ENTRY DOOR - MASTER W/3M ICON - (3048)
 138287-19-000 EA CYLINDER/LOCK - ENTRY DOOR - MASTER W/3M ICON - (3049)
 138287-20-000 EA CYLINDER/LOCK - ENTRY DOOR - MASTER W/3M ICON - (3050)

VALANCE DOOR & FUEL FILL DOOR LOCK CYLINDERS

138289-11-000 EA CYLINDER/LOCK - ACCESS DOORS - REDUCED SENSITIVITY (3041)
 138289-12-000 EA CYLINDER/LOCK - ACCESS DOORS - REDUCED SENSITIVITY (3042)
 138289-13-000 EA CYLINDER/LOCK - ACCESS DOORS - REDUCED SENSITIVITY (3043)
 138289-14-000 EA CYLINDER/LOCK - ACCESS DOORS - REDUCED SENSITIVITY (3044)
 138289-15-000 EA CYLINDER/LOCK - ACCESS DOORS - REDUCED SENSITIVITY (3045)
 138289-16-000 EA CYLINDER/LOCK - ACCESS DOORS - REDUCED SENSITIVITY (3046)
 138289-17-000 EA CYLINDER/LOCK - ACCESS DOORS - REDUCED SENSITIVITY (3047)
 138289-18-000 EA CYLINDER/LOCK - ACCESS DOORS - REDUCED SENSITIVITY (3048)
 138289-19-000 EA CYLINDER/LOCK - ACCESS DOORS - REDUCED SENSITIVITY (3049)
 138289-20-000 EA CYLINDER/LOCK - ACCESS DOORS - REDUCED SENSITIVITY (3050)
 138292-01-000 EA SEAL - LOCK CYLINDER
 138288-11-000 EA KEY - REVERSIBLE - #3041 - T/M 16169-02-3041
 138288-12-000 EA KEY - REVERSIBLE - #3042 - T/M 16169-02-3042
 138288-13-000 EA KEY - REVERSIBLE - #3043 - T/M 16169-02-3043
 138288-14-000 EA KEY - REVERSIBLE - #3044 - T/M 16169-02-3044
 138288-15-000 EA KEY - REVERSIBLE - #3045 - T/M 16169-02-3045
 138288-16-000 EA KEY - REVERSIBLE - #3046 - T/M 16169-02-3046
 138288-17-000 EA KEY - REVERSIBLE - #3047 - T/M 16169-02-3047
 138288-18-000 EA KEY - REVERSIBLE - #3048 - T/M 16169-02-3048
 138288-19-000 EA KEY - REVERSIBLE - #3049 - T/M 16169-02-3049
 138288-20-000 EA KEY - REVERSIBLE - #3050 - T/M 16169-02-3050
 9 139100-01-01A EA GARNISH/RADIUS - ENTRY DOOR - BRIGHT WHITE
 9 139100-01-02A EA GARNISH/RADIUS - ENTRY DOOR - BLACK
 10 139101-01-01A EA GARNISH/STRAIGHT - 18.1" - BRIGHT WHITE
 10 139101-01-02A EA GARNISH/STRAIGHT - ENTRY DOOR - BLACK
 11* 143709-02-01A EA STEP - ELECTRIC - TRIPLE - BLACK
 12 133114-06-01A EA TREAD - STEP/RUBBER - W/LIP - 29.3" X 9.8" - TAUPE
 13 161136-06-AA1 EA DOOR/VALANCE - W/O PADDLE LATCH/HDW - 29.3"W X 32.2"H - BLACK
 13 161136-06-AA2 EA DOOR/VALANCE - W/O PADDLE LATCH/HDW - 29.3"W X 32.2"H - BRIGHT WHITE
 132873-J4-000 EA ROD - LATCH - 8.7" W/3/4" DOG LEG
 135624-C7-01B EA ROD - LATCH
 142569-21-000 EA SPRING/GAS - 60 LB - 20" EXTENDED/12" COMPRESSED
 126263-02-02B EA BRACKET - GAS SPRING W/BALL STUD - E-COATED
 130053-01-01A EA STRIKER - LUGGAGE DOOR - FLUSH - BLACK
 143793-01-01A EA SHIM - STRIKER - LUGGAGE - 3/64" - BLACK
 099418-01-000 FT SEAL - D-SECTION/ADHESIVE BACK - .44" X .44" - BLK RUBBER
 132892-08-01A FT SEAL - BULB/SINGLE - W/U CHANNEL - 1" X .8" - BLACK
 14 161136-07-AA1 EA DOOR/VALANCE - W/O PADDLE LATCH/HDW - 48.6"W X 32.2"H - BLACK
 14 161136-07-AA2 EA DOOR/VALANCE - W/O PADDLE LATCH/HDW - 48.6"W X 32.2"H - BRIGHT WHITE
 132873-J5-000 EA ROD - LATCH - 18.3" W/3/4" DOG LEG
 135624-C8-01B EA ROD - LATCH
 142569-21-000 EA SPRING/GAS - 60 LB - 20" EXTENDED/12" COMPRESSED
 126263-02-02B EA BRACKET - GAS SPRING W/BALL STUD - E-COATED
 130053-01-01A EA STRIKER - LUGGAGE DOOR - FLUSH - BLACK
 143793-01-01A EA SHIM - STRIKER - LUGGAGE - 3/64" - BLACK
 099418-01-000 FT SEAL - D-SECTION/ADHESIVE BACK - .44" X .44" - BLK RUBBER
 132892-08-01A FT SEAL - BULB/SINGLE - W/U CHANNEL - 1" X .8" - BLACK

EXTERIOR DOORS & COMPARTMENTS GROUP (CONTINUED)
DOOR & COMPARTMENT LAYOUT (CONTINUED)

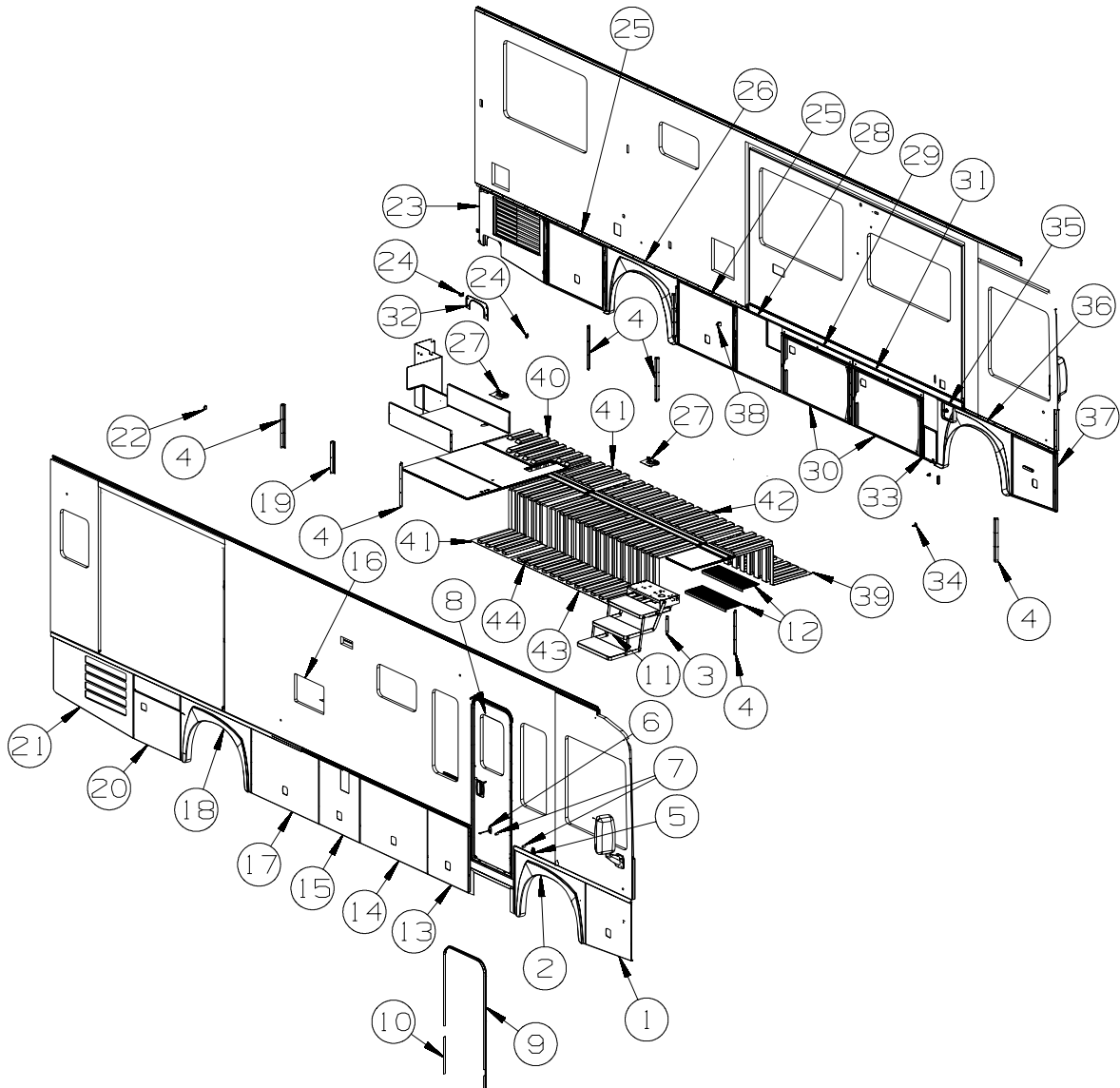


KEY	PART NUMBER	U/M	DESCRIPTION
15	161136-10-AA1	EA	DOOR/VALANCE - W/O PADDLE LATCH/HDW - 29.3"W X 32.2"H
	132873-J4-000	EA	ROD - LATCH - 8.7" W/3/4" DOG LEG
	135624-C7-01B	EA	ROD - LATCH
	142569-21-000	EA	SPRING/GAS - 60 LB - 20" EXTENDED/12" COMPRESSED
	126263-02-02B	EA	BRACKET - GAS SPRING W/BALL STUD - E-COATED
	130053-01-01A	EA	STRIKER - LUGGAGE DOOR - FLUSH - BLACK
	143793-01-01A	EA	SHIM - STRIKER - LUGGAGE - 3/64" - BLACK
	099418-01-000	FT	SEAL - D-SECTION/ADHESIVE BACK - .44" X .44" - BLK RUBBER
	132892-08-01A	FT	SEAL - BULB/SINGLE - W/U CHANNEL - 1" X .8" - BLACK
16	137395-01-01A	EA	DOOR - REFRIGERATOR VENT - 21.5" X 13.8" - BRIGHT WHITE
17	161136-09-AA1	EA	DOOR/VALANCE - W/O PADDLE LATCH/HDW - 48.6"W X 32.2"H - BLACK
17	161136-09-AA2	EA	DOOR/VALANCE - W/O PADDLE LATCH/HDW - 48.6"W X 32.2"H - BRIGHT WHITE
	132873-J5-000	EA	ROD - LATCH - 18.3" W/3/4" DOG LEG
	135624-C8-01B	EA	ROD - LATCH
	142569-21-000	EA	SPRING/GAS - 60 LB - 20" EXTENDED/12" COMPRESSED
	126263-02-02B	EA	BRACKET - GAS SPRING W/BALL STUD - E-COATED
	130053-01-01A	EA	STRIKER - LUGGAGE DOOR - FLUSH - BLACK
	143793-01-01A	EA	SHIM - STRIKER - LUGGAGE - 3/64" - BLACK
	099418-01-000	FT	SEAL - D-SECTION/ADHESIVE BACK - .44" X .44" - BLK RUBBER
	132892-08-01A	FT	SEAL - BULB/SINGLE - W/U CHANNEL - 1" X .8" - BLACK
18	160944-03-WD3	EA	PANEL/WHEEL LIP - PASSENGER/REAR - BLACK
18	160944-03-W66	EA	PANEL/WHEEL LIP - PASSENGER/REAR - BRIGHT WHITE
	139793-03-01A	EA	HINGE - CENTER/VALANCE DOOR - W/O BALL STUD
19	113904-13-02B	EA	ANGLE - ATTACHMENT/WHEEL LIP - 15.7" - E-COAT

EXTERIOR DOORS & COMPARTMENTS GROUP (CONTINUED)
DOOR & COMPARTMENT LAYOUT (CONTINUED)

KEY	PART NUMBER	U/M	DESCRIPTION
20	160939-07-AA1	EA	DOOR/VALANCE - W/O PADDLE LATCH/HDW - 33.5" X 23.9" - BLACK
20	160939-07-AA2	EA	DOOR/VALANCE - W/O PADDLE LATCH/HDW - 33.5" X 23.9" - BRIGHT WHITE
	151390-03-01B	EA	ROD - LATCH - 11.1" W/3/4" DOG LEG
	132892-08-01A	FT	SEAL - BULB/SINGLE - W/U CHANNEL - 1" X .8" - BLACK
21	161136-08-AA1	EA	DOOR/VALANCE - W/LOUVER - W/O HDW - 57.6"WX32.2"HX27.3"H - BLACK
21	161136-08-AA2	EA	DOOR/VALANCE - W/LOUVER - W/O HDW - 57.6"WX32.2"HX27.3"H - BRIGHT WHITE
22	140309-03-02B	EA	ANGLE - FURNACE DOOR - E-COATED
23	161136-04-AA1	EA	DOOR/VALANCE - W/GRILLE - W/O HDW - 48.6"WX32.2"HX27.3"H
23	161136-11-AA1	EA	DOOR/VALANCE - W/GRILLE - W/O HDW - 48.6"WX32.2"HX27.3"H - FRTL 27,910 300 6.7L 5 SPEED
24	140309-03-02B	EA	ANGLE - FURNACE DOOR - E-COATED
25	161136-01-AA1	EA	DOOR/VALANCE - W/O PADDLE LATCH/HDW - 42.9"W X 32.2"H - BLACK
25	161136-01-AA2	EA	DOOR/VALANCE - W/O PADDLE LATCH/HDW - 42.9"W X 32.2"H - BRIGHT WHITE
	132873-J6-000	EA	ROD - LATCH - 15.3" W/3/4" DOG LEG
	135624-C9-01B	EA	ROD - LATCH
	142569-21-000	EA	SPRING/GAS - 60 LB - 20" EXTENDED/12" COMPRESSED
	126263-02-02B	EA	BRACKET - GAS SPRING W/BALL STUD - E-COATED
	130053-01-01A	EA	STRIKER - LUGGAGE DOOR - FLUSH - BLACK
	143793-01-01A	EA	SHIM - STRIKER - LUGGAGE - 3/64" - BLACK
	099418-01-000	FT	SEAL - D-SECTION/ADHESIVE BACK - .44" X .44" - BLK RUBBER
	107721-07-000	FT	SEAL - ACCESS DOOR - .9"WIDE X 1.1"HIGH
26	160944-04-WD3	EA	PANEL/WHEEL LIP - DRIVER/REAR - BLACK
26	160944-04-W66	EA	PANEL/WHEEL LIP - DRIVER/REAR - BRIGHT WHITE
	139793-03-01A	EA	HINGE - CENTER/VALANCE DOOR - W/O BALL STUD
27*	142226-02-01A	EA	HATCH - POWER
28	162732-01-AA1	EA	VALANCE/PANEL - W/O HDW - 31.8"W X 32.4"H - BLACK
29	161442-03-AA1	EA	PANEL/VALANCE - W/MOUNT CHANNEL - 3.2" X 50.9" - BLACK
29	161442-03-AA2	EA	PANEL/VALANCE - W/MOUNT CHANNEL - 3.2" X 50.9" - BRIGHT WHITE
30	160939-05-AA1	EA	DOOR/VALANCE - W/O PADDLE LATCH/HDW - 50.9" X 28.7" - BLACK
30	160939-05-AA2	EA	DOOR/VALANCE - W/O PADDLE LATCH/HDW - 50.9" X 28.7" - BRIGHT WHITE
	151390-04-01B	EA	ROD - LATCH - 10.5" W/3/4" DOG LEG
	132892-08-01A	FT	SEAL - BULB/SINGLE - W/U CHANNEL - 1" X .8" - BLACK
31	159557-05-AA1	EA	PANEL/VALANCE - W/MOUNT CHANNEL - 3.2" X 50.9" - BLACK
31	159557-05-AA2	EA	PANEL/VALANCE - W/MOUNT CHANNEL - 3.2" X 50.9" - BRIGHT WHITE
32	163769-03-02A	EA	PANEL/TRIM - DIFFUSER - ALUMINUM/BLACK
			FROM: 04-30-07 THRU: 99-99-99
32	163769-03-03A	EA	PANEL/TRIM - DIFFUSER - ALUMINUM/BRIGHT WHITE
			FROM: 04-30-07 THRU: 99-99-99
33	160988-02-AA1	EA	PANEL/VALANCE - W/O HDW - 9.4"W X 15.9"H - BLACK
33	160988-02-AA2	EA	PANEL/VALANCE - W/O HDW - 9.4"W X 15.9"H - BRIGHT WHITE
34	123512-06-02B	EA	BRACKET - DOOR/VALANCE - E-COATED
35	160260-02-WD3	EA	PANEL/DOOR - FUEL FILL - W/O LOCK - BLACK
35	160260-02-W66	EA	PANEL/DOOR - FUEL FILL - W/O LOCK - BRIGHT WHITE
	138290-01-000	EA	CASE - W/CAM - W/O CYLINDER/KEY
	153306-02-01A	EA	HINGE - PIANO - 1 1/2" X 3.9" - UNPAINTED
	139793-03-01A	EA	HINGE - CENTER/VALANCE DOOR - W/O BALL STUD
36	160944-02-WD3	EA	PANEL/WHEEL LIP - DRIVER/FRONT - BLACK
36	160944-02-W66	EA	PANEL/WHEEL LIP - DRIVER/FRONT - BRIGHT WHITE
37	161136-02-AA1	EA	DOOR/VALANCE - W/O PADDLE LATCH/HDW - 33.1"WX28.6"HX30.9"H - BLACK
	132873-J3-000	EA	ROD - LATCH - 10.5" W/3/4" DOG LEG
	135624-D0-01B	EA	ROD - LATCH
	142569-27-000	EA	SPRING/GAS - 112 LB - 17" EXTENDED/11" COMPRESSED
	126263-02-02B	EA	BRACKET - GAS SPRING W/BALL STUD - E-COATED
	130053-01-01A	EA	STRIKER - LUGGAGE DOOR - FLUSH - BLACK
	143793-01-01A	EA	SHIM - STRIKER - LUGGAGE - 3/64" - BLACK
	099418-01-000	FT	SEAL - D-SECTION/ADHESIVE BACK - .44" X .44" - BLK RUBBER
	132892-08-01A	FT	SEAL - BULB/SINGLE - W/U CHANNEL - 1" X .8" - BLACK
38	131383-03-02A	EA	BRACKET - SHOWER HEAD - WHITE
39	159762-09-01A	EA	COMPARTMENT - LUGGAGE
	159762-01-01A	EA	COMPARTMENT - LUGGAGE
			FROM: 00-00-00 THRU: 06-17-07
39	164972-03-01A	EA	COMPARTMENT - LUGGAGE
			FROM: 06-18-07 THRU: 99-99-99
40	159762-08-01A	EA	COMPARTMENT - LUGGAGE
	159762-01-01A	EA	COMPARTMENT - LUGGAGE

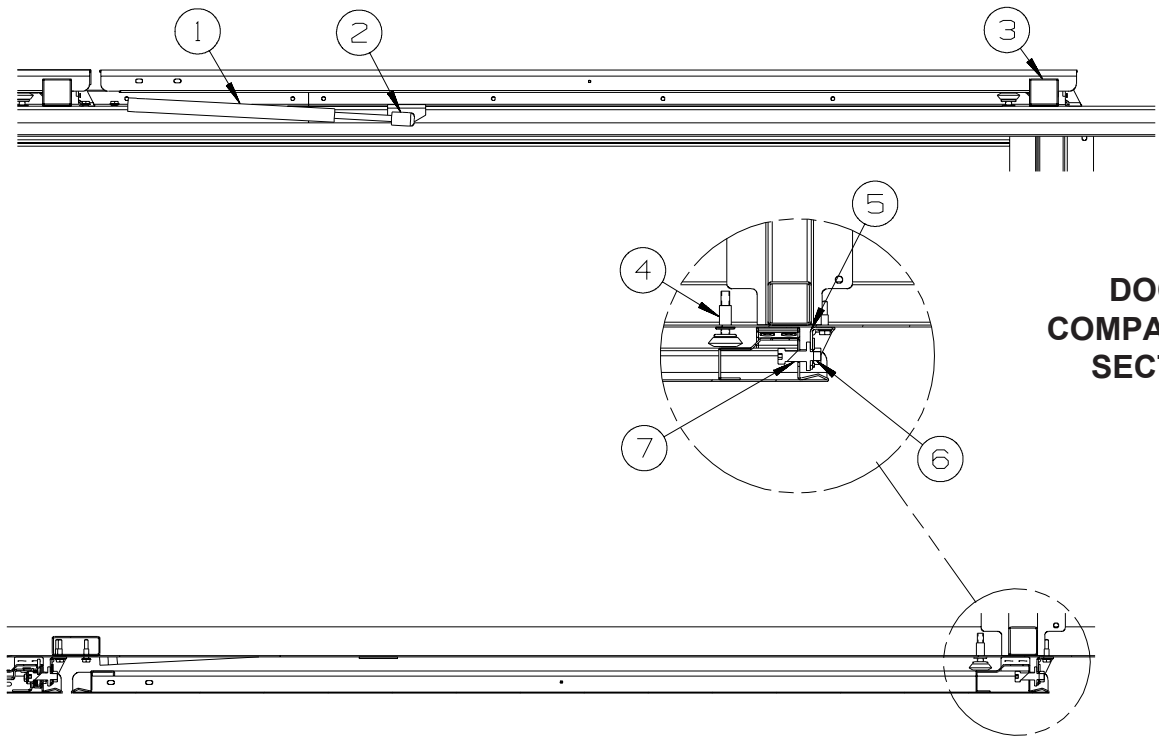
EXTERIOR DOORS & COMPARTMENTS GROUP (CONTINUED)
DOOR & COMPARTMENT LAYOUT (CONTINUED)



KEY	PART NUMBER	U/M	DESCRIPTION	
41	159762-06-01A	EA	COMPARTMENT - LUGGAGE	
	159762-01-01A	EA	COMPARTMENT - LUGGAGE	FROM: 00-00-00 THRU: 06-17-07
41	164972-02-01A	EA	COMPARTMENT - LUGGAGE	FROM: 06-18-07 THRU: 99-99-99
42	160895-02-01A	EA	COMPARTMENT - LUGGAGE	
	160895-01-01A	EA	COMPARTMENT - LUGGAGE	
43	160895-03-01A	EA	COMPARTMENT - LUGGAGE	
	160895-01-01A	EA	COMPARTMENT - LUGGAGE	
44	160154-01-01A	EA	HATCH - F/POWER CORD - W/BASE/COVER - BLACK	

COMPONENT PARTS LISTED LATER IN THIS GROUP

EXTERIOR DOORS & COMPARTMENTS GROUP (CONTINUED)
DOOR & COMPARTMENT LAYOUT (CONTINUED)



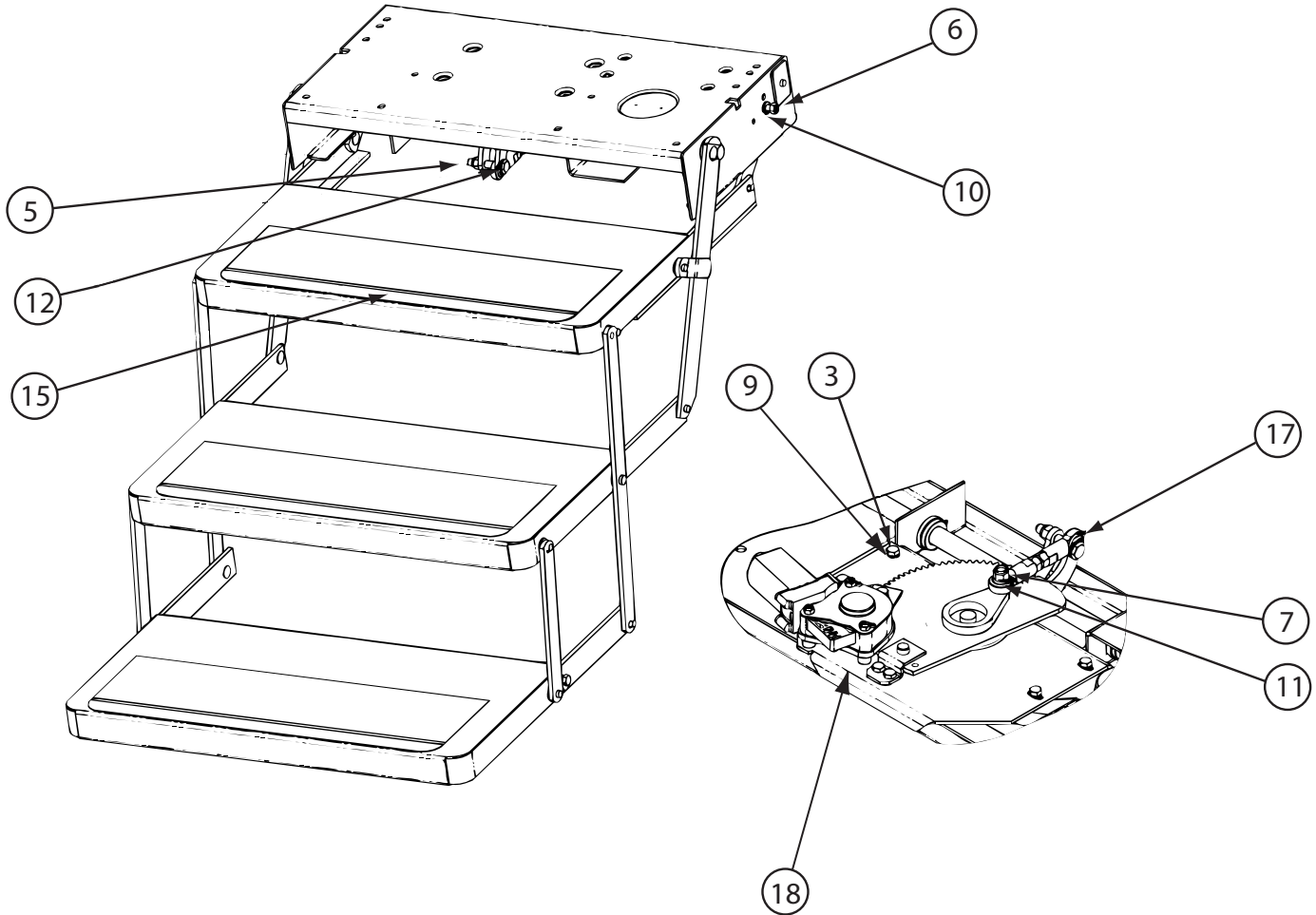
**DOOR &
COMPARTMENT
SECTIONS**

KEY	PART NUMBER	U/M	DESCRIPTION
1	142569-06-000	EA	SPRING/GAS - 25 LB - 14.8" EXTENDED/8.9" COMPRESSED
2	126263-02-02B	EA	BRACKET - GAS SPRING W/BALL STUD - E-COATED
3	149558-01-01A	EA	SUPPORT-VALANCE DOOR,LWR,BLK
4	058786-01-000	EA	BOLT - HOOD ADJUSTMENT - 5/16"-18 X 1.5"-2"- W/BLACK PAD
5	149356-02-02B	EA	MOUNTING - F/STRIKER BOLT - E-COATED
6	149357-02-02B	EA	PLATE ASSEMBLY - F/STRIKER BOLT - E-COATED
7	149358-01-01A	EA	BOLT - STRIKER - .375"DIAMETER

EXTERIOR DOORS & COMPARTMENTS GROUP (CONTINUED)
COMPONENT PARTS FOR DOOR & COMPARTMENT LAYOUT

142226-02-01A

KEY	PART NUMBER	U/M DESCRIPTION	VENDOR NO
	142226-02-700	EA TAB/LOCKING - ESCAPE (RED)	9667709

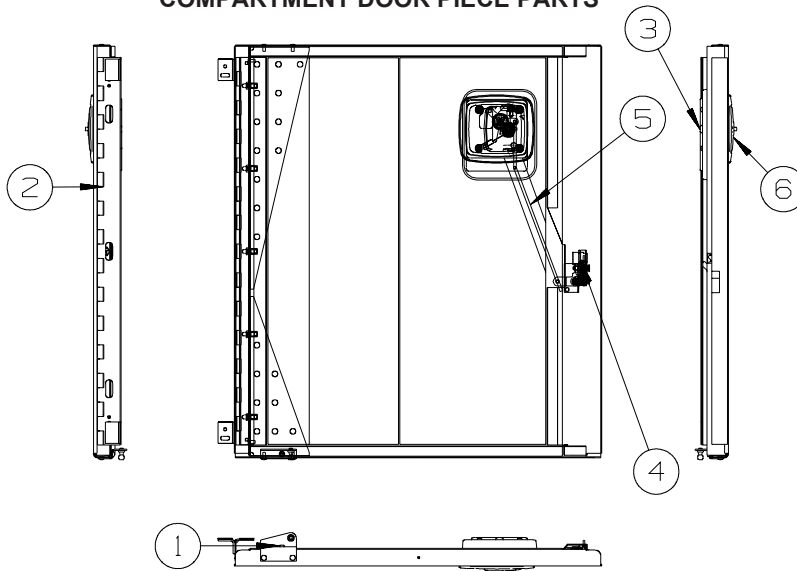


143709-02-01A

KEY	PART NUMBER	U/M DESCRIPTION	VENDOR NO.
	143709-01-700	EA CAM STOP	1102200
	143709-01-701	EA BUMPER - BLACK (RUBBER STOP)	1602000
15	143709-01-702	EA TREAD/NON-SKID _6" X 21" BLK	1915260
	143709-01-703	EA FRAME ONLY PAINTED BLACK 25	908025000
17	143709-02-700	EA LINK/ASSEMBLY 24/25 SERIES	3380050
18	143709-02-701	EA MOTOR ASM W/TABLE 24/25 STEP	3392152
18	143709-02-702	EA MOTOR "AM 214" F/IMGL TRIPLE	1820124
	088746-01-705	EA LIGHT-UNDER STEP	9004
	094707-03-701	EA PLUG - 4-WAY - PACKARD	909306
	094707-04-700	EA CONTROL UNIT W/OVERRIDE	909510000
	094707-04-711	EA KWIKTEST - W/4-WAY PIGTAIL	909518000

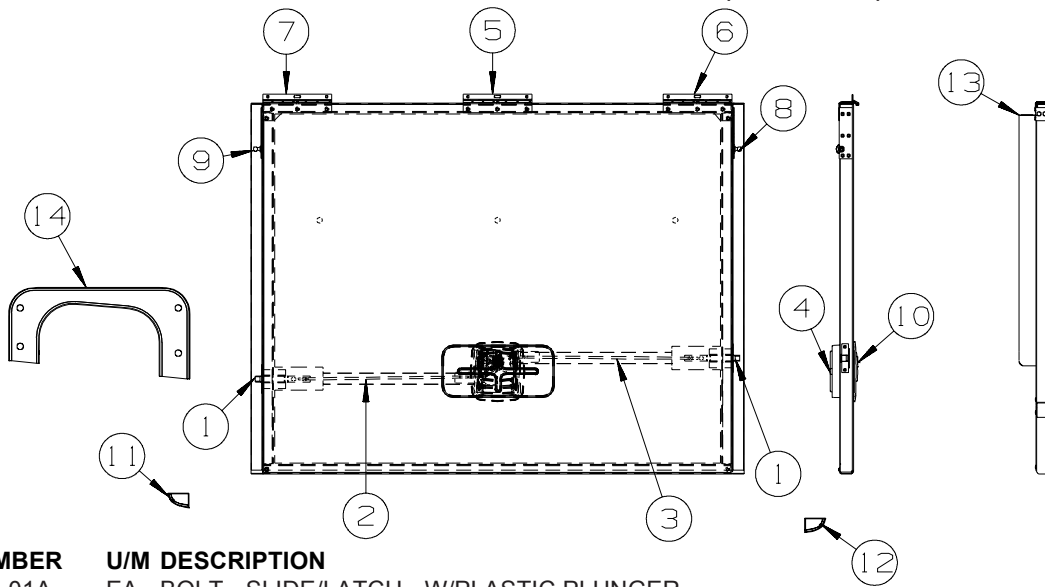
CONTACT WINNEBAGO PART SALES FOR UNLISTED COMPONENT(S)

EXTERIOR DOORS & COMPARTMENTS GROUP (CONTINUED)
COMPARTMENT DOOR PIECE PARTS



KEY	PART NUMBER	U/M	DESCRIPTION
1	126263-17-02B	EA	BRACKET - GAS SPRING W/BALL STUD - E-COATED
1	168513-01-02B	EA	BRACKET - GAS SPRING/RH - E-COATED
2	137228-04-02B	EA	HINGE - PIANO - COMPARTMENT DOOR - 27" - E-COATED
2	137228-08-02B	EA	HINGE - PIANO - COMPARTMENT DOOR - 27" - E-COATED
2	137228-09-02B	EA	HINGE - PIANO - COMPARTMENT DOOR - 27" - E-COATED
2	137228-14-02B	EA	HINGE - PIANO - COMPARTMENT DOOR - 21" - E-COATED
3	137359-02-01A	EA	COVER - LATCH - BRIGHT WHITE
4	149359-01-01A	EA	LATCH - SINGLE ROTOR
4	149359-04-01A	EA	LATCH - SINGLE ROTOR - MINI/LEFT HAND - ZINC
4	149359-07-01A	EA	LATCH - SINGLE ROTOR - MINI/RIGHT HAND
4	149359-08-01A	EA	LATCH - SINGLE ROTOR - MINI/LEFT HAND
5	132873-01-000	EA	ROD - LATCH (BLANK) - 37.3"
6	154900-03-01A	EA	LATCH/PADDLE - LOCKING - COMPT DOOR - KEY ONE - BLACK
6	154900-03-02A	EA	LATCH/PADDLE - LOCKING - COMPT DOOR - KEY ONE - WHITE
6	154900-04-01A	EA	LATCH/PADDLE - NON LOCKING - COMPT DOOR - BLACK
6	154900-04-02A	EA	LATCH/PADDLE - NON LOCKING - COMPT DOOR - WHITE

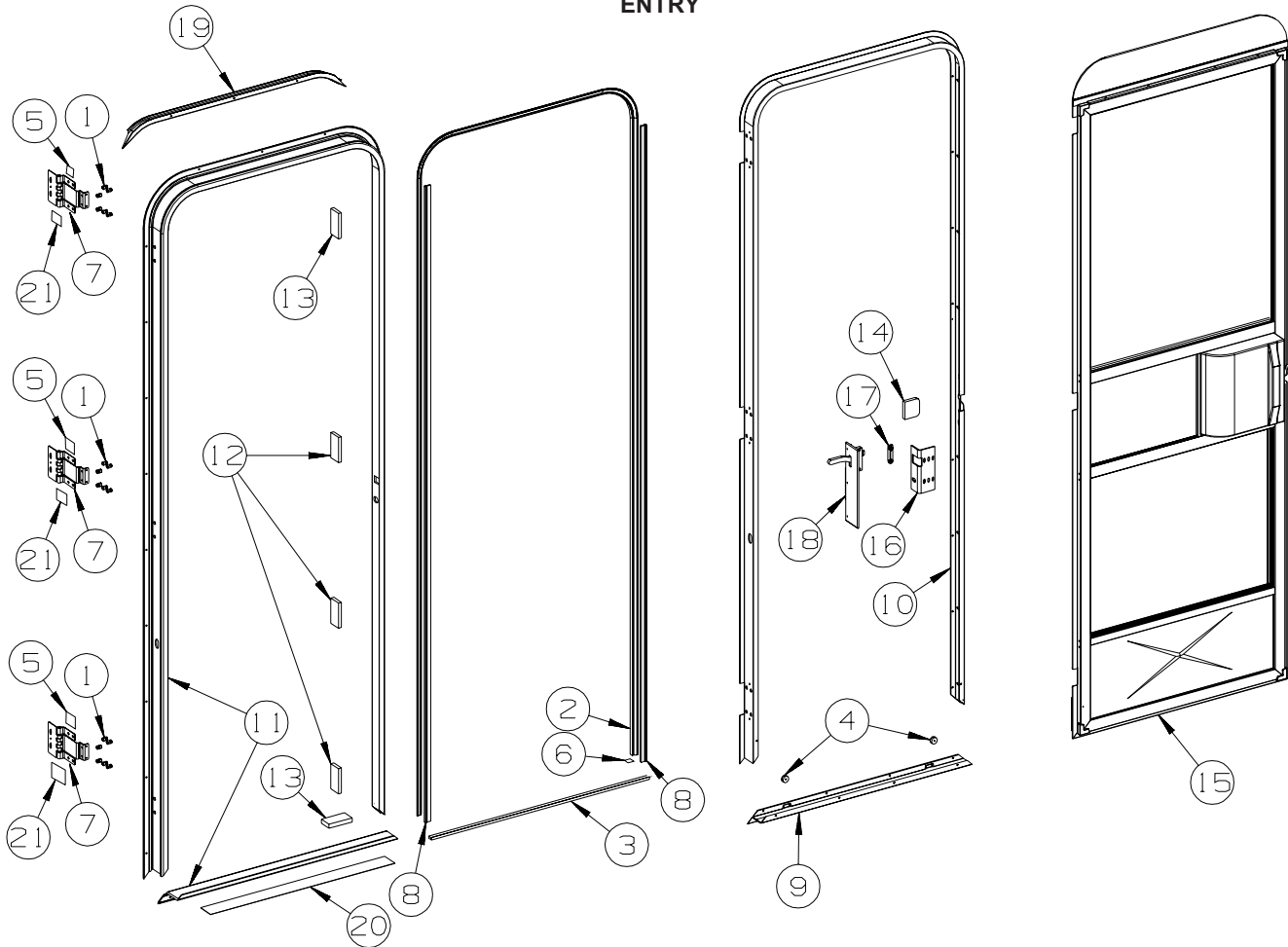
EXTERIOR DOORS & COMPARTMENTS GROUP (CONTINUED)
COMPARTMENT DOOR PIECE PARTS (CONTINUED)



KEY	PART NUMBER	U/M	DESCRIPTION
1	121947-01-01A	EA	BOLT - SLIDE/LATCH - W/PLASTIC PLUNGER
2	132873-01-000	EA	ROD - LATCH (BLANK) - 37.3"
3	135624-71-01B	EA	ROD - LATCH (BLANK) - 37.3"
4	137359-01-01A	EA	COVER - LATCH - WHITE
5	139793-03-01A	EA	HINGE - CENTER/VALANCE DOOR - W/O BALL STUD
6	139793-04-01A	EA	HINGE - VALANCE DOOR - W/O BALL STUD
6	139793-01-01A	EA	HINGE - VALANCE DOOR - W/BALL STUD
7	139793-05-01A	EA	HINGE - VALANCE DOOR - W/O BALL STUD
7	139793-02-01A	EA	HINGE - VALANCE DOOR - W/BALL STUD
8	147513-01-01A	EA	BALL STUD
9	147513-02-01A	EA	BALL STUD
10	154900-01-01A	EA	LATCH/PADDLE - LOCKING - COMPT DOOR - KEY ONE - BLACK
10	154900-01-02A	EA	LATCH/PADDLE - LOCKING - COMPT DOOR - KEY ONE - WHITE
10	154900-02-01A	EA	LATCH/PADDLE - NON LOCKING - COMPT DOOR - BLACK
10	154900-02-02A	EA	LATCH/PADDLE - NON LOCKING - COMPT DOOR - WHITE
11	138643-02-01A	EA	CORNER-VAL DOOR,REAR,LH,BLK
12	138643-01-01A	EA	CORNER-VAL DOOR,REAR,RH,BLK
13	145993-01-000	FT	SEAL - "D SECTION" W/ADHESIVE BACK
14	163769-03-02A	EA	PANEL/TRIM - DIFFUSER - ALUMINUM/BLACK
14	163769-03-03A	EA	PANEL/TRIM - DIFFUSER - ALUMINUM/BRIGHT WHITE

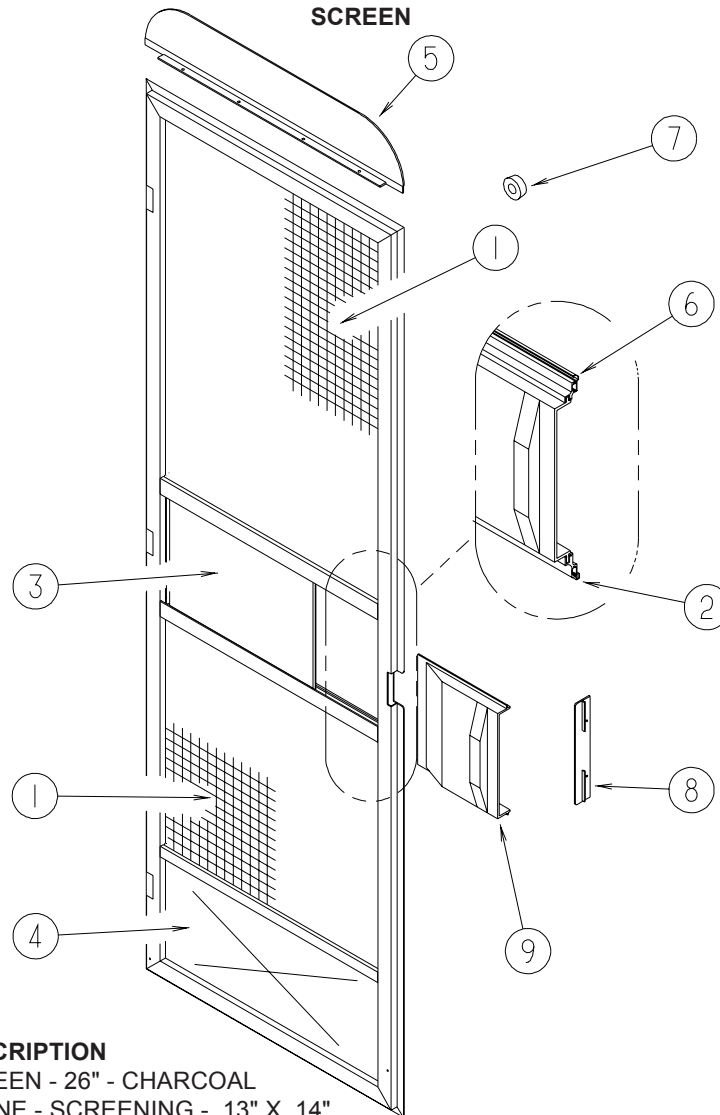
EXTERIOR DOORS & COMPARTMENTS GROUP (CONTINUED)

ENTRY



KEY	PART NUMBER	U/M	DESCRIPTION
1	039715-01-000	EA	NUT-SERT - 1/4" DIAMETER - 20 THREADS
2	075671-04-000	FT	SEAL - SPONGE - LAZY T - W/ADHESIVE STRIP - .5" WIDE
3	075673-05-000	FT	SEAL/PILE - .5" HIGH W/ADHESIVE BACK - BLACK
4	081914-02-000	EA	BUMPER - RUBBER - ROUND - 5/16" DIA. X 13/64" THICK
5	100128-02-000	FT	SEAL - FOAM/ADHESIVE BACK - .37" WIDE X .37" THICK
6	104692-01-000	FT	SEAL - ADHESIVE BACKED FOAM - 3/4" THICK X 3/4" WIDE X 25'
7	106719-01-05A	EA	HINGE - ENTRY DOOR - BRIGHT WHITE
8	118929-01-01A	FT	SEAL - PILE - PUSH ON
9	121893-03-02A	EA	FRAME - ENTRY DOOR/LOWER - BRIGHT WHITE
9	121893-03-03A	EA	FRAME - ENTRY DOOR/LOWER - BLACK
10	121894-27-01A	EA	FRAME - ENTRY DOOR - BRIGHT WHITE
10	121894-27-02A	EA	FRAME - ENTRY DOOR - BLACK
11	121898-14-01A	EA	JAMB - DOOR/ENTRANCE - BRIGHT WHITE
11	121898-14-02A	EA	JAMB - DOOR/ENTRANCE - BLACK
12	125724-01-000	EA	SHIM - DOOR, ENTRANCE
13	125724-02-000	EA	SHIM - DOOR, ENTRANCE
14	130096-05-000	EA	FOAM - SCREEN DOOR, RETAINER
15	P32208-02-L32	EA	DOOR - SCREEN - W/O HARDWARE - BRIGHT WHITE
16	137401-01-03B	EA	BRACKET - DOOR ANGLE - OFF WHITE
17	148364-01-12B	EA	STRIKE - SCREEN DOOR - BRIGHT WHITE
17	148364-01-04B	EA	STRIKE - SCREEN DOOR - BLACK
18	132915-01-01A	EA	LATCH - SCREEN DOOR - BLACK
19	139054-19-01A	EA	CAP - DRIP - JAMB MOUNTED - BRIGHT WHITE
19	139054-19-02A	EA	CAP - DRIP - JAMB MOUNTED - BLACK
20	038327-01-000	EA	TAPE - ANTI-SLIP - 2" X 60'
21	154585-01-01A	FT	SEAL - FOAM TAPE - ADHESIVE BACK - 3/8" X 3/8" - BLACK

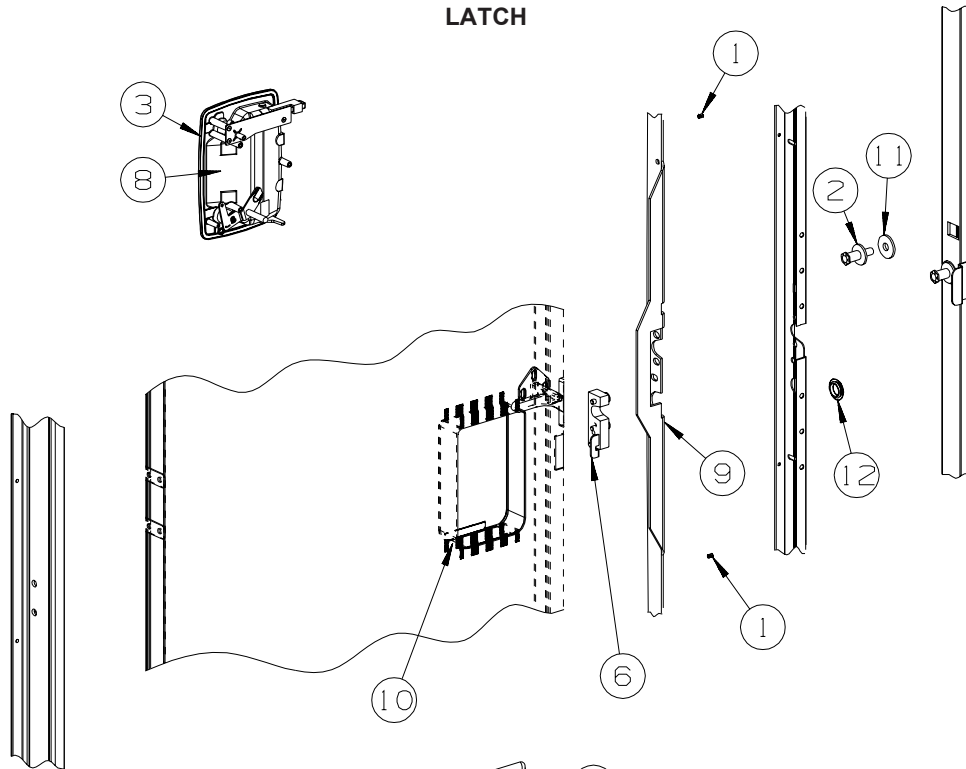
EXTERIOR DOORS & COMPARTMENTS GROUP (CONTINUED)



KEY	PART NUMBER	U/M	DESCRIPTION
1	002293-02-000	SF	SCREEN - 26" - CHARCOAL
2	002294-01-000	FT	SPLINE - SCREENING - .13" X .14"
3	016454-18-000	EA	INSERT/CENTER - SCREEN DOOR
4	078552-09-000	EA	INSERT - SCREEN DOOR - LOWER
5	078595-03-000	EA	PLATE - SCREEN DOOR
6	078777-08-000	FT	CHANNEL - SLIDER - 4 FOOT INCREMENTS
7	120863-09-000	EA	BUMPER - RUBBER/RADIUS TOP - 3/4" X 3/8" - LT GRAY
8	132081-01-01A	EA	STRIKE - SLIDER - SCREEN DOOR - BRIGHT WHITE
8	132081-01-03A	EA	STRIKE - SLIDER - SCREEN DOOR - BLACK
9	132082-01-01A	EA	SLIDER - SCREEN DOOR - BRIGHT WHITE
9	132082-01-03A	EA	SLIDER - SCREEN DOOR - BLACK

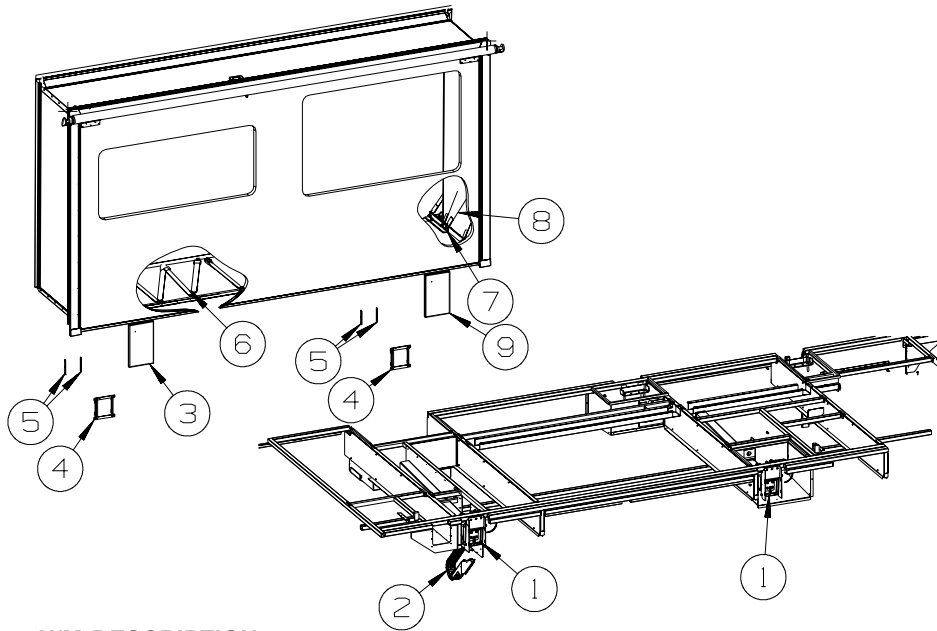
EXTERIOR DOORS & COMPARTMENTS GROUP (CONTINUED)

LATCH



KEY	PART NUMBER	U/M	DESCRIPTION
1	072893-04-000	EA	NUTSERT - 10-32
2	092927-20-000	EA	STRIKER - BOLT
3	112782-04-01A	EA	GASKET
4	112782-05-01A	EA	CAP - VINYL - RED
5	112782-08-01A	EA	SCREW - MOUNTING/PLATE - ZINC
6	112782-22-01A	EA	LATCH - SINGLE ROTOR
7	112782-27-01A	EA	LATCH - INTERIOR PLATE - WHITE
8	112782-20-01A	EA	LATCH - EXTERIOR - W/O LOCK CYLINDER W/ICON-REVERSIBLE KEY
9	132207-01-02B	EA	STIFFENER/DOOR - FORMED - E-COATED
10	137230-01-01A	EA	SPACER - NOTCHED, MILL
11	147900-01-01A	EA	SPACER - STRIKE BOLT, MILL
12	061420-14-000	EA	PLUG/PLASTIC - 7/8" DIAMETER - BLACK

EXTERIOR SLIDEOUT GROUP FRONT LEFT

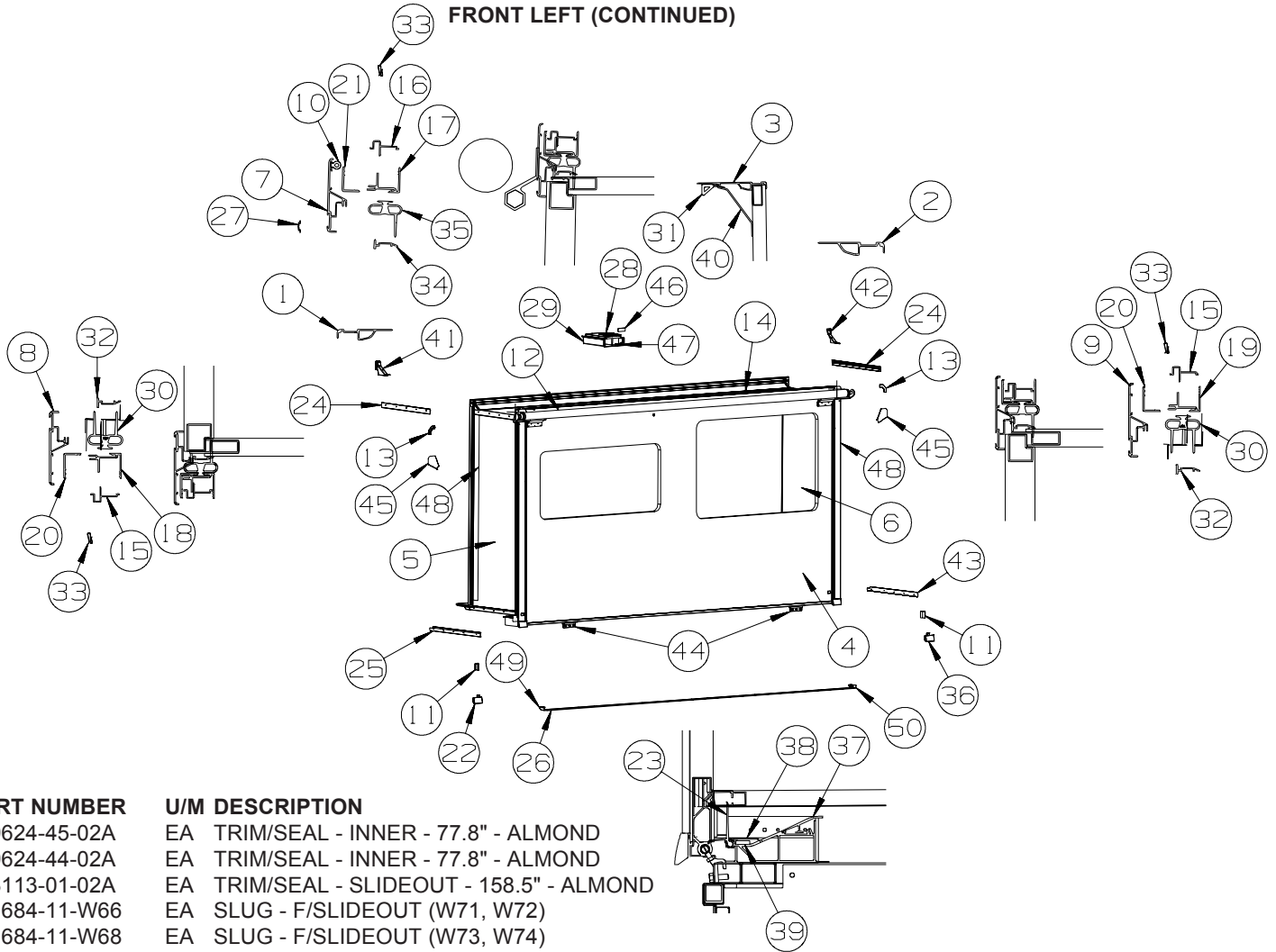


KEY	PART NUMBER	U/M	DESCRIPTION
1*	161298-01-000	EA	SLIDEOUT - ELECTRIC 30" - RIGHT HAND
2	143541-01-01A	EA	CARRIER/WIRING - F/SLIDEOUT ROOM - 29 LINKS
3	138077-31-AA1	EA	COVER/RAM - 9.4" X 15.9" - W/TUBE - BLACK
3	138077-31-W66	EA	COVER/RAM - 9.4" X 15.9" - W/TUBE - BRIGHT WHITE
4	161304-02-02B	EA	BRACKET - RAM COVER - E-COATED
5	136995-08-02B	EA	PLATE W/BOLTS - 5.3" X 3/4" W/1/4" X 1" BOLTS
6	160167-01-01A	EA	SEAT BELT - 2" X 102" - BLACK
7	151078-01-02B	EA	BRACKET - MOUNTING - SEATBELT - E-COATED
8	160167-02-01A	EA	SEAT BELT - 2" X 90" - BLACK
9	138077-32-UN4	EA	COVER/RAM - 9.4" X 12.2" - W/TUBE - BLACK
9	138077-32-W66	EA	COVER/RAM - 9.4" X 12.2" - W/TUBE - BRIGHT WHITE
	138077-05-10A	EA	COVER/RAM - 9.4" X 12.2" - W/O TUBE - BLACK
	138077-05-01A	EA	COVER/RAM - 9.4" X 12.2" - W/O TUBE - BRIGHT WHITE

*COMPONENT PARTS LISTED LATER IN THIS GROUP

EXTERIOR SLIDEOUT GROUP (CONTINUED)

FRONT LEFT (CONTINUED)



KEY	PART NUMBER	U/M	DESCRIPTION
1	139624-45-02A	EA	TRIM/SEAL - INNER - 77.8" - ALMOND
2	139624-44-02A	EA	TRIM/SEAL - INNER - 77.8" - ALMOND
3	153113-01-02A	EA	TRIM/SEAL - SLIDEOUT - 158.5" - ALMOND
4	161684-11-W66	EA	SLUG - F/SLIDEOUT (W71, W72)
4	161684-11-W68	EA	SLUG - F/SLIDEOUT (W73, W74)
4	161684-11-W70	EA	SLUG - F/SLIDEOUT (W75, W76)
5	P62982-33-W66	EA	PANEL END - F/SLIDEOUT - W/O FIBERGLASS (W71, W72)
5	P62982-33-W68	EA	PANEL END - F/SLIDEOUT - W/O FIBERGLASS (W73, W74)
5	P62982-33-W70	EA	PANEL END - F/SLIDEOUT - W/O FIBERGLASS (W75, W76)
6	P62982-35-W66	EA	PANEL END - F/SLIDEOUT - W/O FIBERGLASS (W71, W72)
6	P62982-35-W68	EA	PANEL END - F/SLIDEOUT - W/O FIBERGLASS (W73, W74)
6	P62982-35-W70	EA	PANEL END - F/SLIDEOUT - W/O FIBERGLASS (W75, W76)
7	162052-08-02A	EA	TRIM/SEAL - W/MITERED ENDS - 156.5" - BLACK
7	162052-08-01A	EA	TRIM/SEAL - W/MITERED ENDS - 156.5" - BRIGHT WHITE
8	162052-28-02A	EA	TRIM/SEAL - W/MITERED ENDS - 80.4" - BLACK
8	162052-28-01A	EA	TRIM/SEAL - W/MITERED ENDS - 80.4" - BRIGHT WHITE
9	162052-29-02A	EA	TRIM/SEAL - W/MITERED ENDS - 80.4" - BLACK
9	162052-29-01A	EA	TRIM/SEAL - W/MITERED ENDS - 80.4" - BRIGHT WHITE
10	158297-01-000	FT	SEAL - D-SECTION/BULB/TEE - ADHESIVE BACK - BLACK
11	156480-01-01A	EA	SEAL/BLOCK - SLIDEOUT - 2.6"W X 1.6"H X 1.6"D - BLACK
12			SLIDEOUT AWNING

ORDER AWNINGS & REPAIR PARTS FROM DOMETIC. CALL #800-366-3842.

THE DOMETIC AWNING INFORMATION YOU WILL NEED IS LOCATED ON THE MOTOR HOME NEAR THE TOP OF THE AWNING RAIL.

13	160421-01-01A	EA	CORNER TRIM/SLIDEOUT - 3.1" X 3.1" - BLACK
14	161277-01-W66	EA	ROOF - F/SLIDEOUT
			FROM: 00-00-00 THRU: 08-21-07
14	161277-03-W72	EA	ROOF - F/SLIDEOUT
			FROM: 08-22-07 THRU: 99-99-99
15	142718-38-01A	EA	RETAINER - SIDEWALL/SLIDEOUT - 79"
16	142718-09-01A	EA	RETAINER - SIDEWALL/SLIDEOUT - 157.6"
17	151761-04-02A	EA	TRIM - SIDEWALL/SLIDEOUT/TOP - 159.5" - ALMOND
18	151760-10-02A	EA	TRIM - SIDEWALL/SLIDEOUT - 80.6" - ALMOND

EXTERIOR SLIDEOUT GROUP (CONTINUED)
FRONT LEFT (CONTINUED)

KEY	PART NUMBER	U/M	DESCRIPTION
19	151760-11-02A	EA	TRIM - SIDEWALL/SLIDEOUT - 80.6" - ALMOND
20	136824-49-02A	EA	TRIM - SIDEWALL/SLIDEOUT - 80.9" - BLACK
21	136824-11-02A	EA	TRIM - SIDEWALL/SLIDEOUT - 159.8" - BLACK
22	148593-03-02A	EA	CAP - F/SLIDEOUT TRIM - BLACK
23	152446-02-000	FT	SEAL - SLIDEOUT/FLOOR - W/BULB
24	158375-01-02A	EA	TRIM - FEATURE STRIP - 29.6" - BLACK
25	163021-07-02A	EA	TRIM - FEATURE - LOWER - 30.9" - BLACK
26	152641-01-000	EA	SKID/GLIDE - SLIDEOUT ROOM - 1/4"X2"X95.5" - POLYETHYLENE
27	105312-01-13A	FT	INSERT - FEATURE STRIP - VINYL - BLACK
28*	153651-04-01A	EA	LOCK/LATCH - TRAVEL/SLIDEOUT - W/MOTOR - LEFT HAND - BLACK
29	155194-02-01A	EA	COVER - LATCH/TRAVEL- PLASTIC - BLACK
30	153161-01-01A	FT	SEAL - SLIDEOUT - DOUBLE WIPE LIP - BLACK
31	146056-01-000	FT	SEAL - TRIANGLE - W/PSA
32	146606-66-02A	EA	TRIM/RETAINER - 75.8" - BLACK
33	142549-01-000	EA	CLIP - "S" TYPE
34	146606-01-02A	EA	TRIM/RETAINER - 153.5" - BLACK
35	136978-02-01A	FT	SEAL - SLIDEOUT/TOP - SINGLE WIPE LIP - BLACK
36	148593-04-02A	EA	CAP - F/SLIDEOUT TRIM - BLACK
37	153106-17-01A	EA	COVER - RAMP/FLOOR - VINYL/CARPET - 3.2" X 157" - BRT WHT
38	160824-10-01A	EA	SPACER - RAMP - SLIDEOUT FLOOR - 155.9" - MILL
			FROM: 00-00-00 THRU: 04-22-07
38	160824-18-01A	EA	SPACER - RAMP - SLIDEOUT FLOOR - 154.5" - MILL
			FROM: 04-23-07 THRU: 99-99-99
39	156475-01-000	EA	FILTER/FOAM - DRAIN HOLE COVER/SEAL - 60PPI - 1/4"X1"X3"
40	153114-01-02A	EA	TRIM/RETAINER - 154.1" - BLACK
41	153115-01-01A	EA	COVER - TRIM - SLIDEOUT - INNER/TOP/RH - BLACK
42	153115-02-01A	EA	COVER - TRIM - SLIDEOUT - INNER/TOP/LH - BLACK
43	163021-08-02A	EA	TRIM - FEATURE - LOWER - 30.9" - BLACK
44	153104-01-01A	EA	BRACKET/MOUNT - 1.7" X 3.2" X 5.9"
45	156151-01-01A	EA	PROTECTOR - CORNER - SLIDEOUT - BLACK
46	156015-01-01A	EA	TAPE/PROTECTION - .06" X 1.25" X 3.5" - W/PSA - NATURAL WHT
47	155262-01-01A	EA	TUBE/DRAIN - LATCH/TRAVEL/ROOF - BLACK
48	093681-39-01A	FT	FILM - 3.1" - FLAT BLACK
49	165178-01-01A	EA	CAP - FLOOR TUBE/SLIDEOUT/RH - BLACK
50	165178-02-01A	EA	CAP - FLOOR TUBE/SLIDEOUT/LH - BLACK

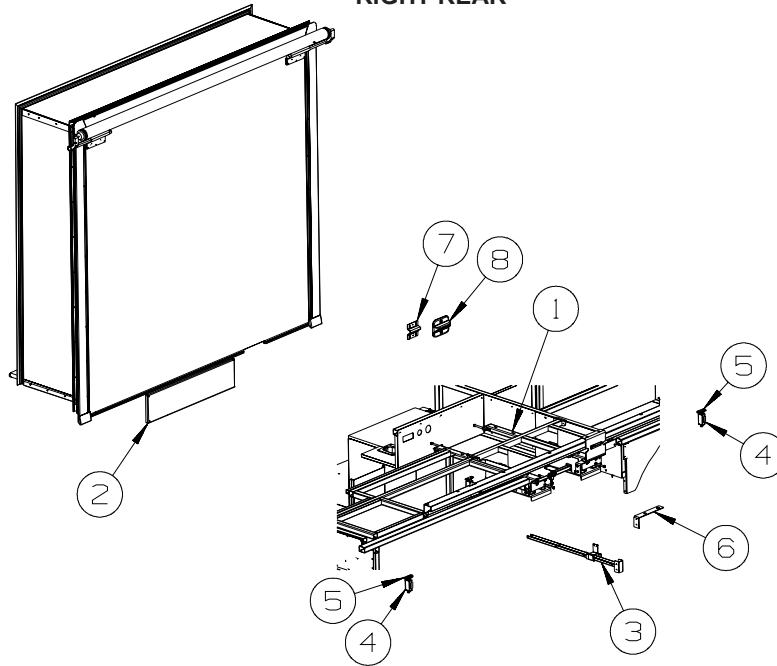
*COMPONENT PARTS LISTED LATER IN THIS GROUP

COMPONENT PARTS FOR FRONT LEFT

153651-04-01A

KEY	PART NUMBER	U/M	DESCRIPTION	VENDOR NO.
	153651-01-701	EA	LIMIT SWITCH	1812996
	153651-02-700	EA	MOTOR "R" - F/LH TRAVEL LOCK	1820131
	153651-02-701	EA	BRACKET/MOUNTING - MOTOR	1102223
	153651-04-700	EA	COVER/BOOT - SEAL	1612012

EXTERIOR SLIDEOUT GROUP (CONTINUED)
RIGHT REAR



KEY	PART NUMBER	U/M	DESCRIPTION
1*	162408-01-000	EA	SLIDEOUT - ELECTRIC
2	138077-28-AA1	EA	COVER/RAM - 33.6" X 8" - W/INNER FRAME - BLACK
2	138077-28-W66	EA	COVER/RAM - 33.6" X 8" - W/INNER FRAME - BRIGHT WHITE
3	141019-04-02B	EA	SUPPORT - WIRE - E-COATED
4	126313-02-02B	EA	SUPPORT - SLIDE - F/SLIDE-OUT ROOM - E-COATED
4	126313-09-02B	EA	SUPPORT - ROLLER - SLIDE-OUT ROOM - E-COATED
5	128599-03-000	EA	PAD - F/SLIDEOUT - 2" X 2.6" - NOT ILLUSTRATED
5	134855-01-000	EA	BEARING PAD - NARROW
6	127828-09-02B	EA	BRACKET - SLIDEOUT - E-COATED
7	148706-01-02B	EA	BRACKET/RETAINING - F/SLIDEOUT - E-COATED
8	148707-01-01A	EA	COVER/BRACKET - F/SLIDEOUT

*COMPONENT PARTS LISTED LATER IN THIS GROUP

FROM: 00-00-00 THRU: 06-24-07

FROM: 06-25-07 THRU: 99-99-99

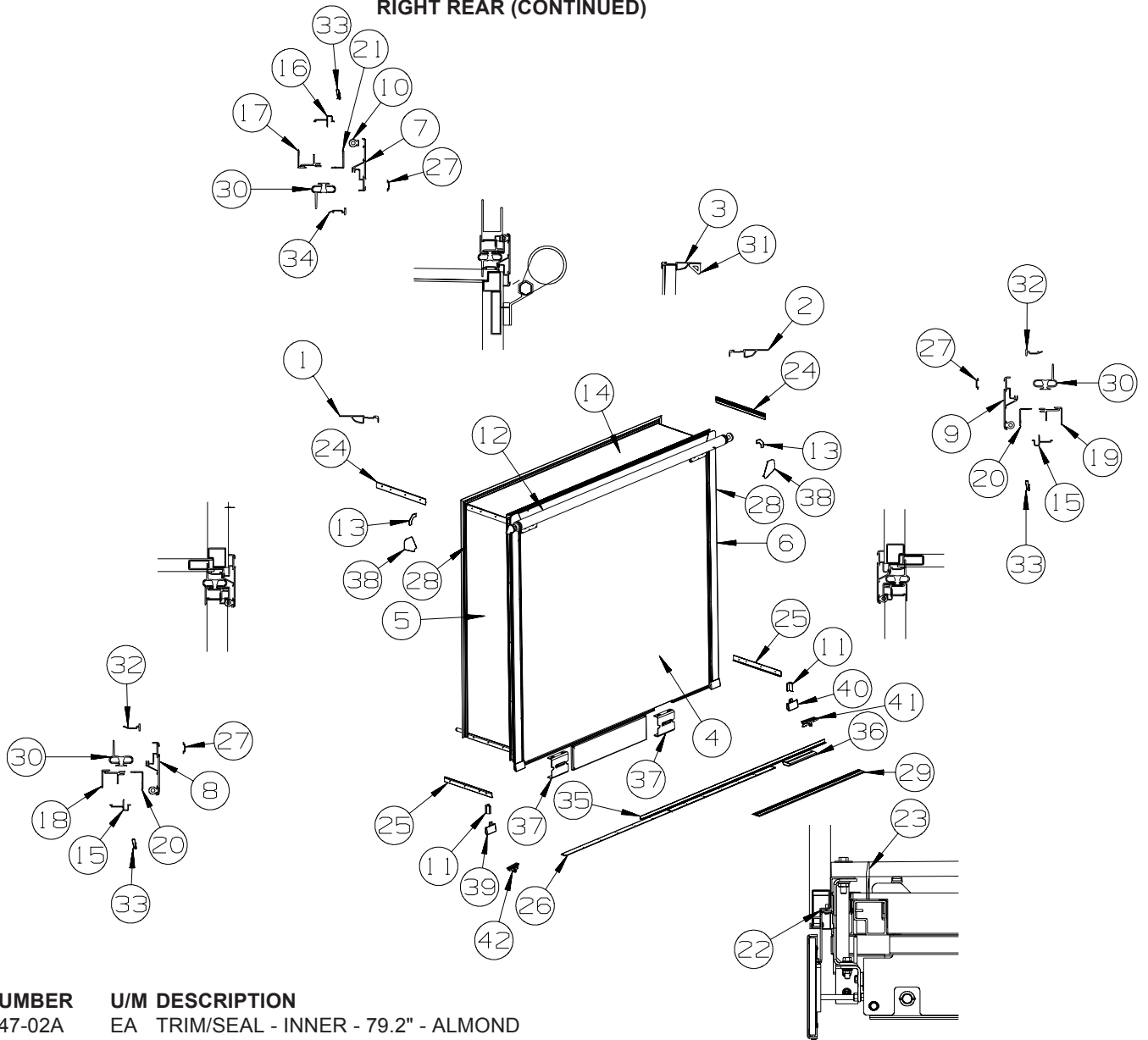
FROM: 00-00-00 THRU: 04-01-07

FROM: 04-02-07 THRU: 99-99-99

FROM: 07-23-07 THRU: 99-99-99

FROM: 07-23-07 THRU: 99-99-99

EXTERIOR SLIDEOUT GROUP (CONTINUED)
RIGHT REAR (CONTINUED)



KEY	PART NUMBER	U/M	DESCRIPTION
1	139624-47-02A	EA	TRIM/SEAL - INNER - 79.2" - ALMOND FROM: 00-00-00 THRU: 06-24-07
1	139624-41-02A	EA	TRIM/SEAL - INNER - 79.2" - ALMOND FROM: 06-25-07 THRU: 99-99-99
2	139624-46-02A	EA	TRIM/SEAL - INNER - 79.2" - ALMOND FROM: 00-00-00 THRU: 06-24-07
2	139624-42-02A	EA	TRIM/SEAL - INNER - 79.2" - ALMOND FROM: 06-25-07 THRU: 99-99-99
3	139624-31-02A	EA	TRIM/SEAL - INNER/TOP - 91.3" - ALMOND
4	161685-11-W66	EA	SLUG - F/SLIDEOUT (W71, W72)
4	161685-11-W68	EA	SLUG - F/SLIDEOUT (W73, W74)
4	161685-11-W70	EA	SLUG - F/SLIDEOUT (W75, W76)
5	P62980-12-W66	EA	PANEL END - F/SLIDEOUT - W/O FIBERGLASS (W71, W72)
5	P62980-12-W68	EA	PANEL END - F/SLIDEOUT - W/O FIBERGLASS (W73, W74)
5	P62980-12-W70	EA	PANEL END - F/SLIDEOUT - W/O FIBERGLASS (W75, W76)
6	P62980-11-W66	EA	PANEL END - F/SLIDEOUT - W/O FIBERGLASS (W71, W72)
6	P62980-11-W68	EA	PANEL END - F/SLIDEOUT - W/O FIBERGLASS (W73, W74)
6	P62980-11-W70	EA	PANEL END - F/SLIDEOUT - W/O FIBERGLASS (W75, W76)
7	162052-43-02A	EA	TRIM/SEAL - W/MITERED ENDS - 89.6" - BLACK
7	162052-43-01A	EA	TRIM/SEAL - W/MITERED ENDS - 89.6" - BRIGHT WHITE
8	162052-33-02A	EA	TRIM/SEAL - W/MITERED ENDS - 80.8" - BLACK
8	162052-33-01A	EA	TRIM/SEAL - W/MITERED ENDS - 80.8" - BRIGHT WHITE
9	162052-32-02A	EA	TRIM/SEAL - W/MITERED ENDS - 80.8" - BLACK
9	162052-32-01A	EA	TRIM/SEAL - W/MITERED ENDS - 80.8" - BRIGHT WHITE
10	158297-01-000	FT	SEAL - D-SECTION/BULB/TEE - ADHESIVE BACK - BLACK

EXTERIOR SLIDEOUT GROUP (CONTINUED)
RIGHT REAR (CONTINUED)

KEY	PART NUMBER	U/M	DESCRIPTION
11	156480-01-01A	EA	SEAL/BLOCK - SLIDEOUT - 2.6"W X 1.6"H X 1.6"D - BLACK FROM: 06-04-07 THRU: 99-99-99
12			SLIDEOUT AWNING

ORDER AWNINGS & REPAIR PARTS FROM DOMETIC. CALL #800-366-3842.

**THE DOMETIC AWNING INFORMATION YOU WILL NEED IS LOCATED ON THE MOTOR HOME NEAR
THE TOP OF THE AWNING RAIL.**

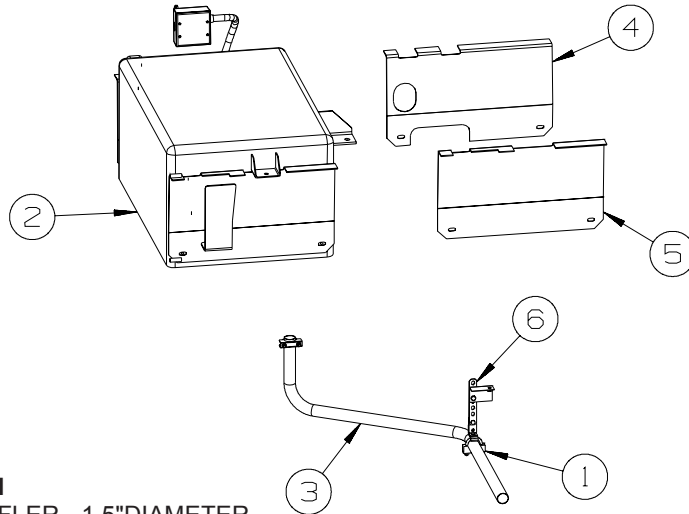
13	160421-01-01A	EA	CORNER TRIM/SLIDEOUT - 3.1" X 3.1" - BLACK
14	163039-01-W66	EA	ROOF - F/SLIDEOUT
15	142718-38-01A	EA	RETAINER - SIDEWALL/SLIDEOUT - 79"
16	142718-30-01A	EA	RETAINER - SIDEWALL/SLIDEOUT - 90.6"
17	151761-17-02A	EA	TRIM - SIDEWALL/SLIDEOUT/TOP - 92.5" - ALMOND
18	151760-22-02A	EA	TRIM - SIDEWALL/SLIDEOUT - 81.1" - ALMOND
19	151760-23-02A	EA	TRIM - SIDEWALL/SLIDEOUT - 81.1" - ALMOND
20	136824-60-02A	EA	TRIM - SIDEWALL/SLIDEOUT - 80.9" - BLACK
21	136824-42-02A	EA	TRIM - SIDEWALL/SLIDEOUT - 92.6" - BLACK
22	128621-56-01A	EA	BRACKET/ZEE - SLIDEOUT - 85.5" - MILL
23	115075-03-000	FT	SEAL - WIPE - .25" X 2.9"
24	158375-04-02A	EA	TRIM - FEATURE STRIP - 20.6" - BLACK
25	163020-06-02A	EA	TRIM - FEATURE STRIP/LOWER - 2.3" X 19.8" - BLACK
26	152641-01-000	EA	SKID/GLIDE - SLIDEOUT ROOM - 1/4"X2"X95.5" - POLYETHYLENE
27	105312-01-07A	FT	INSERT - FEATURE STRIP - VINYL - BRIGHT WHITE
28	093681-39-01A	FT	FILM - 3.1" - MATTE BLACK
29	134837-01-01A	EA	RAMP - SLIDEOUT - BLACK PVC
30	136978-01-01A	FT	SEAL - SLIDEOUT - SINGLE WIPE LIP - BLACK
31	146056-01-000	FT	SEAL - TRIANGLE - W/PSA
32	146606-66-02A	EA	TRIM/RETAINER - 75.8" - BLACK
33	142549-01-000	EA	CLIP - "S" TYPE
34	146606-50-02A	EA	TRIM/RETAINER - 86.9" - BLACK
35	151282-11-01A	EA	TRIM - CARPET EDGE/F-ANGLE - 83.7" - BLACK
36	134756-09-W66	EA	RAMP - FABRIC COVERED - F/SLIDEOUT - 12"
37	127030-11-02B	EA	BRACKET - MOUNT - SLIDEOUT - E-COATED
38	156151-01-01A	EA	PROTECTOR - CORNER - SLIDEOUT - BLACK
39	148593-03-02A	EA	CAP - F/SLIDEOUT TRIM - BLACK
40	148593-04-02A	EA	CAP - F/SLIDEOUT TRIM - BLACK
41	160471-01-01A	EA	PAN/DRAIN - FLOOR/RH SLIDEOUT - BLACK FROM: 00-00-00 THRU: 06-24-07
42	160471-02-01A	EA	PAN/DRAIN - FLOOR/LH SLIDEOUT - BLACK FROM: 00-00-00 THRU: 06-24-07
	157809-01-01A	EA	SEAL - FOAM BLOCK/RIGHT SIDE - ADHESIVE BACK FROM: 00-00-00 THRU: 06-24-07
	157809-02-01A	EA	SEAL - FOAM BLOCK/LEFT SIDE - ADHESIVE BACK FROM: 00-00-00 THRU: 06-24-07

COMPONENT PARTS FOR RIGHT REAR

162408-01-000

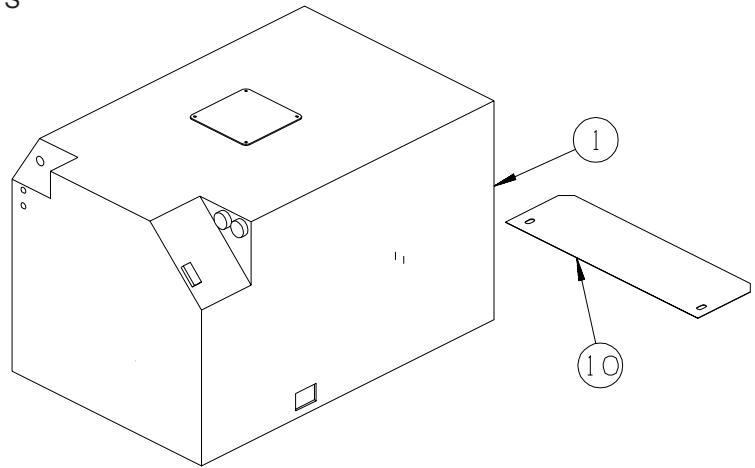
KEY	PART NUMBER	U/M	DESCRIPTION	VENDOR NO.
	161662-01-700	EA	ROL PIN - 1/8" X 1 1/4"	18-1036
	161662-01-707	EA	KEY/WOODRUFF - #606	521336
	161662-01-709	EA	WEAR PAD - ROUND	320-0056
	162408-01-700	EA	BUSHING/BRONZE - .75" ID	190-1046
	162408-01-701	EA	MOTOR & GEAR BOX W/PIGTAIL	524789
	162408-01-702	EA	SHAFT W/COUPLER - 5.56" LONG	524522
	162408-01-703	EA	GEAR/SPUR - 30 TOOTH	521395
	162408-01-704	EA	ROLLER - .50 ID	521296
	162408-01-705	EA	SHAFT - 5.56" LONG	260-0012
	162408-01-706	EA	DRIVE SHAFT W/COUPLER	1010000242

GENERATOR GROUP

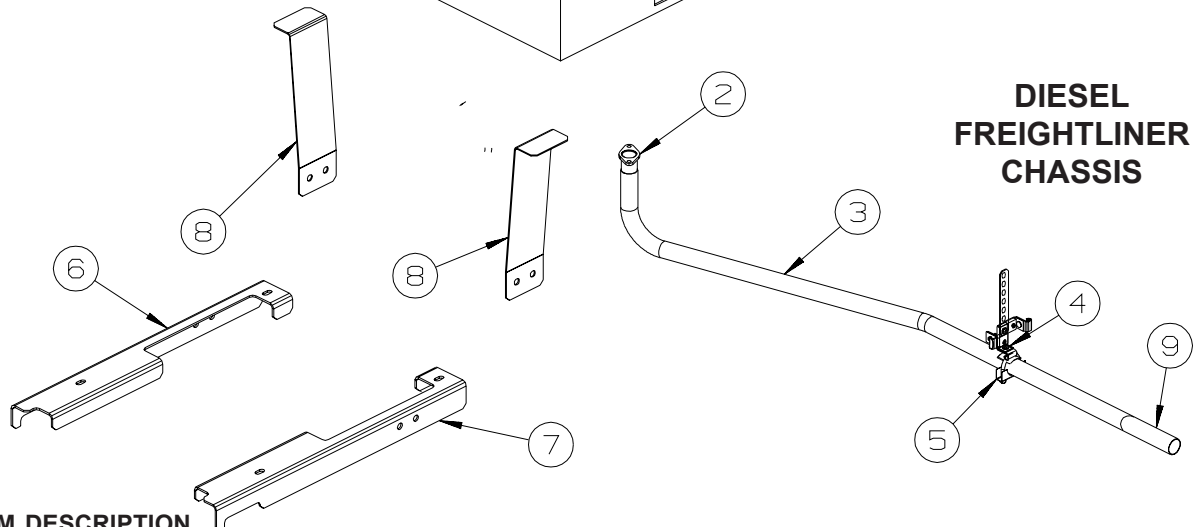


GAS WORKHORSE CHASSIS

KEY	PART NUMBER	U/M	DESCRIPTION
1	007125-03-000	EA	CLAMP - MUFFLER - 1.5"DIAMETER
2	135707-06-000	EA	GENERATOR - 5.5 - 30/30 - GAS - MARQUIS GOLD
3	137330-04-000	EA	PIPE - EXHAUST - GENERATOR
4	160475-01-02B	EA	SUPPORT - GENERATOR - RH HAND - E-COATED
5	160475-02-02B	EA	SUPPORT - GENERATOR - LH HAND - E-COATED
6	007131-01-000	EA	HANGER - TAILPIPE - 6 SLOTS

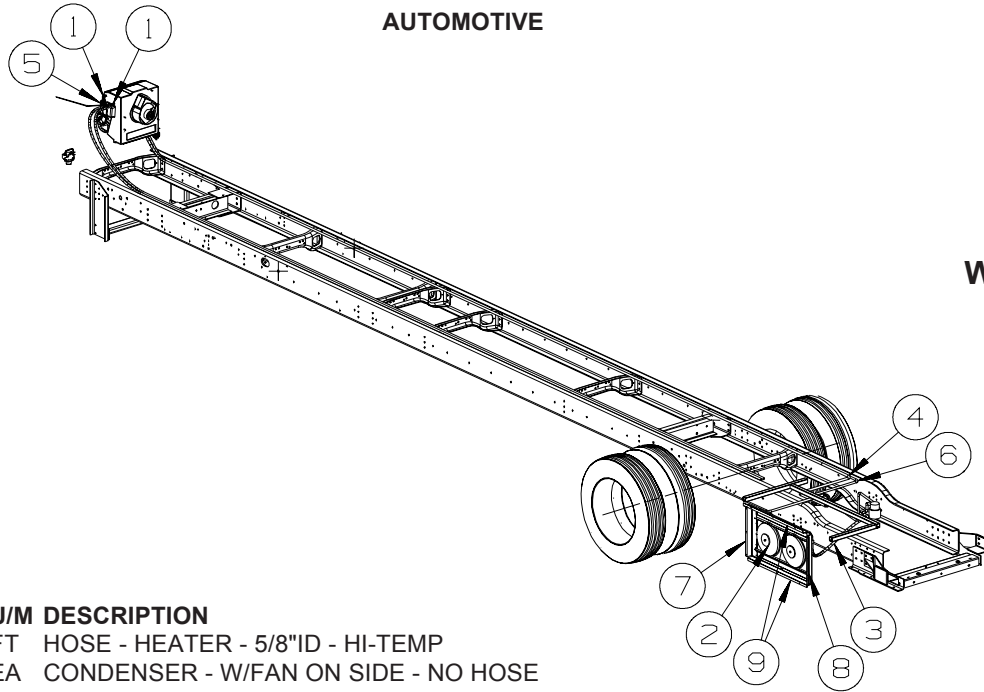


DIESEL FREIGHTLINER CHASSIS



KEY	PART NUMBER	U/M	DESCRIPTION
1	159850-01-000	EA	GENERATOR - 5.5KW - 30/30 - DIESEL - ONAN #HDKBA-2733
2	106235-01-000	EA	ADAPTOR - GENERATOR EXHAUST
3	137330-03-000	EA	PIPE - EXHAUST - GENERATOR/DIESEL
4	007131-01-000	EA	HANGER - TAILPIPE - 6 SLOTS
5	007125-03-000	EA	CLAMP - MUFFLER - 1.5" DIAMETER
6	137328-02-02B	EA	SUPPORT - GENERATOR - LH - E-COATED
7	137328-01-02B	EA	SUPPORT - GENERATOR - RH - E-COATED
8	137329-02-02B	EA	BRACKET - HANGAR/GENERATOR - E-COATED
9	NOT USED		
10	156768-01-02B	EA	SHIELD/HEAT - GENERATOR - E-COATED

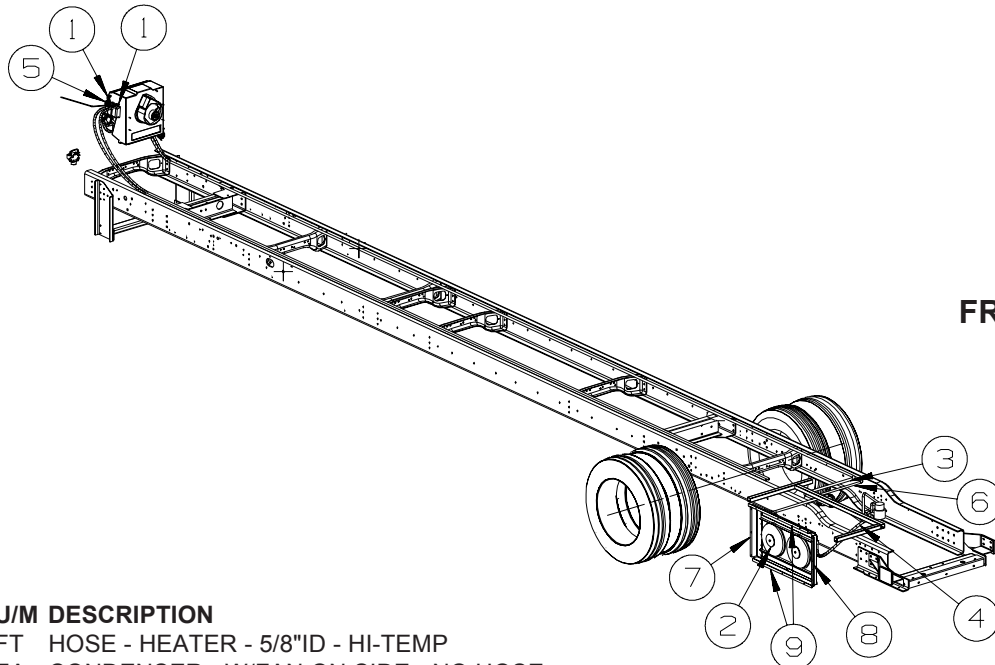
HEATING & A/C GROUP AUTOMOTIVE



WORKHORSE

KEY	PART NUMBER	U/M	DESCRIPTION
1	007108-01-000	FT	HOSE - HEATER - 5/8"ID - HI-TEMP
2*	072342-15-000	EA	CONDENSER - W/FAN ON SIDE - NO HOSE
3*	072342-29-000	EA	HOSE - #6 - DRIER TO EVAPORATOR - 514"
4*	072342-28-000	EA	HOSE - #8 - CONDENSER/COMPRESSOR - 95" - W/90 DEGREE END
5	103930-24-000	EA	VALVE/WATER CONTROL - 4 PORT/VACUUM CONTROLLED
6*	103930-62-000	EA	HOSE KIT - #12 -COMPRESSOR/EVAPORATOR-41.3' W/90 DEGREE-GM
7	158038-01-02B	EA	BRACKET - CONDENSOR/SIDE - E-COATED
8	158038-02-02B	EA	BRACKET - CONDENSOR/SIDE - E-COATED
9	158039-01-02B	EA	BRACKET - CONDENSOR - E-COATED
	113452-02-000	FT	SEAL/TRIM - FRONT - VINYL W/WIRE CARRIER - .027" - WHERE WIRES & HOSES CROSS METAL

***COMPONENT PARTS LISTED LATER IN THIS GROUP**

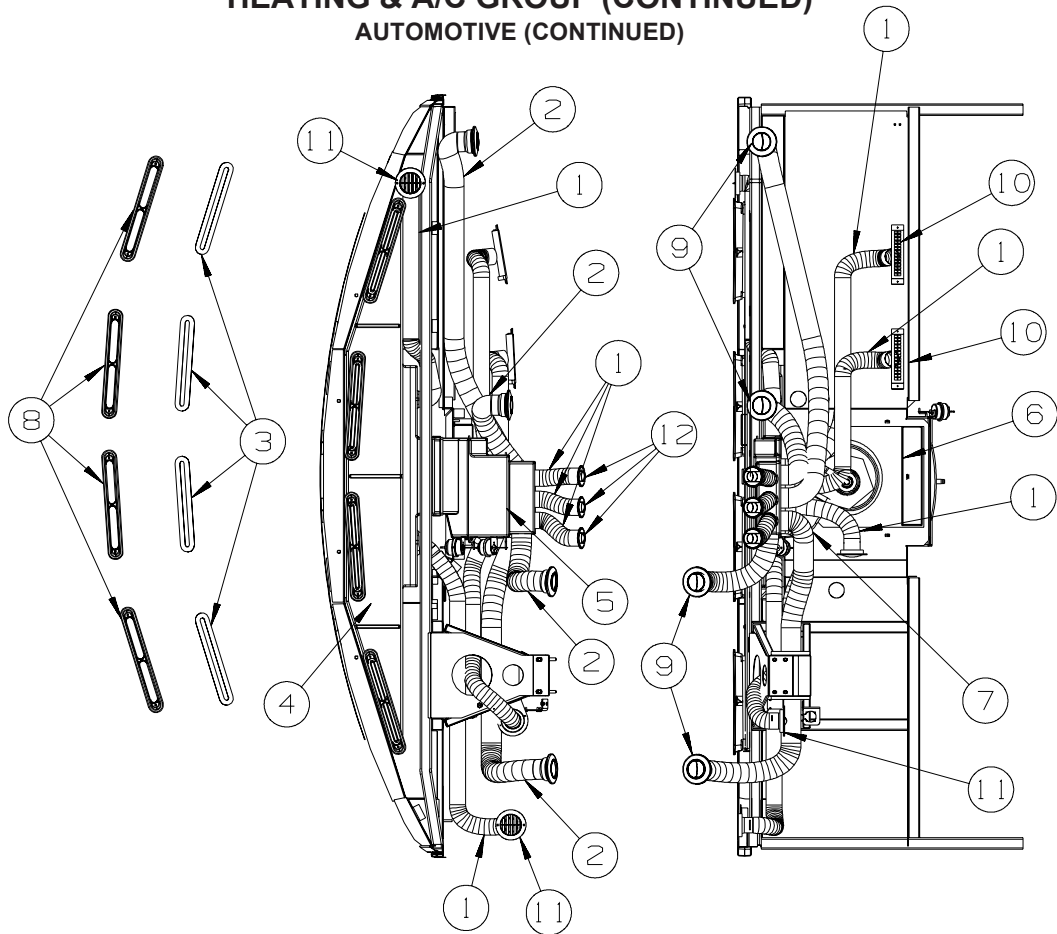


FREIGHTLINER

KEY	PART NUMBER	U/M	DESCRIPTION
1	007108-01-000	FT	HOSE - HEATER - 5/8"ID - HI-TEMP
2*	072342-15-000	EA	CONDENSER - W/FAN ON SIDE - NO HOSE
3*	072342-17-000	EA	HOSE - #8 - CONDENSER/COMPRESSOR - 98.3" - W/90 DEGREE END
4*	072342-26-000	EA	HOSE - #6 - REC DRIER/EVAPORATOR - 42.8' LONG W/SWITCHES
5	103930-24-000	EA	VALVE/WATER CONTROL - 4 PORT/VACUUM CONTROLLED
6*	103930-51-000	EA	HOSE KIT - #12 - COMPRESSOR/EVAPORATOR - 41.5' W/90 DEGREE
7	158038-01-02B	EA	BRACKET - CONDENSOR/SIDE - E-COATED
8	158038-02-02B	EA	BRACKET - CONDENSOR/SIDE - E-COATED
9	158039-01-02B	EA	BRACKET - CONDENSOR - E-COATED

***COMPONENT PARTS LISTED LATER IN THIS GROUP**

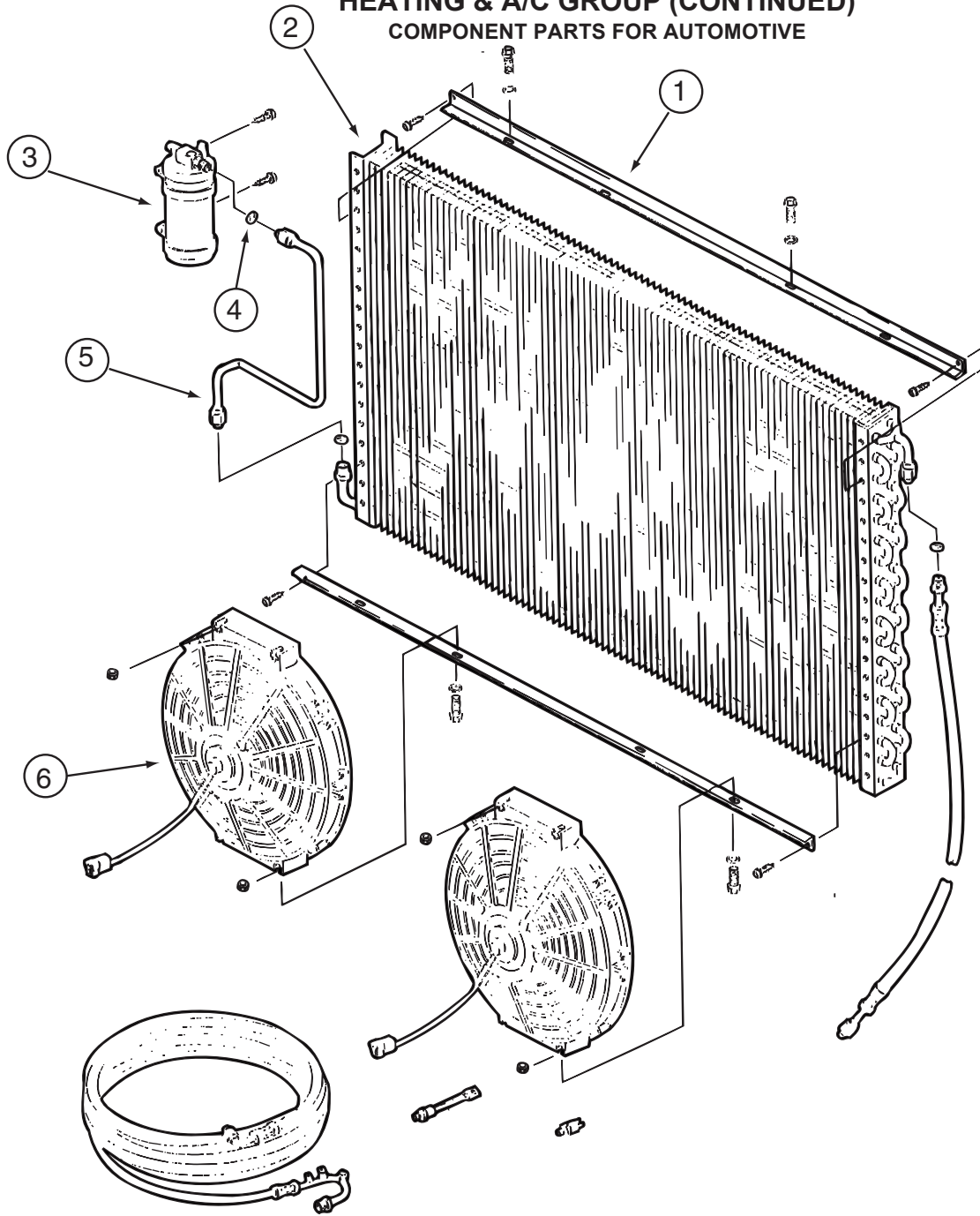
HEATING & A/C GROUP (CONTINUED) AUTOMOTIVE (CONTINUED)



KEY	PART NUMBER	U/M	DESCRIPTION
1	007076-01-000	EA	HOSE - FLEXIBLE PVC - 2" ID - INCREMENTS OF 50'
2	007281-01-000	EA	HOSE - FLEXIBLE PVC - 2 1/2" ID X 50'
3	077075-01-000	EA	GASKET - INSTRUMENT PANEL/DEFROSTER PLENUM - .6" X 10.2"
4	103017-03-000	EA	PLENUM - DEFROSTER
5*	103930-61-000	EA	CONTROL/PLENUM - LARGE ROTARY
6*	103930-55-000	EA	EVAPORATOR/HEATER - NONCHARGED - SINGLE OUTPUT
7	134275-01-01A	EA	PLENUM - TRANSITION
8	135265-01-09A	EA	VENT - DEFROSTER - PLASTIC - BLACK
9	146504-01-01A	EA	LOUVER - ROUND 2.5" - BLACK
10	146505-01-01A	EA	LOUVER - RECTANGULAR - 1.5" X 8" - BLACK
11	157225-01-01A	EA	OUTLET - DEFROSTER - W/SWIVEL - 2" SLEEVE/4"OD - BLACK
12	158174-01-01A	EA	LOUVER - ROUND - 2" HOSE - BLACK
	113452-02-000	FT	SEAL/TRIM - FRONT - VINYL W/WIRE CARRIER - .027" - WHERE WIRES & HOSES CROSS METAL

*COMPONENT PARTS LISTED LATER IN THIS GROUP

HEATING & A/C GROUP (CONTINUED)
COMPONENT PARTS FOR AUTOMOTIVE



072342-15-000

KEY	PART NUMBER	U/M	DESCRIPTION	VENDOR NO.
1	072342-13-700	EA	BRACKET - CONDENSER FAN	070-0148
2	072342-12-700	EA	COIL-CONDENSER	040-0027
3	072342-12-703	EA	RECEIVER DRIER	054-0001
4	113245-01-711	EA	O'RING #6	045-0129
5	072342-13-703	EA	TUBE ASM. #6	052-0040
6	072342-08-703	EA	FAN BLADE/MOTOR & SHROUD 11"	062-0097

072342-17-000

KEY	PART NUMBER	U/M	DESCRIPTION	VENDOR NO.
	072342-12-701	EA	HOSE ASM #8 CONDENSER/COMP	085-0142
	113245-01-707	EA	O'RING #8	045-0126

072342-26-000

KEY	PART NUMBER	U/M	DESCRIPTION	VENDOR NO.
	072342-26-700	EA	SWITCH-BINARY W/PACKARD CONN	032-00384
	072342-26-701	EA	HOSE ASM. - #6 DRIER/EVAP	085-00623
	103930-01-716	EA	SWITCH-PRESSURE/COND. FAN	032-0036
	113245-01-711	EA	O'RING #6	045-0129

HEATING & A/C GROUP (CONTINUED)
COMPONENT PARTS FOR AUTOMOTIVE (CONTINUED)

072342-28-000

KEY	PART NUMBER	U/M	DESCRIPTION	VENDOR NO.
	072342-28-700	EA	HOSE - #8 COMP/CONDENSER	085-00626
	113245-01-707	EA	O'RING #8	045-0126

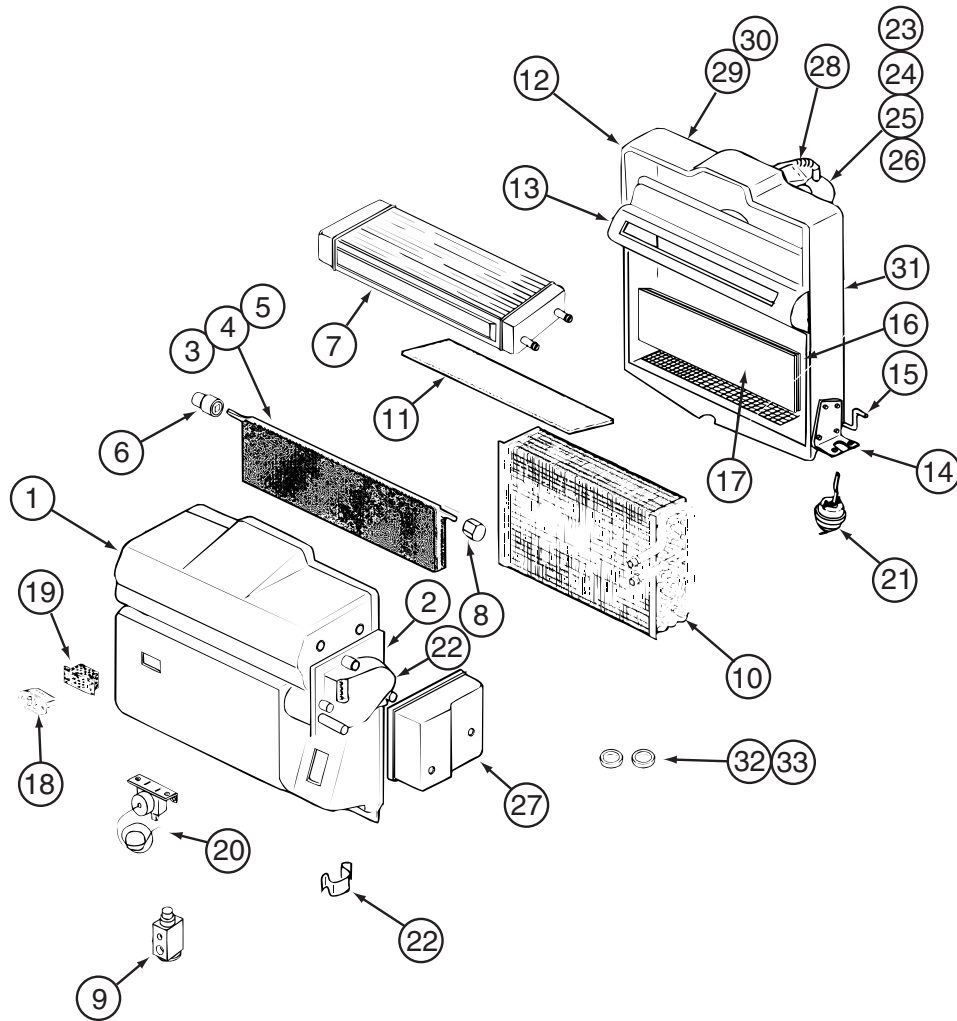
072342-29-000

KEY	PART NUMBER	U/M	DESCRIPTION	VENDOR NO.
	072342-29-700	EA	HOSE - #6 DRIER/EVAPORATOR	085-00634
	103930-01-716	EA	SWITCH-PRESSURE/COND. FAN	032-0036
	113245-01-711	EA	O'RING #6	045-0129

103930-51-000

KEY	PART NUMBER	U/M	DESCRIPTION	VENDOR NO.
	103930-17-702	EA	O'RING #10	045-0127
	103930-51-700	EA	HOSE - #12 EVAP/COMP - 41.5'	085-0490

HEATING & A/C GROUP (CONTINUED)
COMPONENT PARTS FOR AUTOMOTIVE (CONTINUED)



103930-55-000

KEY	PART NUMBER	U/M	DESCRIPTION	VENDOR NO.
1	103930-55-701	EA	CASE - FRONT	062-0658
2	103930-30-701	EA	PLATE - MOTOR MOUNT	062-0544
3	103930-55-705	EA	DOOR - BLEND AIR	071-0892
6	103930-30-702	EA	BUSHING/DRIVE (BLEND DOOR)	062-0168
7	103930-55-706	EA	CORE - HEATER - W/GASKET	084-0271
8	103930-30-709	EA	COUPLING - BLEND DOOR SHAFT	062-0634
9	103930-20-700	EA	VALVE-EXPANSION-BLOCK, 2 TON	034-0032
10	103930-55-700	EA	CORE-EVAPORATOR	041-00168
12	103930-55-702	EA	CASE-REAR	062-0657
14	103930-01-708	EA	BRACKET-VACUUM MOTOR	070-0113
15	103930-20-704	EA	ROD-DOOR-RECIRCULATING	073-0018
16	103930-55-707	EA	DOOR - RECIRCULATION	071-0891
18	103930-01-710	EA	RESISTOR-FUSED, A/C 4 TERM	035-0006
20	103930-01-711	EA	THERMOSTAT	033-0003
21	103930-02-708	EA	MOTOR-VACUUM SERVO, A/C	030-0025
22	103930-30-703	EA	MOTOR - SERVO	030-0104
23	103930-20-707	EA	HOUSING-BLOWER	062-0145
24	103930-55-703	EA	MOTOR-BLOWER W/O PIGTAIL	030-0137
25	103930-01-717	EA	WHEEL-BLOWER, CLOCKWISE	062-0010
26	103930-20-708	EA	CLIP-MOTOR SHAFT	022-0001
27	103930-30-704	EA	COVER - SERVO	062-0545
32	113245-01-707	EA	O'RING #8	045-0126
33	103930-17-702	EA	O'RING #10	045-0127
	103930-55-704	EA	CORE-HEATER	042-0059
	110279-01-703	EA	HOSE-VENT F/BLOWER MOTOR	051-0034

CONTACT WINNEBAGO PART SALES FOR UNLISTED COMPONENT(S)

HEATING & A/C GROUP (CONTINUED)
COMPONENT PARTS FOR AUTOMOTIVE (CONTINUED)

103930-61-000

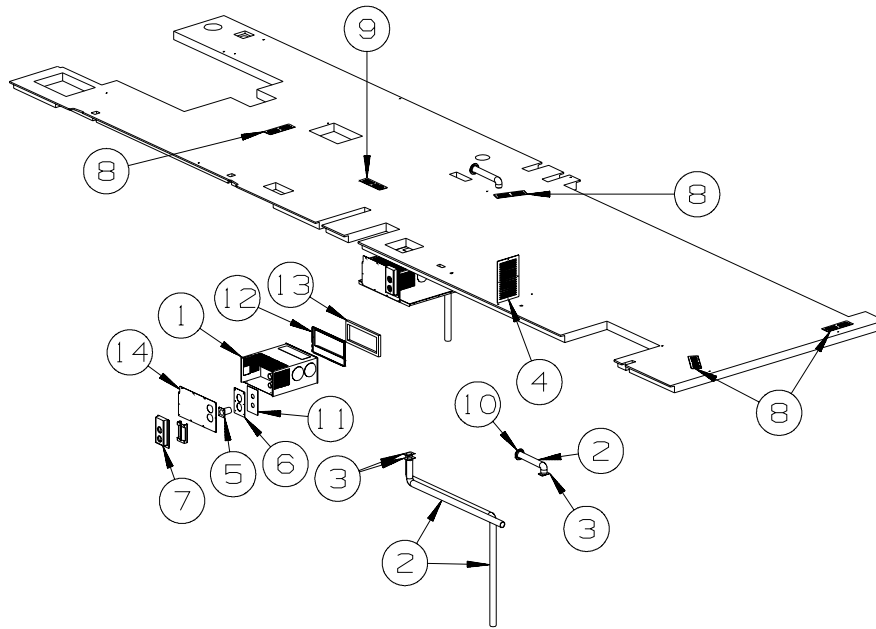
KEY	PART NUMBER	U/M	DESCRIPTION	VENDOR NO.
	103930-02-707	EA	RELAY-BOSCH W/RESISTER	031-0001
	103930-02-708	EA	MOTOR-VACUUM SERVO, A/C	030-0025
	103930-02-710	EA	CANISTER-VACUUM	054-0002
	103930-33-701	EA	MOTOR - VACUUM, 3 STAGE	030-0105
	103930-33-703	EA	VACUUM HARNESS	036-0466
	103930-49-701	EA	HARNESS - WIRE W/BULBS	036-0557
	103930-49-704	EA	SWITCH - BLOWER	032-0332
	103930-49-705	EA	POTENTIOMETER	032-0182
	103930-49-706	EA	SWITCH - VACUUM	032-0185
	103930-49-707	EA	DECAL CONTROL PANEL-N/RECESS	058-0144
	103930-61-700	EA	PLENUM - TOP CASE	060-00787
	103930-61-701	EA	PLENUM - LOWER CASE	060-00788
	103930-61-702	EA	DOOR - HEAT/VENT	071-01054
	103930-61-703	EA	ROD - DEF/HEAT DOOR	073-00086
	103930-61-704	EA	DOOR - DEF/HEAT	071-01053
	103930-61-705	EA	HOUSING ONLY - CONTROL PANEL	062-00615
	103930-61-706	EA	KNOB - CONTROL	062-00723
	103930-65-702	EA	CONTROL PANEL W/SWITCHES	083-00308

103930-62-000

KEY	PART NUMBER	U/M	DESCRIPTION	VENDOR NO.
	103930-17-702	EA	O'RING #10	045-0127
	103930-62-700	EA	HOSE - #12 DRIER/EVAPORATOR	085-00628

HEATING & A/C GROUP (CONTINUED)

FURNACE

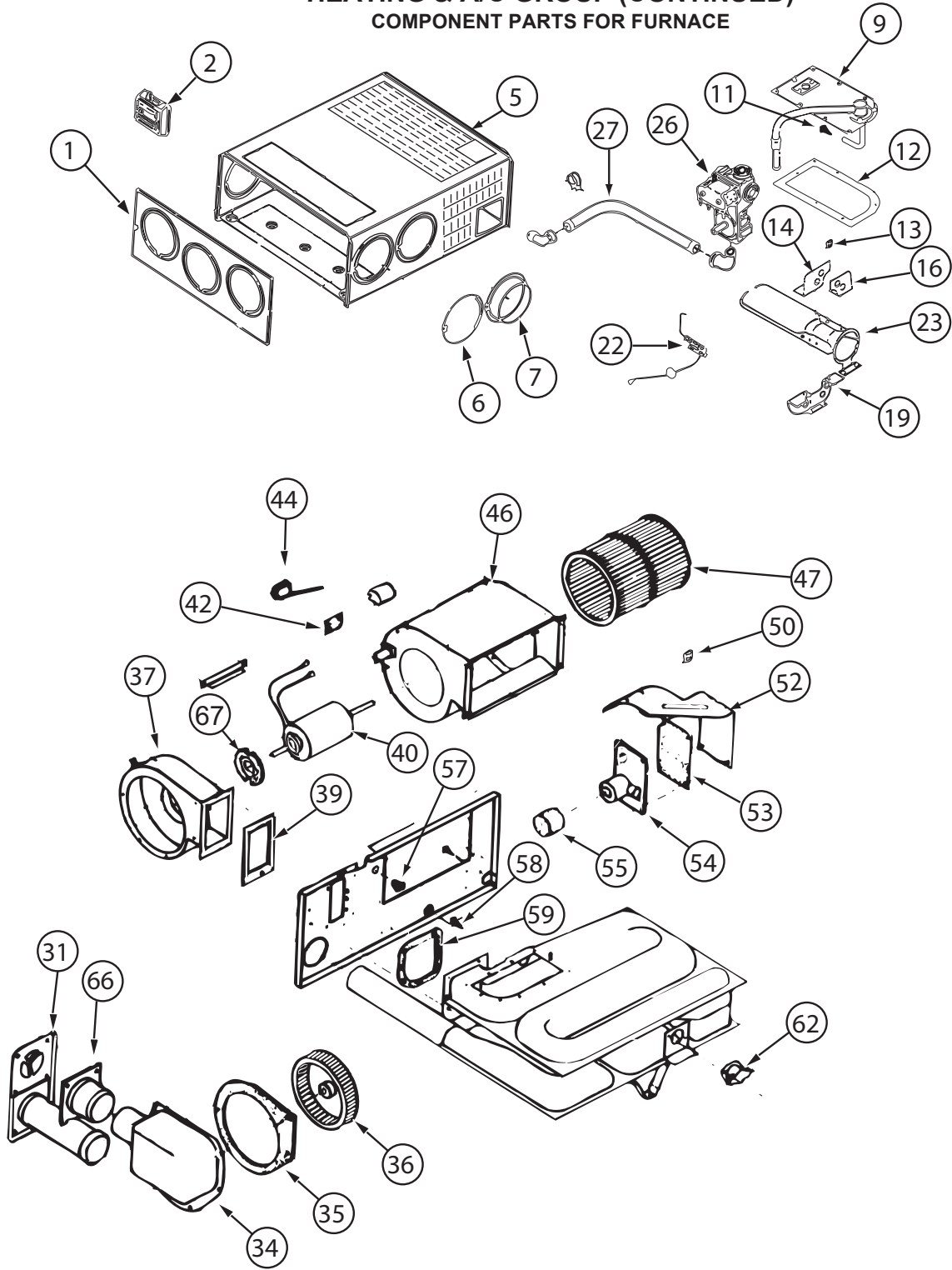


KEY	PART NUMBER	U/M	DESCRIPTION
1*	143563-02-000	EA	FURNACE - 40000 BTU HIGH QUIET - SUBURBAN SH-42 2346A
2	009198-02-000	FT	DUCT - HEAT - FLEXIBLE - 2" ID X 25'
	090340-01-000	FT	SEAL - FOAM - CLOSED CELL - 1/4" X 1/2" X 50' - ON ALL SURFACES THAT CONTACT FLOOR
3	092776-01-000	EA	ADAPTER - DUCT - 2"
4	093614-08-02A	EA	GRILLE - AIR RETURN - 9.8" X 13.9" - BEIGE
5	098668-16-000	EA	VENT - INTAKE
6	126693-05-02B	EA	PANEL - EXHAUST/FURNACE - E-COATED
7	133323-01-01A	EA	SHROUD - FURNACE - BRIGHT WHITE
8	137965-01-02A	EA	REGISTER - 11.2" X 3.6" (9.7 X 2.1"R/O) W/O DAMPER-ANT PWTR
9	137965-03-02A	EA	REGISTER - 11.2" X 3.6" (9.7 X 2.1"R/O) W/O DAMPER-ANT PWTR
10	137965-06-02A	EA	REGISTER - 15.3" X 3.6" (13.9"X2.1"R/O) W/O DAMPER-ANT PWTR
11	141337-01-01A	EA	GASKET - FURNACE
12	143563-04-000	EA	PLATE END - COLLAR
13	143563-05-000	EA	GASKET - FIBERGLASS - SUBURBAN #071018
14	145895-06-02B	EA	PANEL - CLOSEOUT - FURNACE - E-COATED
15	158710-01-000	EA	ELBOW/DUCT - 2 1/4" X 14"

***COMPONENT PARTS LISTED LATER IN THIS GROUP**

HEATING & A/C GROUP (CONTINUED)

COMPONENT PARTS FOR FURNACE



143563-02-000

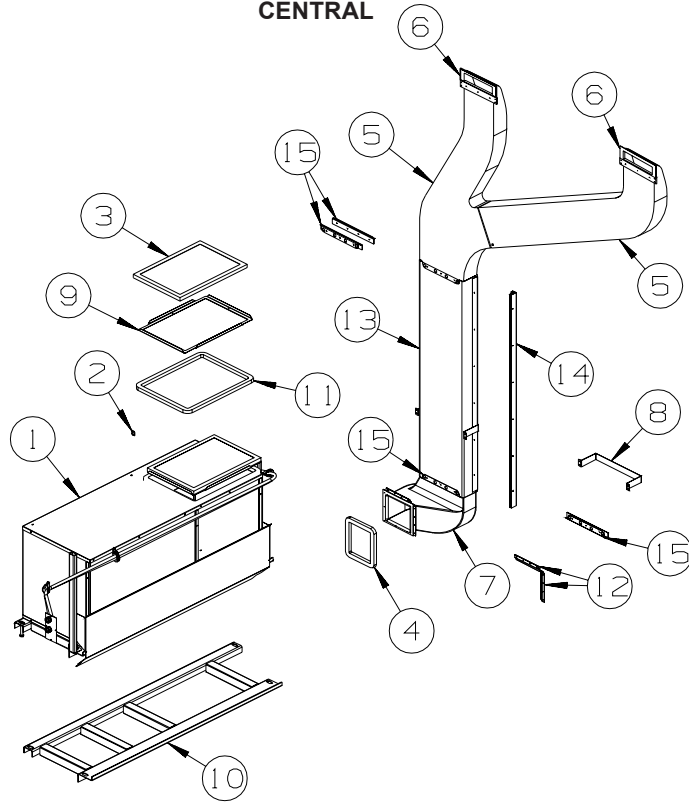
HEATING & A/C GROUP (CONTINUED)
COMPONENT PARTS FOR FURNACE (CONTINUED)

143563-02-000 (CONTINUED)

KEY	PART NUMBER	U/M	DESCRIPTION	VENDOR NO.
1	143563-01-700	EA	CABINET - FRONT	101907
2			SEE 12 VOLT WIRING AREAS FOR CORRECT THERMOSTAT	
5	143563-02-700	EA	CABINET	101915
7	075696-02-703	EA	COLLAR - DUCT	050715
9	143563-01-702	EA	MANIFOLD ASSEMBLY	171599
11	143563-02-701	EA	ORFICE - MAIN BURNER	180309
12	098668-22-703	EA	GASKET - BURNER ACCESS COVER	070811
14	143563-02-702	EA	PLATE - SECONDARY AIR/TOP BACK	063198
16	143563-02-703	EA	PLATE - SECONDARY AIR/TOP FRT	062933
19	143563-02-704	EA	PLATE - SECONDARY AIR/BOTTOM	062935
22	139980-01-701	EA	ELECTRODE	232286
23	098668-11-701	EA	BURNER ASSEMBLY, SF-42F	010799
26	098668-01-718	EA	VALVE-GAS SF S.N.974903079	161122
27	143563-01-707	EA	PIPE ASSEMBLY (GAS INLET)	171603
31	098668-01-707	EA	TUBE ASSEMBLY, EXHAUST W/CAP	260231
34	143563-01-708	EA	BOX ASM (COMB. AIR INTAKE)	051430BK
35	143563-01-709	EA	GASKET (COMB. AIR HOUSING)	071108
36	143563-01-710	EA	WHEEL (COMBUSTION AIR)	350199
37	143563-01-711	EA	HOUSING (COMBUSTION AIR)	390862BK
39	143563-01-715	EA	GASKET-FIREWALL/COMB. AIR	071107
40	143563-02-705	EA	MOTOR ASSEMBLY	232726
42	101990-01-714	EA	GASKET-MICROSWITCH	230877
44	098668-21-700	EA	SWITCH-MICRO-W/O FLAG 3 1/4"	232261
46	143563-01-713	EA	BLOWER ASSEMBLY(ROOM AIR)	390867BK
47	143563-01-714	EA	WHEEL - ROOM AIR	350198
50	139980-01-710	EA	SWITCH - ON/OFF	232351
52	139980-01-711	EA	PANEL ASSEMBLY-MODULE BD	101663
53	139980-01-712	EA	INSULATOR - MODULE BD	070807
54	098668-22-705	EA	MODULE BD W/RELAY TIME DELAY	520820
55	139980-01-713	EA	CAP/INSULATOR-MODULE BD	070973
57	139980-01-714	EA	BUSHING - UNIVERSAL	070362
58	139980-01-715	EA	BUSHING - STRAIN RELIEF	231809
59	098668-01-716	EA	GASKET-FIREWALL,CHAMBER SIDE	070808
62	143563-02-706	EA	SWITCH - LIMIT	232735
66	098668-01-713	EA	TUBE ASSEMBLY, INTAKE	051248
67	075697-07-703	EA	GASKET - MOTOR	070448
	143563-02-707	EA	CHAMBER ASM. - FINAL	021172BK
			CONTACT WINNEBAGO PART SALES FOR UNLISTED COMPONENT(S)	

HEATING & A/C GROUP (CONTINUED)

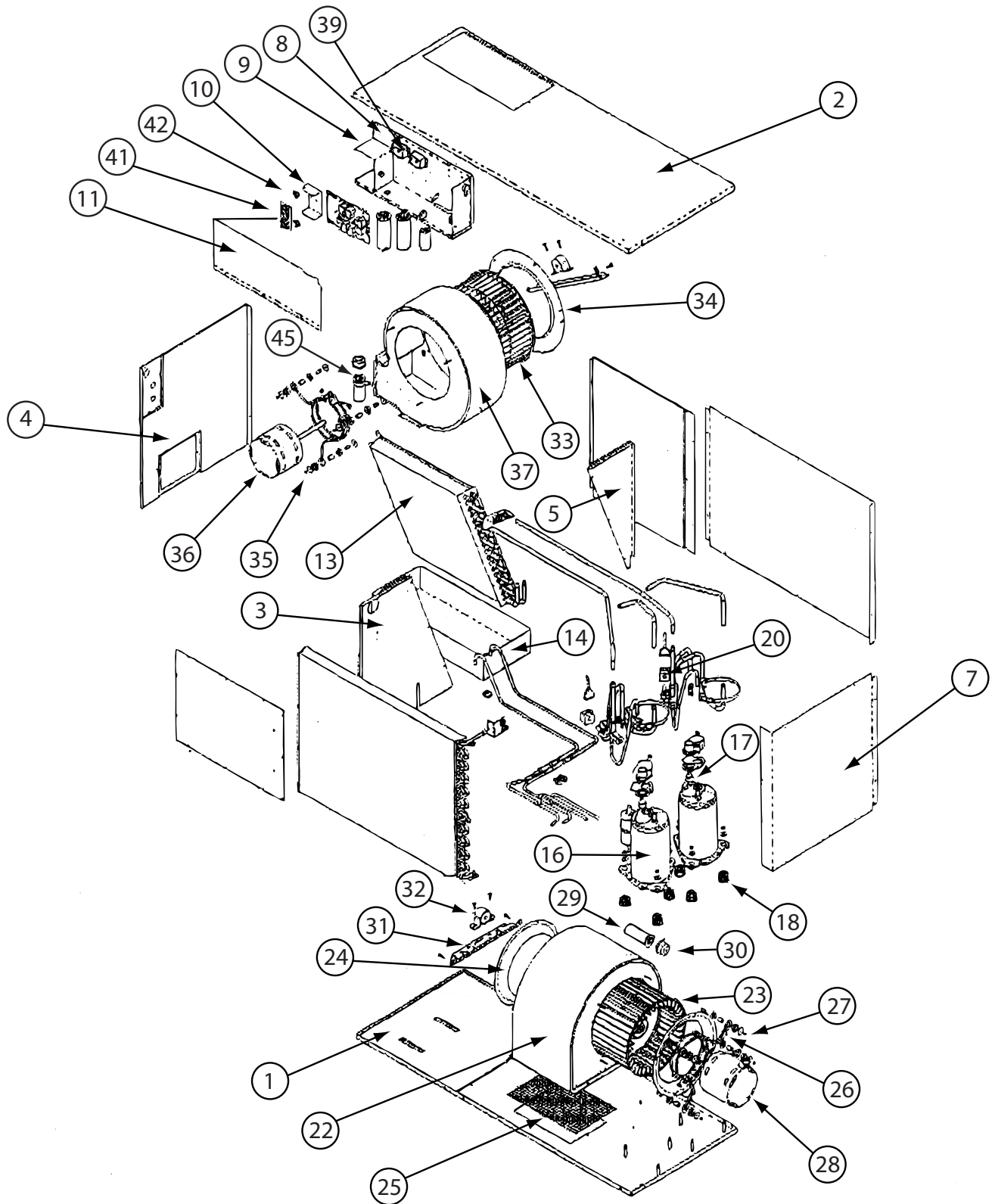
CENTRAL



KEY	PART NUMBER	U/M	DESCRIPTION
1*	105620-19-000	EA	A/C - CENTRAL - RIGHT HAND/HEAT PUMP - TOP RETURN - CENTRAL A/C HEAT PUMP
1	105620-20-000	EA	A/C - CENTRAL - RIGHT HAND/TOP RETURN - COOLING ONLY - CENTRAL A/C
2	107721-07-000	FT	SEAL - ACCESS DOOR - .9"WIDE X 1.1"HIGH
3	109050-02-000	EA	FILTER/FURNACE-AC - FIBERGLASS - 1" X 14" X 20"
4	134588-02-000	EA	GASKET - DUCT - 13.9" X 18.2" IS - 15.9" X 20.2" OS
5	M09204-01-000	EA	DUCT/AC - UPPER RIGHT HAND/LEFT HAND
5	105290-01-000	SF	INSULATION - AIR POCKET W/FOIL
6	104692-01-000	FT	SEAL - ADHESIVE BACKED FOAM - 3/4" THICK X 3/4" WIDE X 25'
7	P47621-01-000	EA	DUCT - CENTRAL AIR/FORCED - LOWER
7	105290-01-000	SF	INSULATION - AIR POCKET W/FOIL
8	129047-01-02B	EA	STRAP/MOUNTING - AIR DUCT - E-COATED
9	139757-01-02B	EA	PANEL - TRAY - A/C FILTER - E-COATED
10	158964-01-02B	EA	CRADLE - A/C - E-COATED
11	134588-04-000	EA	GASKET - DUCT - 13.9" X 18.2" IS - 15.9" X 20.2" OS
12	130481-01-01A	EA	BRACKET - ZEE W/HOLES - 7"
13	159404-07-000	EA	PLENUM - A/C
14	159408-07-01A	EA	CORNER-W/HOLES,MILL, 1100 MM
15	160755-01-02B	EA	U-CHANNEL-W/HOLES

***COMPONENT PARTS LISTED LATER IN THIS GROUP**

HEATING & A/C GROUP (CONTINUED)
COMPONENT PARTS FOR CENTRAL



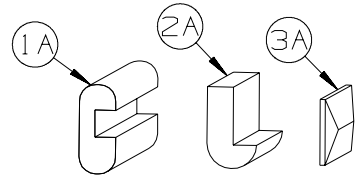
105620-19-000

HEATING & A/C GROUP (CONTINUED)
COMPONENT PARTS FOR CENTRAL (CONTINUED)

105620-19-000 (CONTINUED)

KEY	PART NUMBER	U/M	DESCRIPTION	VENDOR NO.
12	105620-19-701	EA	CONDENSER COIL	1452-173
13	105620-19-702	EA	EVAPORATOR COIL	1452-172
14	105620-19-703	EA	DRAIN PAN	6538-314
15	105620-12-703	EA	VALVE - DRAIN	6795-200
16	105620-12-704	EA	COMPRESSOR (TECHUMSEH)	1450-2149
17	105620-12-705	EA	OVERLOAD	1450-0081
18	105620-01-706	EA	MOUNTING PKG.,COMP., 3 PER	6759-3081
20	105620-12-708	EA	COIL - SOLENOID	1460-1081
21	105620-19-704	EA	BY-FLOW RESTRICTOR	1454-259
22	105620-19-700	EA	BLOWER HOUSING/OUTSIDE AIR	6536A515
23	105620-01-713	EA	WHEEL-BLOWER/OUTSIDE AIR	1472-1611
24	105620-01-714	EA	VENTURI-BLOWER/OUTSIDE AIR	6795A150
25	105620-16-706	EA	SCREEN/SAFETY	6795B313
26	105620-01-715	EA	MOUNT-BLOWER/OUTSIDE AIR	6795A3011
27	105620-01-716	EA	SLEEVE & GROMMET, 4 PER PKG	6795A3031
28	105620-10-721	EA	MOTOR/BLOWER-8 3/4" SHAFT	1468A3029
29	105620-01-718	EA	CAPACITOR-FAN(OUTDOOR MOTOR)	1499-5631
30	105620-10-715	EA	RUBBER CAPACITOR BOOT	1499-951
31	105620-01-700	EA	BEARING BRACKET/OUTSIDE AIR	6536-514
32	105620-10-701	EA	BEARING/PILLOW BLOCK-O/S AIR	6536-3011
33	105620-11-701	EA	BLOWER WHEEL/INSIDE AIR	1472-1151
34	105620-12-715	EA	BLOWER VENTURI/INSIDE AIR	6535A287
35	105620-01-723	EA	MOUNT-BLOWER MOTOR - I/S AIR	6795-302
36	105620-19-705	EA	MOTOR-BLOWER-INSIDE AIR-REV.	1468A3219
37	105620-19-706	EA	BLOWER HOUSING/INSIDE AIR	6537A590
38	105620-01-729	EA	RELAY-COMPRESSOR -4 TERMINAL	1460-1131
39	126859-01-703	EA	CAPACITOR - RUN	1499-5671
40	105620-16-708	EA	BOARD/TERMINAL- HIGH VOLTAGE	6795-3151
41	105620-01-723	EA	GROUND PLUG	1216228
42	105620-10-705	EA	PTCR (START DEVICE) - W/CAP.	8333A9021
43	105620-12-727	EA	CIRCUIT BD(6535 C SERIES)	6535C3201
44	093763-01-704	EA	CAPACITOR-FAN (INDOOR MOTOR)	1499-5461
	105620-12-719	EA	COIL SENSOR	7330A3231
			CONTACT WINNEBAGO PART SALES FOR UNLISTED COMPONENTS	

INTERIOR FINISH GROUP
MOLDINGS & TRIMS
HONEY CHERRY, WASHED MAPLE



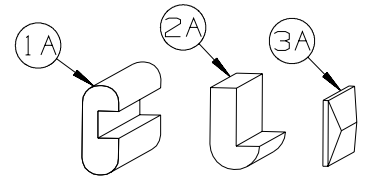
KEY	PART NUMBER	U/M	DESCRIPTION
1A	M09412-62-N42	EA	MOLDING/SHELF EDGE - .6" X 1.3" X 96" - PORTSMOUTH OAK
1A	M09412-62-M52	EA	MOLDING/SHELF EDGE - .6" X 1.3" X 96" - CONCERT CHERRY
1A	M09412-62-M62	EA	MOLDING/SHELF EDGE - .6" X 1.3" X 96" - WASHED MAPLE
1A	M09412-62-RC3	EA	MOLDING/SHELF EDGE - .6" X 1.3" X 96" - HONEY CHERRY
1A	M09412-62-SA3	EA	MOLDING/SHELF EDGE - .6" X 1.3" X 96" - SIERRA MAPLE
2A	M09511-43-T77	EA	MOLDING - TRIM - W/NOTCH - .8" X 1.4" X 86.3" - PORTSMOUT OAK
2A	M09525-80-UM1	EA	MOLDING - TRIM - W/NOTCH - .8" X 1.4" X 86.5" - CONCERT CHERRY
2A	M09525-80-U91	EA	MOLDING - TRIM - W/NOTCH - .8" X 1.4" X 86.5" - WASHED MAPLE
2A	M09525-80-U92	EA	MOLDING - TRIM - W/NOTCH - .8" X 1.4" X 86.5" - SIERRA MAPLE
2A	M09525-80-Y92	EA	MOLDING - TRIM - W/NOTCH - .8" X 1.4" X 86.5" - HONEY CHERRY
2A	M09501-85-TG3	EA	MOLDING/TRIM - W/NOTCH - 4" X 86.06" - HONEY CHERRY
2A	M09501-32-TG1	EA	MOLDING/TRIM - W/NOTCH - .8" X 2.5" X 86.2" - CONCERT CHERRY
2A	M09501-32-TG2	EA	MOLDING/TRIM - W/NOTCH - .8" X 2.5" X 86.2" - WASHED MAPLE
2A	M09501-32-TD3	EA	MOLDING/TRIM - W/NOTCH - .8" X 2.5" X 86.2" - SIERRA MAPLE
2A	M09501-32-TG3	EA	MOLDING/TRIM - W/NOTCH - .8" X 2.5" X 86.2" - HONEY CHERRY
2A	M09515-72-TD0	EA	MOLDING/TRIM - .8" X 2.2" X 86.1" - PORTSMOUTH OAK
2A	M09515-72-TD1	EA	MOLDING/TRIM - .8" X 2.2" X 86.1" - CONCERT CHERRY
2A	M09515-72-TD2	EA	MOLDING/TRIM - .8" X 2.2" X 86.1" - WASHED MAPLE
2A	M09515-72-TD3	EA	MOLDING/TRIM - .8" X 2.2" X 86.1" - SIERRA MAPLE
2A	M09511-44-T77	EA	MOLDING - TRIM - W/NOTCH - 1" X 86.4" - PORTSMOUTH OAK
2A	M09511-44-T78	EA	MOLDING - TRIM - W/NOTCH - 1" X 86.4" - CONCERT CHERRY
2A	M09511-44-T79	EA	MOLDING - TRIM - W/NOTCH - 1" X 86.4" - WASHED MAPLE
2A	M09511-44-T80	EA	MOLDING - TRIM - W/NOTCH - 1" X 86.4" - HONEY CHERRY
2A	M09438-25-RA3	EA	MOLDING - HARDWOOD-W/NOTCH - 1.4"X 80.2" - HONEY CHERRY
3A	M09477-63-S46	EA	MOLDING - TRIM/VEE-W/CUT ENDS - 1"X 64.1" - PORTSMOUTH OAK
3A	M09477-63-S47	EA	MOLDING - TRIM/VEE-W/CUT ENDS - 1"X 64.1" - CONCERT CHERRY
3A	M09477-63-S48	EA	MOLDING - TRIM/VEE-W/CUT ENDS - 1"X 64.1" - WASHED MAPLE
3A	M09477-63-W51	EA	MOLDING - TRIM/VEE-W/CUT ENDS - 1"X 64.1" - HONEY CHERRY
3A	M09477-64-S46	EA	MOLDING - TRIM/VEE-W/CUT ENDS - 1"X 14.9" - PORTSMOUTH OAK
3A	M09477-64-S47	EA	MOLDING - TRIM/VEE-W/CUT ENDS - 1"X 14.9" - CONCERT CHERRY
3A	M09477-64-S48	EA	MOLDING - TRIM/VEE-W/CUT ENDS - 1"X 14.9" - WASHED MAPLE
3A	M09477-64-W51	EA	MOLDING - TRIM/VEE-W/CUT ENDS - 1"X 14.9" - HONEY CHERRY
3A	M09501-30-SD0	EA	MOLDING - TRIM/VEE - .2" X 1" X 35.1" - PORTSMOUTH OAK
3A	M09501-30-SD1	EA	MOLDING - TRIM/VEE - .2" X 1" X 35.1" - CONCERT CHERRY
3A	M09501-30-SD2	EA	MOLDING - TRIM/VEE - .2" X 1" X 35.1" - WASHED MAPLE
3A	M09501-30-SD3	EA	MOLDING - TRIM/VEE - .2" X 1" X 35.1" - HONEY CHERRY
3A	M09515-97-WL4	EA	MOLDING - TRIM/VEE - .2" X 1" X 32.6" - CONCERT CHERRY
3A	M09515-97-WL5	EA	MOLDING - TRIM/VEE - .2" X 1" X 32.6" - WASHED MAPLE
3A	M09515-97-WL6	EA	MOLDING - TRIM/VEE - .2" X 1" X 32.6" - HONEY CHERRY
3A	M09534-17-UF3	EA	MOLDING - TRIM/VEE - .2" X 1" X 20.1" - SIERRA MAPLE
3A	M09534-17-UJ1	EA	MOLDING - TRIM/VEE - .2" X 1" X 20.1" - CONCERT CHERRY
3A	M09534-17-UJ2	EA	MOLDING - TRIM/VEE - .2" X 1" X 20.1" - WASHED MAPLE
3A	M09534-17-UJ3	EA	MOLDING - TRIM/VEE - .2" X 1" X 20.1" - HONEY CHERRY
3A	M09477-88-S34	EA	MOLDING - TRIM/VEE - .2" X 1" X 19.9" - WASHED MAPLE
3A	M09477-88-S35	EA	MOLDING - TRIM/VEE - .2" X 1" X 19.9" - SIERRA MAPLE
3A	M09568-03-W51	EA	MOLDING - TRIM/VEE - .2" X 1" X 19.8" - HONEY CHERRY
3A	M09568-03-W52	EA	MOLDING - TRIM/VEE - .2" X 1" X 19.8" - WASHED MAPLE
3A	M09565-51-W51	EA	MOLDING - TRIM/VEE - .2" X 1" X 19.4" - HONEY CHERRY
3A	M09565-51-W52	EA	MOLDING - TRIM/VEE - .2" X 1" X 19.4" - WASHED MAPLE
3A	M09553-79-W66	EA	MOLDING - TRIM/VEE - .2" X 1" X 15.6" - HONEY CHERRY
3A	M09515-10-W66	EA	MOLDING - TRIM/VEE - .2" X 1" X 15.4" - HONEY CHERRY
3A	M09501-63-T78	EA	MOLDING - TRIM/VEE - .2" X 1" X 15" - CONCERT CHERRY
3A	M09501-63-T79	EA	MOLDING - TRIM/VEE - .2" X 1" X 15" - WASHED MAPLE
3A	M09501-63-T80	EA	MOLDING - TRIM/VEE - .2" X 1" X 15" - SIERRA MAPLE
3A	M09501-63-W66	EA	MOLDING - TRIM/VEE - .2" X 1" X 15" - HONEY CHERRY
3A	M09553-09-W66	EA	MOLDING - TRIM/VEE - .2" X 1" X 13.4" - HONEY CHERRY
3A	M09566-04-WD3	EA	MOLDING - TRIM/VEE - .2" X 1" X 8.9" - HONEY CHERRY
3A	M09553-29-WH4	EA	MOLDING - TRIM/VEE - .4" X 1" X 94.4" - CONCERT CHERRY
3A	M09553-29-WH5	EA	MOLDING - TRIM/VEE - .4" X 1" X 94.4" - WASHED MAPLE
3A	M09553-29-WH6	EA	MOLDING - TRIM/VEE - .4" X 1" X 94.4" - SIERRA MAPLE
3A	M09565-04-WH4	EA	MOLDING - TRIM/VEE - .4" X 1" X 89.5" - CONCERT CHERRY

INTERIOR FINISH GROUP (CONTINUED)
MOLDINGS & TRIMS (CONTINUED)

KEY	PART NUMBER	U/M	DESCRIPTION
3A	M09565-04-WH5	EA	MOLDING - TRIM/VEE - .4" X 1" X 89.5" - WASHED MAPLE
3A	M09565-04-WH6	EA	MOLDING - TRIM/VEE - .4" X 1" X 89.5" - SIERRA MAPLE
3A	M09544-86-W37	EA	MOLDING - TRIM/VEE - .4" X 1" X 88.1" - WASHED MAPLE
3A	M09544-86-W38	EA	MOLDING - TRIM/VEE - .4" X 1" X 88.1" - SIERRA MAPLE
3A	M09538-39-U67	EA	MOLDING - TRIM/VEE - .4" X 1" X 82.6" - WASHED MAPLE
3A	M09538-39-U68	EA	MOLDING - TRIM/VEE - .4" X 1" X 82.6" - SIERRA MAPLE
3A	M09553-62-WH4	EA	MOLDING - TRIM/VEE - .4" X 1" X 81.4" - CONCERT CHERRY
3A	M09553-62-WH5	EA	MOLDING - TRIM/VEE - .4" X 1" X 81.4" - WASHED MAPLE
3A	M09553-62-WH6	EA	MOLDING - TRIM/VEE - .4" X 1" X 81.4" - SIERRA MAPLE
3A	M09577-98-WH4	EA	MOLDING - TRIM/VEE - .4" X 1" X 80.2" - CONCERT CHERRY
3A	M09577-98-WH5	EA	MOLDING - TRIM/VEE - .4" X 1" X 80.2" - WASHED MAPLE
3A	M09577-98-WH6	EA	MOLDING - TRIM/VEE - .4" X 1" X 80.2" - SIERRA MAPLE
3A	M09544-37-W37	EA	MOLDING - TRIM/VEE - .4" X 1" X 78.8" - WASHED MAPLE
3A	M09544-37-W38	EA	MOLDING - TRIM/VEE - .4" X 1" X 78.8" - SIERRA MAPLE
3A	M09544-34-W37	EA	MOLDING - TRIM/VEE - .4" X 1" X 78.7" - WASHED MAPLE
3A	M09544-34-W38	EA	MOLDING - TRIM/VEE - .4" X 1" X 78.7" - SIERRA MAPLE
3A	M09538-37-U67	EA	MOLDING - TRIM/VEE - .4" X 1" X 77.5" - WASHED MAPLE
3A	M09538-37-U68	EA	MOLDING - TRIM/VEE - .4" X 1" X 77.5" - SIERRA MAPLE
3A	M09553-65-WH4	EA	MOLDING - TRIM/VEE - .4" X 1" X 77" - CONCERT CHERRY
3A	M09553-65-WH5	EA	MOLDING - TRIM/VEE - .4" X 1" X 77" - WASHED MAPLE
3A	M09553-65-WH6	EA	MOLDING - TRIM/VEE - .4" X 1" X 77" - SIERRA MAPLE
3A	M09553-64-WH4	EA	MOLDING - TRIM/VEE - .4" X 1" X 76.7" - CONCERT CHERRY
3A	M09553-64-WH5	EA	MOLDING - TRIM/VEE - .4" X 1" X 76.7" - WASHED MAPLE
3A	M09553-64-WH6	EA	MOLDING - TRIM/VEE - .4" X 1" X 76.7" - SIERRA MAPLE
3A	M09565-75-WH4	EA	MOLDING - TRIM/VEE - .4" X 1" X 75.9" - CONCERT CHERRY
3A	M09565-75-WH5	EA	MOLDING - TRIM/VEE - .4" X 1" X 75.9" - WASHED MAPLE
3A	M09565-75-WH6	EA	MOLDING - TRIM/VEE - .4" X 1" X 75.9" - SIERRA MAPLE
3A	M09565-02-WH4	EA	MOLDING - TRIM/VEE - .4" X 1" X 75.1" - CONCERT CHERRY
3A	M09565-02-WH5	EA	MOLDING - TRIM/VEE - .4" X 1" X 75.1" - WASHED MAPLE
3A	M09565-02-WH6	EA	MOLDING - TRIM/VEE - .4" X 1" X 75.1" - SIERRA MAPLE
3A	M09553-26-WH4	EA	MOLDING - TRIM/VEE - .4" X 1" X 74.1" - CONCERT CHERRY
3A	M09553-26-WH5	EA	MOLDING - TRIM/VEE - .4" X 1" X 74.1" - WASHED MAPLE
3A	M09553-26-WH6	EA	MOLDING - TRIM/VEE - .4" X 1" X 74.1" - SIERRA MAPLE
3A	M09538-91-WH4	EA	MOLDING - TRIM/VEE - .4" X 1" X 73.8" - CONCERT CHERRY
3A	M09538-91-WH5	EA	MOLDING - TRIM/VEE - .4" X 1" X 73.8" - WASHED MAPLE
3A	M09538-91-WH6	EA	MOLDING - TRIM/VEE - .4" X 1" X 73.8" - SIERRA MAPLE
3A	M09553-22-WH4	EA	MOLDING - TRIM/VEE - .4" X 1" X 73.2" - CONCERT CHERRY
3A	M09553-22-WH5	EA	MOLDING - TRIM/VEE - .4" X 1" X 73.2" - WASHED MAPLE
3A	M09553-22-WH6	EA	MOLDING - TRIM/VEE - .4" X 1" X 73.2" - SIERRA MAPLE
3A	M09565-97-WH4	EA	MOLDING - TRIM/VEE - .4" X 1" X 72.6" - CONCERT CHERRY
3A	M09565-97-WH5	EA	MOLDING - TRIM/VEE - .4" X 1" X 72.6" - WASHED MAPLE
3A	M09565-97-WH6	EA	MOLDING - TRIM/VEE - .4" X 1" X 72.6" - SIERRA MAPLE
3A	M09568-12-WH4	EA	MOLDING - TRIM/VEE - .4" X 1" X 71.9" - CONCERT CHERRY
3A	M09568-12-WH5	EA	MOLDING - TRIM/VEE - .4" X 1" X 71.9" - WASHED MAPLE
3A	M09568-12-WH6	EA	MOLDING - TRIM/VEE - .4" X 1" X 71.9" - SIERRA MAPLE
3A	M09565-01-WH4	EA	MOLDING - TRIM/VEE - .4" X 1" X 71.7" - CONCERT CHERRY
3A	M09565-01-WH5	EA	MOLDING - TRIM/VEE - .4" X 1" X 71.7" - WASHED MAPLE
3A	M09565-01-WH6	EA	MOLDING - TRIM/VEE - .4" X 1" X 71.7" - SIERRA MAPLE
3A	M09565-01-YR3	EA	MOLDING - TRIM/VEE - .4" X 1" X 71.7" - HONEY CHERRY
3A	M09544-15-WB4	EA	MOLDING - TRIM/VEE - .4" X 1" X 64.5" - CONCERT CHERRY
3A	M09544-15-WB5	EA	MOLDING - TRIM/VEE - .4" X 1" X 64.5" - WASHED MAPLE
3A	M09544-15-WB6	EA	MOLDING - TRIM/VEE - .4" X 1" X 64.5" - SIERRA MAPLE
3A	M09538-94-WH4	EA	MOLDING - TRIM/VEE - .4" X 1" X 71.1" - CONCERT CHERRY
3A	M09538-94-WH5	EA	MOLDING - TRIM/VEE - .4" X 1" X 71.1" - WASHED MAPLE
3A	M09538-94-WH6	EA	MOLDING - TRIM/VEE - .4" X 1" X 71.1" - SIERRA MAPLE
3A	M09565-78-WH4	EA	MOLDING - TRIM/VEE - .4" X 1" X 70.2" - CONCERT CHERRY
3A	M09565-78-WH5	EA	MOLDING - TRIM/VEE - .4" X 1" X 70.2" - WASHED MAPLE
3A	M09565-78-WH6	EA	MOLDING - TRIM/VEE - .4" X 1" X 70.2" - SIERRA MAPLE
3A	M09553-21-WH4	EA	MOLDING - TRIM/VEE - .4" X 1" X 70.1" - CONCERT CHERRY
3A	M09553-21-WH5	EA	MOLDING - TRIM/VEE - .4" X 1" X 70.1" - WASHED MAPLE
3A	M09553-21-WH6	EA	MOLDING - TRIM/VEE - .4" X 1" X 70.1" - SIERRA MAPLE
3A	M09501-92-T77	EA	MOLDING - TRIM/VEE - .4" X 1" X 70" - PORTSMOUTH OAK
3A	M09501-92-T78	EA	MOLDING - TRIM/VEE - .4" X 1" X 70" - CONCERT CHERRY
3A	M09501-92-T79	EA	MOLDING - TRIM/VEE - .4" X 1" X 70" - WASHED MAPLE

INTERIOR FINISH GROUP (CONTINUED)
MOLDINGS & TRIMS (CONTINUED)

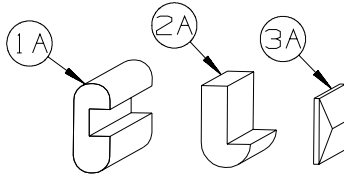
KEY	PART NUMBER	U/M	DESCRIPTION
3A	M09501-92-T80	EA	MOLDING - TRIM/VEE - .4" X 1" X 70" - SIERRA MAPLE
3A	M09538-27-WH4	EA	MOLDING - TRIM/VEE - .4" X 1" X 71.1" - CONCERT CHERRY
3A	M09538-27-U67	EA	MOLDING - TRIM/VEE - .4" X 1" X 71.1" - WASHED MAPLE
3A	M09538-27-U68	EA	MOLDING - TRIM/VEE - .4" X 1" X 71.1" - SIERRA MAPLE
3A	M09544-10-WH4	EA	MOLDING - TRIM/VEE - .4" X 1" X 68.2" - CONCERT CHERRY
3A	M09544-10-W91	EA	MOLDING - TRIM/VEE - .4" X 1" X 68.2" - WASHED MAPLE
3A	M09544-10-W92	EA	MOLDING - TRIM/VEE - .4" X 1" X 68.2" - SIERRA MAPLE
3A	M09553-03-WH4	EA	MOLDING - TRIM/VEE - .4" X 1" X 66.7" - CONCERT CHERRY
3A	M09553-03-WH5	EA	MOLDING - TRIM/VEE - .4" X 1" X 66.7" - WASHED MAPLE
3A	M09553-03-WH6	EA	MOLDING - TRIM/VEE - .4" X 1" X 66.7" - SIERRA MAPLE
3A	M09553-03-YR3	EA	MOLDING - TRIM/VEE - .4" X 1" X 66.7" - HONEY CHERRY
3A	M09538-93-WH4	EA	MOLDING - TRIM/VEE - .4" X 1" X 66.6" - CONCERT CHERRY
3A	M09538-93-WH5	EA	MOLDING - TRIM/VEE - .4" X 1" X 66.6" - WASHED MAPLE
3A	M09538-93-WH6	EA	MOLDING - TRIM/VEE - .4" X 1" X 66.6" - SIERRA MAPLE
3A	M09544-33-W37	EA	MOLDING - TRIM/VEE - .4" X 1" X 66.5" - SIERRA MAPLE
3A	M09544-33-W38	EA	MOLDING - TRIM/VEE - .4" X 1" X 66.5" - WASHED MAPLE
3A	M09553-02-WH4	EA	MOLDING - TRIM/VEE - .4" X 1" X 66.4" - CONCERT CHERRY
3A	M09553-02-WH5	EA	MOLDING - TRIM/VEE - .4" X 1" X 66.4" - WASHED MAPLE
3A	M09553-02-WH6	EA	MOLDING - TRIM/VEE - .4" X 1" X 66.4" - SIERRA MAPLE
3A	M09544-14-WB4	EA	MOLDING - TRIM/VEE - .4" X 1" X 64.5" - CONCERT CHERRY
3A	M09544-14-WB5	EA	MOLDING - TRIM/VEE - .4" X 1" X 64.5" - WASHED MAPLE
3A	M09544-14-WB6	EA	MOLDING - TRIM/VEE - .4" X 1" X 64.5" - SIERRA MAPLE
3A	M09515-78-T77	EA	MOLDING - TRIM/VEE - .4" X 1" X 64.1" - PORTSMOUTH OAK
3A	M09515-78-T78	EA	MOLDING - TRIM/VEE - .4" X 1" X 64.1" - CONCERT CHERRY
3A	M09515-78-T79	EA	MOLDING - TRIM/VEE - .4" X 1" X 64.1" - WASHED MAPLE
3A	M09515-78-T80	EA	MOLDING - TRIM/VEE - .4" X 1" X 64.1" - SIERRA MAPLE
3A	M09501-91-T77	EA	MOLDING - TRIM/VEE - .4" X 1" X 63.3" - PORTSMOUTH OAK
3A	M09501-91-T78	EA	MOLDING - TRIM/VEE - .4" X 1" X 63.3" - CONCERT CHERRY
3A	M09501-91-T79	EA	MOLDING - TRIM/VEE - .4" X 1" X 63.3" - WASHED MAPLE
3A	M09501-91-T80	EA	MOLDING - TRIM/VEE - .4" X 1" X 63.3" - SIERRA MAPLE
3A	M09503-91-T77	EA	MOLDING - TRIM/VEE - .4" X 1" X 63.1" - PORTSMOUTH OAK
3A	M09503-91-T78	EA	MOLDING - TRIM/VEE - .4" X 1" X 63.1" - CONCERT CHERRY
3A	M09503-91-T79	EA	MOLDING - TRIM/VEE - .4" X 1" X 63.1" - WASHED MAPLE
3A	M09503-91-T80	EA	MOLDING - TRIM/VEE - .4" X 1" X 63.1" - SIERRA MAPLE
3A	M09544-22-WB4	EA	MOLDING - TRIM/VEE - .4" X 1" X 61.7" - CONCERT CHERRY
3A	M09544-22-WB5	EA	MOLDING - TRIM/VEE - .4" X 1" X 61.7" - WASHED MAPLE
3A	M09544-22-WB6	EA	MOLDING - TRIM/VEE - .4" X 1" X 61.7" - SIERRA MAPLE
3A	M09583-41-WH4	EA	MOLDING - TRIM/VEE - .4" X 1" X 61" - CONCERT CHERRY
3A	M09583-41-WH5	EA	MOLDING - TRIM/VEE - .4" X 1" X 61" - WASHED MAPLE
3A	M09583-41-WH6	EA	MOLDING - TRIM/VEE - .4" X 1" X 61" - SIERRA MAPLE
3A	M09565-49-WH4	EA	MOLDING - TRIM/VEE - .4" X 1" X 58.7" - CONCERT CHERRY
3A	M09565-49-WH5	EA	MOLDING - TRIM/VEE - .4" X 1" X 58.7" - WASHED MAPLE
3A	M09565-49-WH6	EA	MOLDING - TRIM/VEE - .4" X 1" X 58.7" - SIERRA MAPLE
3A	M09544-36-W37	EA	MOLDING - TRIM/VEE - .4" X 1" X 52.6" - WASHED MAPLE
3A	M09544-36-W38	EA	MOLDING - TRIM/VEE - .4" X 1" X 52.6.5" - SIERRA MAPLE
3A	M09553-85-WB4	EA	MOLDING - TRIM/VEE - .4" X 1" X 43.4" - CONCERT CHERRY
3A	M09553-85-WB5	EA	MOLDING - TRIM/VEE - .4" X 1" X 43.4" - WASHED MAPLE
3A	M09553-85-WB6	EA	MOLDING - TRIM/VEE - .4" X 1" X 43.4" - SIERRA MAPLE
3A	M09553-28-WH4	EA	MOLDING - TRIM/VEE - .4" X 1" X 48" - CONCERT CHERRY
3A	M09553-28-WH5	EA	MOLDING - TRIM/VEE - .4" X 1" X 48" - WASHED MAPLE
3A	M09553-28-WH6	EA	MOLDING - TRIM/VEE - .4" X 1" X 48" - SIERRA MAPLE
3A	M09553-60-WH4	EA	MOLDING - TRIM/VEE - .4" X 1" X 47.2" - CONCERT CHERRY
3A	M09553-60-WH5	EA	MOLDING - TRIM/VEE - .4" X 1" X 47.2" - WASHED MAPLE
3A	M09553-60-WH6	EA	MOLDING - TRIM/VEE - .4" X 1" X 47.2" - SIERRA MAPLE
3A	M09544-24-WB4	EA	MOLDING - TRIM/VEE - .4" X 1" X 46.2" - CONCERT CHERRY
3A	M09544-24-WB5	EA	MOLDING - TRIM/VEE - .4" X 1" X 46.2" - WASHED MAPLE
3A	M09544-24-WB6	EA	MOLDING - TRIM/VEE - .4" X 1" X 46.2" - SIERRA MAPLE
3A	M09565-77-WH4	EA	MOLDING - TRIM/VEE - .4" X 1" X 42.5" - CONCERT CHERRY
3A	M09565-77-WH5	EA	MOLDING - TRIM/VEE - .4" X 1" X 42.5" - WASHED MAPLE
3A	M09565-77-WH6	EA	MOLDING - TRIM/VEE - .4" X 1" X 42.5" - SIERRA MAPLE
3A	M09544-35-W37	EA	MOLDING - TRIM/VEE - .4" X 1" X 66.5" - SIERRA MAPLE
3A	M09544-35-W38	EA	MOLDING - TRIM/VEE - .4" X 1" X 66.5" - WASHED MAPLE



INTERIOR FINISH GROUP (CONTINUED)
MOLDINGS & TRIMS (CONTINUED)

KEY	PART NUMBER	U/M	DESCRIPTION
3A	M09544-38-W37	EA	MOLDING - TRIM/VEE - .4" X 1" X 66.5" - SIERRA MAPLE
3A	M09544-38-W38	EA	MOLDING - TRIM/VEE - .4" X 1" X 66.5" - WASHED MAPLE
3A	M09565-03-WH4	EA	MOLDING - TRIM/VEE - .4" X 1" X 44.2" - CONCERT CHERRY
3A	M09565-03-WH5	EA	MOLDING - TRIM/VEE - .4" X 1" X 44.2" - WASHED MAPLE
3A	M09565-03-WH6	EA	MOLDING - TRIM/VEE - .4" X 1" X 44.2" - SIERRA MAPLE
3A	M09565-20-WH4	EA	MOLDING - TRIM/VEE - .4" X 1" X 43.2" - CONCERT CHERRY
3A	M09565-20-WH5	EA	MOLDING - TRIM/VEE - .4" X 1" X 43.2" - WASHED MAPLE
3A	M09565-20-WH6	EA	MOLDING - TRIM/VEE - .4" X 1" X 43.2" - SIERRA MAPLE
3A	M09553-24-WH4	EA	MOLDING - TRIM/VEE - .4" X 1" X 43" - CONCERT CHERRY
3A	M09553-24-WH5	EA	MOLDING - TRIM/VEE - .4" X 1" X 43" - WASHED MAPLE
3A	M09553-24-WH6	EA	MOLDING - TRIM/VEE - .4" X 1" X 43" - SIERRA MAPLE
3A	M09565-77-WH4	EA	MOLDING - TRIM/VEE - .4" X 1" X 42.5" - CONCERT CHERRY
3A	M09565-77-WH5	EA	MOLDING - TRIM/VEE - .4" X 1" X 42.5" - WASHED MAPLE
3A	M09565-77-WH6	EA	MOLDING - TRIM/VEE - .4" X 1" X 42.5" - SIERRA MAPLE
3A	M09565-50-WH4	EA	MOLDING - TRIM/VEE - .4" X 1" X 40.9" - CONCERT CHERRY
3A	M09565-50-WH5	EA	MOLDING - TRIM/VEE - .4" X 1" X 40.9" - WASHED MAPLE
3A	M09565-50-WH6	EA	MOLDING - TRIM/VEE - .4" X 1" X 40.9" - SIERRA MAPLE
3A	M09583-43-WH4	EA	MOLDING - TRIM/VEE - .4" X 1" X 40.1" - CONCERT CHERRY
3A	M09583-43-WH5	EA	MOLDING - TRIM/VEE - .4" X 1" X 40.1" - WASHED MAPLE
3A	M09583-43-WH6	EA	MOLDING - TRIM/VEE - .4" X 1" X 40.1" - SIERRA MAPLE
3A	M09565-76-WH4	EA	MOLDING - TRIM/VEE - .4" X 1" X 39.4" - CONCERT CHERRY
3A	M09565-76-WH5	EA	MOLDING - TRIM/VEE - .4" X 1" X 39.4" - WASHED MAPLE
3A	M09565-76-WH6	EA	MOLDING - TRIM/VEE - .4" X 1" X 39.4" - SIERRA MAPLE
3A	M09565-47-WH4	EA	MOLDING - TRIM/VEE - .4" X 1" X 38.9" - CONCERT CHERRY
3A	M09565-47-WH5	EA	MOLDING - TRIM/VEE - .4" X 1" X 38.9" - WASHED MAPLE
3A	M09565-47-WH6	EA	MOLDING - TRIM/VEE - .4" X 1" X 38.9" - SIERRA MAPLE
3A	M09553-27-WH4	EA	MOLDING - TRIM/VEE - .4" X 1" X 38.8" - CONCERT CHERRY
3A	M09553-27-WH5	EA	MOLDING - TRIM/VEE - .4" X 1" X 38.8" - WASHED MAPLE
3A	M09553-27-WH6	EA	MOLDING - TRIM/VEE - .4" X 1" X 38.8" - SIERRA MAPLE
3A	M09568-77-WH4	EA	MOLDING - TRIM/VEE - .4" X 1" X 37.5" - CONCERT CHERRY
3A	M09568-77-WH5	EA	MOLDING - TRIM/VEE - .4" X 1" X 37.5" - WASHED MAPLE
3A	M09568-77-WH6	EA	MOLDING - TRIM/VEE - .4" X 1" X 37.5" - SIERRA MAPLE
3A	M09553-23-WH4	EA	MOLDING - TRIM/VEE - .4" X 1" X 37" - CONCERT CHERRY
3A	M09553-23-WH5	EA	MOLDING - TRIM/VEE - .4" X 1" X 37" - WASHED MAPLE
3A	M09553-23-WH6	EA	MOLDING - TRIM/VEE - .4" X 1" X 37" - SIERRA MAPLE
3A	M09553-47-WB4	EA	MOLDING - TRIM/VEE - .4" X 1" X 35.9" - CONCERT CHERRY
3A	M09553-47-WB5	EA	MOLDING - TRIM/VEE - .4" X 1" X 35.9" - WASHED MAPLE
3A	M09553-47-WB6	EA	MOLDING - TRIM/VEE - .4" X 1" X 35.9" - SIERRA MAPLE
3A	M09553-47-W66	EA	MOLDING - TRIM/VEE - .4" X 1" X 35.9" - HONEY CHERRY
3A	M09568-48-U67	EA	MOLDING - TRIM/VEE - .4" X 1" X 35.4" - WASHED MAPLE
3A	M09568-48-U68	EA	MOLDING - TRIM/VEE - .4" X 1" X 35.4" - SIERRA MAPLE
3A	M09553-63-WH4	EA	MOLDING - TRIM/VEE - .4" X 1" X 35.1" - CONCERT CHERRY
3A	M09553-63-WH5	EA	MOLDING - TRIM/VEE - .4" X 1" X 35.1" - WASHED MAPLE
3A	M09553-63-WH6	EA	MOLDING - TRIM/VEE - .4" X 1" X 35.1" - SIERRA MAPLE
3A	M09553-63-W51	EA	MOLDING - TRIM/VEE - .4" X 1" X 35.1" - HONEY CHERRY
3A	M09565-94-WH4	EA	MOLDING - TRIM/VEE - .4" X 1" X 34.4" - CONCERT CHERRY
3A	M09565-94-WH5	EA	MOLDING - TRIM/VEE - .4" X 1" X 34.4" - WASHED MAPLE
3A	M09565-94-WH6	EA	MOLDING - TRIM/VEE - .4" X 1" X 34.4" - SIERRA MAPLE
3A	M09553-04-WH4	EA	MOLDING - TRIM/VEE - .4" X 1" X 34.2" - CONCERT CHERRY
3A	M09553-04-WH5	EA	MOLDING - TRIM/VEE - .4" X 1" X 34.2" - WASHED MAPLE
3A	M09553-04-WH6	EA	MOLDING - TRIM/VEE - .4" X 1" X 34.2" - SIERRA MAPLE
3A	M09566-02-U68	EA	MOLDING - TRIM/VEE - .4" X 1" X 32.7" - SIERRA MAPLE
3A	M09566-02-W51	EA	MOLDING - TRIM/VEE - .4" X 1" X 32.7" - HONEY CHERRY
3A	M09566-02-W52	EA	MOLDING - TRIM/VEE - .4" X 1" X 32.7" - WASHED MAPLE
3A	M09511-86-T77	EA	MOLDING - TRIM/VEE - .4" X 1" X 28.3" - PORTSMOUTH OAK
3A	M09511-86-T78	EA	MOLDING - TRIM/VEE - .4" X 1" X 28.3" - CONCERT CHERRY
3A	M09511-86-T79	EA	MOLDING - TRIM/VEE - .4" X 1" X 28.3" - WASHED MAPLE
3A	M09511-86-T80	EA	MOLDING - TRIM/VEE - .4" X 1" X 28.3" - SIERRA MAPLE
3A	M09553-61-WH4	EA	MOLDING - TRIM/VEE - .4" X 1" X 19.9" - CONCERT CHERRY
3A	M09553-61-WH5	EA	MOLDING - TRIM/VEE - .4" X 1" X 19.9" - WASHED MAPLE
3A	M09553-61-WH6	EA	MOLDING - TRIM/VEE - .4" X 1" X 19.9" - SIERRA MAPLE
3A	M09565-71-WH4	EA	MOLDING - TRIM/VEE - .4" X 1" X 11.4" - CONCERT CHERRY
3A	M09565-71-WH5	EA	MOLDING - TRIM/VEE - .4" X 1" X 11.4" - WASHED MAPLE
3A	M09565-71-WH6	EA	MOLDING - TRIM/VEE - .4" X 1" X 11.4" - SIERRA MAPLE

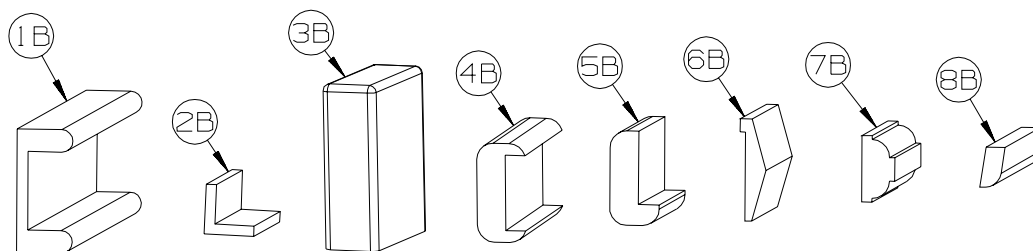
INTERIOR FINISH GROUP (CONTINUED)
MOLDINGS & TRIMS (CONTINUED)



KEY	PART NUMBER	U/M	DESCRIPTION
3A	M09583-42-WH4	EA	MOLDING - TRIM/VEE - .4" X 1" X 8.3" - CONCERT CHERRY
3A	M09583-42-WH5	EA	MOLDING - TRIM/VEE - .4" X 1" X 8.3" - WASHED MAPLE
3A	M09583-42-WH6	EA	MOLDING - TRIM/VEE - .4" X 1" X 8.3" - SIERRA MAPLE
3A	M09544-55-WB4	EA	MOLDING - TRIM/VEE - .4" X 1" X 6.5" - CONCERT CHERRY
3A	M09544-55-WB5	EA	MOLDING - TRIM/VEE - .4" X 1" X 6.5" - WASHED MAPLE
3A	M09544-55-WB6	EA	MOLDING - TRIM/VEE - .4" X 1" X 6.5" - SIERRA MAPLE
3A	M09544-56-WB4	EA	MOLDING - TRIM/VEE - .4" X 1" X 6.1" - CONCERT CHERRY
3A	M09544-56-WB5	EA	MOLDING - TRIM/VEE - .4" X 1" X 6.1" - WASHED MAPLE
3A	M09544-56-WB6	EA	MOLDING - TRIM/VEE - .4" X 1" X 6.1" - SIERRA MAPLE
3A	M09538-70-U68	EA	MOLDING - TRIM/VEE - .4" X 1" X 63.9" - SIERRA MAPLE
3A	M09538-70-U67	EA	MOLDING - TRIM/VEE - .4" X 1" X 63.9" - WASHED MAPLE

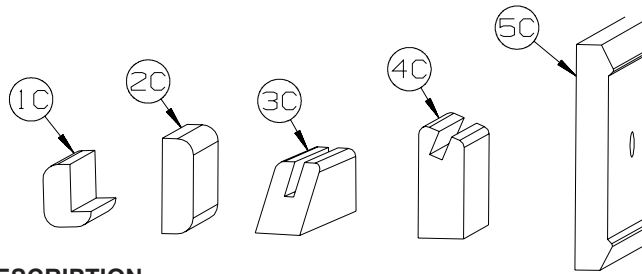
INTERIOR FINISH GROUP (CONTINUED)

MOLDINGS & TRIMS (CONTINUED)



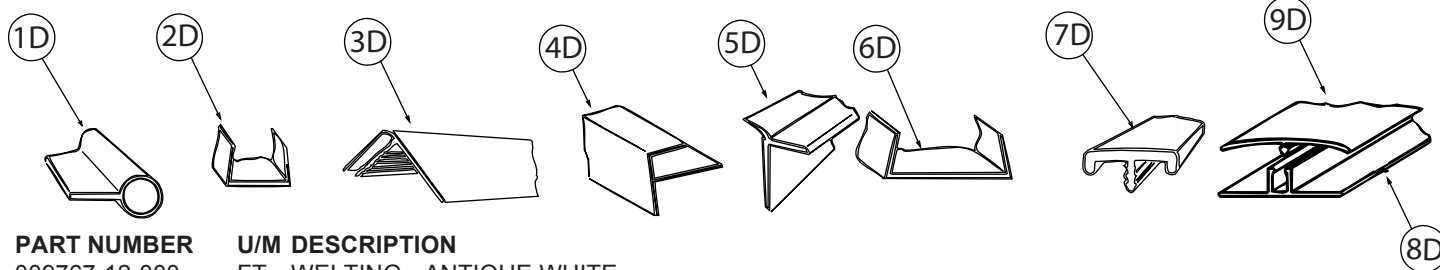
KEY	PART NUMBER	U/M	DESCRIPTION
1B	M09501-84-TG0	EA	MOLDING/TRIM - CAP/WALL - 2.2" X 85.9" - PORTSMOUTH OAK
1B	M09501-84-TG1	EA	MOLDING/TRIM - CAP/WALL - 2.2" X 85.9" - CONCERT CHERRY
1B	M09501-84-TG2	EA	MOLDING/TRIM - CAP/WALL - 2.2" X 85.9" - WASHED MAPLE
1B	M09501-84-TG3	EA	MOLDING/TRIM - CAP/WALL - 2.2" X 85.9" - HONEY CHERRY
1B	M09520-04-TD3	EA	MOLDING/TRIM - CAP/WALL - 2.2" X 80.5" - SIERRA MAPLE
2B	M09511-81-TA0	EA	MOLDING/TRIM - L SHAPE - .8"X .8"X 80.2" - PORTSMOUTH OAK
2B	M09511-81-TA1	EA	MOLDING/TRIM - L SHAPE - .8"X .8"X 80.2" - CONCERT CHERRY
2B	M09511-81-TA2	EA	MOLDING/TRIM - L SHAPE - .8"X .8"X 80.2" - WASHED MAPLE
2B	M09511-81-TA3	EA	MOLDING/TRIM - L SHAPE - .8"X .8"X 80.2" - SIERRA MAPLE
3B	M09515-81-T01	EA	MOLDING/HARDWOOD STRAIGHT - 74.3" - WASHED MAPLE
3B	M09515-81-T02	EA	MOLDING/HARDWOOD STRAIGHT - 74.3" - HONEY CHERRY
4B	M09511-42-T77	EA	MOLDING - TRIM - W/NOTCH - 1.5" X 86.4" - PORTSMOUTH OAK
4B	M09511-42-T78	EA	MOLDING - TRIM - W/NOTCH - 1.5" X 86.4" - CONCERT CHERRY
4B	M09511-42-T79	EA	MOLDING - TRIM - W/NOTCH - 1.5" X 86.4" - WASHED MAPLE
4B	M09511-42-T80	EA	MOLDING - TRIM - W/NOTCH - 1.5" X 86.4" - SIERRA MAPLE
4B	M09511-42-W66	EA	MOLDING - TRIM - W/NOTCH - 1.5" X 86.4" - HONEY CHERRY
5B	M09515-18-T77	EA	MOLDING - HARDWOOD-W/NOTCH - 1.4"X 86.2" - PORTSMOUTH OAK
5B	M09515-18-T78	EA	MOLDING - HARDWOOD-W/NOTCH - 1.4"X 86.2" - CONCERT CHERRY
5B	M09553-66-U22	EA	MOLDING - HARDWOOD-W/NOTCH - 1.4"X 96" - WASHED MAPLE
5B	M09515-18-T80	EA	MOLDING - HARDWOOD-W/NOTCH - 1.4"X 86.2" - SIERRA MAPLE
5B	M09553-66-U21	EA	MOLDING - HARDWOOD-W/NOTCH - 1.4"X 96" - HONEY CHERRY
6B	M09515-53-TG0	EA	MOLDING - TRIM/VEE - 1.5" X 73.9" - PORTSMOUTH OAK
6B	M09525-81-UJ1	EA	MOLDING - TRIM/VEE - 1.5" X 74.7" - CONCERT CHERRY
6B	M09525-81-UJ2	EA	MOLDING - TRIM/VEE - 1.5" X 74.7" - WASHED MAPLE
6B	M09552-81-UJ3	EA	MOLDING - TRIM/VEE - 1.5" X 74.7" - HONEY CHERRY
6B	M09553-53-WH6	EA	MOLDING - TRIM/VEE - NOTCHED - 1.5" X 20.6" - SIERRA MAPLE
7B	Y00076-32-438	EA	MOLDING/TRIM - .5" X 1" X 96" - CHERRY (UNSTAINED)
7B	Y00076-22-438	EA	MOLDING/TRIM - .5" X 1" X 96" - MAPLE (UNSTAINED)
8B	M09525-92-T77	EA	MOLDING/TRIM - .5" X 1" X 75.6" - PORTSMOUTH OAK
8B	M09525-92-T78	EA	MOLDING/TRIM - .5" X 1" X 75.6" - CONCERT CHERRY
8B	M09525-92-T79	EA	MOLDING/TRIM - .5" X 1" X 75.6" - WASHED MAPLE
8B	M09525-92-T80	EA	MOLDING/TRIM - .5" X 1" X 75.6" - SIERRA MAPLE
8B	Y00086-72-438	EA	MOLDING - VINYL WRAP - .7" X 1.6" X 96" - PORTSMOUTH OAK
8B	Y00086-D2-438	EA	MOLDING - VINYL WRAP - .7" X 1.6" X 96" - CONCERT CHERRY
8B	Y00086-A2-438	EA	MOLDING - VINYL WRAP - .7" X 1.6" X 96" - WASHED MAPLE
8B	Y00086-92-438	EA	MOLDING - VINYL WRAP - .7" X 1.6" X 96" - SIERRA MAPLE
8B	Y00086-82-438	EA	MOLDING - VINYL WRAP - .7" X 1.6" X 96" - HONEY CHERRY
8B	Y00087-72-438	EA	MOLDING - VINYL WRAP - .7" X 2.9" X 96" - PORTSMOUTH OAK
8B	Y00087-D2-438	EA	MOLDING - VINYL WRAP - .7" X 2.9" X 96" - CONCERT CHERRY
8B	Y00087-A2-438	EA	MOLDING - VINYL WRAP - .7" X 2.9" X 96" - WASHED MAPLE
8B	Y00087-92-438	EA	MOLDING - VINYL WRAP - .7" X 2.9" X 96" - SIERRA MAPLE
8B	Y00087-82-438	EA	MOLDING - VINYL WRAP - .7" X 2.9" X 96" - HONEY CHERRY

INTERIOR FINISH GROUP (CONTINUED)
MOLDINGS & TRIMS (CONTINUED)



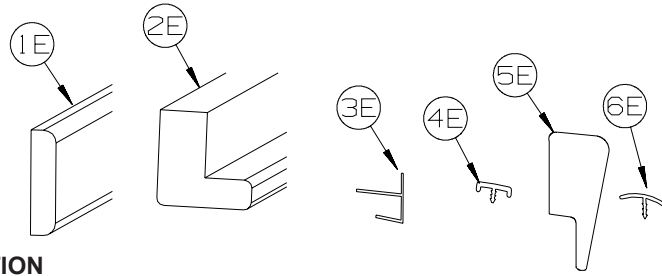
KEY	PART NUMBER	U/M	DESCRIPTION
1C	M09520-19-TD1	EA	MOLDING - TRIM - W/NOTCH - 1" X 86.3" - CONCERT CHERRY
1C	M09520-19-TD2	EA	MOLDING - TRIM - W/NOTCH - 1" X 86.3" - WASHED MAPLE
1C	M09520-19-TD3	EA	MOLDING - TRIM - W/NOTCH - 1" X 86.3" - HONEY CHERRY
1C	M09565-68-WH4	EA	MOLDING - HARDWOOD - .75" X 1.4" X 81.9" - CONCERT CHERRY
1C	M09565-68-WH5	EA	MOLDING - HARDWOOD - .75" X 1.4" X 81.9" - WASHED MAPLE
1C	M09565-68-WH6	EA	MOLDING - HARDWOOD - .75" X 1.4" X 81.9" - SIERRA MAPLE
2C	M09511-46-T77	EA	MOLDING/TRIM - .5" X 1.5" X 86.5" - PORTSMOUTH OAK
2C	M09511-46-T78	EA	MOLDING/TRIM - .5" X 1.5" X 86.5" - CONCERT CHERRY
2C	M09511-46-T79	EA	MOLDING/TRIM - .5" X 1.5" X 86.5" - WASHED MAPLE
2C	M09511-46-T80	EA	MOLDING/TRIM - .5" X 1.5" X 86.5" - SIERRA MAPLE
3C	Y00223-22-438	EA	MOLDING - HARDWOOD/MAPLE - .7" X 1" X 96" - UNSTAINED MAPLE
3C	Y00223-32-438	EA	MOLDING - HARDWOOD/CHERRY - .7" X 1" X 96" - UNSTAINED CHERRY
3C	Y00223-42-438	EA	MOLDING - HARDWOOD/CHERRY - .7" X 1" X 96" - UNSTAINED OAK
4C	Y00054-A2-438	EA	MOLDING - VINYL - W/SLOT - .7"X 1.9"X 96" - WASHED MAPLE
4C	Y00054-D2-438	EA	MOLDING - VINYL - W/SLOT - .7"X 1.9"X 96" - CONCERT CHERRY
4C	Y00054-22-438	EA	MOLDING - VINYL - W/SLOT - .7"X 1.9"X 96" - WASHED MAPLE
4C	Y00054-72-438	EA	MOLDING - VINYL - W/SLOT - .7"X 1.9"X 96" - PORTSMOUTH OAK
4C	Y00054-82-438	EA	MOLDING - VINYL - W/SLOT - .7"X 1.9"X 96" - HONEY CHERRY
4C	Y00054-92-438	EA	MOLDING - VINYL - W/SLOT - .7"X 1.9"X 96" - SIERRA MAPLE
4C	Y00276-A2-438	EA	MOLDING - VINYL - W/SLOT - .7"X 1.9"X 96" - WASHED MAPLE
4C	Y00276-D2-438	EA	MOLDING - VINYL - W/SLOT - .7"X 1.9"X 96" - CONCERT CHERRY
4C	Y00276-72-438	EA	MOLDING - VINYL - W/SLOT - .7"X 1.9"X 96" - PORTSMOUTH OAK
4C	Y00276-82-438	EA	MOLDING - VINYL - W/SLOT - .7"X 1.9"X 96" - HONEY CHERRY
4C	Y00276-92-438	EA	MOLDING - VINYL - W/SLOT - .7"X 1.9"X 96" - SIERRA MAPLE
5C	Y00152-A2-438	EA	MOLDING/TRIM - VINYL - .6" X 3.5" X 96" - WASHED MAPLE
5C	Y00152-D2-438	EA	MOLDING/TRIM - VINYL - .6" X 3.5" X 96" - CONCERT CHERRY
5C	Y00152-22-438	EA	MOLDING/TRIM - VINYL - .6" X 3.5" X 96" - WASHED MAPLE
5C	Y00152-72-438	EA	MOLDING/TRIM - VINYL - .6" X 3.5" X 96" - PORTSMOUTH OAK
5C	Y00152-92-438	EA	MOLDING/TRIM - VINYL - .6" X 3.5" X 96" - SIERRA MAPLE

INTERIOR FINISH GROUP (CONTINUED)
MOLDINGS & TRIMS (CONTINUED)



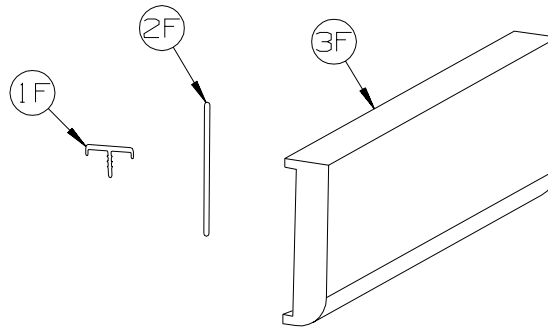
KEY	PART NUMBER	U/M	DESCRIPTION
1D	009767-12-000	FT	WELTING - ANTIQUE WHITE
2D	009778-25-000	FT	U-CHANNEL - 1" - BEIGE ILLUSION
2D	009778-26-000	FT	U-CHANNEL - 1 1/4" - BEIGE ILLUSION
2D	009778-38-000	FT	U-CHANNEL - 1" - BONE
2D	009778-32-000	FT	U-CHANNEL - 1" - PORTSMOUTH OAK
2D	009778-34-000	FT	U-CHANNEL - 1" - CONCERT CHERRY
2D	009778-27-000	FT	U-CHANNEL - 1" - WASHED MAPLE
2D	009778-35-000	FT	U-CHANNEL - 1" - HONEY CHERRY
2D	009778-36-000	FT	U-CHANNEL - 1" - SIERRA MAPLE
3D	009809-30-000	EA	MOLDING - CORNER - OUTSIDE - 1" X 84" - BEIGE ILLUSION
3D	009809-37-000	EA	MOLDING - CORNER - OUTSIDE - 1" X 84" - BONE
3D	009809-33-000	EA	MOLDING - CORNER - OUTSIDE - 1" X 84" - CONCERT CHERRY
3D	009809-31-000	EA	MOLDING - CORNER - OUTSIDE - 1" X 84" - WASHED MAPLE
3D	009809-35-000	EA	MOLDING - CORNER - OUTSIDE - 1" X 84" - SIERRA MAPLE
4D	009812-31-000	EA	MOLDING - CORNER - 1/2" W/1/4"CHAN X 84" - BEIGE ILLUSION
4D	009812-40-000	EA	MOLDING - CORNER - 1/2" W/1/4"CHAN X 84" - BONE
4D	009812-35-000	EA	MOLDING - CORNER - 1/2" W/1/4"CHAN X 84" - PORTSMOUTH OAK
4D	009812-36-000	EA	MOLDING - CORNER - 1/2" W/1/4"CHAN X 84" - CONCERT CHERRY
4D	009812-33-000	EA	MOLDING - CORNER - 1/2" W/1/4"CHAN X 84" - WASHED MAPLE
4D	009812-37-000	EA	MOLDING - CORNER - 1/2" W/1/4"CHAN X 84" - HONEY CHERRY
4D	009812-38-000	EA	MOLDING - CORNER - 1/2" W/1/4"CHAN X 84" - SIERRA MAPLE
5D	022992-11-000	FT	MOLDING - REVERSE COVE - T-SHAPED - IVORY
5D	022992-14-000	FT	MOLDING - REVERSE COVE - T-SHAPED - BRIGHT WHITE
5D	022992-18-000	FT	MOLDING - REVERSE COVE - T-SHAPED - BONE
6D	070504-42-000	FT	U-CHANNEL - PLASTIC - .13" X 84" - BEIGE ILLUSION
6D	070504-43-000	FT	U-CHANNEL - PLASTIC - .9" X 96" - BEIGE ILLUSION
6D	070504-69-000	FT	U-CHANNEL - PLASTIC - .13" X 84" - BONE
6D	070504-70-000	FT	U-CHANNEL - PLASTIC - .8" X 84" - BONE
6D	070504-57-000	FT	U-CHANNEL - PLASTIC - .13" X 96" - PORTSMOUTH OAK
6D	070504-58-000	FT	U-CHANNEL - PLASTIC - .9" X 96" - PORTSMOUTH OAK
6D	070504-60-000	FT	U-CHANNEL - PLASTIC - .13" X 84" - CONCERT CHERRY
6D	070504-61-000	FT	U-CHANNEL - PLASTIC - .9" X 84" - CONCERT CHERRY
6D	070504-50-000	FT	U-CHANNEL - PLASTIC - .13" X 96" - WASHED MAPLE
6D	070504-51-000	FT	U-CHANNEL - PLASTIC - .9" X 96" - WASHED MAPLE
6D	070504-62-000	FT	U-CHANNEL - PLASTIC - 1.65" X 84" - HONEY CHERRY
6D	070504-63-000	FT	U-CHANNEL - PLASTIC - .9" X 84" - HONEY CHERRY
6D	070504-65-000	FT	U-CHANNEL - PLASTIC - .07" X 96" - SIERRA MAPLE
6D	070504-66-000	FT	U-CHANNEL - PLASTIC - .8" X 84" - SIERRA MAPLE
7D	083620-25-000	FT	MOLDING-T - W/EDGE LIP - 7/8" FACE - BONE
7D	083620-20-000	FT	MOLDING-T - W/EDGE LIP - 7/8" FACE - PORTSMOUTH OAK
7D	083620-19-000	FT	MOLDING-T - W/EDGE LIP - 7/8" FACE - WASHED MAPLE
7D	083620-24-000	FT	MOLDING-T - W/EDGE LIP - 7/8" FACE - HONEY CHERRY
7D	083620-22-000	FT	MOLDING-T - W/EDGE LIP - 7/8" FACE - SIERRA MAPLE
8D	086229-01-000	EA	RETAINER - BATTEN - .75" X 92.1" - ANY COLOR
9D	086229-12-000	EA	BATTEN - 1.5" OFFSET X 96.8" - MODERN IVORY
9D	086229-20-000	EA	BATTEN - 1" X 96" - BEIGE

INTERIOR FINISH GROUP (CONTINUED)
MOLDINGS & TRIMS (CONTINUED)



KEY	PART NUMBER	U/M	DESCRIPTION
1E	100818-01-12A	EA	MOLDING - VINYL WRAPPED - 1.6" X .4" X 84" - PORTSMOUTH OAK
1E	100818-01-23A	EA	MOLDING - VINYL WRAPPED - 1.6" X .4" X 84" - CONCERT CHERRY
1E	100818-01-21A	EA	MOLDING - VINYL WRAPPED - 1.6" X .4" X 84" - WASHED MAPLE
1E	100818-01-14A	EA	MOLDING - VINYL WRAPPED - 1.6" X .4" X 84" - HONEY CHERRY
1E	100818-01-22A	EA	MOLDING - VINYL WRAPPED - 1.6" X .4" X 84" - SIERRA MAPLE
2E	100819-01-23A	EA	MOLDING - VYL WRPPD-L-SHPD-1.5"X1.5"X84" - CONCERT CHERRY
2E	100819-01-21A	EA	MOLDING - VINYL WRAPPED-L-SHAPED-1.5"X1.5"X84" - WASHED MAPLE
2E	100819-01-14A	EA	MOLDING - VINYL WRAPPED-L-SHAPED-1.5"X1.5"X84" - HONEY CHERRY
2E	100819-01-22A	EA	MOLDING - VINYL WRAPPED-L-SHAPED-1.5"X1.5"X84" - SIERRA MAPLE
3E	103186-01-07A	FT	MOLDING/PLASTIC - 3/8" U-CHANNEL-3/4" FACE - BEIGE ILLUSION
3E	103186-01-09A	FT	MOLDING/PLASTIC - 3/8" U-CHANNEL-3/4" FACE - PORTSMOUTH OAK
3E	103186-01-10A	FT	MOLDING/PLASTIC - 3/8" U-CHANNEL-3/4" FACE - CONCERT CHERRY
3E	103186-01-08A	FT	MOLDING/PLASTIC - 3/8" U-CHANNEL-3/4" FACE- 8' - WASHED MAPLE
3E	103186-01-11A	FT	MOLDING/PLASTIC - 3/8" U-CHANNEL-3/4" FACE - HONEY CHERRY
3E	103186-01-12A	FT	MOLDING/PLASTIC - 3/8" U-CHANNEL-3/4" FACE - SIERRA MAPLE
3E	103186-02-07A	FT	MOLDING/PLASTIC-1" U-CHANNEL-1 3/8" FACE - BEIGE ILLUSION
3E	103186-02-09A	FT	MOLDING/PLASTIC - 1" U-CHANNEL-1 3/8" FACE - PORTSMOUTH OAK
3E	103186-02-10A	FT	MOLDING/PLASTIC - 1" U-CHANNEL-1 3/8" FACE - CONCERT CHERRY
3E	103186-02-08A	FT	MOLDING/PLASTIC - 1" U-CHANNEL-1 3/8" FACE - WASHED MAPLE
3E	103186-02-11A	FT	MOLDING/PLASTIC - 1" U-CHANNEL-1 3/8" FACE - HONEY CHERRY
3E	103186-02-12A	FT	MOLDING/PLASTIC - 1" U-CHANNEL-1 3/8" FACE - SIERRA MAPLE
4E	104676-02-08A	FT	MOLDING-T - W/EDGE LIP - 11/16" FACE - PORTSMOUTH OAK
4E	104676-02-12A	FT	MOLDING-T - W/EDGE LIP - 11/16" FACE - SIERRA MAPLE
5E	105004-01-12A	EA	MOLDING - VINYL WRAP - 1" X 96" - PORTSMOUTH OAK
5E	105004-01-21A	EA	MOLDING - VINYL WRAP - 1" X 96" - WASHED MAPLE
5E	105004-01-24A	EA	MOLDING - VINYL WRAP - 1" X 96" - HONEY CHERRY
5E	105004-01-22A	EA	MOLDING - VINYL WRAP - 1" X 96" - SIERRA MAPLE
6E	105709-02-000	FT	MOLDING-T - W/EDGE LIP 3/4" FACE - BEIGE ILLUSION

INTERIOR FINISH GROUP (CONTINUED)
MOLDINGS & TRIMS (CONTINUED)

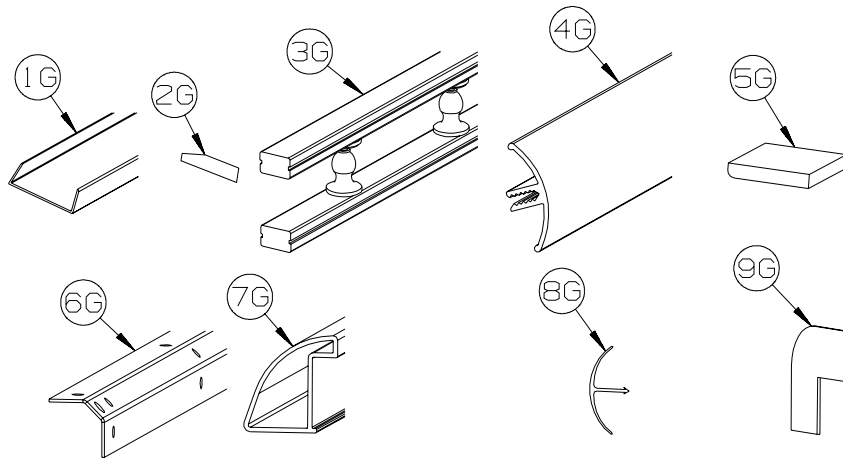


KEY	PART NUMBER	U/M	DESCRIPTION
1F	119520-01-01A	FT	MOLDING-T - OFFSET W/EDGE LIP - 1.3" FACE - OFF WHITE
1F	119520-03-02A	FT	MOLDING-T - OFFSET W/EDGE LIP - 1" FACE - CONCERT CHERRY
1F	119520-03-03A	FT	MOLDING-T - OFFSET W/EDGE LIP - 1" FACE - WASHED MAPLE
1F	119520-03-05A	FT	MOLDING-T - OFFSET W/EDGE LIP - 1" FACE - SIERRA MAPLE
1F	119520-03-06A	FT	MOLDING-T - OFFSET W/EDGE LIP - 1" FACE - HONEY CHERRY
2F	127842-01-01A	FT	SEAL - SIGHT SHIELD - 2" BLACK
	160300-A2-438	EA	LUMBER - VINYL WRAPPED - .7" X .75" X 96" - CONCERT CHERRY
	160300-D2-438	EA	LUMBER - VINYL WRAPPED - .7" X 1.5" X 96" - CONCERT CHERRY
	160300-E2-438	EA	LUMBER - VINYL WRAPPED - .7" X 2" X 96" - CONCERT CHERRY
	160300-F2-438	EA	LUMBER - VINYL WRAPPED - .7" X 2.5" X 96" - CONCERT CHERRY
	160300-G2-438	EA	LUMBER - VINYL WRAPPED - .7" X 3" X 96" - CONCERT CHERRY
	160300-H2-438	EA	LUMBER - VINYL WRAPPED - .7" X 3.5" X 96" - CONCERT CHERRY
	160300-J2-438	EA	LUMBER - VINYL WRAPPED - .7" X 5.5" X 96" - CONCERT CHERRY
	160300-K2-438	EA	LUMBER - VINYL WRAPPED - .7" X 3.9" X 96" - CONCERT CHERRY
	160300-R2-438	EA	LUMBER - VINYL WRAPPED - .7" X 3" X 96" - CONCERT CHERRY
3F	160301-D2-134	EA	MOLDING - VINYL WRAPPED - .7" X 1.6" X 84" - CONCERT CHERRY
3F	160301-D2-743	EA	MOLDING - VINYL WRAPPED - .7" X 1.6" X 108" - CONCERT CHERRY
3F	160301-F2-134	EA	MOLDING - VINYL WRAPPED - .7" X 2.5" X 84" - CONCERT CHERRY
3F	160301-F2-743	EA	MOLDING - VINYL WRAPPED - .7" X 2.5" X 108" - CONCERT CHERRY
3F	160301-F2-438	EA	MOLDING - VINYL WRAPPED - .7" X 2.5" X 96" - CONCERT CHERRY
	137894-A2-438	EA	LUMBER - VINYL WRAPPED - .7" X .75" X 96" - PORTSMOUTH OAK
	137894-D2-438	EA	LUMBER - VINYL WRAPPED - .7" X 1.5" X 96" - PORTSMOUTH OAK
	137894-E2-438	EA	LUMBER - VINYL WRAPPED - .7" X 2" X 96" - PORTSMOUTH OAK
	137894-F2-438	EA	LUMBER - VINYL WRAPPED - .7" X 2.5" X 96" - PORTSMOUTH OAK
	137894-G2-438	EA	LUMBER - VINYL WRAPPED - .7" X 3" X 96" - PORTSMOUTH OAK
	137894-H2-438	EA	LUMBER - VINYL WRAPPED - .7" X 3.5" X 96" - PORTSMOUTH OAK
	137894-J2-438	EA	LUMBER - VINYL WRAPPED - .7" X 5.5" X 96" - PORTSMOUTH OAK

INTERIOR FINISH GROUP (CONTINUED)
MOLDINGS & TRIMS (CONTINUED)

KEY	PART NUMBER	U/M	DESCRIPTION
	137894-J2-743	EA	LUMBER - VINYL WRAPPED - .7" X 5.5" X 108" - PORTSMOUTH OAK
	137894-K2-438	EA	LUMBER - VINYL WRAPPED - .7" X 3.9" X 96" - PORTSMOUTH OAK
	137894-R2-438	EA	LUMBER - VINYL WRAPPED - .7" X 3" X 96" - PORTSMOUTH OAK
3F	137895-D2-134	EA	MOLDING - VINYL WRAP - .7" X 1.6" X 84" - PORTSMOUTH OAK
3F	137895-D2-743	EA	MOLDING - VINYL WRAP - .7" X 1.6" X 108" - PORTSMOUTH OAK
3F	137895-F2-134	EA	MOLDING - VINYL WRAP - .7" X 2.5" X 84" - PORTSMOUTH OAK
3F	137895-F2-438	EA	MOLDING - VINYL WRAP - .7" X 2.5" X 96" - PORTSMOUTH OAK
3F	137895-F2-743	EA	MOLDING - VINYL WRAP - .7" X 2.5" X 108" - PORTSMOUTH OAK
	146419-A2-438	EA	LUMBER - VINYL WRAPPED - .7" X .75" X 96" - HONEY CHERRY
	146419-D2-438	EA	LUMBER - VINYL WRAPPED - .7" X 1.5" X 96" - HONEY CHERRY
	146419-E2-438	EA	LUMBER - VINYL WRAPPED - .7" X 2" X 96" - HONEY CHERRY
	146419-F2-438	EA	LUMBER - VINYL WRAPPED - .7" X 2.5" X 96" - HONEY CHERRY
	146419-G2-438	EA	LUMBER - VINYL WRAPPED - .7" X 3" X 96" - HONEY CHERRY
	146419-H2-438	EA	LUMBER - VINYL WRAPPED - .7" X 3.5" X 96" - HONEY CHERRY
	146419-J2-438	EA	LUMBER - VINYL WRAPPED - .7" X 5.5" X 96" - HONEY CHERRY
	146419-J2-743	EA	LUMBER - VINYL WRAPPED - .7" X 5.5" X 108" - HONEY CHERRY
	146419-K2-438	EA	LUMBER - VINYL WRAPPED - .7" X 3.9" X 96" - HONEY CHERRY
	146419-R2-438	EA	LUMBER - VINYL WRAPPED - .7" X 3" X 96" - HONEY CHERRY
	146419-S2-438	EA	LUMBER - VINYL WRAPPED/FULL - .7"X 3.5"X 96" - HONEY CHERRY
	146419-T2-438	EA	LUMBER - VINYL WRAPPED/FULL - .7"X 5.5"X 96" - HONEY CHERRY
3F	146425-D2-134	EA	MOLDING - VINYL WRAPPED - .7" X 1.6" X 83.9" - HONEY CHERRY
3F	146425-F2-438	EA	MOLDING - VINYL WRAPPED - .7" X 2.6" X 96" - HONEY CHERRY
	149325-A2-438	EA	LUMBER - VINYL WRAPPED - .7" X .75" X 96" - WASHED MAPLE
	149325-D2-438	EA	LUMBER - VINYL WRAPPED - .7" X 1.5" X 96" - WASHED MAPLE
	149325-E2-438	EA	LUMBER - VINYL WRAPPED - .7" X 2" X 96" - WASHED MAPLE
	149325-F2-438	EA	LUMBER - VINYL WRAPPED - .7" X 2.5" X 96" - WASHED MAPLE
	149325-G2-438	EA	LUMBER - VINYL WRAPPED - .7" X 3" X 96" - WASHED MAPLE
	149325-H2-438	EA	LUMBER - VINYL WRAPPED - .7" X 3.5" X 96" - WASHED MAPLE
	149325-J2-438	EA	LUMBER - VINYL WRAPPED - .7" X 5.5" X 96" - WASHED MAPLE
	149325-J2-743	EA	LUMBER - VINYL WRAPPED - .7" X 5.5" X 108" - WASHED MAPLE
	149325-K2-438	EA	LUMBER - VINYL WRAPPED - .7" X 3.9" X 96" - WASHED MAPLE
	149325-R2-438	EA	LUMBER - VINYL WRAPPED - .7" X 3" X 96" - WASHED MAPLE
3F	149326-D2-134	EA	MOLDING - VINYL WRAPPED - .7" X 1.5" X 83.9" - WASHED MAPLE
3F	149326-D2-743	EA	MOLDING - VINYL WRAPPED - .7" X 1.5" X 108" - WASHED MAPLE
3F	149326-F2-134	EA	MOLDING - VINYL WRAPPED - .7" X 2.5" X 83.9" - WASHED MAPLE
3F	149326-F2-438	EA	MOLDING - VINYL WRAPPED - .7" X 2.5" X 96" - WASHED MAPLE
3F	149326-F2-743	EA	MOLDING - VINYL WRAPPED - .7" X 2.5" X 108" - WASHED MAPLE
	149330-A2-438	EA	LUMBER - VINYL WRAPPED - .7" X .75" X 96" - SIERRA MAPLE
	149330-D2-438	EA	LUMBER - VINYL WRAPPED - .7" X 1.5" X 96" - SIERRA MAPLE
	149330-E2-438	EA	LUMBER - VINYL WRAPPED - .7" X 2" X 96" - SIERRA MAPLE
	149330-F2-438	EA	LUMBER - VINYL WRAPPED - .7" X 2.5" X 96" - SIERRA MAPLE
	149330-G2-438	EA	LUMBER - VINYL WRAPPED - .7" X 3" X 96" - SIERRA MAPLE
	149330-H2-438	EA	LUMBER - VINYL WRAPPED - .7" X 3.5" X 96" - SIERRA MAPLE
	149330-J2-438	EA	LUMBER - VINYL WRAPPED - .7" X 5.5" X 96" - SIERRA MAPLE
	149330-J2-743	EA	LUMBER - VINYL WRAPPED - .7" X 5.5" X 108" - SIERRA MAPLE
	149330-K2-438	EA	LUMBER - VINYL WRAPPED - .7" X 3.9" X 96" - SIERRA MAPLE
	149330-R2-438	EA	LUMBER - VINYL WRAPPED - .7" X 3" X 96" - SIERRA MAPLE
3F	149331-D2-134	EA	MOLDING - VINYL WRAP - .7" X 1.5" X 83.9" - SIERRA MAPLE
3F	149331-D2-743	EA	MOLDING - VINYL WRAP - .7" X 1.5" X 108" - SIERRA MAPLE
3F	149331-F2-134	EA	MOLDING - VINYL WRAP - .7" X 2.5" X 83.9" - SIERRA MAPLE
3F	149331-F2-438	EA	MOLDING - VINYL WRAP - .7" X 2.5" X 96" - SIERRA MAPLE
3F	149331-F2-743	EA	MOLDING - VINYL WRAP - .7" X 2.5" X 108" - SIERRA MAPLE

INTERIOR FINISH GROUP (CONTINUED)
MOLDINGS & TRIMS (CONTINUED)



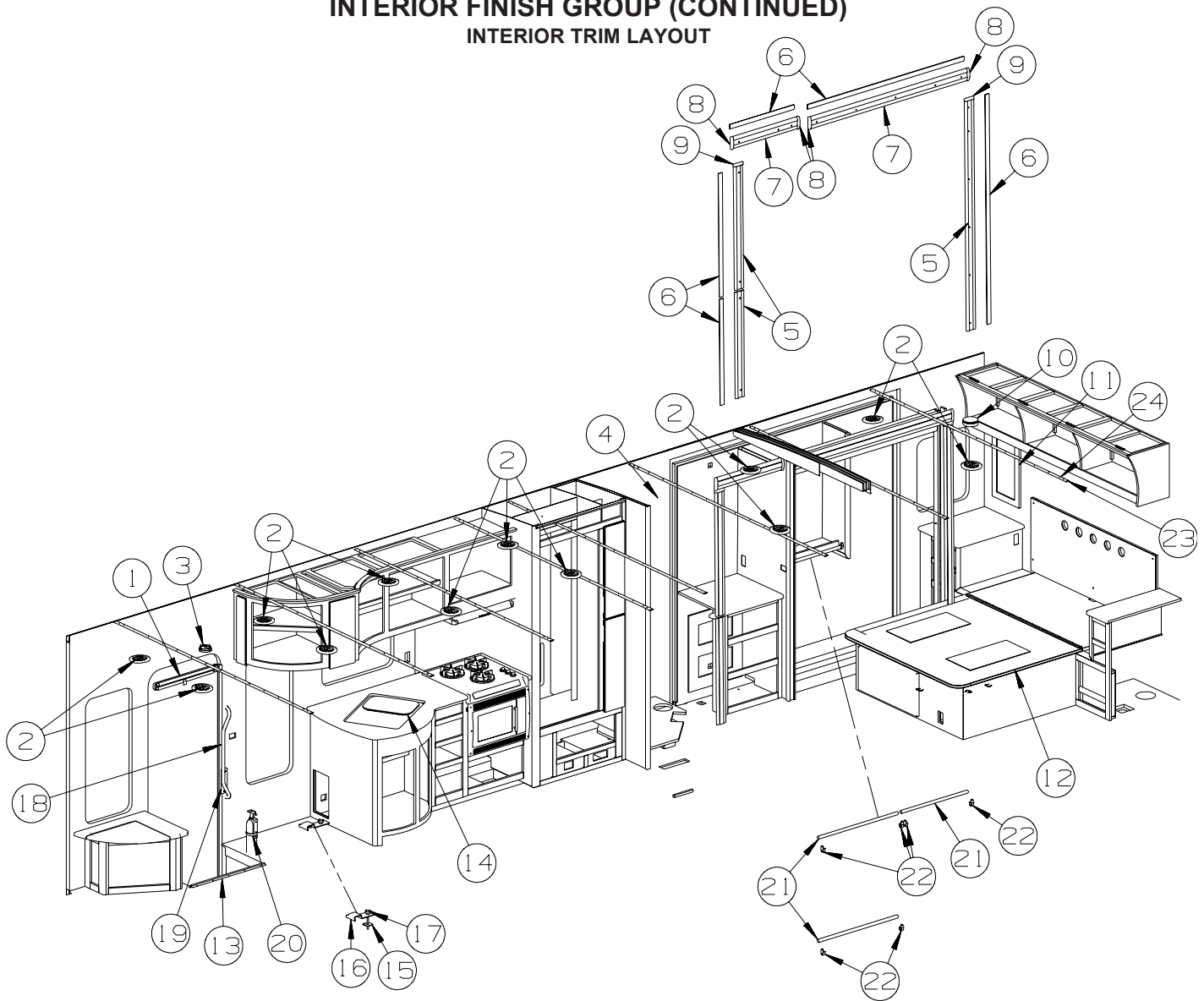
KEY	PART NUMBER	U/M	DESCRIPTION
1G	141260-01-01A	FT	U-CHANNEL - 1" - VILLAGE OAK
1G	141260-01-02A	FT	U-CHANNEL - 1" - GRADY BROWN
2G	146306-01-01A	FT	TRANSITION - CARPET/TILE
3G	150167-01-03A	EA	RAIL - DECORATIVE - 96" - WASHED MAPLE
3G	150167-01-07A	EA	RAIL - DECORATIVE - 96" - PORTSMOUTH OAK
3G	150167-01-08A	EA	RAIL - DECORATIVE - 96" - HONEY CHERRY
3G	150167-01-09A	EA	RAIL - DECORATIVE - 96" - SIERRA MAPLE
4G	151653-10-02A	EA	TRIM/RADIUS - CABINET CORNER - 79.6" - DULL METALLIC
4G	151653-13-02A	EA	TRIM/RADIUS - CABINET CORNER - 79.8" - DULL METALLIC
5G	M09568-04-W80	EA	MOLDING/TRIM - .3" X 1.5" X 73.6" - SIERRA MAPLE
5G	M09568-04-W79	EA	MOLDING/TRIM - .3" X 1.5" X 73.6" - WASHED MAPLE
6G	151861-01-02B	EA	ANGLE - SUPPORT/CORNER - 1.4" X 12.5" - E-COATED
6G	151861-02-02B	EA	ANGLE - SUPPORT/CORNER - 1.4" X 20.1" - E-COATED
6G	151861-03-02B	EA	ANGLE - SUPPORT/CORNER - 1.4" X 26.7" - E-COATED
6G	151861-04-02B	EA	ANGLE - SUPPORT/CORNER - 1.4" X 32.7" - E-COATED
6G	151861-05-02B	EA	ANGLE - SUPPORT/CORNER - 1.4" X 78.6" - E-COATED
6G	151861-06-02B	EA	ANGLE - SUPPORT/CORNER - 1.4" X 59" - E-COATED
6G	151861-08-02B	EA	ANGLE - SUPPORT/CORNER - 1.4" X 22.2" - E-COATED
6G	151861-09-02B	EA	ANGLE - SUPPORT/CORNER - 1.4" X 14.9" - E-COATED
7G	151893-01-02A	EA	TRIM/RADIUS - CABINET BOTTOM - 72.6" - DULL METALLIC
8G	156464-01-01A	FT	MOLDING - CORNER - RADIUS/PLASTIC - 8' - HONEY CHERRY
8G	156464-01-02A	FT	MOLDING - CORNER - RADIUS/PLASTIC - 8' - WASHED MAPLE
8G	156464-01-05A	FT	MOLDING - CORNER - RADIUS/PLASTIC - 8' - SIERRA MAPLE
8G	156464-01-06A	FT	MOLDING - CORNER - RADIUS/PLASTIC - 8' - CONCERT CHERRY
8G	156464-03-03A	FT	MOLDING - CORNER - RADIUS/PLASTIC - 8' - BONE
	081521-02-007	EA	MOUNT - METAL MOLDING - F/RADIUS CORNER MOLDING - 151.5"
9G	160989-01-06A	FT	CAP - CORNER - RADIUS MOLDING - PLASTIC - WASHED MAPLE
9G	160989-01-07A	FT	CAP - CORNER - RADIUS MOLDING - PLASTIC - HONEY CHERRY

INTERIOR FINISH GROUP (CONTINUED)
PANELING & LAMINATES

KEY	PART NUMBER	U/M	DESCRIPTION
	000885-A7-000	SF	PARTICLE BOARD - 3/4" X 4' X 8' - HONEY CHERRY - 2 SIDED
	000885-A8-000	SF	PARTICLE BOARD - 3/8" X 4' X 8' - HONEY CHERRY - 1 SIDED
	000885-A9-000	SF	PARTICLE BOARD - 3/8" X 4' X 8' - HONEY CHERRY - 2 SIDED
	000885-C3-000	SF	PARTICLE BOARD - 3/8" X 4' X 8' - WHITE THATCH EMB-1 SIDED
	057882-06-000	SF	TAMBOUR - 48" X 96" SHEET - UNFINISHED
	074497-47-000	SF	PANELING - HONEY CHERRY - 1/8" X 4' X 8'
	154735-12-000	SF	PANELING - FLEXIBLE - HONEY CHERRY - 4' X 8'
	076773-18-000	SF	PANELING - 2 SIDED/HONEY CHERRY - 1/8" X 4' X 8'
	154735-13-000	SF	PANELING - FLEXIBLE - WASHED MAPLE - 4' X 8'
	074497-49-000	SF	PANELING - WASHED MAPLE - 1/8" X 4' X 8'
	088272-M9-000	SF	PANELING - WHITE THATCHED - 4' X 8'
	088272-N3-000	SF	PANELING - SPHINX/STONE - 4' X 7.4' (W72, W71)
	088272-N1-000	SF	PANELING - OASIS/RATTAN - 4' X 7.4' (W74, W73)
			FROM: 00-00-00 THRU: 03-37-07
	088272-N7-000	SF	PANELING - DISTRESSED CRACKLE - 4' X 7.4' (W74, W73)
			FROM: 03-28-07 THRU: 99-99-99
	088272-M7-000	SF	PANELING - KURTA/CANVAS - 4' X 7.4' (W76, W75)
	154735-17-000	SF	PANELING - FLEXIBLE - SPHINX/STONE - 4' X 8' (W72, W71)
	154735-05-000	SF	PANELING - FLEXIBLE - OASIS/RATTAN - 4' X 8' (W74, W73)
			FROM: 00-00-00 THRU: 03-27-07
	154735-18-000	SF	PANELING - FLEXIBLE - DISTRESSED CRACKLE - 4' X 8' (W74, W73)
			FROM: 03-28-07 THRU: 99-99-99
	154735-06-000	SF	PANELING - FLEXIBLE - KURTA/CANVAS - 4' X 8' (W76, W75)
	074498-B6-000	SF	LAMINATE - PLASTIC - SATIN OXIDE - 5' X 8'
	074498-A7-000	SF	LAMINATE - PLASTIC - GRAND ISLE - 5' X 8'
			FROM: 08-22-07 THRU: 99-99-99
	085284-F7-000	FT	TAPE/STRIP- TRUE GRIP - 1 1/2" WIDE - ADHESIVE BACKED
	085284-L3-000	FT	BATT TAPE - ADHESIVE BACKED - DECORATIVE - SPHINX/STONE (W72, W71)
	085284-L1-000	FT	BATT TAPE - ADHESIVE BACKED - DECORATIVE - RATTAN (W74, W73)
			FROM: 00-00-00 THRU: 03-37-07
	085284-L6-000	FT	BATT TAPE - ADHESIVE BACKED - DECORATIVE - DIST CRACKLE (W74, W73)
			FROM: 03-28-07 THRU: 99-99-99
	085284-K7-000	FT	BATT TAPE - ADHESIVE BACKED - DECORATIVE - KURTA/CANVAS (W76, W75)
	085284-J6-000	FT	BATT TAPE - ADHESIVE BACKED - DECORATIVE - HONEY CHERRY
	088263-K9-000	EA	BATT STRIP - DECORATIVE - SPHINX/STONE - 8' (W72, W71)
	088263-K7-000	EA	BATT STRIP - DECORATIVE - RATTAN - 8' (W74, W73)
			FROM: 00-00-00 THRU: 03-37-07
	088263-L2-000	EA	BATT STRIP - DECORATIVE - DISTRESSED CRACKLE - 8' (W74, W73)
			FROM: 03-28-07 THRU: 99-99-99
	088263-K3-000	EA	BATT STRIP - DECORATIVE - KURTA/CANVAS - 8' (W76, W75)
	093743-09-04A	FT	PLASTIC - ABS COIL - 6" WIDE - WHITE
	151523-01-02A	EA	CEILING PANEL - 48" X 97.1" - VINYL/FOAM/LUAN - SPINDRIFT
			FROM: 08-22-07 THRU: 99-99-99

INTERIOR FINISH GROUP (CONTINUED)

INTERIOR TRIM LAYOUT



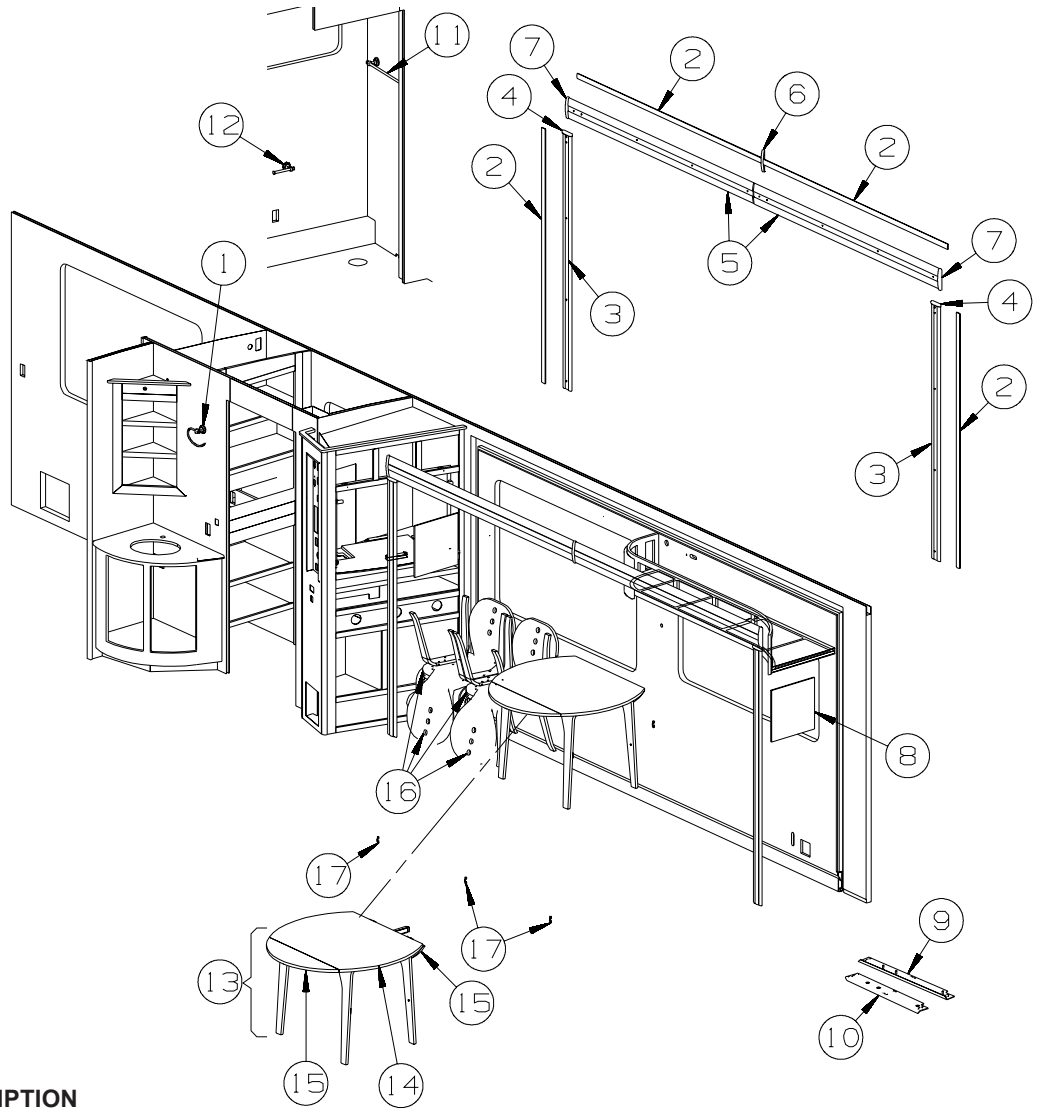
KEY	PART NUMBER	U/M	DESCRIPTION
1	144628-02-02A	EA	SHADE - SCREEN DOOR - 23" X 33.4" - BLACK
1	144628-02-01A	EA	SHADE - SCREEN DOOR - 23" X 33.4" - BRIGHT WHITE
2	120134-01-02A	EA	REGISTER - W/DAMPER - 4" PIPE/6.4" O.D. FACE - WHITE
2	120134-02-01A	EA	REGISTER - TRIM RING - WHITE
3	072852-01-000	EA	DETECTOR - SMOKE - W/9 VOLT BATTERY - US
3	072852-02-000	EA	DETECTOR - SMOKE - W/9 VOLT BATTERY - CANADIAN
4*	158076-03-01A	EA	DOOR - SHOWER - NEO ANGLE - 66.4" TALL - NICKEL/AQUA
	158076-05-01A	EA	LATCH KIT - TRAVEL/SAFETY - RIGHT HINGED
	158076-07-01A	EA	SCREW - F/TRAVEL LATCH - 6-32 X .25" PPH
	158076-08-01A	EA	NUT-HEX - F/TRAVEL LATCH - 6X32 SST - W/NYLON INSERT
	158076-09-01A	EA	LABEL - TRAVEL LATCH - SILVER FOIL
5	Y00390-82-438	EA	MOLDING - VINYL/CURVED - 3.5" X 96" - HONEY CHERRY
6	M09494-46-SB6	EA	MOLDING - TRIM - 1.5" X 79.6" - WASHED MAPLE
6	M09494-46-SB7	EA	MOLDING - TRIM - 1.5" X 79.6" - HONEY CHERRY
7	Y00395-82-438	EA	MOLDING - VINYL/CURVED - 3.9" X 96" - HONEY CHERRY
8	156636-05-U21	EA	MOLDING/BLOCK - .8" X 4" - HONEY CHERRY
9	156636-12-W66	EA	MOLDING/BLOCK - .9" X 3.7" - HONEY CHERRY
10	125136-02-000	EA	DETECTOR/CO - GAS MODEL - 9 VOLT
11	131493-16-04A	EA	PICTURE - DECORATIVE - 9" X 21" - SUNFLOWER (W73, W71, W76, W75)
11	131493-16-02A	EA	PICTURE - DECORATIVE - 9" X 21" - ZEN PANEL #1 (W74, W72)
12	159853-03-000	EA	MATTRESS - INNERSPRING - 60" X 80" - QUILTED
13	139955-06-02A	EA	TRIM - STEP/ENTRY - 29.3" - TITANIUM
14	159542-02-W66	EA	COVER - SINK - 11" X 16"

INTERIOR FINISH GROUP (CONTINUED)
INTERIOR TRIM LAYOUT (CONTINUED)

KEY	PART NUMBER	U/M	DESCRIPTION
15	134128-02-02B	EA	PLATE - W/HOLES - W/WELDNUT - E-COATED
16	143956-03-04B	EA	BRACKET/TIEDOWN - EURO CHAIR - BLACK
17	137598-01-01A	EA	KNOB - HOLD DOWN - RECLINER
18	137605-02-01A	EA	HAND RAIL - INTERIOR ENTRY DOOR - BLACK
19	148362-01-02A	EA	COVER - BRACKET/STRIKE - MEDIUM OAK
20	094499-06-000	EA	EXTINGUISHER/FIRE - DRY - 10BC - W/BRACKET - UL/ULC - WHT
21	Y00136-21-218	EA	DOWEL - WOOD - CLOTHES ROD - 1"DIAMETER X 4'
22	152301-01-01A	EA	FLANGE - PLASTIC - 1" CLOTHES ROD HOLDER - WHITE
23	138359-01-01A	FT	COVER - ROOF BREAK - PEARL CREAM/PLASTIC - 96" FROM: 08-22-07 THRU: 99-99-99
24	138403-01-01A	EA	TRIM - ROOF - MILL FROM: 08-22-07 THRU: 99-99-99

***COMPONENT PARTS LISTED LATER IN THIS GROUP**

INTERIOR FINISH GROUP (CONTINUED)
INTERIOR TRIM LAYOUT (CONTINUED)

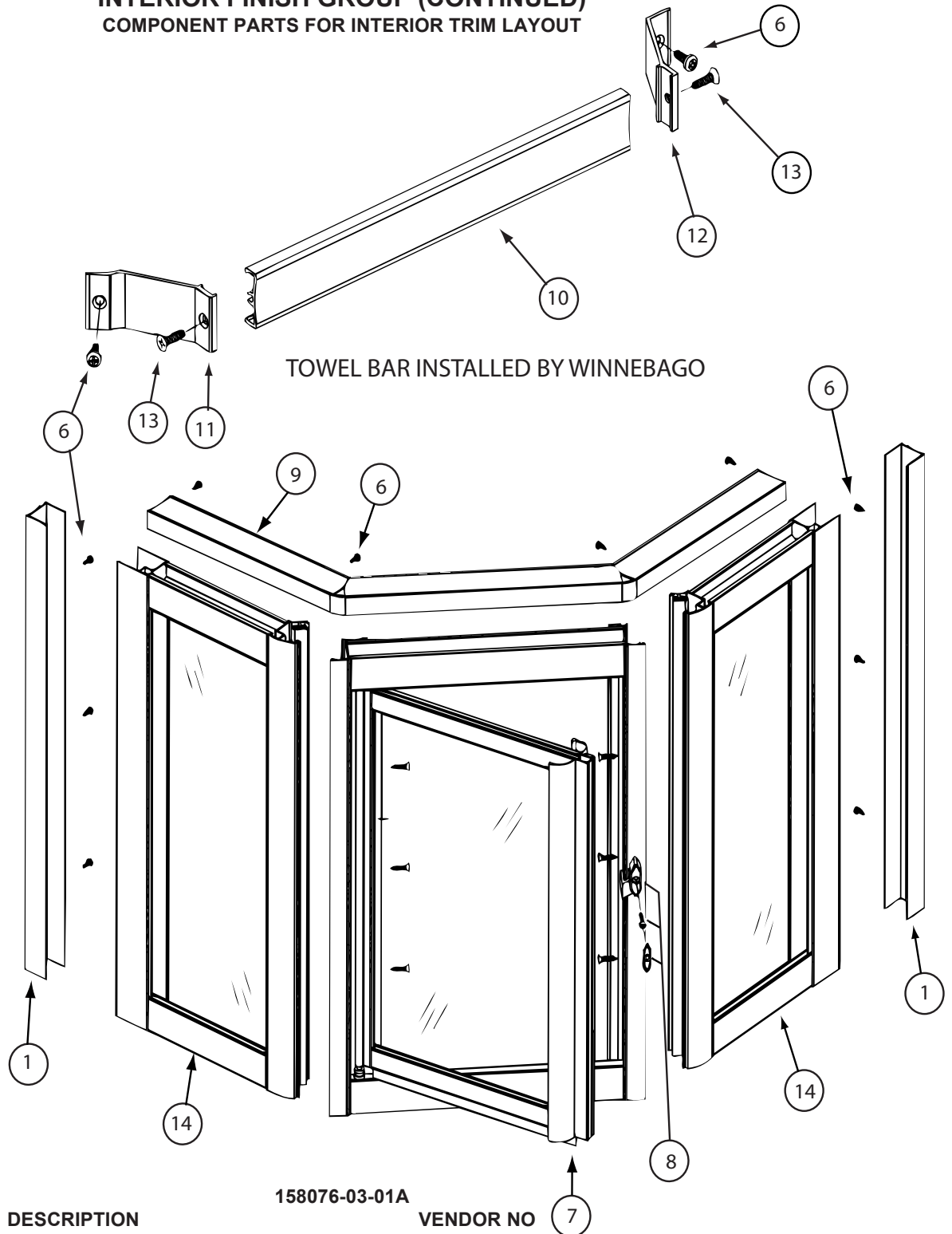


KEY	PART NUMBER	U/M	DESCRIPTION
1	159602-01-01A	EA	TOWEL RING - BRUSHED NICKEL
2	M09494-46-SB6	EA	MOLDING - TRIM - 1.5" X 79.6" - WASHED MAPLE
2	M09494-46-SB7	EA	MOLDING - TRIM - 1.5" X 79.6" - HONEY CHERRY
3	Y00390-82-438	EA	MOLDING - VINYL/CURVED - 3.5" X 96" - HONEY CHERRY
4	156636-12-W66	EA	MOLDING/BLOCK - .9" X 3.7" - HONEY CHERRY
5	Y00388-82-438	EA	MOLDING - VINYL/CURVED - 5.9" X 96" - HONEY CHERRY
6	156636-10-W66	EA	MOLDING/BLOCK - .9" X 6.1" - HONEY CHERRY
7	156636-08-W66	EA	MOLDING/BLOCK - .9" X 5.9" - HONEY CHERRY
8	163560-01-01A	EA	ART/METAL - 14.9" X 14.9" - 4 PER PACKAGE
9	NOT USED		
10	NOT USED		
11	159604-01-01A	EA	TOWEL BAR - 18" - BRUSHED NICKEL
12	159605-01-01A	EA	HOLDER - PAPER - W/O LID - BRUSHED NICKEL
13	160565-01-W66	EA	TABLE - W/4 LEGS/2 LEAFS/HDW - WASHED MAPLE
			FROM: 00-00-00 THRU: 08-21-07
	160566-06-W66	EA	LEG - TABLE - 1 ONLY - W/O WDW
			FROM: 00-00-00 THRU: 08-21-07
13	160565-01-W65	EA	TABLE - W/4 LEGS/2 LEAFS/HDW - HONEY CHERRY
			FROM: 00-00-00 THRU: 08-21-07
	160566-06-W66	EA	LEG - TABLE - 1 ONLY - W/O WDW
			FROM: 00-00-00 THRU: 08-21-07
14	160564-02-W66	EA	TOP/CENTER - TABLE - W/O LEAFS/LEGS/HDW - WASHED MAPLE
			FROM: 00-00-00 THRU: 08-21-07
14	160564-02-W65	EA	TOP/CENTER - TABLE - W/O LEAFS/LEGS/HDW - HONEY CHERRY
			FROM: 00-00-00 THRU: 08-21-07
14	149677-11-W72	EA	TABLE TOP ONLY - ROUND DROP LEAF - W/O PEDESTAL
			FROM: 08-22-07 THRU: 99-99-99

INTERIOR FINISH GROUP (CONTINUED)
INTERIOR TRIM LAYOUT (CONTINUED)

KEY	PART NUMBER	U/M	DESCRIPTION
15	160564-04-W66	EA	LEAF - TABLE - 1 ONLY - W/O HDW - WASHED MAPLE FROM: 00-00-00 THRU: 08-21-07
15	160564-04-W65	EA	LEAF - TABLE - 1 ONLY - W/O HDW - HONEY CHERRY FROM: 00-00-00 THRU: 08-21-07
	149677-13-SD3	EA	PEDESTAL - TABLE LEG - HONEY CHERRY - NOT ILLUSTRATED FROM: 08-22-07 THRU: 99-99-99
	149810-01-02B	EA	BASE/FRAME - F/TABLE PEDESTAL - E-COATED - NOT ILLUSTRATED FROM: 08-22-07 THRU: 99-99-99
	134057-04-11B	EA	BRACKET - RECLINER - FLAT BLACK - NOT ILLUSTRATED FROM: 08-22-07 THRU: 99-99-99
	134194-02-01A	EA	KNOB - HOLD DOWN/RECLINER - BLACK - NOT ILLUSTRATED FROM: 08-22-07 THRU: 99-99-99
16	160567-01-W66	EA	CHAIR - CONTOUR - SEAT/BACK - W/LEGS (W76, W74, W72) FROM: 00-00-00 THRU: 08-21-07
16	160567-01-W65	EA	CHAIR - CONTOUR - SEAT/BACK - W/LEGS (W75, W73, W71) FROM: 00-00-00 THRU: 08-21-07
	160566-02-W66	EA	CHAIR - CONTOUR - SEAT/BACK - W/O LEGS (W76, W74, W72) FROM: 00-00-00 THRU: 08-21-07
	160566-02-W65	EA	CHAIR - CONTOUR - SEAT/BACK - W/O LEGS (W75, W73, W71) FROM: 00-00-00 THRU: 08-21-07
	160566-04-W66	EA	LEG - CHAIR/RH HAND - WASHED MAPLE FROM: 00-00-00 THRU: 08-21-07
	160566-04-W65	EA	LEG - CHAIR/RH HAND - HONEY CHERRY FROM: 00-00-00 THRU: 08-21-07
	160566-06-W66	EA	LEG - CHAIR/LH HAND - WASHED MAPLE FROM: 00-00-00 THRU: 08-21-07
	160566-06-W65	EA	LEG - CHAIR/LH HAND - HONEY CHERRY FROM: 00-00-00 THRU: 08-21-07
17	127960-01-01A	EA	RETAINER - EYE - 3/8" - STAINLESS STEEL FROM: 00-00-00 THRU: 08-21-07

INTERIOR FINISH GROUP (CONTINUED)
COMPONENT PARTS FOR INTERIOR TRIM LAYOUT



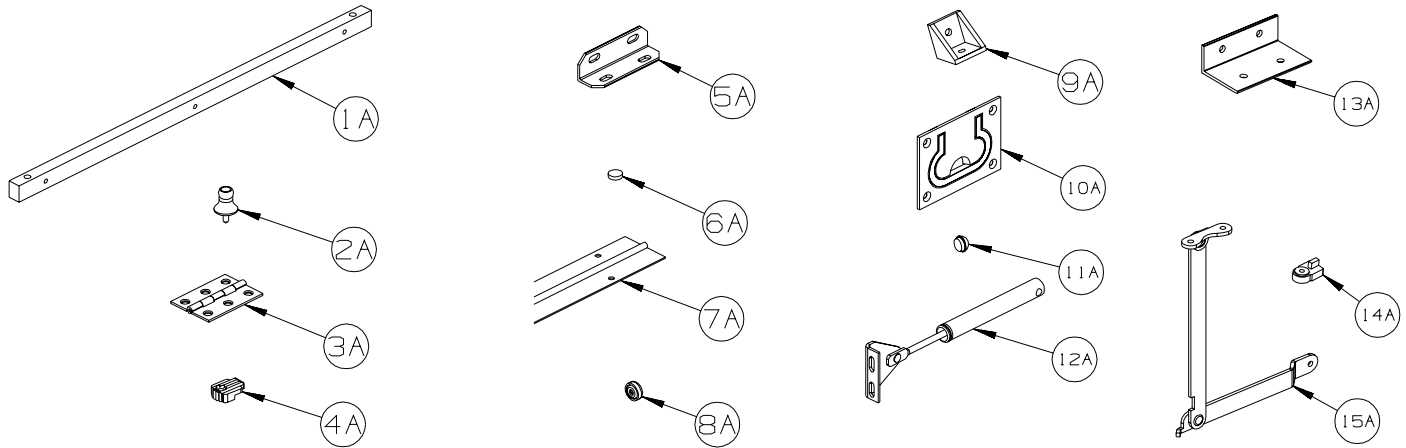
158076-03-01A

KEY	PART NUMBER	U/M	DESCRIPTION	VENDOR NO
1	158076-03-700	EA	JAMB - WALL - NICKEL	201N
6	158076-02-701	EA	SCREW - ADJUSTMENT - NICKEL	638PHPT-N
7	158076-03-704	FT	VINYL SWEEP	C176B
8	089318-01-707	EA	LATCH/CATCH-TURN-SAFETY-BLK	9730N
9	158076-03-705	EA	HEADER CAP	247N
10	115011-03-714	EA	TOWEL BAR - NICKEL	136N
11	158076-03-706	EA	BRACKET/TOWEL BAR-LH/FACING	246N
12	158076-03-707	EA	BRACKET/TOWEL BAR-RH/FACING	199N
13	115011-03-716	EA	SCREW F/TOWEL BAR - NICKEL	612F-N
14	158076-03-708	EA	WING PNL-RT/LT-FRAMED GLASS	WB383N-AWP
	158076-03-701	EA	PIVOT PIN	CP201
	158076-03-702	EA	PIVOT BUSHING	CP209
	158076-03-703	EA	PIVOT WASHER - PLASTIC	FW 10-093
	139047-01-709	EA	STRIP/MAGNETIC- 55" (NARROW)	98-42

INTERIOR FINISH GROUP (CONTINUED)

FLOOR COVERINGS

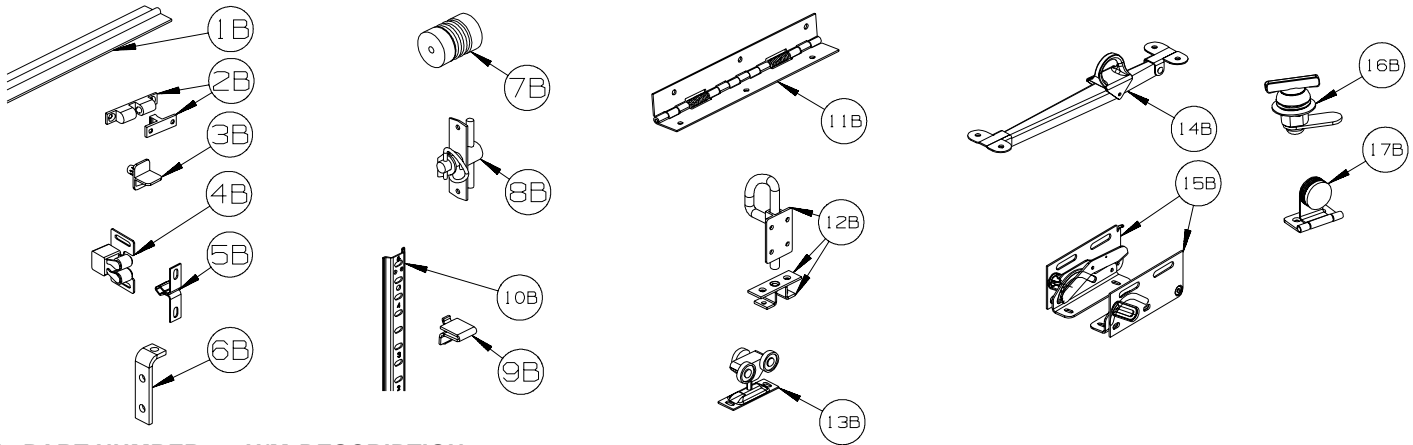
KEY	PART NUMBER	U/M	DESCRIPTION
	042720-36-000	SY	VINYL - FLOOR COVERING - 7.5' WIDE - CAMEL
	075233-01-000	SY	PAD - CARPET - 3/8" X 6'W ROLL - SOLD BY THE SQUARE YARD
	093486-01-000	SY	CARPET - COMPARTMENT - 72" WIDE - DARK GRAY
	152251-10-01A	SY	CARPET - 4 SQUARE YARD INCREMENTS - BURLAP GOLD (W72, W71, W74, W73)
	152251-10-02A	SY	CARPET - 4 SQUARE YARD INCREMENTS - ITALIAN BRONZE (W76, W75)



HARDWARE

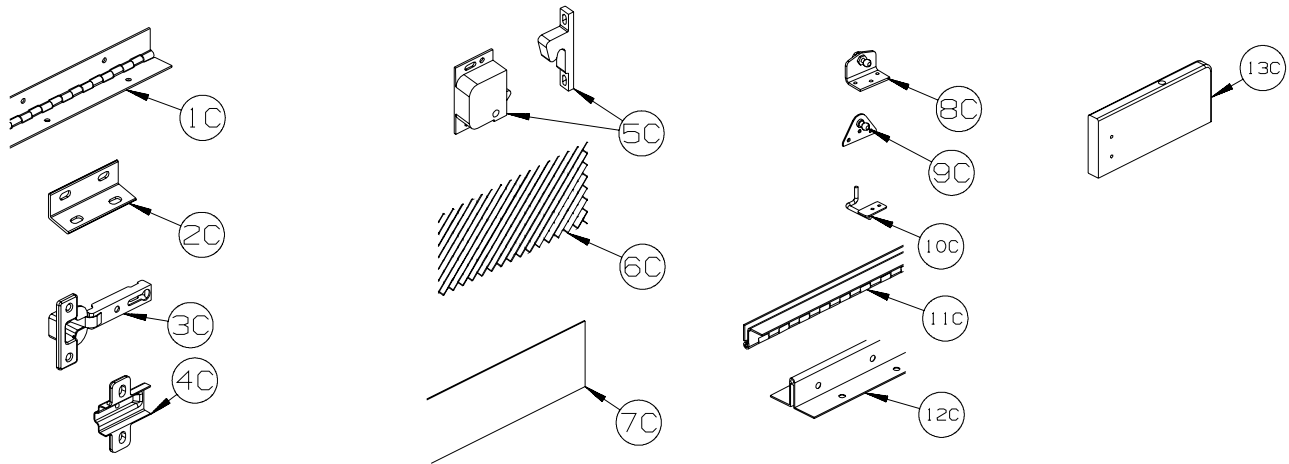
KEY	PART NUMBER	U/M	DESCRIPTION
1A	P34509-01-P14	EA	RAIL END - RH/LH - TOWEL RACK - CONCERT CHERRY
1A	P34509-01-J70	EA	RAIL END - RH/LH - TOWEL RACK - WASHED MAPLE
1A	P34509-01-RE0	EA	RAIL END - RH/LH - TOWEL RACK - HONEY CHERRY
1A	P34509-01-SA3	EA	RAIL END - RH/LH - TOWEL RACK - SIERRA MAPLE
2A	009013-01-000	EA	CATCH - BULLDOG - MALE/FEMALE
3A	009059-01-000	EA	HINGE - DOOR - 2" X 1.4" - BRASS
3A	009059-02-000	EA	HINGE - DOOR - 2" X 2.7" - BRASS
3A	009059-03-000	EA	HINGE - BRASS - 1.75"
3A	009059-04-000	EA	HINGE - 2" - ZINC
4A	009089-01-000	EA	CLIP - MIRROR
5A	016604-01-000	EA	BRACE - ANGLE - 2 1/2" - UNPAINTED METAL
5A	016604-05-000	EA	BRACE - ANGLE - 2 1/2" - OFF WHITE METAL
5A	016604-10-000	EA	BRACE - SEAT ANGLE - 2.5" - BLACK
6A	023320-01-000	EA	PAD - FELT 3/8" DIAMETER
7A	041389-19-000	EA	HINGE - PIANO - 1 1/2" X 71.9" - UNPAINTED
7A	041389-25-000	EA	HINGE - PIANO - 1 1/2" X 55" - UNPAINTED
7A	041389-32-000	EA	HINGE - PIANO - 68" - OFF WHITE
8A	166569-01-02A	EA	COVER - SCREW - #8 - BRIGHT WHITE
8A	166569-01-03A	EA	COVER - SCREW - #8 - SOFT WHITE
8A	166569-01-04A	EA	COVER - SCREW - #8 - CREAM
9A	065740-01-000	EA	BRACE - CABINET/CORNER - PLASTIC
10A	072871-01-000	EA	PULL - FLUSH - CHROME
11A	074045-13-000	EA	PLUG - 3/8" DOWEL-1/2" HEAD - PORTSMOUTH OAK
11A	074045-08-000	EA	PLUG - 3/8" DOWEL-1/2" HEAD - OAK/SALEM CHERRY - CONCERT CHERRY
11A	074045-12-000	EA	PLUG - 3/8" DOWEL-1/2" HEAD - WASHED MAPLE
11A	074045-14-000	EA	PLUG - 3/8" DOWEL-1/2" HEAD - HONEY CHERRY
11A	074045-15-000	EA	PLUG - 3/8" DOWEL-1/2" HEAD - SIERRA MAPLE
12A	074493-02-000	EA	SUPPORT/PISTON SPRING - CABINET DOOR - 26 LBS
12A	074493-03-000	EA	SUPPORT/PISTON SPRING - CABINET DOOR - 12 LBS
13A	156732-01-01A	EA	BRACE - ANGLE/COUCH - 2.5" - MILL
13A	156732-01-02A	EA	BRACE - ANGLE/COUCH - 2.5" - OFF WHITE
13A	156732-03-01A	EA	BRACE - ANGLE/COUCH - BLACK
14A	083204-03-000	EA	BUTTON - RETAINING MIRROR 5/16" TIP
15A	084412-01-000	EA	SUPPORT/HINGE KIT (LEFT & RIGHT HINGES)

INTERIOR FINISH GROUP (CONTINUED)
HARDWARE (CONTINUED)



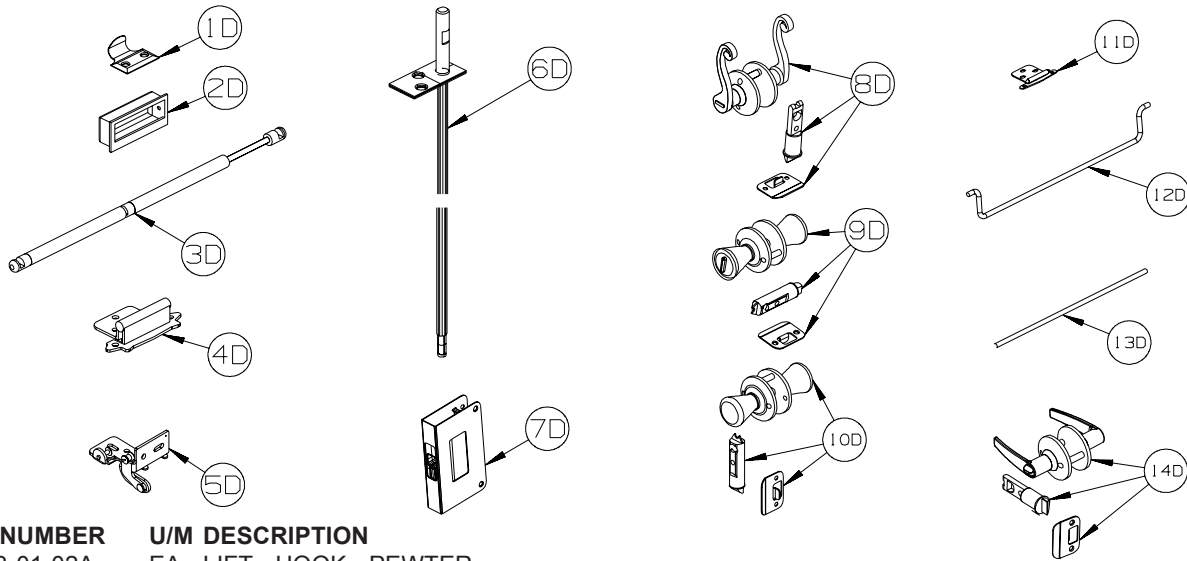
KEY	PART NUMBER	U/M	DESCRIPTION
1B	084413-01-000	EA	HINGE - 1" X 72" - ALUMINUM - W/HOLES
2B	084451-01-000	EA	CATCH & LATCH - 1.7" - BRASS
3B	092907-01-000	EA	SUPPORT - SHELF - PIN - 1/4" - CLEAR PLASTIC
4B	093586-03-000	EA	CATCH - SPRING ROLLER - .377"
4B	093586-06-000	EA	CATCH - W/STRIKE - SPRING ROLLER .236"/SPRINT STEEL .943"
5B	093586-04-000	EA	STRIKE - SPRING STEEL - 1.14"
6B	096826-01-01A	EA	BRACE - CABINET - 2" - E-COATED
6B	096826-02-01A	EA	BRACE - CABINET - 1" - E-COATED
7B	097872-04-000	EA	DOWEL - WOOD - 1" DIAMETER X 1.38" LONG - UNFINISHED
8B	098196-01-000	EA	LATCH - 1/4 TURN - T-BAR
9B	098979-01-000	EA	CLIP - ADJUSTABLE SHELF
10B	098980-01-000	EA	PILASTER - ADJUSTABLE SHELF - 18"
10B	098980-02-000	EA	PILASTER - ADJUSTABLE SHELF - 12"
10B	098980-03-000	EA	PILASTER - ADJUSTABLE SHELF - 9"
10B	098980-04-000	EA	PILASTER - ADJUSTABLE SHELF - 48"
10B	098980-05-000	EA	PILASTER - ADJUSTABLE SHELF - 15"
10B	098980-06-000	EA	PILASTER - ADJUSTABLE SHELF - 24"
11B	102920-01-02A	EA	HINGE - SPRING LOADED - NICKEL
11B	129753-01-01A	EA	HINGE - SPRING LOADED - 19" X 19" - BLACK
12B	103256-01-000	EA	LATCH COMPLETE (SLIDE)
13B	103874-01-000	EA	HANGER - SLIDING DOOR
14B	104181-01-01A	EA	SUPPORT - LEAF 5.3" EXTENDS TO 7.5" - SAFETY RING - METAL
15B	108126-01-000	EA	TRAY HINGE SET (QTY. 2 PER SET)
16B	100710-01-02A	EA	LOCK - GLASS DOOR/TWIST TYPE - NICKEL
17B	100711-01-02A	EA	HINGE - GLASS DOOR - BLACK

INTERIOR FINISH GROUP (CONTINUED)
HARDWARE (CONTINUED)



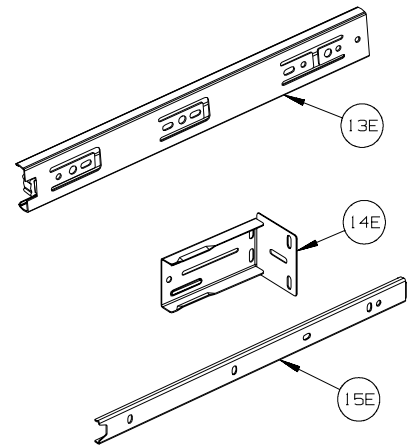
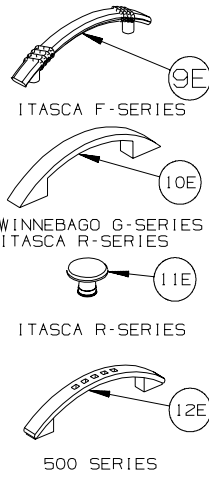
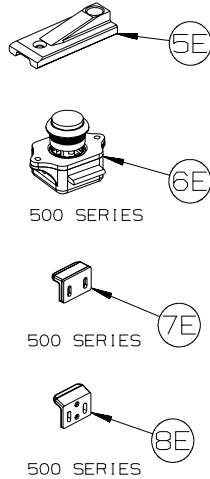
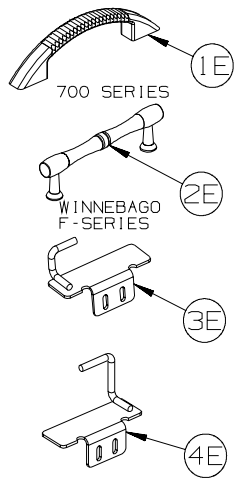
KEY	PART NUMBER	U/M	DESCRIPTION
1C	110496-01-02A	EA	HINGE - NICKEL - 2" X 32"
1C	110496-06-02A	EA	HINGE - NICKEL - 2" X 9.5"
1C	158921-01-04B	EA	HINGE - PIANO - TRUNK DOOR - 2" X 21.9" - BLACK
2C	111866-01-02A	EA	BRACE - SEAT - ANGLE - OFF WHITE
3C	114443-02-01A	EA	HINGE - CABINET DOOR - W/O CLIP - SILVER
4C	114443-03-01A	EA	CLIP - HINGE/CABINET DOOR - SILVER
5C	117095-02-01A	EA	LATCH - DOOR - GRABBER W/KEEPER - PLASTIC - BLK-10 LB PULL
5C	117095-03-01A	EA	LATCH - DOOR - GRABBER W/KEEPER - PLASTIC - BLK-15 LB PULL
6C	118200-01-01A	SF	MESH - PLASTIC 1/2" - 48" X LENGTH = SF - BLACK
7C	122717-06-01A	FT	PAD - NON-SKID - PSA - 5"W
8C	126263-06-02B	EA	BRACKET - GAS SPRING W/INSIDE BALL STUD - E-COATED
9C	126263-05-02B	EA	BRACKET - GAS SPRING W/BALL STUD - E-COATED
9C	126263-08-02B	EA	BRACKET - GAS SPRING W/CENTERED BALL STUD - E-COATED
10C	130798-01-02B	EA	GUIDE - POCKET DOOR - E-COATED
11C	134099-01-02A	EA	HINGE - PIANO - WRAP AROUND - 15.7" - NICKEL PLATED
12C	135538-03-02A	EA	HINGE - PIANO - FULL WRAP - 15.7" - CHROME
12C	135538-07-02A	EA	HINGE - PIANO - FULL WRAP - 9.8" - CHROME
13C	137445-03-T78	EA	STOP - F/SLIDING DOOR - CONCERT CHERRY
13C	137445-03-T79	EA	STOP - F/SLIDING DOOR - WASHED MAPLE
13C	137445-03-T80	EA	STOP - F/SLIDING DOOR - SIERRA MAPLE

INTERIOR FINISH GROUP (CONTINUED)
HARDWARE (CONTINUED)



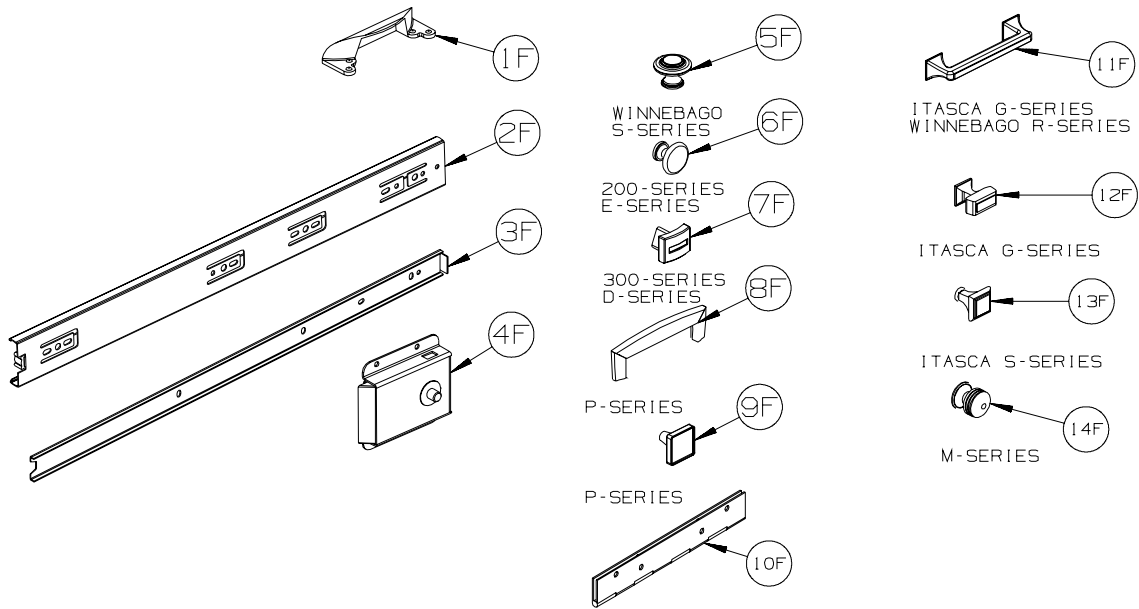
KEY	PART NUMBER	U/M	DESCRIPTION
1D	137463-01-02A	EA	LIFT - HOOK - PEWTER
2D	139136-02-02A	EA	HANDLE - .35" RECESSED - PEWTER
3D	142569-07-000	EA	SPRING/GAS - 20 LB - 20" EXTENDED/12" COMPRESSED
3D	142569-15-000	EA	SPRING/GAS - 120 LB - 20" EXTENDED/12" COMPRESSED
3D	142569-16-000	EA	SPRING/GAS - 90 LB - 20" EXTENDED/12" COMPRESSED
3D	142569-29-000	EA	SPRING/GAS - 20 LB - 9.9" EXTENDED/5.9" COMPRESSED
3D	142569-31-000	EA	SPRING/GAS - 30 LB - 11.8" EXTENDED/7.3" COMPRESSED
4D	143468-02-03A	EA	HINGE - SELF CLOSING - SATIN NICKEL
4D	143468-02-04A	EA	HINGE - SELF CLOSING - OIL RUBBED BRONZE
4D	143468-02-05A	EA	HINGE - SELF CLOSING - RUSTIC BRASS
5D	144488-01-01A	EA	HINGE - CABINET - ANTIQUE BRASS
5D	144488-01-02A	EA	HINGE - CABINET - NICKEL
6D	145939-05-02A	EA	ROD/LATCH - AISLE DOOR - NICKEL
7D	145939-04-02A	EA	LATCH/SLIDE - AISLE DOOR(1" THICK DOOR)-NICKEL/BLACK SLIDE
7D	145939-04-03A	EA	LATCH/SLIDE - AISLE DOOR(1" THICK DOOR)-OIL RUBBED BRONZE
8D	146064-01-02A	EA	LOCK/PRIVACY (LOCKING) LEVER STYLE - SATIN PEWTER
8D	146064-02-02A	EA	LOCK/PASSAGE (NON LOCKING) LEVER STYLE - PEWTER
9D	146064-05-01A	EA	LOCK/PRIVACY (LOCKING) "TULIP" STYLE KNOB - SATIN NICKEL
10D	146064-06-01A	EA	LOCK/PASSAGE (NON LOCKING) "TULIP" STYLE KNOB-SATIN NICKEL
11D	146553-01-03A	EA	HINGE - CABINET DOOR - SATIN NICKEL
12D	146801-01-02A	EA	ROD/TOWEL BAR (OFFSET) - PEWTER
13D	146840-03-02A	EA	ROD - .25" X 11.7" - PEWTER
13D	146840-04-02A	EA	ROD - .25" X 13.1" - PEWTER
14D	146064-08-01A	EA	LOCK/PASSAGE (NON LOCKING) LEVER STYLE - SATIN NICKEL
14D	146064-07-01A	EA	LOCK/PRIVACY (LOCKING) LEVER STYLE - SATIN NICKEL

INTERIOR FINISH GROUP (CONTINUED) HARDWARE (CONTINUED)



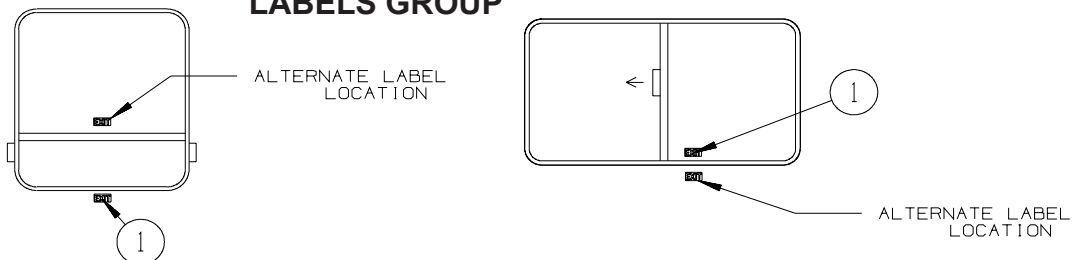
KEY	PART NUMBER	U/M	DESCRIPTION
1E	148816-01-02A	EA	PULL - CABINET DOOR - NICKEL - ASPECT, CAMBRIA 700-SERIES/ADVENTURER LIMITED EDITION
2E	149090-01-02A	EA	PULL - CABINET DOOR - NICKEL - VOYAGE F-SERIES
3E	149607-01-02B	EA	GUIDE - F/POCKET DOOR - 1.6" BENT ROD - E-COATED
3E	149607-03-02B	EA	GUIDE - F/POCKET DOOR - 2.9" BENT ROD - E-COATED
4E	149607-04-02B	EA	GUIDE - F/POCKET DOOR - E-COATED
5E	150983-01-01A	EA	STRIKE/BLOCK - WEDGE STYLE - F/SLIDE DOOR - 3" X 1.2" - BLACK
6E	151380-01-01A	EA	LATCH - CBNT DR - PUSH BTN - VIEW & NAVION 500-SERIES
6E	151380-01-02A	EA	LATCH - CABINET DOOR - PUSH BUTTON - BLACK - TOUR & ELLIPSE R-SERIES
7E	151380-02-01A	EA	STRIKE - CABINET DOOR - VIEW & NAVION 500-SERIES
8E	151380-03-01A	EA	STRIKE - CABINET DOOR - VIEW & NAVION 500-SERIES
9E	152302-01-01A	EA	PULL - CABINET DOOR - SATIN NICKEL - SUNRISE F-SERIES
10E	152304-01-01A	EA	PULL - CABINET DOOR - BRONZE - ADVENTURER G-SERIES, ELLIPSE R-SERIES
11E	152305-01-01A	EA	KNOB - DOOR/DRAWER - BRONZE - ELLIPSE R-SERIES
12E	152950-01-01A	EA	PULL - DOOR/DRAWER - BRUSHED NICKEL - VIEW & NAVION 500-SERIES
13E	153000-01-01A	EA	SLIDE - CABINET MOUNT - 11.8"
13E	153000-03-01A	EA	SLIDE - CABINET MOUNT - 13.8"
13E	153000-05-01A	EA	SLIDE - CABINET MOUNT - 15.7"
13E	153000-07-01A	EA	SLIDE - CABINET MOUNT - 17.7"
13E	153000-09-01A	EA	SLIDE - CABINET MOUNT - 19.7"
13E	153000-11-01A	EA	SLIDE - CABINET MOUNT - 21.6"
13E	153000-14-01A	EA	SLIDE - CABINET MOUNT - 23.6"
13E	153000-16-01A	EA	SLIDE - CABINET MOUNT - 7.9"
13E	153000-18-01A	EA	SLIDE - CABINET MOUNT - 9.8"
13E	153000-20-01A	EA	SLIDE - CABINET MOUNT - 25.6"
14E	153000-13-01A	EA	BACKSOCKET - DRAWER SLIDE
15E	153000-02-01A	EA	SLIDE - DRAWER MOUNT - 11.8"
15E	153000-04-01A	EA	SLIDE - DRAWER MOUNT - 13.8"
15E	153000-06-01A	EA	SLIDE - DRAWER MOUNT - 15.7"
15E	153000-08-01A	EA	SLIDE - DRAWER MOUNT - 17.7"
15E	153000-10-01A	EA	SLIDE - DRAWER MOUNT - 19.7"
15E	153000-12-01A	EA	SLIDE - DRAWER MOUNT - 21.6"
15E	153000-15-01A	EA	SLIDE - DRAWER MOUNT - 23.4"
15E	153000-17-01A	EA	SLIDE - DRAWER MOUNT - 7.7"
15E	153000-19-01A	EA	SLIDE - DRAWER MOUNT - 9.6"
15E	153000-21-01A	EA	SLIDE - DRAWER MOUNT - 25.4"

INTERIOR FINISH GROUP (CONTINUED) HARDWARE (CONTINUED)

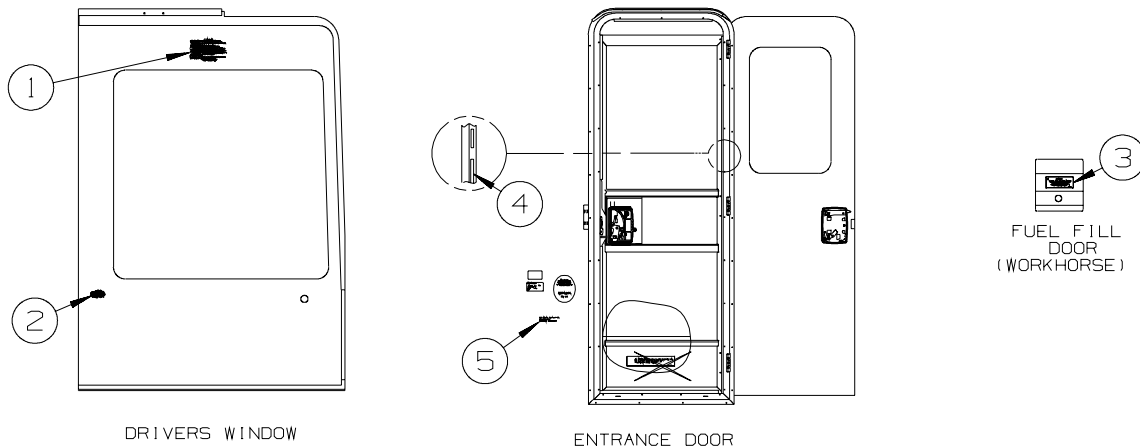


KEY	PART NUMBER	U/M	DESCRIPTION
1F	153308-01-01A	EA	PULL - VANITY STOOL - SATIN NICKEL
2F	153352-01-01A	EA	SLIDE - PANTRY - 19.7" - CABINET MOUNT
3F	153352-02-01A	EA	SLIDE - PANTRY - 19.5" - DRAWER MOUNT
4F	153353-01-01A	EA	LATCH - SLIDING/FLUSH - BLACK
5F	155803-01-01A	EA	KNOB CABINET DOOR - WROUGHT IRON - VECTRA S-SERIES
6F	155925-01-01A	EA	KNOB - DOOR/DRW - SATIN NICKEL - ACCESS & IMPULSE 200-SERIES/ VISTA & SUNSTAR E-SERIES
7F	156579-01-01A	EA	KNOB - DOOR/DRW - PEWTER - OUTLOOK & SPIRIT 300-SERIES/ SIGHTSEER & SUNOVA D-SERIES
8F	157246-01-01A	EA	PULL - CABINET DOOR/DRAWER - SATIN NICKEL - JOURNEY & MERIDIAN P-SERIES
9F	157246-02-01A	EA	KNOB - CABINET DOOR/DRAWER-SATIN NICKEL - JOURNEY & MERIDIAN P-SERIES
10F	158982-01-04B	EA	HINGE - CONTINUOUS - 2" X 8" - BLACK
10F	158982-01-01A	EA	HINGE - CONTINUOUS - 2" X 8" - ZINC
11F	162033-01-01A	EA	PULL - CABINET DOOR - BRUSHED NICKEL - SUNCRUISER G-SERIES, TOUR R-SERIES
12F	162033-02-01A	EA	KNOB - CABINET DOOR - BRUSHED NICKEL - SUNCRUISER G-SERIES
13F	162518-01-01A	EA	KNOB - DOOR/DRAWER - SATIN NICKEL - HORIZON S-SERIES
14F	163095-01-01A	EA	KNOB - CABINET DOOR - SATIN NICKEL - DESTINATION & LATTITUDE M-SERIES

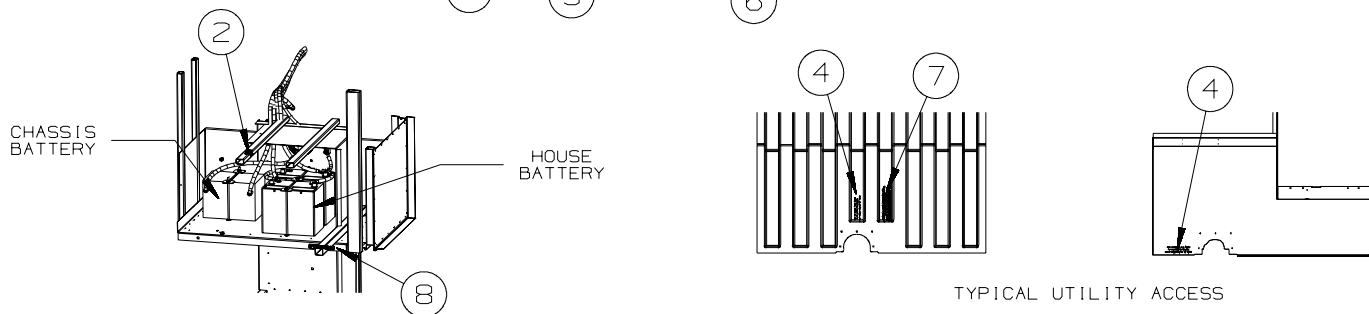
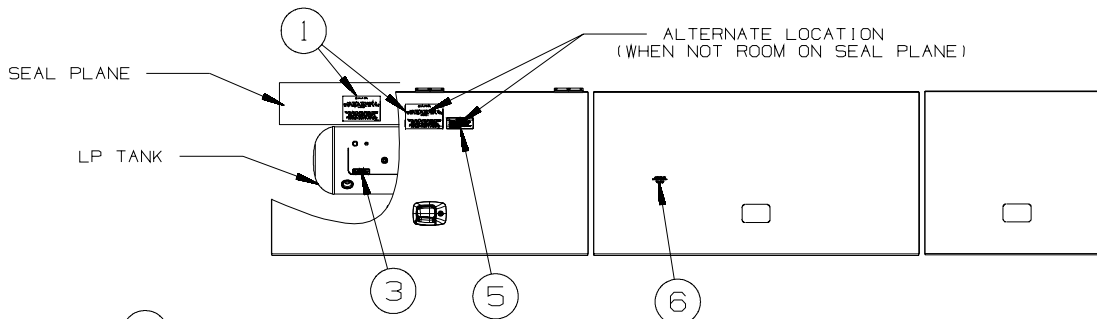
LABELS GROUP



KEY	PART NUMBER	U/M DESCRIPTION
1	039290-01-000	EA LABEL - WARNING - EXIT



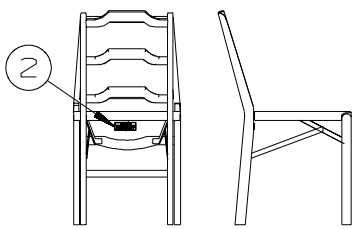
KEY	PART NUMBER	U/M DESCRIPTION
1	056259-01-000	EA LABEL - SAFETY CHECK LIST
2	099689-01-000	EA LABEL - WARNING - CANCER/TOXICITY
3	124519-01-02A	EA LABEL - WARNING/REFUELING - WHITE ON CLEAR
3	124519-02-02A	EA LABEL - WARNING/REFUELING - WHITE ON CLEAR - CSA
4	135869-01-02A	EA LABEL - MERCURY CONTENT - WHITE ON CLEAR
4	135869-01-01A	EA LABEL - MERCURY CONTENT - BLACK ON CLEAR
5	099509-01-000	EA LABEL - AWNING INSTALLATION



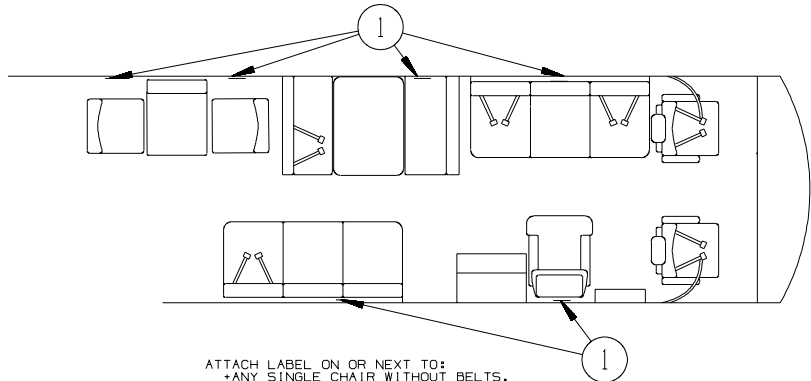
KEY	PART NUMBER	U/M DESCRIPTION
1	124520-01-02A	EA LABEL - LP GAS ONLY - WHITE ON CLEAR
1	023769-01-000	EA LABEL - WARNING - LPG - CANADIAN
2	156213-01-01A	EA LABEL - CHASSIS BATTERY DISCONNECT - WHITE/BLACK
3	079965-01-000	EA LABEL - LPG - 80% CAPACITY
4	123562-01-000	EA LABEL - SERVICE/UTILITY ACCESS
5	124519-01-02A	EA LABEL - WARNING/REFUELING - WHITE ON CLEAR
5	124519-02-02A	EA LABEL - WARNING/REFUELING - WHITE ON CLEAR - CANADIAN
6	125306-04-02A	EA LABEL - ELECTRICAL ENTRANCE-120/240V 50 AMP-WHITE ON CLEAR
7	147845-01-01A	EA LABEL - DRIP VALVE
8	065748-01-000	EA LABEL - NOTICE - BATTERY CHARGING - UL
8	065748-02-000	EA LABEL - NOTICE - BATTERY CHARGING - CANADIAN

LABELS GROUP (CONTINUED)

TYPICAL SEAT AND BELT CONFIGURATIONS

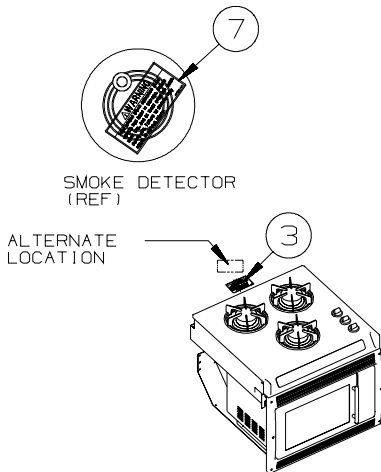


FOLDING CHAIRS



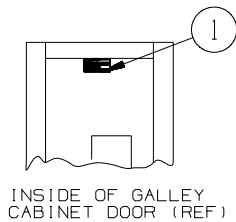
ATTACH LABEL ON OR NEXT TO:
 +ANY SINGLE CHAIR WITHOUT BELTS.
 +ANY DINETTE SEAT WITHOUT BELTS.
 +ANY COUCH WITHOUT BELTS OR ANY SEATING POSITION ON THAT COUCH.
 DO NOT ATTACH LABEL IF:
 +DINETTE SEAT HAS AT LEAST ONE SET OF BELTS INSTALLED.

KEY	PART NUMBER	U/M	DESCRIPTION
1	134538-01-01A	EA	LABEL - OCCUPANCY - NO SEAT BELT - BLACK ON CLEAR - US
1	134538-02-01A	EA	LABEL - OCCUPANCY - NO SEAT BELT - BLACK ON CLEAR - CANADIAN
2	134537-01-01A	EA	LABEL - OCCUPANCY - CHAIR - US
2	134537-02-01A	EA	LABEL - OCCUPANCY - CHAIR - CANADIAN

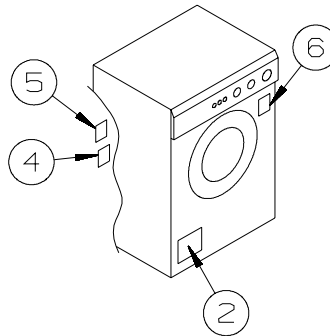


SMOKE DETECTOR (REF)

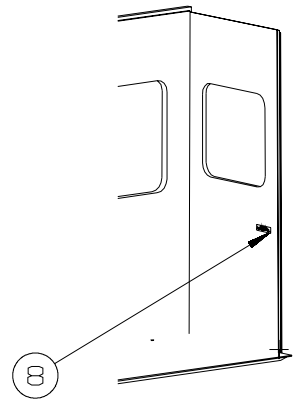
ALTERNATE LOCATION



INSIDE OF GALLEY CABINET DOOR (REF)

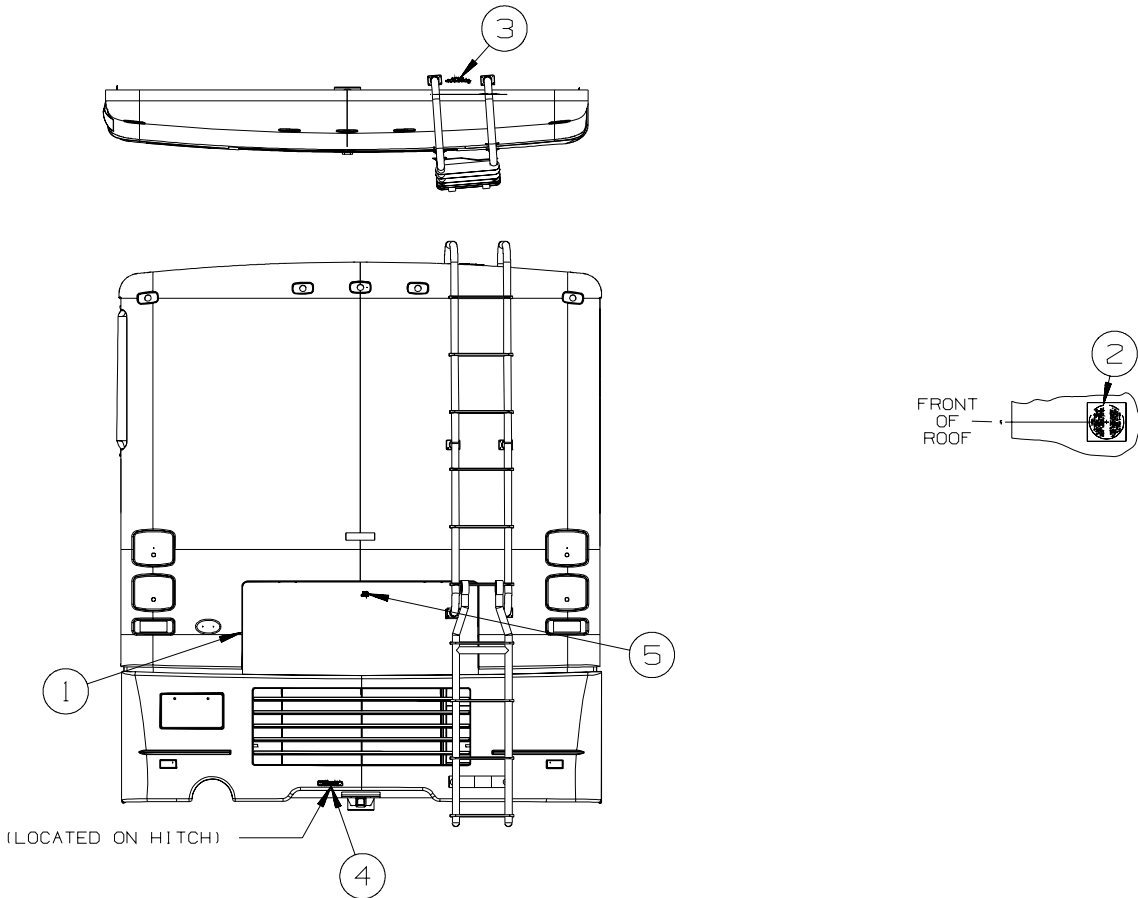


(LOCATE ON WALL OR CABINET NEAR CONTROL FOR SOFA)

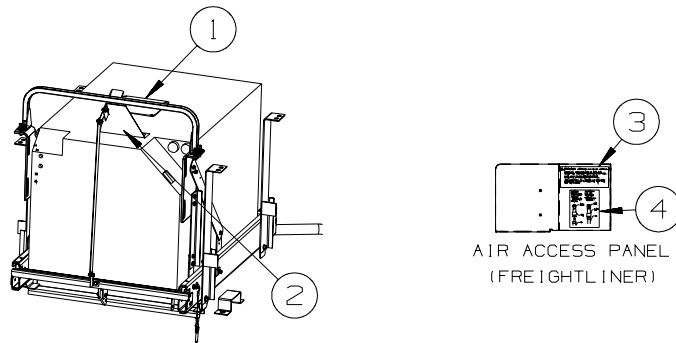


KEY	PART NUMBER	U/M	DESCRIPTION
1	073998-01-000	EA	LABEL - LPG/ODOR WARNING
2	130670-01-01A	EA	LABEL - CAUTION DRYER VENTING - BLACK ON CLEAR
3	134539-01-01A	EA	LABEL - WARNING - STOVE/HEATING - US - BLACK ON CLEAR
3	134540-01-01A	EA	LABEL - WARNING - STOVE/HEATING - CSA - BLACK ON CLEAR - CANADIAN
4	147524-01-000	EA	LABEL - DRYER VENTING
5	147525-01-000	EA	LABEL - DRYER VENT CUTOUT
6	153640-01-01A	EA	LABEL - WINTERIZATION - WASHER/DRYER
7	077956-01-000	EA	LABEL - WARNING/SMOKE DETECTOR
8	137260-01-01A	EA	LABEL - WARNING - REST EASY SOFA - BLACK ON CLEAR - RESTEASY - ULTRALEATHER
8	137260-01-02A	EA	LABEL - WARNING - REST EASY SOFA - WHITE ON CLEAR - RESTEASY - ULTRALEATHER

LABELS GROUP (CONTINUED)

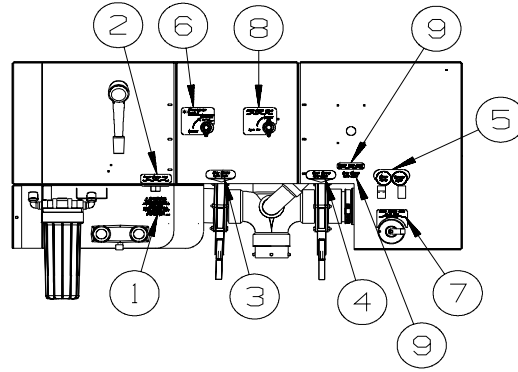


KEY	PART NUMBER	U/M DESCRIPTION
1	116756-03-000	EA LABEL - WARNING - ETHER/STARTING - RED W/WHITE BACKGROUND - FREIGHTLINER
2	120431-01-000	EA LABEL - LOCATION - COAXIAL CABLE/SATELLITE ANTENNA
3	163705-01-01A	EA LABEL - WARNING - ROOF SLIPPERY - BLACK ON WHITE
4	161761-05-01A	EA DECAL - HITCH
4	129669-02-01A	EA LABEL - HITCH/VEHICLE RATE - 500 - WHITE ON CLEAR - FREIGHTLINER
5	156213-01-01A	EA LABEL - CHASSIS BATTERY DISCONNECT - WHITE/BLACK - FREIGHTLINER



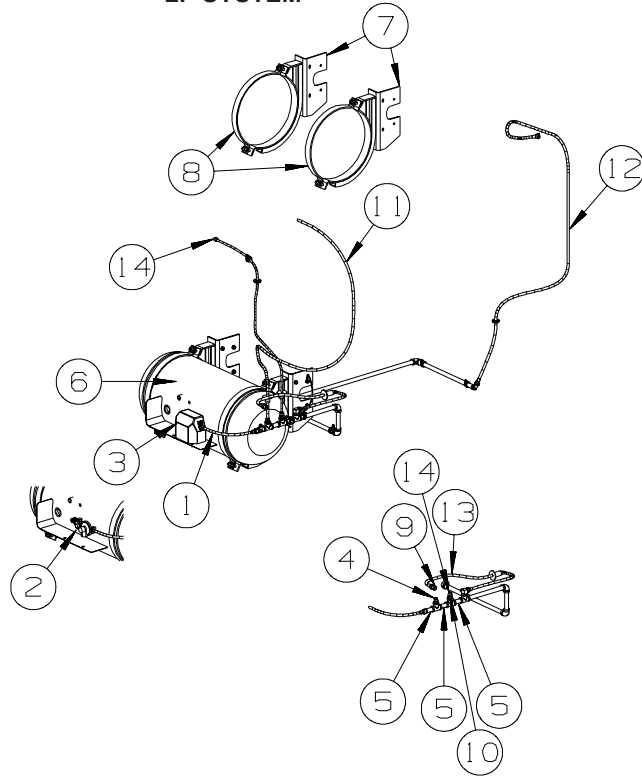
KEY	PART NUMBER	U/M DESCRIPTION
1	116273-01-000	EA LABEL - WARNING - GENERATOR
2	131779-01-01A	EA LABEL - GENERATOR
3	142771-01-01A	EA LABEL - WARNING/COMPRESSED AIR - WHITE LETTERING ON CLEAR - FREIGHTLINER
4	142773-01-01A	EA LABEL - CONNECT/COMPRESSED AIR - WHITE LETTERING ON CLEAR - FREIGHTLINER

LABELS GROUP (CONTINUED)



KEY	PART NUMBER	U/M	DESCRIPTION
1	128725-02-01A	EA	LABEL - POTABLE WATER ONLY - BLACK ON CLEAR
2	152538-02-01A	EA	LABEL - FRESH WATER - PANTONE/CLEAR
3	152541-03-01A	EA	LABEL - GRAY WASTE
4	152543-03-01A	EA	LABEL - BLACK WASTE
5	152544-02-01A	EA	LABEL - SWITCHES - WATER PUMP/OUTSIDE LIGHT
6	152545-01-01A	EA	LABEL - WINTERIZATION
7	152546-01-01A	EA	LABEL - TANK FLUSH - PANTONE/CLEAR
8	152548-01-01A	EA	LABEL - VALVE/FRESH
9	152541-03-01A	EA	LABEL - GRAY WASTE - M39W ONLY
9	152547-01-01A	EA	LABEL - TANK DRAIN - M37G ONLY

LP GROUP
LP SYSTEM



KEY	PART NUMBER	U/M	DESCRIPTION
1	045703-01-000	EA	HOSE - LP - 3/8"ID X 24" - 3/8"MPT X 1/2"F SWIVEL - US
1	045703-02-000	EA	HOSE - LP - 3/8"ID X 24" - 3/8"MPT X 1/2"F SWIVEL - CSA
2	106150-05-000	EA	REGULATOR - TWO STAGE
3	144485-01-000	EA	COVER - LP REGULATOR
4	010329-01-000	EA	ADAPTER - 1/2"F X 1/2"MPT - BRASS
5	010589-03-000	EA	NIPPLE - PIPE - 1/2" X 2 1/2" - BLACK
	040440-03-000	EA	TRANSMITTER - DIAL/SNAP-ON - 0-90 OHM 2 TERM(POWER/GROUND)
6*	151784-03-000	EA	TANK - LP - 100 LB - 16"D X 36"L - VAPOR DRAW - W/O CRADLE
7	151786-01-01A	EA	BRACKET - LP TANK MOUNTING
8	151786-02-01A	EA	STRAP - LP TANK MOUNTING - 1.5" WIDE
9	010326-01-000	EA	ADAPTER - FLARE - W/CONE GASKET - 3/8"F X 1/2"F
10	010323-01-000	EA	ADAPTER - 3/8"F X 1/2"MPT - BRASS
11	045703-13-000	EA	HOSE - LP - 3/8"ID X 120" - 3/8"F SWIVEL X 1/2"F SWIVEL US/CSA FROM: 07-03-07 THRU: 99-99-99
12	045703-19-000	EA	HOSE - LP - 3/8"ID X 102" - 1/2"F SWIVELX3/8"F SWVL US/CSA
13	045703-22-000	EA	HOSE - LP - 3/8"ID X 60" - 1/2"F SWIVEL X1/2"F SWVL US/CSA
14	010377-02-000	EA	NUT - 3/8" FLARE - FORGED - BRASS
	010380-02-000	EA	NUT - 1/2" FLARE - FORGED - BRASS FROM: 00-00-00 THRU: 07-02-07

*COMPONENT PARTS LISTED LATER IN THIS GROUP

COMPONENT PARTS FOR LP SYSTEM

151784-03-000

KEY	PART NUMBER	U/M	DESCRIPTION	VENDOR NO.
	040421-01-700	EA	VALVE-LIQUID LEVEL, 20%	V20058/V21199/G1013
	040421-01-712	EA	VALVE-SERV. W/O VAPOR RELIEF	V20373/V21202
	040421-01-713	EA	VALVE-RELIEF 1" W/SPRING 7"	V12560/V21207
	088253-01-702	EA	FLOAT/SCREW IN-SNAP ON DIAL	G13063/SG16C0001442
	144116-01-701	EA	VALVE/FILL 80 % W/YELLOW CAP	V13414

SEALANTS & FASTENERS GROUP

SEALANTS & ADHESIVES

KEY	PART NUMBER	U/M	DESCRIPTION
	010405-02-000	EA	TAPE - THREAD SEALING - 3/8"
	064075-07-000	FT	SEAL - BULB - W/WIRED U CHANNEL - .3" X .5" CHANNEL-BLACK
	067788-01-000	EA	ADHESIVE - SPRAY - 3M - 19.5 OZ AEROSOL CAN
	069640-01-000	FT	SEALER - RIBBON - 1/4"DIAMETER X 30 FT - BLACK OR GRAY
	069640-02-000	FT	SEALER - TAPE - 1/8"THICK X 1/2"WIDE X 60 FT - GRAY
	069640-03-000	FT	SEALER - TAPE - 1/8"THICK X 3/4"WIDE X 60 FT - BLACK
	069640-07-000	FT	SEALER - TAPE - 3/32"THICK X 2"WIDE X 45 FT - GRAY
	069640-09-000	FT	SEALER - TAPE - 1/32"THICK X 2 1/2"WIDE X 80 FT - BRT WHT
	069640-10-000	FT	SEALER - TAPE - 1/32"THICK X 1 1/2"WIDE X 90 FT - GRAY
	069640-11-000	FT	SEALER - TAPE - 3/16"THICK X 3/8"WIDE X 40 FT - BLACK
	069640-13-000	FT	SEALER - TAPE - 3/32"THICK X 2"WIDE X 45 FT - BLACK
	069640-14-000	FT	SEALER - TAPE - 1/16"THICK X 1"WIDE X 100 FT - BLACK
	069640-15-000	FT	SEALER - TAPE - 1/16"THICK X 3/8"WIDE X 100 FT - BRT WHT
	069640-17-000	FT	SEALER - TAPE - 1/32"THICK X 1"WIDE X 150 FT - GRAY
	069640-18-000	FT	SEALER - TAPE - 1/8"THICK X 1/2"WIDE X 60 FT - BRT WHT
	069640-19-000	FT	SEALER - TAPE - 1/8"THICK X 3/4"WIDE X 60 FT - BRT WHT
	069640-20-000	FT	SEALER - TAPE - 1/8"THICK X 1/2"WIDE X 60 FT - BLACK
	069640-21-000	FT	SEALER - TAPE - 1/16"THICK X 1/2"WIDE X 100 FT - BRT WHT
	069640-22-000	FT	SEALER - TAPE - 1/32"THICK X 1/4"WIDE X 200 FT - BRT WHT
	069640-23-000	FT	SEALER - TAPE - 1/16"THICK X 3/4"WIDE X 100 FT - BRT WHT
	069640-27-000	FT	SEALER - TAPE - 1/16"THICK X 2 1/4"WIDE X 50 FT - BRT WHT
	069640-28-000	FT	SEALER - TAPE - 1/32"THICK X 1 7/8"WIDE X 90 FT - GRAY
	069640-30-000	FT	SEALER - TAPE - 1/32"THICK X 5/8"WIDE X 50 FT - GRAY
	069640-31-000	FT	SEALER - TAPE - 1/4"THICK X 3/4"WIDE X 15 FT - BLACK
	069640-32-000	FT	SEALER - TAPE - 1/16"THICK X 3/8"WIDE X 100 FT - BLACK
	069640-33-000	FT	SEALER - RIBBON - 3/8"DIAMETER X 20 FT - BLACK
	069640-34-000	FT	SEALER - RIBBON - 1/4"DIAMETER X 30 FT - BRIGHT WHITE
	069640-36-000	EA	SEALER - TAPE - 1/16"THICK X 1/2"WIDE X 100 FT - BLACK
	069640-37-000	FT	SEALER - TAPE - 1/16"THICK X 3/4"WIDE X 100 FT - BLACK
	069640-38-000	FT	SEALER - TAPE - 1/16"THICK X 3/4"WIDE X 100 FT - BRT WHT
	069640-39-000	FT	SEALER - TAPE - 1/16"THICK X 3"WIDE X 50 FT - BRT WHT
	069640-40-000	FT	SEALER - TAPE - 1/16"THICK X 3"WIDE X 50 FT - BRT WHT
	072889-28-000	EA	SEALANT/URETHANE-10 OZ TUBE W/NOZZLE-SELF LEVELING-BRT WHT
	072889-31-000	EA	SEALANT/URETHANE-10 OZ TUBE W/NOZZLE-SELF LEVELING - BLACK
	076322-02-000	FT	TAPE-DOUBLE COATED/ADHESIVE BK-.05"THK X 1"W X 108' - WHT
	076322-03-000	FT	TAPE-DOUBLE COATED/ADHESIVE BK-.05"THK X .5"W X 108' - WHT
	076322-05-000	FT	TAPE-DOUBLE COATED/ADHESIVE BK-.05"THK X .8"W X 108' - WHT
	076322-07-000	FT	TAPE-DOUBLE COATED/ADHESIVE BK-.05"THK X .5"W X 200' - BLK
	076322-13-000	FT	TAPE - FOAM/DOUBLE COATED - .020"THK X .75"W - CLEAR
	076322-21-000	FT	TAPE - FOAM/DOUBLE COATED - .045"THK X .50"W
	076322-22-000	FT	TAPE - FOAM/DOUBLE COATED - .045"THK X .75"W
	076322-23-000	FT	TAPE - FOAM/DOUBLE COATED - .045"THK X 1"W
	076322-25-000	FT	TAPE - FOAM/DOUBLE COATED - .025"THK X .5"W
	086276-01-000	EA	TAPE - DOUBLE SIDED - 1/2" WIDE X 108' LONG (SOLD BY ROLL)
	088479-01-000	EA	TAPE - ALUMINUM - 3"
	090340-01-000	FT	SEAL - FOAM - CLOSED CELL - 1/4" X 1/2" X 50'
	090340-02-000	FT	SEAL - FOAM - CLOSED CELL - 3/8" X 1/2" X 50'
	091255-02-000	FT	SEAL - ADHESIVE BACKED/FOAM - 3/64"THICK X 3/16"W X 1000'
	091255-03-000	FT	SEAL - ADHESIVE BACKED/FOAM - 1/4" THICK X 1/4"W X 1000'
	094401-01-000	EA	SEALER - BODY SEAM - FLEXICLEAR
	094401-04-000	EA	SEALER - BODY SEAM - CLEAR
	094401-05-000	EA	SEALER - BODY SEAM - 20OZ BLACK
	094401-06-000	EA	SEALER - BODY SEAM - 12OZ BLACK
	094401-07-000	EA	SEALER - BODY SEAM - CLEAR
	098408-01-000	FT	SEAL - SPONGE RUBBER - CLOSED CELL
	099069-01-000	FT	SEAL - RUBBER - CLOSED SPONGE - .5" WIDE X .12" THICK-BLK
	099418-01-000	FT	SEAL - D-SECTION/ADHESIVE BACK - .44" X .44" - BLK RUBBER
	100128-02-000	FT	SEAL - FOAM/ADHESIVE BACK - .37" WIDE X .37" THICK X 60'
	104692-01-000	FT	SEAL - ADHESIVE BACKED FOAM - 3/4" THICK X 3/4" WIDE X 25'
	107721-07-000	FT	SEAL - ACCESS DOOR - .9"WIDE X 1.1"HIGH
	112864-01-000	FT	SEAL - FOAM/BUTYL COVERED - 3/8" X 35'
	112864-02-000	FT	SEAL - FOAM/BUTYL COVERED - 5/16" X 44'
	112864-05-000	FT	SEAL - FOAM/BUTYL COVERED - 1/2" X 3/16"
	112901-02-000	EA	ADHESIVE - PLEXUS - MA330 - 50ML - GRAY

SEALANTS & FASTENERS GROUP (CONTINUED)

SEALANTS & ADHESIVES (CONTINUED)

KEY	PART NUMBER	U/M	DESCRIPTION
	112901-03-000	EA	ADHESIVE - PLEXUS - MA300 - 50ML - WHITE
	112902-03-000	EA	MIXER NOZZLE - F/GUN #00400102000 - SCOTCH-WELD & PLEXUS
	112902-04-000	EA	NOZZLE - ELEMENT - 1/4" X 3.5"
	113452-01-000	FT	SEAL/TRIM - FRONT - VINYL W/WIRE CARRIER - .020"
	113452-02-000	FT	SEAL/TRIM - FRONT - VINYL W/WIRE CARRIER - .027"
	113366-01-000	EA	ADHESIVE - INSTANT - 1 OZ
	115870-01-000	FT	SEAL/EDGE - TRIM
	120074-02-03A	EA	SILICONE - TUBE - W/O NOZZLE - LOW ODOR - SMOKEY WHITE
	120534-01-01A	EA	TAPE - SCOTCH - 3M - 1/2" FINE LINE
	123655-01-000	FT	SEAL - CLOSED CELL/FOAM
	123816-01-000	FT	TAPE - DOUBLE SIDED - 1" X .020" X 200' - CLEAR
	123816-02-000	FT	TAPE - DOUBLE SIDED - 1/2" X .035" X 200' - CLEAR
	123816-03-000	FT	TAPE - DOUBLE SIDED - 1/2" X .020" X 200' - CLEAR
	123816-04-000	FT	TAPE - DOUBLE SIDED - 6" X .0035" X 750' - CLEAR
	123816-06-000	FT	TAPE - DOUBLE SIDED - 3/4" X 3/4" X 200' - CLEAR
	123816-07-000	FT	TAPE - DOUBLE SIDED - 1 3/4" X 200' - CLEAR
	126427-01-000	EA	ADHESIVE - ALL PURPOSE - ABS/PVC
	126427-02-000	EA	PRIMER - CLEANER - FLEX PIPING
	131264-01-12A	EA	SILICONE - TUBE - W/NOZZLE - BONE
	131264-01-13A	EA	SILICONE - TUBE - W/NOZZLE - TRANSLUCENT
	131264-03-01A	EA	SILICONE - TUBE - W/O NOZZLE - SELF LEVELING - BRIGHT WHITE
	131264-04-02A	EA	SILICONE/SEALANT/ADHESIVE-FAST CURE F/GLASS/VINYL-SOFT WHT
	131264-05-01A	EA	SILICONE/SEALANT - ODORLESS - TUBE - W/NOZZLE - BLACK
	131264-05-02A	EA	SILICONE/SEALANT - ODORLESS - TUBE - W/NOZZLE - CLEAR
	131384-01-000	EA	ADHESIVE - JET WELD - 10 OZ CARTRIDGE
	132892-07-01A	FT	SEAL - BULB/SINGLE - W/U CHANNEL - .5" X 1" - BLACK
	152038-01-01A	EA	TAPE - PRESERVATION SEAL - 2" X 36YD ROLL - BLACK
	154585-01-01A	FT	SEAL - FOAM TAPE - ADHESIVE BACK - 3/8" X 3/8" - BLACK
	154585-02-01A	FT	SEAL - FOAM TAPE - ADHESIVE BACK - 3/4" X 1/2" - BLACK
	154585-03-01A	FT	SEAL - FOAM TAPE - ADHESIVE 2 SIDED - 1/8" X 3/4" - BLACK
	154585-04-01A	FT	SEAL - FOAM TAPE - ADHESIVE BACK - 5/8" X 1/8" - WHITE
	156622-01-01A	FT	SEALER - TAPE - 1/4" THICK X 3"WIDE X 100 FT - WHITE
	156622-02-01A	FT	SEALER - TAPE - 1/4" THICK X 2"WIDE X 100 FT - WHITE

BOLTS, NUTS AND WASHERS

KEY	PART NUMBER	U/M	DESCRIPTION
	0MD54F-06-000	EA	NUT - HEX W/SERRATED FLANGE
	000C12-04-08B	EA	BOLT - HEX - 1/4-20 X 1/2 - GRADE #5 - ZINC
	000C12-04-12A	EA	BOLT - HEX - 1/4-20 X 3/4 - PLAIN 5
	000C12-04-40B	EA	BOLT - HEX - 1/4-20 X 2 1/2 - GRADE #5 ZINC
	000C12-05-16B	EA	BOLT - HEX - 5/16 - 18X1 - GRADE #5 - ZINC
	000C12-05-40B	EA	BOLT - HEX - 5/16"-18 X 2.5" - GRADE #5 - ZINC
	000C12-06-28B	EA	BOLT-HEX-3/8-16X13/4 ZN 5 - 5185-01
	000C12-08-24B	EA	BOLT - HEX - 1/2-13 X 1 1/2 - GRADE #5 - ZINC
	000C12-08-28B	EA	BOLT - HEX - 1/2-13 X 1 3/4 - GRADE #5 - ZINC
	000C12-08-44B	EA	BOLT - HEX - 1/2-13 X 2 3/4 - GRADE #5 - ZINC
	000C13-07-40B	EA	BOLT - HEX - 7/16-20 X 2 1/2 - GRADE #5 - ZINC
	000C13-07-48B	EA	BOLT - HEX - 7/16-20 X 3 - GRADE #5 - ZINC
	000C14-10-32B	EA	BOLT - HEX - 5/8-11 X 2.0 - GRADE #8 - ZINC
	000C18-05-40A	EA	BOLT - ELEVATOR - 5/16-18 X 2 1/2 - PL
	000C26-04-10B	EA	BOLT - HEX - SERRATED FLANGE - 1/4-20 X 5/8 - ZINC
	000C26-04-12F	EA	BOLT - HEX - SERRATED FLANGE - 1/4-20 X 3/4-STAINLESS STEEL
	000C26-04-14B	EA	BOLT - HEX - SERRATED FLANGE - 1/4-20 X 7/8 - ZINC
	000C26-04-18B	EA	BOLT - HEX - SERRATED FLANGE - 1/4-20 X 1 1/8 - ZINC
	000C26-05-12B	EA	BOLT - HEX - SERRATED FLANGE - 5/16-18 X 3/4 - ZINC
	000C26-06-12B	EA	BOLT - HEX - SERRATED FLANGE - 3/8-16 X 3/4 - ZINC
	000C26-06-20B	EA	BOLT - HEX - SERRATED FLANGE - 3/8-16 X 1 1/4 - ZINC
	000C26-06-28B	EA	BOLT - HEX - SERRATED FLANGE - 3/8-16 X 1 3/4 - ZINC
	000C26-06-40B	EA	BOLT - HEX - SERRATED FLANGE - 3/8-16 X 2 1/2 - ZINC
	000C26-08-24B	EA	BOLT - HEX - SERRATED FLANGE - 1/2-13 X 1 1/2 - ZINC
	000C26-08-28B	EA	BOLT - HEX - SERRATED FLANGE - 1/2-13 X 1 3/4 - ZINC
	000C27-08-48B	EA	BOLT-CARR 1/2-13X3.00 GR5 - 97 M-SERIES
	000D24-10-00B	EA	NUT - HEX - SELF LOCKING - 10-32 - ZINC

SEALANTS & FASTENERS GROUP (CONTINUED)
BOLTS, NUTS AND WASHERS (CONTINUED)

KEY	PART NUMBER	U/M	DESCRIPTION
	000D27-05-00B	EA	NUT - HEX LOCK - 5-40 - ZINC
	000D28-10-00B	EA	NUT - HEX - W/NYLON LOCK - 10-32 - ZINC
	000D29-04-00B	EA	NUT - HEX - SELF LOCKING - 1/4 X 20 - ZINC
	000D29-04-00F	EA	NUT - HEX - SELF LOCKING - 1/4 X 20 - STAINLESS STEEL
	000D29-06-00B	EA	NUT - HEX - W/NYLON LOCK - 3/8-16 - ZINC
	000D29-09-00B	EA	NUT - HEX - SELF LOCKING - 9/16-12 - ZINC
	000D34-04-00B	EA	NUT - HEX - LOCKING - 1/4-20 - ZINC
	000D34-06-00B	EA	NUT - HEX - LOCKING - 3/8-16 GRADE C - ZINC
	000D39-04-00B	EA	NUT - HEX - LOCKING W/SERRATED FLANGE - 1/4-20 - ZINC
	000D39-05-00B	EA	NUT - HEX - LOCKING W/SERRATED FLANGE - 5/16-18 - ZINC
	000D39-06-00B	EA	NUT - HEX - LOCKING W/SERRATED FLANGE - 3/8-18 - ZINC
	000D39-06-00D	EA	NUT - HEX - LOCKING W/SERRATED FLANGE - 3/8"-16 BLACK
	000D39-07-00B	EA	NUT - HEX - LOCKING W/SERRATED FLANGE - 7/16-14 - ZINC
	000D39-08-00B	EA	NUT - HEX - LOCKING W/SERRATED FLANGE - 1/2-13 - ZINC
	000D44-07-00B	EA	NUT - HEX - LOCKING W/SERRATED FLANGE - 7/16-20 - ZINC
	000D44-08-00B	EA	NUT - HEX - LOCKING W/SERRATED FLANGE - 1/2-20 - ZINC
	000D46-04-00A	EA	NUT - HEX - WELD - 1/4-20 - PLAIN
	000D65-08-00B	EA	NUT - HEX - LOCKING W/SERRATED FLANGE - 8-32 - ZINC
	000D73-08-00C	EA	NUT - HEX FLANGE - 1/2-13
	000D75-09-00B	EA	NUT - HEX LOCKING - 9/16-12 - ZINC
	000D76-06-00B	EA	NUT - HEX FLANGE - 3/8-16
	000E11-04-00F	EA	WASHER - LOCKING - 1/4 MED SPLIT - STAINLESS STEEL
	000E11-07-00B	EA	WASHER - LOCKING - 7/16 MED SPLIT - ZINC
	000E11-08-00B	EA	WASHER - LOCKING - 1/2 MED SPLIT - ZINC
	000E13-17-00B	EA	WASHER - FLAT - 3/8 AR - ZINC
	000E13-18-00B	EA	WASHER - FLAT - 3/8 WIDE - ZINC
	000E13-20-00B	EA	WASHER - FLAT - 7/16 WIDE - ZINC
	000E13-22-00B	EA	WASHER - FLAT - 1/2 WIDE - ZINC
	000E13-26-00B	EA	WASHER - FLAT - 5/8 WIDE - ZINC
	000E14-10-00B	EA	WASHER - LOCKING - #10 EXTERNAL TOOTH - ZINC
	000E16-10-00B	EA	WASHER - HARDENED - 5/8 - FLAT - ZINC
	000G45-05-16B	EA	BOLT - LAG - 5/16-9 X 1 - ZINC
	039715-01-000	EA	NUT-SERT - 1/4" DIAMETER - 20 THREADS
	040921-01-000	EA	NUT - SPEED - U TYPE - #10-24 - BLACK
	040921-03-000	EA	NUT - SPEED - U TYPE - #10
	040921-04-000	EA	NUT - SPEED - U TYPE - #8-.59" LENGTH X .44" WIDTH
	040921-05-000	EA	NUT - SPEED - U-TYPE - 8-.67" X .44" WIDE
	040921-11-000	EA	NUT - SPEED - U-TYPE - 8-.59" LENGTH X .44" WIDTH - BLACK
	041322-01-000	EA	WASHER - FLANGE - 15/32"ID X 2 3/8"OD - F/SEAT BELT MTG
	044364-02-000	EA	NUT - SPEED - FLAT - ROUND
	044533-01-000	EA	WASHER - 1 3/8"OD - FOR BUTTONS - PLASTIC
	051387-06-000	EA	BOLT - CARRIAGE W/O HOLE - 5/16-18 X 9 1/2 - ZINC
	058716-02-000	EA	WASHER - FLAT NYLON
	064081-03-000	EA	NUT - WING 3/8-16 - W/WELD NUT
	077071-01-000	EA	WASHER - FENDER - 3/16"ID X 1"OD
	087234-01-000	EA	NUT - JACK - 1/4 X 20 THD - MOLLY
	088787-12-000	EA	STUD - WELD - 1/4 - 20 X 1.0 LG - MN
	106956-03-000	EA	BOLT - HEX TAP - 1/2-13NC X 3 - GRADE 5 - FULL THREAD/ZINC
	106956-10-000	EA	BOLT - HEX TAP - 9/16-12NC X 3 5/8 -GRD 5-FULL THREAD/ZINC
	106956-11-000	EA	BOLT - HEX TAP - 1/2-13NC X 2 1/2 - GRD 5-FULL THREAD/ZINC
	106956-13-000	EA	BOLT - HEX TAP - 1/2-20 X 2 1/2 - GRD 5-FULL THREAD/ZINC
	106956-14-000	EA	BOLT - HEX TAP - 5/16 -18NC X 1 1/2 - GRD 5-FULL THREAD/ZINC
	107397-01-000	EA	WASHER - FENDER - 3/4"ID X 1"OD
	108067-03-000	EA	STUD - WELD - 1/4 - 20 X 1/2 CD
	109917-01-000	EA	WASHER - 1.5" X 1.25"
	109917-03-000	EA	WASHER - 1" X .50"
	109917-04-000	EA	WASHER - 1" X .75"
	128444-01-000	EA	WASHER - SPRING - CONICAL
	135092-02-01A	EA	BOLT - HEX - SERRATED FLANGE - 1/2-20 X 2 1/2-GRADE 5 ZINC
	135092-05-01A	EA	BOLT - HEX - SERRATED FLANGE - 1/2-20 X 1 - GRADE 5 ZINC
	143399-01-01A	EA	NUT/RETAINING - 3/8"- 24 NFT
	147284-02-000	EA	NUT/SELF RETAINING - 5/16"-18
	148817-01-000	EA	WASHER/SPUR - LOCKING

SEALANTS & FASTENERS GROUP (CONTINUED)

SCREWS

KEY	PART NUMBER	U/M	DESCRIPTION
	0G1208-12-170	EA	SCREW - 8-18 X 3/4 POH - BRIGHT WHITE
	0G3908-08-170	EA	SCREW - SF/DR - 8-18 X 1/2 PPH - BRIGHT WHITE
	0G3908-16-170	EA	SCREW - SF/DR - 8-18 X 1 PPH - BRIGHT WHITE
	0G3908-24-170	EA	SCREW - SF/DR - 8-18 X 1 1/2 PPH - BRIGHT WHITE
	0G3910-10-420	EA	SCREW - SF/DR - 10-16 X .62 PPH - BRIARWOOD
	0G3910-12-170	EA	SCREW - SF/DR - 10-16 X 3/4 PPH - BRIGHT WHITE
	0G3910-24-170	EA	SCREW - SF/DR - 10-16 X 1 1/2 PPH - BRIGHT WHITE
	0G5508-08-370	EA	SCREW - SF/DR - 8-18 X .5 PWH - RIVERSTONE
	0G5508-08-380	EA	SCREW - SF/DR - 8-18 X .5 PWH - CASHMERE
	0G5508-08-420	EA	SCREW - SF/DR - 8-18 X .5 PWH - BRIARWOOD
	0G5508-08-450	EA	SCREW - SF/DR - 8-18 X .5 PWH - SADDLE
	0G5508-12-170	EA	SCREW - SF/DR - 8-18 X 3/4 PWH - BRIGHT WHITE
	0G5508-12-330	EA	SCREW - SF/DR - 8-18 X 3/4 PWH - PUTTY
	0G5508-12-380	EA	SCREW - SF/DR - 8-18 X 3/4 PWH - CASHMERE
	0G5508-12-450	EA	SCREW - SF/DR - 8-18 X 3/4 PWH - SADDLE
	0G5508-16-330	EA	SCREW - SF/DR - 8-18 X 1 PWH - PUTTY
	0G5508-16-370	EA	SCREW - SF/DR - 8-18 X 1 PWH - RIVERSTONE
	0G5508-16-380	EA	SCREW - SF/DR - 8-18 X 1 PWH - CASHMERE
	0G5508-16-450	EA	SCREW - SF/DR - 8-18 X 1 PWH - SADDLE
	0G6008-16-170	EA	SCREW - SF/DR - 8-18 X 1 POH - BRIGHT WHITE
	0G6012-32-170	EA	SCREW - SF/DR - 12-14 X 2 POH - BRIGHT WHITE
	0G6710-08-170	EA	SCREW - 10-12 X 1/2 PPH - BRIGHT WHITE
	0G6710-12-170	EA	SCREW - 10-12 X 3/4 PPH - BRIGHT WHITE
	0G6806-16-170	EA	SCREW - 6-18 X 1 POH - BRIGHT WHITE
	0G6810-24-280	EA	SCREW - 10-12 X 1 1/2 POH - SOFT WHITE
	000C20-06-24T	EA	SCREW - 3/8-16 X 1 1/2 - FLAT SOCKET
	000G11-06-08B	EA	SCREW - 6-20 X 1/2 PPH - ZINC
	000G11-06-10B	EA	SCREW - 6-20 X 5/8 PPH - ZINC
	000G11-06-10J	EA	SCREW - 6-20 X 5/8 PPH - BRASS
	000G11-07-08B	EA	SCREW - 7-19 X 1/2 PPH - ZINC
	000G11-08-06B	EA	SCREW - 8-18 X 3/8 PPH - ZINC
	000G11-08-08T	EA	SCREW - 8-18 X 1/2 PPH - FLUOROCARBON COATING
	000G11-08-12B	EA	SCREW - 8-18 X 3/4 PPH - ZINC
	000G11-08-12P	EA	SCREW - 8-18 X 3/4 PPH - DARK BROWN
	000G11-08-12S	EA	SCREW - 8-18 X 3/4 PPH - OFF WHITE
	000G11-08-12T	EA	SCREW - 8-18 X 3/4 PPH - BLACK MAGNESIUM
	000G11-08-20B	EA	SCREW - 8-18 X 1 1/4 PPH - ZINC
	000G11-08-20G	EA	SCREW - 8-18 X 1 1/4 - ANTIQUE BRASS
	000G11-10-12D	EA	SCREW - 10-16 X 3/4 PPH - BLACK
	000G11-10-32P	EA	SCREW-10,16X2.00 PPH DK BRN
	000G12-06-08T	EA	SCREW - 6-20 X 1/2 POH - BLACK
	000G12-10-16F	EA	SCREW - 10-16 X 1 POH - STAINLESS STEEL
	000G13-05-10B	EA	SCREW - 5-12 X 5/8 PFH - ZINC
	000G13-06-06I	EA	SCREW - 6-20 X 3/8 PFH - BLACK ZINC
	000G13-06-08B	EA	SCREW - 6-20 X 1/2 PFH - ZINC
	000G13-06-08G	EA	SCREW - 6-20 X 1/2 PFH - ANTIQUE BRASS
	000G13-06-10G	EA	SCREW - 6-20 X 5/8 PFH - ANTIQUE BRASS
	000G13-06-16E	EA	SCREW - 6-20 X 1 PFH - CHROME
	000G13-06-16J	EA	SCREW - 6-20 X 1 PFH - BRASS
	000G13-06-24J	EA	SCREW - 6-20 X 1 1/2 PFH - BRASS
	000G13-07-10H	EA	SCREW - 7-19 X 5/8 PFH - BLACK
	000G13-07-12B	EA	SCREW - 7-19 X 3/4 PFH - ZINC
	000G11-08-08B	EA	SCREW - 8-18 X 1/2 PPH - ZINC
	000G13-08-10B	EA	SCREW - 8-18 X 5/8 PFH - ZINC
	000G13-08-109	EA	SCREW - 8-18 X 5/8 PFH
	000G13-08-16B	EA	SCREW - 8-18 X 1 PFH - ZINC
	000G13-08-24B	EA	SCREW - 8-18 X 1 1/2 PFH - ZINC
	000G16-04-24B	EA	SCREW - MACHINE - 1/4-20 X 1 1/2 PPH
	000G18-08-16B	EA	SCREW - MACHINE - 8-32 X 1 PPH - ZINC
	000G18-08-22B	EA	SCREW - MACHINE - 8-32 X 1 3/8 PPH - ZINC
	000G18-08-24B	EA	SCREW - MACHINE - 8-32 X 1 1/2 PPH - ZINC
	000G19-10-08B	EA	SCREW - MACHINE - 10-32 X 1/2 PPH - ZINC
	000G19-10-10B	EA	SCREW - MACHINE - 10-32 X 5/8 - PPH - ZINC
	000G19-10-12F	EA	SCREW - MACHINE - 10-32 X 3/4 PPH - STAINLESS STEEL

SEALANTS & FASTENERS GROUP (CONTINUED)
SCREWS (CONTINUED)

KEY	PART NUMBER	U/M	DESCRIPTION
	000G19-10-20B	EA	SCREW - MACHINE - 10-32 X 1 1/2 PPH - ZINC
	000G32-10-06B	EA	SCREW - 10-32 X 3/8 PPH - ZINC
	000G34-05-12B	EA	SCREW - HEX HEAD TAPPING - 5/16 X 3/4 LONG
	000G39-06-10T	EA	SCREW - SF/DR - 6-20 X 5/8 PPH - BLACK
	000G39-06-16T	EA	SCREW - SF/DR - 6-20 X 1 PPH - BLACK
	000G39-08-06B	EA	SCREW - SF/DR - 8-18 X 3/8 PPH - ZINC
	000G39-08-08B	EA	SCREW - SF/DR - 8-18 X 1/2 PPH - ZINC
	000G39-08-08S	EA	SCREW - SF/DR - 8-18 X 1/2 PPH - OFF WHITE
	000G39-08-08T	EA	SCREW - SF/DR - 8-18 X 1/2 PPH - BLACK
	000G39-08-12T	EA	SCREW - SF/DR - 8-18 X 3/4 PPH - BLACK
	000G39-08-16B	EA	SCREW - SF/DR - 8-18 X 1 PPH - ZINC
	000G39-08-16T	EA	SCREW - SF/DR - 6-20 X 1 PPH - BLACK
	000G39-08-24B	EA	SCREW - SF/DR - 8-18 X 1 1/2 PPH - ZINC
	000G39-08-24T	EA	SCREW - SF/DR - 8-18 X 1 1/2 PPH - BLACK
	000G39-08-32B	EA	SCREW - SF/DR - 8-18 X 2 PPH - ZINC
	000G39-08-169	EA	SCREW-SF/DR,8-18X1.00 PPH - FLUROCARBON SILVER
	000G39-10-08B	EA	SCREW - SF/DR - 10-16 X 1/2 PPH - ZINC
	000G39-10-10B	EA	SCREW - SF/DR - 10-16 X 5/8 PPH - ZINC
	000G39-10-12B	EA	SCREW - SF/DR - 10-16 X 3/4 PPH - ZINC
	000G39-10-12S	EA	SCREW - SF/DR - 10-16 X 3/4 PPH - OFF WHITE
	000G39-10-129	EA	SCREW - SF/DR - 10-16 X 3/4 PPH - FLUOROCARBON SILVER
	000G39-10-169	EA	SCREW - SF/DR - 10-16 X 1 PPH - FLUOROCARBON SILVER
	000G39-10-20B	EA	SCREW - SF/DR - 10-16 X 1 1/4 PPH - ZINC
	000G39-10-20T	EA	SCREW - SF/DR - 10-16 X 1 1/4 PPH - BLACK
	000G39-10-24B	EA	SCREW - SF/DR - 10-16 X 1 1/2 PPH - ZINC
	000G39-10-24T	EA	SCREW - SF/DR - 10-16 X 1 1/2" PPH - BLACK
	000G39-10-32B	EA	SCREW - SF/DR - 10-16 X 2 - PPH - ZINC
	000G39-10-48B	EA	SCREW - SF/DR - 10-16 X 3 - PPH - ZINC
	000G39-10-48T	EA	SCREW - SF/DR - 10-16 X 3 PPH - BLACK
	000G42-04-16B	EA	SCREW - SF/DR - 1/4-14 X 1 HWH - ZINC
	000G42-04-24B	EA	SCREW - SF/DR - 1/4-14 X 1 1/2 - ZINC
	000G52-06-05B	EA	SCREW - MACHINE - 6-32 X 5/16 PTH - ZINC
	000G52-06-06B	EA	SCREW - MACHINE - 6-32 X 3/8 PTH - ZINC
	000G54-04-14B	EA	SCREW - 1/4-20 X 7/8 PTH - TYPE 23 - ZINC PLATED
	000G55-08-12T	EA	SCREW - SF/DR - 8-18 X 3/4 PWH - BLACK
	000G55-08-16S	EA	SCREW - SF/DR - 8-18 X 1.00 PWH - OFF WHITE
	000G55-08-16T	EA	SCREW - SF/DR - 8-18 X 1 PWH - BLACK
	000G56-12-48B	EA	SCREW - WOOD - 12-11 X 3 POH - SPECIAL HARDENED
	000G60-08-16E	EA	SCREW - SF/DR - 8-1 X 1 POH - CHROME
	000G60-08-20F	EA	SCREW - SF/DR - 8-19X1.25 POH
	000G60-08-22B	EA	SCREW - SF/DR - 8-18 X 1.38 POH - ZINC
	000G60-10-20B	EA	SCREW - SF/DR - 10-16 X 1 1/4 POH - ZINC
	000G60-10-209	EA	SCREW - SF/DR - 10-16 X 1 1/4 POH - SILVER STALGAARD
	000G60-10-28T	EA	SCREW - SF/DR - 10-16 X 1 3/4 - BLACK
	000G62-06-12B	EA	SCREW-SF/DR,6-20X.75 PFH - ZINC
	000G62-06-249	EA	SCREW - SF/DR - 8-18 X 1.5 PPH - SILVER
	000G62-08-24B	EA	SCREW - SF/DR - 8-18 X 1 1/2 PFH
	000G62-08-24T	EA	SCREW - SF/DR - 8-18 X 1 1/2 PFH - BLACK
	000G67-08-32B	EA	SCREW - 8-15 X 2 PPH - ZINC
	000G67-10-08B	EA	SCREW - 10-12 X 1/2 PPH - ZINC
	000G67-10-08S	EA	SCREW - 10-12 X 1/2 PPH - OFF WHITE
	000G67-10-10B	EA	SCREW - 10-12 X 5/8 PPH - ZINC - TYPE A
	000G67-10-10D	EA	SCREW - 10-12 X 5/8 PPH - BLACK - TYPE A
	000G67-10-10P	EA	SCREW - 10-12 X 5/8 PPH - DARK BROWN
	000G67-10-10S	EA	SCREW - 10-12 X 5/8 PPH - OFF WHITE
	000G67-10-10T	EA	SCREW - 10-12 X 5/8 PPH - BLACK
	000G67-10-10V	EA	SCREW-10-12X5/8 PPH ZN O/W - TYPE A
	000G67-10-12P	EA	SCREW - 10-12 X 3/4 PPH - DARK BROWN
	000G67-10-24B	EA	SCREW - 10-12 X 1 1/2 PPH - ZINC
	000G68-06-10J	EA	SCREW - 6-18 X 5/8 POH - BRASS
	000G68-06-12B	EA	SCREW - 6-18 X 3/4 POH - ZINC & CLEAR
	000G68-06-12S	EA	SCREW - 6-18 X 3/4 POH
	029130-01-000	EA	SCREW - SNAP STUD - #8-16 X 5/8" LONG
	029130-02-000	EA	SCREW - SNAP STUD - #8-16 X 1 1/2" LONG

SEALANTS & FASTENERS GROUP (CONTINUED)
SCREWS (CONTINUED)

KEY	PART NUMBER	U/M	DESCRIPTION
	029130-03-000	EA	SCREW - SNAP STUD - #8-16 X 1" LONG
	049465-03-000	EA	SCREW - 10-16 X 1 POH W/WASHER - OFF WHITE
	049465-17-000	EA	SCREW - 10-16 X 1 POH W/WASHER - BRIGHT WHITE
	049465-18-000	EA	SCREW - 10-16 X 1 POH W/WASHER - VW GRAY
	054434-02-000	EA	SCREW - SF/DR - 10-16 X 2 - ZINC
	054434-03-000	EA	SCREW - SF/DR - 10-16 X 2 - PWH - ZINC
	075908-01-000	EA	SCREW - MACHINE - 10-32 X .56 PTH - EXTERNAL TOOTH - ZINC
	076790-01-000	EA	SCREW - 6-20 X 1 1/4 PPH - BLACK
	076790-05-000	EA	SCREW - 6-20 X 1/2 PPH - BLACK - THREAD CUTTING/WOOD
	083554-01-000	EA	SCREW - DRYWALL - 8 X 1 1/4
	087721-01-000	EA	SCREW - FLAT HEAD - TAPPING - 1/4" X 1 1/4" LONG - ZINC
	093249-01-000	EA	CAP/SCREW - MOLDED/VINYL - BLACK
	095772-01-000	EA	SOCKET-SNAP FASTNER1" SF/DR - SELF DRIVER
	097974-01-000	EA	SCREW - PARTICLE BOARD - 7-9 X 3/4 PPH
	101618-01-000	EA	SCREW - 1/4-20 X 3/4 HEX - TAPPING - STALGARD TYPE F
	113563-01-01A	EA	SCREW - 8 X 5/8 LONG SHOULDER/WASHER HEAD
	113563-01-02A	EA	SCREW - 8 X 5/8 LONG SHOULDER/WASHER HEAD - BRIGHT WHITE
	118383-01-12A	EA	RETAINER/RECESSED - F/.22" SCREW - RIVERSTONE
	118383-01-14A	EA	RETAINER/RECESSED - F/.22" SCREW - PEWTER
	118383-01-15A	EA	RETAINER/RECESSED - F/.22" SCREW - BRIARWOOD
	118383-02-13A	EA	RETAINER/RECESSED - F/.27" SCREW - OFF WHITE
	118383-04-04A	EA	CAP - F/RECESSED RETAINER - BRIGHT WHITE
	118383-04-10A	EA	CAP - F/RECESSED RETAINER - RIVERSTONE
	118383-04-13A	EA	CAP - F/RECESSED RETAINER - OFF WHITE
	118383-04-14A	EA	CAP - F/RECESSED RETAINER - PEWTER
	118383-04-15A	EA	CAP - F/RECESSED RETAINER - BRIARWOOD
	134126-01-01A	EA	SCREW/NAIL - HEX HEAD - 3/4"
	140040-01-000	EA	SCREW - 1/4-20 X 1 - BUTTON HEAD/SOCKET - W/LOCTITE
	149753-01-01A	EA	RETAINER/RECESSED - F/.22" SCREW - BLACK
	149753-01-02A	EA	RETAINER/RECESSED - F/.22" SCREW - BRIGHT WHITE
	149753-02-01A	EA	CAP - F/RECESSED RETAINER - BLACK
	149753-02-02A	EA	CAP - F/RECESSED RETAINER - BRIGHT WHITE
	154938-01-01A	EA	SCREW - SF/DR - 10-16 X 3/4 PPH - W/SELF SEAL - BRIGHT WHITE
	154938-01-02A	EA	SCREW - SF/DR - 10-16 X 3/4 PPH - W/SELF SEAL - BLACK
	154938-02-01A	EA	SCREW - SF/DR - 8-18 X 1 PFH - W/SELF SEAL - BRIGHT WHITE
	154938-02-02A	EA	SCREW - SF/DR - 8-18 X 1 PFH - W/SELF SEAL - BLACK
	154938-02-03A	EA	SCREW - SF/DR - 8-18 X 1 PFH - W/SELF SEAL - SILVER
	154938-03-01A	EA	SCREW - SF/DR - 8-18 X 5/8 PFH - W/SELF SEAL - BRT WHT
	154938-03-02A	EA	SCREW - SF/DR - 8-18 X 5/8 PFH - W/SELF SEAL - BLACK
	154938-04-01A	EA	SCREW - SF/DR - 10-16 X 1" TPH - W/SELF SEAL - BRT WHT
	154938-04-02A	EA	SCREW - SF/DR - 10-16 X 1" TPH - W/SELF SEAL - BLACK
	154938-05-03A	EA	SCREW - SF/DR - 8-18 X 1.25" PFH - W/SELF SEAL - SILVER

SEALANTS & FASTENERS GROUP (CONTINUED)
CLAMPS, CLIPS, GROMMETS, RIVETS & PLUGS

KEY	PART NUMBER	U/M	DESCRIPTION
	000H14-06-03R	EA	RIVET - MANDREL BLIND - 3/16 ALUMINUM
	000H16-04-06R	EA	RIVET - POP ALUMINUM - 1/8 X .313 - .375
	000H16-06-10R	EA	RIVET - POP ALUMINUM - 3/16 X .501 - .625
	007161-01-000	EA	CLAMP - HOSE - SPRING TYPE - 1/2"
	008386-01-000	EA	GROMMET - SNAP - 3/8" DIAMETER - NYLON
	010495-01-000	EA	CLAMP - CABLE - 9/16"ID - BLACK
	010495-02-000	EA	CLAMP - CABLE - 3/8"ID - BLACK
	010495-04-000	EA	CLAMP - CABLE - 11/16"ID - WHITE
	010497-01-000	EA	CLAMP - CLOSED - 5/8"ID
	010497-02-000	EA	CLAMP - CLOSED - 1.5"ID
	010497-03-000	EA	CLAMP - CLOSED - 1"ID - CUSHIONED
	010497-04-000	EA	CLAMP - CLOSED - 1 5/8"ID
	010497-05-000	EA	CLAMP - CLOSED - 1/2"ID
	010497-07-000	EA	CLAMP - CLOSED - 3/8"ID
	010497-09-000	EA	CLAMP - CLOSED - 5/16"ID
	010497-10-000	EA	CLAMP - CLOSED - 7/8"ID
	010499-01-000	EA	CLAMP - CLOSED - 3/8"ID
	016188-03-000	EA	GROMMET - LP LINE - 3/8"HOLE X 2 1/2"LONG - RUBBER
	016188-04-000	EA	GROMMET - LP LINE - 1/2"HOLE X 2 1/2"LONG - RUBBER
	016188-05-000	EA	GROMMET - LP LINE - 3/8"HOLE X 1 1/4"LONG - RUBBER
	016188-06-000	EA	GROMMET - LP LINE - 3/8"HOLE X 3 1/4"LONG - RUBBER
	016188-07-000	EA	GROMMET - L/P LINE - 1/2"HOLE X 3 1/4"LONG
	016188-08-000	EA	GROMMET - LP LINE - 1/2"HOLE X 1 1/4"LONG - RUBBER
	016188-09-000	EA	GROMMET - LP LINE - .68"HOLE X 1 1/4"LONG - RUBBER
	016188-10-000	EA	GROMMET - LP GAS - .68" X 2.5"
	023942-01-000	EA	GROMMET - RUBBER - 2"OD
	041930-11-000	EA	RIVET - POP ALUMINUM - 1/8 X .188 - .250 - BRIGHT WHITE
	061420-04-000	EA	PLUG/PLASTIC - 1 1/4" DIAMETER
	061420-05-000	EA	PLUG/PLASTIC - 1 1/2" DIAMETER
	061420-09-000	EA	PLUG/PLASTIC - 1.00" DIAMETER
	061420-10-000	EA	PLUG/PLASTIC - 1 1/2" DIAMETER - BLACK
	061420-12-000	EA	PLUG/PLASTIC - 1.50" DIAMETER - RED
	061420-13-000	EA	PLUG/PLASTIC - 3/8" - FLUSH
	061420-14-000	EA	PLUG/PLASTIC - 7/8" DIAMETER - BLACK
	061420-15-000	EA	PLUG/PLASTIC - 2" DIAMETER - BLACK
	061420-16-000	EA	PLUG/PLASTIC - 2 1/8" DIAMETER - BLACK
	061420-18-000	EA	PLUG/PLASTIC - 1 3/4" DIAMETER - BLACK
	062401-01-000	EA	CLAMP - HOSE - WORMGEAR - .25" - 1"
	062401-02-000	EA	CLAMP - HOSE - WORMGEAR - 1.56" - 2.5" ID
	062401-03-000	EA	CLAMP - HOSE - WORMGEAR - .22" - 1" ID
	062401-04-000	EA	CLAMP - HOSE - WORMGEAR - .69" - 1.25" ID
	062401-06-000	EA	CLAMP - HOSE - WORMGEAR - .22" - .62" ID
	062401-09-000	EA	CLAMP - HOSE - WORMGEAR - 2.8" - 3.75" ID
	062401-11-000	EA	CLAMP - HOSE - WORMGEAR - 3.50" - 4.50" ID
	062401-13-000	EA	CLAMP - HOSE - WORMGEAR
	071015-11-000	EA	GROMMET - RUBBER - 1"ID FITS .12 MATERIAL - BLACK
	071015-13-000	EA	GROMMET - RUBBER - .62"ID X 1"OD W/.09" GROOVE - BLACK
	071015-20-000	EA	GROMMET - .38 ID FITS .06 MTL
	071015-22-000	EA	GROMMET - RUBBER - .62"ID X 1.12"OD W/.19" GROOVE - BLACK
	071015-26-000	EA	GROMMET - RUBBER - 1.5"ID X 2.1"OD W/.06" GROOVE - BLACK
	071015-29-000	EA	GROMMET - RUBBER - .3"ID X 1.3"OD W/.12" GROOVE - BLACK
	071015-30-000	EA	GROMMET - RUBBER - .3"ID X .81"OD W/.12" GROOVE - BLACK
	071015-39-000	EA	GROMMET - .75 ID FITS .06 MTL
	071015-41-000	EA	GROMMET - .125 ID FITS .188 MTL
	071015-42-000	EA	GROMMET - .25 ID FITS .06 MTL
	071015-43-000	EA	GROMMET-.25 ID,FITS .07 MATL, MINOR Z-4139
	071015-44-000	EA	GROMMET - .31 ID FITS .25 MTL
	075148-02-000	EA	CLAMP - GROUNDING - BRONZE SCREWS
	077955-01-000	EA	CLIP/J - 3/8" - VINYL COATED
	081211-03-000	EA	PLUG - PLASTIC - .50"DIAMETER - TRUSS HEAD - BLACK
	081211-04-000	EA	PLUG - PLASTIC - .46"DIAMETER - TRUSS HEAD - BLACK
	081211-06-000	EA	PLUG-PLASTIC,.468DIA,BLACK , HEYCO 1669
	083609-01-000	EA	CLAMP - WIRE - DUAL - EQUAL DIAMETERS - 5/8"
	083610-01-000	EA	CLAMP - WIRE - DUAL - UNEQUAL DIAMETERS - 3/4" & 1 1/4"

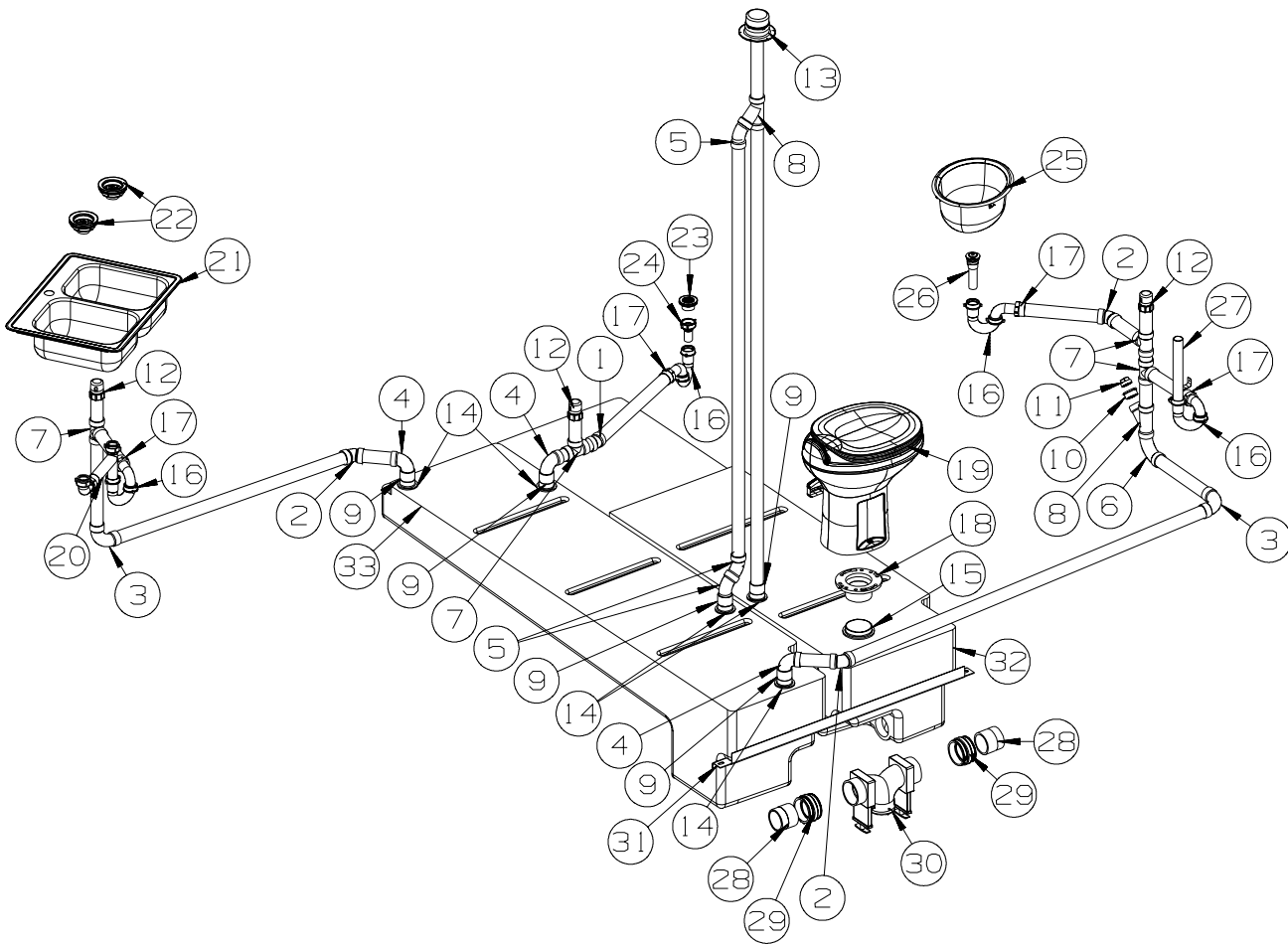
SEALANTS & FASTENERS GROUP (CONTINUED)
CLAMPS, CLIPS, GROMMETS, RIVETS & PLUGS (CONTINUED)

KEY	PART NUMBER	U/M	DESCRIPTION
	083610-02-000	EA	CLAMP - WIRE - DUAL - UNEQUAL DIAMETERS - 3/4" & 2"
	083610-03-000	EA	CLAMP - WIRE - DUAL - EQUAL DIAMETERS - 2"
	083610-02-000	EA	CLAMP - WIRE - DUAL - UNEQUAL DIAMETERS - 3/4" & 2"
	083610-03-000	EA	CLAMP - WIRE - DUAL - EQUAL DIAMETERS - 2"
	088756-01-000	EA	GROMMET - WEB - 1 1/8"ID
	089329-02-000	EA	CLIP - SPRING
	091952-01-000	EA	CLIP - GRIPPER - 1" - BLACK VINYL COATED
	091952-02-000	EA	CLIP - GRIPPER - 3/4" - BLACK VINYL COATED
	091952-03-000	EA	CLIP - GRIPPER - 1/2" - BLACK VINYL COATED
	094362-02-000	EA	CLIP - XMAS TREE - BINDER HEAD - .9" LONG/ANY COLOR
	113133-02-01A	EA	RIVET - POP - ALUMINUM - 3/16 X .252 - .504 - BLACK
	114208-05-000	EA	GROMMET - EDGE LINER - FITS 2"
	118626-01-01A	EA	RIVET/POP - ALUMINUM - 3/16 X 1.2"(GRIP RANGE .1"-.4")
	118626-01-02A	EA	RIVET/POP - ALUMINUM - 3/16 X .08 - .375
	118626-02-01A	EA	RIVET/POP - ALUMINUM - 3/16 X .500 - .750
	118626-03-01A	EA	RIVET/POP - STAINLESS STEEL - 3/16 X .500 - .750
	137014-01-01A	EA	GROMMET - CABLE - ALMOND
	139118-02-01A	EA	GROMMET - SCREW - PLASTIC
	155498-01-01A	EA	CLAMP - CLOSED - 7/8"ID - VINYL DIP/GALVONIZED - BLACK

MISCELLANEOUS FASTENERS

KEY	PART NUMBER	U/M	DESCRIPTION
	008343-01-000	EA	TIE - WIRE - 6"
	008343-02-000	EA	TIE - WIRE - 14"
	008343-03-000	EA	TIE - WIRE - 7 1/2" - BLACK
	029094-04-000	YD	VELCRO TAPE/LOOP - 1"WIDE - W/ADHESIVE BACK - BLACK
	029096-03-000	YD	VELCRO TAPE/HOOK - 1"WIDE - BLACK
	029096-04-000	YD	VELCRO TAPE/HOOK - 1"WIDE - BLACK - W/ADHESIVE BACK (PSA)
	048394-02-000	YD	VELCRO TAPE - HOOK - ADHESIVE BACK - 3/4" WIDE - BEIGE
	085774-01-000	FT	FASTENER - DUAL LOCK - 1" WIDE - ADHESIVE BACK - BLACK
	085774-02-000	FT	FASTENER - DUAL HOOK - 1" WIDE - ADHESIVE BACK - BLACK
	088792-02-000	YD	VELCRO TAPE - LOOP - 3/4" - ADHESIVE BACK - BEIGE
	088792-04-000	YD	VELCRO TAPE - HOOK - 5/8" - NON-ADHESIVE BACK - WHITE
	088792-05-000	YD	VELCRO TAPE - LOOP - 5/8" - NON-ADHESIVE BACK - WHITE
	108046-02-000	EA	CABLE TIE - SCREW MOUNT 15"

WATER & SEWAGE GROUP DRAINAGE SYSTEM

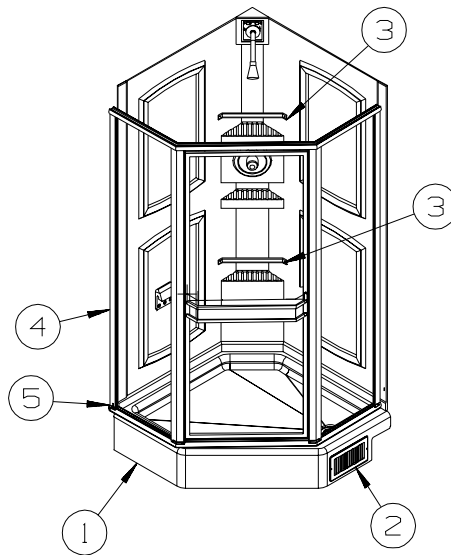


KEY	PART NUMBER	U/M	DESCRIPTION
1	010005-01-000	EA	ELBOW - 22.5 DEGREE - 1 1/2" HUB X HUB - PLASTIC
2	010006-01-000	EA	ELBOW - 45 DEGREE - 1 1/2" HUB X HUB - PLASTIC
3	010008-01-000	EA	ELBOW - 90 DEGREE - 1 1/2" HUB X HUB - PLASTIC
4	010009-01-000	EA	ELBOW - 90 DEGREE - 1/4 BEND - 1 1/2" - PLASTIC
5	010051-01-000	EA	ELBOW - 45 DEGREE - 1 1/2" SPIGOT X HUB - PLASTIC
6	033761-01-000	EA	ELBOW - 90 DEGREE - TURN - 1 1/2" HUB X 1 1/2" SPIGOT
7	010071-01-000	EA	TEE - SANITARY - 1 1/2" HUB X HUB X HUB - PLASTIC
8	010073-01-000	EA	WYE - 45 DEGREE - 1 1/2" HUB X HUB X HUB - PLASTIC
9	010115-01-000	EA	COUPLING - 1 1/2" HUB X HUB - PLASTIC
10	010122-02-000	EA	BUSHING/PLASTIC - REDUCER - 1 1/4" X 1 1/4"THD - RED
11	010166-01-000	EA	PLUG/THREADED - 1 1/4"MPT - PLASTIC - BLACK - UL
12	079968-01-000	EA	VENT - MECHANICAL/TRAP ARM - ANTI-SIPHON-2" X 7.3" PLASTIC
13	083558-03-000	EA	VENT - W/COVER - F/PLUMBING STACK - OFF WHITE
14	061607-01-000	EA	GROMMET - HOLDING TANK - 1 1/2" NPS
15	061607-02-000	EA	GROMMET - HOLDING TANK - 3" NPS
16	107538-02-000	EA	P-TRAP - PLASTIC - 1 1/2" W/EXTENSION ARM
16	011071-01-000	EA	P-TRAP - 1 1/2" - CSA - PLASTIC - CANADIAN
17	152146-01-000	EA	CONNECTOR - 1 1/2"P X 1 1/2"MPT
18	024676-01-000	EA	FLANGE/CLOSET - 4" X 3" - BLACK PLASTIC
19*	160815-01-01A	EA	TOILET-STYLE II,TALL,WHITE - *W/SPRAYER/42105 THE
20	011091-02-000	EA	WASTE - CONTINUOUS - DOUBLE SINK
21	161614-01-01A	EA	SINK - DOUBLE/GALLEY - 25" X 19" X 6 1/4"-STAINLESS STEEL
22	092303-01-000	EA	STRAINER - W/BASKET - GALLEY SINK - 4" OD
23	066440-01-000	EA	STRAINER - SHOWER DRAIN - W/RUBBER WASHER
23	132376-01-01A	EA	GASKET - FOAM - 1 1/2" - TUB STRAINER
24	011069-06-000	EA	TAILPIECE - 1 1/2" X 1 1/4" X 2 1/2" - BRASS
24	130403-01-000	EA	NUT - SLIP - W/WINGS 1 1/2"
25	156661-01-01A	EA	SINK - LAVATORY - OVAL - 15" X 12" X 6.5" - GLACIER WHITE
			FROM: 00-00-00 THRU: 08-21-07
25	164615-02-01A	EA	SINK - LAVATORY - OVAL - 14" X 17" - BRUSHED NICKEL
			FROM: 08-22-07 THRU: 99-99-99

WATER & SEWAGE GROUP (CONTINUED)
DRAINAGE SYSTEM (CONTINUED)

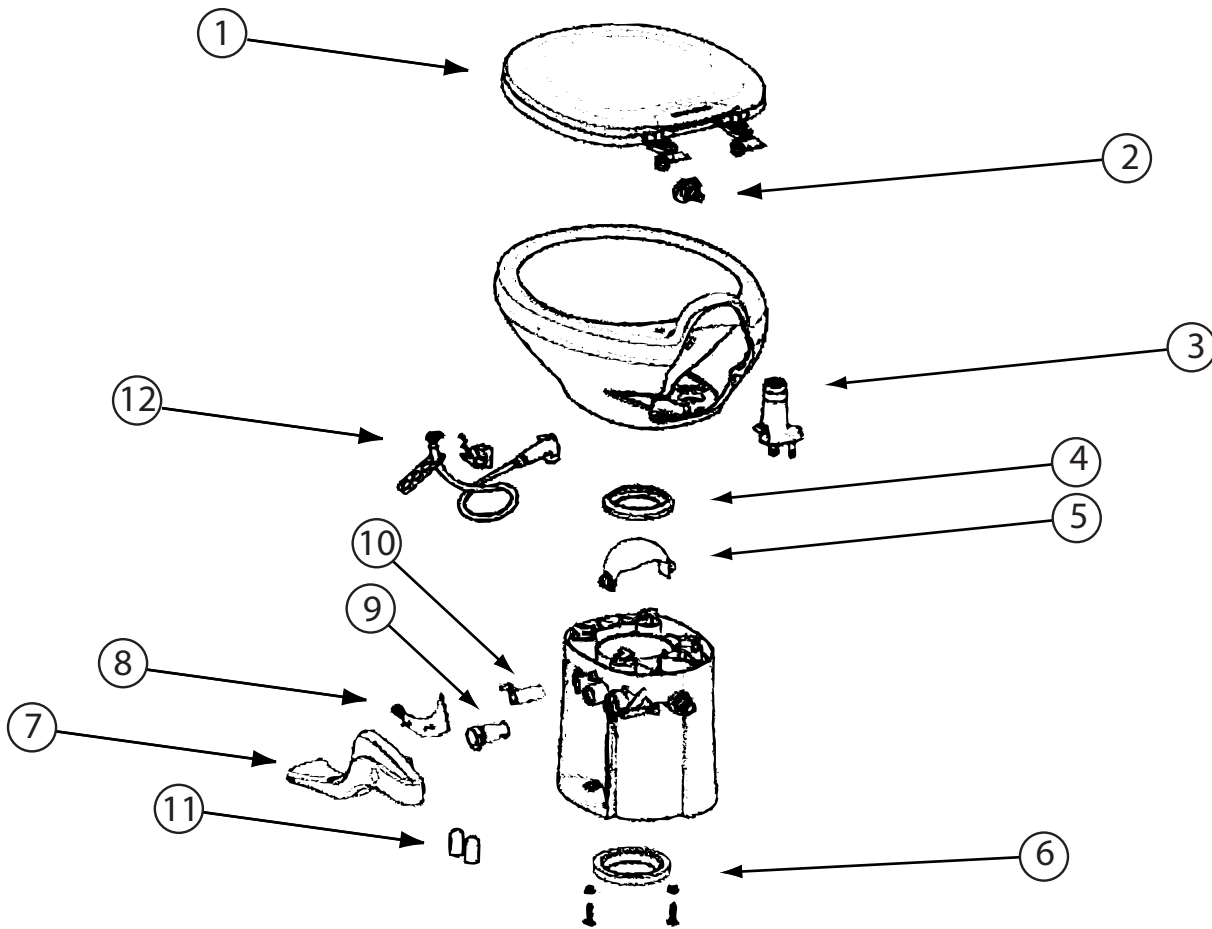
KEY	PART NUMBER	U/M	DESCRIPTION
26	106116-01-02A	EA	STRAINER/PLASTIC - STOPPER/TAILPIECE/GASKET & NUT-LAVATORY FROM: 00-00-00 THRU: 08-21-07
26	106116-01-03A	EA	STRAINER/PLASTIC - STOPPER/TAILPIECE/GASKET & NUT-LAVATORY FROM: 08-22-07 THRU: 99-99-99
27	126588-02-000	EA	ARM - WASTE - 1 1/2" X 20" - FEMALE
27	061420-10-000	EA	PLUG/PLASTIC - 1 1/2" DIAMETER - BLACK
28	010129-03-000	EA	NIPPLE - 3" X 3" TOE - PLASTIC
29	078406-01-000	EA	COUPLER - 3" X 3" W/CLAMPS - RUBBER
30	136143-01-000	EA	VALVE - DUAL - 3" X 3"
	139513-01-000	EA	HOSE - SEWER - 3" X 10' - W/BAYONET TYPE ADAPTER
	062416-01-000	EA	ADAPTER - SEWER HOSE TO 3" PIPE
31	161534-02-02B	EA	BRACKET - HOLDING TANK - E-COATED
32	160952-01-01A	EA	TANK - HOLDING - W/O FITTINGS
	049032-01-000	EA	PATCH - SPINWELD - 1"ID - 1.9"OD - PLASTIC
	125697-02-000	EA	NOZZLE - WELD-A-FLUSH
	135386-01-000	EA	NIPPLE - 1/2"
33	162347-01-01A	EA	TANK - HOLDING - W/O FITTINGS
	049032-01-000	EA	PATCH - SPINWELD - 1"ID - 1.9"OD - PLASTIC
	010232-01-000	EA	FITTING - SPINWELD - PLASTIC 3FPT

*COMPONENT PARTS LISTED LATER IN THIS GROUP



KEY	PART NUMBER	U/M	DESCRIPTION
1	M02630-82-SA0	EA	SHOWER PAN - W/STRAINER
2	089326-02-000	EA	GRILLE - FLOOR - HEATING - 9.3" X 5.3" - SOFT WHITE
3	113714-02-30A	EA	RETAINER - SHELF/SHOWER - 10.6" - IVORY MARBLE
4	147575-04-30A	EA	ENCLOSURE - SHOWER - SIDES/BACK - 1 PIECE - IVORY MARBLE
5	154585-03-01A	FT	SEAL - FOAM TAPE - ADHESIVE BACK - 1/8" X 3/4"

WATER & SEWAGE GROUP (CONTINUED)
COMPONENT PARTS FOR DRAINAGE SYSTEM

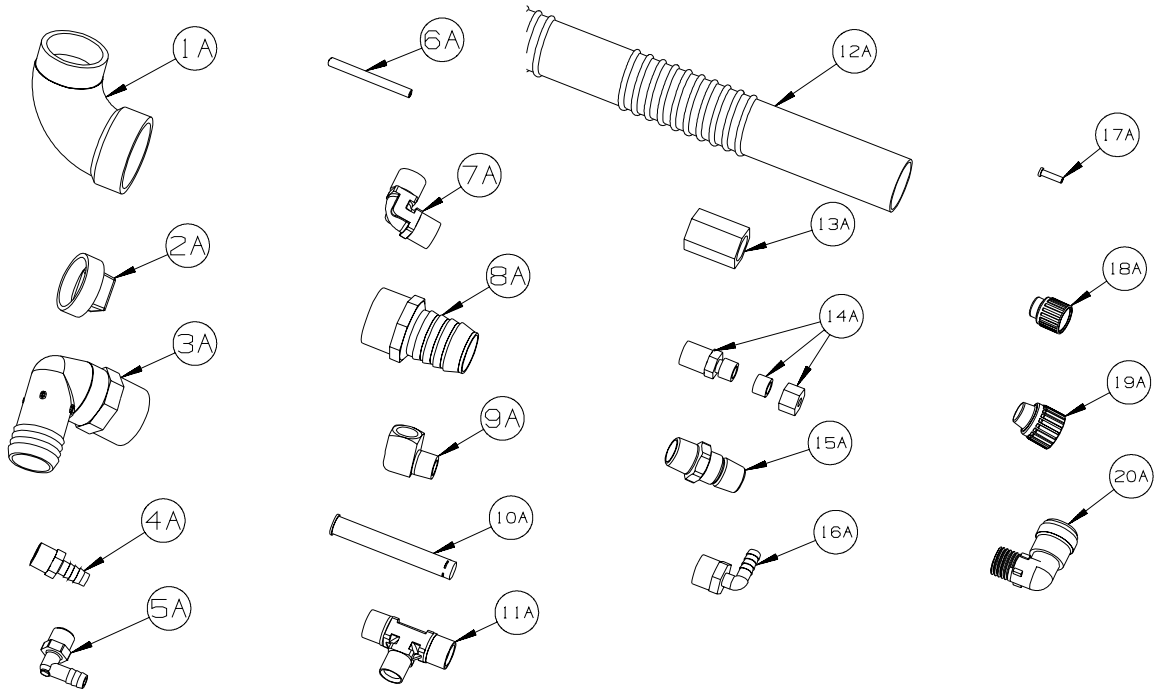


160815-01-01A

KEY	PART NUMBER	U/M	DESCRIPTION	VENDOR NO.
1	160815-01-700	EA	SEAT & COVER ASSEMBLY	42036
2	152829-01-710	EA	FLUSH NOZZLE - WHITE	34124
3	152829-01-708	EA	VACUUM BREAKER	34122
4	152829-01-707	EA	SEAL - F/WASTE BALL	34120
5	152829-01-706	EA	WASTE BALL - WHITE	34117
6	063740-01-706	EA	BOLT PACKAGE-FLOOR FLANGE	12524 THETFORD
7	160815-01-701	EA	PEDAL - TALL - WHITE	42067
8	160815-01-702	EA	INSERT/PEDAL COVER - WHITE	42080
9	160815-01-703	EA	WATER VALVE	42049
10	160815-01-704	EA	WASTE BALL DRIVE ARM	42048
11	147421-01-707	EA	CAP (UNIVERSAL BOLT) - WHITE	31713
12	132389-01-708	EA	HAND SPRAY KIT-CHROME HEAD	19289

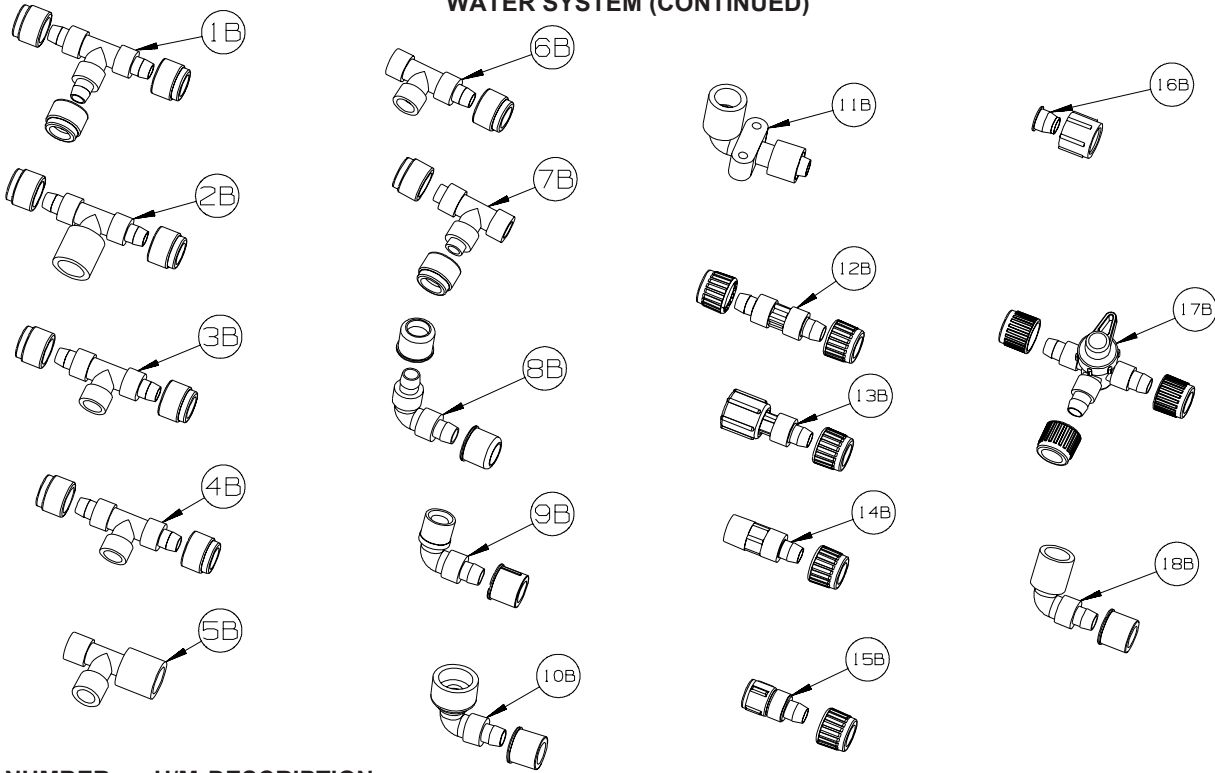
WATER & SEWAGE GROUP (CONTINUED)

WATER SYSTEM



KEY	PART NUMBER	U/M	DESCRIPTION
1A	010009-01-000	EA	ELBOW - 90 DEGREE - 1/4 BEND - 1 1/2" PLASTIC
2A	010166-01-000	EA	PLUG/THREADED - 1 1/4"MPT - PLASTIC - BLACK - UL
3A	010219-01-000	EA	ELBOW - 1 1/4 MPT X 1 1/4 BARB - WATER FILL - PLASTIC
4A	010224-01-000	EA	ADAPTER - HOSE TO PIPE - 3/8 MPT X 3/8 BARB - PLASTIC
5A	035539-01-000	EA	ELBOW - 3/8 MPT X 3/8 BARB - PLASTIC
6A	039800-04-000	FT	TUBING - POLYBUTYL - 1/4"OD
6A	074462-02-000	FT	TUBING - VINYL - 3/8 ID X 20' - CLEAR
6A	112176-01-000	FT	TUBING - VINYL - REINFORCED - 1/2" ID
6A	124188-01-000	FT	TUBING - PEX - 1/2" ID X 20' - BLUE(COLD)
6A	124188-02-000	FT	TUBING - PEX - 1/2" ID X 20' - RED(HOT)
7A	039808-03-000	EA	ELBOW - 1/2" MPT X 1/2" MPT - PLASTIC
8A	044927-01-000	EA	ADAPTER - HOSE TO PIPE-1 1/4 MPTX1 1/4 BARB-BLACK PLASTIC
9A	065318-02-000	EA	ELBOW - 90 DEGREE - 3/8" MPT TO 3/8" FPT
10A	077954-02-000	EA	FILTER - WATER TANK - W/SCREEN IN TANK
11A	039798-01-000	EA	TEE - 1/2"MPT X 1/2"MPT X 1/2"MPT - PLASTIC
12A	079381-01-000	FT	TUBING - RIBBED FLEXIBLE/WATER FILL - 10 FT = 1EA-1.38ID
13A	101814-01-000	EA	COUPLING - FEMALE - 1/2" X 1/2" FPT - GRAY
14A	103798-01-000	EA	CONNECTOR - 1/4 OD X 3/8 MPT
15A	110438-02-000	EA	VALVE - CHECK - 1/2"MPT X 1/2"MPT - BRASS
16A	111223-02-000	EA	ELBOW - 1/2" MPT X 3/8" BARB - PLASTIC
16A	111223-04-000	EA	ELBOW - 1/2" MPT X 1/2" BARB - PLASTIC
16A	111888-01-000	EA	FERRULE - PLASTIC - .250 ID X .375 OD
17A	111888-02-000	EA	INSERT - BRASS - 1/4 COMP
18A	113697-01-000	EA	CAP - 3/8"P
19A	114427-01-000	EA	CAP - 1/2"P
20A	164906-01-000	EA	ELBOW - 90 DEGREE - 1/2" QUICK CONNECT X 1/2"MPT

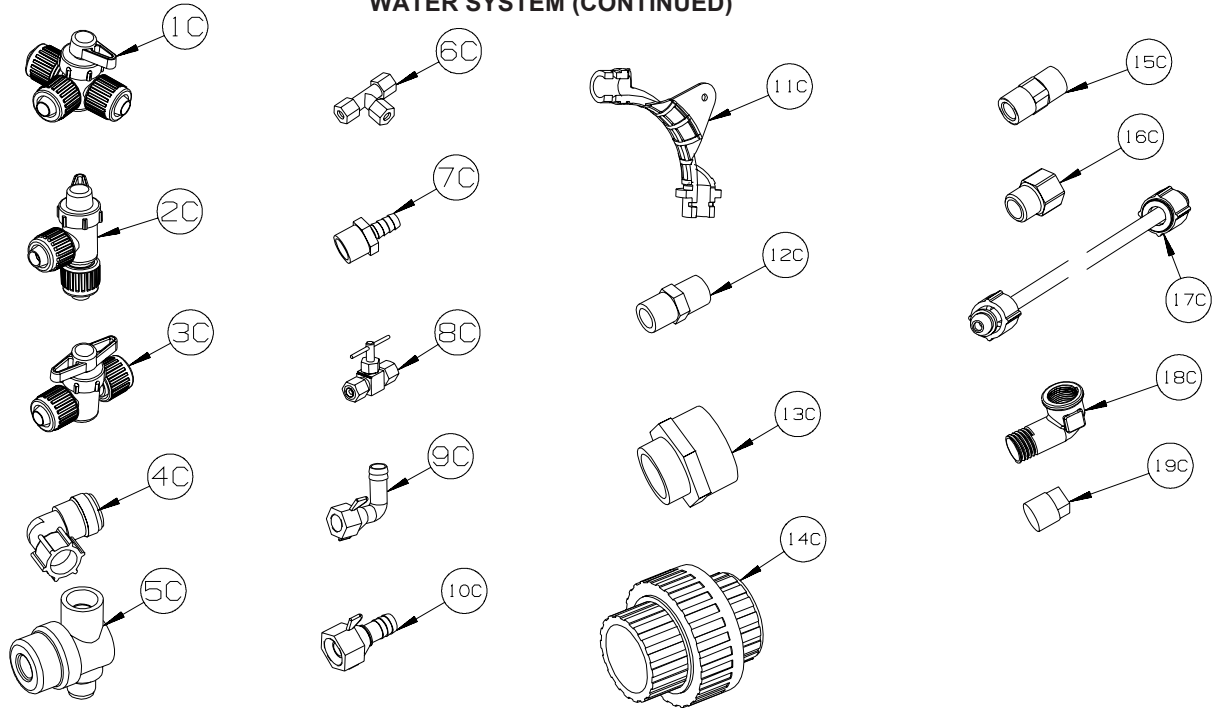
WATER & SEWAGE GROUP (CONTINUED)
WATER SYSTEM (CONTINUED)



KEY	PART NUMBER	U/M	DESCRIPTION
1B	114428-01-000	EA	TEE - 1/2"P X 1/2"P X 1/2"P
2B	114428-02-000	EA	TEE - SWIVEL - 1/2"P X 1/2"P X 1/2"FPT
3B	114428-03-000	EA	TEE - 1/2"P X 1/2"P X 1/2"MPT
4B	114428-04-000	EA	TEE - 1/2"P X 1/2"P X 1/8"FPT
5B	114428-05-000	EA	TEE - 1/2" SWIVEL X 1/2" MPT X 1/2" MPT
6B	114428-06-000	EA	TEE - 1/2" P X 1/2" MPT X 1/2" MPT
7B	114428-07-000	EA	TEE - 1/2" P X 1/2" MPT X 1/2" P
8B	114429-01-000	EA	ELBOW - 1/2"P X 1/2"P
9B	114429-02-000	EA	ELBOW - 1/2"P X 1/2"MPT
9B	114429-04-000	EA	ELBOW - 1/2"P X 3/8"MPT
9B	114429-10-000	EA	ELBOW - SWIVEL - 1/2"MPT X 1/2"FPT
10B	114429-08-000	EA	ELBOW - SWIVEL - 1/2"P X 1/2"FPT
11B	114429-09-000	EA	ELBOW - 1/2"P X 1/2"FPT DROP EAR
12B	114430-01-000	EA	ADAPTER - 1/2"P X 1/2"P
13B	114430-02-000	EA	ADAPTER - SWIVEL - 1/2"P X 1/2"FPT
13B	114430-04-000	EA	ADAPTER - SWIVEL - 1/2"P X 3/8"MPT
14B	114430-03-000	EA	ADAPTER - 1/2"P X 1/2"MPT
15B	114430-06-000	EA	ADAPTER - 1/2"P X 3/8"FPT
15B	114430-09-000	EA	ADAPTER - 1/2"P X 1/2"FPT
16B	114430-10-000	EA	ADAPTER - NUT - PIPE CONNECTION - 1/2"
17B	114431-01-000	EA	VALVE - 180 DEGREE/CENTER DRAIN - 1/2"P - THREE WAY
18B	114429-11-000	EA	ELBOW - 1/2"P X 1/2"FPT

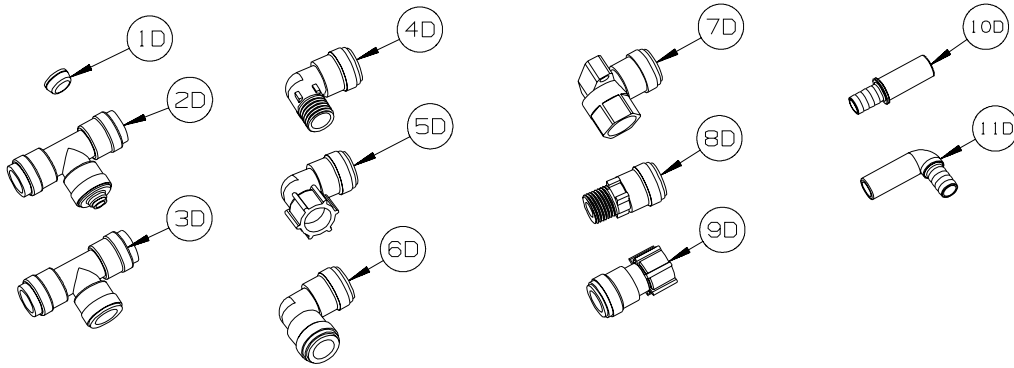
WATER & SEWAGE GROUP (CONTINUED)

WATER SYSTEM (CONTINUED)



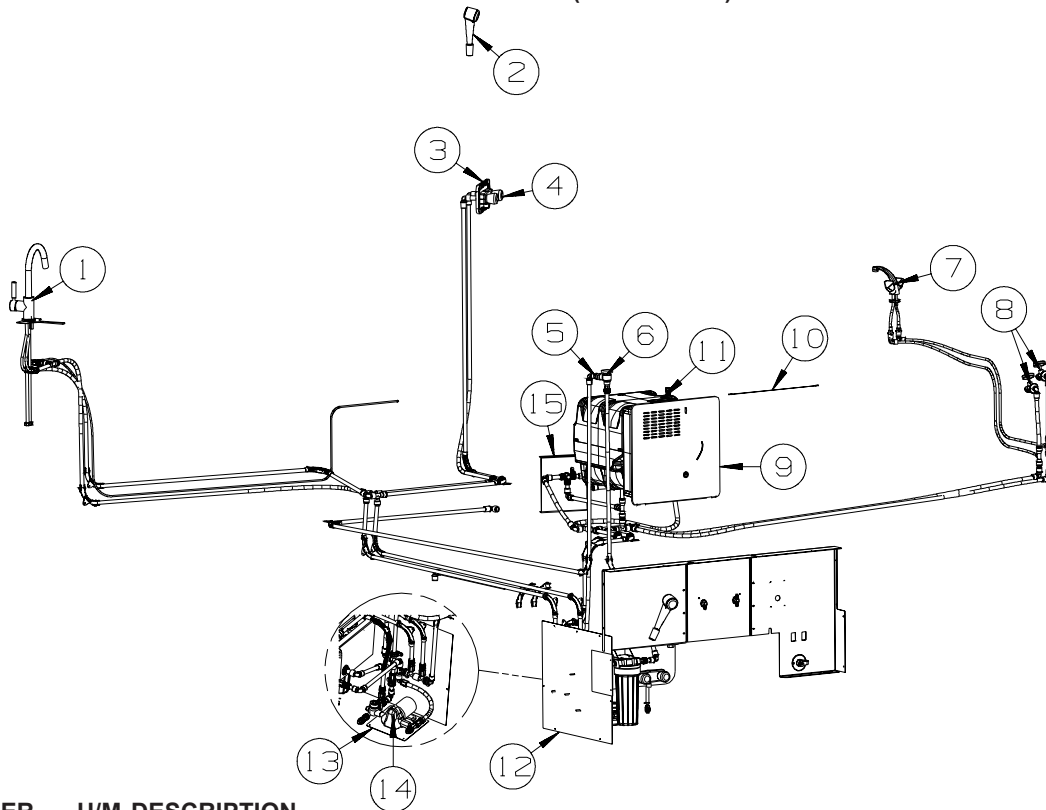
KEY	PART NUMBER	U/M	DESCRIPTION
1C	114431-02-000	EA	VALVE - WATER BYPASS - 1/2"P - THREE WAY (WATER HEATER)
2C	114431-03-000	EA	VALVE - 90 DEGREE DRAIN - 1/2"P
3C	114431-04-000	EA	VALVE - "INLINE SHUT-OFF" - 1/2"P
4C	164906-02-000	EA	ELBOW - 90 DEGREE - 1/2" QUICK CONNECT X 1/2"MPT - SWIVEL
5C	152925-01-01A	EA	FILTER - IN LINE - TWIST ON - 1/2" - BLACK
6C	118423-01-000	EA	FITTING - BRASS-TEE - 1/4C X 1/4C X 1/4C
7C	118809-01-000	EA	ADAPTER - 1/2" MPT X 3/8" BARB - PLASTIC
7C	118809-02-000	EA	ADAPTER - 1/2" MPT X 1/2" BARB - PLASTIC
8C	120868-01-000	EA	VALVE - NEEDLE - 1/4" COMPRESSION X 1/4" COMPRESSION
9C	123150-01-000	EA	ELBOW - 1/2 FPT X 1/2 BARB - SWIVEL
10C	123152-01-000	EA	ADAPTER - 1/2 FPT X 1/2 BARB - SWIVEL
11C	124184-01-000	EA	SUPPORT - WATER LINE - BEND
12C	132148-01-000	EA	CONNECTOR - 1/2" X 1/2"MPT - BRASS
13C	133835-01-000	EA	ADAPTER - REDUCING - 1 1/2" X 1 1/4"
14C	133889-01-000	EA	UNION - 1 1/2 DOUBLE SLIP - PVC
15C	135386-01-000	EA	NIPPLE - 1/2"
16C	136333-01-000	EA	ADAPTER - BRASS - 1/2"MPT X 1/2"FPT
17C	140821-01-000	EA	TUBE - WATER SUPPLY - 3/8" X 24"
17C	140821-02-000	EA	TUBE - WATER SUPPLY - 3/8" X 30"
17C	140821-03-000	EA	TUBE - WATER SUPPLY - 3/8" X 36"
17C	140821-04-000	EA	TUBE - WATER SUPPLY - 3/8" X 48"
17C	140821-05-000	EA	TUBE - WATER SUPPLY - 3/8" X 54"
17C	140821-06-000	EA	TUBE - WATER SUPPLY - 3/8" X 60"
17C	140821-07-000	EA	TUBE - WATER SUPPLY - 3/8" X 72"
17C	140821-08-000	EA	TUBE - WATER SUPPLY - 1/2" X 24"
17C	140821-09-000	EA	TUBE - WATER SUPPLY - 1/2" X 36"
17C	140821-10-000	EA	TUBE - WATER SUPPLY - 1/2" X 48"
18C	142812-01-000	EA	ELBOW - BRASS - 1/2"MPT X 1/2"FPT
19C	145609-01-000	EA	PLUG - BRASS - 1/2" MPT/HEX HEAD

WATER & SEWAGE GROUP (CONTINUED)
WATER SYSTEM (CONTINUED)



KEY	PART NUMBER	U/M	DESCRIPTION
1D	116473-01-000	EA	FERRIL - RUBBER SEALING - WATER LINE
2D	160949-01-000	EA	CONNECTOR - 1/2" X 1/2" X 1/4" REDUCER
3D	160949-02-000	EA	CONNECTOR - 1/2"CTS X 1/2"CTS X 1/2"CTS
4D	164906-01-000	EA	ELBOW - 90 DEGREE - 1/2" QUICK CONNECT X 1/2"MPT
5D	164906-02-000	EA	ELBOW - 90 DEGREE - 1/2" QUICK CONNECT X 1/2"FPT - SWIVEL
6D	164906-03-000	EA	ELBOW - 90 DEGREE - 1/2" X 1/2" QUICK CONNECTS
7D	164906-04-000	EA	ELBOW - 90 DEGREE - 1/2"CTS X 1/2"FPT
8D	164907-01-000	EA	ADAPTER - STRAIGHT - 1/2" QUICK CONNECT X 1/2"MPT
9D	164907-02-000	EA	ADAPTER - STRAIGHT - 1/2" QUICK CONNECT X 1/2"FPT/SWIVEL
10D	166212-01-000	EA	UNION - HOSE/BARB - CTS X 1/2"B - SEA TECH #3511-1008
11D	166212-02-000	EA	ELBOW - HOSE/BARB - CTS X 1/2"B - SEA TECH #3512-1008

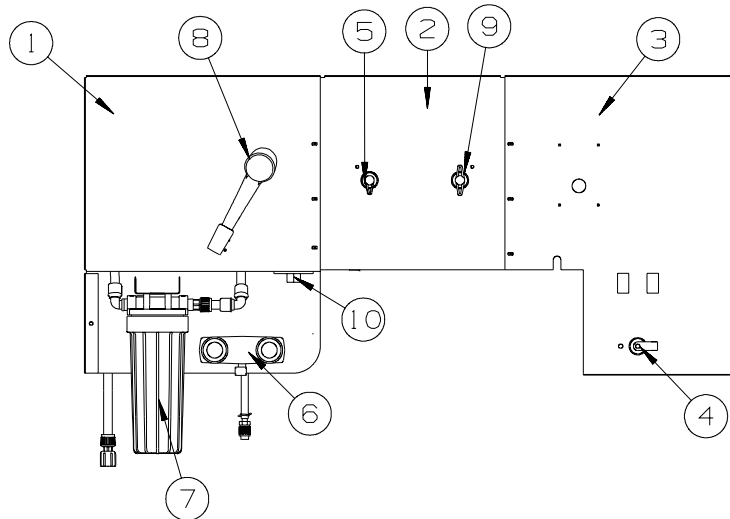
WATER & SEWAGE GROUP (CONTINUED)
WATER SYSTEM (CONTINUED)



KEY	PART NUMBER	U/M	DESCRIPTION
1	161758-01-01A	EA	FAUCET - GALLEY - TALL SPOUT - CHROME
2	131383-01-02A	EA	SHOWER HEAD - W/60" HOSE & BRACKET - WHITE
			FROM: 00-00-00 THRU: 08-21-07
2*	129390-03-02A	EA	SHOWER HEAD - W/HOSE & BRACKET - CHROME
			FROM: 08-22-07 THRU: 99-99-99
3	075606-04-000	EA	PANEL - PLASTIC - FAUCET BACK - IVORY MARBLE
4	163269-01-02A	EA	FAUCET/SHOWER - .5"MPT W/1.9" INLET PIPES- EXTERIOR/CHROME
5	125697-03-000	EA	CHECK VALVE - F/FLUSHING SYSTEM
6	125697-04-000	EA	BREAKER/VACUUM - F/FLUSHING SYSTEM
7*	151680-01-01A	EA	FAUCET - LAVATORY/DUAL CONTROL - CHROME/BRASS
8	098419-01-000	EA	FAUCET - 90 DEGREE
9	125420-05-03A	EA	DOOR - WATER HEATER - 18" X 17.7" - BLACK
10	076767-03-000	EA	CABLE - STAINLESS STEEL - 18.5"
11*	145541-01-000	EA	WATER HEATER/MOTOR AID-GAS/ELECT IGN - GCH10A-4E - 10 GAL
12	163371-01-02B	EA	PLATE - WATER SYSTEM - E-COATED
13	149477-02-02B	EA	PANEL - WATER PUMP - E-COATED
14	160702-01-000	EA	PUMP - WATER - 2.8 GPM - W/1/2" MPT - #2088-422-174
15	151245-02-02B	EA	BRACKET - VALVE/BYPASS - HEATER - E-COATED

***COMPONENT PARTS LISTED LATER IN THIS GROUP**

WATER & SEWAGE GROUP (CONTINUED)
WATER SYSTEM (CONTINUED)



KEY	PART NUMBER	U/M	DESCRIPTION
1	161728-01-12B	EA	PANEL - SERVICE CENTER - BRIGHT WHITE
2	162481-01-12B	EA	PANEL - SERVICE CENTER - BRIGHT WHITE
3	161713-02-12B	EA	PANEL - SERVICE CENTER - BRIGHT WHITE
4	125697-05-000	EA	INLET/WATER - F/FLUSHING SYSTEM
5	114431-02-000	EA	VALVE - WATER BYPASS - 1/2"P - THREE WAY (WATER HEATER)
6	163269-01-01A	EA	FAUCET/SHOWER -.5"MPT W/1.9" INLET PIPES- EXTERIOR/BRT WHT
7*	155482-01-01A	EA	PREFILTER/WATER SYSTEM - HOUSING/FILTER CARTRIDGE/WRENCH
8	131383-01-02A	EA	SHOWER HEAD - W/60" HOSE & BRACKET - WHITE
9	114431-04-000	EA	VALVE - "INLINE SHUT-OFF" - 1/2"P
10	010230-06-000	EA	FILL - CITY WATER - W/CHECK VALVE - MPT - BRUSHED ALUM

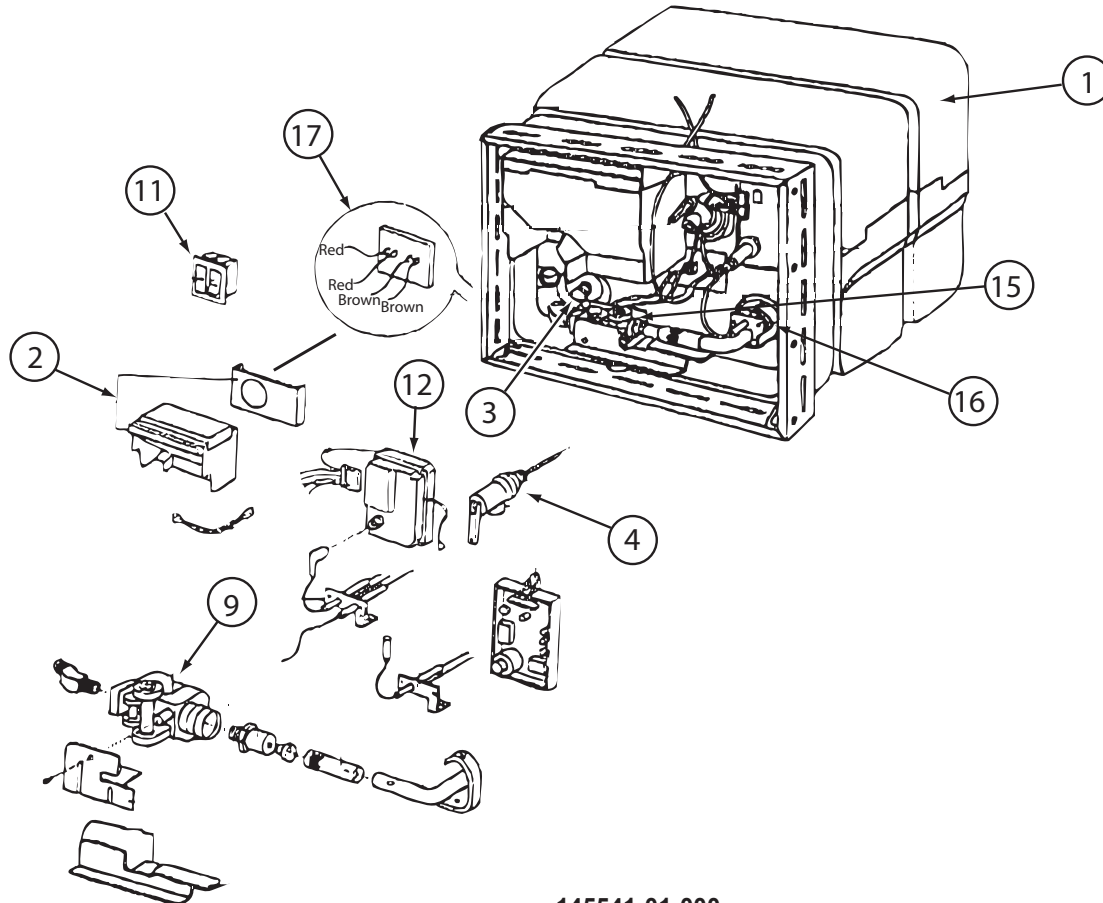
***COMPONENT PARTS LISTED LATER IN THIS GROUP**

WATER & SEWAGE GROUP (CONTINUED)

COMPONENT PARTS FOR WATER SYSTEM

129390-03-02A

KEY	PART NUMBER	U/M	DESCRIPTION	VENDOR NO.
	129390- 03- 702	EA	CONNECTOR-SWIVEL - CHROME	A-4002-CPK
	129390- 03- 703	EA	VACUUM BREAKER - CHROME	A-4900C
	129390- 03- 705	EA	BRACKET-HANGER/SHOWER HEAD	AS5001PK - CHROME



145541-01-000

KEY	PART NUMBER	U/M	DESCRIPTION	VENDOR NO.
1	145541-01-700	EA	TANK - W/INSULATION - 10 GAL	91028
2	051391-04-707	EA	KIT-EXHAUST, (FLUE & GASKET)	90960
3	051391-01-715	EA	PLUG-DRAIN, 1 EA = 2 PER PKG	91857
4	051391-01-704	EA	VALVE-RELIEF, 1/2" FITTING	91604
9	051393-01-726	EA	VALVE/SOLENOID - W/O BRACKET	93870
11	145541-01-701	EA	SWITCH - ON/OFF - WHITE	91859
12	145541-01-702	EA	CIRCUIT BOARD	91226
15	145541-01-703	EA	SWITCH - THERMAL CUT OFF	93866
16	051393-01-725	EA	ELECTRODE-SGL SPADE CONNECT.	93868
17	051393-01-721	EA	THERMOSTAT W/ECO, 140 FRT MT	91447
	051391-05-706	EA	ELEMENT-HEATING 1500 WATT	92249 W/GASKET
	051393-01-701	EA	SWITCH - REMOTE - W/LIGHT	91959
	145541-01-704	EA	RELAY	90061
	145541-01-705	EA	JUNCTION BOX(PLASTIC) 10 GAL	91224

CONTACT WINNEBAGO PARTS SALES FOR UNLISTED COMPONENT(S)

151680-01-01A

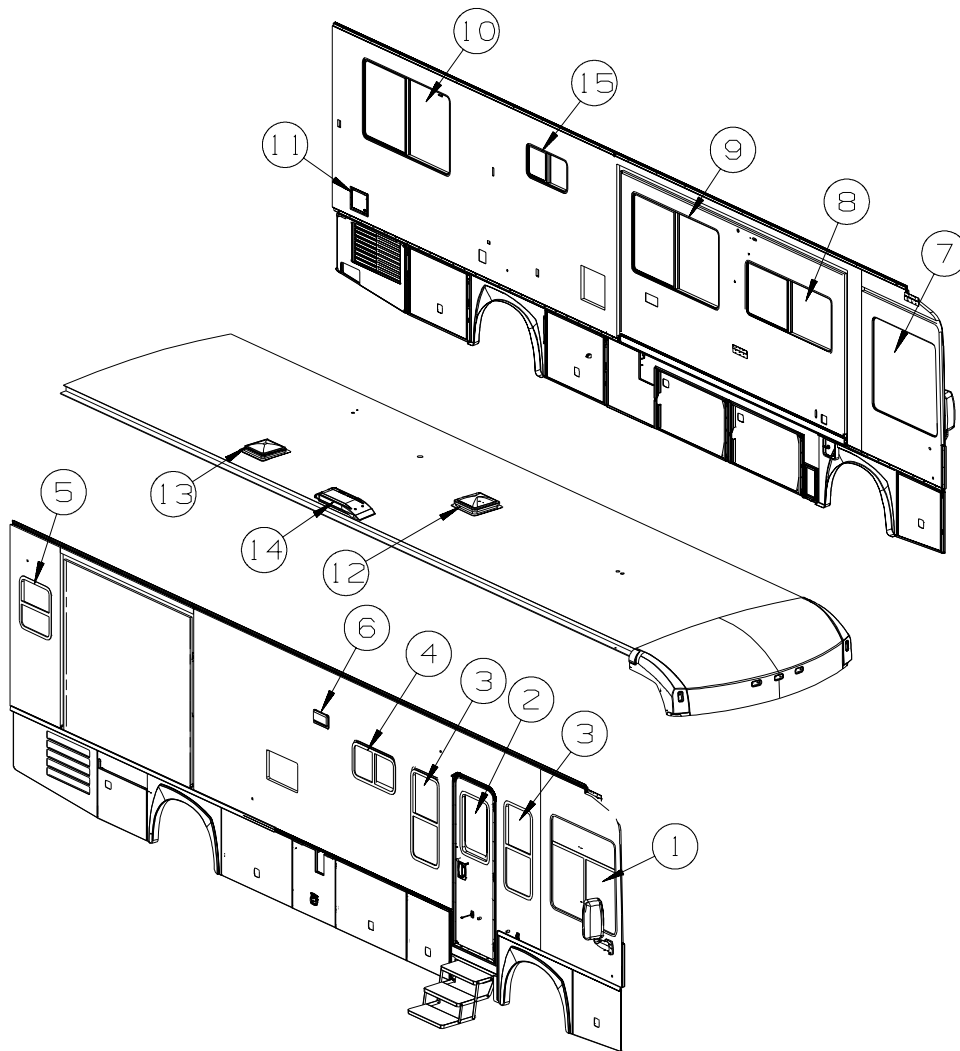
KEY	PART NUMBER	U/M	DESCRIPTION	VENDOR NO.
	151678-01-700	EA	ADAPTOR W/WASHER (2 PER PKG)	10015
	151678-01-701	EA	CARTRIDGE	10417
	151680-01-700	EA	KNOB	10185
	151680-01-701	EA	INDICATOR CAP - RED	10178
	151680-01-702	EA	INDICATOR CAP - BLUE	10177

155482-01-01A

KEY	PART NUMBER	U/M	DESCRIPTION	VENDOR NO.
	155482-01-700	EA	O-RING - F/WATER FILTER	94-178-09

WINDOW & VENTS GROUP

WINDOW & VENT LAYOUT



KEY	PART NUMBER	U/M	DESCRIPTION
1*	151069-06-01A	EA	WINDOW - CAB/RIGHT HAND/FLUSH/THERMO - 43.6" X 44.9"/43.6"
2*	150651-07-01A	EA	WINDOW - STATIONARY/FLUSH/THERMO - 26.3" X 19.1" - BLACK
3*	150649-27-01A	EA	WINDOW - VERT SLIDER/FLUSH/THERMO - 41.1" X 18.7"
4*	150648-04-01A	EA	WINDOW-HORIZ SLIDER/FLUSH/THERMO/RH - 16" X 28.7"
5*	150649-08-01A	EA	WINDOW - VERT SLIDER/FLUSH/THERMO - 23.8" X 20.8"
5*	150649-31-01A	EA	WINDOW - VERT SLIDER/FLUSH/THERMO - 23.8" X 20.8"
			FROM: 00-00-00 THRU: 05-27-07
			FROM: 05-28-07 THRU: 99-99-99
6	147821-01-01A	EA	VENT - EXHAUST/RANGE HOOD - BRIGHT WHITE
6	147821-01-02A	EA	VENT - EXHAUST/RANGE HOOD - BLACK
6	147821-02-01A	EA	SHROUD - EXHAUST VENT/RANGE HOOD - BRIGHT WHITE
7*	151069-07-01A	EA	WINDOW - CAB/LEFT HAND/FLUSH/THERMO - 43.6" X 44.9"/43.6"
8*	150648-02-01A	EA	WINDOW-HORIZ SLIDER/FLUSH/THERMO/LH - 26.3" X 59.9"
9*	150648-27-01A	EA	WINDOW-HORIZ SLIDER/FLUSH/THERMO/LH - 37.9" X 60.4" - BLACK
10*	150648-34-01A	EA	WINDOW-HORIZ SLIDER/ESCAPE/FLUSH/THERMO/LH - 37.9" X 60.4"
11	162444-02-W66	EA	COVER/FRAME - INTAKE/AIR
			FROM: 00-00-00 THRU: 04-01-07
	162444-01-W66	EA	COVER/FRAME - INTAKE/AIR
			FROM: 00-00-00 THRU: 04-01-07
11	164037-01-W66	EA	FRAME - COVER/AIR INTAKE
			FROM: 04-02-07 THRU: 07-08-07
11	165431-02-W66	EA	COVER/FRAME - W/MESH - INTAKE/AIR
			FROM: 06-11-07 THRU: 07-08-07
11	164037-02-W66	EA	FRAME - COVER/AIR INTAKE
			FROM: 07-09-07 THRU: 99-99-99
11	165453-01-02B	EA	TRIM RING - AIR INTAKE - E-COATED
			FROM: 07-09-07 THRU: 99-99-99

WINDOW & VENTS GROUP (CONTINUED)
WINDOW & VENT LAYOUT (CONTINUED)

KEY	PART NUMBER	U/M	DESCRIPTION
12	123780-26-01A	EA	FANTASTIC VENT-4"ROOF- W/FAN/DBL DOME-W/O THERM/PWR LIFT FROM: 00-00-00 THRU: 08-21-07
12	123780-27-01A	EA	FANTASTIC VENT-4"ROOF-W/FAN/PWR LIFT/SNGL DOME-W/O THERM FROM: 08-22-07 THRU: 99-99-99
13*	122882-02-01A	EA	VENT - ROOF - W/FAN - W/O INSIDE GARNISH - UL FROM: 00-00-00 THRU: 08-21-07
13*	122882-04-01A	EA	VENT - ROOF - W/FAN/POWER LIFT - W/O INSIDE GARNISH - UL FROM: 08-22-07 THRU: 99-99-99
13*	122882-03-01A	EA	VENT - ROOF - W/FAN - W/O INSIDE GARNISH - CSA - CANADIAN FROM: 00-00-00 THRU: 08-21-07
13	122882-05-01A	EA	VENT - ROOF - W/FAN/POWER LIFT - W/O INSIDE GARNISH - CSA - CANADIAN FROM: 08-22-07 THRU: 99-99-99
	009440-01-000	EA	GEAR/ARM - LIFT - ROOF VENT COVER FROM: 00-00-00 THRU: 08-21-07
	048648-01-000	EA	MOTOR/ROOF VENT - W/RESISTER - 1/8"SHAFT - 12VOLT
	048649-01-000	EA	FAN BLADE - ROOF VENT - 6 BLADED - 6"RADIUS
13	122882-07-01A	EA	GARNISH - ROOF VENT - 2.5" TO 4.1"
14	149508-01-02A	EA	CAP - ROOF/REFRIGERATOR VENT - WHITE
14	149508-01-01A	EA	CAP - ROOF/REFRIGERATOR VENT - GRAY FROM: 00-00-00 THRU: 01-15-08
14	149508-01-03A	EA	CAP - ROOF/REFRIGERATOR VENT - GRAY FROM: 01-16-08 THRU: 99-99-99
14	149508-02-02A	EA	BASE - ROOF/REFRIGERATOR VENT - BRIGHT WHITE
14	149508-02-01A	EA	BASE - ROOF/REFRIGERATOR VENT - BLACK
15*	150648-05-01A	EA	WINDOW-HORIZ SLIDER/FLUSH/THERMO/LH - 16" X 28.7" - BLACK

***COMPONENT PARTS LISTED LATER IN THIS GROUP**

WINDOW & VENTS GROUP (CONTINUED)
COMPONENT PARTS FOR WINDOW & VENT LAYOUT

122882-02-01A, 122882-03-01A

KEY	PART NUMBER	U/M	DESCRIPTION	VENDOR NO.
	064470-01-700	EA	COVER - VENT	J7291
	064470-01-701	EA	SLIDE BAR - VENT LID	JRP1291B
	110051-03-700	EA	SWITCH-BLACK/PUSH BUTTON	27-0164
	122882-01-700	EA	HANDLE - CRANK - BLACK	90128
	122882-01-701	EA	SCREEN	JRP-1124-B
	122882-01-702	EA	HANDLE - CRANK - WHITE	JRP1031B

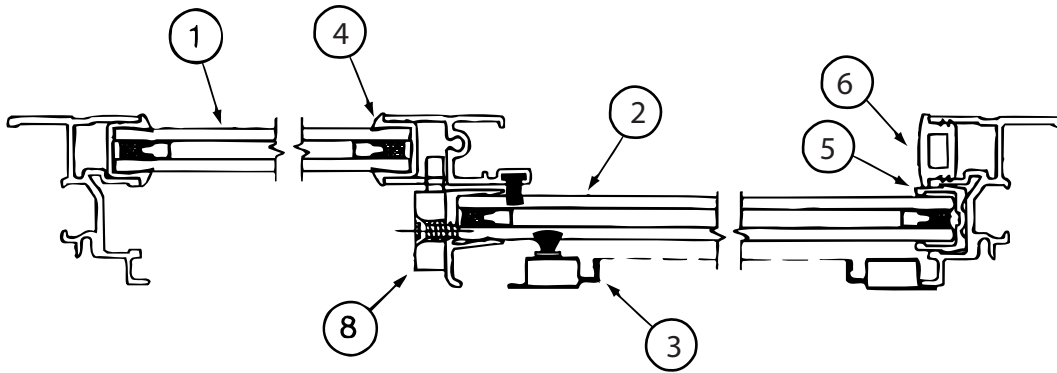
122882-04-01A

KEY	PART NUMBER	U/M	DESCRIPTION	VENDOR NO.
	064470-01-700	EA	COVER - VENT - W/O SLIDE BAR	J7291
	064470-01-701	EA	SLIDE BAR - VENT LID	JRP1291B
	064469-03-708	EA	GEAR-DRIVE	RP-1024
	110051-07-701	EA	MOTOR-LIFT, W/BRKT-GEAR 3/16	JRP1099B
	122882-04-700	EA	SCREEN	J29-670-01A

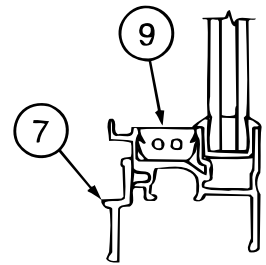
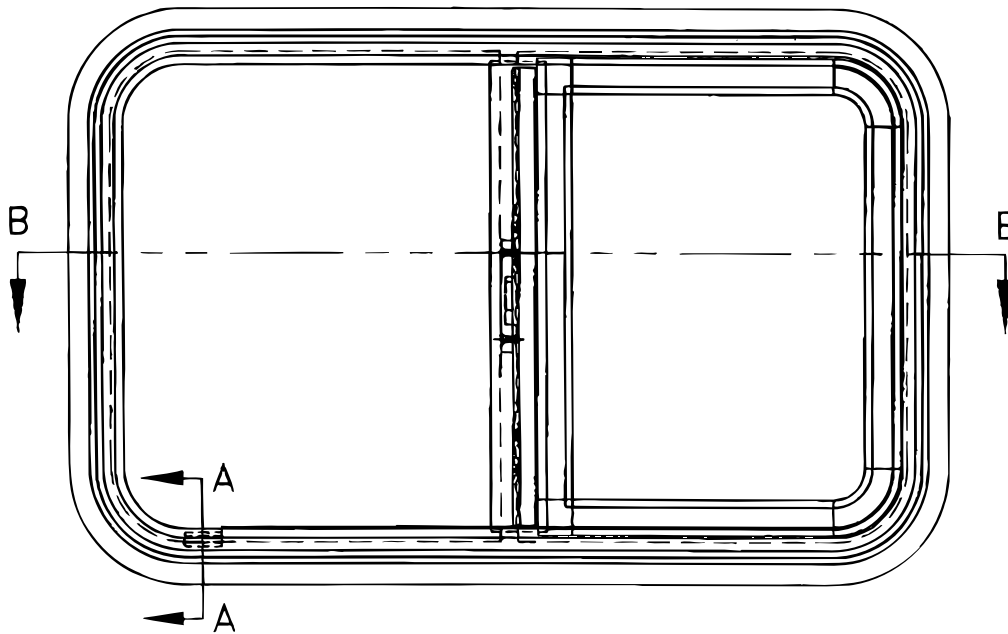
122882-05-01A

KEY	PART NUMBER	U/M	DESCRIPTION	VENDOR NO.
	064470-01-700	EA	COVER - VENT - W/O SLIDE BAR	J7291
	064470-01-701	EA	SLIDE BAR - VENT LID	JRP1291B
	064469-03-708	EA	GEAR-DRIVE	RP-1024
	064469-03-709	EA	GEAR-PINION F/LIFT MOTOR	RP-1025
	110051-07-701	EA	MOTOR-LIFT, W/BRKT-GEAR 3/16	JRP1099B
	122882-04-700	EA	SCREEN	J29-670-01A

WINDOW & VENTS GROUP (CONTINUED)
COMPONENT PARTS FOR WINDOW & VENT LAYOUT (CONTINUED)



CROSS SECTION B-B

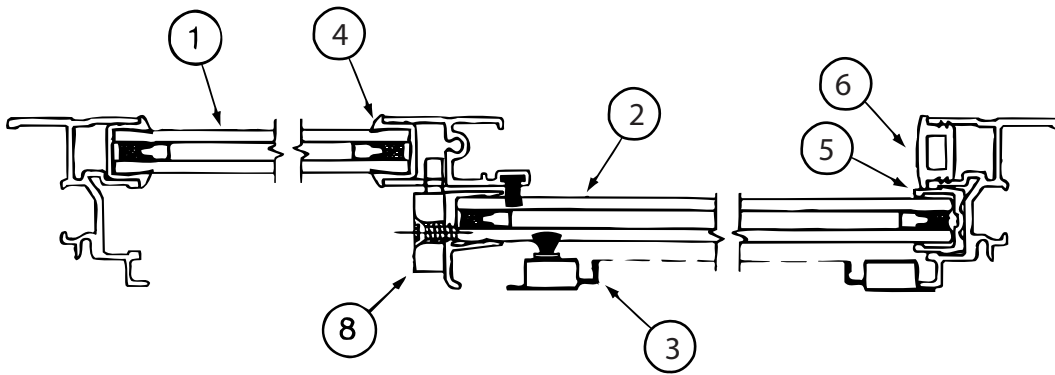


CROSS SECTION A-A

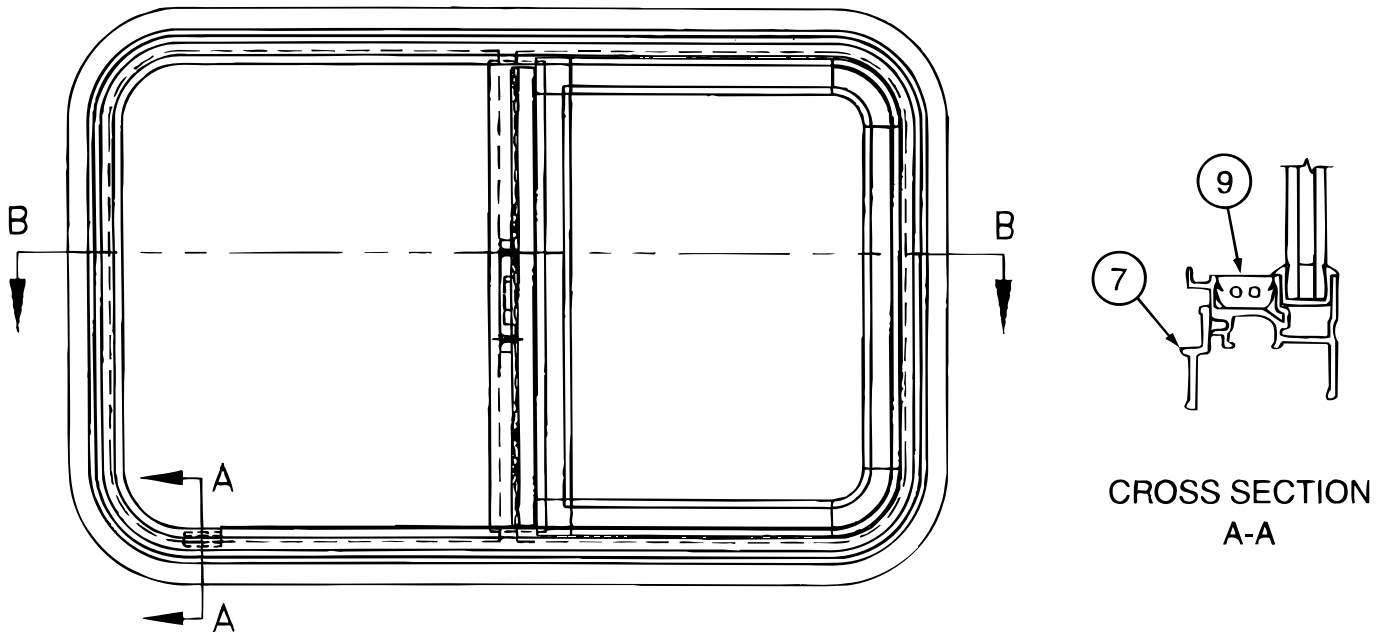
150648-02-01A, 150648-03-01A/3A

KEY	PART NUMBER	U/M	DESCRIPTION	VENDOR NO
1	112795-68-700	EA	GLASS - STATIONARY	390-028353
2	150648-02-700	EA	GLASS-SLIDING W/SASH & LATCH	FH3009G8
3	150648-19-700	EA	SCREEN ASM	410-035332
4	112795-01-705	FT	VINYL - GLAZING	132-027331
5	151069-01-700	EA	CHANNEL-RUN, SLIDING	122-030627
6	150648-01-703	EA	PLUG - FILLER	132-030308
7	098647-22-701	EA	RETAINER - TRIM	H287-67
8	150648-01-700	EA	LATCH-HORIZONTAL SLIDE-BLK	FH3000-CK
8	150648-01-701	EA	LATCH-HORIZONTAL SLIDE-RED	FH3003-CK
9	150648-01-704	EA	SLIDE STOP	132-030866
	150649-05-702	FT	FIN SEAL-F/LOCKING RAIL-BLK	171-062348

WINDOW & VENTS GROUP (CONTINUED)
COMPONENT PARTS FOR WINDOW & VENT LAYOUT (CONTINUED)



CROSS SECTION B-B

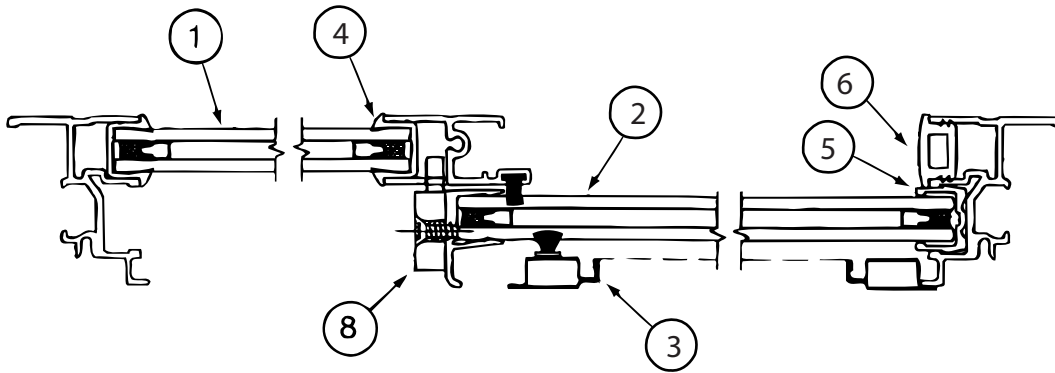


CROSS SECTION
A-A

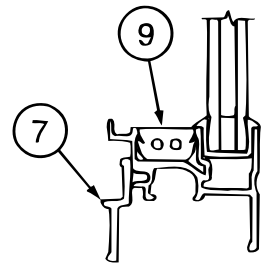
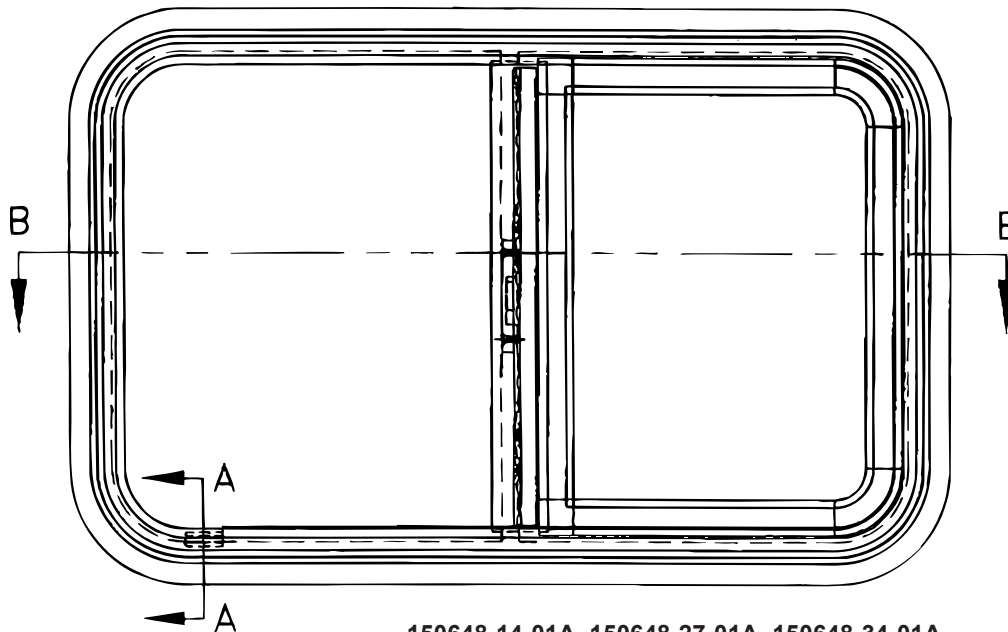
150648-04-01A, 150648-05-01A

KEY	PART NUMBER	U/M	DESCRIPTION	VENDOR NO
1	112795-72-700	EA	GLASS - STATIONARY	390-028307
2	150648-04-700	EA	GLASS-SLIDING W/SASH & LATCH	FH3002G8
3	150648-05-700	EA	SCREEN ASM	410-031158
4	112795-01-705	FT	VINYL - GLAZING	132-027331
5	151069-01-700	EA	CHANNEL-RUN, SLIDING	122-030627
6	150648-01-703	EA	PLUG - FILLER	132-030308
7	150648-05-701	EA	RETAINER - TRIM	CH29-67
8	150648-01-700	EA	LATCH-HORIZONTAL SLIDE-BLK	FH3000-CK
8	150648-01-701	EA	LATCH-HORIZONTAL SLIDE-RED	FH3003-CK
9	150648-01-704	EA	SLIDE STOP	132-030866
	150649-05-702	FT	FIN SEAL-F/LOCKING RAIL-BLK	171-062348

WINDOW & VENTS GROUP (CONTINUED)
COMPONENT PARTS FOR WINDOW & VENT LAYOUT (CONTINUED)



CROSS SECTION B-B

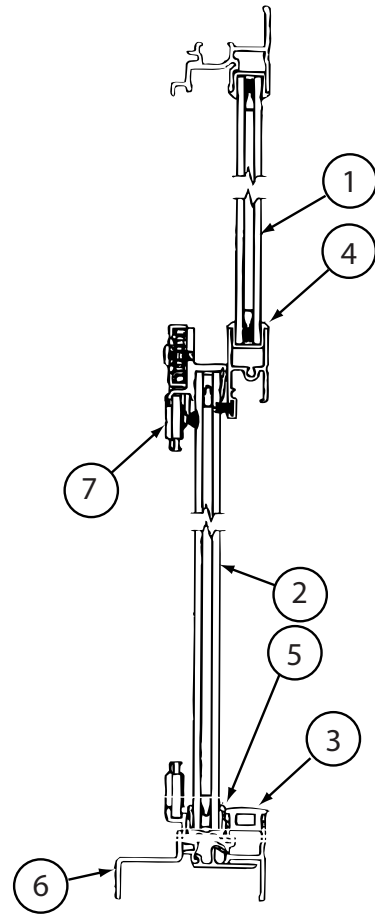
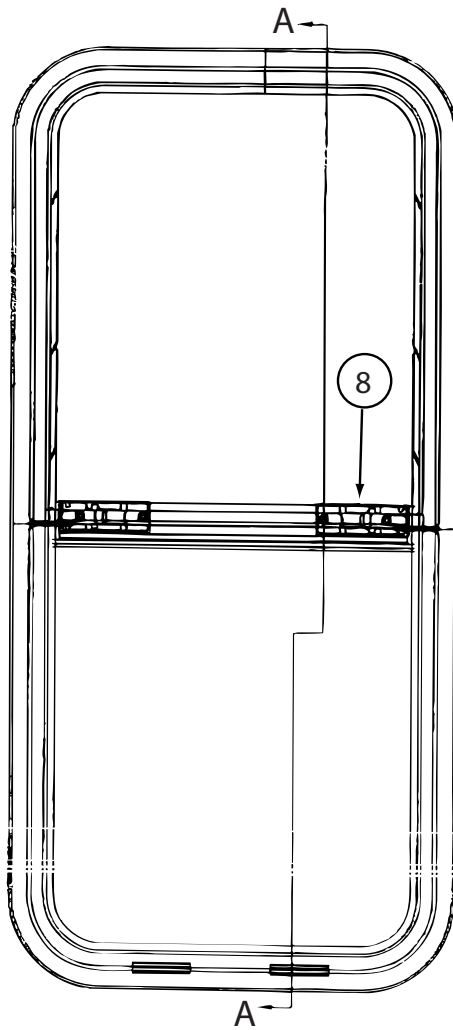


CROSS SECTION A-A

150648-14-01A, 150648-27-01A, 150648-34-01A

KEY	PART NUMBER	U/M	DESCRIPTION	VENDOR NO
1	150648-14-701	EA	GLASS - STATIONARY	390-036160
2	150648-14-702	EA	GLASS-SLIDING W/SASH & LATCH	FH3010G8
3	150648-14-700	EA	SCREEN ASM	410-035333
4	112795-01-705	FT	VINYL - GLAZING	132-027331
5	151069-01-700	EA	CHANNEL-RUN, SLIDING	122-030627
6	150648-01-703	EA	PLUG - FILLER	132-030308
7	150648-14-703	EA	RETAINER - TRIM	H442-67
8	150648-01-700	EA	LATCH-HORIZONTAL SLIDE-BLK	FH3000-CK
8	150648-01-701	EA	LATCH-HORIZONTAL SLIDE-RED	FH3003-CK
9	150648-01-704	EA	SLIDE STOP	132-030866
	150649-05-702	FT	FIN SEAL-F/LOCKING RAIL-BLK	171-062348

WINDOW & VENTS GROUP (CONTINUED)
COMPONENT PARTS FOR WINDOW & VENT LAYOUT (CONTINUED)



CROSS SECTION A-A

150649-08-01A

KEY	PART NUMBER	U/M	DESCRIPTION	VENDOR NO
1	150649-08-700	EA	GLASS - STATIONARY	390-035202
2	150649-08-701	EA	GLASS-SLIDING W/PULL & LATCH	FH3029G8
3	150648-01-703	EA	PLUG - FILLER	132-030308
4	112795-01-705	FT	VINYL-GLAZING	132-027331
5	151069-01-700	EA	FIN CHANNEL-RUN, SLIDING	122-030627
6	150649-08-702	EA	RETAINER - TRIM	H754-67
7	150649-07-701	EA	SCREEN ASM	410-035475
8	150649-01-700	EA	LATCH KIT - F/VERTICAL SLIDE - BLACK	FH3016-CK

150649-27-01A

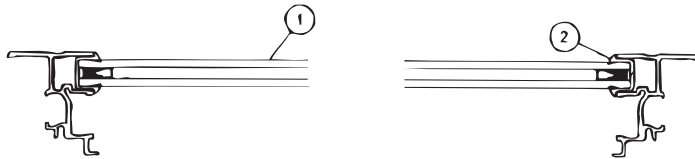
KEY	PART NUMBER	U/M	DESCRIPTION	VENDOR NO
1	150649-27-701	EA	GLASS - STATIONARY	390-037475
2	150649-27-702	EA	GLASS-SLIDING W/PULL & LATCH	FH3102G9
3	150648-01-703	FT	PLUG - FILLER	132-030308
4	112795-01-705	FT	VINYL - GLAZING	132-027331
5	151069-01-700	FT	CHANNEL-RUN, SLIDING	122-030627
6	150649-27-703	EA	RETAINER - TRIM	H310267
7	150649-27-704	EA	WEATHERSTRIP F/LOCKING RAIL	FH310219
8	150649-27-700	EA	SCREEN ASM	410-037477
9	112795-01-700	EA	LATCH ASM., BLK.,(BOLT ON)	DH287-CK

WINDOW & VENTS GROUP (CONTINUED)
COMPONENT PARTS FOR WINDOW & VENT LAYOUT (CONTINUED)


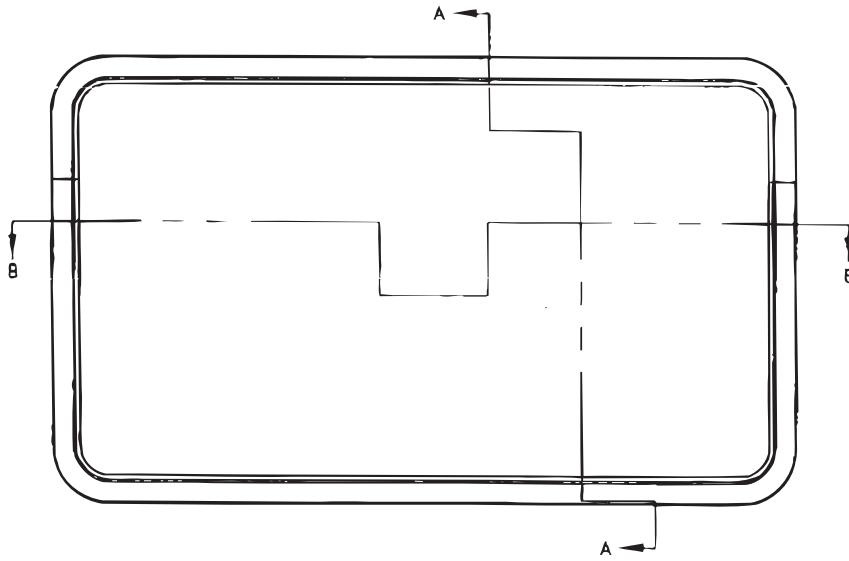
150649-31-01A

KEY	PART NUMBER	U/M	DESCRIPTION	VENDOR NO
1	150649-08-700	EA	GLASS - STATIONARY	390-035202
2	150649-07-702	EA	GLASS-SLIDING W/PULL & LATCH	FH3052G8
3	150648-01-703	EA	PLUG - FILLER	132-030308
4	112795-01-705	FT	VINYL-GLAZING	132-027331
5	151069-01-700	EA	CHANNEL-RUN, SLIDING	122-030627
6	150649-31-700	EA	RETAINER - TRIM - BLACK	H90867
7	150649-07-701	EA	SCREEN ASM	410-035475
8	150649-01-700	EA	LATCH KIT - F/VERTICAL SLIDE - BLACK	FH3016-CK

WINDOW & VENTS GROUP (CONTINUED)
COMPONENT PARTS FOR WINDOW & VENT LAYOUT (CONTINUED)



CROSS SECTION B-B

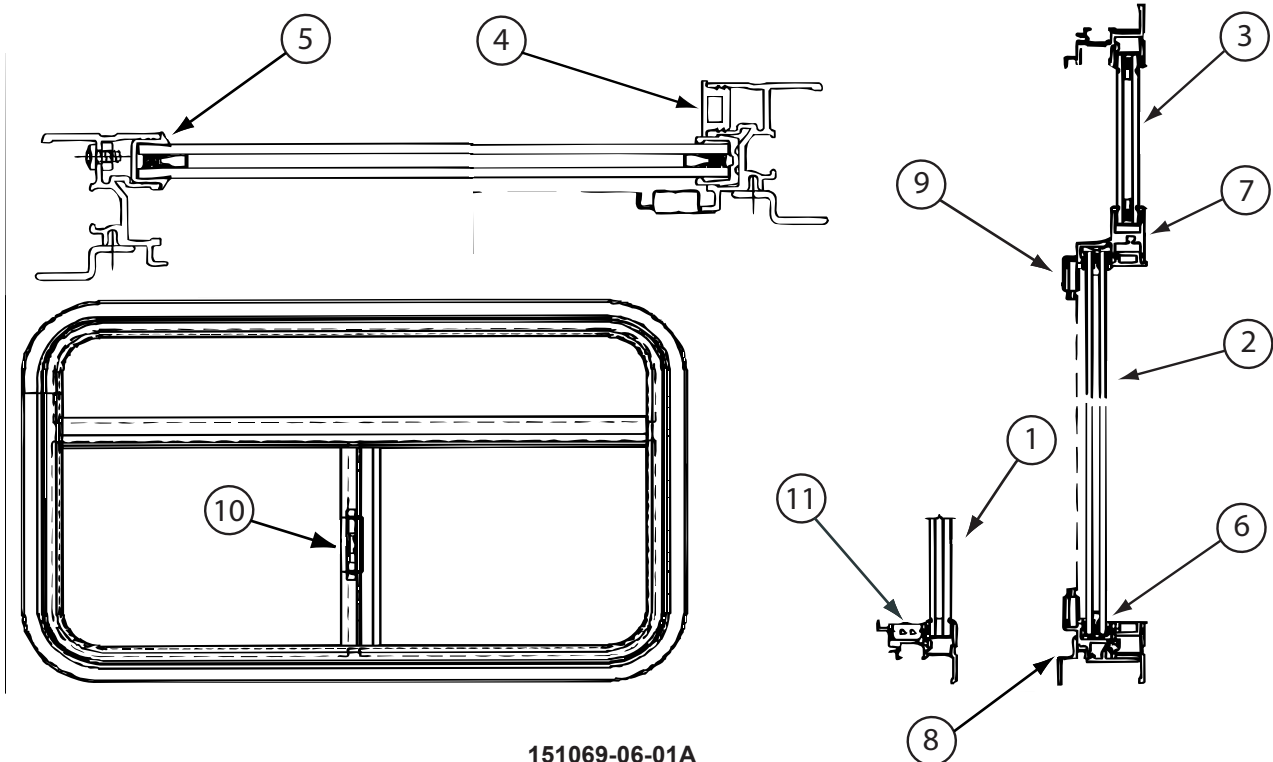


CROSS SECTION A-A

150651-07-01A

KEY	PART NUMBER	U/M	DESCRIPTION	VENDOR NO
1	150651-07-700	EA	GLASS - STATIONARY	390-036022
2	150651-07-701	EA	RETAINER - TRIM	H3074-67
3	112795-01-705	FT	VINYL - GLAZING	132-027331

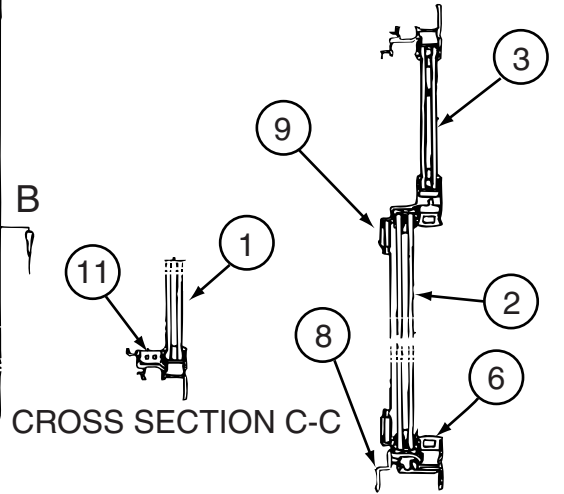
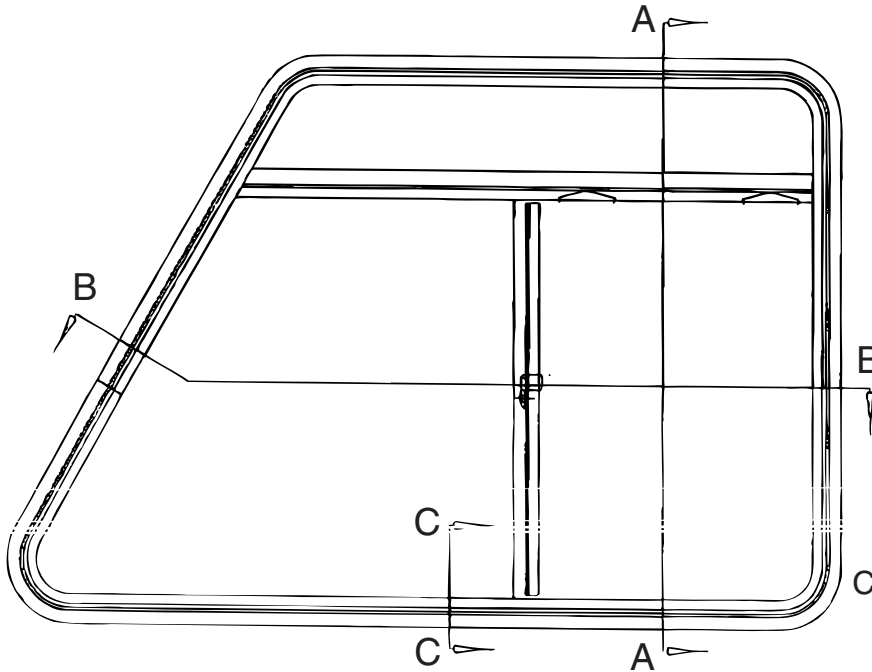
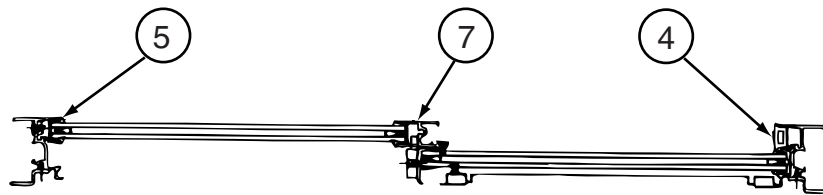
WINDOW & VENTS GROUP (CONTINUED)
COMPONENT PARTS FOR WINDOW & VENT LAYOUT (CONTINUED)



151069-06-01A

KEY	PART NUMBER	U/M	DESCRIPTION	VENDOR NO
1	151069-06-701	EA	GLASS - STATIONARY - LOWER	390-037587
2	151069-06-702	EA	GLASS-SLIDING W/SASH & LATCH	FH3041A9R
3	151069-06-703	EA	GLASS - STATIONARY - UPPER	390-036522
4	150648-01-703	FT	PLUG - FILLER	132-030308
5	112795-01-705	FT	VINYL - GLAZING	132-027331
6	151069-01-700	FT	CHANNEL-RUN, SLIDING	122-030627
7	151069-06-704	EA	WEATHERSTRIP F/LOCKING RAIL	FH304019
8	151069-06-705	EA	RETAINER - TRIM	H671-67R
9	151069-06-700	EA	SCREEN ASM	410-037588
10	150648-01-700	EA	LATCH-HORIZONTAL SLIDE-BLK	FH3000-CK
11	150648-01-704	EA	SLIDE STOP	132-030866

WINDOW & VENTS GROUP (CONTINUED)
COMPONENT PARTS FOR WINDOW & VENT LAYOUT (CONTINUED)



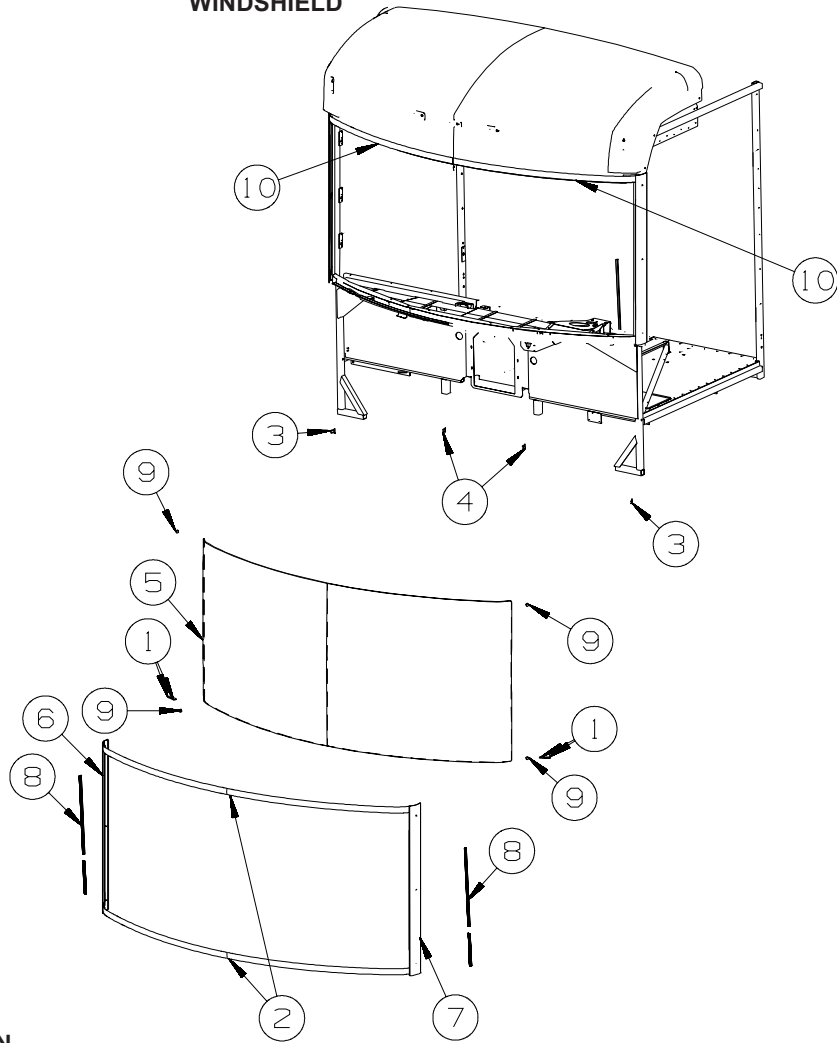
CROSS SECTION A-A

151069-07-01A

KEY	PART NUMBER	U/M	DESCRIPTION	VENDOR NO
1	151069-03-702	EA	GLASS - STATIONARY - LOWER	390-027478
2	151069-03-701	EA	GLASS-SLIDING W/SASH & LATCH	FH3041A9L
3	151069-06-703	EA	GLASS - STATIONARY - UPPER	390-036522
4	150648-01-703	FT	PLUG - FILLER	132-030308
5	098644-01-705	FT	GLAZING - STRIP	132-010231
6	151069-01-700	FT	CHANNEL-RUN, SLIDING	122-030627
7	098644-01-706	FT	WEATHERSTRIP-GLASS(FIN SEAL)	171-010668
8	151069-07-700	EA	RETAINER - TRIM	H311567L
9	151069-03-700	EA	SCREEN ASM	410-035962
10	150648-01-700	EA	LATCH-HORIZONTAL SLIDE-BLK	FH3000-CK
11	112795-01-701	EA	SLIDE-STOP	132-019092
	151069-01-703	EA	COVER - DRAIN SLOT - LH	130-030398 LEFT

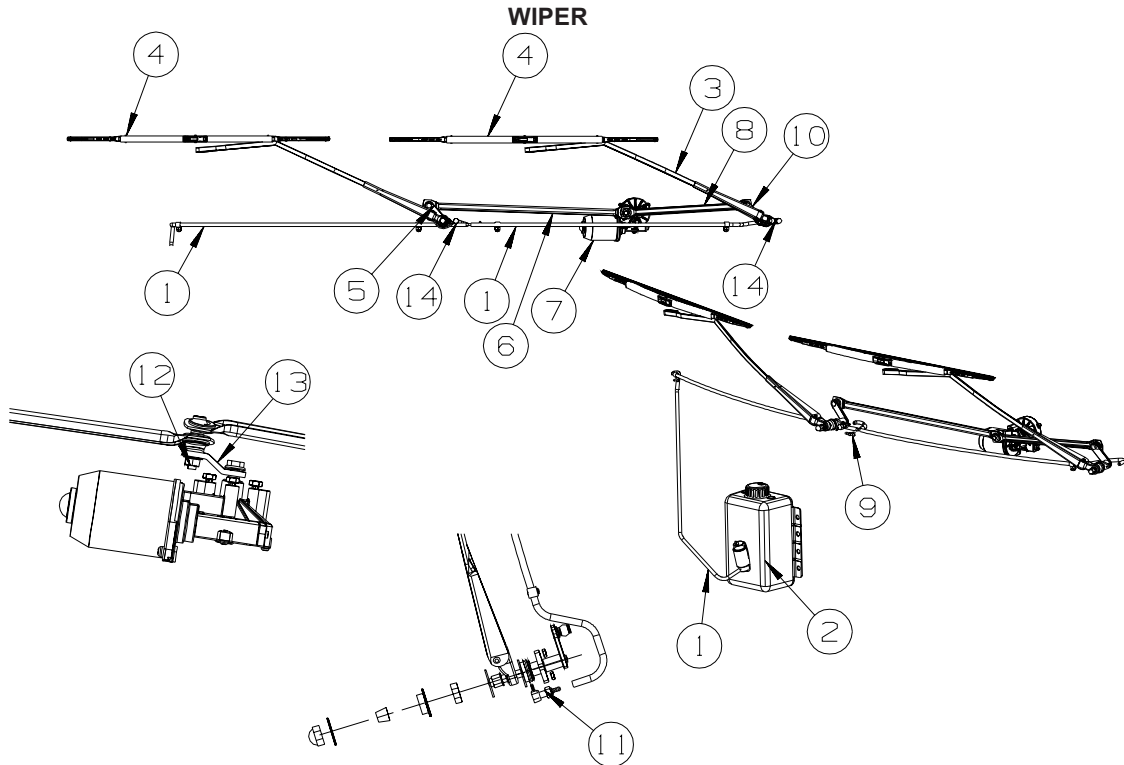
WINDSHIELD & WIPER GROUP

WINDSHIELD



KEY	PART NUMBER	U/M	DESCRIPTION
1	002328-03-000	EA	BLOCK - WINDSHIELD - .125" X .5" X .98"
2	120533-01-000	FT	MOLDING - REVEAL - WINDSHIELD
3	132375-01-000	EA	CARRIER/REVEAL - WINDSHIELD - 5.5"
4	117335-06-000	EA	CARRIER/REVEAL - 29.8"
5	159448-01-000	EA	WINDSHIELD - SOLID/1 PIECE - 98.7"W X 44.7"H
6	144054-05-02A	EA	TRIM - WINDSHIELD - A PILLAR - RIGHT HAND - BLACK FROM: 00-00-00 THRU: 08-03-08
6	163165-05-02A	EA	TRIM - WINDSHIELD - A PILLAR - RIGHT HAND - BLACK FROM: 08-04-08 THRU: 99-99-99
7	144054-06-02A	EA	TRIM - WINDSHIELD - A PILLAR - LEFT HAND - BLACK FROM: 00-00-00 THRU: 08-03-08
7	163165-06-02A	EA	TRIM - WINDSHIELD - A PILLAR - LEFT HAND - BLACK FROM: 08-04-08 THRU: 99-99-99
8	158297-01-000	FT	SEAL - BULB - .5" X .7" - ADHESIVE BACK - BLACK
9	081914-02-000	EA	BUMPER - RUBBER - ROUND - 5/16" DIA. X 13/64" THICK
10	127862-01-000	EA	CARRIER/REVEAL - WINDSHIELD - 47.2"

WINDSHIELD & WIPER GROUP (CONTINUED)



KEY	PART NUMBER	U/M	DESCRIPTION
1	045794-01-000	FT	HOSE - WINDSHIELD WASHER - 5/32"ID - BLACK
2	157507-01-000	EA	RESERVOIR/PUMP - WINDSHIELD WASHER
3*	157531-01-000	EA	ARM - WIPER - RADIAL - 28"
4	157532-01-000	EA	BLADE - WINDSHIELD WIPER - 28"
5*	157512-01-000	EA	SHAFT/PIVOT - WINDSHIELD WIPER - DRIVER/PASSENGER
6	157521-02-000	EA	LINK/WIPER - CONNECTING - PASSENGER
7	157508-01-000	EA	WIPER MOTOR - WINDSHIELD
8	157521-01-000	EA	LINK/WIPER - CONNECTING - DRIVER
9	146486-01-000	EA	TEE - PLASTIC - 5/32" X 5/32" X 5/32"
10*	149401-02-000	EA	SHAFT/PIVOT - WINDSHIELD WIPER - 4.1" OVERALL
11	157533-02-000	EA	FITTING/WIPER - COWL/TALL
12	149395-01-000	EA	STUD/DOUBLE BALL CRANK - WIPER MOTOR
13	157578-01-000	EA	ARM/DRIVE - WIPER MOTOR
14	110742-03-000	EA	GASKET - WIPER ADAPTER SHAFT

*COMPONENT PARTS LISTED LATER IN THIS GROUP

COMPONENT PARTS FOR WIPER

149401-01-000,149401-02-000

KEY	PART NUMBER	U/M	DESCRIPTION	VENDOR NO.
	096505-02-703	EA	NUT/ACORN - HD W/.687 BRL	51065-40-NT27WC
	149401-01-700	EA	HARDWARE PKG - F/SHAFT&PIVOT	PSHWKIT
	149401-01-701	EA	SEAL CAP/RUBBER GROMMET	300749

157512-01-000

KEY	PART NUMBER	U/M	DESCRIPTION	VENDOR NO.
	096505-02-703	EA	NUT/ACORN - HD W/.687 BRL	51065-40-NT27WC
	149401-01-700	EA	HARDWARE PKG - F/SHAFT&PIVOT	PSHWKIT

157531-01-000

KEY	PART NUMBER	U/M	DESCRIPTION	VENDOR NO.
	157531-01-700	EA	WASHER NOZZLE KIT W/HDW	19475