

**2008  
HORIZON  
IKS40TD  
S-SERIES**

**CONCERT CHERRY**

**WL4 GARDEN VIEW**

**WM0 THUNDER BAY**

**WM4 TWILIGHT**

**WASHED MAPLE**

**WL5 GARDEN VIEW**

**WM1 THUNDER BAY**

**WM5 TWILIGHT**

**HONEY CHERRY**

**WL6 GARDEN VIEW**

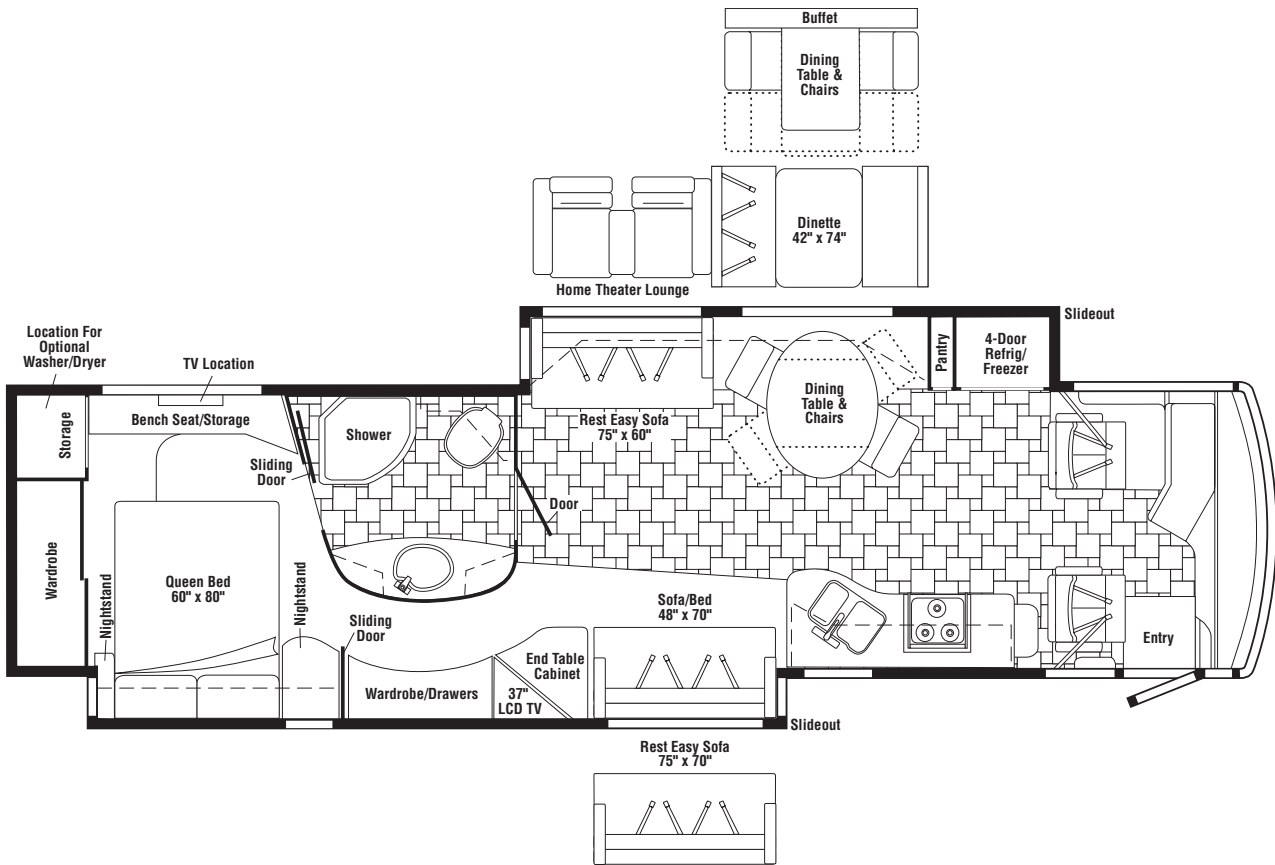
**WM2 THUNDER BAY**

**WM6 TWILIGHT**

**DASH ACCENT COLORS**

**WM0, WM1, WM2, WM4, WM5, WM6 - BRIARWOOD**

**WL4, WL5, WL6 - CASHMERE**



**FLOORPLAN**

# CONTENTS

<b>FLOORPLAN</b> .....	<b>1</b>
<b>ACCESSORIES GROUP</b> .....	<b>6</b>
OPERATORS MANUAL .....	6
<b>AUDIO VIDEO GROUP</b> .....	<b>7</b>
RADIO SYSTEM .....	7
REAR MONITOR .....	8
<b>CABINET &amp; APPLIANCE GROUP</b> .....	<b>9</b>
CABINET & APPLIANCE LAYOUT .....	9
COMPONENT PARTS FOR CABINET & APPLIANCE LAYOUT .....	29
108186-02-000 .....	29
108186-03-000 .....	29
119267-17-01A .....	29
125242-05-02A .....	30
135065-03-01A, 135065-03-03A, 135065-04-01A .....	40
140147-04-01A, 140147-04-02A, 140147-04-03A .....	42
146340-02-01A .....	42
<b>CHASSIS GROUP</b> .....	<b>43</b>
FRAME .....	43
FRONT END .....	44
INSULATION .....	45
STEPWELL COVER .....	46
COMPONENT PARTS FOR STEPWELL COVER .....	46
145122-02-01A, 145122-03-01A .....	46
145122-04-01A, 145122-05-01A .....	47
EXHAUST .....	50
HITCH .....	50
REAR MUD GUARD .....	50
FUEL .....	51
HYDRAULIC LEVELING .....	52
COMPONENT PARTS FOR HYDRAULIC LEVELING .....	52
100536-47-000 .....	52
107889-12-000, 107889-13-000 .....	52
<b>CURTAIN &amp; CUSHION GROUP</b> .....	<b>53</b>
CURTAIN, CUSHION LAYOUT .....	53
BUCKET SEATS .....	60
COMPONENT PARTS FOR BUCKET SEATS .....	61
122611-02-000 .....	61
SOFA .....	62
HARDWARE .....	66
ACCESSORIES .....	67
FABRICS .....	68
<b>DRIVERS COMPARTMENT GROUP</b> .....	<b>69</b>
DASH .....	69
FRONT INTERIOR .....	70
COMPONENT PARTS FOR FRONT INTERIOR .....	76
147767-01-000, 147767-02-000 .....	76
CABINETS .....	77

# CONTENTS (CONTINUED)

<b>ELECTRICAL GROUP</b> .....	<b>85</b>
110V BODY WIRING .....	85
12V BODY WIRING .....	88
EXTERIOR LAMPS .....	98
FRONT END .....	101
GPS .....	104
FRONT TV/DVD .....	105
SIDE TV/DVD .....	106
COMPONENT PARTS FOR WIRING .....	109
076319-23-000 .....	109
076319-25-000 .....	109
086280-01-000 .....	109
108354-01-01A .....	109
121935-01-01A .....	109
123775-01-02A .....	109
129561-02-01A .....	110
130672-01-02A .....	110
133004-05-01A .....	111
135420-20-000 .....	111
136119-01-000 .....	112
137417-01-01A, 137417-03-01A .....	112
137424-08-000 .....	112
139134-01-03A .....	112
141454-03-01A .....	113
144858-03-000 .....	114
146048-01-01A .....	114
151458-01-000 .....	114
153464-01/02/04/05-01A .....	114
153464-03-01A, 153464-06-01A .....	114
154474-04-02A .....	114
154506-01-01A, 154506-03-01A .....	115
156413-01-01A .....	116
157808-01-01A .....	116
158703-01-000 .....	116
159759-01-000 .....	116
160079-01-000 .....	116
160079-02-000 .....	116
163097-01-000 .....	116
163598-01-02A .....	116
165074-01-000 .....	116
CIRCUIT BREAKERS, FUSES & RELAYS .....	117
CONVERTER, INVERTER, LOAD CENTERS .....	118
BOXES & CORDS .....	119
COMPONENT PARTS FOR BOXES & CORDS .....	119
144858-02-000 .....	119
144858-03-000 .....	119
WIRE ASSEMBLIES .....	120
CONNECTORS & CONDUIT .....	121
CHASSIS .....	123
<b>EXTERIOR BODY GROUP</b> .....	<b>124</b>
AIR HORN .....	124
GRAPHICS & PAINT .....	125
PANELS & TRIMS .....	127
COMPONENT PARTS FOR PANELS & TRIMS .....	133
131431-09-01A .....	133
142721-03-01A .....	133
151458-02-000 .....	133
FRONT END .....	134
STRUCTURAL COMPONENTS .....	136
LADDER .....	137
AWNINGS .....	138

## CONTENTS (CONTINUED)

<b>EXTERIOR DOORS &amp; COMPARTMENTS GROUP</b> .....	<b>139</b>
DOOR & COMPARTMENT LAYOUT .....	139
COMPONENT PARTS FOR DOOR & COMPARTMENT LAYOUT .....	146
094707-04-01A .....	146
142226-02-01A .....	146
COMPARTMENT DOOR PIECE PARTS .....	147
ENTRY .....	151
COMPONENT PARTS FOR ENTRY .....	152
162100-01-01A .....	152
162100-02-01A .....	156
<b>EXTERIOR SLIDEOUT GROUP</b> .....	<b>160</b>
FRONT LEFT .....	160
COMPONENT PARTS FOR FRONT LEFT .....	165
153651-04-01A .....	165
155476-02-000 .....	165
161743-02-000 .....	165
163102-03-000 .....	165
FRONT RIGHT .....	166
COMPONENT PARTS FOR FRONT RIGHT .....	170
153651-04-01A .....	170
155476-03-000 .....	170
163493-01-000 .....	170
<b>GENERATOR GROUP</b> .....	<b>171</b>
DIESEL .....	171
COMPONENT PARTS FOR DIESEL .....	171
130294-04-01A .....	171
<b>HEATING &amp; A/C GROUP</b> .....	<b>172</b>
AUTOMOTIVE .....	172
COMPONENT PARTS FOR AUTOMOTIVE .....	174
072342-27-000 .....	174
103930-55-000 .....	175
103930-58-000 .....	176
103930-59-000 .....	176
103930-65-000 .....	177
FURNACE .....	178
COMPONENT PARTS FOR FURNACE .....	179
139980-01-000 .....	179
143563-01-000 .....	181
143563-08-000 .....	183
CENTRAL .....	185
COMPONENT PARTS FOR CENTRAL .....	186
105620-16-000 .....	186
<b>INTERIOR FINISH GROUP</b> .....	<b>188</b>
MOLDINGS & TRIMS .....	188
PANELING & LAMINATES .....	198
INTERIOR TRIM LAYOUT .....	200
COMPONENT PARTS FOR INTERIOR TRIM LAYOUT .....	206
158076-01-02A .....	206
164096-01-01A .....	207
FLOOR COVERINGS .....	208
HARDWARE .....	209
<b>LABELS GROUP</b> .....	<b>215</b>
<b>LP GROUP</b> .....	<b>220</b>
LP SYSTEM .....	220
COMPONENT PARTS FOR LP SYSTEM .....	220
161212-01-000 .....	220

## CONTENTS (CONTINUED)

<b>SEALANTS &amp; FASTENERS GROUP .....</b>	<b>221</b>
SEALANTS & ADHESIVES .....	221
BOLTS, NUTS AND WASHERS .....	222
SCREWS .....	224
CLAMPS, CLIPS, GROMMETS, RIVETS & PLUGS .....	227
MISCELLANEOUS FASTENERS .....	228
<b>WATER &amp; SEWAGE GROUP .....</b>	<b>229</b>
DRAINAGE SYSTEM .....	229
COMPONENT PARTS FOR DRAINAGE SYSTEM .....	231
062415-01-000 .....	231
144728-01-000 .....	231
152830-01-01A .....	231
WATER SYSTEM .....	232
COMPONENT PARTS FOR WATER SYSTEM .....	239
136915-01-000 .....	239
142675-01-01A .....	239
144444-01-01A/-02A/-03A .....	239
144596-01-01A .....	239
145541-03-000 .....	239
149174-01-01A .....	240
155482-01-01A .....	240
<b>WINDOW &amp; VENTS GROUP .....</b>	<b>241</b>
WINDOW & VENT LAYOUT .....	241
COMPONENT PARTS FOR WINDOW & VENT LAYOUT .....	242
123780-15-01A .....	242
123780-17-01A .....	243
123780-23-01A .....	244
123780-25-01A .....	245
150648-02-01A, 150648-03-01A .....	246
150648-07-01A, 150648-22-01A .....	247
150648-13-01A, 150648-18-01A .....	247
150648-20-01A, 150648-30-01A .....	247
150649-05-01A .....	248
150649-11-01A .....	248
150649-22-01A .....	249
151069-03-01A .....	250
<b>WINDSHIELD &amp; WIPER GROUP .....</b>	<b>251</b>
WINDSHIELD .....	251
WIPER .....	252
COMPONENT PARTS FOR WIPER .....	252
149401-01-000,149401-02-000 .....	252
157512-01-000 .....	252
157531-01-000 .....	252

**ACCESSORIES GROUP**  
**OPERATORS MANUAL**

<b>KEY</b>	<b>PART NUMBER</b>	<b>U/M</b>	<b>DESCRIPTION</b>
	158603-08-012	EA	MANUAL/OWNER - SUPPLEMENT - S-SERIES - 2008
	159842-01-01A	EA	CASE - VINYL - F/MANUALS - W/SLEEVES - BLACK
	161500-08-022	EA	MANUAL/OWNER - HORIZON - S SERIES - 2008
	160790-01-000	DW	TOP LEVEL-S,2008

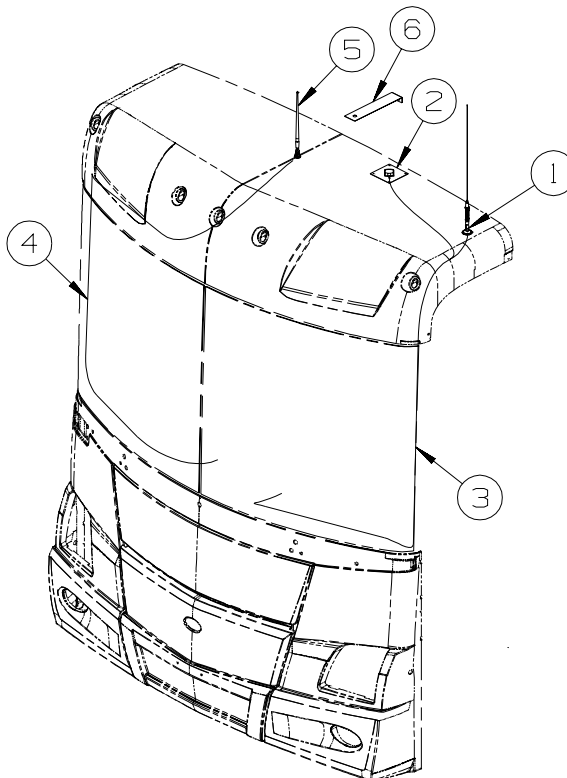
## AUDIO VIDEO GROUP RADIO SYSTEM

### DASH

KEY	PART NUMBER	U/M DESCRIPTION
	135420-07-000	EA MOUNTING KIT - RADIO - A-BODY FROM: 00-00-00 THRU: 03-28-07
	135420-19-000	EA REMOTE CONTROL/RADIO (CREDIT CARD SIZE) FROM: 00-00-00 THRU: 03-28-07
	163142-09-000	EA REMOTE CONTROL/RADIO (CREDIT CARD SIZE) FROM: 03-29-07 THRU: 99-99-99
	135420-18-000	EA REMOTE CONTROL/RADIO (STEERING WHEEL MOUNT) FROM: 00-00-00 THRU: 03-28-07
	163142-10-000	EA REMOTE CONTROL/RADIO (STEERING WHEEL MOUNT) FROM: 03-29-07 THRU: 99-99-99
	135420-15-000	EA RADIO-AM/FM/CD/SIRIUS SATELLITE READY/IR REMOTE FROM: 00-00-00 THRU: 03-28-07
	163142-08-000	EA RADIO-AM/FM/CD/WB - SATELLITE READY - W/12 PIN AMP CNCTR FROM: 03-29-07 THRU: 99-99-99
	135420-14-000	EA RECEIVER (EYE) - INFRARED FROM: 00-00-00 THRU: 03-28-07
	163142-11-000	EA RECEIVER (EYE) - INFRARED FROM: 03-29-07 THRU: 99-99-99
	163142-12-000	EA CABLE/INTERFACE - I-POD

### CD CHANGER

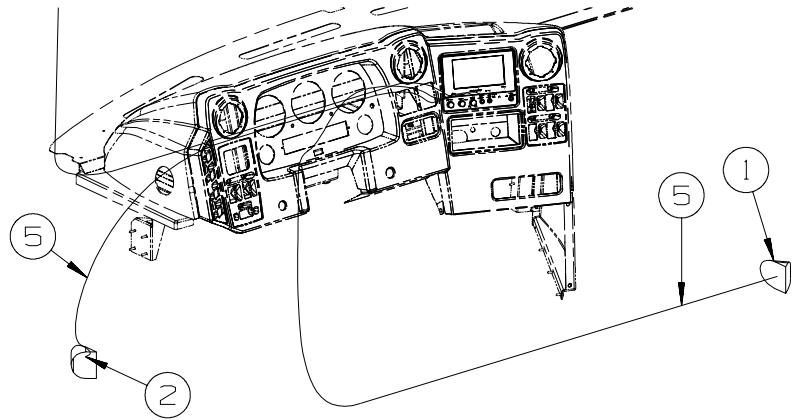
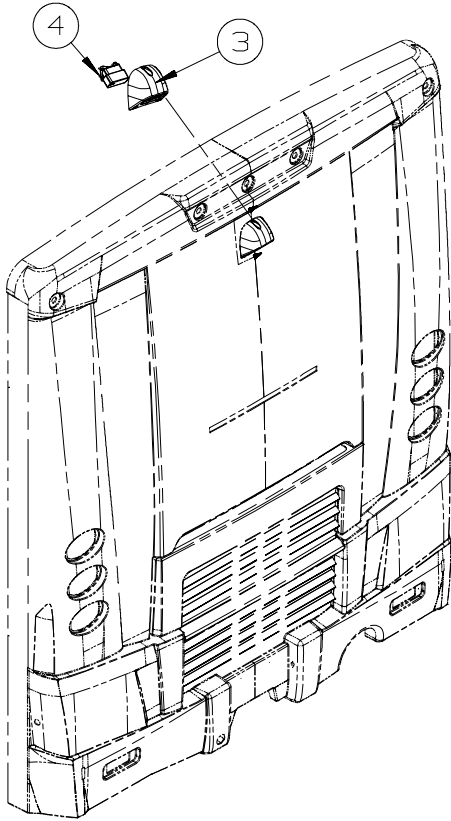
KEY	PART NUMBER	U/M DESCRIPTION
	163141-01-000	EA CHANGER - 10 DISC COMPACT - JENSEN MCD10G



KEY	PART NUMBER	U/M DESCRIPTION
1	123256-01-000	EA ANTENNA - CB - W/O CABLE - RADIO - CB
2	158494-01-000	EA ANTENNA/SATELLITE - RADIO/SIRIUS
3	123256-02-000	EA CABLE - CB - COAX - RADIO - CB
4	090944-03-000	EA CABLE - ANTENNA
5	090944-02-000	EA ANTENNA - RADIO - 16" RUBBER - W/O LEAD WIRE
6	140600-06-01B	EA BRACKET/ANTENNA MOUNT - MILL FINISH

## AUDIO VIDEO GROUP (CONTINUED)

### REAR MONITOR

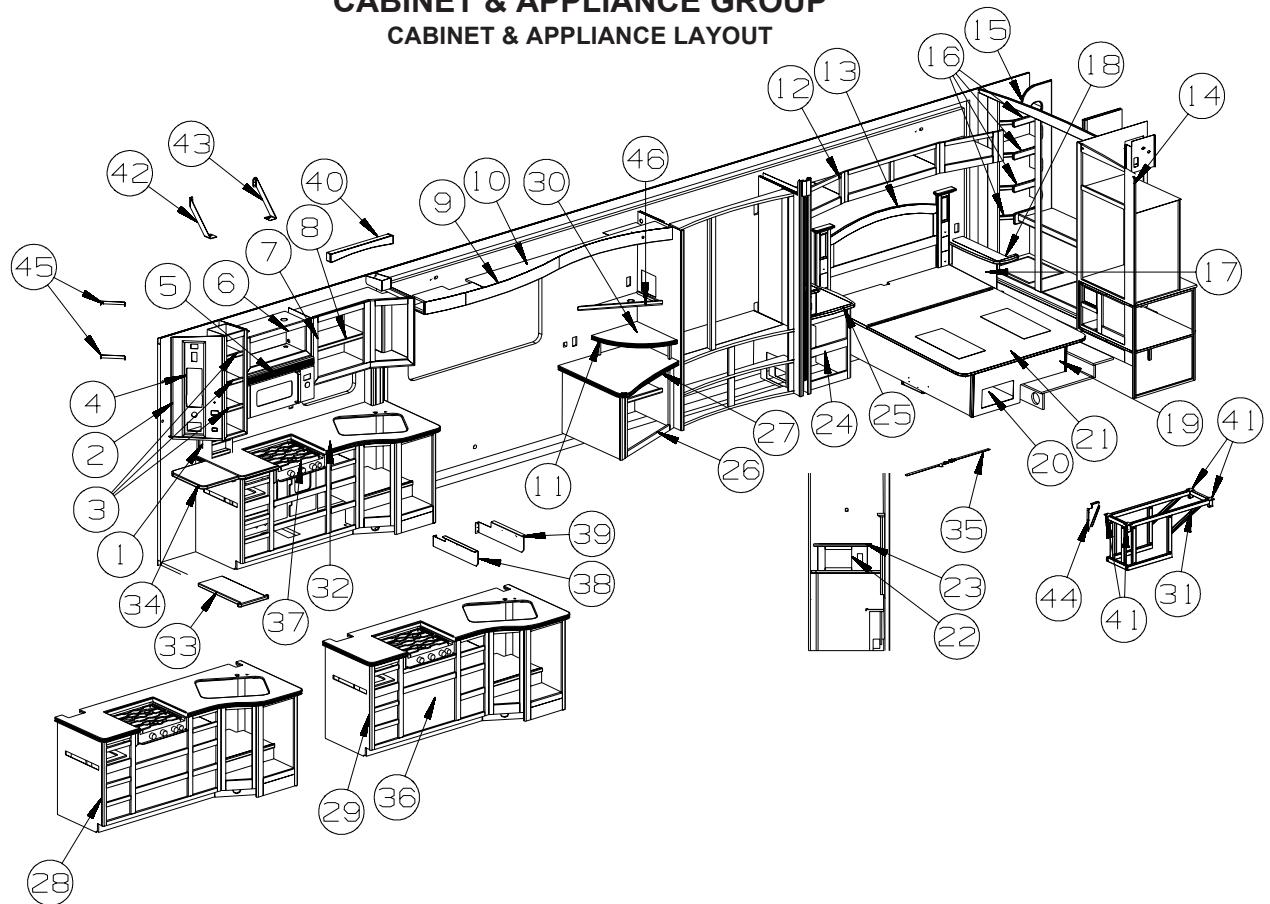


KEY	PART NUMBER	U/M	DESCRIPTION
1	156655-05-01A	EA	CAMERA - REAR VIEW/PASSENGER SIDE - WHITE FROM: 00-00-00 THRU: 10-07-07
1	156655-07-01A	EA	CAMERA - REAR VIEW/PASSENGER SIDE - WHITE FROM: 10-08-07 THRU: 99-99-99
2	156655-06-01A	EA	CAMERA - REAR VIEW/DRIVER SIDE - WHITE FROM: 00-00-00 THRU: 10-07-07
2	156655-08-01A	EA	CAMERA - REAR VIEW/DRIVER SIDE - BLACK FROM: 10-08-07 THRU: 99-99-99
3	137919-02-01A	EA	SHROUD - CAMERA/OUTER - BRIGHT WHITE
4	160313-03-000	EA	CAMERA/REAR - COLOR - W/BRACKET - SONY VCB-RV2MH
5	156655-04-000	EA	CABLE - MONITOR/CAMERA - 15'(SIDE CAMERA TO VIDEO SWITCH)
6	143363-03-000	EA	CABLE - MONITOR/CAMERA - COLOR - SONY VCB-MHC20
7	160313-01-000	EA	MONITOR/REAR - COLOR - SONY VCB-62MH



# CABINET & APPLIANCE GROUP

## CABINET & APPLIANCE LAYOUT

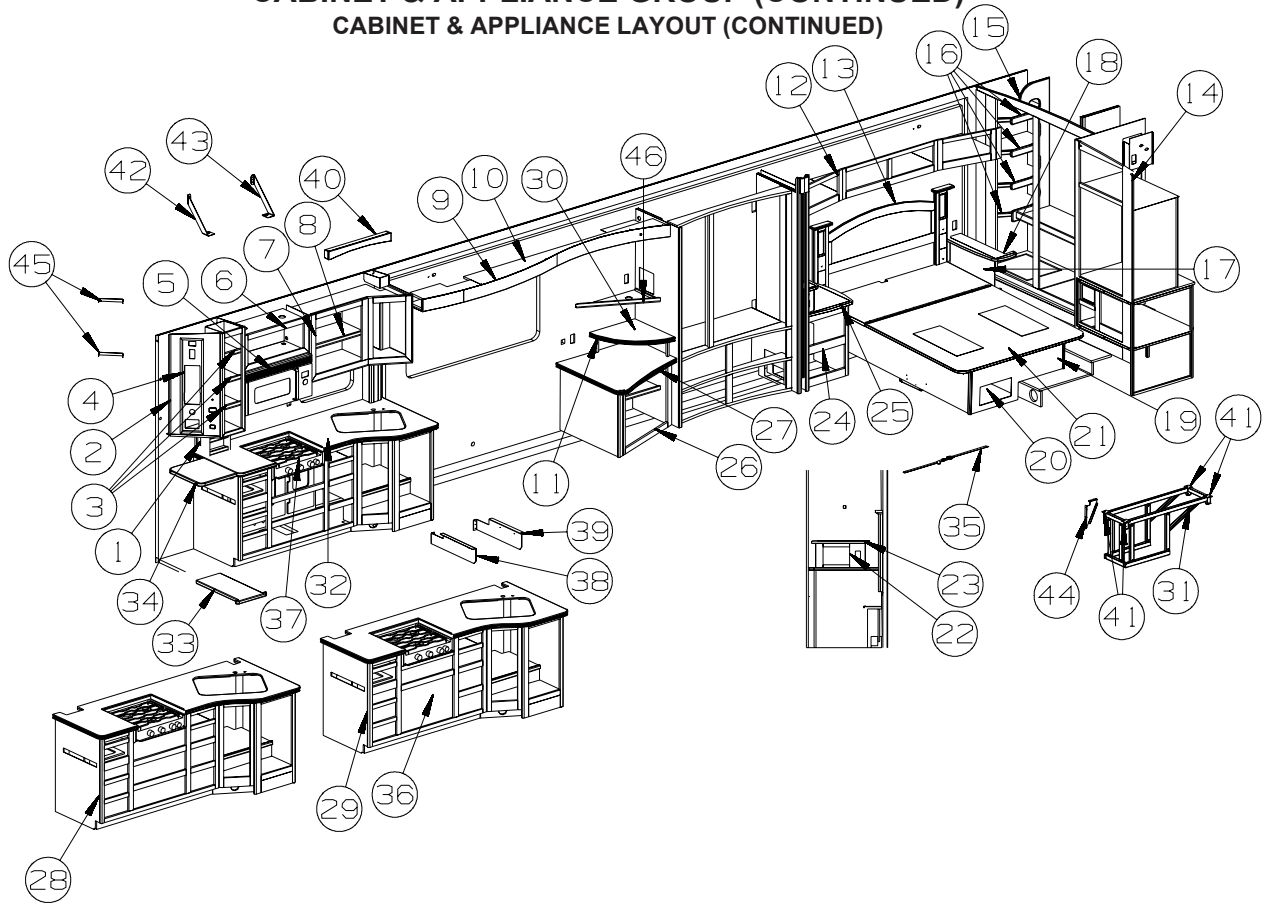


KEY	PART NUMBER	U/M	DESCRIPTION
1	159369-01-UJ1	EA	CABINET - PIPE COVER - CONCERT CHERRY
1	159369-01-UJ2	EA	CABINET - PIPE COVER - WASHED MAPLE
1	159369-01-UJ3	EA	CABINET - PIPE COVER - HONEY CHERRY
2	159345-03-UK5	EA	CABINET - OVERHEAD/GALLEY - W/O DOORS/HDW - CONCERT CHERRY
2	159345-03-UK6	EA	CABINET - OVERHEAD/GALLEY - W/O DOORS/HDW - WASHED MAPLE
2	159345-03-UK7	EA	CABINET - OVERHEAD/GALLEY - W/O DOORS/HDW - HONEY CHERRY
2	159345-04-UK5	EA	CABINET - OVERHEAD/GALLEY - W/O DOORS/HDW - CONCERT CHERRY - FAN - CEILING LOUNGE
2	159345-04-UK6	EA	CABINET - OVERHEAD/GALLEY - W/O DOORS/HDW - WASHED MAPLE - FAN - CEILING LOUNGE
2	159345-04-UK7	EA	CABINET - OVERHEAD/GALLEY - W/O DOORS/HDW - HONEY CHERRY - FAN - CEILING LOUNGE
3	159345-30-UK5	EA	SHELF - W/WOOD MOLDING - CONCERT CHERRY
3	159345-30-UK6	EA	SHELF - W/WOOD MOLDING - WASHED MAPLE
3	159345-30-UK7	EA	SHELF - W/WOOD MOLDING - HONEY CHERRY
4	158117-06-WK0	EA	POCKET - MONITOR PANEL - CONCERT CHERRY
4	158117-06-WK1	EA	POCKET - MONITOR PANEL - WASHED MAPLE
4	158117-06-WK2	EA	POCKET - MONITOR PANEL - HONEY CHERRY
4	158117-05-WK0	EA	POCKET - MONITOR PANEL - CONCERT CHERRY - GENERATOR-START,AUTO SYSTEM
4	158117-05-WK1	EA	POCKET - MONITOR PANEL - WASHED MAPLE - GENERATOR-START,AUTO SYSTEM
4	158117-05-WK2	EA	POCKET - MONITOR PANEL - HONEY CHERRY - GENERATOR-START,AUTO SYSTEM
5	119267-17-01A	EA	OVEN - MICROWAVE/CONVECTION W/HOOD US - #R-1880LST
5*	140147-04-03A	EA	OVEN/MICROWAVE - 1.4 CU FT - ADVANTIUM/STAINLESS STEEL - MICROWAVE/SPEEDCOOK OVEN
6	159335-02-UK5	EA	CABINET - OVERHEAD/MICROWAVE - W/O DOORS/HDW - CONCERT CHERRY
6	159335-02-UK6	EA	CABINET - OVERHEAD/MICROWAVE - W/O DOORS/HDW - WASHED MAPLE
6	159335-02-UK7	EA	CABINET - OVERHEAD/MICROWAVE - W/O DOORS/HDW - HONEY CHERRY
7	162723-02-WL4	EA	CABINET - OVERHEAD/GALLEY/REAR - W/O DOORS/HDW - CONCERT CHERRY
7	162723-02-WL5	EA	CABINET - OVERHEAD/GALLEY/REAR - W/O DOORS/HDW - WASHED MAPLE
7	162723-02-WL6	EA	CABINET - OVERHEAD/GALLEY/REAR - W/O DOORS/HDW - HONEY CHERRY
8	162723-38-WL4	EA	SHELF - W/WOOD MOLDING - CONCERT CHERRY
8	162723-38-WL5	EA	SHELF - W/WOOD MOLDING - WASHED MAPLE
8	162723-38-WL6	EA	SHELF - W/WOOD MOLDING - HONEY CHERRY
9	159603-18-WL4	EA	PANEL ASM (WL4, WL5, WL6)
9	159603-18-WM0	EA	PANEL ASM (WM0, WM1, WM2)
9	159603-18-UL5	EA	PANEL ASM (WM4, WM5, WM6)
10	P59603-01-UJ1	EA	CABINET - OVERHEAD/FRONT/RH HAND - W/O DOORS/HDW - W/VINYL
	159603-01-UJ1	EA	CABINET - OVERHEAD/FRONT/RH HAND - W/O DOORS/HDW

**CABINET & APPLIANCE GROUP (CONTINUED)**  
**CABINET & APPLIANCE LAYOUT (CONTINUED)**

KEY	PART NUMBER	U/M	DESCRIPTION
11	160132-01-UJ1	EA	CABINET/SHELF - TV/CORNER - W/O HDW - CONCERT CHERRY
11	160132-01-UJ2	EA	CABINET/SHELF - TV/CORNER - W/O HDW - WASHED MAPLE
11	160132-01-UJ3	EA	CABINET/SHELF - TV/CORNER - W/O HDW - HONEY CHERRY
12	162929-02-WL4	EA	CABINET - OVERHEAD/REAR - W/O DOORS/HDW - CONCERT CHERRY
12	162929-02-WL5	EA	CABINET - OVERHEAD/REAR - W/O DOORS/HDW - WASHED MAPLE
12	162929-02-WL6	EA	CABINET - OVERHEAD/REAR - W/O DOORS/HDW - HONEY CHERRY
13	162611-01-WL4	EA	CABINET/HEADBOARD - QUEEN - W/O HARDWARE
13	162611-01-WL5	EA	CABINET/HEADBOARD - QUEEN - W/O HARDWARE
13	162611-01-WL6	EA	CABINET/HEADBOARD - QUEEN - W/O HARDWARE
13	162611-01-WM0	EA	CABINET/HEADBOARD - QUEEN - W/O HARDWARE
13	162611-01-WM1	EA	CABINET/HEADBOARD - QUEEN - W/O HARDWARE
13	162611-01-WM2	EA	CABINET/HEADBOARD - QUEEN - W/O HARDWARE
13	162611-01-WM4	EA	CABINET/HEADBOARD - QUEEN - W/O HARDWARE
13	162611-01-WM5	EA	CABINET/HEADBOARD - QUEEN - W/O HARDWARE
13	162611-01-WM6	EA	CABINET/HEADBOARD - QUEEN - W/O HARDWARE
14	162721-11-WK0	EA	FACE - CABINET/WARDROBE - CONCERT CHERRY
14	162721-11-WK1	EA	FACE - CABINET/WARDROBE - WASHED MAPLE
14	162721-11-WK2	EA	FACE - CABINET/WARDROBE - HONEY CHERRY
15	162721-26-WK0	EA	HEADER - W/FACE FRAME - CABINET/WARDROBE - CONCERT CHERRY
15	162721-26-WK1	EA	HEADER - W/FACE FRAME - CABINET/WARDROBE - WASHED MAPLE
15	162721-26-WK2	EA	HEADER - W/FACE FRAME - CABINET/WARDROBE - HONEY CHERRY
16	162721-33-WK0	EA	SHELF - W/WOOD MOLDING - CONCERT CHERRY
16	162721-33-WK1	EA	SHELF - W/WOOD MOLDING - WASHED MAPLE
16	162721-33-WK2	EA	SHELF - W/WOOD MOLDING - HONEY CHERRY
17	162724-01-WK0	EA	CABINET - NIGHTSTAND/RH - W/O COUNTERTOP/DOORS/DRAWERS/HDW - CONCERT CHERRY
17	162724-01-WK1	EA	CABINET - NIGHTSTAND/RH - W/O COUNTERTOP/DOORS/DRAWERS/HDW - WASHED MAPLE
17	162724-01-WK2	EA	CABINET - NIGHTSTAND/RH - W/O COUNTERTOP/DOORS/DRAWERS/HDW - HONEY CHERRY
18	149296-24-UJ1	EA	COUNTERTOP - LAMINATED - CONCERT CHERRY
18	149296-24-UJ2	EA	COUNTERTOP - LAMINATED - WASHED MAPLE
18	149296-24-UJ3	EA	COUNTERTOP - LAMINATED - HONEY CHERRY
19	162725-01-WK0	EA	CABINET - BED BASE - QUEEN - W/O DOORS/DRAWERS/HDW - CONCERT CHERRY
19	162725-01-WK1	EA	CABINET - BED BASE - QUEEN - W/O DOORS/DRAWERS/HDW - WASHED MAPLE
19	162725-01-WK2	EA	CABINET - BED BASE - QUEEN - W/O DOORS/DRAWERS/HDW - HONEY CHERRY
20	142411-03-000	EA	AIR PUMP W/CONTROLS - F/SELECT COMFORT MATTRESS
21	137406-04-N52	EA	BEDBOARD - W/HINGE/T-MOLDING/SLIPNOT - FLIP-UP FROM: 00-00-00 THRU: 06-03-07
21	164767-01-WK0	EA	BEDBOARD - W/HINGE/T-MOLDING - FLIP-UP FROM: 06-04-07 THRU: 99-99-99
22	140452-07-TD1	EA	CABINET - F/RADIO - W/O HARDWARE - CONCERT CHERRY
22	140452-07-TD2	EA	CABINET - F/RADIO - W/O HARDWARE - WASHED MAPLE
22	140452-07-UJ3	EA	CABINET - F/RADIO - W/O HARDWARE - HONEY CHERRY
23	149296-27-UJ1	EA	COUNTERTOP - LAMINATED - CONCERT CHERRY
23	149296-27-UJ2	EA	COUNTERTOP - LAMINATED - WASHED MAPLE
23	149296-27-UJ3	EA	COUNTERTOP - LAMINATED - HONEY CHERRY
24	159458-01-UJ1	EA	CABINET - NIGHTSTAND/LH - W/O COUNTERTOP/DOORS/DRAWERS/HDW - CONCERT CHERRY
24	159458-01-UJ2	EA	CABINET - NIGHTSTAND/LH - W/O COUNTERTOP/DOORS/DRAWERS/HDW - WASHED MAPLE
24	159458-01-UJ3	EA	CABINET - NIGHTSTAND/LH - W/O COUNTERTOP/DOORS/DRAWERS/HDW - HONEY CHERRY
25	149296-26-UJ1	EA	COUNTERTOP - LAMINATED - CONCERT CHERRY
25	149296-26-UJ2	EA	COUNTERTOP - LAMINATED - WASHED MAPLE
25	149296-26-UJ3	EA	COUNTERTOP - LAMINATED - HONEY CHERRY
26	159526-01-UJ1	EA	CABINET/END TABLE - W/O COUNTERTOP/HDW - CONCERT CHERRY FROM: 00-00-00 THRU: 07-08-07
26	165362-01-WK0	EA	CABINET/END TABLE - W/O COUNTERTOP/HDW - CONCERT CHERRY FROM: 07-09-07 THRU: 99-99-99
26	159526-01-UJ2	EA	CABINET/END TABLE - W/O COUNTERTOP/HDW - WASHED MAPLE FROM: 00-00-00 THRU: 07-08-07
26	165362-01-WK1	EA	CABINET/END TABLE - W/O COUNTERTOP/HDW - WASHED MAPLE FROM: 07-09-07 THRU: 99-99-99
26	159526-01-UJ3	EA	CABINET/END TABLE - W/O COUNTERTOP/HDW - HONEY CHERRY FROM: 00-00-00 THRU: 07-08-07
26	165362-01-WK2	EA	CABINET/END TABLE - W/O COUNTERTOP/HDW - HONEY CHERRY FROM: 07-09-07 THRU: 99-99-99

**CABINET & APPLIANCE GROUP (CONTINUED)**  
**CABINET & APPLIANCE LAYOUT (CONTINUED)**



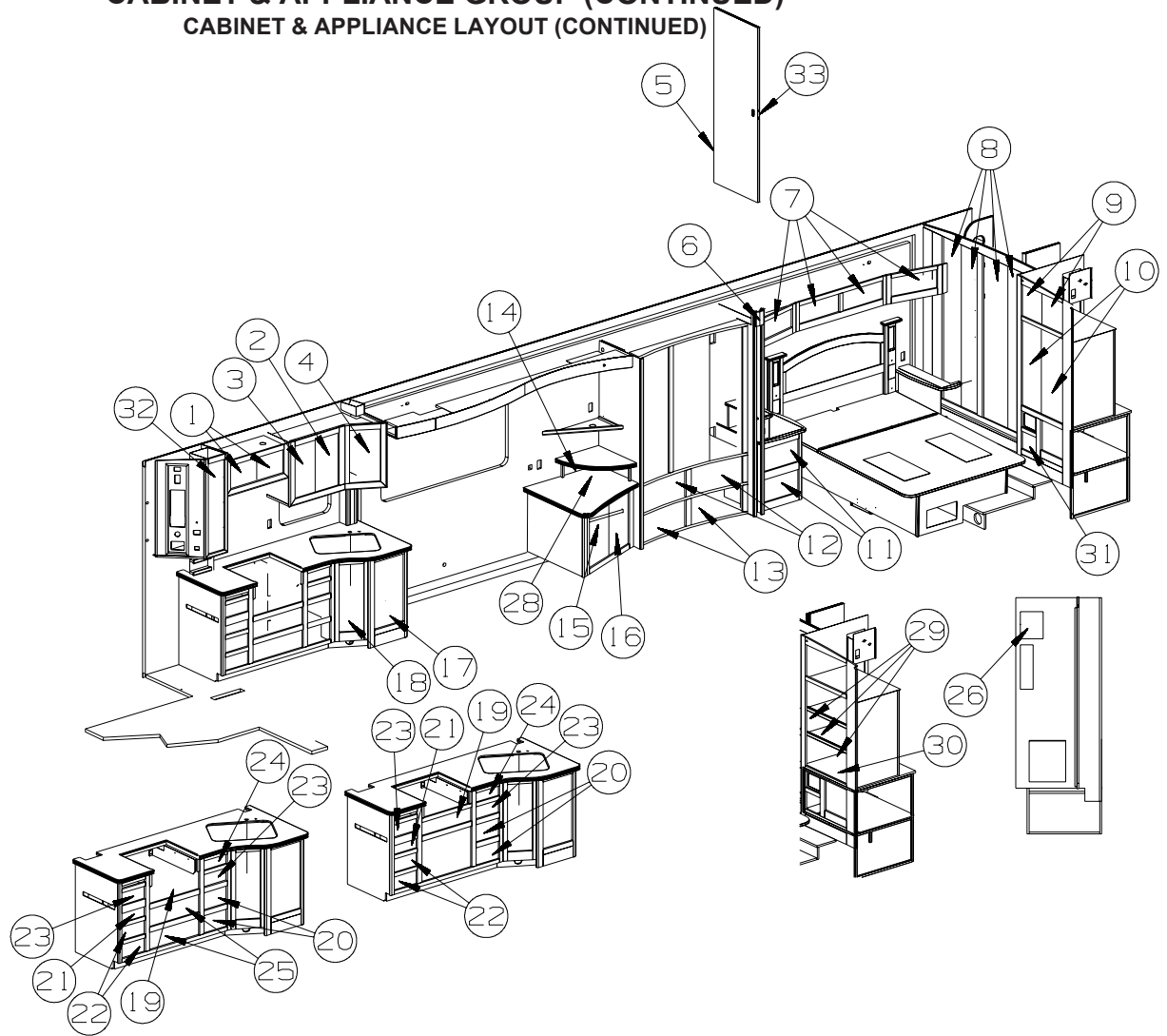
KEY	PART NUMBER	U/M	DESCRIPTION
27	162739-01-WK4	EA	COUNTERTOP (WL4, WL5, WL6)
27	162739-01-WM0	EA	COUNTERTOP (WM0, WM1, WM2)
27	162739-01-WK0	EA	COUNTERTOP (WM4, WM5, WM6)
28	P62736-01-WK0	EA	CABINET - GALLEY - W/O COUNTERTOP/DOORS/DRAWERS/HDW - CONCERT CHERRY
28	P62736-01-WK1	EA	CABINET - GALLEY - W/O COUNTERTOP/DOORS/DRAWERS/HDW - WASHED MAPLE
28	P62736-01-WK2	EA	CABINET - GALLEY - W/O COUNTERTOP/DOORS/DRAWERS/HDW - HONEY CHERRY
28	P62736-03-WK0	EA	CABINET - GALLEY - W/O CNTRTOP/DRS/DRWRS/HDW - CONCERT CHERRY - <b>VACUUM</b>
28	P62736-03-WK1	EA	CABINET - GALLEY - W/O CNTRTOP/DRS/DRWRS/HDW - WASHED MAPLE - <b>VACUUM</b>
28	P62736-03-WK2	EA	CABINET - GALLEY - W/O CNTRTOP/DRS/DRWRS/HDW - HONEY CHERRY - <b>VACUUM</b>
29	P62736-02-WK0	EA	CABINET - GALLEY - W/O CNTRTOP/DRS/DRWRS/HDW - CONCERT CHERRY - <b>DISHWASHER</b>
29	P62736-02-WK1	EA	CABINET - GALLEY - W/O CNTRTOP/DRS/DRWRS/HDW - WASHED MAPLE - <b>DISHWASHER</b>
29	P62736-02-WK2	EA	CABINET - GALLEY - W/O CNTRTOP/DRS/DRWRS/HDW - HONEY CHERRY - <b>DISHWASHER</b>
29	P62736-04-WK0	EA	CABINET - GALLEY - W/O CNTRTOP/DRS/DRWRS/ - CONCERT CHERRY - <b>VACUUM/DISHWASHER</b>
29	P62736-04-WK1	EA	CABINET - GALLEY - W/O CNTRTOP/DRS/DRWRS/ - WASHED MAPLE - <b>VACUUM/DISHWASHER</b>
29	P62736-04-WK2	EA	CABINET - GALLEY - W/O CNTRTOP/DRS/DRWRS/ - HONEY CHERRY - <b>VACUUM/DISHWASHER</b>
30	162743-01-WM0	EA	COUNTERTOP (WM0, WM1, WM2)
30	162743-01-WK0	EA	COUNTERTOP (WM4, WM5, WM6)
31	159490-01-02B	EA	FRAME - BED/SLIDEOUT - QUEEN - E-COATED
32	162828-01-WK4	EA	COUNTERTOP - GALLEY (WL4, WL5, WL6)
32	162828-01-WM0	EA	COUNTERTOP - GALLEY (WM0, WM1, WM2)
32	162828-01-WK0	EA	COUNTERTOP - GALLEY (WM4, WM5, WM6)
33	162957-01-WK4	EA	COUNTERTOP (WL4, WL5, WL6)
33	164501-01-10C	EA	COUNTERTOP - GALLEY (WL4, WL5, WL6) FROM: 00-00-00 THRU: 03-18-07 FROM: 03-19-07 THRU: 99-99-99
33	162957-01-WM0	EA	COUNTERTOP (WM0, WM1, WM2) FROM: 00-00-00 THRU: 03-18-07 FROM: 03-19-07 THRU: 99-99-99
33	164501-01-03C	EA	COUNTERTOP - GALLEY (WM0, WM1, WM2) FROM: 00-00-00 THRU: 03-18-07 FROM: 03-19-07 THRU: 99-99-99
33	162957-01-WK0	EA	COUNTERTOP (WM4, WM5, WM6) FROM: 00-00-00 THRU: 03-18-07 FROM: 03-19-07 THRU: 99-99-99
33	164501-01-11C	EA	COUNTERTOP - GALLEY (WM4, WM5, WM6) FROM: 00-00-00 THRU: 03-18-07 FROM: 03-19-07 THRU: 99-99-99

**CABINET & APPLIANCE GROUP (CONTINUED)**  
**CABINET & APPLIANCE LAYOUT (CONTINUED)**

<b>KEY</b>	<b>PART NUMBER</b>	<b>U/M</b>	<b>DESCRIPTION</b>
34	162957-02-WK4	EA	COUNTERTOP (WL4, WL5, WL6) FROM: 00-00-00 THRU: 03-18-07
34	164501-02-10C	EA	COUNTERTOP - GALLEY (WL4, WL5, WL6) FROM: 03-19-07 THRU: 99-99-99
34	162957-02-WM0	EA	COUNTERTOP (WM0, WM1, WM2) FROM: 00-00-00 THRU: 03-18-07
34	164501-02-03C	EA	COUNTERTOP - GALLEY (WM0, WM1, WM2) FROM: 03-19-07 THRU: 99-99-99
34	162957-02-WK0	EA	COUNTERTOP (WM4, WM5, WM6) FROM: 00-00-00 THRU: 03-18-07
34	164501-02-11C	EA	COUNTERTOP - GALLEY (WM4, WM5, WM6) FROM: 03-19-07 THRU: 99-99-99
35	099717-05-000	EA	STRAP - W/16.5" FEMALE STRAP AND 17.7" MALE STRAP FROM: 02-19-07 THRU: 99-99-99
36*	146340-02-01A	EA	DISHWASHER - DRAWER STYLE - STAINLESS STEEL FACE
37*	135065-03-03A	EA	RANGE-3 BURNER (SEALED)-W/O OVEN-NEW STYLE KNOBS-STAINLESS
37*	135065-04-01A	EA	RANGE - 3 BURNER (SEALED) - W/O OVEN - CSA - BLACK TOP - CANADIAN
38	144823-21-04B	EA	BRACKET/STOVE TIEDOWN - BLACK
39	144823-22-04B	EA	BRACKET/STOVE TIEDOWN - BLACK
40	160936-01-UJ1	EA	CABINET - VALANCE/GALLEY - W/O HDW - CONCERT CHERRY
40	160936-01-UJ2	EA	CABINET - VALANCE/GALLEY - W/O HDW - WASHED MAPLE
40	160936-01-UJ3	EA	CABINET - VALANCE/GALLEY - W/O HDW - HONEY CHERRY
41	126313-11-02B	EA	SUPPORT - ROLLER - SLIDE-OUT ROOM - E-COATED
	128599-03-000	EA	PAD - F/SLIDEOUT - 2" X 2.6"
42	152316-02-02B	EA	BRACKET/SUPPORT - MICROWAVE - E-COATED
43	152316-01-02B	EA	BRACKET/SUPPORT - MICROWAVE - E-COATED
44	123440-04-02B	EA	SUPPORT - PANEL - 9.9"/7.6" X 4.7" - SLIDEOUT - E-COATED
45	154649-01-02B	EA	BRACKET - ONE PLACE - E-COATED
46	159461-02-UJ1	EA	CABINET/SHELF - TV - W/O HARDWARE
47	162743-01-WK4	EA	COUNTERTOP (WL4, WL5, WL6)
47	162743-01-WM0	EA	COUNTERTOP (WM0, WM1, WM2)
47	162743-01-WK0	EA	COUNTERTOP (WM4, WM5, WM6)

**\*COMPONENT PARTS LISTED LATER IN THIS GROUP**

**CABINET & APPLIANCE GROUP (CONTINUED)**  
**CABINET & APPLIANCE LAYOUT (CONTINUED)**

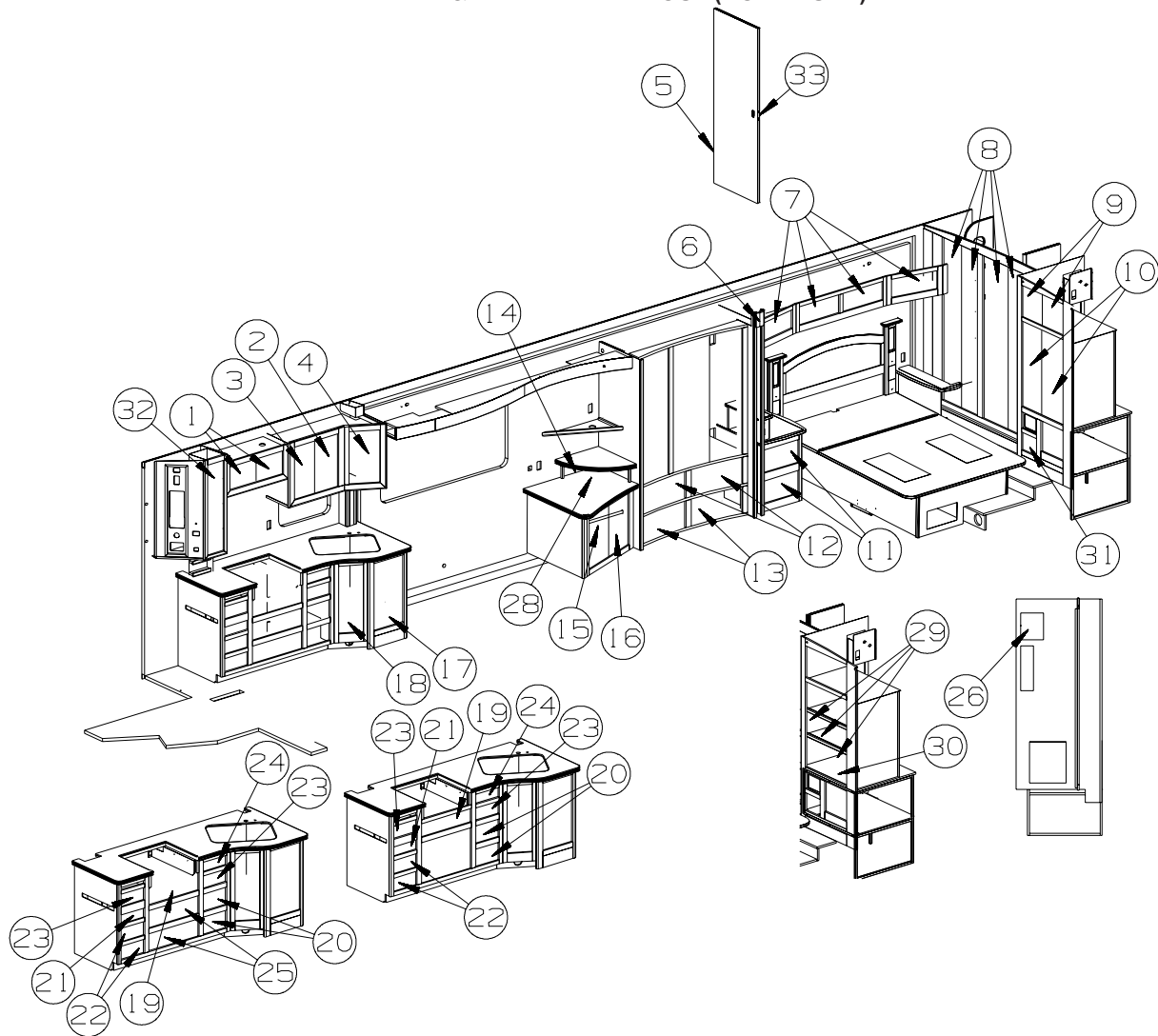


KEY	PART NUMBER	U/M	DESCRIPTION
1	162329-13-WL4	EA	DOOR - DBL FLUTED - W/GLASS - 13" X 10.8" - W/O HDW - CONCERT CHERRY
1	162329-13-WL5	EA	DOOR - DBL FLUTED - W/GLASS - 13" X 10.8" - W/O HDW - WASHED MAPLE
1	162329-13-WL6	EA	DOOR - DBL FLUTED - W/GLASS - 13" X 10.8" - W/O HDW - HONEY CHERRY
2	160273-41-WL4	EA	DOOR - RAISED/DBL FLUTED/MOLDING - 10.8" X 21.8" - W/O HDW - CONCERT CHERRY
2	160273-41-WL5	EA	DOOR - RAISED/DBL FLUTED/MOLDING - 10.8" X 21.8" - W/O HDW - WASHED MAPLE
2	160273-41-WL6	EA	DOOR - RAISED/DBL FLUTED/MOLDING - 10.8" X 21.8" - W/O HDW - HONEY CHERRY
3	160273-42-WL4	EA	DOOR - RAISED/DBL FLUTED/MOLDING - 10.8" X 21.8" - W/O HDW - CONCERT CHERRY
3	160273-42-WL5	EA	DOOR - RAISED/DBL FLUTED/MOLDING - 10.8" X 21.8" - W/O HDW - WASHED MAPLE
3	160273-42-WL6	EA	DOOR - RAISED/DBL FLUTED/MOLDING - 10.8" X 21.8" - W/O HDW - HONEY CHERRY
4	160273-86-WL4	EA	DOOR - RAISED/DBL FLUTED/MOLDING - 12.8" X 21.8" - W/O HDW - CONCERT CHERRY
4	160273-86-WL5	EA	DOOR - RAISED/DBL FLUTED/MOLDING - 12.8" X 21.8" - W/O HDW - WASHED MAPLE
4	160273-86-WL6	EA	DOOR - RAISED/DBL FLUTED/MOLDING - 12.8" X 21.8" - W/O HDW - HONEY CHERRY
5	160087-01-UJ1	EA	DOOR - SLIDING - 25.2" X 68.8" - W/O HDW - CONCERT CHERRY
5	160087-01-UJ2	EA	DOOR - SLIDING - 25.2" X 68.8" - W/O HDW - WASHED MAPLE
5	160087-01-UJ3	EA	DOOR - SLIDING - 25.2" X 68.8" - W/O HDW - HONEY CHERRY
	123655-01-000	FT	SEAL - CLOSED CELL/FOAM
6	162542-01-UN4	EA	DOOR - FLAP/WOOD - 3.5" X 68.8" - W/HINGE - CONCERT CHERRY
6	162542-01-UF2	EA	DOOR - FLAP/WOOD - 3.5" X 68.8" - W/HINGE - WASHED MAPLE
6	162542-01-UJ3	EA	DOOR - FLAP/WOOD - 3.5" X 68.8" - W/HINGE - HONEY CHERRY
7	160273-22-WL4	EA	DOOR - RAISED/DBL FLUTED/MOLDING - 10" X 19.1" - W/O HDW - CONCERT CHERRY
7	160273-22-WL5	EA	DOOR - RAISED/DBL FLUTED/MOLDING - 10" X 19.1" - W/O HDW - WASHED MAPLE
7	160273-22-WL6	EA	DOOR - RAISED/DBL FLUTED/MOLDING - 10" X 19.1" - W/O HDW - HONEY CHERRY
8	147873-12-WL4	EA	DOOR - FLUTED EDGE/MIRRORED - 10.6" X 65.3" - W/O HDW - CONCERT CHERRY
8	147873-12-WL5	EA	DOOR - FLUTED EDGE/MIRRORED - 10.6" X 65.3" - W/O HDW - WASHED MAPLE
8	147873-12-WL6	EA	DOOR - FLUTED EDGE/MIRRORED - 10.6" X 65.3" - W/O HDW - HONEY CHERRY
	140374-86-000	EA	MIRROR - SAFETY GLASS - 6.7" X 61.3"

**CABINET & APPLIANCE GROUP (CONTINUED)**  
**CABINET & APPLIANCE LAYOUT (CONTINUED)**

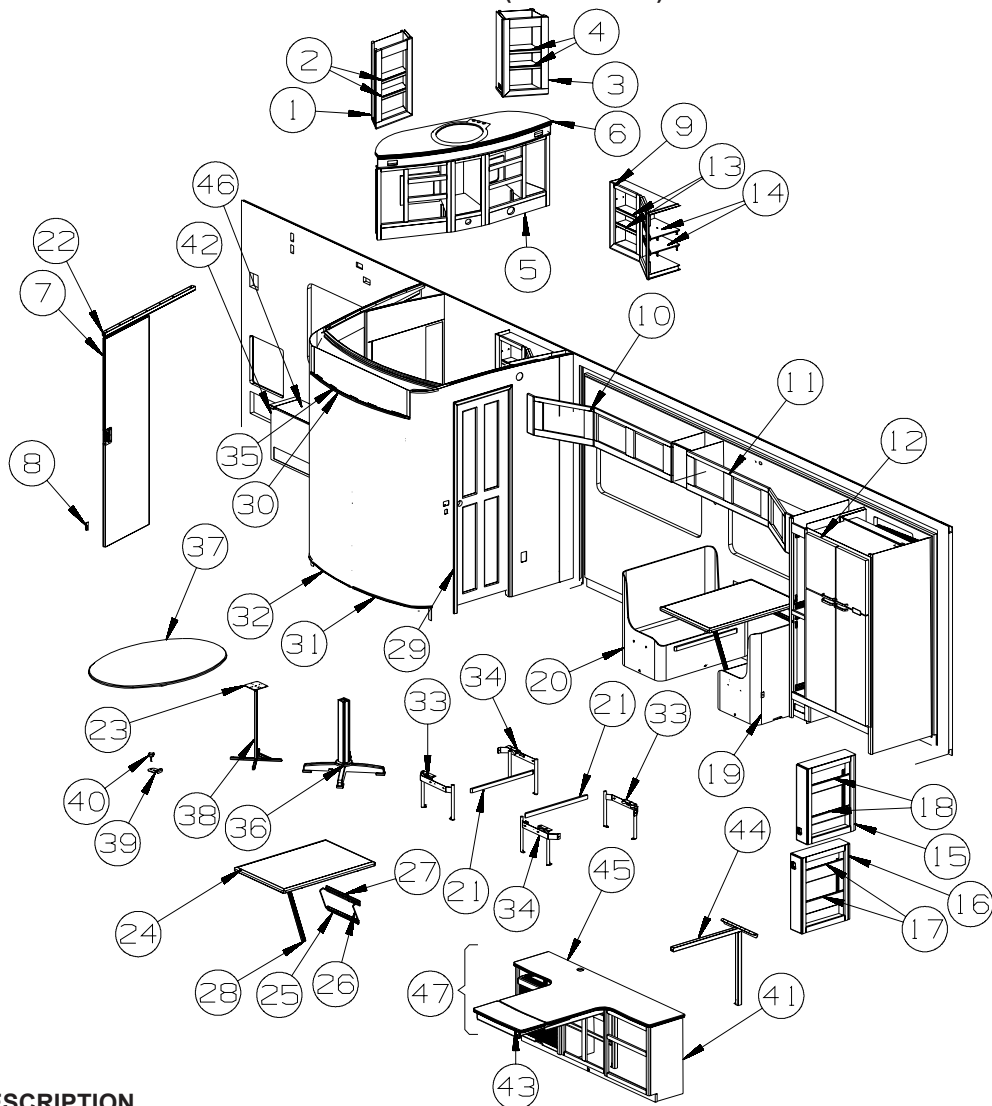
KEY	PART NUMBER	U/M	DESCRIPTION
9	160273-91-WL4	EA	DOOR - RAISED/DBL FLUTED/MOLDING - 13.6" X 27.1" - W/O HDW - CONERT CHERRY
9	160273-91-WL5	EA	DOOR - RAISED/DBL FLUTED/MOLDING - 13.6" X 27.1" - W/O HDW - WASHED MAPLE
9	160273-91-WL6	EA	DOOR - RAISED/DBL FLUTED/MOLDING - 13.6" X 27.1" - W/O HDW - HONEY CHERRY
10	143959-D0-WL4	EA	DOOR - RAISED PANEL/FLUTED EDGE - 12.4" X 35" - W/O HDW - CONCERT CHERRY
10	143959-D0-WL5	EA	DOOR - RAISED PANEL/FLUTED EDGE - 12.4" X 35" - W/O HDW - WASHED MAPLE
10	143959-D0-WL6	EA	DOOR - RAISED PANEL/FLUTED EDGE - 12.4" X 35" - W/O HDW - HONEY CHERRY
10	160273-E5-WL4	EA	DOOR - RAISED/DBL FLUTED/MLDNG - 12.4" X 35" - W/O HDW - CONCERT CHERRY - WASHER/DRYER
10	160273-E5-WL5	EA	DOOR - RAISED/DBL FLUTED/MOLDING - 12.4" X 35" - W/O HDW - WASHED MAPLE - WASHER/DRYER
10	160273-E5-WL6	EA	DOOR - RAISED/DBL FLUTED/MOLDING - 12.4" X 35" - W/O HDW - HONEY CHERRY - WASHER/DRYER
11	162562-23-WL4	EA	DRAWER - DBL FLUTED EDGE - 16.7"W X 21.6"D -W/O SLIDES/HDW - CONCERT CHERRY
11	162562-23-WL5	EA	DRAWER - DBL FLUTED EDGE - 16.7"W X 21.6"D -W/O SLIDES/HDW - WASHED MAPLE
11	162562-23-WL6	EA	DRAWER - DBL FLUTED EDGE - 16.7"W X 21.6"D -W/O SLIDES/HDW - HONEY CHERRY
12	159933-01-UJ1	EA	DRAWER - CURVED FACE - 21.4"W X 17.9"D - W/O SLIDES/HDW - CONCERT CHERRY
12	159933-01-UJ2	EA	DRAWER - CURVED FACE - 21.4"W X 17.9"D - W/O SLIDES/HDW - WASHED MAPLE
12	159933-01-UJ3	EA	DRAWER - CURVED FACE - 21.4"W X 17.9"D - W/O SLIDES/HDW - HONEY CHERRY
13	159933-02-UJ1	EA	DRAWER - CURVED FACE - 21.4"W X 20.2"D - W/O SLIDES/HDW - CONCERT CHERRY
13	159933-02-UJ2	EA	DRAWER - CURVED FACE - 21.4"W X 20.2"D - W/O SLIDES/HDW - WASHED MAPLE
13	159933-02-UJ3	EA	DRAWER - CURVED FACE - 21.4"W X 20.2"D - W/O SLIDES/HDW - HONEY CHERRY
14	160164-01-WL4	EA	DRAWER - CURVED - 23.2"W X 16.9"D - W/O HDW - CONCERT CHERRY
14	160164-01-WL5	EA	DRAWER - CURVED - 23.2"W X 16.9"D - W/O HDW - WASHED MAPLE
14	160164-01-WL6	EA	DRAWER - CURVED - 23.2"W X 16.9"D - W/O HDW - HONEY CHERRY
15	160273-B9-WL4	EA	DOOR - RAISED/DBL FLUTED/MOLDING - 14.9" X 21.8" - W/O HDW - CONCERT CHERRY
15	160273-B9-WL5	EA	DOOR - RAISED/DBL FLUTED/MOLDING - 14.9" X 21.8" - W/O HDW - WASHED MAPLE
15	160273-B9-WL6	EA	DOOR - RAISED/DBL FLUTED/MOLDING - 14.9" X 21.8" - W/O HDW - HONEY CHERRY
16	160273-C0-WL4	EA	DOOR - RAISED/DBL FLUTED/MOLDING - 14.9" X 21.8" - W/O HDW - CONCERT CHERRY
16	160273-C0-WL5	EA	DOOR - RAISED/DBL FLUTED/MOLDING - 14.9" X 21.8" - W/O HDW - WASHED MAPLE
16	160273-C0-WL6	EA	DOOR - RAISED/DBL FLUTED/MOLDING - 14.9" X 21.8" - W/O HDW - HONEY CHERRY
17	160273-C6-WL4	EA	DOOR - RAISED/DBL FLUTED/MOLDING - 15.5" X 29.5" - W/O HDW - CONCERT CHERRY
17	160273-C6-WL5	EA	DOOR - RAISED/DBL FLUTED/MOLDING - 15.5" X 29.5" - W/O HDW - WASHED MAPLE
17	160273-C6-WL6	EA	DOOR - RAISED/DBL FLUTED/MOLDING - 15.5" X 29.5" - W/O HDW - HONEY CHERRY
18	160273-29-WL4	EA	DOOR - RAISED/DBL FLUTED/MOLDING - 10" X 29.5" - W/O HDW - CONCERT CHERRY
18	160273-29-WL5	EA	DOOR - RAISED/DBL FLUTED/MOLDING - 10" X 29.5" - W/O HDW - WASHED MAPLE
18	160273-29-WL6	EA	DOOR - RAISED/DBL FLUTED/MOLDING - 10" X 29.5" - W/O HDW - HONEY CHERRY
19	162562-16-WL4	EA	DRAWER - DBL FLUTED EDGE - 22.6"W X 21.6"D -W/O SLIDES/HDW - CONCERT CHERRY
19	162562-16-WL5	EA	DRAWER - DBL FLUTED EDGE - 22.6"W X 21.6"D -W/O SLIDES/HDW - WASHED MAPLE
19	162562-16-WL6	EA	DRAWER - DBL FLUTED EDGE - 22.6"W X 21.6"D -W/O SLIDES/HDW - HONEY CHERRY
20	162562-25-WL4	EA	DRAWER - DBL FLUTED EDGE - 10"W X 21.6"D -W/O SLIDES/HDW - CONCERT CHERRY
20	162562-25-WL5	EA	DRAWER - DBL FLUTED EDGE - 10"W X 21.6"D -W/O SLIDES/HDW - WASHED MAPLE
20	162562-25-WL6	EA	DRAWER - DBL FLUTED EDGE - 10"W X 21.6"D -W/O SLIDES/HDW - HONEY CHERRY
21	162562-20-WL4	EA	DRAWER - DBL FLUTED EDGE - 10"W X 21.6"D -W/O SLIDES/HDW - CONCERT CHERRY
21	162562-20-WL5	EA	DRAWER - DBL FLUTED EDGE - 10"W X 21.6"D -W/O SLIDES/HDW - WASHED MAPLE
21	162562-20-WL6	EA	DRAWER - DBL FLUTED EDGE - 10"W X 21.6"D -W/O SLIDES/HDW - HONEY CHERRY
22	162562-21-WL4	EA	DRAWER - DBL FLUTED EDGE - 10"W X 21.6"D -W/O SLIDES/HDW - CONCERT CHERRY
22	162562-21-WL5	EA	DRAWER - DBL FLUTED EDGE - 10"W X 21.6"D -W/O SLIDES/HDW - WASHED MAPLE
22	162562-21-WL6	EA	DRAWER - DBL FLUTED EDGE - 10"W X 21.6"D -W/O SLIDES/HDW - HONEY CHERRY
23	162562-22-WL4	EA	DRAWER - DBL FLUTED EDGE - 10"W X 21.6"D -W/O SLIDES/HDW - CONCERT CHERRY
23	162562-22-WL5	EA	DRAWER - DBL FLUTED EDGE - 10"W X 21.6"D -W/O SLIDES/HDW - WASHED MAPLE
23	162562-22-WL6	EA	DRAWER - DBL FLUTED EDGE - 10"W X 21.6"D -W/O SLIDES/HDW - HONEY CHERRY
24	155684-20-WL4	EA	DRAWER - TRAY/SILVERWARE - W/O SLIDES/HDW - CONCERT CHERRY
24	155684-20-WL5	EA	DRAWER - TRAY/SILVERWARE - W/O SLIDES/HDW - WASHED MAPLE
24	155684-20-WL6	EA	DRAWER - TRAY/SILVERWARE - W/O SLIDES/HDW - HONEY CHERRY
25	162562-24-WL4	EA	DRAWER - DBL FLUTED EDGE - 22.6"W X 21.6"D -W/O SLIDES/HDW - CONCERT CHERRY
25	162562-24-WL5	EA	DRAWER - DBL FLUTED EDGE - 22.6"W X 21.6"D -W/O SLIDES/HDW - WASHED MAPLE
25	162562-24-WL6	EA	DRAWER - DBL FLUTED EDGE - 22.6"W X 21.6"D -W/O SLIDES/HDW - HONEY CHERRY
26	160272-28-WL4	EA	DOOR - RAISED PANEL/DBL FLUTED - 10" X 29.5" - W/O HDW - CONCERT CHERRY
26	160272-28-WL5	EA	DOOR - RAISED PANEL/DBL FLUTED - 10" X 29.5" - W/O HDW - WASHED MAPLE
26	160272-28-WL6	EA	DOOR - RAISED PANEL/DBL FLUTED - 10" X 29.5" - W/O HDW - HONEY CHERRY
27	159961-01-UJ1	EA	DOOR - CURVED/VERTICLE - 15.8"W X 50.5"H - W/O HDW - CONCERT CHERRY
27	159961-01-UJ2	EA	DOOR - CURVED/VERTICLE - 15.8"W X 50.5"H - W/O HDW - WASHED MAPLE
27	159961-01-UJ3	EA	DOOR - CURVED/VERTICLE - 15.8"W X 50.5"H - W/O HDW - HONEY CHERRY
28	160162-01-UJ1	EA	DOOR - CURVED - 6.5" X 27.9" - W/O HDW - CONCERT CHERRY
28	160162-01-UJ2	EA	DOOR - CURVED - 6.5" X 27.9" - W/O HDW - WASHED MAPLE
28	160162-01-UJ3	EA	DOOR - CURVED - 6.5" X 27.9" - W/O HDW - HONEY CHERRY

**CABINET & APPLIANCE GROUP (CONTINUED)**  
**CABINET & APPLIANCE LAYOUT (CONTINUED)**



KEY	PART NUMBER	U/M	DESCRIPTION
29	153120-P2-TH5	EA	DRAWER/BOX - W/STAINED FACE - 23"W X 19.7"D-W/O SLIDES/HDW - CONCERT CHERRY
29	153120-P2-TH6	EA	DRAWER/BOX - W/STAINED FACE - 23"W X 19.7"D-W/O SLIDES/HDW - WASHED MAPLE
29	153120-P2-TH7	EA	DRAWER/BOX - W/STAINED FACE - 23"W X 19.7"D-W/O SLIDES/HDW - HONEY CHERRY
30	153120-AT-WL4	EA	DRAWER/BOX - W/STAINED FACE - 23"W X 17.7"D-W/O SLIDES/HDW - CONCERT CHERRY FROM: 06-11-07 THRU: 99-99-99
30	153120-AT-WL5	EA	DRAWER/BOX - W/STAINED FACE - 23"W X 17.7"D-W/O SLIDES/HDW - WASHED MAPLE FROM: 06-11-07 THRU: 99-99-99
30	153120-AT-WL6	EA	DRAWER/BOX - W/STAINED FACE - 23"W X 17.7"D-W/O SLIDES/HDW - HONEY CHERRY FROM: 06-11-07 THRU: 99-99-99
31	162548-43-WL4	EA	FACE/DRAWER/DOOR - SOLID PANEL - 9.4" X 16.5" - W/O HDW - CONCERT CHERRY
31	162548-43-WL5	EA	FACE/DRAWER/DOOR - SOLID PANEL - 9.4" X 16.5" - W/O HDW - WASHED MAPLE
31	162548-43-WL6	EA	FACE/DRAWER/DOOR - SOLID PANEL - 9.4" X 16.5" - W/O HDW - HONEY CHERRY
32	162548-21-WL4	EA	FACE/DRAWER/DOOR - SOLID PANEL - 9.2" X 37" - W/O HDW - CONCERT CHERRY
32	162548-21-WL5	EA	FACE/DRAWER/DOOR - SOLID PANEL - 9.2" X 37" - W/O HDW - WASHED MAPLE
32	162548-21-WL6	EA	FACE/DRAWER/DOOR - SOLID PANEL - 9.2" X 37" - W/O HDW - HONEY CHERRY
33	113130-01-02A	EA	PULL - DOOR POCKET - CHROME

**CABINET & APPLIANCE GROUP (CONTINUED)**  
**CABINET & APPLIANCE LAYOUT (CONTINUED)**



KEY	PART NUMBER	U/M	DESCRIPTION
1	159299-03-UK5	EA	CABINET - OVERHEAD/LAVATORY/LH - W/O DOORS/HDW - CONCERT CHERRY
1	159299-03-UK6	EA	CABINET - OVERHEAD/LAVATORY/LH - W/O DOORS/HDW - WASHED MAPLE
1	159299-03-UK7	EA	CABINET - OVERHEAD/LAVATORY/LH - W/O DOORS/HDW - HONEY CHERRY
2	159299-44-UK5	EA	SHELF - W/WOOD MOLDING - CONCERT CHERRY
2	159299-44-UK6	EA	SHELF - W/WOOD MOLDING - WASHED MAPLE
2	159299-44-UK7	EA	SHELF - W/WOOD MOLDING - HONEY CHERRY
3	159299-04-UK5	EA	CABINET - OVERHEAD/LAVATORY/LH - W/O DOORS/HDW - CONCERT CHERRY
3	159299-04-UK6	EA	CABINET - OVERHEAD/LAVATORY/LH - W/O DOORS/HDW - WASHED MAPLE
3	159299-04-UK7	EA	CABINET - OVERHEAD/LAVATORY/LH - W/O DOORS/HDW - HONEY CHERRY
4	159299-49-UK5	EA	SHELF - W/WOOD MOLDING - CONCERT CHERRY
4	159299-49-UK6	EA	SHELF - W/WOOD MOLDING - WASHED MAPLE
4	159299-49-UK7	EA	SHELF - W/WOOD MOLDING - HONEY CHERRY
5	P63064-01-WK0	EA	CABINET - LAVATORY - W/O COUNTERTOP/DOORS/DRAWERS/HDW - CONCERT CHERRY
5	P63064-01-WK1	EA	CABINET - LAVATORY - W/O COUNTERTOP/DOORS/DRAWERS/HDW - WASHED MAPLE
5	P63064-01-WK2	EA	CABINET - LAVATORY - W/O COUNTERTOP/DOORS/DRAWERS/HDW - HONEY CHERRY
6	162861-02-WL4	EA	COUNTERTOP - LAVATORY (WL4, WL5, WL6)
6	162861-02-WM0	EA	COUNTERTOP - LAVATORY (WM0, WM1, WM2)
6	162861-02-WM4	EA	COUNTERTOP - LAVATORY (WM4, WM5, WM6)
7	157304-02-TG1	EA	DOOR - SLIDING - W/O HARDWARE - CONCERT CHERRY
7	157304-02-TG2	EA	DOOR - SLIDING - W/O HARDWARE - WASHED MAPLE
7	157304-02-TG3	EA	DOOR - SLIDING - W/O HARDWARE - HONEY CHERRY
8	149607-03-02B	EA	GUIDE - F/POCKET DOOR - 2.5" BENT ROD - E-COATED
9	159456-02-UK5	EA	CABINET - OVERHEAD/LINEN - W/O DOORS/HDW - CONCERT CHERRY
9	159456-02-UK6	EA	CABINET - OVERHEAD/LINEN - W/O DOORS/HDW - WASHED MAPLE
9	159456-02-UK7	EA	CABINET - OVERHEAD/LINEN - W/O DOORS/HDW - HONEY CHERRY

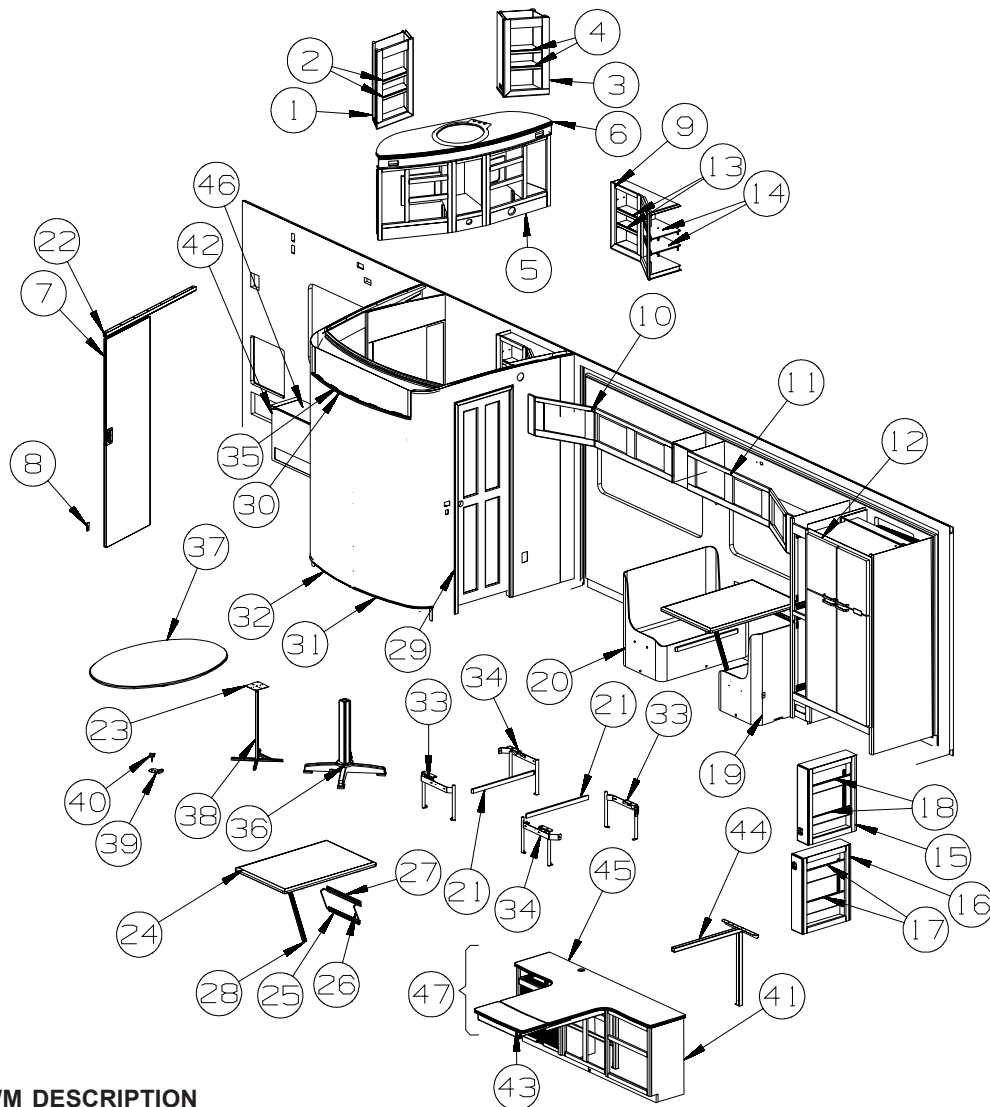


## CABINET & APPLIANCE GROUP (CONTINUED)

### CABINET & APPLIANCE LAYOUT (CONTINUED)

KEY	PART NUMBER	U/M	DESCRIPTION
10	159323-02-UK5	EA	CABINET - OVERHEAD/SLIDEOUT - W/O DOORS/HDW - CONCERT CHERRY
10	159323-02-UK6	EA	CABINET - OVERHEAD/SLIDEOUT - W/O DOORS/HDW - WASHED MAPLE
10	159323-02-UK7	EA	CABINET - OVERHEAD/SLIDEOUT - W/O DOORS/HDW - HONEY CHERRY
11	159322-02-UK5	EA	CABINET - OVERHEAD/SLIDEOUT - W/O DOORS/HDW - CONCERT CHERRY
11	159322-02-UK6	EA	CABINET - OVERHEAD/SLIDEOUT - W/O DOORS/HDW - WASHED MAPLE
11	159322-02-UK7	EA	CABINET - OVERHEAD/SLIDEOUT - W/O DOORS/HDW - HONEY CHERRY
12*	125242-05-02A	EA	REFRIGERATOR - 4 DOOR - W/ICE MAKER - TITANIUM SST
12	165267-01-01A	EA	REFRIGERATOR - SIDE/SIDE - W/ICE & WATER IN DOOR - SST - REFRIG W/ICE/WTR DIS
	118871-02-01A	EA	TRAY - REFRIGERATOR - SIDE/SIDE - BLACK - 34.4" LONG
	054450-01-000	EA	LEVEL - REFRIGERATOR
13	159456-32-UK5	EA	SHELF - W/WOOD MOLDING - CONCERT CHERRY
13	159456-32-UK6	EA	SHELF - W/WOOD MOLDING - WASHED MAPLE
13	159456-32-UK7	EA	SHELF - W/WOOD MOLDING - HONEY CHERRY
14	159456-34-UK5	EA	SHELF - W/WOOD MOLDING - CONCERT CHERRY
14	159456-34-UK6	EA	SHELF - W/WOOD MOLDING - WASHED MAPLE
14	159456-34-UK7	EA	SHELF - W/WOOD MOLDING - HONEY CHERRY
15	153343-02-SD1	EA	CABINET - PANTRY/SLIDE - W/O DOORS/DRAWERS/HDW - CONCERT CHERRY FROM: 00-00-00 THRU: 09-30-07
15	153343-01-SD1	EA	CABINET - PANTRY/SLIDE - W/O DRS/DRAWERS/HDW - CONCERT CHERRY FROM: 10-01-07 THRU: 99-99-99
15	153343-02-SD2	EA	CABINET - PANTRY/SLIDE - W/O DOORS/DRAWERS/HDW - WASHED MAPLE FROM: 00-00-00 THRU: 09-30-07
15	153343-01-SD1	EA	CABINET - PANTRY/SLIDE - W/O DRS/DRAWERS/HDW - WASHED MAPLE FROM: 10-01-07 THRU: 99-99-99
15	153343-02-SD3	EA	CABINET - PANTRY/SLIDE - W/O DOORS/DRAWERS/HDW - HONEY CHERRY FROM: 00-00-00 THRU: 09-30-07
15	153343-01-SD1	EA	CABINET - PANTRY/SLIDE - W/O DRS/DRAWERS/HDW - HONEY CHERRY FROM: 10-01-07 THRU: 99-99-99
15	153343-01-SD1	EA	CABINET - PANTRY/SLIDE - W/O DRS/DRAWERS/HDW - CONCERT CHERRY - REFRIG W/ICE/WTR DIS
15	153343-01-SD2	EA	CABINET - PANTRY/SLIDE - W/O DOORS/DRAWERS/HDW - WASHED MAPLE - REFRIG W/ICE/WTR DIS
15	153343-01-SD3	EA	CABINET - PANTRY/SLIDE - W/O DOORS/DRAWERS/HDW - HONEY CHERRY - REFRIG W/ICE/WTR DIS
16	153343-04-S65	EA	CABINET - PANTRY/SLIDE - W/O DOORS/DRAWERS/HD - CONCERT CHERRY FROM: 00-00-00 THRU: 09-30-07
16	153343-03-SD1	EA	CABINET - PANTRY/SLIDE - W/O DRS/DRAWERS/HD - CONCERT CHERRY FROM: 10-01-07 THRU: 99-99-99
16	153343-04-S66	EA	CABINET - PANTRY/SLIDE - W/O DOORS/DRAWERS/HD - WASHED MAPLE FROM: 00-00-00 THRU: 09-30-07
16	153343-03-SD1	EA	CABINET - PANTRY/SLIDE - W/O DRS/DRAWERS/HD - WASHED MAPLE FROM: 10-01-07 THRU: 99-99-99
16	153343-04-TG3	EA	CABINET - PANTRY/SLIDE - W/O DOORS/DRAWERS/HD - HONEY CHERRY FROM: 00-00-00 THRU: 09-30-07
16	153343-03-SD1	EA	CABINET - PANTRY/SLIDE - W/O DRS/DRAWERS/HD - HONEY CHERRY FROM: 10-01-07 THRU: 99-99-99
16	153343-03-SD1	EA	CABINET - PANTRY/SLIDE - W/O DRS/DRAWERS/HD - CONCERT CHERRY - REFRIG W/ICE/WTR DIS
16	153343-03-SD2	EA	CABINET - PANTRY/SLIDE - W/O DOORS/DRAWERS/HD - WASHED MAPLE - REFRIG W/ICE/WTR DIS
16	153343-03-SD3	EA	CABINET - PANTRY/SLIDE - W/O DOORS/DRAWERS/HD - HONEY CHERRY - REFRIG W/ICE/WTR DIS
17	153343-27-SD1	EA	SHELF - W/WOOD MOLDING - CONCERT CHERRY
17	153343-27-SD2	EA	SHELF - W/WOOD MOLDING - WASHED MAPLE
17	153343-27-SD3	EA	SHELF - W/WOOD MOLDING - HONEY CHERRY
18	153343-21-SD1	EA	SHELF - W/WOOD MOLDING - CONCERT CHERRY
18	153343-21-SD2	EA	SHELF - W/WOOD MOLDING - WASHED MAPLE
18	153343-21-SD3	EA	SHELF - W/WOOD MOLDING - HONEY CHERRY
19	161306-07-WL4	EA	CABINET/DINETTE W/BACK(WRAPPED) - W/O DOORS/HDW - DINETTE
19	161306-07-WL5	EA	CABINET/DINETTE W/BACK(WRAPPED) - W/O DOORS/HDW - DINETTE
19	161306-07-WL6	EA	CABINET/DINETTE W/BACK(WRAPPED) - W/O DOORS/HDW - DINETTE
19	161306-07-WM0	EA	CABINET/DINETTE W/BACK(WRAPPED) - W/O DOORS/HDW - DINETTE
19	161306-07-WM1	EA	CABINET/DINETTE W/BACK(WRAPPED) - W/O DOORS/HDW - DINETTE
19	161306-07-WM2	EA	CABINET/DINETTE W/BACK(WRAPPED) - W/O DOORS/HDW - DINETTE
19	161306-07-WM4	EA	CABINET/DINETTE W/BACK(WRAPPED) - W/O DOORS/HDW - DINETTE
19	161306-07-WM5	EA	CABINET/DINETTE W/BACK(WRAPPED) - W/O DOORS/HDW - DINETTE
19	161306-07-WM6	EA	CABINET/DINETTE W/BACK(WRAPPED) - W/O DOORS/HDW - DINETTE
20	161306-08-WL4	EA	CABINET/DINETTE W/BACK(WRAPPED) - W/O DOORS/HDW - DINETTE
20	161306-08-WL5	EA	CABINET/DINETTE W/BACK(WRAPPED) - W/O DOORS/HDW - DINETTE
20	161306-08-WL6	EA	CABINET/DINETTE W/BACK(WRAPPED) - W/O DOORS/HDW - DINETTE

**CABINET & APPLIANCE GROUP (CONTINUED)**  
**CABINET & APPLIANCE LAYOUT (CONTINUED)**

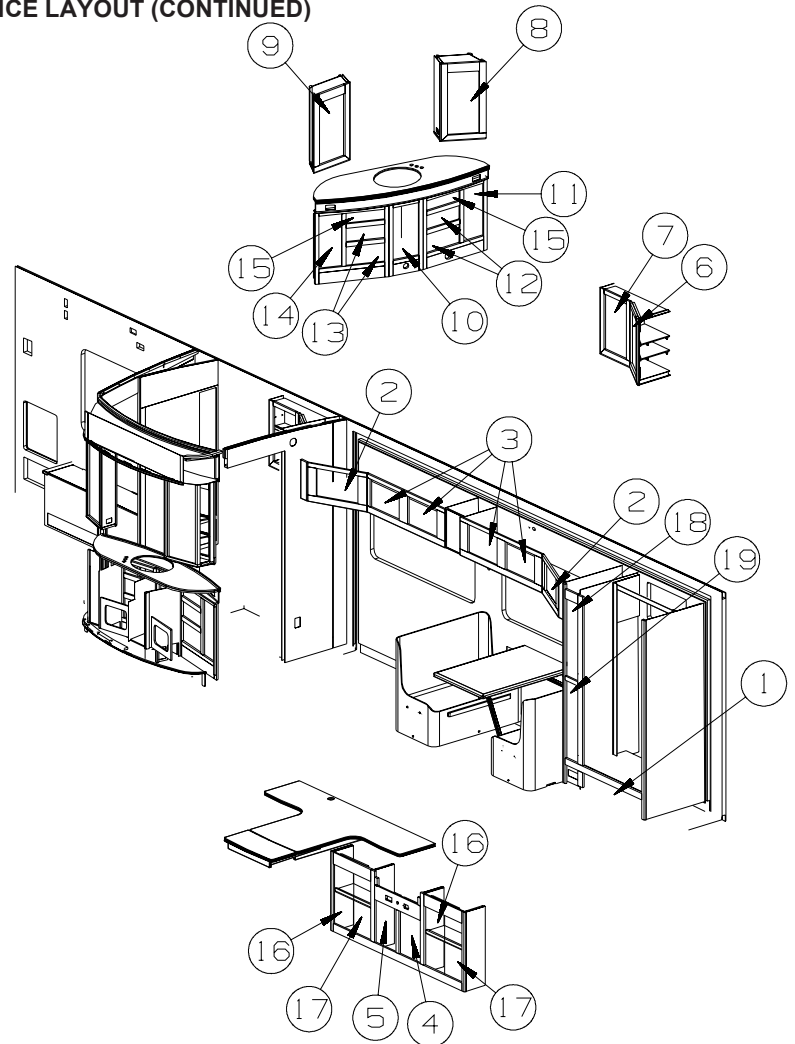


KEY	PART NUMBER	U/M	DESCRIPTION
20	161306-08-WM0	EA	CABINET/DINETTE W/BACK(WRAPPED) - W/O DOORS/HDW - <b>DINETTE</b>
20	161306-08-WM1	EA	CABINET/DINETTE W/BACK(WRAPPED) - W/O DOORS/HDW - <b>DINETTE</b>
20	161306-08-WM2	EA	CABINET/DINETTE W/BACK(WRAPPED) - W/O DOORS/HDW - <b>DINETTE</b>
20	161306-08-WM4	EA	CABINET/DINETTE W/BACK(WRAPPED) - W/O DOORS/HDW - <b>DINETTE</b>
20	161306-08-WM5	EA	CABINET/DINETTE W/BACK(WRAPPED) - W/O DOORS/HDW - <b>DINETTE</b>
20	161306-08-WM6	EA	CABINET/DINETTE W/BACK(WRAPPED) - W/O DOORS/HDW - <b>DINETTE</b>
21	081295-01-M52	EA	SUPPORT - BED/DINETTE - 28" LONG - CONCERT CHERRY - <b>DINETTE</b>
21	081295-01-T01	EA	SUPPORT - BED/DINETTE - 28" LONG - WASHED MAPLE - <b>DINETTE</b>
21	081295-01-T02	EA	SUPPORT - BED/DINETTE - 28" LONG - HONEY CHERRY - <b>DINETTE</b>
22	145608-04-01A	EA	TRACK - DOOR - 53.3" - OFF WHITE
23	148038-01-02B	EA	PLATE - TABLE TOP - BLACK
24	143257-27-WK0	EA	TABLE - 27.8" X 41.6" - CONCERT CHERRY - DINETTE
24	143257-27-WK1	EA	TABLE - 27.8" X 41.6" - WASHED MAPLE - DINETTE
24	143257-27-WK2	EA	TABLE - 27.8" X 41.6" - HONEY CHERRY - DINETTE
25	024281-12-000	EA	BRACKET/WALL - TABLE LIFT - 17.1" - ALMOND - DINETTE
26	024275-16-000	EA	ROD - TABLE LIFT - W/ARMS 8" & BASE ROD 18.5" - ALMOND - DINETTE
27	140921-02-02A	EA	BRACKET/TABLE SUPPORT - 18.5" - ALMOND - DINETTE
28	143798-01-02A	EA	CATCH - FLOOR TO TABLE LEG - ALMOND - DINETTE
29	152734-07-UJ1	EA	DOOR - BATH - 4 PANEL - W/O HARDWARE - CONCERT CHERRY
29	152734-07-UJ2	EA	DOOR - BATH - 4 PANEL - W/O HARDWARE - WASHED MAPLE
29	152734-07-UJ3	EA	DOOR - BATH - 4 PANEL - W/O HARDWARE - HONEY CHERRY
30	158656-01-UJ1	EA	TRIM/MOLDING - BATH/HORIZONTAL/UPPER - 54.8" - CONCERT CHERRY
30	158656-01-UJ2	EA	TRIM/MOLDING - BATH/HORIZONTAL/UPPER - 54.8" - WASHED MAPLE
30	158656-01-UJ3	EA	TRIM/MOLDING - BATH/HORIZONTAL/UPPER - 54.8" - HONEY CHERRY
31	159966-11-UJ1	EA	TRIM/MOLDING - BATH/HORIZ/LOWER/FRONT - 34.2" - CONCERT CHERRY
31	159966-11-UJ2	EA	TRIM/MOLDING - BATH/HORIZ/LOWER/FRONT - 34.2" - WASHED MAPLE
31	159966-11-UJ3	EA	TRIM/MOLDING - BATH/HORIZ/LOWER/FRONT - 34.2" - HONEY CHERRY

**CABINET & APPLIANCE GROUP (CONTINUED)**  
**CABINET & APPLIANCE LAYOUT (CONTINUED)**

<b>KEY</b>	<b>PART NUMBER</b>	<b>U/M</b>	<b>DESCRIPTION</b>
32	159966-12-UJ1	EA	TRIM/MOLDING - BATH/HORIZ/LOWER/REAR - 36.6" - CONCERT CHERRY
32	159966-12-UJ2	EA	TRIM/MOLDING - BATH/HORIZ/LOWER/REAR - 36.6" - WASHED MAPLE
32	159966-12-UJ3	EA	TRIM/MOLDING - BATH/HORIZ/LOWER/REAR - 36.6" - HONEY CHERRY
33	161278-02-000	EA	BRACKET - DINETTE - LEFT HAND - DINETTE
34	161278-01-000	EA	BRACKET - DINETTE - RIGHT HAND - DINETTE
35	146514-04-000	EA	CHANNEL/MOUNT - F/ROPE LIGHT
36	149677-28-UJ1	EA	PEDESTAL - TABLE LEG - CONCERT CHERRY
36	149677-28-UJ2	EA	PEDESTAL - TABLE LEG - WASHED MAPLE
36	149677-28-UJ3	EA	PEDESTAL - TABLE LEG - HONEY CHERRY
37	149677-23-SD1	EA	TABLE TOP ONLY - OVAL DROP LEAF - W/O PEDESTAL - CONCERT CHERRY
37	149677-23-SD2	EA	TABLE TOP ONLY - OVAL DROP LEAF - W/O PEDESTAL - WASHED MAPLE
37	149677-23-SD3	EA	TABLE TOP ONLY - OVAL DROP LEAF - W/O PEDESTAL - HONEY CHERRY
38	149810-01-02B	EA	BASE/FRAME - F/TABLE PEDESTAL - E-COATED
39	134057-04-11B	EA	BRACKET - RECLINER - FLAT BLACK
40	134194-04-01A	EA	KNOB - HOLD DOWN/RECLINER - BLACK
41	P60419-02-WK0	EA	CBNT - STRG/CMPTR - W/O CNTRTPS/DRWRS/HDW - CONCERT CHERRY - DIN TBL/BUFFET/CHRS
41	P60419-02-WK1	EA	CBNT - STRG/CMPTR - W/O CNTRTPS/DRWRS/HDW - WASHED MAPLE - DIN TBL/BUFFET/CHRS
41	P60419-02-WK2	EA	CBNT - STRG/CMPTR - W/O CNTRTPS/DRWRS/HDW - HONEY CHERRY - DIN TBL/BUFFET/CHRS
42	163007-01-WK0	EA	CABINET - BENCH - W/O TOP/HDW - CONCERT CHERRY
42	163007-01-WK1	EA	CABINET - BENCH - W/O TOP/HDW - WASHED MAPLE
42	163007-01-WK2	EA	CABINET - BENCH - W/O TOP/HDW - HONEY CHERRY
	137943-01-000	EA	SAFE - STEEL - 9.8" X 9.8" FACE / 7.7" X 8.7" X 8.7" R.O.
43	162478-01-WK4	EA	COUNTERTOP (WL4, WL5, WL6)
43	162478-01-WM0	EA	COUNTERTOP (WM0, WM1, WM2)
43	162478-01-WK0	EA	COUNTERTOP (WM4, WM5, WM6)
44	153362-03-02B	EA	SUPPORT - TABLE - E-COATED - DIN TBL/BUFFET/CHRS
45	162967-01-WK4	EA	COUNTERTOP (WL4, WL5, WL6)
45	162967-01-WM0	EA	COUNTERTOP (WM0, WM1, WM2)
45	162967-01-WK0	EA	COUNTERTOP (WM4, WM5, WM6)
46	145212-32-UJ1	EA	COUNTERTOP - LAMINATED - CONCERT CHERRY
46	145212-32-UJ2	EA	COUNTERTOP - LAMINATED - WASHED MAPLE
46	145212-32-UJ3	EA	COUNTERTOP - LAMINATED - HONEY CHERRY
47	161851-01-WK4	EA	TABLE - W/FRAME - W/O HDW - 24.8" X 42.6" (WL4)
47	161851-01-WK0	EA	TABLE - W/FRAME - W/O HDW - 24.8" X 42.6" (WM4)
47	161851-01-WK1	EA	TABLE - W/FRAME - W/O HDW - 24.8" X 42.6" (WM5)
47	161851-01-WK2	EA	TABLE - W/FRAME - W/O HDW - 24.8" X 42.6" (WM6)
47	161851-01-WK5	EA	TABLE - W/FRAME - W/O HDW - 24.8" X 42.6" (WL5)
47	161851-01-WK6	EA	TABLE - W/FRAME - W/O HDW - 24.8" X 42.6" (WL6)
47	161851-01-WM0	EA	TABLE - W/FRAME - W/O HDW - 24.8" X 42.6" (WM0)
47	161851-01-WM1	EA	TABLE - W/FRAME - W/O HDW - 24.8" X 42.6" (WM1)
47	161851-01-WM2	EA	TABLE - W/FRAME - W/O HDW - 24.8" X 42.6" (WM2)

**CABINET & APPLIANCE GROUP (CONTINUED)**  
**CABINET & APPLIANCE LAYOUT (CONTINUED)**

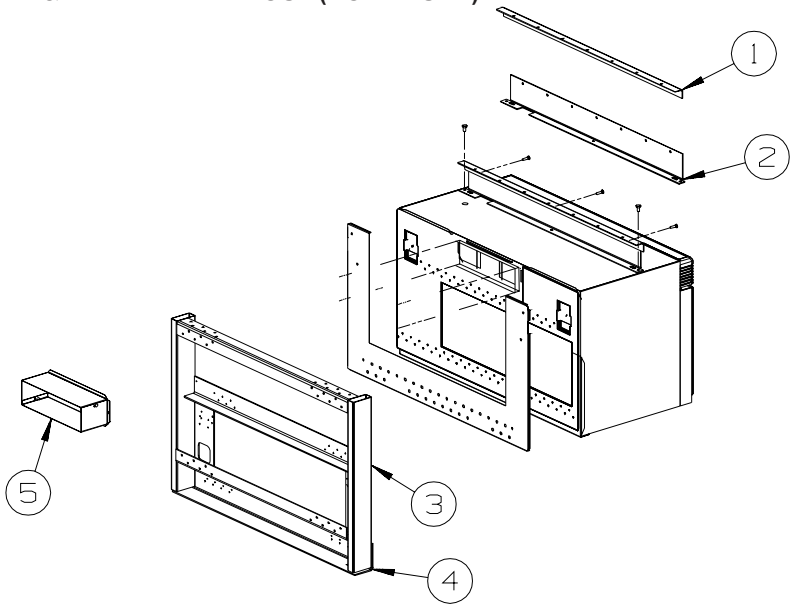


KEY	PART NUMBER	U/M	DESCRIPTION
1	162562-17-WL4	EA	DRAWER - DBL FLUTED EDGE - 19.4"W X 17.7"D -W/O SLIDES/HDW - CONCERT CHERRY FROM: 00-00-00 THRU: 02-21-07
1	162562-07-WL4	EA	DRAWER - DBL FLUTED EDGE - 31.6"W X 17.7"D -W/O SLIDES/HDW - CONCERT CHERRY FROM: 02-22-07 THRU: 99-99-99
1	162562-17-WL5	EA	DRAWER - DBL FLUTED EDGE - 19.4"W X 17.7"D -W/O SLIDES/HDW - WASHED MAPLE FROM: 00-00-00 THRU: 02-21-07
1	162562-07-WL5	EA	DRAWER - DBL FLUTED EDGE - 31.6"W X 17.7"D -W/O SLIDES/HDW - WASHED MAPLE FROM: 02-22-07 THRU: 99-99-99
1	162562-17-WL6	EA	DRAWER - DBL FLUTED EDGE - 19.4"W X 17.7"D -W/O SLIDES/HDW - HONEY CHERRY FROM: 00-00-00 THRU: 02-21-07
1	162562-07-WL6	EA	DRAWER - DBL FLUTED EDGE - 31.6"W X 17.7"D -W/O SLIDES/HDW - HONEY CHERRY FROM: 02-22-07 THRU: 99-99-99
2	160273-E8-WL4	EA	DOOR - RAISED/DBL FLUTED/MOLDING - 17.7" X 12.8" - W/O HDW - CONCERT CHERRY
2	160273-E8-WL5	EA	DOOR - RAISED/DBL FLUTED/MOLDING - 17.7" X 12.8" - W/O HDW - WASHED MAPLE
2	160273-E8-WL6	EA	DOOR - RAISED/DBL FLUTED/MOLDING - 17.7" X 12.8" - W/O HDW - HONEY CHERRY
3	162329-03-WL4	EA	DOOR - DBL FLUTED - W/GLASS - 17.7" X 12.8" - W/O HDW - CONCERT CHERRY
3	162329-03-WL5	EA	DOOR - DBL FLUTED - W/GLASS - 17.7" X 12.8" - W/O HDW - WASHED MAPLE
3	162329-03-WL6	EA	DOOR - DBL FLUTED - W/GLASS - 17.7" X 12.8" - W/O HDW - HONEY CHERRY
4	160273-84-WL4	EA	DR - RAISED/DBL FLTD/MLDNG - 12.8" X 17.7" - CONCERT CHERRY - DIN TBL/BUFFET/CHRS
4	160273-84-WL5	EA	DR - RAISED/DBL FLTD/MLDNG - 12.8" X 17.7" - W/O HDW - WASHED MAPLE - DIN TBL/BUFFET/CHRS
4	160273-84-WL6	EA	DR - RAISED/DBL FLTD/MLDNG - 12.8" X 17.7" - W/O HDW - HONEY CHERRY - DIN TBL/BUFFET/CHRS
5	160273-83-WL4	EA	DOOR - RAISED/DBL FLUTED/MOLDING - 12.8" X 17.7" - CONCERT CHERRY - DIN TBL/BUFFET/CHRS
5	160273-83-WL5	EA	DOOR - RAISED/DBL FLUTED/MOLDING - 12.8" X 17.7" - WASHED MAPLE - DIN TBL/BUFFET/CHRS
5	160273-83-WL6	EA	DOOR - RAISED/DBL FLUTED/MOLDING - 12.8" X 17.7" - HONEY CHERRY - DIN TBL/BUFFET/CHRS
6	160273-89-WL4	EA	DOOR - RAISED/DBL FLUTED/MOLDING - 13.4" X 21.8" - W/O HDW - CONCERT CHERRY
6	160273-89-WL5	EA	DOOR - RAISED/DBL FLUTED/MOLDING - 13.4" X 21.8" - W/O HDW - WASHED MAPLE
6	160273-89-WL6	EA	DOOR - RAISED/DBL FLUTED/MOLDING - 13.4" X 21.8" - W/O HDW - HONEY CHERRY
7	160273-90-WL4	EA	DOOR - RAISED/DBL FLUTED/MOLDING - 13.4" X 21.8" - W/O HDW - CONCERT CHERRY
7	160273-90-WL5	EA	DOOR - RAISED/DBL FLUTED/MOLDING - 13.4" X 21.8" - W/O HDW - WASHED MAPLE
7	160273-90-WL6	EA	DOOR - RAISED/DBL FLUTED/MOLDING - 13.4" X 21.8" - W/O HDW - HONEY CHERRY

**CABINET & APPLIANCE GROUP (CONTINUED)**  
**CABINET & APPLIANCE LAYOUT (CONTINUED)**

KEY	PART NUMBER	U/M	DESCRIPTION
8	160273-71-WL4	EA	DOOR - RAISED/DBL FLUTED/MOLDING - 12" X 25.9" - W/O HDW - CONCERT CHERRY
8	160273-71-WL5	EA	DOOR - RAISED/DBL FLUTED/MOLDING - 12" X 25.9" - W/O HDW - WASHED MAPLE
8	160273-71-WL6	EA	DOOR - RAISED/DBL FLUTED/MOLDING - 12" X 25.9" - W/O HDW - HONEY CHERRY
9	160273-72-WL4	EA	DOOR - RAISED/DBL FLUTED/MOLDING - 12" X 25.9" - W/O HDW - CONCERT CHERRY
9	160273-72-WL5	EA	DOOR - RAISED/DBL FLUTED/MOLDING - 12" X 25.9" - W/O HDW - WASHED MAPLE
9	160273-72-WL6	EA	DOOR - RAISED/DBL FLUTED/MOLDING - 12" X 25.9" - W/O HDW - HONEY CHERRY
10	160273-41-WL4	EA	DOOR - RAISED/DBL FLUTED/MOLDING - 10.8" X 21.8" - W/O HDW - CONCERT CHERRY
10	160273-41-WL5	EA	DOOR - RAISED/DBL FLUTED/MOLDING - 10.8" X 21.8" - W/O HDW - WASHED MAPLE
10	160273-41-WL6	EA	DOOR - RAISED/DBL FLUTED/MOLDING - 10.8" X 21.8" - W/O HDW - HONEY CHERRY
11	160273-09-WL4	EA	DOOR - RAISED/DBL FLUTED/MOLDING - 9.2" X 21.8" - W/O HDW - CONCERT CHERRY
11	160273-09-WL5	EA	DOOR - RAISED/DBL FLUTED/MOLDING - 9.2" X 21.8" - W/O HDW - WASHED MAPLE
11	160273-09-WL6	EA	DOOR - RAISED/DBL FLUTED/MOLDING - 9.2" X 21.8" - W/O HDW - HONEY CHERRY
12	162562-19-WL4	EA	DRAWER - DBL FLUTED EDGE - 12.7"W X 11.8"D -W/O SLIDES/HDW - CONCERT CHERRY
12	162562-19-WL5	EA	DRAWER - DBL FLUTED EDGE - 12.7"W X 11.8"D -W/O SLIDES/HDW - WASHED MAPLE
12	162562-19-WL6	EA	DRAWER - DBL FLUTED EDGE - 12.7"W X 11.8"D -W/O SLIDES/HDW - HONEY CHERRY
13	162562-15-WL4	EA	DRAWER - DBL FLUTED EDGE - 12.7"W X 11.8"D -W/O SLIDES/HDW - CONCERT CHERRY
13	162562-15-WL5	EA	DRAWER - DBL FLUTED EDGE - 12.7"W X 11.8"D -W/O SLIDES/HDW - WASHED MAPLE
13	162562-15-WL6	EA	DRAWER - DBL FLUTED EDGE - 12.7"W X 11.8"D -W/O SLIDES/HDW - HONEY CHERRY
14	160273-08-WL4	EA	DOOR - RAISED/DBL FLUTED/MOLDING - 9.2" X 21.8" - W/O HDW - CONCERT CHERRY
14	160273-08-WL5	EA	DOOR - RAISED/DBL FLUTED/MOLDING - 9.2" X 21.8" - W/O HDW - WASHED MAPLE
14	160273-08-WL6	EA	DOOR - RAISED/DBL FLUTED/MOLDING - 9.2" X 21.8" - W/O HDW - HONEY CHERRY
15	162562-18-WL4	EA	DRAWER - DBL FLUTED EDGE - 12.7"W X 9.8"D -W/O SLIDES/HDW - CONCERT CHERRY
15	162562-18-WL5	EA	DRAWER - DBL FLUTED EDGE - 12.7"W X 9.8"D -W/O SLIDES/HDW - WASHED MAPLE
15	162562-18-WL6	EA	DRAWER - DBL FLUTED EDGE - 12.7"W X 9.8"D -W/O SLIDES/HDW - HONEY CHERRY
16	160273-44-WL4	EA	DR - RAISED/DBL FLTD/MLDNG - 10.8" X 23.8" - CONCERT CHERRY - <b>DIN TBL/BUFFET/CHRS</b>
16	160273-44-WL5	EA	DR - RAISED/DBL FLTD/MLDNG - 10.8" X 23.8" - W/O HDW - WASHED MAPLE - <b>DIN TBL/BUFFET/CHRS</b>
16	160273-44-WL6	EA	DR - RAISED/DBL FLTD/MLDNG - 10.8" X 23.8" - W/O HDW - HONEY CHERRY - <b>DIN TBL/BUFFET/CHRS</b>
17	160273-45-WL4	EA	DR - RAISED/DBL FLTD/MLDNG - 10.8" X 23.8" - CONCERT CHERRY - <b>DIN TBL/BUFFET/CHRS</b>
17	160273-45-WL5	EA	DR - RAISED/DBL FLTD/MLDNG - 10.8" X 23.8" - W/O HDW- WASHED MAPLE - <b>DIN TBL/BUFFET/CHRS</b>
17	160273-45-WL6	EA	DR - RAISED/DBL FLTD/MLDNG - 10.8" X 23.8" - W/O HDW - HONEY CHERRY - <b>DIN TBL/BUFFET/CHRS</b>
18	162548-03-WL4	EA	FACE/DRAWER/DOOR - SOLID PANEL - 7.9" X 30.3" - W/O HDW - CONCERT CHERRY
18	162548-03-WL5	EA	FACE/DRAWER/DOOR - SOLID PANEL - 7.9" X 30.3" - W/O HDW - WASHED MAPLE
18	162548-03-WL6	EA	FACE/DRAWER/DOOR - SOLID PANEL - 7.9" X 30.3" - W/O HDW - HONEY CHERRY
19	162548-04-WL4	EA	FACE/DRAWER/DOOR - SOLID PANEL - 7.9" X 30.3" - W/O HDW - CONCERT CHERRY
19	162548-04-WL5	EA	FACE/DRAWER/DOOR - SOLID PANEL - 7.9" X 30.3" - W/O HDW - WASHED MAPLE
19	162548-04-WL6	EA	FACE/DRAWER/DOOR - SOLID PANEL - 7.9" X 30.3" - W/O HDW - HONEY CHERRY

**CABINET & APPLIANCE GROUP (CONTINUED)**  
**CABINET & APPLIANCE LAYOUT (CONTINUED)**



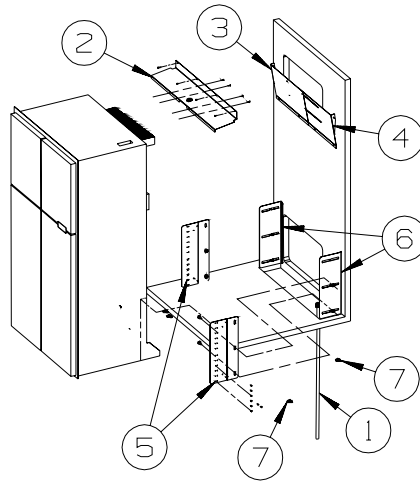
**MICROWAVE/CONVECTION OVEN - S40FD, S40KD**

KEY	PART NUMBER	U/M	DESCRIPTION
1	129836-02-02B	EA	ANGLE - W/HOLES - 1" X .8" X 29.5" - E-COATED
2	129836-09-02B	EA	ANGLE - W/HOLES - 1" X 5.5" X 29.5" - E-COATED
3	137824-07-02B	EA	BRACKET - MICROWAVE - E-COATED
4	NOT USED		
5	140093-01-02B	EA	DUCT - E-COATED

**MICROWAVE/SPEEDCOOK OVEN - S40FD, S40KD**

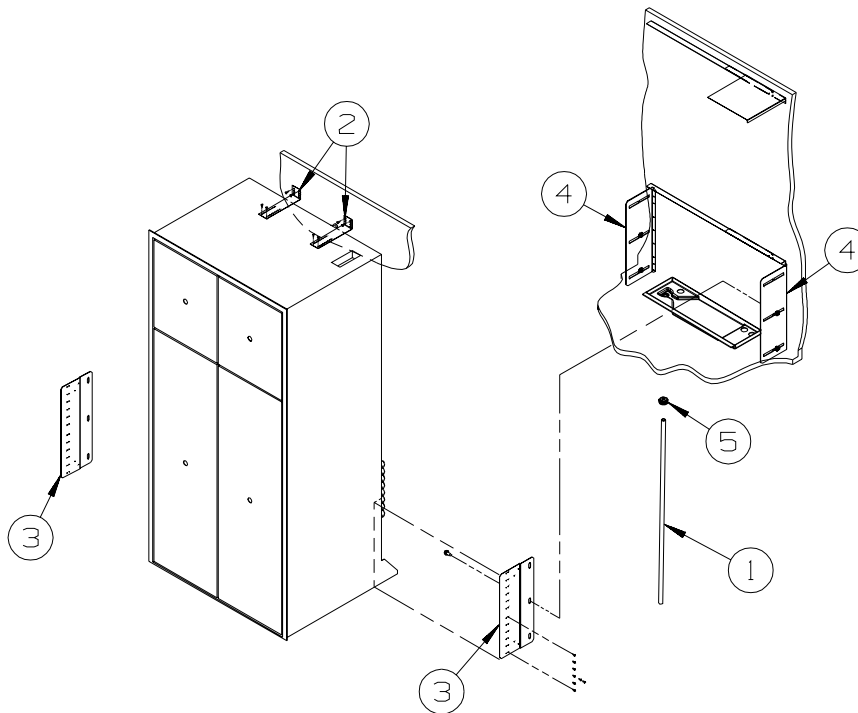
KEY	PART NUMBER	U/M	DESCRIPTION
1	129836-02-02B	EA	ANGLE - W/HOLES - 1" X .8" X 29.5" - E-COATED
2	129836-09-02B	EA	ANGLE - W/HOLES - 1" X 5.5" X 29.5" - E-COATED
3	137824-07-02B	EA	BRACKET - MICROWAVE - E-COATED
4	NOT USED		
5	140093-04-02B	EA	DUCT - E-COATED

**CABINET & APPLIANCE GROUP (CONTINUED)**  
**CABINET & APPLIANCE LAYOUT (CONTINUED)**



**S40FD, S40TD**

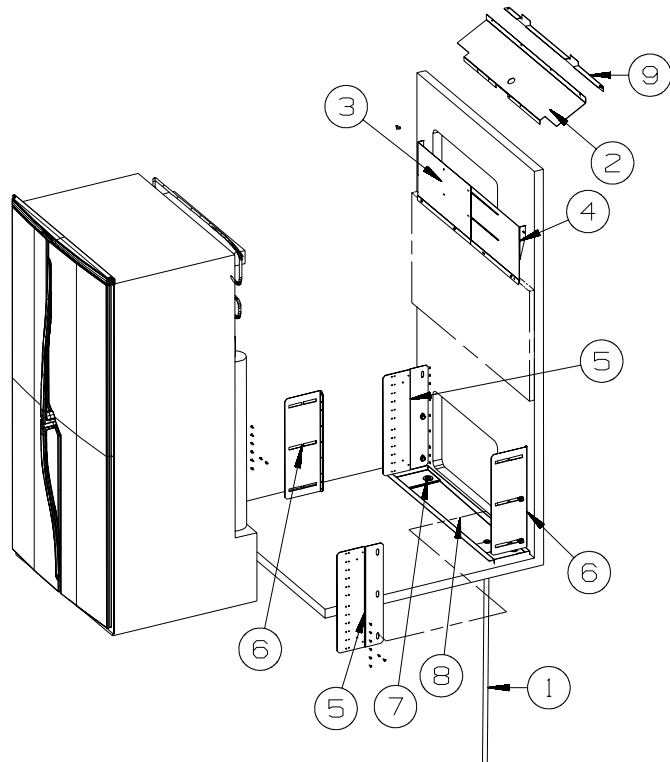
KEY	PART NUMBER	U/M	DESCRIPTION
1	112176-01-000	FT	TUBING - VINYL - REINFORCED - 1/2" ID
2	136966-05-02B	EA	BAFFLE - REFRIGERATOR - E-COATED
3	143195-01-02B	EA	BAFFLE - REFRIGERATOR - E-COATED
4	143195-02-02B	EA	BAFFLE - REFRIGERATOR - E-COATED
5	150740-01-02B	EA	BRACKET - REFRIGERATOR - E-COATED
6	150740-02-02B	EA	BRACKET - REFRIGERATOR - E-COATED
7	152417-01-01A	EA	CLAMP/RATCHET - F/REFRIDGERATOR DRIP TRAY HOSE - BLACK



**S40KD**

KEY	PART NUMBER	U/M	DESCRIPTION
1	112176-01-000	FT	TUBING - VINYL - REINFORCED - 1/2" ID
2	145445-02-02B	EA	STRAP - REFRIGERATOR - E-COATED
3	150740-01-02B	EA	BRACKET - REFRIGERATOR - E-COATED
4	150740-02-02B	EA	BRACKET - REFRIGERATOR - E-COATED
5	152417-01-01A	EA	CLAMP/RATCHET - F/REFRIDGERATOR DRIP TRAY HOSE - BLACK

**CABINET & APPLIANCE GROUP (CONTINUED)**  
**CABINET & APPLIANCE LAYOUT (CONTINUED)**



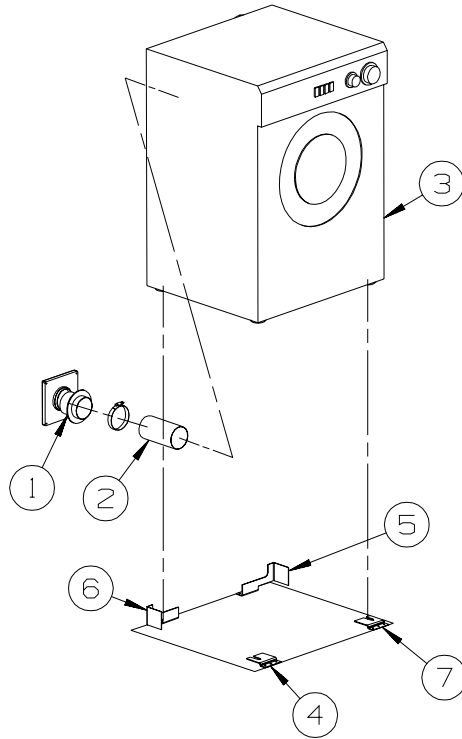
**REFRIG W/ICE/WTR DISP 2-DOOR - S40TD**

KEY	PART NUMBER	U/M	DESCRIPTION
1	112176-01-000	FT	TUBING - VINYL - REINFORCED - 1/2" ID
2	136966-05-02B	EA	BAFFLE - REFRIGERATOR - E-COATED
			FROM: 00-00-00 THRU: 11-28-07
2	136966-11-02B	EA	BAFFLE - REFRIGERATOR - E-COATED
			FROM: 11-29-07 THRU: 99-99-99
3	143195-01-02B	EA	BAFFLE - REFRIGERATOR - E-COATED
4	143195-02-02B	EA	BAFFLE - REFRIGERATOR - E-COATED
5	150740-01-02B	EA	BRACKET - REFRIGERATOR - E-COATED
6	150740-02-02B	EA	BRACKET - REFRIGERATOR - E-COATED
7	152417-01-01A	EA	CLAMP/RATCHET - F/REFRIDGERATOR DRIP TRAY HOSE - BLACK
8	118871-02-01A	EA	TRAY - REFRIGERATOR - SIDE/SIDE - BLACK - 34.4" LONG
9	133263-01-02B	EA	BRACKET - SUPPORT - REFRIGERATOR - E-COATED
			FROM: 02-11-08 THRU: 99-99-99



**CABINET & APPLIANCE GROUP (CONTINUED)**  
**CABINET & APPLIANCE LAYOUT (CONTINUED)**

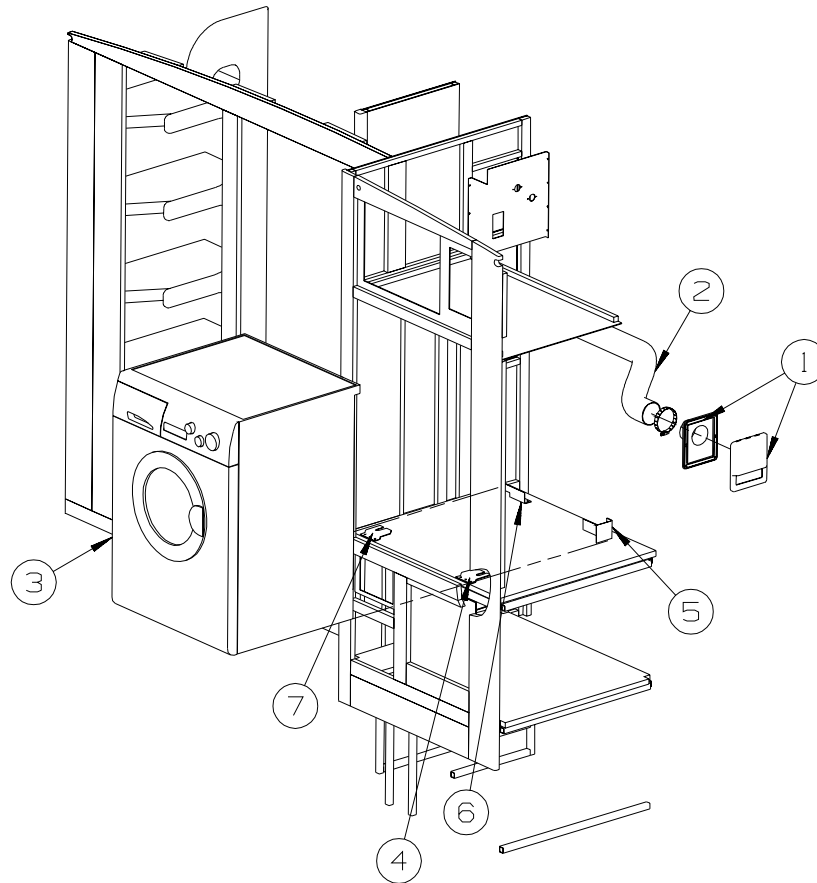
**S40FD, S40KD**



KEY	PART NUMBER	U/M	DESCRIPTION
1	146292-01-02A	EA	COVER - DRYER VENT - BLACK
1	146292-02-02A	EA	DRYER VENT - INNER - BLACK
2	116653-02-000	FT	DUCT - FLEXIBLE - 3' COMPRESSED/8' EXTENDED
3	153204-01-01A	EA	WASHER/DRYER - VENTED - UL/CSA - WHITE
			FROM: 00-00-00 THRU: 12-02-07
3	167453-01-01A	EA	WASHER/DRYER - VENTED - UL/CSA - WHITE
			FROM: 12-03-07 THRU: 99-99-99
4	111913-02-04B	EA	BRACKET/WASHER - TIE DOWN - BLACK
5	113795-01-02B	EA	BRACKET - WASHER - E-COATED
6	113795-02-02B	EA	BRACKET - WASHER - E-COATED
7	111913-03-04B	EA	BRACKET/WASHER - TIE DOWN - BLACK
	141523-01-01A	EA	LABEL - WASHER/DRYER BRACKETS - BLACK/WHITE

**CABINET & APPLIANCE GROUP (CONTINUED)**  
**CABINET & APPLIANCE LAYOUT (CONTINUED)**

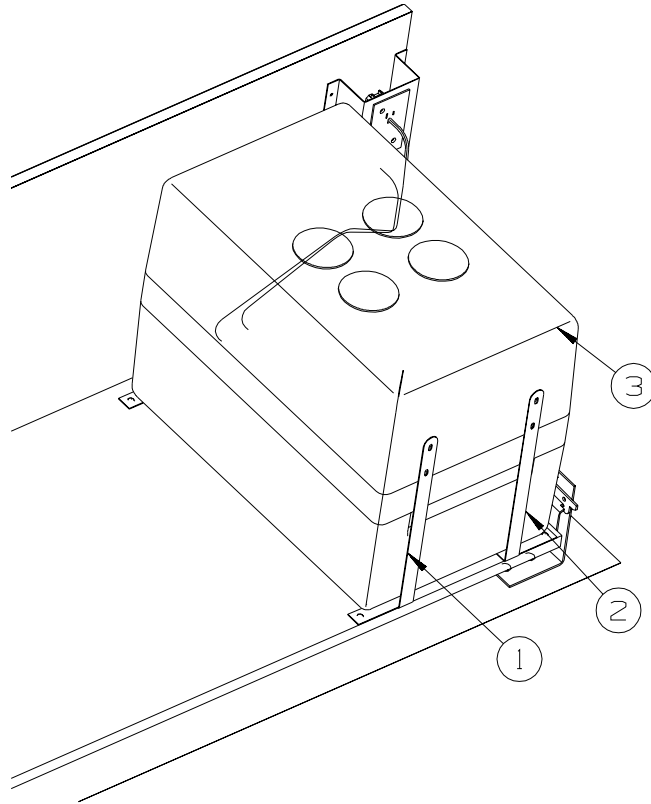
**S40TD**



KEY	PART NUMBER	U/M	DESCRIPTION
1	146292-01-02A	EA	COVER - DRYER VENT - BLACK
1	146292-02-02A	EA	DRYER VENT - INNER - BLACK
2	116653-02-000	FT	DUCT - FLEXIBLE - 3' COMPRESSED/8' EXTENDED
3	153204-01-01A	EA	WASHER/DRYER - VENTED - UL/CSA - WHITE
			FROM: 00-00-00 THRU: 12-02-07
3	167453-01-01A	EA	WASHER/DRYER - VENTED - UL/CSA - WHITE
			FROM: 12-03-07 THRU: 99-99-99
4	111913-03-04B	EA	BRACKET/WASHER - TIE DOWN - BLACK
5	113795-01-02B	EA	BRACKET - WASHER - E-COATED
6	113795-02-02B	EA	BRACKET - WASHER - E-COATED
7	111913-02-04B	EA	BRACKET/WASHER - TIE DOWN - BLACK
	141523-01-01A	EA	LABEL - WASHER/DRYER BRACKETS - BLACK/WHITE

**CABINET & APPLIANCE GROUP (CONTINUED)**  
**CABINET & APPLIANCE LAYOUT (CONTINUED)**

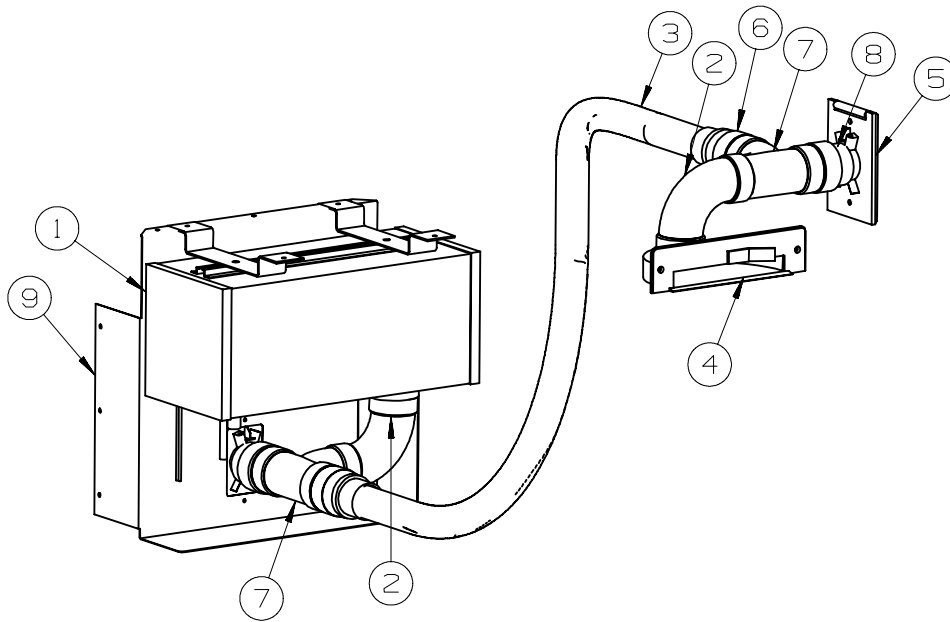
**FREEZER**



<b>KEY</b>	<b>PART NUMBER</b>	<b>U/M</b>	<b>DESCRIPTION</b>
1	155324-02-02B	EA	STRAP/TIEDOWN - FREEZER - E-COATED
2	155324-01-02B	EA	STRAP/TIEDOWN - FREEZER - E-COATED
3	155331-01-01A	EA	FREEZER - PORTABLE - 1.51 CU FT - GRAY/DARK GRAY
3	155331-02-000	EA	CORD/POWER - FREEZER - 90 DEGREE END - WAECO/CF-123-573

**CABINET & APPLIANCE GROUP (CONTINUED)**  
**CABINET & APPLIANCE LAYOUT (CONTINUED)**

**VACUUM SYS**



KEY	PART NUMBER	U/M	DESCRIPTION
1*	108186-02-000	EA	TOOL SET - VACUUM - W/O POWER BRUSH W/30' HOSE
1*	108186-03-000	EA	VACUUM CLEANER - BUILT IN - W/O HOSE/TOOL KIT
2	108187-02-000	EA	ELBOW - 90 DEGREE STREET - VACUUM SYSTEM - PVC
3	108187-14-000	EA	HOSE - FLEX - 1 1/4" - VACUUM CLEANER
4	142348-02-000	EA	VACPAN - BLACK
5	108187-16-000	EA	VALVE/INLET - VACUUM CLEANER - BLACK
6	108187-15-000	EA	CONNECTOR - FLEX HOSE KIT (3 FITTINGS)
	108187-04-000	EA	COUPLING - STOP - MALE
7	108187-10-000	EA	TEE - 90 DEGREE - TY 2"
8	108187-17-000	EA	ADAPTER - INLET VALVE
9	146946-11-02B	EA	BRACKET - CENTRAL VACUUM - E-COATED

**\*COMPONENT PARTS LISTED LATER IN THIS GROUP**

**CABINET & APPLIANCE GROUP (CONTINUED)**  
**COMPONENT PARTS FOR CABINET & APPLIANCE LAYOUT**

**108186-02-000**

<b>KEY</b>	<b>PART NUMBER</b>	<b>U/M</b>	<b>DESCRIPTION</b>	<b>VENDOR NO.</b>
	092304-02-701	EA	TOOL-DUSTING	1142
	092304-02-702	EA	TOOL-RUG	4982
	092304-02-703	EA	TOOL-CREVICE	1141
	092304-02-707	EA	TOOL-UPHOLSTERY	7029
	092304-02-708	EA	WAND-PLASTIC	4978
	092304-02-709	EA	HOSE ASM., 30' COMPLETE	4988-30-G

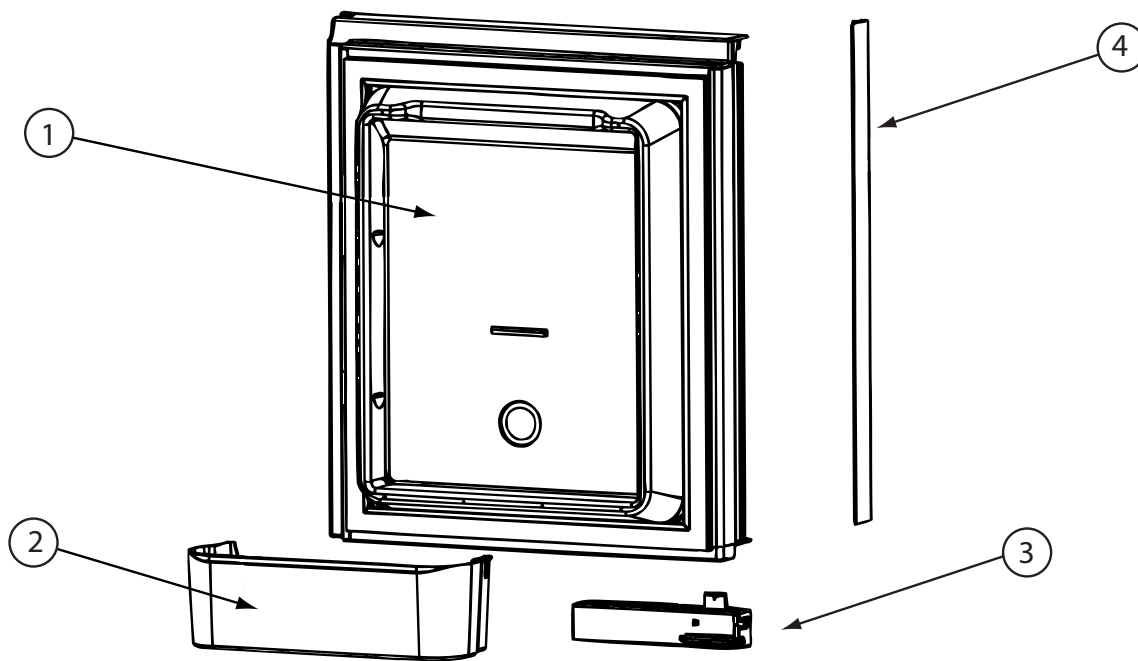
**108186-03-000**

<b>KEY</b>	<b>PART NUMBER</b>	<b>U/M</b>	<b>DESCRIPTION</b>	<b>VENDOR NO.</b>
	092304-02-700	EA	BRUSH-POWER, VACUUM (RUGRAT)	6970
	092304-02-701	EA	TOOL-DUSTING	1142
	092304-02-702	EA	TOOL-RUG	4982
	092304-02-703	EA	TOOL-CREVICE	1141
	092304-02-707	EA	TOOL-UPHOLSTERY	7029
	092304-02-708	EA	WAND-PLASTIC	4978
	092304-02-709	EA	HOSE ASM., 30' COMPLETE	4988-30-G
	092304-02-710	EA	SECONDARY FILTER	4929
	108186-03-700	EA	PAPER BAG - 3-PKG	7767
	108186-03-701	EA	MOTOR F/RV2000	7756
	108186-03-702	EA	REDUCER	5531
	108186-03-703	EA	VALVE - INLET - WHITE	4935
	108186-03-704	EA	BRUSH - TURBINE (HAND HELD)	7834-B
	108186-03-705	EA	RELAY ASSEMBLY - W/PLATE	7090

**119267-17-01A**

<b>KEY</b>	<b>PART NUMBER</b>	<b>U/M</b>	<b>DESCRIPTION</b>	<b>VENDOR NO.</b>
	119267-04-700	EA	FILTER-GREASE	BOO2
	119267-04-703	EA	PLATE - MOUNTING	FANGTB003MRY0
	119267-17-700	EA	TURNTABLE-GLASS	NTNT-A114WREZ

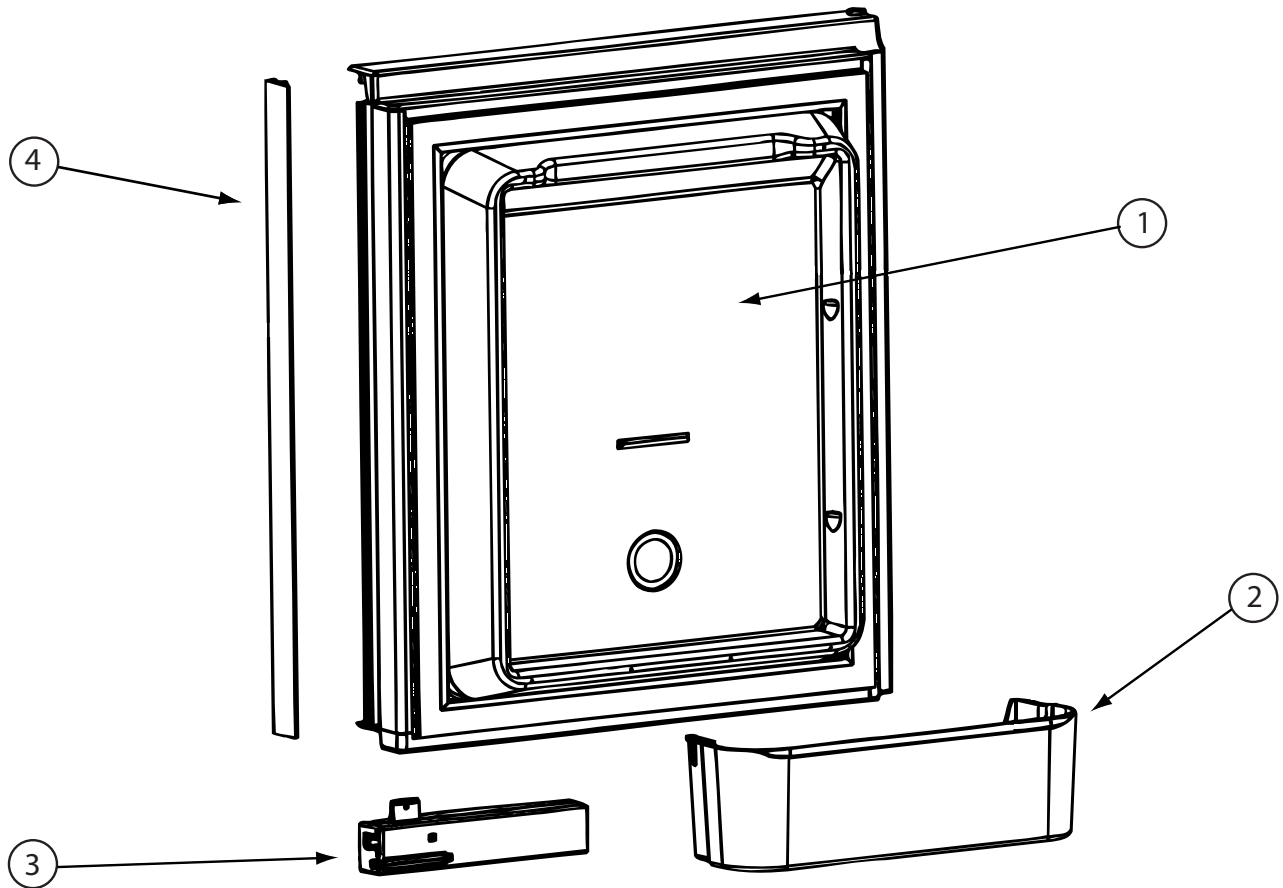
**CABINET & APPLIANCE GROUP (CONTINUED)**  
**COMPONENT PARTS FOR CABINET & APPLIANCE LAYOUT (CONTINUED)**



125242-05-02A

KEY	PART NUMBER	U/M	DESCRIPTION	VENDOR NO.
1	125242-05-700	EA	LINER-DOOR/UPPER RH/WRP WPM	62913401
2	125242-05-701	EA	BIN - DOOR SHELF	628686
3	125242-02-701	EA	HANDLE(CONTOUR)TOP RH LWR LH	621106
	125242-02-722	EA	LATCH-STORAGE DR/BLK POINTED	619374
CONTACT WINNEBAGO PART SALES FOR UNLISTED COMPONENT(S)				

**CABINET & APPLIANCE GROUP (CONTINUED)**  
**COMPONENT PARTS FOR CABINET & APPLIANCE LAYOUT (CONTINUED)**

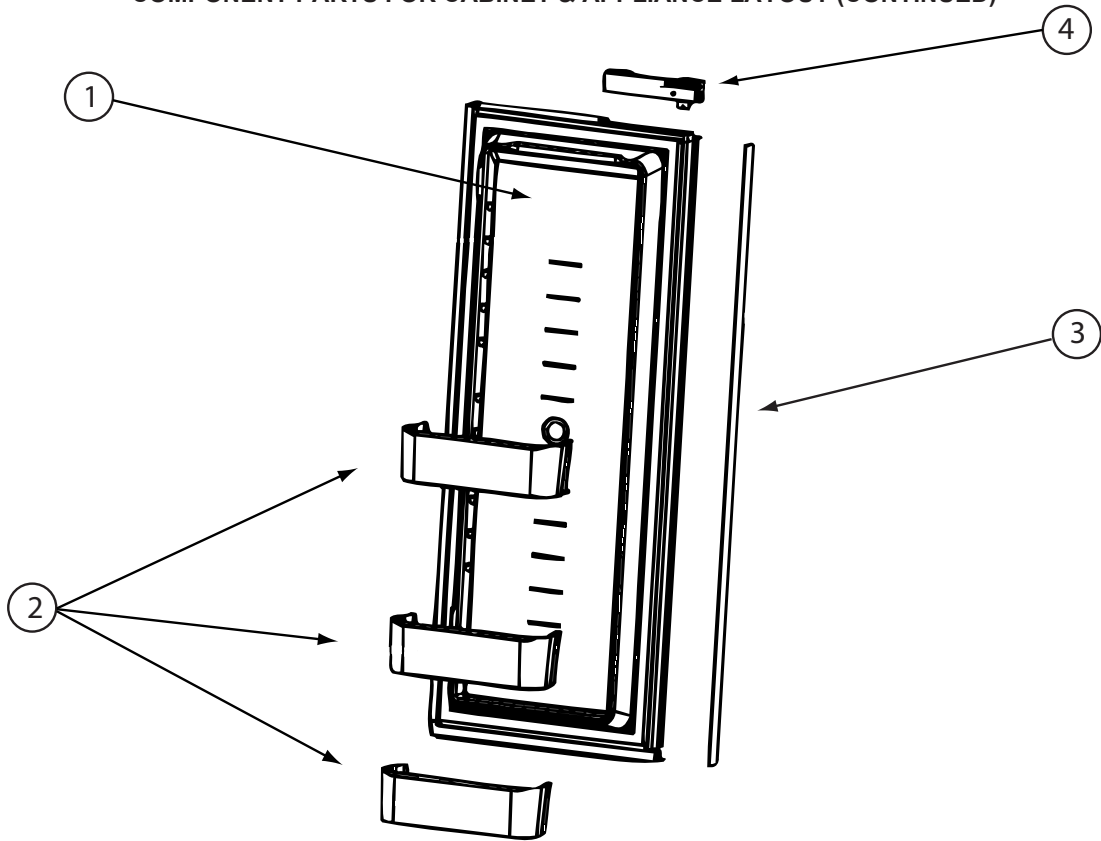


**125242-05-02A (CONTINUED)**

KEY	PART NUMBER	U/M	DESCRIPTION	VENDOR NO.
1	125242-05-702	EA	LINER-DOOR/UPPER LH/WRP WPM	62913301
2	125242-05-701	EA	BIN - DOOR SHELF	628686
3	125242-02-700	EA	HANDLE(CONTOUR)TOP LH BTM RH	621107
	125242-02-722	EA	LATCH-STORAGE DR/BLK POINTED	619374

CONTACT WINNEBAGO PART SALES FOR UNLISTED COMPONENT(S)

**CABINET & APPLIANCE GROUP (CONTINUED)**  
**COMPONENT PARTS FOR CABINET & APPLIANCE LAYOUT (CONTINUED)**



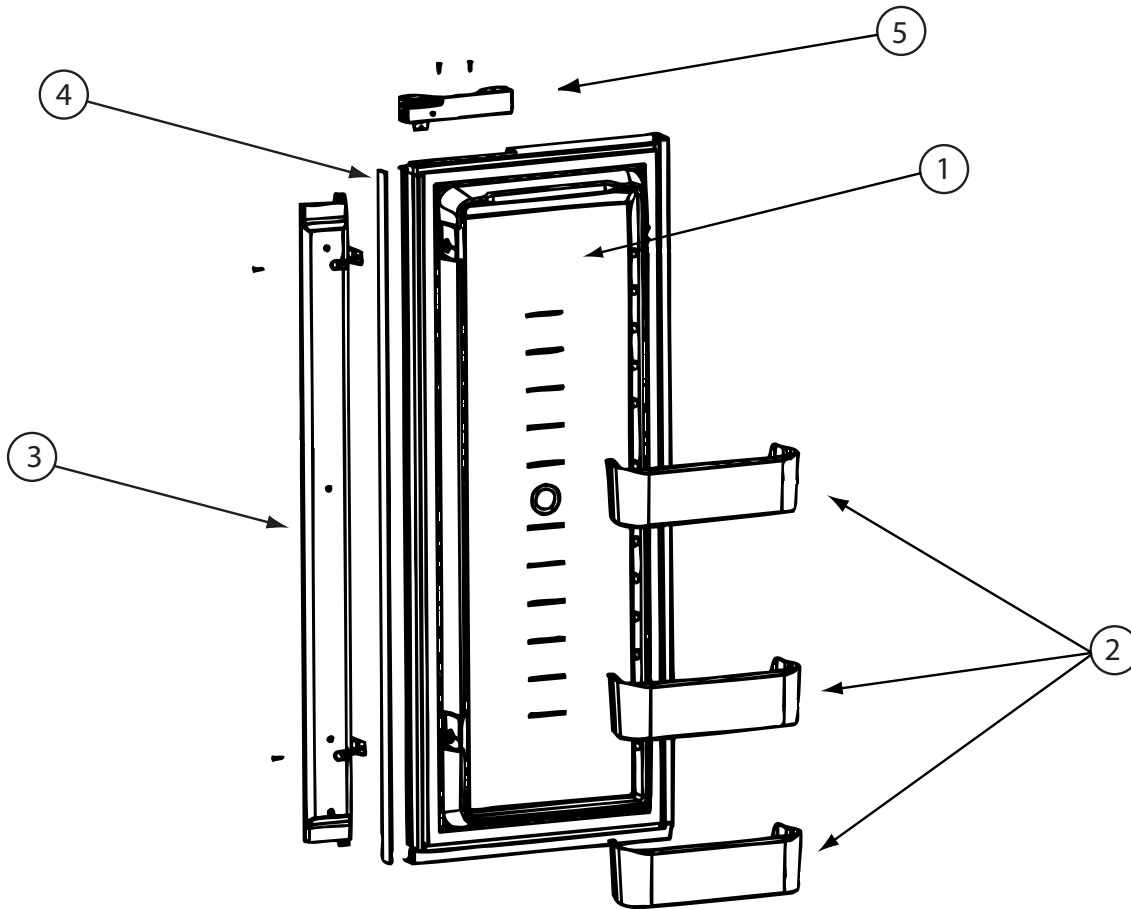
**125242-05-02A (CONTINUED)**

KEY	PART NUMBER	U/M	DESCRIPTION	VENDOR NO.
1	125242-05-703	EA	LINER-DOOR/LOWER RH/WRP WPM	62913601
2	125242-05-701	EA	BIN - DOOR SHELF	628686
4	125242-02-700	EA	HANDLE(CONTOUR)TOP LH BTM RH	621107
	125242-02-722	EA	LATCH-STORAGE DR/BLK POINTED	619374

CONTACT WINNEBAGO PART SALES FOR UNLISTED COMPONENT(S)



**CABINET & APPLIANCE GROUP (CONTINUED)**  
**COMPONENT PARTS FOR CABINET & APPLIANCE LAYOUT (CONTINUED)**

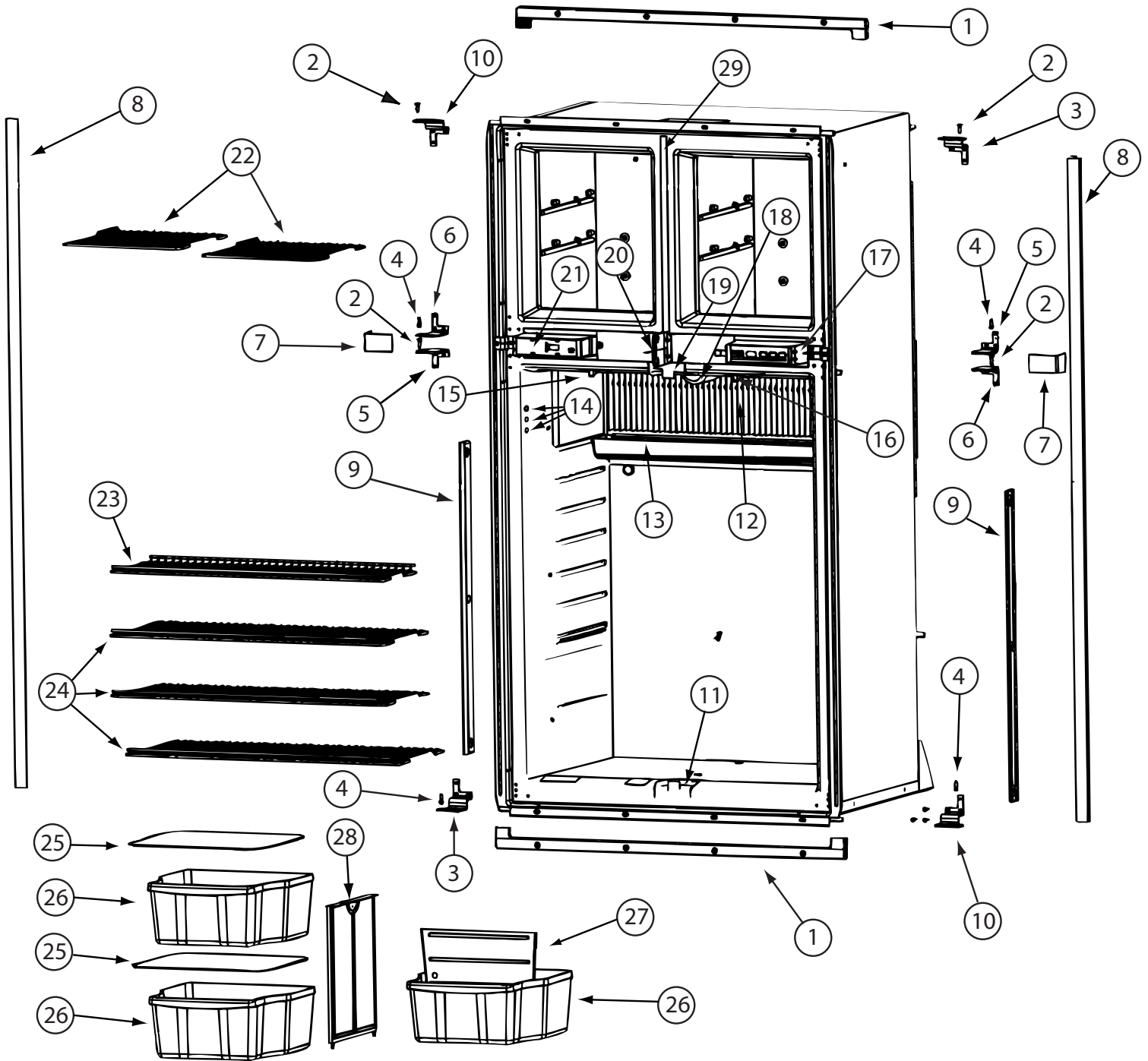


**125242-05-02A (CONTINUED)**

KEY	PART NUMBER	U/M	DESCRIPTION	VENDOR NO.
1	125242-05-704	EA	LINER-DOOR/LOWER LH/WRP WPM	62913501
2	125242-05-701	EA	BIN - DOOR SHELF	628686
3	125242-05-705	EA	FLAPPER ASM	629049
5	125242-02-701	EA	HANDLE(CONTOUR)TOP RH LWR LH	621106
	125242-02-722	EA	LATCH-STORAGE DR/BLK POINTED	619374

CONTACT WINNEBAGO PART SALES FOR UNLISTED COMPONENT(S)

**CABINET & APPLIANCE GROUP (CONTINUED)**  
**COMPONENT PARTS FOR CABINET & APPLIANCE LAYOUT (CONTINUED)**



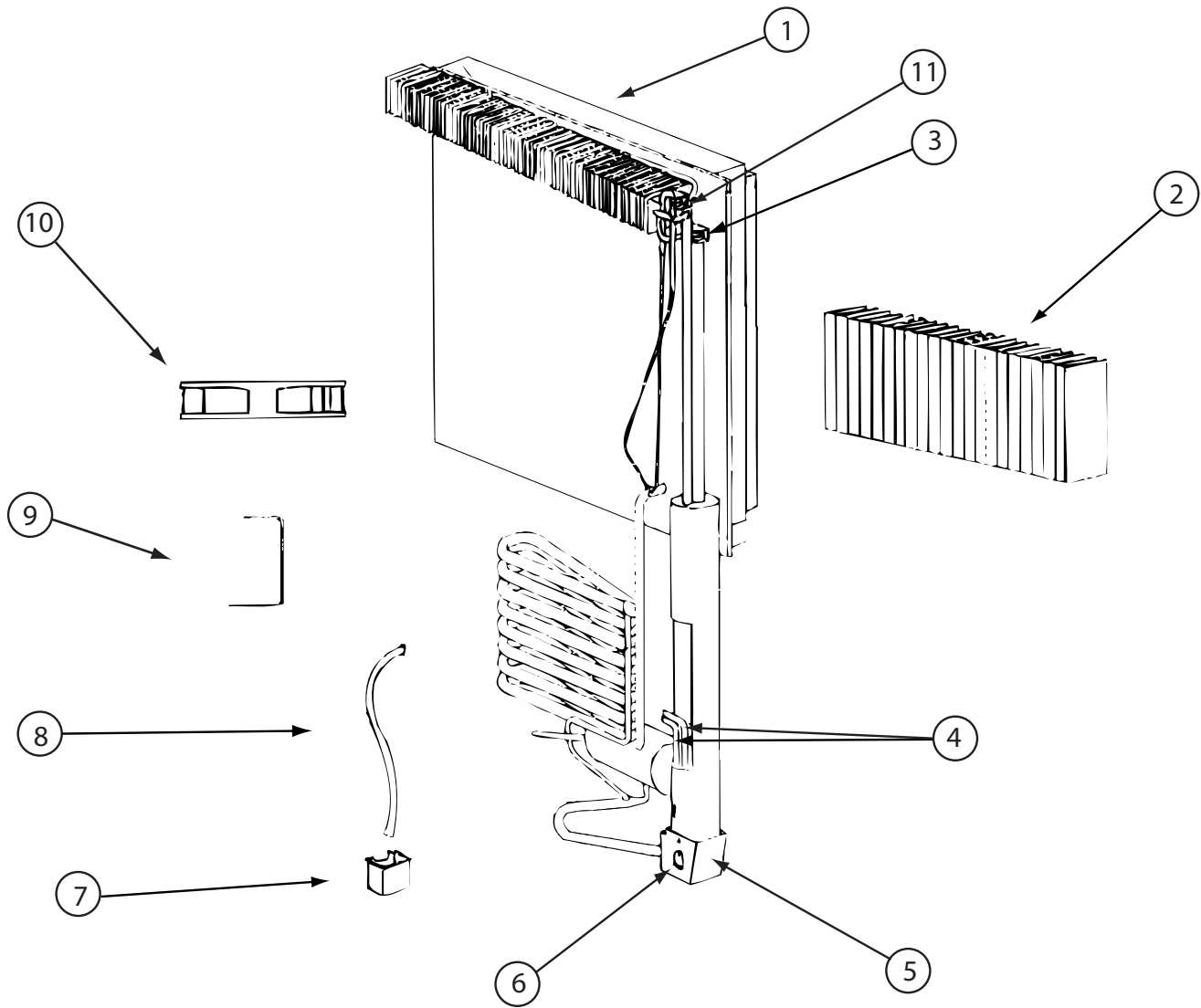
125242-05-02A (CONTINUED)

**CABINET & APPLIANCE GROUP (CONTINUED)**  
**COMPONENT PARTS FOR CABINET & APPLIANCE LAYOUT (CONTINUED)**

**125242-05-02A (CONTINUED)**

<b>KEY</b>	<b>PART NUMBER</b>	<b>U/M</b>	<b>DESCRIPTION</b>	<b>VENDOR NO.</b>
1	125242-01-767	EA	KIT INSTALL(U TRIM PCS)HDW	623528
2	125242-03-715	EA	HINGE PIN/UPR-WRAPPED DOORS	623899
3	125242-05-707	EA	HINGE-OUTER/UPPER RH/LWR LH	628946
4	113737-01-710	EA	PIN-HINGE, BOTTOM	61550722
5	125242-05-708	EA	HINGE-INNER/UPPER RH/LWR LH	624363
6	125242-05-709	EA	HINGE-INNER/UPPER LH/LWR RH	624364
7	125242-05-710	EA	COVER - HINGE	627955
8	125242-01-766	EA	TRIM-LT/RT HAND-SCREW ON	623254
9	125242-02-720	EA	RETAINER/SHELF(SER#926685 UP)	622033
10	125242-05-711	EA	HINGE-OUTER/UPPER LH/LWR RH	628945
11	125242-05-712	EA	GUIDE BLOCK-FLAPPER/BTM/BLK	629112
12	125242-05-713	EA	FINS	618785
13	125242-01-712	EA	DRIP TRAY	618774
14	125242-03-706	EA	PROBE - CONTACT/LARGE	620689
15	125242-01-768	EA	SWITCH - DOOR LIGHT	623918
16	125242-02-706	EA	LAMP/WIRE ASM/SER#849677 UP	620871
17	125242-05-706	EA	CONTROL ASM - OPTICAL	629113
18	125242-02-708	EA	COVER/LAMP BRACKET	621827
19	125242-05-714	EA	GUIDE BLOCK-FLAPPER/TOP/BLK	629111
20	125242-05-715	EA	PLATE/STRIKE - BLACK	628473
21	125242-05-716	EA	BOX/FRONT - DUMMY	624366
22	125242-01-725	EA	SHELF-FREEZER (WIRE)	618847
23	125242-01-727	EA	SHELF-WIRE (SHORT)	618849
24	125242-01-726	EA	SHELF-WIRE (LONG)	618848
25	125242-01-706	EA	COVER-CRISPER	618757
26	125242-05-717	EA	BIN - BOTTLE/CRISPER	628688
27	125242-05-718	EA	DIVIDER - BOTTLE/CRISPER	628694
28	125242-01-749	EA	SUPPORT - WALL	618840
29	125242-02-741	EA	STRIP-FREEZER-BLACK	625210 #1291391 &UP
	084880-03-705	EA	BRACKET-LIGHT-INTERIOR	61629722
	084880-03-706	EA	BULB-LAMP	61628922
	120075-01-714	EA	PLUG-HOLE (BLACK)	618170
	125242-05-725	EA	PLATE - F/DUMMY BOX	628460

**CABINET & APPLIANCE GROUP (CONTINUED)**  
**COMPONENT PARTS FOR CABINET & APPLIANCE LAYOUT (CONTINUED)**

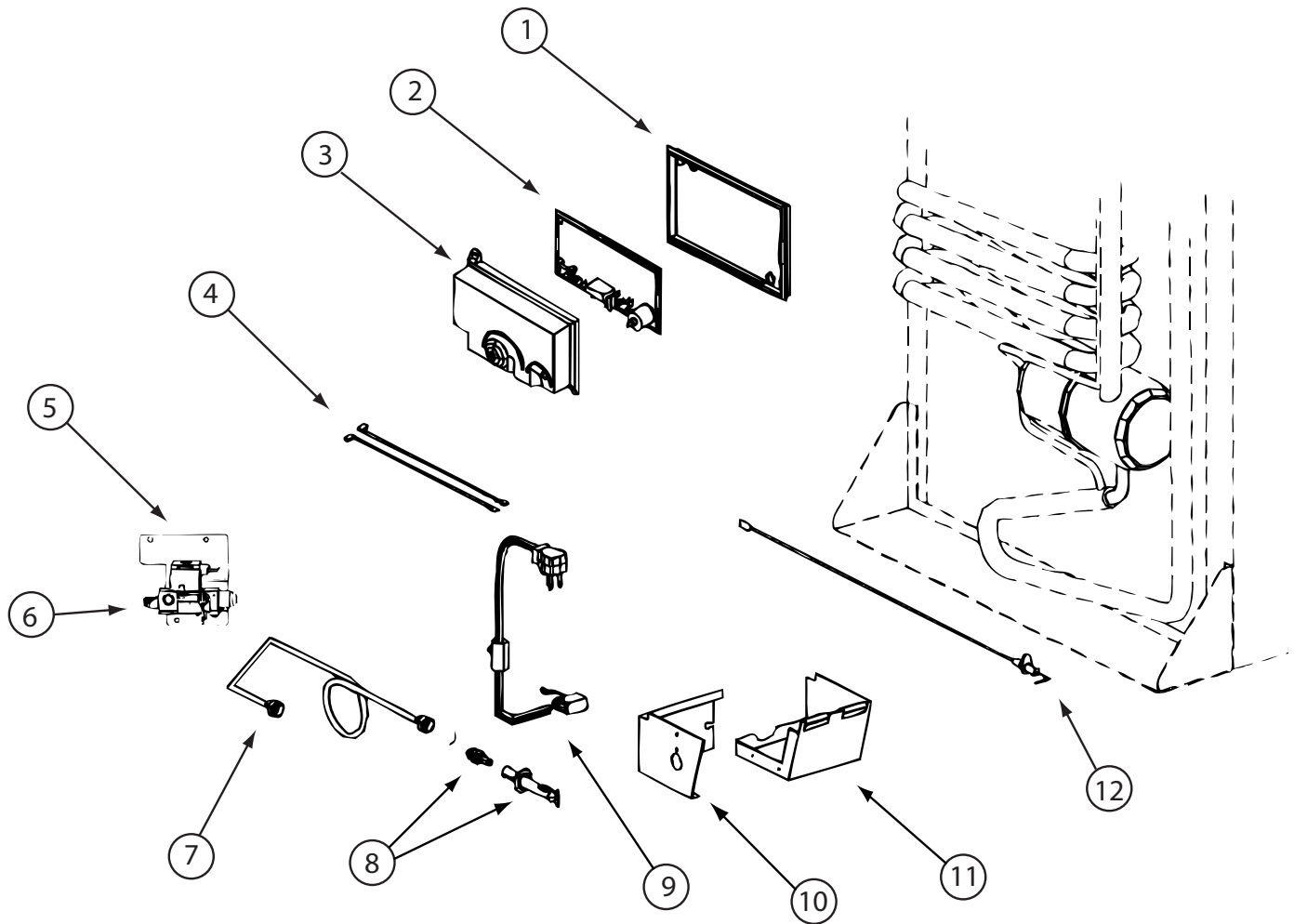


**125242-05-02A (CONTINUED)**

KEY	PART NUMBER	U/M	DESCRIPTION	VENDOR NO.
1	125242-05-719	EA	COOLING UNIT - SN 8835498 UP	629507
2	125242-05-713	EA	FINS	618785
4	125242-01-732	EA	HEATER AC - 225W/110VAC	618872
5	125242-01-739	EA	BASE-BURNER BOX	618902
6	125242-01-740	EA	COVER-BURNER BOX	618910
9	125242-05-721	EA	BRACKET-DC FAN-SN 9144576 UP	628747
10	125242-05-722	EA	FAN-EXTRNL DC-SN 9144576 UP	628685
11	113737-01-754	EA	THERMOSTAT (FAN 12V DC)	618093
	125242-01-742	EA	WIRE ASM.-BAFFLE 55.15"	618915
	125242-05-720	EA	SWITCH-THERMAL	628118

CONTACT WINNEBAGO PART SALES FOR UNLISTED COMPONENT(S)

**CABINET & APPLIANCE GROUP (CONTINUED)**  
**COMPONENT PARTS FOR CABINET & APPLIANCE LAYOUT (CONTINUED)**

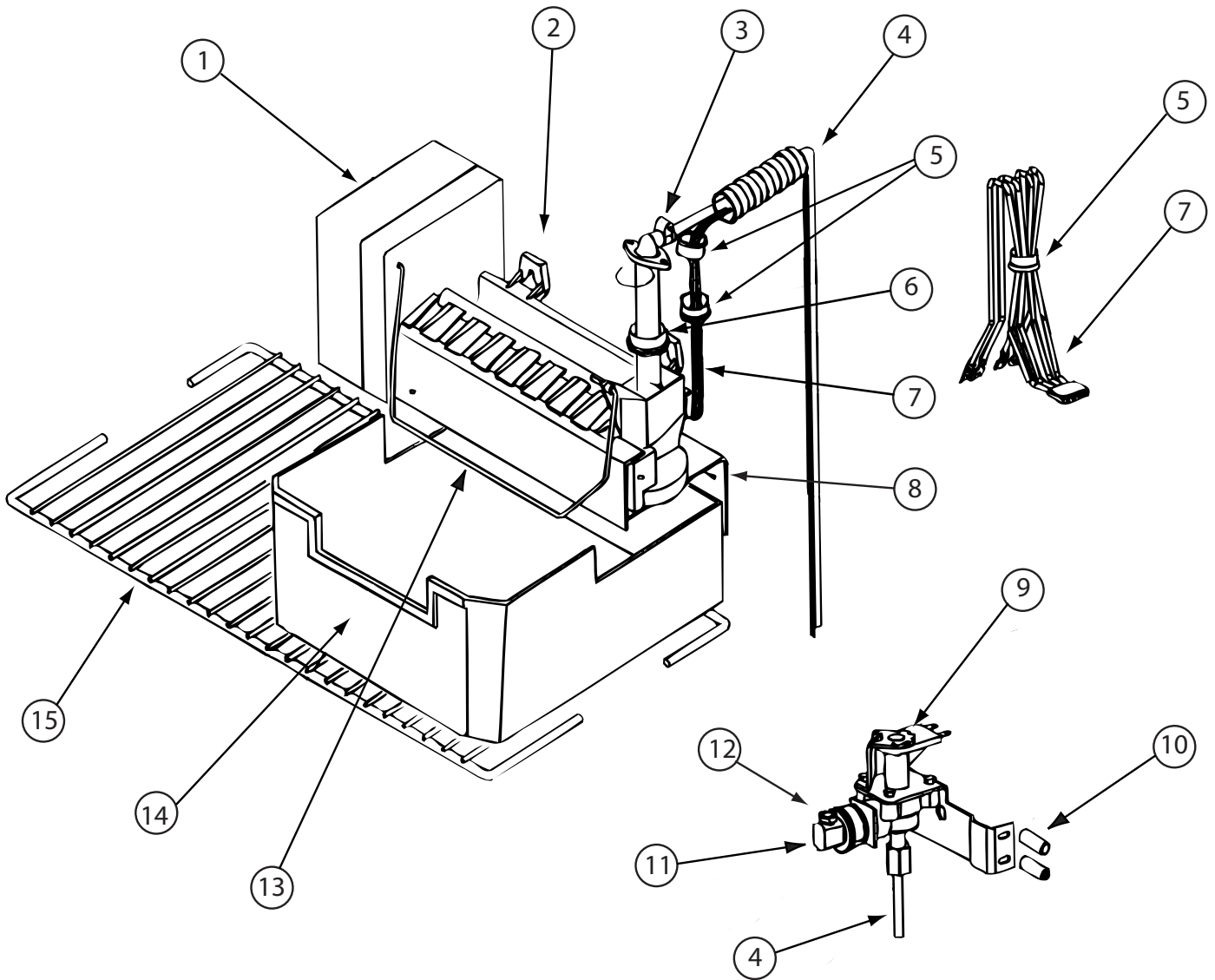


**125242-03-02A, 125242-05-02A, 125242-06-01A (CONTINUED)**

KEY	PART NUMBER	U/M	DESCRIPTION	VENDOR NO.
1	121569-08-701	EA	BASE - POWER BOARD	628674
2	121568-06-709	EA	BOARD/POWER-N611/N822F/1201	628661
3	121569-08-702	EA	COVER-POWER BOARD	628677
4	125242-02-709	EA	WIRE/WHITE/9"/GAS VALVE	621448
6	121569-08-703	EA	VALVE - SOLENOID	628741
7	125242-05-723	EA	BURNER TUBE	624683
8	125242-02-743	EA	BURNER ORF ADAP-7 SLOT BRNR	629013
9	121569-05-732	EA	CORD - AC POWER- W/ICE MAKER	618406
10	125242-01-740	EA	COVER-BURNER BOX	618910
11	125242-01-739	EA	BASE-BURNER BOX	618902
12	104137-06-715	EA	ELECTRODE-SPARK/SENSOR, SGL	61692222

CONTACT WINNEBAGO PART SALES FOR UNLISTED COMPONENT(S)

**CABINET & APPLIANCE GROUP (CONTINUED)**  
**COMPONENT PARTS FOR CABINET & APPLIANCE LAYOUT (CONTINUED)**

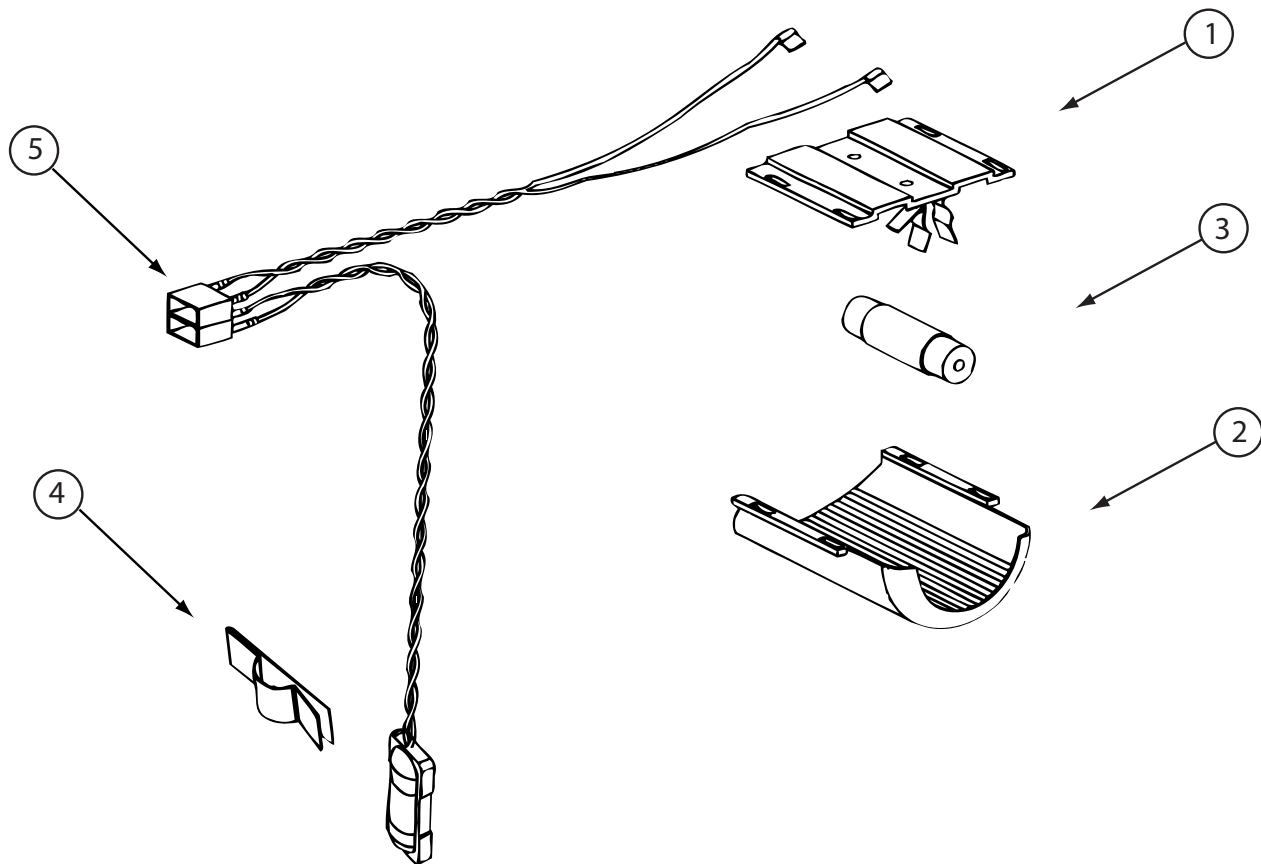


**125242-03-02A, 125242-05-02A, 125242-06-01A (CONTINUED)**

KEY	PART NUMBER	U/M	DESCRIPTION	VENDOR NO.
2	094039-07-706	EA	ICE MAKER W/O PLATES	61656522
4	125242-05-724	EA	WATER TUBE/HEATER ASM	621429
6	120075-03-706	EA	FITTING WATER LINE	620039
8	125242-01-737	EA	BRACKET-MOUNTING (ICE MAKER)	618894/620890
9	120075-03-701	EA	WATER VALVE - W/BRACKET	618253
11	094039-07-707	EA	GARDEN HOSE ADAP W/BRASS NUT	61679622
12	094039-07-708	EA	NUT - COMPRESSION	622991
13	120075-03-703	EA	ARM-SHUT OFF	61656922
14	125242-01-716	EA	ICE BIN	618803
15	125242-01-725	EA	SHELF-FREEZER (WIRE)	618847
	120075-09-703	EA	THERMOSTAT	620240

CONTACT WINNEBAGO PART SALES FOR UNLISTED COMPONENT(S)

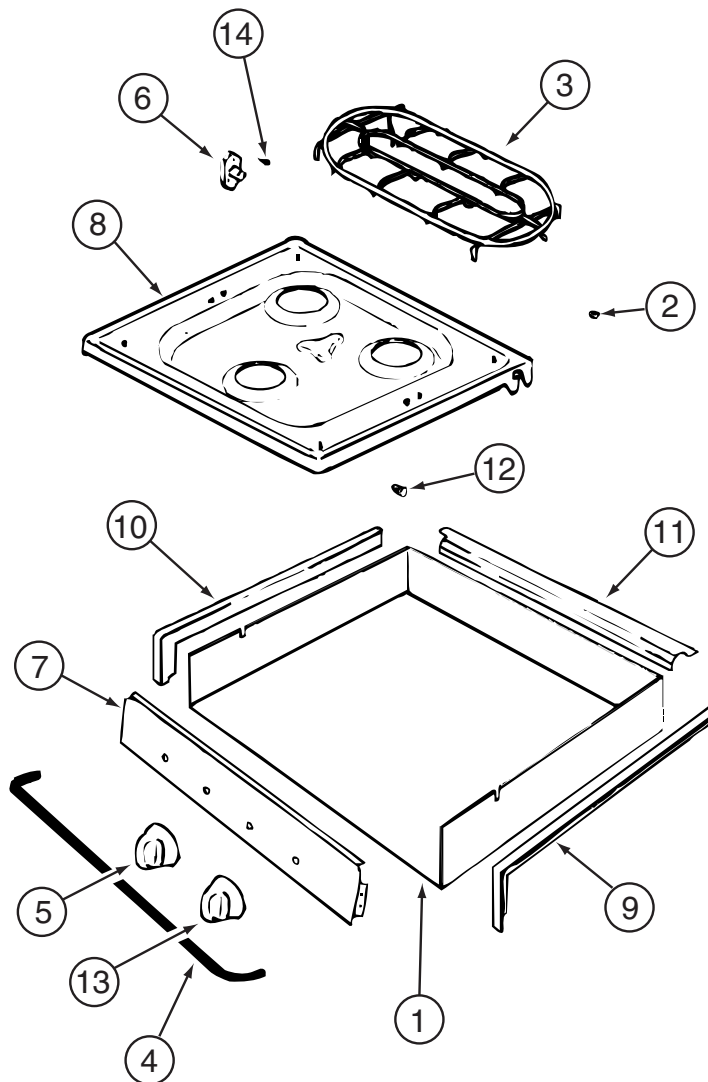
**CABINET & APPLIANCE GROUP (CONTINUED)**  
**COMPONENT PARTS FOR CABINET & APPLIANCE LAYOUT (CONTINUED)**



125242-03-02A, 125242-05-02A, 125242-06-01A (CONTINUED)

KEY	PART NUMBER	U/M	DESCRIPTION	VENDOR NO.
1	084880-03-705	EA	BRACKET-LIGHT-INTERIOR	61629722
2	125242-02-708	EA	COVER/LAMP BRACKET	621827
3	084880-03-706	EA	BULB-LAMP	61628922
4	084880-01-760	EA	CLIP (THERMISTER)	61689122
5	125242-02-706	EA	LAMP/WIRE ASM/SER#849677 UP	620871

**CABINET & APPLIANCE GROUP (CONTINUED)**  
**COMPONENT PARTS FOR CABINET & APPLIANCE LAYOUT (CONTINUED)**



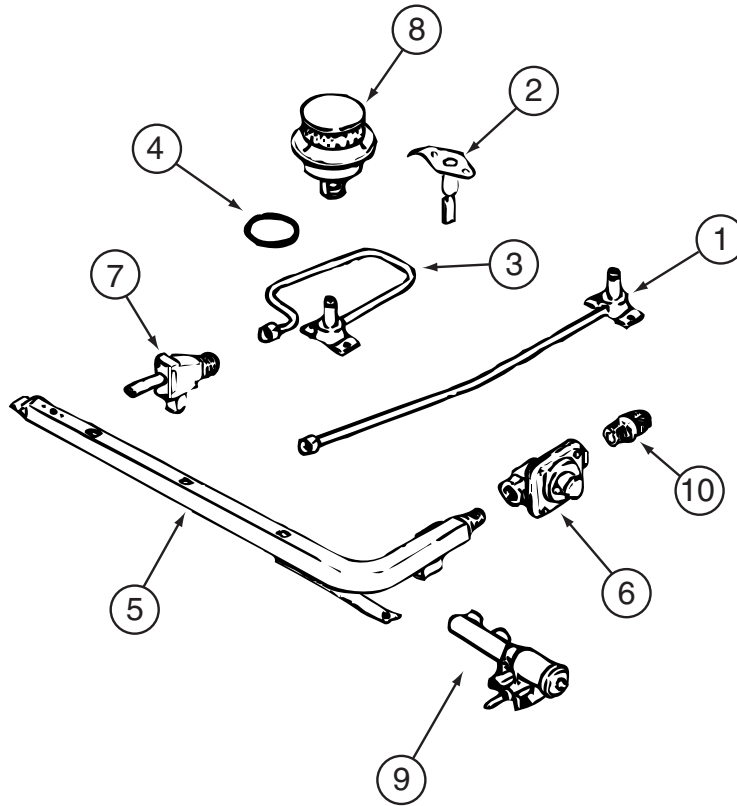
135065-03-01A, 135065-03-03A, 135065-04-01A

KEY	PART NUMBER	U/M	DESCRIPTION	VENDOR NO.
2	102020-01-709	EA	BUMPER-GRATE	8007-P020-60
3	135065-03-703	EA	GRATE - BLACK(SEALED BURNER)	74007304
4	114030-02-700	EA	GUARD/FABRIC - TOWEL BAR	3609F006-70
5	128728-01-701	EA	KNOB - BURNER - REAR	74003941
5	128728-01-702	EA	KNOB - BURNER - FRONT	74003942
6	128728-01-703	EA	PIN/T-NUT F/HINGE	7103P109-60
7	135065-03-704	EA	PANEL - MANIFOLD (BLACK)	74007330
8	128728-01-705	EA	TOP - MAIN - BLACK	74003928
8	135065-03-715	EA	TOP - MAIN - STAINLESS STEEL	74007299
9	114030-01-704	EA	TRIM - RIGHT/BLACK TEXTURED	74002839
10	114030-01-705	EA	TRIM - LEFT/BLACK TEXTURED	74002840
11	114030-01-706	EA	TRIM - REAR/BLACK TEXTURED	74002841
12	102020-01-724	EA	BUMPER-MAIN TOP	8003P008-60
13	128728-01-707	EA	KNOB - IGNITOR	74003944

CONTACT WINNEBAGO PART SALES FOR UNLISTED COMPONENT(S)



**CABINET & APPLIANCE GROUP (CONTINUED)**  
**COMPONENT PARTS FOR CABINET & APPLIANCE LAYOUT (CONTINUED)**



**135065-03-01A, 135065-03-03A, 135065-04-01A (CONTINUED)**

KEY	PART NUMBER	U/M	DESCRIPTION	VENDOR NO.
1	128728-01-708	EA	FITTING W/ORFICE/TUBE - REAR	74003931
2	135065-01-701	EA	IGNITOR/PORCELAIN-TOP BURNER	74004053
3	128728-01-710	EA	FITTING W/ORFICE/TUBE - FRT	74003930
4	135065-03-700	EA	FITTING - HALF UNION	74004234
5	135065-01-702	EA	PIPE/MANIFOLD	74004642
6	126023-02-703	EA	REGULATOR - PRESSURE	74004235
7	135065-01-703	EA	VALVE/BURNER - REAR	74004643
7	135065-01-704	EA	VALVE/BURNER-FRT-HI	74004644
7	135065-03-701	EA	SCREW - VALVE	71003231
8	135065-03-702	EA	SEALED BURNER ASM.(BLACK) RV	74003967
9	128728-01-716	EA	BURNER - IGNITOR	74003946
9	128728-01-717	EA	WIRES - IGNITOR	74003947

**CABINET & APPLIANCE GROUP (CONTINUED)**  
**COMPONENT PARTS FOR CABINET & APPLIANCE LAYOUT (CONTINUED)**

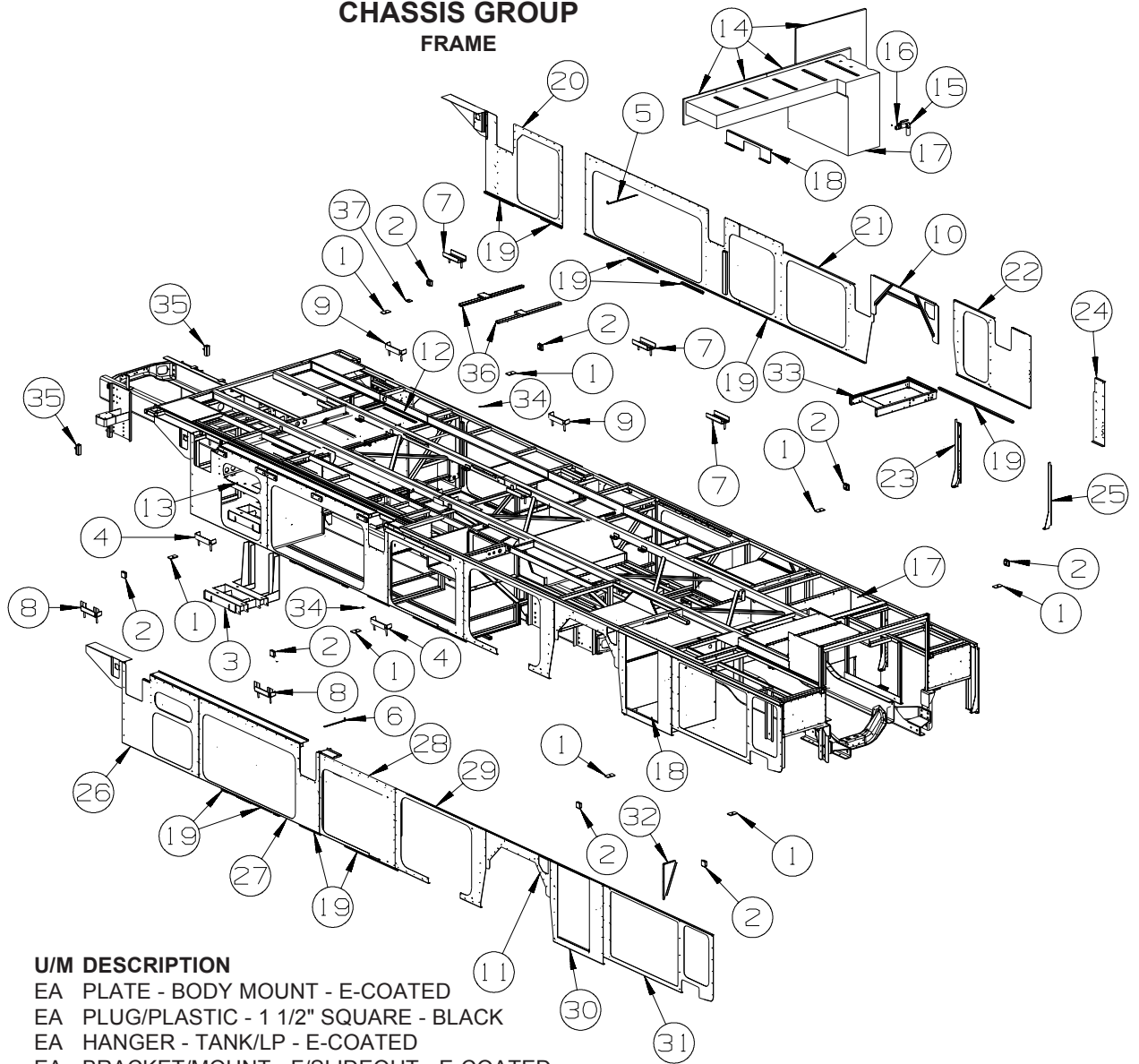
**140147-04-01A, 140147-04-02A, 140147-04-03A**

<b>KEY</b>	<b>PART NUMBER</b>	<b>U/M</b>	<b>DESCRIPTION</b>	<b>VENDOR NO.</b>
	140147-02-700	EA	TRAY-GLASS	WB49X10074
	140147-02-701	EA	FILTER-GREASE (SOLD AS PAIR)	WB6X10309 - 2/PKG.
	140147-02-702	EA	TRAY-METAL PAN	WB49X10053
	140147-02-704	EA	BULB HALOGEN	WB08X10050

**146340-02-01A**

<b>KEY</b>	<b>PART NUMBER</b>	<b>U/M</b>	<b>DESCRIPTION</b>	<b>VENDOR NO.</b>
	146340-02-700	EA	FACE - DISHWASHER,DRAWER SST	SST FACE, DS603S

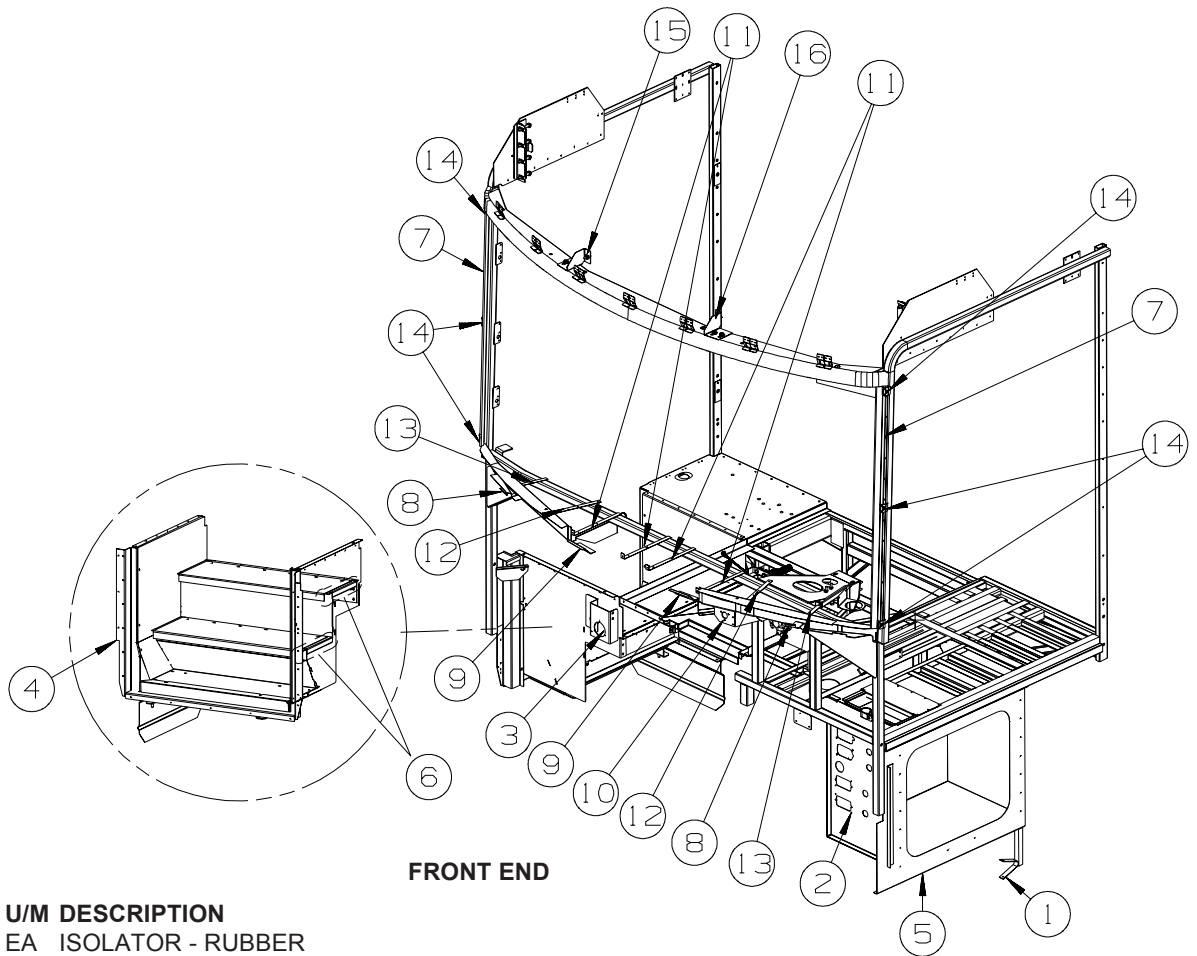
## CHASSIS GROUP FRAME



KEY	PART NUMBER	U/M	DESCRIPTION
1	135712-01-02B	EA	PLATE - BODY MOUNT - E-COATED
2	119845-01-01A	EA	PLUG/PLASTIC - 1 1/2" SQUARE - BLACK
3	161289-01-02B	EA	HANGER - TANK/LP - E-COATED
4	152558-01-02B	EA	BRACKET/MOUNT - F/SLIDEOUT - E-COATED
5	137047-08-02B	EA	STRAP - DEFROSTER PLENUM - E-COATED
6	137047-05-02B	EA	STRAP - DEFROSTER PLENUM
7	152558-02-02B	EA	BRACKET/MOUNT - F/SLIDEOUT - E-COATED
8	152558-06-02B	EA	BRACKET/MOUNT - F/SLIDEOUT - E-COATED
9	152558-01-02B	EA	BRACKET/MOUNT - F/SLIDEOUT - E-COATED
10	158287-02-02B	EA	PLATE/SEAL PLANE - WHEELWELL - E-COAT
11	160831-02-02B	EA	PANEL/SEAL PLANE - WHEELWELL - E-COATED
12	161187-01-WG4	EA	COMPARTMENT
	105290-01-000	SF	INSULATION - AIR POCKET W/FOIL - 4' WIDE
13	161186-01-WG4	EA	COMPARTMENT
14	100619-16-000	BF	FOAM - EXPANDED POLYSTYRENE - .75" X 48" X 96"-2" DENSITY
15	132781-01-000	EA	ELBOW - 1.3" BARB X 1.3" BARB - 90 DEGREE - PLASTIC
16	132483-01-000	EA	VALVE/BALL - 1" - THREADED ENDS
17	160958-02-000	EA	TANK - WATER - 95 GALLON - W/FITTINGS
	042989-05-000	EA	FITTING - SPINWELD - 1/2"FPT - PLASTIC
	042989-08-000	EA	FITTING - SPINWELD - 1"FPT - PLASTIC
	049032-01-000	EA	PATCH - SPINWELD - 3/8" - PLASTIC
18	161725-01-12B	EA	BRACKET - VALVE/BYPASS - HEATER - BRIGHT WHITE
19	126516-01-01A	FT	TRIM - VINYL/EXTRUDED - 8'
20	161226-01-02B	EA	PLATE/SEAL - E-COATED
21	162753-01-02B	EA	PLATE/SEAL - E-COATED
22	158411-02-02B	EA	PLATE/SEAL PLANE - RIGHT HAND - E-COATED
23	141649-07-02B	EA	BRACKET - A/C - E-COATED
24	141650-02-02B	EA	PLATE/SEAL - E-COATED
25	141649-05-02B	EA	BRACKET - A/C - RIGHT - E-COATED
26	161228-01-02B	EA	SEAL PLANE - E-COATED

## CHASSIS GROUP (CONTINUED) FRAME (CONTINUED)

KEY	PART NUMBER	U/M	DESCRIPTION
27	162781-01-02B	EA	PLATE/SEAL PLANE - E-COATED
28	162769-01-02B	EA	PLATE/SEAL - E-COATED
29	164030-01-02B	EA	PLATE/SEAL PLANE - E-COATED
30	158410-01-02B	EA	PLATE/SEAL PLANE - LEFT HAND - E-COATED
31	144048-03-02B	EA	PLATE/SEAL - E-COATED
32	123440-01-02B	EA	SUPPORT - PANEL - 22.9"/22" X 10.9" - E-COATED - <b>NOT ILLUSTRATED</b> FROM: 00-00-00 THRU: 04-15-07
32	123440-03-02B	EA	SUPPORT - PANEL - 14.9"/13.4" X 5.9" - E-COATED FROM: 04-16-07 THRU: 99-99-99
33	138866-03-01A	EA	SLIDE - BATTERY TRAY
34	093305-01-01A	FT	TRIM - EDGE C-TYPE - WIRE CARRIER - .35" X .24" - VINYL
35	134807-18-02B	EA	SUPPORT - FRONT - E-COATED
36	164294-02-02B	EA	BRACKET - CYLINDER/SYNCH - E-COATED
37	135712-02-02B	EA	PLATE - BODY MOUNT - E-COATED FROM: 06-14-07 THRU: 99-99-99

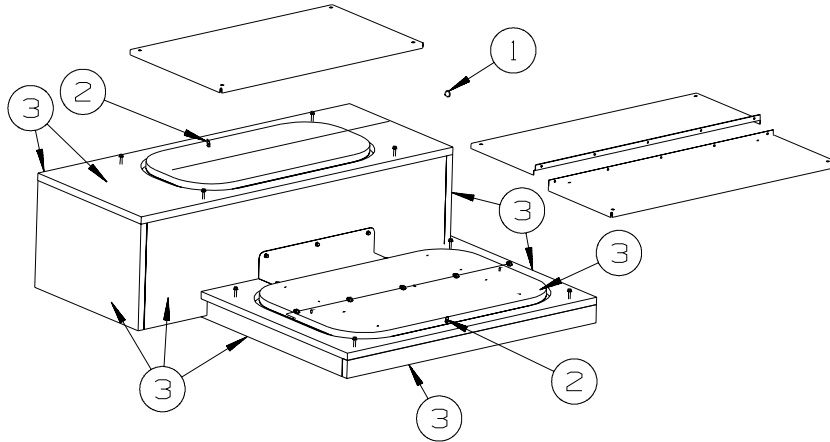


FRONT END

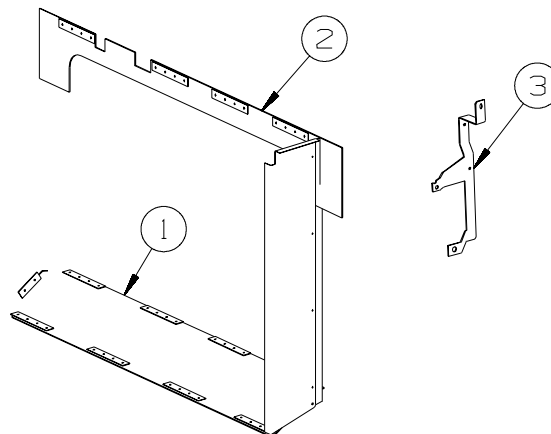
KEY	PART NUMBER	U/M	DESCRIPTION
1	115023-01-000	EA	ISOLATOR - RUBBER
2	123764-06-02B	EA	COMPARTMENT/LUGGAGE - E-COATED
3	142478-01-01B	EA	BRACKET - GAUGE - AIR SOURCE - MILL
4	162109-04-02B	EA	STEP WELL - ENTRANCE DOOR - E-COATED
5	009065-03-000	EA	HINGE - ALUMINUM - 2" X 72.5" - UNPAINTED
6	145992-01-02B	EA	PANEL - SEAL - FRONT - E-COATED
7	099418-01-000	FT	SEAL - D-SECTION/ADHESIVE BACK - .44" X .44" - BLK RUBBER
8	121269-13-01B	EA	FRAME-WINDSHIELD,A PILLAR,ML
9	126289-65-01B	EA	ANGLE - FORMED
10	134202-01-01B	EA	REINFORCEMENT - SUPPORT - LOWER WINDSHIELD/MIDDLE
11	156774-03-01B	EA	BRACKET ASM-WIPER MOTOR,MILL
12	137047-04-01B	EA	STRAP - DEFROSTER PLENUM
13	137047-05-01B	EA	STRAP - DEFROSTER PLENUM
14	137047-06-01B	EA	STRAP - DEFROSTER PLENUM
15	148935-01-01B	EA	BRACKET-WINDSHIELD ,MILL
16	153129-02-02B	EA	BRACKET - SUPPORT - TV - E-COATED
16	153129-03-02B	EA	BRACKET - SUPPORT - TV - E-COATED

## CHASSIS GROUP (CONTINUED)

### INSULATION

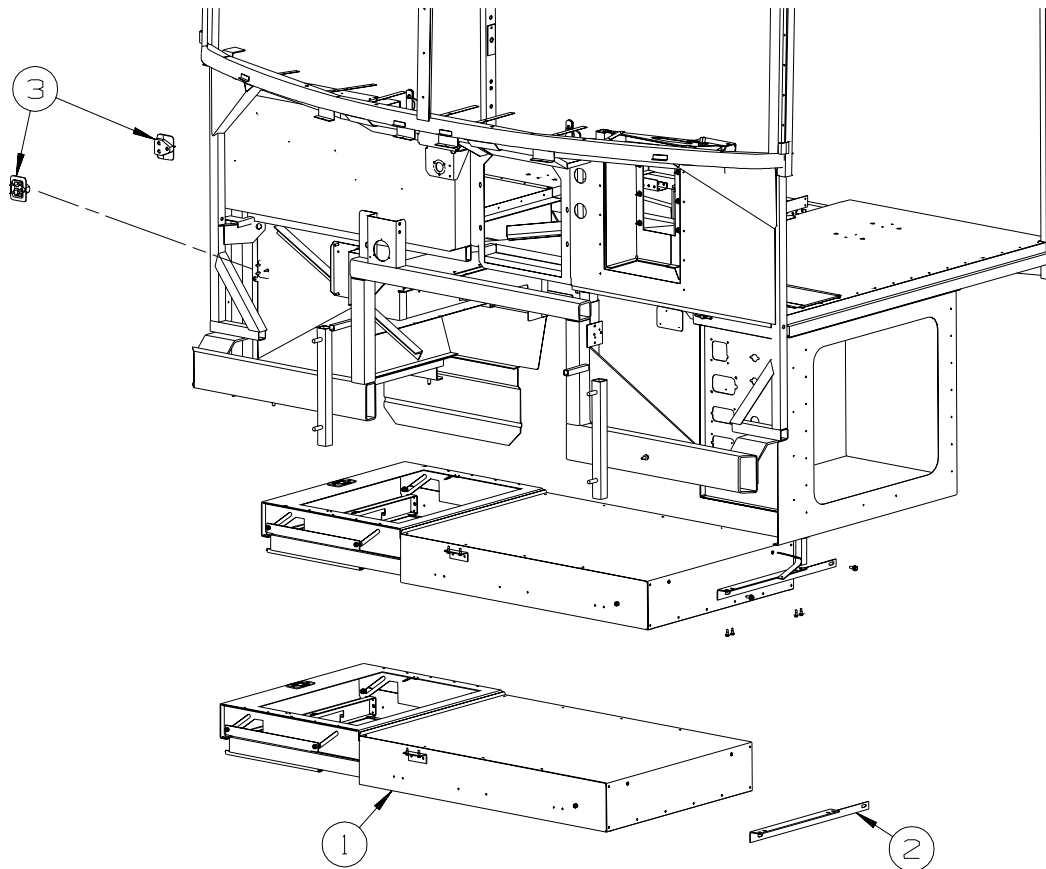


KEY	PART NUMBER	U/M	DESCRIPTION
1	106648-01-000	EA	CAP - STUD - .120 TO .130 DIAMETER
2	039623-01-000	FT	SEAL - MOTOR COVER - RUBBER BULB TYPE
3	072877-03-000	EA	INSULATION - SOUND BARRIER- 1" X 36" X 57" - ADHESIVE BACK FROM: 00-00-00 THRU: 12-10-06
3	072877-08-000	EA	INSULATION - SOUND BARRIER- 1" X 54" X 48" - ADHESIVE BACK FROM: 12-11-06 THRU: 99-99-99



KEY	PART NUMBER	U/M	DESCRIPTION
1	149047-02-000	EA	BAFFLE - RADIATOR - 43.5" X 8.4"
2	146844-02-000	EA	SHEET/RUBBER - 7.9" X 49.9"
3	167066-01-02B	EA	SUPPORT - DIPSTICK/FILL - E-COATED FROM: 11-05-07 THRU: 99-99-99

## CHASSIS GROUP (CONTINUED) STEPWELL COVER



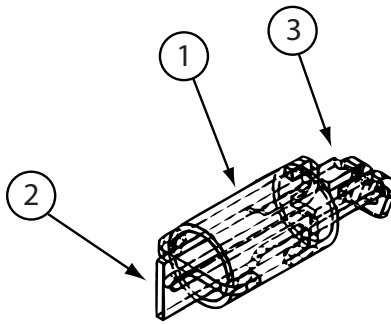
KEY	PART NUMBER	U/M	DESCRIPTION	
1*	145122-02-01A	EA	STEP COVER - SLIDING	
				FROM: 00-00-00 THRU: 10-25-07
1*	145122-04-01A	EA	STEP COVER - SLIDING	
				FROM: 10-26-07 THRU: 99-99-99
2	145661-02-02B	EA	BRACKET - STEP COVER - E-COATED	
3	142499-02-01A	EA	BLOCK/SUPPORT (STEP COVER)	

\*COMPONENT PARTS LISTED LATER IN THIS GROUP

### COMPONENT PARTS FOR STEPWELL COVER

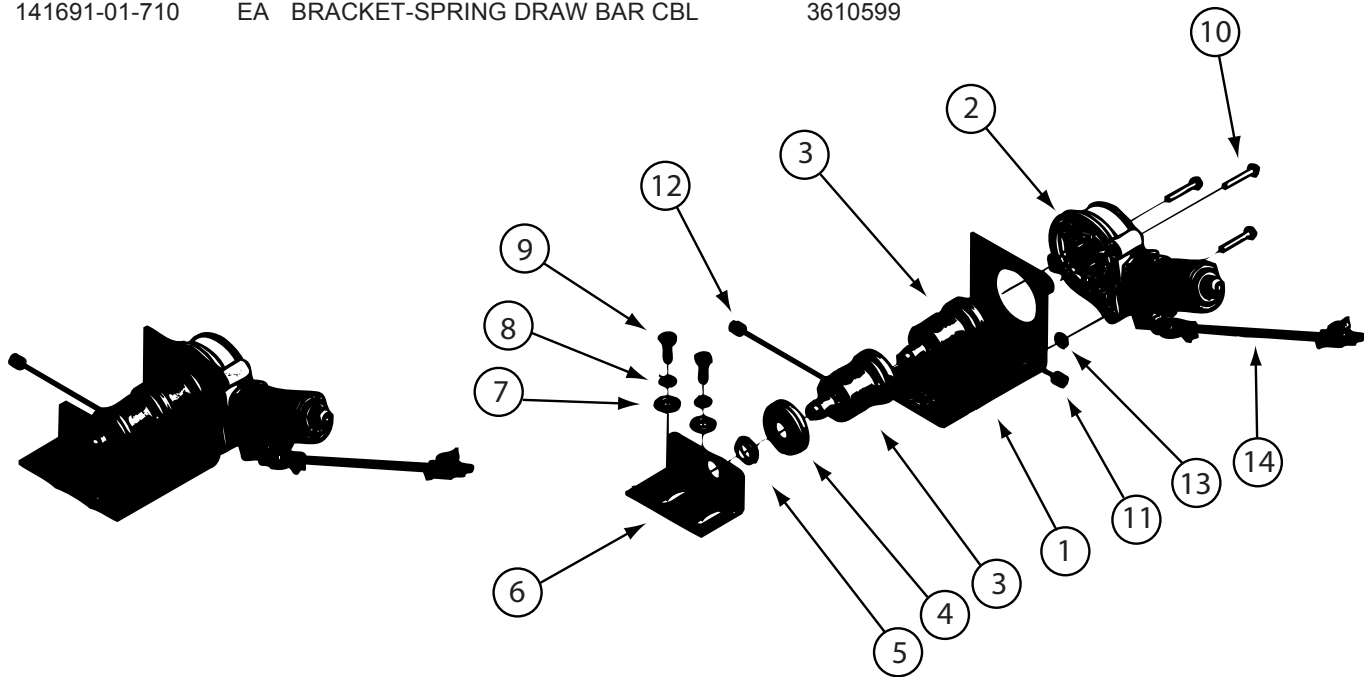
145122-02-01A, 145122-03-01A				
KEY	PART NUMBER	U/M	DESCRIPTION	VENDOR NO.
	130294-04-701	EA	BOLT - 3/8" X 3/8" SHOULDER	1202300
	138173-01-701	EA	POP RIVET - SS 3/16"X1/4"	1214630
	141691-01-703	EA	LATCH - CABLE RELEASE	1912125
	141691-01-704	EA	SPRING - CABLE PRELOAD	1217507
	141691-01-705	EA	CAP/END - DRUM	1612535
	141691-01-706	EA	BUSHING - .625" X .813"	1614003
	141691-01-708	EA	MOTOR W/9 TOOTH PINION	1820122
	141691-01-709	EA	BRACKET-SPRING DRAW BARCONN	3610586
	141691-01-710	EA	BRACKET-SPRING DRAW BAR CBL	3610599
	141691-01-711	EA	CAPSTAN/DRUM - CABLE DRIVE	1102211
	145122-01-700	EA	CABLE - 80" W/STOPS	1218753
	145122-01-701	EA	CABLE - 54" W/STOPS	1218754
	145122-01-704	EA	HARNESS/ADAPTER	1809938
	145122-01-706	EA	COVER - EMERGENCY RETRACT	1612532
	145122-01-707	EA	SHOE/CABLE - PLASTIC	1612533
	145122-01-708	EA	GUIDE/ARM SLIDE - PLASTIC	1612542
	145122-01-709	EA	BUSHING/BRONZE - .38" X .50"	1614007
	145122-01-710	EA	BRACKET - SUPPORT	3610597
	145122-05-700	EA	STOP ROD BRACKET - RH	301000359
	145122-05-701	EA	STOP ROD BRACKET - LH	301000358

**CHASSIS GROUP (CONTINUED)**  
**COMPONENT PARTS FOR STEPWELL COVER (CONTINUED)**



145122-04-01A, 145122-05-01A

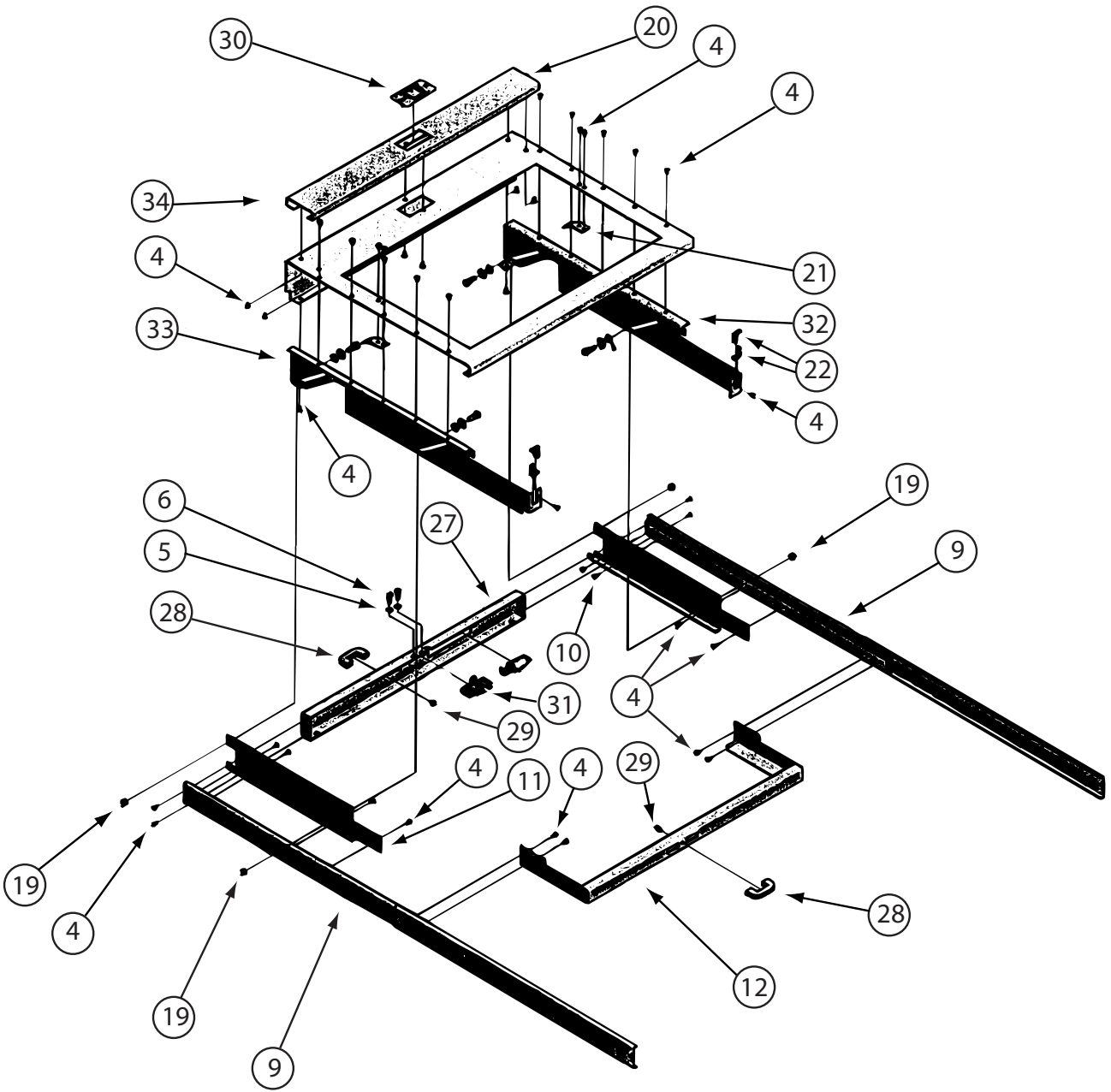
KEY	PART NUMBER	U/M	DESCRIPTION	VENDOR NO.
1	141691-01-704	EA	SPRING - CABLE PRELOAD	1217507
2	141691-01-709	EA	BRACKET-SPRING DRAW BARCONN	3610586
3	141691-01-710	EA	BRACKET-SPRING DRAW BAR CBL	3610599



145122-04-01A, 145122-05-01A (CONTINUED)

KEY	PART NUMBER	U/M	DESCRIPTION	VENDOR NO.
2	141691-01-708	EA	MOTOR W/9 TOOTH PINION	1820122
3	141691-01-711	EA	CAPSTAN/DRUM - CABLE DRIVE	1102211
4	141691-01-705	EA	CAP/END - DRUM	1612535
5	141691-01-706	EA	BUSHING - .625" X .813"	3610597
6	145122-01-710	EA	BRACKET - SUPPORT	3610597
11	145122-01-700	EA	CABLE - 80" W/STOPS	1218753
12	145122-01-701	EA	CABLE - 54" W/STOPS	1218754
14	145122-01-704	EA	HARNESS/ADAPTER	1809938

**CHASSIS GROUP (CONTINUED)**  
**COMPONENT PARTS FOR STEPWELL COVER (CONTINUED)**

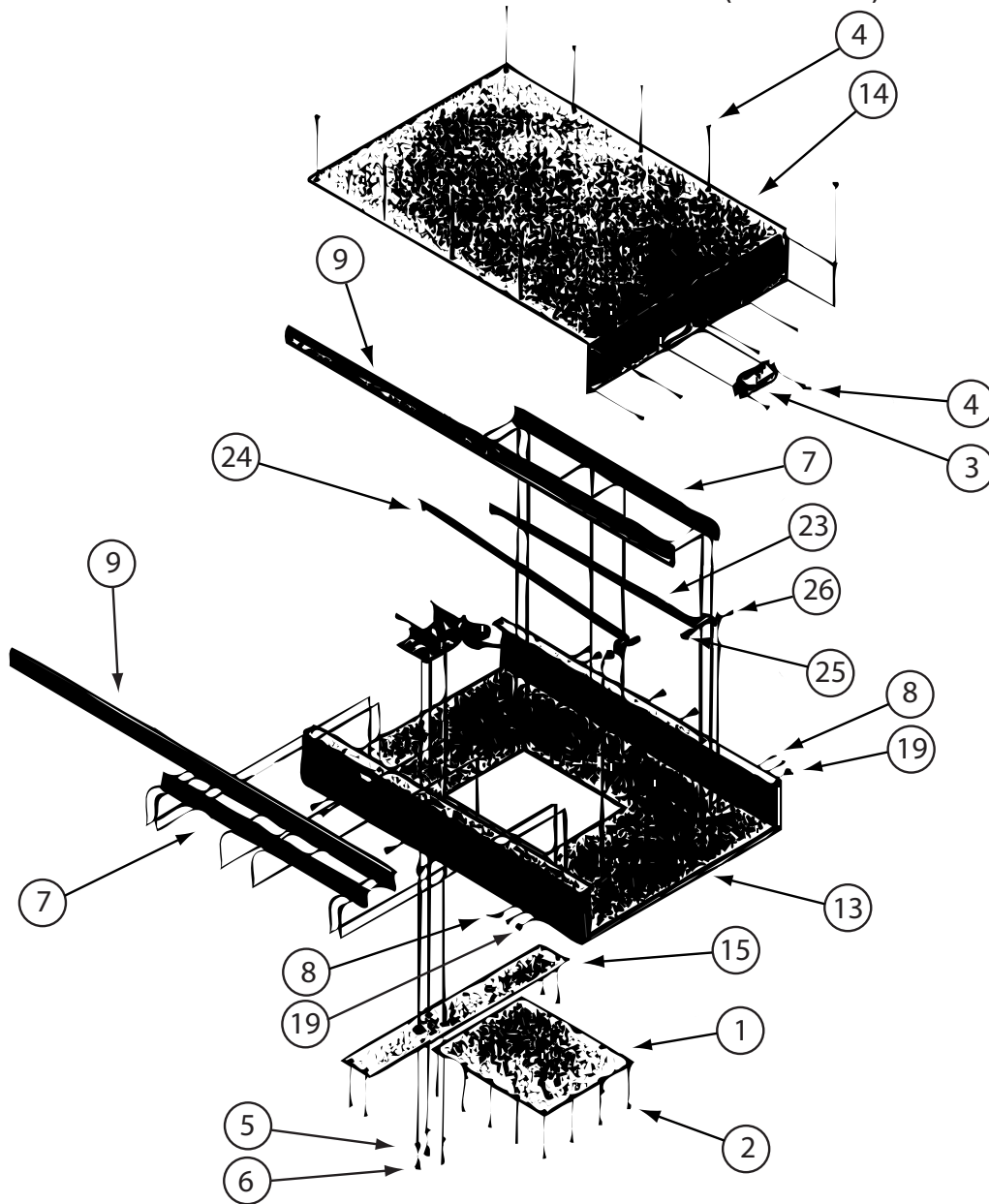


**145122-04-01A (CONTINUED)**

KEY	PART NUMBER	U/M	DESCRIPTION	VENDOR NO.
4	138173-01-701	EA	POP RIVET - SS 3/16"X1/4"	1214630
16	130294-04-701	EA	BOLT - 3/8" X 3/8" SHOULDER	1202300
18	145122-01-709	EA	BUSHING/BRONZE - .38" X .50"	1614007
22	145122-01-708	EA	GUIDE/ARM SLIDE - PLASTIC	1612542
23	145122-05-701	EA	STOP ROD BRACKET - LH	3010000358
24	145122-05-700	EA	STOP ROD BRACKET - RH	3010000359
28	145122-01-707	EA	SHOE/CABLE - PLASTIC	1612533
30	145122-01-706	EA	COVER - EMERGENCY RETRACT	1612532
31	141691-01-703	EA	LATCH - CABLE RELEASE	1912125



**CHASSIS GROUP (CONTINUED)**  
**COMPONENT PARTS FOR STEPWELL COVER (CONTINUED)**

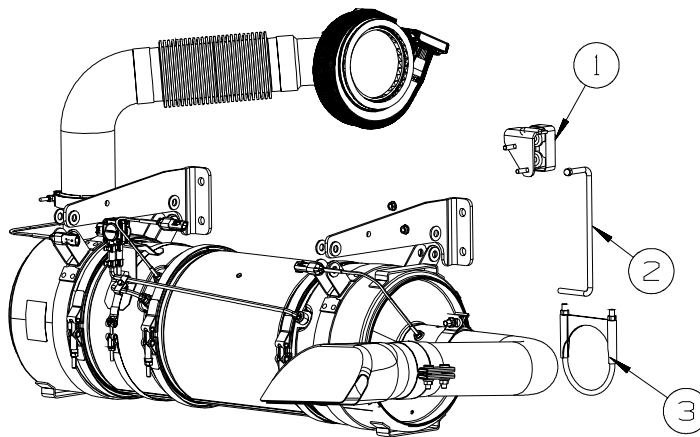


**145122-04-01A (CONTINUED)**

KEY	PART NUMBER	U/M	DESCRIPTION	VENDOR NO.
4	138173-01-701	EA	POP RIVET - SS 3/16"X1/4"	1214630
16	130294-04-701	EA	BOLT - 3/8" X 3/8" SHOULDER	1202300
18	145122-01-709	EA	BUSHING/BRONZE - .38" X .50"	1614007
22	145122-01-708	EA	GUIDE/ARM SLIDE - PLASTIC	1612542
23	145122-05-701	EA	STOP ROD BRACKET - LH	3010000358
24	145122-05-700	EA	STOP ROD BRACKET - RH	3010000359
28	145122-01-707	EA	SHOE/CABLE - PLASTIC	1612533
30	145122-01-706	EA	COVER - EMERGENCY RETRACT	1612532
31	141691-01-703	EA	LATCH - CABLE RELEASE	1912125

## CHASSIS GROUP (CONTINUED)

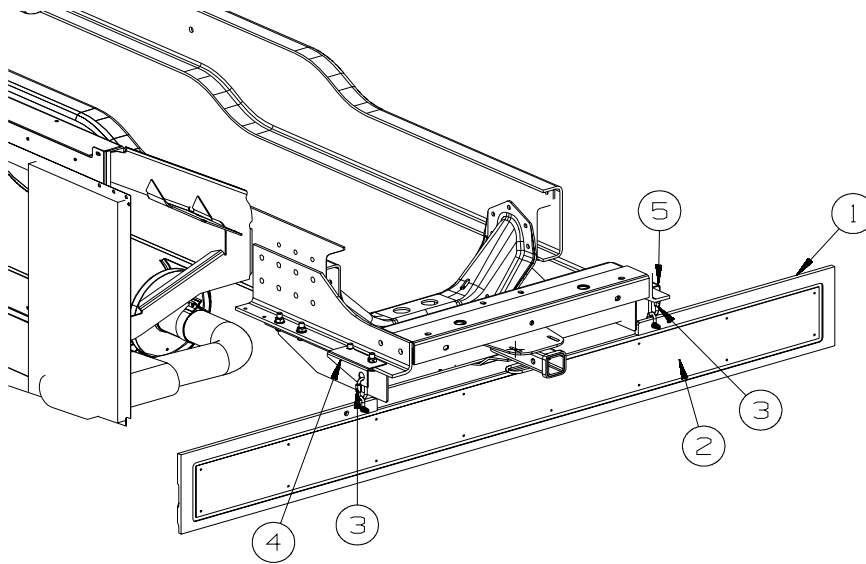
### EXHAUST



KEY	PART NUMBER	U/M DESCRIPTION
1	143811-01-000	EA HANGER - EXHAUST - FORD F53
2	122392-19-02B	EA HANGER - TAILPIPE - E-COATED
3	094918-05-000	EA CLAMP - EXHAUST - 4 7/16" - GUILLOTINE STYLE

### HITCH

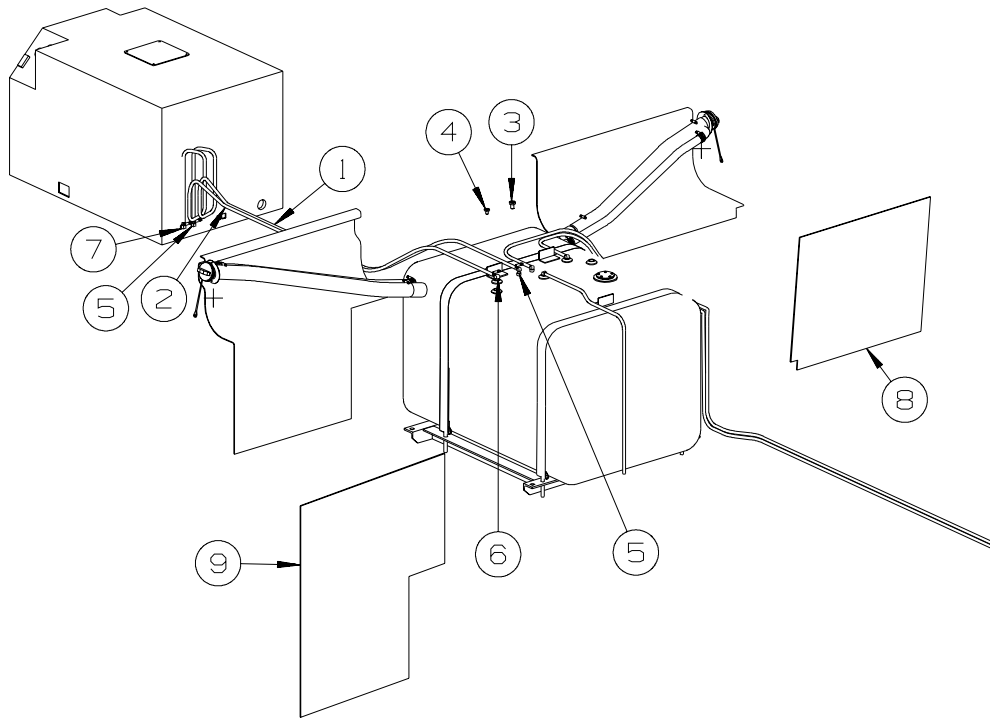
KEY	PART NUMBER	U/M DESCRIPTION
	134016-06-01A	EA DRAWBAR/HITCH - CLASS 4



### REAR MUD GUARD

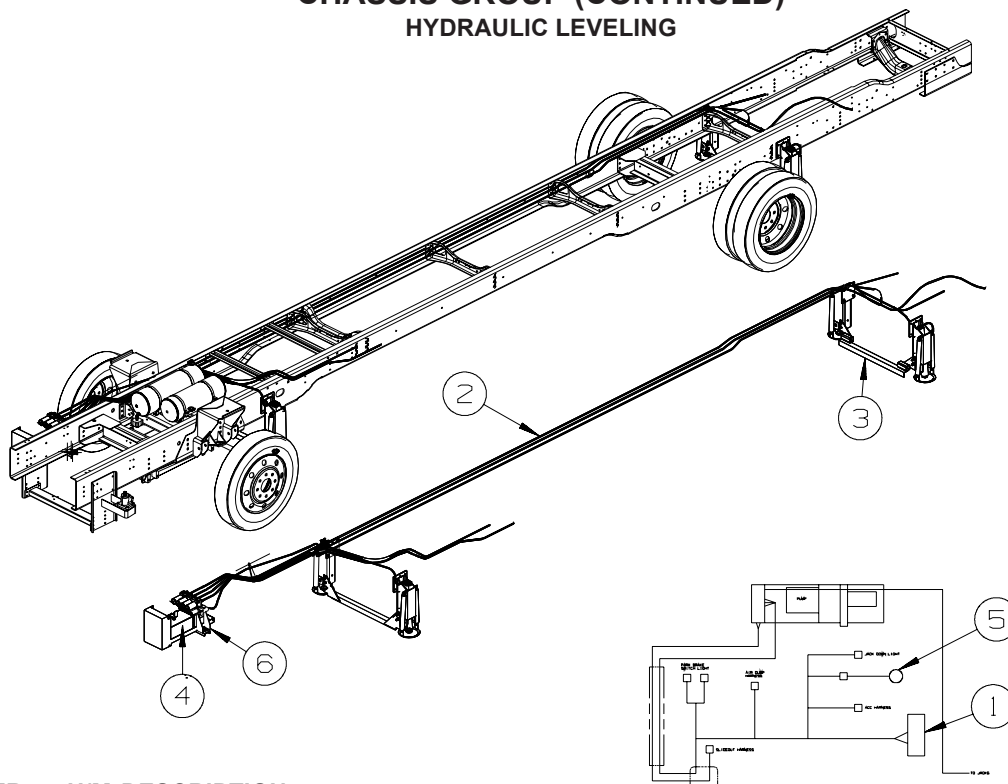
KEY	PART NUMBER	U/M DESCRIPTION
1	151908-03-01A	EA MUD FLAP - REAR - BRUSHED ALUMINUM
2	149830-02-01A	EA LOGO - "HORIZON" - FOR MUDFLAP - CHROME/BLACK
3	139818-01-01A	EA LINK - QUICK - STAINLESS STEEL
4	163857-01-02B	EA ANGLE/FORMED - MUDFLAP - E-COATED - <b>NOT ILLUSTRATED</b> FROM: 00-00-00 THRU: 09-25-07
4	163857-04-02B	EA ANGLE/FORMED - MUDFLAP - E-COATED FROM: 09-26-07 THRU: 99-99-99
5	163857-01-02B	EA ANGLE/FORMED - MUDFLAP - E-COATED - <b>NOT ILLUSTRATED</b> FROM: 00-00-00 THRU: 09-25-07
5	163857-03-02B	EA ANGLE/FORMED - MUDFLAP - E-COATED FROM: 09-26-07 THRU: 99-99-99

## CHASSIS GROUP (CONTINUED) FUEL



KEY	PART NUMBER	U/M	DESCRIPTION
1	128139-03-000	FT	HOSE - FUEL - LOW PERMEABILITY - 1/4" DIAMETER
2	024138-01-000	FT	HOSE - FUEL - 5/16" ID
3	068382-05-000	EA	BUSHING - 1/2"MPT X 1/8"FPT - BRASS
4	068382-02-000	EA	BUSHING - 3/8"MPT X 1/4"FPT - BRASS
5	114253-01-000	EA	ELBOW - 1/4 SINGLE BARB X 1/8 MPT
6	114253-02-000	EA	ELBOW - 5/16 SINGLE BARB X 1/4 MPT
7	114253-04-000	EA	ELBOW - 5/16 SINGLE BARB X 1/8 MPT
8	118726-07-000	EA	BAFFLE - FUEL FILL - RIGHT HAND
9	118726-08-000	EA	BAFFLE - FUEL FILL - LEFT HAND

## CHASSIS GROUP (CONTINUED) HYDRAULIC LEVELING



KEY	PART NUMBER	U/M	DESCRIPTION
1*	107889-12-000	EA	PANEL - CONTROL - 625 AIR DUMP W/PLUG F/REMOTE - W/HARNESS FROM: 00-00-00 THRU: 01-18-07
1*	107889-13-000	EA	PANEL - CONTROL - 625 AIR DUMP W/PLUG F/REMOTE - W/HARNESS FROM: 01-19-07 THRU: 99-99-99
2*	100536-47-000	EA	HOSE KIT - LEVELING JACKS
3	114748-08-02B	EA	BRACKET - JACKS/REAR - E-COATED
4	153452-33-000	EA	LEVELING SYSTEM - 625 SYSTEM W/4 SLIDEOUTS - FREIGHTLINER - S40FD FROM: 00-00-00 THRU: 07-22-07
4	153452-36-000	EA	LEVELING SYSTEM - 625 SYSTEM W/4 SLIDEOUTS - FREIGHTLINER - S40FD FROM: 07-23-07 THRU: 99-99-99
4	153452-32-000	EA	LEVELING SYSTEM - 625 SYSTEM W/3 SLIDEOUTS - FREIGHTLINER - S40KD FROM: 00-00-00 THRU: 07-22-07
4	153452-35-000	EA	LEVELING SYSTEM - 625 SYSTEM W/3 SLIDEOUTS - FREIGHTLINER - S40KD FROM: 07-23-07 THRU: 99-99-99
4	153452-34-000	EA	LEVELING SYSTEM - 625 SYSTEM W/2 SLIDEOUTS - FREIGHTLINER - S40TD FROM: 00-00-00 THRU: 07-22-07
4	153452-37-000	EA	LEVELING SYSTEM - 625 SYSTEM W/2 SLIDEOUTS - FREIGHTLINER - S40TD FROM: 07-23-07 THRU: 99-99-99
5	134092-05-000	EA	CHIME KIT - LEVELING SYSTEM - 325/625
6	144224-03-01A	EA	BRACKET - PUMP/LEVELING - BLACK

\*COMPONENT PARTS LISTED LATER IN THIS GROUP

### COMPONENT PARTS FOR HYDRAULIC LEVELING

#### 100536-47-000

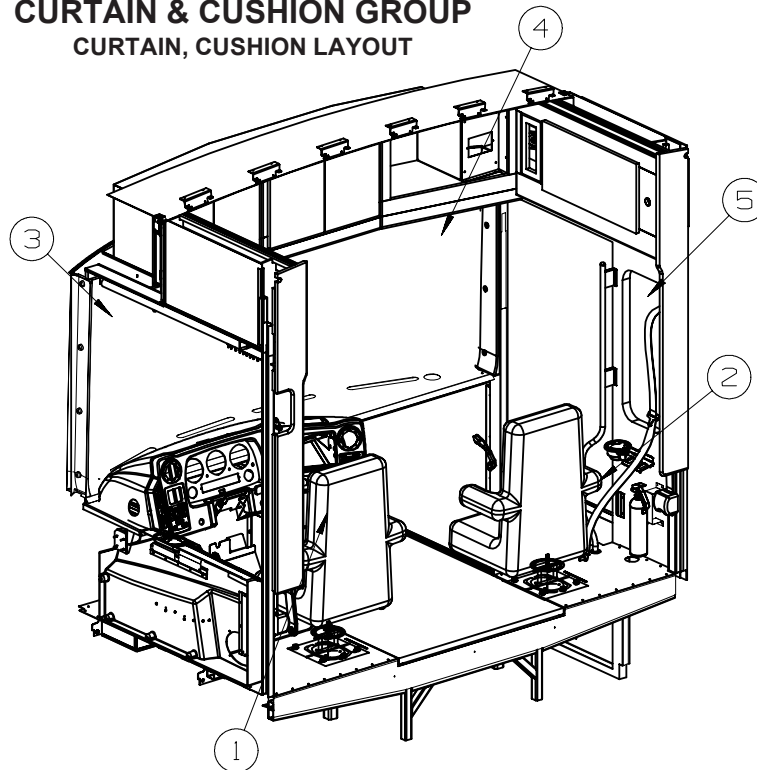
KEY	PART NUMBER	U/M	DESCRIPTION	VENDOR NO.
	100536-31-701	EA	HOSE - HYDRAULIC - 96"	RAP5352
	100536-47-700	EA	HOSE-HYDRAULIC - 1/4" X 416"	RAP91507
	100536-47-701	EA	HOSE-HYDRAULIC - 1/4" X 378"	RAP91501
	115767-01-704	EA	HOSE-HYDRAULIC - 1/4" X 146"	RAP90004/AP2443

#### 107889-12-000, 107889-13-000

KEY	PART NUMBER	U/M	DESCRIPTION	VENDOR NO.
	107889-12-700	EA	TOUCH PANEL-625 W/AIR/REMOTE	RAP91862/AP34697

## CURTAIN & CUSHION GROUP

### CURTAIN, CUSHION LAYOUT

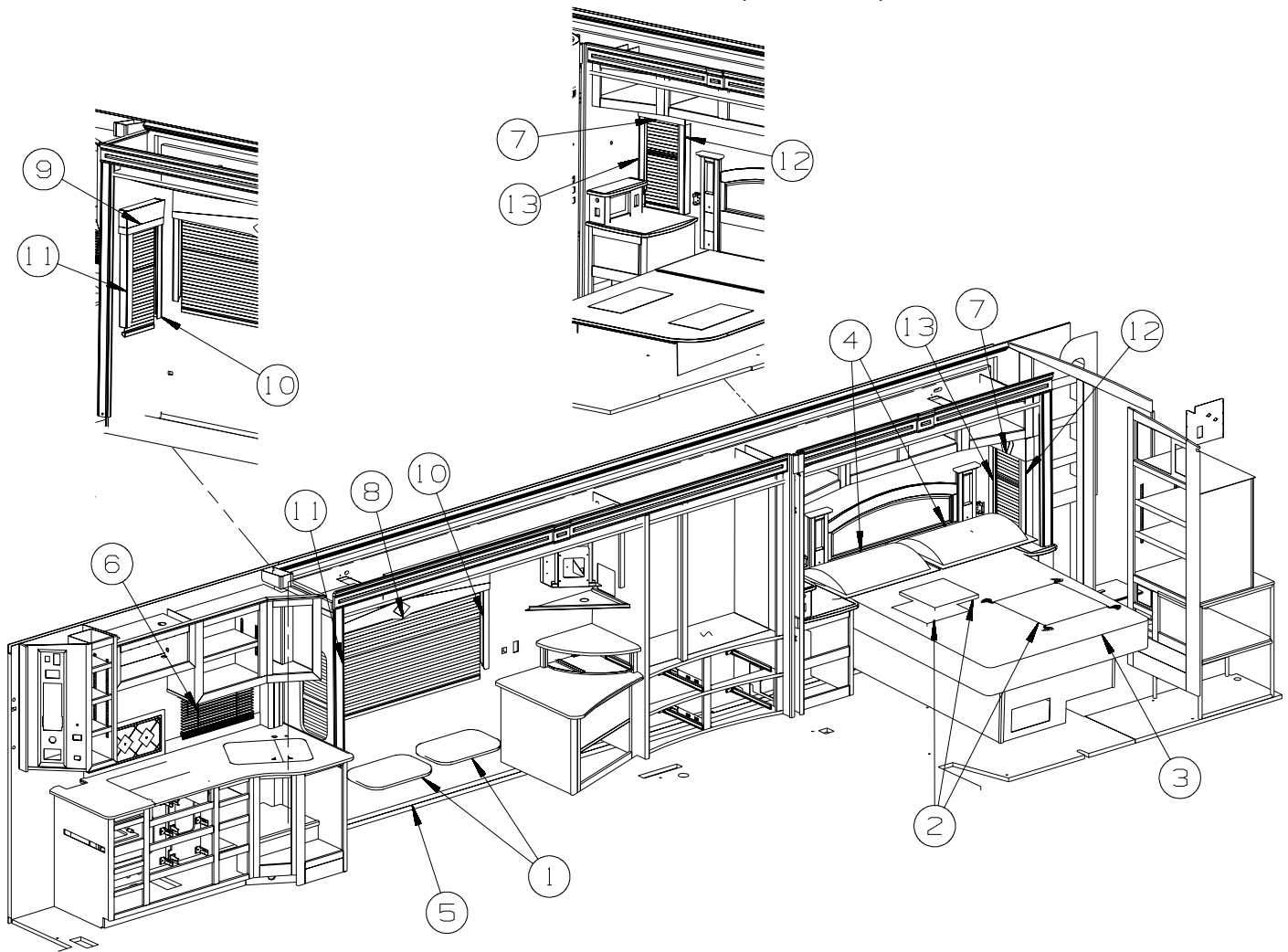


KEY	PART NUMBER	U/M	DESCRIPTION
1	154708-03-UJ1	EA	SEAT - BUCKET - W/BACK/SEAT/SHROUNDS - DRIVER - LEATHER (WL4, WL5, WL6)
1	154708-05-WM0	EA	SEAT - BUCKET - W/BACK/SEAT/SHROUNDS - DRIVER - LEATHER (WM0, WM1, WM2)
1	154708-03-TJ4	EA	SEAT - BUCKET - W/BACK/SEAT/SHROUNDS - DRIVER - LEATHER (WM4, WM5, WM6)
	152337-01-000	EA	PROTECTOR - SEAT - CLEAR VINYL
2	154708-07-WL4	EA	SEAT/BUCKET - W/BACK/SEAT/FOOTREST/SHROUDS - PASSENGER-LTH (WL4, WL5, WL6)
2	154708-08-WM0	EA	SEAT/BUCKET - W/BACK/SEAT/FOOTREST/SHROUDS - PASSENGER-LTH (WM0, WM1, WM2)
2	154708-07-WM4	EA	SEAT/BUCKET - W/BACK/SEAT/FOOTREST/SHROUDS - PASSENGER-LTH (WM4, WM5, WM6)
	152337-01-000	EA	PROTECTOR - SEAT - CLEAR VINYL
3	163172-04-WL4	EA	CURTAIN - DRIVER/FRONT WRAP/PRIVACY - 40.9" X 74.9" (WL4, WL5, WL6) FROM: 00-00-00 THRU: 09-23-07
3	163172-17-WL4	EA	CURTAIN - DRIVER/FRONT WRAP/PRIVACY - 42.9" X 77.9" (WL4, WL5, WL6) FROM: 09-24-07 THRU: 99-99-99
3	163172-01-WM0	EA	CURTAIN - DRIVER/FRONT WRAP/PRIVACY - 40.9" X 74.9" (WM0, WM1, WM2) FROM: 00-00-00 THRU: 09-23-07
3	163172-17-WM0	EA	CURTAIN - DRIVER/FRONT WRAP/PRIVACY - 42.9" X 77.9" (WM0, WM1, WM2) FROM: 09-24-07 THRU: 99-99-99
3	163172-07-WM4	EA	CURTAIN - DRIVER/FRONT WRAP/PRIVACY - 40.9" X 74.9" (WM4, WM5, WM6) FROM: 00-00-00 THRU: 09-23-07
3	163172-17-WM4	EA	CURTAIN - DRIVER/FRONT WRAP/PRIVACY - 42.9" X 77.9" (WM4, WM5, WM6) FROM: 09-24-07 THRU: 99-99-99
3	165138-01-WL4	EA	TIEBACK - 7" X 20" (WL4, WL5, WL6) FROM: 09-24-07 THRU: 99-99-99
3	165138-01-WM0	EA	TIEBACK - 7" X 20" (WM0, WM1, WM2) FROM: 09-24-07 THRU: 99-99-99
3	165138-01-WM4	EA	TIEBACK - 7" X 20" (WM4, WM5, WM6) FROM: 09-24-07 THRU: 99-99-99
4	163172-05-WL4	EA	CURTAIN - PASSENGER/FRONT WRAP/PRIVACY - 40.9" X 91.9" (WL4, WL5, WL6) FROM: 00-00-00 THRU: 09-23-07
4	163172-18-WL4	EA	CURTAIN - PASSENGER/FRONT WRAP/PRIVACY - 40.9" X 81.8" (WL4, WL5, WL6) FROM: 09-24-07 THRU: 99-99-99
4	163172-02-WM0	EA	CURTAIN - PASSENGER/FRONT WRAP/PRIVACY - 40.9" X 91.9" (WM0, WM1, WM2) FROM: 00-00-00 THRU: 09-23-07
4	163172-18-WM0	EA	CURTAIN - PASSENGER/FRONT WRAP/PRIVACY - 40.9" X 81.8" (WM0, WM1, WM2) FROM: 09-24-07 THRU: 99-99-99
4	163172-08-WM4	EA	CURTAIN - PASSENGER/FRONT WRAP/PRIVACY - 40.9" X 91.9" (WM4, WM5, WM6) FROM: 00-00-00 THRU: 09-23-07
4	163172-18-WM4	EA	CURTAIN - PASSENGER/FRONT WRAP/PRIVACY - 40.9" X 81.8" (WM4, WM5, WM6) FROM: 09-24-07 THRU: 99-99-99

**CURTAIN & CUSHION GROUP (CONTINUED)**  
**CURTAIN, CUSHION LAYOUT (CONTINUED)**

<b>KEY</b>	<b>PART NUMBER</b>	<b>U/M</b>	<b>DESCRIPTION</b>
5	163172-06-WL4	EA	CURTAIN - PASSENGER/REAR WRAP/PRIVACY - 40.9" X 53.9" (WL4, WL5, WL6) FROM: 00-00-00 THRU: 09-23-07
5	163172-19-WL4	EA	CURTAIN - PASSENGER/REAR WRAP/PRIVACY - 42.9" X 77.9" (WL4, WL5, WL6) FROM: 09-24-07 THRU: 99-99-99
5	163172-03-WM0	EA	CURTAIN - PASSENGER/REAR WRAP/PRIVACY - 40.9" X 53.9" (WM0, WM1, WM2) FROM: 00-00-00 THRU: 09-23-07
5	163172-19-WM0	EA	CURTAIN - PASSENGER/REAR WRAP/PRIVACY - 42.9" X 77.9" (WM0, WM1, WM2) FROM: 09-24-07 THRU: 99-99-99
5	163172-09-WM4	EA	CURTAIN - PASSENGER/REAR WRAP/PRIVACY - 40.9" X 53.9" (WM4, WM5, WM6) FROM: 00-00-00 THRU: 09-23-07
5	163172-19-WM4	EA	CURTAIN - PASSENGER/REAR WRAP/PRIVACY - 42.9" X 77.9" (WM4, WM5, WM6) FROM: 09-24-07 THRU: 99-99-99
5	165138-01-WL4	EA	TIEBACK - 7" X 20" (WL4, WL5, WL6) FROM: 09-24-07 THRU: 99-99-99
5	165138-01-WM0	EA	TIEBACK - 7" X 20" (WM0, WM1, WM2) FROM: 09-24-07 THRU: 99-99-99
5	165138-01-WM4	EA	TIEBACK - 7" X 20" (WM4, WM5, WM6) FROM: 09-24-07 THRU: 99-99-99

**CURTAIN & CUSHION GROUP (CONTINUED)**  
**CURTAIN, CUSHION LAYOUT (CONTINUED)**



KEY	PART NUMBER	U/M	DESCRIPTION
1	163495-01-WL4	EA	PILLOW - THROW (WL4, WL5, WL6)
1	163495-02-WM0	EA	PILLOW - THROW (WM0, WM1, WM2)
1	163495-03-WM4	EA	PILLOW - THROW (WM4, WM5, WM6)
1	162483-03-WL4	EA	PILLOW W/BUTTON (WL4, WL5, WL6) - <b>DUAL REST EASY</b>
1	162483-02-WM0	EA	PILLOW W/BUTTON (WM0, WM1, WM2) - <b>DUAL REST EASY</b>
1	162483-03-WM4	EA	PILLOW W/BUTTON (WM4, WM5, WM6) - <b>DUAL REST EASY</b>
2	163446-01-WL4	EA	PILLOW - THROW - W/FLAP (WL4, WL5, WL6)
2	163446-02-WM0	EA	PILLOW - THROW - W/FLAP (WM0, WM1, WM2)
2	163446-03-WM4	EA	PILLOW - THROW - W/FLAP (WM4, WM5, WM6)
2	162486-01-WL4	EA	PILLOW - W/WELTING (WL4, WL5, WL6)
2	162486-02-WM0	EA	PILLOW - W/WELTING (WM0, WM1, WM2)
2	162486-03-WM4	EA	PILLOW - W/WELTING (WM4, WM5, WM6)
3	162479-01-WL4	EA	BEDSPREAD/CAP - 60" X 80" (WL4, WL5, WL6)
3	162479-02-WM0	EA	BEDSPREAD/CAP - 60" X 80" (WM0, WM1, WM2)
3	162479-02-WM4	EA	BEDSPREAD/CAP - 60" X 80" (WM4, WM5, WM6)
4	162487-01-WL4	EA	PILLOW SHAM - QUEEN (WL4, WL5, WL6)
4	162487-02-WM0	EA	PILLOW SHAM - QUEEN (WM0, WM1, WM2)
4	162487-03-WM4	EA	PILLOW SHAM - QUEEN (WM4, WM5, WM6)
5	158181-05-WL4	EA	SOFA/SLEEPER - 74" - W/AIR MATTRESS (WL4, WL5, WL6)
5	158181-06-WM0	EA	SOFA/SLEEPER - 74" - W/AIR MATTRESS (WM0, WM1, WM2)
5	158181-07-WM4	EA	SOFA/SLEEPER - 74" - W/AIR MATTRESS (WM4, WM5, WM6)
5	158181-08-WL4	EA	SOFA/SLEEPER - 74" - W/AIR MATTRESS - LEATHER (WL4, WL5, WL6) - <b>ULTRALEATHER</b>
5	158181-09-WM0	EA	SOFA/SLEEPER - 74" - W/AIR MATTRESS - LEATHER (WM0, WM1, WM2) - <b>ULTRALEATHER</b>
5	158181-10-WM4	EA	SOFA/SLEEPER - 74" - W/AIR MATTRESS - LEATHER (WM4, WM5, WM6) - <b>ULTRALEATHER</b>
5	164388-04-WL4	EA	SOFA/SLPR - ML PSN/DL-#848/#848 ARMS - FF (WL4, WL5, WL6) - <b>DUAL REST EASY</b>
5	164388-05-WM0	EA	SOFA/SLPR - ML PSN/DL-#848/#848 ARMS - FF (WM0, WM1, WM2) - <b>DUAL REST EASY</b>
5	164388-06-WM4	EA	SOFA/SLPR - ML PSN/DL-#848/#848 ARMS - FF (WM4, WM5, WM6) - <b>DUAL REST EASY</b>

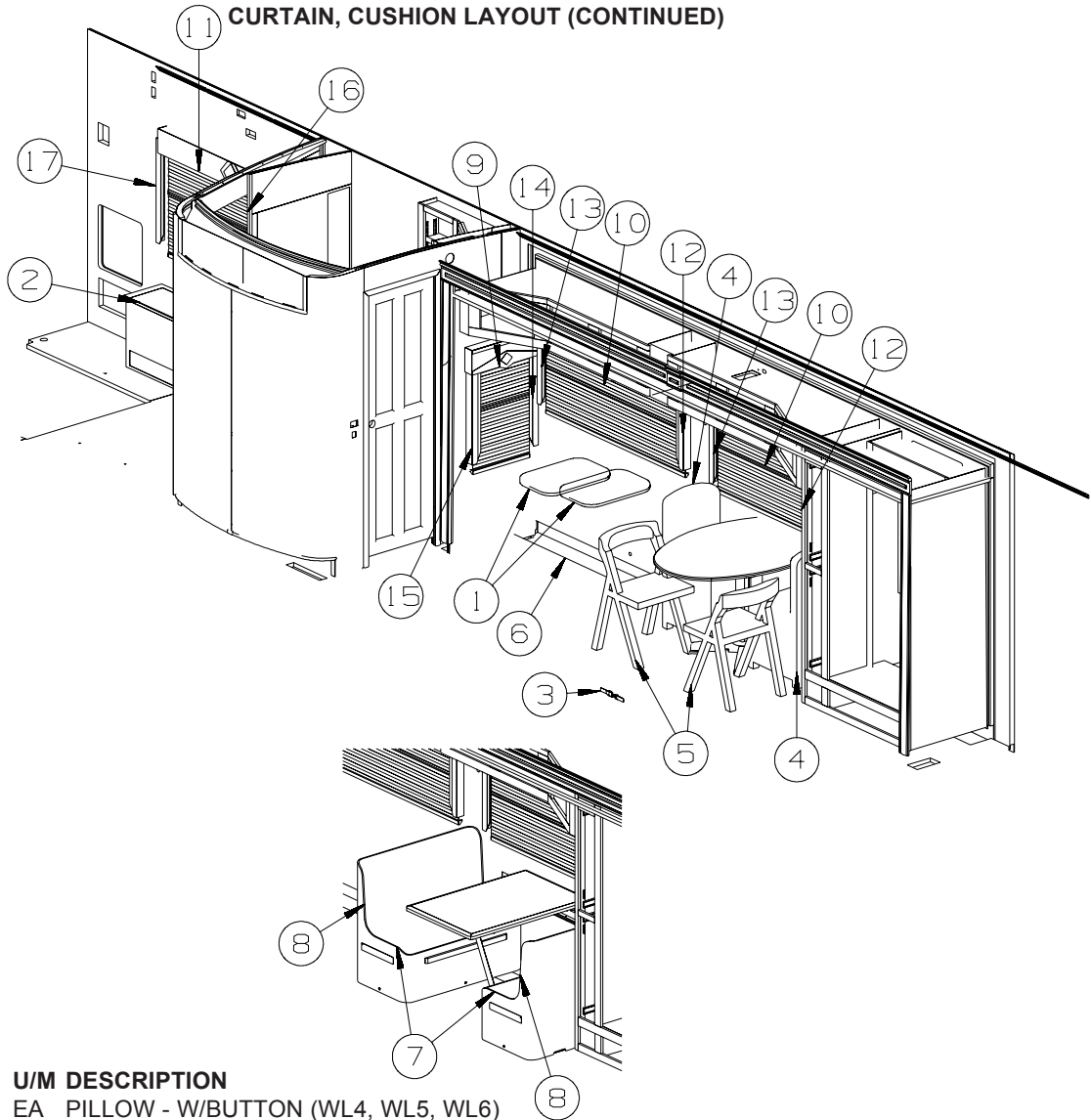
**CURTAIN & CUSHION GROUP (CONTINUED)**  
**CUSHION LAYOUT (CONTINUED)**

KEY	PART NUMBER	U/M	DESCRIPTION
	163559-01-000	EA	SLIDE RAIL - W/LATCH MECH/PLATES/STOP F/TRUNDLE-FLAT FLOOR- <b>DUAL REST EASY</b> FROM: 05-29-07 THRU: 99-99-99
	163559-04-000	EA	CLIP/RAIL - F/TRUNDLE - <b>DUAL REST EASY</b> FROM: 05-29-07 THRU: 99-99-99
	152034-01-02B	EA	BRACKET - HOLD DOWN/COUCH - E-COATED
6	111861-20-01A	EA	BLIND - MINI - 26" X 15" - ALABASTER PEARL
	162496-01-01A	EA	BRACKET/BLIND - LEFT SIDE WHEN FACING WINDOW - CLEAR
	162496-02-01A	EA	BRACKET/BLIND - RIGHT SIDE WHEN FACING WINDOW - CLEAR
	102555-03-000	EA	BRACKET - (CLEAT TYPE) - F/BLIND HOLDOWN - MILKY WHITE
	109441-01-000	EA	BRACKET/HOOK - BLIND HOLD DOWN - LARGE - CLEAR
7	162013-13-WL4	EA	VALANCE - MASON - 17" X 6" (WL4, WL5, WL6)
7	162013-14-WM0	EA	VALANCE - MASON - 17" X 6" (WM0, WM1, WM2)
7	162013-15-WM4	EA	VALANCE - MASON - 17" X 6" (WM4, WM5, WM6)
	105648-01-02A	EA	BRACE - VALANCE - 14" - OFF WHITE
7	140789-A9-WK0	EA	BLIND - DAY/NIGHTER - 13.5" X 32"
	097565-01-000	EA	BRACKET - MOUNTING - PLEATED BLIND
8	162014-17-WL4	EA	VALANCE - CRAFTSMANS - 64.9" X 9" (WL4, WL5, WL6)
8	162014-33-WM0	EA	VALANCE - CRAFTSMANS - 64.9" X 9" (WM0, WM1, WM2)
8	162014-18-WM4	EA	VALANCE - CRAFTSMANS - 64.9" X 9" (WM4, WM5, WM6)
8	140789-53-WK0	EA	BLIND - DAY/NIGHTER - 61" X 37"
	097565-01-000	EA	BRACKET - MOUNTING - PLEATED BLIND
9	162014-05-WL4	EA	VALANCE - CRAFTSMANS - 16.5" X 9" (WL4, WL5, WL6)
9	162014-27-WM0	EA	VALANCE - CRAFTSMANS - 16.5" X 9" (WM0, WM1, WM2)
9	162014-06-WM4	EA	VALANCE - CRAFTSMANS - 16.5" X 9" (WM4, WM5, WM6)
	105648-01-02A	EA	BRACE - VALANCE - 14" - OFF WHITE
9	140789-90-WK0	EA	BLIND - DAY/NIGHTER - 13.5" X 37"
	097565-01-000	EA	BRACKET - MOUNTING - PLEATED BLIND
10	162015-02-WL4	EA	LEG - RIGHT - 34" (WL4, WL5, WL6)
10	162015-04-WM0	EA	LEG - RIGHT - 34" (WM0, WM1, WM2)
10	162015-38-WM4	EA	LEG - RIGHT - 34" (WM4, WM5, WM6)
	154316-01-01A	EA	BRACE/ANGLE - W/HOLE - CASHMERE
11	162015-01-WL4	EA	LEG - LEFT - 34" (WL4, WL5, WL6)
11	162015-03-WM0	EA	LEG - LEFT - 34" (WM0, WM1, WM2)
11	162015-37-WM4	EA	LEG - LEFT - 34" (WM4, WM5, WM6)
	154316-01-01A	EA	BRACE/ANGLE - W/HOLE - CASHMERE
12	162015-48-WL4	EA	LEG - RIGHT - 27" (WL4, WL5, WL6)
12	162015-50-WM0	EA	LEG - RIGHT - 27" (WM0, WM1, WM2)
12	162015-50-WM4	EA	LEG - RIGHT - 27" (WM4, WM5, WM6)
	154316-01-01A	EA	BRACE/ANGLE -W/HOLE - CASHMERE
13	162015-47-WL4	EA	LEG - LEFT - 27" (WL4, WL5, WL6)
13	162015-49-WM0	EA	LEG - LEFT - 27" (WM0, WM1, WM2)
13	162015-49-WM4	EA	LEG - LEFT - 27" (WM4, WM5, WM6)
	154316-01-01A	EA	BRACE/ANGLE - W/HOLE - CASHMERE



# CURTAIN & CUSHION GROUP (CONTINUED)

## 11 CURTAIN, CUSHION LAYOUT (CONTINUED)



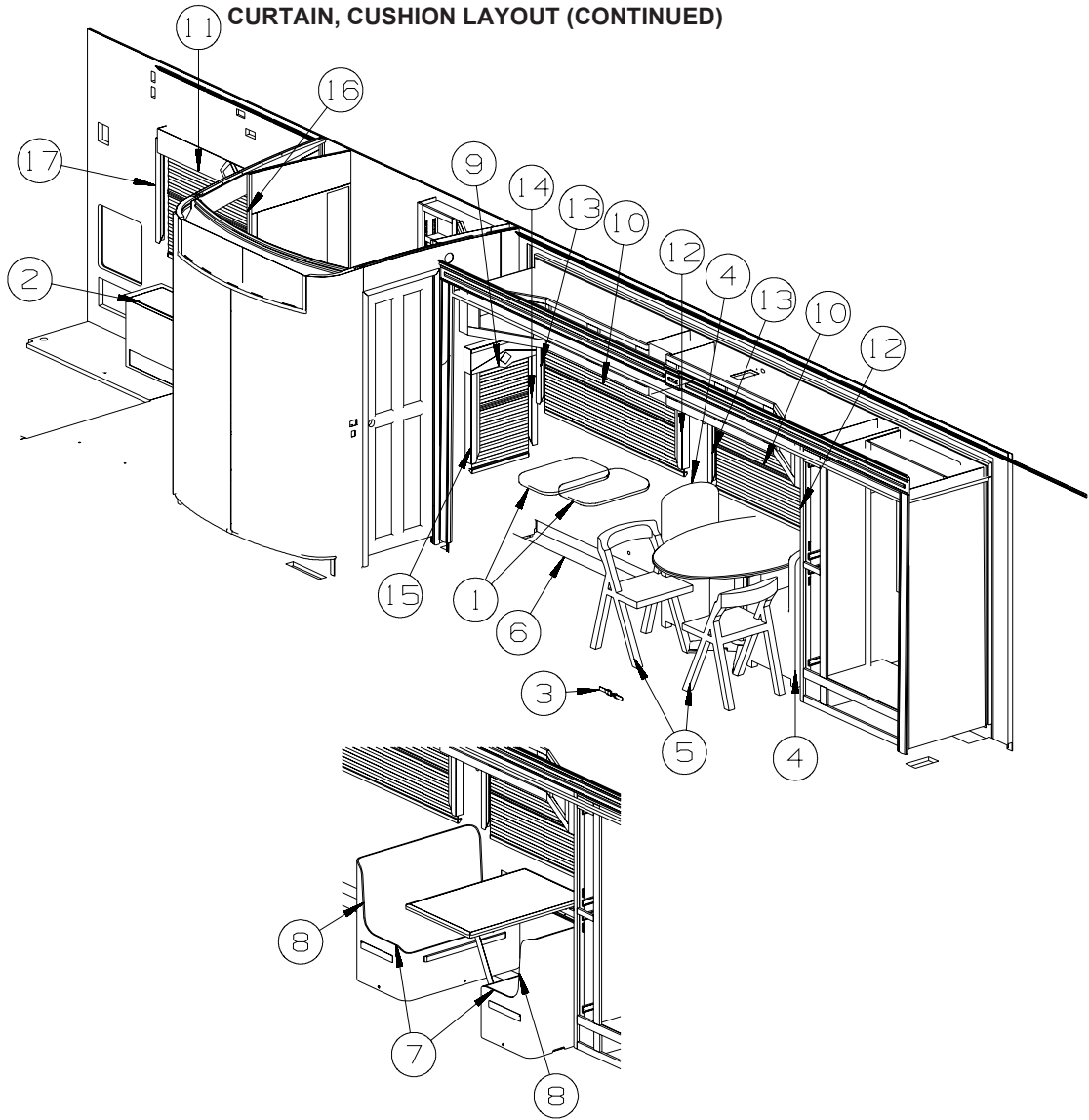
KEY	PART NUMBER	U/M	DESCRIPTION
1	162483-03-WL4	EA	PILLOW - W/BUTTON (WL4, WL5, WL6)
1	162483-02-WM0	EA	PILLOW - W/BUTTON (WM0, WM1, WM2)
1	162483-03-WM4	EA	PILLOW - W/BUTTON (WM4, WM5, WM6)
2	160287-12-WL4	EA	CUSHION - WINDOW SEAT/RH ANGLE - 13" X 67" X 3" (WL4, WL5, WL6)
2	160287-08-WM0	EA	CUSHION - WINDOW SEAT/RH ANGLE - 13" X 67" X 3" (WM0, WM1, WM2)
2	160287-08-WM4	EA	CUSHION - WINDOW SEAT/RH ANGLE - 13" X 67" X 3" (WM4, WM5, WM6)
	160287-B2-WL4	EA	COVER - CUSHION - WINDOW SEAT/RH ANGLE - 13" X 67" X 3" (WL4, WL5, WL6)
	160287-A8-WM0	EA	COVER - CUSHION - WINDOW SEAT/RH ANGLE - 13" X 67" X 3" (WM0, WM1, WM2)
	160287-A8-WM4	EA	COVER - CUSHION - WINDOW SEAT/RH ANGLE - 13" X 67" X 3" (WM4, WM5, WM6)
3	099856-13-000	EA	STRAP - TIEDOWN - 143.5"
3	099856-12-000	EA	STRAP - TIEDOWN - 121.9" - <b>BUFFET TABLE &amp; CHAIRS</b>
4	158193-02-WL4	EA	CHAIR - DINING
4	158193-02-WL5	EA	CHAIR - DINING
4	158193-02-WL6	EA	CHAIR - DINING
4	158193-02-WM0	EA	CHAIR - DINING
4	158193-02-WM1	EA	CHAIR - DINING
4	158193-02-WM2	EA	CHAIR - DINING
4	158193-03-WM4	EA	CHAIR - DINING
4	158193-03-WM5	EA	CHAIR - DINING
4	158193-03-WM6	EA	CHAIR - DINING
5	157868-04-WL4	EA	CHAIR - FOLDING
5	157868-04-WL5	EA	CHAIR - FOLDING
5	157868-04-WL6	EA	CHAIR - FOLDING
5	157868-04-WM0	EA	CHAIR - FOLDING
5	157868-04-WM1	EA	CHAIR - FOLDING
5	157868-04-WM2	EA	CHAIR - FOLDING
5	157868-01-WM4	EA	CHAIR - FOLDING
5	157868-01-WM5	EA	CHAIR - FOLDING

**CURTAIN & CUSHION GROUP (CONTINUED)**  
**CUSHION LAYOUT (CONTINUED)**

KEY	PART NUMBER	U/M	DESCRIPTION
5	157868-01-WM6	EA	CHAIR - FOLDING
6	164388-01-WL4	EA	SOFA/SLPR - MLT PSTN/DL-#848/#848 ARMS - FF-LTH (WL4, WL5, WL6)
6	164388-02-WM0	EA	SOFA/SLPR - MLT PSN/DL-#848/#848 ARMS - FF-LTH (WM0, WM1, WM2)
6	164388-03-WM4	EA	SOFA/SLPR - MLT PSN/DL-#848/#848 ARMS - FF-LTH (WM4, WM5, WM6)
	163559-01-000	EA	SLIDE RAIL - W/LATCH MECH/PLATES/STOP F/TRUNDLE-FLAT FLOOR- <b>DUAL REST EASY</b> FROM: 05-29-07 THRU: 99-99-99
	163559-04-000	EA	CLIP/RAIL - F/TRUNDLE - <b>DUAL REST EASY</b> FROM: 05-29-07 THRU: 99-99-99
6	160112-02-WL4	EA	SOFA - RCL/THEATER SEAT - W/CTR BVG TRAY-LTH (WL4, WL5, WL6) - <b>LOUNGE THEATER SEATING</b>
6	160112-03-WM0	EA	SOFA - RCL/THEATER SEAT - W/CTR BVG TRAY-LT (WM0, WM1, WM2) - <b>LOUNGE THEATER SEATING</b>
6	160112-04-WM4	EA	SOFA - RCL/THEATER SEAT - W/CTR BVG TRAY-LT (WM4, WM5, WM6) - <b>LOUNGE THEATER SEATING</b>
7	142292-20-WL4	EA	SEAT - DINETTE CUSHION (SPRUNG) - 23" X 38.5" (WL4, WL5, WL6)
7	142292-17-WM0	EA	SEAT - DINETTE CUSHION (SPRUNG) - 23" X 38.5" (WM0, WM1, WM2)
7	142292-17-TJ4	EA	SEAT - DINETTE CUSHION (SPRUNG) - 23" X 38.5" (WM4, WM5, WM6)
	P42292-20-WL4	EA	COVER/SEAT - DINETTE CUSHION (SPRUNG) - 23" X 38.5" (WL4, WL5, WL6)
	P42292-17-WM0	EA	COVER/SEAT - DINETTE CUSHION (SPRUNG) - 23" X 38.5" (WM0, WM1, WM2)
	P42292-17-TJ4	EA	COVER/SEAT - DINETTE CUSHION (SPRUNG) - 23" X 38.5" (WM4, WM5, WM6)
	142366-01-000	EA	FRAME - SPRUNG - DINETTE SEAT
8	154221-15-WL4	EA	CUSHION - BACK - 13" X 40" (WL4, WL5, WL6) FROM: 00-00-00 THRU: 07-29-07
8	165944-04-WL4	EA	CUSHION - BACK - 13" X 39" (WL4, WL5, WL6) FROM: 07-30-07 THRU: 99-99-99
8	154221-06-WM0	EA	CUSHION - BACK - 13" X 40" (WM0, WM1, WM2) FROM: 00-00-00 THRU: 07-29-07
8	165944-03-WM0	EA	CUSHION - BACK - 13" X 39" (WM0, WM1, WM2) FROM: 07-30-07 THRU: 99-99-99
8	154221-06-TJ4	EA	CUSHION - BACK - 13" X 40" (WM4, WM5, WM6) FROM: 00-00-00 THRU: 07-29-07
8	165944-03-WM4	EA	CUSHION - BACK - 13" X 39" (WM4, WM5, WM6) FROM: 07-30-07 THRU: 99-99-99
	P54221-15-WL4	EA	COVER/BACK - 13" X 40" (WL4, WL5, WL6) FROM: 00-00-00 THRU: 07-29-07
	165944-A4-WL4	EA	COVER/BACK - 13" X 39" (WL4, WL5, WL6) FROM: 07-30-07 THRU: 99-99-99
	P54221-06-WM0	EA	COVER/BACK - 13" X 40" (WM0, WM1, WM2) FROM: 00-00-00 THRU: 07-29-07
	165944-A3-WM0	EA	COVER/BACK - 13" X 39" (WM0, WM1, WM2) FROM: 07-30-07 THRU: 99-99-99
	P54221-06-TJ4	EA	COVER/BACK - 13" X 40" (WM4, WM5, WM6) FROM: 00-00-00 THRU: 07-29-07
	165944-A3-WM4	EA	COVER/BACK - 13" X 39" (WM4, WM5, WM6) FROM: 07-30-07 THRU: 99-99-99
9	162014-01-WL4	EA	VALANCE - CRAFTSMANS - 25.5" X 6" (WL4, WL5, WL6)
9	162014-25-WM0	EA	VALANCE - CRAFTSMANS - 25.5" X 6" (WM0, WM1, WM2)
9	162014-02-WM4	EA	VALANCE - CRAFTSMANS - 25.5" X 6" (WM4, WM5, WM6)
	105648-01-02A	EA	BRACE - VALANCE - 14" - OFF WHITE
9	140789-A6-WK0	EA	BLIND - DAY/NIGHTER - 19.5" X 36"
	097565-01-000	EA	BRACKET - MOUNTING - PLEATED BLIND
10	162014-03-WL4	EA	VALANCE - CRAFTSMANS - 61.9" X 7" (WL4, WL5, WL6)
10	162014-26-WM0	EA	VALANCE - CRAFTSMANS - 61.9" X 7" (WM0, WM1, WM2)
10	162014-04-WM4	EA	VALANCE - CRAFTSMANS - 61.9" X 7" (WM4, WM5, WM6)
10	140789-08-WK0	EA	BLIND - DAY/NIGHTER - 59" X 26.5"
	097565-01-000	EA	BRACKET - MOUNTING - PLEATED BLIND
11	162013-07-WL4	EA	VALANCE - MASON - 62.4" X 8" (WL4, WL5, WL6)
11	162013-08-WM0	EA	VALANCE - MASON - 62.4" X 8" (WM0, WM1, WM2)
11	162013-09-WM4	EA	VALANCE - MASON - 62.4" X 8" (WM4, WM5, WM6)
	105648-01-02A	EA	BRACE - VALANCE - 14" - OFF WHITE
11	140789-33-WK0	EA	BLIND - DAY/NIGHTER - 59" X 36"
	097565-01-000	EA	BRACKET - MOUNTING - PLEATED BLIND
12	162015-06-WL4	EA	LEG - RIGHT - 23.5" (WL4, WL5, WL6)
12	162015-08-WM0	EA	LEG - RIGHT - 23.5" (WM0, WM1, WM2)
12	162015-40-WM4	EA	LEG - RIGHT - 23.5" (WM4, WM5, WM6)
	154316-01-01A	EA	BRACE/ANGLE - W/HOLE - CASHMERE

# CURTAIN & CUSHION GROUP (CONTINUED)

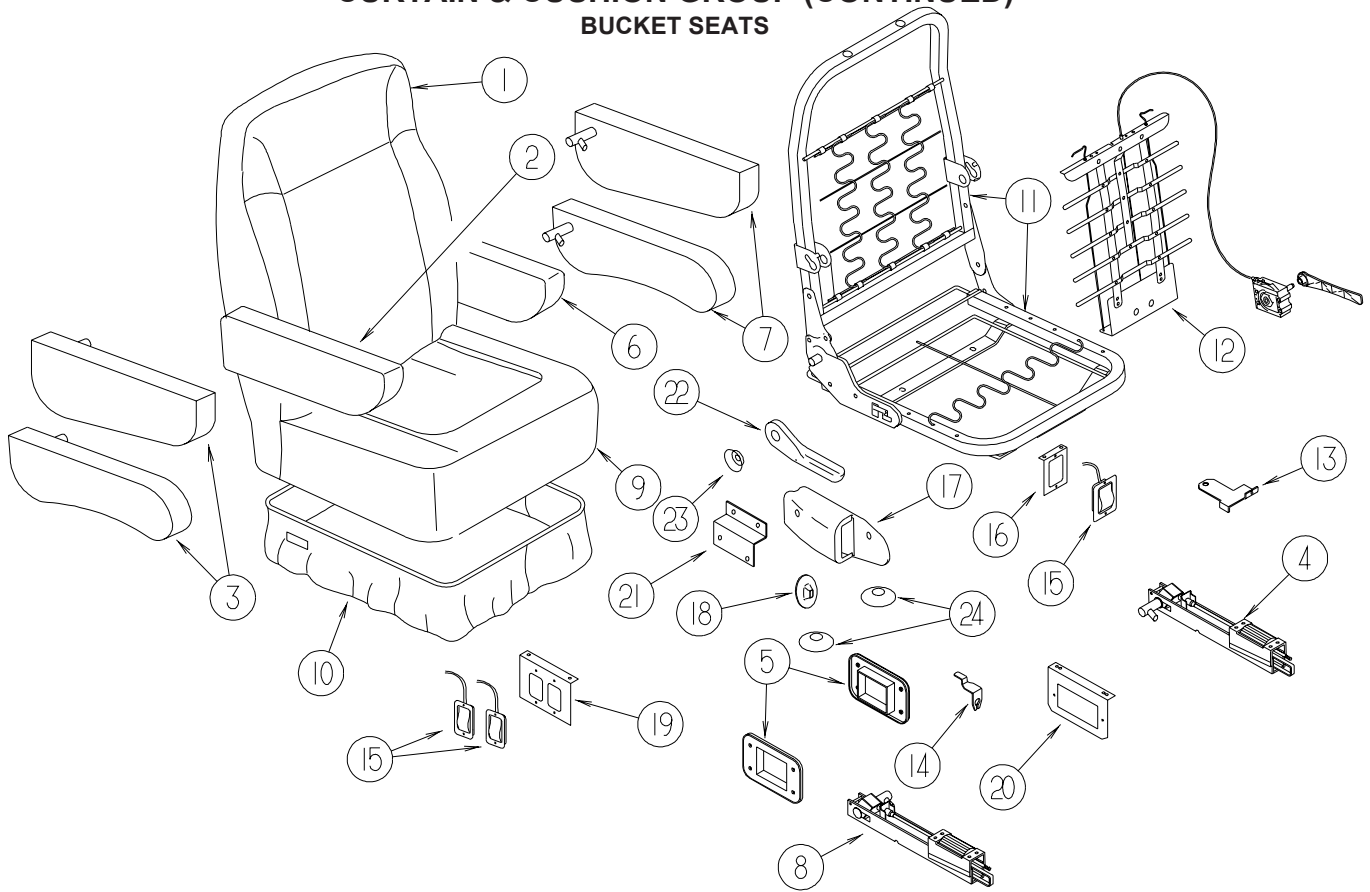
## 11 CURTAIN, CUSHION LAYOUT (CONTINUED)



KEY	PART NUMBER	U/M DESCRIPTION
13	162015-05-WL4	EA LEG - LEFT - 23.5" (WL4, WL5, WL6)
13	162015-07-WM0	EA LEG - LEFT - 23.5" (WM0, WM1, WM2)
13	162015-39-WM4 154316-01-01A	EA LEG - LEFT - 23.5" (WM4, WM5, WM6) EA BRACE/ANGLE - W/HOLE - CASHMERE
14	162015-18-WL4	EA LEG - RIGHT - 31.9" (WL4, WL5, WL6)
14	162015-20-WM0	EA LEG - RIGHT - 31.9" (WM0, WM1, WM2)
14	162015-46-WM4 154316-01-01A	EA LEG - RIGHT - 31.9" (WM4, WM5, WM6) EA BRACE/ANGLE - W/HOLE - CASHMERE
15	162015-17-WL4	EA LEG - LEFT - 31.9 (WL4, WL5, WL6)
15	162015-19-WM0	EA LEG - LEFT - 31.9 (WM0, WM1, WM2)
15	162015-45-WM4 154316-01-01A	EA LEG - LEFT - 31.9 (WM4, WM5, WM6) EA BRACE/ANGLE - W/HOLE - CASHMERE
16	162015-52-WL4	EA LEG - RIGHT - 30" (WL4, WL5, WL6)
16	162015-54-WM0	EA LEG - RIGHT - 30" (WM0, WM1, WM2)
16	162015-54-WM4 154316-01-01A	EA LEG - RIGHT - 30" (WM4, WM5, WM6) EA BRACE/ANGLE - W/HOLE - CASHMERE
17	162015-51-WL4	EA LEG - LEFT - 30" (WL4, WL5, WL6)
17	162015-53-WM0	EA LEG - LEFT - 30" (WM0, WM1, WM2)
17	162015-53-WM4 154316-01-01A	EA LEG - LEFT - 30" (WM4, WM5, WM6) EA BRACE/ANGLE - W/HOLE - CASHMERE

## CURTAIN & CUSHION GROUP (CONTINUED)

### BUCKET SEATS

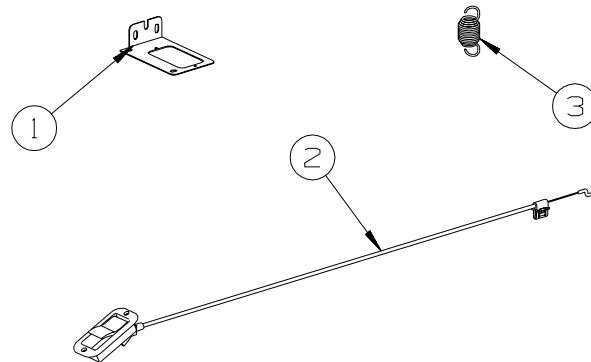


KEY	PART NUMBER	U/M	DESCRIPTION
1	154708-19-UJ1	EA	BACK/COMPLETE - DRIVER BUCKET - W/O SEAT/SHROUDS - LEATHER (WL4, WL5, WL6)
1	154708-25-WM0	EA	BACK/COMPLETE - DRIVER BUCKET - W/O SEAT/SHROUDS - LEATHER (WM0, WM1, WM2)
1	154708-19-TJ4	EA	BACK/COMPLETE - DRIVER BUCKET - W/O SEAT/SHROUDS - LEATHER (WM4, WM5, WM6)
	P54708-19-UJ1	EA	COVER/BACK - DRIVER - LEATHER (WL4, WL5, WL6)
	P54708-25-WM0	EA	COVER/BACK - DRIVER - LEATHER (WM0, WM1, WM2)
	P54708-19-TJ4	EA	COVER/BACK - DRIVER - LEATHER (WM4, WM5, WM6)
1	154708-22-WL4	EA	BACK/COMPLETE - PASS BUCKET - W/O SEAT/SHROUDS - LEATHER (WL4, WL5, WL6)
1	154708-28-WM0	EA	BACK/COMPLETE - PASS BUCKET - W/O SEAT/SHROUDS - LEATHER (WM0, WM1, WM2)
1	154708-22-WM4	EA	BACK/COMPLETE - PASS BUCKET - W/O SEAT/SHROUDS - LEATHER (WM4, WM5, WM6)
	P54708-22-WL4	EA	COVER/BACK - PASSENGER - LEATHER (WL4, WL5, WL6)
	P54708-28-WM0	EA	COVER/BACK - PASSENGER - LEATHER (WM0, WM1, WM2)
	P54708-22-WM4	EA	COVER/BACK - PASSENGER - LEATHER (WM4, WM5, WM6)
	153921-06-000	EA	PLATE/TRIM - SEATBELT - BEIGE (WL4, WL5, WL6, WM0, WM1, WM2)
	153921-09-000	EA	PLATE/TRIM - SEATBELT - BLACK (WM4, WM5, WM6)
2	148705-09-UJ1	EA	ARMREST - RIGHT - LEATHER (WL4, WL5, WL6)
2	148705-11-WM0	EA	ARMREST - RIGHT - LEATHER (WM0, WM1, WM2)
2	148705-09-TJ4	EA	ARMREST - RIGHT - LEATHER (WM4, WM5, WM6)
	P48705-03-UJ1	EA	COVER/ARMREST - RIGHT - LEATHER (WL4, WL5, WL6)
	P48705-11-WM0	EA	COVER/ARMREST - RIGHT - LEATHER (WM0, WM1, WM2)
	P48705-03-TJ4	EA	COVER/ARMREST - RIGHT - LEATHER (WM4, WM5, WM6)
3	NOT USED		
4	148751-05-000	EA	BRACKET - LEFT (ADJUSTABLE) W/ROLLER - 5" PIN
5	148751-03-000	EA	BRACKET - ROLLER TRIM PLATE
6	148705-10-UJ1	EA	ARMREST - LEFT - LEATHER (WL4, WL5, WL6)
6	148705-12-WM0	EA	ARMREST - LEFT - LEATHER (WM0, WM1, WM2)
6	148705-10-TJ4	EA	ARMREST - LEFT - LEATHER (WM4, WM5, WM6)
	P48705-04-UJ1	EA	COVER/ARMREST - LEFT - LEATHER (WL4, WL5, WL6)
	P48705-12-WM0	EA	COVER/ARMREST - LEFT - LEATHER (WM0, WM1, WM2)
	P48705-04-TJ4	EA	COVER/ARMREST - LEFT - LEATHER (WM4, WM5, WM6)
7	NOT USED		
8	148751-04-000	EA	BRACKET - RIGHT (ADJUSTABLE) W/ROLLER - 5" PIN

**CURTAIN & CUSHION GROUP (CONTINUED)**  
**BUCKET SEATS (CONTINUED)**

KEY	PART NUMBER	U/M	DESCRIPTION
9	154708-20-UJ1	EA	SEAT/COMPLETE - DRIVER BUCKET - W/O BACK/SHROUDS - LEATHER (WL4, WL5, WL6)
9	154708-26-WM0	EA	SEAT/COMPLETE - DRIVER BUCKET - W/O BACK/SHROUDS - LEATHER (WM0, WM1, WM2)
9	154708-20-TJ4	EA	SEAT/COMPLETE - DRIVER BUCKET - W/O BACK/SHROUDS - LEATHER (WM4, WM5, WM6)
	P54708-20-UJ1	EA	COVER/SEAT - DRIVER - LEATHER (WL4, WL5, WL6)
	P54708-26-WM0	EA	COVER/SEAT - DRIVER - LEATHER (WM0, WM1, WM2)
	P54708-20-TJ4	EA	COVER/SEAT - DRIVER - LEATHER (WM4, WM5, WM6)
9	154708-23-UJ1	EA	SEAT/COMPLETE - PASS BUCKET - W/O BACK/SHROUDS - LEATHER (WL4, WL5, WL6)
9	154708-29-WM0	EA	SEAT/COMPLETE - PASS BUCKET - W/O BACK/SHROUDS - LEATHER (WM0, WM1, WM2)
9	154708-23-TJ4	EA	SEAT/COMPLETE - PASS BUCKET - W/O BACK/SHROUDS - LEATHER (WM4, WM5, WM6)
	P54708-23-UJ1	EA	COVER/SEAT - PASSENGER - LEATHER (WL4, WL5, WL6)
	P54708-29-WM0	EA	COVER/SEAT - PASSENGER - LEATHER (WM0, WM1, WM2)
	P54708-23-TJ4	EA	COVER/SEAT - PASSENGER - LEATHER (WM4, WM5, WM6)
10	154708-14-UJ1	EA	SHROUD - FACE - SEAT/BASE - DRIVER (WL4, WL5, WL6) - NOT ILLUSTRATED
10	154708-31-WM0	EA	SHROUD - FACE - SEAT/BASE - DRIVER (WM0, WM1, WM2) - NOT ILLUSTRATED
10	154708-14-TJ4	EA	SHROUD - FACE - SEAT/BASE - DRIVER (WM4, WM5, WM6) - NOT ILLUSTRATED
10	154708-21-UJ1	EA	SHROUD - SEAT/BASE - DRIVER (WL4, WL5, WL6) - NOT ILLUSTRATED
10	154708-27-WM0	EA	SHROUD - SEAT/BASE - DRIVER (WM0, WM1, WM2) - NOT ILLUSTRATED
10	154708-21-TJ4	EA	SHROUD - SEAT/BASE - DRIVER (WM4, WM5, WM6) - NOT ILLUSTRATED
10	154708-33-WL4	EA	SHROUD - FACE - SEAT/BASE - PASSENGER (WL4, WL5, WL6) - NOT ILLUSTRATED
10	154708-34-WM0	EA	SHROUD - FACE - SEAT/BASE - PASSENGER (WM0, WM1, WM2) - NOT ILLUSTRATED
10	154708-33-WM4	EA	SHROUD - FACE - SEAT/BASE - PASSENGER (WM4, WM5, WM6) - NOT ILLUSTRATED
10	154708-35-WL4	EA	SHROUD - SEAT/BASE - PASSENGER - W/FOOTREST (WL4, WL5, WL6) - NOT ILLUSTRATED
10	154708-36-WM0	EA	SHROUD - SEAT/BASE - PASSENGER - W/FOOTREST - NOT ILLUSTRATED
10	154708-35-WM4	EA	SHROUD - SEAT/BASE - PASSENGER - W/FOOTREST - NOT ILLUSTRATED
	154060-05-WL4	EA	FOOTREST - BUCKET SEAT/PASSENGER - LEATHER (WL4, WL5, WL6)
	154060-06-WM0	EA	FOOTREST - BUCKET SEAT/PASSENGER - LEATHER (WM0, WM1, WM2)
	154060-05-WM4	EA	FOOTREST - BUCKET SEAT/PASSENGER - LEATHER (WM4, WM5, WM6)
11	NOT USED		
12*	122611-02-000	EA	LUMBAR - W/LEVER
13	117125-01-02B	EA	BRACKET - CABLE MOUNT - ADJUSTER W/LOCK
14	NOT USED		
15	108049-04-000	EA	CABLE - W/MINI LEVER ACTION SWITCH - 28" SHEATH/30" CABLE
16	127159-01-02B	EA	BRACKET - SEAT RELEASE - SINGLE REMOTE - E-COATED - 6-WAY POWER
17	NOT USED		
18	NOT USED		
19	NOT USED		
20	NOT USED		
21	147457-01-02B	EA	BRACKET - ZEE W/HOLES - 2.8" - E-COATED
22	NOT USED		
23	NOT USED		
24	NOT USED		

\*COMPONENT PARTS LISTED LATER IN THIS GROUP



KEY	PART NUMBER	U/M	DESCRIPTION
1	127159-01-02B	EA	BRACKET - SEAT RELEASE - SINGLE REMOTE - E-COATED
	131566-07-000	EA	5" DOUBLE LOCKING SLIDE W/TAB
2	153956-02-01A	EA	CABLE - FOOTREST - W/BLACK HANDLE
3	154190-06-000	EA	SPRING/FOOTREST - 2.8"

**COMPONENT PARTS FOR BUCKET SEATS**

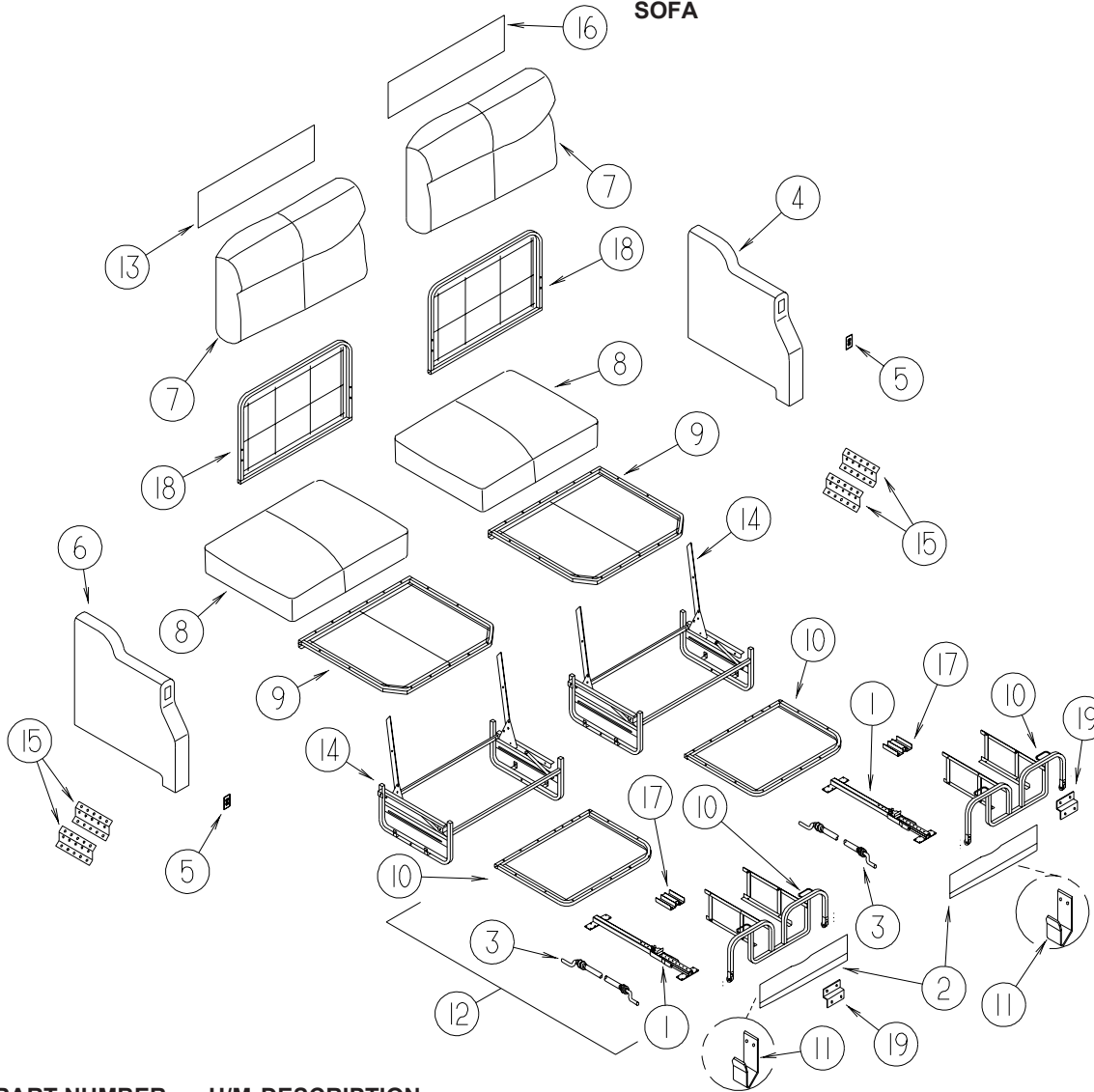
**122611-02-000**

KEY	PART NUMBER	U/M	DESCRIPTION	VENDOR NO.
	122611-02-701	EA	LUMBAR - LEVER	412
	122611-02-702	EA	LUMBAR MECHANISM	24395-FLEXSTEEL

# CURTAIN & CUSHION GROUP (CONTINUED)

SOFA

**LEFT  
DUAL REST  
EASY**



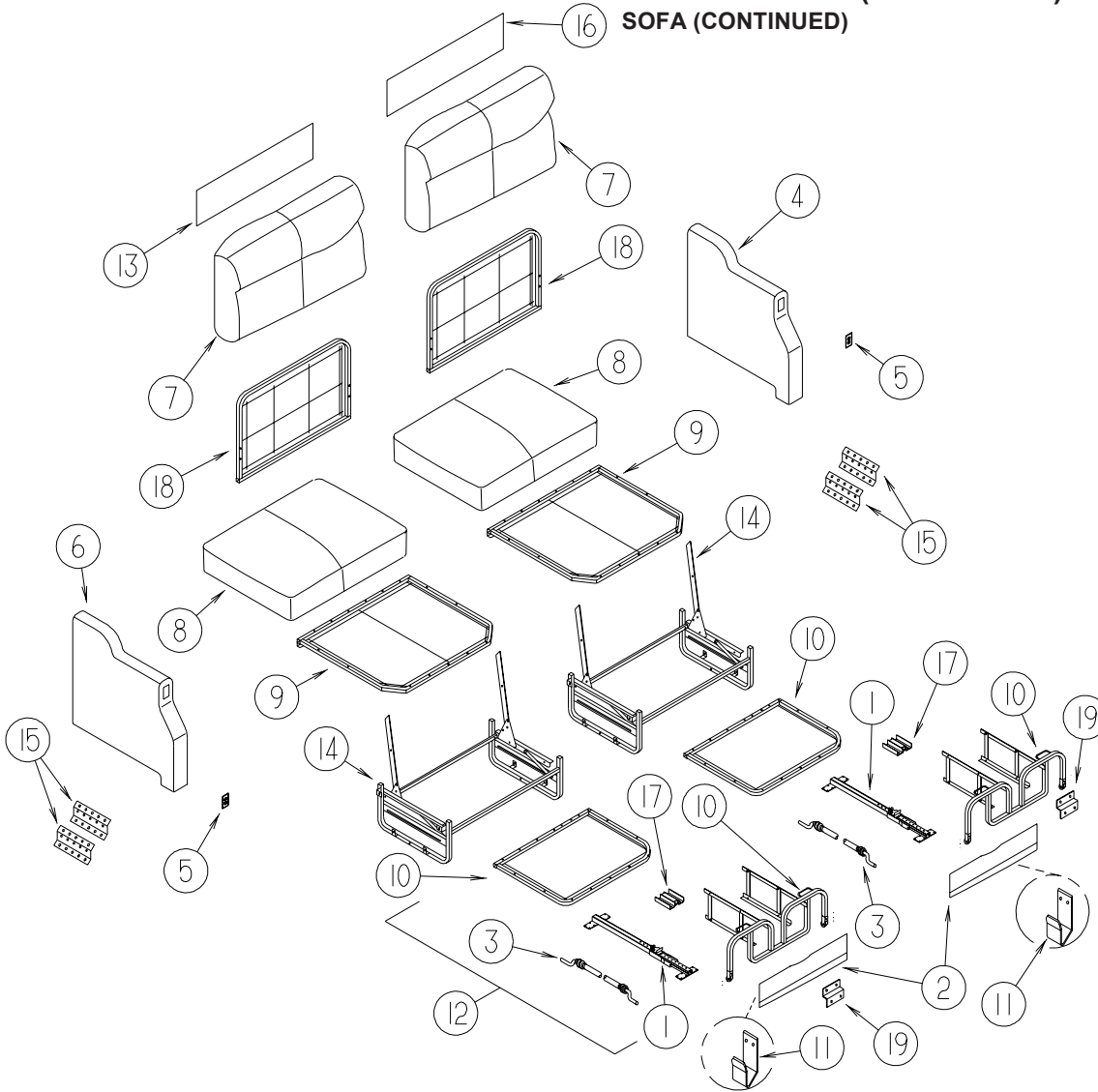
KEY	PART NUMBER	U/M	DESCRIPTION
1	163559-01-000	EA	SLIDE RAIL - W/LATCH MECH/PLATES/STOP F/TRUNDLE-FLAT FLOOR
	163559-04-000	EA	CLIP/RAIL - F/TRUNDLE
2	157928-16-WL4	EA	PANEL/FRONT KICK - SOFA (WL4, WL5, WL6)
2	157928-17-WM0	EA	PANEL/FRONT KICK - SOFA (WM0, WM1, WM2)
2	157928-16-WM4	EA	PANEL/FRONT KICK - SOFA (WM4, WM5, WM6)
3	NOT USED		
4	164323-04-WL4	EA	ARMREST - SOFA/DUAL - LEFT HAND - W/SWITCH (WL4, WL5, WL6)
4	164323-08-WM0	EA	ARMREST - SOFA/DUAL - LEFT HAND - W/SWITCH (WM0, WM1, WM2)
4	164323-12-WM4	EA	ARMREST - SOFA/DUAL - LEFT HAND - W/SWITCH (WM4, WM5, WM6)
	164323-A4-WL4	EA	COVER/ARMREST - SOFA/LEFT HAND (WL4, WL5, WL6)
	164323-A8-WM0	EA	COVER/ARMREST - SOFA/LEFT HAND (WM0, WM1, WM2)
	164323-B2-WM4	EA	COVER/ARMREST - SOFA/LEFT HAND (WM4, WM5, WM6)
5	136118-01-000	EA	SWITCH - SOFA/RECLINER
6	164323-03-WL4	EA	ARMREST - SOFA/DUAL - RIGHT HAND - W/SWITCH (WL4, WL5, WL6)
6	164323-07-WM0	EA	ARMREST - SOFA/DUAL - RIGHT HAND - W/SWITCH (WM0, WM1, WM2)
6	164323-11-WM4	EA	ARMREST - SOFA/DUAL - RIGHT HAND - W/SWITCH (WM4, WM5, WM6)
	164323-A3-WL4	EA	COVER/ARMREST - SOFA/RIGHT HAND (WL4, WL5, WL6)
	164323-A7-WM0	EA	COVER/ARMREST - SOFA/RIGHT HAND (WM0, WM1, WM2)
	164323-B1-WM4	EA	COVER/ARMREST - SOFA/RIGHT HAND (WM4, WM5, WM6)
7	164391-01-WL4	EA	BACK - SOFA/SLEEPER - F/DUAL (ONE SIDE ONLY) (WL4, WL5, WL6)
7	164391-02-WM0	EA	BACK - SOFA/SLEEPER - F/DUAL (ONE SIDE ONLY) (WM0, WM1, WM2)
7	164391-03-WM4	EA	BACK - SOFA/SLEEPER - F/DUAL (ONE SIDE ONLY) (WM4, WM5, WM6)
	164391-A1-WL4	EA	COVER/BACK - SOFA/SLEEPER - F/DUAL (ONE SIDE ONLY) (WL4, WL5, WL6)
	164391-A2-WM0	EA	COVER/BACK - SOFA/SLEEPER - F/DUAL (ONE SIDE ONLY) (WM0, WM1, WM2)
	164391-A3-WM4	EA	COVER/BACK - SOFA/SLEEPER - F/DUAL (ONE SIDE ONLY) (WM4, WM5, WM6)

**CURTAIN & CUSHION GROUP (CONTINUED)**  
**SOFA (CONTINUED)**

KEY	PART NUMBER	U/M	DESCRIPTION
8	164392-01-WL4	EA	SEAT - SOFA/SLEEPER REST EASY - DUAL CONTROLS (WL4, WL5, WL6)
8	164392-02-WM0	EA	SEAT - SOFA/SLEEPER REST EASY - DUAL CONTROLS (WM0, WM1, WM2)
8	164392-02-WM4	EA	SEAT - SOFA/SLEEPER REST EASY - DUAL CONTROLS (WM4, WM5, WM6)
	164392-A1-WL4	EA	COVER/DUAL SEAT - SOFA (WL4, WL5, WL6)
	164392-A2-WM0	EA	COVER/DUAL SEAT - SOFA (WM0, WM1, WM2)
	164392-A2-WM4	EA	COVER/DUAL SEAT - SOFA (WM4, WM5, WM6)
	154316-01-01A	EA	BRACE/ANGLE - W/HOLE - CASHMERE
9	151290-02-000	EA	FRAME - SEAT - 30"
10	136534-27-000	EA	TRUNDLE FRAME - 26" WIDE/DUAL - W/LINKAGE, LATCH & HANDLE FROM: 00-00-00 THRU: 05-27-07
10	151290-27-000	EA	FRAME - TRUNDLE - W/WHEELS - 26" FROM: 05-28-07 THRU: 99-99-99
11	121906-01-02B	EA	BRACKET - KICKBOARD - E-COATED
12	155647-08-WA4	EA	TRUNDLE - SOFA/SLEEPER - DUAL CONTROLLED (WL4, WL5, WL6)
12	155647-12-WM0	EA	TRUNDLE - SOFA/SLEEPER - DUAL CONTROLLED (WM0, WM1, WM2)
12	155647-12-WM4	EA	TRUNDLE - SOFA/SLEEPER - DUAL CONTROLLED (WM4, WM5, WM6)
	155647-A8-WA4	EA	COVER/TRUNDLE - SOFA/SLEEPER - DUAL (WL4, WL5, WL6)
	155647-B2-WM0	EA	COVER/TRUNDLE - SOFA/SLEEPER - DUAL (WM0, WM1, WM2)
	155647-B2-WM4	EA	COVER/TRUNDLE - SOFA/SLEEPER - DUAL (WM4, WM5, WM6)
13	139716-14-WA4	EA	SIGHT SHIELD - DUAL BACK/RIGHT HAND (WL4, WL5, WL6)
13	139716-14-WM0	EA	SIGHT SHIELD - DUAL BACK/RIGHT HAND (WM0, WM1, WM2)
13	139716-21-WM4	EA	SIGHT SHIELD - DUAL BACK/RIGHT HAND (WM4, WM5, WM6)
14	151290-14-000	EA	FRAME - BASE - 27.25" X 30" X 10.5" - LEFT
14	151290-15-000	EA	FRAME - BASE - 27.25" X 30" X 10.5" - RIGHT
15	NOT USED		
16	139716-13-WA4	EA	SIGHT SHIELD - DUAL BACK/LEFT HAND (WL4, WL5, WL6)
16	139716-13-WM0	EA	SIGHT SHIELD - DUAL BACK/LEFT HAND (WM0, WM1, WM2)
16	139716-20-WM4	EA	SIGHT SHIELD - DUAL BACK/LEFT HAND (WM4, WM5, WM6)
17	NOT USED		
18	136534-25-000	EA	FRAME/BACK - FOR DUAL REST EASY SOFA - ONE SIDE ONLY
19	016604-10-000	EA	BRACE - ANGLE - 2 1/2" - BLACK

# CURTAIN & CUSHION GROUP (CONTINUED)

## SOFA (CONTINUED)



**RIGHT  
DUAL REST  
EASY**

KEY	PART NUMBER	U/M	DESCRIPTION
1	163559-05-000	EA	SLIDE RAIL-W/LATCH MECH/PLATES/STOP-TRUNDLE-F/20" FLT FLR
	163559-04-000	EA	CLIP/RAIL - F/TRUNDLE
2	157928-16-WL4	EA	PANEL/FRONT KICK - SOFA (WL4, WL5, WL6)
2	157928-17-WM0	EA	PANEL/FRONT KICK - SOFA (WM0, WM1, WM2)
2	157928-16-WM4	EA	PANEL/FRONT KICK - SOFA (WM4, WM5, WM6)
3	NOT USED		
4	164323-02-WL4	EA	ARMREST - SOFA/DUAL - LEFT HAND - W/SWITCH (WL4, WL5, WL6)
4	164323-06-WM0	EA	ARMREST - SOFA/DUAL - LEFT HAND - W/SWITCH (WM0, WM1, WM2)
4	164323-10-WM4	EA	ARMREST - SOFA/DUAL - LEFT HAND - W/SWITCH (WM4, WM5, WM6)
	164323-A2-WL4	EA	COVER/ARMREST - SOFA/LEFT HAND (WL4, WL5, WL6)
	164323-A6-WM0	EA	COVER/ARMREST - SOFA/LEFT HAND (WM0, WM1, WM2)
	164323-B0-WM4	EA	COVER/ARMREST - SOFA/LEFT HAND (WM4, WM5, WM6)
5	136118-01-000	EA	SWITCH - SOFA/RECLINER
6	164323-01-WL4	EA	ARMREST - SOFA/DUAL - RIGHT HAND - W/SWITCH (WL4, WL5, WL6)
6	164323-05-WM0	EA	ARMREST - SOFA/DUAL - RIGHT HAND - W/SWITCH (WM0, WM1, WM2)
6	164323-09-WM4	EA	ARMREST - SOFA/DUAL - RIGHT HAND - W/SWITCH (WM4, WM5, WM6)
	164323-A1-WL4	EA	COVER/ARMREST - SOFA/RIGHT HAND (WL4, WL5, WL6)
	164323-A5-WM0	EA	COVER/ARMREST - SOFA/RIGHT HAND (WM0, WM1, WM2)
	164323-A9-WM4	EA	COVER/ARMREST - SOFA/RIGHT HAND (WM4, WM5, WM6)
7	164391-01-WL4	EA	BACK - SOFA/SLEEPER - F/DUAL (ONE SIDE ONLY) (WL4, WL5, WL6)
7	164391-02-WM0	EA	BACK - SOFA/SLEEPER - F/DUAL (ONE SIDE ONLY) (WM0, WM1, WM2)
7	164391-03-WM4	EA	BACK - SOFA/SLEEPER - F/DUAL (ONE SIDE ONLY) (WM4, WM5, WM6)
	164391-A1-WL4	EA	COVER/BACK - SOFA/SLEEPER - F/DUAL (ONE SIDE ONLY) (WL4, WL5, WL6)
	164391-A2-WM0	EA	COVER/BACK - SOFA/SLEEPER - F/DUAL (ONE SIDE ONLY) (WM0, WM1, WM2)
	164391-A3-WM4	EA	COVER/BACK - SOFA/SLEEPER - F/DUAL (ONE SIDE ONLY) (WM4, WM5, WM6)




**CURTAIN & CUSHION GROUP (CONTINUED)**  
**SOFA (CONTINUED)**

KEY	PART NUMBER	U/M	DESCRIPTION
8	164392-01-WL4	EA	SEAT - SOFA/SLEEPER REST EASY - DUAL CONTROLS (WL4, WL5, WL6)
8	164392-02-WM0	EA	SEAT - SOFA/SLEEPER REST EASY - DUAL CONTROLS (WM0, WM1, WM2)
8	164392-02-WM4	EA	SEAT - SOFA/SLEEPER REST EASY - DUAL CONTROLS (WM4, WM5, WM6)
	164392-A1-WL4	EA	COVER/DUAL SEAT - SOFA (WL4, WL5, WL6)
	164392-A2-WM0	EA	COVER/DUAL SEAT - SOFA (WM0, WM1, WM2)
	164392-A2-WM4	EA	COVER/DUAL SEAT - SOFA (WM4, WM5, WM6)
	154316-01-01A	EA	BRACE/ANGLE - W/HOLE - CASHMERE
9	151290-02-000	EA	FRAME - SEAT - 30"
10	136534-27-000	EA	TRUNDLE FRAME - 26" WIDE/DUAL - W/LINKAGE, LATCH & HANDLE FROM: 00-00-00 THRU: 05-27-07
10	151290-27-000	EA	FRAME - TRUNDLE - W/WHEELS - 26" FROM: 05-28-07 THRU: 99-99-99
11	121906-01-02B	EA	BRACKET - KICKBOARD - E-COATED
12	155647-08-WA4	EA	TRUNDLE - SOFA/SLEEPER - DUAL CONTROLLED (WL4, WL5, WL6)
12	155647-12-WM0	EA	TRUNDLE - SOFA/SLEEPER - DUAL CONTROLLED (WM0, WM1, WM2)
12	155647-12-WM4	EA	TRUNDLE - SOFA/SLEEPER - DUAL CONTROLLED (WM4, WM5, WM6)
	155647-A8-WA4	EA	COVER/TRUNDLE - SOFA/SLEEPER - DUAL (WL4, WL5, WL6)
	155647-B2-WM0	EA	COVER/TRUNDLE - SOFA/SLEEPER - DUAL (WM0, WM1, WM2)
	155647-B2-WM4	EA	COVER/TRUNDLE - SOFA/SLEEPER - DUAL (WM4, WM5, WM6)
13	139716-14-WA4	EA	SIGHT SHIELD - DUAL BACK/RIGHT HAND (WL4, WL5, WL6)
13	139716-14-WM0	EA	SIGHT SHIELD - DUAL BACK/RIGHT HAND (WM0, WM1, WM2)
13	139716-21-WM4	EA	SIGHT SHIELD - DUAL BACK/RIGHT HAND (WM4, WM5, WM6)
14	151290-14-000	EA	FRAME - BASE - 27.25" X 30" X 10.5" - LEFT
14	151290-15-000	EA	FRAME - BASE - 27.25" X 30" X 10.5" - RIGHT
15	NOT USED		
16	139716-13-WA4	EA	SIGHT SHIELD - DUAL BACK/LEFT HAND (WL4, WL5, WL6)
16	139716-13-WM0	EA	SIGHT SHIELD - DUAL BACK/LEFT HAND (WM0, WM1, WM2)
16	139716-20-WM4	EA	SIGHT SHIELD - DUAL BACK/LEFT HAND (WM4, WM5, WM6)
17	NOT USED		
18	136534-25-000	EA	FRAME/BACK - FOR DUAL REST EASY SOFA - ONE SIDE ONLY
19	016604-10-000	EA	BRACE - ANGLE - 2 1/2" - BLACK


## CURTAIN & CUSHION GROUP (CONTINUED)

### HARDWARE



KEY	PART NUMBER	U/M	DESCRIPTION
1A	029155-01-000	EA	CAP - SNAP - 5/32" OUTSIDE DIAMETER OF PIN
2A	029156-01-000	EA	SOCKET - SNAP - 9/16" O.D.
3A	046867-05-000	EA	WASHER - #0
4A	046867-04-000	EA	GROMMET - #0
5A	160457-01-01A	EA	BRACE - VALANCE - L-SHAPED - 20" - OFF WHITE
6A	162496-01-01A	EA	BRACKET/BLIND - LEFT SIDE WHEN FACING WINDOW - CLEAR
7A	162496-02-01A	EA	BRACKET/BLIND - RIGHT SIDE WHEN FACING WINDOW - CLEAR
8A	084434-01-000	EA	BRACKET - MOUNTING - ROLLER SHADE - 1 3/8"
9A	094896-02-000	EA	GROMMET - CORD/PLEATED BLIND - NYLON - GRAY
10A	094907-02-000	EA	END CAP - PLEATED BLIND/TOP - RH/LH - GRAY PLASTIC
11A	094907-04-000	EA	END CAP - PLEATED BLIND/BOTTOM - RH/LH
12A	094907-09-000	EA	END CAP/BLIND - CENTER RAIL - RH/LH
13A	097564-03-000	EA	HANDLE - KNOB - E-Z LIFT SHADE - TAN
14A	097565-01-000	EA	BRACKET - MOUNTING - PLEATED BLIND
15A	155748-01-000	EA	SPRING - EXTENSION - DAY/NIGHTER BLIND
16A	101031-01-000	YD	TAPE/GLIDE - 4.25" SPACING
17A	102555-03-000	EA	BRACKET - (CLEAT TYPE) - F/BLIND HOLDOWN - MILKY WHITE

**CURTAIN & CUSHION GROUP (CONTINUED)**  
**HARDWARE (CONTINUED)**



KEY	PART NUMBER	U/M	DESCRIPTION
1B	105450-14-01A	EA	TRACK - CURTAIN - 90" - OFF WHITE
2B	105648-01-02A	EA	BRACE - VALANCE - 14" - OFF WHITE
2B	105648-02-02A	EA	BRACE - VALANCE - 8.5" - OFF WHITE
3B	106544-01-000	EA	PULL - SHADE/BRASS
3B	106544-01-001	EA	SCREW - SHADE/BRASS
3B	106544-02-000	EA	PULL-SHADE - NICKEL
4B	109353-04-000	EA	CLIP - VALANCE SLAT MOUNTING - CLEAR PLASTIC
5B	109441-01-000	EA	BRACKET/HOOK - BLIND HOLD DOWN - LARGE - CLEAR
5B	109441-02-000	EA	SPACER/BRACKET - BLIND HOLD DOWN
6B	129491-01-000	EA	CATCH - SNAP HOOK - 1"
7B	130549-01-01A	EA	STOP - CURTAIN TRACK
8B	141634-01-000	EA	BRACKET-(BOBBIN TYPE) 7/8"H HOLDUPBASE(OVAL)-2 HOLE-CLEAR
9B	156172-02-01A	EA	TRACK/WALL - 32" - BONE
9B	156172-03-01A	EA	TRACK/WALL - 21" - BONE
10B	156172-04-01A	EA	END CAP - WALL TRACK - CLEAR
11B	154316-01-01A	EA	BRACE/ANGLE - W/HOLE - CASHMERE
12B	154316-02-01A	EA	BRACE/ANGLE - W/SLOT - CASHMERE
13B	159702-01-01A	EA	HOOK/RING - CURTAIN/SHOWER - NICKEL

**ACCESSORIES**

KEY	PART NUMBER	U/M	DESCRIPTION
	159676-06-WM0	EA	BUTTON - #60 - FABRIC COVERED (WM0, WM1, WM2)
	159676-07-WM4	EA	BUTTON - #60 - FABRIC COVERED (WM4, WM5, WM6)
	159676-07-WL4	EA	BUTTON - #60 - FABRIC COVERED (WL4, WL5, WL6)
	159676-08-WM0	EA	BUTTON - #60 (WM0, WM1, WM2)

**CURTAIN & CUSHION GROUP (CONTINUED)**  
**FABRICS**

**WL4, WL5, WL6**

148797-CE-000 FABRIC-UPHOSTERY MAIN ONE, MAIN  
148797-CE-000 FABRIC-O/H CABT,DIN/LOUNGE  
148797-CE-000 FABRIC-SPEAKER COVER  
148797-CE-000 FABRIC-LOUNGE TRIM, UPHOLSTERY  
148797-P1-000 FABRIC-UPHLSTRY,PLAIN ACCENT  
148797-BP-000 FABRIC-UPHLSTRY,2ND PATTERN, ACCENT  
137813-60-000 FABRIC-O/H CABT,BEDROOM  
142523-11-000 FABRIC-ULTRA,ACCENT,PLAIN, "B"  
142523-17-000 FABRIC-UPHL,ULTRALEATHER, MAIN  
142523-17-000 FABRIC-DINETTE WRAP, DINETTES  
156773-60-000 FABRIC-UPHOSTERY,BEDSPREAD, MAIN  
156773-62-000 FABRIC-BEDSPREAD ACCENT, PLAIN ACCENT "A"  
156773-64-000 FABRIC-UPHOSTERY,BEDSPREAD, PATTERN ACCENT  
156773-66-000 FABRIC-BEDSPREAD ACCENT, PATTERN ACCENT

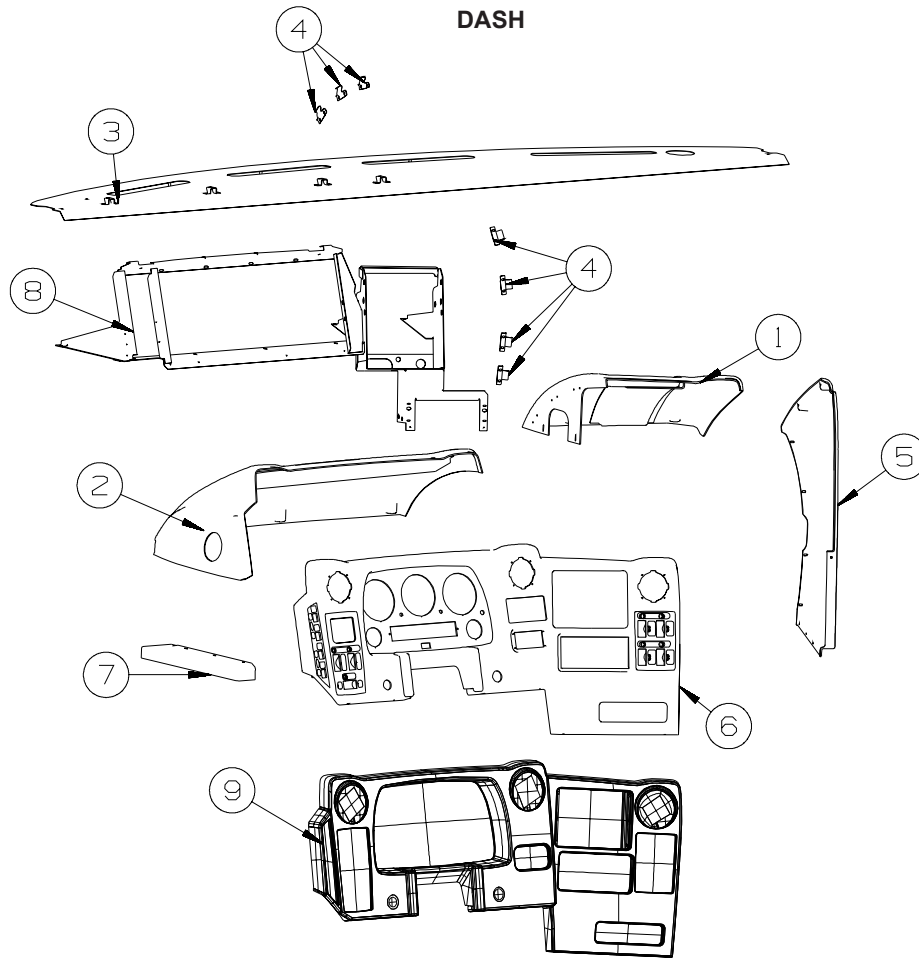
**WMO, WM1, WM2**

137813-61-000 FABRIC-O/H CABT,BEDROOM  
142523-02-000 FABRIC-ULTRA,ACCENT,PLAIN, "B"  
142523-02-000 FABRIC-DINETTE WRAP,DINETTES  
142523-18-000 FABRIC-UPHL,ULTRALEATHER,MAIN  
148797-BJ-000 FABRIC-UPHOSTERY MAIN ONE,MAIN  
FROM: 00-00-00 THRU: 01-06-08  
148797-BF-000 FABRIC-UPHOSTERY MAIN ONE,MAIN  
FROM: 01-07-08 THRU: 99-99-99  
148797-BJ-000 FABRIC-SPEAKER COVER  
FROM: 00-00-00 THRU: 01-06-08  
148797-JF-000 FABRIC-SPEAKER COVER  
FROM: 01-07-08 THRU: 99-99-99  
148797-BJ-000 FABRIC-O/H CABT,DIN/LOUNGE  
FROM: 00-00-00 THRU: 01-06-08  
148797-JF-000 FABRIC-O/H CABT,DIN/LOUNGE  
FROM: 01-07-08 THRU: 99-99-99  
148797-BJ-000 FABRIC-LOUNGE TRIM, UPHOLSTERY  
FROM: 00-00-00 THRU: 01-06-08  
148797-JF-000 FABRIC-LOUNGE TRIM, UPHOLSTERY  
FROM: 01-07-08 THRU: 99-99-99  
148797-BK-000 FABRIC-UPHLSTRY,PLAIN ACCENT  
148797-BN-000 FABRIC-UPHLSTRY,2ND PATTERN,ACCENT  
148797-BM-000 FABRIC-UPHOLSTERY ACCENT,PATTERN  
156773-61-000 FABRIC-UPHOSTERY,BEDSPREAD,MAIN  
156773-65-000 FABRIC-UPHOSTERY,BEDSPREAD,PATTERN ACCENT  
156773-63-000 FABRIC-BEDSPREAD ACCENT,PLAIN ACCENT "A"

**WM4, WM5, WM6**

148797-K0-000 FABRIC-UPHOSTERY MAIN ONE, MAIN  
148797-K3-000 FABRIC-UPHLSTRY,PLAIN ACCENT  
137813-S9-000 FABRIC-UPHOSTERY,BEDSPREAD, MAIN  
142523-23-000 FABRIC-ULTRA,ACCENT,PLAIN, "B"  
142523-07-000 FABRIC-UPHL,ULTRALEATHER, MAIN  
137813-T3-000 FABRIC-UPHOSTERY,BEDSPREAD, PATTERN ACCENT  
148797-K0-000 FABRIC-SPEAKER COVER  
137813-T4-000 FABRIC-BEDSPREAD ACCENT, PATTERN ACCENT  
148797-K0-000 FABRIC-O/H CABT,DIN/LOUNGE  
137813-S9-000 FABRIC-O/H CABT,BEDROOM  
142523-23-000 FABRIC-DINETTE WRAP, DINETTES  
148797-K0-000 FABRIC-LOUNGE TRIM, UPHOLSTERY  
156773-09-000 FABRIC-BEDSPREAD ACCENT, PLAIN ACCENT "A"

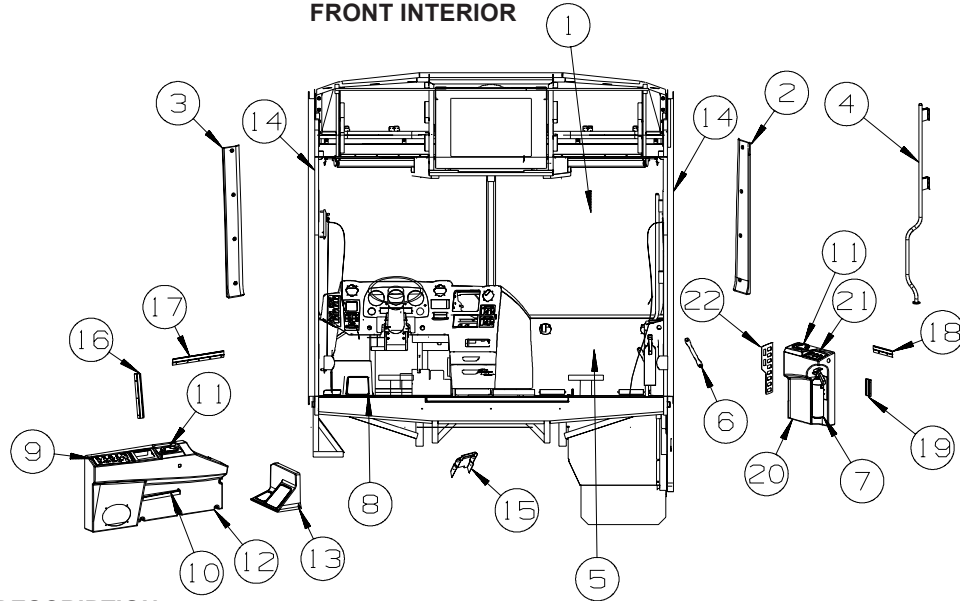
## DRIVERS COMPARTMENT GROUP DASH



KEY	PART NUMBER	U/M	DESCRIPTION
1	144235-02-04A	EA	POD - INSTRUMENT PANEL - RIGHT HAND - BRIARWOOD
1	144235-02-03A	EA	POD - INSTRUMENT PANEL - RIGHT HAND - CASHMERE
2	144234-02-04A	EA	POD - INSTRUMENT PANEL - BRIARWOOD
2	144234-02-03A	EA	POD - INSTRUMENT PANEL - CASHMERE
3	118101-15-02B	EA	DASH PANEL/TOP ONLY - E-COATED
3	106569-09-11A	EA	VINYL - LAMINATE - 1/4" X 25" X 100" - LT SANDLEWOOD - BRIARWOOD
3	106569-09-09A	EA	VINYL - LAMINATE - 1/4" X 25" X 100" - DRIFTWOOD- CASHMERE
4	073050-04-000	EA	CLIP/MOUNTING - VALANCE PANEL
5	145041-02-04A	EA	PANEL - CENTER CONSOLE - RIGHT HAND - BRIARWOOD
5	145041-02-03A	EA	PANEL - CENTER CONSOLE - RIGHT HAND - CASHMERE
6	144236-07-05A	EA	BEZEL/POD - INSTRUMENT PANEL - BRIARWOOD - <b>NOT ILLUSTRATED</b> FROM: 00-00-00 THRU: 02-28-07
6	144236-11-05A	EA	BEZEL/POD - INSTRUMENT PANEL - BRIARWOOD FROM: 03-01-07 THRU: 99-99-99
6	144236-07-02A	EA	BEZEL/POD - INSTRUMENT PANEL - CASHMERE - <b>NOT ILLUSTRATED</b> FROM: 00-00-00 THRU: 02-28-07
6	144236-11-02A	EA	BEZEL/POD - INSTRUMENT PANEL - CASHMERE FROM: 03-01-07 THRU: 99-99-99
7	145604-02-06A	EA	PANEL/TRIM - DASH/LEFT HAND - BRIARWOOD
7	145604-02-05A	EA	PANEL/TRIM - DASH/LEFT HAND - CASHMERE
8	155178-01-02B	EA	REINFORCEMENT - INSTRUMENT PANEL - E-COATED
9	164097-01-01A	EA	APPLIQUE - BEZEL - INSTRUMENT PANEL - REGAL BURLWOOD FROM: 01-07-08 THRU: 99-99-99

# DRIVERS COMPARTMENT GROUP (CONTINUED)

FRONT INTERIOR



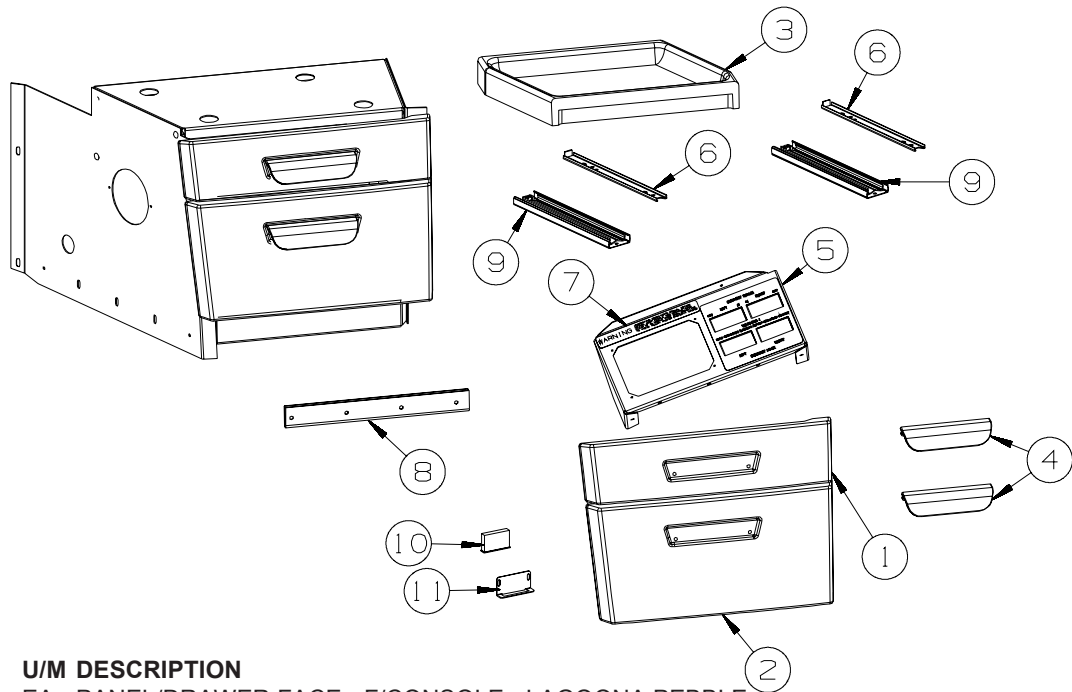
KEY	PART NUMBER	U/M	DESCRIPTION
1	157357-01-000	EA	SUNSCREEN/WINDSHIELD KIT - COMPLETE
1	157357-02-000	EA	TRACK - SUNSCREEN/WINDSHIELD - 96"
2	162000-01-24A	EA	TRIM - A-PILLAR/PASSENGER - INTERIOR - BRIARWOOD
2	162000-01-20A	EA	TRIM - A-PILLAR/PASSENGER - INTERIOR - CASHMERE
3	153276-01-24A	EA	TRIM - A-PILLAR/DRIVER - INTERIOR - BRIARWOOD
3	153276-01-20A	EA	TRIM - A-PILLAR/DRIVER - INTERIOR - CASHMERE
4	123577-01-01A	EA	HANDRAIL - ASSIST - ENTRY
5	161900-03-WK0	EA	PANEL/TRIM - DASH/LOWER RIGHT - BRIARWOOD
5	161900-03-WK4	EA	PANEL/TRIM - DASH/LOWER RIGHT - CASHMERE
6	123246-01-08A	EA	HANDLE - GRAB - BRIARWOOD
6	123246-01-07A	EA	HANDLE - GRAB - CASHMERE
7	094499-06-000	EA	EXTINGUISHER/FIRE - DRY - 10BC - W/BACKET - UL/ULC - WHT
8	153366-01-UK5	EA	MAT - FLOOR - DRIVER (WL4, WL5, WL6, WM4, WM5, WM6)
8	153366-01-UK1	EA	MAT - FLOOR - DRIVER (WM0, WM1, WM2)
9	144722-16-06A	EA	APPLIQUE - PANEL - LEFT HAND - BRIARWOOD
9	144722-16-05A	EA	APPLIQUE - PANEL - LEFT HAND - CASHMERE
9	144722-15-06A	EA	APPLIQUE - PANEL - LEFT HAND - BRIARWOOD - SUNVISORS-POWERED(3)
9	144722-15-05A	EA	APPLIQUE - PANEL - LEFT HAND - CASHMERE - SUNVISORS-POWERED(3)
	145926-18-02B	EA	INSERT - SWITCH PLATE - 8 HOLE/RELAY SLOT - E-COATED
10	147266-01-08A	EA	SHELF - DRIVER CONSOLE - LEFT HAND - CONCERT CHERRY
10	147266-01-05A	EA	SHELF - DRIVER CONSOLE - LEFT HAND - WASHED MAPLE
10	147266-01-07A	EA	SHELF - DRIVER CONSOLE - LEFT HAND - HONEY CHERRY
11	133831-01-01A	EA	HOLDER - CUP W/THREE CENTERLINE RUBBER FINGERS
12	145231-04-05A	EA	PANEL/TRIM - INNER/LEFT HAND - BRIARWOOD
12	145231-04-04A	EA	PANEL/TRIM - INNER/LEFT HAND - CASHMERE
13	151302-01-01A	EA	PANEL/FOOTREST - DRIVER - W/TREAD INSERTS - BLACK
14	161808-05-01A	EA	COVER - ROLL BAR/U-CHANNEL - 72.8" PLASTIC - MED OAK
15	151048-02-01A	EA	COVER - STEERING COLUMN - UPPER/FRONT - BLACK
16	130034-15-02B	EA	CLIP - TRIM - E-COATED
17	130034-10-02B	EA	CLIP - TRIM - E-COATED
18	130034-02-02B	EA	CLIP - TRIM - E-COATED
19	130034-03-02B	EA	CLIP - TRIM - E-COATED
20	145219-04-05A	EA	PANEL/TRIM - INNER/RIGHT HAND - BRIARWOOD
20	145219-04-04A	EA	PANEL/TRIM - INNER/RIGHT HAND - CASHMERE
20	145219-06-05A	EA	PANEL/TRIM - INNER/RIGHT HAND - BRIARWOOD - AWNING - PATIO, ELECTRIC
20	145219-06-04A	EA	PANEL/TRIM - INNER/RIGHT HAND - CASHMERE - AWNING - PATIO, ELECTRIC
21	145926-02-02B	EA	INSERT - SWITCH PLATE - 3 HOLE - E-COATED
21	144722-04-06A	EA	APPLIQUE - PANEL - RIGHT HAND/UPPER - BRIARWOOD
21	144722-04-05A	EA	APPLIQUE - PANEL - RIGHT HAND/UPPER - CASHMERE

## DRIVERS COMPARTMENT GROUP (CONTINUED)

### FRONT INTERIOR (CONTINUED)

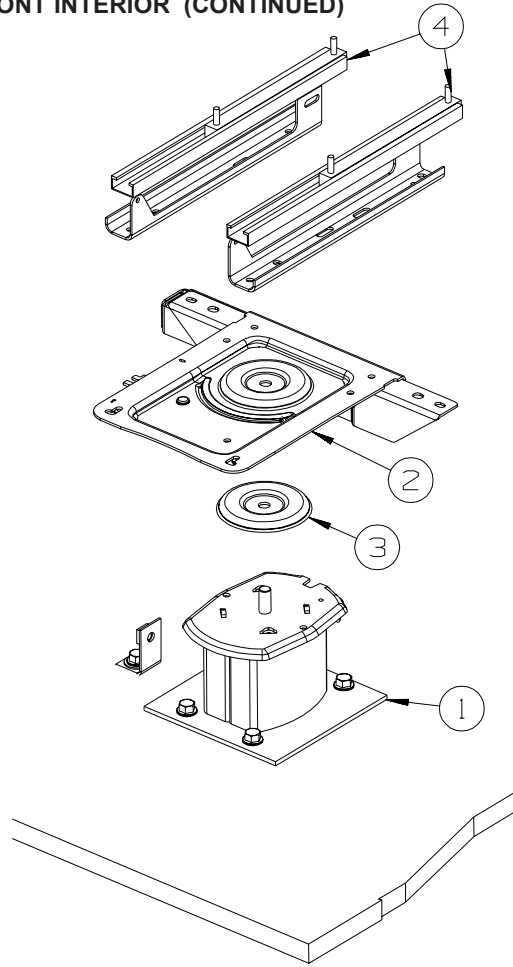
KEY	PART NUMBER	U/M	DESCRIPTION
22	145926-16-02B	EA	INSERT - SWITCH PLATE - 9 HOLE - E-COATED FROM: 00-00-00 THRU: 02-19-07
22	145926-24-02B	EA	INSERT - SWITCH PLATE - 10 HOLE - E-COATED FROM: 02-20-07 THRU: 99-99-99
22	144722-14-06A	EA	APPLIQUE - PANEL - RIGHT HAND/LOWER - BRIARWOOD FROM: 00-00-00 THRU: 02-19-07
22	144722-19-06A	EA	APPLIQUE - PANEL - RIGHT HAND/LOWER - BRIARWOOD FROM: 02-20-07 THRU: 06-24-07
22	144722-20-06A	EA	APPLIQUE - PANEL - RIGHT HAND/LOWER - BRIARWOOD FROM: 06-25-07 THRU: 99-99-99
22	144722-14-05A	EA	APPLIQUE - PANEL - RIGHT HAND/LOWER - CASHMERE FROM: 00-00-00 THRU: 02-19-07
22	144722-19-05A	EA	APPLIQUE - PANEL - RIGHT HAND/LOWER - CASHMERE FROM: 02-20-07 THRU: 06-24-07
22	144722-20-05A	EA	APPLIQUE - PANEL - RIGHT HAND/LOWER - CASHMERE FROM: 06-25-07 THRU: 99-99-99

**\*COMPONENT PARTS LISTED LATER IN THIS GROUP**



KEY	PART NUMBER	U/M	DESCRIPTION
1	146144-01-10A	EA	PANEL/DRAWER FACE - F/CONSOLE - LAGOONA PEBBLE
2	146144-02-10A	EA	PANEL/DRAWER FACE - F/CONSOLE - LAGOONA PEBBLE
3	146145-01-04A	EA	TRAY - CENTER CONSOLE - LAGOONA PEBBLE
4	074762-01-000	EA	PULL - CABINET - 4.8" X .9" - BLACK PLASTIC
5	132946-09-01A	EA	APPLIQUE - SWITCH - F/SLIDEOUT - BLACK
6	146260-01-01A	EA	SLIDE - FULL EXTENSION 8" - <b>NOT ILLUSTRATED</b> FROM: 00-00-00 THRU: 06-03-07
6	153000-17-01A	EA	SLIDE - DRAWER MOUNT - 7.7" FROM: 06-04-07 THRU: 99-99-99
7	116549-01-000	EA	LABEL - WARNING - SLIDEOUT
8	009065-03-000	EA	HINGE - ALUMINUM - 2" X 72.5" - UNPAINTED
9	153000-16-01A	EA	SLIDE - CABINET MOUNT - 7.9" FROM: 06-04-07 THRU: 99-99-99
10	137018-01-01A	EA	CATCH - MAGNETIC - 1.6" FROM: 06-25-07 THRU: 99-99-99
11	137018-03-01A	EA	BRACKET - MOUNTING - 2" FROM: 06-25-07 THRU: 99-99-99

**DRIVERS COMPARTMENT GROUP (CONTINUED)**  
**FRONT INTERIOR (CONTINUED)**



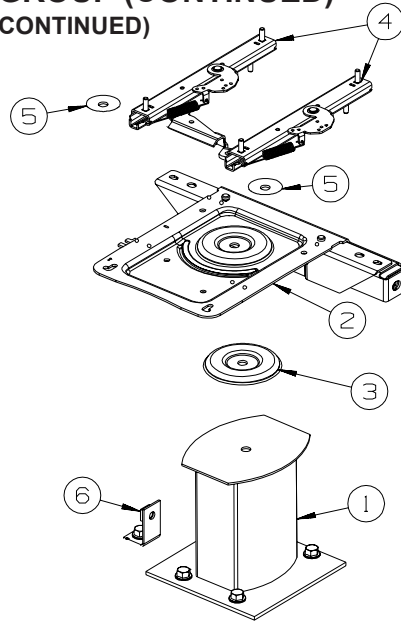
**DRIVER**

KEY	PART NUMBER	U/M	DESCRIPTION
1	133408-05-000	EA	PEDESTAL - SEAT - 5.75"
2	133408-08-000	EA	TOP PLATE - W/BAR
3	107921-06-000	EA	BEARING KIT - PEDESTAL
4*	147767-01-000	EA	SEAT - POWER - 6-WAY - DRIVER

**\*COMPONENT PARTS LISTED LATER IN THIS GROUP**

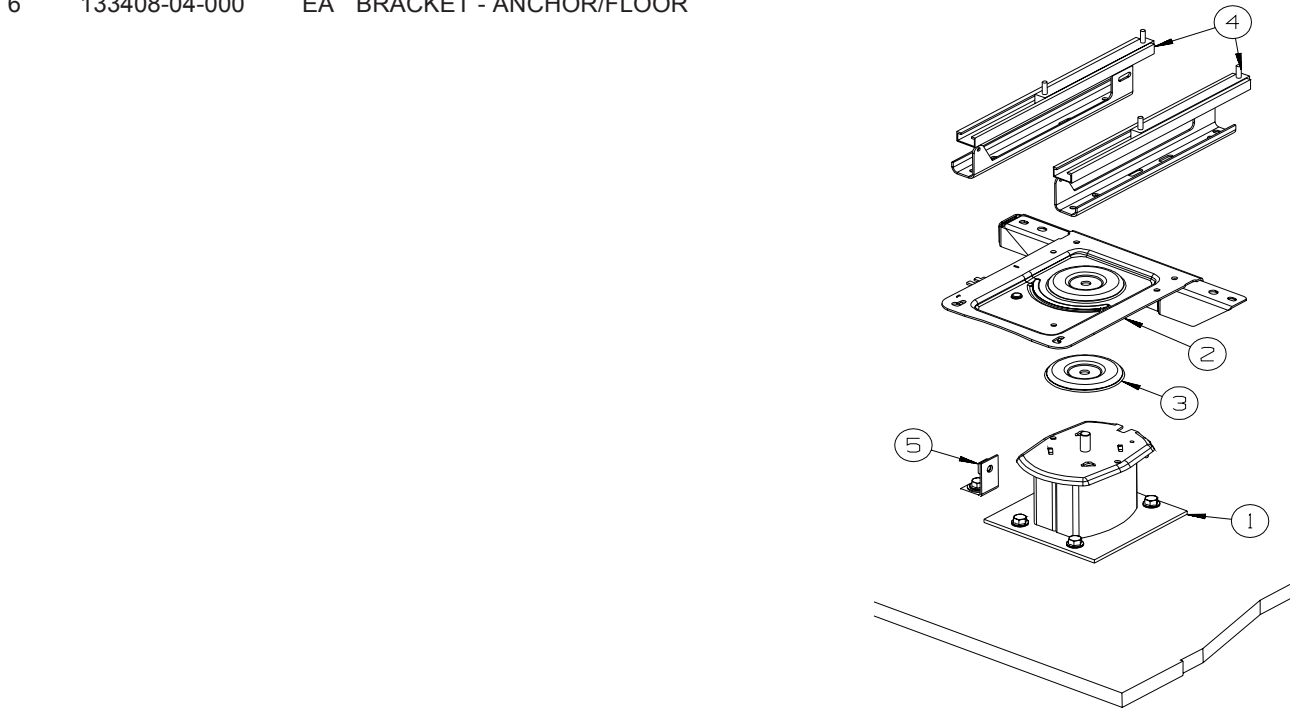
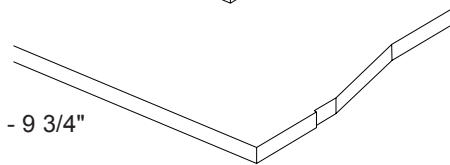


**DRIVERS COMPARTMENT GROUP (CONTINUED)**  
**FRONT INTERIOR (CONTINUED)**



**PASSENGER  
 MANUAL**

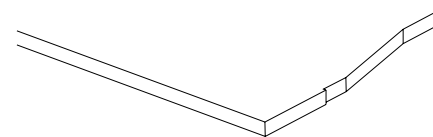
KEY	PART NUMBER	U/M	DESCRIPTION
1	133408-01-000	EA	PEDESTAL - SEAT - DRIVER/PASSENGER - 9 3/4"
2	133408-20-000	EA	TOP PLATE - PASSENGER - W/ANCHOR
3	107921-06-000	EA	BEARING KIT - PEDESTAL
4	131566-04-000	EA	SLIDE/SEAT - HEAVY DUTY LOCKING - 5"
4	131566-07-000	EA	5" DOUBLE LOCKING SLIDE W/TAB
	131566-06-000	EA	WIRE - LATCH RELEASE - 5"
5	131566-05-000	EA	WASHER - SLIDE SPACER
6	133408-04-000	EA	BRACKET - ANCHOR/FLOOR



**PASSENGER  
 POWERED**

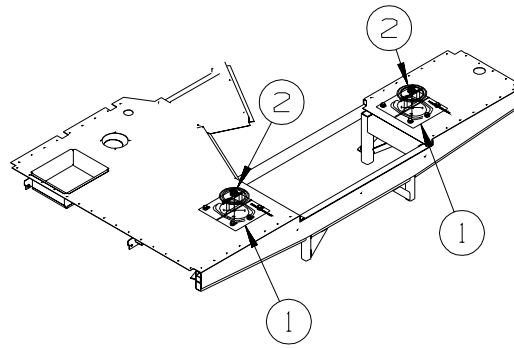
KEY	PART NUMBER	U/M	DESCRIPTION
1	133408-05-000	EA	PEDESTAL - SEAT - 5.75"
2	133408-20-000	EA	TOP PLATE - PASSENGER - W/ANCHOR
3	107921-06-000	EA	BEARING KIT - PEDESTAL
4*	147767-02-000	EA	SEAT - POWER - 6-WAY - PASSENGER
5	133408-04-000	EA	BRACKET - ANCHOR/FLOOR

**\*COMPONENT PARTS LISTED LATER IN THIS GROUP**

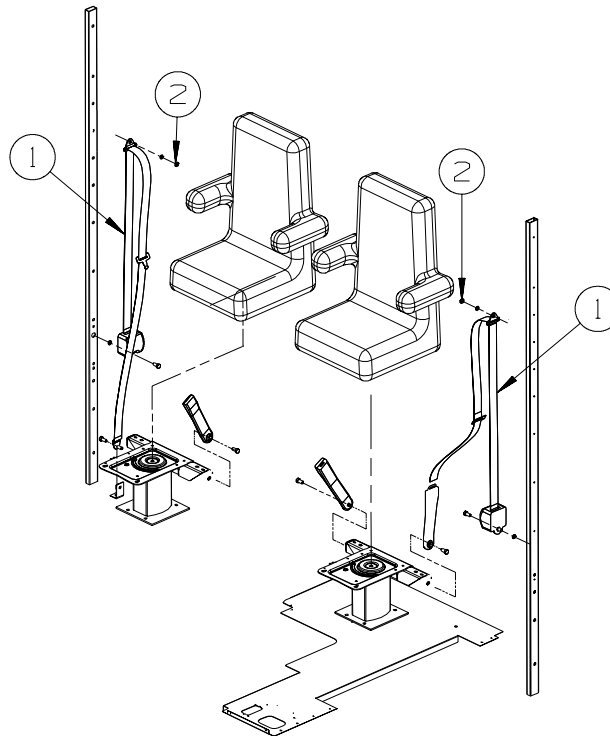


## DRIVERS COMPARTMENT GROUP (CONTINUED)

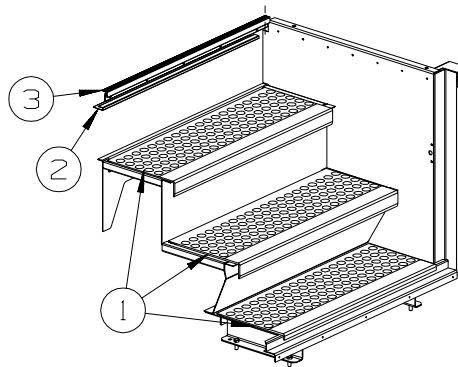
### FRONT INTERIOR (CONTINUED)



KEY	PART NUMBER	U/M	DESCRIPTION
1	153921-01-000	EA	PEDESTAL - SEAT - DRIVER/PASSENGER - 3.75"
2	153921-08-000	EA	BEARING KIT - PEDESTAL - DRIVER/PASSENGER - SHROCK



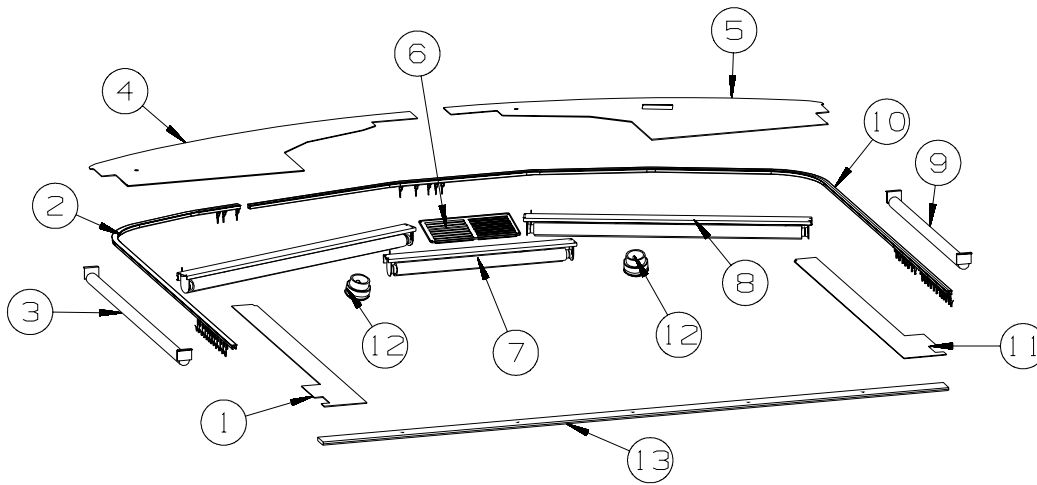
KEY	PART NUMBER	U/M	DESCRIPTION
1	091990-10-01A	EA	SEAT BELT - 3 POINT - DUAL SENSITIVE - BLACK
2	109146-01-000	EA	BOLT - SHOULDER/SEAT BELT



KEY	PART NUMBER	U/M	DESCRIPTION
1	120231-01-02A	EA	FLOORING - RUBBER - 66.4" X 19.8"
2	136839-07-01A	EA	TRIM-J - CARPET EDGE/SLIDEOUT - 28.3" - BLACK
			FROM: 00-00-00 THRU: 10-14-07
3	139955-19-03A	EA	TRIM - STEP/ENTRY - 29.5" - BLACK

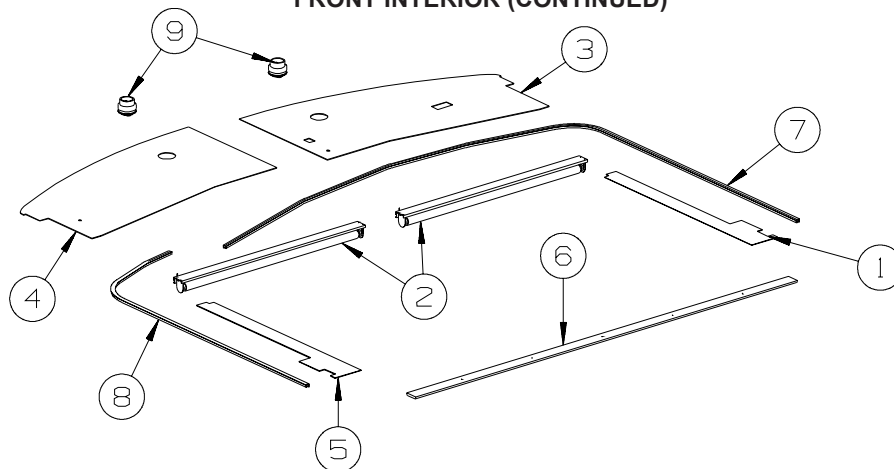
**DRIVERS COMPARTMENT GROUP (CONTINUED)**  
**FRONT INTERIOR (CONTINUED)**

**FRONT TV**



KEY	PART NUMBER	U/M	DESCRIPTION
1	153339-02-WH4	EA	PANEL - OVERHEAD/LEFT HAND - BRIARWOOD
1	153339-02-TG0	EA	PANEL - OVERHEAD/LEFT HAND - CASHMERE
2	138460-08-03A	EA	TRACK/CURTAIN - DRIVER - W/BRKT/CARRIER/PULLEY - BRIARWOOD FROM: 00-00-00 THRU: 09-23-07
2	138460-08-06A	EA	TRACK/CURTAIN - DRVR - W/BRACKET/CARRIER/PULLEY - BRIARWOOD FROM: 09-24-07 THRU: 99-99-99
2	138460-08-04A	EA	TRACK/CURTAIN - DRIVER - W/BRKT/CARRIER/PULLEY - CASHMERE FROM: 00-00-00 THRU: 09-23-07
2	138460-08-07A	EA	TRACK/CURTAIN - DRIVER - W/BRACKET/CARRIER/PULLEY - CASHMERE FROM: 09-24-07 THRU: 99-99-99
3	126841-09-000	EA	SHADE - PULL - CHARCOAL MESH - 40.25" X 60"
4	153074-06-WK0	EA	PANEL - OVERHEAD/FRONT - BOTTOM/LH HAND - VINYL COVERED - BRIARWOOD
4	153074-06-UJ1	EA	PANEL - OVERHEAD/FRONT - BOTTOM/LH HAND - VINYL COVERED - CASHMERE
5	153074-05-WK0	EA	PANEL - OVERHEAD/FRONT - BOTTOM/RH HAND - VINYL COVERED - BRIARWOOD
5	153074-05-UJ1	EA	PANEL - OVERHEAD/FRONT - BOTTOM/RH HAND - VINYL COVERED - CASHMERE
6	109918-01-05A	EA	VENT - RETURN AIR - 12.3" X 5.5" - BLACK
7	142380-01-01A	EA	SHADE - POWER - 25.8"W X 19"H
8	142380-08-01A	EA	SHADE - POWER - 37.5"W X 19"H
9	126841-05-000	EA	SHADE - PULL - CHARCOAL MESH - 30.3" X 60"
10	138460-07-03A	EA	TRACK/CURTAIN - PASSENGER-W/BRKT/CARRIER/PULLEY - BRIARWOOD FROM: 00-00-00 THRU: 09-23-07
10	138460-07-06A	EA	TRACK/CURTAIN - PASS - W/BRACKET/CARRIER/PULLEY - BRIARWOOD FROM: 09-24-07 THRU: 99-99-99
10	138460-07-04A	EA	TRACK/CURTAIN - PASSENGER - W/BRKT/CARRIER/PULLEY - CASHMERE FROM: 00-00-00 THRU: 09-23-07
10	138460-07-07A	EA	TRACK/CURTAIN - PASSENGER - W/BRACKET/CARRIER/PULLEY FROM: 09-24-07 THRU: 99-99-99
11	153339-01-WH4	EA	PANEL - OVERHEAD/RIGHT HAND - BRIARWOOD
11	153339-01-TG0	EA	PANEL - OVERHEAD/RIGHT HAND - CASHMERE
12	113244-01-01A	EA	LOUVER - BALL - 3" - BLACK
	134588-08-000	EA	GASKET - DUCT
13	138359-01-01A	EA	COVER - ROOF BREAK - PEARL CREAM/PLASTIC - 96" - <b>NOT ILLUSTRATED</b> FROM: 00-00-00 THRU: 04-29-07
13	138403-05-01A	EA	TRIM - ROOF - MILL - <b>NOT ILLUSTRATED</b> FROM: 00-00-00 THRU: 04-29-07
13	133771-06-TG1	EA	MOLDING - CAP - CONCERT CHERRY FROM: 04-30-07 THRU: 99-99-99
13	133771-06-TG2	EA	MOLDING - CAP - WASHED MAPLE FROM: 04-30-07 THRU: 99-99-99
13	133771-06-TG3	EA	MOLDING - CAP - HONEY CHERRY FROM: 04-30-07 THRU: 99-99-99
	042356-01-000	EA	PLUG - MAHOGANY - 3/8" DOWEL X 1/2" HEAD FROM: 04-30-07 THRU: 99-99-99

**DRIVERS COMPARTMENT GROUP (CONTINUED)**  
**FRONT INTERIOR (CONTINUED)**



**SIDE TV**

KEY	PART NUMBER	U/M	DESCRIPTION
1	153339-05-WK0	EA	PANEL - OVERHEAD/RIGHT HAND - BRIARWOOD
1	153339-05-TG0	EA	PANEL - OVERHEAD/RIGHT HAND - CASHMERE
2	142380-02-01A	EA	SHADE - POWER - 41.2"
3	154365-05-WK0	EA	PANEL - OVERHEAD/FRONT - BOTTOM/RH HAND - BRIARWOOD
3	154365-05-TH4	EA	PANEL - OVERHEAD/FRONT - BOTTOM/RH HAND - CASHMERE
4	154365-06-WK0	EA	PANEL - OVERHEAD/FRONT - BOTTOM/LH HAND - BRIARWOOD
4	154365-06-TH4	EA	PANEL - OVERHEAD/FRONT - BOTTOM/LH HAND - CAHSMERE
5	153339-06-WK0	EA	PANEL - OVERHEAD/RIGHT HAND - BRIARWOOD
5	153339-06-TG0	EA	PANEL - OVERHEAD/RIGHT HAND - CASHMERE
6	138359-01-01A	EA	COVER - ROOF BREAK - PEARL CREAM/PLASTIC - 96" - <b>NOT ILLUSTRATED</b> FROM: 00-00-00 THRU: 04-29-07
6	138403-05-01A	EA	TRIM - ROOF - MILL - <b>NOT ILLUSTRATED</b> FROM: 00-00-00 THRU: 04-29-07
6	133771-06-TG1	EA	MOLDING - CAP - CONCERT CHERRY FROM: 04-30-07 THRU: 99-99-99
6	133771-06-TG2	EA	MOLDING - CAP - WASHED MAPLE FROM: 04-30-07 THRU: 99-99-99
6	133771-06-TG3	EA	MOLDING - CAP - HONEY CHERRY FROM: 04-30-07 THRU: 99-99-99
	042356-01-000	EA	PLUG - MAHOGANY - 3/8" DOWEL X 1/2" HEAD FROM: 04-30-07 THRU: 99-99-99
7	138460-07-03A	EA	TRACK/CURTAIN - PASSENGER-W/BRKT/CARRIER/PULLEY - BRIARWOOD FROM: 00-00-00 THRU: 09-23-07
7	138460-07-06A	EA	TRACK/CURTAIN - PASS - W/BACKET/CARRIER/PULLEY - BRIARWOOD FROM: 09-24-07 THRU: 99-99-99
7	138460-07-04A	EA	TRACK/CURTAIN - PASSENGER - W/BRKT/CARRIER/PULLEY - CASHMERE FROM: 00-00-00 THRU: 09-23-07
7	138460-07-07A	EA	TRACK/CURTAIN - PASSENGER - W/BACKET/CARRIER/PULLEY - CASHMERE FROM: 09-24-07 THRU: 99-99-99
8	138460-08-03A	EA	TRACK/CURTAIN - DRIVER - W/BRKT/CARRIER/PULLEY - BRIARWOOD FROM: 00-00-00 THRU: 09-23-07
8	138460-08-06A	EA	TRACK/CURTAIN - DRVR - W/BACKET/CARRIER/PULLEY - BRIARWOOD FROM: 09-24-07 THRU: 99-99-99
8	138460-08-04A	EA	TRACK/CURTAIN - DRIVER - W/BRKT/CARRIER/PULLEY - CASHMERE FROM: 00-00-00 THRU: 09-23-07
8	138460-08-07A	EA	TRACK/CURTAIN - DRIVER - W/BACKET/CARRIER/PULLEY - CASHMERE FROM: 09-24-07 THRU: 99-99-99
9	113244-01-01A	EA	LOUVER - BALL - 3" - BLACK

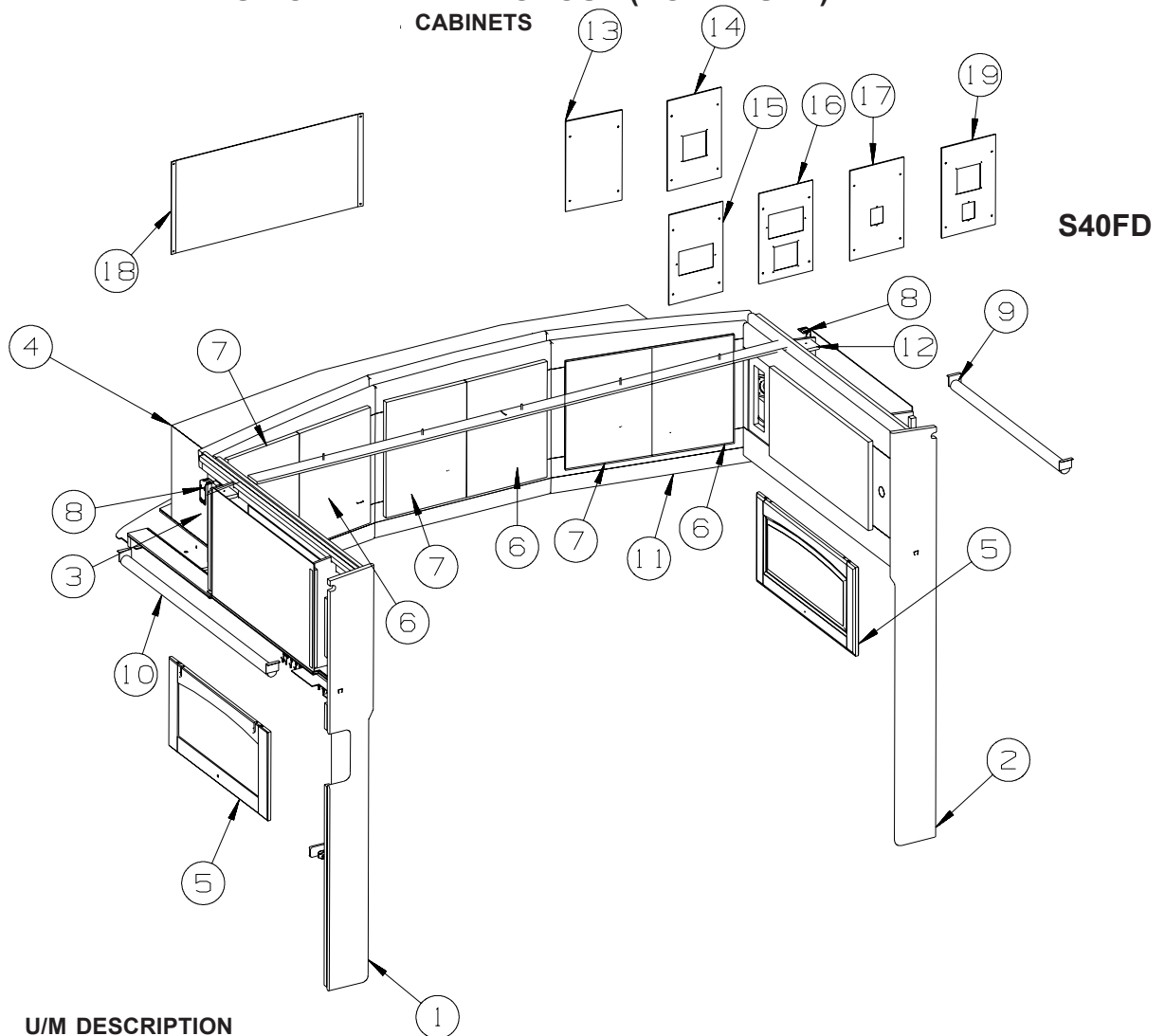
**COMPONENT PARTS FOR FRONT INTERIOR**

**147767-01-000, 147767-02-000**

KEY	PART NUMBER	U/M	DESCRIPTION	VENDOR NO
	147767-01-700	EA	SWITCH PLATE	SHROCK-9PT-SWT-PLTE
	147767-01-701	EA	MOTOR - VERTICAL	SHROCK 9PT-M0-VER-0
	147767-01-702	EA	MOTOR - HORIZONTAL	SHROCK 9PT-M0-HOZ-0

# DRIVERS COMPARTMENT GROUP (CONTINUED)

## CABINETS



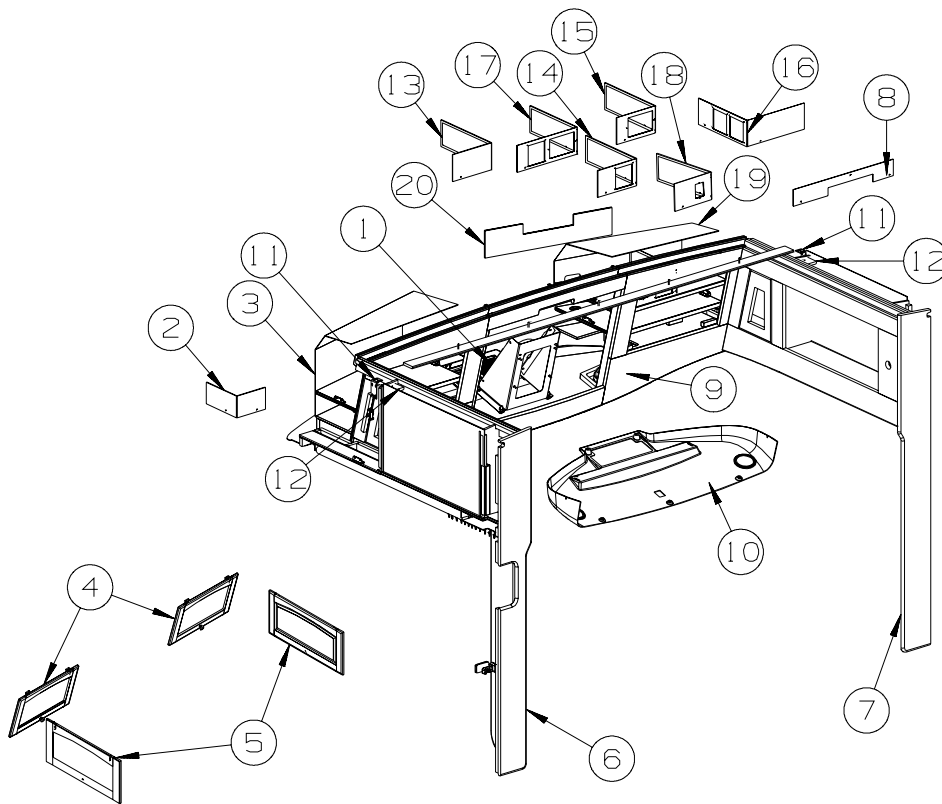
KEY	PART NUMBER	U/M	DESCRIPTION
1	157310-04-WL4	EA	CABINET - OVERHEAD/SIDE/LH HAND - W/O DOORS/HDW (WL4)
1	157310-04-WL5	EA	CABINET - OVERHEAD/SIDE/LH HAND - W/O DOORS/HDW (WL5)
1	157310-04-WL6	EA	CABINET - OVERHEAD/SIDE/LH HAND - W/O DOORS/HDW (WL6)
1	157310-04-WM0	EA	CABINET - OVERHEAD/SIDE/LH HAND - W/O DOORS/HDW (WM0)
1	157310-04-WM1	EA	CABINET - OVERHEAD/SIDE/LH HAND - W/O DOORS/HDW (WM1)
1	157310-04-WM2	EA	CABINET - OVERHEAD/SIDE/LH HAND - W/O DOORS/HDW (WM2)
1	157310-04-UL5	EA	CABINET - OVERHEAD/SIDE/LH HAND - W/O DOORS/HDW (WM4)
1	157310-04-UL6	EA	CABINET - OVERHEAD/SIDE/LH HAND - W/O DOORS/HDW (WM5)
1	157310-04-UL7	EA	CABINET - OVERHEAD/SIDE/LH HAND - W/O DOORS/HDW (WM6)
	146514-04-000	EA	LIGHT - FLEX - ROPE/ROUND - W/STRIP
2	157310-03-WL4	EA	CABINET - OVERHEAD/SIDE/RH HAND - W/O DOORS/HDW (WL4)
2	157310-03-WL5	EA	CABINET - OVERHEAD/SIDE/RH HAND - W/O DOORS/HDW (WL5)
2	157310-03-WL6	EA	CABINET - OVERHEAD/SIDE/RH HAND - W/O DOORS/HDW (WL6)
2	157310-03-WM0	EA	CABINET - OVERHEAD/SIDE/RH HAND - W/O DOORS/HDW (WM0)
2	157310-03-WM1	EA	CABINET - OVERHEAD/SIDE/RH HAND - W/O DOORS/HDW (WM1)
2	157310-03-WM2	EA	CABINET - OVERHEAD/SIDE/RH HAND - W/O DOORS/HDW (WM2)
2	157310-03-UL5	EA	CABINET - OVERHEAD/SIDE/RH HAND - W/O DOORS/HDW (WM4)
2	157310-03-UL6	EA	CABINET - OVERHEAD/SIDE/RH HAND - W/O DOORS/HDW (WM5)
2	157310-03-UL7	EA	CABINET - OVERHEAD/SIDE/RH HAND - W/O DOORS/HDW (WM6)
	146514-04-000	EA	LIGHT - FLEX - ROPE/ROUND - W/STRIP
3	154271-01-TG1	EA	CABINET - OVERHEAD/FRONT - W/O DOORS/HDW - CONCERT CHERRY
3	154271-01-TG2	EA	CABINET - OVERHEAD/FRONT - W/O DOORS/HDW - WASHED MAPLE
3	154271-01-TG3	EA	CABINET - OVERHEAD/FRONT - W/O DOORS/HDW - HONEY CHERRY
4	154360-01-TG0	EA	PANEL/CLOSEOUT - OVERHEAD/FRONT
5	160273-91-WL4	EA	DOOR - RAISED/DBL FLUTED/MOLDING - 13.6" X 27.1" - W/O HDW - CONCERT CHERRY
5	160273-91-WL5	EA	DOOR - RAISED/DBL FLUTED/MOLDING - 13.6" X 27.1" - W/O HDW - WASHED MAPLE
5	160273-91-WL6	EA	DOOR - RAISED/DBL FLUTED/MOLDING - 13.6" X 27.1" - W/O HDW - HONEY CHERRY

**DRIVERS COMPARTMENT GROUP (CONTINUED)**  
**CABINETS (CONTINUED)**

KEY	PART NUMBER	U/M	DESCRIPTION
6	160273-83-WL4	EA	DOOR - RAISED/DBL FLUTED/MOLDING - 12.8" X 17.7" - W/O HDW - CONCERT CHERRY
6	160273-83-WL5	EA	DOOR - RAISED/DBL FLUTED/MOLDING - 12.8" X 17.7" - W/O HDW - WASHED MAPLE
6	160273-83-WL6	EA	DOOR - RAISED/DBL FLUTED/MOLDING - 12.8" X 17.7" - W/O HDW - HONEY CHERRY
7	160273-84-WL4	EA	DOOR - RAISED/DBL FLUTED/MOLDING - 12.8" X 17.7" - W/O HDW - CONCERT CHERRY
7	160273-84-WL5	EA	DOOR - RAISED/DBL FLUTED/MOLDING - 12.8" X 17.7" - W/O HDW - WASHED MAPLE
7	160273-84-WL6	EA	DOOR - RAISED/DBL FLUTED/MOLDING - 12.8" X 17.7" - W/O HDW - HONEY CHERRY
8	140309-05-02B	EA	ANGLE - FURNACE DOOR - E-COATED
9	126841-05-000	EA	SHADE - PULL - CHARCOAL MESH - 30.3" X 60"
10	126841-09-000	EA	SHADE - PULL - CHARCOAL MESH - 40.25" X 60"
11	M09492-44-TG1	EA	FACE/FRAME (PICTURE) - OVERHEAD/FRONT - W/O DOORS/HDW - CONCERT CHERRY
11	M09492-44-TG2	EA	FACE/FRAME (PICTURE) - OVERHEAD/FRONT - W/O DOORS/HDW - WASHED MAPLE
11	M09492-44-TG3	EA	FACE/FRAME (PICTURE) - OVERHEAD/FRONT - W/O DOORS/HDW - HONEY CHERRY
12	133771-08-UF1	EA	MOLDING - CAP - CONCERT CHERRY
12	133771-08-UF2	EA	MOLDING - CAP - WASHED MAPLE
12	133771-08-UJ3	EA	MOLDING - CAP - HONEY CHERRY
	042356-01-000	EA	PLUG - MAHOGANY - 3/8" DOWEL X 1/2" HEAD
13	155127-01-WM0	EA	PANEL - VINYL COVERED - BRIARWOOD
13	155127-01-TG0	EA	PANEL - VINYL COVERED - CASHMERE
14	155127-02-WM0	EA	PANEL - VINYL COVERED - BRIARWOOD - TV ANT-AMPLIFIED PWR & SATELLITE SYS READY
14	155127-02-TG0	EA	PANEL - VINYL COVERED - CASHMERE - TV ANT-AMPLIFIED PWR & SATELLITE SYS READY
15	155127-03-WM0	EA	PANEL - VINYL COVERED - BRIARWOOD - SAT TV SYSTEM IN-MOTION
15	155127-03-TG0	EA	PANEL - VINYL COVERED - CASHMERE - SAT TV SYSTEM IN-MOTION
16	155127-07-WM0	EA	PANEL - VINYL COVERED - BRIARWOOD - TV ANT-AMPLIFIED PWR & SATELLITE SYS READY
16	155127-07-UJ1	EA	PANEL - VINYL COVERED - CASHMERE - TV ANT-AMPLIFIED PWR & SATELLITE SYS READY
17	155127-10-WA0	EA	PANEL - VINYL COVERED - BRIARWOOD - SATELLITE TV SYSTEM AUTO FROM: 01-29-07 THRU: 99-99-99
17	155127-10-U67	EA	PANEL - VINYL COVERED - CASHMERE - SATELLITE TV SYSTEM AUTO FROM: 01-29-07 THRU: 99-99-99
18	154360-03-TG0	EA	PANEL/CLOSEOUT - OVERHEAD/FRONT
19	155127-06-WM0	EA	PANEL - VINYL COVERED - BRIARWOOD - TV ANT-AMPLIFIED PWR & SATELLITE TV SYSTEM AUTO FROM: 00-00-00 THRU: 01-28-07
19	155127-12-WK0	EA	PANEL - VINYL COVERED - BRIARWOOD - TV ANT-AMPLIFIED PWR & SATELLITE TV SYSTEM AUTO FROM: 01-29-07 THRU: 99-99-99
19	155127-06-UJ1	EA	PANEL - VINYL COVERED - CASHMERE - TV ANT-AMPLIFIED PWR & SATELLITE TV SYSTEM AUTO FROM: 00-00-00 THRU: 01-28-07
19	155127-12-WK4	EA	PANEL - VINYL COVERED - CASHMERE - TV ANT-AMPLIFIED PWR & SATELLITE TV SYSTEM AUTO FROM: 01-29-07 THRU: 99-99-99

**DRIVERS COMPARTMENT GROUP (CONTINUED)**  
**CABINETS (CONTINUED)**

**FRONT TV**



KEY	PART NUMBER	U/M	DESCRIPTION
1	159929-01-02B	EA	MOUNT - TV - E-COATED
1	165534-01-02B	EA	MOUNT - TV - E-COATED - <b>NOT ILLUSTRATED</b>
			FROM: 00-00-00 THRU: 07-29-07
			FROM: 07-30-07 THRU: 99-99-99
2	150628-03-WK0	EA	PANEL - VINYL COVERED - BRIARWOOD
2	150628-03-TG0	EA	PANEL - VINYL COVERED - CASHMERE
3	132909-26-WH4	EA	PANEL - VINYL COVERED
4	162329-15-WL4	EA	DOOR - DBL FLUTED - W/GLASS - 21.8" X 14.4" - W/O HDW - CONCERT CHERRY
4	162329-15-WL5	EA	DOOR - DBL FLUTED - W/GLASS - 21.8" X 14.4" - W/O HDW - WASHED MAPLE
4	162329-15-WL6	EA	DOOR - DBL FLUTED - W/GLASS - 21.8" X 14.4" - W/O HDW - HONEY CHERRY
5	160273-91-WL4	EA	DOOR - RAISED/DBL FLUTED/MOLDING - 13.6" X 27.1" - W/O HDW
5	160273-91-WL5	EA	DOOR - RAISED/DBL FLUTED/MOLDING - 13.6" X 27.1" - W/O HDW
5	160273-91-WL6	EA	DOOR - RAISED/DBL FLUTED/MOLDING - 13.6" X 27.1" - W/O HDW
6	157308-04-WL4	EA	CABINET - OVERHEAD/SIDE/LH HAND - W/O DOORS/HDW (WL4)
6	157308-04-WL5	EA	CABINET - OVERHEAD/SIDE/LH HAND - W/O DOORS/HDW (WL5)
6	157308-04-WL6	EA	CABINET - OVERHEAD/SIDE/LH HAND - W/O DOORS/HDW (WL6)
6	157308-04-WM0	EA	CABINET - OVERHEAD/SIDE/LH HAND - W/O DOORS/HDW (WM0)
6	157308-04-WM1	EA	CABINET - OVERHEAD/SIDE/LH HAND - W/O DOORS/HDW (WM1)
6	157308-04-WM2	EA	CABINET - OVERHEAD/SIDE/LH HAND - W/O DOORS/HDW (WM2)
6	157308-04-UL5	EA	CABINET - OVERHEAD/SIDE/LH HAND - W/O DOORS/HDW (WM4)
6	157308-04-UL6	EA	CABINET - OVERHEAD/SIDE/LH HAND - W/O DOORS/HDW (WM5)
6	157308-04-UL7	EA	CABINET - OVERHEAD/SIDE/LH HAND - W/O DOORS/HDW (WM6)
7	157308-03-WL4	EA	CABINET - OVERHEAD/SIDE/RH HAND - W/O DOORS/HDW (WL4)
7	157308-03-WL5	EA	CABINET - OVERHEAD/SIDE/RH HAND - W/O DOORS/HDW (WL5)
7	157308-03-WL6	EA	CABINET - OVERHEAD/SIDE/RH HAND - W/O DOORS/HDW (WL6)
7	157308-03-WM0	EA	CABINET - OVERHEAD/SIDE/RH HAND - W/O DOORS/HDW (WM0)
7	157308-03-WM1	EA	CABINET - OVERHEAD/SIDE/RH HAND - W/O DOORS/HDW (WM1)
7	157308-03-WM2	EA	CABINET - OVERHEAD/SIDE/RH HAND - W/O DOORS/HDW (WM2)
7	157308-03-UL5	EA	CABINET - OVERHEAD/SIDE/RH HAND - W/O DOORS/HDW (WM4)
7	157308-03-UL6	EA	CABINET - OVERHEAD/SIDE/RH HAND - W/O DOORS/HDW (WM5)
7	157308-03-UL7	EA	CABINET - OVERHEAD/SIDE/RH HAND - W/O DOORS/HDW (WM6)
8	150628-04-WG0	EA	PANEL - VINYL COVERED - BRIARWOOD
8	150628-04-TG0	EA	PANEL - VINYL COVERED - CASHMERE

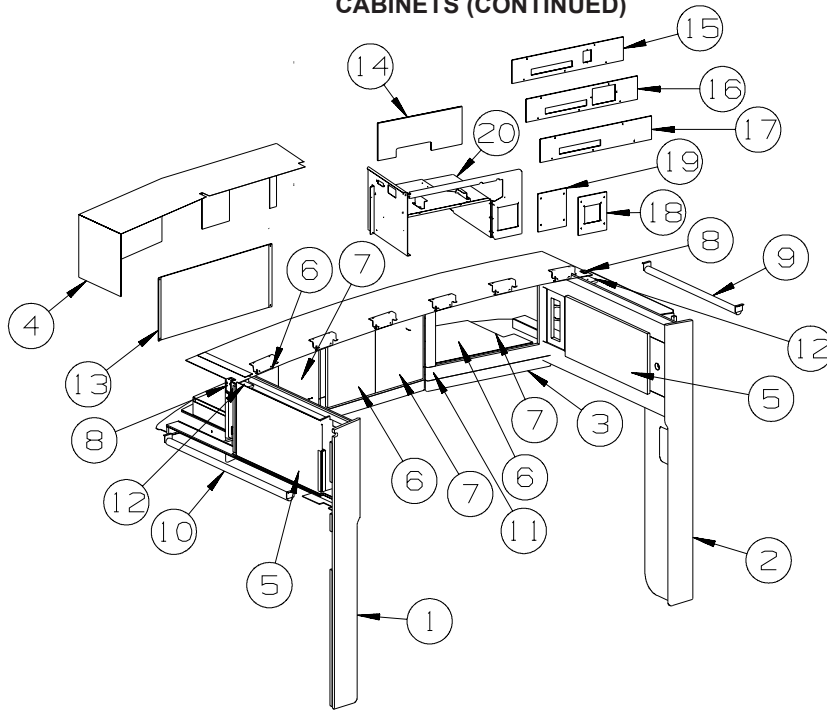
**DRIVERS COMPARTMENT GROUP (CONTINUED)**  
**CABINETS (CONTINUED)**

KEY	PART NUMBER	U/M	DESCRIPTION
9	162099-11-WH4	EA	FACE - TV CABINET/FRONT - W/O HDW - CONCERT CHERRY FROM: 00-00-00 THRU: 07-29-07
9	165535-11-WK0	EA	FACE - TV CABINET/FRONT - W/O HDW - CONCERT CHERRY FROM: 07-30-07 THRU: 99-99-99
9	162099-11-WH5	EA	FACE - TV CABINET/FRONT - W/O HDW - WASHED MAPLE FROM: 00-00-00 THRU: 07-29-07
9	165535-11-WK1	EA	FACE - TV CABINET/FRONT - W/O HDW - WASHED MAPLE FROM: 07-30-07 THRU: 99-99-99
9	162099-11-WH6	EA	FACE - TV CABINET/FRONT - W/O HDW - HONEY CHERRY FROM: 00-00-00 THRU: 07-29-07
9	165535-11-WK2	EA	FACE - TV CABINET/FRONT - W/O HDW - HONEY CHERRY FROM: 07-30-07 THRU: 99-99-99
10	155306-01-24A	EA	COVER - TV/OVERHEAD - BRIARWOOD
	155306-02-24A	EA	COVER - TV/OVERHEAD - BRIARWOOD
10	155306-01-20A	EA	COVER - TV/OVERHEAD - CASHMERE
	155306-02-20A	EA	COVER - TV/OVERHEAD - CASHMERE
11	140309-05-02B	EA	ANGLE - FURNACE DOOR - E-COATED
12	133771-08-UF1	EA	MOLDING - CAP - CONCERT CHERRY
12	133771-08-UF2	EA	MOLDING - CAP - WASHED MAPLE
12	133771-08-UJ3	EA	MOLDING - CAP - HONEY CHERRY
	042356-01-000	EA	PLUG - MAHOGANY - 3/8" DOWEL X 1/2" HEAD
13	150628-05-WK0	EA	PANEL - VINYL COVERED - BRIARWOOD
13	150628-05-TG0	EA	PANEL - VINYL COVERED - CASHMERE
14	150628-06-WK0	EA	PANEL - VINYL COVERED - BRIARWOOD - TV ANT-AMPLIFIED PWR & SATELLITE SYS READY
14	150628-06-TG0	EA	PANEL - VINYL COVERED - CASHMERE - TV ANT-AMPLIFIED PWR & SATELLITE SYS READY
15	150628-07-WK0	EA	PANEL - VINYL COVERED - BRIARWOOD - SAT TV SYSTEM IN-MOTION
15	150628-07-TG0	EA	PANEL - VINYL COVERED - CASHMERE - SAT TV SYSTEM IN-MOTION
16	150628-13-WK0	EA	PANEL - VINYL COVERED - BRIARWOOD - TV ANT-AMPLIFIED PWR & SAT TV SYS AUTO
16	150628-13-UJ1	EA	PANEL - VINYL COVERED - CASHMERE - TV ANT-AMPLIFIED PWR & SAT TV SYS AUTO
17	150628-14-WK0	EA	PANEL - VINYL COVERED - BRIARWOOD - TV ANT-AMPLIFIED PWR & SAT TV SYS IN-MOTION
17	150628-14-UJ1	EA	PANEL - VINYL COVERED - CASHMERE - TV ANT-AMPLIFIED PWR & SAT TV SYS IN-MOTION
18	150628-17-WH4	EA	PANEL - VINYL COVERED - BRIARWOOD - SAT TV SYS AUTO
18	150628-17-WJ0	EA	PANEL - VINYL COVERED - CASHMERE - SAT TV SYS AUTO
19	132909-13-TG0	EA	PANEL - VINYL COVERED
20	132909-25-UJ1	EA	PANEL - VINYL COVERED



**DRIVERS COMPARTMENT GROUP (CONTINUED)**  
**CABINETS (CONTINUED)**

**S40TD**  
**FROM: 00-00-00**  
**THRU: 07-08-07**

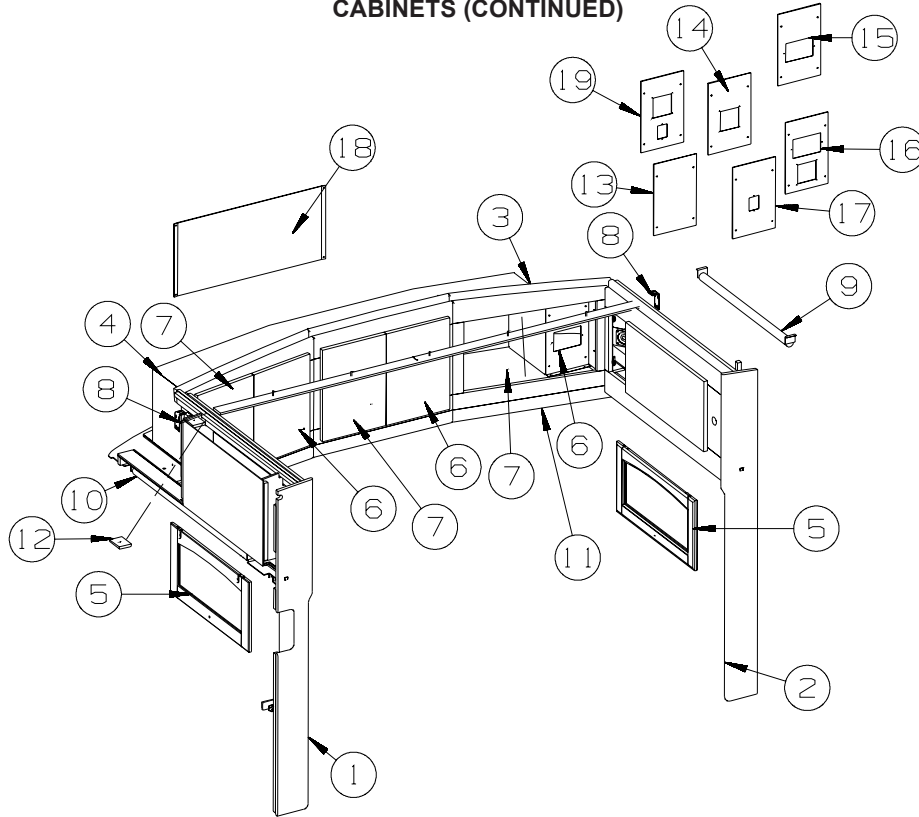


KEY	PART NUMBER	U/M	DESCRIPTION
1	157310-04-WL4	EA	CABINET - OVERHEAD/SIDE/LH HAND - W/O DOORS/HDW (WL4)
1	157310-04-WL5	EA	CABINET - OVERHEAD/SIDE/LH HAND - W/O DOORS/HDW (WL5)
1	157310-04-WL6	EA	CABINET - OVERHEAD/SIDE/LH HAND - W/O DOORS/HDW (WL6)
1	157310-04-WM0	EA	CABINET - OVERHEAD/SIDE/LH HAND - W/O DOORS/HDW (WM0)
1	157310-04-WM1	EA	CABINET - OVERHEAD/SIDE/LH HAND - W/O DOORS/HDW (WM1)
1	157310-04-WM2	EA	CABINET - OVERHEAD/SIDE/LH HAND - W/O DOORS/HDW (WM2)
1	157310-04-UL5	EA	CABINET - OVERHEAD/SIDE/LH HAND - W/O DOORS/HDW (WM4)
1	157310-04-UL6	EA	CABINET - OVERHEAD/SIDE/LH HAND - W/O DOORS/HDW (WM5)
1	157310-04-UL7	EA	CABINET - OVERHEAD/SIDE/LH HAND - W/O DOORS/HDW (WM6)
	146514-04-000	EA	LIGHT - FLEX - ROPE/ROUND - W/STRIP
2	157310-06-WL4	EA	CABINET - OVERHEAD/SIDE/RH HAND - W/O DOORS/HDW (WL4)
2	157310-06-WL5	EA	CABINET - OVERHEAD/SIDE/RH HAND - W/O DOORS/HDW (WL5)
2	157310-06-WL6	EA	CABINET - OVERHEAD/SIDE/RH HAND - W/O DOORS/HDW (WL6)
2	157310-06-WM0	EA	CABINET - OVERHEAD/SIDE/RH HAND - W/O DOORS/HDW (WM0)
2	157310-06-WM1	EA	CABINET - OVERHEAD/SIDE/RH HAND - W/O DOORS/HDW (WM1)
2	157310-06-WM2	EA	CABINET - OVERHEAD/SIDE/RH HAND - W/O DOORS/HDW (WM2)
2	157310-06-UL5	EA	CABINET - OVERHEAD/SIDE/RH HAND - W/O DOORS/HDW (WM4)
2	157310-06-UL6	EA	CABINET - OVERHEAD/SIDE/RH HAND - W/O DOORS/HDW (WM5)
2	157310-06-UL7	EA	CABINET - OVERHEAD/SIDE/RH HAND - W/O DOORS/HDW (WM6)
	146514-04-000	EA	LIGHT - FLEX - ROPE/ROUND - W/STRIP
3	154271-02-UJ1	EA	CABINET - OVERHEAD/FRONT - W/O DOORS/HDW - CONCERT CHERRY
3	154271-02-UJ2	EA	CABINET - OVERHEAD/FRONT - W/O DOORS/HDW - WASHED MAPLE
3	154271-02-UJ3	EA	CABINET - OVERHEAD/FRONT - W/O DOORS/HDW - HONEY CHERRY
4	154360-04-UJ1	EA	PANEL/CLOSEOUT - OVERHEAD/FRONT
5	160273-91-WL4	EA	DOOR - RAISED/DBL FLUTED/MOLDING - 13.6" X 27.1" - W/O HDW - CONCERT CHERRY
5	160273-91-WL5	EA	DOOR - RAISED/DBL FLUTED/MOLDING - 13.6" X 27.1" - W/O HDW - WASHED MAPLE
5	160273-91-WL6	EA	DOOR - RAISED/DBL FLUTED/MOLDING - 13.6" X 27.1" - W/O HDW - HONEY CHERRY
6	160273-83-WL4	EA	DOOR - RAISED/DBL FLUTED/MOLDING - 12.8" X 17.7" - W/O HDW - CONCERT CHERRY
6	160273-83-WL5	EA	DOOR - RAISED/DBL FLUTED/MOLDING - 12.8" X 17.7" - W/O HDW - WASHED MAPLE
6	160273-83-WL6	EA	DOOR - RAISED/DBL FLUTED/MOLDING - 12.8" X 17.7" - W/O HDW - HONEY CHERRY
7	160273-84-WL4	EA	DOOR - RAISED/DBL FLUTED/MOLDING - 12.8" X 17.7" - W/O HDW - CONCERT CHERRY
7	160273-84-WL5	EA	DOOR - RAISED/DBL FLUTED/MOLDING - 12.8" X 17.7" - W/O HDW - WASHED MAPLE
7	160273-84-WL6	EA	DOOR - RAISED/DBL FLUTED/MOLDING - 12.8" X 17.7" - W/O HDW - HONEY CHERRY
8	140309-05-02B	EA	ANGLE - FURNACE DOOR - E-COATED
9	126841-05-000	EA	SHADE - PULL - CHARCOAL MESH - 30.3" X 60"
10	126841-09-000	EA	SHADE - PULL - CHARCOAL MESH - 40.25" X 60"
11	M09492-80-UJ1	EA	FACE/FRAME (PICTURE) - OVERHEAD/FRONT - W/O DOORS/HDW - CONCERT CHERRY
11	M09492-80-UJ2	EA	FACE/FRAME (PICTURE) - OVERHEAD/FRONT - W/O DOORS/HDW - WASHED MAPLE
11	M09492-80-UJ3	EA	FACE/FRAME (PICTURE) - OVERHEAD/FRONT - W/O DOORS/HDW - HONEY CHERRY

**DRIVERS COMPARTMENT GROUP (CONTINUED)**  
**CABINETS (CONTINUED)**

KEY	PART NUMBER	U/M	DESCRIPTION
12	133771-08-UF1	EA	MOLDING - CAP - CONCERT CHERRY
12	133771-08-UF2	EA	MOLDING - CAP - WASHED MAPLE
12	133771-08-UJ3	EA	MOLDING - CAP - HONEY CHERRY
	042356-01-000	EA	PLUG - MAHOGANY - 3/8" DOWEL X 1/2" HEAD
13	154360-03-TG0	EA	PANEL/CLOSEOUT - OVERHEAD/FRONT
14	132909-23-UJ1	EA	PANEL - VINYL COVERED
15	153820-01-WK0	EA	PANEL - VINYL COVERED - BRIARWOOD - <b>SATELLITE TV SYSTEM AUTO</b> FROM: 00-00-00 THRU: 01-28-07
15	153820-07-WK0	EA	PANEL - VINYL COVERED - BRIARWOOD - <b>SATELLITE TV SYSTEM AUTO</b> FROM: 01-29-07 THRU: 99-99-99
15	153820-01-T81	EA	PANEL - VINYL COVERED - CASHMERE - <b>SATELLITE TV SYSTEM AUTO</b> FROM: 00-00-00 THRU: 01-28-07
15	153820-07-U94	EA	PANEL - VINYL COVERED - CASHMERE - <b>SATELLITE TV SYSTEM AUTO</b> FROM: 01-29-07 THRU: 99-99-99
16	153820-02-WK0	EA	PANEL - VINYL COVERED - BRIARWOOD - <b>SAT TV SYS IN-MOTION</b>
16	153820-02-T81	EA	PANEL - VINYL COVERED - CASHMERE - <b>SAT TV SYS IN-MOTION</b>
17	153820-03-WK0	EA	PANEL - VINYL COVERED - BRIARWOOD
17	153820-03-T81	EA	PANEL - VINYL COVERED - CASHMERE
18	155127-08-WK0	EA	PANEL - VINYL COVERED - BRIARWOOD - <b>TV ANT-AMPLIFIED PWR</b>
18	155127-08-UJ1	EA	PANEL - VINYL COVERED - CASHMERE - <b>TV ANT-AMPLIFIED PWR</b>
19	155127-09-WK0	EA	PANEL - VINYL COVERED - BRIARWOOD - <b>TV ANTENNA-AMPLIFIED</b>
19	155127-09-UJ1	EA	PANEL - VINYL COVERED - CASHMERE - <b>TV ANTENNA-AMPLIFIED</b>
20	126275-11-02B	EA	SHELF - OVERHEAD/FRONT - E-COATED

**DRIVERS COMPARTMENT GROUP (CONTINUED)**  
**CABINETS (CONTINUED)**



**S40TD**  
**FROM: 07-09-07**  
**THRU: 99-99-99**

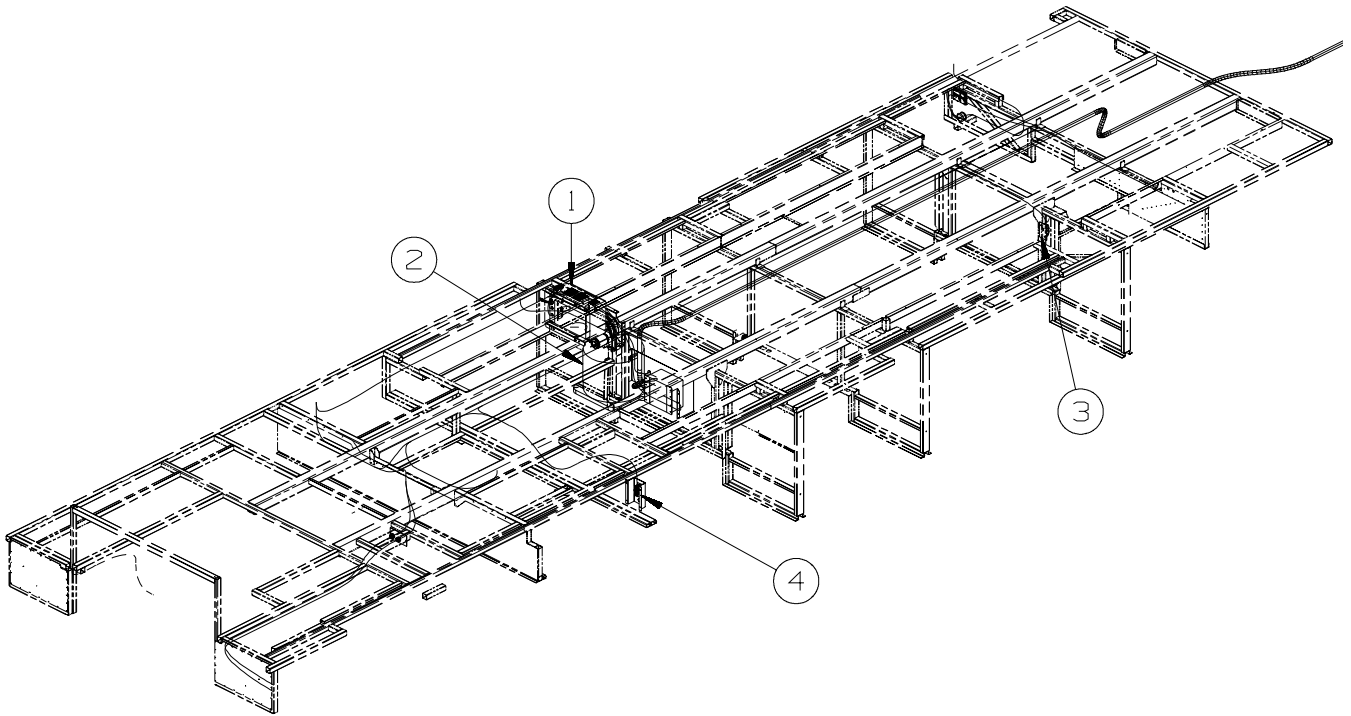
KEY	PART NUMBER	U/M	DESCRIPTION
1	157310-04-WL4	EA	CABINET - OVERHEAD/SIDE/LH HAND - W/O DOORS/HDW (WL4)
1	157310-04-WL5	EA	CABINET - OVERHEAD/SIDE/LH HAND - W/O DOORS/HDW (WL5)
1	157310-04-WL6	EA	CABINET - OVERHEAD/SIDE/LH HAND - W/O DOORS/HDW (WL6)
1	157310-04-WM0	EA	CABINET - OVERHEAD/SIDE/LH HAND - W/O DOORS/HDW (WM0)
1	157310-04-WM1	EA	CABINET - OVERHEAD/SIDE/LH HAND - W/O DOORS/HDW (WM1)
1	157310-04-WM2	EA	CABINET - OVERHEAD/SIDE/LH HAND - W/O DOORS/HDW (WM2)
1	157310-04-UL5	EA	CABINET - OVERHEAD/SIDE/LH HAND - W/O DOORS/HDW (WM4)
1	157310-04-UL6	EA	CABINET - OVERHEAD/SIDE/LH HAND - W/O DOORS/HDW (WM5)
1	157310-04-UL7	EA	CABINET - OVERHEAD/SIDE/LH HAND - W/O DOORS/HDW (WM6)
	146514-04-000	EA	LIGHT - FLEX - ROPE/ROUND - W/STRIP
2	157310-06-WL4	EA	CABINET - OVERHEAD/SIDE/RH HAND - W/O DOORS/HDW (WL4) FROM: 00-00-00 THRU: 11-04-07
2	167307-02-WL4	EA	CABINET - OVERHEAD/SIDE/RH - W/O DOORS/HDW (WL4) FROM: 11-05-07 THRU: 99-99-99
2	157310-06-WL5	EA	CABINET - OVERHEAD/SIDE/RH HAND - W/O DOORS/HDW (WL5) FROM: 00-00-00 THRU: 11-04-07
2	167307-02-WL5	EA	CABINET - OVERHEAD/SIDE/RH - W/O DOORS/HDW (WL5) FROM: 11-05-07 THRU: 99-99-99
2	157310-06-WL6	EA	CABINET - OVERHEAD/SIDE/RH HAND - W/O DOORS/HDW (WL6) FROM: 00-00-00 THRU: 11-04-07
2	167307-02-WL6	EA	CABINET - OVERHEAD/SIDE/RH - W/O DOORS/HDW (WL6) FROM: 11-05-07 THRU: 99-99-99
2	157310-06-WM0	EA	CABINET - OVERHEAD/SIDE/RH HAND - W/O DOORS/HDW (WM0) FROM: 00-00-00 THRU: 11-04-07
2	167307-02-WM0	EA	CABINET - OVERHEAD/SIDE/RH - W/O DOORS/HDW (WM0) FROM: 11-05-07 THRU: 99-99-99
2	157310-06-WM1	EA	CABINET - OVERHEAD/SIDE/RH HAND - W/O DOORS/HDW (WM1) FROM: 00-00-00 THRU: 11-04-07
2	167307-02-WM1	EA	CABINET - OVERHEAD/SIDE/RH - W/O DOORS/HDW (WM1) FROM: 11-05-07 THRU: 99-99-99
2	157310-06-WM2	EA	CABINET - OVERHEAD/SIDE/RH HAND - W/O DOORS/HDW (WM2) FROM: 00-00-00 THRU: 11-04-07
2	167307-02-WM2	EA	CABINET - OVERHEAD/SIDE/RH - W/O DOORS/HDW (WM2) FROM: 11-05-07 THRU: 99-99-99
2	157310-06-UL5	EA	CABINET - OVERHEAD/SIDE/RH HAND - W/O DOORS/HDW (WM4) FROM: 00-00-00 THRU: 11-04-07

**DRIVERS COMPARTMENT GROUP (CONTINUED)**  
**CABINETS (CONTINUED)**

KEY	PART NUMBER	U/M	DESCRIPTION
2	167307-02-WM4	EA	CABINET - OVERHEAD/SIDE/RH - W/O DOORS/HDW (WM4) FROM: 11-05-07 THRU: 99-99-99
2	157310-06-UL6	EA	CABINET - OVERHEAD/SIDE/RH HAND - W/O DOORS/HDW (WM5) FROM: 00-00-00 THRU: 11-04-07
2	167307-02-WM5	EA	CABINET - OVERHEAD/SIDE/RH - W/O DOORS/HDW (WM5) FROM: 11-05-07 THRU: 99-99-99
2	157310-06-UL7	EA	CABINET - OVERHEAD/SIDE/RH HAND - W/O DOORS/HDW (WM6) FROM: 00-00-00 THRU: 11-04-07
2	167307-02-WM6	EA	CABINET - OVERHEAD/SIDE/RH - W/O DOORS/HDW (WM6) FROM: 11-05-07 THRU: 99-99-99
	146514-04-000	EA	LIGHT - FLEX - ROPE/ROUND - W/STRIP
3	154271-01-TG1	EA	CABINET - OVERHEAD/FRONT - W/O DOORS/HDW - CONCERT CHERRY
3	154271-01-TG2	EA	CABINET - OVERHEAD/FRONT - W/O DOORS/HDW - WASHED MAPLE
3	154271-01-TG3	EA	CABINET - OVERHEAD/FRONT - W/O DOORS/HDW - HONEY CHERRY
4	154360-01-TG0	EA	PANEL/CLOSEOUT - OVERHEAD/FRONT
5	160273-91-WL4	EA	DOOR - RAISED/DBL FLUTED/MOLDING - 13.6" X 27.1" - W/O HDW - CONCERT CHERRY
5	160273-91-WL5	EA	DOOR - RAISED/DBL FLUTED/MOLDING - 13.6" X 27.1" - W/O HDW - WASHED MAPLE
5	160273-91-WL6	EA	DOOR - RAISED/DBL FLUTED/MOLDING - 13.6" X 27.1" - W/O HDW - HONEY CHERRY
6	160273-83-WL4	EA	DOOR - RAISED/DBL FLUTED/MOLDING - 12.8" X 17.7" - W/O HDW - CONCERT CHERRY
6	160273-83-WL5	EA	DOOR - RAISED/DBL FLUTED/MOLDING - 12.8" X 17.7" - W/O HDW - WASHED MAPLE
6	160273-83-WL6	EA	DOOR - RAISED/DBL FLUTED/MOLDING - 12.8" X 17.7" - W/O HDW - HONEY CHERRY
7	160273-84-WL4	EA	DOOR - RAISED/DBL FLUTED/MOLDING - 12.8" X 17.7" - W/O HDW - CONCERT CHERRY
7	160273-84-WL5	EA	DOOR - RAISED/DBL FLUTED/MOLDING - 12.8" X 17.7" - W/O HDW - WASHED MAPLE
7	160273-84-WL6	EA	DOOR - RAISED/DBL FLUTED/MOLDING - 12.8" X 17.7" - W/O HDW - HONEY CHERRY
8	140309-05-02B	EA	ANGLE - FURNACE DOOR - E-COATED
9	126841-05-000	EA	SHADE - PULL - CHARCOAL MESH - 30.3" X 60"
10	126841-09-000	EA	SHADE - PULL - CHARCOAL MESH - 40.25" X 60"
11	M09492-44-TG1	EA	FACE/FRAME (PICTURE) - OVERHEAD/FRONT - W/O DOORS/HDW - CONCERT CHERRY
11	M09492-44-TG2	EA	FACE/FRAME (PICTURE) - OVERHEAD/FRONT - W/O DOORS/HDW - WASHED MAPLE
11	M09492-44-TG3	EA	FACE/FRAME (PICTURE) - OVERHEAD/FRONT - W/O DOORS/HDW - HONEY CHERRY
12	133771-08-UF1	EA	MOLDING - CAP - CONCERT CHERRY
12	133771-08-UF2	EA	MOLDING - CAP - WASHED MAPLE
12	133771-08-UJ3	EA	MOLDING - CAP - HONEY CHERRY
	042356-01-000	EA	PLUG - MAHOGANY - 3/8" DOWEL X 1/2" HEAD
13	155127-01-WM0	EA	PANEL - VINYL COVERED - BRIARWOOD
13	155127-01-TG0	EA	PANEL - VINYL COVERED - CASHMERE
14	155127-02-WM0	EA	PANEL - VINYL COVERED - BRIARWOOD - TV ANT-AMPLIFIED PWR & SATELLITE SYS READY
14	155127-02-TG0	EA	PANEL - VINYL COVERED - CASHMERE - TV ANT-AMPLIFIED PWR & SATELLITE SYS READY
15	155127-03-WM0	EA	PANEL - VINYL COVERED - BRIARWOOD - SAT TV SYSTEM IN-MOTION
15	155127-03-TG0	EA	PANEL - VINYL COVERED - CASHMERE - SAT TV SYSTEM IN-MOTION
16	155127-07-WM0	EA	PANEL - VINYL COVERED - BRIARWOOD - TV ANT-AMPLIFIED PWR & SATELLITE SYS READY
16	155127-07-UJ1	EA	PANEL - VINYL COVERED - CASHMERE - TV ANT-AMPLIFIED PWR & SATELLITE SYS READY
17	155127-10-WA0	EA	PANEL - VINYL COVERED - BRIARWOOD - SATELLITE TV SYSTEM AUTO FROM: 01-29-07 THRU: 99-99-99
17	155127-10-U67	EA	PANEL - VINYL COVERED - CASHMERE - SATELLITE TV SYSTEM AUTO FROM: 01-29-07 THRU: 99-99-99
18	154360-03-TG0	EA	PANEL/CLOSEOUT - OVERHEAD/FRONT
19	155127-06-WM0	EA	PANEL - VINYL COVERED - BRIARWOOD - TV ANT-AMPLIFIED PWR & SATELLITE TV SYSTEM AUTO FROM: 00-00-00 THRU: 01-28-07
19	155127-12-WK0	EA	PANEL - VINYL COVERED - BRIARWOOD - TV ANT-AMPLIFIED PWR & SATELLITE TV SYSTEM AUTO FROM: 01-29-07 THRU: 99-99-99
19	155127-06-UJ1	EA	PANEL - VINYL COVERED - CASHMERE - TV ANT-AMPLIFIED PWR & SATELLITE TV SYSTEM AUTO FROM: 00-00-00 THRU: 01-28-07
19	155127-12-WK4	EA	PANEL - VINYL COVERED - CASHMERE - TV ANT-AMPLIFIED PWR & SATELLITE TV SYSTEM AUTO FROM: 01-29-07 THRU: 99-99-99

# ELECTRICAL GROUP

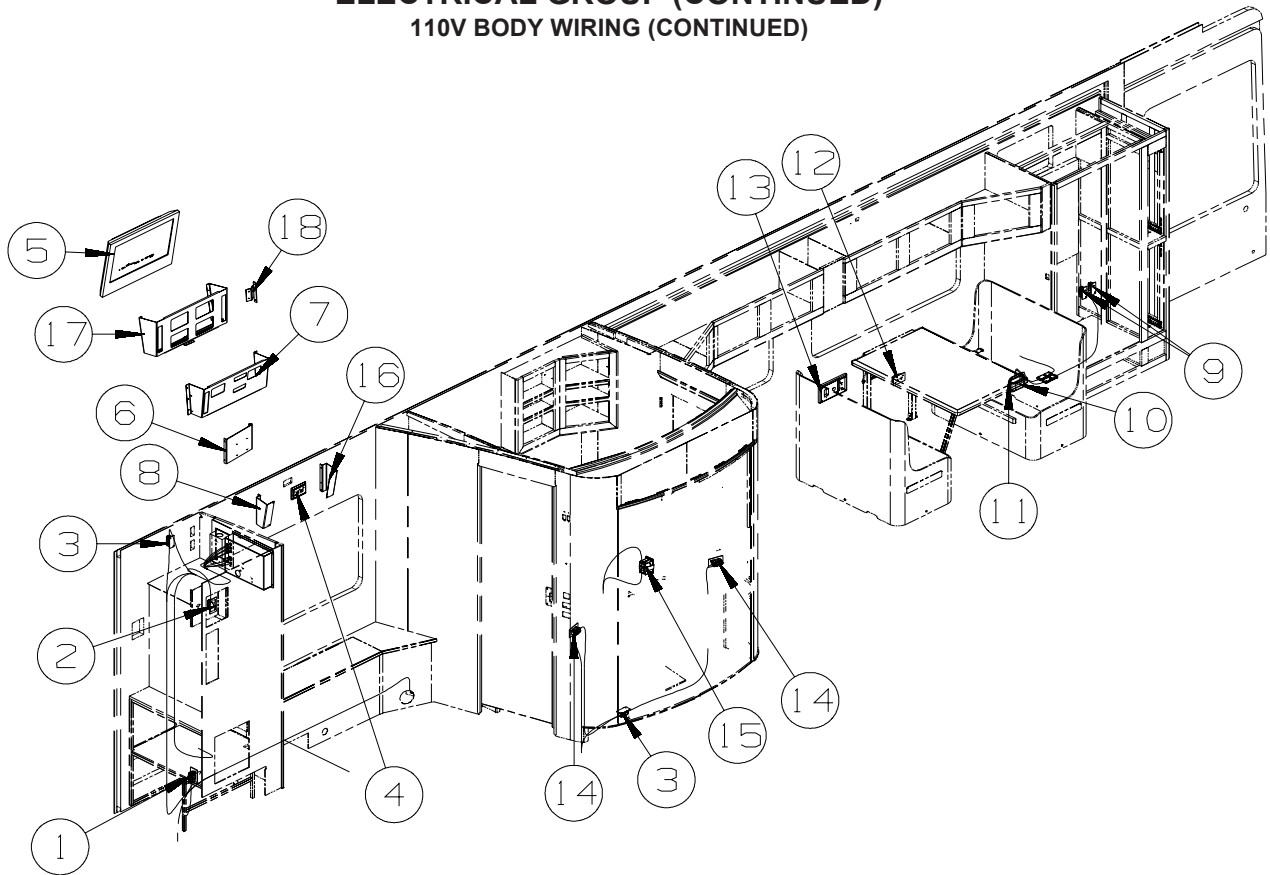
## 110V BODY WIRING



KEY	PART NUMBER	U/M	DESCRIPTION
1	148254-01-000	EA	INVERTER - CHARGER - 2000W AC
2*	144858-03-000	EA	REEL - POWERED - W/40'-50 AMP PWR CORD - W/MOUNTED SWITCH
3	058708-05-000	EA	RECEPTACLE - ELECTRICAL - SINGLE - BROWN - <b>VACUUM SYSTEM-CENTRAL</b>
4	058708-05-000	EA	RECEPTACLE - ELECTRICAL - SINGLE - BROWN - <b>REFRIGERATOR/FREEZER PORTABLE</b>

**\*COMPONENT PARTS LISTED LATER IN THIS GROUP**

**ELECTRICAL GROUP (CONTINUED)**  
**110V BODY WIRING (CONTINUED)**

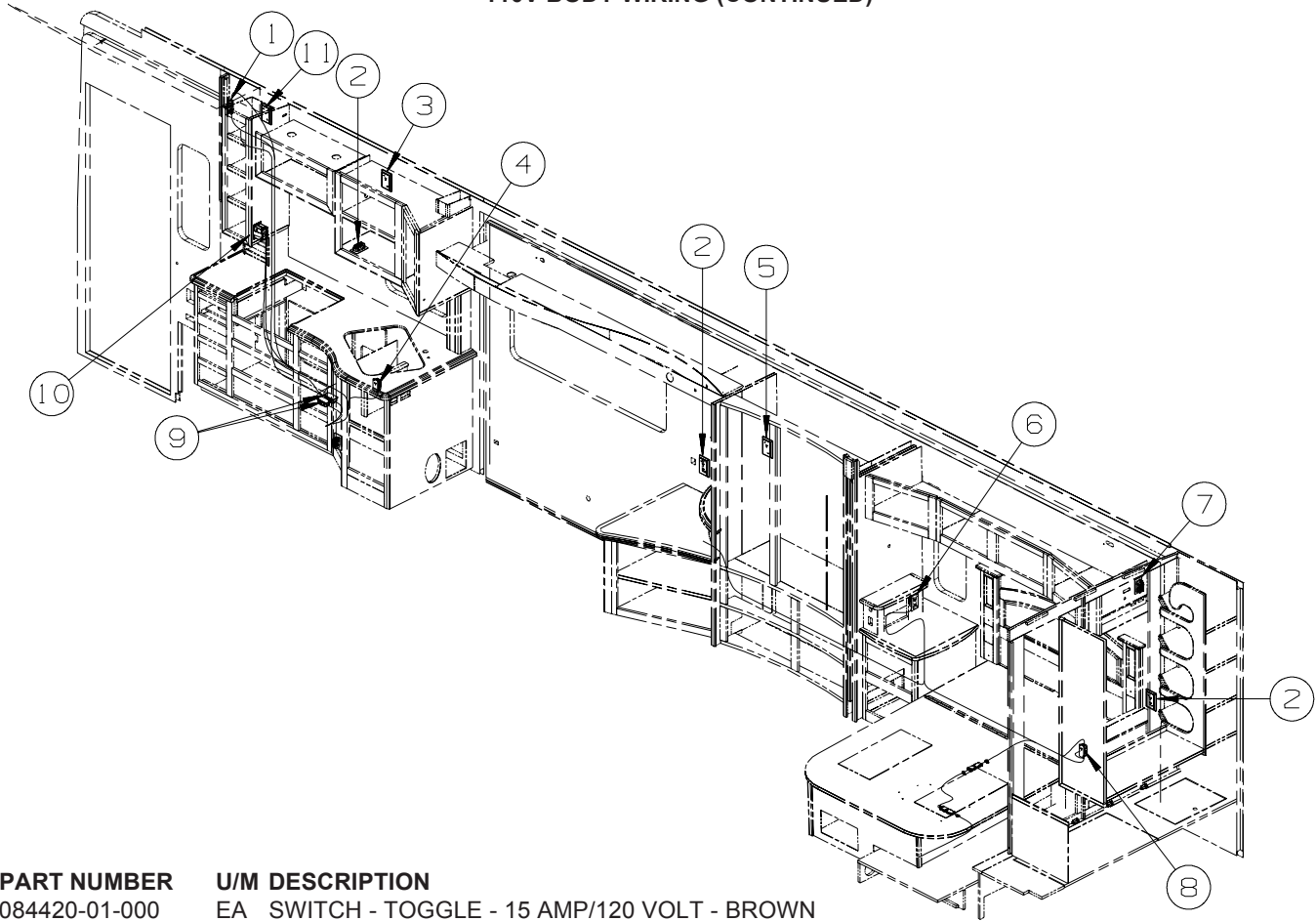


KEY	PART NUMBER	U/M	DESCRIPTION
1	058708-05-000	EA	RECEPTACLE - ELECTRICAL - SINGLE - BROWN
2	058708-05-000	EA	RECEPTACLE - ELECTRICAL - SINGLE - BROWN
2	158542-01-01A	EA	LABEL - RECEPTACLE - WASHER/DRYER - WHITE/BLACK - <b>CANADIAN</b>
3	058707-02-000	EA	RECEPTACLE - BLANK - JUNCTION BOX
4	058708-01-000	EA	RECEPTACLE - ELECTRIC - DOUBLE - BROWN
4	133713-20-SD1	EA	SPACER/RECEPTACLE - WOOD - CONCERT CHERRY
4	133713-20-SD2	EA	SPACER/RECEPTACLE - WOOD - WASHED MAPLE
4	133713-20-SD3	EA	SPACER/RECEPTACLE - WOOD - HONEY CHERRY
5*	159759-01-000	EA	TV - 20" FLAT PANEL/LCD/STEREO - SHARP LC-20SH3U - <b>TV(RR)-20"CLR,STEREO</b>
5*	165074-01-000	EA	TV - 27" - LCD 16:9 - BOTTOM SPEAKER - JENSEN JE2707 - <b>TV-27" COLOR,STEREO W/REMOTE</b>
5*	166446-01-000	EA	TV - 26" - LCD 16:9 - BOTTOM SPEAKER - JENSEN JE2608 - <b>TV(REAR)-26" COLOR STEREO</b>
6	157484-01-02B	EA	PLATE/MOUNTING - TV - E-COATED - <b>TV(RR)-20"CLR,STEREO - NOT ILLUSTRATED</b>
6	164707-02-02B	EA	PLATE/MOUNTING - TV - E-COATED - <b>TV-27" COLOR,STEREO W/REMOTE</b>
7	159276-02-02B	EA	SUPPORT/MOUNTING - TV - E-COATED - <b>TV(RR)-20"CLR,STEREO - NOT ILLUSTRATED</b>
	069726-02-000	EA	BUMPER - .88" OD X .40" THICK - BLACK - <b>TV(RR)-20"CLR,STEREO - NOT ILLUSTRATED</b>
7	164653-01-02B	EA	SUPPORT/MOUNTING - TV - E-COATED - <b>TV-27" COLOR,STEREO W/REMOTE</b>
8	164754-01-02B	EA	BRACKET/SIDE - TV - E-COATED - <b>TV-27" COLOR,STEREO W/REMOTE</b>
9	058707-01-000	EA	RECEPTACLE - ELECTRIC - SINGLE - BROWN
10	153862-02-01A	EA	COVER - WIRE - 5.9" X 3.8" X 2.2" - BLACK
11	155469-01-01A	EA	COVER - WIRE - .9" X 6.3" X 5.6" - BLACK
12	058708-01-000	EA	RECEPTACLE - ELECTRIC - DOUBLE - BROWN - <b>DINING TABLE/BUFFET &amp; CHAIRS</b>
13	058708-01-000	EA	RECEPTACLE - ELECTRIC - DOUBLE - BROWN
13	133713-25-SD1	EA	SPACER/RECEPTACLE - 110V/12V-PHONE - WOOD - CONCERT CHERRY
13	133713-25-SD2	EA	SPACER/RECEPTACLE - 110V/12V-PHONE - WOOD - WASHED MAPLE
13	133713-25-SD3	EA	SPACER/RECEPTACLE - 110V/12V-PHONE - WOOD - HONEY CHERRY
14	058708-01-000	EA	RECEPTACLE - ELECTRIC - DOUBLE - BROWN
15	163319-01-02A	EA	RECEPTACLE - GFCI - 15A 125V - BROWN
16	164754-02-02B	EA	BRACKET/SIDE - TV - E-COATED - <b>TV-27" COLOR,STEREO W/REMOTE</b>
17	166615-01-02B	EA	SUPPORT/MOUNTING - TV - E-COATED - <b>TV(REAR)-26" COLOR STEREO</b>
18	166800-01-02B	EA	BRACKET - TV - E-COATED - <b>TV(REAR)-26" COLOR STEREO</b>

\*COMPONENT PARTS LISTED LATER IN THIS GROUP

## ELECTRICAL GROUP (CONTINUED)

### 110V BODY WIRING (CONTINUED)

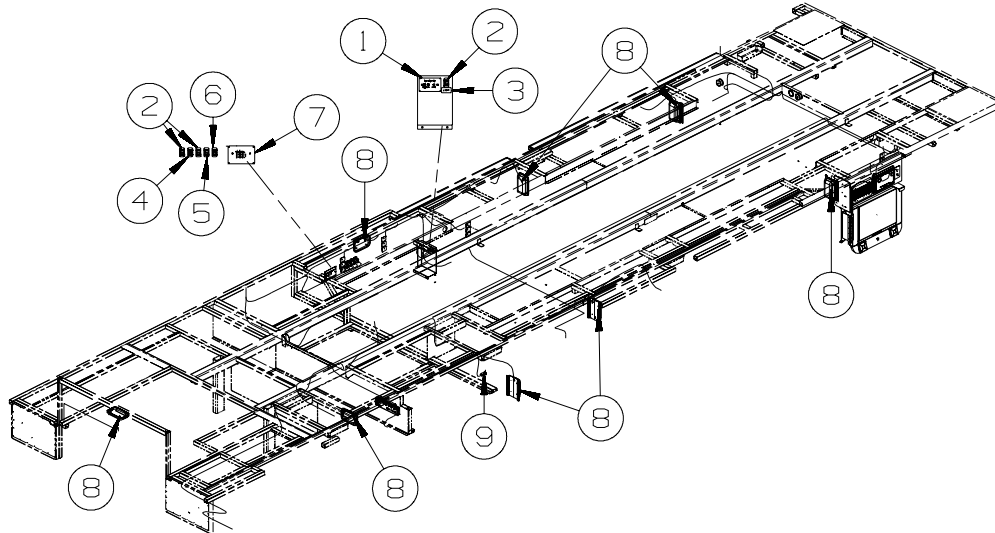


KEY	PART NUMBER	U/M	DESCRIPTION
1	084420-01-000	EA	SWITCH - TOGGLE - 15 AMP/120 VOLT - BROWN
1	083588-02-000	EA	LABEL - ON/OFF - ENGINE HEATER
2	058708-01-000	EA	RECEPTACLE - ELECTRIC - DOUBLE - BROWN
2	133713-20-SD1	EA	SPACER/RECEPTACLE - WOOD - CONCERT CHERRY
2	133713-20-SD2	EA	SPACER/RECEPTACLE - WOOD - WASHED MAPLE
2	133713-20-SD3	EA	SPACER/RECEPTACLE - WOOD - HONEY CHERRY
3	058708-05-000	EA	RECEPTACLE - ELECTRICAL - SINGLE - BROWN
3	133713-20-SD1	EA	SPACER/RECEPTACLE - WOOD - CONCERT CHERRY
3	133713-20-SD2	EA	SPACER/RECEPTACLE - WOOD - WASHED MAPLE
3	133713-20-SD3	EA	SPACER/RECEPTACLE - WOOD - HONEY CHERRY
4	058707-01-000	EA	RECEPTACLE - ELECTRIC - SINGLE - BROWN - <b>DISHWASHER DRAWER STYLE</b>
5	058707-01-000	EA	RECEPTACLE - ELECTRIC - SINGLE - BROWN
5	133713-20-SD1	EA	SPACER/RECEPTACLE - WOOD - CONCERT CHERRY
5	133713-20-SD2	EA	SPACER/RECEPTACLE - WOOD - WASHED MAPLE
5	133713-20-SD3	EA	SPACER/RECEPTACLE - WOOD - HONEY CHERRY
6	058708-01-000	EA	RECEPTACLE - ELECTRIC - DBL - BROWN
7	058708-05-000	EA	RECEPTACLE - ELECTRICAL - SINGLE - BROWN
7	158542-02-01A	EA	LABEL - RECEPTACLE - ELECTRONICS - WHITE/BLACK - <b>CANADIAN</b>
8	058707-02-000	EA	RECEPTACLE - BLANK - JUNCTION BOX
8	058708-01-000	EA	RECEPTACLE - ELECTRIC - DOUBLE - BROWN - <b>SLEEP NUMBER BED-QUEEN SIZE</b>
9	058707-02-000	EA	RECEPTACLE - BLANK - JUNCTION BOX
10	163319-01-02A	EA	RECEPTACLE - GFCI - 15A 125V - BROWN
11	058707-02-000	EA	RECEPTACLE - BLANK - JUNCTION BOX - <b>AWNING - PATIO, ELECTRIC</b>

FROM: 11-05-07 THRU: 99-99-99

## ELECTRICAL GROUP (CONTINUED)

### 12V BODY WIRING

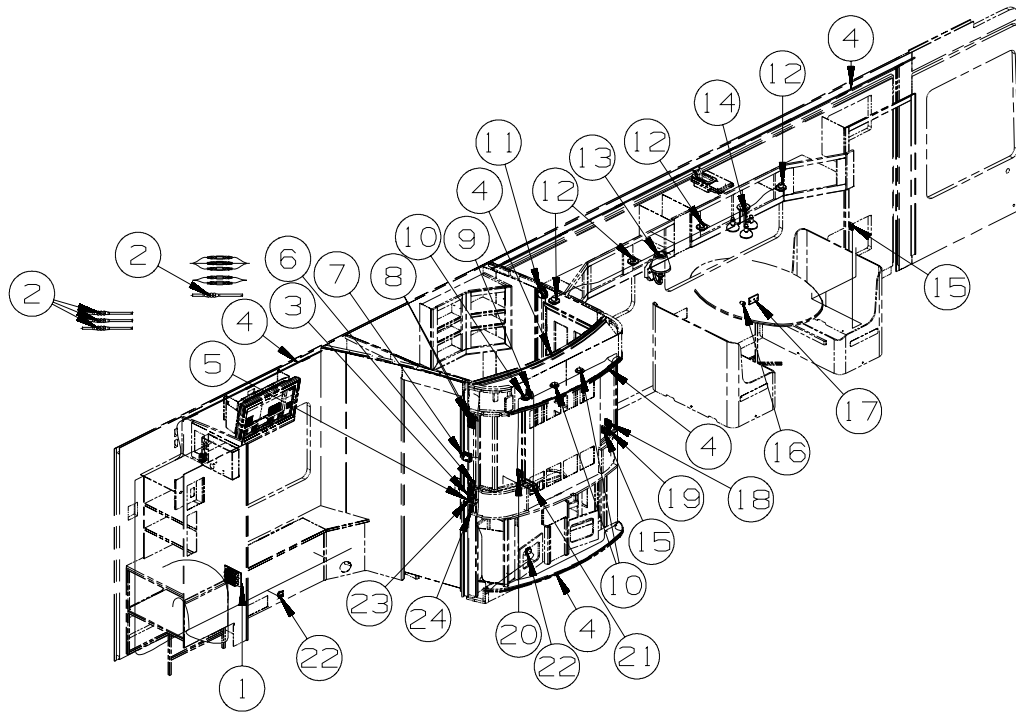


KEY	PART NUMBER	U/M	DESCRIPTION
1	149557-02-01A	EA	PLATE/WALL - PHONE/DUAL COAXIAL/HORIZONTAL - WHITE
2	108357-05-000	EA	SWITCH - ROCKER - SPDT - ON/NONE/ON - 3 TERM - W/O COVER
2	108356-01-01A	EA	COVER/ACTUATOR SWITCH - 3 GROOVES - BLACK
2	108355-01-000	EA	HOUSING - SWITCH
3	130170-05-000	EA	LABEL - SWITCH PANEL
4	108357-15-000	EA	SWITCH - ROCKER - DPDT - ON/NONE/ON - W/LIGHT W/O COVER
4	108356-03-01A	EA	COVER/ACTUATOR SWITCH - 3 GROOVES W/LENS - BLACK
4	108355-01-000	EA	HOUSING - SWITCH
5	108357-09-000	EA	SWITCH - ROCKER - SPDT - ON/NONE/MOM - 3 TERM - W/O COVER
5	108356-01-01A	EA	COVER/ACTUATOR SWITCH - 3 GROOVES - BLACK
5	108355-01-000	EA	HOUSING - SWITCH
6	108357-18-000	EA	SWITCH - ROCKER - DPDT - MOM/OFF/MOM - W/O COVER
6	108356-03-01A	EA	COVER/ACTUATOR SWITCH - 3 GROOVES W/LENS - BLACK
6	108355-01-000	EA	HOUSING - SWITCH
7*	129561-02-01A	EA	PANEL/MONITOR - READ OUT ONLY - HOLDING/WATER TANK
8*	137417-01-01A	EA	LIGHT - DOME - SINGLE - W/SWITCH/FROSTED LENS - WHITE
9	132958-01-000	EA	RECEPTACLE - 12 VOLT - MOUNTING FLANGE - BLACK - REFRIGERATOR/FREEZER PORTABLE

\*COMPONENT PARTS LISTED LATER IN THIS GROUP



**ELECTRICAL GROUP (CONTINUED)**  
**12V BODY WIRING (CONTINUED)**



KEY	PART NUMBER	U/M	DESCRIPTION
1	139067-06-02B	EA	PLATE - CIRCUIT BREAKER/HOUSE - E-COATED
1	092547-14-000	EA	LABEL - CIRCUIT BREAKER
2	082134-01-000	EA	ADAPTER - TV - CABLE TO CABLE
3	135740-02-01A	EA	SWITCH - ROCKER - SPDT - ON/ON - BROWN
3	135741-01-01A	EA	SWITCH - BASE - SINGLE - BROWN
3	135742-07-02A	EA	BEZEL - SWITCH - CEILING - BROWN
4	146514-02-000	EA	CONNECTOR - LIGHT
4	146514-03-000	FT	LIGHT - FLEX - ROPE/ROUND - W/O MOUNT CHANNEL
4	146514-04-000	EA	CHANNEL/MOUNT - F/ROPE LIGHT
5	135740-02-01A	EA	SWITCH - ROCKER - SPDT - ON/ON - BROWN
5	135741-02-01A	EA	SWITCH - BASE - DOUBLE - BROWN
5	135742-13-02A	EA	BEZEL - SWITCH - CEILING/AISLE - BROWN
6	137889-01-000	EA	SWITCH - LIGHT DIMMER
7	115764-01-03A	EA	THERMOSTAT - FURNACE - BLACK
8	163992-03-01A	EA	LABEL - SLIDEOUT - PASSENGER/REAR - BLACK/WHITE
8	144363-09-02B	EA	PLATE - SWITCH - E-COATED
8	108357-06-000	EA	SWITCH - ROCKER - DPDT - MOM/OFF/MOM - 6 TERM - W/O COVER
8	108356-01-01A	EA	COVER/ACTUATOR SWITCH - 3 GROOVES - BLACK
8	108355-01-000	EA	HOUSING - SWITCH
8	116220-01-000	EA	APPLIQUE - SWITCH/SLIDEOUT
8	116220-02-000	EA	APPLIQUE - SWITCH/SLIDEOUT
8	116549-02-000	EA	LABEL - WARNING - SLIDEOUT
9	135740-01-01A	EA	SWITCH - ROCKER - SPST - ON/OFF - BROWN
9	135741-02-01A	EA	SWITCH - BASE - DOUBLE - BROWN
9	135742-33-02A	EA	BEZEL - SWITCH - CEILING/FAN - BROWN
10*	123775-01-02A	EA	LIGHT - HALOGEN - ROUND - SATIN NICKEL
11	160868-01-01A	EA	SPEAKER - ROUND/CEILING - W/O CASE - BLACK
11	160868-02-01A	EA	GRILLE/ROUND - SPEAKER - SILVER
12	132427-01-02A	EA	LIGHT - READING/SWIVEL - ROUND - NICKEL
13	119258-52-01A	EA	LAMP - WALL - UL/CSA - NICKEL
13	119257-24-01A	EA	SHADE - LAMP - SQUARE - BRIGHT WHITE
13	067479-01-000	EA	BULB - 12V - #1076 - 1.80 AMP
14	093575-45-01A	EA	LIGHT - CEILING/DOUBLE - NICKEL
14	119257-24-01A	EA	SHADE - LAMP - SQUARE - BRIGHT WHITE
14	067479-01-000	EA	BULB - 12V - #1076 - 1.80 AMP
15	135740-01-01A	EA	SWITCH - ROCKER - SPST - ON/OFF - BROWN
15	135741-01-01A	EA	SWITCH - BASE - SINGLE - BROWN
15	135742-07-02A	EA	BEZEL - SWITCH - CEILING - BROWN
16	132958-01-000	EA	RECEPTACLE - 12 VOLT - MOUNTING FLANGE - BLACK

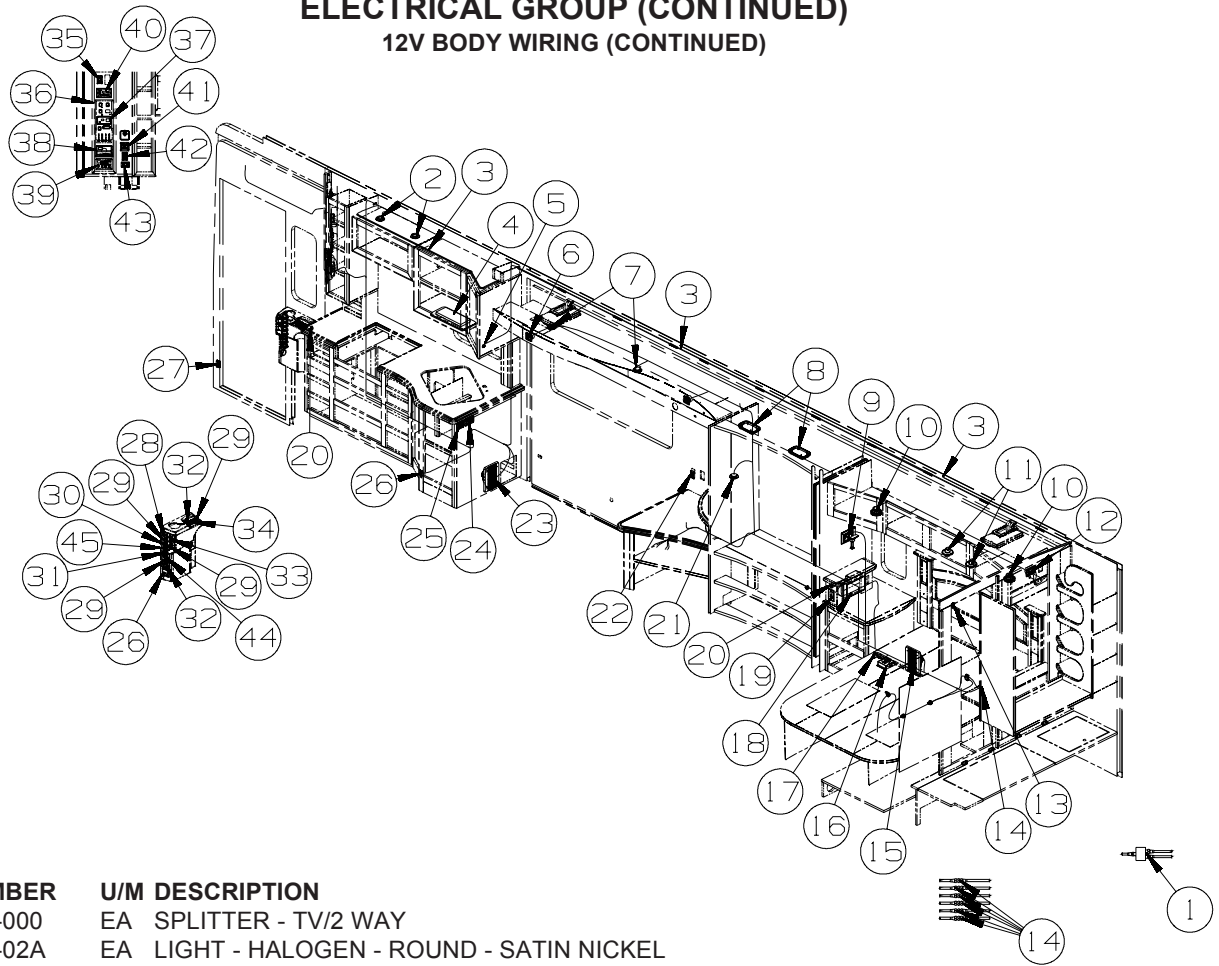
**ELECTRICAL GROUP (CONTINUED)**  
**12V BODY WIRING (CONTINUED)**

<b>KEY</b>	<b>PART NUMBER</b>	<b>U/M</b>	<b>DESCRIPTION</b>
17	093253-01-02A	EA	PLATE - WALL - TELEPHONE - BROWN
18	135740-02-01A	EA	SWITCH - ROCKER - SPDT - ON/ON - BROWN
18	135741-02-01A	EA	SWITCH - BASE - DOUBLE - BROWN
18	135742-16-02A	EA	BEZEL - SWITCH - CEILING/HALL - BROWN
19	135740-01-01A	EA	SWITCH - ROCKER - SPST - ON/OFF - BROWN
19	135741-01-01A	EA	SWITCH - BASE - SINGLE - BROWN
19	135742-50-02A	EA	BEZEL - SWITCH - ACCENT - BROWN
20	135740-01-01A	EA	SWITCH - ROCKER - SPST - ON/OFF - BROWN
20	135741-02-01A	EA	SWITCH - BASE - DOUBLE - BROWN
20	135742-46-02A	EA	BEZEL - SWITCH - MAKEUP/ACCENT - BROWN
21	150138-01-02A	EA	DETECTOR - LP GAS - BROWN
22*	108354-01-01A	EA	LIGHT - COURTESY
23	135740-01-01A	EA	SWITCH - ROCKER - SPST - ON/OFF - BROWN
23	135741-02-01A	EA	SWITCH - BASE - DOUBLE - BROWN
23	135742-36-02A	EA	BEZEL - SWITCH - ACCENT/VALANCE - BROWN
24	135740-04-01A	EA	SWITCH - ROCKER - SPDT - ON/OFF/ON - BROWN
24	135741-01-01A	EA	SWITCH - BASE - SINGLE - BROWN
24	135742-12-02A	EA	BEZEL - SWITCH - FAN - BROWN

**\*COMPONENT PARTS LISTED LATER IN THIS GROUP**

## ELECTRICAL GROUP (CONTINUED)

### 12V BODY WIRING (CONTINUED)



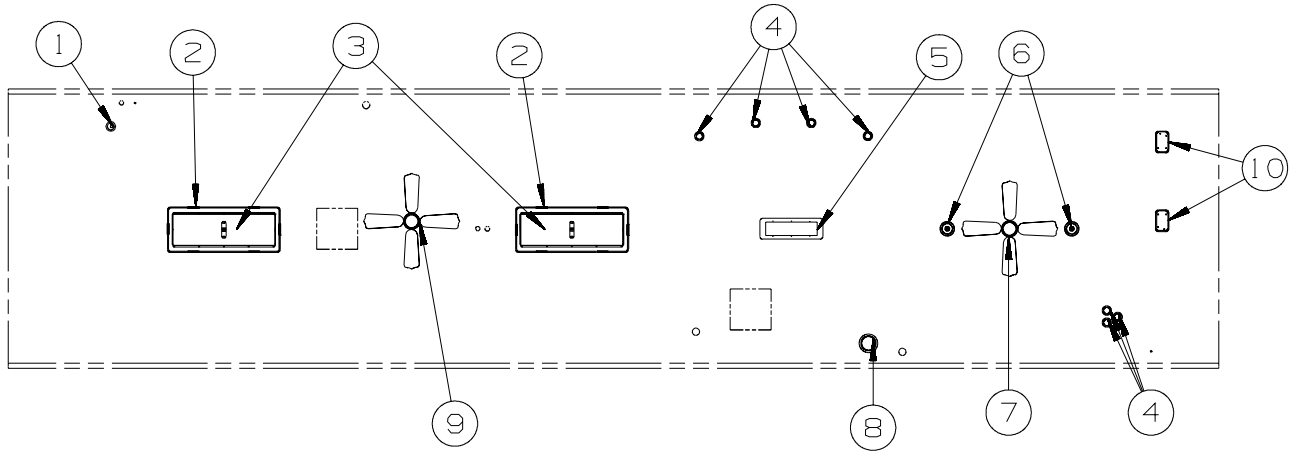
KEY	PART NUMBER	U/M	DESCRIPTION
1	086756-01-000	EA	SPLITTER - TV/2 WAY
2*	123775-01-02A	EA	LIGHT - HALOGEN - ROUND - SATIN NICKEL
3	146514-02-000	EA	CONNECTOR - LIGHT
3	146514-03-000	FT	LIGHT - FLEX - ROPE/ROUND - W/O MOUNT CHANNEL
3	146514-04-000	EA	CHANNEL/MOUNT - F/ROPE LIGHT
4*	153464-05-01A	EA	LIGHT-FLUORESCENT 16.1"- RECESSED/WARM WHT BULB - W/SWITCH
5	105620-23-000	EA	SENSOR - REMOTE TEMPERATURE
6	148026-03-01A	EA	SPEAKER - CUBE - W/O CASE
7*	123775-01-02A	EA	LIGHT - HALOGEN - ROUND - SATIN NICKEL
8*	137417-01-01A	EA	LIGHT - DOME - SINGLE - W/SWITCH/FROSTED LENS - WHITE
9	119258-52-01A	EA	LAMP - WALL - UL/CSA - NICKEL
9	119257-24-01A	EA	SHADE - LAMP - SQUARE - BRIGHT WHITE
9	067479-01-000	EA	BULB - 12V - #1076 - 1.80 AMP
10	160868-01-01A	EA	SPEAKER - ROUND/CEILING - W/O CASE - BLACK
10	160868-02-01A	EA	GRILLE/ROUND - SPEAKER - SILVER
11	132427-01-02A	EA	LIGHT - READING/SWIVEL - ROUND - NICKEL
12	149557-05-01A	EA	PLATE/WALL - DUAL COAXIAL/HORIZONTAL - WHITE
13	056264-01-000	EA	SWITCH - LEAF ACTUATOR
14	082134-01-000	EA	ADAPTER - TV - CABLE TO CABLE
15	124884-01-000	EA	SPEAKER - 6" X 9" - SUB-WOOFER - W/O GRILLE - STEREO SYSTEM/W/CD/DVD REAR
15	151844-01-01A	EA	GRILLE - SPEAKER - 6" X 9" - SUB WOOFER - BLACK - STEREO SYSTEM/W/CD/DVD REAR
16	150140-01-000	EA	CROSSOVER BOX - STANDARD STEREO TO DELUXE SOUND
17	150140-02-000	EA	CROSSOVER COIL-F/SUBWOOFER SPEAKER/LOW FREQUENCY - STEREO SYSTEM/W/CD/DVD REAR
18	163031-01-01A	EA	RADIO - WALL MOUNT - DVD/CD - W/ALARM - JENSEN AWM960
19	093253-01-02A	EA	PLATE - WALL - TELEPHONE - BROWN
20	132958-01-000	EA	RECEPTACLE - 12 VOLT - MOUNTING FLANGE - BLACK
21*	123775-01-02A	EA	LIGHT - HALOGEN - ROUND - SATIN NICKEL
21	123775-02-02A	EA	LIGHT - HALOGEN - COLLAR - SATIN NICKEL
22	135740-01-01A	EA	SWITCH - ROCKER - SPST - ON/OFF - BROWN
22	135741-01-01A	EA	SWITCH - BASE - SINGLE - BROWN
22	135742-51-02A	EA	BEZEL - SWITCH - READING - BROWN
23	124884-01-000	EA	SPEAKER - 6" X 9" - SUB-WOOFER - W/O GRILLE
23	151844-01-01A	EA	GRILLE - SPEAKER - 6" X 9" - SUB WOOFER - BLACK

**ELECTRICAL GROUP (CONTINUED)**  
**12V BODY WIRING (CONTINUED)**

KEY	PART NUMBER	U/M	DESCRIPTION
24	135740-01-01A	EA	SWITCH - ROCKER - SPST - ON/OFF - BROWN
24	135740-02-01A	EA	SWITCH - ROCKER - SPDT - ON/ON - BROWN
24	135741-03-01A	EA	SWITCH - BASE - TRIPLE - BROWN
24	135742-22-02A	EA	BEZEL - SWITCH - AISLE/VALANCE/CEILING - BROWN
25	135740-02-01A	EA	SWITCH - ROCKER - SPDT - ON/ON - BROWN
25	135741-02-01A	EA	SWITCH - BASE - DOUBLE - BROWN
25	135742-18-02A	EA	BEZEL - SWITCH - LOUNGE/GALLEY - BROWN
26*	108354-01-01A	EA	LIGHT - COURTESY
27	116995-03-000	EA	SWITCH/MAGNET - ELECTRIC STEP
28	145638-10-01A	EA	SWITCH/ROCKER - SPDT (ON/ON) - LIGHTED - BLACK
28	108355-02-000	EA	HOUSING - SWITCH - 12 POSITION
29	145638-01-01A	EA	SWITCH/ROCKER - SPST (ON/OFF) - BLACK
29	108355-02-000	EA	HOUSING - SWITCH - 12 POSITION
30	145638-05-01A	EA	SWITCH/ROCKER - SPDT (ON/OFF/ON) - BLACK
30	108355-02-000	EA	HOUSING - SWITCH - 12 POSITION
30	145754-01-01A	EA	SWITCH - BLANK - BLACK - <b>AWNING-PAT ELC 110V</b>
31	145638-07-01A	EA	SWITCH/ROCKER - DPDT (ON/ON) - BLACK
			FROM: 00-00-00 THRU: 06-24-07
31	145638-05-01A	EA	SWITCH/ROCKER - SPDT (ON/OFF/ON) - BLACK
			FROM: 06-25-07 THRU: 99-99-99
31	108355-02-000	EA	HOUSING - SWITCH - 12 POSITION
32	145638-09-01A	EA	SWITCH/ROCKER - DPDT (ON/OFF/ON) - BLACK
32	108355-02-000	EA	HOUSING - SWITCH - 12 POSITION
33	145638-06-01A	EA	SWITCH/ROCKER - SPDT (ON/OFF/ON) - LIGHTED - BLACK
33	108355-02-000	EA	HOUSING - SWITCH - 12 POSITION
34	145638-12-01A	EA	SWITCH/ROCKER - DPDT (ON/ON/ON) - BLACK
34	108355-02-000	EA	HOUSING - SWITCH - 12 POSITION
35	135740-06-01A	EA	SWITCH - ROCKER - ON/OFF - LIGHTED - RED
35	135741-01-01A	EA	SWITCH - BASE - SINGLE - BROWN
35	135742-35-02A	EA	BEZEL - SWITCH - WATER HEATER/110 VOLT - BROWN
36*	133004-05-01A	EA	PANEL/MONITOR-2 TANK-DIGITAL VOLT MT/SOLAR-W/WATER HTR SWT
37	127002-10-000	EA	PANEL/MONITOR - ENERGY MANAGEMENT SYSTEMS CTRL - W/3 PLUG
38	105620-21-000	EA	THERMOSTAT - FURNACE-DUAL/HEAT PUMP-A/C-REMOTE TEMP SENSOR
39	148254-05-000	EA	REMOTE/PANEL - INVERTER/CHARGER
39	148254-03-000	EA	CABLE/INVERTOR - W/8 PIN MODULAR PHONE JACK - 50'-DIMEN
40	158425-01-000	EA	MODULE - AUTO GENERATOR START - ONAN 018-02030 - <b>GENERATOR-START,AUTO SYSTEM</b>
41	135740-01-01A	EA	SWITCH - ROCKER - SPST - ON/OFF - BROWN
41	135741-02-01A	EA	SWITCH - BASE - DOUBLE - BROWN
41	135742-36-02A	EA	BEZEL - SWITCH - ACCENT/VALANCE - BROWN
42	135740-04-01A	EA	SWITCH - ROCKER - SPDT - ON/OFF/ON - BROWN
42	135741-01-01A	EA	SWITCH - BASE - SINGLE - BROWN
42	135742-12-02A	EA	BEZEL - SWITCH - FAN - BROWN
43	135740-02-01A	EA	SWITCH - ROCKER - SPDT - ON/ON - BROWN
43	135741-01-01A	EA	SWITCH - BASE - SINGLE - BROWN
43	135742-52-02A	EA	BEZEL - SWITCH - GALLEY WASTE - BROWN
44	145638-09-01A	EA	SWITCH/ROCKER - DPDT (ON/OFF/ON) - BLACK
			FROM: 00-00-00 THRU: 06-24-07
44	145638-05-01A	EA	SWITCH/ROCKER - SPDT (ON/OFF/ON) - BLACK
			FROM: 06-25-07 THRU: 99-99-99
44	108355-02-000	EA	HOUSING - SWITCH - 12 POSITION
45	145638-05-01A	EA	SWITCH/ROCKER - SPDT (ON/OFF/ON) - BLACK
45	108355-02-000	EA	HOUSING - SWITCH - 12 POSITION

**\*COMPONENT PARTS LISTED LATER IN THIS GROUP**

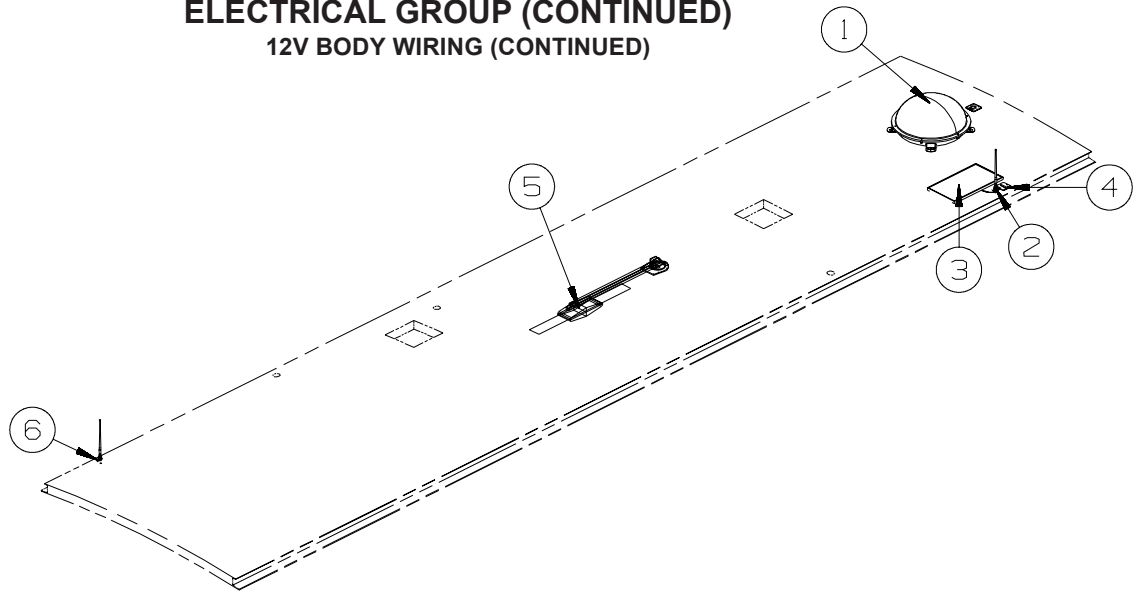
**ELECTRICAL GROUP (CONTINUED)**  
**12V BODY WIRING (CONTINUED)**



KEY	PART NUMBER	U/M	DESCRIPTION
1*	146048-01-01A	EA	LIGHT - HALOGEN/ADJUSTABLE - WHITE
2	146514-02-000	EA	CONNECTOR - LIGHT
2	146514-03-000	FT	LIGHT - FLEX - ROPE/ROUND - W/O MOUNT CHANNEL
2	146514-04-000	EA	CHANNEL/MOUNT - F/ROPE LIGHT
3	133416-04-000	EA	LIGHT - FLUORESCENT - 36"/1 BULB/WARM WHITE
4*	123775-01-02A	EA	LIGHT - HALOGEN - ROUND - SATIN NICKEL
5*	153464-06-01A	EA	LIGHT-FLUORESCENT 21.8"- RECESSED/WARM WHT BULB-W/O SWITCH
6	093575-40-01A	EA	LIGHT - CEILING/ROUND - NICKEL
6	117805-02-000	EA	BULB - 12V - #921 - 1.4 AMPS
7*	139134-01-03A	EA	FAN - CEILING - 35" - NICKEL - W/O SWITCH - #A70052NW
8*	121935-01-01A	EA	LIGHT - DOME - SHOWER - W/HOLE IN LENS
			FROM: 00-00-00 THRU: 04-16-07
8	164040-01-01A	EA	LIGHT - DOME - SHOWER/RECESSED - GLASS - WHITE
			FROM: 04-17-07 THRU: 99-99-99
9*	139134-01-03A	EA	FAN - CEILING - 35" - NICKEL - W/O SWITCH - #A70052NW - FAN - CEILING LOUNGE
10*	137417-03-01A	EA	LIGHT - DOME - SINGLE - W/O SWITCH - W/FROSTED LENS-WHITE

\*COMPONENT PARTS LISTED LATER IN THIS GROUP

**ELECTRICAL GROUP (CONTINUED)**  
**12V BODY WIRING (CONTINUED)**

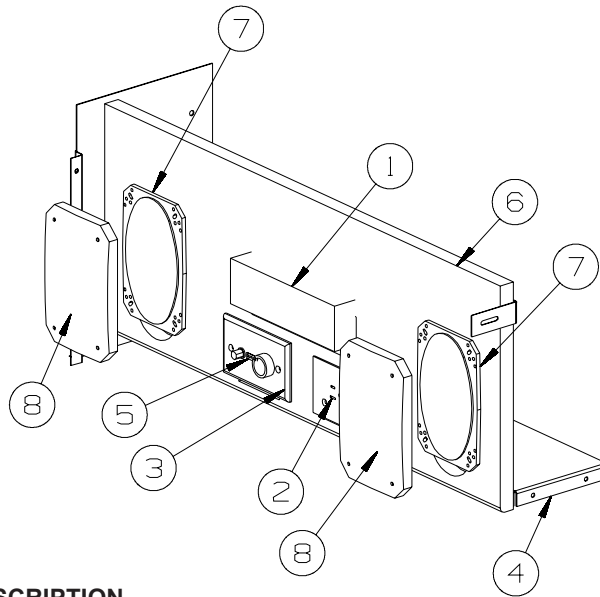


KEY	PART NUMBER	U/M	DESCRIPTION
1*	154474-04-02A	EA	ANTENNA/SATELLITE - DISH IN DOME/SEARCH IN MOTION - BLACK - SAT TV SYSTEM IN-MOTION
1	146488-01-000	EA	PLATE - ROOF - CABLE ENTRY - SAT TV SYSTEM IN-MOTION FROM: 00-00-00 THRU: 01-28-07
1	146488-03-000	EA	PLATE - ROOF - CABLE ENTRY - QUAD - SAT TV SYSTEM IN-MOTION FROM: 01-29-07 THRU: 99-99-99
1	163598-04-000	EA	CABLE/COAX - SATELLITE - 9" - SAT TV SYSTEM IN-MOTION
1	082134-01-000	EA	ADAPTER - TV - CABLE TO CABLE - SAT TV SYSTEM IN-MOTION
1	154474-02-000	EA	CONTROL/SATELLITE KIT - IDB BOX/IDD BOX-POWER SUPPLY-CABLE - SAT TV SYSTEM IN-MOTION
1	154474-03-000	EA	CABLE - SATELLITE - COAX - 8' W/CONNECTORS - SAT TV SYSTEM IN-MOTION
1*	141454-03-01A	EA	ANTENNA/SATELLITE - "AUTO SEARCH WHILE PARKED/GPS SYSTEM"-SATELLITE TV SYSTEM AUTO FROM: 00-00-00 THRU: 01-28-07
1*	163598-01-02A	EA	ANTENNA/SATELLITE - DISH IN DOME/AUTOMATIC - BLACK-SATELLITE TV SYSTEM AUTO FROM: 01-29-07 THRU: 99-99-99
1	146488-03-000	EA	PLATE - ROOF - CABLE ENTRY - QUAD-SATELLITE TV SYSTEM AUTO FROM: 01-29-07 THRU: 99-99-99
1	154474-03-000	EA	CABLE - SATELLITE - COAX - 8' W/CONNECTORS-SATELLITE TV SYSTEM AUTO FROM: 01-29-07 THRU: 99-99-99
1	163598-02-000	EA	SWITCH/CONTROL - SATELLITE-SATELLITE TV SYSTEM AUTO FROM: 01-29-07 THRU: 99-99-99
1	163598-04-000	EA	CABLE/COAX - SATELLITE - 9"-SATELLITE TV SYSTEM AUTO FROM: 01-29-07 THRU: 99-99-99
1	141454-04-000	EA	WIRE - SATELLITE - AUTOMATIC-SATELLITE TV SYSTEM AUTO
2	090944-01-000	EA	ANTENNA - RADIO - 16" RUBBER - W/72" LEAD WIRE - STEREO SYSTEM W/CD REAR
2	109889-04-000	EA	EXTENDER - ANTENNA SHAFT - 3.7" - STEREO SYSTEM W/CD REAR
2	147741-01-09B	EA	BRACKET - ANTENNA GROUND - GALVANIZED - STEREO SYSTEM W/CD REAR
3	151647-01-000	EA	PANEL - SOLAR 10 WATT
4	146488-01-000	EA	PLATE - ROOF - CABLE ENTRY
5*	076319-23-000	EA	ANTENNA - TV ROOF MOUNT - 44.5" MAST - TV ANTENNA-AMPLIFIED SYSTEM
5*	076319-25-000	EA	KIT - HARDWARE INTERIOR - TV ANTENNA-AMPLIFIED SYSTEM
5	069726-02-000	EA	BUMPER - .88" OD X .40" THICK - BLACK - TV ANTENNA-AMPLIFIED SYSTEM
5	158270-01-01A	EA	ANT.-TV ROOF MOUNT W/POWER LIFT/TURN-44.5" MAST-GRY/BLK - TV ANT.-AMPLIFIED SYS PWR
5	158270-03-01A	EA	WALLPLATE/CONTROLLER - F/ANT. - BLACK -WINEGARD MA-CP4B - TV ANT.-AMPLIFIED SYS PWR
5	069726-02-000	EA	BUMPER - .88" OD X .40" THICK - BLACK - TV ANT.-AMPLIFIED SYS PWR
6	090944-01-000	EA	ANTENNA - RADIO - 16" RUBBER - W/72" LEAD WIRE - ENTERTAINMENT CENTR/EXT W/CD
6	109889-04-000	EA	EXTENDER - ANTENNA SHAFT - 3.7" - ENTERTAINMENT CENTR/EXT W/CD
6	147741-01-09B	EA	BRACKET - ANTENNA GROUND - GALVANIZED - ENTERTAINMENT CENTR/EXT W/CD

\*COMPONENT PARTS LISTED LATER IN THIS GROUP

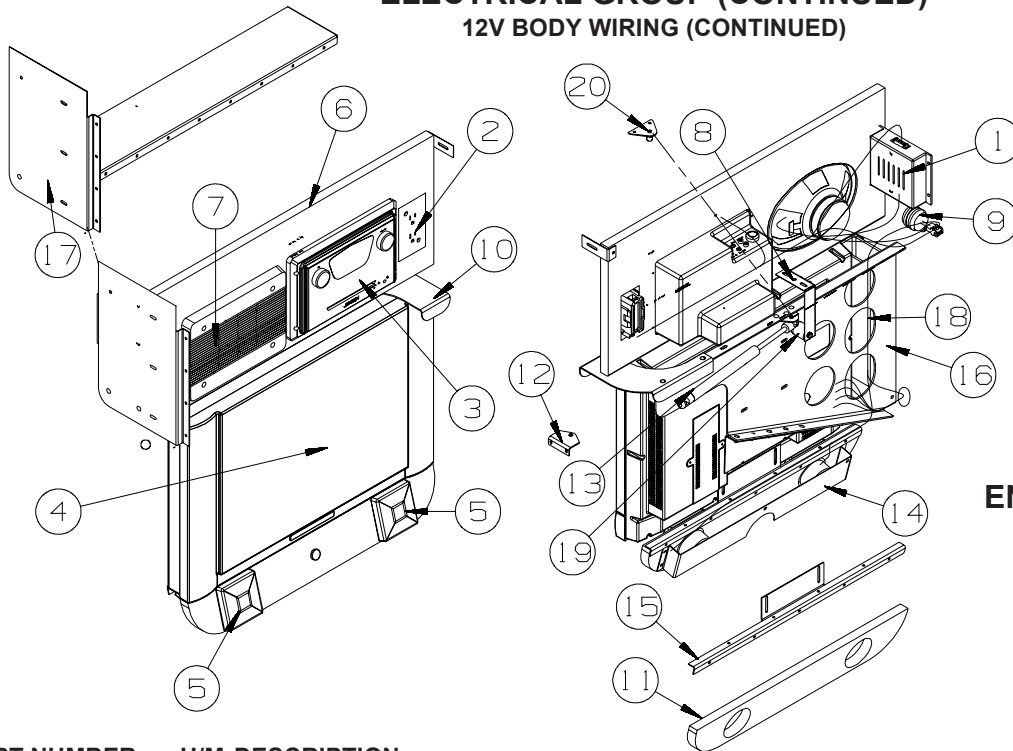
**ELECTRICAL GROUP (CONTINUED)**  
**12V BODY WIRING (CONTINUED)**

**ENTERTAINMENT CENTER  
W/CD**



KEY	PART NUMBER	U/M	DESCRIPTION
1	155619-02-000	EA	RADIO - AM/FM CD-W/O REMOTE/WIRE HARNESS-MAGNADYNE M3200CD
	155619-03-000	EA	REMOTE - RADIO
2	058708-01-000	EA	RECEPTACLE - ELECTRIC - DOUBLE - BROWN
3	076319-09-000	EA	WALLPLATE - TV CABLE RECEPTACLE - SINGLE - BROWN
4	161488-02-02B	EA	PANEL - ENTERTAINMENT CENTER - E-COATED
5	087236-02-000	EA	LABEL - TV OUTLET
6	158891-09-05A	EA	FACE - ENTERTAINMENT CENTER - VINYL WRAPPED-SEAGRASS BLACK
7	110469-01-000	EA	SPEAKER - 4" X 6" OVAL - COAXIAL
8	110470-01-01A	EA	GRILLE - 4" X 6" - OVAL SPEAKER - BLACK

**ELECTRICAL GROUP (CONTINUED)**  
**12V BODY WIRING (CONTINUED)**



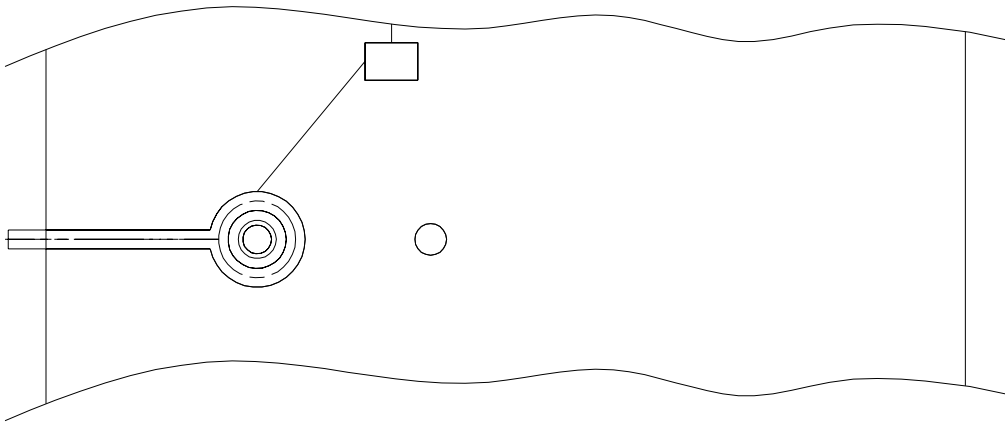
**ENTERTAINMENT CENTER  
W/TV-DVD**

KEY	PART NUMBER	U/M	DESCRIPTION
1	150140-01-000	EA	CROSSOVER BOX - STANDARD STEREO TO DELUXE SOUND
2	058708-05-000	EA	RECEPTACLE - ELECTRICAL - SINGLE - BROWN
3*	163031-01-01A	EA	RADIO - WALL MOUNT - DVD/CD - W/ALARM - JENSEN AWM960
4*	158703-01-000	EA	TV - 20" - LCD 4:3 - SIDE SPEAKER - JENSEN JE2043
4*	164495-01-000	EA	TV - 19" - LCD 16:9 - BOTTOM SPEAKER - JENSEN JE1907DC
			FROM: 00-00-00 THRU: 04-29-07
			FROM: 04-30-07 THRU: 99-99-99
5	148026-03-01A	EA	SPEAKER - CUBE - W/O CASE
5	148026-02-01A	EA	SPEAKER GRILLE - CUBE - SILVER
6	158891-08-05A	EA	FACE - ENTERTAINMENT CENTER - VINYL WRAPPED-SEAGRASS BLACK
7	124884-01-000	EA	SPEAKER - 6" X 9" - SUB-WOOFER - W/O GRILLE
7	151844-01-01A	EA	GRILLE - SPEAKER - 6" X 9" - SUB WOOFER - BLACK
8	161487-01-02B	EA	BRACKET/STOPPER - E-COATED
9	150140-02-000	EA	CROSSOVER COIL - F/SUBWOOFER SPEAKER/LOW FREQUENCY
10	158868-01-02B	EA	HANDLE - TV MOUNT - E-COATED
11	158890-01-05A	EA	FACE - SPEAKER SUPPORT - VINYL WRAPPED - SEAGRASS BLACK
			FROM: 00-00-00 THRU: 04-29-07
11	158890-06-05A	EA	FACE - SPEAKER SUPPORT - VINYL WRAPPED - SEAGRASS BLACK
			FROM: 04-30-07 THRU: 99-99-99
12	126263-12-02B	EA	BRACKET - GAS SPRING W/BALL STUD - E-COATED
13	142569-07-000	EA	SPRING/GAS - 20 LB - 20" EXTENDED/12" COMPRESSED
14	158886-01-02B	EA	BRACKET/COVER - SPEAKER - E-COATED - <b>NOT ILLUSTRATED</b>
			FROM: 00-00-00 THRU: 04-29-07
14	158886-02-02B	EA	BRACKET/COVER - SPEAKER - E-COATED
			FROM: 04-30-07 THRU: 99-99-99
15	158885-01-02B	EA	BRACKET/MOUNT - SPEAKER/TV - E-COATED - <b>NOT ILLUSTRATED</b>
			FROM: 00-00-00 THRU: 04-29-07
15	158885-03-02B	EA	BRACKET/MOUNT - SPEAKER/TV - E-COATED
			FROM: 04-30-07 THRU: 99-99-99
16	161649-01-02B	EA	MOUNT - TV - E-COATED - <b>NOT ILLUSTRATED</b>
			FROM: 00-00-00 THRU: 04-29-07
16	164772-01-02B	EA	MOUNT - TV - E-COATED
			FROM: 04-30-07 THRU: 99-99-99
17	161488-01-02B	EA	PANEL - ENTERTAINMENT CENTER - E-COATED
18	136860-01-000	EA	CABLE - RCA - SHIELDED - 3 MALE TO MALE CONNECTORS - 12'
19	117046-02-000	EA	BUMPER - RUBBER/ROUND END - 1.5"
20	126263-08-02B	EA	BRACKET - GAS SPRING W/CENTERED BALL STUD - E-COATED
	158921-02-01A	EA	HINGE - PIANO - TRUNK DOOR - 2" X 12.6"
			FROM: 00-00-00 THRU: 04-12-07

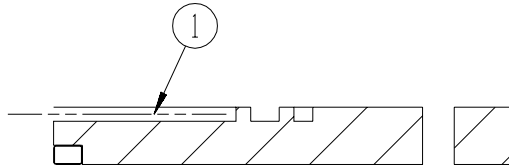
\*COMPONENT PARTS LISTED LATER IN THIS GROUP



**ELECTRICAL GROUP (CONTINUED)**  
**12V BODY WIRING (CONTINUED)**



**SATELLITE WIRING DETAIL  
ON ROOF**



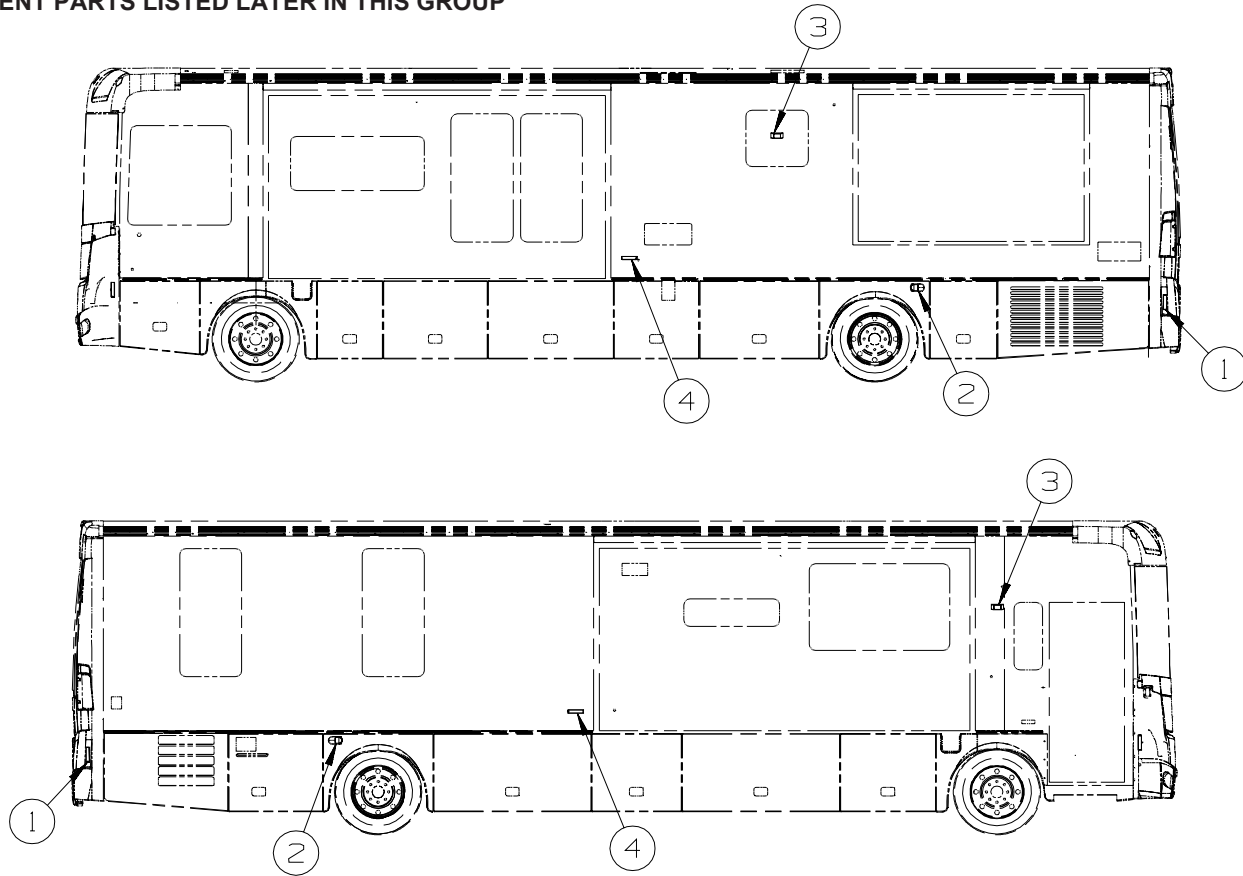
KEY	PART NUMBER	U/M	DESCRIPTION
1	154474-03-000	EA	CABLE - SATELLITE - COAX - 8' W/CONNECTORS - <b>AUTOMATIC SATELLITE DISH</b>
1	141454-04-000	EA	WIRE - SATELLITE - AUTOMATIC - <b>AUTOMATIC SATELLITE DISH</b> FROM: 00-00-00 THRU: 01-28-07
1	163598-03-000	EA	CABLE - SATELLITE CONTROL - <b>AUTOMATIC SATELLITE DISH</b> FROM: 01-29-07 THRU: 99-99-99

# ELECTRICAL GROUP (CONTINUED)

## EXTERIOR LAMPS

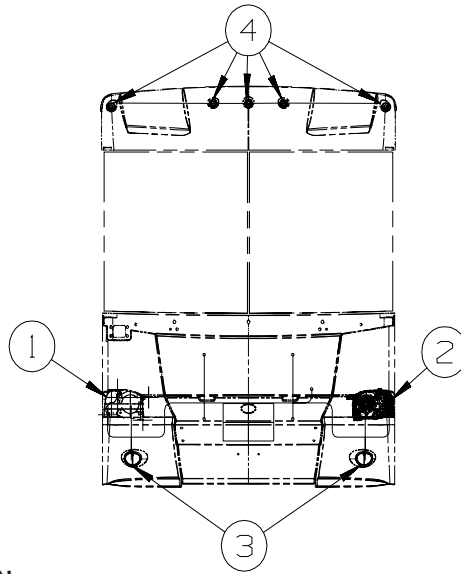
### SPOT LIGHT

**KEY PART NUMBER U/M DESCRIPTION**  
 \* 157808-01-01A EA SPOTLIGHT - POWER/REMOTE - CHROME  
 \*COMPONENT PARTS LISTED LATER IN THIS GROUP



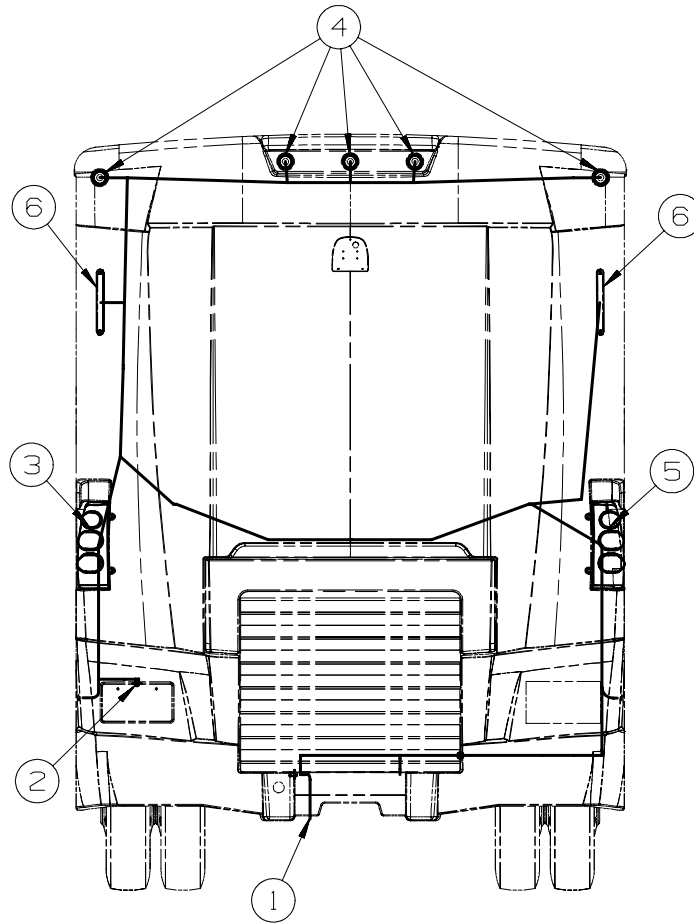
KEY	PART NUMBER	U/M	DESCRIPTION
1	117826-03-000	EA	GASKET/SIDE MARKER LIGHT
1	117826-01-000	EA	LAMP/SIDE MARKER ASSEMBLY - RED
1	036196-01-000	EA	BULB - 12V - #194 - .27 AMP - BAYONETTE
1	067789-02-000	EA	SOCKET - LAMP
2	129746-01-000	EA	LAMP - DOCKING/DRIVING W/MOUNT BRACKET
2	120494-03-02B	EA	SHIM - STRIKER - LUGGAGE DOOR - 3/64"
3	097917-01-08A	EA	LIGHT/PORCH - CHROME
4	111102-01-000	EA	BASE - MARKER LAMP
4	111102-02-000	EA	LENS - AMBER - MARKER LAMP

**ELECTRICAL GROUP (CONTINUED)**  
**EXTERIOR LAMPS (CONTINUED)**



KEY	PART NUMBER	U/M	DESCRIPTION
1	146331-01-000	EA	HEADLAMP - W/PARK & TURN - RIGHT HAND
1	088758-01-000	EA	HOUSING - HEADLAMP - CONNECTOR TERMINAL W/3 WIRES
2	146331-02-000	EA	HEADLAMP - W/PARK & TURN - LEFT HAND
2	088758-01-000	EA	HOUSING - HEADLAMP - CONNECTOR TERMINAL W/3 WIRES
3	146332-01-000	EA	LAMP - FOG - CLEAR/OVAL
3	124187-01-000	EA	SOCKET/HOUSING - LOW BEAM HEADLAMP
3	146673-01-000	EA	BULB - 12 VOLT NO9040 - 3.51 AMPS
4	138996-01-000	EA	LAMP - CLEARANCE - AMBER
4	138996-03-000	EA	BRACKET - CLEARANCE LIGHT
4	138996-04-000	EA	CONNECTOR - LAMP

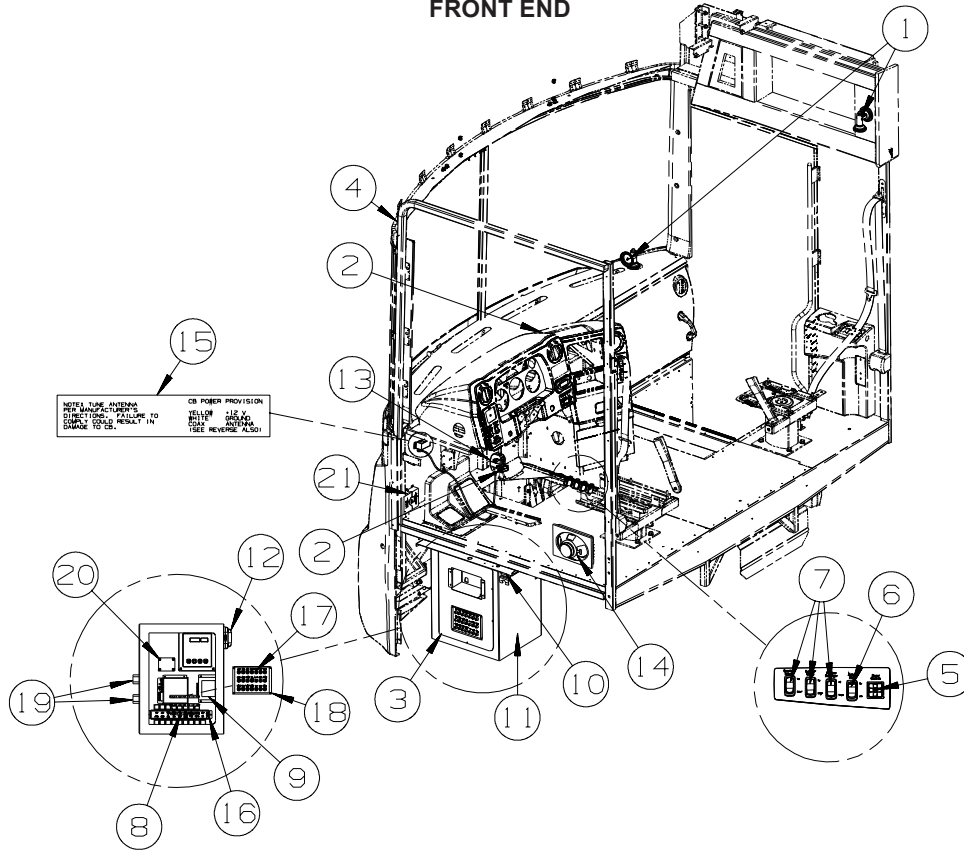
**ELECTRICAL GROUP (CONTINUED)**  
**EXTERIOR LAMPS (CONTINUED)**



KEY	PART NUMBER	U/M	DESCRIPTION
1	146246-01-000	EA	CONNECTOR/PLUG - TRAILER - 7 PIN
2	087201-01-000	EA	LIGHT - HALF ROUND - 1" X 1.7" - PLASTIC - BLACK OR WHITE
3	154595-04-000	EA	LIGHT - STOP/TURN/TAIL/BACK UP - DRIVER
3	112708-01-000	EA	BULB - 12 VOLT - #3157 - .59/2.10 AMP
3	117805-02-000	EA	BULB - 12V - #921 - 1.4 AMPS
3	120760-01-000	EA	RUBBER BUMPER - CLEAR - .1" THICK X .8" DIAMETER
3	146326-05-000	EA	SOCKET - 2 WIRE - LIGHT GRAY
3	154619-01-000	EA	SOCKET - LIGHT - 3 WIRE
3	139001-02-000	EA	SOCKET ONLY - F/DOCKING LAMP
4	138996-02-000	EA	LAMP - CLEARANCE - RED
4	138996-03-000	EA	BRACKET - CLEARANCE LIGHT
4	138996-04-000	EA	CONNECTOR - LAMP
5	154595-03-000	EA	LIGHT - STOP/TURN/TAIL/BACK UP - PASSENGER
5	112708-01-000	EA	BULB - 12 VOLT - #3157 - .59/2.10 AMP
5	117805-02-000	EA	BULB - 12V - #921 - 1.4 AMPS
5	120760-01-000	EA	RUBBER BUMPER - CLEAR - .1" THICK X .8" DIAMETER
5	146326-05-000	EA	SOCKET - 2 WIRE - LIGHT GRAY
5	154619-01-000	EA	SOCKET - LIGHT - 3 WIRE
5	139001-02-000	EA	SOCKET ONLY - F/DOCKING LAMP
6	151076-01-000	EA	LIGHT - BRAKE - CENTER MOUNT

# ELECTRICAL GROUP (CONTINUED)

## FRONT END



NOTE: USE ANTENNA  
DIR. MANUFACT. PART NO.  
CIRCUIT FAILURE TO  
SUPPLY COULD RESULT IN  
DAMAGE TO CB.

OR POWER PROVISION  
YELLOW 252 2/4  
BLACK 252 2/4  
WHITE 252 2/4  
SEE REVERSE A.S.D.

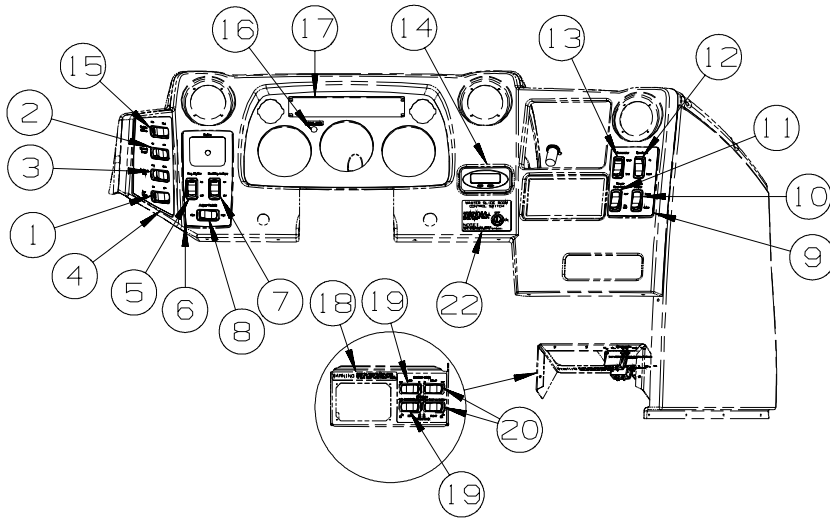
KEY	PART NUMBER	U/M	DESCRIPTION
1	128786-02-03A	EA	LIGHT - READING/SWIVEL - W/O SWITCH - BLACK
1	123917-01-000	EA	BULB - 12V - HALOGEN SPOT
2	111414-01-000	EA	RECEPTACLE/SOCKET - 12 VOLT
3	145066-03-02B	EA	DOOR - ELECTRICAL COMPARTMENT - E-COATED
4	158494-02-000	EA	CABLE/ANTENNA - SATELLITE RADIO SIRRUS - <b>RADIO - SATELLITE</b>
5	088246-01-000	EA	SWITCH/REMOTE MIRROR - W/2PIN & 6 PIN CONNECTORS/PIGTAIL
6	145638-02-01A	EA	SWITCH/ROCKER - SPST (ON/OFF) - LIGHTED - BLACK
6	108355-02-000	EA	HOUSING - SWITCH - 12 POSITION
	103603-01-000	EA	BULB - 12V - #74 - .12A WEDGE - GE 22-25 USED IN DASH
7	145638-12-01A	EA	SWITCH/ROCKER - DPDT (ON/ON/ON) - BLACK
7	108355-02-000	EA	HOUSING - SWITCH - 12 POSITION
	103603-01-000	EA	BULB - 12V - #74 - .12A WEDGE - GE 22-25 USED IN DASH
8	136161-03-01A	EA	LABEL - RELAY - MATTE BLACK/WHITE LETTERS
9*	151458-01-000	EA	KEYLESS ENTRY SYSTEM - ENTRY DOOR & CARGO DOORS - W/REMOTE
10	145061-01-02B	EA	COVER - WIRE - LUGGAGE COMPARTMENT - E-COATED
			FROM: 00-00-00 THRU: 03-25-07
11	145063-01-02B	EA	PANEL - CLOSEOUT/ELECTRICAL - E-COATED
			FROM: 00-00-00 THRU: 03-25-07
11	145063-02-02B	EA	PANEL - CLOSEOUT/ELECTRICAL - E-COATED
			FROM: 03-26-07 THRU: 99-99-99
12*	086280-01-000	EA	LIGHT - SURFACE MOUNT - 12 VOLT - <b>NOT ILLUSTRATED</b>
			FROM: 00-00-00 THRU: 03-25-07
12*	137417-01-01A	EA	LIGHT - DOME - SINGLE - W/SWITCH/FROSTED LENS - WHITE
			FROM: 03-26-07 THRU: 99-99-99
	041250-01-000	EA	SWITCH - PUSH BUTTON/DOOR JAMB - METAL/CHROME
			FROM: 00-00-00 THRU: 03-25-07
13	151935-01-000	EA	RADIO/CB - 40 CHANNEL - COBRA C75WXST - <b>CB RADIO , S SERIES</b>
14	124884-01-000	EA	SPEAKER - 6" X 9" - SUB-WOOFER - W/O GRILLE
14	151844-01-01A	EA	GRILLE - SPEAKER - 6" X 9" - SUB WOOFER - BLACK
15	104678-01-000	EA	LABEL - CB PREP
16	136120-02-02B	EA	BRACKET - RELAY - E-COATED
17	093236-45-000	EA	LABEL - CIRCUIT BREAKER
18	139067-07-02B	EA	PLATE - CIRCUIT BREAKER/HOUSE - E-COATED
19	118571-03-000	EA	BRACKET - MOUNTING
19	118571-04-000	EA	GASKET
20	128074-02-000	EA	FILTER - NOISE - 12 VOLT DC W/PLUGS

## ELECTRICAL GROUP (CONTINUED)

### FRONT END (CONTINUED)

KEY	PART NUMBER	U/M	DESCRIPTION
21*	135420-20-000	EA	RECEIVER - SATELLITE RADIO - <b>RADIO - SATELLITE</b> FROM: 00-00-00 THRU: 02-18-07
21	163142-06-000	EA	RECEIVER - SATELLITE RADIO - <b>RADIO - SATELLITE</b> FROM: 02-19-07 THRU: 99-99-99
	154851-01-000	EA	BLOWER - 3 SPEED - 12 VOLT/DC POWERED
	113452-01-000	FT	SEAL/TRIM - FRONT - VINYL W/WIRE CARRIER - .020" - <b>TO PROTECT WIRES FROM SHARP EDGES</b>

\*COMPONENT PARTS LISTED LATER IN THIS GROUP

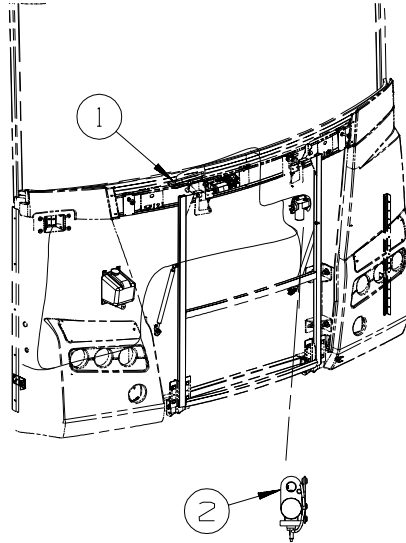


KEY	PART NUMBER	U/M	DESCRIPTION
1	145638-08-01A	EA	SWITCH/ROCKER - DPDT (ON/ON) - LIGHTED - BLACK - <b>AIR HORNS</b>
1	108355-02-000	EA	HOUSING - SWITCH - 12 POSITION
1	103603-01-000	EA	BULB - 12V - #74 - .12A WEDGE - GE 22-25 USED IN DASH
2	145638-04-01A	EA	SWITCH/ROCKER - SPDT (ON/ON) -BLACK
2	108355-02-000	EA	HOUSING - SWITCH - 12 POSITION
2	103603-01-000	EA	BULB - 12V - #74 - .12A WEDGE - GE 22-25 USED IN DASH
3	145638-03-01A	EA	SWITCH/ROCKER - SPDT (ON/OFF/ON) -BLACK
3	108355-02-000	EA	HOUSING - SWITCH - 12 POSITION
3	103603-01-000	EA	BULB - 12V - #74 - .12A WEDGE - GE 22-25 USED IN DASH
4	144722-08-06A	EA	APPLIQUE - BEZEL - LEFT - BRIAWOOD
4	144722-08-05A	EA	APPLIQUE - BEZEL - LEFT - CASHMERE
5	145638-02-01A	EA	SWITCH/ROCKER - SPST (ON/OFF) - LIGHTED - BLACK
5	108355-02-000	EA	HOUSING - SWITCH - 12 POSITION
5	103603-01-000	EA	BULB - 12V - #74 - .12A WEDGE - GE 22-25 USED IN DASH
6	144722-12-06A	EA	APPLIQUE - BEZEL - CENTER/LEFT - BRIAWOOD
6	144722-12-05A	EA	APPLIQUE - BEZEL - CENTER/LEFT - CASHMERE
7	145638-02-01A	EA	SWITCH/ROCKER - SPST (ON/OFF) - LIGHTED - BLACK
7	108355-02-000	EA	HOUSING - SWITCH - 12 POSITION
7	103603-01-000	EA	BULB - 12V - #74 - .12A WEDGE - GE 22-25 USED IN DASH
8	145638-09-01A	EA	SWITCH/ROCKER - DPDT (ON/OFF/ON) - BLACK
8	108355-02-000	EA	HOUSING - SWITCH - 12 POSITION
8	103603-01-000	EA	BULB - 12V - #74 - .12A WEDGE - GE 22-25 USED IN DASH
9	144722-01-06A	EA	APPLIQUE - BEZEL - RIGHT - BRIAWOOD
9	144722-01-05A	EA	APPLIQUE - BEZEL - RIGHT - CASHMERE
10	145638-07-01A	EA	SWITCH/ROCKER - DPDT (ON/ON) - BLACK
10	108355-02-000	EA	HOUSING - SWITCH - 12 POSITION
10	103603-01-000	EA	BULB - 12V - #74 - .12A WEDGE - GE 22-25 USED IN DASH
11	145638-05-01A	EA	SWITCH/ROCKER - SPDT (ON/OFF/ON) - BLACK
11	108355-02-000	EA	HOUSING - SWITCH - 12 POSITION
11	103603-01-000	EA	BULB - 12V - #74 - .12A WEDGE - GE 22-25 USED IN DASH
12	145638-01-01A	EA	SWITCH/ROCKER - SPST (ON/OFF) - BLACK
12	108355-02-000	EA	HOUSING - SWITCH - 12 POSITION
12	103603-01-000	EA	BULB - 12V - #74 - .12A WEDGE - GE 22-25 USED IN DASH
13	145638-06-01A	EA	SWITCH/ROCKER - SPDT (ON/OFF/ON) - LIGHTED - BLACK
13	108355-02-000	EA	HOUSING - SWITCH - 12 POSITION
13	103603-01-000	EA	BULB - 12V - #74 - .12A WEDGE - GE 22-25 USED IN DASH
14*	136119-01-000	EA	COMPASS/THERMOMETER - ELECTRONIC- 4.5" X 2.3" DISPLAY FACE

**ELECTRICAL GROUP (CONTINUED)**  
**FRONT END (CONTINUED)**

<b>KEY</b>	<b>PART NUMBER</b>	<b>U/M</b>	<b>DESCRIPTION</b>
15	145638-11-01A	EA	SWITCH/ROCKER - DPDT (ON/OFF/ON) - LIGHTED - BLACK
15	108355-02-000	EA	HOUSING - SWITCH - 12 POSITION
15	103603-01-000	EA	BULB - 12V - #74 - .12A WEDGE - GE 22-25 USED IN DASH
16	150237-01-000	EA	LIGHT - INDICATOR - RED
17	144722-17-06A	EA	APPLIQUE - BEZEL - INSTRUMENT CLUSTER - BRIAWOOD
17	144722-17-05A	EA	APPLIQUE - BEZEL - INSTRUMENT CLUSTER - CASHMERE
18	116549-01-000	EA	LABEL - WARNING - SLIDEOUT
19	145638-09-01A	EA	SWITCH/ROCKER - DPDT (ON/OFF/ON) - BLACK
19	108355-02-000	EA	HOUSING - SWITCH - 12 POSITION
20	145754-01-01A	EA	SWITCH - BLANK - BLACK
20	145638-09-01A	EA	SWITCH/ROCKER - DPDT (ON/OFF/ON) - BLACK
20	108355-02-000	EA	HOUSING - SWITCH - 12 POSITION
21	061424-01-000	EA	LIGHT - AISLE - 12 VOLT - RECTANGULAR
	036196-01-000	EA	BULB - 12V - #194 - .27 AMP - BAYONETTE
22	163988-02-01A	EA	LABEL - SLIDEOUT CONTROL/ELECTRIC - BLACK/WHITE
			FROM: 03-01-07 THRU: 99-99-99
22*	163097-01-000	EA	SWITCH - SPST - KEY ACTIVATED - W/2 KEYS
			FROM: 03-01-07 THRU: 99-99-99

**\*COMPONENT PARTS LISTED LATER IN THIS GROUP**

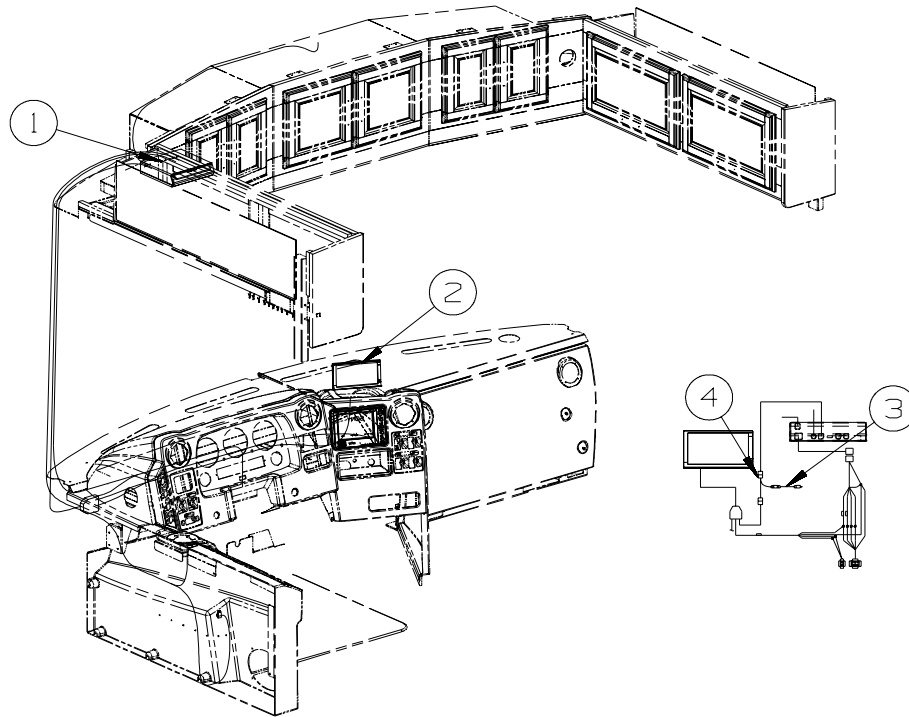


<b>KEY</b>	<b>PART NUMBER</b>	<b>U/M</b>	<b>DESCRIPTION</b>
1*	137417-01-01A	EA	LIGHT - DOME - SINGLE - W/SWITCH/FROSTED LENS - WHITE
2	114802-01-000	EA	PUMP - VACUUM - 12V

**\*COMPONENT PARTS LISTED LATER IN THIS GROUP**

# ELECTRICAL GROUP (CONTINUED)

## GPS



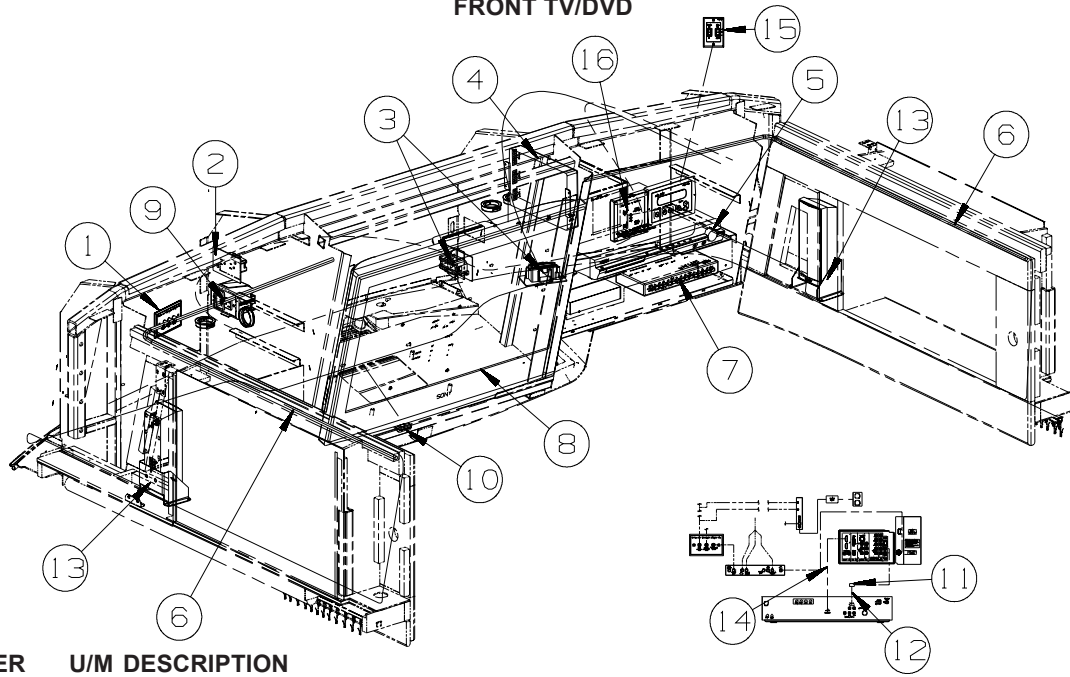
KEY	PART NUMBER	U/M	DESCRIPTION
1*	137424-08-000	EA	GPS-NAVAGATION SYS-W/DVD DIVIT/MAPS/GPS ANT/WIRE HARNESS
2	137424-07-000	EA	MONITOR/LCD - COLOR - 6.5"
			FROM: 00-00-00 THRU: 03-11-07
2	137424-09-000	EA	MONITOR/LCD - COLOR - 7" - ALPINE #TME-M740BT
			FROM: 03-12-07 THRU: 99-99-99
	137424-04-000	EA	BRACKET - MONITOR
			FROM: 00-00-00 THRU: 01-13-08
	168104-01-000	EA	BRACKET - MONITOR
			FROM: 01-14-08 THRU: 99-99-99
3	148591-01-000	EA	CABLE - RCA MALE/RCA MALE - RIVER PARK 55-862-1
4	137424-10-000	EA	CABLE/ADAPTER - AUDIO/VIDEO - GPS
			FROM: 07-18-07 THRU: 99-99-99

\*COMPONENT PARTS LISTED LATER IN THIS GROUP



# ELECTRICAL GROUP (CONTINUED)

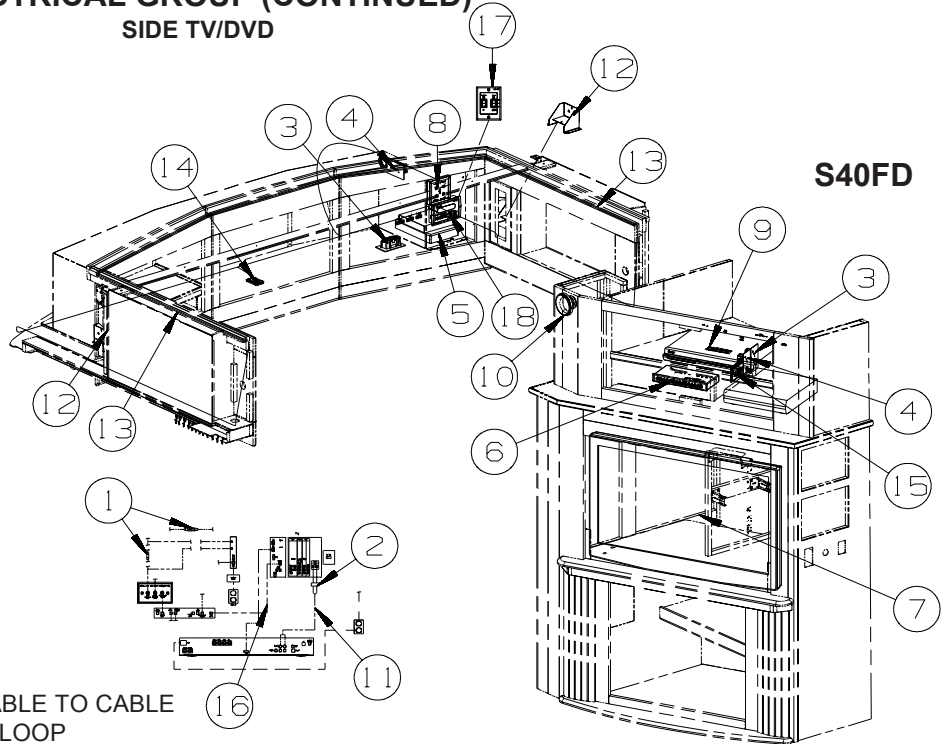
## FRONT TV/DVD



KEY	PART NUMBER	U/M	DESCRIPTION
1	149557-04-01A	EA	PLATE/WALL - TRIPLE COAXIAL/HORIZONTAL - WHITE
2	058708-01-000	EA	RECEPTACLE - ELECTRIC - DOUBLE - BROWN
2	158542-02-01A	EA	LABEL - RECEPTACLE - ELECTRONICS - WHITE/BLACK - <b>CANADIAN</b>
3	058708-01-000	EA	RECEPTACLE - ELECTRIC - DOUBLE - BROWN
4	140062-01-000	EA	SWITCH - SPEAKER - 6 CHANNEL
5	159916-01-000	EA	DVD - HOME THEATER - AM/FM - W/O SPEAKERS - SONY DAVDZ120W FROM: 00-00-00 THRU: 07-06-07
5	165199-01-000	EA	DVD - HOME THEATER - W/2 SPEAKERS - SONY DAVDZ120W FROM: 07-07-08 THRU: 99-99-99
6	146514-03-000	FT	LIGHT - FLEX - ROPE/ROUND - W/O MOUNT CHANNEL
6	146514-02-000	EA	CONNECTOR - LIGHT
7	142258-01-000	EA	SWITCH - VIDEO/ANTENNA POWER SUPPLY
8	160064-02-000	EA	TV - 32" - FLAT PANEL/LCD/HDTV - SONY KDL-32S2010 FROM: 00-00-00 THRU: 07-29-07
8	165071-01-000	EA	TV - 32" - FLAT PANEL/LCD/HDTV - SONY KDL-32S3000 FROM: 07-30-07 THRU: 99-99-99
9	156676-01-000	EA	CONTROLLER/OUTLET - POWER/TV - AUTO SHUTOFF W/IGNITION
10	135740-01-01A	EA	SWITCH - ROCKER - SPST - ON/OFF - BROWN
10	135741-01-01A	EA	SWITCH - BASE - SINGLE - BROWN
10	135742-01-01A	EA	BEZEL - SWITCH - SINGLE - BROWN
11	123324-01-000	EA	FILTER - GROUND LOOP
12	117420-02-000	EA	CABLE - W/MALE RCA ENDS - SHIELDED - 4'
13	149422-02-02B	EA	BRACKET/MOUNTING - SPEAKER - E-COATED - <b>NOT ILLUSTRATED</b> FROM: 00-00-00 THRU: 07-08-07
13	149422-04-02B	EA	BRACKET/MOUNTING - SPEAKER - E-COATED FROM: 07-09-07 THRU: 99-99-99
	148026-03-01A	EA	SPEAKER - CUBE - W/O CASE FROM: 00-00-00 THRU: 07-08-07
14	155845-01-000	EA	CABLE - RCA - 12' - 3 RCA MALE CONNECTORS - BOTH ENDS FROM: 00-00-00 THRU: 07-08-07
14	165308-01-000	EA	CABLE/HDMI - 12' - MALE/MALE ENDS FROM: 07-09-07 THRU: 99-99-99
15	163598-02-000	EA	SWITCH/CONTROL - SATELLITE FROM: 01-29-07 THRU: 99-99-99
16	158270-03-01A	EA	WALLPLATE/CONTROLLER - F/ANTENNA - BLACK - WINEGARD MA-CP4B

## ELECTRICAL GROUP (CONTINUED)

### SIDE TV/DVD



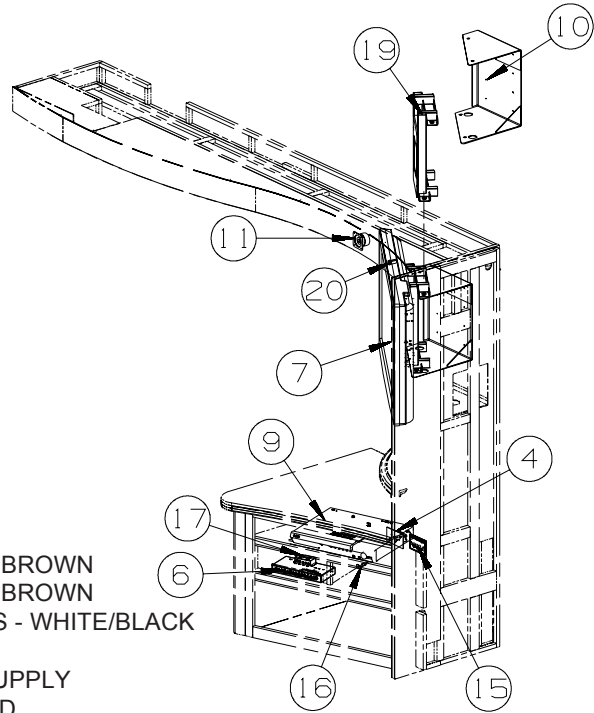
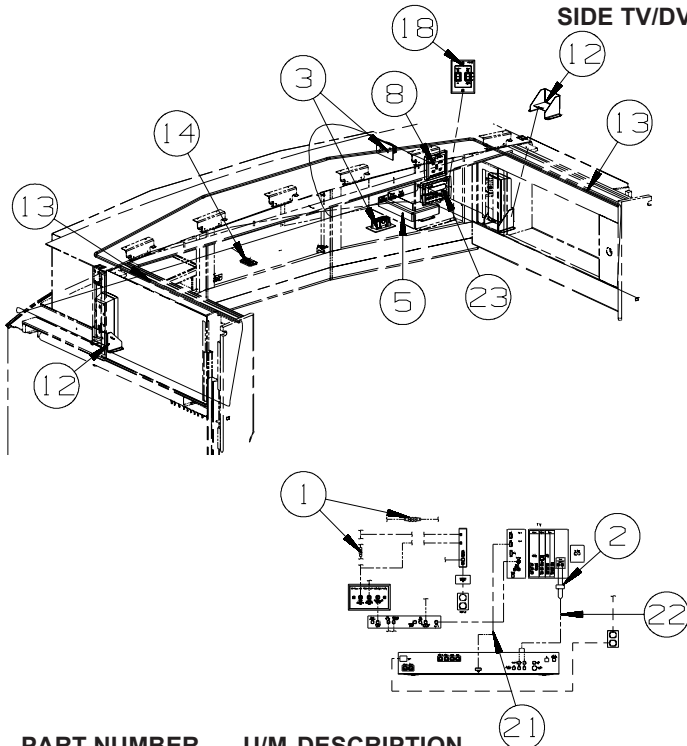
KEY	PART NUMBER	U/M	DESCRIPTION
1	082134-01-000	EA	ADAPTER - TV - CABLE TO CABLE
2	123324-01-000	EA	FILTER - GROUND LOOP
3	058708-01-000	EA	RECEPTACLE - ELECTRIC - DOUBLE - BROWN
4	058708-01-000	EA	RECEPTACLE - ELECTRIC - DOUBLE - BROWN
4	158542-02-01A	EA	LABEL - RECEPTACLE - ELECTRONICS - WHITE/BLACK
5	140062-01-000	EA	SWITCH - SPEAKER - 6 CHANNEL
6	142258-01-000	EA	SWITCH - VIDEO/ANTENNA POWER SUPPLY
7*	160079-01-000	EA	TV - 37" - FLAT PANEL/LCD/HDTV - SHARP LC37D40U
7*	160079-02-000	EA	TV - 37" - FLAT PANEL/LCD/HDTV - SHARP LC37D43U
8	158270-03-01A	EA	WALLPLATE/CONTROLLER - F/ANTENNA - BLACK - WINEGARD MA-CP4B
9	159916-01-000	EA	DVD - HOME THEATER - AM/FM - W/O SPEAKERS - SONY DAVDZ120W
9	165199-01-000	EA	DVD - HOME THEATER - W/2 SPEAKERS - SONY DAVDZ120W
10	160868-01-01A	EA	SPEAKER - ROUND/CEILING - W/O CASE - BLACK
10	160868-02-01A	EA	GRILLE/ROUND - SPEAKER - SILVER
11	117420-03-000	EA	CABLE - W/MALE RCA ENDS - SHIELDED - 20'
12	149422-02-02B	EA	BRACKET/MOUNTING - SPEAKER - E-COATED - <b>NOT ILLUSTRATED</b>
12	149422-04-02B	EA	BRACKET/MOUNTING - SPEAKER - E-COATED
13	146514-03-000	FT	LIGHT - FLEX - ROPE/ROUND - W/O MOUNT CHANNEL
13	146514-02-000	EA	CONNECTOR - LIGHT
14	135740-01-01A	EA	SWITCH - ROCKER - SPST - ON/OFF - BROWN
14	135741-01-01A	EA	SWITCH - BASE - SINGLE - BROWN
14	135742-50-02A	EA	BEZEL - SWITCH - ACCENT - BROWN
15	149557-04-01A	EA	PLATE/WALL - TRIPLE COAXIAL/HORIZONTAL - WHITE
16	155845-01-000	EA	CABLE - RCA - 12' - 3 RCA MALE CONNECTORS - BOTH ENDS
16	165308-01-000	EA	CABLE/HDMI - 12' - MALE/MALE ENDS
16	149750-05-000	EA	MODULE/INTERFACE - INFRA RED (RECEIVER TO TRANSMITTER)
16	149750-03-000	EA	TRANSMITTER - F/INFRA RED RECEIVER
17	163598-02-000	EA	SWITCH/CONTROL - SATELLITE - <b>AUTOMATIC TV SATELLITE SYSTEM</b>
17	148026-03-01A	EA	SPEAKER - CUBE - W/O CASE
18	154474-02-000	EA	CONTROL/SATELLITE KIT - IDB BOX/IDD BOX-POWER SUPPLY-CABLE - <b>IN MOTION SATELLITE</b>

\*COMPONENT PARTS LISTED LATER IN THIS GROUP

# ELECTRICAL GROUP (CONTINUED)

## SIDE TV/DVD (CONTINUED)

S40TD



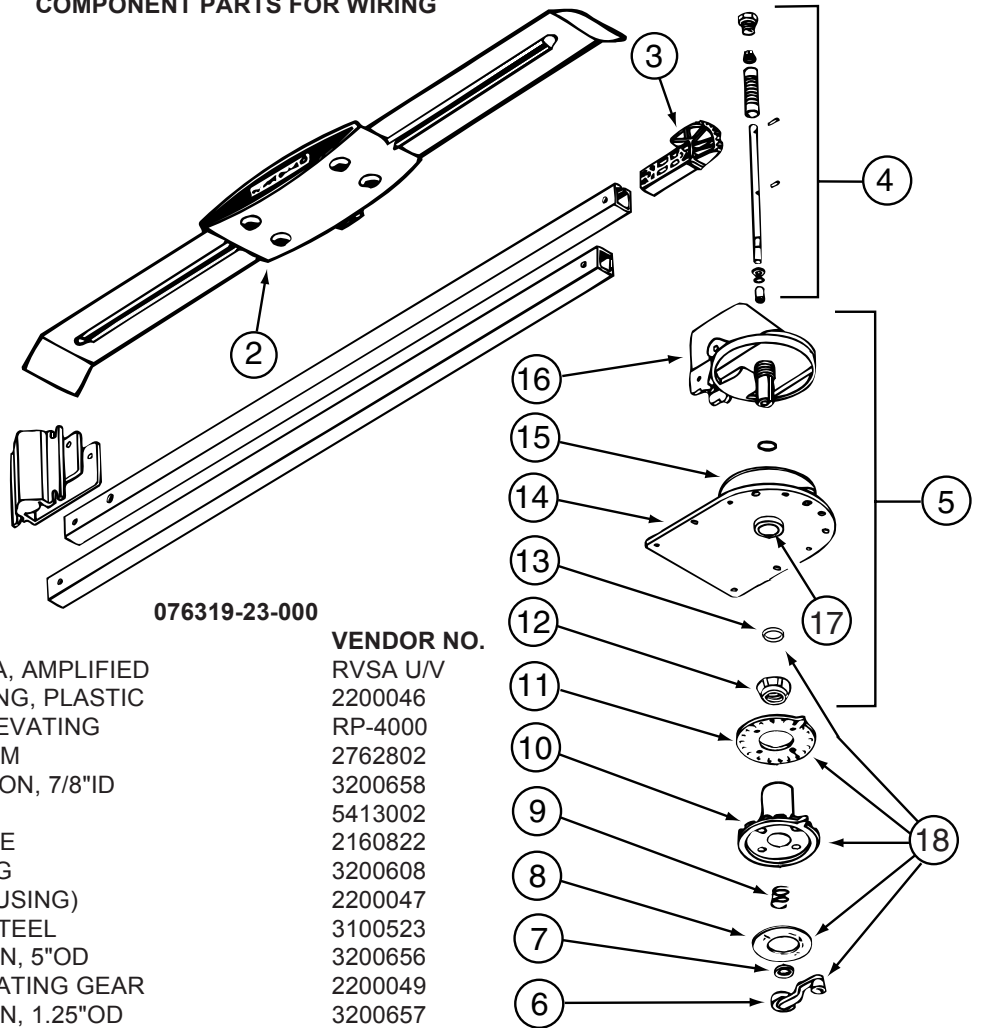
KEY	PART NUMBER	U/M	DESCRIPTION
1	082134-01-000	EA	ADAPTER - TV - CABLE TO CABLE
2	123324-01-000	EA	FILTER - GROUND LOOP
3	058708-01-000	EA	RECEPTACLE - ELECTRIC - DOUBLE - BROWN
4	058708-01-000	EA	RECEPTACLE - ELECTRIC - DOUBLE - BROWN
4	158542-02-01A	EA	LABEL - RECEPTACLE - ELECTRONICS - WHITE/BLACK
5	140062-01-000	EA	SWITCH - SPEAKER - 6 CHANNEL
6	142258-01-000	EA	SWITCH - VIDEO/ANTENNA POWER SUPPLY
6	156586-01-02B	EA	BRACKET - SWITCH/VIDEO - E-COATED
7*	160079-01-000	EA	TV - 37" - FLAT PANEL/LCD/HDTV - SHARP LC37D40U FROM: 00-00-00 THRU: 05-20-07
7*	160079-02-000	EA	TV - 37" - FLAT PANEL/LCD/HDTV - SHARP LC37D43U FROM: 05-21-07 THRU: 99-99-99
8	158270-03-01A	EA	WALLPLATE/CNTRLLR - F/ANTENNA - BLK -WINEGARD MA-CP4B - TV ANTENNA POWER AMPLIFIED
9	159916-01-000	EA	DVD - HOME THEATER - AM/FM - W/O SPEAKERS - SONY DAVDZ120W FROM: 00-00-00 THRU: 07-08-07
9	165199-01-000	EA	DVD - HOME THEATER - W/2 SPEAKERS - SONY DAVDZ120W FROM: 07-09-07 THRU: 99-99-99
10	159612-02-02B	EA	PLATE/MOUNTING - TV - E-COATED - NOT ILLUSTRATED FROM: 00-00-00 THRU: 05-20-07
10	159612-03-02B	EA	PLATE/MOUNTING - TV - E-COATED FROM: 05-21-07 THRU: 99-99-99
11	148026-03-01A	EA	SPEAKER - CUBE - W/O CASE
12	149422-02-02B	EA	BRACKET/MOUNTING - SPEAKER - E-COATED - NOT ILLUSTRATED FROM: 00-00-00 THRU: 07-08-07
12	149422-04-02B	EA	BRACKET/MOUNTING - SPEAKER - E-COATED FROM: 07-09-07 THRU: 99-99-99
13	146514-03-000	FT	LIGHT - FLEX - ROPE/ROUND - W/O MOUNT CHANNEL
13	146514-02-000	EA	CONNECTOR - LIGHT
14	135740-01-01A	EA	SWITCH - ROCKER - SPST - ON/OFF - BROWN
14	135741-01-01A	EA	SWITCH - BASE - SINGLE - BROWN
14	135742-50-02A	EA	BEZEL - SWITCH - ACCENT - BROWN
15	149557-04-01A	EA	PLATE/WALL - TRIPLE COAXIAL/HORIZONTAL - WHITE
16	149750-03-000	EA	TRANSMITTER - F/INFRA RED RECEIVER
17	149750-05-000	EA	MODULE/INTERFACE - INFRA RED (RECEIVER TO TRANSMITTER)
18	163598-02-000	EA	SWITCH/CONTROL - SATELLITE - AUTOMATIC TV SATELLITE SYSTEM FROM: 01-29-07 THRU: 99-99-99
19	159588-02-02B	EA	MOUNT - TV - E-COATED - NOT ILLUSTRATED FROM: 00-00-00 THRU: 05-20-07
19	159588-03-02B	EA	MOUNT - TV - E-COATED FROM: 05-21-07 THRU: 99-9-99

**ELECTRICAL GROUP (CONTINUED)**  
**SIDE TV/DVD (CONTINUED)**

<b>KEY</b>	<b>PART NUMBER</b>	<b>U/M</b>	<b>DESCRIPTION</b>
20	149750-01-000	EA	RECEIVER - (INFRA RED SIGNAL) - W/6"LEAD/PLUG
21	165308-01-000	EA	CABLE/HDMI - 12' - MALE/MALE ENDS
			FROM: 07-09-07 THRU: 99-99-99
22	117420-03-0000	EA	CABLE - W/MALE RCA ENDS - SHIELDED - 20'
23	154474-02-000	EA	CONTROL/SATELLITE KIT - IDB BOX/IDD BOX-POWER SUPPLY-CABLE - <b>IN MOTION SATELLITE</b>

**\*COMPONENT PARTS LISTED LATER IN THIS GROUP**

**ELECTRICAL GROUP (CONTINUED)**  
**COMPONENT PARTS FOR WIRING**



**076319-23-000**

KEY	PART NUMBER	U/M	DESCRIPTION	VENDOR NO.
2	076319-01-700	EA	HEAD-ANTENNA, AMPLIFIED	RVSA U/V
3	076319-01-701	EA	GEAR-ELEVATING, PLASTIC	2200046
4	076319-01-702	EA	SHAFT ASM-ELEVATING	RP-4000
5	076319-01-711	EA	BASE & LIFT ASM	2762802
7	076319-01-705	EA	GROMMET-NYLON, 7/8"ID	3200658
8	076319-01-708	EA	DECAL-CRANK	5413002
9	076319-01-707	EA	SPRING-HANDLE	2160822
11	076319-01-712	EA	PLATE - CEILING	3200608
12	076319-01-715	EA	NUT (GEAR HOUSING)	2200047
14	076319-01-713	EA	PLATE-BASE, STEEL	3100523
15	076319-01-703	EA	BEARING-NYLON, 5"OD	3200656
16	076319-01-714	EA	HOUSING, ROTATING GEAR	2200049
17	076319-01-704	EA	BEARING-NYLON, 1.25"OD	3200657
18	076319-01-709	EA	HANDLE-HEAD DIRECTIONAL	200644
	076319-01-716	EA	TUBING, ELEVATING	RP-2900

CONTACT WINNEBAGO PART SALES FOR UNLISTED COMPONENT(S)

**076319-25-000**

KEY	PART NUMBER	U/M	DESCRIPTION	VENDOR NO.
6	076319-01-706	EA	CRANK-W/SET SCREW UNIV/BEIGE	2750897
6	120233-01-710	EA	HANDLE-CRANK W/SCREW - WHITE	RP-6795
8	076319-01-708	EA	DECAL-CRANK	5413002
10	076319-25-700	EA	DIRECTIONAL HANDLE(WHITE)	3200612
11	076319-25-701	EA	PLATE - CEILING(WHITE)	3200609
13	120233-01-709	EA	WASHER-NYLON	RP-2658

CONTACT WINNEBAGO PART SALES FOR UNLISTED COMPONENT(S)

**086280-01-000**

KEY	PART NUMBER	U/M	DESCRIPTION	VENDOR NO.
	086280-01-700	EA	BULB, 12V - #1414	ARP1089

**108354-01-01A**

KEY	PART NUMBER	U/M	DESCRIPTION	VENDOR NO.
	108354-01-700	EA	BULB-COURTESY LIGHT	395-B

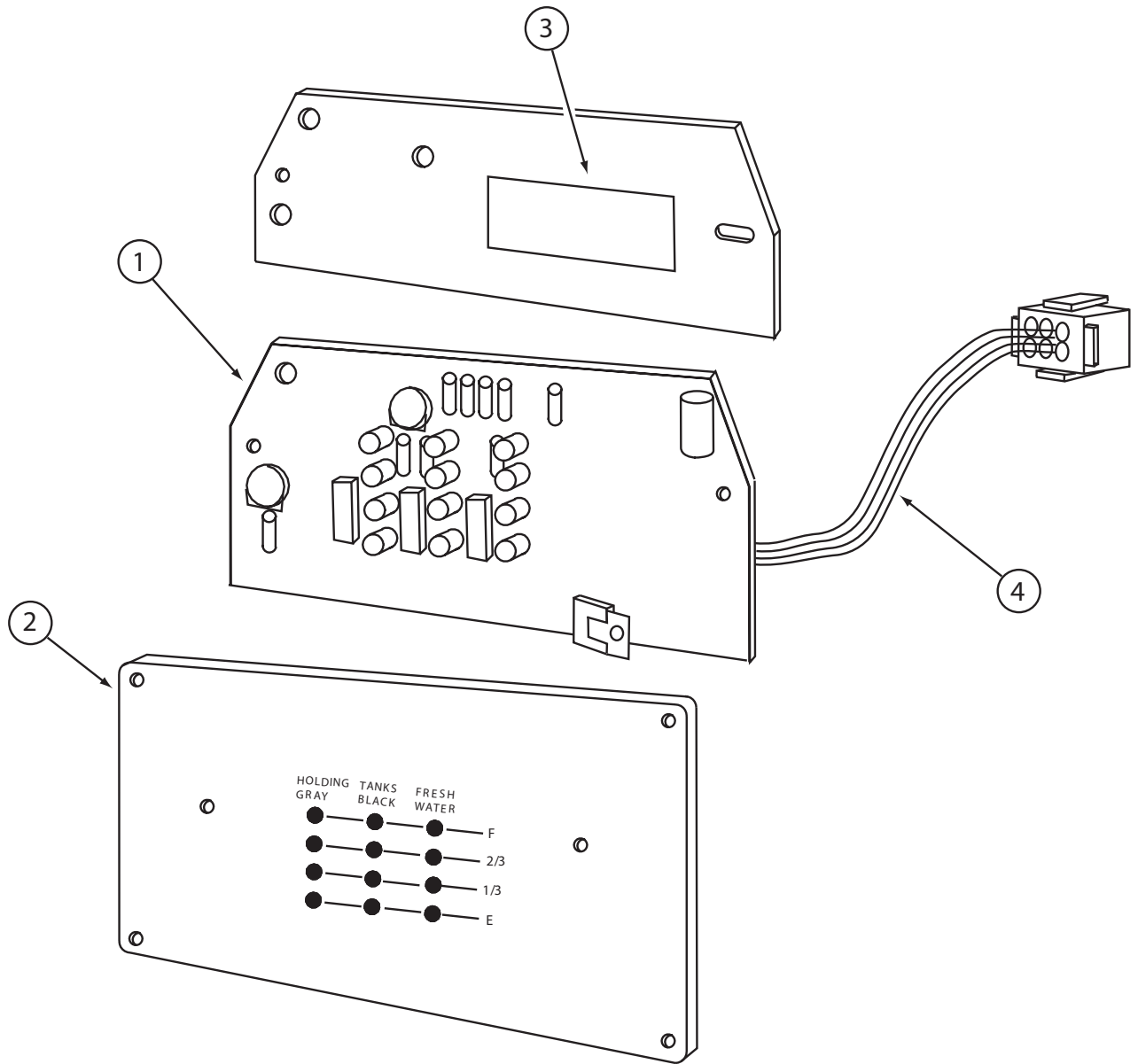
**121935-01-01A**

KEY	PART NUMBER	U/M	DESCRIPTION	VENDOR NO.
	121935-01-700	EA	LENS ONLY - W/CENTER HOLE	809511

**123775-01-02A**

KEY	PART NUMBER	U/M	DESCRIPTION	VENDOR NO.
	123775-01-702	EA	BEZEL/LENS - SATIN NICKEL	99 953470

**ELECTRICAL GROUP (CONTINUED)**  
**COMPONENT PARTS FOR WIRING (CONTINUED)**



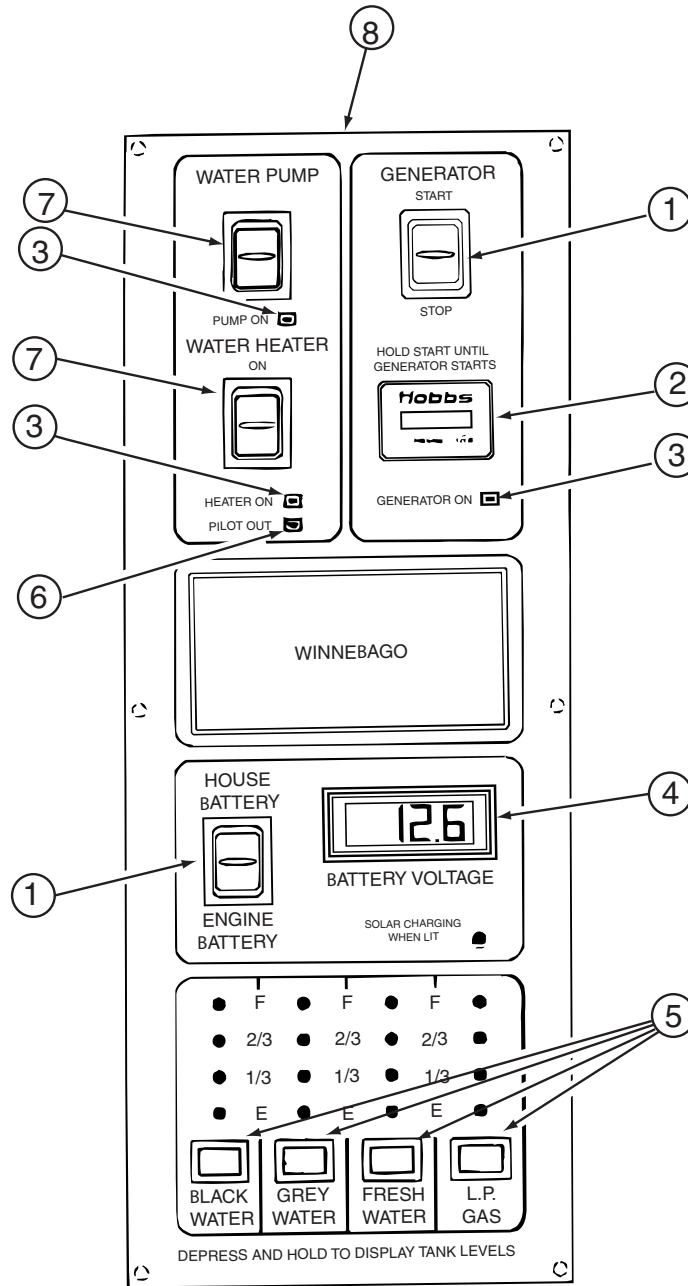
**129561-02-01A**

KEY	PART NUMBER	U/M	DESCRIPTION	VENDOR NO.
1	129561-02-700	EA	PC BOARD - SENSOR SYSTEM/RED	L5132-02
2	129561-01-701	EA	CHASSIS SCREENED	C00399
4	129561-01-703	EA	HARNESS	L7694-00

**130672-01-02A**

KEY	PART NUMBER	U/M	DESCRIPTION	VENDOR NO.
	130672-02-700	EA	REMOTE-WHITE BEZEL(GOLIGHT)	7900T
	130672-02-701	EA	HEAD	49250
	130672-02-702	EA	BULB	49000

**ELECTRICAL GROUP (CONTINUED)**  
**COMPONENT PARTS FOR WIRING (CONTINUED)**



**133004-05-01A**

KEY	PART NUMBER	U/M	DESCRIPTION	VENDOR NO.
1	133004-01-702	EA	SWITCH/DPDT MOM=ON-OFF-ON	L1011-00
2	100258-10-701	EA	GAUGE-HR METER ONLY (LCD)	L0775-00
3	133004-01-706	EA	L.E.D. GREEN-PANEL MOUNT	L0785
4	133004-01-704	EA	METER/VOLT-DIGITAL - LCD	L1008-00
5	133004-01-705	EA	SWITCH/MOM ON - PUSH BUTTON	L0950-00
6	130004-01-703	EA	L.E.D. RED-PANEL MOUNT	L1009-00
7	133004-01-701	EA	SWITCH/DPDT ON-ON/MAINTAINED	L1025-00
8	133004-05-700	EA	SCREENED CHASSIS	CC0563-00
	133004-05-701	EA	BOARD - PC	L5130-02

**135420-20-000**

KEY	PART NUMBER	U/M	DESCRIPTION	VENDOR NO.
	135420-20-700	EA	CABLE-RECIEVER TO RADIO	M9CABLE

**ELECTRICAL GROUP (CONTINUED)**  
**COMPONENT PARTS FOR WIRING (CONTINUED)**

**136119-01-000**

<b>KEY</b>	<b>PART NUMBER</b>	<b>U/M</b>	<b>DESCRIPTION</b>	<b>VENDOR NO.</b>
	136119-01-700	EA	COMPASS SENSOR (BLACK BOX )	AP-SUB-005
	136119-01-701	EA	PROBE/TEMPERATURE SENSOR(V1)	AP-SUB-004A
	136119-01-702	EA	DISPLAY MODULE-LED (V1)	AP-SUB-004B
	136119-01-703	EA	HARNESS - COMPASS POWER	AP-HRN-175
	136119-01-704	EA	HARNESS - COMPASS ENGINE	AP-HRN-176
	136119-01-705	EA	HRNSS-COMP.TEMP SENSOR V1	AP-HRN-177
	136119-01-706	EA	PROBE/TEMPERATURE SENSOR (V2)	AP-SUB-006
	136119-01-707	EA	DISPLAY MODULE - VISUAL (V2)	AP-SUB-007
	136119-01-708	EA	HARNESS/COMP. COMP/THERM(V2)	AP-HRN-239 W/PACKRD

**137417-01-01A, 137417-03-01A**

<b>KEY</b>	<b>PART NUMBER</b>	<b>U/M</b>	<b>DESCRIPTION</b>	<b>VENDOR NO.</b>
	137417-01-700	EA	LENS - SINGLE (FROSTED)	810868

**137424-08-000**

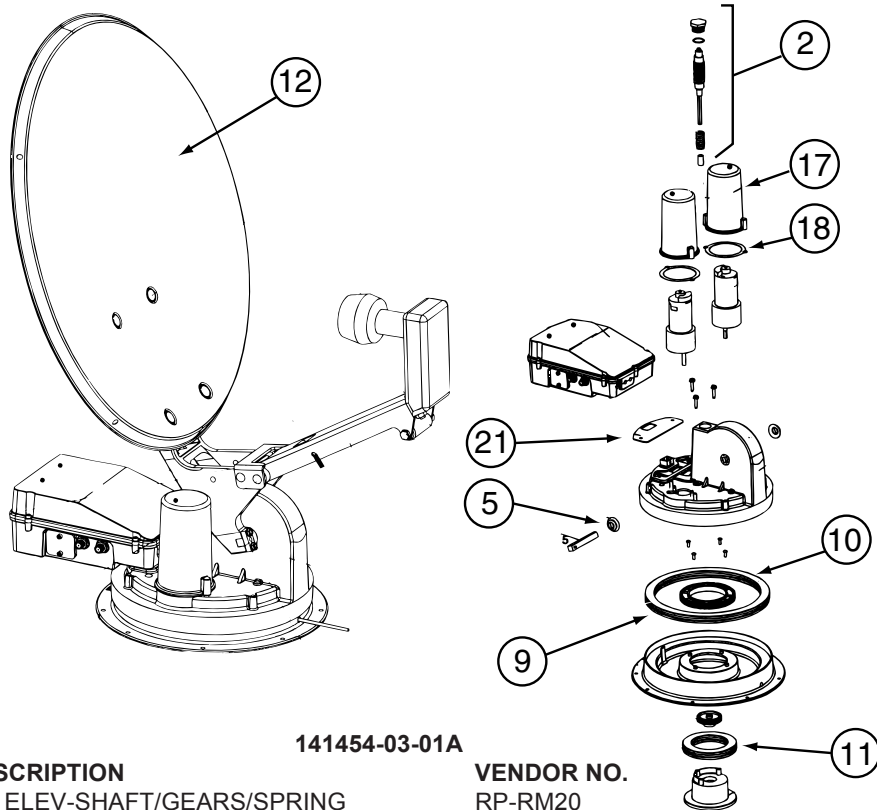
<b>KEY</b>	<b>PART NUMBER</b>	<b>U/M</b>	<b>DESCRIPTION</b>	<b>VENDOR NO.</b>
	137424-08-700	EA	REMOTE	RUE-4140

**139134-01-03A**

<b>KEY</b>	<b>PART NUMBER</b>	<b>U/M</b>	<b>DESCRIPTION</b>	<b>VENDOR NO.</b>
	139134-01-708	EA	DISC - F/BLADE HOLDER - NICKEL	A70050-3N
	139134-01-709	EA	BALANCING KIT - CLIP/PLATES	70050-21
	139134-01-710	EA	NOISE KIT - WASHERS	NOISE KIT
	139134-01-711	EA	BLADES (36") WHITE MATT	A70050-5W
	139134-01-712	EA	MOTOR	A70050-1
	139134-01-718	EA	HOLDER/BLADE(4 PC SET)NICKEL	70050-4N NICKEL
	139134-01-719	EA	HOUSING/MOTOR - NICKEL	70052-2N NICKEL



**ELECTRICAL GROUP (CONTINUED)**  
**COMPONENT PARTS FOR WIRING (CONTINUED)**



141454-03-01A

KEY	PART NUMBER	U/M	DESCRIPTION	VENDOR NO.
2	141454-01-700	EA	KIT ELEV-SHAFT/GEARS/SPRING	RP-RM20
4	137135-01-705	EA	SPRING	2160818
5	137135-01-707	EA	SEAL - PIVOT SHAFT	2200852
9	137135-01-712	EA	BEARING - OUTER	2590347
10	137135-01-714	EA	GEAR - ELEVATING SHAFT	2200465
10	141454-01-712	EA	GEAR - ROTATE	2200469
11	137135-01-715	EA	BEARING - INNER	2590348
12	137135-01-718	EA	REFLECTOR/WHITE-46CM W/HDWE	RP-35RM
13	137135-01-713	EA	TURRET BASE	3100730
17	141454-01-705	EA	HOUSING - MOTOR	3200260
18	141454-01-706	EA	GASKET - MOTOR HOUSING	2240054
21	141454-01-709	EA	GASKET	2240056
	120233-01-714	EA	CLIP-E	5160818
	137135-01-704	EA	PIN - 1/4" X 3.25"	2160813
	137135-01-719	EA	BRACKET - PIVOT	2744945
	137135-01-722	EA	CLAMP	2590343
	137135-01-723	EA	SUPPORT/FRAME-BACKUP-W/HDWE	RP-RM00
	137135-02-703	EA	LOW NOISE BLOCK FILTER	LB-6000 - DUAL
	141454-01-701	EA	KIT - GEAR/MOTOR-GEAR/ROTATE	RP-RM25
	141454-01-702	EA	HOUSING/ELECTRONICS - UPPER	RP-RM10
	141454-01-703	EA	HOUSING/ELECTRONICS - LOWER	RP-RM15
	141454-01-704	EA	KIT LIFT ASSEMBLY COMPLETE	RP-RM05
	141454-03-700	EA	MOTOR (AZIMUTH)	2665042
	141454-03-701	EA	MOTOR (ELEVATION)	2665041
	141454-03-702	EA	CIRCUIT BOARD(CONTROL BOARD)	RP-RM80
	141454-03-703	EA	CONTRL PANEL W/BOX (AS2003)	RP-AS85
	141454-03-704	EA	TURRET ASM - W/MOTORS	RP-AS50
	141454-03-705	EA	SHROUD/COVER - W/SCREWS	2200732 W/SCREWS

CONTACT WINNEBAGO PART SALES FOR UNLISTED COMPONENT(S)

**ELECTRICAL GROUP (CONTINUED)**  
**COMPONENT PARTS FOR WIRING (CONTINUED)**

**144858-03-000**

<b>KEY</b>	<b>PART NUMBER</b>	<b>U/M</b>	<b>DESCRIPTION</b>	<b>VENDOR NO.</b>
	144858-01-700	EA	POWER HEAD	04017
	144858-01-702	EA	COLLAR F/POWER CORD	85446
	144858-01-703	EA	MOTOR W/DRIVE GEAR	20409 W/52405
	144858-01-704	EA	CONTAINER F/POWER CORD	85448
	144858-01-705	EA	CAGE/REEL	19700-1
	144858-01-706	EA	HITCH PIN	70405
	144858-01-707	EA	CLEVIS PIN	70406
	144858-01-708	EA	ROLLER	85459 - 1 ONLY
	144858-01-709	EA	POWER SWITCH	19702

**146048-01-01A**

<b>KEY</b>	<b>PART NUMBER</b>	<b>U/M</b>	<b>DESCRIPTION</b>	<b>VENDOR NO.</b>
	123775-01-700	EA	BULB - 10 WATT - HALOGEN	71-JC10

**151458-01-000**

<b>KEY</b>	<b>PART NUMBER</b>	<b>U/M</b>	<b>DESCRIPTION</b>	<b>VENDOR NO.</b>
	102756-02-702	EA	BATTERY - 12 VOLT	402-1002
	102756-03-701	EA	REMOTE-KEYLESS ENTRY	412-1115
	102756-03-702	EA	RELAY- 30AMP - SPDT	463-1000
	151458-01-700	EA	MODULE BOARD - 4 FUNCTION	202-3227
	151458-01-701	EA	WIRE HARNESS - KEYLESS ENTRY	203-6908

**153464-01/02/04/05-01A**

<b>KEY</b>	<b>PART NUMBER</b>	<b>U/M</b>	<b>DESCRIPTION</b>	<b>VENDOR NO.</b>
	091937-09-700	EA	LENS - LIGHT - FLUORESCENT	D-762

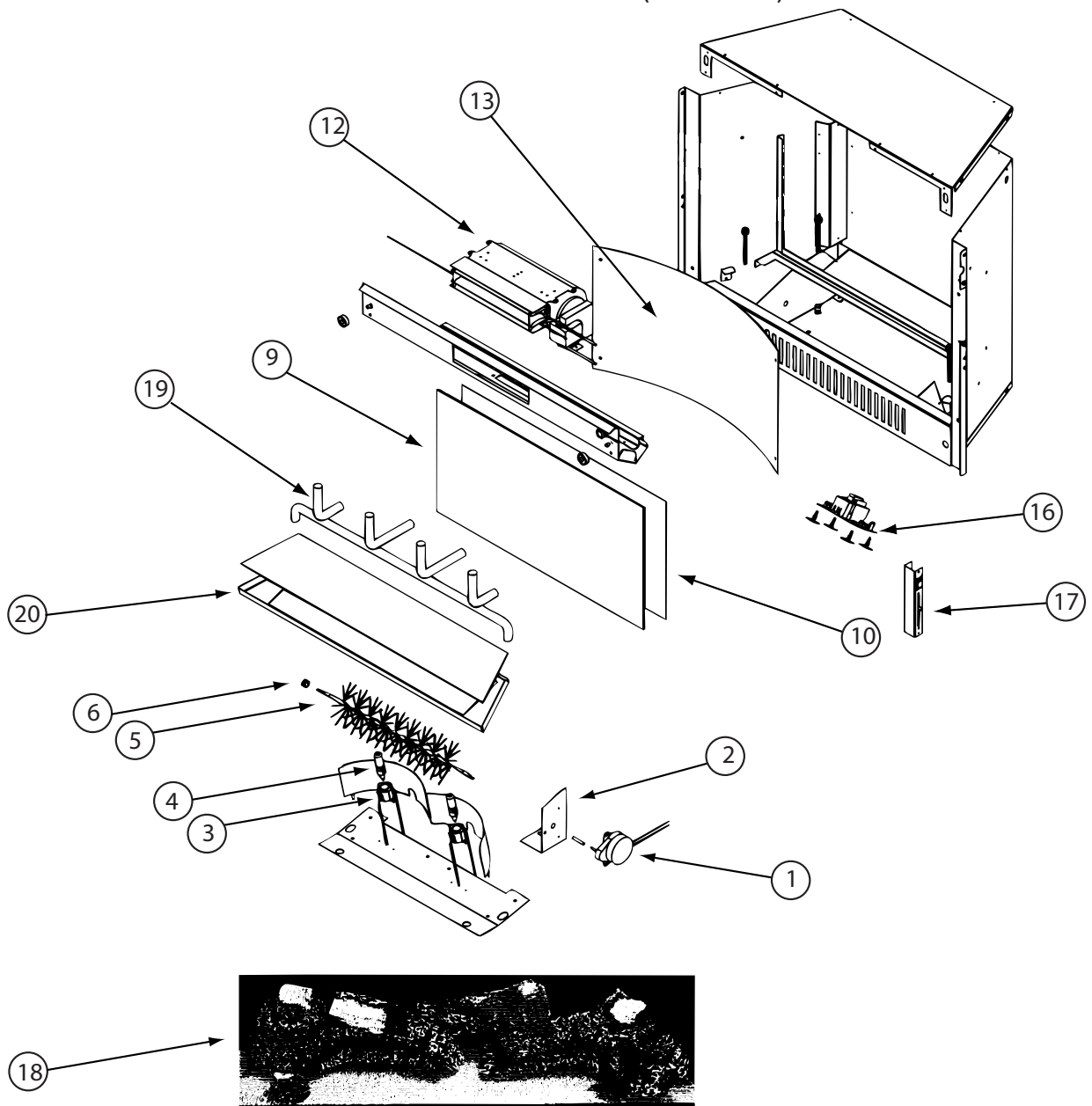
**153464-03-01A, 153464-06-01A**

<b>KEY</b>	<b>PART NUMBER</b>	<b>U/M</b>	<b>DESCRIPTION</b>	<b>VENDOR NO.</b>
	091937-08-700	EA	LENS - LIGHT - FLUORESCENT	D-766

**154474-04-02A**

<b>KEY</b>	<b>PART NUMBER</b>	<b>U/M</b>	<b>DESCRIPTION</b>	<b>VENDOR NO.</b>
	154474-04-702	EA	DOME ONLY-REPLACEMENT-BLACK	1850-B-LP-FS
	154474-04-703	EA	BOARD RF ASSEMBLY N/C	100087
	154474-04-705	EA	CABLE OUT DUAL TOP PCBA N/C	20034-1
	154474-04-706	EA	LNB DUAL EAGLE ASPEN N/C	1863-1

**ELECTRICAL GROUP (CONTINUED)**  
**COMPONENT PARTS FOR WIRING (CONTINUED)**



154506-01-01A, 154506-03-01A

KEY	PART NUMBER	U/M	DESCRIPTION	VENDOR NO.
1	154506-03-701	EA	MOTOR	4035-860
2	154506-03-702	EA	BRACKET - F/MOTOR	4038-009
4	154506-03-706	EA	BULB - HALOGEN	33961
5	154506-03-707	EA	FLAME ELEMENT	4030-200
6	154506-03-714	EA	GROMMET - F/FLAME ELEMENT	25006
9	154506-03-710	EA	ACRYLIC PANEL - OUTER	4038-805
10	154506-03-711	EA	LENTICULAR LENS PANEL-INNER	4038-810
12	154506-03-703	EA	HEATER/BLOWER ASM	4038-107
13	154506-03-709	EA	FLAME DECAL-REFLECTIVE	4021-190
16	154506-03-700	EA	CONTROL BOARD ASM	4038-108
17	154506-03-712	EA	SWITCH ASM	4038-110
18	154506-03-705	EA	LOG SET	4038-004
19	154506-03-704	EA	GRATE	4038-880
20	154506-03-708	EA	EMBER BED	4038-217
	154506-01-700	EA	REMOTE CONTROL - FIREPLACE	RC-ELEC-HTL
	154506-03-713	EA	THERMOSTAT	4038-849

**ELECTRICAL GROUP (CONTINUED)**  
**COMPONENT PARTS FOR WIRING (CONTINUED)**

<b>156413-01-01A</b>			
<b>KEY</b>	<b>PART NUMBER</b>	<b>U/M DESCRIPTION</b>	<b>VENDOR NO.</b>
	156413-01-700	EA REMOTE	REMAWM950
<b>157808-01-01A</b>			
<b>KEY</b>	<b>PART NUMBER</b>	<b>U/M DESCRIPTION</b>	<b>VENDOR NO.</b>
	157808-01-700	EA REMOTE - HANDHELD WIRELESS	30100
	157808-01-701	EA REMOTE - HANDHELD DASH MOUNT	30200
	157808-01-702	EA BULB - 9011 CLEAR	39000
<b>158703-01-000</b>			
<b>KEY</b>	<b>PART NUMBER</b>	<b>U/M DESCRIPTION</b>	<b>VENDOR NO.</b>
	158703-01-700	EA REMOTE	PSVCJE2043
<b>159759-01-000</b>			
<b>KEY</b>	<b>PART NUMBER</b>	<b>U/M DESCRIPTION</b>	<b>VENDOR NO.</b>
	159759-01-700	EA REMOTE - TV	RRMCGA367WJSA
<b>160079-01-000</b>			
<b>KEY</b>	<b>PART NUMBER</b>	<b>U/M DESCRIPTION</b>	<b>VENDOR NO.</b>
	160079-01-700	EA REMOTE - TV	RRMCGA416WJSB
<b>160079-02-000</b>			
<b>KEY</b>	<b>PART NUMBER</b>	<b>U/M DESCRIPTION</b>	<b>VENDOR NO.</b>
	160079-02-700	EA REMOTE - TV	RRMCGA535WJSA
<b>163097-01-000</b>			
<b>KEY</b>	<b>PART NUMBER</b>	<b>U/M DESCRIPTION</b>	<b>VENDOR NO.</b>
	163097-01-700	EA KEY - #2382 (ILLINOIS LOCK)	2382
	163097-01-701	EA KEY - #2341 (MILLER DIAL)	PART SALES
<b>163598-01-02A</b>			
<b>KEY</b>	<b>PART NUMBER</b>	<b>U/M DESCRIPTION</b>	<b>VENDOR NO.</b>
	154474-04-702	EA DOME ONLY-REPLACEMENT-BLACK	1850-B-LP-FS
	154474-04-706	EA LNB DUAL EAGLE ASPEN N/C	1863-1
	163598-01-700	EA BOARD CIRCUIT N/C	1990-RF-LP KIT
	163598-01-701	EA STUFFED PCB,CWIM DVB N/C	438
<b>165074-01-000</b>			
<b>KEY</b>	<b>PART NUMBER</b>	<b>U/M DESCRIPTION</b>	<b>VENDOR NO.</b>
	165074-01-700	EA REMOTE - TV	P301P27FC3408A

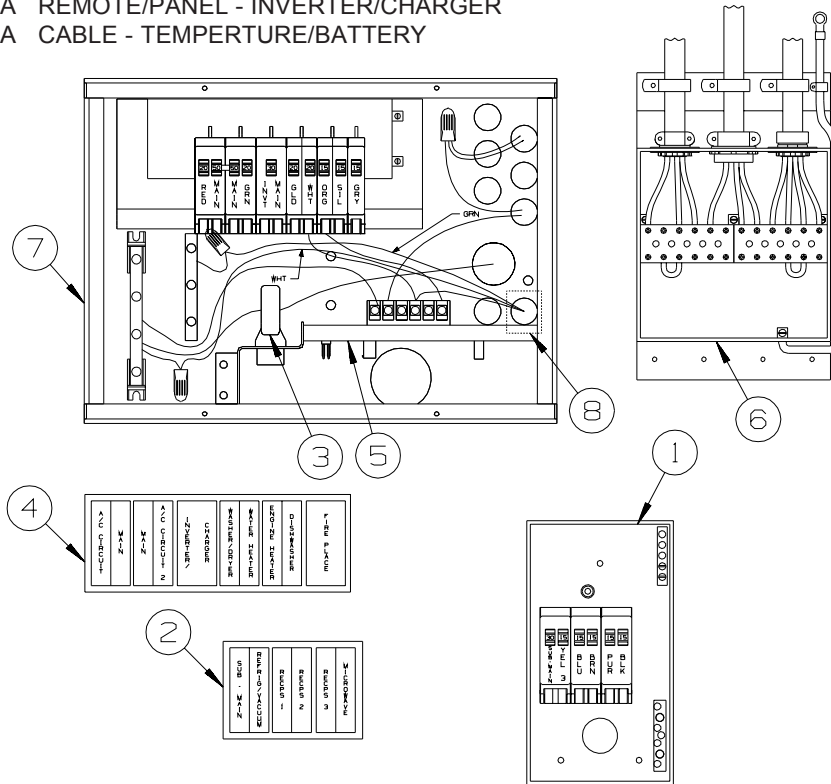
**ELECTRICAL GROUP (CONTINUED)**  
**CIRCUIT BREAKERS, FUSES & RELAYS**

<b>KEY</b>	<b>PART NUMBER</b>	<b>U/M</b>	<b>DESCRIPTION</b>
	062901-02-000	EA	FUSE - 5 AMP - AUTOMOTIVE
	062901-05-000	EA	FUSE - 15 AMP - AUTOMOTIVE
	062901-07-000	EA	FUSE - 25 AMP - AUTOMOTIVE
	062901-08-000	EA	FUSE - 30 AMP - AUTOMOTIVE
	063910-01-000	EA	HOUSING - RELAY
	063912-02-000	EA	RELAY - CANISTER - SPDT
	083209-01-000	EA	CIRCUIT BREAKER - 15 AMP - 120 VOLT - CANADIAN
	083209-02-000	EA	CIRCUIT BREAKER - 15/15 AMP - 120 VOLT
	083209-03-000	EA	CIRCUIT BREAKER - 15/20 AMP - 120 VOLT
	083209-04-000	EA	CIRCUIT BREAKER - 30 AMP - 120 VOLT
	083209-05-000	EA	CIRCUIT BREAKER - 20 AMP - 120 VOLT
	083209-06-000	EA	CIRCUIT BREAKER - 30/15 AMP - 120 VOLT
	083209-07-000	EA	CIRCUIT BREAKER - 20/20 AMP - 120 VOLT
	083209-10-000	EA	CIRCUIT BREAKER - 20/30 AMP - 120 VOLT
	083209-11-000	EA	CIRCUIT BREAKER - 20/15 AMP - 120 VOLT
	092786-03-000	EA	BUSS BAR - 6.9" LONG
	092786-06-000	EA	BUSS BAR
	093654-01-000	EA	CIRCUIT BREAKER - 6 AMP - 12 VOLT - PUSH BUTTON - WHITE
	093654-02-000	EA	CIRCUIT BREAKER - 15 AMP - 12 VOLT - PUSH BUTTON - WHITE
	093654-03-000	EA	CIRCUIT BREAKER - 20 AMP - 12 VOLT - PUSH BUTTON - WHITE
	093654-05-000	EA	CIRCUIT BREAKER - 10 AMP - 12 VOLT - PUSH BUTTON - WHITE
	093655-01-000	EA	CIRCUIT BREAKER - 25 AMP - 12 VOLT - PUSH BUTTON - WHITE
	093655-02-000	EA	CIRCUIT BREAKER - 30 AMP - 12 VOLT - PUSH BUTTON - WHITE
	093655-03-000	EA	CIRCUIT BREAKER - 40 AMP - 12 VOLT - PUSH BUTTON - WHITE
	100341-01-000	EA	FUSE HOLDER - IN LINE TYPE
	113482-01-000	EA	CIRCUIT BREAKER - 55 AMP - MANUAL
	115187-01-000	EA	FUSE - 300 AMP - NON-DELAY
	115187-02-000	EA	HOLDER - FUSE
	115187-03-000	EA	FUSE - 60 AMP - NON-DELAY
	122811-01-000	EA	CIRCUIT BREAKER - 20/50/50/20 AMP - 250V
	141789-01-000	EA	SPACER - CIRCUIT BREAKER

## ELECTRICAL GROUP (CONTINUED)

### CONVERTER, INVERTER, LOAD CENTERS

KEY	PART NUMBER	U/M	DESCRIPTION
	148254-01-000	EA	INVERTER - CHARGER - 2000W AC
	148254-03-000	EA	CABLE/INVERTER - W/8 PIN MODULAR PHONE JACK - 50'-DIMEN
	148254-05-000	EA	REMOTE/PANEL - INVERTER/CHARGER
	148254-06-000	EA	CABLE - TEMPURTE/BATTERY



KEY	PART NUMBER	U/M	DESCRIPTION
1	109677-01-000	EA	LOAD CENTER - 120 VOLT - 40 AMP
2	095721-43-000	EA	LABEL - CONTROL CENTER - 50 AMP
3	127002-07-000	EA	SENSOR - CURRENT
4	095721-49-000	EA	LABEL - CONTROL CENTER - 50 AMP
5	127002-11-000	EA	MODULE - EMS CENTER - W/REMOTE SENSOR
6	106071-06-000	EA	SWITCH - AUTOMATIC TRANSFER - PARALLAX 5070 - 50 AMP
			FROM: 00-00-00 THRU: 11-11-07
6	167050-01-000	EA	SWITCH - AUTOMATIC TRANSFER - PARALLAX ATS501BP
			FROM: 11-12-07 THRU: 99-99-99
7	141258-01-000	EA	LOAD CENTER - 120/240 - 30/50 AMP
7	141258-02-000	EA	LOAD CENTER - COVER
8	158714-01-000	EA	TRANSFORMER - 120V/16V - 15 WATTS

**ELECTRICAL GROUP (CONTINUED)**  
**BOXES & CORDS**

KEY	PART NUMBER	U/M	DESCRIPTION
	115832-01-000	FT	CORD - HEAVY DUTY - 14-2 W/GROUND
	133070-01-000	EA	BOX - ELECTRIC/PLASTIC - 3" X 2" X 2.8" - UL
	133070-02-000	EA	BOX - ELECTRIC/PLASTIC - 3" X 2" X 2.8" - CSA
	008289-01-000	EA	BOX - ELECTRIC/STEEL - 4" X 4" - 1/2" & 3/4" KNOCKOUTS - S40TD
	008294-01-000	EA	COVER - ELECTRIC BOX - BLANK/STEEL - 4" X 4" - GRAY - S40TD
*	144858-02-000	EA	REEL - POWERED - W/36'-50 AMP PWR CORD - W/MOUNTED SWITCH - S40FD, S40KD
*	144858-03-000	EA	REEL - POWERED - W/40'-50 AMP PWR CORD - W/MOUNTED SWITCH - S40TD

\*COMPONENT PARTS LISTED LATER IN THIS GROUP

**COMPONENT PARTS FOR BOXES & CORDS**

**144858-02-000**

KEY	PART NUMBER	U/M	DESCRIPTION	VENDOR NO.
	144858-01-700	EA	POWER HEAD	04017
	144858-01-701	EA	CORD/POWER - 36'	04132-A
	144858-01-702	EA	COLLAR F/POWER CORD	85446
	144858-01-703	EA	MOTOR W/DRIVE GEAR	20409 W/52405
	144858-01-704	EA	CONTAINER F/POWER CORD	85448
	144858-01-705	EA	CAGE/REEL	19700-1
	144858-01-706	EA	HITCH PIN	70405
	144858-01-707	EA	CLEVIS PIN	70406
	144858-01-708	EA	ROLLER	85459 - 1 ONLY
	144858-01-709	EA	POWER SWITCH	19702

**144858-03-000**

KEY	PART NUMBER	U/M	DESCRIPTION	VENDOR NO.
	144858-01-700	EA	POWER HEAD	04017
	144858-01-702	EA	COLLAR F/POWER CORD	85446
	144858-01-703	EA	MOTOR W/DRIVE GEAR	20409 W/52405
	144858-01-704	EA	CONTAINER F/POWER CORD	85448
	144858-01-705	EA	CAGE/REEL	19700-1
	144858-01-706	EA	HITCH PIN	70405
	144858-01-707	EA	CLEVIS PIN	70406
	144858-01-708	EA	ROLLER	85459 - 1 ONLY
	144858-01-709	EA	POWER SWITCH	19702

**ELECTRICAL GROUP (CONTINUED)**  
**WIRE ASSEMBLIES**

KEY	PART NUMBER	U/M	DESCRIPTION
	076319-03-000	FT	CABLE - COAXIAL - 75 OHM
	077069-02-000	EA	CABLE/EXTENSION - RADIO ANTENNA - 96"
	077069-03-000	EA	CABLE/EXTENSION - RADIO ANTENNA - 260"
	117420-04-000	EA	CABLE - RCA - (MALE/MALE) - 50 FT
	129560-01-000	EA	WIRE ASM/MONITOR PANEL - 3 WIRES (2 WHT/BRN & SOLID BRN)
	132267-01-000	EA	WIRE ASSEMBLY - DOOR LOCK
	133574-02-000	EA	WIRE ASSEMBLY - OVERHEAD/LAMPS
	135131-01-000	EA	WIRE LOOM - THERMOSTAT
	135420-16-000	EA	WIRE LOOM - RADIO
	136860-02-000	EA	CABLE - RCA - SHIELDED - 3 MALE TO MALE CONNECTORS - 50'
	137135-03-000	EA	WIRE LOOM - DIGITAL ELEVATION SENSOR
	137135-04-000	EA	WIRE HARNESS - POWER - DIGITAL ELEVATION SENSOR
	139297-01-000	EA	RESISTOR - 10 OHM/10W CERAMIC
	139583-01-000	EA	WIRE LOOM - SOFA/DOUBLE REST EASY
	139583-02-000	EA	WIRE LOOM - SOFA/REAR SWITCH
	140167-01-000	EA	WIRE LOOM - GPS ADAPTER
	140167-02-000	EA	WIRE ASM-GPS ADAPTER
			FROM: 00-00-00 THRU: 03-11-07
			FROM: 03-12-07 THRU: 99-99-99
	140195-01-000	EA	WIRE LOOM - RESISTOR/FAN
	142258-02-000	EA	WIRE LOOM - VIDEO SWITCH/POWER SUPPLY
	145210-01-000	FT	CABLE - COAXIAL
	149214-02-000	EA	WIRE - WINDSHIELD WIPER/WASHER - F/FL MMDC ELECTRICAL SYST
	149750-02-000	EA	CABLE - (RECEIVER TO MODULE) - 45'
	151316-02-000	EA	WIRE ASM - W/NON CONTACT SENSORS - GREY WATER - 23.6"
	151317-01-000	EA	WIRE ASM-W/NON CONTACT SENSORS-FRESH WATER/BLK TANK-3.9"
	151317-02-000	EA	WIRE ASM-W/NON CONTACT SENSORS-FRESH WATER/BLK TANK-23.6"
	151808-01-000	EA	WIRE ADAPTER W/DIODE PACK - 2/M & 3/F SOCKET - GRAY TANK
	151808-02-000	EA	WIRE ADAPTER W/DIODE PACK-2/F & 3/M SOCKET- WATER/BLK TANK
	155619-05-000	EA	WIRE ASSEMBLY - RADIO - 12 PIN
	158270-02-000	EA	CABLE - ANTENNA/POWER - 3 WIRE
	160313-02-000	EA	WIRE - MONITOR - 12V - COLOR - SONY VM-HRN62W
	160365-01-000	EA	WIRE - REAR MONITOR - COLOR



**ELECTRICAL GROUP (CONTINUED)**  
**CONNECTORS & CONDUIT**

KEY	PART NUMBER	U/M	DESCRIPTION
	007940-01-000	EA	RECEPTACLE/SLIDE 16 TO 12 AWG - FEMALE END
	007940-02-000	EA	RECEPTACLE/SLIDE 10 AWG
	007954-01-000	EA	RECEPTACLE - HOUSING - 6 POSITION
	007956-05-000	EA	INSULATOR - SHRINK - 1/4"ID X 1 1/2"
	008311-01-000	EA	CONNECTOR - WIRE NUT - INSULATED - RED
	008312-01-000	EA	CONNECTOR - WIRE NUT - INSULATED - BLUE
	008313-01-000	EA	CONNECTOR - WIRE NUT - INSULATED - YELLOW
	008314-01-000	EA	CONNECTOR - WIRE NUT - INSULATED - GRAY
	008328-01-000	EA	TERMINAL - RING - 12/10 WIRE - #10 STUD FIT
	008331-01-000	EA	TERMINAL - RING - TONGUE - #4 WIRE - 3/8" STUD - COPPER
	008348-01-000	EA	TERMINAL - RING - 3/8" STUD 2 GA. WIRE
	008355-01-000	EA	CONNECTOR - CABLE CLAMPING - 3/4"
	008356-01-000	EA	CONNECTOR - PLASTIC - 3/8"
	008356-02-000	EA	CONNECTOR - PLASTIC - 21/32"
	035416-04-000	EA	TERMINAL - RING - #10 STUD FIT - INSULATED BARREL #16/14
	041953-01-000	FT	CONDUIT - CONVOLUTE SLIT - .5" ID - POLYETHYLENE
	041953-02-000	FT	CONDUIT - CONVOLUTE SLIT - .6" ID - POLYETHYLENE
	041953-03-000	FT	CONDUIT - CONVOLUTE SLIT - 1" ID (CLOTHES ROD COVER)
	041953-05-000	FT	CONDUIT - CONVOLUTE SLIT - .62" ID - POLYETHYLENE
	041953-06-000	FT	CONDUIT - CONVOLUTE SLIT - .4" ID - POLYETHYLENE
	041953-07-000	FT	CONDUIT - CONVOLUTE SLIT - .25" ID - POLYETHYLENE
	041953-08-000	FT	CONDUIT - CONVOLUTE SLIT - 1.5" ID - POLYETHYLENE
	041953-09-000	FT	CONDUIT - CONVOLUTE SLIT - .5" ID - NYLON
	041953-10-000	FT	CONDUIT - CONVOLUTE SLIT - .75" ID - NYLON
	041953-11-000	FT	CONDUIT - CONVOLUTE SLIT - 1.06" ID - NYLON
	041953-12-000	FT	CONDUIT - CONVOLUTE SOLID - 1.1" ID - NYLON
	041953-13-000	FT	CONDUIT - CONVOLUTE SLIT - 1.25" ID
	041953-14-000	FT	CONDUIT - CONVOLUTE SLIT - 1.5" ID
	041953-15-000	FT	CONDUIT - CONVOLUTE SLIT - 2"
	041953-16-000	FT	CONDUIT - CONVOLUTE SLIT - 2"
	047441-01-000	EA	TERMINAL-BATTERY, HORIZONTAL LUG
	047443-01-000	EA	TERMINAL - .250 RECEPTACLE FIT - INSULATED - 16/14 AWG
	047443-02-000	EA	TERMINAL - .250 RECEPTACLE FIT - INSULATED - 12/10 AWG
	047443-05-000	EA	TERMINAL - .250 RECEPTACLE FIT - 18GA AWG
	058028-01-000	EA	CONNECTOR - ELECTRICAL PIGTAIL - NYLON - CLEAR
	062036-01-000	EA	TERMINAL - PACK - CON - 12/10 AWG
	076319-12-000	EA	CONNECTOR - COAXIAL - ONE PIECE
	077479-02-000	EA	BOOT - BATTERY TERMINAL - SINGLE CABLE
	080015-02-000	EA	RECEPTACLE - FLAG - .185 - 16/14 GAUGE
	080015-03-000	EA	RECEPTACLE - FLAG - .250 - 14/16 GAUGE
	080015-04-000	EA	RECEPTACLE - FLAG - .187 - 16/14 GAUGE
	082109-01-000	EA	HOUSING - CONNECTOR - PACKARD
	082741-01-000	EA	CONNECTOR BODY - 2 CONNECTOR MALE
	087225-01-000	FT	SLEEVING - 1/2" - TYPE H
	088473-01-000	EA	HOUSING - PIN - 12 CAVITY (3 ROWS OF 4)
	088473-02-000	EA	HOUSING - PIN - 15 CAVITY (3 ROWS OF 5)
	088473-03-000	EA	HOUSING - PIN - 9 CAVITY (3 ROWS OF 3)
	088473-04-000	EA	HOUSING - PIN - 8 CAVITY IN-LINE
	088473-06-000	EA	HOUSING - PIN - 6 CAVITY (2 ROWS OF 3)
	088473-07-000	EA	HOUSING - PIN - 5 CAVITY - IN-LINE
	088473-08-000	EA	HOUSING - PIN - 4 CAVITY - IN-LINE
	088473-09-000	EA	HOUSING - PIN - 3 CAVITY - IN-LINE
	088473-10-000	EA	HOUSING - PIN - 2 CAVITY - IN-LINE
	088473-12-000	EA	HOUSING - PIN - 3 CAVITY - BLUE
	088473-13-000	EA	HOUSING - PIN - 3 CAVITY - GREEN
	088473-14-000	EA	HOUSING - PIN - 3 CAVITY - RED
	088474-01-000	EA	HOUSING - SOCKET - 12 CAVITY
	088474-02-000	EA	HOUSING - SOCKET - 15 CAVITY
	088474-03-000	EA	HOUSING - SOCKET - 9 CAVITY
	088474-06-000	EA	HOUSING - SOCKET - 6 CAVITY
	088474-07-000	EA	HOUSING - SOCKET - 5 CAVITY
	088474-08-000	EA	HOUSING - SOCKET - 4 CAVITY
	088474-09-000	EA	HOUSING - SOCKET - 3 CAVITY

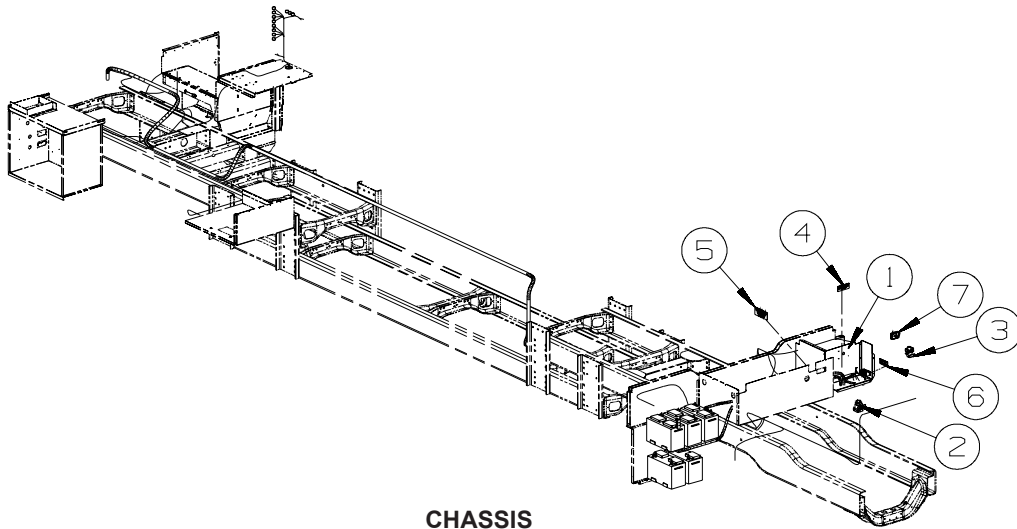
**ELECTRICAL GROUP (CONTINUED)**  
**CONNECTORS & CONDUIT (CONTINUED)**

KEY	PART NUMBER	U/M	DESCRIPTION
	088474-10-000	EA	HOUSING - SOCKET - 2 CAVITY
	088474-12-000	EA	HOUSING - SOCKET - 2 CAVITY - RED
	088475-01-000	EA	PIN - CONNECTOR - 14-20 AWG
	088475-02-000	EA	PIN - CONNECTOR - 10-12 AWG
	088476-01-000	EA	TERMINAL - ELECTRICAL
	088476-02-000	EA	SOCKET - CONNECTOR - 12-10 GA - PRE-TIN
	098261-01-000	EA	SOCKET - CONNECTOR - WEATHERPACK - 12 AWG
	098261-02-000	EA	SOCKET - CONNECTOR - WEATHERPACK - 14-18 AWG
	098262-01-000	EA	SEAL - CONNECTOR - WEATHERPACK
	098264-01-000	EA	HOUSING - 2 PIN - WEATHER PACK - MALE W/FEMALE PINS
	098264-02-000	EA	HOUSING - 2 PIN - WEATHER PACK - FEMALE W/MALE PINS
	098265-02-000	EA	PIN - CONNECTOR - WEATHER PACK
	102777-02-000	EA	TERMINAL - RING - #6 STUD - 10 AWG
	103608-01-000	EA	SOCKET - WEDGE BASE W/LEADS
	104100-01-000	EA	HOUSING - 1 POSITION - 75 AMPS
	104100-03-000	EA	TERMINAL - 75 AMP
	106007-02-000	EA	TERMINAL - FEMALE - 10-12 AWG
	110178-01-000	EA	HOUSING - WIPER MOTOR
	112823-01-000	EA	SPLICE - REDUCER - 16-14 TO 18-22
	113135-01-000	EA	TERMINAL - FEMALE - M/P - 14-16 - F/SEALED TERMINAL
	113308-01-000	EA	TERMINAL - FEMALE - M/P - 14-16 - 280
	113308-02-000	EA	TERMINAL - FEMALE - M/P - 14-18 - 280
	113468-01-000	EA	HOUSING - 2 POSITION-FEMALE-USED ON WIPER/WASHER WIRE ASM
	113468-02-000	EA	HOUSING - 2 POSITION - FEMALE
	116811-01-000	EA	TERMINAL - .110 RECEPTACLE - 16-14 AWG
	118571-01-000	EA	CONNECTOR - 3-WAY - MALE/SEALED
	118571-02-000	EA	CONNECTOR - 3-WAY - FEMALE/SEALED
	118571-05-000	EA	LOCK - SECONDARY - FEMALE
	118571-06-000	EA	LOCK - SECONDARY - MALE
	118599-02-000	EA	TERMINAL - MALE - M/P - 280/14-12
	118820-01-000	EA	INSULATOR - TERMINAL
	129233-01-000	EA	HOUSING - 2-POSITION/FEMALE - 280-SERIES
	129233-02-000	EA	HOUSING - 2-POSITION/FEMALE - 280-SERIES
	129233-03-000	EA	HOUSING - 2-POSITION/FEMALE - 280-SERIES
	131681-01-000	EA	CONNECTOR - 3/4" SO CORD - UL/CS
	137207-01-000	EA	HOUSING - PIN - 2 CAVITY/HIGH AMP
	137208-01-000	EA	HOUSING - SOCKET - 2 CAVITY/HIGH AMP
	137209-01-000	EA	PIN - CONNECTOR - 10AWG/HIGH AMP
	137210-01-000	EA	SOCKET - CONNECTOR - 10 AWG/HIGH AMP
	138996-04-000	EA	CONNECTOR - LAMP
	142520-01-000	EA	TERMINAL - FEMALE - MINI-FIT 16
	142522-01-000	EA	HOUSING - 4 PIN/MALE - MINI FIT
	142522-02-000	EA	HOUSING - 6 PIN/MALE - MINI FIT
	142522-03-000	EA	HOUSING - 8 PIN/MALE - MINI FIT
	142522-04-000	EA	HOUSING - 10 PIN/MALE - MINI FIT
	142522-05-000	EA	HOUSING - 12 PIN/MALE - MINI FIT
	142522-06-000	EA	HOUSING - 14 PIN/MALE - MINI FIT
	142524-01-000	EA	HOUSING - 4 PIN/FEMALE - WEATHER PACK
	142524-02-000	EA	HOUSING - 4 PIN/FEMALE - WEATHER PACK
	144283-01-000	EA	CONNECTOR - 110V - F/USE WITH SOW WIRE - BLUE
	144283-02-000	EA	CONNECTOR - 110V - F/USE WITH NM ROMEX WIRE - CLEAR
	145171-01-000	EA	CONNECTOR - COAXIAL
	148335-01-000	EA	HOUSING - 8-POSITION/MALE - 280-GT SERIES
	148335-02-000	EA	HOUSING - 4-POSITION/MALE - 280-GT SERIES
	148335-03-000	EA	HOUSING - 6-POSITION/MALE - 280-GT SERIES
	149683-01-000	EA	HOUSING - F/5 CAVITY RECEPTACLE - W/SQUARE GUIDE PIN
	149683-02-000	EA	HOUSING - F/5 CAVITY RECEPTACLE - W/ROUND GUIDE PIN
	149686-01-000	EA	TERMINAL - .250 RECEPTACLE
	149687-01-000	EA	HOUSING - 2 POSITION/MALE - PACKARD
	149687-02-000	EA	LOCK - F/2 POSITION HOUSING - PACKARD
	149688-01-000	EA	TERMINAL - MALE - 16 GAUGE WIRE
	156035-01-000	EA	HOUSING - 12-POSITION/FEMALE - 280-GT SERIES
	156041-01-000	EA	TERMINAL - FEMALE - 16-12 - 280-GT SERIES

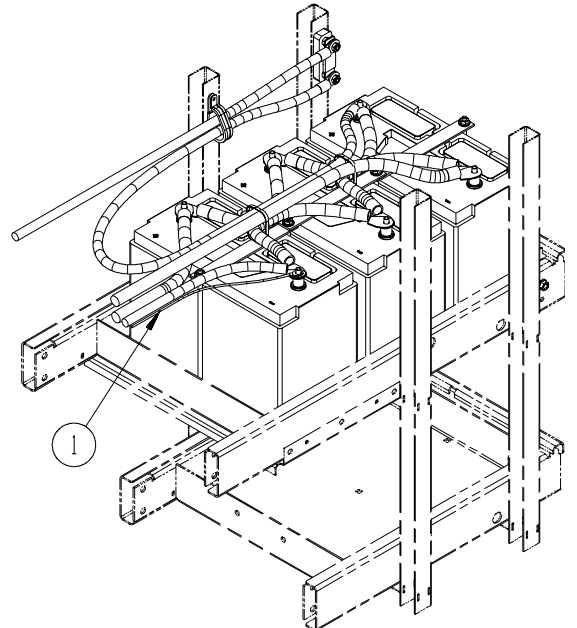
## ELECTRICAL GROUP (CONTINUED)

### CONNECTORS & CONDUIT (CONTINUED)

KEY	PART NUMBER	U/M	DESCRIPTION
	156043-01-000	EA	HOUSING - 2-POSITION/FEMALE - 480-MP SERIES
	156043-02-000	EA	LOCK - F/2 POSITION HOUSING - 480 SERIES
	156044-01-000	EA	TERMINAL - FEMALE - 16-12 - 280-GT - F/SEALED HOUSING
	156045-01-000	EA	HOUSING - 10-POSITION/FEMALE - 280-GT SERIES
	156045-02-000	EA	HOUSING - 4-POSITION/FEMALE - 280-GT SERIES
	156045-03-000	EA	HOUSING - 8-POSITION/FEMALE - 280-GT SERIES
	156045-04-000	EA	HOUSING - 6-POSITION/FEMALE - 280-GT SERIES
	156207-01-000	EA	HOUSING - 6-POSITION/MALE - 150-GT SERIES
	156208-01-000	EA	TERMINAL - MALE - 18-16 - 150-GT SERIES
	157590-01-000	EA	TERMINAL - FEMALE - M/P - 10-12 - 630
	157592-01-000	EA	HOUSING - 7-POSITION/FEMALE - M/P
	157592-02-000	EA	LOCK - SECONDARY - F/7 POSITION HOUSING
	157656-01-01A	EA	CONNECTOR - DASH LIGHT - BLACK
	158357-01-000	EA	HOUSING - 3 PIN/MALE - MINI FIT
	158373-01-000	EA	HOUSING - SOCKET - 16 CAVITY - MINI MATE-N-LOCK
	158374-01-000	EA	SOCKET - 16-20 CAVITY - MINI MATE-N-LOCK
	164687-01-000	EA	PIN - CONNECTOR - 16-14
	164685-01-000	EA	HOUSING - PIN - 7-POSITION
	164689-01-000	EA	SEAL - CONNECTOR
	168450-01-000	EA	CONNECTOR/ADAPTER - COAX

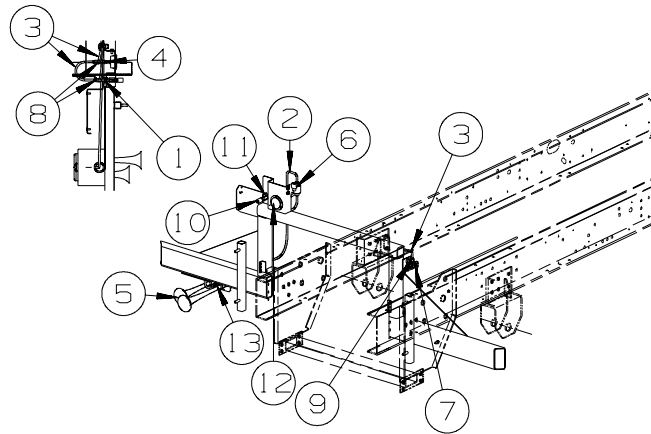


KEY	PART NUMBER	U/M	DESCRIPTION
1	159220-01-02B	EA	PANEL/CLOSEOUT - ELECTRICAL - E-COATED
2	008188-02-000	EA	SOLENOID - VENTED - HEAVY DUTY
3	086273-01-000	EA	RELAY - BATTERY DISCONNECT
4	098379-04-000	EA	LABEL - ELECTRICAL BOX - SIDE
5	098379-08-000	EA	LABEL - ELECTRICAL BOX - BLACK/WHITE
6	093236-44-000	EA	LABEL - CIRCUIT BREAKER
7	156431-01-000	EA	CHARGER/BATTERY - CHASSIS TO HOUSE



KEY	PART NUMBER	U/M	DESCRIPTION
1	148254-04-000	EA	CABLE - TEMPERTURE/BATTERY

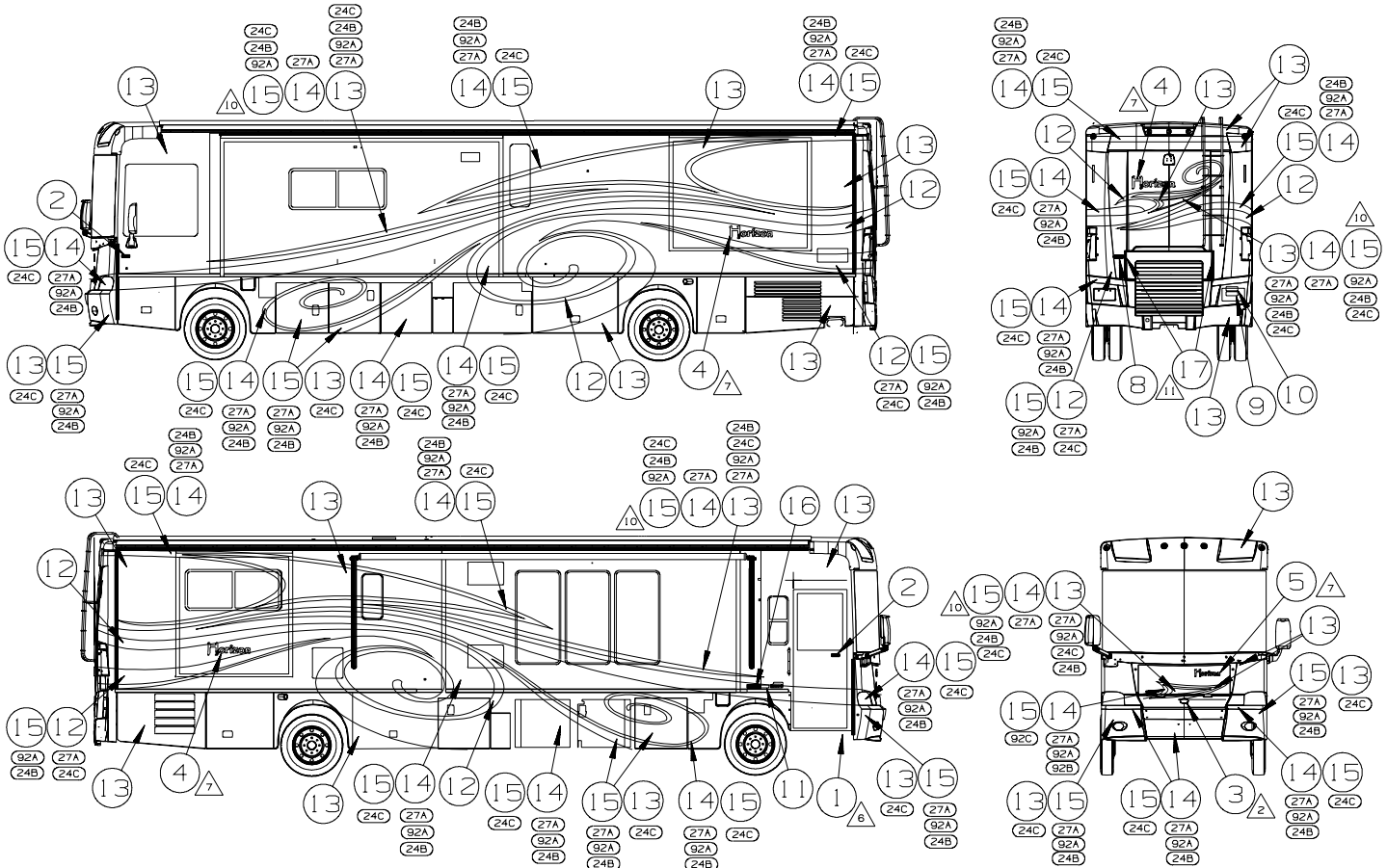
## EXTERIOR BODY GROUP AIR HORN



KEY	PART NUMBER	U/M	DESCRIPTION
1	077497-08-000	EA	HORN/AIR - TWIN SHORT - BLACK
2	075155-03-000	EA	COUPLING-PIPE, 1/4 BRASS
3	071390-04-000	FT	TUBING - AIR BRAKE - 1/4" OD-BLK WEATHERHEAD(BRKS & HORN)
4	142609-01-000	EA	GAUGE/AIR - 2.5" MOUNTING FLANGE - 1/4" MPT
5	077497-11-000	EA	SOLENOID - HORN - REMOTE MOUNT
6	086241-01-000	EA	VALVE - AIR - 1/4 MPT X TIRE STEM
7	142570-01-000	EA	TEE - 3/8" T X 1/4" P
8	142571-01-000	EA	CONNECTOR - 3/8" T X 1/4" P
9	142597-01-000	EA	VALVE - BALL - AIR - 1/4" MFPT
10	142595-01-000	EA	COUPLER - QUICK CONNECT - AIR - 1/4" MPT
11	071390-07-000	FT	TUBING - AIR BRAKE - 3/8" - BLACK
12	071374-03-000	EA	FITTING - BULKHEAD - 1/4" X 1/4" MNPT
13	071386-06-000	EA	CONNECTOR - MALE - 1/4" TUBE X 1/4"
	142607-03-000	EA	HOSE - AIR - 50'

# EXTERIOR BODY GROUP (CONTINUED)

## GRAPHICS & PAINT



(27A) KEY	PART NUMBER	U/M
1	109506-01-000	EA
2	132664-02-CHT (O1A)	EA
3	137618-05-CHT (O1A)	EA
4	144680-05-CHT (O1A)	EA
5	144680-06-CHT (O1A)	EA
6	.....	GL
7	(24P) 150133-02-000	EA
8	151687-02-CHT (O1A)	EA
9	158621-05-CHT (O1A)	EA
10	.....	EA
11	.....	EA
12	.....	GL
13	.....	GL
14	.....	GL
15	.....	GL
16	164596-01-CHT (O1A)	EA
17	109506-15-000	EA

	DESCRIPTION COPPER CLOUD
	FILM-URETHANE PROTECTANT
	DECAL-LOGO DOMED WINNEBAGO - CHROME/RED/BLACK
	DECAL-BEZEL DOMED GRILL LOGO - CHROME/WHITE/BLACK/TEAL
	DECAL-LOGO HORIZON DOMED LG - TRANSPARENT BLACK/CHROME/WHITE/TRANSPARENT GOLD/TRANSPARENT WHITE
	DECAL-LOGO HORIZON DOMED SML - TRANSPARENT BLACK/CHROME/WHITE/TRANSPARENT GOLD/TRANSPARENT WHITE
	PAINT-CLEAR COAT - SHERWIN WILLIAMS
	KIT-PAINT PROTECTION
	DECAL-BEZEL DOMED NAMEPLATE ITASCA - CHROME/WHITE/BLACK/TEAL
	DECAL-HORSEPOWER 425 FLEXSCRIPT - CHROME
	PLATE-FREIGHTLINER LG - CHASSIS SUPPLIED
	PLATE-FREIGHTLINER SML - CHASSIS SUPPLIED
	PAINT-WHITE PEARL MET - SW #45289-4
	PAINT-MOONSTONE MET - SW #54691
	PAINT-PERITER MET - SW #54690
	PAINT-SUDAN BROWN MET - SW #33581
	DECAL-LOGO MAXUM CHASSIS - CHROME/BLACK/RED
	FILM-URETHANE PROTECTANT 38MM X 390MM

(92A) KEY	PART NUMBER	U/M
1	109506-01-000	EA
2	132664-02-CHT (O1A)	EA
3	137618-05-CHT (O1A)	EA
4	144680-05-CHT (O1A)	EA
5	144680-06-CHT (O1A)	EA
6	.....	GL
7	(24P) 150133-02-000	EA
8	151687-02-CHT (O1A)	EA
9	158621-05-CHT (O1A)	EA
10	.....	EA
11	.....	EA
12	.....	GL
13	.....	GL
14	.....	GL
15	.....	GL
16	164596-01-CHT (O1A)	EA
17	109506-15-000	EA

	DESCRIPTION ISLAND TEAL
	FILM-URETHANE PROTECTANT
	DECAL-LOGO DOMED WINNEBAGO - CHROME/RED/BLACK
	DECAL-BEZEL DOMED GRILL LOGO - CHROME/WHITE/BLACK/TEAL
	DECAL-LOGO HORIZON DOMED LG - TRANSPARENT BLACK/CHROME/WHITE/TRANSPARENT GOLD/TRANSPARENT WHITE
	DECAL-LOGO HORIZON DOMED SML - TRANSPARENT BLACK/CHROME/WHITE/TRANSPARENT GOLD/TRANSPARENT WHITE
	PAINT-CLEAR COAT - SHERWIN WILLIAMS
	KIT-PAINT PROTECTION
	DECAL-BEZEL DOMED NAMEPLATE ITASCA - CHROME/WHITE/BLACK/TEAL
	DECAL-HORSEPOWER 425 FLEXSCRIPT - CHROME
	PLATE-FREIGHTLINER LG - CHASSIS SUPPLIED
	PLATE-FREIGHTLINER SML - CHASSIS SUPPLIED
	PAINT-LT WILLOW MET - SW #50310-1
	PAINT-SHERWOOD GREEN PEARL MET - SW #49552-3
	PAINT-ISLAND TEAL STN MET - SW #51065-2
	PAINT-MOJAVE BEIGE MET - SW #62879
	DECAL-LOGO MAXUM CHASSIS - CHROME/BLACK/RED
	FILM-URETHANE PROTECTANT 38MM X 390MM

- ▲ START FILM 25MM BACK FROM VERTICAL TANGENT LINE ON INSIDE OF REAR CAP AT TRUNK DOOR OPENING, WRAP AROUND TO COVER CORNER PAINT PER DESIGN PATTERN.
- 9. APPLY SEALER-BODY SEAM CLEAR 94401-04-000 TO HELP SECURE PAINT ON EDGES.
- 8. END PANELS OF SLIDEROOM WILL BE PAINTED WITH THE BASE COAT. COLORED DESIGN GRAPHICS ELEMENTS AND A CLEAR COAT.
- ▲ LOGO IS TO BE :1 MM ON A HORIZONTAL PLANE (END TO END).
- ▲ FILM TO PROTECT BOTTOM OF DOOR FROM SCUFF MARKS.
- ▲ DIE CUT ACRYLIC FILM USED TO PROTECT FULL BODY PAINTED UNITS.
- 4. ON FULL BODY PAINTED UNITS, USE 145487-02-000 (100 FT) TO COVER UNSEALED ROOF SEAMS.
- ▲ CLEAR COAT TO BE APPLIED ON ENTIRE UNIT TO PROTECT PAINT.
- ▲ CENTER ON UNIT.
- 1. APPLY PROTECTOR 116242-01-000 TO WATER HEATER HATCH.

- (ILF) FRTL 34,320 425HP 6SPD IFS
- (24P) MASK FRONT EXT PROTECTIVE
- (24B) EXT FULL BODY PAINT PKG #4
- (24C) EXT FULL BODY PAINT PKG #3
- (92A) EXT FULL BODY PAINT PKG #2
- (27A) EXT FULL BODY PAINT PKG #1

NOTES:

## EXTERIOR BODY GROUP (CONTINUED) GRAPHICS & PAINT (CONTINUED)

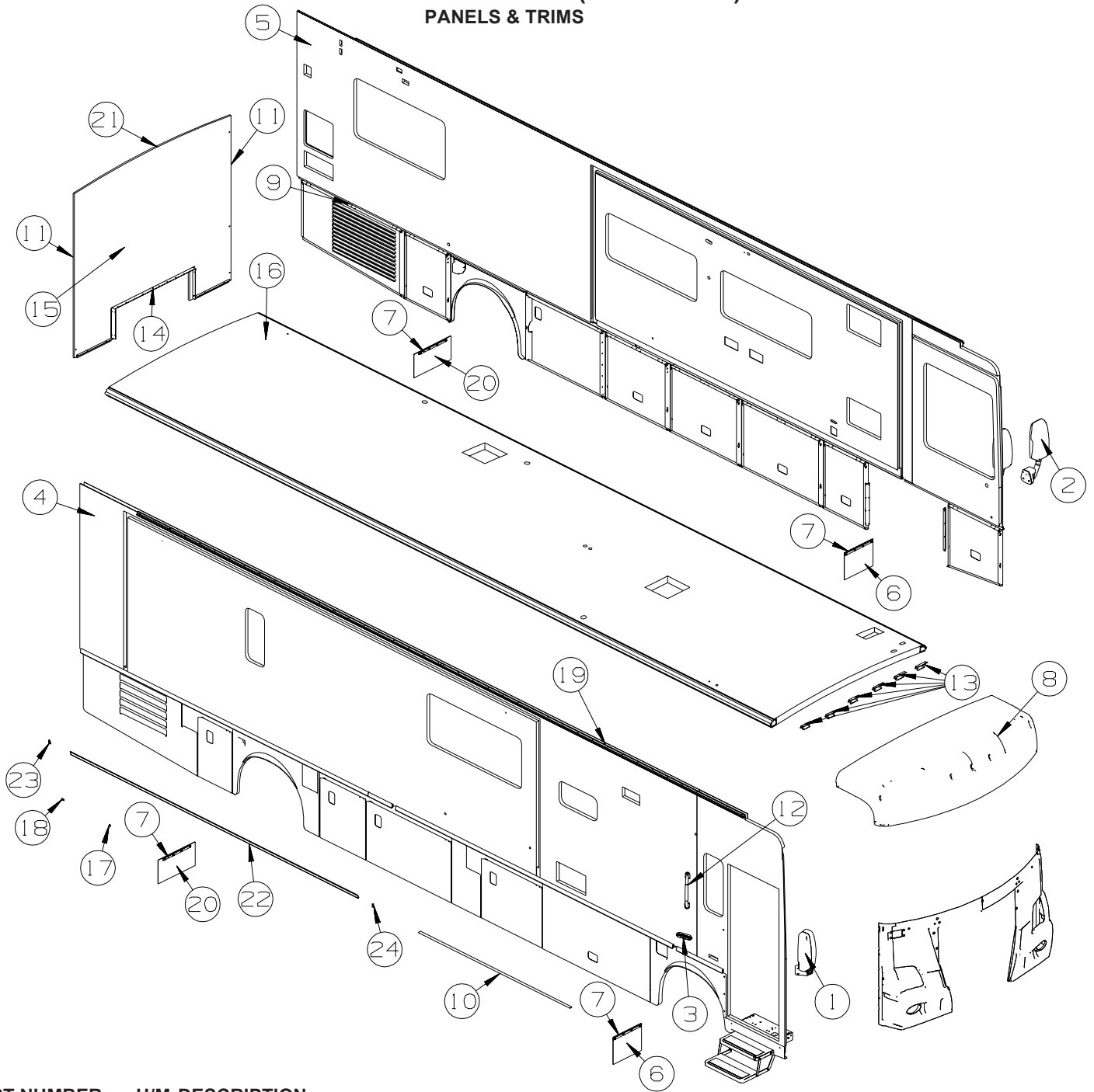
(24C) KEY	PART NUMBER	U/M	DESCRIPTION FIELDSTONE
1	109506-01-000	EA	FILM-URETHANE PROTECTANT
2	132664-02-CHT(01A)	EA	DECAL-LOGO DOMED WINNEBAGO - CHROME/RED/BLACK
3	137618-05-CHT(01A)	EA	DECAL/BEZEL DOMED GRILL LOGO - CHROME/WHITE/BLACK/TEAL
4	144680-05-CHT(01A)	EA	DECAL-LOGO HORIZON DOMED LG - TRANSPARENT BLACK/CHROME/WHITE/TRANSPARENT GOLD/TRANSPARENT WHITE
5	144680-06-CHT(01A)	EA	DECAL-LOGO HORIZON DOMED SML - TRANSPARENT BLACK/CHROME/WHITE/TRANSPARENT GOLD/TRANSPARENT WHITE
6	-----	GL	PAINT-CLEAR COAT - SHERWIN WILLIAMS
7	150133-02-000	EA	KIT-PAINT PROTECTION
8	151687-02-CHT(01A)	EA	DECAL/BEZEL DOMED NAMEPLATE ITASCA - CHROME/WHITE/BLACK/TEAL
9	158621-05-CHT(01A)	EA	DECAL-HORSEPOWER 425 FLEXSCRIPT - CHROME
10	-----	EA	PLATE-FREIGHTLINER LG - CHASSIS SUPPLIED
11	-----	EA	PLATE-FREIGHTLINER SML - CHASSIS SUPPLIED
12	-----	GL	PAINT-SOLID GOLD MET - SW #64548
13	-----	GL	PAINT-TAUPE MET - SW #LM423
14	-----	GL	PAINT-LT BRONZEWIST MET - SW #63528
15	-----	EA	DECAL-LOGO MAXUM CHASSIS - CHROME/BLACK/RED
16	164596-01-CHT(01A)	EA	FILM-URETHANE PROTECTANT 38MM X 390MM
17	109506-15-000	EA	FILM-URETHANE PROTECTANT 38MM X 390MM

(24B) KEY	PART NUMBER	U/M	DESCRIPTION BURGUNDY
1	109506-01-000	EA	FILM-URETHANE PROTECTANT
2	132664-02-CHT(01A)	EA	DECAL-LOGO DOMED WINNEBAGO - CHROME/RED/BLACK
3	137618-05-CHT(01A)	EA	DECAL/BEZEL DOMED GRILL LOGO - CHROME/WHITE/BLACK/TEAL
4	144680-05-CHT(01A)	EA	DECAL-LOGO HORIZON DOMED LG - TRANSPARENT BLACK/CHROME/WHITE/TRANSPARENT GOLD/TRANSPARENT WHITE
5	144680-06-CHT(01A)	EA	DECAL-LOGO HORIZON DOMED SML - TRANSPARENT BLACK/CHROME/WHITE/TRANSPARENT GOLD/TRANSPARENT WHITE
6	-----	GL	PAINT-CLEAR COAT - SHERWIN WILLIAMS
7	150133-02-000	EA	KIT-PAINT PROTECTION
8	151687-02-CHT(01A)	EA	DECAL/BEZEL DOMED NAMEPLATE ITASCA - CHROME/WHITE/BLACK/TEAL
9	158621-05-CHT(01A)	EA	DECAL-HORSEPOWER 425 FLEXSCRIPT - CHROME
10	-----	EA	PLATE-FREIGHTLINER LG - CHASSIS SUPPLIED
11	-----	EA	PLATE-FREIGHTLINER SML - CHASSIS SUPPLIED
12	-----	GL	PAINT-TAUPE MET - SW #LM423
13	-----	GL	PAINT-DP MAHOGANY MET - SW #62976
14	-----	GL	PAINT-POLISHED PEWTER MET - SW #63499
15	-----	GL	PAINT-CANVAS BEIGE MET - SW #64156
16	164596-01-CHT(01A)	EA	DECAL-LOGO MAXUM CHASSIS - CHROME/BLACK/RED
17	109506-15-000	EA	FILM-URETHANE PROTECTANT 38MM X 390MM

KEY	PART NUMBER	U/M	DESCRIPTION
	116424-01-000	EA	PROTECTOR - LATCH - WATER HEATER
	072882-01-000	GL	PAINT - LOW BAKE - OFF WHITE

**DUPONT COLOR CODES ARE NOW FOUND IN THE PAINT CODE MANUAL.  
YOU CAN FIND THIS MANUAL ON YOUR DEALER INDEX WEBPAGE UNDER SERVICE.**

## EXTERIOR BODY GROUP (CONTINUED) PANELS & TRIMS



KEY	PART NUMBER	U/M	DESCRIPTION
1*	131431-09-01A	EA	MIRROR - EXTERIOR REMOTE/HEATED - PASSENGER - CHROME
1	108825-03-000	EA	GASKET - MIRROR
1	133379-01-01A	EA	SCREW - MACHINE - 5/16-18 X 2.00 - TORX
2*	142721-03-01A	EA	MIRROR - EXTERIOR REMOTE/HEAT/DRVR - (BREAKAWAY) - CHROME
3*	151458-02-000	EA	KEYPAD - ENTRY DOOR/HORIZONTAL
4	162167-01-WL4	EA	SIDEWALL - PASSENGER - W/O WINDOWS/TRIMS (WL4, WL5, WL6,)
4	162167-01-WM0	EA	SIDEWALL - PASSENGER - W/O WINDOWS/TRIMS (WM0, WM1, WM2)
4	162167-01-WM4	EA	SIDEWALL - PASSENGER - W/O WINDOWS/TRIMS (WM4, WM5, WM6)
5	162168-01-WL4	EA	SIDEWALL - DRIVER - W/O WINDOWS/TRIMS (WL4, WL5, WL6)
5	162168-01-WM0	EA	SIDEWALL - DRIVER - W/O WINDOWS/TRIMS (WM0, WM1, WM2)
5	162168-01-WM4	EA	SIDEWALL - DRIVER - W/O WINDOWS/TRIMS (WM4, WM5, WM6)
5	162168-03-WK4	EA	SIDEWALL - DRIVER (WL4, WL5, WL6) - REFRIG W/ICE/WTR DISP 2-DOOR
5	162168-03-WM0	EA	SIDEWALL - DRIVER (WM0, WM1, WM2) - REFRIG W/ICE/WTR DISP 2-DOOR
5	162168-03-WM4	EA	SIDEWALL - DRIVER (WM4, WM5, WM6) - REFRIG W/ICE/WTR DISP 2-DOOR

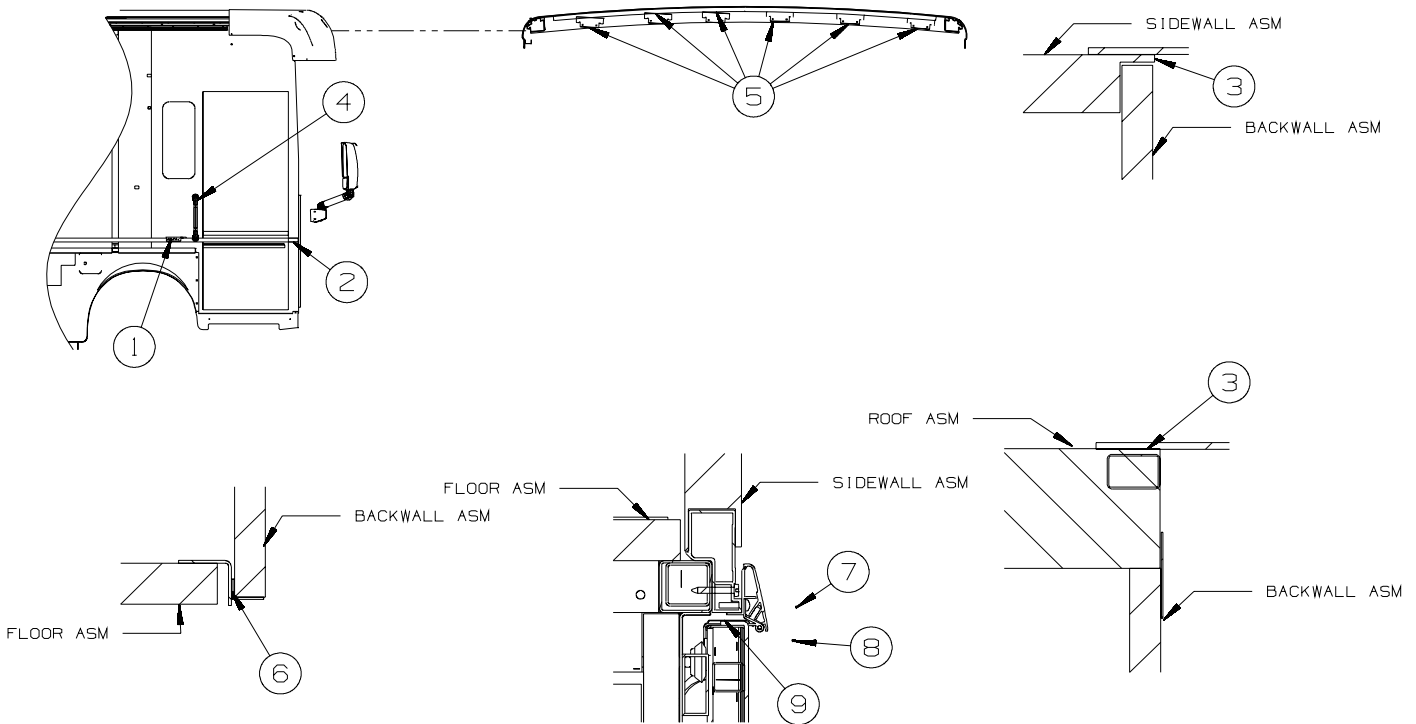
**EXTERIOR BODY GROUP (CONTINUED)**  
**PANELS & TRIMS (CONTINUED)**

KEY	PART NUMBER	U/M	DESCRIPTION
6	017516-01-000	EA	MUD FLAP - 14"H X 18"W - W/O MOUNTING HOLES - RUBBER - BLK FROM: 00-00-00 THRU: 05-20-07
6	017516-05-000	EA	MUD FLAP - 9"H X 18"W - RUBBER - BLACK - <b>NOT ILLUSTRATED</b> FROM: 05-21-07 THRU: 99-99-99
7	140922-01-02B	EA	RETAINER - MUD FLAP - 1" X 17.7" - E-COATED/BLACK
8	150436-02-TG0	EA	CAP - ROOF/FRONT - W/O LIGHTS/WIRING
9	151782-01-01A	EA	TRIM - RETAINER - 143.8" FROM: 00-00-00 THRU: 01-30-07
9	146548-01-01A	EA	TRIM - RETAINER - 143.8" - MILL FROM: 01-31-07 THRU: 99-99-99
10	093673-01-06A	FT	TRIM/MOLDING - 1.4" WIDE X 8' LONG - BRIGHT WHITE
11	156622-01-01A	FT	SEALER - TAPE - 1/4"THICK X 3"WIDE X 100 FT
12	157749-04-01A	EA	ASSIST HANDLE - LIGHTED - 18" - "ITASCA" ETCHED - CHROME FROM: 00-00-00 THRU: 06-19-07
12	165309-04-01A	EA	ASSIST HANDLE - 18" - LIGHTED/ETCHED "ITASCA" - SST FROM: 06-20-07 THRU: 99-99-99
13	134774-01-02B	EA	BRACKET - CAB ATTACHMENT - E-COATED
14	104692-01-000	EA	SEAL - ADHESIVE BACKED FOAM - 3/4" THICK X 3/4" WIDE X 25'
15	162170-02-WL4	EA	BACKWALL/INNER - W/O REAR CAP
16	162169-01-WK0	EA	ROOF - W/O LIGHTS/VENTS - W/WIRING
17	143143-01-01A	EA	ANGLE - SUPPORT/TRIM
18	143143-02-01A	EA	ANGLE - SUPPORT/TRIM
19	157284-01-01A	EA	RAIL - AWNING - 192" - BRIGHT WHITE
20	017516-09-000	EA	MUD FLAP - 12.2"H X 23.5"W - RUBBER - BLACK
	017516-07-000	EA	MUD FLAP - 14"H X 23.5"W - RUBBER - BLACK
21	114248-02-04A	EA	ANGLE - PLASTIC - .7" X .4" X 96.7" - BEIGE
22	146550-01-02A	EA	TRIM COVER - SIDEWALL - 182" - BLACK
23	146576-01-02A	EA	END CAP/TRIM - RIGHT HAND - BLACK
24	146576-02-02A	EA	END CAP/TRIM - LEFT HAND - BLACK

**\*COMPONENT PARTS LISTED LATER IN THIS GROUP**



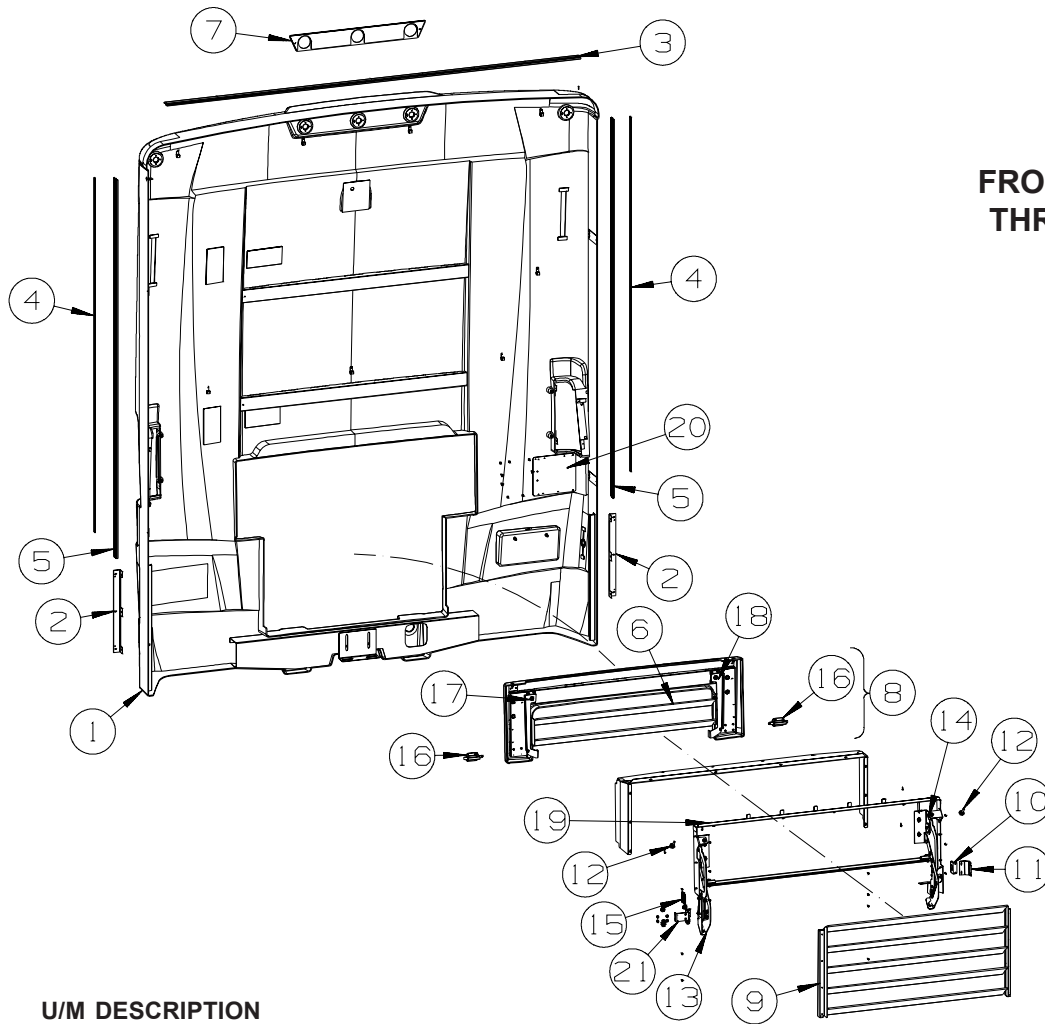
**EXTERIOR BODY GROUP (CONTINUED)**  
**PANELS & TRIMS (CONTINUED)**



KEY	PART NUMBER	U/M	DESCRIPTION
1*	151458-02-000	EA	KEYPAD - ENTRY DOOR/HORIZONTAL
2	093673-01-06A	FT	TRIM/MOLDING - 1.4" WIDE X 8" LONG - BRIGHT WHITE
3	156622-01-01A	FT	SEALER - TAPE - 1/4"THICK X 3"WIDE X 100 FT
4	157749-04-01A	EA	ASSIST HANDLE - LIGHTED - 18" - "ITASCA" ETCHED - CHROME
4	165309-04-01A	EA	ASSIST HANDLE - 18" - LIGHTED/ETCHED "ITASCA" - SST FROM: 00-00-00 THRU: 06-19-07 FROM: 06-20-07 THRU: 99-99-99
5	134774-01-02B	EA	BRACKET - CAB ATTACHMENT - E-COATED
6	104692-01-000	EA	SEAL - ADHESIVE BACKED FOAM - 3/4" THICK X 3/4" WIDE X 25'
7	143143-01-01A	EA	ANGLE - SUPPORT/TRIM
8	143143-02-01A	EA	ANGLE - SUPPORT/TRIM
9	099418-01-000	FT	SEAL - D-SECTION/ADHESIVE BACK - .44" X .44" - BLK RUBBER

\*COMPONENT PARTS LISTED LATER IN THIS GROUP

**EXTERIOR BODY GROUP (CONTINUED)**  
**PANELS & TRIMS (CONTINUED)**

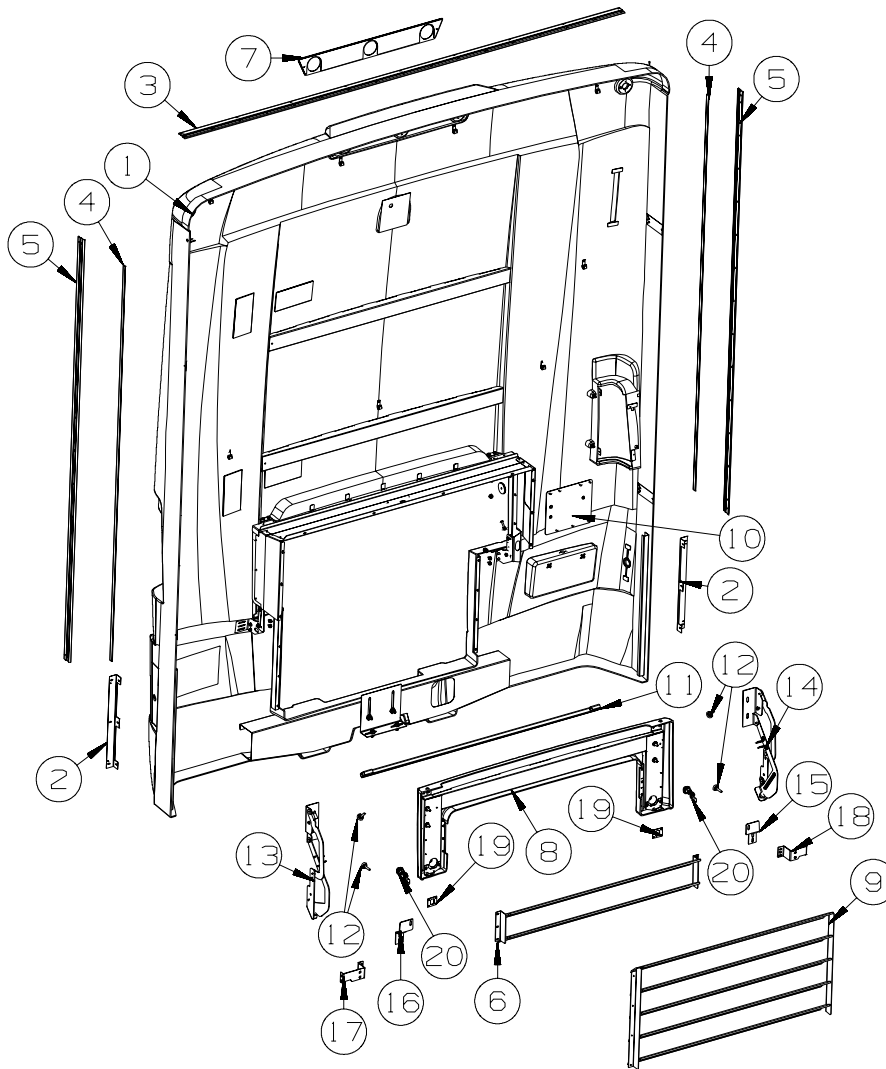


**FROM: 00-00-00**  
**THRU: 5-13-07**

KEY	PART NUMBER	U/M	DESCRIPTION
1	160115-02-WK0	EA	PANEL - REAR CAP - W/O LIGHTS
2	138789-01-02B	EA	ANGLE/MOUNT - WHEEL LIP/BACKWALL - E-COATED
3	083805-23-000	EA	TRIM - ROOF CAP - 92.1" - BRIGHT WHITE
4	091985-01-07A	EA	INSERT - TRIM - REAR CAP TO SIDEWALL - .66" - BRIGHT WHITE
5	092041-01-03A	EA	TRIM - FRONT/REAR CAP (SIDEWALL) - 83.1" - BRIGHT WHITE
6	161595-01-WK0	EA	GRILLE - TRUNK DOOR
7	145389-01-01A	EA	TRIM - LIGHTS - REAR - BRUSHED STAINLESS STEEL
8	160152-02-WK0	EA	DOOR - REAR/ENGINE - W/O HDW
9	161598-01-WK0	EA	GRILLE - ENGINE/REAR/LOWER
10	130053-01-01A	EA	STRIKER - LUGGAGE DOOR - FLUSH - BLACK
11	145539-01-02B	EA	BRACKET - DOOR CATCH - E-COATED
12	058786-01-000	EA	BOLT - HOOD ADJUSTMENT - 5/16"-18 X 1.5"-2"- W/BLACK PAD
13	146226-01-01A	EA	HINGE/DOOR - REAR - RIGHT HAND - BLACK
14	146226-02-01A	EA	HINGE/DOOR - REAR - LEFT HAND - BLACK
15	163372-01-02B	EA	PLATE/STRIKER - DOOR - E-COATED
16	113908-02-000	EA	LATCH/PLUNGER - F/HOOD/REAR TRUNK/ENGINE/GENERATOR DOOR
17	145540-05-02B	EA	HANDLE - DOOR LATCH - RIGHT HAND - E-COATED
18	145540-06-02B	EA	HANDLE - DOOR LATCH - LEFT HAND - E-COATED
19	154207-03-02B	EA	TUBE/TIMING - HOOD - E-COATED
20	163331-01-02B	EA	PLATE/MOUNTING - RESERVOIR - E-COATED
FROM: 00-00-00 THRU: 09-09-07			
21	163379-02-02B	EA	BRACKET/SUPPORT - STRIKER - E-COATED

**EXTERIOR BODY GROUP (CONTINUED)**  
**PANELS & TRIMS (CONTINUED)**

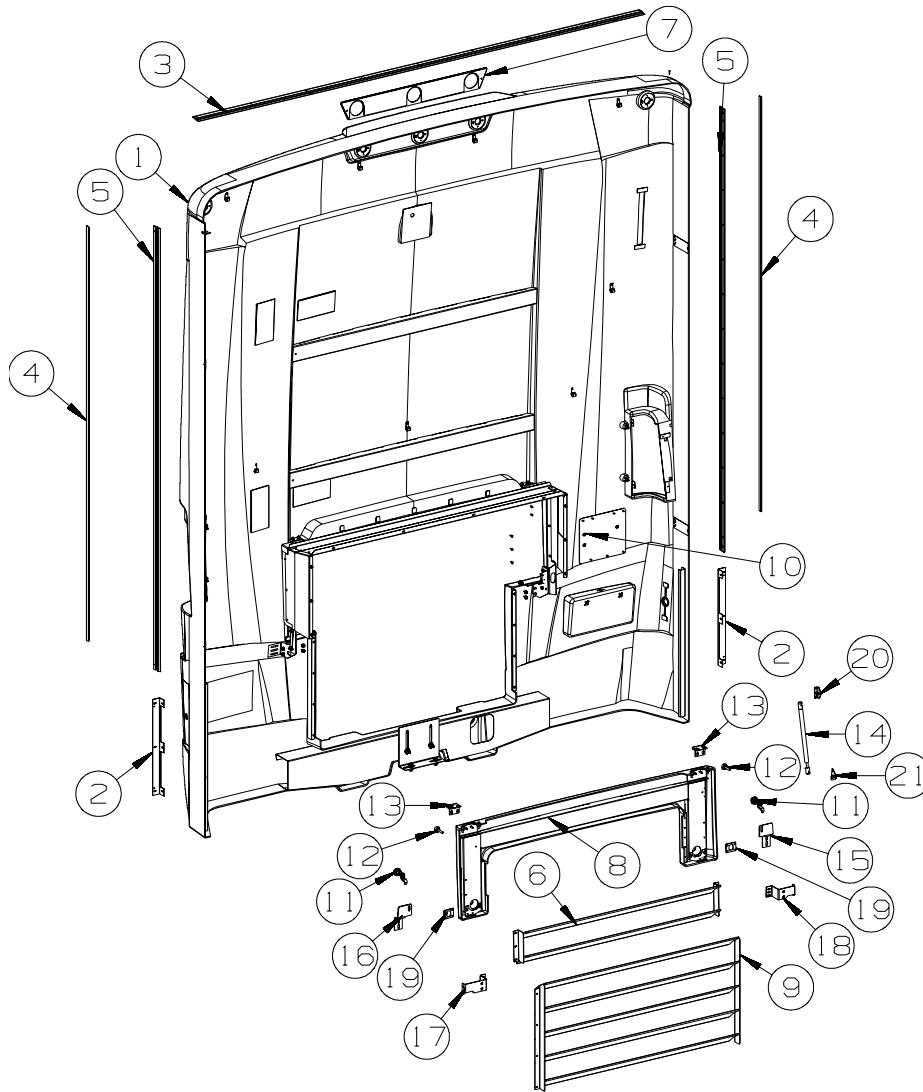
**FROM: 05-14-07**  
**THRU: 09-04-07**



KEY	PART NUMBER	U/M	DESCRIPTION
1	160115-03-WK0	EA	PANEL - REAR CAP - W/O LIGHTS
2	138789-01-02B	EA	ANGLE/MOUNT - WHEEL LIP/BACKWALL - E-COATED
3	083805-23-000	EA	TRIM - ROOF CAP - 92.1" - BRIGHT WHITE
4	091985-01-07A	EA	INSERT - TRIM - REAR CAP TO SIDEWALL - .66" - BRIGHT WHITE
5	092041-01-03A	EA	TRIM - FRONT/REAR CAP (SIDEWALL) - 83.1" - BRIGHT WHITE
6	161595-01-WK0	EA	GRILLE - TRUNK DOOR
7	145389-01-01A	EA	TRIM - LIGHTS - REAR - BRUSHED STAINLESS STEEL
8	160152-04-WK0	EA	DOOR - REAR/ENGINE - W/O HDW
9	161598-01-WK0	EA	GRILLE - ENGINE/REAR/LOWER
10	163331-01-02B	EA	PLATE/MOUNTING - RESERVOIR - E-COATED
FROM: 00-00-00 THRU: 09-09-07			
11	154207-03-02B	EA	TUBE/TIMING - HOOD - E-COATED
12	058786-01-000	EA	BOLT - HOOD ADJUSTMENT - 5/16"-18 X 1.5"-2"- W/BLACK PAD
13	146226-01-01A	EA	HINGE/DOOR - REAR - RIGHT HAND - BLACK
14	146226-02-01A	EA	HINGE/DOOR - REAR - LEFT HAND - BLACK
15	164909-02-02B	EA	LATCH - DOOR/TRUNK/LEFT HAND - E-COATED
16	164909-01-02B	EA	LATCH - DOOR/TRUNK/RIGHT HAND - E-COATED
17	163379-04-02B	EA	BRACKET/SUPPORT - STRIKER - E-COATED
18	163379-06-02B	EA	BRACKET/SUPPORT - STRIKER - E-COATED
19	164912-01-02B	EA	SPACER - LATCH/HOOD - E-COATED
20	102330-03-000	EA	LATCH - VISE ACTION/KEY OPERATED
	102328-01-000	EA	KEY - BARREL - NICKEL PLATED

**EXTERIOR BODY GROUP (CONTINUED)**  
**PANELS & TRIMS (CONTINUED)**

**FROM: 09-05-07**  
**THRU: 99-99-99**



KEY	PART NUMBER	U/M	DESCRIPTION
1	160115-05-WK0	EA	PANEL - REAR CAP - W/O LIGHTS
2	138789-01-02B	EA	ANGLE/MOUNT - WHEEL LIP/BACKWALL - E-COATED
3	083805-23-000	EA	TRIM - ROOF CAP - 92.1" - BRIGHT WHITE
4	091985-01-07A	EA	INSERT - TRIM - REAR CAP TO SIDEWALL - .66" - BRIGHT WHITE
5	092041-01-03A	EA	TRIM - FRONT/REAR CAP (SIDEWALL) - 83.1" - BRIGHT WHITE
6	161595-01-WK0	EA	GRILLE - TRUNK DOOR
7	145389-01-01A	EA	TRIM - LIGHTS - REAR - BRUSHED STAINLESS STEEL
8	160152-06-WK0	EA	DOOR - REAR/ENGINE - W/O HDW
9	161598-01-WK0	EA	GRILLE - ENGINE/REAR/LOWER
10	163331-01-02B	EA	PLATE/MOUNTING - RESERVOIR - E-COATED
11	102330-03-000	EA	LATCH - VISE ACTION/KEY OPERATED
	102328-01-000	EA	KEY - BARREL - NICKEL PLATED
12	058786-01-000	EA	BOLT - HOOD ADJUSTMENT - 5/16"-18 X 1.5"-2" - W/BLACK PAD
13	102325-06-07A	EA	HINGE/TRUNK DOOR - 2" - BRIGHT WHITE
14	142569-21-000	EA	SPRING/GAS - 60 LB - 20" EXTENDED/12" COMPRESSED
15	164909-02-02B	EA	LATCH - DOOR/TRUNK/LEFT HAND - E-COATED
16	164909-01-02B	EA	LATCH - DOOR/TRUNK/RIGHT HAND - E-COATED
17	163379-04-02B	EA	BRACKET/SUPPORT - STRIKER - E-COATED
18	163379-06-02B	EA	BRACKET/SUPPORT - STRIKER - E-COATED
19	164912-01-02B	EA	SPACER - LATCH/HOOD - E-COATED
20	126263-03-02B	EA	BRACKET - GAS SPRING W/BALL STUD - E/COATED
21	126263-08-02B	EA	BRACKET - GAS SPRING W/CENTERED BALL STUD - E-COATED

FROM: 00-00-00 THRU: 09-09-07

**EXTERIOR BODY GROUP (CONTINUED)**  
**COMPONENT PARTS FOR PANELS & TRIMS**

**131431-09-01A**

<b>KEY</b>	<b>PART NUMBER</b>	<b>U/M</b>	<b>DESCRIPTION</b>	<b>VENDOR NO.</b>
	106015-18-700	EA	GLASS/CONVEX	709650
	106015-18-701	EA	ACTUATOR - CONVEX GLASS	7475410
	106015-18-703	EA	GLASS/CONVEX-ACT/HOUSING	709651 KIT
	131431-03-700	EA	LIGHT/TURN SIGNAL - AMBER	7475510
	131431-07-700	EA	KIT(SCREW CVR BLK)ROUND/OVAL	748344
	131431-09-700	EA	GLASS/FLAT/KIT - RH W/ARROW	709664

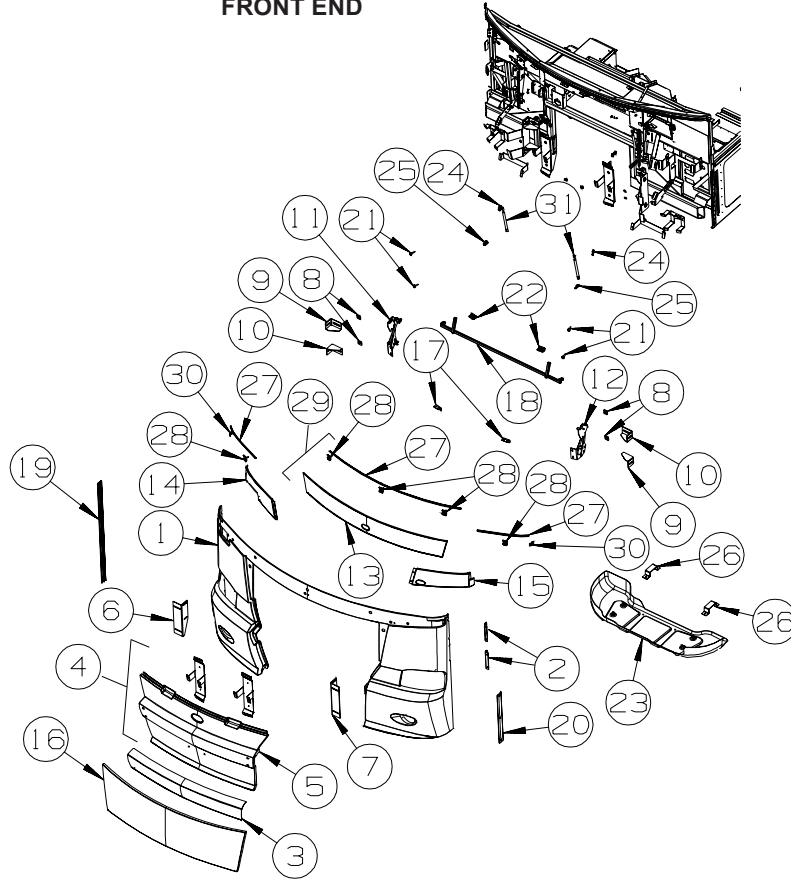
**142721-03-01A**

<b>KEY</b>	<b>PART NUMBER</b>	<b>U/M</b>	<b>DESCRIPTION</b>	<b>VENDOR NO.</b>
	106015-18-700	EA	GLASS/CONVEX	709650
	106015-18-701	EA	ACTUATOR - CONVEX GLASS	7475410
	106015-18-702	EA	MOTOR - FLAT GLASS	7471180
	106015-18-703	EA	GLASS/CONVEX-ACT/HOUSING	709651 KIT
	142721-01-700	EA	COVER/CAP - BOTTOM	Q709678
	142721-01-701	EA	CAP - RECTANGULAR (VELVAC)	709557
	142721-01-702	EA	BRACKET/MOUNT - MIRROR	7096800
	142721-01-703	EA	GASKET/MOUNT - MIRROR	7097400
	142721-01-704	EA	SET SCREW - 5/16"-18 X 1.25"	4082140
	142721-03-700	EA	GLASS/FLAT - W/ARROW	709663

**151458-02-000**

<b>KEY</b>	<b>PART NUMBER</b>	<b>U/M</b>	<b>DESCRIPTION</b>	<b>VENDOR NO.</b>
	151458-02-700	EA	COVERS (2 PER PKG) F/KEY PAD	208-3896
	151458-02-701	EA	GASKET - OUTER - F/KEYPAD	308-2094

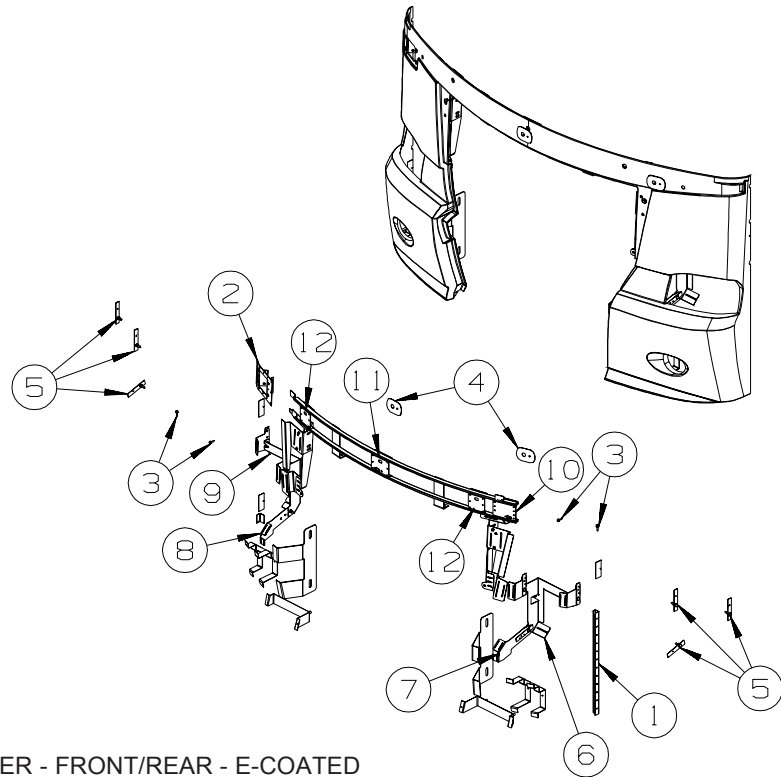
**EXTERIOR BODY GROUP (CONTINUED)**  
**FRONT END**



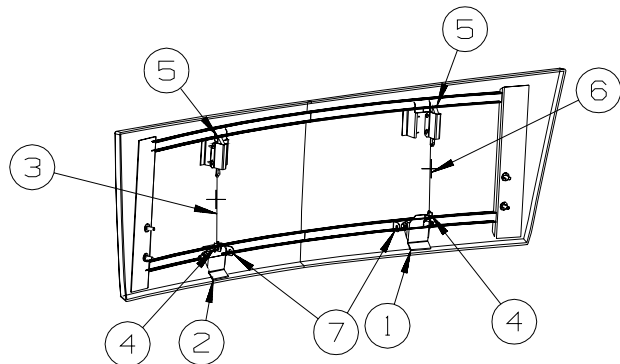
KEY	PART NUMBER	U/M	DESCRIPTION
1	156724-02-UK5	EA	PANEL - FRONT/LOWER - W/O HOOD/GRILLE/LIGHTS
2	113041-16-02B	EA	ANGLE/MOUNT - BUMPER - E-COATED
3	145387-01-01A	EA	BUMPER (ACCENT TRIM) - FRONT - POLISHED STAINLESS STEEL
4	145372-01-R89	EA	PANEL/DOOR - GENERATOR
5	145371-01-01A	EA	PANEL/DOOR - GENERATOR - BLACK/FIBERGLASS
6	145505-01-02B	EA	ANGLE - BUMPER MOUNT/RIGHT HAND - E-COATED
7	145505-02-02B	EA	ANGLE - BUMPER MOUNT/LEFT HAND - E-COATED
8	116617-02-02B	EA	SPACER - BUMPER
9	128455-01-02B	EA	BRACKET - BUMPER - E-COATED
10	128455-02-02B	EA	BRACKET - BUMPER - E-COATED
11	137072-07-01A	EA	HINGE - HOOD - PASSENGER - BLACK
12	137072-08-01A	EA	HINGE - HOOD - DRIVER - BLACK
13	156705-02-UJ1	EA	COWL - WINDSHIELD/CENTER
14	156708-03-UJ1	EA	COWL - WINDSHIELD - PASSENGER
15	156708-04-UJ1	EA	COWL - WINDSHIELD - DRIVER
16	145373-01-R89	EA	HOOD - FRONT - W/O HARDWARE
17	144209-01-02B	EA	ANGLE/STRIKER - HOOD - E-COATED
18	145507-01-02B	EA	TUBE/TIMING - HOOD - 52.5" - E-COATED
19	140447-02-01A	EA	TRIM - GRILLE PANEL/SIDEWALL - 47.4" - BRIGHT WHITE FROM: 00-00-00 THRU: 04-01-07
19	140447-02-02A	EA	TRIM - GRILLE PANEL/SIDEWALL - 47.4" - BLACK FROM: 04-02-07 THRU: 99-99-99
20	140447-01-01A	EA	TRIM - GRILLE PANEL/SIDEWALL - 22" - BRIGHT WHITE FROM: 00-00-00 THRU: 04-01-07
20	140447-01-02A	EA	TRIM - GRILLE PANEL/SIDEWALL - 22" - BLACK FROM: 04-02-07 THRU: 99-99-99
21	058786-01-000	EA	BOLT - HOOD ADJUSTMENT - 5/16"-18 X 1.5"-2" - W/BLACK PAD
22	130053-01-01A	EA	STRIKER - LUGGAGE DOOR - FLUSH - BLACK
23	146365-02-01A	EA	BELLY PAN - FRONT LOWER - PLASTIC
	146365-01-01A	EA	BELLY PAN - FRONT LOWER - PLASTIC - BLACK
24	126263-02-02B	EA	BRACKET - GAS SPRING W/BALL STUD - E-COATED
25	126263-03-02B	EA	BRACKET - GAS SPRING W/BALL STUD - E/COATED
26	146357-02-02B	EA	BRACKET/PLATE - SKID - E-COATED
27	099418-01-000	FT	SEAL - D-SECTION/ADHESIVE BACK - .44" X .44" - BLK RUBBER

## EXTERIOR BODY GROUP (CONTINUED) FRONT END (CONTINUED)

KEY	PART NUMBER	U/M	DESCRIPTION
28	144063-02-02B	EA	BRACKET - WINDSHIELD COWL - E-COATED
29	156705-01-01A	EA	COWL - WINDSHIELD/CENTER
30	144170-01-02B	EA	ZEE - COWL - OUTSIDE - E-COATED
31	142569-08-000	EA	SPRING/GAS - 45 LB - 18.5" EXTENDED/11" COMPRESSED



KEY	PART NUMBER	U/M	DESCRIPTION
1	132071-01-02B	EA	BRACKET - BUMPER - FRONT/REAR - E-COATED
2	120850-04-02B	EA	PLATE - SUPPORT/MIRROR - E-COATED
3	144078-01-01A	EA	SCREW - HEX/FLANGE HEAD CAP-1" W/.75" THREAD LENGTH-ZINC
4	157080-01-01A	EA	BOOT/COWL - NEOPRENE W/ADHESIVE BACK - BLACK
5	146557-02-02B	EA	PLATE - STUD - E-COATED
6	145512-02-02B	EA	BRACKET/HEADLAMP - INNER/DRIVER - E-COATED
7	145514-02-02B	EA	SUPPORT/HEADLAMP - LOWER/DRIVER - E-COATED
8	145514-01-02B	EA	SUPPORT/HEADLAMP - LOWER/PASSENGER - E-COATED
9	145512-01-02B	EA	BRACKET/HEADLAMP - INNER/PASSENGER - E-COATED
10	157051-02-02B	EA	SUPPORT - PIVOT SHAFT - E-COATED
11	157051-04-02B	EA	SUPPORT - PIVOT SHAFT - E-COATED
12	157051-05-02B	EA	SUPPORT - PIVOT SHAFT - E-COATED
13	144208-01-02B	EA	BRACKET/STRIKER - HOOD - E-COATED



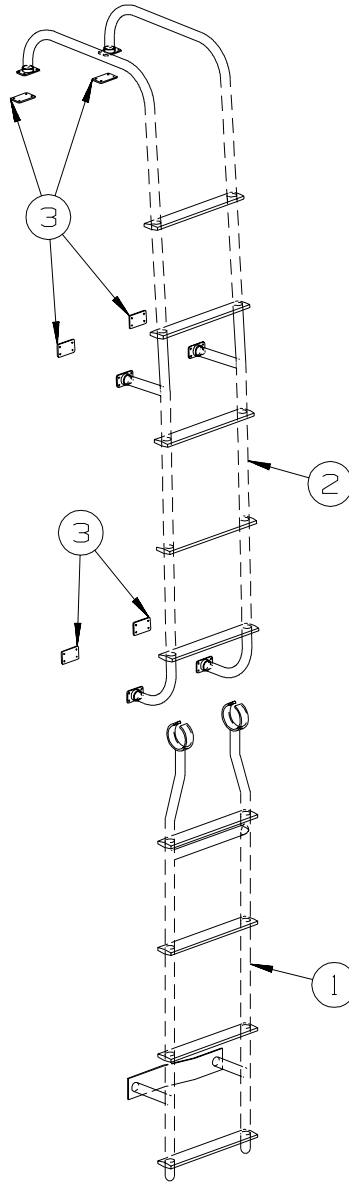
KEY	PART NUMBER	U/M	DESCRIPTION
1	147388-01-02B	EA	LATCH/PADDLE - E-COAT
2	147388-02-02B	EA	LATCH/PADDLE - E-COAT
3	145521-02-01A	EA	ROD - HOOD LATCH
4	102265-01-000	EA	CLIP/ROD END - 5/32" - BLACK PLASTIC
5	113908-02-000	EA	LATCH/PLUNGER - F/HOOD/REAR TRUNK/ENGINE/GENERATOR DOOR
6	145521-01-01A	EA	ROD - HOOD LATCH
7	139160-01-01A	EA	BRACKET - LATCH - PADDLE - MILL

**EXTERIOR BODY GROUP (CONTINUED)**  
**STRUCTURAL COMPONENTS**

<b>KEY</b>	<b>PART NUMBER</b>	<b>U/M</b>	<b>DESCRIPTION</b>
	002726-01-001	EA	GARNISH - U-CHANNEL - 1.38" X 19' - SERRATED
	002754-01-001	EA	ANGLE - EXTRUDED - 3/4" X 3/4" X 16' - MILL ALUMINUM
	089297-01-000	SF	PLYWOOD - LUAN - OVERLAY GRADE - 4' X 8'
	089297-03-000	SF	PLYWOOD - LUAN - OVERLAY GRADE - 4' X 8.3'
	100619-01-000	BF	FOAM - EXPANDED POLYSTYRENE - 1.34" X 48" X 96"
	100619-02-000	BF	FOAM - EXPANDED POLYSTYRENE - 1.5" X 48" X 96"
	100619-04-000	BF	FOAM - EXPANDED POLYSTYRENE - .5" X 48" X 96"
	100619-05-000	BF	FOAM - EXPANDED POLYSTYRENE - .75" X 48" X 96"-1.5"DENSITY
	100619-13-000	BF	FOAM - EXPANDED POLYSTYRENE-.34" X 34.7" X 96"-2" DENSITY
	100619-16-000	BF	FOAM - EXPANDED POLYSTYRENE - .75" X 48" X 96"-2" DENSITY
	120107-07-000	EA	FOAM - ROOF COVE
	152490-01-000	EA	FOAM - PLUG - ROOF TUBE
	108535-05-03A	SF	FIBERGLASS SHEET - 108" X 500' ROLL - BRIGHT WHITE
	113192-06-02A	EA	FIBERGLASS/LUAN LAMINATED - .2"X79"X446"- GRAY SANDING GEL FROM: 00-00-00 THRU: 01-30-07
	113192-08-02A	EA	FIBERGLASS/LUAN LAMINATED - .2"X85.2"X448.1"-GRAY SAND GEL FROM: 00-00-00 THRU: 01-30-07
	163777-01-01A	EA	FIBERGLASS/LUAN LAMINATED - .2"X85.2"X448.1"-GRAY SAND GEL FROM: 01-31-07 THRU: 99-99-99
	128782-09-01A	EA	FIBERGLASS SHEET - 31" X 68.2" - HIGH GLOSS - BRIGHT WHITE
	128782-22-01A	EA	FIBERGLASS SHEET - 22" X 75" - HIGH GLOSS - BRT WHITE
	116942-03-01A	LB	ALUMINUM - .7" X 40" X 158"
	151523-01-02A	EA	CEILING PANEL - 48" X 97.1" - VINYL/FOAM/LUAN - SPINDRIFT



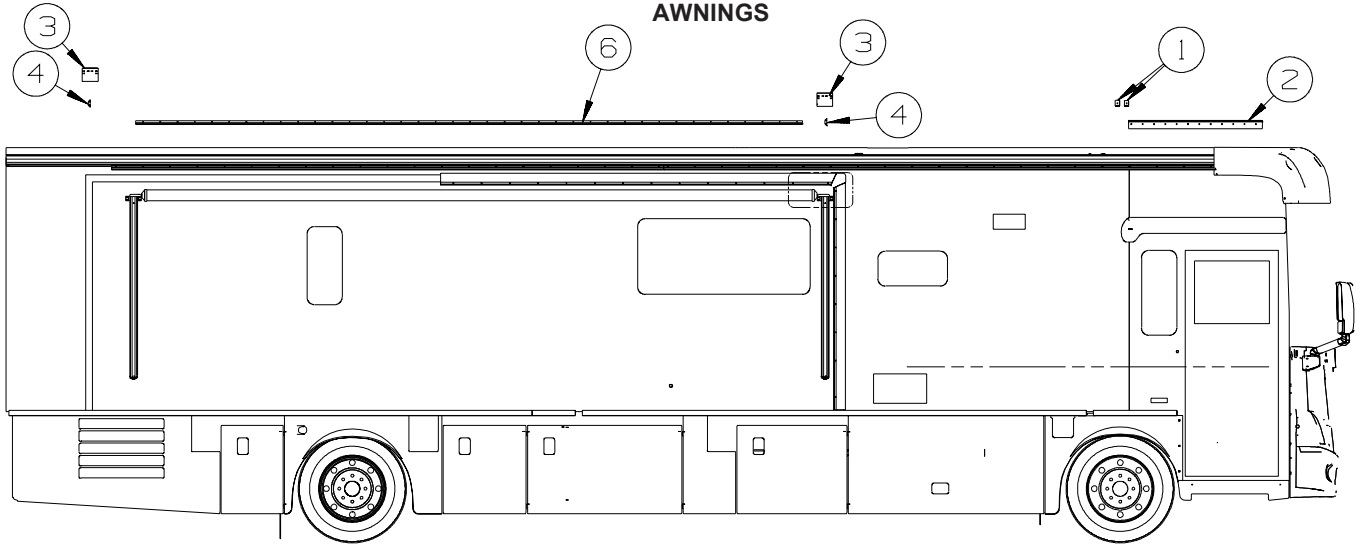
**EXTERIOR BODY GROUP (CONTINUED)**  
**LADDER**



KEY	PART NUMBER	U/M	DESCRIPTION
1	161990-04-01A	EA	LADDER - LOWER - BRUSHED ALUMINUM
2	161113-08-01A	EA	LADDER - 5 STEP - 73.3" - BRUSHED ALUMINUM
3	129375-02-000	EA	SEAL - LADDER BRACKET

## EXTERIOR BODY GROUP (CONTINUED)

### AWNINGS

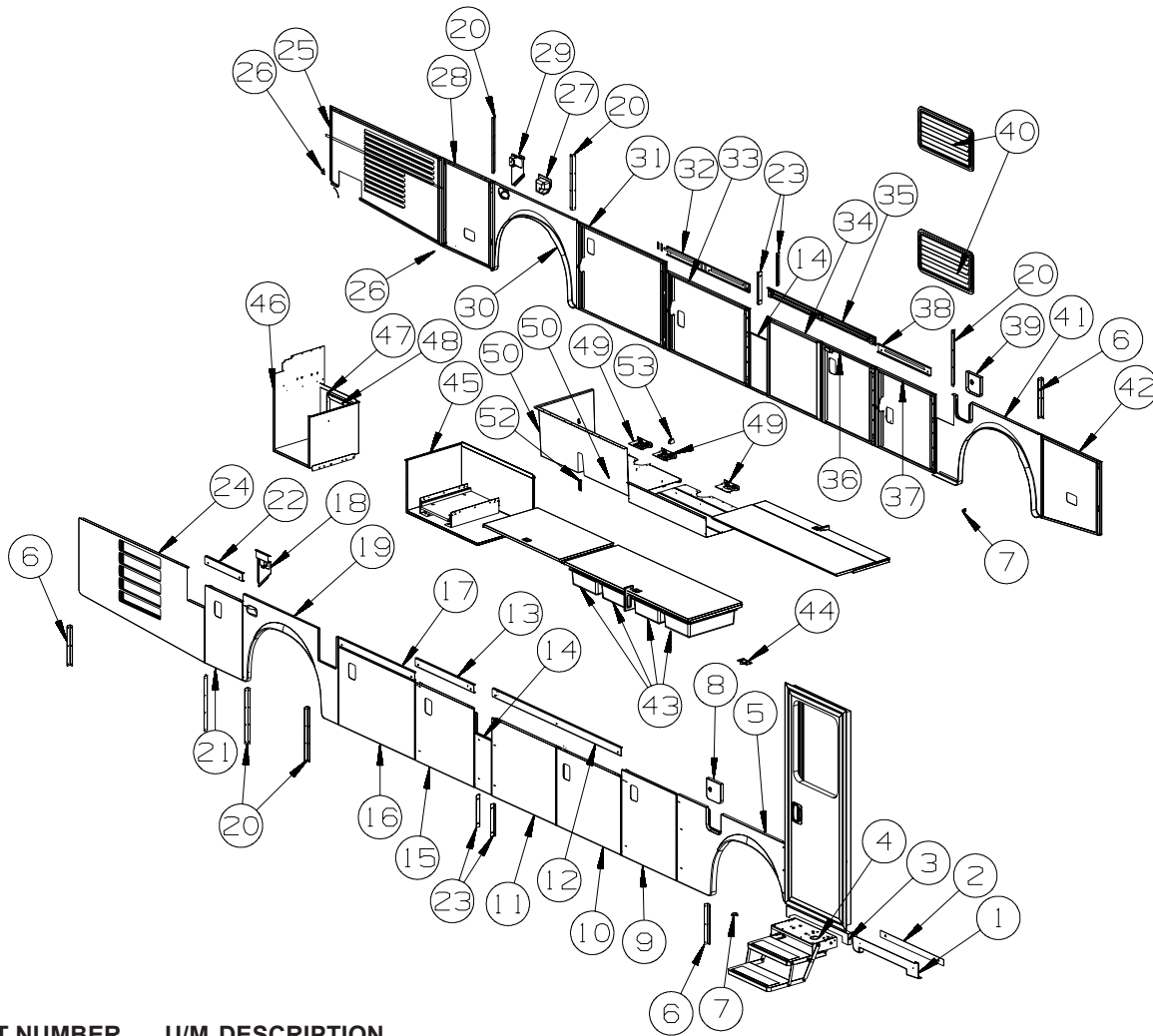


KEY	PART NUMBER	U/M	DESCRIPTION
1	136770-03-02A	EA	SPACER - AWNING - 2" - BLACK - ENTRANCE DOOR FROM: 00-00-00 THRU: 09-02-07
2	137029-01-02A	EA	BRACKET - AWNING - BLACK - ENTRANCE DOOR FROM: 00-00-00 THRU: 09-02-07
2	165522-01-02A	EA	RAIL - AWNING - 51.1" - BLACK - ENTRANCE DOOR - NOT ILLUSTRATED FROM: 09-03-07 THRU: 99-99-99
3	146457-02-02A	EA	BRACKET - AWNING - BLACK - PATIO
4	158752-01-01A	EA	SPACER - AWNING/WINDOW - S40FD
5	142123-02-02A	EA	RAIL/AWNING - 232" - BLACK - S40TD

**ORDER AWNINGS & REPAIR PARTS FROM DOMETIC. CALL #800-366-3842.  
THE DOMETIC AWNING INFORMATION YOU WILL NEED IS LOCATED ON THE MOTOR HOME NEAR  
THE TOP OF THE AWNING RAIL.**

# EXTERIOR DOORS & COMPARTMENTS GROUP

## DOOR & COMPARTMENT LAYOUT



KEY	PART NUMBER	U/M	DESCRIPTION
1	131900-06-WK0	EA	VALANCE/PANEL - ENTRY DOOR - PLASTIC
2	143362-04-02B	EA	CLIP - TRIM - E-COATED
3	134125-05-02B	EA	SUPPORT - DOOR/VALANCE - E-COATED
4*	094707-04-01A	EA	STEP - ELECTRIC DOUBLE - KWIKEE

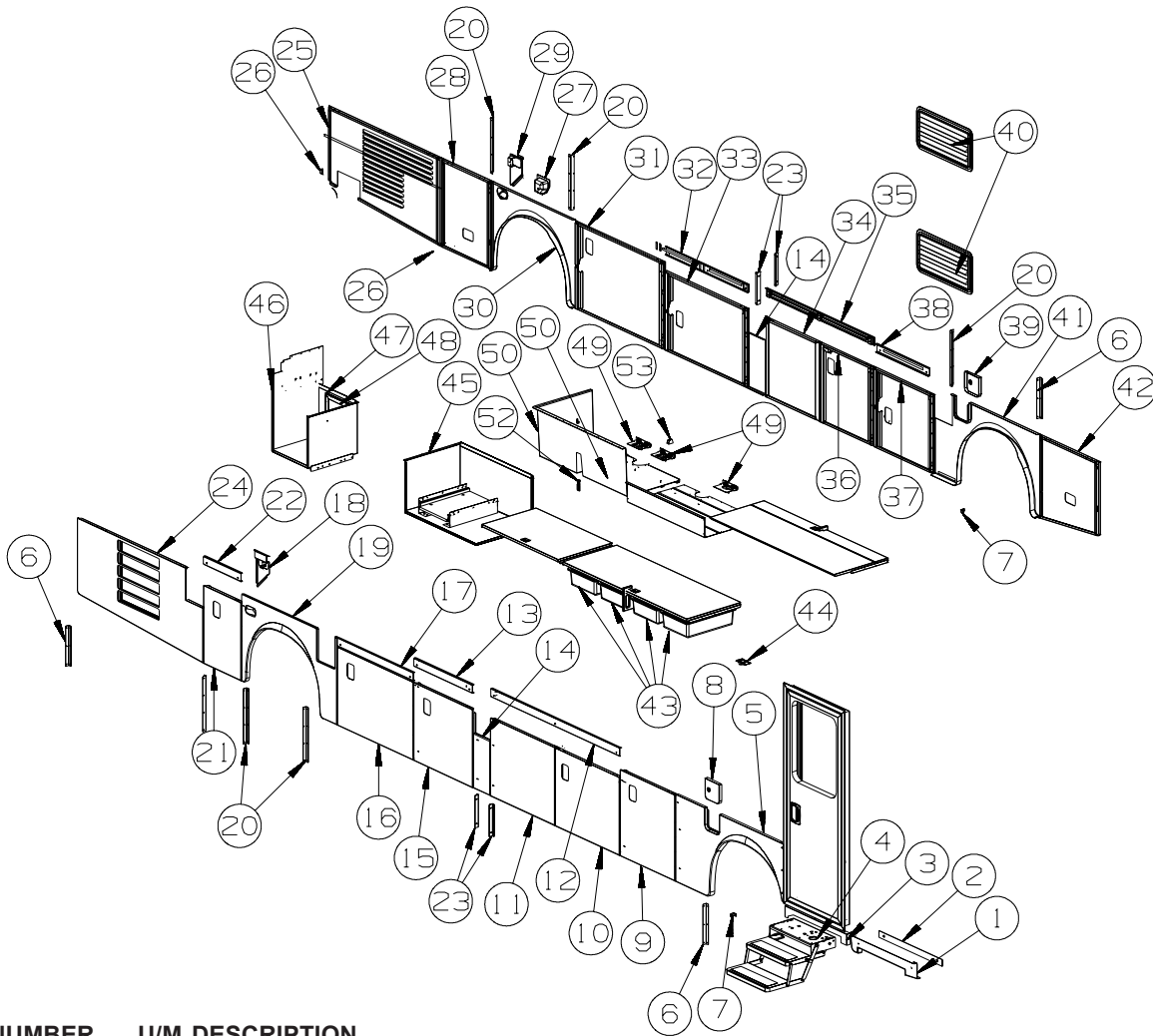
### ENTRY DOOR LOCK CYLINDERS

138287-11-000	EA	CYLINDER/LOCK - ENTRY DOOR - MASTER W/3M ICON - (3041)
138287-12-000	EA	CYLINDER/LOCK - ENTRY DOOR - MASTER W/3M ICON - (3042)
138287-13-000	EA	CYLINDER/LOCK - ENTRY DOOR - MASTER W/3M ICON - (3043)
138287-14-000	EA	CYLINDER/LOCK - ENTRY DOOR - MASTER W/3M ICON - (3044)
138287-15-000	EA	CYLINDER/LOCK - ENTRY DOOR - MASTER W/3M ICON - (3045)
138287-16-000	EA	CYLINDER/LOCK - ENTRY DOOR - MASTER W/3M ICON - (3046)
138287-17-000	EA	CYLINDER/LOCK - ENTRY DOOR - MASTER W/3M ICON - (3047)
138287-18-000	EA	CYLINDER/LOCK - ENTRY DOOR - MASTER W/3M ICON - (3048)
138287-19-000	EA	CYLINDER/LOCK - ENTRY DOOR - MASTER W/3M ICON - (3049)
138287-20-000	EA	CYLINDER/LOCK - ENTRY DOOR - MASTER W/3M ICON - (3050)
138292-01-000	EA	SEAL - LOCK CYLINDER

**EXTERIOR DOORS & COMPARTMENTS GROUP (CONTINUED)**  
**DOOR & COMPARTMENT LAYOUT (CONTINUED)**

KEY	PART NUMBER	U/M DESCRIPTION
<b>VALANCE DOOR, WATER FILL &amp; FUEL FILL DOOR LOCK CYLINDERS</b>		
	138289-11-000	EA CYLINDER/LOCK - ACCESS DOORS - REDUCED SENSITIVITY (3041)
	138289-12-000	EA CYLINDER/LOCK - ACCESS DOORS - REDUCED SENSITIVITY (3042)
	138289-13-000	EA CYLINDER/LOCK - ACCESS DOORS - REDUCED SENSITIVITY (3043)
	138289-14-000	EA CYLINDER/LOCK - ACCESS DOORS - REDUCED SENSITIVITY (3044)
	138289-15-000	EA CYLINDER/LOCK - ACCESS DOORS - REDUCED SENSITIVITY (3045)
	138289-16-000	EA CYLINDER/LOCK - ACCESS DOORS - REDUCED SENSITIVITY (3046)
	138289-17-000	EA CYLINDER/LOCK - ACCESS DOORS - REDUCED SENSITIVITY (3047)
	138289-18-000	EA CYLINDER/LOCK - ACCESS DOORS - REDUCED SENSITIVITY (3048)
	138289-19-000	EA CYLINDER/LOCK - ACCESS DOORS - REDUCED SENSITIVITY (3049)
	138289-20-000	EA CYLINDER/LOCK - ACCESS DOORS - REDUCED SENSITIVITY (3050)
	138288-11-000	EA KEY - REVERSIBLE - #3041 - T/M 16169-02-3041
	138288-12-000	EA KEY - REVERSIBLE - #3042 - T/M 16169-02-3042
	138288-13-000	EA KEY - REVERSIBLE - #3043 - T/M 16169-02-3043
	138288-14-000	EA KEY - REVERSIBLE - #3044 - T/M 16169-02-3044
	138288-15-000	EA KEY - REVERSIBLE - #3045 - T/M 16169-02-3045
	138288-16-000	EA KEY - REVERSIBLE - #3046 - T/M 16169-02-3046
	138288-17-000	EA KEY - REVERSIBLE - #3047 - T/M 16169-02-3047
	138288-18-000	EA KEY - REVERSIBLE - #3048 - T/M 16169-02-3048
	138288-19-000	EA KEY - REVERSIBLE - #3049 - T/M 16169-02-3049
	138288-20-000	EA KEY - REVERSIBLE - #3050 - T/M 16169-02-3050
5	161039-02-WK0	EA PANEL/WHEEL LIP - PASSENGER/FRONT
	139793-03-01A	EA HINGE - CENTER/VALANCE DOOR - W/O BALL STUD
6	113904-13-02B	EA ANGLE - ATTACHMENT/WHEEL LIP - 15.7" - E-COAT
7	123512-07-02B	EA BRACKET - DOOR/VALANCE - E-COATED
8	131905-07-R83	EA PANEL/DOOR - FUEL FILL - W/O LOCK - BLACK
	138290-01-000	EA CASE - W/CAM - W/O CYLINDER/KEY
	153306-01-01A	EA HINGE - PIANO - 1 1/2" X 5" - UNPAINTED
9	149405-07-WH4	EA DOOR/VALANCE - W/O PADDLE LATCH/HDW - 31.5"W X 33.8"H
	151390-01-01B	EA ROD - LATCH - 10.6" W/3/4" DOG LEG
	132892-08-01A	FT SEAL - BULB/SINGLE - W/U CHANNEL - 1" X .8" - BLACK
	107721-07-000	FT SEAL - ACCESS DOOR - .9"WIDE X 1.1"HIGH
10	161731-02-WK0	EA DOOR/VALANCE - W/O PADDLE LATCH/HDW - 36.8"W X 30.7"H
	151390-08-01B	EA ROD - LATCH - 5.8" W/3/4" DOG LEG
	151390-11-01B	EA ROD - LATCH - 18.5" W/3/4" DOG LEG
	142569-06-000	EA SPRING/GAS - 25 LB - 14.8" EXTENDED/8.9" COMPRESSED
	126263-02-02B	EA BRACKET - GAS SPRING W/BALL STUD - E-COATED
	069640-14-000	FT SEALER - TAPE - 1/16"THICK X 1"WIDE X 100 FT - BLACK
11	161736-02-WK0	EA DOOR/VALANCE - W/O PADDLE LATCH/HDW - 36.8"W X 30.7"H
	142569-06-000	EA SPRING/GAS - 25 LB - 14.8" EXTENDED/8.9" COMPRESSED
	126263-02-02B	EA BRACKET - GAS SPRING W/BALL STUD - E-COATED
	069640-14-000	FT SEALER - TAPE - 1/16"THICK X 1"WIDE X 100 FT - BLACK
	163673-01-01A	FT SEAL - DOOR/LUGGAGE - PERIMETER - BLACK
	163704-02-01A	EA SEAL - HOOD/DOOR - LUGGAGE - BLACK
	163672-01-01A	FT SEAL - DOOR/LUGGAGE - VERTICAL - BLACK
12	159557-15-WK0	EA PANEL/VALANCE - W/MOUNT CHANNEL - 3.2" X 74.1" FROM: 00-00-00 THRU: 02-12-07
12	159557-21-WH4	EA PANEL/VALANCE - W/MOUNT CHANNEL - 3.2" X 74.1" FROM: 02-13-07 THRU: 99-99-99
13	159557-19-WK0	EA PANEL/VALANCE - W/MOUNT CHANNEL - 3.2" X 33.7"
14	161907-01-WH4	EA PANEL/VALANCE - W/O HDW - 9.6"W X 21.7"H
15	159324-14-WK0	EA DOOR/VALANCE - W/O PADDLE LATCH/HDW - 33.7" X 30.7"
	151390-01-01B	EA ROD - LATCH - 10.6" W/3/4" DOG LEG
	069640-14-000	FT SEALER - TAPE - 1/16"THICK X 1"WIDE X 100 FT - BLACK
	132892-08-01A	FT SEAL - BULB/SINGLE - W/U CHANNEL - 1" X .8" - BLACK
16	159324-13-WK0	EA DOOR/VALANCE - W/O PADDLE LATCH/HDW - 43.4" X 30.7"
	151390-01-01B	EA ROD - LATCH - 10.6" W/3/4" DOG LEG
	069640-14-000	FT SEALER - TAPE - 1/16"THICK X 1"WIDE X 100 FT - BLACK
	132892-08-01A	FT SEAL - BULB/SINGLE - W/U CHANNEL - 1" X .8" - BLACK
17	159557-18-WK0	EA PANEL/VALANCE - W/MOUNT CHANNEL - 3.2" X 43.4"
18	129961-07-02B	EA BRACKET - DOCKING LIGHT - E-COATED
19	159328-01-UJ1	EA PANEL/WHEEL LIP - REAR/PASSENGER - W/O LIGHT
	139793-03-01A	EA HINGE - CENTER/VALANCE DOOR - W/O BALL STUD

**EXTERIOR DOORS & COMPARTMENTS GROUP (CONTINUED)**  
**DOOR & COMPARTMENT LAYOUT (CONTINUED)**

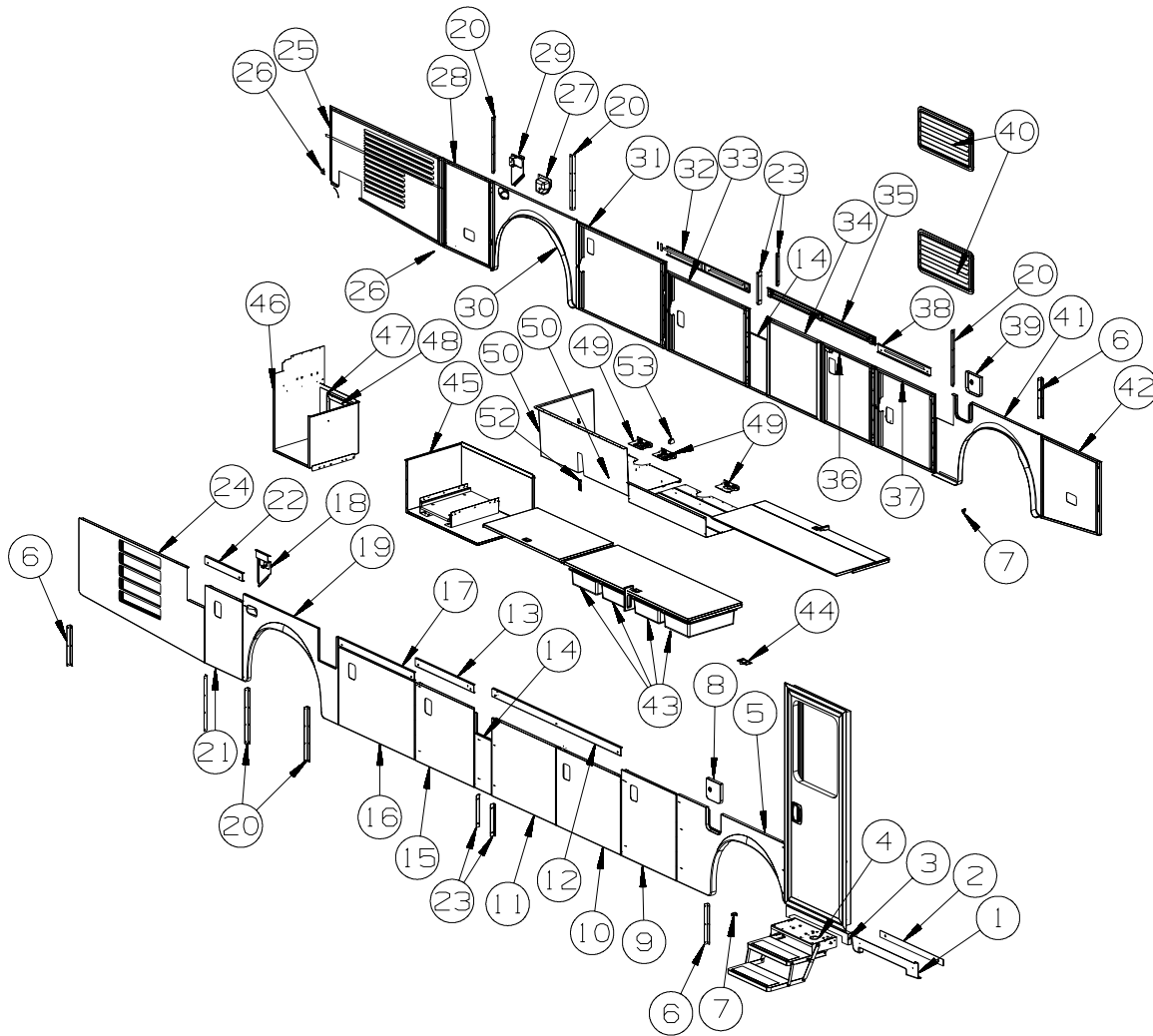


KEY	PART NUMBER	U/M	DESCRIPTION
	120494-03-02B	EA	SHIM - STRIKER - LUGGAGE DOOR - 3/64" - E-COATED
20	113904-11-02B	EA	ANGLE - ATTACHMENT/WHEEL LIP - 21.6" - E-COAT
21	159324-04-UJ1	EA	DOOR/VALANCE - W/O PADDLE LATCH/HDW - 21.5" X 30.7"
	151390-01-01B	EA	ROD - LATCH - 10.6" W/3/4" DOG LEG
	069640-14-000	FT	SEALER - TAPE - 1/16"THICK X 1"WIDE X 100 FT - BLACK
	132892-08-01A	FT	SEAL - BULB/SINGLE - W/U CHANNEL - 1" X .8" - BLACK
22	159557-01-UJ1	EA	PANEL/VALANCE - W/MOUNT CHANNEL - 3.2" X 21.5"
23	164125-01-02B	EA	BRACKET - DOOR/VALANCE - E-COATED
22	144442-21-WK0	EA	VALANCE/DOOR - PASS W/LOUVERS-W/O HDW-34.2"X 72.1" X 29.7"
	107721-07-000	FT	SEAL - ACCESS DOOR - .9"WIDE X 1.1"HIGH
23	164125-01-02B	EA	BRACKET - DOOR/VALANCE - E-COATED
24	144442-21-WK0	EA	VALANCE/DOOR - PASS W/LOUVERS-W/O HDW-34.2"X 72.1" X 29.7"
	107721-07-000	FT	SEAL - ACCESS DOOR - .9"WIDE X 1.1"HIGH
25	144442-20-WK0	EA	VALANCE/DOOR - DRVR W/LOUVERS-W/O HDW-29.7"X 65" X 34.2"
26	140309-03-02B	EA	ANGLE - FURNACE DOOR - E-COATED
27	162438-01-01A	EA	PANEL/TRIM - DIFFUSER - GRAY
28	144342-26-UJ1	EA	VALANCE/DOOR - W/O LATCH/HDW - 28.9" X 34.2"
	135624-06-01B	EA	ROD - LATCH
	135624-25-01B	EA	ROD - LATCH
	142569-04-000	EA	SPRING/GAS - 67 LB - 21.1" EXTENDED/12.6" COMPRESSED
	126263-02-02B	EA	BRACKET - GAS SPRING W/BALL STUD - E-COATED
	120494-03-02B	EA	SHIM - STRIKER - LUGGAGE DOOR - 3/64" - E-COATED
	143793-01-01A	EA	SHIM - STRIKER - LUGGAGE - 3/64" - BLACK
	120494-04-02B	EA	SHIM - STRIKER - LUGGAGE DOOR - 3/16" - E-COATED
	107721-07-000	FT	SEAL - ACCESS DOOR - .9"WIDE X 1.1"HIGH
	099418-01-000	FT	SEAL - D-SECTION/ADHESIVE BACK - .44" X .44" - BLK RUBBER
29	129961-06-02B	EA	BRACKET - DOCKING LIGHT - E-COATED
30	144658-06-R83	EA	PANEL/WHEEL LIP - REAR/DRIVER
	139793-03-01A	EA	HINGE - CENTER/VALANCE DOOR - W/O BALL STUD

**EXTERIOR DOORS & COMPARTMENTS GROUP (CONTINUED)**  
**DOOR & COMPARTMENT LAYOUT (CONTINUED)**

KEY	PART NUMBER	U/M	DESCRIPTION
31	159324-06-WK0	EA	DOOR/VALANCE - W/O PADDLE LATCH/HDW - 51.3" X 33.8"
	151390-07-01B	EA	ROD - LATCH - 10.1" W/3/4" DOG LEG
	142569-14-000	EA	SPRING/GAS - 100 LB - 20" EXTENDED/12" COMPRESSED
	126263-02-02B	EA	BRACKET - GAS SPRING W/BALL STUD - E-COATED
	069640-14-000	FT	SEALER - TAPE - 1/16"THICK X 1"WIDE X 100 FT - BLACK
	107721-07-000	FT	SEAL - ACCESS DOOR - .9"WIDE X 1.1"HIGH
32	159557-17-WK0	EA	PANEL/VALANCE - W/MOUNT CHANNEL - 3.2" X 47.4"
33	159324-12-WK0	EA	DOOR/VALANCE - W/O PADDLE LATCH/HDW - 47.4" X 30.7"
	151390-12-01B	EA	ROD - LATCH - 6.8" W/.6" DOG LEG
	151390-13-01B	EA	ROD - LATCH - 3.9" W/3/4" DOG LEG
	126263-17-02B	EA	BRACKET - GAS SPRING W/BALL STUD - E-COATED
	069640-14-000	FT	SEALER - TAPE - 1/16"THICK X 1"WIDE X 100 FT - BLACK
	107721-07-000	FT	SEAL - ACCESS DOOR - .9"WIDE X 1.1"HIGH
34	161783-01-WK0	EA	VALANCE/PANEL - W/O HDW - 32.4"W X 30.7"H
	142569-06-000	EA	SPRING/GAS - 25 LB - 14.8" EXTENDED/8.9" COMPRESSED
	126263-02-02B	EA	BRACKET - GAS SPRING W/BALL STUD - E-COATED
	163673-01-01A	FT	SEAL - DOOR/LUGGAGE - PERIMETER - BLACK
	163704-01-01A	FT	SEAL - HOOD/DOOR - LUGGAGE - BLACK
	163672-01-01A	FT	SEAL - DOOR/LUGGAGE - VERTICAL - BLACK
35	159557-10-WK0	EA	PANEL/VALANCE - W/MOUNT CHANNEL - 3.2" X 61.9"
			FROM: 00-00-00 THRU: 02-12-07
35	159557-20-WH4	EA	PANEL/VALANCE - W/MOUNT CHANNEL - 3.2" X 61.9"
			FROM: 02-13-07 THRU: 99-99-99
36	161782-01-WK0	EA	VALANCE/DOOR - W/O PADDLE LATCH/HDW - 30.7"W X 30.7"H
	151390-14-01B	EA	ROD - LATCH - 5.8" W/3/4" DOG LEG
	151390-10-01B	EA	ROD - LATCH - 18.4" W/3/4" DOG LEG
	142569-06-000	EA	SPRING/GAS - 25 LB - 14.8" EXTENDED/8.9" COMPRESSED
	126263-02-02B	EA	BRACKET - GAS SPRING W/BALL STUD - E-COATED
	069640-14-000	FT	SEALER - TAPE - 1/16"THICK X 1"WIDE X 100 FT - BLACK
37	159324-08-WH4	EA	DOOR/VALANCE - W/O PADDLE LATCH/HDW - 34.2" X 30.7"
	151390-12-01B	EA	ROD - LATCH - 6.8" W/.6" DOG LEG
	151390-13-01B	EA	ROD - LATCH - 3.9" W/3/4" DOG LEG
	155143-03-01A	EA	CABLE - W/ENDS - 6.8" - BLACK
	069640-14-000	FT	SEALER - TAPE - 1/16"THICK X 1"WIDE X 100 FT - BLACK
	132892-08-01A	FT	SEAL - BULB/SINGLE - W/U CHANNEL - 1" X .8" - BLACK
38	159557-12-WH4	EA	PANEL/VALANCE - W/MOUNT CHANNEL - 3.2" X 31.2"
39	131905-05-N70	EA	PANEL/DOOR - FUEL FILL - W/O LOCK - BLACK
	138290-01-000	EA	CASE - W/CAM - W/O CYLINDER/KEY
	153306-01-01A	EA	HINGE - PIANO - 1 1/2" X 5" - UNPAINTED
40	137395-01-01A	EA	DOOR - REFRIGERATOR VENT - 21.5" X 13.8" - BRIGHT WHITE
40	125481-01-02A	EA	DOOR - VENT/REFRIGERATOR - 28.5"W X 13.8"H - BRIGHT WHITE - REFRIG W/ICE/WTR DISP 2-DOOR
40	125481-02-000	EA	Z-BRACKET - VENT DOOR - REFRIG W/ICE/WTR DISP 2-DOOR
41	161039-03-WK0	EA	PANEL/WHEEL LIP - DRIVER/FRONT
	139793-03-01A	EA	HINGE - CENTER/VALANCE DOOR - W/O BALL STUD
42	144442-05-R83	EA	VALANCE/DOOR - PASS W/O LATCH/HDW - 32.3" X 34.4" X 28.7"
	135624-29-01B	EA	ROD - LATCH
	135624-30-01B	EA	ROD - LATCH
	142569-22-000	EA	SPRING/GAS - 90 LB - 17" EXTENDED/11" COMPRESSED
	126263-02-02B	EA	BRACKET - GAS SPRING W/BALL STUD - E-COATED
	120494-03-02B	EA	SHIM - STRIKER - LUGGAGE DOOR - 3/64" - E-COATED
	143793-01-01A	EA	SHIM - STRIKER - LUGGAGE - 3/64" - BLACK
	120494-04-02B	EA	SHIM - STRIKER - LUGGAGE DOOR - 3/16" - E-COATED
	132892-08-01A	FT	SEAL - BULB/SINGLE - W/U CHANNEL - 1" X .8" - BLACK
	099418-01-000	FT	SEAL - D-SECTION/ADHESIVE BACK - .44" X .44" - BLK RUBBER
43	162105-02-01A	EA	LATCH BOX - 35QT STORAGE - W/LID
44	160154-01-01A	EA	HATCH - F/POWER CORD - W/BASE/COVER - BLACK
45	161054-03-WK0	EA	COMPARTMENT
45	161054-04-WK0	EA	COMPARTMENT - REFRIGERATOR/FREEZER - PORTABLE
46	158570-02-WK0	EA	COMPARTMENT
47	099069-01-000	FT	SEAL - RUBBER - CLOSED SPONGE - .5" WIDE X .12" THICK-BLK
48	145973-01-R83	EA	DOOR/ACCESS - COMPARTMENT - 13.5" X 9.6"
49*	142226-02-01A	EA	HATCH - POWER

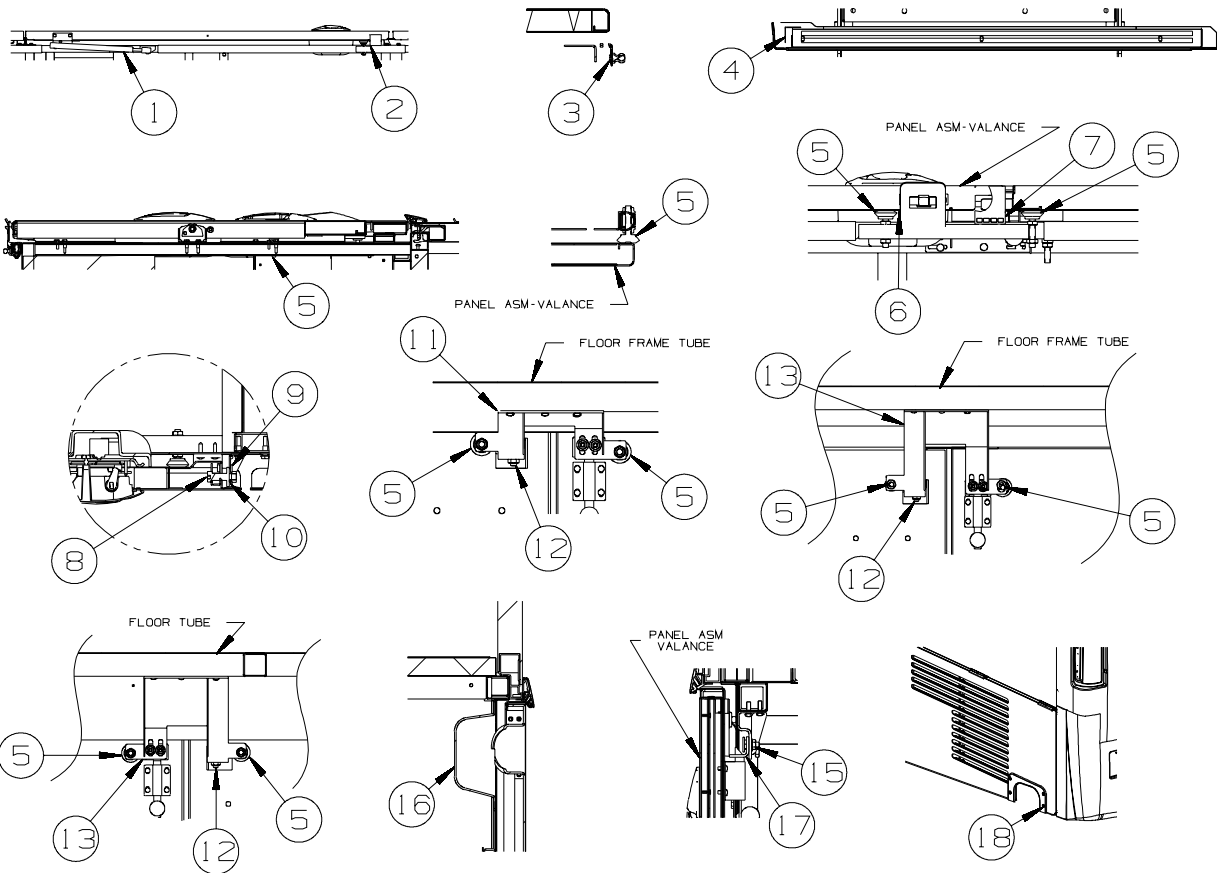
**EXTERIOR DOORS & COMPARTMENTS GROUP (CONTINUED)**  
**DOOR & COMPARTMENT LAYOUT (CONTINUED)**



KEY	PART NUMBER	U/M	DESCRIPTION
50	162779-01-WK0	EA	COMPARTMENT - DRAINAGE - W/DRAIN TUBE
	098408-01-000	FT	SEAL - SPONGE RUBBER - CLOSED CELL
	112864-01-000	FT	SEAL - FOAM/BUTYL COVERED - 3/8" X 35'
51	162778-01-01A	EA	COMPARTMENT - DRAINAGE
52	130377-02-000	EA	TUBE/DRAIN - KAZOO - 1 1/2" X 4"
53	131383-03-02A	EA	BRACKET - SHOWER HEAD - WHITE
54	129301-04-01A	EA	COVER - DOCKING LIGHT - BLACK
	139054-23-01A	EA	CAP - DRIP - JAMB MOUNTED - BRIGHT WHITE
			FROM: 01-21-08 THRU: 99-99-99
	139054-23-02A	EA	CAP - DRIP - JAMB MOUNTED - BLACK
			FROM: 01-21-08 THRU: 99-99-99

**\*COMPONENT PARTS LISTED LATER IN THIS GROUP**

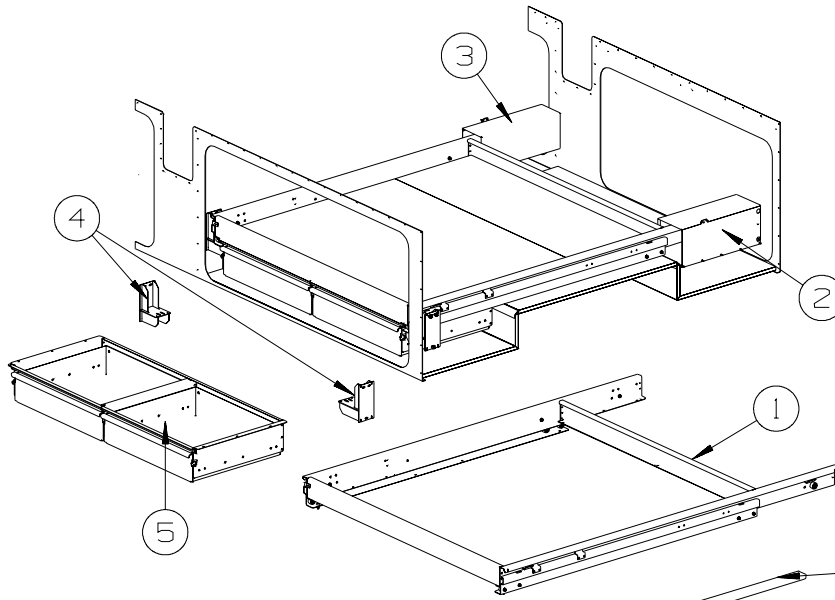
**EXTERIOR DOORS & COMPARTMENTS GROUP (CONTINUED)**  
**DOOR & COMPARTMENT LAYOUT (CONTINUED)**



KEY	PART NUMBER	U/M	DESCRIPTION
1	142569-06-000	EA	SPRING/GAS - 25 LB - 14.8" EXTENDED/8.9" COMPRESSED
2	149558-01-01A	EA	SUPPORT - VALANCE DOOR - LOWER - BLACK
3	126263-02-02B	EA	BRACKET - GAS SPRING W/BALL STUD - E-COATED
4	113041-15-02B	EA	ANGLE/MOUNT - BUMPER - E-COATED
5	058786-01-000	EA	BOLT - HOOD ADJUSTMENT - 5/16"-18 X 1.5"-2"- W/BLACK PAD
6	161988-01-02B	EA	CATCH - DOOR/LUGGAGE - BOTTOM - E-COATED
7	162234-01-01A	EA	SUPPORT - DOOR/VALANCE - LOWER - BLACK
8	149358-01-01A	EA	BOLT - STRIKER - .375"DIAMETER
9	149356-01-02B	EA	MOUNTING - F/STRIKER BOLT - E-COATED
10	149357-02-02B	EA	PLATE ASSEMBLY - F/STRIKER BOLT - E-COATED
11	161983-01-02B	EA	SUPPORT - LATCH - E-COATED
12	162238-01-01A	EA	BOLT - STRIKER - BLACK
13	161983-03-02B	EA	SUPPORT - LATCH - E-COATED
14	161983-02-02B	EA	SUPPORT - LATCH - E-COATED
15	162001-01-02B	EA	SUPPORT - LATCH/DOOR - E-COATED
16	129301-04-01A	EA	COVER - DOCKING LIGHT - BLACK
17	120494-06-02B	EA	SHIM - STRIKER - LUGGAGE DOOR - 5/64" - E-COATED
18	163769-01-02A	EA	PANEL/TRIM - DIFFUSER - BLACK



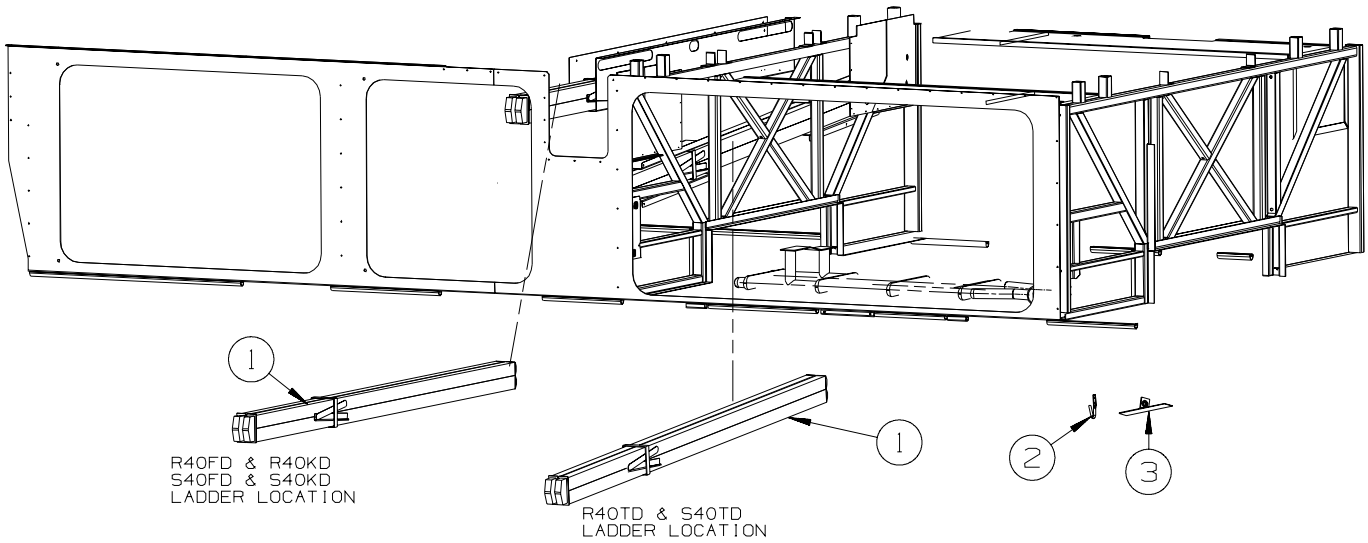
**EXTERIOR DOORS & COMPARTMENTS GROUP (CONTINUED)**  
**DOOR & COMPARTMENT LAYOUT (CONTINUED)**



**SLIDING TRAY**

KEY	PART NUMBER	U/M	DESCRIPTION
1	163065-01-0000	EA	TRAY - CARGO/SLIDE - W/HDW
2	162601-01-02B	EA	COVER - SLIDE TRAY/RH - E-COATED
3	162601-02-02B	EA	COVER - SLIDE TRAY/LH - E-COATED
4	163065-02-000	EA	BRACKET/MOUNT - CARGO TRAY
5	163065-03-000	EA	DRAWER - CARGO TRAY - DOUBLE
6	147393-03-02B	EA	RETAINER - COMPARTMENT/SLIDE - E-COATED

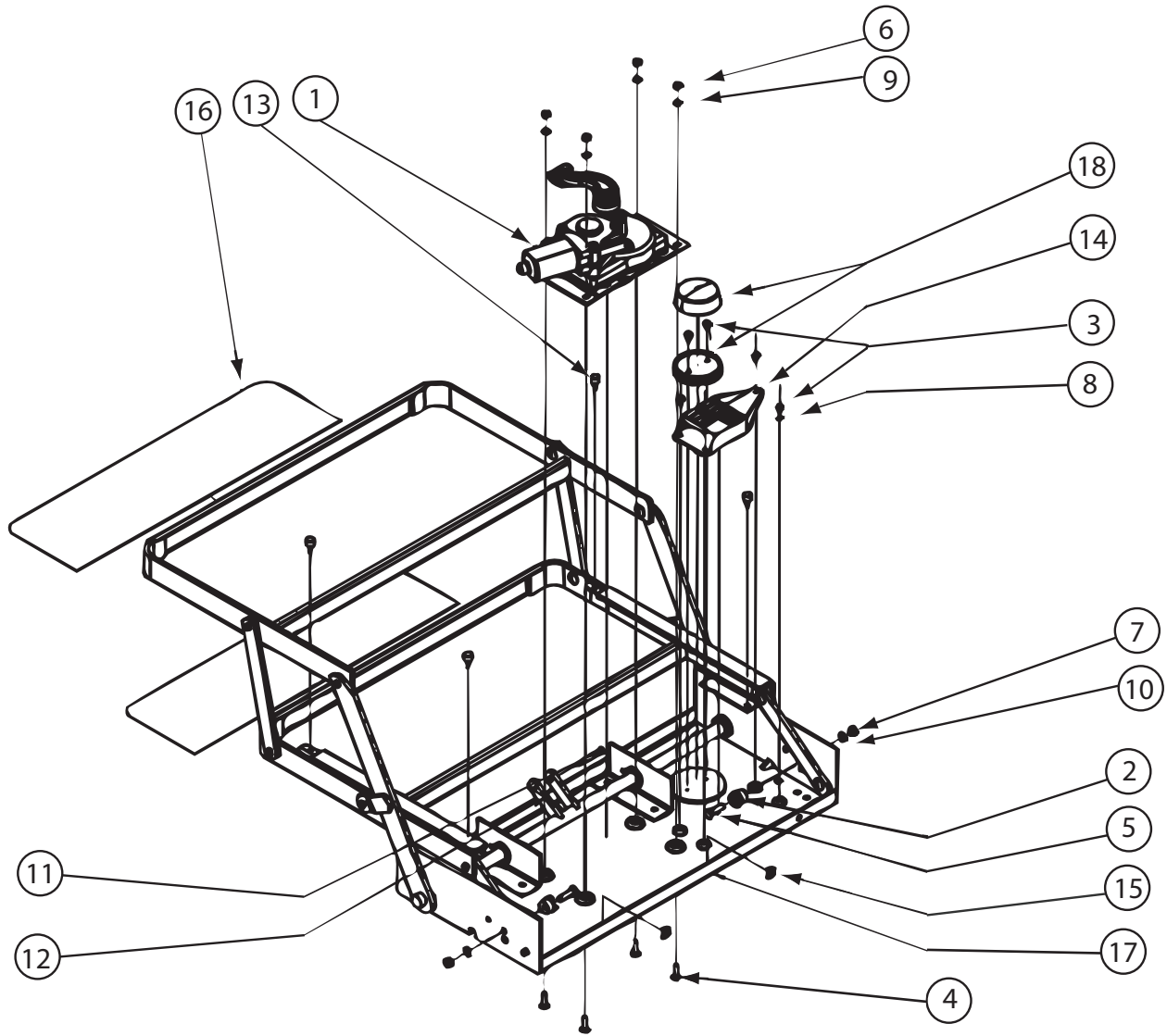
**ACCESSORY INSTL.**



KEY	PART NUMBER	U/M	DESCRIPTION
1	148880-02-01A	EA	LADDER/FOLDING - ALUMINUM- FOLDED SIZE 3.5" X 4.5" X 86.5"
2	143506-01-000	EA	HOOK - J
3	143505-01-01A	EA	STRAP - RETAINING W/VELCRO - BLACK
	057534-08-000	EA	TIEBACK - CLEAR PLASTIC - 16"

FROM: 00-00-00 THRU: 03-30-07

**EXTERIOR DOORS & COMPARTMENTS GROUP (CONTINUED)**  
**COMPONENT PARTS FOR DOOR & COMPARTMENT LAYOUT**



094707-04-01A

KEY	PART NUMBER	U/M	DESCRIPTION	VENDOR NO.
1	094707-04-701	EA	MOTOR "AM 214" F/IMGL STEPS	1101428
1	094707-04-703	EA	GEAR BOX W/LINKAGE-CURVED	1101425
2	143709-01-700	EA	CAM STOP	1102200
10	094707-04-712	EA	HARNESS/JUMPER W/DIODE	1510000015
12	094707-04-702	EA	COTTOR PIN - W/CLEVIS PIN	905205000
13	143709-01-701	EA	BUMPER - BLACK (RUBBER STOP)	1602000
14	094707-04-700	EA	CONTROL UNIT W/OVERRIDE	909510000
16	143709-01-702	EA	TREAD/NON-SKID 6" X 21" BLK	1915260
17	094707-04-704	EA	FRAME W/DBL STEP-32REINF SRS	3202082
18	088746-01-705	EA	LIGHT-UNDER STEP	9004
	094707-03-701	EA	PLUG - 4-WAY - PACKARD	909306
	094707-04-711	EA	KWIKTEST - W/4-WAY PIGTAIL	909518000

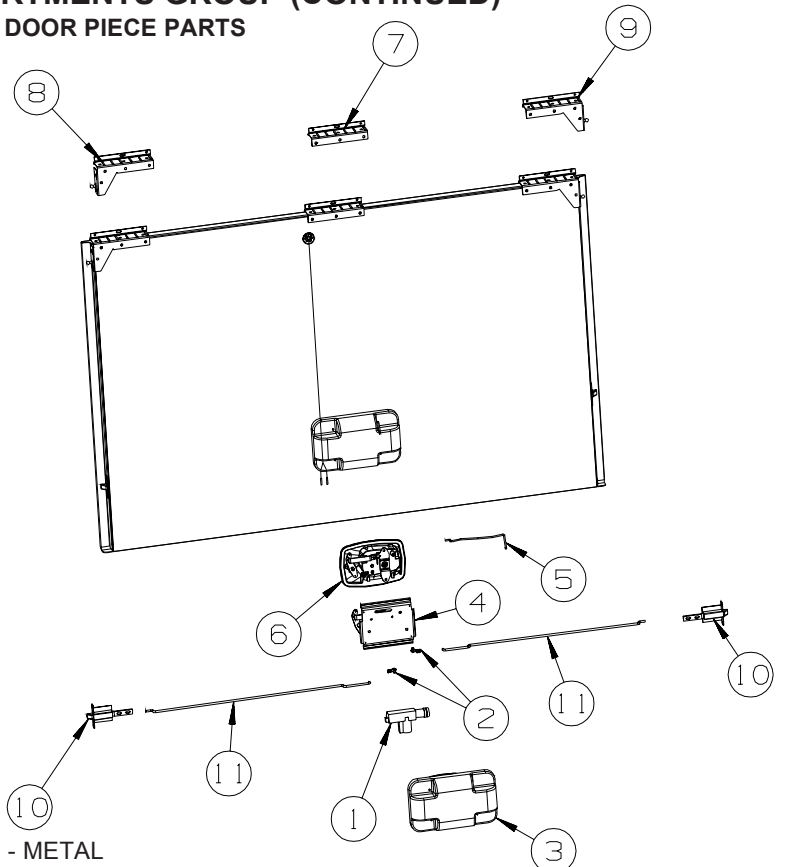
CONTACT WINNEBAGO PART SALES FOR UNLISTED COMPONENT(S)

142226-02-01A

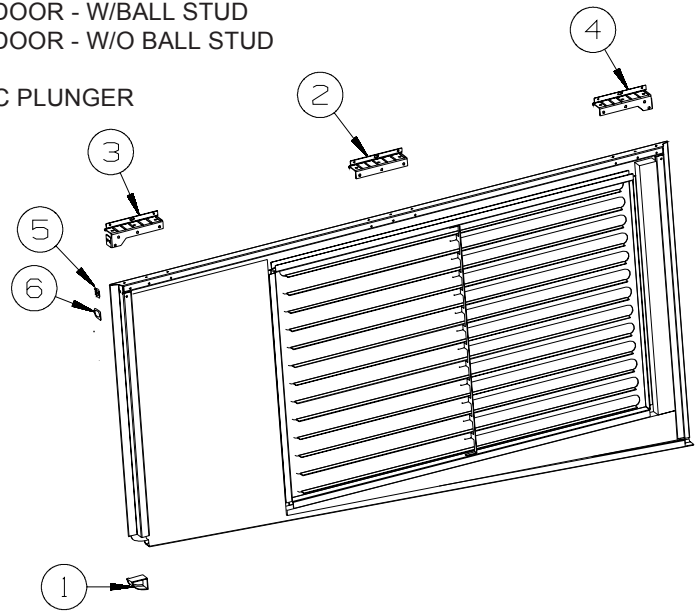
KEY	PART NUMBER	U/M	DESCRIPTION	VENDOR NO
	142226-02-700	EA	TAB/LOCKING - ESCAPE (RED)	9667709

## EXTERIOR DOORS & COMPARTMENTS GROUP (CONTINUED)

### COMPARTMENT DOOR PIECE PARTS

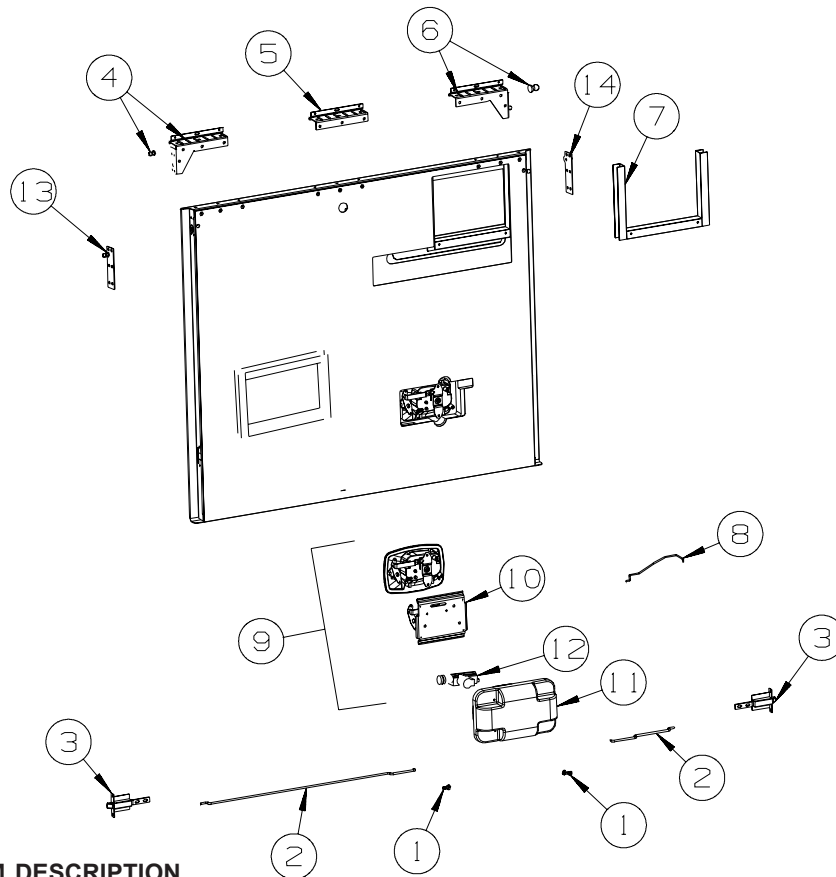


KEY	PART NUMBER	U/M	DESCRIPTION
1	138898-01-000	EA	ACTUATOR/LOCK - ELECTRIC
2	102265-03-000	EA	CLIP/ROD END - LEFT HAND - .18" - METAL
3	144172-01-01A	EA	COVER - LATCH - BRIGHT WHITE
4	141940-04-01A	EA	BRACKET - PADDLE LATCH
5	141940-03-01A	EA	ROD - PADDLE LATCH
6	141940-01-01A	EA	LATCH - PADDLE - BLACK
7	139793-03-01A	EA	HINGE - CENTER/VALANCE DOOR - W/O BALL STUD
8	139793-02-01A	EA	HINGE - LEFT HAND/VALANCE DOOR - W/BALL STUD
8	139793-05-01A	EA	HINGE - LEFT HAND/VALANCE DOOR - W/O BALL STUD
8	147513-02-01A	EA	BALL STUD - LEFT HAND
9	139793-01-01A	EA	HINGE - RIGHT HAND/VALANCE DOOR - W/BALL STUD
9	139793-04-01A	EA	HINGE - RIGHT HAND/VALANCE DOOR - W/O BALL STUD
9	147513-01-01A	EA	BALL STUD - RIGHT HAND
10	121947-01-01A	EA	BOLT - SLIDE/LATCH - W/PLASTIC PLUNGER
11	135624-71-01B	EA	ROD - LATCH (BLANK) - 37.3"



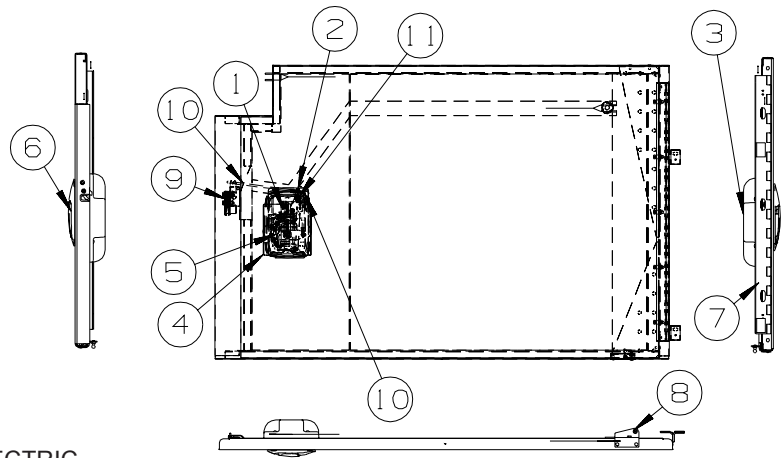
KEY	PART NUMBER	U/M	DESCRIPTION
1	138643-01-01A	EA	CORNER - VAL DOOR, REAR, RH, BLK
	138643-02-01A	EA	CORNER - VAL DOOR, REAR, LH, BLK
2	139793-03-01A	EA	HINGE - CENTER/VALANCE DOOR - W/O BALL STUD
3	139793-05-01A	EA	HINGE - LEFT HAND/VALANCE DOOR - W/O BALL STUD
4	139793-04-01A	EA	HINGE - RIGHT HAND/VALANCE DOOR - W/O BALL STUD
5	107721-07-000	FT	SEAL - ACCESS DOOR - .9"WIDE X 1.1"HIGH
6	145993-01-000	FT	SEAL - "D SECTION" W/ADHESIVE BACK

**EXTERIOR DOORS & COMPARTMENTS GROUP (CONTINUED)**  
**COMPARTMENT DOOR PIECE PARTS (CONTINUED)**

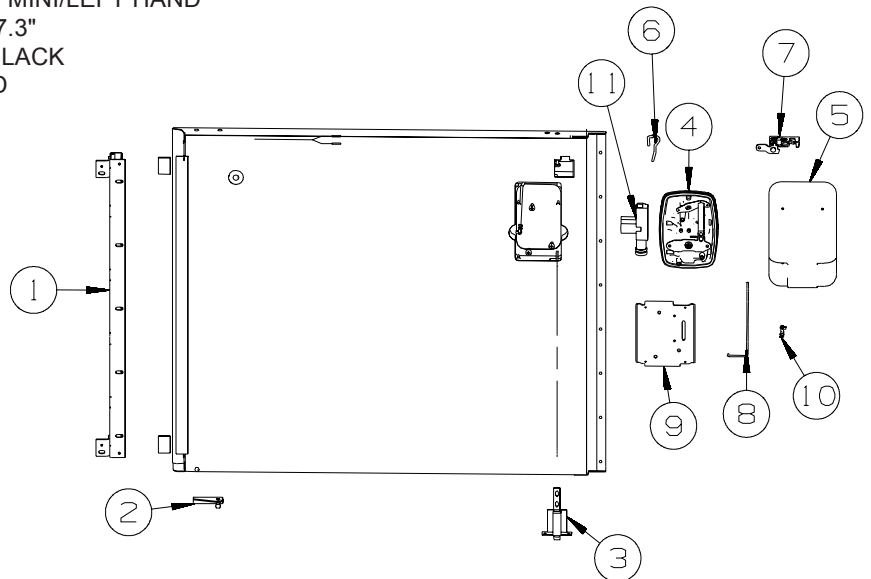


KEY	PART NUMBER	U/M	DESCRIPTION
1	102265-03-000	EA	CLIP/ROD END - LEFT HAND - .18" - METAL
2	135624-71-01B	EA	ROD - LATCH (BLANK) - 37.3"
3	121947-01-01A	EA	BOLT - SLIDE/LATCH - W/PLASTIC PLUNGER
4	139793-02-01A	EA	HINGE - LEFT HAND/VALANCE DOOR - W/BALL STUD
	139793-05-01A	EA	HINGE - LEFT HAND/VALANCE DOOR - W/O BALL STUD
5	139793-03-01A	EA	HINGE - CENTER/VALANCE DOOR - W/O BALL STUD
6	139793-01-01A	EA	HINGE - RIGHT HAND/VALANCE DOOR - W/BALL STUD
	139793-04-01A	EA	HINGE - RIGHT HAND/VALANCE DOOR - W/O BALL STUD
7	133049-12-R83	EA	TRIM - WATER HEATER COVER
8	141940-03-01A	EA	ROD - PADDLE LATCH
9	141940-01-01A	EA	LATCH - PADDLE - BLACK
10	141940-04-01A	EA	BRACKET - PADDLE LATCH
11	144172-01-01A	EA	COVER - LATCH - BRIGHT WHITE
12	138898-01-000	EA	ACTUATOR/LOCK - ELECTRIC
13	147513-02-01A	EA	BALL STUD
14	147513-01-01A	EA	BALL STUD

**EXTERIOR DOORS & COMPARTMENTS GROUP (CONTINUED)**  
**COMPARTMENT DOOR PIECE PARTS (CONTINUED)**

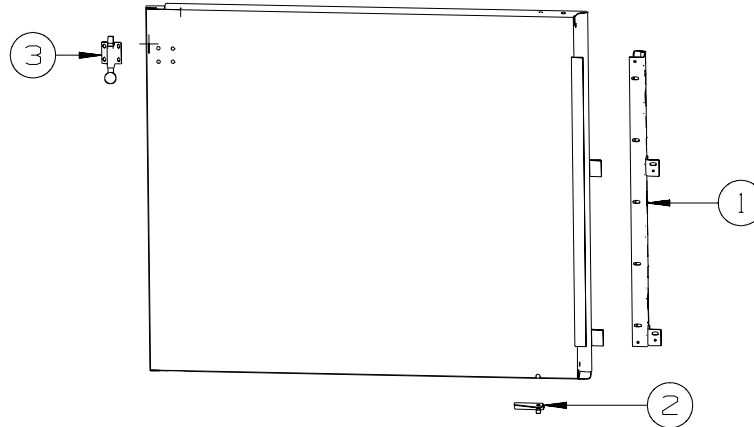


KEY	PART NUMBER	U/M	DESCRIPTION
1	138898-01-000	EA	ACTUATOR/LOCK - ELECTRIC
2	102265-03-000	EA	CLIP/ROD END - LEFT HAND - .18" - METAL
2	102265-02-000	EA	CLIP/ROD END - RIGHT HAND - .18" - METAL
3	144172-01-01A	EA	COVER - LATCH - BRIGHT WHITE
4	141940-04-01A	EA	BRACKET - PADDLE LATCH
4	141940-09-01A	EA	PLATE/MOUNTING - LEFT PADDLE LATCH
5	141940-03-01A	EA	ROD - PADDLE LATCH
5	141940-08-01A	EA	ROD - PADDLE LATCH/LEFT - POWER LOCK
6	141940-01-01A	EA	LATCH - PADDLE - BLACK
6	141940-06-01A	EA	LATCH - PADDLE/LH - LOCKING - BLACK15
6	141940-07-01A	EA	LATCH - PADDLE/LEFT - NON LOCKING - BLACK
7	137228-04-02B	EA	HINGE - PIANO - COMPARTMENT DOOR - 27" - E-COATED
7	137228-06-02B	EA	HINGE - PIANO - COMPARTMENT DOOR - 27" - E-COATED
7	137228-09-02B	EA	HINGE - PIANO - COMPARTMENT DOOR - 27" - E-COATED
8	126263-17-02B	EA	BRACKET - GAS SPRING W/BALL STUD - E-COATED
9	149359-01-01A	EA	LATCH - SINGLE ROTOR
9	149359-07-01A	EA	LATCH - SINGLE ROTOR - MINI/RIGHT HAND
9	149359-04-01A	EA	LATCH - SINGLE ROTOR - MINI/LEFT HAND
9	149359-08-01A	EA	LATCH - SINGLE ROTOR - MINI/LEFT HAND
10	132873-01-000	EA	ROD - LATCH (BLANK) - 37.3"
10	155143-03-01A	EA	CABLE - W/ENDS - 6.8" - BLACK
11	163715-01-02B	EA	PIVOT/LATCH - E-COATED

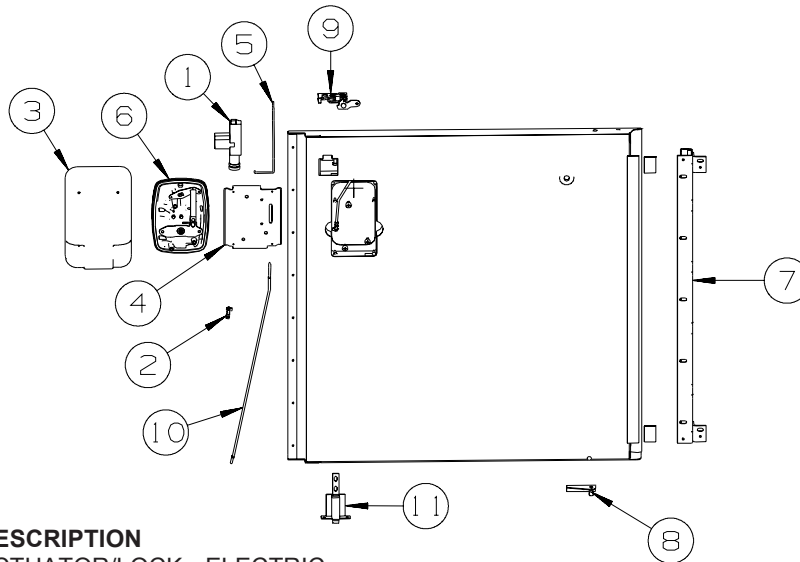


KEY	PART NUMBER	U/M	DESCRIPTION
1	137228-04-02B	EA	HINGE - PIANO - COMPARTMENT DOOR - 27" - E-COATED
2	126263-17-02B	EA	BRACKET - GAS SPRING W/BALL STUD - E-COATED
3	121947-01-01A	EA	BOLT - SLIDE/LATCH - W/PLASTIC PLUNGER
4	141940-01-01A	EA	LATCH - PADDLE/RH - LOCKING - BLACK
5	144172-01-01A	EA	COVER - LATCH - BRIGHT WHITE
6	132873-01-000	EA	ROD - LATCH (BLANK) - 37.3"
7	149359-08-01A	EA	LATCH - SINGLE ROTOR - MINI/LEFT HAND
8	141940-03-01A	EA	ROD - PADDLE LATCH
9	141940-04-01A	EA	BRACKET - PADDLE LATCH
10	102265-03-000	EA	CLIP/ROD END - LEFT HAND - .18" - METAL
11	138898-01-000	EA	ACTUATOR/LOCK - ELECTRIC

**EXTERIOR DOORS & COMPARTMENTS GROUP (CONTINUED)**  
**COMPARTMENT DOOR PIECE PARTS (CONTINUED)**



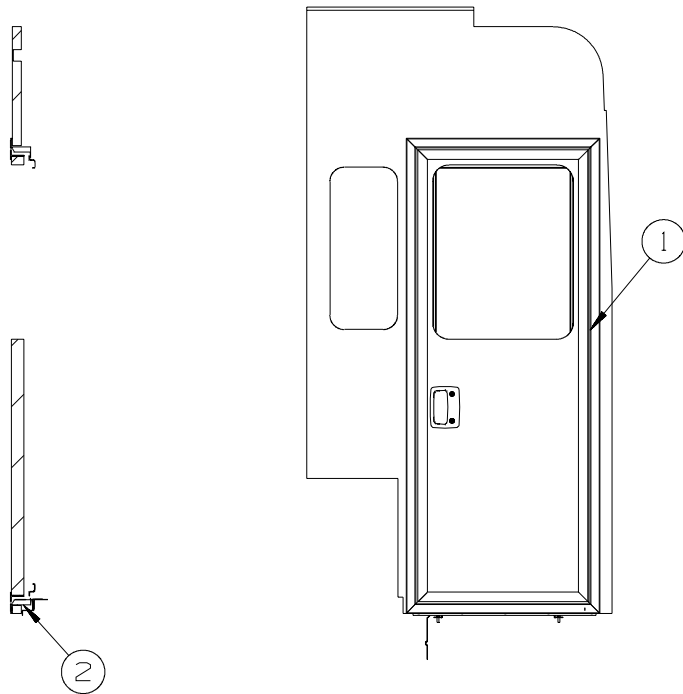
KEY	PART NUMBER	U/M	DESCRIPTION
1	137228-08-02B	EA	HINGE - PIANO - COMPARTMENT DOOR - 27" - E-COATED
2	126263-17-02B	EA	BRACKET - GAS SPRING W/BALL STUD - E-COATED
3	113908-03-000	EA	LATCH/PLUNGER - BOLT



KEY	PART NUMBER	U/M	DESCRIPTION
1	138898-01-000	EA	ACTUATOR/LOCK - ELECTRIC
2	102265-03-000	EA	CLIP/ROD END - LEFT HAND - .18" - METAL
2	102265-02-000	EA	CLIP/ROD END - RIGHT HAND - .18" - METAL
3	144172-01-01A	EA	COVER - LATCH - BRIGHT WHITE
4	141940-04-01A	EA	BRACKET - PADDLE LATCH
4	141940-09-01A	EA	PLATE/MOUNTING - LEFT PADDLE LATCH
5	141940-03-01A	EA	ROD - PADDLE LATCH
5	141940-08-01A	EA	ROD - PADDLE LATCH/LEFT - POWER LOCK
6	141940-01-01A	EA	LATCH - PADDLE - BLACK
6	141940-06-01A	EA	LATCH - PADDLE/LH - LOCKING - BLACK
7	137228-04-02B	EA	HINGE - PIANO - COMPARTMENT DOOR - 27" - E-COATED
8	126263-17-02B	EA	BRACKET - GAS SPRING W/BALL STUD - E-COATED
9	149359-07-01A	EA	LATCH - SINGLE ROTOR - MINI/RIGHT HAND
10	132873-01-000	EA	ROD - LATCH (BLANK) - 37.3"
11	121947-01-01A	EA	BOLT - SLIDE/LATCH - W/PLASTIC PLUNGER

# EXTERIOR DOORS & COMPARTMENTS GROUP (CONTINUED)

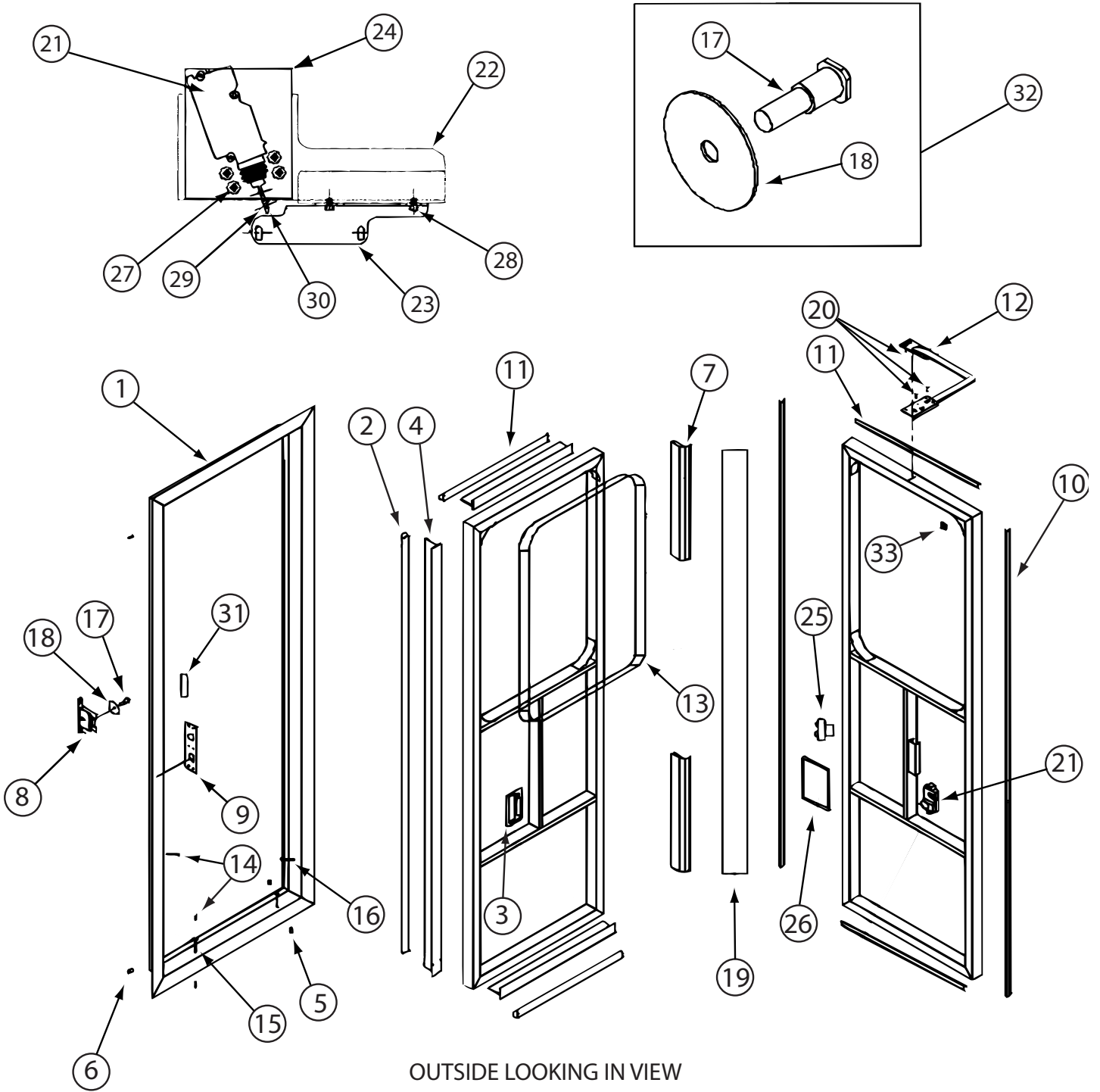
## ENTRY



KEY	PART NUMBER	U/M	DESCRIPTION
1*	162100-01-01A	EA	DOOR - ENTRY/FRONT - EBONY VINYL INTERIOR - BLACK FRAME FROM: 00-00-00 THRU: 03-26-07
1*	162100-02-01A	EA	DOOR - ENTRY/FRONT - EBONY W/ROLL SCREEN - BLACK FRAME FROM: 03-27-07 THRU: 99-99-99
2	134450-03-01A	EA	TAPE - ANTI SLIP - 2" X 29.9" - BLACK

**\*COMPONENT PARTS LISTED LATER IN THIS GROUP**

**EXTERIOR DOORS & COMPARTMENTS GROUP (CONTINUED)**  
**COMPONENT PARTS FOR ENTRY**



OUTSIDE LOOKING IN VIEW

INSIDE LOOKING OUT VIEW

162100-01-01A



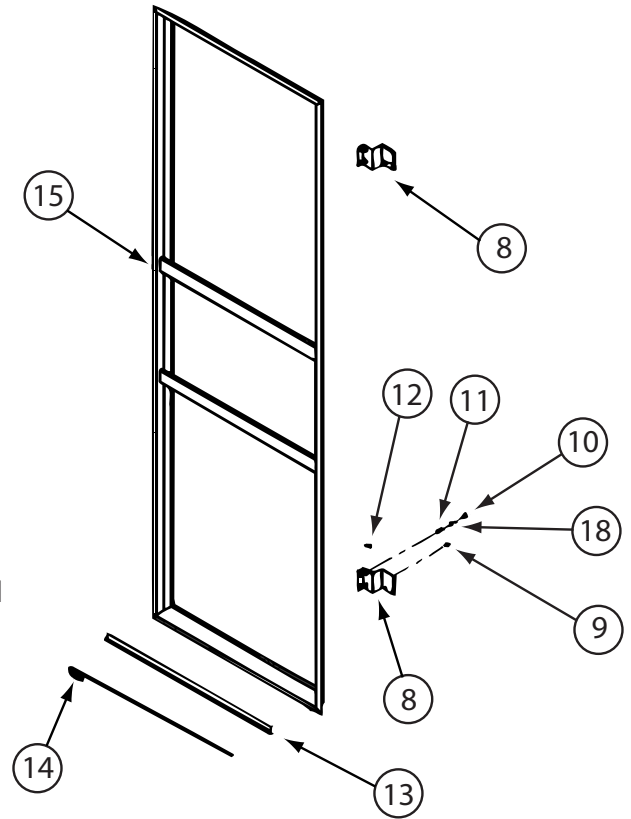
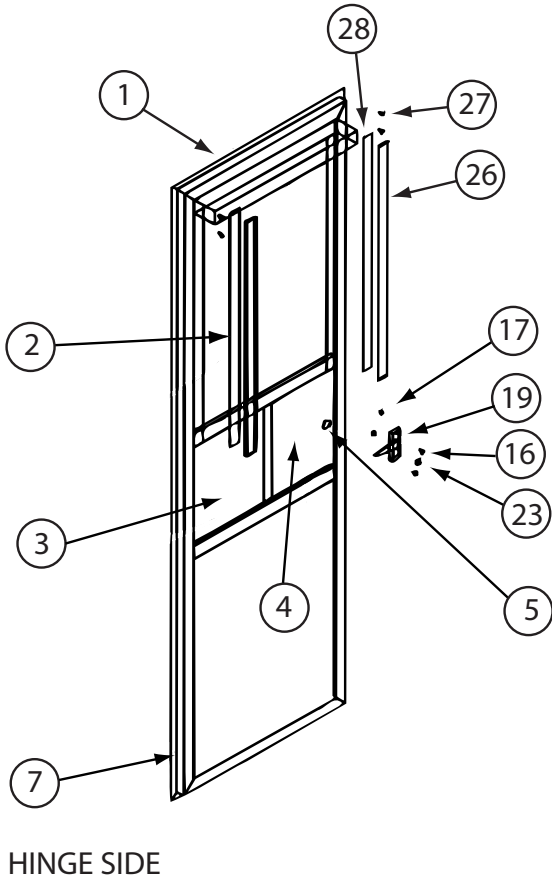
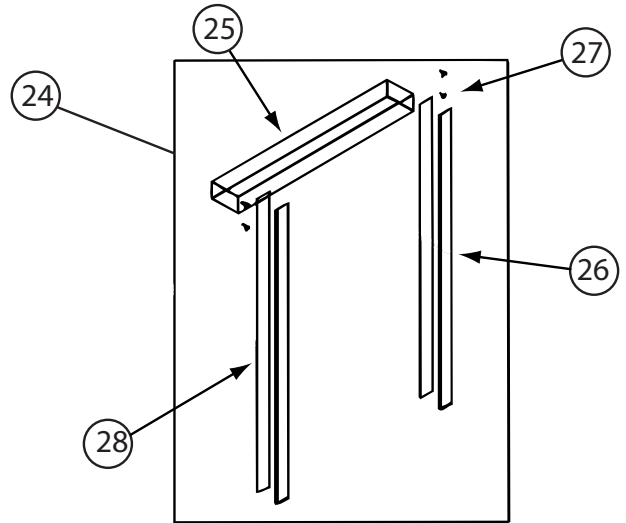
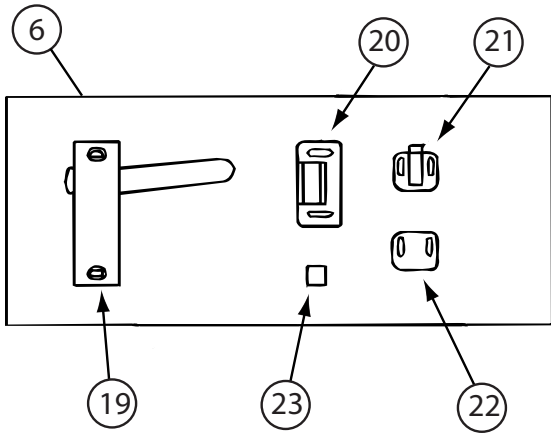
**EXTERIOR DOORS & COMPARTMENTS GROUP (CONTINUED)**  
**COMPONENT PARTS FOR ENTRY (CONTINUED)**

**162100-01-01A (CONTINUED)**

<b>KEY</b>	<b>PART NUMBER</b>	<b>U/M</b>	<b>DESCRIPTION</b>	<b>VENDOR NO.</b>
1	162100-01-702	EA	JAMB - ENTRY DOOR/BLK - PTL	003-480
2	162100-01-700	FT	SEAL - "D" - W/HOLES	007-067
3	112782-04-01A	EA	GASKET	T/M 81480
3	112782-05-01A	EA	CAP-VINYL,RED	T/M 80844-99
3	112782-08-01A	EA	SCREW-MOUNTING,PLATE,ZINC	T/M 15553-01
3	112782-18-700	EA	KEY/BLANK- REVERSE/DEADBOLT	16169-20-2000
3	112782-27-700	EA	LATCH-EXT-W/O CYL-W/DEADBOLT	19682-03 BLACK
3	112782-27-701	EA	LATCH - INTERIOR PLATE - BLK	17999-01 F/PTL DR
3	112782-27-702	EA	LATCH-SINGLE ROTOR/PTL DOOR	17999-01
3	138292-01-000	EA	SEAL-LOCK CYLINDER	TRI/MARK 16025-01
7	162100-01-707	EA	HINGE/PIANO-18" - ENTRY DOOR	005-081
8	162100-01-708	EA	MOV-A-BOLT ASSEMBLY	009-041
9	162100-01-709	EA	PLATE/STRIKER - DEADBOLT	009-216
10	162100-01-710	FT	TRIM/CLAMP-INTERIOR-BLK PVC	007-261
11	162100-01-711	EA	ENTRY DOOR - W/O JAMB	001-895
12	162100-01-712	EA	DOOR CHECK ASM - LOCKING	011-523
13	162100-01-713	EA	CLAMP RING - F/WINDOW	023-095
14	162100-01-714	EA	PLUG/PLASTIC - BLACK	035-003
15	162100-01-735	EA	SCREW 2" HEX HEAD FLANGE	011-103
17	162100-01-717	EA	STRIKER BOLT - SHORT	009-097
18	162100-01-718	EA	WASHER - 2" F/MOV-A-BOLT	009-098
19	162100-01-719	FT	TAPE - BLACK HYPALON	007-017
21	162100-01-721	EA	ACTUATOR/ELECTRIC - 45N	027-064
25	162100-01-725	EA	WIRELESS CONTACT - 2 BUTTON	027-020
26	162100-01-726	EA	BEZEL - INSIDE HANDLE	009-210
29	162100-01-729	EA	LINKAGE ROD	001-410
30	162100-01-730	EA	ROD CLIP - 1/8"	009-224
31	162100-01-731	EA	RUBBER FLAP - F/STRIKER BOLT	007-020
33	162100-01-733	EA	BUMPER/RUBBER - LARGE - BLK	007-080

CONTACT WINNEBAGO PART SALES FOR UNLISTED COMPONENT(S)

**EXTERIOR DOORS & COMPARTMENTS GROUP (CONTINUED)**  
**COMPONENT PARTS FOR ENTRY (CONTINUED)**



INSIDE LOOKING OUT VIEW

OUTSIDE LOOKING IN VIEW

162100-01-01A (CONTINUED)

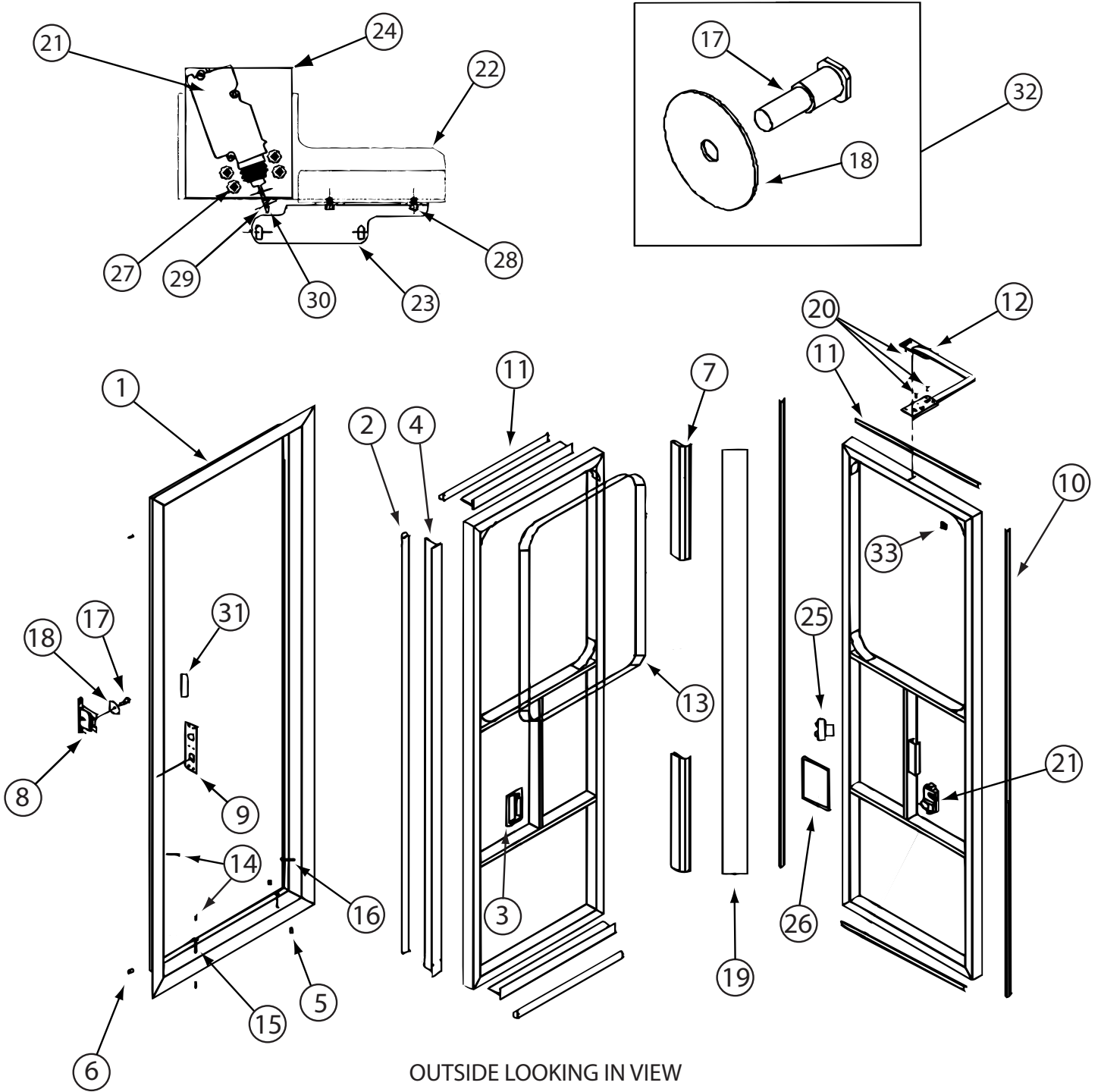
**EXTERIOR DOORS & COMPARTMENTS GROUP (CONTINUED)**  
**COMPONENT PARTS FOR ENTRY (CONTINUED)**

**162100-01-01A (CONTINUED)**

<b>KEY</b>	<b>PART NUMBER</b>	<b>U/M</b>	<b>DESCRIPTION</b>	<b>VENDOR NO.</b>
1	162100-01-703	EA	SCREEN DOOR ASM	WIN007
3	162100-02-703	EA	INSERT/ACRYLIC - STATIONARY	023-0783
4	162100-02-704	EA	SLIDER - ACRYLIC GLASS	023-077
5	122759-01-734	EA	KNOB-BLACK W/SCREW	019-018
6	162100-01-701	EA	LATCH ASM - F/SCREEN DOOR	019-068
7	162100-02-707	FT	SPONGE TAPE - 1/8" X 3/4"	007-277
8	162100-02-708	EA	HINGE - SCREEN DOOR - BLACK	005-072
9	162100-02-709	EA	CAP SCREW - BUTTON HEAD	011-053
13	162100-02-713	EA	BRUSH RAIL-W/O SWEEP INSERT	035-032
14	162100-02-714	EA	SWEEP - 1" VINYL - GRAY	007-070
19	162100-02-719	EA	LATCH ONLY - F/SCREEN DOOR	019-065
20	162100-02-720	EA	STRIKE - F/SCREEN LATCH	019-066
21	162100-02-721	EA	KEEPER - F/SCREEN LATCH	019-067
22	162100-02-722	EA	SPACER/STRIKE-F/SCR DR LATCH	019-069
23	162100-02-723	EA	BUMPER/RUBBER - SMALL - BLK	007-081
24	NOT USED			
25	NOT USED			
26	NOT USED			
27	NOT USED			
28	NOT USED			

CONTACT WINNEBAGO PART SALES FOR UNLISTED COMPONENT(S)

**EXTERIOR DOORS & COMPARTMENTS GROUP (CONTINUED)**  
**COMPONENT PARTS FOR ENTRY (CONTINUED)**



162100-02-01A

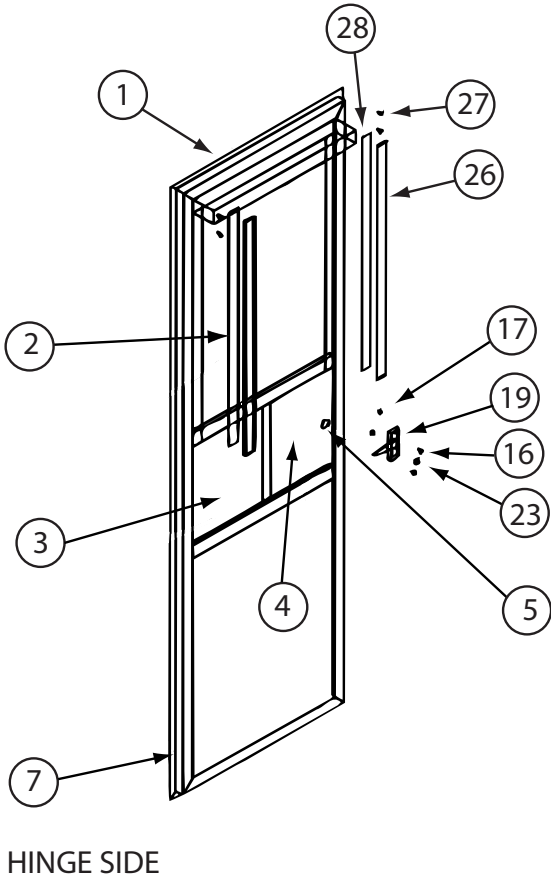
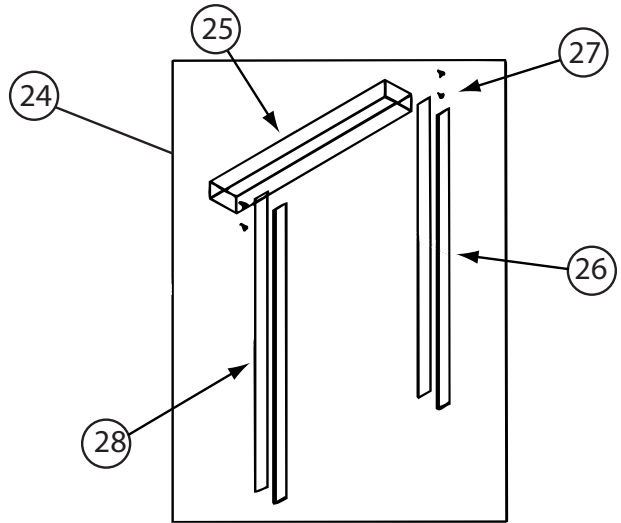
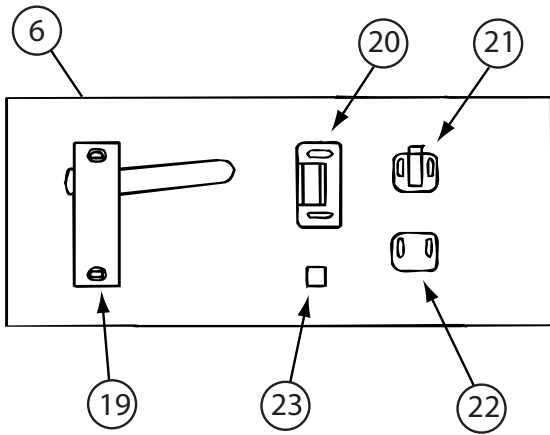
**EXTERIOR DOORS & COMPARTMENTS GROUP (CONTINUED)**  
**COMPONENT PARTS FOR ENTRY (CONTINUED)**

**162100-02-01A (CONTINUED)**

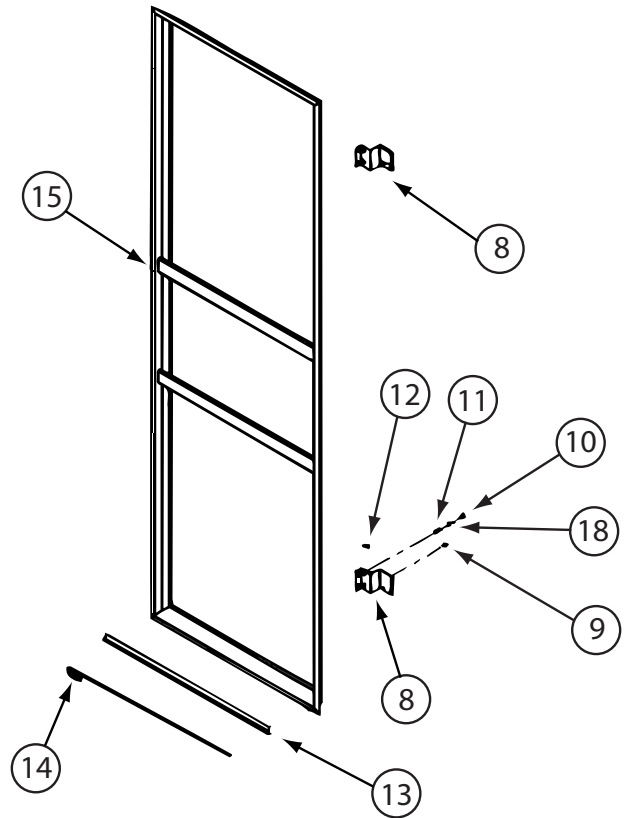
<b>KEY</b>	<b>PART NUMBER</b>	<b>U/M</b>	<b>DESCRIPTION</b>	<b>VENDOR NO.</b>
1	162100-01-702	EA	JAMB - ENTRY DOOR/BLK - PTL	003-480
2	162100-01-700	FT	SEAL - "D" - W/HOLES	007-067
3	112782-04-01A	EA	GASKET	T/M 81480
3	112782-05-01A	EA	CAP-VINYL,RED	T/M 80844-99
3	112782-08-01A	EA	SCREW-MOUNTING,PLATE,ZINC	T/M 15553-01
3	112782-18-700	EA	KEY/BLANK- REVERSE/DEADBOLT	16169-20-2000
3	112782-27-700	EA	LATCH-EXT-W/O CYL-W/DEADBOLT	19682-03 BLACK
3	112782-27-701	EA	LATCH - INTERIOR PLATE - BLK	17999-01 F/PTL DR
3	112782-27-702	EA	LATCH-SINGLE ROTOR/PTL DOOR	17999-01
3	138292-01-000	EA	SEAL-LOCK CYLINDER	TRI/MARK 16025-01
7	162100-01-707	EA	HINGE/PIANO-18" - ENTRY DOOR	005-081
8	162100-01-708	EA	MOV-A-BOLT ASSEMBLY	009-041
9	162100-01-709	EA	PLATE/STRIKER - DEADBOLT	009-216
10	162100-01-710	FT	TRIM/CLAMP-INTERIOR-BLK PVC	007-261
11	162100-01-711	EA	ENTRY DOOR - W/O JAMB	001-895
12	162100-01-712	EA	DOOR CHECK ASM - LOCKING	011-523
13	162100-01-713	EA	CLAMP RING - F/WINDOW	023-095
14	162100-01-714	EA	PLUG/PLASTIC - BLACK	035-003
17	162100-01-717	EA	STRIKER BOLT - SHORT	009-097
18	162100-01-718	EA	WASHER - 2" F/MOV-A-BOLT	009-098
19	162100-01-719	FT	TAPE - BLACK HYPALON	007-017
21	162100-01-721	EA	ACTUATOR/ELECTRIC - 45N	027-064
25	162100-01-725	EA	WIRELESS CONTACT - 2 BUTTON	027-020
26	162100-01-726	EA	BEZEL - INSIDE HANDLE	009-210
29	162100-01-729	EA	LINKAGE ROD	001-410
30	162100-01-730	EA	ROD CLIP - 1/8"	009-224
31	162100-01-731	EA	RUBBER FLAP - F/STRIKER BOLT	007-020
33	162100-01-733	EA	BUMPER/RUBBER - LARGE - BLK	007-080

CONTACT WINNEBAGO PART SALES FOR UNLISTED COMPONENT(S)

**EXTERIOR DOORS & COMPARTMENTS GROUP (CONTINUED)**  
**COMPONENT PARTS FOR ENTRY (CONTINUED)**



INSIDE LOOKING OUT VIEW



OUTSIDE LOOKING IN VIEW

162100-02-01A (CONTINUED)

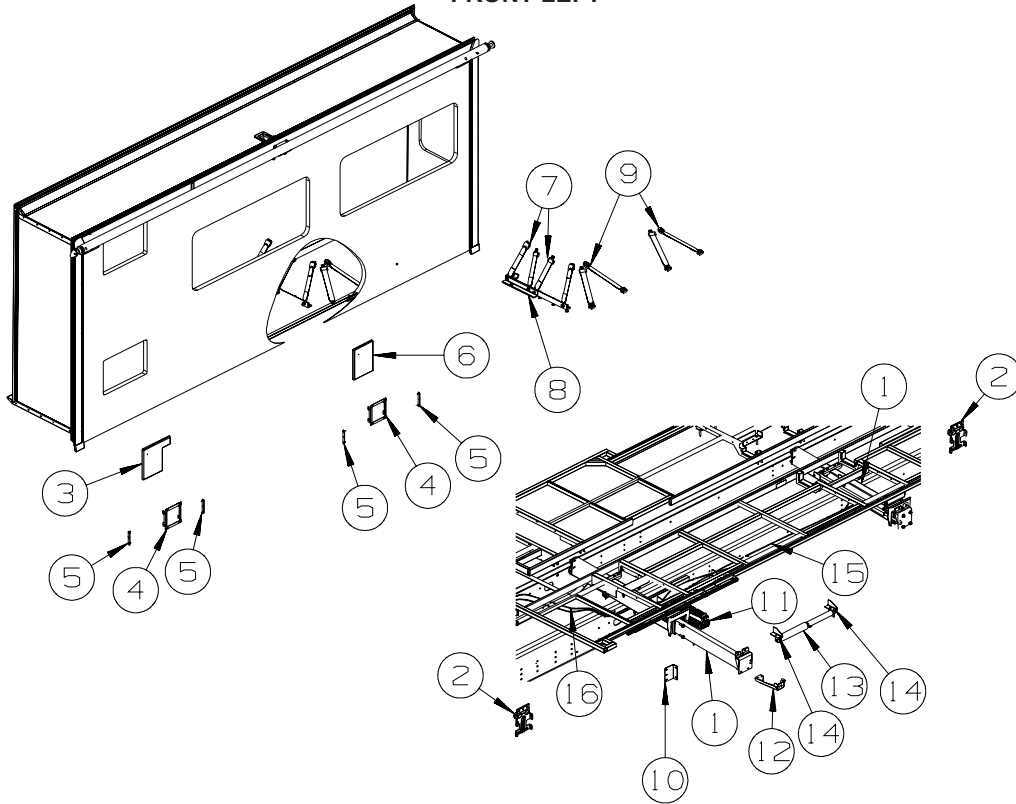
**EXTERIOR DOORS & COMPARTMENTS GROUP (CONTINUED)**  
**COMPONENT PARTS FOR ENTRY (CONTINUED)**

**162100-02-01A (CONTINUED)**

<b>KEY</b>	<b>PART NUMBER</b>	<b>U/M</b>	<b>DESCRIPTION</b>	<b>VENDOR NO.</b>
1	162100-02-700	EA	SCREEN DOOR-W/ROLL DWN SCRNM	WIN009
3	162100-02-703	EA	INSERT/ACRYLIC - STATIONARY	023-0783
4	162100-02-704	EA	SLIDER - ACRYLIC GLASS	023-077
5	122759-01-734	EA	KNOB-BLACK W/SCREW	019-018
6	162100-01-701	EA	LATCH ASM - F/SCREEN DOOR	019-068
7	162100-02-707	FT	SPONGE TAPE - 1/8" X 3/4"	007-277
8	162100-02-708	EA	HINGE - SCREEN DOOR - BLACK	005-072
9	162100-02-709	EA	CAP SCREW - BUTTON HEAD	011-053
13	162100-02-713	EA	BRUSH RAIL-W/O SWEEP INSERT	035-032
14	162100-02-714	EA	SWEEP - 1" VINYL - GRAY	007-070
19	162100-02-719	EA	LATCH ONLY - F/SCREEN DOOR	019-065
20	162100-02-720	EA	STRIKE - F/SCREEN LATCH	019-066
21	162100-02-721	EA	KEEPER - F/SCREEN LATCH	019-067
22	162100-02-722	EA	SPACER/STRIKE-F/SCR DR LATCH	019-069
23	162100-02-723	EA	BUMPER/RUBBER - SMALL - BLK	007-081
24	162100-02-724	EA	SCREEN/PULL DWN-COMPLETE ASM,	023-099
25	162100-02-725	EA	SCREEN/PULL DWN W/O SIDES	023-098

CONTACT WINNEBAGO PART SALES FOR UNLISTED COMPONENT(S)

## EXTERIOR SLIDEOUT GROUP FRONT LEFT

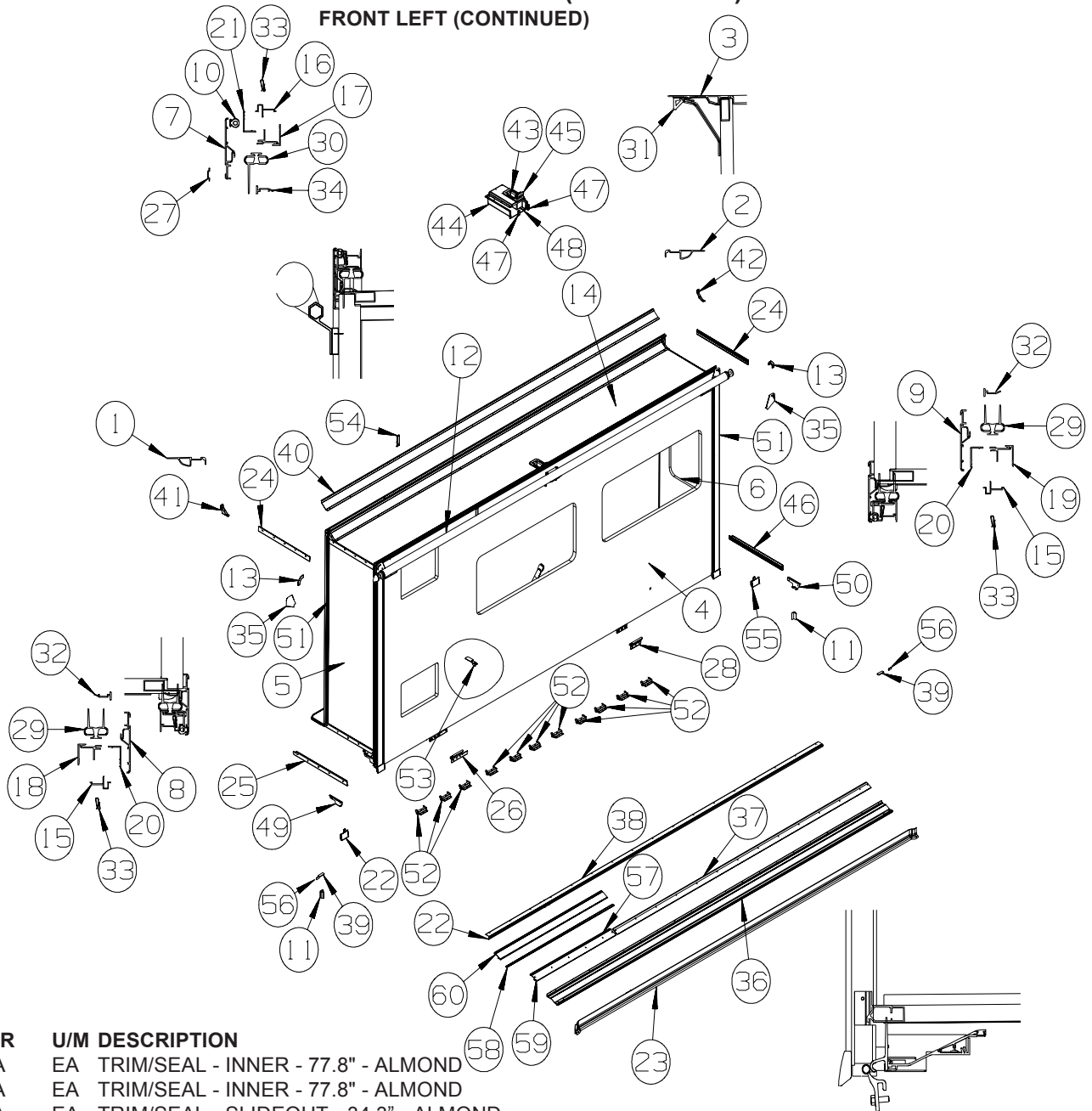


KEY	PART NUMBER	U/M	DESCRIPTION
1*	161743-02-000	EA	SLIDEOUT - HYDRAULIC - 29" - LEFT RETRACT
	143738-01-000	EA	WRENCH - SLIDE ROOM RETRACT - RATCHET - 13/16" X 7/8"
2	152741-04-02B	EA	BRACKET - MOUNT - SLIDEOUT - E-COATED
3	138077-18-WH4	EA	COVER/RAM - 9.4" X 12.2" - W/INNER PLATE
4	161304-01-02B	EA	BRACKET - RAM COVER - E-COATED
5	136995-08-02B	EA	PLATE W/BOLTS - 5.3" X 3/4" W/1/4" X 1" BOLTS
6	138077-32-UN4	EA	COVER/RAM - 9.4" X 12.2" - W/TUBE - BLACK
	138077-05-10A	EA	COVER/RAM - 9.4" X 12.2" - W/O TUBE - BLACK
7	160167-02-01A	EA	SEAT BELT - 2" X 90" - BLACK - <b>DINETTE</b>
8	151078-01-02B	EA	BRACKET - MOUNTING - SEAT BELT - E-COATED - <b>DINETTE</b>
9	160167-01-01A	EA	SEAT BELT - 2" X 102" - BLACK
10	161154-01-02B	EA	BRACKET - RAM - E-COATED
11	143541-04-01A	EA	CARRIER/WIRING - F/SLIDEOUT ROOM
12	141019-08-02B	EA	SUPPORT - WIRE - E-COATED
13*	163102-03-000	EA	SLIDEOUT - HYDRAULIC - 29"
14	163324-02-000	EA	BRACKETS/HARDWARE - 24"/29" RAM/SYNCH CYLINDER
15	100536-68-000	EA	HOSE KIT - F/LEVELING JACKS
16*	155476-02-000	EA	HOSE KIT - SLIDEOUT

\*COMPONENT PARTS LISTED LATER IN THIS GROUP



**EXTERIOR SLIDEOUT GROUP (CONTINUED)**  
**FRONT LEFT (CONTINUED)**



KEY	PART NUMBER	U/M	DESCRIPTION
1	139624-45-02A	EA	TRIM/SEAL - INNER - 77.8" - ALMOND
2	139624-44-02A	EA	TRIM/SEAL - INNER - 77.8" - ALMOND
3	154780-03-02A	EA	TRIM/SEAL - SLIDEOUT - 34.3" - ALMOND
3	154780-05-02A	EA	TRIM/SEAL - SLIDEOUT - 162.2" - ALMOND
4	162168-11-WL4	EA	SLUG - F/SLIDEOUT (WL4, WL5, WL6)
4	162168-11-WM0	EA	SLUG - F/SLIDEOUT (WM0, WM1, WM2)
4	162168-11-WM4	EA	SLUG - F/SLIDEOUT (WM4, WM5, WM6)
4	162168-13-WL4	EA	SLUG - F/SLIDEOUT (WL4, WL5, WL6) - REFRIG W/ICE/WTR DISP 2-DOOR
4	162168-13-WM0	EA	SLUG - F/SLIDEOUT (WM0, WM1, WM2) - REFRIG W/ICE/WTR DISP 2-DOOR
4	162168-13-WM4	EA	SLUG - F/SLIDEOUT (WM4, WM5, WM6) - REFRIG W/ICE/WTR DISP 2-DOOR
5	153461-03-UL5	EA	PANEL END - F/SLIDEOUT (WL4, WL5, WL6)
			FROM: 00-00-00 THRU: 03-11-07
5	162982-11-WL4	EA	PANEL END - F/SLIDEOUT (WL4, WL5, WL6)
			FROM: 03-12-07 THRU: 99-99-99
5	153461-03-UK1	EA	PANEL END - F/SLIDEOUT (WM0, WM1, WM2)
			FROM: 00-00-00 THRU: 03-11-07
5	162982-11-WM0	EA	PANEL END - F/SLIDEOUT (WM0, WM1, WM2)
			FROM: 03-12-07 THRU: 99-99-99
5	153461-03-UL5	EA	PANEL END - F/SLIDEOUT (WM4, WM5, WM6)
			FROM: 00-00-00 THRU: 03-11-07
5	162982-11-WM4	EA	PANEL END - F/SLIDEOUT (WM4, WM5, WM6)
			FROM: 03-12-07 THRU: 99-99-99

**EXTERIOR SLIDEOUT GROUP (CONTINUED)**  
**FRONT LEFT (CONTINUED)**

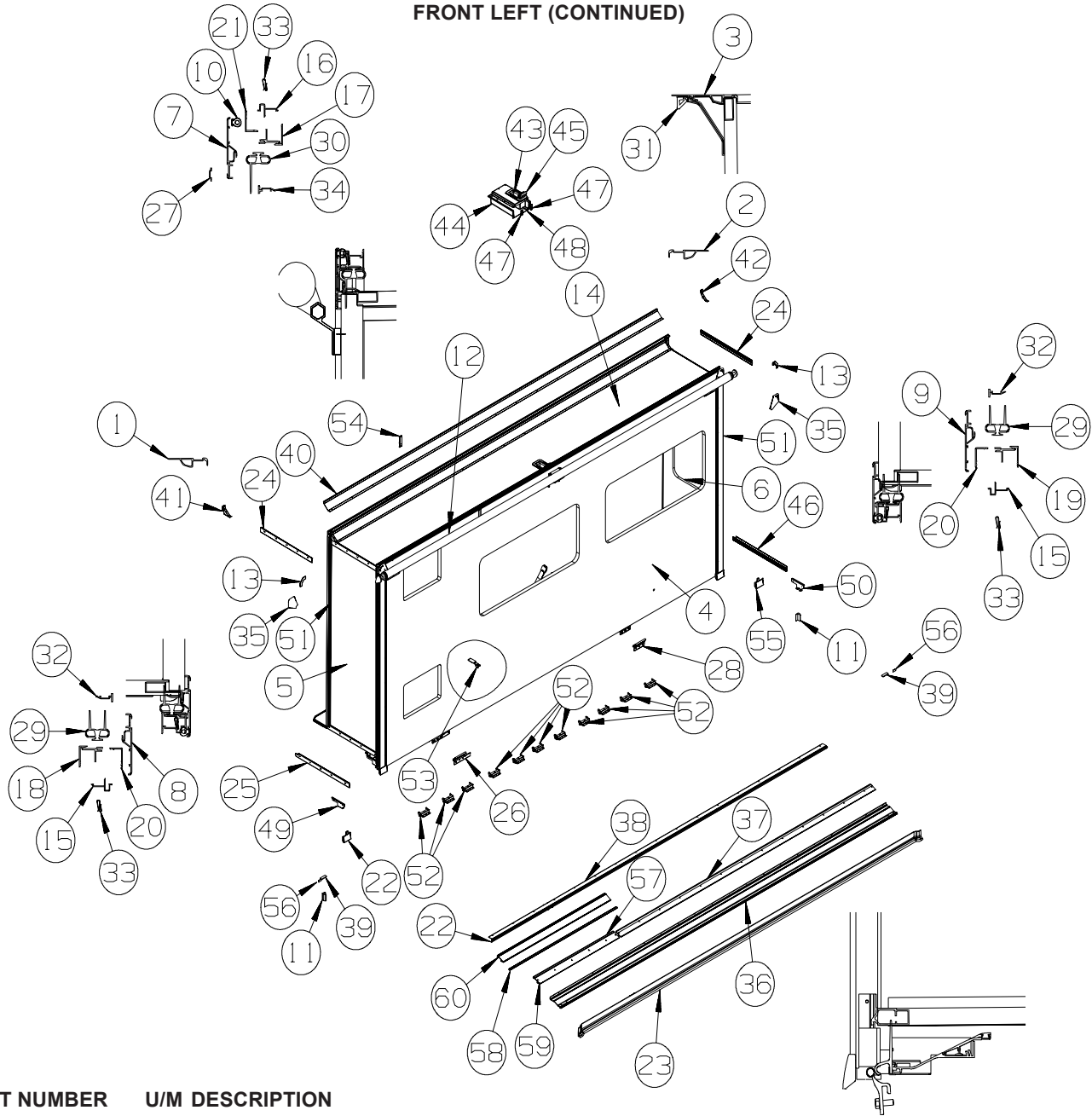
KEY	PART NUMBER	U/M	DESCRIPTION
6	153667-15-WL4	EA	PANEL END - F/SLIDEOUT (WL4, WL5, WL6) FROM: 00-00-00 THRU: 03-11-07
6	162982-28-WL4	EA	PANEL END - F/SLIDEOUT (WL4, WL5, WL6) FROM: 03-12-07 THRU: 99-99-99
6	153667-15-WM0	EA	PANEL END - F/SLIDEOUT (WM0, WM1, WM2) FROM: 00-00-00 THRU: 03-11-07
6	162982-28-WM0	EA	PANEL END - F/SLIDEOUT (WM0, WM1, WM2) FROM: 03-12-07 THRU: 99-99-99
6	153667-15-WL4	EA	PANEL END - F/SLIDEOUT (WM4, WM5, WM6) FROM: 00-00-00 THRU: 03-11-07
6	162982-28-WM4	EA	PANEL END - F/SLIDEOUT (WM4, WM5, WM6) FROM: 03-12-07 THRU: 99-99-99
7	156417-41-02A	EA	TRIM/SEAL - W/MITERED ENDS - 138.9" - BLACK FROM: 00-00-00 THRU: 03-11-07
7	162052-41-02A	EA	TRIM/SEAL - W/MITERED ENDS - 138.9" - BLACK FROM: 03-12-07 THRU: 99-99-99
7	156417-45-02A	EA	TRIM/SEAL - W/MITERED ENDS - 55.8" - BLACK FROM: 00-00-00 THRU: 03-11-07
7	162052-45-02A	EA	TRIM/SEAL - W/MITERED ENDS - 55.8" - BLACK FROM: 03-12-07 THRU: 99-99-99
8	156417-33-02A	EA	TRIM/SEAL - W/MITERED ENDS - 80.8" - BLACK - <b>NOT ILLUSTRATED</b> FROM: 00-00-00 THRU: 03-11-07
8	162052-28-02A	EA	TRIM/SEAL - W/MITERED ENDS - 80.4" - BLACK FROM: 03-12-07 THRU: 99-99-99
9	156417-32-02A	EA	TRIM/SEAL - W/MITERED ENDS - 80.8" - BLACK - <b>NOT ILLUSTRATED</b> FROM: 00-00-00 THRU: 03-11-07
9	162052-29-02A	EA	TRIM/SEAL - W/MITERED ENDS - 80.4" - BLACK FROM: 03-12-07 THRU: 99-99-99
10	158297-01-000	FT	SEAL - BULB - .5" X .7" - ADHESIVE BACK - BLACK
11	156480-01-01A	EA	SEAL/BLOCK - SLIDEOUT - 2.6"W X 1.6"H X 1.6"D - BLACK
12			SLIDEOUT AWNING

**ORDER AWNINGS & REPAIR PARTS FROM DOMETIC. CALL #800-366-3842.**

**THE DOMETIC AWNING INFORMATION YOU WILL NEED IS LOCATED ON THE MOTOR HOME NEAR  
THE TOP OF THE AWNING RAIL.**

13	156416-01-02B	EA	TRIM/KEY CORNER - SLIDEOUT - 3.1" X 3.1" - E-COATED - <b>NOT ILLUSTRATED</b> FROM: 00-00-00 THRU: 12-31-06
13	160421-01-01A	EA	CORNER TRIM/SLIDEOUT - 3.1" X 3.1" - BLACK FROM: 01-01-07 THRU: 99-99-99
14	157170-01-UJ1	EA	ROOF - F/SLIDEOUT
15	142718-38-01A	EA	RETAINER - SIDEWALL/SLIDEOUT - 79"
16	142718-43-01A	EA	RETAINER - SIDEWALL/SLIDEOUT - 195.9"
17	154756-02-02A	EA	TRIM/SIDEWALL - TOP/SLIDEOUT - 113.4" - ALMOND
17	154756-04-02A	EA	TRIM/SIDEWALL - TOP/SLIDEOUT - 84.4" - ALMOND
18	151760-10-02A	EA	TRIM - SIDEWALL/SLIDEOUT - 80.6" - ALMOND
19	151760-11-02A	EA	TRIM - SIDEWALL/SLIDEOUT - 80.6" - ALMOND
20	136824-49-02A	EA	TRIM - SIDEWALL/SLIDEOUT - 80.9" - BLACK
21	154757-02-02A	EA	TRIM/SIDEWALL - TOP/SLIDEOUT - 113.4" - BLACK
21	154757-04-02A	EA	TRIM/SIDEWALL - TOP/SLIDEOUT - 84.5" - BLACK
22	148593-01-02A	EA	CAP - F/SLIDEOUT TRIM - BLACK FROM: 00-00-00 THRU: 03-11-07
22	148593-03-02A	EA	CAP - F/SLIDEOUT TRIM - BLACK FROM: 03-12-07 THRU: 99-99-99
23	152446-01-000	FT	SEAL - SLIDEOUT/FLOOR - <b>NOT ILLUSTRATED</b> FROM: 00-00-00 THRU: 03-11-07
23	152446-02-000	FT	SEAL - SLIDEOUT/FLOOR - W/BULB FROM: 03-12-07 THRU: 99-99-99
24	158375-01-02A	EA	TRIM - FEATURE STRIP - 29.6" - BLACK
25	158349-03-02A	EA	TRIM - FEATURE - LOWER - 31.8" - BLACK - <b>NOT ILLUSTRATED</b> FROM: 00-00-00 THRU: 03-11-07
25	163021-07-02A	EA	TRIM - FEATURE - LOWER - 30.9" - BLACK FROM: 03-12-07 THRU: 99-99-99
26	161368-01-01A	EA	BRACKET/MOUNT - WIRE CARRIER

**EXTERIOR SLIDEOUT GROUP (CONTINUED)**  
**FRONT LEFT (CONTINUED)**



KEY	PART NUMBER	U/M	DESCRIPTION
27	105312-01-13A	FT	INSERT - FEATURE STRIP - VINYL - BLACK
28	153104-01-01A	EA	BRACKET/MOUNT - 1.7" X 3.2" X 5.9"
29	153161-01-01A	FT	SEAL - SLIDEOUT - DOUBLE WIPE LIP - BLACK
30	136978-02-01A	FT	SEAL - SLIDEOUT/TOP - SINGLE WIPE LIP - BLACK
31	146056-01-000	FT	SEAL - TRIANGLE - W/PSA
32	146606-66-02A	EA	TRIM/RETAINER - 75.8" - BLACK
33	142549-01-000	EA	CLIP - "S" TYPE
34	146606-19-02A	EA	TRIM/RETAINER - 110.1" - BLACK
34	146606-33-02A	EA	TRIM/RETAINER - 81.8" - BLACK
35	156151-01-01A	EA	PROTECTOR - CORNER - SLIDEOUT - BLACK
36	152602-11-01A	EA	RAMP - SLIDEOUT - FLOOR/COACH - 193.7" - BRIGHT WHITE - <b>NOT ILLUSTRATED</b>
			FROM: 00-00-00 THRU: 03-11-07
36	160823-11-01A	EA	RAMP - SLIDEOUT - FLOOR/COACH - 193.7" - BRIGHT WHITE
			FROM: 03-12-07 THRU: 99-99-99
37	160116-04-WK0	EA	COVER - RAMP/FLR/W/SKID - CERAMIC TILE
			FROM: 00-00-00 THRU: 03-11-07
37	162511-04-WK0	EA	COVER - RAMP/FLR/W/SKID - CERAMIC TILE - 3.6" X 131.6"
			FROM: 03-12-07 THRU: 99-99-99

**EXTERIOR SLIDEOUT GROUP (CONTINUED)**  
**FRONT LEFT (CONTINUED)**

KEY	PART NUMBER	U/M	DESCRIPTION
38	153108-12-01A	EA	SPACER - RAMP - SLIDEOUT FLOOR - 192.6" - MILL - <b>NOT ILLUSTRATED</b> FROM: 00-00-00 THRU: 03-11-07
38	160824-02-01A	EA	SPACER - RAMP - SLIDEOUT FLOOR - 117.9" - MILL FROM: 03-12-07 THRU: 99-99-99
38	160824-12-01A	EA	SPACER - RAMP - SLIDEOUT FLOOR - 192.6" - MILL FROM: 03-12-07 THRU: 99-99-99
39	156475-01-000	EA	FILTER/FOAM - DRAIN HOLE COVER/SEAL - 60PPI - 1/4"X1"X3"
40	153114-09-02A	EA	TRIM/RETAINER - 192.2" - BLACK
41	153115-01-01A	EA	COVER - TRIM - SLIDEOUT - INNER/TOP/RH - BLACK
42	153115-02-01A	EA	COVER - TRIM - SLIDEOUT - INNER/TOP/LH - BLACK
43*	153651-04-01A	EA	LOCK/LATCH - TRAVEL/SLIDEOUT - W/MOTOR - LEFT HAND - BLACK
44	155194-02-01A	EA	COVER - LATCH/TRAVEL
45	156015-01-01A	EA	TAPE/PROTECTION - .06" X 1.25" X 3.5" - W/PSA - NATURAL WHT
46	158349-04-02A	EA	TRIM - FEATURE - LOWER - 31.8" - BLACK - <b>NOT ILLUSTRATED</b> FROM: 00-00-00 THRU: 03-11-07
46	163021-08-02A	EA	TRIM - FEATURE - LOWER - 30.9" - BLACK FROM: 03-12-07 THRU: 99-99-99
47	150962-02-02A	EA	SPACER - AWNING - SLIDE COVER - 3/4" X 2" - BLACK
48	155262-01-01A	EA	TUBE/DRAIN - LATCH/TRAVEL/ROOF - BLACK
49	153800-01-02B	EA	BRACKET - CLOSEOUT/RH - SLIDEOUT - E-COATED FROM: 00-00-00 THRU: 03-11-07
49	153800-03-02B	EA	BRACKET - CLOSEOUT/RH - SLIDEOUT - E-COATED FROM: 03-12-07 THRU: 99-99-99
50	153800-05-02B	EA	BRACKET - CLOSEOUT - SLIDEOUT - E-COATED FROM: 00-00-00 THRU: 03-11-07
50	153800-06-02B	EA	BRACKET - CLOSEOUT - SLIDEOUT - E-COATED FROM: 03-12-07 THRU: 99-99-99
51	093681-39-01A	FT	FILM - 3.1" - FLAT BLACK - <b>FULL BODY PAINT</b>
52	153088-02-01A	EA	ROLLER - W/BRACKET - SLIDEOUT
53	154093-02-01B	EA	BRACKET/HOLD DOWN - CHAIR - W/NUT-SERT - GALVANIZED - <b>DINING TABLE/CHAIRS</b>
54	154930-01-02A	EA	SPLICE - TRIM/SLIDEOUT - BLACK
55	148593-02-02A	EA	CAP - F/SLIDEOUT TRIM - BLACK FROM: 00-00-00 THRU: 03-11-07
55	148593-04-02A	EA	CAP - F/SLIDEOUT TRIM - BLACK FROM: 03-12-07 THRU: 99-99-99
56	089275-02-000	FT	STRIP - 3/4" X 84" BLACK POLYETHYLENE
57	158962-02-01A	EA	COVER - RAMP/FLOOR - CERAMIC TILE - 3.9" X 61.9" - BRT WHT - <b>NOT ILLUSTRATED</b> FROM: 00-00-00 THRU: 03-11-07
57	162510-02-01A	EA	COVER - RAMP/FLOOR - CERAMIC TILE - 3.9" X 61.9" - BRT WHT FROM: 03-12-07 THRU: 99-99-99
58	158814-01-01A	EA	BAR/SKID - SLIDEOUT - 8' - POLYETHYLENE
	153109-23-01A	EA	ANGLE/RETAINER - SEAL - .5" X .5" X 193.7" - MILL FROM: 00-00-00 THRU: 03-11-07
59	158962-04-01A	EA	COVER - RAMP/FLOOR - CERAMIC TILE - 3.9" X 193.6" -BRT WHT - <b>NOT ILLUSTRATED</b> FROM: 00-00-00 THRU: 03-11-07
59	162510-04-01A	EA	COVER - RAMP/FLOOR - CERAMIC TILE - 3.9" X 131.6"-BRT WHT FROM: 03-12-07 THRU: 99-99-99
60	160116-02-UJ1	EA	COVER - RAMP/FLR/W/SKID - CERAMIC TILE-3.9"X 61.9"-BRT WHT FROM: 00-00-00 THRU: 03-11-07
60	162511-02-WK0	EA	COVER - RAMP/FLR/W/SKID - CERAMIC TILE - 3.6" X 61.9" FROM: 03-12-07 THRU: 99-99-99
	165178-01-01A	EA	CAP - FLOOR TUBE/SLIDEOUT/RH - BLACK FROM: 02-04-08 THRU: 99-99-99
	165178-02-01A	EA	CAP - FLOOR TUBE/SLIDEOUT/LH - BLACK FROM: 02-04-08 THRU: 99-99-99

**\*COMPONENT PARTS LISTED LATER IN THIS GROUP**

**EXTERIOR SLIDEOUT GROUP (CONTINUED)**  
**COMPONENT PARTS FOR FRONT LEFT**

**153651-04-01A**

<b>KEY</b>	<b>PART NUMBER</b>	<b>U/M</b>	<b>DESCRIPTION</b>	<b>VENDOR NO.</b>
	153651-01-701	EA	LIMIT SWITCH	1812996
	153651-02-700	EA	MOTOR "R" - F/LH TRAVEL LOCK	1820131
	153651-02-701	EA	BRACKET/MOUNTING - MOTOR	1102223
	153651-04-700	EA	COVER/BOOT - SEAL	1612012

**155476-02-000**

<b>KEY</b>	<b>PART NUMBER</b>	<b>U/M</b>	<b>DESCRIPTION</b>	<b>VENDOR NO.</b>
	100536-10-701	EA	HOSE-HYDRAULIC - 1/4" X 116"	RAP90349/AP5384
	137196-01-700	EA	HOSE-HYDRAULIC - 1/8" X 120"	RAP90428/AP24642

**161743-02-000**

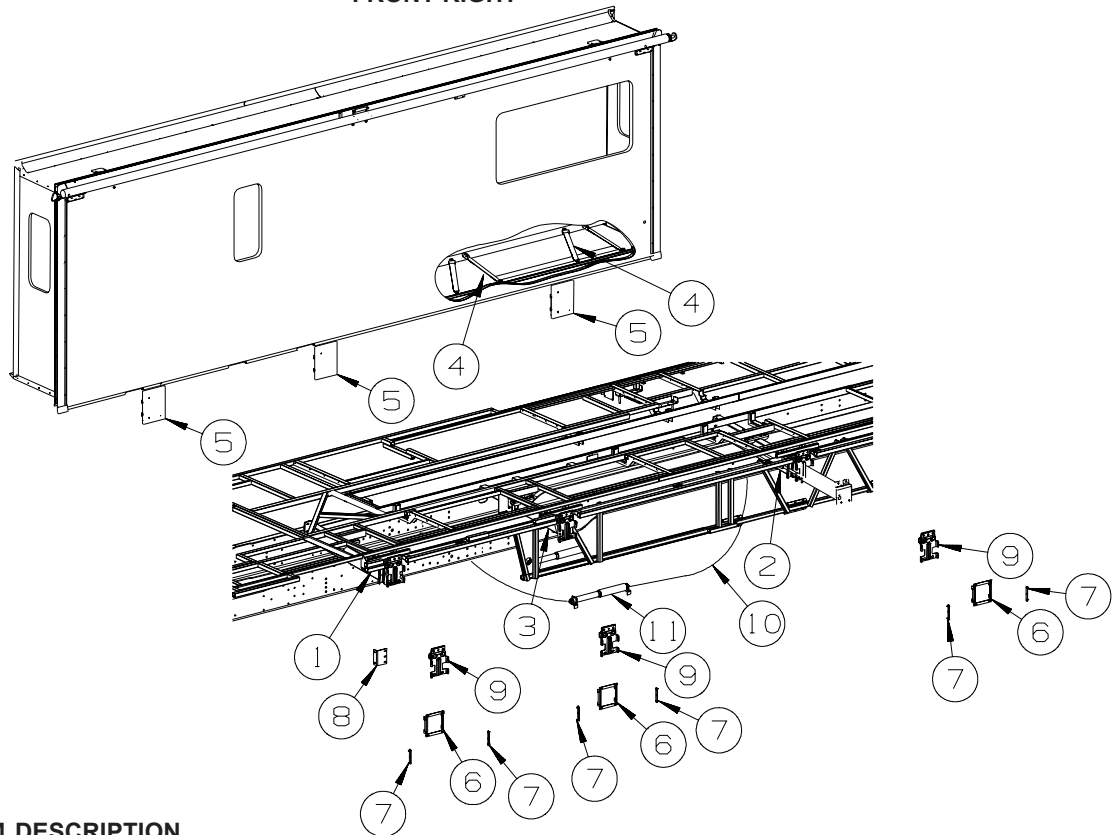
<b>KEY</b>	<b>PART NUMBER</b>	<b>U/M</b>	<b>DESCRIPTION</b>	<b>VENDOR NO.</b>
	161743-02-700	EA	TUBE/FLUID RETURN 1/4" X 36"	RAP90658

**163102-03-000**

<b>KEY</b>	<b>PART NUMBER</b>	<b>U/M</b>	<b>DESCRIPTION</b>	<b>VENDOR NO.</b>
	163102-03-700	EA	SYNCRONIZING CYLINDER	RAP92128/AP39279

## EXTERIOR SLIDEOUT GROUP (CONTINUED)

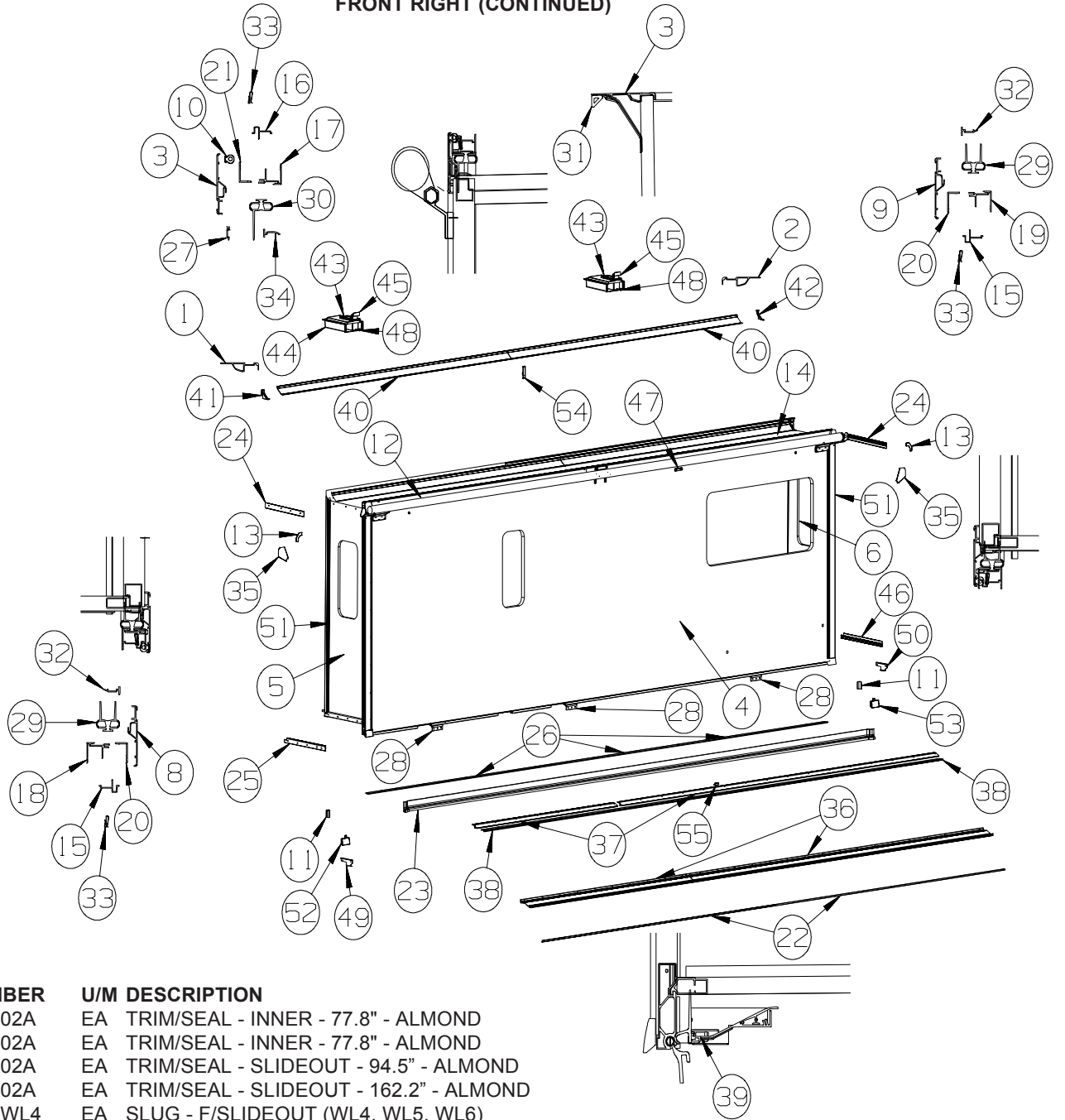
### FRONT RIGHT



KEY	PART NUMBER	U/M	DESCRIPTION
1	157103-01-000	EA	SLIDEOUT - HYDRAULIC - 24" RAM - RIGHT HAND - <b>NOT ILLUSTRATED</b> FROM: 00-00-00 THRU: 01-10-07
1*	163493-01-000	EA	SLIDEOUT - HYDRAULIC - 24" RAM - RIGHT HAND - <b>NOT ILLUSTRATED</b> FROM: 01-11-07 THRU: 01-28-07
1	163654-01-000	EA	SLIDEOUT - HYDRAULIC - 24" RAM - RIGHT HAND FROM: 01-29-07 THRU: 99-99-99
	143738-01-000	EA	WRENCH - SLIDE ROOM RETRACT - RATCHET - 13/16" X 7/8"
2	157103-02-000	EA	SLIDEOUT - HYDRAULIC - 24" RAM - LEFT HAND - <b>NOT ILLUSTRATED</b> FROM: 00-00-00 THRU: 01-10-07
2	163493-02-000	EA	SLIDEOUT - HYDRAULIC - 24" RAM - LEFT HAND - <b>NOT ILLUSTRATED</b> FROM: 01-11-07 THRU: 01-28-07
2	163654-02-000	EA	SLIDEOUT - HYDRAULIC - 24" RAM - LEFT HAND FROM: 01-29-07 THRU: 99-99-99
	143738-01-000	EA	WRENCH - SLIDE ROOM RETRACT - RATCHET - 13/16" X 7/8"
3	157103-04-000	EA	SLIDEOUT - HYDRAULIC - 24" - W/O CYLINDER/RETRACT ROD
	143738-01-000	EA	WRENCH - SLIDE ROOM RETRACT - RATCHET - 13/16" X 7/8"
4	160167-01-01A	EA	SEAT BELT - 2" X 102" - BLACK
5	138077-14-UJ1	EA	COVER/RAM - 9.4" X 12.2" - W/INNER PLATE FROM: 00-00-00 THRU: 04-01-07
	138077-05-01A	EA	COVER/RAM - 9.4" X 12.2" - W/O TUBE - BRIGHT WHITE FROM: 00-00-00 THRU: 01-07-07
	138077-05-10A	EA	COVER/RAM - 9.4" X 12.2" - W/O TUBE - BLACK FROM: 01-08-07 THRU: 99-99-99
5	138077-32-UN4	EA	COVER/RAM - 9.4" X 12.2" - W/TUBE FROM: 04-02-07 THRU: 99-99-99
	138077-05-10A	EA	COVER/RAM - 9.4" X 12.2" - W/O TUBE - BLACK FROM: 04-02-07 THRU: 99-99-99
6	161304-01-02B	EA	BRACKET - RAM COVER - E-COATED
7	136995-08-02B	EA	PLATE W/BOLTS - 5.3" X 3/4" W/1/4" X 1" BOLTS
8	161154-01-02B	EA	BRACKET - RAM - E-COATED
9	152741-04-02B	EA	BRACKET - MOUNT - SLIDEOUT - E-COATED
10*	155476-03-000	EA	HOSE KIT - SLIDEOUT
11	163102-02-000	EA	SLIDEOUT - HYDRAULIC - 24"
	163324-02-000	EA	BRACKETS/HARDWARE - 24"/29" RAM/SYNCH CYLINDER

\*COMPONENT PARTS LISTED LATER IN THIS GROUP

**EXTERIOR SLIDEOUT GROUP (CONTINUED)**  
**FRONT RIGHT (CONTINUED)**



KEY	PART NUMBER	U/M	DESCRIPTION
1	139624-45-02A	EA	TRIM/SEAL - INNER - 77.8" - ALMOND
2	139624-44-02A	EA	TRIM/SEAL - INNER - 77.8" - ALMOND
3	154780-06-02A	EA	TRIM/SEAL - SLIDEOUT - 94.5" - ALMOND
3	154780-05-02A	EA	TRIM/SEAL - SLIDEOUT - 162.2" - ALMOND
4	162167-11-WL4	EA	SLUG - F/SLIDEOUT (WL4, WL5, WL6)
4	162167-11-WM0	EA	SLUG - F/SLIDEOUT (WM0, WM1, WM2)
4	162167-11-WM4	EA	SLUG - F/SLIDEOUT (WM4, WM5, WM6)
5	158818-03-WL4	EA	PANEL END - F/SLIDEOUT (WL4, WL5, WL6)
			FROM: 00-00-00 THRU: 3-11-07
5	162981-05-WL4	EA	PANEL END - F/SLIDEOUT (WL4, WL5, WL6)
			FROM: 03-12-07 THRU: 99-99-99
5	158818-03-WM0	EA	PANEL END - F/SLIDEOUT (WM0, WM1, WM2)
			FROM: 00-00-00 THRU: 03-11-07
5	162981-05-WM0	EA	PANEL END - F/SLIDEOUT (WM0, WM1, WM2)
			FROM: 03-12-07 THRU: 99-99-99
5	158818-03-WL4	EA	PANEL END - F/SLIDEOUT (WM4, WM5, WM6)
			FROM: 00-00-00 THRU: 3-11-07
5	162981-05-WJ0	EA	PANEL END - F/SLIDEOUT (WM4, WM5, WM6)
			FROM: 03-12-07 THRU: 99-99-99
6	158817-01-UL5	EA	PANEL END - F/SLIDEOUT (WL4, WL5, WL6)
			FROM: 00-00-00 THRU: 03-11-07
6	162981-03-WL4	EA	PANEL END - F/SLIDEOUT (WL4, WL5, WL6)
			FROM: 03-12-07 THRU: 99-99-99

**EXTERIOR SLIDEOUT GROUP (CONTINUED)**  
**FRONT RIGHT (CONTINUED)**

KEY	PART NUMBER	U/M	DESCRIPTION
6	158817-01-UK1	EA	PANEL END - F/SLIDEOUT (WM0, WM1, WM2) FROM: 00-00-00 THRU: 03-11-07
6	162981-03-WM0	EA	PANEL END - F/SLIDEOUT (WM0, WM1, WM2) FROM: 03-12-07 THRU: 99-99-99
6	158817-01-UL5	EA	PANEL END - F/SLIDEOUT (WM4, WM5, WM6) FROM: 00-00-00 THRU: 03-11-07
6	162981-03-WM4	EA	PANEL END - F/SLIDEOUT (WM4, WM5, WM6) FROM: 03-12-07 THRU: 99-99-99
7	156417-41-02A	EA	TRIM/SEAL - W/MITERED ENDS - 138.9" - BLACK FROM: 00-00-00 THRU: 03-11-07
7	162052-41-02A	EA	TRIM/SEAL - W/MITERED ENDS - 138.9" - BLACK FROM: 03-12-07 THRU: 99-99-99
7	156417-46-02A	EA	TRIM/SEAL - W/MITERED ENDS - 121.9" - BLACK FROM: 00-00-00 THRU: 03-11-07
7	162052-46-02A	EA	TRIM/SEAL - W/MITERED ENDS - 121.9" - BLACK FROM: 03-12-07 THRU: 99-99-99
8	156417-33-02A	EA	TRIM/SEAL - W/MITERED ENDS - 80.8" - BLACK FROM: 00-00-00 THRU: 03-11-07
8	162052-33-02A	EA	TRIM/SEAL - W/MITERED ENDS - 80.8" - BLACK FROM: 03-12-07 THRU: 99-99-99
9	156417-32-02A	EA	TRIM/SEAL - W/MITERED ENDS - 80.8" - BLACK FROM: 00-00-00 THRU: 03-11-07
9	162052-32-02A	EA	TRIM/SEAL - W/MITERED ENDS - 80.8" - BLACK FROM: 03-12-07 THRU: 99-99-99
10	158297-01-000	FT	SEAL - BULB - .5" X .7" - ADHESIVE BACK - BLACK
11	156480-01-01A	EA	SEAL/BLOCK - SLIDEOUT - 2.6"W X 1.6"H X 1.6"D - BLACK
12			SLIDEOUT AWNING

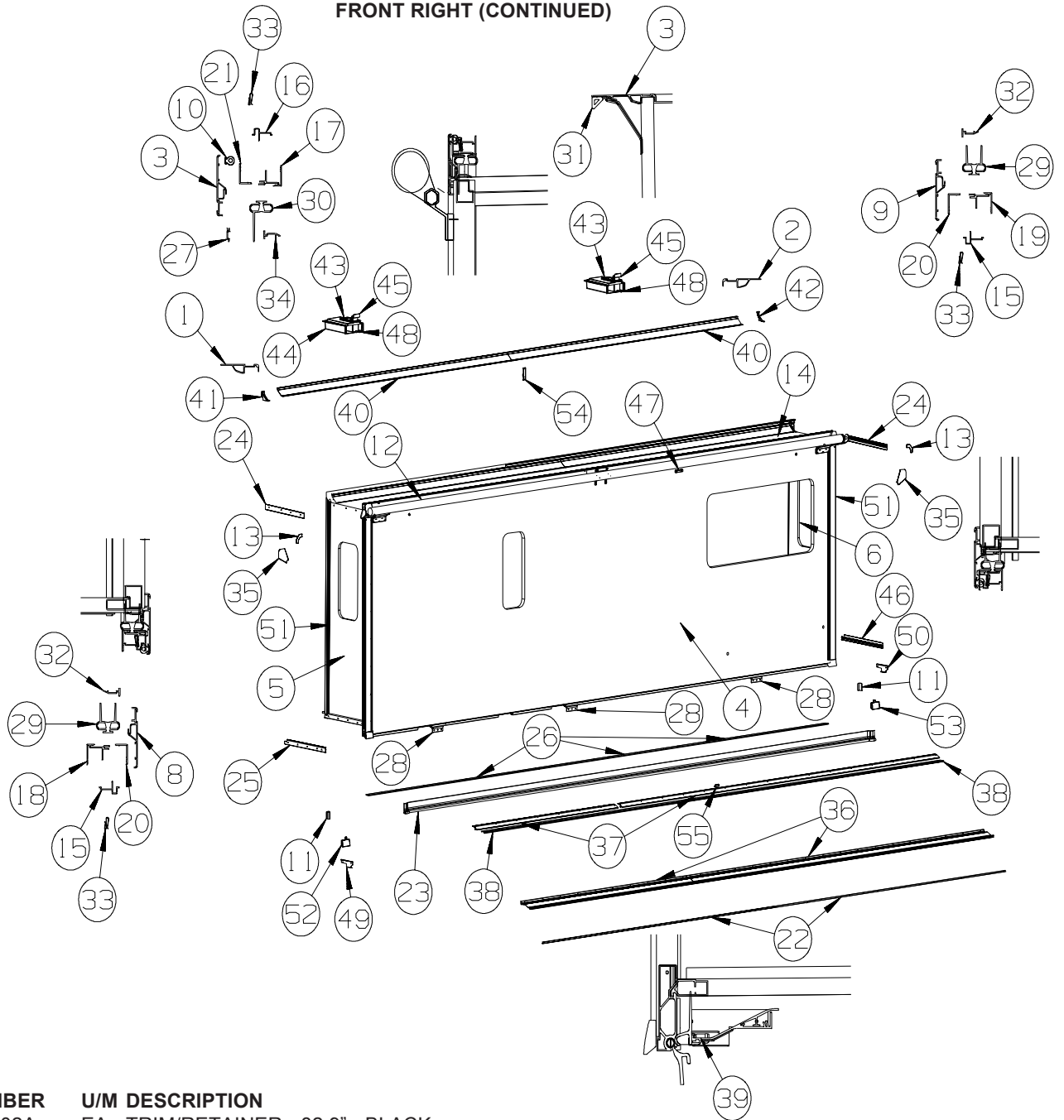
**ORDER AWNINGS & REPAIR PARTS FROM DOMETIC. CALL #800-366-3842.**

**THE DOMETIC AWNING INFORMATION YOU WILL NEED IS LOCATED ON THE MOTOR HOME NEAR  
THE TOP OF THE AWNING RAIL.**

13	156416-01-02B	EA	BRACKET - CORNER TRIM/SLIDEOUT - 3.1"X 3.1" - E-COATED - <b>NOT ILLUSTRATED</b> FROM: 00-00-00 THRU: 01-06-07
13	160421-01-01A	EA	CORNER TRIM/SLIDEOUT - 3.1" X 3.1" - BLACK FROM: 01-07-07 THRU: 99-99-99
14	157171-01-UJ1	EA	ROOF - F/SLIDEOUT
15	142718-38-01A	EA	RETAINER - SIDEWALL/SLIDEOUT - 79"
16	142718-44-01A	EA	RETAINER - SIDEWALL/SLIDEOUT - 262"
17	154756-01-02A	EA	TRIM/SIDEWALL - TOP/SLIDEOUT - 101.6" - ALMOND
17	154756-03-02A	EA	TRIM/SIDEWALL - TOP/SLIDEOUT - 162.3" - ALMOND
18	151760-10-02A	EA	TRIM - SIDEWALL/SLIDEOUT - 80.6" - ALMOND
19	151760-11-02A	EA	TRIM - SIDEWALL/SLIDEOUT - 80.6" - ALMOND
20	136824-49-02A	EA	TRIM - SIDEWALL/SLIDEOUT - 80.9" - BLACK
21	154757-01-02A	EA	TRIM/SIDEWALL - TOP/SLIDEOUT - 101.7" - BLACK
21	154757-03-02A	EA	TRIM/SIDEWALL - TOP/SLIDEOUT - 162.4" - BLACK
22	089275-02-000	FT	STRIP - 3/4" X 84" BLACK POLYETHYLENE
23	152446-01-000	FT	SEAL - SLIDEOUT/FLOOR - <b>NOT ILLUSTRATED</b> FROM: 00-00-00 THRU: 03-11-07
23	152446-02-000	FT	SEAL - SLIDEOUT/FLOOR - W/BULB FROM: 03-12-07 THRU: 99-99-99
24	158375-04-02A	EA	TRIM - FEATURE STRIP - 24.6" - BLACK
25	158349-05-02A	EA	TRIM - FEATURE - LOWER - 26.7" - BLACK - <b>NOT ILLUSTRATED</b> FROM: 00-00-00 THRU: 03-11-07
25	163021-11-02A	EA	TRIM - FEATURE - LOWER - 25.8" - BLACK FROM: 03-12-07 THRU: 99-99-99
26	152641-01-000	EA	SKID/GLIDE - SLIDEOUT ROOM - 1/4"X2"X95.5" - POLYETHYLENE
27	105312-01-13A	FT	INSERT - FEATURE STRIP - VINYL - BLACK
28	153104-01-01A	EA	BRACKET/MOUNT - 1.7" X 3.2" X 5.9"
29	153161-01-01A	FT	SEAL - SLIDEOUT - DOUBLE WIPE LIP - BLACK
30	136978-02-01A	FT	SEAL - SLIDEOUT/TOP - SINGLE WIPE LIP - BLACK
31	146056-01-000	FT	SEAL - TRIANGLE - W/PSA
32	146606-66-02A	EA	TRIM/RETAINER - 75.8" - BLACK
33	142549-01-000	EA	CLIP - "S" TYPE



**EXTERIOR SLIDEOUT GROUP (CONTINUED)**  
**FRONT RIGHT (CONTINUED)**



KEY	PART NUMBER	U/M	DESCRIPTION
34	146606-02-02A	EA	TRIM/RETAINER - 82.9" - BLACK
34	146606-45-02A	EA	TRIM/RETAINER - 175.4" - BLACK
35	156151-01-01A	EA	PROTECTOR - CORNER - SLIDEOUT - BLACK
36	152602-05-01A	EA	RAMP - SLIDEOUT - FLOOR/COACH - 167.4" - MILL - <b>NOT ILLUSTRATED</b>
			FROM: 00-00-00 THRU: 03-11-07
36	160823-05-01A	EA	RAMP - SLIDEOUT - FLOOR/COACH - 167.4" - BRT WHITE
			FROM: 03-12-07 THRU: 99-99-99
36	152602-13-02A	EA	RAMP - SLIDEOUT - FLOOR/COACH - 92.9" - BRIGHT WHITE - <b>NOT ILLUSTRATED</b>
			FROM: 00-00-00 THRU: 03-11-07
36	160823-13-01A	EA	RAMP - SLIDEOUT - FLOOR/COACH - 92.9" - BRIGHT WHITE
			FROM: 03-12-07 THRU: 99-99-99
37	153106-01-01A	EA	COVER - RAMP/FLOOR - VINYL/CARPET - 3.2" X 178.3" - BRT WHT - <b>NOT ILLUSTRATED</b>
			FROM: 00-00-00 THRU: 03-11-07
37	162509-01-01A	EA	COVER - RAMP/FLOOR - VINYL/CARPET - 3.3" X 178.3"
			FROM: 03-12-07 THRU: 99-99-99
37	153106-08-01A	EA	COVER - RAMP/FLOOR - VINYL/CARPET - 3.2" X 81.9" - BRT WHT - <b>NOT ILLUSTRATED</b>
			FROM: 00-00-00 THRU: 03-11-07
37	162509-08-01A	EA	COVER - RAMP/FLOOR - VINYL/CARPET - 3.3" X 79.4"
			FROM: 03-12-07 THRU: 99-99-99

**EXTERIOR SLIDEOUT GROUP (CONTINUED)**  
**FRONT RIGHT (CONTINUED)**

KEY	PART NUMBER	U/M	DESCRIPTION
38	153108-02-01A	EA	SPACER - RAMP - SLIDEOUT FLOOR - 117.9" - MILL - <b>NOT ILLUSTRATED</b> FROM: 00-00-00 THRU: 03-11-07
38	160824-02-01A	EA	SPACER - RAMP - SLIDEOUT FLOOR - 117.9" - MILL FROM: 03-12-07 THRU: 99-99-99
38	153108-08-01A	EA	SPACER - RAMP - SLIDEOUT FLOOR - 138.4" - MILL - <b>NOT ILLUSTRATED</b> FROM: 00-00-00 THRU: 03-11-07
38	160824-08-01A	EA	SPACER - RAMP - SLIDEOUT FLOOR - 139.9" - MILL FROM: 03-12-07 THRU: 99-99-99
39	156475-01-000	EA	FILTER/FOAM - DRAIN HOLE COVER/SEAL - 60PPI - 1/4"X1"X3"
40	153114-10-02A	EA	TRIM/RETAINER - 129.3" - BLACK
41	153115-01-01A	EA	COVER - TRIM - SLIDEOUT - INNER/TOP/RH - BLACK
42	153115-02-01A	EA	COVER - TRIM - SLIDEOUT - INNER/TOP/LH - BLACK
43*	153651-04-01A	EA	LOCK/LATCH - TRAVEL/SLIDEOUT - W/MOTOR - LEFT HAND - BLACK
44	155194-01-01A	EA	COVER - LATCH/TRAVEL - PLASTIC - BLACK
45	156015-01-01A	EA	TAPE/PROTECTION - .06" X 1.25" X 3.5" - W/PSA - NATURAL WHT
46	158349-06-02A	EA	TRIM - FEATURE - LOWER - 26.7" - BLACK- <b>NOT ILLUSTRATED</b> FROM: 00-00-00 THRU: 03-11-07
46	163021-12-02A	EA	TRIM - FEATURE - LOWER - 25.8" - BLACK FROM: 03-12-07 THRU: 99-99-99
47	150962-02-02A	EA	SPACER - AWNING - SLIDE COVER - 3/4" X 2" - BLACK
48	155262-01-01A	EA	TUBE/DRAIN - LATCH/TRAVEL/ROOF - BLACK
49	153800-01-02B	EA	BRACKET - CLOSEOUT/RH - SLIDEOUT - E-COATED FROM: 00-00-00 THRU: 03-11-07
49	153800-03-02B	EA	BRACKET - CLOSEOUT/RH - SLIDEOUT - E-COATED FROM: 03-12-07 THRU: 99-99-99
50	153800-02-02B	EA	BRACKET - CLOSEOUT/LH - SLIDEOUT - E-COATED FROM: 00-00-00 THRU: 03-11-07
50	153800-04-02B	EA	BRACKET - CLOSEOUT/LH - SLIDEOUT - E-COATED FROM: 03-12-07 THRU: 99-99-99
51	093681-39-01A	FT	FILM - 3.1" - FLAT BLACK
52	148593-01-01A	EA	CAP - F/SLIDEOUT TRIM - BRIGHT WHITE FROM: 00-00-00 THRU: 03-11-07
52	148593-03-02A	EA	CAP - F/SLIDEOUT TRIM - BLACK FROM: 03-12-07 THRU: 99-99-99
53	148593-02-01A	EA	CAP - F/SLIDEOUT TRIM - BRIGHT WHITE FROM: 00-00-00 THRU: 03-11-07
53	148593-04-02A	EA	CAP - F/SLIDEOUT TRIM - BLACK FROM: 03-12-07 THRU: 99-99-99
54	154930-01-02A	EA	SPLICE - TRIM/SLIDEOUT - BLACK
55	016604-10-000	EA	BRACE - ANGLE - 2 1/2" - BLACK
	153109-09-01A	EA	ANGLE/RETAINER - SEAL - .5" X .5" X 129.9" - MILL FROM: 00-00-00 THRU: 03-11-07
	165178-01-01A	EA	CAP - FLOOR TUBE/SLIDEOUT/RH - BLACK FROM: 02-04-08 THRU: 99-99-99
	165178-02-01A	EA	CAP - FLOOR TUBE/SLIDEOUT/LH - BLACK FROM: 02-04-08 THRU: 99-99-99

**\*COMPONENT PARTS LISTED LATER IN THIS GROUP**

**COMPONENT PARTS FOR FRONT RIGHT**

**153651-04-01A**

KEY	PART NUMBER	U/M	DESCRIPTION	VENDOR NO.
	153651-01-701	EA	LIMIT SWITCH	1812996
	153651-02-700	EA	MOTOR "R" - F/LH TRAVEL LOCK	1820131
	153651-02-701	EA	BRACKET/MOUNTING - MOTOR	1102223
	153651-04-700	EA	COVER/BOOT - SEAL	1612012

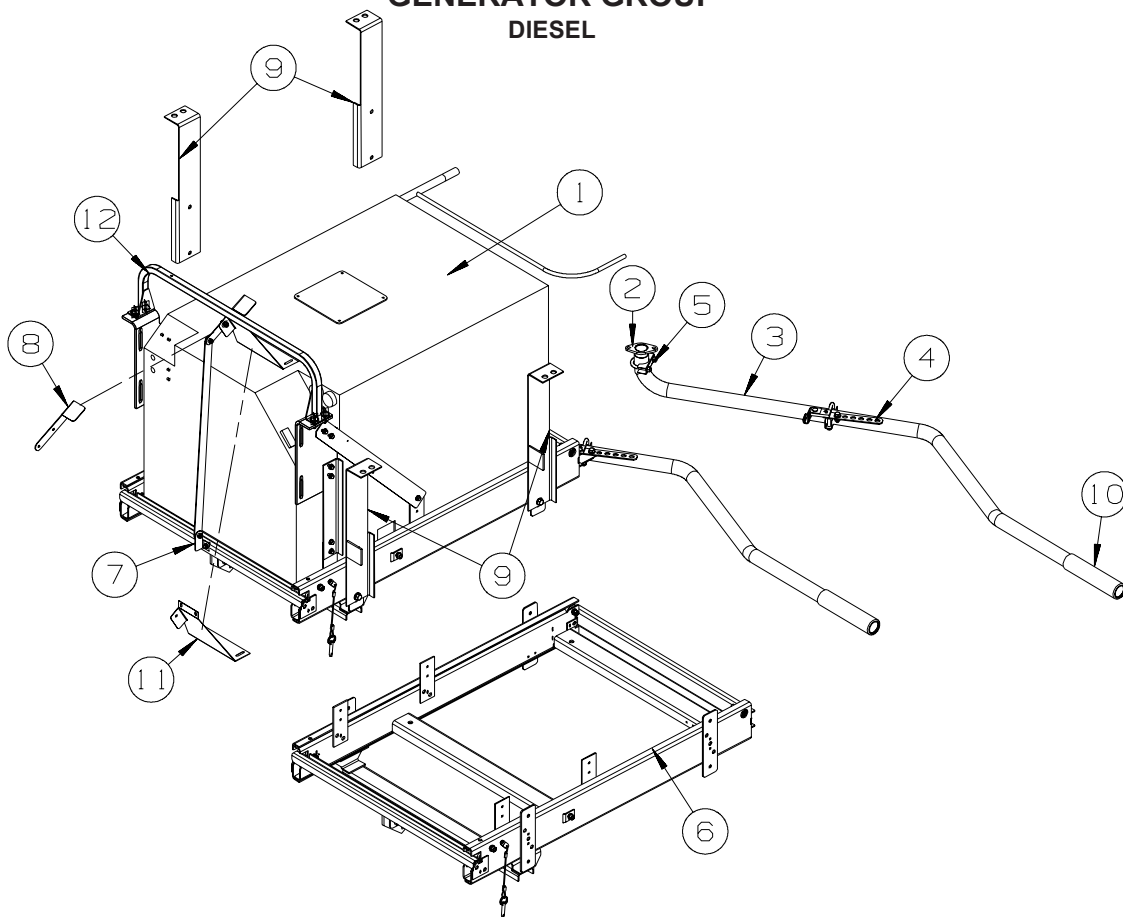
**155476-03-000**

KEY	PART NUMBER	U/M	DESCRIPTION	VENDOR NO.
	100536-42-701	EA	HOSE-HYDRAULIC - 1/4" X 175"	RAP90350/AP7358
	122359-01-701	EA	HOSE - HYDRAULIC 1/8" X 180"	RAP90322/AP24651

**163493-01-000**

KEY	PART NUMBER	U/M	DESCRIPTION	VENDOR NO.
	145494-02-705	EA	KIT - ROOM RETRACTING BOLT	RAP91357
	145494-02-710	EA	KIT - ROOM RETRACTING TUBE	RAP91358

## GENERATOR GROUP DIESEL



KEY	PART NUMBER	U/M	DESCRIPTION
1	158258-01-000	EA	GENERATOR - 8.0KW DIESEL - ONAN #HDKAK/1145
2	106235-01-000	EA	ADAPTOR - GENERATOR EXHAUST
3	116381-14-000	EA	PIPE - EXHAUST - GENERATOR
4	007131-01-000	EA	HANGER - TAILPIPE - 6 SLOTS
5	007125-03-000	EA	CLAMP - MUFFLER - 1.5" DIAMETER
6*	130294-04-01A	EA	SLIDE - GENERATOR - MANUAL
7	131696-02-02B	EA	BRACKET - GENERATOR - E-COATED
8	131696-01-02B	EA	BRACKET - GENERATOR - E-COATED
9	123141-07-02B	EA	BRACKET/HANGER - GENERATOR - E-COATED
10	138246-01-01A	EA	EXTENSION - TAILPIPE - 1.6"ID X 7.7" - STAINLESS STEEL
11	131507-01-02B	EA	BRACKET - GENERATOR - E-COATE
12	114169-02-02B	EA	HANDLE - BUMPER MOUNT - E-COATED

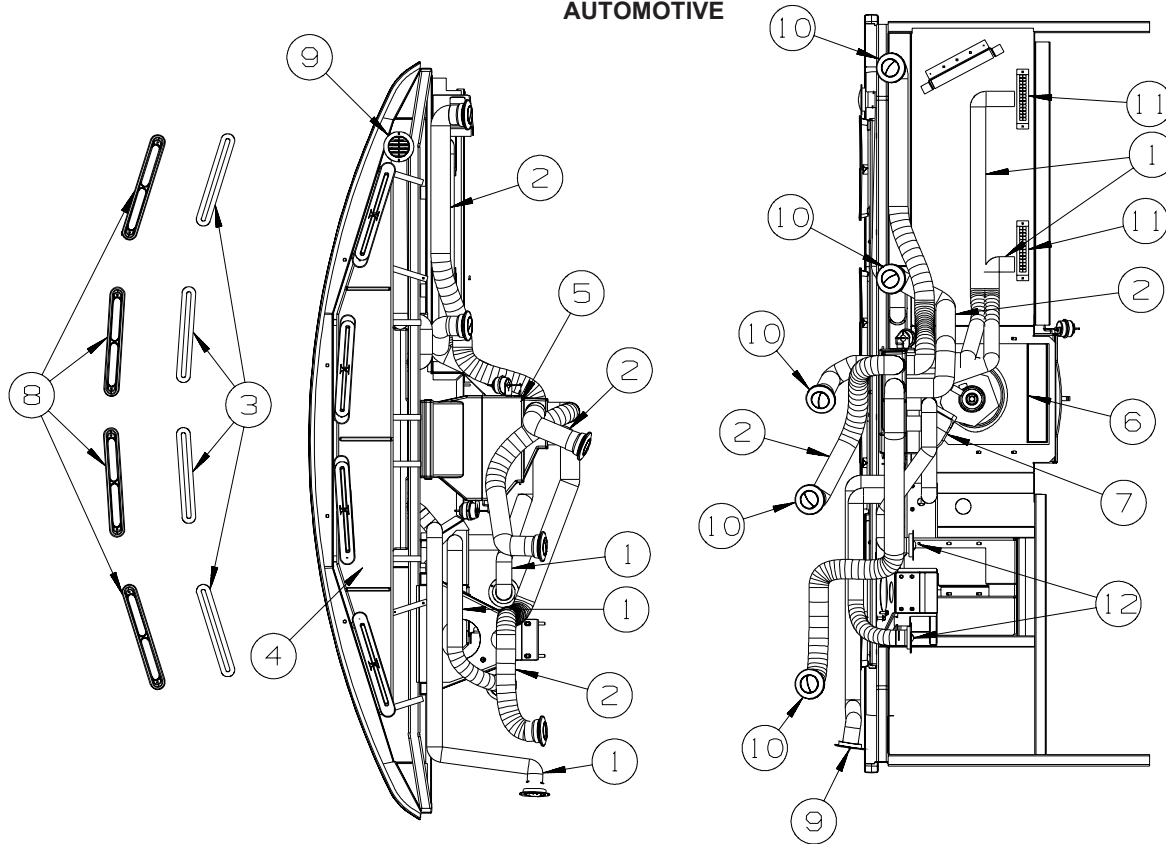
**\*COMPONENT PARTS LISTED LATER IN THIS GROUP**

### COMPONENT PARTS FOR DIESEL

**130294-04-01A**

KEY	PART NUMBER	U/M	DESCRIPTION	VENDOR NO.
	130294-02-700	EA	PIN/QUICK RELEASE	1213100
	130294-04-700	EA	SCREW - 5/16" X 1 1/2"	1202060
	130294-04-701	EA	BOLT - 3/8" X 3/8" SHOULDER	1202300
	130294-04-702	EA	BOLT/SHOULDER - 3/8" X 3/8"	1202735
	130294-04-703	EA	GUIDE BUTTON - POP-IN	1612690
	130294-04-704	EA	HANDLE ASM - PAINTED	3624650
	131682-01-700	EA	ROLLER - (BEARING)	1912040
	131682-01-702	EA	SPRING - (LEFT HAND)	1217901
	131682-01-703	EA	SPRING - (RIGHT HAND)	1217911
	143709-01-701	EA	BUMPER - BLACK (RUBBER STOP)	1602000

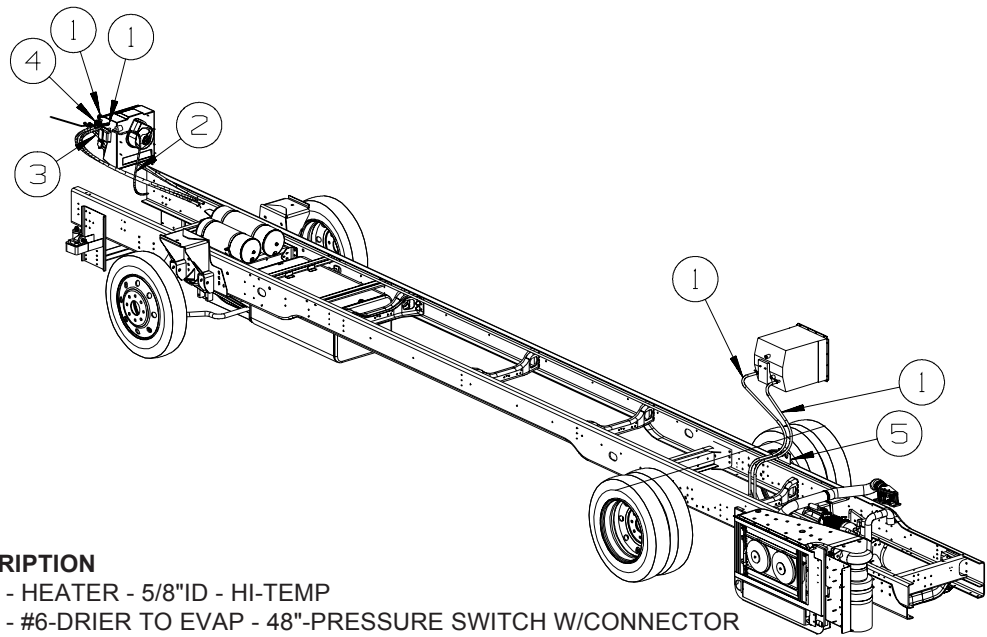
## HEATING & A/C GROUP AUTOMOTIVE



KEY	PART NUMBER	U/M	DESCRIPTION
1	007076-01-000	EA	HOSE - FLEXIBLE PVC - 2" ID - INCREMENTS OF 50'
2	007281-01-000	EA	HOSE - FLEXIBLE PVC - 2 1/2" ID X 50'
3	077075-01-000	EA	GASKET - INSTRUMENT PANEL/DEFROSTER PLENUM - .6" X 10.2"
4	103017-03-000	EA	PLENUM - DEFROSTER
5*	103930-58-000	EA	CONTROL/PLENUM - LARGE ROTARY
			FROM: 00-00-00 THRU: 03-04-07
5*	103930-65-000	EA	CONTROL/PLENUM - LARGE ROTARY
			FROM: 03-05-07 THRU: 99-99-99
6*	103930-55-000	EA	EVAPORATOR/HEATER - NONCHARGED - SINGLE OUTPUT
7	134275-01-01A	EA	PLENUM - TRANSITION
8	135265-01-06A	EA	VENT - DEFROSTER - PLASTIC - CASHMERE
8	135265-01-08A	EA	VENT - DEFROSTER - PLASTIC - BRIARWOOD
9	157225-01-01A	EA	OUTLET - DEFROSTER - W/SWIVEL - 2" SLEEVE/4"OD - BLACK
9	157225-01-07A	EA	OUTLET - DEFROSTER - W/SWIVEL - 2" SLEEVE/4"OD - BRIARWOOD
9	157225-01-06A	EA	OUTLET - DEFROSTER - W/SWIVEL - 2" SLEEVE/4"OD - CASHMERE
10	146504-01-01A	EA	LOUVER - ROUND 2.5" - BLACK
11	146505-01-01A	EA	LOUVER - RECTANGULAR - 1.5" X 8" - BLACK
12	157225-01-01A	EA	OUTLET - DEFROSTER - W/SWIVEL - 2" SLEEVE/4"OD - BLACK
	113452-02-000	FT	SEAL/TRIM - FRONT - VINYL W/WIRE CARRIER - .027" - <b>WHERE HOSES CROSS METAL</b>

**\*COMPONENT PARTS LISTED LATER IN THIS GROUP**

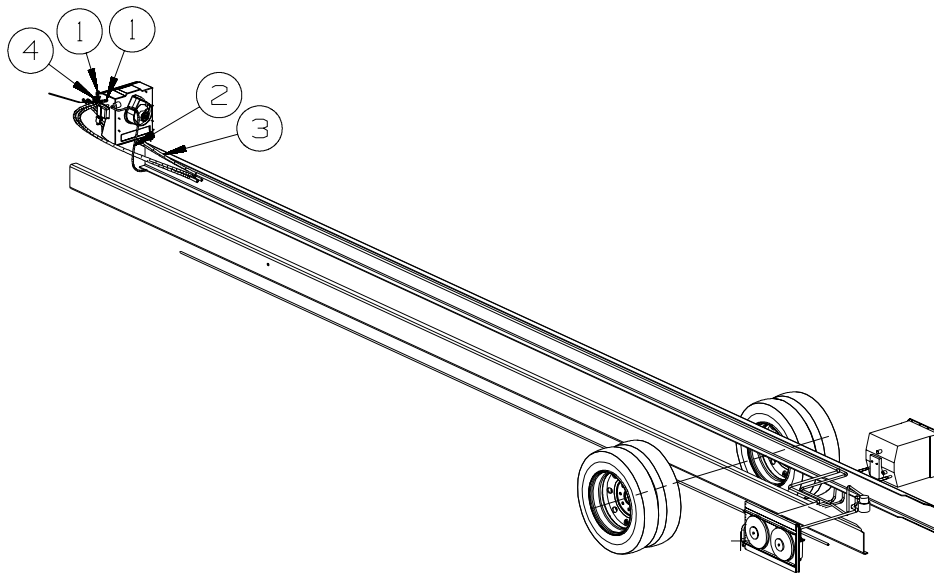
**HEATING & A/C GROUP (CONTINUED)**  
**AUTOMOTIVE (CONTINUED)**



**S40FD**

KEY	PART NUMBER	U/M	DESCRIPTION
1	007108-01-000	FT	HOSE - HEATER - 5/8"ID - HI-TEMP
2*	072342-27-000	EA	HOSE - #6-DRIER TO EVAP - 48"-PRESSURE SWITCH W/CONNECTOR
3*	103930-59-000	EA	HOSE/#12 - 80" LONG (EVAPORATOR TO COMPRESSOR)
4	103930-24-000	EA	VALVE/WATER CONTROL - 4 PORT/VACUUM CONTROLLED
5	150528-01-02B	EA	PLATE - W/HOLES - E-COATED
	113452-02-000	FT	SEAL/TRIM - FRONT - VINYL W/WIRE CARRIER - .027" - <b>WHERE WIRES &amp; HOSES CROSS METAL</b>

**\*COMPONENT PARTS LISTED LATER IN THIS GROUP**

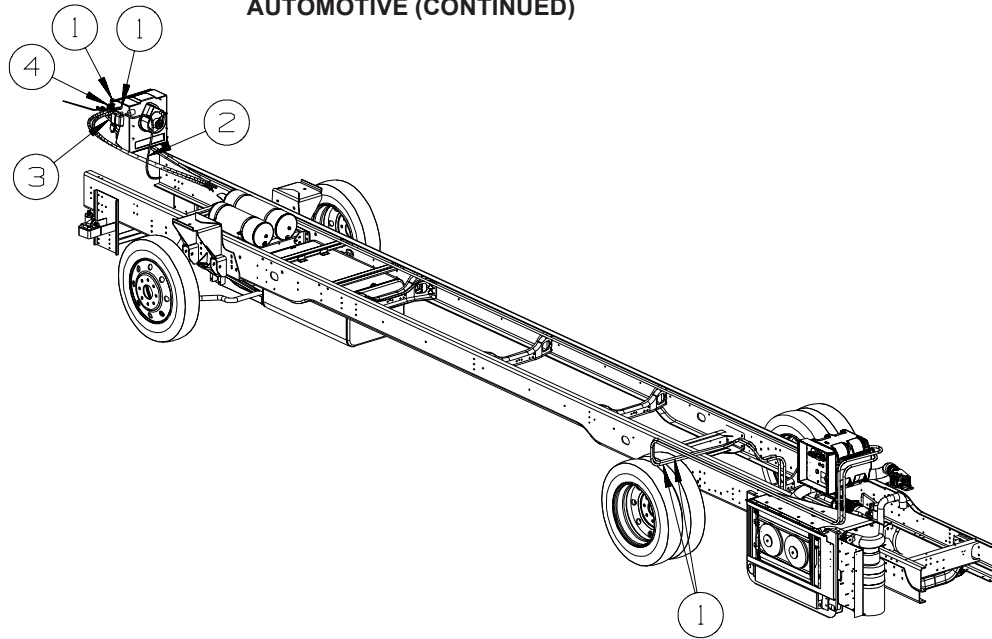


**S40KD**

KEY	PART NUMBER	U/M	DESCRIPTION
1	007108-01-000	FT	HOSE - HEATER - 5/8"ID - HI-TEMP
2*	072342-27-000	EA	HOSE - #6-DRIER TO EVAP - 48"-PRESSURE SWITCH W/CONNECTOR
3*	103930-59-000	EA	HOSE/#12 - 80" LONG (EVAPORATOR TO COMPRESSOR)
4	103930-24-000	EA	VALVE/WATER CONTROL - 4 PORT/VACUUM CONTROLLED
	113452-02-000	FT	SEAL/TRIM - FRONT - VINYL W/WIRE CARRIER - .027" - <b>WHERE WIRES &amp; HOSES CROSS METAL</b>

**\*COMPONENT PARTS LISTED LATER IN THIS GROUP**

**HEATING & A/C GROUP (CONTINUED)**  
**AUTOMOTIVE (CONTINUED)**



**S40TD**

KEY	PART NUMBER	U/M	DESCRIPTION
1	007108-01-000	FT	HOSE - HEATER - 5/8"ID - HI-TEMP
2*	072342-27-000	EA	HOSE - #6-DRIER TO EVAP - 48"-PRESSURE SWITCH W/CONNECTOR
3*	103930-59-000	EA	HOSE/#12 - 80" LONG (EVAPORATOR TO COMPRESSOR)
4	103930-24-000	EA	VALVE/WATER CONTROL - 4 PORT/VACUUM CONTROLLED
	113452-02-000	FT	SEAL/TRIM - FRONT - VINYL W/WIRE CARRIER - .027" - <b>WHERE WIRES &amp; HOSES CROSS METAL</b>

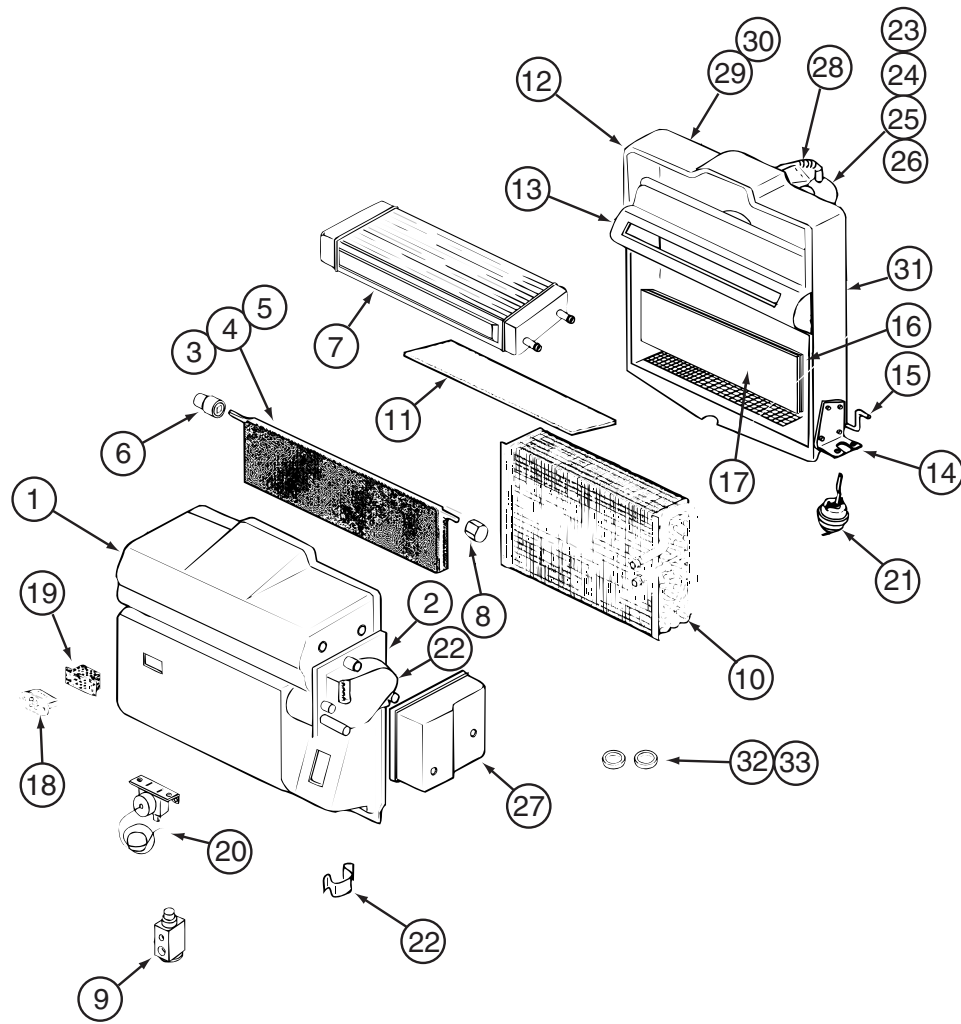
**\*COMPONENT PARTS LISTED LATER IN THIS GROUP**

**COMPONENT PARTS FOR AUTOMOTIVE**

**072342-27-000**

KEY	PART NUMBER	U/M	DESCRIPTION	VENDOR NO.
	072342-26-700	EA	SWITCH-BINARY W/PACKARD CONN	032-00384

**HEATING & A/C GROUP (CONTINUED)**  
**COMPONENT PARTS FOR AUTOMOTIVE (CONTINUED)**



**103930-55-000**

KEY	PART NUMBER	U/M	DESCRIPTION	VENDOR NO.
1	103930-55-701	EA	CASE - FRONT	062-0658
2	103930-30-701	EA	PLATE - MOTOR MOUNT	062-0544
3	103930-55-705	EA	DOOR - BLEND AIR	071-0892
6	103930-30-702	EA	BUSHING/DRIVE (BLEND DOOR)	062-0168
7	103930-55-706	EA	CORE - HEATER - W/GASKET	084-0271
8	103930-30-709	EA	COUPLING - BLEND DOOR SHAFT	062-0634
9	103930-20-700	EA	VALVE-EXPANSION-BLOCK, 2 TON	034-0032
10	103930-55-700	EA	CORE-EVAPORATOR	041-00168
12	103930-55-702	EA	CASE-REAR	062-0657
14	103930-01-708	EA	BRACKET-VACUUM MOTOR	070-0113
15	103930-20-704	EA	ROD-DOOR-RECIRCULATING	073-0018
16	103930-55-707	EA	DOOR - RECIRCULATION	071-0891
18	103930-01-710	EA	RESISTOR-FUSED, A/C 4 TERM	035-0006
20	103930-01-711	EA	THERMOSTAT	033-0003
21	103930-02-708	EA	MOTOR-VACUUM SERVO, A/C	030-0025
22	103930-30-703	EA	MOTOR - SERVO	030-0104
23	103930-20-707	EA	HOUSING-BLOWER	062-0145
24	103930-55-703	EA	MOTOR-BLOWER W/O PIGTAIL	030-0137
25	103930-01-717	EA	WHEEL-BLOWER, CLOCKWISE	062-0010
26	103930-20-708	EA	CLIP-MOTOR SHAFT	022-0001
27	103930-30-704	EA	COVER - SERVO	062-0545
32	113245-01-707	EA	O'RING #8	045-0126
33	103930-17-702	EA	O'RING #10	045-0127
	103930-55-704	EA	CORE-HEATER	042-0059
	110279-01-703	EA	HOSE-VENT F/BLOWER MOTOR	051-0034

CONTACT WINNEBAGO PART SALES FOR UNLISTED COMPONENT(S)

**HEATING & A/C GROUP (CONTINUED)**  
**COMPONENT PARTS FOR AUTOMOTIVE (CONTINUED)**

**103930-58-000**

<b>KEY</b>	<b>PART NUMBER</b>	<b>U/M</b>	<b>DESCRIPTION</b>	<b>VENDOR NO</b>
	103930-02-707	EA	RELAY-BOSCH W/RESISTER	031-0001
	103930-02-708	EA	MOTOR-VACUUM SERVO, A/C	030-0025
	103930-02-710	EA	CANISTER-VACUUM	054-0002
	103930-33-701	EA	MOTOR - VACUUM, 3 STAGE	030-0105
	103930-33-703	EA	VACUUM HARNESS	036-0466
	103930-33-705	EA	LIGHT BULBS	035-0030
	103930-49-701	EA	HARNESS - WIRE W/BULBS	036-0557
	103930-49-703	EA	CONTROL PANEL ASM. - DRIVER	083-0223
	103930-49-704	EA	SWITCH - BLOWER	032-0332
	103930-49-705	EA	POTENTIOMETER	032-0182
	103930-49-706	EA	SWITCH - VACUUM	032-0185
	103930-49-707	EA	DECAL CONTROL PANEL-N/RECESS	058-0144
	103930-49-708	EA	KNOB - BLOWER - NONRECESSED	062-0617
	103930-58-700	EA	PLENUM CASE - UPPER	060-0687
	103930-58-701	EA	DOOR/DIVERTOR - DEFROSTER	071-0929
	103930-58-702	EA	ROD - DEFROSTER DIVERTOR DR	073-0080
	103930-58-703	EA	DOOR/DIVERTOR - A/C-HEAT	071-0930
	103930-58-704	EA	ROD - A/C-HEAT DOOR	073-0079
	103930-58-705	EA	PLENUM CASE - LOWER	060-0688

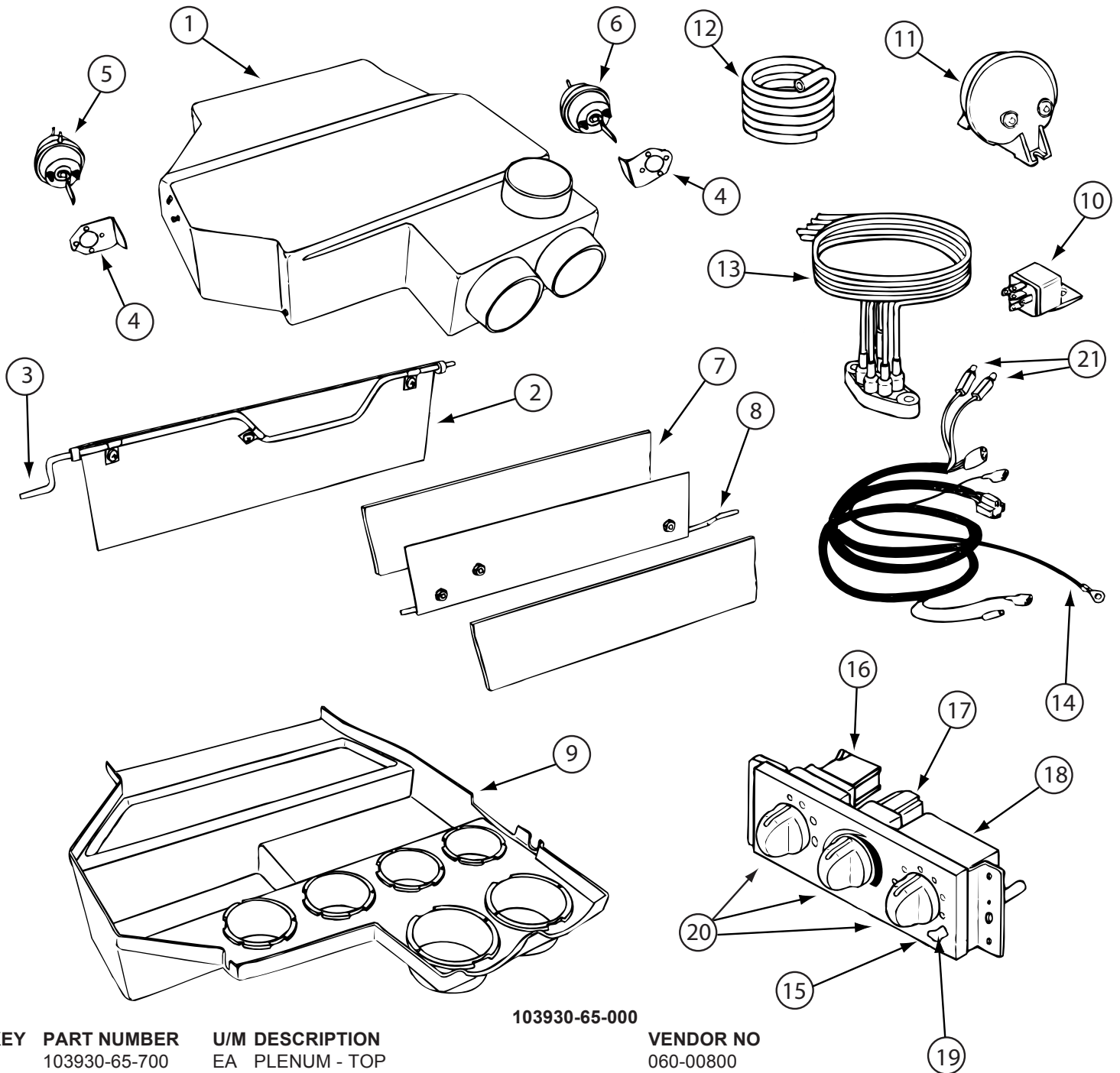
**103930-59-000**

<b>KEY</b>	<b>PART NUMBER</b>	<b>U/M</b>	<b>DESCRIPTION</b>	<b>VENDOR NO</b>
	103930-17-702	EA	O'RING #10	045-0127
	103930-59-700	EA	HOSE - A/C-#12EVAP/COMP 80"	085-0574
	113245-01-710	EA	O'RING, #12	045-0128



## HEATING & A/C GROUP (CONTINUED)

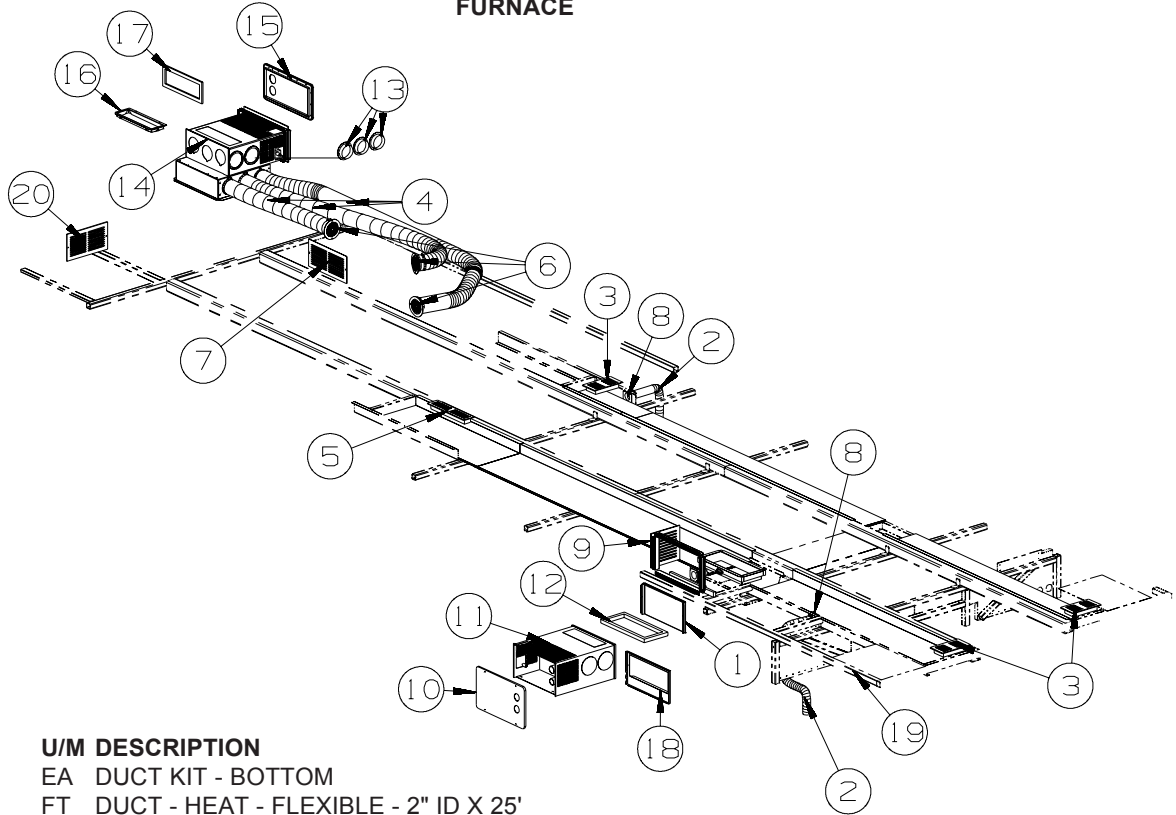
### COMPONENT PARTS FOR AUTOMOTIVE (CONTINUED)



103930-65-000

KEY	PART NUMBER	U/M	DESCRIPTION	VENDOR NO
1	103930-65-700	EA	PLENUM - TOP	060-00800
2	103930-58-701	EA	DOOR/DIVERTOR - DEFROSTER	071-0929
3	103930-58-702	EA	ROD - DEFROSTER DIVERTOR DR	073-0080
4	103930-65-703	EA	BRACKET-VACUUM MOTOR	070-00782
5	103930-33-701	EA	MOTOR - VACUUM, 3 STAGE	030-0105
6	103930-02-708	EA	MOTOR-VACUUM SERVO, A/C	030-0025
7	103930-58-703	EA	DOOR/DIVERTOR - A/C-HEAT	071-0930
8	103930-58-704	EA	ROD - A/C-HEAT DOOR	073-0079
9	103930-65-701	EA	PLENUM - BOTTOM	060-00801
10	103930-02-707	EA	RELAY-BOSCH W/RESISTER	031-0001
11	103930-02-710	EA	CANISTER-VACUUM	054-0002
13	103930-33-703	EA	VACUUM HARNESS	036-0466
14	103930-49-701	EA	HARNESS - WIRE W/BULBS	036-0557
16	103930-49-704	EA	SWITCH - BLOWER	032-0332
17	103930-49-705	EA	POTENTIOMETER	032-0182
18	103930-49-706	EA	SWITCH - VACUUM	032-0185
19	103930-49-707	EA	DECAL CONTROL PANEL-N/RECESS	058-0144
20	103930-61-706	EA	KNOB - CONTROL	062-00723

## HEATING & A/C GROUP (CONTINUED) FURNACE

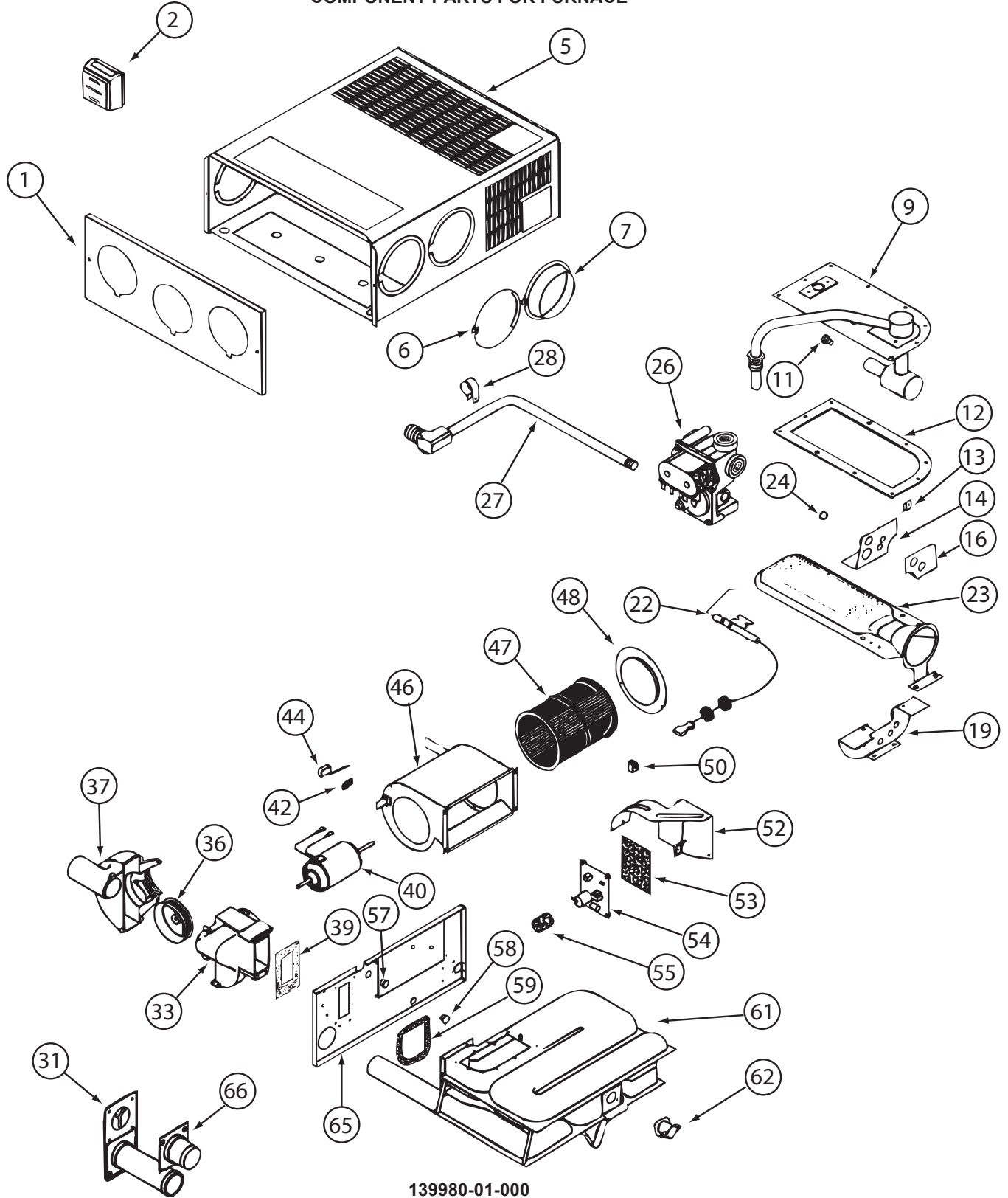


KEY	PART NUMBER	U/M	DESCRIPTION
1	143563-06-000	EA	DUCT KIT - BOTTOM
2	009198-02-000	FT	DUCT - HEAT - FLEXIBLE - 2" ID X 25'
3	137965-09-02A	EA	REGISTER - 9.5" X 5.3"(7.8" X 3.8"R/O) W/O DAMPER-ANT PWTR
4	009198-01-000	FT	DUCT - HEAT - FLEXIBLE - 4" ID X 25'
5	137965-06-02A	EA	REGISTER - 15.3" X 3.6"(13.9"X2.1"R/O) W/O DAMPER-ANT PWTR
6	056464-10-000	EA	REGISTER W/O DAMPER - 4" DIAMETER - PLASTIC - BEIGE
7	093614-01-02A	EA	GRILLE - AIR RETURN - 15.9" X 7.9" - BEIGE
8	092776-01-000	EA	ADAPTER - DUCT - 2"
9	093614-02-02A	EA	GRILLE - AIR RETURN - 9.9" X 9.9" - BEIGE
10	143563-03-02A	EA	DOOR/ACCESS - FURNACE - W/FRAME - BLACK
11*	143563-08-000	EA	FURNACE - 40000 BTU DUAL QUIET - SUBURBAN SHD-2542
12	143563-05-000	EA	GASKET - FIBERGLASS - SUBURBAN #071018
13	069636-02-000	EA	CONNECTOR - DUCT - 4" ID
14*	139980-01-000	EA	FURNACE - 25000 BTU - SF QUIET - SUBURBAN SF-25 2320J
15	098668-23-000	EA	DOOR - ACCESS - FURNACE - BRIGHT WHITE
16	139980-07-000	EA	ADAPTOR - VENT BOTTOM SF-30/35
17	139980-08-000	EA	GASKET - BOTTOM VENT SF-30/35
18	143563-04-000	EA	PLATE END - COLLAR
19	107721-07-000	EA	SEAL - ACCESS DOOR - .9"WIDE X 1.1"HIGH
20	093614-11-01A	EA	GRILLE - AIR RETURN - 13.9" X 7.9" - BEIGE

**\*COMPONENT PARTS LISTED LATER IN THIS GROUP**

# HEATING & A/C GROUP (CONTINUED)

## COMPONENT PARTS FOR FURNACE



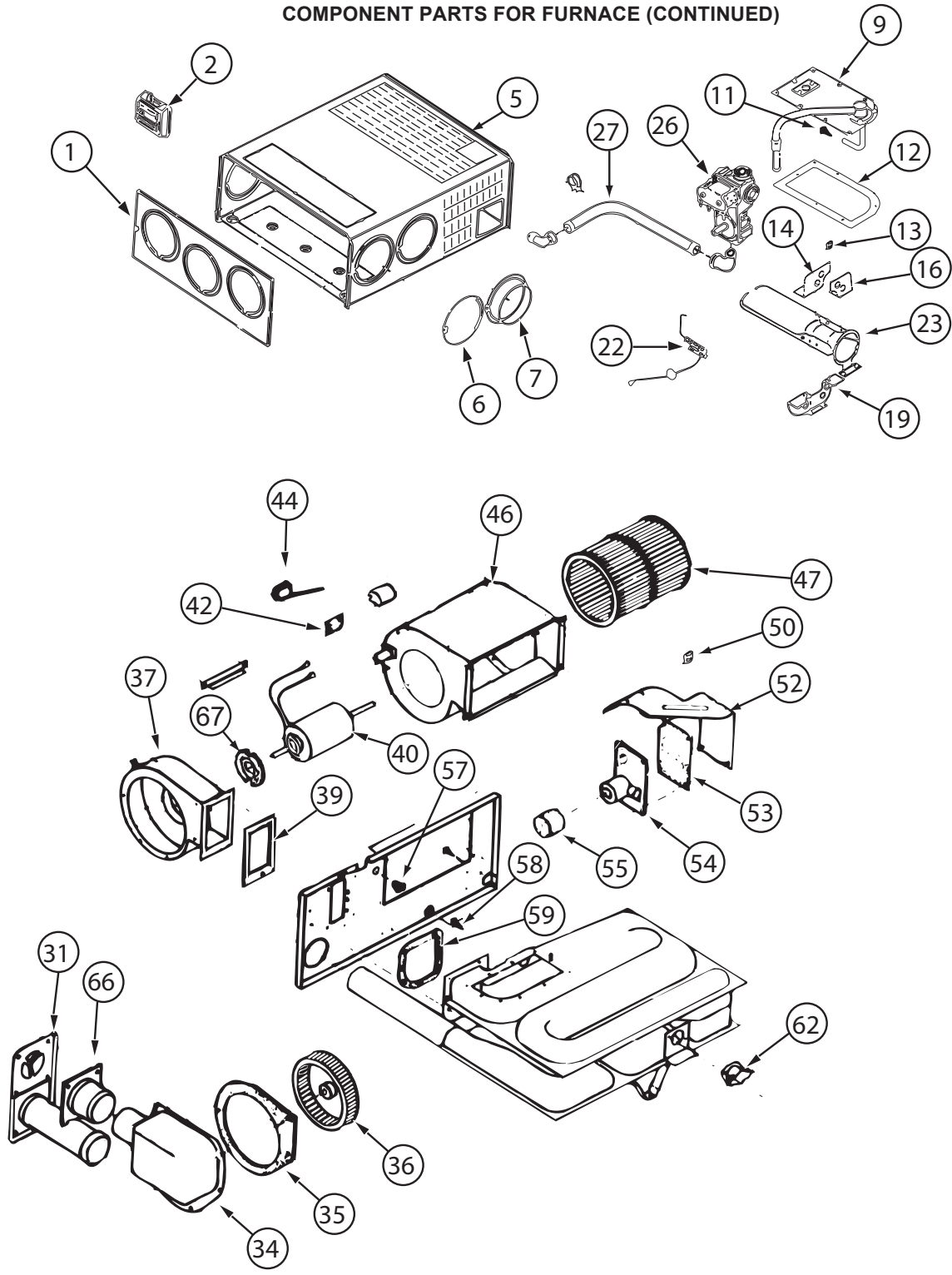
139980-01-000

**HEATING & A/C GROUP (CONTINUED)**  
**COMPONENT PARTS FOR FURNACE (CONTINUED)**

**139980-01-000 (CONTINUED)**

<b>KEY</b>	<b>PART NUMBER</b>	<b>U/M</b>	<b>DESCRIPTION</b>	<b>VENDOR NO.</b>
9	139980-01-700	EA	MANIFOLD ASSEMBLY	171571
11	090039-01-703	EA	ORIFICE-MAIN BURNER	180193
12	098668-22-703	EA	GASKET - BURNER ACCESS COVER	070811
22	139980-01-701	EA	ELECTRODE	232286
23	098668-01-703	EA	BURNER ASSEMBLY	010762
26	098668-01-718	EA	VALVE-GAS SF S.N.974903079	161122
27	139980-01-702	EA	PIPE ASSEMBLY/GAS INLET	171574
31	098668-01-707	EA	TUBE ASSEMBLY, EXHAUST W/CAP	260231
33	139980-01-703	EA	HOUSING/COMB. - FRONT/HALF	390852
36	098668-01-706	EA	WHEEL-COMBUSTION AIR	350184
37	139980-01-704	EA	HOUSING/COMB. - REAR/HALF	390848
39	139980-01-705	EA	GASKET/FIREWALL-COMB AIR	071084
40	139980-01-706	EA	MOTOR ASSEMBLY W/GASKET	232682
42	101990-01-714	EA	GASKET-MICROSWITCH	230877
44	098668-21-700	EA	SWITCH-MICRO-W/O FLAG 3 1/4"	232261
46	139980-01-708	EA	BLOWER ASSEMBLY - ROOM AIR	390739BK
47	098668-01-711	EA	WHEEL-BLOWER, ROOM AIR	350129
48	139980-01-709	EA	ORFICE RING	390696
50	139980-01-710	EA	SWITCH - ON/OFF	232351
52	139980-01-711	EA	PANEL ASSEMBLY-MODULE BD	101663
53	139980-01-712	EA	INSULATOR - MODULE BD	070807
54	098668-22-705	EA	MODULE BD W/RELAY TIME DELAY	520820
55	139980-01-713	EA	CAP/INSULATOR-MODULE BD	070973
57	139980-01-714	EA	BUSHING - UNIVERSAL	070362
58	139980-01-715	EA	BUSHING - STRAIN RELIEF	231809
59	098668-01-716	EA	GASKET-FIREWALL,CHAMBER SIDE	070808
61	139980-01-716	EA	CHAMBER ASSEMBLY - FINAL	021149BK
62	098668-21-701	EA	SWITCH - LIMIT	232504
66	098668-01-713	EA	TUBE ASSEMBLY, INTAKE	051248
	098668-19-700	EA	DOOR/CABINET ACCESS	101888
	139980-02-700	EA	BLOWER ASM-1/2 HOUSING/OUTER	390851
	139980-02-701	EA	BLOWER ASM-1/2 HOUSING/INNER	390872
			CONTACT WINNEBAGO PART SALES FOR UNLISTED COMPONENT(S)	

**HEATING & A/C GROUP (CONTINUED)**  
**COMPONENT PARTS FOR FURNACE (CONTINUED)**



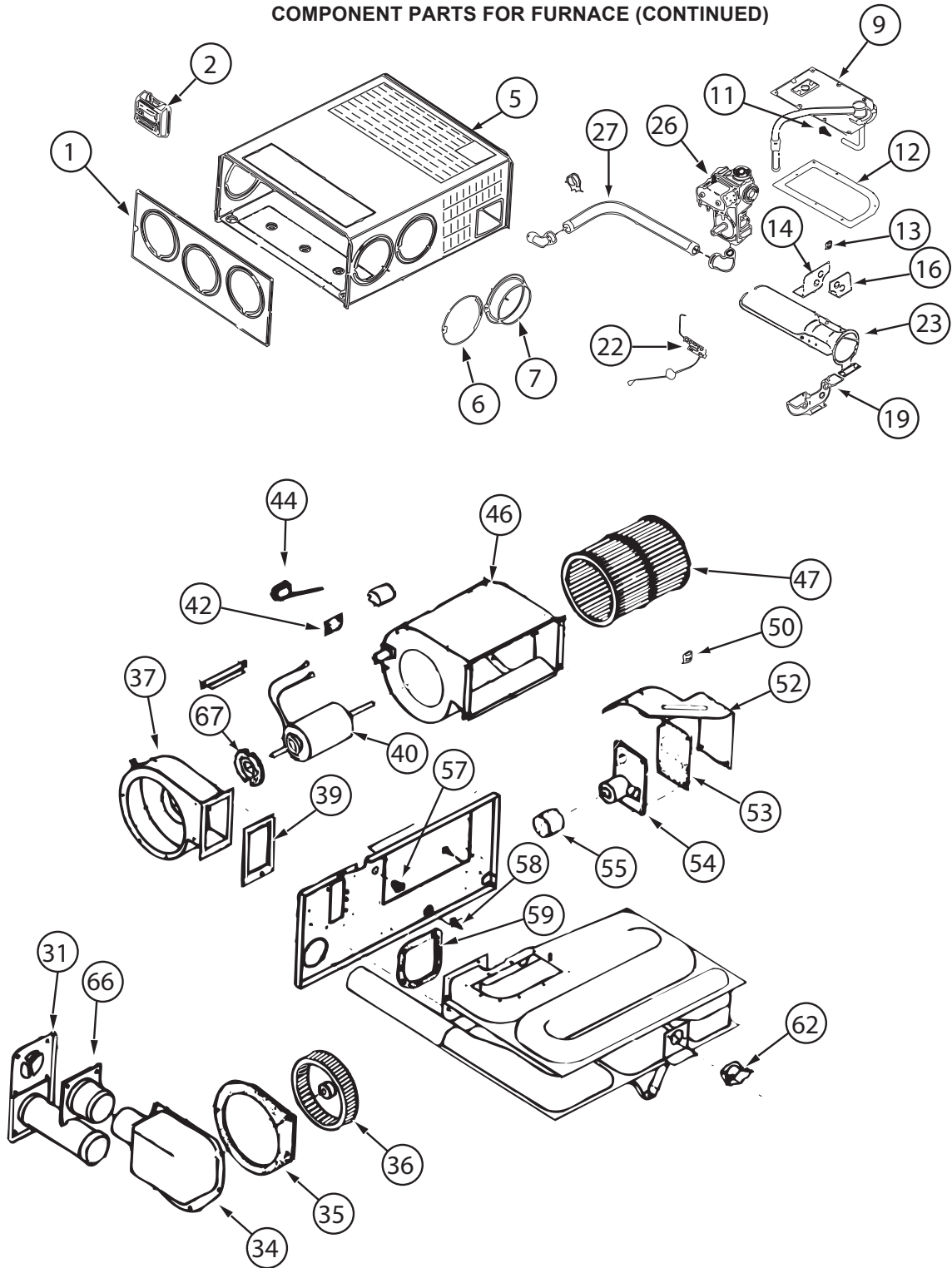
143563-01-000

**HEATING & A/C GROUP (CONTINUED)**  
**COMPONENT PARTS FOR FURNACE (CONTINUED)**

**143563-01-000 (CONTINUED)**

<b>KEY</b>	<b>PART NUMBER</b>	<b>U/M</b>	<b>DESCRIPTION</b>	<b>VENDOR NO.</b>
1	143563-01-700	EA	CABINET - FRONT	101907
2			SEE 12 VOLT WIRING AREAS FOR CORRECT THERMOSTAT	
5	143563-01-701	EA	CABINET	101921
7	075696-02-703	EA	COLLAR - DUCT	050715
9	143563-01-702	EA	MANIFOLD ASSEMBLY	171599
11	143563-01-703	EA	ORFICE - MAIN BURNER	180308
12	098668-22-703	EA	GASKET - BURNER ACCESS COVER	070811
14	143563-01-704	EA	PLATE - SECONDARY AIR/TOP BACK	063199
16	143563-01-705	EA	PLATE - SECONDARY AIR/TOP FRT	062936
19	143563-01-706	EA	PLATE - SECONDARY AIR/BOTTOM	062938
22	139980-01-701	EA	ELECTRODE	232286
23	098668-02-700	EA	BURNER ASSEMBLY,SF-30 & SF35	010745
26	098668-01-718	EA	VALVE-GAS SF S.N.974903079	161122
27	143563-01-707	EA	PIPE ASSEMBLY (GAS INLET)	171603
31	098668-01-707	EA	TUBE ASSEMBLY, EXHAUST W/CAP	260231
34	143563-01-708	EA	BOX ASM (COMB. AIR INTAKE)	051430BK
35	143563-01-709	EA	GASKET (COMB. AIR HOUSING)	071108
36	143563-01-710	EA	WHEEL (COMBUSTION AIR)	350199
37	143563-01-711	EA	HOUSING (COMBUSTION AIR)	390862BK
39	143563-01-715	EA	GASKET-FIREWALL/COMB. AIR	071107
40	143563-01-712	EA	MOTOR ASSEMBLY	232727
42	101990-01-714	EA	GASKET-MICROSWITCH	230877
44	098668-21-700	EA	SWITCH-MICRO-W/O FLAG 3 1/4"	232261
46	143563-01-713	EA	BLOWER ASSEMBLY(ROOM AIR)	390867BK
47	143563-01-714	EA	WHEEL - ROOM AIR	350198
50	139980-01-710	EA	SWITCH - ON/OFF	232351
52	139980-01-711	EA	PANEL ASSEMBLY-MODULE BD	101663
53	139980-01-712	EA	INSULATOR - MODULE BD	070807
54	098668-22-705	EA	MODULE BD W/RELAY TIME DELAY	520820
55	139980-01-713	EA	CAP/INSULATOR-MODULE BD	070973
57	139980-01-714	EA	BUSHING - UNIVERSAL	070362
58	139980-01-715	EA	BUSHING - STRAIN RELIEF	231809
59	098668-01-716	EA	GASKET-FIREWALL,CHAMBER SIDE	070808
62	098668-21-701	EA	SWITCH - LIMIT	232504
66	098668-01-713	EA	TUBE ASSEMBLY, INTAKE	051248
67	075697-07-703	EA	GASKET - MOTOR	070448
	143563-01-716	EA	CHAMBER ASM. - FINAL	
			CONTACT WINNEBAGO PART SALES FOR UNLISTED COMPONENT(S)	

**HEATING & A/C GROUP (CONTINUED)**  
**COMPONENT PARTS FOR FURNACE (CONTINUED)**



143563-08-000

**HEATING & A/C GROUP (CONTINUED)**  
**COMPONENT PARTS FOR FURNACE (CONTINUED)**

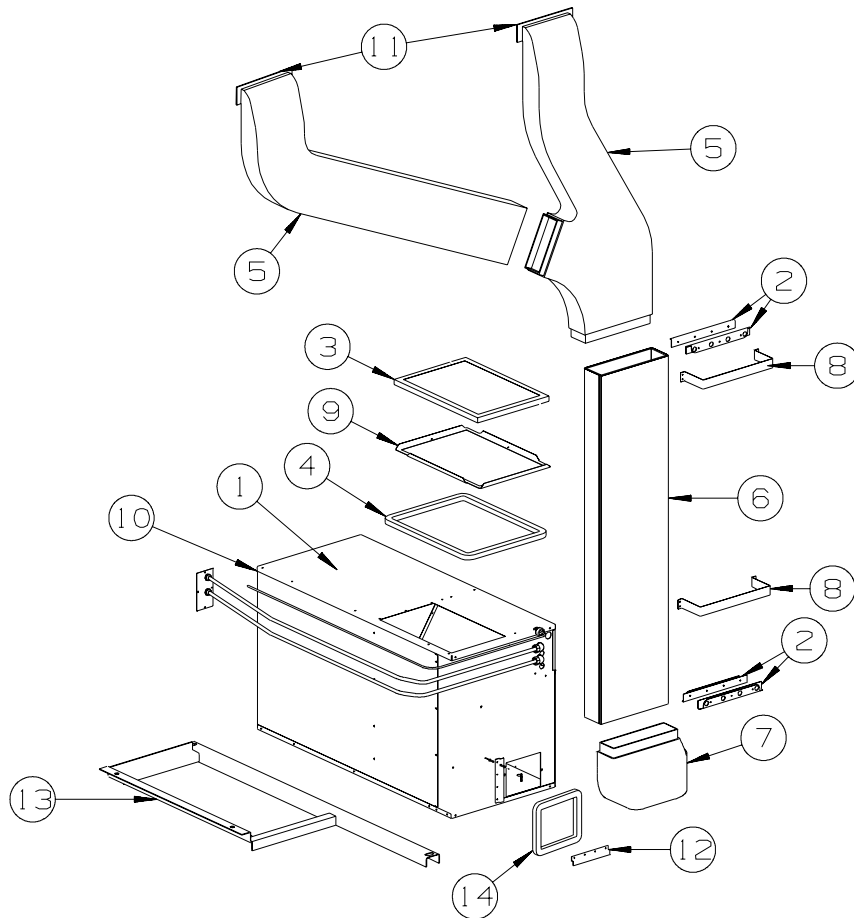
**143563-08-000 (CONTINUED)**

<b>KEY</b>	<b>PART NUMBER</b>	<b>U/M</b>	<b>DESCRIPTION</b>	<b>VENDOR NO.</b>
1	143563-01-700	EA	CABINET - FRONT	101907
5	143563-08-700	EA	CABINET	102102
7	075696-02-703	EA	COLLAR - DUCT	050715
9	143563-08-701	EA	MANIFOLD ASSEMBLY	171638
11	143563-02-701	EA	ORFICE - MAIN BURNER	180309
12	098668-22-703	EA	GASKET - BURNER ACCESS COVER	070811
14	143563-02-702	EA	PLATE - SECONDARY AIR/TOP BACK	063198
16	143563-02-703	EA	PLATE - SECONDARY AIR/TOP FRT	062933
19	143563-02-704	EA	PLATE - SECONDARY AIR/BOTTOM	062935
22	139980-01-701	EA	ELECTRODE	232286
23	098668-11-701	EA	BURNER ASSEMBLY, SF-42F	010799
26	143563-08-702	EA	VALVE-GAS	161192
27	143563-08-703	EA	PIPE ASSEMBLY (GAS INLET)	171655
31	098668-01-707	EA	TUBE ASSEMBLY, EXHAUST W/CAP	260231
32	098668-01-713	EA	TUBE ASSEMBLY, INTAKE	051248
34	139980-01-703	EA	HOUSING/COMB. - FRONT/HALF	390852
37	139980-01-704	EA	HOUSING/COMB. - REAR/HALF	390848
38	098668-22-702	EA	WHEEL-COMBUSTION AIR	350183
39	139980-01-705	EA	GASKET/FIREWALL-COMB AIR	071084
40	143563-08-704	EA	MOTOR ASSEMBLY W/GASKET	232850
42	143563-08-705	EA	BLOWER ASM(ROOM AIR)FRONT1/2	390873
44	143563-08-706	EA	BLOWER ASM(ROOM AIR)REAR 1/2	390921
45	143563-08-707	EA	SWITCH-SAIL	232868
48	139980-01-710	EA	SWITCH - ON/OFF	232351
49	139980-01-712	EA	INSULATOR - MODULE BD	070807
50	098668-22-705	EA	MODULE BD W/RELAY TIME DELAY	520820
51	139980-01-713	EA	CAP/INSULATOR-MODULE BD	070973
52	098668-01-711	EA	WHEEL-BLOWER, ROOM AIR	350129
54	139980-01-714	EA	BUSHING - UNIVERSAL	070362
56	143563-08-708	EA	BUSHING - STRAIN RELIEF	230216
57	098668-01-716	EA	GASKET-FIREWALL,CHAMBER SIDE	070808
58	143563-02-707	EA	CHAMBER ASM. - FINAL	021172BK
59	098668-22-706	EA	SWITCH/LIMIT-195 TRIP TEMP	232505
65	143563-05-709	EA	PANEL ASSEMBLY-MODULE BD	102078
67	143563-08-710	EA	MODULE BOARD - DUAL CONTROL	232806

CONTACT WINNEBAGO PART SALES FOR UNLISTED COMPONENT(S)



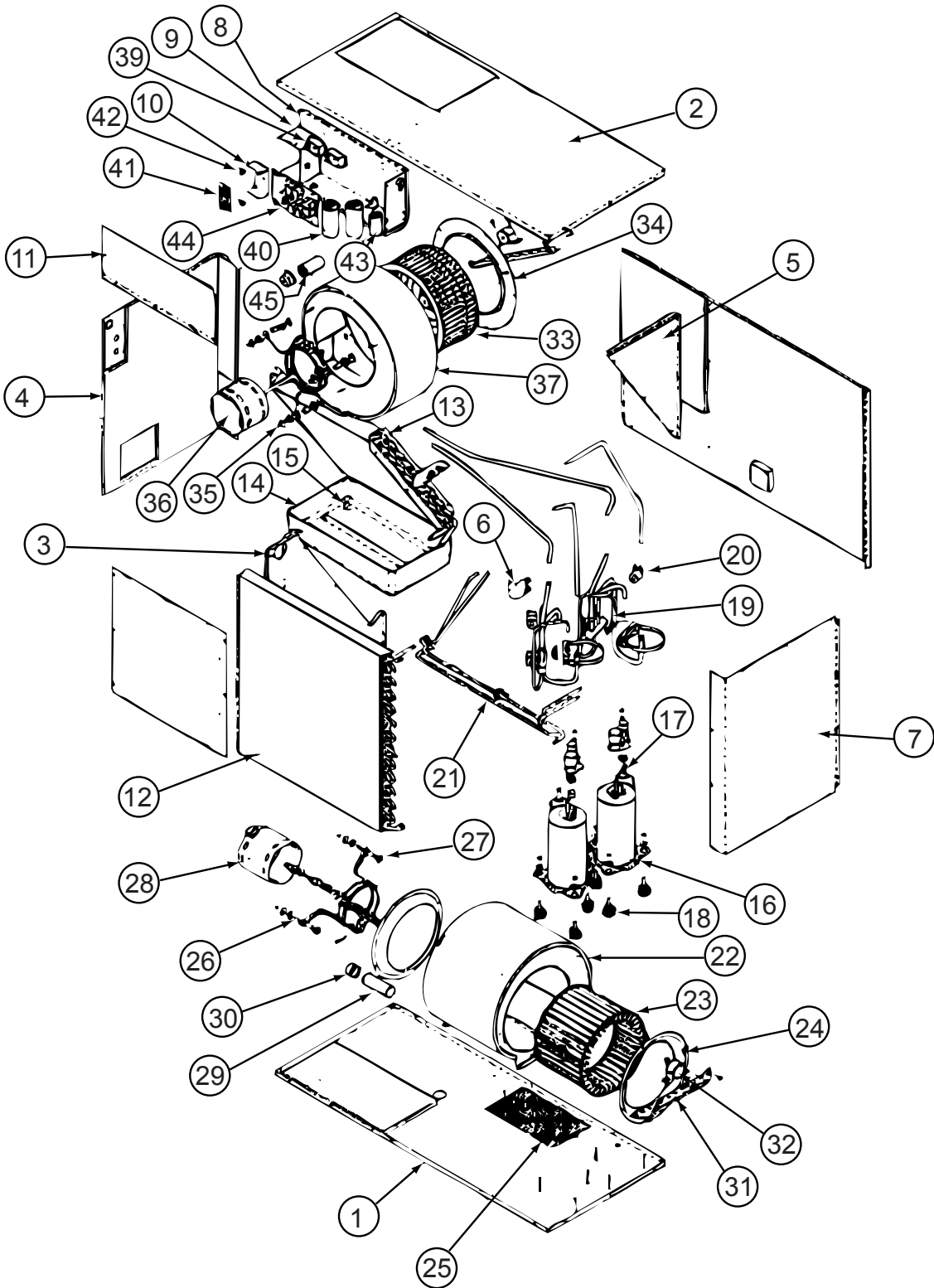
## HEATING & A/C GROUP (CONTINUED) CENTRAL



KEY	PART NUMBER	U/M	DESCRIPTION
1*	105620-16-000	EA	A/C - CENTRAL - RIGHT HAND/HEAT PUMP - TOP RETURN
2	160755-01-02B	EA	U-CHANNEL-W/HOLES
3	109050-02-000	EA	FILTER/FURNACE-AC - FIBERGLASS - 1" X 14" X 20"
4	134588-04-000	EA	GASKET - DUCT - 13.9" X 18.2" IS - 15.9" X 20.2" OS
5	M09204-01-000	EA	DUCT/AC - UPPER RIGHT HAND/LEFT HAND
5	105290-01-000	SF	INSULATION - AIR POCKET W/FOIL - 4' WIDE
6	159404-05-000	EA	PLENUM - A/C - 55.9"
7	P47621-01-000	EA	DUCT - CENTRAL AIR/FORCED - LOWER
7	105290-01-000	SF	INSULATION - AIR POCKET W/FOIL - 4' WIDE
8	129047-01-02B	EA	STRAP/MOUNTING - AIR DUCT - E-COATED
9	139757-01-02B	EA	PANEL - TRAY - A/C FILTER - E-COATED
10	107721-07-000	FT	SEAL - ACCESS DOOR - .9"WIDE X 1.1"HIGH
11	104692-01-000	FT	SEAL - ADHESIVE BACKED FOAM - 3/4" THICK X 3/4" WIDE X 25'
12	130481-01-01A	EA	BRACKET - ZEE W/HOLES - 7"
13	147613-02-02B	EA	CRADLE - A/C - E-COATED
14	134588-02-000	EA	GASKET - DUCT - 13.9" X 18.2" IS - 15.9" X 20.2" OS

**\*COMPONENT PARTS LISTED LATER IN THIS GROUP**

HEATING & A/C GROUP (CONTINUED)  
COMPONENT PARTS FOR CENTRAL



105620-16-000

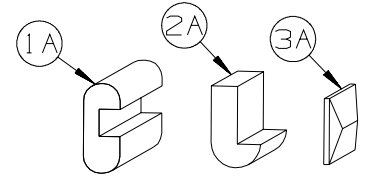
**HEATING & A/C GROUP (CONTINUED)**  
**COMPONENT PARTS FOR CENTRAL (CONTINUED)**

**105620-16-000 (CONTINUED)**

<b>KEY</b>	<b>PART NUMBER</b>	<b>U/M</b>	<b>DESCRIPTION</b>	<b>VENDOR NO.</b>
10	105620-01-733	EA	ISOLATOR-HIGH VOLTAGE	6795-117
10	105620-12-704	EA	COMPRESSOR (TECHUMSEH)	1450-2149
12	105620-16-700	EA	CONDENSOR COIL	1452-1681
13	105620-16-701	EA	EVAPORATOR COIL	14521671
14	105620-16-702	EA	DRAIN PAN	6537-104
15	105620-12-703	EA	VALVE - DRAIN	6795-200
16	105620-12-723	EA	COMPRESSOR (PANASONIC)	1450-2229
17	105620-16-703	EA	OVERLOAD	1450-0161
18	105620-01-706	EA	MOUNTING PKG.,COMP., 3 PER	6759-3081
19	105620-16-704	EA	REVERSING VALVE	6537-5321
20	105620-12-708	EA	COIL - SOLENOID	1460-1081
21	105620-16-705	EA	BY-FLO RESTRICTOR	1454-2561
22	105620-10-718	EA	HOUSING/OUTSIDE AIR	6536-515
23	105620-01-713	EA	WHEEL-BLOWER/OUTSIDE AIR	1472-1011
24	105620-01-714	EA	VENTURI-BLOWER/OUTSIDE AIR	6795A150
26	105620-01-715	EA	MOUNT-BLOWER/OUTSIDE AIR	6795A3011
27	105620-01-716	EA	SLEEVE & GROMMET, 4 PER PKG	6795A3031
28	105620-10-721	EA	MOTOR/BLOWER-8 3/4" SHAFT	1468A3029
29	105620-01-718	EA	CAPACITOR-FAN(OUTDOOR MOTOR)	1499-5631
30	105620-10-715	EA	RUBBER CAPACITOR BOOT	1499-951
31	105620-12-713	EA	BRACKET/BEARING-O/S AIR BLWR	6536-514
32	105620-10-701	EA	BEARING/PILLOW BLOCK-O/S AIR	6536-3011
33	105620-11-701	EA	BLOWER WHEEL/INSIDE AIR	1472-1151
34	105620-12-715	EA	BLOWER VENTURI/INSIDE AIR	6535A287
35	105620-01-723	EA	MOUNT-BLOWER MOTOR - I/S AIR	6795-302
36	105620-12-716	EA	BLOWER MTR/IN AIR/REVERSIBLE	1468-3219
37	105620-16-707	EA	BLOWER HOUSING/INSIDE AIR	6537-590
38	105620-12-719	EA	COIL SENSOR	7330A3231
39	105620-01-729	EA	RELAY-COMPRESSOR -4 TERMINAL	1460-1131
40	105620-12-725	EA	COMPRESSOR RUN CAPACITOR	1499-5731
41	105620-16-708	EA	BOARD/TERMINAL- HIGH VOLTAGE	6795-3151
43	105620-10-705	EA	PTCR (START DEVICE) - W/CAP.	8333A9021
45	093763-01-704	EA	CAPACITOR-FAN (INDOOR MOTOR)	1499-5461
	105620-12-720	EA	KIT-CIRCUIT BD (6535-SERIES)	6535-3201

CONTACT WINNEBAGO PART SALES FOR UNLISTED COMPONENTS

**INTERIOR FINISH GROUP**  
**MOLDINGS & TRIMS**  
**CONCERT CHERRY, WASHED MAPLE, HONEY CHERRY**

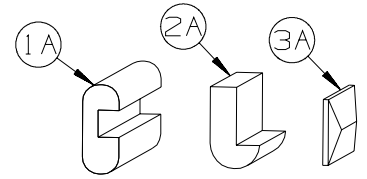


KEY	PART NUMBER	U/M	DESCRIPTION
1A	M09412-62-N42	EA	MOLDING/SHELF EDGE - .6" X 1.3" X 96" - PORTSMOUTH OAK
1A	M09412-62-M52	EA	MOLDING/SHELF EDGE - .6" X 1.3" X 96" - CONCERT CHERRY
1A	M09412-62-M62	EA	MOLDING/SHELF EDGE - .6" X 1.3" X 96" - WASHED MAPLE
1A	M09412-62-RC3	EA	MOLDING/SHELF EDGE - .6" X 1.3" X 96" - HONEY CHERRY
1A	M09412-62-SA3	EA	MOLDING/SHELF EDGE - .6" X 1.3" X 96" - SIERRA MAPLE
2A	M09511-43-T77	EA	MOLDING - TRIM - W/NOTCH - .8" X 1.4" X 86.3" - PORTSMOUT OAK
2A	M09525-80-UM1	EA	MOLDING - TRIM - W/NOTCH - .8" X 1.4" X 86.5" - CONCERT CHERRY
2A	M09525-80-U91	EA	MOLDING - TRIM - W/NOTCH - .8" X 1.4" X 86.5" - WASHED MAPLE
2A	M09525-80-U92	EA	MOLDING - TRIM - W/NOTCH - .8" X 1.4" X 86.5" - SIERRA MAPLE
2A	M09525-80-Y92	EA	MOLDING - TRIM - W/NOTCH - .8" X 1.4" X 86.5" - HONEY CHERRY
2A	M09501-85-TG3	EA	MOLDING/TRIM - W/NOTCH - 4" X 86.06" - HONEY CHERRY
2A	M09501-32-TG1	EA	MOLDING/TRIM - W/NOTCH - .8" X 2.5" X 86.2" - CONCERT CHERRY
2A	M09501-32-TG2	EA	MOLDING/TRIM - W/NOTCH - .8" X 2.5" X 86.2" - WASHED MAPLE
2A	M09501-32-TD3	EA	MOLDING/TRIM - W/NOTCH - .8" X 2.5" X 86.2" - SIERRA MAPLE
2A	M09501-32-TG3	EA	MOLDING/TRIM - W/NOTCH - .8" X 2.5" X 86.2" - HONEY CHERRY
2A	M09515-72-TD0	EA	MOLDING/TRIM - .8" X 2.2" X 86.1" - PORTSMOUTH OAK
2A	M09515-72-TD1	EA	MOLDING/TRIM - .8" X 2.2" X 86.1" - CONCERT CHERRY
2A	M09515-72-TD2	EA	MOLDING/TRIM - .8" X 2.2" X 86.1" - WASHED MAPLE
2A	M09515-72-TD3	EA	MOLDING/TRIM - .8" X 2.2" X 86.1" - SIERRA MAPLE
2A	M09511-44-T77	EA	MOLDING - TRIM - W/NOTCH - 1" X 86.4" - PORTSMOUTH OAK
2A	M09511-44-T78	EA	MOLDING - TRIM - W/NOTCH - 1" X 86.4" - CONCERT CHERRY
2A	M09511-44-T79	EA	MOLDING - TRIM - W/NOTCH - 1" X 86.4" - WASHED MAPLE
2A	M09511-44-T80	EA	MOLDING - TRIM - W/NOTCH - 1" X 86.4" - HONEY CHERRY
2A	M09438-25-RA3	EA	MOLDING - HARDWOOD-W/NOTCH - 1.4"X 80.2" - HONEY CHERRY
3A	M09477-63-S46	EA	MOLDING - TRIM/VEE-W/CUT ENDS - 1"X 64.1" - PORTSMOUTH OAK
3A	M09477-63-S47	EA	MOLDING - TRIM/VEE-W/CUT ENDS - 1"X 64.1" - CONCERT CHERRY
3A	M09477-63-S48	EA	MOLDING - TRIM/VEE-W/CUT ENDS - 1"X 64.1" - WASHED MAPLE
3A	M09477-63-W51	EA	MOLDING - TRIM/VEE-W/CUT ENDS - 1"X 64.1" - HONEY CHERRY
3A	M09477-64-S46	EA	MOLDING - TRIM/VEE-W/CUT ENDS - 1"X 14.9" - PORTSMOUTH OAK
3A	M09477-64-S47	EA	MOLDING - TRIM/VEE-W/CUT ENDS - 1"X 14.9" - CONCERT CHERRY
3A	M09477-64-S48	EA	MOLDING - TRIM/VEE-W/CUT ENDS - 1"X 14.9" - WASHED MAPLE
3A	M09477-64-W51	EA	MOLDING - TRIM/VEE-W/CUT ENDS - 1"X 14.9" - HONEY CHERRY
3A	M09501-30-SD0	EA	MOLDING - TRIM/VEE - .2" X 1" X 35.1" - PORTSMOUTH OAK
3A	M09501-30-SD1	EA	MOLDING - TRIM/VEE - .2" X 1" X 35.1" - CONCERT CHERRY
3A	M09501-30-SD2	EA	MOLDING - TRIM/VEE - .2" X 1" X 35.1" - WASHED MAPLE
3A	M09501-30-SD3	EA	MOLDING - TRIM/VEE - .2" X 1" X 35.1" - HONEY CHERRY
3A	M09515-97-WL4	EA	MOLDING - TRIM/VEE - .2" X 1" X 32.6" - CONCERT CHERRY
3A	M09515-97-WL5	EA	MOLDING - TRIM/VEE - .2" X 1" X 32.6" - WASHED MAPLE
3A	M09515-97-WL6	EA	MOLDING - TRIM/VEE - .2" X 1" X 32.6" - HONEY CHERRY
3A	M09534-17-UF3	EA	MOLDING - TRIM/VEE - .2" X 1" X 20.1" - SIERRA MAPLE
3A	M09534-17-UJ1	EA	MOLDING - TRIM/VEE - .2" X 1" X 20.1" - CONCERT CHERRY
3A	M09534-17-UJ2	EA	MOLDING - TRIM/VEE - .2" X 1" X 20.1" - WASHED MAPLE
3A	M09534-17-UJ3	EA	MOLDING - TRIM/VEE - .2" X 1" X 20.1" - HONEY CHERRY
3A	M09477-88-S34	EA	MOLDING - TRIM/VEE - .2" X 1" X 19.9" - WASHED MAPLE
3A	M09477-88-S35	EA	MOLDING - TRIM/VEE - .2" X 1" X 19.9" - SIERRA MAPLE
3A	M09568-03-W51	EA	MOLDING - TRIM/VEE - .2" X 1" X 19.8" - HONEY CHERRY
3A	M09568-03-W52	EA	MOLDING - TRIM/VEE - .2" X 1" X 19.8" - WASHED MAPLE
3A	M09565-51-W51	EA	MOLDING - TRIM/VEE - .2" X 1" X 19.4" - HONEY CHERRY
3A	M09565-51-W52	EA	MOLDING - TRIM/VEE - .2" X 1" X 19.4" - WASHED MAPLE
3A	M09553-79-W66	EA	MOLDING - TRIM/VEE - .2" X 1" X 15.6" - HONEY CHERRY
3A	M09515-10-W66	EA	MOLDING - TRIM/VEE - .2" X 1" X 15.4" - HONEY CHERRY
3A	M09501-63-T78	EA	MOLDING - TRIM/VEE - .2" X 1" X 15" - CONCERT CHERRY
3A	M09501-63-T79	EA	MOLDING - TRIM/VEE - .2" X 1" X 15" - WASHED MAPLE
3A	M09501-63-T80	EA	MOLDING - TRIM/VEE - .2" X 1" X 15" - SIERRA MAPLE
3A	M09501-63-W66	EA	MOLDING - TRIM/VEE - .2" X 1" X 15" - HONEY CHERRY
3A	M09553-09-W66	EA	MOLDING - TRIM/VEE - .2" X 1" X 13.4" - HONEY CHERRY
3A	M09566-04-WD3	EA	MOLDING - TRIM/VEE - .2" X 1" X 8.9" - HONEY CHERRY
3A	M09553-29-WH4	EA	MOLDING - TRIM/VEE - .4" X 1" X 94.4" - CONCERT CHERRY
3A	M09553-29-WH5	EA	MOLDING - TRIM/VEE - .4" X 1" X 94.4" - WASHED MAPLE
3A	M09553-29-WH6	EA	MOLDING - TRIM/VEE - .4" X 1" X 94.4" - SIERRA MAPLE
3A	M09565-04-WH4	EA	MOLDING - TRIM/VEE - .4" X 1" X 89.5" - CONCERT CHERRY

**INTERIOR FINISH GROUP (CONTINUED)**  
**MOLDINGS & TRIMS (CONTINUED)**

KEY	PART NUMBER	U/M	DESCRIPTION
3A	M09565-04-WH5	EA	MOLDING - TRIM/VEE - .4" X 1" X 89.5" - WASHED MAPLE
3A	M09565-04-WH6	EA	MOLDING - TRIM/VEE - .4" X 1" X 89.5" - SIERRA MAPLE
3A	M09544-86-W37	EA	MOLDING - TRIM/VEE - .4" X 1" X 88.1" - WASHED MAPLE
3A	M09544-86-W38	EA	MOLDING - TRIM/VEE - .4" X 1" X 88.1" - SIERRA MAPLE
3A	M09538-39-U67	EA	MOLDING - TRIM/VEE - .4" X 1" X 82.6" - WASHED MAPLE
3A	M09538-39-U68	EA	MOLDING - TRIM/VEE - .4" X 1" X 82.6" - SIERRA MAPLE
3A	M09553-62-WH4	EA	MOLDING - TRIM/VEE - .4" X 1" X 81.4" - CONCERT CHERRY
3A	M09553-62-WH5	EA	MOLDING - TRIM/VEE - .4" X 1" X 81.4" - WASHED MAPLE
3A	M09553-62-WH6	EA	MOLDING - TRIM/VEE - .4" X 1" X 81.4" - SIERRA MAPLE
3A	M09577-98-WH4	EA	MOLDING - TRIM/VEE - .4" X 1" X 80.2" - CONCERT CHERRY
3A	M09577-98-WH5	EA	MOLDING - TRIM/VEE - .4" X 1" X 80.2" - WASHED MAPLE
3A	M09577-98-WH6	EA	MOLDING - TRIM/VEE - .4" X 1" X 80.2" - SIERRA MAPLE
3A	M09544-37-W37	EA	MOLDING - TRIM/VEE - .4" X 1" X 78.8" - WASHED MAPLE
3A	M09544-37-W38	EA	MOLDING - TRIM/VEE - .4" X 1" X 78.8" - SIERRA MAPLE
3A	M09544-34-W37	EA	MOLDING - TRIM/VEE - .4" X 1" X 78.7" - WASHED MAPLE
3A	M09544-34-W38	EA	MOLDING - TRIM/VEE - .4" X 1" X 78.7" - SIERRA MAPLE
3A	M09538-37-U67	EA	MOLDING - TRIM/VEE - .4" X 1" X 77.5" - WASHED MAPLE
3A	M09538-37-U68	EA	MOLDING - TRIM/VEE - .4" X 1" X 77.5" - SIERRA MAPLE
3A	M09553-65-WH4	EA	MOLDING - TRIM/VEE - .4" X 1" X 77" - CONCERT CHERRY
3A	M09553-65-WH5	EA	MOLDING - TRIM/VEE - .4" X 1" X 77" - WASHED MAPLE
3A	M09553-65-WH6	EA	MOLDING - TRIM/VEE - .4" X 1" X 77" - SIERRA MAPLE
3A	M09553-64-WH4	EA	MOLDING - TRIM/VEE - .4" X 1" X 76.7" - CONCERT CHERRY
3A	M09553-64-WH5	EA	MOLDING - TRIM/VEE - .4" X 1" X 76.7" - WASHED MAPLE
3A	M09553-64-WH6	EA	MOLDING - TRIM/VEE - .4" X 1" X 76.7" - SIERRA MAPLE
3A	M09565-75-WH4	EA	MOLDING - TRIM/VEE - .4" X 1" X 75.9" - CONCERT CHERRY
3A	M09565-75-WH5	EA	MOLDING - TRIM/VEE - .4" X 1" X 75.9" - WASHED MAPLE
3A	M09565-75-WH6	EA	MOLDING - TRIM/VEE - .4" X 1" X 75.9" - SIERRA MAPLE
3A	M09565-02-WH4	EA	MOLDING - TRIM/VEE - .4" X 1" X 75.1" - CONCERT CHERRY
3A	M09565-02-WH5	EA	MOLDING - TRIM/VEE - .4" X 1" X 75.1" - WASHED MAPLE
3A	M09565-02-WH6	EA	MOLDING - TRIM/VEE - .4" X 1" X 75.1" - SIERRA MAPLE
3A	M09553-26-WH4	EA	MOLDING - TRIM/VEE - .4" X 1" X 74.1" - CONCERT CHERRY
3A	M09553-26-WH5	EA	MOLDING - TRIM/VEE - .4" X 1" X 74.1" - WASHED MAPLE
3A	M09553-26-WH6	EA	MOLDING - TRIM/VEE - .4" X 1" X 74.1" - SIERRA MAPLE
3A	M09538-91-WH4	EA	MOLDING - TRIM/VEE - .4" X 1" X 73.8" - CONCERT CHERRY
3A	M09538-91-WH5	EA	MOLDING - TRIM/VEE - .4" X 1" X 73.8" - WASHED MAPLE
3A	M09538-91-WH6	EA	MOLDING - TRIM/VEE - .4" X 1" X 73.8" - SIERRA MAPLE
3A	M09553-22-WH4	EA	MOLDING - TRIM/VEE - .4" X 1" X 73.2" - CONCERT CHERRY
3A	M09553-22-WH5	EA	MOLDING - TRIM/VEE - .4" X 1" X 73.2" - WASHED MAPLE
3A	M09553-22-WH6	EA	MOLDING - TRIM/VEE - .4" X 1" X 73.2" - SIERRA MAPLE
3A	M09565-97-WH4	EA	MOLDING - TRIM/VEE - .4" X 1" X 72.6" - CONCERT CHERRY
3A	M09565-97-WH5	EA	MOLDING - TRIM/VEE - .4" X 1" X 72.6" - WASHED MAPLE
3A	M09565-97-WH6	EA	MOLDING - TRIM/VEE - .4" X 1" X 72.6" - SIERRA MAPLE
3A	M09568-12-WH4	EA	MOLDING - TRIM/VEE - .4" X 1" X 71.9" - CONCERT CHERRY
3A	M09568-12-WH5	EA	MOLDING - TRIM/VEE - .4" X 1" X 71.9" - WASHED MAPLE
3A	M09568-12-WH6	EA	MOLDING - TRIM/VEE - .4" X 1" X 71.9" - SIERRA MAPLE
3A	M09565-01-WH4	EA	MOLDING - TRIM/VEE - .4" X 1" X 71.7" - CONCERT CHERRY
3A	M09565-01-WH5	EA	MOLDING - TRIM/VEE - .4" X 1" X 71.7" - WASHED MAPLE
3A	M09565-01-WH6	EA	MOLDING - TRIM/VEE - .4" X 1" X 71.7" - SIERRA MAPLE
3A	M09565-01-YR3	EA	MOLDING - TRIM/VEE - .4" X 1" X 71.7" - HONEY CHERRY
3A	M09544-15-WB4	EA	MOLDING - TRIM/VEE - .4" X 1" X 64.5" - CONCERT CHERRY
3A	M09544-15-WB5	EA	MOLDING - TRIM/VEE - .4" X 1" X 64.5" - WASHED MAPLE
3A	M09544-15-WB6	EA	MOLDING - TRIM/VEE - .4" X 1" X 64.5" - SIERRA MAPLE
3A	M09538-94-WH4	EA	MOLDING - TRIM/VEE - .4" X 1" X 71.1" - CONCERT CHERRY
3A	M09538-94-WH5	EA	MOLDING - TRIM/VEE - .4" X 1" X 71.1" - WASHED MAPLE
3A	M09538-94-WH6	EA	MOLDING - TRIM/VEE - .4" X 1" X 71.1" - SIERRA MAPLE
3A	M09565-78-WH4	EA	MOLDING - TRIM/VEE - .4" X 1" X 70.2" - CONCERT CHERRY
3A	M09565-78-WH5	EA	MOLDING - TRIM/VEE - .4" X 1" X 70.2" - WASHED MAPLE
3A	M09565-78-WH6	EA	MOLDING - TRIM/VEE - .4" X 1" X 70.2" - SIERRA MAPLE
3A	M09553-21-WH4	EA	MOLDING - TRIM/VEE - .4" X 1" X 70.1" - CONCERT CHERRY
3A	M09553-21-WH5	EA	MOLDING - TRIM/VEE - .4" X 1" X 70.1" - WASHED MAPLE
3A	M09553-21-WH6	EA	MOLDING - TRIM/VEE - .4" X 1" X 70.1" - SIERRA MAPLE
3A	M09501-92-T77	EA	MOLDING - TRIM/VEE - .4" X 1" X 70" - PORTSMOUTH OAK
3A	M09501-92-T78	EA	MOLDING - TRIM/VEE - .4" X 1" X 70" - CONCERT CHERRY
3A	M09501-92-T79	EA	MOLDING - TRIM/VEE - .4" X 1" X 70" - WASHED MAPLE

**INTERIOR FINISH GROUP (CONTINUED)**  
**MOLDINGS & TRIMS (CONTINUED)**



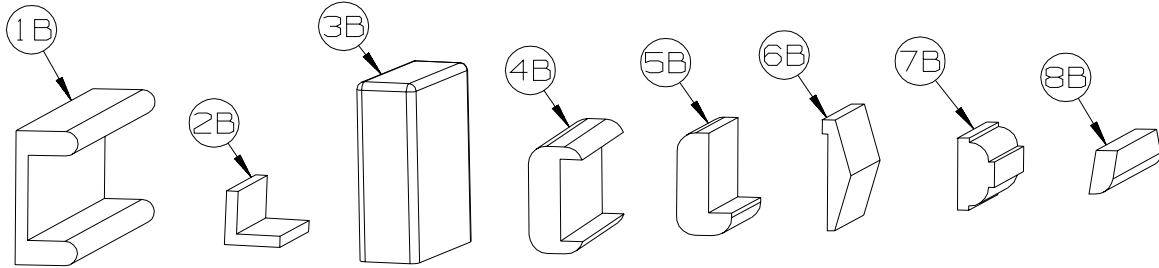
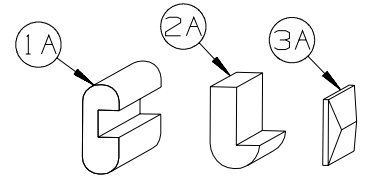
KEY	PART NUMBER	U/M	DESCRIPTION
3A	M09501-92-T80	EA	MOLDING - TRIM/VEE - .4" X 1" X 70" - SIERRA MAPLE
3A	M09538-27-WH4	EA	MOLDING - TRIM/VEE - .4" X 1" X 71.1" - CONCERT CHERRY
3A	M09538-27-U67	EA	MOLDING - TRIM/VEE - .4" X 1" X 71.1" - WASHED MAPLE
3A	M09538-27-U68	EA	MOLDING - TRIM/VEE - .4" X 1" X 71.1" - SIERRA MAPLE
3A	M09544-10-WH4	EA	MOLDING - TRIM/VEE - .4" X 1" X 68.2" - CONCERT CHERRY
3A	M09544-10-W91	EA	MOLDING - TRIM/VEE - .4" X 1" X 68.2" - WASHED MAPLE
3A	M09544-10-W92	EA	MOLDING - TRIM/VEE - .4" X 1" X 68.2" - SIERRA MAPLE
3A	M09553-03-WH4	EA	MOLDING - TRIM/VEE - .4" X 1" X 66.7" - CONCERT CHERRY
3A	M09553-03-WH5	EA	MOLDING - TRIM/VEE - .4" X 1" X 66.7" - WASHED MAPLE
3A	M09553-03-WH6	EA	MOLDING - TRIM/VEE - .4" X 1" X 66.7" - SIERRA MAPLE
3A	M09553-03-YR3	EA	MOLDING - TRIM/VEE - .4" X 1" X 66.7" - HONEY CHERRY
3A	M09538-93-WH4	EA	MOLDING - TRIM/VEE - .4" X 1" X 66.6" - CONCERT CHERRY
3A	M09538-93-WH5	EA	MOLDING - TRIM/VEE - .4" X 1" X 66.6" - WASHED MAPLE
3A	M09538-93-WH6	EA	MOLDING - TRIM/VEE - .4" X 1" X 66.6" - SIERRA MAPLE
3A	M09544-33-W37	EA	MOLDING - TRIM/VEE - .4" X 1" X 66.5" - SIERRA MAPLE
3A	M09544-33-W38	EA	MOLDING - TRIM/VEE - .4" X 1" X 66.5" - WASHED MAPLE
3A	M09553-02-WH4	EA	MOLDING - TRIM/VEE - .4" X 1" X 66.4" - CONCERT CHERRY
3A	M09553-02-WH5	EA	MOLDING - TRIM/VEE - .4" X 1" X 66.4" - WASHED MAPLE
3A	M09553-02-WH6	EA	MOLDING - TRIM/VEE - .4" X 1" X 66.4" - SIERRA MAPLE
3A	M09544-14-WB4	EA	MOLDING - TRIM/VEE - .4" X 1" X 64.5" - CONCERT CHERRY
3A	M09544-14-WB5	EA	MOLDING - TRIM/VEE - .4" X 1" X 64.5" - WASHED MAPLE
3A	M09544-14-WB6	EA	MOLDING - TRIM/VEE - .4" X 1" X 64.5" - SIERRA MAPLE
3A	M09515-78-T77	EA	MOLDING - TRIM/VEE - .4" X 1" X 64.1" - PORTSMOUTH OAK
3A	M09515-78-T78	EA	MOLDING - TRIM/VEE - .4" X 1" X 64.1" - CONCERT CHERRY
3A	M09515-78-T79	EA	MOLDING - TRIM/VEE - .4" X 1" X 64.1" - WASHED MAPLE
3A	M09515-78-T80	EA	MOLDING - TRIM/VEE - .4" X 1" X 64.1" - SIERRA MAPLE
3A	M09501-91-T77	EA	MOLDING - TRIM/VEE - .4" X 1" X 63.3" - PORTSMOUTH OAK
3A	M09501-91-T78	EA	MOLDING - TRIM/VEE - .4" X 1" X 63.3" - CONCERT CHERRY
3A	M09501-91-T79	EA	MOLDING - TRIM/VEE - .4" X 1" X 63.3" - WASHED MAPLE
3A	M09501-91-T80	EA	MOLDING - TRIM/VEE - .4" X 1" X 63.3" - SIERRA MAPLE
3A	M09503-91-T77	EA	MOLDING - TRIM/VEE - .4" X 1" X 63.1" - PORTSMOUTH OAK
3A	M09503-91-T78	EA	MOLDING - TRIM/VEE - .4" X 1" X 63.1" - CONCERT CHERRY
3A	M09503-91-T79	EA	MOLDING - TRIM/VEE - .4" X 1" X 63.1" - WASHED MAPLE
3A	M09503-91-T80	EA	MOLDING - TRIM/VEE - .4" X 1" X 63.1" - SIERRA MAPLE
3A	M09544-22-WB4	EA	MOLDING - TRIM/VEE - .4" X 1" X 61.7" - CONCERT CHERRY
3A	M09544-22-WB5	EA	MOLDING - TRIM/VEE - .4" X 1" X 61.7" - WASHED MAPLE
3A	M09544-22-WB6	EA	MOLDING - TRIM/VEE - .4" X 1" X 61.7" - SIERRA MAPLE
3A	M09583-41-WH4	EA	MOLDING - TRIM/VEE - .4" X 1" X 61" - CONCERT CHERRY
3A	M09583-41-WH5	EA	MOLDING - TRIM/VEE - .4" X 1" X 61" - WASHED MAPLE
3A	M09583-41-WH6	EA	MOLDING - TRIM/VEE - .4" X 1" X 61" - SIERRA MAPLE
3A	M09565-49-WH4	EA	MOLDING - TRIM/VEE - .4" X 1" X 58.7" - CONCERT CHERRY
3A	M09565-49-WH5	EA	MOLDING - TRIM/VEE - .4" X 1" X 58.7" - WASHED MAPLE
3A	M09565-49-WH6	EA	MOLDING - TRIM/VEE - .4" X 1" X 58.7" - SIERRA MAPLE
3A	M09544-36-W37	EA	MOLDING - TRIM/VEE - .4" X 1" X 52.6" - WASHED MAPLE
3A	M09544-36-W38	EA	MOLDING - TRIM/VEE - .4" X 1" X 52.6.5" - SIERRA MAPLE
3A	M09553-85-WB4	EA	MOLDING - TRIM/VEE - .4" X 1" X 43.4" - CONCERT CHERRY
3A	M09553-85-WB5	EA	MOLDING - TRIM/VEE - .4" X 1" X 43.4" - WASHED MAPLE
3A	M09553-85-WB6	EA	MOLDING - TRIM/VEE - .4" X 1" X 43.4" - SIERRA MAPLE
3A	M09553-28-WH4	EA	MOLDING - TRIM/VEE - .4" X 1" X 48" - CONCERT CHERRY
3A	M09553-28-WH5	EA	MOLDING - TRIM/VEE - .4" X 1" X 48" - WASHED MAPLE
3A	M09553-28-WH6	EA	MOLDING - TRIM/VEE - .4" X 1" X 48" - SIERRA MAPLE
3A	M09553-60-WH4	EA	MOLDING - TRIM/VEE - .4" X 1" X 47.2" - CONCERT CHERRY
3A	M09553-60-WH5	EA	MOLDING - TRIM/VEE - .4" X 1" X 47.2" - WASHED MAPLE
3A	M09553-60-WH6	EA	MOLDING - TRIM/VEE - .4" X 1" X 47.2" - SIERRA MAPLE
3A	M09544-24-WB4	EA	MOLDING - TRIM/VEE - .4" X 1" X 46.2" - CONCERT CHERRY
3A	M09544-24-WB5	EA	MOLDING - TRIM/VEE - .4" X 1" X 46.2" - WASHED MAPLE
3A	M09544-24-WB6	EA	MOLDING - TRIM/VEE - .4" X 1" X 46.2" - SIERRA MAPLE
3A	M09565-77-WH4	EA	MOLDING - TRIM/VEE - .4" X 1" X 42.5" - CONCERT CHERRY
3A	M09565-77-WH5	EA	MOLDING - TRIM/VEE - .4" X 1" X 42.5" - WASHED MAPLE
3A	M09565-77-WH6	EA	MOLDING - TRIM/VEE - .4" X 1" X 42.5" - SIERRA MAPLE
3A	M09544-35-W37	EA	MOLDING - TRIM/VEE - .4" X 1" X 66.5" - SIERRA MAPLE
3A	M09544-35-W38	EA	MOLDING - TRIM/VEE - .4" X 1" X 66.5" - WASHED MAPLE

**INTERIOR FINISH GROUP (CONTINUED)**  
**MOLDINGS & TRIMS (CONTINUED)**

<b>KEY</b>	<b>PART NUMBER</b>	<b>U/M</b>	<b>DESCRIPTION</b>
3A	M09544-38-W37	EA	MOLDING - TRIM/VEE - .4" X 1" X 66.5" - SIERRA MAPLE
3A	M09544-38-W38	EA	MOLDING - TRIM/VEE - .4" X 1" X 66.5" - WASHED MAPLE
3A	M09565-03-WH4	EA	MOLDING - TRIM/VEE - .4" X 1" X 44.2" - CONCERT CHERRY
3A	M09565-03-WH5	EA	MOLDING - TRIM/VEE - .4" X 1" X 44.2" - WASHED MAPLE
3A	M09565-03-WH6	EA	MOLDING - TRIM/VEE - .4" X 1" X 44.2" - SIERRA MAPLE
3A	M09565-20-WH4	EA	MOLDING - TRIM/VEE - .4" X 1" X 43.2" - CONCERT CHERRY
3A	M09565-20-WH5	EA	MOLDING - TRIM/VEE - .4" X 1" X 43.2" - WASHED MAPLE
3A	M09565-20-WH6	EA	MOLDING - TRIM/VEE - .4" X 1" X 43.2" - SIERRA MAPLE
3A	M09553-24-WH4	EA	MOLDING - TRIM/VEE - .4" X 1" X 43" - CONCERT CHERRY
3A	M09553-24-WH5	EA	MOLDING - TRIM/VEE - .4" X 1" X 43" - WASHED MAPLE
3A	M09553-24-WH6	EA	MOLDING - TRIM/VEE - .4" X 1" X 43" - SIERRA MAPLE
3A	M09565-77-WH4	EA	MOLDING - TRIM/VEE - .4" X 1" X 42.5" - CONCERT CHERRY
3A	M09565-77-WH5	EA	MOLDING - TRIM/VEE - .4" X 1" X 42.5" - WASHED MAPLE
3A	M09565-77-WH6	EA	MOLDING - TRIM/VEE - .4" X 1" X 42.5" - SIERRA MAPLE
3A	M09565-50-WH4	EA	MOLDING - TRIM/VEE - .4" X 1" X 40.9" - CONCERT CHERRY
3A	M09565-50-WH5	EA	MOLDING - TRIM/VEE - .4" X 1" X 40.9" - WASHED MAPLE
3A	M09565-50-WH6	EA	MOLDING - TRIM/VEE - .4" X 1" X 40.9" - SIERRA MAPLE
3A	M09583-43-WH4	EA	MOLDING - TRIM/VEE - .4" X 1" X 40.1" - CONCERT CHERRY
3A	M09583-43-WH5	EA	MOLDING - TRIM/VEE - .4" X 1" X 40.1" - WASHED MAPLE
3A	M09583-43-WH6	EA	MOLDING - TRIM/VEE - .4" X 1" X 40.1" - SIERRA MAPLE
3A	M09565-76-WH4	EA	MOLDING - TRIM/VEE - .4" X 1" X 39.4" - CONCERT CHERRY
3A	M09565-76-WH5	EA	MOLDING - TRIM/VEE - .4" X 1" X 39.4" - WASHED MAPLE
3A	M09565-76-WH6	EA	MOLDING - TRIM/VEE - .4" X 1" X 39.4" - SIERRA MAPLE
3A	M09565-47-WH4	EA	MOLDING - TRIM/VEE - .4" X 1" X 38.9" - CONCERT CHERRY
3A	M09565-47-WH5	EA	MOLDING - TRIM/VEE - .4" X 1" X 38.9" - WASHED MAPLE
3A	M09565-47-WH6	EA	MOLDING - TRIM/VEE - .4" X 1" X 38.9" - SIERRA MAPLE
3A	M09553-27-WH4	EA	MOLDING - TRIM/VEE - .4" X 1" X 38.8" - CONCERT CHERRY
3A	M09553-27-WH5	EA	MOLDING - TRIM/VEE - .4" X 1" X 38.8" - WASHED MAPLE
3A	M09553-27-WH6	EA	MOLDING - TRIM/VEE - .4" X 1" X 38.8" - SIERRA MAPLE
3A	M09568-77-WH4	EA	MOLDING - TRIM/VEE - .4" X 1" X 37.5" - CONCERT CHERRY
3A	M09568-77-WH5	EA	MOLDING - TRIM/VEE - .4" X 1" X 37.5" - WASHED MAPLE
3A	M09568-77-WH6	EA	MOLDING - TRIM/VEE - .4" X 1" X 37.5" - SIERRA MAPLE
3A	M09553-23-WH4	EA	MOLDING - TRIM/VEE - .4" X 1" X 37" - CONCERT CHERRY
3A	M09553-23-WH5	EA	MOLDING - TRIM/VEE - .4" X 1" X 37" - WASHED MAPLE
3A	M09553-23-WH6	EA	MOLDING - TRIM/VEE - .4" X 1" X 37" - SIERRA MAPLE
3A	M09553-47-WB4	EA	MOLDING - TRIM/VEE - .4" X 1" X 35.9" - CONCERT CHERRY
3A	M09553-47-WB5	EA	MOLDING - TRIM/VEE - .4" X 1" X 35.9" - WASHED MAPLE
3A	M09553-47-WB6	EA	MOLDING - TRIM/VEE - .4" X 1" X 35.9" - SIERRA MAPLE
3A	M09553-47-W66	EA	MOLDING - TRIM/VEE - .4" X 1" X 35.9" - HONEY CHERRY
3A	M09568-48-U67	EA	MOLDING - TRIM/VEE - .4" X 1" X 35.4" - WASHED MAPLE
3A	M09568-48-U68	EA	MOLDING - TRIM/VEE - .4" X 1" X 35.4" - SIERRA MAPLE
3A	M09553-63-WH4	EA	MOLDING - TRIM/VEE - .4" X 1" X 35.1" - CONCERT CHERRY
3A	M09553-63-WH5	EA	MOLDING - TRIM/VEE - .4" X 1" X 35.1" - WASHED MAPLE
3A	M09553-63-WH6	EA	MOLDING - TRIM/VEE - .4" X 1" X 35.1" - SIERRA MAPLE
3A	M09553-63-W51	EA	MOLDING - TRIM/VEE - .4" X 1" X 35.1" - HONEY CHERRY
3A	M09565-94-WH4	EA	MOLDING - TRIM/VEE - .4" X 1" X 34.4" - CONCERT CHERRY
3A	M09565-94-WH5	EA	MOLDING - TRIM/VEE - .4" X 1" X 34.4" - WASHED MAPLE
3A	M09565-94-WH6	EA	MOLDING - TRIM/VEE - .4" X 1" X 34.4" - SIERRA MAPLE
3A	M09553-04-WH4	EA	MOLDING - TRIM/VEE - .4" X 1" X 34.2" - CONCERT CHERRY
3A	M09553-04-WH5	EA	MOLDING - TRIM/VEE - .4" X 1" X 34.2" - WASHED MAPLE
3A	M09553-04-WH6	EA	MOLDING - TRIM/VEE - .4" X 1" X 34.2" - SIERRA MAPLE
3A	M09566-02-U68	EA	MOLDING - TRIM/VEE - .4" X 1" X 32.7" - SIERRA MAPLE
3A	M09566-02-W51	EA	MOLDING - TRIM/VEE - .4" X 1" X 32.7" - HONEY CHERRY
3A	M09566-02-W52	EA	MOLDING - TRIM/VEE - .4" X 1" X 32.7" - WASHED MAPLE
3A	M09511-86-T77	EA	MOLDING - TRIM/VEE - .4" X 1" X 28.3" - PORTSMOUTH OAK
3A	M09511-86-T78	EA	MOLDING - TRIM/VEE - .4" X 1" X 28.3" - CONCERT CHERRY
3A	M09511-86-T79	EA	MOLDING - TRIM/VEE - .4" X 1" X 28.3" - WASHED MAPLE
3A	M09511-86-T80	EA	MOLDING - TRIM/VEE - .4" X 1" X 28.3" - SIERRA MAPLE
3A	M09553-61-WH4	EA	MOLDING - TRIM/VEE - .4" X 1" X 19.9" - CONCERT CHERRY
3A	M09553-61-WH5	EA	MOLDING - TRIM/VEE - .4" X 1" X 19.9" - WASHED MAPLE
3A	M09553-61-WH6	EA	MOLDING - TRIM/VEE - .4" X 1" X 19.9" - SIERRA MAPLE
3A	M09565-71-WH4	EA	MOLDING - TRIM/VEE - .4" X 1" X 11.4" - CONCERT CHERRY
3A	M09565-71-WH5	EA	MOLDING - TRIM/VEE - .4" X 1" X 11.4" - WASHED MAPLE
3A	M09565-71-WH6	EA	MOLDING - TRIM/VEE - .4" X 1" X 11.4" - SIERRA MAPLE

**INTERIOR FINISH GROUP (CONTINUED)**  
**MOLDINGS & TRIMS (CONTINUED)**

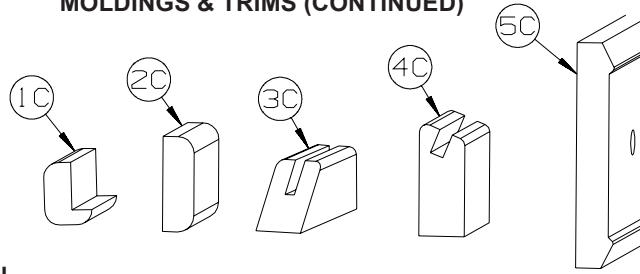
KEY	PART NUMBER	U/M	DESCRIPTION
3A	M09583-42-WH4	EA	MOLDING - TRIM/VEE - .4" X 1" X 8.3" - CONCERT CHERRY
3A	M09583-42-WH5	EA	MOLDING - TRIM/VEE - .4" X 1" X 8.3" - WASHED MAPLE
3A	M09583-42-WH6	EA	MOLDING - TRIM/VEE - .4" X 1" X 8.3" - SIERRA MAPLE
3A	M09544-55-WB4	EA	MOLDING - TRIM/VEE - .4" X 1" X 6.5" - CONCERT CHERRY
3A	M09544-55-WB5	EA	MOLDING - TRIM/VEE - .4" X 1" X 6.5" - WASHED MAPLE
3A	M09544-55-WB6	EA	MOLDING - TRIM/VEE - .4" X 1" X 6.5" - SIERRA MAPLE
3A	M09544-56-WB4	EA	MOLDING - TRIM/VEE - .4" X 1" X 6.1" - CONCERT CHERRY
3A	M09544-56-WB5	EA	MOLDING - TRIM/VEE - .4" X 1" X 6.1" - WASHED MAPLE
3A	M09544-56-WB6	EA	MOLDING - TRIM/VEE - .4" X 1" X 6.1" - SIERRA MAPLE
3A	M09538-70-U68	EA	MOLDING - TRIM/VEE - .4" X 1" X 63.9" - SIERRA MAPLE
3A	M09538-70-U67	EA	MOLDING - TRIM/VEE - .4" X 1" X 63.9" - WASHED MAPLE



KEY	PART NUMBER	U/M	DESCRIPTION
1B	M09501-84-TG0	EA	MOLDING/TRIM - CAP/WALL - 2.2" X 85.9" - PORTSMOUTH OAK
1B	M09501-84-TG1	EA	MOLDING/TRIM - CAP/WALL - 2.2" X 85.9" - CONCERT CHERRY
1B	M09501-84-TG2	EA	MOLDING/TRIM - CAP/WALL - 2.2" X 85.9" - WASHED MAPLE
1B	M09501-84-TG3	EA	MOLDING/TRIM - CAP/WALL - 2.2" X 85.9" - HONEY CHERRY
1B	M09520-04-TD3	EA	MOLDING/TRIM - CAP/WALL - 2.2" X 80.5" - SIERRA MAPLE
2B	M09511-81-TA0	EA	MOLDING/TRIM - L SHAPE - .8"X .8"X 80.2" - PORTSMOUTH OAK
2B	M09511-81-TA1	EA	MOLDING/TRIM - L SHAPE - .8"X .8"X 80.2" - CONCERT CHERRY
2B	M09511-81-TA2	EA	MOLDING/TRIM - L SHAPE - .8"X .8"X 80.2" - WASHED MAPLE
2B	M09511-81-TA3	EA	MOLDING/TRIM - L SHAPE - .8"X .8"X 80.2" - SIERRA MAPLE
3B	M09515-81-T01	EA	MOLDING/HARDWOOD STRAIGHT - 74.3" - WASHED MAPLE
3B	M09515-81-T02	EA	MOLDING/HARDWOOD STRAIGHT - 74.3" - HONEY CHERRY
4B	M09511-42-T77	EA	MOLDING - TRIM - W/NOTCH - 1.5" X 86.4" - PORTSMOUTH OAK
4B	M09511-42-T78	EA	MOLDING - TRIM - W/NOTCH - 1.5" X 86.4" - CONCERT CHERRY
4B	M09511-42-T79	EA	MOLDING - TRIM - W/NOTCH - 1.5" X 86.4" - WASHED MAPLE
4B	M09511-42-T80	EA	MOLDING - TRIM - W/NOTCH - 1.5" X 86.4" - SIERRA MAPLE
4B	M09511-42-W66	EA	MOLDING - TRIM - W/NOTCH - 1.5" X 86.4" - HONEY CHERRY
5B	M09515-18-T77	EA	MOLDING - HARDWOOD-W/NOTCH - 1.4"X 86.2" - PORTSMOUTH OAK
5B	M09515-18-T78	EA	MOLDING - HARDWOOD-W/NOTCH - 1.4"X 86.2" - CONCERT CHERRY
5B	M09553-66-U22	EA	MOLDING - HARDWOOD-W/NOTCH - 1.4"X 96" - WASHED MAPLE
5B	M09515-18-T80	EA	MOLDING - HARDWOOD-W/NOTCH - 1.4"X 86.2" - SIERRA MAPLE
5B	M09553-66-U21	EA	MOLDING - HARDWOOD-W/NOTCH - 1.4"X 96" - HONEY CHERRY
6B	M09515-53-TG0	EA	MOLDING - TRIM/VEE - 1.5" X 73.9" - PORTSMOUTH OAK
6B	M09525-81-UJ1	EA	MOLDING - TRIM/VEE - 1.5" X 74.7" - CONCERT CHERRY
6B	M09525-81-UJ2	EA	MOLDING - TRIM/VEE - 1.5" X 74.7" - WASHED MAPLE
6B	M09552-81-UJ3	EA	MOLDING - TRIM/VEE - 1.5" X 74.7" - HONEY CHERRY
6B	M09553-53-WH6	EA	MOLDING - TRIM/VEE - NOTCHED - 1.5" X 20.6" - SIERRA MAPLE
7B	Y00076-32-438	EA	MOLDING/TRIM - .5" X 1" X 96" - CHERRY (UNSTAINED)
7B	Y00076-22-438	EA	MOLDING/TRIM - .5" X 1" X 96" - MAPLE (UNSTAINED)
8B	M09525-92-T77	EA	MOLDING/TRIM - .5" X 1" X 75.6" - PORTSMOUTH OAK
8B	M09525-92-T78	EA	MOLDING/TRIM - .5" X 1" X 75.6" - CONCERT CHERRY
8B	M09525-92-T79	EA	MOLDING/TRIM - .5" X 1" X 75.6" - WASHED MAPLE
8B	M09525-92-T80	EA	MOLDING/TRIM - .5" X 1" X 75.6" - SIERRA MAPLE
8B	Y00086-72-438	EA	MOLDING - VINYL WRAP - .7" X 1.6" X 96" - PORTSMOUTH OAK
8B	Y00086-D2-438	EA	MOLDING - VINYL WRAP - .7" X 1.6" X 96" - CONCERT CHERRY
8B	Y00086-A2-438	EA	MOLDING - VINYL WRAP - .7" X 1.6" X 96" - WASHED MAPLE
8B	Y00086-92-438	EA	MOLDING - VINYL WRAP - .7" X 1.6" X 96" - SIERRA MAPLE
8B	Y00086-82-438	EA	MOLDING - VINYL WRAP - .7" X 1.6" X 96" - HONEY CHERRY
8B	Y00087-72-438	EA	MOLDING - VINYL WRAP - .7" X 2.9" X 96" - PORTSMOUTH OAK
8B	Y00087-D2-438	EA	MOLDING - VINYL WRAP - .7" X 2.9" X 96" - CONCERT CHERRY
8B	Y00087-A2-438	EA	MOLDING - VINYL WRAP - .7" X 2.9" X 96" - WASHED MAPLE
8B	Y00087-92-438	EA	MOLDING - VINYL WRAP - .7" X 2.9" X 96" - SIERRA MAPLE
8B	Y00087-82-438	EA	MOLDING - VINYL WRAP - .7" X 2.9" X 96" - HONEY CHERRY

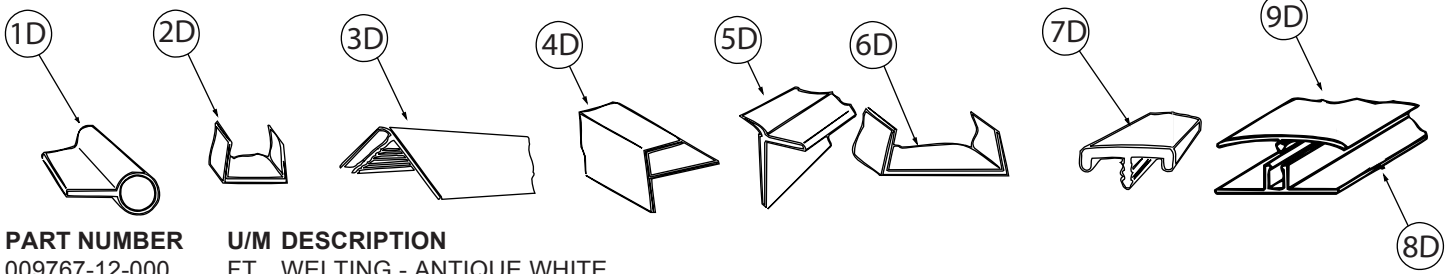


**INTERIOR FINISH GROUP (CONTINUED)**  
**MOLDINGS & TRIMS (CONTINUED)**



KEY	PART NUMBER	U/M	DESCRIPTION
1C	M09520-19-TD1	EA	MOLDING - TRIM - W/NOTCH - 1" X 86.3" - CONCERT CHERRY
1C	M09520-19-TD2	EA	MOLDING - TRIM - W/NOTCH - 1" X 86.3" - WASHED MAPLE
1C	M09520-19-TD3	EA	MOLDING - TRIM - W/NOTCH - 1" X 86.3" - HONEY CHERRY
1C	M09565-68-WH4	EA	MOLDING - HARDWOOD - .75" X 1.4" X 81.9" - CONCERT CHERRY
1C	M09565-68-WH5	EA	MOLDING - HARDWOOD - .75" X 1.4" X 81.9" - WASHED MAPLE
1C	M09565-68-WH6	EA	MOLDING - HARDWOOD - .75" X 1.4" X 81.9" - SIERRA MAPLE
2C	M09511-46-T77	EA	MOLDING/TRIM - .5" X 1.5" X 86.5" - PORTSMOUTH OAK
2C	M09511-46-T78	EA	MOLDING/TRIM - .5" X 1.5" X 86.5" - CONCERT CHERRY
2C	M09511-46-T79	EA	MOLDING/TRIM - .5" X 1.5" X 86.5" - WASHED MAPLE
2C	M09511-46-T80	EA	MOLDING/TRIM - .5" X 1.5" X 86.5" - SIERRA MAPLE
3C	Y00223-22-438	EA	MOLDING - HARDWOOD/MAPLE - .7" X 1" X 96" - UNSTAINED MAPLE
3C	Y00223-32-438	EA	MOLDING - HARDWOOD/CHERRY - .7" X 1" X 96" - UNSTAINED CHERRY
3C	Y00223-42-438	EA	MOLDING - HARDWOOD/CHERRY - .7" X 1" X 96" - UNSTAINED OAK
4C	Y00054-A2-438	EA	MOLDING - VINYL - W/SLOT - .7"X 1.9"X 96" - WASHED MAPLE
4C	Y00054-D2-438	EA	MOLDING - VINYL - W/SLOT - .7"X 1.9"X 96" - CONCERT CHERRY
4C	Y00054-22-438	EA	MOLDING - VINYL - W/SLOT - .7"X 1.9"X 96" - WASHED MAPLE
4C	Y00054-72-438	EA	MOLDING - VINYL - W/SLOT - .7"X 1.9"X 96" - PORTSMOUTH OAK
4C	Y00054-82-438	EA	MOLDING - VINYL - W/SLOT - .7"X 1.9"X 96" - HONEY CHERRY
4C	Y00054-92-438	EA	MOLDING - VINYL - W/SLOT - .7"X 1.9"X 96" - SIERRA MAPLE
4C	Y00276-A2-438	EA	MOLDING - VINYL - W/SLOT - .7"X 1.9"X 96" - WASHED MAPLE
4C	Y00276-D2-438	EA	MOLDING - VINYL - W/SLOT - .7"X 1.9"X 96" - CONCERT CHERRY
4C	Y00276-72-438	EA	MOLDING - VINYL - W/SLOT - .7"X 1.9"X 96" - PORTSMOUTH OAK
4C	Y00276-82-438	EA	MOLDING - VINYL - W/SLOT - .7"X 1.9"X 96" - HONEY CHERRY
4C	Y00276-92-438	EA	MOLDING - VINYL - W/SLOT - .7"X 1.9"X 96" - SIERRA MAPLE
5C	Y00152-A2-438	EA	MOLDING/TRIM - VINYL - .6" X 3.5" X 96" - WASHED MAPLE
5C	Y00152-D2-438	EA	MOLDING/TRIM - VINYL - .6" X 3.5" X 96" - CONCERT CHERRY
5C	Y00152-22-438	EA	MOLDING/TRIM - VINYL - .6" X 3.5" X 96" - WASHED MAPLE
5C	Y00152-72-438	EA	MOLDING/TRIM - VINYL - .6" X 3.5" X 96" - PORTSMOUTH OAK
5C	Y00152-92-438	EA	MOLDING/TRIM - VINYL - .6" X 3.5" X 96" - SIERRA MAPLE

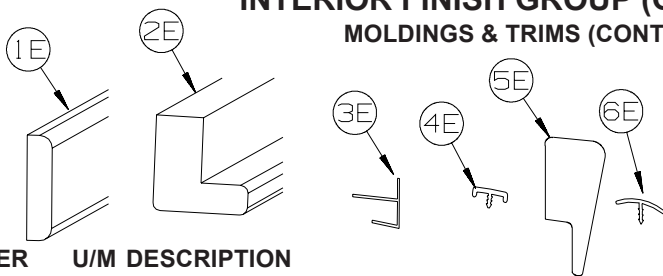
**INTERIOR FINISH GROUP (CONTINUED)**  
**MOLDINGS & TRIMS (CONTINUED)**



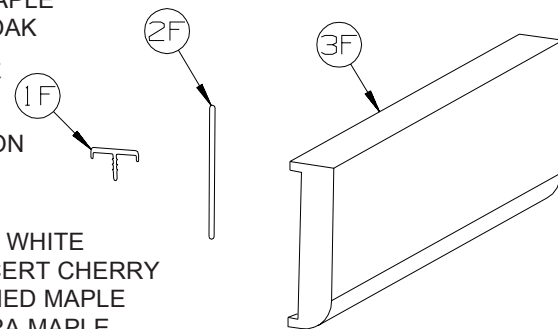
KEY	PART NUMBER	U/M	DESCRIPTION
1D	009767-12-000	FT	WELTING - ANTIQUE WHITE
2D	009778-25-000	FT	U-CHANNEL - 1" - BEIGE ILLUSION
2D	009778-26-000	FT	U-CHANNEL - 1 1/4" - BEIGE ILLUSION
2D	009778-38-000	FT	U-CHANNEL - 1" - BONE
2D	009778-32-000	FT	U-CHANNEL - 1" - PORTSMOUTH OAK
2D	009778-34-000	FT	U-CHANNEL - 1" - CONCERT CHERRY
2D	009778-27-000	FT	U-CHANNEL - 1" - WASHED MAPLE
2D	009778-35-000	FT	U-CHANNEL - 1" - HONEY CHERRY
2D	009778-36-000	FT	U-CHANNEL - 1" - SIERRA MAPLE
3D	009809-30-000	EA	MOLDING - CORNER - OUTSIDE - 1" X 84" - BEIGE ILLUSION
3D	009809-37-000	EA	MOLDING - CORNER - OUTSIDE - 1" X 84" - BONE
3D	009809-33-000	EA	MOLDING - CORNER - OUTSIDE - 1" X 84" - CONCERT CHERRY
3D	009809-31-000	EA	MOLDING - CORNER - OUTSIDE - 1" X 84" - WASHED MAPLE
3D	009809-35-000	EA	MOLDING - CORNER - OUTSIDE - 1" X 84" - SIERRA MAPLE
4D	009812-31-000	EA	MOLDING - CORNER - 1/2" W/1/4"CHAN X 84" - BEIGE ILLUSION
4D	009812-40-000	EA	MOLDING - CORNER - 1/2" W/1/4"CHAN X 84" - BONE
4D	009812-35-000	EA	MOLDING - CORNER - 1/2" W/1/4"CHAN X 84" - PORTSMOUTH OAK
4D	009812-36-000	EA	MOLDING - CORNER - 1/2" W/1/4"CHAN X 84" - CONCERT CHERRY
4D	009812-33-000	EA	MOLDING - CORNER - 1/2" W/1/4"CHAN X 84" - WASHED MAPLE
4D	009812-37-000	EA	MOLDING - CORNER - 1/2" W/1/4"CHAN X 84" - HONEY CHERRY
4D	009812-38-000	EA	MOLDING - CORNER - 1/2" W/1/4"CHAN X 84" - SIERRA MAPLE
5D	022992-11-000	FT	MOLDING - REVERSE COVE - T-SHAPED - IVORY
5D	022992-14-000	FT	MOLDING - REVERSE COVE - T-SHAPED - BRIGHT WHITE
5D	022992-18-000	FT	MOLDING - REVERSE COVE - T-SHAPED - BONE
6D	070504-42-000	FT	U-CHANNEL - PLASTIC - .13" X 84" - BEIGE ILLUSION
6D	070504-43-000	FT	U-CHANNEL - PLASTIC - .9" X 96" - BEIGE ILLUSION
6D	070504-69-000	FT	U-CHANNEL - PLASTIC - .13" X 84" - BONE
6D	070504-70-000	FT	U-CHANNEL - PLASTIC - .8" X 84" - BONE
6D	070504-57-000	FT	U-CHANNEL - PLASTIC - .13" X 96" - PORTSMOUTH OAK
6D	070504-58-000	FT	U-CHANNEL - PLASTIC - .9" X 96" - PORTSMOUTH OAK
6D	070504-60-000	FT	U-CHANNEL - PLASTIC - .13" X 84" - CONCERT CHERRY
6D	070504-61-000	FT	U-CHANNEL - PLASTIC - .9" X 84" - CONCERT CHERRY
6D	070504-50-000	FT	U-CHANNEL - PLASTIC - .13" X 96" - WASHED MAPLE
6D	070504-51-000	FT	U-CHANNEL - PLASTIC - .9" X 96" - WASHED MAPLE
6D	070504-62-000	FT	U-CHANNEL - PLASTIC - 1.65" X 84" - HONEY CHERRY
6D	070504-63-000	FT	U-CHANNEL - PLASTIC - .9" X 84" - HONEY CHERRY
6D	070504-65-000	FT	U-CHANNEL - PLASTIC - .07" X 96" - SIERRA MAPLE
6D	070504-66-000	FT	U-CHANNEL - PLASTIC - .8" X 84" - SIERRA MAPLE
7D	083620-25-000	FT	MOLDING-T - W/EDGE LIP - 7/8" FACE - BONE
7D	083620-20-000	FT	MOLDING-T - W/EDGE LIP - 7/8" FACE - PORTSMOUTH OAK
7D	083620-19-000	FT	MOLDING-T - W/EDGE LIP - 7/8" FACE - WASHED MAPLE
7D	083620-24-000	FT	MOLDING-T - W/EDGE LIP - 7/8" FACE - HONEY CHERRY
7D	083620-22-000	FT	MOLDING-T - W/EDGE LIP - 7/8" FACE - SIERRA MAPLE
8D	086229-01-000	EA	RETAINER - BATTEN - .75" X 92.1" - ANY COLOR
9D	086229-12-000	EA	BATTEN - 1.5" OFFSET X 96.8" - MODERN IVORY
9D	086229-20-000	EA	BATTEN - 1" X 96" - BEIGE

## INTERIOR FINISH GROUP (CONTINUED)

### MOLDINGS & TRIMS (CONTINUED)



KEY	PART NUMBER	U/M	DESCRIPTION
1E	100818-01-12A	EA	MOLDING - VINYL WRAPPED - 1.6" X .4" X 84" - PORTSMOUTH OAK
1E	100818-01-23A	EA	MOLDING - VINYL WRPPD - 1.6" X .4" X 84" - CONCERT CHERRY
1E	100818-01-21A	EA	MOLDING - VINYL WRAPPED - 1.6" X .4" X 84" - WASHED MAPLE
1E	100818-01-14A	EA	MOLDING - VINYL WRAPPED - 1.6" X .4" X 84" - HONEY CHERRY
1E	100818-01-22A	EA	MOLDING - VINYL WRAPPED - 1.6" X .4" X 84" - SIERRA MAPLE
2E	100819-01-23A	EA	MOLDING - VYL WRPPD-L-SHPD-1.5"X1.5"X84" - CONCERT CHERRY
2E	100819-01-21A	EA	MOLDING - VINYL WRAPPED-L-SHAPED-1.5"X1.5"X84" - WASHED MAPLE
2E	100819-01-14A	EA	MOLDING - VINYL WRAPPED-L-SHAPED-1.5"X1.5"X84" - HONEY CHERRY
2E	100819-01-22A	EA	MOLDING - VINYL WRAPPED-L-SHAPED-1.5"X1.5"X84" - SIERRA MAPLE
3E	103186-01-07A	FT	MOLDING/PLASTIC - 3/8" U-CHANNEL-3/4" FACE - BEIGE ILLUSION
3E	103186-01-09A	FT	MOLDING/PLASTIC - 3/8" U-CHANNEL-3/4" FACE - PORTSMOUTH OAK
3E	103186-01-10A	FT	MOLDING/PLASTIC - 3/8" U-CHANNEL-3/4" FACE - CONCERT CHERRY
3E	103186-01-08A	FT	MOLDING/PLASTIC - 3/8" U-CHANNEL-3/4" FACE- 8' - WASHED MAPLE
3E	103186-01-11A	FT	MOLDING/PLASTIC - 3/8" U-CHANNEL-3/4" FACE - HONEY CHERRY
3E	103186-01-12A	FT	MOLDING/PLASTIC - 3/8" U-CHANNEL-3/4" FACE - SIERRA MAPLE
3E	103186-02-07A	FT	MOLDING/PLASTIC-1" U-CHANNEL-1 3/8" FACE - BEIGE ILLUSION
3E	103186-02-09A	FT	MOLDING/PLASTIC - 1" U-CHANNEL-1 3/8" FACE - PORTSMOUTH OAK
3E	103186-02-10A	FT	MOLDING/PLASTIC - 1" U-CHANNEL-1 3/8" FACE - CONCERT CHERRY
3E	103186-02-08A	FT	MOLDING/PLASTIC - 1" U-CHANNEL-1 3/8" FACE - WASHED MAPLE
3E	103186-02-11A	FT	MOLDING/PLASTIC - 1" U-CHANNEL-1 3/8" FACE - HONEY CHERRY
3E	103186-02-12A	FT	MOLDING/PLASTIC - 1" U-CHANNEL-1 3/8" FACE - SIERRA MAPLE
4E	104676-02-08A	FT	MOLDING-T - W/EDGE LIP - 11/16" FACE - PORTSMOUTH OAK
4E	104676-02-12A	FT	MOLDING-T - W/EDGE LIP - 11/16" FACE - SIERRA MAPLE
5E	105004-01-12A	EA	MOLDING - VINYL WRAP - 1" X 96" - PORTSMOUTH OAK
5E	105004-01-21A	EA	MOLDING - VINYL WRAP - 1" X 96" - WASHED MAPLE
5E	105004-01-24A	EA	MOLDING - VINYL WRAP - 1" X 96" - HONEY CHERRY
5E	105004-01-22A	EA	MOLDING - VINYL WRAP - 1" X 96" - SIERRA MAPLE
6E	105709-02-000	FT	MOLDING-T - W/EDGE LIP 3/4" FACE - BEIGE ILLUSION

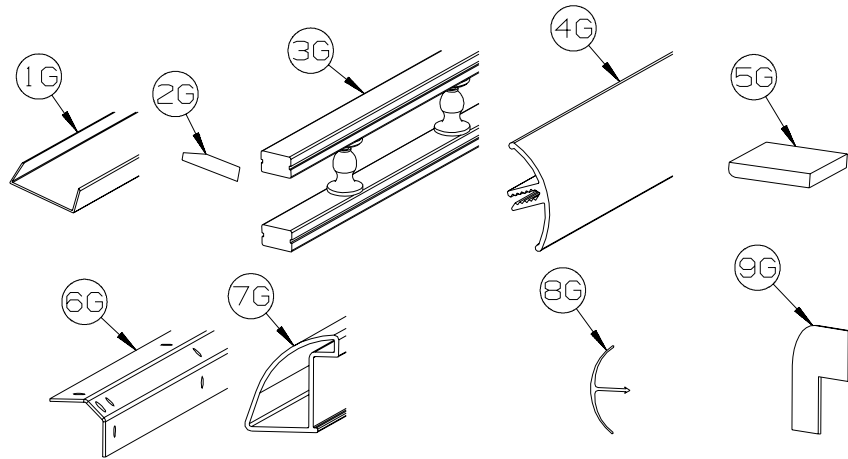


KEY	PART NUMBER	U/M	DESCRIPTION
1F	119520-01-01A	FT	MOLDING-T - OFFSET W/EDGE LIP - 1.3" FACE - OFF WHITE
1F	119520-03-02A	FT	MOLDING-T - OFFSET W/EDGE LIP - 1" FACE - CONCERT CHERRY
1F	119520-03-03A	FT	MOLDING-T - OFFSET W/EDGE LIP - 1" FACE - WASHED MAPLE
1F	119520-03-05A	FT	MOLDING-T - OFFSET W/EDGE LIP - 1" FACE - SIERRA MAPLE
1F	119520-03-06A	FT	MOLDING-T - OFFSET W/EDGE LIP - 1" FACE - HONEY CHERRY
2F	127842-01-01A	FT	SEAL - SIGHT SHIELD - 2" BLACK
	160300-A2-438	EA	LUMBER - VINYL WRAPPED - .7" X .75" X 96" - CONCERT CHERRY
	160300-D2-438	EA	LUMBER - VINYL WRAPPED - .7" X 1.5" X 96" - CONCERT CHERRY
	160300-E2-438	EA	LUMBER - VINYL WRAPPED - .7" X 2" X 96" - CONCERT CHERRY
	160300-F2-438	EA	LUMBER - VINYL WRAPPED - .7" X 2.5" X 96" - CONCERT CHERRY
	160300-G2-438	EA	LUMBER - VINYL WRAPPED - .7" X 3" X 96" - CONCERT CHERRY
	160300-H2-438	EA	LUMBER - VINYL WRAPPED - .7" X 3.5" X 96" - CONCERT CHERRY
	160300-J2-438	EA	LUMBER - VINYL WRAPPED - .7" X 5.5" X 96" - CONCERT CHERRY
	160300-K2-438	EA	LUMBER - VINYL WRAPPED - .7" X 3.9" X 96" - CONCERT CHERRY
	160300-R2-438	EA	LUMBER - VINYL WRAPPED - .7" X 3" X 96" - CONCERT CHERRY
3F	160301-D2-134	EA	MOLDING - VINYL WRAPPED - .7" X 1.6" X 84" - CONCERT CHERRY
3F	160301-D2-743	EA	MOLDING - VINYL WRAPPED - .7" X 1.6" X 108" - CONCERT CHERRY
3F	160301-F2-134	EA	MOLDING - VINYL WRAPPED - .7" X 2.5" X 84" - CONCERT CHERRY
3F	160301-F2-743	EA	MOLDING - VINYL WRPPD - .7" X 2.5" X 108" - CONCERT CHERRY
3F	160301-F2-438	EA	MOLDING - VINYL WRPPD - .7" X 2.5" X 96" - CONCERT CHERRY
	137894-A2-438	EA	LUMBER - VINYL WRAPPED - .7" X .75" X 96" - PORTSMOUTH OAK
	137894-D2-438	EA	LUMBER - VINYL WRAPPED - .7" X 1.5" X 96" - PORTSMOUTH OAK
	137894-E2-438	EA	LUMBER - VINYL WRAPPED - .7" X 2" X 96" - PORTSMOUTH OAK
	137894-F2-438	EA	LUMBER - VINYL WRAPPED - .7" X 2.5" X 96" - PORTSMOUTH OAK
	137894-G2-438	EA	LUMBER - VINYL WRAPPED - .7" X 3" X 96" - PORTSMOUTH OAK
	137894-H2-438	EA	LUMBER - VINYL WRAPPED - .7" X 3.5" X 96" - PORTSMOUTH OAK
	137894-J2-438	EA	LUMBER - VINYL WRAPPED - .7" X 5.5" X 96" - PORTSMOUTH OAK

**INTERIOR FINISH GROUP (CONTINUED)**  
**MOLDINGS & TRIMS (CONTINUED)**

KEY	PART NUMBER	U/M	DESCRIPTION
	137894-J2-743	EA	LUMBER - VINYL WRAPPED - .7" X 5.5" X 108" - PORTSMOUTH OAK
	137894-K2-438	EA	LUMBER - VINYL WRAPPED - .7" X 3.9" X 96" - PORTSMOUTH OAK
	137894-R2-438	EA	LUMBER - VINYL WRAPPED - .7" X 3" X 96" - PORTSMOUTH OAK
3F	137895-D2-134	EA	MOLDING - VINYL WRAP - .7" X 1.6" X 84" - PORTSMOUTH OAK
3F	137895-D2-743	EA	MOLDING - VINYL WRAP - .7" X 1.6" X 108" - PORTSMOUTH OAK
3F	137895-F2-134	EA	MOLDING - VINYL WRAP - .7" X 2.5" X 84" - PORTSMOUTH OAK
3F	137895-F2-438	EA	MOLDING - VINYL WRAP - .7" X 2.5" X 96" - PORTSMOUTH OAK
3F	137895-F2-743	EA	MOLDING - VINYL WRAP - .7" X 2.5" X 108" - PORTSMOUTH OAK
	146419-A2-438	EA	LUMBER - VINYL WRAPPED - .7" X .75" X 96" - HONEY CHERRY
	146419-D2-438	EA	LUMBER - VINYL WRAPPED - .7" X 1.5" X 96" - HONEY CHERRY
	146419-E2-438	EA	LUMBER - VINYL WRAPPED - .7" X 2" X 96" - HONEY CHERRY
	146419-F2-438	EA	LUMBER - VINYL WRAPPED - .7" X 2.5" X 96" - HONEY CHERRY
	146419-G2-438	EA	LUMBER - VINYL WRAPPED - .7" X 3" X 96" - HONEY CHERRY
	146419-H2-438	EA	LUMBER - VINYL WRAPPED - .7" X 3.5" X 96" - HONEY CHERRY
	146419-J2-438	EA	LUMBER - VINYL WRAPPED - .7" X 5.5" X 96" - HONEY CHERRY
	146419-J2-743	EA	LUMBER - VINYL WRAPPED - .7" X 5.5" X 108" - HONEY CHERRY
	146419-K2-438	EA	LUMBER - VINYL WRAPPED - .7" X 3.9" X 96" - HONEY CHERRY
	146419-R2-438	EA	LUMBER - VINYL WRAPPED - .7" X 3" X 96" - HONEY CHERRY
	146419-S2-438	EA	LUMBER - VINYL WRAPPED/FULL - .7" X 3.5" X 96" - HONEY CHERRY
	146419-T2-438	EA	LUMBER - VINYL WRAPPED/FULL - .7" X 5.5" X 96" - HONEY CHERRY
3F	146425-D2-134	EA	MOLDING - VINYL WRAPPED - .7" X 1.6" X 83.9" - HONEY CHERRY
3F	146425-F2-438	EA	MOLDING - VINYL WRAPPED - .7" X 2.6" X 96" - HONEY CHERRY
	149325-A2-438	EA	LUMBER - VINYL WRAPPED - .7" X .75" X 96" - WASHED MAPLE
	149325-D2-438	EA	LUMBER - VINYL WRAPPED - .7" X 1.5" X 96" - WASHED MAPLE
	149325-E2-438	EA	LUMBER - VINYL WRAPPED - .7" X 2" X 96" - WASHED MAPLE
	149325-F2-438	EA	LUMBER - VINYL WRAPPED - .7" X 2.5" X 96" - WASHED MAPLE
	149325-G2-438	EA	LUMBER - VINYL WRAPPED - .7" X 3" X 96" - WASHED MAPLE
	149325-H2-438	EA	LUMBER - VINYL WRAPPED - .7" X 3.5" X 96" - WASHED MAPLE
	149325-J2-438	EA	LUMBER - VINYL WRAPPED - .7" X 5.5" X 96" - WASHED MAPLE
	149325-J2-743	EA	LUMBER - VINYL WRAPPED - .7" X 5.5" X 108" - WASHED MAPLE
	149325-K2-438	EA	LUMBER - VINYL WRAPPED - .7" X 3.9" X 96" - WASHED MAPLE
	149325-R2-438	EA	LUMBER - VINYL WRAPPED - .7" X 3" X 96" - WASHED MAPLE
3F	149326-D2-134	EA	MOLDING - VINYL WRAPPED - .7" X 1.5" X 83.9" - WASHED MAPLE
3F	149326-D2-743	EA	MOLDING - VINYL WRAPPED - .7" X 1.5" X 108" - WASHED MAPLE
3F	149326-F2-134	EA	MOLDING - VINYL WRAPPED - .7" X 2.5" X 83.9" - WASHED MAPLE
3F	149326-F2-438	EA	MOLDING - VINYL WRAPPED - .7" X 2.5" X 96" - WASHED MAPLE
3F	149326-F2-743	EA	MOLDING - VINYL WRAPPED - .7" X 2.5" X 108" - WASHED MAPLE
	149330-A2-438	EA	LUMBER - VINYL WRAPPED - .7" X .75" X 96" - SIERRA MAPLE
	149330-D2-438	EA	LUMBER - VINYL WRAPPED - .7" X 1.5" X 96" - SIERRA MAPLE
	149330-E2-438	EA	LUMBER - VINYL WRAPPED - .7" X 2" X 96" - SIERRA MAPLE
	149330-F2-438	EA	LUMBER - VINYL WRAPPED - .7" X 2.5" X 96" - SIERRA MAPLE
	149330-G2-438	EA	LUMBER - VINYL WRAPPED - .7" X 3" X 96" - SIERRA MAPLE
	149330-H2-438	EA	LUMBER - VINYL WRAPPED - .7" X 3.5" X 96" - SIERRA MAPLE
	149330-J2-438	EA	LUMBER - VINYL WRAPPED - .7" X 5.5" X 96" - SIERRA MAPLE
	149330-J2-743	EA	LUMBER - VINYL WRAPPED - .7" X 5.5" X 108" - SIERRA MAPLE
	149330-K2-438	EA	LUMBER - VINYL WRAPPED - .7" X 3.9" X 96" - SIERRA MAPLE
	149330-R2-438	EA	LUMBER - VINYL WRAPPED - .7" X 3" X 96" - SIERRA MAPLE
3F	149331-D2-134	EA	MOLDING - VINYL WRAP - .7" X 1.5" X 83.9" - SIERRA MAPLE
3F	149331-D2-743	EA	MOLDING - VINYL WRAP - .7" X 1.5" X 108" - SIERRA MAPLE
3F	149331-F2-134	EA	MOLDING - VINYL WRAP - .7" X 2.5" X 83.9" - SIERRA MAPLE
3F	149331-F2-438	EA	MOLDING - VINYL WRAP - .7" X 2.5" X 96" - SIERRA MAPLE
3F	149331-F2-743	EA	MOLDING - VINYL WRAP - .7" X 2.5" X 108" - SIERRA MAPLE

**INTERIOR FINISH GROUP (CONTINUED)**  
**MOLDINGS & TRIMS (CONTINUED)**



KEY	PART NUMBER	U/M	DESCRIPTION
1G	141260-01-01A	FT	U-CHANNEL - 1" - VILLAGE OAK
1G	141260-01-02A	FT	U-CHANNEL - 1" - GRADY BROWN
2G	146306-01-01A	FT	TRANSITION - CARPET/TILE
3G	150167-01-03A	EA	RAIL - DECORATIVE - 96" - WASHED MAPLE
3G	150167-01-07A	EA	RAIL - DECORATIVE - 96" - PORTSMOUTH OAK
3G	150167-01-08A	EA	RAIL - DECORATIVE - 96" - HONEY CHERRY
3G	150167-01-09A	EA	RAIL - DECORATIVE - 96" - SIERRA MAPLE
4G	151653-10-02A	EA	TRIM/RADIUS - CABINET CORNER - 79.6" - DULL METALLIC
4G	151653-13-02A	EA	TRIM/RADIUS - CABINET CORNER - 79.8" - DULL METALLIC
5G	M09568-04-W80	EA	MOLDING/TRIM - .3" X 1.5" X 73.6" - SIERRA MAPLE
5G	M09568-04-W79	EA	MOLDING/TRIM - .3" X 1.5" X 73.6" - WASHED MAPLE
6G	151861-01-02B	EA	ANGLE - SUPPORT/CORNER - 1.4" X 12.5" - E-COATED
6G	151861-02-02B	EA	ANGLE - SUPPORT/CORNER - 1.4" X 20.1" - E-COATED
6G	151861-03-02B	EA	ANGLE - SUPPORT/CORNER - 1.4" X 26.7" - E-COATED
6G	151861-04-02B	EA	ANGLE - SUPPORT/CORNER - 1.4" X 32.7" - E-COATED
6G	151861-05-02B	EA	ANGLE - SUPPORT/CORNER - 1.4" X 78.6" - E-COATED
6G	151861-06-02B	EA	ANGLE - SUPPORT/CORNER - 1.4" X 59" - E-COATED
6G	151861-08-02B	EA	ANGLE - SUPPORT/CORNER - 1.4" X 22.2" - E-COATED
6G	151861-09-02B	EA	ANGLE - SUPPORT/CORNER - 1.4" X 14.9" - E-COATED
7G	151893-01-02A	EA	TRIM/RADIUS - CABINET BOTTOM - 72.6" - DULL METALLIC
8G	156464-01-01A	FT	MOLDING - CORNER - RADIUS/PLASTIC - 8' - HONEY CHERRY
8G	156464-01-02A	FT	MOLDING - CORNER - RADIUS/PLASTIC - 8' - WASHED MAPLE
8G	156464-01-05A	FT	MOLDING - CORNER - RADIUS/PLASTIC - 8' - SIERRA MAPLE
8G	156464-01-06A	FT	MOLDING - CORNER - RADIUS/PLASTIC - 8' - CONCERT CHERRY
8G	156464-03-03A	FT	MOLDING - CORNER - RADIUS/PLASTIC - 8' - BONE
	081521-02-007	EA	MOUNT - METAL MOLDING - F/RADIUS CORNER MOLDING - 151.5"
9G	160989-01-06A	FT	CAP - CORNER - RADIUS MOLDING - PLASTIC - WASHED MAPLE
9G	160989-01-07A	FT	CAP - CORNER - RADIUS MOLDING - PLASTIC - HONEY CHERRY

**INTERIOR FINISH GROUP (CONTINUED)**  
**PANELING & LAMINATES**

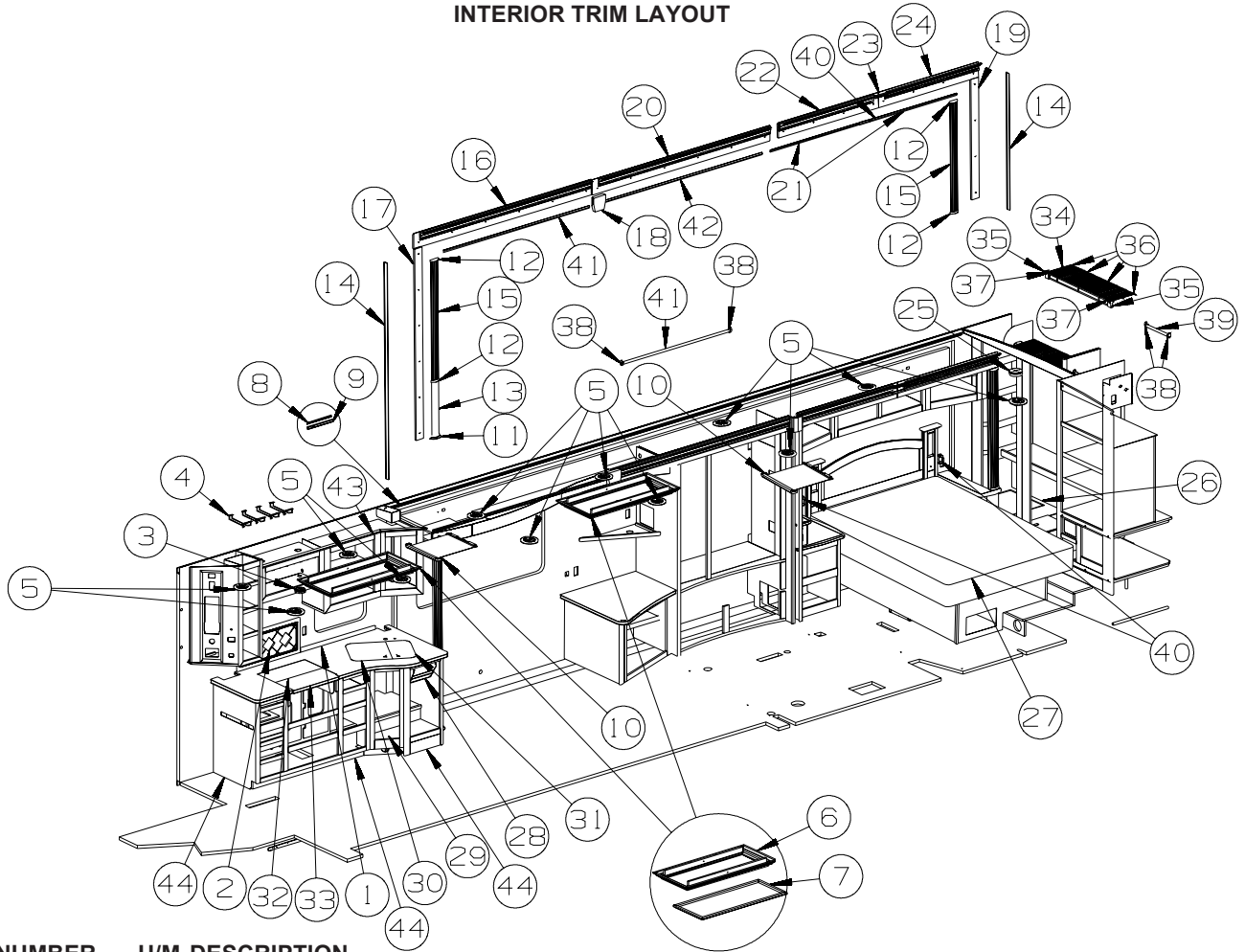
KEY	PART NUMBER	U/M	DESCRIPTION
	000885-B8-000	SF	PARTICLE BOARD - 3/8" X 4' X 8'- NEW CONC CHERRY - 2 SIDED
	000885-B9-000	SF	PART BD-PAPER,N.CON.CHERRY
	000885-A7-000	SF	PARTICLE BOARD - 3/4" X 4' X 8' - HONEY CHERRY - 2 SIDED
	000885-A8-000	SF	PARTICLE BOARD - 3/8" X 4' X 8' - HONEY CHERRY - 1 SIDED
	000885-A9-000	SF	PARTICLE BOARD - 3/8" X 4' X 8' - HONEY CHERRY - 2 SIDED
	000885-B4-000	SF	PARTICLE BOARD - 3/8" X 4' X 8'- WASHED MAPLE - 2 SIDED
	000885-B5-000	SF	PARTICLE BOARD - 3/8" X 4' X 8'- WASHED MAPLE - 1 SIDED
	000885-B6-000	SF	PARTICLE BOARD - 3/4" X 4' X 8'- WASHED MAPLE - 2 SIDED
	000885-C0-000	SF	PARTICLE BOARD - 3/4" X 4' X 8'- NEW CONC CHERRY - 2 SIDED
	000885-C3-000	SF	PARTICLE BOARD - 3/8" X 4' X 8' - WHITE THATCH EMB-1 SIDED
	057882-06-000	SF	TAMBOUR - 48" X 96" SHEET - UNFINISHED - CONCERT CHERRY, HONEY CHERRY
	057882-05-000	SF	TAMBOUR - 48" X 96" SHEET - UNFINISHED - WASHED MAPLE
	074498-A2-000	SF	LAMINATE - PLASTIC - PHANTOM GRAY - 5' X 8'
	074498-C2-000	SF	LAMINATE - PLASTIC - SHAKER CHERRY - 5' X 8' - CONCERT CHERRY
	074498-A6-000	SF	LAMINATE - PLASTIC - HARDROCK MAPLE - 5' X 8' - WASHED MAPLE
	074498-A7-000	SF	LAMINATE - PLASTIC - GRAND ISLE - 5' X 8' - HONEY CHERRY
	074497-50-000	SF	PANELING - NEW CONCERT CHERRY - 1/8" X 4' X 8'
	076773-20-000	SF	PANELING - 2 SIDED/WASHED MAPLE - 1/8" X 4' X 8'
	076773-21-000	SF	PANELING - 2 SIDED/NEW CONC CHERRY - 1/8" X 4' X 8'
	079666-03-000	SF	PANELING - CLOSET - CEDAR - 4' X 7'
	079666-04-000	SF	PANELING - CLOSET - CEDAR - 4' X 8'
	074497-49-000	SF	PANELING - WASHED MAPLE - 1/8" X 4' X 8'
	074497-47-000	SF	PANELING - HONEY CHERRY - 1/8" X 4' X 8'
	076773-18-000	SF	PANELING - 2 SIDED/HONEY CHERRY - 1/8" X 4' X 8'
	088272-M7-000	SF	PANELING - KURTA/CANVAS - 4' X 7.4'
	088272-L8-000	SF	PANELING - D'VINCI/ALMOND - 4' X 7' (WL4, WL5, WL6) FROM: 00-00-00 THRU: 03-27-07
	088272-N7-000	SF	PANELING - DISTRESSED CRACKLE - 4' X 7.4' (WL4, WL5, WL6) FROM: 03-28-07 THRU: 99-99-99
	088272-N9-000	SF	PANELING - OTTAWA HERITAGE - 4' X 7.4' (WM0, WM1, WM2)
	088272-L8-000	SF	PANELING - D'VINCI/ALMOND - 4' X 7' (WM4, WM5, WM6) FROM: 00-00-00 THRU: 03-27-07
	088272-N7-000	SF	PANELING - DISTRESSED CRACKLE - 4' X 7.4' (WM4, WM5, WM6) FROM: 03-28-07 THRU: 11-04-07
	088272-N8-000	SF	PANELING - MOROCCO SAND - 4' X 7.4' (WM4, WM5, WM6) FROM: 11-05-07 THRU: 99-99-99
	088272-M9-000	EA	PANELING - WHITE THATCHED - 4' X 8'
	154735-03-000	EA	PANELING - FLEXIBLE - MORITZ/TUSCANY - 4' X 8' FROM: 02-09-07 THRU: 99-99-99
	154735-10-000	SF	PANELING - FLEXIBLE - D'VINCI/ALMOND - 4' X 8' (WL4, WL5, WL6) FROM: 00-00-00 THRU: 03-27-07
	154735-18-000	SF	PANELING - FLEXIBLE - DISTRESSED CRACKLE - 4' X 8' (WL4, WL5, WL6) FROM: 03-28-07 THRU: 99-99-99
	154735-08-000	SF	PANELING - FLEXIBLE - VILLA/BISQUE - 4' X 8' (WM0, WM1, WM2)
	154735-10-000	SF	PANELING - FLEXIBLE - D'VINCI/ALMOND - 4' X 8' (WM4, WM5, WM6) FROM: 00-00-00 THRU: 03-27-07
	154735-18-000	SF	PANELING - FLEXIBLE - DISTRESSED CRACKLE - 4' X 8' (WM4, WM5, WM6) FROM: 03-28-07 THRU: 11-04-07
	165409-05-000	SF	PANELING - FLEXIBLE - MOROCCO/SAND - 4' X 8' (WM4, WM5, WM6) FROM: 11-05-07 THRU: 99-99-99
	085284-J3-000	FT	BATT TAPE - ADHESIVE BACKED - DECRTVE - D'VINCI ALMOND (WL4, WL5, WL6) FROM: 00-00-00 THRU: 03-27-07
	085284-L6-000	FT	BATT TAPE - ADHESIVE BACKED - DECORATIVE - DIST CRACKLE (WL4, WL5, WL6) FROM: 03-28-07 THRU: 99-99-99
	085284-K6-000	FT	BATT TAPE - ADHESIVE BACKED - DECORATIVE - BISQUE (WM0, WM1, WM2)
	085284-J3-000	FT	BATT TAPE - ADHESIVE BACKED - DECRTVE - D'VINCI ALMOND (WM4, WM5, WM6) FROM: 00-00-00 THRU: 03-27-07
	085284-L6-000	FT	BATT TAPE - ADHESIVE BACKED - DECORATIVE - DIST CRACKLE (WM4, WM5, WM6) FROM: 03-28-07 THRU: 11-04-07
	085284-L7-000	FT	BATT TAPE - ADHESIVE BACKED - DECORATIVE - MOROCCO SAND (WM4, WM5, WM6) FROM: 11-05-07 THRU: 99-99-99

**INTERIOR FINISH GROUP (CONTINUED)**  
**PANELING & LAMINATES (CONTINUED)**

<b>KEY</b>	<b>PART NUMBER</b>	<b>U/M</b>	<b>DESCRIPTION</b>
	088263-J0-000	EA	BATT STRIP - DECORATIVE - D'VINCI ALMOND (WL4, WL5, WL6) FROM: 00-00-00 THRU: 03-27-07
	088263-L2-000	EA	BATT STRIP - DECORATIVE - DISTRESSED CRACKLE (WL4, WL5, WL6) FROM: 03-28-07 THRU: 99-99-99
	088263-K2-000	EA	BATT STRIP - DECORATIVE - BISQUE - 8' (WM0, WM1, WM2)
	088263-J0-000	EA	BATT STRIP - DECORATIVE - D'VINCI ALMOND (WM4, WM5, WM6) FROM: 00-00-00 THRU: 03-27-07
	088263-L2-000	EA	BATT STRIP - DECORATIVE - DISTRESSED CRACKLE (WM4, WM5, WM6) FROM: 03-28-07 THRU: 11-04-07
	088263-L3-000	EA	BATT STRIP - DECORATIVE - MOROCCO SAND (WM4, WM5, WM6) FROM: 11-05-07 THRU: 99-99-99
	093743-09-04A	FT	PLASTIC - ABS COIL - 6" WIDE - WHITE

# INTERIOR FINISH GROUP (CONTINUED)

## INTERIOR TRIM LAYOUT



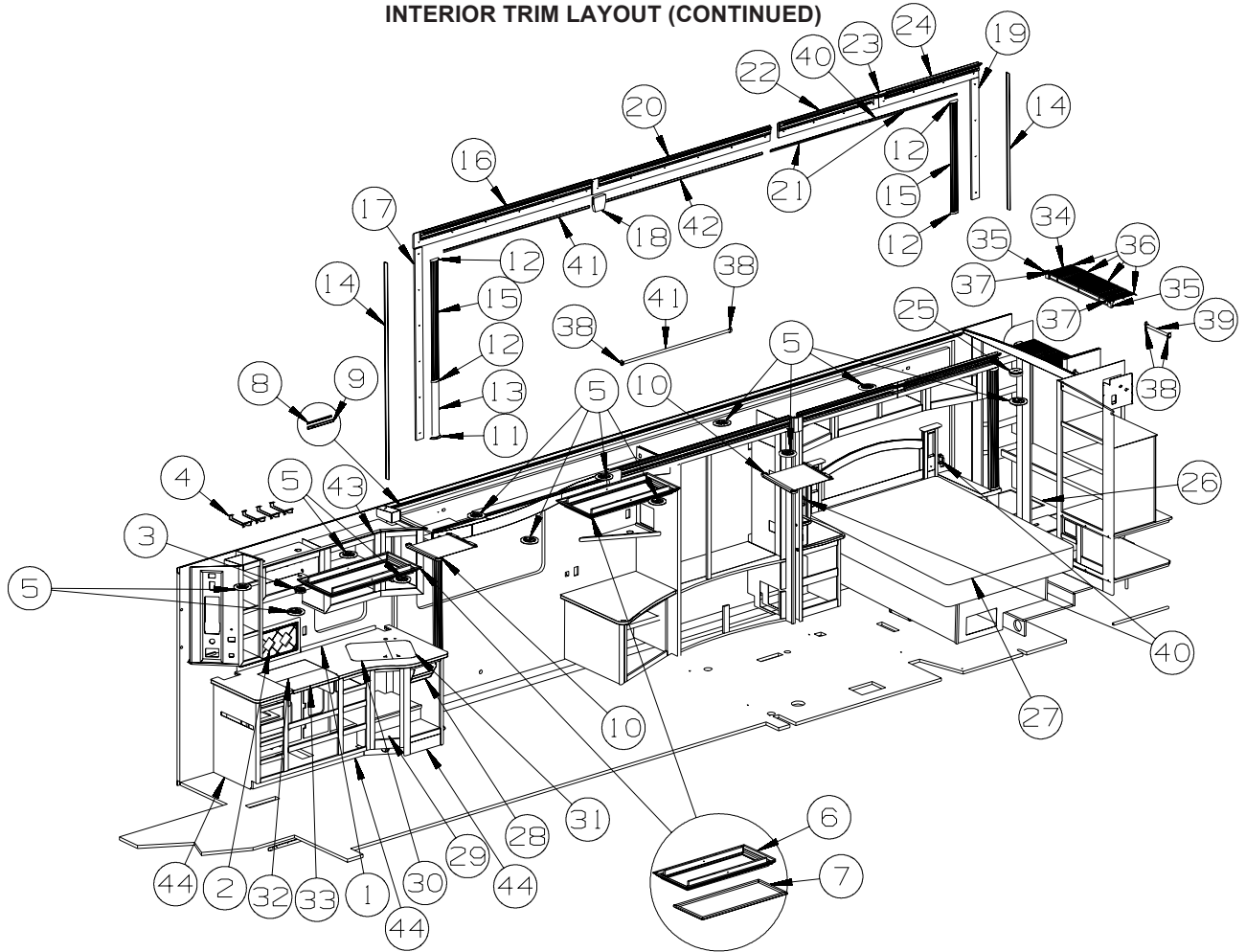
KEY	PART NUMBER	U/M	DESCRIPTION
1	162669-03-WK4	EA	BACKSPLASH - CORIAN (WL4, WL5, WL6)
1	162669-03-WM0	EA	BACKSPLASH - CORIAN (WM0, WM1, WM2)
1	162669-03-WK0	EA	BACKSPLASH - CORIAN (WM4, WM5, WM6)
2	162669-13-WL4	EA	BACKSPLASH - CORIAN (WL4, WL5, WL6)
2	162669-13-WM0	EA	BACKSPLASH - CORIAN (WM0, WM1, WM2)
2	162669-13-WM4	EA	BACKSPLASH - CORIAN (WM4, WM5, WM6)
3	072852-01-000	EA	DETECTOR - SMOKE - W/9 VOLT BATTERY - US
3	072852-02-000	EA	DETECTOR - SMOKE - W/9 VOLT BATTERY - CANADIAN
4	159480-01-01A	EA	RACK - GLASS/STEMWARE HANGER - 10" - CHROME
5	120134-01-02A	EA	REGISTER - W/DAMPER - 4" PIPE/6.4" O.D. FACE - WHITE
5	120134-02-01A	EA	REGISTER - TRIM RING - WHITE
6	145978-03-UK5	EA	CABINET - OVERHEAD/LIGHT - W/O DOORS/HARDWARE - CONCERT CHERRY
6	145978-03-UK6	EA	CABINET - OVERHEAD/LIGHT - W/O DOORS/HARDWARE - WASHED MAPLE
6	145978-03-UK7	EA	CABINET - OVERHEAD/LIGHT - W/O DOORS/HARDWARE - HONEY CHERRY
7	157478-01-UJ1	EA	CABINET - LIGHT/FLUORESCENT - CONCERT CHERRY
7	157478-01-UJ2	EA	CABINET - LIGHT/FLUORESCENT - WASHED MAPLE
7	157478-01-UJ3	EA	CABINET - LIGHT/FLUORESCENT - HONEY CHERRY
	133312-01-01A	EA	LENS - CLEAR DIFFUSER - 23.7" X 47.8"
8	M09525-04-UJ1	EA	MOLDING/TRIM - ANGLED - 1" X 1" X 96" - CONCERT CHERRY
8	M09525-04-UJ2	EA	MOLDING/TRIM - ANGLED - 1" X 1" X 96" - WASHED MAPLE
8	M09525-04-UJ3	EA	MOLDING/TRIM - ANGLED - 1" X 1" X 96" - HONEY CHERRY
9	M09525-03-UJ1	EA	MOLDING/TRIM - .6" X 1" X 96" - CONCERT CHERRY
9	M09525-03-UJ2	EA	MOLDING/TRIM - .6" X 1" X 96" - WASHED MAPLE
9	M09525-03-UJ3	EA	MOLDING/TRIM - .6" X 1" X 96" - HONEY CHERRY
10	144628-01-01A	EA	SHADE - VENT COVER - 15.7" X 15.7" - OFF WHITE
11	157201-01-UK5	EA	MOLDING/BLOCK - RADIUS W/COVE - 5.6" - CONCERT CHERRY/HONEY CHERRY
11	157201-01-UK6	EA	MOLDING/BLOCK - RADIUS W/COVE - 5.6" - WASHED MAPLE
12	P57200-01-UK5	EA	MOLDING/BLOCK - RADIUS - 4.1" - CONCERT CHERRY
12	P57200-01-UK6	EA	MOLDING/BLOCK - RADIUS - 4.1" - WASHED MAPLE
12	P57200-01-UK7	EA	MOLDING/BLOCK - RADIUS - 4.1" - HONEY CHERRY



**INTERIOR FINISH GROUP (CONTINUED)**  
**INTERIOR TRIM LAYOUT (CONTINUED)**

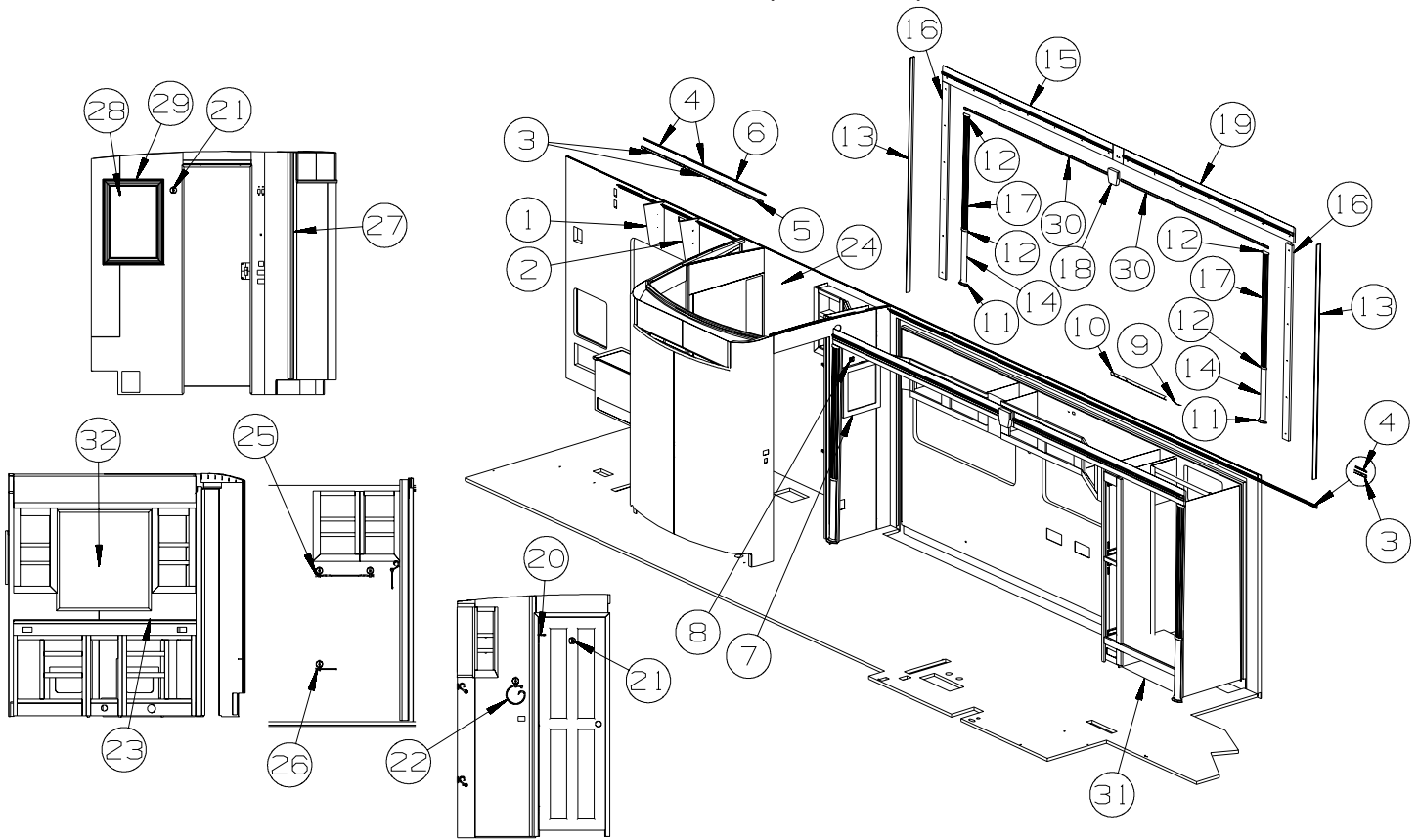
KEY	PART NUMBER	U/M	DESCRIPTION
13	M09520-86-UK5	EA	MOLDING - CURVED - 3.4" X 22.3" - CONCERT CHERRY
13	M09520-86-UK6	EA	MOLDING - CURVED - 3.4" X 22.3" - WASHED MAPLE
13	M09520-86-UK7	EA	MOLDING - CURVED - 3.4" X 22.3" - HONEY CHERRY
14	M09525-81-UJ1	EA	MOLDING - TRIM/VEE - 1.5" X 74.7" - CONCERT CHERRY
14	M09525-81-UJ2	EA	MOLDING - TRIM/VEE - 1.5" X 74.7" - WASHED MAPLE
14	M09525-81-UJ3	EA	MOLDING - TRIM/VEE - 1.5" X 74.7" - HONEY CHERRY
15	M09525-46-UK5	EA	MOLDING - CURVED/FLUTED - 3.4" X 66.7" - CONCERT CHERRY
15	M09525-46-UK6	EA	MOLDING - CURVED/FLUTED - 3.4" X 66.7" - WASHED MAPLE
15	M09525-46-UK7	EA	MOLDING - CURVED/FLUTED - 3.4" X 66.7" - HONEY CHERRY
16	159694-13-UK5	EA	MOLDING - SLIDEOUT/TOP - 83.1"- CONCERT CHERRY
16	159694-13-UK6	EA	MOLDING - SLIDEOUT/TOP - 83.1" - WASHED MAPLE
16	159694-13-UK7	EA	MOLDING - SLIDEOUT/TOP - 83.1" - HONEY CHERRY
17	159694-18-UK5	EA	MOLDING/WOOD - SLIDEOUT/BACK/VERTICAL- CONCERT CHERRY
17	159694-18-UK6	EA	MOLDING/WOOD - SLIDEOUT/BACK/VERTICAL - WASHED MAPLE
17	159694-18-UK7	EA	MOLDING/WOOD - SLIDEOUT/BACK/VERTICAL
18	P57226-01-UK5	EA	MOLDING/CENTER - DECORATIVE - 1.4"X 6"X 6" -CONCERT CHERRY
18	P57226-01-UK6	EA	MOLDING/CENTER - DECORATIVE - 1.4"X 6"X 6" - WASHED MAPLE
18	P57226-01-UK7	EA	MOLDING/CENTER - DECORATIVE - 1.4"X 6"X 6" - HONEY CHERRY
19	159694-17-UK5	EA	MOLDING/WOOD - SLIDEOUT/BACK/VERTICAL- CONCERT CHERRY
19	159694-17-UK6	EA	MOLDING/WOOD - SLIDEOUT/BACK/VERTICAL - WASHED MAPLE
19	159694-17-UK7	EA	MOLDING/WOOD - SLIDEOUT/BACK/VERTICAL
20	159694-12-UK5	EA	MOLDING - SLIDEOUT/TOP - 83.1"- CONCERT CHERRY
20	159694-12-UK6	EA	MOLDING - SLIDEOUT/TOP - 83.1" - WASHED MAPLE
20	159694-12-UK7	EA	MOLDING - SLIDEOUT/TOP - 83.1" - HONEY CHERRY
21	M09534-69-UK5	EA	MOLDING - TRIM/VEE - .3" X 1" X 44" - CONCERT CHERRY
21	M09534-69-UK6	EA	MOLDING - TRIM/VEE - .3" X 1" X 44" - WASHED MAPLE
21	M09534-69-UK7	EA	MOLDING - TRIM/VEE - .3" X 1" X 44" - HONEY CHERRY
22	159694-20-UK5	EA	MOLDING - SLIDEOUT/TOP - 46.8"- CONCERT CHERRY
22	159694-20-UK6	EA	MOLDING - SLIDEOUT/TOP - 46.8" - WASHED MAPLE
22	159694-20-UK7	EA	MOLDING - SLIDEOUT/TOP - 46.8" - HONEY CHERRY
23	159694-22-UK5	EA	MOLDING/BLOCK - SLIDEOUT/TOP - 5.4"- CONCERT CHERRY
23	159694-22-UK6	EA	MOLDING/BLOCK - SLIDEOUT/TOP - 5.4" - WASHED MAPLE
23	159694-22-UK7	EA	MOLDING/BLOCK - SLIDEOUT/TOP - 5.4" - HONEY CHERRY
24	159694-19-UK5	EA	MOLDING - SLIDEOUT/TOP - 46.8"- CONCERT CHERRY
24	159694-19-UK6	EA	MOLDING - SLIDEOUT/TOP - 46.8" - WASHED MAPLE
24	159694-19-UK7	EA	MOLDING - SLIDEOUT/TOP - 46.8" - HONEY CHERRY
25	125136-02-000	EA	DETECTOR/CO - GAS MODEL - 9 VOLT
26	099717-05-000	EA	STRAP - W/16.5" FEMALE STRAP AND 17.7" MALE STRAP
27	142411-02-000	EA	MATTRESS/AIR - 60" X 80" - SELECT COMFORT
27	142411-03-000	EA	AIR PUMP W/CONTROLS - F/SELECT COMFORT MATTRESS
28	093605-02-01A	EA	RACK - TOWEL/WIRE - ALMOND
29	159032-01-01A	EA	CONTAINER - WASTEBASKET - 14.3 QT - WHITE
30	163046-01-WK4	EA	COVER - RECESSED SINK - 15.1" X 17" (WL4, WL5)
30	163046-01-WM0	EA	COVER - RECESSED SINK - 15.1" X 17" (WM0, WM1, WM2)
30	163046-01-WK0	EA	COVER - RECESSED SINK - 15.1" X 17" (WM4, WM5, WM6)
31	163046-02-WK4	EA	COVER - RECESSED SINK - 8.8" X 17" (WL4, WL5)
31	163046-02-WM0	EA	COVER - RECESSED SINK - 8.8" X 17" (WM0, WM1, WM2)
31	163046-02-WK0	EA	COVER - RECESSED SINK - 8.8" X 17" (WM4, WM5, WM6)
32	161674-01-WK4	EA	COVER - STOVE TOP - CORIAN - BETHANY (WL4, WL5, WL6) FROM: 00-00-00 THRU: 03-11-07
32	164470-01-10C	EA	COVER - STOVE TOP - CORIAN - BETHANY (WL4, WL5, WL6) FROM: 03-12-07 THRU: 99-99-99
32	161674-01-WM0	EA	COVER - STOVE TOP - CORIAN - FOSSIL (WM0, WM1, WM2) FROM: 00-00-00 THRU: 03-11-07
32	164470-01-03C	EA	COVER - STOVE TOP - CORIAN - FOSSIL (WM0, WM1, WM2) FROM: 03-12-07 THRU: 99-99-99
32	161674-01-WK0	EA	COVER - STOVE TOP - CORIAN - COCOA BROWN (WM4, WM5, WM6) FROM: 00-00-00 THRU: 03-11-07
32	164470-01-11C	EA	COVER - STOVE TOP - CORIAN - COCOA BROWN (WM4, WM5, WM6) FROM: 03-12-07 THRU: 99-99-99

**INTERIOR FINISH GROUP (CONTINUED)**  
**INTERIOR TRIM LAYOUT (CONTINUED)**



KEY	PART NUMBER	U/M	DESCRIPTION
33	161674-06-WK4	EA	COVER - STOVE TOP - CORIAN (WL4, WL5, WL6)
33	161674-06-WM0	EA	COVER - STOVE TOP - CORIAN (WM0, WM1, WM2)
33	161674-06-WK0	EA	COVER - STOVE TOP - CORIAN (WM4, WM5, WM6)
34	136891-01-01A	EA	SHELF & ROD - 12" X 143.8" - W/O ENDS
35	136891-50-01A	EA	BRACKET/END - F/SHELF
36	136891-53-01A	EA	BRACKET - U/CLAMP MOUNTING - F/SHELF
37	136891-52-01A	EA	END CAP - SMALL - F/SHELF
38	152301-01-01A	EA	FLANGE - PLASTIC - 1" CLOTHES ROD HOLDER - WHITE
39	Y00136-21-218	EA	DOWEL - WOOD - CLOTHES ROD - 1"DIAMETER X 4'
40	142411-05-000	EA	HOLDER - F/CONTROL (SELECT COMFORT)
41	102075-24-03A	EA	ROD - SHOWER CURTAIN - 50.7" - MILL

**INTERIOR FINISH GROUP (CONTINUED)**  
**INTERIOR TRIM LAYOUT (CONTINUED)**

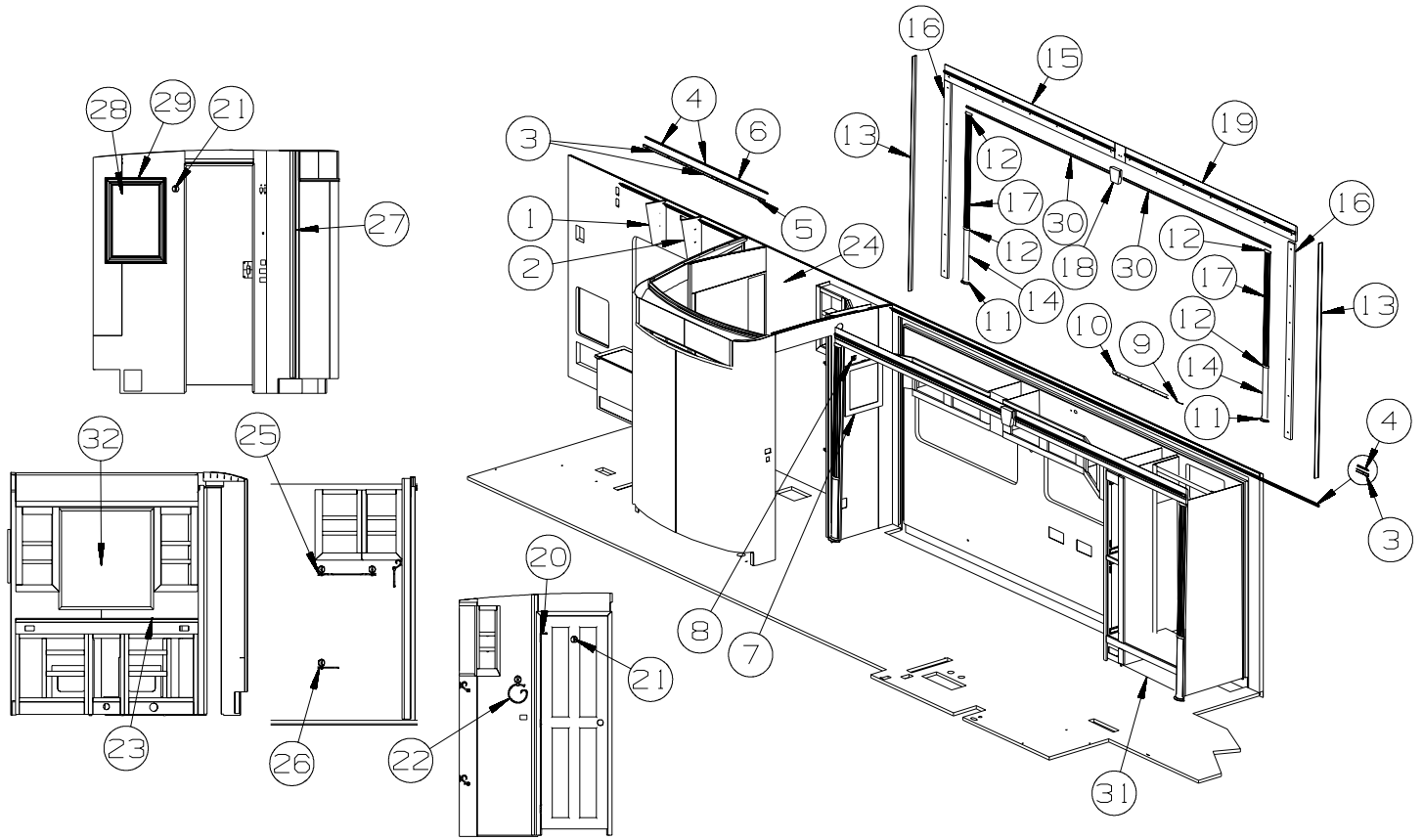


KEY	PART NUMBER	U/M	DESCRIPTION
1	159284-04-UJ1	EA	END CAP - OVERHEAD/CABINET - CONCERT CHERRY FROM: 00-00-00 THRU: 05-14-07
1	159284-12-WK0	EA	END CAP - OVERHEAD/CABINET - CONCERT CHERRY FROM: 05-15-07 THRU: 99-99-99
1	159284-04-UJ2	EA	END CAP - OVERHEAD/CABINET - WASHED MAPLE FROM: 00-00-00 THRU: 05-14-07
1	159284-12-WK1	EA	END CAP - OVERHEAD/CABINET - WASHED MAPLE FROM: 05-15-07 THRU: 99-99-99
1	159284-04-UJ3	EA	END CAP - OVERHEAD/CABINET - HONEY CHERRY FROM: 00-00-00 THRU: 05-14-07
1	159284-12-WK2	EA	END CAP - OVERHEAD/CABINET - HONEY CHERRY FROM: 05-15-07 THRU: 99-99-99
2	159284-03-UJ1	EA	END CAP - OVERHEAD/CABINET - CONCERT CHERRY FROM: 00-00-00 THRU: 05-14-07
2	159284-11-WK0	EA	END CAP - OVERHEAD/CABINET - CONCERT CHERRY FROM: 05-15-07 THRU: 09-30-07
2	159284-15-WK0	EA	END CAP - OVERHEAD/CABINET - CONCERT CHERRY FROM: 10-01-07 THRU: 99-99-99
2	159284-03-UJ2	EA	END CAP - OVERHEAD/CABINET - WASHED MAPLE FROM: 00-00-00 THRU: 05-14-07
2	159284-11-WK1	EA	END CAP - OVERHEAD/CABINET - WASHED MAPLE FROM: 05-15-07 THRU: 09-30-07
2	159284-15-WK1	EA	END CAP - OVERHEAD/CABINET - WASHED MAPLE FROM: 10-01-07 THRU: 99-99-99
2	159284-03-UJ3	EA	END CAP - OVERHEAD/CABINET - HONEY CHERRY FROM: 00-00-00 THRU: 05-14-07
2	159284-11-WK2	EA	END CAP - OVERHEAD/CABINET - HONEY CHERRY FROM: 05-15-07 THRU: 09-30-07
2	159284-15-WK2	EA	END CAP - OVERHEAD/CABINET - HONEY CHERRY FROM: 10-01-07 THRU: 99-99-99
3	M09525-03-UJ1	EA	MOLDING/TRIM - .6" X 1" X 96" - CONCERT CHERRY
3	M09525-03-UJ2	EA	MOLDING/TRIM - .6" X 1" X 96" - WASHED MAPLE
3	M09525-03-UJ3	EA	MOLDING/TRIM - .6" X 1" X 96" - HONEY CHERRY

**INTERIOR FINISH GROUP (CONTINUED)**  
**INTERIOR TRIM LAYOUT (CONTINUED)**

KEY	PART NUMBER	U/M	DESCRIPTION
4	M09525-04-UJ1	EA	MOLDING/TRIM - ANGLED - 1" X 1" X 96" - CONCERT CHERRY
4	M09525-04-UJ2	EA	MOLDING/TRIM - ANGLED - 1" X 1" X 96" - WASHED MAPLE
4	M09525-04-UJ3	EA	MOLDING/TRIM - ANGLED - 1" X 1" X 96" - HONEY CHERRY
5	159756-01-UJ1	EA	TRIM - SIDEWALL/ROOF - W/MITER - CONCERT CHERRY
5	159756-01-UJ2	EA	TRIM - SIDEWALL/ROOF - W/MITER - WASHED MAPLE
5	159756-01-UJ3	EA	TRIM - SIDEWALL/ROOF - W/MITER - HONEY CHERRY
6	159757-01-UJ1	EA	TRIM - SIDEWALL/ROOF - W/MITER - CONCERT CHERRY
6	159757-01-UJ2	EA	TRIM - SIDEWALL/ROOF - W/MITER - WASHED MAPLE
6	159757-01-UJ3	EA	TRIM - SIDEWALL/ROOF - W/MITER - HONEY CHERRY
7	131493-01-04A	EA	PICTURE - DECORATIVE - 10" X 16" - LEAF COLLAGE II (WL4, WL5, WL6)
7	131493-01-06A	EA	PICTURE - DECORATIVE - 10" X 16" - PARADISE (WM0, WM1, WM2)
7	131493-02-38A	EA	PICTURE - DECORATIVE - 13" X 15" - ROSETTE II (WM4, WM5, WM6)
8	130120-01-01A	EA	BRACKET/MOUNTING - MIRROR
9	138359-01-01A	FT	COVER - ROOF BREAK - PEARL CREAM/PLASTIC - 96"
10	138403-01-01A	EA	TRIM - ROOF - MILL
11	157201-01-UK5	EA	MOLDING/BLOCK - RADIUS W/COVE - 5.6" - CONCERT CHERRY
11	157201-01-UK6	EA	MOLDING/BLOCK - RADIUS W/COVE - 5.6" - WASHED MAPLE
11	157201-01-UK7	EA	MOLDING/BLOCK - RADIUS W/COVE - 5.6" - HONEY CHERRY
12	P57200-01-UK5	EA	MOLDING/BLOCK - RADIUS - 4.1" - CONCERT CHERRY
12	P57200-01-UK6	EA	MOLDING/BLOCK - RADIUS - 4.1" - WASHED MAPLE
12	P57200-01-UK7	EA	MOLDING/BLOCK - RADIUS - 4.1" - HONEY CHERRY
13	M09525-81-UJ1	EA	MOLDING - TRIM/VEE - 1.5" X 74.7" - CONCERT CHERRY
13	M09525-81-UJ2	EA	MOLDING - TRIM/VEE - 1.5" X 74.7" - WASHED MAPLE
13	M09525-81-UJ3	EA	MOLDING - TRIM/VEE - 1.5" X 74.7" - HONEY CHERRY
14	M09520-86-UK5	EA	MOLDING - CURVED - 3.4" X 22.3" - CONCERT CHERRY
14	M09520-86-UK6	EA	MOLDING - CURVED - 3.4" X 22.3" - WASHED MAPLE
14	M09520-86-UK7	EA	MOLDING - CURVED - 3.4" X 22.3" - HONEY CHERRY
15	159692-13-UK5	EA	MOLDING - SLIDEOUT/TOP - 96" - CONCERT CHERRY
15	159692-13-UK6	EA	MOLDING - SLIDEOUT/TOP - 96" - WASHED MAPLE
15	159692-13-UK7	EA	MOLDING - SLIDEOUT/TOP - 96" - HONEY CHERRY
16	159692-17-UK5	EA	MOLDING/WOOD - SLIDEOUT/BACK/VERTICAL - CONCERT CHERRY
16	159692-17-UK6	EA	MOLDING/WOOD - SLIDEOUT/BACK/VERTICAL - WASHED MAPLE
16	159692-17-UK7	EA	MOLDING/WOOD - SLIDEOUT/BACK/VERTICAL - HONEY CHERRY
17	M09525-46-UK5	EA	MOLDING - CURVED/FLUTED - 3.4" X 66.7" - CONCERT CHERRY
17	M09525-46-UK6	EA	MOLDING - CURVED/FLUTED - 3.4" X 66.7" - WASHED MAPLE
17	M09525-46-UK7	EA	MOLDING - CURVED/FLUTED - 3.4" X 66.7" - HONEY CHERRY
18	P57226-01-UK5	EA	MOLDING/CENTER - DECORATIVE - 1.4"X 6"X 6" - CONCERT CHERRY
18	P57226-01-UK6	EA	MOLDING/CENTER - DECORATIVE - 1.4"X 6"X 6" - WASHED MAPLE
18	P57226-01-UK7	EA	MOLDING/CENTER - DECORATIVE - 1.4"X 6"X 6" - HONEY CHERRY
19	159692-12-UK5	EA	MOLDING - SLIDEOUT/TOP - 96"- CONCERT CHERRY
19	159692-12-UK6	EA	MOLDING - SLIDEOUT/TOP - 96" - WASHED MAPLE
19	159692-12-UK7	EA	MOLDING - SLIDEOUT/TOP - 96" - HONEY CHERRY
20	155436-01-01A	EA	STOP - DOOR/BATH - SATIN NICKEL
21	159764-01-02A	EA	HOOK - ROBE - TWIN - BRUSHED NICKEL
22	159765-01-02A	EA	TOWEL RING - BRUSHED NICKEL
23	144884-02-02A	EA	DISPENSER - SOAP/LOTION - STAINLESS STEEL
24*	158076-01-02A	EA	DOOR - SHOWER - NEO ANGLE/TWO BAR - 66.4" TALL-NICKEL/RAIN FROM: 00-00-00 THRU: 06-17-07
24*	164096-01-01A	EA	DOOR - SHOWER - CURVED - BRUSHED NICKEL/RAIN GLASS FROM: 06-18-07 THRU: 99-99-99
25	159766-01-02A	EA	TOWEL BAR - 18" - BRUSHED NICKEL
26	159767-01-02A	EA	HOLDER - TISSUE - BRUSHED NICKEL
27	160388-01-04A	EA	TRIM - SIGHT SHIELD - D'VINCI ALMOND (WL4, WL5, WL6, WM, WM5, WM6)
27	160388-01-03A	EA	TRIM - SIGHT SHIELD - VILLA BISQUE (WM0, WM1, WM2)
28	140374-51-000	EA	MIRROR - SAFETY GLASS - 19.2" X 26.5"
29	150825-02-SD1	EA	FRAME/MIRROR - 30.5" X 21.7" - CONCERT CHERRY
29	150825-02-SD2	EA	FRAME/MIRROR - 30.5" X 21.7" - WASHED MAPLE
29	150825-02-SD3	EA	FRAME/MIRROR - 30.5" X 21.7" - HONEY CHERRY
30	M09534-65-UK5	EA	MOLDING - TRIM/VEE - .3" X 1" X 96" - CONCERT CHERRY
30	M09534-65-UK6	EA	MOLDING - TRIM/VEE - .3" X 1" X 96" - WASHED MAPLE
30	M09534-65-UK7	EA	MOLDING - TRIM/VEE - .3" X 1" X 96" - HONEY CHERRY
31	M09471-79-R39	EA	MOLDING - TRIM/COVE - .8" X .8" X 95.8" - CHERRY/CHERRY - CONCERT CHERRY
31	M09471-79-R46	EA	MOLDING - TRIM/COVE - .8" X .8" X 95.8" - MAPLE/MAPLE - WASHED MAPLE
31	M09471-79-RE0	EA	MOLDING - TRIM/COVE - .8" X .8" X 95.8" - HONEY/CHERRY- HONEY CHERRY

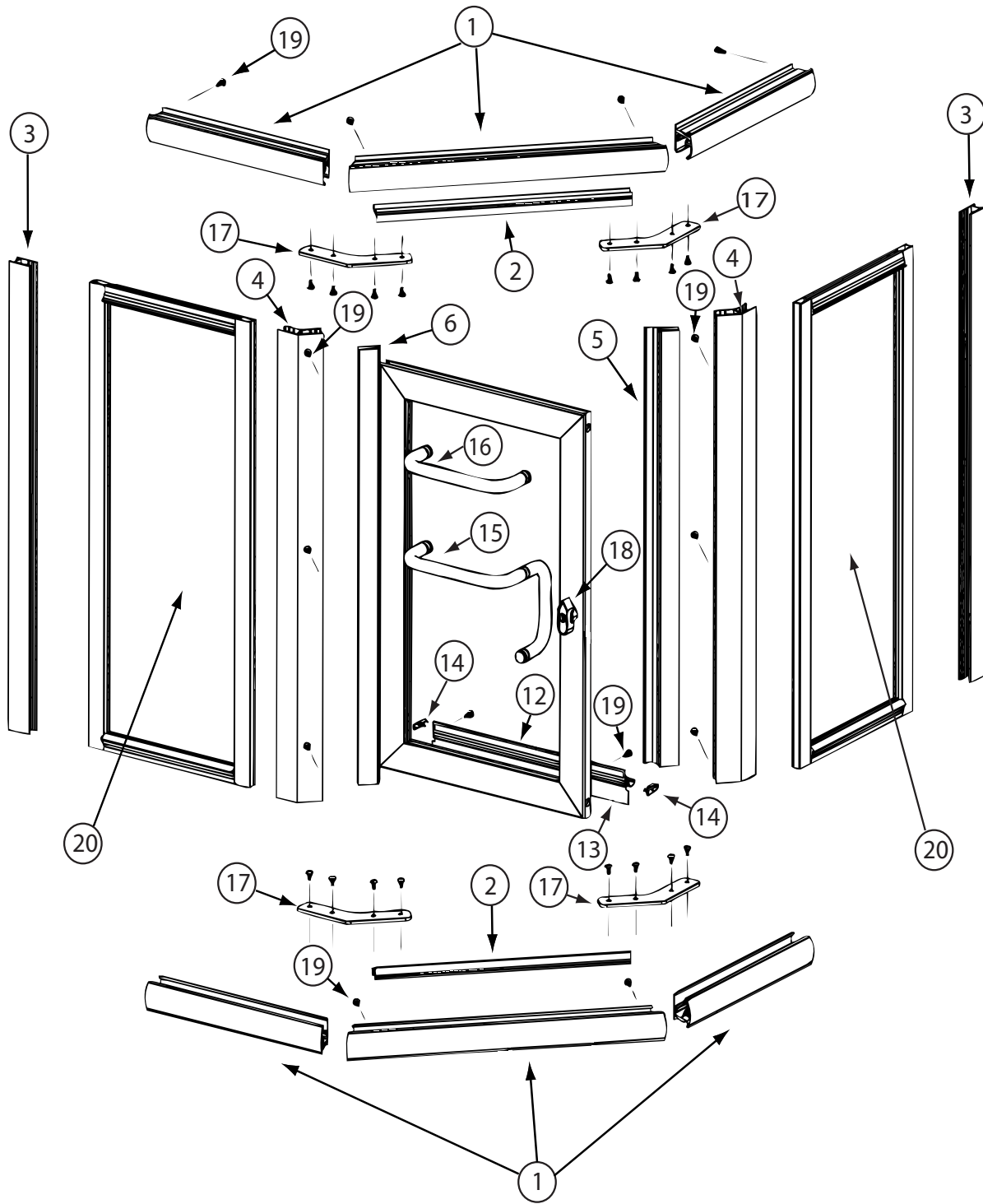
**INTERIOR FINISH GROUP (CONTINUED)**  
**INTERIOR TRIM LAYOUT (CONTINUED)**



KEY	PART NUMBER	U/M	DESCRIPTION
32	113195-03-01A	EA	MIRROR - BEVELED SAFETY GLASS - CLEAR - 33.6" X 36"

**\*COMPONENT PARTS LISTED LATER IN THIS GROUP**

**INTERIOR FINISH GROUP (CONTINUED)**  
**COMPONENT PARTS FOR INTERIOR TRIM LAYOUT**



158076-01-02A

**INTERIOR FINISH GROUP (CONTINUED)**  
**COMPONENT PARTS FOR INTERIOR TRIM LAYOUT (CONTINUED)**

**158076-01-02A (CONTINUED)**

<b>KEY</b>	<b>PART NUMBER</b>	<b>U/M</b>	<b>DESCRIPTION</b>	<b>VENDOR NO</b>
1	139047-05-701	EA	HEADER/SILL-(PAIR) NICKEL	900N
2	139047-05-702	EA	DAM STRIP-TOP/BOTTOM-25"	901N
3	139047-05-703	EA	JAMB - WALL - 65.9" - NICKEL	903N
4	139047-05-704	EA	CORNER POST-45 DEGREE- 65.9"	909N
5	139047-05-705	EA	STRIKE - JAMB - 64.6"-NICKEL	926N
6	139047-05-706	EA	HINGE/POST-DOOR-64.5"-NICKEL	920N
12	139047-05-710	EA	RAIL DRIP - 31.6" - NICKEL	927N
13	139047-01-710	FT	VINYL SWEEP	C176G
14	139047-01-711	EA	PLUG - DRIP CAP (SET) BLACK	CP933 - BLACK
15	158076-02-700	EA	PULL/BAR COMBO (SET)-NICKEL	T618N
16	158076-01-712	EA	TOWEL BAR - BRUSHED NICKEL	T18N
17	139047-01-712	EA	HEADER - CORNER BRACKET	313.45C
18	089318-01-707	EA	LATCH/CATCH-TURN-SAFETY-BLK	9730N
19	158076-02-701	EA	SCREW - ADJUSTMENT - NICKEL	638PHPT-N
	139047-01-706	EA	HINGE PINS	CP932
	139047-01-707	EA	WASHERS - HINGE	CP148TW
	139047-01-708	EA	HINGE - SLEEVE - 61.5"	C921B
	139047-01-709	EA	STRIP/MAGNETIC- 55" (NARROW)	98-42
	158076-01-711	EA	WING PNL-RT/LT-FRAMED GLASS	WBP421N-RWP
	158076-01-713	EA	DOOR PANEL ONLY-NICKEL/RAIN	WBP421N-RDP
			CONTACT WINNEBAGO PART SALES FOR UNLISTED COMPONENT(S)	

**ART NOT YET AVAILABLE**

**164096-01-01A**

<b>KEY</b>	<b>PART NUMBER</b>	<b>U/M</b>	<b>DESCRIPTION</b>	<b>VENDOR NO.</b>
1	164096-01-701	EA	HEADER/SILL-(PAIR) NICKEL	975N
2	164096-01-702	EA	JAMB - WALL - NICKEL	970N
3	164096-01-708	EA	WING PANEL ONLY - RH/LH	WBC3434N-P62WP
9	164096-01-707	EA	DOOR PANEL ONLY	WBC3434N-P62DP
12	164096-01-703	EA	STRIP - MAGNETIC	98-47
13	164096-01-700	EA	ROLLER ASM.	PN970
14	164096-01-704	EA	PULL/HANDLE	KTBTB
16	164096-01-705	EA	PLUG/DOOR PANEL - UPR OR LWR,	CP978B
17	164096-01-706	EA	TRAVEL LATCH - W/HOOK/CATCH	CP976B
19	158076-02-701	EA	SCREW - ADJUSTMENT - NICKEL	638PHPT-N
21	115011-01-714	EA	BUMPER - RATTLE/SHOWER DOOR	5168S
			CONTACT WINNEBAGO PART SALES FOR UNLISTED COMPONENT(S)	

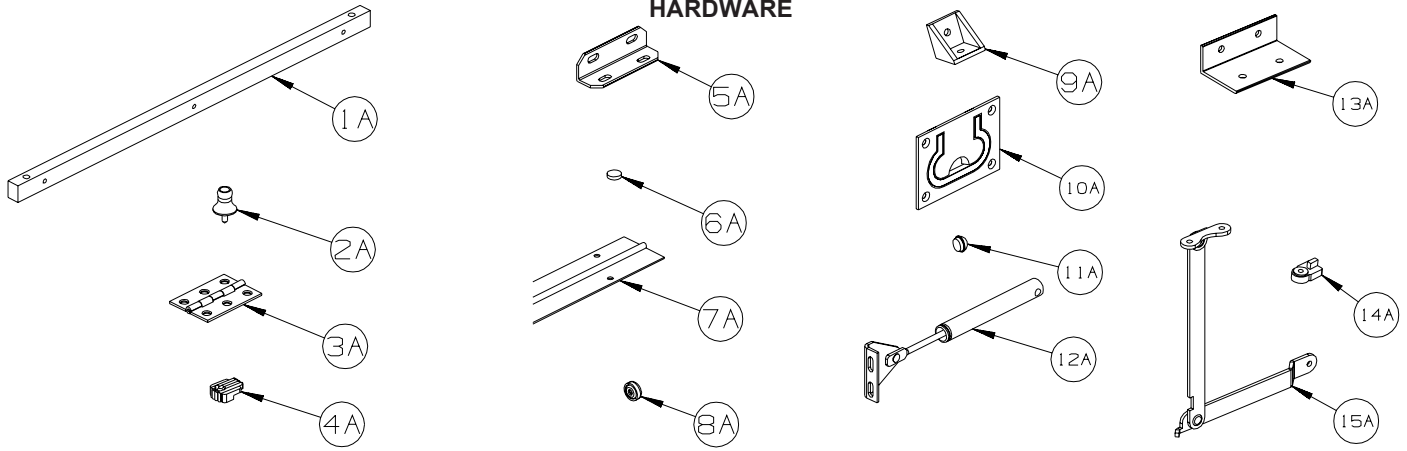
**INTERIOR FINISH GROUP (CONTINUED)**  
**FLOOR COVERINGS**

<b>KEY</b>	<b>PART NUMBER</b>	<b>U/M</b>	<b>DESCRIPTION</b>
	075233-01-000	SY	PAD - CARPET - 3/8" X 6'W ROLL - SOLD BY THE SQUARE YARD
	093486-01-000	SY	CARPET - COMPARTMENT - 72" WIDE - DARK GRAY
	123994-06-02A	EA	GROUT KIT - FLOOR TILE - LIGHT BUFF-CHAMOIS - 13 LB PKG FROM: 00-00-00 THRU: 06-10-07
	123994-10-02A	EA	GROUT - TILE FLOOR - 945 LIGHT BUFF-CHAMOIS FROM: 06-11-07 THRU: 99-99-99
	123994-07-04A	EA	TILE - FLOOR - CERAMIC - 6" X 12" - SORANO BROWN
	123994-08-04A	EA	TILE - FLOOR - CERAMIC - 6" X 6" - SORANO BROWN
	123994-09-04A	EA	TILE - FLOOR - CERAMIC - 12" X 12" - SORANO BROWN
	152251-11-02A	SY	CARPET - 4 SQUARE YARD INCREMENTS - HONEY (WL4, WL5, WL6, WM4, WM5, WM6)
	152251-11-03A	SY	CARPET - 4 SQUARE YARD INCREMENTS - CIGAR (WM0, WM1, WM2)



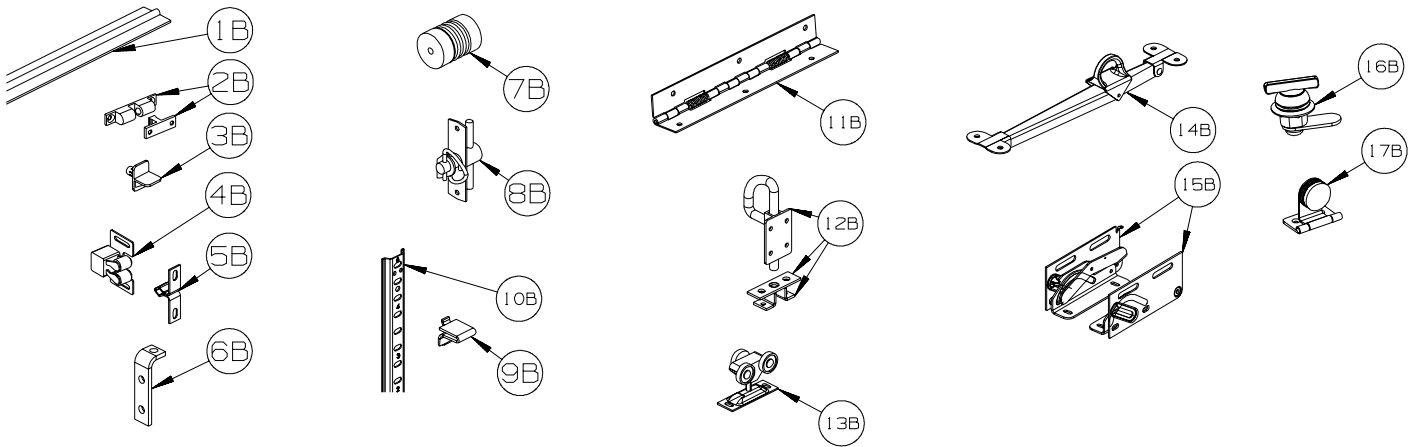
## INTERIOR FINISH GROUP (CONTINUED)

### HARDWARE



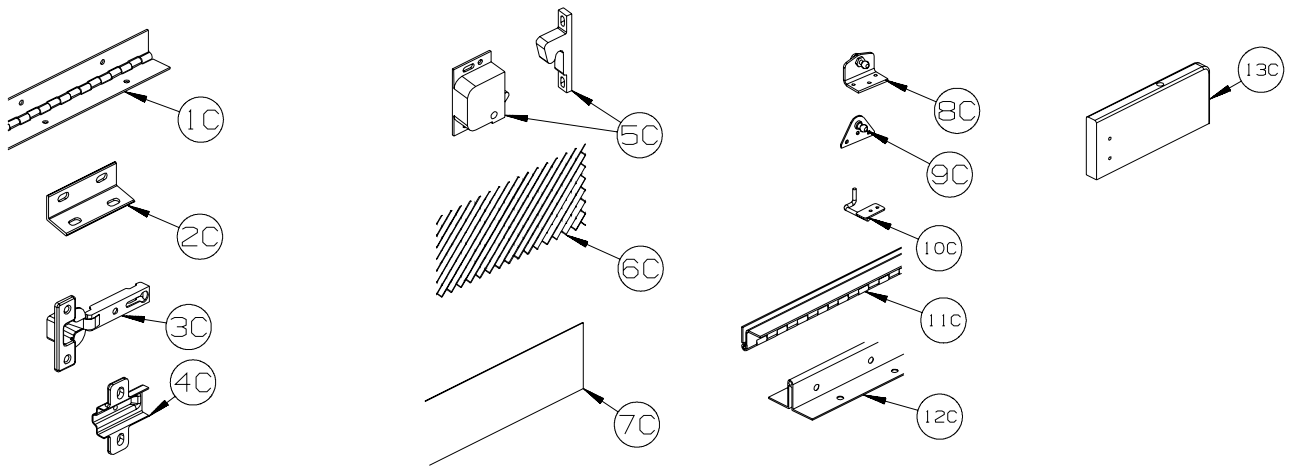
KEY	PART NUMBER	U/M	DESCRIPTION
1A	P34509-01-P14	EA	RAIL END - RH/LH - TOWEL RACK - CONCERT CHERRY
1A	P34509-01-J70	EA	RAIL END - RH/LH - TOWEL RACK - WASHED MAPLE
1A	P34509-01-RE0	EA	RAIL END - RH/LH - TOWEL RACK - HONEY CHERRY
1A	P34509-01-SA3	EA	RAIL END - RH/LH - TOWEL RACK - SIERRA MAPLE
2A	009013-01-000	EA	CATCH - BULLDOG - MALE/FEMALE
3A	009059-01-000	EA	HINGE - DOOR - 2" X 1.4" - BRASS
3A	009059-02-000	EA	HINGE - DOOR - 2" X 2.7" - BRASS
3A	009059-03-000	EA	HINGE - BRASS - 1.75"
3A	009059-04-000	EA	HINGE - 2" - ZINC
4A	009089-01-000	EA	CLIP - MIRROR
5A	016604-01-000	EA	BRACE - ANGLE - 2 1/2" - UNPAINTED METAL
5A	016604-05-000	EA	BRACE - ANGLE - 2 1/2" - OFF WHITE METAL
5A	016604-10-000	EA	BRACE - SEAT ANGLE - 2.5" - BLACK
6A	023320-01-000	EA	PAD - FELT 3/8" DIAMETER
7A	041389-19-000	EA	HINGE - PIANO - 1 1/2" X 71.9" - UNPAINTED
7A	041389-25-000	EA	HINGE - PIANO - 1 1/2" X 55" - UNPAINTED
7A	041389-32-000	EA	HINGE - PIANO - 68" - OFF WHITE
8A	166569-01-02A	EA	COVER - SCREW - #8 - BRIGHT WHITE
8A	166569-01-03A	EA	COVER - SCREW - #8 - SOFT WHITE
8A	166569-01-04A	EA	COVER - SCREW - #8 - CREAM
9A	065740-01-000	EA	BRACE - CABINET/CORNER - PLASTIC
10A	072871-01-000	EA	PULL - FLUSH - CHROME
11A	074045-13-000	EA	PLUG - 3/8" DOWEL-1/2" HEAD - PORTSMOUTH OAK
11A	074045-08-000	EA	PLUG - 3/8" DOWEL-1/2" HEAD - OAK/SALEM CHERRY - CONCERT CHERRY
11A	074045-12-000	EA	PLUG - 3/8" DOWEL-1/2" HEAD - WASHED MAPLE
11A	074045-14-000	EA	PLUG - 3/8" DOWEL-1/2" HEAD - HONEY CHERRY
11A	074045-15-000	EA	PLUG - 3/8" DOWEL-1/2" HEAD - SIERRA MAPLE
12A	074493-02-000	EA	SUPPORT/PISTON SPRING - CABINET DOOR - 26 LBS
12A	074493-03-000	EA	SUPPORT/PISTON SPRING - CABINET DOOR - 12 LBS
13A	156732-01-01A	EA	BRACE - ANGLE/COUCH - 2.5" - MILL
13A	156732-01-02A	EA	BRACE - ANGLE/COUCH - 2.5" - OFF WHITE
13A	156732-03-01A	EA	BRACE - ANGLE/COUCH - BLACK
14A	083204-03-000	EA	BUTTON - RETAINING MIRROR 5/16" TIP
15A	084412-01-000	EA	SUPPORT/HINGE KIT (LEFT & RIGHT HINGES)

**INTERIOR FINISH GROUP (CONTINUED)**  
**HARDWARE (CONTINUED)**



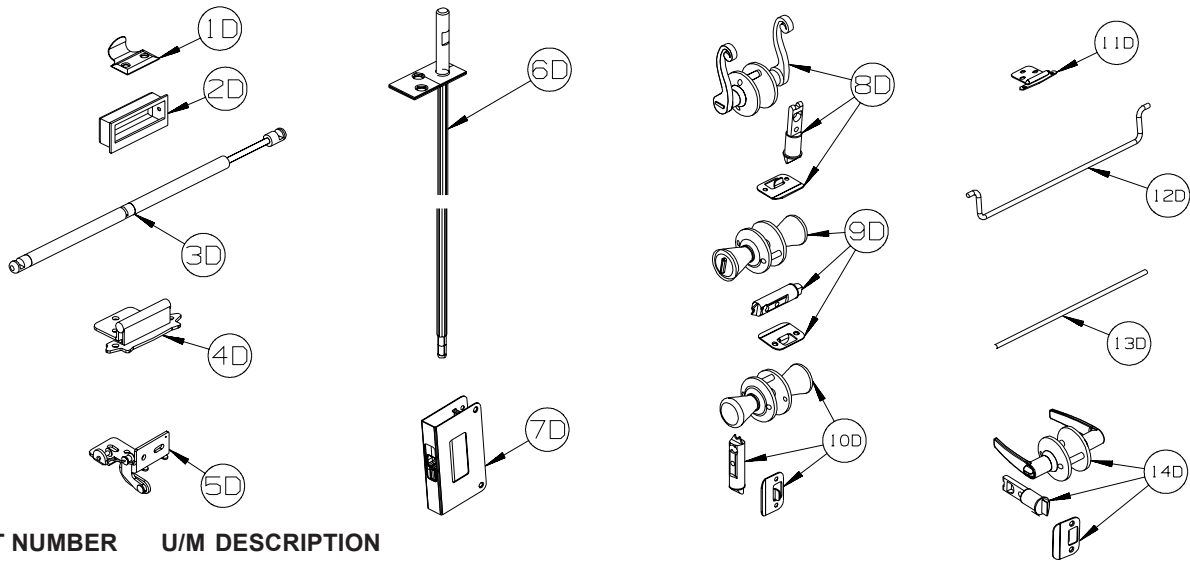
KEY	PART NUMBER	U/M	DESCRIPTION
1B	084413-01-000	EA	HINGE - 1" X 72" - ALUMINUM - W/HOLES
2B	084451-01-000	EA	CATCH & LATCH - 1.7" - BRASS
3B	092907-01-000	EA	SUPPORT - SHELF - PIN - 1/4" - CLEAR PLASTIC
4B	093586-03-000	EA	CATCH - SPRING ROLLER - .377"
4B	093586-06-000	EA	CATCH - W/STRIKE - SPRING ROLLER .236"/SPRINT STEEL .943"
5B	093586-04-000	EA	STRIKE - SPRING STEEL - 1.14"
6B	096826-01-01A	EA	BRACE - CABINET - 2" - E-COATED
6B	096826-02-01A	EA	BRACE - CABINET - 1" - E-COATED
7B	097872-04-000	EA	DOWEL - WOOD - 1" DIAMETER X 1.38" LONG - UNFINISHED
8B	098196-01-000	EA	LATCH - 1/4 TURN - T-BAR
9B	098979-01-000	EA	CLIP - ADJUSTABLE SHELF
10B	098980-01-000	EA	PILASTER - ADJUSTABLE SHELF - 18"
10B	098980-02-000	EA	PILASTER - ADJUSTABLE SHELF - 12"
10B	098980-03-000	EA	PILASTER - ADJUSTABLE SHELF - 9"
10B	098980-04-000	EA	PILASTER - ADJUSTABLE SHELF - 48"
10B	098980-05-000	EA	PILASTER - ADJUSTABLE SHELF - 15"
10B	098980-06-000	EA	PILASTER - ADJUSTABLE SHELF - 24"
11B	102920-01-02A	EA	HINGE - SPRING LOADED - NICKEL
11B	129753-01-01A	EA	HINGE - SPRING LOADED - 19" X 19" - BLACK
12B	103256-01-000	EA	LATCH COMPLETE (SLIDE)
13B	103874-01-000	EA	HANGER - SLIDING DOOR
14B	104181-01-01A	EA	SUPPORT - LEAF 5.3" EXTENDS TO 7.5" - SAFETY RING - METAL
15B	108126-01-000	EA	TRAY HINGE SET (QTY. 2 PER SET)
16B	100710-01-02A	EA	LOCK - GLASS DOOR/TWIST TYPE - NICKEL
17B	100711-01-02A	EA	HINGE - GLASS DOOR - BLACK

**INTERIOR FINISH GROUP (CONTINUED)**  
**HARDWARE (CONTINUED)**



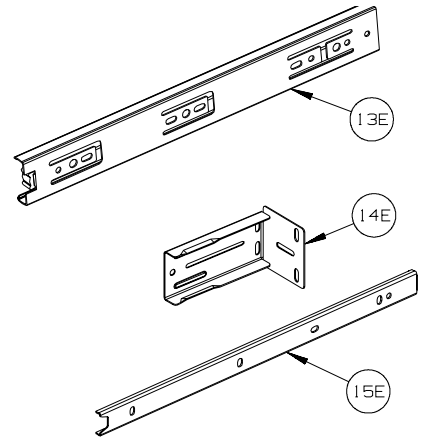
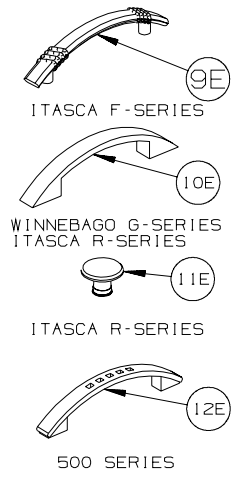
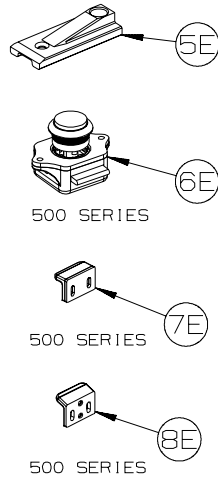
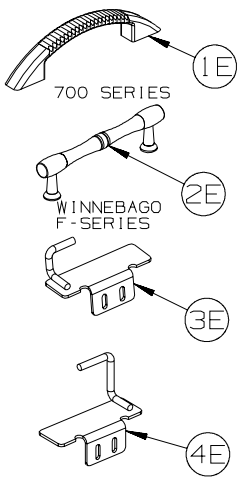
KEY	PART NUMBER	U/M	DESCRIPTION
1C	110496-01-02A	EA	HINGE - NICKEL - 2" X 32"
1C	110496-06-02A	EA	HINGE - NICKEL - 2" X 9.5"
1C	158921-01-04B	EA	HINGE - PIANO - TRUNK DOOR - 2" X 21.9" - BLACK
2C	111866-01-02A	EA	BRACE - SEAT - ANGLE - OFF WHITE
3C	114443-02-01A	EA	HINGE - CABINET DOOR - W/O CLIP - SILVER
4C	114443-03-01A	EA	CLIP - HINGE/CABINET DOOR - SILVER
5C	117095-02-01A	EA	LATCH - DOOR - GRABBER W/KEEPER - PLASTIC - BLK-10 LB PULL
5C	117095-03-01A	EA	LATCH - DOOR - GRABBER W/KEEPER - PLASTIC - BLK-15 LB PULL
6C	118200-01-01A	SF	MESH - PLASTIC 1/2" - 48" X LENGTH = SF - BLACK
7C	122717-06-01A	FT	PAD - NON-SKID - PSA - 5"W
8C	126263-06-02B	EA	BRACKET - GAS SPRING W/INSIDE BALL STUD - E-COATED
9C	126263-05-02B	EA	BRACKET - GAS SPRING W/BALL STUD - E-COATED
9C	126263-08-02B	EA	BRACKET - GAS SPRING W/CENTERED BALL STUD - E-COATED
10C	130798-01-02B	EA	GUIDE - POCKET DOOR - E-COATED
11C	134099-01-02A	EA	HINGE - PIANO - WRAP AROUND - 15.7" - NICKEL PLATED
12C	135538-03-02A	EA	HINGE - PIANO - FULL WRAP - 15.7" - CHROME
12C	135538-07-02A	EA	HINGE - PIANO - FULL WRAP - 9.8" - CHROME
13C	137445-03-T78	EA	STOP - F/SLIDING DOOR - CONCERT CHERRY
13C	137445-03-T79	EA	STOP - F/SLIDING DOOR - WASHED MAPLE
13C	137445-03-T80	EA	STOP - F/SLIDING DOOR - SIERRA MAPLE

**INTERIOR FINISH GROUP (CONTINUED)**  
**HARDWARE (CONTINUED)**



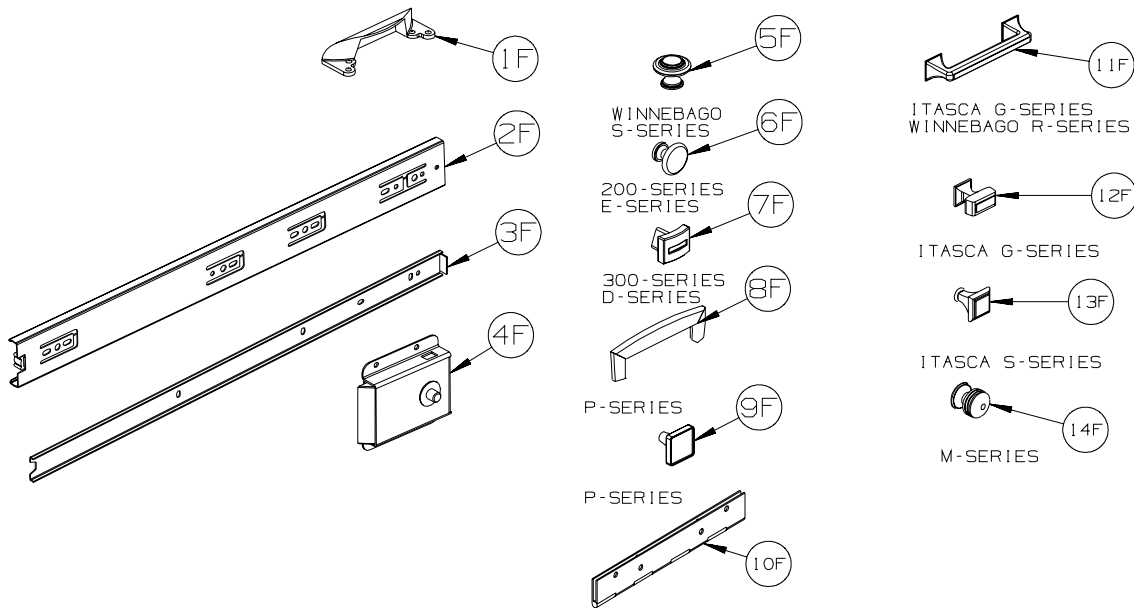
KEY	PART NUMBER	U/M	DESCRIPTION
1D	137463-01-02A	EA	LIFT - HOOK - PEWTER
2D	139136-02-02A	EA	HANDLE - .35" RECESSED - PEWTER
3D	142569-07-000	EA	SPRING/GAS - 20 LB - 20" EXTENDED/12" COMPRESSED
3D	142569-15-000	EA	SPRING/GAS - 120 LB - 20" EXTENDED/12" COMPRESSED
3D	142569-16-000	EA	SPRING/GAS - 90 LB - 20" EXTENDED/12" COMPRESSED
3D	142569-29-000	EA	SPRING/GAS - 20 LB - 9.9" EXTENDED/5.9" COMPRESSED
3D	142569-31-000	EA	SPRING/GAS - 30 LB - 11.8" EXTENDED/7.3" COMPRESSED
4D	143468-02-03A	EA	HINGE - SELF CLOSING - SATIN NICKEL
4D	143468-02-04A	EA	HINGE - SELF CLOSING - OIL RUBBED BRONZE
4D	143468-02-05A	EA	HINGE - SELF CLOSING - RUSTIC BRASS
5D	144488-01-01A	EA	HINGE - CABINET - ANTIQUE BRASS
5D	144488-01-02A	EA	HINGE - CABINET - NICKEL
6D	145939-05-02A	EA	ROD/LATCH - AISLE DOOR - NICKEL
7D	145939-04-02A	EA	LATCH/SLIDE - AISLE DOOR(1" THICK DOOR)-NICKEL/BLACK SLIDE
7D	145939-04-03A	EA	LATCH/SLIDE - AISLE DOOR(1" THICK DOOR)-OIL RUBBED BRONZE
8D	146064-01-02A	EA	LOCK/PRIVACY (LOCKING) LEVER STYLE - SATIN PEWTER
8D	146064-02-02A	EA	LOCK/PASSAGE (NON LOCKING) LEVER STYLE - PEWTER
9D	146064-05-01A	EA	LOCK/PRIVACY (LOCKING) "TULIP" STYLE KNOB - SATIN NICKEL
10D	146064-06-01A	EA	LOCK/PASSAGE (NON LOCKING) "TULIP" STYLE KNOB-SATIN NICKEL
11D	146553-01-03A	EA	HINGE - CABINET DOOR - SATIN NICKEL
12D	146801-01-02A	EA	ROD/TOWEL BAR (OFFSET) - PEWTER
13D	146840-03-02A	EA	ROD - .25" X 11.7" - PEWTER
13D	146840-04-02A	EA	ROD - .25" X 13.1" - PEWTER
14D	146064-08-01A	EA	LOCK/PASSAGE (NON LOCKING) LEVER STYLE - SATIN NICKEL
14D	146064-07-01A	EA	LOCK/PRIVACY (LOCKING) LEVER STYLE - SATIN NICKEL

## INTERIOR FINISH GROUP (CONTINUED) HARDWARE (CONTINUED)



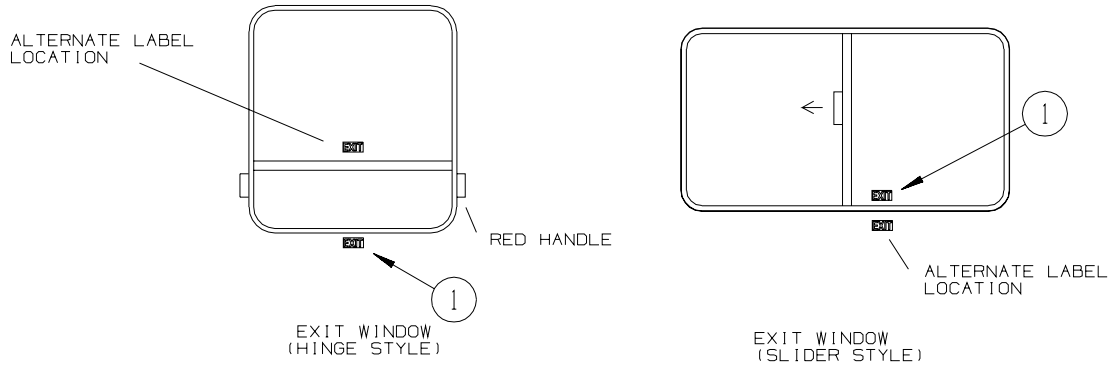
KEY	PART NUMBER	U/M	DESCRIPTION
1E	148816-01-02A	EA	PULL - CABINET DOOR - NICKEL - <b>ASPECT, CAMBRIA 700-SERIES/ADVENTURER LIMITED EDITION</b>
2E	149090-01-02A	EA	PULL - CABINET DOOR - NICKEL - <b>VOYAGE F-SERIES</b>
3E	149607-01-02B	EA	GUIDE - F/POCKET DOOR - 1.6" BENT ROD - E-COATED
3E	149607-03-02B	EA	GUIDE - F/POCKET DOOR - 2.9" BENT ROD - E-COATED
4E	149607-04-02B	EA	GUIDE - F/POCKET DOOR - E-COATED
5E	150983-01-01A	EA	STRIKE/BLOCK - WEDGE STYLE - F/SLIDE DOOR - 3" X 1.2" - BLACK
6E	151380-01-01A	EA	LATCH - CBNT DR - PUSH BTN - <b>VIEW &amp; NAVION 500-SERIES</b>
6E	151380-01-02A	EA	LATCH - CABINET DOOR - PUSH BUTTON - BLACK - <b>TOUR &amp; ELLIPSE R-SERIES</b>
7E	151380-02-01A	EA	STRIKE - CABINET DOOR - <b>VIEW &amp; NAVION 500-SERIES</b>
8E	151380-03-01A	EA	STRIKE - CABINET DOOR - <b>VIEW &amp; NAVION 500-SERIES</b>
9E	152302-01-01A	EA	PULL - CABINET DOOR - SATIN NICKEL - <b>SUNRISE F-SERIES</b>
10E	152304-01-01A	EA	PULL - CABINET DOOR - BRONZE- <b>ADVENTURER G-SERIES, ELLIPSE R-SERIES</b>
11E	152305-01-01A	EA	KNOB - DOOR/DRAWER - BRONZE - <b>ELLIPSE R-SERIES</b>
12E	152950-01-01A	EA	PULL - DOOR/DRAWER - BRUSHED NICKEL - <b>VIEW &amp; NAVION 500-SERIES</b>
13E	153000-01-01A	EA	SLIDE - CABINET MOUNT - 11.8"
13E	153000-03-01A	EA	SLIDE - CABINET MOUNT - 13.8"
13E	153000-05-01A	EA	SLIDE - CABINET MOUNT - 15.7"
13E	153000-07-01A	EA	SLIDE - CABINET MOUNT - 17.7"
13E	153000-09-01A	EA	SLIDE - CABINET MOUNT - 19.7"
13E	153000-11-01A	EA	SLIDE - CABINET MOUNT - 21.6"
13E	153000-14-01A	EA	SLIDE - CABINET MOUNT - 23.6"
13E	153000-16-01A	EA	SLIDE - CABINET MOUNT - 7.9"
13E	153000-18-01A	EA	SLIDE - CABINET MOUNT - 9.8"
13E	153000-20-01A	EA	SLIDE - CABINET MOUNT - 25.6"
14E	153000-13-01A	EA	BACKSOCKET - DRAWER SLIDE
15E	153000-02-01A	EA	SLIDE - DRAWER MOUNT - 11.8"
15E	153000-04-01A	EA	SLIDE - DRAWER MOUNT - 13.8"
15E	153000-06-01A	EA	SLIDE - DRAWER MOUNT - 15.7"
15E	153000-08-01A	EA	SLIDE - DRAWER MOUNT - 17.7"
15E	153000-10-01A	EA	SLIDE - DRAWER MOUNT - 19.7"
15E	153000-12-01A	EA	SLIDE - DRAWER MOUNT - 21.6"
15E	153000-15-01A	EA	SLIDE - DRAWER MOUNT - 23.4"
15E	153000-17-01A	EA	SLIDE - DRAWER MOUNT - 7.7"
15E	153000-19-01A	EA	SLIDE - DRAWER MOUNT - 9.6"
15E	153000-21-01A	EA	SLIDE - DRAWER MOUNT - 25.4"

## INTERIOR FINISH GROUP (CONTINUED) HARDWARE (CONTINUED)

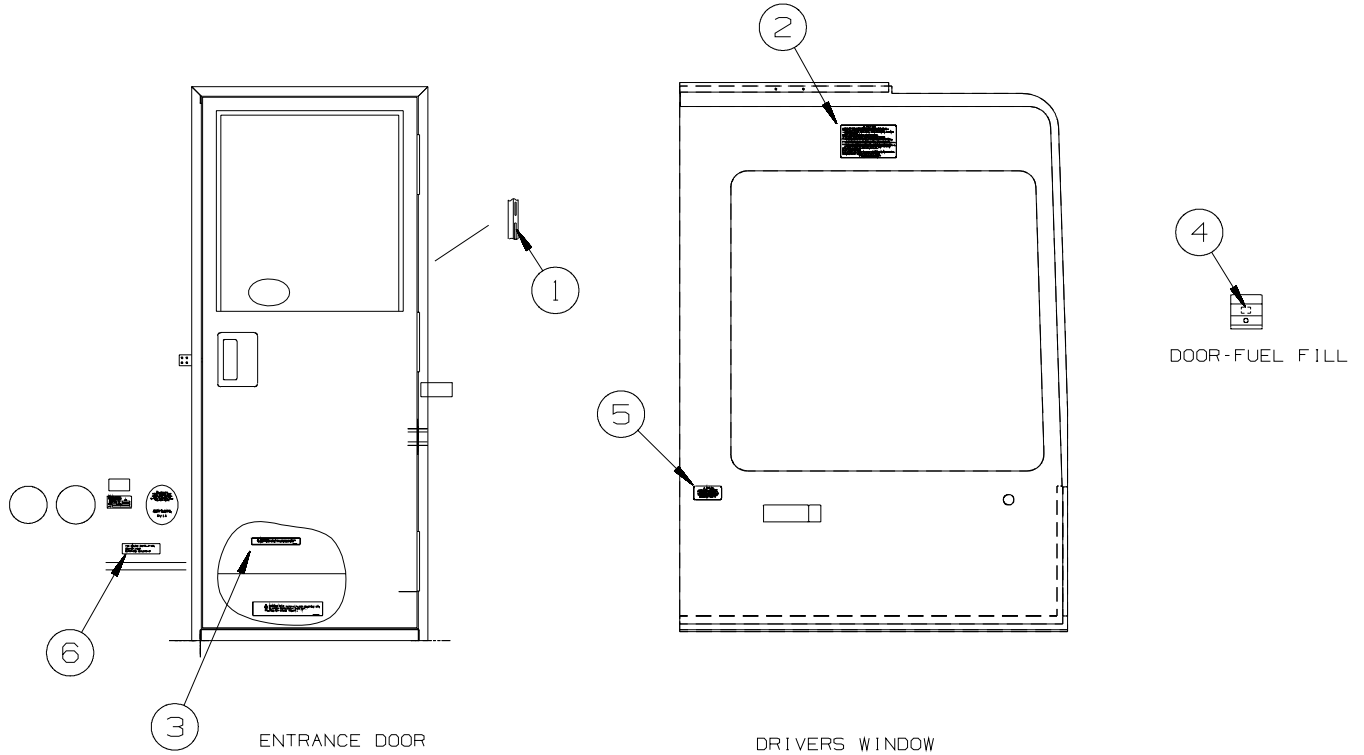


KEY	PART NUMBER	U/M	DESCRIPTION
1F	153308-01-01A	EA	PULL - VANITY STOOL - SATIN NICKEL
2F	153352-01-01A	EA	SLIDE - PANTRY - 19.7" - CABINET MOUNT
3F	153352-02-01A	EA	SLIDE - PANTRY - 19.5" - DRAWER MOUNT
4F	153353-01-01A	EA	LATCH - SLIDING/FLUSH - BLACK
5F	155803-01-01A	EA	KNOB CABINET DOOR - WROUGHT IRON - <b>VECTRA S-SERIES</b>
6F	155925-01-01A	EA	KNOB - DOOR/DRW - SATIN NICKEL - <b>ACCESS &amp; IMPULSE 200-SERIES/ VISTA &amp; SUNSTAR E-SERIES</b>
7F	156579-01-01A	EA	KNOB - DOOR/DRW - PEWTER - <b>OUTLOOK &amp; SPIRIT 300-SERIES/ SIGHTSEER &amp; SUNOVA D-SERIES</b>
8F	157246-01-01A	EA	PULL - CABINET DOOR/DRAWER - SATIN NICKEL - <b>JOURNEY &amp; MERIDIAN P-SERIES</b>
9F	157246-02-01A	EA	KNOB - CABINET DOOR/DRAWER-SATIN NICKEL - <b>JOURNEY &amp; MERIDIAN P-SERIES</b>
10F	158982-01-04B	EA	HINGE - CONTINUOUS - 2" X 8" - BLACK
10F	158982-01-01A	EA	HINGE - CONTINUOUS - 2" X 8" - ZINC
11F	162033-01-01A	EA	PULL - CABINET DOOR - BRUSHED NICKEL - <b>SUNCRUISER G-SERIES, TOUR R-SERIES</b>
12F	162033-02-01A	EA	KNOB - CABINET DOOR - BRUSHED NICKEL - <b>SUNCRUISER G-SERIES</b>
13F	162518-01-01A	EA	KNOB - DOOR/DRAWER - SATIN NICKEL - <b>HORIZON S-SERIES</b>
14F	163095-01-01A	EA	KNOB - CABINET DOOR - SATIN NICKEL - <b>DESTINATION &amp; LATTITUDE M-SERIES</b>

## LABELS GROUP

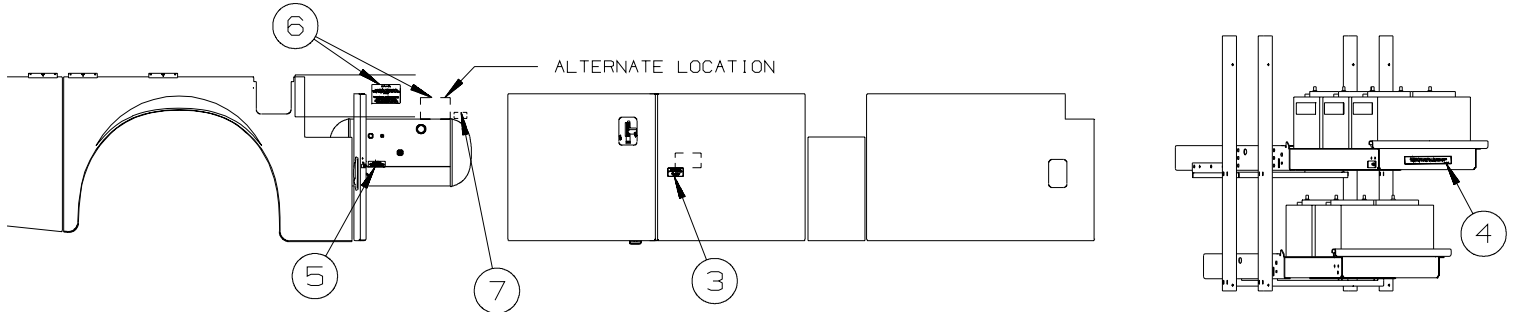
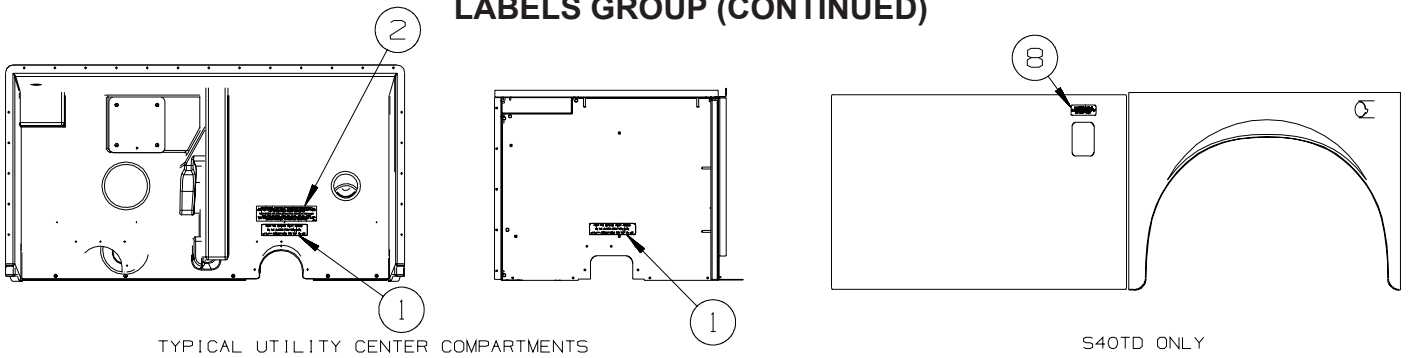


KEY	PART NUMBER	U/M	DESCRIPTION
1	039290-01-000	EA	LABEL - WARNING - EXIT



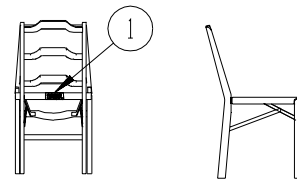
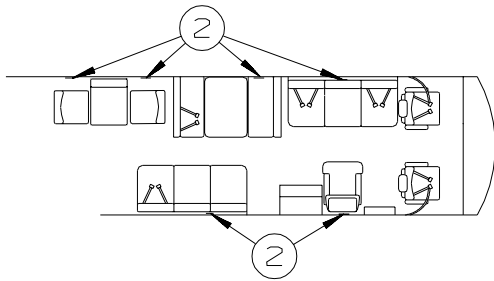
KEY	PART NUMBER	U/M	DESCRIPTION
1	135869-01-02A	EA	LABEL - MERCURY CONTENT - WHITE ON CLEAR
1	135869-01-01A	EA	LABEL - MERCURY CONTENT - BLACK ON CLEAR
2	056259-01-000	EA	LABEL - SAFETY CHECK LIST
3	065748-01-000	EA	LABEL - WARNING - BATTERY CHARGING - UL
3	065748-02-000	EA	LABEL - WARNING - BATTERY CHARGING - CSA - CANADIAN
4	163993-01-01A	EA	LABEL - DIESEL/LOW SULFER
5	099689-01-000	EA	LABEL - WARNING - CANCER/TOXICITY
6	099509-01-000	EA	LABEL - AWNING INSTALLATION

## LABELS GROUP (CONTINUED)



KEY	PART NUMBER	U/M DESCRIPTION
1	123562-01-000	EA LABEL - SERVICE/UTILITY ACCESS
2	147845-01-01A	EA LABEL - DRIP VALVE
3	125306-04-01A	EA LABEL - ELECTRICAL ENTRANCE-120/20V 50 AMP-BLACK ON CLEAR
3	125306-04-02A	EA LABEL - ELECTRICAL ENTRANCE-120/240V 50 AMP-WHITE ON CLEAR
4	065748-01-000	EA LABEL - WARNING - BATTERY CHARGING - UL
4	065748-02-000	EA LABEL - WARNING - BATTERY CHARGING - CSA - <b>CANADIAN</b>
5	079965-01-000	EA LABEL - LPG - 80% CAPACITY
6	124520-01-02A	EA LABEL - LP GAS ONLY - WHITE ON CLEAR
6	124520-01-01A	EA LABEL - LP GAS ONLY - BLACK ON CLEAR
6	023769-01-000	EA LABEL - WARNING - LPG - CANADIAN - <b>CANADIAN</b>
7	124519-01-02A	EA LABEL - WARNING/REFUELING - WHITE ON CLEAR
7	124519-01-01A	EA LABEL - WARNING/REFUELING - BLACK ON CLEAR
7	124519-02-02A	EA LABEL - WARNING/REFUELING - WHITE ON CLEAR - <b>CANADIAN</b>
7	124519-02-01A	EA LABEL - WARNING/REFUELING - BLACK ON CLEAR - <b>CANADIAN</b>
8	160384-01-01A	EA LABEL - SLIDEOUT - DOOR CLOSED - BLACK/CLEAR

### TYPICAL SEAT AND BELT CONFIGURATIONS



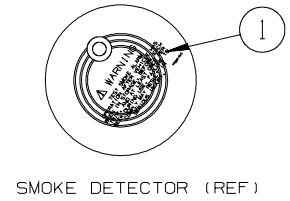
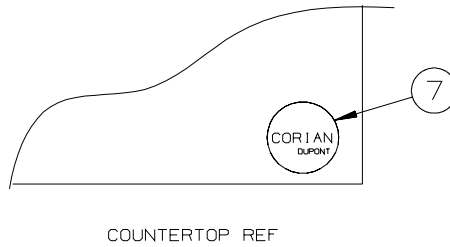
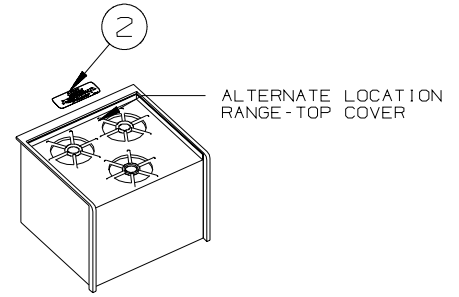
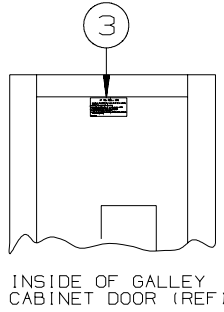
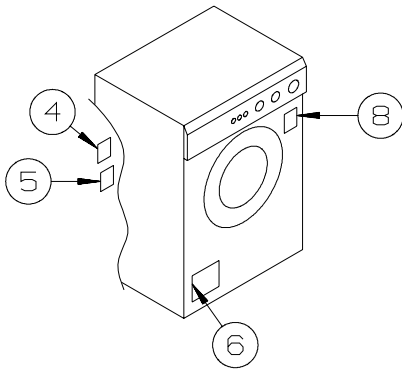
FOLDING CHAIRS

ATTACH LABEL ON OR NEXT TO:  
 •ANY SINGLE CHAIR WITHOUT BELTS.  
 •ANY DINETTE SEAT WITHOUT BELTS.  
 •ANY COUCH WITHOUT BELTS OR ANY SEATING POSITION ON THAT COUCH.  
 DO NOT ATTACH LABEL IF:  
 •DINETTE SEAT HAS AT LEAST ONE SET OF BELTS INSTALLED.

KEY	PART NUMBER	U/M DESCRIPTION
1	134537-01-01A	EA LABEL - OCCUPANCY - CHAIR - US
1	134537-02-01A	EA LABEL - OCCUPANCY - CHAIR - CSA - <b>CANADIAN</b>
2	134538-01-01A	EA LABEL - OCCUPANCY - NO SEAT BELT - BLACK ON CLEAR - US
2	134538-02-01A	EA LABEL - OCCUPANCY - NO SEAT BELT - BLACK ON CLEAR - CSA - <b>CANADIAN</b>

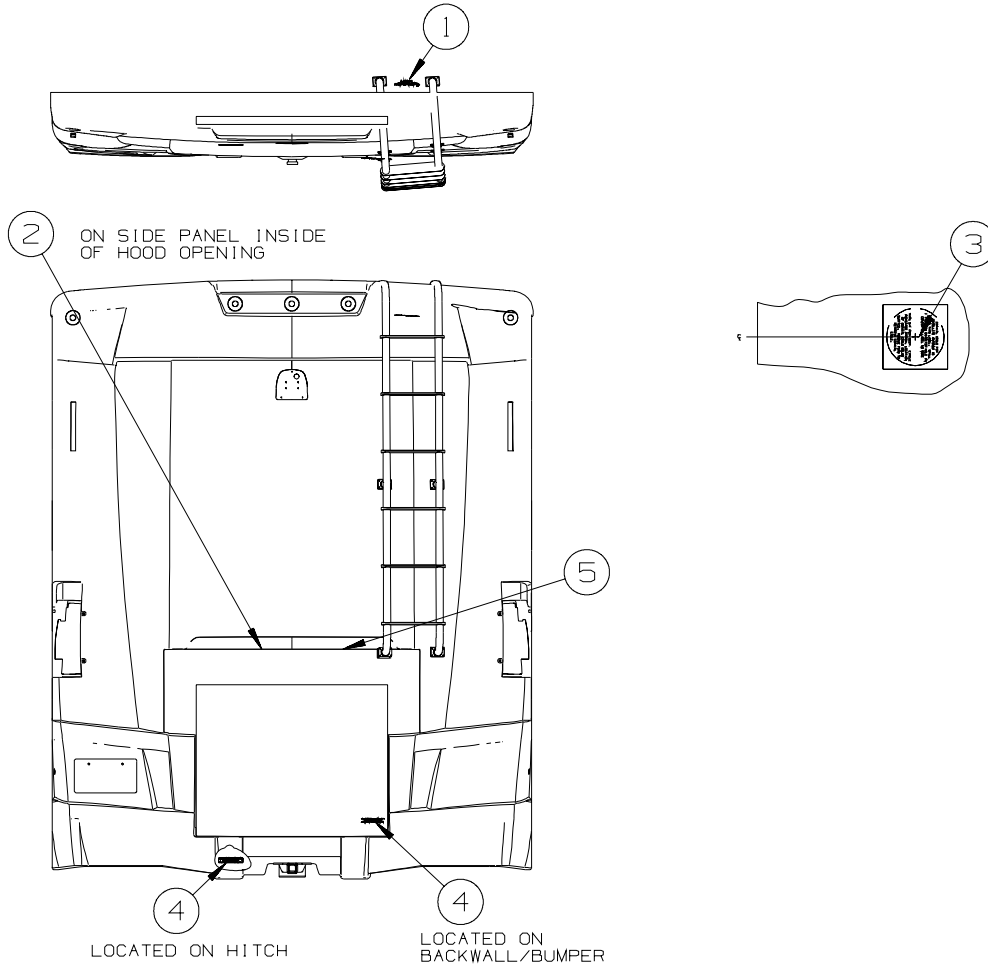


## LABELS GROUP (CONTINUED)

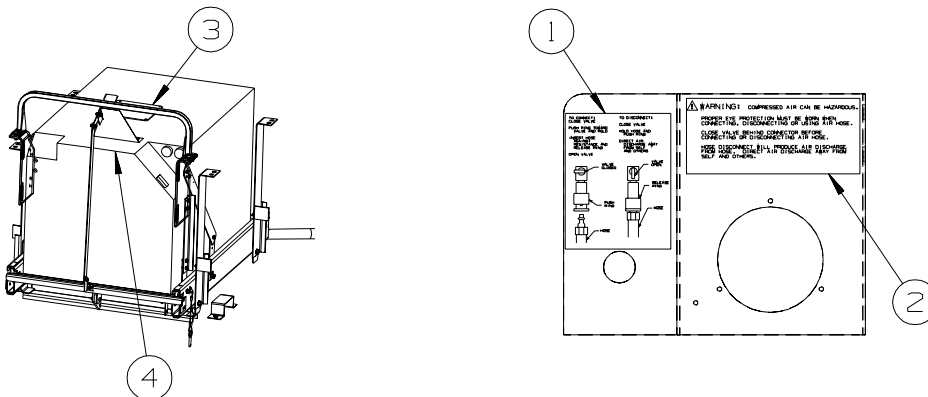


KEY	PART NUMBER	U/M	DESCRIPTION
1	077956-01-000	EA	LABEL - WARNING/SMOKE DETECTOR
2	134539-01-01A	EA	LABEL - WARNING - STOVE/HEATING - US - BLACK ON CLEAR
2	134540-01-01A	EA	LABEL - WARNING - STOVE/HEATING - CSA - BLACK ON CLEAR - <b>CANADIAN</b>
3	073998-01-000	EA	LABEL - LPG/ODOR WARNING
4	147525-01-000	EA	LABEL - DRYER VENT CUTOUT
5	147524-01-000	EA	LABEL - DRYER VENTING
6	130670-01-01A	EA	LABEL - CAUTION DRYER VENTING - BLACK ON CLEAR - <b>WASHER/DRYER</b>
7	144040-02-02A	EA	MEDALLION/ROUND - COUNTERTOP/CORIAN - NICKEL
8	153640-01-01A	EA	LABEL - WINTERIZATION - WASHER DRYER - <b>WASHER/DRYER</b>

## LABELS GROUP (CONTINUED)

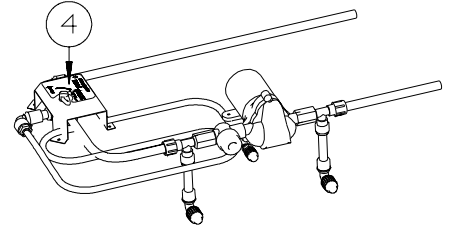
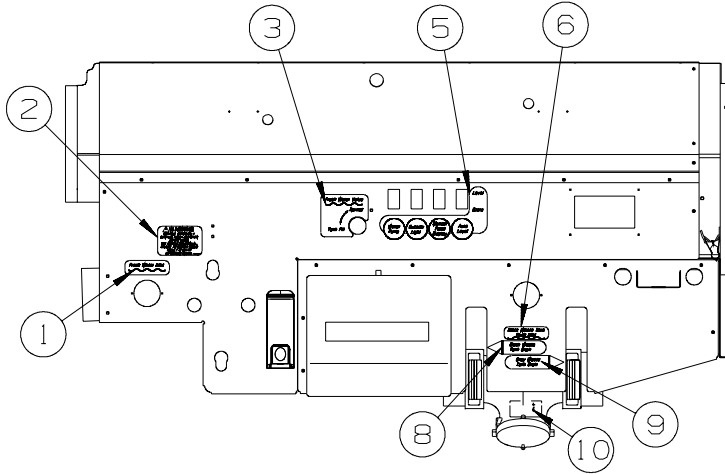


KEY	PART NUMBER	U/M DESCRIPTION
1	128218-01-01A	EA LABEL - WARNING - SLIPPERY ROOF
2	116756-03-000	EA LABEL - WARNING - ETHER/STARTING - RED W/WHITE BACKGROUND
3	120431-01-000	EA LABEL - LOCATION - COAXIAL CABLE/SATELLITE ANTENNA
4	129669-02-01A	EA LABEL - HITCH/VEHICLE RATE - 500 - WHITE ON CLEAR
4	129669-02-02A	EA LABEL - HITCH/VEHICLE RATE - 500 - BLACK ON CLEAR
5	156213-01-01A	EA LABEL - CHASSIS BATTERY DISCONNECT - WHITE/BLACK

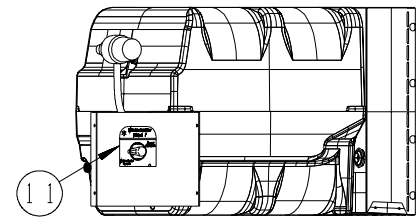
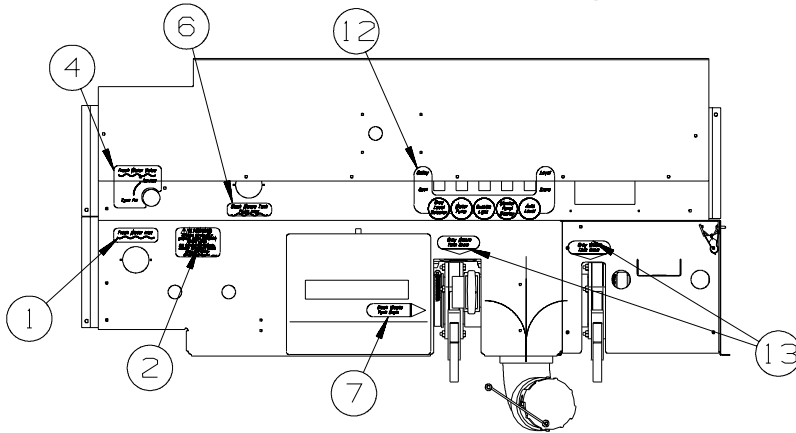


KEY	PART NUMBER	U/M DESCRIPTION
1	142773-01-01A	EA LABEL - CONNECT/COMPRESSED AIR - WHITE LETTERING ON CLEAR
2	142771-01-01A	EA LABEL - WARNING/COMPRESSED AIR - WHITE LETTERING ON CLEAR
3	116273-01-000	EA LABEL - WARNING - GENERATOR
4	131779-01-01A	EA LABEL - GENERATOR

## LABELS GROUP (CONTINUED)



S40FD, S40KD



S40TD

KEY	PART NUMBER	U/M	DESCRIPTION
1	152538-02-01A	EA	LABEL - FRESH WATER - PANTONE/CLEAR
2	128725-02-01A	EA	LABEL - POTABLE WATER ONLY - BLACK ON CLEAR
3	152548-01-01A	EA	LABEL - VALVE/FRESH
4	152545-01-01A	EA	LABEL - WINTERIZATION
5	152544-09-01A	EA	LABEL - SWITCHES - WTR PMP/LT/MNT/AUTO LVL-W/LVL/STORE UP - S40FD, S40KD
6	152546-02-01A	EA	LABEL - TANK FLUSH - PANTONE/CLEAR
7	152543-02-01A	EA	LABEL - BLACK WASTE
8	152543-01-01A	EA	LABEL - BLACK WASTE - BLACK/CLEAR
9	152541-02-01A	EA	LABEL - GRAY WASTE - COOL GRAY/CLEAR
10	144649-01-01A	EA	LABEL - ADJUSTABLE VALVE - WHITE ON CLEAR
11	152539-01-01A	EA	LABEL - BYPASS - S40TD
12	152544-10-01A	EA	LABEL - SWITCHES - 9 FUNCTION
13	152541-03-01A	EA	LABEL - GRAY WASTE

**LP GROUP  
LP SYSTEM**

KEY	PART NUMBER	U/M	DESCRIPTION
	010377-02-000	EA	NUT - 3/8" FLARE - FORGED - BRASS
	010380-02-000	EA	NUT - 1/2" FLARE - FORGED - BRASS
	010326-01-000	EA	ADAPTER - FLARE - W/CONE GASKET - 3/8"F X 1/2"F
	010329-01-000	EA	ADAPTER - 1/2"F X 1/2"MPT - BRASS
	024250-01-000	EA	ADAPTER - BRASS - 3/8"F X 1/2"FPT
	010589-01-000	EA	NIPPLE - PIPE - 1/2" X 1 1/2" - BLACK
	010589-03-000	EA	NIPPLE - PIPE - 1/2" X 2 1/2" - BLACK
	040440-03-000	EA	TRANSMITTER - DIAL/SNAP-ON - 0-90 OHM 2 TERM(POWER/GROUND)
	045703-03-000	EA	HOSE - LP - 3/8"ID X 18" - 3/8"MPT X 1/2"F SWIVEL - US
	045703-12-000	EA	HOSE - LP - 3/8"ID X 18" - 3/8"MPT X 1/2"F SWIVEL - CSA
	045703-13-000	EA	HOSE - LP - 3/8"ID X 120" - 3/8"F SWIVEL X 1/2"F SWIVEL US
	045703-14-000	EA	HOSE - LP - 3/8"ID X 157.5" - 1/2"F SWIVEL X 1/2"F SWIVEL
	045703-19-000	EA	HOSE - LP - 3/8"ID X 79.7"-1/2"F SWIVEL X1/2"F SWVL US/CSA
	045703-21-000	EA	HOSE - LP - 3/8"ID X 60" - 1/2"F SWIVEL X3/8"F SWVL US/CSA
	045703-24-000	EA	HOSE - LP - 3/8"ID X 228.3"-1/2"F SWIVELX3/8"F SWVL US/CSA
	045703-25-000	EA	HOSE - LP - 3/8"ID X 177" - 1/2"F SWIVEL X 3/8"M FL US/CSA
	045703-29-000	EA	HOSE - LP - 3/8"ID X 79.7"-1/2"F SWIVEL X1/2"F SWVL US/CSA
	045703-31-000	EA	HOSE - LP - 3/8"ID X 214" - 1/2"F SWIVEL X 3/8"M FL US/CSA
	129467-01-000	EA	HOSE - LPG - WIRE BRAIDED - 158"
	106150-06-000	EA	REGULATOR - TWO STAGE
	106150-05-000	EA	REGULATOR - TWO STAGE
	144485-01-000	EA	COVER - LP REGULATOR
*	161212-01-000	EA	TANK - LP - 100 LB - 16" DIAMETER X 36" LONG

**COMPONENT PARTS LISTED LATER IN THIS GROUP**

**COMPONENT PARTS FOR LP SYSTEM**

**161212-01-000**

KEY	PART NUMBER	U/M	DESCRIPTION	VENDOR NO
	040421-01-700	EA	VALVE-LIQUID LEVEL, 20%	V20058/V21199/G1013
	040421-01-712	EA	VALVE-SERV. W/O VAPOR RELIEF	V20373/V21202
	040421-01-714	EA	VALVE RELIEF 3/4"W/SPRING 7"	V20479/V21201/LVRF2
	088253-01-702	EA	FLOAT/SCREW IN-SNAP ON DIAL	G13063/SG16C0001442
	144116-01-701	EA	VALVE/FILL 80 % W/YELLOW CAP	V13414

**SEALANTS & FASTENERS GROUP**  
**SEALANTS & ADHESIVES**

KEY	PART NUMBER	U/M	DESCRIPTION
	010405-02-000	EA	TAPE - THREAD SEALING - 3/8"
	064075-07-000	FT	SEAL - BULB - W/WIRED U CHANNEL - .3" X .5" CHANNEL-BLACK
	067788-01-000	EA	ADHESIVE - SPRAY - 3M - 19.5 OZ AEROSOL CAN
	069640-01-000	FT	SEALER - RIBBON - 1/4"DIAMETER X 30 FT - BLACK OR GRAY
	069640-02-000	FT	SEALER - TAPE - 1/8"THICK X 1/2"WIDE X 60 FT - GRAY
	069640-03-000	FT	SEALER - TAPE - 1/8"THICK X 3/4"WIDE X 60 FT - BLACK
	069640-07-000	FT	SEALER - TAPE - 3/32"THICK X 2"WIDE X 45 FT - GRAY
	069640-09-000	FT	SEALER - TAPE - 1/32"THICK X 2 1/2"WIDE X 80 FT - BRT WHT
	069640-10-000	FT	SEALER - TAPE - 1/32"THICK X 1 1/2"WIDE X 90 FT - GRAY
	069640-11-000	FT	SEALER - TAPE - 3/16"THICK X 3/8"WIDE X 40 FT - BLACK
	069640-13-000	FT	SEALER - TAPE - 3/32"THICK X 2"WIDE X 45 FT - BLACK
	069640-14-000	FT	SEALER - TAPE - 1/16"THICK X 1"WIDE X 100 FT - BLACK
	069640-15-000	FT	SEALER - TAPE - 1/16"THICK X 3/8"WIDE X 100 FT - BRT WHT
	069640-17-000	FT	SEALER - TAPE - 1/32"THICK X 1"WIDE X 150 FT - GRAY
	069640-18-000	FT	SEALER - TAPE - 1/8"THICK X 1/2"WIDE X 60 FT - BRT WHT
	069640-19-000	FT	SEALER - TAPE - 1/8"THICK X 3/4"WIDE X 60 FT - BRT WHT
	069640-20-000	FT	SEALER - TAPE - 1/8"THICK X 1/2"WIDE X 60 FT - BLACK
	069640-21-000	FT	SEALER - TAPE - 1/16"THICK X 1/2"WIDE X 100 FT - BRT WHT
	069640-22-000	FT	SEALER - TAPE - 1/32"THICK X 1/4"WIDE X 200 FT - BRT WHT
	069640-23-000	FT	SEALER - TAPE - 1/16"THICK X 3/4"WIDE X 100 FT - BRT WHT
	069640-27-000	FT	SEALER - TAPE - 1/16"THICK X 2 1/4"WIDE X 50 FT - BRT WHT
	069640-28-000	FT	SEALER - TAPE - 1/32"THICK X 1 7/8"WIDE X 90 FT - GRAY
	069640-30-000	FT	SEALER - TAPE - 1/32"THICK X 5/8"WIDE X 50 FT - GRAY
	069640-31-000	FT	SEALER - TAPE - 1/4"THICK X 3/4"WIDE X 15 FT - BLACK
	069640-32-000	FT	SEALER - TAPE - 1/16"THICK X 3/8"WIDE X 100 FT - BLACK
	069640-33-000	FT	SEALER - RIBBON - 3/8"DIAMETER X 20 FT - BLACK
	069640-34-000	FT	SEALER - RIBBON - 1/4"DIAMETER X 30 FT - BRIGHT WHITE
	069640-36-000	EA	SEALER - TAPE - 1/16"THICK X 1/2"WIDE X 100 FT - BLACK
	069640-37-000	FT	SEALER - TAPE - 1/16"THICK X 3/4"WIDE X 100 FT - BLACK
	069640-38-000	FT	SEALER - TAPE - 1/16"THICK X 3/4"WIDE X 100 FT - BRT WHT
	069640-39-000	FT	SEALER - TAPE - 1/16"THICK X 3"WIDE X 50 FT - BRT WHT
	069640-40-000	FT	SEALER - TAPE - 1/16"THICK X 3"WIDE X 50 FT - BRT WHT
	072889-28-000	EA	SEALANT/URETHANE-10 OZ TUBE W/NOZZLE-SELF LEVELING-BRT WHT
	072889-31-000	EA	SEALANT/URETHANE-10 OZ TUBE W/NOZZLE-SELF LEVELING - BLACK
	076322-02-000	FT	TAPE-DOUBLE COATED/ADHESIVE BK-.05"THK X 1"W X 108' - WHT
	076322-03-000	FT	TAPE-DOUBLE COATED/ADHESIVE BK-.05"THK X .5"W X 108' - WHT
	076322-05-000	FT	TAPE-DOUBLE COATED/ADHESIVE BK-.05"THK X .8"W X 108' - WHT
	076322-07-000	FT	TAPE-DOUBLE COATED/ADHESIVE BK-.05"THK X .5"W X 200' - BLK
	076322-13-000	FT	TAPE - FOAM/DOUBLE COATED - .020"THK X .75"W - CLEAR
	076322-21-000	FT	TAPE - FOAM/DOUBLE COATED - .045"THK X .50"W
	076322-22-000	FT	TAPE - FOAM/DOUBLE COATED - .045"THK X .75"W
	076322-23-000	FT	TAPE - FOAM/DOUBLE COATED - .045"THK X 1"W
	076322-25-000	FT	TAPE - FOAM/DOUBLE COATED - .025"THK X .5"W
	086276-01-000	EA	TAPE - DOUBLE SIDED - 1/2" WIDE X 108' LONG (SOLD BY ROLL)
	088479-01-000	EA	TAPE - ALUMINUM - 3"
	090340-01-000	FT	SEAL - FOAM - CLOSED CELL - 1/4" X 1/2" X 50'
	090340-02-000	FT	SEAL - FOAM - CLOSED CELL - 3/8" X 1/2" X 50'
	091255-02-000	FT	SEAL - ADHESIVE BACKED/FOAM - 3/64"THICK X 3/16"W X 1000'
	091255-03-000	FT	SEAL - ADHESIVE BACKED/FOAM - 1/4" THICK X 1/4"W X 1000'
	094401-01-000	EA	SEALER - BODY SEAM - FLEXICLEAR
	094401-04-000	EA	SEALER - BODY SEAM - CLEAR
	094401-05-000	EA	SEALER - BODY SEAM - 20OZ BLACK
	094401-06-000	EA	SEALER - BODY SEAM - 12OZ BLACK
	094401-07-000	EA	SEALER - BODY SEAM - CLEAR
	098408-01-000	FT	SEAL - SPONGE RUBBER - CLOSED CELL
	099069-01-000	FT	SEAL - RUBBER - CLOSED SPONGE - .5" WIDE X .12" THICK-BLK
	099418-01-000	FT	SEAL - D-SECTION/ADHESIVE BACK - .44" X .44" - BLK RUBBER
	100128-02-000	FT	SEAL - FOAM/ADHESIVE BACK - .37" WIDE X .37" THICK X 60'
	104692-01-000	FT	SEAL - ADHESIVE BACKED FOAM - 3/4" THICK X 3/4" WIDE X 25'
	107721-07-000	FT	SEAL - ACCESS DOOR - .9"WIDE X 1.1"HIGH
	112864-01-000	FT	SEAL - FOAM/BUTYL COVERED - 3/8" X 35'
	112864-02-000	FT	SEAL - FOAM/BUTYL COVERED - 5/16" X 44'
	112864-05-000	FT	SEAL - FOAM/BUTYL COVERED - 1/2" X 3/16"
	112901-02-000	EA	ADHESIVE - PLEXUS - MA330 - 50ML - GRAY

## SEALANTS & FASTENERS GROUP (CONTINUED)

### SEALANTS & ADHESIVES (CONTINUED)

KEY	PART NUMBER	U/M	DESCRIPTION
	112901-03-000	EA	ADHESIVE - PLEXUS - MA300 - 50ML - WHITE
	112902-03-000	EA	MIXER NOZZLE - F/GUN #00400102000 - SCOTCH-WELD & PLEXUS
	112902-04-000	EA	NOZZLE - ELEMENT - 1/4" X 3.5"
	113452-01-000	FT	SEAL/TRIM - FRONT - VINYL W/WIRE CARRIER - .020"
	113452-02-000	FT	SEAL/TRIM - FRONT - VINYL W/WIRE CARRIER - .027"
	113366-01-000	EA	ADHESIVE - INSTANT - 1 OZ
	115870-01-000	FT	SEAL/EDGE - TRIM
	120074-02-03A	EA	SILICONE - TUBE - W/O NOZZLE - LOW ODOR - SMOKEY WHITE
	120534-01-01A	EA	TAPE - SCOTCH - 3M - 1/2" FINE LINE
	123655-01-000	FT	SEAL - CLOSED CELL/FOAM
	123816-01-000	FT	TAPE - DOUBLE SIDED - 1" X .020" X 200' - CLEAR
	123816-02-000	FT	TAPE - DOUBLE SIDED - 1/2" X .035" X 200' - CLEAR
	123816-03-000	FT	TAPE - DOUBLE SIDED - 1/2" X .020" X 200' - CLEAR
	123816-04-000	FT	TAPE - DOUBLE SIDED - 6" X .0035" X 750' - CLEAR
	123816-06-000	FT	TAPE - DOUBLE SIDED - 3/4" X 3/4" X 200' - CLEAR
	123816-07-000	FT	TAPE - DOUBLE SIDED - 1 3/4" X 200' - CLEAR
	126427-01-000	EA	ADHESIVE - ALL PURPOSE - ABS/PVC
	126427-02-000	EA	PRIMER - CLEANER - FLEX PIPING
	131264-01-12A	EA	SILICONE - TUBE - W/NOZZLE - BONE
	131264-01-13A	EA	SILICONE - TUBE - W/NOZZLE - TRANSLUCENT
	131264-03-01A	EA	SILICONE - TUBE - W/O NOZZLE - SELF LEVELING -BRIGHT WHITE
	131264-04-02A	EA	SILICONE/SEALANT/ADHESIVE-FAST CURE F/GLASS/VINYL-SOFT WHT
	131264-05-01A	EA	SILICONE/SEALANT - ODORLESS - TUBE - W/NOZZLE - BLACK
	131264-05-02A	EA	SILICONE/SEALANT - ODORLESS - TUBE - W/NOZZLE - CLEAR
	131384-01-000	EA	ADHESIVE - JET WELD - 10 OZ CARTRIDGE
	132892-07-01A	FT	SEAL - BULB/SINGLE - W/U CHANNEL - .5" X 1" - BLACK
	152038-01-01A	EA	TAPE - PRESERVATION SEAL - 2" X 36YD ROLL - BLACK
	154585-01-01A	FT	SEAL - FOAM TAPE - ADHESIVE BACK - 3/8" X 3/8" - BLACK
	154585-02-01A	FT	SEAL - FOAM TAPE - ADHESIVE BACK - 3/4" X 1/2" - BLACK
	154585-03-01A	FT	SEAL - FOAM TAPE - ADHESIVE 2 SIDED - 1/8" X 3/4" - BLACK
	154585-04-01A	FT	SEAL - FOAM TAPE - ADHESIVE BACK - 5/8" X 1/8" - WHITE
	156622-01-01A	FT	SEALER - TAPE - 1/4"THICK X 3"WIDE X 100 FT - WHITE
	156622-02-01A	FT	SEALER - TAPE - 1/4"THICK X 2"WIDE X 100 FT - WHITE

### BOLTS, NUTS AND WASHERS

KEY	PART NUMBER	U/M	DESCRIPTION
	0MD54F-06-000	EA	NUT - HEX W/SERATED FLANGE
	000C12-04-08B	EA	BOLT - HEX - 1/4-20 X 1/2 - GRADE #5 - ZINC
	000C12-04-12A	EA	BOLT - HEX - 1/4-20 X 3/4 - PLAIN 5
	000C12-04-40B	EA	BOLT - HEX - 1/4-20 X 2 1/2 - GRADE #5 ZINC
	000C12-05-16B	EA	BOLT - HEX - 5/16 - 18X1 - GRADE #5 - ZINC
	000C12-05-40B	EA	BOLT - HEX - 5/16"-18 X 2.5" - GRADE #5 - ZINC
	000C12-06-28B	EA	BOLT-HEX-3/8-16X13/4 ZN 5 - 5185-01
	000C12-08-24B	EA	BOLT - HEX - 1/2-13 X 1 1/2 - GRADE #5 - ZINC
	000C12-08-28B	EA	BOLT - HEX - 1/2-13 X 1 3/4 - GRADE #5 - ZINC
	000C12-08-44B	EA	BOLT - HEX - 1/2-13 X 2 3/4 - GRADE #5 - ZINC
	000C13-07-40B	EA	BOLT - HEX - 7/16-20 X 2 1/2 - GRADE #5 - ZINC
	000C13-07-48B	EA	BOLT - HEX - 7/16-20 X 3 - GRADE #5 - ZINC
	000C14-10-32B	EA	BOLT - HEX - 5/8-11 X 2.0 - GRADE #8 - ZINC
	000C18-05-40A	EA	BOLT - ELEVATOR - 5/16-18 X 2 1/2 - PL
	000C26-04-10B	EA	BOLT - HEX - SERRATED FLANGE - 1/4-20 X 5/8 - ZINC
	000C26-04-12F	EA	BOLT - HEX - SERRATED FLANGE -1/4-20 X 3/4-STAINLESS STEEL
	000C26-04-14B	EA	BOLT - HEX - SERRATED FLANGE - 1/4-20 X 7/8 - ZINC
	000C26-04-18B	EA	BOLT - HEX - SERRATED FLANGE - 1/4-20 X 1 1/8 - ZINC
	000C26-05-12B	EA	BOLT - HEX - SERRATED FLANGE - 5/16-18 X 3/4 - ZINC
	000C26-06-12B	EA	BOLT - HEX - SERRATED FLANGE - 3/8-16 X 3/4 - ZINC
	000C26-06-20B	EA	BOLT - HEX - SERRATED FLANGE - 3/8-16 X 1 1/4 - ZINC
	000C26-06-28B	EA	BOLT - HEX - SERRATED FLANGE - 3/8-16 X 1 3/4 - ZINC
	000C26-06-40B	EA	BOLT - HEX - SERRATED FLANGE - 3/8-16 X 2 1/2 - ZINC
	000C26-08-24B	EA	BOLT - HEX - SERRATED FLANGE - 1/2-13 X 1 1/2 - ZINC
	000C26-08-28B	EA	BOLT - HEX - SERRATED FLANGE - 1/2-13 X 1 3/4 - ZINC
	000C27-08-48B	EA	BOLT-CARR 1/2-13X3.00 GR5 - 97 M-SERIES
	000D24-10-00B	EA	NUT - HEX - SELF LOCKING - 10-32 - ZINC

**SEALANTS & FASTENERS GROUP (CONTINUED)**  
**BOLTS, NUTS AND WASHERS (CONTINUED)**

KEY	PART NUMBER	U/M	DESCRIPTION
	000D27-05-00B	EA	NUT - HEX LOCK - 5-40 - ZINC
	000D28-10-00B	EA	NUT - HEX - W/NYLON LOCK - 10-32 - ZINC
	000D29-04-00B	EA	NUT - HEX - SELF LOCKING - 1/4 X 20 - ZINC
	000D29-04-00F	EA	NUT - HEX - SELF LOCKING - 1/4 X 20 - STAINLESS STEEL
	000D29-06-00B	EA	NUT - HEX - W/NYLON LOCK - 3/8-16 - ZINC
	000D29-09-00B	EA	NUT - HEX - SELF LOCKING - 9/16-12 - ZINC
	000D34-04-00B	EA	NUT - HEX - LOCKING - 1/4-20 - ZINC
	000D34-06-00B	EA	NUT - HEX - LOCKING - 3/8-16 GRADE C - ZINC
	000D39-04-00B	EA	NUT - HEX - LOCKING W/SERRATED FLANGE - 1/4-20 - ZINC
	000D39-05-00B	EA	NUT - HEX - LOCKING W/SERRATED FLANGE - 5/16-18 - ZINC
	000D39-06-00B	EA	NUT - HEX - LOCKING W/SERRATED FLANGE - 3/8-18 - ZINC
	000D39-06-00D	EA	NUT - HEX - LOCKING W/SERRATED FLANGE - 3/8"-16 BLACK
	000D39-07-00B	EA	NUT - HEX - LOCKING W/SERRATED FLANGE - 7/16-14 - ZINC
	000D39-08-00B	EA	NUT - HEX - LOCKING W/SERRATED FLANGE - 1/2-13 - ZINC
	000D44-07-00B	EA	NUT - HEX - LOCKING W/SERRATED FLANGE - 7/16-20 - ZINC
	000D44-08-00B	EA	NUT - HEX - LOCKING W/SERRATED FLANGE - 1/2-20 - ZINC
	000D46-04-00A	EA	NUT - HEX - WELD - 1/4-20 - PLAIN
	000D65-08-00B	EA	NUT - HEX - LOCKING W/SERRATED FLANGE - 8-32 - ZINC
	000D73-08-00C	EA	NUT - HEX FLANGE - 1/2-13
	000D75-09-00B	EA	NUT - HEX LOCKING - 9/16-12 - ZINC
	000D76-06-00B	EA	NUT - HEX FLANGE - 3/8-16
	000E11-04-00F	EA	WASHER - LOCKING - 1/4 MED SPLIT - STAINLESS STEEL
	000E11-07-00B	EA	WASHER - LOCKING - 7/16 MED SPLIT - ZINC
	000E11-08-00B	EA	WASHER - LOCKING - 1/2 MED SPLIT - ZINC
	000E13-17-00B	EA	WASHER - FLAT - 3/8 AR - ZINC
	000E13-18-00B	EA	WASHER - FLAT - 3/8 WIDE - ZINC
	000E13-20-00B	EA	WASHER - FLAT - 7/16 WIDE - ZINC
	000E13-22-00B	EA	WASHER - FLAT - 1/2 WIDE - ZINC
	000E13-26-00B	EA	WASHER - FLAT - 5/8 WIDE - ZINC
	000E14-10-00B	EA	WASHER - LOCKING - #10 EXTERNAL TOOTH - ZINC
	000E16-10-00B	EA	WASHER - HARDENED - 5/8 - FLAT - ZINC
	000G45-05-16B	EA	BOLT - LAG - 5/16-9 X 1 - ZINC
	039715-01-000	EA	NUT-SERT - 1/4" DIAMETER - 20 THREADS
	040921-01-000	EA	NUT - SPEED - U TYPE - #10-24 - BLACK
	040921-03-000	EA	NUT - SPEED - U TYPE - #10
	040921-04-000	EA	NUT - SPEED - U TYPE - #8-.59" LENGTH X .44" WIDTH
	040921-05-000	EA	NUT - SPEED - U-TYPE - 8-.67" X .44" WIDE
	040921-11-000	EA	NUT - SPEED - U-TYPE - 8-.59" LENGTH X .44" WIDTH - BLACK
	041322-01-000	EA	WASHER - FLANGE - 15/32"ID X 2 3/8"OD - F/SEAT BELT MTG
	044364-02-000	EA	NUT - SPEED - FLAT - ROUND
	044533-01-000	EA	WASHER - 1 3/8"OD - FOR BUTTONS - PLASTIC
	051387-06-000	EA	BOLT - CARRIAGE W/O HOLE - 5/16-18 X 9 1/2 - ZINC
	058716-02-000	EA	WASHER - FLAT NYLON
	064081-03-000	EA	NUT - WING 3/8-16 - W/WELD NUT
	077071-01-000	EA	WASHER - FENDER - 3/16"ID X 1"OD
	087234-01-000	EA	NUT - JACK - 1/4 X 20 THD - MOLLY
	088787-12-000	EA	STUD - WELD - 1/4 - 20 X 1.0 LG - MN
	106956-03-000	EA	BOLT - HEX TAP - 1/2-13NC X 3 - GRADE 5 - FULL THREAD/ZINC
	106956-10-000	EA	BOLT - HEX TAP - 9/16-12NC X 3 5/8 -GRD 5-FULL THREAD/ZINC
	106956-11-000	EA	BOLT - HEX TAP - 1/2-13NC X 2 1/2 - GRD 5-FULL THREAD/ZINC
	106956-13-000	EA	BOLT - HEX TAP - 1/2-20 X 2 1/2 - GRD 5-FULL THREAD/ZINC
	106956-14-000	EA	BOLT - HEX TAP - 5/16 -18NC X 1 1/2 - GRD 5-FULL THREAD/ZINC
	107397-01-000	EA	WASHER - FENDER - 3/4"ID X 1"OD
	108067-03-000	EA	STUD - WELD - 1/4 - 20 X 1/2 CD
	109917-01-000	EA	WASHER - 1.5" X 1.25"
	109917-03-000	EA	WASHER - 1" X .50"
	109917-04-000	EA	WASHER - 1" X .75"
	128444-01-000	EA	WASHER - SPRING - CONICAL
	135092-02-01A	EA	BOLT - HEX - SERRATED FLANGE - 1/2-20 X 2 1/2-GRADE 5 ZINC
	135092-05-01A	EA	BOLT - HEX - SERRATED FLANGE - 1/2-20 X 1 - GRADE 5 ZINC
	143399-01-01A	EA	NUT/RETAINING - 3/8"- 24 NFT
	147284-02-000	EA	NUT/SELF RETAINING - 5/16"-18
	148817-01-000	EA	WASHER/SPUR - LOCKING

## SEALANTS & FASTENERS GROUP (CONTINUED)

### SCREWS

KEY	PART NUMBER	U/M	DESCRIPTION
	0G1208-12-170	EA	SCREW - 8-18 X 3/4 POH - BRIGHT WHITE
	0G3908-08-170	EA	SCREW - SF/DR - 8-18 X 1/2 PPH - BRIGHT WHITE
	0G3908-16-170	EA	SCREW - SF/DR - 8-18 X 1 PPH - BRIGHT WHITE
	0G3908-24-170	EA	SCREW - SF/DR - 8-18 X 1 1/2 PPH - BRIGHT WHITE
	0G3910-10-420	EA	SCREW - SF/DR - 10-16 X .62 PPH - BRIARWOOD
	0G3910-12-170	EA	SCREW - SF/DR - 10-16 X 3/4 PPH - BRIGHT WHITE
	0G3910-24-170	EA	SCREW - SF/DR - 10-16 X 1 1/2 PPH - BRIGHT WHITE
	0G5508-08-370	EA	SCREW - SF/DR - 8-18 X .5 PWH - RIVERSTONE
	0G5508-08-380	EA	SCREW - SF/DR - 8-18 X .5 PWH - CASHMERE
	0G5508-08-420	EA	SCREW - SF/DR - 8-18 X .5 PWH - BRIARWOOD
	0G5508-08-450	EA	SCREW - SF/DR - 8-18 X .5 PWH - SADDLE
	0G5508-12-170	EA	SCREW - SF/DR - 8-18 X 3/4 PWH - BRIGHT WHITE
	0G5508-12-330	EA	SCREW - SF/DR - 8-18 X 3/4 PWH - PUTTY
	0G5508-12-380	EA	SCREW - SF/DR - 8-18 X 3/4 PWH - CASHMERE
	0G5508-12-450	EA	SCREW - SF/DR - 8-18 X 3/4 PWH - SADDLE
	0G5508-16-330	EA	SCREW - SF/DR - 8-18 X 1 PWH - PUTTY
	0G5508-16-370	EA	SCREW - SF/DR - 8-18 X 1 PWH - RIVERSTONE
	0G5508-16-380	EA	SCREW - SF/DR - 8-18 X 1 PWH - CASHMERE
	0G5508-16-450	EA	SCREW - SF/DR - 8-18 X 1 PWH - SADDLE
	0G6008-16-170	EA	SCREW - SF/DR - 8-18 X 1 POH - BRIGHT WHITE
	0G6012-32-170	EA	SCREW - SF/DR - 12-14 X 2 POH - BRIGHT WHITE
	0G6710-08-170	EA	SCREW - 10-12 X 1/2 PPH - BRIGHT WHITE
	0G6710-12-170	EA	SCREW - 10-12 X 3/4 PPH - BRIGHT WHITE
	0G6806-16-170	EA	SCREW - 6-18 X 1 POH - BRIGHT WHITE
	0G6810-24-280	EA	SCREW - 10-12 X 1 1/2 POH - SOFT WHITE
	000C20-06-24T	EA	SCREW - 3/8-16 X 1 1/2 - FLAT SOCKET
	000G11-06-08B	EA	SCREW - 6-20 X 1/2 PPH - ZINC
	000G11-06-10B	EA	SCREW - 6-20 X 5/8 PPH - ZINC
	000G11-06-10J	EA	SCREW - 6-20 X 5/8 PPH - BRASS
	000G11-07-08B	EA	SCREW - 7-19 X 1/2 PPH - ZINC
	000G11-08-06B	EA	SCREW - 8-18 X 3/8 PPH - ZINC
	000G11-08-08T	EA	SCREW - 8-18 X 1/2 PPH - FLUOROCARBON COATING
	000G11-08-12B	EA	SCREW - 8-18 X 3/4 PPH - ZINC
	000G11-08-12P	EA	SCREW - 8-18 X 3/4 PPH - DARK BROWN
	000G11-08-12S	EA	SCREW - 8-18 X 3/4 PPH - OFF WHITE
	000G11-08-12T	EA	SCREW - 8-18 X 3/4 PPH - BLACK MAGNESIUM
	000G11-08-20B	EA	SCREW - 8-18 X 1 1/4 PPH - ZINC
	000G11-08-20G	EA	SCREW - 8-18 X 1 1/4 - ANTIQUE BRASS
	000G11-10-12D	EA	SCREW - 10-16 X 3/4 PPH - BLACK
	000G11-10-32P	EA	SCREW-10,16X2.00 PPH DK BRN
	000G12-06-08T	EA	SCREW - 6-20 X 1/2 POH - BLACK
	000G12-10-16F	EA	SCREW - 10-16 X 1 POH - STAINLESS STEEL
	000G13-05-10B	EA	SCREW - 5-12 X 5/8 PFH - ZINC
	000G13-06-06I	EA	SCREW - 6-20 X 3/8 PFH - BLACK ZINC
	000G13-06-08B	EA	SCREW - 6-20 X 1/2 PFH - ZINC
	000G13-06-08G	EA	SCREW - 6-20 X 1/2 PFH - ANTIQUE BRASS
	000G13-06-10G	EA	SCREW - 6-20 X 5/8 PFH - ANTIQUE BRASS
	000G13-06-16E	EA	SCREW - 6-20 X 1 PFH - CHROME
	000G13-06-16J	EA	SCREW - 6-20 X 1 PFH - BRASS
	000G13-06-24J	EA	SCREW - 6-20 X 1 1/2 PFH - BRASS
	000G13-07-10H	EA	SCREW - 7-19 X 5/8 PFH - BLACK
	000G13-07-12B	EA	SCREW - 7-19 X 3/4 PFH - ZINC
	000G11-08-08B	EA	SCREW - 8-18 X 1/2 PPH - ZINC
	000G13-08-10B	EA	SCREW - 8-18 X 5/8 PFH - ZINC
	000G13-08-109	EA	SCREW - 8-18 X 5/8 PFH
	000G13-08-16B	EA	SCREW - 8-18 X 1 PFH - ZINC
	000G13-08-24B	EA	SCREW - 8-18 X 1 1/2 PFH - ZINC
	000G16-04-24B	EA	SCREW - MACHINE - 1/4-20 X 1 1/2 PPH
	000G18-08-16B	EA	SCREW - MACHINE - 8-32 X 1 PPH - ZINC
	000G18-08-22B	EA	SCREW - MACHINE - 8-32 X 1 3/8 PPH - ZINC
	000G18-08-24B	EA	SCREW - MACHINE - 8-32 X 1 1/2 PPH - ZINC
	000G19-10-08B	EA	SCREW - MACHINE - 10-32 X 1/2 PPH - ZINC
	000G19-10-10B	EA	SCREW - MACHINE - 10-32 X 5/8 - PPH - ZINC
	000G19-10-12F	EA	SCREW - MACHINE - 10-32 X 3/4 PPH - STAINLESS STEEL



**SEALANTS & FASTENERS GROUP (CONTINUED)**  
**SCREWS (CONTINUED)**

KEY	PART NUMBER	U/M	DESCRIPTION
	000G19-10-20B	EA	SCREW - MACHINE - 10-32 X 1 1/2 PPH - ZINC
	000G32-10-06B	EA	SCREW - 10-32 X 3/8 PPH - ZINC
	000G34-05-12B	EA	SCREW - HEX HEAD TAPPING - 5/16 X 3/4 LONG
	000G39-06-10T	EA	SCREW - SF/DR - 6-20 X 5/8 PPH - BLACK
	000G39-06-16T	EA	SCREW - SF/DR - 6-20 X 1 PPH - BLACK
	000G39-08-06B	EA	SCREW - SF/DR - 8-18 X 3/8 PPH - ZINC
	000G39-08-08B	EA	SCREW - SF/DR - 8-18 X 1/2 PPH - ZINC
	000G39-08-08S	EA	SCREW - SF/DR - 8-18 X 1/2 PPH - OFF WHITE
	000G39-08-08T	EA	SCREW - SF/DR - 8-18 X 1/2 PPH - BLACK
	000G39-08-12T	EA	SCREW - SF/DR - 8-18 X 3/4 PPH - BLACK
	000G39-08-16B	EA	SCREW - SF/DR - 8-18 X 1 PPH - ZINC
	000G39-08-16T	EA	SCREW - SF/DR - 6-20 X 1 PPH - BLACK
	000G39-08-24B	EA	SCREW - SF/DR - 8-18 X 1 1/2 PPH - ZINC
	000G39-08-24T	EA	SCREW - SF/DR - 8-18 X 1 1/2 PPH - BLACK
	000G39-08-32B	EA	SCREW - SF/DR - 8-18 X 2 PPH - ZINC
	000G39-08-169	EA	SCREW-SF/DR,8-18X1.00 PPH - FLUROCARBON SILVER
	000G39-10-08B	EA	SCREW - SF/DR - 10-16 X 1/2 PPH - ZINC
	000G39-10-10B	EA	SCREW - SF/DR - 10-16 X 5/8 PPH - ZINC
	000G39-10-12B	EA	SCREW - SF/DR - 10-16 X 3/4 PPH - ZINC
	000G39-10-12S	EA	SCREW - SF/DR - 10-16 X 3/4 PPH - OFF WHITE
	000G39-10-129	EA	SCREW - SF/DR - 10-16 X 3/4 PPH - FLUOROCARBON SILVER
	000G39-10-169	EA	SCREW - SF/DR - 10-16 X 1 PPH - FLUOROCARBON SILVER
	000G39-10-20B	EA	SCREW - SF/DR - 10-16 X 1 1/4 PPH - ZINC
	000G39-10-20T	EA	SCREW - SF/DR - 10-16 X 1 1/4 PPH - BLACK
	000G39-10-24B	EA	SCREW - SF/DR - 10-16 X 1 1/2 PPH - ZINC
	000G39-10-24T	EA	SCREW - SF/DR - 10-16 X 1 1/2" PPH - BLACK
	000G39-10-32B	EA	SCREW - SF/DR - 10-16 X 2 - PPH - ZINC
	000G39-10-48B	EA	SCREW - SF/DR - 10-16 X 3 - PPH - ZINC
	000G39-10-48T	EA	SCREW - SF/DR - 10-16 X 3 PPH - BLACK
	000G42-04-16B	EA	SCREW - SF/DR - 1/4-14 X 1 HWH - ZINC
	000G42-04-24B	EA	SCREW - SF/DR - 1/4-14 X 1 1/2 - ZINC
	000G52-06-05B	EA	SCREW - MACHINE - 6-32 X 5/16 PTH - ZINC
	000G52-06-06B	EA	SCREW - MACHINE - 6-32 X 3/8 PTH - ZINC
	000G54-04-14B	EA	SCREW - 1/4-20 X 7/8 PTH - TYPE 23 - ZINC PLATED
	000G55-08-12T	EA	SCREW - SF/DR - 8-18 X 3/4 PWH - BLACK
	000G55-08-16S	EA	SCREW - SF/DR - 8-18 X 1.00 PWH - OFF WHITE
	000G55-08-16T	EA	SCREW - SF/DR - 8-18 X 1 PWH - BLACK
	000G56-12-48B	EA	SCREW - WOOD - 12-11 X 3 POH - SPECIAL HARDENED
	000G60-08-16E	EA	SCREW - SF/DR - 8-1 X 1 POH - CHROME
	000G60-08-20F	EA	SCREW - SF/DR - 8-19X1.25 POH
	000G60-08-22B	EA	SCREW - SF/DR - 8-18 X 1.38 POH - ZINC
	000G60-10-20B	EA	SCREW - SF/DR - 10-16 X 1 1/4 POH - ZINC
	000G60-10-209	EA	SCREW - SF/DR - 10-16 X 1 1/4 POH - SILVER STALGAARD
	000G60-10-28T	EA	SCREW - SF/DR - 10-16 X 1 3/4 - BLACK
	000G62-06-12B	EA	SCREW-SF/DR,6-20X.75 PFH - ZINC
	000G62-06-249	EA	SCREW - SF/DR - 8-18 X 1.5 PPH - SILVER
	000G62-08-24B	EA	SCREW - SF/DR - 8-18 X 1 1/2 PFH
	000G62-08-24T	EA	SCREW - SF/DR - 8-18 X 1 1/2 PFH - BLACK
	000G67-08-32B	EA	SCREW - 8-15 X 2 PPH - ZINC
	000G67-10-08B	EA	SCREW - 10-12 X 1/2 PPH - ZINC
	000G67-10-08S	EA	SCREW - 10-12 X 1/2 PPH - OFF WHITE
	000G67-10-10B	EA	SCREW - 10-12 X 5/8 PPH - ZINC - TYPE A
	000G67-10-10D	EA	SCREW - 10-12 X 5/8 PPH - BLACK - TYPE A
	000G67-10-10P	EA	SCREW - 10-12 X 5/8 PPH - DARK BROWN
	000G67-10-10S	EA	SCREW - 10-12 X 5/8 PPH - OFF WHITE
	000G67-10-10T	EA	SCREW - 10-12 X 5/8 PPH - BLACK
	000G67-10-10V	EA	SCREW-10-12X5/8 PPH ZN O/W - TYPE A
	000G67-10-12P	EA	SCREW - 10-12 X 3/4 PPH - DARK BROWN
	000G67-10-24B	EA	SCREW - 10-12 X 1 1/2 PPH - ZINC
	000G68-06-10J	EA	SCREW - 6-18 X 5/8 POH - BRASS
	000G68-06-12B	EA	SCREW - 6-18 X 3/4 POH - ZINC & CLEAR
	000G68-06-12S	EA	SCREW - 6-18 X 3/4 POH
	029130-01-000	EA	SCREW - SNAP STUD - #8-16 X 5/8" LONG
	029130-02-000	EA	SCREW - SNAP STUD - #8-16 X 1 1/2" LONG

**SEALANTS & FASTENERS GROUP (CONTINUED)**  
**SCREWS (CONTINUED)**

KEY	PART NUMBER	U/M	DESCRIPTION
	029130-03-000	EA	SCREW - SNAP STUD - #8-16 X 1" LONG
	049465-03-000	EA	SCREW - 10-16 X 1 POH W/WASHER - OFF WHITE
	049465-17-000	EA	SCREW - 10-16 X 1 POH W/WASHER - BRIGHT WHITE
	049465-18-000	EA	SCREW - 10-16 X 1 POH W/WASHER - VW GRAY
	054434-02-000	EA	SCREW - SF/DR - 10-16 X 2 - ZINC
	054434-03-000	EA	SCREW - SF/DR - 10-16 X 2 - PWH - ZINC
	075908-01-000	EA	SCREW - MACHINE - 10-32 X .56 PTH - EXTERNAL TOOTH - ZINC
	076790-01-000	EA	SCREW - 6-20 X 1 1/4 PPH - BLACK
	076790-05-000	EA	SCREW - 6-20 X 1/2 PPH - BLACK - THREAD CUTTING/WOOD
	083554-01-000	EA	SCREW - DRYWALL - 8 X 1 1/4
	087721-01-000	EA	SCREW - FLAT HEAD - TAPPING - 1/4" X 1 1/4" LONG - ZINC
	093249-01-000	EA	CAP/SCREW - MOLDED/VINYL - BLACK
	095772-01-000	EA	SOCKET-SNAP FASTNER1" SF/DR - SELF DRIVER
	097974-01-000	EA	SCREW - PARTICLE BOARD - 7-9 X 3/4 PPH
	101618-01-000	EA	SCREW - 1/4-20 X 3/4 HEX - TAPPING - STALGARD TYPE F
	113563-01-01A	EA	SCREW - 8 X 5/8 LONG SHOULDER/WASHER HEAD
	113563-01-02A	EA	SCREW - 8 X 5/8 LONG SHOULDER/WASHER HEAD - BRIGHT WHITE
	118383-01-12A	EA	RETAINER/RECESSED - F/.22" SCREW - RIVERSTONE
	118383-01-14A	EA	RETAINER/RECESSED - F/.22" SCREW - PEWTER
	118383-01-15A	EA	RETAINER/RECESSED - F/.22" SCREW - BRIARWOOD
	118383-02-13A	EA	RETAINER/RECESSED - F/.27" SCREW - OFF WHITE
	118383-04-04A	EA	CAP - F/RECESSED RETAINER - BRIGHT WHITE
	118383-04-10A	EA	CAP - F/RECESSED RETAINER - RIVERSTONE
	118383-04-13A	EA	CAP - F/RECESSED RETAINER - OFF WHITE
	118383-04-14A	EA	CAP - F/RECESSED RETAINER - PEWTER
	118383-04-15A	EA	CAP - F/RECESSED RETAINER - BRIARWOOD
	134126-01-01A	EA	SCREW/NAIL - HEX HEAD - 3/4"
	140040-01-000	EA	SCREW - 1/4-20 X 1 - BUTTON HEAD/SOCKET - W/LOCTITE
	149753-01-01A	EA	RETAINER/RECESSED - F/.22" SCREW - BLACK
	149753-01-02A	EA	RETAINER/RECESSED - F/.22" SCREW - BRIGHT WHITE
	149753-02-01A	EA	CAP - F/RECESSED RETAINER - BLACK
	149753-02-02A	EA	CAP - F/RECESSED RETAINER - BRIGHT WHITE
	154938-01-01A	EA	SCREW - SF/DR - 10-16 X 3/4 PPH - W/SELF SEAL - BRIGHT WHITE
	154938-01-02A	EA	SCREW - SF/DR - 10-16 X 3/4 PPH - W/SELF SEAL - BLACK
	154938-02-01A	EA	SCREW - SF/DR - 8-18 X 1 PFH - W/SELF SEAL - BRIGHT WHITE
	154938-02-02A	EA	SCREW - SF/DR - 8-18 X 1 PFH - W/SELF SEAL - BLACK
	154938-02-03A	EA	SCREW - SF/DR - 8-18 X 1 PFH - W/SELF SEAL - SILVER
	154938-03-01A	EA	SCREW - SF/DR - 8-18 X 5/8 PFH - W/SELF SEAL - BRT WHT
	154938-03-02A	EA	SCREW - SF/DR - 8-18 X 5/8 PFH - W/SELF SEAL - BLACK
	154938-04-01A	EA	SCREW - SF/DR - 10-16 X 1" TPH - W/SELF SEAL - BRT WHT
	154938-04-02A	EA	SCREW - SF/DR - 10-16 X 1" TPH - W/SELF SEAL - BLACK
	154938-05-03A	EA	SCREW - SF/DR - 8-18 X 1.25" PFH - W/SELF SEAL - SILVER

**SEALANTS & FASTENERS GROUP (CONTINUED)**  
**CLAMPS, CLIPS, GROMMETS, RIVETS & PLUGS**

KEY	PART NUMBER	U/M	DESCRIPTION
	000H14-06-03R	EA	RIVET - MANDREL BLIND - 3/16 ALUMINUM
	000H16-04-06R	EA	RIVET - POP ALUMINUM - 1/8 X .313 - .375
	000H16-06-10R	EA	RIVET - POP ALUMINUM - 3/16 X .501 - .625
	007161-01-000	EA	CLAMP - HOSE - SPRING TYPE - 1/2"
	008386-01-000	EA	GROMMET - SNAP - 3/8" DIAMETER - NYLON
	010495-01-000	EA	CLAMP - CABLE - 9/16"ID - BLACK
	010495-02-000	EA	CLAMP - CABLE - 3/8"ID - BLACK
	010495-04-000	EA	CLAMP - CABLE - 11/16"ID - WHITE
	010497-01-000	EA	CLAMP - CLOSED - 5/8"ID
	010497-02-000	EA	CLAMP - CLOSED - 1.5"ID
	010497-03-000	EA	CLAMP - CLOSED - 1"ID - CUSHIONED
	010497-04-000	EA	CLAMP - CLOSED - 1 5/8"ID
	010497-05-000	EA	CLAMP - CLOSED - 1/2"ID
	010497-07-000	EA	CLAMP - CLOSED - 3/8"ID
	010497-09-000	EA	CLAMP - CLOSED - 5/16"ID
	010497-10-000	EA	CLAMP - CLOSED - 7/8"ID
	010499-01-000	EA	CLAMP - CLOSED - 3/8"ID
	016188-03-000	EA	GROMMET - LP LINE - 3/8"HOLE X 2 1/2"LONG - RUBBER
	016188-04-000	EA	GROMMET - LP LINE - 1/2"HOLE X 2 1/2"LONG - RUBBER
	016188-05-000	EA	GROMMET - LP LINE - 3/8"HOLE X 1 1/4"LONG - RUBBER
	016188-06-000	EA	GROMMET - LP LINE - 3/8"HOLE X 3 1/4"LONG - RUBBER
	016188-07-000	EA	GROMMET - L/P LINE - 1/2"HOLE X 3 1/4"LONG
	016188-08-000	EA	GROMMET - LP LINE - 1/2"HOLE X 1 1/4"LONG - RUBBER
	016188-09-000	EA	GROMMET - LP LINE - .68"HOLE X 1 1/4"LONG - RUBBER
	016188-10-000	EA	GROMMET - LP GAS - .68" X 2.5"
	023942-01-000	EA	GROMMET - RUBBER - 2"OD
	041930-11-000	EA	RIVET - POP ALUMINUM - 1/8 X .188 - .250 - BRIGHT WHITE
	061420-04-000	EA	PLUG/PLASTIC - 1 1/4" DIAMETER
	061420-05-000	EA	PLUG/PLASTIC - 1 1/2" DIAMETER
	061420-09-000	EA	PLUG/PLASTIC - 1.00" DIAMETER
	061420-10-000	EA	PLUG/PLASTIC - 1 1/2" DIAMETER - BLACK
	061420-12-000	EA	PLUG/PLASTIC - 1.50" DIAMETER - RED
	061420-13-000	EA	PLUG/PLASTIC - 3/8" - FLUSH
	061420-14-000	EA	PLUG/PLASTIC - 7/8" DIAMETER - BLACK
	061420-15-000	EA	PLUG/PLASTIC - 2" DIAMETER - BLACK
	061420-16-000	EA	PLUG/PLASTIC - 2 1/8" DIAMETER - BLACK
	061420-18-000	EA	PLUG/PLASTIC - 1 3/4" DIAMETER - BLACK
	062401-01-000	EA	CLAMP - HOSE - WORMGEAR - .25" - 1"
	062401-02-000	EA	CLAMP - HOSE - WORMGEAR - 1.56" - 2.5" ID
	062401-03-000	EA	CLAMP - HOSE - WORMGEAR - .22" - 1" ID
	062401-04-000	EA	CLAMP - HOSE - WORMGEAR - .69" - 1.25" ID
	062401-06-000	EA	CLAMP - HOSE - WORMGEAR - .22" - .62" ID
	062401-09-000	EA	CLAMP - HOSE - WORMGEAR - 2.8" - 3.75" ID
	062401-11-000	EA	CLAMP - HOSE - WORMGEAR - 3.50" - 4.50" ID
	062401-13-000	EA	CLAMP - HOSE - WORMGEAR
	071015-11-000	EA	GROMMET - RUBBER - 1"ID FITS .12 MATERIAL - BLACK
	071015-13-000	EA	GROMMET - RUBBER - .62"ID X 1"OD W/.09" GROOVE - BLACK
	071015-20-000	EA	GROMMET - .38 ID FITS .06 MTL
	071015-22-000	EA	GROMMET - RUBBER - .62"ID X 1.12"OD W/.19" GROOVE - BLACK
	071015-26-000	EA	GROMMET - RUBBER - 1.5"ID X 2.1"OD W/.06" GROOVE - BLACK
	071015-29-000	EA	GROMMET - RUBBER - .3"ID X 1.3"OD W/.12" GROOVE - BLACK
	071015-30-000	EA	GROMMET - RUBBER - .3"ID X .81"OD W/.12" GROOVE - BLACK
	071015-39-000	EA	GROMMET - .75 ID FITS .06 MTL
	071015-41-000	EA	GROMMET - .125 ID FITS .188 MTL
	071015-42-000	EA	GROMMET - .25 ID FITS .06 MTL
	071015-43-000	EA	GROMMET-.25 ID,FITS .07 MATL, MINOR Z-4139
	071015-44-000	EA	GROMMET - .31 ID FITS .25 MTL
	075148-02-000	EA	CLAMP - GROUNDING - BRONZE SCREWS
	077955-01-000	EA	CLIP/J - 3/8" - VINYL COATED
	081211-03-000	EA	PLUG - PLASTIC - .50"DIAMETER - TRUSS HEAD - BLACK
	081211-04-000	EA	PLUG - PLASTIC - .46"DIAMETER - TRUSS HEAD - BLACK
	081211-06-000	EA	PLUG-PLASTIC,.468DIA,BLACK , HEYCO 1669
	083609-01-000	EA	CLAMP - WIRE - DUAL - EQUAL DIAMETERS - 5/8"
	083610-01-000	EA	CLAMP - WIRE - DUAL - UNEQUAL DIAMETERS - 3/4" & 1 1/4"

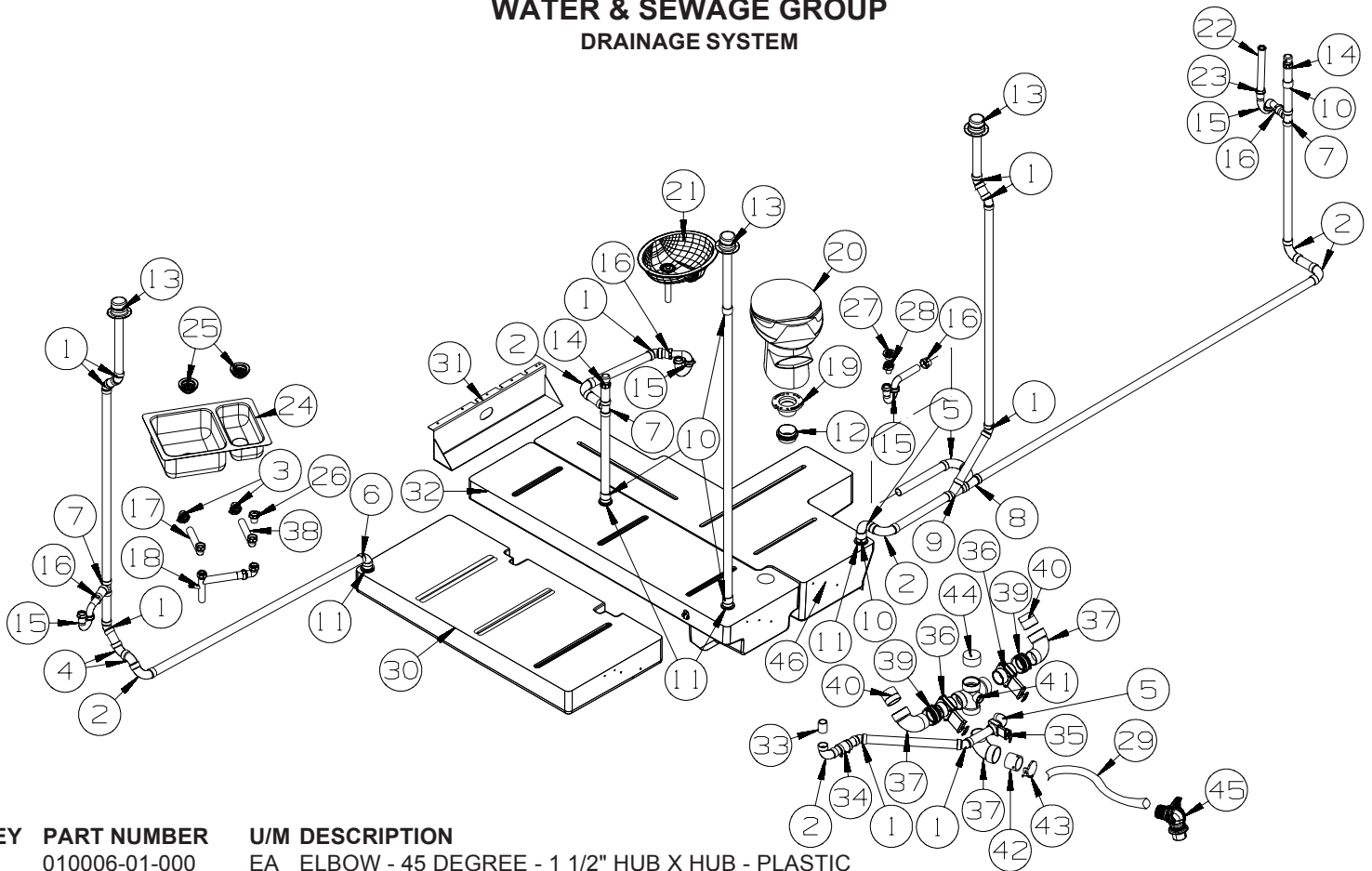
**SEALANTS & FASTENERS GROUP (CONTINUED)**  
**CLAMPS, CLIPS, GROMMETS, RIVETS & PLUGS (CONTINUED)**

<b>KEY</b>	<b>PART NUMBER</b>	<b>U/M</b>	<b>DESCRIPTION</b>
	083610-02-000	EA	CLAMP - WIRE - DUAL - UNEQUAL DIAMETERS - 3/4" & 2"
	083610-03-000	EA	CLAMP - WIRE - DUAL - EQUAL DIAMETERS - 2"
	083610-02-000	EA	CLAMP - WIRE - DUAL - UNEQUAL DIAMETERS - 3/4" & 2"
	083610-03-000	EA	CLAMP - WIRE - DUAL - EQUAL DIAMETERS - 2"
	088756-01-000	EA	GROMMET - WEB - 1 1/8"ID
	089329-02-000	EA	CLIP - SPRING
	091952-01-000	EA	CLIP - GRIPPER - 1" - BLACK VINYL COATED
	091952-02-000	EA	CLIP - GRIPPER - 3/4" - BLACK VINYL COATED
	091952-03-000	EA	CLIP - GRIPPER - 1/2" - BLACK VINYL COATED
	094362-02-000	EA	CLIP - XMAS TREE - BINDER HEAD - .9" LONG/ANY COLOR
	113133-02-01A	EA	RIVET - POP - ALUMINUM - 3/16 X .252 - .504 - BLACK
	114208-05-000	EA	GROMMET - EDGE LINER - FITS 2"
	118626-01-01A	EA	RIVET/POP - ALUMINUM - 3/16 X 1.2"(GRIP RANGE .1"-.4")
	118626-01-02A	EA	RIVET/POP - ALUMINUM - 3/16 X .08 - .375
	118626-02-01A	EA	RIVET/POP - ALUMINUM - 3/16 X .500 - .750
	118626-03-01A	EA	RIVET/POP - STAINLESS STEEL - 3/16 X .500 - .750
	137014-01-01A	EA	GROMMET - CABLE - ALMOND
	139118-02-01A	EA	GROMMET - SCREW - PLASTIC
	155498-01-01A	EA	CLAMP - CLOSED - 7/8"ID - VINYL DIP/GALVONIZED - BLACK

**MISCELLANEOUS FASTENERS**

<b>KEY</b>	<b>PART NUMBER</b>	<b>U/M</b>	<b>DESCRIPTION</b>
	008343-01-000	EA	TIE - WIRE - 6"
	008343-02-000	EA	TIE - WIRE - 14"
	008343-03-000	EA	TIE - WIRE - 7 1/2" - BLACK
	029094-04-000	YD	VELCRO TAPE/LOOP - 1"WIDE - W/ADHESIVE BACK - BLACK
	029096-03-000	YD	VELCRO TAPE/HOOK - 1"WIDE - BLACK
	029096-04-000	YD	VELCRO TAPE/HOOK - 1"WIDE - BLACK - W/ADHESIVE BACK (PSA)
	048394-02-000	YD	VELCRO TAPE - HOOK - ADHESIVE BACK - 3/4" WIDE - BEIGE
	085774-01-000	FT	FASTENER - DUAL LOCK - 1" WIDE - ADHESIVE BACK - BLACK
	085774-02-000	FT	FASTENER - DUAL HOOK - 1" WIDE - ADHESIVE BACK - BLACK
	088792-02-000	YD	VELCRO TAPE - LOOP - 3/4" - ADHESIVE BACK - BEIGE
	088792-04-000	YD	VELCRO TAPE - HOOK - 5/8" - NON-ADHESIVE BACK - WHITE
	088792-05-000	YD	VELCRO TAPE - LOOP - 5/8" - NON-ADHESIVE BACK - WHITE
	108046-02-000	EA	CABLE TIE - SCREW MOUNT 15"

# WATER & SEWAGE GROUP DRAINAGE SYSTEM

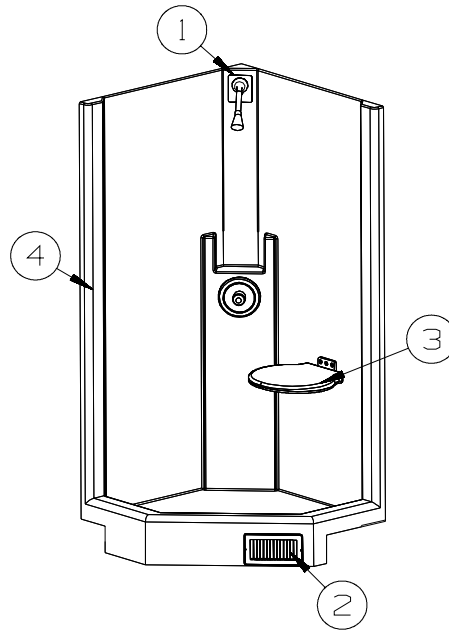


KEY	PART NUMBER	U/M	DESCRIPTION
1	010006-01-000	EA	ELBOW - 45 DEGREE - 1 1/2" HUB X HUB - PLASTIC
2	010008-01-000	EA	ELBOW - 90 DEGREE - 1 1/2" HUB X HUB - PLASTIC
3	125569-01-000	EA	ELBOW - 1 1/2" X 90 DEGREE - DOUBLE SLIP
4	010051-01-000	EA	ELBOW - 45 DEGREE - 1 1/2" SPIGOT X HUB - PLASTIC
5	033761-01-000	EA	ELBOW - 90 DEGREE - TURN - 1 1/2" HUB X 1 1/2" SPIGOT
6	034250-01-000	EA	ELBOW - 90 DEGREE - LONG TURN - 1 1/2" HUB X HUB - ABS
7	010071-01-000	EA	TEE - SANITARY - 1 1/2" HUB X HUB X HUB - PLASTIC
8	031365-02-000	EA	TEE - 1 1/2" EXTRA LONG TURN - PLASTIC
9	010073-01-000	EA	WYE - 45 DEGREE - 1 1/2" HUB X HUB X HUB - PLASTIC
10	010115-01-000	EA	COUPLING - 1 1/2" HUB X HUB - PLASTIC
11	061607-01-000	EA	GROMMET - HOLDING TANK - 1 1/2" NPS
12	061607-02-000	EA	GROMMET - HOLDING TANK - 3" NPS
13	083558-03-000	EA	VENT - W/COVER - F/PLUMBING STACK - OFF WHITE
14	079968-01-000	EA	VENT - MECHANICAL/TRAP ARM - ANTI-SIPHON-2" X 7.3" PLASTIC
15	107538-02-000	EA	P-TRAP - PLASTIC - 1 1/2" W/EXTENSION ARM
15	011071-01-000	EA	P-TRAP - 1 1/2" - CSA - PLASTIC - <b>CANADIAN</b>
16	152146-01-000	EA	CONNECTOR - 1 1/2" P X 1 1/2" MPT
17	126588-01-000	EA	ARM - WASTE - 1 1/2" X 9 1/2" - FEMALE
18	011091-02-000	EA	WASTE - CONTINUOUS - DOUBLE SINK
18	011091-04-000	EA	WASTE - CONTINUOUS - DOUBLE SINK - <b>DISHWASHER</b>
19	024676-01-000	EA	FLANGE/CLOSET - 4" X 3" - BLACK PLASTIC
20*	152830-01-01A	EA	TOILET/AQUA MAGIC STYLE PLUS - 20" TALL - W/O SPRAY - WHITE
21	155318-01-01A	EA	SINK - LAVATORY - OVAL - 19.5" X 16" X 6.1" - CREAM
22	126588-02-000	EA	ARM - WASTE - 1 1/2" X 20" - FEMALE
23	061420-10-000	EA	PLUG/PLASTIC - 1 1/2" DIAMETER - BLACK
24	144445-01-01A	EA	SINK - DOUBLE BOWL - 25" X 18" - STAINLESS STEEL
25	092303-02-000	EA	STRAINER - W/BASKET
26	011069-03-000	EA	TAILPIECE - TUB/SHOWER - 1 1/2" X 1 3/4" - PLASTIC
	130403-01-000	EA	NUT - SLIP - W/WINGS 1 1/2"
27	066440-01-000	EA	STRAINER - SHOWER DRAIN - W/RUBBER WASHER
	127440-02-01A	EA	WASHER - RUBBER - 1.8" X .1"
	132376-01-01A	EA	GASKET - FOAM - 1 1/2" - TUB STRAINER
28	011069-06-000	EA	TAILPIECE - 1 1/2" X 1 1/4" X 2 1/2" - BRASS
	130403-01-000	EA	NUT - SLIP - W/WINGS 1 1/2"
29	139513-02-000	EA	HOSE - SEWER - 3" X 20' - W/BAYONET TYPE ADAPTER

**WATER & SEWAGE GROUP (CONTINUED)**  
**DRAINAGE SYSTEM (CONTINUED)**

<b>KEY</b>	<b>PART NUMBER</b>	<b>U/M</b>	<b>DESCRIPTION</b>
30	163061-01-700	EA	TANK - HOLDING - 50 GALLON - W/3" NIPPLE - W/O FITTINGS
	049032-01-000	EA	PATCH - SPINWELD - 3/8" - PLASTIC
31	158968-02-02B	EA	BRACKET - TANK DRAIN - E-COATED
32	163062-01-700	EA	TANK - HOLDING - 52 GALLON - W/3" NIPPLE - W/O FITTINGS
	125697-02-000	EA	NOZZLE - WELD-A-FLUSH
	049032-01-000	EA	PATCH - SPINWELD - 3/8" - PLASTIC
33	102024-01-000	EA	NIPPLE - PLASTIC - 1.5" X 2.62" TOE
34	089355-01-000	EA	COUPLER - RUBBER - 1 1/2" X 1 1/2"
35	062421-01-000	EA	VALVE/DUMP W/HANDLE - 1 1/2" HUB X 1 1/2" SPIGOT
36	062418-03-000	EA	VALVE- 3" SPIGOT X 3" SPIGOT
			FROM: 00-00-00 THRU: 11-08-07
36	062418-01-000	EA	VALVE - DUMP - W/HANDLE - 3" - PLASTIC/BLACK
			FROM: 11-09-07 THRU: 99-99-99
37	010062-01-000	EA	ELBOW - 3 90 SPIGOT X HUB - PLASTIC
38	126588-03-000	EA	ARM - WASTE - 1 1/2" X 91/2" SLIP
39	078406-01-000	EA	COUPLER - 3" X 3" W/CLAMPS - RUBBER
40	010129-03-000	EA	NIPPLE - 3" X 3" TOE - PLASTIC
41	155751-01-000	EA	TEE - DOUBLE 3" - W/SIDE INLET
42	109450-01-000	EA	ADAPTER - SEWER HOSE - PLASTIC
43*	062415-01-000	EA	CAP - SEWER - 3" DIAMETER
44	155752-01-000	EA	CAP - 3"
45*	144728-01-000	EA	VALVE - SEWER HOSE - 3"
46	163063-01-700	EA	TANK - HOLDING - 67 GALLON - W/3" SPINWELD FITTING
	049032-01-000	EA	PATCH - SPINWELD - 3/8" - PLASTIC

\*COMPONENT PARTS LISTED LATER IN THIS



**FROM: 00-00-00 THRU: 07-08-07**

<b>KEY</b>	<b>PART NUMBER</b>	<b>U/M</b>	<b>DESCRIPTION</b>
1	143218-01-03A	EA	PLATE/COVER - SHOWER HEAD - RIVERSTONE
2	137965-07-02A	EA	REGISTER - 9.5" X 5.3"(7.8" X 3.8"R/O) W/O DAMPER-ANT PWTR
3	135607-03-02A	EA	SEAT - SHOWER/FOLDING - ALMOND
4	142017-01-02A	EA	SHOWER - FIBERGLASS - TAN GRANITE

**FROM: 07-09-07 THRU: 99-99-99**

<b>KEY</b>	<b>PART NUMBER</b>	<b>U/M</b>	<b>DESCRIPTION</b>
1	143218-01-03A	EA	PLATE/COVER - SHOWER HEAD - RIVERSTONE
2	137965-07-02A	EA	REGISTER - 9.5" X 5.3"(7.8" X 3.8"R/O) W/O DAMPER-ANT PWTR
3	135607-03-02A	EA	SEAT - SHOWER/FOLDING - ALMOND - <b>SHOWER SEAT - FOLD DOWN</b>
4	164126-01-02A	EA	SHOWER - CURVED/FIBERGLASS - TAN GRANITE

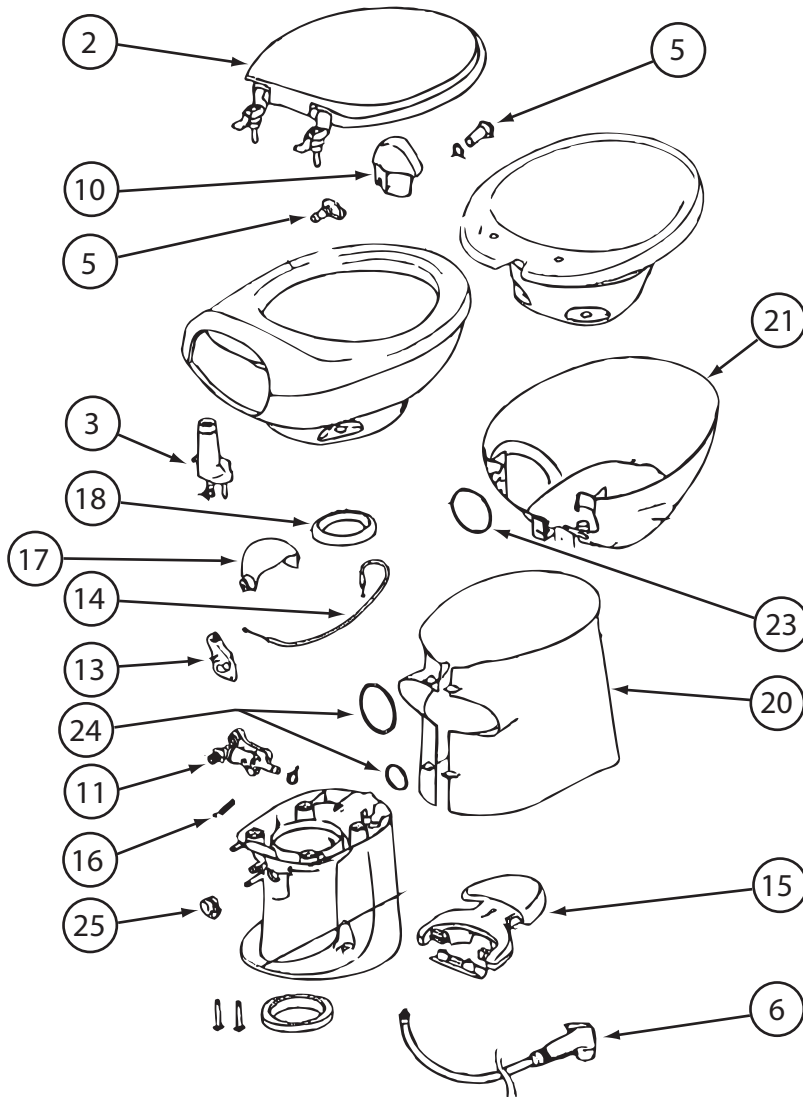
**WATER & SEWAGE GROUP (CONTINUED)**  
**COMPONENT PARTS FOR DRAINAGE SYSTEM**

**062415-01-000**

KEY	PART NUMBER	U/M DESCRIPTION	VENDOR NO.
	062415-01-700	EA STRING-SEWER CAP	V#SV7 STRAP

**144728-01-000**

KEY	PART NUMBER	U/M DESCRIPTION	VENDOR NO.
	144728-01-700	EA GASKET-RUBBER, INSIDE VALVE	9667310-11
	144728-01-701	EA GASKET-RUBBER, OUTSIDE	9667310-10



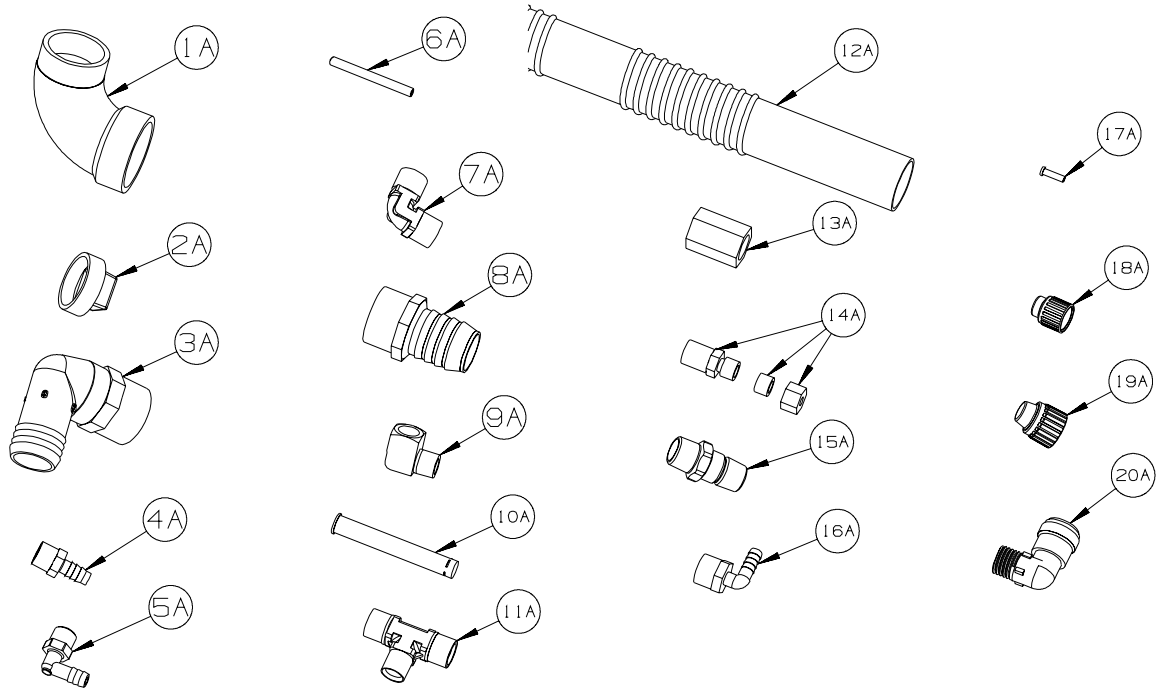
**152830-01-01A**

KEY	PART NUMBER	U/M DESCRIPTION	VENDOR NO.
2	152829-01-700	EA SEAT/COVER ASSEMBLY - WHITE	34144
3	152829-01-708	EA VACUUM BREAKER	34122
5	152830-01-701	EA FLUSH NOZZLE - WHITE	34127
11	152829-01-701	EA WATER VALVE	34100
13	152829-01-703	EA WATER VALVE DRIVE ARM	34104
14	152829-01-704	EA CABLE - F/PEDAL	34106
15	152830-01-700	EA PEDAL PACKAGE - WHITE	34114
16	152829-01-705	EA SPRING/RETURN-F/WATER VALVE	34110
17	152829-01-706	EA WASTE BALL - WHITE	34117
18	152829-01-707	EA SEAL - F/WASTE BALL	34120
20	152830-01-703	EA SHROUD - TALL/WHITE	34138
24	152830-01-702	EA O-RING PKG - F/SHROUD	34136
25	152829-01-702	EA WASTE BALL DRIVE ARM	34102

CONTACT WINNEBAGO PART SALES FOR UNLISTED COMPONENT(S)

## WATER & SEWAGE GROUP (CONTINUED)

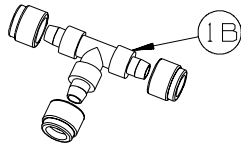
### WATER SYSTEM



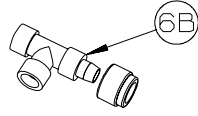
KEY	PART NUMBER	U/M	DESCRIPTION
1A	010009-01-000	EA	ELBOW - 90 DEGREE - 1/4 BEND - 1 1/2" PLASTIC
2A	010166-01-000	EA	PLUG/THREADED - 1 1/4"MPT - PLASTIC - BLACK - UL
3A	010219-01-000	EA	ELBOW - 1 1/4 MPT X 1 1/4 BARB - WATER FILL - PLASTIC
4A	010224-01-000	EA	ADAPTER - HOSE TO PIPE - 3/8 MPT X 3/8 BARB - PLASTIC
5A	035539-01-000	EA	ELBOW - 3/8 MPT X 3/8 BARB - PLASTIC
6A	039800-04-000	FT	TUBING - POLYBUTYL - 1/4"OD
6A	074462-02-000	FT	TUBING - VINYL - 3/8 ID X 20' - CLEAR
6A	112176-01-000	FT	TUBING - VINYL - REINFORCED - 1/2" ID
6A	124188-01-000	FT	TUBING - PEX - 1/2" ID X 20' - BLUE(COLD)
6A	124188-02-000	FT	TUBING - PEX - 1/2" ID X 20' - RED(HOT)
7A	039808-03-000	EA	ELBOW - 1/2" MPT X 1/2" MPT - PLASTIC
8A	044927-01-000	EA	ADAPTER - HOSE TO PIPE-1 1/4 MPTX1 1/4 BARB-BLACK PLASTIC
9A	065318-02-000	EA	ELBOW - 90 DEGREE - 3/8" MPT TO 3/8" FPT
10A	077954-02-000	EA	FILTER - WATER TANK - W/SCREEN IN TANK
11A	039798-01-000	EA	TEE - 1/2"MPT X 1/2"MPT X 1/2"MPT - PLASTIC
12A	079381-01-000	FT	TUBING - RIBBED FLEXIBLE/WATER FILL - 10 FT = 1EA-1.38ID
13A	101814-01-000	EA	COUPLING - FEMALE - 1/2" X 1/2" FPT - GRAY
14A	103798-01-000	EA	CONNECTOR - 1/4 OD X 3/8 MPT
15A	110438-02-000	EA	VALVE - CHECK - 1/2"MPT X 1/2"MPT - BRASS
16A	111223-02-000	EA	ELBOW - 1/2" MPT X 3/8" BARB - PLASTIC
16A	111223-04-000	EA	ELBOW - 1/2" MPT X 1/2" BARB - PLASTIC
16A	111888-01-000	EA	FERRULE - PLASTIC - .250 ID X .375 OD
17A	111888-02-000	EA	INSERT - BRASS - 1/4 COMP
18A	113697-01-000	EA	CAP - 3/8"P
19A	114427-01-000	EA	CAP - 1/2"P
20A	164906-01-000	EA	ELBOW - 90 DEGREE - 1/2" QUICK CONNECT X 1/2"MPT



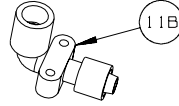
**WATER & SEWAGE GROUP (CONTINUED)**  
**WATER SYSTEM (CONTINUED)**



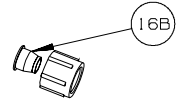
1B



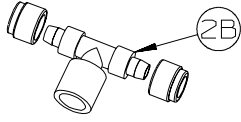
6B



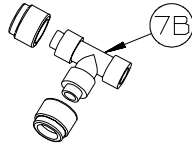
11B



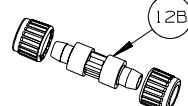
16B



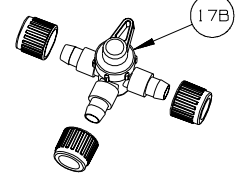
2B



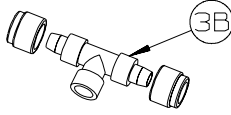
7B



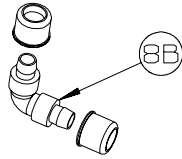
12B



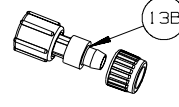
17B



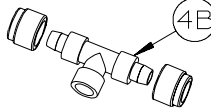
3B



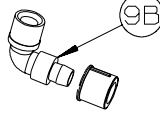
8B



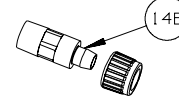
13B



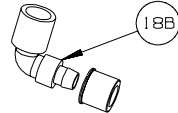
4B



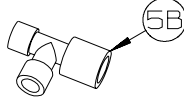
9B



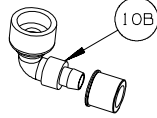
14B



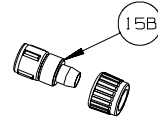
18B



5B



10B

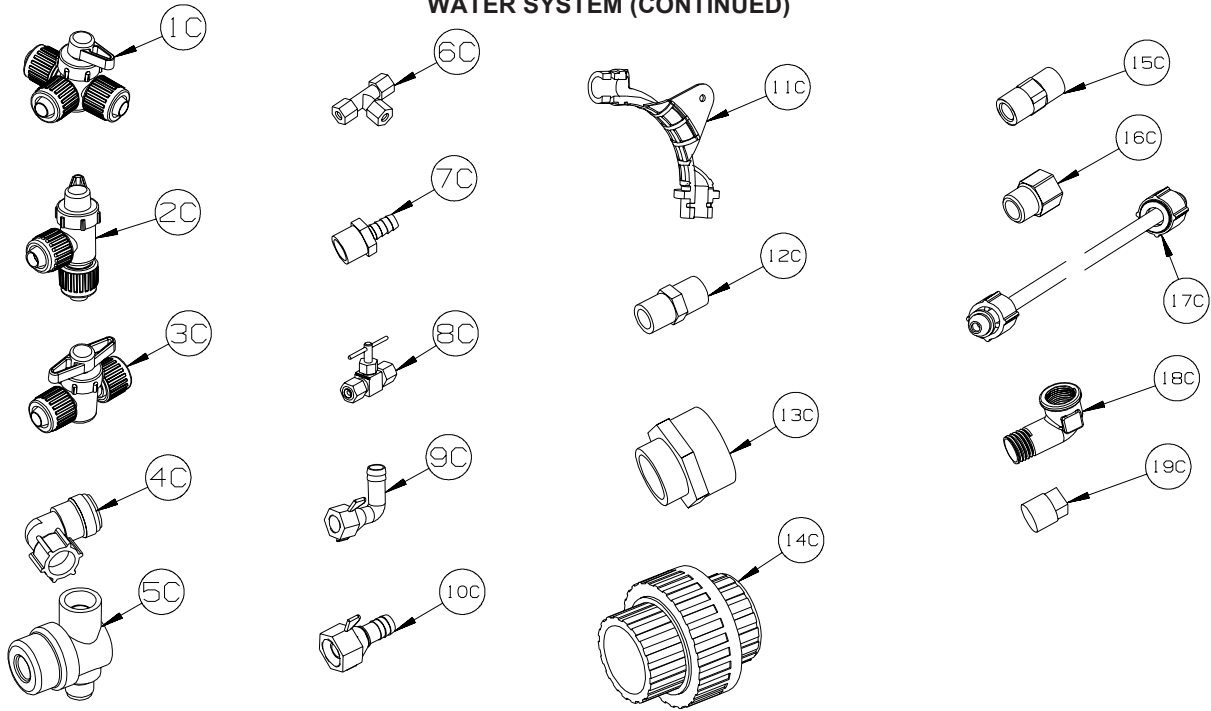


15B

KEY	PART NUMBER	U/M	DESCRIPTION
1B	114428-01-000	EA	TEE - 1/2"P X 1/2"P X 1/2"P
2B	114428-02-000	EA	TEE - SWIVEL - 1/2"P X 1/2"P X 1/2"FPT
3B	114428-03-000	EA	TEE - 1/2"P X 1/2"P X 1/2"MPT
4B	114428-04-000	EA	TEE - 1/2"P X 1/2"P X 1/8"FPT
5B	114428-05-000	EA	TEE - 1/2" SWIVEL X 1/2" MPT X 1/2" MPT
6B	114428-06-000	EA	TEE - 1/2" P X 1/2" MPT X 1/2" MPT
7B	114428-07-000	EA	TEE - 1/2" P X 1/2" MPT X 1/2" P
8B	114429-01-000	EA	ELBOW - 1/2"P X 1/2"P
9B	114429-02-000	EA	ELBOW - 1/2"P X 1/2"MPT
9B	114429-04-000	EA	ELBOW - 1/2"P X 3/8"MPT
9B	114429-10-000	EA	ELBOW - SWIVEL - 1/2"MPT X 1/2"FPT
10B	114429-08-000	EA	ELBOW - SWIVEL - 1/2"P X 1/2"FPT
11B	114429-09-000	EA	ELBOW - 1/2"P X 1/2"FPT DROP EAR
12B	114430-01-000	EA	ADAPTER - 1/2"P X 1/2"P
13B	114430-02-000	EA	ADAPTER - SWIVEL - 1/2"P X 1/2"FPT
13B	114430-04-000	EA	ADAPTER - SWIVEL - 1/2"P X 3/8"MPT
14B	114430-03-000	EA	ADAPTER - 1/2"P X 1/2"MPT
15B	114430-06-000	EA	ADAPTER - 1/2"P X 3/8"FPT
15B	114430-09-000	EA	ADAPTER - 1/2"P X 1/2"FPT
16B	114430-10-000	EA	ADAPTER - NUT - PIPE CONNECTION - 1/2"
17B	114431-01-000	EA	VALVE - 180 DEGREE/CENTER DRAIN - 1/2"P - THREE WAY
18B	114429-11-000	EA	ELBOW - 1/2"P X 1/2"FPT

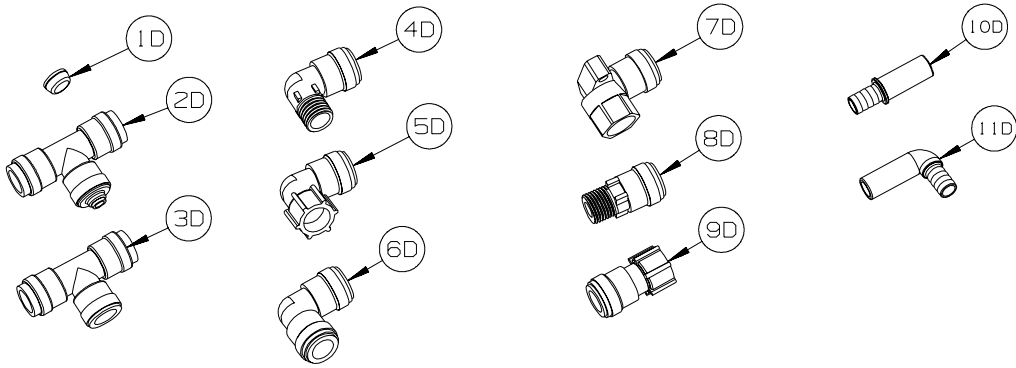
## WATER & SEWAGE GROUP (CONTINUED)

### WATER SYSTEM (CONTINUED)



KEY	PART NUMBER	U/M	DESCRIPTION
1C	114431-02-000	EA	VALVE - WATER BYPASS - 1/2"P - THREE WAY (WATER HEATER)
2C	114431-03-000	EA	VALVE - 90 DEGREE DRAIN - 1/2"P
3C	114431-04-000	EA	VALVE - "INLINE SHUT-OFF" - 1/2"P
4C	164906-02-000	EA	ELBOW - 90 DEGREE - 1/2" QUICK CONNECT X 1/2"MPT - SWIVEL
5C	152925-01-01A	EA	FILTER - IN LINE - TWIST ON - 1/2" - BLACK
6C	118423-01-000	EA	FITTING - BRASS-TEE - 1/4" X 1/4" X 1/4"
7C	118809-01-000	EA	ADAPTER - 1/2" MPT X 3/8" BARB - PLASTIC
7C	118809-02-000	EA	ADAPTER - 1/2" MPT X 1/2" BARB - PLASTIC
8C	120868-01-000	EA	VALVE - NEEDLE - 1/4" COMPRESSION X 1/4" COMPRESSION
9C	123150-01-000	EA	ELBOW - 1/2 FPT X 1/2 BARB - SWIVEL
10C	123152-01-000	EA	ADAPTER - 1/2 FPT X 1/2 BARB - SWIVEL
11C	124184-01-000	EA	SUPPORT - WATER LINE - BEND
12C	132148-01-000	EA	CONNECTOR - 1/2" X 1/2"MPT - BRASS
13C	133835-01-000	EA	ADAPTER - REDUCING - 1 1/2" X 1 1/4"
14C	133889-01-000	EA	UNION - 1 1/2 DOUBLE SLIP - PVC
15C	135386-01-000	EA	NIPPLE - 1/2"
16C	136333-01-000	EA	ADAPTER - BRASS - 1/2"MPT X 1/2"FPT
17C	140821-01-000	EA	TUBE - WATER SUPPLY - 3/8" X 24"
17C	140821-02-000	EA	TUBE - WATER SUPPLY - 3/8" X 30"
17C	140821-03-000	EA	TUBE - WATER SUPPLY - 3/8" X 36"
17C	140821-04-000	EA	TUBE - WATER SUPPLY - 3/8" X 48"
17C	140821-05-000	EA	TUBE - WATER SUPPLY - 3/8" X 54"
17C	140821-06-000	EA	TUBE - WATER SUPPLY - 3/8" X 60"
17C	140821-07-000	EA	TUBE - WATER SUPPLY - 3/8" X 72"
17C	140821-08-000	EA	TUBE - WATER SUPPLY - 1/2" X 24"
17C	140821-09-000	EA	TUBE - WATER SUPPLY - 1/2" X 36"
17C	140821-10-000	EA	TUBE - WATER SUPPLY - 1/2" X 48"
18C	142812-01-000	EA	ELBOW - BRASS - 1/2"MPT X 1/2"FPT
19C	145609-01-000	EA	PLUG - BRASS - 1/2" MPT/HEX HEAD

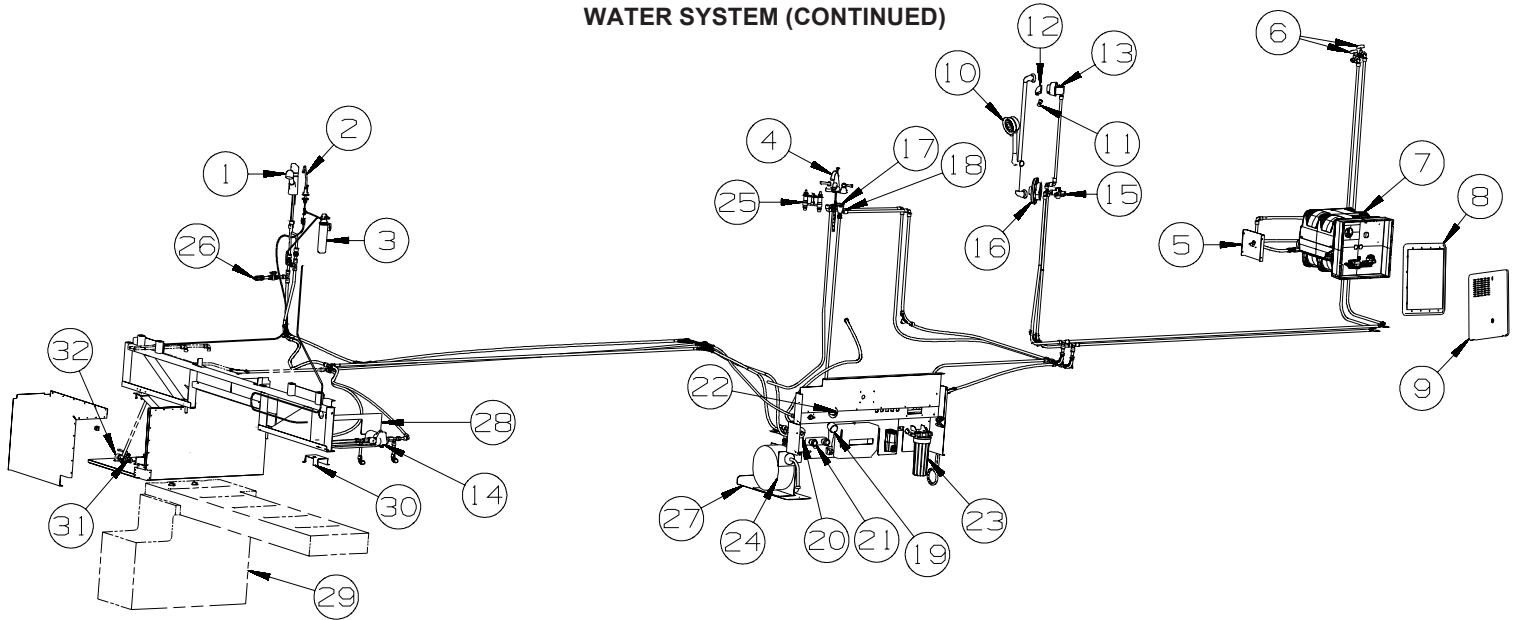
**WATER & SEWAGE GROUP (CONTINUED)**  
**WATER SYSTEM (CONTINUED)**



KEY	PART NUMBER	U/M	DESCRIPTION
1D	116473-01-000	EA	FERRIL - RUBBER SEALING - WATER LINE
2D	160949-01-000	EA	CONNECTOR - 1/2" X 1/2" X 1/4" REDUCER
3D	160949-02-000	EA	CONNECTOR - 1/2"CTS X 1/2"CTS X 1/2"CTS
4D	164906-01-000	EA	ELBOW - 90 DEGREE - 1/2" QUICK CONNECT X 1/2"MPT
5D	164906-02-000	EA	ELBOW - 90 DEGREE - 1/2" QUICK CONNECT X 1/2"FPT - SWIVEL
6D	164906-03-000	EA	ELBOW - 90 DEGREE - 1/2" X 1/2" QUICK CONNECTS
7D	164906-04-000	EA	ELBOW - 90 DEGREE - 1/2"CTS X 1/2"FPT
8D	164907-01-000	EA	ADAPTER - STRAIGHT - 1/2" QUICK CONNECT X 1/2"MPT
9D	164907-02-000	EA	ADAPTER - STRAIGHT - 1/2" QUICK CONNECT X 1/2"FPT/SWIVEL
10D	166212-01-000	EA	UNION - HOSE/BARB - CTS X 1/2"B - SEA TECH #3511-1008
11D	166212-02-000	EA	ELBOW - HOSE/BARB - CTS X 1/2"B - SEA TECH #3512-1008

## WATER & SEWAGE GROUP (CONTINUED)

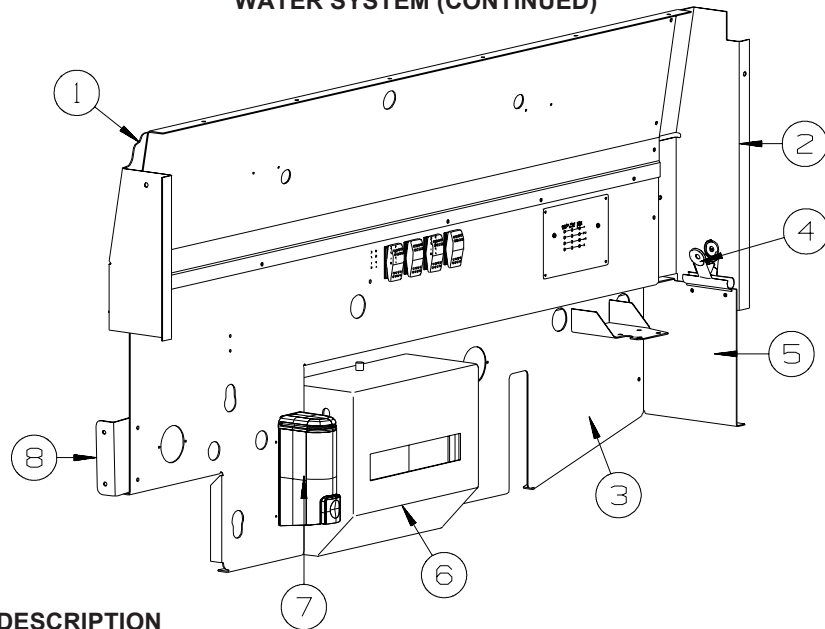
### WATER SYSTEM (CONTINUED)



KEY	PART NUMBER	U/M	DESCRIPTION
1*	144444-01-03A	EA	FAUCET/GALLEY - W/PULLOUT SPOUT - STAINLESS STEEL
2	157212-01-01A	EA	FAUCET - WATER PURIFIER - NICKEL
3	160946-01-000	EA	FILTER - WATER PURIFICATION - SINK
4	155715-01-02A	EA	FAUCET - LAVATORY - DUAL CONTROL - BRUSHED NICKEL
5	159640-01-02B	EA	PLATE/MOUNTING - VALVE/BYPASS - E-COATED
6	098419-01-000	EA	FAUCET - 90 DEGREE
7*	145541-03-000	EA	WATER HEATER/MOTOR AID-GAS/ELECT IGN/110V-GEH16EXT-10 GAL
8	152239-02-02A	EA	FLANGE/MOUNTING/RECESSED - 19.3" X 19.1" - BLACK
9	125420-05-03A	EA	DOOR - WATER HEATER - 18" X 17.7" - BLACK
	076767-03-000	EA	CABLE - STAINLESS STEEL - 18.5"
10	162646-01-01A	EA	SHOWER/HAND HELD-4 FUNCTION-W/SLIDE BAR/HOSE-BRUSHED NKL
11	128974-01-04A	EA	VALVE - SHOWER HEAD/WATER SAVER (ON/OFF) - SATIN NICKEL
12	135028-01-04A	EA	DROP ELL - F/HAND HELD SHOWER HEAD-W/1/2"IPS-BRSH NICKEL
			FROM: 00-00-00 THRU: 01-31-07
12	135028-02-03A	EA	DROP ELL - F/HAND HELD SHOWER HEAD/OVAL - W/1/2"IPS-NICKEL
			FROM: 02-01-07 THRU: 99-99-99
12	130041-01-19A	EA	SPACER/SHOWER HEAD - RIVERSTONE
			FROM: 00-00-00 THRU: 01-31-07
12	130041-03-19A	EA	SPACER/SHOWER HEAD - RIVERSTONE
			FROM: 02-01-07 THRU: 99-99-99
13	143101-01-01A	EA	BRACKET - SHOWER HEAD
14	160702-01-000	EA	PUMP - WATER - 3.0 GPM - W/1/2" MPT
15*	144596-01-01A	EA	VALVE ONLY - FAUCET/SHOWER - W/TEMP LIMIT STOP(MOEN 62300)
16	162643-01-01A	EA	TRIM KIT/SHOWER - LEVER/PLATE - POSI-TEMP - BRUSHED NICKEL
17	125697-04-000	EA	BREAKER/VACUUM - F/FLUSHING SYSTEM
18	125697-03-000	EA	CHECK VALVE - F/FLUSHING SYSTEM
19	131383-01-02A	EA	SHOWER HEAD - W/60" HOSE & BRACKET - WHITE
20	010230-06-000	EA	FILL - CITY WATER - W/CHECK VALVE - MPT - BRUSHED ALUM
21	163269-01-01A	EA	FAUCET/SHOWER - .5"MPT W/1.9" INLET PIPES- EXTERIOR/BRT WHT
22	125697-05-000	EA	INLET/WATER - F/FLUSHING SYSTEM
23*	155482-01-01A	EA	PREFILTER/WATER SYSTEM - HOUSING/FILTER CARTRIDGE/WRENCH
24*	142675-01-01A	EA	HOSE REEL/WATER - POWERED - RETRIEVAL/STORAGE - WATER SUPPLY HOSE W/REEL
25*	149174-01-01A	EA	VALVE/WATER - W/DRAIN VALVE - F/LAVATORY
26	146297-01-000	EA	CONNECTOR - BRASS - 3/8" X 1/2"MPT - DISHWASHER
27	145758-01-02B	EA	BRACKET - HOSE REEL - WATER - E-COATED - WATER SUPPLY HOSE W/REEL
28	161725-01-12B	EA	BRACKET - VALVE/BYPASS - HEATER - BRIGHT WHITE
29	160958-02-000	EA	TANK - WATER - 95 GALLON - W/FITTINGS
	042989-05-000	EA	FITTING - SPINWELD - 1/2"FPT - PLASTIC
	042989-08-000	EA	FITTING - SPINWELD - 1"FPT - PLASTIC
	049032-01-000	EA	PATCH - SPINWELD - 3/8" - PLASTIC
30	138618-03-12B	EA	COVER - VALVE - BYPASS - BRIGHT WHITE
31	132483-01-000	EA	VALVE/BALL - 1" - THREADED ENDS
32	132781-01-000	EA	ELBOW - 1.3" BARB X 1.3" BARB - 90 DEGREE - PLASTIC

\*COMPONENT PARTS LISTED LATER IN THIS GROUP

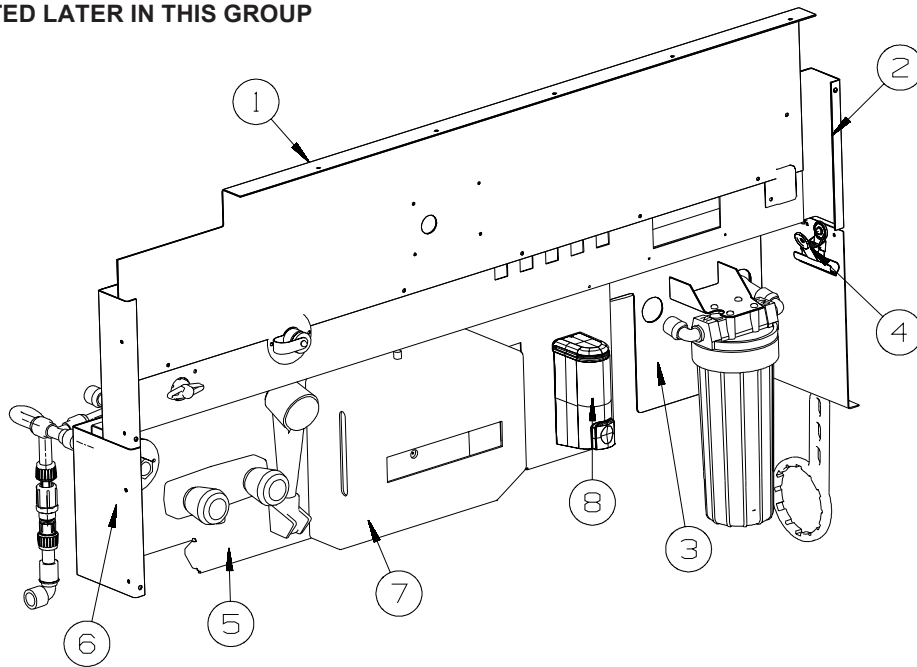
**WATER & SEWAGE GROUP (CONTINUED)**  
**WATER SYSTEM (CONTINUED)**



**WATER CENTER  
S40FD, S40KD**

KEY	PART NUMBER	U/M	DESCRIPTION
1	146194-05-12B	EA	PANEL - SERVICE CENTER/UPPER - BRIGHT WHITE
2	145317-05-12B	EA	PANEL - SERVICE CENTER/REAR - BRIGHT WHITE
3	155894-04-12B	EA	PANEL - SERVICE CENTER/MIDDLE - BRIGHT WHITE
4	156695-01-01A	EA	CLIP - BULL DOG - SILVER/NICKEL
5	145726-12-12B	EA	PANEL - SERVICE CENTER/MIDDLE - BRIGHT WHITE
6*	136915-01-000	EA	DISPENSER - TOWEL/PAPER - 9"H X 10.8"L X 4.8"D - WHITE
7	149894-01-01A	EA	DISPENSER/LIQUID SOAP - 200 ML - WHITE
8	147351-01-12B	EA	BRACKET/SUPPORT - SERVICE CENTER - BRIGHT WHITE

**\*COMPONENT PARTS LISTED LATER IN THIS GROUP**



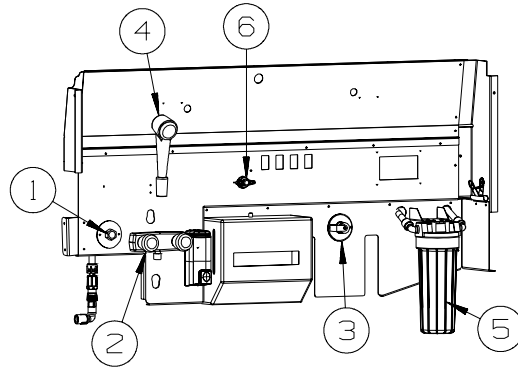
**WATER CENTER  
S40TD**

KEY	PART NUMBER	U/M	DESCRIPTION
1	163267-01-12B	EA	PANEL - SERVICE CENTER/UPPER - BRIGHT WHITE
2	160433-02-12B	EA	PANEL - SERVICE CENTER/FRONT - BRIGHT WHITE
3	163263-01-12B	EA	PANEL - SERVICE CENTER - BRIGHT WHITE
4	156695-01-01A	EA	CLIP - BULL DOG - SILVER/NICKEL
5	163266-01-12B	EA	PANEL - SERVICE CENTER - BRIGHT WHITE
6	160433-01-12B	EA	PANEL - SERVICE CENTER/FRONT - BRIGHT WHITE
7*	136915-01-000	EA	DISPENSER - TOWEL/PAPER - 9"H X 10.8"L X 4.8"D - WHITE
8	149894-01-01A	EA	DISPENSER/LIQUID SOAP - 200 ML - WHITE

**\*COMPONENT PARTS LISTED LATER IN THIS GROUP**

**WATER & SEWAGE GROUP (CONTINUED)**  
**WATER SYSTEM (CONTINUED)**

**SERVICE CENTER  
S40FD, S40KD**



KEY	PART NUMBER	U/M	DESCRIPTION
1	010230-06-000	EA	FILL - CITY WATER - W/CHECK VALVE - MPT - BRUSHED ALUM
2	163269-01-01A	EA	FAUCET/SHOWER -.5"MPT W/1.9" INLET PIPES- EXTERIOR/BRT WHT
3	125697-05-000	EA	INLET/WATER - F/FLUSHING SYSTEM
4	131383-01-02A	EA	SHOWER HEAD - W/60" HOSE & BRACKET - WHITE
5*	155482-01-01A	EA	PREFILTER/WATER SYSTEM - HOUSING/FILTER CARTRIDGE/WRENCH
6	114431-04-000	EA	VALVE - "INLINE SHUT-OFF" - 1/2"P

**\*COMPONENT PARTS LISTED LATER IN THIS GROUP**

## WATER & SEWAGE GROUP (CONTINUED)

### COMPONENT PARTS FOR WATER SYSTEM

136915-01-000

KEY	PART NUMBER	U/M	DESCRIPTION	VENDOR NO.
	136915-01-700	EA	TOWEL - PAPER/FOLDING PKG.	1999

142675-01-01A

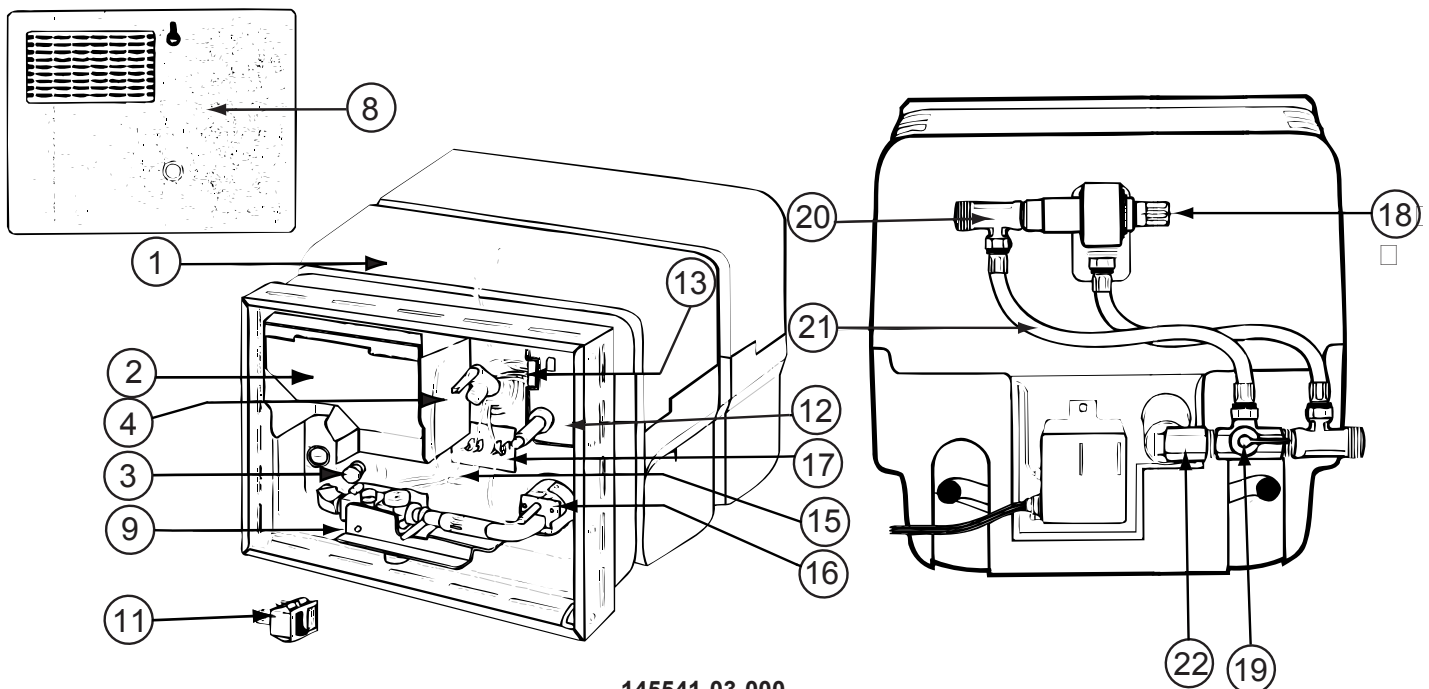
KEY	PART NUMBER	U/M	DESCRIPTION	VENDOR NO.
	142675-01-700	EA	SWITCH ASM - HOSE REEL	19553- 1GLENDINNING
	142675-01-701	EA	HOSE WHEEL ASM W/35" HOSE	19551 GLENDINNING
	142675-01-702	EA	MOTOR W/DRIVE GEAR	20550 W/52553
	142675-01-703	EA	MOTOR F/HOSE REEL-SILVER	20550 + 52553

144444-01-01A/-02A/-03A

KEY	PART NUMBER	U/M	DESCRIPTION	VENDOR NO.
	135027-01-705	EA	CARTRIDGE F/SGL LEVER FAUCET	1225

144596-01-01A

KEY	PART NUMBER	U/M	DESCRIPTION	VENDOR NO.
	144596-01-700	EA	CARTRIDGE (REPLACEMENT)	1222



145541-03-000

KEY	PART NUMBER	U/M	DESCRIPTION	VENDOR NO.
1	145541-03-706	EA	TANK - INNER	91229
2	051391-04-707	EA	KIT-EXHAUST, (FLUE & GASKET)	90960
3	051391-01-715	EA	PLUG-DRAIN, 1 EA = 2 PER PKG	91857
4	051391-01-704	EA	VALVE-RELIEF, 1/2" FITTING	91604
9	051393-01-726	EA	VALVE/SOLENOID - W/O BRACKET	93870
11	051393-01-701	EA	SWITCH - REMOTE - W/LIGHT	91959
11	145541-01-701	EA	SWITCH - ON/OFF - WHITE	91859
12	145541-01-702	EA	CIRCUIT BOARD	91226
15	051393-01-723	EA	SWITCH - THERMAL CUTOUT 2/PK	93866 WAS 93853
16	051393-01-725	EA	ELECTRODE-SGL SPADE CONNECT	93868
17	145541-03-700	EA	THERMOSTAT	90063
18	145541-03-701	EA	MIXING VALVE	91569
19	145541-03-702	EA	BYPASS VALVE	91568
20	145541-03-703	EA	TEE	91556
21	145541-03-704	EA	HOSE F/MIXING VALVE	91576
22	145541-03-705	EA	ELBOW	91567
	145541-01-704	EA	RELAY	90061
	145541-01-705	EA	JUNCTION BOX(PLASTIC) 10 GAL	91224
	051391-05-706	EA	ELEMENT-HEATING 1500 WATT	92249 W/GASKET

CONTACT WINNEBAGO PARTS SALES FOR UNLISTED COMPONENT(S)

**WATER & SEWAGE GROUP (CONTINUED)**  
**COMPONENT PARTS FOR WATER SYSTEM (CONTINUED)**

**149174-01-01A**

<b>KEY</b>	<b>PART NUMBER</b>	<b>U/M</b>	<b>DESCRIPTION</b>	<b>VENDOR NO.</b>
	132410-01-700	EA	CARTRIDGE F/DBL HDLE FAUCET	1224

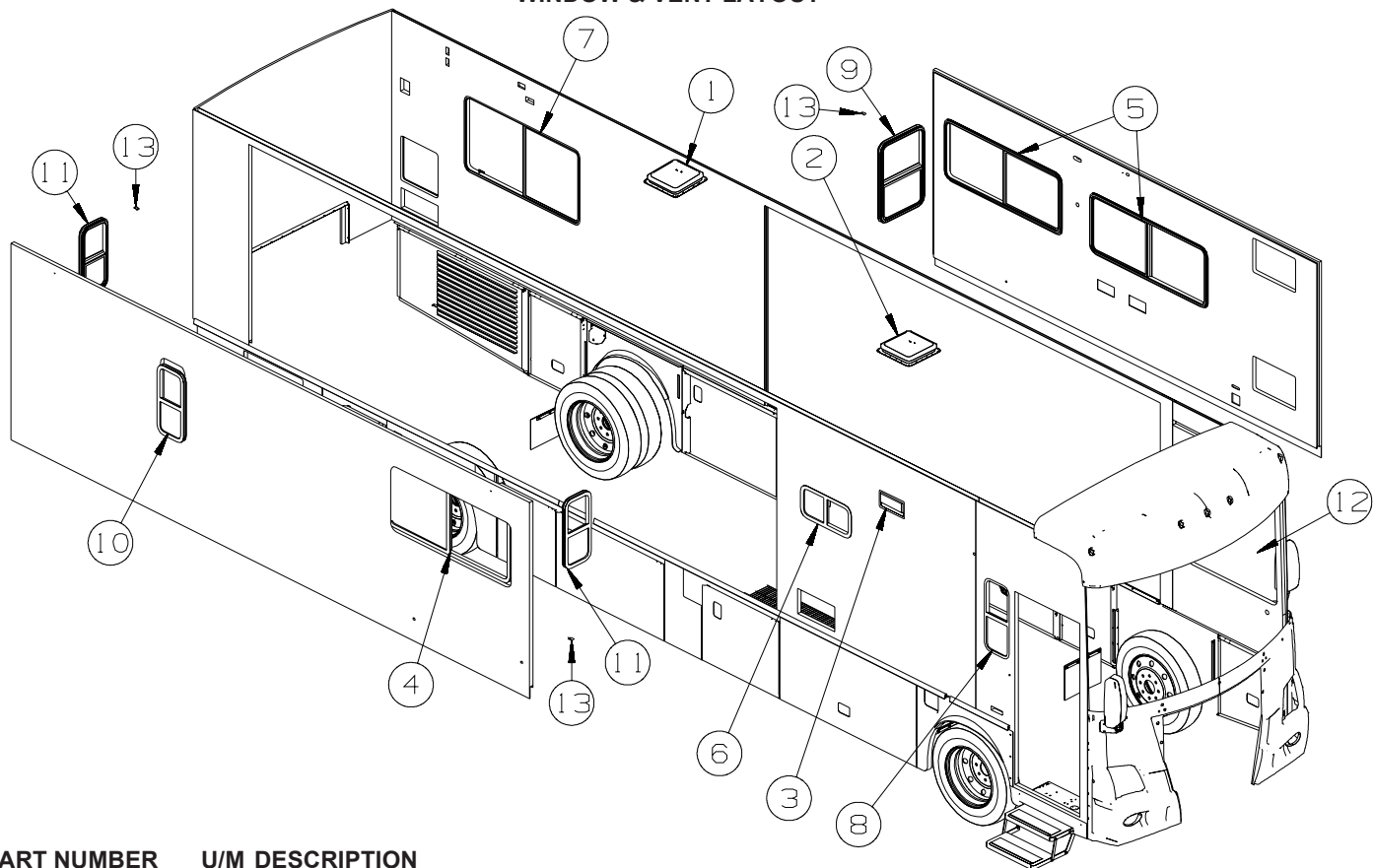
**155482-01-01A**

<b>KEY</b>	<b>PART NUMBER</b>	<b>U/M</b>	<b>DESCRIPTION</b>	<b>VENDOR NO.</b>
	155482-01-700	EA	O-RING - F/WATER FILTER	94-178-09



## WINDOW & VENTS GROUP

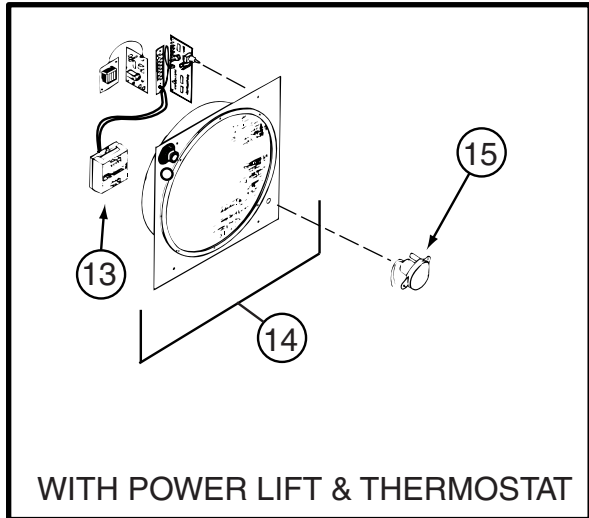
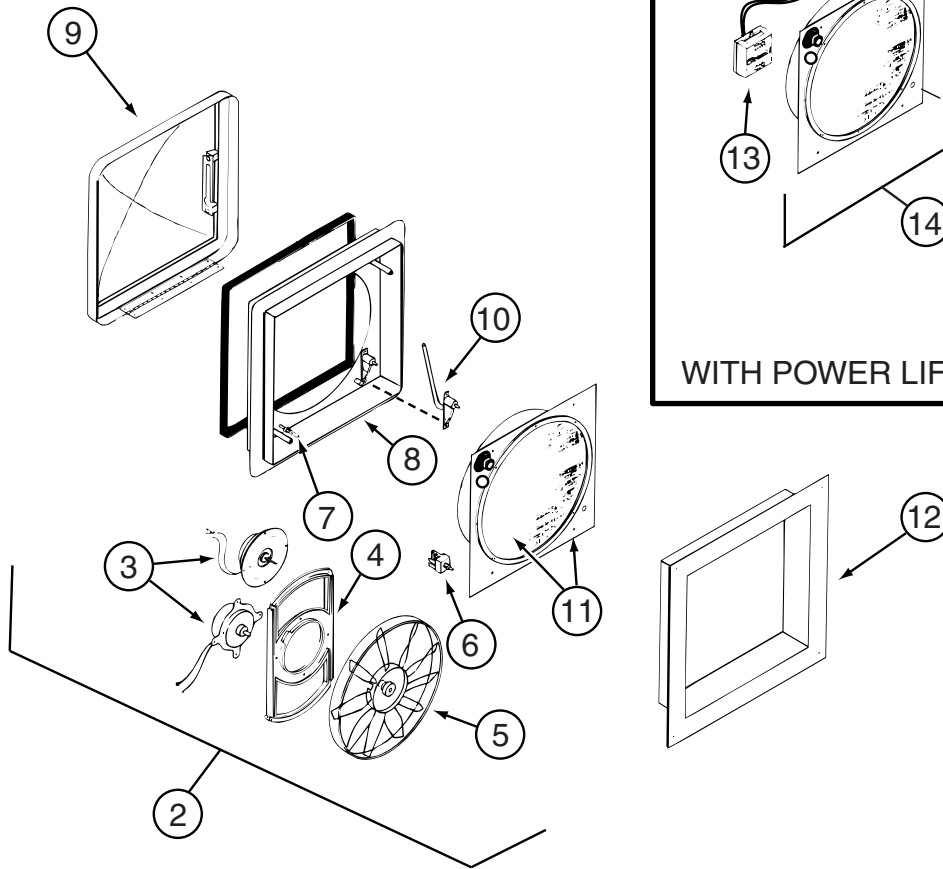
### WINDOW & VENT LAYOUT



KEY	PART NUMBER	U/M	DESCRIPTION
1*	123780-17-01A	EA	FANTASTIC VENT-4"ROOF-W/FAN/PWR LIFT/RAIN SEN/DBL DOME-WHT FROM: 00-00-00 THRU: 04-22-07
	009440-01-000	EA	GEAR/ARM - LIFT - ROOF VENT COVER FROM: 00-00-00 THRU: 04-22-07
1*	123780-25-01A	EA	FANTASTIC VENT-4"ROOF-W/FAN/PWR LIFT/RAIN SEN/DBL DOME-WHT FROM: 04-23-07 THRU: 99-99-99
2*	123780-15-01A	EA	FANTASTIC VENT-3"ROOF-W/FAN/PWR LIFT/THERM/RAIN SEN/DBE DM FROM: 00-00-00 THRU: 04-22-07
	009440-01-000	EA	GEAR/ARM - LIFT - ROOF VENT COVER FROM: 00-00-00 THRU: 04-22-07
2*	123780-23-01A	EA	FANTASTIC VENT-3"ROOF-W/FAN/PWR LIFT/THERM/RAIN SEN/DBL DM FROM: 04-23-07 THRU: 99-99-99
3	138983-01-02A	EA	VENT - MICROWAVE/OUTER - BLACK
3	138983-03-01A	EA	COVER - VENT MICROWAVE/OUTER - BRIGHT WHITE
4*	150648-03-01A	EA	WINDOW-HORIZ SLIDER/FLUSH/THERMO/RH - 26.3" X 59.9" - BLK
5*	150648-07-01A	EA	WINDOW-HORIZ SLIDER/FLUSH/THERMO/LH - 23.8" X 57.7"
6*	150648-18-01A	EA	WINDOW-HORIZ SLIDER/FLUSH/THERMO/RH - 12.2" X 24.2"
7*	150648-20-01A	EA	WINDOW-HORIZ SLIDER/FLUSH/THERMO/LH - 30.7" X 57.7"
8*	150649-05-01A	EA	WINDOW - VERT SLIDER/FLUSH/THERMO - 29.6" X 12.3"
9	150649-30-01A	EA	WINDOW - VERT SLIDER/FLUSH/THERMO - 31.7" X 18.9"
10*	150649-11-01A	EA	WINDOW - VERT SLIDER/FLUSH/THERMO - 27.2" X 12.2"
11*	150649-22-01A	EA	WINDOW - VERT SLIDER/FLUSH/THERMO - 27.2" X 12.2"
12*	151069-03-01A	EA	WINDOW - CAB/LEFT HAND/FLUSH/THERMO - 43.6" X 44.9"/43.6"
13	151905-01-01A	EA	CLIP/BRAKET - SCREEN RETAINER - BLACK

**\*COMPONENT PARTS LISTED LATER IN THIS GROUP**

**WINDOW & VENTS GROUP (CONTINUED)**  
**COMPONENT PARTS FOR WINDOW & VENT LAYOUT**



**123780-15-01A**

KEY	PART NUMBER	U/M	DESCRIPTION	VENDOR NO.
2	084079-11-700	EA	MOTOR & FAN BLADE W/BRACKET	K4017-09
4	084079-01-711	EA	MOTOR MOUNT (BOWTIE)	1015-00
5	084079-01-704	EA	BLADE-FAN	1138-00
6	084079-01-709	EA	SWITCH - MAIN - 3 SPEED	1031-05
7	084079-01-707	EA	SWITCH - SAFETY	1122-05
8	123780-05-700	EA	BASE/MAIN-BRT WHT W/GASKET	1010-81
9	123780-09-700	EA	DOME (DOUBLE)WHT TRANSPARENT	K2020-82
11	123780-01-702	EA	SCREEN INSERT (SCREEN RING)	K1035-81
12	123780-03-700	EA	GARNISH - INT. 3"-4" BRT/WHT	2040-81
13	084079-01-710	EA	THERMOSTAT(WALL MT)ANY COLOR	9988-81
14	123780-05-701	EA	SCREEN INT W/ALL SWITCHES	KIT-81
15	084079-11-703	EA	MOTOR/AUTO LIFT OFF/WHT CAP	6050-80 OS

CONTACT WINNEBAGO PART SALES FOR UNLISTED COMPONENT(S)

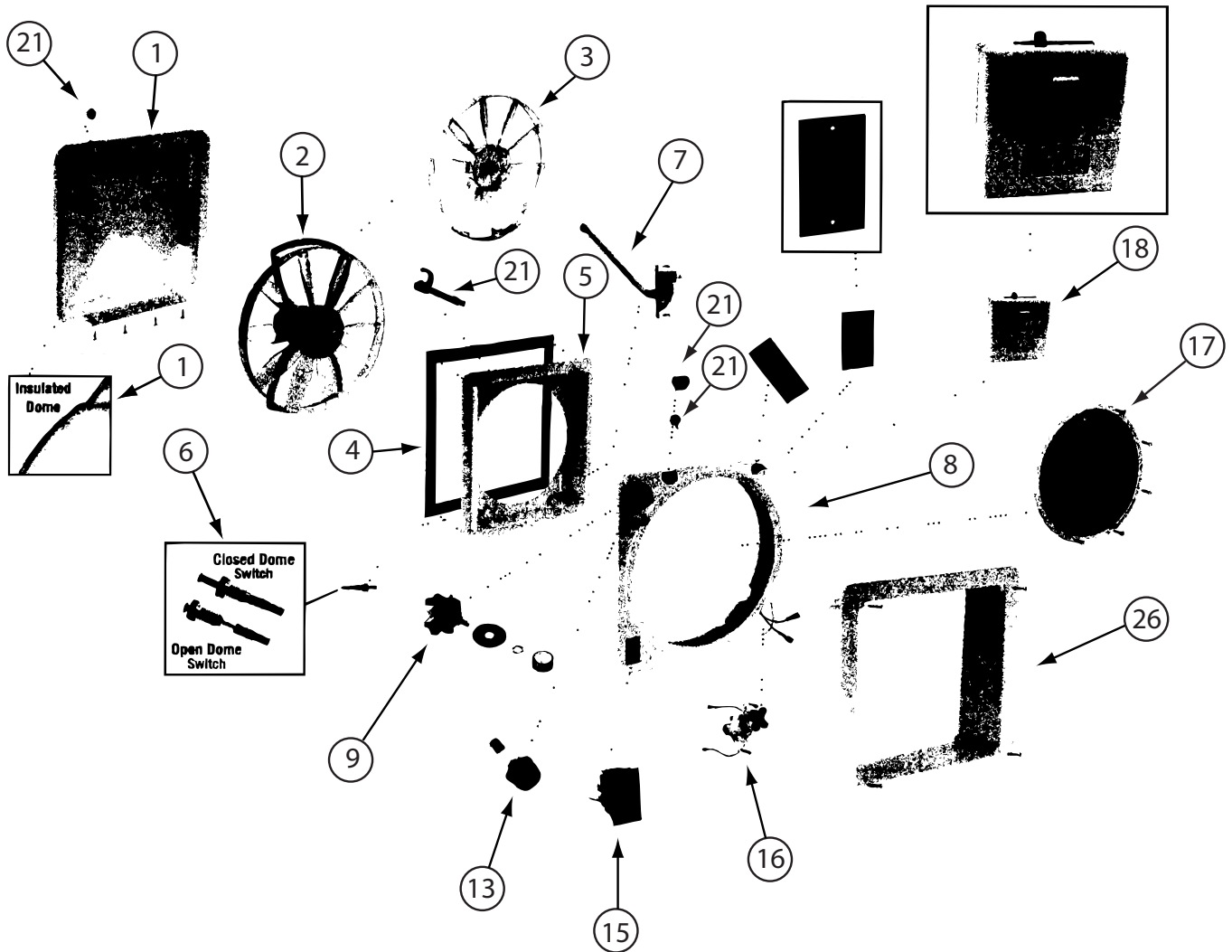
**WINDOW & VENTS GROUP (CONTINUED)**  
**COMPONENT PARTS FOR WINDOW & VENT LAYOUT (CONTINUED)**

123780-17-01A

KEY	PART NUMBER	U/M	DESCRIPTION	VENDOR NO.
2	084079-11-700	EA	MOTOR & FAN BLADE W/BRACKET	K4017-09
4	084079-01-711	EA	MOTOR MOUNT (BOWTIE)	1015-00
5	084079-01-704	EA	BLADE-FAN	1138-00
6	084079-01-709	EA	SWITCH - MAIN - 3 SPEED	1031-05
7	084079-01-707	EA	SWITCH - SAFETY	1122-05
8	123780-05-700	EA	BASE/MAIN-BRT WHT W/GASKET	1010-81
9	123780-09-700	EA	DOME (DOUBLE)WHT TRANSPARENT	K2020-82
11	123780-01-702	EA	SCREEN INSERT (SCREEN RING)	K1035-81
12	123780-03-700	EA	GARNISH - INT. 3"-4" BRT/WHT	2040-81
15	084079-11-703	EA	MOTOR/AUTO LIFT OFF/WHT CAP	6050-80 OS

CONTACT WINNEBAGO PART SALES FOR UNLISTED COMPONENT(S)

**WINDOW & VENTS GROUP (CONTINUED)**  
**COMPONENT PARTS FOR WINDOW & VENT LAYOUT (CONTINUED)**



123780-23-01A

KEY	PART NUMBER	U/M	DESCRIPTION	VENDOR NO.
1	123780-23-700	EA	DOME/DBL-W/SLIDE/HINGE-WHITE	K2020-81
1	123780-01-700	EA	COVER - VENT W/HINGE & SLIDE	K1020-81
2	123780-26-700	EA	MOTOR & FAN BLADE W/BRACKET	XK8017-03 PANCAKE
3	084079-01-704	EA	BLADE-FAN	1138-00
4	123780-22-701	EA	SEAL/RUBBER-4 1/2' W/GLUE	K1144-09
5	123780-21-701	EA	BASE/MAIN-W/MICRO SWTCH/SEAL	K4010-81
6	084079-01-707	EA	SWITCH - SAFETY	1122-05
7	084079-11-701	EA	ARM-LIFT ASSEMBLY, AUTOMATIC	2011-05
8	123780-21-703	EA	SCREEN KIT W/RING/CRCCT BRD	K1030-81
9	084079-01-709	EA	SWITCH - MAIN - 3 SPEED	1031-05
13	123780-21-700	EA	FUSE HOLDER W/4AMP FUSE/KNOB	K9018-09 NEW STYLE
15	123780-16-702	EA	SWITCH-ROCKER-OFF/ON BLACK	9023-09
16	084079-11-707	EA	MOTOR-AUTO LIFT-WHT CAP/EXT	6050-81 NS
17	123780-21-703	EA	SCREEN - POP N LOCK	2035-81
18	084079-01-710	EA	THERMOSTAT(WALL MT)ANY COLOR	9988-81
21	123780-22-704	EA	TRAVEL LOCK ASSEMBLY	4021-09
26	123780-22-705	EA	GARNISH-3 1/2"CLAMP STY-WHT	XK2040-81

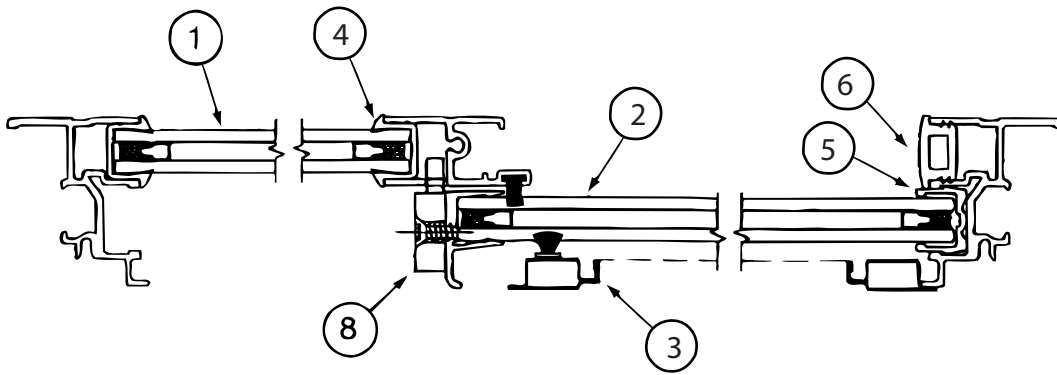
CONTACT WINNEBAGO PART SALES FOR UNLISTED COMPONENT(S)

**WINDOW & VENTS GROUP (CONTINUED)**  
**COMPONENT PARTS FOR WINDOW & VENT LAYOUT (CONTINUED)**

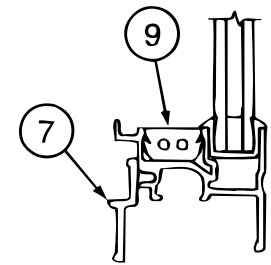
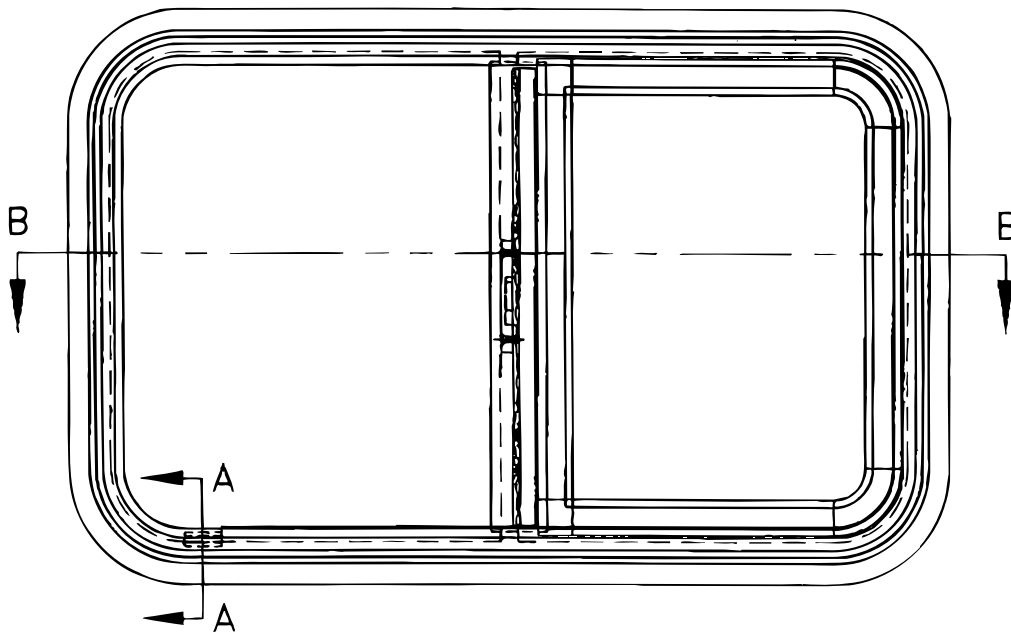
**123780-25-01A**

<b>KEY</b>	<b>PART NUMBER</b>	<b>U/M</b>	<b>DESCRIPTION</b>	<b>VENDOR NO.</b>
1	123780-01-700	EA	COVER - VENT W/HINGE & SLIDE	K1020-81
1	123780-23-700	EA	DOME/DBL-W/SLIDE/HINGE-WHITE	K2020-81
2	123780-26-700	EA	MOTOR & FAN BLADE W/BRACKET	XK8017-03 PANCAKE
3	084079-01-704	EA	BLADE-FAN	1138-00
4	123780-22-701	EA	SEAL/RUBBER-4 1/2' W/GLUE	K1144-09
5	123780-21-701	EA	BASE/MAIN-W/MICRO SWTCH/SEAL	K4010-81
6	084079-01-707	EA	SWITCH - SAFETY	1122-05
7	084079-11-701	EA	ARM-LIFT ASSEMBLY, AUTOMATIC	2011-05
9	084079-01-709	EA	SWITCH - MAIN - 3 SPEED	1031-05
13	123780-21-700	EA	FUSE HOLDER W/4AMP FUSE/KNOB	K9018-09 NEW STYLE
15	123780-16-702	EA	SWITCH-ROCKER-OFF/ON BLACK	9023-09
16	084079-11-707	EA	MOTOR-AUTO LIFT-WHT CAP/EXT	6050-81 NS
17	123780-21-703	EA	SCREEN - POP N LOCK	2035-81
21	123780-22-704	EA	TRAVEL LOCK ASSEMBLY	4021-09
26	123780-22-705	EA	GARNISH-3 1/2"CLAMP STY-WHT	XK2040-81
			CONTACT WINNEBAGO PART SALES FOR UNLISTED COMPONENT(S)	

**WINDOW & VENTS GROUP (CONTINUED)**  
**COMPONENT PARTS FOR WINDOW & VENT LAYOUT (CONTINUED)**



CROSS SECTION B-B



CROSS SECTION  
A-A

150648-02-01A, 150648-03-01A

KEY	PART NUMBER	U/M	DESCRIPTION	VENDOR NO
1	112795-68-700	EA	GLASS - STATIONARY	390-028353
2	150648-02-700	EA	GLASS-SLIDING W/SASH & LATCH	FH3009G8
3	150648-19-700	EA	SCREEN ASM	410-035332
4	112795-01-705	FT	VINYL - GLAZING	132-027331
5	151069-01-700	EA	CHANNEL-RUN, SLIDING	122-030627
6	150648-01-703	EA	PLUG - FILLER	132-030308
7	098647-22-701	EA	RETAINER - TRIM	H287-67
8	150648-01-700	EA	LATCH-HORIZONTAL SLIDE-BLK	FH3000-CK
8	150648-01-701	EA	LATCH-HORIZONTAL SLIDE-RED	FH3003-CK
9	150648-01-704	EA	SLIDE STOP	132-030866
	150649-05-702	FT	FIN SEAL-F/LOCKING RAIL-BLK	171-062348

**WINDOW & VENTS GROUP (CONTINUED)**  
**COMPONENT PARTS FOR WINDOW & VENT LAYOUT (CONTINUED)**

**150648-07-01A, 150648-22-01A**

<b>KEY</b>	<b>PART NUMBER</b>	<b>U/M</b>	<b>DESCRIPTION</b>	<b>VENDOR NO</b>
1	150648-07-701	EA	GLASS - STATIONARY	390-028314
2	150648-07-700	EA	GLASS-SLIDING W/SASH & LATCH	FH3000G8
3	150648-01-702	EA	SCREEN ASM	410-031156
4	112795-01-705	FT	VINYL - GLAZING	132-027331
5	151069-01-700	EA	CHANNEL-RUN, SLIDING	122-030627
6	150648-01-703	EA	PLUG - FILLER	132-030308
7	150648-01-707	EA	RETAINER - TRIM	H493-67
8	150648-01-700	EA	LATCH-HORIZONTAL SLIDE-BLK	FH3000-CK
8	150648-01-701	EA	LATCH-HORIZONTAL SLIDE-RED	FH3003-CK
9	150648-01-704	EA	SLIDE STOP	132-030866
	150649-05-702	FT	FIN SEAL-F/LOCKING RAIL-BLK	171-062348

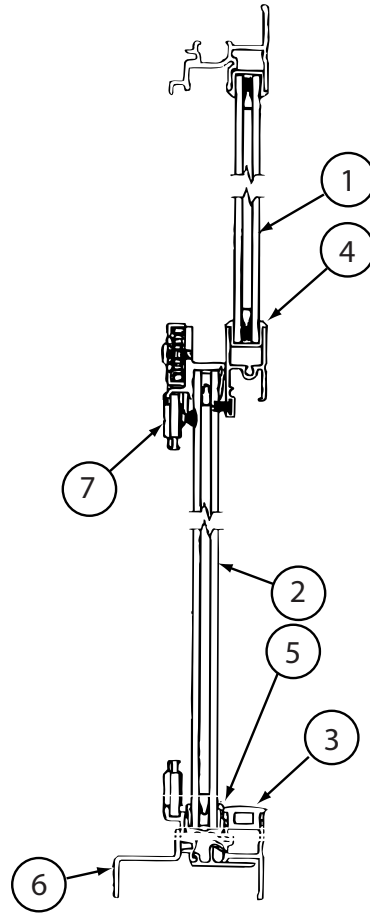
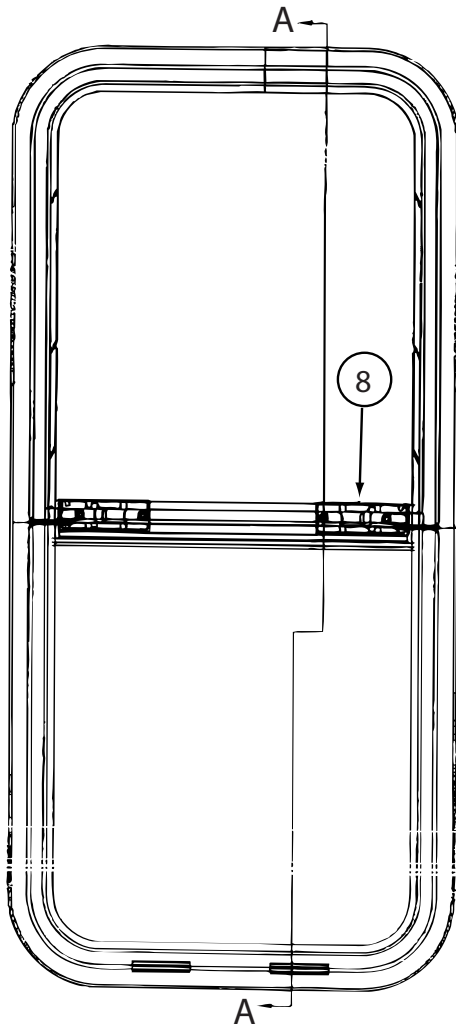
**150648-13-01A, 150648-18-01A**

<b>KEY</b>	<b>PART NUMBER</b>	<b>U/M</b>	<b>DESCRIPTION</b>	<b>VENDOR NO</b>
1	150648-13-700	EA	GLASS - STATIONARY	390-036159
2	150648-13-701	EA	GLASS-SLIDING W/SASH & LATCH	FH3005G8
3	150648-13-702	EA	SCREEN ASM	410-035328
4	112795-01-705	FT	VINYL - GLAZING	132-027331
5	151069-01-700	EA	CHANNEL-RUN, SLIDING	122-030627
6	150648-01-703	EA	PLUG - FILLER	132-030308
7	150648-13-703	EA	RETAINER - TRIM	B951-67
8	150648-01-700	EA	LATCH-HORIZONTAL SLIDE-BLK	FH3000-CK
8	150648-01-701	EA	LATCH-HORIZONTAL SLIDE-RED	FH3003-CK
9	150648-01-704	EA	SLIDE STOP	132-030866
	150649-05-702	FT	FIN SEAL-F/LOCKING RAIL-BLK	171-062348

**150648-20-01A, 150648-30-01A**

<b>KEY</b>	<b>PART NUMBER</b>	<b>U/M</b>	<b>DESCRIPTION</b>	<b>VENDOR NO</b>
1	112795-76-700	EA	GLASS - STATIONARY	390-028347
2	150648-20-700	EA	GLASS-SLIDING W/SASH & LATCH	FH3014G8
3	150648-20-701	EA	SCREEN ASM	410-035331
4	112795-01-705	FT	VINYL - GLAZING	132-027331
5	151069-01-700	FT	CHANNEL-RUN, SLIDING	122-030627
6	150648-01-703	FT	PLUG - FILLER	132-030308
7	098647-01-704	EA	RETAINER - TRIM	H112-67
8	150648-01-701	EA	LATCH-HORIZONTAL SLIDE-RED	FH3003-CK
8	150658-01-700	EA	LATCH-HORIZONTAL SLIDE-BLK	FH3000-CK
9	150648-01-704	EA	SLIDE STOP	132-030866
	150649-05-702	FT	FIN SEAL-F/LOCKING RAIL-BLK	171-062348

**WINDOW & VENTS GROUP (CONTINUED)**  
**COMPONENT PARTS FOR WINDOW & VENT LAYOUT (CONTINUED)**



**CROSS SECTION A-A**

**150649-05-01A**

KEY	PART NUMBER	U/M	DESCRIPTION	VENDOR NO
1	150649-05-704	EA	GLASS - STATIONARY	390-035648
2	150649-05-705	EA	GLASS-SLIDING W/PULL & LATCH	FH3054A9
3	150648-01-703	EA	PLUG - FILLER	132-030308
4	112795-01-705	FT	VINYL-GLAZING	132-027331
5	151069-01-700	EA	CHANNEL-RUN, SLIDING	122-030627
6	150649-05-700	EA	RETAINER - TRIM	H754-67
7	150649-05-703	EA	SCREEN ASM	410-035633
8	150649-01-700	EA	LATCH KIT - F/VERTICAL SLIDE - BLACK	FH3016-CK
	150649-05-702	EA	FIN SEAL-F/LOCKING RAIL-BLK	171-062348

**150649-11-01A**

KEY	PART NUMBER	U/M	DESCRIPTION	VENDOR NO
1	150649-11-700	EA	GLASS - STATIONARY	390-035486
2	150649-11-701	EA	GLASS-SLIDING W/PULL & LATCH	FH3055G8
3	150648-01-703	EA	PLUG - FILLER	132-030308
4	112795-01-705	FT	VINYL-GLAZING	132-027331
5	151069-01-700	EA	FIN CHANNEL-RUN, SLIDING	122-030627
6	098644-03-704	EA	RETAINER - TRIM	H298-67
7	150649-11-702	EA	SCREEN ASM	FH3055G8
8	150649-01-700	EA	LATCH KIT - F/VERTICAL SLIDE - BLACK	FH3016-CK

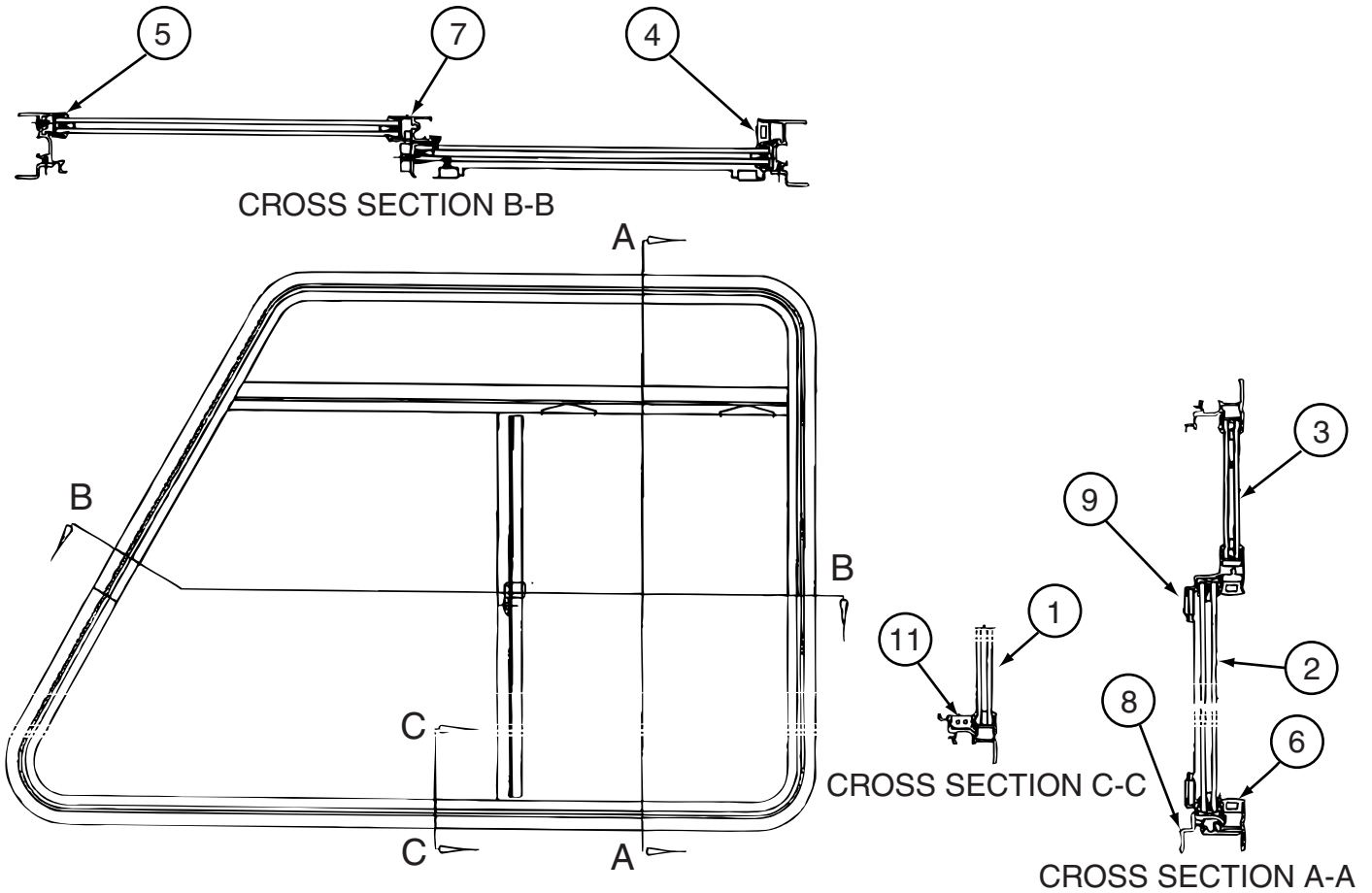


**WINDOW & VENTS GROUP (CONTINUED)**  
**COMPONENT PARTS FOR WINDOW & VENT LAYOUT (CONTINUED)**

150649-22-01A

KEY	PART NUMBER	U/M	DESCRIPTION	VENDOR NO
1	150649-11-700	EA	GLASS - STATIONARY	390-035486
2	150649-77-701	EA	GLASS-SLIDING W/PULL & LATCH	FH3055G8
3	150648-01-703	EA	PLUG - FILLER	132-030308
4	112795-01-705	FT	VINYL-GLAZING	132-027331
5	151069-01-700	EA	FIN CHANNEL-RUN, SLIDING	122-030627
6	150649-20-700	EA	RETAINER - TRIM	H298-61
7	150649-11-702	EA	SCREEN ASM	410-035634
8	150649-01-700	EA	LATCH-VERTICLE SLIDE-BLK	FH3016-CK

**WINDOW & VENTS GROUP (CONTINUED)**  
**COMPONENT PARTS FOR WINDOW & VENT LAYOUT (CONTINUED)**

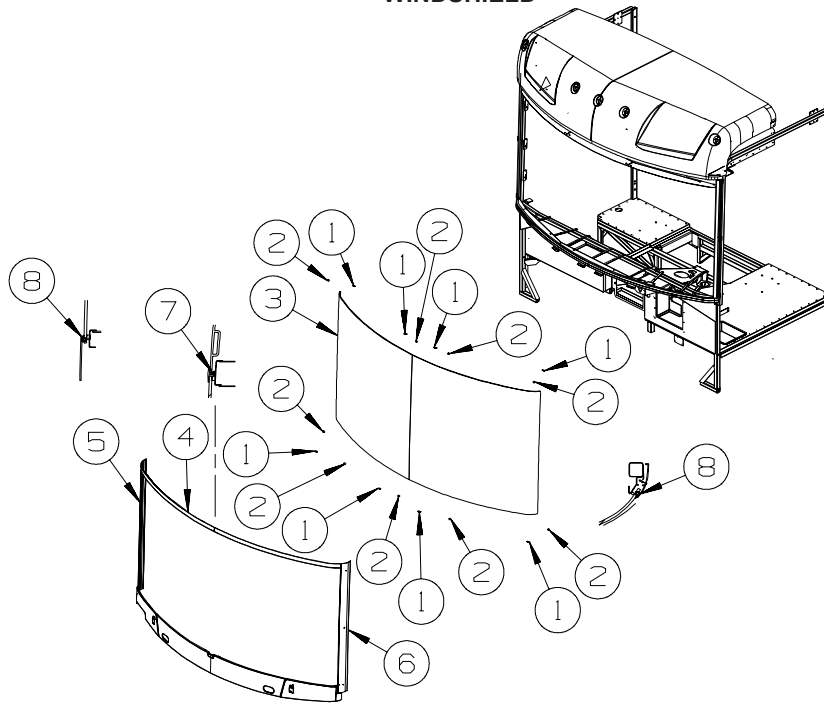


151069-03-01A

KEY	PART NUMBER	U/M	DESCRIPTION	VENDOR NO
1	151069-03-702	EA	GLASS - STATIONARY - LOWER	390-027478
2	151069-03-701	EA	GLASS-SLIDING W/SASH & LATCH	FH3041A9L
3	151069-03-703	EA	GLASS - STATIONARY - UPPER	390-035508
4	150648-01-703	FT	PLUG - FILLER	132-030308
5	151069-03-705	EA	VINYL GLAZING - F/STATIONARY	DH567-12 MITER/WELD
5	151069-03-706	EA	VINYL GLAZING - F/STATIONARY	DH373-12 MITER/WELD
6	151069-01-700	FT	CHANNEL-RUN, SLIDING	122-030627
7	098644-01-706	FT	WEATHERSTRIP - GLASS	171-010668
8	151069-03-704	EA	RETAINER - TRIM	H671-67L
9	151069-03-700	EA	SCREEN ASM	410-035962
10	150648-01-700	EA	LATCH-HORIZONTAL SLIDE-BLK	FH3000-CK
11	112795-01-701	EA	SLIDE-STOP	132-019092
	151069-01-703	EA	COVER - DRAIN SLOT - LH	130-030398 LEFT

# WINDSHIELD & WIPER GROUP

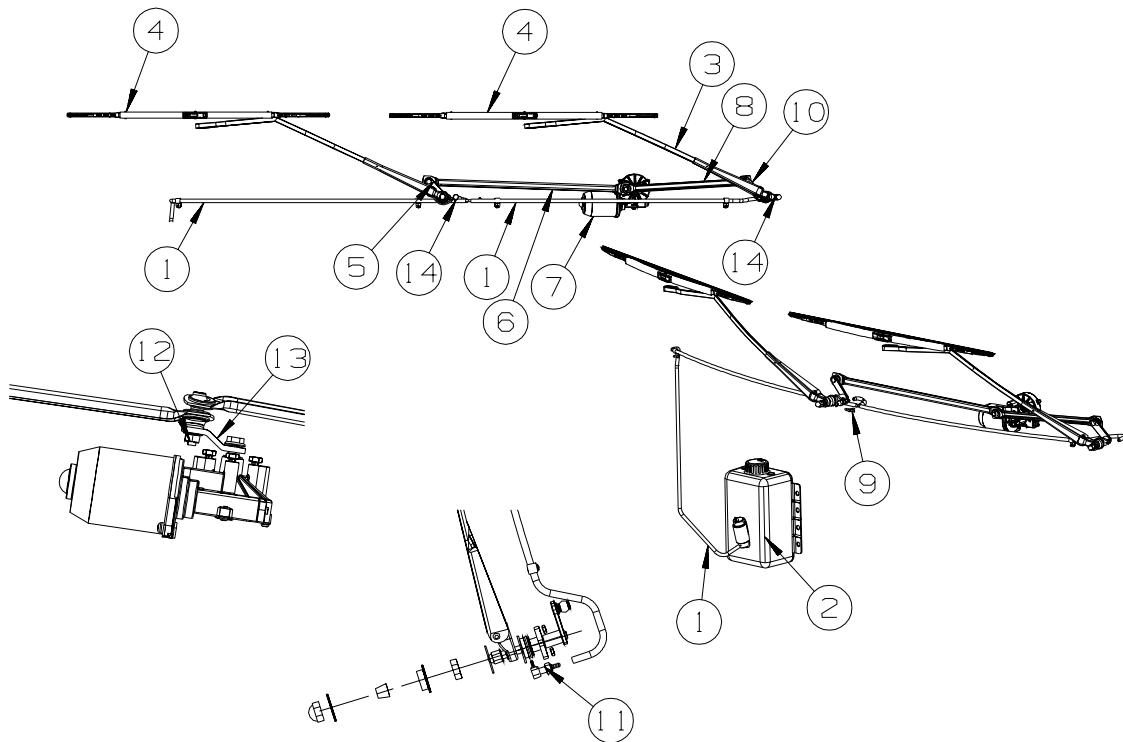
## WINDSHIELD



KEY	PART NUMBER	U/M	DESCRIPTION
1	002328-03-000	EA	BLOCK - WINDSHIELD - .125" X .5" X .98"
2	081914-02-000	EA	BUMPER - RUBBER - ROUND - 5/16" DIA. X 13/64" THICK
3	154704-01-000	EA	WINDSHIELD - SOLID/1 PIECE - 63"W X 49.4"H
4	120533-01-000	FT	MOLDING - REVEAL - WINDSHIELD
5	144054-03-02A	EA	TRIM - WINDSHIELD - A PILLAR - RIGHT HAND - BLACK
			FROM: 00-00-00 THRU: 03-31-08
5	163165-03-02A	EA	TRIM - WINDSHIELD - A PILLAR - RIGHT HAND - BLACK
			FROM: 04-01-08 THRU: 99-99-99
6	144054-04-02A	EA	TRIM - WINDSHIELD - A PILLAR - LEFT HAND - BLACK
			FROM: 00-00-00 THRU: 03-31-08
6	163165-04-02A	EA	TRIM - WINDSHIELD - A PILLAR - LEFT HAND - BLACK
			FROM: 04-01-08 THRU: 99-99-99
7	127862-01-000	EA	CARRIER/REVEAL - WINDSHIELD - 47.2"
8	158297-01-000	FT	SEAL - BULB - .5" X .7" - ADHESIVE BACK - BLACK

# WINDSHIELD & WIPER GROUP (CONTINUED)

## WIPER



KEY	PART NUMBER	U/M	DESCRIPTION
	045794-01-000	FT	HOSE - WINDSHIELD WASHER - 5/32"ID - BLACK
	157507-01-000	EA	RESERVOIR/PUMP - WINDSHIELD WASHER
	157531-01-000	EA	ARM - WIPER - RADIAL - 28"
	157532-01-000	EA	BLADE - WINDSHIELD WIPER - 28"
	157512-01-000	EA	SHAFT/PIVOT - WINDSHIELD WIPER - DRIVER/PASSENGER
	157521-02-000	EA	LINK/WIPER - CONNECTING - PASSENGER
	157508-01-000	EA	WIPER MOTOR - WINDSHIELD
	157521-01-000	EA	LINK/WIPER - CONNECTING - DRIVER
	146486-01-000	EA	TEE - PLASTIC - 5/32" X 5/32" X 5/32"
	149401-02-000	EA	SHAFT/PIVOT - WINDSHIELD WIPER - 4.1" OVERALL
	157533-02-000	EA	FITTING/WIPER - COWL/TALL
	149395-01-000	EA	STUD/DOUBLE BALL CRANK - WIPER MOTOR
	157578-01-000	EA	ARM/DRIVE - WIPER MOTOR
	110742-03-000	EA	GASKET - WIPER ADAPTER SHAFT

\*COMPONENT PARTS LISTED LATER IN THIS GROUP

### COMPONENT PARTS FOR WIPER

#### 149401-01-000,149401-02-000

KEY	PART NUMBER	U/M	DESCRIPTION	VENDOR NO.
	096505-02-703	EA	NUT/ACORN - HD W/.687 BRL	51065-40-NT27WC
	149401-01-700	EA	HARDWARE PKG - F/SHAFT&PIVOT	PSHWKIT
	149401-01-701	EA	SEAL CAP/RUBBER GROMMET	300749

#### 157512-01-000

KEY	PART NUMBER	U/M	DESCRIPTION	VENDOR NO.
	096505-02-703	EA	NUT/ACORN - HD W/.687 BRL	51065-40-NT27WC
	149401-01-700	EA	HARDWARE PKG - F/SHAFT&PIVOT	PSHWKIT

#### 157531-01-000

KEY	PART NUMBER	U/M	DESCRIPTION	VENDOR NO.
	157531-01-700	EA	WASHER NOZZLE KIT W/HDW	19475