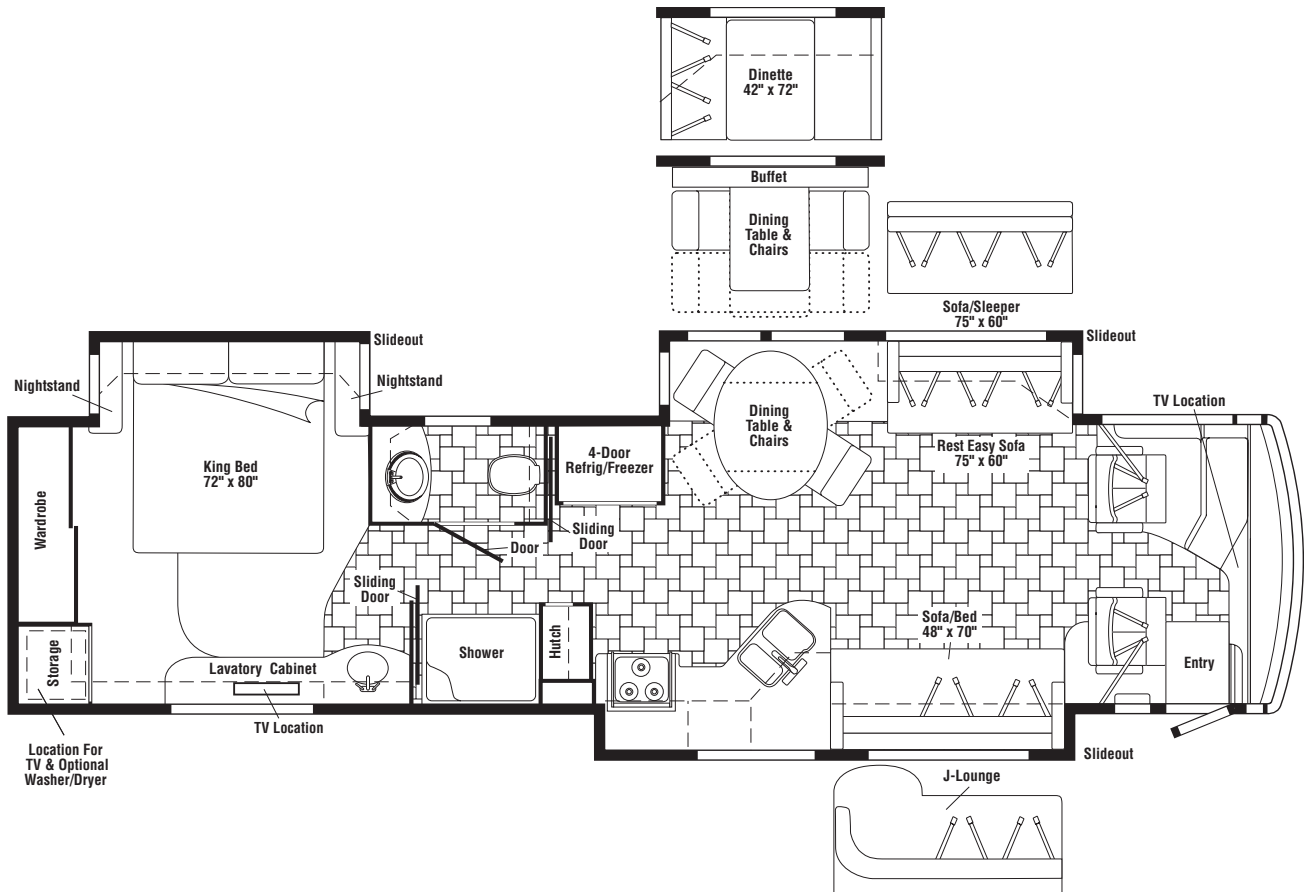


2008
HORIZON
IKS40KD
S-SERIES
CONCERT CHERRY
WL4 GARDEN VIEW
WM0 THUNDER BAY
WM4 TWILIGHT
WASHED MAPLE
WL5 GARDEN VIEW
WM1 THUNDER BAY
WM5 TWILIGHT
HONEY CHERRY
WL6 GARDEN VIEW
WM2 THUNDER BAY
WM6 TWILIGHT
DASH ACCENT COLORS
WM0, WM1, WM2, WM4, WM5, WM6 - BRIARWOOD
WL4, WL5, WL6 - CASHMERE



FLOORPLAN

CONTENTS

FLOORPLAN	1
ACCESSORIES GROUP	6
OPERATORS MANUAL	6
AUDIO VIDEO GROUP	7
RADIO SYSTEM	7
REAR MONITOR	8
CABINET & APPLIANCE GROUP	9
CABINET & APPLIANCE LAYOUT	9
COMPONENT PARTS FOR CABINET & APPLIANCE LAYOUT	27
108186-02-000	27
108186-03-000	27
119267-17-01A	27
125242-05-02A	28
135065-03-01A, 135065-03-03A, 135065-04-01A	38
140147-04-01A, 140147-04-02A, 140147-04-03A	40
146340-02-01A	40
CHASSIS GROUP	41
FRAME	41
FRONT END	42
INSULATION	43
STEPWELL COVER	44
COMPONENT PARTS FOR STEPWELL COVER	44
145122-02-01A, 145122-03-01A	44
145122-04-01A, 145122-05-01A	45
EXHAUST	48
HITCH	48
REAR MUD GUARD	48
FUEL	49
HYDRAULIC LEVELING	50
COMPONENT PARTS FOR HYDRAULIC LEVELING	50
100536-47-000	50
107889-12-000, 107889-13-000	50
CURTAIN & CUSHION GROUP	51
CURTAIN, CUSHION LAYOUT	51
BUCKET SEATS	57
COMPONENT PARTS FOR BUCKET SEATS	58
122611-02-000	58
SOFA	59
HARDWARE	61
ACCESSORIES	62
FABRICS	63
DRIVERS COMPARTMENT GROUP	64
DASH	64
FRONT INTERIOR	65
COMPONENT PARTS FOR FRONT INTERIOR	71
147767-01-000, 147767-02-000	71
CABINETS	72

CONTENTS (CONTINUED)

ELECTRICAL GROUP	80
110V BODY WIRING	80
12V BODY WIRING	83
EXTERIOR LAMPS	92
FRONT END	95
GPS	98
FRONT TV/DVD	99
SIDE TV/DVD	100
COMPONENT PARTS FOR WIRING	103
076319-23-000	103
076319-25-000	103
086280-01-000	103
108354-01-01A	103
121935-01-01A	103
123775-01-02A	103
129561-02-01A	104
133004-05-01A	105
135420-20-000	105
136119-01-000	106
137417-01-01A, 137417-03-01A	106
137424-08-000	106
139134-01-03A	106
141454-03-01A	107
144858-02-000	108
146048-01-01A	108
151458-01-000	108
153464-01/02/04/05-01A	108
153464-03-01A, 153464-06-01A	108
154474-04-02A	108
154506-01-01A, 154506-03-01A	109
156413-01-01A	110
157808-01-01A	110
158703-01-000	110
159759-01-000	110
160079-01-000	110
160079-02-000	110
163031-01-01A	110
163097-01-000	110
163598-01-02A	110
CIRCUIT BREAKERS, FUSES & RELAYS	111
CONVERTER, INVERTER, LOAD CENTERS	112
BOXES & CORDS	113
COMPONENT PARTS FOR BOXES & CORDS	113
144858-02-000	113
144858-03-000	113
WIRE ASSEMBLIES	114
CONNECTORS & CONDUIT	115
CHASSIS	117
EXTERIOR BODY GROUP	119
AIR HORN	119
GRAPHICS & PAINT	120
PANELS & TRIMS	122
COMPONENT PARTS FOR PANELS & TRIMS	127
131431-09-01A	127
142721-03-01A	127
151458-02-000	127
FRONT END	128
STRUCTURAL COMPONENTS	130
LADDER	131
AWNINGS	132

CONTENTS (CONTINUED)

EXTERIOR DOORS & COMPARTMENTS GROUP	133
DOOR & COMPARTMENT LAYOUT	133
COMPONENT PARTS FOR DOOR & COMPARTMENT LAYOUT	139
094707-04-01A	139
142226-02-01A	139
COMPARTMENT DOOR PIECE PARTS	140
ENTRY	144
COMPONENT PARTS FOR ENTRY	145
162100-01-01A	145
162100-02-01A	149
EXTERIOR SLIDEOUT GROUP	153
FRONT LEFT	153
COMPONENT PARTS FOR FRONT LEFT	157
153651-04-01A	157
155476-02-000	157
163102-03-000	157
FRONT RIGHT	158
COMPONENT PARTS FOR FRONT RIGHT	160
100536-42-000	160
153651-04-01A	160
155476-02-000	160
LEFT REAR	161
COMPONENT PARTS FOR LEFT REAR	163
100536-51-000	163
GENERATOR GROUP	164
DIESEL	164
COMPONENT PARTS FOR DIESEL	164
130294-04-01A	164
HEATING & A/C GROUP	165
AUTOMOTIVE	165
COMPONENT PARTS FOR AUTOMOTIVE	167
072342-27-000	167
103930-55-000	168
103930-58-000	169
103930-59-000	169
103930-65-000	170
FURNACE	171
COMPONENT PARTS FOR FURNACE	172
139980-01-000	172
143563-01-000	174
143563-08-000	176
CENTRAL	178
COMPONENT PARTS FOR CENTRAL	179
105620-16-000	179
INTERIOR FINISH GROUP	181
MOLDINGS & TRIMS	181
PANELING & LAMINATES	192
INTERIOR TRIM LAYOUT	194
COMPONENT PARTS FOR INTERIOR TRIM LAYOUT	198
158066-01-02A	198
FLOOR COVERINGS	199
HARDWARE	200
LABELS GROUP	206
LP GROUP	211
LP SYSTEM	211
COMPONENT PARTS FOR LP SYSTEM	211
161212-01-000	211

CONTENTS (CONTINUED)

SEALANTS & FASTENERS GROUP	212
SEALANTS & ADHESIVES	212
BOLTS, NUTS AND WASHERS	213
SCREWS	215
CLAMPS, CLIPS, GROMMETS, RIVETS & PLUGS	218
MISCELLANEOUS FASTENERS	219
WATER & SEWAGE GROUP	220
DRAINAGE SYSTEM	220
COMPONENT PARTS FOR DRAINAGE SYSTEM	222
144728-01-000	222
152830-01-01A	222
WATER SYSTEM	223
COMPONENT PARTS FOR WATER SYSTEM	230
075241-04-000, 075241-05-000, 075241-06-000	230
136915-01-000	230
142675-01-01A	230
144596-01-01A	230
145541-03-000	230
149174-01-01A	231
155482-01-01A	231
WINDOW & VENTS GROUP	232
WINDOW & VENT LAYOUT	232
COMPONENT PARTS FOR WINDOW & VENT LAYOUT	234
123780-15-01A	234
123780-17-01A	235
123780-23-01A	236
123780-25-01A	237
150648-01-01A	238
150648-07-01A, 150648-22-01A	239
150648-25-01A	239
150648-26-01A/02A, 150648-41-01A	239
150648-28-01A	239
150648-20-01A, 150648-30-01A	240
150649-05-01A	241
151069-03-01A	242
161452-02-01A	243
WINDSHIELD & WIPER GROUP	244
WINDSHIELD	244
WIPER	245
COMPONENT PARTS FOR WIPER	245
149401-01-000,149401-02-000	245
157512-01-000	245
157531-01-000	245

ACCESSORIES GROUP
OPERATORS MANUAL

KEY	PART NUMBER	U/M	DESCRIPTION
	158603-08-012	EA	MANUAL/OWNER - SUPPLEMENT - S-SERIES - 2008
	159842-01-01A	EA	CASE - VINYL - F/MANUALS - W/SLEEVES - BLACK
	161500-08-022	EA	MANUAL/OWNER - HORIZON - S SERIES - 2008
	160790-01-000	DW	TOP LEVEL-S,2008

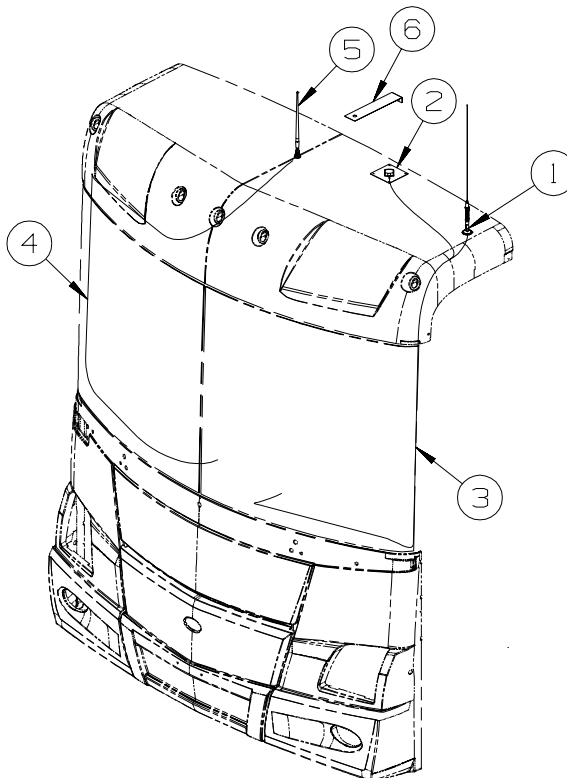
AUDIO VIDEO GROUP RADIO SYSTEM

DASH

KEY	PART NUMBER	U/M DESCRIPTION
	135420-07-000	EA MOUNTING KIT - RADIO - A-BODY FROM: 00-00-00 THRU: 03-28-07
	135420-19-000	EA REMOTE CONTROL/RADIO (CREDIT CARD SIZE) FROM: 00-00-00 THRU: 03-28-07
	163142-09-000	EA REMOTE CONTROL/RADIO (CREDIT CARD SIZE) FROM: 03-29-07 THRU: 99-99-99
	135420-18-000	EA REMOTE CONTROL/RADIO (STEERING WHEEL MOUNT) FROM: 00-00-00 THRU: 03-28-07
	163142-10-000	EA REMOTE CONTROL/RADIO (STEERING WHEEL MOUNT) FROM: 03-29-07 THRU: 99-99-99
	135420-15-000	EA RADIO-AM/FM/CD/SIRIUS SATELLITE READY/IR REMOTE FROM: 00-00-00 THRU: 03-28-07
	163142-08-000	EA RADIO-AM/FM/CD/WB - SATELLITE READY - W/12 PIN AMP CNCTR FROM: 03-29-07 THRU: 99-99-99
	135420-14-000	EA RECEIVER (EYE) - INFRARED FROM: 00-00-00 THRU: 03-28-07
	163142-11-000	EA RECEIVER (EYE) - INFRARED FROM: 03-29-07 THRU: 99-99-99
	163142-12-000	EA CABLE/INTERFACE - I-POD

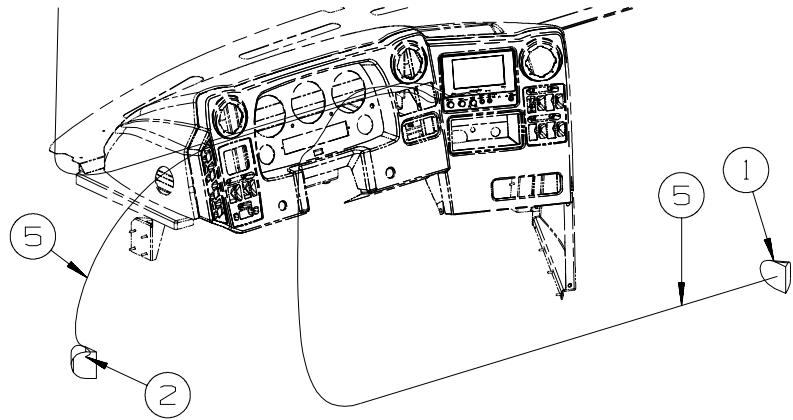
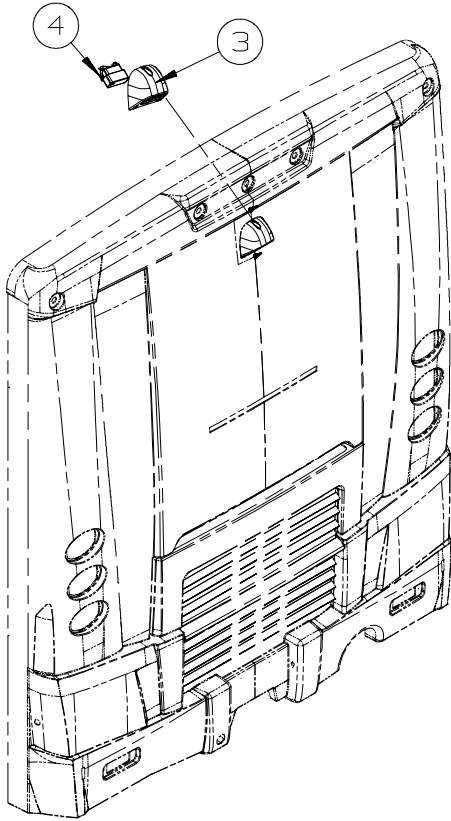
CD CHANGER

KEY	PART NUMBER	U/M DESCRIPTION
	163141-01-000	EA CHANGER - 10 DISC COMPACT - JENSEN MCD10G



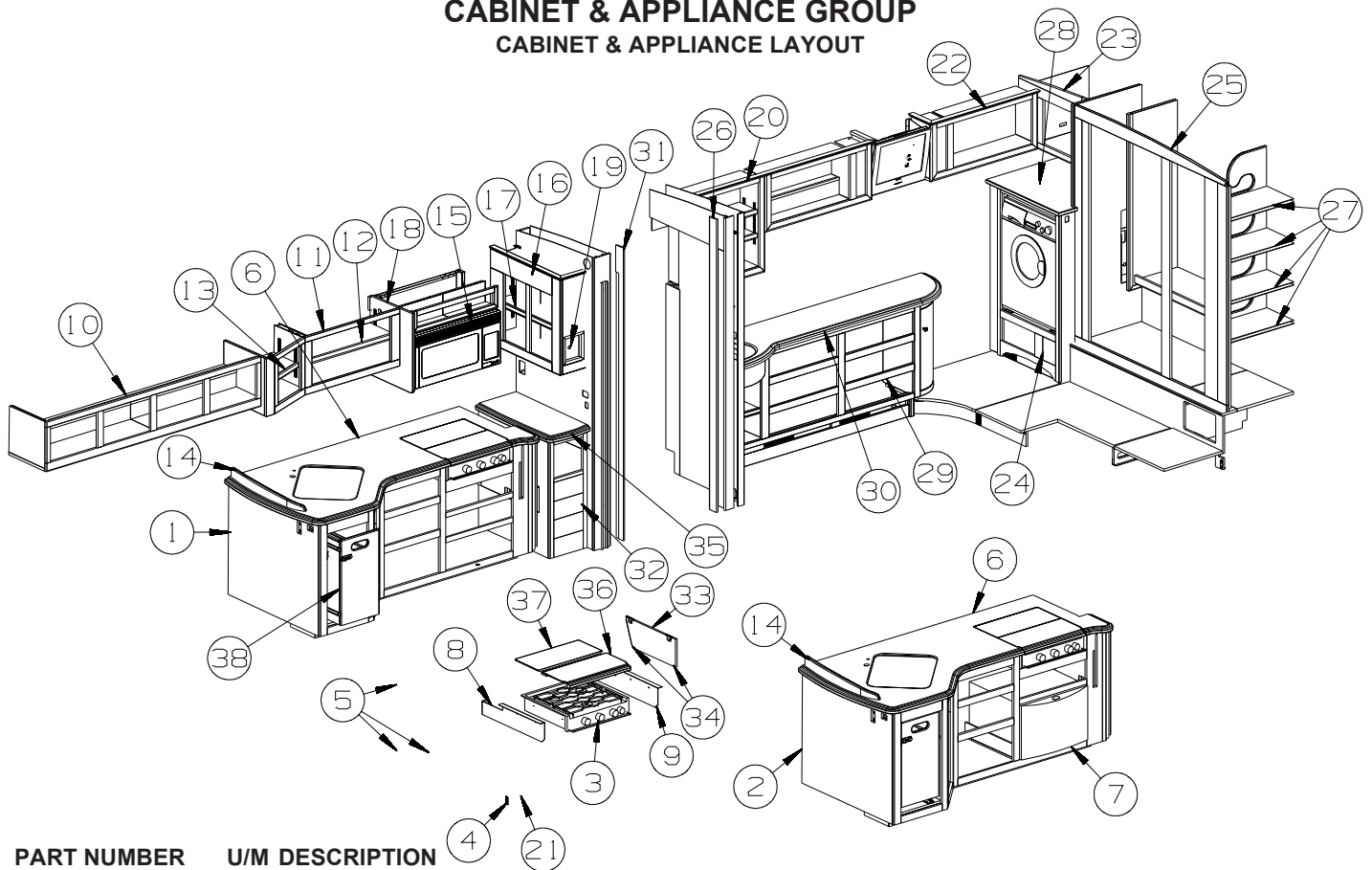
KEY	PART NUMBER	U/M DESCRIPTION
1	123256-01-000	EA ANTENNA - CB - W/O CABLE - RADIO - CB
2	158494-01-000	EA ANTENNA/SATELLITE - RADIO/SIRIUS
3	123256-02-000	EA CABLE - CB - COAX - RADIO - CB
4	090944-03-000	EA CABLE - ANTENNA
5	090944-02-000	EA ANTENNA - RADIO - 16" RUBBER - W/O LEAD WIRE
6	140600-06-01B	EA BRACKET/ANTENNA MOUNT - MILL FINISH

AUDIO VIDEO GROUP (CONTINUED) REAR MONITOR



KEY	PART NUMBER	U/M DESCRIPTION
1	156655-05-01A	EA CAMERA - REAR VIEW/PASSENGER SIDE - WHITE FROM: 00-00-00 THRU: 10-07-07
1	156655-07-01A	EA CAMERA - REAR VIEW/PASSENGER SIDE - WHITE FROM: 10-08-07 THRU: 99-99-99
2	156655-06-01A	EA CAMERA - REAR VIEW/DRIVER SIDE - WHITE FROM: 00-00-00 THRU: 10-07-07
2	156655-08-01A	EA CAMERA - REAR VIEW/DRIVER SIDE - BLACK FROM: 10-08-07 THRU: 99-99-99
3	137919-02-01A	EA SHROUD - CAMERA/OUTER - BRIGHT WHITE
4	160313-03-000	EA CAMERA/REAR - COLOR - W/BRACKET - SONY VCB-RV2MH
5	156655-04-000	EA CABLE - MONITOR/CAMERA - 15'(SIDE CAMERA TO VIDEO SWITCH)
6	143363-03-000	EA CABLE - MONITOR/CAMERA - COLOR - SONY VCB-MHC20
7	160313-01-000	EA MONITOR/REAR - COLOR - SONY VCB-62MH

CABINET & APPLIANCE GROUP CABINET & APPLIANCE LAYOUT

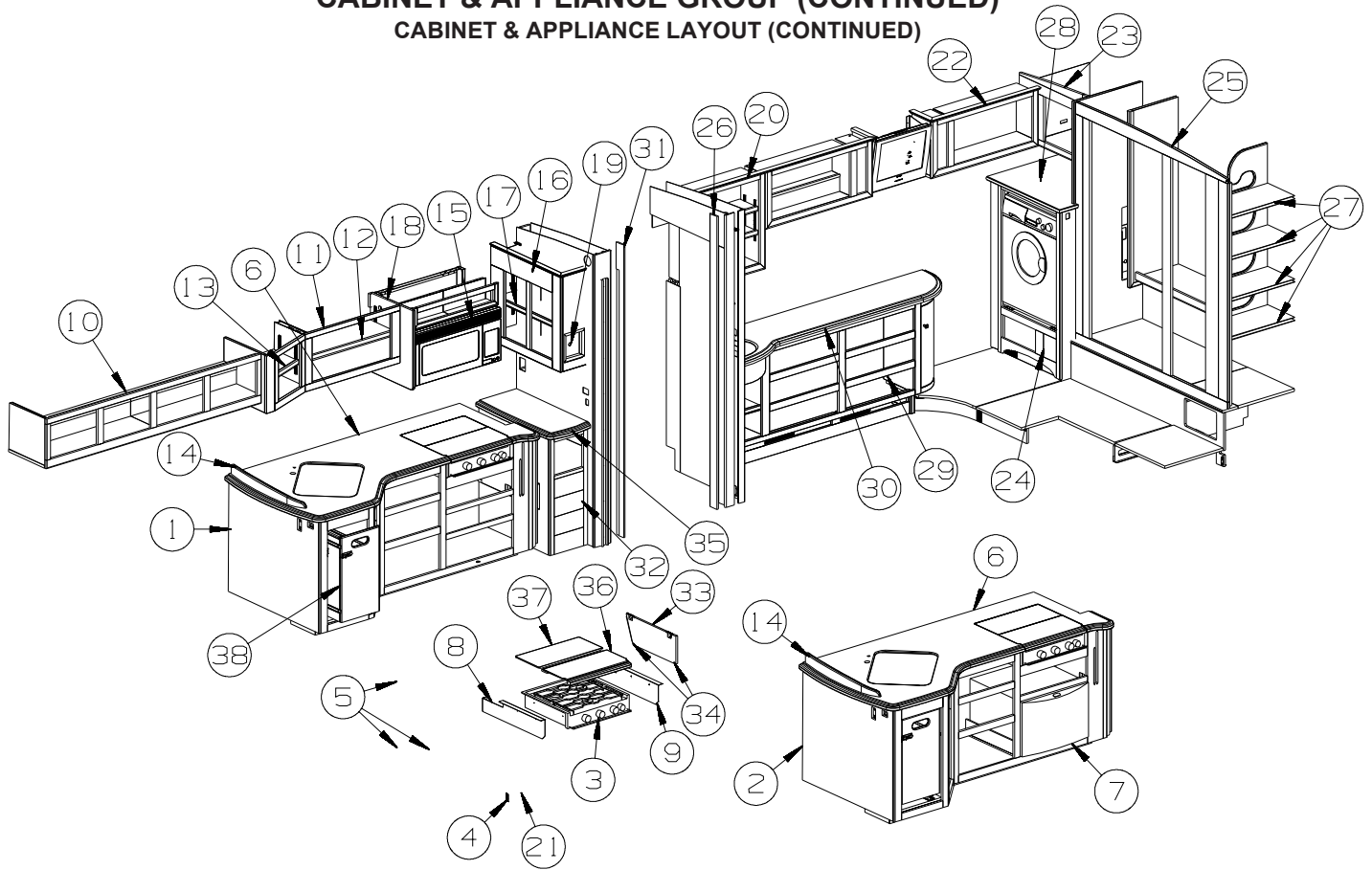


KEY	PART NUMBER	U/M	DESCRIPTION
1	P62956-01-WK0	EA	CABINET - GALLEY - W/O COUNTERTOP/DOORS/DRAWERS/HDW - CONCERT CHERRY
1	P62956-01-WK1	EA	CABINET - GALLEY - W/O COUNTERTOP/DOORS/DRAWERS/HDW - WASHED MAPLE
1	P62956-01-WK2	EA	CABINET - GALLEY - W/O COUNTERTOP/DOORS/DRAWERS/HDW - HONEY CHERRY
2	P62956-02-WK0	EA	CABINET - GALLEY - W/O COUNTERTOP/DOORS/DRWRs/HDW - CONCERT CHERRY - DISHWASHER
2	P62956-02-WK1	EA	CABINET - GALLEY - W/O COUNTERTOP/DOORS/DRAWERS/HDW - WASHED MAPLE - DISHWASHER
2	P62956-02-WK2	EA	CABINET - GALLEY - W/O COUNTERTOP/DOORS/DRAWERS/HDW - HONEY CHERRY - DISHWASHER
3*	135065-03-03A	EA	RANGE-3 BURNER (SEALED)-W/O OVEN-NEW STYLE KNOBS-STAINLESS
3*	135065-04-01A	EA	RANGE - 3 BURNER (SEALED) - W/O OVEN - CSA - BLACK TOP - CANADIAN
4	151226-02-01A	EA	STRIKE PLATE - BRASS
5	159481-01-01A	EA	SLIDE - PANTRY - 30" - W/O LOCK
6	163374-01-WK4	EA	COUNTERTOP - GALLEY - BETHANY (WL4, WL5, WL6)
6	163374-01-WM0	EA	COUNTERTOP - GALLEY - FOSSIL (WM0, WM1, WM2)
6	163374-01-WK0	EA	COUNTERTOP - GALLEY - COCOA BROWN (WM4, WM5, WM6)
7*	146340-02-01A	EA	DISHWASHER - DRAWER STYLE - STAINLESS STEEL FACE
8	144823-17-04B	EA	BRACKET/STOVE TIEDOWN - BLACK
9	144823-18-04B	EA	BRACKET/STOVE TIEDOWN - BLACK
10	163344-02-WL4	EA	CABINET - OVERHEAD/SLIDEOUT/RH - W/O DOORS/HDW - CONCERT CHERRY
10	163344-02-WL5	EA	CABINET - OVERHEAD/SLIDEOUT/RH - W/O DOORS/HDW - WASHED MAPLE
10	163344-02-WL6	EA	CABINET - OVERHEAD/SLIDEOUT/RH - W/O DOORS/HDW - HONEY CHERRY
11	162960-01-WL4	EA	CABINET - OVERHEAD/GALLEY - W/O DOORS/HDW - CONCERT CHERRY
11	162960-01-WL5	EA	CABINET - OVERHEAD/GALLEY - W/O DOORS/HDW - WASHED MAPLE
11	162960-01-WL6	EA	CABINET - OVERHEAD/GALLEY - W/O DOORS/HDW - HONEY CHERRY
12	162960-27-WL4	EA	SHELF - W/WOOD MOLDING - CONCERT CHERRY
12	162960-27-WL5	EA	SHELF - W/WOOD MOLDING - WASHED MAPLE
12	162960-27-WL6	EA	SHELF - W/WOOD MOLDING - HONEY CHERRY
13	162960-31-WL4	EA	SHELF - W/WOOD MOLDING - CONCERT CHERRY
13	162960-31-WL5	EA	SHELF - W/WOOD MOLDING - WASHED MAPLE
13	162960-31-WL6	EA	SHELF - W/WOOD MOLDING - HONEY CHERRY
14	163374-27-WK4	EA	SPLASHGUARD - BETHANY (WL4, WL5, WL6)
14	163374-27-WM0	EA	SPLASHGUARD - FOSSIL (WM0, WM1, WM2)
14	163374-27-WK0	EA	SPLASHGUARD - COCOA BROWN (WM4, WM5, WM6)
15*	119267-17-01A	EA	OVEN - MICROWAVE/CONVECTION W/HOOD US - #R-1880LST
15*	140147-04-03A	EA	OVEN/MICROWAVE - 1.4 CU FT - ADVANTIUM/STAINLESS STEEL
16	152653-02-TH5	EA	CABINET - OVERHEAD/STORAGE - W/O DOORS/HDW - CONCERT CHERRY
16	152653-02-TH6	EA	CABINET - OVERHEAD/STORAGE - W/O DOORS/HDW - WASHED MAPLE
16	152653-02-TH7	EA	CABINET - OVERHEAD/STORAGE - W/O DOORS/HDW - HONEY CHERRY

CABINET & APPLIANCE GROUP (CONTINUED)
CABINET & APPLIANCE LAYOUT (CONTINUED)

KEY	PART NUMBER	U/M	DESCRIPTION
17	152653-20-TH5	EA	SHELF - W/WOOD MOLDING - CONCERT CHERRY
17	152653-20-TH6	EA	SHELF - W/WOOD MOLDING - WASHED MAPLE
17	152653-20-TH7	EA	SHELF - W/WOOD MOLDING - HONEY CHERRY
18	145517-52-TG1	EA	END CAP - OVERHEAD CABINET
18	145517-52-TG2	EA	END CAP - OVERHEAD CABINET
18	145517-52-TG3	EA	END CAP - OVERHEAD CABINET
19	137602-D5-R84	EA	POCKET - THERMOSTAT - CONCERT CHERRY
19	137602-D5-RW5	EA	POCKET - THERMOSTAT - WASHED MAPLE
19	137602-D5-RE0	EA	POCKET - THERMOSTAT - HONEY CHERRY
20	162954-01-WL4	EA	CABINET - OVERHEAD/VANITY - W/O DOORS/HDW - CONCERT CHERRY
20	162954-01-WL5	EA	CABINET - OVERHEAD/VANITY - W/O DOORS/HDW - WASHED MAPLE
20	162954-01-WL6	EA	CABINET - OVERHEAD/VANITY - W/O DOORS/HDW - HONEY CHERRY
21	151226-01-01A	EA	LATCH - BARREL/BOLT - BRASS
22	163169-02-WL4	EA	CABINET - OVERHEAD/REAR - W/O DOORS/HDW - CONCERT CHERRY
22	163169-02-WL5	EA	CABINET - OVERHEAD/REAR - W/O DOORS/HDW - WASHED MAPLE
22	163169-02-WL6	EA	CABINET - OVERHEAD/REAR - W/O DOORS/HDW - HONEY CHERRY
23	163170-02-WL4	EA	CABINET - OVERHEAD/CORNER - W/O DOORS/HDW - CONCERT CHERRY
23	163170-02-WL5	EA	CABINET - OVERHEAD/CORNER - W/O DOORS/HDW - WASHED MAPLE
23	163170-02-WL6	EA	CABINET - OVERHEAD/CORNER - W/O DOORS/HDW - HONEY CHERRY
24	162925-11-WK0	EA	FACE - CABINET/WARDROBE - CONCERT CHERRY
24	162925-11-WK1	EA	FACE - CABINET/WARDROBE - WASHED MAPLE
24	162925-11-WK2	EA	FACE - CABINET/WARDROBE - HONEY CHERRY
25	162925-19-WK0	EA	HEADER - W/FACE FRAME - CABINET/WARDROBE
25	162925-19-WK1	EA	HEADER - W/FACE FRAME - CABINET/WARDROBE
25	162925-19-WK2	EA	HEADER - W/FACE FRAME - CABINET/WARDROBE
26	157311-01-TD1	EA	TRIM - SHOWER/RH HAND - 3.2" X 86.1" - CONCERT CHERRY
26	157311-01-TD2	EA	TRIM - SHOWER/RH HAND - 3.2" X 86.1" - WASHED MAPLE
26	157311-01-UJ3	EA	TRIM - SHOWER/RH HAND - 3.2" X 86.1" - HONEY CHERRY
27	162925-58-WK0	EA	SHELF - W/WOOD MOLDING - CONCERT CHERRY
27	162925-58-WK1	EA	SHELF - W/WOOD MOLDING - WASHED MAPLE
27	162925-58-WK2	EA	SHELF - W/WOOD MOLDING - HONEY CHERRY
28	145212-33-WK0	EA	COUNTERTOP - LAMINATED - CONCERT CHERRY
28	145212-33-WK1	EA	COUNTERTOP - LAMINATED - WASHED MAPLE
28	145212-33-WK2	EA	COUNTERTOP - LAMINATED - HONEY CHERRY
29	P62953-01-WL4	EA	CABINET - VANITY - W/O COUNTERTOP/DOORS/DRAWERS/HDW - CONCERT CHERRY
29	P62953-01-WL5	EA	CABINET - VANITY - W/O COUNTERTOP/DOORS/DRAWERS/HDW - WASHED MAPLE
29	P62953-01-WL6	EA	CABINET - VANITY - W/O COUNTERTOP/DOORS/DRAWERS/HDW - HONEY CHERRY
30	163376-01-WK4	EA	COUNTERTOP - VANITY - BETHANY (WL4, WL5, WL6)
30	163376-01-WM0	EA	COUNTERTOP - VANITY - FOSSIL (WM0, WM1, WM2)
30	163376-01-WK0	EA	COUNTERTOP - VANITY - COCOA BROWN (WM4, WM5, WM6)
31	157311-02-TD1	EA	TRIM - SHOWER/LH HAND - 3.2" X 86.1" - CONCERT CHERRY
31	157311-02-TD2	EA	TRIM - SHOWER/LH HAND - 3.2" X 86.1" - WASHED MAPLE
31	157311-02-UJ3	EA	TRIM - SHOWER/LH HAND - 3.2" X 86.1" - HONEY CHERRY
32	P62955-02-WL4	EA	CABINET - PANTRY/STORAGE - W/O HDW - CONCERT CHERRY
32	P62955-02-WL5	EA	CABINET - PANTRY/STORAGE - W/O HDW - WASHED MAPLE
32	P62955-02-WL6	EA	CABINET - PANTRY/STORAGE - W/O HDW - HONEY CHERRY
32	P62955-04-WL4	EA	CABINET - PANTRY/STORAGE - W/O HDW - CONCERT CHERRY - VACUUM
32	P62955-04-WL5	EA	CABINET - PANTRY/STORAGE - W/O HDW - WASHED MAPLE - VACUUM
32	P62955-04-WL6	EA	CABINET - PANTRY/STORAGE - W/O HDW - HONEY CHERRY - VACUUM
33	162955-17-WK0	EA	DOOR - F/PANTRY/STORAGE - W/O HDW
33	162955-17-WK1	EA	DOOR - F/PANTRY/STORAGE - W/O HDW
33	162955-17-WK2	EA	DOOR - F/PANTRY/STORAGE - W/O HDW
34	081914-02-000	EA	BUMPER - RUBBER - ROUND - 5/16" DIA. X 13/64" THICK
35	163375-01-WK4	EA	COUNTERTOP - STORAGE - BETHANY (WL4, WL5, WL6)
35	163375-01-WM0	EA	COUNTERTOP - STORAGE - FOSSIL (WM0, WM1, WM2)
35	163375-01-WK0	EA	COUNTERTOP - STORAGE - COCOA BROWN (WM4, WM5, WM6)
36	161674-06-WK4	EA	COVER - STOVE TOP - CORIAN - BETHANY (WL4, WL5, WL6)
36	161674-06-WM0	EA	COVER - STOVE TOP - CORIAN - FOSSIL (WM0, WM1, WM2)
36	161674-06-WK0	EA	COVER - STOVE TOP - CORIAN - COCOA BROWN (WM4, WM5, WM6)

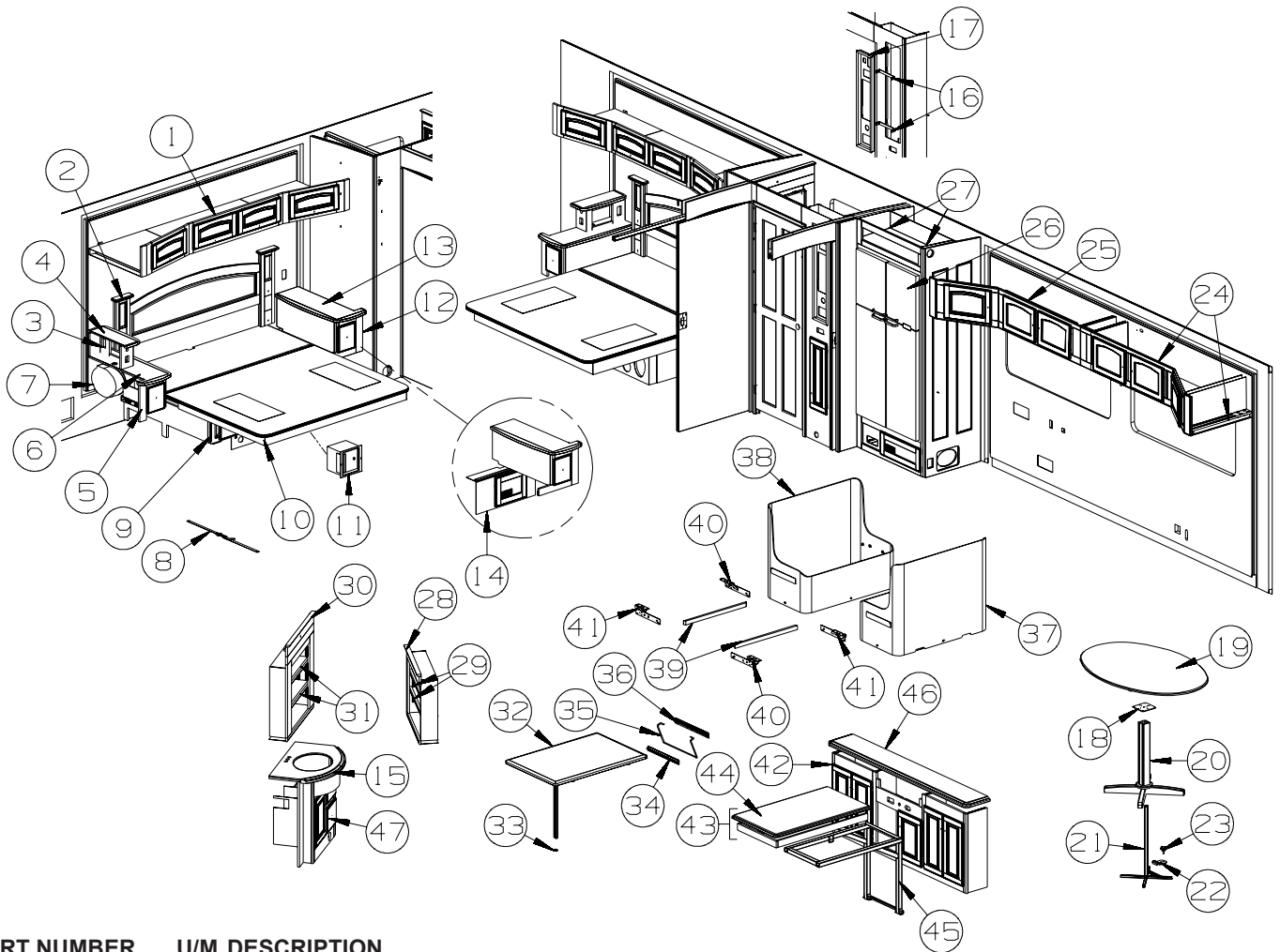
CABINET & APPLIANCE GROUP (CONTINUED)
CABINET & APPLIANCE LAYOUT (CONTINUED)



KEY	PART NUMBER	U/M	DESCRIPTION
37	161674-01-WK4	EA	COVER - STOVE TOP - CORIAN - BETHANY (WL4, WL5, WL6) FROM: 00-00-00 THRU: 03-11-07
37	164470-01-10C	EA	COVER - STOVE TOP - CORIAN - BETHANY (WL4, WL5, WL6) FROM: 03-12-07 THRU: 99-99-99
37	161674-01-WM0	EA	COVER - STOVE TOP - CORIAN - FOSSIL (WM0, WM1, WM2) FROM: 00-00-00 THRU: 03-11-07
37	164470-01-11C	EA	COVER - STOVE TOP - CORIAN - FOSSIL (WM0, WM1, WM2) FROM: 03-12-07 THRU: 99-99-99
37	161674-01-WK0	EA	COVER - STOVE TOP - CORIAN - COCOA BROWN (WM4, WM5, WM6) FROM: 00-00-00 THRU: 03-11-07
37	164470-01-03C	EA	COVER - STOVE TOP - CORIAN - COCOA BROWN (WM4, WM5, WM6) FROM: 03-12-07 THRU: 99-99-99
38	147514-01-R69	EA	CABINET - PANTRY/UNDER COUNTER - CONCERT CHERRY
38	147514-01-RW7	EA	CABINET - PANTRY/UNDER COUNTER - WASHED MAPLE
38	147514-01-RE0	EA	CABINET - PANTRY/UNDER COUNTER - HONEY CHERRY

***COMPONENT PARTS LISTED LATER IN THIS GROUP**

CABINET & APPLIANCE GROUP (CONTINUED)
CABINET & APPLIANCE LAYOUT (CONTINUED)

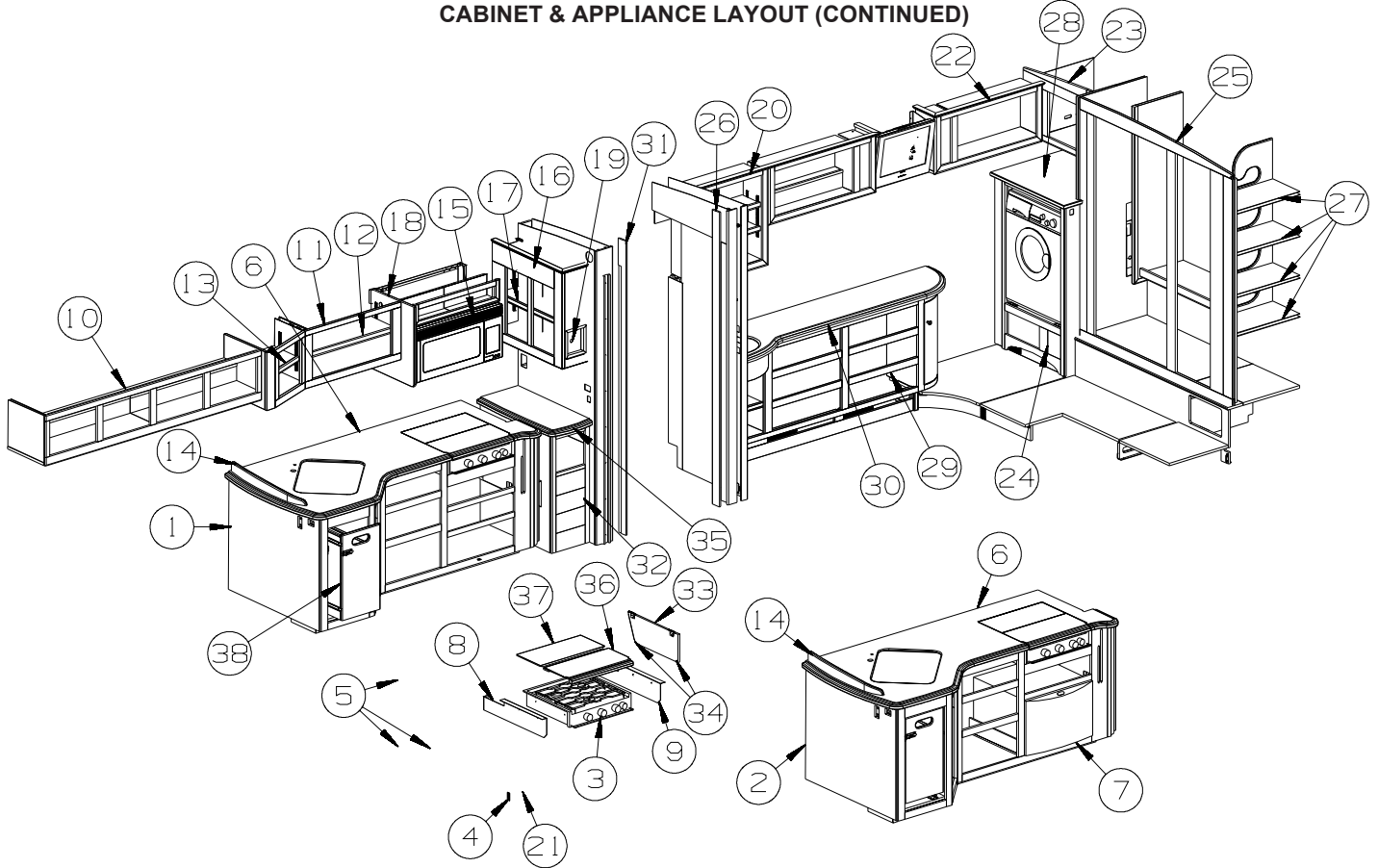


KEY	PART NUMBER	U/M	DESCRIPTION
1	157504-03-UK5	EA	CABINET - OVERHEAD/REAR - KING - W/O DOORS/HDW - CONCERT CHERRY FROM: 00-00-00 THRU: 05-20-07
1	164895-02-WL4	EA	CABINET - OVERHEAD/REAR - KING - W/O DOORS/HDW - CONCERT CHERRY FROM: 05-21-07 THRU: 99-99-99
1	157504-03-UK6	EA	CABINET - OVERHEAD/REAR - KING - W/O DOORS/HDW - WASHED MAPLE FROM: 00-00-00 THRU: 05-20-07
1	164895-02-WL5	EA	CABINET - OVERHEAD/REAR - KING - W/O DOORS/HDW - WASHED MAPLE FROM: 05-21-07 THRU: 99-99-99
1	157504-03-UK7	EA	CABINET - OVERHEAD/REAR - KING - W/O DOORS/HDW - HONEY CHERRY FROM: 00-00-00 THRU: 05-20-07
1	164895-02-WL6	EA	CABINET - OVERHEAD/REAR - KING - W/O DOORS/HDW - HONEY CHERRY FROM: 05-21-07 THRU: 99-99-99
2	162611-02-WL4	EA	CABINET/HEADBOARD - KING - W/O HARDWARE
2	162611-02-WL5	EA	CABINET/HEADBOARD - KING - W/O HARDWARE
2	162611-02-WL6	EA	CABINET/HEADBOARD - KING - W/O HARDWARE
2	162611-02-WM0	EA	CABINET/HEADBOARD - KING - W/O HARDWARE
2	162611-02-WM1	EA	CABINET/HEADBOARD - KING - W/O HARDWARE
2	162611-02-WM2	EA	CABINET/HEADBOARD - KING - W/O HARDWARE
2	162611-02-WM4	EA	CABINET/HEADBOARD - KING - W/O HARDWARE
2	162611-02-WM5	EA	CABINET/HEADBOARD - KING - W/O HARDWARE
2	162611-02-WM6	EA	CABINET/HEADBOARD - KING - W/O HARDWARE
3	140452-07-TD1	EA	CABINET - F/RADIO - W/O HARDWARE - CONCERT CHERRY
3	140452-07-TD2	EA	CABINET - F/RADIO - W/O HARDWARE - WASHED MAPLE
3	140452-07-UJ3	EA	CABINET - F/RADIO - W/O HARDWARE - HONEY CHERRY
4	149296-27-UJ1	EA	COUNTERTOP - LAMINATED - CONCERT CHERRY
4	149296-27-UJ2	EA	COUNTERTOP - LAMINATED - WASHED MAPLE
4	149296-27-UJ3	EA	COUNTERTOP - LAMINATED - HONEY CHERRY
5	153361-01-TG1	EA	CABINET - NIGHTSTAND - W/O COUNTERTOP/DOORS/DRAWERS/HDW - CONCERT CHERRY
5	153361-01-TG2	EA	CABINET - NIGHTSTAND - W/O COUNTERTOP/DOORS/DRAWERS/HDW - WASHED MAPLE
5	153361-01-TG3	EA	CABINET - NIGHTSTAND - W/O COUNTERTOP/DOORS/DRAWERS/HDW - HONEY CHERRY

CABINET & APPLIANCE GROUP (CONTINUED)
CABINET & APPLIANCE LAYOUT (CONTINUED)

KEY	PART NUMBER	U/M	DESCRIPTION
6	149296-02-SD1	EA	COUNTERTOP - LAMINATED - CONCERT CHERRY
6	149296-02-SD2	EA	COUNTERTOP - LAMINATED - WASHED MAPLE
6	149296-02-SD3	EA	COUNTERTOP - LAMINATED - HONEY CHERRY
7	142411-03-000	EA	AIR PUMP W/CONTROLS - F/SELECT COMFORT MATTRESS
8	099717-05-000	EA	STRAP - W/16.5" FEMALE STRAP AND 17.7" MALE STRAP
9	162969-02-WK0	EA	CABINET - BED BASE - KING - W/O DOORS/DRAWERS/HDW - CONCERT CHERRY
9	162969-02-WK1	EA	CABINET - BED BASE - KING - W/O DOORS/DRAWERS/HDW - WASHED MAPLE
9	162969-02-WK2	EA	CABINET - BED BASE - KING - W/O DOORS/DRAWERS/HDW - HONEY CHERRY
10	150016-01-SD0	EA	BEDBOARD - KING - W/HINGE/T-MOLDING/SLIPNOT - FLIP-UP
11	137943-01-000	EA	SAFE - STEEL - 9.8" X 9.8" FACE / 7.7" X 8.7" X 8.7" R.O.
12	153361-02-TG1	EA	CABINET - NIGHTSTAND - W/O COUNTERTOP/DOORS/DRAWERS/HDW - CONCERT CHERRY
12	153361-02-TG2	EA	CABINET - NIGHTSTAND - W/O COUNTERTOP/DOORS/DRAWERS/HDW - WASHED MAPLE
12	153361-02-TG3	EA	CABINET - NIGHTSTAND - W/O COUNTERTOP/DOORS/DRAWERS/HDW - HONEY CHERRY
13	149296-07-SD1	EA	COUNTERTOP - LAMINATED - CONCERT CHERRY
13	149296-07-SD2	EA	COUNTERTOP - LAMINATED - WASHED MAPLE
13	149296-07-SD3	EA	COUNTERTOP - LAMINATED - HONEY CHERRY
14	151765-02-WK0	EA	CABINET/COVER - REAR - W/O HDW - CONCERT CHERRY
14	151765-02-WK1	EA	CABINET/COVER - REAR - W/O HDW - WASHED MAPLE
14	151765-02-WK2	EA	CABINET/COVER - REAR - W/O HDW - HONEY CHERRY
15	163377-02-WL4	EA	COUNTERTOP - VANITY - BETHANY (WL4, WL5, WL6)
15	163377-02-WM0	EA	COUNTERTOP - VANITY - FOSSIL (WM0, WM1, WM2)
15	163377-02-WM4	EA	COUNTERTOP - VANITY - COCOA BROWN (WM4, WM5, WM6)
16	154649-01-02B	EA	BRACKET - ONE PLACE - E-COATED
17	158117-06-WK0	EA	POCKET - MONITOR PANEL - CONCERT CHERRY
17	158117-06-WK1	EA	POCKET - MONITOR PANEL - WASHED MAPLE
17	158117-06-WK2	EA	POCKET - MONITOR PANEL - HONEY CHERRY
17	158117-05-WK0	EA	POCKET - MONITOR PANEL - CONCERT CHERRY - GENERATOR-START,AUTO SYSTEM
17	158117-05-WK1	EA	POCKET - MONITOR PANEL - WASHED MAPLE - GENERATOR-START,AUTO SYSTEM
17	158117-05-WK2	EA	POCKET - MONITOR PANEL - HONEY CHERRY - GENERATOR-START,AUTO SYSTEM
18	148038-01-02B	EA	PLATE - TABLE TOP - BLACK
19	149677-23-SD1	EA	TABLE TOP ONLY - OVAL DROP LEAF - W/O PEDESTAL - CONCERT CHERRY
19	149677-23-SD2	EA	TABLE TOP ONLY - OVAL DROP LEAF - W/O PEDESTAL - WASHED MAPLE
19	149677-23-SD3	EA	TABLE TOP ONLY - OVAL DROP LEAF - W/O PEDESTAL - HONEY CHERRY
20	149677-28-UJ1	EA	PEDESTAL - TABLE LEG - CONCERT CHERRY
20	149677-28-UJ2	EA	PEDESTAL - TABLE LEG - WASHED MAPLE
20	149677-28-UJ3	EA	PEDESTAL - TABLE LEG - HONEY CHERRY
21	149810-01-02B	EA	BASE/FRAME - F/TABLE PEDESTAL - E-COATED
22	134057-04-11B	EA	BRACKET - RECLINER - FLAT BLACK
23	134194-04-01A	EA	KNOB - HOLD DOWN/RECLINER - BLACK
24	158254-01-TH5	EA	CABINET - OVERHEAD/SLIDEOUT - W/O DOORS/HDW - CONCERT CHERRY
24	158254-01-TH6	EA	CABINET - OVERHEAD/SLIDEOUT - W/O DOORS/HDW - WASHED MAPLE
24	158254-01-TH7	EA	CABINET - OVERHEAD/SLIDEOUT - W/O DOORS/HDW - HONEY CHERRY
24	158253-02-TH5	EA	CBNT - OVHD/SLIDEOUT - W/O DOORS/HDW- CONCERT CHERRY - DINETTE/DIN TBL/BUFFET/CHRS
24	158253-02-TH6	EA	CBNT - OVHD/SLIDEOUT - W/O DOORS/HDW - WASHED MAPLE- DINETTE/DIN TBL/BUFFET/CHRS
24	158253-02-TH7	EA	CBNT - OVHD/SLIDEOUT - W/O DOORS/HDW - HONEY CHERRY- DINETTE/DIN TBL/BUFFET/CHRS
25	158251-02-TH5	EA	CABINET - OVHD/SLIDEOUT - W/O DRS/HDW - CONCERT CHERRY- DINETTE/DIN TBL/BUFFET/CHRS
25	158251-02-TH6	EA	CABINET - OVHD/SLIDEOUT - W/O DOORS/HDW - WASHED MAPLE- DINETTE/DIN TBL/BUFFET/CHRS
25	158251-02-TH7	EA	CABINET - OVHD/SLIDEOUT - W/O DOORS/HDW - HONEY CHERRY- DINETTE/DIN TBL/BUFFET/CHRS
26*	125242-05-02A	EA	REFRIGERATOR - 4 DOOR - W/ICE MAKER - TITANIUM SST
	118871-05-01A	EA	TRAY - REFRIGERATOR - SIDE/SIDE - BLACK - 35.5" LONG
	054450-01-000	EA	LEVEL - REFRIGERATOR
27			REFRIGERATOR CABINET SEALS
	090329-01-000	FT	SEAL - "T" - REFRIGERATOR CABINET
	154585-02-01A	FT	SEAL - FOAM TAPE - ADHESIVE BACK - 3/4" X 1/2" - BLACK
28	152567-02-TH5	EA	CABINET - OVERHEAD/LINEN - W/O DOORS/HDW- CONCERT CHERRY
28	152567-02-TH6	EA	CABINET - OVERHEAD/LINEN - W/O DOORS/HDW - WASHED MAPLE
28	152567-02-TH7	EA	CABINET - OVERHEAD/LINEN - W/O DOORS/HDW - HONEY CHERRY
29	152567-23-TH5	EA	SHELF - W/WOOD MOLDING- CONCERT CHERRY
29	152567-23-TH6	EA	SHELF - W/WOOD MOLDING - WASHED MAPLE
29	152567-23-TH7	EA	SHELF - W/WOOD MOLDING - HONEY CHERRY
30	157388-02-UK5	EA	CABINET - OVERHEAD/MEDICINE - W/O DOORS/HDW- CONCERT CHERRY
30	157388-02-UK6	EA	CABINET - OVERHEAD/MEDICINE - W/O DOORS/HDW - WASHED MAPLE
30	157388-02-UK7	EA	CABINET - OVERHEAD/MEDICINE - W/O DOORS/HDW - HONEY CHERRY

CABINET & APPLIANCE GROUP (CONTINUED)
CABINET & APPLIANCE LAYOUT (CONTINUED)



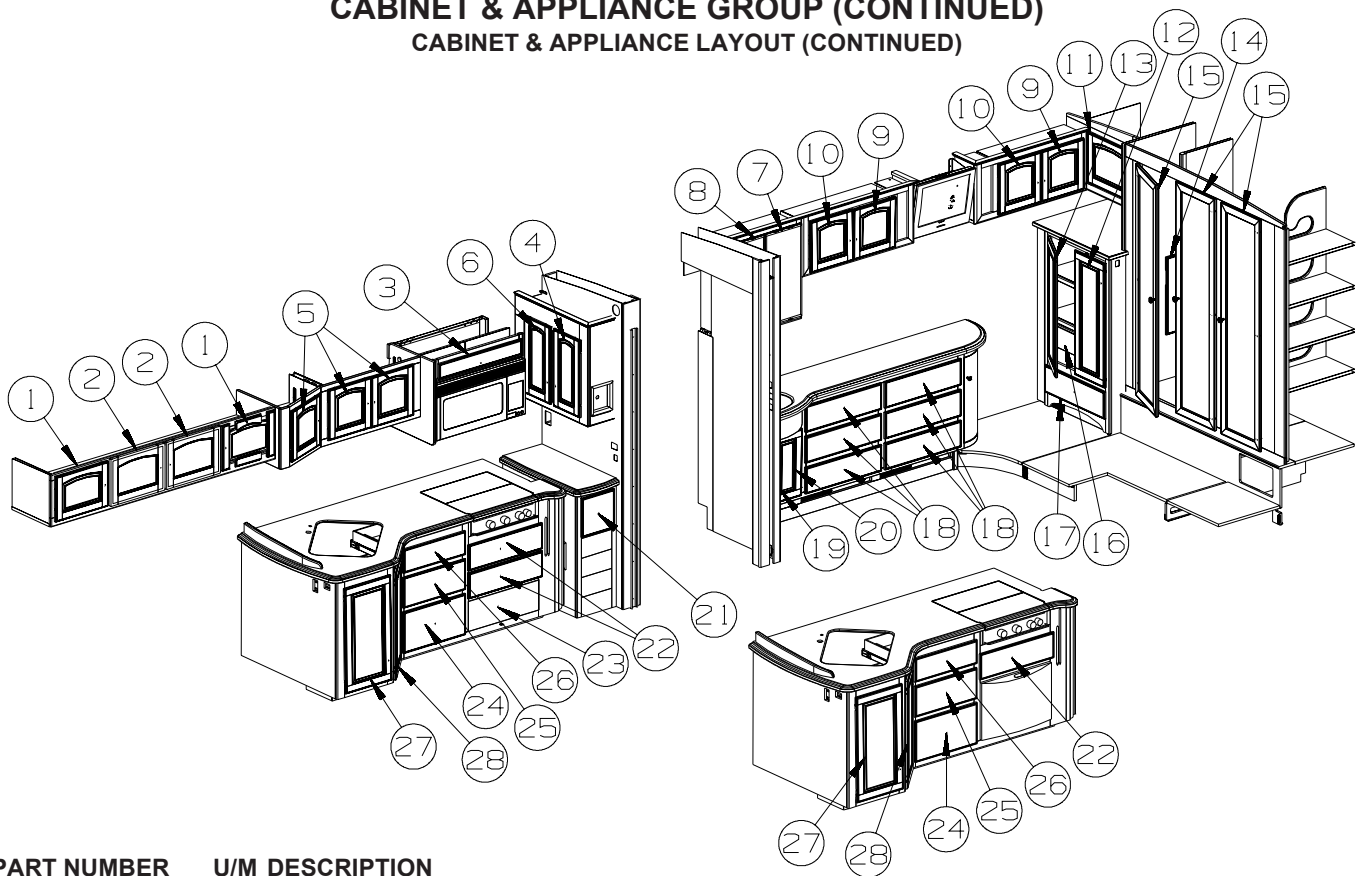
KEY	PART NUMBER	U/M	DESCRIPTION
31	157388-23-UK5	EA	SHELF - W/WOOD MOLDING- CONCERT CHERRY
31	157388-23-UK6	EA	SHELF - W/WOOD MOLDING - WASHED MAPLE
31	157388-23-UK7	EA	SHELF - W/WOOD MOLDING - HONEY CHERRY
32	143257-27-WK0	EA	TABLE - 27.8" X 41.6" - DINETTE
32	143257-27-WK1	EA	TABLE - 27.8" X 41.6" - DINETTE
32	143257-27-WK2	EA	TABLE - 27.8" X 41.6" - DINETTE
33	143798-01-02A	EA	CATCH - FLOOR TO TABLE LEG - ALMOND - DINETTE
34	024281-12-000	EA	BRACKET/WALL - TABLE LIFT - 17.1" - ALMOND - DINETTE
35	024275-16-000	EA	ROD - TABLE LIFT - W/ARMS 8" & BASE ROD 18.5" - ALMOND - DINETTE
36	140921-02-02A	EA	BRACKET/TABLE SUPPORT - 18.5" - ALMOND - DINETTE
37	161306-07-WL4	EA	CABINET/DINETTE W/BACK(WRAPPED) - W/O DOORS/HDW - DINETTE
37	161306-07-WL5	EA	CABINET/DINETTE W/BACK(WRAPPED) - W/O DOORS/HDW - DINETTE
37	161306-07-WL6	EA	CABINET/DINETTE W/BACK(WRAPPED) - W/O DOORS/HDW - DINETTE
37	161306-07-WM0	EA	CABINET/DINETTE W/BACK(WRAPPED) - W/O DOORS/HDW - DINETTE
37	161306-07-WM1	EA	CABINET/DINETTE W/BACK(WRAPPED) - W/O DOORS/HDW - DINETTE
37	161306-07-WM2	EA	CABINET/DINETTE W/BACK(WRAPPED) - W/O DOORS/HDW - DINETTE
37	161306-07-WM4	EA	CABINET/DINETTE W/BACK(WRAPPED) - W/O DOORS/HDW - DINETTE
37	161306-07-WM5	EA	CABINET/DINETTE W/BACK(WRAPPED) - W/O DOORS/HDW - DINETTE
37	161306-07-WM6	EA	CABINET/DINETTE W/BACK(WRAPPED) - W/O DOORS/HDW - DINETTE
38	161306-08-WL4	EA	CABINET/DINETTE W/BACK(WRAPPED) - W/O DOORS/HDW - DINETTE
38	161306-08-WL5	EA	CABINET/DINETTE W/BACK(WRAPPED) - W/O DOORS/HDW - DINETTE
38	161306-08-WL6	EA	CABINET/DINETTE W/BACK(WRAPPED) - W/O DOORS/HDW - DINETTE
38	161306-08-WM0	EA	CABINET/DINETTE W/BACK(WRAPPED) - W/O DOORS/HDW - DINETTE
38	161306-08-WM1	EA	CABINET/DINETTE W/BACK(WRAPPED) - W/O DOORS/HDW - DINETTE
38	161306-08-WM2	EA	CABINET/DINETTE W/BACK(WRAPPED) - W/O DOORS/HDW - DINETTE
38	161306-08-WM4	EA	CABINET/DINETTE W/BACK(WRAPPED) - W/O DOORS/HDW - DINETTE
38	161306-08-WM5	EA	CABINET/DINETTE W/BACK(WRAPPED) - W/O DOORS/HDW - DINETTE
38	161306-08-WM6	EA	CABINET/DINETTE W/BACK(WRAPPED) - W/O DOORS/HDW - DINETTE
39	081295-01-M52	EA	SUPPORT - BED/DINETTE - 28" LONG - CONCERT CHERRY - DINETTE
39	081295-01-T01	EA	SUPPORT - BED/DINETTE - 28" LONG - WASHED MAPLE - DINETTE
39	081295-01-T02	EA	SUPPORT - BED/DINETTE - 28" LONG - HONEY CHERRY - DINETTE
40	161278-01-000	EA	BRACKET - DINETTE - RIGHT HAND - DINETTE
41	161278-02-000	EA	BRACKET - DINETTE - LEFT HAND - DINETTE

CABINET & APPLIANCE GROUP (CONTINUED)
CABINET & APPLIANCE LAYOUT (CONTINUED)

KEY	PART NUMBER	U/M	DESCRIPTION
42	P60419-02-WK0	EA	CBNT - STRG/CMPTR - W/O CNTRTPS/DRWRS/HDW - CONCERT CHERRY - DIN TBL/BUFFET/CHRS
42	P60419-02-WK1	EA	CBNT - STRG/COMPUTER - W/O CNTRTPS/DRWRS/HDW - WASHED MAPLE - DIN TBL/BUFFET/CHRS
42	P60419-02-WK2	EA	CBNT - STRG/COMPUTER - W/O CNTRTPS/DRWRS/HDW - HONEY CHERRY - DIN TBL/BUFFET/CHRS
43	161851-01-WK4	EA	TABLE - W/FRAME - W/O HDW - 24.8" X 42.6" (WL4) - DIN TBL/BUFFET/CHRS
43	161851-01-WK5	EA	TABLE - W/FRAME - W/O HDW - 24.8" X 42.6" (WL5) - DIN TBL/BUFFET/CHRS
43	161851-01-WK6	EA	TABLE - W/FRAME - W/O HDW - 24.8" X 42.6" (WL6) - DIN TBL/BUFFET/CHRS
43	161851-01-WM0	EA	TABLE - W/FRAME - W/O HDW - 24.8" X 42.6" (WM0) - DIN TBL/BUFFET/CHRS
43	161851-01-WM1	EA	TABLE - W/FRAME - W/O HDW - 24.8" X 42.6" (WM1) - DIN TBL/BUFFET/CHRS
43	161851-01-WM2	EA	TABLE - W/FRAME - W/O HDW - 24.8" X 42.6" (WM2) - DIN TBL/BUFFET/CHRS
43	161851-01-WK0	EA	TABLE - W/FRAME - W/O HDW - 24.8" X 42.6" (WM4) - DIN TBL/BUFFET/CHRS
43	161851-01-WK1	EA	TABLE - W/FRAME - W/O HDW - 24.8" X 42.6" (WM5) - DIN TBL/BUFFET/CHRS
43	161851-01-WK2	EA	TABLE - W/FRAME - W/O HDW - 24.8" X 42.6" (WM6) - DIN TBL/BUFFET/CHRS
44	162478-01-WK4	EA	COUNTERTOP - BETHANY (WL4, WL5, WL6)
44	162478-01-WM0	EA	COUNTERTOP - FOSSIL (WM0, WM1, WM2)
44	162478-01-WK0	EA	COUNTERTOP - COCOA BROWN (WM4, WM5, WM6)
45	153362-03-02B	EA	SUPPORT - TABLE - E-COATED - DIN TBL/BUFFET/CHRS
46	162967-01-WK4	EA	COUNTERTOP - BETHANY (WL4, WL5, WL6)
46	162967-01-WM0	EA	COUNTERTOP - FOSSIL (WM0, WM1, WM2)
46	162967-01-WK0	EA	COUNTERTOP - COCOA BROWN (WM4, WM5, WM6)
47	P53358-01-TG1	EA	CABINET - LAVATORY - W/O COUNTERTOP/DOORS/DRAWERS/HDW - CONCERT CHERRY
47	P53358-01-TG2	EA	CABINET - LAVATORY - W/O COUNTERTOP/DOORS/DRAWERS/HDW - WASHED MAPLE
47	P53358-01-TG3	EA	CABINET - LAVATORY - W/O COUNTERTOP/DOORS/DRAWERS/HDW - HONEY CHERRY

***COMPONENT PARTS LISTED LATER IN THIS GROUP**

CABINET & APPLIANCE GROUP (CONTINUED)
CABINET & APPLIANCE LAYOUT (CONTINUED)

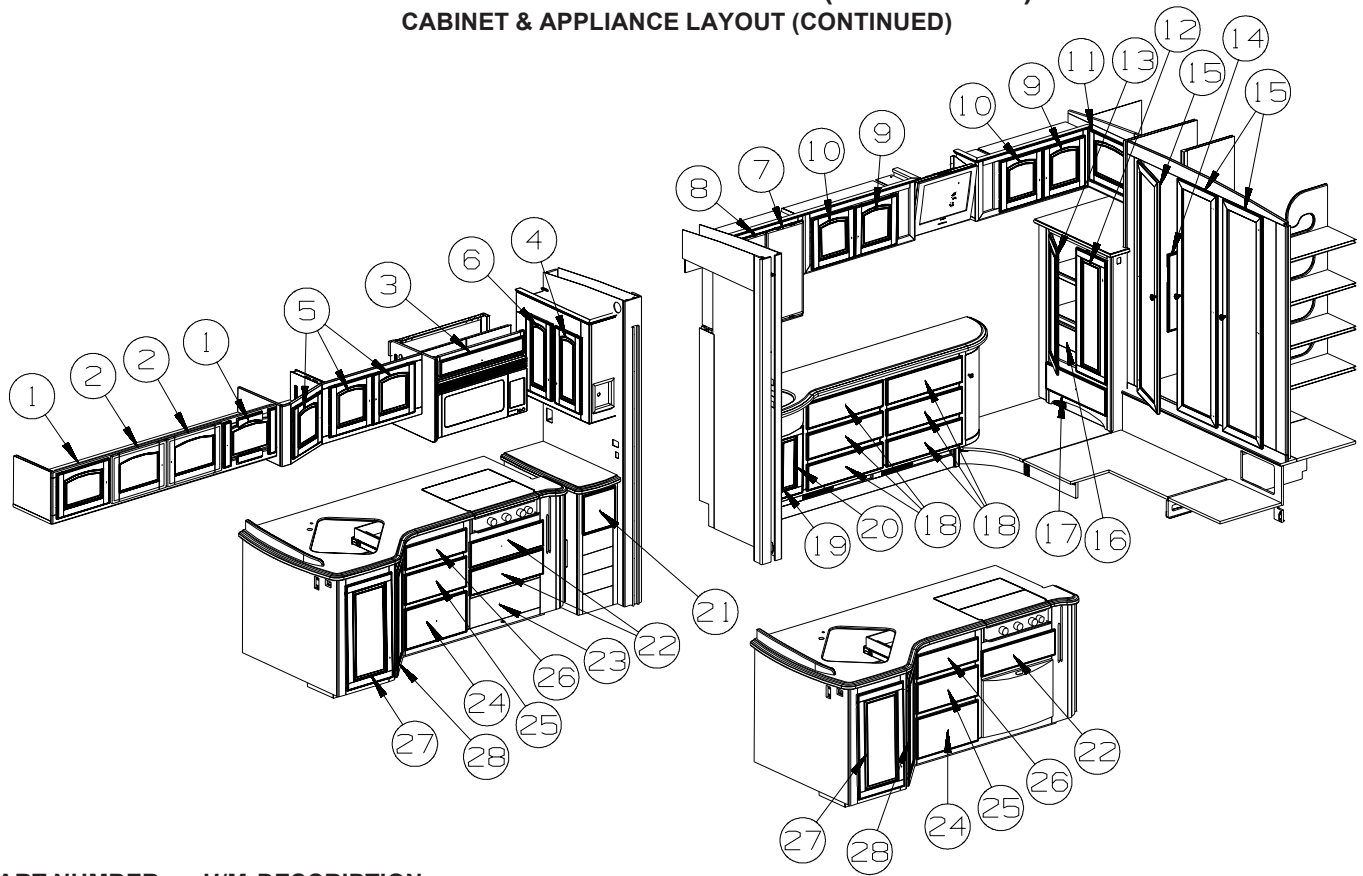


KEY	PART NUMBER	U/M	DESCRIPTION
1	160273-E8-WL4	EA	DOOR - RAISED/DBL FLUTED/MOLDING - 17.7" X 12.8" - W/O HDW - CONCERT CHERRY
1	160273-E8-WL5	EA	DOOR - RAISED/DBL FLUTED/MOLDING - 17.7" X 12.8" - W/O HDW - WASHED MAPLE
1	160273-E8-WL6	EA	DOOR - RAISED/DBL FLUTED/MOLDING - 17.7" X 12.8" - W/O HDW - HONEY CHERRY
2	162329-03-WL4	EA	DOOR - DBL FLUTED - W/GLASS - 17.7" X 12.8" - W/O HDW - CONCERT CHERRY
2	162329-03-WL5	EA	DOOR - DBL FLUTED - W/GLASS - 17.7" X 12.8" - W/O HDW - WASHED MAPLE
2	162329-03-WL6	EA	DOOR - DBL FLUTED - W/GLASS - 17.7" X 12.8" - W/O HDW - HONEY CHERRY
3	162548-05-WL4	EA	FACE/DRAWER/DOOR - SOLID PANEL - 4.3" X 27.9" - W/O HDW - CONCERT CHERRY
3	162548-05-WL5	EA	FACE/DRAWER/DOOR - SOLID PANEL - 4.3" X 27.9" - W/O HDW - WASHED MAPLE
3	162548-05-WL6	EA	FACE/DRAWER/DOOR - SOLID PANEL - 4.3" X 27.9" - W/O HDW - HONEY CHERRY
4	160273-41-WL4	EA	DOOR - RAISED/DBL FLUTED/MOLDING - 10.8" X 21.8" - W/O HDW - CONCERT CHERRY
4	160273-41-WL5	EA	DOOR - RAISED/DBL FLUTED/MOLDING - 10.8" X 21.8" - W/O HDW - WASHED MAPLE
4	160273-41-WL6	EA	DOOR - RAISED/DBL FLUTED/MOLDING - 10.8" X 21.8" - W/O HDW - HONEY CHERRY
5	160273-A0-WL4	EA	DOOR - RAISED/DBL FLUTED/MOLDING - 14.3" X 14.3" - W/O HDW - CONCERT CHERRY
5	160273-A0-WL5	EA	DOOR - RAISED/DBL FLUTED/MOLDING - 14.3" X 14.3" - W/O HDW - WASHED MAPLE
5	160273-A0-WL6	EA	DOOR - RAISED/DBL FLUTED/MOLDING - 14.3" X 14.3" - W/O HDW - HONEY CHERRY
6	160273-42-WL4	EA	DOOR - RAISED/DBL FLUTED/MOLDING - 10.8" X 21.8" - W/O HDW
6	160273-42-WL5	EA	DOOR - RAISED/DBL FLUTED/MOLDING - 10.8" X 21.8" - W/O HDW
6	160273-42-WL6	EA	DOOR - RAISED/DBL FLUTED/MOLDING - 10.8" X 21.8" - W/O HDW
7	145576-A3-S77	EA	DOOR - MIRRORED - 12.4" X 25.9" - W/O HARDWARE- CONCERT CHERRY FROM: 00-00-00 THRU: 05-20-07
7	145576-B8-WK0	EA	DOOR - MIRRORED - 12.4" X 25.9" - W/O HARDWARE- CONCERT CHERRY FROM: 05-21-07 THRU: 99-99-99
7	145576-A3-S78	EA	DOOR - MIRRORED - 12.4" X 25.9" - W/O HARDWARE - WASHED MAPLE FROM: 00-00-00 THRU: 05-20-07
7	145576-B8-WK1	EA	DOOR - MIRRORED - 12.4" X 25.9" - W/O HARDWARE - WASHED MAPLE FROM: 05-21-07 THRU: 99-99-99
7	145576-A3-TG3	EA	DOOR - MIRRORED - 12.4" X 25.9" - W/O HARDWARE - HONEY CHERRY FROM: 00-00-00 THRU: 05-20-07
7	145576-B8-WD3	EA	DOOR - MIRRORED - 12.4" X 25.9" - W/O HARDWARE - HONEY CHERRY FROM: 05-21-07 THRU: 99-99-99
	093606-48-000	EA	MIRROR - BEVELED EDGE - 12.4" X 25.9"
	076767-04-000	EA	CABLE - STAINLESS STEEL - 5.9"
8	145576-A4-TG1	EA	DOOR - MIRRORED - 12.4" X 25.9" - W/O HARDWARE- CONCERT CHERRY FROM: 00-00-00 THRU: 05-20-07
8	145576-B9-WK0	EA	DOOR - MIRRORED - 12.4" X 25.9" - W/O HARDWARE- CONCERT CHERRY FROM: 05-21-07 THRU: 99-99-99

CABINET & APPLIANCE GROUP (CONTINUED)
CABINET & APPLIANCE LAYOUT (CONTINUED)

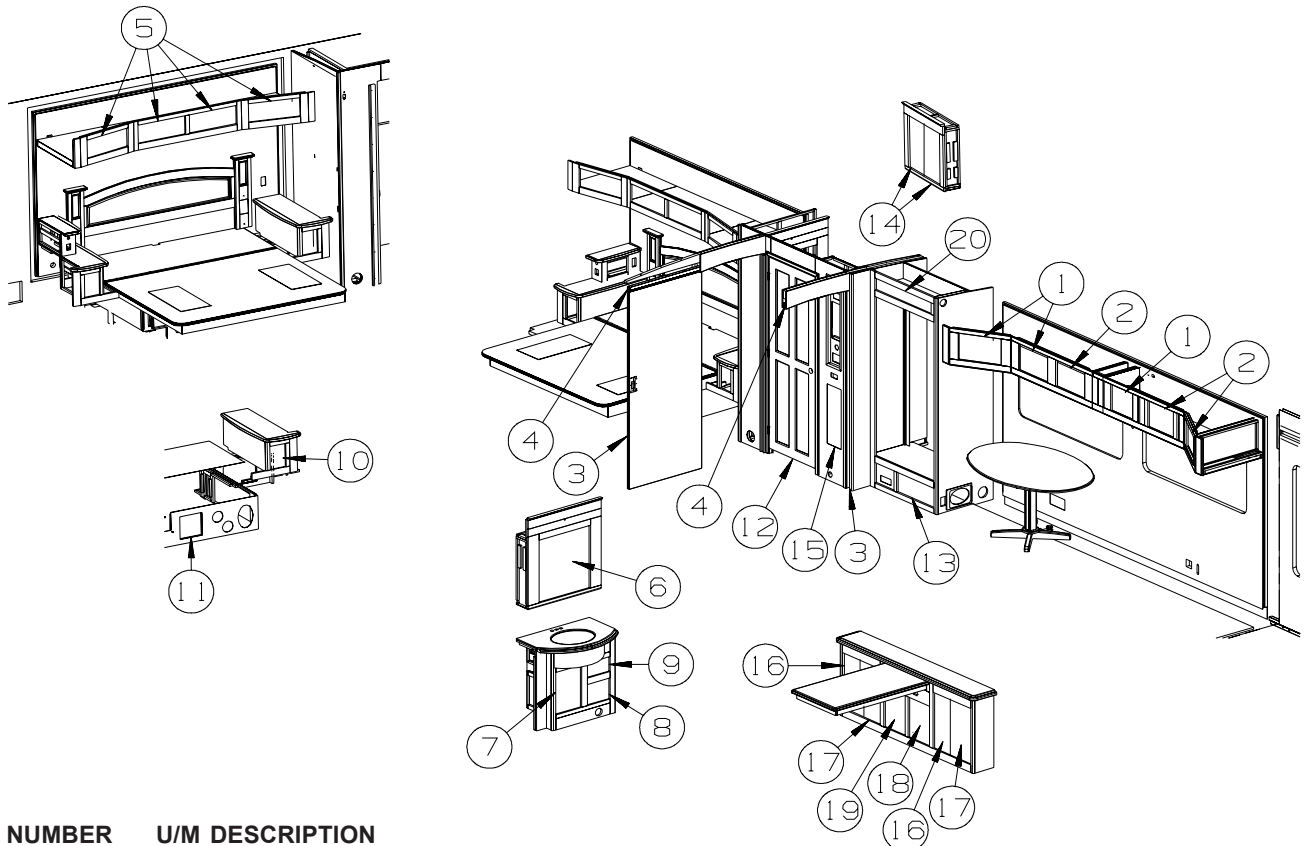
KEY	PART NUMBER	U/M	DESCRIPTION
8	145576-A4-TG2	EA	DOOR - MIRRORED - 12.4" X 25.9" - W/O HARDWARE - WASHED MAPLE FROM: 00-00-00 THRU: 05-20-07
8	145576-B9-WK1	EA	DOOR - MIRRORED - 12.4" X 25.9" - W/O HARDWARE - WASHED MAPLE FROM: 05-21-07 THRU: 99-99-99
8	145576-A4-TG3	EA	DOOR - MIRRORED - 12.4" X 25.9" - W/O HARDWARE - HONEY CHERRY FROM: 00-00-00 THRU: 05-20-07
8	145576-B9-WD3	EA	DOOR - MIRRORED - 12.4" X 25.9" - W/O HARDWARE - HONEY CHERRY FROM: 05-21-07 THRU: 99-99-99
	093606-48-000	EA	MIRROR - BEVELED EDGE - 12.4" X 25.9"
	076767-04-000	EA	CABLE - STAINLESS STEEL - 5.9"
9	160273-A1-WL4	EA	DOOR - RAISED/DBL FLUTED/MOLDING - 14.3" X 14.3" - W/O HDW- CONCERT CHERRY
9	160273-A1-WL5	EA	DOOR - RAISED/DBL FLUTED/MOLDING - 14.3" X 14.3" - W/O HDW - WASHED MAPLE
9	160273-A1-WL6	EA	DOOR - RAISED/DBL FLUTED/MOLDING - 14.3" X 14.3" - W/O HDW - HONEY CHERRY
10	160273-A2-WL4	EA	DOOR - RAISED/DBL FLUTED/MOLDING - 14.3" X 14.3" - W/O HDW- CONCERT CHERRY
10	160273-A2-WL5	EA	DOOR - RAISED/DBL FLUTED/MOLDING - 14.3" X 14.3" - W/O HDW - WASHED MAPLE
10	160273-A2-WL6	EA	DOOR - RAISED/DBL FLUTED/MOLDING - 14.3" X 14.3" - W/O HDW - HONEY CHERRY
11	160273-F2-WL4	EA	DOOR - RAISED/DBL FLUTED/MOLDING - 17.9" X 14.4" - W/O HDW- CONCERT CHERRY
11	160273-F2-WL5	EA	DOOR - RAISED/DBL FLUTED/MOLDING - 17.9" X 14.4" - W/O HDW - WASHED MAPLE
11	160273-F2-WL6	EA	DOOR - RAISED/DBL FLUTED/MOLDING - 17.9" X 14.4" - W/O HDW - HONEY CHERRY
12	143959-D0-WL4	EA	DOOR - RAISED PANEL/FLUTED EDGE - 12.4" X 35" - W/O HDW- CONCERT CHERRY
12	143959-D0-WL5	EA	DOOR - RAISED PANEL/FLUTED EDGE - 12.4" X 35" - W/O HDW - WASHED MAPLE
12	143959-D0-WL6	EA	DOOR - RAISED PANEL/FLUTED EDGE - 12.4" X 35" - W/O HDW - HONEY CHERRY
12	160273-E6-WL4	EA	DR - RAISED/DBL FLUTED/MOLDING - 12.4" X 35" - W/O HDW- CONCERT CHERRY - WASHER/DRYER
12	160273-E6-WL5	EA	DOOR - RAISED/DBL FLUTED/MOLDING - 12.4" X 35" - W/O HDW - WASHED MAPLE - WASHER/DRYER
12	160273-E6-WL6	EA	DOOR - RAISED/DBL FLUTED/MOLDING - 12.4" X 35" - W/O HDW - HONEY CHERRY - WASHER/DRYER
13	143959-D0-WL4	EA	DOOR - RAISED PANEL/FLUTED EDGE - 12.4" X 35" - W/O HDW - CONCERT CHERRY
13	143959-D0-WL5	EA	DOOR - RAISED PANEL/FLUTED EDGE - 12.4" X 35" - W/O HDW - WASHED MAPLE
13	143959-D0-WL6	EA	DOOR - RAISED PANEL/FLUTED EDGE - 12.4" X 35" - W/O HDW - HONEY CHERRY
13	160273-E7-WL4	EA	DR - RAISED/DBL FLUTED/MOLDING - 12.4" X 35" - W/O HDW- CONCERT CHERRY - WASHER/DRYER
13	160273-E7-WL5	EA	DOOR - RAISED/DBL FLUTED/MOLDING - 12.4" X 35" - W/O HDW - WASHED MAPLE - WASHER/DRYER
13	160273-E7-WL6	EA	DOOR - RAISED/DBL FLUTED/MOLDING - 12.4" X 35" - W/O HDW - HONEY CHERRY - WASHER/DRYER
14	160272-09-WL4	EA	DOOR - RAISED PANEL/DBL FLUTED - 9.2" X 21.8" - W/O HDW - CONCERT CHERRY FROM: 00-00-00 THRU: 05-22-07
14	145298-91-WK0	EA	DOOR - SOLID PANEL/BROKEN EDGE - 10" X 21.8" - W/O HDW - CONCERT CHERRY FROM: 05-23-07 THRU: 99-99-99
14	160272-09-WL5	EA	DOOR - RAISED PANEL/DBL FLUTED - 9.2" X 21.8" - W/O HDW - WASHED MAPLE FROM: 00-00-00 THRU: 05-22-07
14	145298-91-WK1	EA	DOOR - SOLID PANEL/BROKEN EDGE - 10" X 21.8" - W/O HDW - WASHED MAPLE FROM: 05-23-07 THRU: 99-99-99
14	160272-09-WL6	EA	DOOR - RAISED PANEL/DBL FLUTED - 9.2" X 21.8" - W/O HDW - HONEY CHERRY FROM: 00-00-00 THRU: 05-22-07
14	145298-91-WK2	EA	DOOR - SOLID PANEL/BROKEN EDGE - 10" X 21.8" - W/O HDW - HONEY CHERRY FROM: 05-23-07 THRU: 99-99-99
15	162293-02-WL4	EA	DOOR-MITERED,MIRROR,2 FLUTE , 410 X 1660,2 FLUTE - CONCERT CHERRY
15	162293-02-WL5	EA	DOOR-MITERED,MIRROR,2 FLUTE , 410 X 1660,2 FLUTE - WASHED MAPLE
15	162293-02-WL6	EA	DOOR-MITERED,MIRROR,2 FLUTE , 410 X 1660,2 FLUTE - HONEY CHERRY
	140374-68-000	EA	MIRROR - SAFETY GLASS - 12.2" X 61.3"
16	153120-P2-TH5	EA	DRAWER/BOX - W/STAINED FACE - 23"W X 19.7"D-W/O SLIDES/HDW - CONCERT CHERRY
16	153120-P2-TH6	EA	DRAWER/BOX - W/STAINED FACE - 23"W X 19.7"D-W/O SLIDES/HDW - WASHED MAPLE
16	153120-P2-TH7	EA	DRAWER/BOX - W/STAINED FACE - 23"W X 19.7"D-W/O SLIDES/HDW - HONEY CHERRY
17	162562-32-WL4	EA	DRAWER - DBL FLUTED EDGE - 13.9"W X 19.7"D -W/O SLIDES/HDW - CONCERT CHERRY
17	162562-32-WL5	EA	DRAWER - DBL FLUTED EDGE - 13.9"W X 19.7"D -W/O SLIDES/HDW - WASHED MAPLE
17	162562-32-WL6	EA	DRAWER - DBL FLUTED EDGE - 13.9"W X 19.7"D -W/O SLIDES/HDW - HONEY CHERRY
18	162562-26-WL4	EA	DRAWER - DBL FLUTED EDGE - 23.4"W X 11.8"D -W/O SLIDES/HDW - CONCERT CHERRY
18	162562-26-WL5	EA	DRAWER - DBL FLUTED EDGE - 23.4"W X 11.8"D -W/O SLIDES/HDW - WASHED MAPLE
18	162562-26-WL6	EA	DRAWER - DBL FLUTED EDGE - 23.4"W X 11.8"D -W/O SLIDES/HDW - HONEY CHERRY
19	160273-23-WL4	EA	DOOR - RAISED/DBL FLUTED/MOLDING - 10" X 19.1" - W/O HDW - CONCERT CHERRY
19	160273-23-WL5	EA	DOOR - RAISED/DBL FLUTED/MOLDING - 10" X 19.1" - W/O HDW - WASHED MAPLE
19	160273-23-WL6	EA	DOOR - RAISED/DBL FLUTED/MOLDING - 10" X 19.1" - W/O HDW - HONEY CHERRY
20	160273-24-WL4	EA	DOOR - RAISED/DBL FLUTED/MOLDING - 10" X 19.1" - W/O HDW - CONCERT CHERRY
20	160273-24-WL5	EA	DOOR - RAISED/DBL FLUTED/MOLDING - 10" X 19.1" - W/O HDW - WASHED MAPLE
20	160273-24-WL6	EA	DOOR - RAISED/DBL FLUTED/MOLDING - 10" X 19.1" - W/O HDW - HONEY CHERRY

CABINET & APPLIANCE GROUP (CONTINUED)
CABINET & APPLIANCE LAYOUT (CONTINUED)



KEY	PART NUMBER	U/M	DESCRIPTION
21	162562-31-WL4	EA	DRAWER - DBL FLUTED EDGE - 9.2"W X 23.6"D -W/O SLIDES/HDW - CONCERT CHERRY
21	162562-31-WL5	EA	DRAWER - DBL FLUTED EDGE - 9.2"W X 23.6"D -W/O SLIDES/HDW - WASHED MAPLE
21	162562-31-WL6	EA	DRAWER - DBL FLUTED EDGE - 9.2"W X 23.6"D -W/O SLIDES/HDW - HONEY CHERRY
22	162562-13-WL4	EA	DRAWER - DBL FLUTED EDGE - 23"W X 21.6"D -W/O SLIDES/HDW - CONCERT CHERRY
22	162562-13-WL5	EA	DRAWER - DBL FLUTED EDGE - 23"W X 21.6"D -W/O SLIDES/HDW - WASHED MAPLE
22	162562-13-WL6	EA	DRAWER - DBL FLUTED EDGE - 23"W X 21.6"D -W/O SLIDES/HDW - HONEY CHERRY
23	162562-14-WL4	EA	DRAWER - DBL FLUTED EDGE - 23"W X 21.6"D -W/O SLIDES/HDW - CONCERT CHERRY
23	162562-14-WL5	EA	DRAWER - DBL FLUTED EDGE - 23"W X 21.6"D -W/O SLIDES/HDW - WASHED MAPLE
23	162562-14-WL6	EA	DRAWER - DBL FLUTED EDGE - 23"W X 21.6"D -W/O SLIDES/HDW - HONEY CHERRY
24	162562-27-WL4	EA	DRAWER - DBL FLUTED EDGE - 18.6"W X 21.6"D -W/O SLIDES/HDW - CONCERT CHERRY
24	162562-27-WL5	EA	DRAWER - DBL FLUTED EDGE - 18.6"W X 21.6"D -W/O SLIDES/HDW - WASHED MAPLE
24	162562-27-WL6	EA	DRAWER - DBL FLUTED EDGE - 18.6"W X 21.6"D -W/O SLIDES/HDW - HONEY CHERRY
25	162562-28-WL4	EA	DRAWER - DBL FLUTED EDGE - 18.6"W X 21.6"D -W/O SLIDES/HDW - CONCERT CHERRY
25	162562-28-WL5	EA	DRAWER - DBL FLUTED EDGE - 18.6"W X 21.6"D -W/O SLIDES/HDW - WASHED MAPLE
25	162562-28-WL6	EA	DRAWER - DBL FLUTED EDGE - 18.6"W X 21.6"D -W/O SLIDES/HDW - HONEY CHERRY
26	155684-24-WL4	EA	DRAWER - TRAY/SILVERWARE - W/O SLIDES/HDW - CONCERT CHERRY
26	155684-24-WL5	EA	DRAWER - TRAY/SILVERWARE - W/O SLIDES/HDW - WASHED MAPLE
26	155684-24-WL6	EA	DRAWER - TRAY/SILVERWARE - W/O SLIDES/HDW - HONEY CHERRY
27	160273-C5-WL4	EA	DOOR - RAISED/DBL FLUTED/MOLDING - 15.5" X 29.5" - W/O HDW - CONCERT CHERRY
27	160273-C5-WL5	EA	DOOR - RAISED/DBL FLUTED/MOLDING - 15.5" X 29.5" - W/O HDW - WASHED MAPLE
27	160273-C5-WL6	EA	DOOR - RAISED/DBL FLUTED/MOLDING - 15.5" X 29.5" - W/O HDW - HONEY CHERRY
28	160273-96-WL4	EA	DOOR - RAISED/DBL FLUTED/MOLDING - 13.6" X 30.3" - W/O HDW - CONCERT CHERRY
28	160273-96-WL5	EA	DOOR - RAISED/DBL FLUTED/MOLDING - 13.6" X 30.3" - W/O HDW - WASHED MAPLE
28	160273-96-WL6	EA	DOOR - RAISED/DBL FLUTED/MOLDING - 13.6" X 30.3" - W/O HDW - HONEY CHERRY

CABINET & APPLIANCE GROUP (CONTINUED)
CABINET & APPLIANCE LAYOUT (CONTINUED)

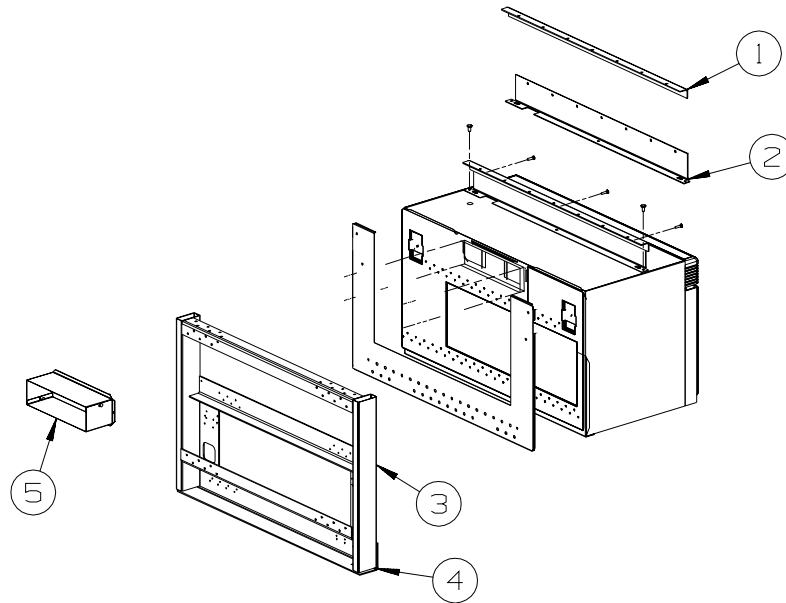


KEY	PART NUMBER	U/M	DESCRIPTION
1	160273-E8-WL4	EA	DOOR - RAISED/DBL FLUTED/MOLDING - 17.7" X 12.8" - W/O HDW - CONCERT CHERRY
1	160273-E8-WL5	EA	DOOR - RAISED/DBL FLUTED/MOLDING - 17.7" X 12.8" - W/O HDW - WASHED MAPLE
1	160273-E8-WL6	EA	DOOR - RAISED/DBL FLUTED/MOLDING - 17.7" X 12.8" - W/O HDW - HONEY CHERRY
2	162329-03-WL4	EA	DOOR - DBL FLUTED - W/GLASS - 17.7" X 12.8" - W/O HDW - CONCERT CHERRY
2	162329-03-WL5	EA	DOOR - DBL FLUTED - W/GLASS - 17.7" X 12.8" - W/O HDW - WASHED MAPLE
2	162329-03-WL6	EA	DOOR - DBL FLUTED - W/GLASS - 17.7" X 12.8" - W/O HDW - HONEY CHERRY
3	157304-03-TG1	EA	DOOR - SLIDING - W/O HARDWARE - CONCERT CHERRY
3	157304-03-TG2	EA	DOOR - SLIDING - W/O HARDWARE - WASHED MAPLE
3	157304-03-TG3	EA	DOOR - SLIDING - W/O HARDWARE - HONEY CHERRY
4	145608-10-01A	EA	TRACK - DOOR - 60.8" - OFF WHITE
5	160273-E9-WL4	EA	DOOR - RAISED/DBL FLUTED/MOLDING - 9.2" X 19.9" - W/O HDW - CONCERT CHERRY
5	160273-E9-WL5	EA	DOOR - RAISED/DBL FLUTED/MOLDING - 9.2" X 19.9" - W/O HDW - WASHED MAPLE
5	160273-E9-WL6	EA	DOOR - RAISED/DBL FLUTED/MOLDING - 9.2" X 19.9" - W/O HDW
6	145576-09-R90	EA	DOOR - W/MIRROR - 24.5" X 25.9" - W/O HARDWARE- CONCERT CHERRY
6	145576-09-R91	EA	DOOR - W/MIRROR - 24.5" X 25.9" - W/O HARDWARE - WASHED MAPLE
6	145576-09-RE3	EA	DOOR - W/MIRROR - 24.5" X 25.9" - W/O HARDWARE - HONEY CHERRY
	093606-46-000	EA	MIRROR - BEVELED EDGE - 24.5" X 25.9"
7	160273-84-WL4	EA	DOOR - RAISED/DBL FLUTED/MOLDING - 12.8" X 17.7" - W/O HDW - CONCERT CHERRY
7	160273-84-WL5	EA	DOOR - RAISED/DBL FLUTED/MOLDING - 12.8" X 17.7" - W/O HDW - WASHED MAPLE
7	160273-84-WL6	EA	DOOR - RAISED/DBL FLUTED/MOLDING - 12.8" X 17.7" - W/O HDW - HONEY CHERRY
8	162562-29-WL4	EA	DRAWER - DBL FLUTED EDGE - 9.2"W X 11.8"D -W/O SLIDES/HDW - CONCERT CHERRY
8	162562-29-WL5	EA	DRAWER - DBL FLUTED EDGE - 9.2"W X 11.8"D -W/O SLIDES/HDW - WASHED MAPLE
8	162562-29-WL6	EA	DRAWER - DBL FLUTED EDGE - 9.2"W X 11.8"D -W/O SLIDES/HDW - HONEY CHERRY
9	162562-30-WL4	EA	DRAWER - DBL FLUTED EDGE - 9.2"W X 11.8"D -W/O SLIDES/HDW - CONCERT CHERRY
9	162562-30-WL5	EA	DRAWER - DBL FLUTED EDGE - 9.2"W X 11.8"D -W/O SLIDES/HDW - WASHED MAPLE
9	162562-30-WL6	EA	DRAWER - DBL FLUTED EDGE - 9.2"W X 11.8"D -W/O SLIDES/HDW - HONEY CHERRY
10	162562-04-WL4	EA	DRAWER - DBL FLUTED EDGE - 5.3"W X 13.8"D - W/O SLIDES/HDW - CONCERT CHERRY
10	162562-04-WL5	EA	DRAWER - DBL FLUTED EDGE - 5.3"W X 13.8"D - W/O SLIDES/HDW - WASHED MAPLE
10	162562-04-WL6	EA	DRAWER - DBL FLUTED EDGE - 5.3"W X 13.8"D - W/O SLIDES/HDW - HONEY CHERRY
11	162576-06-WL4	EA	DOOR - DBL FLUTED - 14.5"W X 11"H - W/GRILL - W/O HDW - CONCERT CHERRY
11	162576-06-WL5	EA	DOOR - DBL FLUTED - 14.5"W X 11"H - W/GRILL - W/O HDW - WASHED MAPLE
11	162576-06-WL6	EA	DOOR - DBL FLUTED - 14.5"W X 11"H - W/GRILL - W/O HDW - HONEY CHERRY
	140594-28-01A	EA	GRILL - RETURN AIR - 10.5" X 6.9" - BLACK
12	152734-03-TG1	EA	DOOR - BATH - 4 PANEL - W/O HARDWARE - CONCERT CHERRY
12	152734-03-TG2	EA	DOOR - BATH - 4 PANEL - W/O HARDWARE - WASHED MAPLE
12	152734-03-TG3	EA	DOOR - BATH - 4 PANEL - W/O HARDWARE - HONEY CHERRY

CABINET & APPLIANCE GROUP (CONTINUED)
CABINET & APPLIANCE LAYOUT (CONTINUED)

KEY	PART NUMBER	U/M	DESCRIPTION
13	162576-04-WL4	EA	DOOR - DBL FLUTED - 22"W X 8.8"H - W/GRILL - W/O HDW - CONCERT CHERRY
13	162576-04-WL5	EA	DOOR - DBL FLUTED - 22"W X 8.8"H - W/GRILL - W/O HDW - WASHED MAPLE
13	162576-04-WL6	EA	DOOR - DBL FLUTED - 22"W X 8.8"H - W/GRILL - W/O HDW - HONEY CHERRY
14	160273-67-WL4	EA	DOOR - RAISED/DBL FLUTED/MOLDING - 12" X 21.8" - W/O HDW - CONCERT CHERRY
14	160273-67-WL5	EA	DOOR - RAISED/DBL FLUTED/MOLDING - 12" X 21.8" - W/O HDW - WASHED MAPLE
14	160273-67-WL6	EA	DOOR - RAISED/DBL FLUTED/MOLDING - 12" X 21.8" - W/O HDW - HONEY CHERRY
15	160273-06-WL4	EA	DOOR - RAISED/DBL FLUTED/MOLDING - 9" X 26.5" - W/O HDW - CONCERT CHERRY
15	160273-06-WL5	EA	DOOR - RAISED/DBL FLUTED/MOLDING - 9" X 26.5" - W/O HDW - WASHED MAPLE
15	160273-06-WL6	EA	DOOR - RAISED/DBL FLUTED/MOLDING - 9" X 26.5" - W/O HDW - HONEY CHERRY
16	160273-44-WL4	EA	DOOR - RAISED/DBL FLUTED/MOLDING - 10.8" X 23.8" - CONCERT CHERRY - DIN TBL/BUFFET/CHRS
16	160273-44-WL5	EA	DOOR - RAISED/DBL FLUTED/MOLDING - 10.8" X 23.8" - WASHED MAPLE - DIN TBL/BUFFET/CHRS
16	160273-44-WL6	EA	DOOR - RAISED/DBL FLUTED/MOLDING - 10.8" X 23.8" - HONEY CHERRY - DIN TBL/BUFFET/CHRS
17	160273-45-WL4	EA	DOOR - RAISED/DBL FLUTED/MOLDING - 10.8" X 23.8" - CONCERT CHERRY - DIN TBL/BUFFET/CHRS
17	160273-45-WL5	EA	DOOR - RAISED/DBL FLUTED/MOLDING - 10.8" X 23.8" - WASHED MAPLE - DIN TBL/BUFFET/CHRS
17	160273-45-WL6	EA	DOOR - RAISED/DBL FLUTED/MOLDING - 10.8" X 23.8" - HONEY CHERRY - DIN TBL/BUFFET/CHRS
18	160273-83-WL4	EA	DOOR - RAISED/DBL FLUTED/MOLDING - 12.8" X 17.7" - CONCERT CHERRY - DIN TBL/BUFFET/CHRS
18	160273-83-WL5	EA	DOOR - RAISED/DBL FLUTED/MOLDING - 12.8" X 17.7" - WASHED MAPLE - DIN TBL/BUFFET/CHRS
18	160273-83-WL6	EA	DOOR - RAISED/DBL FLUTED/MOLDING - 12.8" X 17.7" - HONEY CHERRY - DIN TBL/BUFFET/CHRS
19	160273-84-WL4	EA	DOOR - RAISED/DBL FLUTED/MOLDING - 12.8" X 17.7" - CONCERT CHERRY - DIN TBL/BUFFET/CHRS
19	160273-84-WL5	EA	DOOR - RAISED/DBL FLUTED/MOLDING - 12.8" X 17.7" - WASHED MAPLE - DIN TBL/BUFFET/CHRS
19	160273-84-WL6	EA	DOOR - RAISED/DBL FLUTED/MOLDING - 12.8" X 17.7" - HONEY CHERRY - DIN TBL/BUFFET/CHRS
20	162548-34-WL4	EA	FACE/DRAWER/DOOR - SOLID PANEL - 5.7" X 33.6" - W/O HDW - CONCERT CHERRY
20	162548-34-WL5	EA	FACE/DRAWER/DOOR - SOLID PANEL - 5.7" X 33.6" - W/O HDW - WASHED MAPLE
20	162548-34-WL6	EA	FACE/DRAWER/DOOR - SOLID PANEL - 5.7" X 33.6" - W/O HDW - HONEY CHERRY

CABINET & APPLIANCE GROUP (CONTINUED)
CABINET & APPLIANCE LAYOUT (CONTINUED)



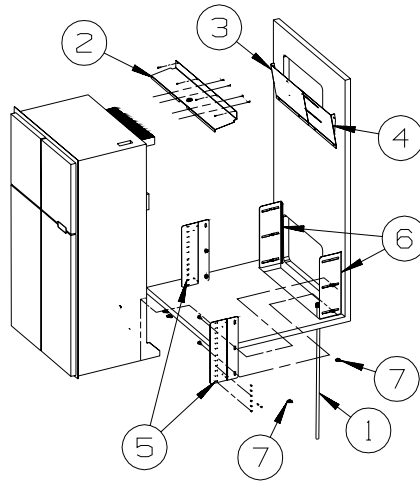
MICROWAVE/CONVECTION OVEN - S40FD, S40KD

KEY	PART NUMBER	U/M	DESCRIPTION
1	129836-02-02B	EA	ANGLE - W/HOLES - 1" X .8" X 29.5" - E-COATED
2	129836-09-02B	EA	ANGLE - W/HOLES - 1" X 5.5" X 29.5" - E-COATED
3	137824-07-02B	EA	BRACKET - MICROWAVE - E-COATED
4	NOT USED		
5	140093-01-02B	EA	DUCT - E-COATED

MICROWAVE/SPEEDCOOK OVEN - S40FD, S40KD

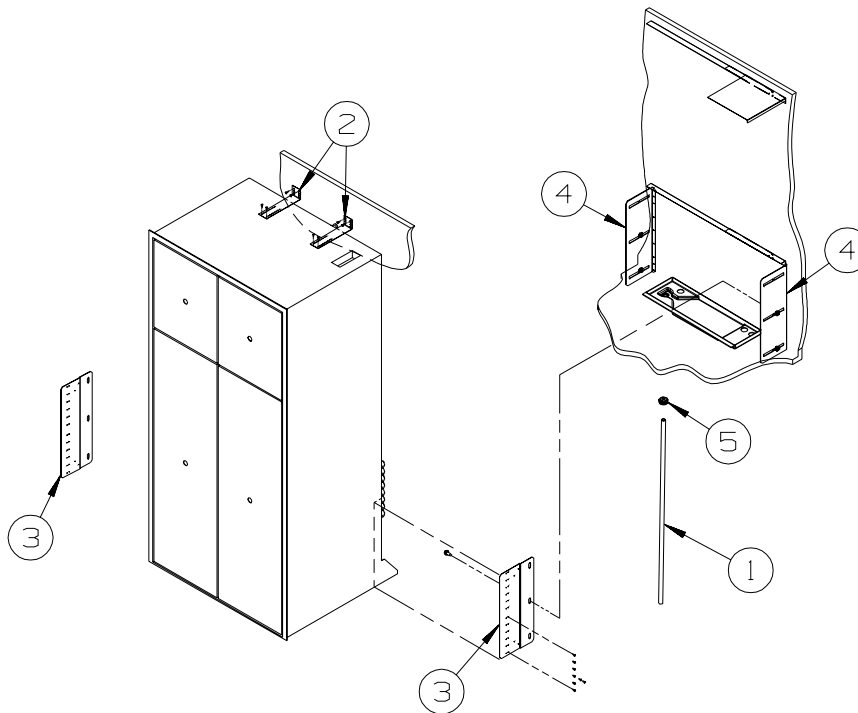
KEY	PART NUMBER	U/M	DESCRIPTION
1	129836-02-02B	EA	ANGLE - W/HOLES - 1" X .8" X 29.5" - E-COATED
2	129836-09-02B	EA	ANGLE - W/HOLES - 1" X 5.5" X 29.5" - E-COATED
3	137824-07-02B	EA	BRACKET - MICROWAVE - E-COATED
4	NOT USED		
5	140093-04-02B	EA	DUCT - E-COATED

CABINET & APPLIANCE GROUP (CONTINUED)
CABINET & APPLIANCE LAYOUT (CONTINUED)



S40FD, S40TD

KEY	PART NUMBER	U/M	DESCRIPTION
1	112176-01-000	FT	TUBING - VINYL - REINFORCED - 1/2" ID
2	136966-05-02B	EA	BAFFLE - REFRIGERATOR - E-COATED
3	143195-01-02B	EA	BAFFLE - REFRIGERATOR - E-COATED
4	143195-02-02B	EA	BAFFLE - REFRIGERATOR - E-COATED
5	150740-01-02B	EA	BRACKET - REFRIGERATOR - E-COATED
6	150740-02-02B	EA	BRACKET - REFRIGERATOR - E-COATED
7	152417-01-01A	EA	CLAMP/RATCHET - F/REFRIDGERATOR DRIP TRAY HOSE - BLACK

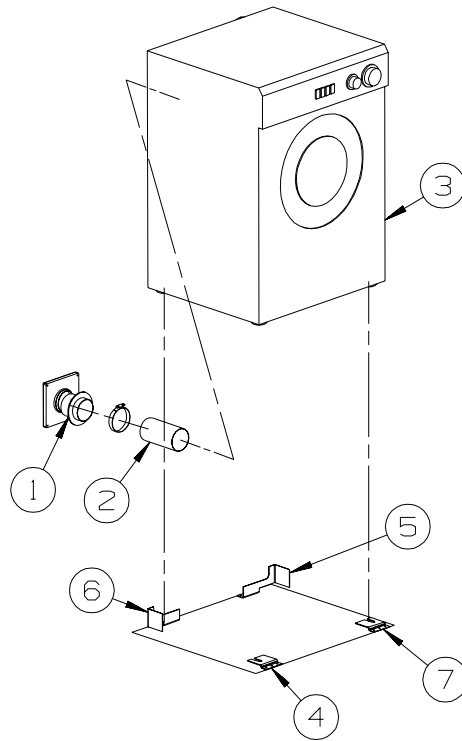


S40KD

KEY	PART NUMBER	U/M	DESCRIPTION
1	112176-01-000	FT	TUBING - VINYL - REINFORCED - 1/2" ID
2	145445-02-02B	EA	STRAP - REFRIGERATOR - E-COATED
3	150740-01-02B	EA	BRACKET - REFRIGERATOR - E-COATED
4	150740-02-02B	EA	BRACKET - REFRIGERATOR - E-COATED
5	152417-01-01A	EA	CLAMP/RATCHET - F/REFRIDGERATOR DRIP TRAY HOSE - BLACK

CABINET & APPLIANCE GROUP (CONTINUED)
CABINET & APPLIANCE LAYOUT (CONTINUED)

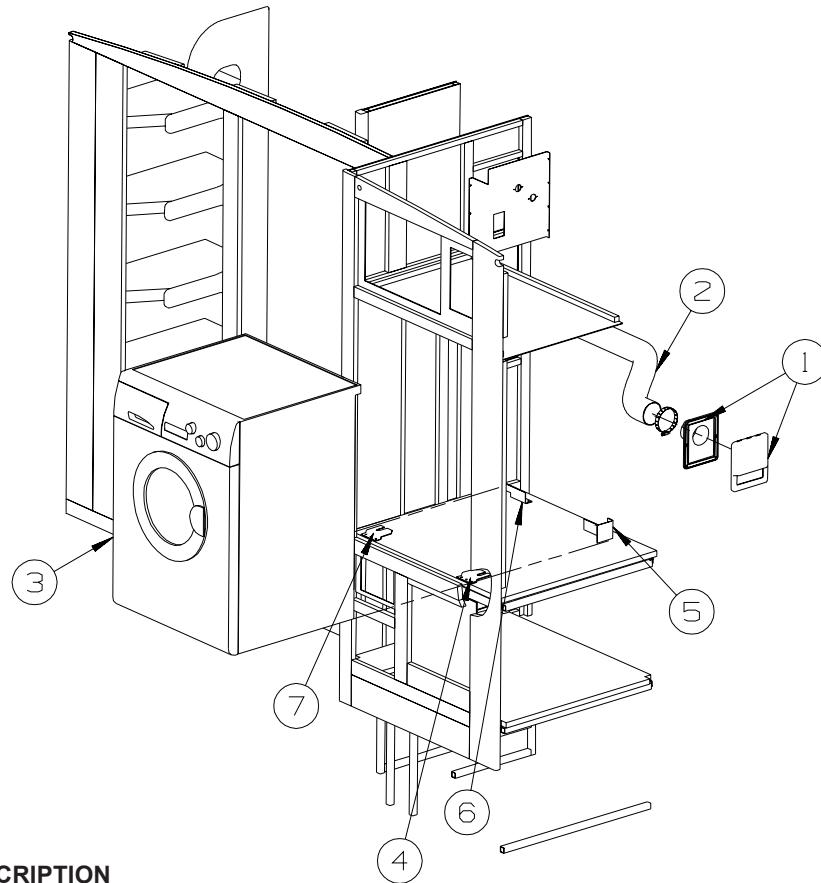
S40FD, S40KD



KEY	PART NUMBER	U/M	DESCRIPTION
1	146292-01-02A	EA	COVER - DRYER VENT - BLACK
1	146292-02-02A	EA	DRYER VENT - INNER - BLACK
2	116653-02-000	FT	DUCT - FLEXIBLE - 3' COMPRESSED/8' EXTENDED
3	153204-01-01A	EA	WASHER/DRYER - VENTED - UL/CSA - WHITE
3	167453-01-01A	EA	WASHER/DRYER - VENTED - UL/CSA - WHITE FROM: 00-00-00 THRU: 12-02-07 FROM: 12-03-07 THRU: 99-99-99
4	111913-02-04B	EA	BRACKET/WASHER - TIE DOWN - BLACK
5	113795-01-02B	EA	BRACKET - WASHER - E-COATED
6	113795-02-02B	EA	BRACKET - WASHER - E-COATED
7	111913-03-04B	EA	BRACKET/WASHER - TIE DOWN - BLACK
	141523-01-01A	EA	LABEL - WASHER/DRYER BRACKETS - BLACK/WHITE

CABINET & APPLIANCE GROUP (CONTINUED)
CABINET & APPLIANCE LAYOUT (CONTINUED)

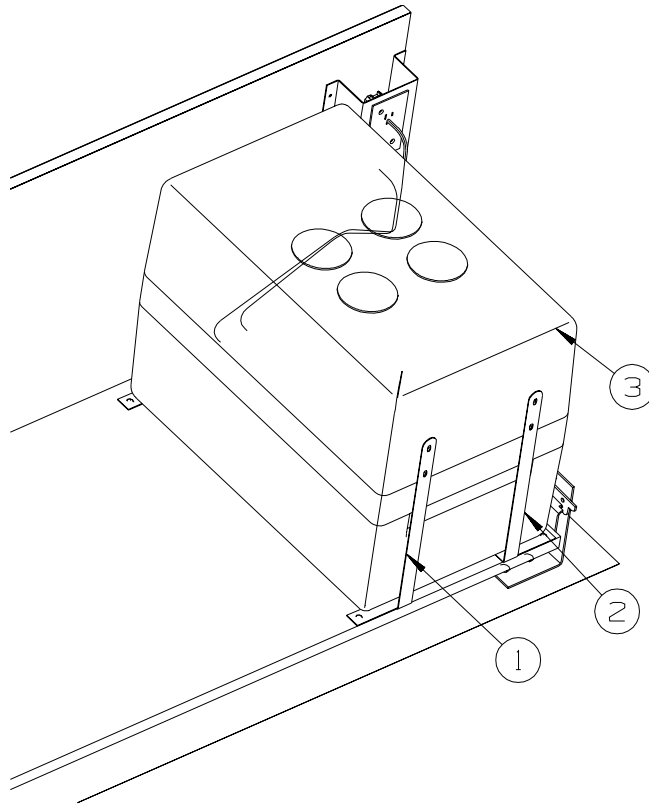
S40TD



KEY	PART NUMBER	U/M	DESCRIPTION
1	146292-01-02A	EA	COVER - DRYER VENT - BLACK
1	146292-02-02A	EA	DRYER VENT - INNER - BLACK
2	116653-02-000	FT	DUCT - FLEXIBLE - 3' COMPRESSED/8' EXTENDED
3	153204-01-01A	EA	WASHER/DRYER - VENTED - UL/CSA - WHITE
3	167453-01-01A	EA	WASHER/DRYER - VENTED - UL/CSA - WHITE
			FROM: 00-00-00 THRU: 12-02-07
			FROM: 12-03-07 THRU: 99-99-99
4	111913-03-04B	EA	BRACKET/WASHER - TIE DOWN - BLACK
5	113795-01-02B	EA	BRACKET - WASHER - E-COATED
6	113795-02-02B	EA	BRACKET - WASHER - E-COATED
7	111913-02-04B	EA	BRACKET/WASHER - TIE DOWN - BLACK
	141523-01-01A	EA	LABEL - WASHER/DRYER BRACKETS - BLACK/WHITE

CABINET & APPLIANCE GROUP (CONTINUED)
CABINET & APPLIANCE LAYOUT (CONTINUED)

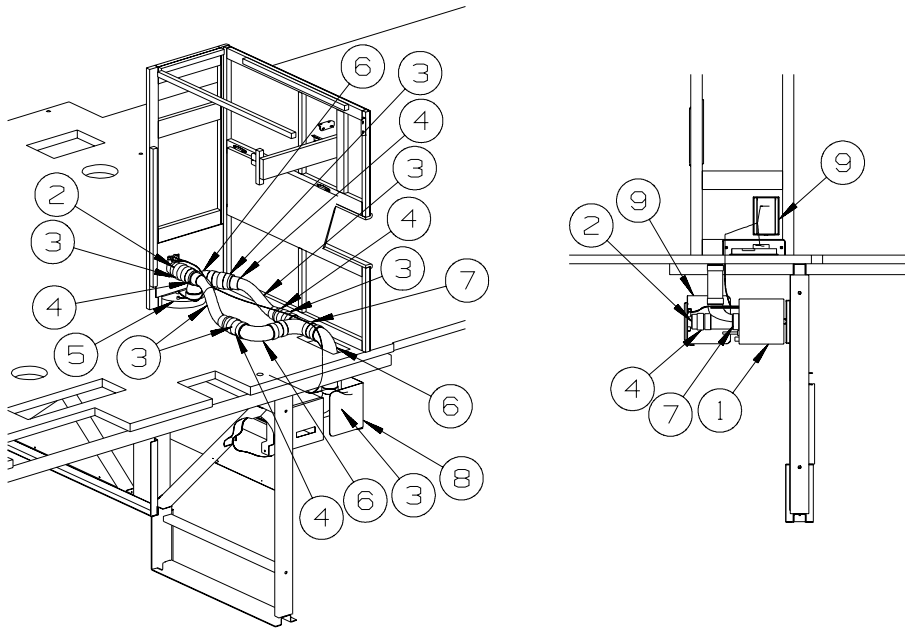
FREEZER



KEY	PART NUMBER	U/M	DESCRIPTION
1	155324-02-02B	EA	STRAP/TIEDOWN - FREEZER - E-COATED
2	155324-01-02B	EA	STRAP/TIEDOWN - FREEZER - E-COATED
3	155331-01-01A	EA	FREEZER - PORTABLE - 1.51 CU FT - GRAY/DARK GRAY
3	155331-02-000	EA	CORD/POWER - FREEZER - 90 DEGREE END - WAECO/CF-123-573

CABINET & APPLIANCE GROUP (CONTINUED)
CABINET & APPLIANCE LAYOUT (CONTINUED)

VACUUM SYS



KEY	PART NUMBER	U/M	DESCRIPTION
1*	108186-02-000	EA	TOOL SET - VACUUM - W/O POWER BRUSH W/30' HOSE
1*	108186-03-000	EA	VACUUM CLEANER - BUILT IN - W/O HOSE/TOOL KIT
2	108187-17-000	EA	ADAPTER - INLET VALVE
3	108187-14-000	EA	HOSE - FLEX - 1 1/4" - VACUUM CLEANER
4	108187-15-000	EA	CONNECTOR - FLEX HOSE KIT (3 FITTINGS)
	108187-04-000	EA	COUPLING - STOP - MALE
5	142348-02-000	EA	VACPAN - BLACK
6	108187-12-000	EA	ELBOW - 90 DEGREE - 2"SPGXSPG
7	108187-10-000	EA	TEE - 90 DEGREE - TY 2"
8	146946-10-02B	EA	BRACKET - CENTRAL VACUUM - E-COATED
9	108187-16-000	EA	VALVE/INLET - VACUUM CLEANER - BLACK

***COMPONENT PARTS LISTED LATER IN THIS GROUP**

CABINET & APPLIANCE GROUP (CONTINUED)
COMPONENT PARTS FOR CABINET & APPLIANCE LAYOUT

108186-02-000

KEY	PART NUMBER	U/M	DESCRIPTION	VENDOR NO.
	092304-02-701	EA	TOOL-DUSTING	1142
	092304-02-702	EA	TOOL-RUG	4982
	092304-02-703	EA	TOOL-CREVICE	1141
	092304-02-707	EA	TOOL-UPHOLSTERY	7029
	092304-02-708	EA	WAND-PLASTIC	4978
	092304-02-709	EA	HOSE ASM., 30' COMPLETE	4988-30-G

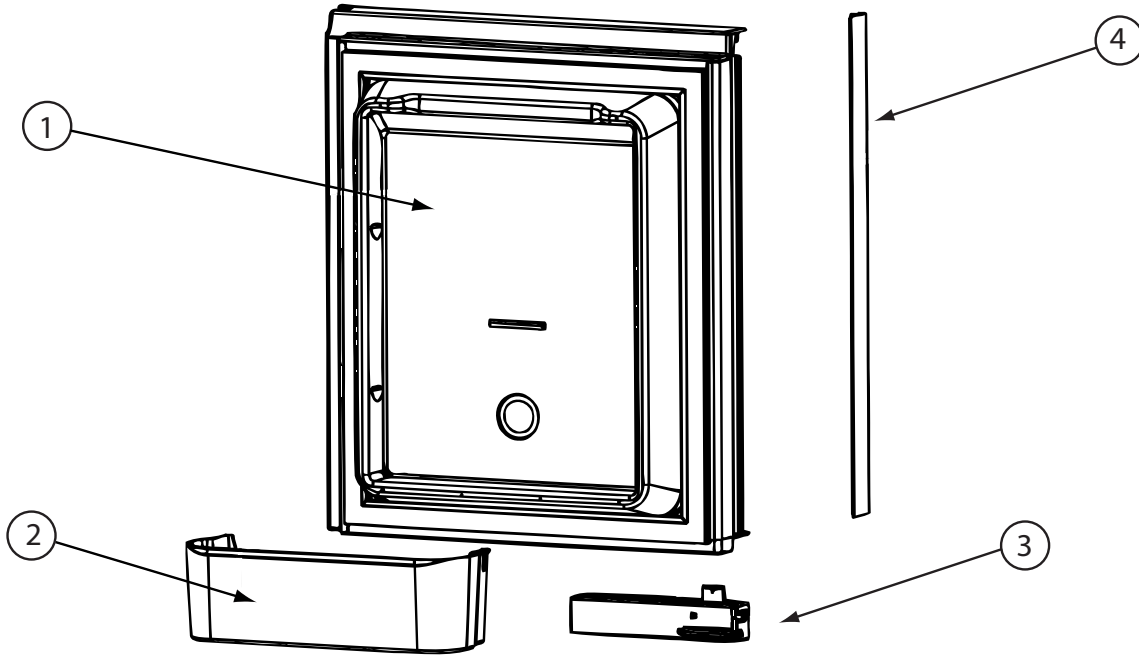
108186-03-000

KEY	PART NUMBER	U/M	DESCRIPTION	VENDOR NO.
	092304-02-700	EA	BRUSH-POWER, VACUUM (RUGRAT)	6970
	092304-02-701	EA	TOOL-DUSTING	1142
	092304-02-702	EA	TOOL-RUG	4982
	092304-02-703	EA	TOOL-CREVICE	1141
	092304-02-707	EA	TOOL-UPHOLSTERY	7029
	092304-02-708	EA	WAND-PLASTIC	4978
	092304-02-709	EA	HOSE ASM., 30' COMPLETE	4988-30-G
	092304-02-710	EA	SECONDARY FILTER	4929
	108186-03-700	EA	PAPER BAG - 3-PKG	7767
	108186-03-701	EA	MOTOR F/RV2000	7756
	108186-03-702	EA	REDUCER	5531
	108186-03-703	EA	VALVE - INLET - WHITE	4935
	108186-03-704	EA	BRUSH - TURBINE (HAND HELD)	7834-B
	108186-03-705	EA	RELAY ASSEMBLY - W/PLATE	7090

119267-17-01A

KEY	PART NUMBER	U/M	DESCRIPTION	VENDOR NO.
	119267-04-700	EA	FILTER-GREASE	BOO2
	119267-04-703	EA	PLATE - MOUNTING	FANGTB003MRY0
	119267-17-700	EA	TURNTABLE-GLASS	NTNT-A114WREZ

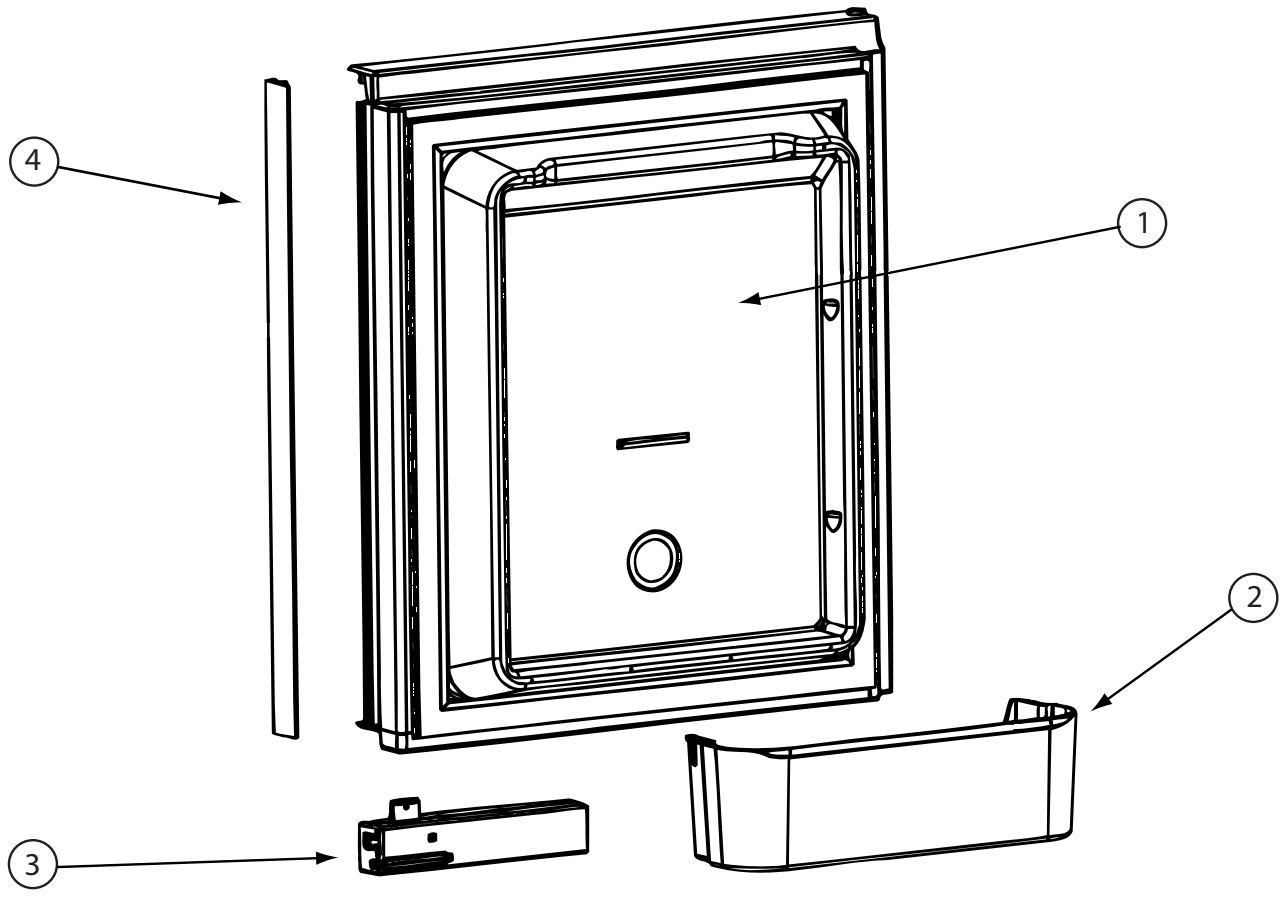
CABINET & APPLIANCE GROUP (CONTINUED)
COMPONENT PARTS FOR CABINET & APPLIANCE LAYOUT (CONTINUED)



125242-05-02A

KEY	PART NUMBER	U/M	DESCRIPTION	VENDOR NO.
1	125242-05-700	EA	LINER-DOOR/UPPER RH/WRP WPM	62913401
2	125242-05-701	EA	BIN - DOOR SHELF	628686
3	125242-02-701	EA	HANDLE(CONTOUR)TOP RH LWR LH	621106
	125242-02-722	EA	LATCH-STORAGE DR/BLK POINTED	619374
CONTACT WINNEBAGO PART SALES FOR UNLISTED COMPONENT(S)				

CABINET & APPLIANCE GROUP (CONTINUED)
COMPONENT PARTS FOR CABINET & APPLIANCE LAYOUT (CONTINUED)

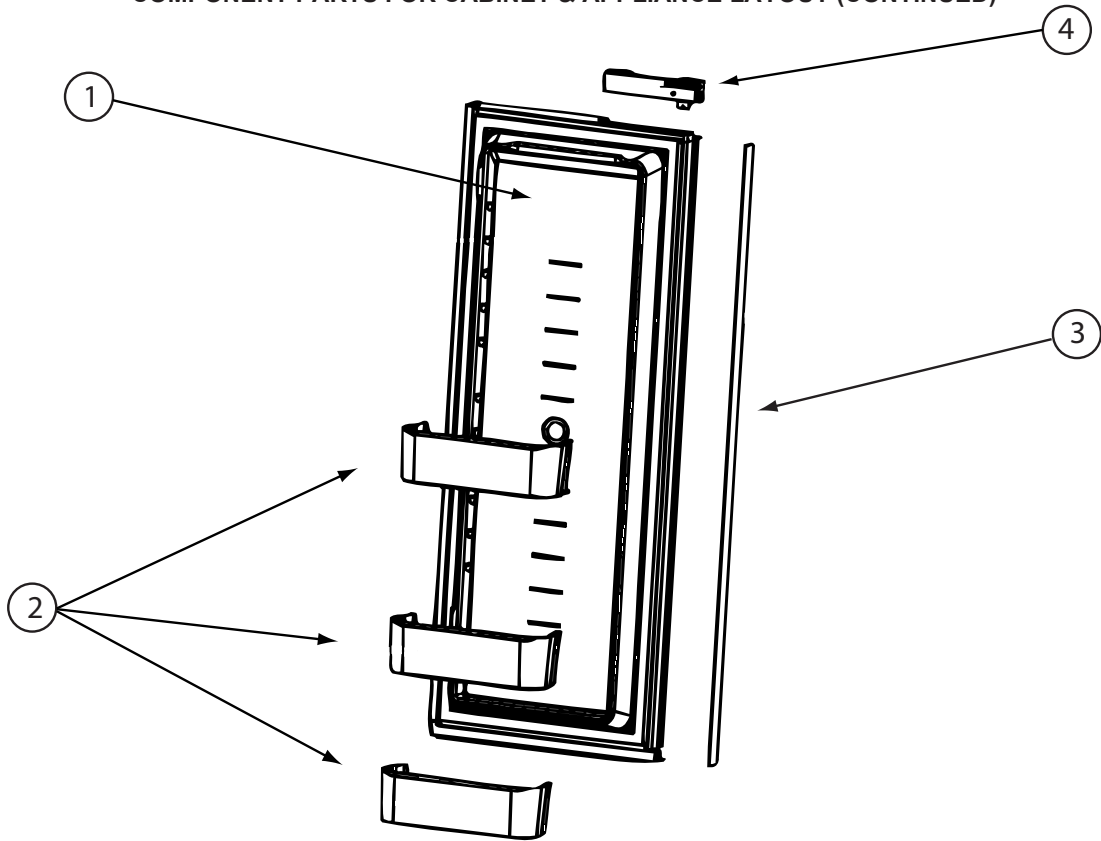


125242-05-02A (CONTINUED)

KEY	PART NUMBER	U/M	DESCRIPTION	VENDOR NO.
1	125242-05-702	EA	LINER-DOOR/UPPER LH/WRP WPM	62913301
2	125242-05-701	EA	BIN - DOOR SHELF	628686
3	125242-02-700	EA	HANDLE(CONTOUR)TOP LH BTM RH	621107
	125242-02-722	EA	LATCH-STORAGE DR/BLK POINTED	619374

CONTACT WINNEBAGO PART SALES FOR UNLISTED COMPONENT(S)

CABINET & APPLIANCE GROUP (CONTINUED)
COMPONENT PARTS FOR CABINET & APPLIANCE LAYOUT (CONTINUED)

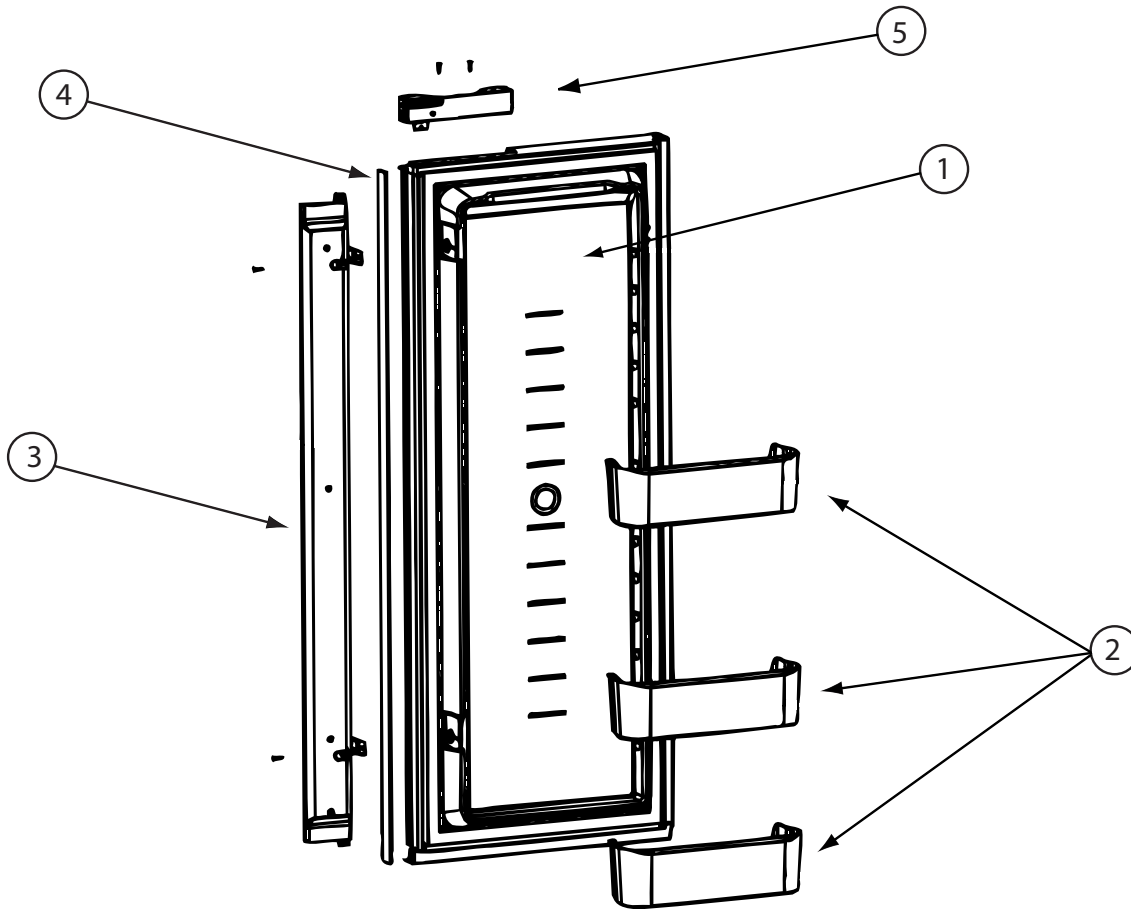


125242-05-02A (CONTINUED)

KEY	PART NUMBER	U/M	DESCRIPTION	VENDOR NO.
1	125242-05-703	EA	LINER-DOOR/LOWER RH/WRP WPM	62913601
2	125242-05-701	EA	BIN - DOOR SHELF	628686
4	125242-02-700	EA	HANDLE(CONTOUR)TOP LH BTM RH	621107
	125242-02-722	EA	LATCH-STORAGE DR/BLK POINTED	619374

CONTACT WINNEBAGO PART SALES FOR UNLISTED COMPONENT(S)

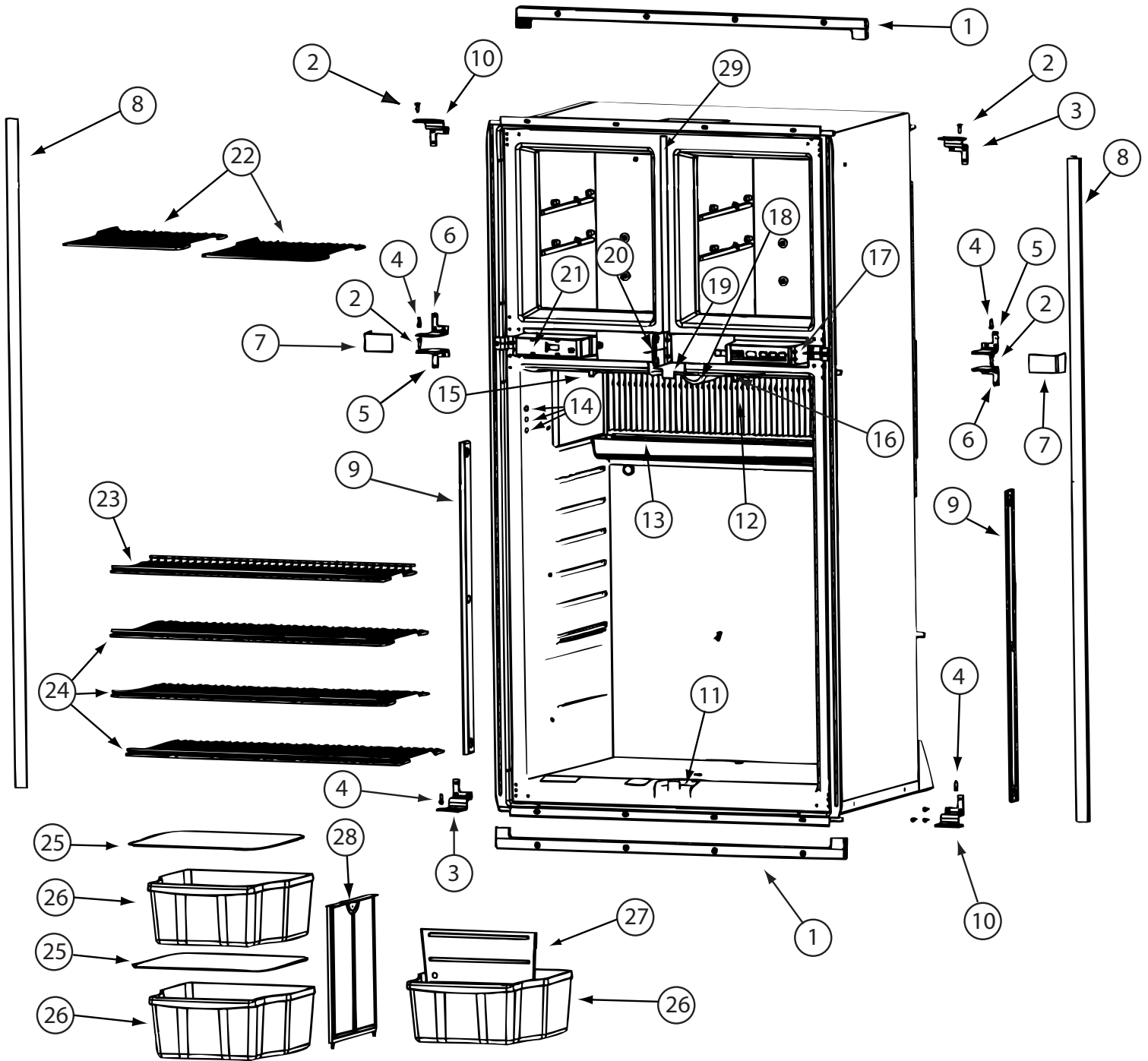
CABINET & APPLIANCE GROUP (CONTINUED)
COMPONENT PARTS FOR CABINET & APPLIANCE LAYOUT (CONTINUED)



125242-05-02A (CONTINUED)

KEY	PART NUMBER	U/M	DESCRIPTION	VENDOR NO.
1	125242-05-704	EA	LINER-DOOR/LOWER LH/WRP WPM	62913501
2	125242-05-701	EA	BIN - DOOR SHELF	628686
3	125242-05-705	EA	FLAPPER ASM	629049
5	125242-02-701	EA	HANDLE(CONTOUR)TOP RH LWR LH	621106
	125242-02-722	EA	LATCH-STORAGE DR/BLK POINTED	619374
CONTACT WINNEBAGO PART SALES FOR UNLISTED COMPONENT(S)				

CABINET & APPLIANCE GROUP (CONTINUED)
COMPONENT PARTS FOR CABINET & APPLIANCE LAYOUT (CONTINUED)



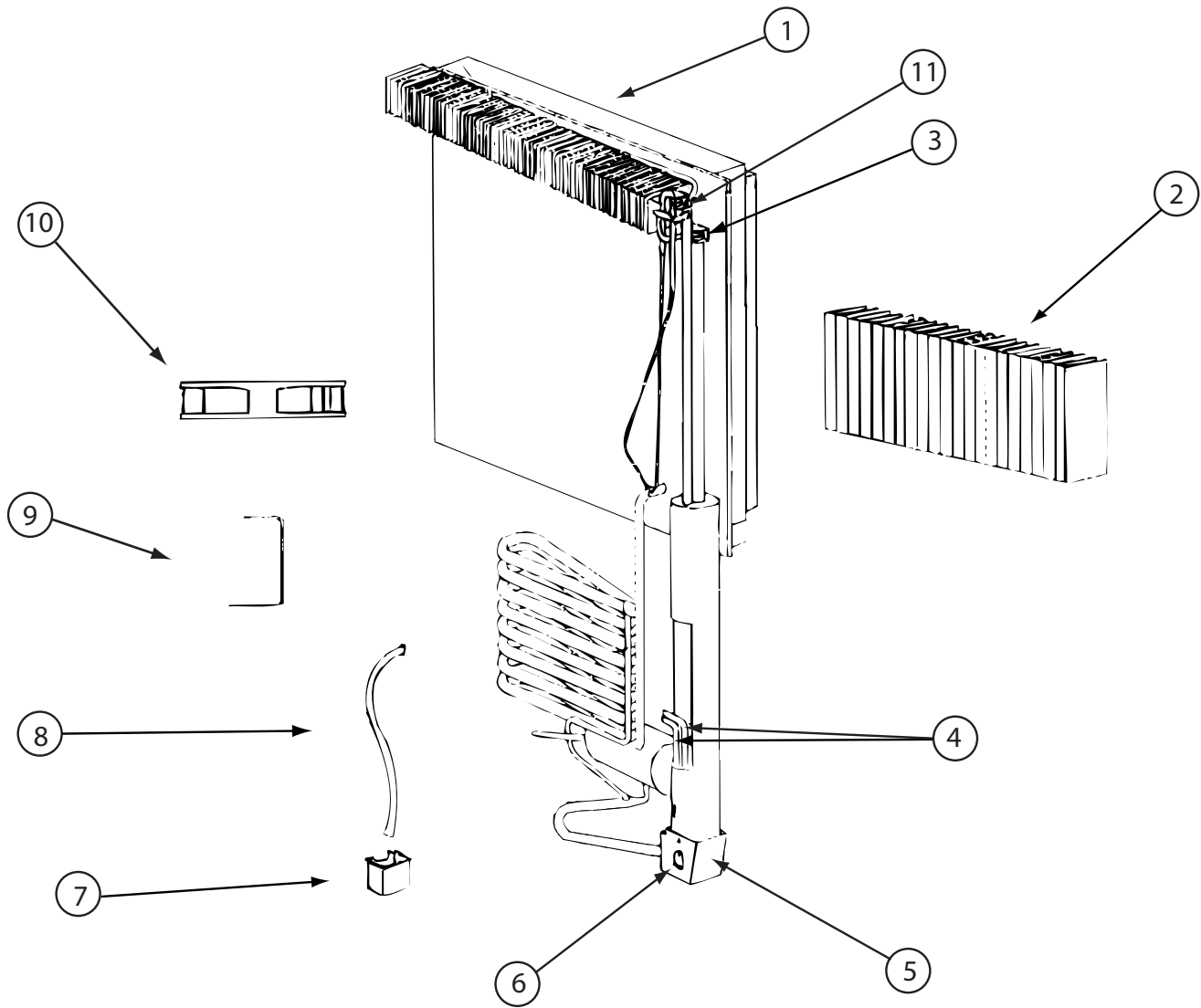
125242-05-02A (CONTINUED)

CABINET & APPLIANCE GROUP (CONTINUED)
COMPONENT PARTS FOR CABINET & APPLIANCE LAYOUT (CONTINUED)

125242-05-02A (CONTINUED)

KEY	PART NUMBER	U/M	DESCRIPTION	VENDOR NO.
1	125242-01-767	EA	KIT INSTALL(U TRIM PCS)HDW	623528
2	125242-03-715	EA	HINGE PIN/UPR-WRAPPED DOORS	623899
3	125242-05-707	EA	HINGE-OUTER/UPPER RH/LWR LH	628946
4	113737-01-710	EA	PIN-HINGE, BOTTOM	61550722
5	125242-05-708	EA	HINGE-INNER/UPPER RH/LWR LH	624363
6	125242-05-709	EA	HINGE-INNER/UPPER LH/LWR RH	624364
7	125242-05-710	EA	COVER - HINGE	627955
8	125242-01-766	EA	TRIM-LT/RT HAND-SCREW ON	623254
9	125242-02-720	EA	RETAINER/SHELF(SER#926685 UP)	622033
10	125242-05-711	EA	HINGE-OUTER/UPPER LH/LWR RH	628945
11	125242-05-712	EA	GUIDE BLOCK-FLAPPER/BTM/BLK	629112
12	125242-05-713	EA	FINS	618785
13	125242-01-712	EA	DRIP TRAY	618774
14	125242-03-706	EA	PROBE - CONTACT/LARGE	620689
15	125242-01-768	EA	SWITCH - DOOR LIGHT	623918
16	125242-02-706	EA	LAMP/WIRE ASM/SER#849677 UP	620871
17	125242-05-706	EA	CONTROL ASM - OPTICAL	629113
18	125242-02-708	EA	COVER/LAMP BRACKET	621827
19	125242-05-714	EA	GUIDE BLOCK-FLAPPER/TOP/BLK	629111
20	125242-05-715	EA	PLATE/STRIKE - BLACK	628473
21	125242-05-716	EA	BOX/FRONT - DUMMY	624366
22	125242-01-725	EA	SHELF-FREEZER (WIRE)	618847
23	125242-01-727	EA	SHELF-WIRE (SHORT)	618849
24	125242-01-726	EA	SHELF-WIRE (LONG)	618848
25	125242-01-706	EA	COVER-CRISPER	618757
26	125242-05-717	EA	BIN - BOTTLE/CRISPER	628688
27	125242-05-718	EA	DIVIDER - BOTTLE/CRISPER	628694
28	125242-01-749	EA	SUPPORT - WALL	618840
29	125242-02-741	EA	STRIP-FREEZER-BLACK	625210 #1291391 &UP
	084880-03-705	EA	BRACKET-LIGHT-INTERIOR	61629722
	084880-03-706	EA	BULB-LAMP	61628922
	120075-01-714	EA	PLUG-HOLE (BLACK)	618170
	125242-05-725	EA	PLATE - F/DUMMY BOX	628460

CABINET & APPLIANCE GROUP (CONTINUED)
COMPONENT PARTS FOR CABINET & APPLIANCE LAYOUT (CONTINUED)

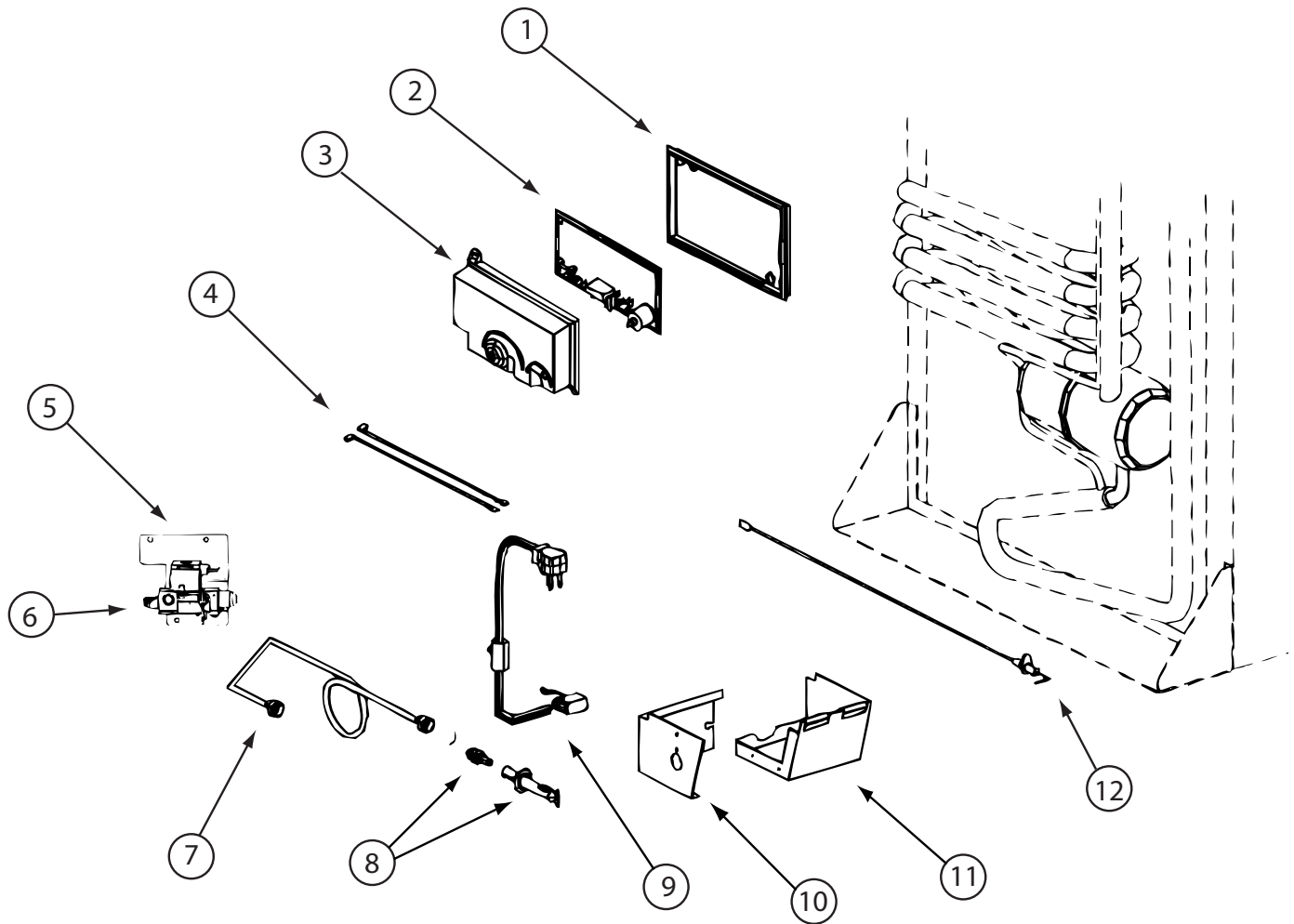


125242-05-02A (CONTINUED)

KEY	PART NUMBER	U/M	DESCRIPTION	VENDOR NO.
1	125242-05-719	EA	COOLING UNIT - SN 8835498 UP	629507
2	125242-05-713	EA	FINS	618785
4	125242-01-732	EA	HEATER AC - 225W/110VAC	618872
5	125242-01-739	EA	BASE-BURNER BOX	618902
6	125242-01-740	EA	COVER-BURNER BOX	618910
9	125242-05-721	EA	BRACKET-DC FAN-SN 9144576 UP	628747
10	125242-05-722	EA	FAN-EXTRNL DC-SN 9144576 UP	628685
11	113737-01-754	EA	THERMOSTAT (FAN 12V DC)	618093
	125242-01-742	EA	WIRE ASM.-BAFFLE 55.15"	618915
	125242-05-720	EA	SWITCH-THERMAL	628118

CONTACT WINNEBAGO PART SALES FOR UNLISTED COMPONENT(S)

CABINET & APPLIANCE GROUP (CONTINUED)
COMPONENT PARTS FOR CABINET & APPLIANCE LAYOUT (CONTINUED)

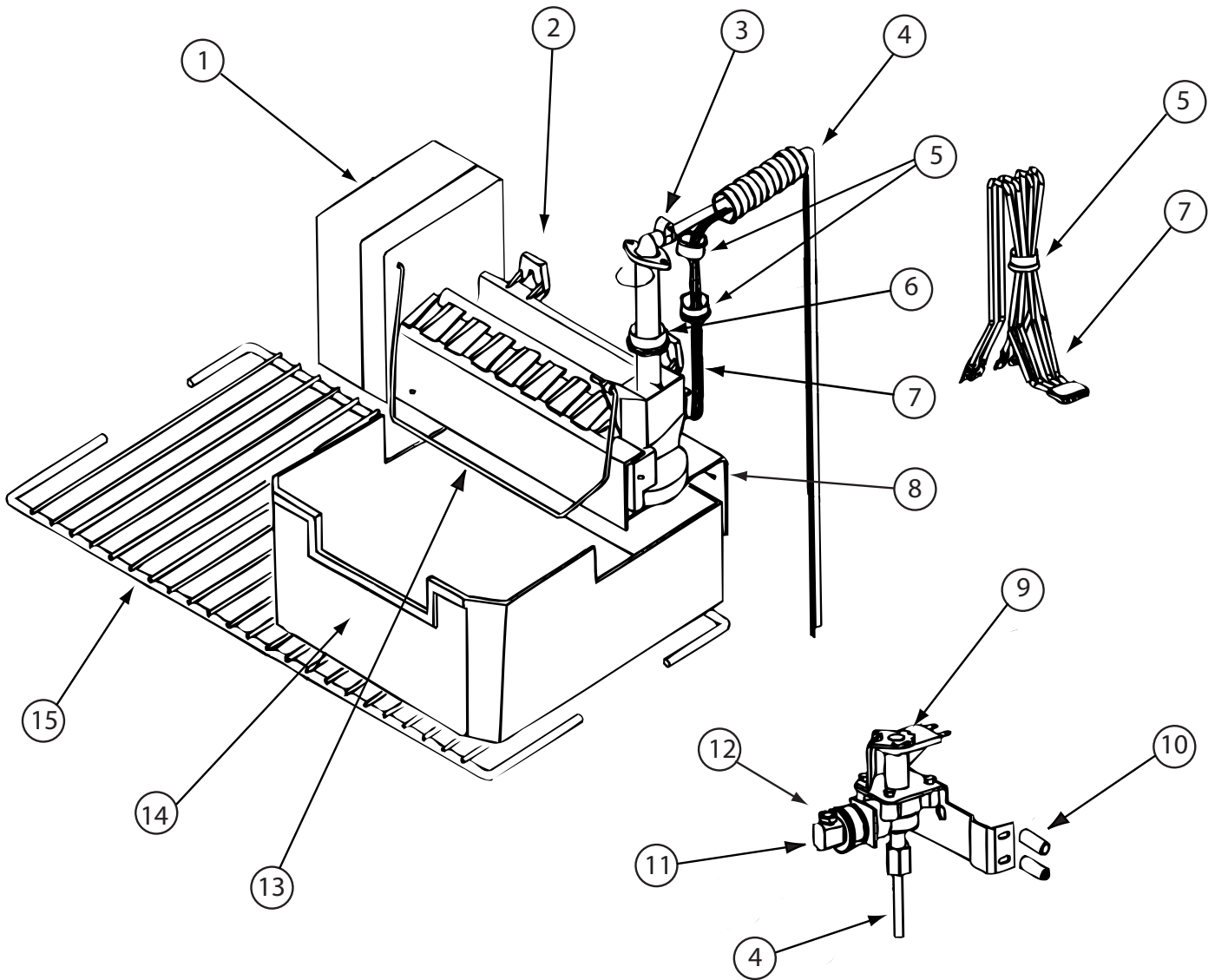


125242-03-02A, 125242-05-02A, 125242-06-01A (CONTINUED)

KEY	PART NUMBER	U/M	DESCRIPTION	VENDOR NO.
1	121569-08-701	EA	BASE - POWER BOARD	628674
2	121568-06-709	EA	BOARD/POWER-N611/N822F/1201	628661
3	121569-08-702	EA	COVER-POWER BOARD	628677
4	125242-02-709	EA	WIRE/WHITE/9"/GAS VALVE	621448
6	121569-08-703	EA	VALVE - SOLENOID	628741
7	125242-05-723	EA	BURNER TUBE	624683
8	125242-02-743	EA	BURNER ORF ADAP-7 SLOT BRNR	629013
9	121569-05-732	EA	CORD - AC POWER- W/ICE MAKER	618406
10	125242-01-740	EA	COVER-BURNER BOX	618910
11	125242-01-739	EA	BASE-BURNER BOX	618902
12	104137-06-715	EA	ELECTRODE-SPARK/SENSOR, SGL	61692222

CONTACT WINNEBAGO PART SALES FOR UNLISTED COMPONENT(S)

CABINET & APPLIANCE GROUP (CONTINUED)
COMPONENT PARTS FOR CABINET & APPLIANCE LAYOUT (CONTINUED)

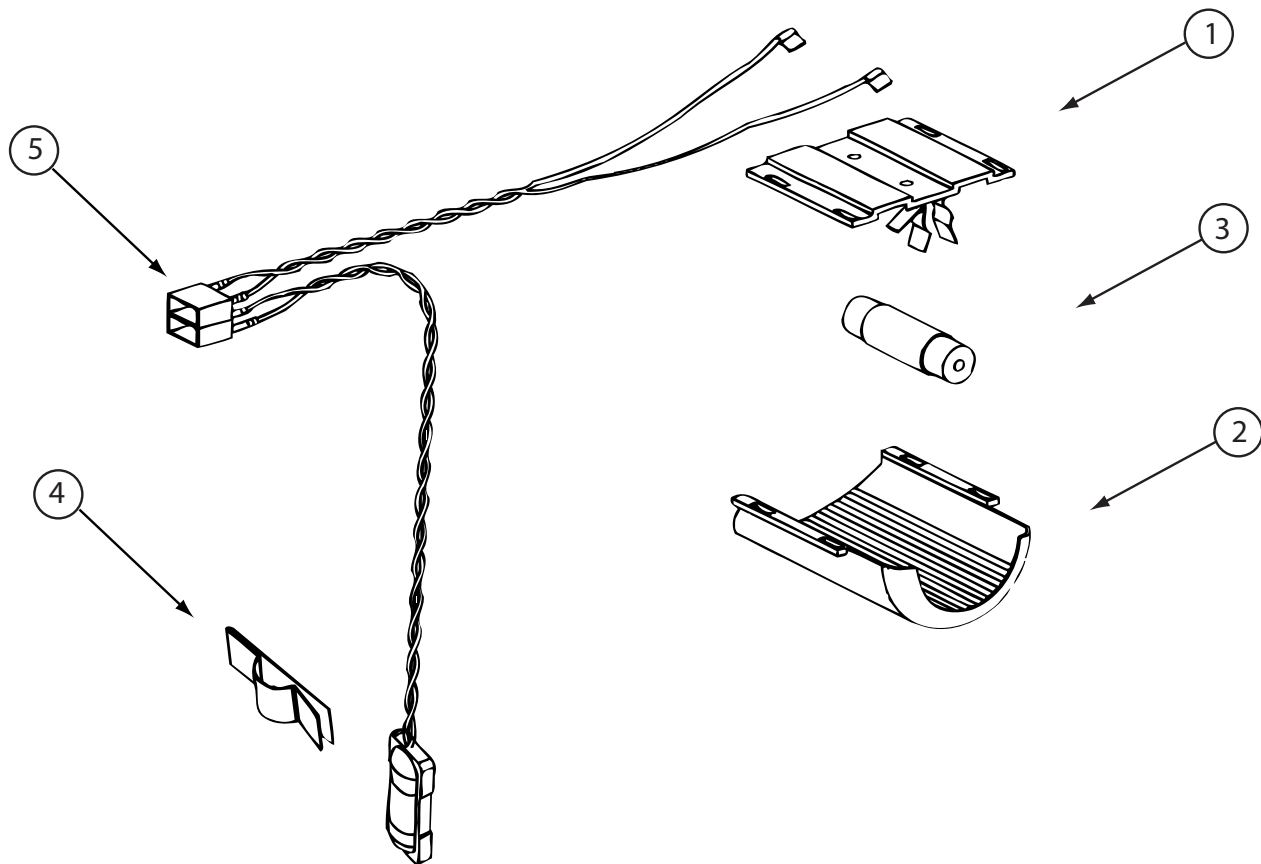


125242-03-02A, 125242-05-02A, 125242-06-01A (CONTINUED)

KEY	PART NUMBER	U/M	DESCRIPTION	VENDOR NO.
2	094039-07-706	EA	ICE MAKER W/O PLATES	61656522
4	125242-05-724	EA	WATER TUBE/HEATER ASM	621429
6	120075-03-706	EA	FITTING WATER LINE	620039
8	125242-01-737	EA	BRACKET-MOUNTING (ICE MAKER)	618894/620890
9	120075-03-701	EA	WATER VALVE - W/BRACKET	618253
11	094039-07-707	EA	GARDEN HOSE ADAP W/BRASS NUT	61679622
12	094039-07-708	EA	NUT - COMPRESSION	622991
13	120075-03-703	EA	ARM-SHUT OFF	61656922
14	125242-01-716	EA	ICE BIN	618803
15	125242-01-725	EA	SHelf-FREEZER (WIRE)	618847
	120075-09-703	EA	THERMOSTAT	620240

CONTACT WINNEBAGO PART SALES FOR UNLISTED COMPONENT(S)

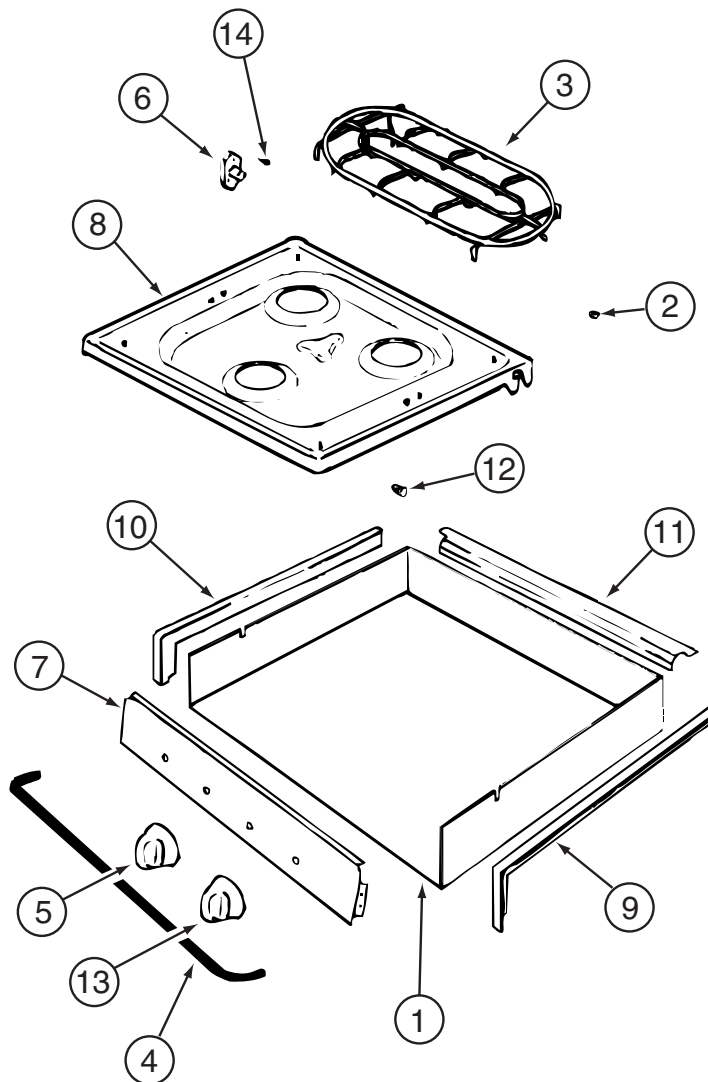
CABINET & APPLIANCE GROUP (CONTINUED)
COMPONENT PARTS FOR CABINET & APPLIANCE LAYOUT (CONTINUED)



125242-03-02A, 125242-05-02A, 125242-06-01A (CONTINUED)

KEY	PART NUMBER	U/M	DESCRIPTION	VENDOR NO.
1	084880-03-705	EA	BRACKET-LIGHT-INTERIOR	61629722
2	125242-02-708	EA	COVER/LAMP BRACKET	621827
3	084880-03-706	EA	BULB-LAMP	61628922
4	084880-01-760	EA	CLIP (THERMISTER)	61689122
5	125242-02-706	EA	LAMP/WIRE ASM/SER#849677 UP	620871

CABINET & APPLIANCE GROUP (CONTINUED)
COMPONENT PARTS FOR CABINET & APPLIANCE LAYOUT (CONTINUED)

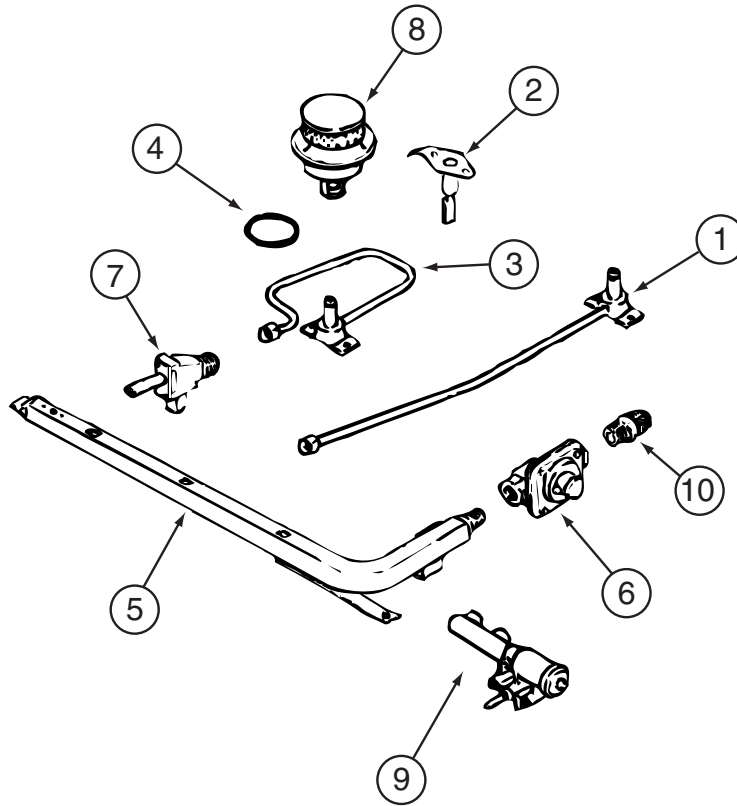


135065-03-01A, 135065-03-03A, 135065-04-01A

KEY	PART NUMBER	U/M	DESCRIPTION	VENDOR NO.
2	102020-01-709	EA	BUMPER-GRATE	8007-P020-60
3	135065-03-703	EA	GRATE - BLACK(SEALED BURNER)	74007304
4	114030-02-700	EA	GUARD/FABRIC - TOWEL BAR	3609F006-70
5	128728-01-701	EA	KNOB - BURNER - REAR	74003941
5	128728-01-702	EA	KNOB - BURNER - FRONT	74003942
6	128728-01-703	EA	PIN/T-NUT F/HINGE	7103P109-60
7	135065-03-704	EA	PANEL - MANIFOLD (BLACK)	74007330
8	128728-01-705	EA	TOP - MAIN - BLACK	74003928
8	135065-03-715	EA	TOP - MAIN - STAINLESS STEEL	74007299
9	114030-01-704	EA	TRIM - RIGHT/BLACK TEXTURED	74002839
10	114030-01-705	EA	TRIM - LEFT/BLACK TEXTURED	74002840
11	114030-01-706	EA	TRIM - REAR/BLACK TEXTURED	74002841
12	102020-01-724	EA	BUMPER-MAIN TOP	8003P008-60
13	128728-01-707	EA	KNOB - IGNITOR	74003944

CONTACT WINNEBAGO PART SALES FOR UNLISTED COMPONENT(S)

CABINET & APPLIANCE GROUP (CONTINUED)
COMPONENT PARTS FOR CABINET & APPLIANCE LAYOUT (CONTINUED)



135065-03-01A, 135065-03-03A, 135065-04-01A (CONTINUED)

KEY	PART NUMBER	U/M	DESCRIPTION	VENDOR NO.
1	128728-01-708	EA	FITTING W/ORFICE/TUBE - REAR	74003931
2	135065-01-701	EA	IGNITOR/PORCELAIN-TOP BURNER	74004053
3	128728-01-710	EA	FITTING W/ORFICE/TUBE - FRT	74003930
4	135065-03-700	EA	FITTING - HALF UNION	74004234
5	135065-01-702	EA	PIPE/MANIFOLD	74004642
6	126023-02-703	EA	REGULATOR - PRESSURE	74004235
7	135065-01-703	EA	VALVE/BURNER - REAR	74004643
7	135065-01-704	EA	VALVE/BURNER-FRT-HI	74004644
7	135065-03-701	EA	SCREW - VALVE	71003231
8	135065-03-702	EA	SEALED BURNER ASM.(BLACK) RV	74003967
9	128728-01-716	EA	BURNER - IGNITOR	74003946
9	128728-01-717	EA	WIRES - IGNITOR	74003947

CABINET & APPLIANCE GROUP (CONTINUED)
COMPONENT PARTS FOR CABINET & APPLIANCE LAYOUT (CONTINUED)

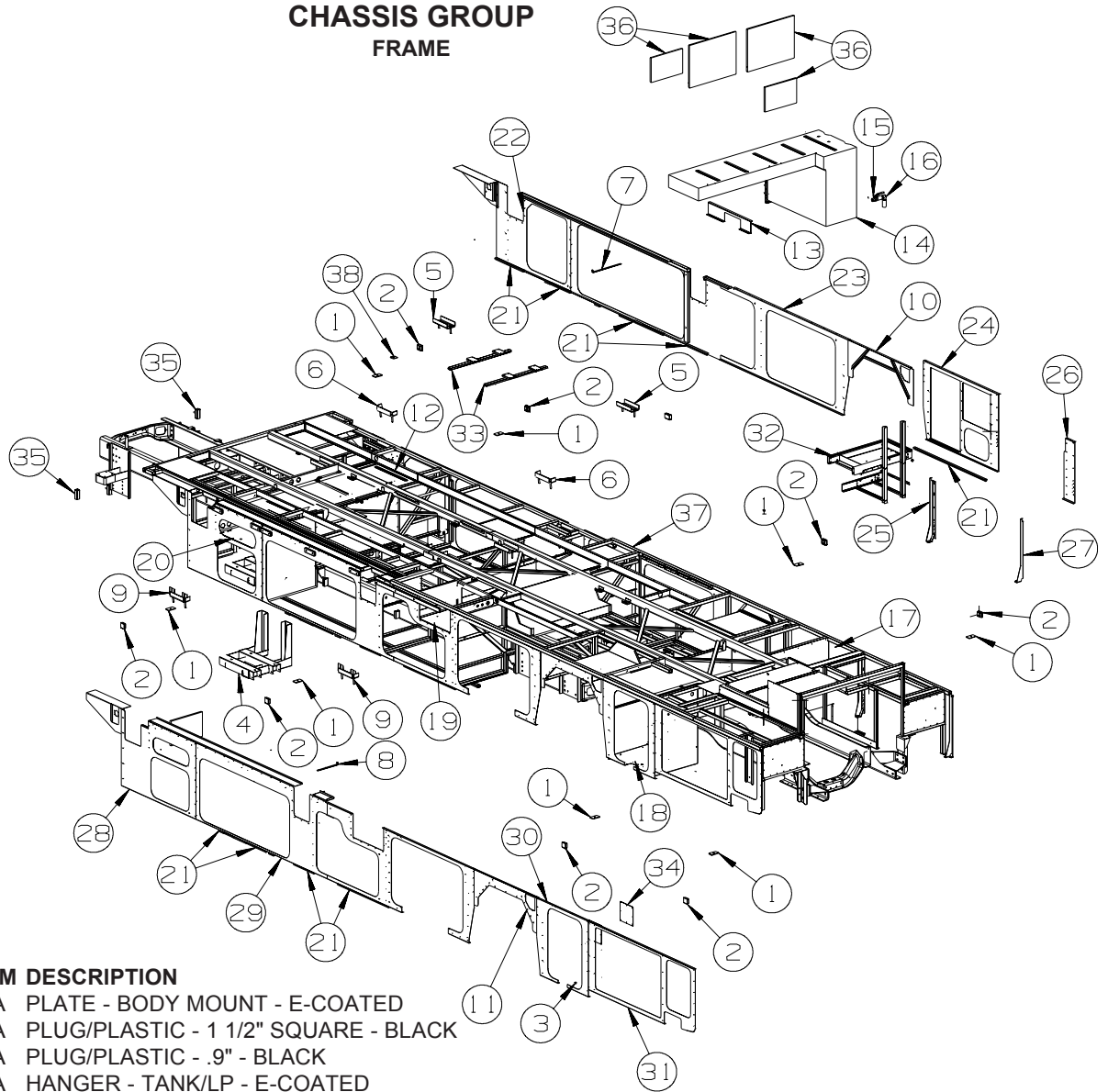
140147-04-01A, 140147-04-02A, 140147-04-03A

KEY	PART NUMBER	U/M	DESCRIPTION	VENDOR NO.
	140147-02-700	EA	TRAY-GLASS	WB49X10074
	140147-02-701	EA	FILTER-GREASE (SOLD AS PAIR)	WB6X10309 - 2/PKG.
	140147-02-702	EA	TRAY-METAL PAN	WB49X10053
	140147-02-704	EA	BULB HALOGEN	WB08X10050

146340-02-01A

KEY	PART NUMBER	U/M	DESCRIPTION	VENDOR NO.
	146340-02-700	EA	FACE - DISHWASHER,DRAWER SST	SST FACE, DS603S

CHASSIS GROUP FRAME

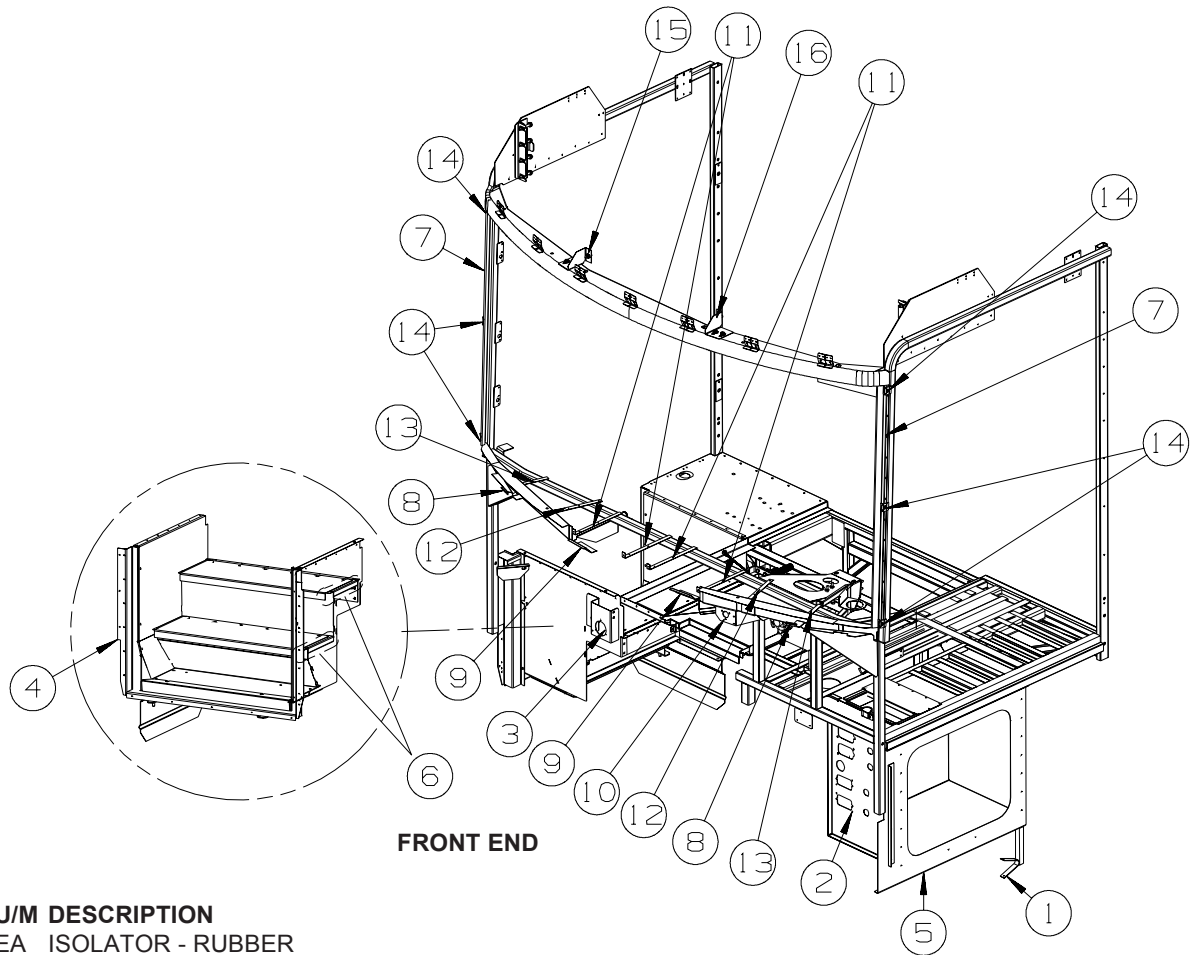


KEY	PART NUMBER	U/M	DESCRIPTION
1	135712-01-02B	EA	PLATE - BODY MOUNT - E-COATED
2	119845-01-01A	EA	PLUG/PLASTIC - 1 1/2" SQUARE - BLACK
3	162136-01-01A	EA	PLUG/PLASTIC - .9" - BLACK
4	161289-01-02B	EA	HANGER - TANK/LP - E-COATED
5	136995-09-02B	EA	PLATE W/BOLTS - 7.2" X 1" W/1/2" X 3" BOLTS
6	152558-01-02B	EA	BRACKET/MOUNT - F/SLIDEOUT - E-COATED
7	137047-08-02B	EA	STRAP - DEFROSTER PLENUM - E-COATED
8	137047-05-02B	EA	STRAP - DEFROSTER PLENUM
9	152558-06-02B	EA	BRACKET/MOUNT - F/SLIDEOUT - E-COATED
10	160831-01-02B	EA	PANEL/SEAL PLANE - WHEELWELL - E-COATED
11	160831-02-02B	EA	PANEL/SEAL PLANE - WHEELWELL - E-COATED
12	161187-01-WG4	EA	COMPARTMENT
	105290-01-009	EA	INSULATION - AIR POCKET W/FOIL - 4' WIDE
13	161725-01-12B	EA	BRACKET - VALVE/BYPASS - HEATER - BRIGHT WHITE
14	160958-02-000	EA	TANK - WATER - 95 GALLON - W/FITTINGS
	042989-05-000	EA	FITTING - SPINWELD - 1/2" FPT - PLASTIC
	042989-08-000	EA	FITTING - SPINWELD - 1" FPT - PLASTIC
	049032-01-000	EA	PATCH - SPINWELD - 3/8" - PLASTIC
15	132483-01-000	EA	VALVE/BALL - 1" - THREADED ENDS
16	132781-01-000	EA	ELBOW - 1.3" BARB X 1.3" BARB - 90 DEGREE - PLASTIC
17	144252-05-WG4	EA	COMPARTMENT - WATER HEATER
18	160780-01-02B	EA	COMPARTMENT - POWER CORD - E-COAT
19	161254-01-02B	EA	COMPARTMENT - FURNACE - E-COATED
20	161186-01-WG4	EA	COMPARTMENT
21	126516-01-01A	FT	TRIM - VINYL/EXTRUDED - 8'
22	161226-01-02B	EA	PLATE/SEAL - E-COATED
23	161227-01-02B	EA	PLATE/SEAL - E-COATED
24	144089-02-02B	EA	PLATE/SEAL - REAR - E-COATED
25	141649-06-02B	EA	BRACKET - A/C - LEFT - E-COATED
26	141650-02-02B	EA	PLATE/SEAL - E-COATED

CHASSIS GROUP (CONTINUED) FRAME (CONTINUED)

KEY	PART NUMBER	U/M	DESCRIPTION
27	141649-05-02B	EA	BRACKET - A/C - RIGHT - E-COATED
28	161228-01-02B	EA	SEAL PLANE - E-COATED
29	161229-01-02B	EA	PLATE/SEAL - E-COATED
30	144047-01-02B	EA	PLATE SEAL - E-COATED
31	144048-03-02B	EA	PLATE/SEAL - E-COATED
32	138866-03-01A	EA	SLIDE - BATTERY TRAY
33	164294-01-02B	EA	BRACKET - CYLINDER/SYNCH - E-COATED
34	134297-02-02B	EA	PLATE - COVER - E-COATED
35	134807-18-02B	EA	SUPPORT - FRONT - E-COATED
36	100619-16-000	BF	FOAM - EXPANDED POLYSTYRENE - .75" X 48" X 96"-2" DENSITY
37	093305-01-01A	FT	TRIM - EDGE C-TYPE - WIRE CARRIER - .35" X .24" - VINYL
38	135712-02-02B	EA	PLATE - BODY MOUNT - E-COATED

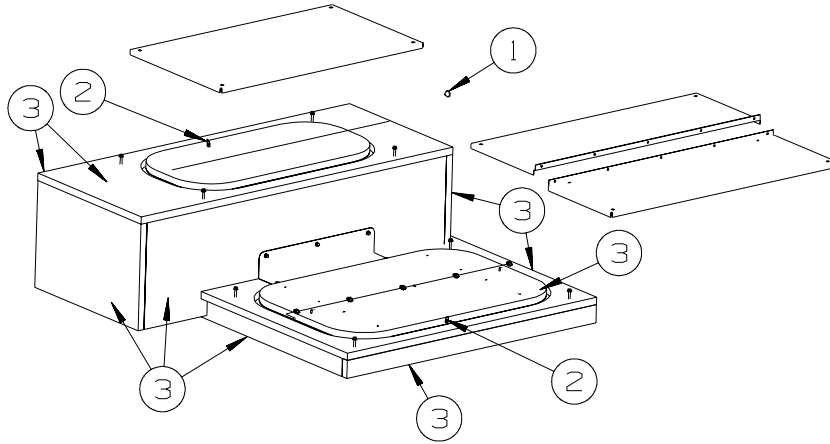
FROM: 06-14-07 THRU: 99-99-99



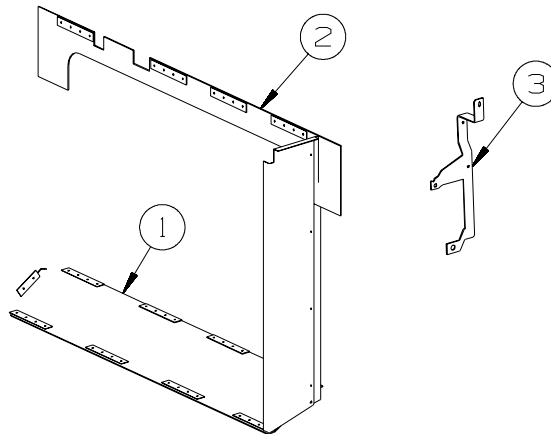
KEY	PART NUMBER	U/M	DESCRIPTION
1	115023-01-000	EA	ISOLATOR - RUBBER
2	123764-06-02B	EA	COMPARTMENT/LUGGAGE - E-COATED
3	142478-01-01B	EA	BRACKET - GAUGE - AIR SOURCE - MILL
4	162109-04-02B	EA	STEP WELL - ENTRANCE DOOR - E-COATED
	009065-03-000	EA	HINGE - ALUMINUM - 2" X 72.5" - UNPAINTED
5	145992-01-02B	EA	PANEL - SEAL - FRONT - E-COATED
6	099418-01-000	FT	SEAL - D-SECTION/ADHESIVE BACK - .44" X .44" - BLK RUBBER
7	121269-13-01B	EA	FRAME-WINDSHIELD,A PILLAR,ML
8	126289-65-01B	EA	ANGLE - FORMED
9	134202-01-01B	EA	REINFORCEMENT - SUPPORT - LOWER WINDSHIELD/MIDDLE
10	156774-03-01B	EA	BRACKET ASM-WIPER MOTOR,MILL
11	137047-04-01B	EA	STRAP - DEFROSTER PLENUM
12	137047-05-01B	EA	STRAP - DEFROSTER PLENUM
13	137047-06-01B	EA	STRAP - DEFROSTER PLENUM
14	148935-01-01B	EA	BRACKET-WINDSHIELD ,MILL
15	153129-02-02B	EA	BRACKET - SUPPORT - TV - E-COATED
16	153129-03-02B	EA	BRACKET - SUPPORT - TV - E-COATED

CHASSIS GROUP (CONTINUED)

INSULATION

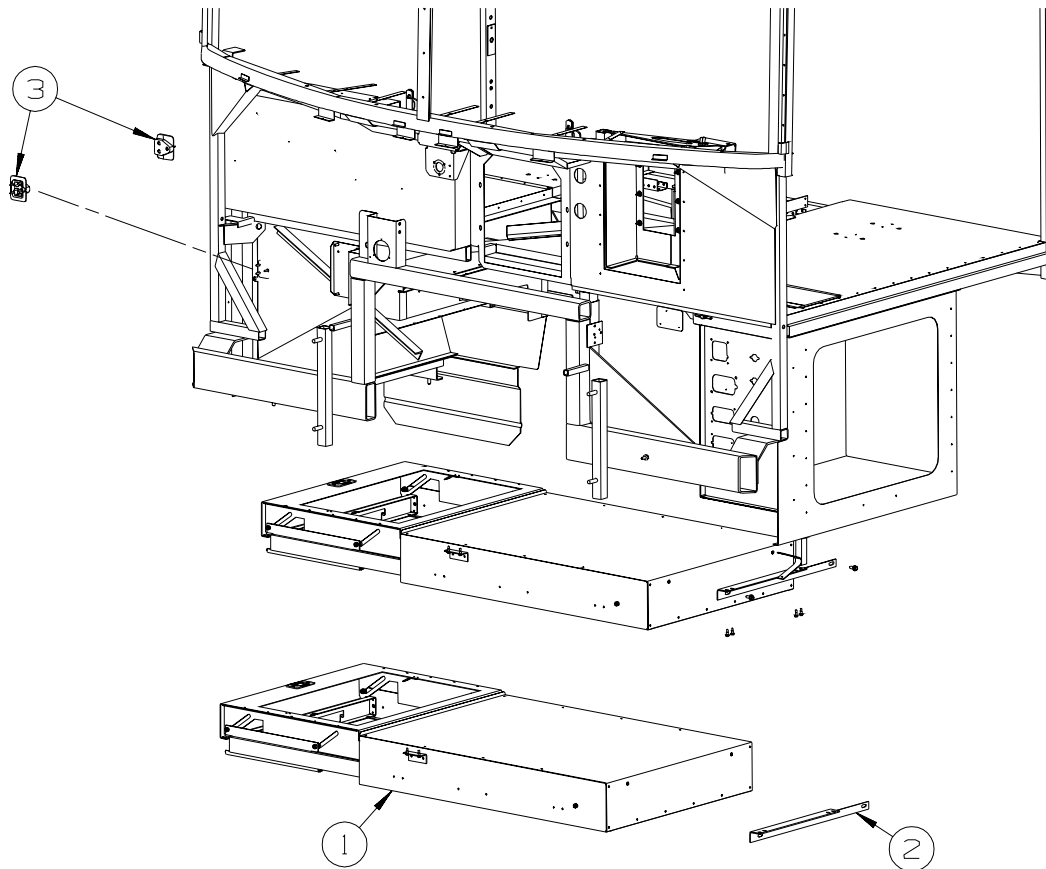


KEY	PART NUMBER	U/M	DESCRIPTION
1	106648-01-000	EA	CAP - STUD - .120 TO .130 DIAMETER
2	039623-01-000	FT	SEAL - MOTOR COVER - RUBBER BULB TYPE
3	072877-03-000	EA	INSULATION - SOUND BARRIER- 1" X 36" X 57" - ADHESIVE BACK FROM: 00-00-00 THRU: 12-10-06
3	072877-08-000	EA	INSULATION - SOUND BARRIER- 1" X 54" X 48" - ADHESIVE BACK FROM: 12-11-06 THRU: 99-99-99



KEY	PART NUMBER	U/M	DESCRIPTION
1	149047-02-000	EA	BAFFLE - RADIATOR - 43.5" X 8.4"
2	146844-02-000	EA	SHEET/RUBBER - 7.9" X 49.9"
3	167066-01-02B	EA	SUPPORT - DIPSTICK/FILL - E-COATED FROM: 11-05-07 THRU: 99-99-99

CHASSIS GROUP (CONTINUED)
STEPWELL COVER



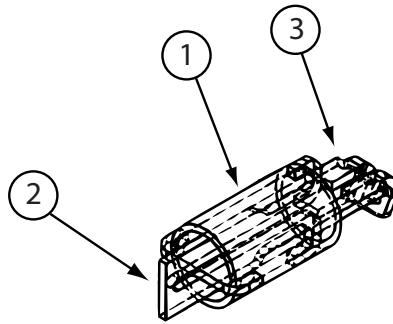
KEY	PART NUMBER	U/M	DESCRIPTION	
1*	145122-02-01A	EA	STEP COVER - SLIDING	
				FROM: 00-00-00 THRU: 10-25-07
1*	145122-04-01A	EA	STEP COVER - SLIDING	
				FROM: 10-26-07 THRU: 99-99-99
2	145661-02-02B	EA	BRACKET - STEP COVER - E-COATED	
3	142499-02-01A	EA	BLOCK/SUPPORT (STEP COVER)	

*COMPONENT PARTS LISTED LATER IN THIS GROUP

COMPONENT PARTS FOR STEPWELL COVER

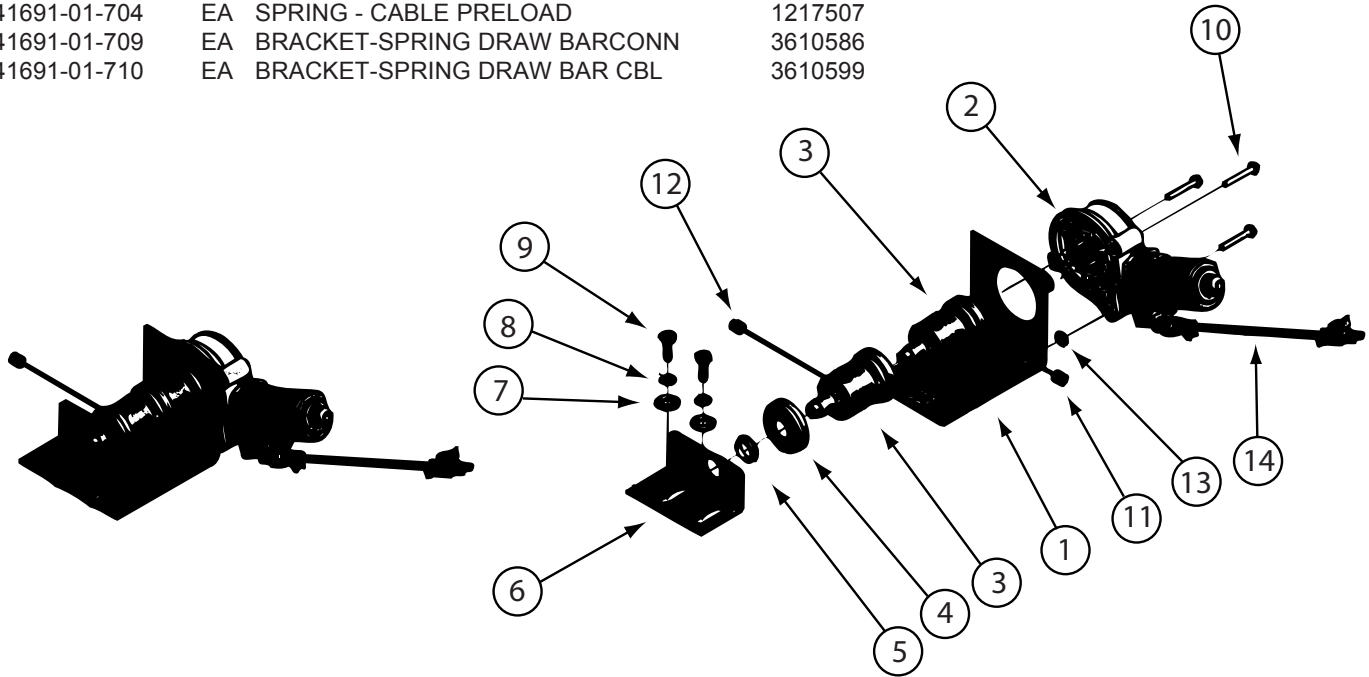
				145122-02-01A, 145122-03-01A
KEY	PART NUMBER	U/M	DESCRIPTION	VENDOR NO.
	130294-04-701	EA	BOLT - 3/8" X 3/8" SHOULDER	1202300
	138173-01-701	EA	POP RIVET - SS 3/16"X1/4"	1214630
	141691-01-703	EA	LATCH - CABLE RELEASE	1912125
	141691-01-704	EA	SPRING - CABLE PRELOAD	1217507
	141691-01-705	EA	CAP/END - DRUM	1612535
	141691-01-706	EA	BUSHING - .625" X .813"	1614003
	141691-01-708	EA	MOTOR W/9 TOOTH PINION	1820122
	141691-01-709	EA	BRACKET-SPRING DRAW BARCONN	3610586
	141691-01-710	EA	BRACKET-SPRING DRAW BAR CBL	3610599
	141691-01-711	EA	CAPSTAN/DRUM - CABLE DRIVE	1102211
	145122-01-700	EA	CABLE - 80" W/STOPS	1218753
	145122-01-701	EA	CABLE - 54" W/STOPS	1218754
	145122-01-704	EA	HARNESS/ADAPTER	1809938
	145122-01-706	EA	COVER - EMERGENCY RETRACT	1612532
	145122-01-707	EA	SHOE/CABLE - PLASTIC	1612533
	145122-01-708	EA	GUIDE/ARM SLIDE - PLASTIC	1612542
	145122-01-709	EA	BUSHING/BRONZE - .38" X .50"	1614007
	145122-01-710	EA	BRACKET - SUPPORT	3610597
	145122-05-700	EA	STOP ROD BRACKET - RH	3010000359
	145122-05-701	EA	STOP ROD BRACKET - LH	3010000358

CHASSIS GROUP (CONTINUED)
COMPONENT PARTS FOR STEPWELL COVER (CONTINUED)



145122-04-01A, 145122-05-01A

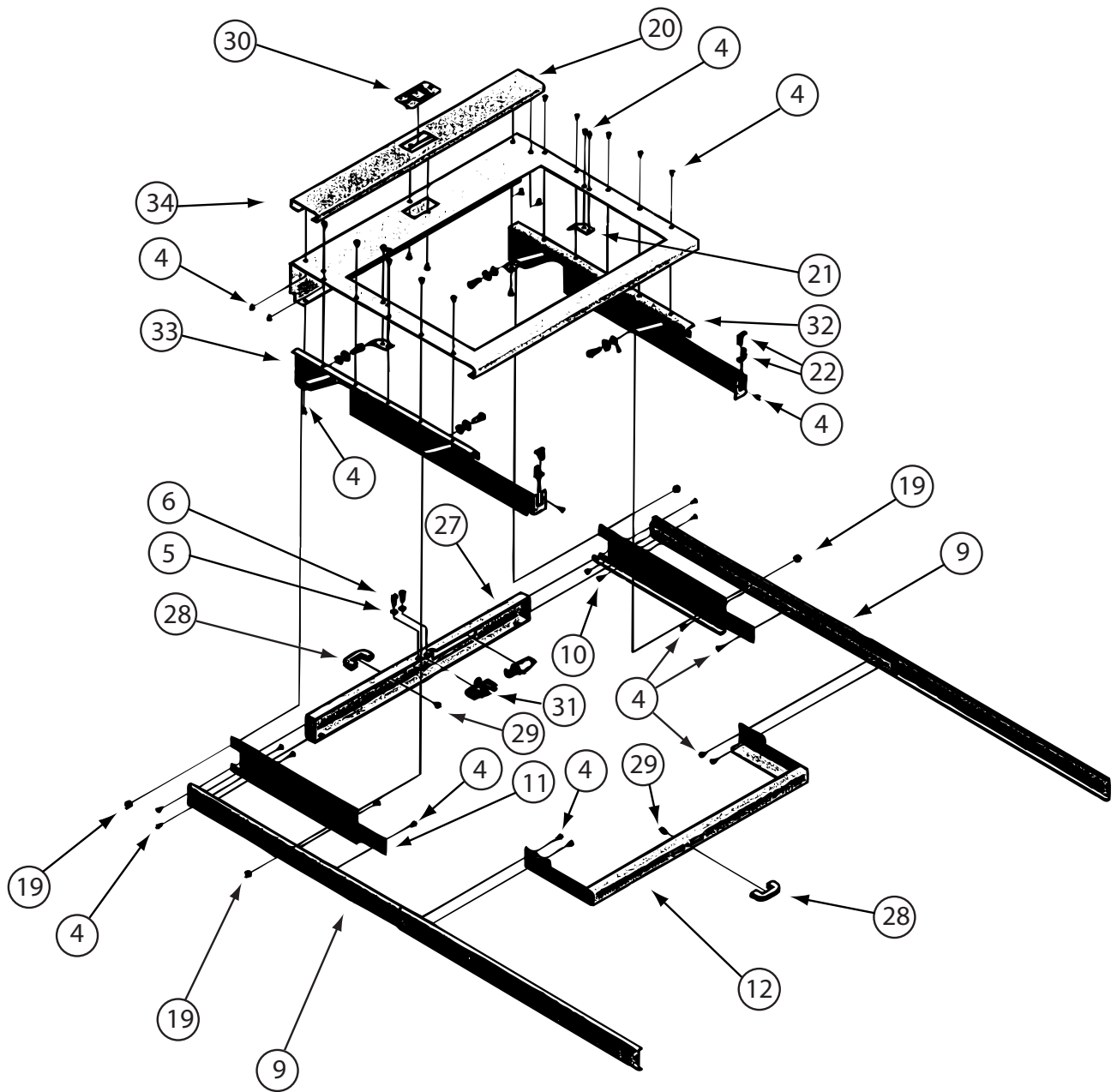
KEY	PART NUMBER	U/M	DESCRIPTION	VENDOR NO.
1	141691-01-704	EA	SPRING - CABLE PRELOAD	1217507
2	141691-01-709	EA	BRACKET-SPRING DRAW BARCONN	3610586
3	141691-01-710	EA	BRACKET-SPRING DRAW BAR CBL	3610599



145122-04-01A, 145122-05-01A (CONTINUED)

KEY	PART NUMBER	U/M	DESCRIPTION	VENDOR NO.
2	141691-01-708	EA	MOTOR W/9 TOOTH PINION	1820122
3	141691-01-711	EA	CAPSTAN/DRUM - CABLE DRIVE	1102211
4	141691-01-705	EA	CAP/END - DRUM	1612535
5	141691-01-706	EA	BUSHING - .625" X .813"	3610597
6	145122-01-710	EA	BRACKET - SUPPORT	3610597
11	145122-01-700	EA	CABLE - 80" W/STOPS	1218753
12	145122-01-701	EA	CABLE - 54" W/STOPS	1218754
14	145122-01-704	EA	HARNESS/ADAPTER	1809938

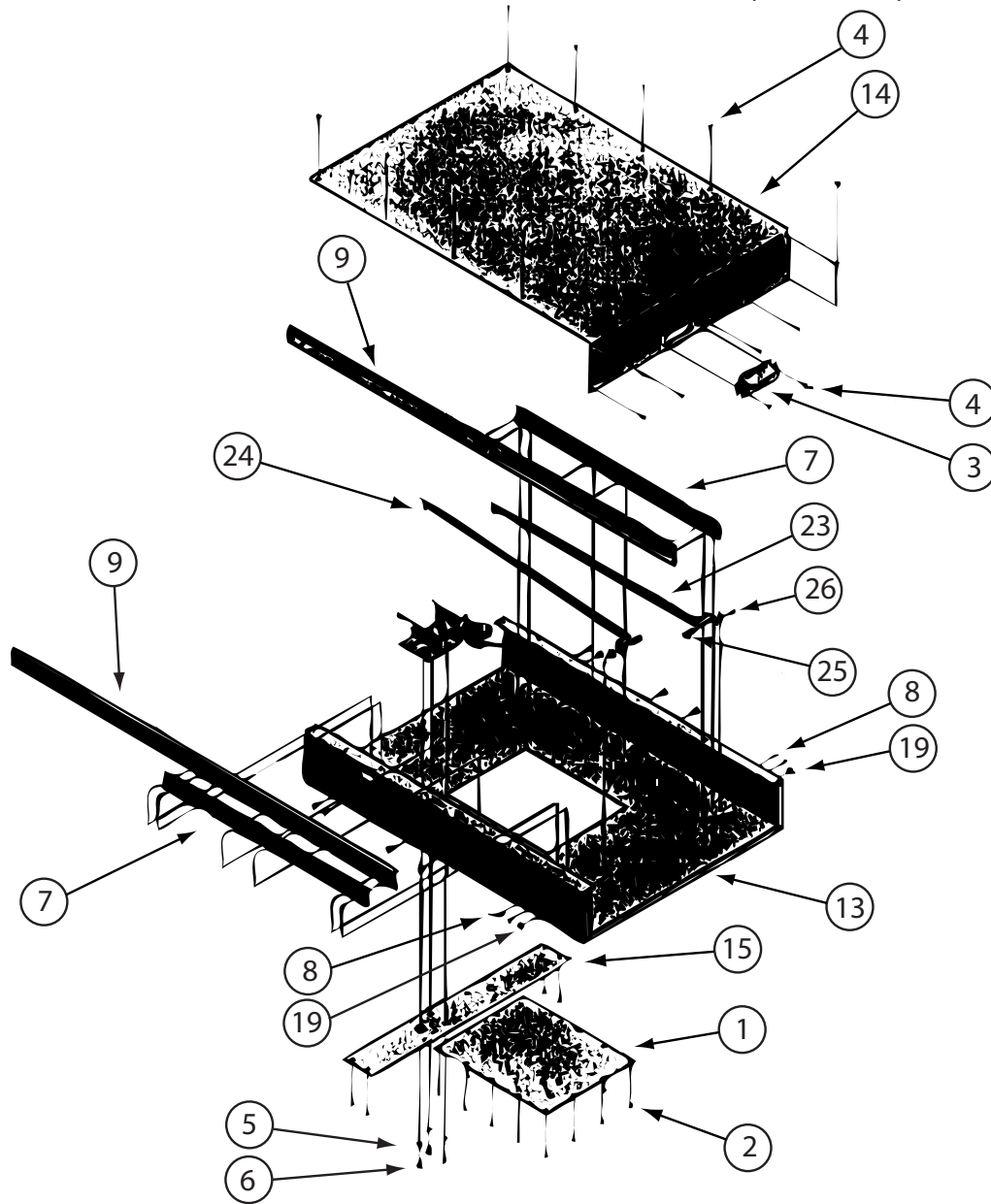
CHASSIS GROUP (CONTINUED)
COMPONENT PARTS FOR STEPWELL COVER (CONTINUED)



145122-04-01A (CONTINUED)

KEY	PART NUMBER	U/M	DESCRIPTION	VENDOR NO.
4	138173-01-701	EA	POP RIVET - SS 3/16"X1/4"	1214630
16	130294-04-701	EA	BOLT - 3/8" X 3/8" SHOULDER	1202300
18	145122-01-709	EA	BUSHING/BRONZE - .38" X .50"	1614007
22	145122-01-708	EA	GUIDE/ARM SLIDE - PLASTIC	1612542
23	145122-05-701	EA	STOP ROD BRACKET - LH	3010000358
24	145122-05-700	EA	STOP ROD BRACKET - RH	3010000359
28	145122-01-707	EA	SHOE/CABLE - PLASTIC	1612533
30	145122-01-706	EA	COVER - EMERGENCY RETRACT	1612532
31	141691-01-703	EA	LATCH - CABLE RELEASE	1912125

CHASSIS GROUP (CONTINUED)
COMPONENT PARTS FOR STEPWELL COVER (CONTINUED)

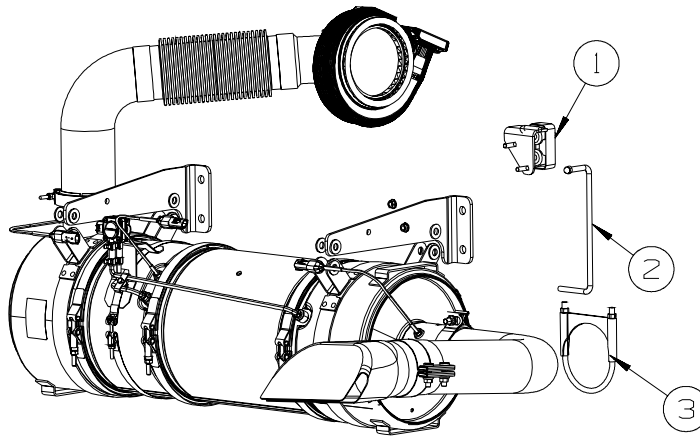


145122-04-01A (CONTINUED)

KEY	PART NUMBER	U/M	DESCRIPTION	VENDOR NO.
4	138173-01-701	EA	POP RIVET - SS 3/16"X1/4"	1214630
16	130294-04-701	EA	BOLT - 3/8" X 3/8" SHOULDER	1202300
18	145122-01-709	EA	BUSHING/BRONZE - .38" X .50"	1614007
22	145122-01-708	EA	GUIDE/ARM SLIDE - PLASTIC	1612542
23	145122-05-701	EA	STOP ROD BRACKET - LH	3010000358
24	145122-05-700	EA	STOP ROD BRACKET - RH	3010000359
28	145122-01-707	EA	SHOE/CABLE - PLASTIC	1612533
30	145122-01-706	EA	COVER - EMERGENCY RETRACT	1612532
31	141691-01-703	EA	LATCH - CABLE RELEASE	1912125

CHASSIS GROUP (CONTINUED)

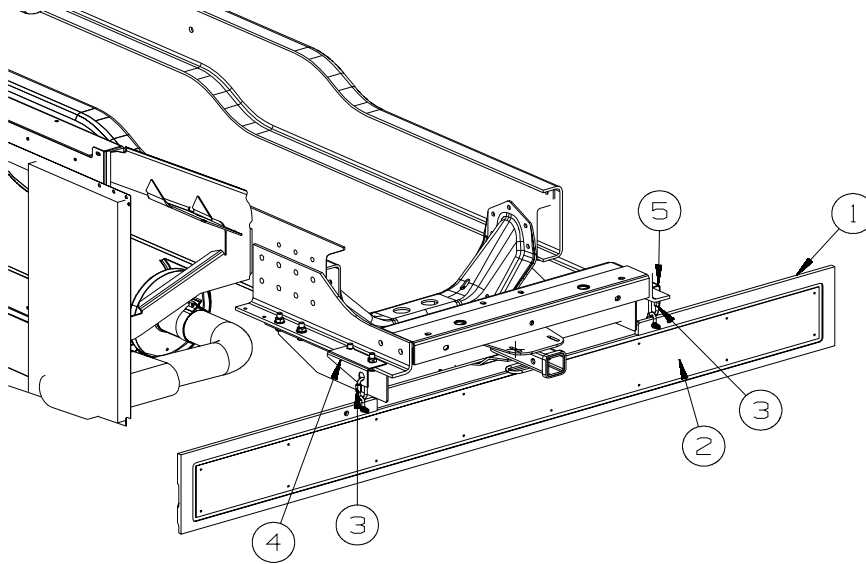
EXHAUST



KEY	PART NUMBER	U/M DESCRIPTION
1	143811-01-000	EA HANGER - EXHAUST - FORD F53
2	122392-19-02B	EA HANGER - TAILPIPE - E-COATED
3	094918-05-000	EA CLAMP - EXHAUST - 4 7/16" - GUILLOTINE STYLE

HITCH

KEY	PART NUMBER	U/M DESCRIPTION
	134016-06-01A	EA DRAWBAR/HITCH - CLASS 4

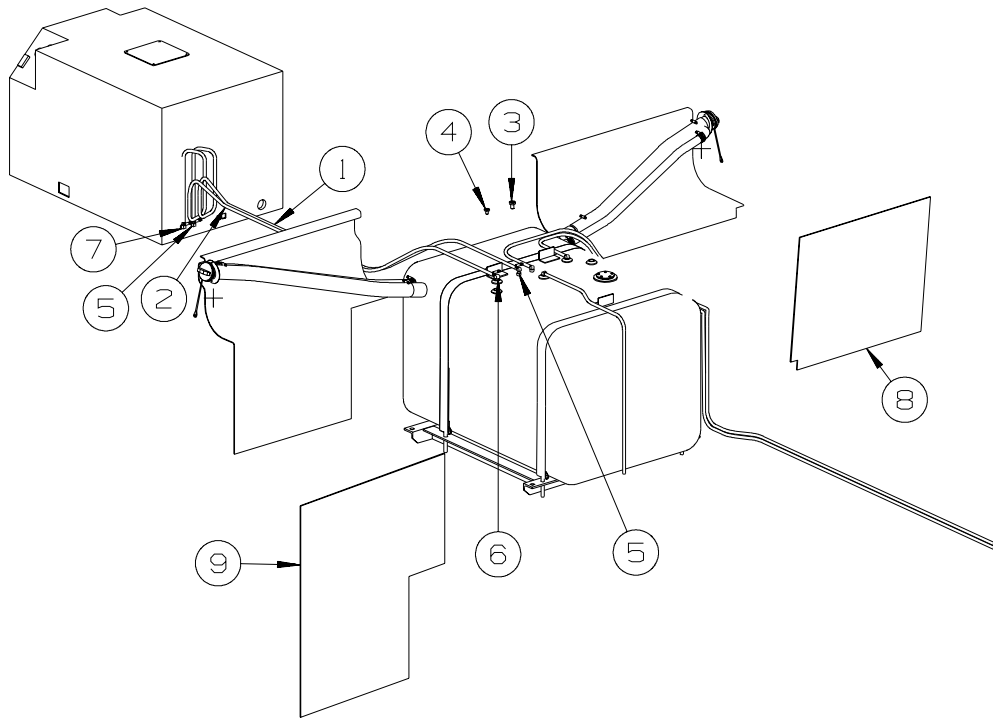


REAR MUD GUARD

KEY	PART NUMBER	U/M DESCRIPTION
1	151908-03-01A	EA MUD FLAP - REAR - BRUSHED ALUMINUM
2	149830-02-01A	EA LOGO - "HORIZON" - FOR MUDFLAP - CHROME/BLACK
3	139818-01-01A	EA LINK - QUICK - STAINLESS STEEL
4	163857-01-02B	EA ANGLE/FORMED - MUDFLAP - E-COATED - NOT ILLUSTRATED FROM: 00-00-00 THRU: 09-25-07
4	163857-04-02B	EA ANGLE/FORMED - MUDFLAP - E-COATED FROM: 09-26-07 THRU: 99-99-99
5	163857-01-02B	EA ANGLE/FORMED - MUDFLAP - E-COATED - NOT ILLUSTRATED FROM: 00-00-00 THRU: 09-25-07
5	163857-03-02B	EA ANGLE/FORMED - MUDFLAP - E-COATED FROM: 09-26-07 THRU: 99-99-99

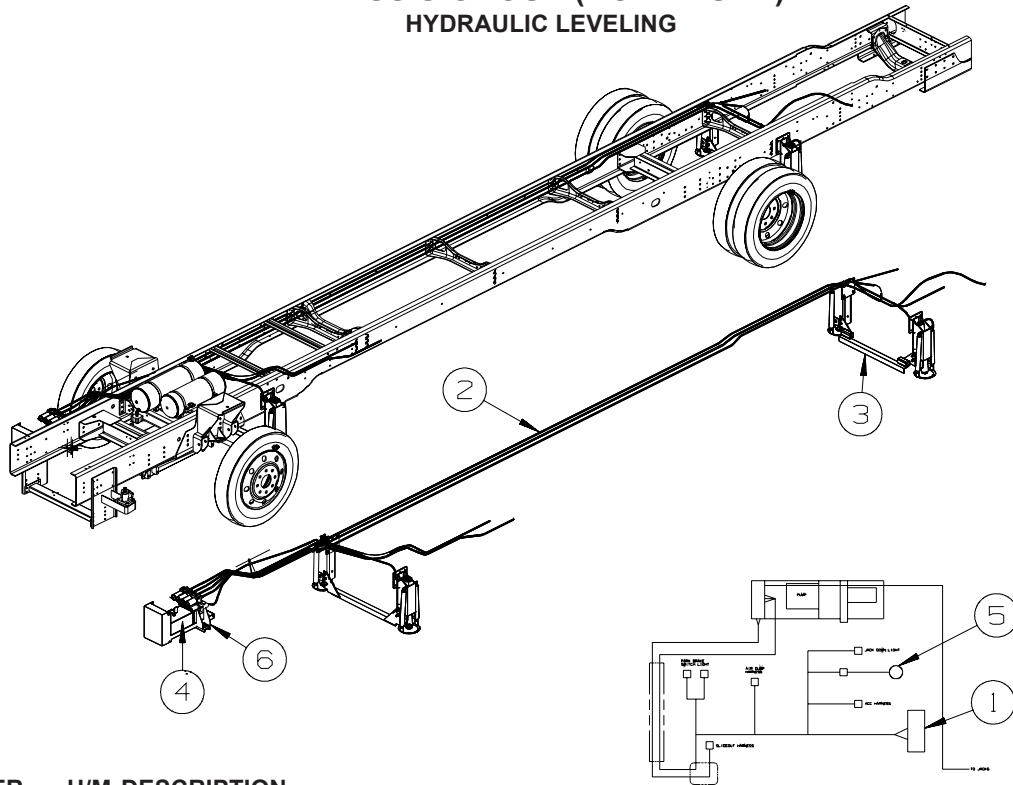
CHASSIS GROUP (CONTINUED)

FUEL



KEY	PART NUMBER	U/M	DESCRIPTION
1	128139-03-000	FT	HOSE - FUEL - LOW PERMEABILITY - 1/4" DIAMETER
2	024138-01-000	FT	HOSE - FUEL - 5/16" ID
3	068382-05-000	EA	BUSHING - 1/2"MPT X 1/8"FPT - BRASS
4	068382-02-000	EA	BUSHING - 3/8"MPT X 1/4"FPT - BRASS
5	114253-01-000	EA	ELBOW - 1/4 SINGLE BARB X 1/8 MPT
6	114253-02-000	EA	ELBOW - 5/16 SINGLE BARB X 1/4 MPT
7	114253-04-000	EA	ELBOW - 5/16 SINGLE BARB X 1/8 MPT
8	118726-07-000	EA	BAFFLE - FUEL FILL - RIGHT HAND
9	118726-08-000	EA	BAFFLE - FUEL FILL - LEFT HAND

CHASSIS GROUP (CONTINUED) HYDRAULIC LEVELING



KEY	PART NUMBER	U/M	DESCRIPTION
1*	107889-12-000	EA	PANEL - CONTROL - 625 AIR DUMP W/PLUG F/REMOTE - W/HARNES FROM: 00-00-00 THRU: 01-18-07
1*	107889-13-000	EA	PANEL - CONTROL - 625 AIR DUMP W/PLUG F/REMOTE - W/HARNES FROM: 01-19-07 THRU: 99-99-99
2*	100536-47-000	EA	HOSE KIT - LEVELING JACKS
3	114748-08-02B	EA	BRACKET - JACKS/REAR - E-COATED
4	153452-33-000	EA	LEVELING SYSTEM - 625 SYSTEM W/4 SLIDEOUTS - FREIGHTLINER - S40FD FROM: 00-00-00 THRU: 07-22-07
4	153452-36-000	EA	LEVELING SYSTEM - 625 SYSTEM W/4 SLIDEOUTS - FREIGHTLINER - S40FD FROM: 07-23-07 THRU: 99-99-99
4	153452-32-000	EA	LEVELING SYSTEM - 625 SYSTEM W/3 SLIDEOUTS - FREIGHTLINER - S40KD FROM: 00-00-00 THRU: 07-22-07
4	153452-35-000	EA	LEVELING SYSTEM - 625 SYSTEM W/3 SLIDEOUTS - FREIGHTLINER - S40KD FROM: 07-23-07 THRU: 99-99-99
4	153452-34-000	EA	LEVELING SYSTEM - 625 SYSTEM W/2 SLIDEOUTS - FREIGHTLINER - S40TD FROM: 00-00-00 THRU: 07-22-07
4	153452-37-000	EA	LEVELING SYSTEM - 625 SYSTEM W/2 SLIDEOUTS - FREIGHTLINER - S40TD FROM: 07-23-07 THRU: 99-99-99
5	134092-05-000	EA	CHIME KIT - LEVELING SYSTEM - 325/625
6	144224-03-01A	EA	BRACKET - PUMP/LEVELING - BLACK

***COMPONENT PARTS LISTED LATER IN THIS GROUP**

COMPONENT PARTS FOR HYDRAULIC LEVELING

100536-47-000

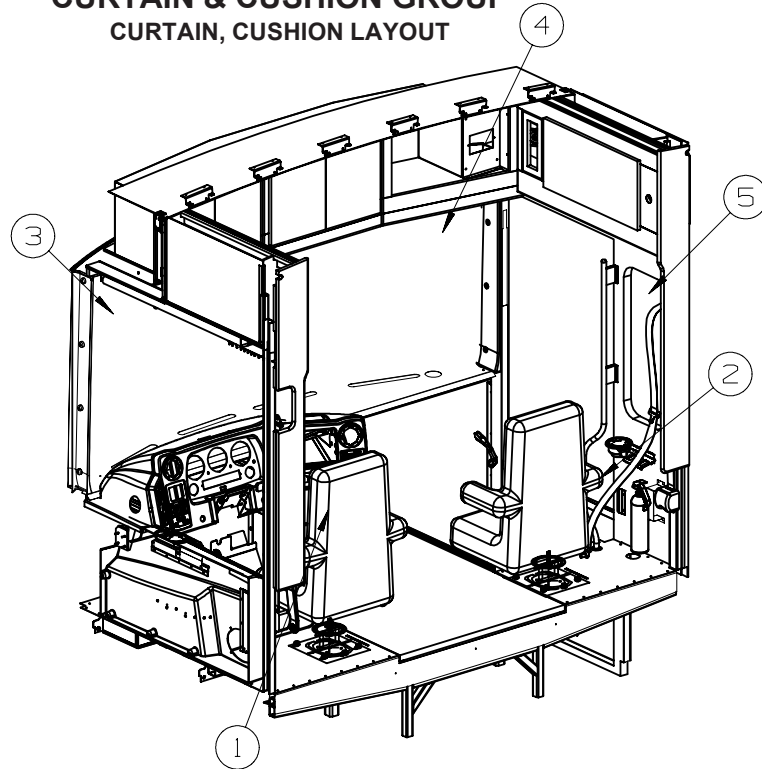
KEY	PART NUMBER	U/M	DESCRIPTION	VENDOR NO.
	100536-31-701	EA	HOSE - HYDRAULIC - 96"	RAP5352
	100536-47-700	EA	HOSE-HYDRAULIC - 1/4" X 416"	RAP91507
	100536-47-701	EA	HOSE-HYDRAULIC - 1/4" X 378"	RAP91501
	115767-01-704	EA	HOSE-HYDRAULIC - 1/4" X 146"	RAP90004/AP2443

107889-12-000, 107889-13-000

KEY	PART NUMBER	U/M	DESCRIPTION	VENDOR NO.
	107889-12-700	EA	TOUCH PANEL-625 W/AIR/REMOTE	RAP91862/AP34697

CURTAIN & CUSHION GROUP

CURTAIN, CUSHION LAYOUT

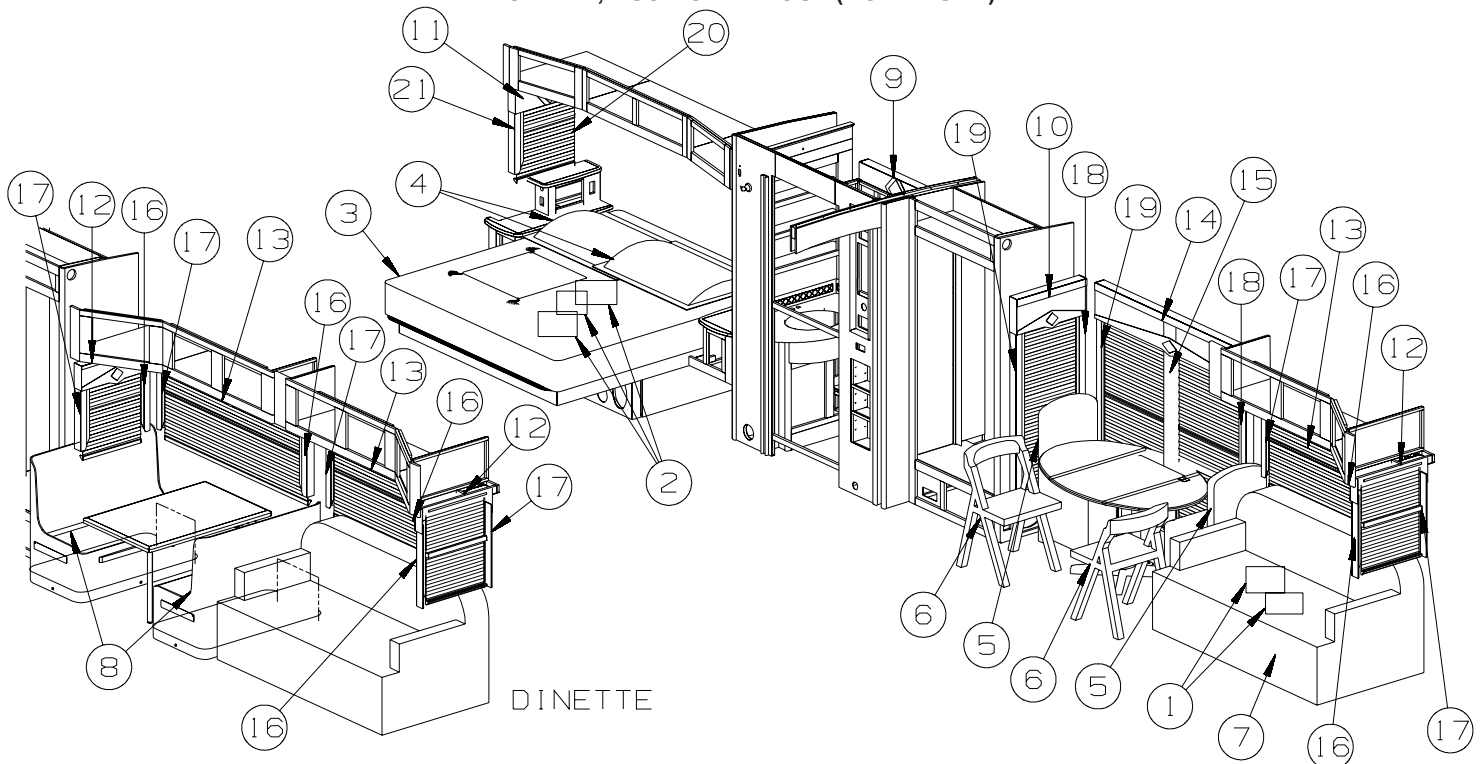


KEY	PART NUMBER	U/M	DESCRIPTION
1	154708-03-UJ1	EA	SEAT - BUCKET - W/BACK/SEAT/SHROUNDS - DRIVER - LEATHER (WL4, WL5, WL6)
1	154708-05-WM0	EA	SEAT - BUCKET - W/BACK/SEAT/SHROUNDS - DRIVER - LEATHER (WM0, WM1, WM2)
1	154708-03-TJ4	EA	SEAT - BUCKET - W/BACK/SEAT/SHROUNDS - DRIVER - LEATHER (WM4, WM5, WM6)
	152337-01-000	EA	PROTECTOR - SEAT - CLEAR VINYL
2	154708-07-WL4	EA	SEAT/BUCKET - W/BACK/SEAT/FOOTREST/SHROUNDS - PASSENGER-LTH (WL4, WL5, WL6)
2	154708-08-WM0	EA	SEAT/BUCKET - W/BACK/SEAT/FOOTREST/SHROUNDS - PASSENGER-LTH (WM0, WM1, WM2)
2	154708-07-WM4	EA	SEAT/BUCKET - W/BACK/SEAT/FOOTREST/SHROUNDS - PASSENGER-LTH (WM4, WM5, WM6)
	152337-01-000	EA	PROTECTOR - SEAT - CLEAR VINYL
3	163172-04-WL4	EA	CURTAIN - DRIVER/FRONT WRAP/PRIVACY - 40.9" X 74.9" (WL4, WL5, WL6) FROM: 00-00-00 THRU: 09-23-07
3	163172-17-WL4	EA	CURTAIN - DRIVER/FRONT WRAP/PRIVACY - 42.9" X 77.9" (WL4, WL5, WL6) FROM: 09-24-07 THRU: 99-99-99
3	163172-01-WM0	EA	CURTAIN - DRIVER/FRONT WRAP/PRIVACY - 40.9" X 74.9" (WM0, WM1, WM2) FROM: 00-00-00 THRU: 09-23-07
3	163172-17-WM0	EA	CURTAIN - DRIVER/FRONT WRAP/PRIVACY - 42.9" X 77.9" (WM0, WM1, WM2) FROM: 09-24-07 THRU: 99-99-99
3	163172-07-WM4	EA	CURTAIN - DRIVER/FRONT WRAP/PRIVACY - 40.9" X 74.9" (WM4, WM5, WM6) FROM: 00-00-00 THRU: 09-23-07
3	163172-17-WM4	EA	CURTAIN - DRIVER/FRONT WRAP/PRIVACY - 42.9" X 77.9" (WM4, WM5, WM6) FROM: 09-24-07 THRU: 99-99-99
3	165138-01-WL4	EA	TIEBACK - 7" X 20" (WL4, WL5, WL6) FROM: 09-24-07 THRU: 99-99-99
3	165138-01-WM0	EA	TIEBACK - 7" X 20" (WM0, WM1, WM2) FROM: 09-24-07 THRU: 99-99-99
3	165138-01-WM4	EA	TIEBACK - 7" X 20" (WM4, WM5, WM6) FROM: 09-24-07 THRU: 99-99-99
4	163172-05-WL4	EA	CURTAIN - PASSENGER/FRONT WRAP/PRIVACY - 40.9" X 91.9" (WL4, WL5, WL6) FROM: 00-00-00 THRU: 09-23-07
4	163172-18-WL4	EA	CURTAIN - PASSENGER/FRONT WRAP/PRIVACY - 40.9" X 81.8" (WL4, WL5, WL6) FROM: 09-24-07 THRU: 99-99-99
4	163172-02-WM0	EA	CURTAIN - PASSENGER/FRONT WRAP/PRIVACY - 40.9" X 91.9" (WM0, WM1, WM2) FROM: 00-00-00 THRU: 09-23-07
4	163172-18-WM0	EA	CURTAIN - PASSENGER/FRONT WRAP/PRIVACY - 40.9" X 81.8" (WM0, WM1, WM2) FROM: 09-24-07 THRU: 99-99-99
4	163172-08-WM4	EA	CURTAIN - PASSENGER/FRONT WRAP/PRIVACY - 40.9" X 91.9" (WM4, WM5, WM6) FROM: 00-00-00 THRU: 09-23-07
4	163172-18-WM4	EA	CURTAIN - PASSENGER/FRONT WRAP/PRIVACY - 40.9" X 81.8" (WM4, WM5, WM6) FROM: 09-24-07 THRU: 99-99-99

CURTAIN & CUSHION GROUP (CONTINUED)
CURTAIN, CUSHION LAYOUT (CONTINUED)

KEY	PART NUMBER	U/M	DESCRIPTION
5	163172-06-WL4	EA	CURTAIN - PASSENGER/REAR WRAP/PRIVACY - 40.9" X 53.9" (WL4, WL5, WL6) FROM: 00-00-00 THRU: 09-23-07
5	163172-19-WL4	EA	CURTAIN - PASSENGER/REAR WRAP/PRIVACY - 42.9" X 77.9" (WL4, WL5, WL6) FROM: 09-24-07 THRU: 99-99-99
5	163172-03-WM0	EA	CURTAIN - PASSENGER/REAR WRAP/PRIVACY - 40.9" X 53.9" (WM0, WM1, WM2) FROM: 00-00-00 THRU: 09-23-07
5	163172-19-WM0	EA	CURTAIN - PASSENGER/REAR WRAP/PRIVACY - 42.9" X 77.9" (WM0, WM1, WM2) FROM: 09-24-07 THRU: 99-99-99
5	163172-09-WM4	EA	CURTAIN - PASSENGER/REAR WRAP/PRIVACY - 40.9" X 53.9" (WM4, WM5, WM6) FROM: 00-00-00 THRU: 09-23-07
5	163172-19-WM4	EA	CURTAIN - PASSENGER/REAR WRAP/PRIVACY - 42.9" X 77.9" (WM4, WM5, WM6) FROM: 09-24-07 THRU: 99-99-99
5	165138-01-WL4	EA	TIEBACK - 7" X 20" (WL4, WL5, WL6) FROM: 09-24-07 THRU: 99-99-99
5	165138-01-WM0	EA	TIEBACK - 7" X 20" (WM0, WM1, WM2) FROM: 09-24-07 THRU: 99-99-99
5	165138-01-WM4	EA	TIEBACK - 7" X 20" (WM4, WM5, WM6) FROM: 09-24-07 THRU: 99-99-99

CURTAIN & CUSHION GROUP (CONTINUED)
CURTAIN, CUSHION LAYOUT (CONTINUED)

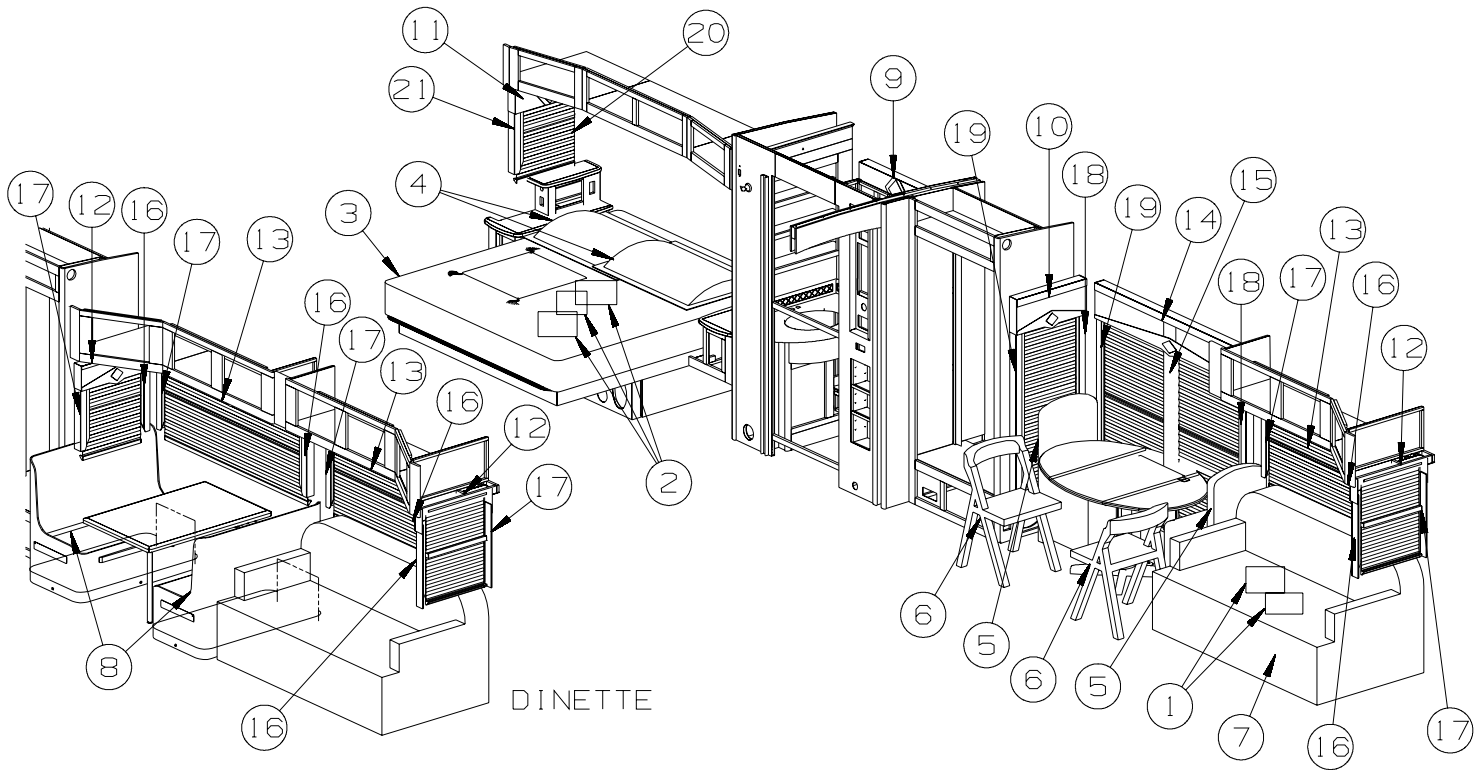


KEY	PART NUMBER	U/M	DESCRIPTION
1	162483-03-WL4	EA	PILLOW - W/BUTTON (WL4, WL5, WL6)
1	162483-02-WM0	EA	PILLOW - W/BUTTON (WM0, WM1, WM2)
1	162483-03-WM4	EA	PILLOW - W/BUTTON (WM4, WM5, WM6)
2	163446-01-WL4	EA	PILLOW - THROW - W/FLAP (WL4, WL5, WL6)
2	163446-02-WM0	EA	PILLOW - THROW - W/FLAP (WM0, WM1, WM2)
2	163446-03-WM4	EA	PILLOW - THROW - W/FLAP (WM4, WM5, WM6)
2	162486-01-WL4	EA	PILLOW - W/WELTING (WL4, WL5, WL6)
2	162486-02-WM0	EA	PILLOW - W/WELTING (WM0, WM1, WM2)
2	162486-03-WM4	EA	PILLOW - W/WELTING (WM4, WM5, WM6)
3	162479-03-WL4	EA	BEDSPREAD/CAP - 72" X 80" (WL4, WL5, WL6)
3	162479-04-WM0	EA	BEDSPREAD/CAP - 72" X 80" (WM0, WM1, WM2)
3	162479-04-WM4	EA	BEDSPREAD/CAP - 72" X 80" (WM4, WM5, WM6)
4	162487-04-WL4	EA	PILLOW SHAM - KING (WL4, WL5, WL6)
4	162487-05-WM0	EA	PILLOW SHAM - KING (WM0, WM1, WM2)
4	162487-06-WM4	EA	PILLOW SHAM - KING (WM4, WM5, WM6)
5	158193-02-WL4	EA	CHAIR - DINING
5	158193-02-WL5	EA	CHAIR - DINING
5	158193-02-WL6	EA	CHAIR - DINING
5	158193-02-WM0	EA	CHAIR - DINING
5	158193-02-WM1	EA	CHAIR - DINING
5	158193-02-WM2	EA	CHAIR - DINING
5	158193-03-WM4	EA	CHAIR - DINING
5	158193-03-WM5	EA	CHAIR - DINING
5	158193-03-WM6	EA	CHAIR - DINING
6	157868-04-WL4	EA	CHAIR - FOLDING
6	157868-04-WL5	EA	CHAIR - FOLDING
6	157868-04-WL6	EA	CHAIR - FOLDING
6	157868-04-WM0	EA	CHAIR - FOLDING
6	157868-04-WM1	EA	CHAIR - FOLDING
6	157868-04-WM2	EA	CHAIR - FOLDING
6	157868-01-WM4	EA	CHAIR - FOLDING
6	157868-01-WM5	EA	CHAIR - FOLDING
6	157868-01-WM6	EA	CHAIR - FOLDING
	099856-13-000	EA	STRAP - TIEDOWN - 143.5"
	099856-12-000	EA	STRAP - TIEDOWN - 121.9" - BUFFET TABLE & CHAIRS

CURTAIN & CUSHION GROUP (CONTINUED)
CURTAIN, CUSHION LAYOUT (CONTINUED)

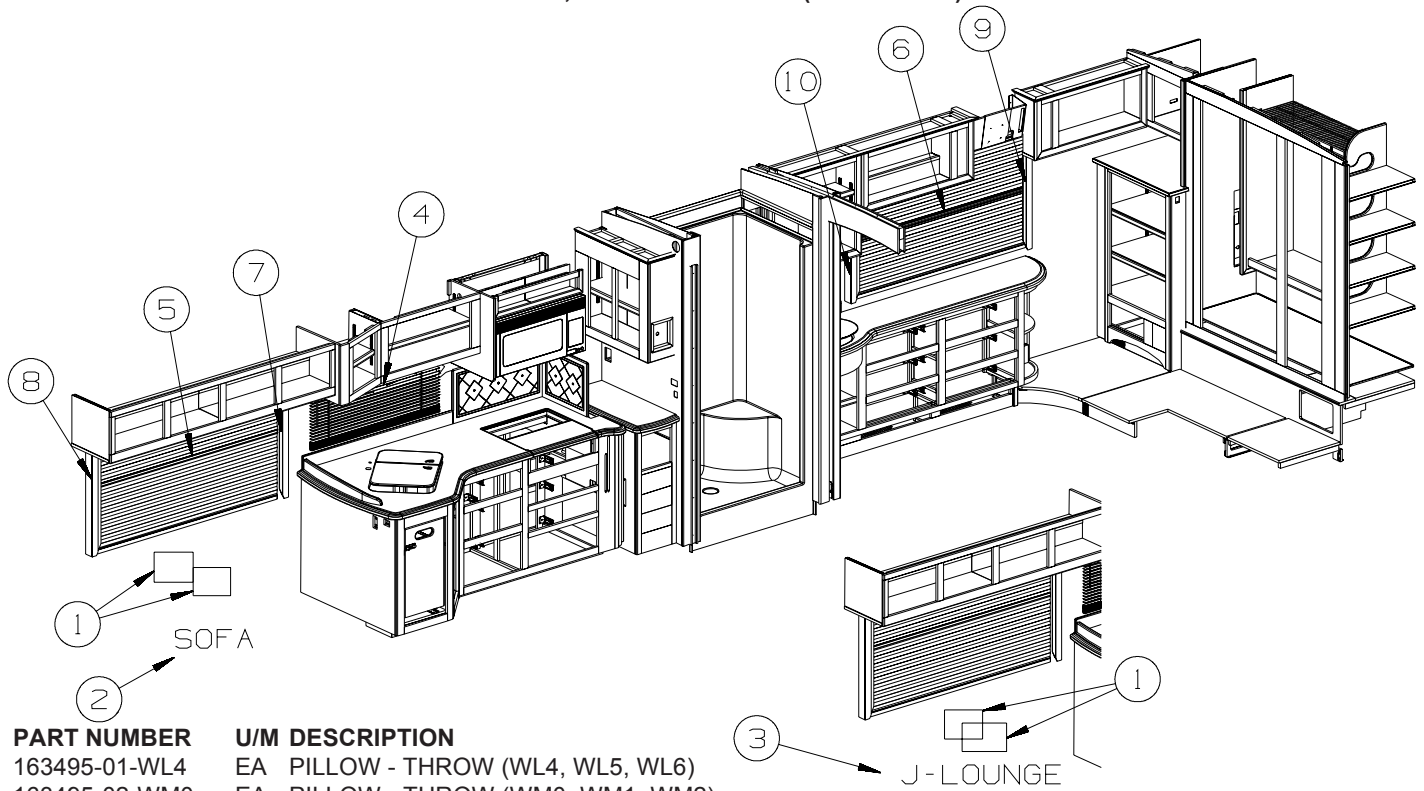
KEY	PART NUMBER	U/M	DESCRIPTION
7	164388-01-WL4	EA	SOFA/SLPR - MLT PSTN/DL-#848/#848 ARMS - FF-LTH (WL4, WL5, WL6)
7	164388-02-WM0	EA	SOFA/SLPR - MLT PSN/DL-#848/#848 ARMS - FF-LTH (WM0, WM1, WM2)
7	164388-03-WM4	EA	SOFA/SLPR - MLT PSN/DL-#848/#848 ARMS - FF-LTH (WM4, WM5, WM6)
	163559-01-000	EA	SLIDE RAIL - W/LATCH MECH/PLATES/STOP F/TRUNDLE-FLAT FLOOR
	163559-04-000	EA	CLIP/RAIL - F/TRUNDLE
7	158180-06-WL4	EA	SOFA/SLEEPER - 68" - W/AIR MATTRESS - LEATHER (WL4, WL5, WL6) - ULTRALEATHER
7	158180-07-WM0	EA	SOFA/SLEEPER - 68" - W/AIR MATTRESS - LEATHER (WM0, WM1, WM2) - ULTRALEATHER
7	158180-08-WM4	EA	SOFA/SLEEPER - 68" - W/AIR MATTRESS - LEATHER (WM4, WM5, WM6) - ULTRALEATHER
8	142292-20-WL4	EA	SEAT - DINETTE CUSHION (SPRUNG) - 23" X 38.5" (WL4, WL5, WL6)
8	142292-17-WM0	EA	SEAT - DINETTE CUSHION (SPRUNG) - 23" X 38.5" (WM0, WM1, WM2)
8	142292-17-TJ4	EA	SEAT - DINETTE CUSHION (SPRUNG) - 23" X 38.5" (WM4, WM5, WM6)
	P42292-20-WL4	EA	COVER/SEAT - DINETTE CUSHION (SPRUNG) - 23" X 38.5" (WL4, WL5, WL6)
	P42292-17-WM0	EA	COVER/SEAT - DINETTE CUSHION (SPRUNG) - 23" X 38.5" (WM0, WM1, WM2)
	P42292-17-TJ4	EA	COVER/SEAT - DINETTE CUSHION (SPRUNG) - 23" X 38.5" (WM4, WM5, WM6)
	142366-01-000	EA	FRAME - SPRUNG - DINETTE SEAT
8	154221-15-WL4	EA	CUSHION - BACK - 13" X 40" (WL4, WL5, WL6) FROM: 00-00-00 THRU: 07-29-07
8	165944-04-WL4	EA	CUSHION - BACK - 13" X 39" (WL4, WL5, WL6) FROM: 07-30-07 THRU: 99-99-99
8	154221-06-WM0	EA	CUSHION - BACK - 13" X 40" (WM0, WM1, WM2) FROM: 00-00-00 THRU: 07-29-07
8	165944-03-WM0	EA	CUSHION - BACK - 13" X 39" (WM0, WM1, WM2) FROM: 07-30-07 THRU: 99-99-99
8	154221-06-TJ4	EA	CUSHION - BACK - 13" X 40" (WM4, WM5, WM6) FROM: 00-00-00 THRU: 07-29-07
8	165944-03-WM4	EA	CUSHION - BACK - 13" X 39" (WM4, WM5, WM6) FROM: 07-30-07 THRU: 99-99-99
	P54221-15-WL4	EA	COVER/BACK - 13" X 40" (WL4, WL5, WL6) FROM: 00-00-00 THRU: 07-29-07
	165944-A4-WL4	EA	COVER/BACK - 13" X 39" (WL4, WL5, WL6) FROM: 07-30-07 THRU: 99-99-99
	P54221-06-WM0	EA	COVER/BACK - 13" X 40" (WM0, WM1, WM2) FROM: 00-00-00 THRU: 07-29-07
	165944-A3-WM0	EA	COVER/BACK - 13" X 39" (WM0, WM1, WM2) FROM: 07-30-07 THRU: 99-99-99
	P54221-06-TJ4	EA	COVER/BACK - 13" X 40" (WM4, WM5, WM6) FROM: 00-00-00 THRU: 07-29-07
	165944-A3-WM4	EA	COVER/BACK - 13" X 39" (WM4, WM5, WM6) FROM: 07-30-07 THRU: 99-99-99
9	162013-25-WL4	EA	VALANCE - MASON - 31" X 6" (WL4, WL5, WL6)
9	162013-26-WM0	EA	VALANCE - MASON - 31" X 6" (WM0, WM1, WM2)
9	162013-27-WM4	EA	VALANCE - MASON - 31" X 6" (WM4, WM5, WM6)
	105648-01-02A	EA	BRACE - VALANCE - 14" - OFF WHITE
9	111861-25-01A	EA	BLIND - MINI - 29" X 27" - ALABASTER PEARL
	162496-01-01A	EA	BRACKET/BLIND - LEFT SIDE WHEN FACING WINDOW - CLEAR
	162496-02-01A	EA	BRACKET/BLIND - RIGHT SIDE WHEN FACING WINDOW - CLEAR
	102555-03-000	EA	BRACKET - (CLEAT TYPE) - F/BLIND HOLDOWN - MILKY WHITE
	109441-01-000	EA	BRACKET/HOOK - BLIND HOLD DOWN - LARGE - CLEAR
10	162014-23-WL4	EA	VALANCE - CRAFTSMANS - 23.5" X 9" (WL4, WL5, WL6)
10	162014-36-WM0	EA	VALANCE - CRAFTSMANS - 23.5" X 9" (WM0, WM1, WM2)
10	162014-24-WM4	EA	VALANCE - CRAFTSMANS - 23.5" X 9" (WM4, WM5, WM6)
	105648-01-02A	EA	BRACE - VALANCE - 14" - OFF WHITE
10	140789-A7-WK0	EA	BLIND - DAY/NIGHTER - 19.5" X 61"
	097565-01-000	EA	BRACKET - MOUNTING - PLEATED BLIND
11	162013-10-WL4	EA	VALANCE - MASON - 23.5" X 6" (WL4, WL5, WL6)
11	162013-11-WM0	EA	VALANCE - MASON - 23.5" X 6" (WM0, WM1, WM2)
11	162013-12-WM4	EA	VALANCE - MASON - 23.5" X 6" (WM4, WM5, WM6)
11	140789-A8-WK0	EA	BLIND - DAY/NIGHTER - 19.5" X 27"
	097565-01-000	EA	BRACKET - MOUNTING - PLEATED BLIND
12	162014-01-WL4	EA	VALANCE - CRAFTSMANS - 25.5" X 6" (WL4, WL5, WL6)
12	162014-25-WM0	EA	VALANCE - CRAFTSMANS - 25.5" X 6" (WM0, WM1, WM2)
12	162014-02-WM4	EA	VALANCE - CRAFTSMANS - 25.5" X 6" (WM4, WM5, WM6)
12	140789-A8-WK0	EA	BLIND - DAY/NIGHTER - 19.5" X 27"
	097565-01-000	EA	BRACKET - MOUNTING - PLEATED BLIND

CURTAIN & CUSHION GROUP (CONTINUED)
CURTAIN, CUSHION LAYOUT (CONTINUED)



KEY	PART NUMBER	U/M	DESCRIPTION
13	162014-03-WL4	EA	VALANCE - CRAFTSMANS - 61.9" X 7" (WL4, WL5, WL6)
13	162014-26-WM0	EA	VALANCE - CRAFTSMANS - 61.9" X 7" (WM0, WM1, WM2)
13	162014-04-WM4	EA	VALANCE - CRAFTSMANS - 61.9" X 7" (WM4, WM5, WM6)
13	140789-08-WK0	EA	BLIND - DAY/NIGHTER - 59" X 26.5"
	097565-01-000	EA	BRACKET - MOUNTING - PLEATED BLIND
14	162014-07-WL4	EA	VALANCE - CRAFTSMANS - 62" X 9" (WL4, WL5, WL6)
14	162014-28-WM0	EA	VALANCE - CRAFTSMANS - 62" X 9" (WM0, WM1, WM2)
14	162014-08-WM4	EA	VALANCE - CRAFTSMANS - 62" X 9" (WM4, WM5, WM6)
	105648-01-02A	EA	BRACE - VALANCE - 14" - OFF WHITE
14	140789-86-WK0	EA	BLIND - DAY/NIGHTER - 28" X 62"
	097565-01-000	EA	BRACKET - MOUNTING - PLEATED BLIND
15	162066-01-WL4	EA	LEG - STEPPED - 59.9" (WL4, WL5, WL6)
15	162066-02-WM0	EA	LEG - STEPPED - 59.9" (WM0, WM1, WM2)
15	162066-05-WM4	EA	LEG - STEPPED - 59.9" (WM4, WM5, WM6)
	154316-01-01A	EA	BRACE/ANGLE - W/HOLE - CASHMERE
16	162015-06-WL4	EA	LEG - RIGHT - 23.5" (WL4, WL5, WL6)
16	162015-08-WM0	EA	LEG - RIGHT - 23.5" (WM0, WM1, WM2)
16	162015-40-WM4	EA	LEG - RIGHT - 23.5" (WM4, WM5, WM6)
	154316-01-01A	EA	BRACE/ANGLE - W/HOLE - CASHMERE
17	162015-05-WL4	EA	LEG - LEFT - 23.5" (WL4, WL5, WL6)
17	162015-07-WM0	EA	LEG - LEFT - 23.5" (WM0, WM1, WM2)
17	162015-39-WM4	EA	LEG - LEFT - 23.5" (WM4, WM5, WM6)
	154316-01-01A	EA	BRACE/ANGLE - W/HOLE - CASHMERE
18	162015-10-WL4	EA	LEG - RIGHT - 59.9" (WL4, WL5, WL6)
18	162015-12-WM0	EA	LEG - RIGHT - 59.9" (WM0, WM1, WM2)
18	162015-42-WM4	EA	LEG - RIGHT - 59.9" (WM4, WM5, WM6)
	154316-01-01A	EA	BRACE/ANGLE - W/HOLE - CASHMERE
19	162015-09-WL4	EA	LEG - LEFT - 59.9" (WL4, WL5, WL6)
19	162015-11-WM0	EA	LEG - LEFT - 59.9" (WM0, WM1, WM2)
19	162015-41-WM4	EA	LEG - LEFT - 59.9" (WM4, WM5, WM6)
	154316-01-01A	EA	BRACE/ANGLE - W/HOLE - CASHMERE
20	162015-22-WL4	EA	LEG - RIGHT - 24" (WL4, WL5, WL6)
20	162015-24-WM0	EA	LEG - RIGHT - 24" (WM0, WM1, WM2)
20	162015-24-WM4	EA	LEG - RIGHT - 24" (WM4, WM5, WM6)
21	162015-21-WL4	EA	LEG - LEFT - 24" (WL4, WL5, WL6)
21	162015-23-WM0	EA	LEG - LEFT - 24" (WM0, WM1, WM2)
21	162015-23-WM4	EA	LEG - LEFT - 24" (WM4, WM5, WM6)

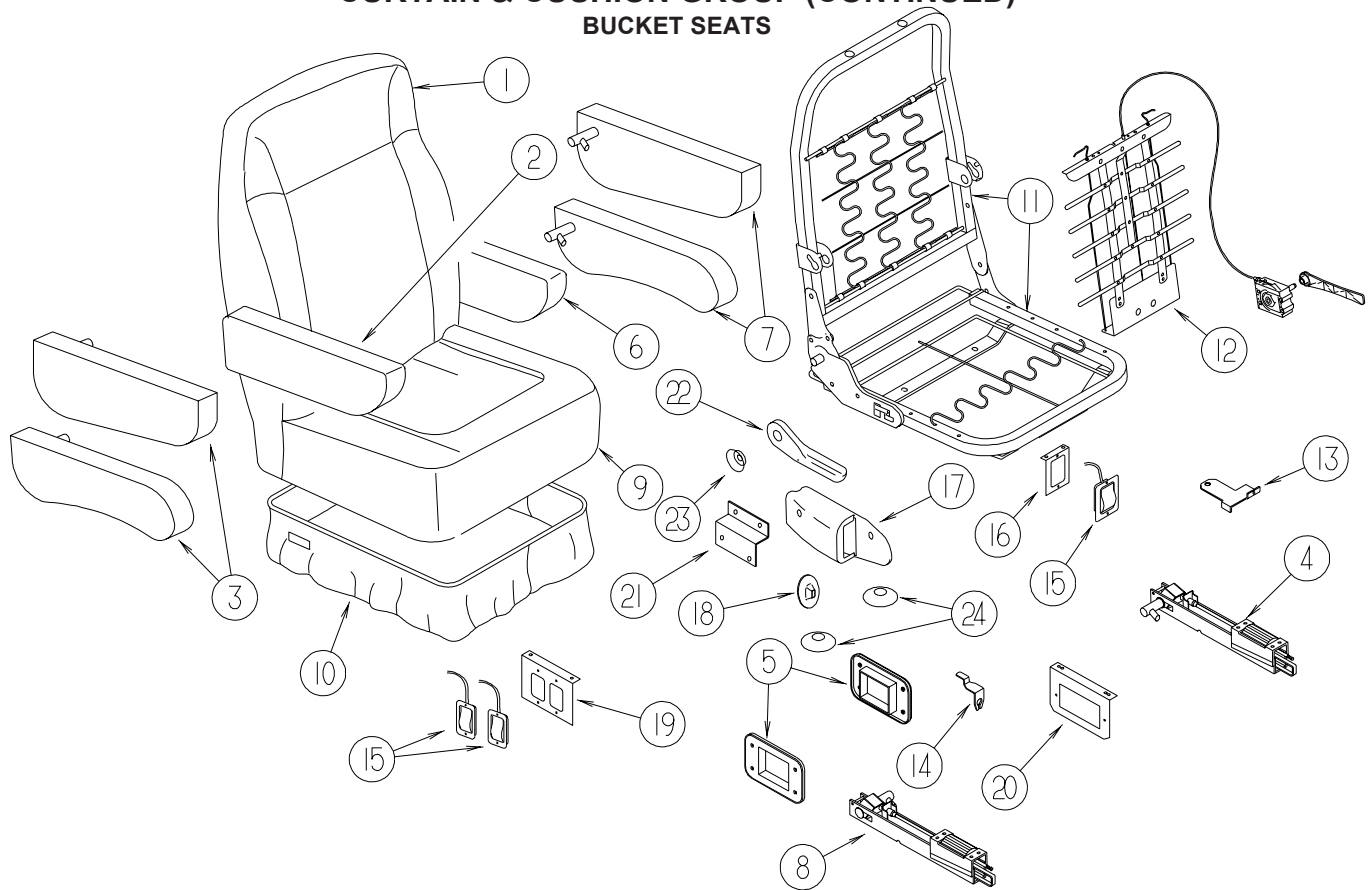
CURTAIN & CUSHION GROUP (CONTINUED)
CURTAIN, CUSHION LAYOUT (CONTINUED)



KEY	PART NUMBER	U/M	DESCRIPTION
1	163495-01-WL4	EA	PILLOW - THROW (WL4, WL5, WL6)
1	163495-02-WM0	EA	PILLOW - THROW (WM0, WM1, WM2)
1	163495-03-WM4	EA	PILLOW - THROW (WM4, WM5, WM6)
2	158181-11-WL4	EA	SOFA/SLEEPER - 74" - MISSION - W/ARMS - RAISED FLOOR (WL4, WL5, WL6)
2	158181-12-WM0	EA	SOFA/SLEEPER - 74" - MISSION - W/ARMS - RAISED FLOOR (WM0, WM1, WM2)
2	158181-13-WM4	EA	SOFA/SLEEPER - 74" - MISSION - W/ARMS - RAISED FLOOR (WM4, WM5, WM6)
2	158181-14-WL4	EA	SOFA/SLEEPER - 74" - MISSION - W/ARMS - RAISED FLOOR (WL4, WL5, WL6) - ULTRALEATHER
2	158181-15-WM0	EA	SOFA/SLEEPER - 74" - MISSION - W/ARMS - RAISED FLOOR (WM0, WM1, WM2) - ULTRALEATHER
2	158181-16-WM4	EA	SOFA/SLEEPER - 74" - MISSION - W/ARMS - RAISED FLOOR (WM4, WM5, WM6) - ULTRALEATHER
3	158184-02-WL4	EA	SOFA - J-LOUNGE - 76" - LEATHER (WL4, WL5, WL6) - ULTRALEATHER J-LOUNGE
3	158184-03-WM0	EA	SOFA - J-LOUNGE - 76" - LEATHER (WM0, WM1, WM2) - ULTRALEATHER J-LOUNGE
3	158184-04-WM4	EA	SOFA - J-LOUNGE - 76" - LEATHER (WM4, WM5, WM6) - ULTRALEATHER J-LOUNGE
	152034-01-02B	EA	BRACKET - HOLD DOWN/COUCH - E-COATED
4	162014-37-WL4	EA	VALANCE - CRAFTSMANS - 44.4" X 6" (WL4, WL5, WL6)
4	162014-38-WM0	EA	VALANCE - CRAFTSMANS - 44.4" X 6" (WM0, WM1, WM2)
4	162014-39-WM4	EA	VALANCE - CRAFTSMANS - 44.4" X 6" (WM4, WM5, WM6)
4	111861-24-01A	EA	BLIND - MINI - 43" X 14" - ALABASTER PEARL
	162496-01-01A	EA	BRACKET/BLIND - LEFT SIDE WHEN FACING WINDOW - CLEAR
	162496-02-01A	EA	BRACKET/BLIND - RIGHT SIDE WHEN FACING WINDOW - CLEAR
	102555-03-000	EA	BRACKET - (CLEAT TYPE) - F/BLIND HOLD DOWN - MILKY WHITE
	109441-01-000	EA	BRACKET/HOOK - BLIND HOLD DOWN - LARGE - CLEAR
	109441-02-000	EA	SPACER/BRACKET - BLIND HOLD DOWN
5	140789-53-WK0	EA	BLIND - DAY/NIGHTER - 61" X 37"
	097565-01-000	EA	BRACKET - MOUNTING - PLEATED BLIND
6	140789-84-WK0	EA	BLIND - DAY/NIGHTER - 59" X 32"
	097565-01-000	EA	BRACKET - MOUNTING - PLEATED BLIND
7	162015-02-WL4	EA	LEG - RIGHT - 34" (WL4, WL5, WL6)
7	162015-04-WM0	EA	LEG - RIGHT - 34" (WM0, WM1, WM2)
7	162015-38-WM4	EA	LEG - RIGHT - 34" (WM4, WM5, WM6)
	154316-01-01A	EA	BRACE/ANGLE - W/HOLE - CASHMERE
8	162015-01-WL4	EA	LEG - LEFT - 34" (WL4, WL5, WL6)
8	162015-03-WM0	EA	LEG - LEFT - 34" (WM0, WM1, WM2)
8	162015-37-WM4	EA	LEG - LEFT - 34" (WM4, WM5, WM6)
	154316-01-01A	EA	BRACE/ANGLE - W/HOLE - CASHMERE
9	162015-26-WL4	EA	LEG - RIGHT - 34" (WL4, WL5, WL6)
9	162015-28-WM0	EA	LEG - RIGHT - 34" (WM0, WM1, WM2)
9	162015-28-WM4	EA	LEG - RIGHT - 34" (WM4, WM5, WM6)
10	162015-25-WL4	EA	LEG - LEFT - 34" (WL4, WL5, WL6)
10	162015-27-WM0	EA	LEG - LEFT - 34" (WM0, WM1, WM2)
10	162015-27-WM4	EA	LEG - LEFT - 34" (WM4, WM5, WM6)

CURTAIN & CUSHION GROUP (CONTINUED)

BUCKET SEATS

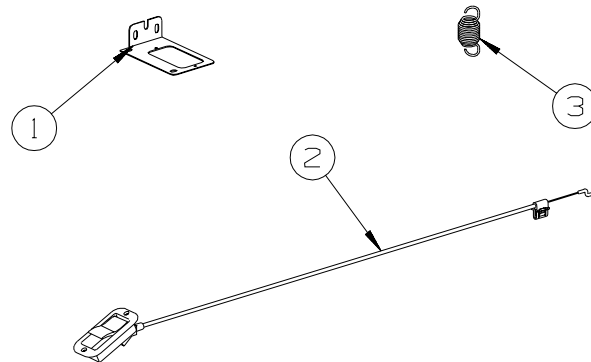


KEY	PART NUMBER	U/M	DESCRIPTION
1	154708-19-UJ1	EA	BACK/COMPLETE - DRIVER BUCKET - W/O SEAT/SHROUDS - LEATHER (WL4, WL5, WL6)
1	154708-25-WM0	EA	BACK/COMPLETE - DRIVER BUCKET - W/O SEAT/SHROUDS - LEATHER (WM0, WM1, WM2)
1	154708-19-TJ4	EA	BACK/COMPLETE - DRIVER BUCKET - W/O SEAT/SHROUDS - LEATHER (WM4, WM5, WM6)
	P54708-19-UJ1	EA	COVER/BACK - DRIVER - LEATHER (WL4, WL5, WL6)
	P54708-25-WM0	EA	COVER/BACK - DRIVER - LEATHER (WM0, WM1, WM2)
	P54708-19-TJ4	EA	COVER/BACK - DRIVER - LEATHER (WM4, WM5, WM6)
1	154708-22-WL4	EA	BACK/COMPLETE - PASS BUCKET - W/O SEAT/SHROUDS - LEATHER (WL4, WL5, WL6)
1	154708-28-WM0	EA	BACK/COMPLETE - PASS BUCKET - W/O SEAT/SHROUDS - LEATHER (WM0, WM1, WM2)
1	154708-22-WM4	EA	BACK/COMPLETE - PASS BUCKET - W/O SEAT/SHROUDS - LEATHER (WM4, WM5, WM6)
	P54708-22-WL4	EA	COVER/BACK - PASSENGER - LEATHER (WL4, WL5, WL6)
	P54708-28-WM0	EA	COVER/BACK - PASSENGER - LEATHER (WM0, WM1, WM2)
	P54708-22-WM4	EA	COVER/BACK - PASSENGER - LEATHER (WM4, WM5, WM6)
	153921-06-000	EA	PLATE/TRIM - SEATBELT - BEIGE (WL4, WL5, WL6, WM0, WM1, WM2)
	153921-09-000	EA	PLATE/TRIM - SEATBELT - BLACK (WM4, WM5, WM6)
2	148705-09-UJ1	EA	ARMREST - RIGHT - LEATHER (WL4, WL5, WL6)
2	148705-11-WM0	EA	ARMREST - RIGHT - LEATHER (WM0, WM1, WM2)
2	148705-09-TJ4	EA	ARMREST - RIGHT - LEATHER (WM4, WM5, WM6)
	P48705-03-UJ1	EA	COVER/ARMREST - RIGHT - LEATHER (WL4, WL5, WL6)
	P48705-11-WM0	EA	COVER/ARMREST - RIGHT - LEATHER (WM0, WM1, WM2)
	P48705-03-TJ4	EA	COVER/ARMREST - RIGHT - LEATHER (WM4, WM5, WM6)
3	NOT USED		
4	148751-05-000	EA	BRACKET - LEFT (ADJUSTABLE) W/ROLLER - 5" PIN
5	148751-03-000	EA	BRACKET - ROLLER TRIM PLATE
6	148705-10-UJ1	EA	ARMREST - LEFT - LEATHER (WL4, WL5, WL6)
6	148705-12-WM0	EA	ARMREST - LEFT - LEATHER (WM0, WM1, WM2)
6	148705-10-TJ4	EA	ARMREST - LEFT - LEATHER (WM4, WM5, WM6)
	P48705-04-UJ1	EA	COVER/ARMREST - LEFT - LEATHER (WL4, WL5, WL6)
	P48705-12-WM0	EA	COVER/ARMREST - LEFT - LEATHER (WM0, WM1, WM2)
	P48705-04-TJ4	EA	COVER/ARMREST - LEFT - LEATHER (WM4, WM5, WM6)
7	NOT USED		
8	148751-04-000	EA	BRACKET - RIGHT (ADJUSTABLE) W/ROLLER - 5" PIN

CURTAIN & CUSHION GROUP (CONTINUED)
BUCKET SEATS (CONTINUED)

KEY	PART NUMBER	U/M	DESCRIPTION
9	154708-20-UJ1	EA	SEAT/COMPLETE - DRIVER BUCKET - W/O BACK/SHROUDS - LEATHER (WL4, WL5, WL6)
9	154708-26-WM0	EA	SEAT/COMPLETE - DRIVER BUCKET - W/O BACK/SHROUDS - LEATHER (WM0, WM1, WM2)
9	154708-20-TJ4	EA	SEAT/COMPLETE - DRIVER BUCKET - W/O BACK/SHROUDS - LEATHER (WM4, WM5, WM6)
	P54708-20-UJ1	EA	COVER/SEAT - DRIVER - LEATHER (WL4, WL5, WL6)
	P54708-26-WM0	EA	COVER/SEAT - DRIVER - LEATHER (WM0, WM1, WM2)
	P54708-20-TJ4	EA	COVER/SEAT - DRIVER - LEATHER (WM4, WM5, WM6)
9	154708-23-UJ1	EA	SEAT/COMPLETE - PASS BUCKET - W/O BACK/SHROUDS - LEATHER (WL4, WL5, WL6)
9	154708-29-WM0	EA	SEAT/COMPLETE - PASS BUCKET - W/O BACK/SHROUDS - LEATHER (WM0, WM1, WM2)
9	154708-23-TJ4	EA	SEAT/COMPLETE - PASS BUCKET - W/O BACK/SHROUDS - LEATHER (WM4, WM5, WM6)
	P54708-23-UJ1	EA	COVER/SEAT - PASSENGER - LEATHER (WL4, WL5, WL6)
	P54708-29-WM0	EA	COVER/SEAT - PASSENGER - LEATHER (WM0, WM1, WM2)
	P54708-23-TJ4	EA	COVER/SEAT - PASSENGER - LEATHER (WM4, WM5, WM6)
10	154708-14-UJ1	EA	SHROUD - FACE - SEAT/BASE - DRIVER (WL4, WL5, WL6) - NOT ILLUSTRATED
10	154708-31-WM0	EA	SHROUD - FACE - SEAT/BASE - DRIVER (WM0, WM1, WM2) - NOT ILLUSTRATED
10	154708-14-TJ4	EA	SHROUD - FACE - SEAT/BASE - DRIVER (WM4, WM5, WM6) - NOT ILLUSTRATED
10	154708-21-UJ1	EA	SHROUD - SEAT/BASE - DRIVER (WL4, WL5, WL6) - NOT ILLUSTRATED
10	154708-27-WM0	EA	SHROUD - SEAT/BASE - DRIVER (WM0, WM1, WM2) - NOT ILLUSTRATED
10	154708-21-TJ4	EA	SHROUD - SEAT/BASE - DRIVER (WM4, WM5, WM6) - NOT ILLUSTRATED
10	154708-33-WL4	EA	SHROUD - FACE - SEAT/BASE - PASSENGER (WL4, WL5, WL6) - NOT ILLUSTRATED
10	154708-34-WM0	EA	SHROUD - FACE - SEAT/BASE - PASSENGER (WM0, WM1, WM2) - NOT ILLUSTRATED
10	154708-33-WM4	EA	SHROUD - FACE - SEAT/BASE - PASSENGER (WM4, WM5, WM6) - NOT ILLUSTRATED
10	154708-35-WL4	EA	SHROUD - SEAT/BASE - PASSENGER - W/FOOTREST (WL4, WL5, WL6) - NOT ILLUSTRATED
10	154708-36-WM0	EA	SHROUD - SEAT/BASE - PASSENGER - W/FOOTREST - NOT ILLUSTRATED
10	154708-35-WM4	EA	SHROUD - SEAT/BASE - PASSENGER - W/FOOTREST - NOT ILLUSTRATED
	154060-05-WL4	EA	FOOTREST - BUCKET SEAT/PASSENGER - LEATHER (WL4, WL5, WL6)
	154060-06-WM0	EA	FOOTREST - BUCKET SEAT/PASSENGER - LEATHER (WM0, WM1, WM2)
	154060-05-WM4	EA	FOOTREST - BUCKET SEAT/PASSENGER - LEATHER (WM4, WM5, WM6)
11	NOT USED		
12*	122611-02-000	EA	LUMBAR - W/LEVER
13	117125-01-02B	EA	BRACKET - CABLE MOUNT - ADJUSTER W/LOCK
14	NOT USED		
15	108049-04-000	EA	CABLE - W/MINI LEVER ACTION SWITCH - 28" SHEATH/30" CABLE
16	127159-01-02B	EA	BRACKET - SEAT RELEASE - SINGLE REMOTE - E-COATED - 6-WAY POWER
17	NOT USED		
18	NOT USED		
19	NOT USED		
20	NOT USED		
21	147457-01-02B	EA	BRACKET - ZEE W/HOLES - 2.8" - E-COATED
22	NOT USED		
23	NOT USED		
24	NOT USED		

*COMPONENT PARTS LISTED LATER IN THIS GROUP



KEY	PART NUMBER	U/M	DESCRIPTION
1	127159-01-02B	EA	BRACKET - SEAT RELEASE - SINGLE REMOTE - E-COATED
	131566-07-000	EA	5" DOUBLE LOCKING SLIDE W/TAB
2	153956-02-01A	EA	CABLE - FOOTREST - W/BLACK HANDLE
3	154190-06-000	EA	SPRING/FOOTREST - 2.8"

COMPONENT PARTS FOR BUCKET SEATS

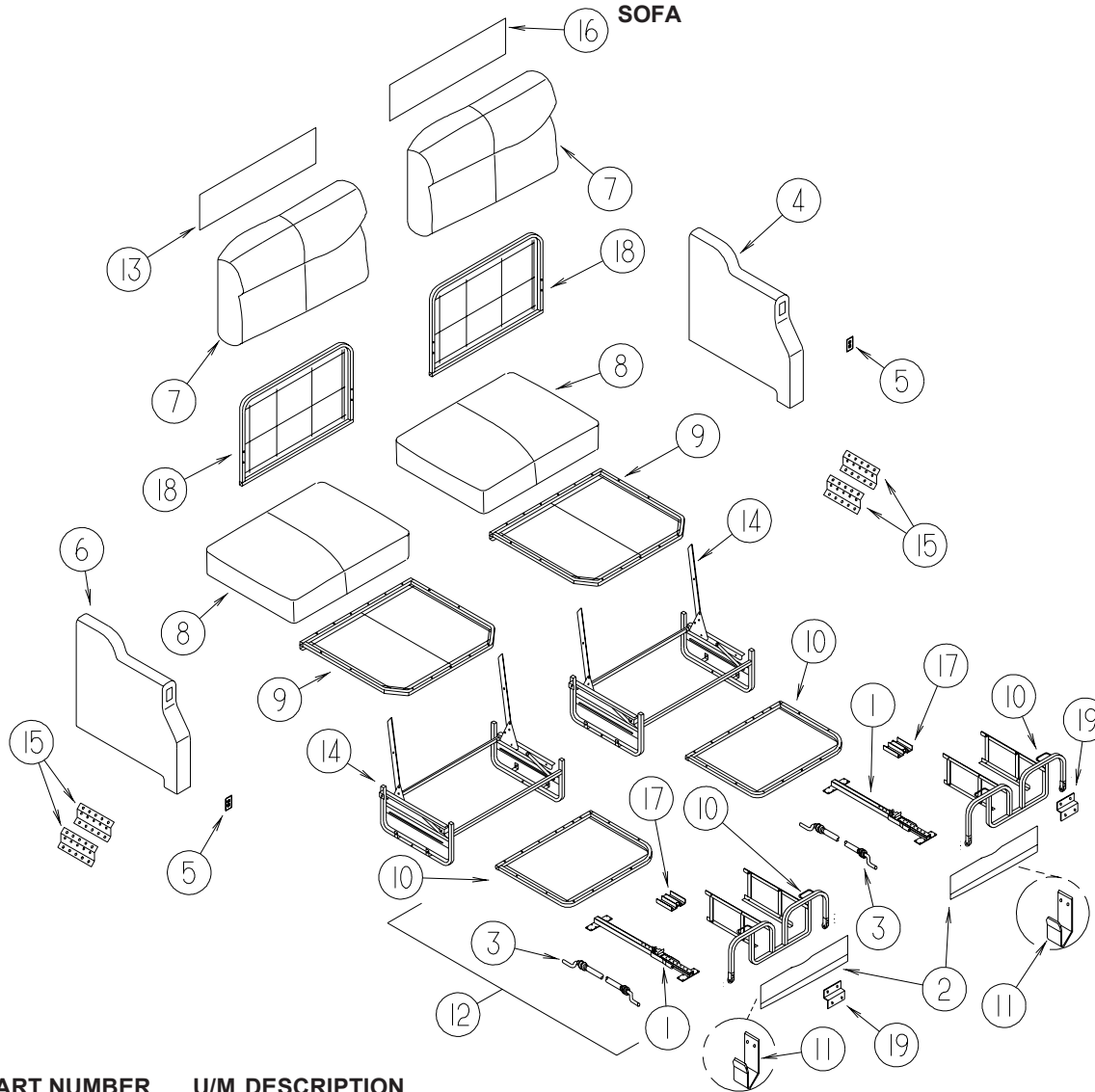
122611-02-000

KEY	PART NUMBER	U/M	DESCRIPTION	VENDOR NO.
	122611-02-701	EA	LUMBAR - LEVER	412
	122611-02-702	EA	LUMBAR MECHANISM	24395-FLEXSTEEL

CURTAIN & CUSHION GROUP (CONTINUED)

SOFA

**LEFT
DUAL REST
EASY**



KEY	PART NUMBER	U/M	DESCRIPTION
1	163559-01-000	EA	SLIDE RAIL - W/LATCH MECH/PLATES/STOP F/TRUNDLE-FLAT FLOOR
	163559-04-000	EA	CLIP/RAIL - F/TRUNDLE
2	157928-16-WL4	EA	PANEL/FRONT KICK - SOFA (WL4, WL5, WL6)
2	157928-17-WM0	EA	PANEL/FRONT KICK - SOFA (WM0, WM1, WM2)
2	157928-16-WM4	EA	PANEL/FRONT KICK - SOFA (WM4, WM5, WM6)
3	NOT USED		
4	164323-04-WL4	EA	ARMREST - SOFA/DUAL - LEFT HAND - W/SWITCH (WL4, WL5, WL6)
4	164323-08-WM0	EA	ARMREST - SOFA/DUAL - LEFT HAND - W/SWITCH (WM0, WM1, WM2)
4	164323-12-WM4	EA	ARMREST - SOFA/DUAL - LEFT HAND - W/SWITCH (WM4, WM5, WM6)
	164323-A4-WL4	EA	COVER/ARMREST - SOFA/LEFT HAND (WL4, WL5, WL6)
	164323-A8-WM0	EA	COVER/ARMREST - SOFA/LEFT HAND (WM0, WM1, WM2)
	164323-B2-WM4	EA	COVER/ARMREST - SOFA/LEFT HAND (WM4, WM5, WM6)
5	136118-01-000	EA	SWITCH - SOFA/RECLINER
6	164323-03-WL4	EA	ARMREST - SOFA/DUAL - RIGHT HAND - W/SWITCH (WL4, WL5, WL6)
6	164323-07-WM0	EA	ARMREST - SOFA/DUAL - RIGHT HAND - W/SWITCH (WM0, WM1, WM2)
6	164323-11-WM4	EA	ARMREST - SOFA/DUAL - RIGHT HAND - W/SWITCH (WM4, WM5, WM6)
	164323-A3-WL4	EA	COVER/ARMREST - SOFA/RIGHT HAND (WL4, WL5, WL6)
	164323-A7-WM0	EA	COVER/ARMREST - SOFA/RIGHT HAND (WM0, WM1, WM2)
	164323-B1-WM4	EA	COVER/ARMREST - SOFA/RIGHT HAND (WM4, WM5, WM6)
7	164391-01-WL4	EA	BACK - SOFA/SLEEPER - F/DUAL (ONE SIDE ONLY) (WL4, WL5, WL6)
7	164391-02-WM0	EA	BACK - SOFA/SLEEPER - F/DUAL (ONE SIDE ONLY) (WM0, WM1, WM2)
7	164391-03-WM4	EA	BACK - SOFA/SLEEPER - F/DUAL (ONE SIDE ONLY) (WM4, WM5, WM6)
	164391-A1-WL4	EA	COVER/BACK - SOFA/SLEEPER - F/DUAL (ONE SIDE ONLY) (WL4, WL5, WL6)
	164391-A2-WM0	EA	COVER/BACK - SOFA/SLEEPER - F/DUAL (ONE SIDE ONLY) (WM0, WM1, WM2)
	164391-A3-WM4	EA	COVER/BACK - SOFA/SLEEPER - F/DUAL (ONE SIDE ONLY) (WM4, WM5, WM6)

CURTAIN & CUSHION GROUP (CONTINUED)
SOFA (CONTINUED)


KEY	PART NUMBER	U/M	DESCRIPTION
8	164392-01-WL4	EA	SEAT - SOFA/SLEEPER REST EASY - DUAL CONTROLS (WL4, WL5, WL6)
8	164392-02-WM0	EA	SEAT - SOFA/SLEEPER REST EASY - DUAL CONTROLS (WM0, WM1, WM2)
8	164392-02-WM4	EA	SEAT - SOFA/SLEEPER REST EASY - DUAL CONTROLS (WM4, WM5, WM6)
	164392-A1-WL4	EA	COVER/DUAL SEAT - SOFA (WL4, WL5, WL6)
	164392-A2-WM0	EA	COVER/DUAL SEAT - SOFA (WM0, WM1, WM2)
	164392-A2-WM4	EA	COVER/DUAL SEAT - SOFA (WM4, WM5, WM6)
	154316-01-01A	EA	BRACE/ANGLE - W/HOLE - CASHMERE
9	151290-02-000	EA	FRAME - SEAT - 30"
10	136534-27-000	EA	TRUNDLE FRAME - 26" WIDE/DUAL - W/LINKAGE, LATCH & HANDLE FROM: 00-00-00 THRU: 05-27-07
10	151290-27-000	EA	FRAME - TRUNDLE - W/WHEELS - 26" FROM: 05-28-07 THRU: 99-99-99
11	121906-01-02B	EA	BRACKET - KICKBOARD - E-COATED
12	155647-08-WA4	EA	TRUNDLE - SOFA/SLEEPER - DUAL CONTROLLED (WL4, WL5, WL6)
12	155647-12-WM0	EA	TRUNDLE - SOFA/SLEEPER - DUAL CONTROLLED (WM0, WM1, WM2)
12	155647-12-WM4	EA	TRUNDLE - SOFA/SLEEPER - DUAL CONTROLLED (WM4, WM5, WM6)
	155647-A8-WA4	EA	COVER/TRUNDLE - SOFA/SLEEPER - DUAL (WL4, WL5, WL6)
	155647-B2-WM0	EA	COVER/TRUNDLE - SOFA/SLEEPER - DUAL (WM0, WM1, WM2)
	155647-B2-WM4	EA	COVER/TRUNDLE - SOFA/SLEEPER - DUAL (WM4, WM5, WM6)
13	139716-14-WA4	EA	SIGHT SHIELD - DUAL BACK/RIGHT HAND (WL4, WL5, WL6)
13	139716-14-WM0	EA	SIGHT SHIELD - DUAL BACK/RIGHT HAND (WM0, WM1, WM2)
13	139716-21-WM4	EA	SIGHT SHIELD - DUAL BACK/RIGHT HAND (WM4, WM5, WM6)
14	151290-14-000	EA	FRAME - BASE - 27.25" X 30" X 10.5" - LEFT
14	151290-15-000	EA	FRAME - BASE - 27.25" X 30" X 10.5" - RIGHT
15	NOT USED		
16	139716-13-WA4	EA	SIGHT SHIELD - DUAL BACK/LEFT HAND (WL4, WL5, WL6)
16	139716-13-WM0	EA	SIGHT SHIELD - DUAL BACK/LEFT HAND (WM0, WM1, WM2)
16	139716-20-WM4	EA	SIGHT SHIELD - DUAL BACK/LEFT HAND (WM4, WM5, WM6)
17	NOT USED		
18	136534-25-000	EA	FRAME/BACK - FOR DUAL REST EASY SOFA - ONE SIDE ONLY
19	016604-10-000	EA	BRACE - ANGLE - 2 1/2" - BLACK

CURTAIN & CUSHION GROUP (CONTINUED) HARDWARE



KEY	PART NUMBER	U/M	DESCRIPTION
1A	029155-01-000	EA	CAP - SNAP - 5/32" OUTSIDE DIAMETER OF PIN
2A	029156-01-000	EA	SOCKET - SNAP - 9/16" O.D.
3A	046867-05-000	EA	WASHER - #0
4A	046867-04-000	EA	GROMMET - #0
5A	160457-01-01A	EA	BRACE - VALANCE - L-SHAPED - 20" - OFF WHITE
6A	162496-01-01A	EA	BRACKET/BLIND - LEFT SIDE WHEN FACING WINDOW - CLEAR
7A	162496-02-01A	EA	BRACKET/BLIND - RIGHT SIDE WHEN FACING WINDOW - CLEAR
8A	084434-01-000	EA	BRACKET - MOUNTING - ROLLER SHADE - 1 3/8"
9A	094896-02-000	EA	GROMMET - CORD/PLEATED BLIND - NYLON - GRAY
10A	094907-02-000	EA	END CAP - PLEATED BLIND/TOP - RH/LH - GRAY PLASTIC
11A	094907-04-000	EA	END CAP - PLEATED BLIND/BOTTOM - RH/LH
12A	094907-09-000	EA	END CAP/BLIND - CENTER RAIL - RH/LH
13A	097564-03-000	EA	HANDLE - KNOB - E-Z LIFT SHADE - TAN
14A	097565-01-000	EA	BRACKET - MOUNTING - PLEATED BLIND
15A	155748-01-000	EA	SPRING - EXTENSION - DAY/NIGHTER BLIND
16A	101031-01-000	YD	TAPE/GLIDE - 4.25" SPACING
17A	102555-03-000	EA	BRACKET - (CLEAT TYPE) - F/BLIND HOLDOWN - MILKY WHITE

CURTAIN & CUSHION GROUP (CONTINUED)
HARDWARE (CONTINUED)



KEY	PART NUMBER	U/M	DESCRIPTION
1B	105450-14-01A	EA	TRACK - CURTAIN - 90" - OFF WHITE
2B	105648-01-02A	EA	BRACE - VALANCE - 14" - OFF WHITE
2B	105648-02-02A	EA	BRACE - VALANCE - 8.5" - OFF WHITE
3B	106544-01-000	EA	PULL - SHADE/BRASS
3B	106544-01-001	EA	SCREW - SHADE/BRASS
3B	106544-02-000	EA	PULL-SHADE - NICKEL
4B	109353-04-000	EA	CLIP - VALANCE SLAT MOUNTING - CLEAR PLASTIC
5B	109441-01-000	EA	BRACKET/HOOK - BLIND HOLD DOWN - LARGE - CLEAR
	109441-02-000	EA	SPACER/BRACKET - BLIND HOLD DOWN
6B	129491-01-000	EA	CATCH - SNAP HOOK - 1"
7B	130549-01-01A	EA	STOP - CURTAIN TRACK
8B	141634-01-000	EA	BRACKET-(BOBBIN TYPE) 7/8"H HOLDUPBASE(OVAL)-2 HOLE-CLEAR
9B	156172-02-01A	EA	TRACK/WALL - 32" - BONE
9B	156172-03-01A	EA	TRACK/WALL - 21" - BONE
10B	156172-04-01A	EA	END CAP - WALL TRACK - CLEAR
11B	154316-01-01A	EA	BRACE/ANGLE - W/HOLE - CASHMERE
12B	154316-02-01A	EA	BRACE/ANGLE - W/SLOT - CASHMERE
13B	159702-01-01A	EA	HOOK/RING - CURTAIN/SHOWER - NICKEL

ACCESSORIES

KEY	PART NUMBER	U/M	DESCRIPTION
	159676-06-WM0	EA	BUTTON - #60 - FABRIC COVERED (WM0, WM1, WM2)
	159676-07-WM4	EA	BUTTON - #60 - FABRIC COVERED (WM4, WM5, WM6)
	159676-07-WL4	EA	BUTTON - #60 - FABRIC COVERED (WL4, WL5, WL6)
	159676-08-WM0	EA	BUTTON - #60 (WM0, WM1, WM2)

CURTAIN & CUSHION GROUP (CONTINUED)
FABRICS

WL4, WL5, WL6

148797-CE-000 FABRIC-UPHOSTERY MAIN ONE, MAIN
148797-CE-000 FABRIC-O/H CABT,DIN/LOUNGE
148797-CE-000 FABRIC-SPEAKER COVER
148797-CE-000 FABRIC-LOUNGE TRIM, UPHOLSTERY
148797-P1-000 FABRIC-UPHLSTRY,PLAIN ACCENT
148797-BP-000 FABRIC-UPHLSTRY,2ND PATTERN, ACCENT
137813-60-000 FABRIC-O/H CABT,BEDROOM
142523-11-000 FABRIC-ULTRA,ACCENT,PLAIN, "B"
142523-17-000 FABRIC-UPHL,ULTRALEATHER, MAIN
142523-17-000 FABRIC-DINETTE WRAP, DINETTES
156773-60-000 FABRIC-UPHOSTERY,BEDSPREAD, MAIN
156773-62-000 FABRIC-BEDSPREAD ACCENT, PLAIN ACCENT "A"
156773-64-000 FABRIC-UPHOSTERY,BEDSPREAD, PATTERN ACCENT
156773-66-000 FABRIC-BEDSPREAD ACCENT, PATTERN ACCENT

WMO, WM1, WM2

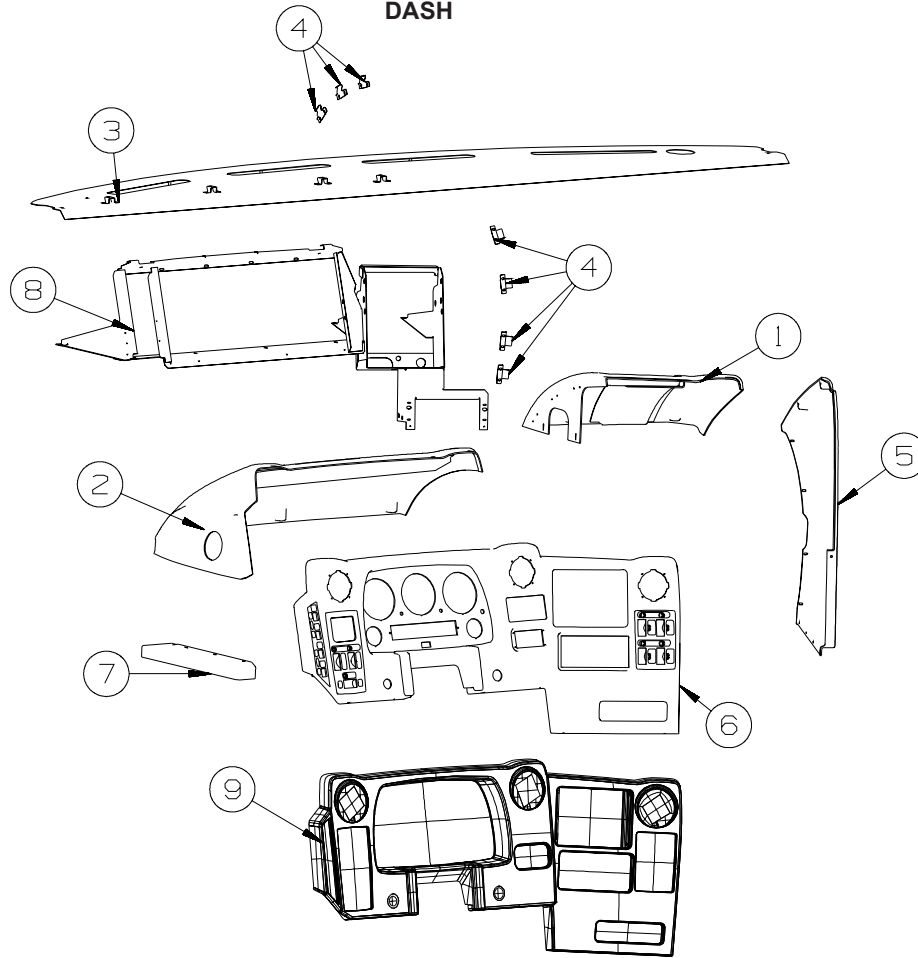
137813-61-000 FABRIC-O/H CABT,BEDROOM
142523-02-000 FABRIC-ULTRA,ACCENT,PLAIN, "B"
142523-02-000 FABRIC-DINETTE WRAP,DINETTES
142523-18-000 FABRIC-UPHL,ULTRALEATHER,MAIN
148797-BJ-000 FABRIC-UPHOSTERY MAIN ONE,MAIN
FROM: 00-00-00 THRU: 01-06-08
148797-BF-000 FABRIC-UPHOSTERY MAIN ONE,MAIN
FROM: 01-07-08 THRU: 99-99-99
148797-BJ-000 FABRIC-SPEAKER COVER
FROM: 00-00-00 THRU: 01-06-08
148797-JF-000 FABRIC-SPEAKER COVER
FROM: 01-07-08 THRU: 99-99-99
148797-BJ-000 FABRIC-O/H CABT,DIN/LOUNGE
FROM: 00-00-00 THRU: 01-06-08
148797-JF-000 FABRIC-O/H CABT,DIN/LOUNGE
FROM: 01-07-08 THRU: 99-99-99
148797-BJ-000 FABRIC-LOUNGE TRIM, UPHOLSTERY
FROM: 00-00-00 THRU: 01-06-08
148797-JF-000 FABRIC-LOUNGE TRIM, UPHOLSTERY
FROM: 01-07-08 THRU: 99-99-99
148797-BK-000 FABRIC-UPHLSTRY,PLAIN ACCENT
148797-BN-000 FABRIC-UPHLSTRY,2ND PATTERN,ACCENT
148797-BM-000 FABRIC-UPHOLSTERY ACCENT,PATTERN
156773-61-000 FABRIC-UPHOSTERY,BEDSPREAD,MAIN
156773-65-000 FABRIC-UPHOSTERY,BEDSPREAD,PATTERN ACCENT
156773-63-000 FABRIC-BEDSPREAD ACCENT,PLAIN ACCENT "A"

WM4, WM5, WM6

148797-K0-000 FABRIC-UPHOSTERY MAIN ONE, MAIN
148797-K3-000 FABRIC-UPHLSTRY,PLAIN ACCENT
137813-S9-000 FABRIC-UPHOSTERY,BEDSPREAD, MAIN
142523-23-000 FABRIC-ULTRA,ACCENT,PLAIN, "B"
142523-07-000 FABRIC-UPHL,ULTRALEATHER, MAIN
137813-T3-000 FABRIC-UPHOSTERY,BEDSPREAD, PATTERN ACCENT
148797-K0-000 FABRIC-SPEAKER COVER
137813-T4-000 FABRIC-BEDSPREAD ACCENT, PATTERN ACCENT
148797-K0-000 FABRIC-O/H CABT,DIN/LOUNGE
137813-S9-000 FABRIC-O/H CABT,BEDROOM
142523-23-000 FABRIC-DINETTE WRAP, DINETTES
148797-K0-000 FABRIC-LOUNGE TRIM, UPHOLSTERY
156773-09-000 FABRIC-BEDSPREAD ACCENT, PLAIN ACCENT "A"

DRIVERS COMPARTMENT GROUP

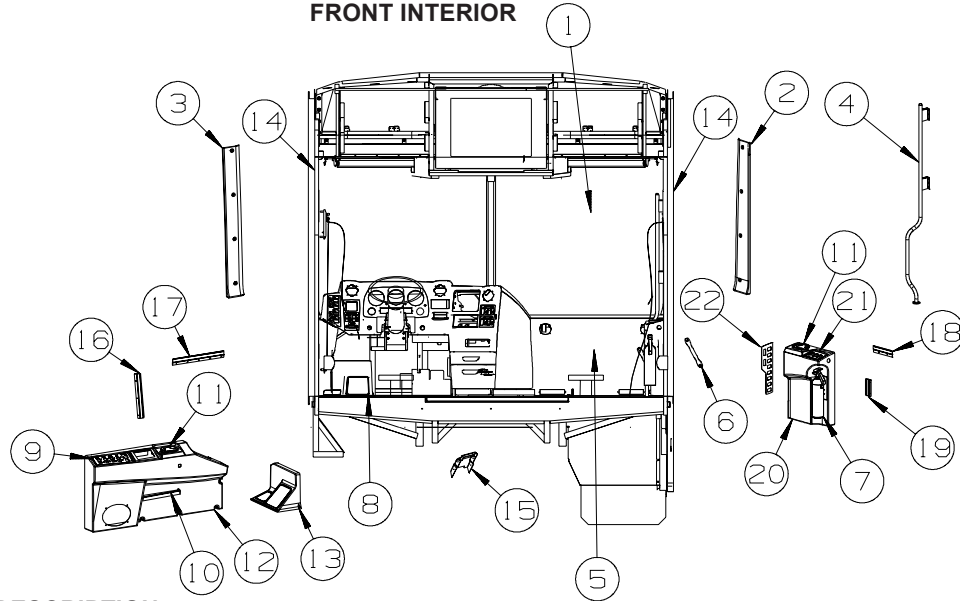
DASH



KEY	PART NUMBER	U/M	DESCRIPTION
1	144235-02-04A	EA	POD - INSTRUMENT PANEL - RIGHT HAND - BRIARWOOD
1	144235-02-03A	EA	POD - INSTRUMENT PANEL - RIGHT HAND - CASHMERE
2	144234-02-04A	EA	POD - INSTRUMENT PANEL - BRIARWOOD
2	144234-02-03A	EA	POD - INSTRUMENT PANEL - CASHMERE
3	118101-15-02B	EA	DASH PANEL/TOP ONLY - E-COATED
3	106569-09-11A	EA	VINYL - LAMINATE - 1/4" X 25" X 100" - LT SANDLEWOOD - BRIARWOOD
3	106569-09-09A	EA	VINYL - LAMINATE - 1/4" X 25" X 100" - DRIFTWOOD- CASHMERE
4	073050-04-000	EA	CLIP/MOUNTING - VALANCE PANEL
5	145041-02-04A	EA	PANEL - CENTER CONSOLE - RIGHT HAND - BRIARWOOD
5	145041-02-03A	EA	PANEL - CENTER CONSOLE - RIGHT HAND - CASHMERE
6	144236-07-05A	EA	BEZEL/POD - INSTRUMENT PANEL - BRIARWOOD - NOT ILLUSTRATED FROM: 00-00-00 THRU: 02-28-07
6	144236-11-05A	EA	BEZEL/POD - INSTRUMENT PANEL - BRIARWOOD FROM: 03-01-07 THRU: 99-99-99
6	144236-07-02A	EA	BEZEL/POD - INSTRUMENT PANEL - CASHMERE - NOT ILLUSTRATED FROM: 00-00-00 THRU: 02-28-07
6	144236-11-02A	EA	BEZEL/POD - INSTRUMENT PANEL - CASHMERE FROM: 03-01-07 THRU: 99-99-99
7	145604-02-06A	EA	PANEL/TRIM - DASH/LEFT HAND - BRIARWOOD
7	145604-02-05A	EA	PANEL/TRIM - DASH/LEFT HAND - CASHMERE
8	155178-01-02B	EA	REINFORCEMENT - INSTRUMENT PANEL - E-COATED
9	164097-01-01A	EA	APPLIQUE - BEZEL - INSTRUMENT PANEL - REGAL BURLWOOD FROM: 01-07-08 THRU: 99-99-99

DRIVERS COMPARTMENT GROUP (CONTINUED)

FRONT INTERIOR



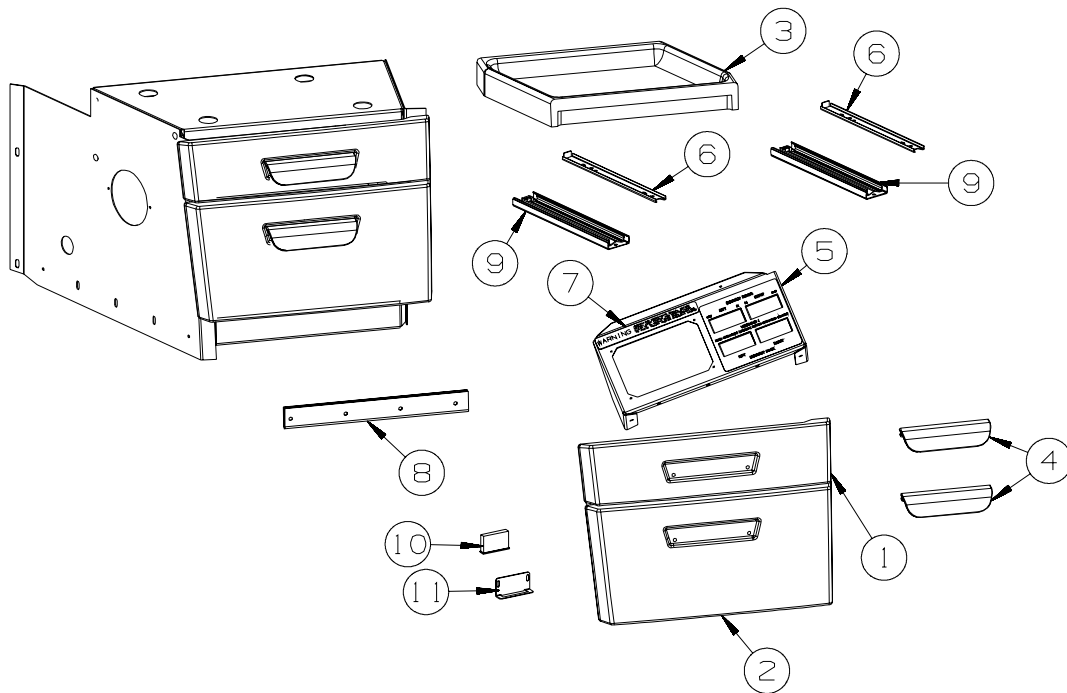
KEY	PART NUMBER	U/M	DESCRIPTION
1	157357-01-000	EA	SUNSCREEN/WINDSHIELD KIT - COMPLETE
1	157357-02-000	EA	TRACK - SUNSCREEN/WINDSHIELD - 96"
2	162000-01-24A	EA	TRIM - A-PILLAR/PASSENGER - INTERIOR - BRIARWOOD
2	162000-01-20A	EA	TRIM - A-PILLAR/PASSENGER - INTERIOR - CASHMERE
3	153276-01-24A	EA	TRIM - A-PILLAR/DRIVER - INTERIOR - BRIARWOOD
3	153276-01-20A	EA	TRIM - A-PILLAR/DRIVER - INTERIOR - CASHMERE
4	123577-01-01A	EA	HANDRAIL - ASSIST - ENTRY
5	161900-03-WK0	EA	PANEL/TRIM - DASH/LOWER RIGHT - BRIARWOOD
5	161900-03-WK4	EA	PANEL/TRIM - DASH/LOWER RIGHT - CASHMERE
6	123246-01-08A	EA	HANDLE - GRAB - BRIARWOOD
6	123246-01-07A	EA	HANDLE - GRAB - CASHMERE
7	094499-06-000	EA	EXTINGUISHER/FIRE - DRY - 10BC - W/BACKET - UL/ULC - WHT
8	153366-01-UK5	EA	MAT - FLOOR - DRIVER (WL4, WL5, WL6, WM4, WM5, WM6)
8	153366-01-UK1	EA	MAT - FLOOR - DRIVER (WM0, WM1, WM2)
9	144722-16-06A	EA	APPLIQUE - PANEL - LEFT HAND - BRIARWOOD
9	144722-16-05A	EA	APPLIQUE - PANEL - LEFT HAND - CASHMERE
9	144722-15-06A	EA	APPLIQUE - PANEL - LEFT HAND - BRIARWOOD - SUNVISORS-POWERED(3)
9	144722-15-05A	EA	APPLIQUE - PANEL - LEFT HAND - CASHMERE - SUNVISORS-POWERED(3)
	145926-18-02B	EA	INSERT - SWITCH PLATE - 8 HOLE/RELAY SLOT - E-COATED
10	147266-01-08A	EA	SHELF - DRIVER CONSOLE - LEFT HAND - CONCERT CHERRY
10	147266-01-05A	EA	SHELF - DRIVER CONSOLE - LEFT HAND - WASHED MAPLE
10	147266-01-07A	EA	SHELF - DRIVER CONSOLE - LEFT HAND - HONEY CHERRY
11	133831-01-01A	EA	HOLDER - CUP W/THREE CENTERLINE RUBBER FINGERS
12	145231-04-05A	EA	PANEL/TRIM - INNER/LEFT HAND - BRIARWOOD
12	145231-04-04A	EA	PANEL/TRIM - INNER/LEFT HAND - CASHMERE
13	151302-01-01A	EA	PANEL/FOOTREST - DRIVER - W/TREAD INSERTS - BLACK
14	161808-05-01A	EA	COVER - ROLL BAR/U-CHANNEL - 72.8" PLASTIC - MED OAK
15	151048-02-01A	EA	COVER - STEERING COLUMN - UPPER/FRONT - BLACK
16	130034-15-02B	EA	CLIP - TRIM - E-COATED
17	130034-10-02B	EA	CLIP - TRIM - E-COATED
18	130034-02-02B	EA	CLIP - TRIM - E-COATED
19	130034-03-02B	EA	CLIP - TRIM - E-COATED
20	145219-04-05A	EA	PANEL/TRIM - INNER/RIGHT HAND - BRIARWOOD
20	145219-04-04A	EA	PANEL/TRIM - INNER/RIGHT HAND - CASHMERE
20	145219-06-05A	EA	PANEL/TRIM - INNER/RIGHT HAND - BRIARWOOD - AWNING - PATIO, ELECTRIC
20	145219-06-04A	EA	PANEL/TRIM - INNER/RIGHT HAND - CASHMERE - AWNING - PATIO, ELECTRIC
21	145926-02-02B	EA	INSERT - SWITCH PLATE - 3 HOLE - E-COATED
21	144722-04-06A	EA	APPLIQUE - PANEL - RIGHT HAND/UPPER - BRIARWOOD
21	144722-04-05A	EA	APPLIQUE - PANEL - RIGHT HAND/UPPER - CASHMERE

DRIVERS COMPARTMENT GROUP (CONTINUED)

FRONT INTERIOR (CONTINUED)

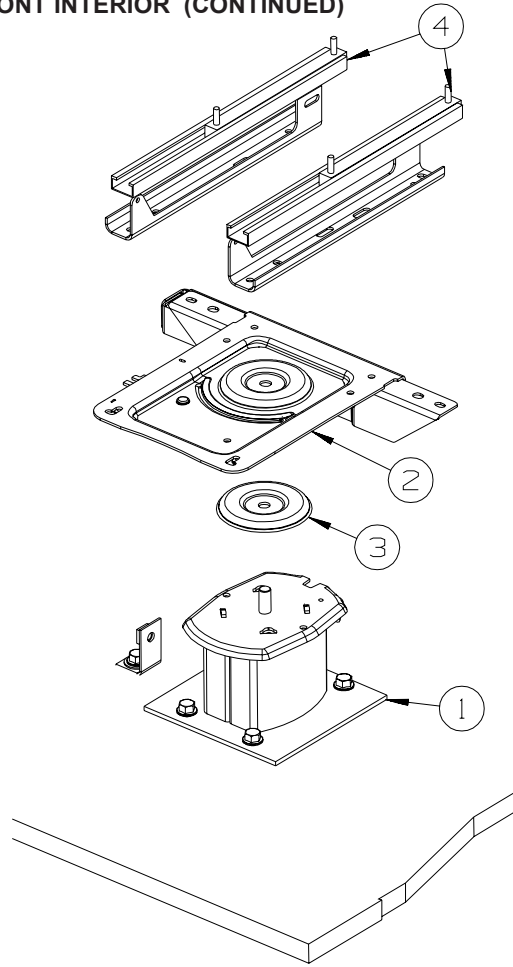
KEY	PART NUMBER	U/M	DESCRIPTION
22	145926-16-02B	EA	INSERT - SWITCH PLATE - 9 HOLE - E-COATED FROM: 00-00-00 THRU: 02-19-07
22	145926-24-02B	EA	INSERT - SWITCH PLATE - 10 HOLE - E-COATED FROM: 02-20-07 THRU: 99-99-99
22	144722-14-06A	EA	APPLIQUE - PANEL - RIGHT HAND/LOWER - BRIARWOOD FROM: 00-00-00 THRU: 02-19-07
22	144722-19-06A	EA	APPLIQUE - PANEL - RIGHT HAND/LOWER - BRIARWOOD FROM: 02-20-07 THRU: 06-24-07
22	144722-20-06A	EA	APPLIQUE - PANEL - RIGHT HAND/LOWER - BRIARWOOD FROM: 06-25-07 THRU: 99-99-99
22	144722-14-05A	EA	APPLIQUE - PANEL - RIGHT HAND/LOWER - CASHMERE FROM: 00-00-00 THRU: 02-19-07
22	144722-19-05A	EA	APPLIQUE - PANEL - RIGHT HAND/LOWER - CASHMERE FROM: 02-20-07 THRU: 06-24-07
22	144722-20-05A	EA	APPLIQUE - PANEL - RIGHT HAND/LOWER - CASHMERE FROM: 06-25-07 THRU: 99-99-99

***COMPONENT PARTS LISTED LATER IN THIS GROUP**



KEY	PART NUMBER	U/M	DESCRIPTION
1	146144-01-10A	EA	PANEL/DRAWER FACE - F/CONSOLE - LAGOONA PEBBLE
2	146144-02-10A	EA	PANEL/DRAWER FACE - F/CONSOLE - LAGOONA PEBBLE
3	146145-01-04A	EA	TRAY - CENTER CONSOLE - LAGOONA PEBBLE
4	074762-01-000	EA	PULL - CABINET - 4.8" X .9" - BLACK PLASTIC
5	132946-09-01A	EA	APPLIQUE - SWITCH - F/SLIDEOUT - BLACK
6	146260-01-01A	EA	SLIDE - FULL EXTENSION 8" - NOT ILLUSTRATED FROM: 00-00-00 THRU: 06-03-07
6	153000-17-01A	EA	SLIDE - DRAWER MOUNT - 7.7" FROM: 06-04-07 THRU: 99-99-99
7	116549-01-000	EA	LABEL - WARNING - SLIDEOUT
8	009065-03-000	EA	HINGE - ALUMINUM - 2" X 72.5" - UNPAINTED
9	153000-16-01A	EA	SLIDE - CABINET MOUNT - 7.9" FROM: 06-04-07 THRU: 99-99-99
10	137018-01-01A	EA	CATCH - MAGNETIC - 1.6" FROM: 06-25-07 THRU: 99-99-99
11	137018-03-01A	EA	BRACKET - MOUNTING - 2" FROM: 06-25-07 THRU: 99-99-99

DRIVERS COMPARTMENT GROUP (CONTINUED)
FRONT INTERIOR (CONTINUED)

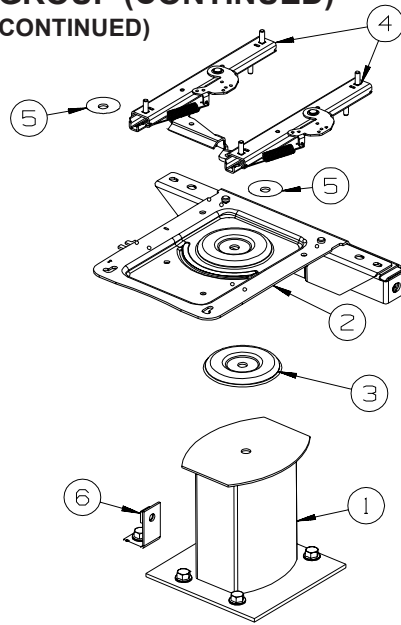


DRIVER

KEY	PART NUMBER	U/M	DESCRIPTION
1	133408-05-000	EA	PEDESTAL - SEAT - 5.75"
2	133408-08-000	EA	TOP PLATE - W/BAR
3	107921-06-000	EA	BEARING KIT - PEDESTAL
4*	147767-01-000	EA	SEAT - POWER - 6-WAY - DRIVER

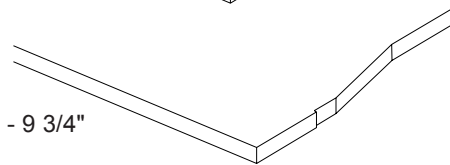
***COMPONENT PARTS LISTED LATER IN THIS GROUP**

DRIVERS COMPARTMENT GROUP (CONTINUED)
FRONT INTERIOR (CONTINUED)



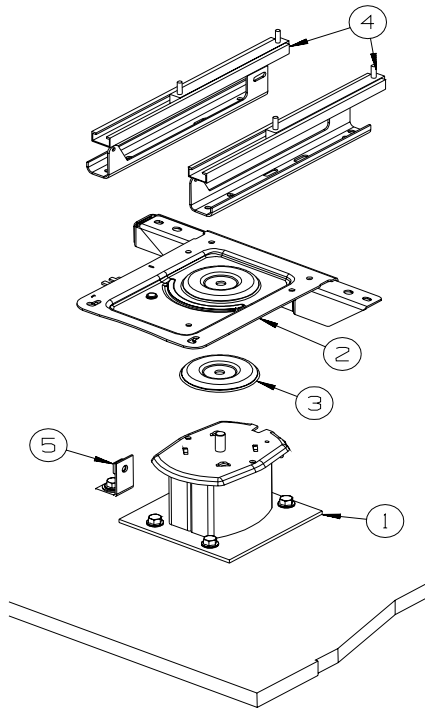
**PASSENGER
MANUAL**

KEY	PART NUMBER	U/M	DESCRIPTION
1	133408-01-000	EA	PEDESTAL - SEAT - DRIVER/PASSENGER - 9 3/4"
2	133408-20-000	EA	TOP PLATE - PASSENGER - W/ANCHOR
3	107921-06-000	EA	BEARING KIT - PEDESTAL
4	131566-04-000	EA	SLIDE/SEAT - HEAVY DUTY LOCKING - 5"
4	131566-07-000	EA	5" DOUBLE LOCKING SLIDE W/TAB
	131566-06-000	EA	WIRE - LATCH RELEASE - 5"
5	131566-05-000	EA	WASHER - SLIDE SPACER
6	133408-04-000	EA	BRACKET - ANCHOR/FLOOR

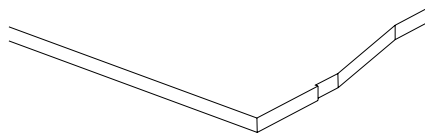


KEY	PART NUMBER	U/M	DESCRIPTION
1	133408-05-000	EA	PEDESTAL - SEAT - 5.75"
2	133408-20-000	EA	TOP PLATE - PASSENGER - W/ANCHOR
3	107921-06-000	EA	BEARING KIT - PEDESTAL
4*	147767-02-000	EA	SEAT - POWER - 6-WAY - PASSENGER
5	133408-04-000	EA	BRACKET - ANCHOR/FLOOR

***COMPONENT PARTS LISTED LATER IN THIS GROUP**

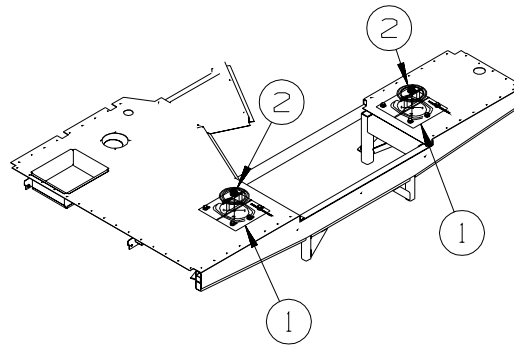


**PASSENGER
POWERED**

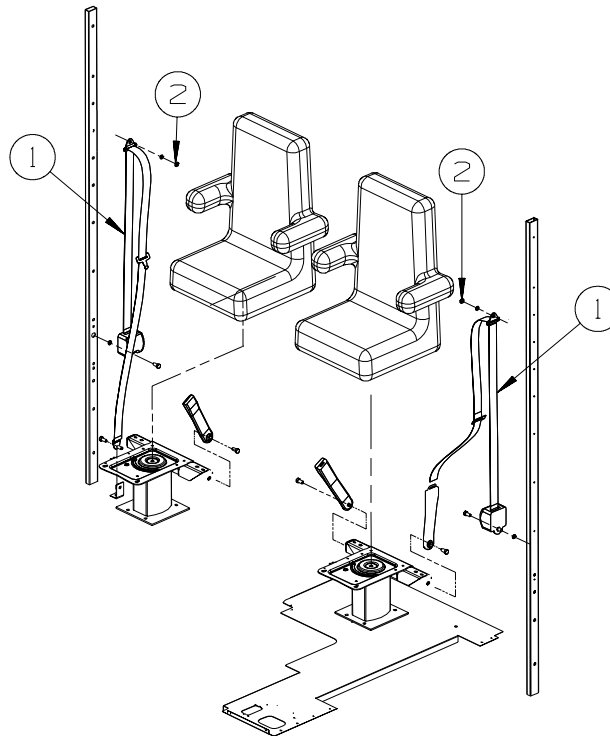


DRIVERS COMPARTMENT GROUP (CONTINUED)

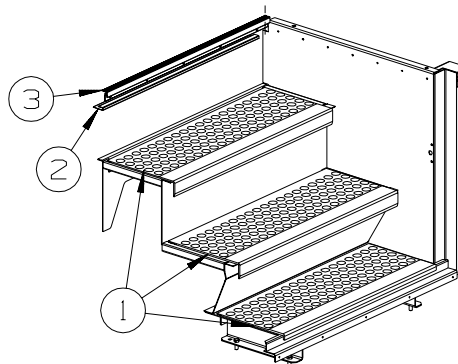
FRONT INTERIOR (CONTINUED)



KEY	PART NUMBER	U/M	DESCRIPTION
1	153921-01-000	EA	PEDESTAL - SEAT - DRIVER/PASSENGER - 3.75"
2	153921-08-000	EA	BEARING KIT - PEDESTAL - DRIVER/PASSENGER - SHROCK



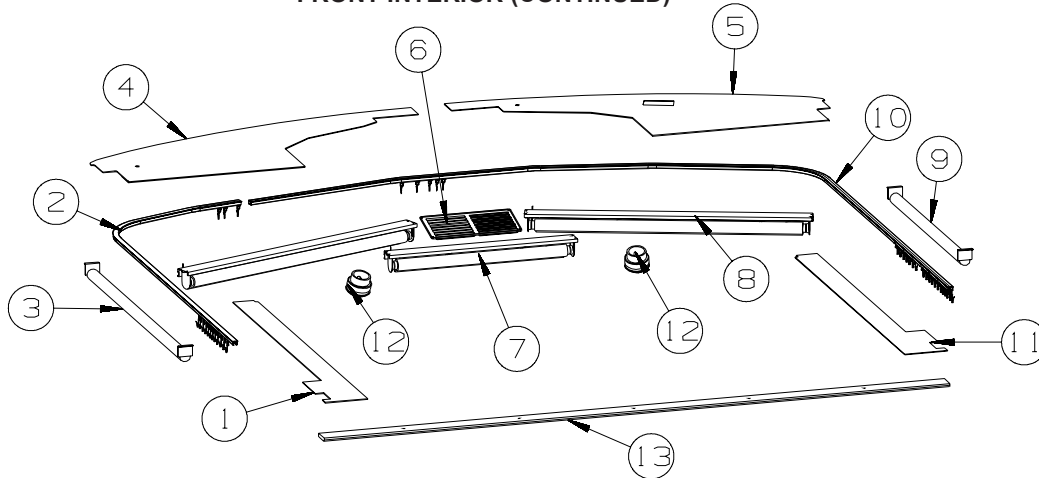
KEY	PART NUMBER	U/M	DESCRIPTION
1	091990-10-01A	EA	SEAT BELT - 3 POINT - DUAL SENSITIVE - BLACK
2	109146-01-000	EA	BOLT - SHOULDER/SEAT BELT



KEY	PART NUMBER	U/M	DESCRIPTION
1	120231-01-02A	EA	FLOORING - RUBBER - 66.4" X 19.8"
2	136839-07-01A	EA	TRIM-J - CARPET EDGE/SLIDEOUT - 28.3" - BLACK
			FROM: 00-00-00 THRU: 10-14-07
3	139955-19-03A	EA	TRIM - STEP/ENTRY - 29.5" - BLACK

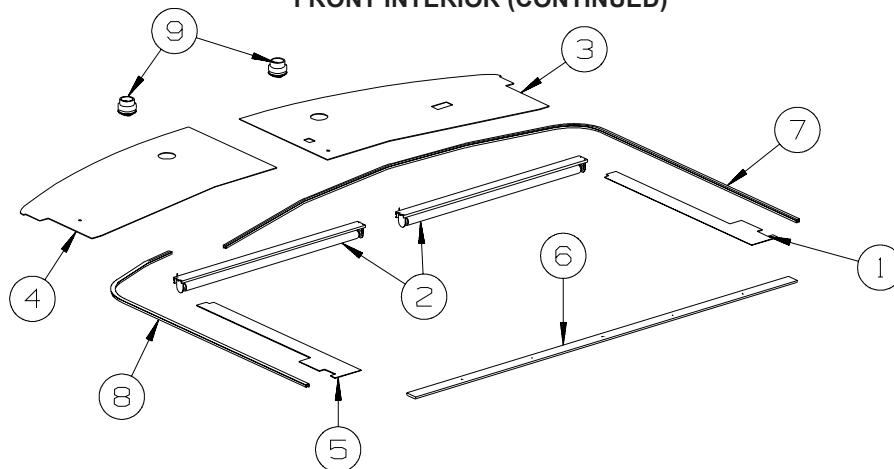
DRIVERS COMPARTMENT GROUP (CONTINUED)
FRONT INTERIOR (CONTINUED)

FRONT TV



KEY	PART NUMBER	U/M	DESCRIPTION
1	153339-02-WH4	EA	PANEL - OVERHEAD/LEFT HAND - BRIARWOOD
1	153339-02-TG0	EA	PANEL - OVERHEAD/LEFT HAND - CASHMERE
2	138460-08-03A	EA	TRACK/CURTAIN - DRIVER - W/BRKT/CARRIER/PULLEY - BRIARWOOD FROM: 00-00-00 THRU: 09-23-07
2	138460-08-06A	EA	TRACK/CURTAIN - DRVR - W/BACKET/CARRIER/PULLEY - BRIARWOOD FROM: 09-24-07 THRU: 99-99-99
2	138460-08-04A	EA	TRACK/CURTAIN - DRIVER - W/BRKT/CARRIER/PULLEY - CASHMERE FROM: 00-00-00 THRU: 09-23-07
2	138460-08-07A	EA	TRACK/CURTAIN - DRIVER - W/BACKET/CARRIER/PULLEY - CASHMERE FROM: 09-24-07 THRU: 99-99-99
3	126841-09-000	EA	SHADE - PULL - CHARCOAL MESH - 40.25" X 60"
4	153074-06-WK0	EA	PANEL - OVERHEAD/FRONT - BOTTOM/LH HAND - VINYL COVERED - BRIARWOOD
4	153074-06-UJ1	EA	PANEL - OVERHEAD/FRONT - BOTTOM/LH HAND - VINYL COVERED - CASHMERE
5	153074-05-WK0	EA	PANEL - OVERHEAD/FRONT - BOTTOM/RH HAND - VINYL COVERED - BRIARWOOD
5	153074-05-UJ1	EA	PANEL - OVERHEAD/FRONT - BOTTOM/RH HAND - VINYL COVERED - CASHMERE
6	109918-01-05A	EA	VENT - RETURN AIR - 12.3" X 5.5" - BLACK
7	142380-01-01A	EA	SHADE - POWER - 25.8"W X 19"H
8	142380-08-01A	EA	SHADE - POWER - 37.5"W X 19"H
9	126841-05-000	EA	SHADE - PULL - CHARCOAL MESH - 30.3" X 60"
10	138460-07-03A	EA	TRACK/CURTAIN - PASSENGER-W/BRKT/CARRIER/PULLEY - BRIARWOOD FROM: 00-00-00 THRU: 09-23-07
10	138460-07-06A	EA	TRACK/CURTAIN - PASS - W/BACKET/CARRIER/PULLEY - BRIARWOOD FROM: 09-24-07 THRU: 99-99-99
10	138460-07-04A	EA	TRACK/CURTAIN - PASSENGER - W/BRKT/CARRIER/PULLEY - CASHMERE FROM: 00-00-00 THRU: 09-23-07
10	138460-07-07A	EA	TRACK/CURTAIN - PASSENGER - W/BACKET/CARRIER/PULLEY FROM: 09-24-07 THRU: 99-99-99
11	153339-01-WH4	EA	PANEL - OVERHEAD/RIGHT HAND - BRIARWOOD
11	153339-01-TG0	EA	PANEL - OVERHEAD/RIGHT HAND - CASHMERE
12	113244-01-01A	EA	LOUVER - BALL - 3" - BLACK
	134588-08-000	EA	GASKET - DUCT
13	138359-01-01A	EA	COVER - ROOF BREAK - PEARL CREAM/PLASTIC - 96" - NOT ILLUSTRATED FROM: 00-00-00 THRU: 04-29-07
13	138403-05-01A	EA	TRIM - ROOF - MILL - NOT ILLUSTRATED FROM: 00-00-00 THRU: 04-29-07
13	133771-06-TG1	EA	MOLDING - CAP - CONCERT CHERRY FROM: 04-30-07 THRU: 99-99-99
13	133771-06-TG2	EA	MOLDING - CAP - WASHED MAPLE FROM: 04-30-07 THRU: 99-99-99
13	133771-06-TG3	EA	MOLDING - CAP - HONEY CHERRY FROM: 04-30-07 THRU: 99-99-99
	042356-01-000	EA	PLUG - MAHOGANY - 3/8" DOWEL X 1/2" HEAD FROM: 04-30-07 THRU: 99-99-99

DRIVERS COMPARTMENT GROUP (CONTINUED)
FRONT INTERIOR (CONTINUED)



SIDE TV

KEY	PART NUMBER	U/M	DESCRIPTION
1	153339-05-WK0	EA	PANEL - OVERHEAD/RIGHT HAND - BRIARWOOD
1	153339-05-TG0	EA	PANEL - OVERHEAD/RIGHT HAND - CASHMERE
2	142380-02-01A	EA	SHADE - POWER - 41.2"
3	154365-05-WK0	EA	PANEL - OVERHEAD/FRONT - BOTTOM/RH HAND - BRIARWOOD
3	154365-05-TH4	EA	PANEL - OVERHEAD/FRONT - BOTTOM/RH HAND - CASHMERE
4	154365-06-WK0	EA	PANEL - OVERHEAD/FRONT - BOTTOM/LH HAND - BRIARWOOD
4	154365-06-TH4	EA	PANEL - OVERHEAD/FRONT - BOTTOM/LH HAND - CAHSMERE
5	153339-06-WK0	EA	PANEL - OVERHEAD/RIGHT HAND - BRIARWOOD
5	153339-06-TG0	EA	PANEL - OVERHEAD/RIGHT HAND - CASHMERE
6	138359-01-01A	EA	COVER - ROOF BREAK - PEARL CREAM/PLASTIC - 96" - NOT ILLUSTRATED FROM: 00-00-00 THRU: 04-29-07
6	138403-05-01A	EA	TRIM - ROOF - MILL - NOT ILLUSTRATED FROM: 00-00-00 THRU: 04-29-07
6	133771-06-TG1	EA	MOLDING - CAP - CONCERT CHERRY FROM: 04-30-07 THRU: 99-99-99
6	133771-06-TG2	EA	MOLDING - CAP - WASHED MAPLE FROM: 04-30-07 THRU: 99-99-99
6	133771-06-TG3	EA	MOLDING - CAP - HONEY CHERRY FROM: 04-30-07 THRU: 99-99-99
	042356-01-000	EA	PLUG - MAHOGANY - 3/8" DOWEL X 1/2" HEAD FROM: 04-30-07 THRU: 99-99-99
7	138460-07-03A	EA	TRACK/CURTAIN - PASSENGER-W/BRKT/CARRIER/PULLEY - BRIARWOOD FROM: 00-00-00 THRU: 09-23-07
7	138460-07-06A	EA	TRACK/CURTAIN - PASS - W/BACKET/CARRIER/PULLEY - BRIARWOOD FROM: 09-24-07 THRU: 99-99-99
7	138460-07-04A	EA	TRACK/CURTAIN - PASSENGER - W/BRKT/CARRIER/PULLEY - CASHMERE FROM: 00-00-00 THRU: 09-23-07
7	138460-07-07A	EA	TRACK/CURTAIN - PASSENGER - W/BACKET/CARRIER/PULLEY - CASHMERE FROM: 09-24-07 THRU: 99-99-99
8	138460-08-03A	EA	TRACK/CURTAIN - DRIVER - W/BRKT/CARRIER/PULLEY - BRIARWOOD FROM: 00-00-00 THRU: 09-23-07
8	138460-08-06A	EA	TRACK/CURTAIN - DRVR - W/BACKET/CARRIER/PULLEY - BRIARWOOD FROM: 09-24-07 THRU: 99-99-99
8	138460-08-04A	EA	TRACK/CURTAIN - DRIVER - W/BRKT/CARRIER/PULLEY - CASHMERE FROM: 00-00-00 THRU: 09-23-07
8	138460-08-07A	EA	TRACK/CURTAIN - DRIVER - W/BACKET/CARRIER/PULLEY - CASHMERE FROM: 09-24-07 THRU: 99-99-99
9	113244-01-01A	EA	LOUVER - BALL - 3" - BLACK

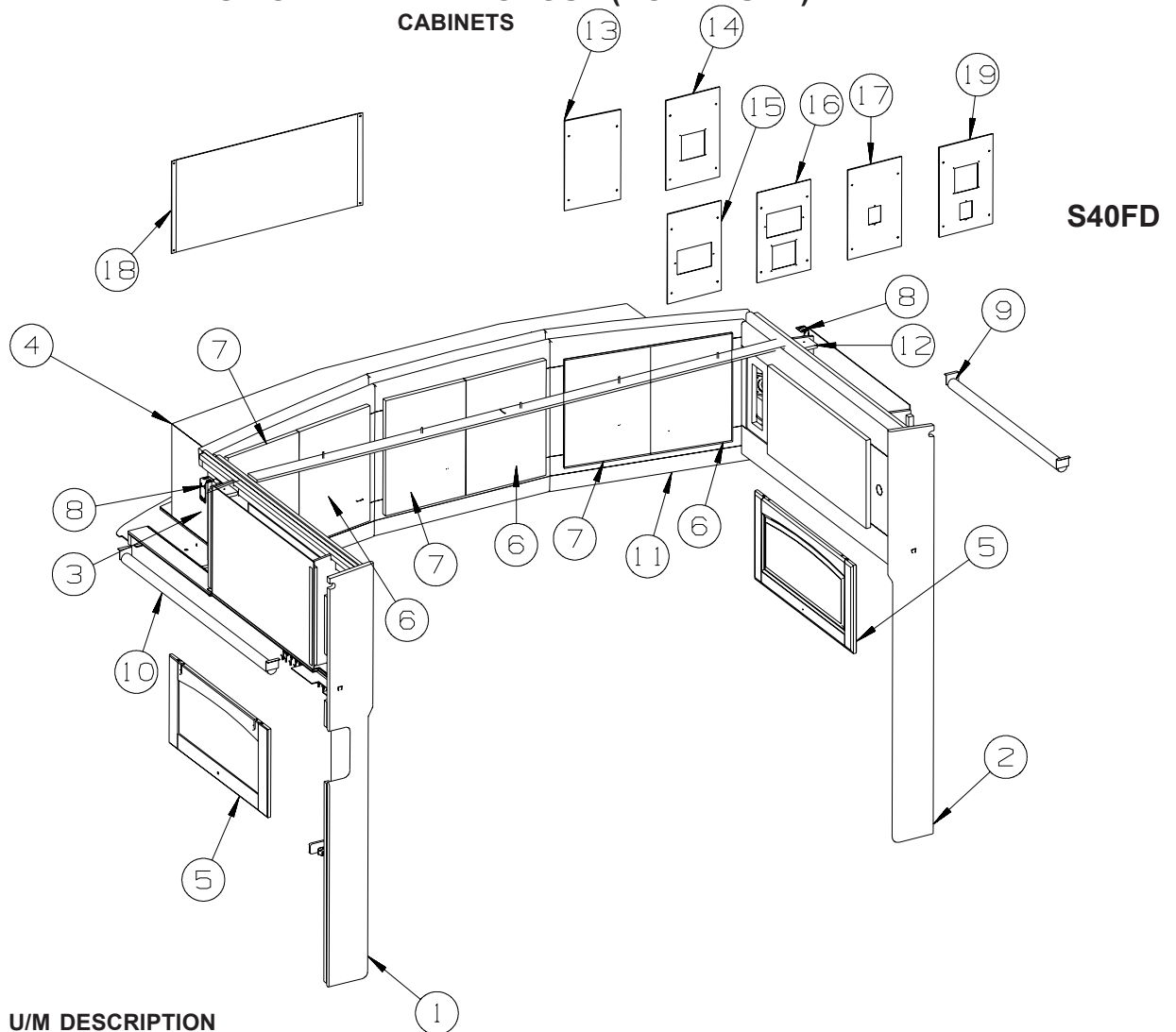
COMPONENT PARTS FOR FRONT INTERIOR

147767-01-000, 147767-02-000

KEY	PART NUMBER	U/M	DESCRIPTION	VENDOR NO
	147767-01-700	EA	SWITCH PLATE	SHROCK-9PT-SWT-PLTE
	147767-01-701	EA	MOTOR - VERTICAL	SHROCK 9PT-M0-VER-0
	147767-01-702	EA	MOTOR - HORIZONTAL	SHROCK 9PT-M0-HOZ-0

DRIVERS COMPARTMENT GROUP (CONTINUED)

CABINETS

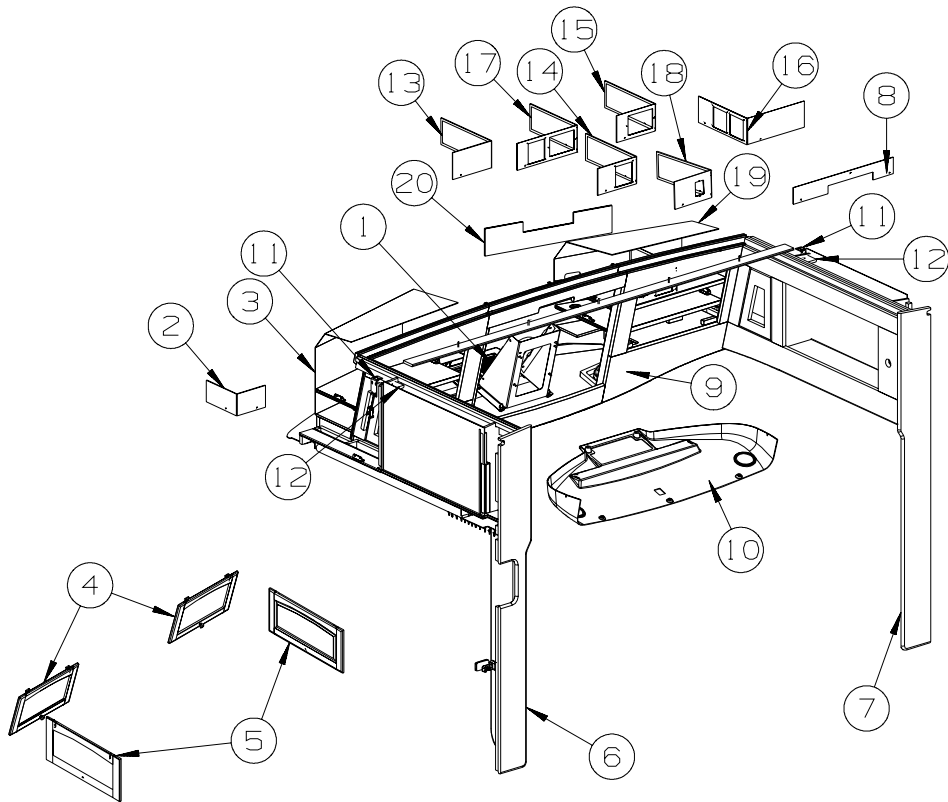


KEY	PART NUMBER	U/M	DESCRIPTION
1	157310-04-WL4	EA	CABINET - OVERHEAD/SIDE/LH HAND - W/O DOORS/HDW (WL4)
1	157310-04-WL5	EA	CABINET - OVERHEAD/SIDE/LH HAND - W/O DOORS/HDW (WL5)
1	157310-04-WL6	EA	CABINET - OVERHEAD/SIDE/LH HAND - W/O DOORS/HDW (WL6)
1	157310-04-WM0	EA	CABINET - OVERHEAD/SIDE/LH HAND - W/O DOORS/HDW (WM0)
1	157310-04-WM1	EA	CABINET - OVERHEAD/SIDE/LH HAND - W/O DOORS/HDW (WM1)
1	157310-04-WM2	EA	CABINET - OVERHEAD/SIDE/LH HAND - W/O DOORS/HDW (WM2)
1	157310-04-UL5	EA	CABINET - OVERHEAD/SIDE/LH HAND - W/O DOORS/HDW (WM4)
1	157310-04-UL6	EA	CABINET - OVERHEAD/SIDE/LH HAND - W/O DOORS/HDW (WM5)
1	157310-04-UL7	EA	CABINET - OVERHEAD/SIDE/LH HAND - W/O DOORS/HDW (WM6)
	146514-04-000	EA	LIGHT - FLEX - ROPE/ROUND - W/STRIP
2	157310-03-WL4	EA	CABINET - OVERHEAD/SIDE/RH HAND - W/O DOORS/HDW (WL4)
2	157310-03-WL5	EA	CABINET - OVERHEAD/SIDE/RH HAND - W/O DOORS/HDW (WL5)
2	157310-03-WL6	EA	CABINET - OVERHEAD/SIDE/RH HAND - W/O DOORS/HDW (WL6)
2	157310-03-WM0	EA	CABINET - OVERHEAD/SIDE/RH HAND - W/O DOORS/HDW (WM0)
2	157310-03-WM1	EA	CABINET - OVERHEAD/SIDE/RH HAND - W/O DOORS/HDW (WM1)
2	157310-03-WM2	EA	CABINET - OVERHEAD/SIDE/RH HAND - W/O DOORS/HDW (WM2)
2	157310-03-UL5	EA	CABINET - OVERHEAD/SIDE/RH HAND - W/O DOORS/HDW (WM4)
2	157310-03-UL6	EA	CABINET - OVERHEAD/SIDE/RH HAND - W/O DOORS/HDW (WM5)
2	157310-03-UL7	EA	CABINET - OVERHEAD/SIDE/RH HAND - W/O DOORS/HDW (WM6)
	146514-04-000	EA	LIGHT - FLEX - ROPE/ROUND - W/STRIP
3	154271-01-TG1	EA	CABINET - OVERHEAD/FRONT - W/O DOORS/HDW - CONCERT CHERRY
3	154271-01-TG2	EA	CABINET - OVERHEAD/FRONT - W/O DOORS/HDW - WASHED MAPLE
3	154271-01-TG3	EA	CABINET - OVERHEAD/FRONT - W/O DOORS/HDW - HONEY CHERRY
4	154360-01-TG0	EA	PANEL/CLOSEOUT - OVERHEAD/FRONT
5	160273-91-WL4	EA	DOOR - RAISED/DBL FLUTED/MOLDING - 13.6" X 27.1" - W/O HDW - CONCERT CHERRY
5	160273-91-WL5	EA	DOOR - RAISED/DBL FLUTED/MOLDING - 13.6" X 27.1" - W/O HDW - WASHED MAPLE
5	160273-91-WL6	EA	DOOR - RAISED/DBL FLUTED/MOLDING - 13.6" X 27.1" - W/O HDW - HONEY CHERRY

DRIVERS COMPARTMENT GROUP (CONTINUED)
CABINETS (CONTINUED)

KEY	PART NUMBER	U/M	DESCRIPTION
6	160273-83-WL4	EA	DOOR - RAISED/DBL FLUTED/MOLDING - 12.8" X 17.7" - W/O HDW - CONCERT CHERRY
6	160273-83-WL5	EA	DOOR - RAISED/DBL FLUTED/MOLDING - 12.8" X 17.7" - W/O HDW - WASHED MAPLE
6	160273-83-WL6	EA	DOOR - RAISED/DBL FLUTED/MOLDING - 12.8" X 17.7" - W/O HDW - HONEY CHERRY
7	160273-84-WL4	EA	DOOR - RAISED/DBL FLUTED/MOLDING - 12.8" X 17.7" - W/O HDW - CONCERT CHERRY
7	160273-84-WL5	EA	DOOR - RAISED/DBL FLUTED/MOLDING - 12.8" X 17.7" - W/O HDW - WASHED MAPLE
7	160273-84-WL6	EA	DOOR - RAISED/DBL FLUTED/MOLDING - 12.8" X 17.7" - W/O HDW - HONEY CHERRY
8	140309-05-02B	EA	ANGLE - FURNACE DOOR - E-COATED
9	126841-05-000	EA	SHADE - PULL - CHARCOAL MESH - 30.3" X 60"
10	126841-09-000	EA	SHADE - PULL - CHARCOAL MESH - 40.25" X 60"
11	M09492-44-TG1	EA	FACE/FRAME (PICTURE) - OVERHEAD/FRONT - W/O DOORS/HDW - CONCERT CHERRY
11	M09492-44-TG2	EA	FACE/FRAME (PICTURE) - OVERHEAD/FRONT - W/O DOORS/HDW - WASHED MAPLE
11	M09492-44-TG3	EA	FACE/FRAME (PICTURE) - OVERHEAD/FRONT - W/O DOORS/HDW - HONEY CHERRY
12	133771-08-UF1	EA	MOLDING - CAP - CONCERT CHERRY
12	133771-08-UF2	EA	MOLDING - CAP - WASHED MAPLE
12	133771-08-UJ3	EA	MOLDING - CAP - HONEY CHERRY
	042356-01-000	EA	PLUG - MAHOGANY - 3/8" DOWEL X 1/2" HEAD
13	155127-01-WM0	EA	PANEL - VINYL COVERED - BRIARWOOD
13	155127-01-TG0	EA	PANEL - VINYL COVERED - CASHMERE
14	155127-02-WM0	EA	PANEL - VINYL COVERED - BRIARWOOD - TV ANT-AMPLIFIED PWR & SATELLITE SYS READY
14	155127-02-TG0	EA	PANEL - VINYL COVERED - CASHMERE - TV ANT-AMPLIFIED PWR & SATELLITE SYS READY
15	155127-03-WM0	EA	PANEL - VINYL COVERED - BRIARWOOD - SAT TV SYSTEM IN-MOTION
15	155127-03-TG0	EA	PANEL - VINYL COVERED - CASHMERE - SAT TV SYSTEM IN-MOTION
16	155127-07-WM0	EA	PANEL - VINYL COVERED - BRIARWOOD - TV ANT-AMPLIFIED PWR & SATELLITE SYS READY
16	155127-07-UJ1	EA	PANEL - VINYL COVERED - CASHMERE - TV ANT-AMPLIFIED PWR & SATELLITE SYS READY
17	155127-10-WA0	EA	PANEL - VINYL COVERED - BRIARWOOD - SATELLITE TV SYSTEM AUTO FROM: 01-29-07 THRU: 99-99-99
17	155127-10-U67	EA	PANEL - VINYL COVERED - CASHMERE - SATELLITE TV SYSTEM AUTO FROM: 01-29-07 THRU: 99-99-99
18	154360-03-TG0	EA	PANEL/CLOSEOUT - OVERHEAD/FRONT
19	155127-06-WM0	EA	PANEL - VINYL COVERED - BRIARWOOD - TV ANT-AMPLIFIED PWR & SATELLITE TV SYSTEM AUTO FROM: 00-00-00 THRU: 01-28-07
19	155127-12-WK0	EA	PANEL - VINYL COVERED - BRIARWOOD - TV ANT-AMPLIFIED PWR & SATELLITE TV SYSTEM AUTO FROM: 01-29-07 THRU: 99-99-99
19	155127-06-UJ1	EA	PANEL - VINYL COVERED - CASHMERE - TV ANT-AMPLIFIED PWR & SATELLITE TV SYSTEM AUTO FROM: 00-00-00 THRU: 01-28-07
19	155127-12-WK4	EA	PANEL - VINYL COVERED - CASHMERE - TV ANT-AMPLIFIED PWR & SATELLITE TV SYSTEM AUTO FROM: 01-29-07 THRU: 99-99-99

DRIVERS COMPARTMENT GROUP (CONTINUED)
CABINETS (CONTINUED)



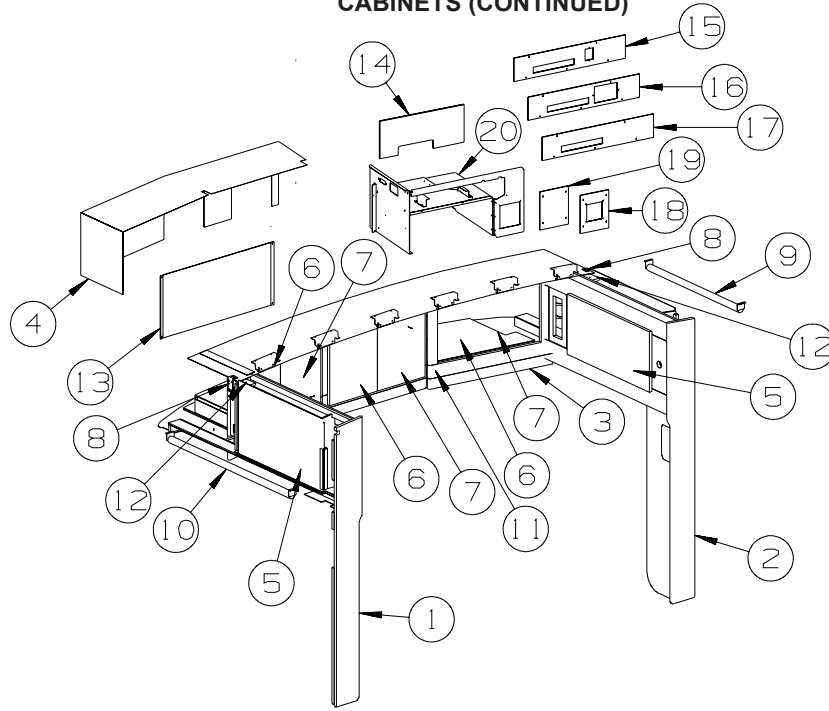
KEY	PART NUMBER	U/M	DESCRIPTION
1	159929-01-02B	EA	MOUNT - TV - E-COATED
			FROM: 00-00-00 THRU: 07-29-07
1	165534-01-02B	EA	MOUNT - TV - E-COATED - NOT ILLUSTRATED
			FROM: 07-30-07 THRU: 99-99-99
2	150628-03-WK0	EA	PANEL - VINYL COVERED - BRIARWOOD
2	150628-03-TG0	EA	PANEL - VINYL COVERED - CASHMERE
3	132909-26-WH4	EA	PANEL - VINYL COVERED
4	162329-15-WL4	EA	DOOR - DBL FLUTED - W/GLASS - 21.8" X 14.4" - W/O HDW - CONCERT CHERRY
4	162329-15-WL5	EA	DOOR - DBL FLUTED - W/GLASS - 21.8" X 14.4" - W/O HDW - WASHED MAPLE
4	162329-15-WL6	EA	DOOR - DBL FLUTED - W/GLASS - 21.8" X 14.4" - W/O HDW - HONEY CHERRY
5	160273-91-WL4	EA	DOOR - RAISED/DBL FLUTED/MOLDING - 13.6" X 27.1" - W/O HDW
5	160273-91-WL5	EA	DOOR - RAISED/DBL FLUTED/MOLDING - 13.6" X 27.1" - W/O HDW
5	160273-91-WL6	EA	DOOR - RAISED/DBL FLUTED/MOLDING - 13.6" X 27.1" - W/O HDW
6	157308-04-WL4	EA	CABINET - OVERHEAD/SIDE/LH HAND - W/O DOORS/HDW (WL4)
6	157308-04-WL5	EA	CABINET - OVERHEAD/SIDE/LH HAND - W/O DOORS/HDW (WL5)
6	157308-04-WL6	EA	CABINET - OVERHEAD/SIDE/LH HAND - W/O DOORS/HDW (WL6)
6	157308-04-WM0	EA	CABINET - OVERHEAD/SIDE/LH HAND - W/O DOORS/HDW (WM0)
6	157308-04-WM1	EA	CABINET - OVERHEAD/SIDE/LH HAND - W/O DOORS/HDW (WM1)
6	157308-04-WM2	EA	CABINET - OVERHEAD/SIDE/LH HAND - W/O DOORS/HDW (WM2)
6	157308-04-UL5	EA	CABINET - OVERHEAD/SIDE/LH HAND - W/O DOORS/HDW (WM4)
6	157308-04-UL6	EA	CABINET - OVERHEAD/SIDE/LH HAND - W/O DOORS/HDW (WM5)
6	157308-04-UL7	EA	CABINET - OVERHEAD/SIDE/LH HAND - W/O DOORS/HDW (WM6)
7	157308-03-WL4	EA	CABINET - OVERHEAD/SIDE/RH HAND - W/O DOORS/HDW (WL4)
7	157308-03-WL5	EA	CABINET - OVERHEAD/SIDE/RH HAND - W/O DOORS/HDW (WL5)
7	157308-03-WL6	EA	CABINET - OVERHEAD/SIDE/RH HAND - W/O DOORS/HDW (WL6)
7	157308-03-WM0	EA	CABINET - OVERHEAD/SIDE/RH HAND - W/O DOORS/HDW (WM0)
7	157308-03-WM1	EA	CABINET - OVERHEAD/SIDE/RH HAND - W/O DOORS/HDW (WM1)
7	157308-03-WM2	EA	CABINET - OVERHEAD/SIDE/RH HAND - W/O DOORS/HDW (WM2)
7	157308-03-UL5	EA	CABINET - OVERHEAD/SIDE/RH HAND - W/O DOORS/HDW (WM4)
7	157308-03-UL6	EA	CABINET - OVERHEAD/SIDE/RH HAND - W/O DOORS/HDW (WM5)
7	157308-03-UL7	EA	CABINET - OVERHEAD/SIDE/RH HAND - W/O DOORS/HDW (WM6)
8	150628-04-WG0	EA	PANEL - VINYL COVERED - BRIARWOOD
8	150628-04-TG0	EA	PANEL - VINYL COVERED - CASHMERE

DRIVERS COMPARTMENT GROUP (CONTINUED)
CABINETS (CONTINUED)

KEY	PART NUMBER	U/M	DESCRIPTION
9	162099-11-WH4	EA	FACE - TV CABINET/FRONT - W/O HDW - CONCERT CHERRY FROM: 00-00-00 THRU: 07-29-07
9	165535-11-WK0	EA	FACE - TV CABINET/FRONT - W/O HDW - CONCERT CHERRY FROM: 07-30-07 THRU: 99-99-99
9	162099-11-WH5	EA	FACE - TV CABINET/FRONT - W/O HDW - WASHED MAPLE FROM: 00-00-00 THRU: 07-29-07
9	165535-11-WK1	EA	FACE - TV CABINET/FRONT - W/O HDW - WASHED MAPLE FROM: 07-30-07 THRU: 99-99-99
9	162099-11-WH6	EA	FACE - TV CABINET/FRONT - W/O HDW - HONEY CHERRY FROM: 00-00-00 THRU: 07-29-07
9	165535-11-WK2	EA	FACE - TV CABINET/FRONT - W/O HDW - HONEY CHERRY FROM: 07-30-07 THRU: 99-99-99
10	155306-01-24A	EA	COVER - TV/OVERHEAD - BRIARWOOD
	155306-02-24A	EA	COVER - TV/OVERHEAD - BRIARWOOD
10	155306-01-20A	EA	COVER - TV/OVERHEAD - CASHMERE
	155306-02-20A	EA	COVER - TV/OVERHEAD - CASHMERE
11	140309-05-02B	EA	ANGLE - FURNACE DOOR - E-COATED
12	133771-08-UF1	EA	MOLDING - CAP - CONCERT CHERRY
12	133771-08-UF2	EA	MOLDING - CAP - WASHED MAPLE
12	133771-08-UJ3	EA	MOLDING - CAP - HONEY CHERRY
	042356-01-000	EA	PLUG - MAHOGANY - 3/8" DOWEL X 1/2" HEAD
13	150628-05-WK0	EA	PANEL - VINYL COVERED - BRIARWOOD
13	150628-05-TG0	EA	PANEL - VINYL COVERED - CASHMERE
14	150628-06-WK0	EA	PANEL - VINYL COVERED - BRIARWOOD - TV ANT-AMPLIFIED PWR & SATELLITE SYS READY
14	150628-06-TG0	EA	PANEL - VINYL COVERED - CASHMERE - TV ANT-AMPLIFIED PWR & SATELLITE SYS READY
15	150628-07-WK0	EA	PANEL - VINYL COVERED - BRIARWOOD - SAT TV SYSTEM IN-MOTION
15	150628-07-TG0	EA	PANEL - VINYL COVERED - CASHMERE - SAT TV SYSTEM IN-MOTION
16	150628-13-WK0	EA	PANEL - VINYL COVERED - BRIARWOOD - TV ANT-AMPLIFIED PWR & SAT TV SYS AUTO
16	150628-13-UJ1	EA	PANEL - VINYL COVERED - CASHMERE - TV ANT-AMPLIFIED PWR & SAT TV SYS AUTO
17	150628-14-WK0	EA	PANEL - VINYL COVERED - BRIARWOOD - TV ANT-AMPLIFIED PWR & SAT TV SYS IN-MOTION
17	150628-14-UJ1	EA	PANEL - VINYL COVERED - CASHMERE - TV ANT-AMPLIFIED PWR & SAT TV SYS IN-MOTION
18	150628-17-WH4	EA	PANEL - VINYL COVERED - BRIARWOOD - SAT TV SYS AUTO
18	150628-17-WJ0	EA	PANEL - VINYL COVERED - CASHMERE - SAT TV SYS AUTO
19	132909-13-TG0	EA	PANEL - VINYL COVERED
20	132909-25-UJ1	EA	PANEL - VINYL COVERED

DRIVERS COMPARTMENT GROUP (CONTINUED)
CABINETS (CONTINUED)

S40TD
FROM: 00-00-00
THRU: 07-08-07

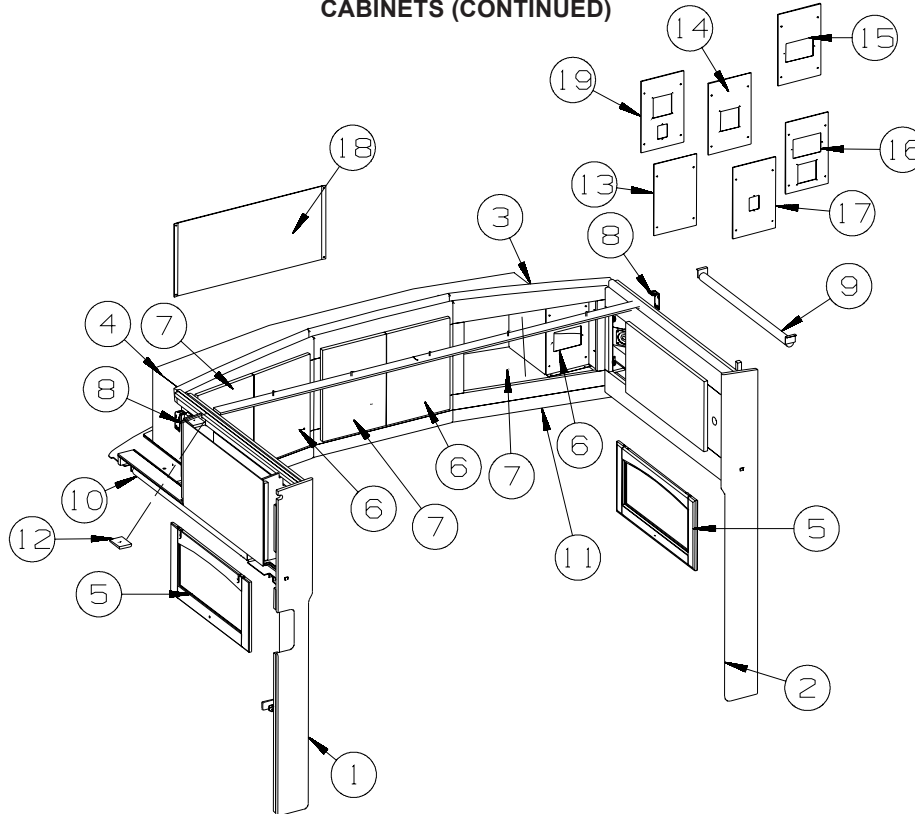


KEY	PART NUMBER	U/M	DESCRIPTION
1	157310-04-WL4	EA	CABINET - OVERHEAD/SIDE/LH HAND - W/O DOORS/HDW (WL4)
1	157310-04-WL5	EA	CABINET - OVERHEAD/SIDE/LH HAND - W/O DOORS/HDW (WL5)
1	157310-04-WL6	EA	CABINET - OVERHEAD/SIDE/LH HAND - W/O DOORS/HDW (WL6)
1	157310-04-WM0	EA	CABINET - OVERHEAD/SIDE/LH HAND - W/O DOORS/HDW (WM0)
1	157310-04-WM1	EA	CABINET - OVERHEAD/SIDE/LH HAND - W/O DOORS/HDW (WM1)
1	157310-04-WM2	EA	CABINET - OVERHEAD/SIDE/LH HAND - W/O DOORS/HDW (WM2)
1	157310-04-UL5	EA	CABINET - OVERHEAD/SIDE/LH HAND - W/O DOORS/HDW (WM4)
1	157310-04-UL6	EA	CABINET - OVERHEAD/SIDE/LH HAND - W/O DOORS/HDW (WM5)
1	157310-04-UL7	EA	CABINET - OVERHEAD/SIDE/LH HAND - W/O DOORS/HDW (WM6)
	146514-04-000	EA	LIGHT - FLEX - ROPE/ROUND - W/STRIP
2	157310-06-WL4	EA	CABINET - OVERHEAD/SIDE/RH HAND - W/O DOORS/HDW (WL4)
2	157310-06-WL5	EA	CABINET - OVERHEAD/SIDE/RH HAND - W/O DOORS/HDW (WL5)
2	157310-06-WL6	EA	CABINET - OVERHEAD/SIDE/RH HAND - W/O DOORS/HDW (WL6)
2	157310-06-WM0	EA	CABINET - OVERHEAD/SIDE/RH HAND - W/O DOORS/HDW (WM0)
2	157310-06-WM1	EA	CABINET - OVERHEAD/SIDE/RH HAND - W/O DOORS/HDW (WM1)
2	157310-06-WM2	EA	CABINET - OVERHEAD/SIDE/RH HAND - W/O DOORS/HDW (WM2)
2	157310-06-UL5	EA	CABINET - OVERHEAD/SIDE/RH HAND - W/O DOORS/HDW (WM4)
2	157310-06-UL6	EA	CABINET - OVERHEAD/SIDE/RH HAND - W/O DOORS/HDW (WM5)
2	157310-06-UL7	EA	CABINET - OVERHEAD/SIDE/RH HAND - W/O DOORS/HDW (WM6)
	146514-04-000	EA	LIGHT - FLEX - ROPE/ROUND - W/STRIP
3	154271-02-UJ1	EA	CABINET - OVERHEAD/FRONT - W/O DOORS/HDW - CONCERT CHERRY
3	154271-02-UJ2	EA	CABINET - OVERHEAD/FRONT - W/O DOORS/HDW - WASHED MAPLE
3	154271-02-UJ3	EA	CABINET - OVERHEAD/FRONT - W/O DOORS/HDW - HONEY CHERRY
4	154360-04-UJ1	EA	PANEL/CLOSEOUT - OVERHEAD/FRONT
5	160273-91-WL4	EA	DOOR - RAISED/DBL FLUTED/MOLDING - 13.6" X 27.1" - W/O HDW - CONCERT CHERRY
5	160273-91-WL5	EA	DOOR - RAISED/DBL FLUTED/MOLDING - 13.6" X 27.1" - W/O HDW - WASHED MAPLE
5	160273-91-WL6	EA	DOOR - RAISED/DBL FLUTED/MOLDING - 13.6" X 27.1" - W/O HDW - HONEY CHERRY
6	160273-83-WL4	EA	DOOR - RAISED/DBL FLUTED/MOLDING - 12.8" X 17.7" - W/O HDW - CONCERT CHERRY
6	160273-83-WL5	EA	DOOR - RAISED/DBL FLUTED/MOLDING - 12.8" X 17.7" - W/O HDW - WASHED MAPLE
6	160273-83-WL6	EA	DOOR - RAISED/DBL FLUTED/MOLDING - 12.8" X 17.7" - W/O HDW - HONEY CHERRY
7	160273-84-WL4	EA	DOOR - RAISED/DBL FLUTED/MOLDING - 12.8" X 17.7" - W/O HDW - CONCERT CHERRY
7	160273-84-WL5	EA	DOOR - RAISED/DBL FLUTED/MOLDING - 12.8" X 17.7" - W/O HDW - WASHED MAPLE
7	160273-84-WL6	EA	DOOR - RAISED/DBL FLUTED/MOLDING - 12.8" X 17.7" - W/O HDW - HONEY CHERRY
8	140309-05-02B	EA	ANGLE - FURNACE DOOR - E-COATED
9	126841-05-000	EA	SHADE - PULL - CHARCOAL MESH - 30.3" X 60"
10	126841-09-000	EA	SHADE - PULL - CHARCOAL MESH - 40.25" X 60"
11	M09492-80-UJ1	EA	FACE/FRAME (PICTURE) - OVERHEAD/FRONT - W/O DOORS/HDW - CONCERT CHERRY
11	M09492-80-UJ2	EA	FACE/FRAME (PICTURE) - OVERHEAD/FRONT - W/O DOORS/HDW - WASHED MAPLE
11	M09492-80-UJ3	EA	FACE/FRAME (PICTURE) - OVERHEAD/FRONT - W/O DOORS/HDW - HONEY CHERRY

DRIVERS COMPARTMENT GROUP (CONTINUED)
CABINETS (CONTINUED)

KEY	PART NUMBER	U/M	DESCRIPTION
12	133771-08-UF1	EA	MOLDING - CAP - CONCERT CHERRY
12	133771-08-UF2	EA	MOLDING - CAP - WASHED MAPLE
12	133771-08-UJ3	EA	MOLDING - CAP - HONEY CHERRY
	042356-01-000	EA	PLUG - MAHOGANY - 3/8" DOWEL X 1/2" HEAD
13	154360-03-TG0	EA	PANEL/CLOSEOUT - OVERHEAD/FRONT
14	132909-23-UJ1	EA	PANEL - VINYL COVERED
15	153820-01-WK0	EA	PANEL - VINYL COVERED - BRIARWOOD - SATELLITE TV SYSTEM AUTO FROM: 00-00-00 THRU: 01-28-07
15	153820-07-WK0	EA	PANEL - VINYL COVERED - BRIARWOOD - SATELLITE TV SYSTEM AUTO FROM: 01-29-07 THRU: 99-99-99
15	153820-01-T81	EA	PANEL - VINYL COVERED - CASHMERE - SATELLITE TV SYSTEM AUTO FROM: 00-00-00 THRU: 01-28-07
15	153820-07-U94	EA	PANEL - VINYL COVERED - CASHMERE - SATELLITE TV SYSTEM AUTO FROM: 01-29-07 THRU: 99-99-99
16	153820-02-WK0	EA	PANEL - VINYL COVERED - BRIARWOOD - SAT TV SYS IN-MOTION
16	153820-02-T81	EA	PANEL - VINYL COVERED - CASHMERE - SAT TV SYS IN-MOTION
17	153820-03-WK0	EA	PANEL - VINYL COVERED - BRIARWOOD
17	153820-03-T81	EA	PANEL - VINYL COVERED - CASHMERE
18	155127-08-WK0	EA	PANEL - VINYL COVERED - BRIARWOOD - TV ANT-AMPLIFIED PWR
18	155127-08-UJ1	EA	PANEL - VINYL COVERED - CASHMERE - TV ANT-AMPLIFIED PWR
19	155127-09-WK0	EA	PANEL - VINYL COVERED - BRIARWOOD - TV ANTENNA-AMPLIFIED
19	155127-09-UJ1	EA	PANEL - VINYL COVERED - CASHMERE - TV ANTENNA-AMPLIFIED
20	126275-11-02B	EA	SHELF - OVERHEAD/FRONT - E-COATED

DRIVERS COMPARTMENT GROUP (CONTINUED)
CABINETS (CONTINUED)



S40TD
FROM: 07-09-07
THRU: 99-99-99

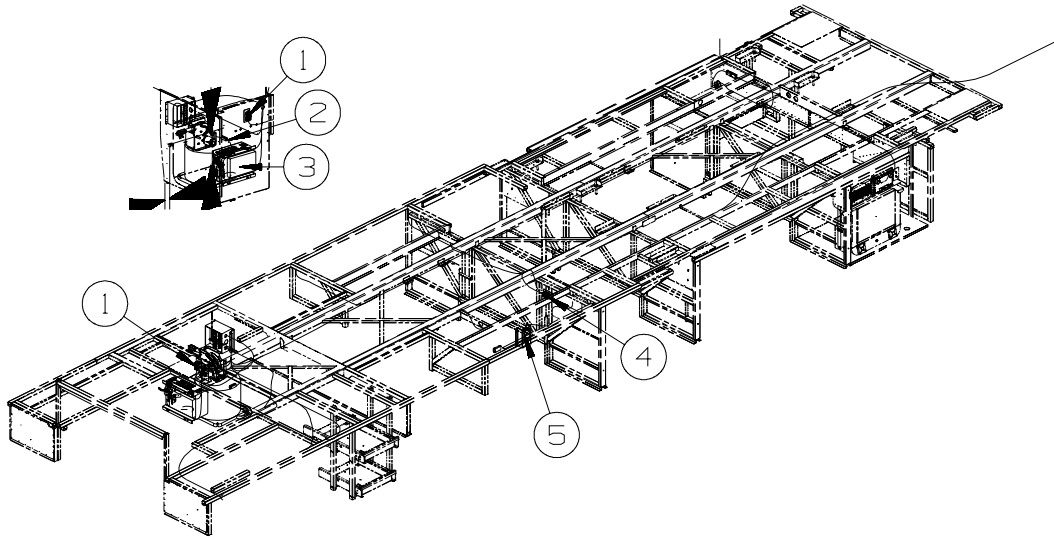
KEY	PART NUMBER	U/M	DESCRIPTION
1	157310-04-WL4	EA	CABINET - OVERHEAD/SIDE/LH HAND - W/O DOORS/HDW (WL4)
1	157310-04-WL5	EA	CABINET - OVERHEAD/SIDE/LH HAND - W/O DOORS/HDW (WL5)
1	157310-04-WL6	EA	CABINET - OVERHEAD/SIDE/LH HAND - W/O DOORS/HDW (WL6)
1	157310-04-WM0	EA	CABINET - OVERHEAD/SIDE/LH HAND - W/O DOORS/HDW (WM0)
1	157310-04-WM1	EA	CABINET - OVERHEAD/SIDE/LH HAND - W/O DOORS/HDW (WM1)
1	157310-04-WM2	EA	CABINET - OVERHEAD/SIDE/LH HAND - W/O DOORS/HDW (WM2)
1	157310-04-UL5	EA	CABINET - OVERHEAD/SIDE/LH HAND - W/O DOORS/HDW (WM4)
1	157310-04-UL6	EA	CABINET - OVERHEAD/SIDE/LH HAND - W/O DOORS/HDW (WM5)
1	157310-04-UL7	EA	CABINET - OVERHEAD/SIDE/LH HAND - W/O DOORS/HDW (WM6)
	146514-04-000	EA	LIGHT - FLEX - ROPE/ROUND - W/STRIP
2	157310-06-WL4	EA	CABINET - OVERHEAD/SIDE/RH HAND - W/O DOORS/HDW (WL4) FROM: 00-00-00 THRU: 11-04-07
2	167307-02-WL4	EA	CABINET - OVERHEAD/SIDE/RH - W/O DOORS/HDW (WL4) FROM: 11-05-07 THRU: 99-99-99
2	157310-06-WL5	EA	CABINET - OVERHEAD/SIDE/RH HAND - W/O DOORS/HDW (WL5) FROM: 00-00-00 THRU: 11-04-07
2	167307-02-WL5	EA	CABINET - OVERHEAD/SIDE/RH - W/O DOORS/HDW (WL5) FROM: 11-05-07 THRU: 99-99-99
2	157310-06-WL6	EA	CABINET - OVERHEAD/SIDE/RH HAND - W/O DOORS/HDW (WL6) FROM: 00-00-00 THRU: 11-04-07
2	167307-02-WL6	EA	CABINET - OVERHEAD/SIDE/RH - W/O DOORS/HDW (WL6) FROM: 11-05-07 THRU: 99-99-99
2	157310-06-WM0	EA	CABINET - OVERHEAD/SIDE/RH HAND - W/O DOORS/HDW (WM0) FROM: 00-00-00 THRU: 11-04-07
2	167307-02-WM0	EA	CABINET - OVERHEAD/SIDE/RH - W/O DOORS/HDW (WM0) FROM: 11-05-07 THRU: 99-99-99
2	157310-06-WM1	EA	CABINET - OVERHEAD/SIDE/RH HAND - W/O DOORS/HDW (WM1) FROM: 00-00-00 THRU: 11-04-07
2	167307-02-WM1	EA	CABINET - OVERHEAD/SIDE/RH - W/O DOORS/HDW (WM1) FROM: 11-05-07 THRU: 99-99-99
2	157310-06-WM2	EA	CABINET - OVERHEAD/SIDE/RH HAND - W/O DOORS/HDW (WM2) FROM: 00-00-00 THRU: 11-04-07
2	167307-02-WM2	EA	CABINET - OVERHEAD/SIDE/RH - W/O DOORS/HDW (WM2) FROM: 11-05-07 THRU: 99-99-99
2	157310-06-UL5	EA	CABINET - OVERHEAD/SIDE/RH HAND - W/O DOORS/HDW (WM4) FROM: 00-00-00 THRU: 11-04-07

DRIVERS COMPARTMENT GROUP (CONTINUED)
CABINETS (CONTINUED)

KEY	PART NUMBER	U/M	DESCRIPTION
2	167307-02-WM4	EA	CABINET - OVERHEAD/SIDE/RH - W/O DOORS/HDW (WM4) FROM: 11-05-07 THRU: 99-99-99
2	157310-06-UL6	EA	CABINET - OVERHEAD/SIDE/RH HAND - W/O DOORS/HDW (WM5) FROM: 00-00-00 THRU: 11-04-07
2	167307-02-WM5	EA	CABINET - OVERHEAD/SIDE/RH - W/O DOORS/HDW (WM5) FROM: 11-05-07 THRU: 99-99-99
2	157310-06-UL7	EA	CABINET - OVERHEAD/SIDE/RH HAND - W/O DOORS/HDW (WM6) FROM: 00-00-00 THRU: 11-04-07
2	167307-02-WM6	EA	CABINET - OVERHEAD/SIDE/RH - W/O DOORS/HDW (WM6) FROM: 11-05-07 THRU: 99-99-99
	146514-04-000	EA	LIGHT - FLEX - ROPE/ROUND - W/STRIP
3	154271-01-TG1	EA	CABINET - OVERHEAD/FRONT - W/O DOORS/HDW - CONCERT CHERRY
3	154271-01-TG2	EA	CABINET - OVERHEAD/FRONT - W/O DOORS/HDW - WASHED MAPLE
3	154271-01-TG3	EA	CABINET - OVERHEAD/FRONT - W/O DOORS/HDW - HONEY CHERRY
4	154360-01-TG0	EA	PANEL/CLOSEOUT - OVERHEAD/FRONT
5	160273-91-WL4	EA	DOOR - RAISED/DBL FLUTED/MOLDING - 13.6" X 27.1" - W/O HDW - CONCERT CHERRY
5	160273-91-WL5	EA	DOOR - RAISED/DBL FLUTED/MOLDING - 13.6" X 27.1" - W/O HDW - WASHED MAPLE
5	160273-91-WL6	EA	DOOR - RAISED/DBL FLUTED/MOLDING - 13.6" X 27.1" - W/O HDW - HONEY CHERRY
6	160273-83-WL4	EA	DOOR - RAISED/DBL FLUTED/MOLDING - 12.8" X 17.7" - W/O HDW - CONCERT CHERRY
6	160273-83-WL5	EA	DOOR - RAISED/DBL FLUTED/MOLDING - 12.8" X 17.7" - W/O HDW - WASHED MAPLE
6	160273-83-WL6	EA	DOOR - RAISED/DBL FLUTED/MOLDING - 12.8" X 17.7" - W/O HDW - HONEY CHERRY
7	160273-84-WL4	EA	DOOR - RAISED/DBL FLUTED/MOLDING - 12.8" X 17.7" - W/O HDW - CONCERT CHERRY
7	160273-84-WL5	EA	DOOR - RAISED/DBL FLUTED/MOLDING - 12.8" X 17.7" - W/O HDW - WASHED MAPLE
7	160273-84-WL6	EA	DOOR - RAISED/DBL FLUTED/MOLDING - 12.8" X 17.7" - W/O HDW - HONEY CHERRY
8	140309-05-02B	EA	ANGLE - FURNACE DOOR - E-COATED
9	126841-05-000	EA	SHADE - PULL - CHARCOAL MESH - 30.3" X 60"
10	126841-09-000	EA	SHADE - PULL - CHARCOAL MESH - 40.25" X 60"
11	M09492-44-TG1	EA	FACE/FRAME (PICTURE) - OVERHEAD/FRONT - W/O DOORS/HDW - CONCERT CHERRY
11	M09492-44-TG2	EA	FACE/FRAME (PICTURE) - OVERHEAD/FRONT - W/O DOORS/HDW - WASHED MAPLE
11	M09492-44-TG3	EA	FACE/FRAME (PICTURE) - OVERHEAD/FRONT - W/O DOORS/HDW - HONEY CHERRY
12	133771-08-UF1	EA	MOLDING - CAP - CONCERT CHERRY
12	133771-08-UF2	EA	MOLDING - CAP - WASHED MAPLE
12	133771-08-UJ3	EA	MOLDING - CAP - HONEY CHERRY
	042356-01-000	EA	PLUG - MAHOGANY - 3/8" DOWEL X 1/2" HEAD
13	155127-01-WM0	EA	PANEL - VINYL COVERED - BRIARWOOD
13	155127-01-TG0	EA	PANEL - VINYL COVERED - CASHMERE
14	155127-02-WM0	EA	PANEL - VINYL COVERED - BRIARWOOD - TV ANT-AMPLIFIED PWR & SATELLITE SYS READY
14	155127-02-TG0	EA	PANEL - VINYL COVERED - CASHMERE - TV ANT-AMPLIFIED PWR & SATELLITE SYS READY
15	155127-03-WM0	EA	PANEL - VINYL COVERED - BRIARWOOD - SAT TV SYSTEM IN-MOTION
15	155127-03-TG0	EA	PANEL - VINYL COVERED - CASHMERE - SAT TV SYSTEM IN-MOTION
16	155127-07-WM0	EA	PANEL - VINYL COVERED - BRIARWOOD - TV ANT-AMPLIFIED PWR & SATELLITE SYS READY
16	155127-07-UJ1	EA	PANEL - VINYL COVERED - CASHMERE - TV ANT-AMPLIFIED PWR & SATELLITE SYS READY
17	155127-10-WA0	EA	PANEL - VINYL COVERED - BRIARWOOD - SATELLITE TV SYSTEM AUTO FROM: 01-29-07 THRU: 99-99-99
17	155127-10-U67	EA	PANEL - VINYL COVERED - CASHMERE - SATELLITE TV SYSTEM AUTO FROM: 01-29-07 THRU: 99-99-99
18	154360-03-TG0	EA	PANEL/CLOSEOUT - OVERHEAD/FRONT
19	155127-06-WM0	EA	PANEL - VINYL COVERED - BRIARWOOD - TV ANT-AMPLIFIED PWR & SATELLITE TV SYSTEM AUTO FROM: 00-00-00 THRU: 01-28-07
19	155127-12-WK0	EA	PANEL - VINYL COVERED - BRIARWOOD - TV ANT-AMPLIFIED PWR & SATELLITE TV SYSTEM AUTO FROM: 01-29-07 THRU: 99-99-99
19	155127-06-UJ1	EA	PANEL - VINYL COVERED - CASHMERE - TV ANT-AMPLIFIED PWR & SATELLITE TV SYSTEM AUTO FROM: 00-00-00 THRU: 01-28-07
19	155127-12-WK4	EA	PANEL - VINYL COVERED - CASHMERE - TV ANT-AMPLIFIED PWR & SATELLITE TV SYSTEM AUTO FROM: 01-29-07 THRU: 99-99-99

ELECTRICAL GROUP

110V BODY WIRING

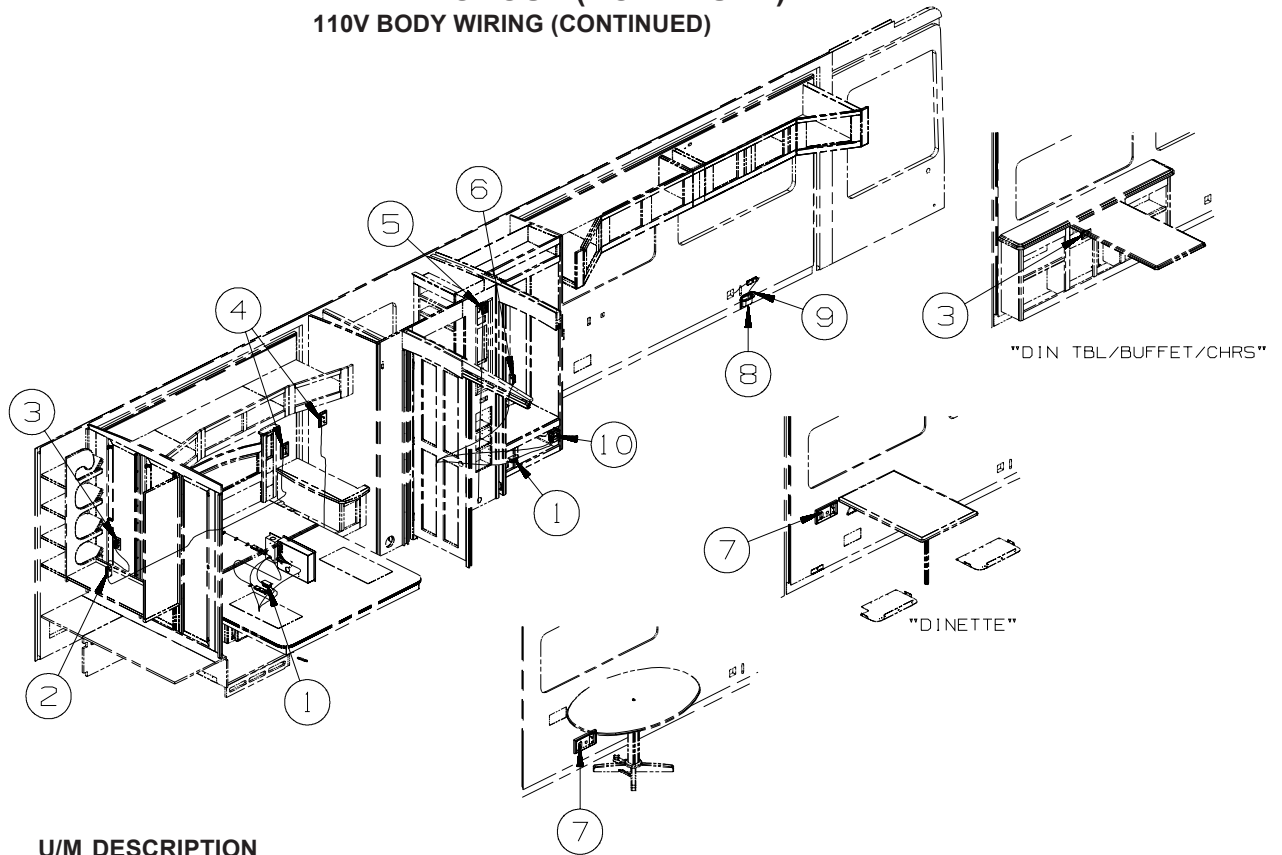


KEY	PART NUMBER	U/M	DESCRIPTION
1	058708-05-000	EA	RECEPTACLE - ELECTRICAL - SINGLE - BROWN
2*	144858-02-000	EA	REEL - POWERED - W/36'-50 AMP PWR CORD - W/MOUNTED SWITCH
3	148254-01-000	EA	INVERTER - CHARGER - 2000W AC
4	058708-05-000	EA	RECEPTACLE - ELECTRICAL - SINGLE - BROWN - VACUUM SYSTEM-CENTRAL
5	058708-05-000	EA	RECEPTACLE - ELECTRICAL - SINGLE - BROWN - REFRIGERATOR/FREEZER PORTABLE

*COMPONENT PARTS LISTED LATER IN THIS GROUP

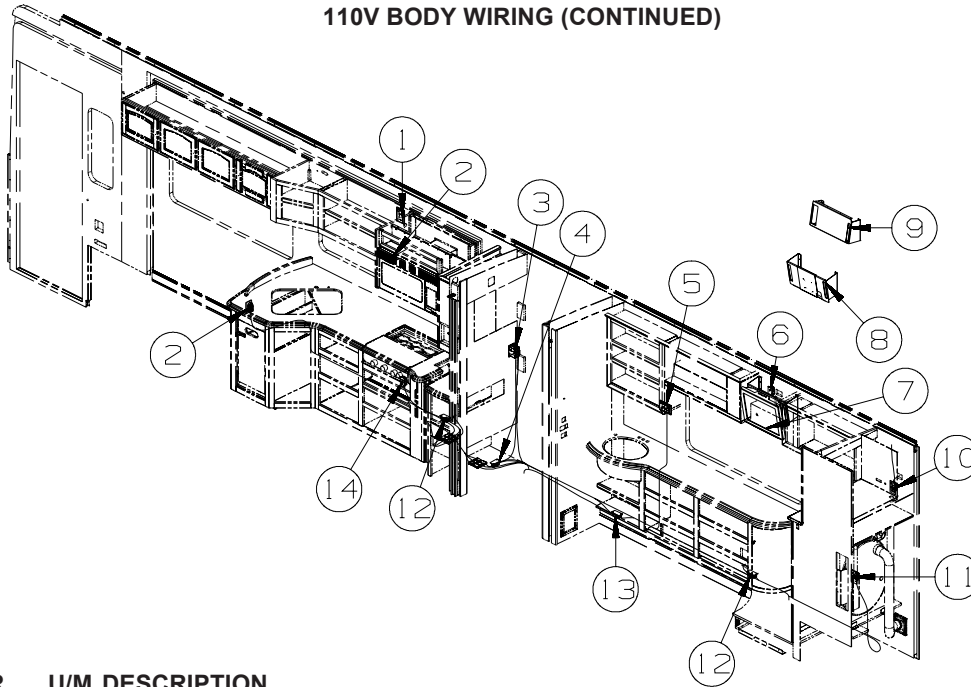
ELECTRICAL GROUP (CONTINUED)

110V BODY WIRING (CONTINUED)



KEY	PART NUMBER	U/M	DESCRIPTION
1	058707-02-000	EA	RECEPTACLE - BLANK - JUNCTION BOX
2	058708-05-000	EA	RECEPTACLE - ELECTRICAL - SINGLE - BROWN - SLEEP NUMBER BED-KING SIZE
3	058708-01-000	EA	RECEPTACLE - ELECTRIC - DOUBLE - BROWN
4	058708-01-000	EA	RECEPTACLE - ELECTRIC - DOUBLE - BROWN
4	133713-20-SD1	EA	SPACER/RECEPTACLE - WOOD - CONCERT CHERRY
4	133713-20-SD2	EA	SPACER/RECEPTACLE - WOOD - WASHED MAPLE
4	133713-20-SD3	EA	SPACER/RECEPTACLE - WOOD - HONEY CHERRY
5	084420-01-000	EA	SWITCH - TOGGLE - 15 AMP/120 VOLT - BROWN
5	083588-02-000	EA	LABEL - ON/OFF - ENGINE HEATER
6	058708-05-000	EA	RECEPTACLE - ELECTRICAL - SINGLE - BROWN
7	058708-01-000	EA	RECEPTACLE - ELECTRIC - DOUBLE - BROWN
7	133713-25-SD1	EA	SPACER/RECEPTACLE - 110V/12V-PHONE - WOOD - CONCERT CHERRY
7	133713-25-SD2	EA	SPACER/RECEPTACLE - 110V/12V-PHONE - WOOD - WASHED MAPLE
7	133713-25-SD3	EA	SPACER/RECEPTACLE - 110V/12V-PHONE - WOOD - HONEY CHERRY
8	153862-02-01A	EA	COVER - WIRE - 5.9" X 3.8" X 2.2" - BLACK
9	155469-01-01A	EA	COVER - WIRE - .9" X 6.3" X 5.6" - BLACK
10	163319-01-02A	EA	RECEPTACLE - GFCI - 15A 125V - BROWN

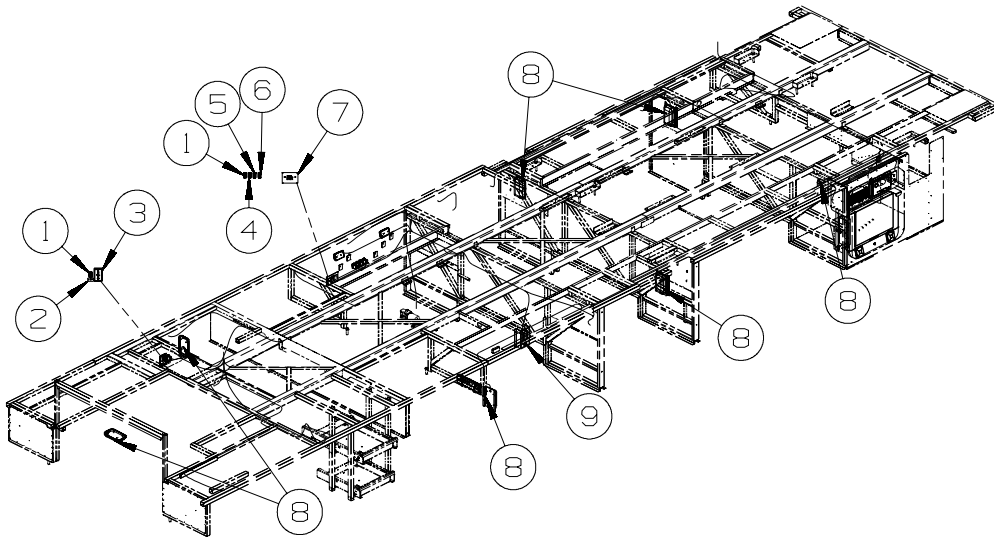
ELECTRICAL GROUP (CONTINUED)
110V BODY WIRING (CONTINUED)



KEY	PART NUMBER	U/M	DESCRIPTION
1	058708-05-000	EA	RECEPTACLE - ELECTRICAL - SINGLE - BROWN
1	133713-20-SD1	EA	SPACER/RECEPTACLE - WOOD - CONCERT CHERRY
1	133713-20-SD2	EA	SPACER/RECEPTACLE - WOOD - WASHED MAPLE
1	133713-20-SD3	EA	SPACER/RECEPTACLE - WOOD - HONEY CHERRY
2	058708-01-000	EA	RECEPTACLE - ELECTRIC - DOUBLE - BROWN
3	163319-01-02A	EA	RECEPTACLE - GFCI - 15A 125V - BROWN
4	058707-02-000	EA	RECEPTACLE - BLANK - JUNCTION BOX
5	058708-01-000	EA	RECEPTACLE - ELECTRIC - DOUBLE - BROWN
5	133713-20-SD1	EA	SPACER/RECEPTACLE - WOOD - CONCERT CHERRY
5	133713-20-SD2	EA	SPACER/RECEPTACLE - WOOD - WASHED MAPLE
5	133713-20-SD3	EA	SPACER/RECEPTACLE - WOOD - HONEY CHERRY
6	058707-01-000	EA	RECEPTACLE - ELECTRIC - SINGLE - BROWN
7	164598-01-000	EA	TV - 20" FLAT PANEL/LCD/STEREO - SHARP LC-20SH7U
8	162355-02-02B	EA	PLATE/MOUNTING - TV - E-COATED
9	164649-01-02B	EA	SUPPORT/MOUNTING - TV - E-COATED
10	058708-01-000	EA	RECEPTACLE - ELECTRIC - DOUBLE - BROWN
10	158542-02-01A	EA	LABEL - RECEPTACLE - ELECTRONICS - WHITE/BLACK
11	058708-05-000	EA	RECEPTACLE - ELECTRICAL - SINGLE - BROWN
11	158542-01-01A	EA	LABEL - RECEPTACLE - WASHER/DRYER - WHITE/BLACK
12	058707-02-000	EA	RECEPTACLE - BLANK - JUNCTION BOX
13	058707-02-000	EA	RECEPTACLE - BLANK - JUNCTION BOX - REFRIGERATOR/FREEZER PORTABLE
14	058707-01-000	EA	RECEPTACLE - ELECTRIC - SINGLE - BROWN - DISHWASHER DRAWER STYLE

ELECTRICAL GROUP (CONTINUED)

12V BODY WIRING

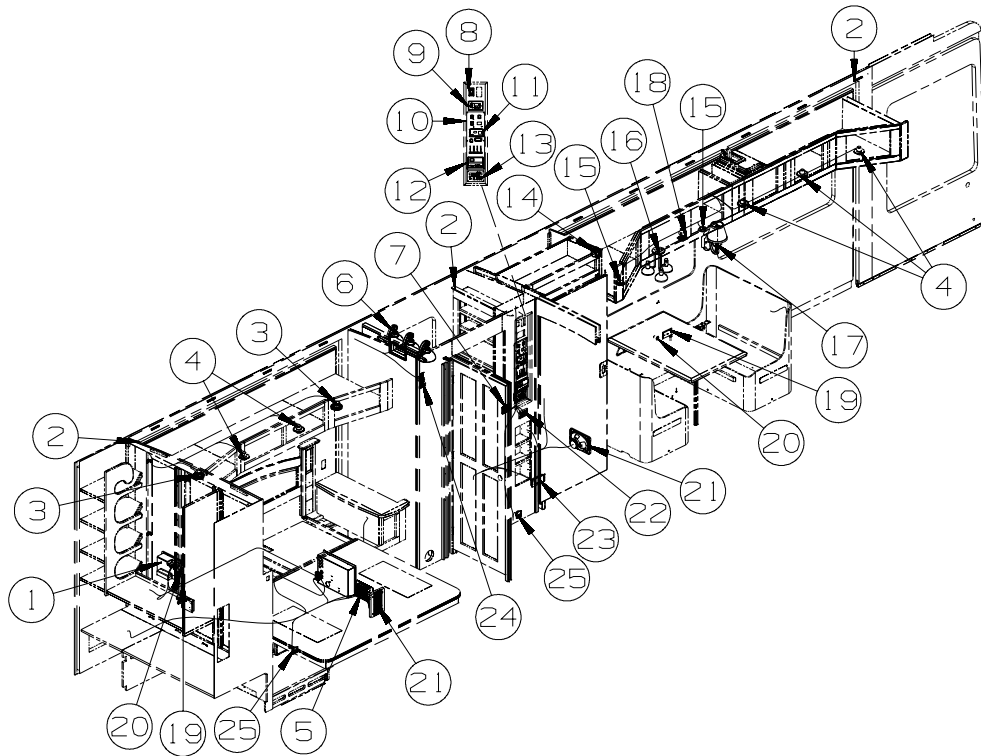


KEY	PART NUMBER	U/M	DESCRIPTION
1	108357-05-000	EA	SWITCH - ROCKER - SPDT - ON/NONE/ON - 3 TERM - W/O COVER
1	108356-01-01A	EA	COVER/ACTUATOR SWITCH - 3 GROOVES - BLACK
1	108355-01-000	EA	HOUSING - SWITCH
2	130170-05-000	EA	LABEL - SWITCH PANEL
3	149557-01-01A	EA	PLATE/WALL - PHONE/DUAL COAXIAL/VERTICAL - WHITE
4	108357-15-000	EA	SWITCH - ROCKER - DPDT - ON/NONE/ON - W/LIGHT W/O COVER
4	108356-03-01A	EA	COVER/ACTUATOR SWITCH - 3 GROOVES W/LENS - BLACK
4	108355-01-000	EA	HOUSING - SWITCH
5	108357-09-000	EA	SWITCH - ROCKER - SPDT - ON/NONE/MOM - 3 TERM - W/O COVER
5	108356-01-01A	EA	COVER/ACTUATOR SWITCH - 3 GROOVES - BLACK
5	108355-01-000	EA	HOUSING - SWITCH
6	108357-18-000	EA	SWITCH - ROCKER - DPDT - MOM/OFF/MOM - W/O COVER
6	108356-03-01A	EA	COVER/ACTUATOR SWITCH - 3 GROOVES W/LENS - BLACK
6	108355-01-000	EA	HOUSING - SWITCH
7*	129561-02-01A	EA	PANEL/MONITOR - READ OUT ONLY - HOLDING/WATER TANK
8*	137417-01-01A	EA	LIGHT - DOME - SINGLE - W/SWITCH/FROSTED LENS - WHITE
9	132958-01-000	EA	RECEPTACLE - 12 VOLT - MOUNTING FLANGE - BLACK - REFRIGERATOR/FREEZER PORTABLE

***COMPONENT PARTS LISTED LATER IN THIS GROUP**

ELECTRICAL GROUP (CONTINUED)

12V BODY WIRING (CONTINUED)



KEY	PART NUMBER	U/M	DESCRIPTION
1*	163031-01-01A	EA	RADIO - WALL MOUNT - DVD/CD - W/ALARM - JENSEN AWM960
1	150140-02-000	EA	CROSSOVER COIL - F/SUBWOOFER SPEAKER/LOW FREQUENCY
1	150140-01-000	EA	CROSSOVER BOX - STANDARD STEREO TO DELUXE SOUND
2	146514-01-000	FT	LIGHT - FLEX - ROPE/ROUND - W/STRIP
2	146514-02-000	EA	CONNECTOR - LIGHT
3	160868-01-01A	EA	SPEAKER - ROUND/CEILING - W/O CASE - BLACK
3	160868-02-01A	EA	GRILLE/ROUND - SPEAKER - SILVER
4	132427-01-02A	EA	LIGHT - READING/SWIVEL - ROUND - NICKEL
5	139067-06-02B	EA	PLATE - CIRCUIT BREAKER/HOUSE - E-COATED
5	092547-14-000	EA	LABEL - CIRCUIT BREAKER
6	157382-02-01A	EA	LIGHT - VANITY - W/O SHADES/BULBS (3)-UL/CSA-SATIN NICKEL
6	119257-24-01A	EA	SHADE - LAMP - SQUARE - BRIGHT WHITE
6	067479-01-000	EA	BULB - 12V - #1076 - 1.80 AMP
7	135740-01-01A	EA	SWITCH - ROCKER - SPST - ON/OFF - BROWN
7	135741-03-01A	EA	SWITCH - BASE - TRIPLE - BROWN
7	135742-42-02A	EA	BEZEL - SWITCH - MAKEUP/ACCENT/FAN - BROWN
8	135740-06-01A	EA	SWITCH - ROCKER - ON/OFF - LIGHTED - RED
8	135741-01-01A	EA	SWITCH - BASE - SINGLE - BROWN
8	135742-35-02A	EA	BEZEL - SWITCH - WATER HEATER/110 VOLT - BROWN
9	158425-01-000	EA	MODULE - AUTO GENERATOR START - ONAN 018-02030 - GENERATOR-START,AUTO SYSTEM
10*	133004-05-01A	EA	PANEL/MONITOR-2 TANK-DIGITAL VOLT MT/SOLAR-W/WATER HTR SWT
11	127002-10-000	EA	PANEL/MONITOR - ENERGY MANAGEMENT SYSTEMS - W/3 PIN PLUG
12	105620-17-000	EA	THERMOSTAT - FURNACE-2 STAGE/HEAT PUMP-A/C - W/CHOKE MODULE
13	148254-05-000	EA	REMOTE/PANEL - INVERTER/CHARGER
13	148254-03-000	EA	CABLE/INVERTOR - W/8 PIN MODULAR PHONE JACK - 50'-DIMEN
14	160868-01-01A	EA	SPEAKER - ROUND/CEILING - W/O CASE - BLACK
14	160868-02-01A	EA	GRILLE/ROUND - SPEAKER - SILVER
15	132427-01-02A	EA	LIGHT - READING/SWIVEL - ROUND - NICKEL - DINETTE/DINING TABLE/BUFFET & CHAIRS FROM: 00-00-00 THRU: 05-13-07
15*	123775-01-02A	EA	LIGHT - HALOGEN - ROUND - SATIN NICKEL - DINETTE/DINING TABLE/BUFFET & CHAIRS FROM: 05-14-07 THRU: 99-99-99
15*	123775-01-02A	EA	LIGHT - HALOGEN - ROUND - SATIN NICKEL - DINING TABLE/CHAIRS
15	123775-02-02A	EA	LIGHT - HALOGEN - COLLAR - SATIN NICKEL - DINING TABLE/CHAIRS

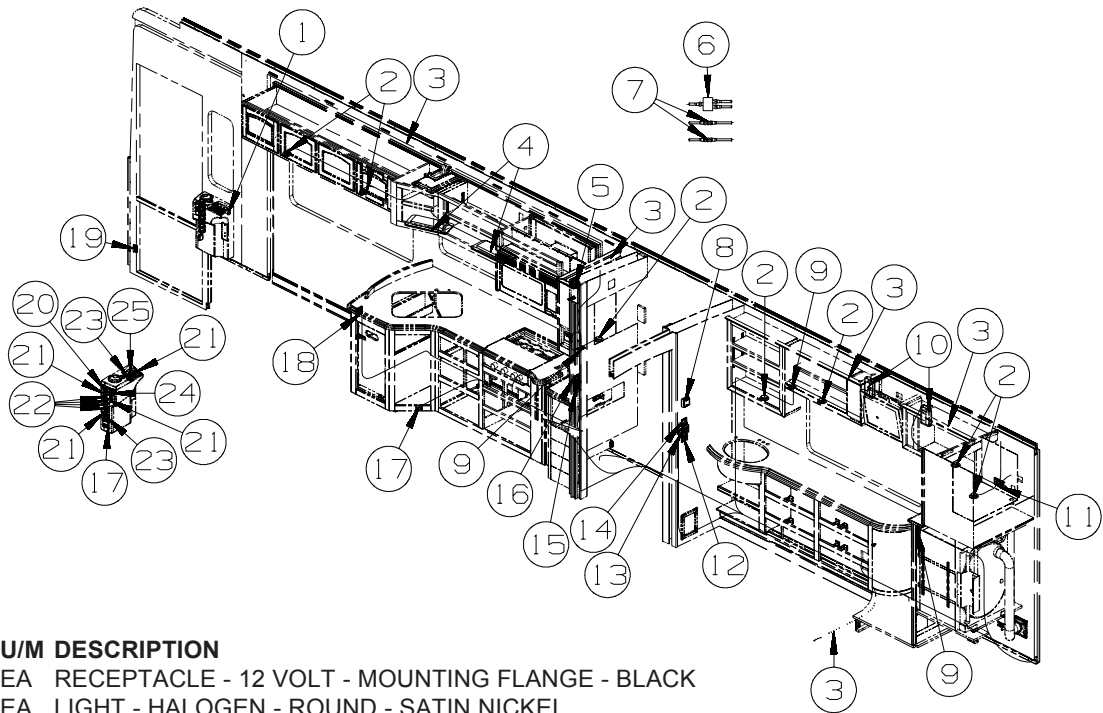
ELECTRICAL GROUP (CONTINUED)
12V BODY WIRING (CONTINUED)

KEY	PART NUMBER	U/M	DESCRIPTION
16	093575-45-01A	EA	LIGHT - CEILING/DOUBLE - NICKEL
16	119257-24-01A	EA	SHADE - LAMP - SQUARE - BRIGHT WHITE
16	067479-01-000	EA	BULB - 12V - #1076 - 1.80 AMP
17	119258-52-01A	EA	LAMP - WALL - UL/CSA - NICKEL
17	119257-24-01A	EA	SHADE - LAMP - SQUARE - BRIGHT WHITE
17	067479-01-000	EA	BULB - 12V - #1076 - 1.80 AMP
18	135740-01-01A	EA	SWITCH - ROCKER - SPST - ON/OFF - BROWN
18	135741-02-01A	EA	SWITCH - BASE - DOUBLE - BROWN
18	135742-02-01A	EA	BEZEL - SWITCH - DOUBLE - BROWN
19	093253-01-02A	EA	PLATE - WALL - TELEPHONE - BROWN
20	132958-01-000	EA	RECEPTACLE - 12 VOLT - MOUNTING FLANGE - BLACK
21	124884-01-000	EA	SPEAKER - 6" X 9" - SUB-WOOFER - W/O GRILLE
21	151844-01-01A	EA	GRILLE - SPEAKER - 6" X 9" - SUB WOOFER - BLACK
22	135740-01-01A	EA	SWITCH - ROCKER - SPST - ON/OFF - BROWN
22	135740-02-01A	EA	SWITCH - ROCKER - SPDT - ON/ON - BROWN
22	135741-03-01A	EA	SWITCH - BASE - TRIPLE - BROWN
22	135742-32-02A	EA	BEZEL - SWITCH - HALL/MONITOR/CEILING - BROWN
23	150138-01-02A	EA	DETECTOR - LP GAS - BROWN
24	163992-02-01A	EA	LABEL - SLIDEOUT - DRIVER/REAR - BLACK/WHITE
24	144363-09-02B	EA	PLATE - SWITCH - E-COATED
24	108357-06-000	EA	SWITCH - ROCKER - DPDT - MOM/OFF/MOM - 6 TERM - W/O COVER
24	108356-01-01A	EA	COVER/ACTUATOR SWITCH - 3 GROOVES - BLACK
24	108355-01-000	EA	HOUSING - SWITCH
24	116220-01-000	EA	APPLIQUE - SWITCH/SLIDEOUT
24	116549-02-000	EA	LABEL - WARNING - SLIDEOUT
25*	108354-01-01A	EA	LIGHT - COURTESY

***COMPONENT PARTS LISTED LATER IN THIS GROUP**

ELECTRICAL GROUP (CONTINUED)

12V BODY WIRING (CONTINUED)



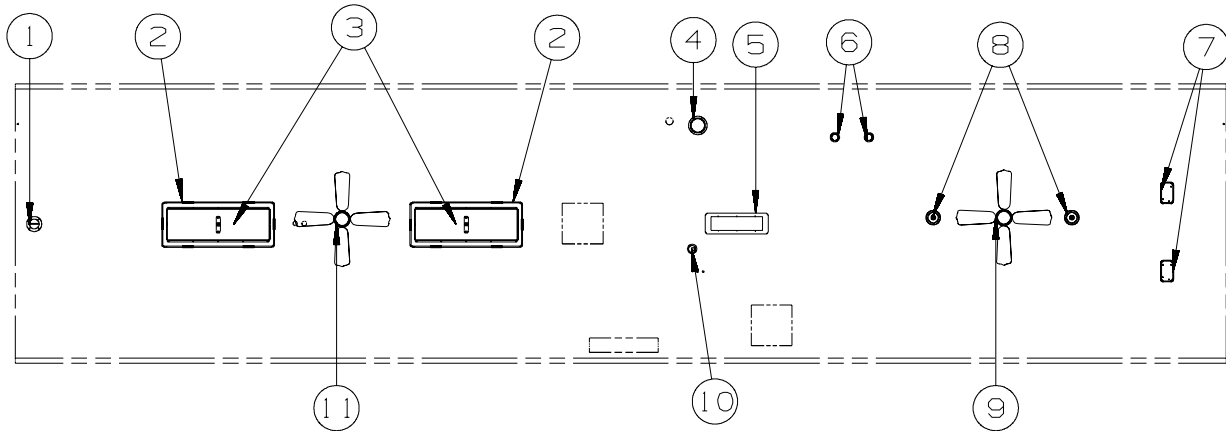
KEY	PART NUMBER	U/M	DESCRIPTION
1	132958-01-000	EA	RECEPTACLE - 12 VOLT - MOUNTING FLANGE - BLACK
2*	123775-01-02A	EA	LIGHT - HALOGEN - ROUND - SATIN NICKEL
3	146514-01-000	FT	LIGHT - FLEX - ROPE/ROUND - W/STRIP
3	146514-02-000	EA	CONNECTOR - LIGHT
4*	153464-05-01A	EA	LIGHT-FLUORESCENT 16.1"- RECESSED/WARM WHT BULB - W/SWITCH
5	160868-01-01A	EA	SPEAKER - ROUND/CEILING - W/O CASE - BLACK
5	160868-02-01A	EA	GRILLE/ROUND - SPEAKER - SILVER
6	086756-01-000	EA	SPLITTER - TV/2 WAY
7	082134-01-000	EA	ADAPTER - TV - CABLE TO CABLE
8	115764-01-03A	EA	THERMOSTAT - FURNACE - BLACK
9	135740-01-01A	EA	SWITCH - ROCKER - SPST - ON/OFF - BROWN
9	135741-01-01A	EA	SWITCH - BASE - SINGLE - BROWN
9	135742-01-01A	EA	BEZEL - SWITCH - SINGLE - BROWN
10*	137417-03-01A	EA	LIGHT - DOME - SINGLE - W/O SWITCH - W/FROSTED LENS-WHITE
11	149557-05-01A	EA	PLATE/WALL - DUAL COAXIAL/HORIZONTAL - WHITE
12	135740-01-01A	EA	SWITCH - ROCKER - SPST - ON/OFF - BROWN
12	135740-04-01A	EA	SWITCH - ROCKER - SPDT - ON/OFF/ON - BROWN
12	135741-02-01A	EA	SWITCH - BASE - DOUBLE - BROWN
12	135742-49-02A	EA	BEZEL - SWITCH - ACCENT/FAN - BROWN
13	135740-01-01A	EA	SWITCH - ROCKER - SPST - ON/OFF - BROWN
13	135740-02-01A	EA	SWITCH - ROCKER - SPDT - ON/ON - BROWN
13	135741-03-01A	EA	SWITCH - BASE - TRIPLE - BROWN
13	135742-25-02A	EA	BEZEL - SWITCH - CEILING/AISLE/HALL - BROWN
14	137889-01-000	EA	SWITCH - LIGHT DIMMER
15	135740-01-01A	EA	SWITCH - ROCKER - SPST - ON/OFF - BROWN - FAN - CEILING LOUNGE
15	135740-04-01A	EA	SWITCH - ROCKER - SPDT - ON/OFF/ON - BROWN - FAN - CEILING LOUNGE
15	135741-02-01A	EA	SWITCH - BASE - DOUBLE - BROWN - FAN - CEILING LOUNGE
15	135742-49-02A	EA	BEZEL - SWITCH - ACCENT/FAN - BROWN - FAN - CEILING LOUNGE
15	135740-01-01A	EA	SWITCH - ROCKER - SPST - ON/OFF - BROWN
15	135741-01-01A	EA	SWITCH - BASE - SINGLE - BROWN
15	135742-50-02A	EA	BEZEL - SWITCH - ACCENT - BROWN
16	135740-01-01A	EA	SWITCH - ROCKER - SPST - ON/OFF - BROWN
16	135740-02-01A	EA	SWITCH - ROCKER - SPDT - ON/ON - BROWN
16	135741-02-01A	EA	SWITCH - BASE - DOUBLE - BROWN
16	135742-18-02A	EA	BEZEL - SWITCH - LOUNGE/GALLEY - BROWN
17*	108354-01-01A	EA	LIGHT - COURTESY
18	135740-01-01A	EA	SWITCH - ROCKER - SPST - ON/OFF - BROWN
18	135740-02-01A	EA	SWITCH - ROCKER - SPDT - ON/ON - BROWN
18	135741-02-01A	EA	SWITCH - BASE - DOUBLE - BROWN
18	135742-21-02A	EA	BEZEL - SWITCH - AISLE/READING - BROWN
19	116995-03-000	EA	SWITCH/MAGNET - ELECTRIC STEP

ELECTRICAL GROUP (CONTINUED)

12V BODY WIRING (CONTINUED)

KEY	PART NUMBER	U/M	DESCRIPTION
20	145638-10-01A	EA	SWITCH/ROCKER - SPDT (ON/ON) - LIGHTED - BLACK
20	108355-02-000	EA	HOUSING - SWITCH - 12 POSITION
21	145638-01-01A	EA	SWITCH/ROCKER - SPST (ON/OFF) - BLACK
21	108355-02-000	EA	HOUSING - SWITCH - 12 POSITION
22	145638-05-01A	EA	SWITCH/ROCKER - SPDT (ON/OFF/ON) - BLACK
22	108355-02-000	EA	HOUSING - SWITCH - 12 POSITION
23	145638-09-01A	EA	SWITCH/ROCKER - DPDT (ON/OFF/ON) - BLACK
23	108355-02-000	EA	HOUSING - SWITCH - 12 POSITION
24	145638-06-01A	EA	SWITCH/ROCKER - SPDT (ON/OFF/ON) - LIGHTED - BLACK
24	108355-02-000	EA	HOUSING - SWITCH - 12 POSITION
25	145638-12-01A	EA	SWITCH/ROCKER - DPDT (ON/ON/ON) - BLACK
25	108355-02-000	EA	HOUSING - SWITCH - 12 POSITION

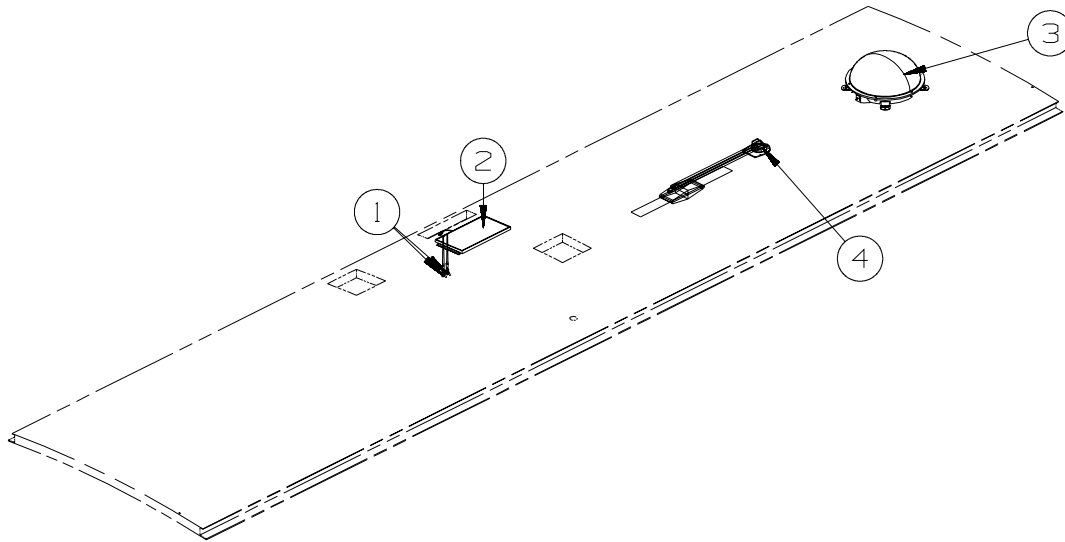
***COMPONENT PARTS LISTED LATER IN THIS GROUP**



KEY	PART NUMBER	U/M	DESCRIPTION
1	160867-01-01A	EA	SPEAKER - ROUND/CEILING - CREAM - MAGNADYNE - LS3EYC-WN
2	146514-02-000	EA	CONNECTOR - LIGHT
2	146514-03-000	FT	LIGHT - FLEX - ROPE/ROUND - W/O MOUNT CHANNEL
2	146514-04-000	EA	CHANNEL/MOUNT - F/ROPE LIGHT
3	133416-04-000	EA	LIGHT - FLUORESCENT - 36"/1 BULB/WARM WHITE
4*	121935-01-01A	EA	LIGHT - DOME - SHOWER - W/HOLE IN LENS
			FROM: 00-00-00 THRU: 04-13-07
4	164040-01-01A	EA	LIGHT - DOME - SHOWER/RECESSED - GLASS - WHITE
			FROM: 04-14-07 THRU: 99-99-99
5*	153464-06-01A	EA	LIGHT-FLUORESCENT 21.8"- RECESSED/WARM WHT BULB-W/O SWITCH
6*	123775-01-02A	EA	LIGHT - HALOGEN - ROUND - SATIN NICKEL
7*	137417-03-01A	EA	LIGHT - DOME - SINGLE - W/O SWITCH - W/FROSTED LENS-WHITE
8	093575-40-01A	EA	LIGHT - CEILING/ROUND - NICKEL
8	117805-02-000	EA	BULB - 12V - #921 - 1.4 AMPS
9*	139134-01-03A	EA	FAN - CEILING - 35" - NICKEL - W/O SWITCH - #A70052NW
10*	146048-01-01A	EA	LIGHT - HALOGEN/ADJUSTABLE - WHITE
11*	139134-01-03A	EA	FAN - CEILING - 35" - NICKEL - W/O SWITCH - #A70052NW - FAN - CEILING LOUNGE

***COMPONENT PARTS LISTED LATER IN THIS GROUP**

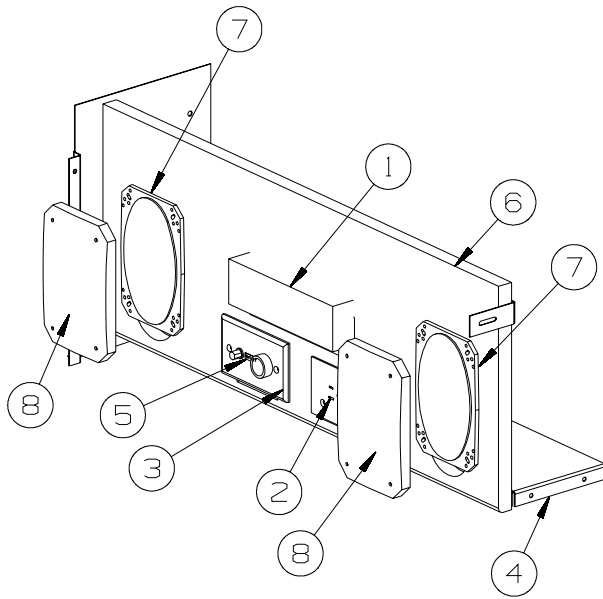
ELECTRICAL GROUP (CONTINUED)
12V BODY WIRING (CONTINUED)



KEY	PART NUMBER	U/M	DESCRIPTION
1	090944-01-000	EA	ANTENNA - RADIO - 16" RUBBER - W/72" LEAD WIRE
1	109889-04-000	EA	EXTENDER - ANTENNA SHAFT - 3.7"
1	147741-01-09B	EA	BRACKET - ANTENNA GROUND - GALVANIZED
2	151647-01-000	EA	PANEL - SOLAR 10 WATT
3*	154474-04-02A	EA	ANTENNA/SATELLITE - DISH IN DOME/SEARCH IN MOTION - BLACK - SAT TV SYSTEM IN-MOTION
3	146488-03-000	EA	PLATE - ROOF - CABLE ENTRY - QUAD - SAT TV SYSTEM IN-MOTION
3	163598-04-000	EA	CABLE/COAX - SATELLITE - 9" - SAT TV SYSTEM IN-MOTION
3	082134-01-000	EA	ADAPTER - TV - CABLE TO CABLE - SAT TV SYSTEM IN-MOTION
3	154474-02-000	EA	CONTROL/SATELLITE KIT - IDB BOX/IDD BOX-POWER SUPPLY-CABLE - SAT TV SYSTEM IN-MOTION
3	154474-03-000	EA	CABLE - SATELLITE - COAX - 8' W/CONNECTORS - SAT TV SYSTEM IN-MOTION
3*	163598-01-02A	EA	ANTENNA/SATELLITE - DISH IN DOME/AUTOMATIC - BLACK - SATELLITE TV SYSTEM AUTO
3	146488-03-000	EA	PLATE - ROOF - CABLE ENTRY - QUAD - SATELLITE TV SYSTEM AUTO
3	163598-04-000	EA	CABLE/COAX - SATELLITE - 9" - SATELLITE TV SYSTEM AUTO
3	163598-02-000	EA	SWITCH/CONTROL - SATELLITE - SATELLITE TV SYSTEM AUTO
3	163598-03-000	EA	CABLE - SATELLITE CONTROL - SATELLITE TV SYSTEM AUTO
3	082134-01-000	EA	ADAPTER - TV - CABLE TO CABLE - SATELLITE TV SYSTEM AUTO
4*	076319-23-000	EA	ANTENNA - TV ROOF MOUNT - 44.5" MAST - TV ANTENNA-AMPLIFIED SYSTEM
4*	076319-25-000	EA	KIT - HARDWARE INTERIOR - TV ANTENNA-AMPLIFIED SYSTEM
4	069726-02-000	EA	BUMPER - .88" OD X .40" THICK - BLACK - TV ANTENNA-AMPLIFIED SYSTEM
4	158270-01-01A	EA	ANT.-TV ROOF MT W/POWER LIFT/TURN-44.5" MAST-GRY/BLK-TV ANTENNA-AMPLIFIED SYS PWR
4	158270-03-01A	EA	WALLPLATE/CONTROLLER-F/ANT.-BLACK -WINEGARD MA-CP4B-TV ANTENNA-AMPLIFIED SYS PWR
4	069726-02-000	EA	BUMPER - .88" OD X .40" THICK - BLACK-TV ANTENNA-AMPLIFIED SYS PWR

*COMPONENT PARTS LISTED LATER IN THIS GROUP

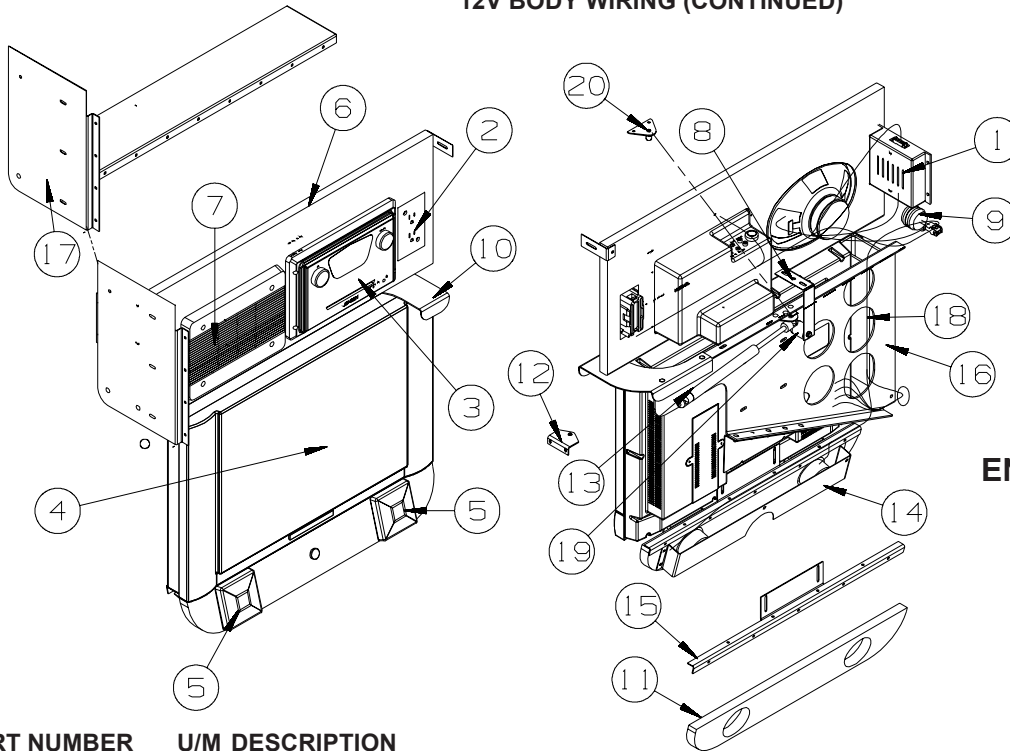
ELECTRICAL GROUP (CONTINUED)
12V BODY WIRING (CONTINUED)



**ENTERTAINMENT CENTER
W/CD**

KEY	PART NUMBER	U/M	DESCRIPTION
1	155619-02-000	EA	RADIO - AM/FM CD-W/O REMOTE/WIRE HARNESS-MAGNADYNE M3200CD
	155619-03-000	EA	REMOTE - RADIO
2	058708-01-000	EA	RECEPTACLE - ELECTRIC - DOUBLE - BROWN
3	076319-09-000	EA	WALLPLATE - TV CABLE RECEPTACLE - SINGLE - BROWN
4	161488-02-02B	EA	PANEL - ENTERTAINMENT CENTER - E-COATED
5	087236-02-000	EA	LABEL - TV OUTLET
6	158891-09-05A	EA	FACE - ENTERTAINMENT CENTER - VINYL WRAPPED-SEAGRASS BLACK
7	110469-01-000	EA	SPEAKER - 4" X 6" OVAL - COAXIAL
8	110470-01-01A	EA	GRILLE - 4" X 6" - OVAL SPEAKER - BLACK

ELECTRICAL GROUP (CONTINUED)
12V BODY WIRING (CONTINUED)

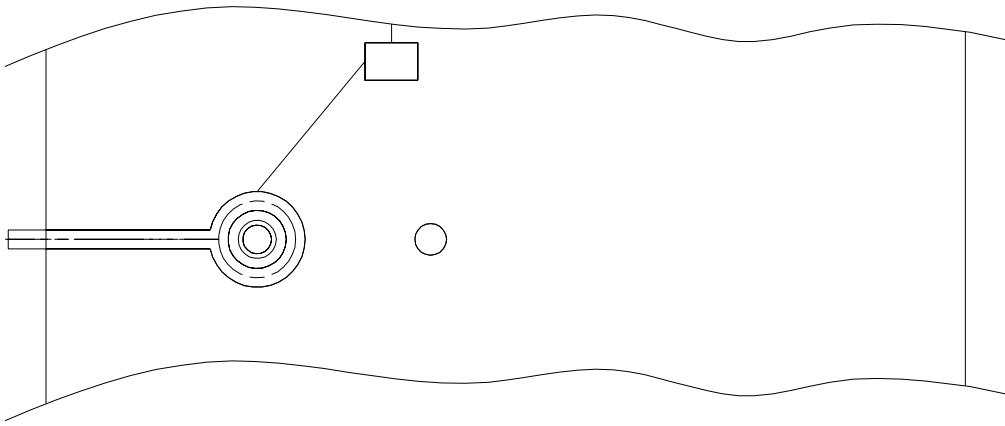


**ENTERTAINMENT CENTER
W/TV-DVD**

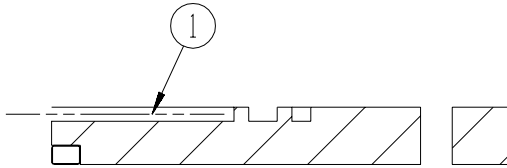
KEY	PART NUMBER	U/M	DESCRIPTION
1	150140-01-000	EA	CROSSOVER BOX - STANDARD STEREO TO DELUXE SOUND
2	058708-05-000	EA	RECEPTACLE - ELECTRICAL - SINGLE - BROWN
3*	163031-01-01A	EA	RADIO - WALL MOUNT - DVD/CD - W/ALARM - JENSEN AWM960
4*	158703-01-000	EA	TV - 20" - LCD 4:3 - SIDE SPEAKER - JENSEN JE2043
4*	164495-01-000	EA	TV - 19" - LCD 16:9 - BOTTOM SPEAKER - JENSEN JE1907DC
			FROM: 00-00-00 THRU: 04-29-07
			FROM: 04-30-07 THRU: 99-99-99
5	148026-03-01A	EA	SPEAKER - CUBE - W/O CASE
5	148026-02-01A	EA	SPEAKER GRILLE - CUBE - SILVER
6	158891-08-05A	EA	FACE - ENTERTAINMENT CENTER - VINYL WRAPPED-SEAGRASS BLACK
7	124884-01-000	EA	SPEAKER - 6" X 9" - SUB-WOOFER - W/O GRILLE
7	151844-01-01A	EA	GRILLE - SPEAKER - 6" X 9" - SUB WOOFER - BLACK
8	161487-01-02B	EA	BRACKET/STOPPER - E-COATED
9	150140-02-000	EA	CROSSOVER COIL - F/SUBWOOFER SPEAKER/LOW FREQUENCY
10	158868-01-02B	EA	HANDLE - TV MOUNT - E-COATED
11	158890-01-05A	EA	FACE - SPEAKER SUPPORT - VINYL WRAPPED - SEAGRASS BLACK
			FROM: 00-00-00 THRU: 04-29-07
11	158890-06-05A	EA	FACE - SPEAKER SUPPORT - VINYL WRAPPED - SEAGRASS BLACK
			FROM: 04-30-07 THRU: 99-99-99
12	126263-12-02B	EA	BRACKET - GAS SPRING W/BALL STUD - E-COATED
13	142569-07-000	EA	SPRING/GAS - 20 LB - 20" EXTENDED/12" COMPRESSED
14	158886-01-02B	EA	BRACKET/COVER - SPEAKER - E-COATED - NOT ILLUSTRATED
			FROM: 00-00-00 THRU: 04-29-07
14	158886-02-02B	EA	BRACKET/COVER - SPEAKER - E-COATED
			FROM: 04-30-07 THRU: 99-99-99
15	158885-01-02B	EA	BRACKET/MOUNT - SPEAKER/TV - E-COATED - NOT ILLUSTRATED
			FROM: 00-00-00 THRU: 04-29-07
15	158885-03-02B	EA	BRACKET/MOUNT - SPEAKER/TV - E-COATED
			FROM: 04-30-07 THRU: 99-99-99
16	161649-01-02B	EA	MOUNT - TV - E-COATED - NOT ILLUSTRATED
			FROM: 00-00-00 THRU: 04-29-07
16	164772-01-02B	EA	MOUNT - TV - E-COATED
			FROM: 04-30-07 THRU: 99-99-99
17	161488-01-02B	EA	PANEL - ENTERTAINMENT CENTER - E-COATED
18	136860-01-000	EA	CABLE - RCA - SHIELDED - 3 MALE TO MALE CONNECTORS - 12'
19	117046-02-000	EA	BUMPER - RUBBER/ROUND END - 1.5"
20	126263-08-02B	EA	BRACKET - GAS SPRING W/CENTERED BALL STUD - E-COATED
	158921-02-01A	EA	HINGE - PIANO - TRUNK DOOR - 2" X 12.6"
			FROM: 00-00-00 THRU: 04-12-07

*COMPONENT PARTS LISTED LATER IN THIS GROUP

ELECTRICAL GROUP (CONTINUED)
12V BODY WIRING (CONTINUED)



**SATELLITE WIRING DETAIL
ON ROOF**



KEY	PART NUMBER	U/M	DESCRIPTION
1	154474-03-000	EA	CABLE - SATELLITE - COAX - 8' W/CONNECTORS - AUTOMATIC SATELLITE DISH
1	141454-04-000	EA	WIRE - SATELLITE - AUTOMATIC - AUTOMATIC SATELLITE DISH FROM: 00-00-00 THRU: 01-28-07
1	163598-03-000	EA	CABLE - SATELLITE CONTROL - AUTOMATIC SATELLITE DISH FROM: 01-29-07 THRU: 99-99-99

ELECTRICAL GROUP (CONTINUED)

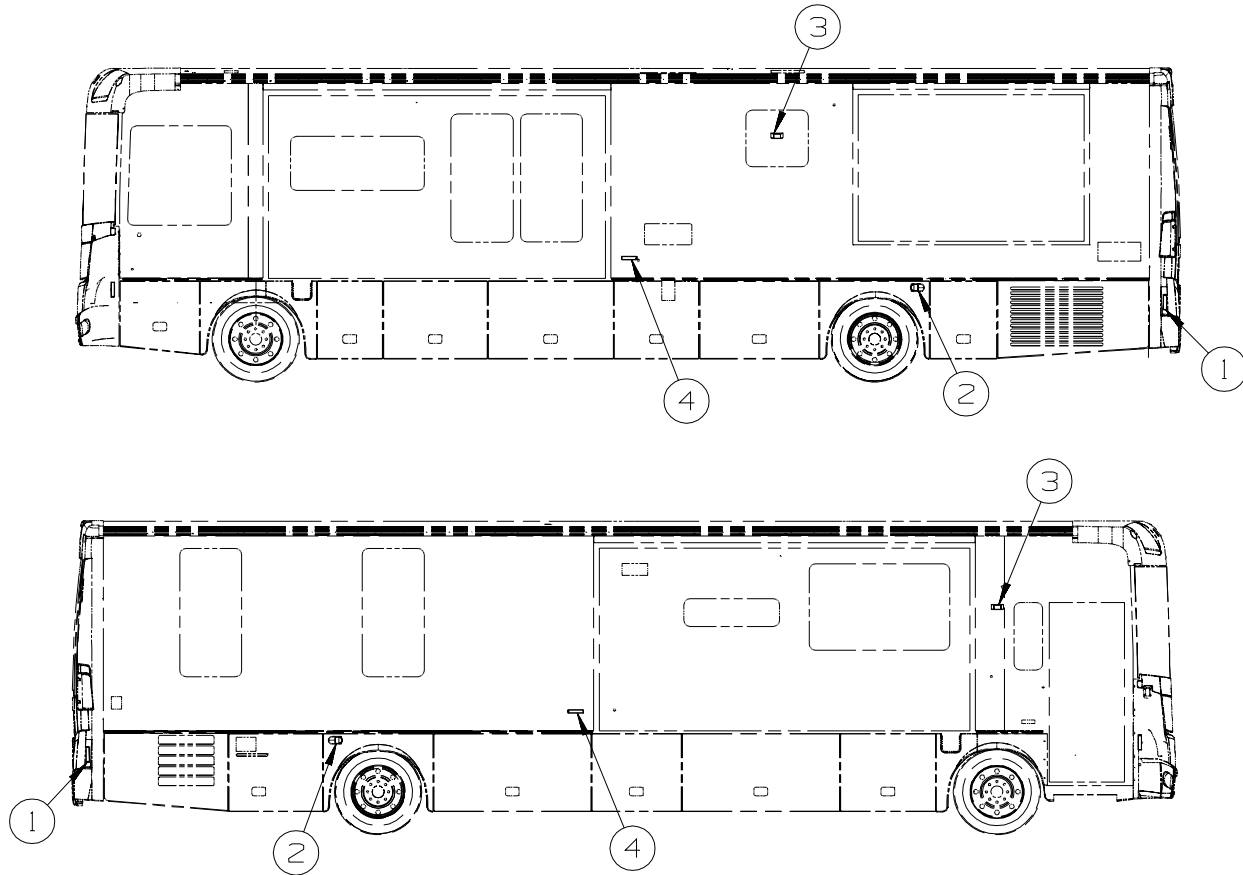
EXTERIOR LAMPS

SPOT LIGHT

KEY PART NUMBER U/M DESCRIPTION

* 157808-01-01A EA SPOTLIGHT - POWER/REMOTE - CHROME

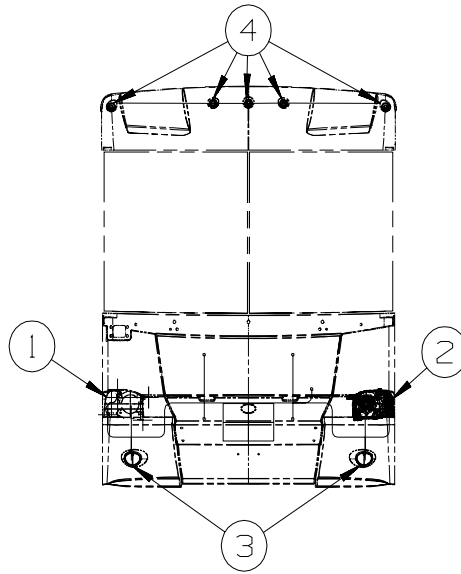
*COMPONENT PARTS LISTED LATER IN THIS GROUP



KEY PART NUMBER U/M DESCRIPTION

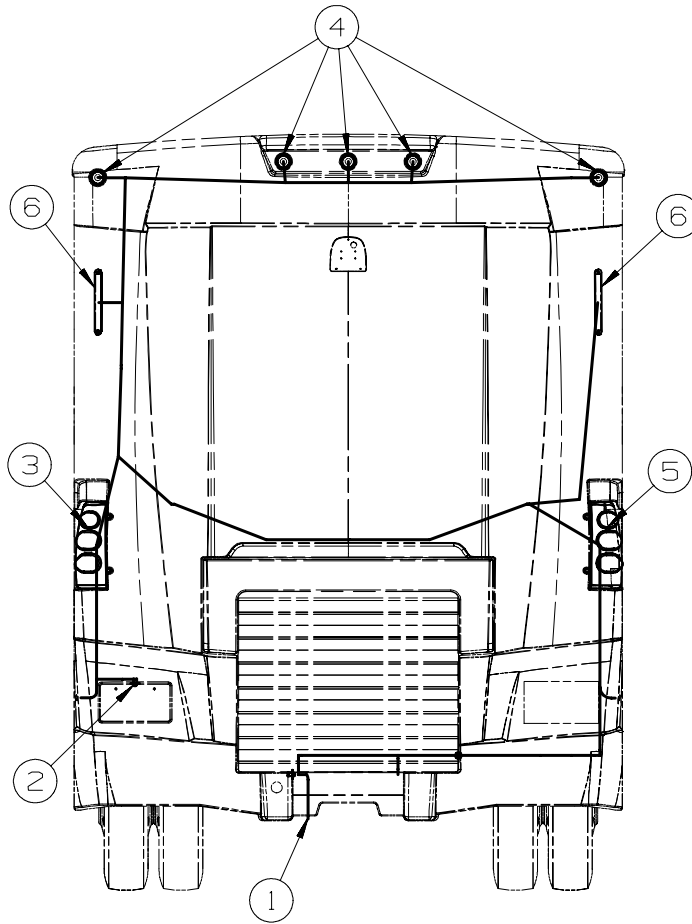
1	117826-03-000	EA GASKET/SIDE MARKER LIGHT
1	117826-01-000	EA LAMP/SIDE MARKER ASSEMBLY - RED
1	036196-01-000	EA BULB - 12V - #194 - .27 AMP - BAYONETTE
1	067789-02-000	EA SOCKET - LAMP
2	129746-01-000	EA LAMP - DOCKING/DRIVING W/MOUNT BRACKET
2	120494-03-02B	EA SHIM - STRIKER - LUGGAGE DOOR - 3/64"
3	097917-01-08A	EA LIGHT/PORCH - CHROME
4	111102-01-000	EA BASE - MARKER LAMP
4	111102-02-000	EA LENS - AMBER - MARKER LAMP

ELECTRICAL GROUP (CONTINUED)
EXTERIOR LAMPS (CONTINUED)



KEY	PART NUMBER	U/M	DESCRIPTION
1	146331-01-000	EA	HEADLAMP - W/PARK & TURN - RIGHT HAND
1	088758-01-000	EA	HOUSING - HEADLAMP - CONNECTOR TERMINAL W/3 WIRES
2	146331-02-000	EA	HEADLAMP - W/PARK & TURN - LEFT HAND
2	088758-01-000	EA	HOUSING - HEADLAMP - CONNECTOR TERMINAL W/3 WIRES
3	146332-01-000	EA	LAMP - FOG - CLEAR/OVAL
3	124187-01-000	EA	SOCKET/HOUSING - LOW BEAM HEADLAMP
3	146673-01-000	EA	BULB - 12 VOLT NO9040 - 3.51 AMPS
4	138996-01-000	EA	LAMP - CLEARANCE - AMBER
4	138996-03-000	EA	BRACKET - CLEARANCE LIGHT
4	138996-04-000	EA	CONNECTOR - LAMP

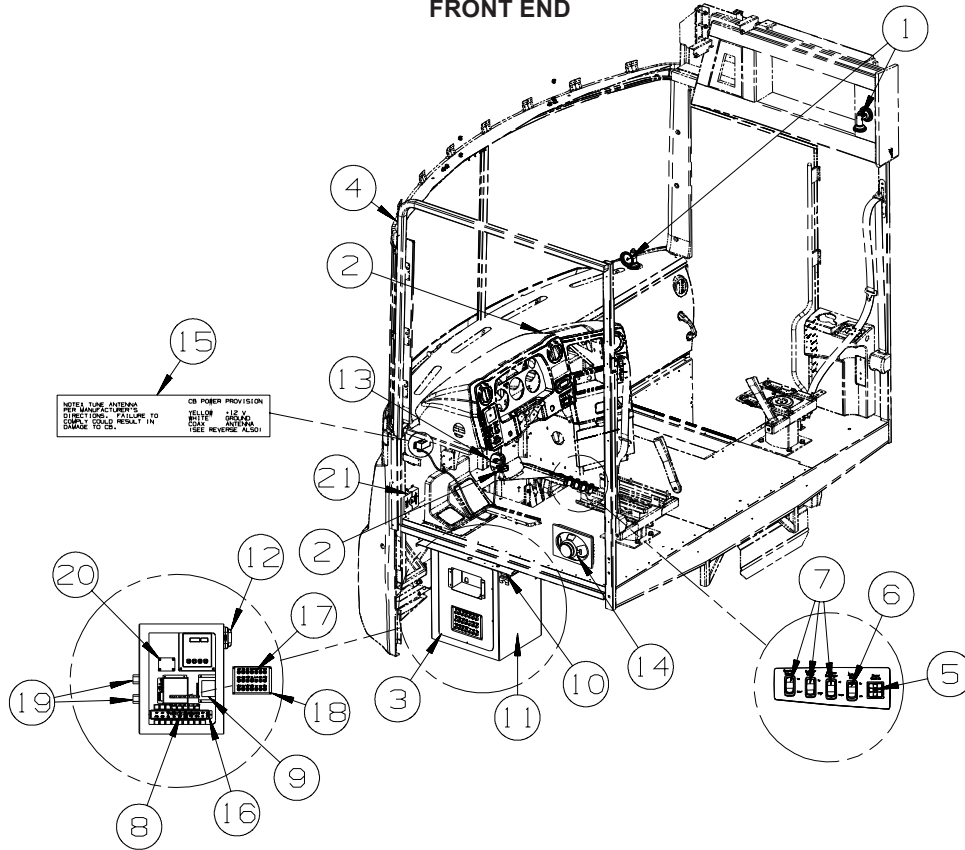
ELECTRICAL GROUP (CONTINUED)
EXTERIOR LAMPS (CONTINUED)



KEY	PART NUMBER	U/M	DESCRIPTION
1	146246-01-000	EA	CONNECTOR/PLUG - TRAILER - 7 PIN
2	087201-01-000	EA	LIGHT - HALF ROUND - 1" X 1.7" - PLASTIC - BLACK OR WHITE
3	154595-04-000	EA	LIGHT - STOP/TURN/TAIL/BACK UP - DRIVER
3	112708-01-000	EA	BULB - 12 VOLT - #3157 - .59/2.10 AMP
3	117805-02-000	EA	BULB - 12V - #921 - 1.4 AMPS
3	120760-01-000	EA	RUBBER BUMPER - CLEAR - .1" THICK X .8" DIAMETER
3	146326-05-000	EA	SOCKET - 2 WIRE - LIGHT GRAY
3	154619-01-000	EA	SOCKET - LIGHT - 3 WIRE
3	139001-02-000	EA	SOCKET ONLY - F/DOCKING LAMP
4	138996-02-000	EA	LAMP - CLEARANCE - RED
4	138996-03-000	EA	BRACKET - CLEARANCE LIGHT
4	138996-04-000	EA	CONNECTOR - LAMP
5	154595-03-000	EA	LIGHT - STOP/TURN/TAIL/BACK UP - PASSENGER
5	112708-01-000	EA	BULB - 12 VOLT - #3157 - .59/2.10 AMP
5	117805-02-000	EA	BULB - 12V - #921 - 1.4 AMPS
5	120760-01-000	EA	RUBBER BUMPER - CLEAR - .1" THICK X .8" DIAMETER
5	146326-05-000	EA	SOCKET - 2 WIRE - LIGHT GRAY
5	154619-01-000	EA	SOCKET - LIGHT - 3 WIRE
5	139001-02-000	EA	SOCKET ONLY - F/DOCKING LAMP
6	151076-01-000	EA	LIGHT - BRAKE - CENTER MOUNT

ELECTRICAL GROUP (CONTINUED)

FRONT END

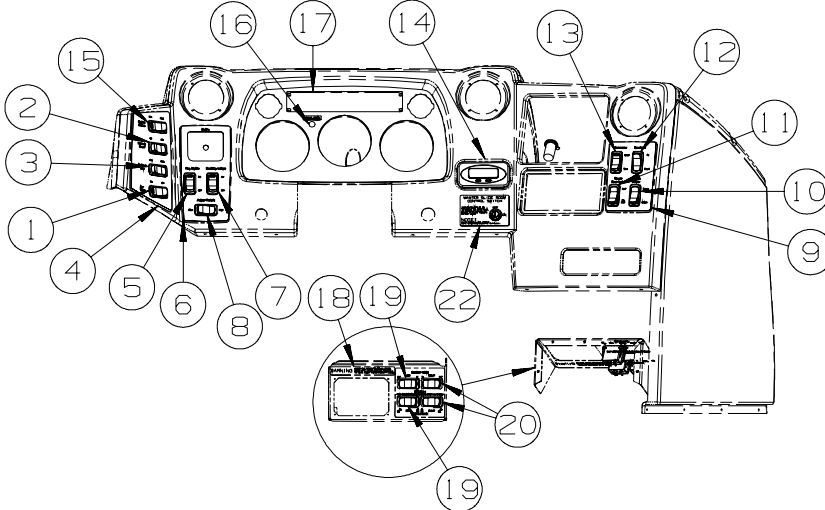


KEY	PART NUMBER	U/M	DESCRIPTION
1	128786-02-03A	EA	LIGHT - READING/SWIVEL - W/O SWITCH - BLACK
1	123917-01-000	EA	BULB - 12V - HALOGEN SPOT
2	111414-01-000	EA	RECEPTACLE/SOCKET - 12 VOLT
3	145066-03-02B	EA	DOOR - ELECTRICAL COMPARTMENT - E-COATED
4	158494-02-000	EA	CABLE/ANTENNA - SATELLITE RADIO SIRRUS - RADIO - SATELLITE
5	088246-01-000	EA	SWITCH/REMOTE MIRROR - W/2PIN & 6 PIN CONNECTORS/PIGTAIL
6	145638-02-01A	EA	SWITCH/ROCKER - SPST (ON/OFF) - LIGHTED - BLACK
6	108355-02-000	EA	HOUSING - SWITCH - 12 POSITION
	103603-01-000	EA	BULB - 12V - #74 - .12A WEDGE - GE 22-25 USED IN DASH
7	145638-12-01A	EA	SWITCH/ROCKER - DPDT (ON/ON/ON) - BLACK
7	108355-02-000	EA	HOUSING - SWITCH - 12 POSITION
	103603-01-000	EA	BULB - 12V - #74 - .12A WEDGE - GE 22-25 USED IN DASH
8	136161-03-01A	EA	LABEL - RELAY - MATTE BLACK/WHITE LETTERS
9*	151458-01-000	EA	KEYLESS ENTRY SYSTEM - ENTRY DOOR & CARGO DOORS - W/REMOTE
10	145061-01-02B	EA	COVER - WIRE - LUGGAGE COMPARTMENT - E-COATED
			FROM: 00-00-00 THRU: 03-25-07
11	145063-01-02B	EA	PANEL - CLOSEOUT/ELECTRICAL - E-COATED
			FROM: 00-00-00 THRU: 03-25-07
11	145063-02-02B	EA	PANEL - CLOSEOUT/ELECTRICAL - E-COATED
			FROM: 03-26-07 THRU: 99-99-99
12*	086280-01-000	EA	LIGHT - SURFACE MOUNT - 12 VOLT - NOT ILLUSTRATED
			FROM: 00-00-00 THRU: 03-25-07
12*	137417-01-01A	EA	LIGHT - DOME - SINGLE - W/SWITCH/FROSTED LENS - WHITE
			FROM: 03-26-07 THRU: 99-99-99
	041250-01-000	EA	SWITCH - PUSH BUTTON/DOOR JAMB - METAL/CHROME
			FROM: 00-00-00 THRU: 03-25-07
13	151935-01-000	EA	RADIO/CB - 40 CHANNEL - COBRA C75WXST - CB RADIO , S SERIES
14	124884-01-000	EA	SPEAKER - 6" X 9" - SUB-WOOFER - W/O GRILLE
14	151844-01-01A	EA	GRILLE - SPEAKER - 6" X 9" - SUB WOOFER - BLACK
15	104678-01-000	EA	LABEL - CB PREP
16	136120-02-02B	EA	BRACKET - RELAY - E-COATED
17	093236-45-000	EA	LABEL - CIRCUIT BREAKER
18	139067-07-02B	EA	PLATE - CIRCUIT BREAKER/HOUSE - E-COATED
19	118571-03-000	EA	BRACKET - MOUNTING
19	118571-04-000	EA	GASKET

ELECTRICAL GROUP (CONTINUED) FRONT END (CONTINUED)

20	128074-02-000	EA	FILTER - NOISE - 12 VOLT DC W/PLUGS
KEY	PART NUMBER	U/M	DESCRIPTION
21*	135420-20-000	EA	RECEIVER - SATELLITE RADIO - RADIO - SATELLITE FROM: 00-00-00 THRU: 02-18-07
21	163142-06-000	EA	RECEIVER - SATELLITE RADIO - RADIO - SATELLITE FROM: 02-19-07 THRU: 99-99-99
	154851-01-000	EA	BLOWER - 3 SPEED - 12 VOLT/DC POWERED
	113452-01-000	FT	SEAL/TRIM - FRONT - VINYL W/WIRE CARRIER - .020" - TO PROTECT WIRES FROM SHARP EDGES

***COMPONENT PARTS LISTED LATER IN THIS GROUP**

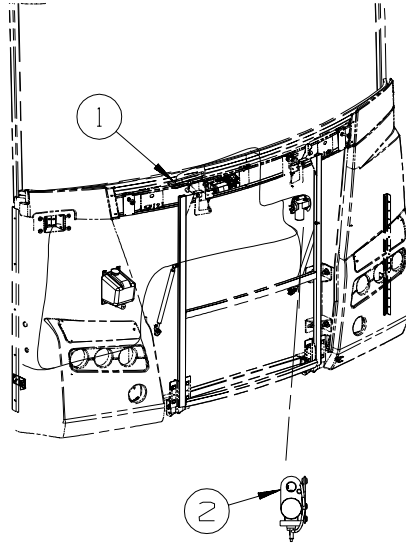


KEY	PART NUMBER	U/M	DESCRIPTION
1	145638-08-01A	EA	SWITCH/ROCKER - DPDT (ON/ON) - LIGHTED - BLACK - AIR HORNS
1	108355-02-000	EA	HOUSING - SWITCH - 12 POSITION
1	103603-01-000	EA	BULB - 12V - #74 - .12A WEDGE - GE 22-25 USED IN DASH
2	145638-04-01A	EA	SWITCH/ROCKER - SPDT (ON/ON) -BLACK
2	108355-02-000	EA	HOUSING - SWITCH - 12 POSITION
2	103603-01-000	EA	BULB - 12V - #74 - .12A WEDGE - GE 22-25 USED IN DASH
3	145638-03-01A	EA	SWITCH/ROCKER - SPDT (ON/OFF/ON) -BLACK
3	108355-02-000	EA	HOUSING - SWITCH - 12 POSITION
3	103603-01-000	EA	BULB - 12V - #74 - .12A WEDGE - GE 22-25 USED IN DASH
4	144722-08-06A	EA	APPLIQUE - BEZEL - LEFT - BRIAWOOD
4	144722-08-05A	EA	APPLIQUE - BEZEL - LEFT - CASHMERE
5	145638-02-01A	EA	SWITCH/ROCKER - SPST (ON/OFF) - LIGHTED - BLACK
5	108355-02-000	EA	HOUSING - SWITCH - 12 POSITION
5	103603-01-000	EA	BULB - 12V - #74 - .12A WEDGE - GE 22-25 USED IN DASH
6	144722-12-06A	EA	APPLIQUE - BEZEL - CENTER/LEFT - BRIAWOOD
6	144722-12-05A	EA	APPLIQUE - BEZEL - CENTER/LEFT - CASHMERE
7	145638-02-01A	EA	SWITCH/ROCKER - SPST (ON/OFF) - LIGHTED - BLACK
7	108355-02-000	EA	HOUSING - SWITCH - 12 POSITION
7	103603-01-000	EA	BULB - 12V - #74 - .12A WEDGE - GE 22-25 USED IN DASH
8	145638-09-01A	EA	SWITCH/ROCKER - DPDT (ON/OFF/ON) - BLACK
8	108355-02-000	EA	HOUSING - SWITCH - 12 POSITION
8	103603-01-000	EA	BULB - 12V - #74 - .12A WEDGE - GE 22-25 USED IN DASH
9	144722-01-06A	EA	APPLIQUE - BEZEL - RIGHT - BRIAWOOD
9	144722-01-05A	EA	APPLIQUE - BEZEL - RIGHT - CASHMERE
10	145638-07-01A	EA	SWITCH/ROCKER - DPDT (ON/ON) - BLACK
10	108355-02-000	EA	HOUSING - SWITCH - 12 POSITION
10	103603-01-000	EA	BULB - 12V - #74 - .12A WEDGE - GE 22-25 USED IN DASH
11	145638-05-01A	EA	SWITCH/ROCKER - SPDT (ON/OFF/ON) - BLACK
11	108355-02-000	EA	HOUSING - SWITCH - 12 POSITION
11	103603-01-000	EA	BULB - 12V - #74 - .12A WEDGE - GE 22-25 USED IN DASH
12	145638-01-01A	EA	SWITCH/ROCKER - SPST (ON/OFF) - BLACK
12	108355-02-000	EA	HOUSING - SWITCH - 12 POSITION
12	103603-01-000	EA	BULB - 12V - #74 - .12A WEDGE - GE 22-25 USED IN DASH
13	145638-06-01A	EA	SWITCH/ROCKER - SPDT (ON/OFF/ON) - LIGHTED - BLACK
13	108355-02-000	EA	HOUSING - SWITCH - 12 POSITION
13	103603-01-000	EA	BULB - 12V - #74 - .12A WEDGE - GE 22-25 USED IN DASH
14*	136119-01-000	EA	COMPASS/THERMOMETER - ELECTRONIC- 4.5" X 2.3" DISPLAY FACE

ELECTRICAL GROUP (CONTINUED)
FRONT END (CONTINUED)

KEY	PART NUMBER	U/M	DESCRIPTION
15	145638-11-01A	EA	SWITCH/ROCKER - DPDT (ON/OFF/ON) - LIGHTED - BLACK
15	108355-02-000	EA	HOUSING - SWITCH - 12 POSITION
15	103603-01-000	EA	BULB - 12V - #74 - .12A WEDGE - GE 22-25 USED IN DASH
16	150237-01-000	EA	LIGHT - INDICATOR - RED
17	144722-17-06A	EA	APPLIQUE - BEZEL - INSTRUMENT CLUSTER - BRIAWOOD
17	144722-17-05A	EA	APPLIQUE - BEZEL - INSTRUMENT CLUSTER - CASHMERE
18	116549-01-000	EA	LABEL - WARNING - SLIDEOUT
19	145638-09-01A	EA	SWITCH/ROCKER - DPDT (ON/OFF/ON) - BLACK
19	108355-02-000	EA	HOUSING - SWITCH - 12 POSITION
20	145754-01-01A	EA	SWITCH - BLANK - BLACK
20	145638-09-01A	EA	SWITCH/ROCKER - DPDT (ON/OFF/ON) - BLACK
20	108355-02-000	EA	HOUSING - SWITCH - 12 POSITION
21	061424-01-000	EA	LIGHT - AISLE - 12 VOLT - RECTANGULAR
	036196-01-000	EA	BULB - 12V - #194 - .27 AMP - BAYONETTE
22	163988-02-01A	EA	LABEL - SLIDEOUT CONTROL/ELECTRIC - BLACK/WHITE
			FROM: 03-01-07 THRU: 99-99-99
22*	163097-01-000	EA	SWITCH - SPST - KEY ACTIVATED - W/2 KEYS
			FROM: 03-01-07 THRU: 99-99-99

***COMPONENT PARTS LISTED LATER IN THIS GROUP**

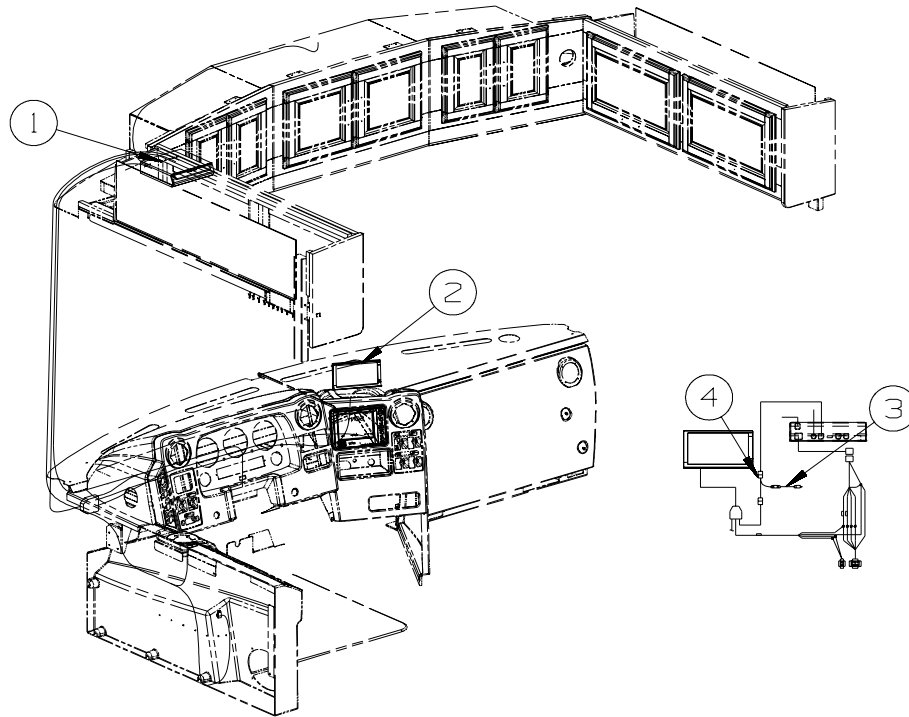


KEY	PART NUMBER	U/M	DESCRIPTION
1*	137417-01-01A	EA	LIGHT - DOME - SINGLE - W/SWITCH/FROSTED LENS - WHITE
2	114802-01-000	EA	PUMP - VACUUM - 12V

***COMPONENT PARTS LISTED LATER IN THIS GROUP**

ELECTRICAL GROUP (CONTINUED)

GPS

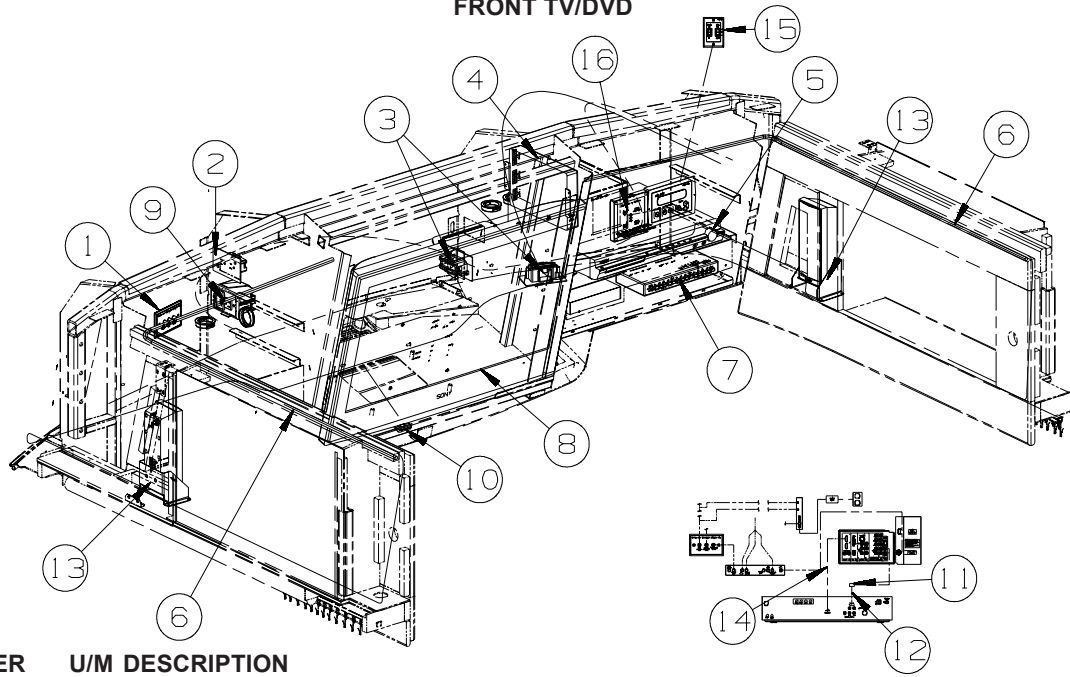


KEY	PART NUMBER	U/M	DESCRIPTION
1*	137424-08-000	EA	GPS-NAVAGATION SYS-W/DVD DIVIT/MAPS/GPS ANT/WIRE HARNESS
2	137424-07-000	EA	MONITOR/LCD - COLOR - 6.5"
			FROM: 00-00-00 THRU: 03-11-07
2	137424-09-000	EA	MONITOR/LCD - COLOR - 7" - ALPINE #TME-M740BT
			FROM: 03-12-07 THRU: 99-99-99
	137424-04-000	EA	BRACKET - MONITOR
			FROM: 00-00-00 THRU: 01-13-08
	168104-01-000	EA	BRACKET - MONITOR
			FROM: 01-14-08 THRU: 99-99-99
3	148591-01-000	EA	CABLE - RCA MALE/RCA MALE - RIVER PARK 55-862-1
4	137424-10-000	EA	CABLE/ADAPTER - AUDIO/VIDEO - GPS
			FROM: 07-18-07 THRU: 99-99-99

*COMPONENT PARTS LISTED LATER IN THIS GROUP

ELECTRICAL GROUP (CONTINUED)

FRONT TV/DVD

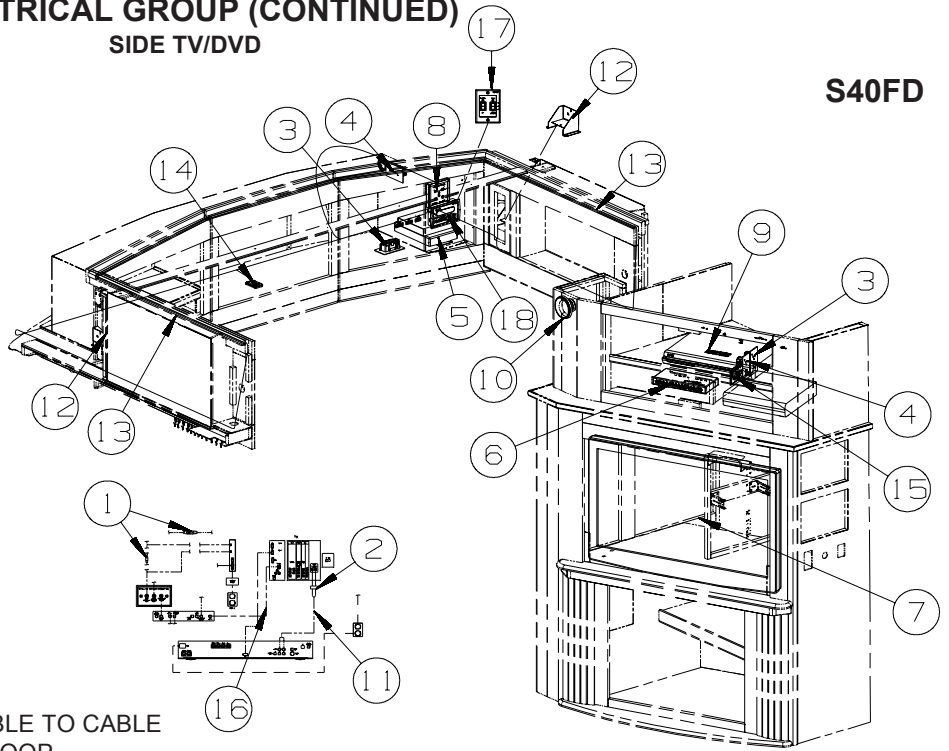


KEY	PART NUMBER	U/M	DESCRIPTION
1	149557-04-01A	EA	PLATE/WALL - TRIPLE COAXIAL/HORIZONTAL - WHITE
2	058708-01-000	EA	RECEPTACLE - ELECTRIC - DOUBLE - BROWN
2	158542-02-01A	EA	LABEL - RECEPTACLE - ELECTRONICS - WHITE/BLACK - CANADIAN
3	058708-01-000	EA	RECEPTACLE - ELECTRIC - DOUBLE - BROWN
4	140062-01-000	EA	SWITCH - SPEAKER - 6 CHANNEL
5	159916-01-000	EA	DVD - HOME THEATER - AM/FM - W/O SPEAKERS - SONY DAVDZ120W FROM: 00-00-00 THRU: 07-06-07
5	165199-01-000	EA	DVD - HOME THEATER - W/2 SPEAKERS - SONY DAVDZ120W FROM: 07-07-08 THRU: 99-99-99
6	146514-03-000	FT	LIGHT - FLEX - ROPE/ROUND - W/O MOUNT CHANNEL
6	146514-02-000	EA	CONNECTOR - LIGHT
7	142258-01-000	EA	SWITCH - VIDEO/ANTENNA POWER SUPPLY
8	160064-02-000	EA	TV - 32" - FLAT PANEL/LCD/HDTV - SONY KDL-32S2010 FROM: 00-00-00 THRU: 07-29-07
8	165071-01-000	EA	TV - 32" - FLAT PANEL/LCD/HDTV - SONY KDL-32S3000 FROM: 07-30-07 THRU: 99-99-99
9	156676-01-000	EA	CONTROLLER/OUTLET - POWER/TV - AUTO SHUTOFF W/IGNITION
10	135740-01-01A	EA	SWITCH - ROCKER - SPST - ON/OFF - BROWN
10	135741-01-01A	EA	SWITCH - BASE - SINGLE - BROWN
10	135742-01-01A	EA	BEZEL - SWITCH - SINGLE - BROWN
11	123324-01-000	EA	FILTER - GROUND LOOP
12	117420-02-000	EA	CABLE - W/MALE RCA ENDS - SHIELDED - 4'
13	149422-02-02B	EA	BRACKET/MOUNTING - SPEAKER - E-COATED - NOT ILLUSTRATED FROM: 00-00-00 THRU: 07-08-07
13	149422-04-02B	EA	BRACKET/MOUNTING - SPEAKER - E-COATED FROM: 07-09-07 THRU: 99-99-99
	148026-03-01A	EA	SPEAKER - CUBE - W/O CASE FROM: 00-00-00 THRU: 07-08-07
14	155845-01-000	EA	CABLE - RCA - 12' - 3 RCA MALE CONNECTORS - BOTH ENDS FROM: 00-00-00 THRU: 07-08-07
14	165308-01-000	EA	CABLE/HDMI - 12' - MALE/MALE ENDS FROM: 07-09-07 THRU: 99-99-99
15	163598-02-000	EA	SWITCH/CONTROL - SATELLITE FROM: 01-29-07 THRU: 99-99-99
16	158270-03-01A	EA	WALLPLATE/CONTROLLER - F/ANTENNA - BLACK - WINEGARD MA-CP4B

ELECTRICAL GROUP (CONTINUED)

SIDE TV/DVD

S40FD

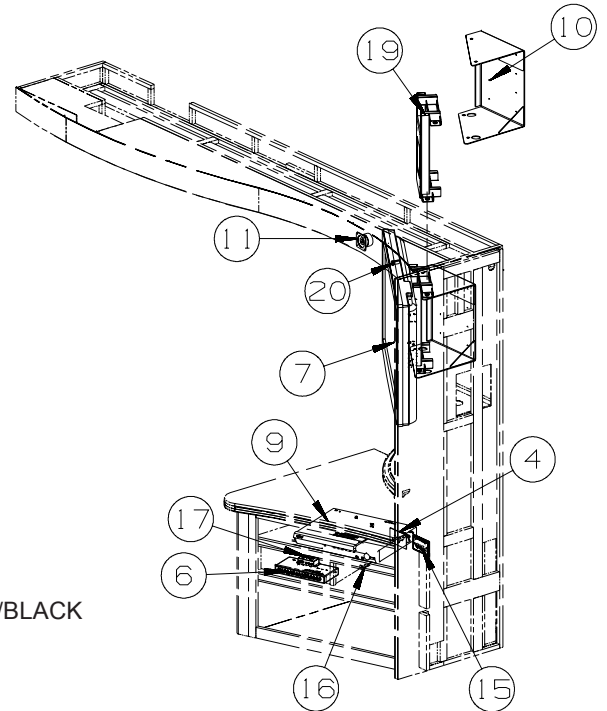
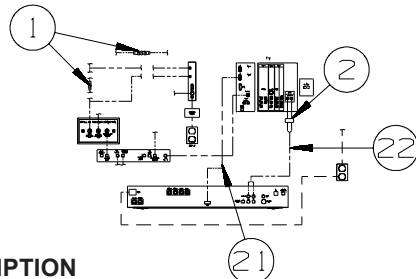
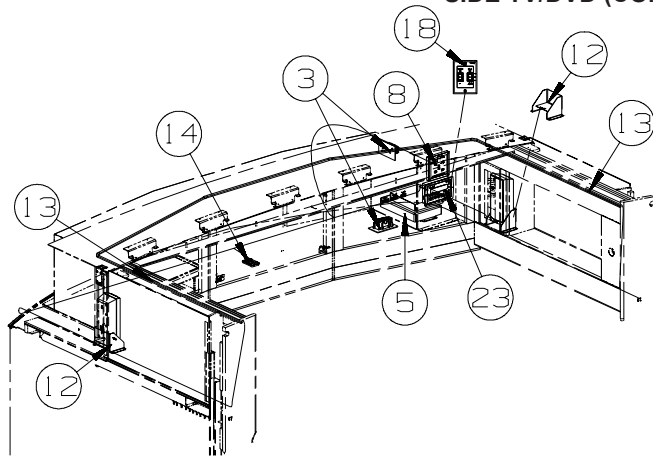


KEY	PART NUMBER	U/M	DESCRIPTION
1	082134-01-000	EA	ADAPTER - TV - CABLE TO CABLE
2	123324-01-000	EA	FILTER - GROUND LOOP
3	058708-01-000	EA	RECEPTACLE - ELECTRIC - DOUBLE - BROWN
4	058708-01-000	EA	RECEPTACLE - ELECTRIC - DOUBLE - BROWN
4	158542-02-01A	EA	LABEL - RECEPTACLE - ELECTRONICS - WHITE/BLACK
5	140062-01-000	EA	SWITCH - SPEAKER - 6 CHANNEL
6	142258-01-000	EA	SWITCH - VIDEO/ANTENNA POWER SUPPLY
7*	160079-01-000	EA	TV - 37" - FLAT PANEL/LCD/HDTV - SHARP LC37D40U
			FROM: 00-00-00 THRU: 05-13-07
7*	160079-02-000	EA	TV - 37" - FLAT PANEL/LCD/HDTV - SHARP LC37D43U
			FROM: 05-14-07 THRU: 99-99-99
8	158270-03-01A	EA	WALLPLATE/CONTROLLER - F/ANTENNA - BLACK -WINEGARD MA-CP4B
9	159916-01-000	EA	DVD - HOME THEATER - AM/FM - W/O SPEAKERS - SONY DAVDZ120W
			FROM: 00-00-00 THRU: 07-08-07
9	165199-01-000	EA	DVD - HOME THEATER - W/2 SPEAKERS - SONY DAVDZ120W
			FROM: 07-09-07 THRU: 99-99-99
10	160868-01-01A	EA	SPEAKER - ROUND/CEILING - W/O CASE - BLACK
10	160868-02-01A	EA	GRILLE/ROUND - SPEAKER - SILVER
11	117420-03-000	EA	CABLE - W/MALE RCA ENDS - SHIELDED - 20'
12	149422-02-02B	EA	BRACKET/MOUNTING - SPEAKER - E-COATED - NOT ILLUSTRATED
			FROM: 00-00-00 THRU: 07-08-07
12	149422-04-02B	EA	BRACKET/MOUNTING - SPEAKER - E-COATED
			FROM: 07-09-07 THRU: 99-99-99
13	146514-03-000	FT	LIGHT - FLEX - ROPE/ROUND - W/O MOUNT CHANNEL
13	146514-02-000	EA	CONNECTOR - LIGHT
14	135740-01-01A	EA	SWITCH - ROCKER - SPST - ON/OFF - BROWN
14	135741-01-01A	EA	SWITCH - BASE - SINGLE - BROWN
14	135742-50-02A	EA	BEZEL - SWITCH - ACCENT - BROWN
15	149557-04-01A	EA	PLATE/WALL - TRIPLE COAXIAL/HORIZONTAL - WHITE
16	155845-01-000	EA	CABLE - RCA - 12' - 3 RCA MALE CONNECTORS - BOTH ENDS
			FROM: 00-00-00 THRU: 07-08-07
16	165308-01-000	EA	CABLE/HDMI - 12' - MALE/MALE ENDS
			FROM: 07-09-07 THRU: 99-99-99
	149750-05-000	EA	MODULE/INTERFACE - INFRA RED (RECEIVER TO TRANSMITTER)
			FROM: 00-00-00 THRU: 01-28-07
	149750-03-000	EA	TRANSMITTER - F/INFRA RED RECEIVER
			FROM: 00-00-00 THRU: 01-28-07
17	163598-02-000	EA	SWITCH/CONTROL - SATELLITE - AUTOMATIC TV SATELLITE SYSTEM
			FROM: 01-29-07 THRU: 99-99-99
	148026-03-01A	EA	SPEAKER - CUBE - W/O CASE
			FROM: 00-00-00 THRU: 07-08-07
18	154474-02-000	EA	CONTROL/SATELLITE KIT - IDB BOX/IDD BOX-POWER SUPPLY-CABLE - IN MOTION SATELLITE

*COMPONENT PARTS LISTED LATER IN THIS GROUP

ELECTRICAL GROUP (CONTINUED)

SIDE TV/DVD (CONTINUED)



S40TD

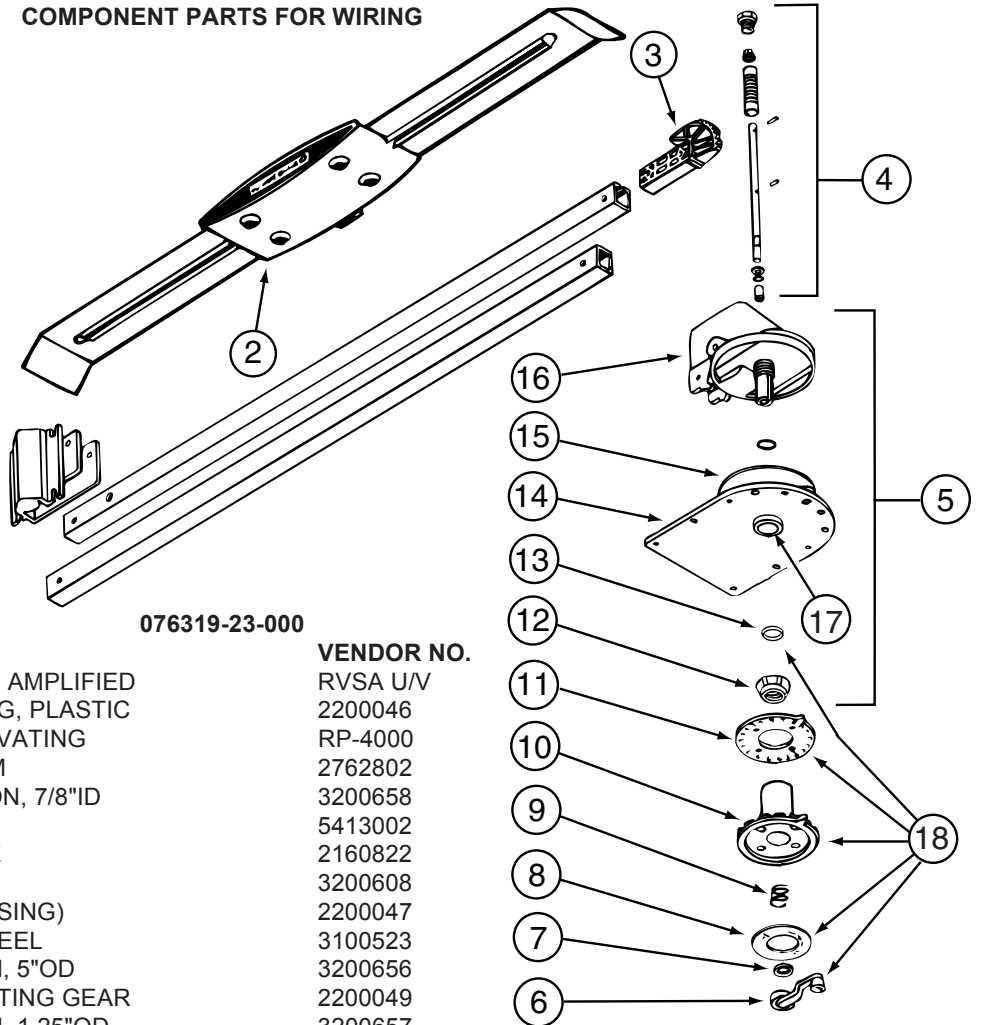
KEY	PART NUMBER	U/M	DESCRIPTION
1	082134-01-000	EA	ADAPTER - TV - CABLE TO CABLE
2	123324-01-000	EA	FILTER - GROUND LOOP
3	058708-01-000	EA	RECEPTACLE - ELECTRIC - DOUBLE - BROWN
4	058708-01-000	EA	RECEPTACLE - ELECTRIC - DOUBLE - BROWN
4	158542-02-01A	EA	LABEL - RECEPTACLE - ELECTRONICS - WHITE/BLACK
5	140062-01-000	EA	SWITCH - SPEAKER - 6 CHANNEL
6	142258-01-000	EA	SWITCH - VIDEO/ANTENNA POWER SUPPLY
6	156586-01-02B	EA	BRACKET - SWITCH/VIDEO - E-COATED
7*	160079-01-000	EA	TV - 37" - FLAT PANEL/LCD/HDTV - SHARP LC37D40U FROM: 00-00-00 THRU: 05-20-07
7*	160079-02-000	EA	TV - 37" - FLAT PANEL/LCD/HDTV - SHARP LC37D43U FROM: 05-21-07 THRU: 99-99-99
8	158270-03-01A	EA	WALLPLATE/CNTRLLR - F/ANTENNA - BLK -WINEGARD MA-CP4B - TV ANTENNA POWER AMPLIFIED
9	159916-01-000	EA	DVD - HOME THEATER - AM/FM - W/O SPEAKERS - SONY DAVDZ120W FROM: 00-00-00 THRU: 07-08-07
9	165199-01-000	EA	DVD - HOME THEATER - W/2 SPEAKERS - SONY DAVDZ120W FROM: 07-09-07 THRU: 99-99-99
10	159612-02-02B	EA	PLATE/MOUNTING - TV - E-COATED - NOT ILLUSTRATED FROM: 00-00-00 THRU: 05-20-07
10	159612-03-02B	EA	PLATE/MOUNTING - TV - E-COATED FROM: 05-21-07 THRU: 99-99-99
11	148026-03-01A	EA	SPEAKER - CUBE - W/O CASE
12	149422-02-02B	EA	BRACKET/MOUNTING - SPEAKER - E-COATED - NOT ILLUSTRATED FROM: 00-00-00 THRU: 07-08-07
12	149422-04-02B	EA	BRACKET/MOUNTING - SPEAKER - E-COATED FROM: 07-09-07 THRU: 99-99-99
13	146514-03-000	FT	LIGHT - FLEX - ROPE/ROUND - W/O MOUNT CHANNEL
13	146514-02-000	EA	CONNECTOR - LIGHT
14	135740-01-01A	EA	SWITCH - ROCKER - SPST - ON/OFF - BROWN
14	135741-01-01A	EA	SWITCH - BASE - SINGLE - BROWN
14	135742-50-02A	EA	BEZEL - SWITCH - ACCENT - BROWN
15	149557-04-01A	EA	PLATE/WALL - TRIPLE COAXIAL/HORIZONTAL - WHITE
16	149750-03-000	EA	TRANSMITTER - F/INFRA RED RECEIVER
17	149750-05-000	EA	MODULE/INTERFACE - INFRA RED (RECEIVER TO TRANSMITTER)
18	163598-02-000	EA	SWITCH/CONTROL - SATELLITE - AUTOMATIC TV SATELLITE SYSTEM FROM: 01-29-07 THRU: 99-99-99
19	159588-02-02B	EA	MOUNT - TV - E-COATED - NOT ILLUSTRATED FROM: 00-00-00 THRU: 05-20-07
19	159588-03-02B	EA	MOUNT - TV - E-COATED FROM: 05-21-07 THRU: 99-9-99

ELECTRICAL GROUP (CONTINUED)
SIDE TV/DVD (CONTINUED)

KEY	PART NUMBER	U/M	DESCRIPTION
20	149750-01-000	EA	RECEIVER - (INFRA RED SIGNAL) - W/6"LEAD/PLUG
21	165308-01-000	EA	CABLE/HDMI - 12' - MALE/MALE ENDS
			FROM: 07-09-07 THRU: 99-99-99
22	117420-03-0000	EA	CABLE - W/MALE RCA ENDS - SHIELDED - 20'
23	154474-02-000	EA	CONTROL/SATELLITE KIT - IDB BOX/IDD BOX-POWER SUPPLY-CABLE - IN MOTION SATELLITE

***COMPONENT PARTS LISTED LATER IN THIS GROUP**

ELECTRICAL GROUP (CONTINUED)
COMPONENT PARTS FOR WIRING



076319-23-000

KEY	PART NUMBER	U/M	DESCRIPTION	VENDOR NO.
2	076319-01-700	EA	HEAD-ANTENNA, AMPLIFIED	RVSA U/V
3	076319-01-701	EA	GEAR-ELEVATING, PLASTIC	2200046
4	076319-01-702	EA	SHAFT ASM-ELEVATING	RP-4000
5	076319-01-711	EA	BASE & LIFT ASM	2762802
7	076319-01-705	EA	GROMMET-NYLON, 7/8"ID	3200658
8	076319-01-708	EA	DECAL-CRANK	5413002
9	076319-01-707	EA	SPRING-HANDLE	2160822
11	076319-01-712	EA	PLATE - CEILING	3200608
12	076319-01-715	EA	NUT (GEAR HOUSING)	2200047
14	076319-01-713	EA	PLATE-BASE, STEEL	3100523
15	076319-01-703	EA	BEARING-NYLON, 5"OD	3200656
16	076319-01-714	EA	HOUSING, ROTATING GEAR	2200049
17	076319-01-704	EA	BEARING-NYLON, 1.25"OD	3200657
18	076319-01-709	EA	HANDLE-HEAD DIRECTIONAL	200644
	076319-01-716	EA	TUBING, ELEVATING	RP-2900

CONTACT WINNEBAGO PART SALES FOR UNLISTED COMPONENT(S)

076319-25-000

KEY	PART NUMBER	U/M	DESCRIPTION	VENDOR NO.
6	076319-01-706	EA	CRANK-W/SET SCREW UNIV/BEIGE	2750897
6	120233-01-710	EA	HANDLE-CRANK W/SCREW - WHITE	RP-6795
8	076319-01-708	EA	DECAL-CRANK	5413002
10	076319-25-700	EA	DIRECTIONAL HANDLE(WHITE)	3200612
11	076319-25-701	EA	PLATE - CEILING(WHITE)	3200609
13	120233-01-709	EA	WASHER-NYLON	RP-2658

CONTACT WINNEBAGO PART SALES FOR UNLISTED COMPONENT(S)

086280-01-000

KEY	PART NUMBER	U/M	DESCRIPTION	VENDOR NO.
	086280-01-700	EA	BULB, 12V - #1414	ARP1089

108354-01-01A

KEY	PART NUMBER	U/M	DESCRIPTION	VENDOR NO.
	108354-01-700	EA	BULB-COURTESY LIGHT	395-B

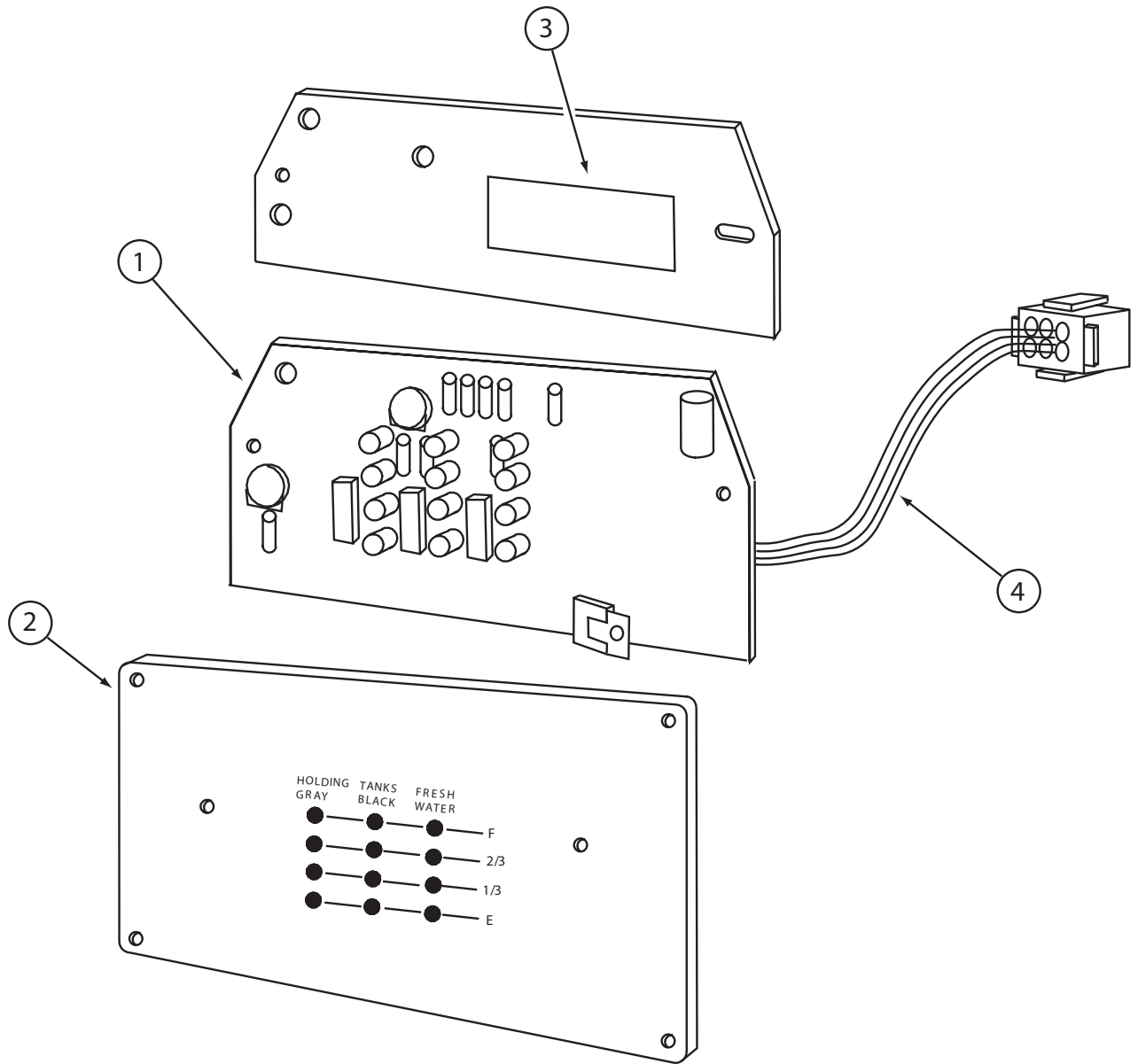
121935-01-01A

KEY	PART NUMBER	U/M	DESCRIPTION	VENDOR NO.
	121935-01-700	EA	LENS ONLY - W/CENTER HOLE	809511

123775-01-02A

KEY	PART NUMBER	U/M	DESCRIPTION	VENDOR NO.
	123775-01-702	EA	BEZEL/LENS - SATIN NICKEL	99 953470

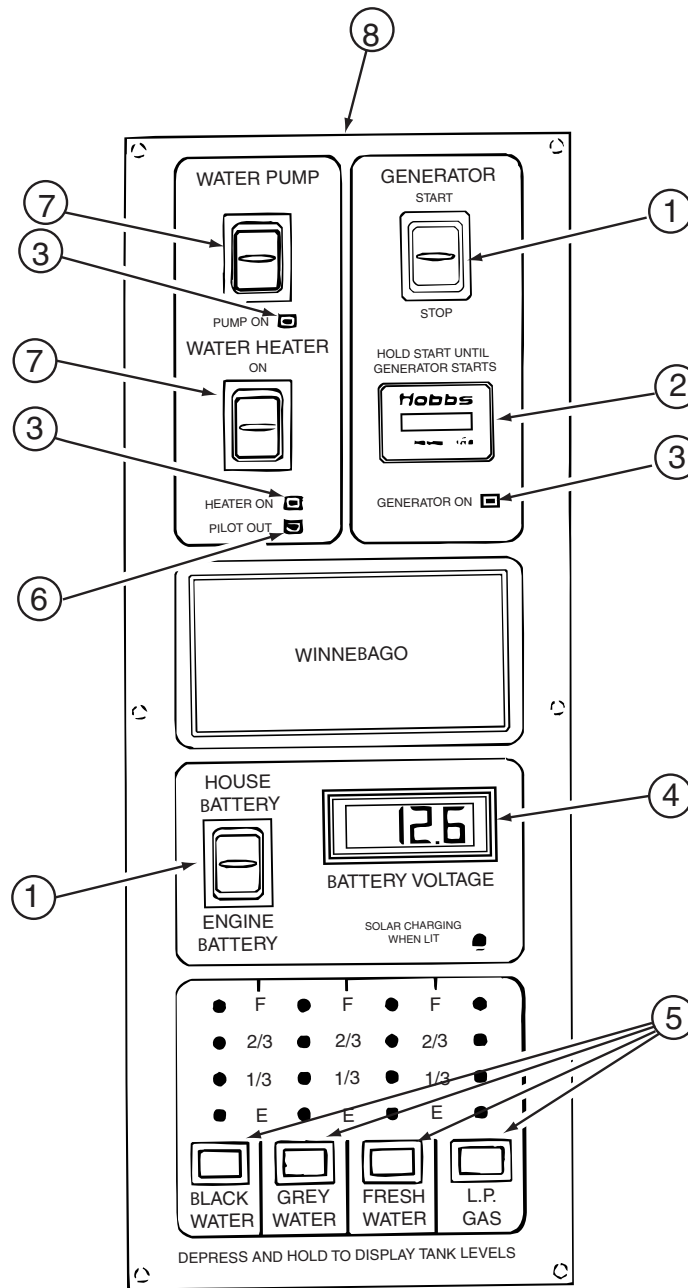
ELECTRICAL GROUP (CONTINUED)
COMPONENT PARTS FOR WIRING (CONTINUED)



129561-02-01A

KEY	PART NUMBER	U/M	DESCRIPTION	VENDOR NO.
1	129561-02-700	EA	PC BOARD - SENSOR SYSTEM/RED	L5132-02
2	129561-01-701	EA	CHASSIS SCREENED	C00399
4	129561-01-703	EA	HARNESS	L7694-00

ELECTRICAL GROUP (CONTINUED)
COMPONENT PARTS FOR WIRING (CONTINUED)



133004-05-01A

KEY	PART NUMBER	U/M	DESCRIPTION	VENDOR NO.
1	133004-01-702	EA	SWITCH/DPDT MOM=ON-OFF-ON	L1011-00
2	100258-10-701	EA	GAUGE-HR METER ONLY (LCD)	L0775-00
3	133004-01-706	EA	L.E.D. GREEN-PANEL MOUNT	L0785
4	133004-01-704	EA	METER/VOLT-DIGITAL - LCD	L1008-00
5	133004-01-705	EA	SWITCH/MOM ON - PUSH BUTTON	L0950-00
6	130004-01-703	EA	L.E.D. RED-PANEL MOUNT	L1009-00
7	133004-01-701	EA	SWITCH/DPDT ON-ON/MAINTAINED	L1025-00
8	133004-05-700	EA	SCREENED CHASSIS	CC0563-00
	133004-05-701	EA	BOARD - PC	L5130-02

135420-20-000

KEY	PART NUMBER	U/M	DESCRIPTION	VENDOR NO.
	135420-20-700	EA	CABLE-RECIEVER TO RADIO	M9CABLE

ELECTRICAL GROUP (CONTINUED)
COMPONENT PARTS FOR WIRING (CONTINUED)

136119-01-000

KEY	PART NUMBER	U/M	DESCRIPTION	VENDOR NO.
	136119-01-700	EA	COMPASS SENSOR (BLACK BOX)	AP-SUB-005
	136119-01-701	EA	PROBE/TEMPERATURE SENSOR(V1)	AP-SUB-004A
	136119-01-702	EA	DISPLAY MODULE-LED (V1)	AP-SUB-004B
	136119-01-703	EA	HARNESS - COMPASS POWER	AP-HRN-175
	136119-01-704	EA	HARNESS - COMPASS ENGINE	AP-HRN-176
	136119-01-705	EA	HRNSS-COMP.TEMP SENSOR V1	AP-HRN-177
	136119-01-706	EA	PROBE/TEMPERATURE SENSOR (V2)	AP-SUB-006
	136119-01-707	EA	DISPLAY MODULE - VISUAL (V2)	AP-SUB-007
	136119-01-708	EA	HARNESS/COMP. COMP/THERM(V2)	AP-HRN-239 W/PACKRD

137417-01-01A, 137417-03-01A

KEY	PART NUMBER	U/M	DESCRIPTION	VENDOR NO.
	137417-01-700	EA	LENS - SINGLE (FROSTED)	810868

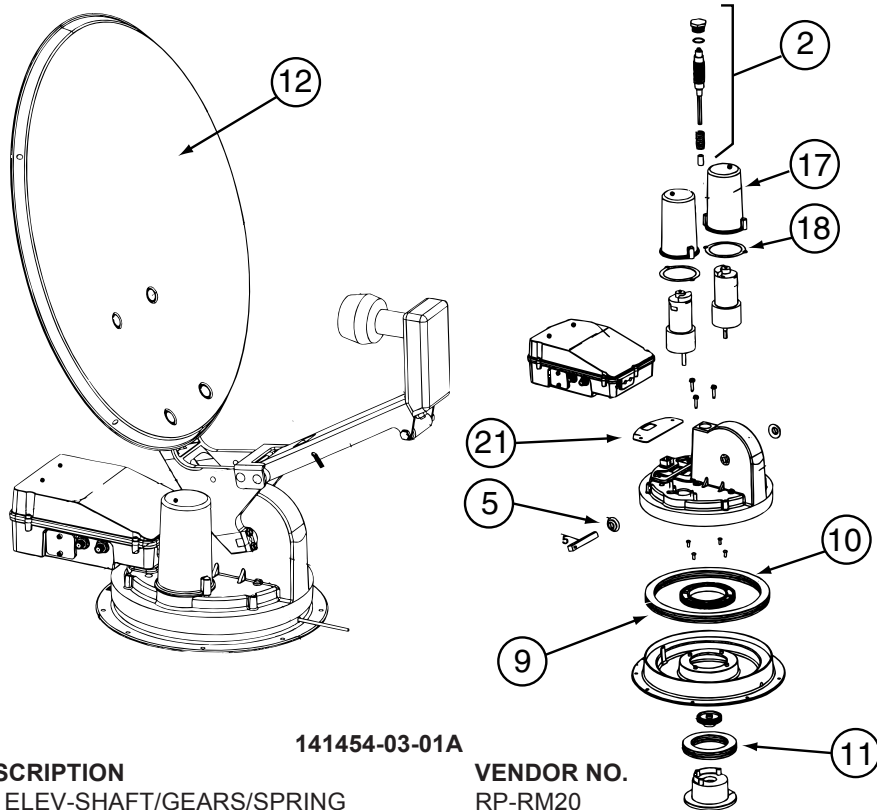
137424-08-000

KEY	PART NUMBER	U/M	DESCRIPTION	VENDOR NO.
	137424-08-700	EA	REMOTE	RUE-4140

139134-01-03A

KEY	PART NUMBER	U/M	DESCRIPTION	VENDOR NO.
	139134-01-708	EA	DISC - F/BLADE HOLDER - NICKEL	A70050-3N
	139134-01-709	EA	BALANCING KIT - CLIP/PLATES	70050-21
	139134-01-710	EA	NOISE KIT - WASHERS	NOISE KIT
	139134-01-711	EA	BLADES (36") WHITE MATT	A70050-5W
	139134-01-712	EA	MOTOR	A70050-1
	139134-01-718	EA	HOLDER/BLADE(4 PC SET)NICKEL	70050-4N NICKEL
	139134-01-719	EA	HOUSING/MOTOR - NICKEL	70052-2N NICKEL

ELECTRICAL GROUP (CONTINUED)
COMPONENT PARTS FOR WIRING (CONTINUED)



141454-03-01A

KEY	PART NUMBER	U/M	DESCRIPTION	VENDOR NO.
2	141454-01-700	EA	KIT ELEV-SHAFT/GEARS/SPRING	RP-RM20
4	137135-01-705	EA	SPRING	2160818
5	137135-01-707	EA	SEAL - PIVOT SHAFT	2200852
9	137135-01-712	EA	BEARING - OUTER	2590347
10	137135-01-714	EA	GEAR - ELEVATING SHAFT	2200465
10	141454-01-712	EA	GEAR - ROTATE	2200469
11	137135-01-715	EA	BEARING - INNER	2590348
12	137135-01-718	EA	REFLECTOR/WHITE-46CM W/HDWE	RP-35RM
13	137135-01-713	EA	TURRET BASE	3100730
17	141454-01-705	EA	HOUSING - MOTOR	3200260
18	141454-01-706	EA	GASKET - MOTOR HOUSING	2240054
21	141454-01-709	EA	GASKET	2240056
	120233-01-714	EA	CLIP-E	5160818
	137135-01-704	EA	PIN - 1/4" X 3.25"	2160813
	137135-01-719	EA	BRACKET - PIVOT	2744945
	137135-01-722	EA	CLAMP	2590343
	137135-01-723	EA	SUPPORT/FRAME-BACKUP-W/HDWE	RP-RM00
	137135-02-703	EA	LOW NOISE BLOCK FILTER	LB-6000 - DUAL
	141454-01-701	EA	KIT - GEAR/MOTOR-GEAR/ROTATE	RP-RM25
	141454-01-702	EA	HOUSING/ELECTRONICS - UPPER	RP-RM10
	141454-01-703	EA	HOUSING/ELECTRONICS - LOWER	RP-RM15
	141454-01-704	EA	KIT LIFT ASSEMBLY COMPLETE	RP-RM05
	141454-03-700	EA	MOTOR (AZIMUTH)	2665042
	141454-03-701	EA	MOTOR (ELEVATION)	2665041
	141454-03-702	EA	CIRCUIT BOARD(CONTROL BOARD)	RP-RM80
	141454-03-703	EA	CONTRL PANEL W/BOX (AS2003)	RP-AS85
	141454-03-704	EA	TURRET ASM - W/MOTORS	RP-AS50
	141454-03-705	EA	SHROUD/COVER - W/SCREWS	2200732 W/SCREWS

CONTACT WINNEBAGO PART SALES FOR UNLISTED COMPONENT(S)

ELECTRICAL GROUP (CONTINUED)
COMPONENT PARTS FOR WIRING (CONTINUED)

144858-02-000

KEY	PART NUMBER	U/M	DESCRIPTION	VENDOR NO.
	144858-01-700	EA	POWER HEAD	04017
	144858-01-701	EA	CORD/POWER - 36'	04132-A
	144858-01-702	EA	COLLAR F/POWER CORD	85446
	144858-01-703	EA	MOTOR W/DRIVE GEAR	20409 W/52405
	144858-01-704	EA	CONTAINER F/POWER CORD	85448
	144858-01-705	EA	CAGE/REEL	19700-1
	144858-01-706	EA	HITCH PIN	70405
	144858-01-707	EA	CLEVIS PIN	70406
	144858-01-708	EA	ROLLER	85459 - 1 ONLY
	144858-01-709	EA	POWER SWITCH	19702

146048-01-01A

KEY	PART NUMBER	U/M	DESCRIPTION	VENDOR NO.
	123775-01-700	EA	BULB - 10 WATT - HALOGEN	71-JC10

151458-01-000

KEY	PART NUMBER	U/M	DESCRIPTION	VENDOR NO.
	102756-02-702	EA	BATTERY - 12 VOLT	402-1002
	102756-03-701	EA	REMOTE-KEYLESS ENTRY	412-1115
	102756-03-702	EA	RELAY- 30AMP - SPDT	463-1000
	151458-01-700	EA	MODULE BOARD - 4 FUNCTION	202-3227
	151458-01-701	EA	WIRE HARNESS - KEYLESS ENTRY	203-6908

153464-01/02/04/05-01A

KEY	PART NUMBER	U/M	DESCRIPTION	VENDOR NO.
	091937-09-700	EA	LENS - LIGHT - FLUORESCENT	D-762

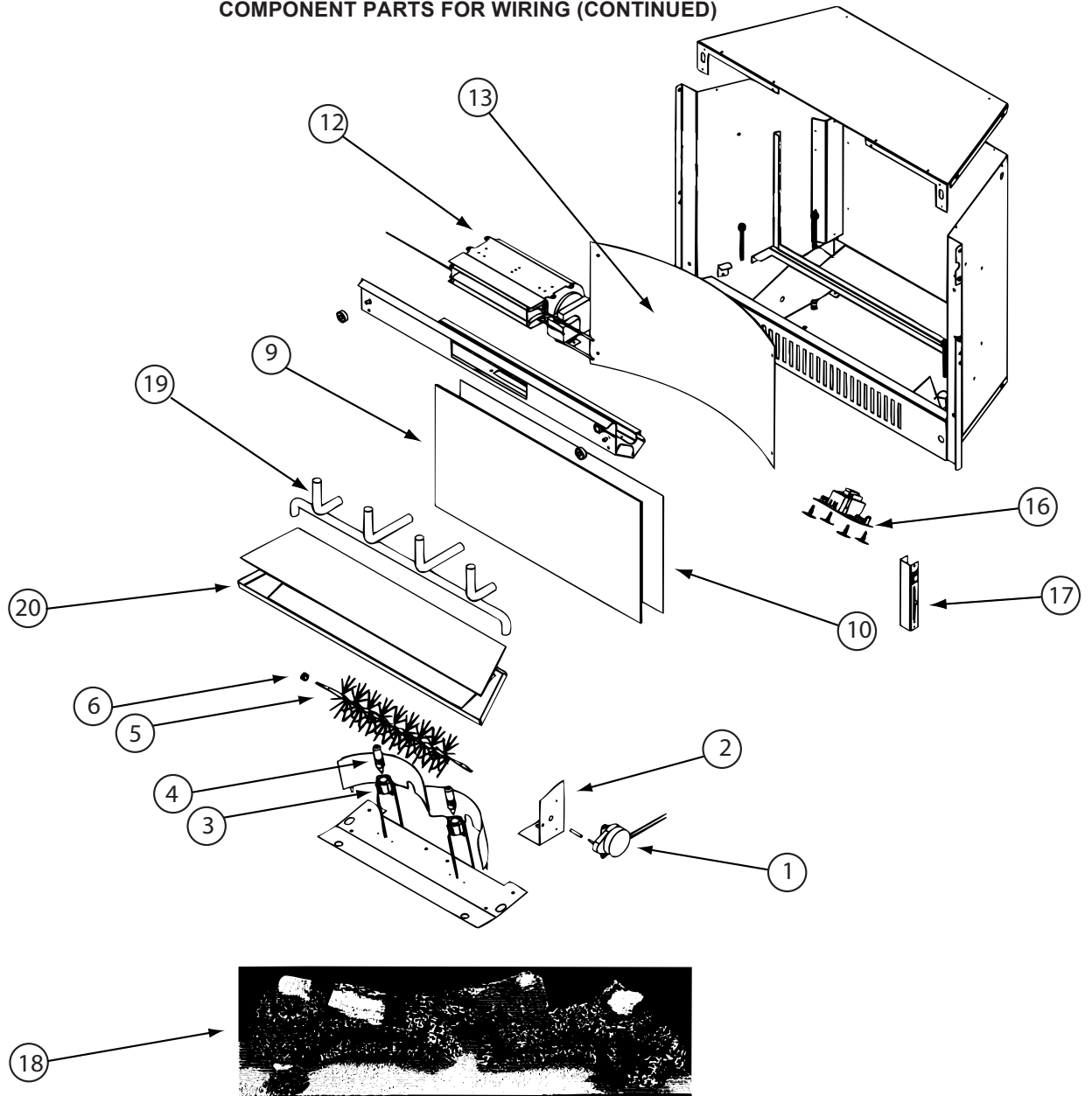
153464-03-01A, 153464-06-01A

KEY	PART NUMBER	U/M	DESCRIPTION	VENDOR NO.
	091937-08-700	EA	LENS - LIGHT - FLUORESCENT	D-766

154474-04-02A

KEY	PART NUMBER	U/M	DESCRIPTION	VENDOR NO.
	154474-04-702	EA	DOME ONLY-REPLACEMENT-BLACK	1850-B-LP-FS
	154474-04-703	EA	BOARD RF ASSEMBLY N/C	100087
	154474-04-705	EA	CABLE OUT DUAL TOP PCBA N/C	20034-1
	154474-04-706	EA	LNB DUAL EAGLE ASPEN N/C	1863-1

ELECTRICAL GROUP (CONTINUED)
COMPONENT PARTS FOR WIRING (CONTINUED)



154506-01-01A, 154506-03-01A				
KEY	PART NUMBER	U/M	DESCRIPTION	VENDOR NO.
1	154506-03-701	EA	MOTOR	4035-860
2	154506-03-702	EA	BRACKET - F/MOTOR	4038-009
4	154506-03-706	EA	BULB - HALOGEN	33961
5	154506-03-707	EA	FLAME ELEMENT	4030-200
6	154506-03-714	EA	GROMMET - F/FLAME ELEMENT	25006
9	154506-03-710	EA	ACRYLIC PANEL - OUTER	4038-805
10	154506-03-711	EA	LENTICULAR LENS PANEL-INNER	4038-810
12	154506-03-703	EA	HEATER/BLOWER ASM	4038-107
13	154506-03-709	EA	FLAME DECAL-REFLECTIVE	4021-190
16	154506-03-700	EA	CONTROL BOARD ASM	4038-108
17	154506-03-712	EA	SWITCH ASM	4038-110
18	154506-03-705	EA	LOG SET	4038-004
19	154506-03-704	EA	GRATE	4038-880
20	154506-03-708	EA	EMBER BED	4038-217
	154506-01-700	EA	REMOTE CONTROL - FIREPLACE	RC-ELEC-HTL
	154506-03-713	EA	THERMOSTAT	4038-849

ELECTRICAL GROUP (CONTINUED)
COMPONENT PARTS FOR WIRING (CONTINUED)

156413-01-01A			
KEY	PART NUMBER	U/M DESCRIPTION	VENDOR NO.
	156413-01-700	EA REMOTE	REMAWM950
157808-01-01A			
KEY	PART NUMBER	U/M DESCRIPTION	VENDOR NO.
	157808-01-700	EA REMOTE - HANDHELD WIRELESS	30100
	157808-01-701	EA REMOTE - HANDHELD DASH MOUNT	30200
	157808-01-702	EA BULB - 9011 CLEAR	39000
158703-01-000			
KEY	PART NUMBER	U/M DESCRIPTION	VENDOR NO.
	158703-01-700	EA REMOTE	PSVCJE2043
159759-01-000			
KEY	PART NUMBER	U/M DESCRIPTION	VENDOR NO.
	159759-01-700	EA REMOTE - TV	RRMCGA367WJSA
160079-01-000			
KEY	PART NUMBER	U/M DESCRIPTION	VENDOR NO.
	160079-01-700	EA REMOTE - TV	RRMCGA416WJSB
160079-02-000			
KEY	PART NUMBER	U/M DESCRIPTION	VENDOR NO.
	160079-02-700	EA REMOTE - TV	RRMCGA535WJSA
163031-01-01A			
KEY	PART NUMBER	U/M DESCRIPTION	VENDOR NO.
	163031-01-700	EA REMOTE	PSVCAWM960
163097-01-000			
KEY	PART NUMBER	U/M DESCRIPTION	VENDOR NO.
	163097-01-700	EA KEY - #2382 (ILLINOIS LOCK)	2382
	163097-01-701	EA KEY - #2341 (MILLER DIAL)	PART SALES
163598-01-02A			
KEY	PART NUMBER	U/M DESCRIPTION	VENDOR NO.
	154474-04-702	EA DOME ONLY-REPLACEMENT-BLACK	1850-B-LP-FS
	154474-04-706	EA LNB DUAL EAGLE ASPEN N/C	1863-1
	163598-01-700	EA BOARD CIRCUIT N/C	1990-RF-LP KIT
	163598-01-701	EA STUFFED PCB,CWIM DVB N/C	438

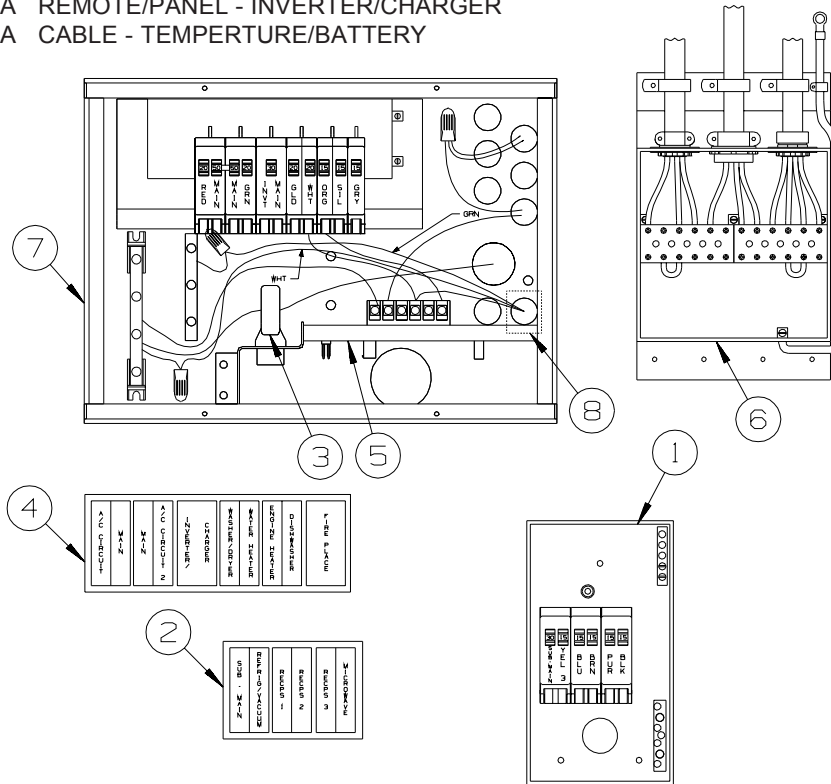
ELECTRICAL GROUP (CONTINUED)
CIRCUIT BREAKERS, FUSES & RELAYS

KEY	PART NUMBER	U/M	DESCRIPTION
	062901-02-000	EA	FUSE - 5 AMP - AUTOMOTIVE
	062901-05-000	EA	FUSE - 15 AMP - AUTOMOTIVE
	062901-07-000	EA	FUSE - 25 AMP - AUTOMOTIVE
	062901-08-000	EA	FUSE - 30 AMP - AUTOMOTIVE
	063910-01-000	EA	HOUSING - RELAY
	063912-02-000	EA	RELAY - CANISTER - SPDT
	083209-01-000	EA	CIRCUIT BREAKER - 15 AMP - 120 VOLT - CANADIAN
	083209-02-000	EA	CIRCUIT BREAKER - 15/15 AMP - 120 VOLT
	083209-03-000	EA	CIRCUIT BREAKER - 15/20 AMP - 120 VOLT
	083209-04-000	EA	CIRCUIT BREAKER - 30 AMP - 120 VOLT
	083209-05-000	EA	CIRCUIT BREAKER - 20 AMP - 120 VOLT
	083209-06-000	EA	CIRCUIT BREAKER - 30/15 AMP - 120 VOLT
	083209-07-000	EA	CIRCUIT BREAKER - 20/20 AMP - 120 VOLT
	083209-10-000	EA	CIRCUIT BREAKER - 20/30 AMP - 120 VOLT
	083209-11-000	EA	CIRCUIT BREAKER - 20/15 AMP - 120 VOLT
	092786-03-000	EA	BUSS BAR - 6.9" LONG
	092786-06-000	EA	BUSS BAR
	093654-01-000	EA	CIRCUIT BREAKER - 6 AMP - 12 VOLT - PUSH BUTTON - WHITE
	093654-02-000	EA	CIRCUIT BREAKER - 15 AMP - 12 VOLT - PUSH BUTTON - WHITE
	093654-03-000	EA	CIRCUIT BREAKER - 20 AMP - 12 VOLT - PUSH BUTTON - WHITE
	093654-05-000	EA	CIRCUIT BREAKER - 10 AMP - 12 VOLT - PUSH BUTTON - WHITE
	093655-01-000	EA	CIRCUIT BREAKER - 25 AMP - 12 VOLT - PUSH BUTTON - WHITE
	093655-02-000	EA	CIRCUIT BREAKER - 30 AMP - 12 VOLT - PUSH BUTTON - WHITE
	093655-03-000	EA	CIRCUIT BREAKER - 40 AMP - 12 VOLT - PUSH BUTTON - WHITE
	100341-01-000	EA	FUSE HOLDER - IN LINE TYPE
	113482-01-000	EA	CIRCUIT BREAKER - 55 AMP - MANUAL
	115187-01-000	EA	FUSE - 300 AMP - NON-DELAY
	115187-02-000	EA	HOLDER - FUSE
	115187-03-000	EA	FUSE - 60 AMP - NON-DELAY
	122811-01-000	EA	CIRCUIT BREAKER - 20/50/50/20 AMP - 250V
	141789-01-000	EA	SPACER - CIRCUIT BREAKER

ELECTRICAL GROUP (CONTINUED)

CONVERTER, INVERTER, LOAD CENTERS

KEY	PART NUMBER	U/M	DESCRIPTION
	148254-01-000	EA	INVERTER - CHARGER - 2000W AC
	148254-03-000	EA	CABLE/INVERTER - W/8 PIN MODULAR PHONE JACK - 50'-DIMEN
	148254-05-000	EA	REMOTE/PANEL - INVERTER/CHARGER
	148254-06-000	EA	CABLE - TEMPURTE/BATTERY



KEY	PART NUMBER	U/M	DESCRIPTION
1	109677-01-000	EA	LOAD CENTER - 120 VOLT - 40 AMP
2	095721-43-000	EA	LABEL - CONTROL CENTER - 50 AMP
3	127002-07-000	EA	SENSOR - CURRENT
4	095721-49-000	EA	LABEL - CONTROL CENTER - 50 AMP
5	127002-11-000	EA	MODULE - EMS CENTER - W/REMOTE SENSOR
6	106071-06-000	EA	SWITCH - AUTOMATIC TRANSFER - PARALLAX 5070 - 50 AMP FROM: 00-00-00 THRU: 11-11-07
6	167050-01-000	EA	SWITCH - AUTOMATIC TRANSFER - PARALLAX ATS501BP FROM: 11-12-07 THRU: 99-99-99
7	141258-01-000	EA	LOAD CENTER - 120/240 - 30/50 AMP
7	141258-02-000	EA	LOAD CENTER - COVER
8	158714-01-000	EA	TRANSFORMER - 120V/16V - 15 WATTS

ELECTRICAL GROUP (CONTINUED)
BOXES & CORDS

KEY	PART NUMBER	U/M	DESCRIPTION
	115832-01-000	FT	CORD - HEAVY DUTY - 14-2 W/GROUND
	133070-01-000	EA	BOX - ELECTRIC/PLASTIC - 3" X 2" X 2.8" - UL
	133070-02-000	EA	BOX - ELECTRIC/PLASTIC - 3" X 2" X 2.8" - CSA
	008289-01-000	EA	BOX - ELECTRIC/STEEL - 4" X 4" - 1/2" & 3/4" KNOCKOUTS - S40TD
	008294-01-000	EA	COVER - ELECTRIC BOX - BLANK/STEEL - 4" X 4" - GRAY - S40TD
*	144858-02-000	EA	REEL - POWERED - W/36'-50 AMP PWR CORD - W/MOUNTED SWITCH - S40FD, S40KD
*	144858-03-000	EA	REEL - POWERED - W/40'-50 AMP PWR CORD - W/MOUNTED SWITCH - S40TD

*COMPONENT PARTS LISTED LATER IN THIS GROUP

COMPONENT PARTS FOR BOXES & CORDS

144858-02-000

KEY	PART NUMBER	U/M	DESCRIPTION	VENDOR NO.
	144858-01-700	EA	POWER HEAD	04017
	144858-01-701	EA	CORD/POWER - 36'	04132-A
	144858-01-702	EA	COLLAR F/POWER CORD	85446
	144858-01-703	EA	MOTOR W/DRIVE GEAR	20409 W/52405
	144858-01-704	EA	CONTAINER F/POWER CORD	85448
	144858-01-705	EA	CAGE/REEL	19700-1
	144858-01-706	EA	HITCH PIN	70405
	144858-01-707	EA	CLEVIS PIN	70406
	144858-01-708	EA	ROLLER	85459 - 1 ONLY
	144858-01-709	EA	POWER SWITCH	19702

144858-03-000

KEY	PART NUMBER	U/M	DESCRIPTION	VENDOR NO.
	144858-01-700	EA	POWER HEAD	04017
	144858-01-702	EA	COLLAR F/POWER CORD	85446
	144858-01-703	EA	MOTOR W/DRIVE GEAR	20409 W/52405
	144858-01-704	EA	CONTAINER F/POWER CORD	85448
	144858-01-705	EA	CAGE/REEL	19700-1
	144858-01-706	EA	HITCH PIN	70405
	144858-01-707	EA	CLEVIS PIN	70406
	144858-01-708	EA	ROLLER	85459 - 1 ONLY
	144858-01-709	EA	POWER SWITCH	19702

ELECTRICAL GROUP (CONTINUED)
WIRE ASSEMBLIES

KEY	PART NUMBER	U/M	DESCRIPTION
	076319-03-000	FT	CABLE - COAXIAL - 75 OHM
	077069-02-000	EA	CABLE/EXTENSION - RADIO ANTENNA - 96"
	077069-03-000	EA	CABLE/EXTENSION - RADIO ANTENNA - 260"
	117420-04-000	EA	CABLE - RCA - (MALE/MALE) - 50 FT
	129560-01-000	EA	WIRE ASM/MONITOR PANEL - 3 WIRES (2 WHT/BRN & SOLID BRN)
	132267-01-000	EA	WIRE ASSEMBLY - DOOR LOCK
	133574-02-000	EA	WIRE ASSEMBLY - OVERHEAD/LAMPS
	135131-01-000	EA	WIRE LOOM - THERMOSTAT
	135420-16-000	EA	WIRE LOOM - RADIO
	136860-02-000	EA	CABLE - RCA - SHIELDED - 3 MALE TO MALE CONNECTORS - 50'
	137135-03-000	EA	WIRE LOOM - DIGITAL ELEVATION SENSOR
	137135-04-000	EA	WIRE HARNESS - POWER - DIGITAL ELEVATION SENSOR
	139297-01-000	EA	RESISTOR - 10 OHM/10W CERAMIC
	139583-01-000	EA	WIRE LOOM - SOFA/DOUBLE REST EASY
	139583-02-000	EA	WIRE LOOM - SOFA/REAR SWITCH
	140167-01-000	EA	WIRE LOOM - GPS ADAPTER
	140167-02-000	EA	WIRE ASM-GPS ADAPTER
			FROM: 00-00-00 THRU: 03-11-07
			FROM: 03-12-07 THRU: 99-99-99
	140195-01-000	EA	WIRE LOOM - RESISTOR/FAN
	142258-02-000	EA	WIRE LOOM - VIDEO SWITCH/POWER SUPPLY
	145210-01-000	FT	CABLE - COAXIAL
	149214-02-000	EA	WIRE - WINDSHIELD WIPER/WASHER - F/FL MMDC ELECTRICAL SYST
	149750-02-000	EA	CABLE - (RECEIVER TO MODULE) - 45'
	151316-02-000	EA	WIRE ASM - W/NON CONTACT SENSORS - GREY WATER - 23.6"
	151317-01-000	EA	WIRE ASM-W/NON CONTACT SENSORS-FRESH WATER/BLK TANK-3.9"
	151317-02-000	EA	WIRE ASM-W/NON CONTACT SENSORS-FRESH WATER/BLK TANK-23.6"
	151808-01-000	EA	WIRE ADAPTER W/DIODE PACK - 2/M & 3/F SOCKET - GRAY TANK
	151808-02-000	EA	WIRE ADAPTER W/DIODE PACK-2/F & 3/M SOCKET- WATER/BLK TANK
	155619-05-000	EA	WIRE ASSEMBLY - RADIO - 12 PIN
	158270-02-000	EA	CABLE - ANTENNA/POWER - 3 WIRE
	160313-02-000	EA	WIRE - MONITOR - 12V - COLOR - SONY VM-HRN62W
	160365-01-000	EA	WIRE - REAR MONITOR - COLOR

ELECTRICAL GROUP (CONTINUED)
CONNECTORS & CONDUIT

KEY	PART NUMBER	U/M	DESCRIPTION
	007940-01-000	EA	RECEPTACLE/SLIDE 16 TO 12 AWG - FEMALE END
	007940-02-000	EA	RECEPTACLE/SLIDE 10 AWG
	007954-01-000	EA	RECEPTACLE - HOUSING - 6 POSITION
	007956-05-000	EA	INSULATOR - SHRINK - 1/4"ID X 1 1/2"
	008311-01-000	EA	CONNECTOR - WIRE NUT - INSULATED - RED
	008312-01-000	EA	CONNECTOR - WIRE NUT - INSULATED - BLUE
	008313-01-000	EA	CONNECTOR - WIRE NUT - INSULATED - YELLOW
	008314-01-000	EA	CONNECTOR - WIRE NUT - INSULATED - GRAY
	008328-01-000	EA	TERMINAL - RING - 12/10 WIRE - #10 STUD FIT
	008331-01-000	EA	TERMINAL - RING - TONGUE - #4 WIRE - 3/8" STUD - COPPER
	008348-01-000	EA	TERMINAL - RING - 3/8" STUD 2 GA. WIRE
	008355-01-000	EA	CONNECTOR - CABLE CLAMPING - 3/4"
	008356-01-000	EA	CONNECTOR - PLASTIC - 3/8"
	008356-02-000	EA	CONNECTOR - PLASTIC - 21/32"
	035416-04-000	EA	TERMINAL - RING - #10 STUD FIT - INSULATED BARREL #16/14
	041953-01-000	FT	CONDUIT - CONVOLUTE SLIT - .5" ID - POLYETHYLENE
	041953-02-000	FT	CONDUIT - CONVOLUTE SLIT - .6" ID - POLYETHYLENE
	041953-03-000	FT	CONDUIT - CONVOLUTE SLIT - 1" ID (CLOTHES ROD COVER)
	041953-05-000	FT	CONDUIT - CONVOLUTE SLIT - .62" ID - POLYETHYLENE
	041953-06-000	FT	CONDUIT - CONVOLUTE SLIT - .4" ID - POLYETHYLENE
	041953-07-000	FT	CONDUIT - CONVOLUTE SLIT - .25" ID - POLYETHYLENE
	041953-08-000	FT	CONDUIT - CONVOLUTE SLIT - 1.5" ID - POLYETHYLENE
	041953-09-000	FT	CONDUIT - CONVOLUTE SLIT - .5" ID - NYLON
	041953-10-000	FT	CONDUIT - CONVOLUTE SLIT - .75" ID - NYLON
	041953-11-000	FT	CONDUIT - CONVOLUTE SLIT - 1.06" ID - NYLON
	041953-12-000	FT	CONDUIT - CONVOLUTE SOLID - 1.1" ID - NYLON
	041953-13-000	FT	CONDUIT - CONVOLUTE SLIT - 1.25" ID
	041953-14-000	FT	CONDUIT - CONVOLUTE SLIT - 1.5" ID
	041953-15-000	FT	CONDUIT - CONVOLUTE SLIT - 2"
	041953-16-000	FT	CONDUIT - CONVOLUTE SLIT - 2"
	047441-01-000	EA	TERMINAL-BATTERY, HORIZONTAL LUG
	047443-01-000	EA	TERMINAL - .250 RECEPTACLE FIT - INSULATED - 16/14 AWG
	047443-02-000	EA	TERMINAL - .250 RECEPTACLE FIT - INSULATED - 12/10 AWG
	047443-05-000	EA	TERMINAL - .250 RECEPTACLE FIT - 18GA AWG
	058028-01-000	EA	CONNECTOR - ELECTRICAL PIGTAIL - NYLON - CLEAR
	062036-01-000	EA	TERMINAL - PACK - CON - 12/10 AWG
	076319-12-000	EA	CONNECTOR - COAXIAL - ONE PIECE
	077479-02-000	EA	BOOT - BATTERY TERMINAL - SINGLE CABLE
	080015-02-000	EA	RECEPTACLE - FLAG - .185 - 16/14 GAUGE
	080015-03-000	EA	RECEPTACLE - FLAG - .250 - 14/16 GAUGE
	080015-04-000	EA	RECEPTACLE - FLAG - .187 - 16/14 GAUGE
	082109-01-000	EA	HOUSING - CONNECTOR - PACKARD
	082741-01-000	EA	CONNECTOR BODY - 2 CONNECTOR MALE
	087225-01-000	FT	SLEEVING - 1/2" - TYPE H
	088473-01-000	EA	HOUSING - PIN - 12 CAVITY (3 ROWS OF 4)
	088473-02-000	EA	HOUSING - PIN - 15 CAVITY (3 ROWS OF 5)
	088473-03-000	EA	HOUSING - PIN - 9 CAVITY (3 ROWS OF 3)
	088473-04-000	EA	HOUSING - PIN - 8 CAVITY IN-LINE
	088473-06-000	EA	HOUSING - PIN - 6 CAVITY (2 ROWS OF 3)
	088473-07-000	EA	HOUSING - PIN - 5 CAVITY - IN-LINE
	088473-08-000	EA	HOUSING - PIN - 4 CAVITY - IN-LINE
	088473-09-000	EA	HOUSING - PIN - 3 CAVITY - IN-LINE
	088473-10-000	EA	HOUSING - PIN - 2 CAVITY - IN-LINE
	088473-12-000	EA	HOUSING - PIN - 3 CAVITY - BLUE
	088473-13-000	EA	HOUSING - PIN - 3 CAVITY - GREEN
	088473-14-000	EA	HOUSING - PIN - 3 CAVITY - RED
	088474-01-000	EA	HOUSING - SOCKET - 12 CAVITY
	088474-02-000	EA	HOUSING - SOCKET - 15 CAVITY
	088474-03-000	EA	HOUSING - SOCKET - 9 CAVITY
	088474-06-000	EA	HOUSING - SOCKET - 6 CAVITY
	088474-07-000	EA	HOUSING - SOCKET - 5 CAVITY
	088474-08-000	EA	HOUSING - SOCKET - 4 CAVITY
	088474-09-000	EA	HOUSING - SOCKET - 3 CAVITY

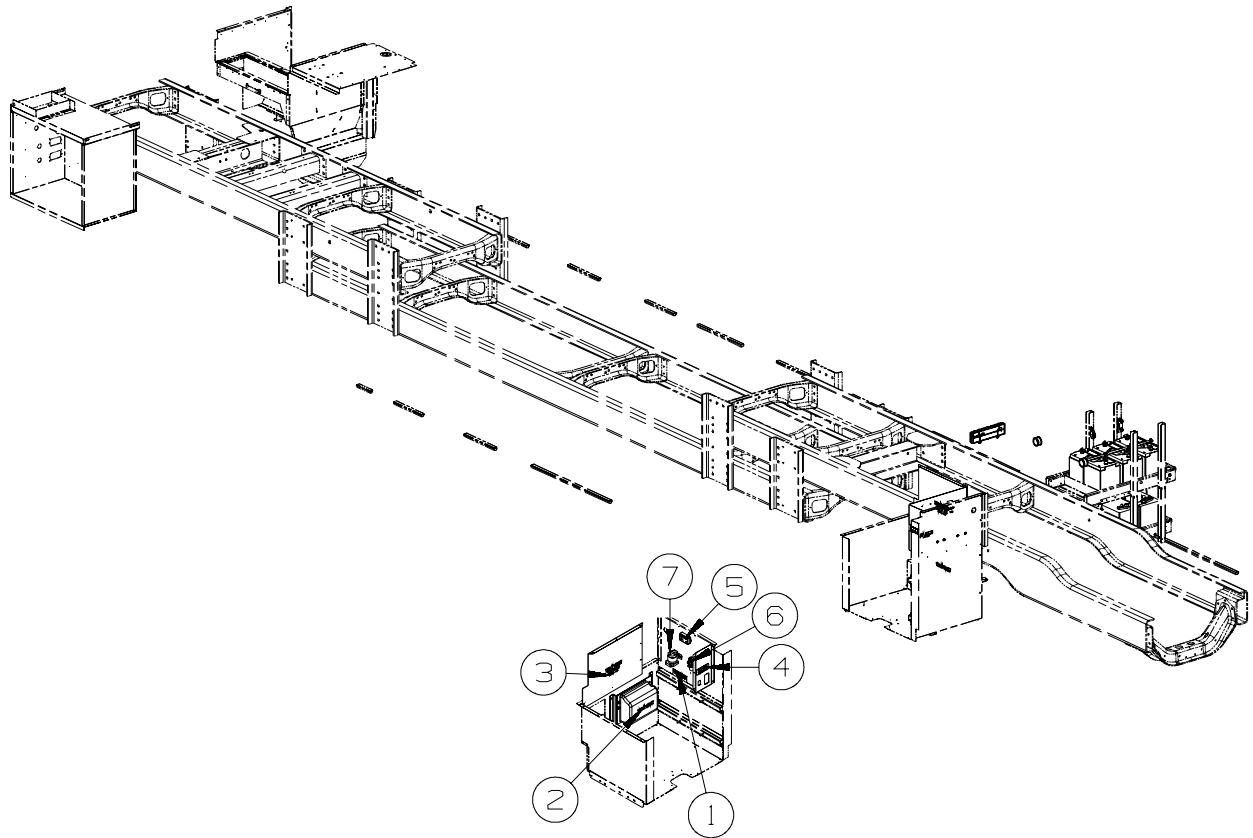
ELECTRICAL GROUP (CONTINUED)
CONNECTORS & CONDUIT (CONTINUED)

KEY	PART NUMBER	U/M	DESCRIPTION
	088474-10-000	EA	HOUSING - SOCKET - 2 CAVITY
	088474-12-000	EA	HOUSING - SOCKET - 2 CAVITY - RED
	088475-01-000	EA	PIN - CONNECTOR - 14-20 AWG
	088475-02-000	EA	PIN - CONNECTOR - 10-12 AWG
	088476-01-000	EA	TERMINAL - ELECTRICAL
	088476-02-000	EA	SOCKET - CONNECTOR - 12-10 GA - PRE-TIN
	098261-01-000	EA	SOCKET - CONNECTOR - WEATHERPACK - 12 AWG
	098261-02-000	EA	SOCKET - CONNECTOR - WEATHERPACK - 14-18 AWG
	098262-01-000	EA	SEAL - CONNECTOR - WEATHERPACK
	098264-01-000	EA	HOUSING - 2 PIN - WEATHER PACK - MALE W/FEMALE PINS
	098264-02-000	EA	HOUSING - 2 PIN - WEATHER PACK - FEMALE W/MALE PINS
	098265-02-000	EA	PIN - CONNECTOR - WEATHER PACK
	102777-02-000	EA	TERMINAL - RING - #6 STUD - 10 AWG
	103608-01-000	EA	SOCKET - WEDGE BASE W/LEADS
	104100-01-000	EA	HOUSING - 1 POSITION - 75 AMPS
	104100-03-000	EA	TERMINAL - 75 AMP
	106007-02-000	EA	TERMINAL - FEMALE - 10-12 AWG
	110178-01-000	EA	HOUSING - WIPER MOTOR
	112823-01-000	EA	SPLICE - REDUCER - 16-14 TO 18-22
	113135-01-000	EA	TERMINAL - FEMALE - M/P - 14-16 - F/SEALED TERMINAL
	113308-01-000	EA	TERMINAL - FEMALE - M/P - 14-16 - 280
	113308-02-000	EA	TERMINAL - FEMALE - M/P - 14-18 - 280
	113468-01-000	EA	HOUSING - 2 POSITION-FEMALE-USED ON WIPER/WASHER WIRE ASM
	113468-02-000	EA	HOUSING - 2 POSITION - FEMALE
	116811-01-000	EA	TERMINAL - .110 RECEPTACLE - 16-14 AWG
	118571-01-000	EA	CONNECTOR - 3-WAY - MALE/SEALED
	118571-02-000	EA	CONNECTOR - 3-WAY - FEMALE/SEALED
	118571-05-000	EA	LOCK - SECONDARY - FEMALE
	118571-06-000	EA	LOCK - SECONDARY - MALE
	118599-02-000	EA	TERMINAL - MALE - M/P - 280/14-12
	118820-01-000	EA	INSULATOR - TERMINAL
	129233-01-000	EA	HOUSING - 2-POSITION/FEMALE - 280-SERIES
	129233-02-000	EA	HOUSING - 2-POSITION/FEMALE - 280-SERIES
	129233-03-000	EA	HOUSING - 2-POSITION/FEMALE - 280-SERIES
	131681-01-000	EA	CONNECTOR - 3/4" SO CORD - UL/CS
	137207-01-000	EA	HOUSING - PIN - 2 CAVITY/HIGH AMP
	137208-01-000	EA	HOUSING - SOCKET - 2 CAVITY/HIGH AMP
	137209-01-000	EA	PIN - CONNECTOR - 10AWG/HIGH AMP
	137210-01-000	EA	SOCKET - CONNECTOR - 10 AWG/HIGH AMP
	138996-04-000	EA	CONNECTOR - LAMP
	142520-01-000	EA	TERMINAL - FEMALE - MINI-FIT 16
	142522-01-000	EA	HOUSING - 4 PIN/MALE - MINI FIT
	142522-02-000	EA	HOUSING - 6 PIN/MALE - MINI FIT
	142522-03-000	EA	HOUSING - 8 PIN/MALE - MINI FIT
	142522-04-000	EA	HOUSING - 10 PIN/MALE - MINI FIT
	142522-05-000	EA	HOUSING - 12 PIN/MALE - MINI FIT
	142522-06-000	EA	HOUSING - 14 PIN/MALE - MINI FIT
	142524-01-000	EA	HOUSING - 4 PIN/FEMALE - WEATHER PACK
	142524-02-000	EA	HOUSING - 4 PIN/FEMALE - WEATHER PACK
	144283-01-000	EA	CONNECTOR - 110V - F/USE WITH SOW WIRE - BLUE
	144283-02-000	EA	CONNECTOR - 110V - F/USE WITH NM ROMEX WIRE - CLEAR
	145171-01-000	EA	CONNECTOR - COAXIAL
	148335-01-000	EA	HOUSING - 8-POSITION/MALE - 280-GT SERIES
	148335-02-000	EA	HOUSING - 4-POSITION/MALE - 280-GT SERIES
	148335-03-000	EA	HOUSING - 6-POSITION/MALE - 280-GT SERIES
	149683-01-000	EA	HOUSING - F/5 CAVITY RECEPTACLE - W/SQUARE GUIDE PIN
	149683-02-000	EA	HOUSING - F/5 CAVITY RECEPTACLE - W/ROUND GUIDE PIN
	149686-01-000	EA	TERMINAL - .250 RECEPTACLE
	149687-01-000	EA	HOUSING - 2 POSITION/MALE - PACKARD
	149687-02-000	EA	LOCK - F/2 POSITION HOUSING - PACKARD
	149688-01-000	EA	TERMINAL - MALE - 16 GAUGE WIRE
	156035-01-000	EA	HOUSING - 12-POSITION/FEMALE - 280-GT SERIES
	156041-01-000	EA	TERMINAL - FEMALE - 16-12 - 280-GT SERIES

ELECTRICAL GROUP (CONTINUED)

CONNECTORS & CONDUIT (CONTINUED)

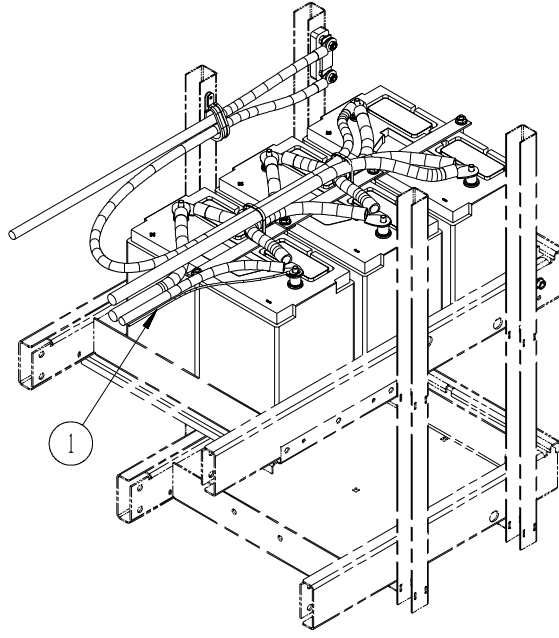
KEY	PART NUMBER	U/M	DESCRIPTION
	156043-01-000	EA	HOUSING - 2-POSITION/FEMALE - 480-MP SERIES
	156043-02-000	EA	LOCK - F/2 POSITION HOUSING - 480 SERIES
	156044-01-000	EA	TERMINAL - FEMALE - 16-12 - 280-GT - F/SEALED HOUSING
	156045-01-000	EA	HOUSING - 10-POSITION/FEMALE - 280-GT SERIES
	156045-02-000	EA	HOUSING - 4-POSITION/FEMALE - 280-GT SERIES
	156045-03-000	EA	HOUSING - 8-POSITION/FEMALE - 280-GT SERIES
	156045-04-000	EA	HOUSING - 6-POSITION/FEMALE - 280-GT SERIES
	156207-01-000	EA	HOUSING - 6-POSITION/MALE - 150-GT SERIES
	156208-01-000	EA	TERMINAL - MALE - 18-16 - 150-GT SERIES
	157590-01-000	EA	TERMINAL - FEMALE - M/P - 10-12 - 630
	157592-01-000	EA	HOUSING - 7-POSITION/FEMALE - M/P
	157592-02-000	EA	LOCK - SECONDARY - F/7 POSITION HOUSING
	157656-01-01A	EA	CONNECTOR - DASH LIGHT - BLACK
	158357-01-000	EA	HOUSING - 3 PIN/MALE - MINI FIT
	158373-01-000	EA	HOUSING - SOCKET - 16 CAVITY - MINI MATE-N-LOCK
	158374-01-000	EA	SOCKET - 16-20 CAVITY - MINI MATE-N-LOCK
	164687-01-000	EA	PIN - CONNECTOR - 16-14
	164685-01-000	EA	HOUSING - PIN - 7-POSITION
	164689-01-000	EA	SEAL - CONNECTOR
	168450-01-000	EA	CONNECTOR/ADAPTER - COAX



CHASSIS

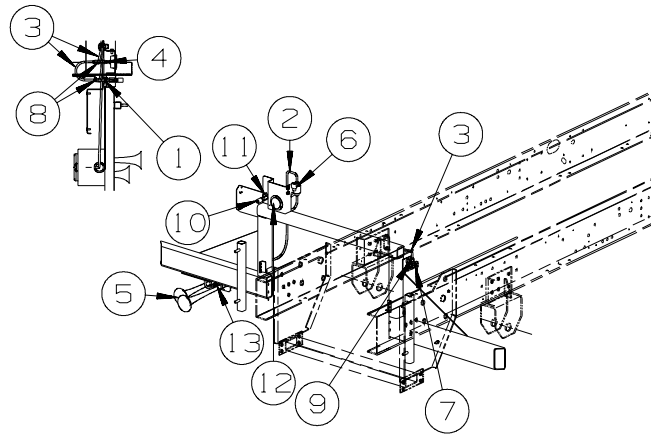
KEY	PART NUMBER	U/M	DESCRIPTION
1	098379-04-000	EA	LABEL - ELECTRICAL BOX - SIDE
2	098379-07-000	EA	LABEL - ELECTRICAL BOX - BLACK/WHITE
3	098379-08-000	EA	LABEL - ELECTRICAL BOX - BLACK/WHITE
4	093236-44-000	EA	LABEL - CIRCUIT BREAKER
5	156431-01-000	EA	CHARGER/BATTERY - CHASSIS TO HOUSE
6	086273-01-000	EA	RELAY - BATTERY DISCONNECT
7	008188-02-000	EA	SOLENOID - VENTED - HEAVY DUTY
	113452-02-000	FT	SEAL/TRIM - FRONT - VINYL W/WIRE CARRIER - .027"

ELECTRICAL GROUP (CONTINUED)
CHASSIS (CONTINUED)



KEY	PART NUMBER	U/M	DESCRIPTION
1	148254-04-000	EA	CABLE - TEMPATURE/BATTERY

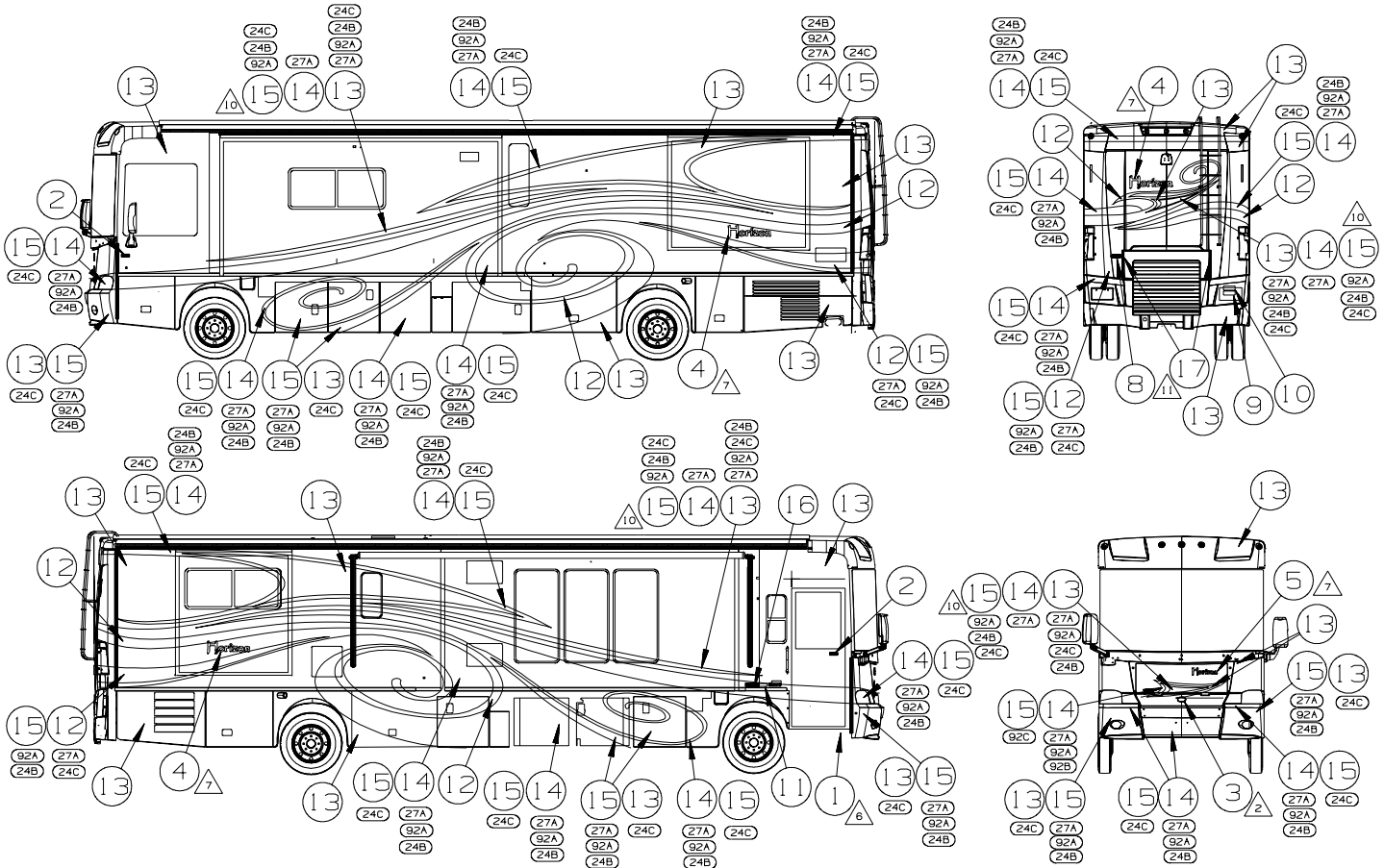
EXTERIOR BODY GROUP AIR HORN



KEY	PART NUMBER	U/M	DESCRIPTION
1	077497-08-000	EA	HORN/AIR - TWIN SHORT - BLACK
2	075155-03-000	EA	COUPLING-PIPE, 1/4 BRASS
3	071390-04-000	FT	TUBING - AIR BRAKE - 1/4" OD-BLK WEATHERHEAD(BRKS & HORN)
4	142609-01-000	EA	GAUGE/AIR - 2.5" MOUNTING FLANGE - 1/4" MPT
5	077497-11-000	EA	SOLENOID - HORN - REMOTE MOUNT
6	086241-01-000	EA	VALVE - AIR - 1/4 MPT X TIRE STEM
7	142570-01-000	EA	TEE - 3/8" T X 1/4" P
8	142571-01-000	EA	CONNECTOR - 3/8" T X 1/4" P
9	142597-01-000	EA	VALVE - BALL - AIR - 1/4" MFPT
10	142595-01-000	EA	COUPLER - QUICK CONNECT - AIR - 1/4" MPT
11	071390-07-000	FT	TUBING - AIR BRAKE - 3/8" - BLACK
12	071374-03-000	EA	FITTING - BULKHEAD - 1/4" X 1/4" MNPT
13	071386-06-000	EA	CONNECTOR - MALE - 1/4" TUBE X 1/4"
	142607-03-000	EA	HOSE - AIR - 50'

EXTERIOR BODY GROUP (CONTINUED)

GRAPHICS & PAINT



(27A) KEY	PART NUMBER	U/M
1	109506-01-000	EA
2	132664-02-CHT (O1A)	EA
3	137618-05-CHT (O1A)	EA
4	144680-05-CHT (O1A)	EA
5	144680-06-CHT (O1A)	EA
6	GL
7	(24P) 150133-02-000	EA
8	151687-02-CHT (O1A)	EA
9	158621-05-CHT (O1A)	EA
10	EA
11	EA
12	GL
13	GL
14	GL
15	GL
16	164596-01-CHT (O1A)	EA
17	109506-15-000	EA

	DESCRIPTION COPPER CLOUD
	FILM-URETHANE PROTECTANT
	DECAL-LOGO DOMED WINNEBAGO - CHROME/RED/BLACK
	DECAL-BEZEL DOMED GRILL LOGO - CHROME/WHITE/BLACK/TEAL
	DECAL-LOGO HORIZON DOMED LG - TRANSPARENT BLACK/CHROME/WHITE/TRANSPARENT GOLD/TRANSPARENT WHITE
	DECAL-LOGO HORIZON DOMED SML - TRANSPARENT BLACK/CHROME/WHITE/TRANSPARENT GOLD/TRANSPARENT WHITE
	PAINT-CLEAR COAT - SHERWIN WILLIAMS
	KIT-PAINT PROTECTION
	DECAL-BEZEL DOMED NAMEPLATE ITASCA - CHROME/WHITE/BLACK/TEAL
	DECAL-HORSEPOWER 425 FLEXSCRIPT - CHROME
	PLATE-FREIGHTLINER LG - CHASSIS SUPPLIED
	PLATE-FREIGHTLINER SML - CHASSIS SUPPLIED
	PAINT-WHITE PEARL MET - SW #45289-4
	PAINT-MOONSTONE MET - SW #54691
	PAINT-PERITER MET - SW #54690
	PAINT-SUDAN BROWN MET - SW #33581
	DECAL-LOGO MAXUM CHASSIS - CHROME/BLACK/RED
	FILM-URETHANE PROTECTANT 38MM X 390MM

(92A) KEY	PART NUMBER	U/M
1	109506-01-000	EA
2	132664-02-CHT (O1A)	EA
3	137618-05-CHT (O1A)	EA
4	144680-05-CHT (O1A)	EA
5	144680-06-CHT (O1A)	EA
6	GL
7	(24P) 150133-02-000	EA
8	151687-02-CHT (O1A)	EA
9	158621-05-CHT (O1A)	EA
10	EA
11	EA
12	GL
13	GL
14	GL
15	GL
16	164596-01-CHT (O1A)	EA
17	109506-15-000	EA

	DESCRIPTION ISLAND TEAL
	FILM-URETHANE PROTECTANT
	DECAL-LOGO DOMED WINNEBAGO - CHROME/RED/BLACK
	DECAL-BEZEL DOMED GRILL LOGO - CHROME/WHITE/BLACK/TEAL
	DECAL-LOGO HORIZON DOMED LG - TRANSPARENT BLACK/CHROME/WHITE/TRANSPARENT GOLD/TRANSPARENT WHITE
	DECAL-LOGO HORIZON DOMED SML - TRANSPARENT BLACK/CHROME/WHITE/TRANSPARENT GOLD/TRANSPARENT WHITE
	PAINT-CLEAR COAT - SHERWIN WILLIAMS
	KIT-PAINT PROTECTION
	DECAL-BEZEL DOMED NAMEPLATE ITASCA - CHROME/WHITE/BLACK/TEAL
	DECAL-HORSEPOWER 425 FLEXSCRIPT - CHROME
	PLATE-FREIGHTLINER LG - CHASSIS SUPPLIED
	PLATE-FREIGHTLINER SML - CHASSIS SUPPLIED
	PAINT-LT WILLOW MET - SW #50310-1
	PAINT-SHERWOOD GREEN PEARL MET - SW #49552-3
	PAINT-ISLAND TEAL STN MET - SW #51065-2
	PAINT-MOJAVE BEIGE MET - SW #62879
	DECAL-LOGO MAXUM CHASSIS - CHROME/BLACK/RED
	FILM-URETHANE PROTECTANT 38MM X 390MM

- ▲ START FILM 25MM BACK FROM VERTICAL TANGENT LINE ON INSIDE OF REAR CAP AT TRUNK DOOR OPENING, WRAP AROUND TO COVER CORNER PAINT PER DESIGN PATTERN.
- 9. APPLY SEALER-BODY SEAM CLEAR 94401-04-000 TO HELP SECURE PAINT ON EDGES.
- 8. END PANELS OF SLIDEROOM WILL BE PAINTED WITH THE BASE COAT. COLORED DESIGN GRAPHICS ELEMENTS AND A CLEAR COAT.
- ▲ LOGO IS TO BE :1 MM ON A HORIZONTAL PLANE (END TO END).
- ▲ FILM TO PROTECT BOTTOM OF DOOR FROM SCUFF MARKS.
- ▲ DIE CUT ACRYLIC FILM USED TO PROTECT FULL BODY PAINTED UNITS.
- 4. ON FULL BODY PAINTED UNITS, USE 145487-02-000 (100 FT) TO COVER UNSEALED ROOF SEAMS.
- ▲ CLEAR COAT TO BE APPLIED ON ENTIRE UNIT TO PROTECT PAINT.
- ▲ CENTER ON UNIT.
- 1. APPLY PROTECTOR 116242-01-000 TO WATER HEATER HATCH.

- (ILF) FRTL 34,320 425HP 6SPD IFS
- (24P) MASK FRONT EXT PROTECTIVE
- (24B) EXT FULL BODY PAINT PKG #4
- (24C) EXT FULL BODY PAINT PKG #3
- (92A) EXT FULL BODY PAINT PKG #2
- (27A) EXT FULL BODY PAINT PKG #1

NOTES:

EXTERIOR BODY GROUP (CONTINUED) GRAPHICS & PAINT (CONTINUED)

(24C) KEY	PART NUMBER	U/M	DESCRIPTION FIELDSTONE
1	109506-01-000	EA	FILM-URETHANE PROTECTANT
2	132664-02-CHT(01A)	EA	DECAL-LOGO DOMED WINNEBAGO - CHROME/RED/BLACK
3	137618-05-CHT(01A)	EA	DECAL/BEZEL DOMED GRILL LOGO - CHROME/WHITE/BLACK/TEAL
4	144680-05-CHT(01A)	EA	DECAL-LOGO HORIZON DOMED LG - TRANSPARENT BLACK/CHROME/WHITE/TRANSPARENT GOLD/TRANSPARENT WHITE
5	144680-06-CHT(01A)	EA	DECAL-LOGO HORIZON DOMED SML - TRANSPARENT BLACK/CHROME/WHITE/TRANSPARENT GOLD/TRANSPARENT WHITE
6	-----	GL	PAINT-CLEAR COAT - SHERWIN WILLIAMS
7	150133-02-000	EA	KIT-PAINT PROTECTION
8	151687-02-CHT(01A)	EA	DECAL/BEZEL DOMED NAMEPLATE ITASCA - CHROME/WHITE/BLACK/TEAL
9	158621-05-CHT(01A)	EA	DECAL-HORSEPOWER 425 FLEXSCRIPT - CHROME
10	-----	EA	PLATE-FREIGHTLINER LG - CHASSIS SUPPLIED
11	-----	EA	PLATE-FREIGHTLINER SML - CHASSIS SUPPLIED
12	-----	GL	PAINT-SOLID GOLD MET - SW #64548
13	-----	GL	PAINT-TAUPE MET - SW #LM423
14	-----	GL	PAINT-LT BRONZEWIST MET - SW #63528
15	-----	EA	DECAL-LOGO MAXUM CHASSIS - CHROME/BLACK/RED
16	164596-01-CHT(01A)	EA	FILM-URETHANE PROTECTANT 38MM X 390MM
17	109506-15-000	EA	FILM-URETHANE PROTECTANT 38MM X 390MM

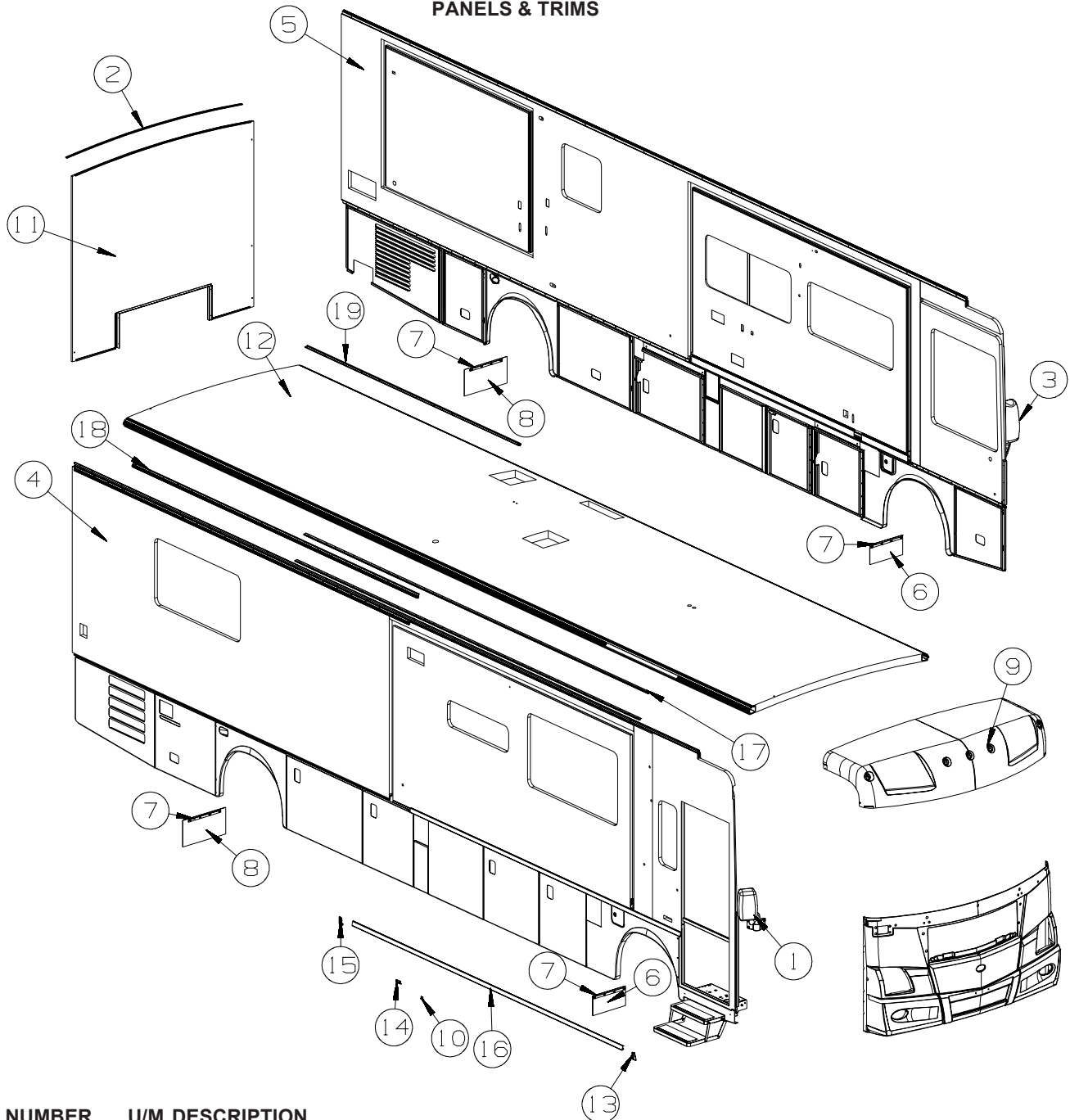
(24B) KEY	PART NUMBER	U/M	DESCRIPTION BURGUNDY
1	109506-01-000	EA	FILM-URETHANE PROTECTANT
2	132664-02-CHT(01A)	EA	DECAL-LOGO DOMED WINNEBAGO - CHROME/RED/BLACK
3	137618-05-CHT(01A)	EA	DECAL/BEZEL DOMED GRILL LOGO - CHROME/WHITE/BLACK/TEAL
4	144680-05-CHT(01A)	EA	DECAL-LOGO HORIZON DOMED LG - TRANSPARENT BLACK/CHROME/WHITE/TRANSPARENT GOLD/TRANSPARENT WHITE
5	144680-06-CHT(01A)	EA	DECAL-LOGO HORIZON DOMED SML - TRANSPARENT BLACK/CHROME/WHITE/TRANSPARENT GOLD/TRANSPARENT WHITE
6	-----	GL	PAINT-CLEAR COAT - SHERWIN WILLIAMS
7	150133-02-000	EA	KIT-PAINT PROTECTION
8	151687-02-CHT(01A)	EA	DECAL/BEZEL DOMED NAMEPLATE ITASCA - CHROME/WHITE/BLACK/TEAL
9	158621-05-CHT(01A)	EA	DECAL-HORSEPOWER 425 FLEXSCRIPT - CHROME
10	-----	EA	PLATE-FREIGHTLINER LG - CHASSIS SUPPLIED
11	-----	EA	PLATE-FREIGHTLINER SML - CHASSIS SUPPLIED
12	-----	GL	PAINT-TAUPE MET - SW #LM423
13	-----	GL	PAINT-DP MAHOGANY MET - SW #62976
14	-----	GL	PAINT-POLISHED PEWTER MET - SW #63499
15	-----	GL	PAINT-CANVAS BEIGE MET - SW #64156
16	164596-01-CHT(01A)	EA	DECAL-LOGO MAXUM CHASSIS - CHROME/BLACK/RED
17	109506-15-000	EA	FILM-URETHANE PROTECTANT 38MM X 390MM

KEY	PART NUMBER	U/M	DESCRIPTION
	116424-01-000	EA	PROTECTOR - LATCH - WATER HEATER
	072882-01-000	GL	PAINT - LOW BAKE - OFF WHITE

**DUPONT COLOR CODES ARE NOW FOUND IN THE PAINT CODE MANUAL.
YOU CAN FIND THIS MANUAL ON YOUR DEALER INDEX WEBPAGE UNDER SERVICE.**

EXTERIOR BODY GROUP (CONTINUED)

PANELS & TRIMS



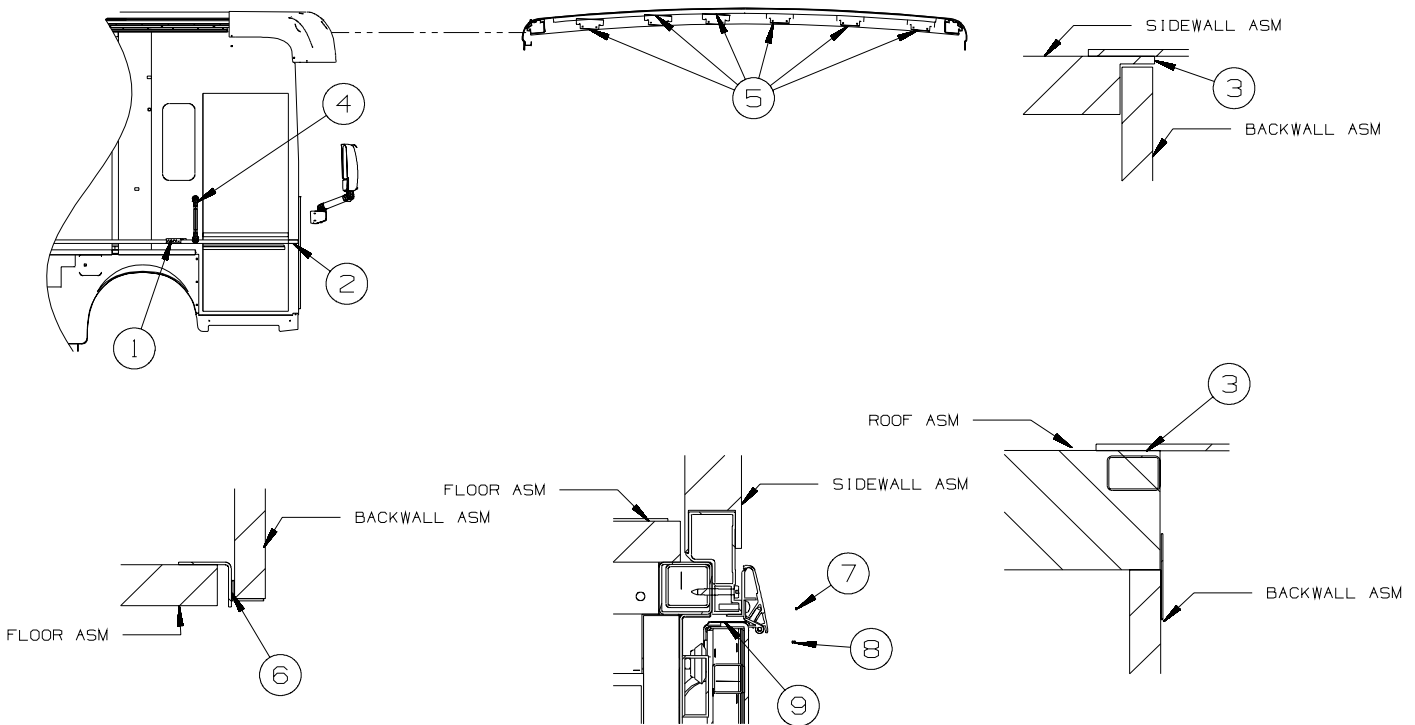
KEY	PART NUMBER	U/M	DESCRIPTION
1*	131431-09-01A	EA	MIRROR - EXTERIOR REMOTE/HEATED - PASSENGER - CHROME
	133379-01-01A	EA	SCREW - MACHINE - 5/16-18 X 2.00 - TORX
	108825-03-000	EA	GASKET - MIRROR
2	114248-02-04A	EA	ANGLE - PLASTIC - .7" X .4" X 96.7" - BEIGE
3*	142721-03-01A	EA	MIRROR - EXTERIOR REMOTE/HEAT/DRVR - (BREAKAWAY) - CHROME
4	162883-01-WL4	EA	SIDEWALL - PASSENGER - W/O WINDOWS/TRIMS (WL4, WL5, WL6)
4	162883-01-WM0	EA	SIDEWALL - PASSENGER - W/O WINDOWS/TRIMS (WM0, WM1, WM2)
4	162883-01-WM4	EA	SIDEWALL - PASSENGER - W/O WINDOWS/TRIMS (WM4, WM5, WM6)
5	162884-01-WL4	EA	SIDEWALL - DRIVER - W/O WINDOWS/TRIMS (WL4, WL5, WL6)
5	162884-01-WM0	EA	SIDEWALL - DRIVER - W/O WINDOWS/TRIMS (WM0, WM1, WM2)
5	162884-01-WM4	EA	SIDEWALL - DRIVER - W/O WINDOWS/TRIMS (WM4, WM5, WM6)
6	017516-01-000	EA	MUD FLAP - 14"H X 18"W - W/O MOUNTING HOLES - RUBBER - BLK - NOT ILLUSTRATED
			FROM: 00-00-00 THRU: 05-20-07
6	017516-05-000	EA	MUD FLAP - 9"H X 18"W - RUBBER - BLACK
			FROM: 05-21-07 THRU: 99-99-99
7	140922-01-02B	EA	RETAINER - MUD FLAP - 1" X 17.7" - E-COATED/BLACK
8	017516-09-000	EA	MUD FLAP - 12.2"H X 23.5"W - RUBBER - BLACK
	017516-07-000	EA	MUD FLAP - 14"H X 23.5"W - RUBBER - BLACK

EXTERIOR BODY GROUP (CONTINUED)

PANELS & TRIMS (CONTINUED)

KEY	PART NUMBER	U/M	DESCRIPTION
9	150436-02-TG0	EA	CAP - ROOF/FRONT - W/O LIGHTS/WIRING
10	143143-01-01A	EA	ANGLE - SUPPORT/TRIM
11	162886-02-WL4	EA	BACKWALL/INNER - W/O REAR CAP (WL4, WL5, WL6)
11	162886-02-WM0	EA	BACKWALL/INNER - W/O REAR CAP (WM0, WM1, WM2)
11	162886-02-WM4	EA	BACKWALL/INNER - W/O REAR CAP (WM4, WM5, WM6)
12	162885-01-WK0	EA	ROOF - W/O LIGHTS/VENTS - W/WIRING
13	146576-02-02A	EA	END CAP/TRIM - LEFT HAND - BLACK
14	143143-02-01A	EA	ANGLE - SUPPORT/TRIM
15	146576-01-02A	EA	END CAP/TRIM - RIGHT HAND - BLACK
16	146550-01-02A	EA	TRIM COVER - SIDEWALL - 182" - BLACK
17	142123-03-02A	EA	RAIL/AWNING - 220" - BLACK
18	157284-01-01A	EA	RAIL - AWNING - 192" - BRIGHT WHITE
19	146548-01-01A	EA	TRIM - RETAINER - 143.8" - MILL

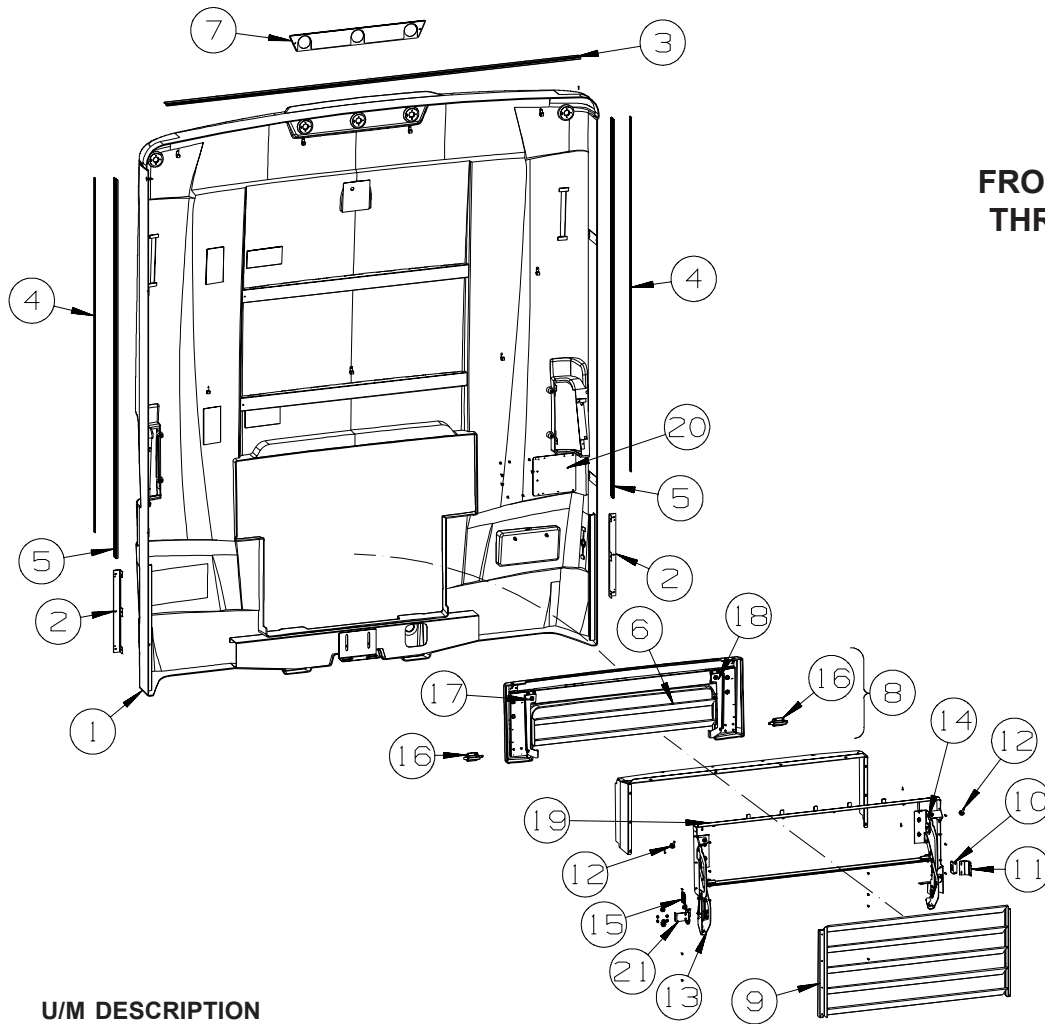
***COMPONENT PARTS LISTED LATER IN THIS GROUP**



KEY	PART NUMBER	U/M	DESCRIPTION
1*	151458-02-000	EA	KEYPAD - ENTRY DOOR/HORIZONTAL
2	093673-01-06A	FT	TRIM/MOLDING - 1.4" WIDE X 8' LONG - BRIGHT WHITE
3	156622-01-01A	FT	SEALER - TAPE - 1/4"THICK X 3"WIDE X 100 FT
4	157749-04-01A	EA	ASSIST HANDLE - LIGHTED - 18" - "ITASCA" ETCHED - CHROME
			FROM: 00-00-00 THRU: 06-19-07
4	165309-04-01A	EA	ASSIST HANDLE - 18" - LIGHTED/ETCHED "ITASCA" - SST
			FROM: 06-20-07 THRU: 99-99-99
5	134774-01-02B	EA	BRACKET - CAB ATTACHMENT - E-COATED
6	104692-01-000	EA	SEAL - ADHESIVE BACKED FOAM - 3/4" THICK X 3/4" WIDE X 25'
7	143143-01-01A	EA	ANGLE - SUPPORT/TRIM
8	143143-02-01A	EA	ANGLE - SUPPORT/TRIM
9	099418-01-000	FT	SEAL - D-SECTION/ADHESIVE BACK - .44" X .44" - BLK RUBBER

***COMPONENT PARTS LISTED LATER IN THIS GROUP**

EXTERIOR BODY GROUP (CONTINUED)
PANELS & TRIMS (CONTINUED)

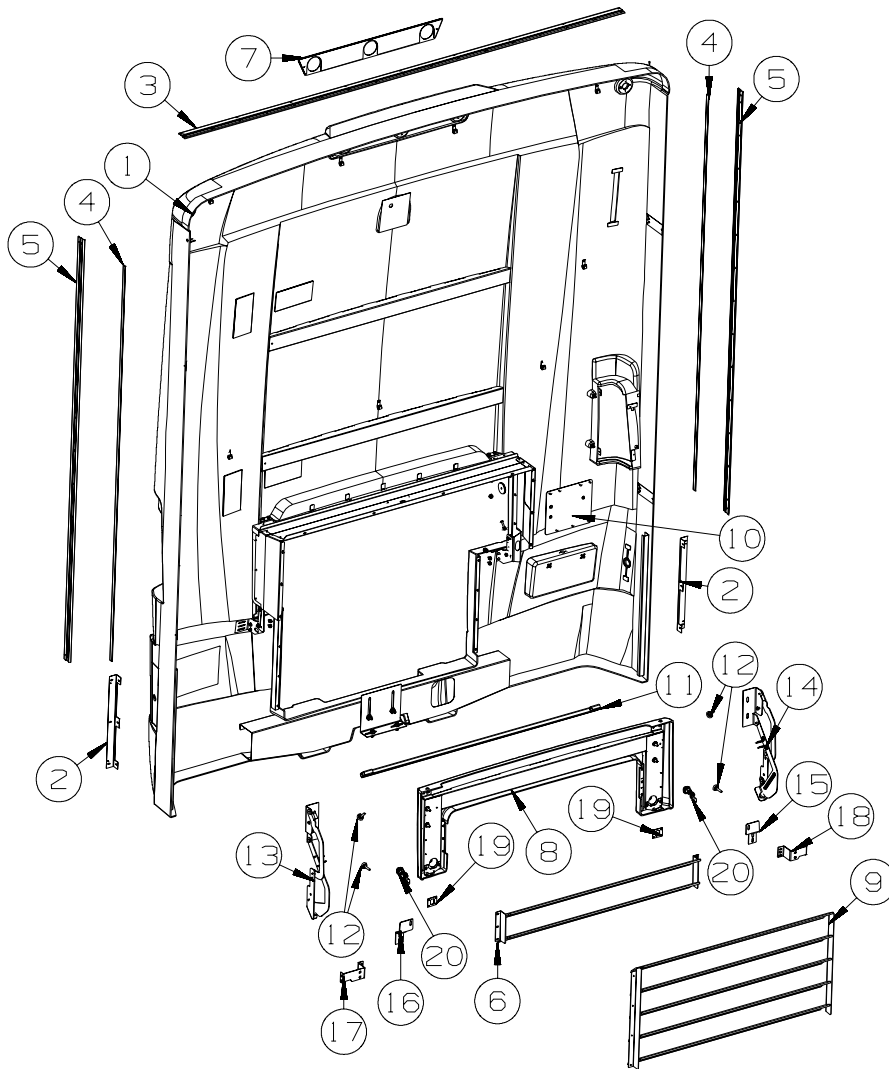


FROM: 00-00-00
THRU: 5-13-07

KEY	PART NUMBER	U/M	DESCRIPTION
1	160115-02-WK0	EA	PANEL - REAR CAP - W/O LIGHTS
2	138789-01-02B	EA	ANGLE/MOUNT - WHEEL LIP/BACKWALL - E-COATED
3	083805-23-000	EA	TRIM - ROOF CAP - 92.1" - BRIGHT WHITE
4	091985-01-07A	EA	INSERT - TRIM - REAR CAP TO SIDEWALL - .66" - BRIGHT WHITE
5	092041-01-03A	EA	TRIM - FRONT/REAR CAP (SIDEWALL) - 83.1" - BRIGHT WHITE
6	161595-01-WK0	EA	GRILLE - TRUNK DOOR
7	145389-01-01A	EA	TRIM - LIGHTS - REAR - BRUSHED STAINLESS STEEL
8	160152-02-WK0	EA	DOOR - REAR/ENGINE - W/O HDW
9	161598-01-WK0	EA	GRILLE - ENGINE/REAR/LOWER
10	130053-01-01A	EA	STRIKER - LUGGAGE DOOR - FLUSH - BLACK
11	145539-01-02B	EA	BRACKET - DOOR CATCH - E-COATED
12	058786-01-000	EA	BOLT - HOOD ADJUSTMENT - 5/16"-18 X 1.5"-2"- W/BLACK PAD
13	146226-01-01A	EA	HINGE/DOOR - REAR - RIGHT HAND - BLACK
14	146226-02-01A	EA	HINGE/DOOR - REAR - LEFT HAND - BLACK
15	163372-01-02B	EA	PLATE/STRIKER - DOOR - E-COATED
16	113908-02-000	EA	LATCH/PLUNGER - F/HOOD/REAR TRUNK/ENGINE/GENERATOR DOOR
17	145540-05-02B	EA	HANDLE - DOOR LATCH - RIGHT HAND - E-COATED
18	145540-06-02B	EA	HANDLE - DOOR LATCH - LEFT HAND - E-COATED
19	154207-03-02B	EA	TUBE/TIMING - HOOD - E-COATED
20	163331-01-02B	EA	PLATE/MOUNTING - RESERVOIR - E-COATED
FROM: 00-00-00 THRU: 09-09-07			
21	163379-02-02B	EA	BRACKET/SUPPORT - STRIKER - E-COATED

EXTERIOR BODY GROUP (CONTINUED)
PANELS & TRIMS (CONTINUED)

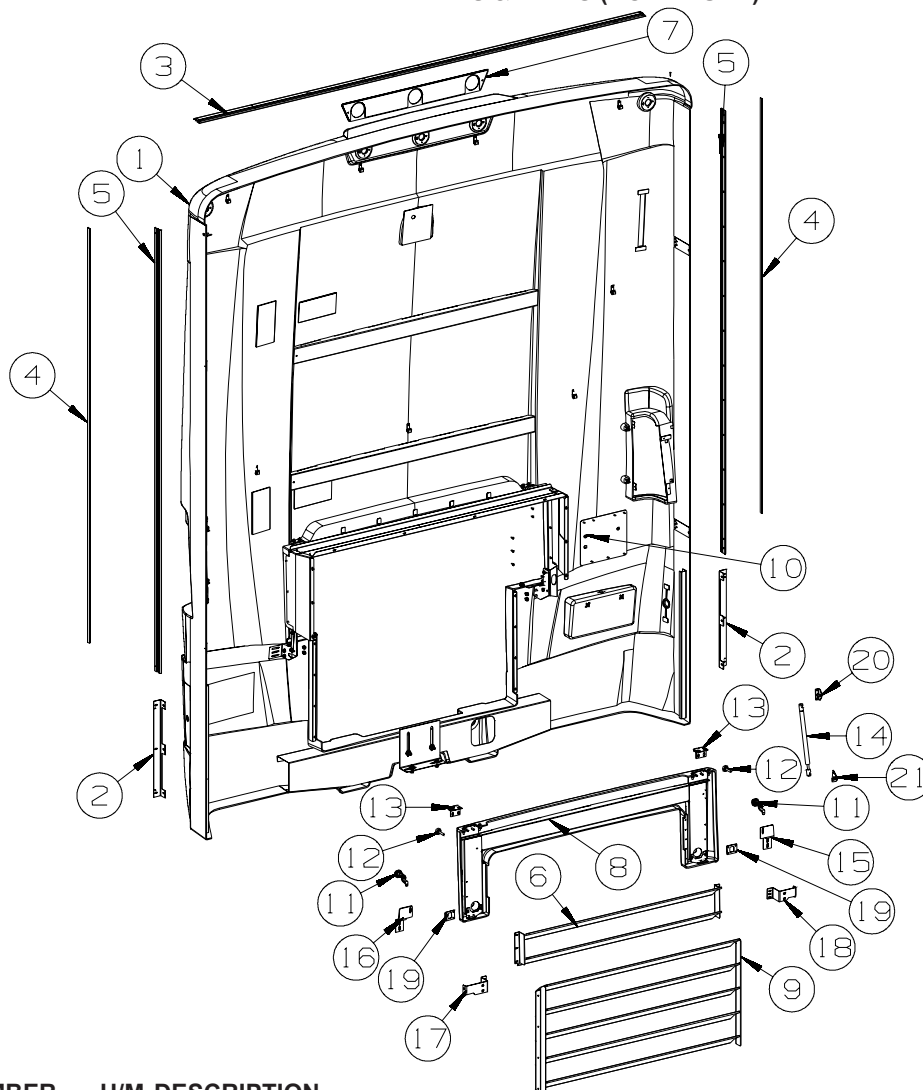
FROM: 05-14-07
THRU: 09-04-07



KEY	PART NUMBER	U/M	DESCRIPTION
1	160115-03-WK0	EA	PANEL - REAR CAP - W/O LIGHTS
2	138789-01-02B	EA	ANGLE/MOUNT - WHEEL LIP/BACKWALL - E-COATED
3	083805-23-000	EA	TRIM - ROOF CAP - 92.1" - BRIGHT WHITE
4	091985-01-07A	EA	INSERT - TRIM - REAR CAP TO SIDEWALL - .66" - BRIGHT WHITE
5	092041-01-03A	EA	TRIM - FRONT/REAR CAP (SIDEWALL) - 83.1" - BRIGHT WHITE
6	161595-01-WK0	EA	GRILLE - TRUNK DOOR
7	145389-01-01A	EA	TRIM - LIGHTS - REAR - BRUSHED STAINLESS STEEL
8	160152-04-WK0	EA	DOOR - REAR/ENGINE - W/O HDW
9	161598-01-WK0	EA	GRILLE - ENGINE/REAR/LOWER
10	163331-01-02B	EA	PLATE/MOUNTING - RESERVOIR - E-COATED
FROM: 00-00-00 THRU: 09-09-07			
11	154207-03-02B	EA	TUBE/TIMING - HOOD - E-COATED
12	058786-01-000	EA	BOLT - HOOD ADJUSTMENT - 5/16"-18 X 1.5"-2"- W/BLACK PAD
13	146226-01-01A	EA	HINGE/DOOR - REAR - RIGHT HAND - BLACK
14	146226-02-01A	EA	HINGE/DOOR - REAR - LEFT HAND - BLACK
15	164909-02-02B	EA	LATCH - DOOR/TRUNK/LEFT HAND - E-COATED
16	164909-01-02B	EA	LATCH - DOOR/TRUNK/RIGHT HAND - E-COATED
17	163379-04-02B	EA	BRACKET/SUPPORT - STRIKER - E-COATED
18	163379-06-02B	EA	BRACKET/SUPPORT - STRIKER - E-COATED
19	164912-01-02B	EA	SPACER - LATCH/HOOD - E-COATED
20	102330-03-000	EA	LATCH - VISE ACTION/KEY OPERATED
	102328-01-000	EA	KEY - BARREL - NICKEL PLATED

EXTERIOR BODY GROUP (CONTINUED)
PANELS & TRIMS (CONTINUED)

FROM: 09-05-07
THRU: 99-99-99



KEY	PART NUMBER	U/M	DESCRIPTION
1	160115-05-WK0	EA	PANEL - REAR CAP - W/O LIGHTS
2	138789-01-02B	EA	ANGLE/MOUNT - WHEEL LIP/BACKWALL - E-COATED
3	083805-23-000	EA	TRIM - ROOF CAP - 92.1" - BRIGHT WHITE
4	091985-01-07A	EA	INSERT - TRIM - REAR CAP TO SIDEWALL - .66" - BRIGHT WHITE
5	092041-01-03A	EA	TRIM - FRONT/REAR CAP (SIDEWALL) - 83.1" - BRIGHT WHITE
6	161595-01-WK0	EA	GRILLE - TRUNK DOOR
7	145389-01-01A	EA	TRIM - LIGHTS - REAR - BRUSHED STAINLESS STEEL
8	160152-06-WK0	EA	DOOR - REAR/ENGINE - W/O HDW
9	161598-01-WK0	EA	GRILLE - ENGINE/REAR/LOWER
10	163331-01-02B	EA	PLATE/MOUNTING - RESERVOIR - E-COATED
FROM: 00-00-00 THRU: 09-09-07			
11	102330-03-000	EA	LATCH - VISE ACTION/KEY OPERATED
	102328-01-000	EA	KEY - BARREL - NICKEL PLATED
12	058786-01-000	EA	BOLT - HOOD ADJUSTMENT - 5/16"-18 X 1.5"-2" - W/BLACK PAD
13	102325-06-07A	EA	HINGE/TRUNK DOOR - 2" - BRIGHT WHITE
14	142569-21-000	EA	SPRING/GAS - 60 LB - 20" EXTENDED/12" COMPRESSED
15	164909-02-02B	EA	LATCH - DOOR/TRUNK/LEFT HAND - E-COATED
16	164909-01-02B	EA	LATCH - DOOR/TRUNK/RIGHT HAND - E-COATED
17	163379-04-02B	EA	BRACKET/SUPPORT - STRIKER - E-COATED
18	163379-06-02B	EA	BRACKET/SUPPORT - STRIKER - E-COATED
19	164912-01-02B	EA	SPACER - LATCH/HOOD - E-COATED
20	126263-03-02B	EA	BRACKET - GAS SPRING W/BALL STUD - E/COATED
21	126263-08-02B	EA	BRACKET - GAS SPRING W/CENTERED BALL STUD - E-COATED

EXTERIOR BODY GROUP (CONTINUED)
COMPONENT PARTS FOR PANELS & TRIMS

131431-09-01A

KEY	PART NUMBER	U/M	DESCRIPTION	VENDOR NO.
	106015-18-700	EA	GLASS/CONVEX	709650
	106015-18-701	EA	ACTUATOR - CONVEX GLASS	7475410
	106015-18-703	EA	GLASS/CONVEX-ACT/HOUSING	709651 KIT
	131431-03-700	EA	LIGHT/TURN SIGNAL - AMBER	7475510
	131431-07-700	EA	KIT(SCREW CVR BLK)ROUND/OVAL	748344
	131431-09-700	EA	GLASS/FLAT/KIT - RH W/ARROW	709664

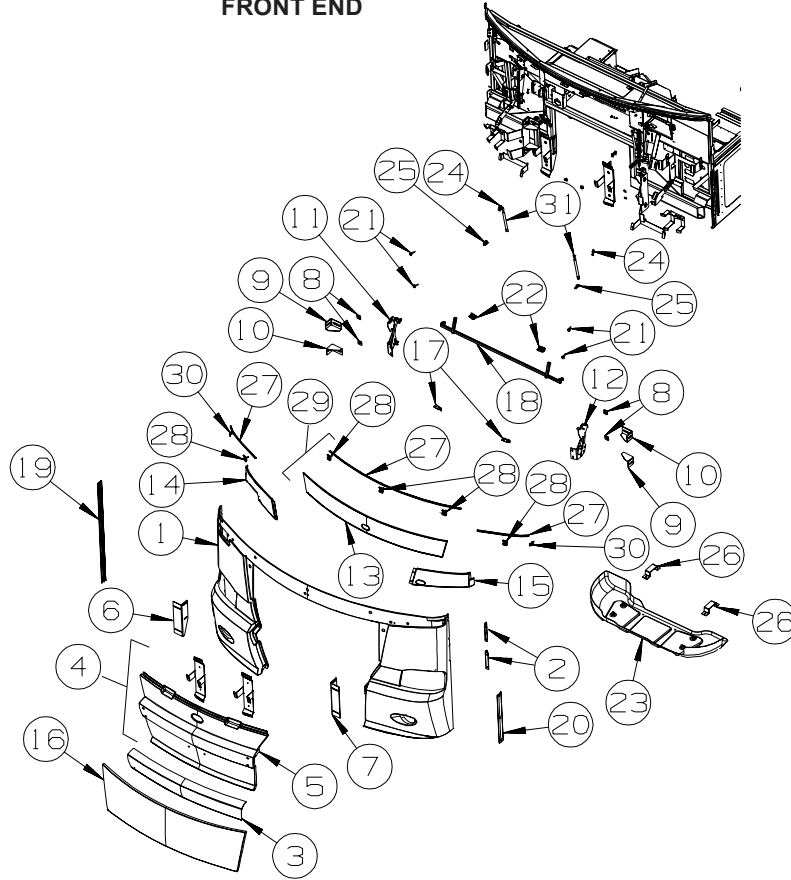
142721-03-01A

KEY	PART NUMBER	U/M	DESCRIPTION	VENDOR NO.
	106015-18-700	EA	GLASS/CONVEX	709650
	106015-18-701	EA	ACTUATOR - CONVEX GLASS	7475410
	106015-18-702	EA	MOTOR - FLAT GLASS	7471180
	106015-18-703	EA	GLASS/CONVEX-ACT/HOUSING	709651 KIT
	142721-01-700	EA	COVER/CAP - BOTTOM	Q709678
	142721-01-701	EA	CAP - RECTANGULAR (VELVAC)	709557
	142721-01-702	EA	BRACKET/MOUNT - MIRROR	7096800
	142721-01-703	EA	GASKET/MOUNT - MIRROR	7097400
	142721-01-704	EA	SET SCREW - 5/16"-18 X 1.25"	4082140
	142721-03-700	EA	GLASS/FLAT - W/ARROW	709663

151458-02-000

KEY	PART NUMBER	U/M	DESCRIPTION	VENDOR NO.
	151458-02-700	EA	COVERS (2 PER PKG) F/KEY PAD	208-3896
	151458-02-701	EA	GASKET - OUTER - F/KEYPAD	308-2094

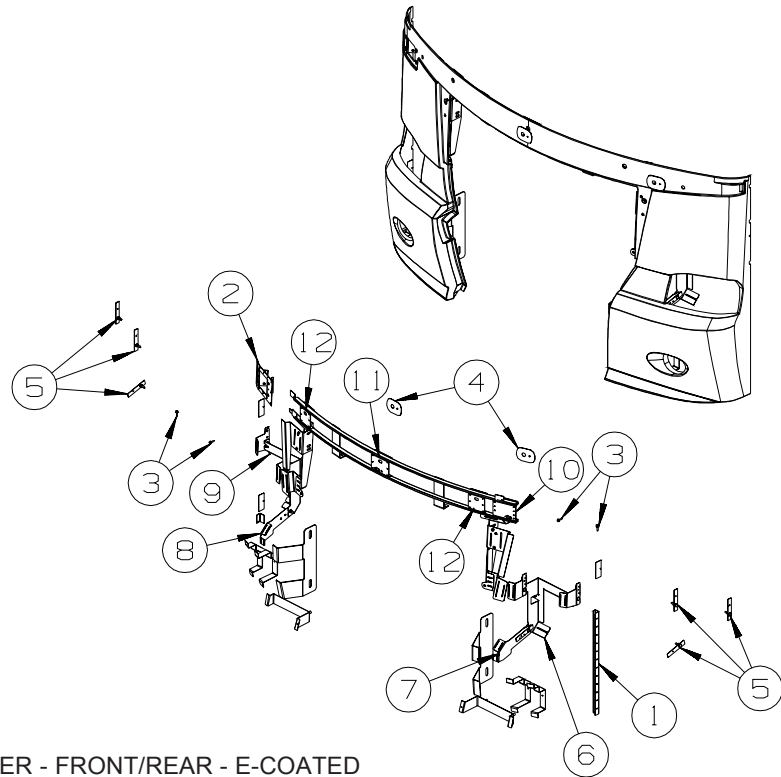
EXTERIOR BODY GROUP (CONTINUED)
FRONT END



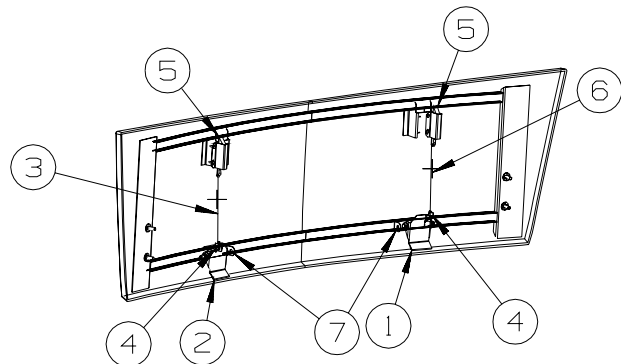
KEY	PART NUMBER	U/M	DESCRIPTION
1	156724-02-UK5	EA	PANEL - FRONT/LOWER - W/O HOOD/GRILLE/LIGHTS
2	113041-16-02B	EA	ANGLE/MOUNT - BUMPER - E-COATED
3	145387-01-01A	EA	BUMPER (ACCENT TRIM) - FRONT - POLISHED STAINLESS STEEL
4	145372-01-R89	EA	PANEL/DOOR - GENERATOR
5	145371-01-01A	EA	PANEL/DOOR - GENERATOR - BLACK/FIBERGLASS
6	145505-01-02B	EA	ANGLE - BUMPER MOUNT/RIGHT HAND - E-COATED
7	145505-02-02B	EA	ANGLE - BUMPER MOUNT/LEFT HAND - E-COATED
8	116617-02-02B	EA	SPACER - BUMPER
9	128455-01-02B	EA	BRACKET - BUMPER - E-COATED
10	128455-02-02B	EA	BRACKET - BUMPER - E-COATED
11	137072-07-01A	EA	HINGE - HOOD - PASSENGER - BLACK
12	137072-08-01A	EA	HINGE - HOOD - DRIVER - BLACK
13	156705-02-UJ1	EA	COWL - WINDSHIELD/CENTER
14	156708-03-UJ1	EA	COWL - WINDSHIELD - PASSENGER
15	156708-04-UJ1	EA	COWL - WINDSHIELD - DRIVER
16	145373-01-R89	EA	HOOD - FRONT - W/O HARDWARE
17	144209-01-02B	EA	ANGLE/STRIKER - HOOD - E-COATED
18	145507-01-02B	EA	TUBE/TIMING - HOOD - 52.5" - E-COATED
19	140447-02-01A	EA	TRIM - GRILLE PANEL/SIDEWALL - 47.4" - BRIGHT WHITE FROM: 00-00-00 THRU: 04-01-07
19	140447-02-02A	EA	TRIM - GRILLE PANEL/SIDEWALL - 47.4" - BLACK FROM: 04-02-07 THRU: 99-99-99
20	140447-01-01A	EA	TRIM - GRILLE PANEL/SIDEWALL - 22" - BRIGHT WHITE FROM: 00-00-00 THRU: 04-01-07
20	140447-01-02A	EA	TRIM - GRILLE PANEL/SIDEWALL - 22" - BLACK FROM: 04-02-07 THRU: 99-99-99
21	058786-01-000	EA	BOLT - HOOD ADJUSTMENT - 5/16"-18 X 1.5"-2" - W/BLACK PAD
22	130053-01-01A	EA	STRIKER - LUGGAGE DOOR - FLUSH - BLACK
23	146365-02-01A	EA	BELLY PAN - FRONT LOWER - PLASTIC
	146365-01-01A	EA	BELLY PAN - FRONT LOWER - PLASTIC - BLACK
24	126263-02-02B	EA	BRACKET - GAS SPRING W/BALL STUD - E-COATED
25	126263-03-02B	EA	BRACKET - GAS SPRING W/BALL STUD - E/COATED
26	146357-02-02B	EA	BRACKET/PLATE - SKID - E-COATED
27	099418-01-000	FT	SEAL - D-SECTION/ADHESIVE BACK - .44" X .44" - BLK RUBBER

EXTERIOR BODY GROUP (CONTINUED) FRONT END (CONTINUED)

KEY	PART NUMBER	U/M	DESCRIPTION
28	144063-02-02B	EA	BRACKET - WINDSHIELD COWL - E-COATED
29	156705-01-01A	EA	COWL - WINDSHIELD/CENTER
30	144170-01-02B	EA	ZEE - COWL - OUTSIDE - E-COATED
31	142569-08-000	EA	SPRING/GAS - 45 LB - 18.5" EXTENDED/11" COMPRESSED



KEY	PART NUMBER	U/M	DESCRIPTION
1	132071-01-02B	EA	BRACKET - BUMPER - FRONT/REAR - E-COATED
2	120850-04-02B	EA	PLATE - SUPPORT/MIRROR - E-COATED
3	144078-01-01A	EA	SCREW - HEX/FLANGE HEAD CAP-1" W/.75" THREAD LENGTH-ZINC
4	157080-01-01A	EA	BOOT/COWL - NEOPRENE W/ADHESIVE BACK - BLACK
5	146557-02-02B	EA	PLATE - STUD - E-COATED
6	145512-02-02B	EA	BRACKET/HEADLAMP - INNER/DRIVER - E-COATED
7	145514-02-02B	EA	SUPPORT/HEADLAMP - LOWER/DRIVER - E-COATED
8	145514-01-02B	EA	SUPPORT/HEADLAMP - LOWER/PASSENGER - E-COATED
9	145512-01-02B	EA	BRACKET/HEADLAMP - INNER/PASSENGER - E-COATED
10	157051-02-02B	EA	SUPPORT - PIVOT SHAFT - E-COATED
11	157051-04-02B	EA	SUPPORT - PIVOT SHAFT - E-COATED
12	157051-05-02B	EA	SUPPORT - PIVOT SHAFT - E-COATED
13	144208-01-02B	EA	BRACKET/STRIKER - HOOD - E-COATED

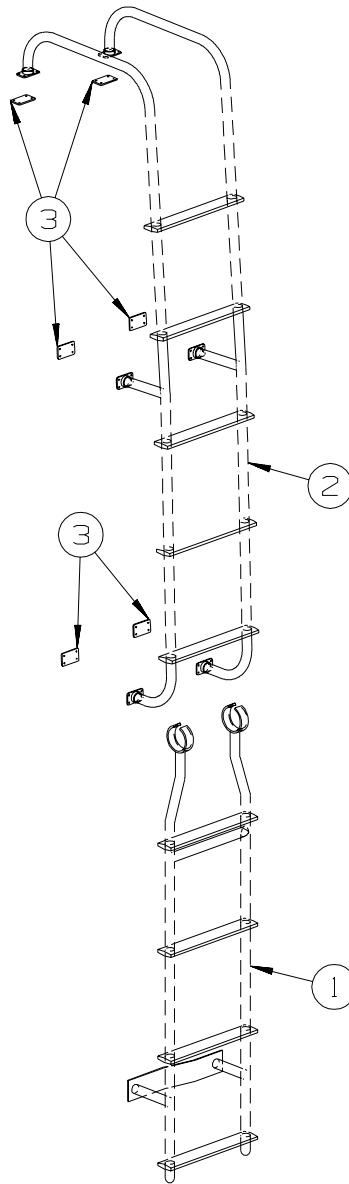


KEY	PART NUMBER	U/M	DESCRIPTION
1	147388-01-02B	EA	LATCH/PADDLE - E-COAT
2	147388-02-02B	EA	LATCH/PADDLE - E-COAT
3	145521-02-01A	EA	ROD - HOOD LATCH
4	102265-01-000	EA	CLIP/ROD END - 5/32" - BLACK PLASTIC
5	113908-02-000	EA	LATCH/PLUNGER - F/HOOD/REAR TRUNK/ENGINE/GENERATOR DOOR
6	145521-01-01A	EA	ROD - HOOD LATCH
7	139160-01-01A	EA	BRACKET - LATCH - PADDLE - MILL

EXTERIOR BODY GROUP (CONTINUED)
STRUCTURAL COMPONENTS

KEY	PART NUMBER	U/M	DESCRIPTION
	002726-01-001	EA	GARNISH - U-CHANNEL - 1.38" X 19' - SERRATED
	002754-01-001	EA	ANGLE - EXTRUDED - 3/4" X 3/4" X 16' - MILL ALUMINUM
	089297-01-000	SF	PLYWOOD - LUAN - OVERLAY GRADE - 4' X 8'
	089297-03-000	SF	PLYWOOD - LUAN - OVERLAY GRADE - 4' X 8.3'
	100619-01-000	BF	FOAM - EXPANDED POLYSTYRENE - 1.34" X 48" X 96"
	100619-02-000	BF	FOAM - EXPANDED POLYSTYRENE - 1.5" X 48" X 96"
	100619-04-000	BF	FOAM - EXPANDED POLYSTYRENE - .5" X 48" X 96"
	100619-05-000	BF	FOAM - EXPANDED POLYSTYRENE - .75" X 48" X 96"-1.5"DENSITY
	100619-13-000	BF	FOAM - EXPANDED POLYSTYRENE-.34" X 34.7" X 96"-2" DENSITY
	100619-16-000	BF	FOAM - EXPANDED POLYSTYRENE - .75" X 48" X 96"-2" DENSITY
	120107-07-000	EA	FOAM - ROOF COVE
	152490-01-000	EA	FOAM - PLUG - ROOF TUBE
	108535-05-03A	SF	FIBERGLASS SHEET - 108" X 500' ROLL - BRIGHT WHITE
	113192-06-02A	EA	FIBERGLASS/LUAN LAMINATED - .2"X79"X446"- GRAY SANDING GEL FROM: 00-00-00 THRU: 01-30-07
	113192-08-02A	EA	FIBERGLASS/LUAN LAMINATED - .2"X85.2"X448.1"-GRAY SAND GEL FROM: 00-00-00 THRU: 01-30-07
	163777-01-01A	EA	FIBERGLASS/LUAN LAMINATED - .2"X85.2"X448.1"-GRAY SAND GEL FROM: 01-31-07 THRU: 99-99-99
	128782-09-01A	EA	FIBERGLASS SHEET - 31" X 68.2" - HIGH GLOSS - BRIGHT WHITE
	128782-22-01A	EA	FIBERGLASS SHEET - 22" X 75" - HIGH GLOSS - BRT WHITE
	116942-03-01A	LB	ALUMINUM - .7" X 40" X 158"
	151523-01-02A	EA	CEILING PANEL - 48" X 97.1" - VINYL/FOAM/LUAN - SPINDRIFT

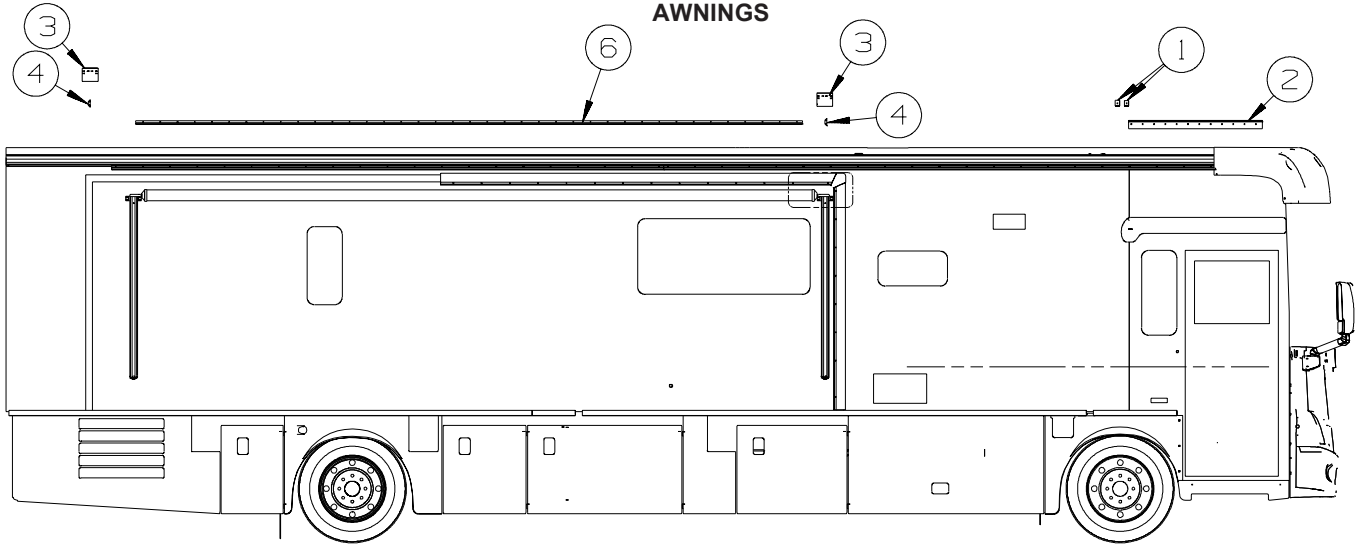
EXTERIOR BODY GROUP (CONTINUED)
LADDER



KEY	PART NUMBER	U/M	DESCRIPTION
1	161990-04-01A	EA	LADDER - LOWER - BRUSHED ALUMINUM
2	161113-08-01A	EA	LADDER - 5 STEP - 73.3" - BRUSHED ALUMINUM
3	129375-02-000	EA	SEAL - LADDER BRACKET

EXTERIOR BODY GROUP (CONTINUED)

AWNINGS

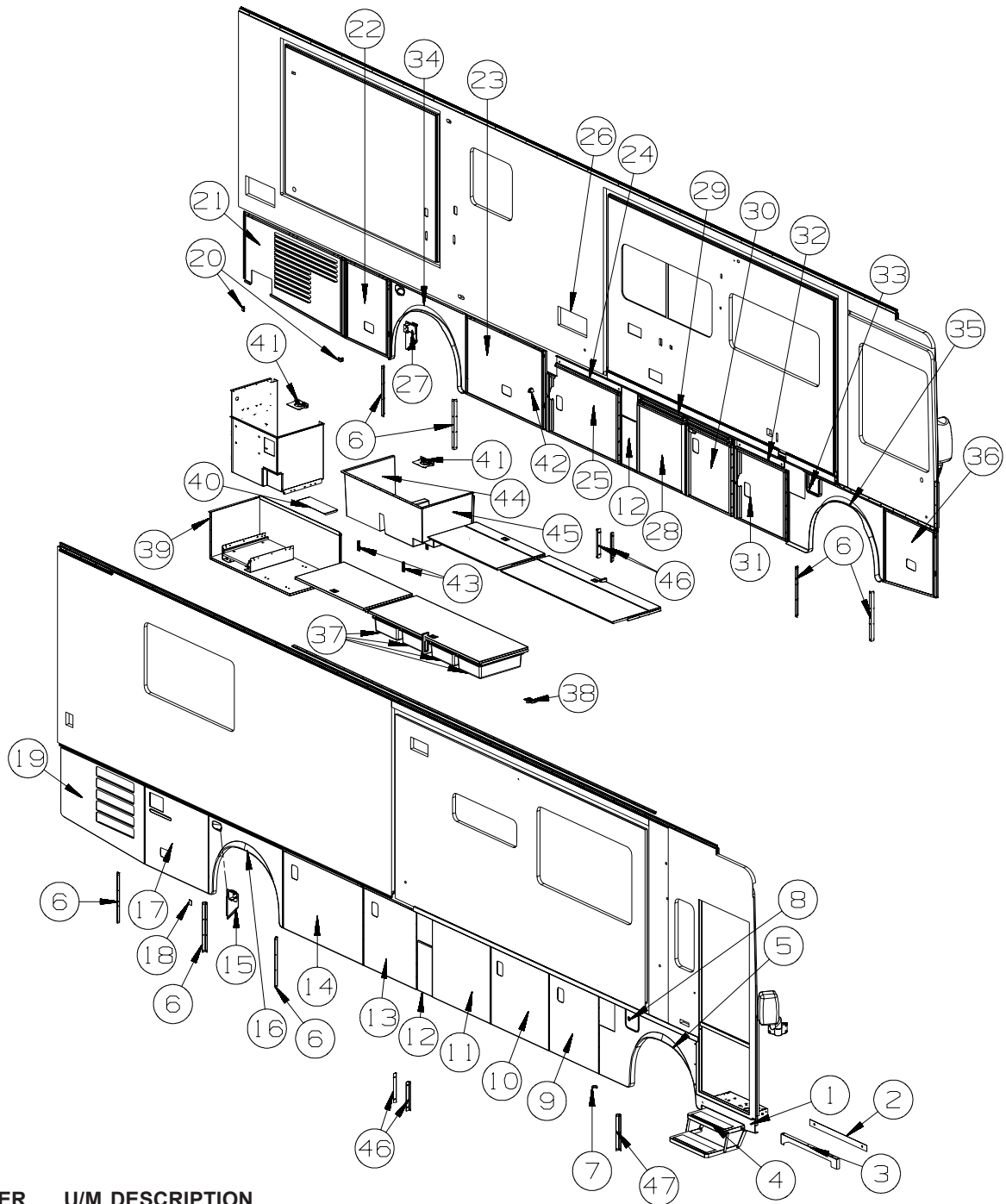


KEY	PART NUMBER	U/M	DESCRIPTION
1	136770-03-02A	EA	SPACER - AWNING - 2" - BLACK - ENTRANCE DOOR FROM: 00-00-00 THRU: 09-02-07
2	137029-01-02A	EA	BRACKET - AWNING - BLACK - ENTRANCE DOOR FROM: 00-00-00 THRU: 09-02-07
2	165522-01-02A	EA	RAIL - AWNING - 51.1" - BLACK - ENTRANCE DOOR - NOT ILLUSTRATED FROM: 09-03-07 THRU: 99-99-99
3	146457-02-02A	EA	BRACKET - AWNING - BLACK - PATIO
4	158752-01-01A	EA	SPACER - AWNING/WINDOW - S40FD
5	142123-02-02A	EA	RAIL/AWNING - 232" - BLACK - S40TD

**ORDER AWNINGS & REPAIR PARTS FROM DOMETIC. CALL #800-366-3842.
THE DOMETIC AWNING INFORMATION YOU WILL NEED IS LOCATED ON THE MOTOR HOME NEAR
THE TOP OF THE AWNING RAIL.**

EXTERIOR DOORS & COMPARTMENTS GROUP

DOOR & COMPARTMENT LAYOUT

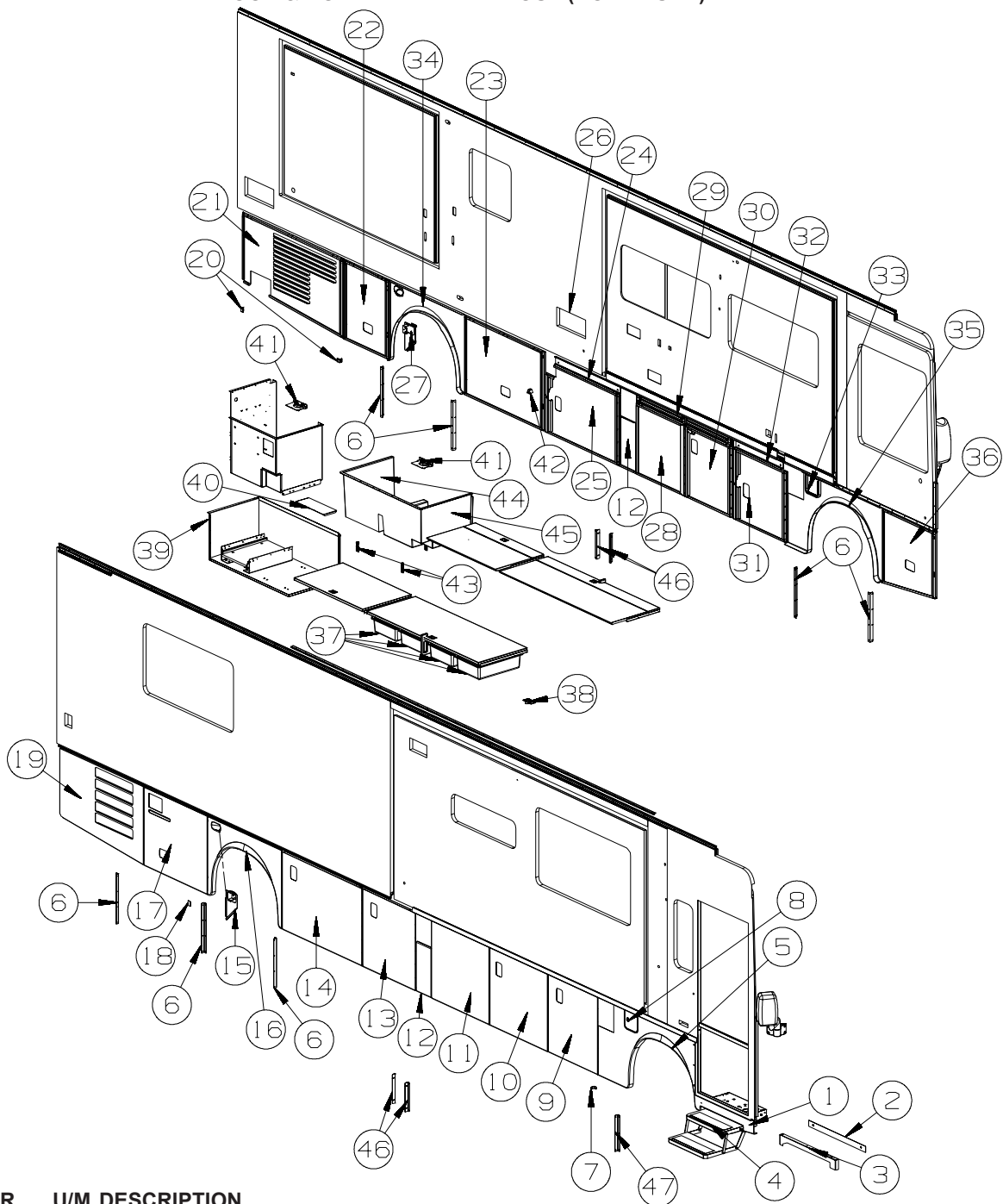


KEY	PART NUMBER	U/M	DESCRIPTION
1	131900-06-WK0	EA	VALANCE/PANEL - ENTRY DOOR - PLASTIC
2	143362-04-02B	EA	CLIP - TRIM - E-COATED
3	134125-05-02B	EA	SUPPORT - DOOR/VALANCE - E-COATED
4*	094707-04-01A	EA	STEP - ELECTRIC DOUBLE - KWIKEE
5	161039-01-WH4 139793-03-01A	EA	PANEL/WHEEL LIP - PASSENGER/FRONT HINGE - CENTER/VALANCE DOOR - W/O BALL STUD
6	113904-11-02B	EA	ANGLE - ATTACHMENT/WHEEL LIP - 21.6" - E-COAT
7	123512-07-02B	EA	BRACKET - DOOR/VALANCE - E-COATED

EXTERIOR DOORS & COMPARTMENTS GROUP (CONTINUED)
DOOR & COMPARTMENT LAYOUT (CONTINUED)

KEY	PART NUMBER	U/M DESCRIPTION
8	131905-07-R83	EA PANEL/DOOR - FUEL FILL - W/O LOCK - BLACK
*	110506-A2-000	EA LOCK - TWIST - 26.45MM
	110506-40-000	EA CLIP-E, LOCK ASM - BRIGGS & STRATTON 93981
	110506-41-000	EA WASHER-TENSION LOCK ASM - BRIGGS & STRATTON 37512
	110506-42-000	EA NUT-LOCK ASM - BRIGGS & STRATTON 310878
	110506-43-000	EA WASHER-FLAT, LOCK ASM - BRIGGS & STRATTON 82089
	110506-44-000	EA GASKET-LOCK ASM - BRIGGS & STRATTON - #47701
	110506-45-000	EA WASHER - SPUR - BRIGGS & STRATTON - #94771
	110506-41-000	EA WASHER-TENSION LOCK ASM - BRIGGS & STRATTON 37512
	110506-42-000	EA NUT-LOCK ASM - BRIGGS & STRATTON 310878
	110506-44-000	EA GASKET-LOCK ASM - BRIGGS & STRATTON - #47701
	110506-45-000	EA WASHER - SPUR - BRIGGS & STRATTON - #94771
	110506-51-000	EA CASE/CYLINDER - TWIST LATCH - W/O CAM - 1" - 596669
	110506-78-000	EA CAM - LATCHING - 2.3"
	153306-01-01A	EA HINGE - PIANO - 1 1/2" X 5" - UNPAINTED
9	149405-07-WH4	EA DOOR/VALANCE - W/O PADDLE LATCH/HDW - 31.5"W X 33.8"H
	151390-01-01B	EA ROD - LATCH - 10.6" W/3/4" DOG LEG
	107721-07-000	FT SEAL - ACCESS DOOR - .9"WIDE X 1.1"HIGH
10	161731-01-WH4	EA DOOR/VALANCE - W/O PADDLE LATCH/HDW - 36.8"W X 33.8"H
	151390-08-01B	EA ROD - LATCH - 5.8" W/3/4" DOG LEG
	151390-09-01B	EA ROD - LATCH - 21.3" W/3/4" DOG LEG
	142569-06-000	EA SPRING/GAS - 25 LB - 14.8" EXTENDED/8.9" COMPRESSED
	126263-02-02B	EA BRACKET - GAS SPRING W/BALL STUD - E-COATED
	132892-08-01A	FT SEAL - BULB/SINGLE - W/U CHANNEL - 1" X .8" - BLACK
11	161736-01-WH4	EA DOOR/VALANCE - W/O PADDLE LATCH/HDW - 38.4"W X 33.8"H
	142569-06-000	EA SPRING/GAS - 25 LB - 14.8" EXTENDED/8.9" COMPRESSED
	126263-02-02B	EA BRACKET - GAS SPRING W/BALL STUD - E-COATED
	163704-02-01A	EA SEAL - HOOD/DOOR - LUGGAGE - BLACK
	163673-01-01A	FT SEAL - DOOR/LUGGAGE - PERIMETER - BLACK
	163672-01-01A	FT SEAL - DOOR/LUGGAGE - VERTICAL - BLACK
12	161907-01-WH4	EA PANEL/VALANCE - W/O HDW - 9.6"W X 21.7"H
13	149405-08-WH4	EA DOOR/VALANCE - W/O PADDLE LATCH/HDW - 33.7"W X 33.8"H
	151390-01-01B	EA ROD - LATCH - 10.6" W/3/4" DOG LEG
	132892-08-01A	FT SEAL - BULB/SINGLE - W/U CHANNEL - 1" X .8" - BLACK
14	149405-06-WK0	EA DOOR/VALANCE - W/O PADDLE LATCH/HDW - 50.8"W X 33.8"H
	151390-01-01B	EA ROD - LATCH - 10.6" W/3/4" DOG LEG
	132892-08-01A	FT SEAL - BULB/SINGLE - W/U CHANNEL - 1" X .8" - BLACK
15	129961-05-02B	EA BRACKET - DOCKING LIGHT - E-COATED
16	144658-03-R83	EA PANEL/WHEEL LIP - REAR/PASSENGER
	139793-03-01A	EA HINGE - CENTER/VALANCE DOOR - W/O BALL STUD
17	144442-06-R83	EA VALANCE/DOOR - W/O LATCH/HDW - 40.5" X 34.2"
	135624-27-01B	EA ROD - LATCH
	135624-28-01B	EA ROD - LATCH
	142569-14-000	EA SPRING/GAS - 100 LB - 20" EXTENDED/12" COMPRESSED
	126263-02-02B	EA BRACKET - GAS SPRING W/BALL STUD - E-COATED
	130053-01-01A	EA STRIKER - LUGGAGE DOOR - FLUSH - BLACK
	143793-01-01A	EA SHIM - STRIKER - LUGGAGE - 3/64" - BLACK
	120494-04-02B	EA SHIM - STRIKER - LUGGAGE DOOR - 3/16" - E-COATED
	099418-01-000	FT SEAL - D-SECTION/ADHESIVE BACK - .44" X .44" - BLK RUBBER
18	115620-01-12B	EA PLATE - BACKING - BRIGHT WHITE
19	144442-22-WK0	EA VALANCE/DOOR - PASS W/LOUVERS-W/O HDW-34.2"X 72.1" X 29.7"
20	140309-03-02B	EA ANGLE - FURNACE DOOR - E-COATED
21	144442-20-WK0	EA VALANCE/DOOR - DRVR W/LOUVERS-W/O HDW-29.7"X 65" X 34.2"
22	144342-08-R83	EA VALANCE/DOOR - W/O LATCH/HDW - 28.9" X 34.2"
	135624-06-01B	EA ROD - LATCH
	135624-25-01B	EA ROD - LATCH
	142569-02-000	EA SPRING/GAS - 67 LB - 21.1" EXTENDED/12.6" COMPRESSED
	126263-02-02B	EA BRACKET - GAS SPRING W/BALL STUD - E-COATED
	130053-01-01A	EA STRIKER - LUGGAGE DOOR - FLUSH - BLACK
	143793-01-01A	EA SHIM - STRIKER - LUGGAGE - 3/64" - BLACK
	120494-04-02B	EA SHIM - STRIKER - LUGGAGE DOOR - 3/16" - E-COATED
	099418-01-000	FT SEAL - D-SECTION/ADHESIVE BACK - .44" X .44" - BLK RUBBER
	107721-07-000	FT SEAL - ACCESS DOOR - .9"WIDE X 1.1"HIGH

EXTERIOR DOORS & COMPARTMENTS GROUP (CONTINUED)
DOOR & COMPARTMENT LAYOUT (CONTINUED)



KEY	PART NUMBER	U/M	DESCRIPTION
23	144342-04-R83	EA	VALANCE/DOOR - W/O LATCH/HDW - 51.4" X 34.2"
	135624-12-01B	EA	ROD - LATCH
	135624-23-01B	EA	ROD - LATCH
	142569-14-000	EA	SPRING/GAS - 100 LB - 20" EXTENDED/12" COMPRESSED
	126263-02-02B	EA	BRACKET - GAS SPRING W/BALL STUD - E-COATED
	099418-01-000	FT	SEAL - D-SECTION/ADHESIVE BACK - .44" X .44" - BLK RUBBER
	107721-07-000	FT	SEAL - ACCESS DOOR - .9"WIDE X 1.1"HIGH
24	159557-11-WK0	EA	PANEL/VALANCE - W/MOUNT CHANNEL - 3.2" X 41.4"
25	159324-09-WK0	EA	DOOR/VALANCE - W/O PADDLE LATCH/HDW - 47.4" X 30.7"
	151390-12-01B	EA	ROD - LATCH - 6.8" W/.6" DOG LEG
	151390-13-01B	EA	ROD - LATCH - 3.9" W/3/4" DOG LEG
	155143-03-01A	EA	CABLE - W/ENDS - 6.8" - BLACK
	132892-08-01A	FT	SEAL - BULB/SINGLE - W/U CHANNEL - 1" X .8" - BLACK
26*	084103-08-000	EA	DOOR - VENT - REFRIGERATOR - W/O JAMB - BRIGHT WHITE
26	084104-08-000	EA	JAMB - VENT DOOR/REFRIGERATOR - BRIGHT WHITE
27	129961-06-02B	EA	BRACKET - DOCKING LIGHT - E-COATED

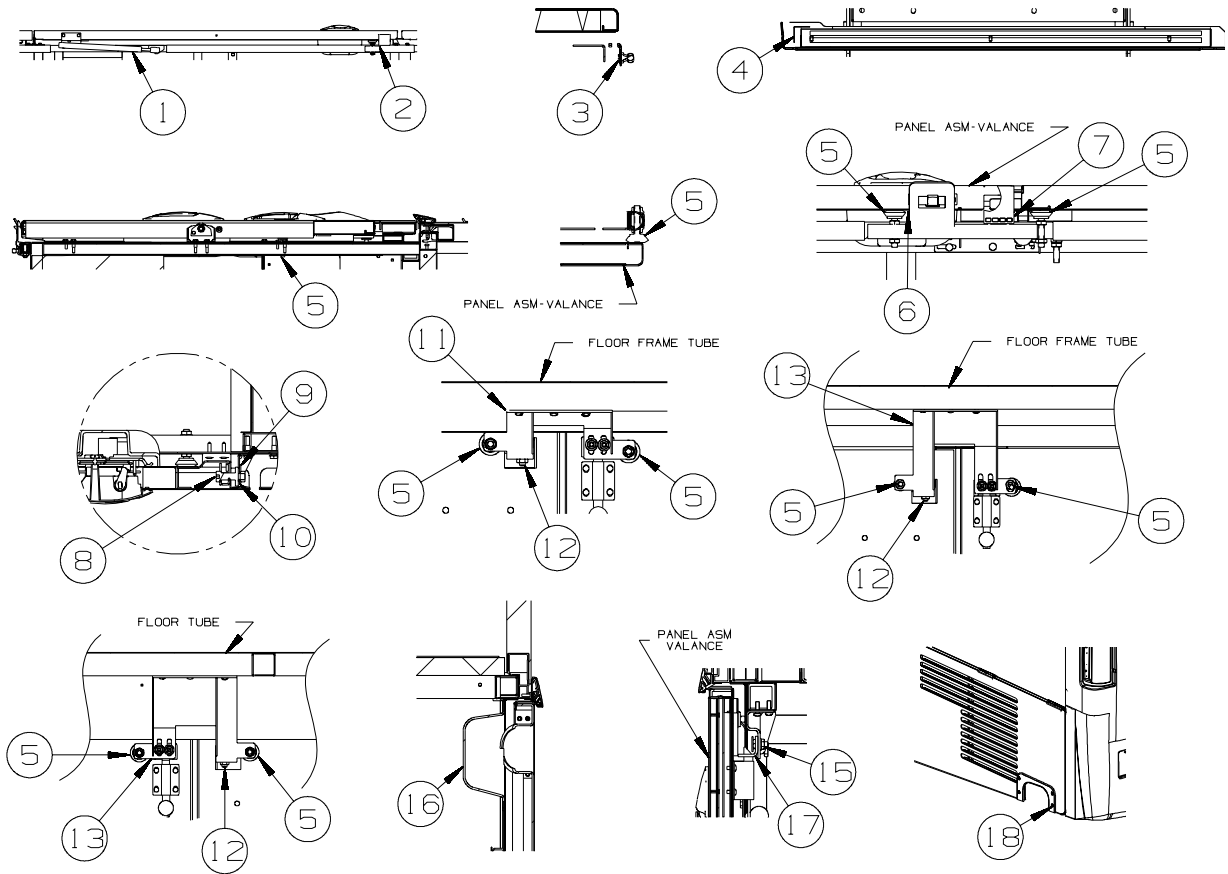
FROM: 00-00-00 THRU: 03-20-07

EXTERIOR DOORS & COMPARTMENTS GROUP (CONTINUED)
DOOR & COMPARTMENT LAYOUT (CONTINUED)

KEY	PART NUMBER	U/M	DESCRIPTION
28	161783-01-WK0	EA	DOOR/VALANCE - W/O HDW - 32.4"W X 30.7"H
	142569-06-000	EA	SPRING/GAS - 25 LB - 14.8" EXTENDED/8.9" COMPRESSED
	126263-02-02B	EA	BRACKET - GAS SPRING W/BALL STUD - E-COATED
	163673-01-01A	FT	SEAL - DOOR/LUGGAGE - PERIMETER - BLACK
	163672-01-01A	FT	SEAL - DOOR/LUGGAGE - VERTICAL - BLACK
	163704-01-01A	EA	SEAL - HOOD/DOOR - LUGGAGE - BLACK
29	159557-20-WH4	EA	PANEL/VALANCE - W/MOUNT CHANNEL - 3.2" X 61.9"
30	161782-01-WK0	EA	DOOR/VALANCE - W/O PADDLE LATCH/HDW - 30.7"W X 30.7"H
	151390-08-01B	EA	ROD - LATCH - 5.8" W/3/4" DOG LEG
			FROM: 00-00-00 THRU: 03-20-07
	151390-14-01B	EA	ROD - LATCH - 6" W/3/4" DOG LEG
			FROM: 03-21-07 THRU: 99-99-99
	151390-10-01B	EA	ROD - LATCH - 18.4" W/3/4" DOG LEG
	142569-06-000	EA	SPRING/GAS - 25 LB - 14.8" EXTENDED/8.9" COMPRESSED
	126263-02-02B	EA	BRACKET - GAS SPRING W/BALL STUD - E-COATED
31	159324-08-WH4	EA	DOOR/VALANCE - W/O PADDLE LATCH/HDW - 34.2" X 30.7"
	151390-12-01B	EA	ROD - LATCH - 6.8" W/.6" DOG LEG
			FROM: 00-00-00 THRU: 03-20-07
	151390-13-01B	EA	ROD - LATCH - 3.9" W/3/4" DOG LEG
	132892-08-01A	FT	SEAL - BULB/SINGLE - W/U CHANNEL - 1" X .8" - BLACK
32	159557-12-WH4	EA	PANEL/VALANCE - W/MOUNT CHANNEL - 3.2" X 31.2"
33	131905-05-N70	EA	PANEL/DOOR - FUEL FILL - W/O LOCK - BLACK
	110506-A2-000	EA	LOCK - TWIST - 26.45MM
	110506-40-000	EA	CLIP-E, LOCK ASM - BRIGGS & STRATTON 93981
	110506-41-000	EA	WASHER-TENSION LOCK ASM - BRIGGS & STRATTON 37512
	110506-42-000	EA	NUT-LOCK ASM - BRIGGS & STRATTON 310878
	110506-44-000	EA	GASKET-LOCK ASM - BRIGGS & STRATTON - #47701
	110506-45-000	EA	WASHER - SPUR - BRIGGS & STRATTON - #94771
	110506-51-000	EA	CASE/CYLINDER - TWIST LATCH - W/O CAM - 1" - 596669
	110506-66-000	EA	CAM - LATCHING - DOG LEG - 1.5" LONG
	110506-78-000	EA	CAM - LATCHING - 2.3"
	153306-01-01A	EA	HINGE - PIANO - 1 1/2" X 5" - UNPAINTED
34	144658-06-R83	EA	PANEL/WHEEL LIP - REAR/DRIVER
	139793-03-01A	EA	HINGE - CENTER/VALANCE DOOR - W/O BALL STUD
35	161039-03-WK0	EA	PANEL/WHEEL LIP - DRIVER/FRONT
	139793-03-01A	EA	HINGE - CENTER/VALANCE DOOR - W/O BALL STUD
36	144442-05-R83	EA	VALANCE/DOOR - PASS W/O LATCH/HDW - 32.3" X 34.4" X 28.7"
	135624-29-01B	EA	ROD - LATCH
	135624-30-01B	EA	ROD - LATCH
	142569-22-000	EA	SPRING/GAS - 90 LB - 17" EXTENDED/11" COMPRESSED
	126263-02-02B	EA	BRACKET - GAS SPRING W/BALL STUD - E-COATED
	130053-01-01A	EA	STRIKER - LUGGAGE DOOR - FLUSH - BLACK
	143793-01-01A	EA	SHIM - STRIKER - LUGGAGE - 3/64" - BLACK
	120494-04-02B	EA	SHIM - STRIKER - LUGGAGE DOOR - 3/16" - E-COATED
	099418-01-000	FT	SEAL - D-SECTION/ADHESIVE BACK - .44" X .44" - BLK RUBBER
	132892-08-01A	FT	SEAL - BULB/SINGLE - W/U CHANNEL - 1" X .8" - BLACK
37	162105-02-01A	EA	LATCH BOX - 35QT STORAGE - W/LID
38	160154-01-01A	EA	HATCH - F/POWER CORD - W/BASE/COVER - BLACK
39	161054-01-WK0	EA	COMPARTMENT
39	161054-02-WK0	EA	COMPARTMENT
39	161054-05-WK0	EA	COMPARTMENT - REFRIGERATOR/FREEZER - PORTABLE
	099069-01-000	FT	SEAL - RUBBER - CLOSED SPONGE - .5" WIDE X .12" THICK-BLK
40	142436-02-02B	EA	PLATE - COVER
41*	142226-02-01A	EA	HATCH - POWER
42	131383-03-02A	EA	BRACKET - SHOWER HEAD - WHITE
43	130377-02-000	EA	TUBE/DRAIN - KAZOO - 1 1/2" X 4"
44	161430-01-01A	EA	COMPARTMENT - DRAINAGE
45	145131-05-WK0	EA	COMPARTMENT - DRAINAGE
46	164125-01-02B	EA	BRACKET - DOOR/VALANCE - E-COATED
47	113904-13-02B	EA	ANGLE - ATTACHMENT/WHEEL LIP - 15.7" - E-COAT

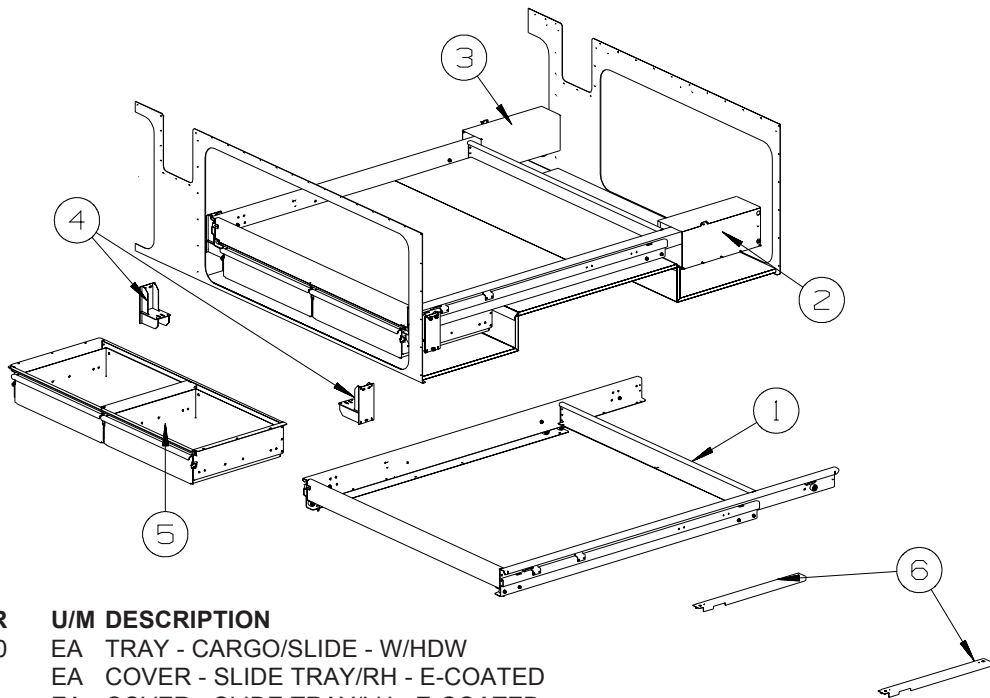
*COMPONENT PARTS LAISTED LATER IN THIS GROUP

EXTERIOR DOORS & COMPARTMENTS GROUP (CONTINUED)
DOOR & COMPARTMENT LAYOUT (CONTINUED)



KEY	PART NUMBER	U/M	DESCRIPTION
1	142569-06-000	EA	SPRING/GAS - 25 LB - 14.8" EXTENDED/8.9" COMPRESSED
2	149558-01-01A	EA	SUPPORT - VALANCE DOOR - LOWER - BLACK
3	126263-02-02B	EA	BRACKET - GAS SPRING W/BALL STUD - E-COATED
4	113041-15-02B	EA	ANGLE/MOUNT - BUMPER - E-COATED
5	058786-01-000	EA	BOLT - HOOD ADJUSTMENT - 5/16"-18 X 1.5"-2"- W/BLACK PAD
6	161988-01-02B	EA	CATCH - DOOR/LUGGAGE - BOTTOM - E-COATED
7	162234-01-01A	EA	SUPPORT - DOOR/VALANCE - LOWER - BLACK
8	149358-01-01A	EA	BOLT - STRIKER - .375"DIAMETER
9	149356-01-02B	EA	MOUNTING - F/STRIKER BOLT - E-COATED
10	149357-02-02B	EA	PLATE ASSEMBLY - F/STRIKER BOLT - E-COATED
11	161983-01-02B	EA	SUPPORT - LATCH - E-COATED
12	162238-01-01A	EA	BOLT - STRIKER - BLACK
13	161983-03-02B	EA	SUPPORT - LATCH - E-COATED
14	161983-02-02B	EA	SUPPORT - LATCH - E-COATED
15	162001-01-02B	EA	SUPPORT - LATCH/DOOR - E-COATED
16	129301-04-01A	EA	COVER - DOCKING LIGHT - BLACK
17	120494-06-02B	EA	SHIM - STRIKER - LUGGAGE DOOR - 5/64" - E-COATED
18	163769-01-02A	EA	PANEL/TRIM - DIFFUSER - BLACK

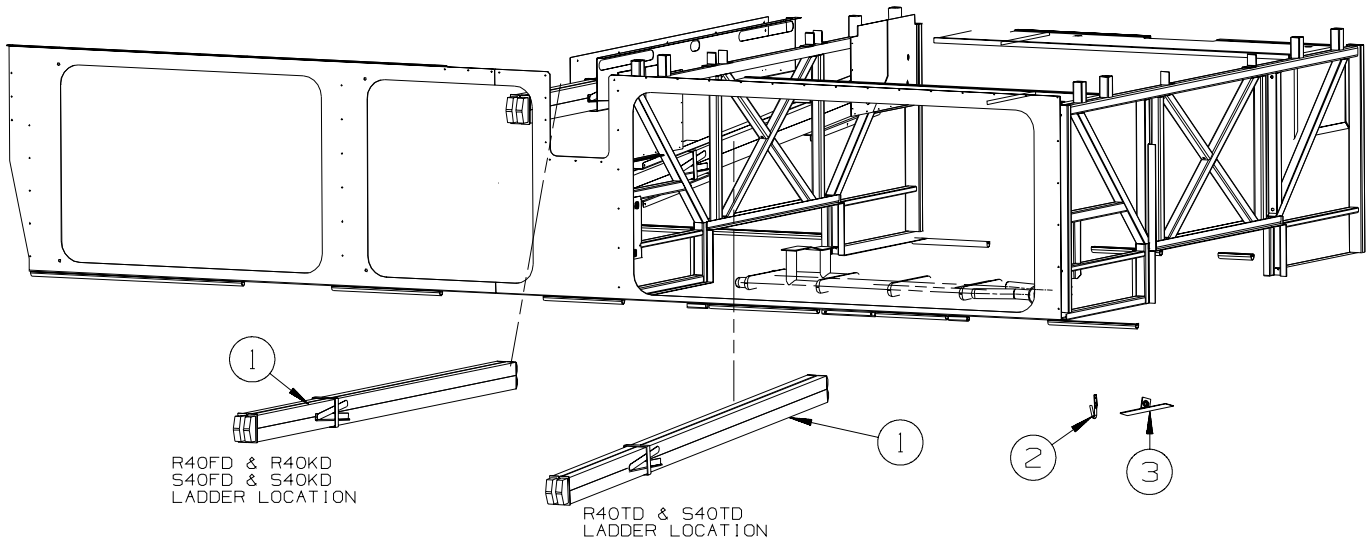
EXTERIOR DOORS & COMPARTMENTS GROUP (CONTINUED)
DOOR & COMPARTMENT LAYOUT (CONTINUED)



SLIDING TRAY

KEY	PART NUMBER	U/M DESCRIPTION
1	163065-01-0000	EA TRAY - CARGO/SLIDE - W/HDW
2	162601-01-02B	EA COVER - SLIDE TRAY/RH - E-COATED
3	162601-02-02B	EA COVER - SLIDE TRAY/LH - E-COATED
4	163065-02-000	EA BRACKET/MOUNT - CARGO TRAY
5	163065-03-000	EA DRAWER - CARGO TRAY - DOUBLE
6	147393-03-02B	EA RETAINER - COMPARTMENT/SLIDE - E-COATED

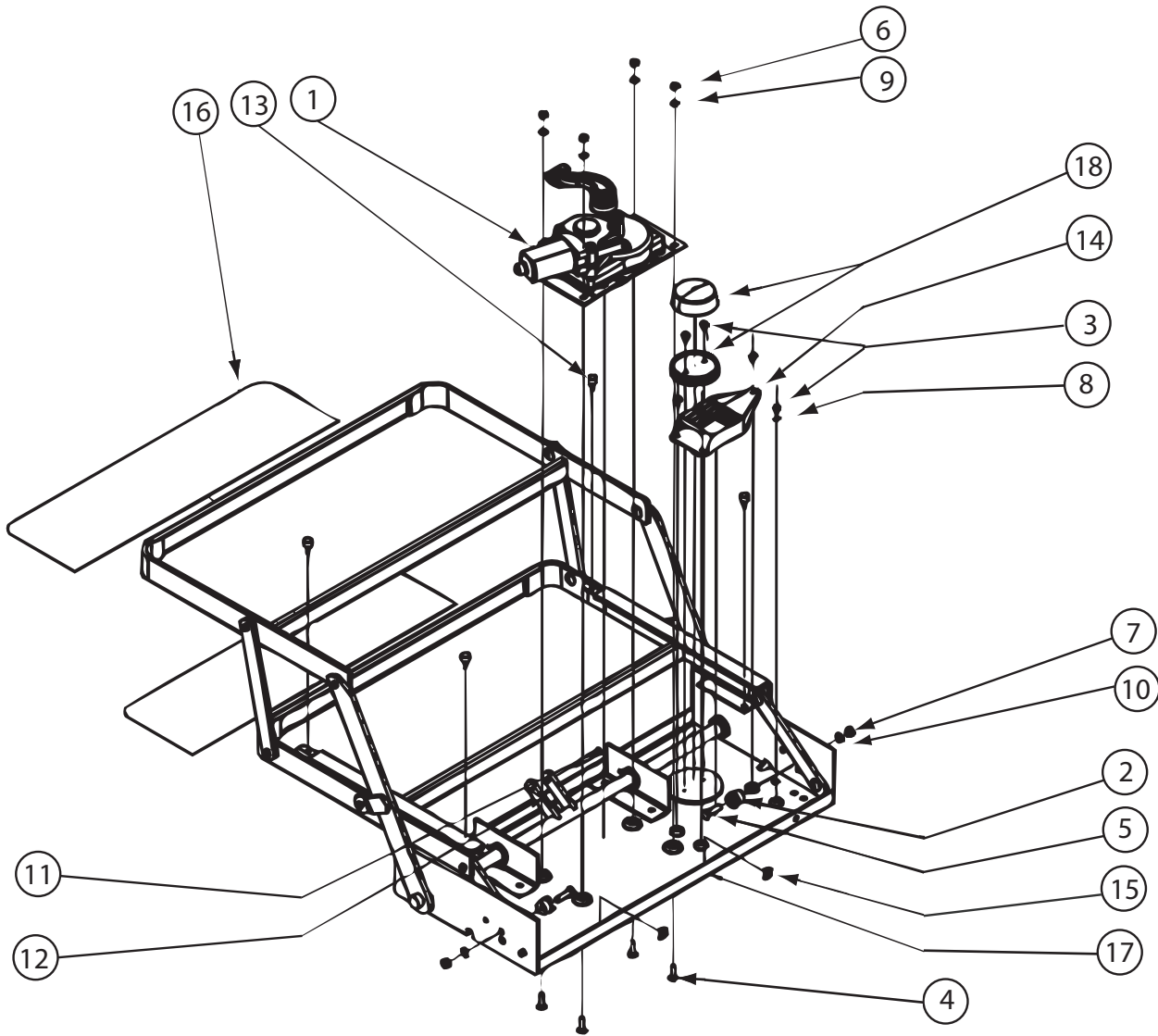
ACCESSORY INSTL.



KEY	PART NUMBER	U/M DESCRIPTION
1	148880-02-01A	EA LADDER/FOLDING - ALUMINUM- FOLDED SIZE 3.5" X 4.5" X 86.5"
2	143506-01-000	EA HOOK - J
3	143505-01-01A	EA STRAP - RETAINING W/VELCRO - BLACK
	057534-08-000	EA TIEBACK - CLEAR PLASTIC - 16"

FROM: 00-00-00 THRU: 03-30-07

EXTERIOR DOORS & COMPARTMENTS GROUP (CONTINUED)
COMPONENT PARTS FOR DOOR & COMPARTMENT LAYOUT



094707-04-01A

KEY	PART NUMBER	U/M	DESCRIPTION	VENDOR NO.
	094707-04-701	EA	MOTOR "AM 214" F/IMGL STEPS	1101428
1	094707-04-703	EA	GEAR BOX W/LINKAGE-CURVED	1101425
2	143709-01-700	EA	CAM STOP	1102200
10	094707-04-712	EA	HARNESS/JUMPER W/DIODE	1510000015
12	094707-04-702	EA	COTTOR PIN - W/CLEVIS PIN	905205000
13	143709-01-701	EA	BUMPER - BLACK (RUBBER STOP)	1602000
14	094707-04-700	EA	CONTROL UNIT W/OVERRIDE	909510000
16	143709-01-702	EA	TREAD/NON-SKID 6" X 21" BLK	1915260
17	094707-04-704	EA	FRAME W/DBL STEP-32REINF SRS	3202082
18	088746-01-705	EA	LIGHT-UNDER STEP	9004
	094707-03-701	EA	PLUG - 4-WAY - PACKARD	909306
	094707-04-711	EA	KWIKTEST - W/4-WAY PIGTAIL	909518000

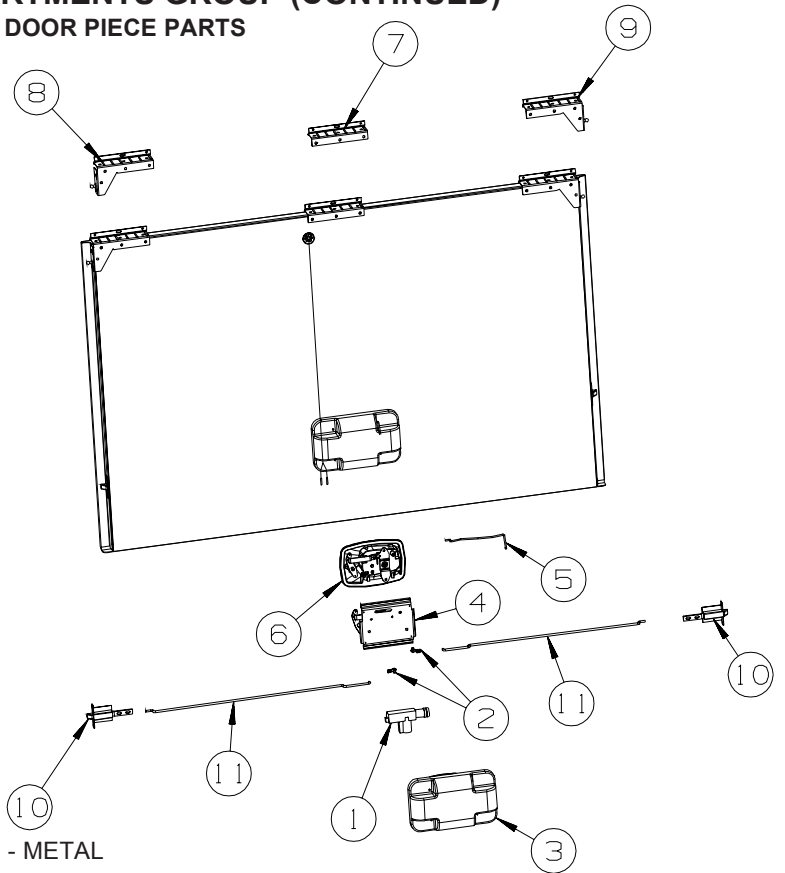
CONTACT WINNEBAGO PART SALES FOR UNLISTED COMPONENT(S)

142226-02-01A

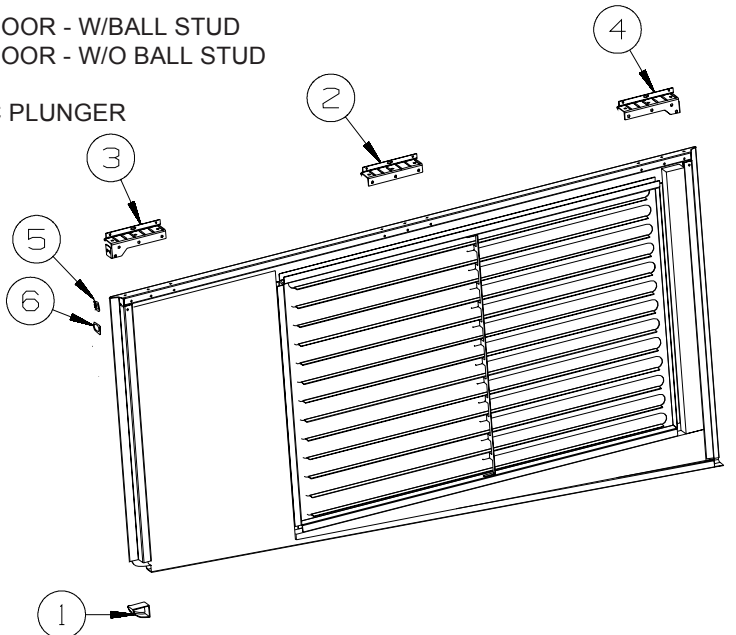
KEY	PART NUMBER	U/M	DESCRIPTION	VENDOR NO
	142226-02-700	EA	TAB/LOCKING - ESCAPE (RED)	9667709

EXTERIOR DOORS & COMPARTMENTS GROUP (CONTINUED)

COMPARTMENT DOOR PIECE PARTS

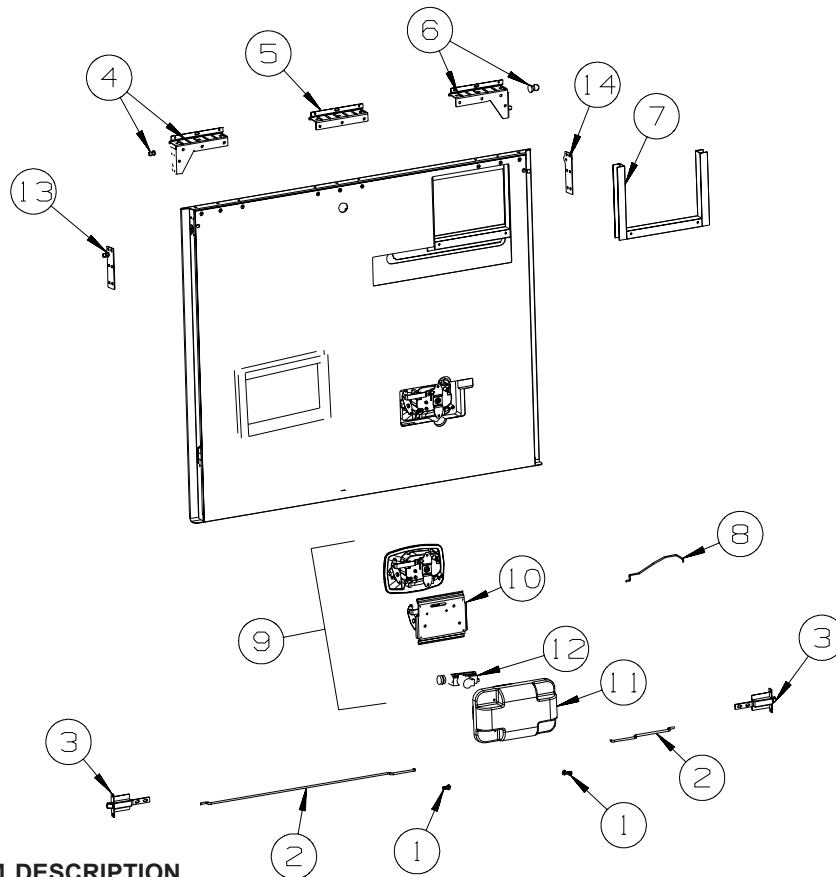


KEY	PART NUMBER	U/M	DESCRIPTION
1	138898-01-000	EA	ACTUATOR/LOCK - ELECTRIC
2	102265-03-000	EA	CLIP/ROD END - LEFT HAND - .18" - METAL
3	144172-01-01A	EA	COVER - LATCH - BRIGHT WHITE
4	141940-04-01A	EA	BRACKET - PADDLE LATCH
5	141940-03-01A	EA	ROD - PADDLE LATCH
6	141940-01-01A	EA	LATCH - PADDLE - BLACK
7	139793-03-01A	EA	HINGE - CENTER/VALANCE DOOR - W/O BALL STUD
8	139793-02-01A	EA	HINGE - LEFT HAND/VALANCE DOOR - W/BALL STUD
8	139793-05-01A	EA	HINGE - LEFT HAND/VALANCE DOOR - W/O BALL STUD
8	147513-02-01A	EA	BALL STUD - LEFT HAND
9	139793-01-01A	EA	HINGE - RIGHT HAND/VALANCE DOOR - W/BALL STUD
9	139793-04-01A	EA	HINGE - RIGHT HAND/VALANCE DOOR - W/O BALL STUD
9	147513-01-01A	EA	BALL STUD - RIGHT HAND
10	121947-01-01A	EA	BOLT - SLIDE/LATCH - W/PLASTIC PLUNGER
11	135624-71-01B	EA	ROD - LATCH (BLANK) - 37.3"



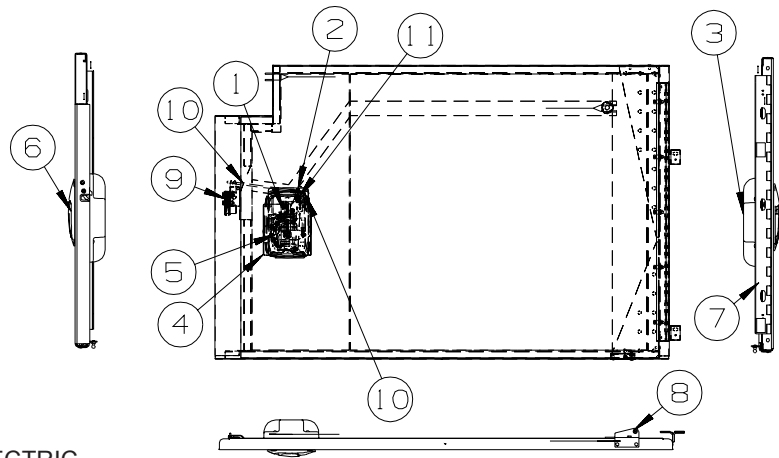
KEY	PART NUMBER	U/M	DESCRIPTION
1	138643-01-01A	EA	CORNER - VAL DOOR, REAR, RH, BLK
	138643-02-01A	EA	CORNER - VAL DOOR, REAR, LH, BLK
2	139793-03-01A	EA	HINGE - CENTER/VALANCE DOOR - W/O BALL STUD
3	139793-05-01A	EA	HINGE - LEFT HAND/VALANCE DOOR - W/O BALL STUD
4	139793-04-01A	EA	HINGE - RIGHT HAND/VALANCE DOOR - W/O BALL STUD
5	107721-07-000	FT	SEAL - ACCESS DOOR - .9"WIDE X 1.1"HIGH
6	145993-01-000	FT	SEAL - "D SECTION" W/ADHESIVE BACK

EXTERIOR DOORS & COMPARTMENTS GROUP (CONTINUED)
COMPARTMENT DOOR PIECE PARTS (CONTINUED)

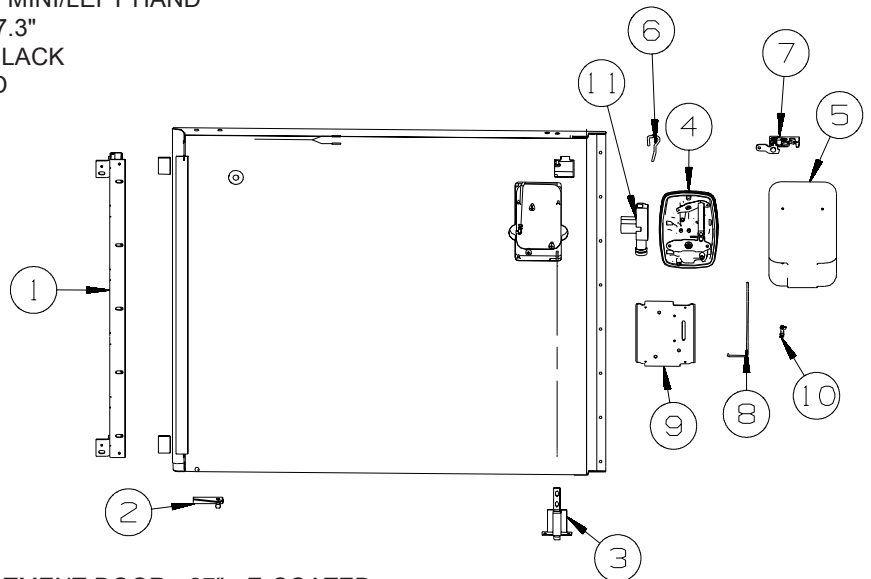


KEY	PART NUMBER	U/M	DESCRIPTION
1	102265-03-000	EA	CLIP/ROD END - LEFT HAND - .18" - METAL
2	135624-71-01B	EA	ROD - LATCH (BLANK) - 37.3"
3	121947-01-01A	EA	BOLT - SLIDE/LATCH - W/PLASTIC PLUNGER
4	139793-02-01A	EA	HINGE - LEFT HAND/VALANCE DOOR - W/BALL STUD
	139793-05-01A	EA	HINGE - LEFT HAND/VALANCE DOOR - W/O BALL STUD
5	139793-03-01A	EA	HINGE - CENTER/VALANCE DOOR - W/O BALL STUD
6	139793-01-01A	EA	HINGE - RIGHT HAND/VALANCE DOOR - W/BALL STUD
	139793-04-01A	EA	HINGE - RIGHT HAND/VALANCE DOOR - W/O BALL STUD
7	133049-12-R83	EA	TRIM - WATER HEATER COVER
8	141940-03-01A	EA	ROD - PADDLE LATCH
9	141940-01-01A	EA	LATCH - PADDLE - BLACK
10	141940-04-01A	EA	BRACKET - PADDLE LATCH
11	144172-01-01A	EA	COVER - LATCH - BRIGHT WHITE
12	138898-01-000	EA	ACTUATOR/LOCK - ELECTRIC
13	147513-02-01A	EA	BALL STUD
14	147513-01-01A	EA	BALL STUD

EXTERIOR DOORS & COMPARTMENTS GROUP (CONTINUED)
COMPARTMENT DOOR PIECE PARTS (CONTINUED)

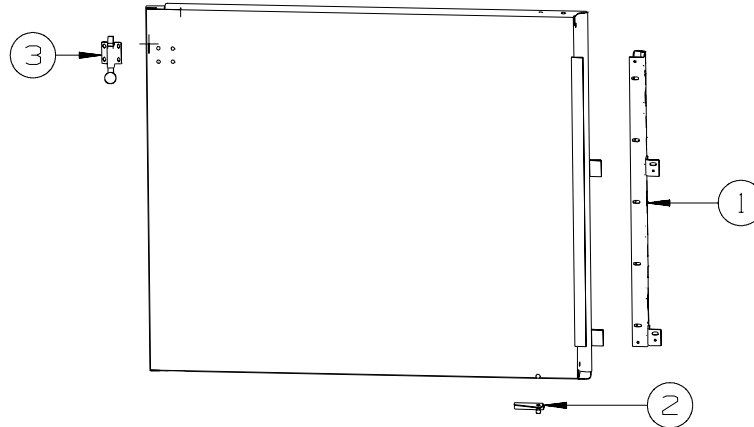


KEY	PART NUMBER	U/M	DESCRIPTION
1	138898-01-000	EA	ACTUATOR/LOCK - ELECTRIC
2	102265-03-000	EA	CLIP/ROD END - LEFT HAND - .18" - METAL
2	102265-02-000	EA	CLIP/ROD END - RIGHT HAND - .18" - METAL
3	144172-01-01A	EA	COVER - LATCH - BRIGHT WHITE
4	141940-04-01A	EA	BRACKET - PADDLE LATCH
4	141940-09-01A	EA	PLATE/MOUNTING - LEFT PADDLE LATCH
5	141940-03-01A	EA	ROD - PADDLE LATCH
5	141940-08-01A	EA	ROD - PADDLE LATCH/LEFT - POWER LOCK
6	141940-01-01A	EA	LATCH - PADDLE - BLACK
6	141940-06-01A	EA	LATCH - PADDLE/LH - LOCKING - BLACK15
6	141940-07-01A	EA	LATCH - PADDLE/LEFT - NON LOCKING - BLACK
7	137228-04-02B	EA	HINGE - PIANO - COMPARTMENT DOOR - 27" - E-COATED
7	137228-06-02B	EA	HINGE - PIANO - COMPARTMENT DOOR - 27" - E-COATED
7	137228-09-02B	EA	HINGE - PIANO - COMPARTMENT DOOR - 27" - E-COATED
8	126263-17-02B	EA	BRACKET - GAS SPRING W/BALL STUD - E-COATED
9	149359-01-01A	EA	LATCH - SINGLE ROTOR
9	149359-07-01A	EA	LATCH - SINGLE ROTOR - MINI/RIGHT HAND
9	149359-04-01A	EA	LATCH - SINGLE ROTOR - MINI/LEFT HAND
9	149359-08-01A	EA	LATCH - SINGLE ROTOR - MINI/LEFT HAND
10	132873-01-000	EA	ROD - LATCH (BLANK) - 37.3"
10	155143-03-01A	EA	CABLE - W/ENDS - 6.8" - BLACK
11	163715-01-02B	EA	PIVOT/LATCH - E-COATED

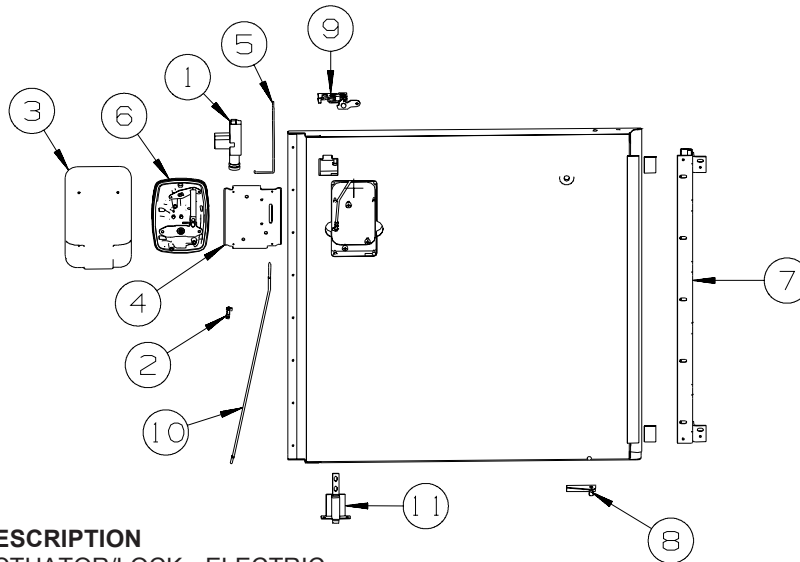


KEY	PART NUMBER	U/M	DESCRIPTION
1	137228-04-02B	EA	HINGE - PIANO - COMPARTMENT DOOR - 27" - E-COATED
2	126263-17-02B	EA	BRACKET - GAS SPRING W/BALL STUD - E-COATED
3	121947-01-01A	EA	BOLT - SLIDE/LATCH - W/PLASTIC PLUNGER
4	141940-01-01A	EA	LATCH - PADDLE/RH - LOCKING - BLACK
5	144172-01-01A	EA	COVER - LATCH - BRIGHT WHITE
6	132873-01-000	EA	ROD - LATCH (BLANK) - 37.3"
7	149359-08-01A	EA	LATCH - SINGLE ROTOR - MINI/LEFT HAND
8	141940-03-01A	EA	ROD - PADDLE LATCH
9	141940-04-01A	EA	BRACKET - PADDLE LATCH
10	102265-03-000	EA	CLIP/ROD END - LEFT HAND - .18" - METAL
11	138898-01-000	EA	ACTUATOR/LOCK - ELECTRIC

EXTERIOR DOORS & COMPARTMENTS GROUP (CONTINUED)
COMPARTMENT DOOR PIECE PARTS (CONTINUED)



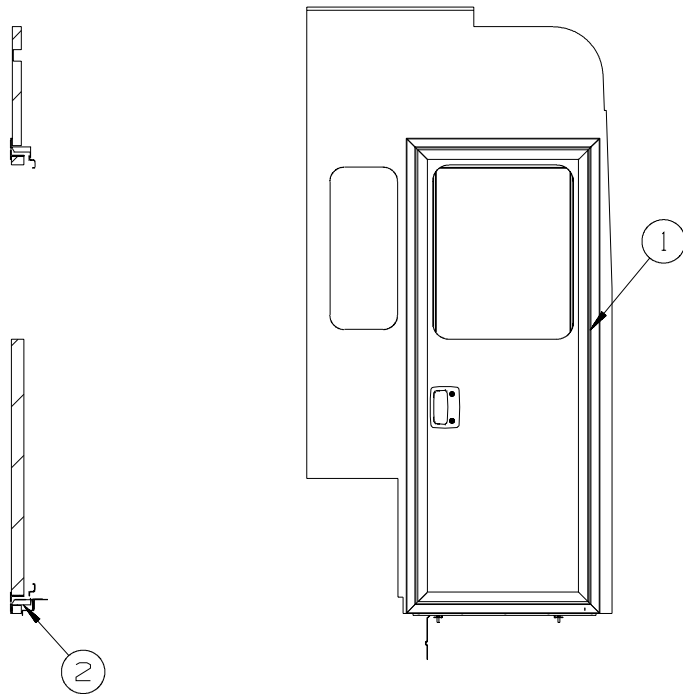
KEY	PART NUMBER	U/M	DESCRIPTION
1	137228-08-02B	EA	HINGE - PIANO - COMPARTMENT DOOR - 27" - E-COATED
2	126263-17-02B	EA	BRACKET - GAS SPRING W/BALL STUD - E-COATED
3	113908-03-000	EA	LATCH/PLUNGER - BOLT



KEY	PART NUMBER	U/M	DESCRIPTION
1	138898-01-000	EA	ACTUATOR/LOCK - ELECTRIC
2	102265-03-000	EA	CLIP/ROD END - LEFT HAND - .18" - METAL
2	102265-02-000	EA	CLIP/ROD END - RIGHT HAND - .18" - METAL
3	144172-01-01A	EA	COVER - LATCH - BRIGHT WHITE
4	141940-04-01A	EA	BRACKET - PADDLE LATCH
4	141940-09-01A	EA	PLATE/MOUNTING - LEFT PADDLE LATCH
5	141940-03-01A	EA	ROD - PADDLE LATCH
5	141940-08-01A	EA	ROD - PADDLE LATCH/LEFT - POWER LOCK
6	141940-01-01A	EA	LATCH - PADDLE - BLACK
6	141940-06-01A	EA	LATCH - PADDLE/LH - LOCKING - BLACK
7	137228-04-02B	EA	HINGE - PIANO - COMPARTMENT DOOR - 27" - E-COATED
8	126263-17-02B	EA	BRACKET - GAS SPRING W/BALL STUD - E-COATED
9	149359-07-01A	EA	LATCH - SINGLE ROTOR - MINI/RIGHT HAND
10	132873-01-000	EA	ROD - LATCH (BLANK) - 37.3"
11	121947-01-01A	EA	BOLT - SLIDE/LATCH - W/PLASTIC PLUNGER

EXTERIOR DOORS & COMPARTMENTS GROUP (CONTINUED)

ENTRY



KEY	PART NUMBER	U/M	DESCRIPTION
1*	162100-01-01A	EA	DOOR - ENTRY/FRONT - EBONY VINYL INTERIOR - BLACK FRAME FROM: 00-00-00 THRU: 03-26-07
1*	162100-02-01A	EA	DOOR - ENTRY/FRONT - EBONY W/ROLL SCREEN - BLACK FRAME FROM: 03-27-07 THRU: 99-99-99
2	134450-03-01A	EA	TAPE - ANTI SLIP - 2" X 29.9" - BLACK

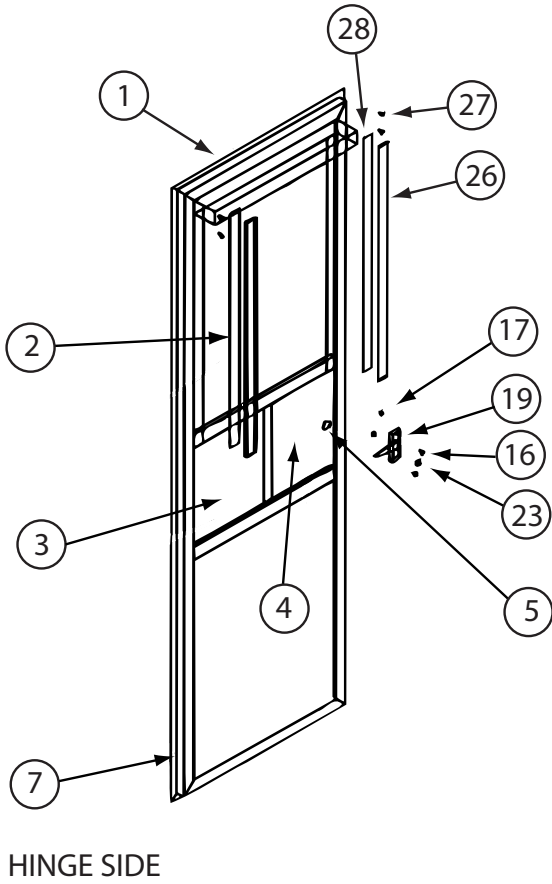
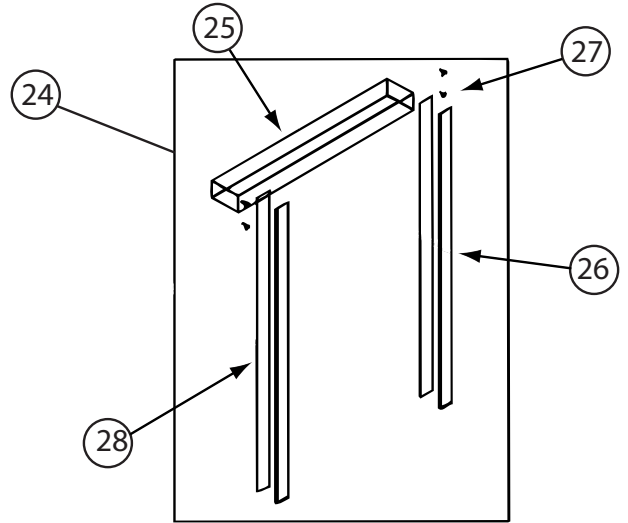
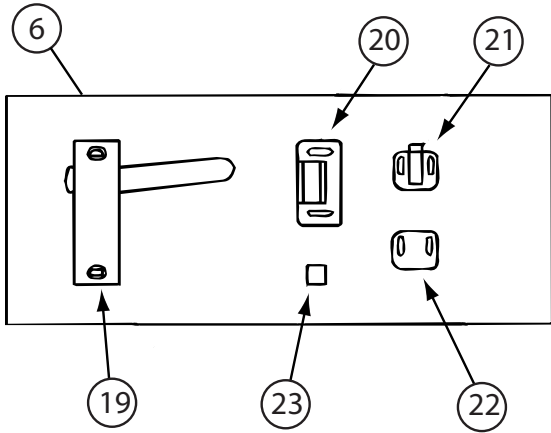
***COMPONENT PARTS LISTED LATER IN THIS GROUP**

EXTERIOR DOORS & COMPARTMENTS GROUP (CONTINUED)
COMPONENT PARTS FOR ENTRY (CONTINUED)

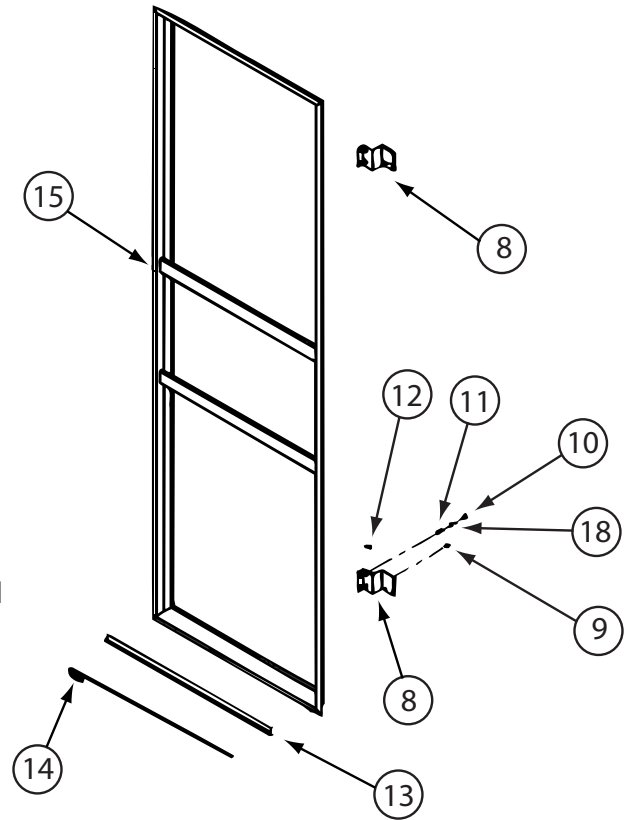
162100-01-01A (CONTINUED)

KEY	PART NUMBER	U/M	DESCRIPTION	VENDOR NO.
1	162100-01-702	EA	JAMB - ENTRY DOOR/BLK - PTL	003-480
2	162100-01-700	FT	SEAL - "D" - W/HOLES	007-067
3	112782-04-01A	EA	GASKET	T/M 81480
3	112782-05-01A	EA	CAP-VINYL,RED	T/M 80844-99
3	112782-08-01A	EA	SCREW-MOUNTING,PLATE,ZINC	T/M 15553-01
3	112782-18-700	EA	KEY/BLANK- REVERSE/DEADBOLT	16169-20-2000
3	112782-27-700	EA	LATCH-EXT-W/O CYL-W/DEADBOLT	19682-03 BLACK
3	112782-27-701	EA	LATCH - INTERIOR PLATE - BLK	17999-01 F/PTL DR
3	112782-27-702	EA	LATCH-SINGLE ROTOR/PTL DOOR	17999-01
3	138292-01-000	EA	SEAL-LOCK CYLINDER	TRI/MARK 16025-01
7	162100-01-707	EA	HINGE/PIANO-18" - ENTRY DOOR	005-081
8	162100-01-708	EA	MOV-A-BOLT ASSEMBLY	009-041
9	162100-01-709	EA	PLATE/STRIKER - DEADBOLT	009-216
10	162100-01-710	FT	TRIM/CLAMP-INTERIOR-BLK PVC	007-261
11	162100-01-711	EA	ENTRY DOOR - W/O JAMB	001-895
12	162100-01-712	EA	DOOR CHECK ASM - LOCKING	011-523
13	162100-01-713	EA	CLAMP RING - F/WINDOW	023-095
14	162100-01-714	EA	PLUG/PLASTIC - BLACK	035-003
15	162100-01-735	EA	SCREW 2" HEX HEAD FLANGE	011-103
17	162100-01-717	EA	STRIKER BOLT - SHORT	009-097
18	162100-01-718	EA	WASHER - 2" F/MOV-A-BOLT	009-098
19	162100-01-719	FT	TAPE - BLACK HYPALON	007-017
21	162100-01-721	EA	ACTUATOR/ELECTRIC - 45N	027-064
25	162100-01-725	EA	WIRELESS CONTACT - 2 BUTTON	027-020
26	162100-01-726	EA	BEZEL - INSIDE HANDLE	009-210
29	162100-01-729	EA	LINKAGE ROD	001-410
30	162100-01-730	EA	ROD CLIP - 1/8"	009-224
31	162100-01-731	EA	RUBBER FLAP - F/STRIKER BOLT	007-020
33	162100-01-733	EA	BUMPER/RUBBER - LARGE - BLK	007-080
			CONTACT WINNEBAGO PART SALES FOR UNLISTED COMPONENT(S)	

EXTERIOR DOORS & COMPARTMENTS GROUP (CONTINUED)
COMPONENT PARTS FOR ENTRY (CONTINUED)



INSIDE LOOKING OUT VIEW



OUTSIDE LOOKING IN VIEW

162100-01-01A (CONTINUED)

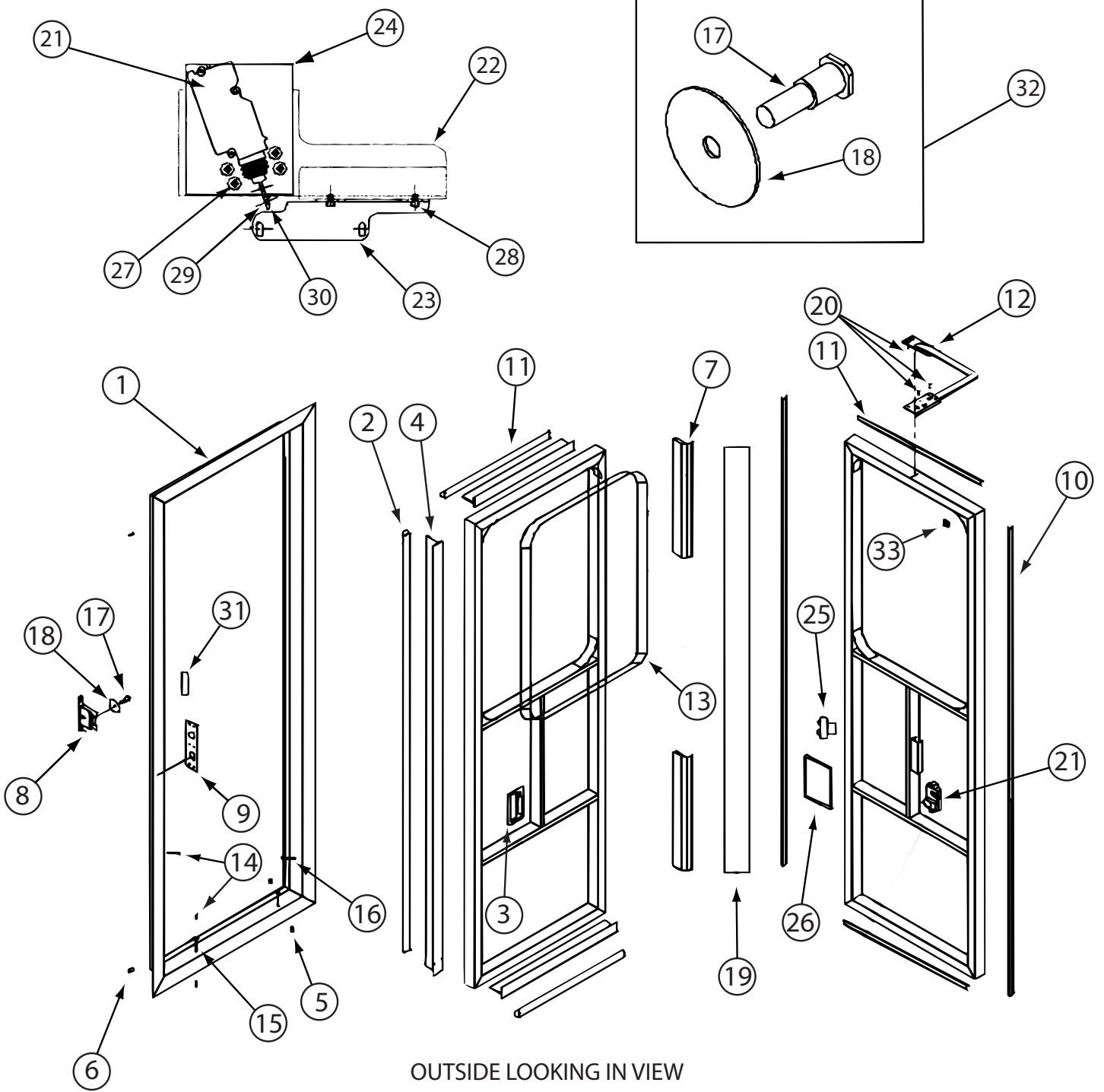
EXTERIOR DOORS & COMPARTMENTS GROUP (CONTINUED)
COMPONENT PARTS FOR ENTRY (CONTINUED)

162100-01-01A (CONTINUED)

KEY	PART NUMBER	U/M	DESCRIPTION	VENDOR NO.
1	162100-01-703	EA	SCREEN DOOR ASM	WIN007
3	162100-02-703	EA	INSERT/ACRYLIC - STATIONARY	023-0783
4	162100-02-704	EA	SLIDER - ACRYLIC GLASS	023-077
5	122759-01-734	EA	KNOB-BLACK W/SCREW	019-018
6	162100-01-701	EA	LATCH ASM - F/SCREEN DOOR	019-068
7	162100-02-707	FT	SPONGE TAPE - 1/8" X 3/4"	007-277
8	162100-02-708	EA	HINGE - SCREEN DOOR - BLACK	005-072
9	162100-02-709	EA	CAP SCREW - BUTTON HEAD	011-053
13	162100-02-713	EA	BRUSH RAIL-W/O SWEEP INSERT	035-032
14	162100-02-714	EA	SWEEP - 1" VINYL - GRAY	007-070
19	162100-02-719	EA	LATCH ONLY - F/SCREEN DOOR	019-065
20	162100-02-720	EA	STRIKE - F/SCREEN LATCH	019-066
21	162100-02-721	EA	KEEPER - F/SCREEN LATCH	019-067
22	162100-02-722	EA	SPACER/STRIKE-F/SCR DR LATCH	019-069
23	162100-02-723	EA	BUMPER/RUBBER - SMALL - BLK	007-081
24	NOT USED			
25	NOT USED			
26	NOT USED			
27	NOT USED			
28	NOT USED			

CONTACT WINNEBAGO PART SALES FOR UNLISTED COMPONENT(S)

EXTERIOR DOORS & COMPARTMENTS GROUP (CONTINUED)
COMPONENT PARTS FOR ENTRY (CONTINUED)



OUTSIDE LOOKING IN VIEW

INSIDE LOOKING OUT VIEW

162100-02-01A

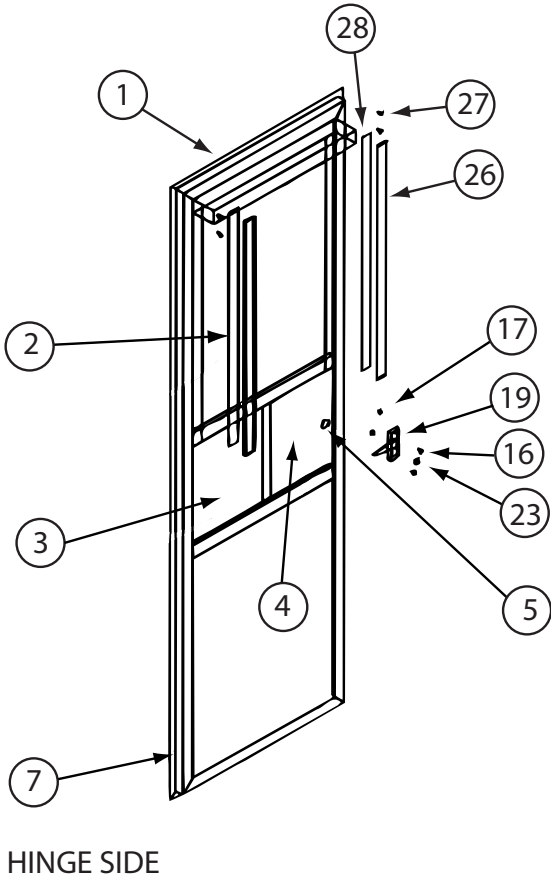
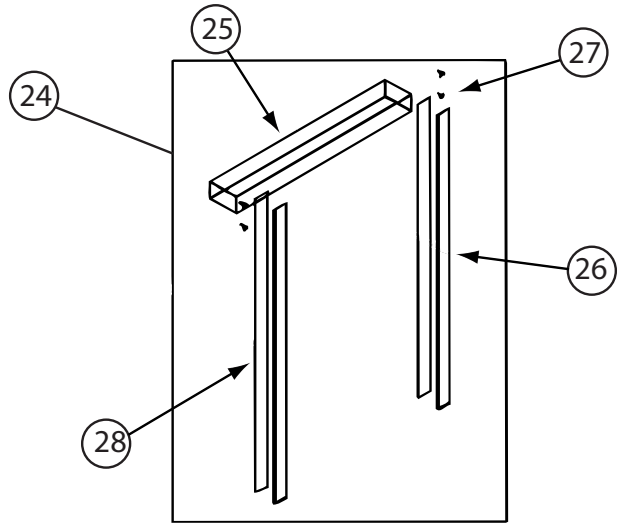
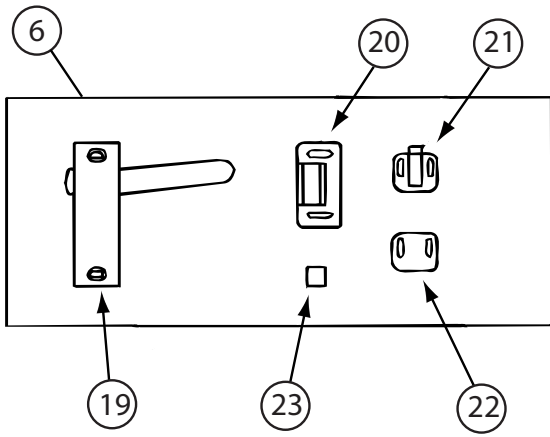
EXTERIOR DOORS & COMPARTMENTS GROUP (CONTINUED)
COMPONENT PARTS FOR ENTRY (CONTINUED)

162100-02-01A (CONTINUED)

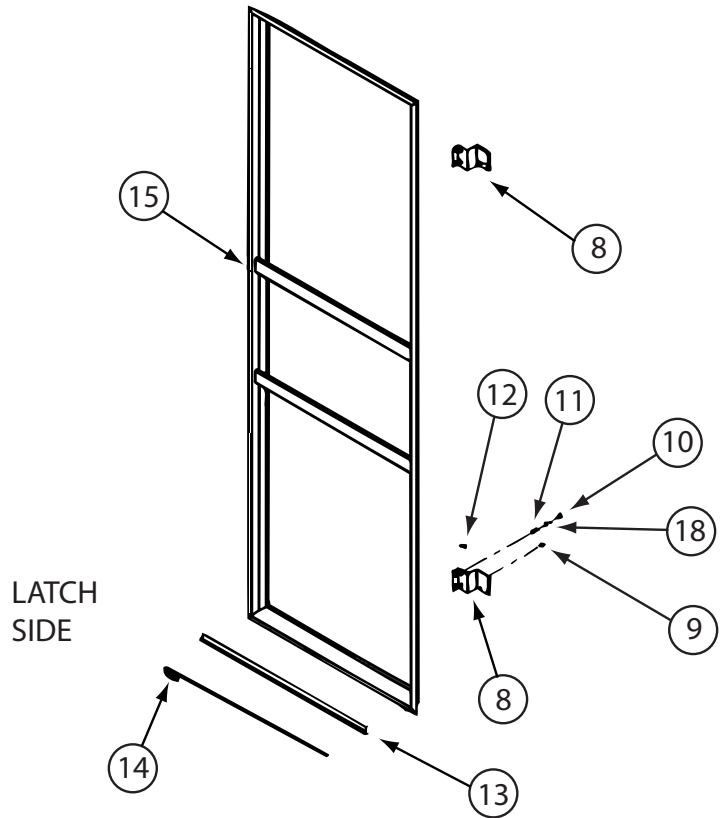
KEY	PART NUMBER	U/M	DESCRIPTION	VENDOR NO.
1	162100-01-702	EA	JAMB - ENTRY DOOR/BLK - PTL	003-480
2	162100-01-700	FT	SEAL - "D" - W/HOLES	007-067
3	112782-04-01A	EA	GASKET	T/M 81480
3	112782-05-01A	EA	CAP-VINYL,RED	T/M 80844-99
3	112782-08-01A	EA	SCREW-MOUNTING,PLATE,ZINC	T/M 15553-01
3	112782-18-700	EA	KEY/BLANK- REVERSE/DEADBOLT	16169-20-2000
3	112782-27-700	EA	LATCH-EXT-W/O CYL-W/DEADBOLT	19682-03 BLACK
3	112782-27-701	EA	LATCH - INTERIOR PLATE - BLK	17999-01 F/PTL DR
3	112782-27-702	EA	LATCH-SINGLE ROTOR/PTL DOOR	17999-01
3	138292-01-000	EA	SEAL-LOCK CYLINDER	TRI/MARK 16025-01
7	162100-01-707	EA	HINGE/PIANO-18" - ENTRY DOOR	005-081
8	162100-01-708	EA	MOV-A-BOLT ASSEMBLY	009-041
9	162100-01-709	EA	PLATE/STRIKER - DEADBOLT	009-216
10	162100-01-710	FT	TRIM/CLAMP-INTERIOR-BLK PVC	007-261
11	162100-01-711	EA	ENTRY DOOR - W/O JAMB	001-895
12	162100-01-712	EA	DOOR CHECK ASM - LOCKING	011-523
13	162100-01-713	EA	CLAMP RING - F/WINDOW	023-095
14	162100-01-714	EA	PLUG/PLASTIC - BLACK	035-003
17	162100-01-717	EA	STRIKER BOLT - SHORT	009-097
18	162100-01-718	EA	WASHER - 2" F/MOV-A-BOLT	009-098
19	162100-01-719	FT	TAPE - BLACK HYPALON	007-017
21	162100-01-721	EA	ACTUATOR/ELECTRIC - 45N	027-064
25	162100-01-725	EA	WIRELESS CONTACT - 2 BUTTON	027-020
26	162100-01-726	EA	BEZEL - INSIDE HANDLE	009-210
29	162100-01-729	EA	LINKAGE ROD	001-410
30	162100-01-730	EA	ROD CLIP - 1/8"	009-224
31	162100-01-731	EA	RUBBER FLAP - F/STRIKER BOLT	007-020
33	162100-01-733	EA	BUMPER/RUBBER - LARGE - BLK	007-080

CONTACT WINNEBAGO PART SALES FOR UNLISTED COMPONENT(S)

EXTERIOR DOORS & COMPARTMENTS GROUP (CONTINUED)
COMPONENT PARTS FOR ENTRY (CONTINUED)



INSIDE LOOKING OUT VIEW



OUTSIDE LOOKING IN VIEW

162100-02-01A (CONTINUED)

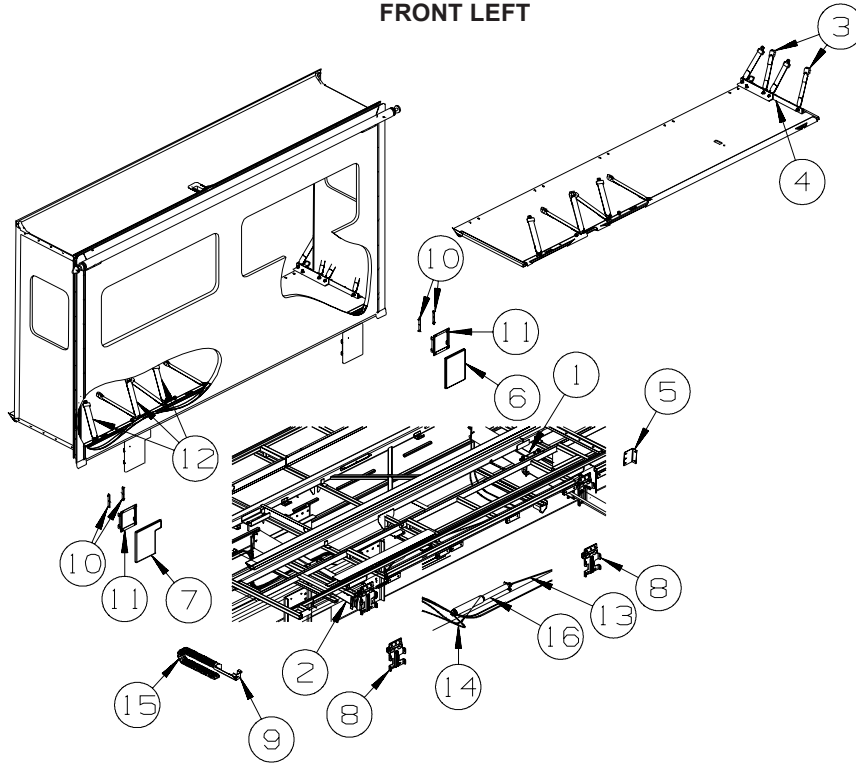
EXTERIOR DOORS & COMPARTMENTS GROUP (CONTINUED)
COMPONENT PARTS FOR ENTRY (CONTINUED)

162100-02-01A (CONTINUED)

KEY	PART NUMBER	U/M	DESCRIPTION	VENDOR NO.
1	162100-02-700	EA	SCREEN DOOR-W/ROLL DWN SCRNM	WIN009
3	162100-02-703	EA	INSERT/ACRYLIC - STATIONARY	023-0783
4	162100-02-704	EA	SLIDER - ACRYLIC GLASS	023-077
5	122759-01-734	EA	KNOB-BLACK W/SCREW	019-018
6	162100-01-701	EA	LATCH ASM - F/SCREEN DOOR	019-068
7	162100-02-707	FT	SPONGE TAPE - 1/8" X 3/4"	007-277
8	162100-02-708	EA	HINGE - SCREEN DOOR - BLACK	005-072
9	162100-02-709	EA	CAP SCREW - BUTTON HEAD	011-053
13	162100-02-713	EA	BRUSH RAIL-W/O SWEEP INSERT	035-032
14	162100-02-714	EA	SWEEP - 1" VINYL - GRAY	007-070
19	162100-02-719	EA	LATCH ONLY - F/SCREEN DOOR	019-065
20	162100-02-720	EA	STRIKE - F/SCREEN LATCH	019-066
21	162100-02-721	EA	KEEPER - F/SCREEN LATCH	019-067
22	162100-02-722	EA	SPACER/STRIKE-F/SCR DR LATCH	019-069
23	162100-02-723	EA	BUMPER/RUBBER - SMALL - BLK	007-081
24	162100-02-724	EA	SCREEN/PULL DWN-COMPLETE ASM,	023-099
25	162100-02-725	EA	SCREEN/PULL DWN W/O SIDES	023-098

CONTACT WINNEBAGO PART SALES FOR UNLISTED COMPONENT(S)

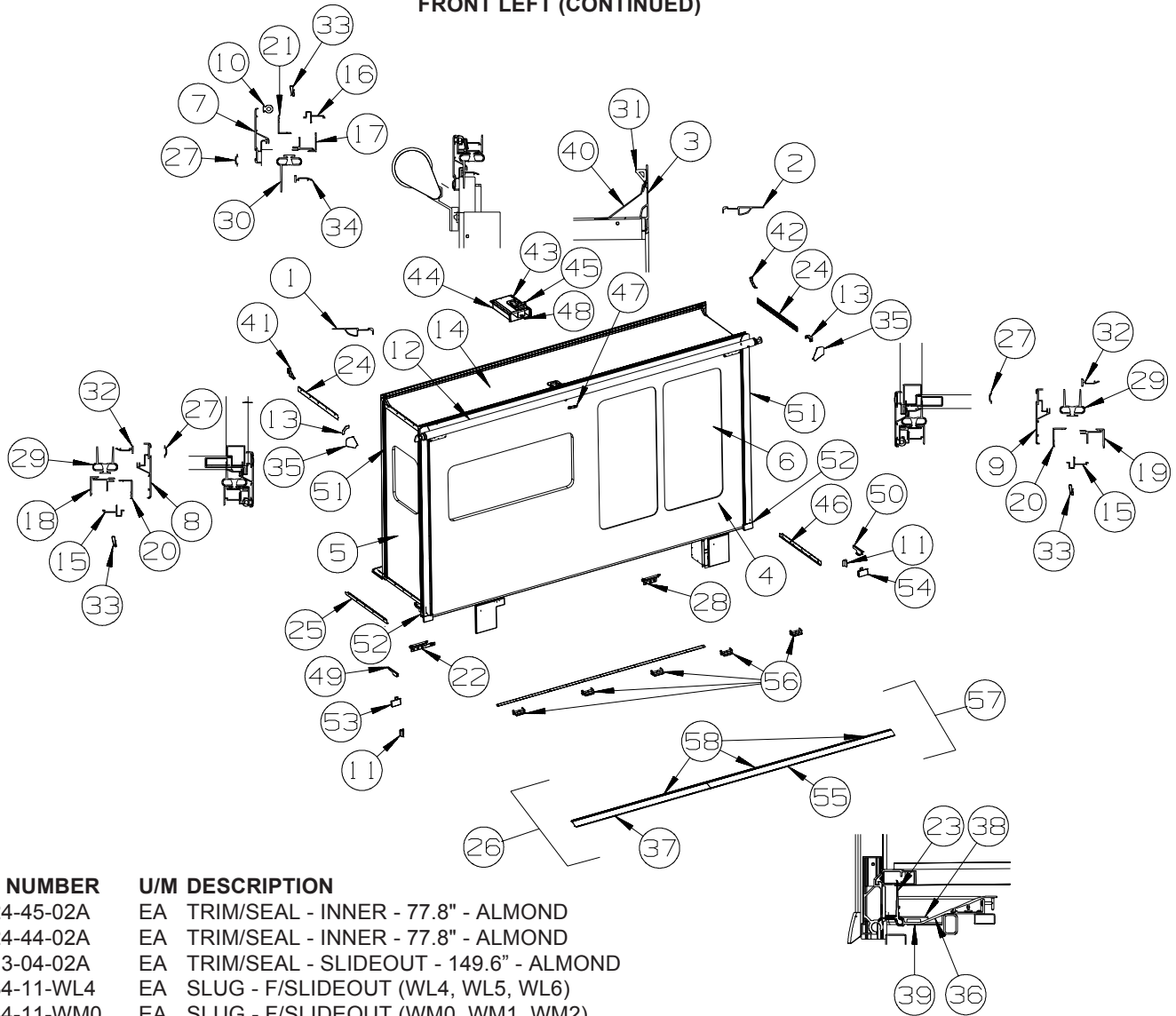
EXTERIOR SLIDEOUT GROUP FRONT LEFT



KEY	PART NUMBER	U/M	DESCRIPTION
1	161743-02-000	EA	SLIDEOUT - HYDRAULIC - 29" - LEFT RETRACT
	143738-01-000	EA	WRENCH - SLIDE ROOM RETRACT - RATCHET - 13/16" X 7/8"
2	161743-01-000	EA	SLIDEOUT - HYDRAULIC - 29" - RIGHT RETRACT
	143738-01-000	EA	WRENCH - SLIDE ROOM RETRACT - RATCHET - 13/16" X 7/8"
3	160167-02-01A	EA	SEAT BELT - 2" X 90" - BLACK - DINETTE
4	151078-01-02B	EA	BRACKET - MOUNTING - SEATBELT - E-COATED - DINETTE
5	161154-01-02B	EA	BRACKET - RAM - E-COATED
6	138077-14-UJ1	EA	COVER/RAM - 9.4" X 12.2" - W/INNER PLATE
			FROM: 00-00-00 THRU: 04-11-07
	138077-05-01A	EA	COVER/RAM - 9.4" X 12.2" - W/O TUBE - BRIGHT WHITE
			FROM: 00-00-00 THRU: 01-07-07
	138077-05-10A	EA	COVER/RAM - 9.4" X 12.2" - W/O TUBE - BLACK
			FROM: 01-08-07 THRU: 99-99-99
6	138077-32-UN4	EA	COVER/RAM - 9.4" X 12.2" - W/TUBE
			FROM: 04-12-07 THRU: 99-99-99
	138077-05-10A	EA	COVER/RAM - 9.4" X 12.2" - W/O TUBE - BLACK
7	138077-18-WH4	EA	COVER/RAM - 9.4" X 12.2" - W/INNER PLATE
8	152741-04-02B	EA	BRACKET - MOUNT - SLIDEOUT - E-COATED
9	141019-08-02B	EA	SUPPORT - WIRE - E-COATED
10	136995-08-02B	EA	PLATE W/BOLTS - 5.3" X 3/4" W/1/4" X 1" BOLTS
11	161304-01-02B	EA	BRACKET - RAM COVER - E-COATED
12	160167-01-01A	EA	SEAT BELT - 2" X 102" - BLACK
13	100536-68-000	EA	HOSE KIT - F/SLIDEOUT
14*	155476-02-000	EA	HOSE KIT - SLIDEOUT
15	143541-01-01A	EA	CARRIER/WIRING - F/SLIDEOUT ROOM - 29 LINKS
16*	163102-03-000	EA	SLIDEOUT - HYDRAULIC - 29"
	163324-02-000	EA	BRACKETS/HARDWARE - 24"/29" RAM/SYNCH CYLINDER

*COMPONENT PARTS LISTED LATER IN THIS GROUP

EXTERIOR SLIDEOUT GROUP (CONTINUED)
FRONT LEFT (CONTINUED)



KEY	PART NUMBER	U/M	DESCRIPTION
1	139624-45-02A	EA	TRIM/SEAL - INNER - 77.8" - ALMOND
2	139624-44-02A	EA	TRIM/SEAL - INNER - 77.8" - ALMOND
3	153113-04-02A	EA	TRIM/SEAL - SLIDEOUT - 149.6" - ALMOND
4	162884-11-WL4	EA	SLUG - F/SLIDEOUT (WL4, WL5, WL6)
4	162884-11-WM0	EA	SLUG - F/SLIDEOUT (WM0, WM1, WM2)
4	162884-11-WM4	EA	SLUG - F/SLIDEOUT (WM4, WM5, WM6)
5	162982-18-WL4	EA	PANEL END - F/SLIDEOUT (WL4, WL5, WL6,) FROM: 00-00-00 THRU: 04-11-07
5	162982-17-WL4	EA	PANEL END - F/SLIDEOUT (WL4, WL5, WL6) FROM: 04-12-07 THRU: 99-99-99
5	162982-18-WM0	EA	PANEL END - F/SLIDEOUT (WM0, WM1, WM2) FROM: 00-00-00 THRU: 04-11-07
5	162982-17-WM0	EA	PANEL END - F/SLIDEOUT (WM0, WM1, WM2) FROM: 04-12-07 THRU: 99-99-99
5	162982-18-WL4	EA	PANEL END - F/SLIDEOUT (WM4, WM5, WM6) FROM: 00-00-00 THRU: 04-11-07
5	162982-17-WM4	EA	PANEL END - F/SLIDEOUT (WM4, WM5, WM6) FROM: 04-12-07 THRU: 99-99-99
6	162982-27-WL4	EA	PANEL END - F/SLIDEOUT (WL4, WL5, WL6)
6	162982-27-WM0	EA	PANEL END - F/SLIDEOUT (WM0, WM1, WM2)
6	162982-27-WM4	EA	PANEL END - F/SLIDEOUT (WM4, WM5, WM6)
6	162982-19-WL4	EA	PANEL END - F/SLIDEOUT (WL4, WL5, WL6) - DINETTE FROM: 00-00-00 THRU: 04-11-07
6	162982-34-WL4	EA	PANEL END - F/SLIDEOUT (WL4, WL5, WL6) - DINETTE FROM: 04-12-07 THRU: 06-25-07
6	162982-36-WL4	EA	PANEL END - F/SLIDEOUT (WL4, WL5, WL6) - DINETTE FROM: 06-26-07 THRU: 99-99-99
6	162982-19-WM0	EA	PANEL END - F/SLIDEOUT (WM0, WM1, WM2) - DINETTE FROM: 00-00-00 THRU: 04-11-07
6	162982-34-WM0	EA	PANEL END - F/SLIDEOUT (WM0, WM1, WM2) - DINETTE FROM: 04-12-07 THRU: 06-25-07

EXTERIOR SLIDEOUT GROUP (CONTINUED)
FRONT LEFT (CONTINUED)

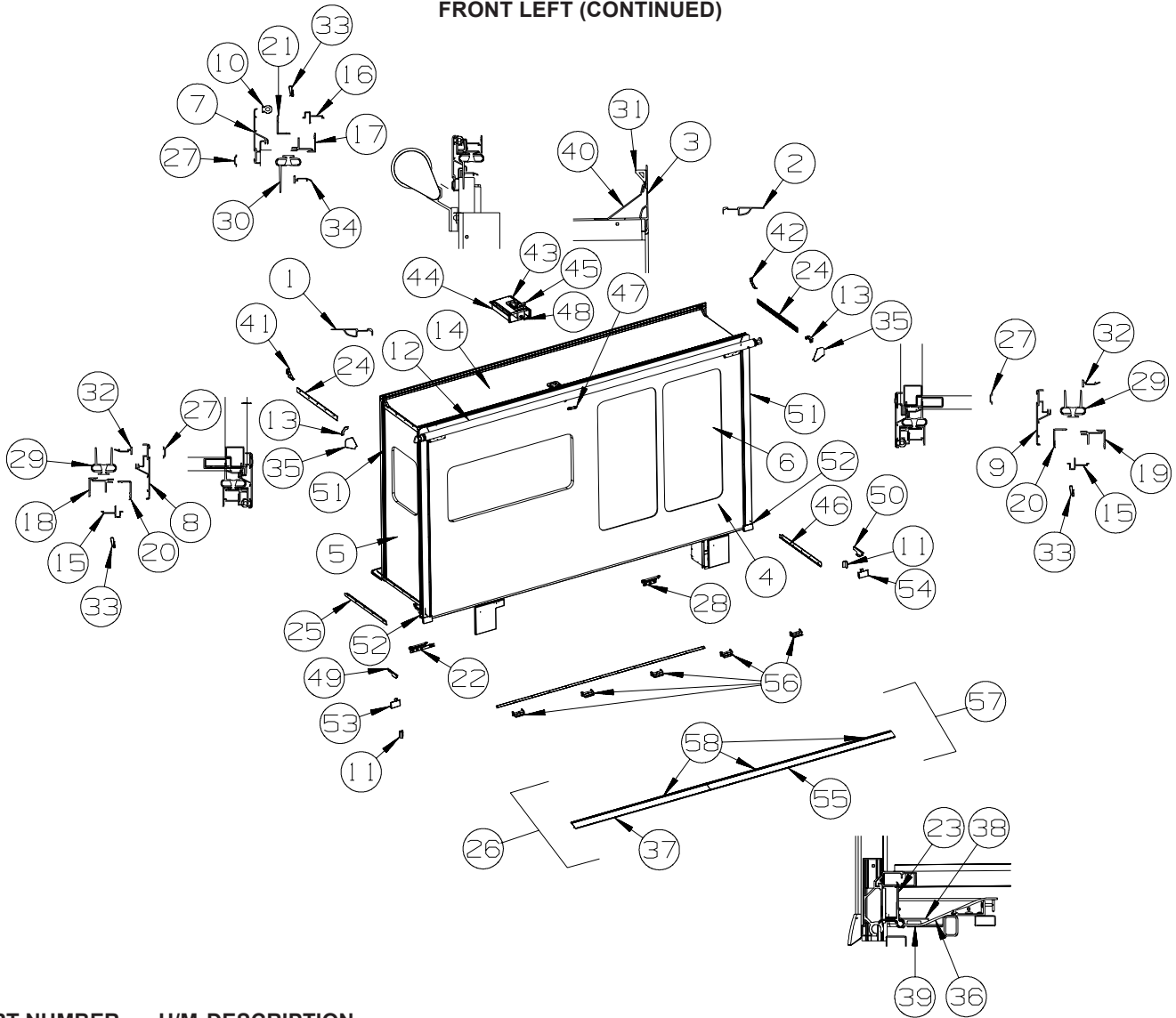
KEY	PART NUMBER	U/M	DESCRIPTION
6	162982-36-WM0	EA	PANEL END - F/SLIDEOUT (WM0, WM1, WM2) - DINETTE FROM: 06-26-07 THRU: 99-99-99
6	162982-19-WL4	EA	PANEL END - F/SLIDEOUT (WM4, WM5, WM6) - DINETTE FROM: 00-00-00 THRU: 04-11-07
6	162982-34-WL4	EA	PANEL END - F/SLIDEOUT (WM4, WM5, WM6) - DINETTE FROM: 04-12-07 THRU: 06-25-07
6	162982-36-WM4	EA	PANEL END - F/SLIDEOUT (WM4, WM5, WM6) - DINETTE FROM: 06-26-07 THRU: 99-99-99
7	162052-13-02A	EA	TRIM/SEAL - W/MITERED ENDS - 147.9" - BLACK
8	162052-33-02A	EA	TRIM/SEAL - W/MITERED ENDS - 80.8" - BLACK
9	162052-32-02A	EA	TRIM/SEAL - W/MITERED ENDS - 80.8" - BLACK
10	158297-01-000	FT	SEAL - D-SECTION/BULB/TEE - ADHESIVE BACK - BLACK
11	156480-01-01A	EA	SEAL/BLOCK - SLIDEOUT - 2.6"W X 1.6"H X 1.6"D - BLACK
12			SLIDEOUT AWNING

ORDER AWNINGS & REPAIR PARTS FROM DOMETIC. CALL #800-366-3842.

**THE DOMETIC AWNING INFORMATION YOU WILL NEED IS LOCATED ON THE MOTOR HOME NEAR
THE TOP OF THE AWNING RAIL.**

13	160421-01-01A	EA	CORNER TRIM/SLIDEOUT - 3.1" X 3.1" - BLACK
14	155597-01-UJ1	EA	ROOF - F/SLIDEOUT
15	142718-38-01A	EA	RETAINER - SIDEWALL/SLIDEOUT - 79"
16	142718-18-01A	EA	RETAINER - SIDEWALL/SLIDEOUT - 149"
17	151761-08-02A	EA	TRIM - SIDEWALL/SLIDEOUT/TOP - 150.8" - ALMOND
18	151760-10-02A	EA	TRIM - SIDEWALL/SLIDEOUT - 80.6" - ALMOND
19	151760-11-02A	EA	TRIM - SIDEWALL/SLIDEOUT - 80.6" - ALMOND
20	136824-49-02A	EA	TRIM - SIDEWALL/SLIDEOUT - 80.9" - BLACK
21	136824-25-02A	EA	TRIM - SIDEWALL/SLIDEOUT - 150.9" - BLACK
22	161368-01-01A	EA	BRACKET/MOUNT - WIRE CARRIER
23	152446-02-000	FT	SEAL - SLIDEOUT/FLOOR - W/BULB
24	158375-01-02A	EA	TRIM - FEATURE STRIP - 29.6" - BLACK
25	163021-07-02A	EA	TRIM - FEATURE - LOWER - 30.9" - BLACK
26	162511-02-WK0	EA	COVER - RAMP/FLOOR - CERAMIC TILE - 3.9" X 61.9" - BRT WHT FROM: 05-28-07 THRU: 99-99-99
27	105312-01-13A	FT	INSERT - FEATURE STRIP - VINYL - BLACK
28	153104-01-01A	EA	BRACKET/MOUNT - 1.7" X 3.2" X 5.9"
29	153161-01-01A	FT	SEAL - SLIDEOUT - DOUBLE WIPE LIP - BLACK
30	136978-02-01A	FT	SEAL - SLIDEOUT/TOP - SINGLE WIPE LIP - BLACK
31	146056-01-000	FT	SEAL - TRIANGLE - W/PSA
32	146606-66-02A	EA	TRIM/RETAINER - 75.8" - BLACK
33	142549-01-000	EA	CLIP - "S" TYPE
34	146606-36-02A	EA	TRIM/RETAINER - 145.6" - BLACK
35	156151-01-01A	EA	PROTECTOR - CORNER - SLIDEOUT - BLACK
36	160823-03-01A	EA	RAMP - SLIDEOUT - FLOOR/COACH - 147" - BRT WHITE
37	162510-02-01A	EA	COVER - RAMP/FLOOR - CERAMIC TILE - 3.9" X 61.9" - BRT WHT
38	160824-03-01A	EA	SPACER - RAMP - SLIDEOUT FLOOR - 146.2" - MILL
39	156475-01-000	EA	FILTER/FOAM - DRAIN HOLE COVER/SEAL - 60PPI - 1/4"X1"X3"
40	153114-04-02A	EA	TRIM/RETAINER - 145.4" - BLACK
41	153115-01-01A	EA	COVER - TRIM - SLIDEOUT - INNER/TOP/RH - BLACK
42	153115-02-01A	EA	COVER - TRIM - SLIDEOUT - INNER/TOP/LH - BLACK
43*	153651-04-01A	EA	LOCK/LATCH - TRAVEL/SLIDEOUT - W/MOTOR - LEFT HAND - BLACK
44	155194-01-01A	EA	COVER - LATCH/TRAVEL - PLASTIC - BLACK
45	156015-01-01A	EA	TAPE/PROTECTION - .06" X 1.25" X 3.5" - W/PSA - NATURAL WHT
46	163021-08-02A	EA	TRIM - FEATURE - LOWER - 30.9" - BLACK
47	150962-01-02A	EA	SPACER - AWNING - SLIDE COVER - 3/4" X 4" - BLACK
48	155262-01-01A	EA	TUBE/DRAIN - LATCH/TRAVEL/ROOF - BLACK
49	153800-03-02B	EA	BRACKET - CLOSEOUT/RH - SLIDEOUT - E-COATED
50	153800-04-02B	EA	BRACKET - CLOSEOUT/LH - SLIDEOUT - E-COATED
51	093681-39-01A	FT	FILM - 3.1" - MATTE BLACK
52	089275-02-000	EA	STRIP - 3/4" X 84" BLACK POLYETHYLENE
53	148593-03-02A	EA	CAP - F/SLIDEOUT TRIM - BLACK
54	148593-04-02A	EA	CAP - F/SLIDEOUT TRIM - BLACK

EXTERIOR SLIDEOUT GROUP (CONTINUED)
FRONT LEFT (CONTINUED)



KEY	PART NUMBER	U/M	DESCRIPTION
55	162510-05-01A	EA	COVER - RAMP/FLOOR - CERAMIC TILE - 3.9" X 146.9"-BRT WHT
56	153088-02-01A	EA	ROLLER - W/BACKET - SLIDEOUT
57	162509-03-01A	EA	COVER - RAMP/FLOOR - VINYL/CARPET - 3.3" X 146.9" - NOT ILLUSTRATED
			FROM: 00-00-00 THRU: 04-11-07
57	162511-05-WH4	EA	COVER - RAMP/FLR/W/SKID - CERAMIC TILE - 3.6" X 146.9"
			FROM: 04-12-07 THRU: 99-99-99
58	158814-01-01A	EA	BAR/SKID - SLIDEOUT - 8' - POLYETHYLENE
	165178-01-01A	EA	CAP - FLOOR TUBE/SLIDEOUT/RH - BLACK
			FROM: 02-04-08 THRU: 99-99-99
	165178-02-01A	EA	CAP - FLOOR TUBE/SLIDEOUT/LH - BLACK
			FROM: 02-04-08 THRU: 99-99-99
	152641-01-000	EA	SKID/GLIDE - SLIDEOUT ROOM - 1/4"X2"X95.5"- POLYETHYLENE
			FROM: 00-00-00 THRU: 04-11-07

***COMPONENT PARTS LISTED LATER IN THIS GROUP**

EXTERIOR SLIDEOUT GROUP (CONTINUED)
COMPONENT PARTS FOR FRONT LEFT

153651-04-01A

KEY	PART NUMBER	U/M	DESCRIPTION	VENDOR NO.
	153651-01-701	EA	LIMIT SWITCH	1812996
	153651-02-700	EA	MOTOR "R" - F/LH TRAVEL LOCK	1820131
	153651-02-701	EA	BRACKET/MOUNTING - MOTOR	1102223
	153651-04-700	EA	COVER/BOOT - SEAL	1612012

155476-02-000

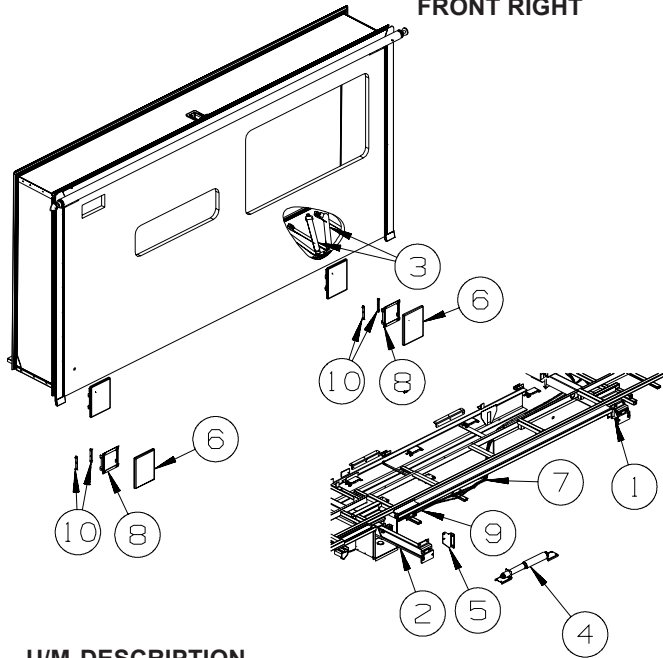
KEY	PART NUMBER	U/M	DESCRIPTION	VENDOR NO.
	100536-10-701	EA	HOSE-HYDRAULIC - 1/4" X 116"	RAP90349/AP5384
	137196-01-700	EA	HOSE-HYDRAULIC - 1/8" X 120"	RAP90428/AP24642

163102-03-000

KEY	PART NUMBER	U/M	DESCRIPTION	VENDOR NO.
	163102-03-700	EA	SYNCRONIZING CYLINDER	RAP92128/AP39279

EXTERIOR SLIDEOUT GROUP (CONTINUED)

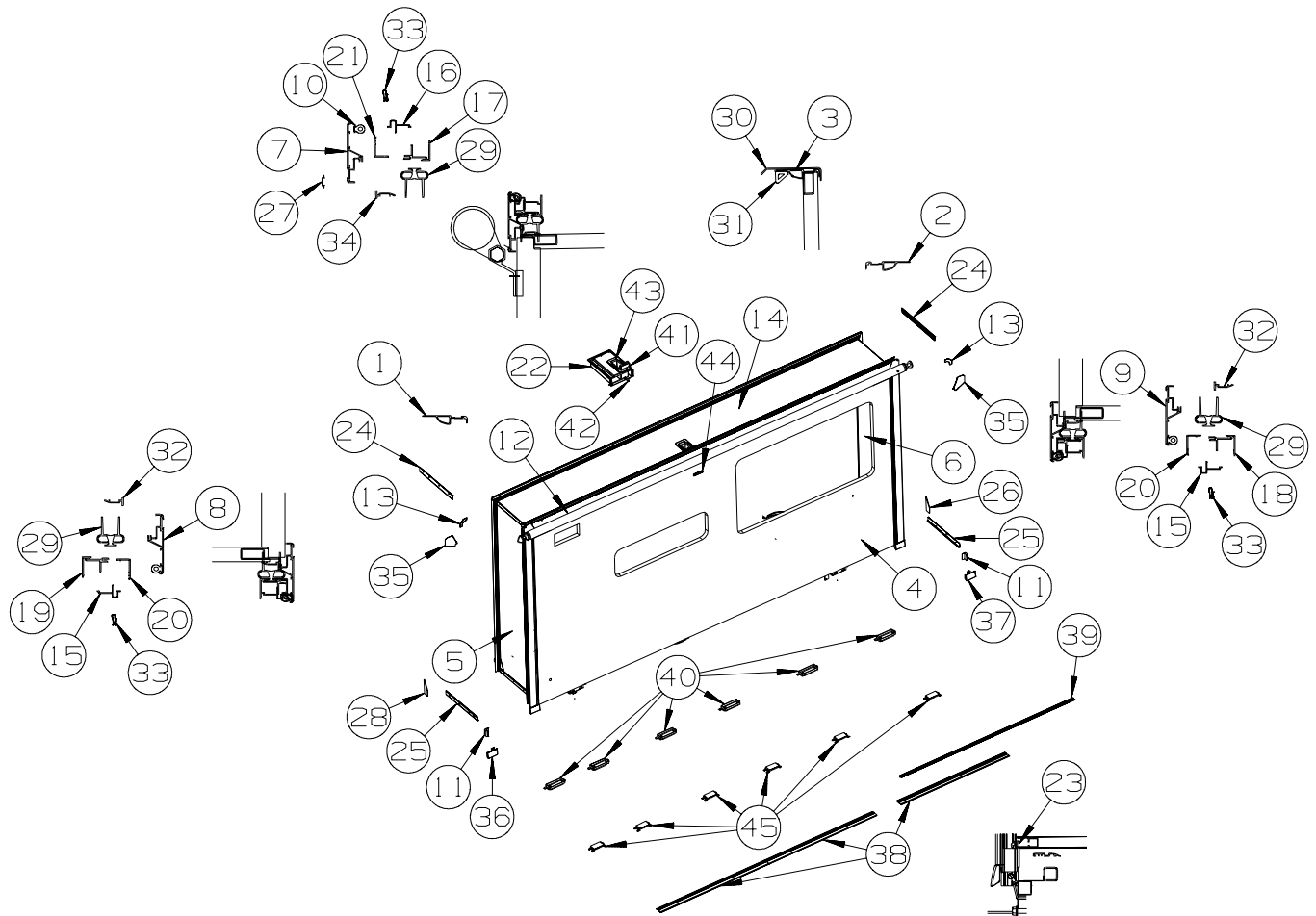
FRONT RIGHT



KEY	PART NUMBER	U/M	DESCRIPTION
1	161740-01-000	EA	SLIDEOUT - HYDRAULIC - 20" - RIGHT RETRACT
	143738-01-000	EA	WRENCH - SLIDE ROOM RETRACT - RATCHET - 13/16" X 7/8"
2	161740-02-000	EA	SLIDEOUT - HYDRAULIC - 20" - LEFT RETRACT
	143738-01-000	EA	WRENCH - SLIDE ROOM RETRACT - RATCHET - 13/16" X 7/8"
3	160167-01-01A	EA	SEAT BELT - 2" X 102" - BLACK
4	163102-01-000	EA	SLIDEOUT - HYDRAULIC - 20"
	163324-01-000	EA	BRACKETS/HARDWARE - 20" RAM/SYNCH CYLINDER
5	161154-02-02B	EA	BRACKET - RAM - E-COATED
6	138077-32-UN4	EA	COVER/RAM - 9.4" X 12.2" - W/TUBE - BLACK
	138077-05-10A	EA	COVER/RAM - 9.4" X 12.2" - W/O TUBE - BLACK
7*	100536-42-000	EA	HOSE KIT - PUMP TO SLIDE-OUT VALVE
8	161304-01-02B	EA	BRACKET - RAM COVER - E-COATED
9*	155476-02-000	EA	HOSE KIT - SLIDEOUT
10	136995-08-02B	EA	PLATE W/BOLTS - 5.3" X 3/4" W/1/4" X 1" BOLTS

*COMPONENT PARTS LISTED LATER IN THIS GROUP

EXTERIOR SLIDEOUT GROUP (CONTINUED)
FRONT RIGHT (CONTINUED)



KEY	PART NUMBER	U/M	DESCRIPTION
1	139624-47-02A	EA	TRIM/SEAL - INNER - 79.2" - ALMOND FROM: 00-00-00 THRU: 06-24-07
1	139624-41-02A	EA	TRIM/SEAL - INNER - 79.2" - ALMOND FROM: 06-25-07 THRU: 99-99-99
2	139624-46-02A	EA	TRIM/SEAL - INNER - 79.2" - ALMOND FROM: 00-00-00 THRU: 06-24-07
2	139624-42-02A	EA	TRIM/SEAL - INNER - 79.2" - ALMOND FROM: 06-25-07 THRU: 99-99-99
3	139624-43-02A	EA	TRIM/SEAL - INNER - 164.2" - ALMOND
4	162883-11-WL4	EA	SLUG - F/SLIDEOUT (WL4, WL5, WL6)
4	162883-11-WM0	EA	SLUG - F/SLIDEOUT (WM0, WM1, WM2)
4	162883-11-WM4	EA	SLUG - F/SLIDEOUT (WM4, WM5, WM6)
5	162980-09-WL4	EA	PANEL END - F/SLIDEOUT (WL4, WL5, WL6)
5	162980-09-WM0	EA	PANEL END - F/SLIDEOUT (WM0, WM1, WM2)
5	162980-09-WM4	EA	PANEL END - F/SLIDEOUT (WM4, WM5, WM6)
6	162980-01-WL4	EA	PANEL END - F/SLIDEOUT (WL4, WL5, WL6)
6	162980-01-WM0	EA	PANEL END - F/SLIDEOUT (WM0, WM1, WM2)
6	162980-01-WM4	EA	PANEL END - F/SLIDEOUT (WM4, WM5, WM6)
7	162052-15-02A	EA	TRIM/SEAL - W/MITERED ENDS - 162.4" - BLACK
8	162052-33-02A	EA	TRIM/SEAL - W/MITERED ENDS - 80.8" - BLACK FROM: 00-00-00 THRU: 07-19-07
8	162052-28-02A	EA	TRIM/SEAL - W/MITERED ENDS - 80.4" - BLACK FROM: 07-20-07 THRU: 99-99-99
9	162052-32-02A	EA	TRIM/SEAL - W/MITERED ENDS - 80.8" - BLACK FROM: 00-00-00 THRU: 07-19-07
9	162052-29-02A	EA	TRIM/SEAL - W/MITERED ENDS - 80.4" - BLACK FROM: 07-20-07 THRU: 99-99-99
10	158297-01-000	FT	SEAL - D-SECTION/BULB/TEE - ADHESIVE BACK - BLACK
11	156480-01-01A	EA	SEAL/BLOCK - SLIDEOUT - 2.6"W X 1.6"H X 1.6"D - BLACK

EXTERIOR SLIDEOUT GROUP (CONTINUED)
FRONT RIGHT (CONTINUED)

KEY	PART NUMBER	U/M	DESCRIPTION
12			SLIDEOUT AWNING

ORDER AWNINGS & REPAIR PARTS FROM DOMETIC. CALL #800-366-3842.
THE DOMETIC AWNING INFORMATION YOU WILL NEED IS LOCATED ON THE MOTOR HOME NEAR
THE TOP OF THE AWNING RAIL.

13	160421-01-01A	EA	CORNER TRIM/SLIDEOUT - 3.1" X 3.1" - BLACK
14	162209-01-WH4	EA	ROOF - F/SLIDEOUT
			FROM: 00-00-00 THRU: 04-03-07
14	153233-03-WK0	EA	ROOF - F/SLIDEOUT
			FROM: 04-04-07 THRU: 99-99-99
15	142718-38-01A	EA	RETAINER - SIDEWALL/SLIDEOUT - 79"
16	142718-25-01A	EA	RETAINER - SIDEWALL/SLIDEOUT - 163.1"
17	151761-09-02A	EA	TRIM - SIDEWALL/SLIDEOUT/TOP - 165.5" - ALMOND
18	151760-11-02A	EA	TRIM - SIDEWALL/SLIDEOUT - 81.1" - ALMOND
19	151760-10-02A	EA	TRIM - SIDEWALL/SLIDEOUT - 81.1" - ALMOND
20	136824-55-02A	EA	TRIM - SIDEWALL/SLIDEOUT - 80.6" - BLACK
21	136824-28-02A	EA	TRIM - SIDEWALL/SLIDEOUT - 167.6" - BLACK
22	155194-01-01A	EA	COVER - LATCH/TRAVEL - PLASTIC - BLACK
23	115075-03-000	FT	SEAL - WIPE - .25" X 2.9"
24	158375-03-02A	EA	TRIM - FEATURE STRIP - 20.6" - BLACK
25	163020-06-02A	EA	TRIM - FEATURE STRIP/LOWER - 2.3" X 19.8" - BLACK
26	157809-01-01A	EA	SEAL - FOAM BLOCK/RIGHT SIDE - ADHESIVE BACK
27	105312-01-13A	FT	INSERT - FEATURE STRIP - VINYL - BLACK
28	157809-02-01A	EA	SEAL - FOAM BLOCK/LEFT SIDE - ADHESIVE BACK
29	153161-01-01A	FT	SEAL - SLIDEOUT - DOUBLE WIPE LIP - BLACK
30	125466-11-04A	EA	SUPPORT - ROOF/INTERIOR - ALMOND
31	146056-01-000	FT	SEAL - TRIANGLE - W/PSA
32	146606-66-02A	EA	TRIM/RETAINER - 75.8" - BLACK
33	142549-01-000	EA	CLIP - "S" TYPE
34	146606-38-02A	EA	TRIM/RETAINER - 160" - BLACK
35	156151-01-01A	EA	PROTECTOR - CORNER - SLIDEOUT - BLACK
36	148593-03-02A	EA	CAP - F/SLIDEOUT TRIM - BLACK
37	148593-04-02A	EA	CAP - F/SLIDEOUT TRIM - BLACK
38	134837-01-01A	EA	RAMP - SLIDEOUT - BLACK PVC
			FROM: 00-00-00 THRU: 09-12-07
39	151282-02-01A	EA	TRIM - CARPET EDGE/F-ANGLE - 76.8" - BLACK
40	153088-03-01A	EA	ROLLER - W/BRACKET - SLIDEOUT
41	156015-01-01A	EA	TAPE/PROTECTION - .06" X 1.25" X 3.5" - W/PSA - NATURAL WHT
42	155262-01-01A	EA	TUBE/DRAIN - LATCH/TRAVEL/ROOF - BLACK
43*	153651-04-01A	EA	LOCK/LATCH - TRAVEL/SLIDEOUT - W/MOTOR - LEFT HAND - BLACK
44	150962-01-02A	EA	SPACER - AWNING - SLIDE COVER - 3/4" X 4" - BLACK

***COMPONENT PARTS LISTED LATER IN THIS GROUP**

COMPONENT PARTS FOR FRONT RIGHT

100536-42-000

KEY	PART NUMBER	U/M	DESCRIPTION	VENDOR NO.
	100536-42-700	EA	HOSE/HYDRAULIC - 1/4" X 180"	RAP90120/AP5965
	100536-42-701	EA	HOSE/HYDRAULIC - 1/4" X 175"	RAP90350/AP7358

153651-04-01A

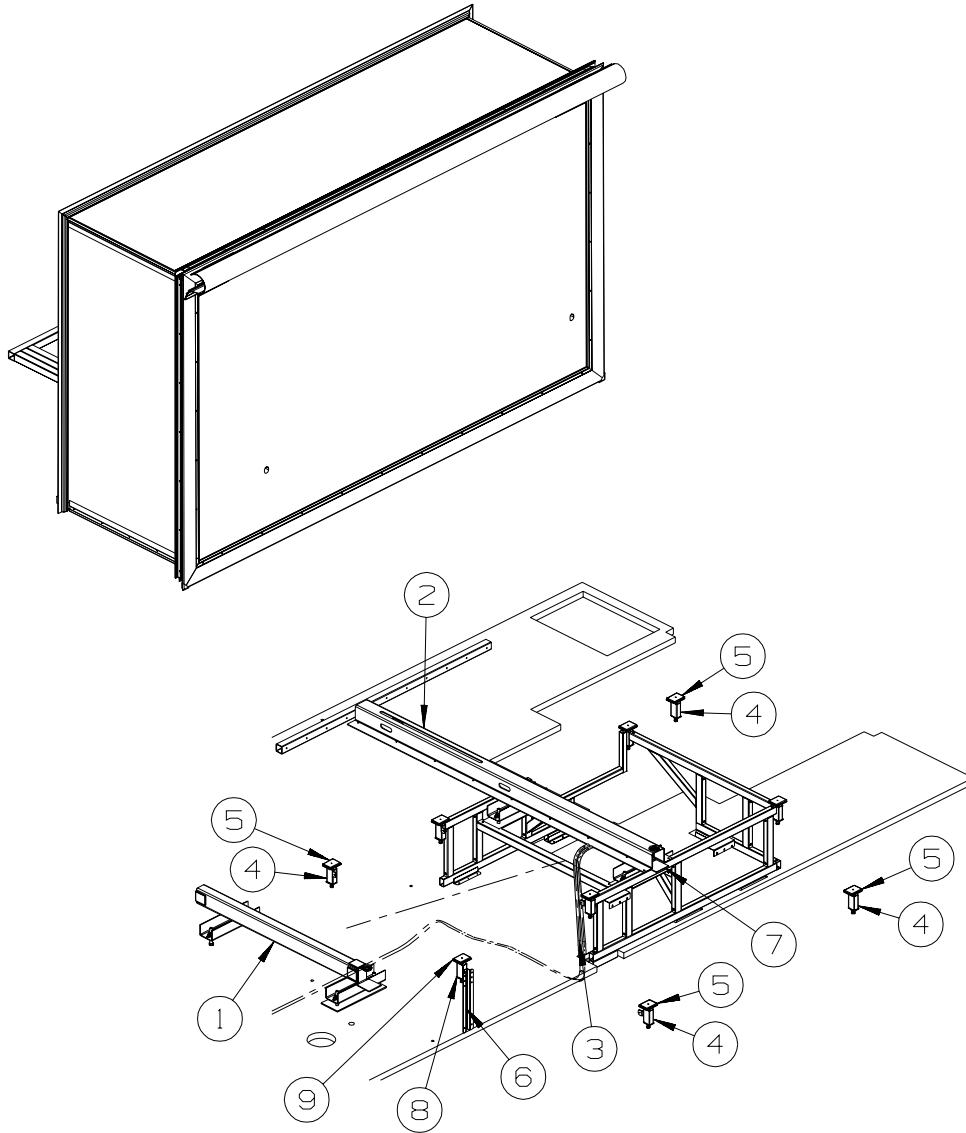
KEY	PART NUMBER	U/M	DESCRIPTION	VENDOR NO.
	153651-01-701	EA	LIMIT SWITCH	1812996
	153651-02-700	EA	MOTOR "R" - F/LH TRAVEL LOCK	1820131
	153651-02-701	EA	BRACKET/MOUNTING - MOTOR	1102223
	153651-04-700	EA	COVER/BOOT - SEAL	1612012

155476-02-000

KEY	PART NUMBER	U/M	DESCRIPTION	VENDOR NO.
	100536-10-701	EA	HOSE-HYDRAULIC - 1/4" X 116"	RAP90349/AP5384
	137196-01-700	EA	HOSE-HYDRAULIC - 1/8" X 120"	RAP90428/AP24642

EXTERIOR SLIDEOUT GROUP (CONTINUED)

LEFT REAR

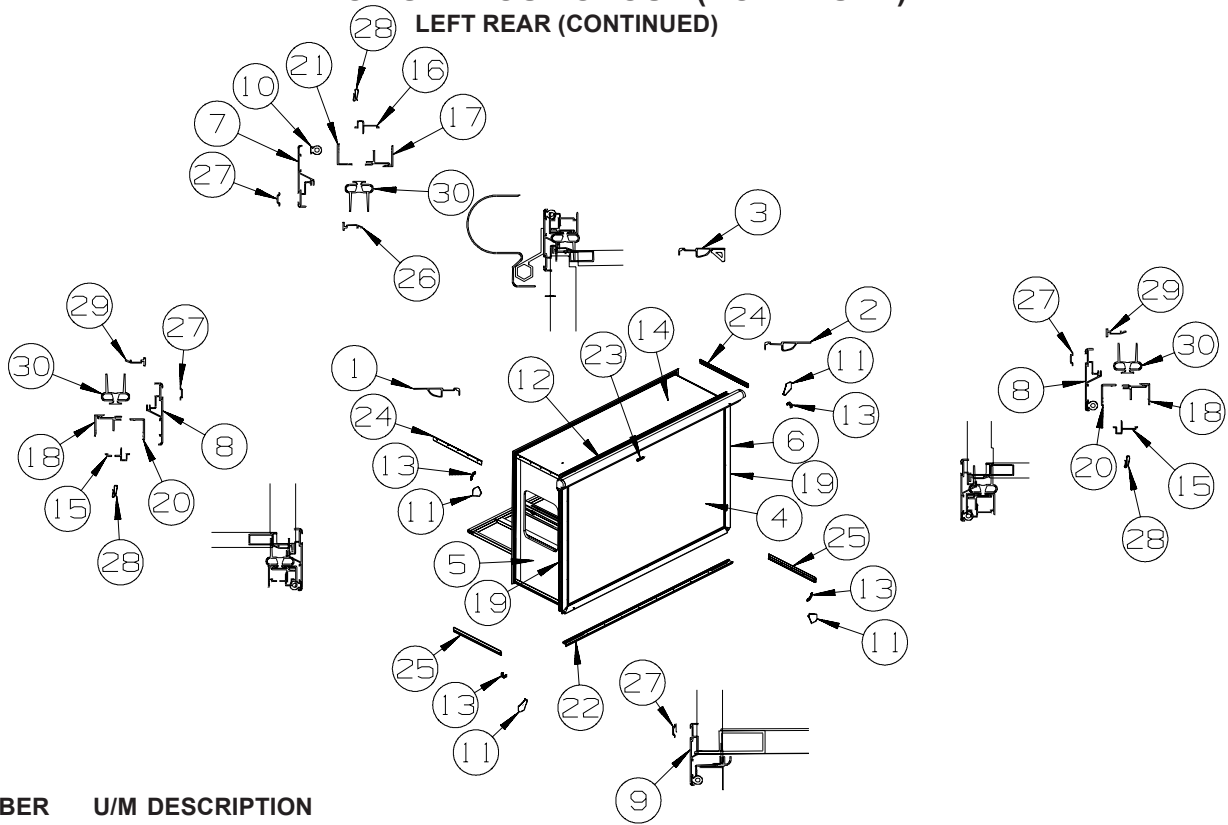


KEY	PART NUMBER	U/M	DESCRIPTION
1*	137390-01-000	EA	HYDRAULIC/BED - F/SLIDEOUT
2	137390-02-000	EA	CHANNEL - HYDRAULIC - F/SLIDEOUT
3*	100536-51-000	EA	HOSE KIT - F/SLIDEOUT
4	126313-11-02B	EA	SUPPORT - ROLLER - SLIDE-OUT ROOM - E-COATED
5	128599-03-000	EA	PAD - F/SLIDEOUT - 2" X 2.6"
6	140484-03-02B	EA	ADJUSTMENT - F/SLIDEOUT - E-COATED
7	142889-01-02B	EA	ANGLE/SUPPORT - SIDEWALL - E-COATED
8	126313-15-02B	EA	SUPPORT - SLIDE - F/SLIDE-OUT ROOM - E-COATED
9	134855-01-000	EA	BEARING PAD - NARROW

*COMPONENT PARTS LISTED LATER IN THIS GROUP

EXTERIOR SLIDEOUT GROUP (CONTINUED)

LEFT REAR (CONTINUED)



KEY	PART NUMBER	U/M	DESCRIPTION
1	139624-37-02A	EA	TRIM/SEAL - INNER - 66.9" - ALMOND
2	139624-38-02A	EA	TRIM/SEAL - INNER - 66.9" - ALMOND
3	139624-22-02A	EA	TRIM/SEAL - INNER/TOP - 101.8" - ALMOND
4	162884-12-WL4	EA	SLUG - F/SLIDEOUT (WL4, WL5, WL6)
4	162884-12-WM0	EA	SLUG - F/SLIDEOUT (WM0, WM1, WM2)
4	162884-12-WM4	EA	SLUG - F/SLIDEOUT (WM4, WM5, WM6)
5	162983-04-WL4	EA	PANEL END - F/SLIDEOUT (WL4, WL5, WL6)
5	162983-04-WM0	EA	PANEL END - F/SLIDEOUT (WM0, WM1, WM2)
5	162983-04-WM4	EA	PANEL END - F/SLIDEOUT (WM4, WM5, WM6)
6	162983-03-WL4	EA	PANEL END - F/SLIDEOUT (WL4, WL5, WL6)
6	162983-03-WM0	EA	PANEL END - F/SLIDEOUT (WM0, WM1, WM2)
6	162983-03-WM4	EA	PANEL END - F/SLIDEOUT (WM4, WM5, WM6)
7	162052-12-02A	EA	TRIM/SEAL - W/MITERED ENDS - 100.1" - BLACK
8	162052-27-02A	EA	TRIM/SEAL - W/MITERED ENDS - 66.2" - BLACK
9	162054-03-02A	EA	TRIM/SEAL - W/MITERED ENDS - 100.1" - BLACK
10	158297-01-000	FT	SEAL - D-SECTION/BULB/TEE - ADHESIVE BACK - BLACK
11	156151-01-01A	EA	PROTECTOR - CORNER - SLIDEOUT - BLACK
12			SLIDEOUT AWNING

ORDER AWNINGS & REPAIR PARTS FROM DOMETIC. CALL #800-366-3842.

THE DOMETIC AWNING INFORMATION YOU WILL NEED IS LOCATED ON THE MOTOR HOME NEAR THE TOP OF THE AWNING RAIL.

13	160421-01-01A	EA	CORNER TRIM/SLIDEOUT - 3.1"X 3.1" - BLACK
14	141914-05-UJ1	EA	ROOF - F/SLIDEOUT
15	142718-40-01A	EA	RETAINER - SIDEWALL/SLIDEOUT - 66.4"
16	142718-17-01A	EA	RETAINER - SIDEWALL/SLIDEOUT - 100.2"
17	151761-07-02A	EA	TRIM - SIDEWALL/SLIDEOUT/TOP - 102.8" - ALMOND
18	151760-13-02A	EA	TRIM - SIDEWALL/SLIDEOUT - 66.4" - ALMOND
19	093681-39-01A	FT	FILM - 3.1" - FLAT BLACK
20	136824-34-02A	EA	TRIM - SIDEWALL/SLIDEOUT - 66.5" - BLACK
21	136824-23-02A	EA	TRIM - SIDEWALL/SLIDEOUT - 102.8" - BLACK
22	157584-04-AA1	EA	TRIM/ZEE - W/SEAL/END CAPS - SLIDEOUT/LOWER-102.4"-BLACK
23	150962-01-02A	EA	SPACER - AWNING - SLIDE COVER - 3/4" X 4" - BLACK
24	158375-01-02A	EA	TRIM - FEATURE STRIP - 29.6" - BRIGHT WHITE
25	163020-07-02A	EA	TRIM - FEATURE STRIP/LOWER - 2.3" X 28.9" - BLACK
26	146606-44-02A	EA	TRIM/RETAINER - 96.8" - BLACK
27	105312-01-13A	FT	INSERT - FEATURE STRIP - VINYL - BLACK

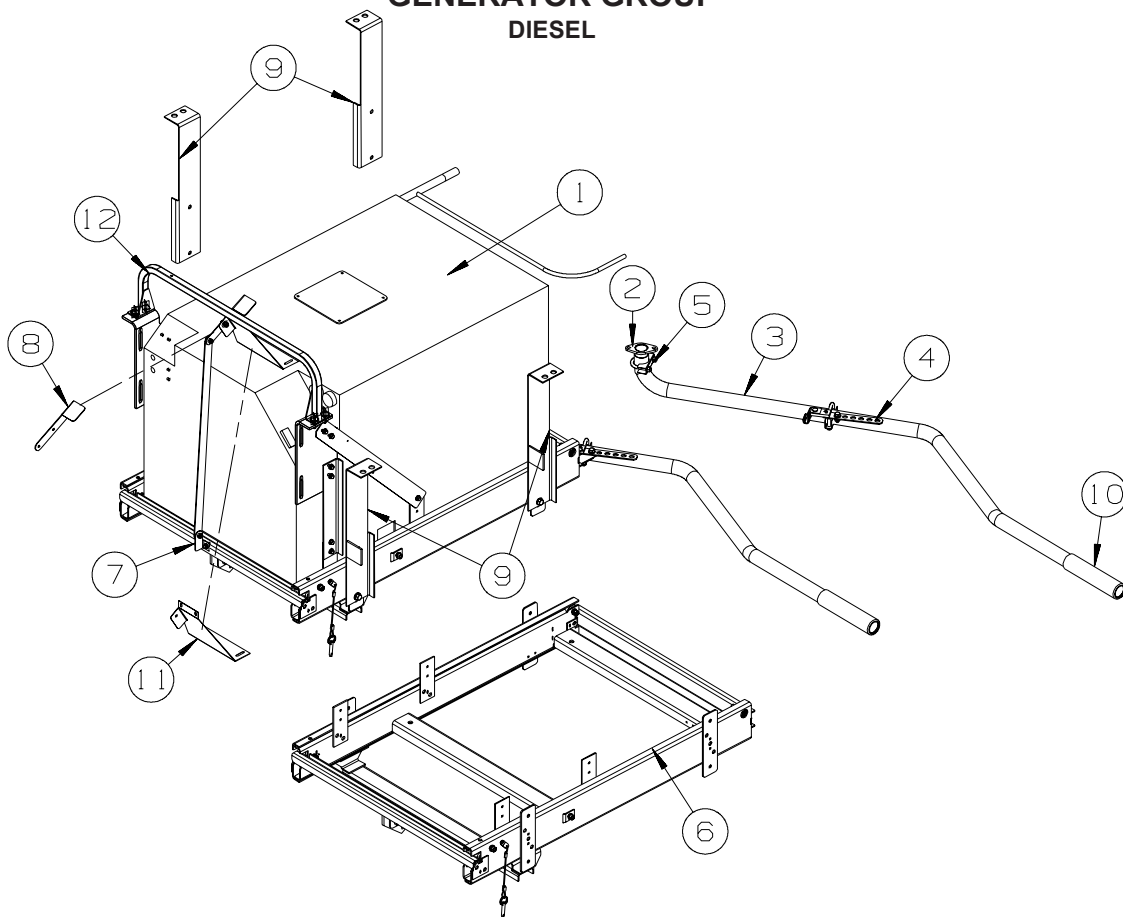
EXTERIOR SLIDEOUT GROUP (CONTINUED)
LEFT REAR (CONTINUED)

KEY	PART NUMBER	U/M	DESCRIPTION
28	142549-01-000	EA	CLIP - "S" TYPE
29	146606-58-02A	EA	TRIM/RETAINER - 62.8" - BLACK
30	153161-01-01A	FT	SEAL - SLIDEOUT - DOUBLE WIPE LIP - BLACK

COMPONENT PARTS FOR LEFT REAR

KEY	PART NUMBER	U/M	DESCRIPTION	100536-51-000	VENDOR NO.
	100536-51-700	EA	HOSE-HYDRAULIC - 1/4" X 444"		RAP91509
	100536-51-701	EA	HOSE-HYDRAULIC 1/4" X 456"		RAP6217

GENERATOR GROUP DIESEL



KEY	PART NUMBER	U/M	DESCRIPTION
1	158258-01-000	EA	GENERATOR - 8.0KW DIESEL - ONAN #HDKAK/1145
2	106235-01-000	EA	ADAPTOR - GENERATOR EXHAUST
3	116381-14-000	EA	PIPE - EXHAUST - GENERATOR
4	007131-01-000	EA	HANGER - TAILPIPE - 6 SLOTS
5	007125-03-000	EA	CLAMP - MUFFLER - 1.5" DIAMETER
6*	130294-04-01A	EA	SLIDE - GENERATOR - MANUAL
7	131696-02-02B	EA	BRACKET - GENERATOR - E-COATED
8	131696-01-02B	EA	BRACKET - GENERATOR - E-COATED
9	123141-07-02B	EA	BRACKET/HANGER - GENERATOR - E-COATED
10	138246-01-01A	EA	EXTENSION - TAILPIPE - 1.6"ID X 7.7" - STAINLESS STEEL
11	131507-01-02B	EA	BRACKET - GENERATOR - E-COATE
12	114169-02-02B	EA	HANDLE - BUMPER MOUNT - E-COATED

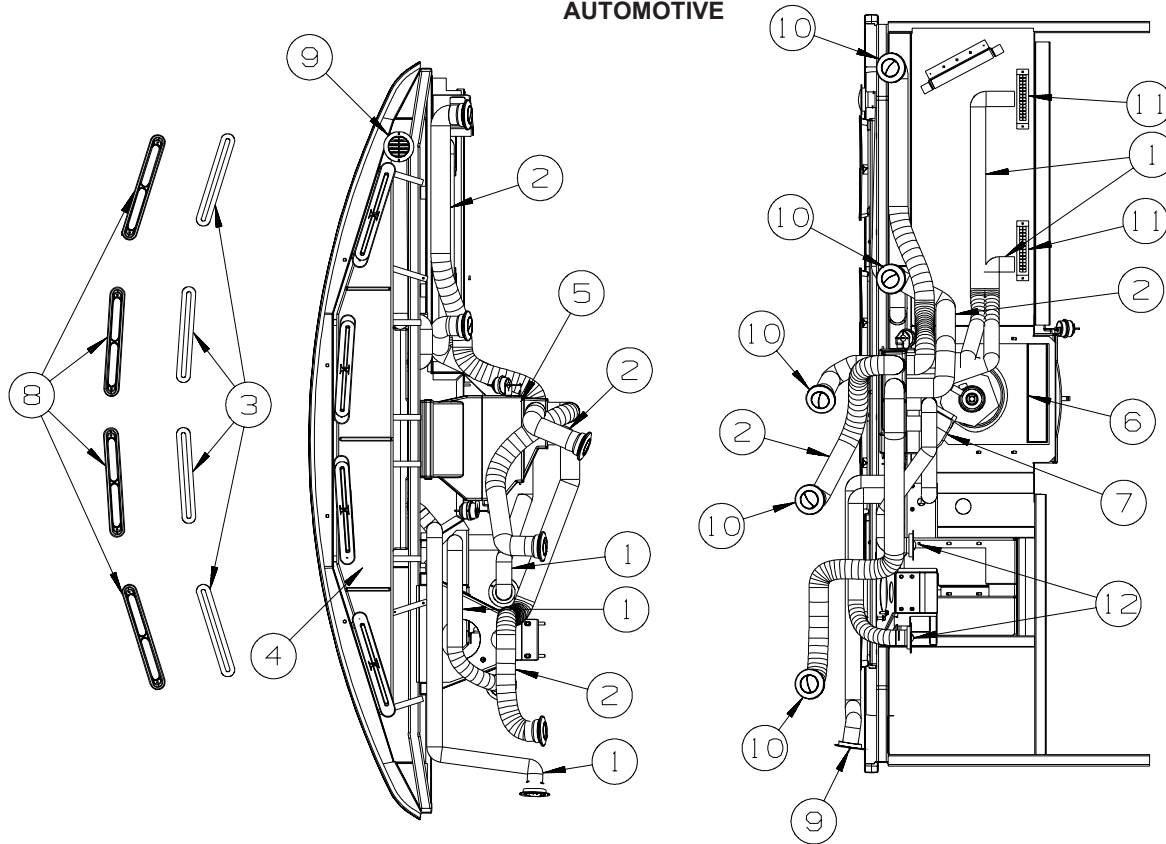
*COMPONENT PARTS LISTED LATER IN THIS GROUP

COMPONENT PARTS FOR DIESEL

130294-04-01A

KEY	PART NUMBER	U/M	DESCRIPTION	VENDOR NO.
	130294-02-700	EA	PIN/QUICK RELEASE	1213100
	130294-04-700	EA	SCREW - 5/16" X 1 1/2"	1202060
	130294-04-701	EA	BOLT - 3/8" X 3/8" SHOULDER	1202300
	130294-04-702	EA	BOLT/SHOULDER - 3/8" X 3/8"	1202735
	130294-04-703	EA	GUIDE BUTTON - POP-IN	1612690
	130294-04-704	EA	HANDLE ASM - PAINTED	3624650
	131682-01-700	EA	ROLLER - (BEARING)	1912040
	131682-01-702	EA	SPRING - (LEFT HAND)	1217901
	131682-01-703	EA	SPRING - (RIGHT HAND)	1217911
	143709-01-701	EA	BUMPER - BLACK (RUBBER STOP)	1602000

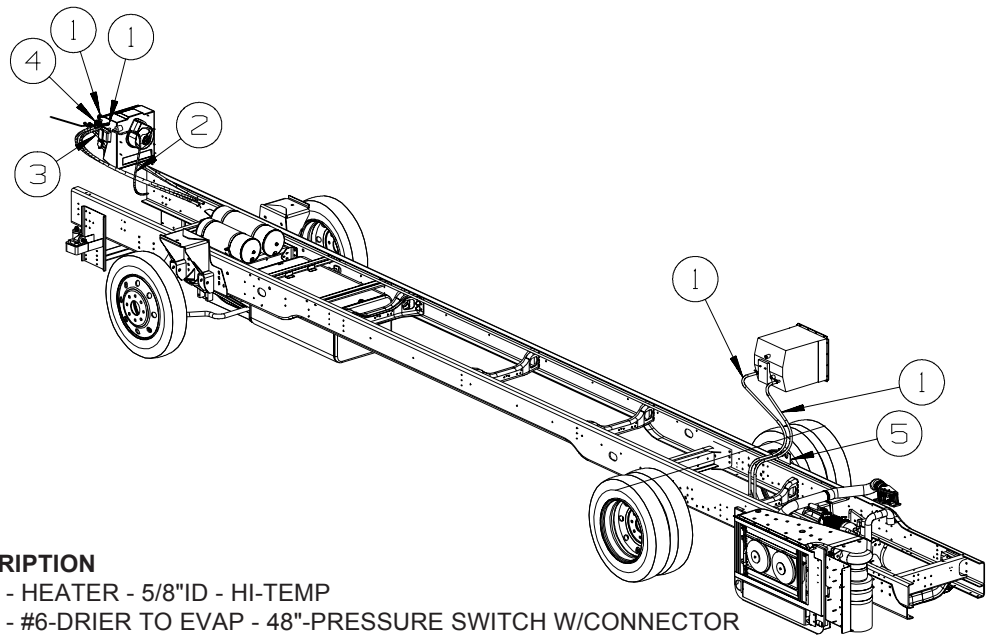
HEATING & A/C GROUP AUTOMOTIVE



KEY	PART NUMBER	U/M	DESCRIPTION
1	007076-01-000	EA	HOSE - FLEXIBLE PVC - 2" ID - INCREMENTS OF 50'
2	007281-01-000	EA	HOSE - FLEXIBLE PVC - 2 1/2" ID X 50'
3	077075-01-000	EA	GASKET - INSTRUMENT PANEL/DEFROSTER PLENUM - .6" X 10.2"
4	103017-03-000	EA	PLENUM - DEFROSTER
5*	103930-58-000	EA	CONTROL/PLENUM - LARGE ROTARY
			FROM: 00-00-00 THRU: 03-04-07
5*	103930-65-000	EA	CONTROL/PLENUM - LARGE ROTARY
			FROM: 03-05-07 THRU: 99-99-99
6*	103930-55-000	EA	EVAPORATOR/HEATER - NONCHARGED - SINGLE OUTPUT
7	134275-01-01A	EA	PLENUM - TRANSITION
8	135265-01-06A	EA	VENT - DEFROSTER - PLASTIC - CASHMERE
8	135265-01-08A	EA	VENT - DEFROSTER - PLASTIC - BRIARWOOD
9	157225-01-01A	EA	OUTLET - DEFROSTER - W/SWIVEL - 2" SLEEVE/4"OD - BLACK
9	157225-01-07A	EA	OUTLET - DEFROSTER - W/SWIVEL - 2" SLEEVE/4"OD - BRIARWOOD
9	157225-01-06A	EA	OUTLET - DEFROSTER - W/SWIVEL - 2" SLEEVE/4"OD - CASHMERE
10	146504-01-01A	EA	LOUVER - ROUND 2.5" - BLACK
11	146505-01-01A	EA	LOUVER - RECTANGULAR - 1.5" X 8" - BLACK
12	157225-01-01A	EA	OUTLET - DEFROSTER - W/SWIVEL - 2" SLEEVE/4"OD - BLACK
	113452-02-000	FT	SEAL/TRIM - FRONT - VINYL W/WIRE CARRIER - .027" - WHERE HOSES CROSS METAL

***COMPONENT PARTS LISTED LATER IN THIS GROUP**

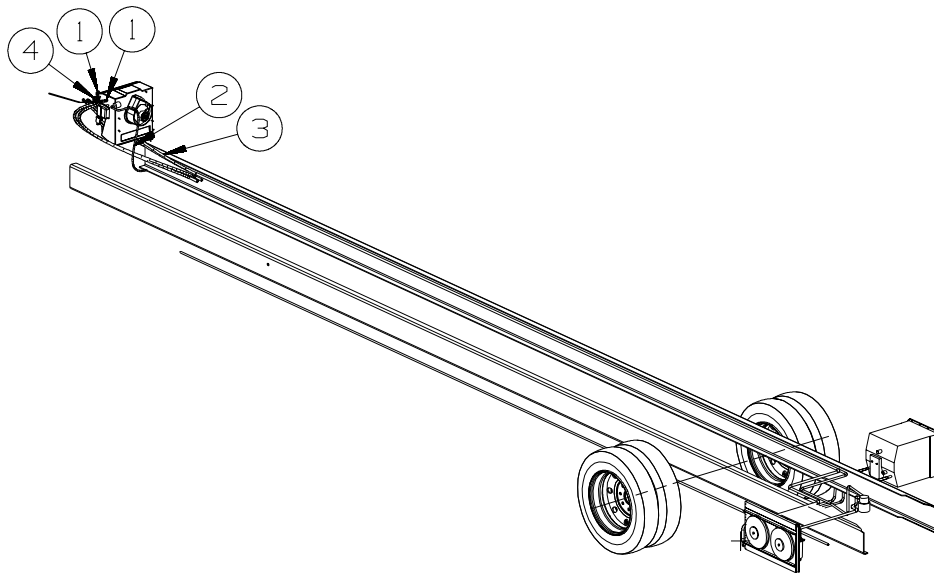
HEATING & A/C GROUP (CONTINUED) AUTOMOTIVE (CONTINUED)



S40FD

KEY	PART NUMBER	U/M	DESCRIPTION
1	007108-01-000	FT	HOSE - HEATER - 5/8"ID - HI-TEMP
2*	072342-27-000	EA	HOSE - #6-DRIER TO EVAP - 48"-PRESSURE SWITCH W/CONNECTOR
3*	103930-59-000	EA	HOSE/#12 - 80" LONG (EVAPORATOR TO COMPRESSOR)
4	103930-24-000	EA	VALVE/WATER CONTROL - 4 PORT/VACUUM CONTROLLED
5	150528-01-02B	EA	PLATE - W/HOLES - E-COATED
	113452-02-000	FT	SEAL/TRIM - FRONT - VINYL W/WIRE CARRIER - .027" - WHERE WIRES & HOSES CROSS METAL

***COMPONENT PARTS LISTED LATER IN THIS GROUP**

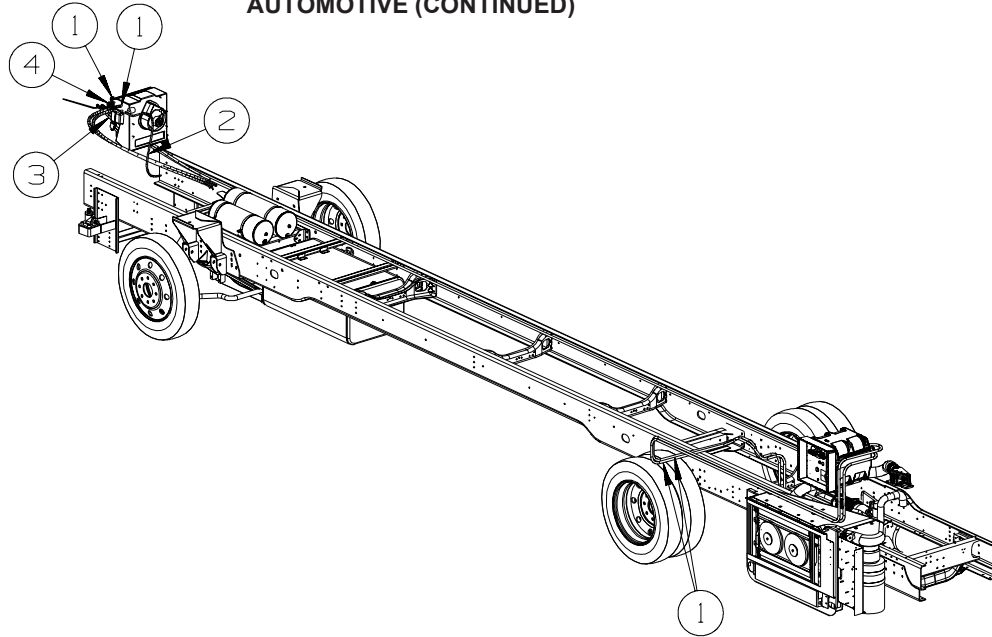


S40KD

KEY	PART NUMBER	U/M	DESCRIPTION
1	007108-01-000	FT	HOSE - HEATER - 5/8"ID - HI-TEMP
2*	072342-27-000	EA	HOSE - #6-DRIER TO EVAP - 48"-PRESSURE SWITCH W/CONNECTOR
3*	103930-59-000	EA	HOSE/#12 - 80" LONG (EVAPORATOR TO COMPRESSOR)
4	103930-24-000	EA	VALVE/WATER CONTROL - 4 PORT/VACUUM CONTROLLED
	113452-02-000	FT	SEAL/TRIM - FRONT - VINYL W/WIRE CARRIER - .027" - WHERE WIRES & HOSES CROSS METAL

***COMPONENT PARTS LISTED LATER IN THIS GROUP**

HEATING & A/C GROUP (CONTINUED)
AUTOMOTIVE (CONTINUED)



S40TD

KEY	PART NUMBER	U/M	DESCRIPTION
1	007108-01-000	FT	HOSE - HEATER - 5/8"ID - HI-TEMP
2*	072342-27-000	EA	HOSE - #6-DRIER TO EVAP - 48"-PRESSURE SWITCH W/CONNECTOR
3*	103930-59-000	EA	HOSE/#12 - 80" LONG (EVAPORATOR TO COMPRESSOR)
4	103930-24-000	EA	VALVE/WATER CONTROL - 4 PORT/VACUUM CONTROLLED
	113452-02-000	FT	SEAL/TRIM - FRONT - VINYL W/WIRE CARRIER - .027" - WHERE WIRES & HOSES CROSS METAL

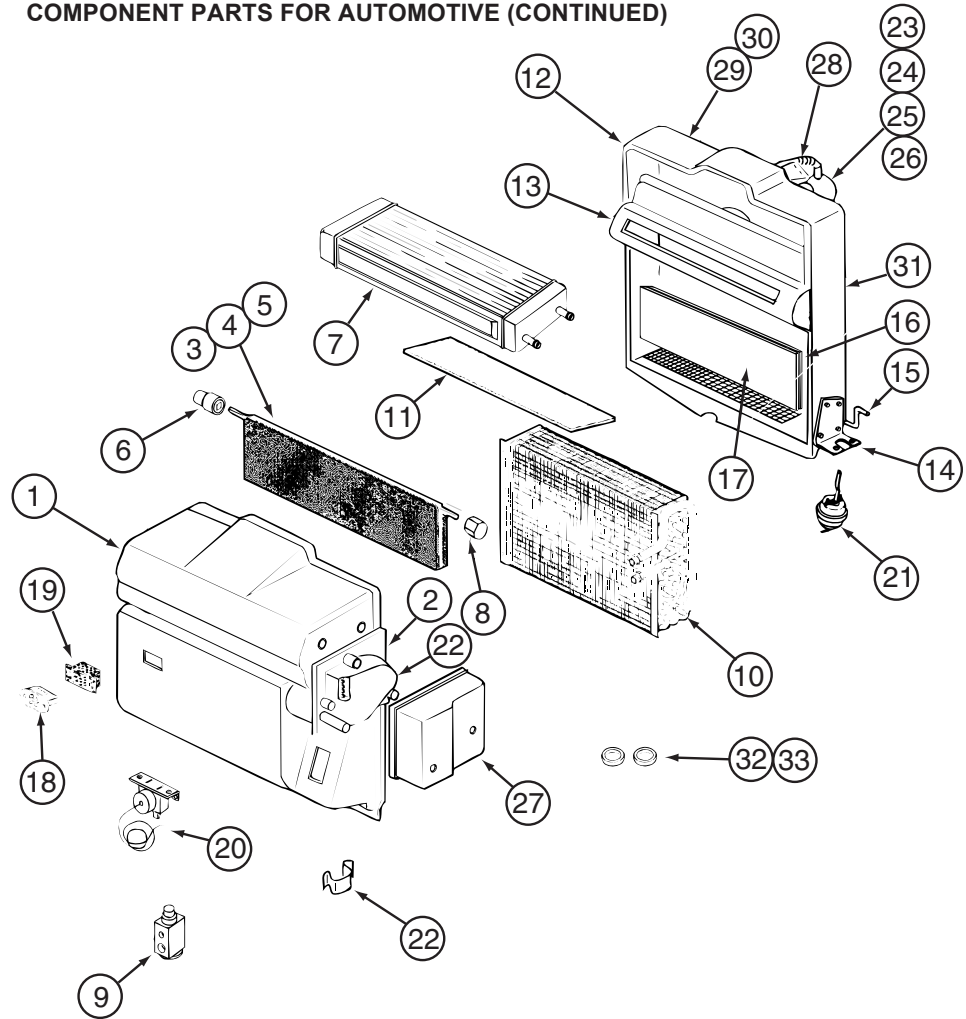
***COMPONENT PARTS LISTED LATER IN THIS GROUP**

COMPONENT PARTS FOR AUTOMOTIVE

072342-27-000

KEY	PART NUMBER	U/M	DESCRIPTION	VENDOR NO.
	072342-26-700	EA	SWITCH-BINARY W/PACKARD CONN	032-00384

HEATING & A/C GROUP (CONTINUED)
COMPONENT PARTS FOR AUTOMOTIVE (CONTINUED)



103930-55-000

KEY	PART NUMBER	U/M	DESCRIPTION	VENDOR NO.
1	103930-55-701	EA	CASE - FRONT	062-0658
2	103930-30-701	EA	PLATE - MOTOR MOUNT	062-0544
3	103930-55-705	EA	DOOR - BLEND AIR	071-0892
6	103930-30-702	EA	BUSHING/DRIVE (BLEND DOOR)	062-0168
7	103930-55-706	EA	CORE - HEATER - W/GASKET	084-0271
8	103930-30-709	EA	COUPLING - BLEND DOOR SHAFT	062-0634
9	103930-20-700	EA	VALVE-EXPANSION-BLOCK, 2 TON	034-0032
10	103930-55-700	EA	CORE-EVAPORATOR	041-00168
12	103930-55-702	EA	CASE-REAR	062-0657
14	103930-01-708	EA	BRACKET-VACUUM MOTOR	070-0113
15	103930-20-704	EA	ROD-DOOR-RECIRCULATING	073-0018
16	103930-55-707	EA	DOOR - RECIRCULATION	071-0891
18	103930-01-710	EA	RESISTOR-FUSED, A/C 4 TERM	035-0006
20	103930-01-711	EA	THERMOSTAT	033-0003
21	103930-02-708	EA	MOTOR-VACUUM SERVO, A/C	030-0025
22	103930-30-703	EA	MOTOR - SERVO	030-0104
23	103930-20-707	EA	HOUSING-BLOWER	062-0145
24	103930-55-703	EA	MOTOR-BLOWER W/O PIGTAIL	030-0137
25	103930-01-717	EA	WHEEL-BLOWER, CLOCKWISE	062-0010
26	103930-20-708	EA	CLIP-MOTOR SHAFT	022-0001
27	103930-30-704	EA	COVER - SERVO	062-0545
32	113245-01-707	EA	O'RING #8	045-0126
33	103930-17-702	EA	O'RING #10	045-0127
	103930-55-704	EA	CORE-HEATER	042-0059
	110279-01-703	EA	HOSE-VENT F/BLOWER MOTOR	051-0034

CONTACT WINNEBAGO PART SALES FOR UNLISTED COMPONENT(S)

HEATING & A/C GROUP (CONTINUED)
COMPONENT PARTS FOR AUTOMOTIVE (CONTINUED)

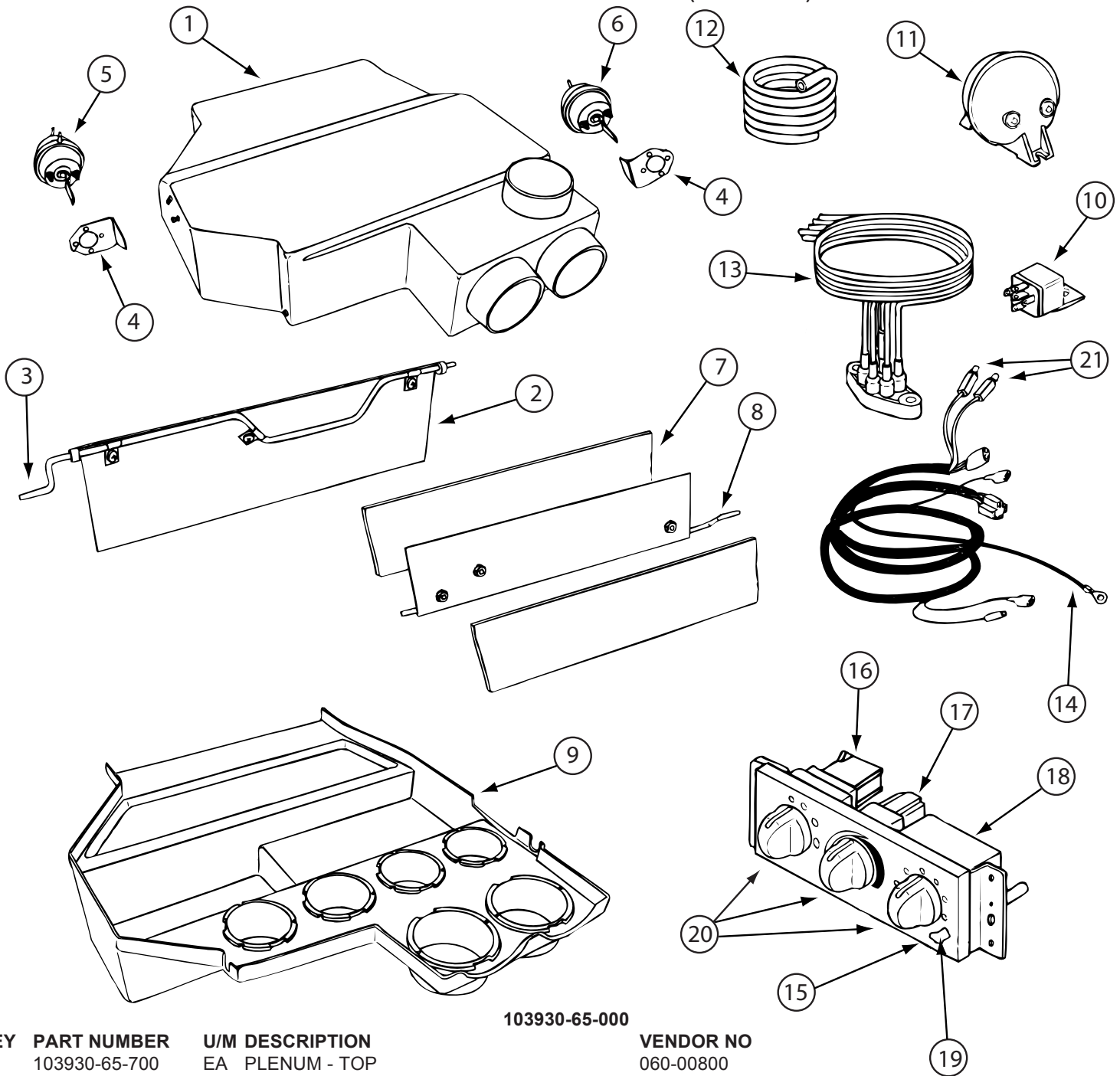
103930-58-000

KEY	PART NUMBER	U/M	DESCRIPTION	VENDOR NO
	103930-02-707	EA	RELAY-BOSCH W/RESISTER	031-0001
	103930-02-708	EA	MOTOR-VACUUM SERVO, A/C	030-0025
	103930-02-710	EA	CANISTER-VACUUM	054-0002
	103930-33-701	EA	MOTOR - VACUUM, 3 STAGE	030-0105
	103930-33-703	EA	VACUUM HARNESS	036-0466
	103930-33-705	EA	LIGHT BULBS	035-0030
	103930-49-701	EA	HARNESS - WIRE W/BULBS	036-0557
	103930-49-703	EA	CONTROL PANEL ASM. - DRIVER	083-0223
	103930-49-704	EA	SWITCH - BLOWER	032-0332
	103930-49-705	EA	POTENTIOMETER	032-0182
	103930-49-706	EA	SWITCH - VACUUM	032-0185
	103930-49-707	EA	DECAL CONTROL PANEL-N/RECESS	058-0144
	103930-49-708	EA	KNOB - BLOWER - NONRECESSED	062-0617
	103930-58-700	EA	PLENUM CASE - UPPER	060-0687
	103930-58-701	EA	DOOR/DIVERTOR - DEFROSTER	071-0929
	103930-58-702	EA	ROD - DEFROSTER DIVERTOR DR	073-0080
	103930-58-703	EA	DOOR/DIVERTOR - A/C-HEAT	071-0930
	103930-58-704	EA	ROD - A/C-HEAT DOOR	073-0079
	103930-58-705	EA	PLENUM CASE - LOWER	060-0688

103930-59-000

KEY	PART NUMBER	U/M	DESCRIPTION	VENDOR NO
	103930-17-702	EA	O'RING #10	045-0127
	103930-59-700	EA	HOSE - A/C-#12EVAP/COMP 80"	085-0574
	113245-01-710	EA	O'RING, #12	045-0128

HEATING & A/C GROUP (CONTINUED)
COMPONENT PARTS FOR AUTOMOTIVE (CONTINUED)

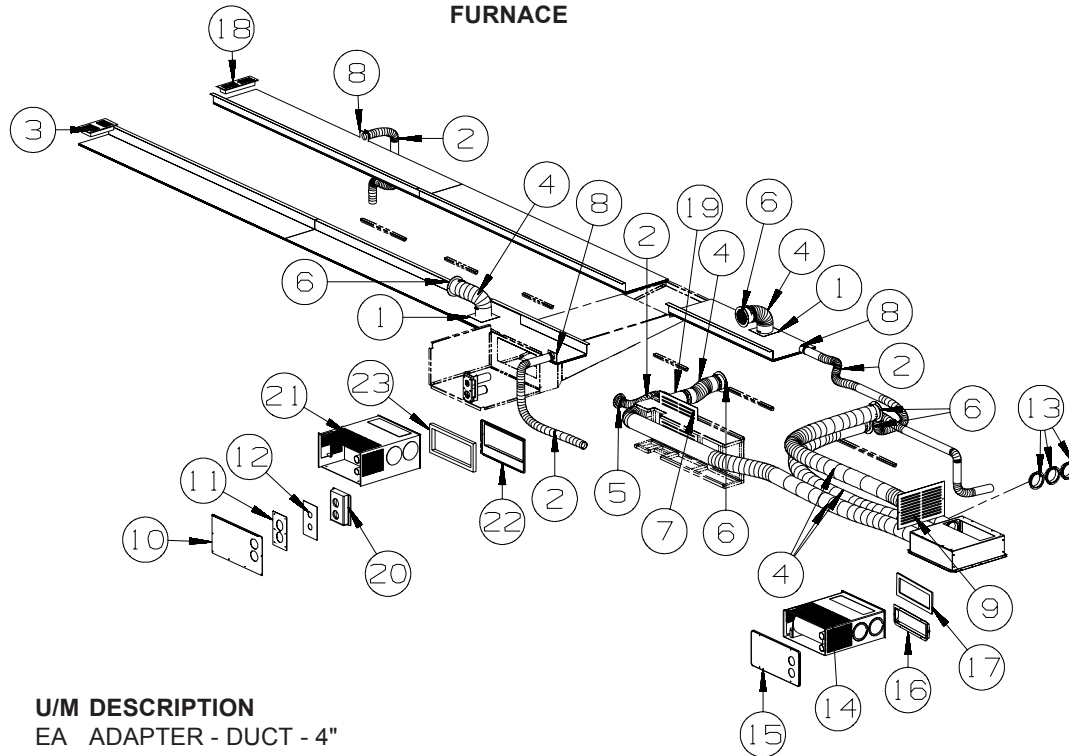


103930-65-000

KEY	PART NUMBER	U/M	DESCRIPTION	VENDOR NO
1	103930-65-700	EA	PLENUM - TOP	060-00800
2	103930-58-701	EA	DOOR/DIVERTOR - DEFROSTER	071-0929
3	103930-58-702	EA	ROD - DEFROSTER DIVERTOR DR	073-0080
4	103930-65-703	EA	BRACKET-VACUUM MOTOR	070-00782
5	103930-33-701	EA	MOTOR - VACUUM, 3 STAGE	030-0105
6	103930-02-708	EA	MOTOR-VACUUM SERVO, A/C	030-0025
7	103930-58-703	EA	DOOR/DIVERTOR - A/C-HEAT	071-0930
8	103930-58-704	EA	ROD - A/C-HEAT DOOR	073-0079
9	103930-65-701	EA	PLENUM - BOTTOM	060-00801
10	103930-02-707	EA	RELAY-BOSCH W/RESISTER	031-0001
11	103930-02-710	EA	CANISTER-VACUUM	054-0002
13	103930-33-703	EA	VACUUM HARNESS	036-0466
14	103930-49-701	EA	HARNESS - WIRE W/BULBS	036-0557
16	103930-49-704	EA	SWITCH - BLOWER	032-0332
17	103930-49-705	EA	POTENTIOMETER	032-0182
18	103930-49-706	EA	SWITCH - VACUUM	032-0185
19	103930-49-707	EA	DECAL CONTROL PANEL-N/RECESS	058-0144
20	103930-61-706	EA	KNOB - CONTROL	062-00723

HEATING & A/C GROUP (CONTINUED)

FURNACE

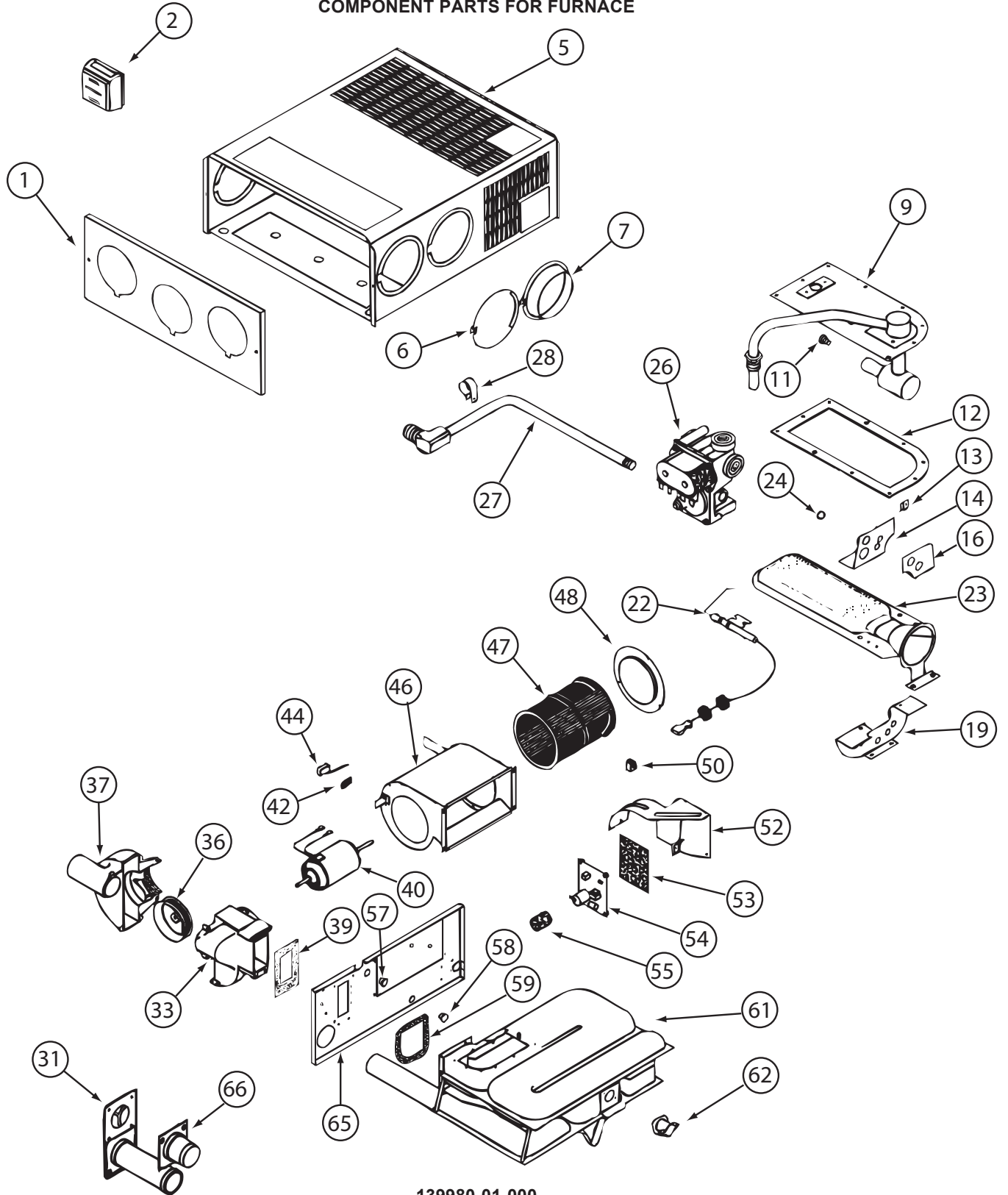


KEY	PART NUMBER	U/M	DESCRIPTION
1	092777-02-000	EA	ADAPTER - DUCT - 4"
2	009198-02-000	FT	DUCT - HEAT - FLEXIBLE - 2" ID X 25'
3	137965-07-02A	EA	REGISTER - 9.5" X 5.3"(7.8" X 3.8"R/O) W/O DAMPER-ANT PWTR
4	009198-01-000	FT	DUCT - HEAT - FLEXIBLE - 4" ID X 25'
5	157225-01-01A	EA	OUTLET - DEFROSTER - W/SWIVEL - 2" SLEEVE/4"OD - BLACK
6	056464-10-000	EA	REGISTER W/O DAMPER - 4" DIAMETER - PLASTIC - BEIGE
7	093614-13-02A	EA	GRILLE - AIR RETURN - 15.9" X 11.9" - BEIGE
8	092776-01-000	EA	ADAPTER - DUCT - 2"
9	093614-03-02A	EA	GRILLE - AIR RETURN - 15.9" X 9.9" - BEIGE
10	145895-03-02B	EA	PANEL - CLOSEOUT - FURNACE - E-COATED
11	126693-05-02B	EA	PANEL - EXHAUST/FURNACE - E-COATED
12	141337-01-01A	EA	GASKET - FURNACE
13	069636-02-000	EA	CONNECTOR - DUCT - 4" ID
14*	139980-01-000	EA	FURNACE - 25000 BTU - SF QUIET - SUBURBAN SF-25 2320J
15	098668-23-000	EA	DOOR - ACCESS - FURNACE - BRIGHT WHITE
16	139980-07-000	EA	ADAPTOR - VENT BOTTOM SF-30/35
17	139980-08-000	EA	GASKET - BOTTOM VENT SF-30/35
18	137965-03-02A	EA	REGISTER - 11.2" X 3.6"(9.7 X 2.1"R/O) W/O DAMPER-ANT PWT
19	089367-02-000	EA	TEE - 4" X 2" X 4"
20	133323-04-01A	EA	SHROUD - FURNACE - UNFINISHED
20	098668-16-000	EA	VENT - INTAKE
21*	143563-01-000	EA	FURNACE - 35000 BTU/HIGH QUIET - SUBURBAN SH-35 2322
22	143563-04-000	EA	PLATE END - COLLAR
23	143563-05-000	EA	GASKET - FIBERGLASS - SUBURBAN #071018
	146608-01-01B	EA	TUBE - EXTENSION/INTAKE - SUBURBAN
			FROM: 00-00-00 THRU: 05-17-07
	146608-02-01B	EA	TUBE - EXTENSION/EXHAUST - SUBURBAN
			FROM: 00-00-00 THRU: 05-17-07

*COMPONENT PARTS LISTED LATER IN THIS GROUP

HEATING & A/C GROUP (CONTINUED)

COMPONENT PARTS FOR FURNACE



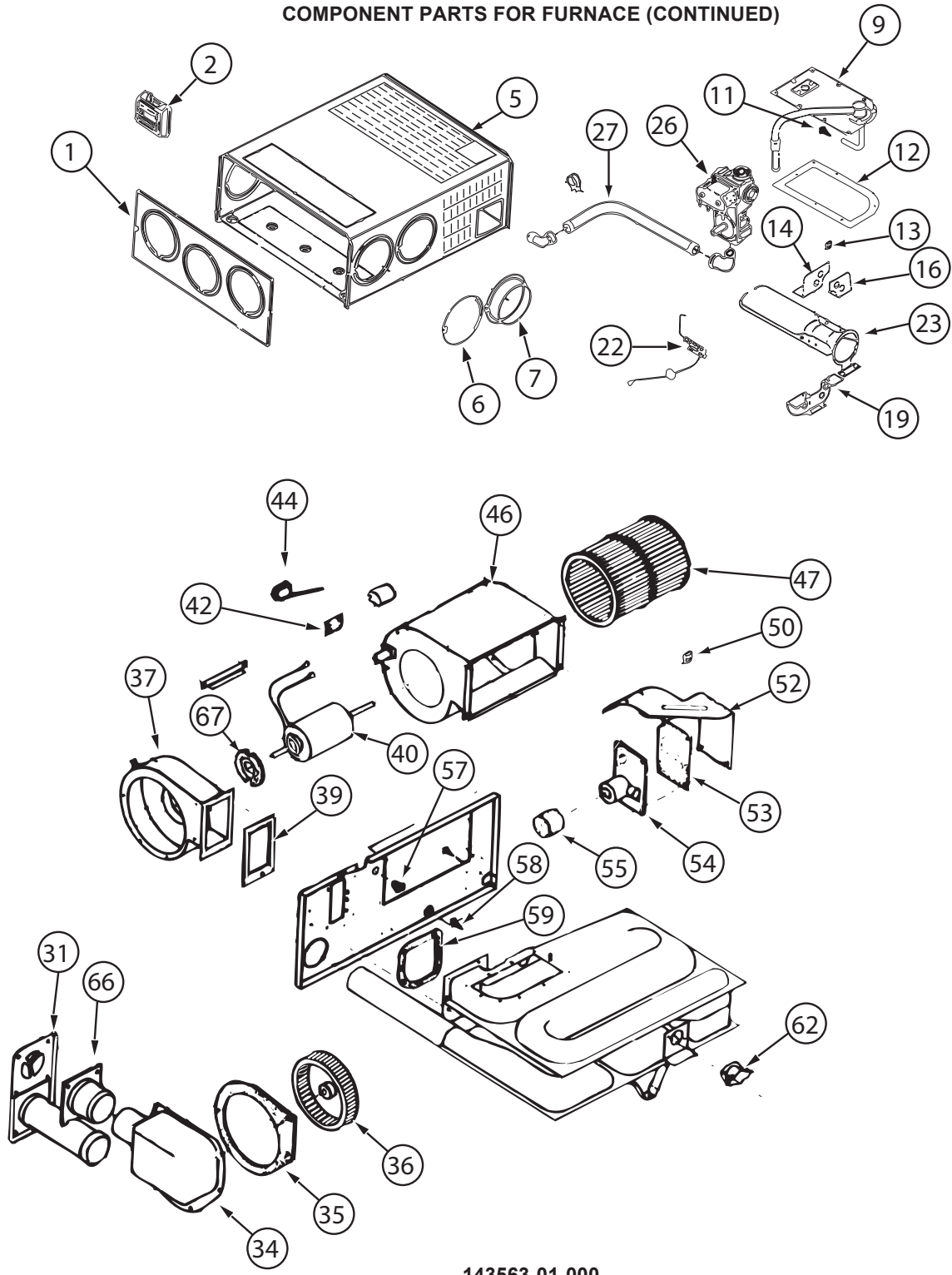
139980-01-000

HEATING & A/C GROUP (CONTINUED)
COMPONENT PARTS FOR FURNACE (CONTINUED)

139980-01-000 (CONTINUED)

KEY	PART NUMBER	U/M	DESCRIPTION	VENDOR NO.
9	139980-01-700	EA	MANIFOLD ASSEMBLY	171571
11	090039-01-703	EA	ORIFICE-MAIN BURNER	180193
12	098668-22-703	EA	GASKET - BURNER ACCESS COVER	070811
22	139980-01-701	EA	ELECTRODE	232286
23	098668-01-703	EA	BURNER ASSEMBLY	010762
26	098668-01-718	EA	VALVE-GAS SF S.N.974903079	161122
27	139980-01-702	EA	PIPE ASSEMBLY/GAS INLET	171574
31	098668-01-707	EA	TUBE ASSEMBLY, EXHAUST W/CAP	260231
33	139980-01-703	EA	HOUSING/COMB. - FRONT/HALF	390852
36	098668-01-706	EA	WHEEL-COMBUSTION AIR	350184
37	139980-01-704	EA	HOUSING/COMB. - REAR/HALF	390848
39	139980-01-705	EA	GASKET/FIREWALL-COMB AIR	071084
40	139980-01-706	EA	MOTOR ASSEMBLY W/GASKET	232682
42	101990-01-714	EA	GASKET-MICROSWITCH	230877
44	098668-21-700	EA	SWITCH-MICRO-W/O FLAG 3 1/4"	232261
46	139980-01-708	EA	BLOWER ASSEMBLY - ROOM AIR	390739BK
47	098668-01-711	EA	WHEEL-BLOWER, ROOM AIR	350129
48	139980-01-709	EA	ORFICE RING	390696
50	139980-01-710	EA	SWITCH - ON/OFF	232351
52	139980-01-711	EA	PANEL ASSEMBLY-MODULE BD	101663
53	139980-01-712	EA	INSULATOR - MODULE BD	070807
54	098668-22-705	EA	MODULE BD W/RELAY TIME DELAY	520820
55	139980-01-713	EA	CAP/INSULATOR-MODULE BD	070973
57	139980-01-714	EA	BUSHING - UNIVERSAL	070362
58	139980-01-715	EA	BUSHING - STRAIN RELIEF	231809
59	098668-01-716	EA	GASKET-FIREWALL,CHAMBER SIDE	070808
61	139980-01-716	EA	CHAMBER ASSEMBLY - FINAL	021149BK
62	098668-21-701	EA	SWITCH - LIMIT	232504
66	098668-01-713	EA	TUBE ASSEMBLY, INTAKE	051248
	098668-19-700	EA	DOOR/CABINET ACCESS	101888
	139980-02-700	EA	BLOWER ASM-1/2 HOUSING/OUTER	390851
	139980-02-701	EA	BLOWER ASM-1/2 HOUSING/INNER	390872
			CONTACT WINNEBAGO PART SALES FOR UNLISTED COMPONENT(S)	

HEATING & A/C GROUP (CONTINUED)
COMPONENT PARTS FOR FURNACE (CONTINUED)



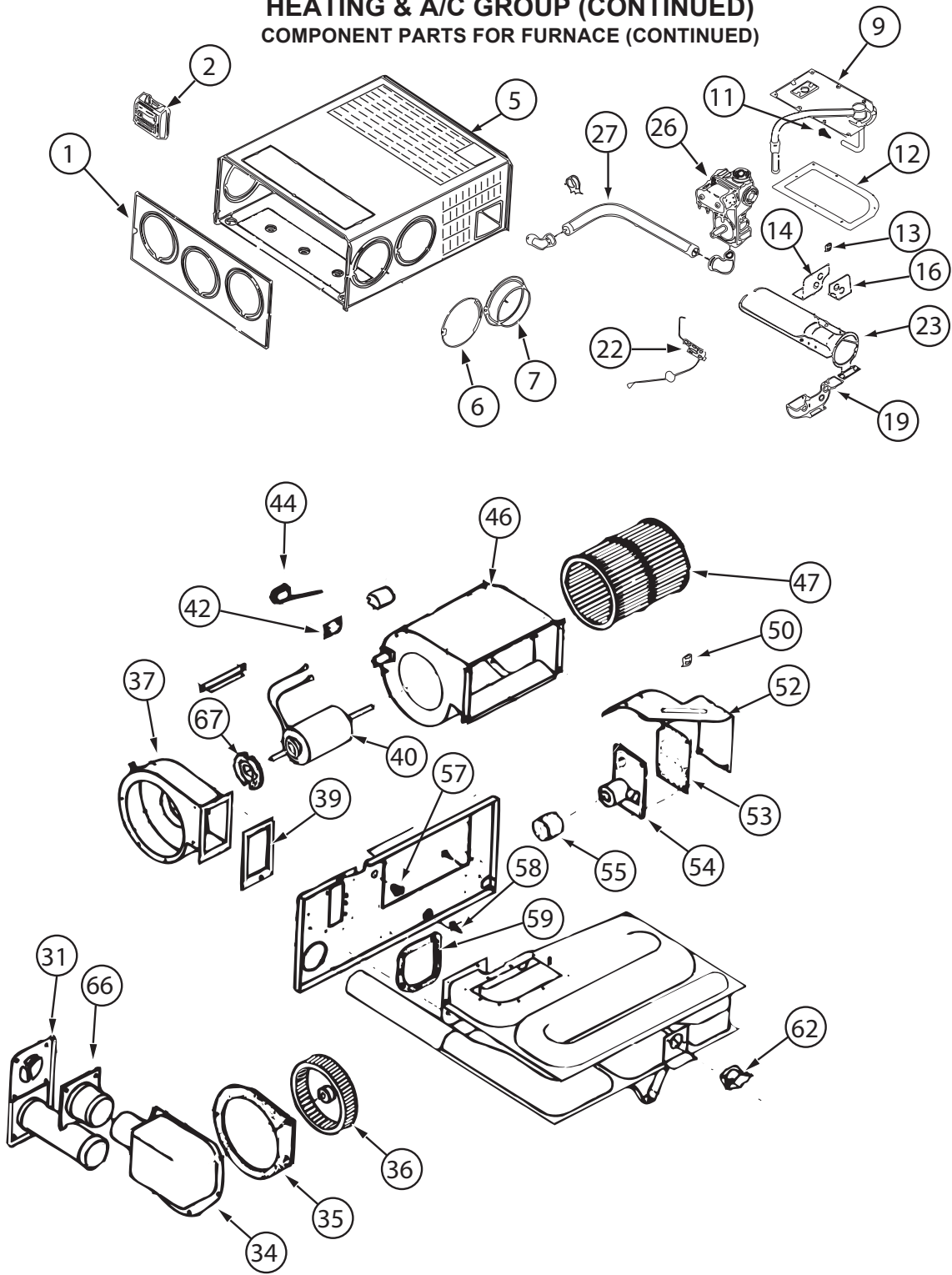
143563-01-000

HEATING & A/C GROUP (CONTINUED)
COMPONENT PARTS FOR FURNACE (CONTINUED)

143563-01-000 (CONTINUED)

KEY	PART NUMBER	U/M	DESCRIPTION	VENDOR NO.
1	143563-01-700	EA	CABINET - FRONT	101907
2			SEE 12 VOLT WIRING AREAS FOR CORRECT THERMOSTAT	
5	143563-01-701	EA	CABINET	101921
7	075696-02-703	EA	COLLAR - DUCT	050715
9	143563-01-702	EA	MANIFOLD ASSEMBLY	171599
11	143563-01-703	EA	ORFICE - MAIN BURNER	180308
12	098668-22-703	EA	GASKET - BURNER ACCESS COVER	070811
14	143563-01-704	EA	PLATE - SECONDARY AIR/TOP BACK	063199
16	143563-01-705	EA	PLATE - SECONDARY AIR/TOP FRT	062936
19	143563-01-706	EA	PLATE - SECONDARY AIR/BOTTOM	062938
22	139980-01-701	EA	ELECTRODE	232286
23	098668-02-700	EA	BURNER ASSEMBLY,SF-30 & SF35	010745
26	098668-01-718	EA	VALVE-GAS SF S.N.974903079	161122
27	143563-01-707	EA	PIPE ASSEMBLY (GAS INLET)	171603
31	098668-01-707	EA	TUBE ASSEMBLY, EXHAUST W/CAP	260231
34	143563-01-708	EA	BOX ASM (COMB. AIR INTAKE)	051430BK
35	143563-01-709	EA	GASKET (COMB. AIR HOUSING)	071108
36	143563-01-710	EA	WHEEL (COMBUSTION AIR)	350199
37	143563-01-711	EA	HOUSING (COMBUSTION AIR)	390862BK
39	143563-01-715	EA	GASKET-FIREWALL/COMB. AIR	071107
40	143563-01-712	EA	MOTOR ASSEMBLY	232727
42	101990-01-714	EA	GASKET-MICROSWITCH	230877
44	098668-21-700	EA	SWITCH-MICRO-W/O FLAG 3 1/4"	232261
46	143563-01-713	EA	BLOWER ASSEMBLY(ROOM AIR)	390867BK
47	143563-01-714	EA	WHEEL - ROOM AIR	350198
50	139980-01-710	EA	SWITCH - ON/OFF	232351
52	139980-01-711	EA	PANEL ASSEMBLY-MODULE BD	101663
53	139980-01-712	EA	INSULATOR - MODULE BD	070807
54	098668-22-705	EA	MODULE BD W/RELAY TIME DELAY	520820
55	139980-01-713	EA	CAP/INSULATOR-MODULE BD	070973
57	139980-01-714	EA	BUSHING - UNIVERSAL	070362
58	139980-01-715	EA	BUSHING - STRAIN RELIEF	231809
59	098668-01-716	EA	GASKET-FIREWALL,CHAMBER SIDE	070808
62	098668-21-701	EA	SWITCH - LIMIT	232504
66	098668-01-713	EA	TUBE ASSEMBLY, INTAKE	051248
67	075697-07-703	EA	GASKET - MOTOR	070448
	143563-01-716	EA	CHAMBER ASM. - FINAL	
			CONTACT WINNEBAGO PART SALES FOR UNLISTED COMPONENT(S)	

HEATING & A/C GROUP (CONTINUED)
COMPONENT PARTS FOR FURNACE (CONTINUED)



143563-08-000

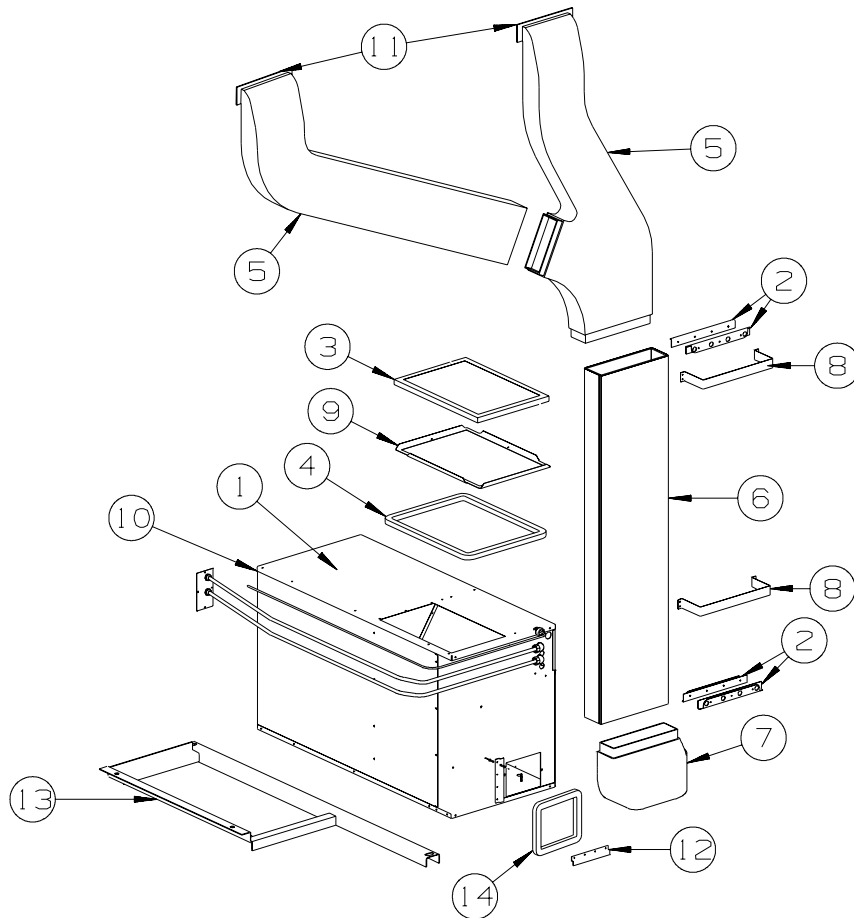
HEATING & A/C GROUP (CONTINUED)
COMPONENT PARTS FOR FURNACE (CONTINUED)

143563-08-000 (CONTINUED)

KEY	PART NUMBER	U/M	DESCRIPTION	VENDOR NO.
1	143563-01-700	EA	CABINET - FRONT	101907
5	143563-08-700	EA	CABINET	102102
7	075696-02-703	EA	COLLAR - DUCT	050715
9	143563-08-701	EA	MANIFOLD ASSEMBLY	171638
11	143563-02-701	EA	ORFICE - MAIN BURNER	180309
12	098668-22-703	EA	GASKET - BURNER ACCESS COVER	070811
14	143563-02-702	EA	PLATE - SECONDARY AIR/TOP BACK	063198
16	143563-02-703	EA	PLATE - SECONDARY AIR/TOP FRT	062933
19	143563-02-704	EA	PLATE - SECONDARY AIR/BOTTOM	062935
22	139980-01-701	EA	ELECTRODE	232286
23	098668-11-701	EA	BURNER ASSEMBLY, SF-42F	010799
26	143563-08-702	EA	VALVE-GAS	161192
27	143563-08-703	EA	PIPE ASSEMBLY (GAS INLET)	171655
31	098668-01-707	EA	TUBE ASSEMBLY, EXHAUST W/CAP	260231
32	098668-01-713	EA	TUBE ASSEMBLY, INTAKE	051248
34	139980-01-703	EA	HOUSING/COMB. - FRONT/HALF	390852
37	139980-01-704	EA	HOUSING/COMB. - REAR/HALF	390848
38	098668-22-702	EA	WHEEL-COMBUSTION AIR	350183
39	139980-01-705	EA	GASKET/FIREWALL-COMB AIR	071084
40	143563-08-704	EA	MOTOR ASSEMBLY W/GASKET	232850
42	143563-08-705	EA	BLOWER ASM(ROOM AIR)FRONT1/2	390873
44	143563-08-706	EA	BLOWER ASM(ROOM AIR)REAR 1/2	390921
45	143563-08-707	EA	SWITCH-SAIL	232868
48	139980-01-710	EA	SWITCH - ON/OFF	232351
49	139980-01-712	EA	INSULATOR - MODULE BD	070807
50	098668-22-705	EA	MODULE BD W/RELAY TIME DELAY	520820
51	139980-01-713	EA	CAP/INSULATOR-MODULE BD	070973
52	098668-01-711	EA	WHEEL-BLOWER, ROOM AIR	350129
54	139980-01-714	EA	BUSHING - UNIVERSAL	070362
56	143563-08-708	EA	BUSHING - STRAIN RELIEF	230216
57	098668-01-716	EA	GASKET-FIREWALL,CHAMBER SIDE	070808
58	143563-02-707	EA	CHAMBER ASM. - FINAL	021172BK
59	098668-22-706	EA	SWITCH/LIMIT-195 TRIP TEMP	232505
65	143563-05-709	EA	PANEL ASSEMBLY-MODULE BD	102078
67	143563-08-710	EA	MODULE BOARD - DUAL CONTROL	232806

CONTACT WINNEBAGO PART SALES FOR UNLISTED COMPONENT(S)

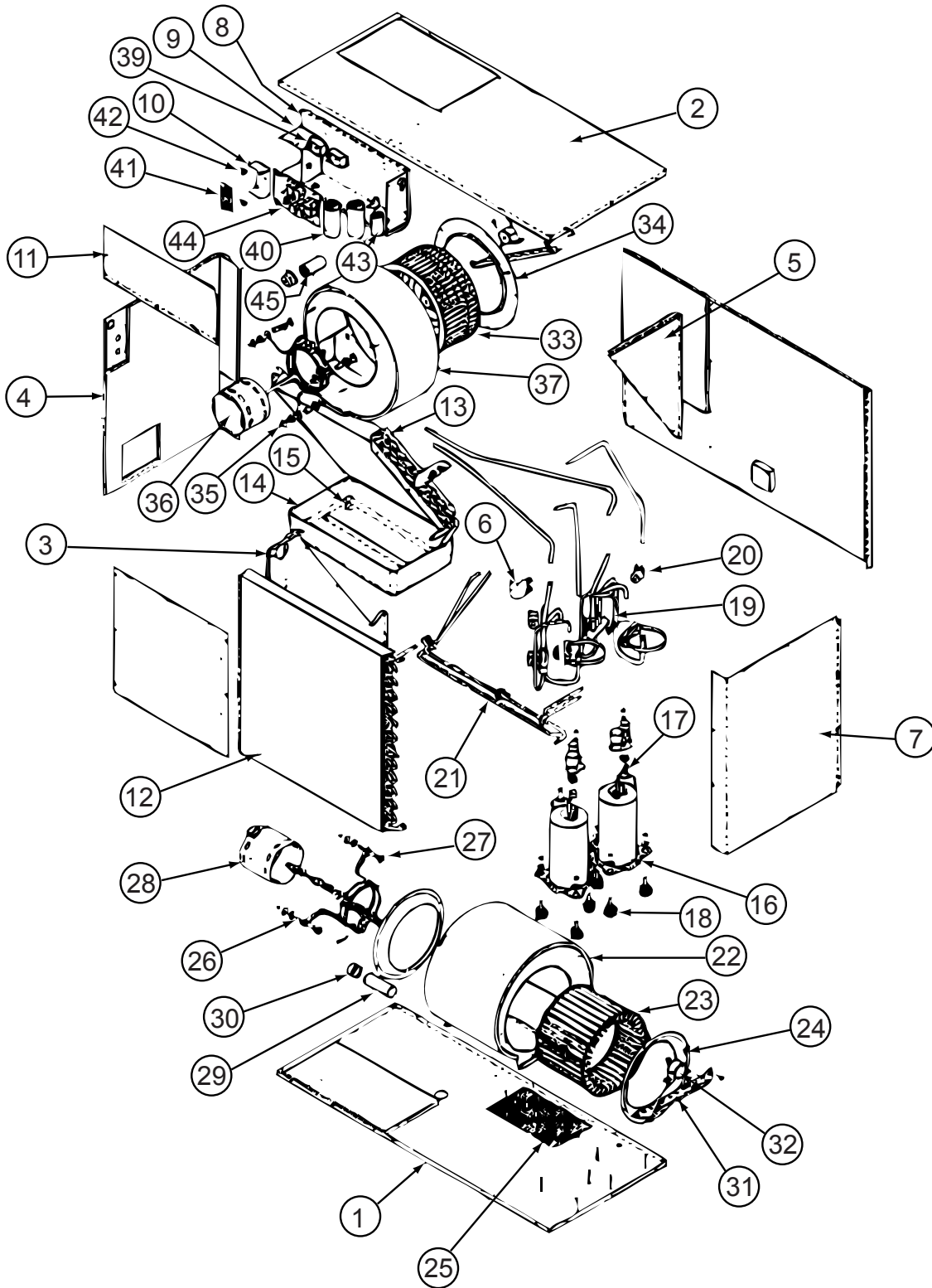
HEATING & A/C GROUP (CONTINUED) CENTRAL



KEY	PART NUMBER	U/M	DESCRIPTION
1*	105620-16-000	EA	A/C - CENTRAL - RIGHT HAND/HEAT PUMP - TOP RETURN
2	160755-01-02B	EA	U-CHANNEL-W/HOLES
3	109050-02-000	EA	FILTER/FURNACE-AC - FIBERGLASS - 1" X 14" X 20"
4	134588-04-000	EA	GASKET - DUCT - 13.9" X 18.2" IS - 15.9" X 20.2" OS
5	M09204-01-000	EA	DUCT/AC - UPPER RIGHT HAND/LEFT HAND
5	105290-01-000	SF	INSULATION - AIR POCKET W/FOIL - 4' WIDE
6	159404-05-000	EA	PLENUM - A/C - 55.9"
7	P47621-01-000	EA	DUCT - CENTRAL AIR/FORCED - LOWER
7	105290-01-000	SF	INSULATION - AIR POCKET W/FOIL - 4' WIDE
8	129047-01-02B	EA	STRAP/MOUNTING - AIR DUCT - E-COATED
9	139757-01-02B	EA	PANEL - TRAY - A/C FILTER - E-COATED
10	107721-07-000	FT	SEAL - ACCESS DOOR - .9"WIDE X 1.1"HIGH
11	104692-01-000	FT	SEAL - ADHESIVE BACKED FOAM - 3/4" THICK X 3/4" WIDE X 25'
12	130481-01-01A	EA	BRACKET - ZEE W/HOLES - 7"
13	147613-02-02B	EA	CRADLE - A/C - E-COATED
14	134588-02-000	EA	GASKET - DUCT - 13.9" X 18.2" IS - 15.9" X 20.2" OS

***COMPONENT PARTS LISTED LATER IN THIS GROUP**

HEATING & A/C GROUP (CONTINUED)
COMPONENT PARTS FOR CENTRAL



105620-16-000

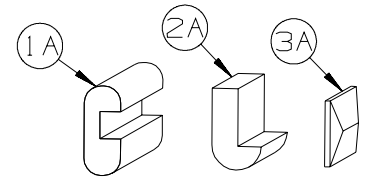
HEATING & A/C GROUP (CONTINUED)
COMPONENT PARTS FOR CENTRAL (CONTINUED)

105620-16-000 (CONTINUED)

KEY	PART NUMBER	U/M	DESCRIPTION	VENDOR NO.
10	105620-01-733	EA	ISOLATOR-HIGH VOLTAGE	6795-117
10	105620-12-704	EA	COMPRESSOR (TECHUMSEH)	1450-2149
12	105620-16-700	EA	CONDENSOR COIL	1452-1681
13	105620-16-701	EA	EVAPORATOR COIL	14521671
14	105620-16-702	EA	DRAIN PAN	6537-104
15	105620-12-703	EA	VALVE - DRAIN	6795-200
16	105620-12-723	EA	COMPRESSOR (PANASONIC)	1450-2229
17	105620-16-703	EA	OVERLOAD	1450-0161
18	105620-01-706	EA	MOUNTING PKG.,COMP., 3 PER	6759-3081
19	105620-16-704	EA	REVERSING VALVE	6537-5321
20	105620-12-708	EA	COIL - SOLENOID	1460-1081
21	105620-16-705	EA	BY-FLO RESTRICTOR	1454-2561
22	105620-10-718	EA	HOUSING/OUTSIDE AIR	6536-515
23	105620-01-713	EA	WHEEL-BLOWER/OUTSIDE AIR	1472-1011
24	105620-01-714	EA	VENTURI-BLOWER/OUTSIDE AIR	6795A150
26	105620-01-715	EA	MOUNT-BLOWER/OUTSIDE AIR	6795A3011
27	105620-01-716	EA	SLEEVE & GROMMET, 4 PER PKG	6795A3031
28	105620-10-721	EA	MOTOR/BLOWER-8 3/4" SHAFT	1468A3029
29	105620-01-718	EA	CAPACITOR-FAN(OUTDOOR MOTOR)	1499-5631
30	105620-10-715	EA	RUBBER CAPACITOR BOOT	1499-951
31	105620-12-713	EA	BRACKET/BEARING-O/S AIR BLWR	6536-514
32	105620-10-701	EA	BEARING/PILLOW BLOCK-O/S AIR	6536-3011
33	105620-11-701	EA	BLOWER WHEEL/INSIDE AIR	1472-1151
34	105620-12-715	EA	BLOWER VENTURI/INSIDE AIR	6535A287
35	105620-01-723	EA	MOUNT-BLOWER MOTOR - I/S AIR	6795-302
36	105620-12-716	EA	BLOWER MTR/IN AIR/REVERSIBLE	1468-3219
37	105620-16-707	EA	BLOWER HOUSING/INSIDE AIR	6537-590
38	105620-12-719	EA	COIL SENSOR	7330A3231
39	105620-01-729	EA	RELAY-COMPRESSOR -4 TERMINAL	1460-1131
40	105620-12-725	EA	COMPRESSOR RUN CAPACITOR	1499-5731
41	105620-16-708	EA	BOARD/TERMINAL- HIGH VOLTAGE	6795-3151
43	105620-10-705	EA	PTCR (START DEVICE) - W/CAP.	8333A9021
45	093763-01-704	EA	CAPACITOR-FAN (INDOOR MOTOR)	1499-5461
	105620-12-720	EA	KIT-CIRCUIT BD (6535-SERIES)	6535-3201

CONTACT WINNEBAGO PART SALES FOR UNLISTED COMPONENTS

INTERIOR FINISH GROUP
MOLDINGS & TRIMS
CONCERT CHERRY, WASHED MAPLE, HONEY CHERRY

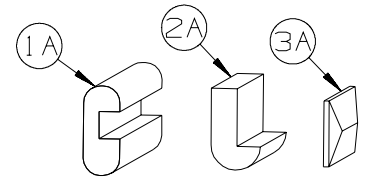


KEY	PART NUMBER	U/M	DESCRIPTION
1A	M09412-62-N42	EA	MOLDING/SHELF EDGE - .6" X 1.3" X 96" - PORTSMOUTH OAK
1A	M09412-62-M52	EA	MOLDING/SHELF EDGE - .6" X 1.3" X 96" - CONCERT CHERRY
1A	M09412-62-M62	EA	MOLDING/SHELF EDGE - .6" X 1.3" X 96" - WASHED MAPLE
1A	M09412-62-RC3	EA	MOLDING/SHELF EDGE - .6" X 1.3" X 96" - HONEY CHERRY
1A	M09412-62-SA3	EA	MOLDING/SHELF EDGE - .6" X 1.3" X 96" - SIERRA MAPLE
2A	M09511-43-T77	EA	MOLDING - TRIM - W/NOTCH - .8" X 1.4" X 86.3" - PORTSMOUT OAK
2A	M09525-80-UM1	EA	MOLDING - TRIM - W/NOTCH - .8" X 1.4" X 86.5" - CONCERT CHERRY
2A	M09525-80-U91	EA	MOLDING - TRIM - W/NOTCH - .8" X 1.4" X 86.5" - WASHED MAPLE
2A	M09525-80-U92	EA	MOLDING - TRIM - W/NOTCH - .8" X 1.4" X 86.5" - SIERRA MAPLE
2A	M09525-80-Y92	EA	MOLDING - TRIM - W/NOTCH - .8" X 1.4" X 86.5" - HONEY CHERRY
2A	M09501-85-TG3	EA	MOLDING/TRIM - W/NOTCH - 4" X 86.06" - HONEY CHERRY
2A	M09501-32-TG1	EA	MOLDING/TRIM - W/NOTCH - .8" X 2.5" X 86.2" - CONCERT CHERRY
2A	M09501-32-TG2	EA	MOLDING/TRIM - W/NOTCH - .8" X 2.5" X 86.2" - WASHED MAPLE
2A	M09501-32-TD3	EA	MOLDING/TRIM - W/NOTCH - .8" X 2.5" X 86.2" - SIERRA MAPLE
2A	M09501-32-TG3	EA	MOLDING/TRIM - W/NOTCH - .8" X 2.5" X 86.2" - HONEY CHERRY
2A	M09515-72-TD0	EA	MOLDING/TRIM - .8" X 2.2" X 86.1" - PORTSMOUTH OAK
2A	M09515-72-TD1	EA	MOLDING/TRIM - .8" X 2.2" X 86.1" - CONCERT CHERRY
2A	M09515-72-TD2	EA	MOLDING/TRIM - .8" X 2.2" X 86.1" - WASHED MAPLE
2A	M09515-72-TD3	EA	MOLDING/TRIM - .8" X 2.2" X 86.1" - SIERRA MAPLE
2A	M09511-44-T77	EA	MOLDING - TRIM - W/NOTCH - 1" X 86.4" - PORTSMOUTH OAK
2A	M09511-44-T78	EA	MOLDING - TRIM - W/NOTCH - 1" X 86.4" - CONCERT CHERRY
2A	M09511-44-T79	EA	MOLDING - TRIM - W/NOTCH - 1" X 86.4" - WASHED MAPLE
2A	M09511-44-T80	EA	MOLDING - TRIM - W/NOTCH - 1" X 86.4" - HONEY CHERRY
2A	M09438-25-RA3	EA	MOLDING - HARDWOOD-W/NOTCH - 1.4"X 80.2" - HONEY CHERRY
3A	M09477-63-S46	EA	MOLDING - TRIM/VEE-W/CUT ENDS - 1"X 64.1" - PORTSMOUTH OAK
3A	M09477-63-S47	EA	MOLDING - TRIM/VEE-W/CUT ENDS - 1"X 64.1" - CONCERT CHERRY
3A	M09477-63-S48	EA	MOLDING - TRIM/VEE-W/CUT ENDS - 1"X 64.1" - WASHED MAPLE
3A	M09477-63-W51	EA	MOLDING - TRIM/VEE-W/CUT ENDS - 1"X 64.1" - HONEY CHERRY
3A	M09477-64-S46	EA	MOLDING - TRIM/VEE-W/CUT ENDS - 1"X 14.9" - PORTSMOUTH OAK
3A	M09477-64-S47	EA	MOLDING - TRIM/VEE-W/CUT ENDS - 1"X 14.9" - CONCERT CHERRY
3A	M09477-64-S48	EA	MOLDING - TRIM/VEE-W/CUT ENDS - 1"X 14.9" - WASHED MAPLE
3A	M09477-64-W51	EA	MOLDING - TRIM/VEE-W/CUT ENDS - 1"X 14.9" - HONEY CHERRY
3A	M09501-30-SD0	EA	MOLDING - TRIM/VEE - .2" X 1" X 35.1" - PORTSMOUTH OAK
3A	M09501-30-SD1	EA	MOLDING - TRIM/VEE - .2" X 1" X 35.1" - CONCERT CHERRY
3A	M09501-30-SD2	EA	MOLDING - TRIM/VEE - .2" X 1" X 35.1" - WASHED MAPLE
3A	M09501-30-SD3	EA	MOLDING - TRIM/VEE - .2" X 1" X 35.1" - HONEY CHERRY
3A	M09515-97-WL4	EA	MOLDING - TRIM/VEE - .2" X 1" X 32.6" - CONCERT CHERRY
3A	M09515-97-WL5	EA	MOLDING - TRIM/VEE - .2" X 1" X 32.6" - WASHED MAPLE
3A	M09515-97-WL6	EA	MOLDING - TRIM/VEE - .2" X 1" X 32.6" - HONEY CHERRY
3A	M09534-17-UF3	EA	MOLDING - TRIM/VEE - .2" X 1" X 20.1" - SIERRA MAPLE
3A	M09534-17-UJ1	EA	MOLDING - TRIM/VEE - .2" X 1" X 20.1" - CONCERT CHERRY
3A	M09534-17-UJ2	EA	MOLDING - TRIM/VEE - .2" X 1" X 20.1" - WASHED MAPLE
3A	M09534-17-UJ3	EA	MOLDING - TRIM/VEE - .2" X 1" X 20.1" - HONEY CHERRY
3A	M09477-88-S34	EA	MOLDING - TRIM/VEE - .2" X 1" X 19.9" - WASHED MAPLE
3A	M09477-88-S35	EA	MOLDING - TRIM/VEE - .2" X 1" X 19.9" - SIERRA MAPLE
3A	M09568-03-W51	EA	MOLDING - TRIM/VEE - .2" X 1" X 19.8" - HONEY CHERRY
3A	M09568-03-W52	EA	MOLDING - TRIM/VEE - .2" X 1" X 19.8" - WASHED MAPLE
3A	M09565-51-W51	EA	MOLDING - TRIM/VEE - .2" X 1" X 19.4" - HONEY CHERRY
3A	M09565-51-W52	EA	MOLDING - TRIM/VEE - .2" X 1" X 19.4" - WASHED MAPLE
3A	M09553-79-W66	EA	MOLDING - TRIM/VEE - .2" X 1" X 15.6" - HONEY CHERRY
3A	M09515-10-W66	EA	MOLDING - TRIM/VEE - .2" X 1" X 15.4" - HONEY CHERRY
3A	M09501-63-T78	EA	MOLDING - TRIM/VEE - .2" X 1" X 15" - CONCERT CHERRY
3A	M09501-63-T79	EA	MOLDING - TRIM/VEE - .2" X 1" X 15" - WASHED MAPLE
3A	M09501-63-T80	EA	MOLDING - TRIM/VEE - .2" X 1" X 15" - SIERRA MAPLE
3A	M09501-63-W66	EA	MOLDING - TRIM/VEE - .2" X 1" X 15" - HONEY CHERRY
3A	M09553-09-W66	EA	MOLDING - TRIM/VEE - .2" X 1" X 13.4" - HONEY CHERRY
3A	M09566-04-WD3	EA	MOLDING - TRIM/VEE - .2" X 1" X 8.9" - HONEY CHERRY
3A	M09553-29-WH4	EA	MOLDING - TRIM/VEE - .4" X 1" X 94.4" - CONCERT CHERRY
3A	M09553-29-WH5	EA	MOLDING - TRIM/VEE - .4" X 1" X 94.4" - WASHED MAPLE
3A	M09553-29-WH6	EA	MOLDING - TRIM/VEE - .4" X 1" X 94.4" - SIERRA MAPLE
3A	M09565-04-WH4	EA	MOLDING - TRIM/VEE - .4" X 1" X 89.5" - CONCERT CHERRY

INTERIOR FINISH GROUP (CONTINUED)
MOLDINGS & TRIMS (CONTINUED)

KEY	PART NUMBER	U/M	DESCRIPTION
3A	M09565-04-WH5	EA	MOLDING - TRIM/VEE - .4" X 1" X 89.5" - WASHED MAPLE
3A	M09565-04-WH6	EA	MOLDING - TRIM/VEE - .4" X 1" X 89.5" - SIERRA MAPLE
3A	M09544-86-W37	EA	MOLDING - TRIM/VEE - .4" X 1" X 88.1" - WASHED MAPLE
3A	M09544-86-W38	EA	MOLDING - TRIM/VEE - .4" X 1" X 88.1" - SIERRA MAPLE
3A	M09538-39-U67	EA	MOLDING - TRIM/VEE - .4" X 1" X 82.6" - WASHED MAPLE
3A	M09538-39-U68	EA	MOLDING - TRIM/VEE - .4" X 1" X 82.6" - SIERRA MAPLE
3A	M09553-62-WH4	EA	MOLDING - TRIM/VEE - .4" X 1" X 81.4" - CONCERT CHERRY
3A	M09553-62-WH5	EA	MOLDING - TRIM/VEE - .4" X 1" X 81.4" - WASHED MAPLE
3A	M09553-62-WH6	EA	MOLDING - TRIM/VEE - .4" X 1" X 81.4" - SIERRA MAPLE
3A	M09577-98-WH4	EA	MOLDING - TRIM/VEE - .4" X 1" X 80.2" - CONCERT CHERRY
3A	M09577-98-WH5	EA	MOLDING - TRIM/VEE - .4" X 1" X 80.2" - WASHED MAPLE
3A	M09577-98-WH6	EA	MOLDING - TRIM/VEE - .4" X 1" X 80.2" - SIERRA MAPLE
3A	M09544-37-W37	EA	MOLDING - TRIM/VEE - .4" X 1" X 78.8" - WASHED MAPLE
3A	M09544-37-W38	EA	MOLDING - TRIM/VEE - .4" X 1" X 78.8" - SIERRA MAPLE
3A	M09544-34-W37	EA	MOLDING - TRIM/VEE - .4" X 1" X 78.7" - WASHED MAPLE
3A	M09544-34-W38	EA	MOLDING - TRIM/VEE - .4" X 1" X 78.7" - SIERRA MAPLE
3A	M09538-37-U67	EA	MOLDING - TRIM/VEE - .4" X 1" X 77.5" - WASHED MAPLE
3A	M09538-37-U68	EA	MOLDING - TRIM/VEE - .4" X 1" X 77.5" - SIERRA MAPLE
3A	M09553-65-WH4	EA	MOLDING - TRIM/VEE - .4" X 1" X 77" - CONCERT CHERRY
3A	M09553-65-WH5	EA	MOLDING - TRIM/VEE - .4" X 1" X 77" - WASHED MAPLE
3A	M09553-65-WH6	EA	MOLDING - TRIM/VEE - .4" X 1" X 77" - SIERRA MAPLE
3A	M09553-64-WH4	EA	MOLDING - TRIM/VEE - .4" X 1" X 76.7" - CONCERT CHERRY
3A	M09553-64-WH5	EA	MOLDING - TRIM/VEE - .4" X 1" X 76.7" - WASHED MAPLE
3A	M09553-64-WH6	EA	MOLDING - TRIM/VEE - .4" X 1" X 76.7" - SIERRA MAPLE
3A	M09565-75-WH4	EA	MOLDING - TRIM/VEE - .4" X 1" X 75.9" - CONCERT CHERRY
3A	M09565-75-WH5	EA	MOLDING - TRIM/VEE - .4" X 1" X 75.9" - WASHED MAPLE
3A	M09565-75-WH6	EA	MOLDING - TRIM/VEE - .4" X 1" X 75.9" - SIERRA MAPLE
3A	M09565-02-WH4	EA	MOLDING - TRIM/VEE - .4" X 1" X 75.1" - CONCERT CHERRY
3A	M09565-02-WH5	EA	MOLDING - TRIM/VEE - .4" X 1" X 75.1" - WASHED MAPLE
3A	M09565-02-WH6	EA	MOLDING - TRIM/VEE - .4" X 1" X 75.1" - SIERRA MAPLE
3A	M09553-26-WH4	EA	MOLDING - TRIM/VEE - .4" X 1" X 74.1" - CONCERT CHERRY
3A	M09553-26-WH5	EA	MOLDING - TRIM/VEE - .4" X 1" X 74.1" - WASHED MAPLE
3A	M09553-26-WH6	EA	MOLDING - TRIM/VEE - .4" X 1" X 74.1" - SIERRA MAPLE
3A	M09538-91-WH4	EA	MOLDING - TRIM/VEE - .4" X 1" X 73.8" - CONCERT CHERRY
3A	M09538-91-WH5	EA	MOLDING - TRIM/VEE - .4" X 1" X 73.8" - WASHED MAPLE
3A	M09538-91-WH6	EA	MOLDING - TRIM/VEE - .4" X 1" X 73.8" - SIERRA MAPLE
3A	M09553-22-WH4	EA	MOLDING - TRIM/VEE - .4" X 1" X 73.2" - CONCERT CHERRY
3A	M09553-22-WH5	EA	MOLDING - TRIM/VEE - .4" X 1" X 73.2" - WASHED MAPLE
3A	M09553-22-WH6	EA	MOLDING - TRIM/VEE - .4" X 1" X 73.2" - SIERRA MAPLE
3A	M09565-97-WH4	EA	MOLDING - TRIM/VEE - .4" X 1" X 72.6" - CONCERT CHERRY
3A	M09565-97-WH5	EA	MOLDING - TRIM/VEE - .4" X 1" X 72.6" - WASHED MAPLE
3A	M09565-97-WH6	EA	MOLDING - TRIM/VEE - .4" X 1" X 72.6" - SIERRA MAPLE
3A	M09568-12-WH4	EA	MOLDING - TRIM/VEE - .4" X 1" X 71.9" - CONCERT CHERRY
3A	M09568-12-WH5	EA	MOLDING - TRIM/VEE - .4" X 1" X 71.9" - WASHED MAPLE
3A	M09568-12-WH6	EA	MOLDING - TRIM/VEE - .4" X 1" X 71.9" - SIERRA MAPLE
3A	M09565-01-WH4	EA	MOLDING - TRIM/VEE - .4" X 1" X 71.7" - CONCERT CHERRY
3A	M09565-01-WH5	EA	MOLDING - TRIM/VEE - .4" X 1" X 71.7" - WASHED MAPLE
3A	M09565-01-WH6	EA	MOLDING - TRIM/VEE - .4" X 1" X 71.7" - SIERRA MAPLE
3A	M09565-01-YR3	EA	MOLDING - TRIM/VEE - .4" X 1" X 71.7" - HONEY CHERRY
3A	M09544-15-WB4	EA	MOLDING - TRIM/VEE - .4" X 1" X 64.5" - CONCERT CHERRY
3A	M09544-15-WB5	EA	MOLDING - TRIM/VEE - .4" X 1" X 64.5" - WASHED MAPLE
3A	M09544-15-WB6	EA	MOLDING - TRIM/VEE - .4" X 1" X 64.5" - SIERRA MAPLE
3A	M09538-94-WH4	EA	MOLDING - TRIM/VEE - .4" X 1" X 71.1" - CONCERT CHERRY
3A	M09538-94-WH5	EA	MOLDING - TRIM/VEE - .4" X 1" X 71.1" - WASHED MAPLE
3A	M09538-94-WH6	EA	MOLDING - TRIM/VEE - .4" X 1" X 71.1" - SIERRA MAPLE
3A	M09565-78-WH4	EA	MOLDING - TRIM/VEE - .4" X 1" X 70.2" - CONCERT CHERRY
3A	M09565-78-WH5	EA	MOLDING - TRIM/VEE - .4" X 1" X 70.2" - WASHED MAPLE
3A	M09565-78-WH6	EA	MOLDING - TRIM/VEE - .4" X 1" X 70.2" - SIERRA MAPLE
3A	M09553-21-WH4	EA	MOLDING - TRIM/VEE - .4" X 1" X 70.1" - CONCERT CHERRY
3A	M09553-21-WH5	EA	MOLDING - TRIM/VEE - .4" X 1" X 70.1" - WASHED MAPLE
3A	M09553-21-WH6	EA	MOLDING - TRIM/VEE - .4" X 1" X 70.1" - SIERRA MAPLE
3A	M09501-92-T77	EA	MOLDING - TRIM/VEE - .4" X 1" X 70" - PORTSMOUTH OAK
3A	M09501-92-T78	EA	MOLDING - TRIM/VEE - .4" X 1" X 70" - CONCERT CHERRY
3A	M09501-92-T79	EA	MOLDING - TRIM/VEE - .4" X 1" X 70" - WASHED MAPLE

INTERIOR FINISH GROUP (CONTINUED)
MOLDINGS & TRIMS (CONTINUED)



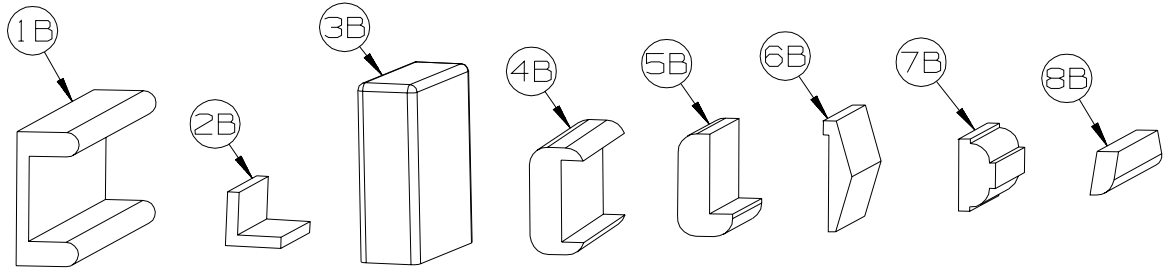
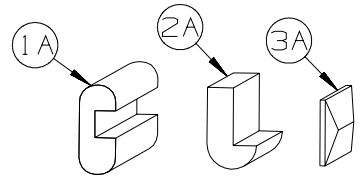
KEY	PART NUMBER	U/M	DESCRIPTION
3A	M09501-92-T80	EA	MOLDING - TRIM/VEE - .4" X 1" X 70" - SIERRA MAPLE
3A	M09538-27-WH4	EA	MOLDING - TRIM/VEE - .4" X 1" X 71.1" - CONCERT CHERRY
3A	M09538-27-U67	EA	MOLDING - TRIM/VEE - .4" X 1" X 71.1" - WASHED MAPLE
3A	M09538-27-U68	EA	MOLDING - TRIM/VEE - .4" X 1" X 71.1" - SIERRA MAPLE
3A	M09544-10-WH4	EA	MOLDING - TRIM/VEE - .4" X 1" X 68.2" - CONCERT CHERRY
3A	M09544-10-W91	EA	MOLDING - TRIM/VEE - .4" X 1" X 68.2" - WASHED MAPLE
3A	M09544-10-W92	EA	MOLDING - TRIM/VEE - .4" X 1" X 68.2" - SIERRA MAPLE
3A	M09553-03-WH4	EA	MOLDING - TRIM/VEE - .4" X 1" X 66.7" - CONCERT CHERRY
3A	M09553-03-WH5	EA	MOLDING - TRIM/VEE - .4" X 1" X 66.7" - WASHED MAPLE
3A	M09553-03-WH6	EA	MOLDING - TRIM/VEE - .4" X 1" X 66.7" - SIERRA MAPLE
3A	M09553-03-YR3	EA	MOLDING - TRIM/VEE - .4" X 1" X 66.7" - HONEY CHERRY
3A	M09538-93-WH4	EA	MOLDING - TRIM/VEE - .4" X 1" X 66.6" - CONCERT CHERRY
3A	M09538-93-WH5	EA	MOLDING - TRIM/VEE - .4" X 1" X 66.6" - WASHED MAPLE
3A	M09538-93-WH6	EA	MOLDING - TRIM/VEE - .4" X 1" X 66.6" - SIERRA MAPLE
3A	M09544-33-W37	EA	MOLDING - TRIM/VEE - .4" X 1" X 66.5" - SIERRA MAPLE
3A	M09544-33-W38	EA	MOLDING - TRIM/VEE - .4" X 1" X 66.5" - WASHED MAPLE
3A	M09553-02-WH4	EA	MOLDING - TRIM/VEE - .4" X 1" X 66.4" - CONCERT CHERRY
3A	M09553-02-WH5	EA	MOLDING - TRIM/VEE - .4" X 1" X 66.4" - WASHED MAPLE
3A	M09553-02-WH6	EA	MOLDING - TRIM/VEE - .4" X 1" X 66.4" - SIERRA MAPLE
3A	M09544-14-WB4	EA	MOLDING - TRIM/VEE - .4" X 1" X 64.5" - CONCERT CHERRY
3A	M09544-14-WB5	EA	MOLDING - TRIM/VEE - .4" X 1" X 64.5" - WASHED MAPLE
3A	M09544-14-WB6	EA	MOLDING - TRIM/VEE - .4" X 1" X 64.5" - SIERRA MAPLE
3A	M09515-78-T77	EA	MOLDING - TRIM/VEE - .4" X 1" X 64.1" - PORTSMOUTH OAK
3A	M09515-78-T78	EA	MOLDING - TRIM/VEE - .4" X 1" X 64.1" - CONCERT CHERRY
3A	M09515-78-T79	EA	MOLDING - TRIM/VEE - .4" X 1" X 64.1" - WASHED MAPLE
3A	M09515-78-T80	EA	MOLDING - TRIM/VEE - .4" X 1" X 64.1" - SIERRA MAPLE
3A	M09501-91-T77	EA	MOLDING - TRIM/VEE - .4" X 1" X 63.3" - PORTSMOUTH OAK
3A	M09501-91-T78	EA	MOLDING - TRIM/VEE - .4" X 1" X 63.3" - CONCERT CHERRY
3A	M09501-91-T79	EA	MOLDING - TRIM/VEE - .4" X 1" X 63.3" - WASHED MAPLE
3A	M09501-91-T80	EA	MOLDING - TRIM/VEE - .4" X 1" X 63.3" - SIERRA MAPLE
3A	M09503-91-T77	EA	MOLDING - TRIM/VEE - .4" X 1" X 63.1" - PORTSMOUTH OAK
3A	M09503-91-T78	EA	MOLDING - TRIM/VEE - .4" X 1" X 63.1" - CONCERT CHERRY
3A	M09503-91-T79	EA	MOLDING - TRIM/VEE - .4" X 1" X 63.1" - WASHED MAPLE
3A	M09503-91-T80	EA	MOLDING - TRIM/VEE - .4" X 1" X 63.1" - SIERRA MAPLE
3A	M09544-22-WB4	EA	MOLDING - TRIM/VEE - .4" X 1" X 61.7" - CONCERT CHERRY
3A	M09544-22-WB5	EA	MOLDING - TRIM/VEE - .4" X 1" X 61.7" - WASHED MAPLE
3A	M09544-22-WB6	EA	MOLDING - TRIM/VEE - .4" X 1" X 61.7" - SIERRA MAPLE
3A	M09583-41-WH4	EA	MOLDING - TRIM/VEE - .4" X 1" X 61" - CONCERT CHERRY
3A	M09583-41-WH5	EA	MOLDING - TRIM/VEE - .4" X 1" X 61" - WASHED MAPLE
3A	M09583-41-WH6	EA	MOLDING - TRIM/VEE - .4" X 1" X 61" - SIERRA MAPLE
3A	M09565-49-WH4	EA	MOLDING - TRIM/VEE - .4" X 1" X 58.7" - CONCERT CHERRY
3A	M09565-49-WH5	EA	MOLDING - TRIM/VEE - .4" X 1" X 58.7" - WASHED MAPLE
3A	M09565-49-WH6	EA	MOLDING - TRIM/VEE - .4" X 1" X 58.7" - SIERRA MAPLE
3A	M09544-36-W37	EA	MOLDING - TRIM/VEE - .4" X 1" X 52.6" - WASHED MAPLE
3A	M09544-36-W38	EA	MOLDING - TRIM/VEE - .4" X 1" X 52.6.5" - SIERRA MAPLE
3A	M09553-85-WB4	EA	MOLDING - TRIM/VEE - .4" X 1" X 43.4" - CONCERT CHERRY
3A	M09553-85-WB5	EA	MOLDING - TRIM/VEE - .4" X 1" X 43.4" - WASHED MAPLE
3A	M09553-85-WB6	EA	MOLDING - TRIM/VEE - .4" X 1" X 43.4" - SIERRA MAPLE
3A	M09553-28-WH4	EA	MOLDING - TRIM/VEE - .4" X 1" X 48" - CONCERT CHERRY
3A	M09553-28-WH5	EA	MOLDING - TRIM/VEE - .4" X 1" X 48" - WASHED MAPLE
3A	M09553-28-WH6	EA	MOLDING - TRIM/VEE - .4" X 1" X 48" - SIERRA MAPLE
3A	M09553-60-WH4	EA	MOLDING - TRIM/VEE - .4" X 1" X 47.2" - CONCERT CHERRY
3A	M09553-60-WH5	EA	MOLDING - TRIM/VEE - .4" X 1" X 47.2" - WASHED MAPLE
3A	M09553-60-WH6	EA	MOLDING - TRIM/VEE - .4" X 1" X 47.2" - SIERRA MAPLE
3A	M09544-24-WB4	EA	MOLDING - TRIM/VEE - .4" X 1" X 46.2" - CONCERT CHERRY
3A	M09544-24-WB5	EA	MOLDING - TRIM/VEE - .4" X 1" X 46.2" - WASHED MAPLE
3A	M09544-24-WB6	EA	MOLDING - TRIM/VEE - .4" X 1" X 46.2" - SIERRA MAPLE
3A	M09565-77-WH4	EA	MOLDING - TRIM/VEE - .4" X 1" X 42.5" - CONCERT CHERRY
3A	M09565-77-WH5	EA	MOLDING - TRIM/VEE - .4" X 1" X 42.5" - WASHED MAPLE
3A	M09565-77-WH6	EA	MOLDING - TRIM/VEE - .4" X 1" X 42.5" - SIERRA MAPLE
3A	M09544-35-W37	EA	MOLDING - TRIM/VEE - .4" X 1" X 66.5" - SIERRA MAPLE
3A	M09544-35-W38	EA	MOLDING - TRIM/VEE - .4" X 1" X 66.5" - WASHED MAPLE

INTERIOR FINISH GROUP (CONTINUED)
MOLDINGS & TRIMS (CONTINUED)

KEY	PART NUMBER	U/M	DESCRIPTION
3A	M09544-38-W37	EA	MOLDING - TRIM/VEE - .4" X 1" X 66.5" - SIERRA MAPLE
3A	M09544-38-W38	EA	MOLDING - TRIM/VEE - .4" X 1" X 66.5" - WASHED MAPLE
3A	M09565-03-WH4	EA	MOLDING - TRIM/VEE - .4" X 1" X 44.2" - CONCERT CHERRY
3A	M09565-03-WH5	EA	MOLDING - TRIM/VEE - .4" X 1" X 44.2" - WASHED MAPLE
3A	M09565-03-WH6	EA	MOLDING - TRIM/VEE - .4" X 1" X 44.2" - SIERRA MAPLE
3A	M09565-20-WH4	EA	MOLDING - TRIM/VEE - .4" X 1" X 43.2" - CONCERT CHERRY
3A	M09565-20-WH5	EA	MOLDING - TRIM/VEE - .4" X 1" X 43.2" - WASHED MAPLE
3A	M09565-20-WH6	EA	MOLDING - TRIM/VEE - .4" X 1" X 43.2" - SIERRA MAPLE
3A	M09553-24-WH4	EA	MOLDING - TRIM/VEE - .4" X 1" X 43" - CONCERT CHERRY
3A	M09553-24-WH5	EA	MOLDING - TRIM/VEE - .4" X 1" X 43" - WASHED MAPLE
3A	M09553-24-WH6	EA	MOLDING - TRIM/VEE - .4" X 1" X 43" - SIERRA MAPLE
3A	M09565-77-WH4	EA	MOLDING - TRIM/VEE - .4" X 1" X 42.5" - CONCERT CHERRY
3A	M09565-77-WH5	EA	MOLDING - TRIM/VEE - .4" X 1" X 42.5" - WASHED MAPLE
3A	M09565-77-WH6	EA	MOLDING - TRIM/VEE - .4" X 1" X 42.5" - SIERRA MAPLE
3A	M09565-50-WH4	EA	MOLDING - TRIM/VEE - .4" X 1" X 40.9" - CONCERT CHERRY
3A	M09565-50-WH5	EA	MOLDING - TRIM/VEE - .4" X 1" X 40.9" - WASHED MAPLE
3A	M09565-50-WH6	EA	MOLDING - TRIM/VEE - .4" X 1" X 40.9" - SIERRA MAPLE
3A	M09583-43-WH4	EA	MOLDING - TRIM/VEE - .4" X 1" X 40.1" - CONCERT CHERRY
3A	M09583-43-WH5	EA	MOLDING - TRIM/VEE - .4" X 1" X 40.1" - WASHED MAPLE
3A	M09583-43-WH6	EA	MOLDING - TRIM/VEE - .4" X 1" X 40.1" - SIERRA MAPLE
3A	M09565-76-WH4	EA	MOLDING - TRIM/VEE - .4" X 1" X 39.4" - CONCERT CHERRY
3A	M09565-76-WH5	EA	MOLDING - TRIM/VEE - .4" X 1" X 39.4" - WASHED MAPLE
3A	M09565-76-WH6	EA	MOLDING - TRIM/VEE - .4" X 1" X 39.4" - SIERRA MAPLE
3A	M09565-47-WH4	EA	MOLDING - TRIM/VEE - .4" X 1" X 38.9" - CONCERT CHERRY
3A	M09565-47-WH5	EA	MOLDING - TRIM/VEE - .4" X 1" X 38.9" - WASHED MAPLE
3A	M09565-47-WH6	EA	MOLDING - TRIM/VEE - .4" X 1" X 38.9" - SIERRA MAPLE
3A	M09553-27-WH4	EA	MOLDING - TRIM/VEE - .4" X 1" X 38.8" - CONCERT CHERRY
3A	M09553-27-WH5	EA	MOLDING - TRIM/VEE - .4" X 1" X 38.8" - WASHED MAPLE
3A	M09553-27-WH6	EA	MOLDING - TRIM/VEE - .4" X 1" X 38.8" - SIERRA MAPLE
3A	M09568-77-WH4	EA	MOLDING - TRIM/VEE - .4" X 1" X 37.5" - CONCERT CHERRY
3A	M09568-77-WH5	EA	MOLDING - TRIM/VEE - .4" X 1" X 37.5" - WASHED MAPLE
3A	M09568-77-WH6	EA	MOLDING - TRIM/VEE - .4" X 1" X 37.5" - SIERRA MAPLE
3A	M09553-23-WH4	EA	MOLDING - TRIM/VEE - .4" X 1" X 37" - CONCERT CHERRY
3A	M09553-23-WH5	EA	MOLDING - TRIM/VEE - .4" X 1" X 37" - WASHED MAPLE
3A	M09553-23-WH6	EA	MOLDING - TRIM/VEE - .4" X 1" X 37" - SIERRA MAPLE
3A	M09553-47-WB4	EA	MOLDING - TRIM/VEE - .4" X 1" X 35.9" - CONCERT CHERRY
3A	M09553-47-WB5	EA	MOLDING - TRIM/VEE - .4" X 1" X 35.9" - WASHED MAPLE
3A	M09553-47-WB6	EA	MOLDING - TRIM/VEE - .4" X 1" X 35.9" - SIERRA MAPLE
3A	M09553-47-W66	EA	MOLDING - TRIM/VEE - .4" X 1" X 35.9" - HONEY CHERRY
3A	M09568-48-U67	EA	MOLDING - TRIM/VEE - .4" X 1" X 35.4" - WASHED MAPLE
3A	M09568-48-U68	EA	MOLDING - TRIM/VEE - .4" X 1" X 35.4" - SIERRA MAPLE
3A	M09553-63-WH4	EA	MOLDING - TRIM/VEE - .4" X 1" X 35.1" - CONCERT CHERRY
3A	M09553-63-WH5	EA	MOLDING - TRIM/VEE - .4" X 1" X 35.1" - WASHED MAPLE
3A	M09553-63-WH6	EA	MOLDING - TRIM/VEE - .4" X 1" X 35.1" - SIERRA MAPLE
3A	M09553-63-W51	EA	MOLDING - TRIM/VEE - .4" X 1" X 35.1" - HONEY CHERRY
3A	M09565-94-WH4	EA	MOLDING - TRIM/VEE - .4" X 1" X 34.4" - CONCERT CHERRY
3A	M09565-94-WH5	EA	MOLDING - TRIM/VEE - .4" X 1" X 34.4" - WASHED MAPLE
3A	M09565-94-WH6	EA	MOLDING - TRIM/VEE - .4" X 1" X 34.4" - SIERRA MAPLE
3A	M09553-04-WH4	EA	MOLDING - TRIM/VEE - .4" X 1" X 34.2" - CONCERT CHERRY
3A	M09553-04-WH5	EA	MOLDING - TRIM/VEE - .4" X 1" X 34.2" - WASHED MAPLE
3A	M09553-04-WH6	EA	MOLDING - TRIM/VEE - .4" X 1" X 34.2" - SIERRA MAPLE
3A	M09566-02-U68	EA	MOLDING - TRIM/VEE - .4" X 1" X 32.7" - SIERRA MAPLE
3A	M09566-02-W51	EA	MOLDING - TRIM/VEE - .4" X 1" X 32.7" - HONEY CHERRY
3A	M09566-02-W52	EA	MOLDING - TRIM/VEE - .4" X 1" X 32.7" - WASHED MAPLE
3A	M09511-86-T77	EA	MOLDING - TRIM/VEE - .4" X 1" X 28.3" - PORTSMOUTH OAK
3A	M09511-86-T78	EA	MOLDING - TRIM/VEE - .4" X 1" X 28.3" - CONCERT CHERRY
3A	M09511-86-T79	EA	MOLDING - TRIM/VEE - .4" X 1" X 28.3" - WASHED MAPLE
3A	M09511-86-T80	EA	MOLDING - TRIM/VEE - .4" X 1" X 28.3" - SIERRA MAPLE
3A	M09553-61-WH4	EA	MOLDING - TRIM/VEE - .4" X 1" X 19.9" - CONCERT CHERRY
3A	M09553-61-WH5	EA	MOLDING - TRIM/VEE - .4" X 1" X 19.9" - WASHED MAPLE
3A	M09553-61-WH6	EA	MOLDING - TRIM/VEE - .4" X 1" X 19.9" - SIERRA MAPLE
3A	M09565-71-WH4	EA	MOLDING - TRIM/VEE - .4" X 1" X 11.4" - CONCERT CHERRY
3A	M09565-71-WH5	EA	MOLDING - TRIM/VEE - .4" X 1" X 11.4" - WASHED MAPLE
3A	M09565-71-WH6	EA	MOLDING - TRIM/VEE - .4" X 1" X 11.4" - SIERRA MAPLE

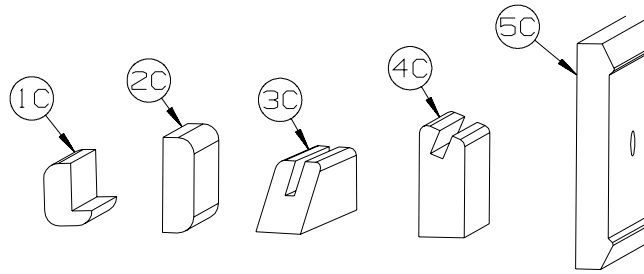
INTERIOR FINISH GROUP (CONTINUED)
MOLDINGS & TRIMS (CONTINUED)

KEY	PART NUMBER	U/M	DESCRIPTION
3A	M09583-42-WH4	EA	MOLDING - TRIM/VEE - .4" X 1" X 8.3" - CONCERT CHERRY
3A	M09583-42-WH5	EA	MOLDING - TRIM/VEE - .4" X 1" X 8.3" - WASHED MAPLE
3A	M09583-42-WH6	EA	MOLDING - TRIM/VEE - .4" X 1" X 8.3" - SIERRA MAPLE
3A	M09544-55-WB4	EA	MOLDING - TRIM/VEE - .4" X 1" X 6.5" - CONCERT CHERRY
3A	M09544-55-WB5	EA	MOLDING - TRIM/VEE - .4" X 1" X 6.5" - WASHED MAPLE
3A	M09544-55-WB6	EA	MOLDING - TRIM/VEE - .4" X 1" X 6.5" - SIERRA MAPLE
3A	M09544-56-WB4	EA	MOLDING - TRIM/VEE - .4" X 1" X 6.1" - CONCERT CHERRY
3A	M09544-56-WB5	EA	MOLDING - TRIM/VEE - .4" X 1" X 6.1" - WASHED MAPLE
3A	M09544-56-WB6	EA	MOLDING - TRIM/VEE - .4" X 1" X 6.1" - SIERRA MAPLE
3A	M09538-70-U68	EA	MOLDING - TRIM/VEE - .4" X 1" X 63.9" - SIERRA MAPLE
3A	M09538-70-U67	EA	MOLDING - TRIM/VEE - .4" X 1" X 63.9" - WASHED MAPLE



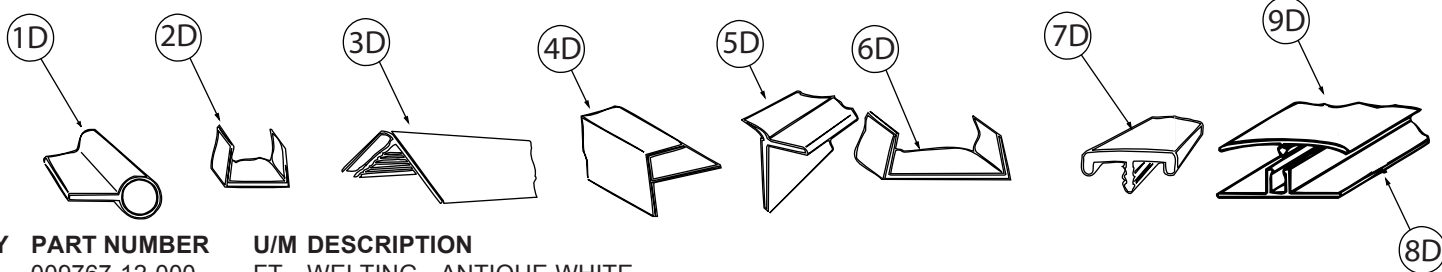
KEY	PART NUMBER	U/M	DESCRIPTION
1B	M09501-84-TG0	EA	MOLDING/TRIM - CAP/WALL - 2.2" X 85.9" - PORTSMOUTH OAK
1B	M09501-84-TG1	EA	MOLDING/TRIM - CAP/WALL - 2.2" X 85.9" - CONCERT CHERRY
1B	M09501-84-TG2	EA	MOLDING/TRIM - CAP/WALL - 2.2" X 85.9" - WASHED MAPLE
1B	M09501-84-TG3	EA	MOLDING/TRIM - CAP/WALL - 2.2" X 85.9" - HONEY CHERRY
1B	M09520-04-TD3	EA	MOLDING/TRIM - CAP/WALL - 2.2" X 80.5" - SIERRA MAPLE
2B	M09511-81-TA0	EA	MOLDING/TRIM - L SHAPE - .8"X .8"X 80.2" - PORTSMOUTH OAK
2B	M09511-81-TA1	EA	MOLDING/TRIM - L SHAPE - .8"X .8"X 80.2" - CONCERT CHERRY
2B	M09511-81-TA2	EA	MOLDING/TRIM - L SHAPE - .8"X .8"X 80.2" - WASHED MAPLE
2B	M09511-81-TA3	EA	MOLDING/TRIM - L SHAPE - .8"X .8"X 80.2" - SIERRA MAPLE
3B	M09515-81-T01	EA	MOLDING/HARDWOOD STRAIGHT - 74.3" - WASHED MAPLE
3B	M09515-81-T02	EA	MOLDING/HARDWOOD STRAIGHT - 74.3" - HONEY CHERRY
4B	M09511-42-T77	EA	MOLDING - TRIM - W/NOTCH - 1.5" X 86.4" - PORTSMOUTH OAK
4B	M09511-42-T78	EA	MOLDING - TRIM - W/NOTCH - 1.5" X 86.4" - CONCERT CHERRY
4B	M09511-42-T79	EA	MOLDING - TRIM - W/NOTCH - 1.5" X 86.4" - WASHED MAPLE
4B	M09511-42-T80	EA	MOLDING - TRIM - W/NOTCH - 1.5" X 86.4" - SIERRA MAPLE
4B	M09511-42-W66	EA	MOLDING - TRIM - W/NOTCH - 1.5" X 86.4" - HONEY CHERRY
5B	M09515-18-T77	EA	MOLDING - HARDWOOD-W/NOTCH - 1.4"X 86.2" - PORTSMOUTH OAK
5B	M09515-18-T78	EA	MOLDING - HARDWOOD-W/NOTCH - 1.4"X 86.2" - CONCERT CHERRY
5B	M09553-66-U22	EA	MOLDING - HARDWOOD-W/NOTCH - 1.4"X 96" - WASHED MAPLE
5B	M09515-18-T80	EA	MOLDING - HARDWOOD-W/NOTCH - 1.4"X 86.2" - SIERRA MAPLE
5B	M09553-66-U21	EA	MOLDING - HARDWOOD-W/NOTCH - 1.4"X 96" - HONEY CHERRY
6B	M09515-53-TG0	EA	MOLDING - TRIM/VEE - 1.5" X 73.9" - PORTSMOUTH OAK
6B	M09525-81-UJ1	EA	MOLDING - TRIM/VEE - 1.5" X 74.7" - CONCERT CHERRY
6B	M09525-81-UJ2	EA	MOLDING - TRIM/VEE - 1.5" X 74.7" - WASHED MAPLE
6B	M09552-81-UJ3	EA	MOLDING - TRIM/VEE - 1.5" X 74.7" - HONEY CHERRY
6B	M09553-53-WH6	EA	MOLDING - TRIM/VEE - NOTCHED - 1.5" X 20.6" - SIERRA MAPLE
7B	Y00076-32-438	EA	MOLDING/TRIM - .5" X 1" X 96" - CHERRY (UNSTAINED)
7B	Y00076-22-438	EA	MOLDING/TRIM - .5" X 1" X 96" - MAPLE (UNSTAINED)
8B	M09525-92-T77	EA	MOLDING/TRIM - .5" X 1" X 75.6" - PORTSMOUTH OAK
8B	M09525-92-T78	EA	MOLDING/TRIM - .5" X 1" X 75.6" - CONCERT CHERRY
8B	M09525-92-T79	EA	MOLDING/TRIM - .5" X 1" X 75.6" - WASHED MAPLE
8B	M09525-92-T80	EA	MOLDING/TRIM - .5" X 1" X 75.6" - SIERRA MAPLE
8B	Y00086-72-438	EA	MOLDING - VINYL WRAP - .7" X 1.6" X 96" - PORTSMOUTH OAK
8B	Y00086-D2-438	EA	MOLDING - VINYL WRAP - .7" X 1.6" X 96" - CONCERT CHERRY
8B	Y00086-A2-438	EA	MOLDING - VINYL WRAP - .7" X 1.6" X 96" - WASHED MAPLE
8B	Y00086-92-438	EA	MOLDING - VINYL WRAP - .7" X 1.6" X 96" - SIERRA MAPLE
8B	Y00086-82-438	EA	MOLDING - VINYL WRAP - .7" X 1.6" X 96" - HONEY CHERRY
8B	Y00087-72-438	EA	MOLDING - VINYL WRAP - .7" X 2.9" X 96" - PORTSMOUTH OAK
8B	Y00087-D2-438	EA	MOLDING - VINYL WRAP - .7" X 2.9" X 96" - CONCERT CHERRY
8B	Y00087-A2-438	EA	MOLDING - VINYL WRAP - .7" X 2.9" X 96" - WASHED MAPLE
8B	Y00087-92-438	EA	MOLDING - VINYL WRAP - .7" X 2.9" X 96" - SIERRA MAPLE
8B	Y00087-82-438	EA	MOLDING - VINYL WRAP - .7" X 2.9" X 96" - HONEY CHERRY

INTERIOR FINISH GROUP (CONTINUED)
MOLDINGS & TRIMS (CONTINUED)



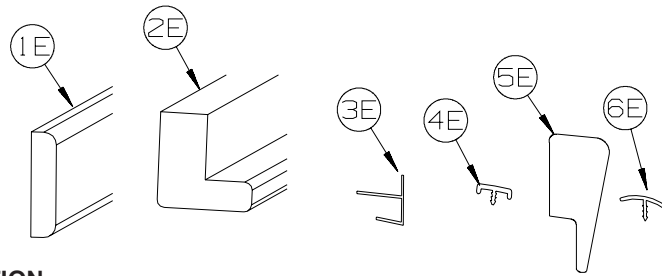
KEY	PART NUMBER	U/M	DESCRIPTION
1C	M09520-19-TD1	EA	MOLDING - TRIM - W/NOTCH - 1" X 86.3" - CONCERT CHERRY
1C	M09520-19-TD2	EA	MOLDING - TRIM - W/NOTCH - 1" X 86.3" - WASHED MAPLE
1C	M09520-19-TD3	EA	MOLDING - TRIM - W/NOTCH - 1" X 86.3" - HONEY CHERRY
1C	M09565-68-WH4	EA	MOLDING - HARDWOOD - .75" X 1.4" X 81.9" - CONCERT CHERRY
1C	M09565-68-WH5	EA	MOLDING - HARDWOOD - .75" X 1.4" X 81.9" - WASHED MAPLE
1C	M09565-68-WH6	EA	MOLDING - HARDWOOD - .75" X 1.4" X 81.9" - SIERRA MAPLE
2C	M09511-46-T77	EA	MOLDING/TRIM - .5" X 1.5" X 86.5" - PORTSMOUTH OAK
2C	M09511-46-T78	EA	MOLDING/TRIM - .5" X 1.5" X 86.5" - CONCERT CHERRY
2C	M09511-46-T79	EA	MOLDING/TRIM - .5" X 1.5" X 86.5" - WASHED MAPLE
2C	M09511-46-T80	EA	MOLDING/TRIM - .5" X 1.5" X 86.5" - SIERRA MAPLE
3C	Y00223-22-438	EA	MOLDING - HARDWOOD/MAPLE - .7" X 1" X 96" - UNSTAINED MAPLE
3C	Y00223-32-438	EA	MOLDING - HARDWOOD/CHERRY - .7" X 1" X 96" - UNSTAINED CHERRY
3C	Y00223-42-438	EA	MOLDING - HARDWOOD/CHERRY - .7" X 1" X 96" - UNSTAINED OAK
4C	Y00054-A2-438	EA	MOLDING - VINYL - W/SLOT - .7"X 1.9"X 96" - WASHED MAPLE
4C	Y00054-D2-438	EA	MOLDING - VINYL - W/SLOT - .7"X 1.9"X 96" - CONCERT CHERRY
4C	Y00054-22-438	EA	MOLDING - VINYL - W/SLOT - .7"X 1.9"X 96" - WASHED MAPLE
4C	Y00054-72-438	EA	MOLDING - VINYL - W/SLOT - .7"X 1.9"X 96" - PORTSMOUTH OAK
4C	Y00054-82-438	EA	MOLDING - VINYL - W/SLOT - .7"X 1.9"X 96" - HONEY CHERRY
4C	Y00054-92-438	EA	MOLDING - VINYL - W/SLOT - .7"X 1.9"X 96" - SIERRA MAPLE
4C	Y00276-A2-438	EA	MOLDING - VINYL - W/SLOT - .7"X 1.9"X 96" - WASHED MAPLE
4C	Y00276-D2-438	EA	MOLDING - VINYL - W/SLOT - .7"X 1.9"X 96" - CONCERT CHERRY
4C	Y00276-72-438	EA	MOLDING - VINYL - W/SLOT - .7"X 1.9"X 96" - PORTSMOUTH OAK
4C	Y00276-82-438	EA	MOLDING - VINYL - W/SLOT - .7"X 1.9"X 96" - HONEY CHERRY
4C	Y00276-92-438	EA	MOLDING - VINYL - W/SLOT - .7"X 1.9"X 96" - SIERRA MAPLE
5C	Y00152-A2-438	EA	MOLDING/TRIM - VINYL - .6" X 3.5" X 96" - WASHED MAPLE
5C	Y00152-D2-438	EA	MOLDING/TRIM - VINYL - .6" X 3.5" X 96" - CONCERT CHERRY
5C	Y00152-22-438	EA	MOLDING/TRIM - VINYL - .6" X 3.5" X 96" - WASHED MAPLE
5C	Y00152-72-438	EA	MOLDING/TRIM - VINYL - .6" X 3.5" X 96" - PORTSMOUTH OAK
5C	Y00152-92-438	EA	MOLDING/TRIM - VINYL - .6" X 3.5" X 96" - SIERRA MAPLE

INTERIOR FINISH GROUP (CONTINUED)
MOLDINGS & TRIMS (CONTINUED)



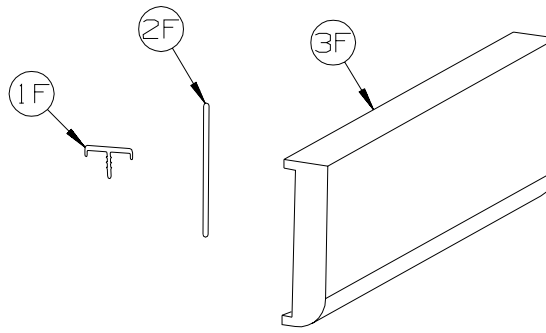
KEY	PART NUMBER	U/M	DESCRIPTION
1D	009767-12-000	FT	WELTING - ANTIQUE WHITE
2D	009778-25-000	FT	U-CHANNEL - 1" - BEIGE ILLUSION
2D	009778-26-000	FT	U-CHANNEL - 1 1/4" - BEIGE ILLUSION
2D	009778-38-000	FT	U-CHANNEL - 1" - BONE
2D	009778-32-000	FT	U-CHANNEL - 1" - PORTSMOUTH OAK
2D	009778-34-000	FT	U-CHANNEL - 1" - CONCERT CHERRY
2D	009778-27-000	FT	U-CHANNEL - 1" - WASHED MAPLE
2D	009778-35-000	FT	U-CHANNEL - 1" - HONEY CHERRY
2D	009778-36-000	FT	U-CHANNEL - 1" - SIERRA MAPLE
3D	009809-30-000	EA	MOLDING - CORNER - OUTSIDE - 1" X 84" - BEIGE ILLUSION
3D	009809-37-000	EA	MOLDING - CORNER - OUTSIDE - 1" X 84" - BONE
3D	009809-33-000	EA	MOLDING - CORNER - OUTSIDE - 1" X 84" - CONCERT CHERRY
3D	009809-31-000	EA	MOLDING - CORNER - OUTSIDE - 1" X 84" - WASHED MAPLE
3D	009809-35-000	EA	MOLDING - CORNER - OUTSIDE - 1" X 84" - SIERRA MAPLE
4D	009812-31-000	EA	MOLDING - CORNER - 1/2" W/1/4"CHAN X 84" - BEIGE ILLUSION
4D	009812-40-000	EA	MOLDING - CORNER - 1/2" W/1/4"CHAN X 84" - BONE
4D	009812-35-000	EA	MOLDING - CORNER - 1/2" W/1/4"CHAN X 84" - PORTSMOUTH OAK
4D	009812-36-000	EA	MOLDING - CORNER - 1/2" W/1/4"CHAN X 84" - CONCERT CHERRY
4D	009812-33-000	EA	MOLDING - CORNER - 1/2" W/1/4"CHAN X 84" - WASHED MAPLE
4D	009812-37-000	EA	MOLDING - CORNER - 1/2" W/1/4"CHAN X 84" - HONEY CHERRY
4D	009812-38-000	EA	MOLDING - CORNER - 1/2" W/1/4"CHAN X 84" - SIERRA MAPLE
5D	022992-11-000	FT	MOLDING - REVERSE COVE - T-SHAPED - IVORY
5D	022992-14-000	FT	MOLDING - REVERSE COVE - T-SHAPED - BRIGHT WHITE
5D	022992-18-000	FT	MOLDING - REVERSE COVE - T-SHAPED - BONE
6D	070504-42-000	FT	U-CHANNEL - PLASTIC - .13" X 84" - BEIGE ILLUSION
6D	070504-43-000	FT	U-CHANNEL - PLASTIC - .9" X 96" - BEIGE ILLUSION
6D	070504-69-000	FT	U-CHANNEL - PLASTIC - .13" X 84" - BONE
6D	070504-70-000	FT	U-CHANNEL - PLASTIC - .8" X 84" - BONE
6D	070504-57-000	FT	U-CHANNEL - PLASTIC - .13" X 96" - PORTSMOUTH OAK
6D	070504-58-000	FT	U-CHANNEL - PLASTIC - .9" X 96" - PORTSMOUTH OAK
6D	070504-60-000	FT	U-CHANNEL - PLASTIC - .13" X 84" - CONCERT CHERRY
6D	070504-61-000	FT	U-CHANNEL - PLASTIC - .9" X 84" - CONCERT CHERRY
6D	070504-50-000	FT	U-CHANNEL - PLASTIC - .13" X 96" - WASHED MAPLE
6D	070504-51-000	FT	U-CHANNEL - PLASTIC - .9" X 96" - WASHED MAPLE
6D	070504-62-000	FT	U-CHANNEL - PLASTIC - 1.65" X 84" - HONEY CHERRY
6D	070504-63-000	FT	U-CHANNEL - PLASTIC - .9" X 84" - HONEY CHERRY
6D	070504-65-000	FT	U-CHANNEL - PLASTIC - .07" X 96" - SIERRA MAPLE
6D	070504-66-000	FT	U-CHANNEL - PLASTIC - .8" X 84" - SIERRA MAPLE
7D	083620-25-000	FT	MOLDING-T - W/EDGE LIP - 7/8" FACE - BONE
7D	083620-20-000	FT	MOLDING-T - W/EDGE LIP - 7/8" FACE - PORTSMOUTH OAK
7D	083620-19-000	FT	MOLDING-T - W/EDGE LIP - 7/8" FACE - WASHED MAPLE
7D	083620-24-000	FT	MOLDING-T - W/EDGE LIP - 7/8" FACE - HONEY CHERRY
7D	083620-22-000	FT	MOLDING-T - W/EDGE LIP - 7/8" FACE - SIERRA MAPLE
8D	086229-01-000	EA	RETAINER - BATTEN - .75" X 92.1" - ANY COLOR
9D	086229-12-000	EA	BATTEN - 1.5" OFFSET X 96.8" - MODERN IVORY
9D	086229-20-000	EA	BATTEN - 1" X 96" - BEIGE

INTERIOR FINISH GROUP (CONTINUED)
MOLDINGS & TRIMS (CONTINUED)



KEY	PART NUMBER	U/M	DESCRIPTION
1E	100818-01-12A	EA	MOLDING - VINYL WRAPPED - 1.6" X .4" X 84" - PORTSMOUTH OAK
1E	100818-01-23A	EA	MOLDING - VINYL WRPPD - 1.6" X .4" X 84" - CONCERT CHERRY
1E	100818-01-21A	EA	MOLDING - VINYL WRAPPED - 1.6" X .4" X 84" - WASHED MAPLE
1E	100818-01-14A	EA	MOLDING - VINYL WRAPPED - 1.6" X .4" X 84" - HONEY CHERRY
1E	100818-01-22A	EA	MOLDING - VINYL WRAPPED - 1.6" X .4" X 84" - SIERRA MAPLE
2E	100819-01-23A	EA	MOLDING - VYL WRPPD-L-SHPD-1.5"X1.5"X84" - CONCERT CHERRY
2E	100819-01-21A	EA	MOLDING - VINYL WRAPPED-L-SHAPED-1.5"X1.5"X84" - WASHED MAPLE
2E	100819-01-14A	EA	MOLDING - VINYL WRAPPED-L-SHAPED-1.5"X1.5"X84" - HONEY CHERRY
2E	100819-01-22A	EA	MOLDING - VINYL WRAPPED-L-SHAPED-1.5"X1.5"X84" - SIERRA MAPLE
3E	103186-01-07A	FT	MOLDING/PLASTIC - 3/8" U-CHANNEL-3/4" FACE - BEIGE ILLUSION
3E	103186-01-09A	FT	MOLDING/PLASTIC - 3/8" U-CHANNEL-3/4" FACE - PORTSMOUTH OAK
3E	103186-01-10A	FT	MOLDING/PLASTIC - 3/8" U-CHANNEL-3/4" FACE - CONCERT CHERRY
3E	103186-01-08A	FT	MOLDING/PLASTIC - 3/8" U-CHANNEL-3/4" FACE- 8' - WASHED MAPLE
3E	103186-01-11A	FT	MOLDING/PLASTIC - 3/8" U-CHANNEL-3/4" FACE - HONEY CHERRY
3E	103186-01-12A	FT	MOLDING/PLASTIC - 3/8" U-CHANNEL-3/4" FACE - SIERRA MAPLE
3E	103186-02-07A	FT	MOLDING/PLASTIC-1" U-CHANNEL-1 3/8" FACE - BEIGE ILLUSION
3E	103186-02-09A	FT	MOLDING/PLASTIC - 1" U-CHANNEL-1 3/8" FACE - PORTSMOUTH OAK
3E	103186-02-10A	FT	MOLDING/PLASTIC - 1" U-CHANNEL-1 3/8" FACE - CONCERT CHERRY
3E	103186-02-08A	FT	MOLDING/PLASTIC - 1" U-CHANNEL-1 3/8" FACE - WASHED MAPLE
3E	103186-02-11A	FT	MOLDING/PLASTIC - 1" U-CHANNEL-1 3/8" FACE - HONEY CHERRY
3E	103186-02-12A	FT	MOLDING/PLASTIC - 1" U-CHANNEL-1 3/8" FACE - SIERRA MAPLE
4E	104676-02-08A	FT	MOLDING-T - W/EDGE LIP - 11/16" FACE - PORTSMOUTH OAK
4E	104676-02-12A	FT	MOLDING-T - W/EDGE LIP - 11/16" FACE - SIERRA MAPLE
5E	105004-01-12A	EA	MOLDING - VINYL WRAP - 1" X 96" - PORTSMOUTH OAK
5E	105004-01-21A	EA	MOLDING - VINYL WRAP - 1" X 96" - WASHED MAPLE
5E	105004-01-24A	EA	MOLDING - VINYL WRAP - 1" X 96" - HONEY CHERRY
5E	105004-01-22A	EA	MOLDING - VINYL WRAP - 1" X 96" - SIERRA MAPLE
6E	105709-02-000	FT	MOLDING-T - W/EDGE LIP 3/4" FACE - BEIGE ILLUSION

INTERIOR FINISH GROUP (CONTINUED)
MOLDINGS & TRIMS (CONTINUED)

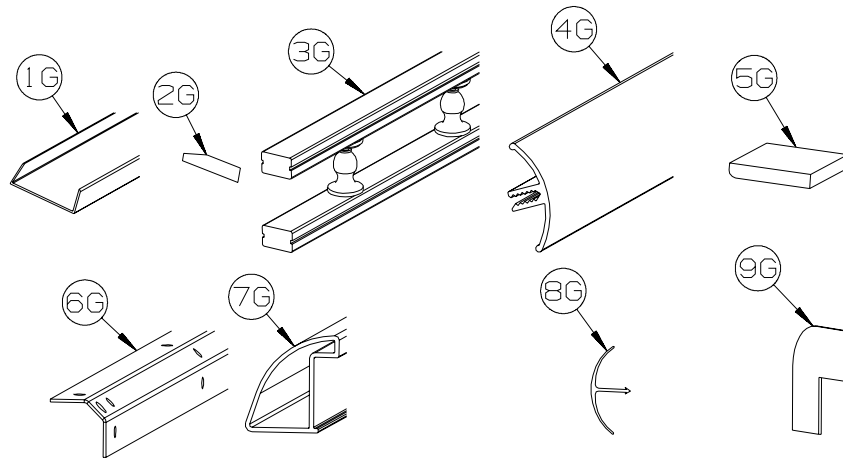


KEY	PART NUMBER	U/M	DESCRIPTION
1F	119520-01-01A	FT	MOLDING-T - OFFSET W/EDGE LIP - 1.3" FACE - OFF WHITE
1F	119520-03-02A	FT	MOLDING-T - OFFSET W/EDGE LIP - 1" FACE - CONCERT CHERRY
1F	119520-03-03A	FT	MOLDING-T - OFFSET W/EDGE LIP - 1" FACE - WASHED MAPLE
1F	119520-03-05A	FT	MOLDING-T - OFFSET W/EDGE LIP - 1" FACE - SIERRA MAPLE
1F	119520-03-06A	FT	MOLDING-T - OFFSET W/EDGE LIP - 1" FACE - HONEY CHERRY
2F	127842-01-01A	FT	SEAL - SIGHT SHIELD - 2" BLACK
	160300-A2-438	EA	LUMBER - VINYL WRAPPED - .7" X .75" X 96" - CONCERT CHERRY
	160300-D2-438	EA	LUMBER - VINYL WRAPPED - .7" X 1.5" X 96" - CONCERT CHERRY
	160300-E2-438	EA	LUMBER - VINYL WRAPPED - .7" X 2" X 96" - CONCERT CHERRY
	160300-F2-438	EA	LUMBER - VINYL WRAPPED - .7" X 2.5" X 96" - CONCERT CHERRY
	160300-G2-438	EA	LUMBER - VINYL WRAPPED - .7" X 3" X 96" - CONCERT CHERRY
	160300-H2-438	EA	LUMBER - VINYL WRAPPED - .7" X 3.5" X 96" - CONCERT CHERRY
	160300-J2-438	EA	LUMBER - VINYL WRAPPED - .7" X 5.5" X 96" - CONCERT CHERRY
	160300-K2-438	EA	LUMBER - VINYL WRAPPED - .7" X 3.9" X 96" - CONCERT CHERRY
	160300-R2-438	EA	LUMBER - VINYL WRAPPED - .7" X 3" X 96" - CONCERT CHERRY
3F	160301-D2-134	EA	MOLDING - VINYL WRAPPED - .7" X 1.6" X 84" - CONCERT CHERRY
3F	160301-D2-743	EA	MOLDING - VINYL WRAPPED - .7" X 1.6" X 108" - CONCERT CHERRY
3F	160301-F2-134	EA	MOLDING - VINYL WRAPPED - .7" X 2.5" X 84" - CONCERT CHERRY
3F	160301-F2-743	EA	MOLDING - VINYL WRAPPED - .7" X 2.5" X 108" - CONCERT CHERRY
3F	160301-F2-438	EA	MOLDING - VINYL WRAPPED - .7" X 2.5" X 96" - CONCERT CHERRY
	137894-A2-438	EA	LUMBER - VINYL WRAPPED - .7" X .75" X 96" - PORTSMOUTH OAK
	137894-D2-438	EA	LUMBER - VINYL WRAPPED - .7" X 1.5" X 96" - PORTSMOUTH OAK
	137894-E2-438	EA	LUMBER - VINYL WRAPPED - .7" X 2" X 96" - PORTSMOUTH OAK
	137894-F2-438	EA	LUMBER - VINYL WRAPPED - .7" X 2.5" X 96" - PORTSMOUTH OAK
	137894-G2-438	EA	LUMBER - VINYL WRAPPED - .7" X 3" X 96" - PORTSMOUTH OAK
	137894-H2-438	EA	LUMBER - VINYL WRAPPED - .7" X 3.5" X 96" - PORTSMOUTH OAK
	137894-J2-438	EA	LUMBER - VINYL WRAPPED - .7" X 5.5" X 96" - PORTSMOUTH OAK

INTERIOR FINISH GROUP (CONTINUED)
MOLDINGS & TRIMS (CONTINUED)

KEY	PART NUMBER	U/M	DESCRIPTION
	137894-J2-743	EA	LUMBER - VINYL WRAPPED - .7" X 5.5" X 108" - PORTSMOUTH OAK
	137894-K2-438	EA	LUMBER - VINYL WRAPPED - .7" X 3.9" X 96" - PORTSMOUTH OAK
	137894-R2-438	EA	LUMBER - VINYL WRAPPED - .7" X 3" X 96" - PORTSMOUTH OAK
3F	137895-D2-134	EA	MOLDING - VINYL WRAP - .7" X 1.6" X 84" - PORTSMOUTH OAK
3F	137895-D2-743	EA	MOLDING - VINYL WRAP - .7" X 1.6" X 108" - PORTSMOUTH OAK
3F	137895-F2-134	EA	MOLDING - VINYL WRAP - .7" X 2.5" X 84" - PORTSMOUTH OAK
3F	137895-F2-438	EA	MOLDING - VINYL WRAP - .7" X 2.5" X 96" - PORTSMOUTH OAK
3F	137895-F2-743	EA	MOLDING - VINYL WRAP - .7" X 2.5" X 108" - PORTSMOUTH OAK
	146419-A2-438	EA	LUMBER - VINYL WRAPPED - .7" X .75" X 96" - HONEY CHERRY
	146419-D2-438	EA	LUMBER - VINYL WRAPPED - .7" X 1.5" X 96" - HONEY CHERRY
	146419-E2-438	EA	LUMBER - VINYL WRAPPED - .7" X 2" X 96" - HONEY CHERRY
	146419-F2-438	EA	LUMBER - VINYL WRAPPED - .7" X 2.5" X 96" - HONEY CHERRY
	146419-G2-438	EA	LUMBER - VINYL WRAPPED - .7" X 3" X 96" - HONEY CHERRY
	146419-H2-438	EA	LUMBER - VINYL WRAPPED - .7" X 3.5" X 96" - HONEY CHERRY
	146419-J2-438	EA	LUMBER - VINYL WRAPPED - .7" X 5.5" X 96" - HONEY CHERRY
	146419-J2-743	EA	LUMBER - VINYL WRAPPED - .7" X 5.5" X 108" - HONEY CHERRY
	146419-K2-438	EA	LUMBER - VINYL WRAPPED - .7" X 3.9" X 96" - HONEY CHERRY
	146419-R2-438	EA	LUMBER - VINYL WRAPPED - .7" X 3" X 96" - HONEY CHERRY
	146419-S2-438	EA	LUMBER - VINYL WRAPPED/FULL - .7"X 3.5"X 96" - HONEY CHERRY
	146419-T2-438	EA	LUMBER - VINYL WRAPPED/FULL - .7"X 5.5"X 96" - HONEY CHERRY
3F	146425-D2-134	EA	MOLDING - VINYL WRAPPED - .7" X 1.6" X 83.9" - HONEY CHERRY
3F	146425-F2-438	EA	MOLDING - VINYL WRAPPED - .7" X 2.6" X 96" - HONEY CHERRY
	149325-A2-438	EA	LUMBER - VINYL WRAPPED - .7" X .75" X 96" - WASHED MAPLE
	149325-D2-438	EA	LUMBER - VINYL WRAPPED - .7" X 1.5" X 96" - WASHED MAPLE
	149325-E2-438	EA	LUMBER - VINYL WRAPPED - .7" X 2" X 96" - WASHED MAPLE
	149325-F2-438	EA	LUMBER - VINYL WRAPPED - .7" X 2.5" X 96" - WASHED MAPLE
	149325-G2-438	EA	LUMBER - VINYL WRAPPED - .7" X 3" X 96" - WASHED MAPLE
	149325-H2-438	EA	LUMBER - VINYL WRAPPED - .7" X 3.5" X 96" - WASHED MAPLE
	149325-J2-438	EA	LUMBER - VINYL WRAPPED - .7" X 5.5" X 96" - WASHED MAPLE
	149325-J2-743	EA	LUMBER - VINYL WRAPPED - .7" X 5.5" X 108" - WASHED MAPLE
	149325-K2-438	EA	LUMBER - VINYL WRAPPED - .7" X 3.9" X 96" - WASHED MAPLE
	149325-R2-438	EA	LUMBER - VINYL WRAPPED - .7" X 3" X 96" - WASHED MAPLE
3F	149326-D2-134	EA	MOLDING - VINYL WRAPPED - .7" X 1.5" X 83.9" - WASHED MAPLE
3F	149326-D2-743	EA	MOLDING - VINYL WRAPPED - .7" X 1.5" X 108" - WASHED MAPLE
3F	149326-F2-134	EA	MOLDING - VINYL WRAPPED - .7" X 2.5" X 83.9" - WASHED MAPLE
3F	149326-F2-438	EA	MOLDING - VINYL WRAPPED - .7" X 2.5" X 96" - WASHED MAPLE
3F	149326-F2-743	EA	MOLDING - VINYL WRAPPED - .7" X 2.5" X 108" - WASHED MAPLE
	149330-A2-438	EA	LUMBER - VINYL WRAPPED - .7" X .75" X 96" - SIERRA MAPLE
	149330-D2-438	EA	LUMBER - VINYL WRAPPED - .7" X 1.5" X 96" - SIERRA MAPLE
	149330-E2-438	EA	LUMBER - VINYL WRAPPED - .7" X 2" X 96" - SIERRA MAPLE
	149330-F2-438	EA	LUMBER - VINYL WRAPPED - .7" X 2.5" X 96" - SIERRA MAPLE
	149330-G2-438	EA	LUMBER - VINYL WRAPPED - .7" X 3" X 96" - SIERRA MAPLE
	149330-H2-438	EA	LUMBER - VINYL WRAPPED - .7" X 3.5" X 96" - SIERRA MAPLE
	149330-J2-438	EA	LUMBER - VINYL WRAPPED - .7" X 5.5" X 96" - SIERRA MAPLE
	149330-J2-743	EA	LUMBER - VINYL WRAPPED - .7" X 5.5" X 108" - SIERRA MAPLE
	149330-K2-438	EA	LUMBER - VINYL WRAPPED - .7" X 3.9" X 96" - SIERRA MAPLE
	149330-R2-438	EA	LUMBER - VINYL WRAPPED - .7" X 3" X 96" - SIERRA MAPLE
3F	149331-D2-134	EA	MOLDING - VINYL WRAP - .7" X 1.5" X 83.9" - SIERRA MAPLE
3F	149331-D2-743	EA	MOLDING - VINYL WRAP - .7" X 1.5" X 108" - SIERRA MAPLE
3F	149331-F2-134	EA	MOLDING - VINYL WRAP - .7" X 2.5" X 83.9" - SIERRA MAPLE
3F	149331-F2-438	EA	MOLDING - VINYL WRAP - .7" X 2.5" X 96" - SIERRA MAPLE
3F	149331-F2-743	EA	MOLDING - VINYL WRAP - .7" X 2.5" X 108" - SIERRA MAPLE

INTERIOR FINISH GROUP (CONTINUED)
MOLDINGS & TRIMS (CONTINUED)



KEY	PART NUMBER	U/M	DESCRIPTION
	141260-01-01A	FT	U-CHANNEL - 1" - VILLAGE OAK
1G	141260-01-02A	FT	U-CHANNEL - 1" - GRADY BROWN
2G	146306-01-01A	FT	TRANSITION - CARPET/TILE
3G	150167-01-03A	EA	RAIL - DECORATIVE - 96" - WASHED MAPLE
3G	150167-01-07A	EA	RAIL - DECORATIVE - 96" - PORTSMOUTH OAK
3G	150167-01-08A	EA	RAIL - DECORATIVE - 96" - HONEY CHERRY
3G	150167-01-09A	EA	RAIL - DECORATIVE - 96" - SIERRA MAPLE
4G	151653-10-02A	EA	TRIM/RADIUS - CABINET CORNER - 79.6" - DULL METALLIC
4G	151653-13-02A	EA	TRIM/RADIUS - CABINET CORNER - 79.8" - DULL METALLIC
5G	M09568-04-W80	EA	MOLDING/TRIM - .3" X 1.5" X 73.6" - SIERRA MAPLE
5G	M09568-04-W79	EA	MOLDING/TRIM - .3" X 1.5" X 73.6" - WASHED MAPLE
6G	151861-01-02B	EA	ANGLE - SUPPORT/CORNER - 1.4" X 12.5" - E-COATED
6G	151861-02-02B	EA	ANGLE - SUPPORT/CORNER - 1.4" X 20.1" - E-COATED
6G	151861-03-02B	EA	ANGLE - SUPPORT/CORNER - 1.4" X 26.7" - E-COATED
6G	151861-04-02B	EA	ANGLE - SUPPORT/CORNER - 1.4" X 32.7" - E-COATED
6G	151861-05-02B	EA	ANGLE - SUPPORT/CORNER - 1.4" X 78.6" - E-COATED
6G	151861-06-02B	EA	ANGLE - SUPPORT/CORNER - 1.4" X 59" - E-COATED
6G	151861-08-02B	EA	ANGLE - SUPPORT/CORNER - 1.4" X 22.2" - E-COATED
6G	151861-09-02B	EA	ANGLE - SUPPORT/CORNER - 1.4" X 14.9" - E-COATED
7G	151893-01-02A	EA	TRIM/RADIUS - CABINET BOTTOM - 72.6" - DULL METALLIC
8G	156464-01-01A	FT	MOLDING - CORNER - RADIUS/PLASTIC - 8' - HONEY CHERRY
8G	156464-01-02A	FT	MOLDING - CORNER - RADIUS/PLASTIC - 8' - WASHED MAPLE
8G	156464-01-05A	FT	MOLDING - CORNER - RADIUS/PLASTIC - 8' - SIERRA MAPLE
8G	156464-01-06A	FT	MOLDING - CORNER - RADIUS/PLASTIC - 8' - CONCERT CHERRY
8G	156464-03-03A	FT	MOLDING - CORNER - RADIUS/PLASTIC - 8' - BONE
	081521-02-007	EA	MOUNT - METAL MOLDING - F/RADIUS CORNER MOLDING - 151.5"
9G	160989-01-06A	FT	CAP - CORNER - RADIUS MOLDING - PLASTIC - WASHED MAPLE
9G	160989-01-07A	FT	CAP - CORNER - RADIUS MOLDING - PLASTIC - HONEY CHERRY

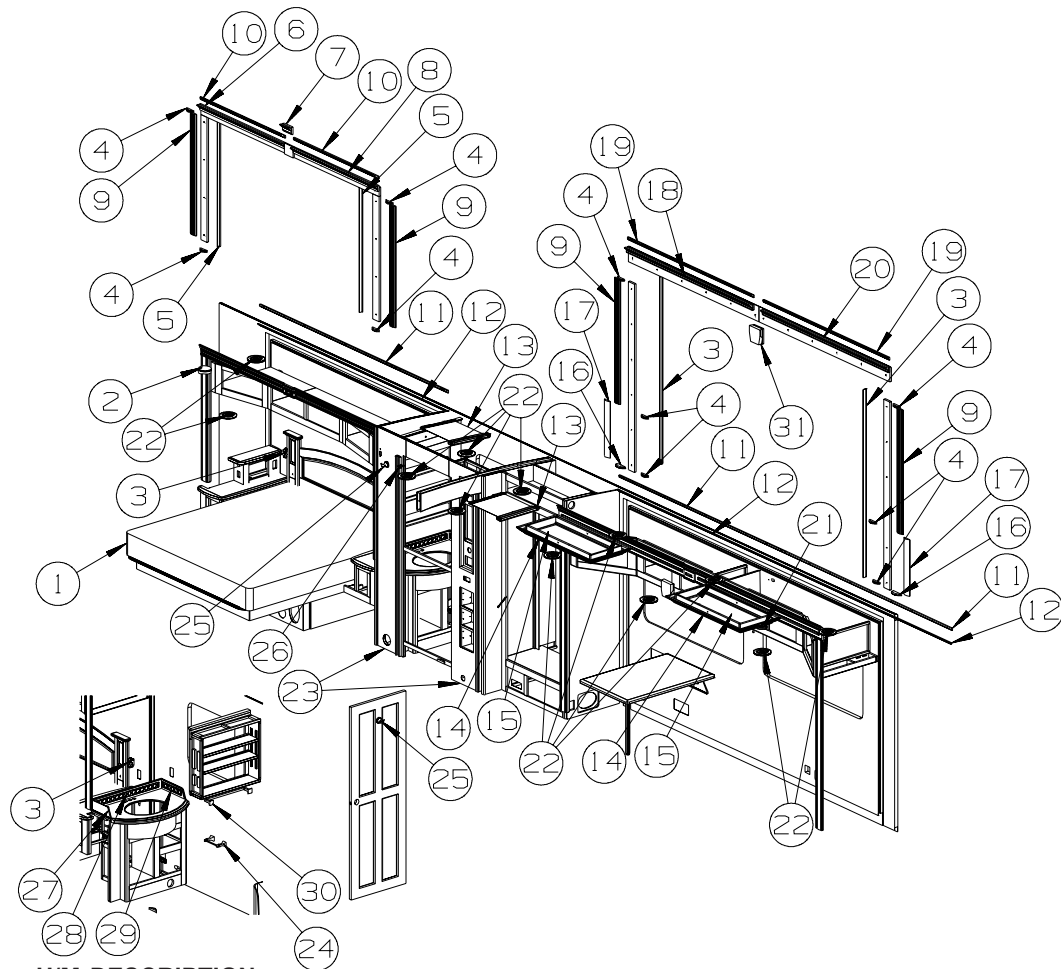
INTERIOR FINISH GROUP (CONTINUED)
PANELING & LAMINATES

KEY	PART NUMBER	U/M	DESCRIPTION
	000885-B8-000	SF	PARTICLE BOARD - 3/8" X 4' X 8'- NEW CONC CHERRY - 2 SIDED
	000885-B9-000	SF	PART BD-PAPER,N.CON.CHERRY
	000885-A7-000	SF	PARTICLE BOARD - 3/4" X 4' X 8' - HONEY CHERRY - 2 SIDED
	000885-A8-000	SF	PARTICLE BOARD - 3/8" X 4' X 8' - HONEY CHERRY - 1 SIDED
	000885-A9-000	SF	PARTICLE BOARD - 3/8" X 4' X 8' - HONEY CHERRY - 2 SIDED
	000885-B4-000	SF	PARTICLE BOARD - 3/8" X 4' X 8'- WASHED MAPLE - 2 SIDED
	000885-B5-000	SF	PARTICLE BOARD - 3/8" X 4' X 8'- WASHED MAPLE - 1 SIDED
	000885-B6-000	SF	PARTICLE BOARD - 3/4" X 4' X 8'- WASHED MAPLE - 2 SIDED
	000885-C0-000	SF	PARTICLE BOARD - 3/4" X 4' X 8'- NEW CONC CHERRY - 2 SIDED
	000885-C3-000	SF	PARTICLE BOARD - 3/8" X 4' X 8' - WHITE THATCH EMB-1 SIDED
	057882-06-000	SF	TAMBOUR - 48" X 96" SHEET - UNFINISHED - CONCERT CHERRY, HONEY CHERRY
	057882-05-000	SF	TAMBOUR - 48" X 96" SHEET - UNFINISHED - WASHED MAPLE
	074498-A2-000	SF	LAMINATE - PLASTIC - PHANTOM GRAY - 5' X 8'
	074498-C2-000	SF	LAMINATE - PLASTIC - SHAKER CHERRY - 5' X 8' - CONCERT CHERRY
	074498-A6-000	SF	LAMINATE - PLASTIC - HARDROCK MAPLE - 5' X 8' - WASHED MAPLE
	074498-A7-000	SF	LAMINATE - PLASTIC - GRAND ISLE - 5' X 8' - HONEY CHERRY
	074497-50-000	SF	PANELING - NEW CONCERT CHERRY - 1/8" X 4' X 8'
	076773-20-000	SF	PANELING - 2 SIDED/WASHED MAPLE - 1/8" X 4' X 8'
	076773-21-000	SF	PANELING - 2 SIDED/NEW CONC CHERRY - 1/8" X 4' X 8'
	079666-03-000	SF	PANELING - CLOSET - CEDAR - 4' X 7'
	079666-04-000	SF	PANELING - CLOSET - CEDAR - 4' X 8'
	074497-49-000	SF	PANELING - WASHED MAPLE - 1/8" X 4' X 8'
	074497-47-000	SF	PANELING - HONEY CHERRY - 1/8" X 4' X 8'
	076773-18-000	SF	PANELING - 2 SIDED/HONEY CHERRY - 1/8" X 4' X 8'
	088272-M7-000	SF	PANELING - KURTA/CANVAS - 4' X 7.4'
	088272-L8-000	SF	PANELING - D'VINCI/ALMOND - 4' X 7' (WL4, WL5, WL6) FROM: 00-00-00 THRU: 03-27-07
	088272-N7-000	SF	PANELING - DISTRESSED CRACKLE - 4' X 7.4' (WL4, WL5, WL6) FROM: 03-28-07 THRU: 99-99-99
	088272-N9-000	SF	PANELING - OTTAWA HERITAGE - 4' X 7.4' (WM0, WM1, WM2)
	088272-L8-000	SF	PANELING - D'VINCI/ALMOND - 4' X 7' (WM4, WM5, WM6) FROM: 00-00-00 THRU: 03-27-07
	088272-N7-000	SF	PANELING - DISTRESSED CRACKLE - 4' X 7.4' (WM4, WM5, WM6) FROM: 03-28-07 THRU: 11-04-07
	088272-N8-000	SF	PANELING - MOROCCO SAND - 4' X 7.4' (WM4, WM5, WM6) FROM: 11-05-07 THRU: 99-99-99
	088272-M9-000	EA	PANELING - WHITE THATCHED - 4' X 8'
	154735-03-000	EA	PANELING - FLEXIBLE - MORITZ/TUSCANY - 4' X 8' FROM: 02-09-07 THRU: 99-99-99
	154735-10-000	SF	PANELING - FLEXIBLE - D'VINCI/ALMOND - 4' X 8' (WL4, WL5, WL6) FROM: 00-00-00 THRU: 03-27-07
	154735-18-000	SF	PANELING - FLEXIBLE - DISTRESSED CRACKLE - 4' X 8' (WL4, WL5, WL6) FROM: 03-28-07 THRU: 99-99-99
	154735-08-000	SF	PANELING - FLEXIBLE - VILLA/BISQUE - 4' X 8' (WM0, WM1, WM2)
	154735-10-000	SF	PANELING - FLEXIBLE - D'VINCI/ALMOND - 4' X 8' (WM4, WM5, WM6) FROM: 00-00-00 THRU: 03-27-07
	154735-18-000	SF	PANELING - FLEXIBLE - DISTRESSED CRACKLE - 4' X 8' (WM4, WM5, WM6) FROM: 03-28-07 THRU: 11-04-07
	165409-05-000	SF	PANELING - FLEXIBLE - MOROCCO/SAND - 4' X 8' (WM4, WM5, WM6) FROM: 11-05-07 THRU: 99-99-99
	085284-J3-000	FT	BATT TAPE - ADHESIVE BACKED - DECRTVE - D'VINCI ALMOND (WL4, WL5, WL6) FROM: 00-00-00 THRU: 03-27-07
	085284-L6-000	FT	BATT TAPE - ADHESIVE BACKED - DECORATIVE - DIST CRACKLE (WL4, WL5, WL6) FROM: 03-28-07 THRU: 99-99-99
	085284-K6-000	FT	BATT TAPE - ADHESIVE BACKED - DECORATIVE - BISQUE (WM0, WM1, WM2)
	085284-J3-000	FT	BATT TAPE - ADHESIVE BACKED - DECRTVE - D'VINCI ALMOND (WM4, WM5, WM6) FROM: 00-00-00 THRU: 03-27-07
	085284-L6-000	FT	BATT TAPE - ADHESIVE BACKED - DECORATIVE - DIST CRACKLE (WM4, WM5, WM6) FROM: 03-28-07 THRU: 11-04-07
	085284-L7-000	FT	BATT TAPE - ADHESIVE BACKED - DECORATIVE - MOROCCO SAND (WM4, WM5, WM6) FROM: 11-05-07 THRU: 99-99-99

INTERIOR FINISH GROUP (CONTINUED)
PANELING & LAMINATES (CONTINUED)

KEY	PART NUMBER	U/M	DESCRIPTION
	088263-J0-000	EA	BATT STRIP - DECORATIVE - D'VINCI ALMOND (WL4, WL5, WL6) FROM: 00-00-00 THRU: 03-27-07
	088263-L2-000	EA	BATT STRIP - DECORATIVE - DISTRESSED CRACKLE (WL4, WL5, WL6) FROM: 03-28-07 THRU: 99-99-99
	088263-K2-000	EA	BATT STRIP - DECORATIVE - BISQUE - 8' (WM0, WM1, WM2)
	088263-J0-000	EA	BATT STRIP - DECORATIVE - D'VINCI ALMOND (WM4, WM5, WM6) FROM: 00-00-00 THRU: 03-27-07
	088263-L2-000	EA	BATT STRIP - DECORATIVE - DISTRESSED CRACKLE (WM4, WM5, WM6) FROM: 03-28-07 THRU: 11-04-07
	088263-L3-000	EA	BATT STRIP - DECORATIVE - MOROCCO SAND (WM4, WM5, WM6) FROM: 11-05-07 THRU: 99-99-99
	093743-09-04A	FT	PLASTIC - ABS COIL - 6" WIDE - WHITE

INTERIOR FINISH GROUP (CONTINUED)
INTERIOR TRIM LAYOUT

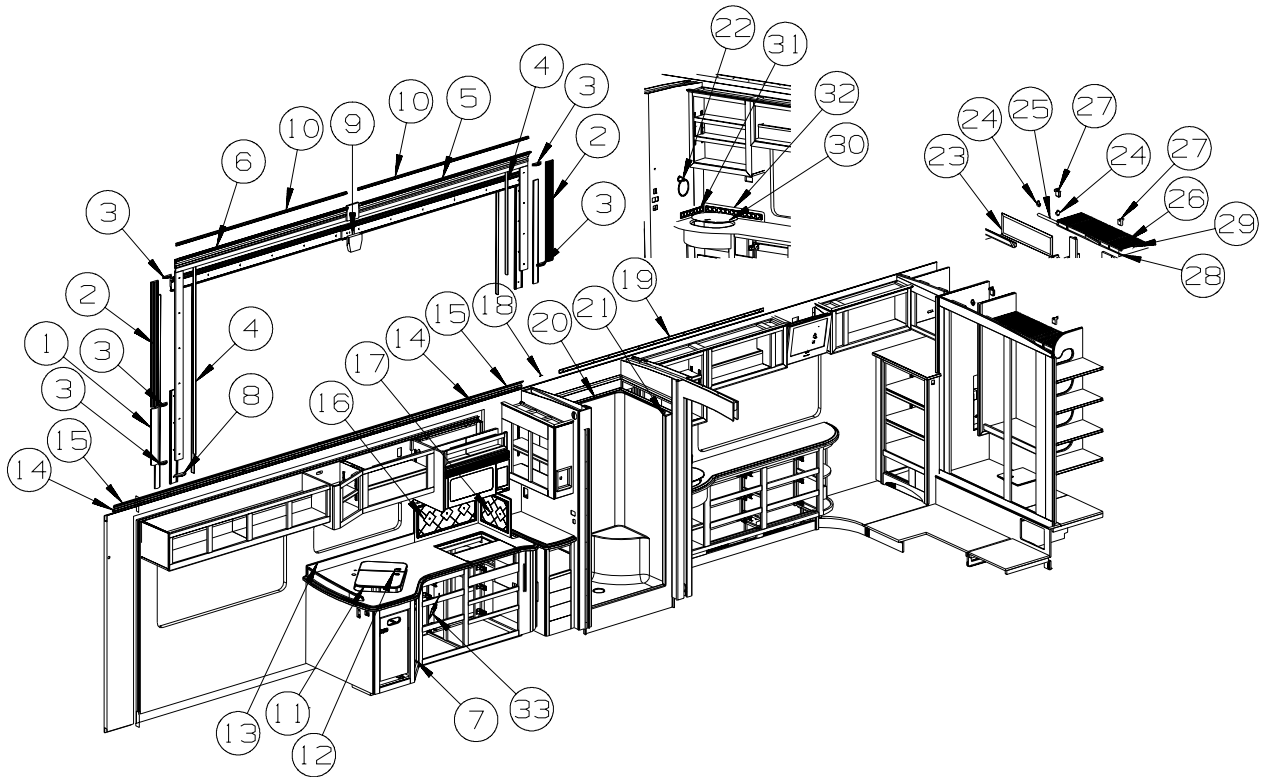


KEY	PART NUMBER	U/M	DESCRIPTION
1	142411-06-000	EA	MATTRESS/AIR - 72" X 80" - SELECT COMFORT FROM: 00-00-00 THRU: 06-03-07
1	142411-09-000	EA	MATTRESS/AIR - 72" X 80" - SELECT COMFORT FROM: 06-04-07 THRU: 99-99-99
	142411-03-000	EA	AIR PUMP W/CONTROLS - F/SELECT COMFORT MATTRESS
2	125136-02-000	EA	DETECTOR/CO - GAS MODEL - 9 VOLT
3	142411-05-000	EA	HOLDER - F/CONTROL (SELECT COMFORT)
4	P57200-01-UK5	EA	MOLDING/BLOCK - RADIUS - 4.1" - CONCERT CHERRY
4	P57200-01-UK6	EA	MOLDING/BLOCK - RADIUS - 4.1" - WASHED MAPLE
4	P57200-01-UK7	EA	MOLDING/BLOCK - RADIUS - 4.1" - HONEY CHERRY
5	M09525-81-UJ1	EA	MOLDING - TRIM/VEE - 1.5" X 74.7" - CONCERT CHERRY
5	M09525-81-UJ2	EA	MOLDING - TRIM/VEE - 1.5" X 74.7" - WASHED MAPLE
5	M09525-81-UJ3	EA	MOLDING - TRIM/VEE - 1.5" X 74.7" - HONEY CHERRY
6	157177-13-UK5	EA	MOLDING - SLIDEOUT/TOP - 51.3" - CONCERT CHERRY
6	157177-13-UK6	EA	MOLDING - SLIDEOUT/TOP - 51.3" - WASHED MAPLE
6	157177-13-UK7	EA	MOLDING - SLIDEOUT/TOP - 51.3" - HONEY CHERRY
7	157177-15-UK5	EA	MOLDING/BLOCK - CENTER/TOP - 5.1" - CONCERT CHERRY
7	157177-15-UK6	EA	MOLDING/BLOCK - CENTER/TOP - 5.1" - WASHED MAPLE
7	157177-15-UK7	EA	MOLDING/BLOCK - CENTER/TOP - 5.1" - HONEY CHERRY
8	157177-12-UK5	EA	MOLDING - SLIDEOUT/TOP - 51.3" - CONCERT CHERRY
8	157177-12-UK6	EA	MOLDING - SLIDEOUT/TOP - 51.3" - WASHED MAPLE
8	157177-12-UK7	EA	MOLDING - SLIDEOUT/TOP - 51.3" - HONEY CHERRY
9	M09525-46-UK5	EA	MOLDING - CURVED/FLUTED - 3.4" X 66.7" - CONCERT CHERRY
9	M09525-46-UK6	EA	MOLDING - CURVED/FLUTED - 3.4" X 66.7" - WASHED MAPLE
9	M09525-46-UK7	EA	MOLDING - CURVED/FLUTED - 3.4" X 66.7" - HONEY CHERRY
10	M09525-37-UK5	EA	MOLDING/TRIM - .6" X 1" X 96" - CONCERT CHERRY
10	M09525-37-UK6	EA	MOLDING/TRIM - .6" X 1" X 96" - WASHED MAPLE
10	M09525-37-UK7	EA	MOLDING/TRIM - .6" X 1" X 96" - HONEY CHERRY
11	M09525-03-UJ1	EA	MOLDING/TRIM - .6" X 1" X 96" - CONCERT CHERRY
11	M09525-03-UJ2	EA	MOLDING/TRIM - .6" X 1" X 96" - WASHED MAPLE
11	M09525-03-UJ3	EA	MOLDING/TRIM - .6" X 1" X 96" - HONEY CHERRY

INTERIOR FINISH GROUP (CONTINUED)
INTERIOR TRIM LAYOUT (CONTINUED)

KEY	PART NUMBER	U/M	DESCRIPTION
12	M09525-04-UJ1	EA	MOLDING/TRIM - ANGLED - 1" X 1" X 96" - CONCERT CHERRY
12	M09525-04-UJ2	EA	MOLDING/TRIM - ANGLED - 1" X 1" X 96" - WASHED MAPLE
12	M09525-04-UJ3	EA	MOLDING/TRIM - ANGLED - 1" X 1" X 96" - HONEY CHERRY
13	144628-01-01A	EA	SHADE - VENT COVER - 15.7" X 15.7" - OFF WHITE
14	157478-01-UJ1	EA	CABINET - LIGHT/FLUORESCENT - CONCERT CHERRY
14	157478-01-UJ2	EA	CABINET - LIGHT/FLUORESCENT - WASHED MAPLE
14	157478-01-UJ3	EA	CABINET - LIGHT/FLUORESCENT - HONEY CHERRY
15	145978-03-UK5	EA	CABINET - OVERHEAD/LIGHT - W/O DOORS/HARDWARE - CONCERT CHERRY
15	145978-03-UK6	EA	CABINET - OVERHEAD/LIGHT - W/O DOORS/HARDWARE - WASHED MAPLE
15	145978-03-UK7	EA	CABINET - OVERHEAD/LIGHT - W/O DOORS/HARDWARE - HONEY CHERRY
	133312-01-01A	EA	LENS - CLEAR DIFFUSER - 23.7" X 47.8"
16	157201-01-UK5	EA	MOLDING/BLOCK - RADIUS W/COVE - 5.6" - CONCERT CHERRY
16	157201-01-UK6	EA	MOLDING/BLOCK - RADIUS W/COVE - 5.6" - WASHED MAPLE
16	157201-01-UK7	EA	MOLDING/BLOCK - RADIUS W/COVE - 5.6" - HONEY CHERRY
17	M09520-86-UK5	EA	MOLDING - CURVED - 3.4" X 22.3" - CONCERT CHERRY
17	M09520-86-UK6	EA	MOLDING - CURVED - 3.4" X 22.3" - WASHED MAPLE
17	M09520-86-UK7	EA	MOLDING - CURVED - 3.4" X 22.3" - HONEY CHERRY
18	157175-13-UK5	EA	MOLDING - SLIDEOUT/TOP - 75.3" - CONCERT CHERRY
18	157175-13-UK6	EA	MOLDING - SLIDEOUT/TOP - 75.3" - WASHED MAPLE
18	157175-13-UK7	EA	MOLDING - SLIDEOUT/TOP - 75.3" - HONEY CHERRY
19	M09525-37-UK5	EA	MOLDING/TRIM - COVED EDGE - .5" X 82.8" - CONCERT CHERRY
19	M09525-37-UK6	EA	MOLDING/TRIM - COVED EDGE - .5" X 82.8" - WASHED MAPLE
19	M09525-37-UK7	EA	MOLDING/TRIM - COVED EDGE - .5" X 82.8" - HONEY CHERRY
20	157175-12-UK5	EA	MOLDING - SLIDEOUT/TOP - 75.3" - CONCERT CHERRY
20	157175-12-UK6	EA	MOLDING - SLIDEOUT/TOP - 75.3" - WASHED MAPLE
20	157175-12-UK7	EA	MOLDING - SLIDEOUT/TOP - 75.3" - HONEY CHERRY
21	072852-01-000	EA	DETECTOR - SMOKE - W/9 VOLT BATTERY - US
21	072852-02-000	EA	DETECTOR - SMOKE - W/9 VOLT BATTERY - CANADIAN
	077956-01-000	EA	LABEL - WARNING/SMOKE DETECTOR
22	120134-01-02A	EA	REGISTER - W/DAMPER - 4" PIPE/6.4" O.D. FACE - WHITE
22	120134-02-01A	EA	REGISTER - TRIM RING - WHITE
23	M09471-79-R39	EA	MOLDING - TRIM/COVE - .8" X .8" X 96" - CONCERT CHERRY
23	M09471-79-RE0	EA	MOLDING - TRIM/COVE - .8" X .8" X 96" - HONEY CHERRY
23	M09471-79-R46	EA	MOLDING - TRIM/COVE - .8" X .8" X 96" - WASHED MAPLE
24	159767-01-02A	EA	HOLDER - TISSUE - BRUSHED NICKEL
25	159764-01-02A	EA	HOOK - ROBE - TWIN - BRUSHED NICKEL
26	155436-01-01A	EA	STOP - DOOR/BATH - SATIN NICKEL
27	162669-09-WK4	EA	BACKSPLASH - CORIAN (WL4, WL5, WL6)
27	162669-09-WM0	EA	BACKSPLASH - CORIAN (WM0, WM1, WM2)
27	162669-09-WK0	EA	BACKSPLASH - CORIAN (WM4, WM5, WM6)
28	162669-07-WK4	EA	BACKSPLASH - CORIAN (WL4, WL5, WL6)
28	162669-07-WM0	EA	BACKSPLASH - CORIAN (WM0, WM1, WM2)
28	162669-07-WK0	EA	BACKSPLASH - CORIAN (WM4, WM5, WM6)
29	162669-08-WK4	EA	BACKSPLASH - CORIAN (WL4, WL5, WL6)
29	162669-08-WM0	EA	BACKSPLASH - CORIAN (WM0, WM1, WM2)
29	162669-08-WK0	EA	BACKSPLASH - CORIAN (WM4, WM5, WM6)
30	159766-01-02A	EA	TOWEL BAR - 18" - BRUSHED NICKEL

INTERIOR FINISH GROUP (CONTINUED)
INTERIOR TRIM LAYOUT (CONTINUED)



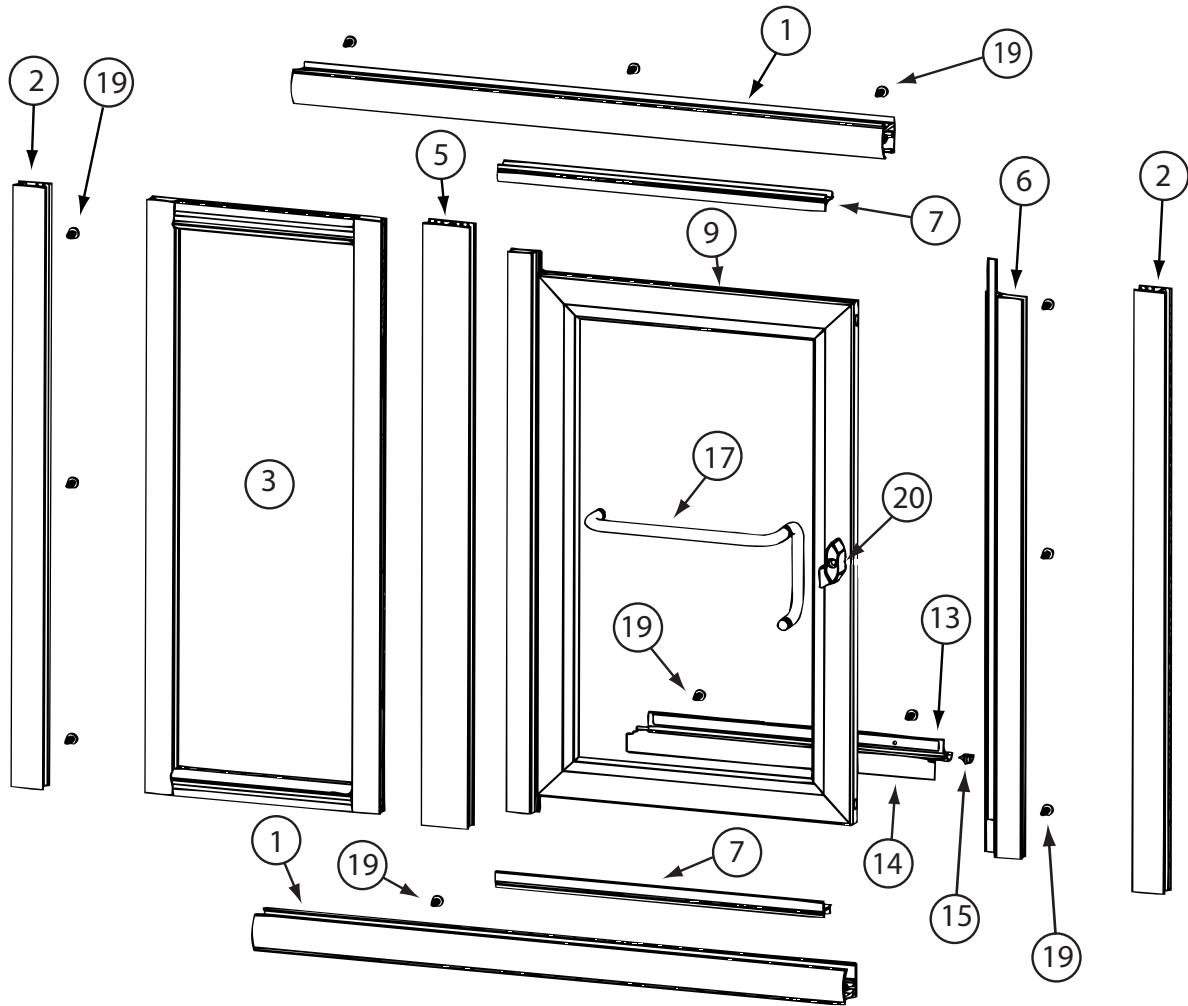
KEY	PART NUMBER	U/M	DESCRIPTION
1	M09520-86-UK5	EA	MOLDING - CURVED - 3.4" X 22.3" - CONCERT CHERRY
1	M09520-86-UK6	EA	MOLDING - CURVED - 3.4" X 22.3" - WASHED MAPLE
1	M09520-86-UK7	EA	MOLDING - CURVED - 3.4" X 22.3" - HONEY CHERRY
2	M09525-46-UK5	EA	MOLDING - CURVED/FLUTED - 3.4" X 66.7" - CONCERT CHERRY
2	M09525-46-UK6	EA	MOLDING - CURVED/FLUTED - 3.4" X 66.7" - WASHED MAPLE
2	M09525-46-UK7	EA	MOLDING - CURVED/FLUTED - 3.4" X 66.7" - HONEY CHERRY
3	P57200-01-UK5	EA	MOLDING/BLOCK - RADIUS - 4.1" - CONCERT CHERRY
3	P57200-01-UK6	EA	MOLDING/BLOCK - RADIUS - 4.1" - WASHED MAPLE
3	P57200-01-UK7	EA	MOLDING/BLOCK - RADIUS - 4.1" - HONEY CHERRY
4	M09525-81-UJ1	EA	MOLDING - TRIM/VEE - 1.5" X 74.7" - CONCERT CHERRY
4	M09525-81-UJ2	EA	MOLDING - TRIM/VEE - 1.5" X 74.7" - WASHED MAPLE
4	M09525-81-UJ3	EA	MOLDING - TRIM/VEE - 1.5" X 74.7" - HONEY CHERRY
5	157176-13-UK5	EA	MOLDING - SLIDEOUT/TOP - 82.6" - CONCERT CHERRY
5	157176-13-UK6	EA	MOLDING - SLIDEOUT/TOP - 82.6" - WASHED MAPLE
5	157176-13-UK7	EA	MOLDING - SLIDEOUT/TOP - 82.6" - HONEY CHERRY
6	157176-12-UK5	EA	MOLDING - SLIDEOUT/TOP - 82.6" - CONCERT CHERRY
6	157176-12-UK6	EA	MOLDING - SLIDEOUT/TOP - 82.6" - WASHED MAPLE
6	157176-12-UK7	EA	MOLDING - SLIDEOUT/TOP - 82.6" - HONEY CHERRY
7	159032-01-01A	EA	CONTAINER - WASTEBASKET - 14.3 QT - WHITE
8	157201-01-UK5	EA	MOLDING/BLOCK - RADIUS W/COVE - 5.6" - CONCERT CHERRY
8	157201-01-UK6	EA	MOLDING/BLOCK - RADIUS W/COVE - 5.6" - WASHED MAPLE
8	157201-01-UK7	EA	MOLDING/BLOCK - RADIUS W/COVE - 5.6" - HONEY CHERRY
9	P57226-01-UK5	EA	MOLDING/CENTER - DECORATIVE - 1.4"X 6"X 6" - CONCERT CHERRY
9	P57226-01-UK6	EA	MOLDING/CENTER - DECORATIVE - 1.4"X 6"X 6" - WASHED MAPLE
9	P57226-01-UK7	EA	MOLDING/CENTER - DECORATIVE - 1.4"X 6"X 6" - HONEY CHERRY
10	M09525-37-UK5	EA	MOLDING/TRIM - .6" X 1" X 96" - CONCERT CHERRY
10	M09525-37-UK6	EA	MOLDING/TRIM - .6" X 1" X 96" - WASHED MAPLE
10	M09525-37-UK7	EA	MOLDING/TRIM - .6" X 1" X 96" - HONEY CHERRY
11	163046-01-WK4	EA	COVER - RECESSED SINK - 15.1" X 17" (WL4, WL5, WL6)
11	163046-01-WM0	EA	COVER - RECESSED SINK - 15.1" X 17" (WM0, WM1, WM2)
11	163046-01-WK0	EA	COVER - RECESSED SINK - 15.1" X 17" (WM4, WM5, WM6)
12	163046-02-WK4	EA	COVER - RECESSED SINK - 8.8" X 17" (WL4, WL5, WL6)
12	163046-02-WM0	EA	COVER - RECESSED SINK - 8.8" X 17" (WM0, WM1, WM2)
12	163046-02-WK0	EA	COVER - RECESSED SINK - 8.8" X 17" (WM4, WM5, WM6)
13	162669-04-WK4	EA	BACKSPLASH - CORIAN (WL4, WL5, WL6)
13	162669-04-WM0	EA	BACKSPLASH - CORIAN (WM0, WM1, WM2)
13	162669-04-WK0	EA	BACKSPLASH - CORIAN (WM4, WM5, WM6)

INTERIOR FINISH GROUP (CONTINUED)
INTERIOR TRIM LAYOUT (CONTINUED)

KEY	PART NUMBER	U/M	DESCRIPTION
14	M09525-03-UJ1	EA	MOLDING/TRIM - .6" X 1" X 96" - CONCERT CHERRY
14	M09525-03-UJ2	EA	MOLDING/TRIM - .6" X 1" X 96" - WASHED MAPLE
14	M09525-03-UJ3	EA	MOLDING/TRIM - .6" X 1" X 96" - HONEY CHERRY
15	M09525-04-UJ1	EA	MOLDING/TRIM - ANGLED - 1" X 1" X 96" - CONCERT CHERRY
15	M09525-04-UJ2	EA	MOLDING/TRIM - ANGLED - 1" X 1" X 96" - WASHED MAPLE
15	M09525-04-UJ3	EA	MOLDING/TRIM - ANGLED - 1" X 1" X 96" - HONEY CHERRY
16	161798-16-WL4	EA	BACKSPLASH - W/ACCENTS - STOVE - CORIAN (WL4, WL5, WL6)
16	161798-16-WM0	EA	BACKSPLASH - W/ACCENTS - STOVE - CORIAN (WM0, WM1, WM2)
16	161798-16-WM4	EA	BACKSPLASH - W/ACCENTS - STOVE - CORIAN (WM4, WM5, WM6)
17	161798-17-WL4	EA	BACKSPLASH - W/ACCENTS - STOVE - CORIAN (WL4, WL5, WL6)
17	161798-17-WM0	EA	BACKSPLASH - W/ACCENTS - STOVE - CORIAN (WM0, WM1, WM2)
17	161798-17-WM4	EA	BACKSPLASH - W/ACCENTS - STOVE - CORIAN (WM4, WM5, WM6)
18	138359-01-01A	FT	COVER - ROOF BREAK - PEARL CREAM/PLASTIC - 96"
19	138403-01-01A	EA	TRIM - ROOF - MILL
20	153824-01-01A	EA	TRIM - SHOWER/UPPER - WASHED MAPLE - CONCERT CHERRY
20	153824-01-02A	EA	TRIM - SHOWER/UPPER - WASHED MAPLE - WASHED MAPLE
20	153824-01-05A	EA	TRIM - SHOWER/UPPER - HONEY CHERRY - HONEY CHERRY
21*	158066-01-02A	EA	DOOR - SHOWER - HINGE/PIVOT - 35" X 66.4"-BRSH NICKEL/RAIN
22	159765-01-02A	EA	TOWEL RING - BRUSHED NICKEL
23	093606-46-000	EA	MIRROR - BEVELED EDGE - 24.5" X 25.9"
24	152301-01-01A	EA	FLANGE - PLASTIC - 1" CLOTHES ROD HOLDER - WHITE
25	Y00136-21-218	EA	DOWEL - WOOD - CLOTHES ROD - 1"DIAMETER X 4'
26	136891-01-01A	EA	SHELF & ROD - 12" X 143.8" - W/O ENDS
27	136891-50-01A	EA	BRACKET/END - F/SHELF
28	136891-52-01A	EA	END CAP - SMALL - F/SHELF
29	136891-53-01A	EA	BRACKET - U/CLAMP MOUNTING - F/SHELF
30	163510-01-WK4	EA	COVER - SINK - LAVATORY/BEDROOM (WL4, WL5, WL6)
30	163510-01-WM0	EA	COVER - SINK - LAVATORY/BEDROOM (WM0, WM1, WM2)
30	163510-01-WK0	EA	COVER - SINK - LAVATORY/BEDROOM (WM4, WM5, WM6)
31	162669-05-WK4	EA	BACKSPLASH - CORIAN (WL4, WL5, WL6)
31	162669-05-WM0	EA	BACKSPLASH - CORIAN (WM0, WM1, WM2)
31	162669-05-WK0	EA	BACKSPLASH - CORIAN (WM4, WM5, WM6)
32	162669-06-WK4	EA	BACKSPLASH - CORIAN (WL4, WL5, WL6)
32	162669-06-WM0	EA	BACKSPLASH - CORIAN (WM0, WM1, WM2)
32	162669-06-WK0	EA	BACKSPLASH - CORIAN (WM4, WM5, WM6)
33	093605-02-01A	EA	RACK - TOWEL/WIRE - ALMOND

***COMPONENT PARTS LISTED LATER IN THIS GROUP**

INTERIOR FINISH GROUP (CONTINUED)
COMPONENT PARTS FOR INTERIOR TRIM LAYOUT



158066-01-02A

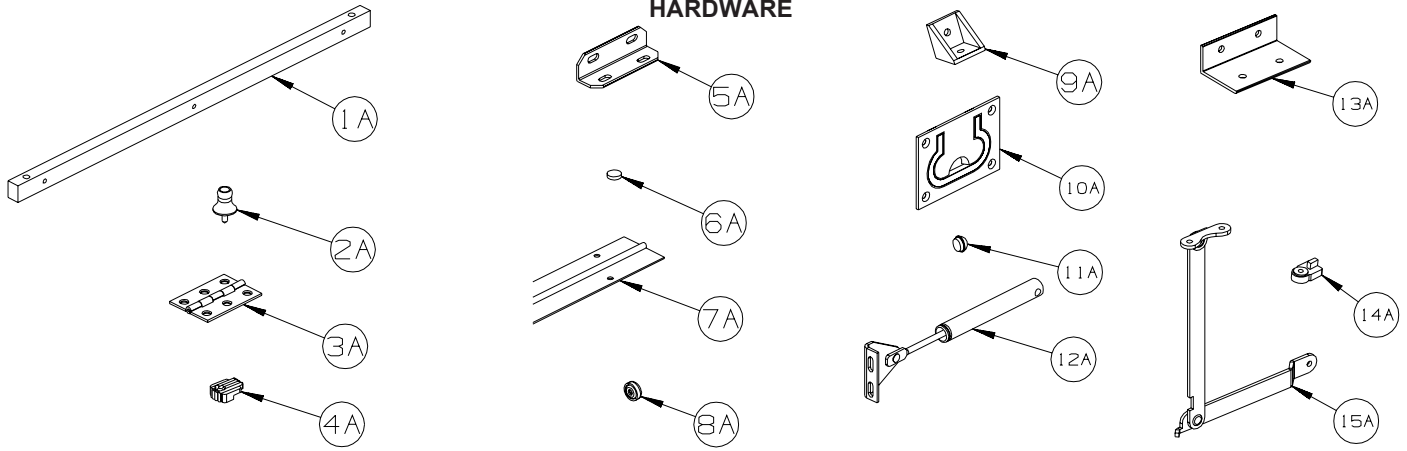
KEY	PART NUMBER	U/M	DESCRIPTION	VENDOR NO.
1	139047-05-701	EA	HEADER/SILL-(PAIR) NICKEL	900N
2	139047-05-703	EA	JAMB - WALL - 65.9" - NICKEL	903N
3	158066-01-703	EA	INLINE PANEL - FRAMED GLASS	WBP812N-RILP
4	115011-01-706	FT	GLAZING VINYL-BLACK	C154B
5	158066-02-701	EA	POST - INLINE - NICKEL	904N
6	139047-05-705	EA	STRIKE - JAMB - 64.6"-NICKEL	926N
7	139047-05-702	EA	DAM STRIP-TOP/BOTTOM-25"	901N
8	139047-05-706	EA	HINGE/POST-DOOR-64.5"-NICKEL	920N
13	139047-05-710	EA	INLINE PANEL - FRAMED GLASS	WBP812N-RILP
14	139047-01-710	FT	VINYL SWEEP	C176G
15	139047-01-711	EA	PLUG - DRIP CAP (SET) BLACK	CP933 - BLACK
17	158076-02-700	EA	PULL/BAR COMBO (SET)-NICKEL	T618N
19	158076-02-701	EA	SCREW - ADJUSTMENT - NICKEL	638PHPT-N
20	089318-01-707	EA	LATCH/CATCH-TURN-SAFETY-BLK	9730N
	139047-01-706	EA	HINGE PINS	CP932
	139047-01-707	EA	WASHERS - HINGE	CP148TW
	139047-01-708	EA	HINGE - SLEEVE - 61.5"	C921B
	139047-01-709	EA	STRIP/MAGNETIC- 55" (NARROW)	98-42
	158066-01-704	EA	DOOR PANEL ONLY-W/RAIN GLASS	WBP812N-RDP
	158076-01-712	EA	TOWEL BAR - BRUSHED NICKEL	T18N

INTERIOR FINISH GROUP (CONTINUED)
FLOOR COVERINGS

KEY	PART NUMBER	U/M	DESCRIPTION
	075233-01-000	SY	PAD - CARPET - 3/8" X 6'W ROLL - SOLD BY THE SQUARE YARD
	093486-01-000	SY	CARPET - COMPARTMENT - 72" WIDE - DARK GRAY
	123994-06-02A	EA	GROUT KIT - FLOOR TILE - LIGHT BUFF-CHAMOIS - 13 LB PKG FROM: 00-00-00 THRU: 06-10-07
	123994-10-02A	EA	GROUT - TILE FLOOR - 945 LIGHT BUFF-CHAMOIS FROM: 06-11-07 THRU: 99-99-99
	123994-07-04A	EA	TILE - FLOOR - CERAMIC - 6" X 12" - SORANO BROWN
	123994-08-04A	EA	TILE - FLOOR - CERAMIC - 6" X 6" - SORANO BROWN
	123994-09-04A	EA	TILE - FLOOR - CERAMIC - 12" X 12" - SORANO BROWN
	152251-11-02A	SY	CARPET - 4 SQUARE YARD INCREMENTS - HONEY (WL4, WL5, WL6, WM4, WM5, WM6)
	152251-11-03A	SY	CARPET - 4 SQUARE YARD INCREMENTS - CIGAR (WM0, WM1, WM2)

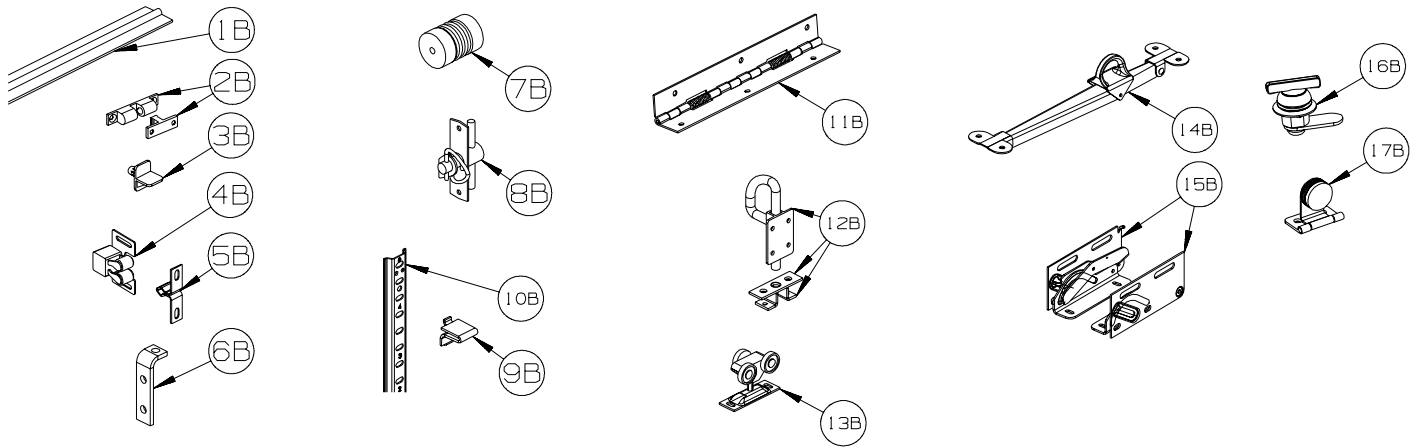
INTERIOR FINISH GROUP (CONTINUED)

HARDWARE



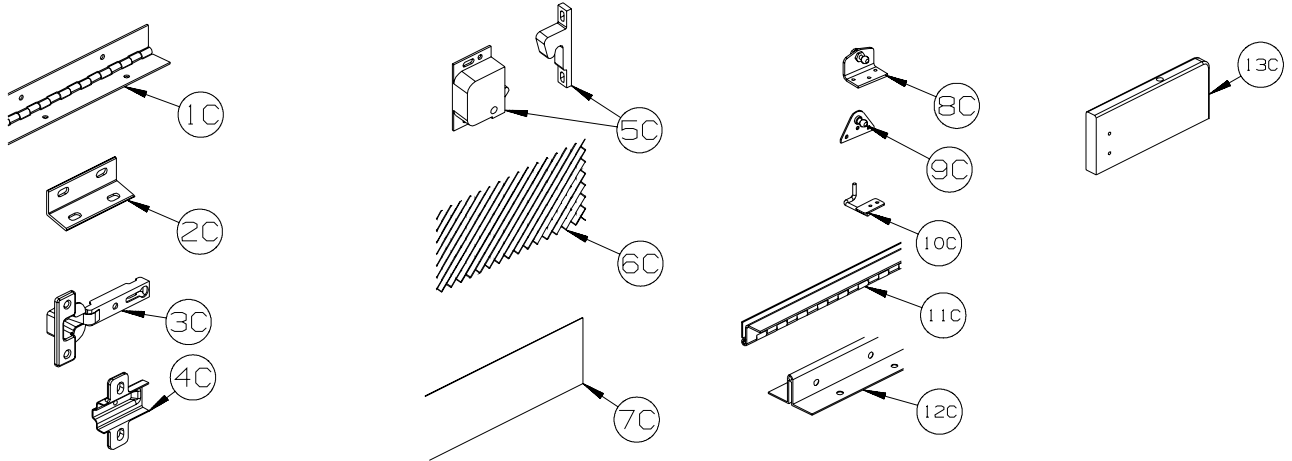
KEY	PART NUMBER	U/M	DESCRIPTION
1A	P34509-01-P14	EA	RAIL END - RH/LH - TOWEL RACK - CONCERT CHERRY
1A	P34509-01-J70	EA	RAIL END - RH/LH - TOWEL RACK - WASHED MAPLE
1A	P34509-01-RE0	EA	RAIL END - RH/LH - TOWEL RACK - HONEY CHERRY
1A	P34509-01-SA3	EA	RAIL END - RH/LH - TOWEL RACK - SIERRA MAPLE
2A	009013-01-000	EA	CATCH - BULLDOG - MALE/FEMALE
3A	009059-01-000	EA	HINGE - DOOR - 2" X 1.4" - BRASS
3A	009059-02-000	EA	HINGE - DOOR - 2" X 2.7" - BRASS
3A	009059-03-000	EA	HINGE - BRASS - 1.75"
3A	009059-04-000	EA	HINGE - 2" - ZINC
4A	009089-01-000	EA	CLIP - MIRROR
5A	016604-01-000	EA	BRACE - ANGLE - 2 1/2" - UNPAINTED METAL
5A	016604-05-000	EA	BRACE - ANGLE - 2 1/2" - OFF WHITE METAL
5A	016604-10-000	EA	BRACE - SEAT ANGLE - 2.5" - BLACK
6A	023320-01-000	EA	PAD - FELT 3/8" DIAMETER
7A	041389-19-000	EA	HINGE - PIANO - 1 1/2" X 71.9" - UNPAINTED
7A	041389-25-000	EA	HINGE - PIANO - 1 1/2" X 55" - UNPAINTED
7A	041389-32-000	EA	HINGE - PIANO - 68" - OFF WHITE
8A	166569-01-02A	EA	COVER - SCREW - #8 - BRIGHT WHITE
8A	166569-01-03A	EA	COVER - SCREW - #8 - SOFT WHITE
8A	166569-01-04A	EA	COVER - SCREW - #8 - CREAM
9A	065740-01-000	EA	BRACE - CABINET/CORNER - PLASTIC
10A	072871-01-000	EA	PULL - FLUSH - CHROME
11A	074045-13-000	EA	PLUG - 3/8" DOWEL-1/2" HEAD - PORTSMOUTH OAK
11A	074045-08-000	EA	PLUG - 3/8" DOWEL-1/2" HEAD - OAK/SALEM CHERRY - CONCERT CHERRY
11A	074045-12-000	EA	PLUG - 3/8" DOWEL-1/2" HEAD - WASHED MAPLE
11A	074045-14-000	EA	PLUG - 3/8" DOWEL-1/2" HEAD - HONEY CHERRY
11A	074045-15-000	EA	PLUG - 3/8" DOWEL-1/2" HEAD - SIERRA MAPLE
12A	074493-02-000	EA	SUPPORT/PISTON SPRING - CABINET DOOR - 26 LBS
12A	074493-03-000	EA	SUPPORT/PISTON SPRING - CABINET DOOR - 12 LBS
13A	156732-01-01A	EA	BRACE - ANGLE/COUCH - 2.5" - MILL
13A	156732-01-02A	EA	BRACE - ANGLE/COUCH - 2.5" - OFF WHITE
13A	156732-03-01A	EA	BRACE - ANGLE/COUCH - BLACK
14A	083204-03-000	EA	BUTTON - RETAINING MIRROR 5/16" TIP
15A	084412-01-000	EA	SUPPORT/HINGE KIT (LEFT & RIGHT HINGES)

INTERIOR FINISH GROUP (CONTINUED)
HARDWARE (CONTINUED)



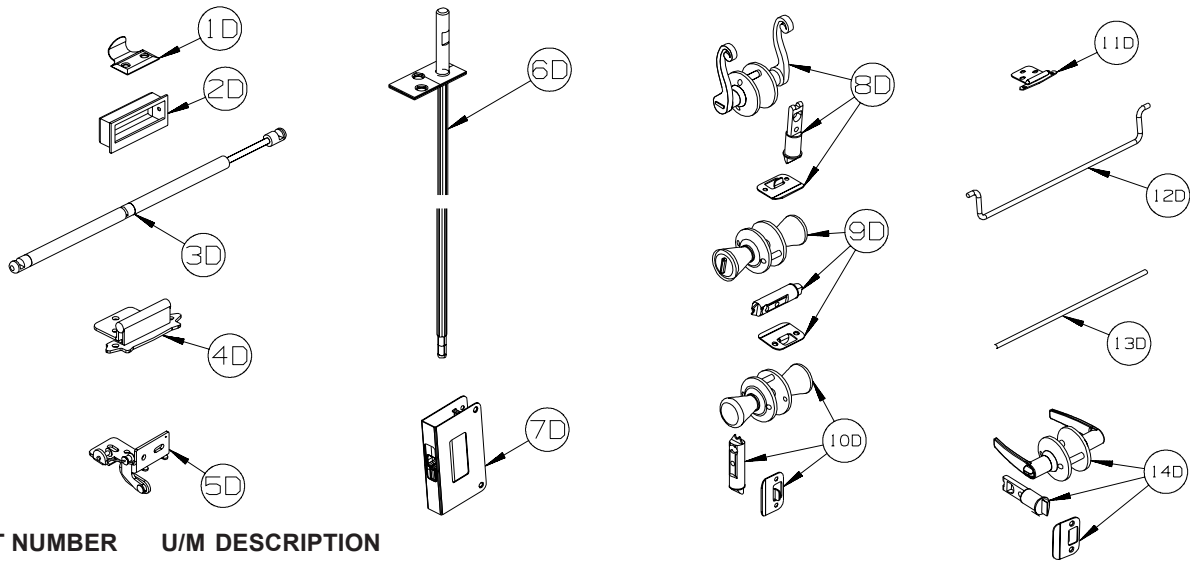
KEY	PART NUMBER	U/M	DESCRIPTION
1B	084413-01-000	EA	HINGE - 1" X 72" - ALUMINUM - W/HOLES
2B	084451-01-000	EA	CATCH & LATCH - 1.7" - BRASS
3B	092907-01-000	EA	SUPPORT - SHELF - PIN - 1/4" - CLEAR PLASTIC
4B	093586-03-000	EA	CATCH - SPRING ROLLER - .377"
4B	093586-06-000	EA	CATCH - W/STRIKE - SPRING ROLLER .236"/SPRINT STEEL .943"
5B	093586-04-000	EA	STRIKE - SPRING STEEL - 1.14"
6B	096826-01-01A	EA	BRACE - CABINET - 2" - E-COATED
6B	096826-02-01A	EA	BRACE - CABINET - 1" - E-COATED
7B	097872-04-000	EA	DOWEL - WOOD - 1" DIAMETER X 1.38" LONG - UNFINISHED
8B	098196-01-000	EA	LATCH - 1/4 TURN - T-BAR
9B	098979-01-000	EA	CLIP - ADJUSTABLE SHELF
10B	098980-01-000	EA	PILASTER - ADJUSTABLE SHELF - 18"
10B	098980-02-000	EA	PILASTER - ADJUSTABLE SHELF - 12"
10B	098980-03-000	EA	PILASTER - ADJUSTABLE SHELF - 9"
10B	098980-04-000	EA	PILASTER - ADJUSTABLE SHELF - 48"
10B	098980-05-000	EA	PILASTER - ADJUSTABLE SHELF - 15"
10B	098980-06-000	EA	PILASTER - ADJUSTABLE SHELF - 24"
11B	102920-01-02A	EA	HINGE - SPRING LOADED - NICKEL
11B	129753-01-01A	EA	HINGE - SPRING LOADED - 19" X 19" - BLACK
12B	103256-01-000	EA	LATCH COMPLETE (SLIDE)
13B	103874-01-000	EA	HANGER - SLIDING DOOR
14B	104181-01-01A	EA	SUPPORT - LEAF 5.3" EXTENDS TO 7.5" - SAFETY RING - METAL
15B	108126-01-000	EA	TRAY HINGE SET (QTY. 2 PER SET)
16B	100710-01-02A	EA	LOCK - GLASS DOOR/TWIST TYPE - NICKEL
17B	100711-01-02A	EA	HINGE - GLASS DOOR - BLACK

INTERIOR FINISH GROUP (CONTINUED)
HARDWARE (CONTINUED)



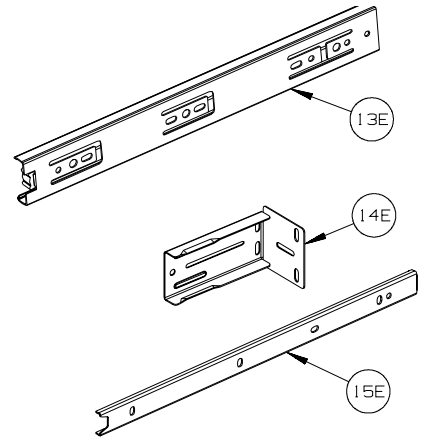
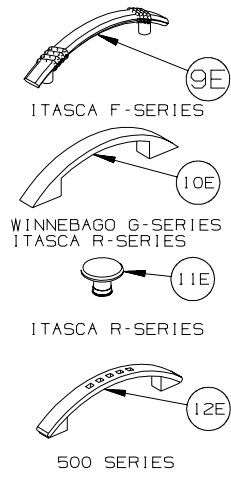
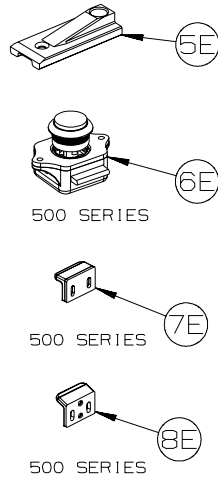
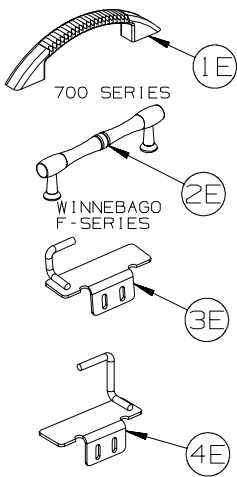
KEY	PART NUMBER	U/M	DESCRIPTION
1C	110496-01-02A	EA	HINGE - NICKEL - 2" X 32"
1C	110496-06-02A	EA	HINGE - NICKEL - 2" X 9.5"
1C	158921-01-04B	EA	HINGE - PIANO - TRUNK DOOR - 2" X 21.9" - BLACK
2C	111866-01-02A	EA	BRACE - SEAT - ANGLE - OFF WHITE
3C	114443-02-01A	EA	HINGE - CABINET DOOR - W/O CLIP - SILVER
4C	114443-03-01A	EA	CLIP - HINGE/CABINET DOOR - SILVER
5C	117095-02-01A	EA	LATCH - DOOR - GRABBER W/KEEPER - PLASTIC - BLK-10 LB PULL
5C	117095-03-01A	EA	LATCH - DOOR - GRABBER W/KEEPER - PLASTIC - BLK-15 LB PULL
6C	118200-01-01A	SF	MESH - PLASTIC 1/2" - 48" X LENGTH = SF - BLACK
7C	122717-06-01A	FT	PAD - NON-SKID - PSA - 5"W
8C	126263-06-02B	EA	BRACKET - GAS SPRING W/INSIDE BALL STUD - E-COATED
9C	126263-05-02B	EA	BRACKET - GAS SPRING W/BALL STUD - E-COATED
9C	126263-08-02B	EA	BRACKET - GAS SPRING W/CENTERED BALL STUD - E-COATED
10C	130798-01-02B	EA	GUIDE - POCKET DOOR - E-COATED
11C	134099-01-02A	EA	HINGE - PIANO - WRAP AROUND - 15.7" - NICKEL PLATED
12C	135538-03-02A	EA	HINGE - PIANO - FULL WRAP - 15.7" - CHROME
12C	135538-07-02A	EA	HINGE - PIANO - FULL WRAP - 9.8" - CHROME
13C	137445-03-T78	EA	STOP - F/SLIDING DOOR - CONCERT CHERRY
13C	137445-03-T79	EA	STOP - F/SLIDING DOOR - WASHED MAPLE
13C	137445-03-T80	EA	STOP - F/SLIDING DOOR - SIERRA MAPLE

INTERIOR FINISH GROUP (CONTINUED)
HARDWARE (CONTINUED)



KEY	PART NUMBER	U/M	DESCRIPTION
1D	137463-01-02A	EA	LIFT - HOOK - PEWTER
2D	139136-02-02A	EA	HANDLE - .35" RECESSED - PEWTER
3D	142569-07-000	EA	SPRING/GAS - 20 LB - 20" EXTENDED/12" COMPRESSED
3D	142569-15-000	EA	SPRING/GAS - 120 LB - 20" EXTENDED/12" COMPRESSED
3D	142569-16-000	EA	SPRING/GAS - 90 LB - 20" EXTENDED/12" COMPRESSED
3D	142569-29-000	EA	SPRING/GAS - 20 LB - 9.9" EXTENDED/5.9" COMPRESSED
3D	142569-31-000	EA	SPRING/GAS - 30 LB - 11.8" EXTENDED/7.3" COMPRESSED
4D	143468-02-03A	EA	HINGE - SELF CLOSING - SATIN NICKEL
4D	143468-02-04A	EA	HINGE - SELF CLOSING - OIL RUBBED BRONZE
4D	143468-02-05A	EA	HINGE - SELF CLOSING - RUSTIC BRASS
5D	144488-01-01A	EA	HINGE - CABINET - ANTIQUE BRASS
5D	144488-01-02A	EA	HINGE - CABINET - NICKEL
6D	145939-05-02A	EA	ROD/LATCH - AISLE DOOR - NICKEL
7D	145939-04-02A	EA	LATCH/SLIDE - AISLE DOOR(1" THICK DOOR)-NICKEL/BLACK SLIDE
7D	145939-04-03A	EA	LATCH/SLIDE - AISLE DOOR(1" THICK DOOR)-OIL RUBBED BRONZE
8D	146064-01-02A	EA	LOCK/PRIVACY (LOCKING) LEVER STYLE - SATIN PEWTER
8D	146064-02-02A	EA	LOCK/PASSAGE (NON LOCKING) LEVER STYLE - PEWTER
9D	146064-05-01A	EA	LOCK/PRIVACY (LOCKING) "TULIP" STYLE KNOB - SATIN NICKEL
10D	146064-06-01A	EA	LOCK/PASSAGE (NON LOCKING) "TULIP" STYLE KNOB-SATIN NICKEL
11D	146553-01-03A	EA	HINGE - CABINET DOOR - SATIN NICKEL
12D	146801-01-02A	EA	ROD/TOWEL BAR (OFFSET) - PEWTER
13D	146840-03-02A	EA	ROD - .25" X 11.7" - PEWTER
13D	146840-04-02A	EA	ROD - .25" X 13.1" - PEWTER
14D	146064-08-01A	EA	LOCK/PASSAGE (NON LOCKING) LEVER STYLE - SATIN NICKEL
14D	146064-07-01A	EA	LOCK/PRIVACY (LOCKING) LEVER STYLE - SATIN NICKEL

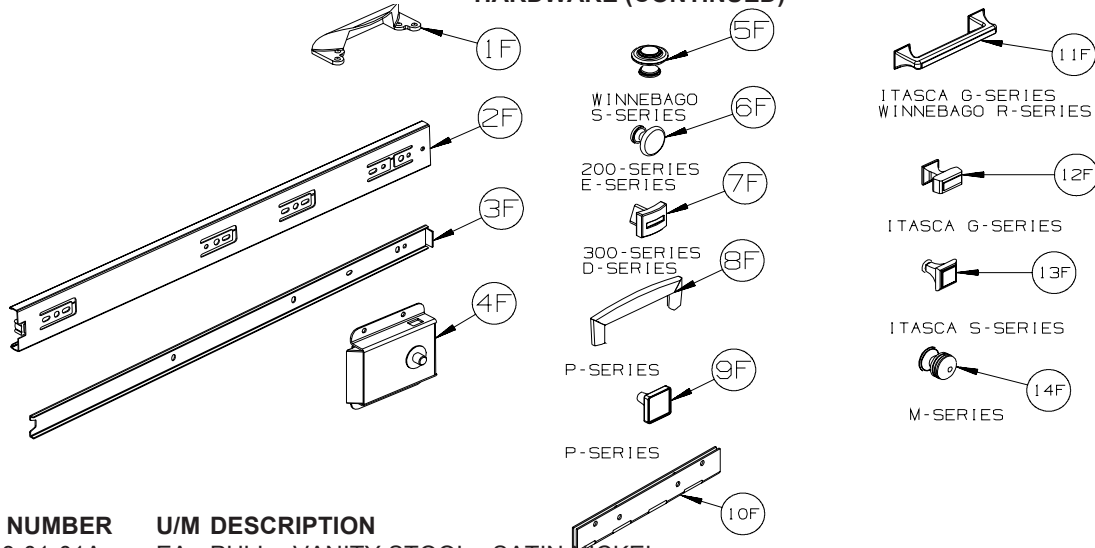
INTERIOR FINISH GROUP (CONTINUED) HARDWARE (CONTINUED)



KEY	PART NUMBER	U/M	DESCRIPTION
1E	148816-01-02A	EA	PULL - CABINET DOOR - NICKEL - ASPECT, CAMBRIA 700-SERIES/ADVENTURER LIMITED EDITION
2E	149090-01-02A	EA	PULL - CABINET DOOR - NICKEL - VOYAGE F-SERIES
3E	149607-01-02B	EA	GUIDE - F/POCKET DOOR - 1.6" BENT ROD - E-COATED
3E	149607-03-02B	EA	GUIDE - F/POCKET DOOR - 2.9" BENT ROD - E-COATED
4E	149607-04-02B	EA	GUIDE - F/POCKET DOOR - E-COATED
5E	150983-01-01A	EA	STRIKE/BLOCK - WEDGE STYLE - F/SLIDE DOOR - 3" X 1.2" - BLACK
6E	151380-01-01A	EA	LATCH - CBNT DR - PUSH BTN - VIEW & NAVION 500-SERIES
6E	151380-01-02A	EA	LATCH - CABINET DOOR - PUSH BUTTON - BLACK - TOUR & ELLIPSE R-SERIES
7E	151380-02-01A	EA	STRIKE - CABINET DOOR - VIEW & NAVION 500-SERIES
8E	151380-03-01A	EA	STRIKE - CABINET DOOR - VIEW & NAVION 500-SERIES
9E	152302-01-01A	EA	PULL - CABINET DOOR - SATIN NICKEL - SUNRISE F-SERIES
10E	152304-01-01A	EA	PULL - CABINET DOOR - BRONZE- ADVENTURER G-SERIES, ELLIPSE R-SERIES
11E	152305-01-01A	EA	KNOB - DOOR/DRAWER - BRONZE - ELLIPSE R-SERIES
12E	152950-01-01A	EA	PULL - DOOR/DRAWER - BRUSHED NICKEL - VIEW & NAVION 500-SERIES
13E	153000-01-01A	EA	SLIDE - CABINET MOUNT - 11.8"
13E	153000-03-01A	EA	SLIDE - CABINET MOUNT - 13.8"
13E	153000-05-01A	EA	SLIDE - CABINET MOUNT - 15.7"
13E	153000-07-01A	EA	SLIDE - CABINET MOUNT - 17.7"
13E	153000-09-01A	EA	SLIDE - CABINET MOUNT - 19.7"
13E	153000-11-01A	EA	SLIDE - CABINET MOUNT - 21.6"
13E	153000-14-01A	EA	SLIDE - CABINET MOUNT - 23.6"
13E	153000-16-01A	EA	SLIDE - CABINET MOUNT - 7.9"
13E	153000-18-01A	EA	SLIDE - CABINET MOUNT - 9.8"
13E	153000-20-01A	EA	SLIDE - CABINET MOUNT - 25.6"
14E	153000-13-01A	EA	BACKSOCKET - DRAWER SLIDE
15E	153000-02-01A	EA	SLIDE - DRAWER MOUNT - 11.8"
15E	153000-04-01A	EA	SLIDE - DRAWER MOUNT - 13.8"
15E	153000-06-01A	EA	SLIDE - DRAWER MOUNT - 15.7"
15E	153000-08-01A	EA	SLIDE - DRAWER MOUNT - 17.7"
15E	153000-10-01A	EA	SLIDE - DRAWER MOUNT - 19.7"
15E	153000-12-01A	EA	SLIDE - DRAWER MOUNT - 21.6"
15E	153000-15-01A	EA	SLIDE - DRAWER MOUNT - 23.4"
15E	153000-17-01A	EA	SLIDE - DRAWER MOUNT - 7.7"
15E	153000-19-01A	EA	SLIDE - DRAWER MOUNT - 9.6"
15E	153000-21-01A	EA	SLIDE - DRAWER MOUNT - 25.4"

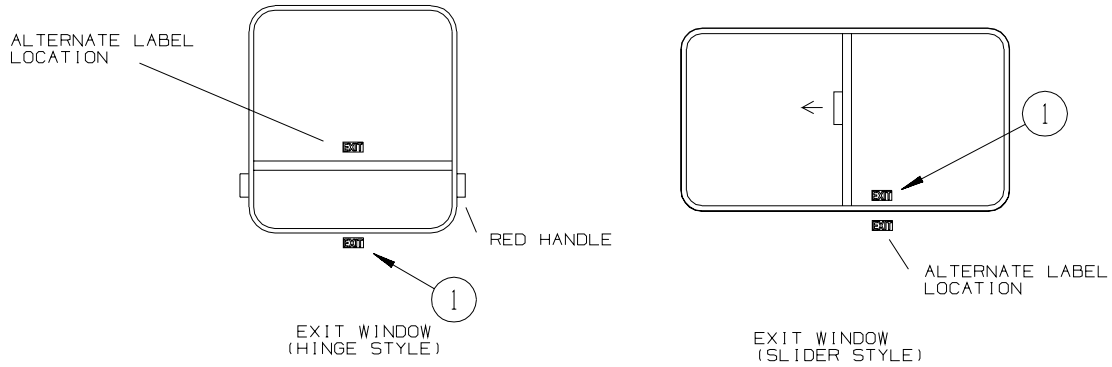
INTERIOR FINISH GROUP (CONTINUED)

HARDWARE (CONTINUED)

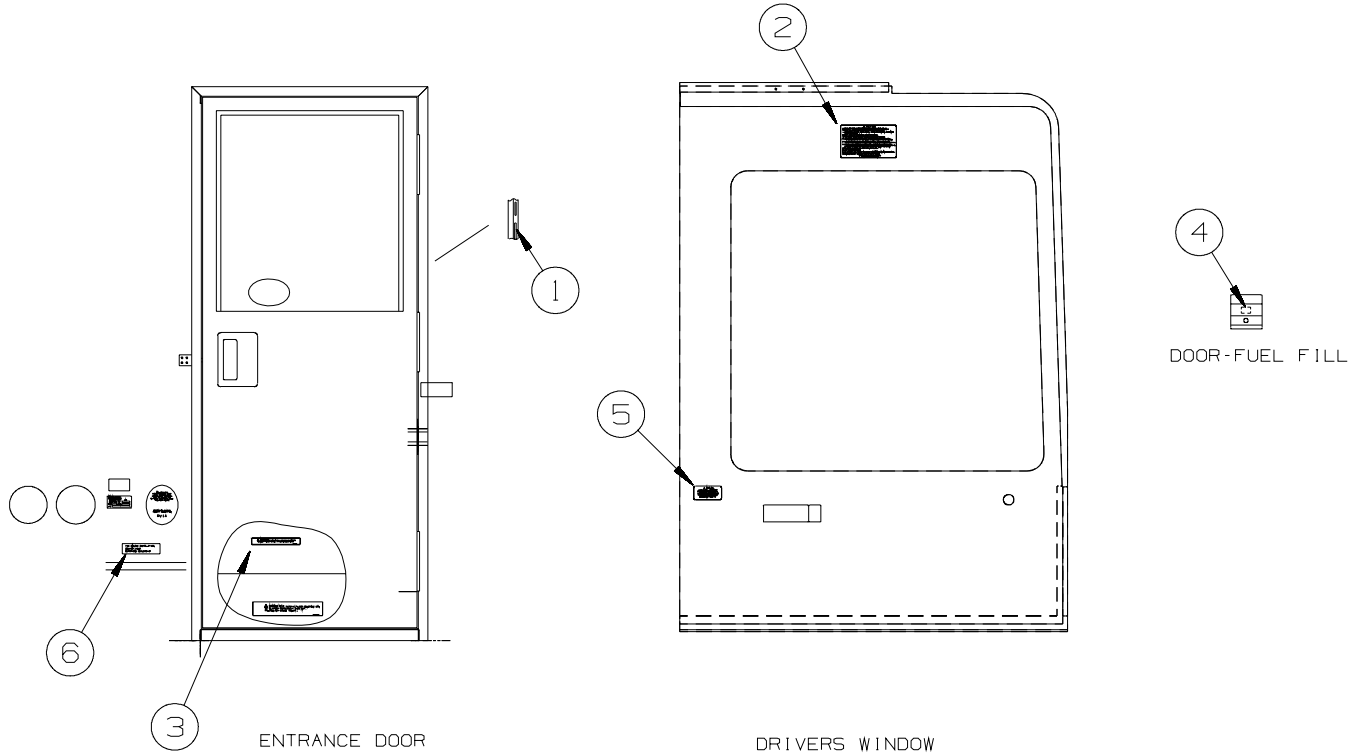


KEY	PART NUMBER	U/M	DESCRIPTION
1F	153308-01-01A	EA	PULL - VANITY STOOL - SATIN NICKEL
2F	153352-01-01A	EA	SLIDE - PANTRY - 19.7" - CABINET MOUNT
3F	153352-02-01A	EA	SLIDE - PANTRY - 19.5" - DRAWER MOUNT
4F	153353-01-01A	EA	LATCH - SLIDING/FLUSH - BLACK
5F	155803-01-01A	EA	KNOB CABINET DOOR - WROUGHT IRON - VECTRA S-SERIES
6F	155925-01-01A	EA	KNOB - DOOR/DRW - SATIN NICKEL - ACCESS & IMPULSE 200-SERIES/ VISTA & SUNSTAR E-SERIES
7F	156579-01-01A	EA	KNOB - DOOR/DRW - PEWTER - OUTLOOK & SPIRIT 300-SERIES/ SIGHTSEER & SUNOVA D-SERIES
8F	157246-01-01A	EA	PULL - CABINET DOOR/DRAWER - SATIN NICKEL - JOURNEY & MERIDIAN P-SERIES
9F	157246-02-01A	EA	KNOB - CABINET DOOR/DRAWER-SATIN NICKEL - JOURNEY & MERIDIAN P-SERIES
10F	158982-01-04B	EA	HINGE - CONTINUOUS - 2" X 8" - BLACK
10F	158982-01-01A	EA	HINGE - CONTINUOUS - 2" X 8" - ZINC
11F	162033-01-01A	EA	PULL - CABINET DOOR - BRUSHED NICKEL - SUNCRUISER G-SERIES, TOUR R-SERIES
12F	162033-02-01A	EA	KNOB - CABINET DOOR - BRUSHED NICKEL - SUNCRUISER G-SERIES
13F	162518-01-01A	EA	KNOB - DOOR/DRAWER - SATIN NICKEL - HORIZON S-SERIES
14F	163095-01-01A	EA	KNOB - CABINET DOOR - SATIN NICKEL - DESTINATION & LATTITUDE M-SERIES

LABELS GROUP

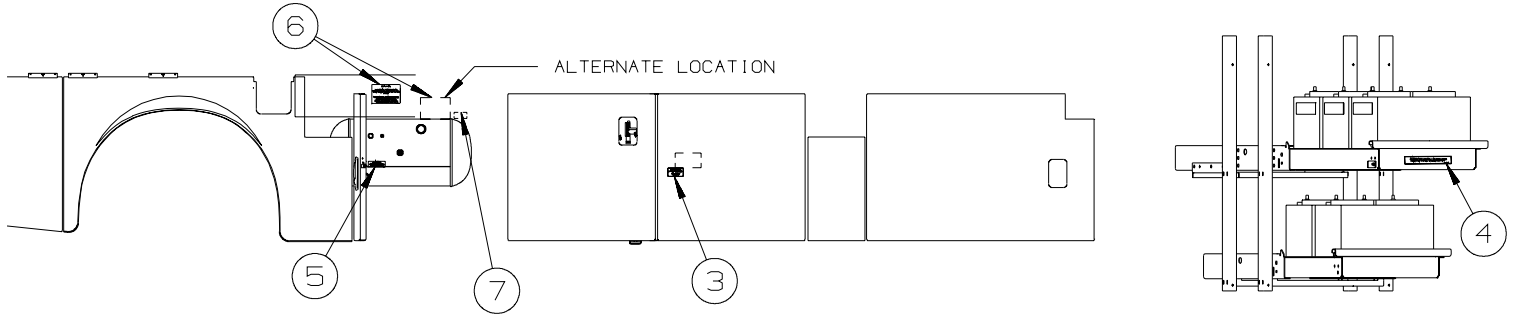
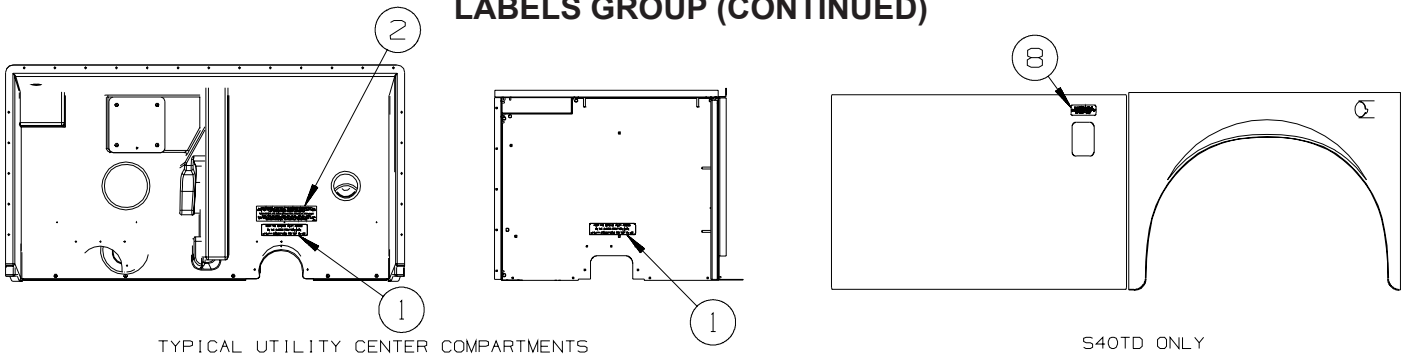


KEY	PART NUMBER	U/M	DESCRIPTION
1	039290-01-000	EA	LABEL - WARNING - EXIT



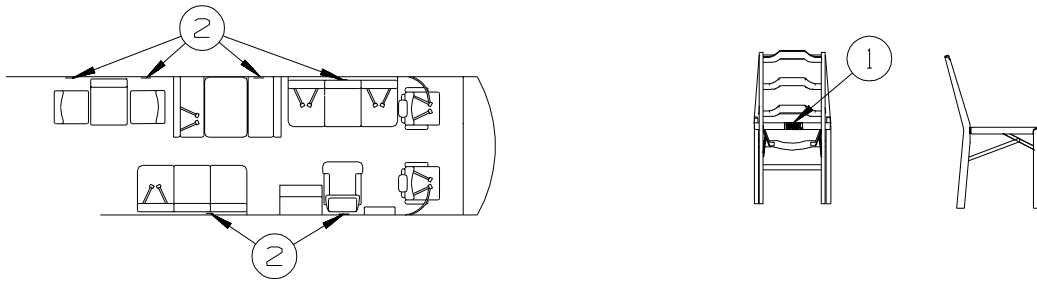
KEY	PART NUMBER	U/M	DESCRIPTION
1	135869-01-02A	EA	LABEL - MERCURY CONTENT - WHITE ON CLEAR
1	135869-01-01A	EA	LABEL - MERCURY CONTENT - BLACK ON CLEAR
2	056259-01-000	EA	LABEL - SAFETY CHECK LIST
3	065748-01-000	EA	LABEL - WARNING - BATTERY CHARGING - UL
3	065748-02-000	EA	LABEL - WARNING - BATTERY CHARGING - CSA - CANADIAN
4	163993-01-01A	EA	LABEL - DIESEL/LOW SULFER
5	099689-01-000	EA	LABEL - WARNING - CANCER/TOXICITY
6	099509-01-000	EA	LABEL - AWNING INSTALLATION

LABELS GROUP (CONTINUED)



KEY	PART NUMBER	U/M DESCRIPTION
1	123562-01-000	EA LABEL - SERVICE/UTILITY ACCESS
2	147845-01-01A	EA LABEL - DRIP VALVE
3	125306-04-01A	EA LABEL - ELECTRICAL ENTRANCE-120/20V 50 AMP-BLACK ON CLEAR
3	125306-04-02A	EA LABEL - ELECTRICAL ENTRANCE-120/240V 50 AMP-WHITE ON CLEAR
4	065748-01-000	EA LABEL - WARNING - BATTERY CHARGING - UL
4	065748-02-000	EA LABEL - WARNING - BATTERY CHARGING - CSA - CANADIAN
5	079965-01-000	EA LABEL - LPG - 80% CAPACITY
6	124520-01-02A	EA LABEL - LP GAS ONLY - WHITE ON CLEAR
6	124520-01-01A	EA LABEL - LP GAS ONLY - BLACK ON CLEAR
6	023769-01-000	EA LABEL - WARNING - LPG - CANADIAN - CANADIAN
7	124519-01-02A	EA LABEL - WARNING/REFUELING - WHITE ON CLEAR
7	124519-01-01A	EA LABEL - WARNING/REFUELING - BLACK ON CLEAR
7	124519-02-02A	EA LABEL - WARNING/REFUELING - WHITE ON CLEAR - CANADIAN
7	124519-02-01A	EA LABEL - WARNING/REFUELING - BLACK ON CLEAR - CANADIAN
8	160384-01-01A	EA LABEL - SLIDEOUT - DOOR CLOSED - BLACK/CLEAR

TYPICAL SEAT AND BELT CONFIGURATIONS

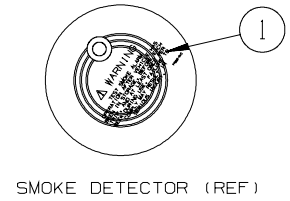
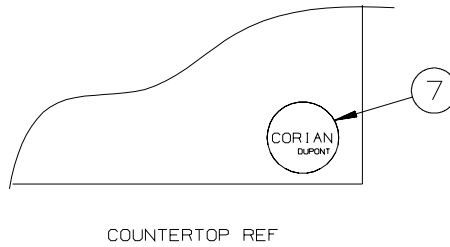
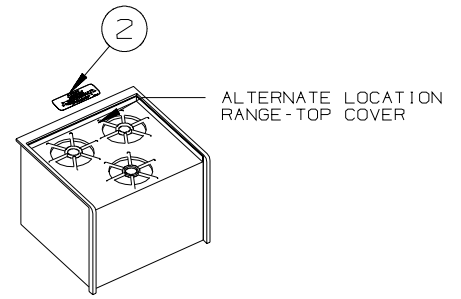
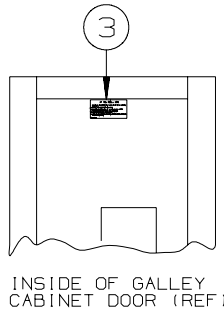
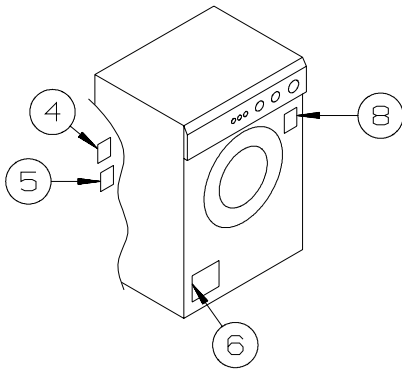


ATTACH LABEL ON OR NEXT TO:
 •ANY SINGLE CHAIR WITHOUT BELTS.
 •ANY DINETTE SEAT WITHOUT BELTS.
 •ANY COUCH WITHOUT BELTS OR ANY SEATING POSITION ON THAT COUCH.
 DO NOT ATTACH LABEL IF:
 •DINETTE SEAT HAS AT LEAST ONE SET OF BELTS INSTALLED.

FOLDING CHAIRS

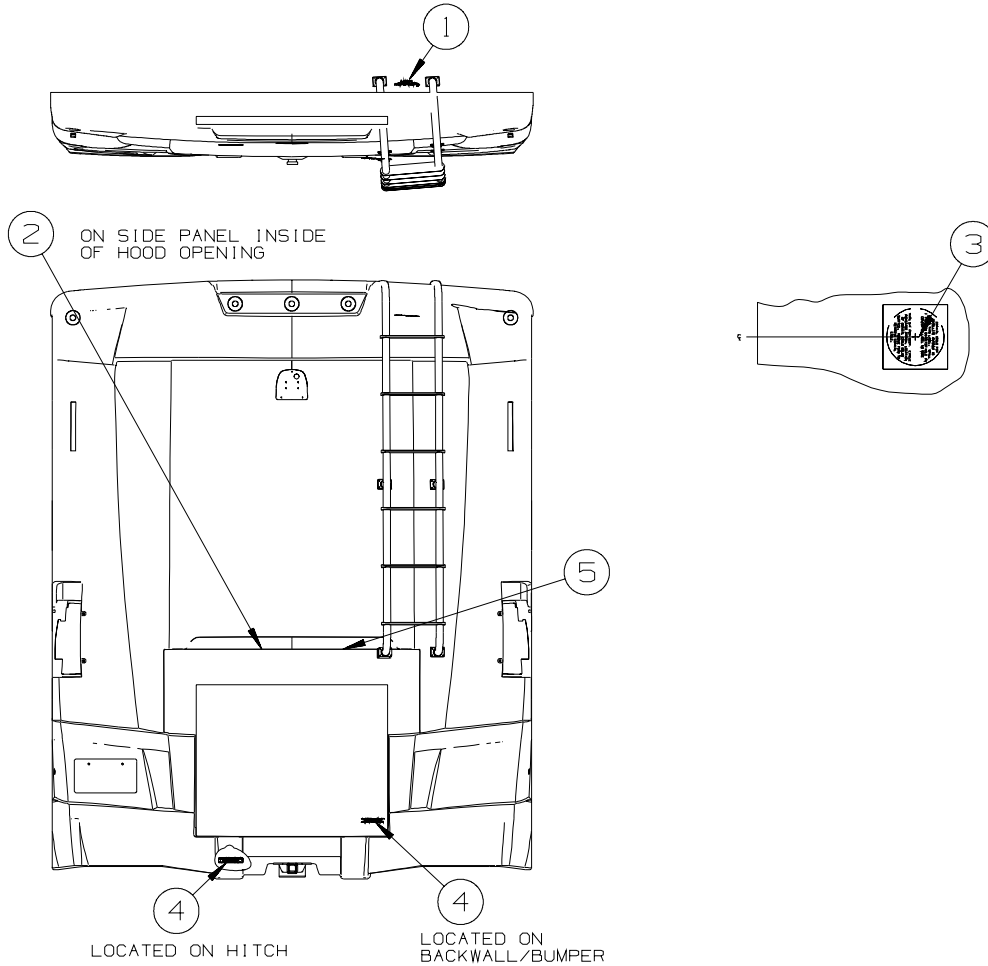
KEY	PART NUMBER	U/M DESCRIPTION
1	134537-01-01A	EA LABEL - OCCUPANCY - CHAIR - US
1	134537-02-01A	EA LABEL - OCCUPANCY - CHAIR - CSA - CANADIAN
2	134538-01-01A	EA LABEL - OCCUPANCY - NO SEAT BELT - BLACK ON CLEAR - US
2	134538-02-01A	EA LABEL - OCCUPANCY - NO SEAT BELT - BLACK ON CLEAR - CSA - CANADIAN

LABELS GROUP (CONTINUED)

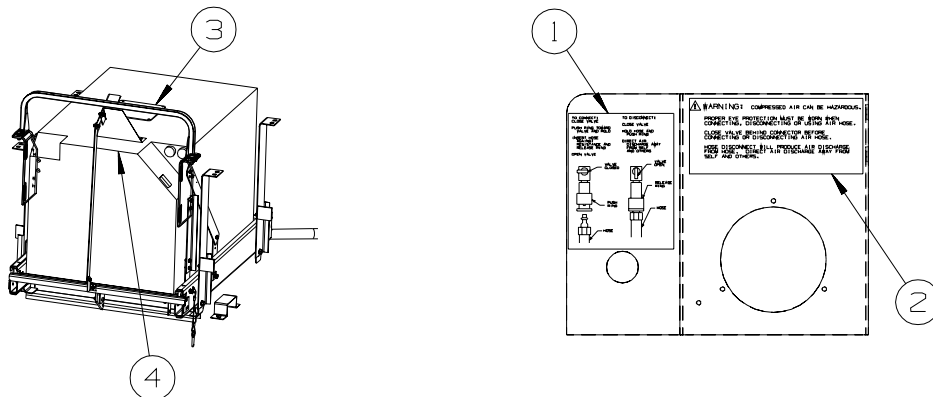


KEY	PART NUMBER	U/M	DESCRIPTION
1	077956-01-000	EA	LABEL - WARNING/SMOKE DETECTOR
2	134539-01-01A	EA	LABEL - WARNING - STOVE/HEATING - US - BLACK ON CLEAR
2	134540-01-01A	EA	LABEL - WARNING - STOVE/HEATING - CSA - BLACK ON CLEAR - CANADIAN
3	073998-01-000	EA	LABEL - LPG/ODOR WARNING
4	147525-01-000	EA	LABEL - DRYER VENT CUTOUT
5	147524-01-000	EA	LABEL - DRYER VENTING
6	130670-01-01A	EA	LABEL - CAUTION DRYER VENTING - BLACK ON CLEAR - WASHER/DRYER
7	144040-02-02A	EA	MEDALLION/ROUND - COUNTERTOP/CORIAN - NICKEL
8	153640-01-01A	EA	LABEL - WINTERIZATION - WASHER DRYER - WASHER/DRYER

LABELS GROUP (CONTINUED)

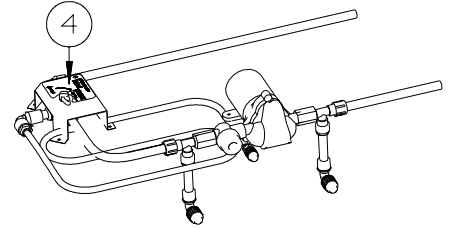
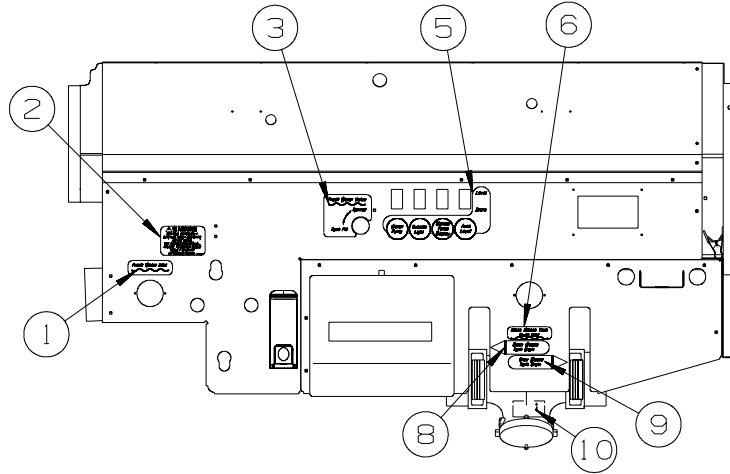


KEY	PART NUMBER	U/M	DESCRIPTION
1	128218-01-01A	EA	LABEL - WARNING - SLIPPERY ROOF
2	116756-03-000	EA	LABEL - WARNING - ETHER/STARTING - RED W/WHITE BACKGROUND
3	120431-01-000	EA	LABEL - LOCATION - COAXIAL CABLE/SATELLITE ANTENNA
4	129669-02-01A	EA	LABEL - HITCH/VEHICLE RATE - 500 - WHITE ON CLEAR
4	129669-02-02A	EA	LABEL - HITCH/VEHICLE RATE - 500 - BLACK ON CLEAR
5	156213-01-01A	EA	LABEL - CHASSIS BATTERY DISCONNECT - WHITE/BLACK

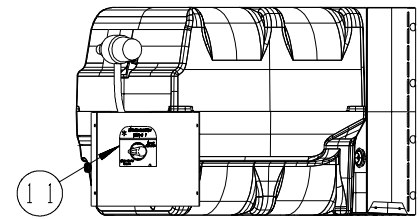
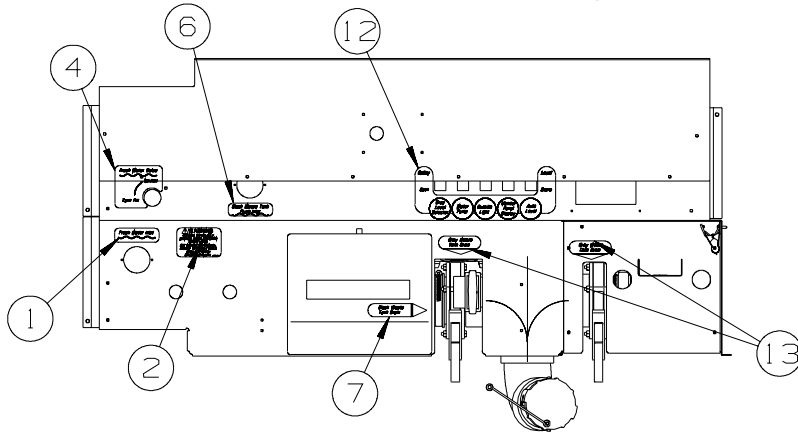


KEY	PART NUMBER	U/M	DESCRIPTION
1	142773-01-01A	EA	LABEL - CONNECT/COMPRESSED AIR - WHITE LETTERING ON CLEAR
2	142771-01-01A	EA	LABEL - WARNING/COMPRESSED AIR - WHITE LETTERING ON CLEAR
3	116273-01-000	EA	LABEL - WARNING - GENERATOR
4	131779-01-01A	EA	LABEL - GENERATOR

LABELS GROUP (CONTINUED)



S40FD, S40KD



S40TD

KEY	PART NUMBER	U/M	DESCRIPTION
1	152538-02-01A	EA	LABEL - FRESH WATER - PANTONE/CLEAR
2	128725-02-01A	EA	LABEL - POTABLE WATER ONLY - BLACK ON CLEAR
3	152548-01-01A	EA	LABEL - VALVE/FRESH
4	152545-01-01A	EA	LABEL - WINTERIZATION
5	152544-09-01A	EA	LABEL - SWITCHES - WTR PMP/LT/MNT/AUTO LVL-W/LVL/STORE UP - S40FD, S40KD
6	152546-02-01A	EA	LABEL - TANK FLUSH - PANTONE/CLEAR
7	152543-02-01A	EA	LABEL - BLACK WASTE
8	152543-01-01A	EA	LABEL - BLACK WASTE - BLACK/CLEAR
9	152541-02-01A	EA	LABEL - GRAY WASTE - COOL GRAY/CLEAR
10	144649-01-01A	EA	LABEL - ADJUSTABLE VALVE - WHITE ON CLEAR
11	152539-01-01A	EA	LABEL - BYPASS - S40TD
12	152544-10-01A	EA	LABEL - SWITCHES - 9 FUNCTION
13	152541-03-01A	EA	LABEL - GRAY WASTE

**LP GROUP
LP SYSTEM**

KEY	PART NUMBER	U/M	DESCRIPTION
	010377-02-000	EA	NUT - 3/8" FLARE - FORGED - BRASS
	010380-02-000	EA	NUT - 1/2" FLARE - FORGED - BRASS
	010326-01-000	EA	ADAPTER - FLARE - W/CONE GASKET - 3/8"F X 1/2"F
	010329-01-000	EA	ADAPTER - 1/2"F X 1/2"MPT - BRASS
	024250-01-000	EA	ADAPTER - BRASS - 3/8"F X 1/2"FPT
	010589-01-000	EA	NIPPLE - PIPE - 1/2" X 1 1/2" - BLACK
	010589-03-000	EA	NIPPLE - PIPE - 1/2" X 2 1/2" - BLACK
	040440-03-000	EA	TRANSMITTER - DIAL/SNAP-ON - 0-90 OHM 2 TERM(POWER/GROUND)
	045703-03-000	EA	HOSE - LP - 3/8"ID X 18" - 3/8"MPT X 1/2"F SWIVEL - US
	045703-12-000	EA	HOSE - LP - 3/8"ID X 18" - 3/8"MPT X 1/2"F SWIVEL - CSA
	045703-13-000	EA	HOSE - LP - 3/8"ID X 120" - 3/8"F SWIVEL X 1/2"F SWIVEL US
	045703-14-000	EA	HOSE - LP - 3/8"ID X 157.5" - 1/2"F SWIVEL X 1/2"F SWIVEL
	045703-19-000	EA	HOSE - LP - 3/8"ID X 79.7"-1/2"F SWIVEL X1/2"F SWVL US/CSA
	045703-21-000	EA	HOSE - LP - 3/8"ID X 60" - 1/2"F SWIVEL X3/8"F SWVL US/CSA
	045703-24-000	EA	HOSE - LP - 3/8"ID X 228.3"-1/2"F SWIVELX3/8"F SWVL US/CSA
	045703-25-000	EA	HOSE - LP - 3/8"ID X 177" - 1/2"F SWIVEL X 3/8"M FL US/CSA
	045703-29-000	EA	HOSE - LP - 3/8"ID X 79.7"-1/2"F SWIVEL X1/2"F SWVL US/CSA
	045703-31-000	EA	HOSE - LP - 3/8"ID X 214" - 1/2"F SWIVEL X 3/8"M FL US/CSA
	129467-01-000	EA	HOSE - LPG - WIRE BRAIDED - 158"
	106150-06-000	EA	REGULATOR - TWO STAGE
	106150-05-000	EA	REGULATOR - TWO STAGE
	144485-01-000	EA	COVER - LP REGULATOR
*	161212-01-000	EA	TANK - LP - 100 LB - 16" DIAMETER X 36" LONG

COMPONENT PARTS LISTED LATER IN THIS GROUP

COMPONENT PARTS FOR LP SYSTEM

KEY	PART NUMBER	U/M	DESCRIPTION	VENDOR NO
	040421-01-700	EA	VALVE-LIQUID LEVEL, 20%	V20058/V21199/G1013
	040421-01-712	EA	VALVE-SERV. W/O VAPOR RELIEF	V20373/V21202
	040421-01-714	EA	VALVE RELIEF 3/4"W/SPRING 7"	V20479/V21201/LVRF2
	088253-01-702	EA	FLOAT/SCREW IN-SNAP ON DIAL	G13063/SG16C0001442
	144116-01-701	EA	VALVE/FILL 80 % W/YELLOW CAP	V13414

SEALANTS & FASTENERS GROUP
SEALANTS & ADHESIVES

KEY	PART NUMBER	U/M	DESCRIPTION
	010405-02-000	EA	TAPE - THREAD SEALING - 3/8"
	064075-07-000	FT	SEAL - BULB - W/WIRED U CHANNEL - .3" X .5" CHANNEL-BLACK
	067788-01-000	EA	ADHESIVE - SPRAY - 3M - 19.5 OZ AEROSOL CAN
	069640-01-000	FT	SEALER - RIBBON - 1/4"DIAMETER X 30 FT - BLACK OR GRAY
	069640-02-000	FT	SEALER - TAPE - 1/8"THICK X 1/2"WIDE X 60 FT - GRAY
	069640-03-000	FT	SEALER - TAPE - 1/8"THICK X 3/4"WIDE X 60 FT - BLACK
	069640-07-000	FT	SEALER - TAPE - 3/32"THICK X 2"WIDE X 45 FT - GRAY
	069640-09-000	FT	SEALER - TAPE - 1/32"THICK X 2 1/2"WIDE X 80 FT - BRT WHT
	069640-10-000	FT	SEALER - TAPE - 1/32"THICK X 1 1/2"WIDE X 90 FT - GRAY
	069640-11-000	FT	SEALER - TAPE - 3/16"THICK X 3/8"WIDE X 40 FT - BLACK
	069640-13-000	FT	SEALER - TAPE - 3/32"THICK X 2"WIDE X 45 FT - BLACK
	069640-14-000	FT	SEALER - TAPE - 1/16"THICK X 1"WIDE X 100 FT - BLACK
	069640-15-000	FT	SEALER - TAPE - 1/16"THICK X 3/8"WIDE X 100 FT - BRT WHT
	069640-17-000	FT	SEALER - TAPE - 1/32"THICK X 1"WIDE X 150 FT - GRAY
	069640-18-000	FT	SEALER - TAPE - 1/8"THICK X 1/2"WIDE X 60 FT - BRT WHT
	069640-19-000	FT	SEALER - TAPE - 1/8"THICK X 3/4"WIDE X 60 FT - BRT WHT
	069640-20-000	FT	SEALER - TAPE - 1/8"THICK X 1/2"WIDE X 60 FT - BLACK
	069640-21-000	FT	SEALER - TAPE - 1/16"THICK X 1/2"WIDE X 100 FT - BRT WHT
	069640-22-000	FT	SEALER - TAPE - 1/32"THICK X 1/4"WIDE X 200 FT - BRT WHT
	069640-23-000	FT	SEALER - TAPE - 1/16"THICK X 3/4"WIDE X 100 FT - BRT WHT
	069640-27-000	FT	SEALER - TAPE - 1/16"THICK X 2 1/4"WIDE X 50 FT - BRT WHT
	069640-28-000	FT	SEALER - TAPE - 1/32"THICK X 1 7/8"WIDE X 90 FT - GRAY
	069640-30-000	FT	SEALER - TAPE - 1/32"THICK X 5/8"WIDE X 50 FT - GRAY
	069640-31-000	FT	SEALER - TAPE - 1/4"THICK X 3/4"WIDE X 15 FT - BLACK
	069640-32-000	FT	SEALER - TAPE - 1/16"THICK X 3/8"WIDE X 100 FT - BLACK
	069640-33-000	FT	SEALER - RIBBON - 3/8"DIAMETER X 20 FT - BLACK
	069640-34-000	FT	SEALER - RIBBON - 1/4"DIAMETER X 30 FT - BRIGHT WHITE
	069640-36-000	EA	SEALER - TAPE - 1/16"THICK X 1/2"WIDE X 100 FT - BLACK
	069640-37-000	FT	SEALER - TAPE - 1/16"THICK X 3/4"WIDE X 100 FT - BLACK
	069640-38-000	FT	SEALER - TAPE - 1/16"THICK X 3/4"WIDE X 100 FT - BRT WHT
	069640-39-000	FT	SEALER - TAPE - 1/16"THICK X 3"WIDE X 50 FT - BRT WHT
	069640-40-000	FT	SEALER - TAPE - 1/16"THICK X 3"WIDE X 50 FT - BRT WHT
	072889-28-000	EA	SEALANT/URETHANE-10 OZ TUBE W/NOZZLE-SELF LEVELING-BRT WHT
	072889-31-000	EA	SEALANT/URETHANE-10 OZ TUBE W/NOZZLE-SELF LEVELING - BLACK
	076322-02-000	FT	TAPE-DOUBLE COATED/ADHESIVE BK-.05"THK X 1"W X 108' - WHT
	076322-03-000	FT	TAPE-DOUBLE COATED/ADHESIVE BK-.05"THK X .5"W X 108' - WHT
	076322-05-000	FT	TAPE-DOUBLE COATED/ADHESIVE BK-.05"THK X .8"W X 108' - WHT
	076322-07-000	FT	TAPE-DOUBLE COATED/ADHESIVE BK-.05"THK X .5"W X 200' - BLK
	076322-13-000	FT	TAPE - FOAM/DOUBLE COATED - .020"THK X .75"W - CLEAR
	076322-21-000	FT	TAPE - FOAM/DOUBLE COATED - .045"THK X .50"W
	076322-22-000	FT	TAPE - FOAM/DOUBLE COATED - .045"THK X .75"W
	076322-23-000	FT	TAPE - FOAM/DOUBLE COATED - .045"THK X 1"W
	076322-25-000	FT	TAPE - FOAM/DOUBLE COATED - .025"THK X .5"W
	086276-01-000	EA	TAPE - DOUBLE SIDED - 1/2" WIDE X 108' LONG (SOLD BY ROLL)
	088479-01-000	EA	TAPE - ALUMINUM - 3"
	090340-01-000	FT	SEAL - FOAM - CLOSED CELL - 1/4" X 1/2" X 50'
	090340-02-000	FT	SEAL - FOAM - CLOSED CELL - 3/8" X 1/2" X 50'
	091255-02-000	FT	SEAL - ADHESIVE BACKED/FOAM - 3/64"THICK X 3/16"W X 1000'
	091255-03-000	FT	SEAL - ADHESIVE BACKED/FOAM - 1/4" THICK X 1/4"W X 1000'
	094401-01-000	EA	SEALER - BODY SEAM - FLEXICLEAR
	094401-04-000	EA	SEALER - BODY SEAM - CLEAR
	094401-05-000	EA	SEALER - BODY SEAM - 20OZ BLACK
	094401-06-000	EA	SEALER - BODY SEAM - 12OZ BLACK
	094401-07-000	EA	SEALER - BODY SEAM - CLEAR
	098408-01-000	FT	SEAL - SPONGE RUBBER - CLOSED CELL
	099069-01-000	FT	SEAL - RUBBER - CLOSED SPONGE - .5" WIDE X .12" THICK-BLK
	099418-01-000	FT	SEAL - D-SECTION/ADHESIVE BACK - .44" X .44" - BLK RUBBER
	100128-02-000	FT	SEAL - FOAM/ADHESIVE BACK - .37" WIDE X .37" THICK X 60'
	104692-01-000	FT	SEAL - ADHESIVE BACKED FOAM - 3/4" THICK X 3/4" WIDE X 25'
	107721-07-000	FT	SEAL - ACCESS DOOR - .9"WIDE X 1.1"HIGH
	112864-01-000	FT	SEAL - FOAM/BUTYL COVERED - 3/8" X 35'
	112864-02-000	FT	SEAL - FOAM/BUTYL COVERED - 5/16" X 44'
	112864-05-000	FT	SEAL - FOAM/BUTYL COVERED - 1/2" X 3/16"
	112901-02-000	EA	ADHESIVE - PLEXUS - MA330 - 50ML - GRAY

SEALANTS & FASTENERS GROUP (CONTINUED)

SEALANTS & ADHESIVES (CONTINUED)

KEY	PART NUMBER	U/M	DESCRIPTION
	112901-03-000	EA	ADHESIVE - PLEXUS - MA300 - 50ML - WHITE
	112902-03-000	EA	MIXER NOZZLE - F/GUN #00400102000 - SCOTCH-WELD & PLEXUS
	112902-04-000	EA	NOZZLE - ELEMENT - 1/4" X 3.5"
	113452-01-000	FT	SEAL/TRIM - FRONT - VINYL W/WIRE CARRIER - .020"
	113452-02-000	FT	SEAL/TRIM - FRONT - VINYL W/WIRE CARRIER - .027"
	113366-01-000	EA	ADHESIVE - INSTANT - 1 OZ
	115870-01-000	FT	SEAL/EDGE - TRIM
	120074-02-03A	EA	SILICONE - TUBE - W/O NOZZLE - LOW ODOR - SMOKEY WHITE
	120534-01-01A	EA	TAPE - SCOTCH - 3M - 1/2" FINE LINE
	123655-01-000	FT	SEAL - CLOSED CELL/FOAM
	123816-01-000	FT	TAPE - DOUBLE SIDED - 1" X .020" X 200' - CLEAR
	123816-02-000	FT	TAPE - DOUBLE SIDED - 1/2" X .035" X 200' - CLEAR
	123816-03-000	FT	TAPE - DOUBLE SIDED - 1/2" X .020" X 200' - CLEAR
	123816-04-000	FT	TAPE - DOUBLE SIDED - 6" X .0035" X 750' - CLEAR
	123816-06-000	FT	TAPE - DOUBLE SIDED - 3/4" X 3/4" X 200' - CLEAR
	123816-07-000	FT	TAPE - DOUBLE SIDED - 1 3/4" X 200' - CLEAR
	126427-01-000	EA	ADHESIVE - ALL PURPOSE - ABS/PVC
	126427-02-000	EA	PRIMER - CLEANER - FLEX PIPING
	131264-01-12A	EA	SILICONE - TUBE - W/NOZZLE - BONE
	131264-01-13A	EA	SILICONE - TUBE - W/NOZZLE - TRANSLUCENT
	131264-03-01A	EA	SILICONE - TUBE - W/O NOZZLE - SELF LEVELING -BRIGHT WHITE
	131264-04-02A	EA	SILICONE/SEALANT/ADHESIVE-FAST CURE F/GLASS/VINYL-SOFT WHT
	131264-05-01A	EA	SILICONE/SEALANT - ODORLESS - TUBE - W/NOZZLE - BLACK
	131264-05-02A	EA	SILICONE/SEALANT - ODORLESS - TUBE - W/NOZZLE - CLEAR
	131384-01-000	EA	ADHESIVE - JET WELD - 10 OZ CARTRIDGE
	132892-07-01A	FT	SEAL - BULB/SINGLE - W/U CHANNEL - .5" X 1" - BLACK
	152038-01-01A	EA	TAPE - PRESERVATION SEAL - 2" X 36YD ROLL - BLACK
	154585-01-01A	FT	SEAL - FOAM TAPE - ADHESIVE BACK - 3/8" X 3/8" - BLACK
	154585-02-01A	FT	SEAL - FOAM TAPE - ADHESIVE BACK - 3/4" X 1/2" - BLACK
	154585-03-01A	FT	SEAL - FOAM TAPE - ADHESIVE 2 SIDED - 1/8" X 3/4" - BLACK
	154585-04-01A	FT	SEAL - FOAM TAPE - ADHESIVE BACK - 5/8" X 1/8" - WHITE
	156622-01-01A	FT	SEALER - TAPE - 1/4"THICK X 3"WIDE X 100 FT - WHITE
	156622-02-01A	FT	SEALER - TAPE - 1/4"THICK X 2"WIDE X 100 FT - WHITE

BOLTS, NUTS AND WASHERS

KEY	PART NUMBER	U/M	DESCRIPTION
	0MD54F-06-000	EA	NUT - HEX W/SERATED FLANGE
	000C12-04-08B	EA	BOLT - HEX - 1/4-20 X 1/2 - GRADE #5 - ZINC
	000C12-04-12A	EA	BOLT - HEX - 1/4-20 X 3/4 - PLAIN 5
	000C12-04-40B	EA	BOLT - HEX - 1/4-20 X 2 1/2 - GRADE #5 ZINC
	000C12-05-16B	EA	BOLT - HEX - 5/16 - 18X1 - GRADE #5 - ZINC
	000C12-05-40B	EA	BOLT - HEX - 5/16"-18 X 2.5" - GRADE #5 - ZINC
	000C12-06-28B	EA	BOLT-HEX-3/8-16X13/4 ZN 5 - 5185-01
	000C12-08-24B	EA	BOLT - HEX - 1/2-13 X 1 1/2 - GRADE #5 - ZINC
	000C12-08-28B	EA	BOLT - HEX - 1/2-13 X 1 3/4 - GRADE #5 - ZINC
	000C12-08-44B	EA	BOLT - HEX - 1/2-13 X 2 3/4 - GRADE #5 - ZINC
	000C13-07-40B	EA	BOLT - HEX - 7/16-20 X 2 1/2 - GRADE #5 - ZINC
	000C13-07-48B	EA	BOLT - HEX - 7/16-20 X 3 - GRADE #5 - ZINC
	000C14-10-32B	EA	BOLT - HEX - 5/8-11 X 2.0 - GRADE #8 - ZINC
	000C18-05-40A	EA	BOLT - ELEVATOR - 5/16-18 X 2 1/2 - PL
	000C26-04-10B	EA	BOLT - HEX - SERRATED FLANGE - 1/4-20 X 5/8 - ZINC
	000C26-04-12F	EA	BOLT - HEX - SERRATED FLANGE -1/4-20 X 3/4-STAINLESS STEEL
	000C26-04-14B	EA	BOLT - HEX - SERRATED FLANGE - 1/4-20 X 7/8 - ZINC
	000C26-04-18B	EA	BOLT - HEX - SERRATED FLANGE - 1/4-20 X 1 1/8 - ZINC
	000C26-05-12B	EA	BOLT - HEX - SERRATED FLANGE - 5/16-18 X 3/4 - ZINC
	000C26-06-12B	EA	BOLT - HEX - SERRATED FLANGE - 3/8-16 X 3/4 - ZINC
	000C26-06-20B	EA	BOLT - HEX - SERRATED FLANGE - 3/8-16 X 1 1/4 - ZINC
	000C26-06-28B	EA	BOLT - HEX - SERRATED FLANGE - 3/8-16 X 1 3/4 - ZINC
	000C26-06-40B	EA	BOLT - HEX - SERRATED FLANGE - 3/8-16 X 2 1/2 - ZINC
	000C26-08-24B	EA	BOLT - HEX - SERRATED FLANGE - 1/2-13 X 1 1/2 - ZINC
	000C26-08-28B	EA	BOLT - HEX - SERRATED FLANGE - 1/2-13 X 1 3/4 - ZINC
	000C27-08-48B	EA	BOLT-CARR 1/2-13X3.00 GR5 - 97 M-SERIES
	000D24-10-00B	EA	NUT - HEX - SELF LOCKING - 10-32 - ZINC

SEALANTS & FASTENERS GROUP (CONTINUED)
BOLTS, NUTS AND WASHERS (CONTINUED)

KEY	PART NUMBER	U/M	DESCRIPTION
	000D27-05-00B	EA	NUT - HEX LOCK - 5-40 - ZINC
	000D28-10-00B	EA	NUT - HEX - W/NYLON LOCK - 10-32 - ZINC
	000D29-04-00B	EA	NUT - HEX - SELF LOCKING - 1/4 X 20 - ZINC
	000D29-04-00F	EA	NUT - HEX - SELF LOCKING - 1/4 X 20 - STAINLESS STEEL
	000D29-06-00B	EA	NUT - HEX - W/NYLON LOCK - 3/8-16 - ZINC
	000D29-09-00B	EA	NUT - HEX - SELF LOCKING - 9/16-12 - ZINC
	000D34-04-00B	EA	NUT - HEX - LOCKING - 1/4-20 - ZINC
	000D34-06-00B	EA	NUT - HEX - LOCKING - 3/8-16 GRADE C - ZINC
	000D39-04-00B	EA	NUT - HEX - LOCKING W/SERRATED FLANGE - 1/4-20 - ZINC
	000D39-05-00B	EA	NUT - HEX - LOCKING W/SERRATED FLANGE - 5/16-18 - ZINC
	000D39-06-00B	EA	NUT - HEX - LOCKING W/SERRATED FLANGE - 3/8-18 - ZINC
	000D39-06-00D	EA	NUT - HEX - LOCKING W/SERRATED FLANGE - 3/8"-16 BLACK
	000D39-07-00B	EA	NUT - HEX - LOCKING W/SERRATED FLANGE - 7/16-14 - ZINC
	000D39-08-00B	EA	NUT - HEX - LOCKING W/SERRATED FLANGE - 1/2-13 - ZINC
	000D44-07-00B	EA	NUT - HEX - LOCKING W/SERRATED FLANGE - 7/16-20 - ZINC
	000D44-08-00B	EA	NUT - HEX - LOCKING W/SERRATED FLANGE - 1/2-20 - ZINC
	000D46-04-00A	EA	NUT - HEX - WELD - 1/4-20 - PLAIN
	000D65-08-00B	EA	NUT - HEX - LOCKING W/SERRATED FLANGE - 8-32 - ZINC
	000D73-08-00C	EA	NUT - HEX FLANGE - 1/2-13
	000D75-09-00B	EA	NUT - HEX LOCKING - 9/16-12 - ZINC
	000D76-06-00B	EA	NUT - HEX FLANGE - 3/8-16
	000E11-04-00F	EA	WASHER - LOCKING - 1/4 MED SPLIT - STAINLESS STEEL
	000E11-07-00B	EA	WASHER - LOCKING - 7/16 MED SPLIT - ZINC
	000E11-08-00B	EA	WASHER - LOCKING - 1/2 MED SPLIT - ZINC
	000E13-17-00B	EA	WASHER - FLAT - 3/8 AR - ZINC
	000E13-18-00B	EA	WASHER - FLAT - 3/8 WIDE - ZINC
	000E13-20-00B	EA	WASHER - FLAT - 7/16 WIDE - ZINC
	000E13-22-00B	EA	WASHER - FLAT - 1/2 WIDE - ZINC
	000E13-26-00B	EA	WASHER - FLAT - 5/8 WIDE - ZINC
	000E14-10-00B	EA	WASHER - LOCKING - #10 EXTERNAL TOOTH - ZINC
	000E16-10-00B	EA	WASHER - HARDENED - 5/8 - FLAT - ZINC
	000G45-05-16B	EA	BOLT - LAG - 5/16-9 X 1 - ZINC
	039715-01-000	EA	NUT-SERT - 1/4" DIAMETER - 20 THREADS
	040921-01-000	EA	NUT - SPEED - U TYPE - #10-24 - BLACK
	040921-03-000	EA	NUT - SPEED - U TYPE - #10
	040921-04-000	EA	NUT - SPEED - U TYPE - #8-.59" LENGTH X .44" WIDTH
	040921-05-000	EA	NUT - SPEED - U-TYPE - 8-.67" X .44" WIDE
	040921-11-000	EA	NUT - SPEED - U-TYPE - 8-.59" LENGTH X .44" WIDTH - BLACK
	041322-01-000	EA	WASHER - FLANGE - 15/32"ID X 2 3/8"OD - F/SEAT BELT MTG
	044364-02-000	EA	NUT - SPEED - FLAT - ROUND
	044533-01-000	EA	WASHER - 1 3/8"OD - FOR BUTTONS - PLASTIC
	051387-06-000	EA	BOLT - CARRIAGE W/O HOLE - 5/16-18 X 9 1/2 - ZINC
	058716-02-000	EA	WASHER - FLAT NYLON
	064081-03-000	EA	NUT - WING 3/8-16 - W/WELD NUT
	077071-01-000	EA	WASHER - FENDER - 3/16"ID X 1"OD
	087234-01-000	EA	NUT - JACK - 1/4 X 20 THD - MOLLY
	088787-12-000	EA	STUD - WELD - 1/4 - 20 X 1.0 LG - MN
	106956-03-000	EA	BOLT - HEX TAP - 1/2-13NC X 3 - GRADE 5 - FULL THREAD/ZINC
	106956-10-000	EA	BOLT - HEX TAP - 9/16-12NC X 3 5/8 -GRD 5-FULL THREAD/ZINC
	106956-11-000	EA	BOLT - HEX TAP - 1/2-13NC X 2 1/2 - GRD 5-FULL THREAD/ZINC
	106956-13-000	EA	BOLT - HEX TAP - 1/2-20 X 2 1/2 - GRD 5-FULL THREAD/ZINC
	106956-14-000	EA	BOLT - HEX TAP - 5/16 -18NC X 1 1/2 - GRD 5-FULL THREAD/ZINC
	107397-01-000	EA	WASHER - FENDER - 3/4"ID X 1"OD
	108067-03-000	EA	STUD - WELD - 1/4 - 20 X 1/2 CD
	109917-01-000	EA	WASHER - 1.5" X 1.25"
	109917-03-000	EA	WASHER - 1" X .50"
	109917-04-000	EA	WASHER - 1" X .75"
	128444-01-000	EA	WASHER - SPRING - CONICAL
	135092-02-01A	EA	BOLT - HEX - SERRATED FLANGE - 1/2-20 X 2 1/2-GRADE 5 ZINC
	135092-05-01A	EA	BOLT - HEX - SERRATED FLANGE - 1/2-20 X 1 - GRADE 5 ZINC
	143399-01-01A	EA	NUT/RETAINING - 3/8"- 24 NFT
	147284-02-000	EA	NUT/SELF RETAINING - 5/16"-18
	148817-01-000	EA	WASHER/SPUR - LOCKING

SEALANTS & FASTENERS GROUP (CONTINUED)

SCREWS

KEY	PART NUMBER	U/M	DESCRIPTION
	0G1208-12-170	EA	SCREW - 8-18 X 3/4 POH - BRIGHT WHITE
	0G3908-08-170	EA	SCREW - SF/DR - 8-18 X 1/2 PPH - BRIGHT WHITE
	0G3908-16-170	EA	SCREW - SF/DR - 8-18 X 1 PPH - BRIGHT WHITE
	0G3908-24-170	EA	SCREW - SF/DR - 8-18 X 1 1/2 PPH - BRIGHT WHITE
	0G3910-10-420	EA	SCREW - SF/DR - 10-16 X .62 PPH - BRIARWOOD
	0G3910-12-170	EA	SCREW - SF/DR - 10-16 X 3/4 PPH - BRIGHT WHITE
	0G3910-24-170	EA	SCREW - SF/DR - 10-16 X 1 1/2 PPH - BRIGHT WHITE
	0G5508-08-370	EA	SCREW - SF/DR - 8-18 X .5 PWH - RIVERSTONE
	0G5508-08-380	EA	SCREW - SF/DR - 8-18 X .5 PWH - CASHMERE
	0G5508-08-420	EA	SCREW - SF/DR - 8-18 X .5 PWH - BRIARWOOD
	0G5508-08-450	EA	SCREW - SF/DR - 8-18 X .5 PWH - SADDLE
	0G5508-12-170	EA	SCREW - SF/DR - 8-18 X 3/4 PWH - BRIGHT WHITE
	0G5508-12-330	EA	SCREW - SF/DR - 8-18 X 3/4 PWH - PUTTY
	0G5508-12-380	EA	SCREW - SF/DR - 8-18 X 3/4 PWH - CASHMERE
	0G5508-12-450	EA	SCREW - SF/DR - 8-18 X 3/4 PWH - SADDLE
	0G5508-16-330	EA	SCREW - SF/DR - 8-18 X 1 PWH - PUTTY
	0G5508-16-370	EA	SCREW - SF/DR - 8-18 X 1 PWH - RIVERSTONE
	0G5508-16-380	EA	SCREW - SF/DR - 8-18 X 1 PWH - CASHMERE
	0G5508-16-450	EA	SCREW - SF/DR - 8-18 X 1 PWH - SADDLE
	0G6008-16-170	EA	SCREW - SF/DR - 8-18 X 1 POH - BRIGHT WHITE
	0G6012-32-170	EA	SCREW - SF/DR - 12-14 X 2 POH - BRIGHT WHITE
	0G6710-08-170	EA	SCREW - 10-12 X 1/2 PPH - BRIGHT WHITE
	0G6710-12-170	EA	SCREW - 10-12 X 3/4 PPH - BRIGHT WHITE
	0G6806-16-170	EA	SCREW - 6-18 X 1 POH - BRIGHT WHITE
	0G6810-24-280	EA	SCREW - 10-12 X 1 1/2 POH - SOFT WHITE
	000C20-06-24T	EA	SCREW - 3/8-16 X 1 1/2 - FLAT SOCKET
	000G11-06-08B	EA	SCREW - 6-20 X 1/2 PPH - ZINC
	000G11-06-10B	EA	SCREW - 6-20 X 5/8 PPH - ZINC
	000G11-06-10J	EA	SCREW - 6-20 X 5/8 PPH - BRASS
	000G11-07-08B	EA	SCREW - 7-19 X 1/2 PPH - ZINC
	000G11-08-06B	EA	SCREW - 8-18 X 3/8 PPH - ZINC
	000G11-08-08T	EA	SCREW - 8-18 X 1/2 PPH - FLUOROCARBON COATING
	000G11-08-12B	EA	SCREW - 8-18 X 3/4 PPH - ZINC
	000G11-08-12P	EA	SCREW - 8-18 X 3/4 PPH - DARK BROWN
	000G11-08-12S	EA	SCREW - 8-18 X 3/4 PPH - OFF WHITE
	000G11-08-12T	EA	SCREW - 8-18 X 3/4 PPH - BLACK MAGNESIUM
	000G11-08-20B	EA	SCREW - 8-18 X 1 1/4 PPH - ZINC
	000G11-08-20G	EA	SCREW - 8-18 X 1 1/4 - ANTIQUE BRASS
	000G11-10-12D	EA	SCREW - 10-16 X 3/4 PPH - BLACK
	000G11-10-32P	EA	SCREW-10,16X2.00 PPH DK BRN
	000G12-06-08T	EA	SCREW - 6-20 X 1/2 POH - BLACK
	000G12-10-16F	EA	SCREW - 10-16 X 1 POH - STAINLESS STEEL
	000G13-05-10B	EA	SCREW - 5-12 X 5/8 PFH - ZINC
	000G13-06-06I	EA	SCREW - 6-20 X 3/8 PFH - BLACK ZINC
	000G13-06-08B	EA	SCREW - 6-20 X 1/2 PFH - ZINC
	000G13-06-08G	EA	SCREW - 6-20 X 1/2 PFH - ANTIQUE BRASS
	000G13-06-10G	EA	SCREW - 6-20 X 5/8 PFH - ANTIQUE BRASS
	000G13-06-16E	EA	SCREW - 6-20 X 1 PFH - CHROME
	000G13-06-16J	EA	SCREW - 6-20 X 1 PFH - BRASS
	000G13-06-24J	EA	SCREW - 6-20 X 1 1/2 PFH - BRASS
	000G13-07-10H	EA	SCREW - 7-19 X 5/8 PFH - BLACK
	000G13-07-12B	EA	SCREW - 7-19 X 3/4 PFH - ZINC
	000G11-08-08B	EA	SCREW - 8-18 X 1/2 PPH - ZINC
	000G13-08-10B	EA	SCREW - 8-18 X 5/8 PFH - ZINC
	000G13-08-109	EA	SCREW - 8-18 X 5/8 PFH
	000G13-08-16B	EA	SCREW - 8-18 X 1 PFH - ZINC
	000G13-08-24B	EA	SCREW - 8-18 X 1 1/2 PFH - ZINC
	000G16-04-24B	EA	SCREW - MACHINE - 1/4-20 X 1 1/2 PPH
	000G18-08-16B	EA	SCREW - MACHINE - 8-32 X 1 PPH - ZINC
	000G18-08-22B	EA	SCREW - MACHINE - 8-32 X 1 3/8 PPH - ZINC
	000G18-08-24B	EA	SCREW - MACHINE - 8-32 X 1 1/2 PPH - ZINC
	000G19-10-08B	EA	SCREW - MACHINE - 10-32 X 1/2 PPH - ZINC
	000G19-10-10B	EA	SCREW - MACHINE - 10-32 X 5/8 - PPH - ZINC
	000G19-10-12F	EA	SCREW - MACHINE - 10-32 X 3/4 PPH - STAINLESS STEEL

SEALANTS & FASTENERS GROUP (CONTINUED)
SCREWS (CONTINUED)

KEY	PART NUMBER	U/M	DESCRIPTION
	000G19-10-20B	EA	SCREW - MACHINE - 10-32 X 1 1/2 PPH - ZINC
	000G32-10-06B	EA	SCREW - 10-32 X 3/8 PPH - ZINC
	000G34-05-12B	EA	SCREW - HEX HEAD TAPPING - 5/16 X 3/4 LONG
	000G39-06-10T	EA	SCREW - SF/DR - 6-20 X 5/8 PPH - BLACK
	000G39-06-16T	EA	SCREW - SF/DR - 6-20 X 1 PPH - BLACK
	000G39-08-06B	EA	SCREW - SF/DR - 8-18 X 3/8 PPH - ZINC
	000G39-08-08B	EA	SCREW - SF/DR - 8-18 X 1/2 PPH - ZINC
	000G39-08-08S	EA	SCREW - SF/DR - 8-18 X 1/2 PPH - OFF WHITE
	000G39-08-08T	EA	SCREW - SF/DR - 8-18 X 1/2 PPH - BLACK
	000G39-08-12T	EA	SCREW - SF/DR - 8-18 X 3/4 PPH - BLACK
	000G39-08-16B	EA	SCREW - SF/DR - 8-18 X 1 PPH - ZINC
	000G39-08-16T	EA	SCREW - SF/DR - 6-20 X 1 PPH - BLACK
	000G39-08-24B	EA	SCREW - SF/DR - 8-18 X 1 1/2 PPH - ZINC
	000G39-08-24T	EA	SCREW - SF/DR - 8-18 X 1 1/2 PPH - BLACK
	000G39-08-32B	EA	SCREW - SF/DR - 8-18 X 2 PPH - ZINC
	000G39-08-169	EA	SCREW-SF/DR,8-18X1.00 PPH - FLUOROCARBON SILVER
	000G39-10-08B	EA	SCREW - SF/DR - 10-16 X 1/2 PPH - ZINC
	000G39-10-10B	EA	SCREW - SF/DR - 10-16 X 5/8 PPH - ZINC
	000G39-10-12B	EA	SCREW - SF/DR - 10-16 X 3/4 PPH - ZINC
	000G39-10-12S	EA	SCREW - SF/DR - 10-16 X 3/4 PPH - OFF WHITE
	000G39-10-129	EA	SCREW - SF/DR - 10-16 X 3/4 PPH - FLUOROCARBON SILVER
	000G39-10-169	EA	SCREW - SF/DR - 10-16 X 1 PPH - FLUOROCARBON SILVER
	000G39-10-20B	EA	SCREW - SF/DR - 10-16 X 1 1/4 PPH - ZINC
	000G39-10-20T	EA	SCREW - SF/DR - 10-16 X 1 1/4 PPH - BLACK
	000G39-10-24B	EA	SCREW - SF/DR - 10-16 X 1 1/2 PPH - ZINC
	000G39-10-24T	EA	SCREW - SF/DR - 10-16 X 1 1/2" PPH - BLACK
	000G39-10-32B	EA	SCREW - SF/DR - 10-16 X 2 - PPH - ZINC
	000G39-10-48B	EA	SCREW - SF/DR - 10-16 X 3 - PPH - ZINC
	000G39-10-48T	EA	SCREW - SF/DR - 10-16 X 3 PPH - BLACK
	000G42-04-16B	EA	SCREW - SF/DR - 1/4-14 X 1 HWH - ZINC
	000G42-04-24B	EA	SCREW - SF/DR - 1/4-14 X 1 1/2 - ZINC
	000G52-06-05B	EA	SCREW - MACHINE - 6-32 X 5/16 PTH - ZINC
	000G52-06-06B	EA	SCREW - MACHINE - 6-32 X 3/8 PTH - ZINC
	000G54-04-14B	EA	SCREW - 1/4-20 X 7/8 PTH - TYPE 23 - ZINC PLATED
	000G55-08-12T	EA	SCREW - SF/DR - 8-18 X 3/4 PWH - BLACK
	000G55-08-16S	EA	SCREW - SF/DR - 8-18 X 1.00 PWH - OFF WHITE
	000G55-08-16T	EA	SCREW - SF/DR - 8-18 X 1 PWH - BLACK
	000G56-12-48B	EA	SCREW - WOOD - 12-11 X 3 POH - SPECIAL HARDENED
	000G60-08-16E	EA	SCREW - SF/DR - 8-1 X 1 POH - CHROME
	000G60-08-20F	EA	SCREW - SF/DR - 8-19X1.25 POH
	000G60-08-22B	EA	SCREW - SF/DR - 8-18 X 1.38 POH - ZINC
	000G60-10-20B	EA	SCREW - SF/DR - 10-16 X 1 1/4 POH - ZINC
	000G60-10-209	EA	SCREW - SF/DR - 10-16 X 1 1/4 POH - SILVER STALGAARD
	000G60-10-28T	EA	SCREW - SF/DR - 10-16 X 1 3/4 - BLACK
	000G62-06-12B	EA	SCREW-SF/DR,6-20X.75 PFH - ZINC
	000G62-06-249	EA	SCREW - SF/DR - 8-18 X 1.5 PPH - SILVER
	000G62-08-24B	EA	SCREW - SF/DR - 8-18 X 1 1/2 PFH
	000G62-08-24T	EA	SCREW - SF/DR - 8-18 X 1 1/2 PFH - BLACK
	000G67-08-32B	EA	SCREW - 8-15 X 2 PPH - ZINC
	000G67-10-08B	EA	SCREW - 10-12 X 1/2 PPH - ZINC
	000G67-10-08S	EA	SCREW - 10-12 X 1/2 PPH - OFF WHITE
	000G67-10-10B	EA	SCREW - 10-12 X 5/8 PPH - ZINC - TYPE A
	000G67-10-10D	EA	SCREW - 10-12 X 5/8 PPH - BLACK - TYPE A
	000G67-10-10P	EA	SCREW - 10-12 X 5/8 PPH - DARK BROWN
	000G67-10-10S	EA	SCREW - 10-12 X 5/8 PPH - OFF WHITE
	000G67-10-10T	EA	SCREW - 10-12 X 5/8 PPH - BLACK
	000G67-10-10V	EA	SCREW-10-12X5/8 PPH ZN O/W - TYPE A
	000G67-10-12P	EA	SCREW - 10-12 X 3/4 PPH - DARK BROWN
	000G67-10-24B	EA	SCREW - 10-12 X 1 1/2 PPH - ZINC
	000G68-06-10J	EA	SCREW - 6-18 X 5/8 POH - BRASS
	000G68-06-12B	EA	SCREW - 6-18 X 3/4 POH - ZINC & CLEAR
	000G68-06-12S	EA	SCREW - 6-18 X 3/4 POH
	029130-01-000	EA	SCREW - SNAP STUD - #8-16 X 5/8" LONG
	029130-02-000	EA	SCREW - SNAP STUD - #8-16 X 1 1/2" LONG

SEALANTS & FASTENERS GROUP (CONTINUED)
SCREWS (CONTINUED)

KEY	PART NUMBER	U/M	DESCRIPTION
	029130-03-000	EA	SCREW - SNAP STUD - #8-16 X 1" LONG
	049465-03-000	EA	SCREW - 10-16 X 1 POH W/WASHER - OFF WHITE
	049465-17-000	EA	SCREW - 10-16 X 1 POH W/WASHER - BRIGHT WHITE
	049465-18-000	EA	SCREW - 10-16 X 1 POH W/WASHER - VW GRAY
	054434-02-000	EA	SCREW - SF/DR - 10-16 X 2 - ZINC
	054434-03-000	EA	SCREW - SF/DR - 10-16 X 2 - PWH - ZINC
	075908-01-000	EA	SCREW - MACHINE - 10-32 X .56 PTH - EXTERNAL TOOTH - ZINC
	076790-01-000	EA	SCREW - 6-20 X 1 1/4 PPH - BLACK
	076790-05-000	EA	SCREW - 6-20 X 1/2 PPH - BLACK - THREAD CUTTING/WOOD
	083554-01-000	EA	SCREW - DRYWALL - 8 X 1 1/4
	087721-01-000	EA	SCREW - FLAT HEAD - TAPPING - 1/4" X 1 1/4" LONG - ZINC
	093249-01-000	EA	CAP/SCREW - MOLDED/VINYL - BLACK
	095772-01-000	EA	SOCKET-SNAP FASTNER1" SF/DR - SELF DRIVER
	097974-01-000	EA	SCREW - PARTICLE BOARD - 7-9 X 3/4 PPH
	101618-01-000	EA	SCREW - 1/4-20 X 3/4 HEX - TAPPING - STALGARD TYPE F
	113563-01-01A	EA	SCREW - 8 X 5/8 LONG SHOULDER/WASHER HEAD
	113563-01-02A	EA	SCREW - 8 X 5/8 LONG SHOULDER/WASHER HEAD - BRIGHT WHITE
	118383-01-12A	EA	RETAINER/RECESSED - F/.22" SCREW - RIVERSTONE
	118383-01-14A	EA	RETAINER/RECESSED - F/.22" SCREW - PEWTER
	118383-01-15A	EA	RETAINER/RECESSED - F/.22" SCREW - BRIARWOOD
	118383-02-13A	EA	RETAINER/RECESSED - F/.27" SCREW - OFF WHITE
	118383-04-04A	EA	CAP - F/RECESSED RETAINER - BRIGHT WHITE
	118383-04-10A	EA	CAP - F/RECESSED RETAINER - RIVERSTONE
	118383-04-13A	EA	CAP - F/RECESSED RETAINER - OFF WHITE
	118383-04-14A	EA	CAP - F/RECESSED RETAINER - PEWTER
	118383-04-15A	EA	CAP - F/RECESSED RETAINER - BRIARWOOD
	134126-01-01A	EA	SCREW/NAIL - HEX HEAD - 3/4"
	140040-01-000	EA	SCREW - 1/4-20 X 1 - BUTTON HEAD/SOCKET - W/LOCTITE
	149753-01-01A	EA	RETAINER/RECESSED - F/.22" SCREW - BLACK
	149753-01-02A	EA	RETAINER/RECESSED - F/.22" SCREW - BRIGHT WHITE
	149753-02-01A	EA	CAP - F/RECESSED RETAINER - BLACK
	149753-02-02A	EA	CAP - F/RECESSED RETAINER - BRIGHT WHITE
	154938-01-01A	EA	SCREW - SF/DR - 10-16 X 3/4 PPH - W/SELF SEAL - BRIGHT WHITE
	154938-01-02A	EA	SCREW - SF/DR - 10-16 X 3/4 PPH - W/SELF SEAL - BLACK
	154938-02-01A	EA	SCREW - SF/DR - 8-18 X 1 PFH - W/SELF SEAL - BRIGHT WHITE
	154938-02-02A	EA	SCREW - SF/DR - 8-18 X 1 PFH - W/SELF SEAL - BLACK
	154938-02-03A	EA	SCREW - SF/DR - 8-18 X 1 PFH - W/SELF SEAL - SILVER
	154938-03-01A	EA	SCREW - SF/DR - 8-18 X 5/8 PFH - W/SELF SEAL - BRT WHT
	154938-03-02A	EA	SCREW - SF/DR - 8-18 X 5/8 PFH - W/SELF SEAL - BLACK
	154938-04-01A	EA	SCREW - SF/DR - 10-16 X 1" TPH - W/SELF SEAL - BRT WHT
	154938-04-02A	EA	SCREW - SF/DR - 10-16 X 1" TPH - W/SELF SEAL - BLACK
	154938-05-03A	EA	SCREW - SF/DR - 8-18 X 1.25" PFH - W/SELF SEAL - SILVER

SEALANTS & FASTENERS GROUP (CONTINUED)
CLAMPS, CLIPS, GROMMETS, RIVETS & PLUGS

KEY	PART NUMBER	U/M	DESCRIPTION
	000H14-06-03R	EA	RIVET - MANDREL BLIND - 3/16 ALUMINUM
	000H16-04-06R	EA	RIVET - POP ALUMINUM - 1/8 X .313 - .375
	000H16-06-10R	EA	RIVET - POP ALUMINUM - 3/16 X .501 - .625
	007161-01-000	EA	CLAMP - HOSE - SPRING TYPE - 1/2"
	008386-01-000	EA	GROMMET - SNAP - 3/8" DIAMETER - NYLON
	010495-01-000	EA	CLAMP - CABLE - 9/16"ID - BLACK
	010495-02-000	EA	CLAMP - CABLE - 3/8"ID - BLACK
	010495-04-000	EA	CLAMP - CABLE - 11/16"ID - WHITE
	010497-01-000	EA	CLAMP - CLOSED - 5/8"ID
	010497-02-000	EA	CLAMP - CLOSED - 1.5"ID
	010497-03-000	EA	CLAMP - CLOSED - 1"ID - CUSHIONED
	010497-04-000	EA	CLAMP - CLOSED - 1 5/8"ID
	010497-05-000	EA	CLAMP - CLOSED - 1/2"ID
	010497-07-000	EA	CLAMP - CLOSED - 3/8"ID
	010497-09-000	EA	CLAMP - CLOSED - 5/16"ID
	010497-10-000	EA	CLAMP - CLOSED - 7/8"ID
	010499-01-000	EA	CLAMP - CLOSED - 3/8"ID
	016188-03-000	EA	GROMMET - LP LINE - 3/8"HOLE X 2 1/2"LONG - RUBBER
	016188-04-000	EA	GROMMET - LP LINE - 1/2"HOLE X 2 1/2"LONG - RUBBER
	016188-05-000	EA	GROMMET - LP LINE - 3/8"HOLE X 1 1/4"LONG - RUBBER
	016188-06-000	EA	GROMMET - LP LINE - 3/8"HOLE X 3 1/4"LONG - RUBBER
	016188-07-000	EA	GROMMET - L/P LINE - 1/2"HOLE X 3 1/4"LONG
	016188-08-000	EA	GROMMET - LP LINE - 1/2"HOLE X 1 1/4"LONG - RUBBER
	016188-09-000	EA	GROMMET - LP LINE - .68"HOLE X 1 1/4"LONG - RUBBER
	016188-10-000	EA	GROMMET - LP GAS - .68" X 2.5"
	023942-01-000	EA	GROMMET - RUBBER - 2"OD
	041930-11-000	EA	RIVET - POP ALUMINUM - 1/8 X .188 - .250 - BRIGHT WHITE
	061420-04-000	EA	PLUG/PLASTIC - 1 1/4" DIAMETER
	061420-05-000	EA	PLUG/PLASTIC - 1 1/2" DIAMETER
	061420-09-000	EA	PLUG/PLASTIC - 1.00" DIAMETER
	061420-10-000	EA	PLUG/PLASTIC - 1 1/2" DIAMETER - BLACK
	061420-12-000	EA	PLUG/PLASTIC - 1.50" DIAMETER - RED
	061420-13-000	EA	PLUG/PLASTIC - 3/8" - FLUSH
	061420-14-000	EA	PLUG/PLASTIC - 7/8" DIAMETER - BLACK
	061420-15-000	EA	PLUG/PLASTIC - 2" DIAMETER - BLACK
	061420-16-000	EA	PLUG/PLASTIC - 2 1/8" DIAMETER - BLACK
	061420-18-000	EA	PLUG/PLASTIC - 1 3/4" DIAMETER - BLACK
	062401-01-000	EA	CLAMP - HOSE - WORMGEAR - .25" - 1"
	062401-02-000	EA	CLAMP - HOSE - WORMGEAR - 1.56" - 2.5" ID
	062401-03-000	EA	CLAMP - HOSE - WORMGEAR - .22" - 1" ID
	062401-04-000	EA	CLAMP - HOSE - WORMGEAR - .69" - 1.25" ID
	062401-06-000	EA	CLAMP - HOSE - WORMGEAR - .22" - .62" ID
	062401-09-000	EA	CLAMP - HOSE - WORMGEAR - 2.8" - 3.75" ID
	062401-11-000	EA	CLAMP - HOSE - WORMGEAR - 3.50" - 4.50" ID
	062401-13-000	EA	CLAMP - HOSE - WORMGEAR
	071015-11-000	EA	GROMMET - RUBBER - 1"ID FITS .12 MATERIAL - BLACK
	071015-13-000	EA	GROMMET - RUBBER - .62"ID X 1"OD W/.09" GROOVE - BLACK
	071015-20-000	EA	GROMMET - .38 ID FITS .06 MTL
	071015-22-000	EA	GROMMET - RUBBER - .62"ID X 1.12"OD W/.19" GROOVE - BLACK
	071015-26-000	EA	GROMMET - RUBBER - 1.5"ID X 2.1"OD W/.06" GROOVE - BLACK
	071015-29-000	EA	GROMMET - RUBBER - .3"ID X 1.3"OD W/.12" GROOVE - BLACK
	071015-30-000	EA	GROMMET - RUBBER - .3"ID X .81"OD W/.12" GROOVE - BLACK
	071015-39-000	EA	GROMMET - .75 ID FITS .06 MTL
	071015-41-000	EA	GROMMET - .125 ID FITS .188 MTL
	071015-42-000	EA	GROMMET - .25 ID FITS .06 MTL
	071015-43-000	EA	GROMMET-.25 ID,FITS .07 MATL, MINOR Z-4139
	071015-44-000	EA	GROMMET - .31 ID FITS .25 MTL
	075148-02-000	EA	CLAMP - GROUNDING - BRONZE SCREWS
	077955-01-000	EA	CLIP/J - 3/8" - VINYL COATED
	081211-03-000	EA	PLUG - PLASTIC - .50"DIAMETER - TRUSS HEAD - BLACK
	081211-04-000	EA	PLUG - PLASTIC - .46"DIAMETER - TRUSS HEAD - BLACK
	081211-06-000	EA	PLUG-PLASTIC,.468DIA,BLACK , HEYCO 1669
	083609-01-000	EA	CLAMP - WIRE - DUAL - EQUAL DIAMETERS - 5/8"
	083610-01-000	EA	CLAMP - WIRE - DUAL - UNEQUAL DIAMETERS - 3/4" & 1 1/4"

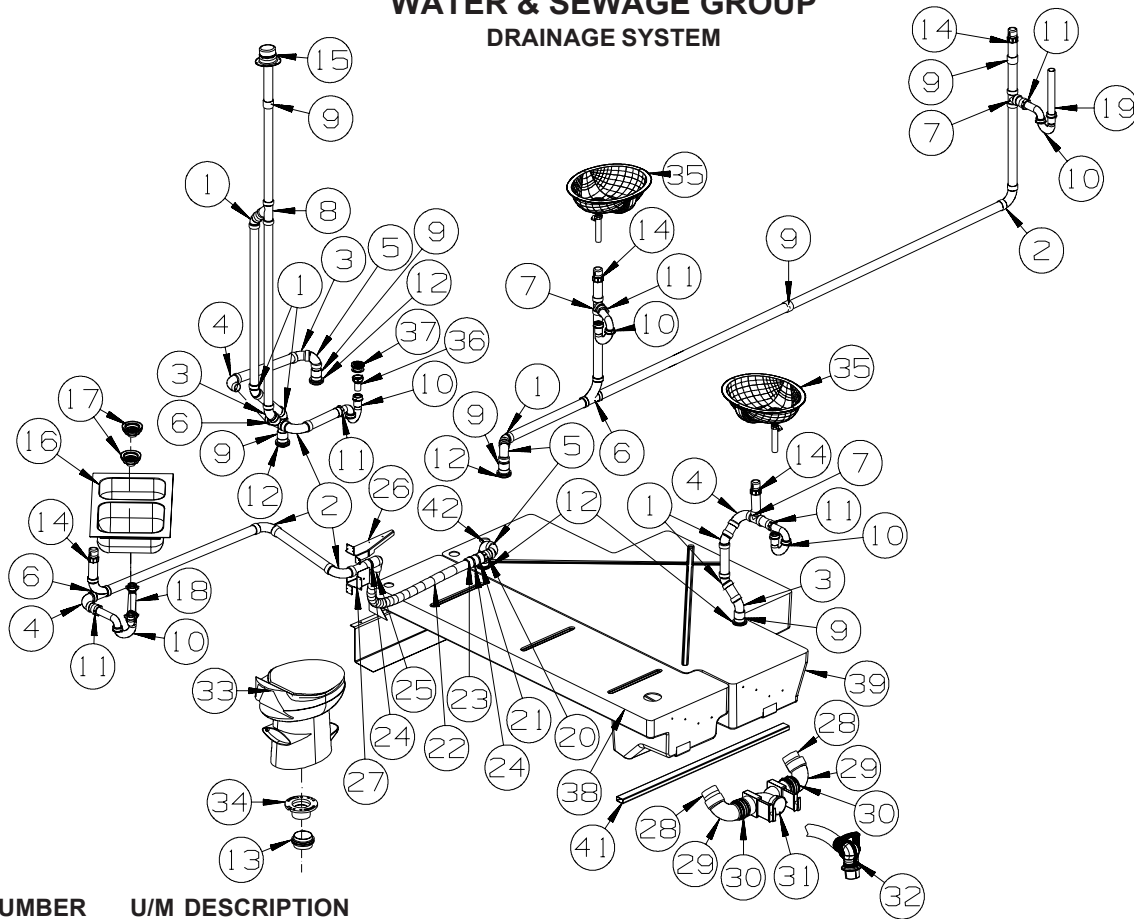
SEALANTS & FASTENERS GROUP (CONTINUED)
CLAMPS, CLIPS, GROMMETS, RIVETS & PLUGS (CONTINUED)

KEY	PART NUMBER	U/M	DESCRIPTION
	083610-02-000	EA	CLAMP - WIRE - DUAL - UNEQUAL DIAMETERS - 3/4" & 2"
	083610-03-000	EA	CLAMP - WIRE - DUAL - EQUAL DIAMETERS - 2"
	083610-02-000	EA	CLAMP - WIRE - DUAL - UNEQUAL DIAMETERS - 3/4" & 2"
	083610-03-000	EA	CLAMP - WIRE - DUAL - EQUAL DIAMETERS - 2"
	088756-01-000	EA	GROMMET - WEB - 1 1/8"ID
	089329-02-000	EA	CLIP - SPRING
	091952-01-000	EA	CLIP - GRIPPER - 1" - BLACK VINYL COATED
	091952-02-000	EA	CLIP - GRIPPER - 3/4" - BLACK VINYL COATED
	091952-03-000	EA	CLIP - GRIPPER - 1/2" - BLACK VINYL COATED
	094362-02-000	EA	CLIP - XMAS TREE - BINDER HEAD - .9" LONG/ANY COLOR
	113133-02-01A	EA	RIVET - POP - ALUMINUM - 3/16 X .252 - .504 - BLACK
	114208-05-000	EA	GROMMET - EDGE LINER - FITS 2"
	118626-01-01A	EA	RIVET/POP - ALUMINUM - 3/16 X 1.2"(GRIP RANGE .1"-.4")
	118626-01-02A	EA	RIVET/POP - ALUMINUM - 3/16 X .08 - .375
	118626-02-01A	EA	RIVET/POP - ALUMINUM - 3/16 X .500 - .750
	118626-03-01A	EA	RIVET/POP - STAINLESS STEEL - 3/16 X .500 - .750
	137014-01-01A	EA	GROMMET - CABLE - ALMOND
	139118-02-01A	EA	GROMMET - SCREW - PLASTIC
	155498-01-01A	EA	CLAMP - CLOSED - 7/8"ID - VINYL DIP/GALVONIZED - BLACK

MISCELLANEOUS FASTENERS

KEY	PART NUMBER	U/M	DESCRIPTION
	008343-01-000	EA	TIE - WIRE - 6"
	008343-02-000	EA	TIE - WIRE - 14"
	008343-03-000	EA	TIE - WIRE - 7 1/2" - BLACK
	029094-04-000	YD	VELCRO TAPE/LOOP - 1"WIDE - W/ADHESIVE BACK - BLACK
	029096-03-000	YD	VELCRO TAPE/HOOK - 1"WIDE - BLACK
	029096-04-000	YD	VELCRO TAPE/HOOK - 1"WIDE - BLACK - W/ADHESIVE BACK (PSA)
	048394-02-000	YD	VELCRO TAPE - HOOK - ADHESIVE BACK - 3/4" WIDE - BEIGE
	085774-01-000	FT	FASTENER - DUAL LOCK - 1" WIDE - ADHESIVE BACK - BLACK
	085774-02-000	FT	FASTENER - DUAL HOOK - 1" WIDE - ADHESIVE BACK - BLACK
	088792-02-000	YD	VELCRO TAPE - LOOP - 3/4" - ADHESIVE BACK - BEIGE
	088792-04-000	YD	VELCRO TAPE - HOOK - 5/8" - NON-ADHESIVE BACK - WHITE
	088792-05-000	YD	VELCRO TAPE - LOOP - 5/8" - NON-ADHESIVE BACK - WHITE
	108046-02-000	EA	CABLE TIE - SCREW MOUNT 15"

WATER & SEWAGE GROUP DRAINAGE SYSTEM

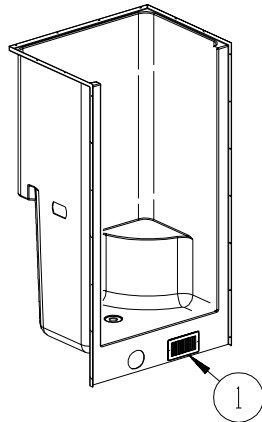


KEY	PART NUMBER	U/M	DESCRIPTION
1	010006-01-000	EA	ELBOW - 45 DEGREE - 1 1/2" HUB X HUB - PLASTIC
2	010008-01-000	EA	ELBOW - 90 DEGREE - 1 1/2" HUB X HUB - PLASTIC
3	010051-01-000	EA	ELBOW - 45 DEGREE - 1 1/2" SPIGOT X HUB - PLASTIC
4	033761-01-000	EA	ELBOW - 90 DEGREE - TURN - 1 1/2" HUB X 1 1/2" SPIGOT
5	034250-01-000	EA	ELBOW - 90 DEGREE - LONG TURN - 1 1/2" HUB X HUB - ABS
6	031365-02-000	EA	TEE - 1 1/2" EXTRA LONG TURN - PLASTIC
7	010071-01-000	EA	TEE - SANITARY - 1 1/2" HUB X HUB X HUB - PLASTIC
8	010073-01-000	EA	WYE - 45 DEGREE - 1 1/2" HUB X HUB X HUB - PLASTIC
9	010115-01-000	EA	COUPLING - 1 1/2" HUB X HUB - PLASTIC
10	107538-02-000	EA	P-TRAP - PLASTIC - 1 1/2" W/EXTENSION ARM
10	011071-01-000	EA	P-TRAP - 1 1/2" - CSA - PLASTIC - CANADIAN
11	152146-01-000	EA	CONNECTOR - 1 1/2"P X 1 1/2"MPT
12	061607-01-000	EA	GROMMET - HOLDING TANK - 1 1/2" NPS
13	061607-02-000	EA	GROMMET - HOLDING TANK - 3" NPS
14	079968-01-000	EA	VENT - MECHANICAL/TRAP ARM - ANTI-SIPHON-2" X 7.3" PLASTIC
15	083558-03-000	EA	VENT - W/COVER - F/PLUMBING STACK - OFF WHITE
16	144445-01-01A	EA	SINK - DOUBLE BOWL - 25" X 18" - STAINLESS STEEL
16	011069-03-000	EA	TAILPIECE - TUB/SHOWER - 1 1/2" X 1 3/4" - PLASTIC
17	092303-02-000	EA	STRAINER - W/BASKET
18	011091-02-000	EA	WASTE - CONTINUOUS - DOUBLE SINK
18	011091-04-000	EA	WASTE - CONTINUOUS - DOUBLE SINK - DISHWASHER
19	126588-02-000	EA	ARM - WASTE - 1 1/2" X 20" - FEMALE
20	126424-01-000	EA	ADAPTER - 1 1/2" MPT X 1 1/2" HUB
21	126425-02-000	EA	ADAPTER - SWIVEL - 1 1/2" FPT X SPIGOT
21	127440-02-01A	EA	WASHER - RUBBER - 1.8" X .1"
22	126426-01-000	FT	PIPE - 1 1/2" FLEXIBLE
23	130685-01-000	EA	ADAPTER - 1 7/8" FEMALE SLIP X 1 1/2" FEMALE THREAD/O-RING
24	130685-02-000	EA	ADAPTER - 1 7/8" FEMALE SLIP X 1 1/2" MALE THREAD/O-RING
25	136111-01-000	EA	ELBOW - 1/2" SOCKET X SLIP FIT
26	142526-01-02B	EA	BRACKET/COVER - PLUMBING - E-COATED
27	142527-02-02B	EA	BRACKET/CARRIER - PLUMBING - E-COATED
28	010129-03-000	EA	NIPPLE - 3" X 3" TOE - PLASTIC
29	010062-01-000	EA	ELBOW - 3 90 SPIGOT X HUB - PLASTIC
30	078406-01-000	EA	COUPLER - 3" X 3" W/CLAMPS - RUBBER

WATER & SEWAGE GROUP (CONTINUED)
DRAINAGE SYSTEM (CONTINUED)

KEY	PART NUMBER	U/M	DESCRIPTION
31	136143-01-000	EA	VALVE - DUAL - 3" X 3"
32*	144728-01-000	EA	VALVE - SEWER HOSE - 3"
	139513-01-000	EA	HOSE - SEWER - 3" X 10' - W/BAYONET TYPE ADAPTER
	062416-01-000	EA	ADAPTER - SEWER HOSE TO 3" PIPE
33*	152830-01-01A	EA	TOILET/AQUA MAGIC STYLE PLUS - 20"TALL - W/O SPRAY - WHITE
34	024676-01-000	EA	FLANGE/CLOSET - 4" X 3" - BLACK PLASTIC
35	155318-01-01A	EA	SINK - LAVATORY - OVAL - 19.5" X 16" X 6.1" - CREAM
36	011069-06-000	EA	TAILPIECE - 1 1/2" X 1 1/4" X 2 1/2" - BRASS
	130403-01-000	EA	NUT - SLIP - W/WINGS 1 1/2"
37	066440-01-000	EA	STRAINER - SHOWER DRAIN - W/RUBBER WASHER
	127440-02-01A	EA	WASHER - RUBBER - 1.8" X .1"
38	161224-01-700	EA	TANK - HOLDING - 53 GALLON - W/3" NIPPLE
	010232-01-000	EA	FITTING - SPINWELD - PLASTIC 3FPT
	049032-01-000	EA	PATCH - SPINWELD - 3/8" - PLASTIC
	125697-02-000	EA	NOZZLE - WELD-A-FLUSH
39	161225-01-700	EA	TANK - HOLDING - W/3" NIPPLE
	010232-01-000	EA	FITTING - SPINWELD - PLASTIC 3FPT
	049032-01-000	EA	PATCH - SPINWELD - 3/8" - PLASTIC
40	161759-01-02B	EA	BRACKET - TANK DRAIN - E-COATED
41	161762-01-02B	EA	SUPPORT - HOLDING TANK - E-COATED
42	010009-01-000	EA	ELBOW - 90 DEGREE - 1/4 BEND - 1 1/2" - PLASTIC

***COMPONENT PARTS LISTED LATER IN THIS GROUP**



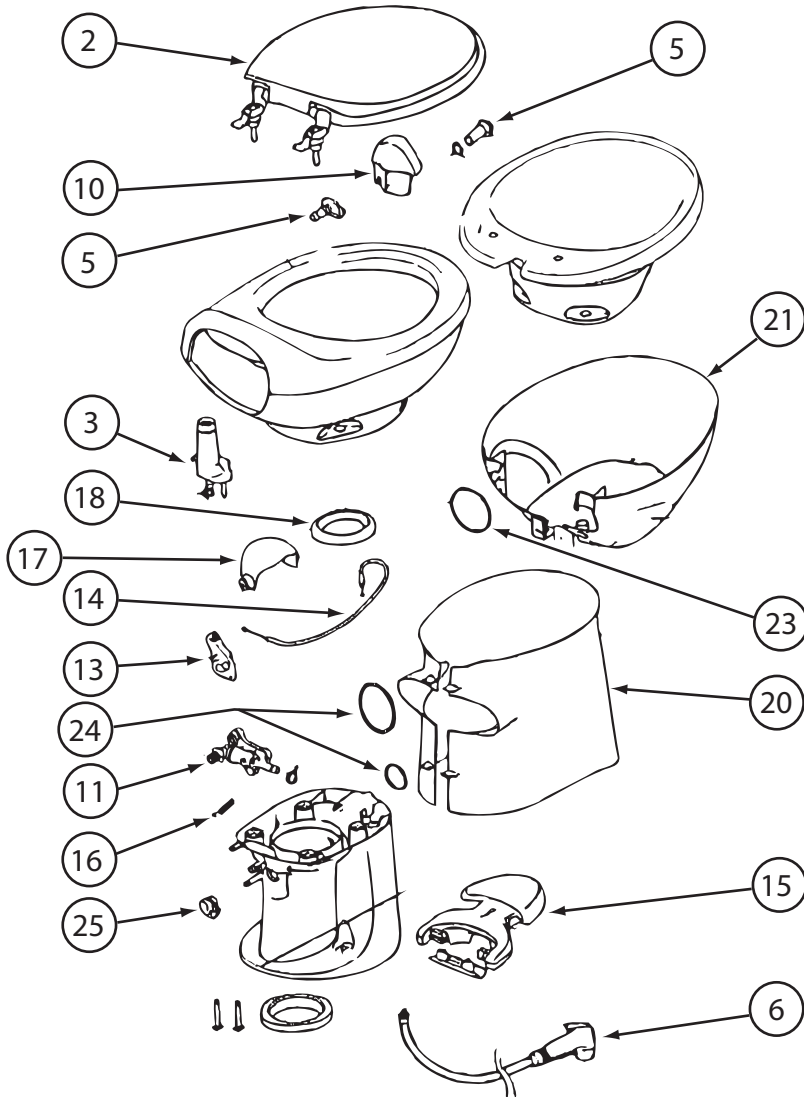
KEY	PART NUMBER	U/M	DESCRIPTION
1	089326-02-000	EA	GRILLE - FLOOR - HEATING - 9.3" X 5.3" - SOFT WHITE

WATER & SEWAGE GROUP (CONTINUED)

COMPONENT PARTS FOR DRAINAGE SYSTEM

144728-01-000

KEY	PART NUMBER	U/M DESCRIPTION	VENDOR NO.
	144728-01-700	EA GASKET-RUBBER, INSIDE VALVE	9667310-11
	144728-01-701	EA GASKET-RUBBER, OUTSIDE	9667310-10



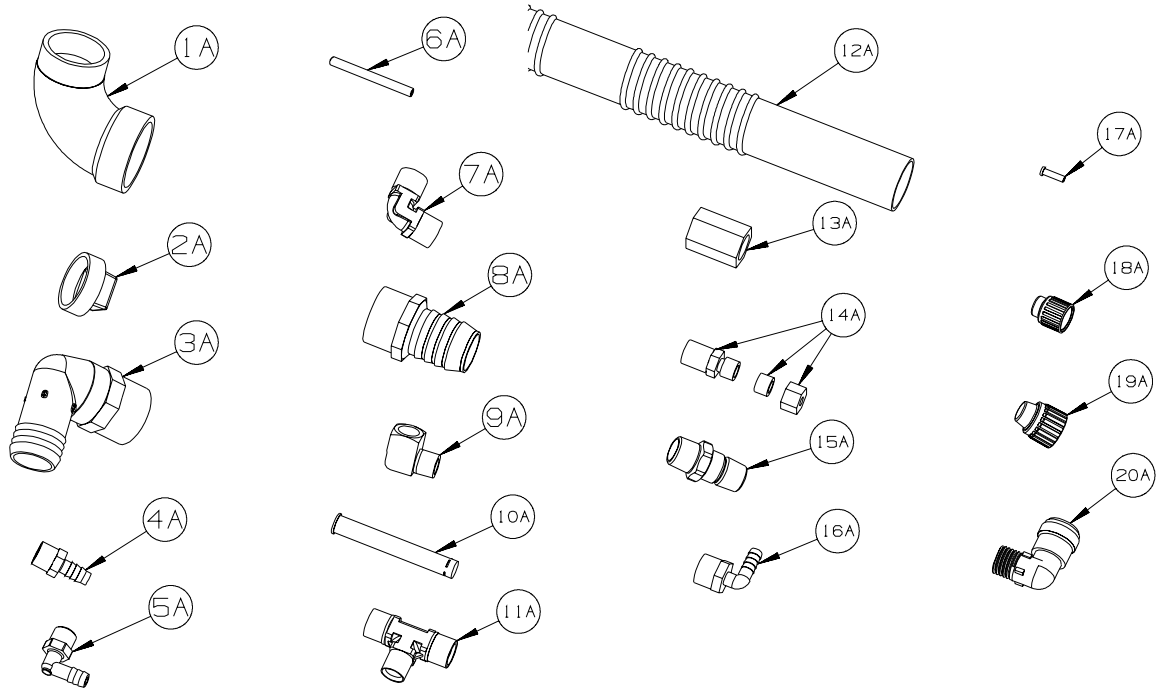
152830-01-01A

KEY	PART NUMBER	U/M DESCRIPTION	VENDOR NO.
2	152829-01-700	EA SEAT/COVER ASSEMBLY - WHITE	34144
3	152829-01-708	EA VACUUM BREAKER	34122
5	152830-01-701	EA FLUSH NOZZLE - WHITE	34127
11	152829-01-701	EA WATER VALVE	34100
13	152829-01-703	EA WATER VALVE DRIVE ARM	34104
14	152829-01-704	EA CABLE - F/PEDAL	34106
15	152830-01-700	EA PEDAL PACKAGE - WHITE	34114
16	152829-01-705	EA SPRING/RETURN-F/WATER VALVE	34110
17	152829-01-706	EA WASTE BALL - WHITE	34117
18	152829-01-707	EA SEAL - F/WASTE BALL	34120
20	152830-01-703	EA SHROUD - TALL/WHITE	34138
24	152830-01-702	EA O-RING PKG - F/SHROUD	34136
25	152829-01-702	EA WASTE BALL DRIVE ARM	34102

CONTACT WINNEBAGO PART SALES FOR UNLISTED COMPONENT(S)

WATER & SEWAGE GROUP (CONTINUED)

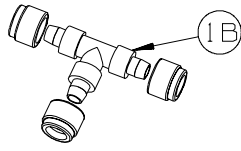
WATER SYSTEM



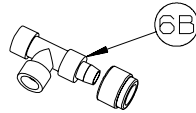
KEY	PART NUMBER	U/M	DESCRIPTION
1A	010009-01-000	EA	ELBOW - 90 DEGREE - 1/4 BEND - 1 1/2" PLASTIC
2A	010166-01-000	EA	PLUG/THREADED - 1 1/4"MPT - PLASTIC - BLACK - UL
3A	010219-01-000	EA	ELBOW - 1 1/4 MPT X 1 1/4 BARB - WATER FILL - PLASTIC
4A	010224-01-000	EA	ADAPTER - HOSE TO PIPE - 3/8 MPT X 3/8 BARB - PLASTIC
5A	035539-01-000	EA	ELBOW - 3/8 MPT X 3/8 BARB - PLASTIC
6A	039800-04-000	FT	TUBING - POLYBUTYL - 1/4"OD
6A	074462-02-000	FT	TUBING - VINYL - 3/8 ID X 20' - CLEAR
6A	112176-01-000	FT	TUBING - VINYL - REINFORCED - 1/2" ID
6A	124188-01-000	FT	TUBING - PEX - 1/2" ID X 20' - BLUE(COLD)
6A	124188-02-000	FT	TUBING - PEX - 1/2" ID X 20' - RED(HOT)
7A	039808-03-000	EA	ELBOW - 1/2" MPT X 1/2" MPT - PLASTIC
8A	044927-01-000	EA	ADAPTER - HOSE TO PIPE-1 1/4 MPTX1 1/4 BARB-BLACK PLASTIC
9A	065318-02-000	EA	ELBOW - 90 DEGREE - 3/8" MPT TO 3/8" FPT
10A	077954-02-000	EA	FILTER - WATER TANK - W/SCREEN IN TANK
11A	039798-01-000	EA	TEE - 1/2"MPT X 1/2"MPT X 1/2"MPT - PLASTIC
12A	079381-01-000	FT	TUBING - RIBBED FLEXIBLE/WATER FILL - 10 FT = 1EA-1.38ID
13A	101814-01-000	EA	COUPLING - FEMALE - 1/2" X 1/2" FPT - GRAY
14A	103798-01-000	EA	CONNECTOR - 1/4 OD X 3/8 MPT
15A	110438-02-000	EA	VALVE - CHECK - 1/2"MPT X 1/2"MPT - BRASS
16A	111223-02-000	EA	ELBOW - 1/2" MPT X 3/8" BARB - PLASTIC
16A	111223-04-000	EA	ELBOW - 1/2" MPT X 1/2" BARB - PLASTIC
16A	111888-01-000	EA	FERRULE - PLASTIC - .250 ID X .375 OD
17A	111888-02-000	EA	INSERT - BRASS - 1/4 COMP
18A	113697-01-000	EA	CAP - 3/8"P
19A	114427-01-000	EA	CAP - 1/2"P
20A	164906-01-000	EA	ELBOW - 90 DEGREE - 1/2" QUICK CONNECT X 1/2"MPT

WATER & SEWAGE GROUP (CONTINUED)

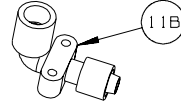
WATER SYSTEM (CONTINUED)



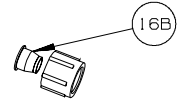
1B



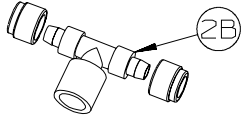
6B



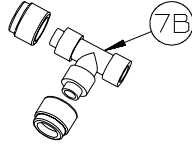
11B



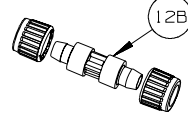
16B



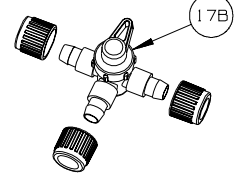
2B



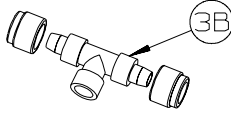
7B



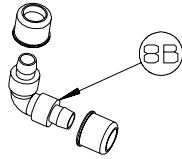
12B



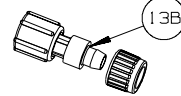
17B



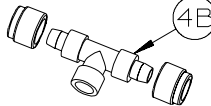
3B



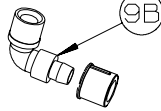
8B



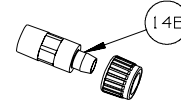
13B



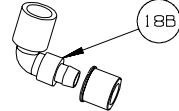
4B



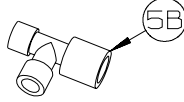
9B



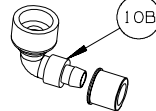
14B



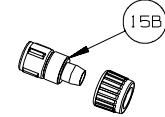
18B



5B



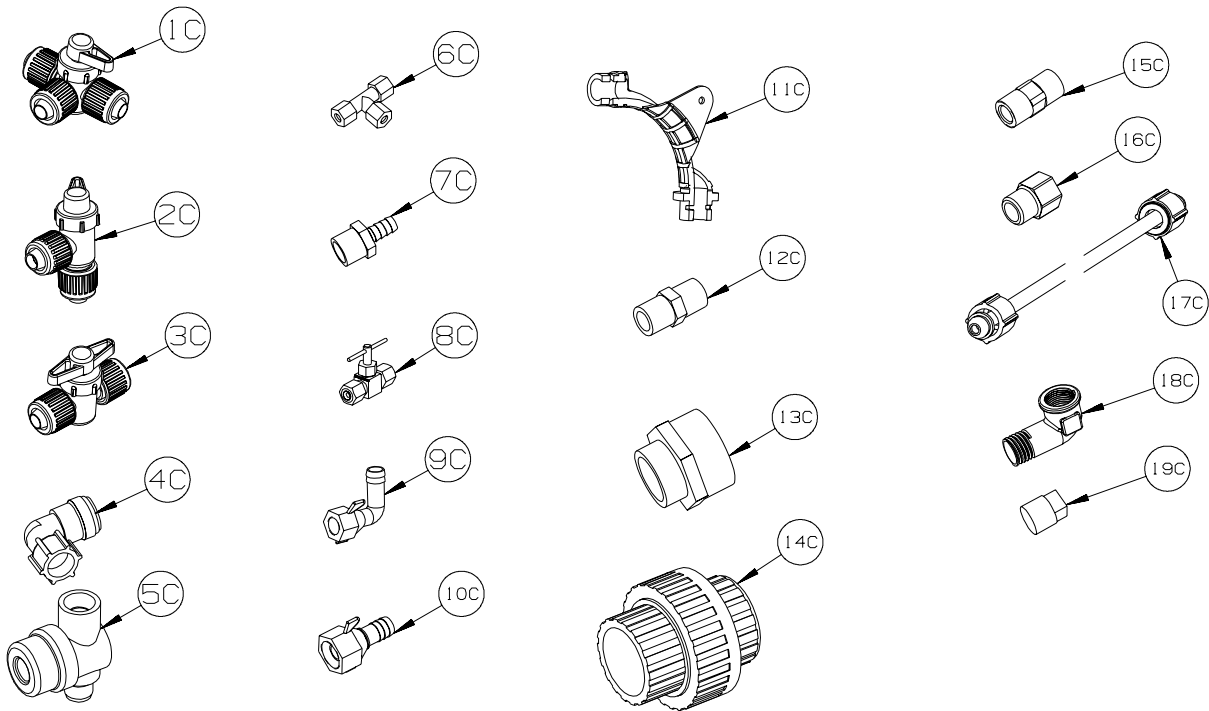
10B



15B

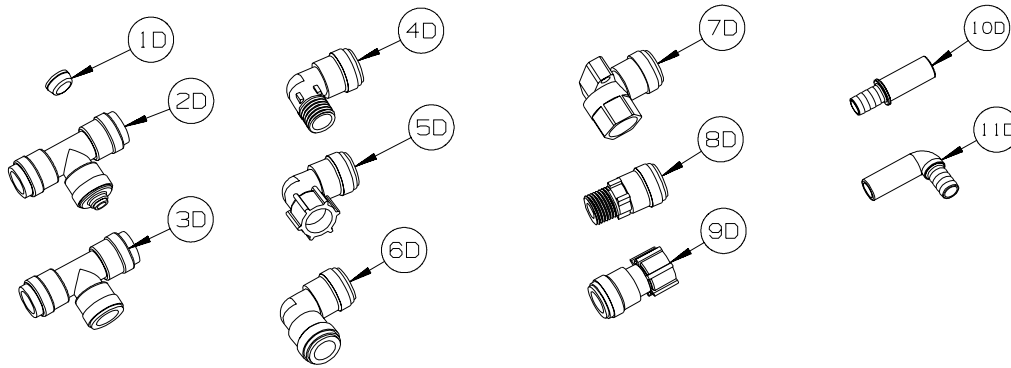
KEY	PART NUMBER	U/M	DESCRIPTION
1B	114428-01-000	EA	TEE - 1/2"P X 1/2"P X 1/2"P
2B	114428-02-000	EA	TEE - SWIVEL - 1/2"P X 1/2"P X 1/2"FPT
3B	114428-03-000	EA	TEE - 1/2"P X 1/2"P X 1/2"MPT
4B	114428-04-000	EA	TEE - 1/2"P X 1/2"P X 1/8"FPT
5B	114428-05-000	EA	TEE - 1/2" SWIVEL X 1/2" MPT X 1/2" MPT
6B	114428-06-000	EA	TEE - 1/2" P X 1/2" MPT X 1/2" MPT
7B	114428-07-000	EA	TEE - 1/2" P X 1/2" MPT X 1/2" P
8B	114429-01-000	EA	ELBOW - 1/2"P X 1/2"P
9B	114429-02-000	EA	ELBOW - 1/2"P X 1/2"MPT
9B	114429-04-000	EA	ELBOW - 1/2"P X 3/8"MPT
9B	114429-10-000	EA	ELBOW - SWIVEL - 1/2"MPT X 1/2"FPT
10B	114429-08-000	EA	ELBOW - SWIVEL - 1/2"P X 1/2"FPT
11B	114429-09-000	EA	ELBOW - 1/2"P X 1/2"FPT DROP EAR
12B	114430-01-000	EA	ADAPTER - 1/2"P X 1/2"P
13B	114430-02-000	EA	ADAPTER - SWIVEL - 1/2"P X 1/2"FPT
13B	114430-04-000	EA	ADAPTER - SWIVEL - 1/2"P X 3/8"MPT
14B	114430-03-000	EA	ADAPTER - 1/2"P X 1/2"MPT
15B	114430-06-000	EA	ADAPTER - 1/2"P X 3/8"FPT
15B	114430-09-000	EA	ADAPTER - 1/2"P X 1/2"FPT
16B	114430-10-000	EA	ADAPTER - NUT - PIPE CONNECTION - 1/2"
17B	114431-01-000	EA	VALVE - 180 DEGREE/CENTER DRAIN - 1/2"P - THREE WAY
18B	114429-11-000	EA	ELBOW - 1/2"P X 1/2"FPT

WATER & SEWAGE GROUP (CONTINUED)
WATER SYSTEM (CONTINUED)



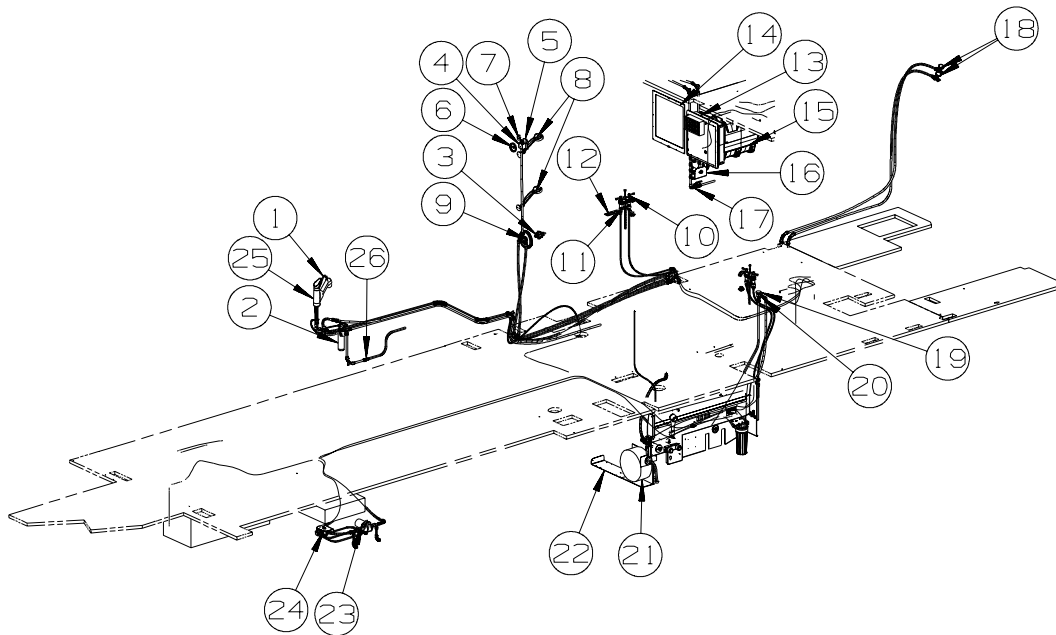
KEY	PART NUMBER	U/M	DESCRIPTION
1C	114431-02-000	EA	VALVE - WATER BYPASS - 1/2"P - THREE WAY (WATER HEATER)
2C	114431-03-000	EA	VALVE - 90 DEGREE DRAIN - 1/2"P
3C	114431-04-000	EA	VALVE - "INLINE SHUT-OFF" - 1/2"P
4C	164906-02-000	EA	ELBOW - 90 DEGREE - 1/2" QUICK CONNECT X 1/2"MPT - SWIVEL
5C	152925-01-01A	EA	FILTER - IN LINE - TWIST ON - 1/2" - BLACK
6C	118423-01-000	EA	FITTING - BRASS-TEE - 1/4" X 1/4" X 1/4"
7C	118809-01-000	EA	ADAPTER - 1/2" MPT X 3/8" BARB - PLASTIC
7C	118809-02-000	EA	ADAPTER - 1/2" MPT X 1/2" BARB - PLASTIC
8C	120868-01-000	EA	VALVE - NEEDLE - 1/4" COMPRESSION X 1/4" COMPRESSION
9C	123150-01-000	EA	ELBOW - 1/2 FPT X 1/2 BARB - SWIVEL
10C	123152-01-000	EA	ADAPTER - 1/2 FPT X 1/2 BARB - SWIVEL
11C	124184-01-000	EA	SUPPORT - WATER LINE - BEND
12C	132148-01-000	EA	CONNECTOR - 1/2" X 1/2"MPT - BRASS
13C	133835-01-000	EA	ADAPTER - REDUCING - 1 1/2" X 1 1/4"
14C	133889-01-000	EA	UNION - 1 1/2 DOUBLE SLIP - PVC
15C	135386-01-000	EA	NIPPLE - 1/2"
16C	136333-01-000	EA	ADAPTER - BRASS - 1/2"MPT X 1/2"FPT
17C	140821-01-000	EA	TUBE - WATER SUPPLY - 3/8" X 24"
17C	140821-02-000	EA	TUBE - WATER SUPPLY - 3/8" X 30"
17C	140821-03-000	EA	TUBE - WATER SUPPLY - 3/8" X 36"
17C	140821-04-000	EA	TUBE - WATER SUPPLY - 3/8" X 48"
17C	140821-05-000	EA	TUBE - WATER SUPPLY - 3/8" X 54"
17C	140821-06-000	EA	TUBE - WATER SUPPLY - 3/8" X 60"
17C	140821-07-000	EA	TUBE - WATER SUPPLY - 3/8" X 72"
17C	140821-08-000	EA	TUBE - WATER SUPPLY - 1/2" X 24"
17C	140821-09-000	EA	TUBE - WATER SUPPLY - 1/2" X 36"
17C	140821-10-000	EA	TUBE - WATER SUPPLY - 1/2" X 48"
18C	142812-01-000	EA	ELBOW - BRASS - 1/2"MPT X 1/2"FPT
19C	145609-01-000	EA	PLUG - BRASS - 1/2" MPT/HEX HEAD

WATER & SEWAGE GROUP (CONTINUED)
WATER SYSTEM (CONTINUED)



KEY	PART NUMBER	U/M	DESCRIPTION
1D	116473-01-000	EA	FERRIL - RUBBER SEALING - WATER LINE
2D	160949-01-000	EA	CONNECTOR - 1/2" X 1/2" X 1/4" REDUCER
3D	160949-02-000	EA	CONNECTOR - 1/2"CTS X 1/2"CTS X 1/2"CTS
4D	164906-01-000	EA	ELBOW - 90 DEGREE - 1/2" QUICK CONNECT X 1/2"MPT
5D	164906-02-000	EA	ELBOW - 90 DEGREE - 1/2" QUICK CONNECT X 1/2"FPT - SWIVEL
6D	164906-03-000	EA	ELBOW - 90 DEGREE - 1/2" X 1/2" QUICK CONNECTS
7D	164906-04-000	EA	ELBOW - 90 DEGREE - 1/2"CTS X 1/2"FPT
8D	164907-01-000	EA	ADAPTER - STRAIGHT - 1/2" QUICK CONNECT X 1/2"MPT
9D	164907-02-000	EA	ADAPTER - STRAIGHT - 1/2" QUICK CONNECT X 1/2"FPT/SWIVEL
10D	166212-01-000	EA	UNION - HOSE/BARB - CTS X 1/2"B - SEA TECH #3511-1008
11D	166212-02-000	EA	ELBOW - HOSE/BARB - CTS X 1/2"B - SEA TECH #3512-1008

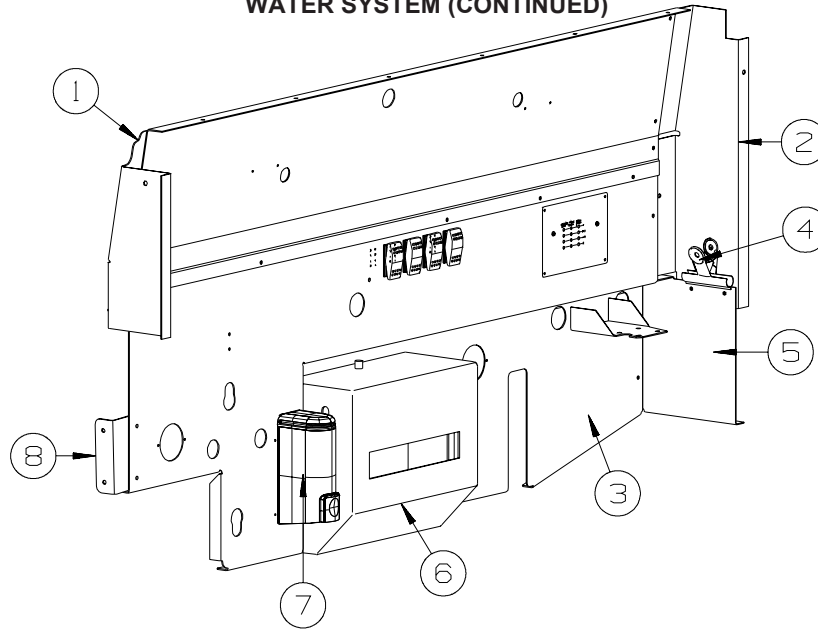
WATER & SEWAGE GROUP (CONTINUED)
WATER SYSTEM (CONTINUED)



KEY	PART NUMBER	U/M	DESCRIPTION
1	144444-01-03A	EA	FAUCET/GALLEY - W/PULLOUT SPOUT - STAINLESS STEEL
2	160946-01-000	EA	FILTER - WATER PURIFICATION - SINK
3*	144596-01-01A	EA	VALVE ONLY - FAUCET/SHOWER - W/TEMP LIMIT STOP(MOEN 62300)
4	143101-01-01A	EA	BRACKET - SHOWER HEAD
5	135028-02-03A	EA	DROP ELL - F/HAND HELD SHOWER HEAD/OVAL - W/1/2"IPS-NICKEL
6	130041-03-19A	EA	SPACER/SHOWER HEAD - RIVERSTONE
7	128974-01-04A	EA	VALVE - SHOWER HEAD/WATER SAVER (ON/OFF) - SATIN NICKEL
8	162646-01-01A	EA	SHOWER/HAND HELD-4 FUNCTION-W/SLIDE BAR/HOSE-BRUSHED NKL
9	162643-01-01A	EA	TRIM KIT/SHOWER - LEVER/PLATE - POSI-TEMP - BRUSHED NICKEL
10	155715-01-02A	EA	FAUCET - LAVATORY - DUAL CONTROL - BRUSHED NICKEL
11*	149174-01-01A	EA	VALVE/WATER - W/DRAIN VALVE - F/LAVATORY
12	105218-01-01A	EA	SPACER - FAUCET/LAVATORY SINK - 2" X 5.9" - ABS PLASTIC
13*	125420-01-03A	EA	DOOR - WATER HEATER - 10 GALLON - 18" X 17.7" - BLACK
	117047-02-000	EA	BUMPER - RUBBER/WASHER INSERT
14	133224-01-02B	EA	PLATE - WATER HEATER - E-COATED
15*	145541-03-000	EA	WATER HEATER/MOTOR AID-GAS/ELECT IGN/110V-GEH16EXT-10 GAL
16	138618-02-12B	EA	COVER - VALVE - BYPASS - BRIGHT WHITE
17	132483-02-000	EA	VALVE/BALL - 1/2"FPT - BRASS
18	098419-01-000	EA	FAUCET - 90 DEGREE
19	125697-04-000	EA	BREAKER/VACUUM - F/FLUSHING SYSTEM
20	125697-03-000	EA	CHECK VALVE - F/FLUSHING SYSTEM
21*	142675-01-01A	EA	HOSE REEL/WATER - POWERED - RETRIEVAL/STORAGE
22	145758-02-02B	EA	BRACKET - HOSE REEL - WATER - E-COATED
23	160702-01-000	EA	PUMP - WATER - 2.8 GPM - W/1/2" MPT - #2088-422-174
24	138618-03-12B	EA	COVER - VALVE - BYPASS - BRIGHT WHITE
25	157212-01-01A	EA	FAUCET - WATER PURIFIER - NICKEL
26	146297-01-000	EA	CONNECTOR - BRASS - 3/8" X 1/2"MPT

*COMPONENT PARTS LISTED LATER IN THIS GROUP

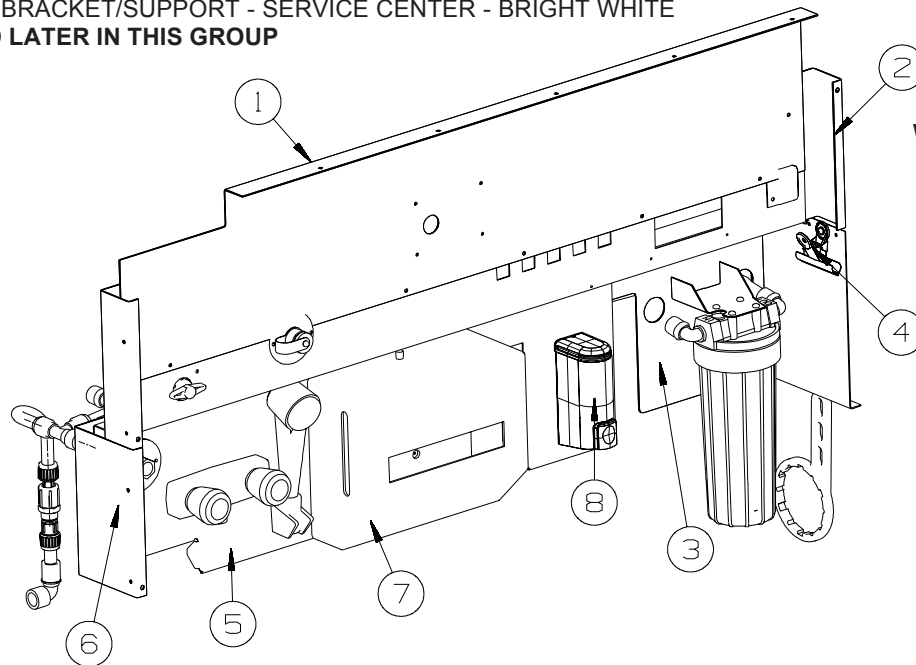
WATER & SEWAGE GROUP (CONTINUED)
WATER SYSTEM (CONTINUED)



**WATER CENTER
S40FD, S40KD**

KEY	PART NUMBER	U/M	DESCRIPTION
1	146194-05-12B	EA	PANEL - SERVICE CENTER/UPPER - BRIGHT WHITE
2	145317-05-12B	EA	PANEL - SERVICE CENTER/REAR - BRIGHT WHITE
3	155894-04-12B	EA	PANEL - SERVICE CENTER/MIDDLE - BRIGHT WHITE
4	156695-01-01A	EA	CLIP - BULL DOG - SILVER/NICKEL
5	145726-12-12B	EA	PANEL - SERVICE CENTER/MIDDLE - BRIGHT WHITE
6*	136915-01-000	EA	DISPENSER - TOWEL/PAPER - 9"H X 10.8"L X 4.8"D - WHITE
7	149894-01-01A	EA	DISPENSER/LIQUID SOAP - 200 ML - WHITE
8	147351-01-12B	EA	BRACKET/SUPPORT - SERVICE CENTER - BRIGHT WHITE

***COMPONENT PARTS LISTED LATER IN THIS GROUP**



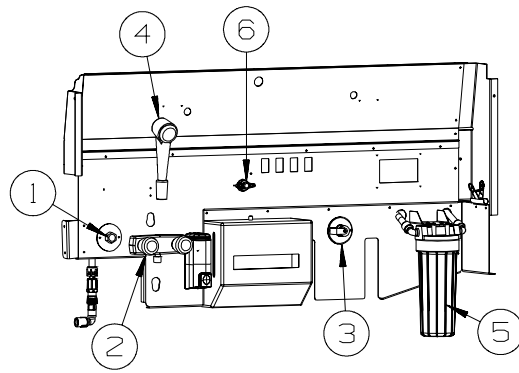
**WATER CENTER
S40TD**

KEY	PART NUMBER	U/M	DESCRIPTION
1	163267-01-12B	EA	PANEL - SERVICE CENTER/UPPER - BRIGHT WHITE
2	160433-02-12B	EA	PANEL - SERVICE CENTER/FRONT - BRIGHT WHITE
3	163263-01-12B	EA	PANEL - SERVICE CENTER - BRIGHT WHITE
4	156695-01-01A	EA	CLIP - BULL DOG - SILVER/NICKEL
5	163266-01-12B	EA	PANEL - SERVICE CENTER - BRIGHT WHITE
6	160433-01-12B	EA	PANEL - SERVICE CENTER/FRONT - BRIGHT WHITE
7*	136915-01-000	EA	DISPENSER - TOWEL/PAPER - 9"H X 10.8"L X 4.8"D - WHITE
8	149894-01-01A	EA	DISPENSER/LIQUID SOAP - 200 ML - WHITE

***COMPONENT PARTS LISTED LATER IN THIS GROUP**

WATER & SEWAGE GROUP (CONTINUED)
WATER SYSTEM (CONTINUED)

**SERVICE CENTER
S40FD, S40KD**



KEY	PART NUMBER	U/M	DESCRIPTION
1	010230-06-000	EA	FILL - CITY WATER - W/CHECK VALVE - MPT - BRUSHED ALUM
2	163269-01-01A	EA	FAUCET/SHOWER - .5"MPT W/1.9" INLET PIPES- EXTERIOR/BRT WHT
3	125697-05-000	EA	INLET/WATER - F/FLUSHING SYSTEM
4	131383-01-02A	EA	SHOWER HEAD - W/60" HOSE & BRACKET - WHITE
5*	155482-01-01A	EA	PREFILTER/WATER SYSTEM - HOUSING/FILTER CARTRIDGE/WRENCH
6	114431-04-000	EA	VALVE - "INLINE SHUT-OFF" - 1/2"P

***COMPONENT PARTS LISTED LATER IN THIS GROUP**

WATER & SEWAGE GROUP (CONTINUED)

COMPONENT PARTS FOR WATER SYSTEM

075241-04-000, 075241-05-000, 075241-06-000

KEY	PART NUMBER	U/M DESCRIPTION	VENDOR NO.
	075240-05-700	EA CARTRIDGE - WASHERLESS	9-P42

136915-01-000

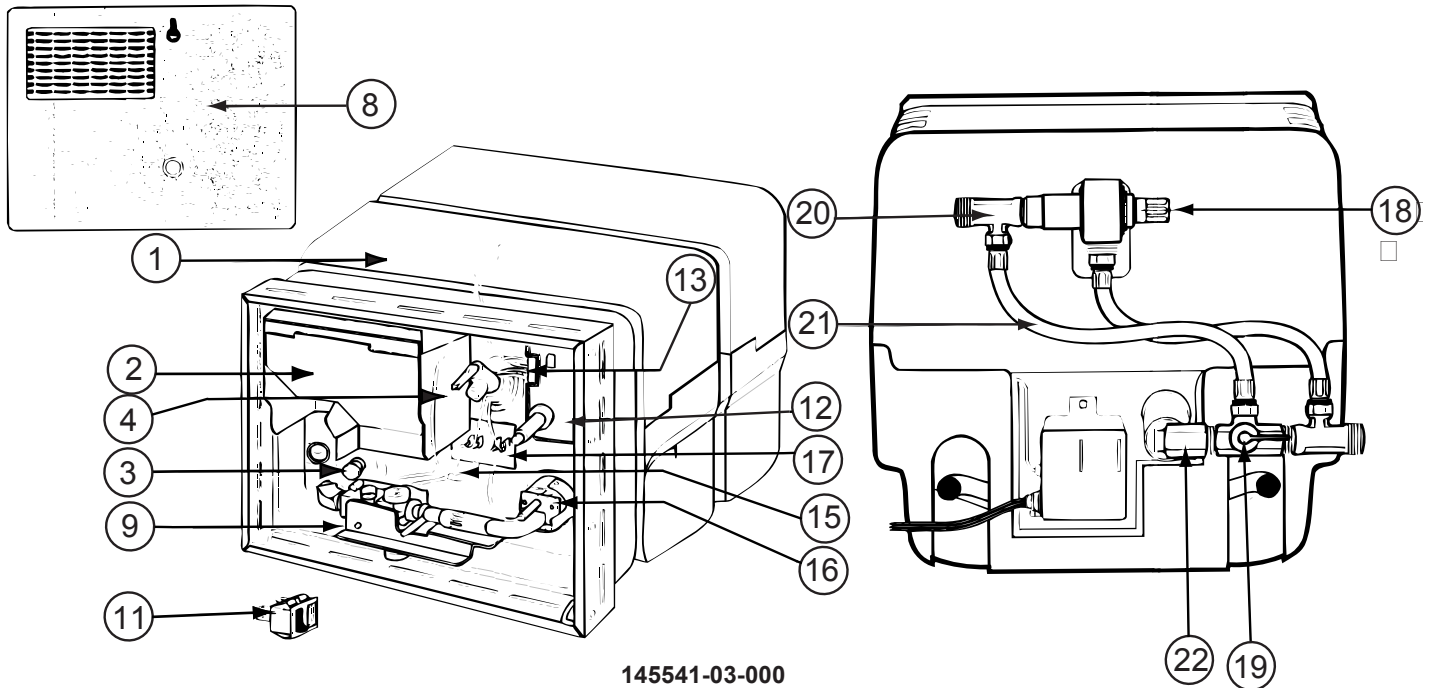
KEY	PART NUMBER	U/M DESCRIPTION	VENDOR NO.
	136915-01-700	EA TOWEL - PAPER/FOLDING PKG.	1999

142675-01-01A

KEY	PART NUMBER	U/M DESCRIPTION	VENDOR NO.
	142675-01-700	EA SWITCH ASM - HOSE REEL	19553- 1GLENDINNING
	142675-01-701	EA HOSE WHEEL ASM W/35" HOSE	19551 GLENDINNING
	142675-01-702	EA MOTOR W/DRIVE GEAR	20550 W/52553
	142675-01-703	EA MOTOR F/HOSE REEL-SILVER	20550 + 52553

144596-01-01A

KEY	PART NUMBER	U/M DESCRIPTION	VENDOR NO.
	144596-01-700	EA CARTRIDGE (REPLACEMENT)	1222



145541-03-000

KEY	PART NUMBER	U/M DESCRIPTION	VENDOR NO.
1	145541-03-706	EA TANK - INNER	91229
2	051391-04-707	EA KIT-EXHAUST, (FLUE & GASKET)	90960
3	051391-01-715	EA PLUG-DRAIN, 1 EA = 2 PER PKG	91857
4	051391-01-704	EA VALVE-RELIEF, 1/2" FITTING	91604
9	051393-01-726	EA VALVE/SOLENOID - W/O BRACKET	93870
11	051393-01-701	EA SWITCH - REMOTE - W/LIGHT	91959
11	145541-01-701	EA SWITCH - ON/OFF - WHITE	91859
12	145541-01-702	EA CIRCUIT BOARD	91226
15	051393-01-723	EA SWITCH - THERMAL CUTOUT 2/PK	93866 WAS 93853
16	051393-01-725	EA ELECTRODE-SGL SPADE CONNECT	93868
17	145541-03-700	EA THERMOSTAT	90063
18	145541-03-701	EA MIXING VALVE	91569
19	145541-03-702	EA BYPASS VALVE	91568
20	145541-03-703	EA TEE	91556
21	145541-03-704	EA HOSE F/MIXING VALVE	91576
22	145541-03-705	EA ELBOW	91567
	145541-01-704	EA RELAY	90061
	145541-01-705	EA JUNCTION BOX(PLASTIC) 10 GAL	91224
	051391-05-706	EA ELEMENT-HEATING 1500 WATT	92249 W/GASKET
		CONTACT WINNEBAGO PARTS SALES FOR UNLISTED COMPONENT(S)	

WATER & SEWAGE GROUP (CONTINUED)
COMPONENT PARTS FOR WATER SYSTEM (CONTINUED)

149174-01-01A

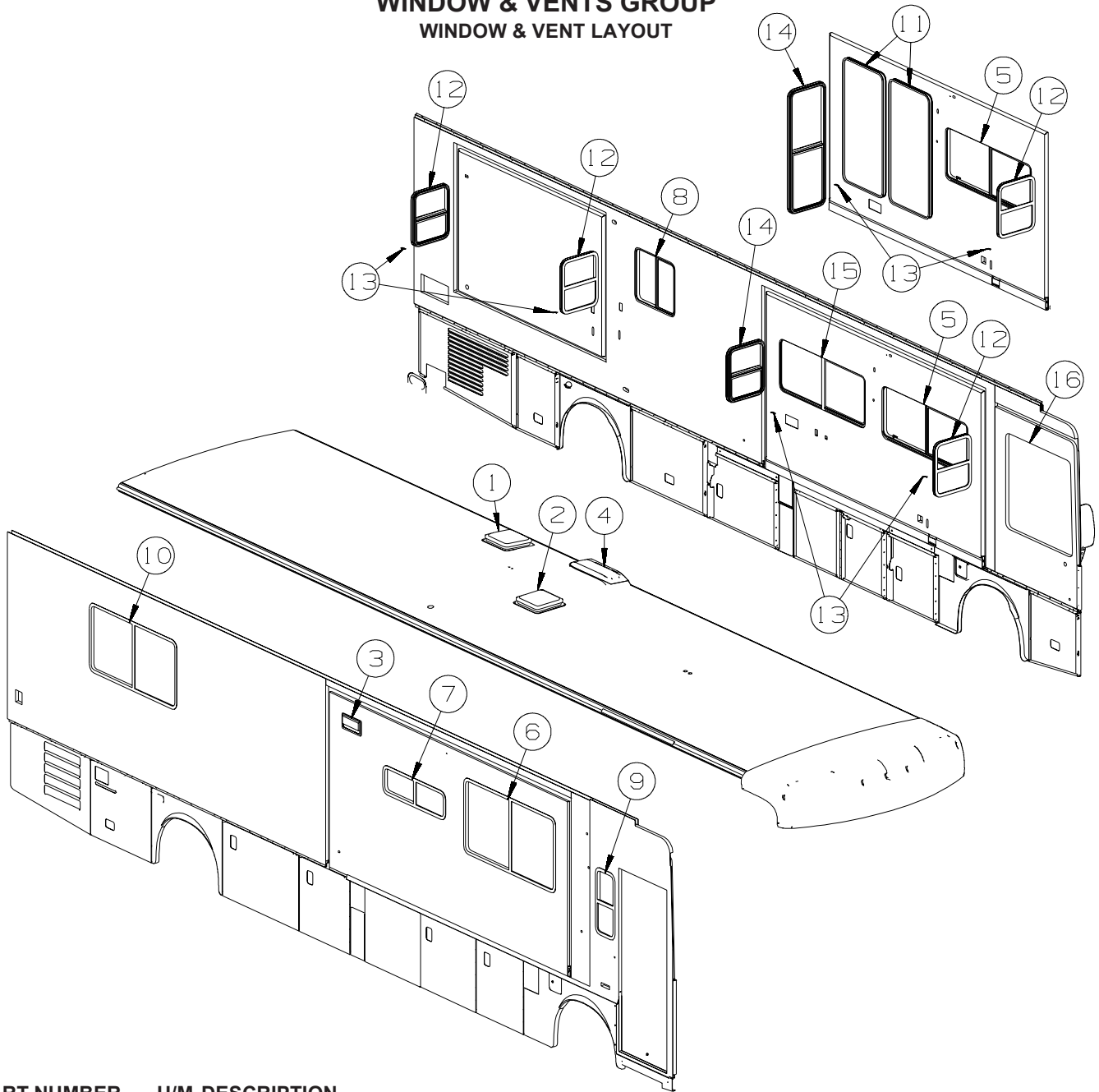
KEY	PART NUMBER	U/M	DESCRIPTION	VENDOR NO.
	132410-01-700	EA	CARTRIDGE F/DBL HDLE FAUCET	1224

155482-01-01A

KEY	PART NUMBER	U/M	DESCRIPTION	VENDOR NO.
	155482-01-700	EA	O-RING - F/WATER FILTER	94-178-09

WINDOW & VENTS GROUP

WINDOW & VENT LAYOUT



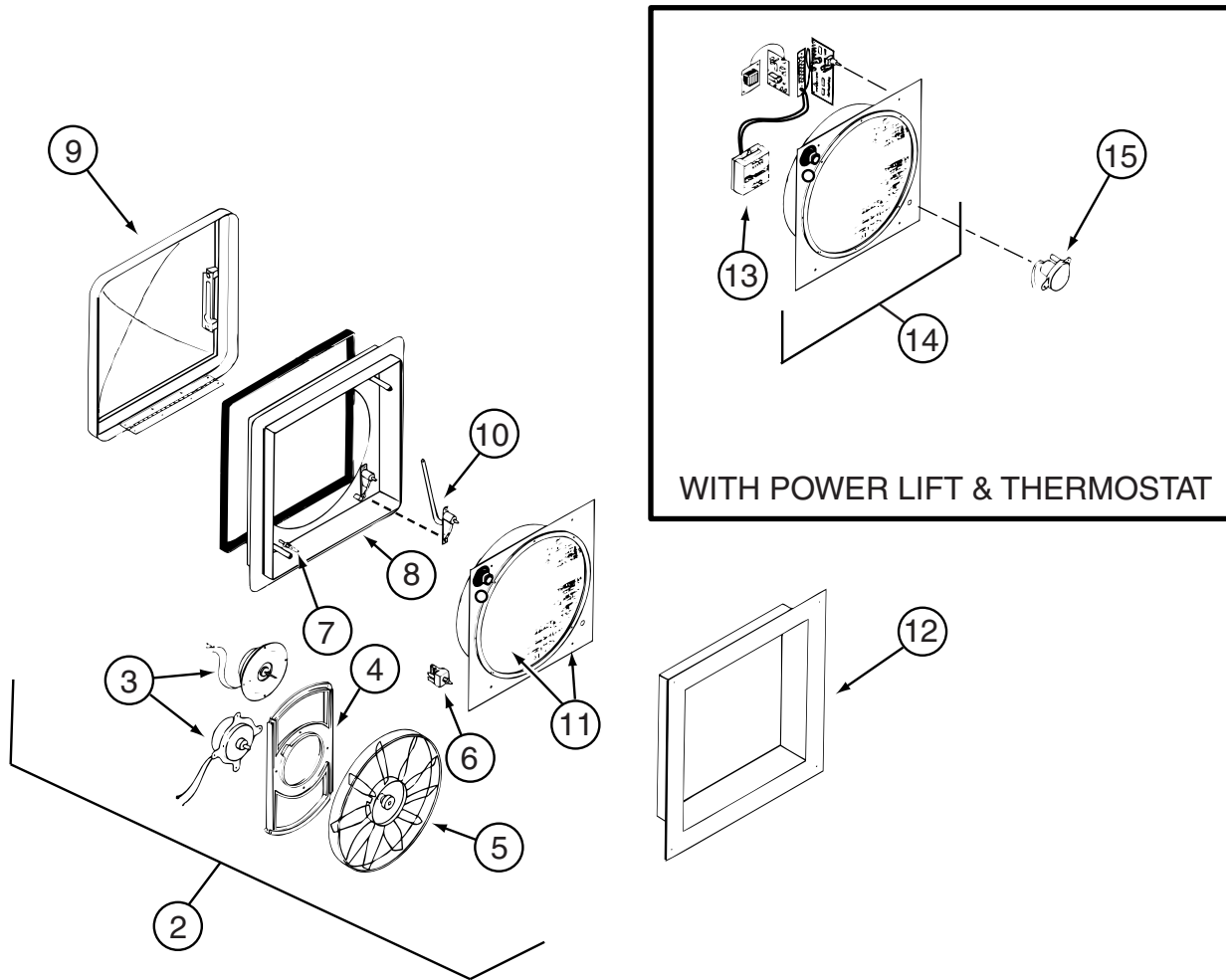
KEY	PART NUMBER	U/M	DESCRIPTION
1*	123780-17-01A	EA	FANTASTIC VENT-4"ROOF-W/FAN/PWR LIFT/RAIN SEN/DBL DOME-WHT FROM: 00-00-00 THRU: 05-06-07
	009440-01-000	EA	GEAR/ARM - LIFT - ROOF VENT COVER FROM: 00-00-00 THRU: 05-06-07
1*	123780-25-01A	EA	FANTASTIC VENT-4"ROOF-W/FAN/PWR LIFT/RAIN SEN/DBL DOME-WHT FROM: 05-07-07 THRU: 99-99-99
2*	123780-15-01A	EA	FANTASTIC VENT-3"ROOF-W/FAN/PWR LIFT/THERM/RAIN SEN/DBE DM FROM: 00-00-00 THRU: 05-06-07
	009440-01-000	EA	GEAR/ARM - LIFT - ROOF VENT COVER FROM: 00-00-00 THRU: 05-06-07
2*	123780-23-01A	EA	FANTASTIC VENT-3"ROOF-W/FAN/PWR LIFT/THERM/RAIN SEN/DBL DM FROM: 05-07-07 THRU: 99-99-99
3	138983-01-02A	EA	VENT - MICROWAVE/OUTER - BLACK
3	138983-03-01A	EA	COVER - VENT MICROWAVE/OUTER - BRIGHT WHITE
4	149508-01-01A	EA	CAP - ROOF/REFRIGERATOR VENT - GRAY
4	149508-02-01A	EA	BASE - ROOF/REFRIGERATOR VENT - BLACK
5*	150648-01-01A	EA	WINDOW-HORIZ SLIDER/ESCAPE/FLUSH/THERMO/LH-23.8"X57.7"-BLK
6*	150648-25-01A	EA	WINDOW-HORIZ SLIDER/FLUSH/THERMO/RH - 33.4" X 60.4"
7*	150648-26-01A	EA	WINDOW-HORIZ SLIDER/FLUSH/THERMO/RH - 12.2"X 41.2" - BLACK
8*	150648-28-01A	EA	WINDOW-HORIZ SLIDER/FLUSH/THERMO/LH - 24.7"X 26.9" - BLACK

WINDOW & VENTS GROUP (CONTINUED)
WINDOW & VENT LAYOUT (CONTINUED)

KEY	PART NUMBER	U/M	DESCRIPTION
9*	150649-05-01A	EA	WINDOW - VERT SLIDER/FLUSH/THERMO - 29.6" X 12.3"
10*	150648-30-01A	EA	WINDOW-HORIZ SLIDER/ESCAPE/FLUSH/THERMO/RH - 30.7" X 57.7"
11*	161452-02-01A	EA	WINDOW - TIPOUT/FLUSH/THERMO - 56.1" X 26.7"
12*	150649-28-01A	EA	WINDOW - VERT SLIDER/FLUSH/THERMO - 23.8" X 18.9"
13	151905-01-01A	EA	CLIP/BRACKET - SCREEN RETAINER - BLACK
14*	150649-29-01A	EA	WINDOW - VERT SLIDER/FLUSH/THERMO - 55.4" X 18.9"
14*	150649-28-01A	EA	WINDOW - VERT SLIDER/FLUSH/THERMO - 23.8" X 18.9" - DINETTE/DIN TBL/BUFFET/CHRS
15*	150648-07-01A	EA	WINDOW-HORIZ SLIDER/FLUSH/THERMO/LH - 23.8" X 57.7"-BLACK - DINETTE/DIN TBL/BUFFET/CHRS
16*	151069-03-01A	EA	INDOW - CAB/LEFT HAND/FLUSH/THERMO - 43.6" X 44.9"/43.6"

***COMPONENT PARTS LISTED LATER IN THIS GROUP**

WINDOW & VENTS GROUP (CONTINUED)
COMPONENT PARTS FOR WINDOW & VENT LAYOUT



123780-15-01A

KEY	PART NUMBER	U/M	DESCRIPTION	VENDOR NO.
2	084079-11-700	EA	MOTOR & FAN BLADE W/BRACKET	K4017-09
4	084079-01-711	EA	MOTOR MOUNT (BOWTIE)	1015-00
5	084079-01-704	EA	BLADE-FAN	1138-00
6	084079-01-709	EA	SWITCH - MAIN - 3 SPEED	1031-05
7	084079-01-707	EA	SWITCH - SAFETY	1122-05
8	123780-05-700	EA	BASE/MAIN-BRT WHT W/GASKET	1010-81
9	123780-09-700	EA	DOMES (DOUBLE)WHT TRANSPARENT	K2020-82
11	123780-01-702	EA	SCREEN INSERT (SCREEN RING)	K1035-81
12	123780-03-700	EA	GARNISH - INT. 3"-4" BRT/WHT	2040-81
13	084079-01-710	EA	THERMOSTAT(WALL MT)ANY COLOR	9988-81
14	123780-05-701	EA	SCREEN INT W/ALL SWITCHES	KIT-81
15	084079-11-703	EA	MOTOR/AUTO LIFT OFF/WHT CAP	6050-80 OS

CONTACT WINNEBAGO PART SALES FOR UNLISTED COMPONENT(S)

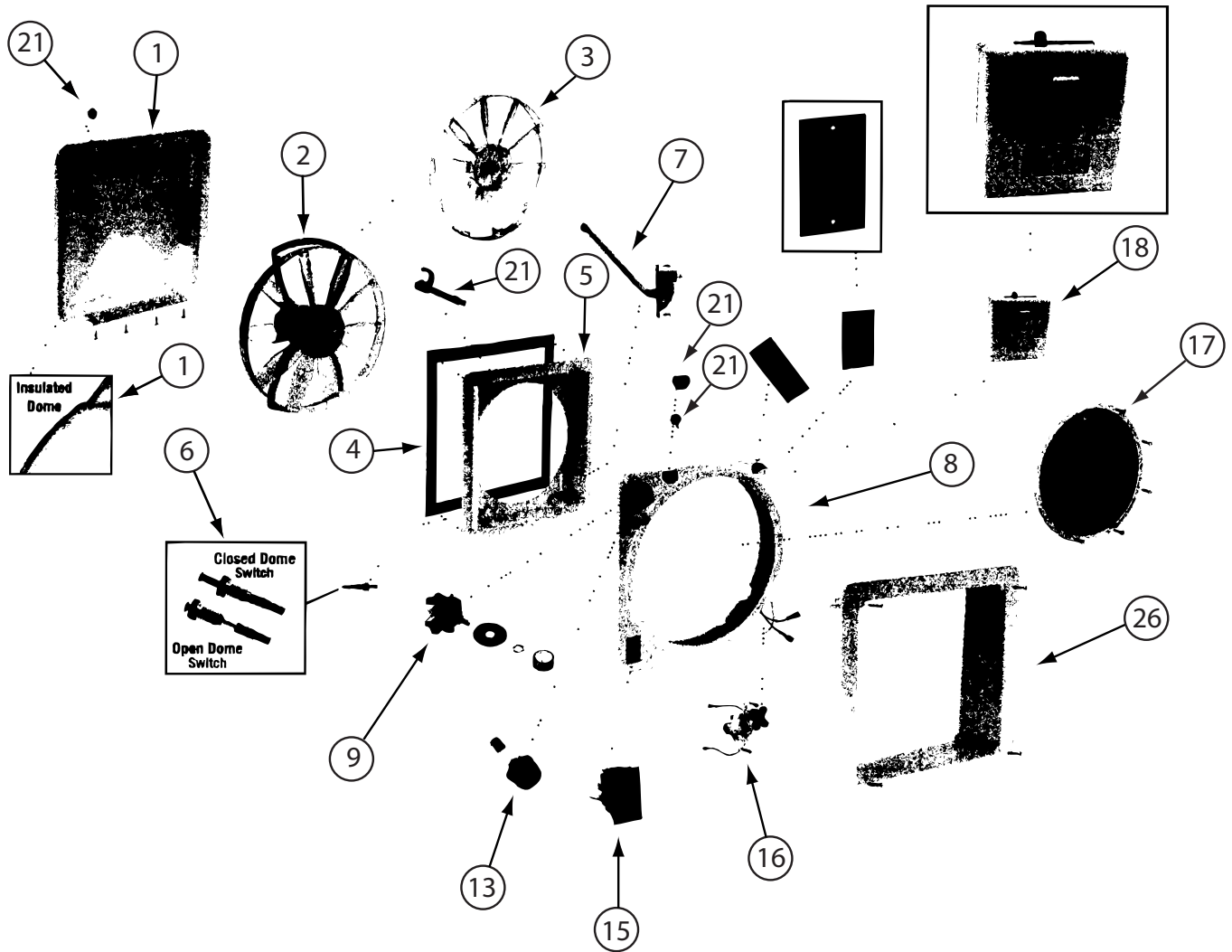
WINDOW & VENTS GROUP (CONTINUED)
COMPONENT PARTS FOR WINDOW & VENT LAYOUT (CONTINUED)

123780-17-01A

KEY	PART NUMBER	U/M	DESCRIPTION	VENDOR NO.
2	084079-11-700	EA	MOTOR & FAN BLADE W/BRACKET	K4017-09
4	084079-01-711	EA	MOTOR MOUNT (BOWTIE)	1015-00
5	084079-01-704	EA	BLADE-FAN	1138-00
6	084079-01-709	EA	SWITCH - MAIN - 3 SPEED	1031-05
7	084079-01-707	EA	SWITCH - SAFETY	1122-05
8	123780-05-700	EA	BASE/MAIN-BRT WHT W/GASKET	1010-81
9	123780-09-700	EA	DOME (DOUBLE)WHT TRANSPARENT	K2020-82
11	123780-01-702	EA	SCREEN INSERT (SCREEN RING)	K1035-81
12	123780-03-700	EA	GARNISH - INT. 3"-4" BRT/WHT	2040-81
15	084079-11-703	EA	MOTOR/AUTO LIFT OFF/WHT CAP	6050-80 OS

CONTACT WINNEBAGO PART SALES FOR UNLISTED COMPONENT(S)

WINDOW & VENTS GROUP (CONTINUED)
COMPONENT PARTS FOR WINDOW & VENT LAYOUT (CONTINUED)



123780-23-01A

KEY	PART NUMBER	U/M	DESCRIPTION	VENDOR NO.
1	123780-23-700	EA	DOME/DBL-W/SLIDE/HINGE-WHITE	K2020-81
1	123780-01-700	EA	COVER - VENT W/HINGE & SLIDE	K1020-81
2	123780-26-700	EA	MOTOR & FAN BLADE W/BRACKET	XK8017-03 PANCAKE
3	084079-01-704	EA	BLADE-FAN	1138-00
4	123780-22-701	EA	SEAL/RUBBER-4 1/2' W/GLUE	K1144-09
5	123780-21-701	EA	BASE/MAIN-W/MICRO SWTCH/SEAL	K4010-81
6	084079-01-707	EA	SWITCH - SAFETY	1122-05
7	084079-11-701	EA	ARM-LIFT ASSEMBLY, AUTOMATIC	2011-05
8	123780-21-703	EA	SCREEN KIT W/RING/CRCT BRD	K1030-81
9	084079-01-709	EA	SWITCH - MAIN - 3 SPEED	1031-05
13	123780-21-700	EA	FUSE HOLDER W/4AMP FUSE/KNOB	K9018-09 NEW STYLE
15	123780-16-702	EA	SWITCH-ROCKER-OFF/ON BLACK	9023-09
16	084079-11-707	EA	MOTOR-AUTO LIFT-WHT CAP/EXT	6050-81 NS
17	123780-21-703	EA	SCREEN - POP N LOCK	2035-81
18	084079-01-710	EA	THERMOSTAT(WALL MT)ANY COLOR	9988-81
21	123780-22-704	EA	TRAVEL LOCK ASSEMBLY	4021-09
26	123780-22-705	EA	GARNISH-3 1/2"CLAMP STY-WHT	XK2040-81

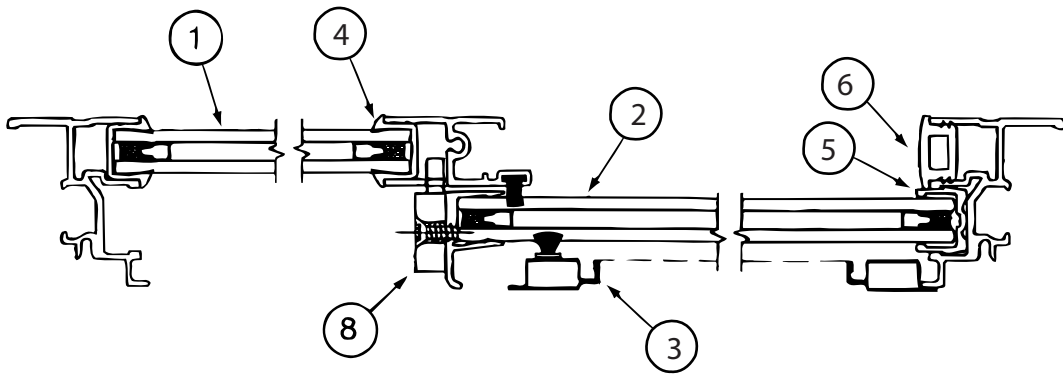
CONTACT WINNEBAGO PART SALES FOR UNLISTED COMPONENT(S)

WINDOW & VENTS GROUP (CONTINUED)
COMPONENT PARTS FOR WINDOW & VENT LAYOUT (CONTINUED)

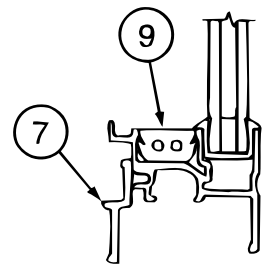
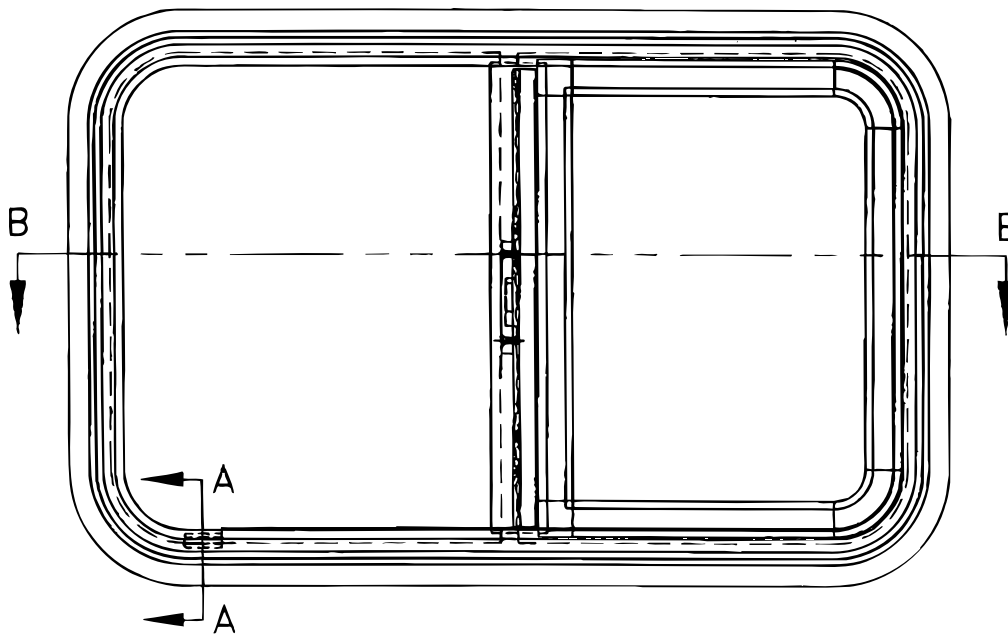
123780-25-01A

KEY	PART NUMBER	U/M	DESCRIPTION	VENDOR NO.
1	123780-01-700	EA	COVER - VENT W/HINGE & SLIDE	K1020-81
1	123780-23-700	EA	DOME/DBL-W/SLIDE/HINGE-WHITE	K2020-81
2	123780-26-700	EA	MOTOR & FAN BLADE W/BRACKET	XK8017-03 PANCAKE
3	084079-01-704	EA	BLADE-FAN	1138-00
4	123780-22-701	EA	SEAL/RUBBER-4 1/2' W/GLUE	K1144-09
5	123780-21-701	EA	BASE/MAIN-W/MICRO SWTCH/SEAL	K4010-81
6	084079-01-707	EA	SWITCH - SAFETY	1122-05
7	084079-11-701	EA	ARM-LIFT ASSEMBLY, AUTOMATIC	2011-05
9	084079-01-709	EA	SWITCH - MAIN - 3 SPEED	1031-05
13	123780-21-700	EA	FUSE HOLDER W/4AMP FUSE/KNOB	K9018-09 NEW STYLE
15	123780-16-702	EA	SWITCH-ROCKER-OFF/ON BLACK	9023-09
16	084079-11-707	EA	MOTOR-AUTO LIFT-WHT CAP/EXT	6050-81 NS
17	123780-21-703	EA	SCREEN - POP N LOCK	2035-81
21	123780-22-704	EA	TRAVEL LOCK ASSEMBLY	4021-09
26	123780-22-705	EA	GARNISH-3 1/2"CLAMP STY-WHT	XK2040-81
			CONTACT WINNEBAGO PART SALES FOR UNLISTED COMPONENT(S)	

WINDOW & VENTS GROUP (CONTINUED)
COMPONENT PARTS FOR WINDOW & VENT LAYOUT (CONTINUED)



CROSS SECTION B-B



CROSS SECTION
A-A

150648-01-01A

KEY	PART NUMBER	U/M	DESCRIPTION	VENDOR NO
1	150648-01-705	EA	GLASS - STATIONARY	390-028313
2	150648-01-706	EA	GLASS-SLIDING W/SASH & LATCH	FH3003G8
3	150648-01-702	EA	SCREEN ASM	410-031156
4	112795-01-705	FT	VINYL - GLAZING	132-027331
5	151069-01-700	EA	CHANNEL-RUN, SLIDING	122-030627
6	150648-01-703	EA	PLUG - FILLER	132-030308
7	150648-01-707	EA	RETAINER - TRIM	H493-67
8	150648-01-700	EA	LATCH-HORIZONTAL SLIDE-BLK	FH3000-CK
8	150648-01-701	EA	LATCH-HORIZONTAL SLIDE-RED	FH3003-CK
9	150648-01-704	EA	SLIDE STOP	132-030866
	150649-05-702	FT	FIN SEAL-F/LOCKING RAIL-BLK	171-06234

WINDOW & VENTS GROUP (CONTINUED)
COMPONENT PARTS FOR WINDOW & VENT LAYOUT (CONTINUED)

150648-07-01A, 150648-22-01A

KEY	PART NUMBER	U/M	DESCRIPTION	VENDOR NO
1	150648-07-701	EA	GLASS - STATIONARY	390-028314
2	150648-07-700	EA	GLASS-SLIDING W/SASH & LATCH	FH3000G8
3	150648-01-702	EA	SCREEN ASM	410-031156
4	112795-01-705	FT	VINYL - GLAZING	132-027331
5	151069-01-700	EA	CHANNEL-RUN, SLIDING	122-030627
6	150648-01-703	EA	PLUG - FILLER	132-030308
7	150648-01-707	EA	RETAINER - TRIM	H493-67
8	150648-01-700	EA	LATCH-HORIZONTAL SLIDE-BLK	FH3000-CK
8	150648-01-701	EA	LATCH-HORIZONTAL SLIDE-RED	FH3003-CK
9	150648-01-704	EA	SLIDE STOP	132-030866
	150649-05-702	FT	FIN SEAL-F/LOCKING RAIL-BLK	171-062348

150648-25-01A

KEY	PART NUMBER	U/M	DESCRIPTION	VENDOR NO
1	150648-25-701	EA	GLASS - STATIONARY	390-035730
2	150648-25-702	EA	GLASS-SLIDING W/SASH & LATCH	FH3065G8
3	150648-25-700	EA	SCREEN ASM	410-035731
4	112795-01-705	FT	VINYL - GLAZING	132-027331
5	151069-01-700	EA	CHANNEL-RUN, SLIDING	122-030627
6	150648-01-703	EA	PLUG - FILLER	132-030308
7	150648-25-703	EA	RETAINER - TRIM	H741-67
8	150648-01-700	EA	LATCH-HORIZONTAL SLIDE-BLK	FH3000-CK
8	150648-01-701	EA	LATCH-HORIZONTAL SLIDE-RED	FH3003-CK
9	150648-01-704	EA	SLIDE STOP	132-030866
	150649-05-702	FT	FIN SEAL-F/LOCKING RAIL-BLK	171-062348

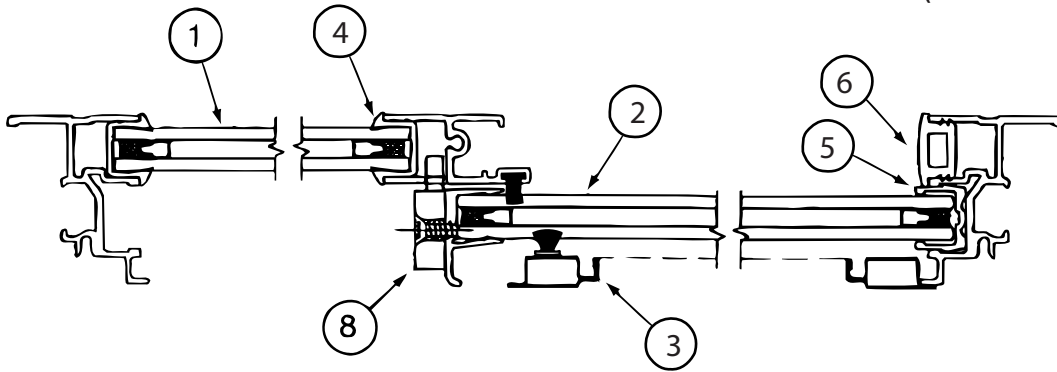
150648-26-01A/02A, 150648-41-01A

KEY	PART NUMBER	U/M	DESCRIPTION	VENDOR NO
1	150648-26-700	EA	GLASS - STATIONARY	390-036023
2	150648-26-701	EA	GLASS-SLIDING W/SASH & LATCH	FH3075G8
3	150648-26-702	EA	SCREEN ASM	410-036025
4	112795-01-705	FT	VINYL - GLAZING	132-027331
5	151069-01-700	EA	CHANNEL-RUN, SLIDING	122-030627
6	150648-01-703	EA	PLUG - FILLER	132-030308
7	150648-26-703	EA	RETAINER - TRIM	H3075-67
8	150648-01-700	EA	LATCH-HORIZONTAL SLIDE-BLK	FH3000-CK
8	150648-01-701	EA	LATCH-HORIZONTAL SLIDE-RED	FH3003-CK
9	150648-01-704	EA	SLIDE STOP	132-030866
	150649-05-702	FT	FIN SEAL-F/LOCKING RAIL-BLK	171-062348

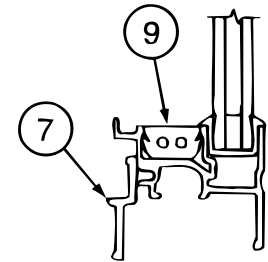
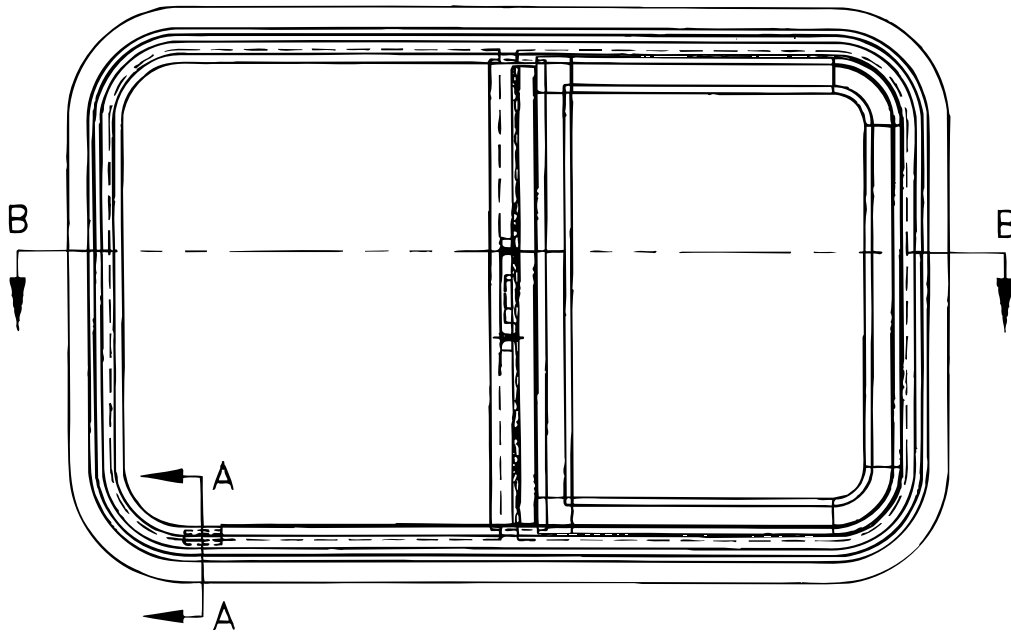
150648-28-01A

KEY	PART NUMBER	U/M	DESCRIPTION	VENDOR NO
1	150648-28-700	EA	GLASS - STATIONARY	390-036092
2	150648-28-701	EA	GLASS-SLIDING W/SASH & LATCH	FH3078G8
3	150648-28-702	EA	SCREEN ASM	410-036093
4	112795-01-705	FT	VINYL - GLAZING	132-027331
5	151069-01-700	EA	CHANNEL-RUN, SLIDING	122-030627
6	150648-01-703	EA	PLUG - FILLER	132-030308
7	150648-28-703	EA	RETAINER - TRIM	H3078-67
8	150648-01-700	EA	LATCH-HORIZONTAL SLIDE-BLK	FH3000-CK
8	150648-01-701	EA	LATCH-HORIZONTAL SLIDE-RED	FH3003-CK
9	150648-01-704	EA	SLIDE STOP	132-030866
	150649-05-702	FT	FIN SEAL-F/LOCKING RAIL-BLK	171-062348

WINDOW & VENTS GROUP (CONTINUED)
COMPONENT PARTS FOR WINDOW & VENT LAYOUT (CONTINUED)



CROSS SECTION B-B

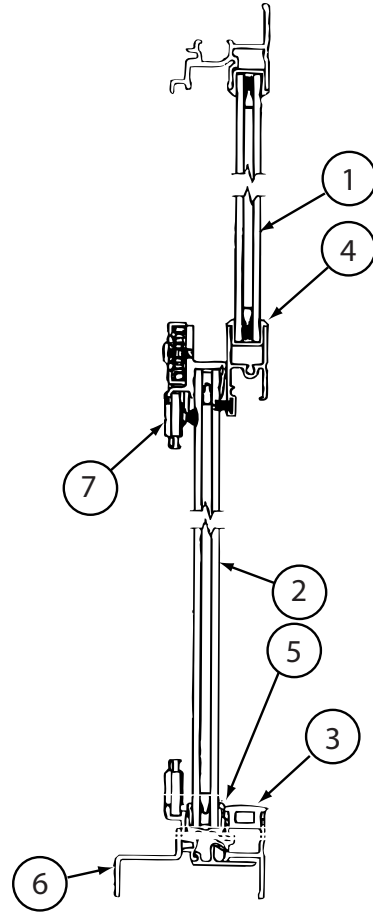
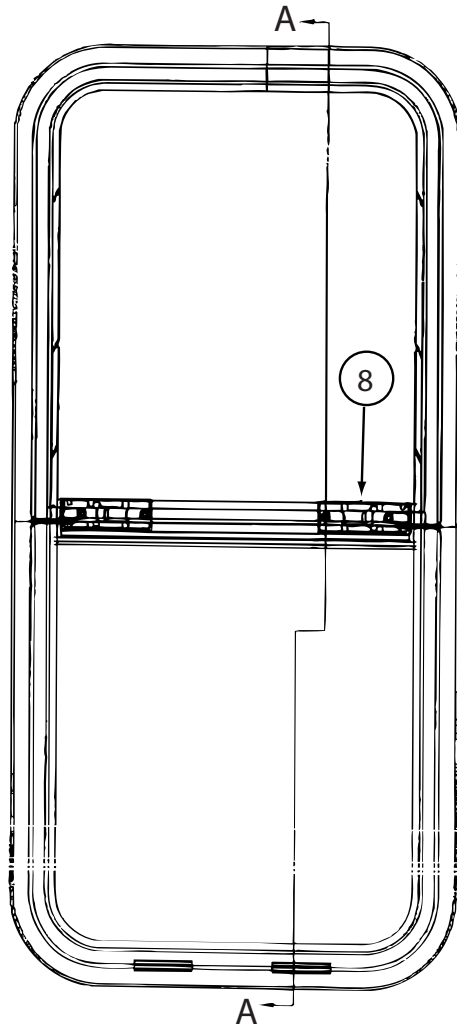


CROSS SECTION
A-A

150648-20-01A, 150648-30-01A

KEY	PART NUMBER	U/M	DESCRIPTION	VENDOR NO
1	112795-76-700	EA	GLASS - STATIONARY	390-028347
2	150648-20-700	EA	GLASS-SLIDING W/SASH & LATCH	FH3014G8
3	150648-20-701	EA	SCREEN ASM	410-035331
4	112795-01-705	FT	VINYL - GLAZING	132-027331
5	151069-01-700	FT	CHANNEL-RUN, SLIDING	122-030627
6	150648-01-703	FT	PLUG - FILLER	132-030308
7	098647-01-704	EA	RETAINER - TRIM	H112-67
8	150648-01-701	EA	LATCH-HORIZONTAL SLIDE-RED	FH3003-CK
8	150658-01-700	EA	LATCH-HORIZONTAL SLIDE-BLK	FH3000-CK
9	150648-01-704	EA	SLIDE STOP	132-030866
	150649-05-702	FT	FIN SEAL-F/LOCKING RAIL-BLK	171-062348

WINDOW & VENTS GROUP (CONTINUED)
COMPONENT PARTS FOR WINDOW & VENT LAYOUT (CONTINUED)

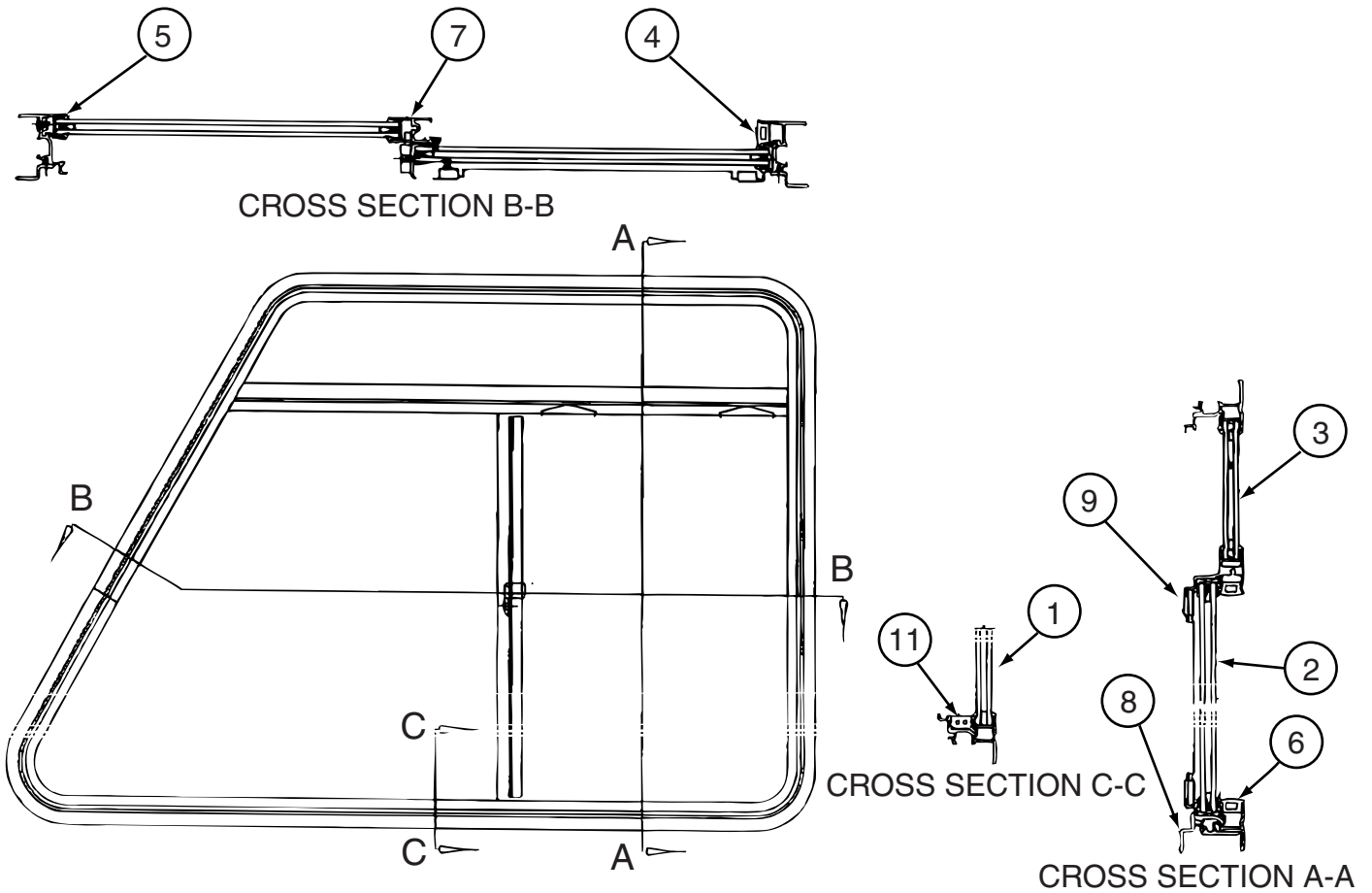


CROSS SECTION A-A

150649-05-01A

KEY	PART NUMBER	U/M	DESCRIPTION	VENDOR NO
1	150649-05-704	EA	GLASS - STATIONARY	390-035648
2	150649-05-705	EA	GLASS-SLIDING W/PULL & LATCH	FH3054A9
3	150648-01-703	EA	PLUG - FILLER	132-030308
4	112795-01-705	FT	VINYL-GLAZING	132-027331
5	151069-01-700	EA	CHANNEL-RUN, SLIDING	122-030627
6	150649-05-700	EA	RETAINER - TRIM	H754-67
7	150649-05-703	EA	SCREEN ASM	410-035633
8	150649-01-700	EA	LATCH KIT - F/VERTICAL SLIDE - BLACK	FH3016-CK
	150649-05-702	EA	FIN SEAL-F/LOCKING RAIL-BLK	171-062348

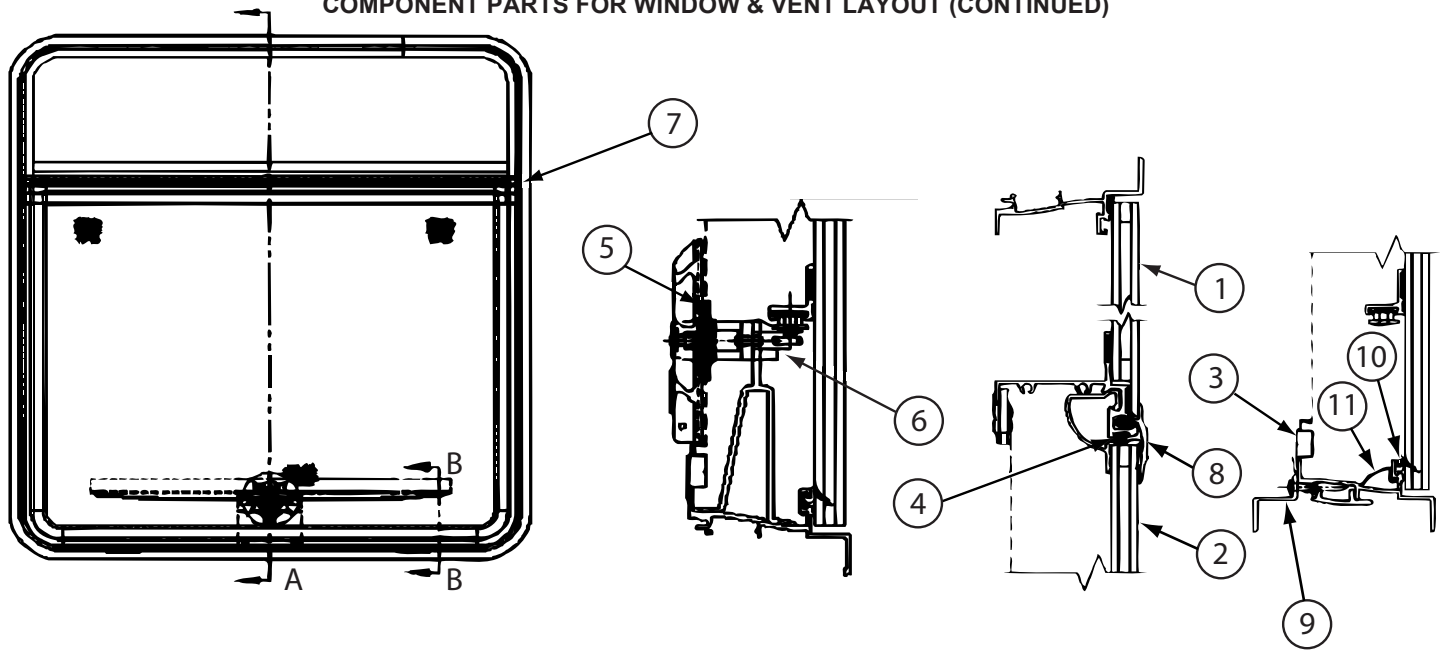
WINDOW & VENTS GROUP (CONTINUED)
COMPONENT PARTS FOR WINDOW & VENT LAYOUT (CONTINUED)



151069-03-01A

KEY	PART NUMBER	U/M	DESCRIPTION	VENDOR NO
1	151069-03-702	EA	GLASS - STATIONARY - LOWER	390-027478
2	151069-03-701	EA	GLASS-SLIDING W/SASH & LATCH	FH3041A9L
3	151069-03-703	EA	GLASS - STATIONARY - UPPER	390-035508
4	150648-01-703	FT	PLUG - FILLER	132-030308
5	151069-03-705	EA	VINYL GLAZING - F/STATIONARY	DH567-12 MITER/WELD
5	151069-03-706	EA	VINYL GLAZING - F/STATIONARY	DH373-12 MITER/WELD
6	151069-01-700	FT	CHANNEL-RUN, SLIDING	122-030627
7	098644-01-706	FT	WEATHERSTRIP - GLASS	171-010668
8	151069-03-704	EA	RETAINER - TRIM	H671-67L
9	151069-03-700	EA	SCREEN ASM	410-035962
10	150648-01-700	EA	LATCH-HORIZONTAL SLIDE-BLK	FH3000-CK
11	112795-01-701	EA	SLIDE-STOP	132-019092
	151069-01-703	EA	COVER - DRAIN SLOT - LH	130-030398 LEFT

WINDOW & VENTS GROUP (CONTINUED)
COMPONENT PARTS FOR WINDOW & VENT LAYOUT (CONTINUED)



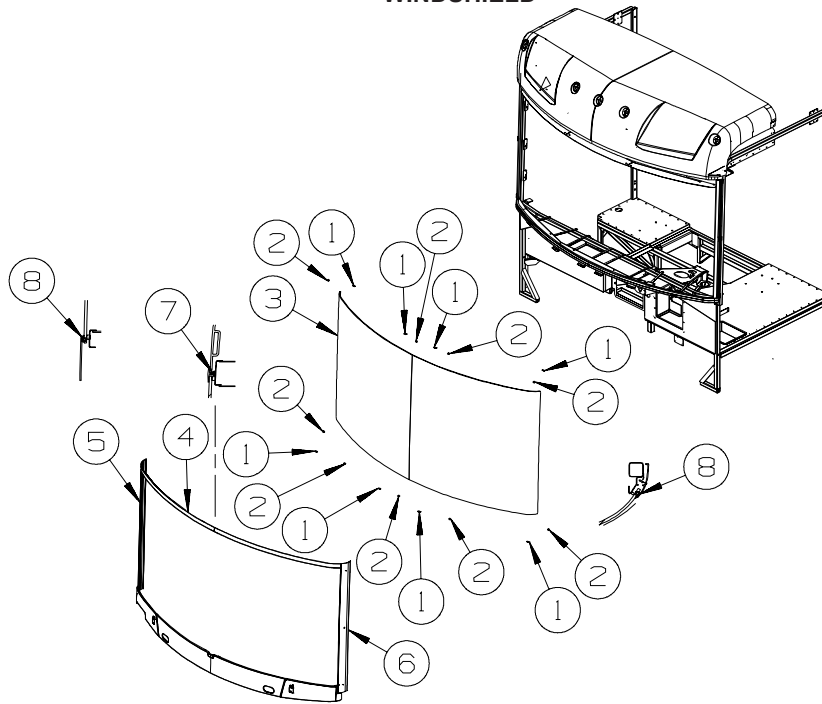
161452-02-01A

KEY	PART NUMBER	U/M	DESCRIPTION	VENDOR NO.
2	150656-05-700	EA	GLASS-TIPOUT - W/HINGE/RAIL	DTH3043G8
3	150656-05-701	EA	SCREEN ASM	410-035640
4	098644-01-706	FT	WEATHERSTRIP - GLASS	171-010668
5	100322-01-718	EA	HANDLE-DIAL	410-016081
6	150656-08-701	EA	OPERATOR - TIPOUT/LARGE	410-036141
7	161452-01-700	FT	FELT SEAL	160-014688
9	150656-05-702	EA	RETAINER - TRIM	DTH035-56
10	100322-01-701	FT	SEAL-VENT	122-016071
11	150651-03-702	FT	COVER - DRAIN SLOT	132-030723

CONTACT WINNEBAGO PARTS SALES FOR FOR UNLISTED COMPONENTS

WINDSHIELD & WIPER GROUP

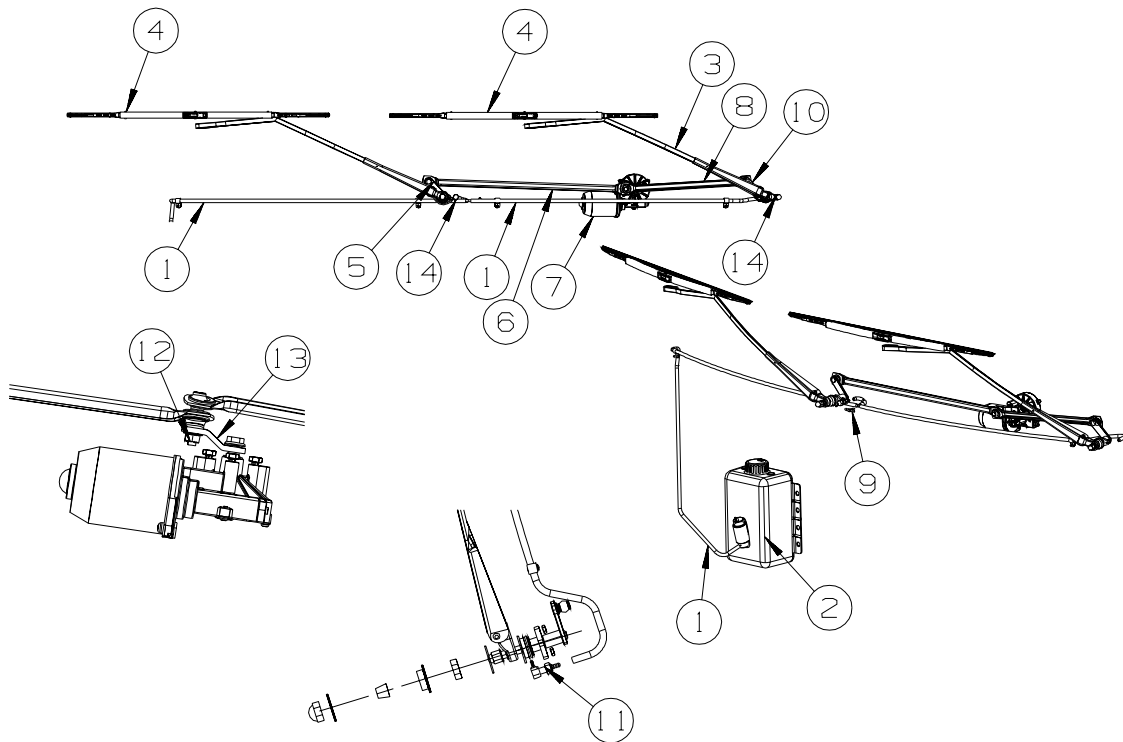
WINDSHIELD



KEY	PART NUMBER	U/M	DESCRIPTION
1	002328-03-000	EA	BLOCK - WINDSHIELD - .125" X .5" X .98"
2	081914-02-000	EA	BUMPER - RUBBER - ROUND - 5/16" DIA. X 13/64" THICK
3	154704-01-000	EA	WINDSHIELD - SOLID/1 PIECE - 63"W X 49.4"H
4	120533-01-000	FT	MOLDING - REVEAL - WINDSHIELD
5	144054-03-02A	EA	TRIM - WINDSHIELD - A PILLAR - RIGHT HAND - BLACK
			FROM: 00-00-00 THRU: 03-31-08
5	163165-03-02A	EA	TRIM - WINDSHIELD - A PILLAR - RIGHT HAND - BLACK
			FROM: 04-01-08 THRU: 99-99-99
6	144054-04-02A	EA	TRIM - WINDSHIELD - A PILLAR - LEFT HAND - BLACK
			FROM: 00-00-00 THRU: 03-31-08
6	163165-04-02A	EA	TRIM - WINDSHIELD - A PILLAR - LEFT HAND - BLACK
			FROM: 04-01-08 THRU: 99-99-99
7	127862-01-000	EA	CARRIER/REVEAL - WINDSHIELD - 47.2"
8	158297-01-000	FT	SEAL - BULB - .5" X .7" - ADHESIVE BACK - BLACK

WINDSHIELD & WIPER GROUP (CONTINUED)

WIPER



KEY	PART NUMBER	U/M	DESCRIPTION
	045794-01-000	FT	HOSE - WINDSHIELD WASHER - 5/32"ID - BLACK
	157507-01-000	EA	RESERVOIR/PUMP - WINDSHIELD WASHER
	157531-01-000	EA	ARM - WIPER - RADIAL - 28"
	157532-01-000	EA	BLADE - WINDSHIELD WIPER - 28"
	157512-01-000	EA	SHAFT/PIVOT - WINDSHIELD WIPER - DRIVER/PASSENGER
	157521-02-000	EA	LINK/WIPER - CONNECTING - PASSENGER
	157508-01-000	EA	WIPER MOTOR - WINDSHIELD
	157521-01-000	EA	LINK/WIPER - CONNECTING - DRIVER
	146486-01-000	EA	TEE - PLASTIC - 5/32" X 5/32" X 5/32"
	149401-02-000	EA	SHAFT/PIVOT - WINDSHIELD WIPER - 4.1" OVERALL
	157533-02-000	EA	FITTING/WIPER - COWL/TALL
	149395-01-000	EA	STUD/DOUBLE BALL CRANK - WIPER MOTOR
	157578-01-000	EA	ARM/DRIVE - WIPER MOTOR
	110742-03-000	EA	GASKET - WIPER ADAPTER SHAFT

*COMPONENT PARTS LISTED LATER IN THIS GROUP

COMPONENT PARTS FOR WIPER

149401-01-000,149401-02-000

KEY	PART NUMBER	U/M	DESCRIPTION	VENDOR NO.
	096505-02-703	EA	NUT/ACORN - HD W/.687 BRL	51065-40-NT27WC
	149401-01-700	EA	HARDWARE PKG - F/SHAFT&PIVOT	PSHWKIT
	149401-01-701	EA	SEAL CAP/RUBBER GROMMET	300749

157512-01-000

KEY	PART NUMBER	U/M	DESCRIPTION	VENDOR NO.
	096505-02-703	EA	NUT/ACORN - HD W/.687 BRL	51065-40-NT27WC
	149401-01-700	EA	HARDWARE PKG - F/SHAFT&PIVOT	PSHWKIT

157531-01-000

KEY	PART NUMBER	U/M	DESCRIPTION	VENDOR NO.
	157531-01-700	EA	WASHER NOZZLE KIT W/HDW	19475