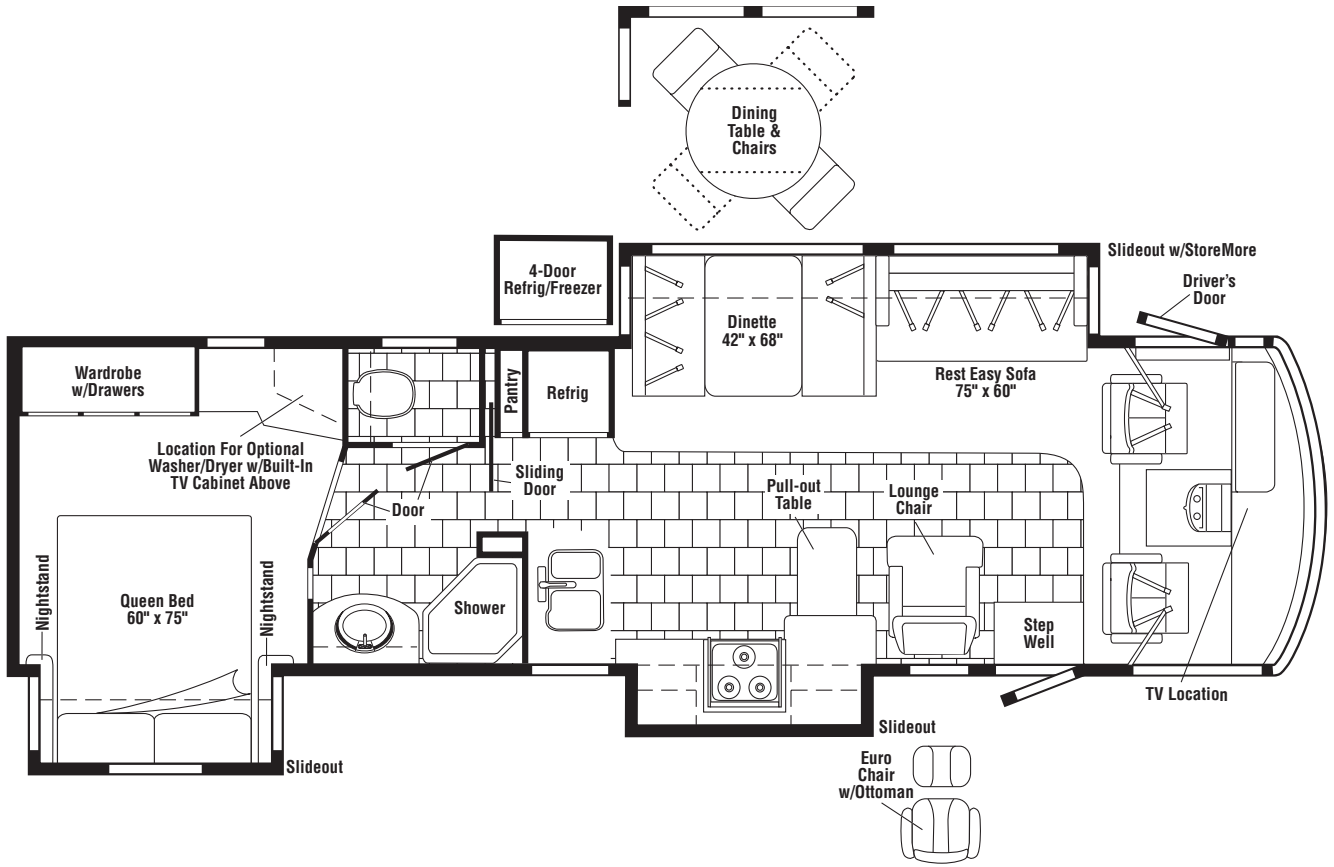


2008
SUNCRUISER
IFG35A
G-SERIES

CONCERT CHERRY
WB4 HARBOR LIGHTS
WC0 PAISLEY COURT
WC4 BRIGHTON BAY
WASHED MAPLE
WB5 HARBOR LIGHTS
WC1 PAISLEY LIGHTS
WC5 BRIGHTON BAY
SIERRA MAPLE
WB6 HARBOR LIGHTS
WC2 PAISLEY LIGHTS
WC6 BRIGHTON BAY



FLOORPLAN

CONTENTS

FLOORPLAN	1
ACCESSORIES GROUP	6
OPERATORS MANUAL	6
AUDIO VIDEO GROUP	7
RADIO SYSTEM	7
REAR MONITOR	8
COMPONENT PARTS FOR REAR MONITOR	8
144677-10-01A	8
144677-10-02A, 144677-11-02A	8
144677-11-01A	8
CABINET & APPLIANCE GROUP	9
CABINET & APPLIANCE LAYOUT	9
COMPONENT PARTS FOR CABINET & APPLIANCE LAYOUT	21
119267-17-01A	21
120075-12-01A, 120075-13-01A, 120075-14-01A, 120075-15-01A	21
120075-23-01A	27
121569-05-01A, 121569-06-01A, 121569-07-01A	34
125242-05-02A	39
126022-01-01A, 126022-02-01A, 126022-03-01A	45
135065-03-01A, 135065-03-03A, 135065-04-01A	46
151277-03-01A, 151279-01-01A, 151279-02-01A/02A, 151279-03-01A	48
CHASSIS GROUP	51
FRAME	51
FRONT END	55
DRIVETRAIN	57
EXHAUST	58
FUEL	62
HYDRAULIC LEVELING	65
COMPONENT PARTS FOR HYDRAULIC LEVELING	66
100536-57-000	66
153452-18-000	66
153452-19-000	66
153452-20-000	67
153452-21-000	67
WHEEL, TIRE, COVERS &/OR LINERS	68
COMPONENT PARTS FOR WHEEL, TIRE, COVERS &/OR LINERS	68
150723-01-000	68
BRAKE	68
BRAKELINE	68
CURTAIN & CUSHION GROUP	69
CURTAIN, CUSHION LAYOUT	69
BUCKET SEATS	76
COMPONENT PARTS FOR BUCKET SEATS	76
122611-02-000	76
LOUNGE CHAIR	77
SOFA	79
COMPONENT PARTS FOR SOFA	83
136534-02-000, 136534-03-000, 136534-13-000, 136534-15-000	83
136534-17-000	83
HARDWARE	84
FABRICS	86
DRIVERS COMPARTMENT GROUP	87
DASH	87
MOTOR COVER	88
BEVERAGE TRAY	89
FRONT INTERIOR	90
COMPONENT PARTS FOR FRONT INTERIOR	96
147767-01-000, 147767-02-000	96
CABINETS	97

CONTENTS (CONTINUED)

ELECTRICAL GROUP	102
110V BODY WIRING	102
12V BODY WIRING	105
EXTERIOR LAMPS	111
FRONT END	114
FRONT TV/DVD	116
SIDE TV/DVD	117
COMPONENT PARTS FOR WIRING	120
076319-23-000	120
076319-25-000	120
086280-01-000	121
087694-01-000	121
093575-23-03A	121
097917-01-06A	121
108354-01-01A	121
119258-35-03A	121
121935-01-01A	121
123775-01-02A	121
133004-05-01A	122
137417-01-01A, 137417-03-01A	122
137417-02-01A	122
137417-05-01A	123
137417-06-01A	123
141454-03-01A	123
146048-01-01A	124
146298-02-000	124
149040-03-000	124
149040-04-000	124
153464-03-01A, 153464-06-01A	124
154506-01-01A, 154506-03-01A	125
156413-01-01A	126
158836-01-000	126
163031-01-01A	126
163097-01-000	126
164226-01-000	126
164270-01-000	126
164227-01-000	126
166332-01-000	126
CIRCUIT BREAKERS, FUSES & RELAYS	126
CONVERTER, INVERTER, LOAD CENTERS	127
BOXES & CORDS	128
WIRE ASSEMBLIES	128
CONNECTORS & CONDUIT	129
CHASSIS	131
EXTERIOR BODY GROUP	134
GRAPHICS & PAINT	134
PANELS & TRIMS	136
COMPONENT PARTS FOR PANELS & TRIMS	140
142721-01-01A, 142721-02-01A	140
142721-01-02A, 142721-02-02A	140
FRONT END	141
LADDER	142
STRUCTURAL COMPONENTS	143
AWNINGS	143

CONTENTS (CONTINUED)

EXTERIOR DOORS & COMPARTMENTS GROUP	144
DOOR & COMPARTMENT LAYOUT	144
COMPONENT PARTS FOR DOOR & COMPARTMENT LAYOUT	150
084103-08-000	150
142226-02-01A	150
143709-02-01A	150
COMPARTMENT DOOR PIECE PARTS	151
DRIVERS	153
COMPONENT PARTS FOR DRIVERS	154
108354-01-01A	154
125581-09-01A	154
ENTRY	156
SCREEN	157
LATCH	158
EXTERIOR SLIDEOUT GROUP	159
FRONT LEFT	159
COMPONENT PARTS FOR FRONT LEFT	162
100536-58-000	162
151323-01-000, 151323-02-000, 151323-03-000	162
153651-04-01A	162
FRONT RIGHT	163
COMPONENT PARTS FOR FRONT RIGHT	165
100536-42-000	165
RIGHT REAR	166
COMPONENT PARTS FOR RIGHT REAR	168
100536-59-000	168
137390-01-000	168
GENERATOR GROUP	169
GAS	169
HEATING & A/C GROUP	170
AUTOMOTIVE	170
COMPONENT PARTS FOR AUTOMOTIVE	172
103930-44-000	172
103930-45-000	172
103930-46-000	172
103930-47-000	172
103930-49-000	173
103930-55-000	174
FURNACE	175
COMPONENT PARTS FOR FURNACE	176
143563-01-000	176
143563-02-000	178
REAR HEATER	180
COMPONENT PARTS FOR REAR HEATER	180
147610-01-000	180
CENTRAL	180
COMPONENT PARTS FOR CENTRAL	182
105620-12-000	182
INTERIOR FINISH GROUP	184
MOLDINGS & TRIMS	184
PANELING & LAMINATES	194
INTERIOR TRIM LAYOUT	195
COMPONENT PARTS FOR INTERIOR TRIM LAYOUT	198
158076-03-01A	198
FLOOR COVERINGS	199
HARDWARE	200
LABELS GROUP	206

CONTENTS (CONTINUED)

LP GROUP	210
LP SYSTEM	210
COMPONENT PARTS FOR LP SYSTEM	210
144116-01-000	210
SEALANTS & FASTENERS GROUP	211
SEALANTS & ADHESIVES	211
BOLTS, NUTS AND WASHERS	212
SCREWS	214
CLAMPS, CLIPS, GROMMETS, RIVETS & PLUGS	217
MISCELLANEOUS FASTENERS	218
WATER & SEWAGE GROUP	219
DRAINAGE SYSTEM	219
COMPONENT PARTS FOR DRAINAGE SYSTEM	220
062415-01-000	220
144728-01-000	220
160815-01-01A	221
WATER SYSTEM	222
COMPONENT PARTS FOR WATER SYSTEM	227
103635-01-000	227
123744-03-01A	227
125420-01-02A, 125420-01-03A, 125420-03-03A, 125420-04-03A	227
129390-03-02A	227
144596-01-01A	227
145541-01-000	228
152311-01-01A	228
152311-02-01A	228
155482-01-01A	228
WINDOW & VENTS GROUP	229
WINDOW & VENT LAYOUT	229
COMPONENT PARTS FOR WINDOW & VENT LAYOUT	230
150648-01-01A	230
150648-07-01A, 150648-22-01A	231
150649-02-01A	231
150649-08-01A	232
150649-09-01A	232
150649-10-01A	232
150649-18-01A	232
150649-19-01A	232
150651-07-01A	233
151072-01-01A	234
151073-01-01A	235
151074-01-01A	235
161452-02-01A	236
161452-04-01A	236
WINDSHIELD & WIPER GROUP	237
WINDSHIELD	237
WIPER	238
COMPONENT PARTS FOR WIPER	238
149401-03-000	238
157531-01-000	238

ACCESSORIES GROUP
OPERATORS MANUAL

KEY	PART NUMBER	U/M	DESCRIPTION
	160864-01-000	DW	TOP LEVEL-G, 2008
	158603-08-008	EA	MANUAL/OWNER - SUPPLEMENT - G-SERIES - 2008
	159842-01-01A	EA	CASE - VINYL - F/MANUALS - W/SLEEVES - BLACK
	161500-08-014	EA	MANUAL/OWNER - SUNCRUISER - G SERIES - 2008

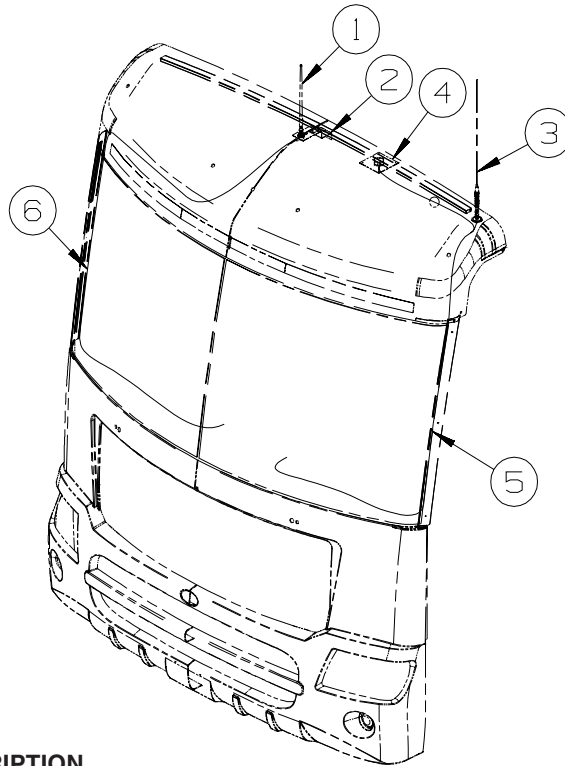
**AUDIO VIDEO GROUP
RADIO SYSTEM**

DASH

KEY	PART NUMBER	U/M DESCRIPTION
	163142-03-000	EA REMOTE CONTROL/RADIO (CREDIT CARD SIZE) FROM: 00-00-00 THRU: 01-28-07
	163142-09-000	EA REMOTE CONTROL/RADIO (CREDIT CARD SIZE) FROM: 01-29-07 THRU: 99-99-99
	163142-04-000	EA REMOTE CONTROL/RADIO (STEERING WHEEL MOUNT) FROM: 00-00-00 THRU: 01-28-07
	163142-10-000	EA REMOTE CONTROL/RADIO (STEERING WHEEL MOUNT) FROM: 01-29-07 THRU: 99-99-99
	163142-02-000	EA RADIO-AM/FM/CD/WB - W/12 PIN AMP CONNECTOR - SATLT READY FROM: 00-00-00 THRU: 01-28-07
	163142-08-000	EA RADIO-AM/FM/CD/WB - SATELLITE READY - W/12 PIN AMP CNCTR FROM: 01-29-07 THRU: 99-99-99
	163142-05-000	EA RECEIVER (EYE) - INFRARED FROM: 00-00-00 THRU: 01-28-07
	163142-11-000	EA RECEIVER (EYE) - INFRARED FROM: 01-29-07 THRU: 99-99-99
	163142-12-000	EA CABLE/INTERFACE - I-POD

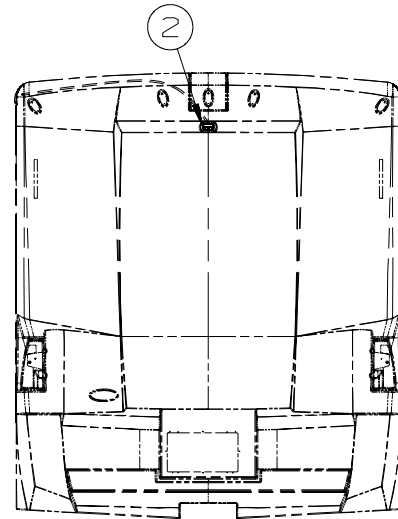
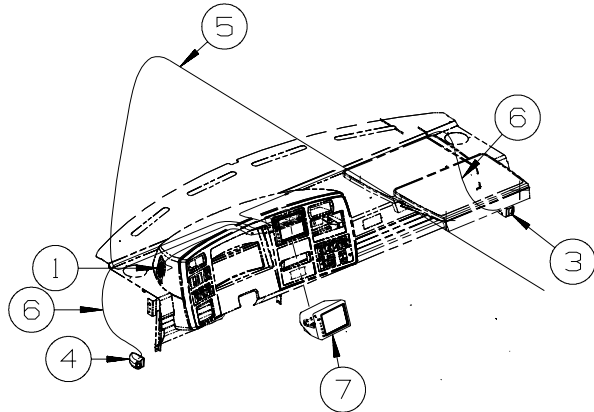
CD CHANGER

KEY	PART NUMBER	U/M DESCRIPTION
	163141-01-000	EA CHANGER - 10 DISC COMPACT - JENSEN MCD10G



KEY	PART NUMBER	U/M DESCRIPTION
1	090944-02-000	EA ANTENNA - RADIO - 16" RUBBER - W/O LEAD WIRE
2	115916-01-01B	EA BRACKET - ANTENNA MOUNT
3	NA	EA ANTENNA - CB - W/O CABLE
4	158494-01-000	EA ANTENNA/SATELLITE - RADIO/SIRIUS - SATELLITE RADIO
5	NA	EA CABLE - CB - COAX
6	090944-03-000	EA CABLE - ANTENNA

AUDIO VIDEO GROUP (CONTINUED)
REAR MONITOR



KEY	PART NUMBER	U/M	DESCRIPTION
1	098819-01-000	EA	SPEAKER - 4" - 2 WATT - 8 OHM
1	093214-01-06A	EA	GRILLE - SPEAKER - 4" - BRIARWOOD
2	144677-14-01A	EA	CAMERA - REAR VIEW W/BRACKET - WHITE - VBCS150 - WHITE
2	144677-14-02A	EA	CAMERA - REAR VIEW W/BRACKET - BLACK - VBCS150B - BLACK
3*	144677-10-01A	EA	CAMERA - REAR VIEW - BLK/WHT - WALL MOUNT/RH - BRIGHT WHITE - VIDEO CAMERA SYSTEM
3*	144677-10-02A	EA	CAMERA - RR VIEW - BK/WT - WALL MNT/RH - PRIMED - VIDEO CAMERA SYSTEM/FULL BODY PAINT
4*	144677-11-01A	EA	CAMERA - REAR VIEW - BLK/WHT - WALL MOUNT/LH - BRIGHT WHITE - VIDEO CAMERA SYSTEM
4*	144677-11-02A	EA	CAMERA - RR VIEW - BK/WT - WALL MNT/LH - PRIMED - VIDEO CAMERA SYSTEM/FULL BODY PAINT
5	136514-02-000	EA	CABLE - MONITOR/CAMERA
6	144677-12-000	EA	CABLE - MONITOR/CAMERA - 12' - VIDEO CAMERA SYSTEM
7	144677-06-000	EA	MONITOR/BLACK & WHITE - 7" - 3 PIN/MECH CONTROLS - RESIZED
7	144677-08-000	EA	MONITOR/BLACK & WHITE - 7" - W/O SIDE CAMERAS/WIRE ASM/CABLE - VIDEO CAMERA SYSTEM

*COMPONENT PARTS LISTED LATER IN THIS GROUP

COMPONENT PARTS FOR REAR MONITOR

144677-10-01A

KEY	PART NUMBER	U/M	DESCRIPTION	VENDOR NO.
	144677-10-700	EA	HOUSING/CAMERA-RT/LT-WHITE	SIDHSGWHT
	144677-10-702	EA	SERVICE PACK-SCREW COVER	PSVCSIDHSGWHT
	144677-10-703	EA	ERVICE PACK-SCREW COVER	PSVCSIDHSGGPR

144677-10-02A, 144677-11-02A

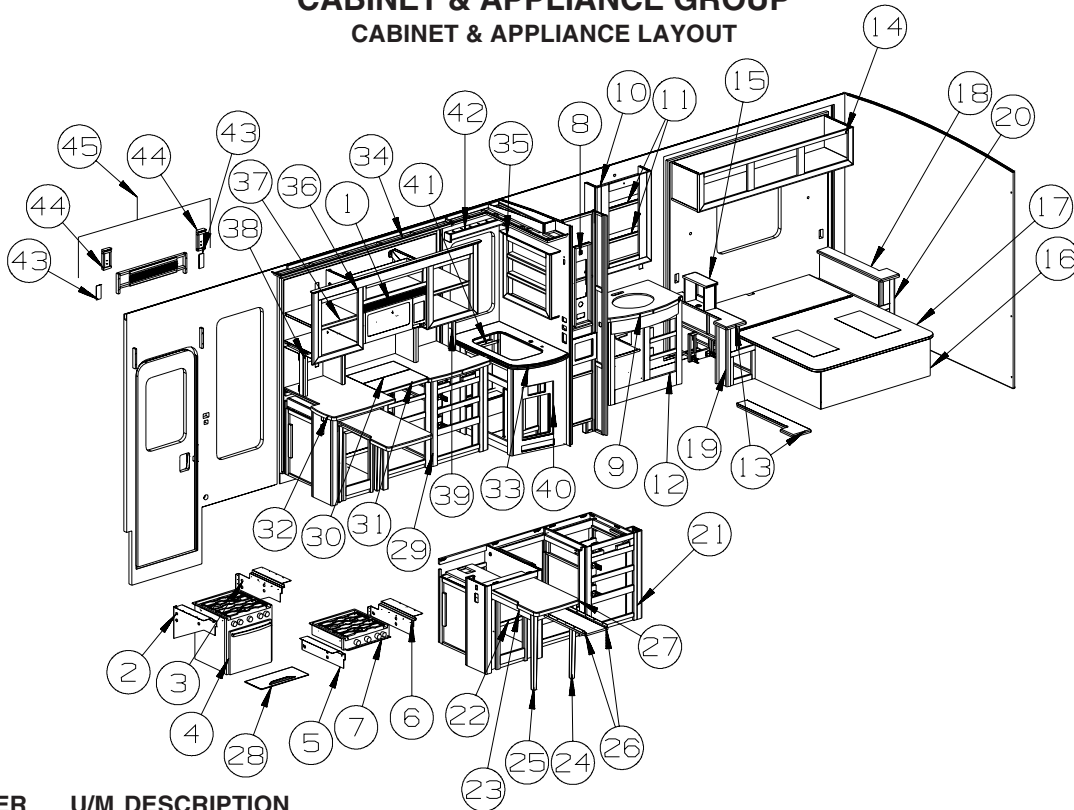
KEY	PART NUMBER	U/M	DESCRIPTION	VENDOR NO.
	144677-10-701	EA	HOUSING/CAMERA-RT/LT-PRIMED	SIDHSGGTR

144677-11-01A

KEY	PART NUMBER	U/M	DESCRIPTION	VENDOR NO.
	144677-10-700	EA	HOUSING/CAMERA-RT/LT-WHITE	SIDHSGWHT

CABINET & APPLIANCE GROUP

CABINET & APPLIANCE LAYOUT

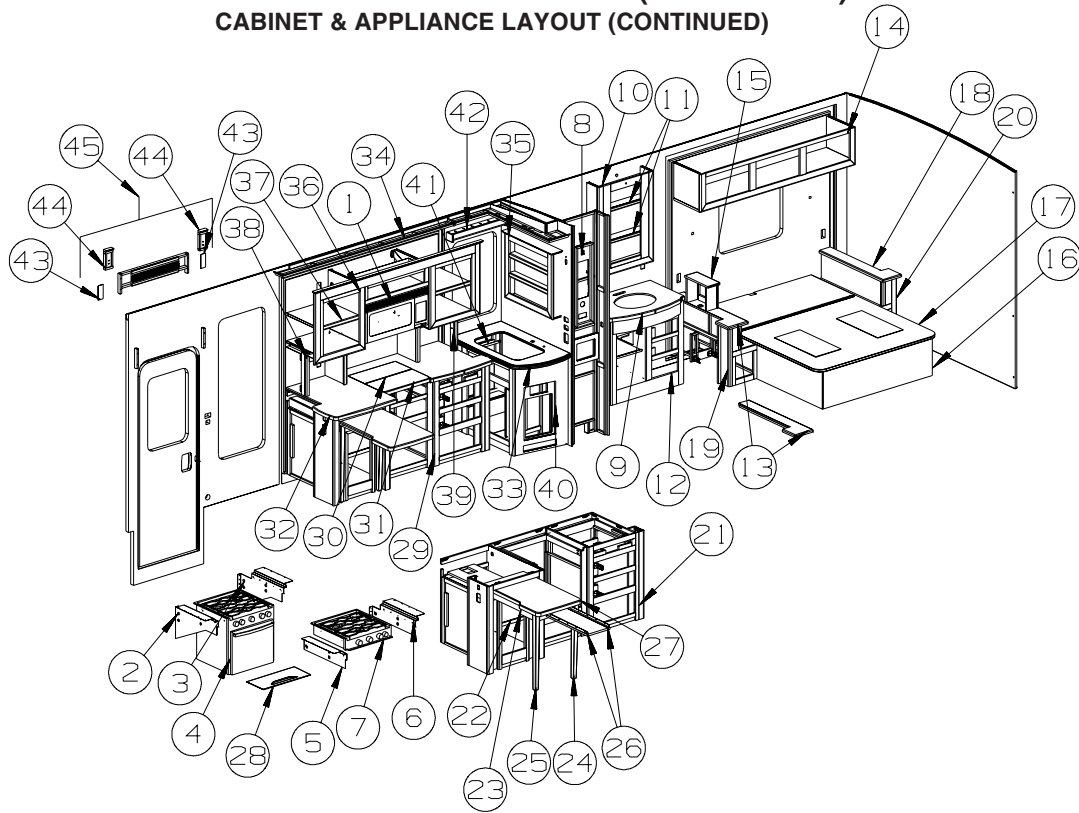


KEY	PART NUMBER	U/M	DESCRIPTION
1*	119267-17-01A	EA	OVEN - MICROWAVE/CONVECTION W/HOOD US - #R-1880LST
2	136382-40-02B	EA	BRACKET - TIEDOWN - OVEN - E-COATED
3	136382-41-02B	EA	BRACKET - TIEDOWN - OVEN - E-COATED
4*	151279-02-01A	EA	RANGE-22"-3 BURNER/SEALED-MERCURY FREE-BLK DOOR/GLASS - RANGE W/OVEN
4*	151279-03-01A	EA	RANGE-22"-3 BURNER/SEALED-MERCURY FREE-BLK DOOR/GLASS - RANGE W/OVEN/ CANADIAN
5	106936-68-02B	EA	BRACKET - TIEDOWN - RANGE/FRONT - E-COATED
6	106936-69-02B	EA	BRACKET - TIEDOWN - RANGE/FRONT - E-COATED
7*	135065-03-01A	EA	RANGE-3 BURNER (SEALED)-W/O OVEN-NEW STYLE KNOBS-BLK GLASS
7*	135065-04-01A	EA	RANGE - 3 BURNER (SEALED) - W/O OVEN - CSA - BLACK TOP - CANADIAN
8	137602-F7-T60	EA	POCKET - MONITOR PANEL - CONCERT CHERRY
8	137602-F7-T61	EA	POCKET - MONITOR PANEL - WASHED MAPLE
8	137602-F7-TP0	EA	POCKET - MONITOR PANEL - SIERRA MAPLE
8	137602-F5-T60	EA	POCKET - MONITOR PANEL - CONCERT CHERRY - DC/AC INVERTER
8	137602-F5-T61	EA	POCKET - MONITOR PANEL - WASHED MAPLE - DC/AC INVERTER
8	137602-F5-TP0	EA	POCKET - MONITOR PANEL - SIERRA MAPLE - DC/AC INVERTER
9	163184-01-WA0	EA	COUNTERTOP - LAVATORY (WB4, WB5, WB6)
9	163184-01-WC0	EA	COUNTERTOP - LAVATORY (WC0, WC1, WC2)
9	163184-01-WA4	EA	COUNTERTOP - LAVATORY (WC4, WB5, WB6)
10	158160-01-UM1	EA	CABINET - OVERHEAD/MEDICINE - W/O DOORS/HDW - CONCERT CHERRY
10	158160-01-U67	EA	CABINET - OVERHEAD/MEDICINE - W/O DOORS/HDW - WASHED MAPLE
10	158160-01-U68	EA	CABINET - OVERHEAD/MEDICINE - W/O DOORS/HDW - SIERRA MAPLE
11	158160-16-U90	EA	SHELF - W/WOOD MOLDING - CONCERT CHERRY
11	158160-16-U67	EA	SHELF - W/WOOD MOLDING - WASHED MAPLE
11	158160-16-U68	EA	SHELF - W/WOOD MOLDING - SIERRA MAPLE
12	P54443-01-UM1	EA	CABINET - LAVATORY - W/O COUNTERTOP/DRS/DRWRS/HDW - CONCERT CHERRY
12	P54443-01-T79	EA	CABINET - LAVATORY - W/O COUNTERTOP/DOORS/DRAWERS/HDW - WASHED MAPLE
12	P54443-01-T80	EA	CABINET - LAVATORY - W/O COUNTERTOP/DOORS/DRAWERS/HDW - SIERRA MAPLE
13	145182-41-UA1	EA	COUNTERTOP - LAMINATED - CONCERT CHERRY
13	145182-41-UA2	EA	COUNTERTOP - LAMINATED - WASHED MAPLE
13	145182-41-UA3	EA	COUNTERTOP - LAMINATED - SIERRA MAPLE
13	145182-33-T90	EA	COUNTERTOP - LAMINATED - CONCERT CHERRY - REAR STEREO
13	145182-33-T91	EA	COUNTERTOP - LAMINATED - WASHED MAPLE - REAR STEREO
13	145182-33-T92	EA	COUNTERTOP - LAMINATED - SIERRA MAPLE - REAR STEREO
14	156643-01-UM1	EA	CABINET - OVERHEAD/REAR/RIGHT HAND - W/O DOORS/HDW - CONCERT CHERRY
14	156643-01-U91	EA	CABINET - OVERHEAD/REAR/RIGHT HAND - W/O DOORS/HDW - WASHED MAPLE
14	156643-01-U92	EA	CABINET - OVERHEAD/REAR/RIGHT HAND - W/O DOORS/HDW - SIERRA MAPLE
14	156643-02-UM1	EA	CABINET - OVERHEAD/REAR/RH - W/O DR/HDW - CONCERT CHERRY - REAR STEREO W/CD/DVD
14	156643-02-U91	EA	CABINET - OVERHEAD/REAR/RH - W/O DRS/HDW - WASHED MAPLE - REAR STEREO W/CD/DVD
14	156643-02-U92	EA	CABINET - OVERHEAD/REAR/RH - W/O DRS/HDW - SIERRA MAPLE - REAR STEREO W/CD/DVD

CABINET & APPLIANCE GROUP (CONTINUED)
CABINET & APPLIANCE LAYOUT (CONTINUED)

KEY	PART NUMBER	U/M	DESCRIPTION
15	159136-01-U90	EA	CABINET - RADIO - W/O HDW - CONCERT CHERRY
15	159136-01-U91	EA	CABINET - RADIO - W/O HDW - WASHED MAPLE
15	159136-01-U92	EA	CABINET - RADIO - W/O HDW - SIERRA MAPLE
16	137388-01-P46	EA	CABINET/BASE - W/O DOOR/DRAWER/HDW - F/QUEEN BED - CONCERT CHERRY
16	137388-01-RW4	EA	CABINET/BASE - W/O DOOR/DRAWER/HDW - F/QUEEN BED - WASHED MAPLE
16	137388-01-S67	EA	CABINET/BASE - W/O DOOR/DRAWER/HDW - F/QUEEN BED - SIERRA MAPLE
17	137406-01-N42	EA	BEDBOARD - W/HINGE/T-MOLDING/SLIPNOT - FLIP-UP
	096764-02-000	FT	SLIPNOT - ANTISLIP - 1'WIDE (20' ROLLS) - WHITE
18	145182-35-T90	EA	COUNTERTOP - LAMINATED - CONCERT CHERRY
18	145182-35-T91	EA	COUNTERTOP - LAMINATED - WASHED MAPLE
18	145182-35-T92	EA	COUNTERTOP - LAMINATED - SIERRA MAPLE
19	153246-01-UM1	EA	CABINET - NIGHTSTAND/LH - W/O COUNTERTOP/DOORS/DWR/HDW - CONCERT CHERRY
19	153246-01-T79	EA	CABINET - NIGHTSTAND/LH - W/O COUNTERTOP/DOORS/DWR/HDW - WASHED MAPLE
19	153246-01-T80	EA	CABINET - NIGHTSTAND/LH - W/O COUNTERTOP/DOORS/DRAWERS/HDW - SIERRA MAPLE
20	153246-02-UM1	EA	CABINET - NIGHTSTAND - W/O COUNTERTOP/DOORS/DWR/HDW - CONCERT CHERRY
20	153246-02-T79	EA	CABINET - NIGHTSTAND - W/O COUNTERTOP/DOORS/DRAWERS/HDW - WASHED MAPLE
20	153246-02-T80	EA	CABINET - NIGHTSTAND - W/O COUNTERTOP/DOORS/DRAWERS/HDW - SIERRA MAPLE
21	P63209-04-WB4	EA	CABINET - GALLEY - W/O COUNTERTOP/DOORS/DRAWERS/HDW - CONCERT CHERRY
21	P63209-04-WB5	EA	CABINET - GALLEY - W/O COUNTERTOP/DOORS/DRAWERS/HDW - WASHED MAPLE
21	P63209-04-WB6	EA	CABINET - GALLEY - W/O COUNTERTOP/DOORS/DRAWERS/HDW - SIERRA MAPLE
22	163209-49-WA0	EA	SHELF - CABINET - GALLEY
23	163207-01-WB4	EA	TABLE/FRAME - GALLEY - W/LEGS/COUNTERTOP/HDW
23	163207-01-WB5	EA	TABLE/FRAME - GALLEY - W/LEGS/COUNTERTOP/HDW
23	163207-01-WB6	EA	TABLE/FRAME - GALLEY - W/LEGS/COUNTERTOP/HDW
23	163207-01-WC0	EA	TABLE/FRAME - GALLEY - W/LEGS/COUNTERTOP/HDW
23	163207-01-WC1	EA	TABLE/FRAME - GALLEY - W/LEGS/COUNTERTOP/HDW
23	163207-01-WC2	EA	TABLE/FRAME - GALLEY - W/LEGS/COUNTERTOP/HDW
23	163207-01-WC4	EA	TABLE/FRAME - GALLEY - W/LEGS/COUNTERTOP/HDW
23	163207-01-WC5	EA	TABLE/FRAME - GALLEY - W/LEGS/COUNTERTOP/HDW
23	163207-01-WC6	EA	TABLE/FRAME - GALLEY - W/LEGS/COUNTERTOP/HDW
24	163207-17-WA0	EA	LEG/TABLE - LEFT- CONCERT CHERRY
24	163207-17-WA1	EA	LEG/TABLE - LEFT - WASHED MAPLE
24	163207-17-WA2	EA	LEG/TABLE - LEFT - SIERRA MAPLE
25	163207-18-WA0	EA	LEG/TABLE - RIGHT- CONCERT CHERRY
25	163207-18-WA1	EA	LEG/TABLE - RIGHT - WASHED MAPLE
25	163207-18-WA2	EA	LEG/TABLE - RIGHT - SIERRA MAPLE
26	122021-03-01A	EA	ANGLE - W/HOLES - 23.5" LONG - OFF WHITE
27	163208-01-WA0	EA	COUNTERTOP - TABLE (WB4, WB5, WB6)
27	163208-01-WC0	EA	COUNTERTOP - TABLE (WC0, WC1, WC2)
27	163208-01-WA4	EA	COUNTERTOP - TABLE (WC4, WC5, WC6)
28	161674-04-WA0	EA	COVER - STOVE TOP - CORIAN (WB4, WB5, WB6) - RANGE W/OVEN
28	161674-04-WC0	EA	COVER - STOVE TOP - CORIAN (WC0, WC1, WC2) - RANGE W/OVEN
28	161674-04-WA4	EA	COVER - STOVE TOP - CORIAN (WC4, WC5, WC6) - RANGE W/OVEN
29	P63209-03-WB4	EA	CABINET - GALLEY - W/O COUNTERTOP/DOORS/DRAWERS/HDW- CONCERT CHERRY
29	P63209-03-WB5	EA	CABINET - GALLEY - W/O COUNTERTOP/DOORS/DRAWERS/HDW - WASHED MAPLE
29	P63209-03-WB6	EA	CABINET - GALLEY - W/O COUNTERTOP/DOORS/DRAWERS/HDW - SIERRA MAPLE
30	161674-03-WA0	EA	COVER - STOVE TOP - CORIAN (WB4, WB5, WB6)
30	161674-03-WC0	EA	COVER - STOVE TOP - CORIAN (WC0, WC1, WC2)
30	161674-03-WA4	EA	COVER - STOVE TOP - CORIAN (WC4, WC5, WC6)
31	161674-10-WA0	EA	COVER - STOVE TOP - CORIAN (WB4, WB5, WB6)
31	161674-10-WC0	EA	COVER - STOVE TOP - CORIAN (WC0, WC1, WC2)
31	161674-10-WA4	EA	COVER - STOVE TOP - CORIAN (WC4, WC5, WC6)
32	162212-01-WA0	EA	COUNTERTOP - GALLEY (WB4, WB5, WB6)
32	162212-01-WC0	EA	COUNTERTOP - GALLEY (WC0, WC1, WC2)
32	162212-01-W83	EA	COUNTERTOP - GALLEY (WC4, WC5, WC6)
33	163185-01-WA0	EA	COUNTERTOP - GALLEY (WB4, WB5, WB6)
33	163185-01-WC0	EA	COUNTERTOP - GALLEY (WC0, WC1, WC2)
33	163185-01-WA4	EA	COUNTERTOP - GALLEY (WC4, WC5, WC6)
34	150604-01-UM2	EA	CABINET - VALANCE - W/O HARDWARE (WB4, WC0)
34	150604-01-U95	EA	CABINET - VALANCE - W/O HARDWARE (WB5, WC1)
34	150604-01-U96	EA	CABINET - VALANCE - W/O HARDWARE (WB6, WC2)
34	150604-01-WC4	EA	CABINET - VALANCE - W/O HARDWARE (WC4)
34	150604-01-WC5	EA	CABINET - VALANCE - W/O HARDWARE (WC5)
34	150604-01-WC6	EA	CABINET - VALANCE - W/O HARDWARE (WC6)

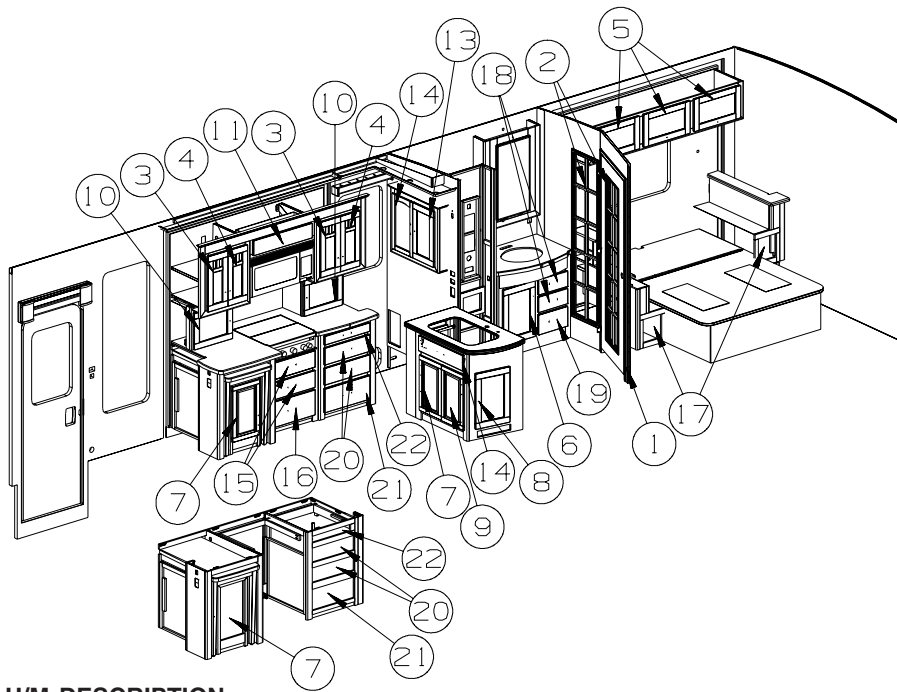
CABINET & APPLIANCE GROUP (CONTINUED)
CABINET & APPLIANCE LAYOUT (CONTINUED)



KEY	PART NUMBER	U/M	DESCRIPTION
35	154455-01-UM1	EA	CABINET - OVERHEAD/GALLEY/REAR - W/O DOORS/HDW - CONCERT CHERRY
35	154455-01-T79	EA	CABINET - OVERHEAD/GALLEY/REAR - W/O DOORS/HDW - WASHED MAPLE
35	154455-01-T80	EA	CABINET - OVERHEAD/GALLEY/REAR - W/O DOORS/HDW - SIERRA MAPLE
36	157145-01-UM1	EA	CABINET - OVERHEAD/MICROWAVE - W/O DOORS/HDW - CONCERT CHERRY
36	157145-01-T79	EA	CABINET - OVERHEAD/MICROWAVE - W/O DOORS/HDW - WASHED MAPLE
36	157145-01-T80	EA	CABINET - OVERHEAD/MICROWAVE - W/O DOORS/HDW - SIERRA MAPLE
37	157145-23-UM1	EA	SHELF - W/MOLDING - CONCERT CHERRY
37	157145-23-T79	EA	SHELF - W/MOLDING - WASHED MAPLE
37	157145-23-T80	EA	SHELF - W/MOLDING - SIERRA MAPLE
38	163259-01-WA0	EA	CABINET - STORAGE/APPLIANCE - W/O HDW - CONCERT CHERRY
38	163259-01-WA1	EA	CABINET - STORAGE/APPLIANCE - W/O HDW - WASHED MAPLE
38	163259-01-WA2	EA	CABINET - STORAGE/APPLIANCE - W/O HDW - SIERRA MAPLE
39	163260-01-WA0	EA	CABINET - STORAGE/APPLIANCE - W/O HDW - CONCERT CHERRY
39	163260-01-WA1	EA	CABINET - STORAGE/APPLIANCE - W/O HDW - WASHED MAPLE
39	163260-01-WA2	EA	CABINET - STORAGE/APPLIANCE - W/O HDW - SIERRA MAPLE
40	P63343-01-WA0	EA	CABINET - GALLEY - W/O COUNTERTOP/DOORS/DRAWERS/HDW - CONCERT CHERRY
40	P63343-01-WA1	EA	CABINET - GALLEY - W/O COUNTERTOP/DOORS/DRAWERS/HDW - WASHED MAPLE
40	P63343-01-WA2	EA	CABINET - GALLEY - W/O COUNTERTOP/DOORS/DRAWERS/HDW - SIERRA MAPLE
41	057534-12-000	EA	TIEBACK - CLEAR PLASTIC - 22"
42	151715-01-S47	EA	CABINET - VALANCE - W/O HARDWARE - CONCERT CHERRY
42	151715-01-S48	EA	CABINET - VALANCE - W/O HARDWARE - WASHED MAPLE
42	151715-01-SR0	EA	CABINET - VALANCE - W/O HARDWARE - SIERRA MAPLE
43	154102-03-01A	EA	INSERT/LAMINATE - 2.3" X 5.5" - SATIN OXIDE
44	152988-01-T78	EA	MOLDING - TRIM - SLIDEOUT/CORNER - CONCERT CHERRY
44	152988-01-T79	EA	MOLDING - TRIM - SLIDEOUT/CORNER - WASHED MAPLE
44	152988-01-T80	EA	MOLDING - TRIM - SLIDEOUT/CORNER - SIERRA MAPLE
45	162378-02-WB4	EA	CABINET - OVERHEAD/ENTRY DOOR - W/O DOORS/HDW - CONCERT CHERRY
45	162378-02-WB5	EA	CABINET - OVERHEAD/ENTRY DOOR - W/O DOORS/HDW - WASHED MAPLE
45	162378-02-WB6	EA	CABINET - OVERHEAD/ENTRY DOOR - W/O DOORS/HDW - SIERRA MAPLE
46	109506-12-000	EA	FILM/ABRASION-RESISTANT - TRANSPARENT - 1" DIA.

***COMPONENT PARTS LISTED LATER IN THIS GROUP**

CABINET & APPLIANCE GROUP (CONTINUED)
CABINET & APPLIANCE LAYOUT (CONTINUED)

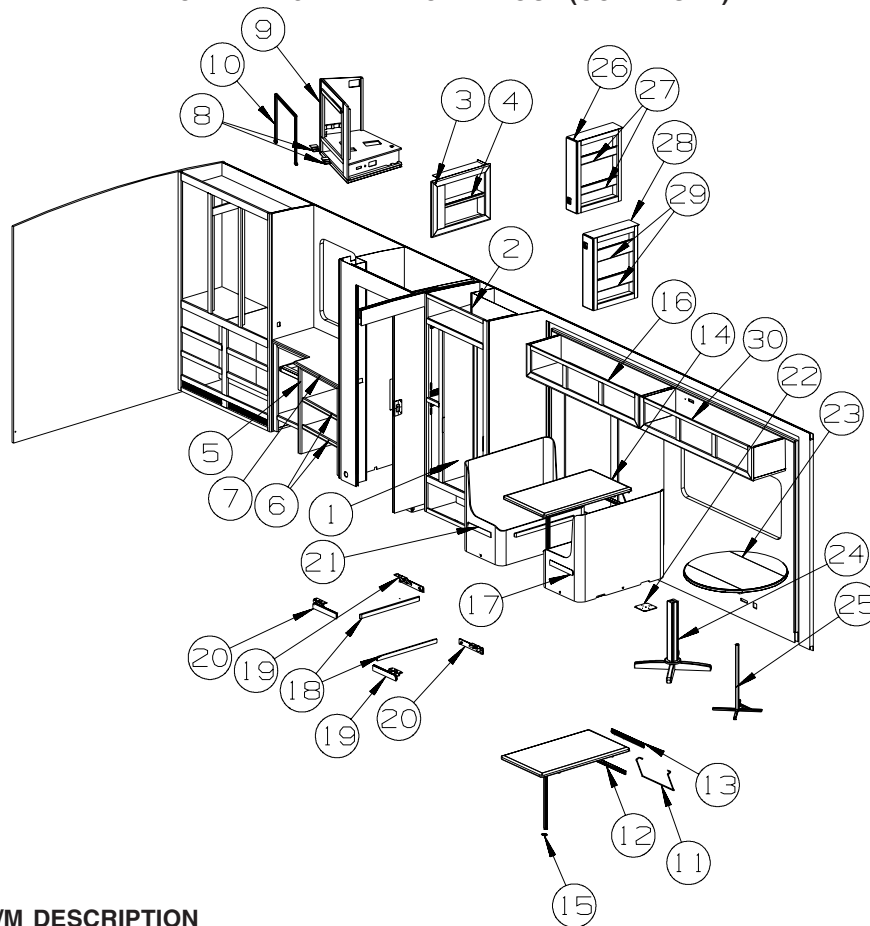


KEY	PART NUMBER	U/M	DESCRIPTION
1	P47332-04-UM1	EA	DOOR - (PASSAGE) - W/GLASS - W/O HDW - CONCERT CHERRY
1	P47332-04-T79	EA	DOOR - (PASSAGE) - W/GLASS - W/O HDW - WASHED MAPLE
1	P47332-04-T80	EA	DOOR - (PASSAGE) - W/GLASS - W/O HDW - SIERRA MAPLE
2	147399-01-R39	EA	GLASS/INSERT - F/PASSAGE DOOR - BLACK CHERRY/CHERRY - CONCERT CHERRY
2	147399-01-R46	EA	GLASS/INSERT - F/PASSAGE DOOR - WASHED MAPLE
2	147399-01-S67	EA	GLASS/INSERT - F/PASSAGE DOOR - HONEY MAPLE - SIERRA MAPLE
3	161605-21-WB4	EA	DOOR - FLAT PANEL/SQUARE EDGE - 9.2" X 21.8" - W/O HDW - CONCERT CHERRY
3	161605-21-WB5	EA	DOOR - FLAT PANEL/SQUARE EDGE - 9.2" X 21.8" - W/O HDW - WASHED MAPLE
3	161605-21-WB6	EA	DOOR - FLAT PANEL/SQUARE EDGE - 9.2" X 21.8" - W/O HDW - SIERRA MAPLE
4	161605-22-WB4	EA	DOOR - FLAT PANEL/SQUARE EDGE - 9.2" X 21.8" - W/O HDW - CONCERT CHERRY
4	161605-22-WB5	EA	DOOR - FLAT PANEL/SQUARE EDGE - 9.2" X 21.8" - W/O HDW - WASHED MAPLE
4	161605-22-WB6	EA	DOOR - FLAT PANEL/SQUARE EDGE - 9.2" X 21.8" - W/O HDW - SIERRA MAPLE
5	160268-85-WB4	EA	DOOR - FLAT PANEL/SQUARE EDGE - 12.8" X 21.8" - W/O HDW - CONCERT CHERRY
5	160268-85-WB5	EA	DOOR - FLAT PANEL/SQUARE EDGE - 12.8" X 21.8" - W/O HDW - WASHED MAPLE
5	160268-85-WB6	EA	DOOR - FLAT PANEL/SQUARE EDGE - 12.8" X 21.8" - W/O HDW - SIERRA MAPLE
6	160268-B9-WB4	EA	DOOR - FLAT PANEL/SQUARE EDGE - 14.9" X 21.8" - W/O HDW - CONCERT CHERRY
6	160268-B9-WB5	EA	DOOR - FLAT PANEL/SQUARE EDGE - 14.9" X 21.8" - W/O HDW - WASHED MAPLE
6	160268-B9-WB6	EA	DOOR - FLAT PANEL/SQUARE EDGE - 14.9" X 21.8" - W/O HDW - SIERRA MAPLE
7	160268-86-WB4	EA	DOOR - FLAT PANEL/SQUARE EDGE - 12.8" X 21.8" - W/O HDW - CONCERT CHERRY
7	160268-86-WB5	EA	DOOR - FLAT PANEL/SQUARE EDGE - 12.8" X 21.8" - W/O HDW - WASHED MAPLE
7	160268-86-WB6	EA	DOOR - FLAT PANEL/SQUARE EDGE - 12.8" X 21.8" - W/O HDW - SIERRA MAPLE
8	160268-A6-WB4	EA	DOOR - FLAT PANEL/SQUARE EDGE - 14.3" X 21.8" - W/O HDW - CONCERT CHERRY
8	160268-A6-WB5	EA	DOOR - FLAT PANEL/SQUARE EDGE - 14.3" X 21.8" - W/O HDW - WASHED MAPLE
8	160268-A6-WB6	EA	DOOR - FLAT PANEL/SQUARE EDGE - 14.3" X 21.8" - W/O HDW - SIERRA MAPLE
9	160268-87-WB4	EA	DOOR - FLAT PANEL/SQUARE EDGE - 12.8" X 21.8" - W/O HDW - CONCERT CHERRY
9	160268-87-WB5	EA	DOOR - FLAT PANEL/SQUARE EDGE - 12.8" X 21.8" - W/O HDW - WASHED MAPLE
9	160268-87-WB6	EA	DOOR - FLAT PANEL/SQUARE EDGE - 12.8" X 21.8" - W/O HDW - SIERRA MAPLE
10	160268-F2-WB4	EA	DOOR - FLAT PANEL/SQUARE EDGE - 17.9" X 14.4" - W/O HDW - CONCERT CHERRY
10	160268-F2-WB5	EA	DOOR - FLAT PANEL/SQUARE EDGE - 17.9" X 14.4" - W/O HDW - WASHED MAPLE
10	160268-F2-WB6	EA	DOOR - FLAT PANEL/SQUARE EDGE - 17.9" X 14.4" - W/O HDW - SIERRA MAPLE
11	161082-48-WB4	EA	FACE/DRAWER - SOLID PANEL - CONCERT CHERRY
11	161082-48-WB5	EA	FACE/DRAWER - SOLID PANEL - WASHED MAPLE
11	161082-48-WB6	EA	FACE/DRAWER - SOLID PANEL - SIERRA MAPLE

CABINET & APPLIANCE GROUP (CONTINUED)
CABINET & APPLIANCE LAYOUT (CONTINUED)

KEY	PART NUMBER	U/M	DESCRIPTION
12	145576-B3-T90	EA	DOOR - MIRRORED - 15.6" X 29.5" - W/O HARDWARE - CONCERT CHERRY
12	145576-B3-T91	EA	DOOR - MIRRORED - 15.6" X 29.5" - W/O HARDWARE - WASHED MAPLE
12	145576-B3-T92	EA	DOOR - MIRRORED - 15.6" X 29.5" - W/O HARDWARE - SIERRA MAPLE
	093606-50-000	EA	MIRROR - BEVELED EDGE - 15.6" X 29.5"
	076767-04-000	EA	CABLE - STAINLESS STEEL - 5.9"
13	161605-23-WB4	EA	DOOR - FLAT PANEL/SQUARE EDGE - 12" X 21.8" - W/O HDW - CONCERT CHERRY
13	161605-23-WB5	EA	DOOR - FLAT PANEL/SQUARE EDGE - 12" X 21.8" - W/O HDW - WASHED MAPLE
13	161605-23-WB6	EA	DOOR - FLAT PANEL/SQUARE EDGE - 12" X 21.8" - W/O HDW - SIERRA MAPLE
14	146910-32-WB4	EA	DRAWER - TIPOUT - W/HIDDEN TRAY - CONCERT CHERRY
14	146910-32-WB5	EA	DRAWER - TIPOUT - W/HIDDEN TRAY - WASHED MAPLE
14	146910-32-WB6	EA	DRAWER - TIPOUT - W/HIDDEN TRAY - SIERRA MAPLE
	108127-01-01A	EA	CAP - TRAY
	108128-01-01A	EA	TRAY - HIDDEN
15	161077-12-WH4	EA	DRAWER - BROKEN EDGE - 19.8"W X 21.6"D - W/O SLIDES/HDW - CONCERT CHERRY
15	161077-12-WH5	EA	DRAWER - BROKEN EDGE - 19.8"W X 21.6"D - W/O SLIDES/HDW - WASHED MAPLE
15	161077-12-WH6	EA	DRAWER - BROKEN EDGE - 19.8"W X 21.6"D - W/O SLIDES/HDW - SIERRA MAPLE
16	161077-47-WB4	EA	DRAWER - BROKEN EDGE - 19.8"W X 21.6"D - W/O SLIDES/HDW - CONCERT CHERRY
16	161077-47-WB5	EA	DRAWER - BROKEN EDGE - 19.8"W X 21.6"D - W/O SLIDES/HDW - WASHED MAPLE
16	161077-47-WB6	EA	DRAWER - BROKEN EDGE - 19.8"W X 21.6"D - W/O SLIDES/HDW - SIERRA MAPLE
17	161077-04-WA0	EA	DRAWER - BROKEN EDGE - 7.6"W X 23.6"D - W/O SLIDES/HDW - CONCERT CHERRY
17	161077-04-WA1	EA	DRAWER - BROKEN EDGE - 7.6"W X 23.6"D - W/O SLIDES/HDW - WASHED MAPLE
17	161077-04-WA2	EA	DRAWER - BROKEN EDGE - 7.6"W X 23.6"D - W/O SLIDES/HDW - SIERRA MAPLE
18	161077-50-WB4	EA	DRAWER - BROKEN EDGE - 11.6"W X 15.7"D - W/O SLIDES/HDW - CONCERT CHERRY
18	161077-50-WB5	EA	DRAWER - BROKEN EDGE - 11.6"W X 15.7"D - W/O SLIDES/HDW - WASHED MAPLE
18	161077-50-WB6	EA	DRAWER - BROKEN EDGE - 11.6"W X 15.7"D - W/O SLIDES/HDW - SIERRA MAPLE
19	161077-51-WB4	EA	DRAWER - BROKEN EDGE - 11.6"W X 15.7"D - W/O SLIDES/HDW - CONCERT CHERRY
19	161077-51-WB5	EA	DRAWER - BROKEN EDGE - 11.6"W X 15.7"D - W/O SLIDES/HDW - WASHED MAPLE
19	161077-51-WB6	EA	DRAWER - BROKEN EDGE - 11.6"W X 15.7"D - W/O SLIDES/HDW - SIERRA MAPLE
20	161077-48-WB4	EA	DRAWER - BROKEN EDGE - 19"W X 21.6"D - W/O SLIDES/HDW - CONCERT CHERRY
20	161077-48-WB5	EA	DRAWER - BROKEN EDGE - 19"W X 21.6"D - W/O SLIDES/HDW - WASHED MAPLE
20	161077-48-WB6	EA	DRAWER - BROKEN EDGE - 19"W X 21.6"D - W/O SLIDES/HDW - SIERRA MAPLE
21	161077-49-WB4	EA	DRAWER - BROKEN EDGE - 19"W X 21.6"D - W/O SLIDES/HDW - CONCERT CHERRY
21	161077-49-WB5	EA	DRAWER - BROKEN EDGE - 19"W X 21.6"D - W/O SLIDES/HDW - WASHED MAPLE
21	161077-49-WB6	EA	DRAWER - BROKEN EDGE - 19"W X 21.6"D - W/O SLIDES/HDW - SIERRA MAPLE
22	161082-58-WB4	EA	FACE/DRAWER - SOLID PANEL - 3.5" X 21.2" W/O HDW - CONCERT CHERRY
22	161082-58-WB5	EA	FACE/DRAWER - SOLID PANEL - 3.5" X 21.2" W/O HDW - WASHED MAPLE
22	161082-58-WB6	EA	FACE/DRAWER - SOLID PANEL - 3.5" X 21.2" W/O HDW - SIERRA MAPLE

CABINET & APPLIANCE GROUP (CONTINUED)
CABINET & APPLIANCE LAYOUT (CONTINUED)



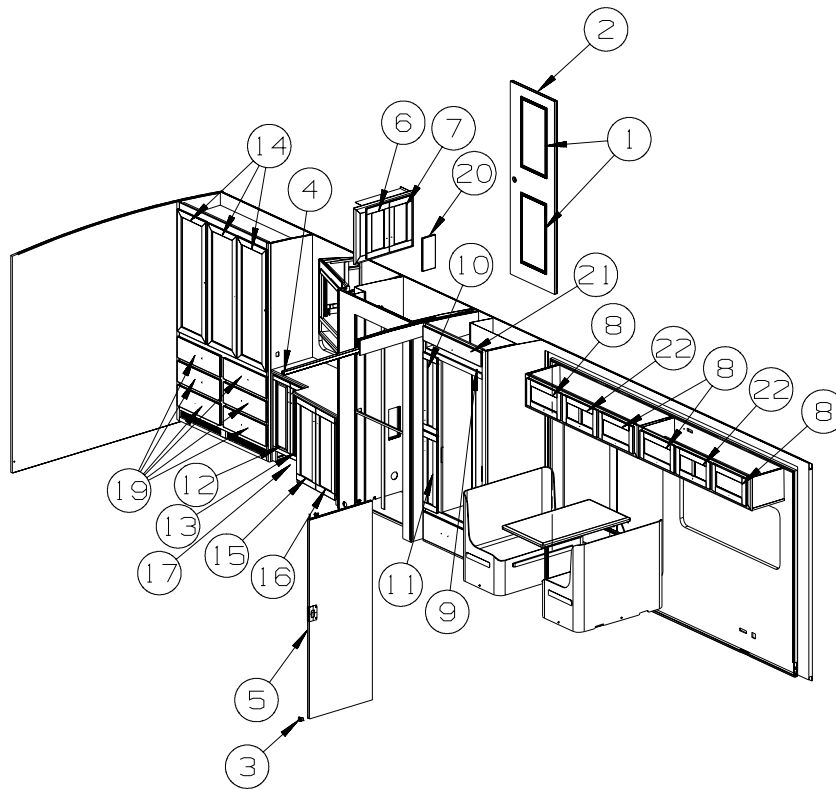
KEY	PART NUMBER	U/M	DESCRIPTION
1*	121569-06-01A	EA	REFRIGERATOR-LARGE DBL DOOR/2 WAY/NON-FLUSH HANDLE-BLK RH
1*	120075-23-01A	EA	REFRIGERATOR-LGE DBL DR-2-WAY/RH/ICE MAKER/FLUSH HDL-BLACK - REFRIG W/ICE MAKER
1*	125242-05-02A	EA	REFRIGERATOR - 4 DOOR - W/ICE MAKER - TITANIUM SST - 4 DOOR REFRIG
	158456-01-01A	EA	INSERT/REFRIGERATOR DOOR - 21.5"W X 14.5"H - TITANIUM SST
	158456-03-01A	EA	INSERT/REFRIGERATOR DOOR - 21.5"W X 38.5"H - TITANIUM SST
	116751-05-01A	EA	TRAY - REFRIGERATOR - BLACK
	118871-02-01A	EA	TRAY - REFRIGERATOR - SIDE/SIDE - BLACK - 34.4" LONG - 4 DOOR REFRIG
	054450-01-000	EA	LEVEL - REFRIGERATOR
2			REFRIGERATOR CABINET SEALS
	090329-01-000	FT	SEAL - "T" - REFRIGERATOR CABINET
	100128-02-000	FT	SEAL - FOAM/ADHESIVE BACK - .37" WIDE X .37" THICK X 60'
	154585-01-01A	FT	SEAL - FOAM TAPE - ADHESIVE BACK - 3/4" X 1/2" - BLACK
3	154280-01-T78	EA	CABINET - LINEN - W/O COUNTERTOP/DOORS/DWRS/HDW - CONCERT CHERRY
3	154280-01-T79	EA	CABINET - LINEN - W/O COUNTERTOP/DOORS/DRAWERS/HDW - WASHED MAPLE
3	154280-01-T80	EA	CABINET - LINEN - W/O COUNTERTOP/DOORS/DRAWERS/HDW - SIERRA MAPLE
4	154280-15-T78	EA	SHELF - F/LINEN CABINET - CONCERT CHERRY
4	154280-15-T79	EA	SHELF - F/LINEN CABINET - WASHED MAPLE
4	154280-15-T80	EA	SHELF - F/LINEN CABINET - SIERRA MAPLE
5	P54396-01-UM1	EA	CABINET - HAMPER/STORAGE-W/O COUNTERTOP/DOORS/DRAWERS/HDW - CONCERT CHERRY
5	P54396-01-T79	EA	CABINET - HAMPER/STORAGE-W/O COUNTERTOP/DOORS/DRAWERS/HDW - WASHED MAPLE
5	P54396-01-T80	EA	CABINET - HAMPER/STORAGE-W/O COUNTERTOP/DOORS/DRAWERS/HDW - SIERRA MAPLE
5	P54396-02-UM1	EA	CABINET - HAMPER/STORAGE-W/O CNTP/DRS/DRWRS/HDW - CONCERT CHERRY - WASHER/DRYER
5	P54396-02-T79	EA	CABINET - HAMPER/STORAGE-W/O CNTP/DRS/DRWRS/HDW - WASHED MAPLE - WASHER/DRYER
5	P54396-02-T80	EA	CABINET - HAMPER/STORAGE-W/O CNTP/DRS/DRWRS/HDW - SIERRA MAPLE - WASHER/DRYER
6	154396-26-UM1	EA	SHELF - W/VINYL WRAPPED MOLDING - CONCERT CHERRY
6	154396-26-T79	EA	SHELF - W/VINYL WRAPPED MOLDING - WASHED MAPLE
6	154396-26-T80	EA	SHELF - W/VINYL WRAPPED MOLDING - SIERRA MAPLE
7	140889-46-U90	EA	COUNTERTOP - LAMINATED - CONCERT CHERRY
7	140889-46-U91	EA	COUNTERTOP - LAMINATED - WASHED MAPLE
7	140889-46-U92	EA	COUNTERTOP - LAMINATED - SIERRA MAPLE
8	159879-01-02B	EA	ANGLE/ZEE - W/HOLES - 2.6" X 4.1" X .8" BEND - E-COATED

CABINET & APPLIANCE GROUP (CONTINUED)
CABINET & APPLIANCE LAYOUT (CONTINUED)

KEY	PART NUMBER	U/M	DESCRIPTION
9	163366-01-WA0	EA	CABINET - OVERHEAD/TV/REAR/LH - W/O HDW - CONCERT CHERRY
9	163366-01-WA1	EA	CABINET - OVERHEAD/TV/REAR/LH - W/O HDW - WASHED MAPLE
9	163366-01-WA2	EA	CABINET - OVERHEAD/TV/REAR/LH - W/O HDW - SIERRA MAPLE
10	151954-06-02B	EA	BRACKET/HOLD DOWN - TV - E-COATED
11	024275-16-000	EA	ROD - TABLE LIFT - OFF/WHITE
12	024281-12-000	EA	BRACKET/WALL - TABLE LIFT - 17.12"
13	140921-02-02A	EA	BRACKET/TABLE SUPPORT - 18.5" - ALMOND
14	143257-23-WA0	EA	TABLE - 24" X 41.6" (WB4,WC0,WC4)
14	143257-23-WA1	EA	TABLE - 24" X 41.6" (WB5,WC1,WC5)
14	143257-23-WA2	EA	TABLE - 24" X 41.6" (WB6,WC2,WC6)
15	143798-01-02A	EA	CATCH - FLOOR TO TABLE LEG - ALMOND
16	161428-01-WA0	EA	CABINET - OVERHEAD/DINETTE - W/O DOORS/HDW - CONCERT CHERRY
16	161428-01-WA1	EA	CABINET - OVERHEAD/DINETTE - W/O DOORS/HDW - WASHED MAPLE
16	161428-01-WA2	EA	CABINET - OVERHEAD/DINETTE - W/O DOORS/HDW - SIERRA MAPLE
17	161306-01-WB4	EA	CABINET/DINETTE W/BACK(WRAPPED) - W/O DOORS/HDW
17	161306-01-WB5	EA	CABINET/DINETTE W/BACK(WRAPPED) - W/O DOORS/HDW
17	161306-01-WB6	EA	CABINET/DINETTE W/BACK(WRAPPED) - W/O DOORS/HDW
17	161306-01-WC0	EA	CABINET/DINETTE W/BACK(WRAPPED) - W/O DOORS/HDW
17	161306-01-WC1	EA	CABINET/DINETTE W/BACK(WRAPPED) - W/O DOORS/HDW
17	161306-01-WC2	EA	CABINET/DINETTE W/BACK(WRAPPED) - W/O DOORS/HDW
17	161306-01-WC4	EA	CABINET/DINETTE W/BACK(WRAPPED) - W/O DOORS/HDW
17	161306-01-WC5	EA	CABINET/DINETTE W/BACK(WRAPPED) - W/O DOORS/HDW
17	161306-01-WC6	EA	CABINET/DINETTE W/BACK(WRAPPED) - W/O DOORS/HDW
18	081295-01-M52	EA	SUPPORT - BED/DINETTE - 28" LONG - CONCERT CHERRY
18	081295-01-T01	EA	SUPPORT - BED/DINETTE - 28" LONG - WASHED MAPLE
18	081295-01-T02	EA	SUPPORT - BED/DINETTE - 28" LONG - SIERRA MAPLE
19	161278-01-000	EA	BRACKET - DINETTE - RIGHT HAND
20	161278-02-000	EA	BRACKET - DINETTE - LEFT HAND
21	161306-03-WB4	EA	CABINET/DINETTE W/BACK(WRAPPED) - W/O DOORS/HDW
21	161306-03-WB5	EA	CABINET/DINETTE W/BACK(WRAPPED) - W/O DOORS/HDW
21	161306-03-WB6	EA	CABINET/DINETTE W/BACK(WRAPPED) - W/O DOORS/HDW
21	161306-03-WC0	EA	CABINET/DINETTE W/BACK(WRAPPED) - W/O DOORS/HDW
21	161306-03-WC1	EA	CABINET/DINETTE W/BACK(WRAPPED) - W/O DOORS/HDW
21	161306-03-WC2	EA	CABINET/DINETTE W/BACK(WRAPPED) - W/O DOORS/HDW
21	161306-03-WC4	EA	CABINET/DINETTE W/BACK(WRAPPED) - W/O DOORS/HDW
21	161306-03-WC5	EA	CABINET/DINETTE W/BACK(WRAPPED) - W/O DOORS/HDW
21	161306-03-WC6	EA	CABINET/DINETTE W/BACK(WRAPPED) - W/O DOORS/HDW
22	148038-01-02B	EA	PLATE - TABLE TOP - BLACK
23	149677-11-T78	EA	TABLE TOP ONLY - ROUND DROP LEAF - W/O PEDESTAL - CONCERT CHERRY
23	149677-11-T79	EA	TABLE TOP ONLY - ROUND DROP LEAF - W/O PEDESTAL - WASHED MAPLE
23	149677-11-T00	EA	TABLE TOP ONLY - ROUND DROP LEAF - W/O PEDESTAL - SIERRA MAPLE
24	149677-13-S65	EA	PEDESTAL - TABLE LEG - CONCERT CHERRY
24	149677-13-S66	EA	PEDESTAL - TABLE LEG - WASHED MAPLE
24	149677-13-S67	EA	PEDESTAL - TABLE LEG - SIERRA MAPLE
25	149810-01-02B	EA	BASE/FRAME - F/TABLE PEDESTAL - E-COATED
26	153343-02-SD1	EA	CABINET - PANTRY/SLIDE - W/O DOORS/DRAWERS/HDW - CONCERT CHERRY
26	153343-02-SD2	EA	CABINET - PANTRY/SLIDE - W/O DOORS/DRAWERS/HDW - WASHED MAPLE
26	153343-02-S67	EA	CABINET - PANTRY/SLIDE - W/O DOORS/DRAWERS/HDW - SIERRA MAPLE
27	153343-21-SD1	EA	SHELF - W/WOOD MOLDING - CONCERT CHERRY
27	153343-21-SD2	EA	SHELF - W/WOOD MOLDING - WASHED MAPLE
27	153343-21-S67	EA	SHELF - W/WOOD MOLDING - SIERRA MAPLE
28	153343-04-S65	EA	CABINET - PANTRY/SLIDE - W/O DOORS/DRAWERS/HDW - CONCERT CHERRY
28	153343-04-S66	EA	CABINET - PANTRY/SLIDE - W/O DOORS/DRAWERS/HDW - WASHED MAPLE
28	153343-04-S67	EA	CABINET - PANTRY/SLIDE - W/O DOORS/DRAWERS/HDW - SIERRA MAPLE
29	153343-27-SD1	EA	SHELF - W/WOOD MOLDING - CONCERT CHERRY
29	153343-27-SD2	EA	SHELF - W/WOOD MOLDING - WASHED MAPLE
29	153343-27-S67	EA	SHELF - W/WOOD MOLDING - SIERRA MAPLE
30	161427-01-WA0	EA	CABINET - OVERHEAD/COUCH - W/O DOORS/HDW - CONCERT CHERRY
30	161427-01-WA1	EA	CABINET - OVERHEAD/COUCH - W/O DOORS/HDW - WASHED MAPLE
30	161427-01-WA2	EA	CABINET - OVERHEAD/COUCH - W/O DOORS/HDW - SIERRA MAPLE
30	161427-02-WA0	EA	CABINET - OVERHEAD/COUCH - W/O DOORS/HDW - CONCERT CHERRY - TABLE & CHAIRS
30	161427-02-WA1	EA	CABINET - OVERHEAD/COUCH - W/O DOORS/HDW - WASHED MAPLE - TABLE & CHAIRS
30	161427-02-WA2	EA	CABINET - OVERHEAD/COUCH - W/O DOORS/HDW - SIERRA MAPLE - TABLE & CHAIRS

*COMPONENT PARTS LISTED LATER IN THIS GROUP

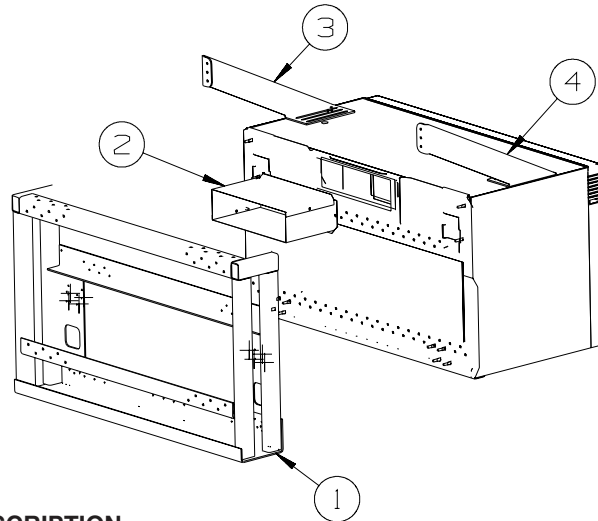
CABINET & APPLIANCE GROUP (CONTINUED)
CABINET & APPLIANCE LAYOUT (CONTINUED)



KEY	PART NUMBER	U/M	DESCRIPTION
1	141993-03-P64	EA	FRAME/PICTURE - F/BATH DOOR - 15" X 27.8" - CONCERT CHERRY
1	141993-03-P28	EA	FRAME/PICTURE - F/BATH DOOR - 15" X 27.8" - WASHED MAPLE
1	141993-03-S67	EA	FRAME/PICTURE - F/BATH DOOR - 15" X 27.8" - SIERRA MAPLE
2	153095-01-T78	EA	DOOR - BATH - 25.6" X 75.7" - W/O HDW - CONCERT CHERRY
2	153095-01-T79	EA	DOOR - BATH - 25.6" X 75.7" - W/O HDW - WASHED MAPLE
2	153095-01-T80	EA	DOOR - BATH - 25.6" X 75.7" - W/O HDW - SIERRA MAPLE
3	064467-01-000	EA	GUIDE - POCKET - SLIDING DOOR - WALL MOUNTED
4	145608-16-01A	EA	TRACK - DOOR - 54" - OFF WHITE
5	153092-02-T78	EA	DOOR - SLIDING - W/O HARDWARE - CONCERT CHERRY
5	153092-02-T79	EA	DOOR - SLIDING - W/O HARDWARE - WASHED MAPLE
5	153092-02-T80	EA	DOOR - SLIDING - W/O HARDWARE - SIERRA MAPLE
6	160268-36-WB4	EA	DOOR - FLAT PANEL/SQUARE EDGE - 10.6" X 19.9" - W/O HDW - CONCERT CHERRY
6	160268-36-WB5	EA	DOOR - FLAT PANEL/SQUARE EDGE - 10.6" X 19.9" - W/O HDW - WASHED MAPLE
6	160268-36-WB6	EA	DOOR - FLAT PANEL/SQUARE EDGE - 10.6" X 19.9" - W/O HDW - SIERRA MAPLE
7	160268-35-WB4	EA	DOOR - FLAT PANEL/SQUARE EDGE - 10.6" X 19.9" - W/O HDW - CONCERT CHERRY
7	160268-35-WB5	EA	DOOR - FLAT PANEL/SQUARE EDGE - 10.6" X 19.9" - W/O HDW - WASHED MAPLE
7	160268-35-WB6	EA	DOOR - FLAT PANEL/SQUARE EDGE - 10.6" X 19.9" - W/O HDW - SIERRA MAPLE
8	160268-34-WB4	EA	DOOR - FLAT PANEL/SQUARE EDGE - 10.6" X 19.9" - W/O HDW - CONCERT CHERRY
8	160268-34-WB5	EA	DOOR - FLAT PANEL/SQUARE EDGE - 10.6" X 19.9" - W/O HDW - WASHED MAPLE
8	160268-34-WB6	EA	DOOR - FLAT PANEL/SQUARE EDGE - 10.6" X 19.9" - W/O HDW - SIERRA MAPLE
9	160268-19-WB4	EA	DOOR - FLAT PANEL/SQUARE EDGE - 9.8" X 33.4" - W/O HDW - CONCERT CHERRY
9	160268-19-WB5	EA	DOOR - FLAT PANEL/SQUARE EDGE - 9.8" X 33.4" - W/O HDW - WASHED MAPLE
9	160268-19-WB6	EA	DOOR - FLAT PANEL/SQUARE EDGE - 9.8" X 33.4" - W/O HDW - SIERRA MAPLE
10	154289-11-WB4	EA	DOOR - RAISED/HARDWOOD/BROKEN EDGE - 7.9" X 30.3" - W/O HDW - CONCERT CHERRY
10	154289-11-WB5	EA	DOOR - RAISED/HARDWOOD/BROKEN EDGE - 7.9" X 30.3" - W/O HDW - WASHED MAPLE
10	154289-11-WB6	EA	DOOR - RAISED/HARDWOOD/BROKEN EDGE - 7.9" X 30.3" - W/O HDW - SIERRA MAPLE
11	154289-12-WB4	EA	DOOR - RAISED/HARDWOOD/BROKEN EDGE - 7.9" X 30.3" - W/O HDW - CONCERT CHERRY
11	154289-12-WB5	EA	DOOR - RAISED/HARDWOOD/BROKEN EDGE - 7.9" X 30.3" - W/O HDW - WASHED MAPLE
11	154289-12-WB6	EA	DOOR - RAISED/HARDWOOD/BROKEN EDGE - 7.9" X 30.3" - W/O HDW - SIERRA MAPLE
12	160268-29-WB4	EA	DOOR - FLAT PANEL/SQUARE EDGE - 10"X29.5"- W/O HDW - CONCERT CHERRY
12	160268-29-WB5	EA	DOOR - FLAT PANEL/SQUARE EDGE - 10"X29.5"- W/O HDW - WASHED MAPLE
12	160268-29-WB6	EA	DOOR - FLAT PANEL/SQUARE EDGE - 10"X29.5"- W/O HDW - SIERRA MAPLE
13	160268-30-WB4	EA	DOOR - FLAT PANEL/SQUARE EDGE - 10"X29.5"- W/O HDW - CONCERT CHERRY
13	160268-30-WB5	EA	DOOR - FLAT PANEL/SQUARE EDGE - 10"X29.5"- W/O HDW - WASHED MAPLE
13	160268-30-WB6	EA	DOOR - FLAT PANEL/SQUARE EDGE - 10"X29.5"- W/O HDW - SIERRA MAPLE

CABINET & APPLIANCE GROUP (CONTINUED)
CABINET & APPLIANCE LAYOUT (CONTINUED)

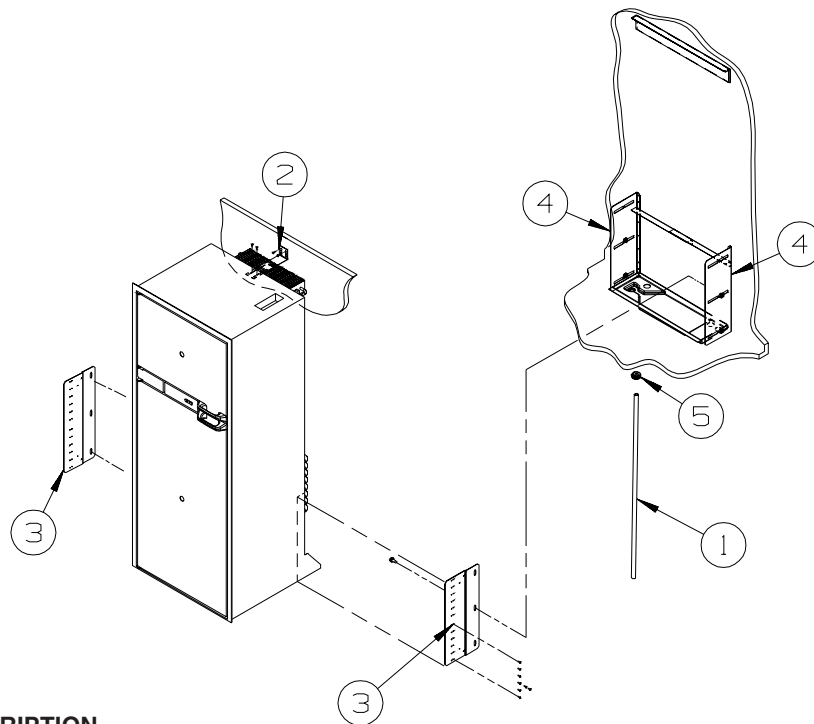
KEY	PART NUMBER	U/M	DESCRIPTION
14	161215-01-WB4	EA	DOOR - W/MIRROR - 16.7" X 54.4" - W/O HARDWARE - CONCERT CHERRY
14	161215-01-WB5	EA	DOOR - W/MIRROR - 16.7" X 54.4" - W/O HARDWARE - WASHED MAPLE
14	161215-01-WB6	EA	DOOR - W/MIRROR - 16.7" X 54.4" - W/O HARDWARE - SIERRA MAPLE
	140374-88-000	EA	MIRROR - SAFETY GLASS - 12.4" X 43.7"
15	160268-E9-WB4	EA	DOOR - FLAT PANEL/SQUARE EDGE - 12.4" X 32.2" - W/O HDW - CONCERT CHERRY
15	160268-E9-WB5	EA	DOOR - FLAT PANEL/SQUARE EDGE - 12.4" X 32.2" - W/O HDW - WASHED MAPLE
15	160268-E9-WB6	EA	DOOR - FLAT PANEL/SQUARE EDGE - 12.4" X 32.2" - W/O HDW - SIERRA MAPLE
16	160268-F0-WB4	EA	DOOR - FLAT PANEL/SQUARE EDGE - 12.4" X 32.2" - W/O HDW - CONCERT CHERRY
16	160268-F0-WB5	EA	DOOR - FLAT PANEL/SQUARE EDGE - 12.4" X 32.2" - W/O HDW - WASHED MAPLE
16	160268-F0-WB6	EA	DOOR - FLAT PANEL/SQUARE EDGE - 12.4" X 32.2" - W/O HDW - SIERRA MAPLE
	076767-04-000	EA	CABLE - STAINLESS STEEL - 5.9"
17	153121-FH-T77	EA	DRAWER/BOX - W/O FACE - 17.5"W X 21.6"D - W/O SLIDES/HDW
18	161077-05-WB4	EA	DRAWER - BROKEN EDGE - 13.8"W X 23"D - W/O SLIDES/HDW - CONCERT CHERRY
18	161077-05-WB5	EA	DRAWER - BROKEN EDGE - 13.8"W X 23"D - W/O SLIDES/HDW - WASHED MAPLE
18	161077-05-WB6	EA	DRAWER - BROKEN EDGE - 13.8"W X 23"D - W/O SLIDES/HDW - SIERRA MAPLE
19	161077-52-WB4	EA	DRAWER - BROKEN EDGE - 22.6"W X 17.7"D - W/O SLIDES/HDW - CONCERT CHERRY
19	161077-52-WB5	EA	DRAWER - BROKEN EDGE - 22.6"W X 17.7"D - W/O SLIDES/HDW - WASHED MAPLE
19	161077-52-WB6	EA	DRAWER - BROKEN EDGE - 22.6"W X 17.7"D - W/O SLIDES/HDW - SIERRA MAPLE
20	161082-56-WB4	EA	FACE /DRAWER - SOLID PANEL - 6.1" X 13" - W/O HDW - CONCERT CHERRY
20	161082-56-WB5	EA	FACE /DRAWER - SOLID PANEL - 6.1" X 13" - W/O HDW - WASHED MAPLE
20	161082-56-WB6	EA	FACE /DRAWER - SOLID PANEL - 6.1" X 13" - W/O HDW - SIERRA MAPLE
21	161082-10-WB4	EA	FACE - DOOR - CONCERT CHERRY
21	161082-10-WB5	EA	FACE - DOOR - WASHED MAPLE
21	161082-10-WB6	EA	FACE - DOOR - SIERRA MAPLE
22	161605-03-WB4	EA	DOOR - FLAT PANEL/SQUARE EDGE - 10.6" X 20" - W/O HDW - CONCERT CHERRY
22	161605-03-WB5	EA	DOOR - FLAT PANEL/SQUARE EDGE - 10.6" X 20" - W/O HDW - WASHED MAPLE
22	161605-03-WB6	EA	DOOR - FLAT PANEL/SQUARE EDGE - 10.6" X 20" - W/O HDW - SIERRA MAPLE



**MICROWAVE
INSTALLATION**

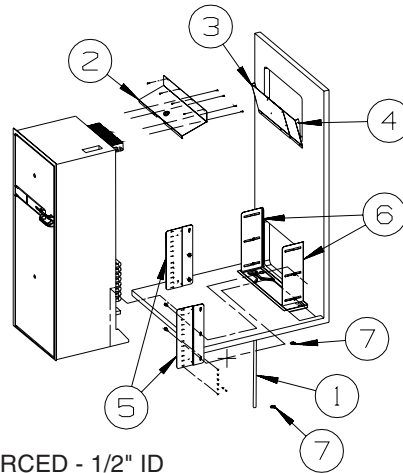
KEY	PART NUMBER	U/M	DESCRIPTION
1	137824-06-02B	EA	BRACKET - MICROWAVE - E-COATED
2	140093-06-02B	EA	DUCT - E-COATED
3	153314-01-02B	EA	BRACKET/SUPPORT - MICROWAVE - E-COATED
4	153314-02-02B	EA	BRACKET/SUPPORT - MICROWAVE - E-COATED

CABINET & APPLIANCE GROUP (CONTINUED)
CABINET & APPLIANCE LAYOUT (CONTINUED)



**REFRIGERATOR
INSTALLATION**

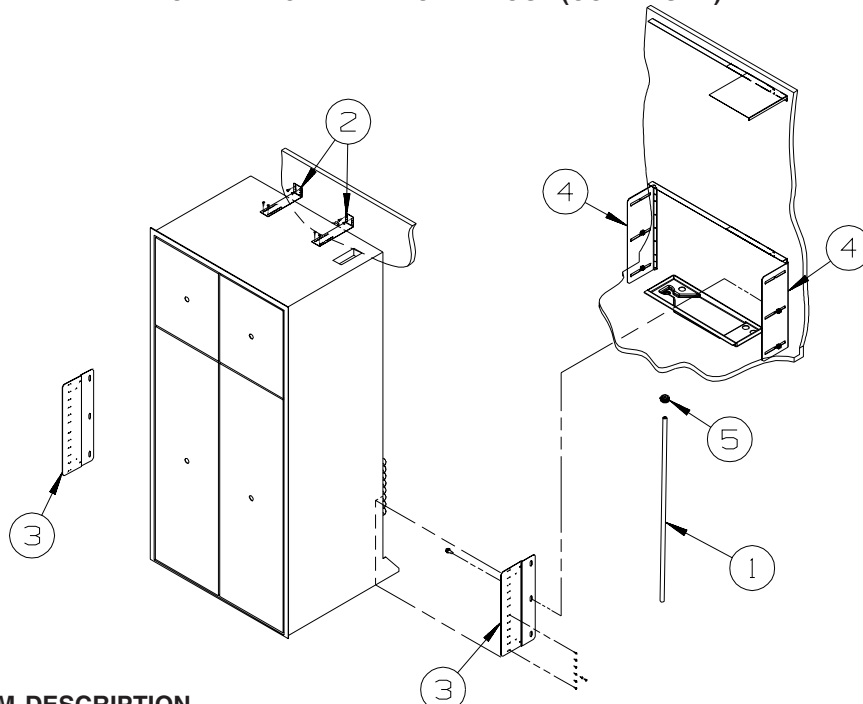
KEY	PART NUMBER	U/M	DESCRIPTION
1	112176-01-000	FT	TUBING - VINYL - REINFORCED - 1/2" ID
2	145445-02-02B	EA	STRAP - REFRIGERATOR - E-COATED
3	150740-01-02B	EA	BRACKET - REFRIGERATOR - E-COATED
4	150740-02-02B	EA	BRACKET - REFRIGERATOR - E-COATED
5	152417-01-01A	EA	CLAMP/RATCHET - F/REFRIGERATOR DRIP TRAY HOSE - BLACK



**G38T
REFRIGERATOR
INSTALLATION**

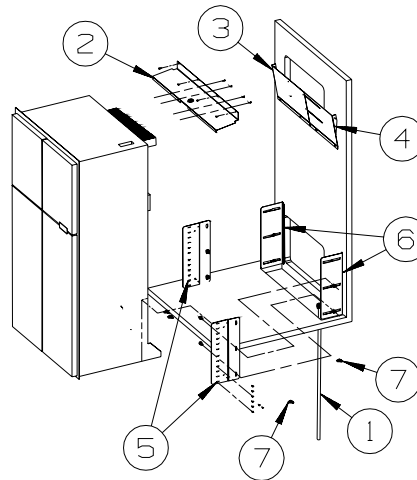
KEY	PART NUMBER	U/M	DESCRIPTION
1	112176-01-000	FT	TUBING - VINYL - REINFORCED - 1/2" ID
2	136966-04-02B	EA	BAFFLE - REFRIGERATOR - E-COATED
3	143195-03-02B	EA	BAFFLE - REFRIGERATOR - E-COATED
4	143195-04-02B	EA	BAFFLE - REFRIGERATOR - E-COATED
5	150740-01-02B	EA	BRACKET - REFRIGERATOR - E-COATED
6	150740-02-02B	EA	BRACKET - REFRIGERATOR - E-COATED
7	152417-01-01A	EA	CLAMP/RATCHET - F/REFRIDGERATOR DRIP TRAY HOSE - BLACK

CABINET & APPLIANCE GROUP (CONTINUED)
CABINET & APPLIANCE LAYOUT (CONTINUED)



**4 DOOR
REFRIGERATOR
INSTALLATION**

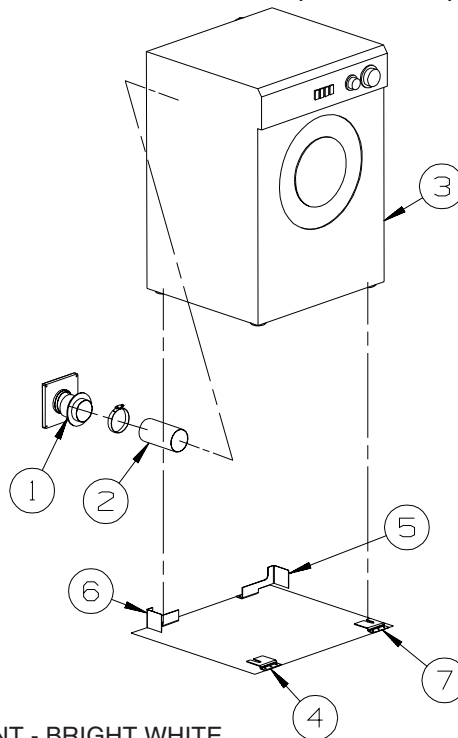
KEY	PART NUMBER	U/M	DESCRIPTION
1	112176-01-000	FT	TUBING - VINYL - REINFORCED - 1/2" ID
2	145445-02-02B	EA	STRAP - REFRIGERATOR - E-COATED
3	150740-01-02B	EA	BRACKET - REFRIGERATOR - E-COATED
4	150740-02-02B	EA	BRACKET - REFRIGERATOR - E-COATED
5	152417-01-01A	EA	CLAMP/RATCHET - F/REFRIDGERATOR DRIP TRAY HOSE - BLACK



**G38T
4 DOOR
REFRIGERATOR
INSTALLATION**

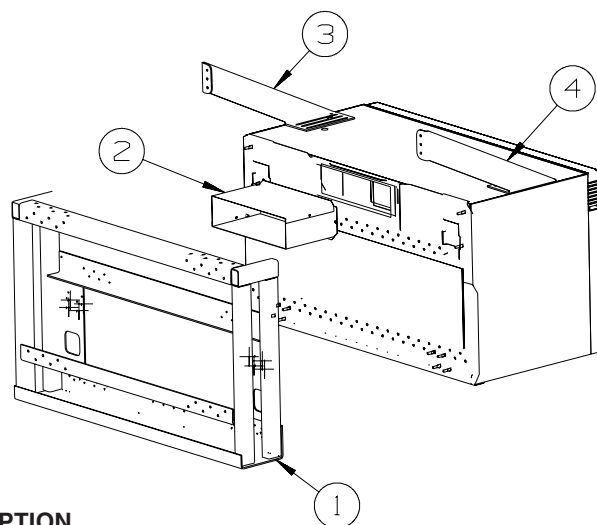
KEY	PART NUMBER	U/M	DESCRIPTION
1	112176-01-000	FT	TUBING - VINYL - REINFORCED - 1/2" ID
2	136966-05-02B	EA	BAFFLE - REFRIGERATOR - E-COATED
3	143195-01-02B	EA	BAFFLE - REFRIGERATOR - E-COATED
4	143195-02-02B	EA	BAFFLE - REFRIGERATOR - E-COATED
5	150740-01-02B	EA	BRACKET - REFRIGERATOR - E-COATED
6	150740-02-02B	EA	BRACKET - REFRIGERATOR - E-COATED
7	152417-01-01A	EA	CLAMP/RATCHET - F/REFRIDGERATOR DRIP TRAY HOSE - BLACK

CABINET & APPLIANCE GROUP (CONTINUED)
CABINET & APPLIANCE LAYOUT (CONTINUED)



**WASHER DRYER
 INSTALLATION**

KEY	PART NUMBER	U/M	DESCRIPTION
1	146292-01-01A	EA	COVER - DRYER VENT - BRIGHT WHITE
1	146292-01-02A	EA	COVER - DRYER VENT - BLACK - FULL BODY PAINT
1	146292-02-01A	EA	DRYER VENT - INNER - BRIGHT WHITE
1	146292-02-02A	EA	DRYER VENT - INNER - BLACK - FULL BODY PAINT
2	116653-02-000	FT	DUCT - FLEXIBLE - 3' COMPRESSED/8' EXTENDED
3	153204-01-01A	EA	WASHER/DRYER - VENTED - UL/CSA - WHITE
			FROM: 00-00-00 THRU: 12-02-07
3	167453-01-01A	EA	WASHER/DRYER - VENTED - UL/CSA - WHITE
			FROM: 12-03-07 THRU: 99-99-99
4	111913-02-04B	EA	BRACKET/WASHER - TIE DOWN - BLACK
5	113795-01-02B	EA	BRACKET - WASHER - E-COATED
6	113795-02-02B	EA	BRACKET - WASHER - E-COATED
7	111913-03-04B	EA	BRACKET/WASHER - TIE DOWN - BLACK
	157665-01-000	GL	RV ANTIFREEZE-50 POTABLE WTR



**MICROWAVE
 INSTALLATION**

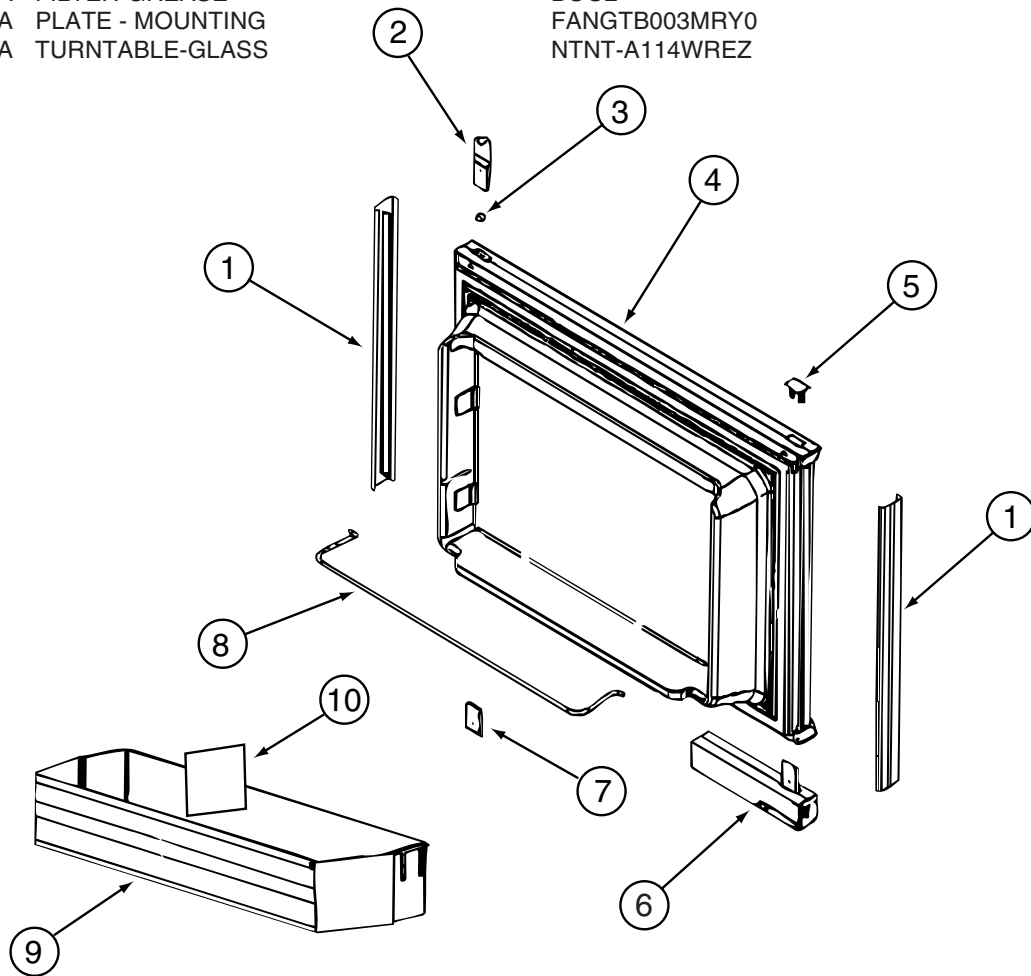
KEY	PART NUMBER	U/M	DESCRIPTION
1	137824-06-02B	EA	BRACKET - MICROWAVE - E-COATED
2	140093-06-02B	EA	DUCT - E-COATED
3	153314-01-02B	EA	BRACKET/SUPPORT - MICROWAVE - E-COATED
4	153314-02-02B	EA	BRACKET/SUPPORT - MICROWAVE - E-COATED

CABINET & APPLIANCE GROUP (CONTINUED)
COMPONENT PARTS FOR CABINET & APPLIANCE LAYOUT

119267-17-01A

KEY	PART NUMBER	U/M	DESCRIPTION
	119267-04-700	EA	FILTER-GREASE
	119267-04-703	EA	PLATE - MOUNTING
	119267-17-700	EA	TURNTABLE-GLASS

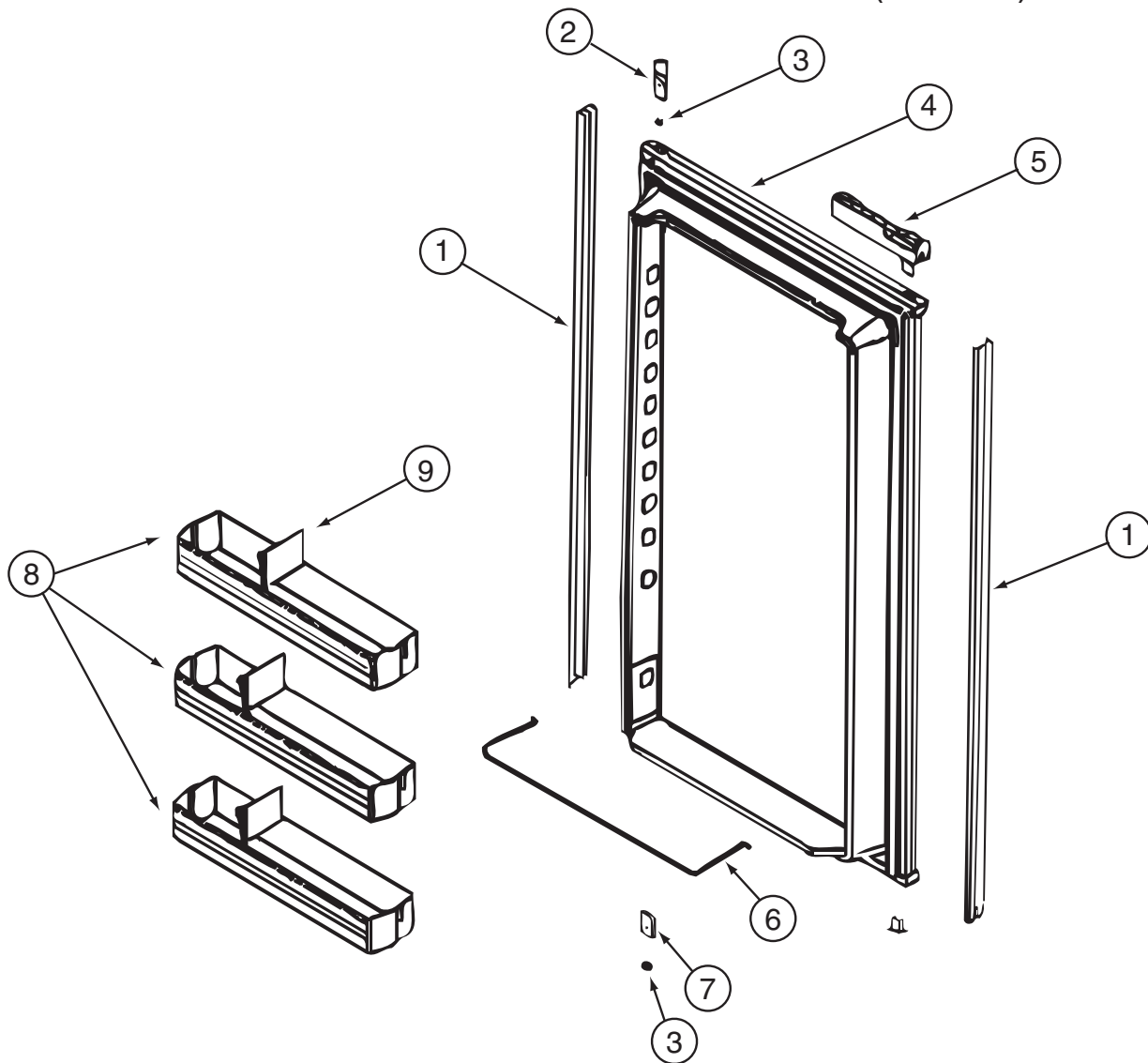
VENDOR NO.
BOO2
FANGTB003MRY0
NTNT-A114WREZ



120075-12-01A, 120075-13-01A, 120075-14-01A, 120075-15-01A

KEY	PART NUMBER	U/M	DESCRIPTION	VENDOR NO.
1	121568-03-700	EA	RETAINER - DOOR PNL/WAFFLE/BLK	619558-WDL-UPPER
2	120075-01-701	EA	HINGE-TOP RH/BOTTOM LH(DOOR)	618511
3	121568-03-701	EA	BUSHING - HINGE PIN/GRAY	619671
4	121568-03-702	EA	DOOR LINER-UPR/WAFFLED/BLACK	619627 - SMALL WDL
5	120075-01-702	EA	CAP, (HINGE PLUG)	618160
6	120075-12-700	EA	HANDLE(CONTOUR)TOP LH/BTM RH	621105
6	120075-12-701	EA	HANDLE(CONTOUR)TOP RH/BTM LH	621104
6	121568-03-703	EA	HANDLE/FLUSH-TOP/RH-LWR/LH	619865
6	121568-03-708	EA	HANDLE/FLUSH-TOP/LH-LWR/RH	619866
7	120075-01-705	EA	HINGE-TOP LH/BOTTOM RH(DOOR)	618510
8	121568-01-700	EA	RAIL - DOOR UPPER	618618
9	120075-07-700	EA	DOOR BIN - SMALL/CLEAR F/WDL	619006 WDL
10	120075-07-701	EA	DIVIDER/DOOR BIN CLEAR	619008 WDL & SDL
	121568-03-704	EA	TRAVEL LATCH - GRAY	619647
	121568-03-705	EA	STORAGE LATCH - GRAY	619648

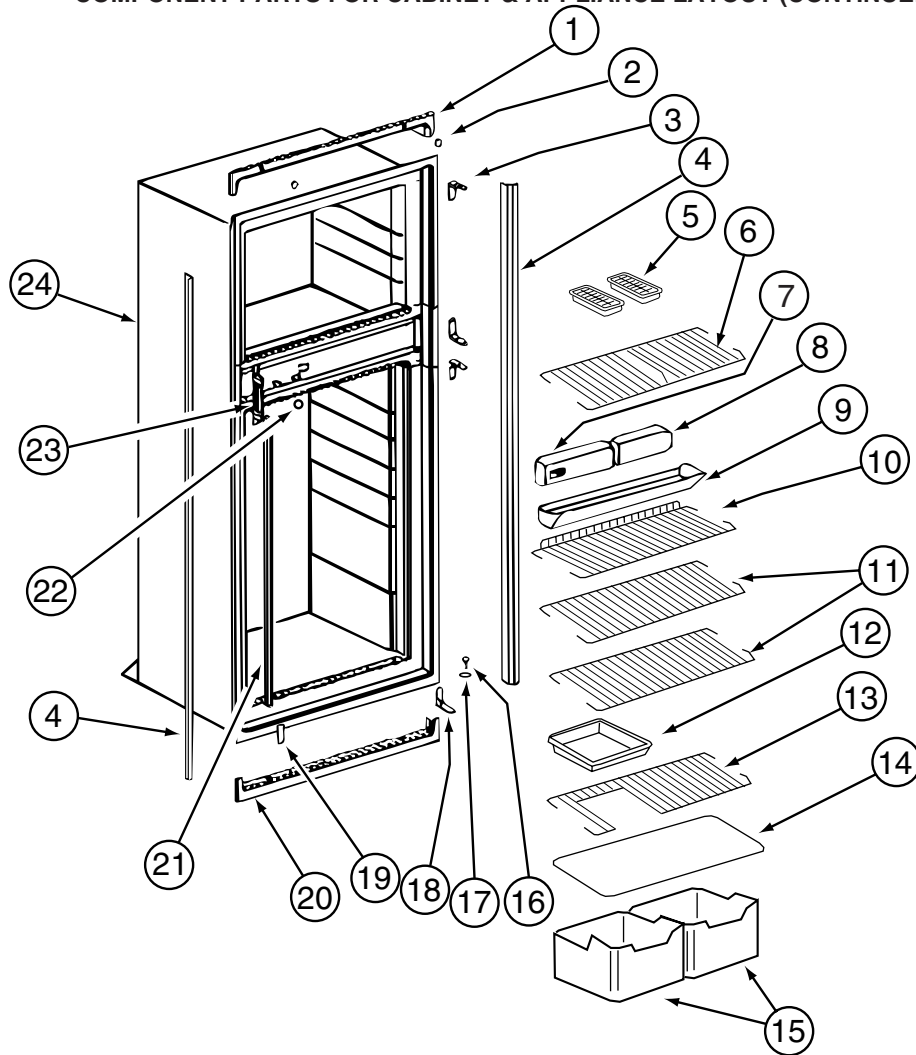
CABINET & APPLIANCE GROUP (CONTINUED)
COMPONENT PARTS FOR CABINET & APPLIANCE LAYOUT (CONTINUED)



120075-12-01A, 120075-13-01A, 120075-14-01A, 120075-15-01A (CONTINUED)

KEY	PART NUMBER	U/M	DESCRIPTION	VENDOR NO.
1	120075-07-702	EA	RETAINER-DOOR PNL/WAFFLE/BLK	619560-WDL-LOWER
2	120075-01-701	EA	HINGE-TOP RH/BOTTOM LH(DOOR)	618511
3	121568-03-701	EA	BUSHING - HINGE PIN/GRAY	619671
4	120075-07-703	EA	DOOR LINER-LWR/WAFFLED/BLACK	619631 - LARGE WDL
5	120075-12-700	EA	HANDLE(CONTOUR)TOP LH/BTM RH	621105
5	120075-12-701	EA	HANDLE(CONTOUR)TOP RH/BTM LH	621104
5	121568-03-703	EA	HANDLE/FLUSH-TOP/RH-LWR/LH	619865
5	121568-03-708	EA	HANDLE/FLUSH-TOP/LH-LWR/RH	619866
6	121568-01-704	EA	RAIL - DOOR LOWER	618578
7	120075-01-705	EA	HINGE-TOP LH/BOTTOM RH(DOOR)	618510
8	120075-07-700	EA	DOOR BIN - SMALL/CLEAR F/WDL	619006 WDL
8	120075-07-704	EA	DOOR BIN - LARGE/CLEAR F/WDL	619005 WDL
9	120075-07-701	EA	DIVIDER/DOOR BIN CLEAR	619008 WDL & SDL
	121568-03-704	EA	TRAVEL LATCH - GRAY	619647
	121568-03-705	EA	STORAGE LATCH - GRAY	619648

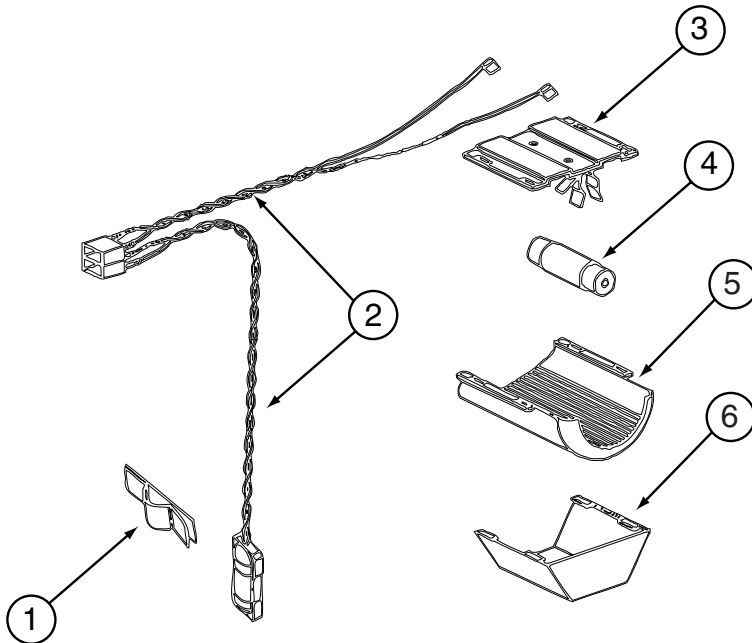
CABINET & APPLIANCE GROUP (CONTINUED)
COMPONENT PARTS FOR CABINET & APPLIANCE LAYOUT (CONTINUED)



120075-09-01A, 120075-10-01A, 120075-12-01A, 120075-13-01A, 120075-14-01A, 120075-15-01A (CONTINUED)

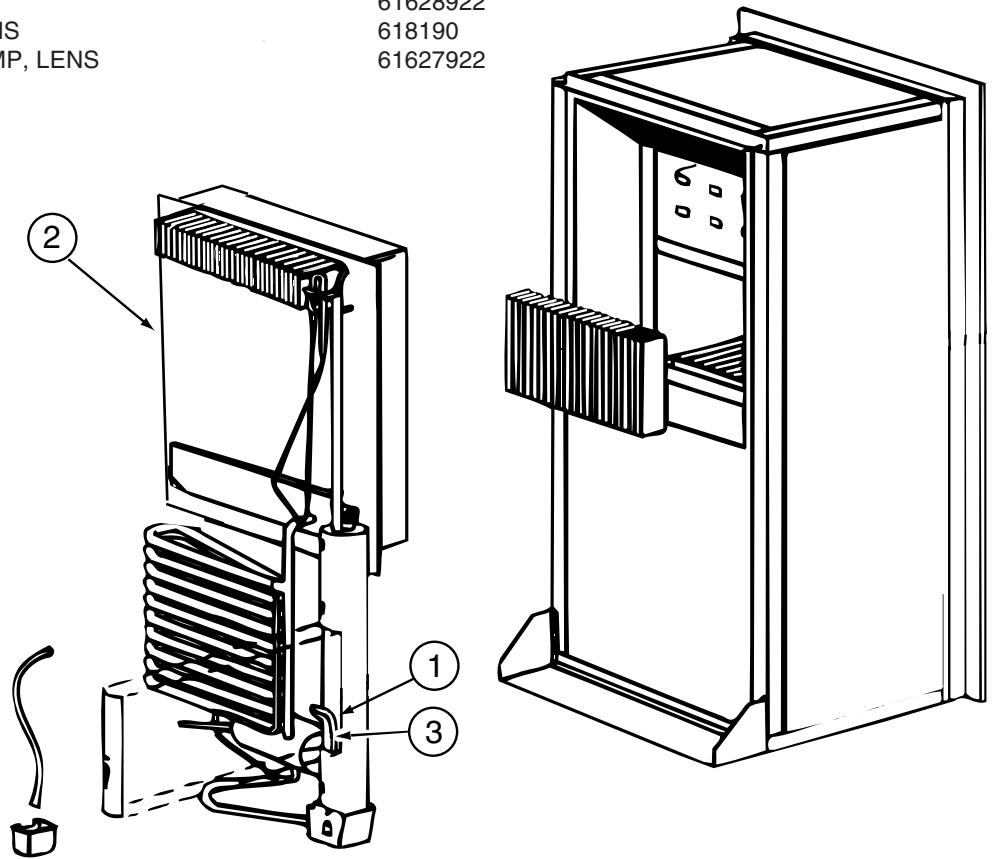
KEY	PART NUMBER	U/M	DESCRIPTION	VENDOR NO.
1	121568-03-709	EA	TRIM - TOP/BLACK	619687
2	120075-01-714	EA	PLUG-HOLE (BLACK)	618170
3	121568-03-710	EA	HINGE/CABINET-TOP/RH-LWR/LH	619335 WAFFLED
4	120075-07-705	EA	TRIM - SIDE - BLACK	622296
5	104137-06-724	EA	ICE TRAY	61630422
6	120075-07-706	EA	SHELF - WIRE F/ICEMAKER MODELS	620249
7	120075-07-707	EA	CONTROL BOX - BLACK	619665
8	121568-03-713	EA	FRONT BOX/DECORATIVE-BLACK	619282
9	120075-01-720	EA	TRAY-DRIP	623250
10	120075-01-722	EA	SHELF-WIRE, SHORT	620269
11	120075-01-723	EA	SHELF-WIRE	620270
12	104137-06-718	EA	SHELF-TRAY, WHITE, W/CUTOUT	617756
13	120075-01-724	EA	SHELF-WIRE, W/CUTOUT	620268
14	120075-01-725	EA	COVER-CRISPER	618158
15	120075-07-708	EA	CRISPER/ICE BIN	619007
16	120075-01-727	EA	PIN-HINGE	618145
17	121568-03-701	EA	BUSHING - HINGE PIN/GRAY	619671
18	121568-03-715	EA	HINGE/CABINET-TOP/LH-LWR/RH	619336 WAFFLED
19	121568-03-716	EA	COVER - HINGE HOLES	619301
20	120075-01-729	EA	TRIM-BOTTOM PIECE	620958
21	120075-01-730	EA	RETAINER-SHELF(SER#926684 DN)	618181
22	121568-03-717	EA	HOLE PLUG - WHITE	619561
23	120075-01-732	EA	PLATE-STRIKE	618167
24	120075-09-700	EA	CABINET - FOAMED	619660
	120075-01-721	EA	LOUVER-DRIP TRAY	618176

CABINET & APPLIANCE GROUP (CONTINUED)
COMPONENT PARTS FOR CABINET & APPLIANCE LAYOUT (CONTINUED)



120075-09-01A, 120075-10-01A, 120075-12-01A, 120075-13-01A, 120075-14-01A, 120075-15-01A (CONTINUED)

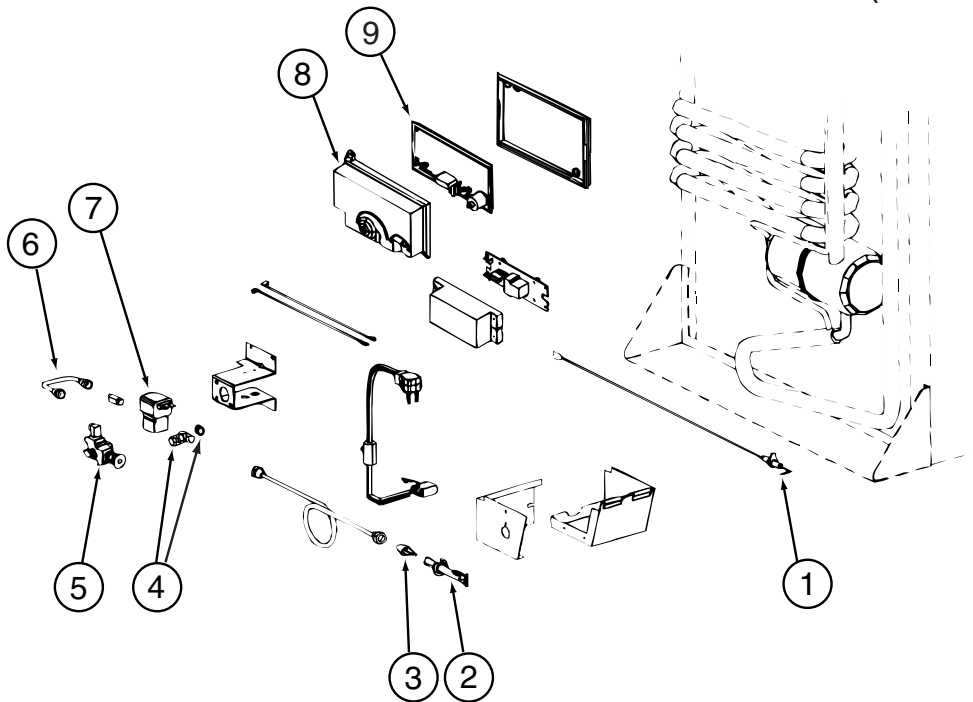
KEY	PART NUMBER	U/M	DESCRIPTION	VENDOR NO.
1	084880-01-760	EA	CLIP (THERMISTER)	61689122
2	120075-01-735	EA	THERMISTER W/LAMP & WIRE/ASM	618548
3	084880-03-705	EA	BRACKET-LIGHT-INTERIOR	61629722
4	084880-03-706	EA	BULB-LAMP	61628922
5	120075-01-734	EA	COVER-LENS	618190
6	084880-03-707	EA	COVER-LAMP, LENS	61627922



120075-09-01A, 120075-10-01A, 120075-12-01A, 120075-13-01A, 120075-14-01A, 120075-15-01A (CONTINUED)

KEY	PART NUMBER	U/M	DESCRIPTION	VENDOR NO.
1	088248-01-710	EA	HEATER DC (HORIZONTAL)	61562822
2	120075-01-736	EA	COOLING UNIT, SERVICE PACK	618542
3	088248-01-709	EA	HEATER-AC (HORIZONTAL)	61562722

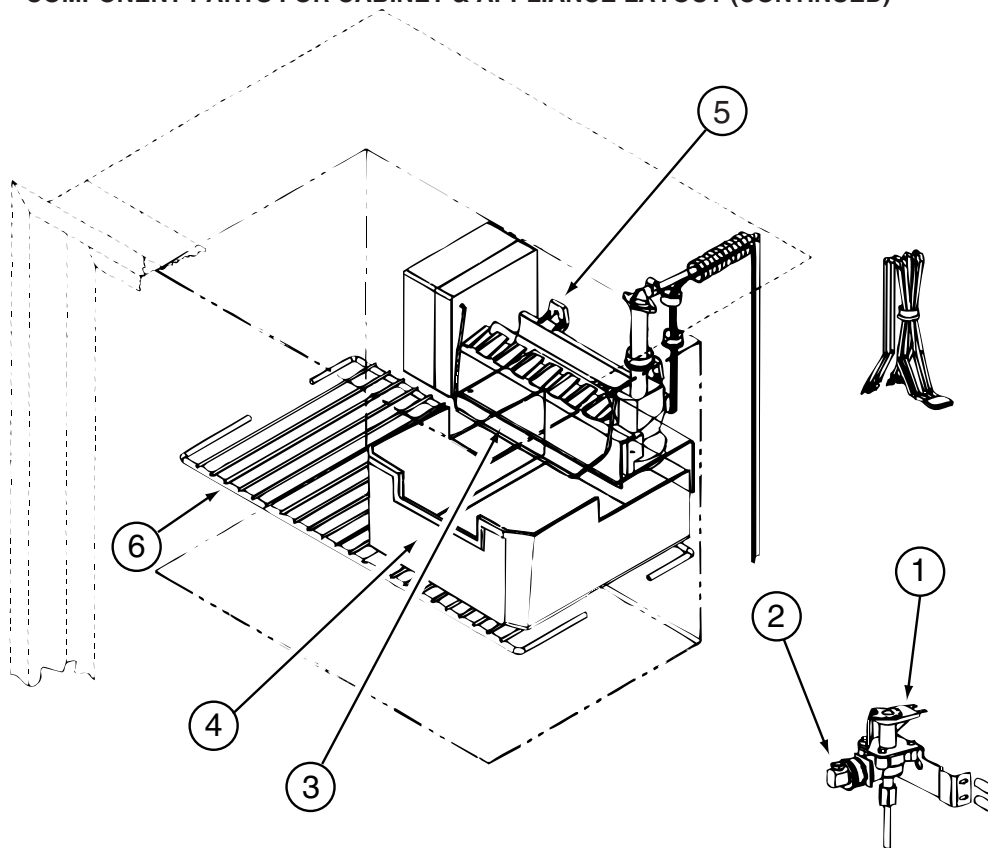
CABINET & APPLIANCE GROUP (CONTINUED)
COMPONENT PARTS FOR CABINET & APPLIANCE LAYOUT (CONTINUED)



120075-09-01A, 120075-10-01A, 120075-12-01A, 120075-13-01A, 120075-14-01A, 120075-15-01A (CONTINUED)

KEY	PART NUMBER	U/M	DESCRIPTION	VENDOR NO.
1	104137-06-715	EA	ELECTRODE-SPARK/SENSOR, SGL	61692222
2	104137-06-714	EA	BURNER ASSEMBLY, 5-SLOT	61705222
3	120075-01-737	EA	ORIFICE - JEWEL - .0155	618284
4	113737-01-702	EA	PLUG 1/8" F/PRESSURE TAP	61445322
4	113737-01-716	EA	TAP-PRESSURE	61594422
5	104137-06-709	EA	VALVE-SHUT OFF/MAN-OLD STYLE	61694922
5	104137-06-734	EA	VALVE-SHUT OFF/MAN-NEW STYLE	618696
6	113737-01-750	EA	TUBE-UNION	61694622
7	084880-01-718	EA	KIT-GAS VALVE/SOLENOID/TUBE	621447
8	120075-01-738	EA	COVER-POWER BOARD	618185
9	120075-07-710	EA	POWER - BOARD - 2-WAY	619360 = 621269
	120075-01-744	EA	KIT - GAS VALVE/BURNER TUBE	620609

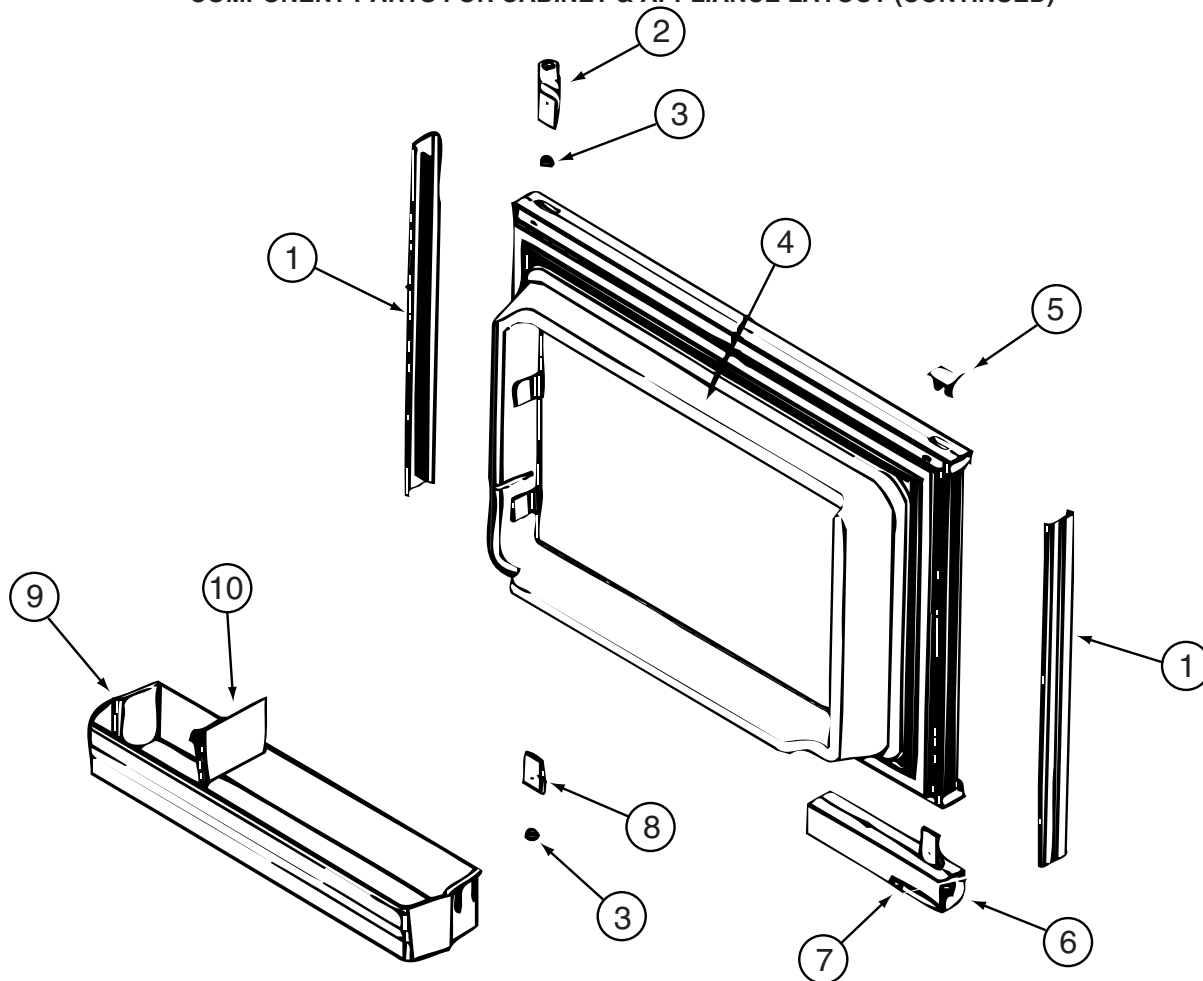
CABINET & APPLIANCE GROUP (CONTINUED)
COMPONENT PARTS FOR CABINET & APPLIANCE LAYOUT (CONTINUED)



120075-09-01A, 120075-10-01A, 120075-13-01A, 120075-14-01A (CONTINUED)

KEY	PART NUMBER	U/M	DESCRIPTION	VENDOR NO.
1	120075-09-701	EA	WATER VALVE W/BRACKET	618253
2	120075-03-702	EA	NUT/COMPRESSION - FITTING	61678722
3	120075-03-703	EA	ARM-SHUT OFF	61656922
4	120075-03-704	EA	BIN-ICE CUBE	618154
5	094039-07-706	EA	ICE MAKER W/O PLATES	61656522
6	120075-01-717	EA	SHELF-FREEZER, WIRE	618172

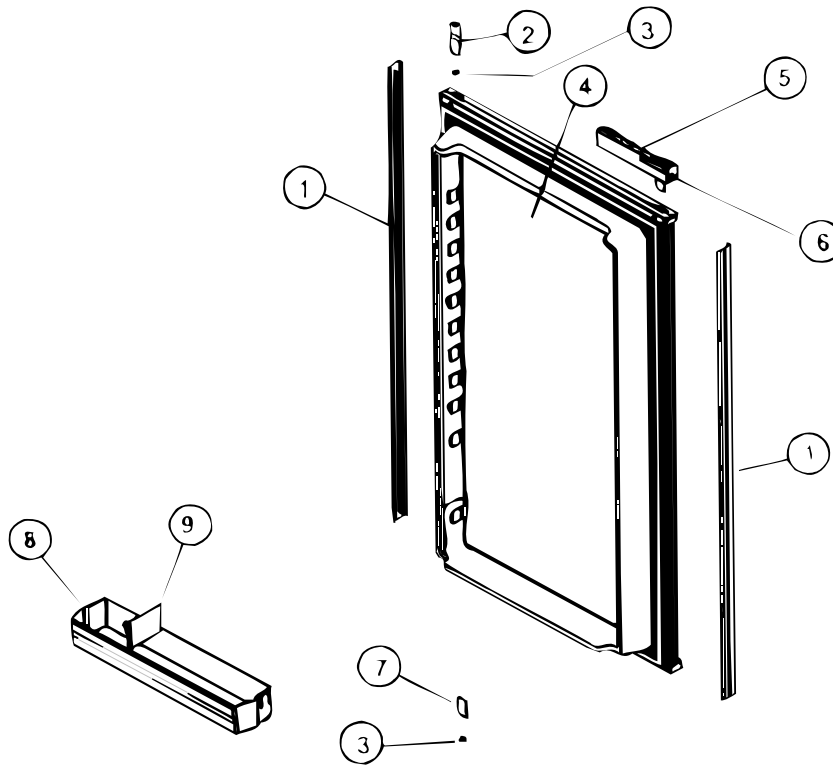
CABINET & APPLIANCE GROUP (CONTINUED)
COMPONENT PARTS FOR CABINET & APPLIANCE LAYOUT (CONTINUED)



120075-23-01A

KEY	PART NUMBER	U/M	DESCRIPTION	VENDOR NO.
1	121568-03-700	EA	RETAINER - DOOR PANEL/BLACK	619558
2	120075-01-701	EA	HINGE-TOP RH/BOTTOM LH(DOOR)	618511
3	121568-03-701	EA	BUSHING - HINGE PIN/GRAY	619671
4	121568-03-702	EA	DOOR LINER - W/TRIM/BLACK	619627 - SMALL DOOR
5	120075-01-702	EA	CAP, (HINGE PLUG)	618160
6	120075-12-700	EA	HANDLE(CONTOUR)TOP LH/BTM RH	621105
6	120075-12-701	EA	HANDLE(CONTOUR)TOP RH/BTM LH	621104
7	121568-03-705	EA	STORAGE LATCH - GRAY	619648
8	120075-01-705	EA	HINGE-TOP LH/BOTTOM RH(DOOR)	618510
9	120075-07-700	EA	DOOR BIN - SMALL/CLEAR	619006
10	120075-07-701	EA	DIVIDER/DOOR BIN CLEAR	619008

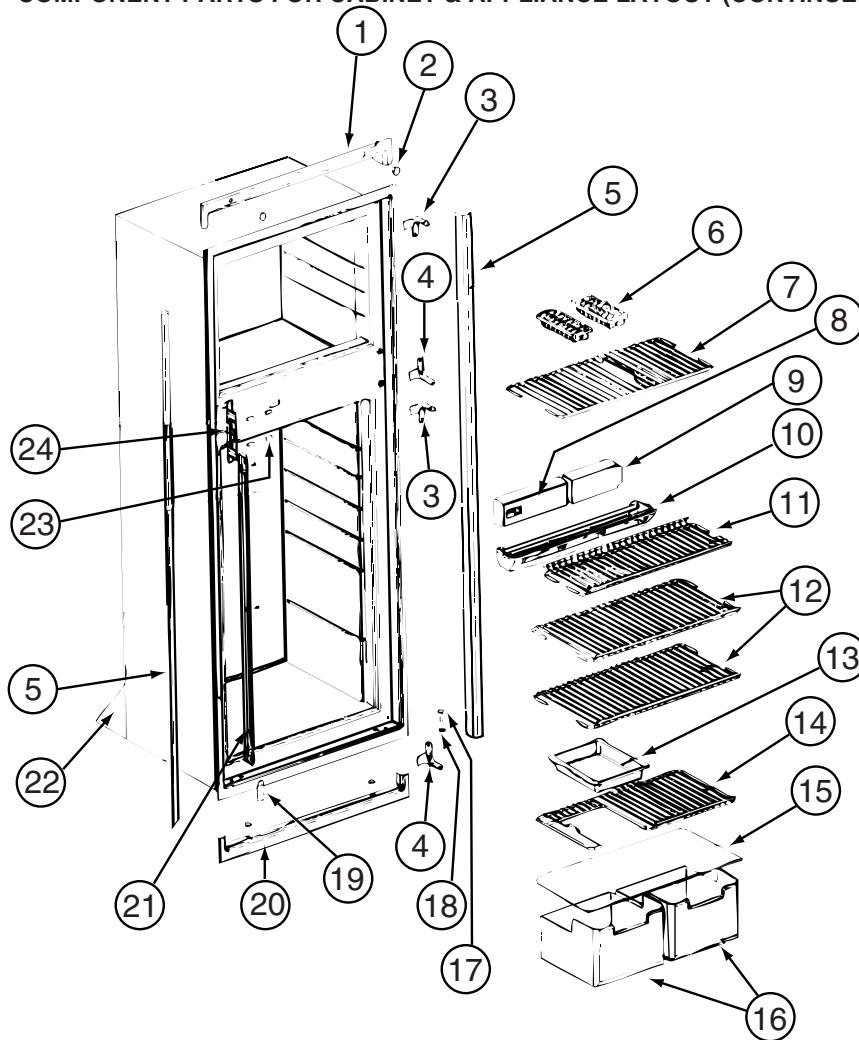
CABINET & APPLIANCE GROUP (CONTINUED)
COMPONENT PARTS FOR CABINET & APPLIANCE LAYOUT (CONTINUED)



120075-23-01A (CONTINUED)

KEY	PART NUMBER	U/M	DESCRIPTION	VENDOR NO.
1	120075-07-702	EA	RETAINER - DOOR PANEL/BLACK	619560
2	120075-01-701	EA	HINGE-TOP RH/BOTTOM LH(DOOR)	618511
3	121568-03-701	EA	BUSHING - HINGE PIN/GRAY	619671
4	120075-07-703	EA	DOOR LINER - BLACK	619631 - LARGE DOOR
5	120075-12-700	EA	HANDLE(CONTOUR)TOP LH/BTM RH	621105
5	120075-12-701	EA	HANDLE(CONTOUR)TOP RH/BTM LH	621104
6	121568-03-705	EA	STORAGE LATCH - GRAY	619648
7	120075-01-705	EA	HINGE-TOP LH/BOTTOM RH(DOOR)	618510
8	120075-07-700	EA	DOOR BIN - SMALL/CLEAR	619006
8	120075-07-704	EA	DOOR BIN - LARGE/CLEAR	619005
9	120075-07-701	EA	DIVIDER/DOOR BIN CLEAR	619008

CABINET & APPLIANCE GROUP (CONTINUED)
COMPONENT PARTS FOR CABINET & APPLIANCE LAYOUT (CONTINUED)

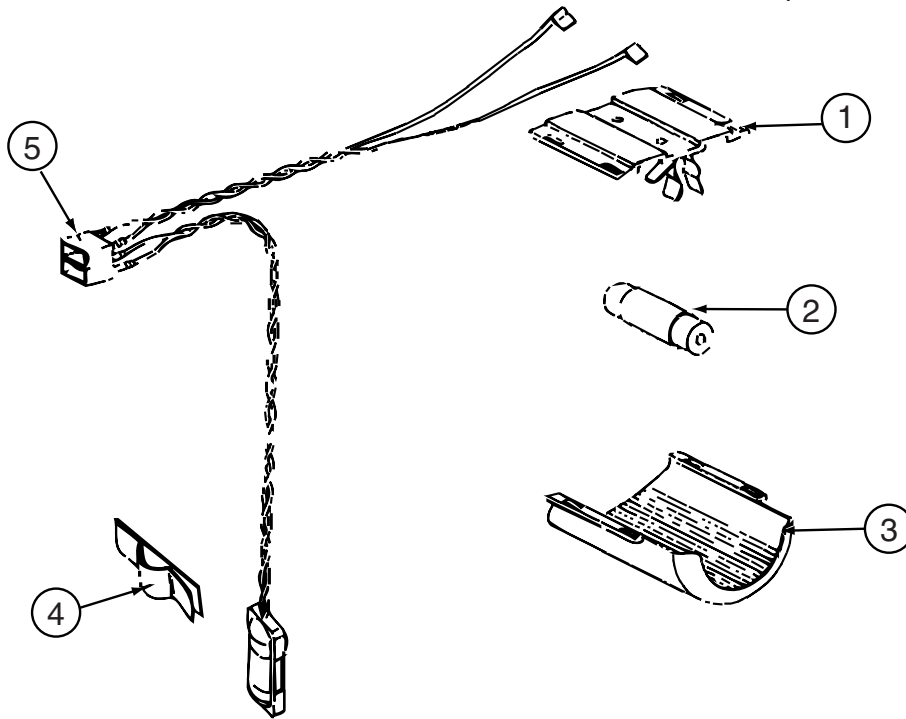


120075-16, 120075-17, 120075-18, 120075-19, 120075-20, 120075-21, 120075-22, 120075-23-01A (CONTINUED)

KEY	PART NUMBER	U/M	DESCRIPTION	VENDOR NO.
1	120075-20-700	EA	TRIM/TOP ASM W/INSERTS-BLACK	622319
2	120075-01-714	EA	PLUG-HOLE (BLACK)	618170
3	121568-03-710	EA	HINGE/CABINET-TOP/RH-LWR/LH	619335
4	121568-03-715	EA	HINGE/CABINET-TOP/LH-LWR/RH	619336
5	120075-07-705	EA	TRIM - SIDE - BLACK	622296
6	104137-06-724	EA	ICE TRAY	61630422
7	121568-03-712	EA	SHELF-WIRE FREEZER	620250
7	120075-07-706	EA	SHELF-WIRE F/ICEMAKER MODELS	620250
8	120075-07-707	EA	CONTROL BOX - BLACK	619665
9	121568-03-713	EA	FRONT BOX/DECORATIVE-BLACK	619282
10	120075-20-701	EA	TRAY/DRIP(INSIDE 1 PC)LOUVER	623250
11	120075-01-722	EA	SHELF-WIRE, SHORT	620269
12	120075-01-723	EA	SHELF-WIRE	620270
13	104137-06-718	EA	SHELF-TRAY, WHITE, W/CUTOUT	617756
14	120075-20-703	EA	SHELF - WIRE W/CUTOUT	620268
15	120075-01-725	EA	COVER-CRISPER	618158
16	120075-07-708	EA	CRISPER/ICE BIN	619007
17	120075-01-727	EA	PIN-HINGE	618145
18	121568-03-701	EA	BUSHING - HINGE PIN/GRAY	619671
19	121568-03-716	EA	COVER - HINGE HOLES	619301
20	120075-20-702	EA	TRIM PC(FOAM/TAPE)BTM BLACK	622323
21	120075-01-730	EA	RETAINER-SHELF(SER#926684 DN	618181
21	125242-02-720	EA	RETAINER/SHELF(SER#926685 UP	622033
23	121568-06-703	EA	HOLE PLUG - WHITE	620282
24	120075-01-732	EA	PLATE-STRIKE	618167

CONTACT WINNEBAGO PART SALES FOR UNLISTED COMPONENT(S)

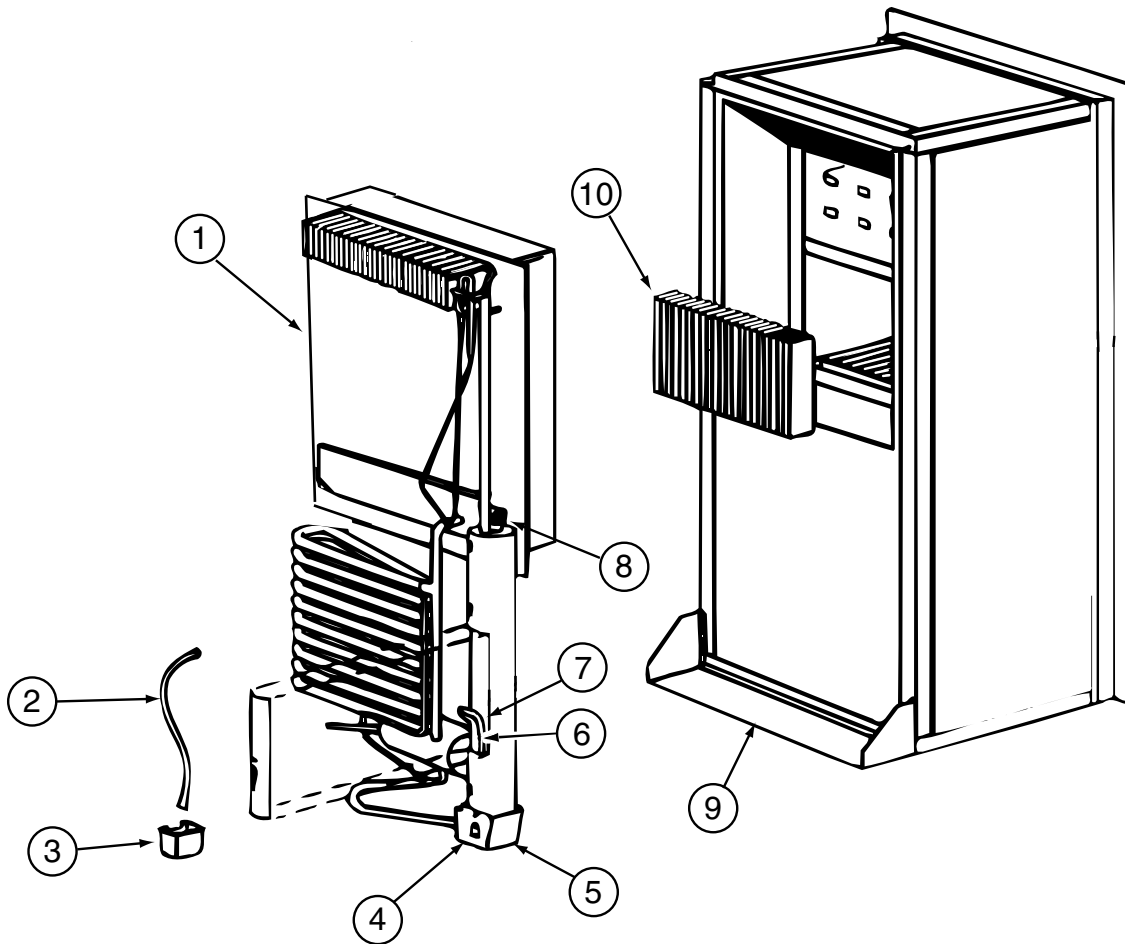
CABINET & APPLIANCE GROUP (CONTINUED)
COMPONENT PARTS FOR CABINET & APPLIANCE LAYOUT (CONTINUED)



120075-16, 120075-17, 120075-18, 120075-19, 120075-20, 120075-21, 120075-22, 120075-23, 121569-08-01A (CONTINUED)

KEY	PART NUMBER	U/M	DESCRIPTION	VENDOR NO.
1	084880-03-705	EA	BRACKET-LIGHT-INTERIOR	61629722
2	084880-03-706	EA	BULB-LAMP	61628922
3	125242-02-708	EA	COVER/LAMP BRACKET	621827
4	084880-01-760	EA	CLIP (THERMISTER)	61689122
5	120075-01-735	EA	THERMISTER W/LAMP & WIRE/ASM	618548

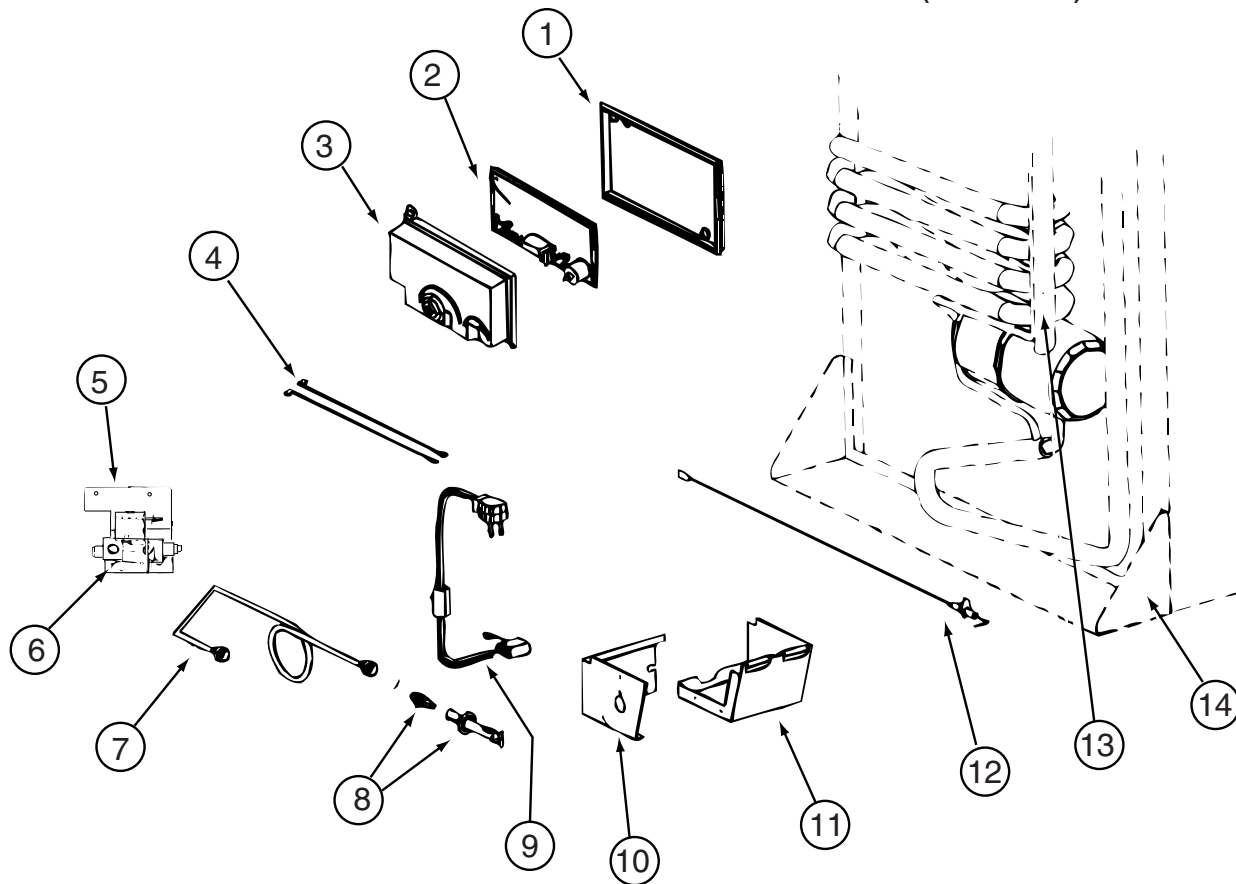
CABINET & APPLIANCE GROUP (CONTINUED)
COMPONENT PARTS FOR CABINET & APPLIANCE LAYOUT (CONTINUED)



120075-16, 120075-17, 120075-18, 120075-19, 120075-20, 120075-21, 120075-22, 120075-23-01A (CONTINUED)

KEY	PART NUMBER	U/M	DESCRIPTION	VENDOR NO.
1	120075-01-736	EA	COOLING UNIT, SERVICE PACK	618542
6	121568-06-704	EA	HEATER-AC/300W/120VAC	621702
CONTACT WINNEBAGO PART SALES FOR UNLISTED COMPONENT(S)				

CABINET & APPLIANCE GROUP (CONTINUED)
COMPONENT PARTS FOR CABINET & APPLIANCE LAYOUT (CONTINUED)

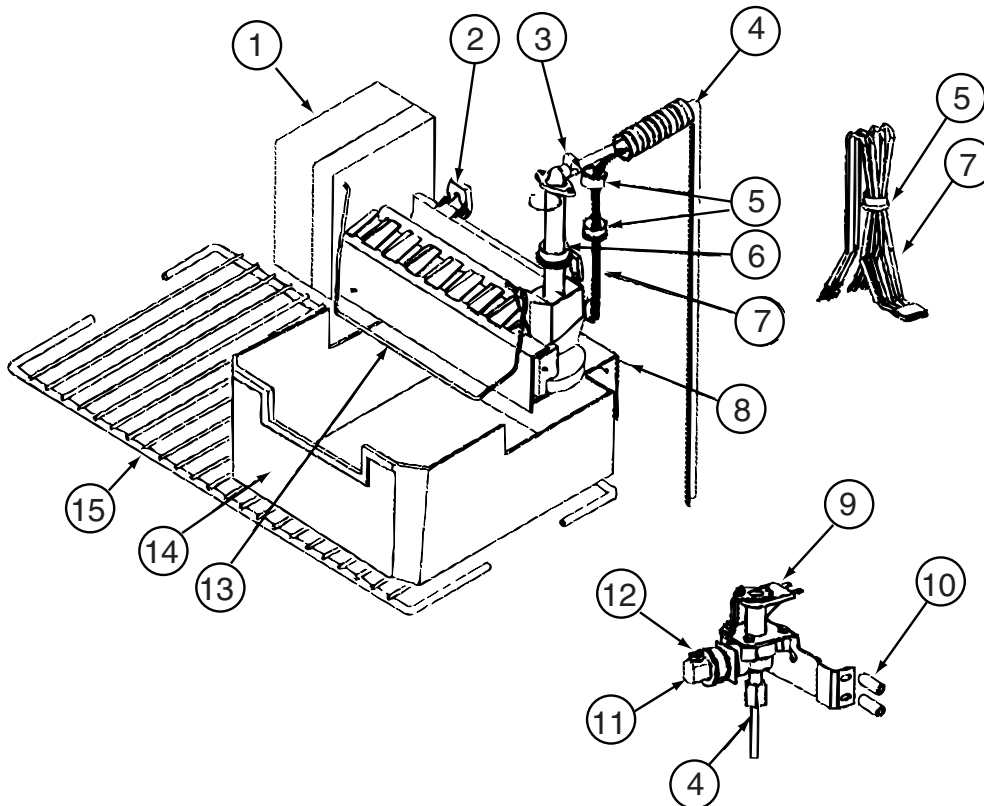


120075-16, 120075-17, 120075-18, 120075-19, 120075-20, 120075-21, 120075-22, 120075-23-01A (CONTINUED)

KEY	PART NUMBER	U/M	DESCRIPTION	VENDOR NO.
1	120075-01-740	EA	COVER-BASE, POWER BOARD	618186
2	120075-20-704	EA	KIT-POWER BOARD/EG2-2 WAY	621269001
3	120075-01-738	EA	COVER-POWER BOARD	618185
4	125242-02-709	EA	WIRE/WHITE/9"/GAS VALVE	621448
5	125242-02-710	EA	GAS VALVE/BRKT/WIRES COMB.	621334
6	121568-06-706	EA	GAS VALVE-COMBO/WRENCH FLAT	621329
7	120075-20-705	EA	TUBE/BURNER - N8/N6	620033
8	121568-06-708	EA	BURNER/ORFICE-ADAPTER KIT	621957
12	104137-06-715	EA	ELECTRODE-SPARK/SENSOR, SGL	61692222

CONTACT WINNEBAGO PART SALES FOR UNLISTED COMPONENT(S)

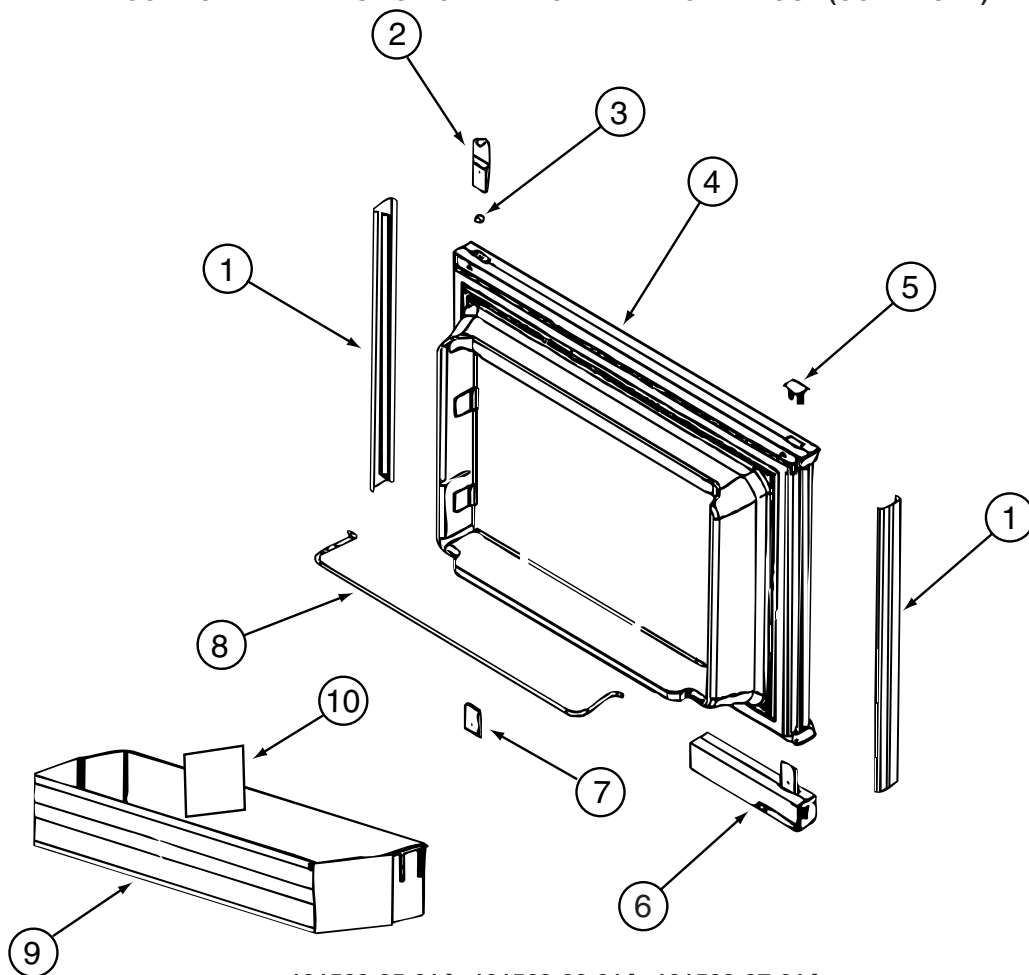
CABINET & APPLIANCE GROUP (CONTINUED)
COMPONENT PARTS FOR CABINET & APPLIANCE LAYOUT (CONTINUED)



120075-16-01A, 120075-17-01A, 120075-18-01A, 120075-19-01A, 120075-20-01A, 120075-23-01A (CONTINUED)

KEY	PART NUMBER	U/M	DESCRIPTION	VENDOR NO.
2	094039-07-706	EA	ICE MAKER W/O PLATES	61656522
9	120075-03-701	EA	VALVE ASM., WATER, W/BRACKET	618253
13	120075-03-703	EA	ARM-SHUT OFF	61656922
14	120075-07-708	EA	CRISPER/ICE BIN	619007
15	120075-07-706	EA	SHELF-WIRE F/ICEMAKER MODELS	620249
CONTACT WINNEBAGO PART SALES FOR UNLISTED COMPONENT(S)				

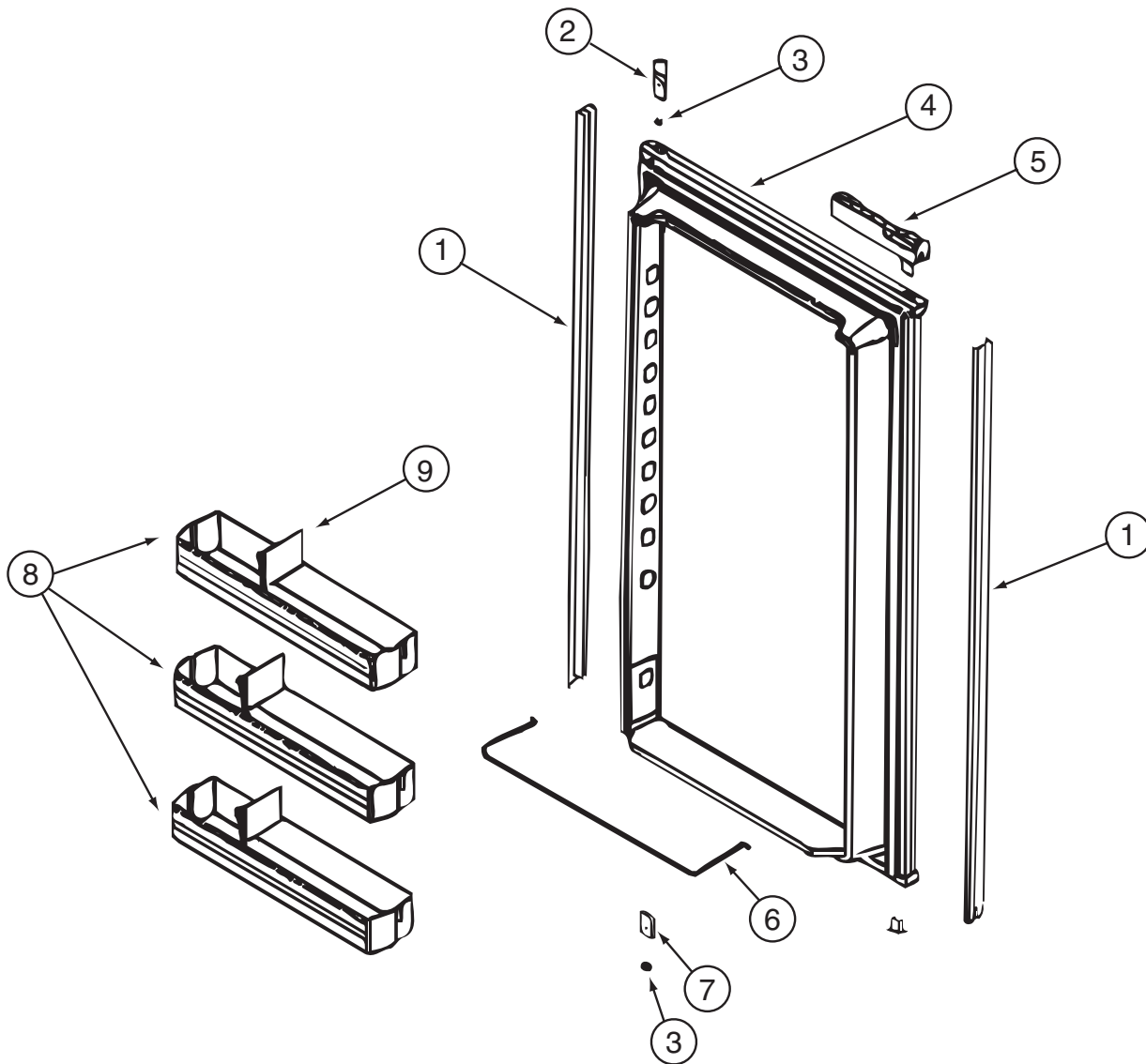
CABINET & APPLIANCE GROUP (CONTINUED)
COMPONENT PARTS FOR CABINET & APPLIANCE LAYOUT (CONTINUED)



121569-05-01A, 121569-06-01A, 121569-07-01A

KEY	PART NUMBER	U/M	DESCRIPTION	VENDOR NO.
1	121568-03-700	EA	RETAINER - DOOR PNL/WAFFLE/BLK	619558-WDL-UPPER
2	120075-01-701	EA	HINGE-TOP RH/BOTTOM LH(DOOR)	618511
3	121568-03-701	EA	BUSHING - HINGE PIN/GRAY	619671
4	121568-03-702	EA	DOOR LINER-UPR/WAFFLED/BLACK	619627 - SMALL WDL
5	120075-01-702	EA	CAP, (HINGE PLUG)	618160
6	120075-12-700	EA	HANDLE(CONTOUR)TOP LH/BTM RH	621105
7	120075-01-705	EA	HINGE-TOP LH/BOTTOM RH(DOOR)	618510
8	121568-01-700	EA	RAIL - DOOR UPPER	618618
9	120075-07-700	EA	DOOR BIN - SMALL/CLEAR F/WDL	619006 WDL
10	120075-07-701	EA	DIVIDER/DOOR BIN CLEAR	619008 WDL & SDL
	121568-03-705	EA	STORAGE LATCH - GRAY	619648

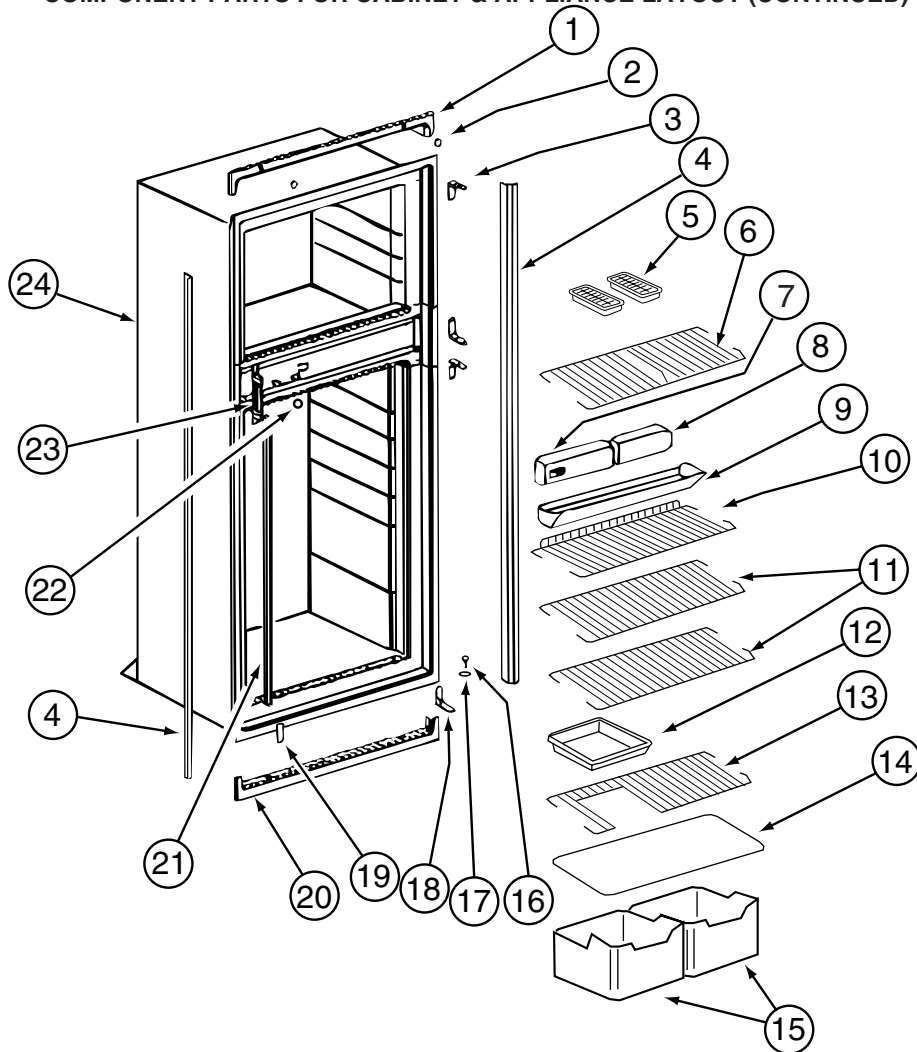
CABINET & APPLIANCE GROUP (CONTINUED)
COMPONENT PARTS FOR CABINET & APPLIANCE LAYOUT (CONTINUED)



121569-05-01A, 121569-06-01A, 121569-07-01A (CONTINUED)

KEY	PART NUMBER	U/M	DESCRIPTION	VENDOR NO.
1	120075-07-702	EA	RETAINER - DOOR PNL/WAFFLE/BLK	619560 -WDL-LOWER
2	120075-01-701	EA	HINGE-TOP RH/BOTTOM LH(DOOR)	618511
3	121568-03-701	EA	BUSHING - HINGE PIN/GRAY	619671
4	120075-07-703	EA	DOOR LINER-LWR/WAFFLED/BLACK	619631 LARGE WDL
5	120075-12-701	EA	HANDLE(CONTOUR)TOP RH/BTM LH	621104
6	121568-01-704	EA	RAIL - DOOR LOWER	618578
7	120075-01-705	EA	HINGE-TOP LH/BOTTOM RH(DOOR)	618510
8	121568-01-701	EA	BIN - DOOR WHITE-WAFFLED LNR	618619 WDL
9	120075-07-701	EA	DIVIDER/DOOR BIN CLEAR	619008 WDL & SDL
	121568-03-705	EA	STORAGE LATCH - GRAY	619648

CABINET & APPLIANCE GROUP (CONTINUED)
COMPONENT PARTS FOR CABINET & APPLIANCE LAYOUT (CONTINUED)

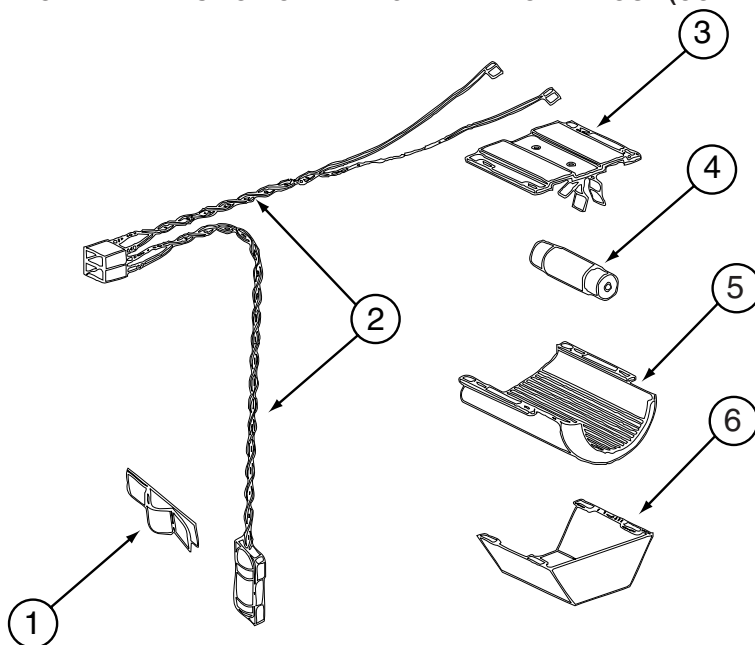


121569-03-01A, 121569-04-01A, 121569-05-01A, 121569-06-01A, 121569-07-01A (CONTINUED)

KEY	PART NUMBER	U/M	DESCRIPTION	VENDOR NO.
1	121568-03-709	EA	TRIM - TOP/BLACK	619687
2	120075-01-714	EA	PLUG-HOLE (BLACK)	618170
3	121568-03-710	EA	HINGE/CABINET-TOP/RH-LWR/LH	619335 WAFFLED
4	120075-07-705	EA	TRIM - SIDE - BLACK	622296
6	121568-03-712	EA	SHELF - WIRE/FREEZER	620250
7	121568-03-714	EA	CONTROL ASM-SER#9126824 &DWN	619350
8	121568-03-713	EA	FRONT BOX/DECORATIVE-BLACK	619282
9	120075-01-720	EA	TRAY-DRIP	623250
10	121568-01-707	EA	SHELF - WIRE - SHORT	620272
11	121568-01-708	EA	SHELF - WIRE	620273
14	120075-01-725	EA	COVER-CRISPER - 18.5" WIDE	618158
15	121568-01-709	EA	CRISPER	618571
16	120075-01-727	EA	PIN-HINGE	618145
18	121568-03-715	EA	HINGE/CABINET-TOP/LH-LWR/RH	619336 WAFFLED
19	121568-03-716	EA	COVER - HINGE HOLES	619301
20	120075-01-729	EA	TRIM-BOTTOM PIECE	620958
21	120075-01-730	EA	RETAINER-SHELF(SER#926684 DN)	618181
22	121568-03-717	EA	HOLE PLUG - WHITE	619561
23	120075-01-732	EA	PLATE-STRIKE	618167
24	120075-07-709	EA	CABINET - FOAMED	619347
	120075-01-721	EA	LOUVER-DRIP TRAY	618176

CONTACT WINNEBAGO PART SALES FOR UNLISTED COMPONENT(S)

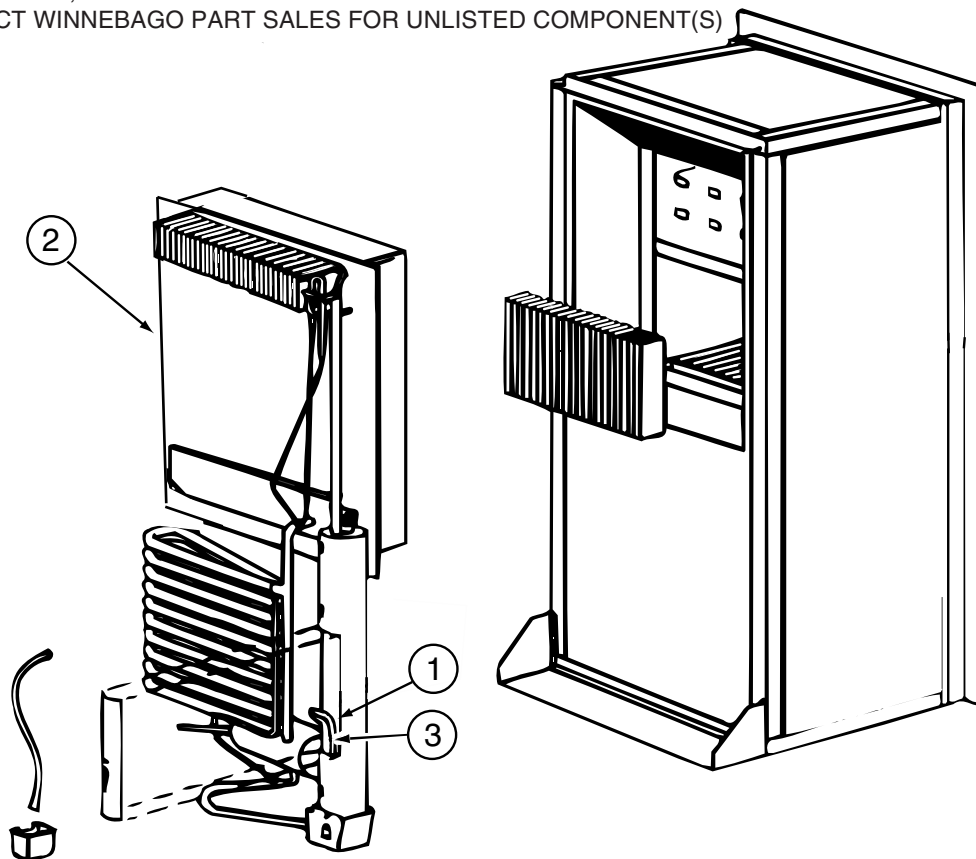
CABINET & APPLIANCE GROUP (CONTINUED)
COMPONENT PARTS FOR CABINET & APPLIANCE LAYOUT (CONTINUED)



121569-03-01A, 121569-04-01A, 121569-05-01A, 121569-06-01A, 121569-07-01A (CONTINUED)

KEY	PART NUMBER	U/M	DESCRIPTION	VENDOR NO.
1	084880-01-760	EA	CLIP (THERMISTER)	61689122
2	120075-01-735	EA	THERMISTER W/LAMP & WIRE/ASM	618548
3	084880-03-705	EA	BRACKET-LIGHT-INTERIOR	61629722
4	084880-03-706	EA	BULB-LAMP	61628922
6	084880-03-707	EA	COVER-LAMP, LENS	61627922

CONTACT WINNEBAGO PART SALES FOR UNLISTED COMPONENT(S)

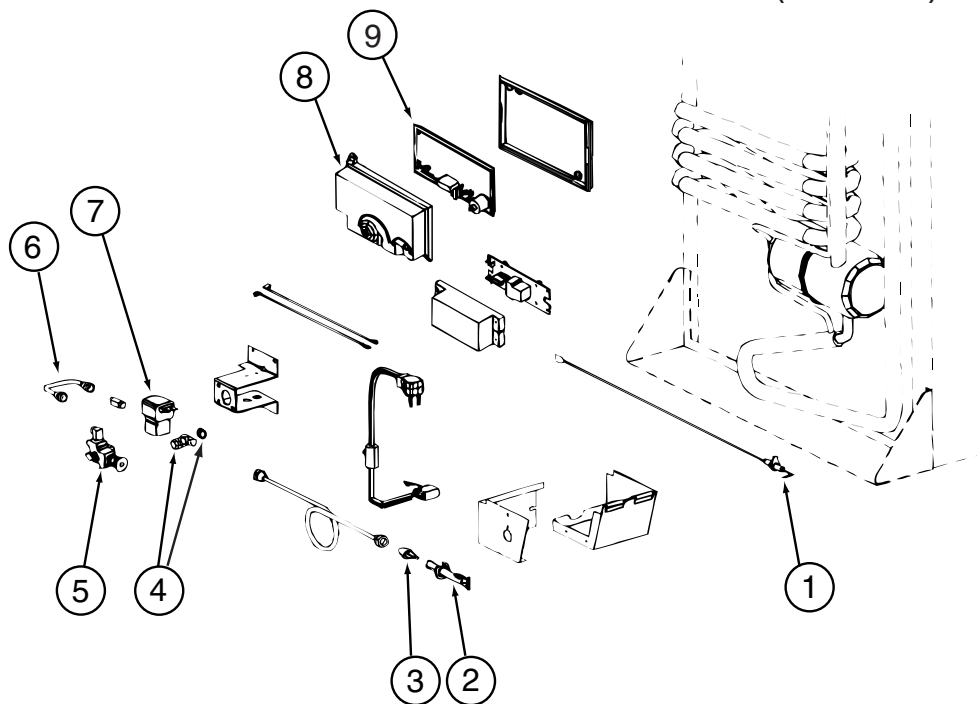


121569-03-01A, 121569-04-01A, 121569-05-01A, 121569-06-01A, 121569-07-01A (CONTINUED)

KEY	PART NUMBER	U/M	DESCRIPTION	VENDOR NO.
2	120075-01-736	EA	COOLING UNIT, SERVICE PACK	618542
3	088248-01-709	EA	HEATER-AC (HORIZONTAL)	61562722
	120075-01-744	EA	KIT - GAS VALVE/BURNER TUBE	620609

CONTACT WINNEBAGO PART SALES FOR UNLISTED COMPONENT(S)

CABINET & APPLIANCE GROUP (CONTINUED)
COMPONENT PARTS FOR CABINET & APPLIANCE LAYOUT (CONTINUED)

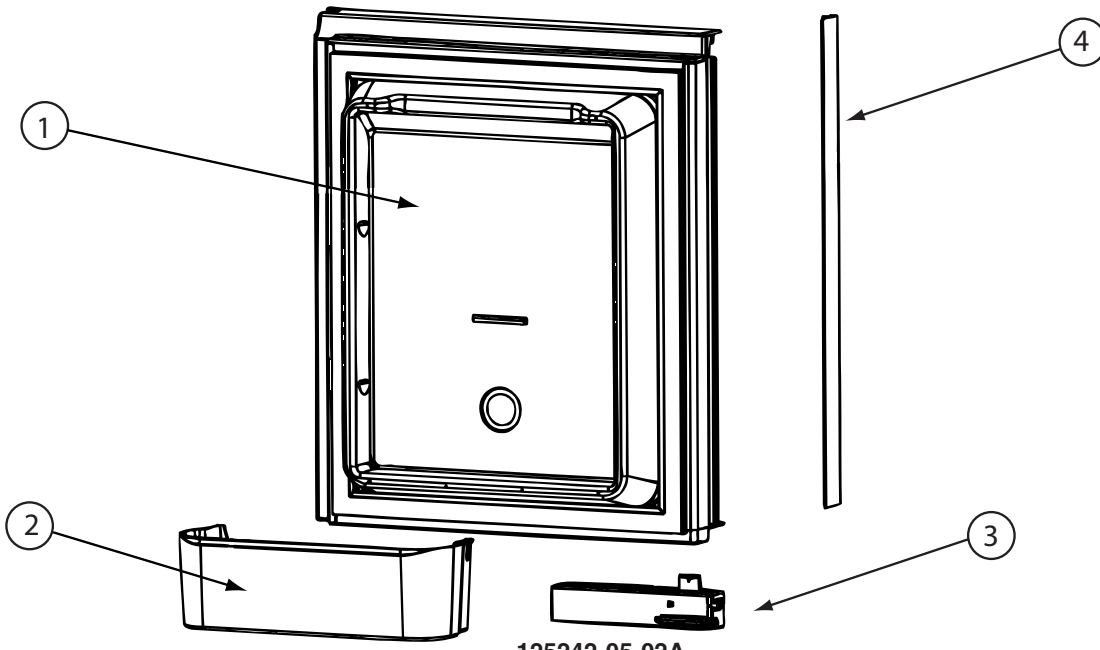


121569-03-01A, 121569-04-01A, 121569-05-01A, 121569-06-01A, 121569-07-01A (CONTINUED)

KEY	PART NUMBER	U/M	DESCRIPTION	VENDOR NO.
1	104137-06-715	EA	ELECTRODE-SPARK/SENSOR, SGL	61692222
2	104137-06-714	EA	BURNER ASSEMBLY, 5-SLOT	61705222
3	120075-01-737	EA	ORIFICE - JEWEL - .0155	618284
4	113737-01-702	EA	PLUG 1/8" F/PRESSURE TAP	61445322
4	113737-01-716	EA	TAP-PRESSURE	61594422
6	113737-01-750	EA	TUBE-UNION	61694622
7	084880-01-718	EA	KIT-GAS VALVE/SOLENOID/TUBE	621447
8	120075-01-738	EA	COVER-POWER BOARD	618185
9	121568-03-719	EA	POWER - BOARD - 2-WAY	621267-632168001
	121568-03-720	EA	VALVE/SOLENOID-MAN SHUT OFF	618696
	121569-07-700	EA	CORD - AC POWER	61554422

CONTACT WINNEBAGO PART SALES FOR UNLISTED COMPONENT(S)

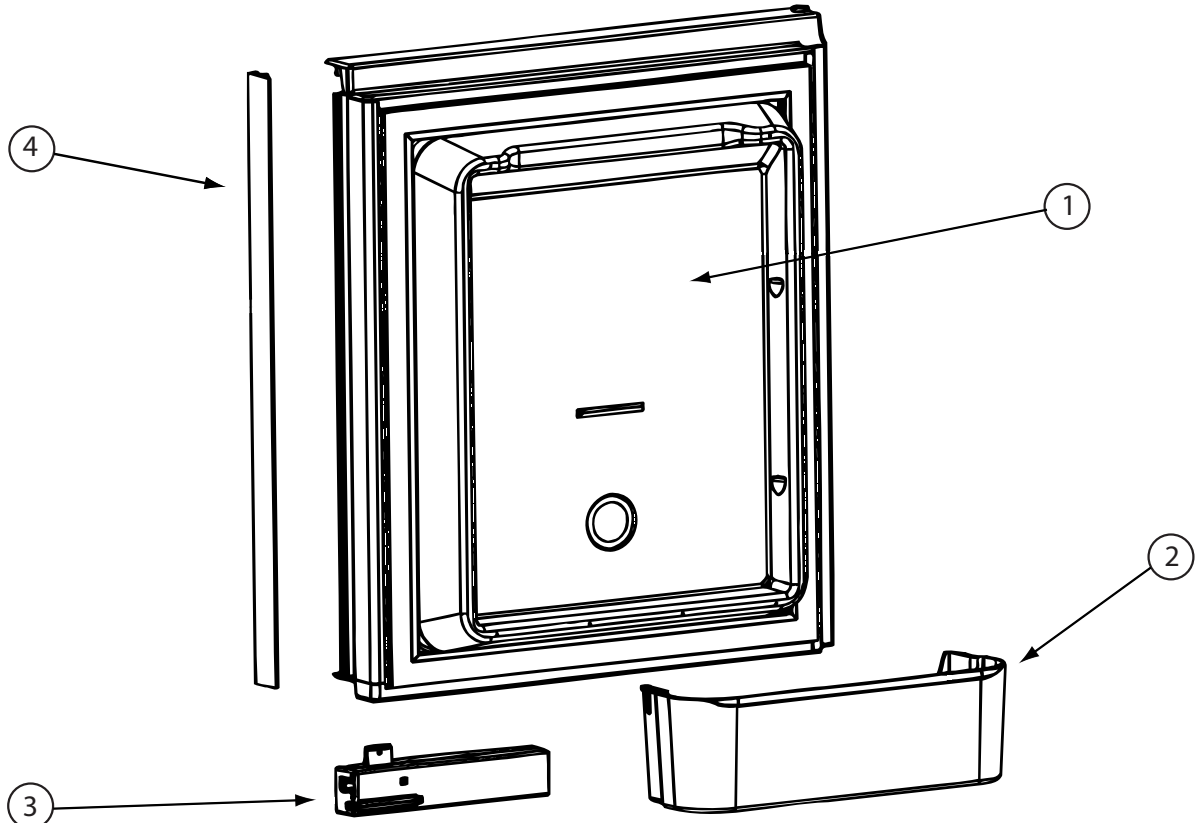
CABINET & APPLIANCE GROUP (CONTINUED)
COMPONENT PARTS FOR CABINET & APPLIANCE LAYOUT (CONTINUED)



125242-05-02A

KEY	PART NUMBER	U/M	DESCRIPTION	VENDOR NO.
1	125242-05-700	EA	LINER-DOOR/UPPER RH/WRP WPM	62913401
2	125242-05-701	EA	BIN - DOOR SHELF	628686
3	125242-02-701	EA	HANDLE(CONTOUR)TOP RH LWR LH	621106
	125242-02-722	EA	LATCH-STORAGE DR/BLK POINTED	619374

CONTACT WINNEBAGO PART SALES FOR UNLISTED COMPONENT(S)

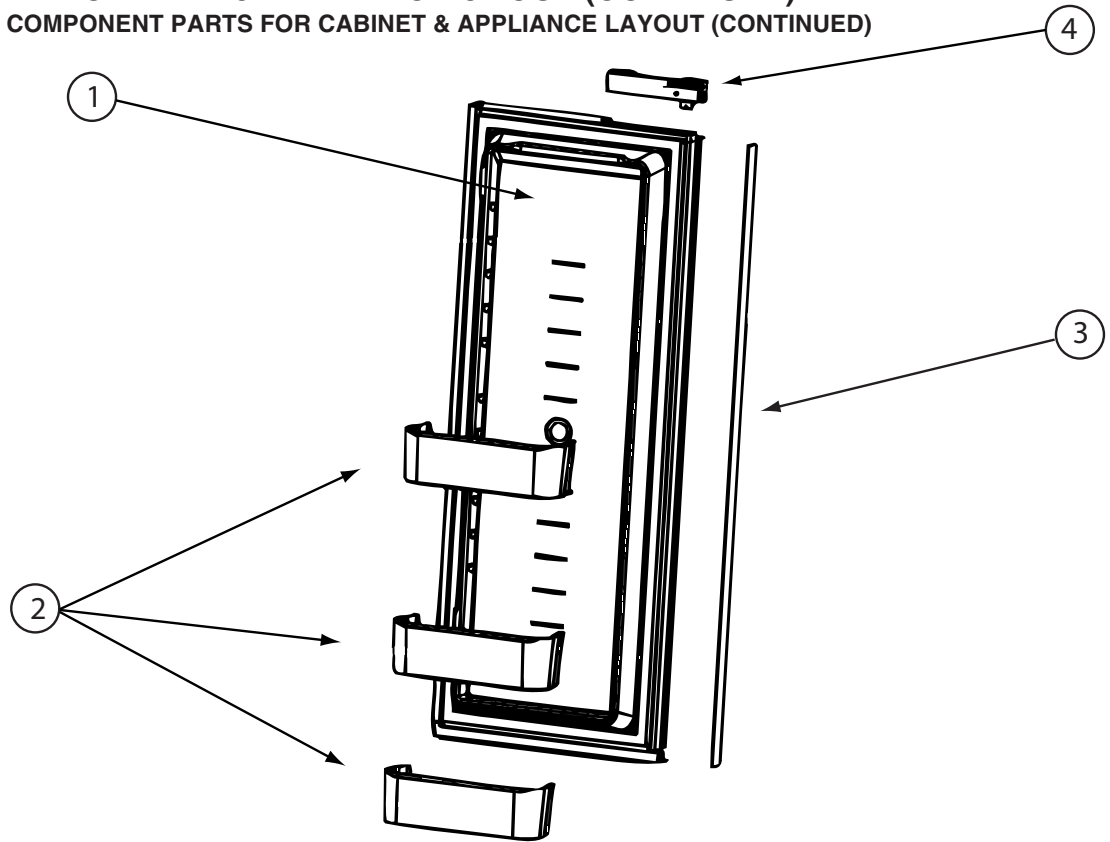


125242-05-02A (CONTINUED)

KEY	PART NUMBER	U/M	DESCRIPTION	VENDOR NO.
1	125242-05-702	EA	LINER-DOOR/UPPER LH/WRP WPM	62913301
2	125242-05-701	EA	BIN - DOOR SHELF	628686
3	125242-02-700	EA	HANDLE(CONTOUR)TOP LH BTM RH	621107
	125242-02-722	EA	LATCH-STORAGE DR/BLK POINTED	619374

CONTACT WINNEBAGO PART SALES FOR UNLISTED COMPONENT(S)

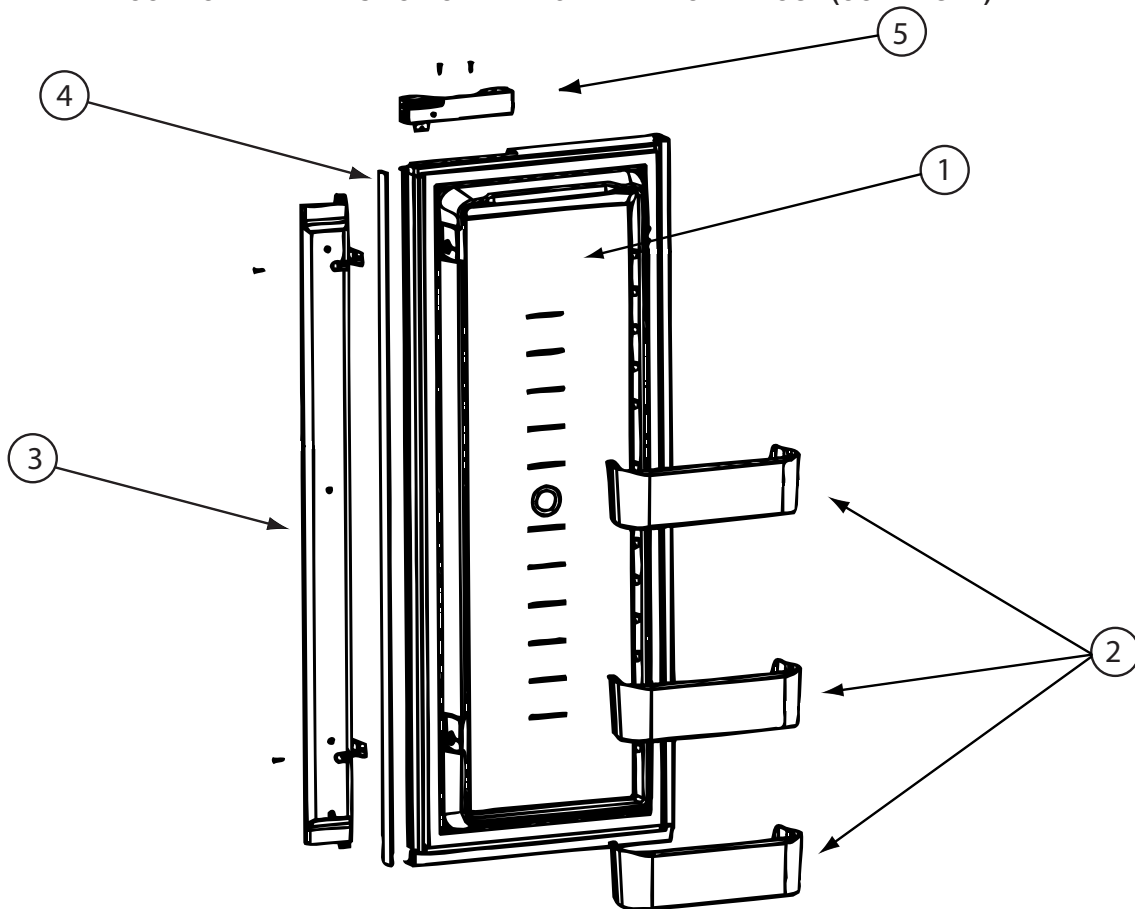
CABINET & APPLIANCE GROUP (CONTINUED)
COMPONENT PARTS FOR CABINET & APPLIANCE LAYOUT (CONTINUED)



125242-05-02A (CONTINUED)

KEY	PART NUMBER	U/M	DESCRIPTION	VENDOR NO.
1	125242-05-703	EA	LINER-DOOR/LOWER RH/WRP WPM	62913601
2	125242-05-701	EA	BIN - DOOR SHELF	628686
4	125242-02-700	EA	HANDLE(CONTOUR)TOP LH BTM RH	621107
	125242-02-722	EA	LATCH-STORAGE DR/BLK POINTED	619374
CONTACT WINNEBAGO PART SALES FOR UNLISTED COMPONENT(S)				

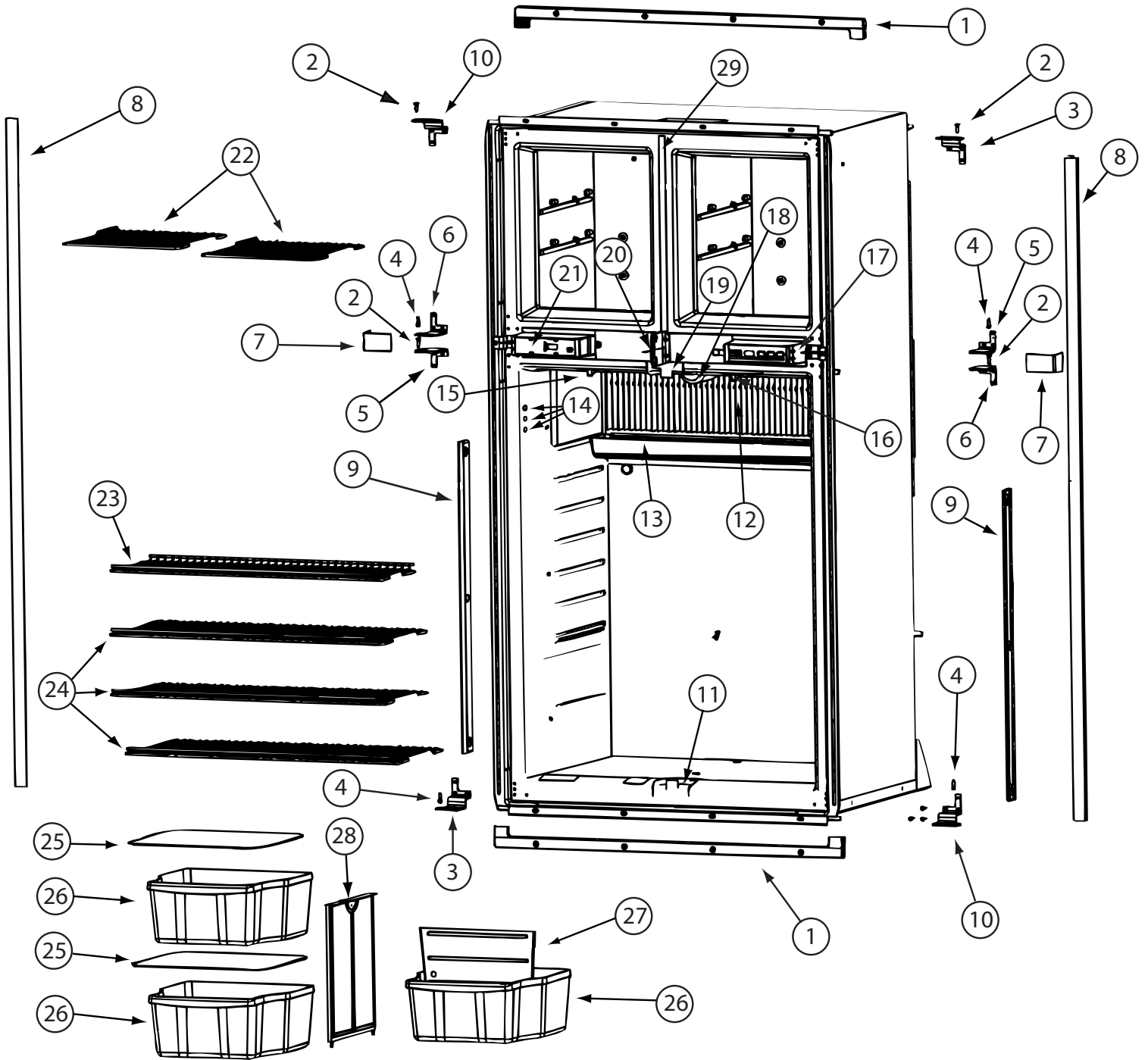
CABINET & APPLIANCE GROUP (CONTINUED)
COMPONENT PARTS FOR CABINET & APPLIANCE LAYOUT (CONTINUED)



125242-05-02A (CONTINUED)

KEY	PART NUMBER	U/M	DESCRIPTION	VENDOR NO.
1	125242-05-704	EA	LINER-DOOR/LOWER LH/WRP WPM	62913501
2	125242-05-701	EA	BIN - DOOR SHELF	628686
3	125242-05-705	EA	FLAPPER ASM	629049
5	125242-02-701	EA	HANDLE(CONTOUR)TOP RH LWR LH	621106
	125242-02-722	EA	LATCH-STORAGE DR/BLK POINTED	619374
CONTACT WINNEBAGO PART SALES FOR UNLISTED COMPONENT(S)				

CABINET & APPLIANCE GROUP (CONTINUED)
COMPONENT PARTS FOR CABINET & APPLIANCE LAYOUT (CONTINUED)



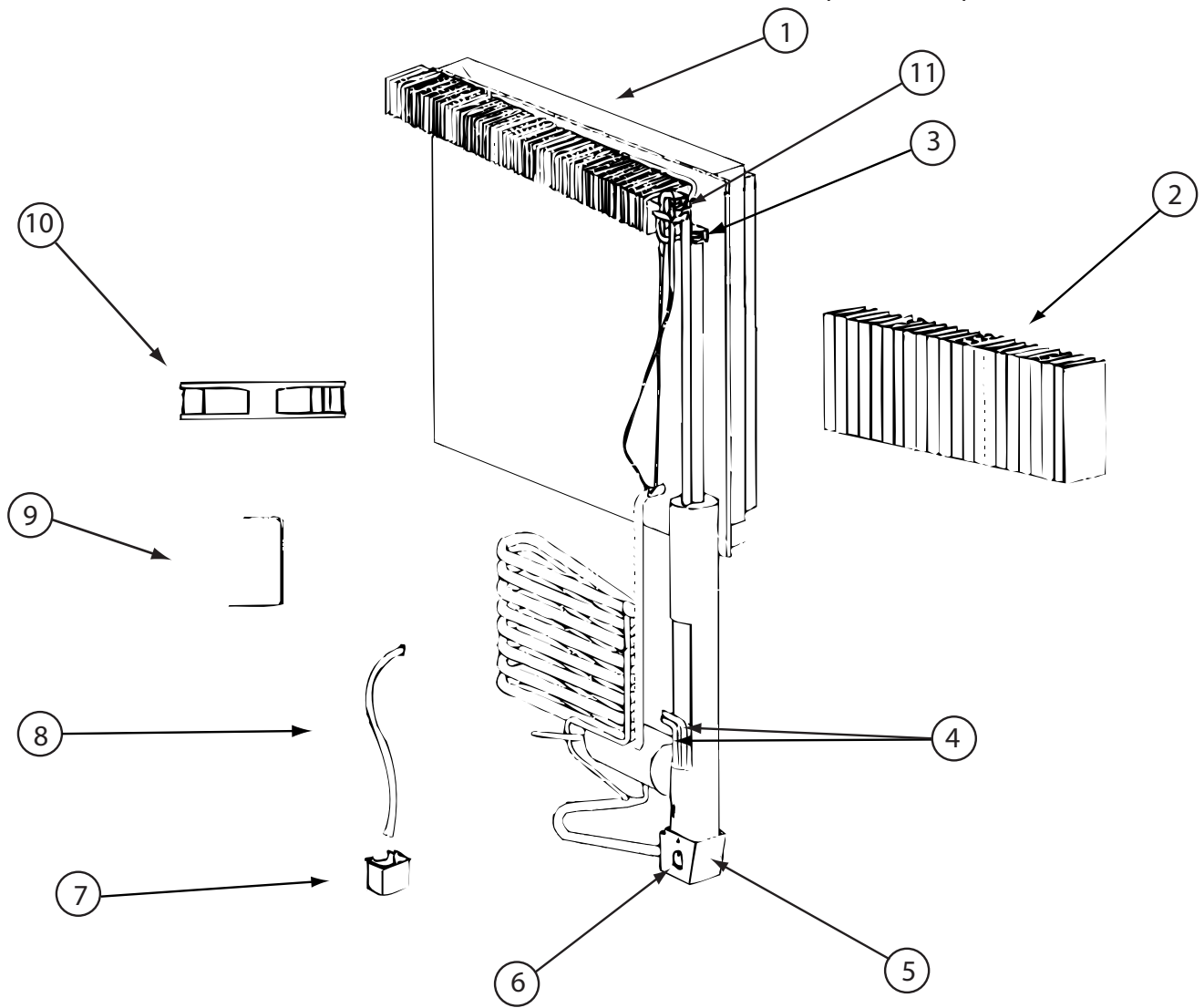
125242-05-02A (CONTINUED)

CABINET & APPLIANCE GROUP (CONTINUED)
COMPONENT PARTS FOR CABINET & APPLIANCE LAYOUT (CONTINUED)

125242-05-02A (CONTINUED)

KEY	PART NUMBER	U/M	DESCRIPTION	VENDOR NO.
1	125242-01-767	EA	KIT INSTALL(U TRIM PCS)HDW	623528
2	125242-03-715	EA	HINGE PIN/UPR-WRAPPED DOORS	623899
3	125242-05-707	EA	HINGE-OUTER/UPPER RH/LWR LH	628946
4	113737-01-710	EA	PIN-HINGE, BOTTOM	61550722
5	125242-05-708	EA	HINGE-INNER/UPPER RH/LWR LH	624363
6	125242-05-709	EA	HINGE-INNER/UPPER LH/LWR RH	624364
7	125242-05-710	EA	COVER - HINGE	627955
8	125242-01-766	EA	TRIM-LT/RT HAND-SCREW ON	623254
9	125242-02-720	EA	RETAINER/SHELF(SER#926685 UP)	622033
10	125242-05-711	EA	HINGE-OUTER/UPPER LH/LWR RH	628945
11	125242-05-712	EA	GUIDE BLOCK-FLAPPER/BTM/BLK	629112
12	125242-05-713	EA	FINS	618785
13	125242-01-712	EA	DRIP TRAY	618774
14	125242-03-706	EA	PROBE - CONTACT/LARGE	620689
15	125242-01-768	EA	SWITCH - DOOR LIGHT	623918
16	125242-02-706	EA	LAMP/WIRE ASM/SER#849677 UP	620871
17	125242-05-706	EA	CONTROL ASM - OPTICAL	629113
18	125242-02-708	EA	COVER/LAMP BRACKET	621827
19	125242-05-714	EA	GUIDE BLOCK-FLAPPER/TOP/BLK	629111
20	125242-05-715	EA	PLATE/STRIKE - BLACK	628473
21	125242-05-716	EA	BOX/FRONT - DUMMY	624366
22	125242-01-725	EA	SHELF-FREEZER (WIRE)	618847
23	125242-01-727	EA	SHELF-WIRE (SHORT)	618849
24	125242-01-726	EA	SHELF-WIRE (LONG)	618848
25	125242-01-706	EA	COVER-CRISPER	618757
26	125242-05-717	EA	BIN - BOTTLE/CRISPER	628688
27	125242-05-718	EA	DIVIDER - BOTTLE/CRISPER	628694
28	125242-01-749	EA	SUPPORT - WALL	618840
29	125242-02-741	EA	STRIP-FREEZER-BLACK	625210 #1291391 &UP
	084880-03-705	EA	BRACKET-LIGHT-INTERIOR	61629722
	084880-03-706	EA	BULB-LAMP	61628922
	120075-01-714	EA	PLUG-HOLE (BLACK)	618170
	125242-05-725	EA	PLATE - F/DUMMY BOX	628460

CABINET & APPLIANCE GROUP (CONTINUED)
COMPONENT PARTS FOR CABINET & APPLIANCE LAYOUT (CONTINUED)

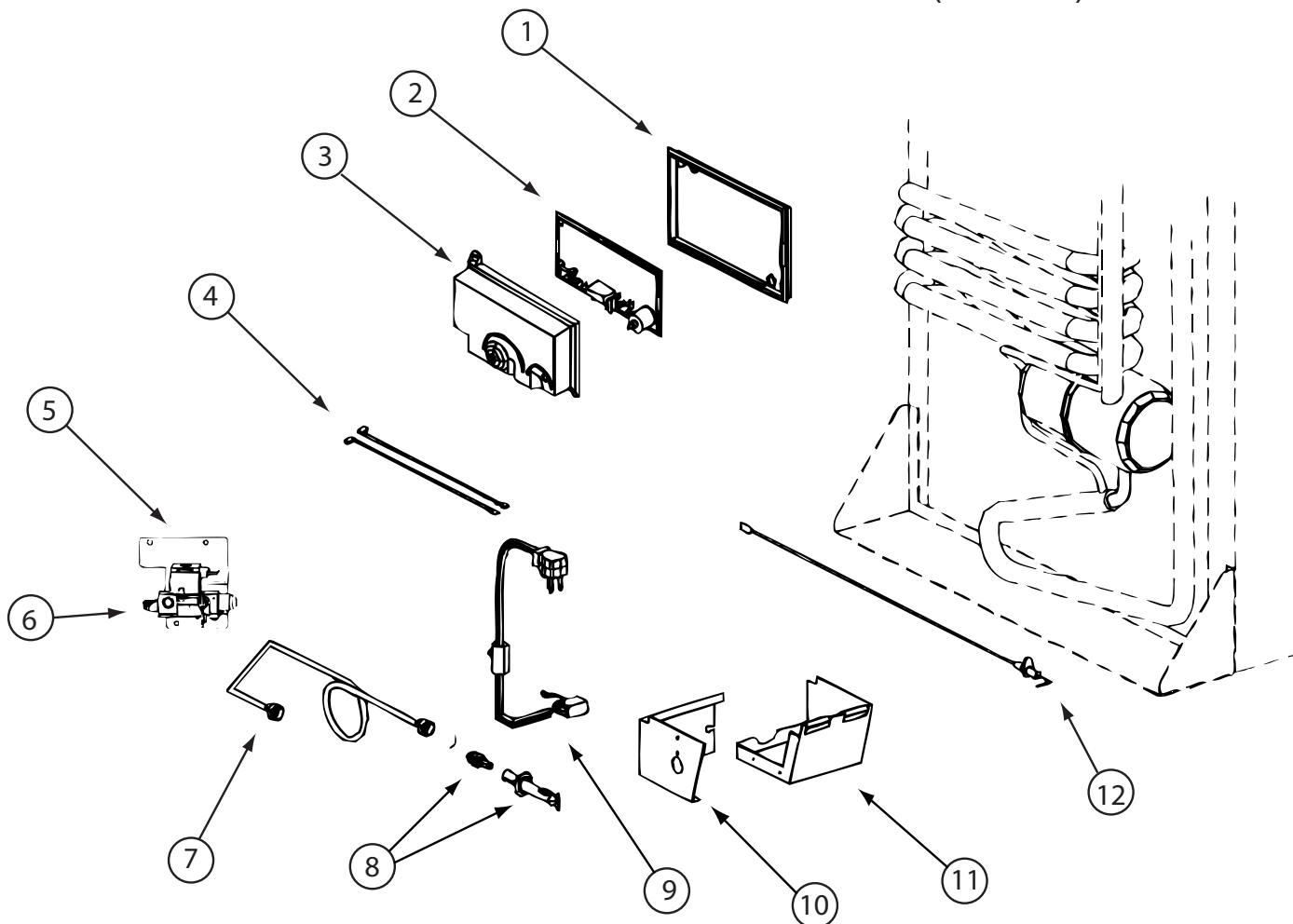


125242-05-02A (CONTINUED)

KEY	PART NUMBER	U/M	DESCRIPTION	VENDOR NO.
1	125242-05-719	EA	COOLING UNIT - SN 8835498 UP	629507
2	125242-05-713	EA	FINS	618785
4	125242-01-732	EA	HEATER AC - 225W/110VAC	618872
5	125242-01-739	EA	BASE-BURNER BOX	618902
6	125242-01-740	EA	COVER-BURNER BOX	618910
9	125242-05-721	EA	BRACKET-DC FAN-SN 9144576 UP	628747
10	125242-05-722	EA	FAN-EXTRNL DC-SN 9144576 UP	628685
11	113737-01-754	EA	THERMOSTAT (FAN 12V DC)	618093
	125242-01-742	EA	WIRE ASM.-BAFFLE 55.15"	618915
	125242-05-720	EA	SWITCH-THERMAL	628118

CONTACT WINNEBAGO PART SALES FOR UNLISTED COMPONENT(S)

CABINET & APPLIANCE GROUP (CONTINUED)
COMPONENT PARTS FOR CABINET & APPLIANCE LAYOUT (CONTINUED)



125242-03-02A, 125242-05-02A, 125242-06-01A (CONTINUED)

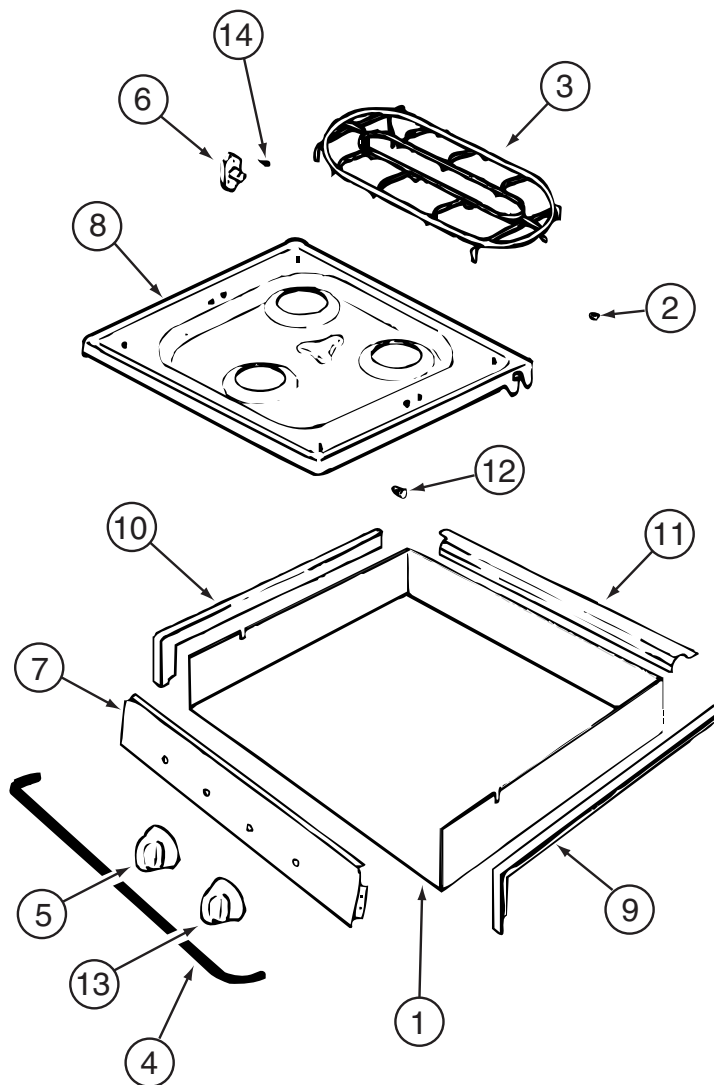
KEY	PART NUMBER	U/M	DESCRIPTION	VENDOR NO.
1	121569-08-701	EA	BASE - POWER BOARD	628674
2	121568-06-709	EA	BOARD/POWER-N611/N822F/1201	628661
3	121569-08-702	EA	COVER-POWER BOARD	628677
4	125242-02-709	EA	WIRE/WHITE/9"/GAS VALVE	621448
6	121569-08-703	EA	GAS VALVE - SOLENOID	628741
7	125242-05-723	EA	BURNER TUBE	624683
8	125242-02-743	EA	BURNER ORF ADAP-7 SLOT BRNR	629013
9	121569-05-732	EA	CORD - AC POWER- W/ICE MAKER	618406
10	125242-01-740	EA	COVER-BURNER BOX	618910
11	125242-01-739	EA	BASE-BURNER BOX	618902
12	104137-06-715	EA	ELECTRODE-SPARK/SENSOR, SGL	61692222

CONTACT WINNEBAGO PART SALES FOR UNLISTED COMPONENT(S)

126022-01-01A, 126022-02-01A, 126022-03-01A

KEY	PART NUMBER	U/M	DESCRIPTION	VENDOR NO.
	114030-01-707	EA	PLUG BUTTON BLACK	74002628
	126022-01-700	EA	BUMPER - RANGE BIFOLD COVER	MAGIC 8003P007-60
	126022-01-701	EA	HINGE-RANGE BIFOLD COVER-22"	MAGIC 3418F067-34

CABINET & APPLIANCE GROUP (CONTINUED)
COMPONENT PARTS FOR CABINET & APPLIANCE LAYOUT (CONTINUED)

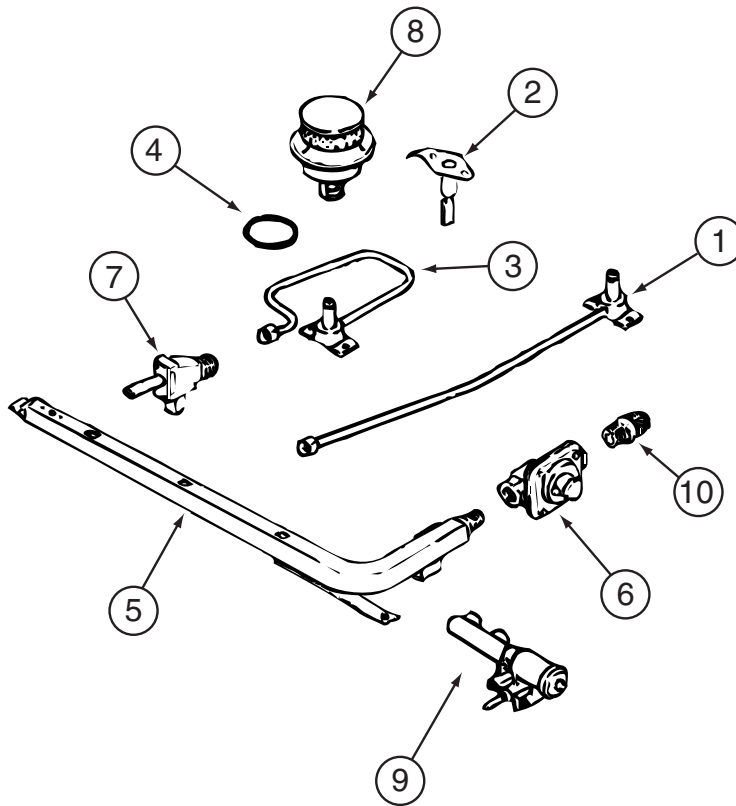


135065-03-01A, 135065-03-03A, 135065-04-01A

KEY	PART NUMBER	U/M	DESCRIPTION	VENDOR NO.
2	102020-01-709	EA	BUMPER-GRATE	8007-P020-60
3	135065-03-703	EA	GRATE - BLACK(SEALED BURNER)	74007304
4	114030-02-700	EA	GUARD/FABRIC - TOWEL BAR	3609F006-70
5	128728-01-701	EA	KNOB - BURNER - REAR	74003941
5	128728-01-702	EA	KNOB - BURNER - FRONT	74003942
6	128728-01-703	EA	PIN/T-NUT F/HINGE	7103P109-60
7	135065-03-704	EA	PANEL - MANIFOLD (BLACK)	74007330
8	128728-01-705	EA	TOP - MAIN - BLACK	74003928
8	135065-03-715	EA	TOP - MAIN - STAINLESS STEEL	74007299
9	114030-01-704	EA	TRIM - RIGHT/BLACK TEXTURED	74002839
10	114030-01-705	EA	TRIM - LEFT/BLACK TEXTURED	74002840
11	114030-01-706	EA	TRIM - REAR/BLACK TEXTURED	74002841
12	102020-01-724	EA	BUMPER-MAIN TOP	8003P008-60
13	128728-01-707	EA	KNOB - IGNITOR	74003944

CONTACT WINNEBAGO PART SALES FOR UNLISTED COMPONENT(S)

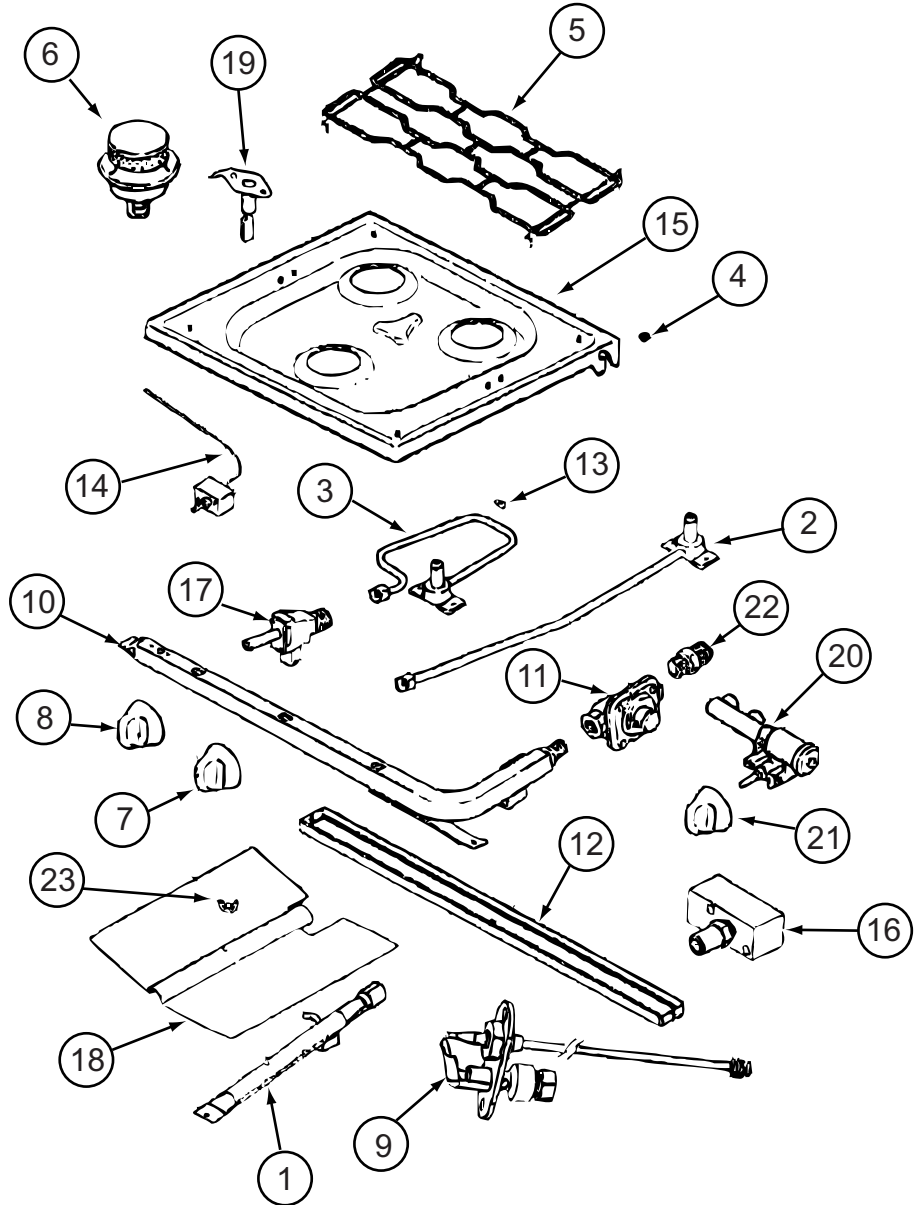
CABINET & APPLIANCE GROUP (CONTINUED)
COMPONENT PARTS FOR CABINET & APPLIANCE LAYOUT (CONTINUED)



135065-03-01A, 135065-03-03A, 135065-04-01A (CONTINUED)

KEY	PART NUMBER	U/M	DESCRIPTION	VENDOR NO.
1	128728-01-708	EA	FITTING W/ORFICE/TUBE - REAR	74003931
2	135065-01-701	EA	IGNITOR/PORCELAIN-TOP BURNER	74004053
3	128728-01-710	EA	FITTING W/ORFICE/TUBE - FRT	74003930
4	135065-03-700	EA	FITTING - HALF UNION	74004234
5	135065-01-702	EA	PIPE/MANIFOLD	74004642
6	126023-02-703	EA	REGULATOR - PRESSURE	74004235
7	135065-01-703	EA	VALVE/BURNER - REAR	74004643
7	135065-01-704	EA	VALVE/BURNER-FRT-HI	74004644
7	135065-03-701	EA	SCREW - VALVE	71003231
8	135065-03-702	EA	SEALED BURNER ASM.(BLACK) RV	74003967
9	128728-01-716	EA	BURNER - IGNITOR	74003946
9	128728-01-717	EA	WIRES - IGNITOR	74003947

CABINET & APPLIANCE GROUP (CONTINUED)
COMPONENT PARTS FOR CABINET & APPLIANCE LAYOUT (CONTINUED)



151277-03-01A, 151279-01-01A, 151279-02-01A/02A, 151279-03-01A

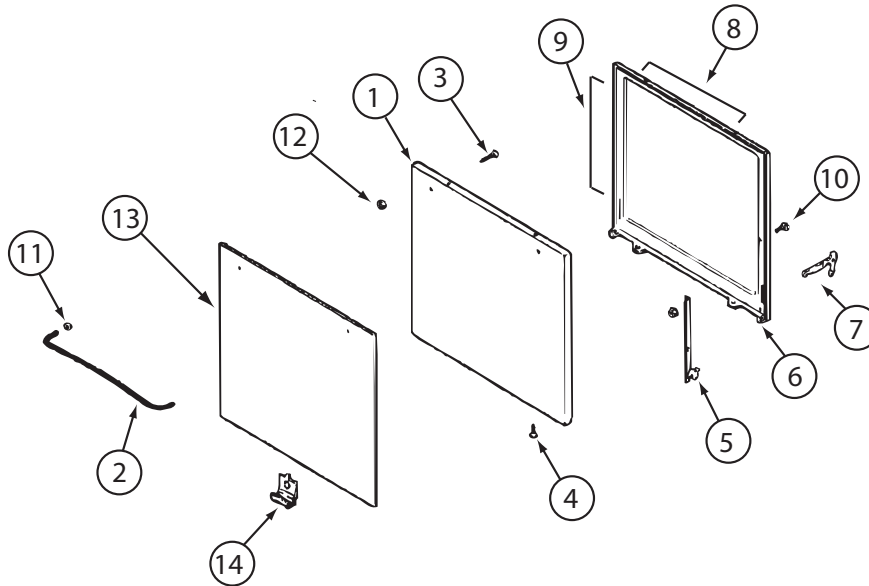
CABINET & APPLIANCE GROUP (CONTINUED)

COMPONENT PARTS FOR CABINET & APPLIANCE LAYOUT (CONTINUED)

151277-03-01A, 151279-01-01A, 151279-02-01A/02A, 151279-03-01A (CONTINUED)

KEY	PART NUMBER	U/M DESCRIPTION	VENDOR NO.
1	151279-02-700	EA BURNER - OVEN - W/SHUTTER	74009853
2	128728-01-708	EA FITTING W/ORFICE/TUBE - REAR	74003931
3	128728-01-710	EA FITTING W/ORFICE/TUBE - FRT	74003930
4	102020-01-709	EA BUMPER-GRATE	8007P020-60
5	135065-03-703	EA GRATE - BLACK(SEALED BURNER)	74007304
6	135065-03-702	EA SEALED BURNER ASM.(BLACK) RV	74003967
7	128728-01-701	EA KNOB - BURNER - REAR	74003941 (1 PER)
7	128728-01-702	EA KNOB - BURNER - FRONT	74003942
8	151279-02-701	EA KNOB - THERMOSTAT - BLACK	74009858
9	112881-04-706	EA PILOT-OVEN (151279-01-01A ONLY)	74006334
9	151279-01-700	EA PILOT-BURNER-16" (151279-01-01A ONLY)	74009852
9	151279-02-705	EA PILOT - OVEN - 22" SERIES	74010544
10	151279-02-702	EA PIPE - MANIFOLD	74009856
11	112881-03-701	EA REGULATOR KIT W/FITTINGS	12001285
11	126023-02-703	EA REGULATOR - PRESSURE	74004235
13	102020-01-724	EA BUMPER-MAIN TOP	8003P008-60
14	151279-02-703	EA THERMOSTAT	74009855
15	128728-01-705	EA TOP - MAIN - BLACK	74003928
15	135065-03-715	EA TOP - MAIN - STAINLESS STEEL	74007299
15	151277-03-705	EA TOP-MAIN SNGL GRT/SEALED-BLK	2001F300-09
16	151279-02-704	EA ELBOW BLOCK ASM (VALVE-OVEN)	74009864
17	135065-01-703	EA VALVE/BURNER - REAR	74004643
17	135065-01-704	EA VALVE/BURNER-FRT-HI	74004644
18	135656-01-701	EA MIXER/AIR	3411F003-34
19	135065-01-701	EA IGNITOR/PORCELAIN-TOP BURNER	74004053
20	128728-01-716	EA IGNITOR - F/BURNERS	74003946
20	128728-01-717	EA WIRES - IGNITOR	74003947
21	128728-01-707	EA KNOB - IGNITOR	74003944
22	135065-03-700	EA FITTING - HALF UNION	74004234

CONTACT WINNEBAGO PART SALES FOR UNLISTED COMPONENT(S)

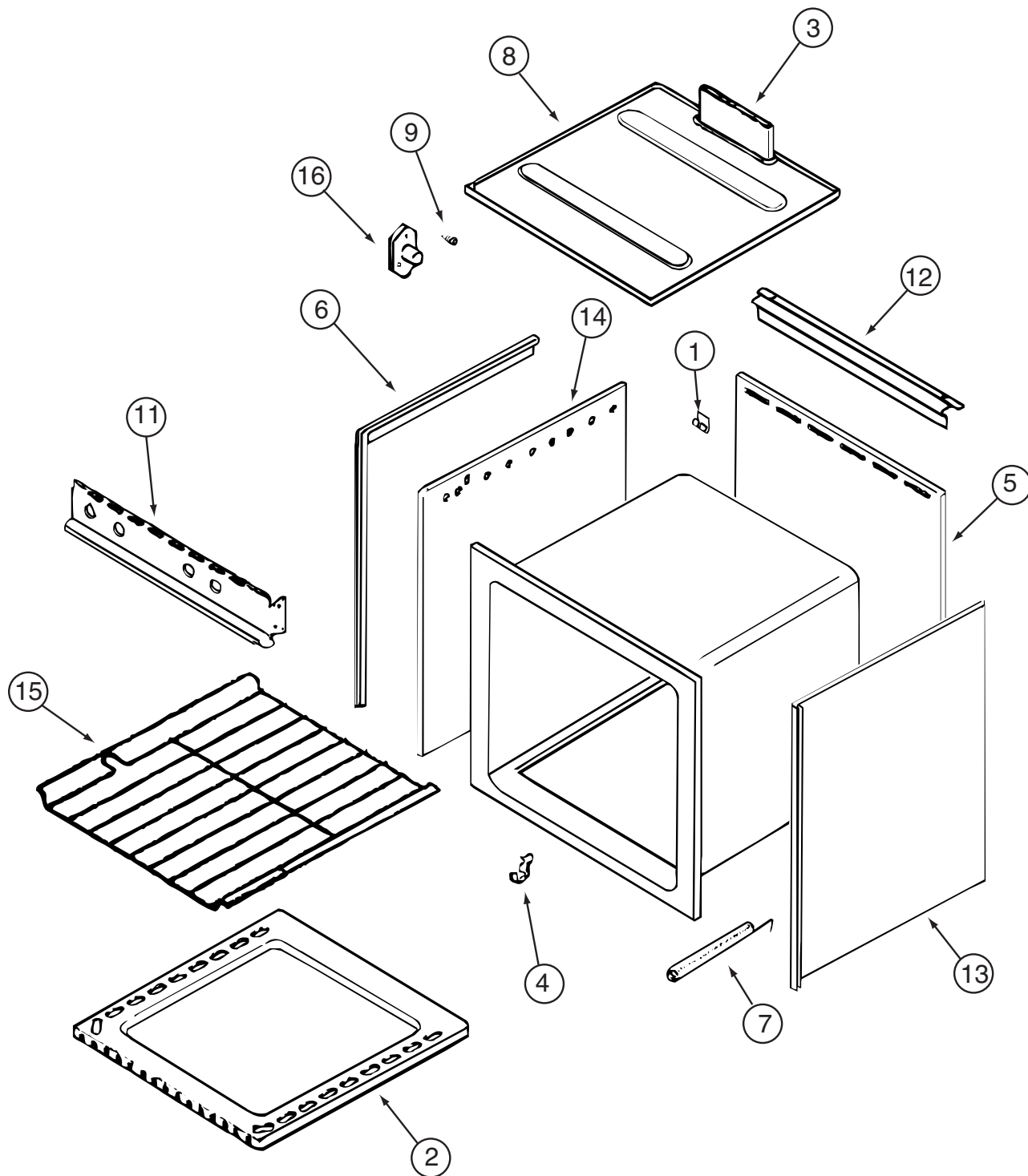


150778-01-01A, 151277-03-01A, 151279-02-01A, 151279-03-01A (CONTINUED)

KEY	PART NUMBER	U/M DESCRIPTION	VENDOR NO.
1	126023-01-712	EA PANEL - DOOR (BLACK)	74001190
2	128727-01-701	EA HANDLE - OVEN DOOR	74003929
5	151277-01-704	EA HINGE KIT-OVEN DR/LT	12400028
5	151277-01-705	EA HINGE KIT-OVEN DR/RT	12400029
8	126023-01-732	EA SEAL/OVEN DR TOP	7212P014-60
9	135066-03-714	EA SEAL - OVEN DOOR SIDES	7212P039-60
10	151277-03-707	EA DOOR LINING	74004228
13	102020-01-725	EA GLASS OUTER	7902P266-60
14	126023-01-738	EA CLIP - GLASS OVEN/BLACK	7112P093-60

CONTACT WINNEBAGO PART SALES FOR UNLISTED COMPONENT(S)

CABINET & APPLIANCE GROUP (CONTINUED)
COMPONENT PARTS FOR CABINET & APPLIANCE LAYOUT (CONTINUED)



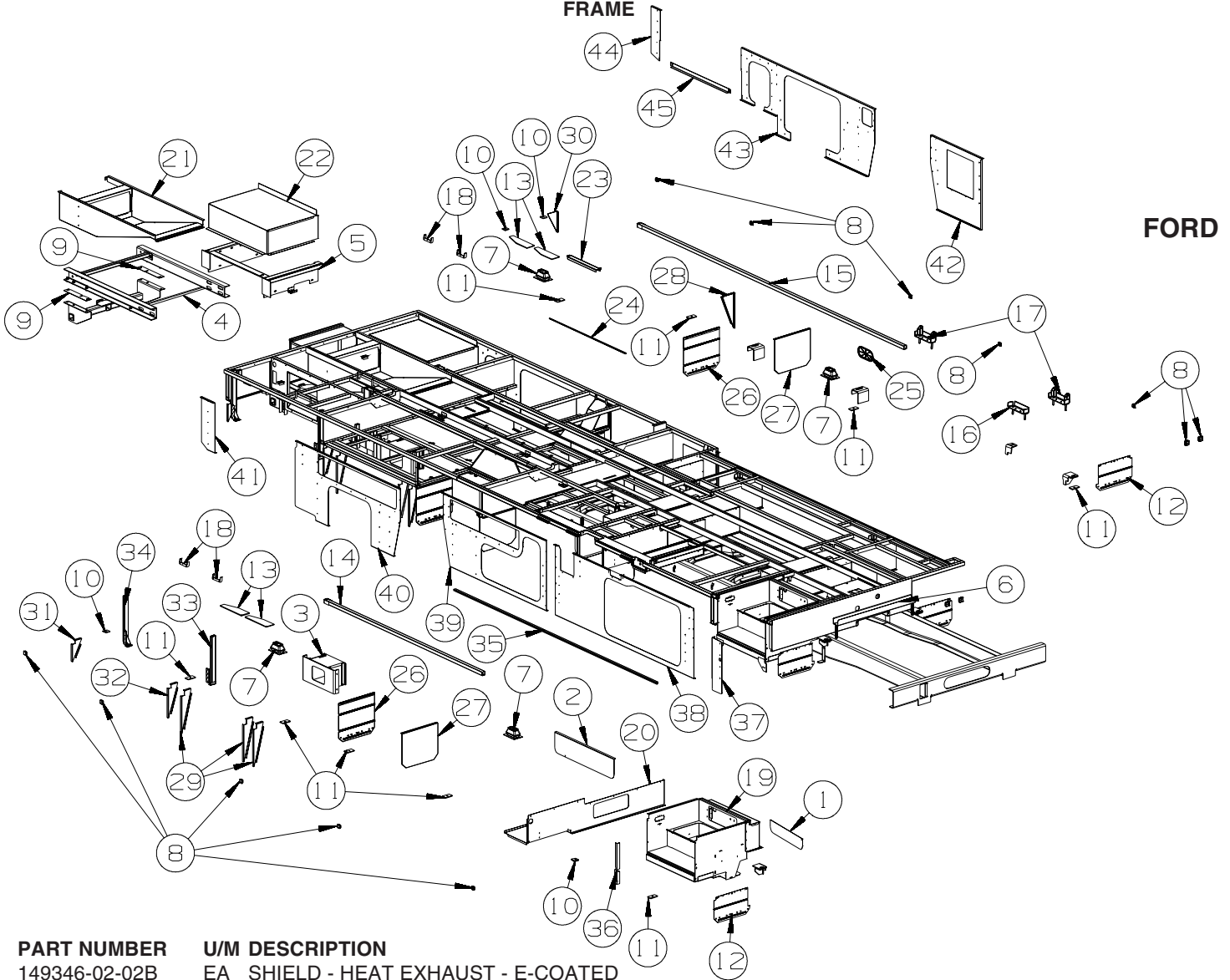
135066-03-01A/04A, 150778-01-01A, 151277-03-01A, 151279-02-01A/02A, 151279-03-01A (CONTINUED)

KEY	PART NUMBER	U/M	DESCRIPTION	VENDOR NO.
1	112881-03-702	EA	CLIP - MAIN TOP	74003998
2	126023-01-731	EA	BOTTOM - OVEN	2205F016-19
3	126023-01-718	EA	FLUE BOX ASSEMBLY	4006W075-80
6	126023-01-713	EA	TRIM - SIDE (RIGHT) BLACK	74002827
6	126023-01-714	EA	TRIM - SIDE (LEFT) BLACK	74002828
7	135066-03-708	EA	SPRING - OVEN DOOR	7803P053-60
9	128728-01-703	EA	PIN/T-NUT F/HINGE	7103P109-60
11	135066-03-701	EA	PANEL - MANIFOLD - BLACK	74007306
12	112881-01-721	EA	DEFLECTOR/FLUE-BLK-SEALED BR	74002829
15	126023-01-716	EA	RACK - OVEN	74003106

CONTACT WINNEBAGO PART SALES FOR UNLISTED COMPONENT(S)

CHASSIS GROUP

FRAME



KEY	PART NUMBER	U/M	DESCRIPTION
1	149346-02-02B	EA	SHIELD - HEAT EXHAUST - E-COATED
2	140219-08-02B	EA	SHIELD - HEAT/EXHAUST - E-COATED
3	139255-01-02B	EA	SUPPORT - LP - BODY
4	154052-09-01A	EA	CLIP/REAR EXTENSION RAIL - W/HITCH - W/O TIRE CARRIER
5	138113-09-02B	EA	OUTRIGGER/GENERATOR - E-COATED
6	113452-01-000	FT	SEAL/TRIM - FRONT - VINYL W/WIRE CARRIER - .020"
7	139724-01-01A	EA	BOOT - TOWER - BLACK
8	119845-01-01A	EA	PLUG/PLASTIC - 1 1/2" SQUARE - BLACK
9	136538-01-02B	EA	SHIM - HITCH - E-COATED
10	135712-02-02B	EA	PLATE - BODY MOUNT - E-COATED
11	135712-01-02B	EA	PLATE - BODY MOUNT - E-COATED
12	136388-07-02B	EA	GUARD/ROCK - STEEL - 18" X 11" - E-COATED
13	133095-01-02B	EA	PLATE - CLIP - E-COATED
14	150924-17-02B	EA	TUBE - TENSION - E-COATED
15	150924-11-02B	EA	TUBE - TENSION - E-COATED
16	152558-01-02B	EA	BRACKET/MOUNT - F/SLIDEOUT - E-COATED
17	152558-06-02B	EA	BRACKET/MOUNT - F/SLIDEOUT - E-COATED
18	156785-05-02B	EA	BRACKET - A/C SUPPORT - E-COATED
19	161763-01-02B	EA	BOX/ENTRANCE STEP - E-COATED
19	161763-05-02B	EA	BOX/ENTRANCE STEP - E-COATED
19	161763-06-02B	EA	BOX/ENTRANCE STEP - E-COATED
20	138405-09-02B	EA	COMPARTMENT - E-COATED
21	144746-10-02B	EA	COMPARTMENT - FURNACE - E-COATED

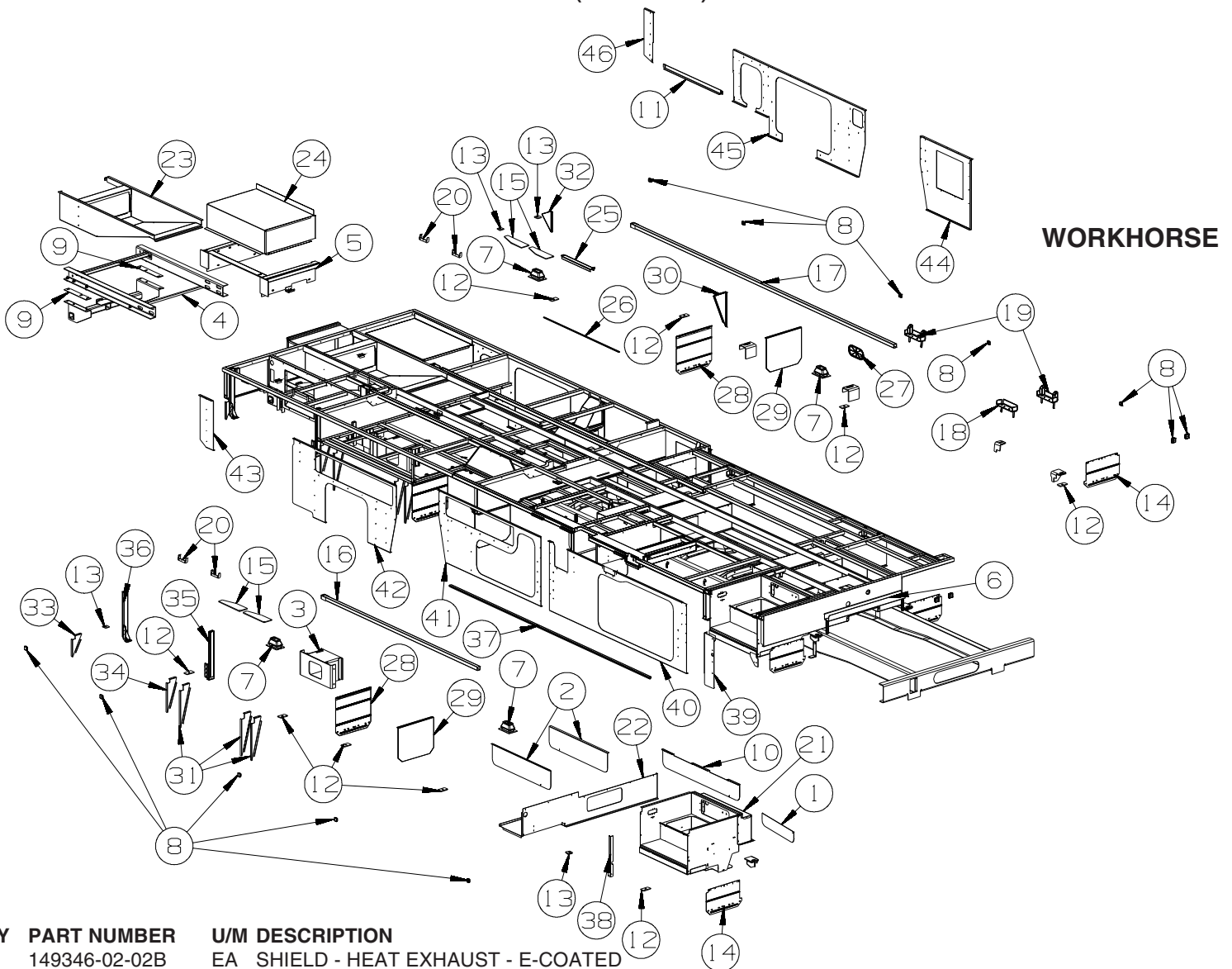
FROM: 00-00-00 THRU: 11-04-07
 FROM: 11-05-07 THRU: 11-14-07
 FROM: 11-15-07 THRU: 99-99-99

CHASSIS GROUP (CONTINUED)
FRAME (CONTINUED)

KEY	PART NUMBER	U/M	DESCRIPTION
22	140930-02-02B	EA	COMPARTMENT - GENERATOR - E-COATED
23	152274-08-02B	EA	SUPPORT/COMPARTMENT - POWER CORD - E-COATED
24	099069-01-000	FT	SEAL - RUBBER - CLOSED SPONGE - .5" WIDE X .12" THICK-BLK
25	148331-01-01A	EA	PLUG - OVAL/LARGE - BLACK
26	134191-01-02B	EA	GUARD/ROCK - STEEL - W/BEND - 18"W X 14.9"H - E-COATED FROM: 00-00-00 THRU: 12-16-07
26	136391-02-02B	EA	GUARD/ROCK - STEEL - W/ANGLE - 18"W X 15"H - E-COATED FROM: 12-17-07 THRU: 01-27-08
26	136391-04-02B	EA	GUARD/ROCK - STEEL - W/ANGLE - 18"W X 15"H - E-COATED FROM: 01-28-08 THRU: 99-99-99
27	136391-04-02B	EA	GUARD/ROCK - STEEL - W/ANGLE - 18"W X 16.7"H - E-COATED
28	123440-03-02B	EA	SUPPORT - PANEL - 14.9"/13.4" X 5.9" - E-COATED
29	123440-17-02B	EA	SUPPORT - PANEL - 17.8"/14.5" X 4.7" - E-COATED
30	123440-07-02B	EA	SUPPORT - PANEL - 8.7" X 4.7" - E-COATED
31	123440-06-02B	EA	SUPPORT - PANEL - 8.7"/5.5" X 4.7" - E-COATED
32	123440-16-02B	EA	SUPPORT - PANEL - 13.8"/10.6" X 4.7" - E-COATED
33	133833-01-02B	EA	HANGER - A/C - E-COATED
34	133833-02-02B	EA	HANGER - A/C - E-COATED
35	126516-01-01A	FT	TRIM - VINYL/EXTRUDED - 8'
36	136814-02-02B	EA	ANGLE/FILLER - STEP/LH HAND - E-COATED
37	132606-03-02B	EA	PLATE/SEAL - E-COATED
38	155549-01-02B	EA	PLATE/SEAL - E-COATED
39	156780-30-02B	EA	PANEL/SEAL PLANE - E-COATED
40	156780-12-02B	EA	PANEL/SEAL PLANE - E-COATED FROM: 00-00-00 THRU: 08-05-07
40	156780-32-02B	EA	PANEL/SEAL PLANE - E-COATED FROM: 08-06-07 THRU: 99-99-99
41	156780-01-02B	EA	PANEL/SEAL PLANE - E-COATED
42	152068-42-02B	EA	PLATE/SEAL - E-COATED
43	156780-28-02B	EA	PANEL/SEAL PLANE - E-COATED
44	152068-07-02B	EA	PLATE/SEAL - E-COATED
45	133612-05-02B	EA	ZEE/SEAL PLANE - BOTTOM - E-COATED

CHASSIS GROUP (CONTINUED)

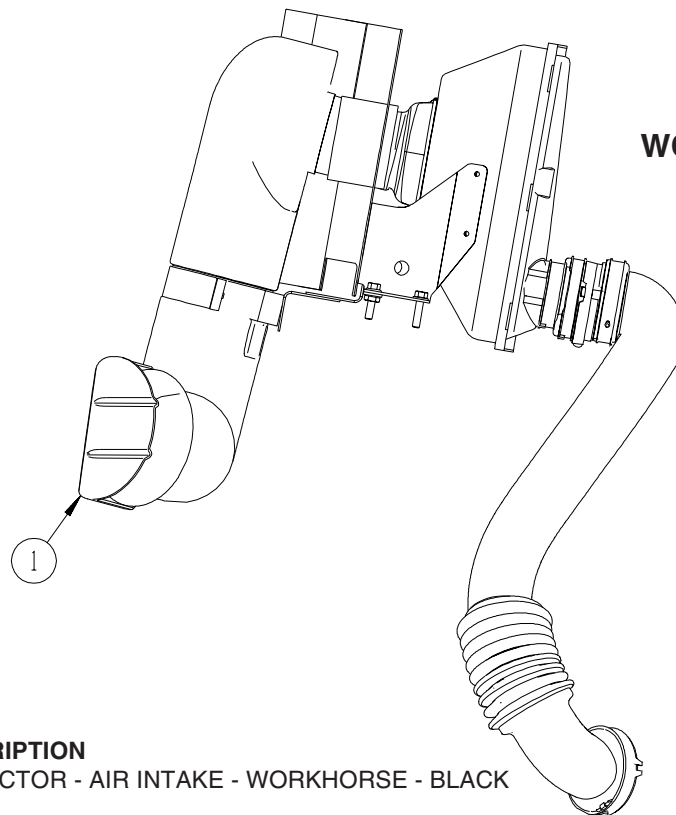
FRAME (CONTINUED)



KEY	PART NUMBER	U/M	DESCRIPTION
1	149346-02-02B	EA	SHIELD - HEAT EXHAUST - E-COATED
2	140219-08-02B	EA	SHIELD - HEAT/EXHAUST - E-COATED
3	139255-01-02B	EA	SUPPORT - LP - BODY
4	154052-09-01A	EA	CLIP/REAR EXTENSION RAIL - W/HITCH - W/O TIRE CARRIER
5	138113-09-02B	EA	OUTRIGGER/GENERATOR - E-COATED
6	113452-01-000	FT	SEAL/TRIM - FRONT - VINYL W/WIRE CARRIER - .020"
7	139724-01-01A	EA	BOOT - TOWER - BLACK
8	119845-01-01A	EA	PLUG/PLASTIC - 1 1/2" SQUARE - BLACK
9	136538-01-02B	EA	SHIM - HITCH - E-COATED
10	149346-01-02B	EA	SHIELD - HEAT EXHAUST - E-COATED
	133612-05-02B	EA	ZEE/SEAL PLANE - BOTTOM - E-COATED
12	135712-02-02B	EA	PLATE - BODY MOUNT - E-COATED
13	135712-01-02B	EA	PLATE - BODY MOUNT - E-COATED
14	136388-07-02B	EA	GUARD/ROCK - STEEL - 18" X 11" - E-COATED
15	133095-01-02B	EA	PLATE - CLIP - E-COATED
16	150924-17-02B	EA	TUBE - TENSION - E-COATED
17	150924-11-02B	EA	TUBE - TENSION - E-COATED
18	152558-01-02B	EA	BRACKET/MOUNT - F/SLIDEOUT - E-COATED
19	152558-06-02B	EA	BRACKET/MOUNT - F/SLIDEOUT - E-COATED
20	156785-05-02B	EA	BRACKET - A/C SUPPORT - E-COATED
21	161763-01-02B	EA	BOX/ENTRANCE STEP - E-COATED
			FROM: 00-00-00 THRU: 11-04-07
21	161763-05-02B	EA	BOX/ENTRANCE STEP - E-COATED
			FROM: 11-05-07 THRU: 11-14-07
21	161763-06-02B	EA	BOX/ENTRANCE STEP - E-COATED
			FROM: 11-15-07 THRU: 99-99-99

CHASSIS GROUP (CONTINUED)
FRAME (CONTINUED)

KEY	PART NUMBER	U/M	DESCRIPTION
22	138405-09-02B	EA	COMPARTMENT - E-COATED
23	144746-10-02B	EA	COMPARTMENT - FURNACE - E-COATED
24	140930-02-02B	EA	COMPARTMENT - GENERATOR - E-COATED
25	152274-08-02B	EA	SUPPORT/COMPARTMENT - POWER CORD - E-COATED
26	099069-01-000	FT	SEAL - RUBBER - CLOSED SPONGE - .5" WIDE X .12" THICK-BLK
27	148331-01-01A	EA	PLUG - OVAL/LARGE - BLACK
28	134191-01-02B	EA	GUARD/ROCK - STEEL - W/BEND - 18"W X 14.9"H - E-COATED
			FROM: 00-00-00 THRU: 12-16-07
28	136391-02-02B	EA	GUARD/ROCK - STEEL - W/ANGLE - 18"W X 15"H - E-COATED
			FROM: 12-17-07 THRU: 01-27-08
28	136391-04-02B	EA	GUARD/ROCK - STEEL - W/ANGLE - 18"W X 15"H - E-COATED
			FROM: 01-28-08 THRU: 99-99-99
29	136391-04-02B	EA	GUARD/ROCK - STEEL - W/ANGLE - 18"W X 16.7"H - E-COATED
30	123440-03-02B	EA	SUPPORT - PANEL - 14.9"/13.4" X 5.9" - E-COATED
31	123440-17-02B	EA	SUPPORT - PANEL - 17.8"/14.5" X 4.7" - E-COATED
32	123440-07-02B	EA	SUPPORT - PANEL - 8.7" X 4.7" - E-COATED
33	123440-06-02B	EA	SUPPORT - PANEL - 8.7"/5.5" X 4.7" - E-COATED
34	123440-16-02B	EA	SUPPORT - PANEL - 13.8"/10.6" X 4.7" - E-COATED
35	133833-01-02B	EA	HANGER - A/C - E-COATED
36	133833-02-02B	EA	HANGER - A/C - E-COATED
37	126516-01-01A	FT	TRIM - VINYL/EXTRUDED - 8'
38	136814-02-02B	EA	ANGLE/FILLER - STEP/LH HAND - E-COATED
39	132606-03-02B	EA	PLATE/SEAL - E-COATED
40	155549-01-02B	EA	PLATE/SEAL - E-COATED
41	156780-30-02B	EA	PANEL/SEAL PLANE - E-COATED
42	156780-12-02B	EA	PANEL/SEAL PLANE - E-COATED
			FROM: 00-00-00 THRU: 08-05-07
42	156780-32-02B	EA	PANEL/SEAL PLANE - E-COATED
			FROM: 08-06-07 THRU: 99-99-99
43	156780-01-02B	EA	PANEL/SEAL PLANE - E-COATED
44	152068-42-02B	EA	PLATE/SEAL - E-COATED
45	156780-28-02B	EA	PANEL/SEAL PLANE - E-COATED
46	152068-07-02B	EA	PLATE/SEAL - E-COATED

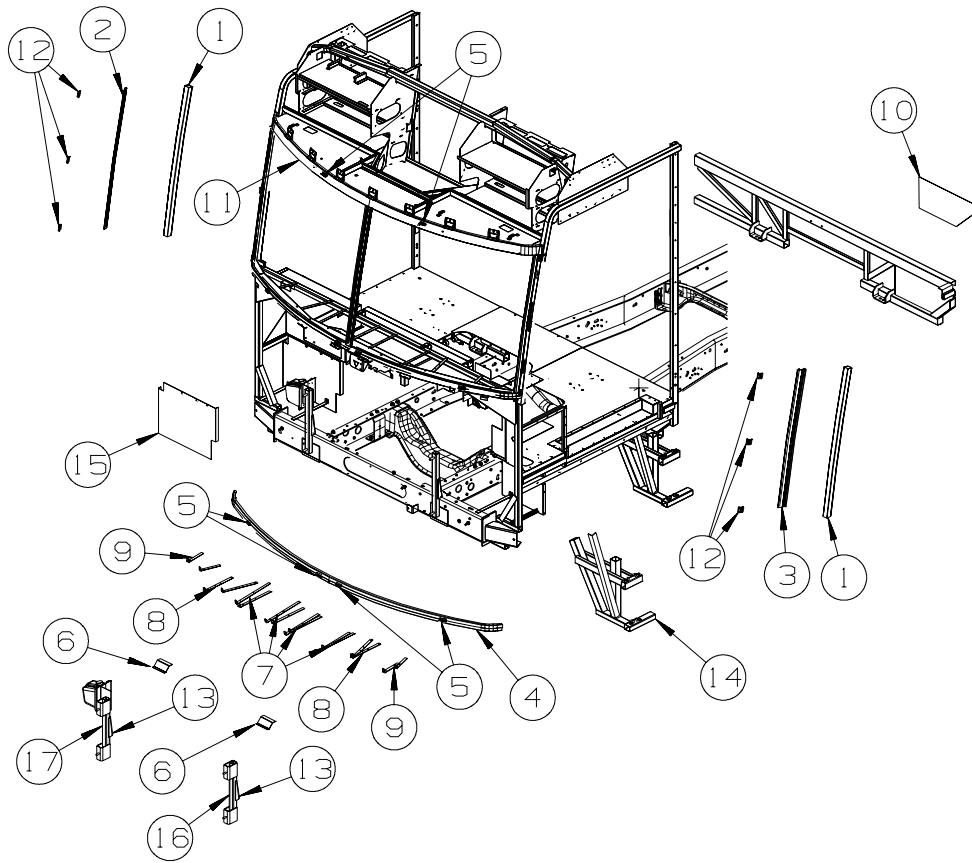


WORKHORSE AIR INTAKE

KEY	PART NUMBER	U/M	DESCRIPTION
1	154181-01-10A	EA	DEFLECTOR - AIR INTAKE - WORKHORSE - BLACK

CHASSIS GROUP (CONTINUED)

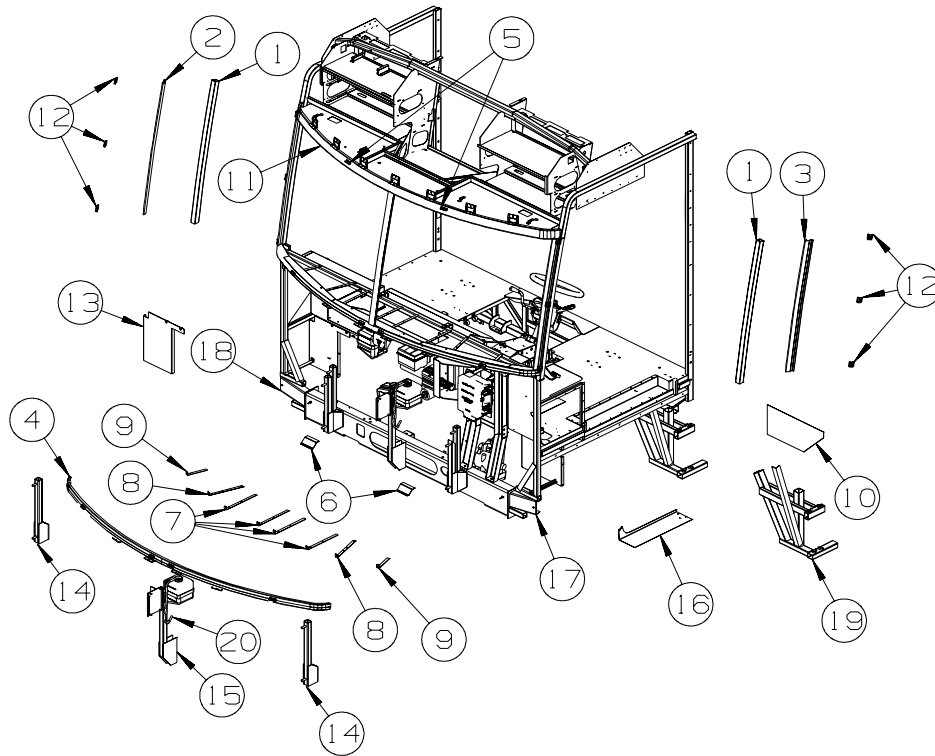
FRONT END



FORD

KEY	PART NUMBER	U/M DESCRIPTION
1	117273-01-01A	EA TUBE - SUPPORT - A-PILLAR
2	121269-05-01B	EA FRAME - WINDSHIELD - A-PILLAR - MILL
3	121269-06-01B	EA FRAME - WINDSHIELD - A-PILLAR - MILL
4	124974-01-01B	EA SUPPORT-WINDSHIELD,LOWER,MLL
5	126289-65-01B	EA ANGLE - FORMED
6	134202-01-01B	EA REINFORCEMENT - SUPPORT - LOWER WINDSHIELD/MIDDLE
7	137047-04-01B	EA STRAP - DEFROSTER PLENUM
8	137047-05-01B	EA STRAP - DEFROSTER PLENUM
9	137047-06-01B	EA STRAP - DEFROSTER PLENUM
10	137496-01-01B	EA PANEL - SPLASH GUARD
11	124975-01-01B	EA SUPPORT-WINDSHIELD,UPPER,MLL
12	148935-01-01B	EA BRACKET - WINDSHIELD - MILL
13	117622-01-02B	EA BRACE - TUBE/BUMPER - VERTICAL - E-COATED
14	138340-03-02B	EA SUPPORT/STEP - DRIVER - E-COATED
15	144679-02-02B	EA SHIELD/SPLASH - HEADLIGHT - E-COATED
16	152916-01-02B	EA SUPPORT - FRONT - E-COATED
17	152916-02-02B	EA SUPPORT - FRONT - E-COATED

CHASSIS GROUP (CONTINUED)
FRONT END (CONTINUED)



WORKHORSE

KEY	PART NUMBER	U/M	DESCRIPTION
1	117273-01-01A	EA	TUBE - SUPPORT - A-PILLAR
2	121269-05-01B	EA	FRAME - WINDSHIELD - A-PILLAR - MILL
3	121269-06-01B	EA	FRAME - WINDSHIELD - A-PILLAR - MILL
4	124974-01-01B	EA	SUPPORT-WINDSHIELD,LOWER,MLL
5	126289-65-01B	EA	ANGLE - FORMED
6	134202-01-01B	EA	REINFORCEMENT - SUPPORT - LOWER WINDSHIELD/MIDDLE
7	137047-04-01B	EA	STRAP - DEFROSTER PLENUM
8	137047-05-01B	EA	STRAP - DEFROSTER PLENUM
9	137047-06-01B	EA	STRAP - DEFROSTER PLENUM
10	137496-01-01B	EA	PANEL - SPLASH GUARD
11	124975-01-01B	EA	SUPPORT-WINDSHIELD,UPPER,MLL
12	148935-01-01B	EA	BRACKET - WINDSHIELD - MILL
13	121962-02-02B	EA	SHIELD/SPLASH - HEADLIGHT - E-COATED
14	134807-13-02B	EA	SUPPORT - FRONT - E-COATED
15	134807-14-02B	EA	SUPPORT - FRONT/RESERVOIR - E-COATED
16	137041-01-02B	EA	ANGLE/FILLER - MOTOR COVER - E-COATED
17	137048-01-02B	EA	CHANNEL/SUPPORT - FRONT END - E-COATED
18	137048-02-02B	EA	CHANNEL/SUPPORT - FRONT END - E-COATED
19	138340-03-02B	EA	SUPPORT/STEP - DRIVER - E-COATED
20	044317-01-000	FT	HOSE - FUEL - 3/8" ID

CHASSIS GROUP (CONTINUED)
DRIVETRAIN

24,000 GVWR FORD CHASSIS (G37B, G38J)

KEY	PART NUMBER	U/M	DESCRIPTION
	167028-03-000	EA	DRIVESHAFT - BALANCED - 248" WB - F53FD - 24,000 GVWR
	115043-03-000	EA	BUSHING - DRIVESHAFT

24,000 GVWR FORD CHASSIS (G38T)

KEY	PART NUMBER	U/M	DESCRIPTION
	167028-04-000	EA	DRIVESHAFT - BALANCED - 266" WB - F53FD - 24,000 GVWR

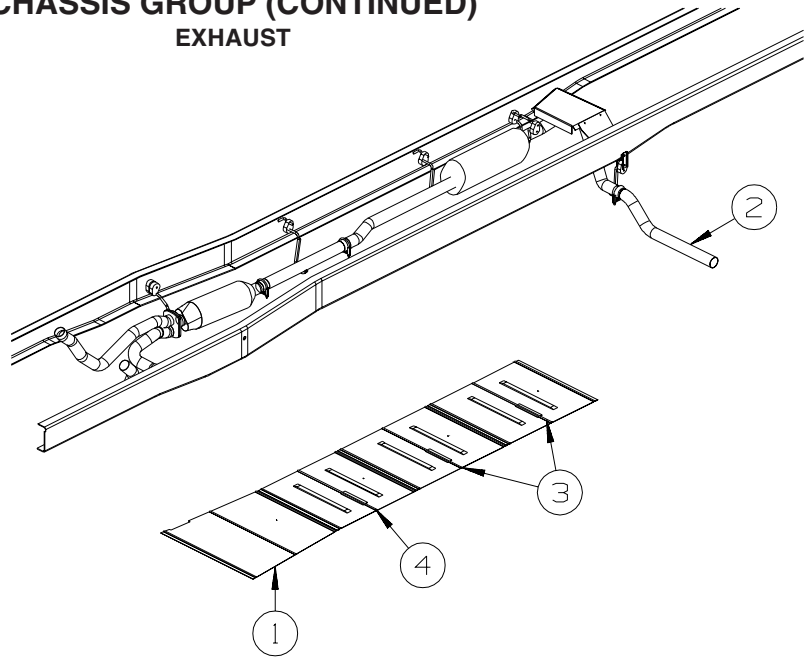
24,000 GVWR WORKHORSE 248 WHEELBASE (G37B, G38J)

KEY	PART NUMBER	U/M	DESCRIPTION
	128528-03-000	EA	BOLT - U-JOINT - 3/8-24 X 3/4
	128528-04-000	EA	STRAP - BEARING - 1480 JOINT
	138126-05-000	EA	DRIVESHAFT - BALANCED - 4 SECTION - WH W24 - 248" WB
	138616-01-02B	EA	BRACKET/BEARING MOUNT - FRONT/248" WHEEL BASE - E-COATED
	138616-02-02B	EA	BRACKET/BEARING MOUNT - MID-RR/248" WHEEL BASE - E-COATED

24,000 GVWR WORKHORSE 266 WHEELBASE (G38T)

KEY	PART NUMBER	U/M	DESCRIPTION
	128528-03-000	EA	BOLT - U-JOINT - 3/8-24 X 3/4
	128528-04-000	EA	STRAP - BEARING - 1480 JOINT
	138126-06-000	EA	DRIVESHAFT- BALANCED - 4 SECTION - WH24 - 266" WB

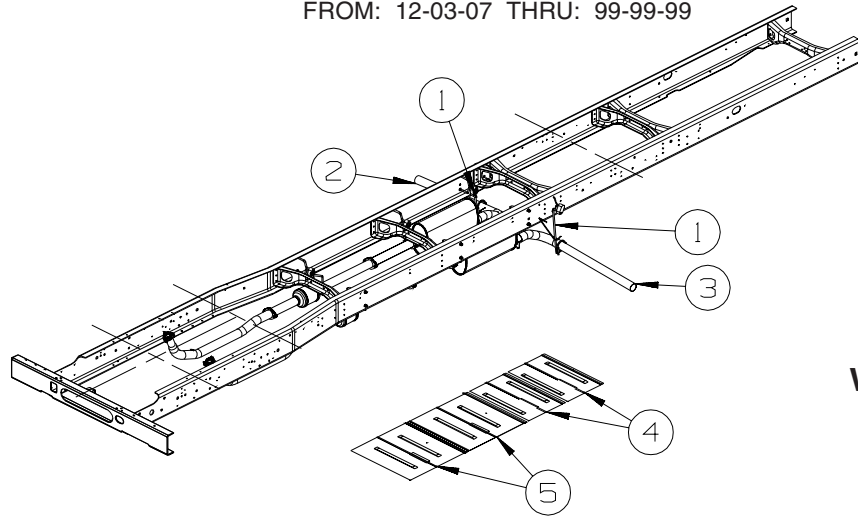
CHASSIS GROUP (CONTINUED) EXHAUST



**FORD
G33V**

208" WHEELBASE

KEY	PART NUMBER	U/M	DESCRIPTION
1	128756-01-02B	EA	SHIELD - HEAT/EXHAUST - 33.9" X 16.9" - E-COATED
2	129726-04-000	EA	PIPE - EXHAUST
3	143712-05-02B	EA	SHIELD/HEAT - EXHAUST - E-COATED
3	143712-07-02B	EA	SHIELD/HEAT - EXHAUST - E-COATED - QUANTITY 1 NOT ILLUSTRATED FROM: 00-00-00 THRU: 12-02-07
4	143712-07-02B	EA	SHIELD/HEAT - EXHAUST - E-COATED FROM: 12-03-07 THRU: 99-99-99
4	143712-02-02B	EA	SHIELD/HEAT - EXHAUST - E-COATED - QUANTITY 3 NOT ILLUSTRATED FROM: 00-00-00 THRU: 12-02-07
			FROM: 12-03-07 THRU: 99-99-99



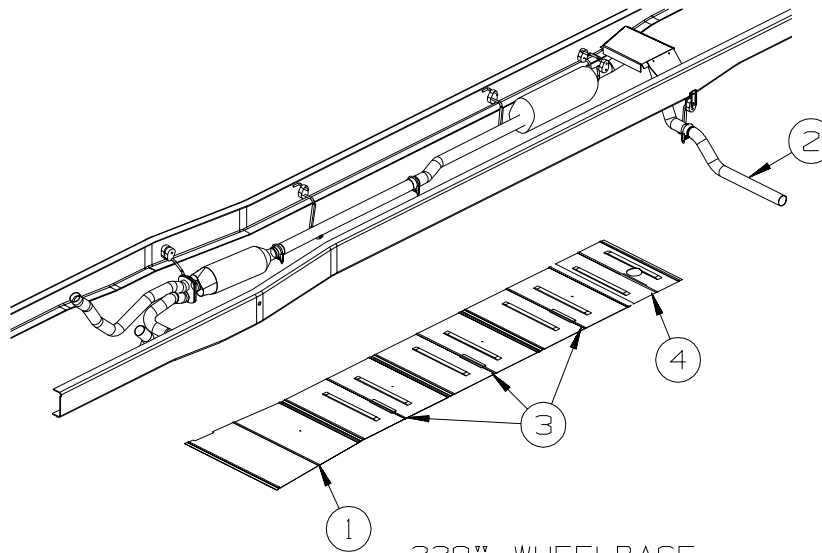
**WORKHORSE
G33V**

KEY	PART NUMBER	U/M	DESCRIPTION
1	122392-09-02B	EA	HANGER - TAILPIPE - E-COATED
	094918-06-000	EA	CLAMP - EXHAUST - 3" -HEAVY DUTY
2	122529-04-000	EA	PIPE - EXHAUST - RH
3	122529-05-000	EA	PIPE - EXHAUST, LH
4	143712-01-02B	EA	SHIELD/HEAT - EXHAUST - E-COATED
5	143712-02-02B	EA	SHIELD - HEAT/EXHAUST - E-COATED
	165850-02-02B	EA	SHIELD - HEAT/EXHAUST - E-COATED - ADDED TOWARDS THE FRONT FROM: 01-07-08 THRU: 99-99-99
	167873-01-02B	EA	PANEL - ACCESS, SHIELD - TO SLIDEOUT HOSES FROM: 01-07-08 THRU: 99-99-99

G33V

208 INCH WHEELBASE

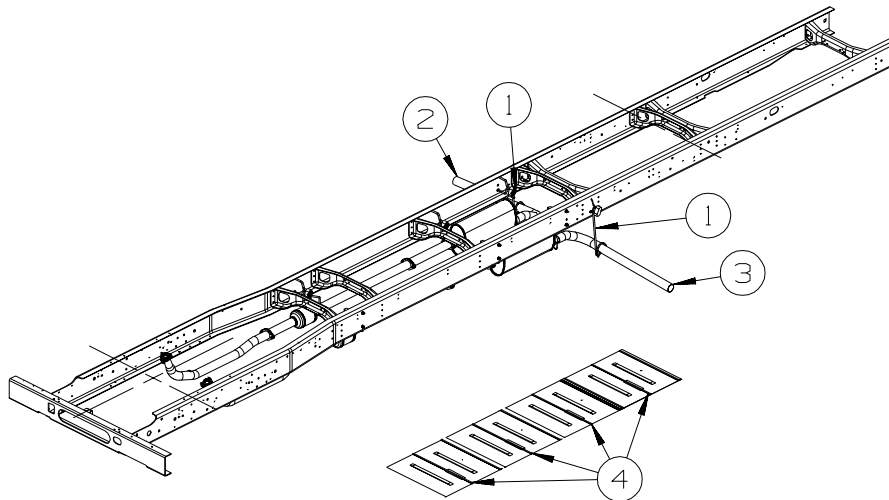
CHASSIS GROUP (CONTINUED)
EXHAUST (CONTINUED)



228" WHEELBASE

FORD
G35A, G35L

KEY	PART NUMBER	U/M	DESCRIPTION
1	128756-01-02B	EA	SHIELD - HEAT/EXHAUST - 33.9" X 16.9" - E-COATED
2	129726-04-000	EA	PIPE - EXHAUST
3	143712-05-02B	EA	SHIELD/HEAT - EXHAUST - E-COATED
4	143712-07-02B	EA	SHIELD/HEAT - EXHAUST - E-COATED
			FROM: 00-00-00 THRU: 12-02-07
4	143712-02-02B	EA	SHIELD/HEAT - EXHAUST - E-COATED
			FROM: 12-03-07 THRU: 99-99-99

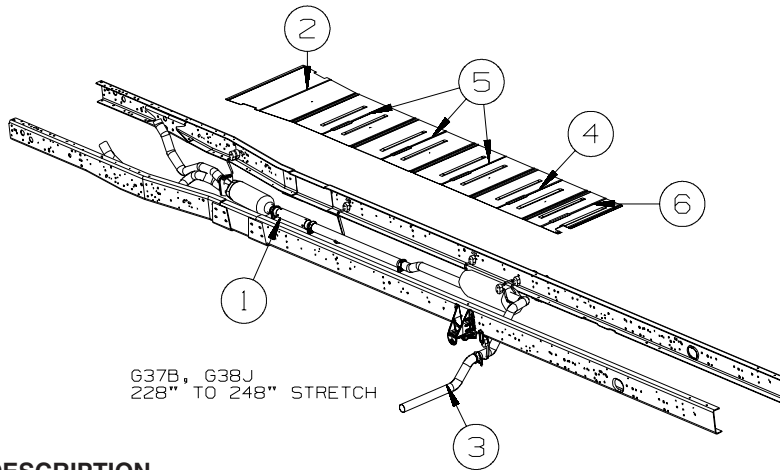


G35A, G35L
228 INCH WHEELBASE

WORKHORSE
G35A, G35L

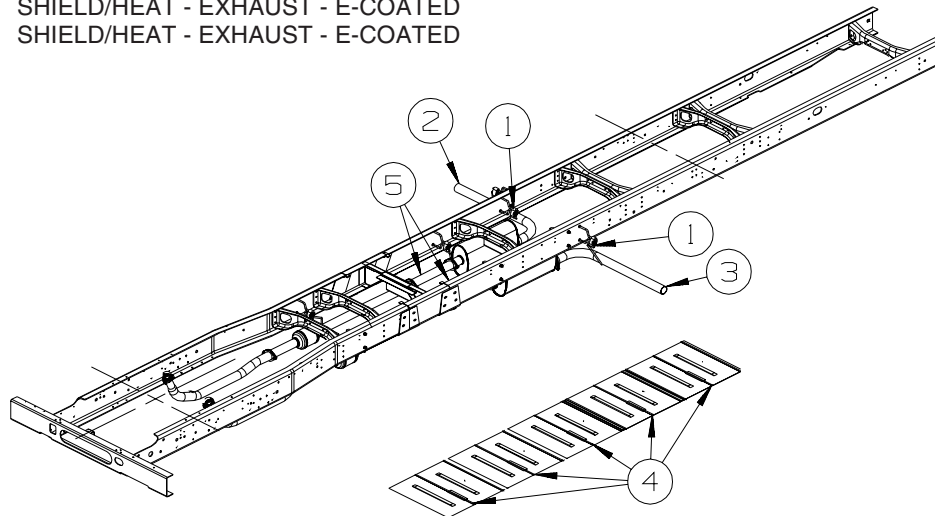
KEY	PART NUMBER	U/M	DESCRIPTION
1	122392-09-02B	EA	HANGER - TAILPIPE - E-COATED
	094918-06-000	EA	CLAMP - EXHAUST - 3" -HEAVY DUTY
2	122529-04-000	EA	PIPE - EXHAUST - RH
3	122529-05-000	EA	PIPE - EXHAUST, LH
4	143712-02-02B	EA	SHIELD - HEAT/EXHAUST - E-COATED
	165850-02-02B	EA	SHIELD - HEAT/EXHAUST - E-COATED - ADDED TOWARDS THE FRONT
			FROM: 01-07-08 THRU: 99-99-99
	167873-01-02B	EA	PANEL - ACCESS, SHIELD - TO SLIDEOUT HOSES
			FROM: 01-07-08 THRU: 99-99-99

CHASSIS GROUP (CONTINUED)
EXHAUST (CONTINUED)



FORD
G37B, G38J

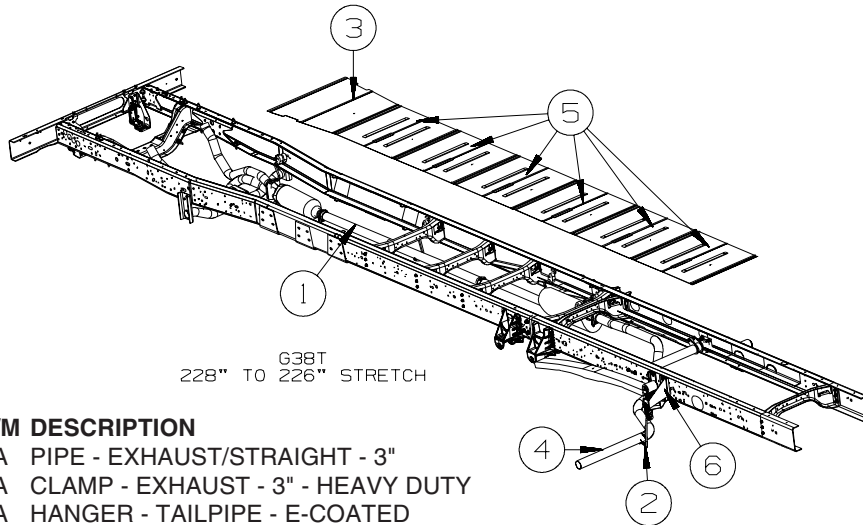
KEY	PART NUMBER	U/M	DESCRIPTION
1	112012-03-000	EA	PIPE - EXHAUST - 3" DIAMETER - FORD CHASSIS
	094918-06-000	EA	CLAMP - EXHAUST - 3" - HEAVY DUTY
2	128756-01-02B	EA	SHIELD - HEAT/EXHAUST - 33.9" X 16.9" - E-COATED
3	129726-04-000	EA	PIPE - EXHAUST
4	143712-02-02B	EA	SHIELD/HEAT - EXHAUST - E-COATED
5	143712-05-02B	EA	SHIELD/HEAT - EXHAUST - E-COATED
6	143712-07-02B	EA	SHIELD/HEAT - EXHAUST - E-COATED



WORKHORSE
G37B, G38J

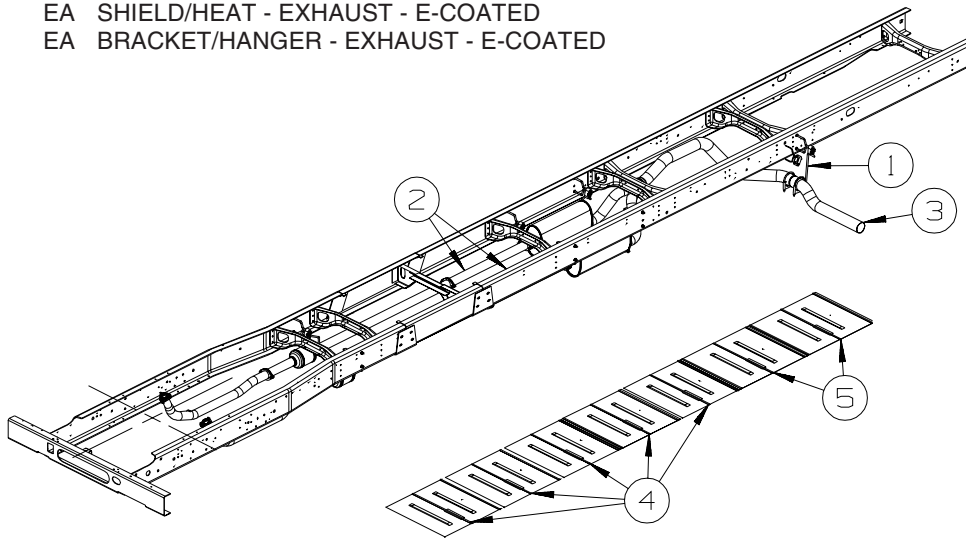
KEY	PART NUMBER	U/M	DESCRIPTION
1	122392-09-02B	EA	HANGER - TAILPIPE - E-COATED
	094918-06-000	EA	CLAMP - EXHAUST - 3" - HEAVY DUTY
2	122529-04-000	EA	PIPE - EXHAUST - RH
3	122529-05-000	EA	PIPE - EXHAUST, LH
4	143712-02-02B	EA	SHIELD - HEAT/EXHAUST - E-COATED
5	137652-06-000	EA	PIPE - EXHAUST - W/FLANGES
	165850-02-02B	EA	SHIELD - HEAT/EXHAUST - E-COATED - ADDED TOWARDS THE FRONT FROM: 01-07-08 THRU: 99-99-99
	167873-01-02B	EA	PANEL - ACCESS, SHIELD - TO SLIDEOUT HOSES FROM: 01-07-08 THRU: 99-99-99

CHASSIS GROUP (CONTINUED)
EXHAUST (CONTINUED)



**FORD
G38T**

KEY	PART NUMBER	U/M	DESCRIPTION
1	098762-27-000	EA	PIPE - EXHAUST/STRAIGHT - 3"
	094918-06-000	EA	CLAMP - EXHAUST - 3" - HEAVY DUTY
2	122392-11-02B	EA	HANGER - TAILPIPE - E-COATED
	094918-06-000	EA	CLAMP - EXHAUST - 3" - HEAVY DUTY
3	128756-01-02B	EA	SHIELD - HEAT/EXHAUST - 33.9" X 16.9" - E-COATED
4	137925-06-000	EA	PIPE - EXHAUST - LEFT HAND
5	143712-05-02B	EA	SHIELD/HEAT - EXHAUST - E-COATED
6	167109-01-02B	EA	BRACKET/HANGER - EXHAUST - E-COATED

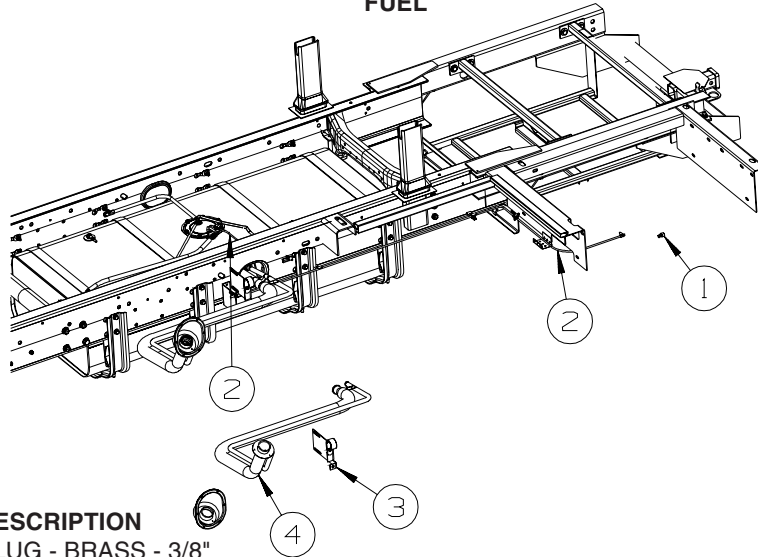


**WORKHORSE
G38T**

KEY	PART NUMBER	U/M	DESCRIPTION
1	122392-15-02B	EA	HANGER - TAILPIPE - E-COATED
	094918-05-000	EA	CLAMP - EXHAUST - 4 7/16" - GUILLOTINE STYLE
2	137652-07-000	EA	PIPE - EXHAUST W/FLANGES
3	154358-01-000	EA	PIPE - EXHAUST - 4" DIAMETER - WORKHORSE
4	143712-02-02B	EA	SHIELD - HEAT/EXHAUST - E-COATED
5	143712-05-02B	EA	SHIELD - HEAT/EXHAUST - E-COATED
	165850-02-02B	EA	SHIELD - HEAT/EXHAUST - E-COATED - ADDED TOWARDS THE FRONT FROM: 01-07-08 THRU: 99-99-99
	167873-01-02B	EA	PANEL - ACCESS, SHIELD - TO SLIDEOUT HOSES FROM: 01-07-08 THRU: 99-99-99

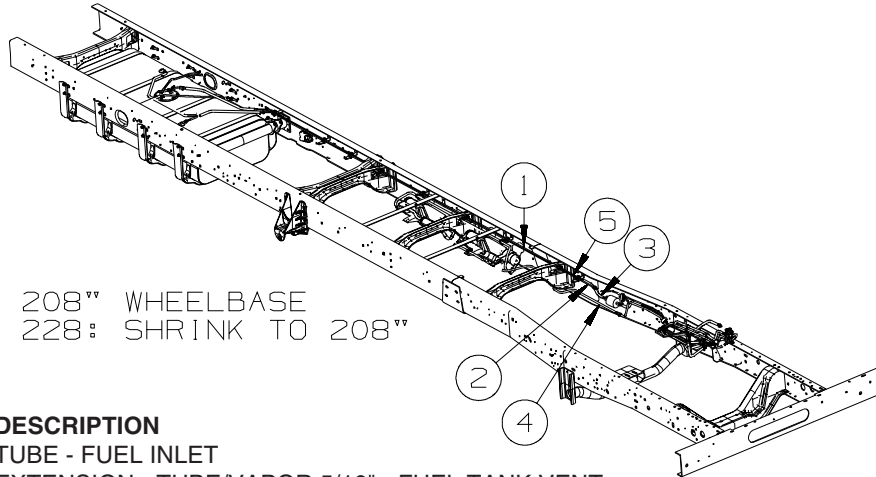
CHASSIS GROUP (CONTINUED)

FUEL



**FORD FUEL
FILL**

KEY	PART NUMBER	U/M	DESCRIPTION
1	084884-01-000	EA	PLUG - BRASS - 3/8"
2	128139-03-000	FT	HOSE - FUEL - LOW PERMEABILITY - 1/4" DIAMETER
3	140728-02-02B	EA	BRACKET - FUEL FILL - E-COATED
4	153027-01-000	EA	NECK - FUEL FILL

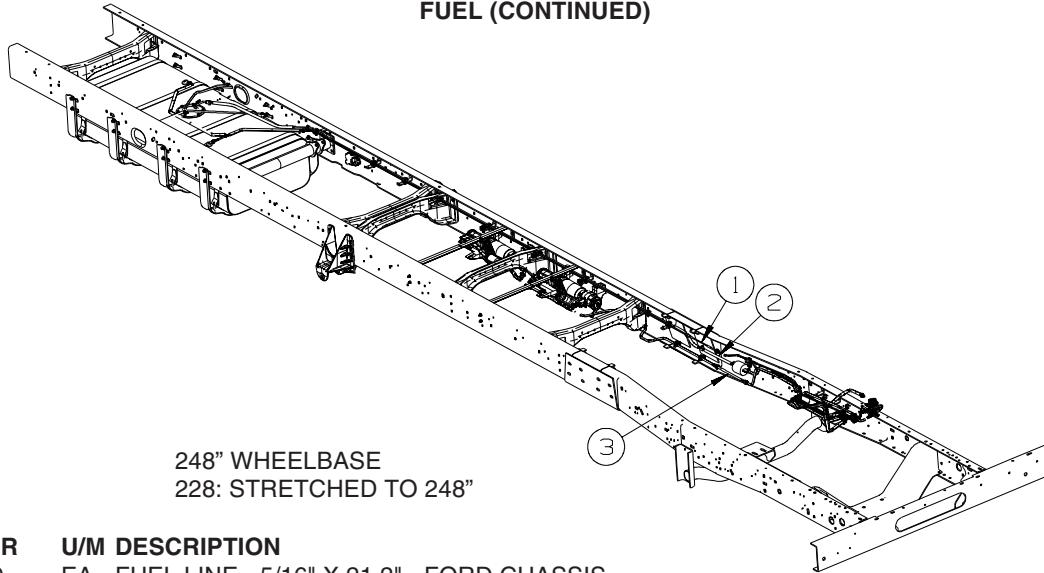


**FORD FUEL
SUPPLY
G33V**

208" WHEELBASE
228: SHRINK TO 208"

KEY	PART NUMBER	U/M	DESCRIPTION
1	155383-01-000	EA	TUBE - FUEL INLET
2	155360-02-000	EA	EXTENSION - TUBE/VAPOR 5/16" - FUEL TANK VENT
3	129494-03-000	EA	FUEL LINE - 5/16" X 21.2" - FORD CHASSIS
4	155359-04-000	EA	EXTENSION - TUBE/VAPOR 1/2" - EMISSION CANISTER
5	155384-01-000	EA	TUBE/VAPOR - TANK

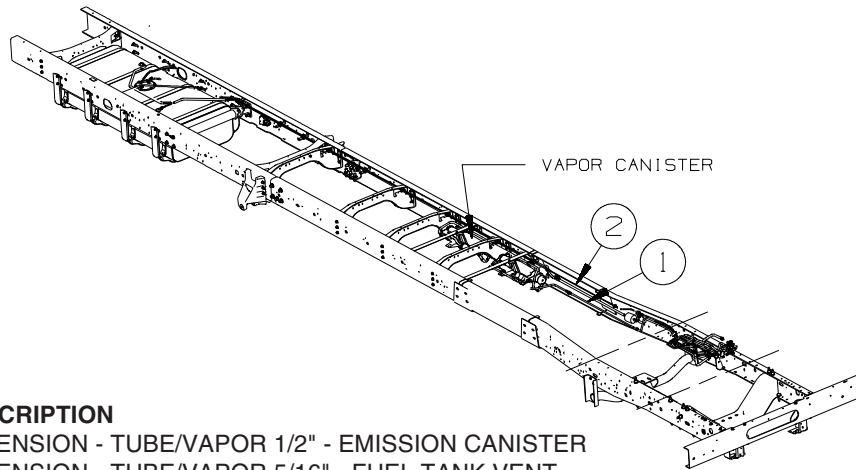
CHASSIS GROUP (CONTINUED)
FUEL (CONTINUED)



**FORD FUEL
 SUPPLY
 G37B, G38J**

248" WHEELBASE
 228: STRETCHED TO 248"

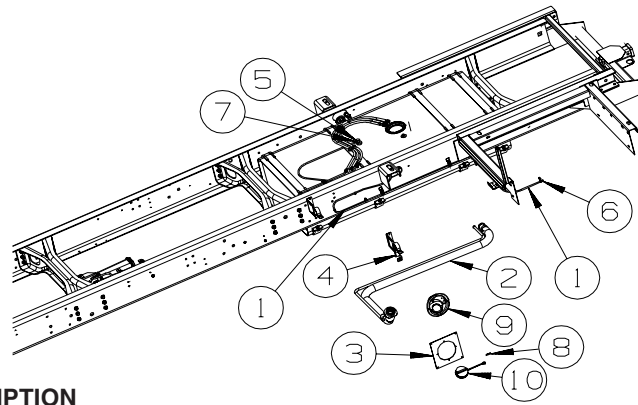
KEY	PART NUMBER	U/M	DESCRIPTION
1	129494-03-000	EA	FUEL LINE - 5/16" X 21.2" - FORD CHASSIS
2	155359-01-000	EA	EXTENSION - TUBE/VAPOR 1/2" - EMISSION CANISTER
3	155360-02-000	EA	EXTENSION - TUBE/VAPOR 5/16" - FUEL TANK VENT



**FORD FUEL
 SUPPLY
 G38T**

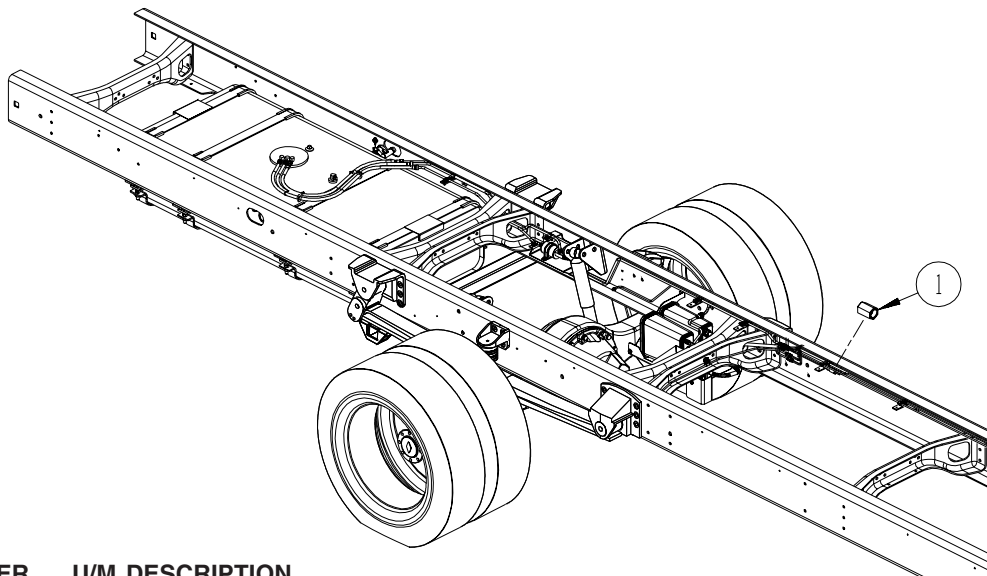
KEY	PART NUMBER	U/M	DESCRIPTION
1	155359-04-000	EA	EXTENSION - TUBE/VAPOR 1/2" - EMISSION CANISTER
2	155360-03-000	EA	EXTENSION - TUBE/VAPOR 5/16" - FUEL TANK VENT

CHASSIS GROUP (CONTINUED)
FUEL (CONTINUED)



**WORKHORSE
FUEL FILL**

KEY	PART NUMBER	U/M	DESCRIPTION
1	128139-03-000	FT	HOSE - FUEL - LOW PERMEABILITY - 1/4" DIAMETER
2	136300-02-000	EA	NECK - FUEL FILL
3	139138-01-02B	EA	PLATE - FUEL FILL - E-COATED
4	140728-03-02B	EA	BRACKET - FUEL FILL - E-COATED
5	068382-06-000	EA	BUSHING - BRASS - 3/8"MPT X 1/8"FPT
6	084884-01-000	EA	PLUG - BRASS - 3/8"
7	114254-01-000	EA	ADAPTER - 1/4 BARB X 1/8 MPT
8	099069-01-000	EA	SEAL - RUBBER - CLOSED SPONGE - .5" WIDE X .12" THICK-BLK
9	128299-02-01A	EA	SHROUD - FUEL FILL
10	163743-01-000	EA	CAP - FUEL FILL - 1/4 TURN - WORKHORSE

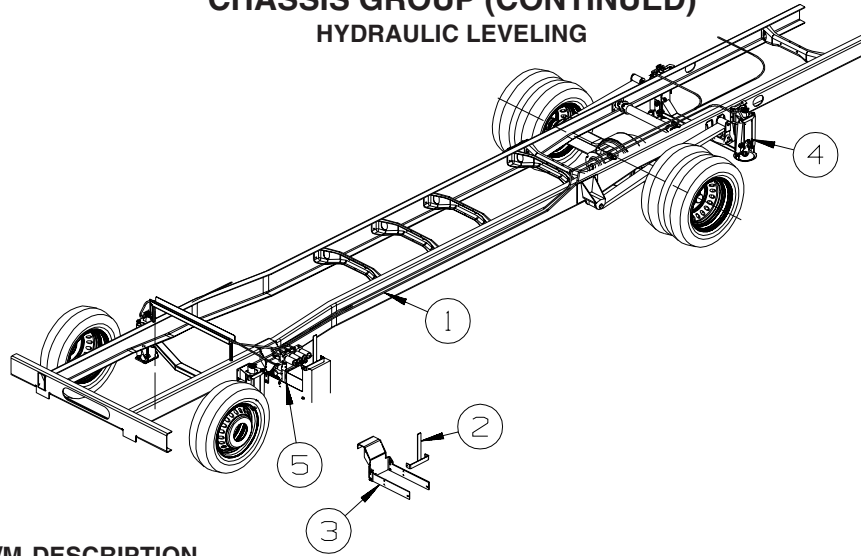


**WORKHORSE
FUEL SUPPLY**

KEY	PART NUMBER	U/M	DESCRIPTION
1	098779-02-000	EA	COUPLER - FUEL LINE - 1.2" LONG X 16MM THREAD - STRETCHED CHASSIS ONLY

CHASSIS GROUP (CONTINUED)

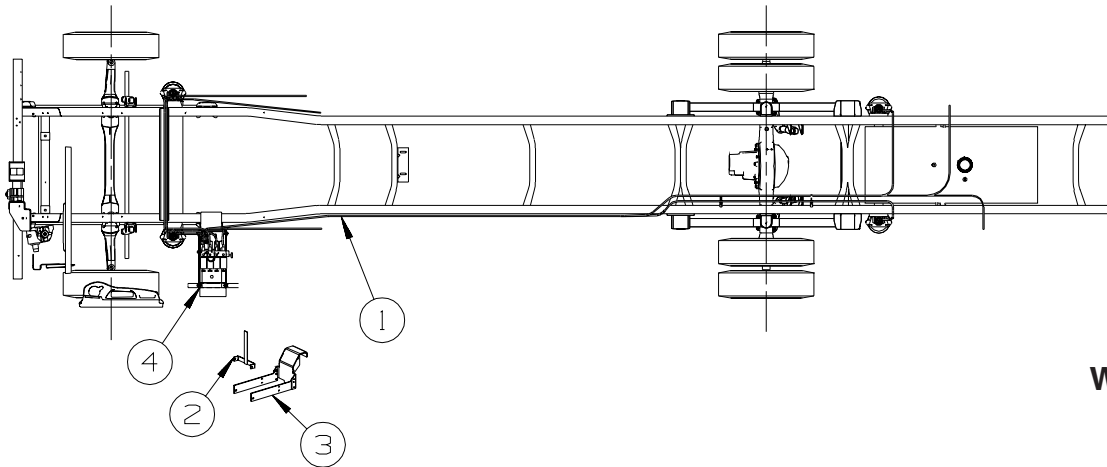
HYDRAULIC LEVELING



FORD

KEY	PART NUMBER	U/M	DESCRIPTION
1	100536-72-000	EA	HOSE KIT - F/LEVELING JACKS
2	149900-01-02B	EA	BRACKET - PUMP/LEVELING SYSTEM - E-COATED
3	150001-01-02B	EA	BRACKET - PUMP/LEVELING SYSTEM - E-COATED
4	128571-08-000	EA	JACK/CROSSMEMBER ASSEMBLY - REAR - 625 - FORD
5*	153452-20-000	EA	LEVELING SYSTEM - 625 SYSTEM W/2 SLIDEOUTS - FORD - G33V, G35L
5*	153452-21-000	EA	LEVELING SYSTEM - 625 SYSTEM W/3 SLIDEOUTS - FORD - G35A
5	153452-38-000	EA	LEVELING SYSTEM - 625 SYSTEM W/3 SLIDEOUTS - FORD - G37B, G38J, G35A W/2008 CHASSIS
5	153452-39-000	EA	LEVELING SYSTEM - 625 SYSTEM W/2 SLIDEOUTS - FORD - G38T, G35L W/2008 CHASSIS

***COMPONENT PARTS LISTED LATER IN THIS GROUP**



WORKHORSE

KEY	PART NUMBER	U/M	DESCRIPTION
1*	100536-57-000	EA	HOSE KIT - F/LEVELING JACKS - G37B, G38J, G38T
1	100536-72-000	EA	HOSE KIT - F/LEVELING JACKS - G33V, G35A, G35L
2	149900-01-02B	EA	BRACKET - PUMP/LEVELING SYSTEM - E-COATED
3	150001-01-02B	EA	BRACKET - PUMP/LEVELING SYSTEM - E-COATED
4*	153452-18-000	EA	LEVELING SYSTEM - 625 SYSTEM W/2 SLIDEOUTS - WORKHORSE - DOUBLE SLIDEOUT ROOMS
4*	153452-19-000	EA	LEVELING SYSTEM - 625 SYSTEM W/3 SLIDEOUTS - WORKHORSE - TRIPLE SLIDEOUT ROOMS

***COMPONENT PARTS LISTED LATER IN THIS GROUP**

CHASSIS GROUP (CONTINUED)
COMPONENT PARTS FOR HYDRAULIC LEVELING

100536-57-000

KEY	PART NUMBER	U/M	DESCRIPTION	VENDOR NO.
	100536-09-700	EA	HOSE-HYDRAULIC-324"	RAP91489/AP2464
	100536-26-700	EA	HOSE - HYDRAULIC-1/4" X 100"	RAP90077/AP7832
	115767-01-705	EA	HOSE-HYDRAULIC - 1/4" X 60"	RAP4073/AP4073
	135250-02-700	EA	HOSE-HYDRAULIC - 1/4" X 300"	RAP90806/AP4064

153452-18-000

KEY	PART NUMBER	U/M	DESCRIPTION	VENDOR NO.
	100532-03-716	EA	SOLENOID-CONTINUOUS DUTY	RAP7505
	100532-03-717	EA	VALVE-PRESS., RETURN SHUTTLE	RAP7964
	100532-03-726	EA	SWITCH - PRESSURE	RAP8003
	100532-09-705	EA	SWITCH-PRESS - 3000 LB.	RAP0993
	100532-09-710	EA	SOLENOID-INTERMITENT DUTY	RAP0533
	100532-12-707	EA	PRING KIT (PAIR)	R3847
	100532-32-704	EA	CHIME - JACK WARNING	RAP90681/AP19765
	100532-53-700	EA	CYLINDER W/O FOOT - 9K	RAP90491/AP15891
	131306-02-701	EA	FOOT/JACK - 9K & 12K	RAP8464/AP17525
	131306-11-704	EA	PRESSURE SWITCH - 50 PSI	RAP2082
	131306-12-702	EA	VALVE-PRESS SOLENOID (SMALL)	RAP90729/AP24604
	144226-01-700	EA	SWITCH - WARNING/MAGNETIC	RAP90968/AP26641
	144226-08-702	EA	SENSOR/BI-AXIS - PROGRAMABLE	RAP91172/AP28010
	153452-18-700	EA	CYLINDER W/O FOOT - 6K	RAP91661
	153452-18-701	EA	FOOT - 6K JACK	RAP8126
	153452-18-702	EA	BRACKET - 9K JACK MOUNT	RAP90844
	153452-18-703	EA	ENCLOSURE BOX W/SENSING UNIT	RAP91763/AP36467
	153452-18-704	EA	PUMP/MOTOR/TANK ASM.	RAP91281/AP38255
	153452-18-705	EA	MOTOR ONLY - 3.7" MONARCH	RAP91249
	153452-18-706	EA	BRACKET/MOUNT - FRONT JACK	AP34580
	153452-18-707	EA	CROSSMEMBER/FRONT - FORD	AP34549
	157770-01-703	EA	TOUCH PAD - 625 FORD C BODY	RAP91864/AP36468

153452-19-000

KEY	PART NUMBER	U/M	DESCRIPTION	VENDOR NO.
	100532-03-716	EA	SOLENOID-CONTINUOUS DUTY	RAP7505
	100532-03-717	EA	VALVE-PRESS., RETURN SHUTTLE	RAP7964
	100532-03-726	EA	SWITCH - PRESSURE	RAP8003
	100532-09-705	EA	SWITCH-PRESS - 3000 LB.	RAP0993
	100532-09-710	EA	SOLENOID-INTERMITENT DUTY	RAP0533
	100532-12-707	EA	PRING KIT (PAIR)	R3847
	100532-32-704	EA	CHIME - JACK WARNING	RAP90681/AP19765
	100532-53-700	EA	CYLINDER W/O FOOT - 9K	RAP90491/AP15891
	131306-02-701	EA	FOOT/JACK - 9K & 12K	RAP8464/AP17525
	131306-09-701	EA	VELOCITY VALVE - SINGLE	RAP90279/AP11578
	131306-11-704	EA	PRESSURE SWITCH - 50 PSI	RAP2082
	131306-12-702	EA	VALVE-PRESS SOLENOID (SMALL)	RAP90729/AP24604
	144226-01-700	EA	SWITCH - WARNING/MAGNETIC	RAP90968/AP26641
	144226-08-702	EA	SENSOR/BI-AXIS - PROGRAMABLE	RAP91172/AP28010
	153452-18-700	EA	CYLINDER W/O FOOT - 6K	RAP91661
	153452-18-701	EA	FOOT - 6K JACK	RAP8126
	153452-18-702	EA	BRACKET - 9K JACK MOUNT	RAP90844
	153452-18-704	EA	PUMP/MOTOR/TANK ASM.	RAP91281/AP38255
	153452-18-705	EA	MOTOR ONLY - 3.7" MONARCH	RAP91249
	153452-19-700	EA	ENCLOSURE BOX W/SENSING UNIT	RAP91765/AP36765
	153452-19-701	EA	MANIFOLD	AP36817
	153452-19-702	EA	STUD/BOLT	P11767
	157770-01-703	EA	TOUCH PAD - 625 FORD C BODY	RAP91864/AP36468

CHASSIS GROUP (CONTINUED)
COMPONENT PARTS FOR HYDRAULIC LEVELING (CONTINUED)

153452-20-000

KEY	PART NUMBER	U/M	DESCRIPTION	VENDOR NO.
	100532-03-716	EA	SOLENOID-CONTINUOUS DUTY	RAP7505
	100532-03-717	EA	VALVE-PRESS., RETURN SHUTTLE	RAP7964
	100532-03-726	EA	SWITCH - PRESSURE	RAP8003
	100532-09-705	EA	SWITCH-PRESS - 3000 LB.	RAP0993
	100532-09-710	EA	SOLENOID-INTERMITENT DUTY	RAP0533
	100532-12-707	EA	PRING KIT (PAIR)	R3847
	100532-32-704	EA	CHIME - JACK WARNING	RAP90681/AP19765
	131306-02-700	EA	FOOT - 6K JACK	RAP2004/AP13882
	131306-11-704	EA	PRESSURE SWITCH - 50 PSI	RAP2082
	131306-12-702	EA	VALVE-PRESS SOLENOID (SMALL)	RAP90729/AP24604
	144226-01-700	EA	SWITCH - WARNING/MAGNETIC	RAP90968/AP26641
	144226-08-702	EA	SENSOR/BI-AXIS - PROGRAMABLE	RAP91172/AP28010
	144226-29-700	EA	CYLINDER - 6K (325)	RAP91184/AP31656
	144226-29-701	EA	CYLINDER - 9K (325)	RAP91185/AP31982
	153452-18-703	EA	ENCLOSURE BOX W/SENSING UNIT	RAP91763/AP36467
	153452-18-704	EA	PUMP/MOTOR/TANK ASM.	RAP91281/AP38255
	153452-18-705	EA	MOTOR ONLY - 3.7" MONARCH	RAP91249
	153452-20-700	EA	BRACKET - 6K JACK MOUNT	RAP91709
	157770-01-703	EA	TOUCH PAD - 625 FORD C BODY	RAP91864/AP36468

153452-21-000

KEY	PART NUMBER	U/M	DESCRIPTION	VENDOR NO.
	100532-03-716	EA	SOLENOID-CONTINUOUS DUTY	RAP7505
	100532-03-717	EA	VALVE-PRESS., RETURN SHUTTLE	RAP7964
	100532-03-726	EA	SWITCH - PRESSURE	RAP8003
	100532-09-705	EA	SWITCH-PRESS - 3000 LB.	RAP0993
	100532-09-710	EA	SOLENOID-INTERMITENT DUTY	RAP0533
	100532-12-707	EA	PRING KIT (PAIR)	R3847
	100532-32-704	EA	CHIME - JACK WARNING	RAP90681/AP19765
	131306-02-700	EA	FOOT - 6K JACK	RAP2004/AP13882
	131306-09-701	EA	VELOCITY VALVE - SINGLE	RAP90279/AP11578
	131306-11-704	EA	PRESSURE SWITCH - 50 PSI	RAP2082
	131306-12-702	EA	VALVE-PRESS SOLENOID (SMALL)	RAP90729/AP24604
	144226-01-700	EA	SWITCH - WARNING/MAGNETIC	RAP90968/AP26641
	144226-08-702	EA	SENSOR/BI-AXIS - PROGRAMABLE	RAP91172/AP28010
	144226-29-700	EA	CYLINDER - 6K (325)	RAP91184/AP31656
	144226-29-701	EA	CYLINDER - 9K (325)	RAP91185/AP31982
	153452-18-704	EA	PUMP/MOTOR/TANK ASM.	RAP91281/AP38255
	153452-18-705	EA	MOTOR ONLY - 3.7" MONARCH	RAP91249
	153452-19-700	EA	ENCLOSURE BOX W/SENSING UNIT	RAP91765/AP36765
	153452-20-700	EA	BRACKET - 6K JACK MOUNT	RAP91709
	157770-01-703	EA	TOUCH PAD - 625 FORD C BODY	RAP91864/AP36468

CHASSIS GROUP (CONTINUED)
WHEEL, TIRE, COVERS &/OR LINERS

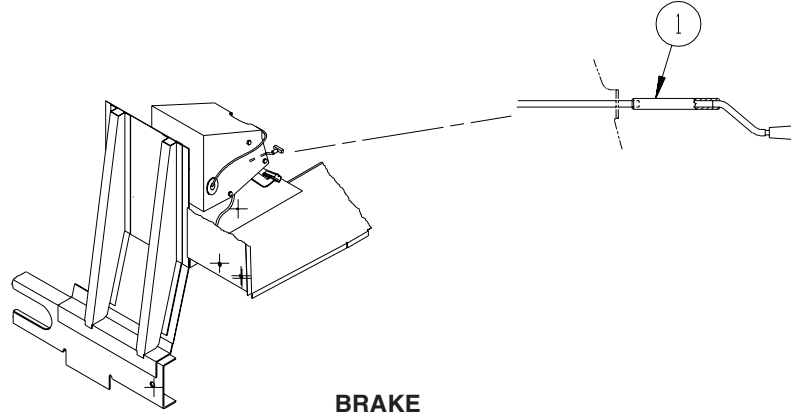
KEY	PART NUMBER	U/M	DESCRIPTION
*	150723-01-000	EA	COVER/HUB-SET-FT & RR HUBS/NUT CVRS/TOOL - FORD ALUMINUM WHEELS

***COMPONENT PARTS LISTED LATER IN THIS GROUP**

COMPONENT PARTS FOR WHEEL, TIRE, COVERS &/OR LINERS

150723-01-000

KEY	PART NUMBER	U/M	DESCRIPTION	VENDOR NO.
	110435-04-705	EA	DECAL-CTR HUB 2 3/4" DIAMOND	2 3/4 DECAL DIAMOND
	110435-05-700	EA	CAP-CENTER 4.50"D W/O DECAL	V22510-POC
	145580-01-702	EA	COVER-LUG NUT/JAM NUT 22M	V19582-EJN
	145580-01-703	EA	TOOL-INSTALLATION	V22501-TOL
	150723-01-700	EA	COVER - HUB/FRONT W/CAP	VAC8275-FHC
	150723-01-701	EA	COVER - HUB/REAR	VAC8275-RHC



BRAKE

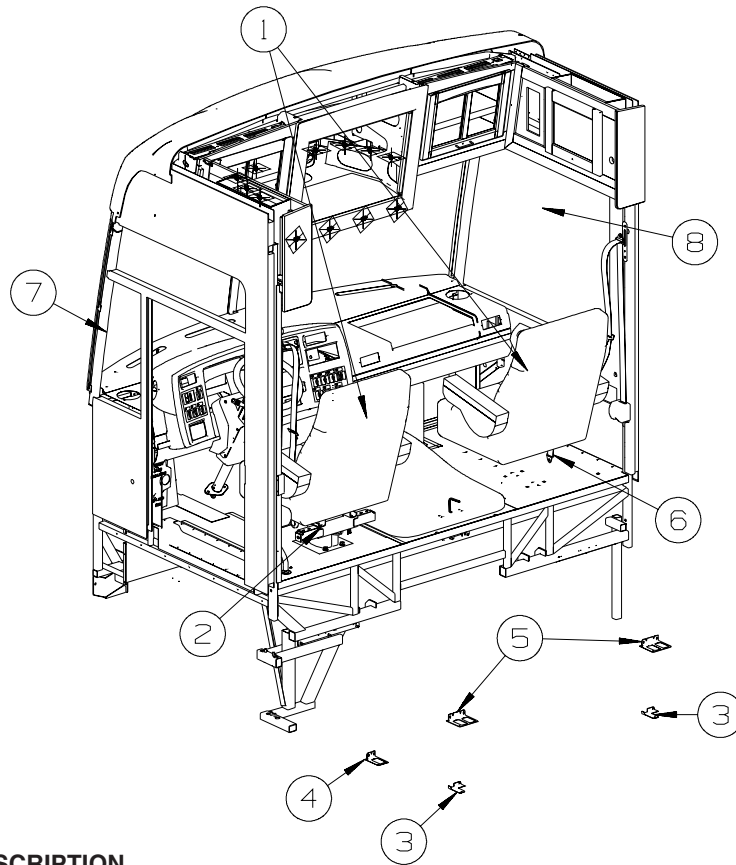
KEY	PART NUMBER	U/M	DESCRIPTION
1	113007-01-000	EA	PIN - SPRING - .375 X 3"

BRAKELINE

KEY	PART NUMBER	U/M	DESCRIPTION
	075466-01-000	EA	UNION - INVERTED FLAIR - 1/4"

CURTAIN & CUSHION GROUP

CURTAIN, CUSHION LAYOUT

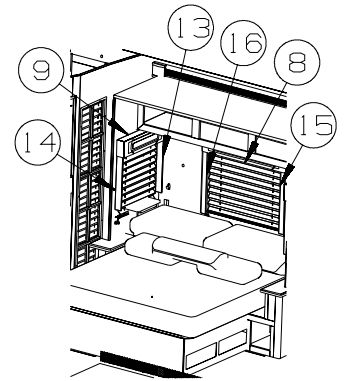
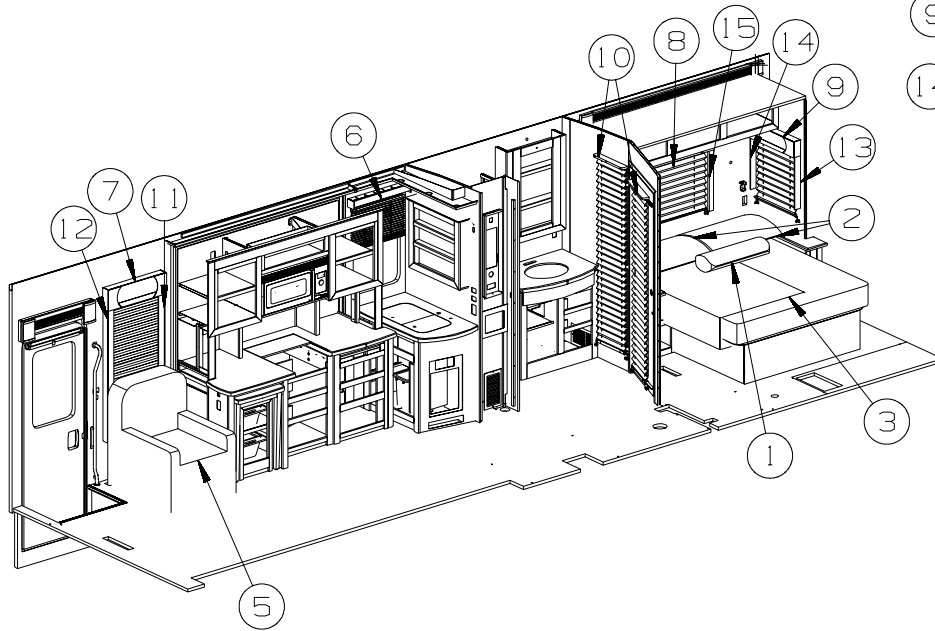
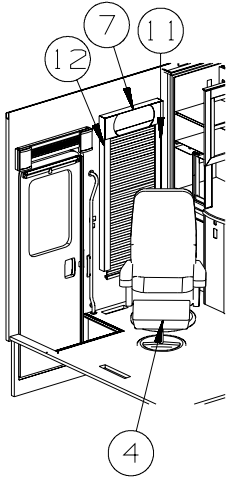


KEY	PART NUMBER	U/M	DESCRIPTION
1	162621-01-WB4	EA	SEAT - DRIVER/PASSENGER - W/LUMBAR (WB4, WB5, WB6, WC4, WC5, WC6) FROM: 00-00-00 THRU: 09-16-07
1	162621-02-WB4	EA	SEAT - DRIVER/PASSENGER - W/LUMBAR (WB4, WB5, WB6, WC4, WC5, WC6) FROM: 09-17-07 THRU: 99-99-99
1	162621-01-WC0	EA	SEAT - DRIVER/PASSENGER - W/LUMBAR (WC0, WC1, WC2) FROM: 00-00-00 THRU: 09-16-07
1	162621-02-WC0	EA	SEAT - DRIVER/PASSENGER - W/LUMBAR (WC0, WC1, WC2) FROM: 09-17-07 THRU: 99-99-99
	152337-01-000	EA	PROTECTOR - SEAT - CLEAR VINYL
2	148630-16-WA4	EA	SKIRT - F/6-WAY POWER - LEATHER (WB4, WB5, WB6, WC4, WC5, WC6) - DRIVER'S POWERED SEAT
2	148630-16-WA0	EA	SKIRT - F/6-WAY POWER - LEATHER (WC0, WC1, WC2) - DRIVER'S POWERED SEAT
2	108049-02-000	EA	CLIP - CABLE/PEDESTAL
2	108049-04-000	EA	CABLE - W/MINI LEVER ACTION SWITCH - 28" SHEATH/30" CABLE
2	128699-01-02B	EA	BRACKET - SEAT SWITCH - E-COATED
3	117125-01-02B	EA	BRACKET - CABLE MOUNT - ADJUSTER W/LOCK
4	127159-01-02B	EA	BRACKET - SEAT RELEASE - SINGLE REMOTE - E-COATED - DRIVER'S POWERED SEAT
5	127159-02-02B	EA	BRACKET - SEAT RELEASE - DUAL REMOTE - E-COATED
6	148630-15-WA4	EA	SKIRT - W/SEAT BELT SLOT - LEATHER (WB4, WB5, WB6, WC4, WC5, WC6)
6	148630-15-WA0	EA	SKIRT - W/SEAT BELT SLOT - LEATHER (WC0, WC1, WC2)
7	163172-13-WB4	EA	CURTAIN - DRIVER/FRONT WRAP/PRIVACY - 41.9" X 114.8" (WB4, WB5, WB6)
7	163172-13-WC0	EA	CURTAIN - DRIVER/FRONT WRAP/PRIVACY - 41.9" X 114.8" (WC0, WC1, WC2)
7	163172-13-WC4	EA	CURTAIN - DRIVER/FRONT WRAP/PRIVACY - 41.9" X 114.8" (WC4, WC5, WC6)
	164129-01-000	EA	CARRIER - WHEELED W/HOOK - FRONT WRAP CURTAIN
7	073260-42-WB4	EA	TIEBACK - 6" X 18" (WB4, WB5, WB6) FROM: 00-00-00 THRU: 06-03-07
7	165138-01-WB4	EA	TIEBACK - 6" X 18" (WB4, WB5, WB6) FROM: 06-04-07 THRU: 99-99-99
7	073260-42-WC0	EA	TIEBACK - 6" X 18" (WC0, WC1, WC2) FROM: 00-00-00 THRU: 06-03-07
7	165138-01-WC0	EA	TIEBACK - 6" X 18" (WC0, WC1, WC2) FROM: 06-04-07 THRU: 99-99-99
7	073260-42-WC4	EA	TIEBACK - 6" X 18" (WC4, WC5, WC6) FROM: 00-00-00 THRU: 06-03-07
7	165138-01-WC4	EA	TIEBACK - 6" X 18" (WC4, WC5, WC6) FROM: 06-04-07 THRU: 99-99-99

CURTAIN & CUSHION GROUP (CONTINUED)
CURTAIN, CUSHION LAYOUT (CONTINUED)

KEY	PART NUMBER	U/M	DESCRIPTION
8	163172-14-WB4	EA	CURTAIN - PASSENGER/FRONT WRAP/PRIVACY - 41.9" X 114.8" (WB4, WB5, WB6)
8	163172-14-WC0	EA	CURTAIN - PASSENGER/FRONT WRAP/PRIVACY - 41.9" X 114.8" (WC0, WC1, WC2)
8	163172-14-WC4	EA	CURTAIN - PASSENGER/FRONT WRAP/PRIVACY - 41.9" X 114.8" (WC4, WC5, WC6)
	164129-01-000	EA	CARRIER - WHEELED W/HOOK - FRONT WRAP CURTAIN
8	073260-42-WB4	EA	TIEBACK - 6" X 18" (WB4, WB5, WB6) FROM: 00-00-00 THRU: 06-03-07
8	165138-01-WB4	EA	TIEBACK - 6" X 18" (WB4, WB5, WB6) FROM: 06-04-07 THRU: 99-99-99
8	073260-42-WC0	EA	TIEBACK - 6" X 18" (WC0, WC1, WC2) FROM: 00-00-00 THRU: 06-03-07
8	165138-01-WC0	EA	TIEBACK - 6" X 18" (WC0, WC1, WC2) FROM: 06-04-07 THRU: 99-99-99
8	073260-42-WC4	EA	TIEBACK - 6" X 18" (WC4, WC5, WC6) FROM: 00-00-00 THRU: 06-03-078
8	165138-01-WC4	EA	TIEBACK - 6" X 18" (WC4, WC5, WC6) FROM: 06-04-07 THRU: 99-99-99

CURTAIN & CUSHION GROUP (CONTINUED)
CURTAIN, CUSHION LAYOUT (CONTINUED)

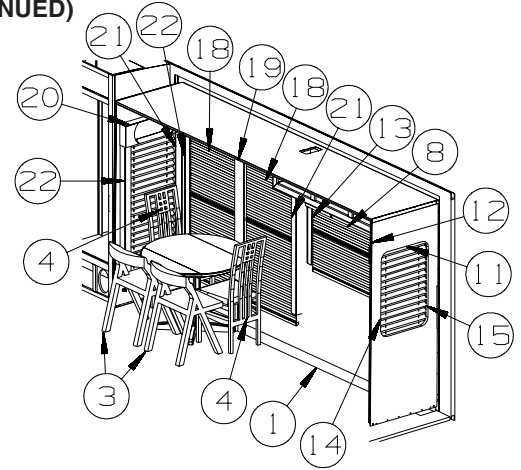
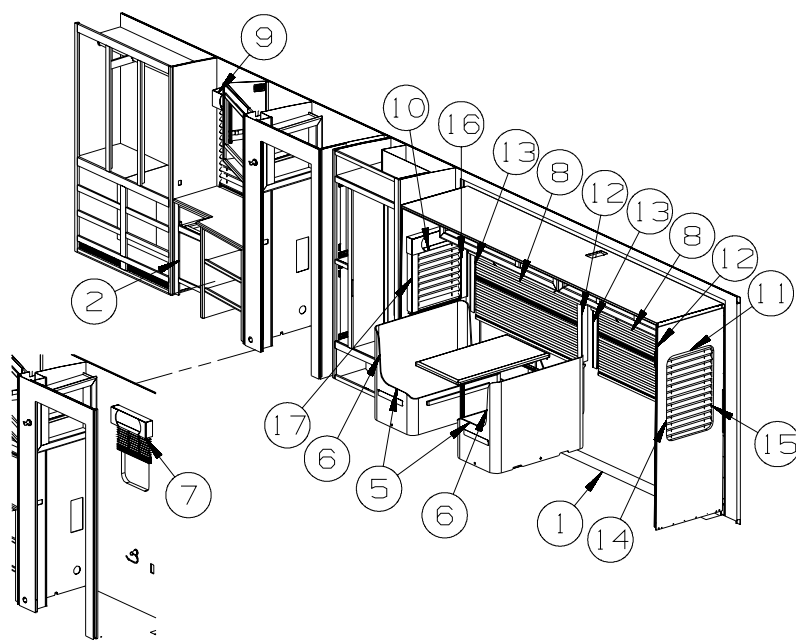


KEY	PART NUMBER	U/M	DESCRIPTION
1	163042-03-WB4	EA	PILLOW - 12" X 18" (WB4, WB5, WB6)
1	163042-04-WC0	EA	PILLOW - 12" X 18" (WC0, WC1, WC2)
1	163042-05-WC4	EA	PILLOW - 12" X 18" (WC4, WC5, WC6)
2	163093-01-WB4	EA	PILLOW SHAM (WB4, WB5, WB6)
2	163093-01-WC0	EA	PILLOW SHAM (WC0, WC1, WC2)
2	163093-01-WC4	EA	PILLOW SHAM (WC4, WC5, WC6)
3	162699-01-WB4	EA	BEDSPREAD/CAP - 60" X 75" (WB4, WB5, WB6)
3	162699-02-WC0	EA	BEDSPREAD/CAP - 60" X 75" (WC0, WC1, WC2)
3	162699-01-WC4	EA	BEDSPREAD/CAP - 60" X 75" (WC4, WC5, WC6)
4	165316-02-WB4	EA	CHAIR/EURO-APOLLO-W/OTTOMAN-ULTRALTHR (WB4, WB5, WB6, WC4, WC5, WC6) - EURO CHAIR
4	165316-02-W99	EA	CHAIR/EURO - APOLLO - W/OTTOMAN - ULTRA LEATHER (WC0, WC1, WC2) - EURO CHAIR
5	158317-04-WB4	EA	CHAIR/RECLINER - W/FOOTREST (WB4, WB5, WB6)
5	158317-06-WB4	EA	CHAIR/RECLINER - W/FOOTREST (WB4, WB5, WB6) FROM: 00-00-00 THRU: 11-02-07
5	158317-04-WC0	EA	CHAIR/RECLINER - W/FOOTREST (WC0, WC1, WC2) FROM: 11-03-07 THRU: 99-99-99
5	158317-06-WC0	EA	CHAIR/RECLINER - W/FOOTREST (WC0, WC1, WC2) FROM: 00-00-00 THRU: 11-02-07
5	158317-04-WC4	EA	CHAIR/RECLINER - W/FOOTREST (WC4, WC5, WC6) FROM: 11-03-07 THRU: 99-99-99
5	158317-06-WC4	EA	CHAIR/RECLINER - W/FOOTREST (WC4, WC5, WC6) FROM: 00-00-00 THRU: 11-02-07
5	158317-03-WB4	EA	CHAIR/RECLINER - W/FOOTREST - LEATHER (WB4, WB5, WB6, WC4, WC5, WC6) - ULTRALEATHER FROM: 11-03-07 THRU: 99-99-99
5	158317-05-WB4	EA	CHAIR/RECLINER - W/FOOTREST - LEATHER (WB4, WB5, WB6, WC4, WC5, WC6) - ULTRALEATHER FROM: 00-00-00 THRU: 11-02-07
5	158317-03-WC0	EA	CHAIR/RECLINER - W/FOOTREST - LEATHER (WC0, WC1, WC2) - ULTRALEATHER FROM: 11-03-07 THRU: 99-99-99
5	158317-05-WC0	EA	CHAIR/RECLINER - W/FOOTREST - LEATHER (WC0, WC1, WC2) - ULTRALEATHER FROM: 00-00-00 THRU: 11-02-07
5	158317-05-WC0	EA	CHAIR/RECLINER - W/FOOTREST - LEATHER (WC0, WC1, WC2) - ULTRALEATHER FROM: 11-03-07 THRU: 99-99-99
6	109041-78-02A	EA	BLIND - 23.5" X 35.5"
	102555-03-000	EA	BRACKET - (CLEAT TYPE) - F/BLIND HOLDOWN - MILKY WHITE
	162496-01-01A	EA	BRACKET/BLIND - LEFT SIDE WHEN FACING WINDOW - CLEAR
	162496-02-01A	EA	BRACKET/BLIND - RIGHT SIDE WHEN FACING WINDOW - CLEAR
	109441-01-000	EA	BRACKET/HOOK - BLIND HOLD DOWN - LARGE - CLEAR
7	163038-04-WB4	EA	VALANCE - 26" X 8" (WB4, WB5, WB6)
7	163038-09-WC0	EA	VALANCE - 26" X 8" (WC0, WC1, WC2)
7	163038-14-WC4	EA	VALANCE - 26" X 8" (WC4, WC5, WC6)
7	140789-B5-WA0	EA	BLIND - DAY/NIGHTER - 22" X 61"
	097565-01-000	EA	BRACKET - MOUNTING - PLEATED BLIND

CURTAIN & CUSHION GROUP (CONTINUED)
CURTAIN, CUSHION LAYOUT (CONTINUED)

KEY	PART NUMBER	U/M	DESCRIPTION
8	163038-34-WB4	EA	VALANCE - 35" X 6" (WB4, WB5, WB6)
8	163038-35-WC0	EA	VALANCE - 35" X 6" (WC0, WC1, WC2)
8	163038-36-WC4	EA	VALANCE - 35" X 6" (WC4, WC5, WC6)
8	157506-31-WA0	EA	BLIND - PLEATED - 32" X 28.5"
	097565-01-000	EA	BRACKET - MOUNTING - PLEATED BLIND
9	163038-17-WB4	EA	VALANCE - 25" X 6" (WB4, WB5, WB6)
9	163038-20-WC0	EA	VALANCE - 25" X 6" (WC0, WC1, WC2)
9	163038-23-WC4	EA	VALANCE - 25" X 6" (WC4, WC5, WC6)
9	157506-34-WA0	EA	BLIND - PLEATED - 21" X 29"
	097565-01-000	EA	BRACKET - MOUNTING - PLEATED BLIND
10	157506-46-WB4	EA	BLIND - PLEATED - 15.5" X 70"
	097565-01-000	EA	BRACKET - MOUNTING - PLEATED BLIND
11	152445-A3-WB4	EA	LEG - RIGHT - 57" (WB4, WB5, WB6)
11	152445-43-WC0	EA	LEG - RIGHT - 57" (WC0, WC1, WC2)
11	152445-A3-WC4	EA	LEG - RIGHT - 57" (WC4, WC5, WC6)
	154316-01-01A	EA	BRACE/ANGLE - W/HOLE - CASHMERE
12	152445-A4-WB4	EA	LEG - LEFT - 57" (WB4, WB5, WB6)
12	152445-44-WC0	EA	LEG - LEFT - 57" (WC0, WC1, WC2)
12	152445-A4-WC4	EA	LEG - LEFT - 57" (WC4, WC5, WC6)
	154316-01-01A	EA	BRACE/ANGLE - W/HOLE - CASHMERE
13	152445-97-WB4	EA	LEG - RIGHT - 25" (WB4, WB5, WB6)
13	152445-99-WC0	EA	LEG - RIGHT - 25" (WC0, WC1, WC2)
13	152445-A1-WC4	EA	LEG - RIGHT - 25" (WC4, WC5, WC6)
	154316-01-01A	EA	BRACE/ANGLE - W/HOLE - CASHMERE
14	152445-98-WB4	EA	LEG - LEFT - 25" (WB4, WB5, WB6)
14	152445-A0-WC0	EA	LEG - LEFT - 25" (WC0, WC1, WC2)
14	152445-A2-WC4	EA	LEG - LEFT - 25" (WC4, WC5, WC6)
	154316-01-01A	EA	BRACE/ANGLE - W/HOLE - CASHMERE
15	159953-F5-WB4	EA	LEG - RIGHT - 28" (WB4, WB5, WB6)
15	159953-G7-WC0	EA	LEG - RIGHT - 28" (WC0, WC1, WC2)
15	159953-G9-WC4	EA	LEG - RIGHT - 28" (WC4, WC5, WC6)
16	159953-F6-WB4	EA	LEG - LEFT - 28" (WB4, WB5, WB6)
16	159953-G8-WC0	EA	LEG - LEFT - 28" (WC0, WC1, WC2)
16	159953-H0-WC4	EA	LEG - LEFT - 28" (WC4, WC5, WC6)

CURTAIN & CUSHION GROUP (CONTINUED)
CURTAIN, CUSHION LAYOUT (CONTINUED)



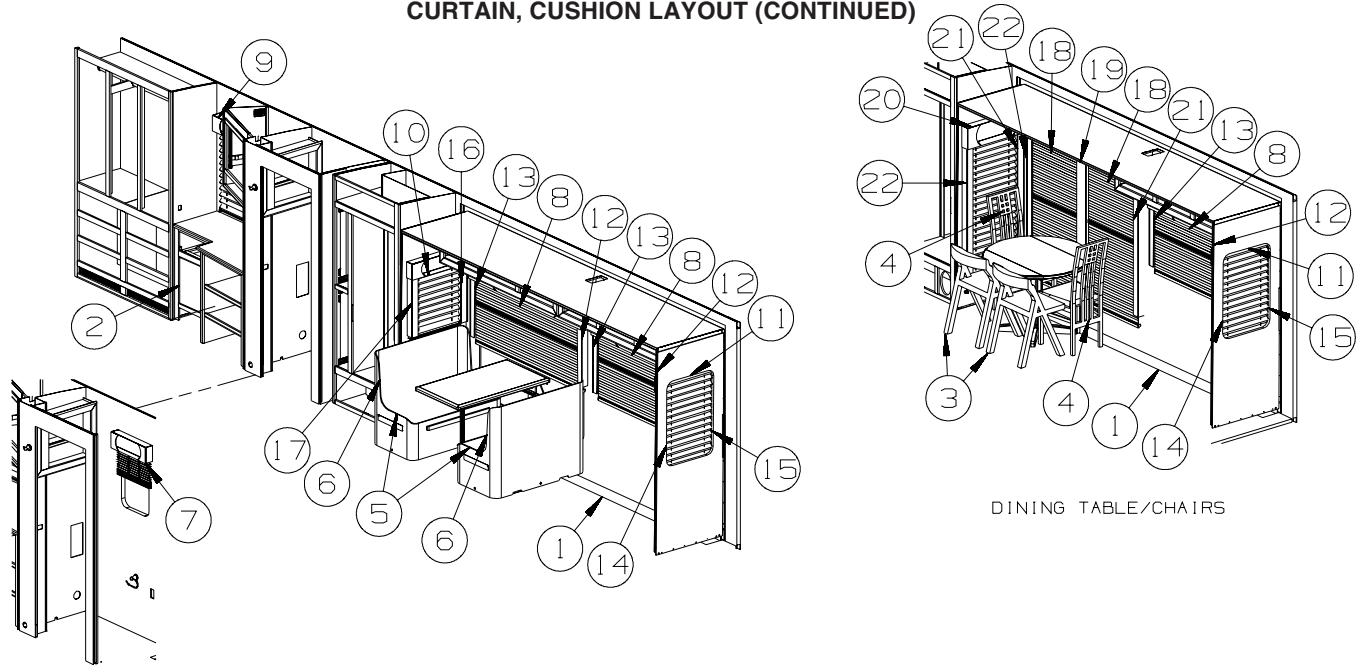
DINING TABLE/CHAIRS

KEY	PART NUMBER	U/M	DESCRIPTION
1	163042-01-WB4	EA	PILLOW - 12" X 18" (WB4, WB5, WB6)
1	163042-02-WC0	EA	PILLOW - 12" X 18" (WC0, WC1, WC2)
1	163042-02-WC4	EA	PILLOW - 12" X 18" (WC4, WC5, WC6)
1	158298-05-WB4	EA	SOFA/SLEEPER - REST EASY - #844/844 ARMS - FLAT FLOOR (WB4, WB5, WB6)
1	158298-05-WC0	EA	SOFA/SLEEPER - REST EASY - #844/844 ARMS - FLAT FLOOR (WC0, WC1, WC2)
1	158298-05-WC4	EA	SOFA/SLEEPER - REST EASY - #844/844 ARMS - FLAT FLOOR (WC4, WC5, WC6)
1	158298-06-WB4	EA	SOFA/SLPR - RT EASY - #844/844 ARMS-FLT (WB4, WB5, WB6, WC4, WC5, WC6) - ULTRALEATHER
1	158298-06-WC0	EA	SOFA/SLPR - RT EASY - #844/844 ARMS-FLT (WC0, WC1, WC2) - ULTRALEATHER
1	158298-07-WB4	EA	SOFA/SLEEPER - REST EASY/DUAL - #844/844 ARMS-30"FF (WB4, WB5, WB6) - DUAL REST EASY
1	158298-07-WC0	EA	SOFA/SLEEPER - REST EASY/DUAL - #844/844 ARMS-30"FF (WC0, WC1, WC2) - DUAL REST EASY
1	158298-07-WC4	EA	SOFA/SLEEPER - REST EASY/DUAL - #844/844 ARMS-30"FF (WC4, WC5, WC6) - DUAL REST EASY
1	158298-08-WB4	EA	SOFA -#844/844 ARMS-30"FF (WB4, WB5, WB6, WC4, WC5, WC6) - DUAL REST EASY/ULTRALEATHER
1	158298-08-WC0	EA	SOFA/SLPR -#844/844 ARMS-30"FF-LTH (WC0, WC1, WC2) - DUAL REST EASY/ULTRALEATHER
2	119957-02-000	EA	COVER/BAG - HAMPER
3	157868-03-WB4	EA	CHAIR - FOLDING
3	157868-03-WB5	EA	CHAIR - FOLDING
3	157868-03-WB6	EA	CHAIR - FOLDING
3	157868-03-WC0	EA	CHAIR - FOLDING
3	157868-03-WC1	EA	CHAIR - FOLDING
3	157868-03-WC2	EA	CHAIR - FOLDING
3	157868-03-WC4	EA	CHAIR - FOLDING
3	157868-03-WC5	EA	CHAIR - FOLDING
3	157868-03-WC6	EA	CHAIR - FOLDING
4	162618-01-WB4	EA	CHAIR - DINING
4	162618-01-WB5	EA	CHAIR - DINING
4	162618-01-WB6	EA	CHAIR - DINING
4	162618-01-WC0	EA	CHAIR - DINING
4	162618-01-WC1	EA	CHAIR - DINING
4	162618-01-WC2	EA	CHAIR - DINING
4	162618-01-WC4	EA	CHAIR - DINING
4	162618-01-WC5	EA	CHAIR - DINING
4	162618-01-WC6	EA	CHAIR - DINING
	099856-13-000	EA	STRAP - TIEDOWN - 143.5"
5	142292-19-WB4	EA	SEAT - DINETTE CUSHION (SPRUNG) - 23" X 38.5" (WB4, WB5, WB6)
5	142292-05-WC0	EA	SEAT - DINETTE CUSHION (SPRUNG) - 23" X 38.5" (WC0, WC1, WC2)
5	142292-05-WC4	EA	SEAT - DINETTE CUSHION (SPRUNG) - 23" X 38.5" (WC4, WC5, WC6)
	P42292-19-WB4	EA	COVER/SEAT - DINETTE CUSHION (SPRUNG) - 23" X 38.5" (WB4, WB5, WB6)
	P42292-05-WC0	EA	COVER/SEAT - DINETTE CUSHION (SPRUNG) - 23.5" X 38.5" (WC0, WC1, WC2)
	P42292-05-WC4	EA	COVER/SEAT - DINETTE CUSHION (SPRUNG) - 23.5" X 38.5" (WC4, WC5, WC6)
	142366-01-000	EA	FRAME - SPRUNG - DINETTE SEAT

CURTAIN & CUSHION GROUP (CONTINUED)
CURTAIN, CUSHION LAYOUT (CONTINUED)

KEY	PART NUMBER	U/M	DESCRIPTION
6	154221-14-WB4	EA	BACK - DINETTE CUSHION - 11" X 40" (WB4, WB5, WB6) FROM: 00-00-00 THRU: 07-29-07
6	165944-05-WB4	EA	BACK - DINETTE CUSHION - 11" X 39" (WB4, WB5, WB6) FROM: 07-30-07 THRU: 99-99-99
6	154221-14-WC0	EA	BACK - DINETTE CUSHION - 11" X 40" (WC0, WC1, WC2) FROM: 00-00-00 THRU: 07-29-07
6	165944-05-WC0	EA	BACK - DINETTE CUSHION - 11" X 39" (WC0, WC1, WC2) FROM: 07-30-07 THRU: 99-99-99
6	154221-14-WC4	EA	BACK - DINETTE CUSHION - 11" X 40" (WC4, WC5, WC6) FROM: 00-00-00 THRU: 07-29-07
6	165944-05-WC4	EA	BACK - DINETTE CUSHION - 11" X 39" (WC4, WC5, WC6) FROM: 07-30-07 THRU: 99-99-99
	P54221-14-WB4	EA	COVER/BACK - DINETTE CUSHION - 11" X 40" (WB4, WB5, WB6) FROM: 00-00-00 THRU: 07-29-07
	165944-A5-WB4	EA	COVER/BACK - DINETTE CUSHION - 11" X 39" (WB4, WB5, WB6) FROM: 07-30-07 THRU: 99-99-99
	P54221-14-WC0	EA	COVER/BACK - DINETTE CUSHION - 11" X 40" (WC0, WC1, WC2) FROM: 00-00-00 THRU: 07-29-07
	165944-A5-WC0	EA	COVER/BACK - DINETTE CUSHION - 11" X 39" (WC0, WC1, WC2) FROM: 07-30-07 THRU: 99-99-99
	P54221-14-WC4	EA	COVER/BACK - DINETTE CUSHION - 11" X 40" (WC4, WC5, WC6) FROM: 00-00-00 THRU: 07-29-07
	165944-A5-WC4	EA	COVER/BACK - DINETTE CUSHION - 11" X 39" (WC4, WC5, WC6) FROM: 07-30-07 THRU: 99-99-99
7	163038-18-WB4	EA	VALANCE - 19" X 6" (WB4, WB5, WB6)
7	163038-21-WC0	EA	VALANCE - 19" X 6" (WC0, WC1, WC2)
7	163038-24-WC4	EA	VALANCE - 19" X 6" (WC4, WC5, WC6)
	105648-01-02A	EA	BRACE - VALANCE - 14" - OFF WHITE
7	109041-81-01A	EA	BLIND - MINI - 17.5" X 30"
	102555-03-000	EA	BRACKET - (CLEAT TYPE) - F/BLIND HOLDOWN - MILKY WHITE
	162496-01-01A	EA	BRACKET/BLIND - LEFT SIDE WHEN FACING WINDOW - CLEAR
	162496-02-01A	EA	BRACKET/BLIND - RIGHT SIDE WHEN FACING WINDOW - CLEAR
	109441-01-000	EA	BRACKET/HOOK - BLIND HOLD DOWN - LARGE - CLEAR
8	163038-01-WB4	EA	VALANCE - 62" X 6" (WB4, WB5, WB6)
8	163038-06-WC0	EA	VALANCE - 62" X 6" (WC0, WC1, WC2)
8	163038-11-WC4	EA	VALANCE - 62" X 6" (WC4, WC5, WC6)
8	140789-69-WA0	EA	BLIND - DAY/NIGHTER - 59" X 30"
	097565-01-000	EA	BRACKET - MOUNTING - PLEATED BLIND
9	163038-17-WB4	EA	VALANCE - 25" X 6" (WB4, WB5, WB6)
9	163038-20-WC0	EA	VALANCE - 25" X 6" (WC0, WC1, WC2)
9	163038-23-WC4	EA	VALANCE - 25" X 6" (WC4, WC5, WC6)
9	157506-24-WA0	EA	BLIND - PLEATED - 23" X 36"
	097565-01-000	EA	BRACKET - MOUNTING - PLEATED BLIND
10	163038-02-WB4	EA	VALANCE - 25" X 6" (WB4, WB5, WB6)
10	163038-07-WC0	EA	VALANCE - 25" X 6" (WC0, WC1, WC2)
10	163038-12-WC4	EA	VALANCE - 25" X 6" (WC4, WC5, WC6)
10	157506-34-WA0	EA	BLIND - PLEATED - 21" X 29"
	097565-01-000	EA	BRACKET - MOUNTING - PLEATED BLIND
11	163038-02-WB4	EA	VALANCE - 25" X 6" (WB4, WB5, WB6)
11	163038-07-WC0	EA	VALANCE - 25" X 6" (WC0, WC1, WC2)
11	163038-12-WC4	EA	VALANCE - 25" X 6" (WC4, WC5, WC6)
11	157506-34-WA0	EA	BLIND - PLEATED - 21" X 29"
	097565-01-000	EA	BRACKET - MOUNTING - PLEATED BLIND
11	157506-35-WA0	EA	BLIND - PLEATED - 21" X 36"
	097565-01-000	EA	BRACKET - MOUNTING - PLEATED BLIND
12	152445-53-WB4	EA	LEG - RIGHT - 27" (WB4, WB5, WB6)
12	152445-09-WC0	EA	LEG - RIGHT - 27" (WC0, WC1, WC2)
12	152445-53-WC4	EA	LEG - RIGHT - 27" (WC4, WC5, WC6)
	154316-01-01A	EA	BRACE/ANGLE - W/HOLE - CASHMERE
13	152445-54-WB4	EA	LEG - LEFT - 27" (WB4, WB5, WB6)
13	152445-10-WC0	EA	LEG - LEFT - 27" (WC0, WC1, WC2)
13	152445-54-WC4	EA	LEG - LEFT - 27" (WC4, WC5, WC6)
	154316-01-01A	EA	BRACE/ANGLE - W/HOLE - CASHMERE

CURTAIN & CUSHION GROUP (CONTINUED)
CURTAIN, CUSHION LAYOUT (CONTINUED)

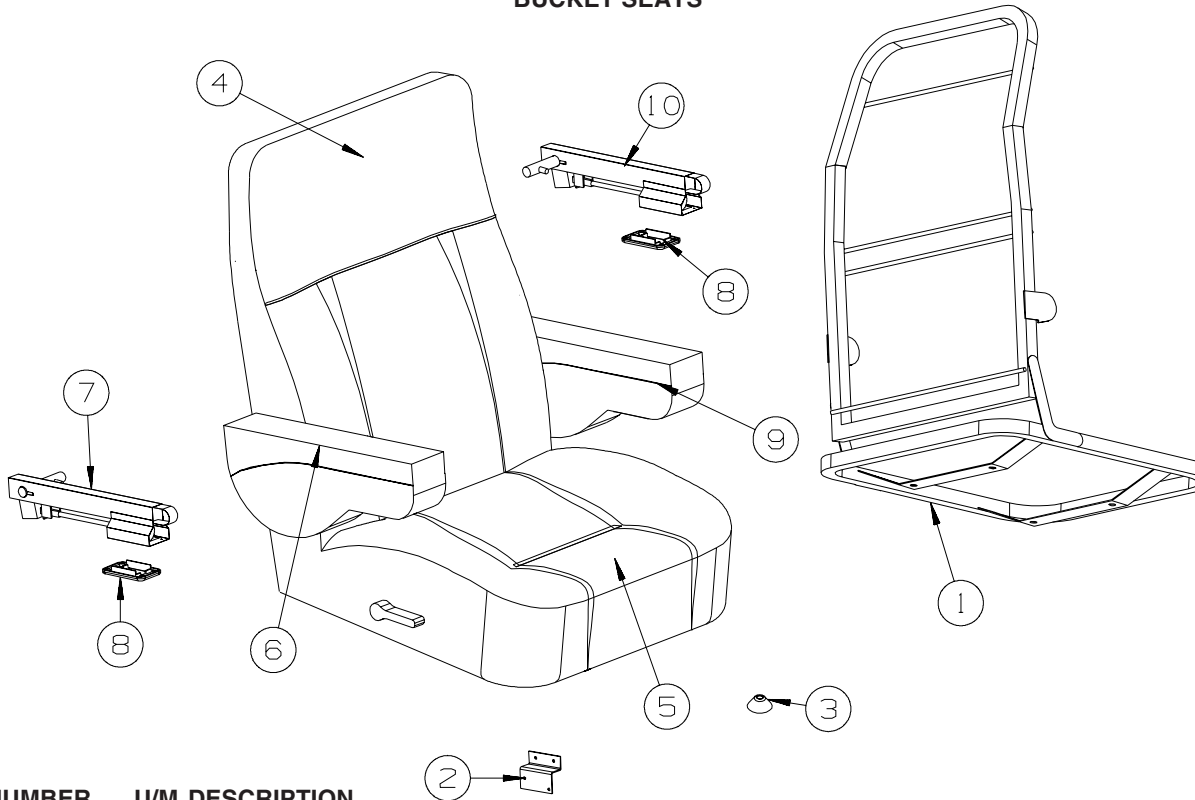


DINING TABLE/CHAIRS

KEY	PART NUMBER	U/M	DESCRIPTION
14	152445-89-WB4	EA	LEG - RIGHT - 33" (WB4, WB5, WB6)
14	152445-93-WC0	EA	LEG - RIGHT - 33" (WC0, WC1, WC2)
14	152445-89-WC4	EA	LEG - RIGHT - 33" (WC4, WC5, WC6)
	154316-01-01A	EA	BRACE/ANGLE - W/HOLE - CASHMERE
15	152445-90-WB4	EA	LEG - LEFT - 33" (WB4, WB5, WB6)
15	152445-94-WC0	EA	LEG - LEFT - 33" (WC0, WC1, WC2)
15	152445-90-WC4	EA	LEG - LEFT - 33" (WC4, WC5, WC6)
	154316-01-01A	EA	BRACE/ANGLE - W/HOLE - CASHMERE
16	152445-F1-WB4	EA	LEG - LEFT - 32" (WB4, WB5, WB6)
16	152445-F3-WC0	EA	LEG - LEFT - 32" (WC0, WC1, WC2)
16	152445-F1-WC4	EA	LEG - LEFT - 32" (WC4, WC5, WC6)
	154316-01-01A	EA	BRACE/ANGLE - W/HOLE - CASHMERE
17	152445-F2-WB4	EA	LEG - RIGHT - 32" (WB4, WB5, WB6)
17	152445-F4-WC0	EA	LEG - RIGHT - 32" (WC0, WC1, WC2)
17	152445-F2-WC4	EA	LEG - RIGHT - 32" (WC4, WC5, WC6)
	154316-01-01A	EA	BRACE/ANGLE - W/HOLE - CASHMERE
18	163038-05-WB4	EA	VALANCE - 62" X 8" (WB4, WB5, WB6)
18	163038-10-WC0	EA	VALANCE - 62" X 8" (WC0, WC1, WC2)
18	163038-15-WC4	EA	VALANCE - 62" X 8" (WC4, WC5, WC6)
18	140789-78-WA0	EA	BLIND - DAY/NIGHTER - 27.5" X 62"
	097565-01-000	EA	BRACKET - MOUNTING - PLEATED BLIND
19	155514-18-WB4	EA	LEG - CENTER - 57" (WB4, WB5, WB6)
19	155514-12-WC0	EA	LEG - CENTER - 57" (WC0, WC1, WC2)
19	155514-18-WC4	EA	LEG - CENTER - 57" (WC4, WC5, WC6)
	154316-01-01A	EA	BRACE/ANGLE - W/HOLE - CASHMERE
20	163038-04-WB4	EA	VALANCE - 26" X 8" (WB4, WB5, WB6)
20	163038-09-WC0	EA	VALANCE - 26" X 8" (WC0, WC1, WC2)
20	163038-14-WC4	EA	VALANCE - 26" X 8" (WC4, WC5, WC6)
20	157506-36-WA0	EA	BLIND - PLEATED - 21" X 61"
	097565-01-000	EA	BRACKET - MOUNTING - PLEATED BLIND
21	152445-A3-WB4	EA	LEG - RIGHT - 57" (WB4, WB5, WB6)
21	152445-43-WC0	EA	LEG - RIGHT - 57" (WC0, WC1, WC2)
21	152445-A3-WC4	EA	LEG - RIGHT - 57" (WC4, WC5, WC6)
	154316-01-01A	EA	BRACE/ANGLE - W/HOLE - CASHMERE
22	152445-A4-WB4	EA	LEG - LEFT - 57" (WB4, WB5, WB6)
22	152445-44-WC0	EA	LEG - LEFT - 57" (WC0, WC1, WC2)
22	152445-A4-WC4	EA	LEG - LEFT - 57" (WC4, WC5, WC6)
	154316-01-01A	EA	BRACE/ANGLE - W/HOLE - CASHMERE

CURTAIN & CUSHION GROUP (CONTINUED)

BUCKET SEATS



KEY	PART NUMBER	U/M	DESCRIPTION	
1	134532-01-000	EA	FRAME - SEAT/HIGH BACK	FROM: 00-00-00 THRU: 09-16-07
1	134532-06-000	EA	FRAME - SEAT/HIGH BACK - WIDE	FROM: 09-17-07 THRU: 99-99-99
	130802-02-000	EA	LEVER - RIGHT HAND	
	130802-03-000	EA	SCREW F/LEVER	
2	147457-01-02B	EA	BRACKET - ZEE W/HOLES - 2.8" - E-COATED	FROM: 00-00-00 THRU: 09-16-07
*	122611-02-000	EA	LUMBAR - W/LEVER	FROM: 00-00-00 THRU: 09-16-07
	166186-01-000	EA	LUMBAR - W/LEVER	FROM: 09-17-07 THRU: 99-99-99
3	148668-01-01A	EA	CUP/TRIM COVER - F/LEVER - BLACK	
4	162621-A1-WB4	EA	COVER/BACK - LEATHER (WB4, WB5, WB6, WC4, WC5, WC5)	
4	162621-A1-WC0	EA	COVER/BACK - LEATHER (WC0, WC1, WC2)	
5	162621-A2-WB4	EA	COVER/SEAT - LEATHER (WB4, WB5, WB6, WC4, WC5, WC5)	
5	162621-A2-WC0	EA	COVER/SEAT - LEATHER (WC0, WC1, WC2)	
6	163455-01-WB4	EA	ARMREST - RIGHT HAND (WB4, WB5, WB6, WC4, WC5, WC5)	
6	163455-01-WC0	EA	ARMREST - RIGHT HAND (WC0, WC1, WC2)	
	163455-A1-WB4	EA	COVER/ARMREST - RIGHT HAND (WB4, WB5, WB6, WC4, WC5, WC5)	
	163455-A1-WC0	EA	COVER/ARMREST - RIGHT HAND (WC0, WC1, WC2)	
7	148751-01-000	EA	BRACKET - RIGHT (ADJUSTABLE) W/ROLLER	
8	148751-03-000	EA	BRACKET - ROLLER TRIM PLATE	
9	163455-02-WB4	EA	ARMREST - LEFT HAND (WB4, WB5, WB6, WC4, WC5, WC5)	
9	163455-02-WC0	EA	ARMREST - LEFT HAND (WC0, WC1, WC2)	
	163455-A2-WB4	EA	COVER/ARMREST - LEFT HAND (WB4, WB5, WB6, WC4, WC5, WC5)	
	163455-A2-WC0	EA	COVER/ARMREST - LEFT HAND (WC0, WC1, WC2)	
10	148751-02-000	EA	BRACKET - LEFT (ADJUSTABLE) W/ROLLER	

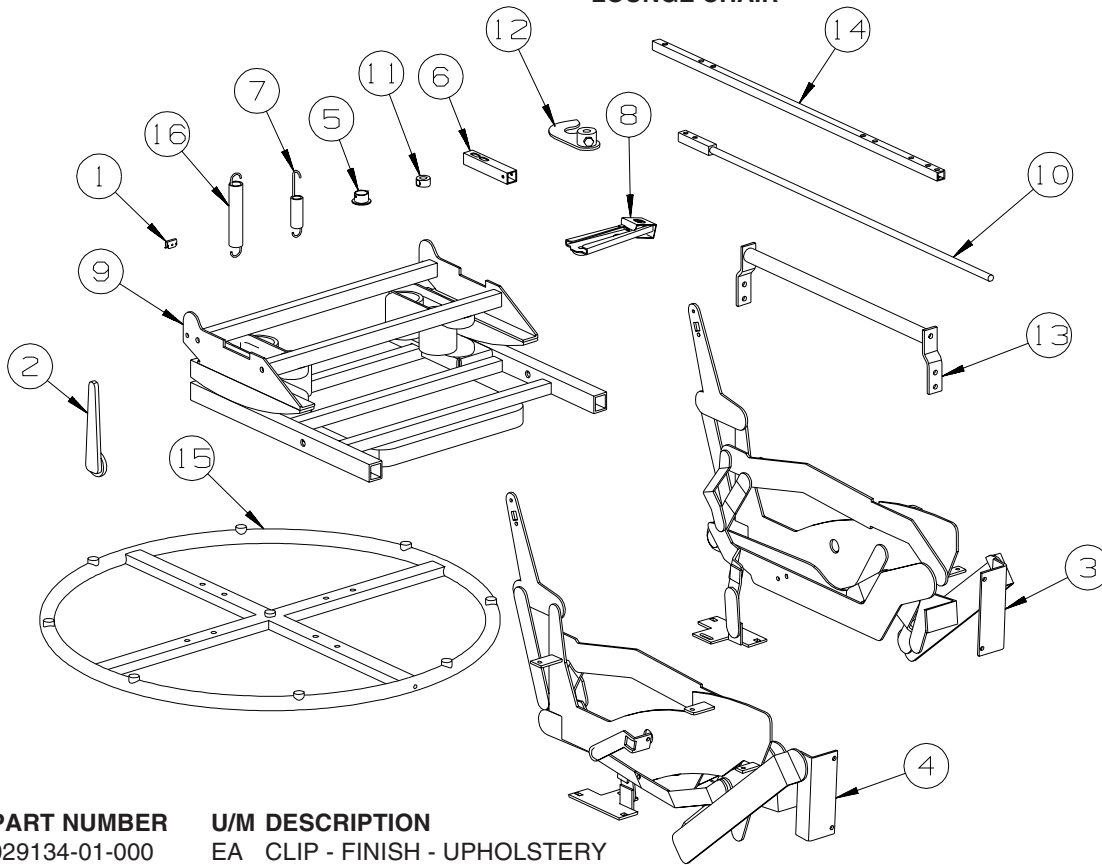
***COMPONENT PARTS LISTED LATER IN THIS GROUP**

COMPONENT PARTS FOR BUCKET SEATS

122611-02-000

KEY	PART NUMBER	U/M	DESCRIPTION	VENDOR NO.
	122611-02-701	EA	LUMBAR - LEVER	412
	122611-02-702	EA	LUMBAR MECHANISM	24395-FLEXSTEEL

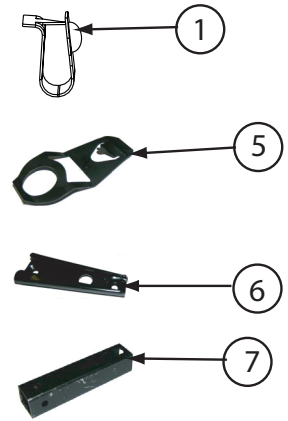
CURTAIN & CUSHION GROUP (CONTINUED)
LOUNGE CHAIR



**HOOP BASE LOUNGE
CHAIR
00-00-00
THRU
11-02-07**

KEY	PART NUMBER	U/M	DESCRIPTION
1	029134-01-000	EA	CLIP - FINISH - UPHOLSTERY
2	133126-11-000	EA	HANDLE/RECLINE - PLASTIC
3	154077-01-000	EA	RECLINER MECHANISM - RIGHT HAND (WHEN SITTING IN CHAIR)
4	154077-02-000	EA	RECLINER MECHANISM - LEFT HAND (WHEN SITTING IN CHAIR)
5	154077-03-000	EA	BUSHING - PLASTIC/WHITE
6	154077-04-000	EA	TUBE/HANDLE MOUNTING - 3.6" LONG - BLACK
7	154077-05-000	EA	SPRING - EXTENSION - 3.7"
8	154077-06-000	EA	SLEEVE/CLIP - 1.6" X 5.1"
9	154077-07-000	EA	BASE - SWIVEL/ROCKER - BLACK
10	154077-08-000	EA	LATCH ROD - 25.5" - BLACK
11	154077-09-000	EA	LOCK COLLAR - W/SET SCREW LOCK-OUT
12	154077-10-000	EA	LATCH BRACKET - RIGHT FRONT LOCK OUT - BLACK
13	154077-11-000	EA	LATCH TUBE - W/LOCK OUT ENDS - 15.1" - BLACK
14	154077-12-000	EA	LOCK TUBE - .5" X .5" X 23.5"
15	154077-13-000	EA	GRID RING - 24" - BLACK
16	154077-14-000	EA	SPRING/EXTENSION - 4.7"
	158317-A4-WB4	EA	COVER/CHAIR - RECLINER - W/FOOTREST (WB4, WB5, WB6)
	158317-A4-WC0	EA	COVER/CHAIR - RECLINER - W/FOOTREST (WC0, WC1, WC2)
	158317-A4-WC4	EA	COVER/CHAIR - RECLINER - W/FOOTREST (WC4, WC5, WC5)
	158317-A3-WB4	EA	COVER/CHAIR - RECLINER - W/FTREST - LTHR (WB4, WB5, WB6, WC4, WC5, WC5) - ULTRALEATHER
	158317-A3-WC0	EA	COVER/CHAIR - RECLINER - W/FOOTREST - LEATHER (WC0, WC1, WC2) - ULTRALEATHER

CURTAIN & CUSHION GROUP (CONTINUED)
LOUNGE CHAIR (CONTINUED)

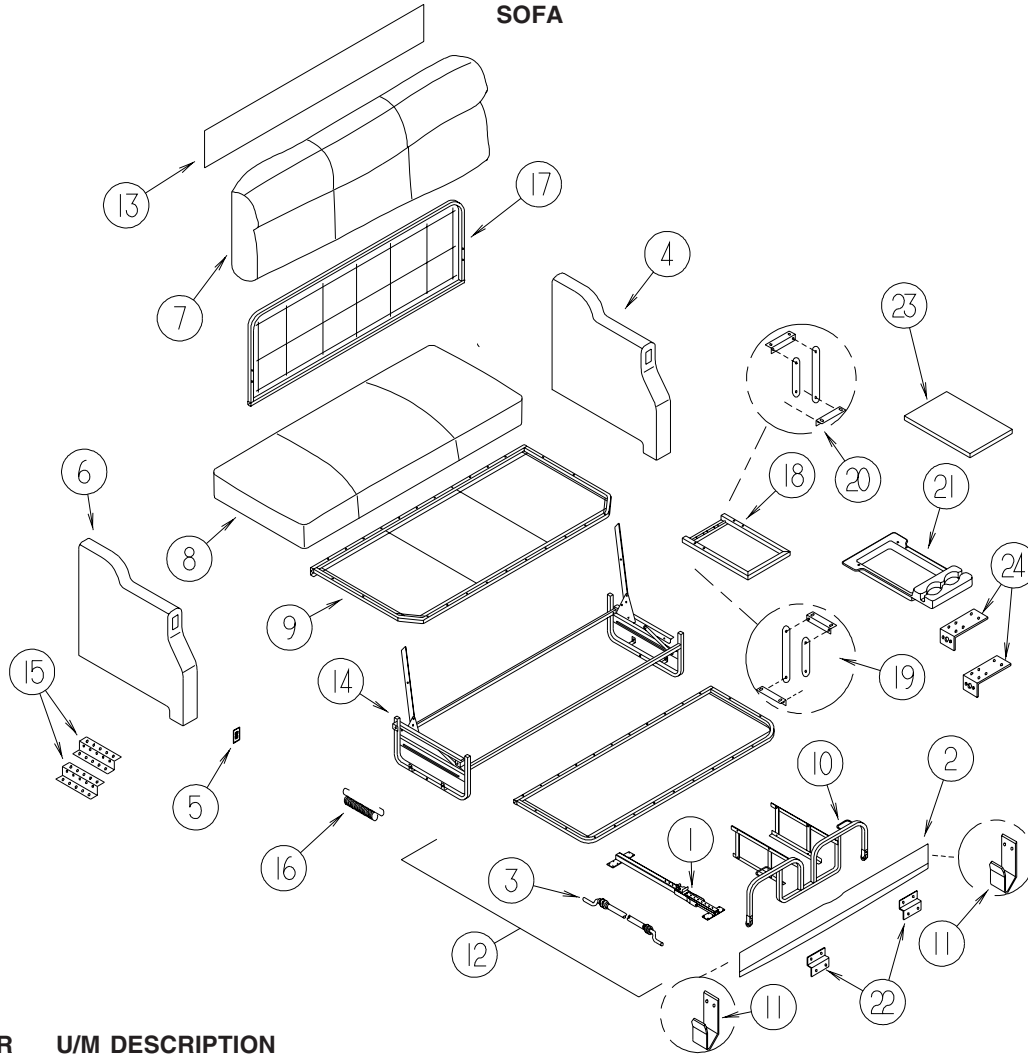


**HOOP BASE LOUNGE
 CHAIR
 11-03-07
 THRU
 99-99-99**

KEY	PART NUMBER	U/M	DESCRIPTION
1	029134-01-000	EA	CLIP - FINISH - UPHOLSTERY
2	158317-A4-WB4	EA	COVER/CHAIR - RECLINER - W/FOOTREST (WB4, WB5, WB6)
2	158317-A4-WC0	EA	COVER/CHAIR - RECLINER - W/FOOTREST (WC0, WC1, WC2)
2	158317-A4-WC4	EA	COVER/CHAIR - RECLINER - W/FOOTREST (WC4, WC5, WC5)
2	158317-A3-WB4	EA	COVER/CHAIR - RECLINER - W/FTREST - LTHR (WB4, WB5, WB6, WC4, WC5, WC5) - ULTRALEATHER
2	158317-A3-WC0	EA	COVER/CHAIR - RECLINER - W/FOOTREST - LEATHER (WC0, WC1, WC2) - ULTRALEATHER
3	167351-01-000	EA	FRAME - RECLINER MECHANISM W/HOOP
4	167351-02-000	EA	HANDLE - F/RECLINER/FOOTREST RELEASE
5	167351-03-000	EA	CLIP - F/BACKFRAME TO MECHANISM
6	167351-04-000	EA	BRACKET - F/GLIDER ROCKER
7	167351-05-000	EA	ADAPTOR SHAFT - 3" - F/RECLINER HANDLE

CURTAIN & CUSHION GROUP (CONTINUED)

SOFA



KEY	PART NUMBER	U/M	DESCRIPTION
1	159707-01-000	EA	SLIDE RAIL - W/LATCH MECH/PLATES/STOP F/TRUNDLE-FLAT FLOOR FROM: 04-24-06 THRU: 05-27-07
1	163559-01-000	EA	SLIDE RAIL - W/LATCH MECH/PLATES/STOP F/TRUNDLE-FLAT FLOOR FROM: 05-28-07 THRU: 99-99-99
1	163559-04-000	EA	CLIP/RAIL - F/TRUNDLE FROM: 05-28-07 THRU: 99-99-99
2	157928-30-WB4	EA	PANEL/FRONT KICK - SOFA - 11" X59.5" (WB4, WB5, WB6)
2	157928-30-WC0	EA	PANEL/FRONT KICK - SOFA - 11" X59.5" (WC0, WC1, WC2)
2	157928-30-WC4	EA	PANEL/FRONT KICK - SOFA - 11" X59.5" (WC4, WC5, WC6)
2	157928-08-WB4	EA	PANEL/FRONT KICK - SOFA - 59.5" (WB4, WB5, WB6, WC4, WC5, WC6) - ULTRALEATHER
2	157928-08-WC0	EA	PANEL/FRONT KICK - SOFA - 59.5" (WC0, WC1, WC2) - ULTRALEATHER
3	148225-01-000	EA	CABLE ONLY - REMOTE - 31.9" W/Z-ENDS
4	158332-10-WB4	EA	ARMREST - LEFT HAND - W/SWITCH (WB4, WB5, WB6)
4	158332-10-WC0	EA	ARMREST - LEFT HAND - W/SWITCH (WC0, WC1, WC2)
4	158332-10-WC4	EA	ARMREST - LEFT HAND - W/SWITCH (WC4, WC5, WC6)
4	158332-12-WB4	EA	ARMREST - SOFA - LH - W/SWITCH - LEATHER (WB4, WB5, WB6, WC4, WC5, WC6) - ULTRALEATHER
4	158332-12-WC0	EA	ARMREST - SOFA - LEFT HAND - W/SWITCH - LEATHER (WC0, WC1, WC2) - ULTRALEATHER
	158332-A6-WB4	EA	COVER/ARMREST - SOFA - LEFT HAND (WB4, WB5, WB6)
	158332-A6-WC0	EA	COVER/ARMREST - SOFA - LEFT HAND (WC0, WC1, WC2)
	158332-A6-WC4	EA	COVER/ARMREST - SOFA - LEFT HAND (WC4, WC5, WC6)
	158332-A8-WB4	EA	COVER/ARMREST - SOFA/LH - LEATHER (WB4, WB5, WB6, WC4, WC5, WC6) - ULTRALEATHER
	158332-A8-WC0	EA	COVER/ARMREST - SOFA/LEFT HAND - LEATHER (WC0, WC1, WC2) - ULTRALEATHER
5	136118-01-000	EA	SWITCH - SOFA/RECLINER
6	158332-09-WB4	EA	ARMREST - SOFA - RIGHT HAND - W/SWITCH (WB4, WB5, WB6)
6	158332-09-WC0	EA	ARMREST - SOFA - RIGHT HAND - W/SWITCH (WC0, WC1, WC2)
6	158332-09-WC4	EA	ARMREST - SOFA - RIGHT HAND - W/SWITCH (WC4, WC5, WC6)
6	158332-11-WB4	EA	ARMREST - SOFA - RH - W/SWITCH - LEATHER (WB4, WB5, WB6, WC4, WC5, WC6) - ULTRALEATHER
6	158332-11-WC0	EA	ARMREST - SOFA - RIGHT HAND - W/SWITCH - LEATHER (WC0, WC1, WC2) - ULTRALEATHER
	158332-A5-WB4	EA	COVER/ARMREST - SOFA/RIGHT HAND (WB4, WB5, WB6)
	158332-A5-WC0	EA	COVER/ARMREST - SOFA/RIGHT HAND (WC0, WC1, WC2)

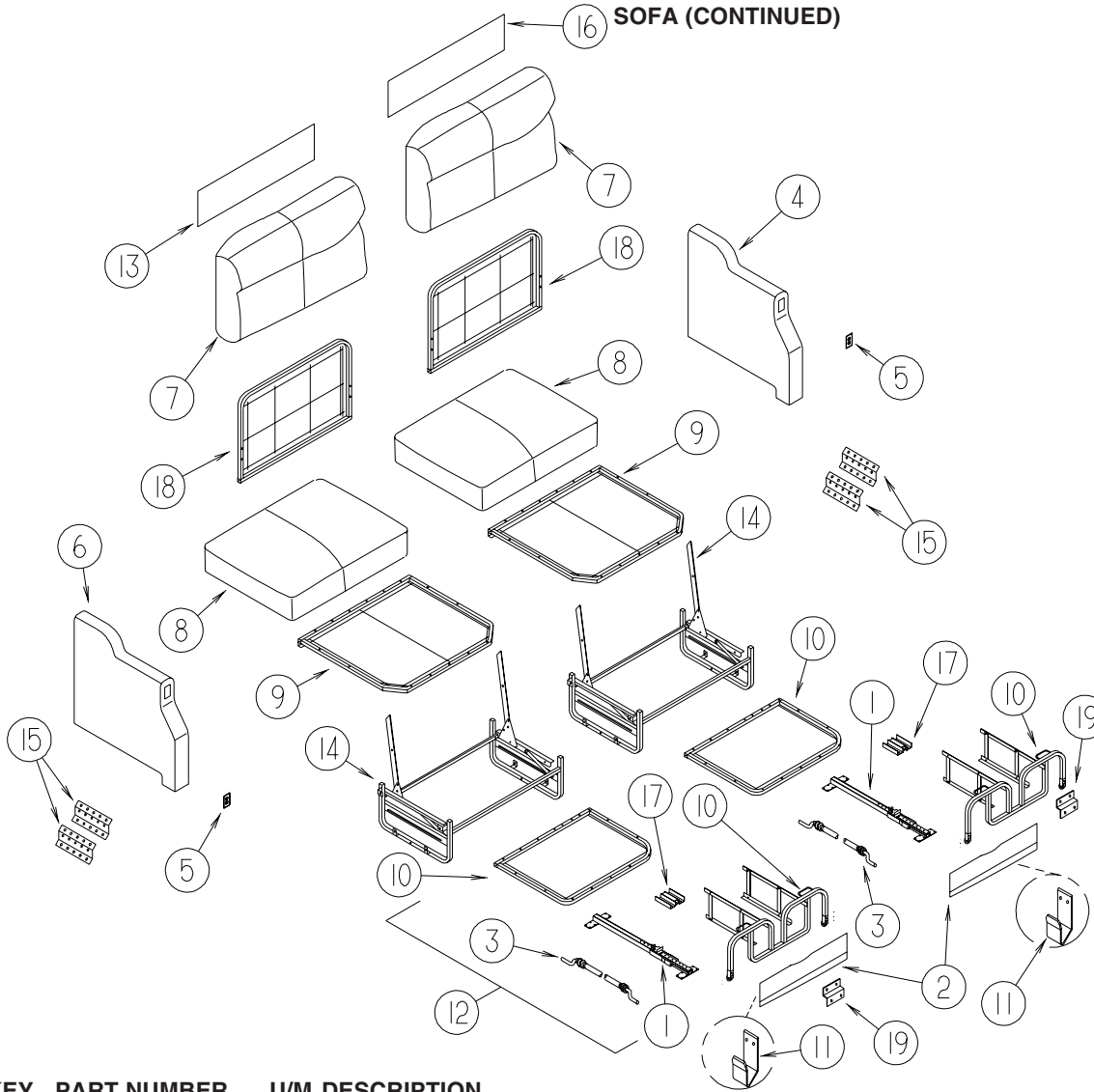
CURTAIN & CUSHION GROUP (CONTINUED)
SOFA (CONTINUED)

KEY	PART NUMBER	U/M	DESCRIPTION
	158332-A5-WC4	EA	COVER/ARMREST - SOFA/RIGHT HAND (WC4, WC5, WC6)
	158332-A7-WB4	EA	COVER/ARMREST - SOFA/RH - LEATHER (WB4, WB5, WB6, WC4, WC5, WC6) - ULTRALEATHER
	158332-A7-WC0	EA	COVER/ARMREST - SOFA/RIGHT HAND - LEATHER (WC0, WC1, WC2) - ULTRALEATHER
7	158299-01-WB4	EA	BACK - SOFA - 60" (WB4, WB5, WB6)
7	158299-01-WC0	EA	BACK - SOFA - 60" (WC0, WC1, WC2)
7	158299-01-WC4	EA	BACK - SOFA - 60" (WC4, WC5, WC6)
7	158299-02-WB4	EA	BACK - SOFA - 60" - LEATHER (WB4, WB5, WB6, WC4, WC5, WC6) - ULTRALEATHER
7	158299-02-WC0	EA	BACK - SOFA - 60" - LEATHER (WC0, WC1, WC2) - ULTRALEATHER
	158299-A1-WB4	EA	COVER/BACK - SOFA - 60" (WB4, WB5, WB6)
	158299-A1-WC0	EA	COVER/BACK - SOFA - 60" (WC0, WC1, WC2)
	158299-A1-WC4	EA	COVER/BACK - SOFA - 60" (WC4, WC5, WC6)
	158299-A2-WB4	EA	COVER/BACK - SOFA - 60" - LEATHER (WB4, WB5, WB6, WC4, WC5, WC6) - ULTRALEATHER
	158299-A2-WC0	EA	COVER/BACK - SOFA - 60" - LEATHER (WC0, WC1, WC2) - ULTRALEATHER
8	158300-01-WB4	EA	SEAT - SOFA/SLEEPER (WB4, WB5, WB6)
8	158300-01-WC0	EA	SEAT - SOFA/SLEEPER (WC0, WC1, WC2)
8	158300-01-WC4	EA	SEAT - SOFA/SLEEPER (WC4, WC5, WC6)
8	158300-02-WB4	EA	SEAT - SOFA/SLEEPER - LEATHER (WB4, WB5, WB6, WC4, WC5, WC6) - ULTRALEATHER
8	158300-02-WC0	EA	SEAT - SOFA/SLEEPER - LEATHER (WC0, WC1, WC2) - ULTRALEATHER
	158300-A1-WB4	EA	COVER/SEAT - SOFA/SLEEPER (WB4, WB5, WB6)
	158300-A1-WC0	EA	COVER/SEAT - SOFA/SLEEPER (WC0, WC1, WC2)
	158300-A1-WC4	EA	COVER/SEAT - SOFA/SLEEPER (WC4, WC5, WC6)
	158300-A2-WB4	EA	COVER/SEAT - SOFA/SLEEPER - LEATHER (WB4, WB5, WB6, WC4, WC5, WC6) - ULTRALEATHER
	158300-A2-WC0	EA	COVER/SEAT - SOFA/SLEEPER - LEATHER (WC0, WC1, WC2) - ULTRALEATHER
9	151290-04-000	EA	FRAME - SEAT - 60"
10*	136534-17-000	EA	TRUNDLE FRAME - 17.5" X 55" - W/LINKAGE, LATCH & HANDLE FROM: 00-00-00 THRU: 05-27-07
10	151290-26-000	EA	FRAME - TRUNDLE - W/WHEEL - 55.5" FROM: 05-28-07 THRU: 99-99-99
11	121906-01-02B	EA	BRACKET - KICKBOARD - E-COATED
12	155647-01-WB4	EA	TRUNDLE - SOFA/SLEEPER - 60" (WB4, WB5, WB6)
12	155647-01-WC0	EA	TRUNDLE - SOFA/SLEEPER - 60" (WC0, WC1, WC2)
12	155647-01-WC4	EA	TRUNDLE - SOFA/SLEEPER - 60" (WC4, WC5, WC6)
12	155647-02-WB4	EA	TRUNDLE - SOFA/SLEEPER - 60" - LEATHER (WB4, WB5, WB6, WC4, WC5, WC6) - ULTRALEATHER
12	155647-02-WA0	EA	TRUNDLE - SOFA/SLEEPER - 60" - LEATHER (WC0, WC1, WC2) - ULTRALEATHER
	155647-A1-WB4	EA	COVER/TRUNDLE - SOFA/SLEEPER - 60" (WB4, WB5, WB6)
	155647-A1-WC0	EA	COVER/TRUNDLE - SOFA/SLEEPER - 60" (WC0, WC1, WC2)
	155647-A1-WC4	EA	COVER/TRUNDLE - SOFA/SLEEPER - 60" (WC4, WC5, WC6)
	155647-A2-WB4	EA	COVER/TRUNDLE - SOFA/SLPR - 60" - LEATHER (WB4, WB5, WB6, WC4, WC5, WC6) - ULTRALEATHER
	155647-A2-WA0	EA	COVER/TRUNDLE - SOFA/SLEEPER - 60" - LEATHER (WC0, WC1, WC2) - ULTRALEATHER
13	NOT USED		
14*	136534-15-000	EA	BASE - 27.5" X 60" - POWERED CL - W/10.5" OVERHANG
15	NOT USED		
16	136534-33-000	EA	SPRING/ASSIST - 1/2" X 7" W/HOOK ENDS - REST EASY SOFAS
17	136534-18-000	EA	FRAME/BACK - 16.5" X 60"
18	NOT USED		
19	NOT USED		
20	NOT USED		
21	NOT USED		
22	101926-01-02A	EA	BRACKET - ZEE - 2" - BLACK
23	NOT USED		
24	NOT USED		

***COMPONENT PARTS LISTED LATER IN THIS GROUP**

CURTAIN & CUSHION GROUP (CONTINUED)

SOFA (CONTINUED)



DUAL REST EASY

KEY	PART NUMBER	U/M	DESCRIPTION
1	159707-01-000	EA	SLIDE RAIL - W/LATCH MECH/PLATES/STOP F/TRUNDLE-FLAT FLOOR FROM: 04-24-06 THRU: 05-27-07
1	163559-01-000	EA	SLIDE RAIL - W/LATCH MECH/PLATES/STOP F/TRUNDLE-FLAT FLOOR FROM: 05-28-07 THRU: 99-99-99
	163559-04-000	EA	CLIP/RAIL - F/TRUNDLE FROM: 05-28-07 THRU: 99-99-99
	167329-01-02B	EA	BRACKET/ANGLE - E-COATED FROM: 05-28-07 THRU: 99-99-99
2	157928-09-WB4	EA	PANEL/FRONT KICK - SOFA/DUAL - 11" X 30" (WB4, WB5, WB6)
2	157928-09-WC0	EA	PANEL/FRONT KICK - SOFA/DUAL - 11" X 30" (WC0, WC1, WC2)
2	157928-09-WC4	EA	PANEL/FRONT KICK - SOFA/DUAL - 11" X 30" (WC4, WC5, WC6)
2	157928-10-WB4	EA	PANEL/FRONT KICK - SOFA/DUAL - 11" X 30" (WB4, WB5, WB6, WC4, WC5, WC6) - ULTRALEATHER
2	157928-10-WC0	EA	PANEL/FRONT KICK - SOFA/DUAL - 11" X 30" - LEATHER (WC0, WC1, WC2) - ULTRALEATHER
3	NOT USED		
4	158332-14-WB4	EA	ARMREST - SOFA/DUAL - LEFT HAND - W/SWITCH (WB4, WB5, WB6)
4	158332-14-WC0	EA	ARMREST - SOFA/DUAL - LEFT HAND - W/SWITCH (WC0, WC1, WC2)
4	158332-14-WC4	EA	ARMREST - SOFA/DUAL - LEFT HAND - W/SWITCH (WC4, WC5, WC6)
4	158332-16-WB4	EA	ARMREST - SOFA/DUAL - LH - W/SWITCH (WB4, WB5, WB6, WC4, WC5, WC6) - ULTRALEATHER
4	158332-16-WC0	EA	ARMREST - SOFA/DUAL - LEFT HAND - W/SWITCH - LEATHER (WC0, WC1, WC2) - ULTRALEATHER
	158332-A6-WB4	EA	COVER/ARMREST - SOFA - LEFT HAND (WB4, WB5, WB6)
	158332-A6-WC0	EA	COVER/ARMREST - SOFA - LEFT HAND (WC0, WC1, WC2)
	158332-A6-WC4	EA	COVER/ARMREST - SOFA - LEFT HAND (WC4, WC5, WC6)
	158332-A8-WB4	EA	COVER/ARMREST - SOFA/LH - LEATHER (WB4, WB5, WB6, WC4, WC5, WC6) - ULTRALEATHER
	158332-A8-WC0	EA	COVER/ARMREST - SOFA/LEFT HAND - LEATHER (WC0, WC1, WC2) - ULTRALEATHER
5	136118-01-000	EA	SWITCH - SOFA/RECLINER

CURTAIN & CUSHION GROUP (CONTINUED)
SOFA (CONTINUED)

KEY	PART NUMBER	U/M	DESCRIPTION
6	158332-13-WB4	EA	ARMREST - SOFA/DUAL - RIGHT HAND - W/SWITCH (WB4, WB5, WB6)
6	158332-13-WC0	EA	ARMREST - SOFA/DUAL - RIGHT HAND - W/SWITCH (WC0, WC1, WC2)
6	158332-13-WC4	EA	ARMREST - SOFA/DUAL - RIGHT HAND - W/SWITCH (WC4, WC5, WC6)
6	158332-15-WB4	EA	ARMREST - SOFA/DUAL - RH - W/SWITCH (WB4, WB5, WB6, WC4, WC5, WC6) - ULTRALEATHER
6	158332-15-WC0	EA	ARMREST - SOFA/DUAL - RIGHT HAND - W/SWITCH (WC0, WC1, WC2) - ULTRALEATHER
	158332-A5-WB4	EA	COVER/ARMREST - SOFA/RIGHT HAND (WB4, WB5, WB6)
	158332-A5-WC0	EA	COVER/ARMREST - SOFA/RIGHT HAND (WC0, WC1, WC2)
	158332-A5-WC4	EA	COVER/ARMREST - SOFA/RIGHT HAND (WC4, WC5, WC6)
	158332-A7-WB4	EA	COVER/ARMREST - SOFA/RH - LEATHER (WB4, WB5, WB6, WC4, WC5, WC6) - ULTRALEATHER
	158332-A7-WC0	EA	COVER/ARMREST - SOFA/RIGHT HAND - LEATHER (WC0, WC1, WC2) - ULTRALEATHER
7	158299-03-WB4	EA	BACK - SOFA/DUAL (WB4, WB5, WB6)
7	158299-03-WC0	EA	BACK - SOFA/DUAL (WC0, WC1, WC2)
7	158299-03-WC4	EA	BACK - SOFA/DUAL (WC4, WC5, WC6)
7	158299-04-WB4	EA	BACK - SOFA/DUAL - LEATHER (WB4, WB5, WB6, WC4, WC5, WC6) - ULTRALEATHER
7	158299-04-WC0	EA	BACK - SOFA/DUAL - LEATHER (WC0, WC1, WC2) - ULTRALEATHER
	158299-A3-WB4	EA	COVER/BACK - SOFA/DUAL (WB4, WB5, WB6)
	158299-A3-WC0	EA	COVER/BACK - SOFA/DUAL (WC0, WC1, WC2)
	158299-A3-WC4	EA	COVER/BACK - SOFA/DUAL (WC4, WC5, WC6)
	158299-A4-WB4	EA	COVER/BACK - SOFA/DUAL - LEATHER (WB4, WB5, WB6, WC4, WC5, WC6) - ULTRALEATHER
	158299-A4-WC0	EA	COVER/BACK - SOFA/DUAL - LEATHER (WC0, WC1, WC2) - ULTRALEATHER
8	158300-03-WB4	EA	SEAT - SOFA/DUAL (WB4, WB5, WB6)
8	158300-03-WC0	EA	SEAT - SOFA/DUAL (WC0, WC1, WC2)
8	158300-03-WC4	EA	SEAT - SOFA/DUAL (WC4, WC5, WC6)
8	158300-04-WB4	EA	SEAT - SOFA/DUAL - LEATHER (WB4, WB5, WB6, WC4, WC5, WC6) - ULTRALEATHER
8	158300-04-WC0	EA	SEAT - SOFA/DUAL - LEATHER (WC0, WC1, WC2) - ULTRALEATHER
	158300-A3-WB4	EA	COVER/SEAT - SOFA/DUAL (WB4, WB5, WB6)
	158300-A3-WC0	EA	COVER/SEAT - SOFA/DUAL (WC0, WC1, WC2)
	158300-A3-WC4	EA	COVER/SEAT - SOFA/DUAL (WC4, WC5, WC6)
	158300-A4-WB4	EA	COVER/SEAT - SOFA/DUAL - LEATHER (WB4, WB5, WB6, WC4, WC5, WC6) - ULTRALEATHER
	158300-A4-WC0	EA	COVER/SEAT - SOFA/DUAL - LEATHER (WC0, WC1, WC2) - ULTRALEATHER
9	151290-02-000	EA	FRAME - SEAT - 30"
10	136534-27-000	EA	TRUNDLE FRAME - 26" WIDE/DUAL - W/LINKAGE, LATCH & HANDLE FROM: 00-00-00 THRU: 05-27-07
10	151290-27-000	EA	FRAME - TRUNDLE - W/WHEELS - 26" FROM: 05-28-07 THRU: 99-99-99
11	121906-01-02B	EA	BRACKET - KICKBOARD - E-COATED
12	155647-07-WB4	EA	TRUNDLE - SOFA/SLEEPER - DUAL CONTROLLED (WB4, WB5, WB6)
12	155647-07-WC0	EA	TRUNDLE - SOFA/SLEEPER - DUAL CONTROLLED (WC0, WC1, WC2)
12	155647-07-WC4	EA	TRUNDLE - SOFA/SLEEPER - DUAL CONTROLLED (WC4, WC5, WC6)
12	155647-08-WB4	EA	TRUNDLE - SOFA/SLEEPER - DUAL CNTRLD (WB4, WB5, WB6, WC4, WC5, WC6) - ULTRALEATHER
12	155647-08-WA0	EA	TRUNDLE - SOFA/SLEEPER - DUAL CONTROLLED - LEATHER (WC0, WC1, WC2) - ULTRALEATHER
	155647-A7-WB4	EA	COVER/TRUNDLE - SOFA/SLEEPER - DUAL (WB4, WB5, WB6)
	155647-A7-WC0	EA	COVER/TRUNDLE - SOFA/SLEEPER - DUAL (WC0, WC1, WC2)
	155647-A7-WC4	EA	COVER/TRUNDLE - SOFA/SLEEPER - DUAL (WC4, WC5, WC6)
	155647-A8-WB4	EA	COVER/TRUNDLE - SOFA/SLEEPER - DUAL (WB4, WB5, WB6, WC4, WC5, WC6) - ULTRALEATHER
	155647-A8-WA0	EA	COVER/TRUNDLE - SOFA/SLEEPER - DUAL - LEATHER (WC0, WC1, WC2) - ULTRALEATHER
13	139716-16-WB4	EA	SIGHT SHIELD - DUAL BACK/RIGHT HAND (WB4, WB5, WB6)
13	139716-16-WC0	EA	SIGHT SHIELD - DUAL BACK/RIGHT HAND (WC0, WC1, WC2)
13	139716-16-WC4	EA	SIGHT SHIELD - DUAL BACK/RIGHT HAND (WC4, WC5, WC6)
13	139716-18-WB4	EA	SIGHT SHIELD - DUAL BACK/RIGHT HAND (WB4, WB5, WB6, WC4, WC5, WC6) - ULTRALEATHER
13	139716-18-WC0	EA	SIGHT SHIELD - DUAL BACK/RIGHT HAND (WC0, WC1, WC2) - ULTRALEATHER
14	151290-14-000	EA	FRAME - BASE - 27.25" X 30" X 10.5" - LEFT
14	151290-15-000	EA	FRAME - BASE - 27.25" X 30" X 10.5" - RIGHT
15	NOT USED		
16	139716-15-WB4	EA	SIGHT SHIELD - DUAL BACK/LEFT HAND (WB4, WB5, WB6)
16	139716-15-WC0	EA	SIGHT SHIELD - DUAL BACK/LEFT HAND (WC0, WC1, WC2)
16	139716-15-WC4	EA	SIGHT SHIELD - DUAL BACK/LEFT HAND (WC4, WC5, WC6)
16	139716-17-WB4	EA	SIGHT SHIELD - DUAL BACK/LEFT HAND (WB4, WB5, WB6, WC4, WC5, WC6) - ULTRALEATHER
16	139716-17-WC0	EA	SIGHT SHIELD - DUAL BACK/LEFT HAND (WC0, WC1, WC2) - ULTRALEATHER
17	136534-32-000	EA	BRACKET - DUAL BASE
18	136534-25-000	EA	FRAME/BACK - FOR DUAL REST EASY SOFA - ONE SIDE ONLY
19	101926-01-02A	EA	BRACKET - ZEE - 2" - BLACK

*COMPONENT PARTS LISTED LATER IN THIS GROUP

CURTAIN & CUSHION GROUP (CONTINUED)
COMPONENT PARTS FOR SOFA

136534-02-000, 136534-03-000, 136534-13-000, 136534-15-000


KEY	PART NUMBER	U/M	DESCRIPTION	VENDOR NO.
	136534-02-700	EA	MOTOR	9PL-MO-W/T-1
	136534-02-701	EA	CABLE/DRV MTR-REST EASY SOFA	9PL-FCA27.75

136534-17-000

KEY	PART NUMBER	U/M	DESCRIPTION	VENDOR NO.
	136534-07-701	EA	WHEEL - NYLON - 1 5/8"	9WHEEL-1.62


CURTAIN & CUSHION GROUP (CONTINUED)

HARDWARE



KEY	PART NUMBER	U/M	DESCRIPTION
1A	029155-01-000	EA	CAP - SNAP - 5/32" OUTSIDE DIAMETER OF PIN
2A	029156-01-000	EA	SOCKET - SNAP - 9/16" O.D.
3A	046867-05-000	EA	WASHER - #0
4A	046867-04-000	EA	GROMMET - #0
5A	160457-01-01A	EA	BRACE - VALANCE - L-SHAPED - 20" - OFF WHITE
6A	162496-01-01A	EA	BRACKET/BLIND - LEFT SIDE WHEN FACING WINDOW - CLEAR
7A	162496-02-01A	EA	BRACKET/BLIND - RIGHT SIDE WHEN FACING WINDOW - CLEAR
8A	084434-01-000	EA	BRACKET - MOUNTING - ROLLER SHADE - 1 3/8"
9A	094896-02-000	EA	GROMMET - CORD/PLEATED BLIND - NYLON - GRAY
10A	094907-02-000	EA	END CAP - PLEATED BLIND/TOP - RH/LH - GRAY PLASTIC
11A	094907-04-000	EA	END CAP - PLEATED BLIND/BOTTOM - RH/LH
12A	094907-09-000	EA	END CAP/BLIND - CENTER RAIL - RH/LH
13A	097564-03-000	EA	HANDLE - KNOB - E-Z LIFT SHADE - TAN
14A	097565-01-000	EA	BRACKET - MOUNTING - PLEATED BLIND
15A	155748-01-000	EA	SPRING - EXTENSION - DAY/NIGHTER BLIND
16A	101031-01-000	YD	TAPE/GLIDE - 4.25" SPACING
17A	102555-03-000	EA	BRACKET - (CLEAT TYPE) - F/BLIND HOLDOWN - MILKY WHITE

CURTAIN & CUSHION GROUP (CONTINUED)
HARDWARE (CONTINUED)



KEY	PART NUMBER	U/M	DESCRIPTION
1B	105450-14-01A	EA	TRACK - CURTAIN - 90" - OFF WHITE
2B	105648-01-02A	EA	BRACE - VALANCE - 14" - OFF WHITE
2B	105648-02-02A	EA	BRACE - VALANCE - 8.5" - OFF WHITE
3B	106544-01-000	EA	PULL - SHADE/BRASS
3B	106544-01-001	EA	SCREW - SHADE/BRASS
3B	106544-02-000	EA	PULL-SHADE - NICKEL
4B	109353-04-000	EA	CLIP - VALANCE SLAT MOUNTING - CLEAR PLASTIC
5B	109441-01-000	EA	BRACKET/HOOK - BLIND HOLD DOWN - LARGE - CLEAR
	109441-02-000	EA	SPACER/BRACKET - BLIND HOLD DOWN
6B	129491-01-000	EA	CATCH - SNAP HOOK - 1"
7B	130549-01-01A	EA	STOP - CURTAIN TRACK
8B	141634-01-000	EA	BRACKET-(BOBBIN TYPE) 7/8"H HOLDUPBASE(OVAL)-2 HOLE-CLEAR
9B	156172-02-01A	EA	TRACK/WALL - 32" - BONE
9B	156172-03-01A	EA	TRACK/WALL - 21" - BONE
10B	156172-04-01A	EA	END CAP - WALL TRACK - CLEAR
11B	154316-01-01A	EA	BRACE/ANGLE - W/HOLE - CASHMERE
12B	154316-02-01A	EA	BRACE/ANGLE - W/SLOT - CASHMERE
13B	159702-01-01A	EA	HOOK/RING - CURTAIN/SHOWER - NICKEL

CURTAIN & CUSHION GROUP (CONTINUED)

FABRICS

WB4, WB5, WB6

106569-15-01A CARPET-NAT.PALETTE,514 CORK - CEILING
137813-Y7-000 FABRIC - UPHOLSTERY, DRAPERY, MAIN
148797-S4-000 FABRIC - UPHOLSTERY , MAIN
148797-S6-000 FABRIC - UPHOLSTRY, PLAIN ACCENT
148797-S2-000 FABRIC - UPHOLSTERY, ACCENT PATTERN
137813-Y2-000 FABRIC - UPHOLSTERY, BEDSPREAD, MAIN
142523-19-000 FABRIC - ULTRALEATHER, PLAIN ACCENT
142523-17-000 FABRIC - UPHOLSTERY, ULTRALEATHER
137813-Y4-000 FABRIC - UPHOLSTERY, BEDSPREAD, PATTERN ACCENT A
148797-S4-000 FABRIC - SPEAKER COVER
137813-Y7-000 FABRIC - UPHOLSTERY, BEDSPREAD ACCENT, PATTERN B
148797-S4-000 FABRIC - OVERHEAD CABINET, DINETTE/LOUNGE
137813-Y7-000 FABRIC - OVERHEAD CABINET, BEDROOM
148797-S6-000 FABRIC - DINETTE WRAP

WC0, WC1, WC2

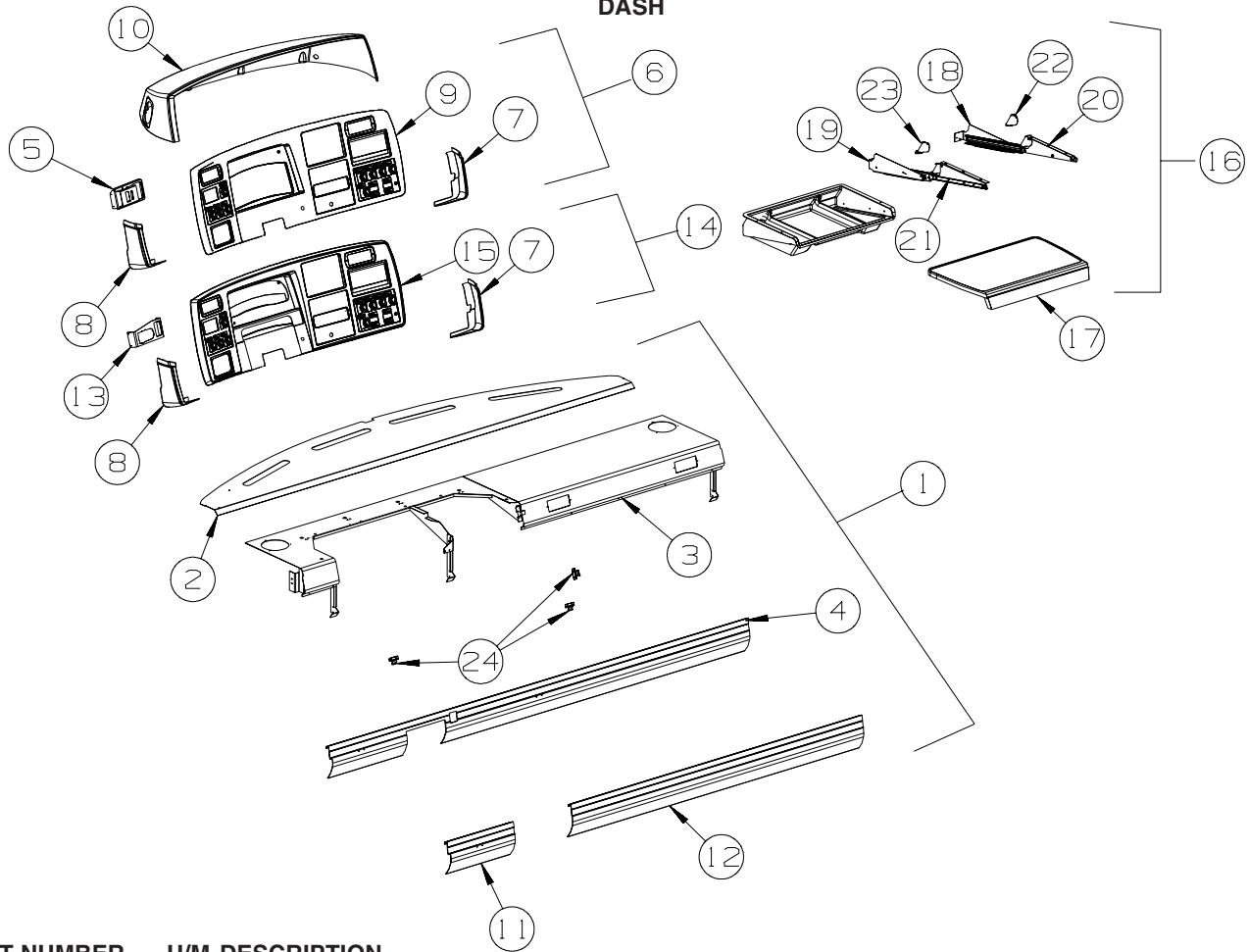
106569-15-01A CARPET-NAT.PALETTE,514 CORK - CEILING
156773-83-000 FABRIC - UPHOLSTERY, DRAPERY, MAIN
148797-CY-000 FABRIC - UPHOLSTERY , MAIN
148797-CZ-000 FABRIC - UPHOLSTRY, PLAIN ACCENT
148797-DA-000 FABRIC - UPHOLSTERY, ACCENT PATTERN
156773-82-000 FABRIC - UPHOLSTERY, BEDSPREAD, MAIN
142523-23-000 FABRIC - ULTRALEATHER, PLAIN ACCENT
142523-07-000 FABRIC - UPHOLSTERY, ULTRALEATHER
156773-83-000 FABRIC - UPHOLSTERY, BEDSPREAD, PATTERN ACCENT A
148797-CZ-000 FABRIC - SPEAKER COVER
156773-84-000 FABRIC - UPHOLSTERY, BEDSPREAD ACCENT, PATTERN B
148797-CZ-000 FABRIC - OVERHEAD CABINET, DINETTE/LOUNGE
156773-83-000 FABRIC - OVERHEAD CABINET, BEDROOM
148797-CZ-000 FABRIC - DINETTE WRAP

WC4, WC5, WC6

106569-15-01A CARPET-NAT.PALETTE,514 CORK - CEILING
137813-E8-000 FABRIC - UPHOLSTERY, DRAPERY, MAIN
148797-DB-000 FABRIC - UPHOLSTERY , MAIN
148797-DC-000 FABRIC - UPHOLSTRY, PLAIN ACCENT
148797-DD-000 FABRIC - UPHOLSTERY, ACCENT PATTERN
156773-85-000 FABRIC - UPHOLSTERY, BEDSPREAD, MAIN
142523-19-000 FABRIC - ULTRALEATHER, PLAIN ACCENT
142523-17-000 FABRIC - UPHOLSTERY, ULTRALEATHER
137813-E8-000 FABRIC - UPHOLSTERY, BEDSPREAD, PATTERN ACCENT A
148797-DB-000 FABRIC - SPEAKER COVER
137813-K9-000 FABRIC - UPHOLSTERY, BEDSPREAD ACCENT, PATTERN B
148797-DB-000 FABRIC - OVERHEAD CABINET, DINETTE/LOUNGE
137813-E8-000 FABRIC - OVERHEAD CABINET, BEDROOM
148797-DC-000 FABRIC - DINETTE WRAP

DRIVERS COMPARTMENT GROUP

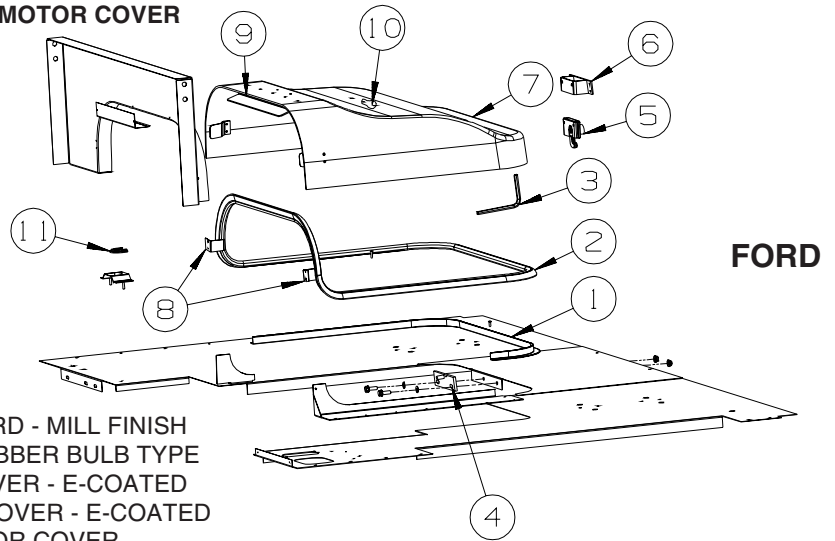
DASH



KEY	PART NUMBER	U/M	DESCRIPTION
1	147887-06-WA0	EA	DASH - COMPLETE - FORD
1	147887-05-WA0	EA	DASH - COMPLETE - WORKHORSE
	106569-11-10A	EA	VINYL - LAMINATE - 1/4" X 25" X 100" - LIGHT SANDLEWOOD
2	132126-04-02B	EA	PANEL - DASH TOP - E-COATED
3	147888-03-02B	EA	DASH - W/O VINYL - E-COATED
4	148214-01-04A	EA	TRIM - DASH/LOWER - WH - BRIARWOOD - 2007 WORKHORSE
4	148214-04-04A	EA	TRIM - DASH/LOWER - WH - BRIARWOOD - W/O BRAKE SWITCH CUTOUT 2008 WORKHORSE
5	148890-01-02B	EA	MOUNT - HEADLAMP SWITCH - E-COATED - WORKHORSE
6	159089-03-WA0	EA	POD/BEZEL - INSTRUMENT PANEL - WORKHORSE
7	148252-02-24A	EA	POD - INSTRUMENT PANEL - LOWER/RIGHT HAND - BRIARWOOD
8	148253-02-24A	EA	POD - INSTRUMENT PANEL - LOWER/LEFT HAND - BRIARWOOD
9	159047-03-03A	EA	BEZEL - INSTRUMENT PANEL - WORKHORSE - BRIARWOOD - WORKHORSE
10	147890-03-24A	EA	POD - INSTRUMENT PANEL - BRIARWOOD
11	148214-02-04A	EA	TRIM - DASH/LOWER LEFT - FORD - BRIARWOOD - FORD
12	148214-03-04A	EA	TRIM - DASH/LOWER RIGHT - FORD - BRIARWOOD - FORD
13	153545-01-02B	EA	MOUNT - HEADLAMP SWITCH - FORD - E-COATED - FORD
14	159089-04-WA0	EA	POD/BEZEL - INSTRUMENT PANEL - FORD
15	159047-04-03A	EA	BEZEL - INSTRUMENT PANEL - FORD - BRIARWOOD - FORD
16	159688-01-WA0	EA	TABLE/WORK STATION - DASH - COMPLETE
17	135122-03-WA0	EA	TABLE TOP - PULLOUT/WORKSTATION
18	159689-01-02B	EA	ANGLE - SLIDE TRAY - E-COATED
19	159689-02-02B	EA	ANGLE - SLIDE TRAY - E-COATED
20	159690-01-02B	EA	ANGLE - SLIDE - E-COATED
21	159690-02-02B	EA	ANGLE - SLIDE - E-COATED
22	159722-01-02B	EA	CATCH - TABLE/DASH - E-COATED
23	159722-02-02B	EA	CATCH - TABLE/DASH - E-COATED
24	073050-04-000	EA	CLIP/MOUNTING - VALANCE PANEL

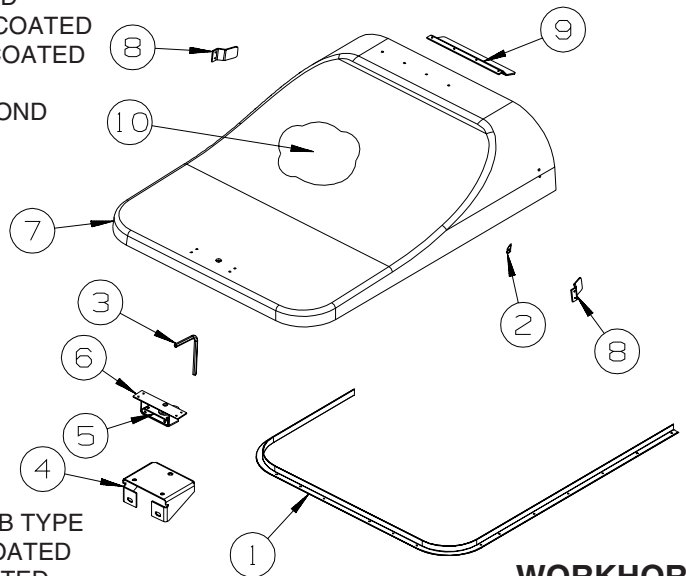
DRIVERS COMPARTMENT GROUP (CONTINUED)

MOTOR COVER



FORD

KEY	PART NUMBER	U/M	DESCRIPTION
1	115860-06-01A	EA	TRIM - MOTOR COVER - FORD - MILL FINISH
2	039623-01-000	FT	SEAL - MOTOR COVER - RUBBER BULB TYPE
3	116833-01-02B	EA	WRENCH - HEX MOTOR COVER - E-COATED
4	115852-01-02B	EA	STRIKE - LATCH - MOTOR COVER - E-COATED
5	116581-01-000	EA	LATCH - W/O STRIKE - MOTOR COVER
6	115850-01-02B	EA	RETAINER - LATCH - MOTOR COVER - RIGHT HAND - E-COATED
7	153971-01-WB4	EA	COVER - MOTOR - W/CARPET (WB4, WB5, WB6)
7	153971-01-WB0	EA	COVER - MOTOR - W/CARPET (WC0, WC1, WC2)
7	153971-01-WB4	EA	COVER - MOTOR - W/CARPET (WC0, WC1, WC2) FROM: 00-00-00 THRU: 02-18-07
7	153971-01-WA0	EA	COVER - MOTOR - W/CARPET (WC4, WC5, WC6) FROM: 02-19-07 THRU: 99-99-99
7	153971-01-WA0	EA	COVER - MOTOR - W/CARPET (WC4, WC5, WC6) FROM: 00-00-00 THRU: 02-18-07
7	153971-01-T81	EA	COVER - MOTOR - W/CARPET (WC4, WC5, WC6) FROM: 02-19-07 THRU: 99-99-99
	153970-01-01A	EA	COVER - MOTOR - W/O CARPET - FORD
8	115855-04-02B	EA	RETAINER - MOTOR COVER/SIDE - E-COATED
9	115855-01-02B	EA	RETAINER - MOTOR COVER/TOP - E-COATED
10	134497-01-000	SF	FOIL/ALUMINUM - REINFORCED
11	143798-01-02A	EA	CATCH - FLOOR TO TABLE LEG - ALMOND

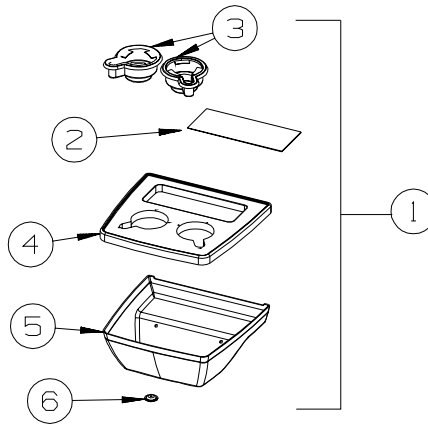


WORKHORSE

KEY	PART NUMBER	U/M	DESCRIPTION
1	137332-01-01A	EA	TRIM - MOTOR COVER
2	039623-01-000	FT	SEAL - MOTOR COVER - RUBBER BULB TYPE
3	116833-01-02B	EA	WRENCH - HEX MOTOR COVER - E-COATED
4	137305-02-02B	EA	BRACKET - STRIKE SUPPORT - E-COATED
5	116581-01-000	EA	LATCH - W/O STRIKE - MOTOR COVER
6	115850-01-02B	EA	RETAINER - LATCH - MOTOR COVER - RIGHT HAND - E-COATED
7	137097-02-WB4	EA	COVER - MOTOR - W/CARPET (WB4, WB5, WB6)
7	137097-02-WB0	EA	COVER - MOTOR - W/CARPET (WC0, WC1, WC2)
7	137097-02-WB4	EA	COVER - MOTOR - W/CARPET (WC0, WC1, WC2) FROM: 00-00-00 THRU: 02-18-07
7	137097-02-WA0	EA	COVER - MOTOR - W/CARPET (WC4, WC5, WC6) FROM: 02-19-07 THRU: 99-99-99
7	137097-02-WA0	EA	COVER - MOTOR - W/CARPET (WC4, WC5, WC6) FROM: 00-00-00 THRU: 02-18-07
7	137097-02-T93	EA	COVER - MOTOR - W/CARPET (WC4, WC5, WC6) FROM: 02-19-07 THRU: 99-99-99
	137096-01-01A	EA	COVER - MOTOR - W/O CARPET
8	115855-04-02B	EA	RETAINER - MOTOR COVER/SIDE - E-COATED
9	115855-03-02B	EA	RETAINER - MOTOR COVER/TOP - E-COATED
10	134497-01-000	SF	FOIL/ALUMINUM - REINFORCED
	140168-01-000	EA	INSULATION/ENGINE COVER

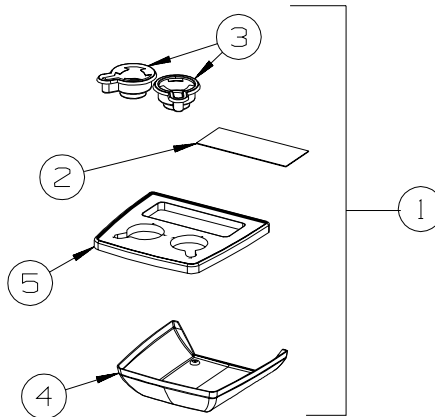
DRIVERS COMPARTMENT GROUP (CONTINUED)

BEVERAGE TRAY



FORD

KEY	PART NUMBER	U/M	DESCRIPTION
1	149301-04-WB4	EA	TRAY - BEVERAGE - W/CONVENIENCE TRAY
2	122717-11-01A	EA	PAD - NON-SKID - PSA - 4.5" X 11"
3	133831-01-01A	EA	HOLDER - CUP W/THREE CENTERLINE RUBBER FINGERS
4	148918-01-04A	EA	TRAY - BEVERAGE CENTER
4	150352-02-02A	EA	APPLIQUE - BEVERAGE TRAY - REGAL BURLWOOD
5	149256-02-24A	EA	COVER - BEVERAGE TRAY BOTTOM - BRIARWOOD
6	143798-02-02A	EA	CATCH - TABLE LEG TO FLOOR - ALMOND



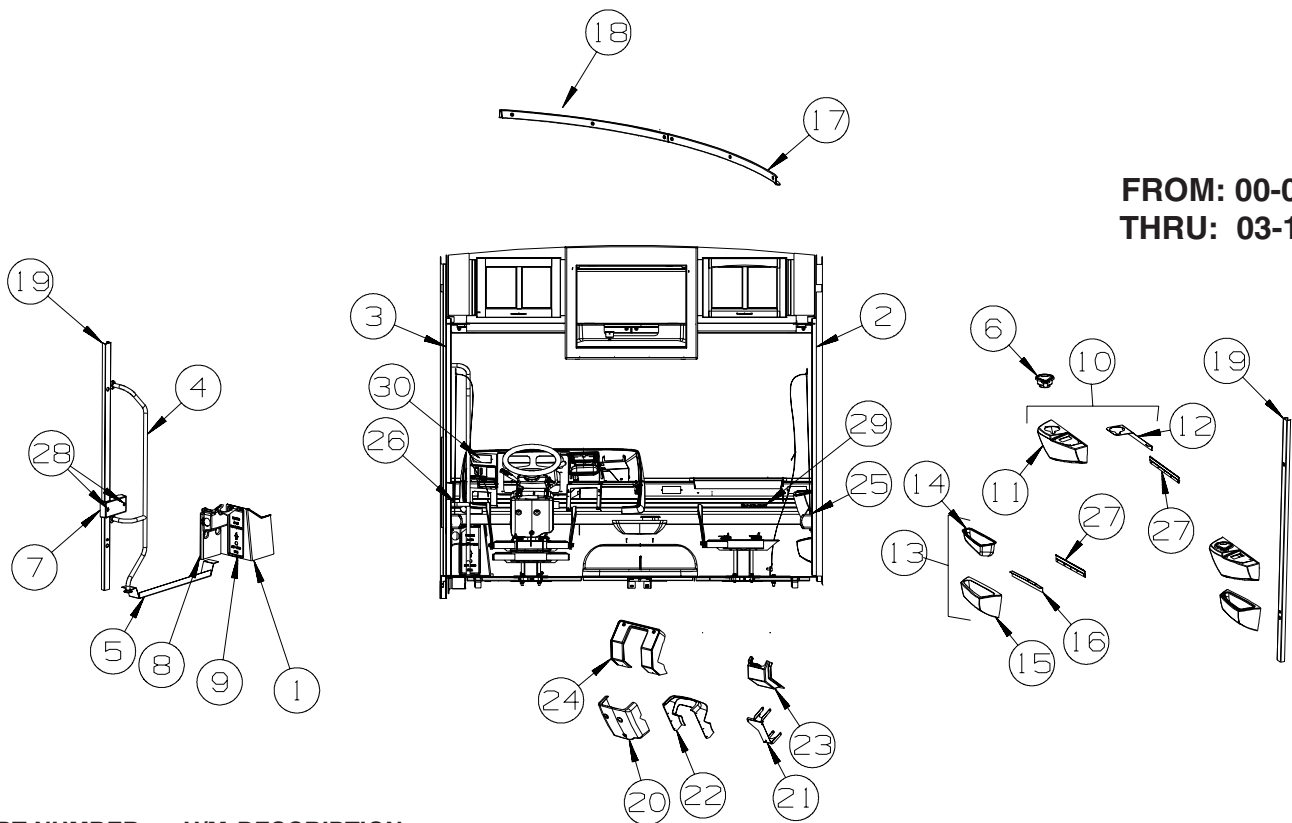
WORKHORSE

KEY	PART NUMBER	U/M	DESCRIPTION
1	148922-02-WB4	EA	TRAY - BEVERAGE - W/CONVENIENCE TRAY
2	122717-11-01A	EA	PAD - NON-SKID - PSA - 4.5" X 11"
3	133831-01-01A	EA	HOLDER - CUP W/THREE CENTERLINE RUBBER FINGERS
4	148818-01-24A	EA	COVER - BEVERAGE TRAY - BOTTOM - BRIARWOOD
5	148918-01-04A	EA	TRAY - BEVERAGE CENTER
5	150352-02-02A	EA	APPLIQUE - BEVERAGE TRAY - REGAL BURLWOOD

DRIVERS COMPARTMENT GROUP (CONTINUED)

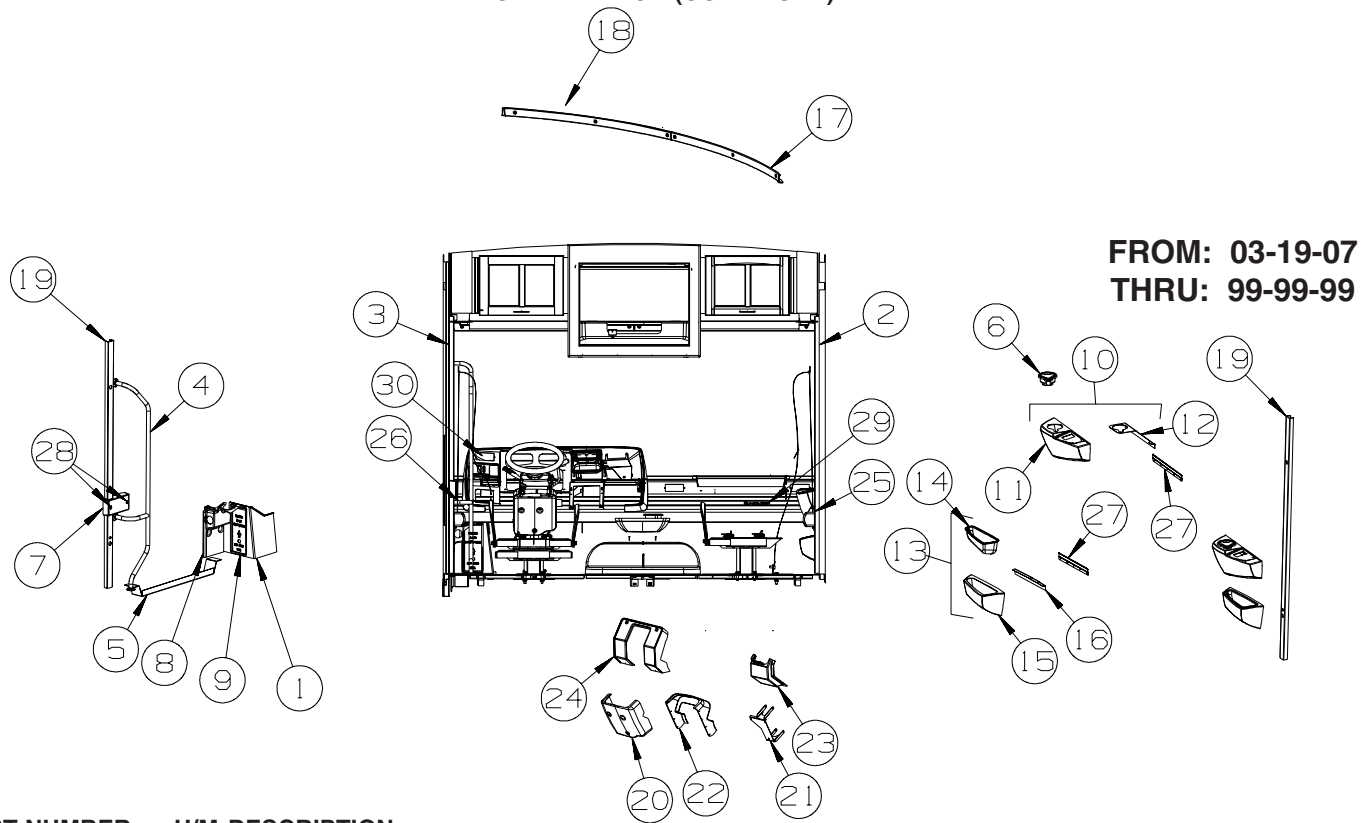
FRONT INTERIOR

FROM: 00-00-00
THRU: 03-18-07



KEY	PART NUMBER	U/M	DESCRIPTION
1	148824-01-24A	EA	PANEL/TRIM - FUSE PANEL/LEFT HAND - BRIARWOOD - WORKHORSE
1	148824-02-24A	EA	PANEL/TRIM - FUSE PANEL/LEFT HAND - BRIARWOOD - FORD
2	125508-01-24A	EA	TRIM - A-PILLAR - PASSENGER/INTERIOR - BRIARWOOD
3	125508-02-24A	EA	TRIM - A-PILLAR - DRIVER/INTERIOR - BRIARWOOD
4	131058-04-02A	EA	HAND RAIL - INTERIOR CAB DOOR - BLACK
5	131849-01-24A	EA	TRIM/STEP - DRIVER DOOR - BRIARWOOD
	102569-02-000	EA	MAT - ANTI SLIP - LOWER
6	133831-01-01A	EA	HOLDER - CUP W/THREE CENTERLINE RUBBER FINGERS
7	141072-01-02A	EA	COVER - BRACKET/LATCH - MEDIUM OAK
8	148825-01-24A	EA	PANEL/TRIM - UNDER DASH/LEFT HAND - BRIARWOOD
9	148826-01-24A	EA	PANEL/DOOR - FUSE PANEL/LEFT HAND - BRIARWOOD
10	148829-01-WA0	EA	PANEL - PASSENGER SIDE/UPPER
11	148830-01-24A	EA	PANEL - PASSENGER SIDE - UPPER - BRIARWOOD
12	149218-01-02B	EA	BRACKET - MOUNTING - CUPHOLDER - E-COATED
13	148831-01-WA0	EA	PANEL - PASSENGER SIDE/LOWER
14	148828-01-24A	EA	POCKET/STORAGE - PASSENGER SIDE - BRIARWOOD
15	148832-01-24A	EA	PANEL - PASSENGER SIDE - LOWER - BRIARWOOD
16	149229-01-02B	EA	BRACKET - PANEL MOUNTING - E-COATED
17	159957-01-24A	EA	TRIM - WINDSHIELD - INTERIOR/TOP/PASSENGER
18	159957-02-24A	EA	TRIM - WINDSHIELD - INTERIOR/TOP/DRIVER
19	161808-01-01A	EA	COVER - ROLL BAR/U-CHANNEL - 66.9" PLASTIC - MED OAK
22	148763-01-24A	EA	COVER - STEERING COLUMN - LOWER - BRIARWOOD - WORKHORSE
21	148806-01-02B	EA	MOUNT ASM-STEERING COVE,E-CT - WORKHORSE
22	150784-01-24A	EA	COVER - STEERING COLUMN - UPPER - BRIARWOOD - WORKHORSE
23	125795-01-24A	EA	COVER - STEERING COLUMN/LOWER - BRIARWOOD - FORD
24	148815-01-24A	EA	COVER - STEERING COLUMN - UPPER - BRIARWOOD - FORD
25	150352-03-02A	EA	APPLIQUE/STRIP - PASS/LOWER DASH - 1.1"X44.4"-RGL BURLWOOD
26	150352-04-02A	EA	APPLIQUE/STRIP - DRVR/LOWER DASH - 1.1"X 3"-RGL BURLWOOD
27	130034-08-02B	EA	CLIP - TRIM - E-COATED
28	140151-02-03A	EA	COVER - SCREW - MEDIUM OAK
29	126340-10-02A	EA	DECAL - LOGO "SUNCRUISER"-SMALL/PASS SIDE - PARCHMENT
30	150352-05-02A	EA	APPLIQUE - INSTRUMENT PANEL/RADIO - REGAL BURLWOOD

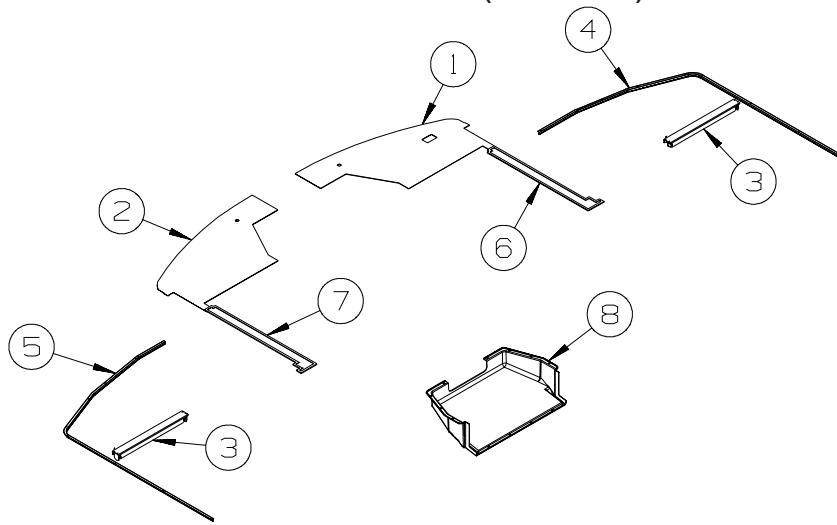
DRIVERS COMPARTMENT GROUP (CONTINUED)
FRONT INTERIOR (CONTINUED)



FROM: 03-19-07
THRU: 99-99-99

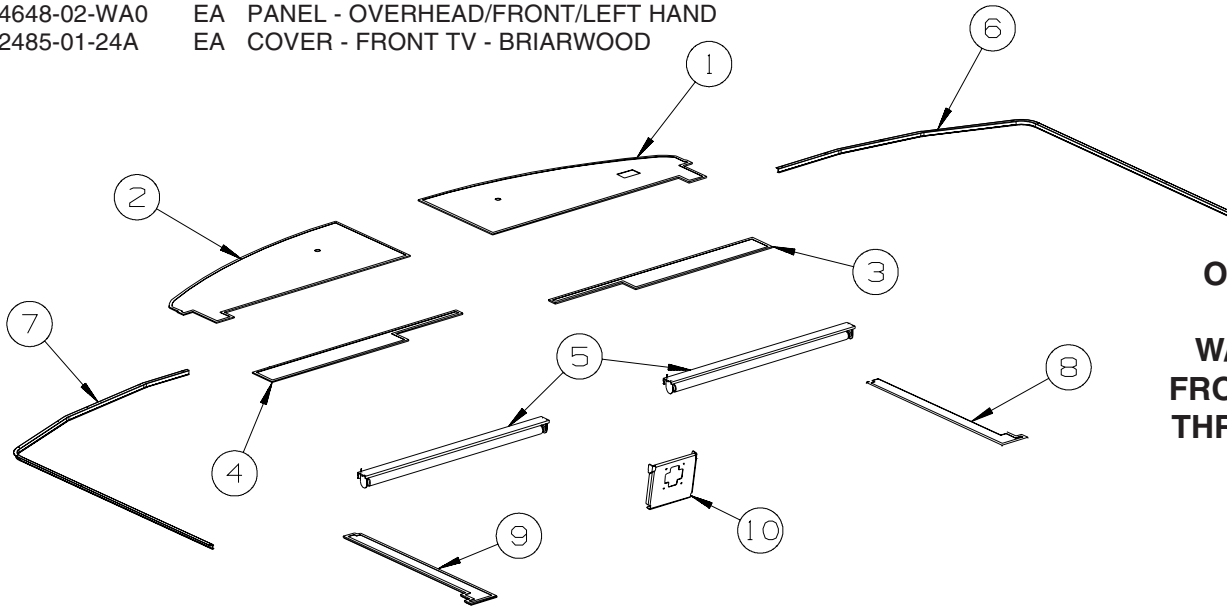
KEY	PART NUMBER	U/M	DESCRIPTION
1	148824-01-24A	EA	PANEL/TRIM - FUSE PANEL/LEFT HAND - BRIARWOOD - WORKHORSE
1	148824-02-24A	EA	PANEL/TRIM - FUSE PANEL/LEFT HAND - BRIARWOOD - FORD
2	125508-01-24A	EA	TRIM - A-PILLAR - PASSENGER/INTERIOR - BRIARWOOD
3	125508-02-24A	EA	TRIM - A-PILLAR - DRIVER/INTERIOR - BRIARWOOD
4	131058-04-02A	EA	HAND RAIL - INTERIOR CAB DOOR - BLACK
5	131849-01-24A	EA	TRIM/STEP - DRIVER DOOR - BRIARWOOD
	102569-02-000	EA	MAT - ANTI SLIP - LOWER
6	133831-01-01A	EA	HOLDER - CUP W/THREE CENTERLINE RUBBER FINGERS
7	141072-01-02A	EA	COVER - BRACKET/LATCH - MEDIUM OAK
8	148825-01-24A	EA	PANEL/TRIM - UNDER DASH/LEFT HAND - BRIARWOOD
9	148826-01-24A	EA	PANEL/DOOR - FUSE PANEL/LEFT HAND - BRIARWOOD
10	148829-01-WA0	EA	PANEL - PASSENGER SIDE/UPPER
11	148830-01-24A	EA	PANEL - PASSENGER SIDE - UPPER - BRIARWOOD
12	149218-01-02B	EA	BRACKET - MOUNTING - CUPHOLDER - E-COATED
13	148831-01-WA0	EA	PANEL - PASSENGER SIDE/LOWER
14	148828-01-24A	EA	POCKET/STORAGE - PASSENGER SIDE - BRIARWOOD
15	148832-01-24A	EA	PANEL - PASSENGER SIDE - LOWER - BRIARWOOD
16	149229-01-02B	EA	BRACKET - PANEL MOUNTING - E-COATED
17	159957-01-24A	EA	TRIM - WINDSHIELD - INTERIOR/TOP/PASSENGER
18	159957-02-24A	EA	TRIM - WINDSHIELD - INTERIOR/TOP/DRIVER
19	161808-01-01A	EA	COVER - ROLL BAR/U-CHANNEL - 66.9" PLASTIC - MED OAK
20	148763-01-24A	EA	COVER - STEERING COLUMN - LOWER - BRIARWOOD - WORKHORSE
21	148806-01-02B	EA	MOUNT ASM-STEERING COVE,E-CT - WORKHORSE
22	150784-01-24A	EA	COVER - STEERING COLUMN - UPPER - BRIARWOOD - WORKHORSE
23	125795-01-24A	EA	COVER - STEERING COLUMN/LOWER - BRIARWOOD - FORD
24	148815-01-24A	EA	COVER - STEERING COLUMN - UPPER - BRIARWOOD - FORD
25	150352-03-02A	EA	APPLIQUE/STRIP - PASS/LOWER DASH - 1.1"X44.4"-RGL BURLWOOD
26	150352-04-02A	EA	APPLIQUE/STRIP - DRVR/LOWER DASH - 1.1"X 3"-RGL BURLWOOD
27	130034-08-02B	EA	CLIP - TRIM - E-COATED
28	140151-02-03A	EA	COVER - SCREW - MEDIUM OAK
29	126340-10-02A	EA	DECAL - LOGO -"SUNCRUISER"-SMALL/PASS SIDE - PARCHMENT
30	150352-05-02A	EA	APPLIQUE - INSTRUMENT PANEL/RADIO - REGAL BURLWOOD

DRIVERS COMPARTMENT GROUP (CONTINUED)
FRONT INTERIOR (CONTINUED)



**OVERHEAD
 PANELS
 W/FRONT TV
 FROM: 00-00-00
 THRU: 03-18-07**

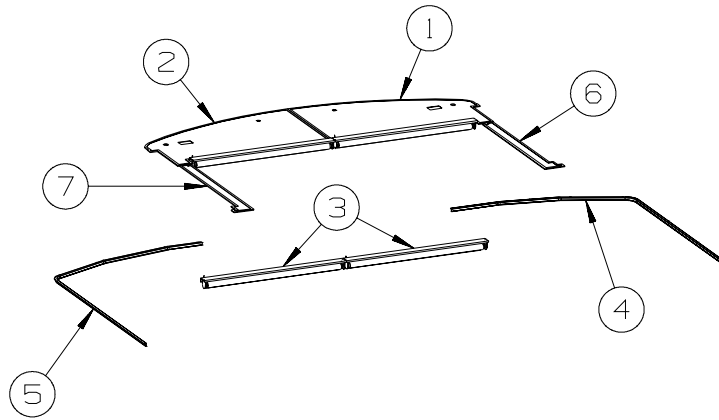
KEY	PART NUMBER	U/M	DESCRIPTION
1	126440-39-WA0	EA	PANEL - OVERHEAD/FRONT/BOTTOM/PASSENGER - VINYL COVERED
2	126440-40-WA0	EA	PANEL - OVERHEAD/FRONT/BOTTOM/DRIVER - VINYL COVERED
3	142380-01-01A	EA	SHADE - POWER - 25.8"W X 19"H
4	126456-03-05A	EA	TRACK/WRAPAROUND - PASSENGER - RIVERSTONE
5	126456-04-05A	EA	TRACK/WRAPAROUND - DRIVER - RIVERSTONE
	009702-01-000	EA	END STOP - CURTAIN CARRIER - L ROD
6	144648-01-WA0	EA	PANEL - OVERHEAD/FRONT/RIGHT HAND
7	144648-02-WA0	EA	PANEL - OVERHEAD/FRONT/LEFT HAND
8	152485-01-24A	EA	COVER - FRONT TV - BRIARWOOD



**OVERHEAD
 PANELS
 W/FRONT TV
 FROM: 03-19-07
 THRU: 99-99-99**

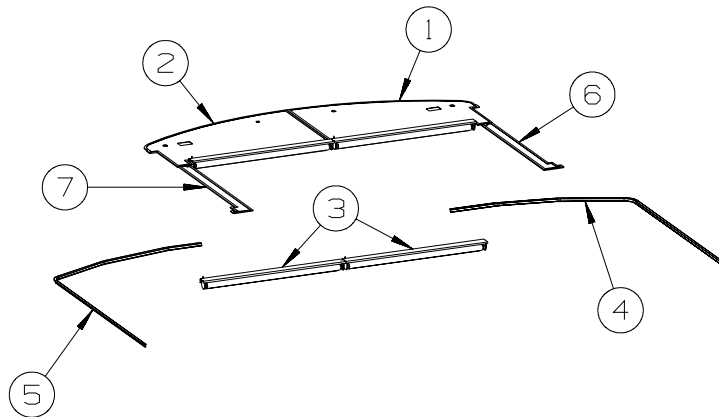
KEY	PART NUMBER	U/M	DESCRIPTION
1	126440-43-WA0	EA	PANEL - OVERHEAD/FRONT/BOTTOM/PASSENGER - VINYL COVERED
2	126440-44-WA0	EA	PANEL - OVERHEAD/FRONT/BOTTOM/DRIVER - VINYL COVERED
3	126440-45-WA0	EA	PANEL - OVERHEAD/FRONT/BOTTOM/PASSENGER - VINYL COVERED
4	126440-46-WA0	EA	PANEL - OVERHEAD/FRONT/BOTTOM/DRIVER - VINYL COVERED
5	142380-02-01A	EA	SHADE - POWER - 41.2"W X 19"H
6	126456-03-05A	EA	TRACK/WRAPAROUND - PASSENGER - RIVERSTONE
7	126456-04-05A	EA	TRACK/WRAPAROUND - DRIVER - RIVERSTONE
	009702-01-000	EA	END STOP - CURTAIN CARRIER - L ROD
8	144648-01-WA0	EA	PANEL - OVERHEAD/FRONT/RIGHT HAND
9	144648-02-WA0	EA	PANEL - OVERHEAD/FRONT/LEFT HAND
10	164112-02-02B	EA	BRACKET/MOUNT - TV - E-COATED

DRIVERS COMPARTMENT GROUP (CONTINUED)
FRONT INTERIOR (CONTINUED)



**OVERHEAD
 PANELS
 W/O FRONT TV
 FROM: 00-00-00
 THRU: 03-18-07**

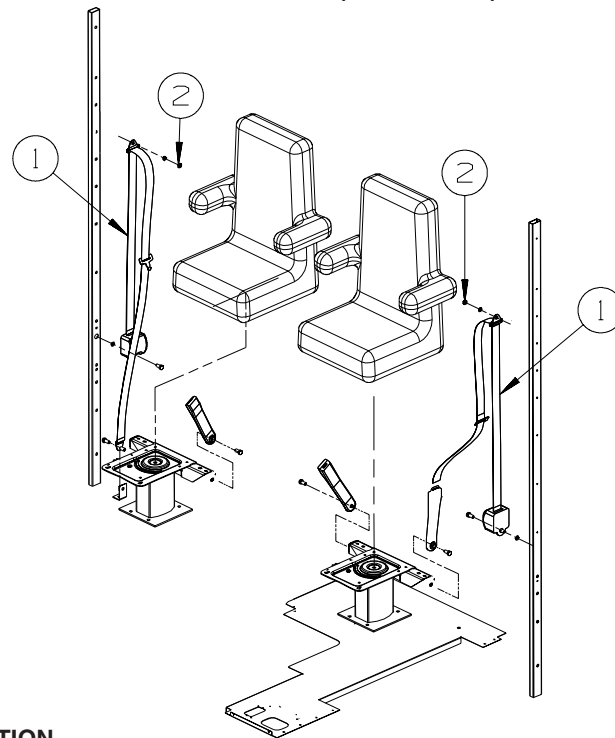
KEY	PART NUMBER	U/M	DESCRIPTION
1	126440-41-WA0	EA	PANEL - OVERHEAD/FRONT/BOTTOM/PASSENGER - VINYL COVERED
2	126440-42-WA0	EA	PANEL - OVERHEAD/FRONT/BOTTOM/DRIVER - VINYL COVERED
3	142380-02-01A	EA	SHADE - POWER - 41.2"W X 19"H
4	126456-03-05A	EA	TRACK/WRAPAROUND - PASSENGER - RIVERSTONE
5	126456-04-05A	EA	TRACK/WRAPAROUND - DRIVER - RIVERSTONE
6	144648-01-WA0	EA	PANEL - OVERHEAD/FRONT/RIGHT HAND
7	144648-02-WA0	EA	PANEL - OVERHEAD/FRONT/LEFT HAND



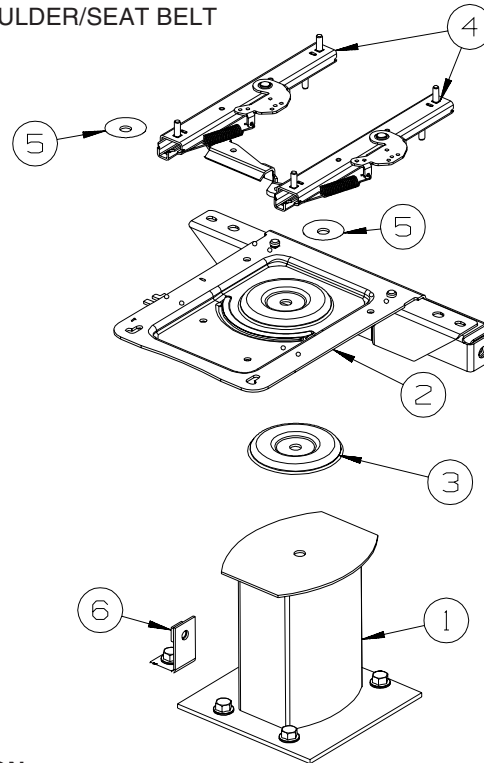
**OVERHEAD
 PANELS
 W/O FRONT TV
 FROM: 03-19-07
 THRU: 99-99-99**

KEY	PART NUMBER	U/M	DESCRIPTION
1	126440-47-WA0	EA	PANEL - OVERHEAD/FRONT/BOTTOM/PASSENGER - VINYL COVERED
2	126440-48-WA0	EA	PANEL - OVERHEAD/FRONT/BOTTOM/DRIVER - VINYL COVERED
3	142380-02-01A	EA	SHADE - POWER - 41.2"W X 19"H
4	126456-03-05A	EA	TRACK/WRAPAROUND - PASSENGER - RIVERSTONE
5	126456-04-05A	EA	TRACK/WRAPAROUND - DRIVER - RIVERSTONE
6	144648-01-WA0	EA	PANEL - OVERHEAD/FRONT/RIGHT HAND
7	144648-02-WA0	EA	PANEL - OVERHEAD/FRONT/LEFT HAND

DRIVERS COMPARTMENT GROUP (CONTINUED)
FRONT INTERIOR (CONTINUED)



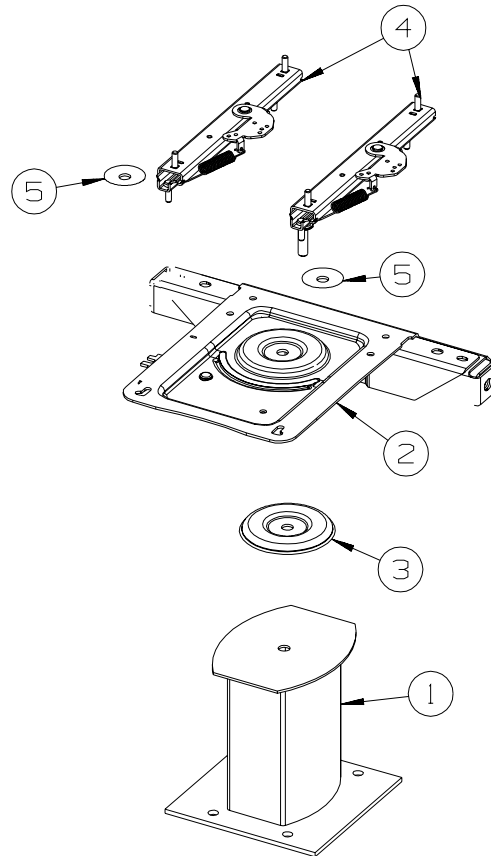
KEY	PART NUMBER	U/M	DESCRIPTION
1	091990-10-01A	EA	SEAT BELT - 3 POINT - DUAL SENSITIVE - BLACK
2	109146-01-000	EA	BOLT - SHOULDER/SEAT BELT



PASSENGER

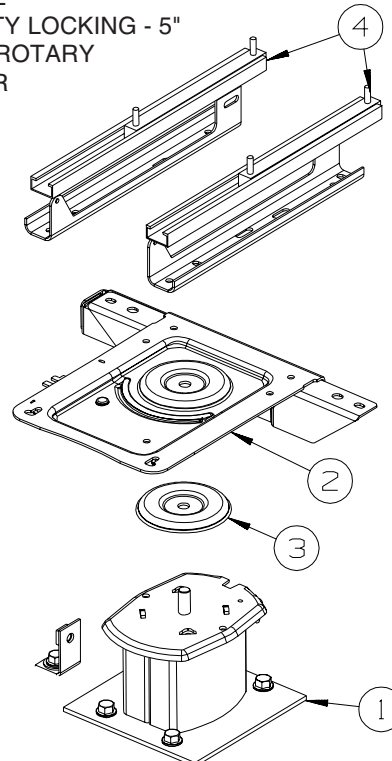
KEY	PART NUMBER	U/M	DESCRIPTION
1	133408-01-000	EA	PEDESTAL - SEAT - DRIVER/PASSENGER - 9 3/4"
2	133408-20-000	EA	TOP PLATE - PASSENGER - W/ANCHOR
3	107921-06-000	EA	BEARING KIT - PEDESTAL
4	131566-04-000	EA	SLIDE/SEAT - HEAVY DUTY LOCKING - 5"
	119952-07-000	EA	WIRE - LATCH RELEASE/ROTARY
5	131566-05-000	EA	WASHER - SLIDE SPACER
6	133408-04-000	EA	BRACKET - ANCHOR/FLOOR

DRIVERS COMPARTMENT GROUP (CONTINUED)
FRONT INTERIOR (CONTINUED)



DRIVER

KEY	PART NUMBER	U/M DESCRIPTION
1	133408-01-000	EA PEDESTAL - SEAT - DRIVER/PASSENGER - 9 3/4"
2	133408-08-000	EA TOP PLATE - W/BAR
3	107921-06-000	EA BEARING KIT - PEDESTAL
4	131566-04-000	EA SLIDE/SEAT - HEAVY DUTY LOCKING - 5"
	119952-07-000	EA WIRE - LATCH RELEASE/ROTARY
5	131566-05-000	EA WASHER - SLIDE SPACER



**DRIVER
6-WAY POWER**

KEY	PART NUMBER	U/M DESCRIPTION
1	133408-05-000	EA PEDESTAL - SEAT - 5.75"
2	133408-08-000	EA TOP PLATE - W/BAR
3	107921-06-000	EA BEARING KIT - PEDESTAL
4*	147767-01-000	EA SEAT - POWER - 6-WAY - DRIVER

***COMPONENT PARTS LISTED LATER IN THIS GROUP**

DRIVERS COMPARTMENT GROUP (CONTINUED)
COMPONENT PARTS FOR FRONT INTERIOR

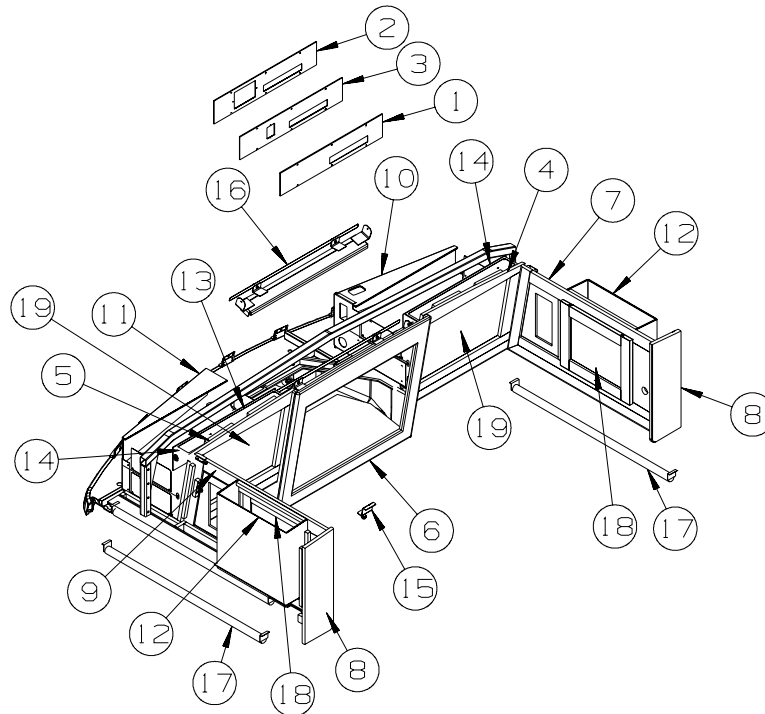
147767-01-000, 147767-02-000

KEY	PART NUMBER	U/M	DESCRIPTION	VENDOR NO
	147767-01-700	EA	SWITCH PLATE	SHROCK-9PT-SWT-PLTE
	147767-01-701	EA	MOTOR - VERTICAL	SHROCK 9PT-M0-VER-0
	147767-01-702	EA	MOTOR - HORIZONTAL	SHROCK 9PT-M0-HOZ-0

DRIVERS COMPARTMENT GROUP (CONTINUED)

CABINETS

W/FRONT TV
FROM: 00-00-00
THRU: 03-18-07

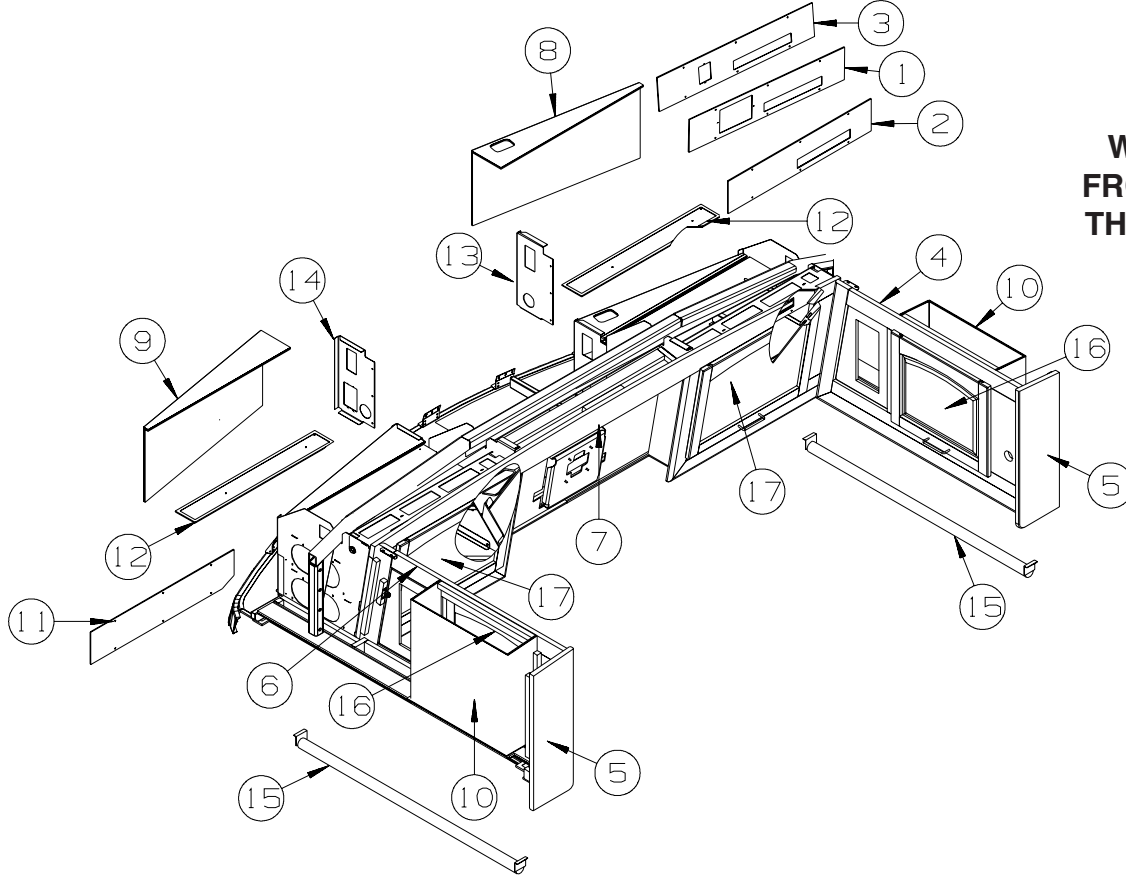


KEY	PART NUMBER	U/M	DESCRIPTION
1	150628-10-WA0	EA	PANEL - VINYL COVERED - IN MOTION SATELLITE SYSTEM
2	150628-01-WA0	EA	PANEL - VINYL COVERED
3	150628-15-WA0	EA	PANEL - VINYL COVERED - POWER STELLITE DISH
4	152403-01-UM1	EA	CABINET - OVERHEAD/FRONT/RH HAND - W/O DOORS/HDW - CONCERT CHERRY
4	152403-01-T79	EA	CABINET - OVERHEAD/FRONT/RH HAND - W/O DOORS/HDW - WASHED MAPLE
4	152403-01-T80	EA	CABINET - OVERHEAD/FRONT/RH HAND - W/O DOORS/HDW - SIERRA MAPLE
5	152403-02-UM1	EA	CABINET - OVERHEAD/FRONT - W/O DOORS/HDW - CONCERT CHERRY
5	152403-02-T79	EA	CABINET - OVERHEAD/FRONT - W/O DOORS/HDW - WASHED MAPLE
5	152403-02-T80	EA	CABINET - OVERHEAD/FRONT - W/O DOORS/HDW - SIERRA MAPLE
6	152404-01-T78	EA	CABINET - FRONT/TV FACE - W/O DOORS/HDW - CONCERT CHERRY
6	152404-01-T79	EA	CABINET - FRONT/TV FACE - W/O DOORS/HDW - WASHED MAPLE
6	152404-01-T80	EA	CABINET - FRONT/TV FACE - W/O DOORS/HDW - SIERRA MAPLE
7	159108-01-WB4	EA	CABINET - FRONT/SIDE - W/O DOORS/HDW
7	159108-01-WB5	EA	CABINET - FRONT/SIDE - W/O DOORS/HDW
7	159108-01-WB6	EA	CABINET - FRONT/SIDE - W/O DOORS/HDW
7	159108-01-WC0	EA	CABINET - FRONT/SIDE - W/O DOORS/HDW
7	159108-01-WC1	EA	CABINET - FRONT/SIDE - W/O DOORS/HDW
7	159108-01-WC2	EA	CABINET - FRONT/SIDE - W/O DOORS/HDW
7	159108-01-WC4	EA	CABINET - FRONT/SIDE - W/O DOORS/HDW
7	159108-01-WC5	EA	CABINET - FRONT/SIDE - W/O DOORS/HDW
7	159108-01-WC6	EA	CABINET - FRONT/SIDE - W/O DOORS/HDW
8	145517-34-T78	EA	END CAP - OVERHEAD CABINET - CONCERT CHERRY
8	145517-34-T79	EA	END CAP - OVERHEAD CABINET - WASHED MAPLE
8	145517-34-T80	EA	END CAP - OVERHEAD CABINET - SIERRA MAPLE
9	159108-02-WB4	EA	CABINET - FRONT/SIDE - W/O DOORS/HDW
9	159108-02-WB5	EA	CABINET - FRONT/SIDE - W/O DOORS/HDW
9	159108-02-WB6	EA	CABINET - FRONT/SIDE - W/O DOORS/HDW
9	159108-02-WC0	EA	CABINET - FRONT/SIDE - W/O DOORS/HDW
9	159108-02-WC1	EA	CABINET - FRONT/SIDE - W/O DOORS/HDW
9	159108-02-WC2	EA	CABINET - FRONT/SIDE - W/O DOORS/HDW
9	159108-02-WC4	EA	CABINET - FRONT/SIDE - W/O DOORS/HDW
9	159108-02-WC5	EA	CABINET - FRONT/SIDE - W/O DOORS/HDW
9	159108-02-WC6	EA	CABINET - FRONT/SIDE - W/O DOORS/HDW
10	132909-16-U90	EA	PANEL - VINYL COVERED

DRIVERS COMPARTMENT GROUP (CONTINUED)

CABINETS (CONTINUED)

KEY	PART NUMBER	U/M	DESCRIPTION
11	132909-17-U90	EA	PANEL - VINYL COVERED - LH HAND
12	132909-22-U90	EA	PANEL - VINYL COVERED
13	150628-02-WA0	EA	PANEL - VINYL COVERED
14	150628-08-WA0	EA	PANEL - VINYL COVERED
15	152944-02-02B	EA	BRACKET - TIEDOWN/TV - E-COATED
16	155314-02-02B	EA	BRACKET - TV - 32.6" - W/ANGLES - W/O FOAM TAPE - E-COATED
17	126841-09-000	EA	SHADE - PULL - CHARCOAL MESH - 40.25" X 60"
18	160268-A3-WB4	EA	DOOR - FLAT PANEL/SQUARE EDGE - 14.3" X 17.9" - W/O HDW - CONCERT CHERRY
18	160268-A3-WB5	EA	DOOR - FLAT PANEL/SQUARE EDGE - 14.3" X 17.9" - W/O HDW - WASHED MAPLE
18	160268-A3-WB6	EA	DOOR - FLAT PANEL/SQUARE EDGE - 14.3" X 17.9" - W/O HDW - SIERRA MAPLE
19	161605-04-WB4	EA	DOOR - FLAT PANEL/SQUARE EDGE - 15.7" X 21.8" - W/O HDW - CONCERT CHERRY
19	161605-04-WB5	EA	DOOR - FLAT PANEL/SQUARE EDGE - 15.7" X 21.8" - W/O HDW - WASHED MAPLE
19	161605-04-WB6	EA	DOOR - FLAT PANEL/SQUARE EDGE - 15.7" X 21.8" - W/O HDW - SIERRA MAPLE



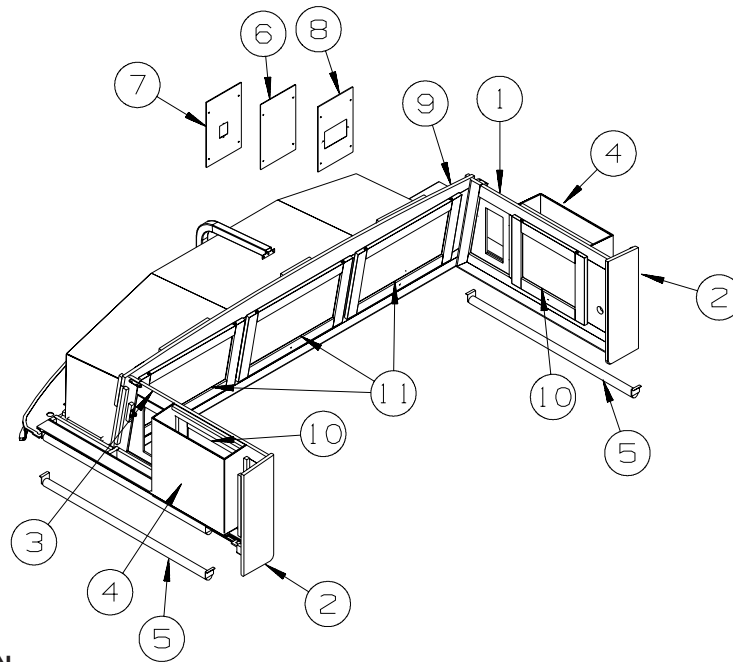
W/FRONT TV
FROM: 03-19-07
THRU: 99-99-99

KEY	PART NUMBER	U/M	DESCRIPTION
1	150628-10-WA0	EA	PANEL - VINYL COVERED - IN-MOTION SATELLITE SYSTEM
2	150628-01-WA0	EA	PANEL - VINYL COVERED
3	150628-15-WA0	EA	PANEL - VINYL COVERED - AUTOMATIC SATELLITE SYSTEM
4	159108-01-WA0	EA	CABINET - FRONT/SIDE - W/O DOORS/HDW
4	159108-01-WA1	EA	CABINET - FRONT/SIDE - W/O DOORS/HDW
4	159108-01-WA2	EA	CABINET - FRONT/SIDE - W/O DOORS/HDW
4	159108-01-WA4	EA	CABINET - FRONT/SIDE - W/O DOORS/HDW
4	159108-01-WA5	EA	CABINET - FRONT/SIDE - W/O DOORS/HDW
4	159108-01-WA6	EA	CABINET - FRONT/SIDE - W/O DOORS/HDW
4	159108-01-WB0	EA	CABINET - FRONT/SIDE - W/O DOORS/HDW
4	159108-01-WB1	EA	CABINET - FRONT/SIDE - W/O DOORS/HDW
4	159108-01-WB2	EA	CABINET - FRONT/SIDE - W/O DOORS/HDW
5	145517-34-T78	EA	END CAP - OVERHEAD CABINET - CONCERT CHERRY
5	145517-34-T79	EA	END CAP - OVERHEAD CABINET - WASHED MAPLE
5	145517-34-T80	EA	END CAP - OVERHEAD CABINET - SIERRA MAPLE
6	159108-02-WA0	EA	CABINET - FRONT/SIDE - W/O DOORS/HDW
6	159108-02-WA1	EA	CABINET - FRONT/SIDE - W/O DOORS/HDW
6	159108-02-WA2	EA	CABINET - FRONT/SIDE - W/O DOORS/HDW
6	159108-02-WA4	EA	CABINET - FRONT/SIDE - W/O DOORS/HDW

DRIVERS COMPARTMENT GROUP (CONTINUED)
CABINETS (CONTINUED)

KEY	PART NUMBER	U/M	DESCRIPTION
6	159108-02-WA5	EA	CABINET - FRONT/SIDE - W/O DOORS/HDW
6	159108-02-WA6	EA	CABINET - FRONT/SIDE - W/O DOORS/HDW
6	159108-02-WB0	EA	CABINET - FRONT/SIDE - W/O DOORS/HDW
6	159108-02-WB1	EA	CABINET - FRONT/SIDE - W/O DOORS/HDW
6	159108-02-WB2	EA	CABINET - FRONT/SIDE - W/O DOORS/HDW
7	164275-01-WA0	EA	CABINET - OVERHEAD/TV/FRONT - W/O HDW
7	164275-01-WA1	EA	CABINET - OVERHEAD/TV/FRONT - W/O HDW
7	164275-01-WA2	EA	CABINET - OVERHEAD/TV/FRONT - W/O HDW
7	164275-01-WA4	EA	CABINET - OVERHEAD/TV/FRONT - W/O HDW
7	164275-01-WA5	EA	CABINET - OVERHEAD/TV/FRONT - W/O HDW
7	164275-01-WA6	EA	CABINET - OVERHEAD/TV/FRONT - W/O HDW
7	164275-01-WB0	EA	CABINET - OVERHEAD/TV/FRONT - W/O HDW
7	164275-01-WB1	EA	CABINET - OVERHEAD/TV/FRONT - W/O HDW
7	164275-01-WB2	EA	CABINET - OVERHEAD/TV/FRONT - W/O HDW
8	132909-16-U90	EA	PANEL - VINYL COVERED
9	132909-17-U90	EA	PANEL - VINYL COVERED - LH HAND
10	132909-22-U90	EA	PANEL - VINYL COVERED
11	150628-02-WA0	EA	PANEL - VINYL COVERED
12	150628-08-WA0	EA	PANEL - VINYL COVERED
13	164244-01-02B	EA	PANEL/FRONT - TV/SUPPORT - E-COATED
14	164244-02-02B	EA	PANEL/FRONT - TV/SUPPORT - E-COATED
	058786-01-000	EA	BOLT - HOOD ADJUSTMENT - 5/16"-18 X 1.5"-2" - W/BLACK PAD
	058786-04-000	EA	BOLT - HOOD ADJUSTMENT - 5/16"-18 X 2"-2.5" - W/BLACK PAD
15	126841-09-000	EA	SHADE - PULL - CHARCOAL MESH - 40.25" X 60"
16	160268-A3-WB4	EA	DOOR - FLAT PANEL/SQUARE EDGE - 14.3" X 17.9" - W/O HDW - CONCERT CHERRY
16	160268-A3-WB5	EA	DOOR - FLAT PANEL/SQUARE EDGE - 14.3" X 17.9" - W/O HDW - WASHED MAPLE
16	160268-A3-WB6	EA	DOOR - FLAT PANEL/SQUARE EDGE - 14.3" X 17.9" - W/O HDW - SIERRA MAPLE
17	161605-04-WB4	EA	DOOR - FLAT PANEL/SQUARE EDGE - 15.7" X 21.8" - W/O HDW - CONCERT CHERRY
17	161605-04-WB5	EA	DOOR - FLAT PANEL/SQUARE EDGE - 15.7" X 21.8" - W/O HDW - WASHED MAPLE
17	161605-04-WB6	EA	DOOR - FLAT PANEL/SQUARE EDGE - 15.7" X 21.8" - W/O HDW - SIERRA MAPLE

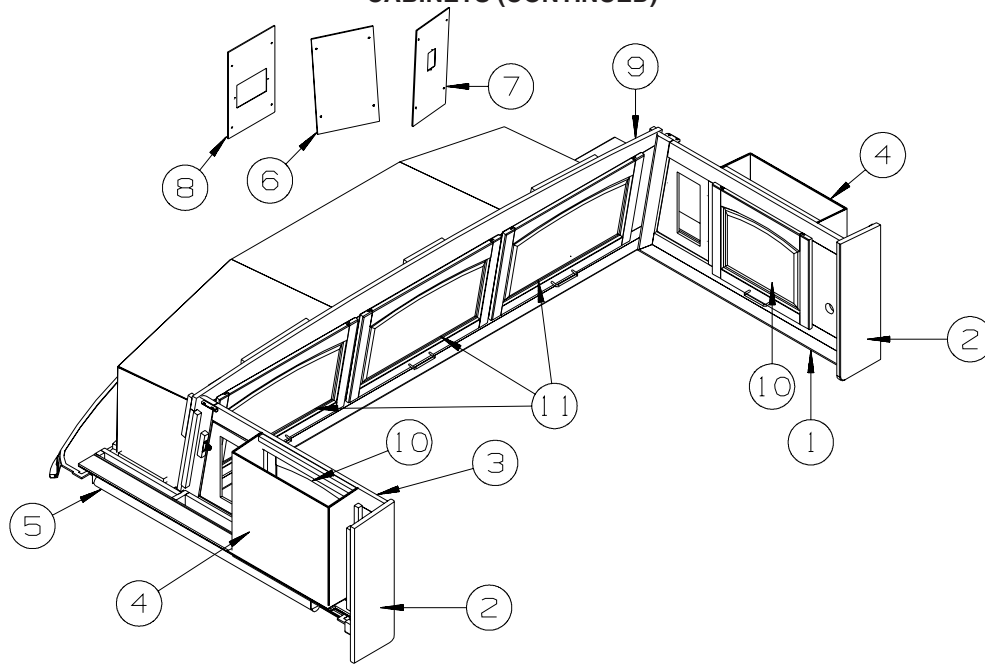
DRIVERS COMPARTMENT GROUP (CONTINUED)
CABINETS (CONTINUED)



W/O FRONT TV
FROM: 00-00-00
THRU: 03-18-07

KEY	PART NUMBER	U/M	DESCRIPTION
1	159108-01-WB4	EA	CABINET - FRONT/SIDE - W/O DOORS/HDW
1	159108-01-WB5	EA	CABINET - FRONT/SIDE - W/O DOORS/HDW
1	159108-01-WB6	EA	CABINET - FRONT/SIDE - W/O DOORS/HDW
1	159108-01-WC0	EA	CABINET - FRONT/SIDE - W/O DOORS/HDW
1	159108-01-WC1	EA	CABINET - FRONT/SIDE - W/O DOORS/HDW
1	159108-01-WC2	EA	CABINET - FRONT/SIDE - W/O DOORS/HDW
1	159108-01-WC4	EA	CABINET - FRONT/SIDE - W/O DOORS/HDW
1	159108-01-WC5	EA	CABINET - FRONT/SIDE - W/O DOORS/HDW
1	159108-01-WC6	EA	CABINET - FRONT/SIDE - W/O DOORS/HDW
2	145517-34-T78	EA	END CAP - OVERHEAD CABINET - CONCERT CHERRY
2	145517-34-T79	EA	END CAP - OVERHEAD CABINET - WASHED MAPLE
2	145517-34-T80	EA	END CAP - OVERHEAD CABINET - SIERRA MAPLE
3	159108-02-WB4	EA	CABINET - FRONT/SIDE - W/O DOORS/HDW
3	159108-02-WB5	EA	CABINET - FRONT/SIDE - W/O DOORS/HDW
3	159108-02-WB6	EA	CABINET - FRONT/SIDE - W/O DOORS/HDW
3	159108-02-WC0	EA	CABINET - FRONT/SIDE - W/O DOORS/HDW
3	159108-02-WC1	EA	CABINET - FRONT/SIDE - W/O DOORS/HDW
3	159108-02-WC2	EA	CABINET - FRONT/SIDE - W/O DOORS/HDW
3	159108-02-WC4	EA	CABINET - FRONT/SIDE - W/O DOORS/HDW
3	159108-02-WC5	EA	CABINET - FRONT/SIDE - W/O DOORS/HDW
3	159108-02-WC6	EA	CABINET - FRONT/SIDE - W/O DOORS/HDW
4	132909-22-U90	EA	PANEL - VINYL COVERED
5	126841-09-000	EA	SHADE - PULL - CHARCOAL MESH - 40.25" X 60"
6	155127-01-WM0	EA	PANEL - VINYL COVERED
7	155127-02-WM0	EA	PANEL - VINYL COVERED - AUTOMATIC SATELLITE SYSTEM FROM: 00-00-00 THRU: 01-28-07
7	155127-10-WA0	EA	PANEL - VINYL COVERED - AUTOMATIC SATELLITE SYSTEM FROM: 01-29-07 THRU: 99-99-99
8	155127-03-WM0	EA	PANEL - VINYL COVERED - IN-MOTION SATELLITE SYSTEM
9	153644-01-UM1	EA	CABINET - OVERHEAD/FRONT - W/O DOORS/HDW - CONCERT CHERRY
9	153644-01-T79	EA	CABINET - OVERHEAD/FRONT - W/O DOORS/HDW - WASHED MAPLE
9	153644-01-T80	EA	CABINET - OVERHEAD/FRONT - W/O DOORS/HDW - SIERRA MAPLE
10	160268-A3-WB4	EA	DOOR - FLAT PANEL/SQUARE EDGE - 14.3" X 17.9" - W/O HDW - CONCERT CHERRY
10	160268-A3-WB5	EA	DOOR - FLAT PANEL/SQUARE EDGE - 14.3" X 17.9" - W/O HDW - WASHED MAPLE
10	160268-A3-WB6	EA	DOOR - FLAT PANEL/SQUARE EDGE - 14.3" X 17.9" - W/O HDW - SIERRA MAPLE
11	160268-C1-WB4	EA	DOOR - FLAT PANEL/SQUARE EDGE - 15.3" X 25.6" - W/O HDW - CONCERT CHERRY
11	160268-C1-WB5	EA	DOOR - FLAT PANEL/SQUARE EDGE - 15.3" X 25.6" - W/O HDW - WASHED MAPLE
11	160268-C1-WB6	EA	DOOR - FLAT PANEL/SQUARE EDGE - 15.3" X 25.6" - W/O HDW - SIERRA MAPLE

DRIVERS COMPARTMENT GROUP (CONTINUED)
CABINETS (CONTINUED)

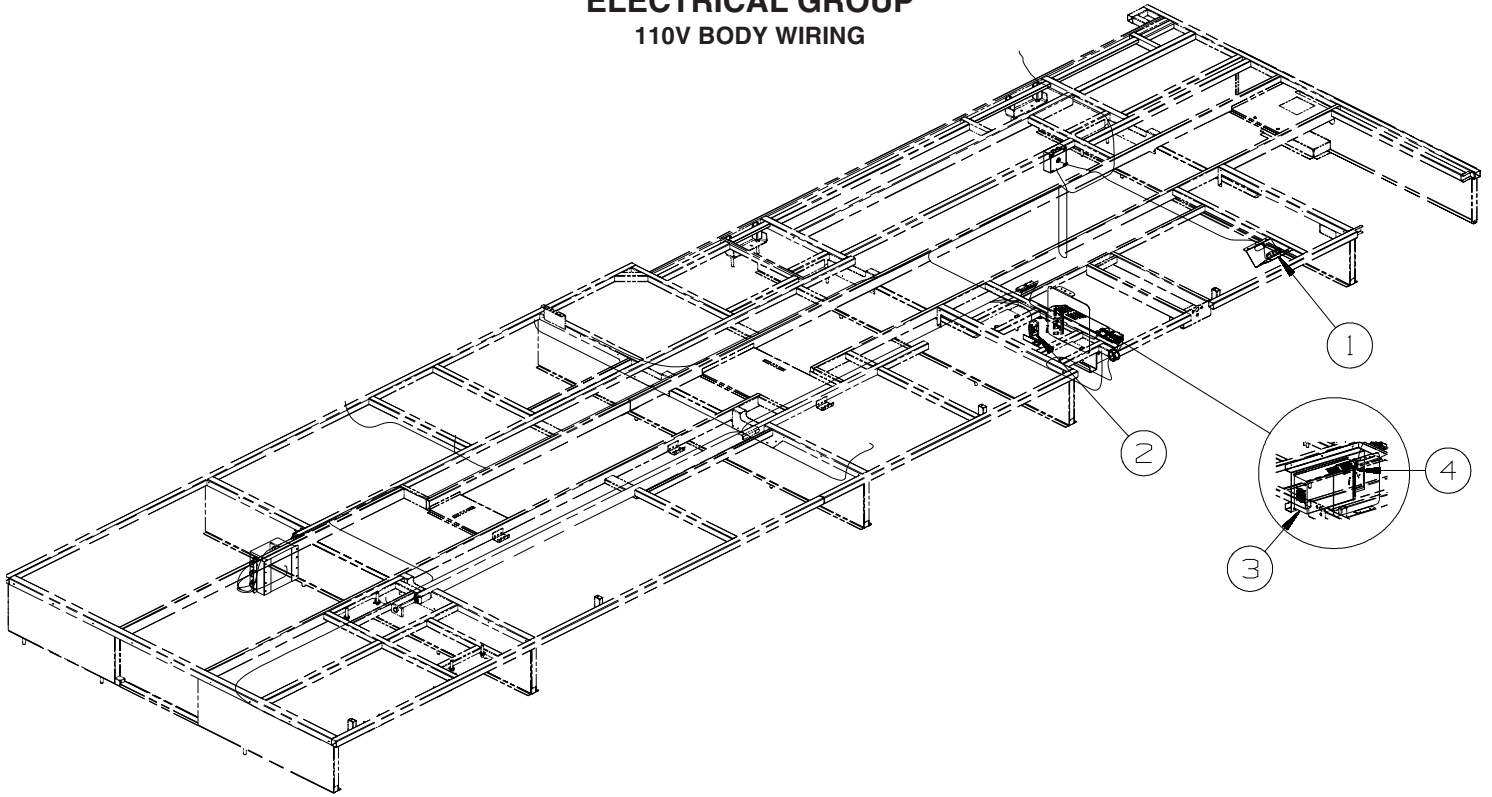


W/O FRONT TV
FROM: 03-19-07
THRU: 99-99-99

KEY	PART NUMBER	U/M	DESCRIPTION
1	159108-01-WA0	EA	CABINET - FRONT/SIDE - W/O DOORS/HDW
1	159108-01-WA1	EA	CABINET - FRONT/SIDE - W/O DOORS/HDW
1	159108-01-WA2	EA	CABINET - FRONT/SIDE - W/O DOORS/HDW
1	159108-01-WA4	EA	CABINET - FRONT/SIDE - W/O DOORS/HDW
1	159108-01-WA5	EA	CABINET - FRONT/SIDE - W/O DOORS/HDW
1	159108-01-WA6	EA	CABINET - FRONT/SIDE - W/O DOORS/HDW
1	159108-01-WB0	EA	CABINET - FRONT/SIDE - W/O DOORS/HDW
1	159108-01-WB1	EA	CABINET - FRONT/SIDE - W/O DOORS/HDW
1	159108-01-WB2	EA	CABINET - FRONT/SIDE - W/O DOORS/HDW
2	145517-34-T78	EA	END CAP - OVERHEAD CABINET - CONCERT CHERRY
2	145517-34-T79	EA	END CAP - OVERHEAD CABINET - WASHED MAPLE
2	145517-34-T80	EA	END CAP - OVERHEAD CABINET - SIERRA MAPLE
3	159108-02-WA0	EA	CABINET - FRONT/SIDE - W/O DOORS/HDW
3	159108-02-WA1	EA	CABINET - FRONT/SIDE - W/O DOORS/HDW
3	159108-02-WA2	EA	CABINET - FRONT/SIDE - W/O DOORS/HDW
3	159108-02-WA4	EA	CABINET - FRONT/SIDE - W/O DOORS/HDW
3	159108-02-WA5	EA	CABINET - FRONT/SIDE - W/O DOORS/HDW
3	159108-02-WA6	EA	CABINET - FRONT/SIDE - W/O DOORS/HDW
3	159108-02-WB0	EA	CABINET - FRONT/SIDE - W/O DOORS/HDW
3	159108-02-WB1	EA	CABINET - FRONT/SIDE - W/O DOORS/HDW
3	159108-02-WB2	EA	CABINET - FRONT/SIDE - W/O DOORS/HDW
4	132909-22-U90	EA	PANEL - VINYL COVERED
5	126841-09-000	EA	SHADE - PULL - CHARCOAL MESH - 40.25" X 60"
6	155127-01-WM0	EA	PANEL - VINYL COVERED
7	155127-10-WA0	EA	PANEL - VINYL COVERED - AUTOMATIC SATELLITE SYSTEM
8	155127-03-WM0	EA	PANEL - VINYL COVERED - IN-MOTION SATELLITE SYSTEM
9	164276-01-WA0	EA	CABINET - OVERHEAD/FRONT - W/O DOORS/HDW - CONCERT CHERRY
9	164276-01-W79	EA	CABINET - OVERHEAD/FRONT - W/O DOORS/HDW - WASHED MAPLE
9	164276-01-W80	EA	CABINET - OVERHEAD/FRONT - W/O DOORS/HDW - SIERRA MAPLE
10	160268-A3-WB4	EA	DOOR - FLAT PANEL/SQUARE EDGE - 14.3" X 17.9" - W/O HDW - CONCERT CHERRY
10	160268-A3-WB5	EA	DOOR - FLAT PANEL/SQUARE EDGE - 14.3" X 17.9" - W/O HDW - WASHED MAPLE
10	160268-A3-WB6	EA	DOOR - FLAT PANEL/SQUARE EDGE - 14.3" X 17.9" - W/O HDW - SIERRA MAPLE
11	160268-C1-WB4	EA	DOOR - FLAT PANEL/SQUARE EDGE - 15.3" X 25.6" - W/O HDW - CONCERT CHERRY
11	160268-C1-WB5	EA	DOOR - FLAT PANEL/SQUARE EDGE - 15.3" X 25.6" - W/O HDW - WASHED MAPLE
11	160268-C1-WB6	EA	DOOR - FLAT PANEL/SQUARE EDGE - 15.3" X 25.6" - W/O HDW - SIERRA MAPLE

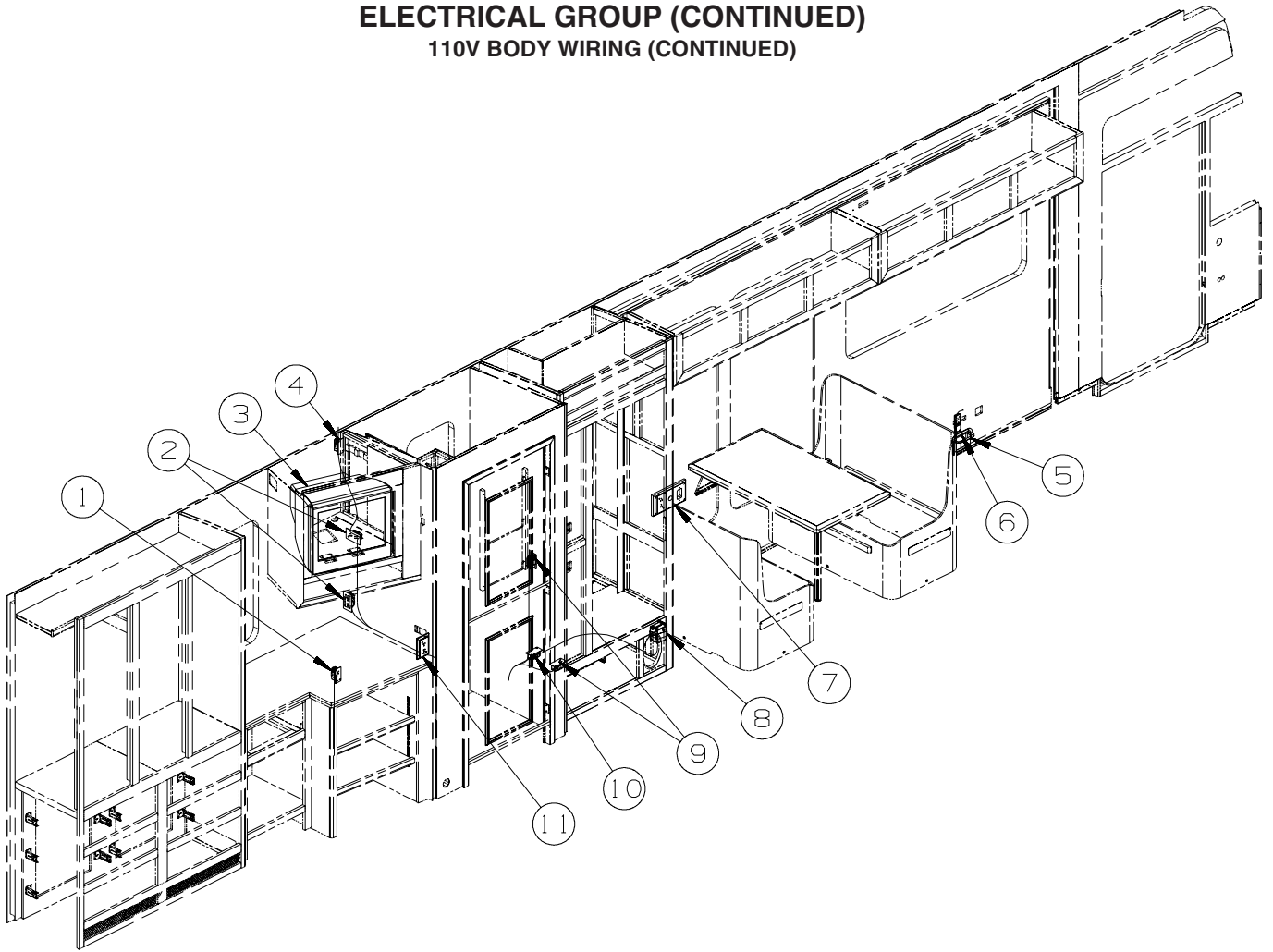
ELECTRICAL GROUP

110V BODY WIRING



KEY	PART NUMBER	U/M	DESCRIPTION
1	058708-01-000	EA	RECEPTACLE - ELECTRIC - DOUBLE - BROWN
2	058707-01-000	EA	RECEPTACLE - ELECTRIC - SINGLE - BROWN - INVERTER-DC/AC,600 WATT
2	058707-02-000	EA	RECEPTACLE - BLANK - JUNCTION BOX
3	154511-01-000	EA	INVERTER - 600 WATT - W/O REMOTE PANEL - INVERTER-DC/AC,600 WATT
4	154367-09-02B	EA	BRACKET/MOUNT - INVERTER - E-COATED - INVERTER-DC/AC,600 WATT

ELECTRICAL GROUP (CONTINUED)
110V BODY WIRING (CONTINUED)

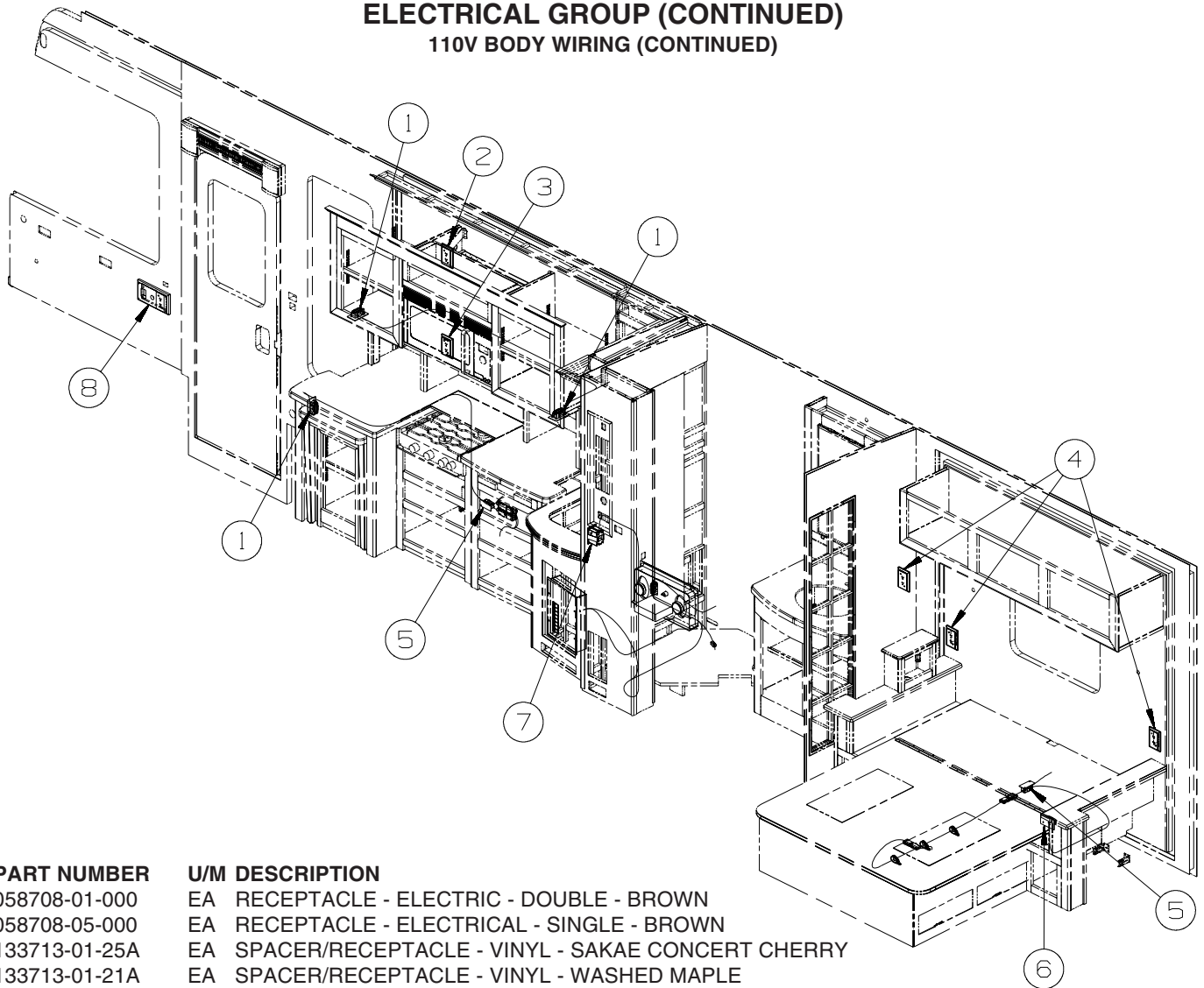


KEY	PART NUMBER	U/M	DESCRIPTION
1	058707-01-000	EA	RECEPTACLE - ELECTRIC - SINGLE - BROWN
1	158542-01-01A	EA	LABEL - RECEPTACLE - WASHER/DRYER - WHITE/BLACK - CANADAIN
2	058708-01-000	EA	RECEPTACLE - ELECTRIC - DOUBLE - BROWN
3*	149040-03-000	EA	TV - 20" FLAT SCREEN/STEREO - RCA 20F420T FROM: 00-00-00 THRU: 06-10-07
3*	149040-04-000	EA	TV - 20" FLAT SCREEN/STEREO - RCA 20F424T FROM: 06-11-07 THRU: 99-99-99
4	058707-02-000	EA	RECEPTACLE - BLANK - JUNCTION BOX
4	158542-02-01A	EA	LABEL - RECEPTACLE - ELECTRONICS - WHITE/BLACK
5	153862-02-01A	EA	COVER - WIRE - 5.9" X 3.8" X 2.2" - BLACK
6	155469-01-01A	EA	COVER - WIRE - .9" X 6.3" X 5.6" - BLACK
7	058708-01-000	EA	RECEPTACLE - ELECTRIC - DOUBLE - BROWN
7	133713-06-25A	EA	SPACER/RECEPTACLE - PHONE - VINYL - SAKAE CONCERT CHERRY
7	133713-06-21A	EA	SPACER/RECEPTACLE - PHONE - VINYL - WASHED MAPLE
7	133713-06-22A	EA	SPACER/RECEPTACLE - PHONE - VINYL - SIERRA MAPLE
8	163319-01-02A	EA	RECEPTACLE - GFCI - 15A 125V - BROWN
9	058707-01-000	EA	RECEPTACLE - ELECTRIC - SINGLE - BROWN
10	058707-02-000	EA	RECEPTACLE - BLANK - JUNCTION BOX
11	058708-01-000	EA	RECEPTACLE - ELECTRIC - DOUBLE - BROWN
11	133713-01-25A	EA	SPACER/RECEPTACLE - VINYL - SAKAE CONCERT CHERRY
11	133713-01-21A	EA	SPACER/RECEPTACLE - VINYL - WASHED MAPLE
11	133713-01-22A	EA	SPACER/RECEPTACLE - VINYL - SIERRA MAPLE

***COMPONENT PARTS LISTED LATER IN THIS GROUP**

ELECTRICAL GROUP (CONTINUED)

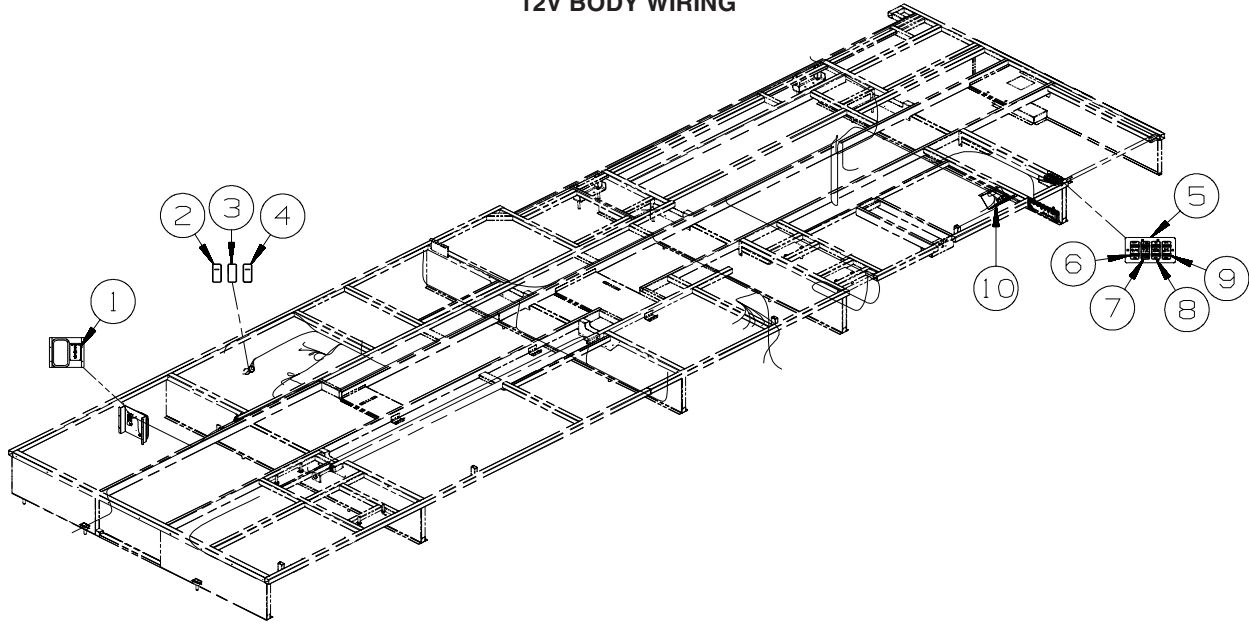
110V BODY WIRING (CONTINUED)



KEY	PART NUMBER	U/M	DESCRIPTION
1	058708-01-000	EA	RECEPTACLE - ELECTRIC - DOUBLE - BROWN
2	058708-05-000	EA	RECEPTACLE - ELECTRICAL - SINGLE - BROWN
2	133713-01-25A	EA	SPACER/RECEPTACLE - VINYL - SAKAE CONCERT CHERRY
2	133713-01-21A	EA	SPACER/RECEPTACLE - VINYL - WASHED MAPLE
2	133713-01-22A	EA	SPACER/RECEPTACLE - VINYL - SIERRA MAPLE
3	058708-01-000	EA	RECEPTACLE - ELECTRIC - DOUBLE - BROWN
3	133713-06-25A	EA	SPACER/RECEPTACLE - PHONE - VINYL - SAKAE CONCERT CHERRY
3	133713-06-21A	EA	SPACER/RECEPTACLE - PHONE - VINYL - WASHED MAPLE
3	133713-06-22A	EA	SPACER/RECEPTACLE - PHONE - VINYL - SIERRA MAPLE
3	158542-01-01A	EA	LABEL - RECEPTACLE - WASHER/DRYER - WHITE/BLACK
4	058708-01-000	EA	RECEPTACLE - ELECTRIC - DOUBLE - BROWN
4	133713-06-25A	EA	SPACER/RECEPTACLE - PHONE - VINYL - SAKAE CONCERT CHERRY
4	133713-06-21A	EA	SPACER/RECEPTACLE - PHONE - VINYL - WASHED MAPLE
4	133713-06-22A	EA	SPACER/RECEPTACLE - PHONE - VINYL - SIERRA MAPLE
5	058707-02-000	EA	RECEPTACLE - BLANK - JUNCTION BOX
6	058708-05-000	EA	RECEPTACLE - ELECTRICAL - SINGLE - BROWN
7	163319-01-02A	EA	RECEPTACLE - GFCI - 15A 125V - BROWN
8	058708-01-000	EA	RECEPTACLE - ELECTRIC - DOUBLE - BROWN
8	133713-06-25A	EA	SPACER/RECEPTACLE - PHONE - VINYL - SAKAE CONCERT CHERRY
8	133713-06-21A	EA	SPACER/RECEPTACLE - PHONE - VINYL - WASHED MAPLE
8	133713-06-22A	EA	SPACER/RECEPTACLE - PHONE - VINYL - SIERRA MAPLE

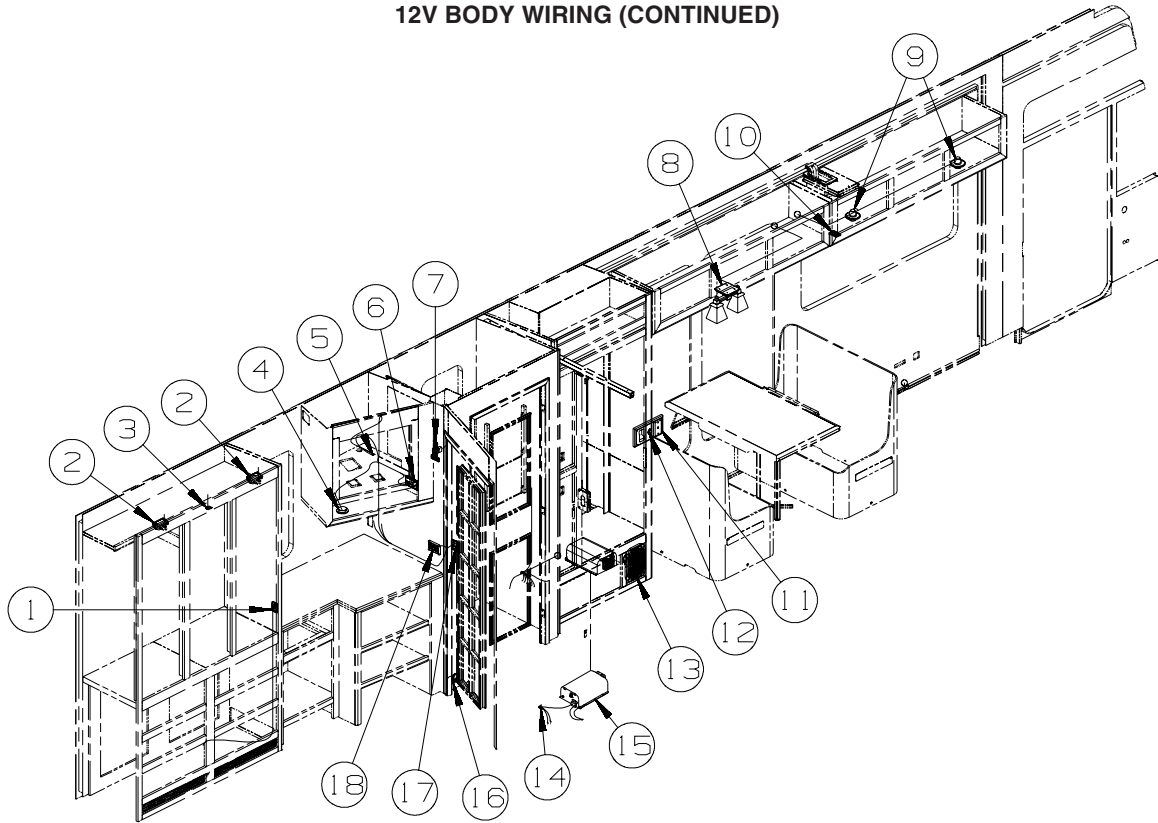
ELECTRICAL GROUP (CONTINUED)

12V BODY WIRING



KEY	PART NUMBER	U/M	DESCRIPTION
1	149557-01-01A	EA	PLATE/WALL - PHONE/DUAL COAXIAL/VERTICAL - WHITE
2	108357-15-000	EA	SWITCH - ROCKER - DPDT - ON/NONE/ON - W/LIGHT W/O COVER
2	108356-03-01A	EA	COVER/ACTUATOR SWITCH - 3 GROOVES W/LENS - BLACK
2	108355-01-000	EA	HOUSING - SWITCH
3	108357-01-000	EA	SWITCH - ROCKER - SPST - ON/OFF - 2 TERMINAL - W/O COVER
3	108356-01-01A	EA	COVER/ACTUATOR SWITCH - 3 GROOVES - BLACK
3	108355-01-000	EA	HOUSING - SWITCH
4	108357-18-000	EA	SWITCH - ROCKER - DPDT - MOM/OFF/MOM - W/O COVER
4	108356-03-01A	EA	COVER/ACTUATOR SWITCH - 3 GROOVES W/LENS - BLACK
4	108355-01-000	EA	HOUSING - SWITCH
5	158431-01-04B	EA	PLATE - SWITCH - BLACK
			FROM: 00-00-00 THRU: 11-04-07
5	158431-07-04B	EA	PLATE - SWITCH - BLACK - NOT ILLUSTRATED
			FROM: 11-05-07 THRU: 99-99-99
6	108357-07-000	EA	SWITCH - ROCKER - SPDT - MOM/OFF/MOM - 3 TERM - W/O COVER - AWNING - PATIO, ELECTRIC
6	108356-12-01A	EA	COVER/ACTUATOR SWITCH - 3 GROOVES - AWNING/IN/OUT - AWNING - PATIO, ELECTRIC
6	108355-01-000	EA	HOUSING - SWITCH - AWNING - PATIO, ELECTRIC
6	096241-03-000	EA	SWITCH - BLANK - BLACK
7	108357-18-000	EA	SWITCH - ROCKER - DPDT - MOM/OFF/MOM - W/O COVER
7	108356-15-01A	EA	COVER/ACTUATOR SW-3 GROOVES-LEVELING JACKS/REMOTE
7	108355-01-000	EA	HOUSING - SWITCH
8	108357-01-000	EA	SWITCH - ROCKER - SPST - ON/OFF - 2 TERMINAL - W/O COVER
8	108356-14-01A	EA	COVER/ACTUATOR SWITCH - 3 GROOVES - COMPT LIGHTS
8	108355-01-000	EA	HOUSING - SWITCH
9	108357-06-000	EA	SWITCH - ROCKER - DPDT - MOM/OFF/MOM - 6 TERM - W/O COVER
			FROM: 00-00-00 THRU: 11-04-07
9	108357-17-000	EA	SWITCH - DPDT - MOM/OFF/MOM - W/LIGHT - W/O COVER - (COACH BATTERY) NOT ILLUSTRATED
			FROM: 11-05-07 THRU: 99-99-99
9	108357-17-000	EA	SWITCH - DPDT - MOM/OFF/MOM - W/LIGHT - W/O COVER - (CHASSIS BATTERY) NOT ILLUSTRATED
			FROM: 11-05-07 THRU: 99-99-99
9	108356-11-01A	EA	COVER/ACTUATOR SWITCH - 3 GROOVES - AUX BATT - BLACK
			FROM: 00-00-00 THRU: 11-04-07
9	108356-19-01A	EA	COVER/ACTUATOR SWITCH - 3 GROOVES - BLK - (COACH BATTERY) NOT ILLUSTRATED
			FROM: 11-05-07 THRU: 99-99-99
9	108356-20-01A	EA	COVER/ACTUATOR SWITCH - 3 GROOVES - BLK - (CHASSIS BATTERY) NOT ILLUSTRATED
			FROM: 11-05-07 THRU: 99-99-99
9	108355-01-000	EA	HOUSING - SWITCH
10	082134-01-000	EA	ADAPTER - TV - CABLE TO CABLE
10	082136-01-000	EA	NUT - HEX JAM - 3/8-32
10	157486-01-02A	EA	LABEL - TV/EXTERIOR

ELECTRICAL GROUP (CONTINUED)
12V BODY WIRING (CONTINUED)

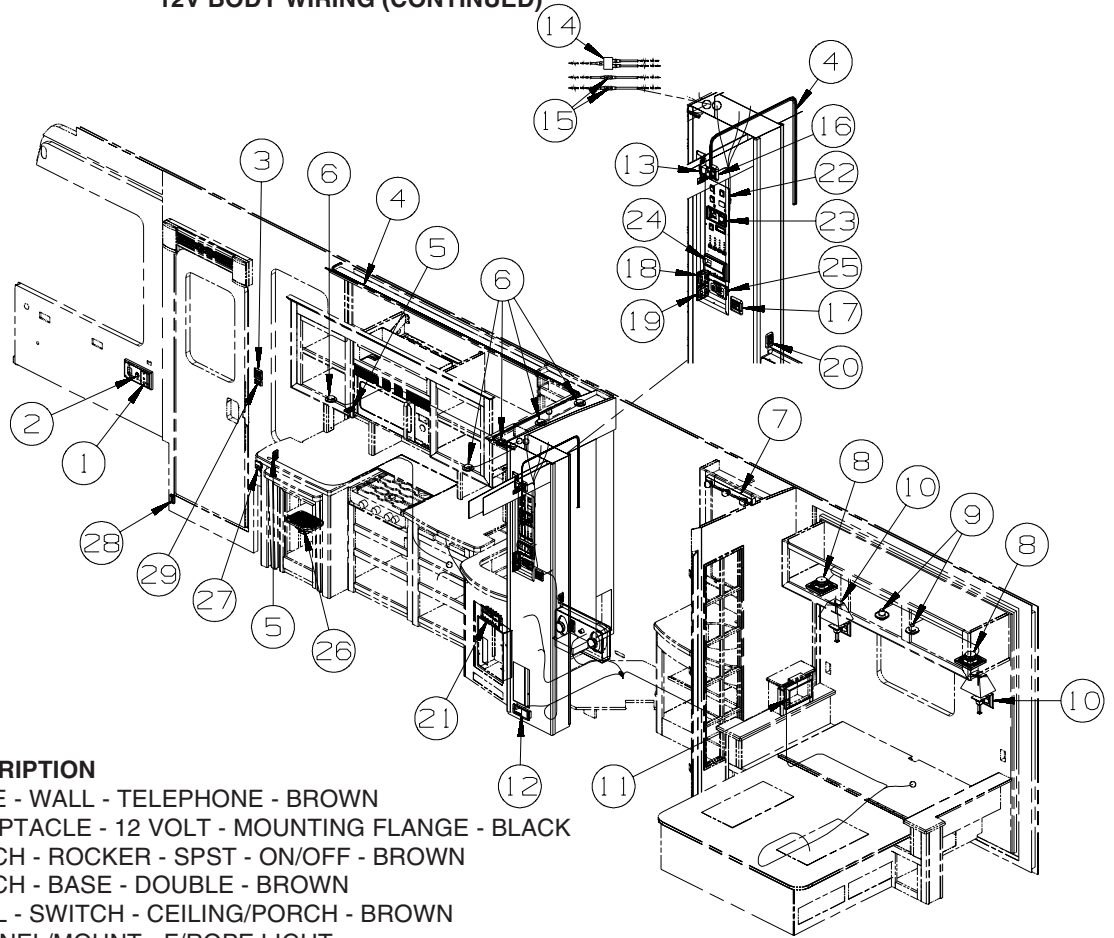


KEY	PART NUMBER	U/M	DESCRIPTION
1	135740-01-01A	EA	SWITCH - ROCKER - SPST - ON/OFF - BROWN
1	135741-01-01A	EA	SWITCH - BASE - SINGLE - BROWN
1	135742-07-02A	EA	BEZEL - SWITCH - CEILING - BROWN
2*	087694-01-000	EA	LIGHT - WARDROBE/CLOSET - W/SWITCH
3	056264-01-000	EA	SWITCH - LEAF ACTUATOR
4*	123775-01-02A	EA	LIGHT - HALOGEN - ROUND - SATIN NICKEL
5	136860-03-000	EA	CABLE - RCA - SHIELDED - 3 MALE TO MALE CONNECTORS - 6'
5	159064-01-01A	EA	LABEL - CABLE/RCA - WHITE ON BLACK
6	149557-05-01A	EA	PLATE/WALL - DUAL COAXIAL/HORIZONTAL - WHITE
7	144363-09-02B	EA	PLATE - SWITCH - E-COATED
7	108357-06-000	EA	SWITCH - ROCKER - DPDT - MOM/OFF/MOM - 6 TERM - W/O COVER
7	108356-01-01A	EA	COVER/ACTUATOR SWITCH - 3 GROOVES - BLACK
7	108355-01-000	EA	HOUSING - SWITCH
7	116220-01-000	EA	APPLIQUE - SWITCH/SLIDEOUT
7	116549-02-000	EA	LABEL - WARNING - SLIDEOUT
7	163992-03-01A	EA	LABEL - SLIDEOUT - PASSENGER/REAR - BLACK/WHITE
8*	093575-23-03A	EA	LIGHT - CEILING/DOUBLE - SATIN NICKEL
8	067479-01-000	EA	BULB - 12V - #1076 - 1.80 AMP
9	132427-01-02A	EA	LIGHT - READING/SWIVEL - ROUND - NICKEL
10	135740-01-01A	EA	SWITCH - ROCKER - SPST - ON/OFF - BROWN
10	135741-01-01A	EA	SWITCH - BASE - SINGLE - BROWN
10	135742-01-01A	EA	BEZEL - SWITCH - SINGLE - BROWN
11	093253-01-02A	EA	PLATE - WALL - TELEPHONE - BROWN
12	132958-01-000	EA	RECEPTACLE - 12 VOLT - MOUNTING FLANGE - BLACK
13	124884-01-000	EA	SPEAKER - 6" X 9" - SUB-WOOFER - W/O GRILLE
13	151844-01-01A	EA	GRILLE - SPEAKER - 6" X 9" - SUB WOOFER - BLACK
14	086233-01-000	EA	STUD - ISOLATED - 3/8" X 7/8" LONG
15	123058-01-000	EA	CONVERTER - 55 AMP - ELECTRONIC - 4 1/8"H X 7"W X 12 3/8"L
16*	108354-01-01A	EA	LIGHT - COURTESY
17	135740-01-01A	EA	SWITCH - ROCKER - SPST - ON/OFF - BROWN
17	135741-02-01A	EA	SWITCH - BASE - DOUBLE - BROWN
17	135742-33-02A	EA	BEZEL - SWITCH - CEILING/FAN - BROWN
18	135740-01-01A	EA	SWITCH - ROCKER - SPST - ON/OFF - BROWN
18	135740-02-01A	EA	SWITCH - ROCKER - SPDT - ON/ON - BROWN
18	135741-03-01A	EA	SWITCH - BASE - TRIPLE - BROWN
18	135742-25-02A	EA	BEZEL - SWITCH - CEILING/AISLE/HALL - BROWN

*COMPONENT PARTS LISTED LATER IN THIS GROUP

ELECTRICAL GROUP (CONTINUED)

12V BODY WIRING (CONTINUED)



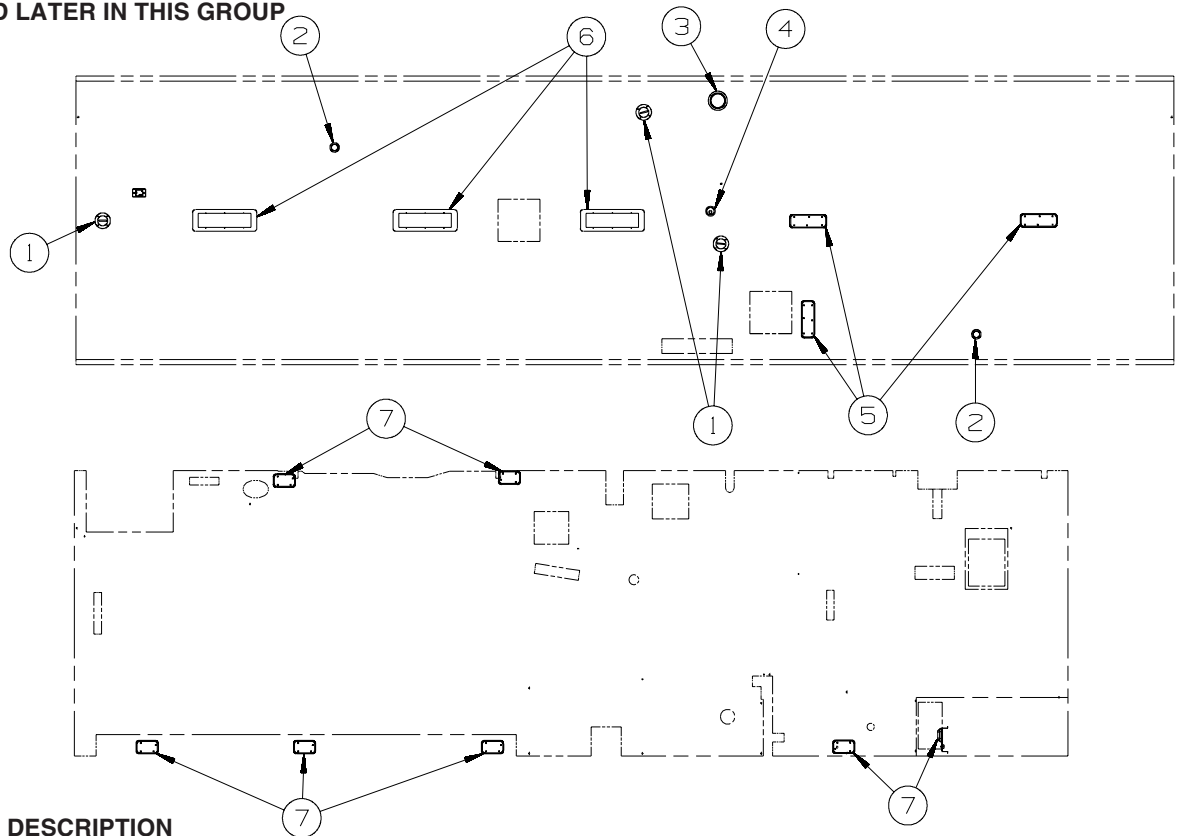
KEY	PART NUMBER	U/M	DESCRIPTION
1	093253-01-02A	EA	PLATE - WALL - TELEPHONE - BROWN
2	132958-01-000	EA	RECEPTACLE - 12 VOLT - MOUNTING FLANGE - BLACK
3	135740-01-01A	EA	SWITCH - ROCKER - SPST - ON/OFF - BROWN
3	135741-02-01A	EA	SWITCH - BASE - DOUBLE - BROWN
3	135742-19-02A	EA	BEZEL - SWITCH - CEILING/PORCH - BROWN
4	146514-04-000	EA	CHANNEL/MOUNT - F/ROPE LIGHT
4	146514-03-000	FT	LIGHT - FLEX - ROPE/ROUND - W/O MOUNT CHANNEL
4	146514-02-000	EA	CONNECTOR - LIGHT
5	135740-01-01A	EA	SWITCH - ROCKER - SPST - ON/OFF - BROWN
5	135741-01-01A	EA	SWITCH - BASE - SINGLE - BROWN
5	135742-01-01A	EA	BEZEL - SWITCH - SINGLE - BROWN
6*	123775-01-02A	EA	LIGHT - HALOGEN - ROUND - SATIN NICKEL
7	138116-01-02A	EA	LIGHT/MAKE UP - 3 BULB - CURVED - W/O BULB - SATIN NICKEL
7	123918-01-000	EA	BULB - 12V - MAKEUP - WHITE
8	094097-01-000	EA	SPEAKER - RADIO/TV - W/O GRILLE - 5.25" DIAMETER - STEREO SYSTEM/W/CD/DVD REAR
8	089340-02-000	EA	GRILLE - SPEAKER - 6.5" SQUARE - STEREO SYSTEM/W/CD/DVD REAR
9	132427-01-02A	EA	LIGHT - READING/SWIVEL - ROUND - NICKEL
10	119258-37-03A	EA	LAMP - WALL - SATIN NICKEL
10	119257-18-01A	EA	SHADE - LAMP - PARCHMENT
10	067479-01-000	EA	BULB - 12V - #1076 - 1.80 AMP
11*	163031-01-01A	EA	RADIO - WALL MOUNT - DVD/CD - W/ALARM - JENSEN AWM960 - STEREO SYSTEM/W/CD/DVD REAR
11	165161-01-000	EA	FILTER - GROUND LOOP/VIDEO - STEREO SYSTEM/W/CD/DVD REAR
12	150138-01-02A	EA	DETECTOR - LP GAS - BROWN
13	144363-09-02B	EA	PLATE - SWITCH - E-COATED
13	108357-06-000	EA	SWITCH - ROCKER - DPDT - MOM/OFF/MOM - 6 TERM - W/O COVER
13	108356-01-01A	EA	COVER/ACTUATOR SWITCH - 3 GROOVES - BLACK
13	108355-01-000	EA	HOUSING - SWITCH
13	116220-01-000	EA	APPLIQUE - SWITCH/SLIDEOUT
13	116549-02-000	EA	LABEL - WARNING - SLIDEOUT
13	163992-04-01A	EA	LABEL - SLIDEOUT - PASSENGER/FRONT - BLACK/WHITE
14	086756-01-000	EA	SPLITTER - TV/2 WAY
15	082134-01-000	EA	ADAPTER - TV - CABLE TO CABLE
16	135740-06-01A	EA	SWITCH - ROCKER - ON/OFF - LIGHTED - RED
16	135741-01-01A	EA	SWITCH - BASE - SINGLE - BROWN
16	135742-35-02A	EA	BEZEL - SWITCH - WATER HEATER/110 VOLT - BROWN
17	135740-01-01A	EA	SWITCH - ROCKER - SPST - ON/OFF - BROWN
17	135740-02-01A	EA	SWITCH - ROCKER - SPDT - ON/ON - BROWN
17	135741-02-01A	EA	SWITCH - BASE - DOUBLE - BROWN
17	135742-31-02A	EA	BEZEL - SWITCH - CEILING/MONITOR - BROWN

ELECTRICAL GROUP (CONTINUED)

12V BODY WIRING (CONTINUED)

KEY	PART NUMBER	U/M	DESCRIPTION
18	135740-01-01A	EA	SWITCH - ROCKER - SPST - ON/OFF - BROWN
18	135741-02-01A	EA	SWITCH - BASE - DOUBLE - BROWN
18	135742-36-02A	EA	BEZEL - SWITCH - ACCENT/VALANCE - BROWN
19	135740-01-01A	EA	SWITCH - ROCKER - SPST - ON/OFF - BROWN
19	135741-02-01A	EA	SWITCH - BASE - DOUBLE - BROWN
19	135742-33-02A	EA	BEZEL - SWITCH - CEILING/FAN - BROWN
20	135740-01-01A	EA	SWITCH - ROCKER - SPST - ON/OFF - BROWN
20	135741-01-01A	EA	SWITCH - BASE - SINGLE - BROWN
20	135742-08-02A	EA	BEZEL - SWITCH - MAKEUP - BROWN
21	092547-10-000	EA	LABEL - CIRCUIT BREAKER
21	139067-02-02B	EA	PLATE - CIRCUIT BREAKER/HOUSE - E-COATED
22*	133004-05-01A	EA	PANEL/MONITOR-2 TANK-DIGITAL VOLT MT/SOLAR-W/WATER HTR SWT
23	127002-10-000	EA	PANEL/MONITOR - ENERGY MANAGEMENT SYSTEMS CTRL - W/3 PLUG
24	105620-18-000	EA	THERMOSTAT - FURNACE/HEAT PUMP-A/C
25	154511-02-000	EA	REMOTE/PANEL - INVERTER/600 WATT - INVERTER-DC/AC,600 WATT
25	148254-03-000	EA	CABLE/INVERTOR - W/8 PIN MODULAR PHONE JACK - 50'-DIMEN - INVERTER-DC/AC,600 WATT
26	124884-01-000	EA	SPEAKER - 6" X 9" - SUB-WOOFER - W/O GRILLE
26	151844-01-01A	EA	GRILLE - SPEAKER - 6" X 9" - SUB WOOFER - BLACK
27*	108354-01-01A	EA	LIGHT - COURTESY
28	116995-02-000	EA	SWITCH/MAGNET - ELECTRIC STEP - BLACK/WHITE- NORMALLY OPEN
28	116995-03-000	EA	SWITCH/MAGNET - ELECTRIC STEP - FULL BODY PAINT
29	135740-01-01A	EA	SWITCH - ROCKER - SPST - ON/OFF - BROWN
29	135741-01-01A	EA	SWITCH - BASE - SINGLE - BROWN
29	135742-11-02A	EA	BEZEL - SWITCH - STEP - BROWN

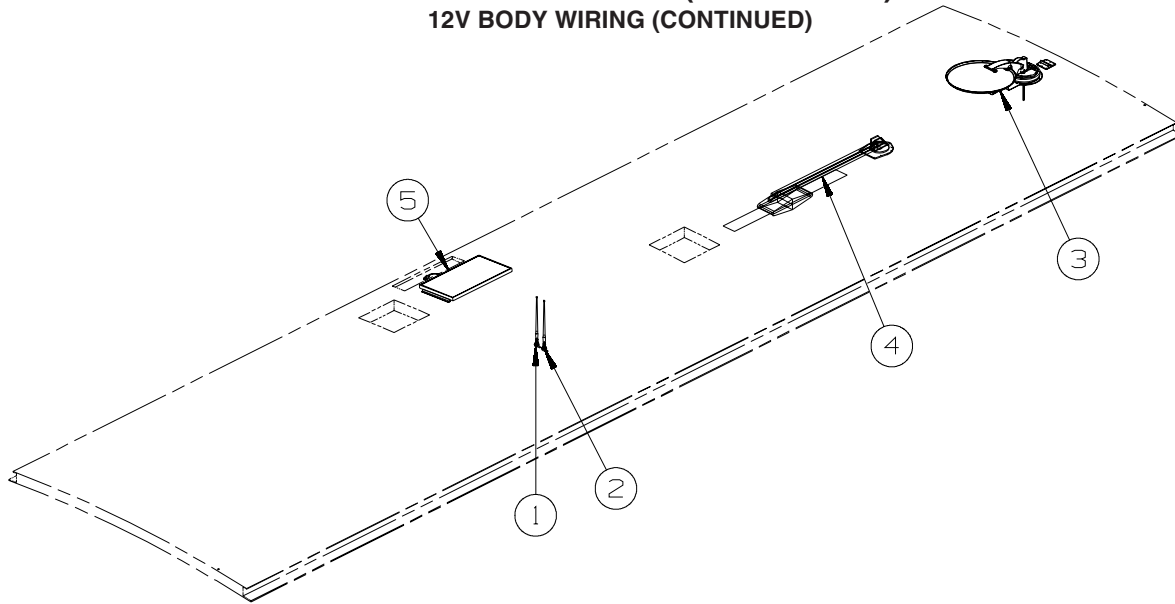
***COMPONENT PARTS LISTED LATER IN THIS GROUP**



KEY	PART NUMBER	U/M	DESCRIPTION
1	160867-01-01A	EA	SPEAKER - ROUND/CEILING - CREAM - MAGNADYNE - LS3EYC-WN
2*	123775-01-02A	EA	LIGHT - HALOGEN - ROUND - SATIN NICKEL
3	164040-01-01A	EA	LIGHT - DOME - SHOWER/RECESSED - GLASS - WHITE
4*	146048-01-01A	EA	LIGHT - HALOGEN/ADJUSTABLE - WHITE
5*	137417-06-01A	EA	LIGHT - DOME - DOUBLE - W/O SWITCH - W/FROSTED LENS-WHITE
6*	153464-06-01A	EA	LIGHT-FLUORESCENT 21.8"- RECESSED/WARM WHT BULB-W/O SWITCH
7*	137417-01-01A	EA	LIGHT - DOME - SINGLE - W/SWITCH/FROSTED LENS - WHITE

***COMPONENT PARTS LISTED LATER IN THIS GROUP**

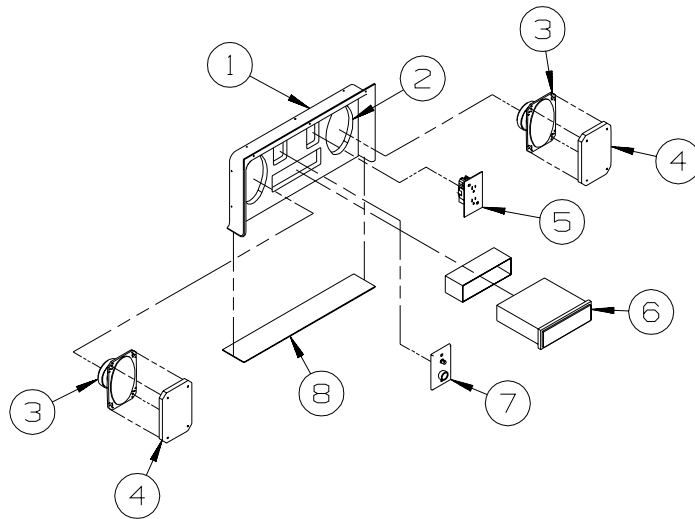
ELECTRICAL GROUP (CONTINUED)
12V BODY WIRING (CONTINUED)



KEY	PART NUMBER	U/M	DESCRIPTION
1	090944-01-000	EA	ANTENNA - RADIO - 16" RUBBER - W/72" LEAD WIRE - STEREO SYSTEM/W/CD/DVD REAR
1	109889-04-000	EA	EXTENDER - ANTENNA SHAFT - 3.7" - STEREO SYSTEM/W/CD/DVD REAR
1	147741-01-09B	EA	BRACKET - ANTENNA GROUND - GALVANIZED - STEREO SYSTEM/W/CD/DVD REAR
2	090944-01-000	EA	ANTENNA - RADIO - 16" RUBBER - W/72" LEAD WIRE
2	109889-04-000	EA	EXTENDER - ANTENNA SHAFT - 3.7"
2	147741-01-09B	EA	BRACKET - ANTENNA GROUND - GALVANIZED
3	154474-04-01A	EA	ANTENNA/SATELLITE - DISH IN DOME/SEARCH IN MOTION - WHITE - SAT TV SYSTEM IN-MOTION
3	154474-04-02A	EA	ANTENNA/SATELLITE - DISH IN DOME/SEARCH IN MOTION - BLACK - FULL BODY PAINT
3	146488-03-000	EA	PLATE - ROOF - CABLE ENTRY - QUAD - SAT TV SYSTEM IN-MOTION
3	163598-04-000	EA	CABLE/COAX - SATELLITE - 9" - SAT TV SYSTEM IN-MOTION
3	082134-01-000	EA	ADAPTER - TV - CABLE TO CABLE - SAT TV SYSTEM IN-MOTION
3	154474-02-000	EA	CONTROL/SATELLITE KIT - IDB BOX/IDD BOX-POWER SUPPLY-CABLE - SAT TV SYSTEM IN-MOTION
3	154474-03-000	EA	CABLE - SATELLITE - COAX - 8' W/CONNECTORS - SAT TV SYSTEM IN-MOTION
3	163598-01-01A	EA	ANTENNA/SATELLITE - DISH IN DOME/AUTOMATIC - WHITE - SATELLITE TV SYSTEM AUTO
3	163598-01-02A	EA	ANTENNA/SATELLITE - DISH IN DOME/AUTOMATIC - BLACK - FULL BODY PAINT
3	146488-03-000	EA	PLATE - ROOF - CABLE ENTRY - QUAD - SATELLITE TV SYSTEM AUTO
3	163598-04-000	EA	CABLE/COAX - SATELLITE - 9" - SATELLITE TV SYSTEM AUTO
3	082134-01-000	EA	ADAPTER - TV - CABLE TO CABLE - SATELLITE TV SYSTEM AUTO
3	141454-04-000	EA	WIRE - SATELLITE - AUTOMATIC - SATELLITE TV SYSTEM AUTO
3	137135-05-000	EA	ANTENNA - SATELLITE DSS - W/SENSOR - SATELLITE TV SYSTEM MANUAL
4*	076319-23-000	EA	ANTENNA - TV ROOF MOUNT - 44.5" MAST
4*	076319-25-000	EA	KIT - HARDWARE INTERIOR
4	069726-02-000	EA	BUMPER - .88" OD X .40" THICK - BLACK
5	151647-01-000	EA	PANEL - SOLAR 10 WATT

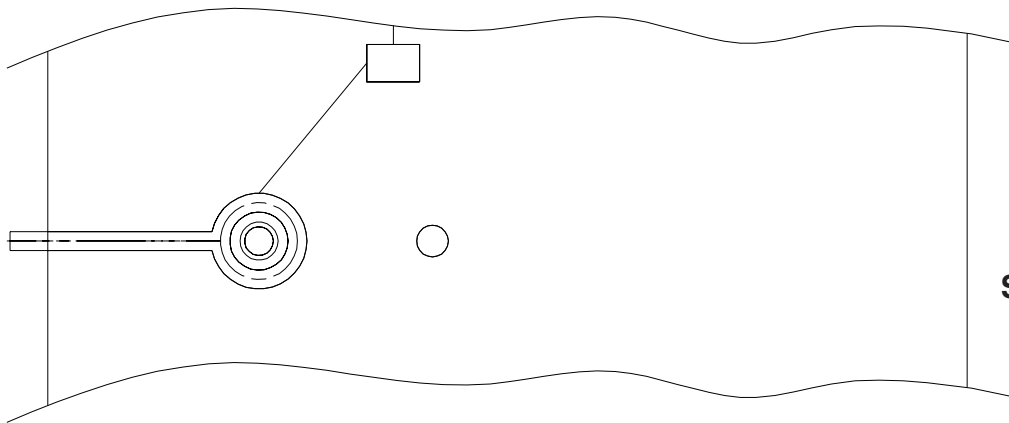
***COMPONENT PARTS LISTED LATER IN THIS GROUP**

ELECTRICAL GROUP (CONTINUED)
12V BODY WIRING (CONTINUED)

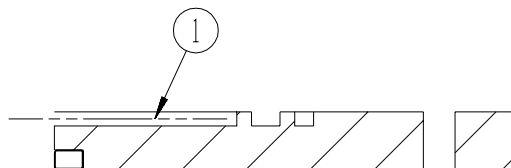


**EXTERIOR
ENTERTAINMENT**

KEY	PART NUMBER	U/M	DESCRIPTION
1	124696-02-01A	EA	BOX-ENTERTAINMENT CTR/EXT-19.4"W X 10"H X 2.5"D - BRT WHT
	124696-01-01A	EA	BOX-ENTERTAINMENT CTR/EXT-19.4"W X 10"H X 10.2"D W/CUTOUTS
2	127409-03-U89	EA	PLATE - RADIO MOUNTING
3	110469-01-000	EA	SPEAKER - 4" X 6" OVAL - COAXIAL
4	110470-01-01A	EA	GRILLE - 4" X 6" - OVAL SPEAKER - BLACK
5	058708-01-000	EA	RECEPTACLE - ELECTRIC - DOUBLE - BROWN
6	155619-02-000	EA	RADIO - AM/FM CD-W/O REMOTE/WIRE HARNESS-MAGNADYNE M3200CD
	155619-03-000	EA	REMOTE - RADIO
7	132958-01-000	EA	RECEPTACLE - 12 VOLT - MOUNTING FLANGE - BLACK
8	104898-01-02A	EA	PLATE - PLASTIC BOTTOM - BRIGHT WHITE



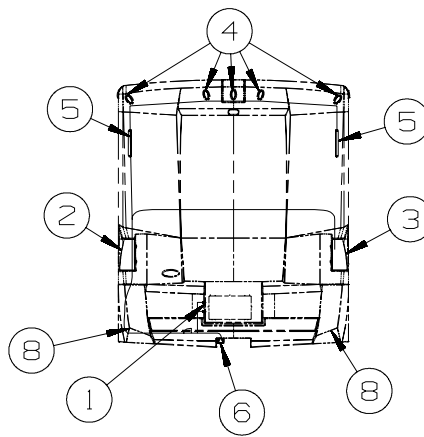
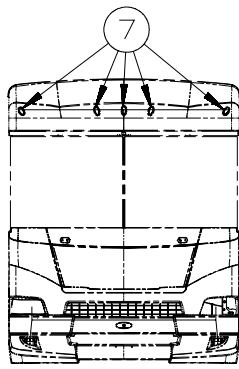
**SATELLITE WIRING DETAIL
ON ROOF**



KEY	PART NUMBER	U/M	DESCRIPTION
1	154474-03-000	EA	CABLE - SATELLITE - COAX - 8' W/CONNECTORS - AUTOMATIC SATELLITE DISH
1	141454-04-000	EA	WIRE - SATELLITE - AUTOMATIC - AUTOMATIC SATELLITE DISH FROM: 00-00-00 THRU: 01-28-07
1	163598-03-000	EA	CABLE - SATELLITE CONTROL - AUTOMATIC SATELLITE DISH FROM: 01-29-07 THRU: 99-99-99

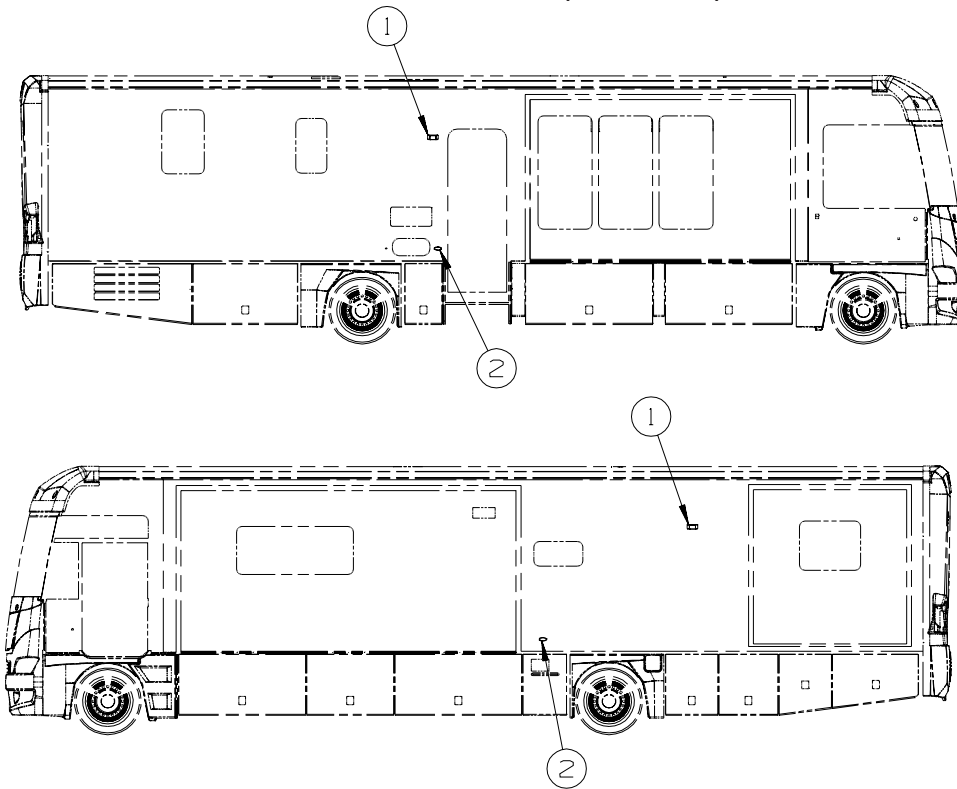
ELECTRICAL GROUP (CONTINUED)

EXTERIOR LAMPS



KEY	PART NUMBER	U/M	DESCRIPTION
1	087201-01-000	EA	LIGHT - HALF ROUND - 1" X 1.7"
2	154206-04-000	EA	LAMP - STOP/TURN/TAIL/BACK UP - LH
2	112708-01-000	EA	BULB - 12 VOLT - #3157 - .59/2.10 AMP
2	112709-02-000	EA	SOCKET - BACK-UP LIGHT
2	112709-03-000	EA	SOCKET - BRAKE LIGHT/MARKER LIGHT
2	112707-01-000	EA	BULB - 12 VOLT - #3156 - 2.10 AMP
2	113072-02-000	EA	HOUSING - ELECTRICAL - BACK-UP/TAIL LAMP
2	113072-03-000	EA	HOUSING - ELECTRICAL - STOP/MARKER TAILLAMP
2	113073-01-000	EA	WEDGELOCK - HOUSING - TAIL LAMP
2	113073-02-000	EA	WEDGELOCK - HOUSING - TAIL LAMP
2	113074-01-000	EA	TERMINAL - TAILLAMP
3	154206-03-000	EA	LAMP - STOP/TURN/TAIL/BACK UP - RIGHT HAND
3	112708-01-000	EA	BULB - 12 VOLT - #3157 - .59/2.10 AMP
3	112709-02-000	EA	SOCKET - BACK-UP LIGHT
3	112709-03-000	EA	SOCKET - BRAKE LIGHT/MARKER LIGHT
3	112707-01-000	EA	BULB - 12 VOLT - #3156 - 2.10 AMP
3	113072-02-000	EA	HOUSING - ELECTRICAL - BACK-UP/TAIL LAMP
3	113072-03-000	EA	HOUSING - ELECTRICAL - STOP/MARKER TAILLAMP
3	113073-01-000	EA	WEDGELOCK - HOUSING - TAIL LAMP
3	113073-02-000	EA	WEDGELOCK - HOUSING - TAIL LAMP
3	113074-01-000	EA	TERMINAL - TAILLAMP
4	147680-01-01A	EA	BASE - MARKER LAMP - WHITE
4	147680-03-01A	EA	LAMP - MARKER - LENS - RED
5	151076-01-000	EA	LIGHT - BRAKE - CENTER MOUNT
6	146246-01-000	EA	CONNECTOR/PLUG - TRAILER - 7 PIN
6	157593-01-000	EA	CONNECTOR - PLUG - TRAILER - 7 SOCKET
7	147680-01-01A	EA	BASE - MARKER LAMP - WHITE
7	147680-02-01A	EA	LAMP - MARKER - LENS - AMBER
8	166850-01-000	EA	REFLECTOR - RECTANGULAR/STICK ON - RED

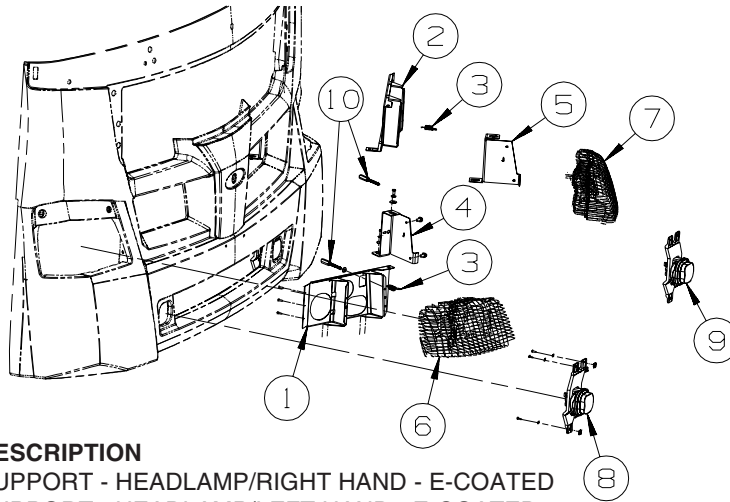
ELECTRICAL GROUP (CONTINUED)
EXTERIOR LAMPS (CONTINUED)



KEY	PART NUMBER	U/M	DESCRIPTION
1*	097917-01-06A	EA	LIGHT - PORCH - ENTRY DOOR - BRIGHT WHITE FROM: 00-00-00 THRU: 02-10-08
1	097917-01-09A	EA	LIGHT - PORCH - ENTRY DOOR - WHITE FROM: 02-11-08 THRU: 99-99-99
1	097917-01-08A	EA	LIGHT - PORCH - CHROME - FULL BODY PAINT
2	147680-01-01A	EA	BASE - MARKER LAMP - WHITE
2	147680-02-01A	EA	LAMP - MARKER - LENS - AMBER

***COMPONENT PARTS LISTED LATER IN THIS GROUP**

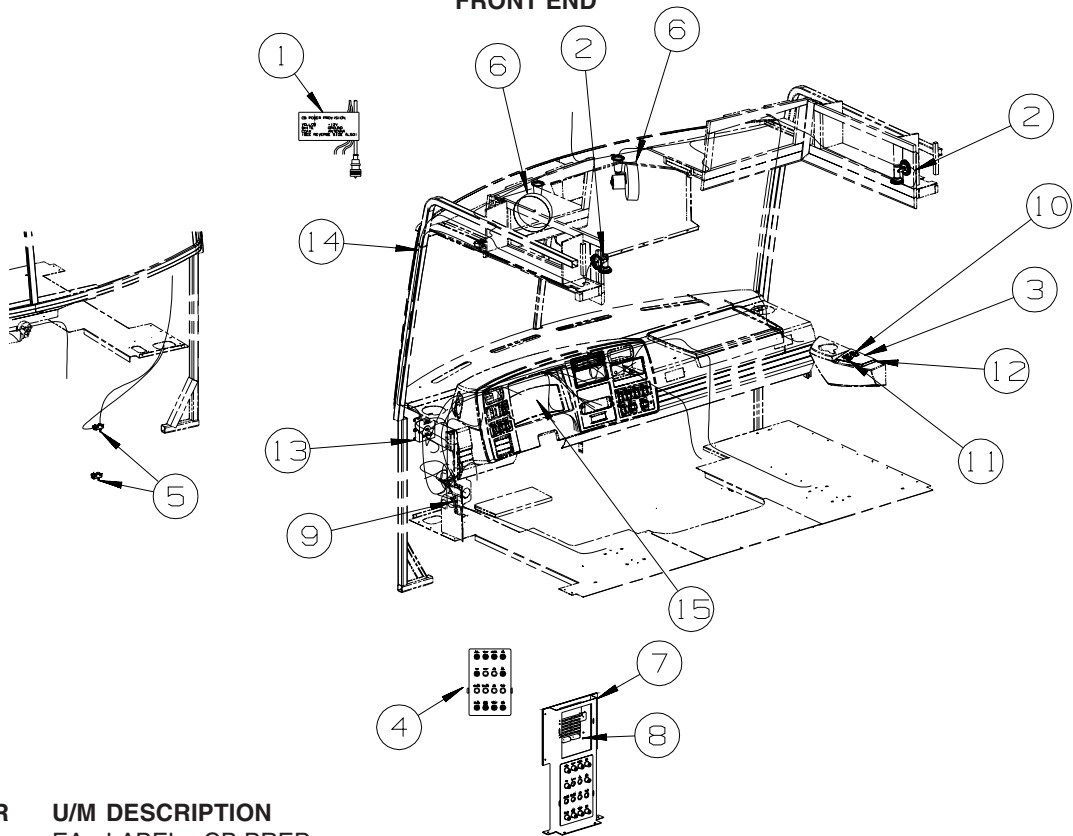
ELECTRICAL GROUP (CONTINUED)
EXTERIOR LAMPS (CONTINUED)



KEY	PART NUMBER	U/M	DESCRIPTION
1	154324-01-02B	EA	SUPPORT - HEADLAMP/RIGHT HAND - E-COATED
2	154324-02-02B	EA	SUPPORT - HEADLAMP/LEFT HAND - E-COATED
3	049359-01-000	EA	SPRING - RETAINER - HEADLAMP - GM #496096
4	154328-01-02B	EA	BRACKET - ADJUSTMENT/RIGHT HAND - E-COATED
5	154328-02-02B	EA	BRACKET - ADJUSTMENT/LEFT HAND - E-COATED
6	154881-01-000	EA	HEADLAMP - W/PARK&TURN - RIGHT HAND
6	154799-01-000	EA	HOUSING - 4-POSITION/FEMALE - 150-SERIES - HEADLAMP - FORD
6	154799-02-000	EA	LOCK - SECONDARY - 4 POSITION - HEADLAMP - FORD
6	067789-02-000	EA	SOCKET - LAMP - PARK LAMP - FORD
6	124187-01-000	EA	SOCKET/HOUSING - WORKHORSE
6	146560-02-000	EA	SOCKET - LAMP - 3 WIRE - TURN/PARK LAMP
7	154881-02-000	EA	HEADLAMP - W/PARK&TURN - LEFT HAND
7	154799-01-000	EA	HOUSING - 4-POSITION/FEMALE - 150-SERIES - HEADLAMP - FORD
7	154799-02-000	EA	LOCK - SECONDARY - 4 POSITION - HEADLAMP - FORD
7	067789-02-000	EA	SOCKET - LAMP - PARK LAMP - FORD
7	124187-01-000	EA	SOCKET/HOUSING - WORKHORSE
7	146560-02-000	EA	SOCKET - LAMP - 3 WIRE - TURN/PARK LAMP
8	153318-01-000	EA	LAMP - FOG - CLEAR/SQUARE - PASSENGER
9	153318-02-000	EA	LAMP - FOG - CLEAR/SQUARE - DRIVER
10	144904-01-01A	EA	BOLT - ADJUSTMENT - HEADLAMP

ELECTRICAL GROUP (CONTINUED)

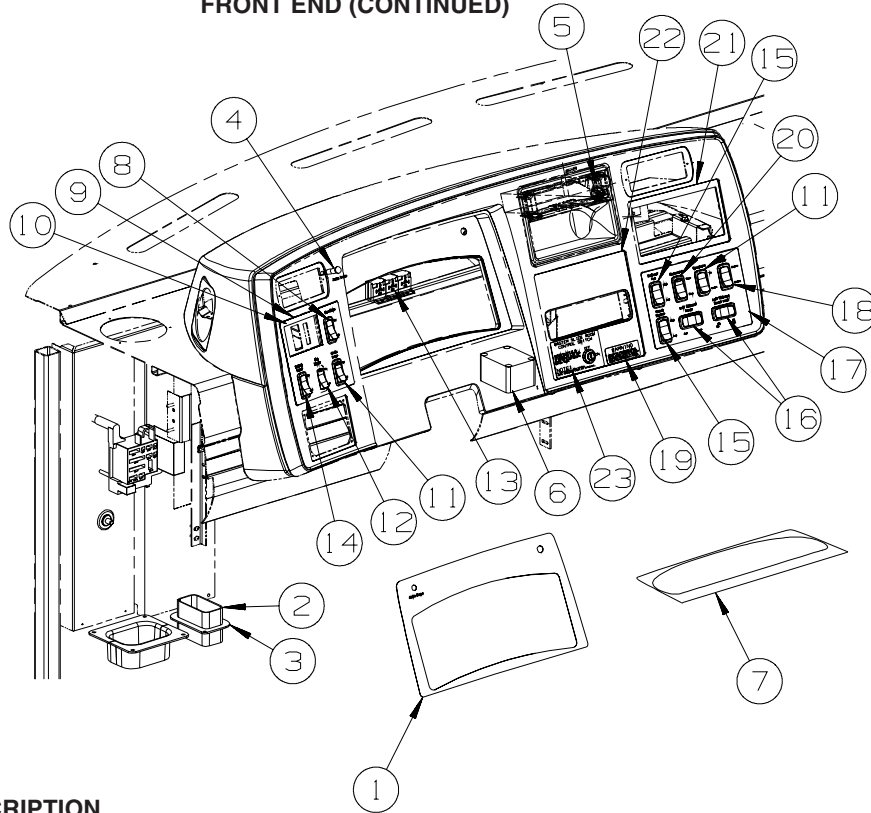
FRONT END



KEY	PART NUMBER	U/M	DESCRIPTION
1	104678-01-000	EA	LABEL - CB PREP
2	128786-02-02A	EA	LIGHT - READING/SWIVEL - W/O SWITCH - SATIN NICKEL
2	123917-01-000	EA	BULB - 12V - HALOGEN SPOT
3	148653-05-02A	EA	APPLIQUE - PASSENGER - DARK PUTTY
4	093236-47-000	EA	LABEL - CIRCUIT BREAKER
5	147428-01-02B	EA	BRACKET/ZEE - F/TEMPERATURE SENSOR - E-COATED
6	122856-01-01A	EA	FAN-DEFROSTER-2 SPEED W/SWIVEL BASE/NON-OSCILLATING-CHROME
7	149689-01-02B	EA	BRACKET - CIRCUIT BREAKER, E-COAT
8	149690-01-02B	EA	BRACKET - FUSE PANEL, WH, E-COAT
8	149690-02-02B	EA	BRACKET - FUSE PANEL, FORD, E-COAT - FORD
9	041250-01-000	EA	SWITCH - PUSH BUTTON/DOOR JAMB - METAL/CHROME
10	145638-01-01A	EA	SWITCH/ROCKER - SPST (ON/OFF) - BLACK
11	145638-12-01A	EA	SWITCH/ROCKER - DPDT (ON/ON/ON) - BLACK
11	108355-02-000	EA	HOUSING - SWITCH - 12 POSITION
12	145926-08-02B	EA	INSERT ASM - SWITCH, RH - E-COAT
13	163142-06-000	EA	RECEIVER - SATELLITE RADIO
14	158494-02-000	EA	CABLE/ANTENNA - SATELLITE RADIO SIRRUS
15	113452-01-000	FT	SEAL/TRIM - FRONT - VINYL W/WIRE CARRIER - .020"

ELECTRICAL GROUP (CONTINUED)

FRONT END (CONTINUED)

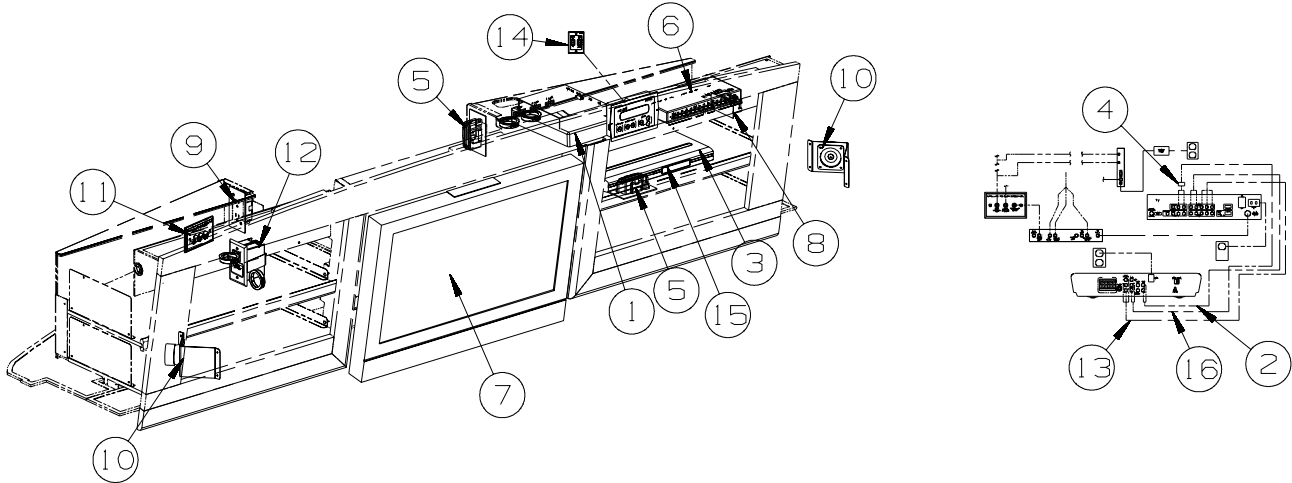


KEY	PART NUMBER	U/M	DESCRIPTION
1	148653-15-02A	EA	APPLIQUE - BEZEL - INSTRUMENT CLUSTER - WH - DARK PUTTY
2	118571-03-000	EA	BRACKET - MOUNTING
3	118571-04-000	EA	GASKET
4	150237-01-000	EA	LIGHT - INDICATOR - RED
5	111414-01-000	EA	RECEPTACLE/SOCKET - 12 VOLT
6	128074-02-000	EA	FILTER - NOISE - 12 VOLT DC W/PLUGS
7	148653-16-02A	EA	APPLIQUE - BEZEL - INSTRUMENT CLUSTER -FORD- DARK PUTTY
8	145638-14-01A	EA	SWITCH/ROCKER - DPDT (ON/OFF/ON) - BLACK
8	108355-02-000	EA	HOUSING - SWITCH - 12 POSITION
8	103603-01-000	EA	BULB - 12V - #74 - .12A WEDGE - GE 22-25 USED IN DASH
9	148653-14-02A	EA	APPLIQUE - BEZEL - LEFT HAND - DARK PUTTY - WORKHORSE
9	148653-04-02A	EA	APPLIQUE - BEZEL - LEFT HAND - DARK PUTTY - FORD
10	134088-02-01A	EA	APPLIQUE - SWITCH - HEADLAMP - BLACK - WORKHORSE
11	145638-01-01A	EA	SWITCH/ROCKER - SPST (ON/OFF) - BLACK
11	108355-02-000	EA	HOUSING - SWITCH - 12 POSITION
11	103603-01-000	EA	BULB - 12V - #74 - .12A WEDGE - GE 22-25 USED IN DASH
12	145638-02-01A	EA	SWITCH/ROCKER - SPST (ON/OFF) - LIGHTED - BLACK
12	108355-02-000	EA	HOUSING - SWITCH - 12 POSITION
12	103603-01-000	EA	BULB - 12V - #74 - .12A WEDGE - GE 22-25 USED IN DASH
13	063912-02-000	EA	RELAY CANISTER, SPDT
14	145638-04-01A	EA	SWITCH/ROCKER - SPDT (ON/ON) - BLACK
14	108355-02-000	EA	HOUSING - SWITCH - 12 POSITION
14	103603-01-000	EA	BULB - 12V - #74 - .12A WEDGE - GE 22-25 USED IN DASH
15	145638-03-01A	EA	SWITCH/ROCKER - SPDT (ON/OFF/ON) - BLACK
15	108355-02-000	EA	HOUSING - SWITCH - 12 POSITION
15	103603-01-000	EA	BULB - 12V - #74 - .12A WEDGE - GE 22-25 USED IN DASH
16	145638-09-01A	EA	SWITCH/ROCKER - DPDT (ON/OFF/ON) - BLACK
16	108355-02-000	EA	HOUSING - SWITCH - 12 POSITION
16	103603-01-000	EA	BULB - 12V - #74 - .12A WEDGE - GE 22-25 USED IN DASH
17	148653-13-02A	EA	APPLIQUE - BEZEL - RIGHT HAND - DARK PUTTY
18	145638-07-01A	EA	SWITCH/ROCKER - DPDT (ON/ON) - BLACK
18	108355-02-000	EA	HOUSING - SWITCH - 12 POSITION
18	103603-01-000	EA	BULB - 12V - #74 - .12A WEDGE - GE 22-25 USED IN DASH
19	116549-01-000	EA	LABEL - WARNING - SLIDEOUT - .75" x 6.5"
			FROM: 00-00-00 THRU: 02-16-07
19	116549-02-000	EA	LABEL - WARNING - SLIDEOUT
			FROM: 02-17-07 THRU: 99-99-99

ELECTRICAL GROUP (CONTINUED) FRONT END (CONTINUED)

KEY	PART NUMBER	U/M	DESCRIPTION
20	145638-06-01A	EA	SWITCH/ROCKER - SPDT (ON/OFF/ON) - LIGHTED - BLACK
20	108355-02-000	EA	HOUSING - SWITCH - 12 POSITION
20	103603-01-000	EA	BULB - 12V - #74 - .12A WEDGE - GE 22-25 USED IN DASH
21	148653-18-02A	EA	APPLIQUE - BEZEL - RADIO - DARK PUTTY
22	NOT USED		
23*	163097-01-000	EA	SWITCH - SPST - KEY ACTIVATED - W/2 KEYS FROM: 02-17-07 THRU: 99-99-99
23	163988-02-01A	EA	LABEL - SLIDEOUT CONTROL/ELECTRIC - BLACK/WHITE FROM: 02-17-07 THRU: 99-99-99

*COMPONENT PARTS LISTED LATER IN THIS GROUP



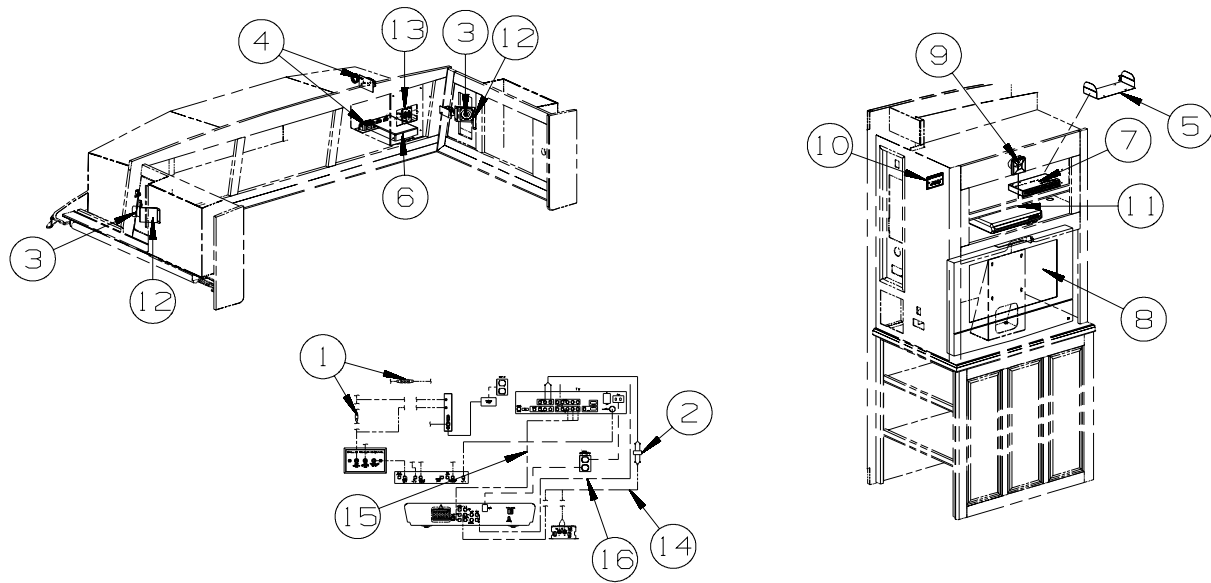
FRONT TV/DVD

KEY	PART NUMBER	U/M	DESCRIPTION
1	140062-01-000	EA	SWITCH - SPEAKER - 6 CHANNEL
2	136860-03-000	EA	CABLE - RCA - SHIELDED - 3 MALE TO MALE CONNECTORS - 6'
3*	158836-01-000	EA	DVD - HOME THEATER - W/O SPEAKERS - MEMOREX STS71E-R FROM: 00-00-00 THRU: 06-10-07
3*	164270-01-000	EA	DVD - HOME THEATER - W/O SPEAKERS - MEMOREX STS2891-R FROM: 06-11-07 THRU: 99-99-99
4	123324-01-000	EA	FILTER - GROUND LOOP
5	058708-01-000	EA	RECEPTACLE - ELECTRIC - DOUBLE - BROWN
6	142258-01-000	EA	SWITCH - VIDEO/ANTENNA POWER SUPPLY
7*	146298-02-000	EA	TV - 27" STEREO W/5 JACKS - SONY 27FS120 FROM: 00-00-00 THRU: 03-18-07
7*	164226-01-000	EA	TV - 27" - FLAT PANEL/LCD/HDTV - NORCENT LT-2725 FROM: 03-19-07 THRU: 99-99-99
8	058707-02-000	EA	RECEPTACLE - BLANK - JUNCTION BOX
9	058708-01-000	EA	RECEPTACLE - ELECTRIC - DOUBLE - BROWN
9	158542-02-01A	EA	LABEL - RECEPTACLE - ELECTRONICS - WHITE/BLACK - CANADIAN
10	148026-03-01A	EA	SPEAKER - CUBE - W/O CASE
10	149422-03-02B	EA	BRACKET/MOUNTING - SPEAKER - E-COATED
11	149557-04-01A	EA	PLATE/WALL - TRIPLE COAXIAL/HORIZONTAL - WHITE
12	156676-01-000	EA	CONTROLLER/OUTLET - POWER/TV - AUTO SHUTOFF W/IGNITION
13	155845-01-000	EA	CABLE - RCA - 12' - 3 RCA MALE CONNECTORS - BOTH ENDS
14	163598-02-000	EA	SWITCH/CONTROL - SATELLITE - SATELLITE TV SYSTEM AUTO FROM: 01-29-07 THRU: 99-99-99
15	NOT USED	EA	TRANSMITTER - F/INFRA RED RECEIVER
16	117420-05-000	EA	CABLE - W/MALE RCA ENDS - SHIELDED - 10'

*COMPONENT PARTS LISTED LATER IN THIS GROUP

ELECTRICAL GROUP (CONTINUED)

SIDE TV/DVD

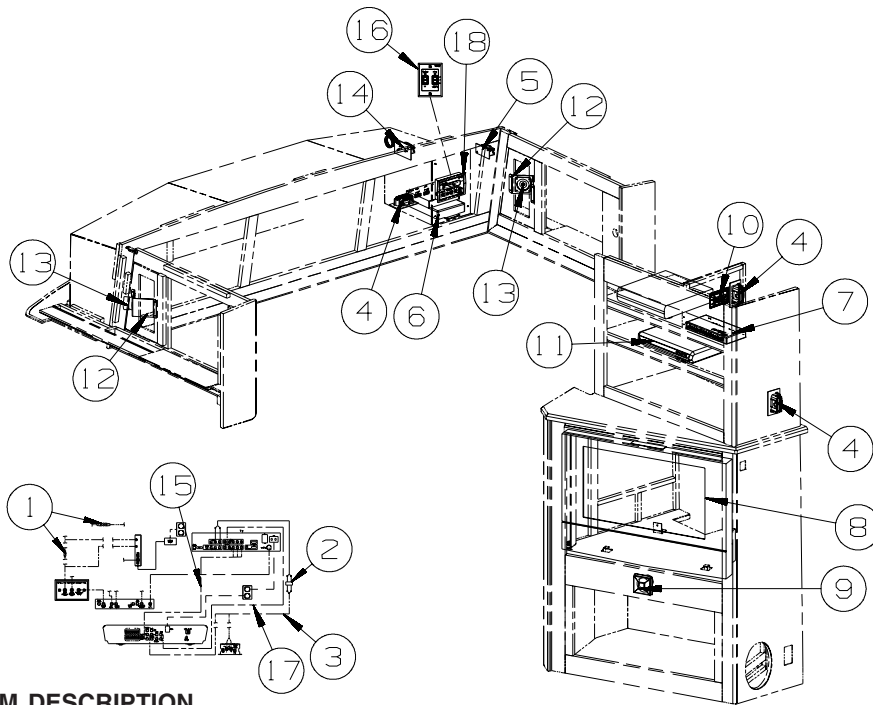


G37B

KEY	PART NUMBER	U/M	DESCRIPTION
1	082134-01-000	EA	ADAPTER - TV - CABLE TO CABLE
2	123324-01-000	EA	FILTER - GROUND LOOP
3	148026-03-01A	EA	SPEAKER - CUBE - W/O CASE
4	058708-01-000	EA	RECEPTACLE - ELECTRIC - DOUBLE - BROWN
5	058708-05-000	EA	RECEPTACLE - ELECTRIC - SINGLE - BROWN - NOT ILLUSTRATED
			FROM: 00-00-00 THRU: 06-10-07
5	156586-01-02B	EA	BRACKET - SWITCH/VIDEO - E-COATED
			FROM: 06-11-07 THRU: 99-99-99
6	140062-01-000	EA	SWITCH - SPEAKER - 6 CHANNEL
7	142258-01-000	EA	SWITCH - VIDEO/ANTENNA POWER SUPPLY
8*	164227-01-000	EA	TV - 32" - FLAT PANEL/LCD/HDTV - NORCENT LT-3225
			FROM: 00-00-00 THRU: 08-08-07
8*	166332-01-000	EA	TV - 32" - FLAT PANEL/LCD/HDTV - RCA L32WD23
			FROM: 08-09-07 THRU: 10-16-07
8*	164227-01-000	EA	TV - 32" - FLAT PANEL/LCD/HDTV - NORCENT LT-3225
			FROM: 10-17-07 THRU: 99-99-99
9	148026-02-01A	EA	SPEAKER GRILLE - CUBE - SILVER
9	148026-03-01A	EA	SPEAKER - CUBE - W/O CASE
10	149557-04-01A	EA	PLATE/WALL - TRIPLE COAXIAL/HORIZONTAL - WHITE
11*	158836-01-000	EA	DVD - HOME THEATER - W/O SPEAKERS - MEMOREX STS71E-R
			FROM: 00-00-00 THRU: 06-10-07
11*	164270-01-000	EA	DVD - HOME THEATER - W/O SPEAKERS - MEMOREX STS2891-R
			FROM: 06-11-07 THRU: 99-99-99
12	149422-03-02B	EA	BRACKET/MOUNTING - SPEAKER - E-COATED
13	163598-02-000	EA	SWITCH/CONTROL - SATELLITE - AUTOMATIC TV SATELLITE SYSTEM
14	117420-03-000	EA	CABLE - W/MALE RCA ENDS - SHIELDED - 20'
15	155845-01-000	EA	CABLE - RCA - 12' - 3 RCA MALE CONNECTORS - BOTH ENDS
16	136860-03-000	EA	CABLE - RCA - SHIELDED - 3 MALE TO MALE CONNECTORS - 6'

***COMPONENT PARTS LISTED LATER IN THIS GROUP**

ELECTRICAL GROUP (CONTINUED)
SIDE TV/DVD (CONTINUED)



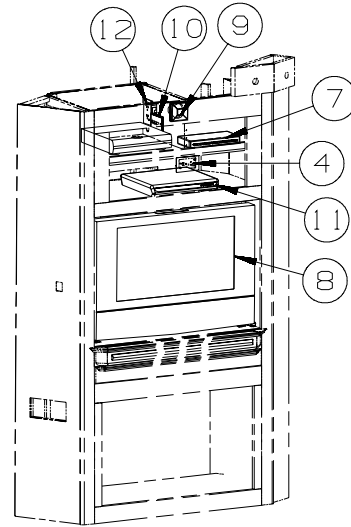
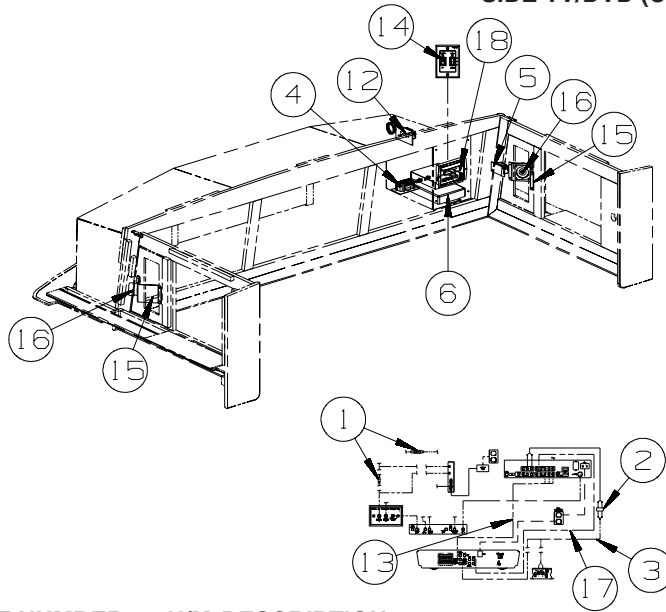
G38J

KEY	PART NUMBER	U/M	DESCRIPTION
1	082134-01-000	EA	ADAPTER - TV - CABLE TO CABLE
2	123324-01-000	EA	FILTER - GROUND LOOP
3	117420-03-000	EA	CABLE - W/MALE RCA ENDS - SHIELDED - 20'
4	058708-01-000	EA	RECEPTACLE - ELECTRIC - DOUBLE - BROWN
5	058707-02-000	EA	RECEPTACLE - BLANK - JUNCTION BOX
6	140062-01-000	EA	SWITCH - SPEAKER - 6 CHANNEL
7	142258-01-000	EA	SWITCH - VIDEO/ANTENNA POWER SUPPLY
8*	164227-01-000	EA	TV - 32" - FLAT PANEL/LCD/HDTV - NORCENT LT-3225
			FROM: 00-00-00 THRU: 08-08-07
8*	166332-01-000	EA	TV - 32" - FLAT PANEL/LCD/HDTV - RCA L32WD23
			FROM: 08-09-07 THRU: 10-16-07
8*	164227-01-000	EA	TV - 32" - FLAT PANEL/LCD/HDTV - NORCENT LT-3225
			FROM: 10-17-07 THRU: 99-99-99
9	148026-02-01A	EA	SPEAKER GRILLE - CUBE - SILVER
9	148026-03-01A	EA	SPEAKER - CUBE - W/O CASE
10	149557-04-01A	EA	PLATE/WALL - TRIPLE COAXIAL/HORIZONTAL - WHITE
11*	158836-01-000	EA	DVD - HOME THEATER - W/O SPEAKERS - MEMOREX STS71E-R
			FROM: 00-00-00 THRU: 06-10-07
11*	164270-01-000	EA	DVD - HOME THEATER - W/O SPEAKERS - MEMOREX STS2891-R
			FROM: 06-11-07 THRU: 99-99-99
12	149422-03-02B	EA	BRACKET/MOUNTING - SPEAKER - E-COATED
13	148026-03-01A	EA	SPEAKER - CUBE - W/O CASE
14	058708-01-000	EA	RECEPTACLE - ELECTRIC - DOUBLE - BROWN
14	158542-02-01A	EA	LABEL - RECEPTACLE - ELECTRONICS - WHITE/BLACK
15	155845-01-000	EA	CABLE - RCA - 12' - 3 RCA MALE CONNECTORS - BOTH ENDS
16	163598-02-000	EA	SWITCH/CONTROL - SATELLITE - AUTOMATIC TV SATELLITE SYSTEM
17	136860-03-000	EA	CABLE - RCA - SHIELDED - 3 MALE TO MALE CONNECTORS - 6'
18	154474-02-000	EA	CONTROL/SATELLITE KIT - IDB BOX/IDD BOX-POWER SUPPLY-CABLE - IN MOTION SATELLITE

***COMPONENT PARTS LISTED LATER IN THIS GROUP**

ELECTRICAL GROUP (CONTINUED)

SIDE TV/DVD (CONTINUED)

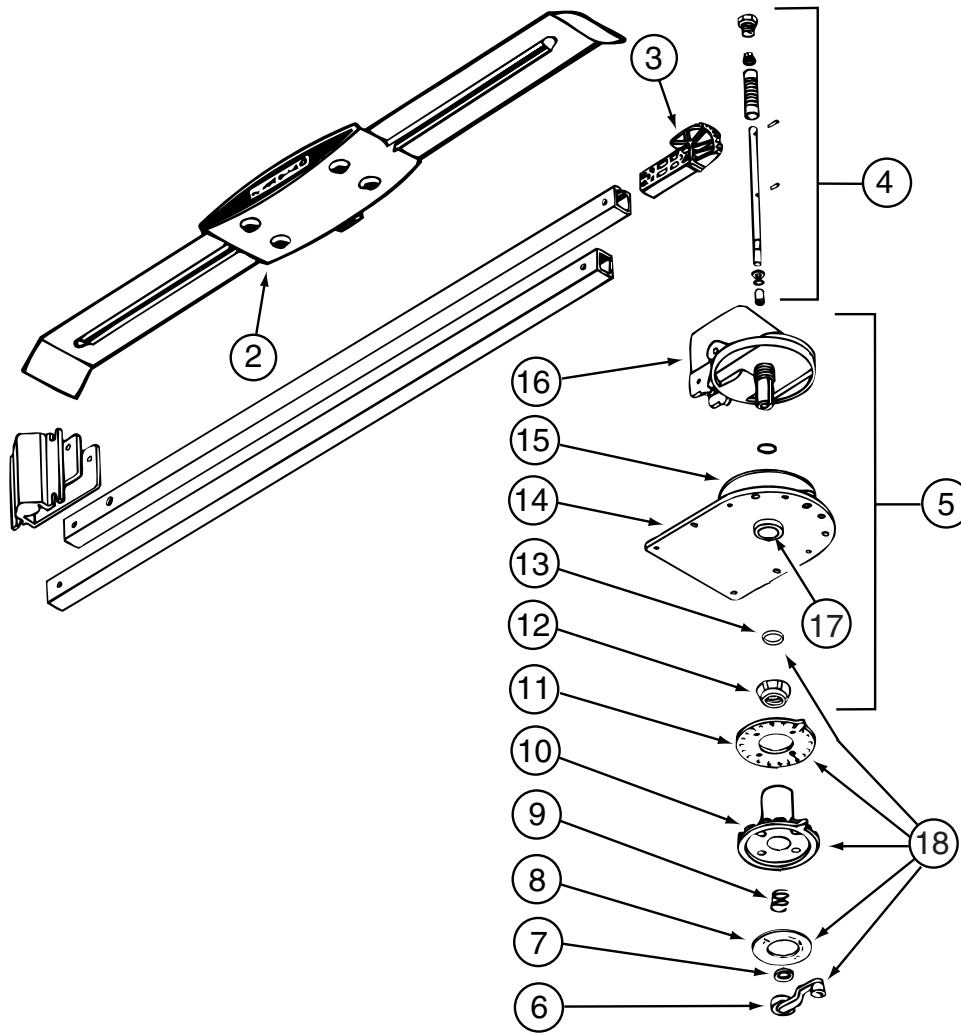


G38T

KEY	PART NUMBER	U/M	DESCRIPTION
1	082134-01-000	EA	ADAPTER - TV - CABLE TO CABLE
2	123324-01-000	EA	FILTER - GROUND LOOP
3	117420-03-000	EA	CABLE - W/MALE RCA ENDS - SHIELDED - 20'
4	058708-01-000	EA	RECEPTACLE - ELECTRIC - DOUBLE - BROWN
5	058707-02-000	EA	RECEPTACLE - BLANK - JUNCTION BOX
6	140062-01-000	EA	SWITCH - SPEAKER - 6 CHANNEL
7	142258-01-000	EA	SWITCH - VIDEO/ANTENNA POWER SUPPLY
8*	164227-01-000	EA	TV - 32" - FLAT PANEL/LCD/HDTV - NORCENT LT-3225
			FROM: 00-00-00 THRU: 08-08-07
8*	166332-01-000	EA	TV - 32" - FLAT PANEL/LCD/HDTV - RCA L32WD23
			FROM: 08-09-07 THRU: 10-16-07
8*	164227-01-000	EA	TV - 32" - FLAT PANEL/LCD/HDTV - NORCENT LT-3225
			FROM: 10-17-07 THRU: 99-99-99
9	148026-02-01A	EA	SPEAKER GRILLE - CUBE - SILVER
9	148026-03-01A	EA	SPEAKER - CUBE - W/O CASE
10	149557-04-01A	EA	PLATE/WALL - TRIPLE COAXIAL/HORIZONTAL - WHITE
11*	158836-01-000	EA	DVD - HOME THEATER - W/O SPEAKERS - MEMOREX STS71E-R
			FROM: 00-00-00 THRU: 06-10-07
11*	164270-01-000	EA	DVD - HOME THEATER - W/O SPEAKERS - MEMOREX STS2891-R
			FROM: 06-11-07 THRU: 99-99-99
12	058708-01-000	EA	RECEPTACLE - ELECTRIC - DOUBLE - BROWN
12	158542-02-01A	EA	LABEL - RECEPTACLE - ELECTRONICS - WHITE/BLACK
13	155845-01-000	EA	CABLE - RCA - 12' - 3 RCA MALE CONNECTORS - BOTH ENDS
14	163598-02-000	EA	SWITCH/CONTROL - SATELLITE - AUTOMATIC TV SATELLITE SYSTEM
15	149422-03-02B	EA	BRACKET/MOUNTING - SPEAKER - E-COATED
16	148026-03-01A	EA	SPEAKER - CUBE - W/O CASE
17	136860-03-000	EA	CABLE - RCA - SHIELDED - 3 MALE TO MALE CONNECTORS - 6'
18	154474-02-000	EA	CONTROL/SATELLITE KIT - IDB BOX/IDD BOX-POWER SUPPLY-CABLE - IN MOTION SATELLITE

*COMPONENT PARTS LISTED LATER IN THIS GROUP

ELECTRICAL GROUP (CONTINUED)
COMPONENT PARTS FOR WIRING



076319-23-000

KEY	PART NUMBER	U/M	DESCRIPTION	VENDOR NO.
2	076319-01-700	EA	HEAD-ANTENNA, AMPLIFIED	RVSA U/V
3	076319-01-701	EA	GEAR-ELEVATING, PLASTIC	2200046
4	076319-01-702	EA	SHAFT ASM-ELEVATING	RP-4000
5	076319-01-711	EA	BASE & LIFT ASM	2762802
7	076319-01-705	EA	GROMMET-NYLON, 7/8"ID	3200658
8	076319-01-708	EA	DECAL-CRANK	5413002
9	076319-01-707	EA	SPRING-HANDLE	2160822
11	076319-01-712	EA	PLATE - CEILING	3200608
12	076319-01-715	EA	NUT (GEAR HOUSING)	2200047
14	076319-01-713	EA	PLATE-BASE, STEEL	3100523
15	076319-01-703	EA	BEARING-NYLON, 5"OD	3200656
16	076319-01-714	EA	HOUSING, ROTATING GEAR	2200049
17	076319-01-704	EA	BEARING-NYLON, 1.25"OD	3200657
18	076319-01-709	EA	HANDLE-HEAD DIRECTIONAL	200644
	076319-01-716	EA	TUBING, ELEVATING	RP-2900

CONTACT WINNEBAGO PART SALES FOR UNLISTED COMPONENT(S)

076319-25-000

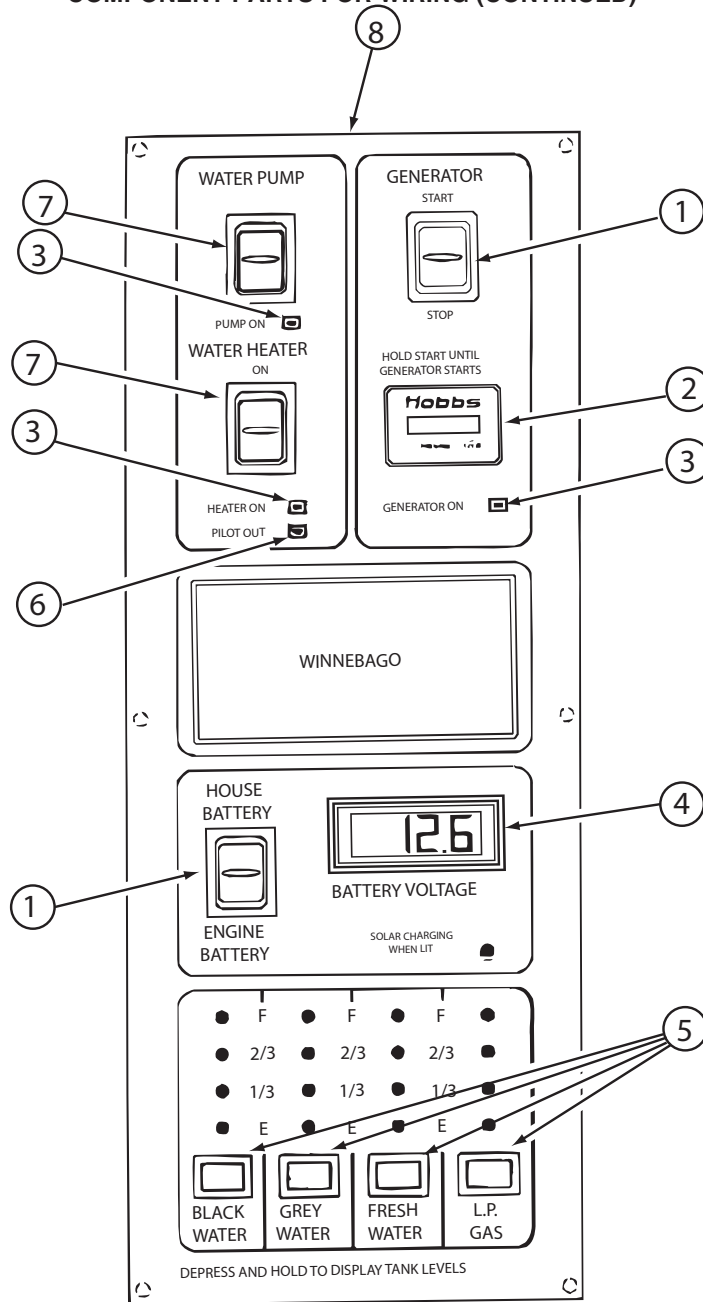
KEY	PART NUMBER	U/M	DESCRIPTION	VENDOR NO.
6	076319-01-706	EA	CRANK-W/SET SCREW UNIV/BEIGE	2750897
6	120233-01-710	EA	HANDLE-CRANK W/SCREW - WHITE	RP-6795
8	076319-01-708	EA	DECAL-CRANK	5413002
10	076319-25-700	EA	DIRECTIONAL HANDLE(WHITE)	3200612
11	076319-25-701	EA	PLATE - CEILING(WHITE)	3200609
13	120233-01-709	EA	WASHER-NYLON	RP-2658

CONTACT WINNEBAGO PART SALES FOR UNLISTED COMPONENT(S)

ELECTRICAL GROUP (CONTINUED)
COMPONENT PARTS FOR WIRING (CONTINUED)

			086280-01-000	
KEY	PART NUMBER	U/M DESCRIPTION		VENDOR NO.
	086280-01-700	EA BULB,12V - #1414		ARP1089
			087694-01-000	
KEY	PART NUMBER	U/M DESCRIPTION		VENDOR NO.
	087694-01-700	EA BULB		GE561
			093575-23-03A	
KEY	PART NUMBER	U/M DESCRIPTION		VENDOR NO.
	093575-23-700	EA GLOBE - SQUARE		
			097917-01-06A	
KEY	PART NUMBER	U/M DESCRIPTION		VENDOR NO.
	097917-01-700	EA LENS-LIGHT, CLEAR		30-78-021
			108354-01-01A	
KEY	PART NUMBER	U/M DESCRIPTION		VENDOR NO.
	108354-01-700	EA BULB-COURTESY LIGHT		395-B
			119258-35-03A	
KEY	PART NUMBER	U/M DESCRIPTION		VENDOR NO.
	093575-23-700	EA GLOBE - SQUARE		
			121935-01-01A	
KEY	PART NUMBER	U/M DESCRIPTION		VENDOR NO.
	121935-01-700	EA LENS ONLY - W/CENTER HOLE		809511
			123775-01-02A	
KEY	PART NUMBER	U/M DESCRIPTION		VENDOR NO.
	123775-01-702	EA BEZEL/LENS - SATIN NICKEL		99 953470

ELECTRICAL GROUP (CONTINUED)
COMPONENT PARTS FOR WIRING (CONTINUED)



133004-05-01A

KEY	PART NUMBER	U/M	DESCRIPTION	VENDOR NO.
1	133004-01-702	EA	SWITCH/DPDT MOM=ON-OFF-ON	L1011-00
2	100258-10-701	EA	GAUGE-HR METER ONLY (LCD)	L0775-00
3	133004-01-706	EA	L.E.D. GREEN-PANEL MOUNT	L0785
4	133004-01-704	EA	METER/VOLT-DIGITAL - LCD	L1008-00
5	133004-01-705	EA	SWITCH/MOM ON - PUSH BUTTON	L0950-00
6	130004-01-703	EA	L.E.D. RED-PANEL MOUNT	L1009-00
7	133004-01-701	EA	SWITCH/DPDT ON-ON/MAINTAINED	L1025-00
8	133004-05-700	EA	SCREENED CHASSIS	CC0563-00
	133004-05-701	EA	BOARD - PC	L5130-02

137417-01-01A, 137417-03-01A

KEY	PART NUMBER	U/M	DESCRIPTION	VENDOR NO.
	137417-01-700	EA	LENS - SINGLE (FROSTED)	810868

137417-02-01A

KEY	PART NUMBER	U/M	DESCRIPTION	VENDOR NO.
	137417-02-700	EA	LENS - SINGLE OPTIC	810844

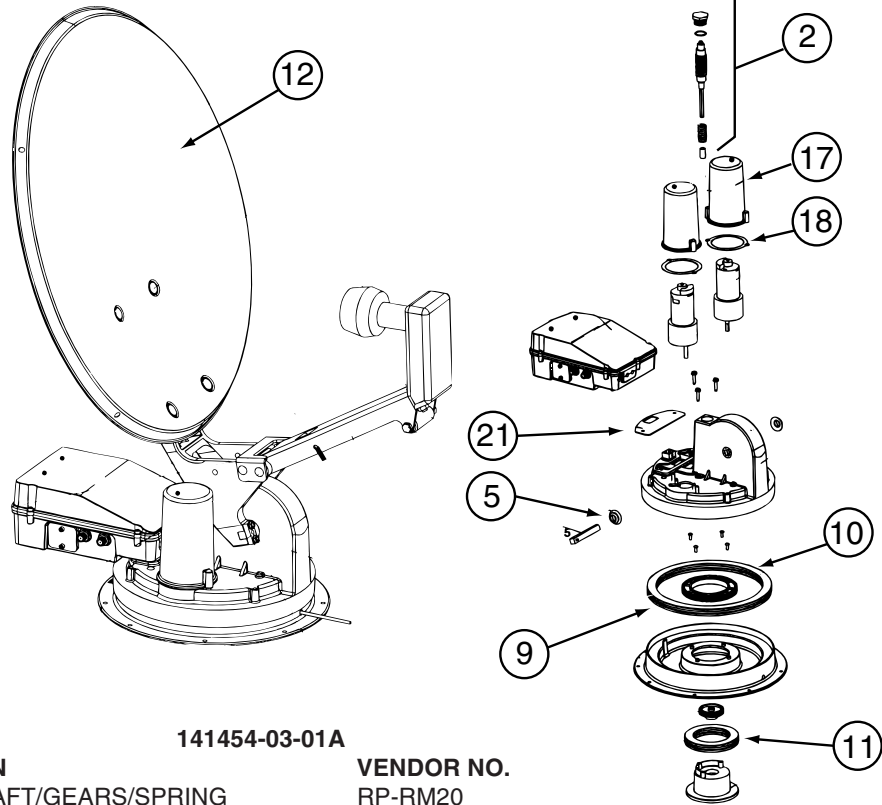
ELECTRICAL GROUP (CONTINUED)
COMPONENT PARTS FOR WIRING (CONTINUED)

137417-05-01A

KEY	PART NUMBER	U/M DESCRIPTION	VENDOR NO.
	137417-05-700	EA LENS - DOUBLE OPTIC	810845

137417-06-01A

KEY	PART NUMBER	U/M DESCRIPTION	VENDOR NO.
	137417-06-700	EA LENS - DOUBLE WHITE	810867



141454-03-01A

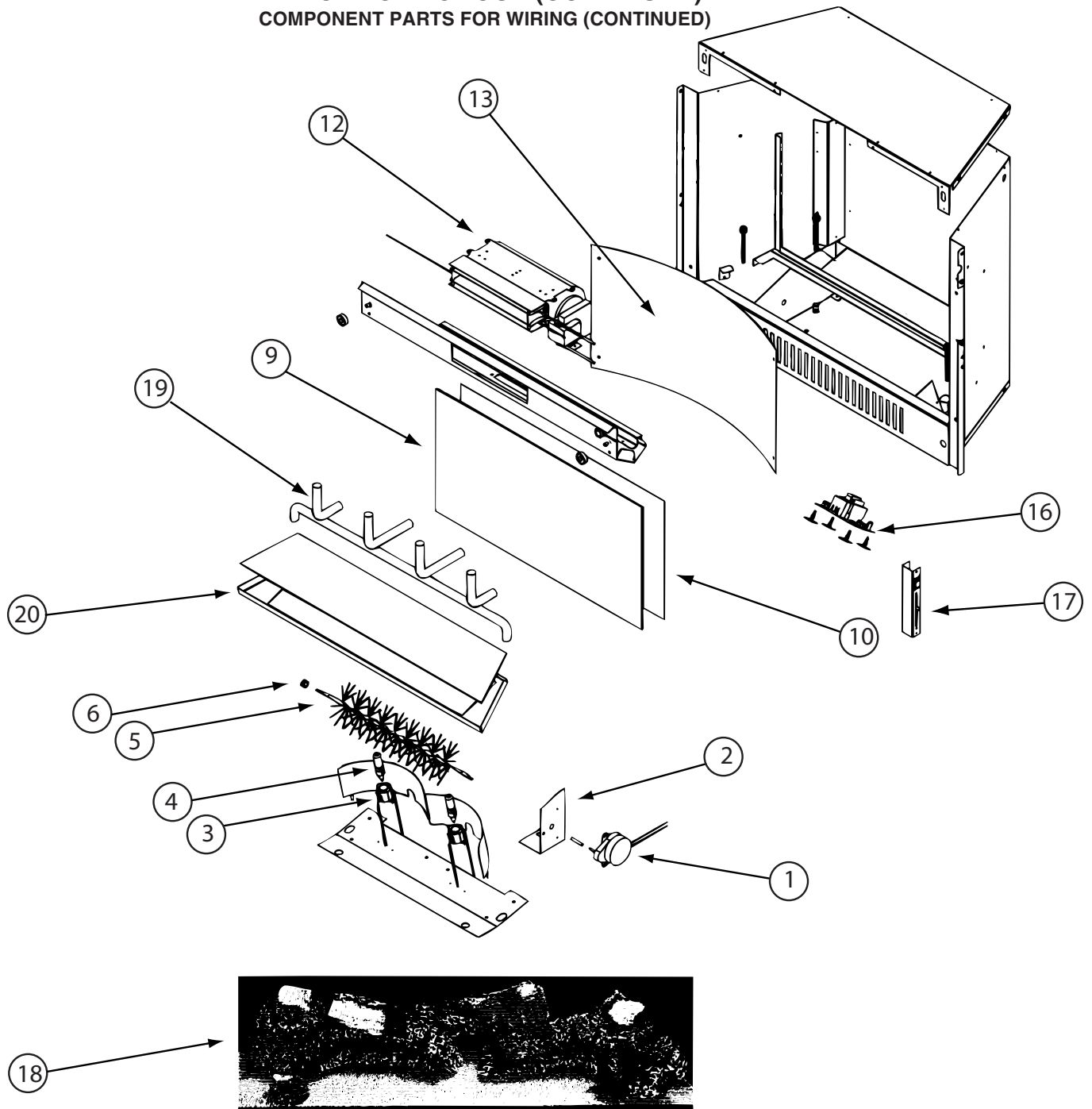
KEY	PART NUMBER	U/M DESCRIPTION	VENDOR NO.
2	141454-01-700	EA KIT ELEV-SHAFT/GEARS/SPRING	RP-RM20
4	137135-01-705	EA SPRING	2160818
5	137135-01-707	EA SEAL - PIVOT SHAFT	2200852
9	137135-01-712	EA BEARING - OUTER	2590347
10	137135-01-714	EA GEAR - ELEVATING SHAFT	2200465
10	141454-01-712	EA GEAR - ROTATE	2200469
11	137135-01-715	EA BEARING - INNER	2590348
12	137135-01-718	EA REFLECTOR/WHITE-46CM W/HDWE	RP-35RM
13	137135-01-713	EA TURRET BASE	3100730
17	141454-01-705	EA HOUSING - MOTOR	3200260
18	141454-01-706	EA GASKET - MOTOR HOUSING	2240054
21	141454-01-709	EA GASKET	2240056
	120233-01-714	EA CLIP-E	5160818
	137135-01-704	EA PIN - 1/4" X 3.25"	2160813
	137135-01-719	EA BRACKET - PIVOT	2744945
	137135-01-722	EA CLAMP	2590343
	137135-01-723	EA SUPPORT/FRAME-BACKUP-W/HDWE	RP-RM00
	137135-02-703	EA LOW NOISE BLOCK FILTER	LB-6000 - DUAL
	141454-01-701	EA KIT - GEAR/MOTOR-GEAR/ROTATE	RP-RM25
	141454-01-702	EA HOUSING/ELECTRONICS - UPPER	RP-RM10
	141454-01-703	EA HOUSING/ELECTRONICS - LOWER	RP-RM15
	141454-01-704	EA KIT LIFT ASSEMBLY COMPLETE	RP-RM05
	141454-03-700	EA MOTOR (AZIMUTH)	2665042
	141454-03-701	EA MOTOR (ELEVATION)	2665041
	141454-03-702	EA CIRCUIT BOARD(CONTROL BOARD)RP-RM80	
	141454-03-703	EA CONTRL PANEL W/BOX (AS2003)	RP-AS85
	141454-03-704	EA TURRET ASM - W/MOTORS	RP-AS50
	141454-03-705	EA SHROUD/COVER - W/SCREWS	2200732 W/SCREWS

CONTACT WINNEBAGO PART SALES FOR UNLISTED COMPONENT(S)

ELECTRICAL GROUP (CONTINUED)
COMPONENT PARTS FOR WIRING (CONTINUED)

146048-01-01A			
KEY	PART NUMBER	U/M DESCRIPTION	VENDOR NO.
	123775-01-700	EA BULB - 10 WATT - HALOGEN	71-JC10
146298-02-000			
KEY	PART NUMBER	U/M DESCRIPTION	VENDOR NO.
	146298-02-700	EA REMOTE - TV	1-478-707-11
149040-03-000			
KEY	PART NUMBER	U/M DESCRIPTION	VENDOR NO.
	149040-03-700	EA REMOTE - TV	265714
149040-04-000			
KEY	PART NUMBER	U/M DESCRIPTION	VENDOR NO.
	149040-04-700	EA REMOTE - TV	274596
153464-03-01A, 153464-06-01A			
KEY	PART NUMBER	U/M DESCRIPTION	VENDOR NO.
	091937-08-700	EA LENS - LIGHT - FLUORESCENT	D-766

ELECTRICAL GROUP (CONTINUED)
COMPONENT PARTS FOR WIRING (CONTINUED)



154506-01-01A, 154506-03-01A

KEY	PART NUMBER	U/M	DESCRIPTION	VENDOR NO.
1	154506-03-701	EA	MOTOR	4035-860
2	154506-03-702	EA	BRACKET - F/MOTOR	4038-009
4	154506-03-706	EA	BULB - HALOGEN	33961
5	154506-03-707	EA	FLAME ELEMENT	4030-200
6	154506-03-714	EA	GROMMET - F/FLAME ELEMENT	25006
9	154506-03-710	EA	ACRYLIC PANEL - OUTER	4038-805
10	154506-03-711	EA	LENTICULAR LENS PANEL-INNER	4038-810
12	154506-03-703	EA	HEATER/BLOWER ASM	4038-107
13	154506-03-709	EA	FLAME DECAL-REFLECTIVE	4021-190
16	154506-03-700	EA	CONTROL BOARD ASM	4038-108
17	154506-03-712	EA	SWITCH ASM	4038-110
18	154506-03-705	EA	LOG SET	4038-004
19	154506-03-704	EA	GRATE	4038-880
20	154506-03-708	EA	EMBER BED	4038-217
	154506-01-700	EA	REMOTE CONTROL - FIREPLACE	RC-ELEC-HTL
	154506-03-713	EA	THERMOSTAT	4038-849

ELECTRICAL GROUP (CONTINUED)
COMPONENT PARTS FOR WIRING (CONTINUED)

KEY	PART NUMBER	U/M	DESCRIPTION		VENDOR NO.
	156413-01-700	EA	REMOTE	156413-01-01A	REMAWM950
	158836-01-700	EA	REMOTE	158836-01-000	STS71WREM
	163031-01-700	EA	REMOTE	163031-01-01A	PSVCAWM960
	163097-01-700	EA	KEY - #2382 (ILLINOIS LOCK)	163097-01-000	2382
	163097-01-701	EA	KEY - #2341 (MILLER DIAL)		PART SALES
	164226-01-700	EA	REMOTE - TV	164226-01-000	LT2725-RC
	164270-01-700	EA	REMOTE	164270-01-000	STS2891REM
	164227-01-700	EA	REMOTE - TV	164227-01-000	LT3225-RC
	166332-01-700	EA	REMOTE - TV	166332-01-000	274780

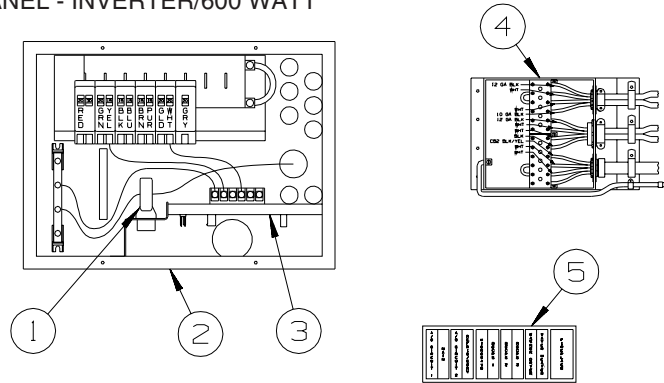
CIRCUIT BREAKERS, FUSES & RELAYS

KEY	PART NUMBER	U/M	DESCRIPTION
	062901-02-000	EA	FUSE - 5 AMP - AUTOMOTIVE
	062901-05-000	EA	FUSE - 15 AMP - AUTOMOTIVE
	062901-07-000	EA	FUSE - 25 AMP - AUTOMOTIVE
	062901-08-000	EA	FUSE - 30 AMP - AUTOMOTIVE
	063910-01-000	EA	HOUSING - RELAY
	063912-02-000	EA	RELAY - CANISTER - SPDT
	083209-01-000	EA	CIRCUIT BREAKER - 15 AMP - 120 VOLT - CANADIAN
	083209-02-000	EA	CIRCUIT BREAKER - 15/15 AMP - 120 VOLT
	083209-03-000	EA	CIRCUIT BREAKER - 15/20 AMP - 120 VOLT
	083209-04-000	EA	CIRCUIT BREAKER - 30 AMP - 120 VOLT
	083209-05-000	EA	CIRCUIT BREAKER - 20 AMP - 120 VOLT
	083209-06-000	EA	CIRCUIT BREAKER - 30/15 AMP - 120 VOLT
	083209-07-000	EA	CIRCUIT BREAKER - 20/20 AMP - 120 VOLT
	083209-10-000	EA	CIRCUIT BREAKER - 20/30 AMP - 120 VOLT
	083209-11-000	EA	CIRCUIT BREAKER - 20/15 AMP - 120 VOLT
	092786-03-000	EA	BUSS BAR - 6.9" LONG
	092786-06-000	EA	BUSS BAR
	093654-01-000	EA	CIRCUIT BREAKER - 6 AMP - 12 VOLT - PUSH BUTTON - WHITE
	093654-02-000	EA	CIRCUIT BREAKER - 15 AMP - 12 VOLT - PUSH BUTTON - WHITE
	093654-03-000	EA	CIRCUIT BREAKER - 20 AMP - 12 VOLT - PUSH BUTTON - WHITE
	093654-05-000	EA	CIRCUIT BREAKER - 10 AMP - 12 VOLT - PUSH BUTTON - WHITE
	093655-01-000	EA	CIRCUIT BREAKER - 25 AMP - 12 VOLT - PUSH BUTTON - WHITE
	093655-02-000	EA	CIRCUIT BREAKER - 30 AMP - 12 VOLT - PUSH BUTTON - WHITE
	093655-03-000	EA	CIRCUIT BREAKER - 40 AMP - 12 VOLT - PUSH BUTTON - WHITE
	100341-01-000	EA	FUSE HOLDER - IN LINE TYPE
	113482-01-000	EA	CIRCUIT BREAKER - 55 AMP - MANUAL
	115187-01-000	EA	FUSE - 300 AMP - NON-DELAY
	115187-02-000	EA	HOLDER - FUSE
	115187-03-000	EA	FUSE - 60 AMP - NON-DELAY
	122811-01-000	EA	CIRCUIT BREAKER - 20/50/50/20 AMP - 250V
	141789-01-000	EA	SPACER - CIRCUIT BREAKER

ELECTRICAL GROUP (CONTINUED)

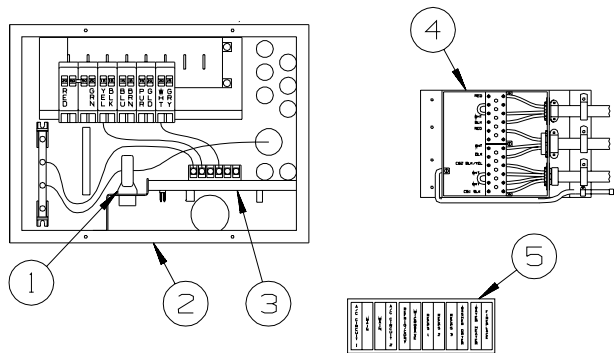
CONVERTER, INVERTER, LOAD CENTERS

KEY	PART NUMBER	U/M	DESCRIPTION
	123058-01-000	EA	CONVERTER - 55 AMP - ELECTRONIC - 4 1/8"H X 7"W X 12 3/8"L
	148254-03-000	EA	CABLE/INVERTOR - W/8 PIN MODULAR PHONE JACK - 50'-DIMEN
	154511-01-000	EA	INVERTER - 600 WATT - W/O REMOTE PANEL
	154511-02-000	EA	REMOTE/PANEL - INVERTER/600 WATT



30 AMP

LOAD CENTER



50 AMP

KEY	PART NUMBER	U/M	DESCRIPTION
1	127002-07-000	EA	SENSOR - CURRENT
2	141258-01-000	EA	LOAD CENTER - 120/240 - 30/50 AMP
2	141258-02-000	EA	LOAD CENTER - COVER
3	127002-11-000	EA	MODULE - EMS CENTER - W/REMOTE SENSOR
4	106071-06-000	EA	SWITCH - AUTOMATIC TRANSFER - PARALLAX 5070 - 30/50 AMP FROM: 00-00-00 THRU: 11-11-07
4	167050-01-000	EA	SWITCH - AUTOMATIC TRANSFER - PARALLAX ATS501BP FROM: 11-12-07 THRU: 99-99-99
5	095721-47-000	EA	LABEL - CONTROL CENTER - 50 AMP - 50 AMP ELECTRICAL SYSTEM

ELECTRICAL GROUP (CONTINUED)

BOXES & CORDS

KEY	PART NUMBER	U/M	DESCRIPTION
	108934-02-000	EA	CORD - POWER - 50 AMP - 4-WIRE - 36'
	115832-01-000	FT	CORD - HEAVY DUTY - 14-2 W/GROUND
	131679-01-000	EA	BOX/ELECTRIC-WATERPROOF-4" X 4" - W/4 3/4"OUTLETS-UL/CSA
	131680-01-000	EA	COVER - F/ELECTRIC BOX W/GASKET 4" X 4" - UL/CSA
	133070-01-000	EA	BOX - ELECTRIC/PLASTIC - 3" X 2" X 2.8" - UL
	133070-02-000	EA	BOX - ELECTRIC/PLASTIC - 3" X 2" X 2.8" - CSA

WIRE ASSEMBLIES

KEY	PART NUMBER	U/M	DESCRIPTION
	077069-02-000	EA	CABLE/EXTENSION - RADIO ANTENNA - 96"
	077069-03-000	EA	CABLE/EXTENSION - RADIO ANTENNA - 260"
	114870-01-000	EA	PLUG - AUDIO W/LEADS - 48.5"
	136860-02-000	EA	CABLE - RCA - SHIELDED - 3 MALE TO MALE CONNECTORS - 50'
	125853-04-000	EA	WIRE LOOM - ENTERTAINMENT CENTER
	126030-01-000	EA	WIRE ASM-WIPER/WASHER
	135131-01-000	EA	WIRE LOOM - THERMOSTAT
	136028-01-000	EA	WIRE ASM-SOFA,REST EASY
	136514-02-000	EA	CABLE - MONITOR/CAMERA
	136860-02-000	EA	CABLE - RCA - SHIELDED - 3 MALE TO MALE CONNECTORS - 50'
	137135-03-000	EA	WIRE LOOM - DIGITAL ELEVATION SENSOR
	137135-04-000	EA	WIRE HARNESS - POWER - DIGITAL ELEVATION SENSOR
	139583-01-000	EA	WIRE LOOM - SOFA/DOUBLE REST EASY
	139583-02-000	EA	WIRE LOOM - SOFA/REAR SWITCH
	141454-04-000	EA	WIRE - SATELLITE - AUTOMATIC
	142258-02-000	EA	WIRE LOOM - VIDEO SWITCH/POWER SUPPLY
	144677-07-000	EA	WIRE - MONITOR - POWER - 3 PIN TO 6 PIN (3 WIRE)
	144677-09-000	EA	WIRE - MONITOR - POWER - 3 PIN/2 PIN
	145210-01-000	FT	CABLE - COAXIAL
	147313-01-000	EA	WIRE - OUTSIDE TEMP SENSOR - W/O SENSOR
	151316-02-000	EA	WIRE ASM - W/NON CONTACT SENSORS - GREY WATER - 23.6"
	151317-01-000	EA	WIRE ASM-W/NON CONTACT SENSORS-FRESH WATER/BLK TANK-3.9"
	151317-02-000	EA	WIRE ASM-W/NON CONTACT SENSORS-FRESH WATER/BLK TANK-23.6"
	151422-01-000	EA	PIGTAIL - F/FOG LIGHT
	155505-01-000	EA	WIRE ASSEMBLY - ADAPTER/HEADLIGHT
	155619-05-000	EA	WIRE ASSEMBLY - RADIO - 12 PIN

ELECTRICAL GROUP (CONTINUED)
CONNECTORS & CONDUIT

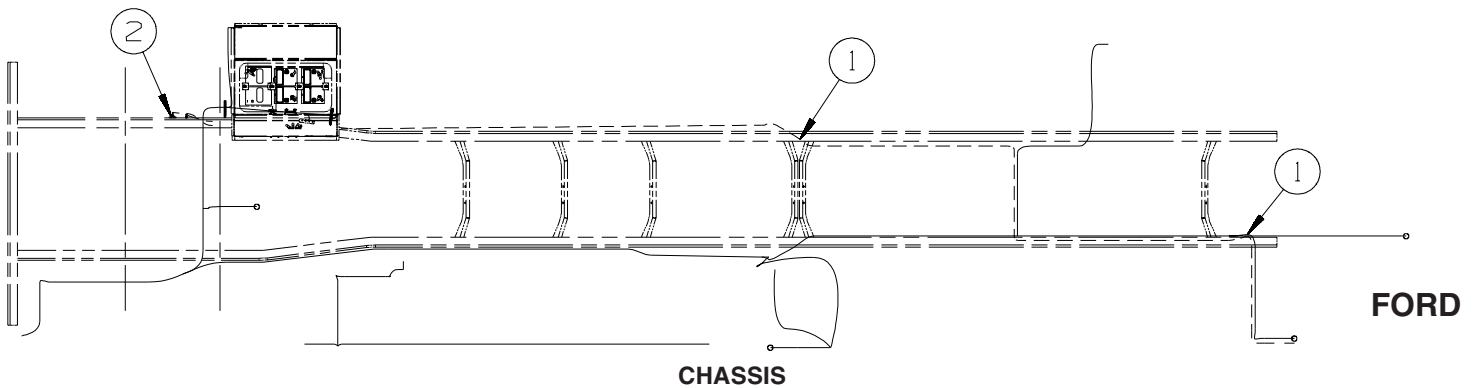
KEY	PART NUMBER	U/M	DESCRIPTION
	007940-01-000	EA	RECEPTACLE/SLIDE 16 TO 12 AWG - FEMALE END
	007940-02-000	EA	RECEPTACLE/SLIDE 10 AWG
	007954-01-000	EA	RECEPTACLE - HOUSING - 6 POSITION
	007956-05-000	EA	INSULATOR - SHRINK - 1/4"ID X 1 1/2"
	008311-01-000	EA	CONNECTOR - WIRE NUT - INSULATED - RED
	008312-01-000	EA	CONNECTOR - WIRE NUT - INSULATED - BLUE
	008313-01-000	EA	CONNECTOR - WIRE NUT - INSULATED - YELLOW
	008314-01-000	EA	CONNECTOR - WIRE NUT - INSULATED - GRAY
	008328-01-000	EA	TERMINAL - RING - 12/10 WIRE - #10 STUD FIT
	008331-01-000	EA	TERMINAL - RING - TONGUE - #4 WIRE - 3/8" STUD - COPPER
	008348-01-000	EA	TERMINAL - RING - 3/8" STUD 2 GA. WIRE
	008355-01-000	EA	CONNECTOR - CABLE CLAMPING - 3/4"
	008356-01-000	EA	CONNECTOR - PLASTIC - 3/8"
	008356-02-000	EA	CONNECTOR - PLASTIC - 21/32"
	035416-04-000	EA	TERMINAL - RING - #10 STUD FIT - INSULATED BARREL #16/14
	041953-01-000	FT	CONDUIT - CONVOLUTE SLIT - .5" ID - POLYETHYLENE
	041953-02-000	FT	CONDUIT - CONVOLUTE SLIT - .6" ID - POLYETHYLENE
	041953-03-000	FT	CONDUIT - CONVOLUTE SLIT - 1" ID (CLOTHES ROD COVER)
	041953-05-000	FT	CONDUIT - CONVOLUTE SLIT - .62" ID - POLYETHYLENE
	041953-06-000	FT	CONDUIT - CONVOLUTE SLIT - .4" ID - POLYETHYLENE
	041953-07-000	FT	CONDUIT - CONVOLUTE SLIT - .25" ID - POLYETHYLENE
	041953-08-000	FT	CONDUIT - CONVOLUTE SLIT - 1.5" ID - POLYETHYLENE
	041953-09-000	FT	CONDUIT - CONVOLUTE SLIT - .5" ID - NYLON
	041953-10-000	FT	CONDUIT - CONVOLUTE SLIT - .75" ID - NYLON
	041953-11-000	FT	CONDUIT - CONVOLUTE SLIT - 1.06" ID - NYLON
	041953-12-000	FT	CONDUIT - CONVOLUTE SOLID - 1.1" ID - NYLON
	041953-13-000	FT	CONDUIT - CONVOLUTE SLIT - 1.25" ID
	041953-14-000	FT	CONDUIT - CONVOLUTE SLIT - 1.5" ID
	041953-15-000	FT	CONDUIT - CONVOLUTE SLIT - 2"
	041953-16-000	FT	CONDUIT - CONVOLUTE SLIT - 2"
	047441-01-000	EA	TERMINAL-BATTERY, HORIZONTAL LUG
	047443-01-000	EA	TERMINAL - .250 RECEPTACLE FIT - INSULATED - 16/14 AWG
	047443-02-000	EA	TERMINAL - .250 RECEPTACLE FIT - INSULATED - 12/10 AWG
	047443-05-000	EA	TERMINAL - .250 RECEPTACLE FIT - 18GA AWG
	058028-01-000	EA	CONNECTOR - ELECTRICAL PIGTAIL - NYLON - CLEAR
	062036-01-000	EA	TERMINAL - PACK - CON - 12/10 AWG
	076319-12-000	EA	CONNECTOR - COAXIAL - ONE PIECE
	077479-02-000	EA	BOOT - BATTERY TERMINAL - SINGLE CABLE
	080015-02-000	EA	RECEPTACLE - FLAG - .185 - 16/14 GAUGE
	080015-03-000	EA	RECEPTACLE - FLAG - .250 - 14/16 GAUGE
	080015-04-000	EA	RECEPTACLE - FLAG - .187 - 16/14 GAUGE
	082109-01-000	EA	HOUSING - CONNECTOR - PACKARD
	082741-01-000	EA	CONNECTOR BODY - 2 CONNECTOR MALE
	087225-01-000	FT	SLEEVING - 1/2" - TYPE H
	088473-01-000	EA	HOUSING - PIN - 12 CAVITY (3 ROWS OF 4)
	088473-02-000	EA	HOUSING - PIN - 15 CAVITY (3 ROWS OF 5)
	088473-03-000	EA	HOUSING - PIN - 9 CAVITY (3 ROWS OF 3)
	088473-04-000	EA	HOUSING - PIN - 8 CAVITY IN-LINE
	088473-06-000	EA	HOUSING - PIN - 6 CAVITY (2 ROWS OF 3)
	088473-07-000	EA	HOUSING - PIN - 5 CAVITY - IN-LINE
	088473-08-000	EA	HOUSING - PIN - 4 CAVITY - IN-LINE
	088473-09-000	EA	HOUSING - PIN - 3 CAVITY - IN-LINE
	088473-10-000	EA	HOUSING - PIN - 2 CAVITY - IN-LINE
	088473-12-000	EA	HOUSING - PIN - 3 CAVITY - BLUE
	088473-13-000	EA	HOUSING - PIN - 3 CAVITY - GREEN
	088473-14-000	EA	HOUSING - PIN - 3 CAVITY - RED
	088474-01-000	EA	HOUSING - SOCKET - 12 CAVITY
	088474-02-000	EA	HOUSING - SOCKET - 15 CAVITY
	088474-03-000	EA	HOUSING - SOCKET - 9 CAVITY
	088474-06-000	EA	HOUSING - SOCKET - 6 CAVITY
	088474-07-000	EA	HOUSING - SOCKET - 5 CAVITY
	088474-08-000	EA	HOUSING - SOCKET - 4 CAVITY
	088474-09-000	EA	HOUSING - SOCKET - 3 CAVITY

ELECTRICAL GROUP (CONTINUED)
CONNECTORS & CONDUIT (CONTINUED)

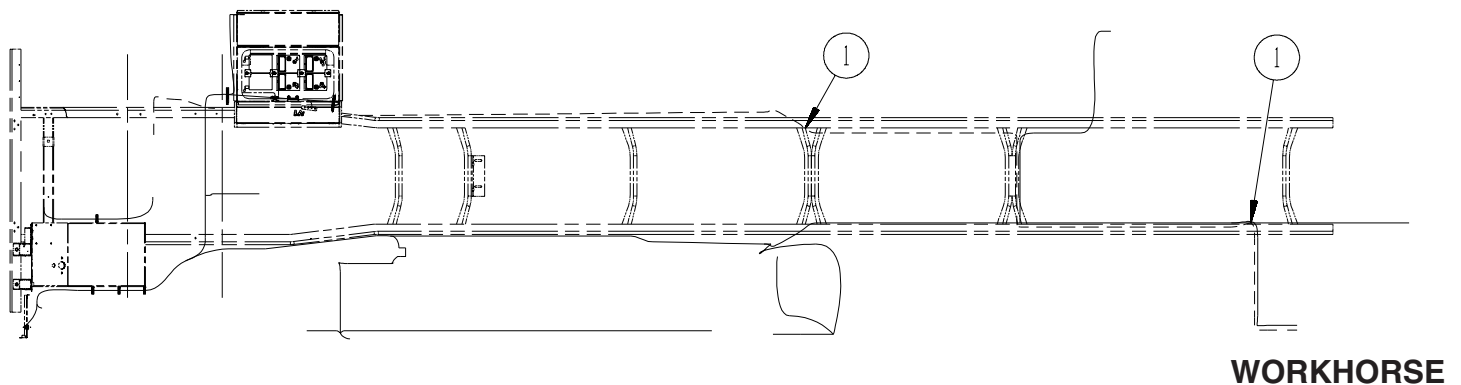
KEY	PART NUMBER	U/M	DESCRIPTION
	088474-10-000	EA	HOUSING - SOCKET - 2 CAVITY
	088474-12-000	EA	HOUSING - SOCKET - 2 CAVITY - RED
	088475-01-000	EA	PIN - CONNECTOR - 14-20 AWG
	088475-02-000	EA	PIN - CONNECTOR - 10-12 AWG
	088476-01-000	EA	TERMINAL - ELECTRICAL
	088476-02-000	EA	SOCKET - CONNECTOR - 12-10 GA - PRE-TIN
	098261-01-000	EA	SOCKET - CONNECTOR - WEATHERPACK - 12 AWG
	098261-02-000	EA	SOCKET - CONNECTOR - WEATHERPACK - 14-18 AWG
	098262-01-000	EA	SEAL - CONNECTOR - WEATHERPACK
	098264-01-000	EA	HOUSING - 2 PIN - WEATHER PACK - MALE W/FEMALE PINS
	098264-02-000	EA	HOUSING - 2 PIN - WEATHER PACK - FEMALE W/MALE PINS
	098265-02-000	EA	PIN - CONNECTOR - WEATHER PACK
	102777-02-000	EA	TERMINAL - RING - #6 STUD - 10 AWG
	103608-01-000	EA	SOCKET - WEDGE BASE W/LEADS
	104100-01-000	EA	HOUSING - 1 POSITION - 75 AMPS
	104100-03-000	EA	TERMINAL - 75 AMP
	106007-02-000	EA	TERMINAL - FEMALE - 10-12 AWG
	110178-01-000	EA	HOUSING - WIPER MOTOR
	112823-01-000	EA	SPLICE - REDUCER - 16-14 TO 18-22
	113135-01-000	EA	TERMINAL - FEMALE - M/P - 14-16 - F/SEALED TERMINAL
	113308-01-000	EA	TERMINAL - FEMALE - M/P - 14-16 - 280
	113308-02-000	EA	TERMINAL - FEMALE - M/P - 14-18 - 280
	113468-01-000	EA	HOUSING - 2 POSITION-FEMALE-USED ON WIPER/WASHER WIRE ASM
	113468-02-000	EA	HOUSING - 2 POSITION - FEMALE
	116811-01-000	EA	TERMINAL - .110 RECEPTACLE - 16-14 AWG
	118571-01-000	EA	CONNECTOR - 3-WAY - MALE/SEALED
	118571-02-000	EA	CONNECTOR - 3-WAY - FEMALE/SEALED
	118571-05-000	EA	LOCK - SECONDARY - FEMALE
	118571-06-000	EA	LOCK - SECONDARY - MALE
	118599-02-000	EA	TERMINAL - MALE - M/P - 280/14-12
	118820-01-000	EA	INSULATOR - TERMINAL
	129233-01-000	EA	HOUSING - 2-POSITION/FEMALE - 280-SERIES
	129233-02-000	EA	HOUSING - 2-POSITION/FEMALE - 280-SERIES
	129233-03-000	EA	HOUSING - 2-POSITION/FEMALE - 280-SERIES
	131681-01-000	EA	CONNECTOR - 3/4" SO CORD - UL/CS
	137207-01-000	EA	HOUSING - PIN - 2 CAVITY/HIGH AMP
	137208-01-000	EA	HOUSING - SOCKET - 2 CAVITY/HIGH AMP
	137209-01-000	EA	PIN - CONNECTOR - 10AWG/HIGH AMP
	137210-01-000	EA	SOCKET - CONNECTOR - 10 AWG/HIGH AMP
	138996-04-000	EA	CONNECTOR - LAMP
	142520-01-000	EA	TERMINAL - FEMALE - MINI-FIT 16
	142522-01-000	EA	HOUSING - 4 PIN/MALE - MINI FIT
	142522-02-000	EA	HOUSING - 6 PIN/MALE - MINI FIT
	142522-03-000	EA	HOUSING - 8 PIN/MALE - MINI FIT
	142522-04-000	EA	HOUSING - 10 PIN/MALE - MINI FIT
	142522-05-000	EA	HOUSING - 12 PIN/MALE - MINI FIT
	142522-06-000	EA	HOUSING - 14 PIN/MALE - MINI FIT
	142524-01-000	EA	HOUSING - 4 PIN/FEMALE - WEATHER PACK
	142524-02-000	EA	HOUSING - 4 PIN/FEMALE - WEATHER PACK
	144283-01-000	EA	CONNECTOR - 110V - F/USE WITH SOW WIRE - BLUE
	144283-02-000	EA	CONNECTOR - 110V - F/USE WITH NM ROMEX WIRE - CLEAR
	145171-01-000	EA	CONNECTOR - COAXIAL
	148335-01-000	EA	HOUSING - 8-POSITION/MALE - 280-GT SERIES
	148335-02-000	EA	HOUSING - 4-POSITION/MALE - 280-GT SERIES
	148335-03-000	EA	HOUSING - 6-POSITION/MALE - 280-GT SERIES
	149683-01-000	EA	HOUSING - F/5 CAVITY RECEPTACLE - W/SQUARE GUIDE PIN
	149683-02-000	EA	HOUSING - F/5 CAVITY RECEPTACLE - W/ROUND GUIDE PIN
	149686-01-000	EA	TERMINAL - .250 RECEPTACLE
	149687-01-000	EA	HOUSING - 2 POSITION/MALE - PACKARD
	149687-02-000	EA	LOCK - F/2 POSITION HOUSING - PACKARD
	149688-01-000	EA	TERMINAL - MALE - 16 GAUGE WIRE
	156035-01-000	EA	HOUSING - 12-POSITION/FEMALE - 280-GT SERIES
	156041-01-000	EA	TERMINAL - FEMALE - 16-12 - 280-GT SERIES

ELECTRICAL GROUP (CONTINUED)
CONNECTORS & CONDUIT (CONTINUED)

KEY	PART NUMBER	U/M DESCRIPTION
	156043-01-000	EA HOUSING - 2-POSITION/FEMALE - 480-MP SERIES
	156043-02-000	EA LOCK - F/2 POSITION HOUSING - 480 SERIES
	156044-01-000	EA TERMINAL - FEMALE - 16-12 - 280-GT - F/SEALED HOUSING
	156045-01-000	EA HOUSING - 10-POSITION/FEMALE - 280-GT SERIES
	156045-02-000	EA HOUSING - 4-POSITION/FEMALE - 280-GT SERIES
	156045-03-000	EA HOUSING - 8-POSITION/FEMALE - 280-GT SERIES
	156045-04-000	EA HOUSING - 6-POSITION/FEMALE - 280-GT SERIES
	156207-01-000	EA HOUSING - 6-POSITION/MALE - 150-GT SERIES
	156208-01-000	EA TERMINAL - MALE - 18-16 - 150-GT SERIES
	157590-01-000	EA TERMINAL - FEMALE - M/P - 10-12 - 630
	157592-01-000	EA HOUSING - 7-POSITION/FEMALE - M/P
	157592-02-000	EA LOCK - SECONDARY - F/7 POSITION HOUSING
	157656-01-01A	EA CONNECTOR - DASH LIGHT - BLACK
	158357-01-000	EA HOUSING - 3 PIN/MALE - MINI FIT
	158373-01-000	EA HOUSING - SOCKET - 16 CAVITY - MINI MATE-N-LOCK
	158374-01-000	EA SOCKET - 16-20 CAVITY - MINI MATE-N-LOCK
	164687-01-000	EA PIN - CONNECTOR - 16-14
	164685-01-000	EA HOUSING - PIN - 7-POSITION
	164689-01-000	EA SEAL - CONNECTOR
	168450-01-000	EA CONNECTOR/ADAPTER - COAX

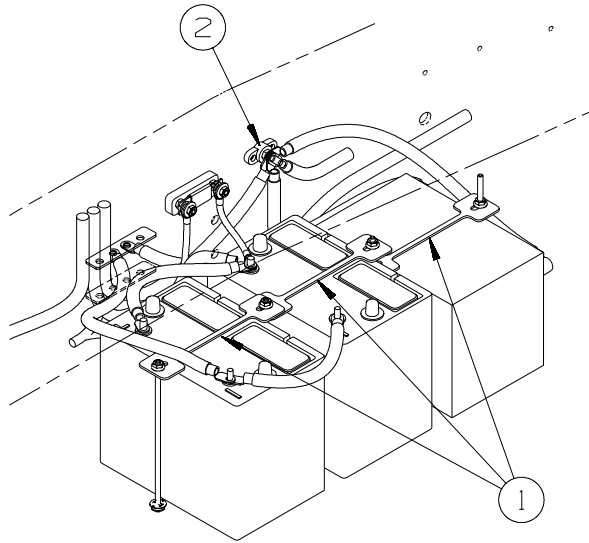


KEY	PART NUMBER	U/M DESCRIPTION
1	113452-02-000	FT SEAL/TRIM - FRONT - VINYL W/WIRE CARRIER - .027"
2	086233-01-000	EA STUD - ISOLATED - 3/8" X 7/8" LONG

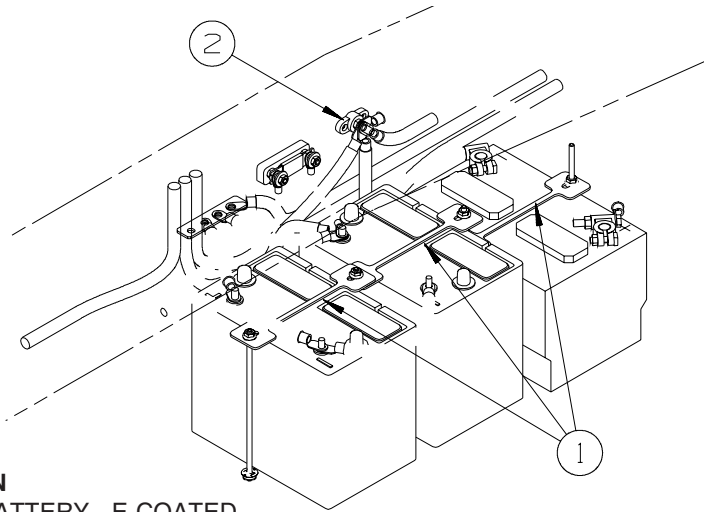


KEY	PART NUMBER	U/M DESCRIPTION
1	113452-02-000	FT SEAL/TRIM - FRONT - VINYL W/WIRE CARRIER - .027"

ELECTRICAL GROUP (CONTINUED)
CHASSIS (CONTINUED)



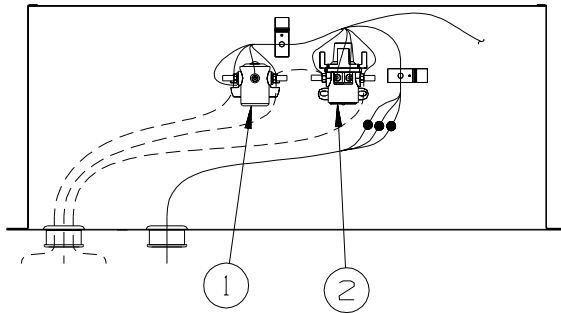
**FORD
BATTERY
INSTALLATION**



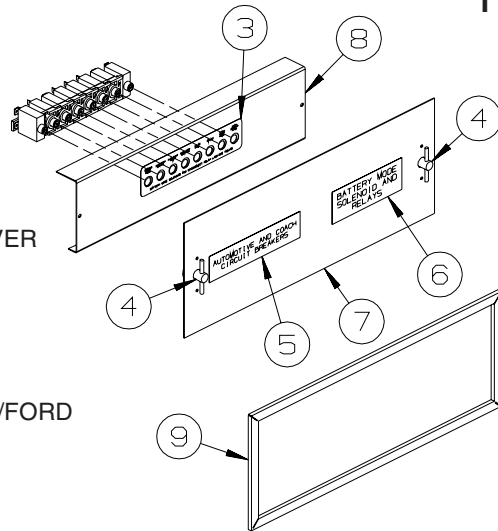
**WORKHORSE
BATTERY
INSTALLATION**

KEY	PART NUMBER	U/M	DESCRIPTION
1	160014-01-02B	EA	TIEDOWN - BATTERY - E-COATED
2	086233-01-000	EA	STUD - ISOLATED - 3/8" X 7/8" LONG

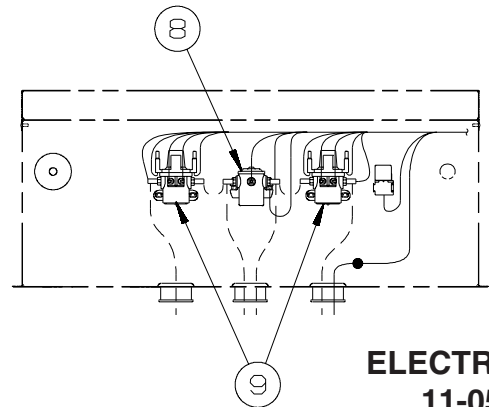
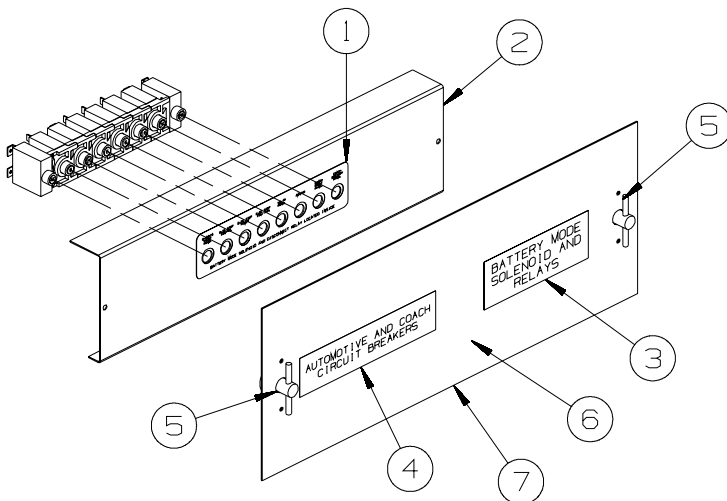
ELECTRICAL GROUP (CONTINUED)
CHASSIS (CONTINUED)



ELECTRIC BOX
00-00-00
THRU
11-04-07



KEY	PART NUMBER	U/M	DESCRIPTION
1	008188-01-000	EA	SOLENOID - 3 POST - BATTERY CHANGE OVER
2	086273-01-000	EA	RELAY - BATTERY DISCONNECT
3	093236-35-000	EA	LABEL - CIRCUIT BREAKER
4	098196-01-000	EA	LATCH - 1/4 TURN - T-BAR
5	098379-01-000	EA	LABEL - CIRCUIT BREAKER - FRONT BOX
6	098379-04-000	EA	LABEL - ELECTRICAL BOX - SIDE
7	109925-04-000	EA	DOOR - ELECTRICAL BOX - 6.9" X 18.5" - GM/FORD
8	118531-02-02B	EA	PLATE - CIRCUIT BREAKER - E COATED
9	092492-11-000	EA	SEAL - ELECTRIC BOX - 7" X 18.4"

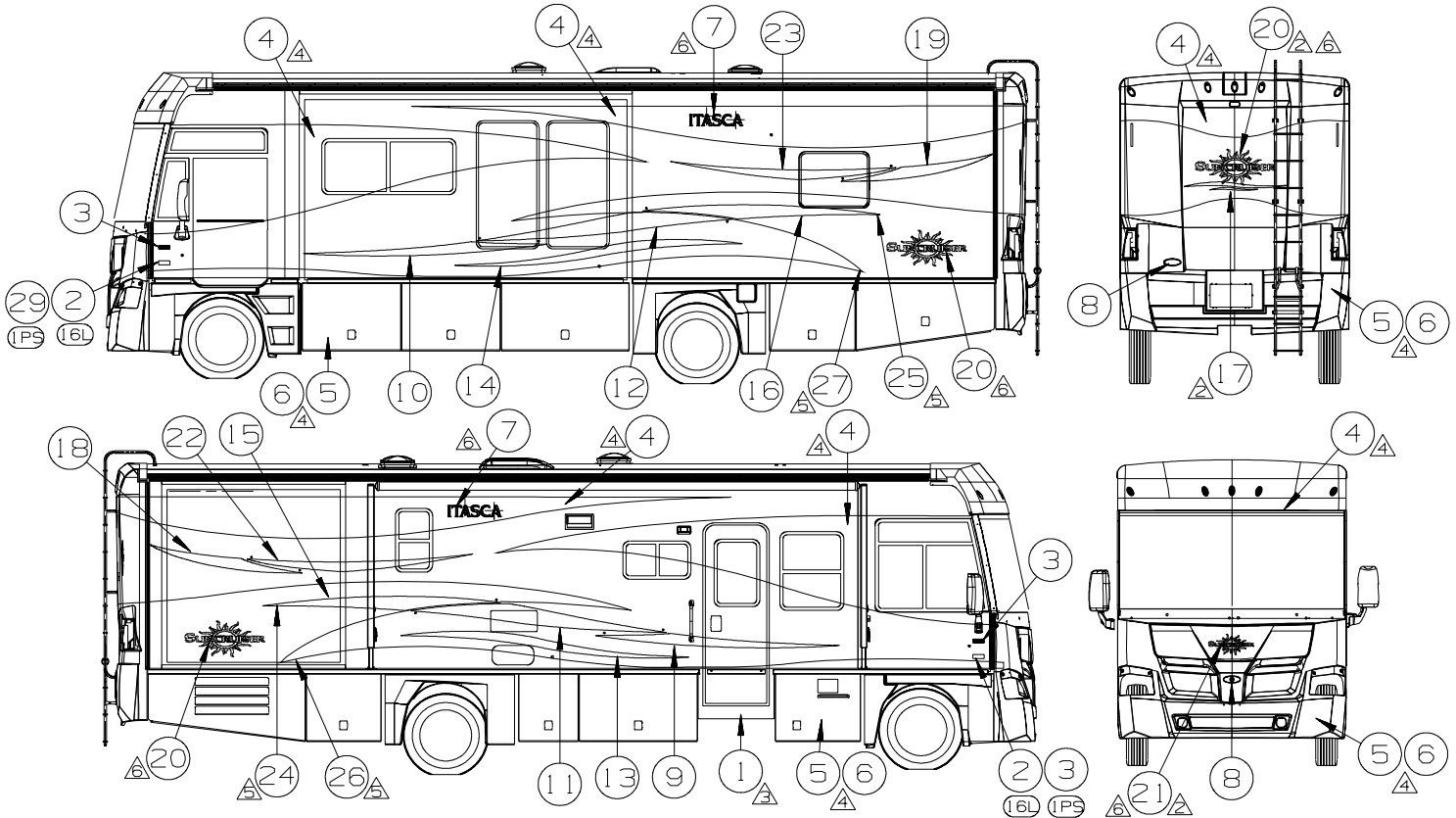


ELECTRIC BOX
11-05-07
THRU
99-99-99

KEY	PART NUMBER	U/M	DESCRIPTION
1	093236-35-000	EA	LABEL - CIRCUIT BREAKER
2	118531-02-02B	EA	PLATE - CIRCUIT BREAKER - E-COATED
3	098379-04-000	EA	LABEL - ELECTRICAL BOX - SIDE
4	098379-01-000	EA	LABEL - CIRCUIT BREAKER - FRONT BOX
5	098196-01-000	EA	LATCH - 1/4 TURN - T-BAR
6	109925-04-000	EA	DOOR - ELECTRICAL BOX - 6.9" X 18.5" - GM/FORD
6	142145-01-02B	EA	DOOR - ELECTRICAL BOX - E-COATED
			FROM: 00-00-00 THRU: 01-03-08
7	092492-11-000	EA	SEAL - ELECTRIC BOX - 7" X 18.4"
8	008188-01-000	EA	SOLENOID - 3 POST - BATTERY CHANGE OVER
9	086273-01-000	EA	RELAY - BATTERY DISCONNECT
			FROM: 01-04-08 THRU: 99-99-99

EXTERIOR BODY GROUP GRAPHICS & PAINT

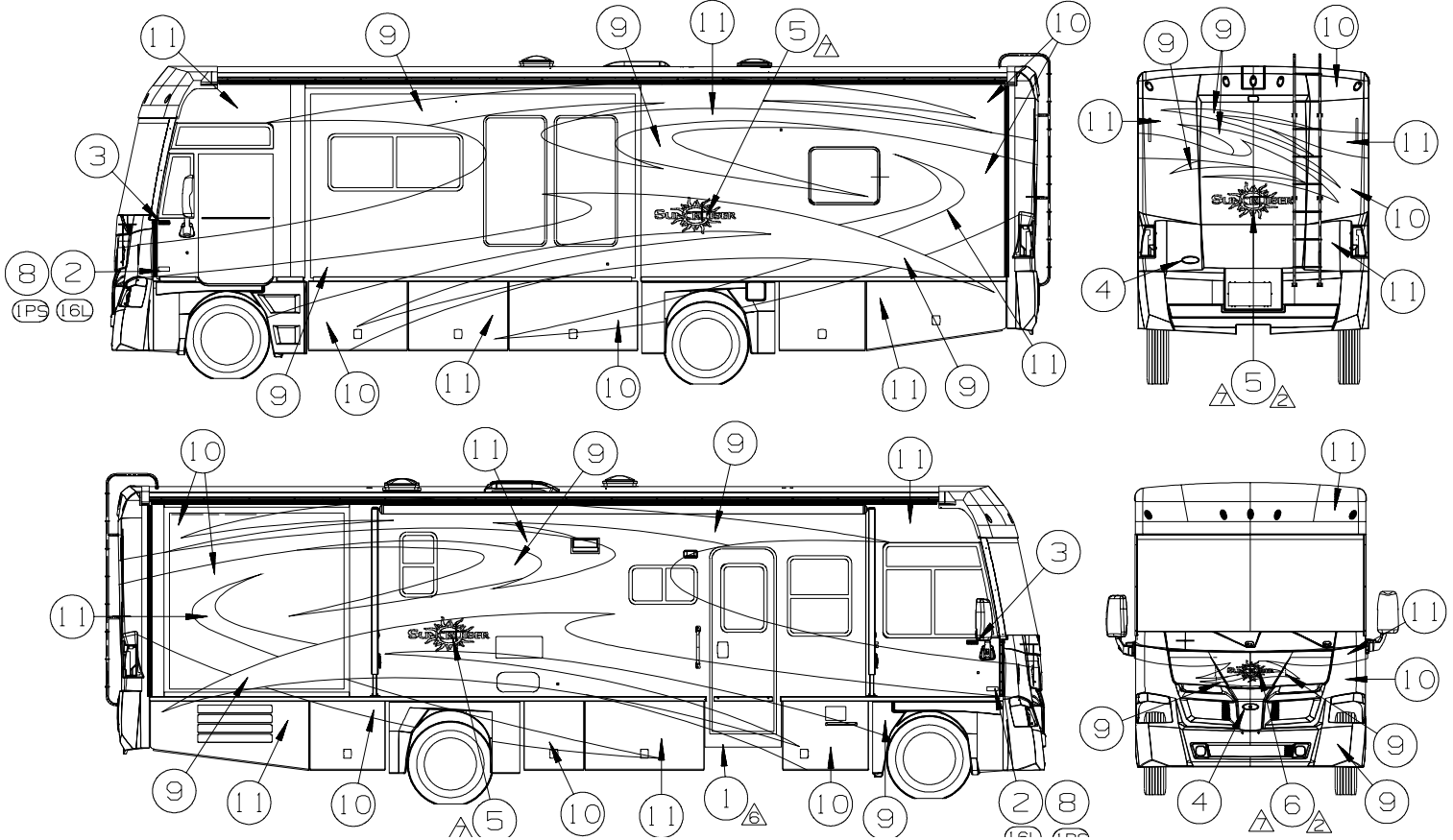
GRAPHICS



KEYS	PART NUMBER	U/M	DESCRIPTION
	1 109506-01-000	EA	FILM-URETHANE PROTECTANT
	2 (16L) 129922-02-CHT (01A)	EA	EMBLEM-TRITON V10 (3 VALVE) - BLACK/CHROME
(92K) (27G)	3 132664-02-CHT (01A)	EA	DECAL-LOGO,DOMED,WINNEBAGO - CHROME/RED/BLACK
	4 141599-37-000	GL	PAINT - LT AUTUMNWOOD MET - DUPONT #373-P7441
	5 (27G) 141599-42-000	GL	PAINT - DK TITANIUM MET - DUPONT #373-P76528
(92K)	6 141599-35-000	GL	PAINT - SANDSTONE BEIGE MET - DUPONT #373-P7438
	7 144587-02-CHT (25A)	EA	DECAL-LOGO,ITASCA - 5.25 X 23.5 - BLACK/OFF WHITE
	8 151687-02-CHT (01A)	EA	DECAL-BEZEL - DOMED NAMEPLATE, ITASCA - CHROME/WHITE/BLACK/TEAL
	9 153060-01-CHT (04A)	EA	DECAL-POINT FRT RH - LT AQUA MIST/MED BROWN
	10 153060-02-CHT (04A)	EA	DECAL-POINT FRT LH - LT AQUA MIST/MED BROWN
	11 153062-01-CHT (05A)	EA	DECAL-SWEEP MID RH - LT AQUA MIST
	12 153062-02-CHT (05A)	EA	DECAL-SWEEP MID LH - LT AQUA MIST
	13 153063-01-CHT (01A)	EA	DECAL-SWEEP LWR RH - CHOCOLATE BROWN
	14 153063-02-CHT (01A)	EA	DECAL-SWEEP LWR LH - CHOCOLATE BROWN
	15 153065-01-CHT (04A)	EA	DECAL-POINT RR RH - CHOCOLATE BROWN/LT AQUA MIST
	16 153065-02-CHT (04A)	EA	DECAL-POINT RR LH - CHOCOLATE BROWN/LT AQUA MIST
	17 153072-01-CHT (04A)	EA	DECAL-SWEEPS - LT AQUA MIST/MED BROWN/CHOCOLATE BROWN
	18 153076-01-CHT (04A)	EA	DECAL-SWEEP UPPER RR RH - MED BROWN/LT AQUA MIST
	19 153076-02-CHT (04A)	EA	DECAL-SWEEP UPPER RR LH - MED BROWN/LT AQUA MIST
	20 153078-01-CHT (04A)	EA	DECAL-LOGO, SUNCRUISER LG - MED BROWN/CHOCOLATE BROWN
	21 153078-02-CHT (04A)	EA	DECAL-LOGO, SUNCRUISER SML - MED BROWN/CHOCOLATE BROWN
	22 153087-01-CHT (04A)	EA	DECAL-SWEEP UPPER FRT RH - LT AQUA MIST
	23 153087-02-CHT (04A)	EA	DECAL-SWEEP UPPER FRT LH - LT AQUA MIST
	24 155128-01-CHT (01A)	EA	DECAL-PAINT MASK POINT UPPER RR RH
	25 155128-02-CHT (01A)	EA	DECAL-PAINT MASK POINT UPPER RR LH
	26 155138-01-CHT (01A)	EA	DECAL-PAINT MASK POINT LOWER RR RH
	27 155138-02-CHT (01A)	EA	DECAL-PAINT MASK POINT LOWER RR LH
(IPV)	28 141599-27-000	GL	PAINT-IMRON CLEAR 55 GAL - DUPONT 3440S
(IPS)	29 - - - - -	EA	DECAL-EMBLEM - CHASSIS SUPPLIED

EXTERIOR BODY GROUP (CONTINUED) GRAPHICS & PAINT (CONTINUED)

FULL BODY PAINT



(27A) KEY	PART NUMBER	U/M	DESCRIPTION SAND
1	109506-01-000	EA	FILM-URETHANE PROTECTANT
2	129922-02-CHT (01A)	EA	EMBLEM-TRITON V10 (3 VALVE) - BLACK/CHROME
3	132664-02-CHT (01A)	EA	DECAL-LOGO DOMED WINNEBAGO - CHROME/RED/BLACK
4	151687-02-CHT (01A)	EA	DECAL-BEZEL-DOMED NAMEPLATE ITASCA - CHROME/WHITE/BLACK/TEAL
5	153826-01-CHT (05A)	EA	DECAL-LOGO DOMED SUNCRUISER LG - DK CHARCOAL/KHAKI
6	153826-02-CHT (05A)	EA	DECAL-LOGO DOMED SUNCRUISER SML - DK CHARCOAL KHAKI
7	157825-02-000	EA	KIT-PAINT PROTECTION
8	-----	EA	DECAL-EMBLEM - CHASSIS SUPPLIED
9	-----	GL	PAINT-DK TAUPE - SW #JS-100
10	-----	GL	PAINT-HAZELNUT MET - SW #64211
11	-----	GL	PAINT-PEWTER MET SW #54690
12	-----	GL	PAINT-CLEAR COAT - SHERWIN WILLIAMS

(92A) KEY	PART NUMBER	U/M	DESCRIPTION PLATINUM
1	109506-01-000	EA	FILM-URETHANE PROTECTANT
2	129922-02-CHT (01A)	EA	EMBLEM-TRITON V10 (3 VALVE) - BLACK/CHROME
3	132664-02-CHT (01A)	EA	DECAL-LOGO DOMED WINNEBAGO - CHROME/RED/BLACK
4	151687-02-CHT (01A)	EA	DECAL-BEZEL-DOMED NAMEPLATE ITASCA - CHROME/WHITE/BLACK/TEAL
5	153826-01-CHT (06A)	EA	DECAL-LOGO DOMED SUNCRUISER LG - CHARCOAL 11/SMOKE
6	153826-02-CHT (06A)	EA	DECAL-LOGO DOMED SUNCRUISER SML - CHARCOAL 11/SMOKE
7	157825-02-000	EA	KIT-PAINT PROTECTION
8	-----	EA	DECAL-EMBLEM - CHASSIS SUPPLIED
9	-----	GL	PAINT-CHAMPAGNE MET - SW #63027 ALT #1
10	-----	GL	PAINT-BRT PLATINUM MET - SW #48823
11	-----	GL	PAINT-MED PLATINUM MET - SW #44094
12	-----	GL	PAINT-CLEAR COAT - SHERWIN WILLIAMS

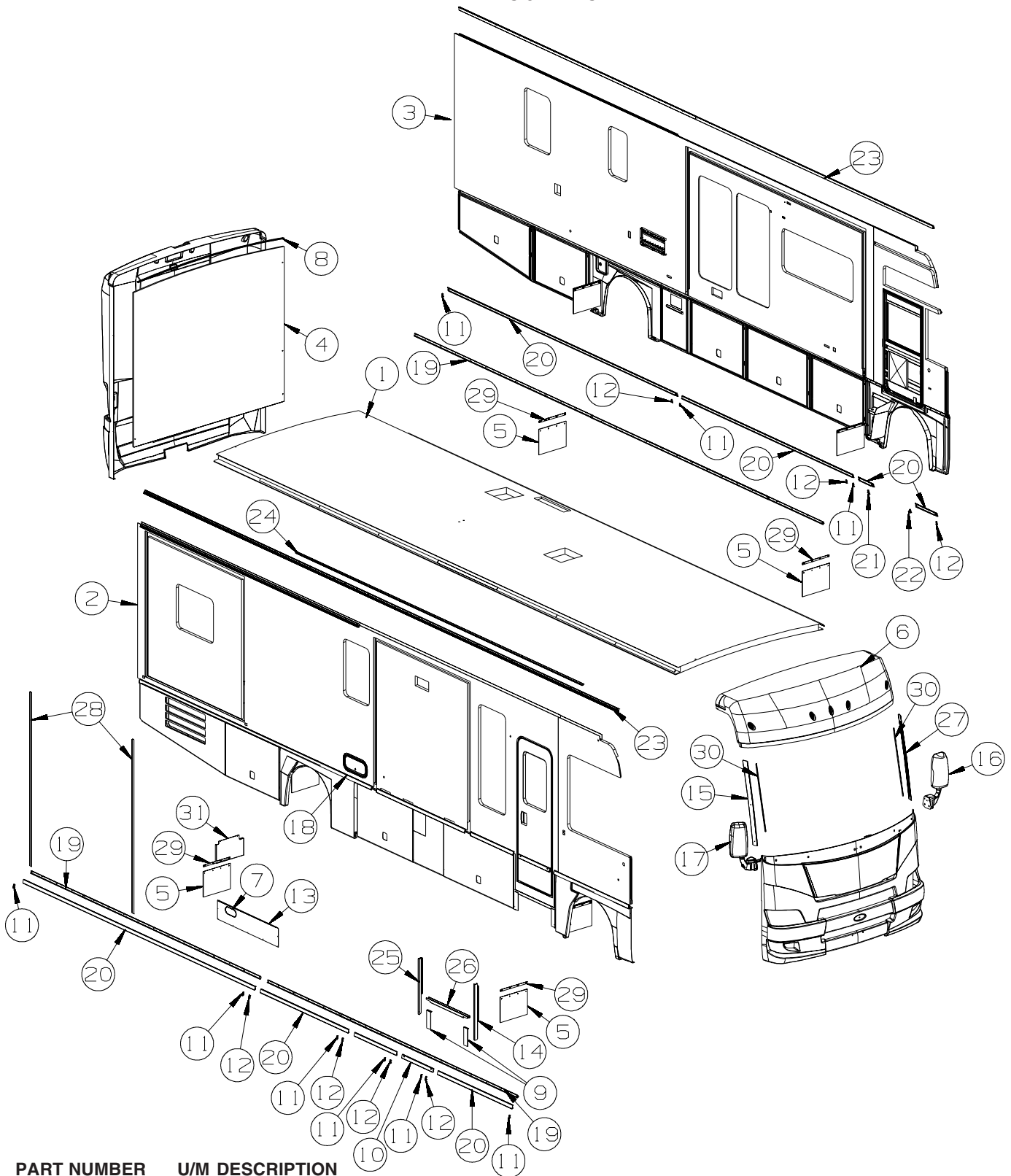
(24C) KEY	PART NUMBER	U/M	DESCRIPTION DARK MAHOGANY
1	109506-01-000	EA	FILM-URETHANE PROTECTANT
2	129922-02-CHT (01A)	EA	EMBLEM-TRITON V10 (3 VALVE) - BLACK/CHROME
3	132664-02-CHT (01A)	EA	DECAL-LOGO DOMED WINNEBAGO - CHROME/RED/BLACK
4	151687-02-CHT (01A)	EA	DECAL-BEZEL-DOMED NAMEPLATE ITASCA - CHROME/WHITE/BLACK/TEAL
5	153826-01-CHT (07A)	EA	DECAL-LOGO DOMED SUNCRUISER LG - SUNSET/DK CHERRY
6	153826-02-CHT (07A)	EA	DECAL-LOGO DOMED SUNCRUISER SML - SUNSET/DK CHERRY
7	157825-02-000	EA	KIT-PAINT PROTECTION
8	-----	EA	DECAL-EMBLEM - CHASSIS SUPPLIED
9	-----	GL	PAINT-SEDONA MET - SW #63814
10	-----	GL	PAINT-WOODLAND BROWN - SW #60160
11	-----	GL	PAINT-DEEP MAHOGANY - SW #62976
12	-----	GL	PAINT-CLEAR COAT - SHERWIN WILLIAMS

**DUPONT COLOR CODES ARE NOW FOUND IN THE PAINT CODE MANUAL.
YOU CAN FIND THIS MANUAL ON YOUR DEALER INDEX WEBPAGE UNDER SERVICE.**

KEY	PART NUMBER	U/M	DESCRIPTION
	093681-39-01A	FT	FILM - 3.1" - FLAT BLACK - SLIDEOUT ROOMS
	093681-40-01A	FT	FILM - 2" - FLAT BLACK - DRIVERS DOOR
	072882-01-000	EA	PAINT - 16 OUNCE SPRAY - OFF WHITE

EXTERIOR BODY GROUP (CONTINUED)

PANELS & TRIMS



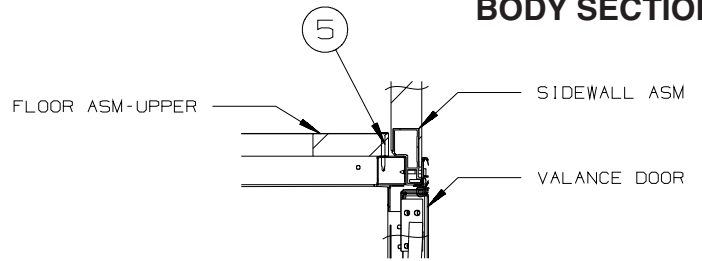
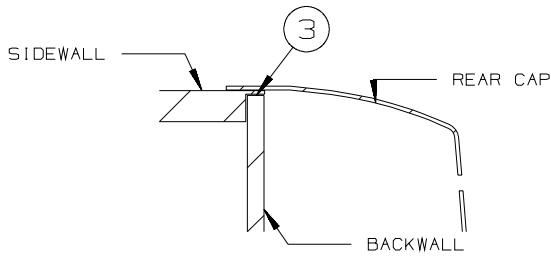
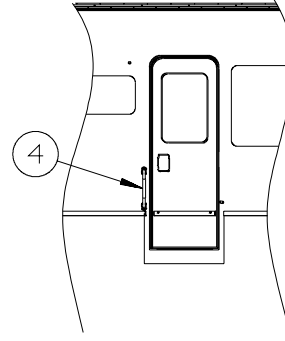
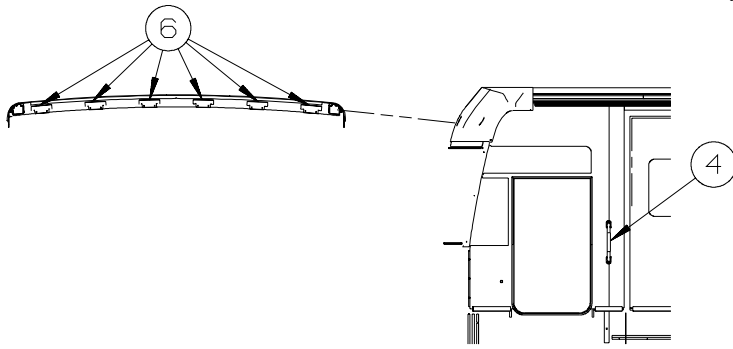
KEY	PART NUMBER	U/M	DESCRIPTION
1	P63002-01-WA0	EA	ROOF - W/O LIGHTS/VENTS - W/WIRING
2	163001-01-WA0	EA	SIDEWALL - PASSENGER - W/O WINDOWS/TRIMS (WB4, WB5, WB6, WC0, WC1, WC2)
2	163001-01-WC4	EA	SIDEWALL - PASSENGER - W/O WINDOWS/TRIMS (WC4, WC5, WC6)
3	163000-01-WA0	EA	SIDEWALL - DRIVER - W/O WINDOWS/TRIMS (WB4, WB5, WB6, WC0, WC1, WC2)
3	163000-01-WC4	EA	SIDEWALL - DRIVER - W/O WINDOWS/TRIMS (WC4, WC5, WC6)

EXTERIOR BODY GROUP (CONTINUED)
PANELS & TRIMS (CONTINUED)

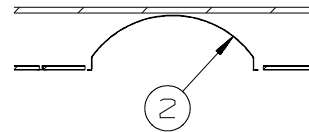
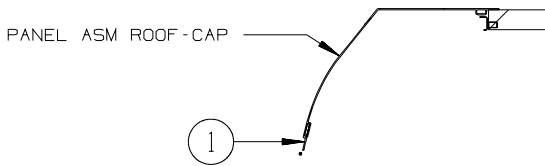
KEY	PART NUMBER	U/M	DESCRIPTION
4	161001-06-WB4	EA	BACKWALL/INNER - W/O REAR CAP
4	161001-06-WB5	EA	BACKWALL/INNER - W/O REAR CAP
4	161001-06-WB6	EA	BACKWALL/INNER - W/O REAR CAP
4	161001-06-WC0	EA	BACKWALL/INNER - W/O REAR CAP
4	161001-06-WC1	EA	BACKWALL/INNER - W/O REAR CAP
4	161001-06-WC2	EA	BACKWALL/INNER - W/O REAR CAP
4	161001-06-WC4	EA	BACKWALL/INNER - W/O REAR CAP
4	161001-06-WC5	EA	BACKWALL/INNER - W/O REAR CAP
4	161001-06-WC6	EA	BACKWALL/INNER - W/O REAR CAP
5	017516-01-000	EA	MUD FLAP - 14"H X 18"W - W/O MOUNTING HOLES - BLACK
6	153030-04-U90	EA	CAP - ROOF - W/O LIGHTS/WIRING
7	148331-01-01A	EA	PLUG - OVAL/LARGE - BLACK
8	114248-02-04A	EA	ANGLE - PLASTIC - .7" X .4" X 96.7" - BEIGE
9	121117-09-02B	EA	ANGLE - W/O SLOTS - 9.8" X 3.3" - E-COATED
10	149822-01-02A	EA	TRIM - SIDEWALL/ENTRY DOOR - 25.3" - BLACK
11	146576-01-02A	EA	CAP - END/TRIM - RIGHT HAND
12	146576-02-02A	EA	CAP - END/TRIM - LEFT HAND- BLACK
13	133386-06-02B	EA	PANEL - CLOSEOUT - HOLDING TANK - E-COATED
14	133100-09-01A	EA	TRIM - SIDEWALL - 30.7" - BLACK
15	125384-15-02A	EA	TRIM - WINDSHIELD - A-PILLAR - PASSENGER - BLACK
16*	142721-02-01A	EA	MIRROR - EXTERIOR REMOTE/HEAT/DRVR - (BREAKAWAY) - BLACK
16*	142721-02-02A	EA	MIRROR - EXTERIOR REMOTE/HEAT/DRVR - (BREAKAWAY) - CHROME - FULL BODY PAINT
17*	142721-01-01A	EA	MIRROR - EXTERIOR REMOTE/HEAT/PASS - (BREAKAWAY) - BLACK
17*	142721-01-02A	EA	MIRROR - EXTERIOR REMOTE/HEAT/PASS - (BREAKAWAY) - CHROME - FULL BODY PAINT
18	153498-01-02A	EA	BUMPER - RUBBER - BLACK
19	146548-01-01A	EA	TRIM - RETAINER
20	146550-01-02A	EA	TRIM COVER - SIDEWALL - 182" - BLACK
21	150742-01-02A	EA	CAP/TRIM - DRIVER DOOR - BLACK
22	150742-02-02A	EA	CAP/TRIM - DRIVER DOOR - BLACK
23	157284-01-01A	EA	RAIL - AWNING - 192" - BRIGHT WHITE
24	142123-02-01A	EA	RAIL/AWNING - 232" - BRIGHT WHITE
24	142123-02-02A	EA	RAIL/AWNING - 232" - BLACK
25	133100-10-01A	EA	TRIM - SIDEWALL - 30.7" - BLACK
26	152800-01-01A	EA	TRIM - SIDEWALL/ENTRY STEP - 33.2" - BLACK
27	125384-16-02A	EA	TRIM - WINDSHIELD - A-PILLAR - DRIVER - BLACK
28	093673-01-06A	FT	TRIM/MOLDING - 1.4" WIDE X 8' LONG - BRIGHT WHITE
29	140922-01-02B	EA	PLATE - MUD FLAP - E-COATED
30	099418-01-000	EA	SEAL - D-SECTION/ADHESIVE BACK - .44" X .44" - BLK RUBBER
31	132656-11-02B	EA	PANEL - CLOSEOUT/INNER - E-COATED

***COMPONENT PARTS LISTED LATER IN THIS GROUP**

EXTERIOR BODY GROUP (CONTINUED) PANELS & TRIMS (CONTINUED)

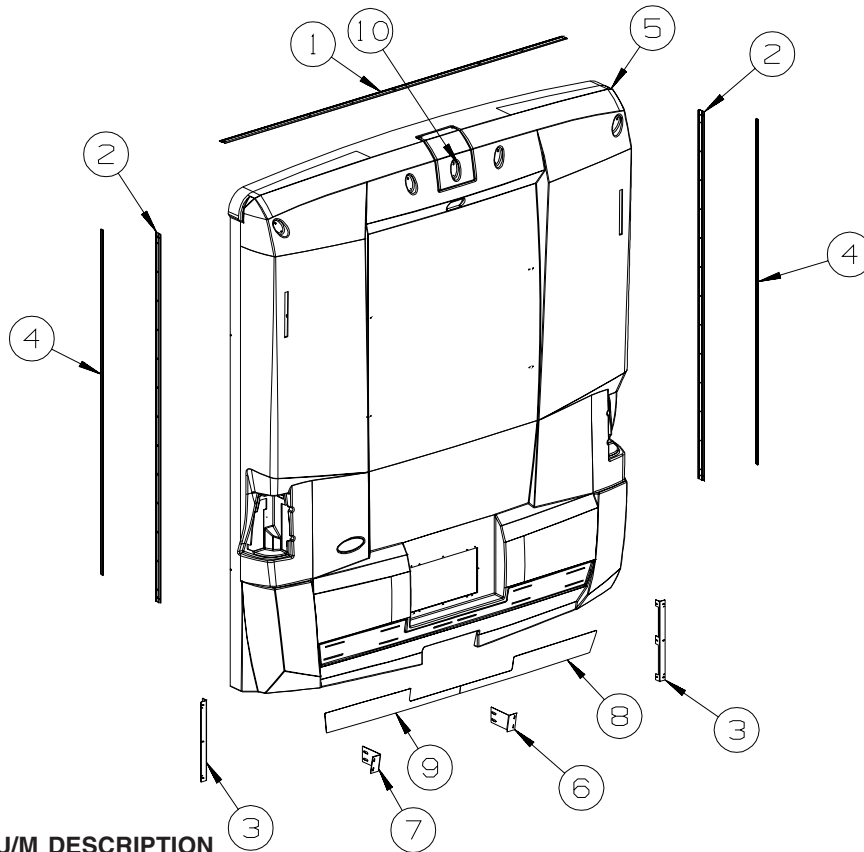


BODY SECTIONS



KEY	PART NUMBER	U/M	DESCRIPTION
1	099418-01-000	FT	SEAL - D-SECTION/ADHESIVE BACK - .44" X .44" - BLK RUBBER
2	131365-01-000	EA	WHEELWELL - PLASTIC
3	156622-01-01A	FT	SEALER - TAPE - 1/4" THICK X 3" WIDE X 100 FT
4	157749-03-01A	EA	ASSIST HANDLE - NON-LIGHTED - 18" - "ITASCA" ETCHED-CHROME FROM: 00-00-00 THRU: 06-19-07
4	165309-03-01A	EA	ASSIST HANDLE - 18" - NON-LIGHTED/ETCHED - SST FROM: 06-20-07 THRU: 99-99-99
5	104692-01-000	FT	SEAL - ADHESIVE BACKED FOAM - 3/4" THICK X 3/4" WIDE X 25'
6	134774-01-02B	EA	BRACKET - CAB ATTACHMENT - E-COATED

EXTERIOR BODY GROUP (CONTINUED)
PANELS & TRIMS (CONTINUED)



KEY	PART NUMBER	U/M	DESCRIPTION
1	083805-23-000	EA	TRIM - ROOF CAP - 92.1" - BRIGHT WHITE
2	092041-01-03A	EA	TRIM - FRONT/REAR CAP (SIDEWALL) - 83.1" - BRIGHT WHITE
3	138789-01-02B	EA	ANGLE/MOUNT - WHEEL LIP/BACKWALL - E-COATED
4	091985-01-07A	FT	INSERT - TRIM - REAR CAP TO SIDEWALL - .66" - BRIGHT WHITE
5	159262-03-U90	EA	PANEL - REAR CAP - W/CAMERA MOUNT
5	159262-07-UA1	EA	PANEL - REAR CAP - W/CAMERA MOUNT - FULL BODY PAINT
6	153465-01-02B	EA	BRACE - REAR CAP - RH
7	153465-02-02B	EA	BRACE - REAR CAP - LH
8	153429-01-01A	EA	TRIM/ACCENT - REAR CAP/RH HAND - STAINLESS STEEL
9	153429-02-01A	EA	TRIM/ACCENT - REAR CAP/LH HAND - STAINLESS STEEL
10	153299-02-T77	EA	PANEL - ACCESS/CAMERA
10	153299-02-UM1	EA	PANEL - ACCESS/CAMERA - FULL BODY PAINT

EXTERIOR BODY GROUP (CONTINUED)
COMPONENT PARTS FOR PANELS & TRIMS

142721-01-01A, 142721-02-01A

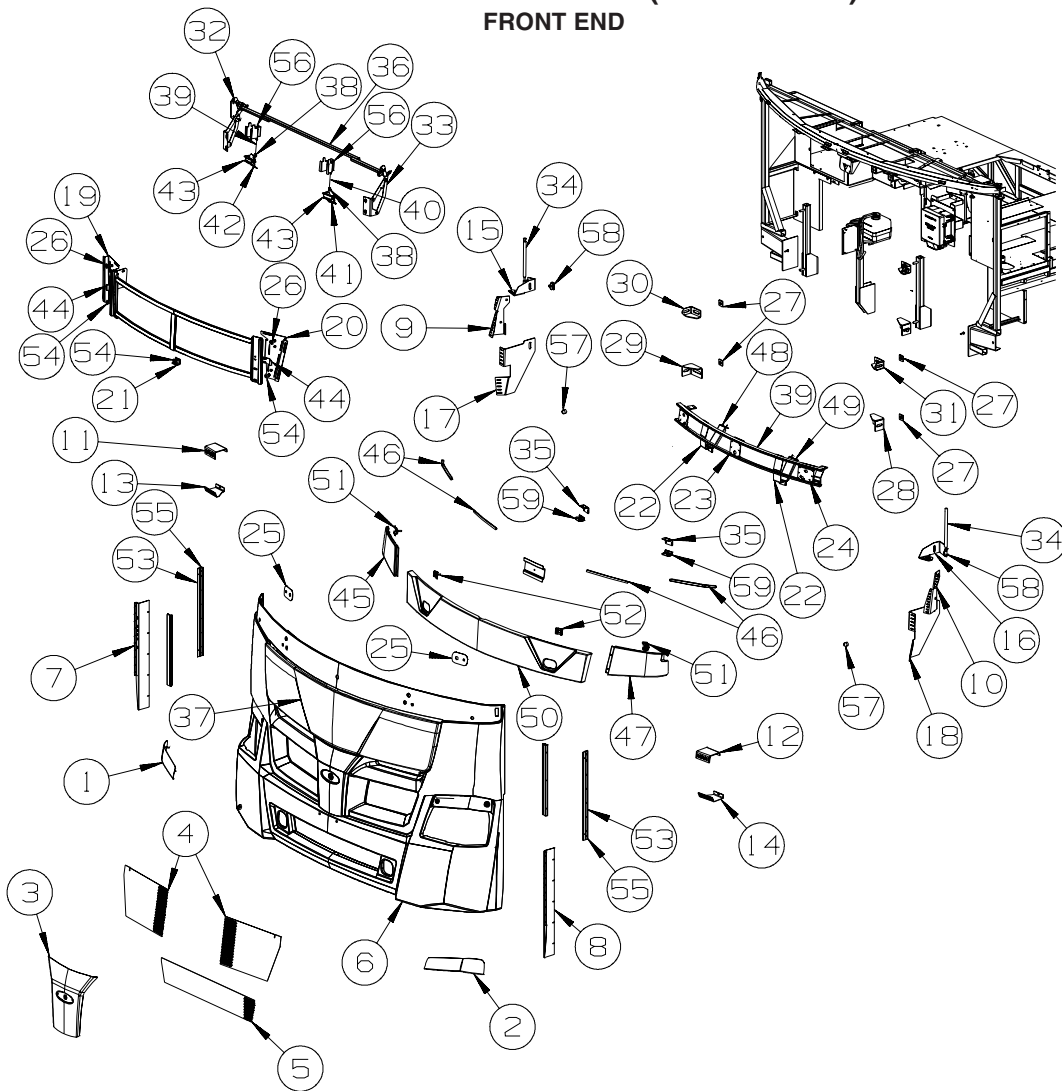
KEY	PART NUMBER	U/M	DESCRIPTION	VENDOR NO.
	106015-16-700	EA	GLASS/FLAT-W/HEAT ELEMENT	709450
	106015-18-700	EA	GLASS/CONVEX	709650
	106015-18-702	EA	MOTOR - FLAT GLASS	7471180
	106015-18-703	EA	GLASS/CONVEX-ACT/HOUSING	709651
	131431-03-700	EA	LIGHT/TURN SIGNAL - AMBER	7475510
	142721-01-700	EA	COVER/CAP - BOTTOM	Q709678
	142721-01-701	EA	CAP - RECTANGULAR (VELVAC)	709557
	142721-01-702	EA	BRACKET/MOUNT - MIRROR	7096800
	142721-01-703	EA	GASKET/MOUNT - MIRROR	7094700
	142721-01-704	EA	SET SCREW - 5/16"-18 X 1.25"	4082140

142721-01-02A, 142721-02-02A

KEY	PART NUMBER	U/M	DESCRIPTION	VENDOR NO.
	106015-16-700	EA	GLASS/FLAT-W/HEAT ELEMENT	709450
	106015-18-700	EA	GLASS/CONVEX	709650
	106015-18-701	EA	ACTUATOR - CONVEX GLASS	7475410
	106015-18-702	EA	MOTOR - FLAT GLASS	7471180
	106015-18-703	EA	GLASS/CONVEX-ACT/HOUSING	709651 KIT
	131431-03-700	EA	LIGHT/TURN SIGNAL - AMBER	7475510
	142721-01-700	EA	COVER/CAP - BOTTOM	Q709678
	142721-01-701	EA	CAP - RECTANGULAR (VELVAC)	709557
	142721-01-702	EA	BRACKET/MOUNT - MIRROR	7096800
	142721-01-703	EA	GASKET/MOUNT - MIRROR	7097400
	142721-01-704	EA	SET SCREW - 5/16"-18 X 1.25"	4082140

EXTERIOR BODY GROUP (CONTINUED)

FRONT END



KEY	PART NUMBER	U/M	DESCRIPTION
1	154142-01-01A	EA	TRIM - PANEL/FRONT END - PASSENGER - CHROME PLATED
2	154142-02-01A	EA	TRIM - PANEL/FRONT END - DRIVER - CHROME PLATED
3	154182-01-01A	EA	TRIM - FRONT END/CENTER - CHROME PLATED
4	148172-03-02A	EA	GRILLE - FRONT/UPPER - BRIGHT DIPPED
5	148172-04-02A	EA	GRILLE - FRONT/LOWER - BRIGHT DIPPED
6	153880-04-WB4	EA	PANEL - FRONT/LOWER - W/O HOOD/GRILLE/LIGHTS
6	153880-04-WB5	EA	PANEL - FRONT/LOWER - W/O HOOD/GRILLE/LIGHTS - FULL BODY PAINT
7	143561-03-02B	EA	BRACKET - FRONT END - RIGHT HAND - E-COATED
8	143561-04-02B	EA	BRACKET - FRONT END - LEFT HAND - E-COATED
9	154327-02-02B	EA	SUPPORT - HEADLAMP - INNER/RIGHT HAND - E-COATED
10	154327-04-02B	EA	SUPPORT - HEADLAMP - INNER/LEFT HAND - E-COATED
11	154413-01-02B	EA	SUPPORT - FOG LAMP - UPPER/RIGHT HAND - E-COATED
12	154413-02-02B	EA	SUPPORT - FOG LAMP - UPPER/LEFT HAND - E-COATED
13	154414-01-02B	EA	SUPPORT - FOG LAMP - LOWER/RIGHT HAND - E-COATED
14	154414-02-02B	EA	SUPPORT - FOG LAMP - LOWER/LEFT HAND - E-COATED
15	154459-01-02B	EA	SUPPORT - FRONT END - UPPER/RIGHT HAND - E-COATED
16	154459-02-02B	EA	SUPPORT - FRONT END - UPPER/LEFT HAND - E-COATED
17	154460-01-02B	EA	SUPPORT - FRONT END - LOWER/RIGHT HAND - E-COATED
18	154460-02-02B	EA	SUPPORT - FRONT END - LOWER/LEFT HAND - E-COATED
19	154526-06-02B	EA	SUPPORT - HINGE/HOOD - RIGHT HAND - E-COATED
20	154526-08-02B	EA	SUPPORT - HINGE/HOOD - LEFT HAND - E-COATED
21	156245-02-02B	EA	BRACKET - HOOD/BUMPER - CENTER - E-COATED
22	144208-02-02B	EA	BRACKET/STRIKER - HOOD - E-COATED
23	157051-07-02B	EA	SUPPORT - PIVOT SHAFT - E-COATED
24	157051-13-02B	EA	SUPPORT - PIVOT SHAFT - E-COATED
25	157080-01-01A	EA	BOOT/COWL - NEOPRENE W/ADHESIVE BACK - BLACK
26	058786-04-000	EA	BOLT - HOOD ADJUSTMENT - 5/16"-18 X 2"-2.5" - W/BLACK PAD
27	116617-02-02B	EA	SPACER - BUMPER

EXTERIOR BODY GROUP (CONTINUED)
FRONT END (CONTINUED)

KEY	PART NUMBER	U/M	DESCRIPTION
28	128455-01-02B	EA	BRACKET - BUMPER - E-COATED
29	128455-02-02B	EA	BRACKET - BUMPER - E-COATED
30	128455-09-02B	EA	BRACKET - BUMPER - E-COATED
31	128455-10-02B	EA	BRACKET - BUMPER - E-COATED
32	137072-11-01A	EA	HINGE - HOOD - PASSENGER - BLACK
33	137072-12-01A	EA	HINGE - HOOD - DRIVER - BLACK
34	142569-28-000	EA	SPRING/GAS - 74 LB - 18.5" EXTENDED/11" COMPRESSED
35	144209-02-02B	EA	ANGLE/STRIKER - HOOD - E-COATED
36	154207-02-02B	EA	TUBE/TIMING - HOOD - E-COATED
37	154347-01-WB4	EA	HOOD - FRONT - W/O HARDWARE
37	154347-01-UM4	EA	HOOD - FRONT - W/O HARDWARE - FULL BODY PAINT
38	102265-01-000	EA	CLIP/ROD END - 5/32" - BLACK PLASTIC
39	145521-07-01A	EA	ROD - HOOD LATCH
40	145521-08-01A	EA	ROD - HOOD LATCH
41	147388-01-02B	EA	LATCH/PADDLE - E-COAT
42	147388-02-02B	EA	LATCH/PADDLE - E-COAT
43	139160-01-01A	EA	BRACKET - LATCH - PADDLE - MILL
44	156200-01-02B	EA	ADJUSTER - HOOD - E-COATED
45	154524-03-T89	EA	COWL - WINDSHIELD - PASSENGER
46	076813-02-000	FT	SEAL-D BULB - .5" X .7" - MEDIUM SPONGE RUBBER - BLACK
47	154524-04-T89	EA	COWL - WINDSHIELD - DRIVER
48	156216-03-02B	EA	BRACKET/SUPPORT - STRIKER/RH - E-COATED
49	156216-04-02B	EA	BRACKET/SUPPORT - STRIKER/LH - E-COATED
50	160752-02-WB5	EA	COWL - WINDSHIELD - CENTER/INNER
51	160762-02-WB5	EA	COWL - WINDSHIELD - INNER/END
52	160765-02-WB5	EA	COWL - WINDSHIELD - CENTER/INNE
53	162401-01-01A	EA	TRIM - LOWER FRONT/SIDEWALL - BRIGHT WHITE
54	058786-01-000	EA	BOLT - HOOD ADJUSTMENT - 5/16"-18 X 1.5"-2"- W/BLACK PA
55	091985-01-07A	EA	INSERT - TRIM - REAR CAP TO SIDEWALL - .66" - BRIGHT WHITE
56	113908-02-000	EA	LATCH/PLUNGER - F/HOOD/REAR TRUNK/ENGINE/GENERATOR DOOR
57	117046-01-000	EA	BUMPER - RUBBER/ROUND END - .9"
58	126263-02-02B	EA	BRACKET - GAS SPRING W/BALL STUD - E-COATED
59	130053-01-01A	EA	STRIKER - LUGGAGE DOOR - FLUSH - BLACK

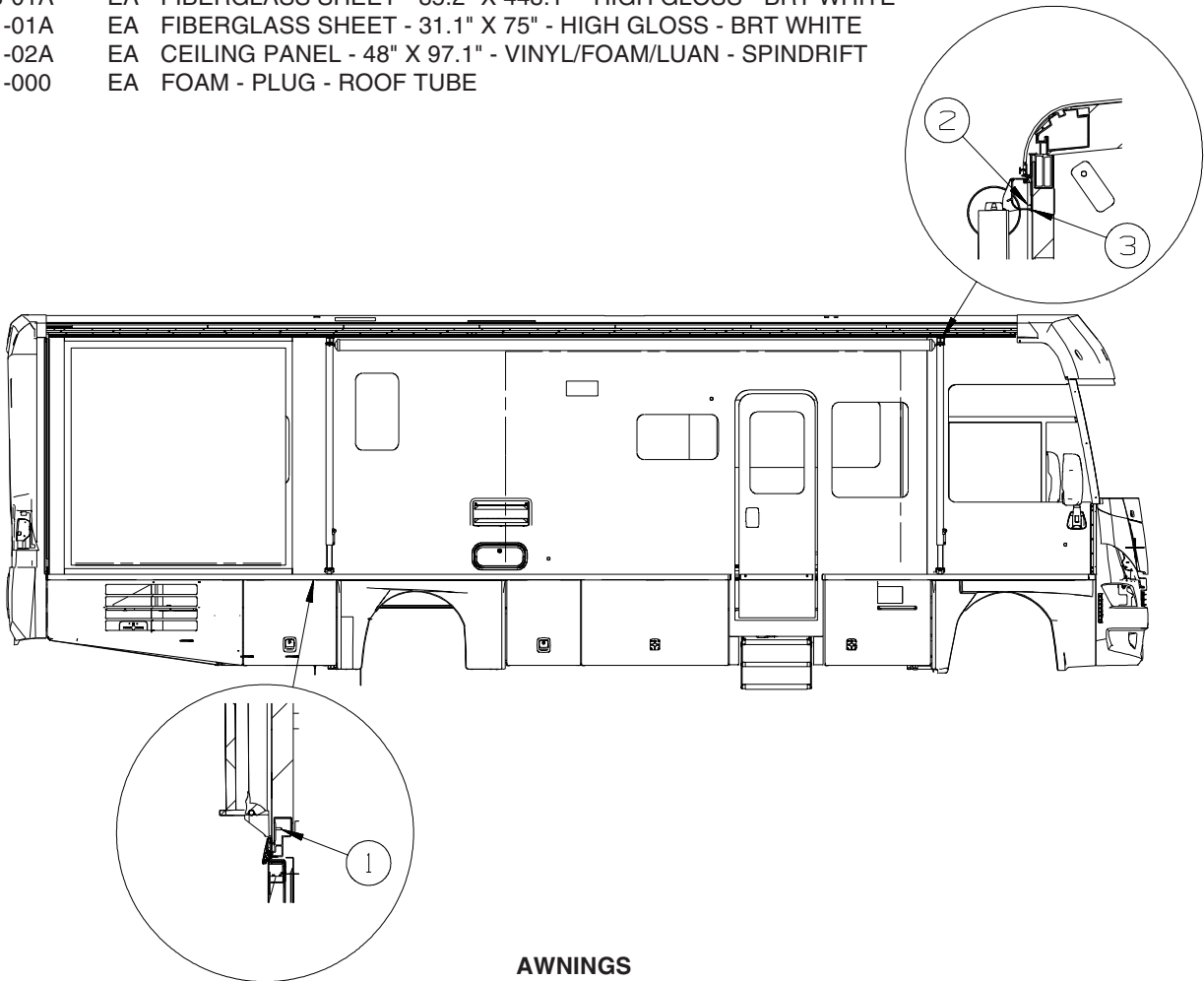
LADDER

KEY	PART NUMBER	U/M	DESCRIPTION
	129375-02-000	EA	SEAL - LADDER BRACKET
	161113-01-01A	EA	LADDER - 9 STEP - 116.4" - BRUSHED ALUMINUM

EXTERIOR BODY GROUP (CONTINUED)

STRUCTURAL COMPONENTS

KEY	PART NUMBER	U/M	DESCRIPTION
	002766-01-001	EA	ANGLE - EXTRUDED - 1" X 1 1/2" X 17'
	089297-01-000	SF	PLYWOOD - LUAN - OVERLAY GRADE - 4' X 8'
	089297-03-000	SF	PLYWOOD - LUAN - OVERLAY GRADE - 4' X 8.3'
	100619-01-000	BF	FOAM - EXPANDED POLYSTYRENE - 1.34" X 48" X 96"
	100619-02-000	BF	FOAM - EXPANDED POLYSTYRENE - 1.5" X 48" X 96"
	100619-04-000	BF	FOAM - EXPANDED POLYSTYRENE - .5" X 48" X 96"
	100619-05-000	BF	FOAM - EXPANDED POLYSTYRENE - .75" X 48" X 96"-1.5"DENSITY
	100619-13-000	BF	FOAM - EXPANDED POLYSTYRENE-.34" X 34.7" X 96"-2" DENSITY
	100619-16-000	BF	FOAM - EXPANDED POLYSTYRENE - .75" X 48" X 96"-2" DENSITY
	108535-05-03A	SF	FIBERGLASS SHEET - 108" X 500' ROLL - BRIGHT WHITE
	116942-03-01A	LB	ALUMINUM - .7" X 40" X 158"
	120107-07-000	EA	FOAM - ROOF COVE
	128782-07-01A	EA	FIBERGLASS SHEET - 5/32" X 78.9" X 456" - HIGH GLOSS - B/W
	128782-17-01A	EA	FIBERGLASS SHEET - 30.9" X 74.7" - HIGH GLOSS - BRT WHITE
	128782-18-01A	EA	FIBERGLASS SHEET - 85.2" X 448.1" - HIGH GLOSS - BRT WHITE
	128782-21-01A	EA	FIBERGLASS SHEET - 31.1" X 75" - HIGH GLOSS - BRT WHITE
	151523-01-02A	EA	CEILING PANEL - 48" X 97.1" - VINYL/FOAM/LUAN - SPINDRIFT
	152490-01-000	EA	FOAM - PLUG - ROOF TUBE



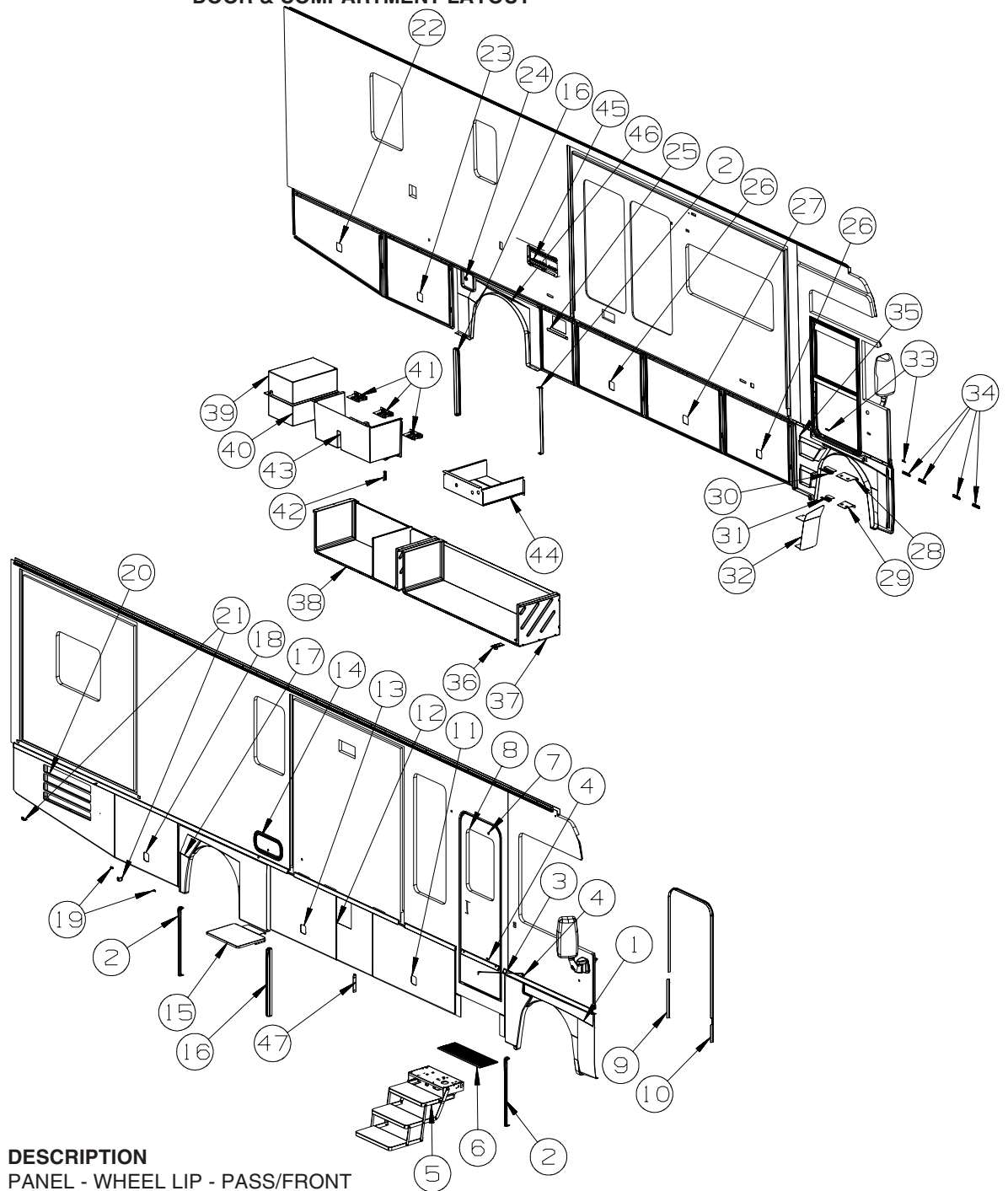
AWNINGS

KEY	PART NUMBER	U/M	DESCRIPTION
1	113874-11-01A	EA	SCREW/LAG - AWNING - 1/4" X 1" STAINLESS STEEL
2	113874-12-01A	EA	SCREW/LAG - AWNING - 1/4" X 2 3/4" STAINLESS STEEL
3	161739-01-01A	EA	BRACKET - AWNING - BLACK - FULL BODY PAINT
3	161739-01-02A	EA	BRACKET - AWNING - BRIGHT WHITE

ORDER AWNINGS & REPAIR PARTS FROM DOMETIC. CALL #800-366-3842.
THE DOMETIC AWNING INFORMATION YOU WILL NEED IS LOCATED ON THE MOTOR HOME NEAR THE TOP OF THE AWNING RAIL.

EXTERIOR DOORS & COMPARTMENTS GROUP

DOOR & COMPARTMENT LAYOUT

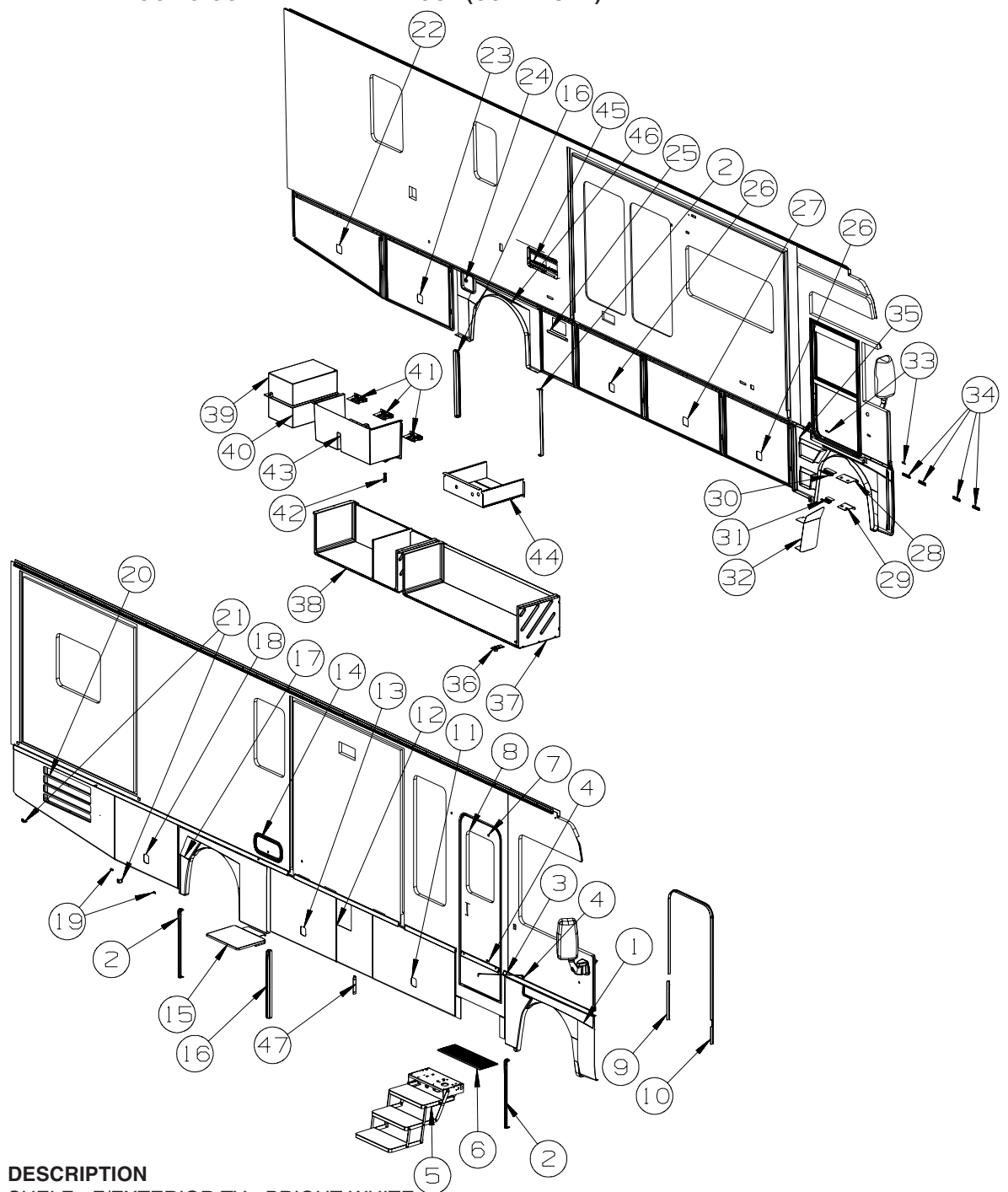


KEY	PART NUMBER	U/M	DESCRIPTION
1	154039-02-T77	EA	PANEL - WHEEL LIP - PASS/FRONT
			FROM: 00-00-00 THRU: 11-04-07
1	165212-02-WA0	EA	PANEL - WHEEL LIP - PASSENGER/FRONT
			FROM: 11-05-07 THRU: 99-99-99
	139793-03-01A	EA	HINGE - CENTER/VALANCE DOOR - W/O BALL STUD
2	154044-02-10A	EA	END CAP - WHEEL LIP - LEFT HAND - BLACK
3	127647-03-01A	EA	ROD/AWNING GUARD - ENTRY DOOR - 19.4" LONG
4	127960-01-01A	EA	RETAINER - EYE - 3/8" - STAINLESS STEEL
5*	143709-02-01A	EA	STEP - ELECTRIC - TRIPLE - BLACK
	116975-01-01A	EA	LATCH - W/O STRIKE - BLACK - NEW STYLE
	064075-07-000	FT	SEAL - BULB - W/WIRED U CHANNEL - .3" X .5" CHANNEL-BLACK
6	133114-01-01A	EA	TREAD - STEP/RUBBER - 29.3" X 10.1" - TAUPE
	099856-11-000	EA	STRAP - TIEDOWN - 7.9" - ENTRY COMPARTMENT LID
7	120863-05-000	EA	BUMPER - RUBBER/RADIUS TOP - 3/4" X 3/8"
8	P32206-17-AA7	EA	DOOR - ENTRY W/SCREEN DOOR - W/O WINDOW/LATCH (WB4, WB5, WB6)
8	P32206-17-AA3	EA	DOOR - ENTRY W/SCREEN DOOR - W/O WINDOW/LATCH (WC0, WC1, WC2)
8	P32206-17-AA8	EA	DOOR - ENTRY W/SCREEN DOOR - W/O WINDOW/LATCH (WC4, WC5, WC6)
8	P32206-17-WB4	EA	DOOR - ENTRY W/SCREEN DOOR - W/O WINDOW/LATCH (WB4, WB5, WB6) - FULL BODY PAINT

EXTERIOR DOORS & COMPARTMENTS GROUP (CONTINUED)
DOOR & COMPARTMENT LAYOUT (CONTINUED)

KEY	PART NUMBER	U/M DESCRIPTION
8	P32206-17-WC0	EA DOOR - ENTRY W/SCREEN DOOR - W/O WINDOW/LATCH (WC0, WC1, WC2) - FULL BODY PAINT
8	P32206-17-WC4	EA DOOR - ENTRY W/SCREEN DOOR - W/O WINDOW/LATCH (WC4, WC5, WC6) - FULL BODY PAINT
ENTRY DOOR LOCK CYLINDERS		
	138287-11-000	EA CYLINDER/LOCK - ENTRY DOOR - MASTER W/3M ICON - (3041)
	138287-12-000	EA CYLINDER/LOCK - ENTRY DOOR - MASTER W/3M ICON - (3042)
	138287-13-000	EA CYLINDER/LOCK - ENTRY DOOR - MASTER W/3M ICON - (3043)
	138287-14-000	EA CYLINDER/LOCK - ENTRY DOOR - MASTER W/3M ICON - (3044)
	138287-15-000	EA CYLINDER/LOCK - ENTRY DOOR - MASTER W/3M ICON - (3045)
	138287-16-000	EA CYLINDER/LOCK - ENTRY DOOR - MASTER W/3M ICON - (3046)
	138287-17-000	EA CYLINDER/LOCK - ENTRY DOOR - MASTER W/3M ICON - (3047)
	138287-18-000	EA CYLINDER/LOCK - ENTRY DOOR - MASTER W/3M ICON - (3048)
	138287-19-000	EA CYLINDER/LOCK - ENTRY DOOR - MASTER W/3M ICON - (3049)
	138287-20-000	EA CYLINDER/LOCK - ENTRY DOOR - MASTER W/3M ICON - (3050)
	138292-01-000	EA SEAL - LOCK CYLINDER
VALANCE DOOR, DRIVER DOOR, & WATER FILL DOOR LOCK CYLINDERS		
	138289-11-000	EA CYLINDER/LOCK - ACCESS DOORS - REDUCED SENSITIVITY (3041)
	138289-12-000	EA CYLINDER/LOCK - ACCESS DOORS - REDUCED SENSITIVITY (3042)
	138289-13-000	EA CYLINDER/LOCK - ACCESS DOORS - REDUCED SENSITIVITY (3043)
	138289-14-000	EA CYLINDER/LOCK - ACCESS DOORS - REDUCED SENSITIVITY (3044)
	138289-15-000	EA CYLINDER/LOCK - ACCESS DOORS - REDUCED SENSITIVITY (3045)
	138289-16-000	EA CYLINDER/LOCK - ACCESS DOORS - REDUCED SENSITIVITY (3046)
	138289-17-000	EA CYLINDER/LOCK - ACCESS DOORS - REDUCED SENSITIVITY (3047)
	138289-18-000	EA CYLINDER/LOCK - ACCESS DOORS - REDUCED SENSITIVITY (3048)
	138289-19-000	EA CYLINDER/LOCK - ACCESS DOORS - REDUCED SENSITIVITY (3049)
	138289-20-000	EA CYLINDER/LOCK - ACCESS DOORS - REDUCED SENSITIVITY (3050)
	138288-11-000	EA KEY - REVERSIBLE - #3041 - T/M 16169-02-3041
	138288-12-000	EA KEY - REVERSIBLE - #3042 - T/M 16169-02-3042
	138288-13-000	EA KEY - REVERSIBLE - #3043 - T/M 16169-02-3043
	138288-14-000	EA KEY - REVERSIBLE - #3044 - T/M 16169-02-3044
	138288-15-000	EA KEY - REVERSIBLE - #3045 - T/M 16169-02-3045
	138288-16-000	EA KEY - REVERSIBLE - #3046 - T/M 16169-02-3046
	138288-17-000	EA KEY - REVERSIBLE - #3047 - T/M 16169-02-3047
	138288-18-000	EA KEY - REVERSIBLE - #3048 - T/M 16169-02-3048
	138288-19-000	EA KEY - REVERSIBLE - #3049 - T/M 16169-02-3049
	138288-20-000	EA KEY - REVERSIBLE - #3050 - T/M 16169-02-3050
9	139100-01-01A	EA GARNISH/RADIUS - ENTRY DOOR - BRIGHT WHITE
9	139100-01-02A	EA GARNISH/RADIUS - ENTRY DOOR - BLACK - FULL BODY PAINT
10	139101-01-01A	EA GARNISH/STRAIGHT - W/NOTCH - 36.31" - BRIGHT WHITE
10	139101-01-02A	EA GARNISH/STRAIGHT - ENTRY DOOR - BLACK - FULL BODY PAINT
11	152148-11-T77	EA VALANCE/DOOR - W/O LATCH/HDW - 55.9" X 30.3"
11	132873-35-000	EA ROD - LATCH - 21.8" W/3/4" DOG LEG
	135624-A6-01B	EA ROD - LATCH
	142569-15-000	EA SPRING/GAS - 120 LB - 20" EXTENDED/12" COMPRESSED
	126263-02-02B	EA BRACKET - GAS SPRING W/BALL STUD - E-COATED
	130053-01-01A	EA STRIKER - LUGGAGE DOOR - FLUSH - BLACK
	143793-01-01A	EA SHIM - STRIKER - LUGGAGE - 3/64" - BLACK
	120494-01-02B	EA SHIM - STRIKER - LUGGAGE DOOR - 1/16" - BLACK
	076767-14-000	EA CABLE - STAINLESS STEEL - 14.9"
	099418-01-000	FT SEAL - D-SECTION/ADHESIVE BACK - .44" X .44" - BLK RUBBER
	132892-08-01A	FT SEAL - BULB/SINGLE - W/U CHANNEL - 1" X .8" - BLACK
12	140983-13-T77	EA VALANCE/PANEL - 24.4" X 30.5" - W/O HARDWARE
13	152148-09-T77	EA VALANCE/DOOR - W/O LATCH/HDW - 44.9" X 30.3"
	132873-31-000	EA ROD - LATCH - 16.3" W/3/4" DOG LEG
	135624-78-01B	EA ROD - LATCH
	142569-12-000	EA SPRING/GAS - 90 LB - 15" EXTENDED/9.5" COMPRESSED
	126263-02-02B	EA BRACKET - GAS SPRING W/BALL STUD - E-COATED
	130053-01-01A	EA STRIKER - LUGGAGE DOOR - FLUSH - BLACK
	143793-01-01A	EA SHIM - STRIKER - LUGGAGE - 3/64" - BLACK
	120494-01-02B	EA SHIM - STRIKER - LUGGAGE DOOR - 1/16" - BLACK
	076767-14-000	EA CABLE - STAINLESS STEEL - 14.9"
	099418-01-000	FT SEAL - D-SECTION/ADHESIVE BACK - .44" X .44" - BLK RUBBER
	132892-08-01A	FT SEAL - BULB/SINGLE - W/U CHANNEL - 1" X .8" - BLACK
14	126945-09-P07	EA DOOR/STORAGE - W/O HARDWARE - 18.3" X 9.9"
14	126945-09-R38	EA DOOR/STORAGE - W/O HARDWARE - 18.3" X 9.9" - FULL BODY PAINT

EXTERIOR DOORS & COMPARTMENTS GROUP (CONTINUED)
DOOR & COMPARTMENT LAYOUT (CONTINUED)

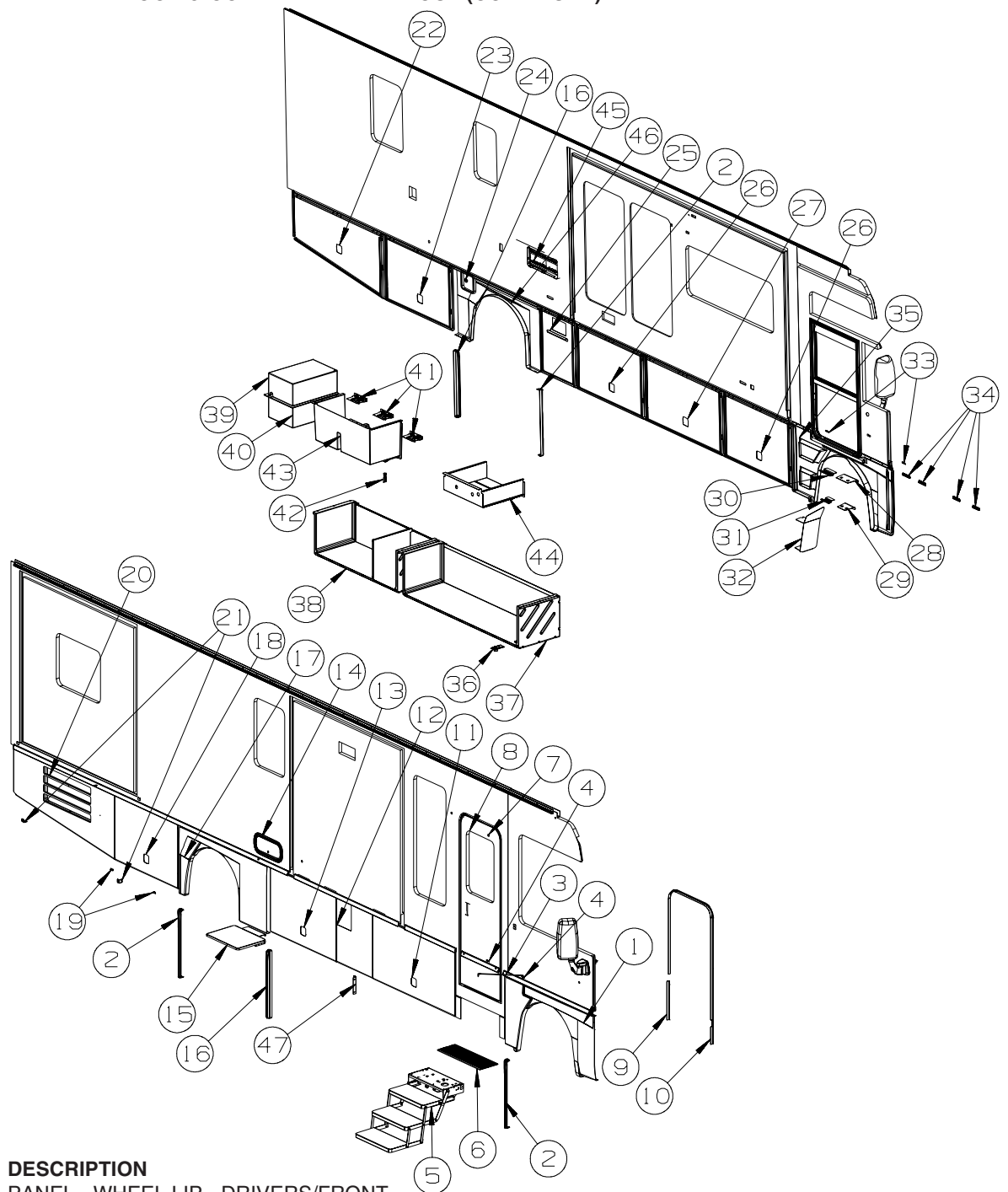


KEY	PART NUMBER	U/M	DESCRIPTION
15	142034-02-01A	EA	SHELF - F/EXTERIOR TV - BRIGHT WHITE
16	154044-01-10A	EA	END CAP - WHEEL LIP - RIGHT HAND - BLACK
17	154040-02-T77	EA	PANEL - WHEEL LIP - PASSENGER/REAR
	139793-03-01A	EA	HINGE - CENTER/VALANCE DOOR - W/O BALL STUD
18	152148-08-T77	EA	VALANCE/DOOR - W/O LATCH/HDW - 43.1" X 30.3"
	132873-29-000	EA	ROD - LATCH - 15.4" W/3/4" DOG LEG
	135624-77-01B	EA	ROD - LATCH
	142569-12-000	EA	SPRING/GAS - 90 LB - 15" EXTENDED/9.5" COMPRESSED
	126263-02-02B	EA	BRACKET - GAS SPRING W/BALL STUD - E-COATED
	130053-01-01A	EA	STRIKER - LUGGAGE DOOR - FLUSH - BLACK
	143793-01-01A	EA	SHIM - STRIKER - LUGGAGE - 3/64" - BLACK
	120494-01-02B	EA	SHIM - STRIKER - LUGGAGE DOOR - 1/16" - BLACK
	076767-14-000	EA	CABLE - STAINLESS STEEL - 14.9"
	132892-08-01A	FT	SEAL - BULB/SINGLE - W/U CHANNEL - 1" X .8" - BLACK
19	143143-02-01A	EA	ANGLE - SUPPORT/TRIM
20	152148-21-T77	EA	VALANCE/DOOR - W/O HDW - LOUVERED - 69.4" X 30.3" W/TAPER
	107721-07-000	FT	SEAL - ACCESS DOOR - .9"WIDE X 1.1"HIGH

EXTERIOR DOORS & COMPARTMENTS GROUP (CONTINUED)
DOOR & COMPARTMENT LAYOUT (CONTINUED)

KEY	PART NUMBER	U/M	DESCRIPTION
21	140309-03-02B	EA	ANGLE - FURNACE DOOR - E-COATED
22	152148-32-U89	EA	VALANCE/DOOR - W/O LATCH/HDW - 60.7" X 30.3" - W/TAPER
	132873-H8-000	EA	ROD - LATCH - 24.2" W/3/4" DOG LEG
	135624-50-01B	EA	ROD - LATCH
	142569-17-000	EA	SPRING/GAS - 90 LB - 12" EXTENDED/8.5" COMPRESSED
	126263-02-02B	EA	BRACKET - GAS SPRING W/BALL STUD - E-COATED
	130053-01-01A	EA	STRIKER - LUGGAGE DOOR - FLUSH - BLACK
	143793-01-01A	EA	SHIM - STRIKER - LUGGAGE - 3/64" - BLACK
	120494-01-02B	EA	SHIM - STRIKER - LUGGAGE DOOR - 1/16" - BLACK
	132892-08-01A	FT	SEAL - BULB/SINGLE - W/U CHANNEL - 1" X .8" - BLACK
23	152148-09-T77	EA	VALANCE/DOOR - W/O LATCH/HDW - 44.9" X 30.3"
	132873-31-000	EA	ROD - LATCH - 16.3" W/3/4" DOG LEG
	135624-78-01B	EA	ROD - LATCH
	142569-12-000	EA	SPRING/GAS - 90 LB - 15" EXTENDED/9.5" COMPRESSED
	126263-02-02B	EA	BRACKET - GAS SPRING W/BALL STUD - E-COATED
	130053-01-01A	EA	STRIKER - LUGGAGE DOOR - FLUSH - BLACK
	143793-01-01A	EA	SHIM - STRIKER - LUGGAGE - 3/64" - BLACK
	120494-01-02B	EA	SHIM - STRIKER - LUGGAGE DOOR - 1/16" - BLACK
	099418-01-000	FT	SEAL - D-SECTION/ADHESIVE BACK - .44" X .44" - BLK RUBBER
	107721-07-000	FT	SEAL - ACCESS DOOR - .9"WIDE X 1.1"HIGH
24	154043-02-T77	EA	PANEL/DOOR - FUEL FILL - W/O LOCK - BLACK
	110506-40-000	EA	CLIP-E, LOCK ASM - BRIGGS & STRATTON 93981
	110506-41-000	EA	WASHER-TENSION LOCK ASM - BRIGGS & STRATTON 37512
	110506-42-000	EA	NUT-LOCK ASM - BRIGGS & STRATTON 310878
	110506-43-000	EA	WASHER-FLAT, LOCK ASM - BRIGGS & STRATTON 82089
	110506-44-000	EA	GASKET-LOCK ASM - BRIGGS & STRATTON - #47701
	110506-45-000	EA	WASHER - SPUR - BRIGGS & STRATTON - #94771
	110506-51-000	EA	CASE/CYLINDER - TWIST LATCH - W/O CAM - 1" - 596669
	110506-78-000	EA	CAM - LATCHING - 2.3"
	153306-01-01A	EA	HINGE - PIANO - 1 1/2" X 5" - UNPAINTED
25	152148-16-T77	EA	VALANCE/DOOR - W/O HDW - W/CUT OUT - 23.4"
26	152148-09-T77	EA	VALANCE/DOOR - W/O LATCH/HDW - 44.9" X 30.3"
	132873-31-000	EA	ROD - LATCH - 16.3" W/3/4" DOG LEG
	135624-78-01B	EA	ROD - LATCH
	142569-12-000	EA	SPRING/GAS - 90 LB - 15" EXTENDED/9.5" COMPRESSED
	126263-02-02B	EA	BRACKET - GAS SPRING W/BALL STUD - E-COATED
	130053-02-01A	EA	STRIKER - LUGGAGE DOOR - OFF SET - BLACK
	143793-01-01A	EA	SHIM - STRIKER - LUGGAGE - 3/64" - BLACK
	120494-04-02B	EA	SHIM - STRIKER - LUGGAGE DOOR - 3/16" - E-COATED
	099418-01-000	FT	SEAL - D-SECTION/ADHESIVE BACK - .44" X .44" - BLK RUBBER
	132892-08-01A	FT	SEAL - BULB/SINGLE - W/U CHANNEL - 1" X .8" - BLACK
27	152148-10-T77	EA	VALANCE/DOOR - W/O LATCH/HDW - 51.7" X 30.3"
	132873-D1-000	EA	ROD - LATCH - 19.7" W/3/4" DOG LEG
	135624-A5-01B	EA	ROD - LATCH
	142569-15-000	EA	SPRING/GAS - 120 LB - 20" EXTENDED/12" COMPRESSED
	126263-02-02B	EA	BRACKET - GAS SPRING W/BALL STUD - E-COATED
	130053-01-01A	EA	STRIKER - LUGGAGE DOOR - FLUSH - BLACK
	143793-01-01A	EA	SHIM - STRIKER - LUGGAGE - 3/64" - BLACK
	120494-01-02B	EA	SHIM - STRIKER - LUGGAGE DOOR - 1/16" - BLACK
	099418-01-000	FT	SEAL - D-SECTION/ADHESIVE BACK - .44" X .44" - BLK RUBBER
	132892-08-01A	FT	SEAL - BULB/SINGLE - W/U CHANNEL - 1" X .8" - BLACK
28	154383-01-04B	EA	TREAD/STEP - DRIVER - BLACK
29	154383-02-04B	EA	TREAD/STEP - DRIVER - BLACK
30	138143-06-02B	EA	SUPPORT/STEP - DRIVER - E-COATED
31	138143-08-02B	EA	SUPPORT/STEP - DRIVER - E-COATED
32	144919-03-02B	EA	DIRT GUARD - E-COATED
			FROM: 00-00-00 THRU: 11-04-07
32	144919-04-02B	EA	DIRT GUARD - E-COATED
			FROM: 11-05-07 THRU: 99-99-99
33	132597-01-02B	EA	ANGLE/SUPPORT/TRIM - 2" - E-COATED
34	132654-07-01A	EA	SUPPORT - WHEEL LIP - BLACK - 4.5"
35	154041-01-T77	EA	PANEL - WHEEL LIP - DRIVERS/FRONT
			FROM: 00-00-00 THRU: 11-04-07

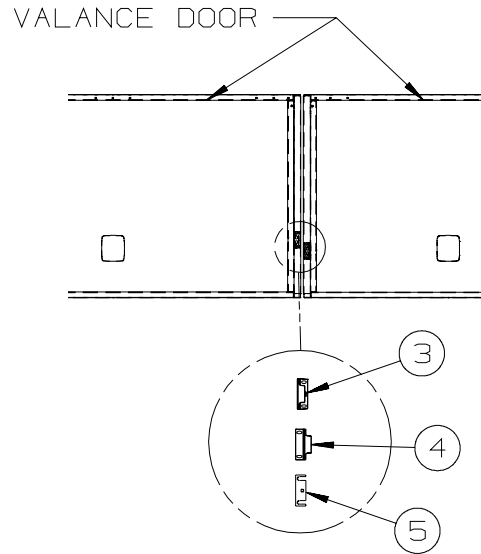
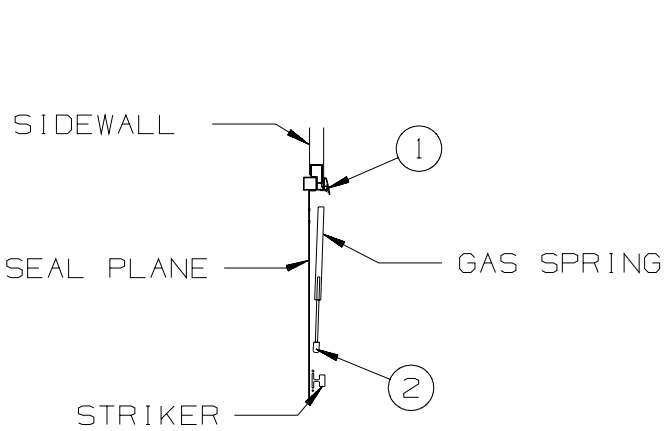
EXTERIOR DOORS & COMPARTMENTS GROUP (CONTINUED)
DOOR & COMPARTMENT LAYOUT (CONTINUED)



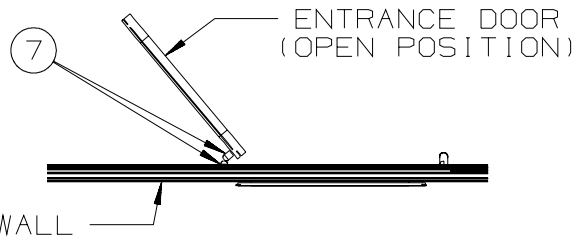
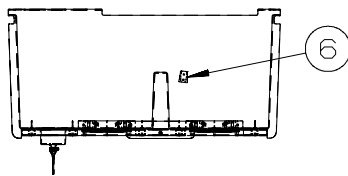
KEY	PART NUMBER	U/M	DESCRIPTION
35	165213-01-WA0	EA	PANEL - WHEEL LIP - DRIVERS/FRONT FROM: 11-05-07 THRU: 99-99-99
36	160154-01-01A	EA	HATCH - F/POWER CORD - W/BASE/COVER - BLACK
37	152066-17-WA0	EA	COMPARTMENT - LUGGAGE
38	152066-06-T77	EA	COMPARTMENT - LUGGAGE
39	135285-08-000	EA	COMPARTMENT - POWER CORD
40	135285-05-000	EA	COMPARTMENT - POWER CORD
41*	142226-02-01A	EA	HATCH - POWER
42	130377-02-000	EA	TUBE/DRAIN - KAZOO - 1 1/2" X 4"
43	156967-01-01A	EA	COMPARTMENT - DRAINAGE
44	140829-03-02B	EA	COMPARTMENT - WATER HEATER - E-COATED
45*	084103-08-000	EA	DOOR - VENT - REFRIGERATOR - W/O JAMB - BRIGHT WHITE
	084104-08-000	EA	JAMB - VENT DOOR/REFRIGERATOR - BRIGHT WHITE
46	154042-09-U90	EA	PANEL - WHEEL LIP - DRIVERS/REAR
	139793-03-01A	EA	HINGE - CENTER/VALANCE DOOR - W/O BALL STUD
47	113041-19-02B	EA	ANGLE/MOUNT - BUMPER - E-COATED

*COMPONENT PARTS LISTED LATER IN THIS GROUP

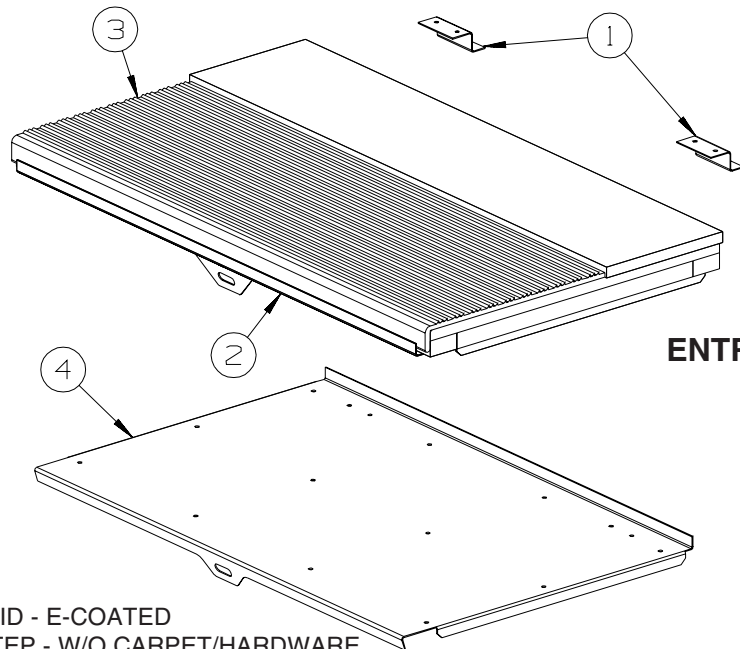
EXTERIOR DOORS & COMPARTMENTS GROUP (CONTINUED)
DOOR & COMPARTMENT LAYOUT (CONTINUED)



DOOR & COMPARTMENT SECTIONS



KEY	PART NUMBER	U/M	DESCRIPTION
1	099418-01-000	FT	SEAL - D-SECTION/ADHESIVE BACK - .44" X .44" - BLK RUBBER
2	126263-02-02B	EA	BRACKET - GAS SPRING W/BALL STUD - E-COATED
3	130053-01-01A	EA	STRIKER - LUGGAGE DOOR - FLUSH - BLACK
4	130053-02-01A	EA	STRIKER - LUGGAGE DOOR - OFF SET - BLACK
5	120494-03-02B	EA	SHIM - STRIKER - LUGGAGE DOOR - 3/64" - E-COATED
6	131383-03-02A	EA	BRACKET - SHOWER HEAD - WHITE
7	120863-02-000	EA	BUMPER - RUBBER/RADIUS TOP - 1" X 1 1/2"



ENTRY STEP LID

KEY	PART NUMBER	U/M	DESCRIPTION
1	101222-01-04A	EA	BRACKET - CATCH - LID - E-COATED
2	P20256-07-000	EA	LID/DOOR - ENTRY STEP - W/O CARPET/HARDWARE
3	133114-02-01A	EA	TREAD - STEP/RUBBER - W/LIP - 28.5" X 9.8" - TAUPE
4	123330-03-02B	EA	SUPPORT - ENTRY STEP - E-COATED

EXTERIOR DOORS & COMPARTMENTS GROUP (CONTINUED)

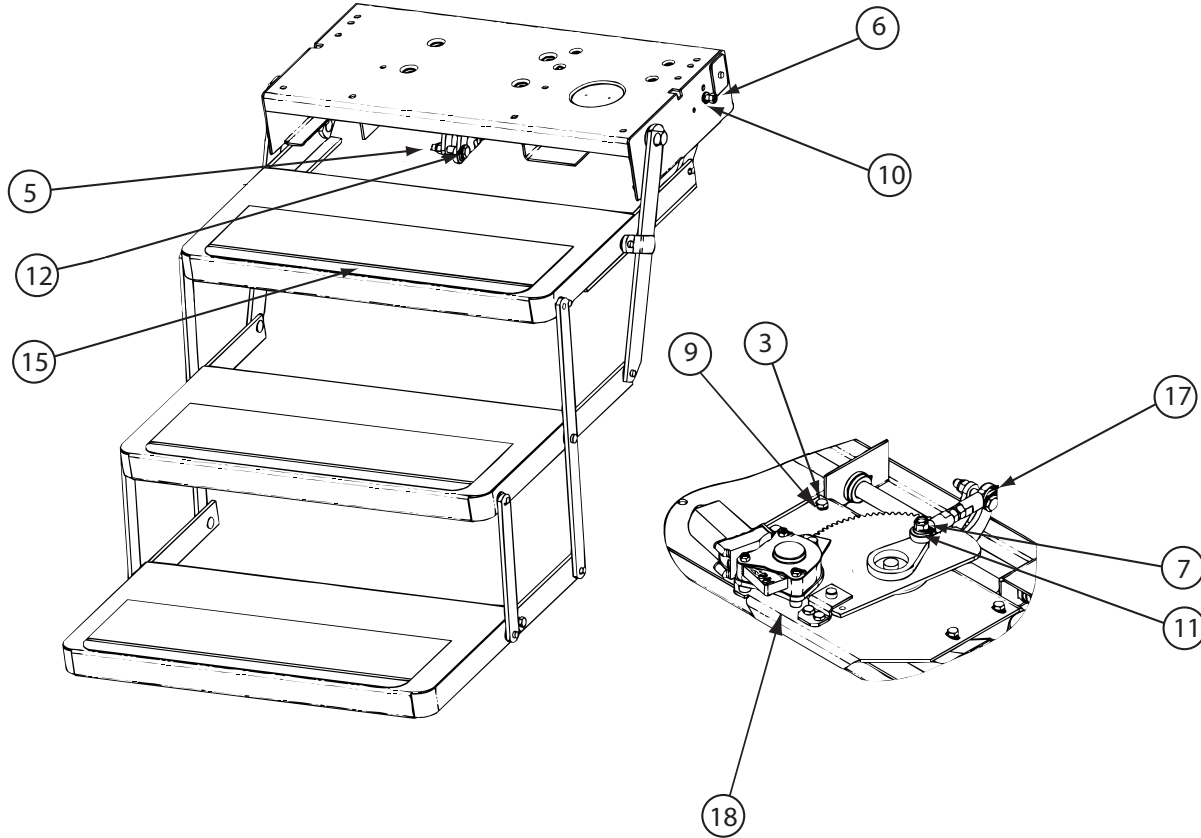
COMPONENT PARTS FOR DOOR & COMPARTMENT LAYOUT

084103-08-000

KEY	PART NUMBER	U/M DESCRIPTION	VENDOR NO.
	084104-01-700	EA LOCK-MALE, FASTENER	201-721-010
	084104-01-701	EA LOCK-FEMALE, FASTENER	201-802-010

142226-02-01A

KEY	PART NUMBER	U/M DESCRIPTION	VENDOR NO.
	142226-02-700	EA TAB/LOCKING - ESCAPE (RED)	9667709

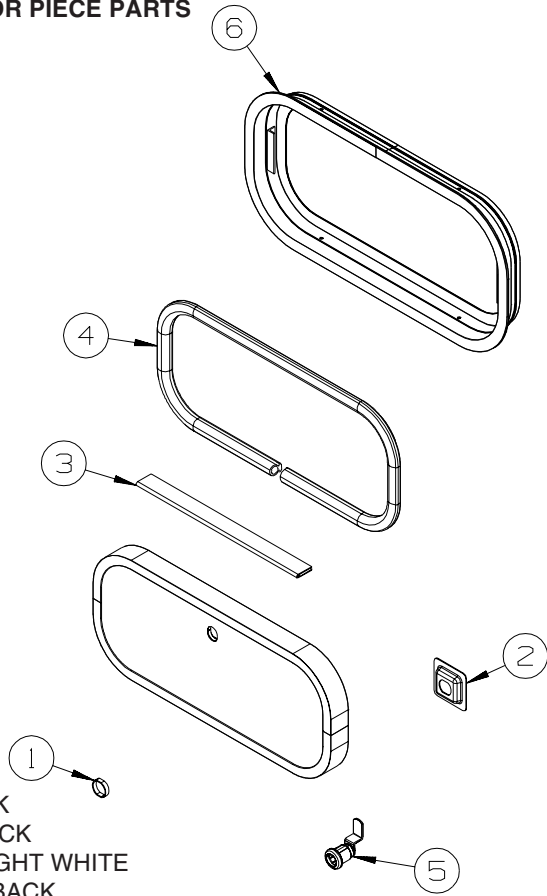


143709-02-01A

KEY	PART NUMBER	U/M DESCRIPTION	VENDOR NO.
	143709-01-700	EA CAM STOP	1102200
	143709-01-701	EA BUMPER - BLACK (RUBBER STOP)	1602000
15	143709-01-702	EA TREAD/NON-SKID _6" X 21" BLK	1915260
	143709-01-703	EA FRAME ONLY PAINTED BLACK 25	908025000
17	143709-02-700	EA LINK/ASSEMBLY 24/25 SERIES	3380050
18	143709-02-701	EA MOTOR ASM W/TABLE 24/25 STEP	3392152
18	143709-02-702	EA MOTOR "AM 214" F/IMGL TRIPLE	1820124
	088746-01-705	EA LIGHT-UNDER STEP	9004
	094707-03-701	EA PLUG - 4-WAY - PACKARD	909306
	094707-04-700	EA CONTROL UNIT W/OVERRIDE	909510000
	094707-04-711	EA KWIKTEST - W/4-WAY PIGTAIL	909518000

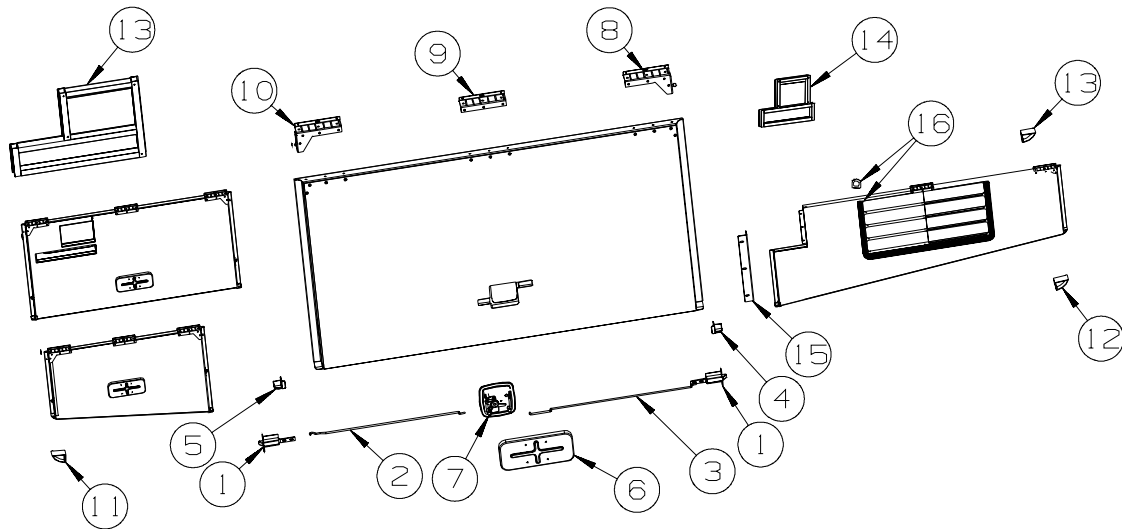
CONTACT WINNEBAGO PART SALES FOR UNLISTED COMPONENT(S)

EXTERIOR DOORS & COMPARTMENTS GROUP (CONTINUED)
COMPARTMENT DOOR PIECE PARTS



KEY	PART NUMBER	U/M	DESCRIPTION
1	139325-01-000	EA	SPACER - LOCK - 6MM
	139337-01-000	EA	GASKET - LOCK
2	0971111-02-04A	EA	POCKET - LOCK - REAR DOOR - BLACK
3	081801-FN-000	EA	HINGE - DOOR - PIANO - 2" X 96" - BLACK
3	081801-V3-000	EA	HINGE - DOOR - PIANO - 2" X 96" - BRIGHT WHITE
4	156386-01-01A	FT	SEAL - BULB - .4" X .5" - W/ADHESIVE BACK
5	138290-02-000	EA	CASE - W/CAM - W/O CYLINDER/KEY
6	056795-01-000	FT	TAPE - SEAL - 1/8" X 3/8" WIDE - PRESS ON

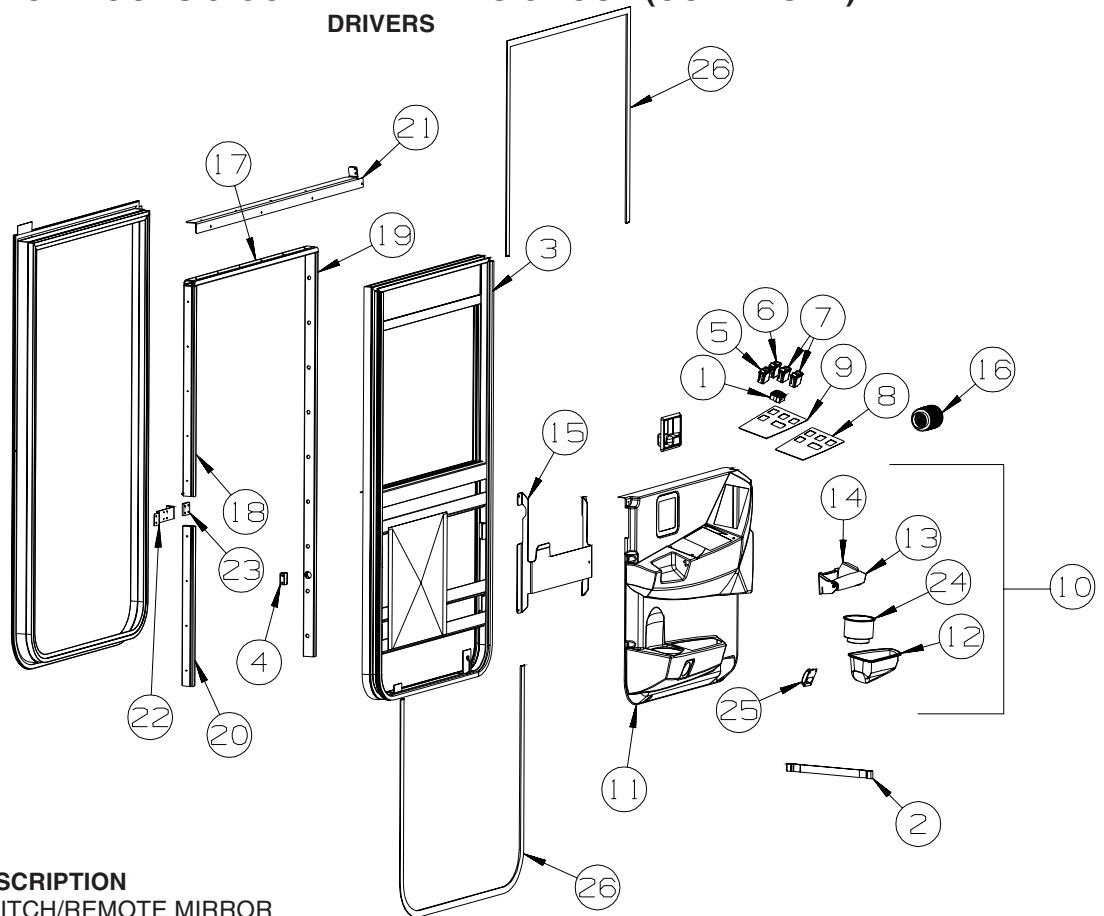
EXTERIOR DOORS & COMPARTMENTS GROUP (CONTINUED)
COMPARTMENT DOOR PIECE PARTS (CONTINUED)



KEY	PART NUMBER	U/M	DESCRIPTION
1	121947-01-01A	EA	BOLT - SLIDE W/PLASTIC PLUNGER
2	132873-01-000	EA	ROD - LATCH (BLANK) - 37.3"
3	135624-71-01B	EA	ROD - LATCH (BLANK) - 37.3"
4	135276-01-01A	EA	REINFORCEMENT - CORNER - LEFT HAND (FACING DOOR) - BLACK
5	135276-02-01A	EA	REINFORCEMENT - CORNER - RIGHT HAND (FACING DOOR) - BLACK
6	137359-01-01A	EA	COVER - LATCH - WHITE
7	154900-01-01A	EA	LATCH/PADDLE - LOCKING - COMPT DOOR - KEY ONE - BLACK
7	154900-02-01A	EA	LATCH/PADDLE - NON LOCKING - COMPT DOOR - BLACK
8	139793-01-01A	EA	HINGE - RIGHT HAND/VALANCE DOOR - W/BALL STUD
8	139793-04-01A	EA	HINGE - RIGHT HAND/VALANCE DOOR - W/O BALL STUD
9	139793-03-01A	EA	HINGE - CENTER/VALANCE DOOR - W/O BALL STUD
10	139793-02-01A	EA	HINGE - LEFT HAND/VALANCE DOOR - W/BALL STUD
10	139793-05-01A	EA	HINGE - LEFT HAND/VALANCE DOOR - W/O BALL STUD
11	141601-04-01A	EA	END CAP/VALANCE DOOR - DRVRSIDE/REAR OF DOOR-W/1.5MM NOTCH
12	141601-03-01A	EA	END CAP/VALANCE DOOR-PASS SIDE/REAR OF DOOR-W/1.5MM NOTCH
13	133049-08-T77	EA	TRIM - COVER/WATER HEATER - 12.25" X 17.46"
14	133049-09-R32	EA	TRIM - COVER/WATER HEATER - 12.2" X 16.83
15	113041-18-02B	EA	ANGLE/MOUNT - BUMPER - E-COATED - 10.6"
15	113041-19-02B	EA	ANGLE/MOUNT - BUMPER - E-COATED - 7.9"
16	107721-07-000	FT	SEAL - ACCESS DOOR - .9"WIDE X 1.1"HIGH

EXTERIOR DOORS & COMPARTMENTS GROUP (CONTINUED)

DRIVERS



KEY	PART NUMBER	U/M	DESCRIPTION
1	088246-01-000	EA	SWITCH/REMOTE MIRROR
2	109378-01-000	EA	STRAP - CHECK - DRIVER DOOR - 12.8"
3*	125581-09-01A	EA	DOOR - DRIVER - POWER WINDOW/LOCK
4	128131-01-01A	EA	SPACER/SWITCH - DOME - BLACK
5	145638-02-01A	EA	SWITCH/ROCKER - SPST (ON/OFF) - LIGHTED - BLACK - HEATED MIRROR
5	108355-02-000	EA	HOUSING - SWITCH - 12 POSITION
6	145638-09-01A	EA	SWITCH/ROCKER - DPDT (ON/OFF/ON) - BLACK - POWER WINDOW
6	108355-02-000	EA	HOUSING - SWITCH - 12 POSITION
7	145638-09-01A	EA	SWITCH/ROCKER - DPDT (ON/OFF/ON) - BLACK - POWER SUNVISOR
7	108355-02-000	EA	HOUSING - SWITCH - 12 POSITION
7	145754-01-01A	EA	SWITCH - BLANK - BLACK
8	145926-10-02B	EA	INSERT - SWITCH PLATE - 4 HOLE/RELAY SLOT - E-COATED
9	148653-08-02A	EA	APPLIQUE - DRIVERS DOOR - DARK PUTTY
10	148822-02-WAO	EA	PANEL - DRIVER DOOR/INNER
11	148823-02-24A	EA	PANEL - INNER/DRIVER DOOR - BRIARWOOD
12	148827-01-24A	EA	POCKET/STORAGE - DRIVER DOOR - BRIARWOOD
13	148833-01-03A	EA	HANDLE - DRIVER DOOR - BRIARWOOD
14	149512-01-02B	EA	BRACKET - DOOR HANDLE - E-COATED
15	149513-01-02B	EA	BRACKET - SUPPORT/DOOR HANDLE - E-COATED
16	117802-01-000	EA	GROMMET - CONVOLUTED - 2"
17	125725-01-01A	EA	FRAME - DRIVER DOOR - 33.5" - BLACK
18	125725-03-01A	EA	FRAME - DRIVER DOOR - 27.8" - BLACK
19	125725-07-01A	EA	FRAME - DRIVER DOOR - 53.3" - BLACK
20	125725-08-01A	EA	FRAME - DRIVER DOOR - 21.4" - BLACK
21	125804-02-02B	EA	ANGLE - DOOR SUPPORT - E-COATED
22	126506-01-02B	EA	BRACKET - STRIKE - DRIVER DOOR - E-COATED
23	126534-01-02B	EA	SPACER - STRIKE - DRIVER DOOR - E-COATED
24	134566-01-01A	EA	HOLDER - CUP - TWO STEP - BLACK
25*	108354-01-01A	EA	LIGHT - COURTESY
26	109235-01-01A	FT	COVER - SCREW - MAT BLACK
26	109235-01-05A	FT	COVER - SCREW - BRIGHT WHITE

*COMPONENT PARTS LISTED LATER IN THIS GROUP

EXTERIOR DOORS & COMPARTMENTS GROUP (CONTINUED)

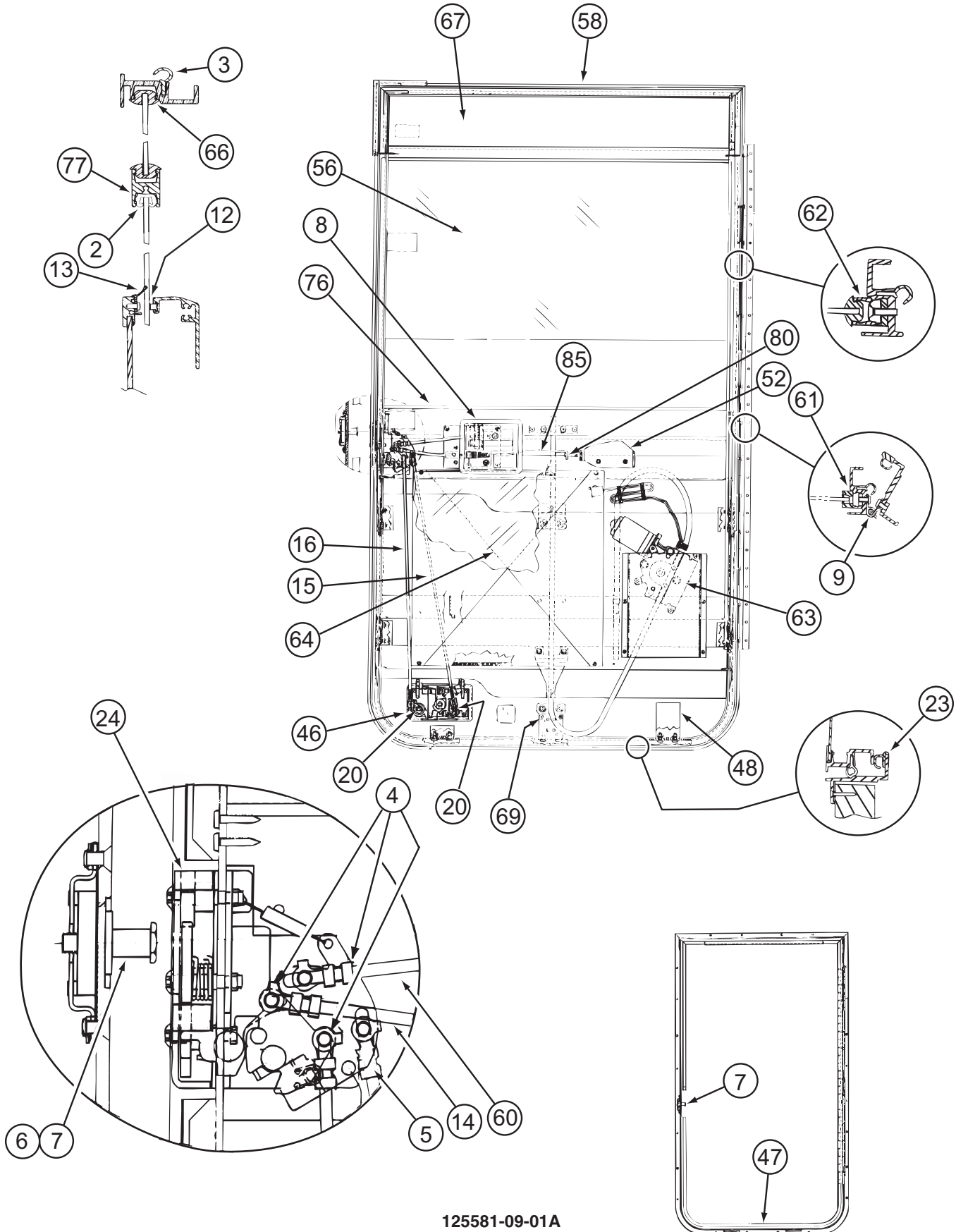
COMPONENT PARTS FOR DRIVERS

108354-01-01A

KEY PART NUMBER
108354-01-700

U/M DESCRIPTION
EA BULB-COURTESY LIGHT

VENDOR NO.
395-B



125581-09-01A

EXTERIOR DOORS & COMPARTMENTS GROUP (CONTINUED)
COMPONENT PARTS FOR DRIVERS (CONTINUED)

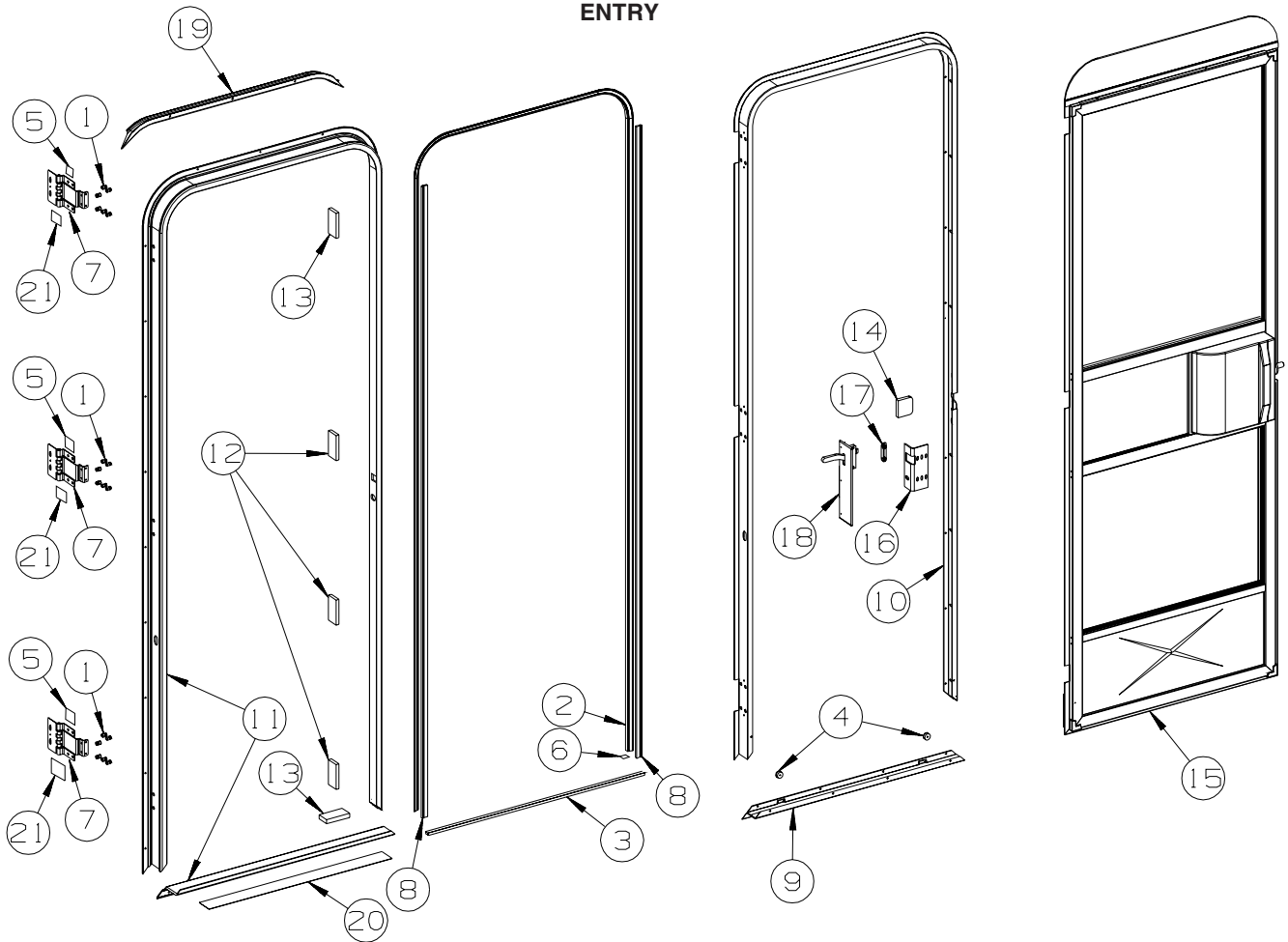
125581-09-01A (CONTINUED)

KEY	PART NUMBER	U/M	DESCRIPTION	VENDOR NO.
2	106469-01-705	FT	CHANNEL-RUN, SLIDING	122-010850
3	106469-01-702	EA	SEAL-DOOR FRAME (DOOR)EA=1	122-040984
4	106469-04-714	EA	ROD-CLIP, RH	80801
5	106469-04-713	EA	ROD-CLIP, LH	80802
6	106469-04-704	EA	NUT ASSEMBLY-CAGED W/STRIKER	11920-16
7	106469-04-703	EA	BOLT-STRIKER, W/WASHER	10335-16
8	106469-04-712	EA	HANDLE/DOOR-INNER W/HARDWARE	11297-01
9	106469-05-702	EA	HINGE - 42"	211-041194
12	106469-01-709	FT	WEATHERSTRIP FUZZY	171-040630
13	125581-03-703	EA	WEATHERSTRIP - BELTING	132-041069
13	125581-09-712	EA	WEATHERSTRIP/BELT - F/GLASS	490664
14	106469-04-711	EA	ROD-LOCK, HORIZONTAL	15508-01
15	125581-04-700	EA	ROD - LATCH/VERTICAL ADJUST.	203-041767
16	125581-04-701	EA	ROD - LOCK/VERTICAL ADJUST.	203-041768
20	128913-01-707	EA	NUT - HEX/NYLOCK - 1/4 - 20	233-062447
23	106469-01-723	EA	SEAL-BULB ASM. (DOOR JAMB)	171-040985
24	106469-05-706	EA	LATCH-ROTARY, W/LINKAGE	16512-01
46	125581-09-700	EA	PADDLE-W/O LOCK RH (REV KEY)	17191-02
46	125581-09-701	EA	LATCH/LOCK-DRVR DR (REV KEY)	PARTS DEPT
46	125581-09-702	EA	LATCH/LOCK-DRVR DR (REV KEY)	PARTS DEPT
46	125581-09-703	EA	LATCH/LOCK-DRVR DR (REV KEY)	PARTS DEPT
46	125581-09-704	EA	LATCH/LOCK-DRVR DR (REV KEY)	PARTS DEPT
46	125581-09-705	EA	LATCH/LOCK-DRVR DR (REV KEY)	PARTS DEPT
46	125581-09-706	EA	LATCH/LOCK-DRVR DR (REV KEY)	PARTS DEPT
46	125581-09-707	EA	LATCH/LOCK-DRVR DR (REV KEY)	PARTS DEPT
46	125581-09-708	EA	LATCH/LOCK-DRVR DR (REV KEY)	PARTS DEPT
46	125581-09-709	EA	LATCH/LOCK-DRVR DR (REV KEY)	PARTS DEPT
46	125581-09-710	EA	LATCH/LOCK-DRVR DR (REV KEY)	PARTS DEPT
46	125581-09-721	EA	LATCH/LOCK-DRVR DR (3041)	PARTS DEPT (3041)
46	125581-09-722	EA	LATCH/LOCK-DRVR DR (3042)	PARTS DEPT (3042)
46	125581-09-723	EA	LATCH/LOCK-DRVR DR (3043)	PARTS DEPT (3043)
46	125581-09-724	EA	LATCH/LOCK-DRVR DR (3044)	PARTS DEPT (3044)
46	125581-09-725	EA	LATCH/LOCK-DRVR DR (3045)	PARTS DEPT (3045)
46	125581-09-726	EA	LATCH/LOCK-DRVR DR (3046)	PARTS DEPT (3046)
46	125581-09-727	EA	LATCH/LOCK-DRVR DR (3047)	PARTS DEPT (3047)
46	125581-09-728	EA	LATCH/LOCK-DRVR DR (3048)	PARTS DEPT (3048)
46	125581-09-729	EA	LATCH/LOCK-DRVR DR (3049)	PARTS DEPT (3049)
46	125581-09-730	EA	LATCH/LOCK-DRVR DR (3050)	PARTS DEPT (3050)
47	125581-04-703	EA	FRAME - MOUNTING - BLACK	V180-35L
48	125581-07-703	EA	BRACKET-ALUMINUM "L"(INSIDE)	N135-55
56	125581-08-703	EA	GLASS-ROLL-UP 29.46"X29.37"	106-042081
56	125581-09-711	EA	GLASS-ROLL UP 24"H X 29.37"W	490207
58	125581-08-702	EA	FRAME/DOOR - SUB ASSY-BLACK	V220-98L
60	106469-04-705	EA	ROD-LATCH, HORIZONTAL	203-041139
61	125581-08-701	EA	CHANNEL/VERT ROLL UP-BLACK	V220-60
62	125581-08-700	EA	CHANNEL/VERT STA GLASS-BLACK	V220-61
63	125581-03-702	EA	REGULATOR-ELECTRIC-SPEC RH	410-040966
64	125581-06-700	EA	PANEL/INTERIOR	V164-97
66	125581-04-710	FT	VINYL - GLAZING	132-041484
67	125581-07-701	EA	GLASS-STATIONERY/4.95"X29.5"	106-042082
69	125581-04-711	EA	CHANNEL-GLASS - LIFT BRKT	N135-66
76	125581-03-701	EA	SILL - INNER - BLACK	V123-68L
77	125581-03-700	EA	MULLION RAIL- BLACK	V123-84
	106469-04-716	EA	LEVER-LOCKING-BLACK	80978-00
	125581-07-705	EA	BRACKET (L) F/SEAL PROTECT	490201
	125581-07-704	EA	BRACKET - STRAP/JAMB & DOOR	248-080394
	125581-10-701	EA	CLIP - CABLE	130-042047
	125581-09-731	EA	SPLINE-DRIVER DOOR WDO SEAL	491279

CONTACT WINNEBAGO PART SALES FOR UNLISTED COMPONENT(S)

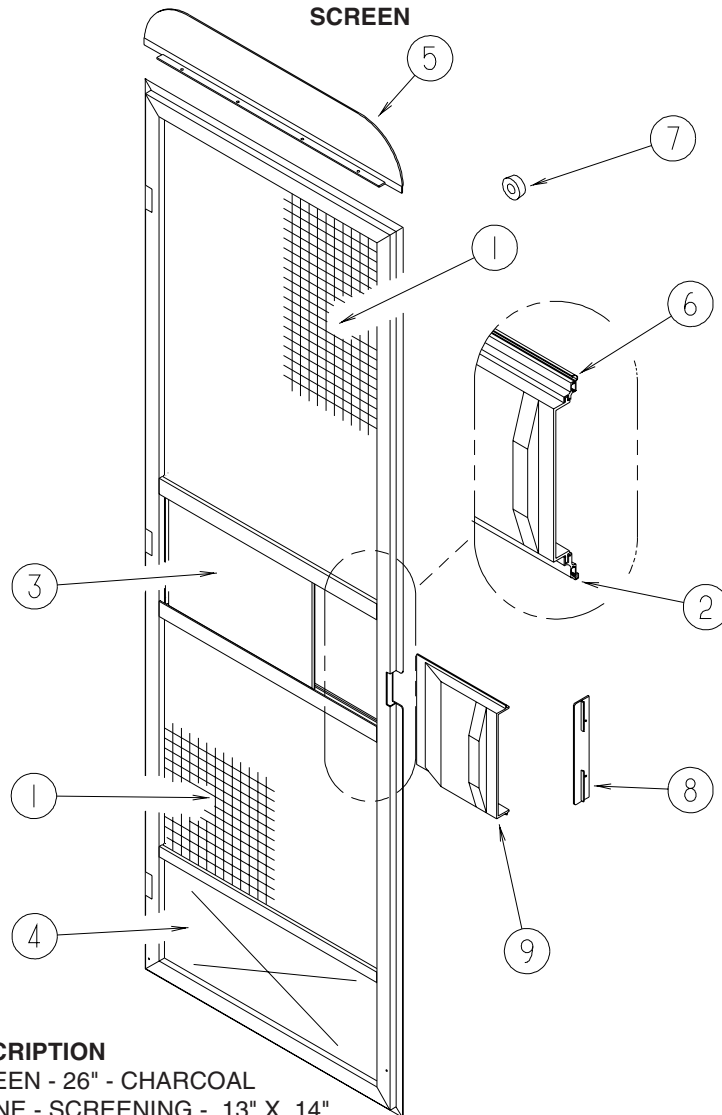
EXTERIOR DOORS & COMPARTMENTS GROUP (CONTINUED)

ENTRY



KEY	PART NUMBER	U/M	DESCRIPTION
1	039715-01-000	EA	NUT-SERT - 1/4" DIAMETER - 20 THREADS
2	075671-04-000	FT	SEAL - SPONGE - LAZY T - W/ADHESIVE STRIP - .5" WIDE
3	075673-05-000	FT	SEAL/PILE - .5" HIGH W/ADHESIVE BACK - BLACK
4	081914-02-000	EA	BUMPER - RUBBER - ROUND - 5/16" DIA. X 13/64" THICK
5	100128-02-000	FT	SEAL - FOAM/ADHESIVE BACK - .37" WIDE X .37" THICK
6	104692-01-000	FT	SEAL - ADHESIVE BACKED FOAM - 3/4" THICK X 3/4" WIDE X 25'
7	106719-01-05A	EA	HINGE - ENTRY DOOR - BRIGHT WHITE
7	106719-01-08A	EA	HINGE - ENTRY DOOR - BLACK
8	118929-01-01A	FT	SEAL - PILE - PUSH ON
9	121893-03-02A	EA	FRAME - ENTRY DOOR/LOWER - BRIGHT WHITE
9	121893-03-03A	EA	FRAME - ENTRY DOOR/LOWER - BLACK
10	121894-27-01A	EA	FRAME - ENTRY DOOR - BRIGHT WHITE
10	121894-27-02A	EA	FRAME - ENTRY DOOR - BLACK
11	121898-14-01A	EA	JAMB - DOOR/ENTRANCE - BRIGHT WHITE
11	121898-14-02A	EA	JAMB - DOOR/ENTRANCE - BLACK
12	125724-01-000	EA	SHIM - DOOR, ENTRANCE
13	125724-02-000	EA	SHIM - DOOR, ENTRANCE
14	130096-05-000	EA	FOAM - SCREEN DOOR, RETAINER
15	P32208-02-L32	EA	DOOR - SCREEN - W/O HARDWARE - BRIGHT WHITE
15	P32208-02-S64	EA	DOOR - SCREEN - W/O HARDWARE - BLACK
16	137401-01-03B	EA	BRACKET - DOOR ANGLE - OFF WHITE
17	148364-01-12B	EA	STRIKE - SCREEN DOOR - BRIGHT WHITE
17	148364-01-04B	EA	STRIKE - SCREEN DOOR - BLACK
18	132915-01-01A	EA	LATCH - SCREEN DOOR - BLACK
19	139054-19-01A	EA	CAP - DRIP - JAMB MOUNTED - BRIGHT WHITE
19	139054-19-02A	EA	CAP - DRIP - JAMB MOUNTED - BLACK
20	038327-01-000	EA	TAPE - ANTI-SLIP - 2" X 60'
21	154585-01-01A	FT	SEAL - FOAM TAPE - ADHESIVE BACK - 3/8" X 3/8" - BLACK

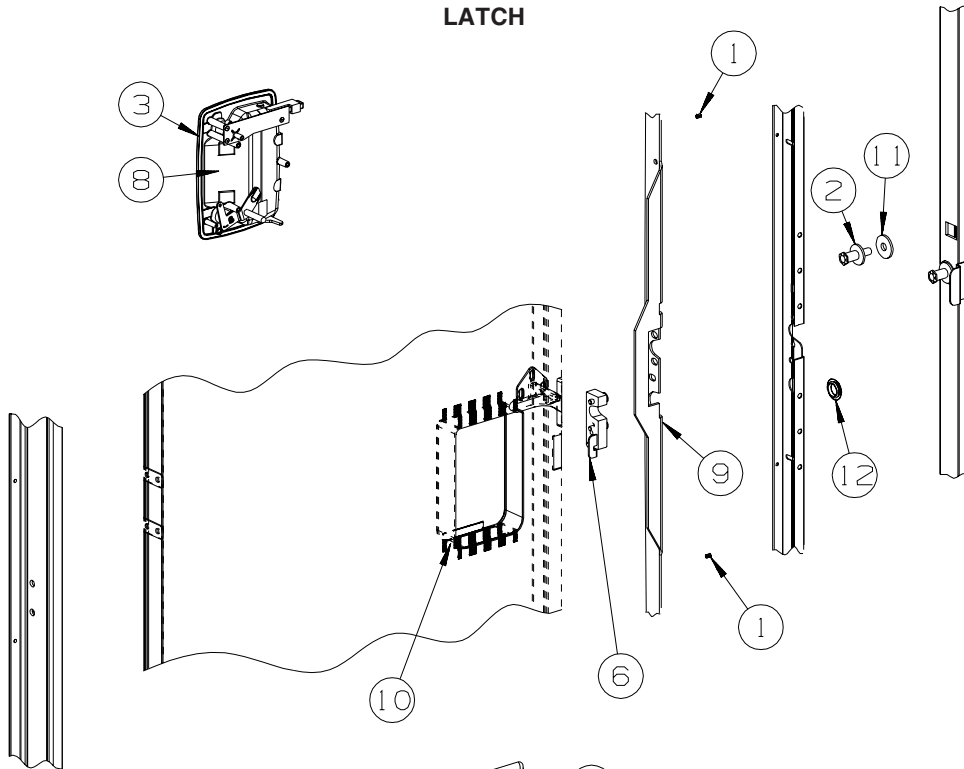
EXTERIOR DOORS & COMPARTMENTS GROUP (CONTINUED)



KEY	PART NUMBER	U/M	DESCRIPTION
1	002293-02-000	SF	SCREEN - 26" - CHARCOAL
2	002294-01-000	FT	SPLINE - SCREENING - .13" X .14"
3	016454-18-000	EA	INSERT/CENTER - SCREEN DOOR
4	078552-09-000	EA	INSERT - SCREEN DOOR - LOWER
5	078595-03-000	EA	PLATE - SCREEN DOOR
6	078777-08-000	FT	CHANNEL - SLIDER - 4 FOOT INCREMENTS
7	120863-09-000	EA	BUMPER - RUBBER/RADIUS TOP - 3/4" X 3/8" - LT GRAY
8	132081-01-01A	EA	STRIKE - SLIDER - SCREEN DOOR - BRIGHT WHITE
8	132081-01-03A	EA	STRIKE - SLIDER - SCREEN DOOR - BLACK
9	132082-01-01A	EA	SLIDER - SCREEN DOOR - BRIGHT WHITE
9	132082-01-03A	EA	SLIDER - SCREEN DOOR - BLACK

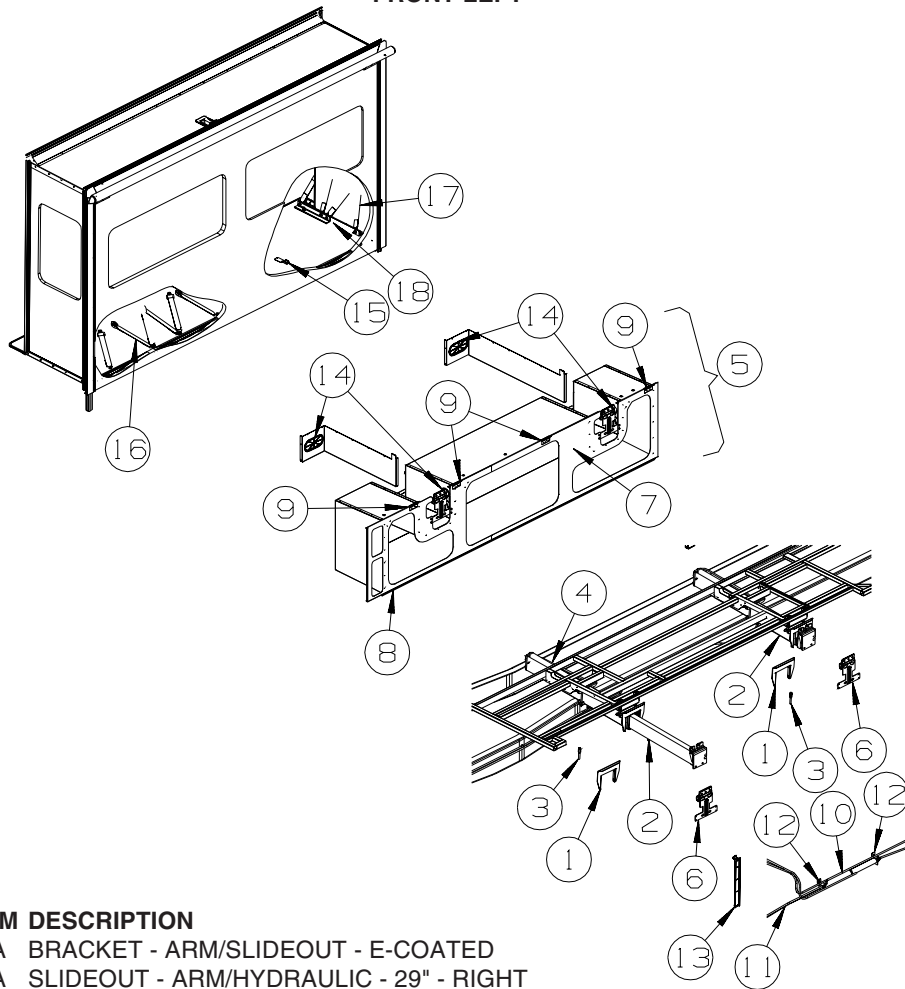
EXTERIOR DOORS & COMPARTMENTS GROUP (CONTINUED)

LATCH



KEY	PART NUMBER	U/M	DESCRIPTION
1	072893-04-000	EA	NUTSERT - 10-32
2	092927-20-000	EA	STRIKER - BOLT
3	112782-04-01A	EA	GASKET
4	112782-05-01A	EA	CAP - VINYL - RED
5	112782-08-01A	EA	SCREW - MOUNTING/PLATE - ZINC
6	112782-22-01A	EA	LATCH - SINGLE ROTOR
7	112782-27-01A	EA	LATCH - INTERIOR PLATE - WHITE
8	112782-20-01A	EA	LATCH - EXTERIOR - W/O LOCK CYLINDER W/ICON-REVERSIBLE KEY
9	132207-01-02B	EA	STIFFENER/DOOR - FORMED - E-COATED
10	137230-01-01A	EA	SPACER - NOTCHED, MILL
11	147900-01-01A	EA	SPACER - STRIKE BOLT, MILL
12	061420-14-000	EA	PLUG/PLASTIC - 7/8" DIAMETER - BLACK

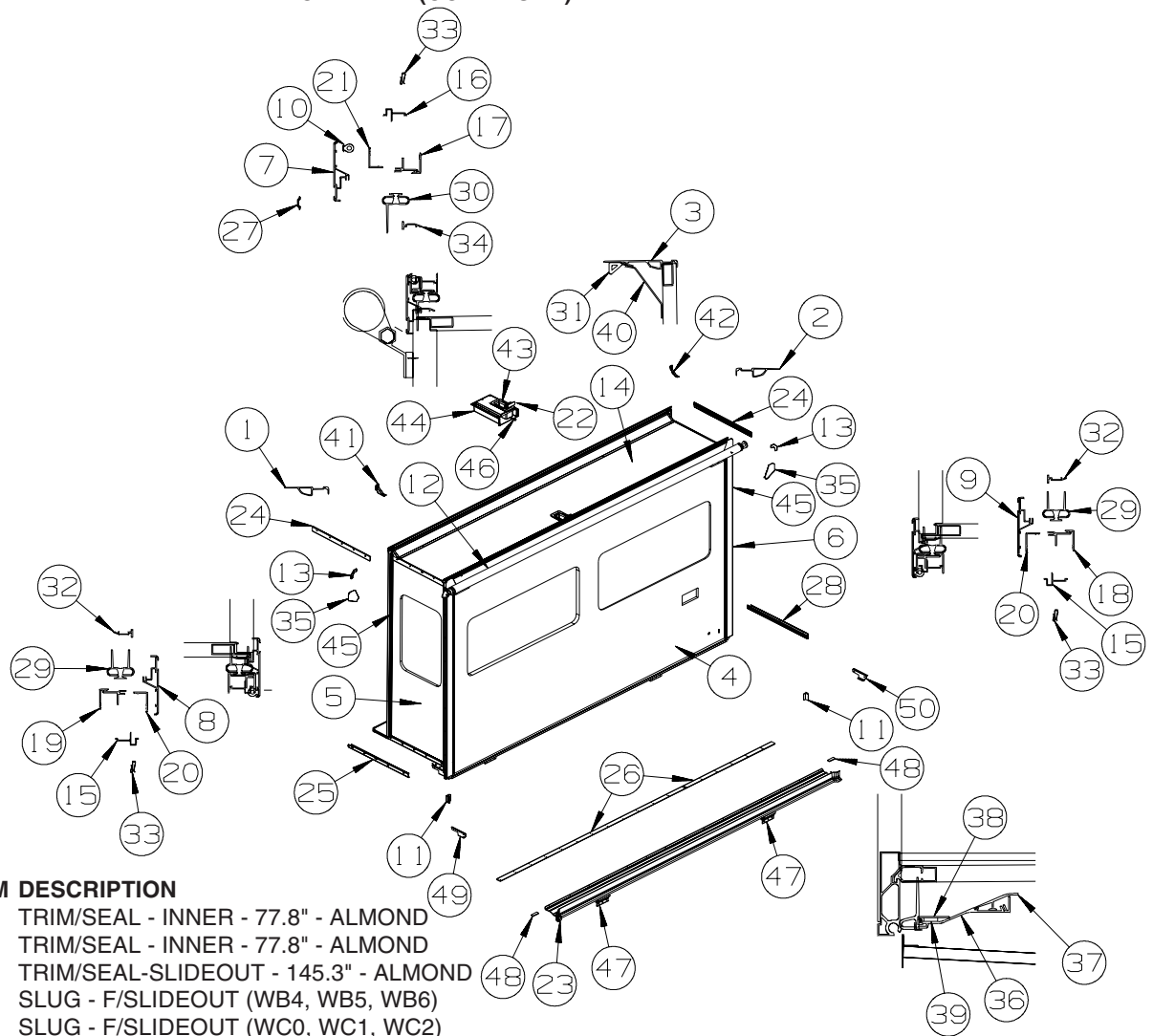
EXTERIOR SLIDEOUT GROUP FRONT LEFT



KEY	PART NUMBER	U/M	DESCRIPTION
1	154254-01-02B	EA	BRACKET - ARM/SLIDEOUT - E-COATED
2	163494-01-000	EA	SLIDEOUT - ARM/HYDRAULIC - 29" - RIGHT
	143738-01-000	EA	WRENCH - SLIDE ROOM RETRACT - RATCHET - 13/16" X 7/8"
3*	151323-02-000	EA	BOLT - HANGER/STOREMORE - LONG/4.5"X1/2" THREAD - AP31952
4	155476-02-000	EA	HOSE KIT - F/SLIDEOUT
5	156592-10-WA0	EA	COMPARTMENT - SLIDEOUT
6	152741-03-02B	EA	BRACKET - MOUNT - SLIDEOUT - E-COATED
7	156596-12-02B	EA	SEAL PLANE - SLIDEOUT - E-COATED
8	126516-01-01A	FT	TRIM - VINYL/EXTRUDED - 8'
9	153821-01-01A	EA	BRACKET - MOUNT/SEAL PLANE - BLACK
10	163102-03-000	EA	SLIDEOUT - HYDRAULIC - 29"
	163324-02-000	EA	BRACKETS/HARDWARE - 24"/29" RAM/SYNCH CYLINDER
11*	100536-58-000	EA	HOSE KIT - F/SLIDEOUT
12	122922-02-02B	EA	BRACKET/CYLINDER SUPPORT - E-COATED
13	126591-02-02B	EA	CARRIER - WIRE LOOM - F/SLIDEOUT ROOM - E-COATED
14	148331-01-01A	EA	PLUG - OVAL/LARGE - BLACK
15	154093-02-01B	EA	BRACKET/HOLD DOWN - CHAIR - W/NUT-SERT - GALVANIZED - DINING TABLE/CHAIRS
16	160167-01-01A	EA	SEAT BELT - 2" X 102" - BLACK
17	160167-02-01A	EA	SEAT BELT - 2" X 90" - BLACK - DINETTE
18	151078-01-02B	EA	BRACKET - MOUNTING - SEATBELT - E-COATED - DINETTE

*COMPONENT PARTS LISTED LATER IN THIS GROUP

EXTERIOR SLIDEOUT GROUP (CONTINUED)
FRONT LEFT (CONTINUED)



KEY	PART NUMBER	U/M	DESCRIPTION
1	139624-45-02A	EA	TRIM/SEAL - INNER - 77.8" - ALMOND
2	139624-44-02A	EA	TRIM/SEAL - INNER - 77.8" - ALMOND
3	153113-02-02A	EA	TRIM/SEAL-SLIDEOUT - 145.3" - ALMOND
4	163000-11-WA0	EA	SLUG - F/SLIDEOUT (WB4, WB5, WB6)
4	163000-11-WC0	EA	SLUG - F/SLIDEOUT (WC0, WC1, WC2)
4	163000-11-WC4	EA	SLUG - F/SLIDEOUT (WC4, WC5, WC6)
5	162982-15-WA0	EA	PANEL END - F/SLIDEOUT (WB4, WB5, WB6)
5	162982-15-WC0	EA	PANEL END - F/SLIDEOUT (WC0, WC1, WC2)
5	162982-15-WC4	EA	PANEL END - F/SLIDEOUT (WC4, WC5, WC6)
6	162982-24-WA0	EA	PANEL END - F/SLIDEOUT (WB4, WB5, WB6)
6	162982-24-WC0	EA	PANEL END - F/SLIDEOUT (WC0, WC1, WC2)
6	162982-24-WC4	EA	PANEL END - F/SLIDEOUT (WC4, WC5, WC6)
6	162982-22-WA0	EA	PANEL END - F/SLIDEOUT (WB4, WB5, WB6) - DINING TABLE/CHAIRS
6	162982-22-WC0	EA	PANEL END - F/SLIDEOUT (WC0, WC1, WC2) - DINING TABLE/CHAIRS
6	162982-22-WC4	EA	PANEL END - F/SLIDEOUT (WC4, WC5, WC6) - DINING TABLE/CHAIRS
7	162052-04-01A	EA	TRIM/SEAL - W/MITERED ENDS - 143.6" - BRIGHT WHITE
7	162052-04-02A	EA	TRIM/SEAL - W/MITERED ENDS - 143.6" - BLACK - FULL BODY PAINT
8	162052-28-01A	EA	TRIM/SEAL - W/MITERED ENDS - 80.4" - BRIGHT WHITE
8	162052-28-02A	EA	TRIM/SEAL - W/MITERED ENDS - 80.4" - BLACK - FULL BODY PAINT
9	162052-29-01A	EA	TRIM/SEAL - W/MITERED ENDS - 80.4" - BRIGHT WHITE
9	162052-29-02A	EA	TRIM/SEAL - W/MITERED ENDS - 80.4" - BLACK - FULL BODY PAINT
10	158297-01-000	FT	SEAL - D-SECTION/BULB/TEE - ADHESIVE BACK - BLACK
11	156480-01-01A	EA	SEAL/BLOCK - SLIDEOUT - 2.6"W X 1.6"H X 1.6"D - BLACK
12			SLIDEOUT AWNING

ORDER AWNINGS & REPAIR PARTS FROM DOMETIC. CALL #800-366-3842.

THE DOMETIC AWNING INFORMATION YOU WILL NEED IS LOCATED ON THE MOTOR HOME NEAR THE TOP OF THE AWNING RAIL.

13	160421-01-01A	EA	CORNER TRIM/SLIDEOUT - 3.1" X 3.1" - BLACK
14	157280-01-U89	EA	ROOF - F/SLIDEOUT
15	142718-38-01A	EA	RETAINER - SIDEWALL/SLIDEOUT - 79"
16	142718-02-01A	EA	RETAINER - SIDEWALL/SLIDEOUT - 144.9" - MILL

EXTERIOR SLIDEOUT GROUP (CONTINUED)
FRONT LEFT (CONTINUED)

KEY	PART NUMBER	U/M	DESCRIPTION
17	151761-01-02A	EA	TRIM - SIDEWALL/SLIDEOUT/TOP - 146.4" - ALMOND
18	151760-10-02A	EA	TRIM - SIDEWALL/SLIDEOUT - 80.6" - ALMOND
19	151760-11-02A	EA	TRIM - SIDEWALL/SLIDEOUT - 80.6" - ALMOND
20	136824-49-01A	EA	TRIM - SIDEWALL/SLIDEOUT - 80.9" - BRIGHT WHITE
20	136824-49-02A	EA	TRIM - SIDEWALL/SLIDEOUT - 80.9" - BLACK - FULL BODY PAINT
21	136824-05-01A	EA	TRIM - SIDEWALL/SLIDEOUT - 146.4" - BRIGHT WHITE
21	136824-05-02A	EA	TRIM - SIDEWALL/SLIDEOUT - 146.4" - BLACK - FULL BODY PAINT
22	156015-01-01A	EA	TAPE/PROTECTION - .06" X 1.25" X 3.5" - W/PSA - NATURAL WHT
23	152446-02-000	FT	SEAL - SLIDEOUT/FLOOR - W/BULB
24	158375-01-01A	EA	TRIM/FEATURE STRIP - 29.6" - BRIGHT WHITE
24	158375-01-02A	EA	TRIM/FEATURE STRIP - 29.6" - BLACK - FULL BODY PAINT
25	163021-07-01A	EA	TRIM - FEATURE - LOWER - 30.9" - BRIGHT WHITE
25	163021-07-02A	EA	TRIM - FEATURE - LOWER - 30.9" - BLACK
	165178-01-01A	EA	CAP - FLOOR TUBE/SLIDEOUT/RH - BLACK
FROM: 02-04-08 THRU: 99-99-99			
26	152641-01-000	EA	SKID/GLIDE - SLIDEOUT ROOM - 1/4"X2"X95.5" - POLYETHYLENE
27	105312-01-07A	FT	INSERT - FEATURE STRIP - VINYL - BRIGHT WHITE
27	105312-01-13A	FT	INSERT - FEATURE STRIP - VINYL - BLACK - FULL BODY PAINT
28	163021-08-01A	EA	TRIM - FEATURE - LOWER - 30.9" - BRIGHT WHITE
28	163021-08-02A	EA	TRIM - FEATURE - LOWER - 30.9" - BLACK
	165178-02-01A	EA	CAP - FLOOR TUBE/SLIDEOUT/IH - BLACK
FROM: 02-04-08 THRU: 99-99-99			
29	153161-01-01A	FT	SEAL - SLIDEOUT - DOUBLE WIPE LIP - BLACK
30	136978-02-01A	FT	SEAL - SLIDEOUT/TOP - SINGLE WIPE LIP - BLACK
31	146056-01-000	FT	SEAL - TRIANGLE - W/PSA
32	146606-66-01A	EA	TRIM/RETAINER - 75.8" - BRIGHT WHITE
32	146606-66-02A	EA	TRIM/RETAINER - 75.8" - BLACK - FULL BODY PAINT
33	142549-01-000	EA	CLIP - "S" TYPE
34	146606-07-01A	EA	TRIM/RETAINER - 141" - BRIGHT WHITE
34	146606-07-02A	EA	TRIM/RETAINER - 141" - BLACK - FULL BODY PAINT
35	156151-01-02A	EA	PROTECTOR - CORNER - SLIDEOUT - BRIGHT WHITE
35	156151-01-01A	EA	PROTECTOR - CORNER - SLIDEOUT - BLACK - FULL BODY PAINT
36	160823-07-01A	EA	RAMP - SLIDEOUT - FLOOR/COACH - 142.7" - BRT WHITE
37	162509-17-01A	EA	COVER - RAMP/FLOOR - VINYL/CARPET - 3.3" X 142.3"
38	160824-11-01A	EA	SPACER - RAMP - SLIDEOUT FLOOR - 142.3" - MILL
39	156475-01-000	EA	FILTER/FOAM - DRAIN HOLE COVER/SEAL - 60PPI - 1/4"X1"X3"
40	153114-02-02A	EA	TRIM/RETAINER - 165.8" - BLACK
41	153115-01-02A	EA	COVER - TRIM - SLIDEOUT - INNER/TOP/RH - BRIGHT WHITE
41	153115-01-01A	EA	COVER - TRIM - SLIDEOUT - INNER/TOP/RH - BLACK - FULL BODY PAINT
42	153115-02-02A	EA	COVER - TRIM - SLIDEOUT - INNER/TOP/LH - BRIGHT WHITE
42	153115-02-01A	EA	COVER - TRIM - SLIDEOUT - INNER/TOP/LH - BLACK - FULL BODY PAINT
43*	153651-04-01A	EA	LOCK/LATCH - TRAVEL/SLIDEOUT - W/MOTOR - LEFT HAND - BLACK
44	155194-01-01A	FT	COVER - LATCH/TRAVEL - PLASTIC - BLACK
45	093681-39-01A	FT	FILM - 3.1" - FLAT BLACK
46	155262-01-02A	EA	TUBE/DRAIN - LATCH/TRAVEL/ROOF - WHITE
46	155262-01-01A	EA	TUBE/DRAIN - LATCH/TRAVEL/ROOF - BLACK - FULL BODY PAINT
47	153104-01-01A	EA	BRACKET/MOUNT - 1.7" X 3.2" X 5.9"
48	089275-02-000	FT	STRIP - 3/4" X 84" BLACK POLYETHYLENE
49	153800-03-02B	EA	BRACKET - CLOSEOUT/RH - SLIDEOUT - E-COATED
50	153800-04-02B	EA	BRACKET - CLOSEOUT/LH - SLIDEOUT - E-COATED

*COMPONENT PARTS LISTED LATER IN THIS GROUP

EXTERIOR SLIDEOUT GROUP (CONTINUED)

COMPONENT PARTS FOR FRONT LEFT

100536-58-000

KEY	PART NUMBER	U/M	DESCRIPTION	VENDOR NO.
	100536-58-700	EA	HOSE - HYD. 1/4" X 86"	RAP91470/AP4665
	100536-58-701	EA	HOSE - HYDRAULIC 1/4" X 74"	RAP91467/AP5616

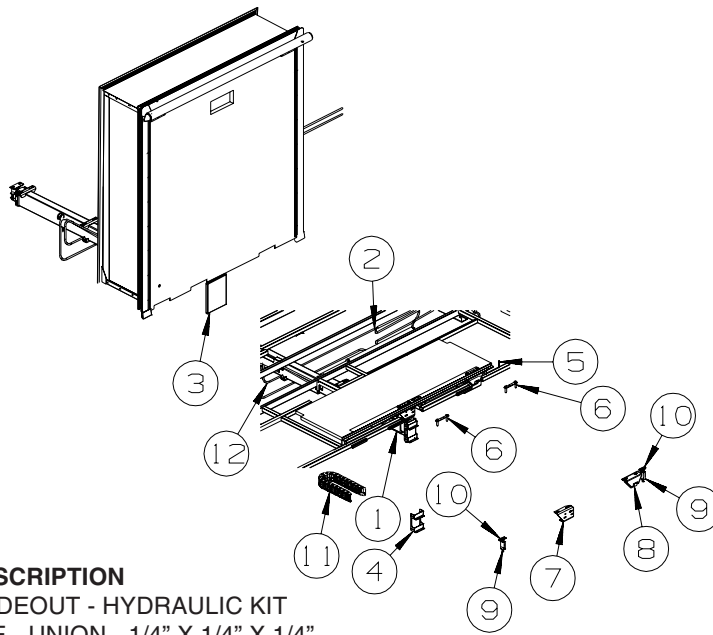
151323-01-000, 151323-02-000, 151323-03-000

KEY	PART NUMBER	U/M	DESCRIPTION	VENDOR NO.
	151323-01-700	EA	BOLT KIT - STORE-MORE	RAP91641

153651-04-01A

KEY	PART NUMBER	U/M	DESCRIPTION	VENDOR NO.
	153651-01-701	EA	LIMIT SWITCH	1812996
	153651-02-700	EA	MOTOR "R" - F/LH TRAVEL LOCK	1820131
	153651-02-701	EA	BRACKET/MOUNTING - MOTOR	1102223
	153651-04-700	EA	COVER/BOOT - SEAL	1612012

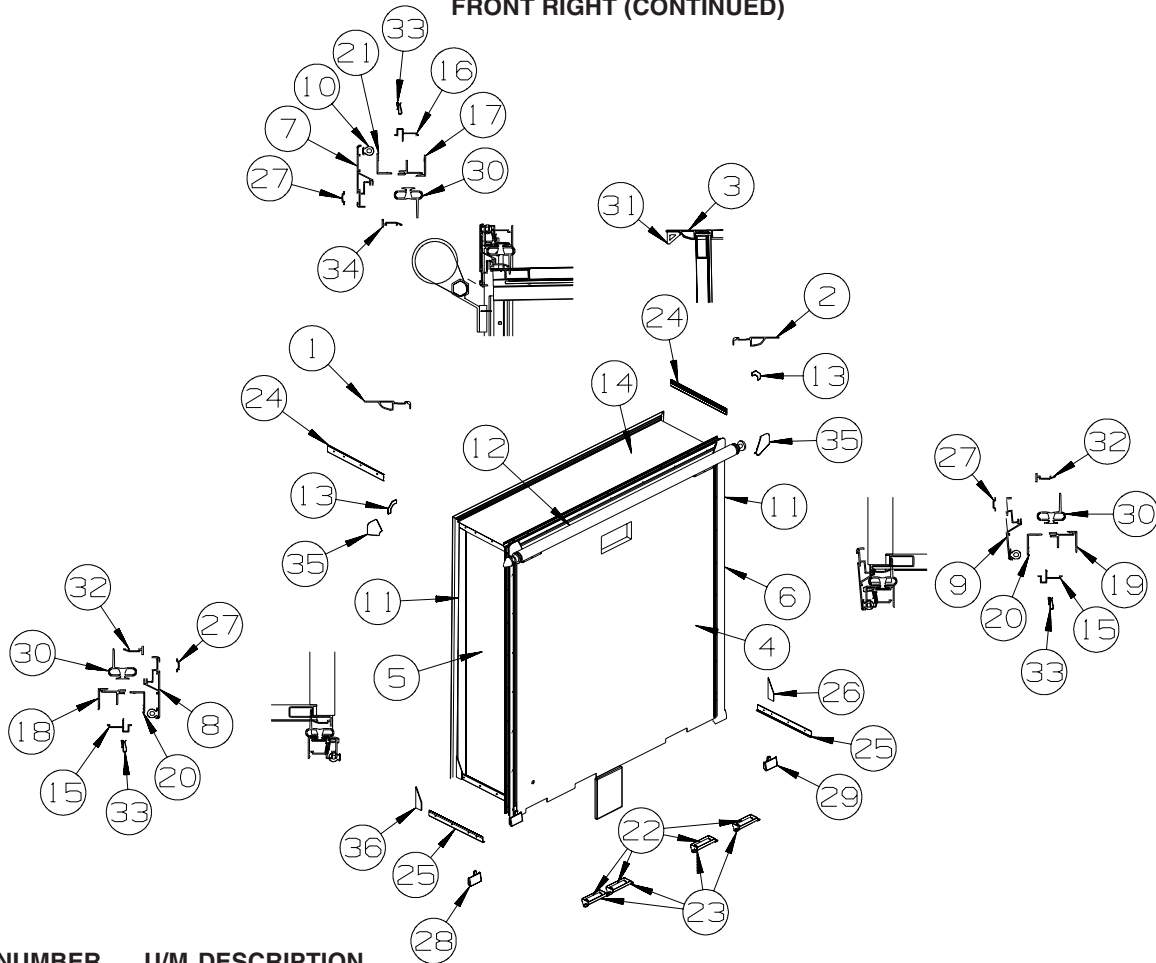
EXTERIOR SLIDEOUT GROUP (CONTINUED)
FRONT RIGHT



KEY	PART NUMBER	U/M	DESCRIPTION
1	163492-01-000	EA	SLIDEOUT - HYDRAULIC KIT
2	123264-01-000	EA	TEE - UNION - 1/4" X 1/4" X 1/4"
3	138077-12-UM1	EA	COVER/RAM - 9.4" X 12.2" - W/TUBE - BRIGHT WHITE
	138077-05-10A	EA	COVER/RAM - 9.4" X 12.2" - W/O TUBE - BLACK
4	145262-06-02B	EA	BRACKET - RAM COVER - E-COATED
5	115075-03-000	FT	SEAL - WIPE - .25" X 2.9"
6	136995-07-02B	EA	PLATE W/BOLTS - 5.9" X 1" W/1/2" X 2" BOLTS
7	127030-02-02B	EA	BRACKET - INNER REAR/MOUNT - SLIDEOUT - E-COATED
8	139407-03-02B	EA	BRACKET/MOUNT - F/SLIDEOUT - E-COATED
9	126313-09-02B	EA	SUPPORT - ROLLER - SLIDE-OUT ROOM - E-COATED
10	134855-01-000	EA	BEARING PAD - NARROW
11	143541-04-01A	EA	CARRIER/WIRING - F/SLIDEOUT ROOM
12*	100536-42-000	EA	HOSE KIT - PUMP TO SLIDE-OUT VALVE

***COMPONENT PARTS LISTED LATER IN THIS GROUP**

EXTERIOR SLIDEOUT GROUP (CONTINUED)
FRONT RIGHT (CONTINUED)



KEY	PART NUMBER	U/M	DESCRIPTION
1	139624-41-02A	EA	TRIM/SEAL - INNER - 79.2" - ALMOND
2	139624-42-02A	EA	TRIM/SEAL - INNER - 79.2" - ALMOND
3	139624-35-02A	EA	TRIM/SEAL - INNER/TOP - 77.8" - ALMOND
4	163001-12-WA0	EA	SLUG - F/SLIDEOUT (WB4, WB5, WB6)
4	163001-12-WC0	EA	SLUG - F/SLIDEOUT (WC0, WC1, WC2)
4	163001-12-WC4	EA	SLUG - F/SLIDEOUT (WC4, WC5, WC6)
5	164292-04-WA0	EA	PANEL END - F/SLIDEOUT (WB4, WB5, WB6)
5	164292-04-WC0	EA	PANEL END - F/SLIDEOUT (WC0, WC1, WC2)
5	164292-04-WC4	EA	PANEL END - F/SLIDEOUT (WC4, WC5, WC6)
6	164292-03-WA0	EA	PANEL END - F/SLIDEOUT (WB4, WB5, WB6)
6	164292-03-WC0	EA	PANEL END - F/SLIDEOUT (WC0, WC1, WC2)
6	164292-03-WC4	EA	PANEL END - F/SLIDEOUT (WC4, WC5, WC6)
7	162052-34-01A	EA	TRIM/SEAL - W/MITERED ENDS - 75.9" - BRIGHT WHITE
7	162052-34-02A	EA	TRIM/SEAL - W/MITERED ENDS - 75.9" - BLACK - FULL BODY PAINT
8	162052-33-01A	EA	TRIM/SEAL - W/MITERED ENDS - 80.8" - BRIGHT WHITE
8	162052-33-02A	EA	TRIM/SEAL - W/MITERED ENDS - 80.8" - BLACK - FULL BODY PAINT
9	162052-32-01A	EA	TRIM/SEAL - W/MITERED ENDS - 80.8" - BRIGHT WHITE
9	162052-32-02A	EA	TRIM/SEAL - W/MITERED ENDS - 80.8" - BLACK - FULL BODY PAINT
10	158297-01-000	FT	SEAL - D-SECTION/BULB/TEE - ADHESIVE BACK - BLACK
11	093681-39-01A	FT	FILM - 3.1" - FLAT BLACK
12			SLIDEOUT AWNING

ORDER AWNINGS & REPAIR PARTS FROM DOMETIC. CALL #800-366-3842.

THE DOMETIC AWNING INFORMATION YOU WILL NEED IS LOCATED ON THE MOTOR HOME NEAR THE TOP OF THE AWNING RAIL.

13	160421-01-01A	EA	CORNER TRIM/SLIDEOUT - 3.1" X 3.1" - BLACK
14	150644-02-U90	EA	ROOF - F/SLIDEOUT

EXTERIOR SLIDEOUT GROUP (CONTINUED)
FRONT RIGHT (CONTINUED)

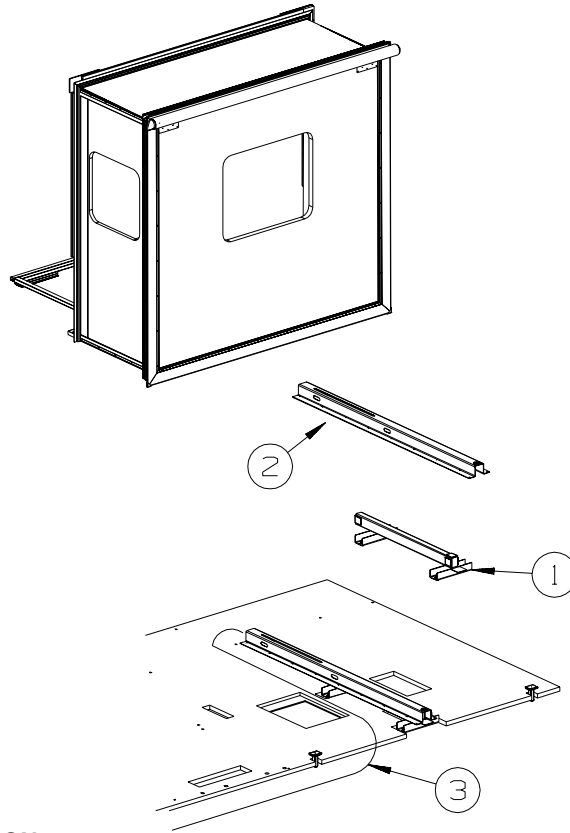
KEY	PART NUMBER	U/M	DESCRIPTION
15	142718-38-01A	EA	RETAINER - SIDEWALL/SLIDEOUT - 79"
16	142718-35-01A	EA	RETAINER - SIDEWALL/SLIDEOUT - 77"
17	151761-20-02A	EA	TRIM - SIDEWALL/SLIDEOUT/TOP - 78.8" - ALMOND
18	151760-22-02A	EA	TRIM - SIDEWALL/SLIDEOUT - 81.1" - ALMOND
19	151760-23-02A	EA	TRIM - SIDEWALL/SLIDEOUT - 81.1" - ALMOND
20	136824-49-01A	EA	TRIM - SIDEWALL/SLIDEOUT - 80.9" - BRIGHT WHITE
20	136824-49-02A	EA	TRIM - SIDEWALL/SLIDEOUT - 80.9" - BLACK - FULL BODY PAINT
21	136824-48-01A	EA	TRIM - SIDEWALL/SLIDEOUT - 79.8" - BRIGHT WHITE
21	136824-48-02A	EA	TRIM - SIDEWALL/SLIDEOUT - 79.8" - BLACK - FULL BODY PAINT
22	127033-02-01A	EA	ROLLER - GUIDE
23	140928-04-02B	EA	BRACKET - ROLLER - E-COATED
24	158375-03-01A	EA	TRIM - FEATURE STRIP - 20.6" - BRIGHT WHITE
24	158375-03-02A	EA	TRIM - FEATURE STRIP - 20.6" - BLACK - FULL BODY PAINT
25	163020-06-01A	EA	TRIM - FEATURE STRIP/LOWER - 2.3" x 19.8" - BRIGHT WHITE
25	163020-06-02A	EA	TRIM - FEATURE STRIP/LOWER - 2.3" x 19.8" - BLACK - FULL BODY PAINT
26	157809-01-01A	EA	SEAL - FOAM BLOCK/RIGHT SIDE - ADHESIVE BACK
27	105312-01-07A	FT	INSERT - FEATURE STRIP - VINYL - BRIGHT WHITE
27	105312-01-13A	FT	INSERT - FEATURE STRIP - VINYL - BLACK - FULL BODY PAINT
28	148593-03-01A	EA	CAP - F/SLIDEOUT TRIM - BRIGHT WHITE
28	148593-03-02A	EA	CAP - F/SLIDEOUT TRIM - BLACK - FULL BODY PAINT
29	148593-04-01A	EA	CAP - F/SLIDEOUT TRIM - BRIGHT WHITE
29	148593-04-02A	EA	CAP - F/SLIDEOUT TRIM - BLACK - FULL BODY PAINT
30	136978-01-01A	FT	SEAL - SLIDEOUT - SINGLE WIPE LIP - BLACK
31	146056-01-000	FT	SEAL - TRIANGLE - W/PSA
32	146606-62-01A	EA	TRIM/RETAINER - 75.1" - BRIGHT WHITE
32	146606-62-02A	EA	TRIM/RETAINER - 75.1" - BLACK - FULL BODY PAINT
33	142549-01-000	EA	CLIP - "S" TYPE
34	146606-03-01A	EA	TRIM/RETAINER - 73.3" - BRIGHT WHITE
34	146606-03-02A	EA	TRIM/RETAINER - 73.3" - BLACK - FULL BODY PAINT
35	156151-01-02A	EA	PROTECTOR - CORNER - SLIDEOUT - BRIGHT WHITE
35	156151-01-01A	EA	PROTECTOR - CORNER - SLIDEOUT - BLACK - FULL BODY PAINT
36	157809-02-01A	EA	SEAL - FOAM BLOCK/LEFT SIDE - ADHESIVE BACK

COMPONENT PARTS FOR FRONT RIGHT

100536-42-000

KEY	PART NUMBER	U/M	DESCRIPTION	VENDOR NO.
	100536-42-700	EA	HOSE/HYDRAULIC - 1/4" X 180"	RAP90120/AP5965
	100536-42-701	EA	HOSE/HYDRAULIC - 1/4" X 175"	RAP90350/AP7358

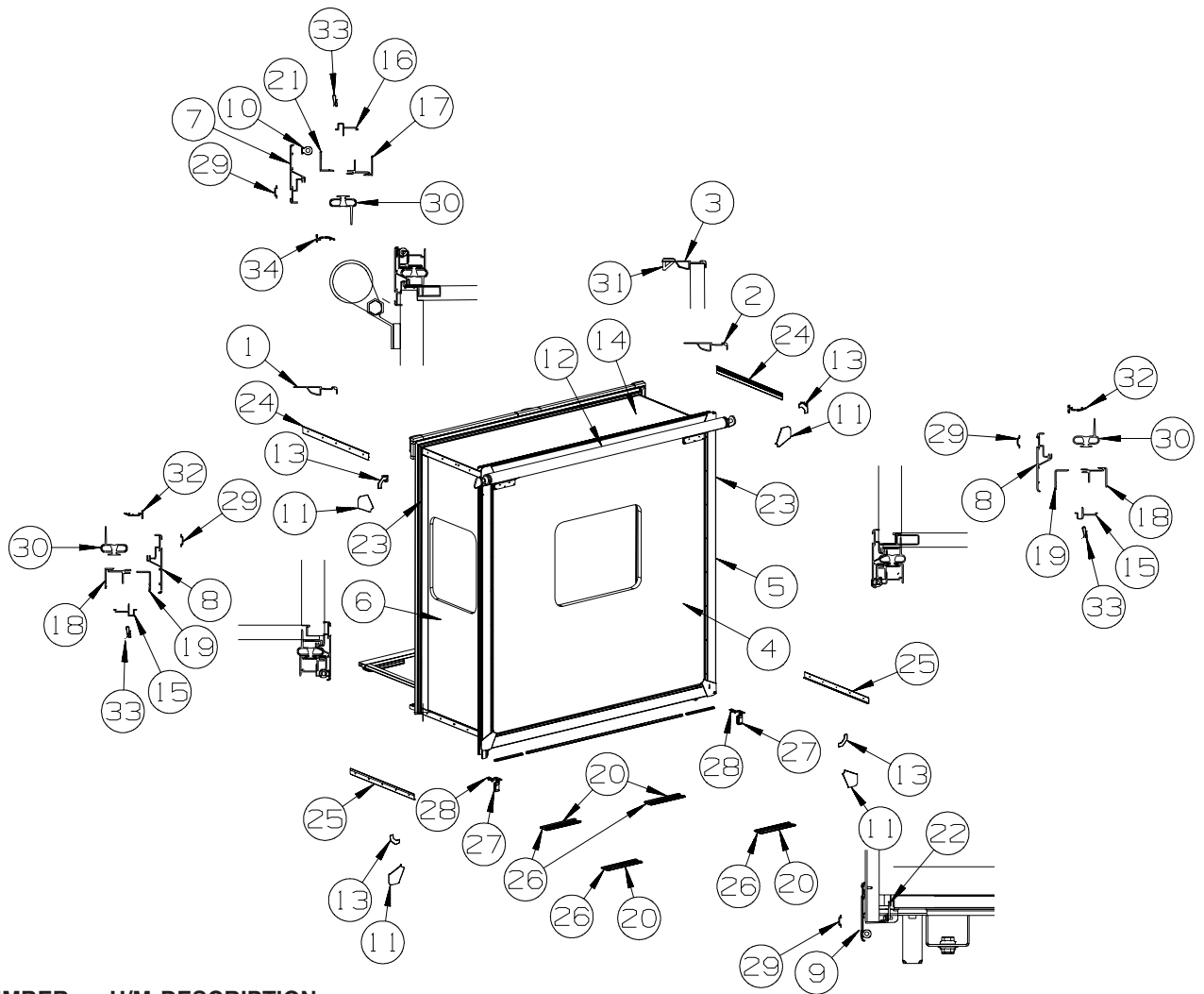
EXTERIOR SLIDEOUT GROUP (CONTINUED)
RIGHT REAR



KEY	PART NUMBER	U/M	DESCRIPTION
1*	137390-01-000	EA	HYDRAULIC/BED - F/SLIDEOUT
2	137390-02-000	EA	CHANNEL - HYDRAULIC - F/SLIDEOUT
3*	100536-59-000	EA	HOSE KIT - F/SLIDEOUT

***COMPONENT PARTS LISTED LATER IN THIS GROUP**

EXTERIOR SLIDEOUT GROUP (CONTINUED)
REAR RIGHT (CONTINUED)



KEY	PART NUMBER	U/M	DESCRIPTION
1	139624-41-02A	EA	TRIM/SEAL - INNER - 79.2" - ALMOND
2	139624-42-02A	EA	TRIM/SEAL - INNER - 79.2" - ALMOND
3	139624-04-02A	EA	TRIM/SEAL - INNER/TOP - 80.2" - ALMOND
4	163001-11-WA0	EA	SLUG - F/SLIDEOUT (WB4, WB5, WB6, WC0, WC1, WC2)
4	163001-11-WC4	EA	SLUG - F/SLIDEOUT (WC4, WC5, WC6)
5	162984-08-WA0	EA	PANEL END - F/SLIDEOUT (WB4, WB5, WB6, WC0, WC1, WC2)
5	162984-08-WC4	EA	PANEL END - F/SLIDEOUT (WC4, WC5, WC6)
6	162984-11-WA0	EA	PANEL END - F/SLIDEOUT (WB4, WB5, WB6, WC0, WC1, WC2)
6	162984-11-WC4	EA	PANEL END - F/SLIDEOUT (WC4, WC5, WC6)
7	162052-01-01A	EA	TRIM/SEAL - W/MITERED ENDS - 78.4" - BRIGHT WHITE
7	162052-01-02A	EA	TRIM/SEAL - W/MITERED ENDS - 78.4" - BLACK - FULL BODY PAINT
8	162052-30-01A	EA	TRIM/SEAL - W/MITERED ENDS - 78.6" - BRIGHT WHITE
8	162052-30-02A	EA	TRIM/SEAL - W/MITERED ENDS - 78.6" - BLACK - FULL BODY PAINT
9	162054-02-01A	EA	TRIM/SEAL - W/MITERED ENDS - 78.4" - BRIGHT WHITE
9	162054-02-02A	EA	TRIM/SEAL - W/MITERED ENDS - 78.4" - BLACK - FULL BODY PAINT
10	158297-01-000	FT	SEAL - D-SECTION/BULB/TEE - ADHESIVE BACK - BLACK
11	156151-01-02A	EA	PROTECTOR - CORNER - SLIDEOUT - BRIGHT WHITE
11	156151-01-01A	EA	PROTECTOR - CORNER - SLIDEOUT - BLACK - FULL BODY PAINT
12			SLIDEOUT AWNING

ORDER AWNINGS & REPAIR PARTS FROM DOMETIC. CALL #800-366-3842.
THE DOMETIC AWNING INFORMATION YOU WILL NEED IS LOCATED ON THE MOTOR HOME NEAR
THE TOP OF THE AWNING RAIL.

EXTERIOR SLIDEOUT GROUP (CONTINUED)
REAR RIGHT (CONTINUED)

KEY	PART NUMBER	U/M	DESCRIPTION
13	160421-01-01A	EA	CORNER TRIM/SLIDEOUT - 3.1" X 3.1" - BLACK
14	137400-02-U89	EA	ROOF - F/SLIDEOUT
15	142718-38-01A	EA	RETAINER - SIDEWALL/SLIDEOUT - 79"
16	142718-23-01A	EA	RETAINER - SIDEWALL/SLIDEOUT - 79.9"
17	151761-02-02A	EA	TRIM - SIDEWALL/SLIDEOUT/TOP - 81.2" - ALMOND
18	151760-24-02A	EA	TRIM - SIDEWALL/SLIDEOUT - 78.6" - ALMOND
19	136824-50-01A	EA	TRIM - SIDEWALL/SLIDEOUT - 79.2" - BRIGHT WHITE
19	136824-50-02A	EA	TRIM - SIDEWALL/SLIDEOUT - 79.2" - BLACK - FULL BODY PAINT
20	115325-08-01A	EA	RAIL - FLOOR/SLIDEOUT ROOM - 12" LONG - BLACK
21	136824-02-01A	EA	TRIM - SIDEWALL/SLIDEOUT - 81.2" - BRIGHT WHITE
21	136824-02-02A	EA	TRIM - SIDEWALL/SLIDEOUT - 81.2" - BLACK - FULL BODY PAINT
22	157584-02-AA2	EA	TRIM/ZEE - W/SEAL/END CAPS - SLIDEOUT/LOWER-80.7"- BRT WHT
22	157584-02-AA1	EA	TRIM/ZEE - W/SEAL/END CAPS - SLIDEOUT/LOWER-80.7"- BLACK - FULL BODY PAINT
23	093681-39-01A	FT	FILM - 3.1" - FLAT BLACK
24	158375-01-01A	EA	TRIM - FEATURE STRIP - 29.6" - BRIGHT WHITE
24	158375-01-02A	EA	TRIM - FEATURE STRIP - 29.6" - BLACK - FULL BODY PAINT
25	163020-07-01A	EA	TRIM - FEATURE STRIP/LOWER - 2.3" X 28.9" - BRIGHT WHITE
25	163020-07-02A	EA	TRIM - FEATURE STRIP/LOWER - 2.3" X 28.9" - BLACK - FULL BODY PAINT
26	115661-01-000	FT	SHOE/GLIDE - SLIDEOUT ROOM - 1/16" X 3" - POLYETHYLENE
27	126313-12-02B	EA	SUPPORT - SLIDE - F/SLIDE-OUT ROOM - E-COATED
28	134855-01-000	EA	BEARING PAD - NARROW
29	105312-01-07A	FT	INSERT - FEATURE STRIP - VINYL - BRIGHT WHITE
29	105312-01-13A	FT	INSERT - FEATURE STRIP - VINYL - BLACK - FULL BODY PAINT
30	136978-01-01A	FT	SEAL - SLIDEOUT - SINGLE WIPE LIP - BLACK
31	146056-01-000	FT	SEAL - TRIANGLE - W/PSA
32	146606-62-01A	EA	TRIM/RETAINER - 75.1" - BRIGHT WHITE
32	146606-62-02A	EA	TRIM/RETAINER - 75.1" - BLACK - FULL BODY PAINT
33	142549-01-000	EA	CLIP - "S" TYPE
34	146606-66-01A	EA	TRIM/RETAINER - 75.8" - BRIGHT WHITE
34	146606-66-02A	EA	TRIM/RETAINER - 75.8" - BLACK - FULL BODY PAINT

COMPONENT PARTS FOR RIGHT REAR

100536-59-000

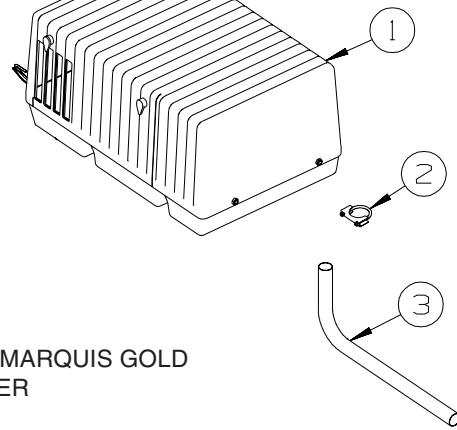
KEY	PART NUMBER	U/M	DESCRIPTION	VENDOR NO.
	100536-27-700	EA	HOSE/HYDRAULIC - 1/4" X 332"	RAP91491/AP8985
	100536-37-701	EA	HOSE/HYDRAULIC - 1/4" X 336"	RAP5561

137390-01-000

KEY	PART NUMBER	U/M	DESCRIPTION	VENDOR NO.
	128599-06-700	EA	HOSE/HYDRAULIC -1/8" X 72"	RAP91424/AP24635
	128599-06-701	EA	HOSE/HYDRAULIC - 1/8" X 84"	RAP91240/AP24636
	128599-06-703	EA	BEARING KIT - SLIDE-OUT TUBE	RAP90698
	128599-06-704	EA	BEARING PAD - .8" X 2"	P14811
	137390-01-700	EA	RAM/CYLINDER - SLIDEOUT ROOM	RAP90876/AP23425
	137390-01-701	EA	CYLINDER NUT KIT - SLIDEOUT	RAP90947
	137390-01-702	EA	SLOT COVER ASM. - RUBBER	AP26959
	137390-01-703	EA	RAM/CYLINDER - SLIDEOUT RM	RAP91209/AP28686

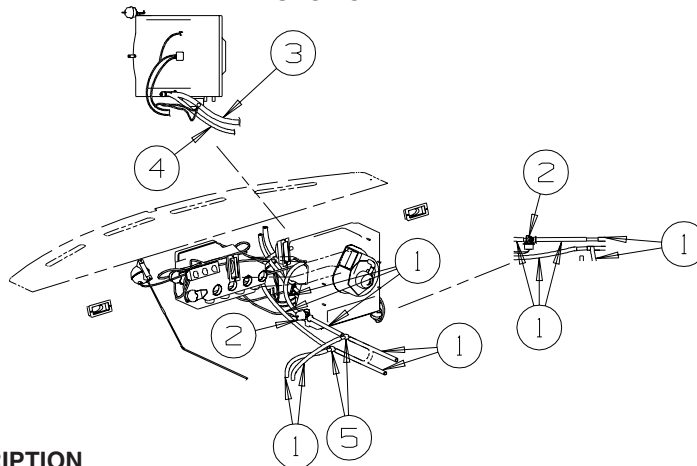
GENERATOR GROUP

GAS



KEY	PART NUMBER	U/M	DESCRIPTION
1	135707-06-000	EA	GENERATOR - 5.5 - 30/30 - GAS - MARQUIS GOLD
2	007125-03-000	EA	CLAMP - MUFFLER - 1.5" DIAMETER
3	105958-27-000	EA	PIPE - EXHAUST/GENERATOR

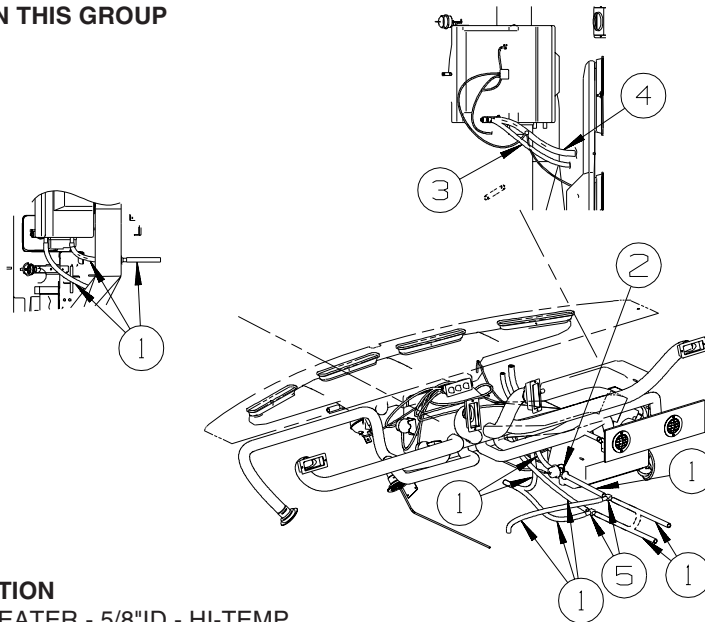
HEATING & A/C GROUP AUTOMOTIVE



FORD

KEY	PART NUMBER	U/M	DESCRIPTION
1	007108-01-000	FT	HOSE - HEATER - 5/8"ID - HI-TEMP
2	103930-23-000	EA	VALVE/WATER - 2 PORT/VACUUM CONTROLLED - "NEW DESIGN"
3*	103930-44-000	EA	HOSE - EVAPORATOR/DRYER - #6
4*	103930-45-000	EA	HOSE - EVAPORATOR/COMPRESSOR - FORD - PRE 2007 FORD CHASSIS
4	103930-64-000	EA	HOSE - EVAPORATOR/COMPRESSOR - FORD - 2007 FORD CHASSIS
5	076776-01-000	EA	TEE - BEADED - 5/8" X 5/8" X 5/8"

***COMPONENT PARTS LISTED LATER IN THIS GROUP**

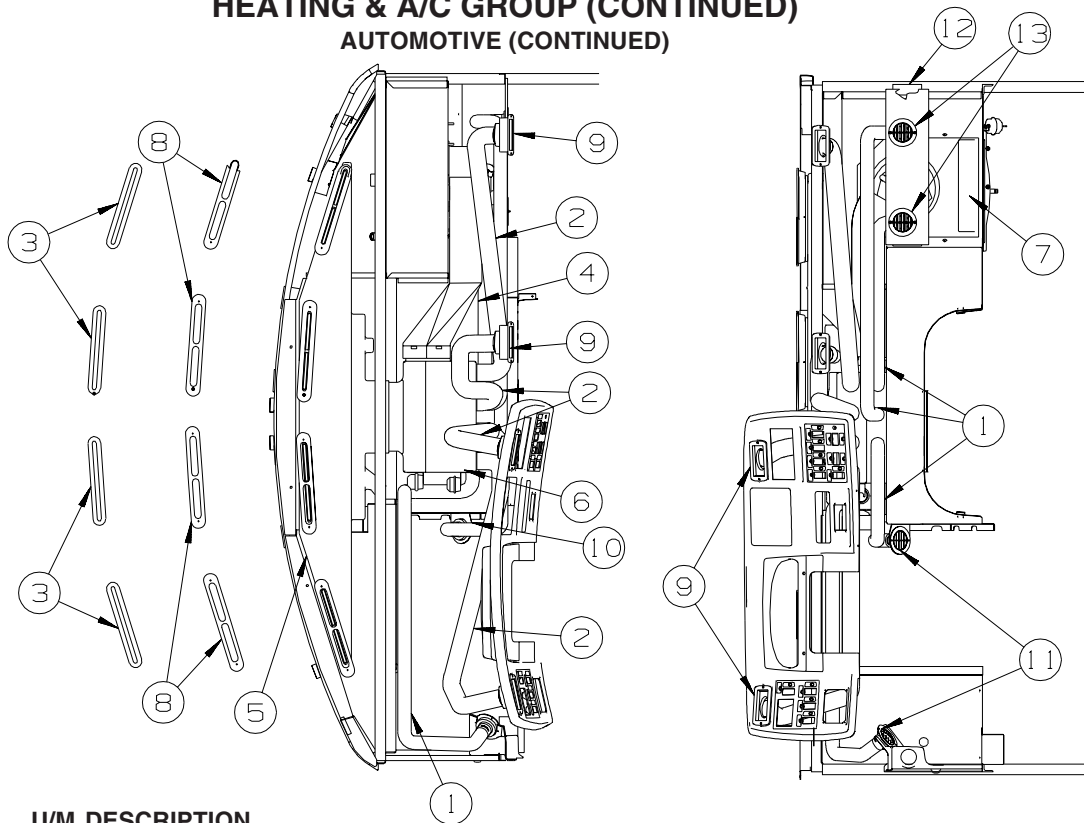


WORKHORSE

KEY	PART NUMBER	U/M	DESCRIPTION
1	007108-01-000	FT	HOSE - HEATER - 5/8"ID - HI-TEMP
2	103930-23-000	EA	VALVE/WATER - 2 PORT/VACUUM CONTROLLED - "NEW DESIGN"
3*	103930-46-000	EA	HOSE - EXPANSION BLOCK (EVAPORATOR) TO COMPRESSOR
4*	103930-47-000	EA	HOSE - EXPANSION VALVE (EVAPORATOR) TO DRIER
5	076776-01-000	EA	TEE - BEADED - 5/8" X 5/8" X 5/8"

***COMPONENT PARTS LISTED LATER IN THIS GROUP**

HEATING & A/C GROUP (CONTINUED) AUTOMOTIVE (CONTINUED)



KEY	PART NUMBER	U/M	DESCRIPTION
1	007076-01-000	EA	HOSE - FLEXIBLE PVC - 2" ID - INCREMENTS OF 50'
2	007281-01-000	EA	HOSE - FLEXIBLE PVC - 2 1/2" ID X 50'
3	077075-01-000	EA	GASKET - INSTRUMENT PANEL/DEFROSTER PLENUM - .6" X 10.2"
4	103016-03-000	EA	PLENUM - TRANSITION
5	103017-03-000	EA	PLENUM - DEFROSTER
6*	103930-49-000	EA	CONTROL/PLENUM - LARGE ROTARY
7*	103930-55-000	EA	EVAPORATOR/HEATER - NONCHARGED - SINGLE OUTPUT
8	135265-01-08A	EA	VENT - DEFROSTER - PLASTIC - BRIARWOOD
9	135803-04-01A	EA	LOUVER/A/C-CURVED/ADJ W/MOUNT HOLE- 2.5"X 5.8" F/2.5" HOSE
10	136157-03-02B	EA	BRACKET - HEATER - E-COATED
11	157225-01-01A	EA	OUTLET - DEFROSTER - W/SWIVEL - 2" SLEEVE/4"OD - BLACK
11	157225-01-07A	EA	OUTLET - DEFROSTER - W/SWIVEL - 2" SLEEVE/4"OD - BRIARWOOD
12	156732-02-01A	EA	BRACE
13	157225-01-07A	EA	OUTLET - DEFROSTER - W/SWIVEL - 2" SLEEVE/4"OD - BRIARWOOD
	113452-02-000	FT	SEAL/TRIM - FRONT - VINYL W/WIRE CARRIER - .027" - WHERE WIRES & HOSES CROSS METAL

*COMPONENT PARTS LISTED LATER IN THIS GROUP

HEATING & A/C GROUP (CONTINUED)
COMPONENT PARTS FOR AUTOMOTIVE

103930-44-000

KEY	PART NUMBER	U/M	DESCRIPTION	VENDOR NO
	103930-29-701	EA	O'RING F/LOW PRESSURE SWITCH	045-0483
	103930-44-700	EA	HOSE ASSEMBLY #6	085-0462
	113245-01-711	EA	O'RING #6	045-0129

103930-45-000

KEY	PART NUMBER	U/M	DESCRIPTION	VENDOR NO.
	103930-17-702	EA	O'RING #10	045-0127
	103930-45-700	EA	HOSE - #10 EVAP/COMP - 3'	085-0463

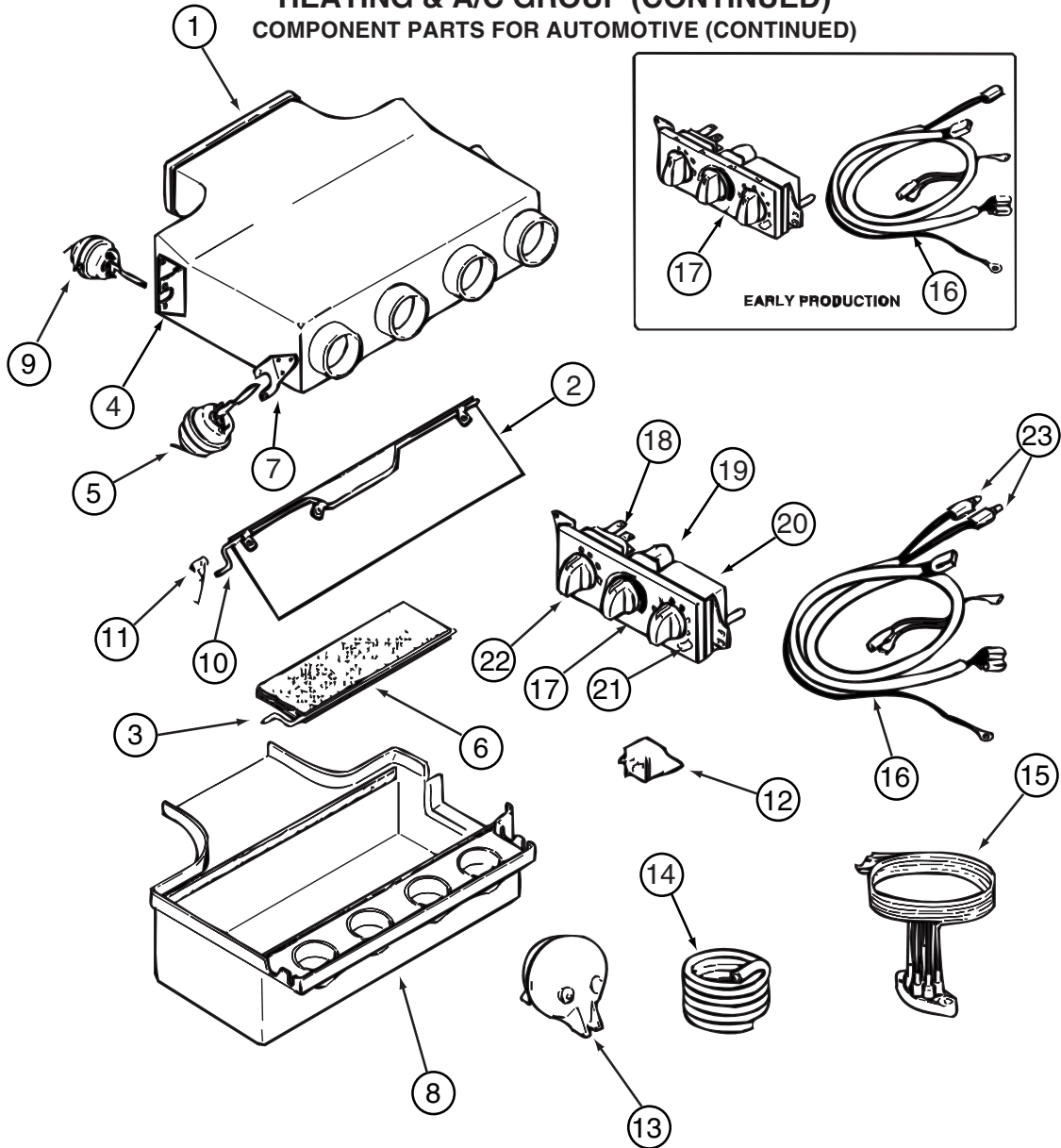
103930-46-000

KEY	PART NUMBER	U/M	DESCRIPTION	VENDOR NO
	103930-17-702	EA	O'RING #10	045-0127
	103930-29-701	EA	O'RING F/LOW PRESSURE SWITCH	045-0483
	103930-46-700	EA	HOSE - #10 EVAP/COMP - 4.3'	085-0486

103930-47-000

KEY	PART NUMBER	U/M	DESCRIPTION	VENDOR NO
	103930-47-700	EA	HOSE - #6-EVAP/DRIER - 2.2'	085-0485
	113245-01-710	EA	O'RING, #12	045-0128

HEATING & A/C GROUP (CONTINUED)
COMPONENT PARTS FOR AUTOMOTIVE (CONTINUED)

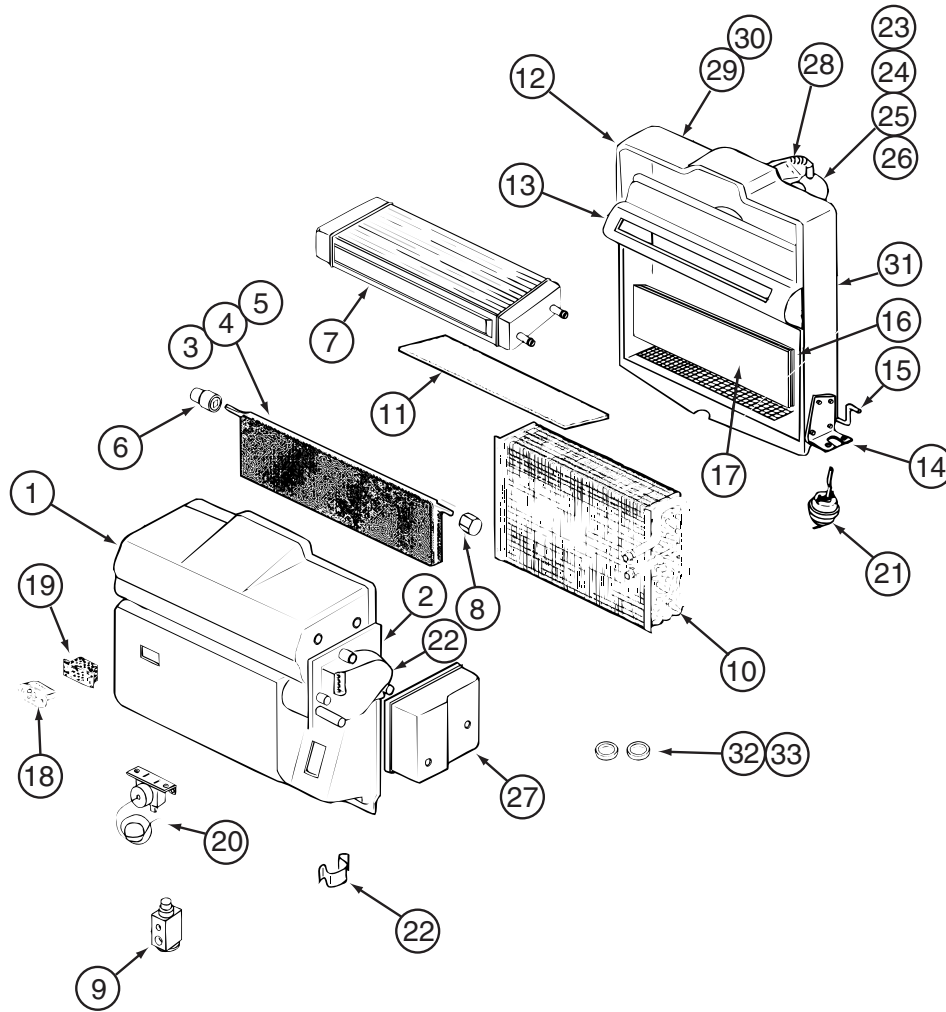


103930-49-000

KEY	PART NUMBER	U/M	DESCRIPTION	VENDOR NO.
1	103930-39-705	EA	PLENUM - TOP	060-0482
2	103930-04-700	EA	DOOR - DEFROSTER-A/C	071-0149
3	103930-39-700	EA	ROD - DOOR - AC/HEAT	073-067
5	103930-02-708	EA	MOTOR-VACUUM SERVO, A/C	030-0025
6	103930-39-706	EA	PLATE - DOOR - A/C	071-0623
8	103930-39-707	EA	PLENUM - BOTTOM	060-0483
9	103930-33-701	EA	MOTOR - VACUUM, 3 STAGE	030-0105
10	103930-39-701	EA	ROD - DOOR - AC/DEFROST	073-0069
11	103930-39-704	EA	SPRING	022-0119
12	103930-02-707	EA	RELAY-BOSCH W/RESISTER	031-0001
13	103930-02-710	EA	CANISTER-VACUUM	054-0002
15	103930-33-703	EA	VACUUM HARNESS	036-0466
16	103930-49-700	EA	HARNESS - WIRE	036-556
16	103930-49-701	EA	HARNESS - WIRE W/BULBS	036-0557
17	103930-49-702	EA	CONTROL PANEL-RECESSED FACE	032-0054
17	103930-49-703	EA	CONTROL PANEL - NON RECESSED	083-0223
18	103930-49-704	EA	SWITCH - BLOWER	032-0332
19	103930-49-705	EA	POTENTIOMETER	032-0182
20	103930-49-706	EA	SWITCH - VACUUM	032-0185
21	103930-49-707	EA	DECAL CONTROL PANEL-N/RECESS	058-0144
22	103930-49-708	EA	KNOB - BLOWER - NONRECESSED	062-0620
23	103930-33-705	EA	LIGHT BULBS	035-0030

CONTACT WINNEBAGO PART SALES FOR UNLISTED COMPONENT(S)

HEATING & A/C GROUP (CONTINUED)
COMPONENT PARTS FOR AUTOMOTIVE (CONTINUED)



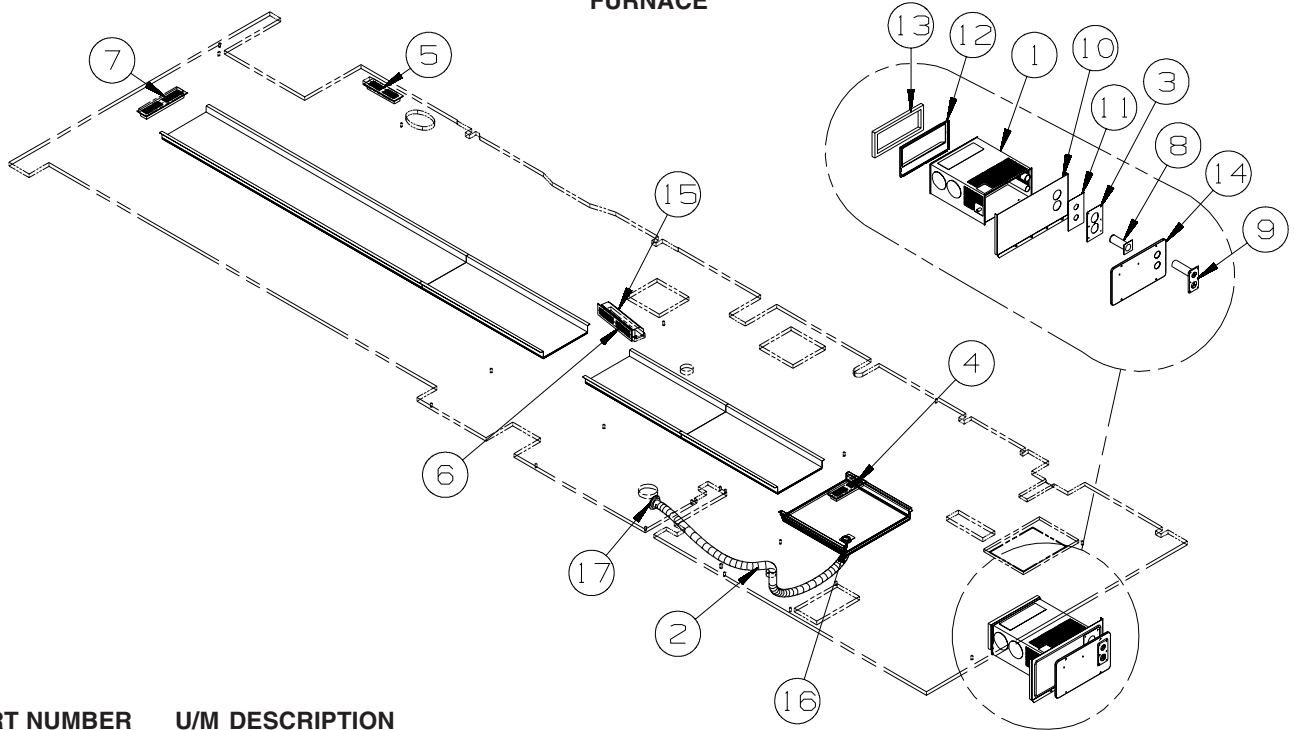
103930-55-000

KEY	PART NUMBER	U/M	DESCRIPTION	VENDOR NO.
1	103930-55-701	EA	CASE - FRONT	062-0658
2	103930-30-701	EA	PLATE - MOTOR MOUNT	062-0544
3	103930-55-705	EA	DOOR - BLEND AIR	071-0892
6	103930-30-702	EA	BUSHING/DRIVE (BLEND DOOR)	062-0168
7	103930-55-706	EA	CORE - HEATER - W/GASKET	084-0271
8	103930-30-709	EA	COUPLING - BLEND DOOR SHAFT	062-0634
9	103930-20-700	EA	VALVE-EXPANSION-BLOCK, 2 TON	034-0032
10	103930-55-700	EA	CORE-EVAPORATOR	041-00168
12	103930-55-702	EA	CASE-REAR	062-0657
14	103930-01-708	EA	BRACKET-VACUUM MOTOR	070-0113
15	103930-20-704	EA	ROD-DOOR-RECIRCULATING	073-0018
16	103930-55-707	EA	DOOR - RECIRCULATION	071-0891
18	103930-01-710	EA	RESISTOR-FUSED, A/C 4 TERM	035-0006
20	103930-01-711	EA	THERMOSTAT	033-0003
21	103930-02-708	EA	MOTOR-VACUUM SERVO, A/C	030-0025
22	103930-30-703	EA	MOTOR - SERVO	030-0104
23	103930-20-707	EA	HOUSING-BLOWER	062-0145
24	103930-55-703	EA	MOTOR-BLOWER W/O PIGTAIL	030-0137
25	103930-01-717	EA	WHEEL-BLOWER, CLOCKWISE	062-0010
26	103930-20-708	EA	CLIP-MOTOR SHAFT	022-0001
27	103930-30-704	EA	COVER - SERVO	062-0545
32	113245-01-707	EA	O'RING #8	045-0126
33	103930-17-702	EA	O'RING #10	045-0127
	103930-55-704	EA	CORE-HEATER	042-0059
	110279-01-703	EA	HOSE-VENT F/BLOWER MOTOR	051-0034

CONTACT WINNEBAGO PART SALES FOR UNLISTED COMPONENT(S)

HEATING & A/C GROUP (CONTINUED)

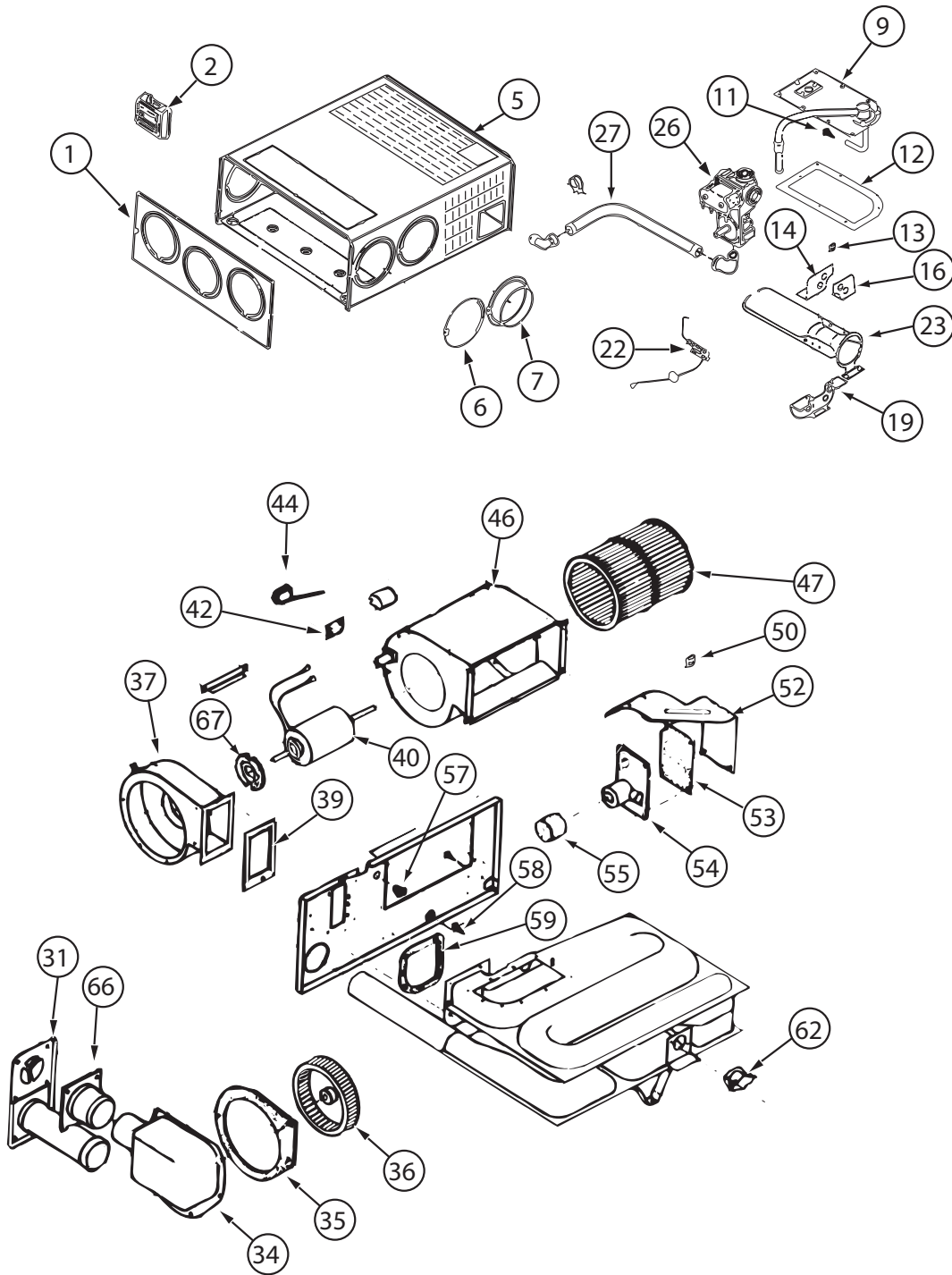
FURNACE



KEY	PART NUMBER	U/M	DESCRIPTION
1*	143563-02-000	EA	FURNACE - 40000 BTU HIGH QUIET - SUBURBAN SH-42 2346A
2	009198-02-000	FT	DUCT - HEAT - FLEXIBLE - 2" ID X 25'
3	126693-05-02B	EA	PANEL - EXHAUST/FURNACE - E-COATED
4	137965-02-02A	EA	REGISTER - 11.2" X 3.6"(9.7 X 2.1"R/O) W/DAMPER - ANT PWTR
5	137965-03-02A	EA	REGISTER - 11.2" X 3.6"(9.7 X 2.1"R/O) W/O DAMPER - ANT PWTR
6	137965-06-02A	EA	REGISTER - 15.3" X 3.6"(13.9" X 2.1"R/O) W/O DAMPER - ANT PWTR
7	137965-10-02A	EA	REGISTER - 15.3" X 3.6"(13.8"X2.1"R/O) W/O DAMPER - ANT PWTR
8	139980-05-000	EA	VENT - INTAKE
9	139980-06-000	EA	VENT CAP
10	141194-03-02B	EA	PANEL/FURNACE CLOSEOUT - E-COATED
11	141337-01-01A	EA	GASKET - FURNACE
12	143563-04-000	EA	PLATE END - COLLAR
13	143563-05-000	EA	GASKET - FIBERGLASS - SUBURBAN #071018
14	143563-03-02A	EA	DOOR/ACCESS - FURNACE - W/FRAME - BLACK
15	158710-01-000	EA	ELBOW/DUCT - 2 1/4" X 14"
16	092776-01-000	EA	ADAPTER - DUCT - 2"
17	157225-01-02A	EA	OUTLET - DEFROSTER - W/SWIVEL - 2" SLEEVE/4"OD - WHITE

***COMPONENT PARTS LISTED LATER IN THIS GROUP**

HEATING & A/C GROUP (CONTINUED)
COMPONENT PARTS FOR FURNACE



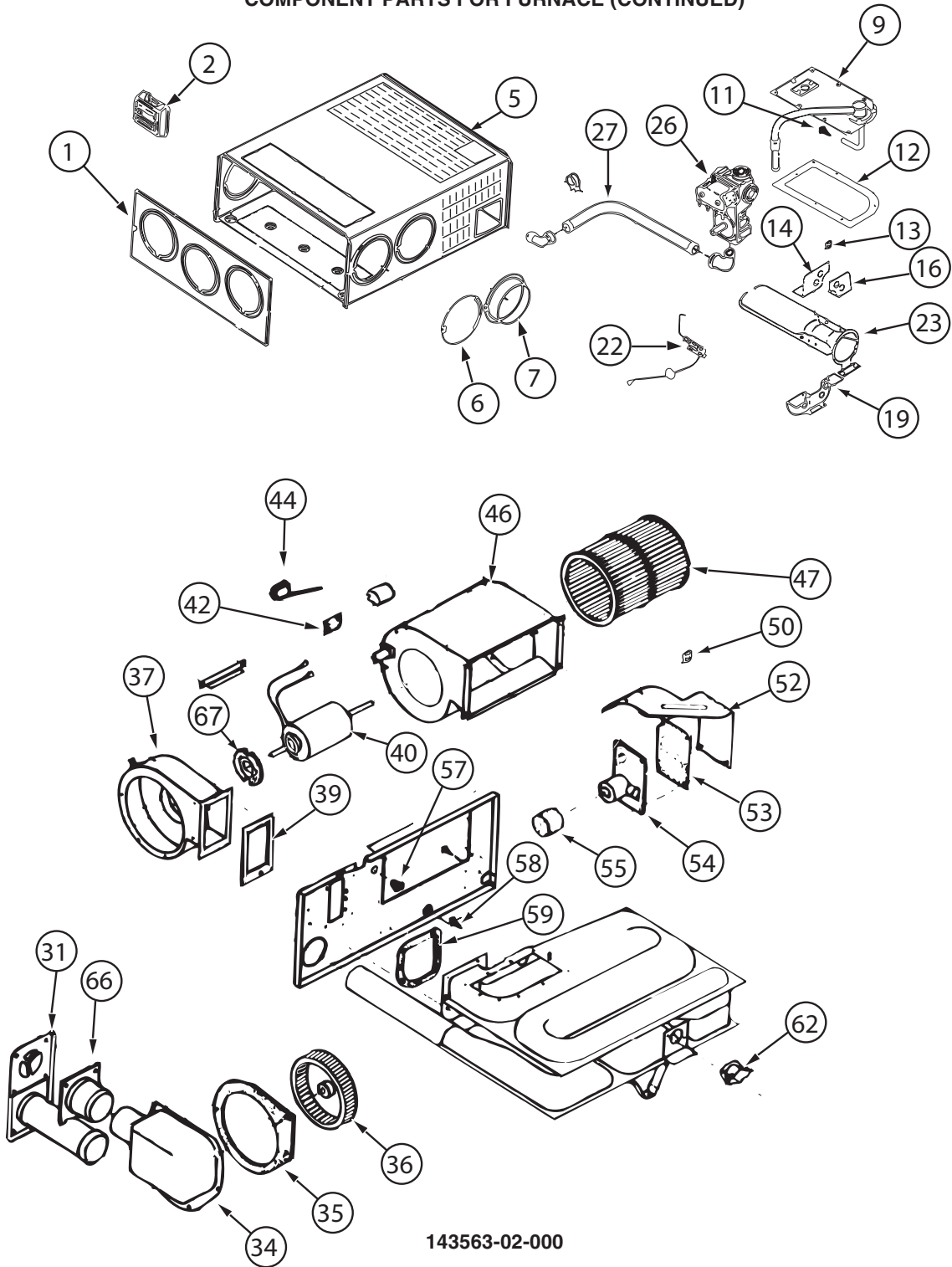
143563-01-000

HEATING & A/C GROUP (CONTINUED)
COMPONENT PARTS FOR FURNACE (CONTINUED)

143563-01-000 (CONTINUED)

KEY	PART NUMBER	U/M	DESCRIPTION	VENDOR NO.
1	143563-01-700	EA	CABINET - FRONT	101907
2			SEE 12 VOLT WIRING AREAS FOR CORRECT THERMOSTAT	
5	143563-01-701	EA	CABINET	101921
7	075696-02-703	EA	COLLAR - DUCT	050715
9	143563-01-702	EA	MANIFOLD ASSEMBLY	171599
11	143563-01-703	EA	ORFICE - MAIN BURNER	180308
12	098668-22-703	EA	GASKET - BURNER ACCESS COVER	070811
14	143563-01-704	EA	PLATE - SECONDARY AIR/TOP BACK	063199
16	143563-01-705	EA	PLATE - SECONDARY AIR/TOP FRT	062936
19	143563-01-706	EA	PLATE - SECONDARY AIR/BOTTOM	062938
22	139980-01-701	EA	ELECTRODE	232286
23	098668-02-700	EA	BURNER ASSEMBLY,SF-30 & SF35	010745
26	098668-01-718	EA	VALVE-GAS SF S.N.974903079	161122
27	143563-01-707	EA	PIPE ASSEMBLY (GAS INLET)	171603
31	098668-01-707	EA	TUBE ASSEMBLY, EXHAUST W/CAP	260231
34	143563-01-708	EA	BOX ASM (COMB. AIR INTAKE)	051430BK
35	143563-01-709	EA	GASKET (COMB. AIR HOUSING)	071108
36	143563-01-710	EA	WHEEL (COMBUSTION AIR)	350199
37	143563-01-711	EA	HOUSING (COMBUSTION AIR)	390862BK
39	143563-01-715	EA	GASKET-FIREWALL/COMB. AIR	071107
40	143563-01-712	EA	MOTOR ASSEMBLY	232727
42	101990-01-714	EA	GASKET-MICROSWITCH	230877
44	098668-21-700	EA	SWITCH-MICRO-W/O FLAG 3 1/4"	232261
46	143563-01-713	EA	BLOWER ASSEMBLY(ROOM AIR)	390867BK
47	143563-01-714	EA	WHEEL - ROOM AIR	350198
50	139980-01-710	EA	SWITCH - ON/OFF	232351
52	139980-01-711	EA	PANEL ASSEMBLY-MODULE BD	101663
53	139980-01-712	EA	INSULATOR - MODULE BD	070807
54	098668-22-705	EA	MODULE BD W/RELAY TIME DELAY	520820
55	139980-01-713	EA	CAP/INSULATOR-MODULE BD	070973
57	139980-01-714	EA	BUSHING - UNIVERSAL	070362
58	139980-01-715	EA	BUSHING - STRAIN RELIEF	231809
59	098668-01-716	EA	GASKET-FIREWALL,CHAMBER SIDE	070808
62	098668-21-701	EA	SWITCH - LIMIT	232504
66	098668-01-713	EA	TUBE ASSEMBLY, INTAKE	051248
67	075697-07-703	EA	GASKET - MOTOR	070448
	143563-01-716	EA	CHAMBER ASM. - FINAL	
			CONTACT WINNEBAGO PART SALES FOR UNLISTED COMPONENT(S)	

HEATING & A/C GROUP (CONTINUED)
COMPONENT PARTS FOR FURNACE (CONTINUED)



143563-02-000

HEATING & A/C GROUP (CONTINUED)
COMPONENT PARTS FOR FURNACE (CONTINUED)

143563-02-000 (CONTINUED)

KEY	PART NUMBER	U/M	DESCRIPTION	VENDOR NO.
1	143563-01-700	EA	CABINET - FRONT	101907
2			SEE 12 VOLT WIRING AREAS FOR CORRECT THERMOSTAT	
5	143563-02-700	EA	CABINET	101915
7	075696-02-703	EA	COLLAR - DUCT	050715
9	143563-01-702	EA	MANIFOLD ASSEMBLY	171599
11	143563-02-701	EA	ORFICE - MAIN BURNER	180309
12	098668-22-703	EA	GASKET - BURNER ACCESS COVER	070811
14	143563-02-702	EA	PLATE - SECONDARY AIR/TOP BACK	063198
16	143563-02-703	EA	PLATE - SECONDARY AIR/TOP FRT	062933
19	143563-02-704	EA	PLATE - SECONDARY AIR/BOTTOM	062935
22	139980-01-701	EA	ELECTRODE	232286
23	098668-11-701	EA	BURNER ASSEMBLY, SF-42F	010799
26	098668-01-718	EA	VALVE-GAS SF S.N.974903079	161122
27	143563-01-707	EA	PIPE ASSEMBLY (GAS INLET)	171603
31	098668-01-707	EA	TUBE ASSEMBLY, EXHAUST W/CAP	260231
34	143563-01-708	EA	BOX ASM (COMB. AIR INTAKE)	051430BK
35	143563-01-709	EA	GASKET (COMB. AIR HOUSING)	071108
36	143563-01-710	EA	WHEEL (COMBUSTION AIR)	350199
37	143563-01-711	EA	HOUSING (COMBUSTION AIR)	390862BK
39	143563-01-715	EA	GASKET-FIREWALL/COMB. AIR	071107
40	143563-02-705	EA	MOTOR ASSEMBLY	232726
42	101990-01-714	EA	GASKET-MICROSWITCH	230877
44	098668-21-700	EA	SWITCH-MICRO-W/O FLAG 3 1/4"	232261
46	143563-01-713	EA	BLOWER ASSEMBLY(ROOM AIR)	390867BK
47	143563-01-714	EA	WHEEL - ROOM AIR	350198
50	139980-01-710	EA	SWITCH - ON/OFF	232351
52	139980-01-711	EA	PANEL ASSEMBLY-MODULE BD	101663
53	139980-01-712	EA	INSULATOR - MODULE BD	070807
54	098668-22-705	EA	MODULE BD W/RELAY TIME DELAY	520820
55	139980-01-713	EA	CAP/INSULATOR-MODULE BD	070973
57	139980-01-714	EA	BUSHING - UNIVERSAL	070362
58	139980-01-715	EA	BUSHING - STRAIN RELIEF	231809
59	098668-01-716	EA	GASKET-FIREWALL,CHAMBER SIDE	070808
62	143563-02-706	EA	SWITCH - LIMIT	232735
66	098668-01-713	EA	TUBE ASSEMBLY, INTAKE	051248
67	075697-07-703	EA	GASKET - MOTOR	070448
	143563-02-707	EA	CHAMBER ASM. - FINAL	021172BK
			CONTACT WINNEBAGO PART SALES FOR UNLISTED COMPONENT(S)	

HEATING & A/C GROUP (CONTINUED)

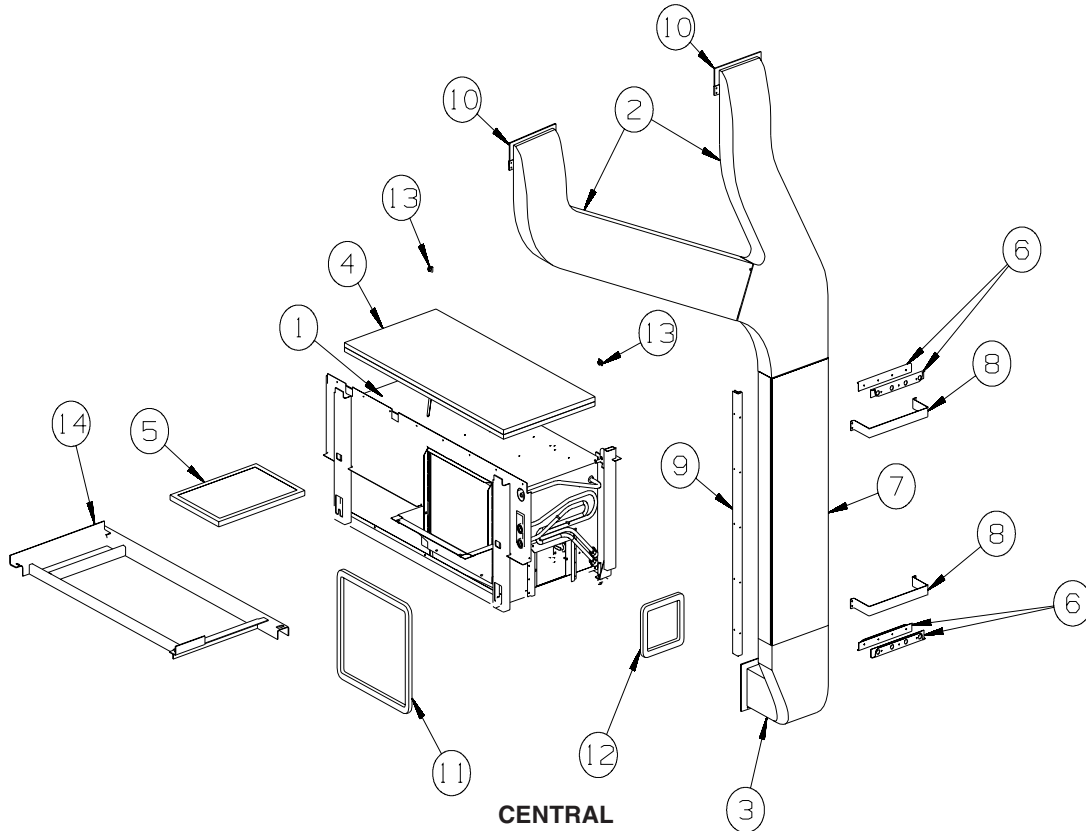
REAR HEATER

KEY	PART NUMBER	U/M	DESCRIPTION
*	147610-01-000	EA	HEATER - AUTO/AUX - G33V, G35A, G35L, G37B, G38T
	147610-02-000	EA	HEATER - AUTO/AUX - G38J
	104692-01-000	FT	SEAL - ADHESIVE BACKED FOAM - 3/4" THICK X 3/4" WIDE X 25"
	007108-01-000	FT	HOSE - HEATER - 5/8" ID - HI-TEMP
	076776-01-000	EA	TEE - BEADED - 5/8" X 5/8" X 5/8"
	079059-01-000	EA	HOSE - 90 DEGREE - 5/8"ID X 4" X 36"
	079059-13-000	EA	HOSE - 90 DEGREE - .61"ID X 4" X 48"
	137965-01-03A	EA	REGISTER - 11.2" X 3.6"(9.7 X 2.1"R/O) W/O DAMPER-BRONZE

*COMPONENT PARTS LISTED LATER IN THIS GROUP

COMPONENT PARTS FOR REAR HEATER

147610-01-000				
KEY	PART NUMBER	U/M	DESCRIPTION	VENDOR NO.
	129205-01-702	EA	BLOWER ASSEMBLY-W/12V MOTOR	HV218419
	147610-01-700	EA	RESISTOR-BLOWER MOTOR	HV218125



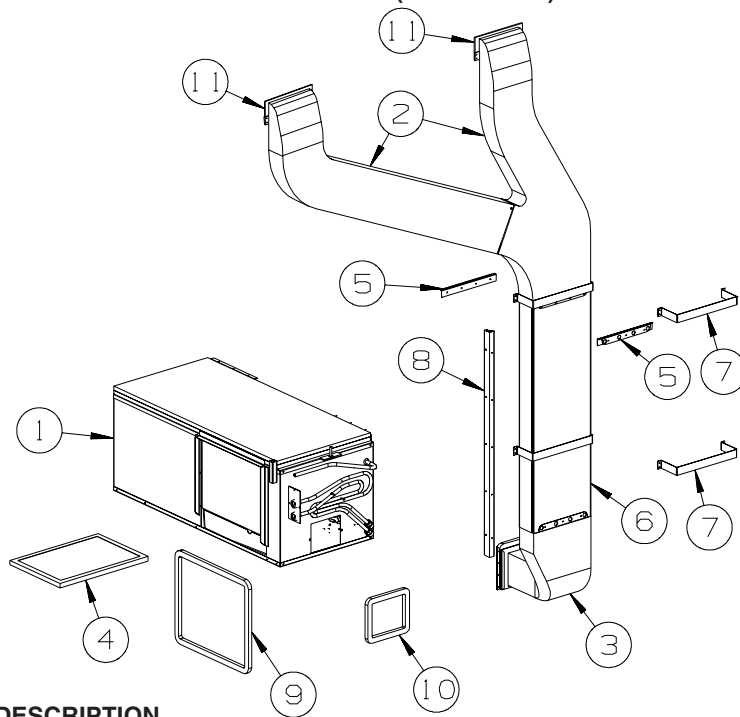
**G33V, G35A,
G35L, G37B &
G38J**

KEY	PART NUMBER	U/M	DESCRIPTION
1*	105620-12-000	EA	A/C-CENTRAL - RH HAND/HEAT PUMP/12,000 BTU - TECUMSEH COMP
2	M09204-01-000	EA	DUCT/AC - UPPER RIGHT HAND/LEFT HAND
3	P38842-01-000	EA	DUCT - CENTRAL AIR/FORCED - W/INSULATION - LOWER
	105290-01-000	SF	INSULATION - AIR POCKET W/FOIL - 4' WIDE
4	100619-16-000	BF	FOAM - EXPANDED POLYSTYRENE - .75" X 48" X 96"-2" DENSITY
5	109050-02-000	EA	FILTER/FURNACE-AC - FIBERGLASS - 1" X 14" X 20"
6	160755-01-02B	EA	U-CHANNEL W/HOLES
7	159404-02-000	EA	PLENUM - A/C
8	129047-01-02B	EA	STRAP/MOUNTING - AIR DUCT - E-COATED
9	159408-02-01A	EA	CORNER - W/HOLES
10	104692-01-000	FT	SEAL - ADHESIVE BACKED FOAM - 3/4" THICK X 3/4" WIDE X 25"
11	134588-01-000	EA	GASKET - DUCT - 15.5" X 18.2" IS - 17.4" X 20.2" OS
12	134588-02-000	EA	GASKET - DUCT - 6.4" X 7.4" IS - 8.3" X 9.4" OS
13	142913-01-000	EA	J-CLIP - F/TV HOLD DOWN
14	156552-01-02B	EA	CRADLE - A/C - E-COATED

*COMPONENT PARTS LISTED LATER IN THIS GROUP

HEATING & A/C GROUP (CONTINUED) CENTRAL (CONTINUED)

G38T

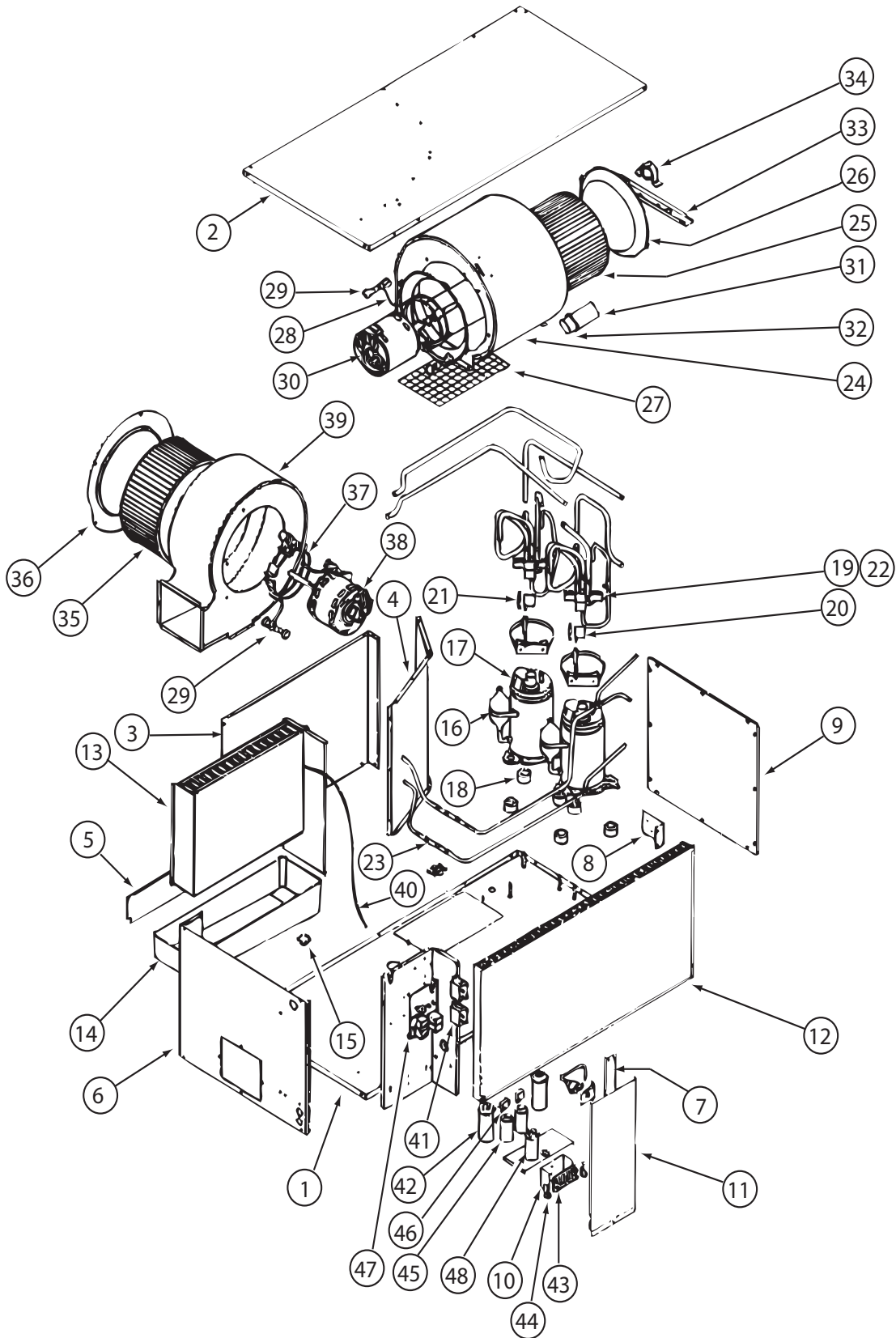


KEY	PART NUMBER	U/M	DESCRIPTION
1*	105620-12-000	EA	A/C - CENTRAL - RIGHT HAND/HEAT PUMP - 12,000 BTU COMP
2	M09204-01-000	EA	DUCT/AC - UPPER RIGHT HAND & LEFT HAND
3	P38842-01-000	EA	DUCT - CENTRAL AIR/FORCED - W/INSULATION - LOWER
	105290-01-000	SF	INSULATION - AIR POCKET W/FOIL
4	109050-02-000	EA	FILTER/FURNACE-AC - FIBERGLASS - 1" X 14" X 20"
5	160755-01-02B	EA	U-CHANNEL W/HOLES
6	159404-02-000	EA	PLENUM - A/C
7	129047-01-02B	EA	STRAP/MOUNTING - AIR DUCT - E-COATED
8	159408-02-01A	EA	CORNER - W/HOLES
9	134588-01-000	EA	GASKET - DUCT - 15.5" X 18.2" IS - 17.4" X 20.2" OS
10	134588-02-000	EA	GASKET - DUCT - 6.4" X 7.4" IS - 8.3" X 9.4" OS
11	104692-01-000	EA	SEAL - ADHESIVE BACKED FOAM - 3/4" THICK X 3/4" WIDE X 25'

*COMPONENT PARTS LISTED LATER IN THIS GROUP

HEATING & A/C GROUP (CONTINUED)

COMPONENT PARTS FOR CENTRAL



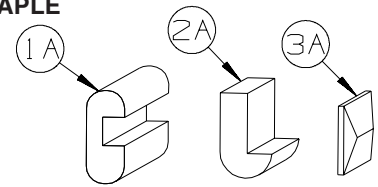
105620-12-000

HEATING & A/C GROUP (CONTINUED)
COMPONENT PARTS FOR CENTRAL (CONTINUED)

105620-12-000 (CONTINUED)

KEY	PART NUMBER	U/M	DESCRIPTION	VENDOR NO.
10	105620-01-733	EA	ISOLATOR-HIGH VOLTAGE	6795-117
11	105620-10-716	EA	DOOR - ELECTRIC BOX	6535B346
12	105620-12-701	EA	COIL - CONDENSER	1452A1621
13	105620-12-702	EA	COIL - EVAPORATOR	1452A1611
15	105620-12-703	EA	VALVE - DRAIN	6795-200
16	105620-12-723	EA	COMPRESSOR (PANASONIC)	1450-2229
17	105620-12-705	EA	OVERLOAD	1450-0081
18	105620-01-706	EA	MOUNTING PKG.,COMP., 3 PER	6759-3081
19	105620-12-724	EA	REVERSING VALVE ASSEMBLY	6535-535
20	105620-12-708	EA	COIL - SOLENOID	1460-1081
21	105620-12-709	EA	WIRE HARNESS-REVERSING VALVE	6536-111
22	105620-12-710	EA	VALVE - REVERSE ONLY	1454A350
23	105620-12-711	EA	RESTRICTOR - BY FLOW	1454-2521
24	105620-10-718	EA	BLOWER HOUSING/OUTSIDE AIR	6536-515
25	105620-01-713	EA	WHEEL-BLOWER/OUTSIDE AIR	1472-1011
26	105620-01-714	EA	VENTURI-BLOWER/OUTSIDE AIR	6795A150
28	105620-01-715	EA	MOUNT-BLOWER/OUTSIDE AIR	6795A3011
29	105620-01-716	EA	SLEEVE & GROMMET, 4 PER PKKG.	6795A3031
30	105620-10-721	EA	MOTOR/BLOWER-8 3/4" SHAFT	1468A3029
31	105620-01-718	EA	CAPACITOR-FAN (OUTDOOR MOTOR))	1499-5631
32	105620-10-715	EA	RUBBER CAPACITOR BOOT	1499-951
33	105620-10-700	EA	BEARING BRACKET/OUTSIDE AIR	6536-514
34	105620-10-701	EA	BEARING/PILLOW BLOCK-O/S AIR	6536-3011
35	105620-11-701	EA	BLOWER WHEEL/INSIDE AIR	1472-1151
36	105620-12-715	EA	BLOWER VENTURI/INSIDE AIR	6535A287
37	105620-01-723	EA	MOUNT-BLOWER MOTOR - I/S AIR	6795-302
38	105620-12-716	EA	BLOWER MTR/IN AIR/REVERSIBLE	1468-3219
39	105620-11-706	EA	MOTOR/BLOWER KIT	6535B5901
40	105620-12-719	EA	COIL SENSOR	7330A3231
41	105620-01-729	EA	RELAY-COMPRESSOR -4 TERMINAL	1460-1131
42	105620-12-725	EA	COMPRESSOR RUN CAPACITOR	1499-5731
43	105620-01-738	EA	BOARD-TERMINAL, HIGH VOLTAGE	6795-315
46	105620-10-705	EA	PTCR (START DEVICE) - W/CAP.	8333A9021
47	105620-12-721	EA	CIRCUIT BD (6535 A SERIES)	6535A3201
48	093763-01-704	EA	CAPACITOR-FAN (INDOOR MOTOR)	1499-5461
	105620-10-720	EA	FUSE/BUSS(8AMP/250V) 2 PKG	6535-3081
			CONTACT WINNEBAGO PART SALES FOR UNLISTED COMPONENT(S)	

INTERIOR FINISH GROUP
MOLDINGS & TRIMS
CONCERT CHERRY, WASHED MAPLE, SIERRA MAPLE

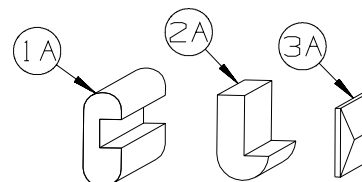


KEY	PART NUMBER	U/M	DESCRIPTION
1A	M09412-62-N42	EA	MOLDING/SHELF EDGE - .6" X 1.3" X 96" - PORTSMOUTH
1A	M09412-62-M52	EA	MOLDING/SHELF EDGE - .6" X 1.3" X 96" - CONCERT CHE
1A	M09412-62-M62	EA	MOLDING/SHELF EDGE - .6" X 1.3" X 96" - WASHED MAPL
1A	M09412-62-RC3	EA	MOLDING/SHELF EDGE - .6" X 1.3" X 96" - HONEY CHERRY
1A	M09412-62-SA3	EA	MOLDING/SHELF EDGE - .6" X 1.3" X 96" - SIERRA MAPLE
2A	M09511-43-T77	EA	MOLDING - TRIM - W/NOTCH - .8" X 1.4" X 86.3" - PORTSMOUT OAK
2A	M09525-80-UM1	EA	MOLDING - TRIM - W/NOTCH - .8" X 1.4" X 86.5" - CONCERT CHERRY
2A	M09525-80-U91	EA	MOLDING - TRIM - W/NOTCH - .8" X 1.4" X 86.5" - WASHED MAPLE
2A	M09525-80-U92	EA	MOLDING - TRIM - W/NOTCH - .8" X 1.4" X 86.5" - SIERRA MAPLE
2A	M09525-80-Y92	EA	MOLDING - TRIM - W/NOTCH - .8" X 1.4" X 86.5" - HONEY CHERRY
2A	M09501-85-TG3	EA	MOLDING/TRIM - W/NOTCH - 4" X 86.06" - HONEY CHERRY
2A	M09501-32-TG1	EA	MOLDING/TRIM - W/NOTCH - .8" X 2.5" X 86.2" - CONCERT CHERRY
2A	M09501-32-TG2	EA	MOLDING/TRIM - W/NOTCH - .8" X 2.5" X 86.2" - WASHED MAPLE
2A	M09501-32-TD3	EA	MOLDING/TRIM - W/NOTCH - .8" X 2.5" X 86.2" - SIERRA MAPLE
2A	M09501-32-TG3	EA	MOLDING/TRIM - W/NOTCH - .8" X 2.5" X 86.2" - HONEY CHERRY
2A	M09515-72-TD0	EA	MOLDING/TRIM - .8" X 2.2" X 86.1" - PORTSMOUTH OAK
2A	M09515-72-TD1	EA	MOLDING/TRIM - .8" X 2.2" X 86.1" - CONCERT CHERRY
2A	M09515-72-TD2	EA	MOLDING/TRIM - .8" X 2.2" X 86.1" - WASHED MAPLE
2A	M09515-72-TD3	EA	MOLDING/TRIM - .8" X 2.2" X 86.1" - SIERRA MAPLE
2A	M09511-44-T77	EA	MOLDING - TRIM - W/NOTCH - 1" X 86.4" - PORTSMOUTH OAK
2A	M09511-44-T78	EA	MOLDING - TRIM - W/NOTCH - 1" X 86.4" - CONCERT CHERRY
2A	M09511-44-T79	EA	MOLDING - TRIM - W/NOTCH - 1" X 86.4" - WASHED MAPLE
2A	M09511-44-T80	EA	MOLDING - TRIM - W/NOTCH - 1" X 86.4" - HONEY CHERRY
2A	M09438-25-RA3	EA	MOLDING - HARDWOOD-W/NOTCH - 1.4"X 80.2" - HONEY CHERRY
3A	M09477-63-S46	EA	MOLDING - TRIM/VEE-W/CUT ENDS - 1"X 64.1" - PORTSMOUTH OAK
3A	M09477-63-S47	EA	MOLDING - TRIM/VEE-W/CUT ENDS - 1"X 64.1" - CONCERT CHERRY
3A	M09477-63-S48	EA	MOLDING - TRIM/VEE-W/CUT ENDS - 1"X 64.1" - WASHED MAPLE
3A	M09477-63-W51	EA	MOLDING - TRIM/VEE-W/CUT ENDS - 1"X 64.1" - HONEY CHERRY
3A	M09477-64-S46	EA	MOLDING - TRIM/VEE-W/CUT ENDS - 1"X 14.9" - PORTSMOUTH OAK
3A	M09477-64-S47	EA	MOLDING - TRIM/VEE-W/CUT ENDS - 1"X 14.9" - CONCERT CHERRY
3A	M09477-64-S48	EA	MOLDING - TRIM/VEE-W/CUT ENDS - 1"X 14.9" - WASHED MAPLE
3A	M09477-64-W51	EA	MOLDING - TRIM/VEE-W/CUT ENDS - 1"X 14.9" - HONEY CHERRY
3A	M09501-30-SD0	EA	MOLDING - TRIM/VEE - .2" X 1" X 35.1" - PORTSMOUTH OAK
3A	M09501-30-SD1	EA	MOLDING - TRIM/VEE - .2" X 1" X 35.1" - CONCERT CHERRY
3A	M09501-30-SD2	EA	MOLDING - TRIM/VEE - .2" X 1" X 35.1" - WASHED MAPLE
3A	M09501-30-SD3	EA	MOLDING - TRIM/VEE - .2" X 1" X 35.1" - HONEY CHERRY
3A	M09515-97-WL4	EA	MOLDING - TRIM/VEE - .2" X 1" X 32.6" - CONCERT CHERRY
3A	M09515-97-WL5	EA	MOLDING - TRIM/VEE - .2" X 1" X 32.6" - WASHED MAPLE
3A	M09515-97-WL6	EA	MOLDING - TRIM/VEE - .2" X 1" X 32.6" - HONEY CHERRY
3A	M09534-17-UF3	EA	MOLDING - TRIM/VEE - .2" X 1" X 20.1" - SIERRA MAPLE
3A	M09534-17-UJ1	EA	MOLDING - TRIM/VEE - .2" X 1" X 20.1" - CONCERT CHERRY
3A	M09534-17-UJ2	EA	MOLDING - TRIM/VEE - .2" X 1" X 20.1" - WASHED MAPLE
3A	M09534-17-UJ3	EA	MOLDING - TRIM/VEE - .2" X 1" X 20.1" - HONEY CHERRY
3A	M09477-88-S34	EA	MOLDING - TRIM/VEE - .2" X 1" X 19.9" - WASHED MAPLE
3A	M09477-88-S35	EA	MOLDING - TRIM/VEE - .2" X 1" X 19.9" - SIERRA MAPLE
3A	M09568-03-W51	EA	MOLDING - TRIM/VEE - .2" X 1" X 19.8" - HONEY CHERRY
3A	M09568-03-W52	EA	MOLDING - TRIM/VEE - .2" X 1" X 19.8" - WASHED MAPLE
3A	M09565-51-W51	EA	MOLDING - TRIM/VEE - .2" X 1" X 19.4" - HONEY CHERRY
3A	M09565-51-W52	EA	MOLDING - TRIM/VEE - .2" X 1" X 19.4" - WASHED MAPLE
3A	M09553-79-W66	EA	MOLDING - TRIM/VEE - .2" X 1" X 15.6" - HONEY CHERRY
3A	M09515-10-W66	EA	MOLDING - TRIM/VEE - .2" X 1" X 15.4" - HONEY CHERRY
3A	M09501-63-T78	EA	MOLDING - TRIM/VEE - .2" X 1" X 15" - CONCERT CHERRY
3A	M09501-63-T79	EA	MOLDING - TRIM/VEE - .2" X 1" X 15" - WASHED MAPLE
3A	M09501-63-T80	EA	MOLDING - TRIM/VEE - .2" X 1" X 15" - SIERRA MAPLE
3A	M09501-63-W66	EA	MOLDING - TRIM/VEE - .2" X 1" X 15" - HONEY CHERRY
3A	M09553-09-W66	EA	MOLDING - TRIM/VEE - .2" X 1" X 13.4" - HONEY CHERRY
3A	M09566-04-WD3	EA	MOLDING - TRIM/VEE - .2" X 1" X 8.9" - HONEY CHERRY
3A	M09553-29-WH4	EA	MOLDING - TRIM/VEE - .4" X 1" X 94.4" - CONCERT CHERRY
3A	M09553-29-WH5	EA	MOLDING - TRIM/VEE - .4" X 1" X 94.4" - WASHED MAPLE
3A	M09553-29-WH6	EA	MOLDING - TRIM/VEE - .4" X 1" X 94.4" - SIERRA MAPLE
3A	M09565-04-WH4	EA	MOLDING - TRIM/VEE - .4" X 1" X 89.5" - CONCERT CHERRY

INTERIOR FINISH GROUP (CONTINUED)
MOLDINGS & TRIMS (CONTINUED)

KEY	PART NUMBER	U/M	DESCRIPTION
3A	M09565-04-WH5	EA	MOLDING - TRIM/VEE - .4" X 1" X 89.5" - WASHED MAPLE
3A	M09565-04-WH6	EA	MOLDING - TRIM/VEE - .4" X 1" X 89.5" - SIERRA MAPLE
3A	M09544-86-W37	EA	MOLDING - TRIM/VEE - .4" X 1" X 88.1" - WASHED MAPLE
3A	M09544-86-W38	EA	MOLDING - TRIM/VEE - .4" X 1" X 88.1" - SIERRA MAPLE
3A	M09538-39-U67	EA	MOLDING - TRIM/VEE - .4" X 1" X 82.6" - WASHED MAPLE
3A	M09538-39-U68	EA	MOLDING - TRIM/VEE - .4" X 1" X 82.6" - SIERRA MAPLE
3A	M09553-62-WH4	EA	MOLDING - TRIM/VEE - .4" X 1" X 81.4" - CONCERT CHERRY
3A	M09553-62-WH5	EA	MOLDING - TRIM/VEE - .4" X 1" X 81.4" - WASHED MAPLE
3A	M09553-62-WH6	EA	MOLDING - TRIM/VEE - .4" X 1" X 81.4" - SIERRA MAPLE
3A	M09577-98-WH4	EA	MOLDING - TRIM/VEE - .4" X 1" X 80.2" - CONCERT CHERRY
3A	M09577-98-WH5	EA	MOLDING - TRIM/VEE - .4" X 1" X 80.2" - WASHED MAPLE
3A	M09577-98-WH6	EA	MOLDING - TRIM/VEE - .4" X 1" X 80.2" - SIERRA MAPLE
3A	M09544-37-W37	EA	MOLDING - TRIM/VEE - .4" X 1" X 78.8" - WASHED MAPLE
3A	M09544-37-W38	EA	MOLDING - TRIM/VEE - .4" X 1" X 78.8" - SIERRA MAPLE
3A	M09544-34-W37	EA	MOLDING - TRIM/VEE - .4" X 1" X 78.7" - WASHED MAPLE
3A	M09544-34-W38	EA	MOLDING - TRIM/VEE - .4" X 1" X 78.7" - SIERRA MAPLE
3A	M09538-37-U67	EA	MOLDING - TRIM/VEE - .4" X 1" X 77.5" - WASHED MAPLE
3A	M09538-37-U68	EA	MOLDING - TRIM/VEE - .4" X 1" X 77.5" - SIERRA MAPLE
3A	M09553-65-WH4	EA	MOLDING - TRIM/VEE - .4" X 1" X 77" - CONCERT CHERRY
3A	M09553-65-WH5	EA	MOLDING - TRIM/VEE - .4" X 1" X 77" - WASHED MAPLE
3A	M09553-65-WH6	EA	MOLDING - TRIM/VEE - .4" X 1" X 77" - SIERRA MAPLE
3A	M09553-64-WH4	EA	MOLDING - TRIM/VEE - .4" X 1" X 76.7" - CONCERT CHERRY
3A	M09553-64-WH5	EA	MOLDING - TRIM/VEE - .4" X 1" X 76.7" - WASHED MAPLE
3A	M09553-64-WH6	EA	MOLDING - TRIM/VEE - .4" X 1" X 76.7" - SIERRA MAPLE
3A	M09565-75-WH4	EA	MOLDING - TRIM/VEE - .4" X 1" X 75.9" - CONCERT CHERRY
3A	M09565-75-WH5	EA	MOLDING - TRIM/VEE - .4" X 1" X 75.9" - WASHED MAPLE
3A	M09565-75-WH6	EA	MOLDING - TRIM/VEE - .4" X 1" X 75.9" - SIERRA MAPLE
3A	M09565-02-WH4	EA	MOLDING - TRIM/VEE - .4" X 1" X 75.1" - CONCERT CHERRY
3A	M09565-02-WH5	EA	MOLDING - TRIM/VEE - .4" X 1" X 75.1" - WASHED MAPLE
3A	M09565-02-WH6	EA	MOLDING - TRIM/VEE - .4" X 1" X 75.1" - SIERRA MAPLE
3A	M09553-26-WH4	EA	MOLDING - TRIM/VEE - .4" X 1" X 74.1" - CONCERT CHERRY
3A	M09553-26-WH5	EA	MOLDING - TRIM/VEE - .4" X 1" X 74.1" - WASHED MAPLE
3A	M09553-26-WH6	EA	MOLDING - TRIM/VEE - .4" X 1" X 74.1" - SIERRA MAPLE
3A	M09538-91-WH4	EA	MOLDING - TRIM/VEE - .4" X 1" X 73.8" - CONCERT CHERRY
3A	M09538-91-WH5	EA	MOLDING - TRIM/VEE - .4" X 1" X 73.8" - WASHED MAPLE
3A	M09538-91-WH6	EA	MOLDING - TRIM/VEE - .4" X 1" X 73.8" - SIERRA MAPLE
3A	M09553-22-WH4	EA	MOLDING - TRIM/VEE - .4" X 1" X 73.2" - CONCERT CHERRY
3A	M09553-22-WH5	EA	MOLDING - TRIM/VEE - .4" X 1" X 73.2" - WASHED MAPLE
3A	M09553-22-WH6	EA	MOLDING - TRIM/VEE - .4" X 1" X 73.2" - SIERRA MAPLE
3A	M09565-97-WH4	EA	MOLDING - TRIM/VEE - .4" X 1" X 72.6" - CONCERT CHERRY
3A	M09565-97-WH5	EA	MOLDING - TRIM/VEE - .4" X 1" X 72.6" - WASHED MAPLE
3A	M09565-97-WH6	EA	MOLDING - TRIM/VEE - .4" X 1" X 72.6" - SIERRA MAPLE
3A	M09568-12-WH4	EA	MOLDING - TRIM/VEE - .4" X 1" X 71.9" - CONCERT CHERRY
3A	M09568-12-WH5	EA	MOLDING - TRIM/VEE - .4" X 1" X 71.9" - WASHED MAPLE
3A	M09568-12-WH6	EA	MOLDING - TRIM/VEE - .4" X 1" X 71.9" - SIERRA MAPLE
3A	M09565-01-WH4	EA	MOLDING - TRIM/VEE - .4" X 1" X 71.7" - CONCERT CHERRY
3A	M09565-01-WH5	EA	MOLDING - TRIM/VEE - .4" X 1" X 71.7" - WASHED MAPLE
3A	M09565-01-WH6	EA	MOLDING - TRIM/VEE - .4" X 1" X 71.7" - SIERRA MAPLE
3A	M09565-01-YR3	EA	MOLDING - TRIM/VEE - .4" X 1" X 71.7" - HONEY CHERRY
3A	M09544-15-WB4	EA	MOLDING - TRIM/VEE - .4" X 1" X 64.5" - CONCERT CHERRY
3A	M09544-15-WB5	EA	MOLDING - TRIM/VEE - .4" X 1" X 64.5" - WASHED MAPLE
3A	M09544-15-WB6	EA	MOLDING - TRIM/VEE - .4" X 1" X 64.5" - SIERRA MAPLE
3A	M09538-94-WH4	EA	MOLDING - TRIM/VEE - .4" X 1" X 71.1" - CONCERT CHERRY
3A	M09538-94-WH5	EA	MOLDING - TRIM/VEE - .4" X 1" X 71.1" - WASHED MAPLE
3A	M09538-94-WH6	EA	MOLDING - TRIM/VEE - .4" X 1" X 71.1" - SIERRA MAPLE
3A	M09565-78-WH4	EA	MOLDING - TRIM/VEE - .4" X 1" X 70.2" - CONCERT CHERRY
3A	M09565-78-WH5	EA	MOLDING - TRIM/VEE - .4" X 1" X 70.2" - WASHED MAPLE
3A	M09565-78-WH6	EA	MOLDING - TRIM/VEE - .4" X 1" X 70.2" - SIERRA MAPLE
3A	M09553-21-WH4	EA	MOLDING - TRIM/VEE - .4" X 1" X 70.1" - CONCERT CHERRY
3A	M09553-21-WH5	EA	MOLDING - TRIM/VEE - .4" X 1" X 70.1" - WASHED MAPLE
3A	M09553-21-WH6	EA	MOLDING - TRIM/VEE - .4" X 1" X 70.1" - SIERRA MAPLE
3A	M09501-92-T77	EA	MOLDING - TRIM/VEE - .4" X 1" X 70" - PORTSMOUTH OAK
3A	M09501-92-T78	EA	MOLDING - TRIM/VEE - .4" X 1" X 70" - CONCERT CHERRY
3A	M09501-92-T79	EA	MOLDING - TRIM/VEE - .4" X 1" X 70" - WASHED MAPLE

INTERIOR FINISH GROUP (CONTINUED)
MOLDINGS & TRIMS (CONTINUED)



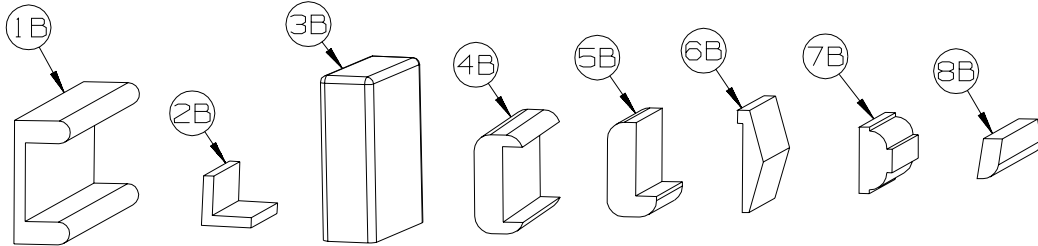
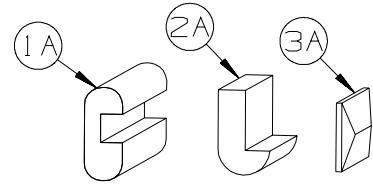
KEY	PART NUMBER	U/M	DESCRIPTION
3A	M09501-92-T80	EA	MOLDING - TRIM/VEE - .4" X 1" X 70" - SIERRA MAPLE
3A	M09538-27-WH4	EA	MOLDING - TRIM/VEE - .4" X 1" X 71.1" - CONCERT CHERF
3A	M09538-27-U67	EA	MOLDING - TRIM/VEE - .4" X 1" X 71.1" - WASHED MAPLE
3A	M09538-27-U68	EA	MOLDING - TRIM/VEE - .4" X 1" X 71.1" - SIERRA MAPLE
3A	M09544-10-WH4	EA	MOLDING - TRIM/VEE - .4" X 1" X 68.2" - CONCERT CHERRY
3A	M09544-10-W91	EA	MOLDING - TRIM/VEE - .4" X 1" X 68.2" - WASHED MAPLE
3A	M09544-10-W92	EA	MOLDING - TRIM/VEE - .4" X 1" X 68.2" - SIERRA MAPLE
3A	M09553-03-WH4	EA	MOLDING - TRIM/VEE - .4" X 1" X 66.7" - CONCERT CHERRY
3A	M09553-03-WH5	EA	MOLDING - TRIM/VEE - .4" X 1" X 66.7" - WASHED MAPLE
3A	M09553-03-WH6	EA	MOLDING - TRIM/VEE - .4" X 1" X 66.7" - SIERRA MAPLE
3A	M09553-03-YR3	EA	MOLDING - TRIM/VEE - .4" X 1" X 66.7" - HONEY CHERRY
3A	M09538-93-WH4	EA	MOLDING - TRIM/VEE - .4" X 1" X 66.6" - CONCERT CHERRY
3A	M09538-93-WH5	EA	MOLDING - TRIM/VEE - .4" X 1" X 66.6" - WASHED MAPLE
3A	M09538-93-WH6	EA	MOLDING - TRIM/VEE - .4" X 1" X 66.6" - SIERRA MAPLE
3A	M09544-33-W37	EA	MOLDING - TRIM/VEE - .4" X 1" X 66.5" - SIERRA MAPLE
3A	M09544-33-W38	EA	MOLDING - TRIM/VEE - .4" X 1" X 66.5" - WASHED MAPLE
3A	M09553-02-WH4	EA	MOLDING - TRIM/VEE - .4" X 1" X 66.4" - CONCERT CHERRY
3A	M09553-02-WH5	EA	MOLDING - TRIM/VEE - .4" X 1" X 66.4" - WASHED MAPLE
3A	M09553-02-WH6	EA	MOLDING - TRIM/VEE - .4" X 1" X 66.4" - SIERRA MAPLE
3A	M09544-14-WB4	EA	MOLDING - TRIM/VEE - .4" X 1" X 64.5" - CONCERT CHERRY
3A	M09544-14-WB5	EA	MOLDING - TRIM/VEE - .4" X 1" X 64.5" - WASHED MAPLE
3A	M09544-14-WB6	EA	MOLDING - TRIM/VEE - .4" X 1" X 64.5" - SIERRA MAPLE
3A	M09515-78-T77	EA	MOLDING - TRIM/VEE - .4" X 1" X 64.1" - PORTSMOUTH OAK
3A	M09515-78-T78	EA	MOLDING - TRIM/VEE - .4" X 1" X 64.1" - CONCERT CHERRY
3A	M09515-78-T79	EA	MOLDING - TRIM/VEE - .4" X 1" X 64.1" - WASHED MAPLE
3A	M09515-78-T80	EA	MOLDING - TRIM/VEE - .4" X 1" X 64.1" - SIERRA MAPLE
3A	M09501-91-T77	EA	MOLDING - TRIM/VEE - .4" X 1" X 63.3" - PORTSMOUTH OAK
3A	M09501-91-T78	EA	MOLDING - TRIM/VEE - .4" X 1" X 63.3" - CONCERT CHERRY
3A	M09501-91-T79	EA	MOLDING - TRIM/VEE - .4" X 1" X 63.3" - WASHED MAPLE
3A	M09501-91-T80	EA	MOLDING - TRIM/VEE - .4" X 1" X 63.3" - SIERRA MAPLE
3A	M09503-91-T77	EA	MOLDING - TRIM/VEE - .4" X 1" X 63.1" - PORTSMOUTH OAK
3A	M09503-91-T78	EA	MOLDING - TRIM/VEE - .4" X 1" X 63.1" - CONCERT CHERRY
3A	M09503-91-T79	EA	MOLDING - TRIM/VEE - .4" X 1" X 63.1" - WASHED MAPLE
3A	M09503-91-T80	EA	MOLDING - TRIM/VEE - .4" X 1" X 63.1" - SIERRA MAPLE
3A	M09544-22-WB4	EA	MOLDING - TRIM/VEE - .4" X 1" X 61.7" - CONCERT CHERRY
3A	M09544-22-WB5	EA	MOLDING - TRIM/VEE - .4" X 1" X 61.7" - WASHED MAPLE
3A	M09544-22-WB6	EA	MOLDING - TRIM/VEE - .4" X 1" X 61.7" - SIERRA MAPLE
3A	M09583-41-WH4	EA	MOLDING - TRIM/VEE - .4" X 1" X 61" - CONCERT CHERRY
3A	M09583-41-WH5	EA	MOLDING - TRIM/VEE - .4" X 1" X 61" - WASHED MAPLE
3A	M09583-41-WH6	EA	MOLDING - TRIM/VEE - .4" X 1" X 61" - SIERRA MAPLE
3A	M09565-49-WH4	EA	MOLDING - TRIM/VEE - .4" X 1" X 58.7" - CONCERT CHERRY
3A	M09565-49-WH5	EA	MOLDING - TRIM/VEE - .4" X 1" X 58.7" - WASHED MAPLE
3A	M09565-49-WH6	EA	MOLDING - TRIM/VEE - .4" X 1" X 58.7" - SIERRA MAPLE
3A	M09544-36-W37	EA	MOLDING - TRIM/VEE - .4" X 1" X 52.6" - WASHED MAPLE
3A	M09544-36-W38	EA	MOLDING - TRIM/VEE - .4" X 1" X 52.6.5" - SIERRA MAPLE
3A	M09553-85-WB4	EA	MOLDING - TRIM/VEE - .4" X 1" X 43.4" - CONCERT CHERRY
3A	M09553-85-WB5	EA	MOLDING - TRIM/VEE - .4" X 1" X 43.4" - WASHED MAPLE
3A	M09553-85-WB6	EA	MOLDING - TRIM/VEE - .4" X 1" X 43.4" - SIERRA MAPLE
3A	M09553-28-WH4	EA	MOLDING - TRIM/VEE - .4" X 1" X 48" - CONCERT CHERRY
3A	M09553-28-WH5	EA	MOLDING - TRIM/VEE - .4" X 1" X 48" - WASHED MAPLE
3A	M09553-28-WH6	EA	MOLDING - TRIM/VEE - .4" X 1" X 48" - SIERRA MAPLE
3A	M09553-60-WH4	EA	MOLDING - TRIM/VEE - .4" X 1" X 47.2" - CONCERT CHERRY
3A	M09553-60-WH5	EA	MOLDING - TRIM/VEE - .4" X 1" X 47.2" - WASHED MAPLE
3A	M09553-60-WH6	EA	MOLDING - TRIM/VEE - .4" X 1" X 47.2" - SIERRA MAPLE
3A	M09544-24-WB4	EA	MOLDING - TRIM/VEE - .4" X 1" X 46.2" - CONCERT CHERRY
3A	M09544-24-WB5	EA	MOLDING - TRIM/VEE - .4" X 1" X 46.2" - WASHED MAPLE
3A	M09544-24-WB6	EA	MOLDING - TRIM/VEE - .4" X 1" X 46.2" - SIERRA MAPLE
3A	M09565-77-WH4	EA	MOLDING - TRIM/VEE - .4" X 1" X 42.5" - CONCERT CHERRY
3A	M09565-77-WH5	EA	MOLDING - TRIM/VEE - .4" X 1" X 42.5" - WASHED MAPLE
3A	M09565-77-WH6	EA	MOLDING - TRIM/VEE - .4" X 1" X 42.5" - SIERRA MAPLE
3A	M09544-35-W37	EA	MOLDING - TRIM/VEE - .4" X 1" X 66.5" - SIERRA MAPLE
3A	M09544-35-W38	EA	MOLDING - TRIM/VEE - .4" X 1" X 66.5" - WASHED MAPLE

INTERIOR FINISH GROUP (CONTINUED)
MOLDINGS & TRIMS (CONTINUED)

KEY	PART NUMBER	U/M	DESCRIPTION
3A	M09544-38-W37	EA	MOLDING - TRIM/VEE - .4" X 1" X 66.5" - SIERRA MAPLE
3A	M09544-38-W38	EA	MOLDING - TRIM/VEE - .4" X 1" X 66.5" - WASHED MAPLE
3A	M09565-03-WH4	EA	MOLDING - TRIM/VEE - .4" X 1" X 44.2" - CONCERT CHERRY
3A	M09565-03-WH5	EA	MOLDING - TRIM/VEE - .4" X 1" X 44.2" - WASHED MAPLE
3A	M09565-03-WH6	EA	MOLDING - TRIM/VEE - .4" X 1" X 44.2" - SIERRA MAPLE
3A	M09565-20-WH4	EA	MOLDING - TRIM/VEE - .4" X 1" X 43.2" - CONCERT CHERRY
3A	M09565-20-WH5	EA	MOLDING - TRIM/VEE - .4" X 1" X 43.2" - WASHED MAPLE
3A	M09565-20-WH6	EA	MOLDING - TRIM/VEE - .4" X 1" X 43.2" - SIERRA MAPLE
3A	M09553-24-WH4	EA	MOLDING - TRIM/VEE - .4" X 1" X 43" - CONCERT CHERRY
3A	M09553-24-WH5	EA	MOLDING - TRIM/VEE - .4" X 1" X 43" - WASHED MAPLE
3A	M09553-24-WH6	EA	MOLDING - TRIM/VEE - .4" X 1" X 43" - SIERRA MAPLE
3A	M09565-77-WH4	EA	MOLDING - TRIM/VEE - .4" X 1" X 42.5" - CONCERT CHERRY
3A	M09565-77-WH5	EA	MOLDING - TRIM/VEE - .4" X 1" X 42.5" - WASHED MAPLE
3A	M09565-77-WH6	EA	MOLDING - TRIM/VEE - .4" X 1" X 42.5" - SIERRA MAPLE
3A	M09565-50-WH4	EA	MOLDING - TRIM/VEE - .4" X 1" X 40.9" - CONCERT CHERRY
3A	M09565-50-WH5	EA	MOLDING - TRIM/VEE - .4" X 1" X 40.9" - WASHED MAPLE
3A	M09565-50-WH6	EA	MOLDING - TRIM/VEE - .4" X 1" X 40.9" - SIERRA MAPLE
3A	M09583-43-WH4	EA	MOLDING - TRIM/VEE - .4" X 1" X 40.1" - CONCERT CHERRY
3A	M09583-43-WH5	EA	MOLDING - TRIM/VEE - .4" X 1" X 40.1" - WASHED MAPLE
3A	M09583-43-WH6	EA	MOLDING - TRIM/VEE - .4" X 1" X 40.1" - SIERRA MAPLE
3A	M09565-76-WH4	EA	MOLDING - TRIM/VEE - .4" X 1" X 39.4" - CONCERT CHERRY
3A	M09565-76-WH5	EA	MOLDING - TRIM/VEE - .4" X 1" X 39.4" - WASHED MAPLE
3A	M09565-76-WH6	EA	MOLDING - TRIM/VEE - .4" X 1" X 39.4" - SIERRA MAPLE
3A	M09565-47-WH4	EA	MOLDING - TRIM/VEE - .4" X 1" X 38.9" - CONCERT CHERRY
3A	M09565-47-WH5	EA	MOLDING - TRIM/VEE - .4" X 1" X 38.9" - WASHED MAPLE
3A	M09565-47-WH6	EA	MOLDING - TRIM/VEE - .4" X 1" X 38.9" - SIERRA MAPLE
3A	M09553-27-WH4	EA	MOLDING - TRIM/VEE - .4" X 1" X 38.8" - CONCERT CHERRY
3A	M09553-27-WH5	EA	MOLDING - TRIM/VEE - .4" X 1" X 38.8" - WASHED MAPLE
3A	M09553-27-WH6	EA	MOLDING - TRIM/VEE - .4" X 1" X 38.8" - SIERRA MAPLE
3A	M09568-77-WH4	EA	MOLDING - TRIM/VEE - .4" X 1" X 37.5" - CONCERT CHERRY
3A	M09568-77-WH5	EA	MOLDING - TRIM/VEE - .4" X 1" X 37.5" - WASHED MAPLE
3A	M09568-77-WH6	EA	MOLDING - TRIM/VEE - .4" X 1" X 37.5" - SIERRA MAPLE
3A	M09553-23-WH4	EA	MOLDING - TRIM/VEE - .4" X 1" X 37" - CONCERT CHERRY
3A	M09553-23-WH5	EA	MOLDING - TRIM/VEE - .4" X 1" X 37" - WASHED MAPLE
3A	M09553-23-WH6	EA	MOLDING - TRIM/VEE - .4" X 1" X 37" - SIERRA MAPLE
3A	M09553-47-WB4	EA	MOLDING - TRIM/VEE - .4" X 1" X 35.9" - CONCERT CHERRY
3A	M09553-47-WB5	EA	MOLDING - TRIM/VEE - .4" X 1" X 35.9" - WASHED MAPLE
3A	M09553-47-WB6	EA	MOLDING - TRIM/VEE - .4" X 1" X 35.9" - SIERRA MAPLE
3A	M09553-47-W66	EA	MOLDING - TRIM/VEE - .4" X 1" X 35.9" - HONEY CHERRY
3A	M09568-48-U67	EA	MOLDING - TRIM/VEE - .4" X 1" X 35.4" - WASHED MAPLE
3A	M09568-48-U68	EA	MOLDING - TRIM/VEE - .4" X 1" X 35.4" - SIERRA MAPLE
3A	M09553-63-WH4	EA	MOLDING - TRIM/VEE - .4" X 1" X 35.1" - CONCERT CHERRY
3A	M09553-63-WH5	EA	MOLDING - TRIM/VEE - .4" X 1" X 35.1" - WASHED MAPLE
3A	M09553-63-WH6	EA	MOLDING - TRIM/VEE - .4" X 1" X 35.1" - SIERRA MAPLE
3A	M09553-63-W51	EA	MOLDING - TRIM/VEE - .4" X 1" X 35.1" - HONEY CHERRY
3A	M09565-94-WH4	EA	MOLDING - TRIM/VEE - .4" X 1" X 34.4" - CONCERT CHERRY
3A	M09565-94-WH5	EA	MOLDING - TRIM/VEE - .4" X 1" X 34.4" - WASHED MAPLE
3A	M09565-94-WH6	EA	MOLDING - TRIM/VEE - .4" X 1" X 34.4" - SIERRA MAPLE
3A	M09553-04-WH4	EA	MOLDING - TRIM/VEE - .4" X 1" X 34.2" - CONCERT CHERRY
3A	M09553-04-WH5	EA	MOLDING - TRIM/VEE - .4" X 1" X 34.2" - WASHED MAPLE
3A	M09553-04-WH6	EA	MOLDING - TRIM/VEE - .4" X 1" X 34.2" - SIERRA MAPLE
3A	M09566-02-U68	EA	MOLDING - TRIM/VEE - .4" X 1" X 32.7" - SIERRA MAPLE
3A	M09566-02-W51	EA	MOLDING - TRIM/VEE - .4" X 1" X 32.7" - HONEY CHERRY
3A	M09566-02-W52	EA	MOLDING - TRIM/VEE - .4" X 1" X 32.7" - WASHED MAPLE
3A	M09511-86-T77	EA	MOLDING - TRIM/VEE - .4" X 1" X 28.3" - PORTSMOUTH OAK
3A	M09511-86-T78	EA	MOLDING - TRIM/VEE - .4" X 1" X 28.3" - CONCERT CHERRY
3A	M09511-86-T79	EA	MOLDING - TRIM/VEE - .4" X 1" X 28.3" - WASHED MAPLE
3A	M09511-86-T80	EA	MOLDING - TRIM/VEE - .4" X 1" X 28.3" - SIERRA MAPLE
3A	M09553-61-WH4	EA	MOLDING - TRIM/VEE - .4" X 1" X 19.9" - CONCERT CHERRY
3A	M09553-61-WH5	EA	MOLDING - TRIM/VEE - .4" X 1" X 19.9" - WASHED MAPLE
3A	M09553-61-WH6	EA	MOLDING - TRIM/VEE - .4" X 1" X 19.9" - SIERRA MAPLE
3A	M09565-71-WH4	EA	MOLDING - TRIM/VEE - .4" X 1" X 11.4" - CONCERT CHERRY
3A	M09565-71-WH5	EA	MOLDING - TRIM/VEE - .4" X 1" X 11.4" - WASHED MAPLE
3A	M09565-71-WH6	EA	MOLDING - TRIM/VEE - .4" X 1" X 11.4" - SIERRA MAPLE

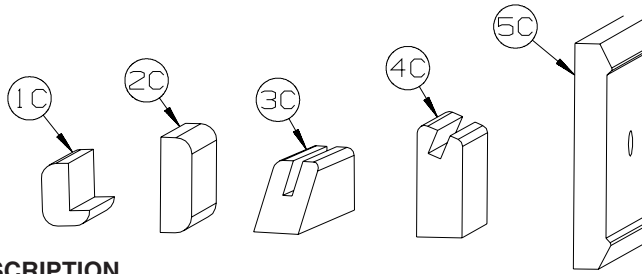
INTERIOR FINISH GROUP (CONTINUED)
MOLDINGS & TRIMS (CONTINUED)

KEY	PART NUMBER	U/M	DESCRIPTION
3A	M09583-42-WH4	EA	MOLDING - TRIM/VEE - .4" X 1" X 8.3" - CONCERT CHERRY
3A	M09583-42-WH5	EA	MOLDING - TRIM/VEE - .4" X 1" X 8.3" - WASHED MAPLE
3A	M09583-42-WH6	EA	MOLDING - TRIM/VEE - .4" X 1" X 8.3" - SIERRA MAPLE
3A	M09544-55-WB4	EA	MOLDING - TRIM/VEE - .4" X 1" X 6.5" - CONCERT CHERRY
3A	M09544-55-WB5	EA	MOLDING - TRIM/VEE - .4" X 1" X 6.5" - WASHED MAPLE
3A	M09544-55-WB6	EA	MOLDING - TRIM/VEE - .4" X 1" X 6.5" - SIERRA MAPLE
3A	M09544-56-WB4	EA	MOLDING - TRIM/VEE - .4" X 1" X 6.1" - CONCERT CHERRY
3A	M09544-56-WB5	EA	MOLDING - TRIM/VEE - .4" X 1" X 6.1" - WASHED MAPLE
3A	M09544-56-WB6	EA	MOLDING - TRIM/VEE - .4" X 1" X 6.1" - SIERRA MAPLE
3A	M09538-70-U68	EA	MOLDING - TRIM/VEE - .4" X 1" X 63.9" - SIERRA MAPLE
3A	M09538-70-U67	EA	MOLDING - TRIM/VEE - .4" X 1" X 63.9" - WASHED MAPLE



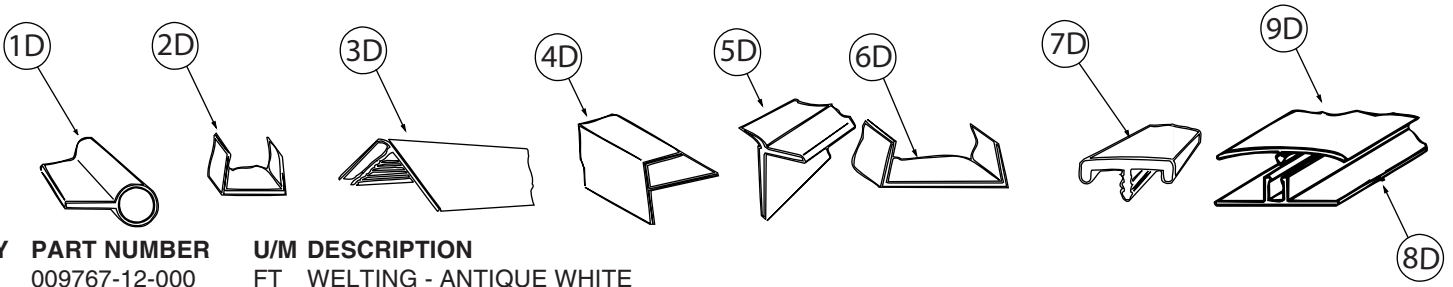
KEY	PART NUMBER	U/M	DESCRIPTION
1B	M09501-84-TG0	EA	MOLDING/TRIM - CAP/WALL - 2.2" X 85.9" - PORTSMOUTH OAK
1B	M09501-84-TG1	EA	MOLDING/TRIM - CAP/WALL - 2.2" X 85.9" - CONCERT CHERRY
1B	M09501-84-TG2	EA	MOLDING/TRIM - CAP/WALL - 2.2" X 85.9" - WASHED MAPLE
1B	M09501-84-TG3	EA	MOLDING/TRIM - CAP/WALL - 2.2" X 85.9" - HONEY CHERRY
1B	M09520-04-TD3	EA	MOLDING/TRIM - CAP/WALL - 2.2" X 80.5" - SIERRA MAPLE
2B	M09511-81-TA0	EA	MOLDING/TRIM - L SHAPE - .8"X .8"X 80.2" - PORTSMOUTH OAK
2B	M09511-81-TA1	EA	MOLDING/TRIM - L SHAPE - .8"X .8"X 80.2" - CONCERT CHERRY
2B	M09511-81-TA2	EA	MOLDING/TRIM - L SHAPE - .8"X .8"X 80.2" - WASHED MAPLE
2B	M09511-81-TA3	EA	MOLDING/TRIM - L SHAPE - .8"X .8"X 80.2" - SIERRA MAPLE
3B	M09515-81-T01	EA	MOLDING/HARDWOOD STRAIGHT - 74.3" - WASHED MAPLE
3B	M09515-81-T02	EA	MOLDING/HARDWOOD STRAIGHT - 74.3" - HONEY CHERRY
4B	M09511-42-T77	EA	MOLDING - TRIM - W/NOTCH - 1.5" X 86.4" - PORTSMOUTH OAK
4B	M09511-42-T78	EA	MOLDING - TRIM - W/NOTCH - 1.5" X 86.4" - CONCERT CHERRY
4B	M09511-42-T79	EA	MOLDING - TRIM - W/NOTCH - 1.5" X 86.4" - WASHED MAPLE
4B	M09511-42-T80	EA	MOLDING - TRIM - W/NOTCH - 1.5" X 86.4" - SIERRA MAPLE
4B	M09511-42-W66	EA	MOLDING - TRIM - W/NOTCH - 1.5" X 86.4" - HONEY CHERRY
5B	M09515-18-T77	EA	MOLDING - HARDWOOD-W/NOTCH - 1.4"X 86.2" - PORTSMOUTH OAK
5B	M09515-18-T78	EA	MOLDING - HARDWOOD-W/NOTCH - 1.4"X 86.2" - CONCERT CHERRY
5B	M09553-66-U22	EA	MOLDING - HARDWOOD-W/NOTCH - 1.4"X 96" - WASHED MAPLE
5B	M09515-18-T80	EA	MOLDING - HARDWOOD-W/NOTCH - 1.4"X 86.2" - SIERRA MAPLE
5B	M09553-66-U21	EA	MOLDING - HARDWOOD-W/NOTCH - 1.4"X 96" - HONEY CHERRY
6B	M09515-53-TG0	EA	MOLDING - TRIM/VEE - 1.5" X 73.9" - PORTSMOUTH OAK
6B	M09525-81-UJ1	EA	MOLDING - TRIM/VEE - 1.5" X 74.7" - CONCERT CHERRY
6B	M09525-81-UJ2	EA	MOLDING - TRIM/VEE - 1.5" X 74.7" - WASHED MAPLE
6B	M09552-81-UJ3	EA	MOLDING - TRIM/VEE - 1.5" X 74.7" - HONEY CHERRY
6B	M09553-53-WH6	EA	MOLDING - TRIM/VEE - NOTCHED - 1.5" X 20.6" - SIERRA MAPLE
7B	Y00076-32-438	EA	MOLDING/TRIM - .5" X 1" X 96" - CHERRY (UNSTAINED)
7B	Y00076-22-438	EA	MOLDING/TRIM - .5" X 1" X 96" - MAPLE (UNSTAINED)
8B	M09525-92-T77	EA	MOLDING/TRIM - .5" X 1" X 75.6" - PORTSMOUTH OAK
8B	M09525-92-T78	EA	MOLDING/TRIM - .5" X 1" X 75.6" - CONCERT CHERRY
8B	M09525-92-T79	EA	MOLDING/TRIM - .5" X 1" X 75.6" - WASHED MAPLE
8B	M09525-92-T80	EA	MOLDING/TRIM - .5" X 1" X 75.6" - SIERRA MAPLE
8B	Y00086-72-438	EA	MOLDING - VINYL WRAP - .7" X 1.6" X 96" - PORTSMOUTH OAK
8B	Y00086-D2-438	EA	MOLDING - VINYL WRAP - .7" X 1.6" X 96" - CONCERT CHERRY
8B	Y00086-A2-438	EA	MOLDING - VINYL WRAP - .7" X 1.6" X 96" - WASHED MAPLE
8B	Y00086-92-438	EA	MOLDING - VINYL WRAP - .7" X 1.6" X 96" - SIERRA MAPLE
8B	Y00086-82-438	EA	MOLDING - VINYL WRAP - .7" X 1.6" X 96" - HONEY CHERRY
8B	Y00087-72-438	EA	MOLDING - VINYL WRAP - .7" X 2.9" X 96" - PORTSMOUTH OAK
8B	Y00087-D2-438	EA	MOLDING - VINYL WRAP - .7" X 2.9" X 96" - CONCERT CHERRY
8B	Y00087-A2-438	EA	MOLDING - VINYL WRAP - .7" X 2.9" X 96" - WASHED MAPLE
8B	Y00087-92-438	EA	MOLDING - VINYL WRAP - .7" X 2.9" X 96" - SIERRA MAPLE
8B	Y00087-82-438	EA	MOLDING - VINYL WRAP - .7" X 2.9" X 96" - HONEY CHERRY

INTERIOR FINISH GROUP (CONTINUED)
MOLDINGS & TRIMS (CONTINUED)



KEY	PART NUMBER	U/M	DESCRIPTION
1C	M09520-19-TD1	EA	MOLDING - TRIM - W/NOTCH - 1" X 86.3" - CONCERT CHERRY
1C	M09520-19-TD2	EA	MOLDING - TRIM - W/NOTCH - 1" X 86.3" - WASHED MAPLE
1C	M09520-19-TD3	EA	MOLDING - TRIM - W/NOTCH - 1" X 86.3" - HONEY CHERRY
1C	M09565-68-WH4	EA	MOLDING - HARDWOOD - .75" X 1.4" X 81.9" - CONCERT CHERRY
1C	M09565-68-WH5	EA	MOLDING - HARDWOOD - .75" X 1.4" X 81.9" - WASHED MAPLE
1C	M09565-68-WH6	EA	MOLDING - HARDWOOD - .75" X 1.4" X 81.9" - SIERRA MAPLE
2C	M09511-46-T77	EA	MOLDING/TRIM - .5" X 1.5" X 86.5" - PORTSMOUTH OAK
2C	M09511-46-T78	EA	MOLDING/TRIM - .5" X 1.5" X 86.5" - CONCERT CHERRY
2C	M09511-46-T79	EA	MOLDING/TRIM - .5" X 1.5" X 86.5" - WASHED MAPLE
2C	M09511-46-T80	EA	MOLDING/TRIM - .5" X 1.5" X 86.5" - SIERRA MAPLE
3C	Y00223-22-438	EA	MOLDING - HARDWOOD/MAPLE - .7" X 1" X 96" - UNSTAINED MAPLE
3C	Y00223-32-438	EA	MOLDING - HARDWOOD/CHERRY - .7" X 1" X 96" - UNSTAINED CHERRY
3C	Y00223-42-438	EA	MOLDING - HARDWOOD/CHERRY - .7" X 1" X 96" - UNSTAINED OAK
4C	Y00054-A2-438	EA	MOLDING - VINYL - W/SLOT - .7"X 1.9"X 96" - WASHED MAPLE
4C	Y00054-D2-438	EA	MOLDING - VINYL - W/SLOT - .7"X 1.9"X 96" - CONCERT CHERRY
4C	Y00054-22-438	EA	MOLDING - VINYL - W/SLOT - .7"X 1.9"X 96" - WASHED MAPLE
4C	Y00054-72-438	EA	MOLDING - VINYL - W/SLOT - .7"X 1.9"X 96" - PORTSMOUTH OAK
4C	Y00054-82-438	EA	MOLDING - VINYL - W/SLOT - .7"X 1.9"X 96" - HONEY CHERRY
4C	Y00054-92-438	EA	MOLDING - VINYL - W/SLOT - .7"X 1.9"X 96" - SIERRA MAPLE
4C	Y00276-A2-438	EA	MOLDING - VINYL - W/SLOT - .7"X 1.9"X 96" - WASHED MAPLE
4C	Y00276-D2-438	EA	MOLDING - VINYL - W/SLOT - .7"X 1.9"X 96" - CONCERT CHERRY
4C	Y00276-72-438	EA	MOLDING - VINYL - W/SLOT - .7"X 1.9"X 96" - PORTSMOUTH OAK
4C	Y00276-82-438	EA	MOLDING - VINYL - W/SLOT - .7"X 1.9"X 96" - HONEY CHERRY
4C	Y00276-92-438	EA	MOLDING - VINYL - W/SLOT - .7"X 1.9"X 96" - SIERRA MAPLE
5C	Y00152-A2-438	EA	MOLDING/TRIM - VINYL - .6" X 3.5" X 96" - WASHED MAPLE
5C	Y00152-D2-438	EA	MOLDING/TRIM - VINYL - .6" X 3.5" X 96" - CONCERT CHERRY
5C	Y00152-22-438	EA	MOLDING/TRIM - VINYL - .6" X 3.5" X 96" - WASHED MAPLE
5C	Y00152-72-438	EA	MOLDING/TRIM - VINYL - .6" X 3.5" X 96" - PORTSMOUTH OAK
5C	Y00152-92-438	EA	MOLDING/TRIM - VINYL - .6" X 3.5" X 96" - SIERRA MAPLE

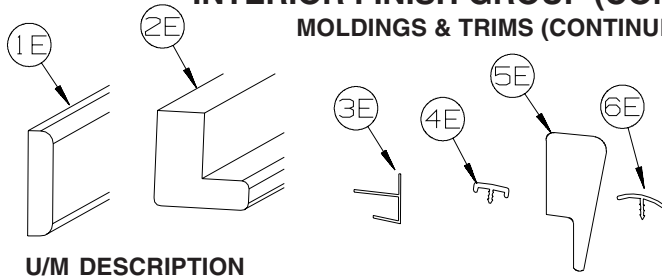
INTERIOR FINISH GROUP (CONTINUED)
MOLDINGS & TRIMS (CONTINUED)



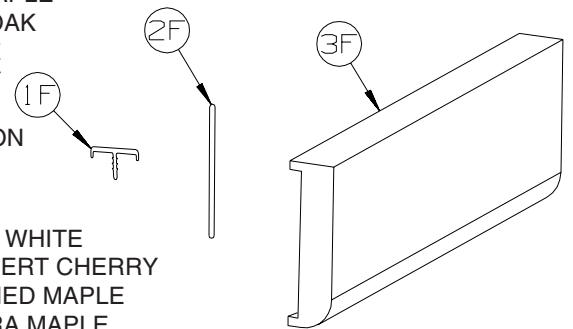
KEY	PART NUMBER	U/M	DESCRIPTION
1D	009767-12-000	FT	WELTING - ANTIQUE WHITE
2D	009778-25-000	FT	U-CHANNEL - 1" - BEIGE ILLUSION
2D	009778-26-000	FT	U-CHANNEL - 1 1/4" - BEIGE ILLUSION
2D	009778-38-000	FT	U-CHANNEL - 1" - BONE
2D	009778-32-000	FT	U-CHANNEL - 1" - PORTSMOUTH OAK
2D	009778-34-000	FT	U-CHANNEL - 1" - CONCERT CHERRY
2D	009778-27-000	FT	U-CHANNEL - 1" - WASHED MAPLE
2D	009778-35-000	FT	U-CHANNEL - 1" - HONEY CHERRY
2D	009778-36-000	FT	U-CHANNEL - 1" - SIERRA MAPLE
3D	009809-30-000	EA	MOLDING - CORNER - OUTSIDE - 1" X 84" - BEIGE ILLUSION
3D	009809-37-000	EA	MOLDING - CORNER - OUTSIDE - 1" X 84" - BONE
3D	009809-33-000	EA	MOLDING - CORNER - OUTSIDE - 1" X 84" - CONCERT CHERRY
3D	009809-31-000	EA	MOLDING - CORNER - OUTSIDE - 1" X 84" - WASHED MAPLE
3D	009809-35-000	EA	MOLDING - CORNER - OUTSIDE - 1" X 84" - SIERRA MAPLE
4D	009812-31-000	EA	MOLDING - CORNER - 1/2" W/1/4"CHAN X 84" - BEIGE ILLUSION
4D	009812-40-000	EA	MOLDING - CORNER - 1/2" W/1/4"CHAN X 84" - BONE
4D	009812-35-000	EA	MOLDING - CORNER - 1/2" W/1/4"CHAN X 84" - PORTSMOUTH OAK
4D	009812-36-000	EA	MOLDING - CORNER - 1/2" W/1/4"CHAN X 84" - CONCERT CHERRY
4D	009812-33-000	EA	MOLDING - CORNER - 1/2" W/1/4"CHAN X 84" - WASHED MAPLE
4D	009812-37-000	EA	MOLDING - CORNER - 1/2" W/1/4"CHAN X 84" - HONEY CHERRY
4D	009812-38-000	EA	MOLDING - CORNER - 1/2" W/1/4"CHAN X 84" - SIERRA MAPLE
5D	022992-11-000	FT	MOLDING - REVERSE COVE - T-SHAPED - IVORY
5D	022992-14-000	FT	MOLDING - REVERSE COVE - T-SHAPED - BRIGHT WHITE
5D	022992-18-000	FT	MOLDING - REVERSE COVE - T-SHAPED - BONE
6D	070504-42-000	FT	U-CHANNEL - PLASTIC - .13" X 84" - BEIGE ILLUSION
6D	070504-43-000	FT	U-CHANNEL - PLASTIC - .9" X 96" - BEIGE ILLUSION
6D	070504-69-000	FT	U-CHANNEL - PLASTIC - .13" X 84" - BONE
6D	070504-70-000	FT	U-CHANNEL - PLASTIC - .8" X 84" - BONE
6D	070504-57-000	FT	U-CHANNEL - PLASTIC - .13" X 96" - PORTSMOUTH OAK
6D	070504-58-000	FT	U-CHANNEL - PLASTIC - .9" X 96" - PORTSMOUTH OAK
6D	070504-60-000	FT	U-CHANNEL - PLASTIC - .13" X 84" - CONCERT CHERRY
6D	070504-61-000	FT	U-CHANNEL - PLASTIC - .9" X 84" - CONCERT CHERRY
6D	070504-50-000	FT	U-CHANNEL - PLASTIC - .13" X 96" - WASHED MAPLE
6D	070504-51-000	FT	U-CHANNEL - PLASTIC - .9" X 96" - WASHED MAPLE
6D	070504-62-000	FT	U-CHANNEL - PLASTIC - 1.65" X 84" - HONEY CHERRY
6D	070504-63-000	FT	U-CHANNEL - PLASTIC - .9" X 84" - HONEY CHERRY
6D	070504-65-000	FT	U-CHANNEL - PLASTIC - .07" X 96" - SIERRA MAPLE
6D	070504-66-000	FT	U-CHANNEL - PLASTIC - .8" X 84" - SIERRA MAPLE
7D	083620-25-000	FT	MOLDING-T - W/EDGE LIP - 7/8" FACE - BONE
7D	083620-20-000	FT	MOLDING-T - W/EDGE LIP - 7/8" FACE - PORTSMOUTH OAK
7D	083620-19-000	FT	MOLDING-T - W/EDGE LIP - 7/8" FACE - WASHED MAPLE
7D	083620-24-000	FT	MOLDING-T - W/EDGE LIP - 7/8" FACE - HONEY CHERRY
7D	083620-22-000	FT	MOLDING-T - W/EDGE LIP - 7/8" FACE - SIERRA MAPLE
8D	086229-01-000	EA	RETAINER - BATTEN - .75" X 92.1" - ANY COLOR
9D	086229-12-000	EA	BATTEN - 1.5" OFFSET X 96.8" - MODERN IVORY
9D	086229-20-000	EA	BATTEN - 1" X 96" - BEIGE

INTERIOR FINISH GROUP (CONTINUED)

MOLDINGS & TRIMS (CONTINUED)



KEY	PART NUMBER	U/M	DESCRIPTION
1E	100818-01-12A	EA	MOLDING - VINYL WRAPPED - 1.6" X .4" X 84" - PORTSMOUTH OAK
1E	100818-01-23A	EA	MOLDING - VINYL WRPPD - 1.6" X .4" X 84" - CONCERT CHERRY
1E	100818-01-21A	EA	MOLDING - VINYL WRAPPED - 1.6" X .4" X 84" - WASHED MAPLE
1E	100818-01-14A	EA	MOLDING - VINYL WRAPPED - 1.6" X .4" X 84" - HONEY CHERRY
1E	100818-01-22A	EA	MOLDING - VINYL WRAPPED - 1.6" X .4" X 84" - SIERRA MAPLE
2E	100819-01-23A	EA	MOLDING - VYL WRPPD-L-SHPD-1.5"X1.5"X84" - CONCERT CHERRY
2E	100819-01-21A	EA	MOLDING - VINYL WRAPPED-L-SHAPED-1.5"X1.5"X84" - WASHED MAPLE
2E	100819-01-14A	EA	MOLDING - VINYL WRAPPED-L-SHAPED-1.5"X1.5"X84" - HONEY CHERRY
2E	100819-01-22A	EA	MOLDING - VINYL WRAPPED-L-SHAPED-1.5"X1.5"X84" - SIERRA MAPLE
3E	103186-01-07A	FT	MOLDING/PLASTIC - 3/8" U-CHANNEL-3/4" FACE - BEIGE ILLUSION
3E	103186-01-09A	FT	MOLDING/PLASTIC - 3/8" U-CHANNEL-3/4" FACE - PORTSMOUTH OAK
3E	103186-01-10A	FT	MOLDING/PLASTIC - 3/8" U-CHANNEL-3/4" FACE - CONCERT CHERRY
3E	103186-01-08A	FT	MOLDING/PLASTIC - 3/8" U-CHANNEL-3/4" FACE- 8' - WASHED MAPLE
3E	103186-01-11A	FT	MOLDING/PLASTIC - 3/8" U-CHANNEL-3/4" FACE - HONEY CHERRY
3E	103186-01-12A	FT	MOLDING/PLASTIC - 3/8" U-CHANNEL-3/4" FACE - SIERRA MAPLE
3E	103186-02-07A	FT	MOLDING/PLASTIC-1" U-CHANNEL-1 3/8" FACE - BEIGE ILLUSION
3E	103186-02-09A	FT	MOLDING/PLASTIC - 1" U-CHANNEL-1 3/8" FACE - PORTSMOUTH OAK
3E	103186-02-10A	FT	MOLDING/PLASTIC - 1" U-CHANNEL-1 3/8" FACE - CONCERT CHERRY
3E	103186-02-08A	FT	MOLDING/PLASTIC - 1" U-CHANNEL-1 3/8" FACE - WASHED MAPLE
3E	103186-02-11A	FT	MOLDING/PLASTIC - 1" U-CHANNEL-1 3/8" FACE - HONEY CHERRY
3E	103186-02-12A	FT	MOLDING/PLASTIC - 1" U-CHANNEL-1 3/8" FACE - SIERRA MAPLE
4E	104676-02-08A	FT	MOLDING-T - W/EDGE LIP - 11/16" FACE - PORTSMOUTH OAK
4E	104676-02-12A	FT	MOLDING-T - W/EDGE LIP - 11/16" FACE - SIERRA MAPLE
5E	105004-01-12A	EA	MOLDING - VINYL WRAP - 1" X 96" - PORTSMOUTH OAK
5E	105004-01-21A	EA	MOLDING - VINYL WRAP - 1" X 96" - WASHED MAPLE
5E	105004-01-24A	EA	MOLDING - VINYL WRAP - 1" X 96" - HONEY CHERRY
5E	105004-01-22A	EA	MOLDING - VINYL WRAP - 1" X 96" - SIERRA MAPLE
6E	105709-02-000	FT	MOLDING-T - W/EDGE LIP 3/4" FACE - BEIGE ILLUSION

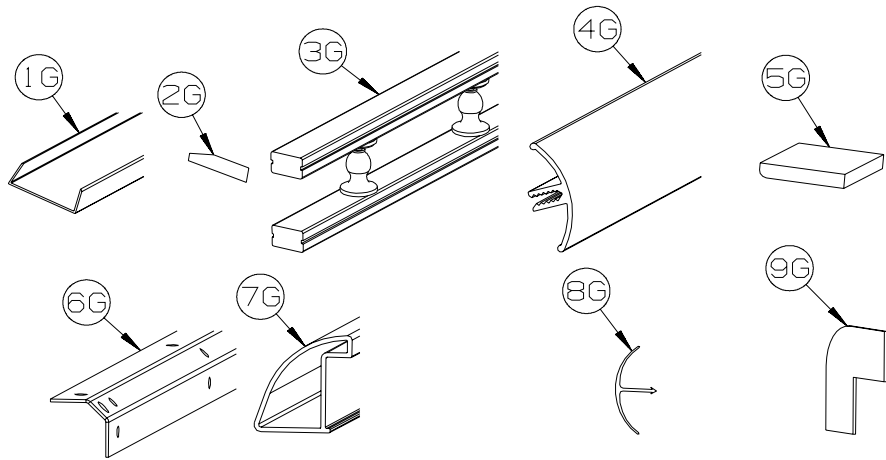


KEY	PART NUMBER	U/M	DESCRIPTION
1F	119520-01-01A	FT	MOLDING-T - OFFSET W/EDGE LIP - 1.3" FACE - OFF WHITE
1F	119520-03-02A	FT	MOLDING-T - OFFSET W/EDGE LIP - 1" FACE - CONCERT CHERRY
1F	119520-03-03A	FT	MOLDING-T - OFFSET W/EDGE LIP - 1" FACE - WASHED MAPLE
1F	119520-03-05A	FT	MOLDING-T - OFFSET W/EDGE LIP - 1" FACE - SIERRA MAPLE
1F	119520-03-06A	FT	MOLDING-T - OFFSET W/EDGE LIP - 1" FACE - HONEY CHERRY
2F	127842-01-01A	FT	SEAL - SIGHT SHIELD - 2" BLACK
	160300-A2-438	EA	LUMBER - VINYL WRAPPED - .7" X .75" X 96" - CONCERT CHERRY
	160300-D2-438	EA	LUMBER - VINYL WRAPPED - .7" X 1.5" X 96" - CONCERT CHERRY
	160300-E2-438	EA	LUMBER - VINYL WRAPPED - .7" X 2" X 96" - CONCERT CHERRY
	160300-F2-438	EA	LUMBER - VINYL WRAPPED - .7" X 2.5" X 96" - CONCERT CHERRY
	160300-G2-438	EA	LUMBER - VINYL WRAPPED - .7" X 3" X 96" - CONCERT CHERRY
	160300-H2-438	EA	LUMBER - VINYL WRAPPED - .7" X 3.5" X 96" - CONCERT CHERRY
	160300-J2-438	EA	LUMBER - VINYL WRAPPED - .7" X 5.5" X 96" - CONCERT CHERRY
	160300-K2-438	EA	LUMBER - VINYL WRAPPED - .7" X 3.9" X 96" - CONCERT CHERRY
	160300-R2-438	EA	LUMBER - VINYL WRAPPED - .7" X 3" X 96" - CONCERT CHERRY
3F	160301-D2-134	EA	MOLDING - VINYL WRAPPED - .7" X 1.6" X 84" - CONCERT CHERRY
3F	160301-D2-743	EA	MOLDING - VINYL WRAPPED - .7" X 1.6" X 108" - CONCERT CHERRY
3F	160301-F2-134	EA	MOLDING - VINYL WRAPPED - .7" X 2.5" X 84" - CONCERT CHERRY
3F	160301-F2-743	EA	MOLDING - VINYL WRPPD - .7" X 2.5" X 108" - CONCERT CHERRY
3F	160301-F2-438	EA	MOLDING - VINYL WRPPD - .7" X 2.5" X 96" - CONCERT CHERRY
	137894-A2-438	EA	LUMBER - VINYL WRAPPED - .7" X .75" X 96" - PORTSMOUTH OAK
	137894-D2-438	EA	LUMBER - VINYL WRAPPED - .7" X 1.5" X 96" - PORTSMOUTH OAK
	137894-E2-438	EA	LUMBER - VINYL WRAPPED - .7" X 2" X 96" - PORTSMOUTH OAK
	137894-F2-438	EA	LUMBER - VINYL WRAPPED - .7" X 2.5" X 96" - PORTSMOUTH OAK
	137894-G2-438	EA	LUMBER - VINYL WRAPPED - .7" X 3" X 96" - PORTSMOUTH OAK
	137894-H2-438	EA	LUMBER - VINYL WRAPPED - .7" X 3.5" X 96" - PORTSMOUTH OAK
	137894-J2-438	EA	LUMBER - VINYL WRAPPED - .7" X 5.5" X 96" - PORTSMOUTH OAK

INTERIOR FINISH GROUP (CONTINUED)
MOLDINGS & TRIMS (CONTINUED)

KEY	PART NUMBER	U/M	DESCRIPTION
	137894-J2-743	EA	LUMBER - VINYL WRAPPED - .7" X 5.5" X 108" - PORTSMOUTH OAK
	137894-K2-438	EA	LUMBER - VINYL WRAPPED - .7" X 3.9" X 96" - PORTSMOUTH OAK
	137894-R2-438	EA	LUMBER - VINYL WRAPPED - .7" X 3" X 96" - PORTSMOUTH OAK
3F	137895-D2-134	EA	MOLDING - VINYL WRAP - .7" X 1.6" X 84" - PORTSMOUTH OAK
3F	137895-D2-743	EA	MOLDING - VINYL WRAP - .7" X 1.6" X 108" - PORTSMOUTH OAK
3F	137895-F2-134	EA	MOLDING - VINYL WRAP - .7" X 2.5" X 84" - PORTSMOUTH OAK
3F	137895-F2-438	EA	MOLDING - VINYL WRAP - .7" X 2.5" X 96" - PORTSMOUTH OAK
3F	137895-F2-743	EA	MOLDING - VINYL WRAP - .7" X 2.5" X 108" - PORTSMOUTH OAK
	146419-A2-438	EA	LUMBER - VINYL WRAPPED - .7" X .75" X 96" - HONEY CHERRY
	146419-D2-438	EA	LUMBER - VINYL WRAPPED - .7" X 1.5" X 96" - HONEY CHERRY
	146419-E2-438	EA	LUMBER - VINYL WRAPPED - .7" X 2" X 96" - HONEY CHERRY
	146419-F2-438	EA	LUMBER - VINYL WRAPPED - .7" X 2.5" X 96" - HONEY CHERRY
	146419-G2-438	EA	LUMBER - VINYL WRAPPED - .7" X 3" X 96" - HONEY CHERRY
	146419-H2-438	EA	LUMBER - VINYL WRAPPED - .7" X 3.5" X 96" - HONEY CHERRY
	146419-J2-438	EA	LUMBER - VINYL WRAPPED - .7" X 5.5" X 96" - HONEY CHERRY
	146419-J2-743	EA	LUMBER - VINYL WRAPPED - .7" X 5.5" X 108" - HONEY CHERRY
	146419-K2-438	EA	LUMBER - VINYL WRAPPED - .7" X 3.9" X 96" - HONEY CHERRY
	146419-R2-438	EA	LUMBER - VINYL WRAPPED - .7" X 3" X 96" - HONEY CHERRY
	146419-S2-438	EA	LUMBER - VINYL WRAPPED/FULL - .7"X 3.5"X 96" - HONEY CHERRY
	146419-T2-438	EA	LUMBER - VINYL WRAPPED/FULL - .7"X 5.5"X 96" - HONEY CHERRY
3F	146425-D2-134	EA	MOLDING - VINYL WRAPPED - .7" X 1.6" X 83.9" - HONEY CHERRY
3F	146425-F2-438	EA	MOLDING - VINYL WRAPPED - .7" X 2.6" X 96" - HONEY CHERRY
	149325-A2-438	EA	LUMBER - VINYL WRAPPED - .7" X .75" X 96" - WASHED MAPLE
	149325-D2-438	EA	LUMBER - VINYL WRAPPED - .7" X 1.5" X 96" - WASHED MAPLE
	149325-E2-438	EA	LUMBER - VINYL WRAPPED - .7" X 2" X 96" - WASHED MAPLE
	149325-F2-438	EA	LUMBER - VINYL WRAPPED - .7" X 2.5" X 96" - WASHED MAPLE
	149325-G2-438	EA	LUMBER - VINYL WRAPPED - .7" X 3" X 96" - WASHED MAPLE
	149325-H2-438	EA	LUMBER - VINYL WRAPPED - .7" X 3.5" X 96" - WASHED MAPLE
	149325-J2-438	EA	LUMBER - VINYL WRAPPED - .7" X 5.5" X 96" - WASHED MAPLE
	149325-J2-743	EA	LUMBER - VINYL WRAPPED - .7" X 5.5" X 108" - WASHED MAPLE
	149325-K2-438	EA	LUMBER - VINYL WRAPPED - .7" X 3.9" X 96" - WASHED MAPLE
	149325-R2-438	EA	LUMBER - VINYL WRAPPED - .7" X 3" X 96" - WASHED MAPLE
3F	149326-D2-134	EA	MOLDING - VINYL WRAPPED - .7" X 1.5" X 83.9" - WASHED MAPLE
3F	149326-D2-743	EA	MOLDING - VINYL WRAPPED - .7" X 1.5" X 108" - WASHED MAPLE
3F	149326-F2-134	EA	MOLDING - VINYL WRAPPED - .7" X 2.5" X 83.9" - WASHED MAPLE
3F	149326-F2-438	EA	MOLDING - VINYL WRAPPED - .7" X 2.5" X 96" - WASHED MAPLE
3F	149326-F2-743	EA	MOLDING - VINYL WRAPPED - .7" X 2.5" X 108" - WASHED MAPLE
	149330-A2-438	EA	LUMBER - VINYL WRAPPED - .7" X .75" X 96" - SIERRA MAPLE
	149330-D2-438	EA	LUMBER - VINYL WRAPPED - .7" X 1.5" X 96" - SIERRA MAPLE
	149330-E2-438	EA	LUMBER - VINYL WRAPPED - .7" X 2" X 96" - SIERRA MAPLE
	149330-F2-438	EA	LUMBER - VINYL WRAPPED - .7" X 2.5" X 96" - SIERRA MAPLE
	149330-G2-438	EA	LUMBER - VINYL WRAPPED - .7" X 3" X 96" - SIERRA MAPLE
	149330-H2-438	EA	LUMBER - VINYL WRAPPED - .7" X 3.5" X 96" - SIERRA MAPLE
	149330-J2-438	EA	LUMBER - VINYL WRAPPED - .7" X 5.5" X 96" - SIERRA MAPLE
	149330-J2-743	EA	LUMBER - VINYL WRAPPED - .7" X 5.5" X 108" - SIERRA MAPLE
	149330-K2-438	EA	LUMBER - VINYL WRAPPED - .7" X 3.9" X 96" - SIERRA MAPLE
	149330-R2-438	EA	LUMBER - VINYL WRAPPED - .7" X 3" X 96" - SIERRA MAPLE
3F	149331-D2-134	EA	MOLDING - VINYL WRAP - .7" X 1.5" X 83.9" - SIERRA MAPLE
3F	149331-D2-743	EA	MOLDING - VINYL WRAP - .7" X 1.5" X 108" - SIERRA MAPLE
3F	149331-F2-134	EA	MOLDING - VINYL WRAP - .7" X 2.5" X 83.9" - SIERRA MAPLE
3F	149331-F2-438	EA	MOLDING - VINYL WRAP - .7" X 2.5" X 96" - SIERRA MAPLE
3F	149331-F2-743	EA	MOLDING - VINYL WRAP - .7" X 2.5" X 108" - SIERRA MAPLE

INTERIOR FINISH GROUP (CONTINUED)
MOLDINGS & TRIMS (CONTINUED)



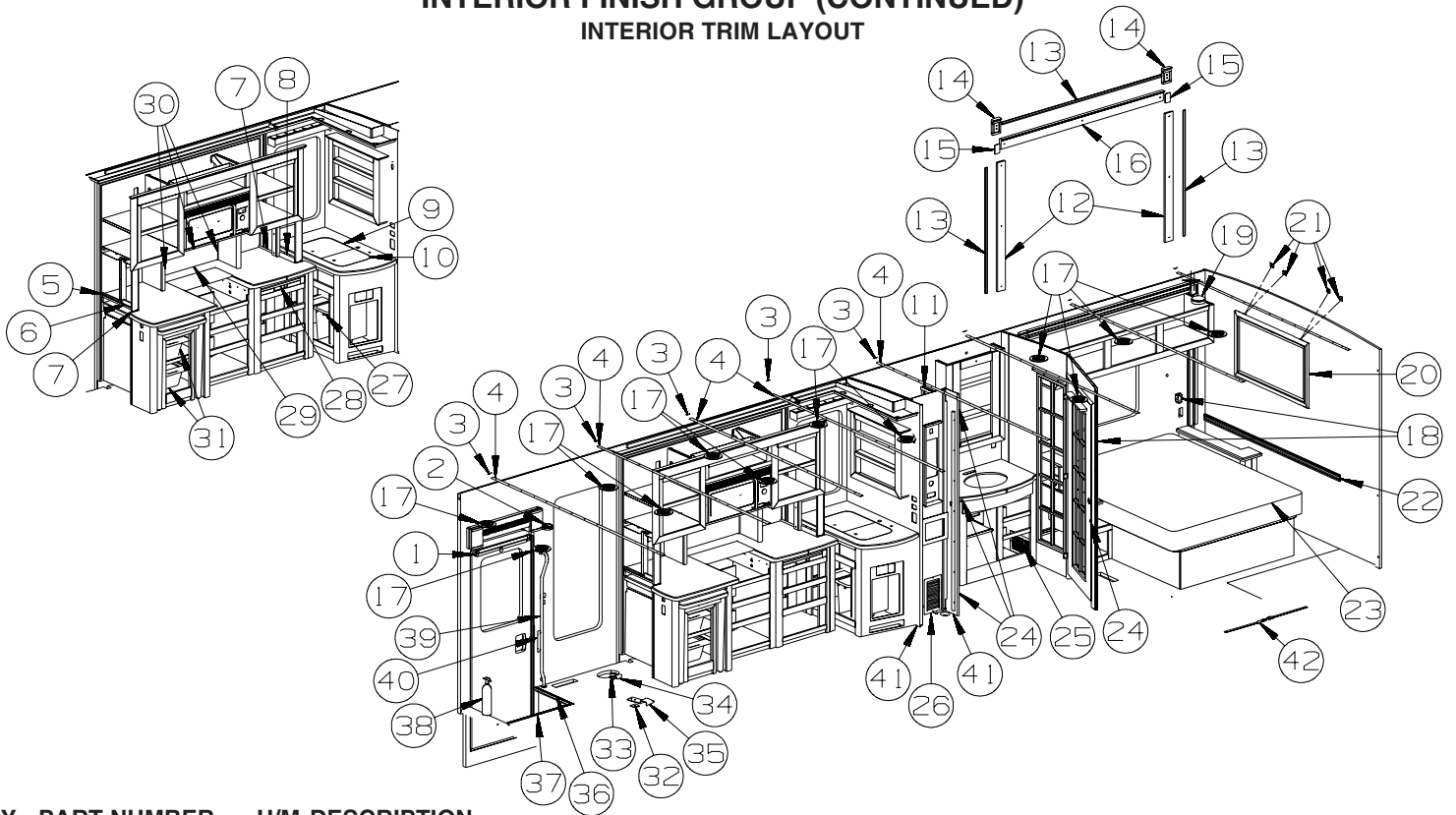
KEY	PART NUMBER	U/M	DESCRIPTION
1G	141260-01-01A	FT	U-CHANNEL - 1" - VILLAGE OAK
1G	141260-01-02A	FT	U-CHANNEL - 1" - GRADY BROWN
2G	146306-01-01A	FT	TRANSITION - CARPET/TILE
3G	150167-01-03A	EA	RAIL - DECORATIVE - 96" - WASHED MAPLE
3G	150167-01-07A	EA	RAIL - DECORATIVE - 96" - PORTSMOUTH OAK
3G	150167-01-08A	EA	RAIL - DECORATIVE - 96" - HONEY CHERRY
3G	150167-01-09A	EA	RAIL - DECORATIVE - 96" - SIERRA MAPLE
4G	151653-10-02A	EA	TRIM/RADIUS - CABINET CORNER - 79.6" - DULL METALLIC
4G	151653-13-02A	EA	TRIM/RADIUS - CABINET CORNER - 79.8" - DULL METALLIC
5G	M09568-04-W80	EA	MOLDING/TRIM - .3" X 1.5" X 73.6" - SIERRA MAPLE
5G	M09568-04-W79	EA	MOLDING/TRIM - .3" X 1.5" X 73.6" - WASHED MAPLE
6G	151861-01-02B	EA	ANGLE - SUPPORT/CORNER - 1.4" X 12.5" - E-COATED
6G	151861-02-02B	EA	ANGLE - SUPPORT/CORNER - 1.4" X 20.1" - E-COATED
6G	151861-03-02B	EA	ANGLE - SUPPORT/CORNER - 1.4" X 26.7" - E-COATED
6G	151861-04-02B	EA	ANGLE - SUPPORT/CORNER - 1.4" X 32.7" - E-COATED
6G	151861-05-02B	EA	ANGLE - SUPPORT/CORNER - 1.4" X 78.6" - E-COATED
6G	151861-06-02B	EA	ANGLE - SUPPORT/CORNER - 1.4" X 59" - E-COATED
6G	151861-08-02B	EA	ANGLE - SUPPORT/CORNER - 1.4" X 22.2" - E-COATED
6G	151861-09-02B	EA	ANGLE - SUPPORT/CORNER - 1.4" X 14.9" - E-COATED
7G	151893-01-02A	EA	TRIM/RADIUS - CABINET BOTTOM - 72.6" - DULL METALLIC
8G	156464-01-01A	FT	MOLDING - CORNER - RADIUS/PLASTIC - 8' - HONEY CHERRY
8G	156464-01-02A	FT	MOLDING - CORNER - RADIUS/PLASTIC - 8' - WASHED MAPLE
8G	156464-01-05A	FT	MOLDING - CORNER - RADIUS/PLASTIC - 8' - SIERRA MAPLE
8G	156464-01-06A	FT	MOLDING - CORNER - RADIUS/PLASTIC - 8' - CONCERT CHERRY
8G	156464-03-03A	FT	MOLDING - CORNER - RADIUS/PLASTIC - 8' - BONE
	081521-02-007	EA	MOUNT - METAL MOLDING - F/RADIUS CORNER MOLDING - 151.5"
9G	160989-01-06A	FT	CAP - CORNER - RADIUS MOLDING - PLASTIC - WASHED MAPLE
9G	160989-01-07A	FT	CAP - CORNER - RADIUS MOLDING - PLASTIC - HONEY CHERRY

INTERIOR FINISH GROUP (CONTINUED)
PANELING & LAMINATES

KEY	PART NUMBER	U/M	DESCRIPTION
	000885-C3-000	SF	PARTICLE BOARD - 3/8" X 4' X 8' - WHITE THATCH EMB-1 SIDED
	000885-B9-000	SF	PARTICLE BOARD - 3/8" X 4' X 8' - NEW CONC CHERRY - 1-SIDED - CONCERT CHERRY
	000885-B5-000	SF	PARTICLE BOARD - 3/8" X 4' X 8' - WASHED MAPLE - 1-SIDED - WASHED MAPLE
	000885-B1-000	SF	PARTICLE BOARD - 3/8" X 4' X 8' - SIERRA MAPLE - 1-SIDED - SIERRA MAPLE
	000885-B8-000	SF	PARTICLE BOARD - 3/8" X 4' X 8' - NEW CONC CHERRY - 2 SIDED - CONCERT CHERRY
	000885-B4-000	SF	PARTICLE BOARD - 3/8" X 4' X 8' - WASHED MAPLE - 2-SIDED - WASHED MAPLE
	000885-B0-000	SF	PARTICLE BOARD - 3/8" X 4' X 8' - SIERRA MAPLE - 2-SIDED - SIERRA MAPLE
	000885-C1-000	SF	PARTICLE BOARD - 1/2" X 4' X 8' - NEW CONC CHERRY - 2 SIDED - CONCERT CHERRY
	000885-B7-000	SF	PARTICLE BOARD - 1/2" X 4' X 8' - WASHED MAPLE - 2-SIDED - WASHED MAPLE
	000885-B3-000	SF	PARTICLE BOARD - 1/2" X 4' X 8' - SIERRA MAPLE - 2-SIDED - SIERRA MAPLE
	000885-C0-000	SF	PARTICLE BOARD - 3/4" X 4' X 8' - NEW CONC CHERRY - 2 SIDED - CONCERT CHERRY
	000885-B6-000	SF	PARTICLE BOARD - 3/4" X 4' X 8' - WASHED MAPLE - 2-SIDED - WASHED MAPLE
	000885-B2-000	SF	PARTICLE BOARD - 3/4" X 4' X 8' - SIERRA MAPLE - 2-SIDED - SIERRA MAPLE
	057882-06-000	SF	TAMBOUR - 48" X 96" SHEET - UNFINISHED - CONCERT CHERRY
	057882-05-000	SF	TAMBOUR - 48" X 96" SHEET - UNFINISHED - WASHED MAPLE/SIERRA MAPLE
	074497-50-000	SF	PANELING - NEW CONCERT CHERRY - 1/8" X 4' X 8' - CONCERT CHERRY
	074497-49-000	SF	PANELING - WASHED MAPLE - 1/8" X 4' X 8' - WASHED MAPLE
	074497-48-000	SF	PANELING - SIERRA MAPLE - 1/8" X 4' X 8' - SIERRA MAPLE
	074498-C2-000	SF	LAMINATE - PLASTIC - CHERRY - 4' X 8' - CONCERT CHERRY
	074498-A6-000	SF	LAMINATE - PLASTIC - HARDROCK MAPLE - 5' X 8' - WASHED MAPLE
	074498-A8-000	SF	LAMINATE - PLASTIC - SUEDE/HONEY MAPLE - 5' X 8' - SIERRA MAPLE
	076325-79-000	FT	MOLDING - EDGE BAND - .93" X .024" - CONCERT CHERRY
	076325-82-000	FT	MOLDING - EDGE BAND - .93" X .024" - WASHED MAPLE
	076325-83-000	FT	MOLDING - EDGE BAND - .93" X .024" - SIERRA MAPLE
	076773-21-000	SF	PANELING - 2 SIDED/NEW CONC CHERRY - 1/8" X 4' X 8' - CONCERT CHERRY
	076773-26-000	SF	PANELING - 1 SIDE/N-CONCERT CHERRY - 1/8" X 4' X 7' - CONCERT CHERRY
	076773-20-000	SF	PANELING - 2 SIDED/WASHED MAPLE - 1/8" X 4' X 8' - WASHED MAPLE
	076773-25-000	SF	PANELING - 1 SIDE/NEAT WASHED MAPLE - 1/8" X 4' X 7' - WASHED MAPLE
	076773-19-000	SF	PANELING - 2 SIDED/SIERRA MAPLE - 1/8" X 4' X 8' - SIERRA MAPLE
	076773-24-000	SF	PANELING - 1 SIDE/SIERRA MAPLE - 1/8" X 4' X 7' - SIERRA MAPLE
	079666-03-000	SF	PANELING - CLOSET - CEDAR - 4' X 7'
	079666-04-000	SF	PANELING - CLOSET - CEDAR - 4' X 8'
	085284-F7-000	FT	TAPE/STRIP - TRUE GRIP - 1 1/2" WIDE - ADHESIVE BACKED
	085284-J7-000	FT	BATT TAPE - ADHESIVE BACKED - DECORATIVE - CONCERT CHERRY
	085284-H3-000	FT	BATT TAPE - ADHESIVE BACKED - DECORATIVE - WASHED MAPLE
	085284-J4-000	FT	BATT TAPE - ADHESIVE BACKED - DECORATIVE - SIERRA MAPLE
	085284-K7-000	FT	BATT TAPE - ADHESIVE BACKED - DECORATIVE - KURTA/CANVAS (WB4, WB5, WB6)
	085284-L5-000	FT	BATT TAPE - ADHESIVE BACKED - DECORATIVE - WICKER (WC0, WC1, WC2) FROM: 00-00-00 THRU: 06-10-07
	085284-K7-000	FT	BATT TAPE - ADHESIVE BACKED - DECORATIVE - KURTA/CANVAS (WC0, WC1, WC2) FROM: 06-11-07 THRU: 99-99-99
	085284-L4-000	FT	BATT TAPE - ADHESIVE BACKED - DECORATIVE - RAWHIDE HERITAGE (WC4, WC5, WC6) FROM: 00-00-00 THRU: 04-01-07
	085284-L8-000	FT	BATT TAPE - ADHESIVE BACKED - DECORATIVE - OTTAWA HERITAGE (WC4, WC5, WC6) FROM: 04-02-07 THRU: 99-99-99
	088272-M9-000	SF	PANELING - WHITE THATCHED - 4' X 8'
	088272-M7-000	SF	PANELING - KURTA/CANVAS - 4' X 7.4' (WB4, WB5, WB6)
	088272-M1-000	SF	PANELING - MORITZ/TUSCANY - 4' X 7.4' (WC0, WC1, WC2) FROM: 00-00-00 THRU: 06-10-07
	088272-M7-000	SF	PANELING - KURTA/CANVAS - 4' X 7.4' (WC0, WC1, WC2) FROM: 06-11-07 THRU: 99-99-99
	088272-N4-000	SF	PANELING - RAWHIDE HERITAGE - 4' X 7.4' (WC4, WC5, WC6) FROM: 00-00-00 THRU: 04-01-07
	088272-N9-000	SF	PANELING - OTTAWA HERITAGE - 4' X 7.4' (WC4, WC5, WC6) FROM: 04-02-07 THRU: 99-99-99
	093743-09-04A	FT	PLASTIC - ABS COIL - 6" WIDE WHITE
	154735-06-000	SF	PANELING - FLEXIBLE KURTA/CANVAS - 4' X 7.4' (WB4, WB5, WB6)
	154735-03-000	SF	PANELING - FLEXIBLE MORITZ/TUSCANY - 4' X 8' (WC0, WC1, WC2) FROM: 00-00-00 THRU: 06-10-07
	154735-08-000	SF	PANELING - FLEXIBLE KURTA/CANVAS - 4' X 8' (WC0, WC1, WC2) FROM: 06-11-07 THRU: 99-99-99
	154735-15-000	SF	PANELING - FLEXIBLE RAWHIDE HERITAGE - 4' X 8' (WC4, WC5, WC6) FROM: 00-00-00 THRU: 04-01-07
	154735-20-000	SF	PANELING - FLEXIBLE OTTAWA HERITAGE - 4' X 8' (WC4, WC5, WC6) FROM: 04-02-07 THRU: 99-99-99

INTERIOR FINISH GROUP (CONTINUED)

INTERIOR TRIM LAYOUT



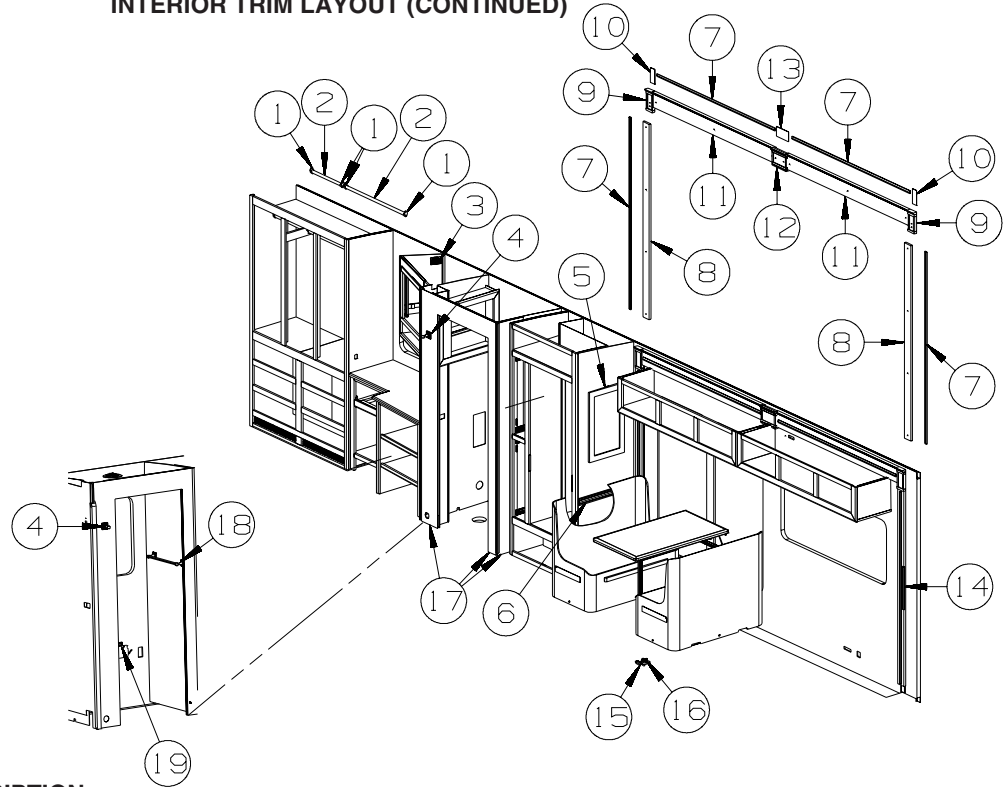
KEY	PART NUMBER	U/M	DESCRIPTION
1	144628-02-02A	EA	SHADE - SCREEN DOOR - 22.3" X 33.4" - BLACK
1	144628-02-01A	EA	SHADE - SCREEN DOOR - 22.3" X 33.4" - BRIGHT WHITE
2	072852-01-000	EA	DETECTOR - SMOKE - W/9 VOLT BATTERY - US
2	072852-02-000	EA	DETECTOR - SMOKE - W/9 VOLT BATTERY - CANADIAN
	077956-01-000	EA	LABEL - WARNING/SMOKE DETECTOR
3	138359-01-01A	FT	COVER - ROOF BREAK - PEARL CREAM/PLASTIC - 96"
4	138403-01-01A	EA	TRIM - ROOF - MILL
5	M09534-94-U90	EA	MOLDING - CORNER ROUND - .5"X .5"X 8.9" - CONCERT CHERRY
5	M09534-94-U91	EA	MOLDING - CORNER ROUND - .5"X .5"X 8.9" - WASHED MAPLE
5	M09534-94-U92	EA	MOLDING - CORNER ROUND - .5"X .5"X 8.9" - SIERRA MAPLE
6	161803-11-WA0	EA	BACKSPLASH - CORIAN (WB4, WB5, WB6)
6	161803-11-WC0	EA	BACKSPLASH - CORIAN (WC0, WC1, WC2)
6	161803-11-W83	EA	BACKSPLASH - CORIAN (WC4, WC5, WC6)
7	150437-01-01A	EA	EXTRUDED - VINYL COVER - OFF WHITE
8	161803-12-WA0	EA	BACKSPLASH - CORIAN (WB4, WB5, WB6)
8	161803-12-WA4	EA	BACKSPLASH - CORIAN (WC0, WC1, WC2)
8	161803-12-WC0	EA	BACKSPLASH - CORIAN (WC4, WC5, WC6)
9	157048-03-WA0	EA	COVER - RECESSED SINK - 15.2" X 14.9" (WB4, WB5, WB6)
9	157048-03-WA4	EA	COVER - RECESSED SINK - 15.2" X 14.9" (WC0, WC1, WC2)
9	157048-03-WC0	EA	COVER - RECESSED SINK - 15.2" X 14.9" (WC4, WC5, WC6)
10	157048-04-WA0	EA	COVER - RECESSED SINK - 11" X 14.9" (WB4, WB5, WB6)
10	157048-04-WA4	EA	COVER - RECESSED SINK - 11" X 14.9" (WC0, WC1, WC2)
10	157048-04-WC0	EA	COVER - RECESSED SINK - 11" X 14.9" (WC4, WC5, WC6)
11*	158076-03-01A	EA	DOOR - SHOWER - NEO ANGLE - 66.4" TALL - NICKEL/AQUA
	158076-05-01A	EA	LATCH KIT - TRAVEL/SAFETY - RIGHT HINGED
	158076-07-01A	EA	SCREW - F/TRAVEL LATCH - 6-32 X .25" PPH
	158076-08-01A	EA	NUT-HEX - F/TRAVEL LATCH - 6X32 SST - W/NYLON INSERT
	158076-09-01A	EA	LABEL - TRAVEL LATCH - SILVER FOIL
12	Y00307-62-438	EA	MOLDING - SLIDEOUT/VINYL WRAP - 3.5"X 96" - CONCERT CHERRY
12	Y00307-A2-438	EA	MOLDING - SLIDEOUT/VINYL WRAP - 3.5"X 96" - WASHED MAPLE
12	Y00307-92-438	EA	MOLDING - SLIDEOUT/VINYL WRAP - 3.5"X 96" - SIERRA MAPLE
13	M09544-17-WB4	EA	MOLDING - TRIM/VEE - .4" X 1" X 72.9" - CONCERT CHERRY
13	M09544-17-WB5	EA	MOLDING - TRIM/VEE - .4" X 1" X 72.9" - WASHED MAPLE
13	M09544-17-WB6	EA	MOLDING - TRIM/VEE - .4" X 1" X 72.9" - SIERRA MAPLE
14	152988-02-T78	EA	MOLDING - TRIM - SLIDEOUT/CORNER - CONCERT CHERRY
14	152988-02-T79	EA	MOLDING - TRIM - SLIDEOUT/CORNER - WASHED MAPLE
14	152988-02-T80	EA	MOLDING - TRIM - SLIDEOUT/CORNER - SIERRA MAPLE

INTERIOR FINISH GROUP (CONTINUED)
INTERIOR TRIM LAYOUT (CONTINUED)

KEY	PART NUMBER	U/M	DESCRIPTION
15	154102-01-01A	EA	INSERT/LAMINATE - 2.3" X 3.6" - SATIN OXIDE
16	Y00352-62-438	EA	MOLDING - SLIDEOUT/VINYL WRAP - 3.9"X 96" - CONCERT CHERRY
16	Y00352-A2-438	EA	MOLDING - SLIDEOUT/VINYL WRAP - 3.9"X 96" - WASHED MAPLE
16	Y00352-92-438	EA	MOLDING - SLIDEOUT/VINYL WRAP - 3.9"X 96" - SIERRA MAPLE
17	120134-01-02A	EA	REGISTER - W/DAMPER - 4" PIPE/6.4" O.D. FACE - WHITE
	120134-02-01A	EA	REGISTER - TRIM RING - WHITE
18	142411-05-000	EA	HOLDER - F/CONTROL (SELECT COMFORT)
19	125136-02-000	EA	DETECTOR/CO - GAS MODEL - 9 VOLT
20	149147-04-04A	EA	MIRROR - FRAMED - BEVELED - 41.5" X 25.5"-CHAMPAGNE SILVER
21	130120-01-01A	EA	BRACKET/MOUNTING - MIRROR
22	M09462-66-R75	EA	MOLDING - TRIM/RAIL - .6" X 2.4" X 96" - CONCERT CHERRY
22	M09462-66-R76	EA	MOLDING - TRIM/RAIL - .6" X 2.4" X 96" - WASHED MAPLE
22	M09462-66-SA3	EA	MOLDING - TRIM/RAIL - .6" X 2.4" X 96" - SIERRA MAPLE
23	154430-01-000	EA	MATTRESS - INNERSPRING - 60" X 74.5"
23	142411-01-000	EA	MATTRESS/AIR - 60" X 75" - SELECT COMFORT FROM: 00-00-00 THRU: 07-08-07
23	142411-07-000	EA	MATTRESS/AIR - 60" X 75" - SELECT COMFORT FROM: 07-09-07 THRU: 99-99-99
	142411-03-000	EA	AIR PUMP W/CONTROLS - F/SELECT COMFORT MATTRESS
24	120760-01-000	EA	RUBBER BUMPER - CLEAR - .1" THICK X .8" DIAMETER
25	093614-01-02A	EA	GRILLE - AIR RETURN - 15.9" X 7.9" - BEIGE
26	093614-14-02A	EA	GRILLE - AIR RETURN - 7.9" X 13.9" - BEIGE
27	159032-01-01A	EA	CONTAINER - WASTEBASKET - 14.3 QT - WHITE
28	102778-11-000	EA	BOARD - CUTTING - .7" X 17.9" X 21.2" - WOOD FROM: 00-00-00 THRU: 09-16-07
28	102778-10-000	EA	BOARD - CUTTING - .7" X 16.3" X 21.7" - WOOD FROM: 09-17-07 THRU: 99-99-99
29	162930-03-01A	EA	BACKSPLASH - METAL/RIGID - 33.3" X 16.1"
30	M09515-18-T78	EA	MOLDING - HARDWOOD-W/NOTCH - 1.4"X 86.2"-CONC CHERRY
30	M09515-18-T79	EA	MOLDING - HARDWOOD-W/NOTCH - 1.4"X 86.2"-WASHED MAPLE
30	M09515-18-T80	EA	MOLDING - HARDWOOD-W/NOTCH - 1.4"X 86.2"-SIERRA MAPLE
31	150746-01-01A	EA	BASKET/WICKER - W/SIDE MOUNT RAILS/PLASTIC LINER - BIRCH
32	134128-02-02B	EA	PLATE - W/HOLES - W/WELDNUT - E-COATED
33	134194-01-01A	EA	KNOB - HOLD DOWN/RECLINER - BLACK
34	134057-01-04B	EA	BRACKET - RECLINER - FLAT BLACK
35	143956-03-04B	EA	BRACKET/TIEDOWN - EURO CHAIR - BLACK - LOUNGE CHAIR-EURO ULTRALTHR
36	139955-05-01A	EA	TRIM - STEP/ENTRY - 20.9" - MILL
37	139955-13-01A	EA	TRIM - STEP/ENTRY - 29.7" - MILL
38	094499-06-000	EA	EXTINGUISHER/FIRE - DRY - 10BC - W/BRACKET - UL/ULC - WHT
39	131058-03-02A	EA	HAND RAIL - INTERIOR ENTRY DOOR - BLACK
40	148362-01-02A	EA	COVER - BRACKET/STRIKE - MEDIUM OAK
	140151-02-03A	EA	COVER - SCREW - MEDIUM OAK
41	M09471-79-R39	EA	MOLDING - TRIM/COVE - .8" X .8" X 96" - CONCERT CHERRY
41	M09471-79-R46	EA	MOLDING - TRIM/COVE - .8" X .8" X 96" - WASHED MAPLE
41	M09471-79-SA3	EA	MOLDING - TRIM/COVE - .8" X .8" X 96" - SIERRA MAPLE
42	099717-05-000	EA	STRAP - W/16.5" FEMALE STRAP AND 17.7" MALE STRAP FROM: 03-01-07 THRU: 99-99-99

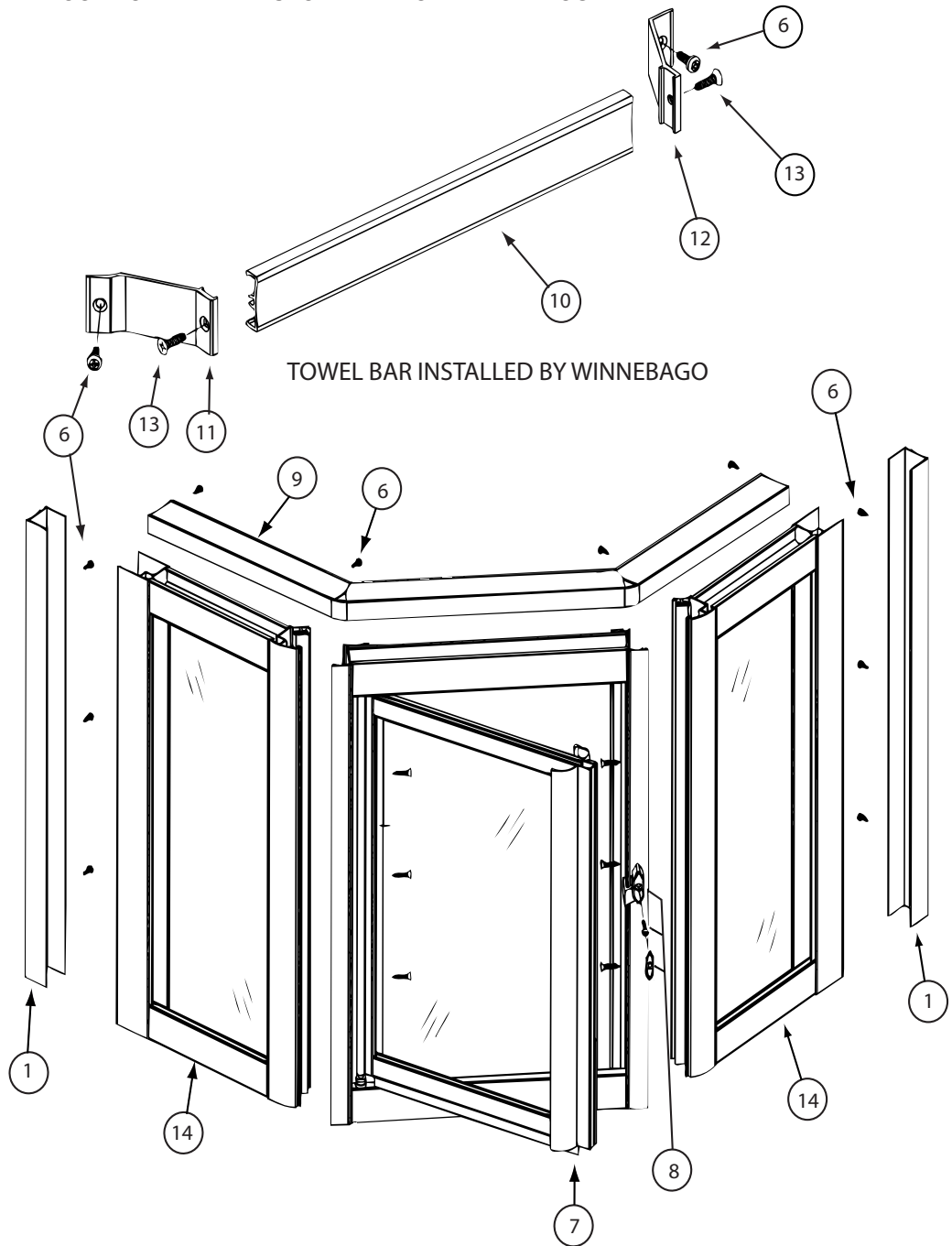
***COMPONENT PARTS LISTED LATER IN THIS GROUP**

INTERIOR FINISH GROUP (CONTINUED)
INTERIOR TRIM LAYOUT (CONTINUED)



KEY	PART NUMBER	U/M	DESCRIPTION
1	152301-01-01A	EA	FLANGE - PLASTIC - 1" CLOTHES ROD HOLDER - WHITE
2	Y00136-21-218	EA	DOWEL - WOOD - CLOTHES ROD - 1"DIAMETER X 4'
3	093214-01-05A	EA	GRILLE - SPEAKER - 4" - CASHMERE
4	152957-01-01A	EA	HOOK - ROBE - NICKEL
5	131493-17-01A	EA	PICTURE - DECORATIVE - 11.5" X 22" - GOLDEN BRANCH
6	M09462-66-R75	EA	MOLDING - TRIM/RAIL - .6" X 2.4" X 96" - CONCERT CHERRY
6	M09462-66-R76	EA	MOLDING - TRIM/RAIL - .6" X 2.4" X 96" - WASHED MAPLE
6	M09462-66-SA3	EA	MOLDING - TRIM/RAIL - .6" X 2.4" X 96" - SIERRA MAPLE
7	M09544-17-WB4	EA	MOLDING - TRIM/VEE - .4" X 1" X 72.9" - CONCERT CHERRY
7	M09544-17-WB5	EA	MOLDING - TRIM/VEE - .4" X 1" X 72.9" - WASHED MAPLE
7	M09544-17-WB6	EA	MOLDING - TRIM/VEE - .4" X 1" X 72.9" - SIERRA MAPLE
8	Y00307-62-438	EA	MOLDING - SLIDEOUT/VINYL WRAP - 3.5"X 96" - CONCERT CHERRY
8	Y00307-A2-438	EA	MOLDING - SLIDEOUT/VINYL WRAP - 3.5"X 96" - WASHED MAPLE
8	Y00307-92-438	EA	MOLDING - SLIDEOUT/VINYL WRAP - 3.5"X 96" - SIERRA MAPLE
9	152988-01-T78	EA	MOLDING - TRIM - SLIDEOUT/CORNER - CONCERT CHERRY
9	152988-01-T79	EA	MOLDING - TRIM - SLIDEOUT/CORNER - WASHED MAPLE
9	152988-01-T80	EA	MOLDING - TRIM - SLIDEOUT/CORNER - SIERRA MAPLE
10	154102-03-01A	EA	INSERT/LAMINATE - 2.3" X 5.5" - SATIN OXIDE
11	Y00351-A2-438	EA	MOLDING - SLIDEOUT/VINYL WRAP - 5.8"X 96" - CONCERT CHERRY
11	Y00351-62-438	EA	MOLDING - SLIDEOUT/VINYL WRAP - 5.8"X 96" - WASHED MAPLE
11	Y00351-92-438	EA	MOLDING - SLIDEOUT/VINYL WRAP - 5.8"X 96" - SIERRA MAPLE
12	161602-01-WB4	EA	MOLDING - SLIDEOUT/CENTER - 7.9" X 6.4" - CONCERT CHERRY
12	161602-01-WB5	EA	MOLDING - SLIDEOUT/CENTER - 7.9" X 6.4" - WASHED MAPLE
12	161602-01-WB6	EA	MOLDING - SLIDEOUT/CENTER - 7.9" X 6.4" - SIERRA MAPLE
13	154102-04-01A	EA	INSERT/LAMINATE - 6.6" X 3.6" - SATIN OXIDE
14	130262-05-000	EA	PROTECTOR - CORNER - .4" X .7"
15	134057-04-04B	EA	BRACKET - RECLINER - FLAT BLACK
16	134194-02-01A	EA	KNOB - HOLD DOWN/RECLINER - BLACK
17	M09471-79-R39	EA	MOLDING - TRIM/COVE - .8" X .8" X 96" - CONCERT CHERRY
17	M09471-79-R46	EA	MOLDING - TRIM/COVE - .8" X .8" X 96" - WASHED MAPLE
17	M09471-79-SA3	EA	MOLDING - TRIM/COVE - .8" X .8" X 96" - SIERRA MAPLE
18	152959-01-01A	EA	TOWEL BAR - 18" - NICKEL
19	152958-01-01A	EA	HOLDER - PAPER - W/LID - NICKEL

INTERIOR FINISH GROUP (CONTINUED)
COMPONENT PARTS FOR INTERIOR TRIM LAYOUT



158076-03-01A

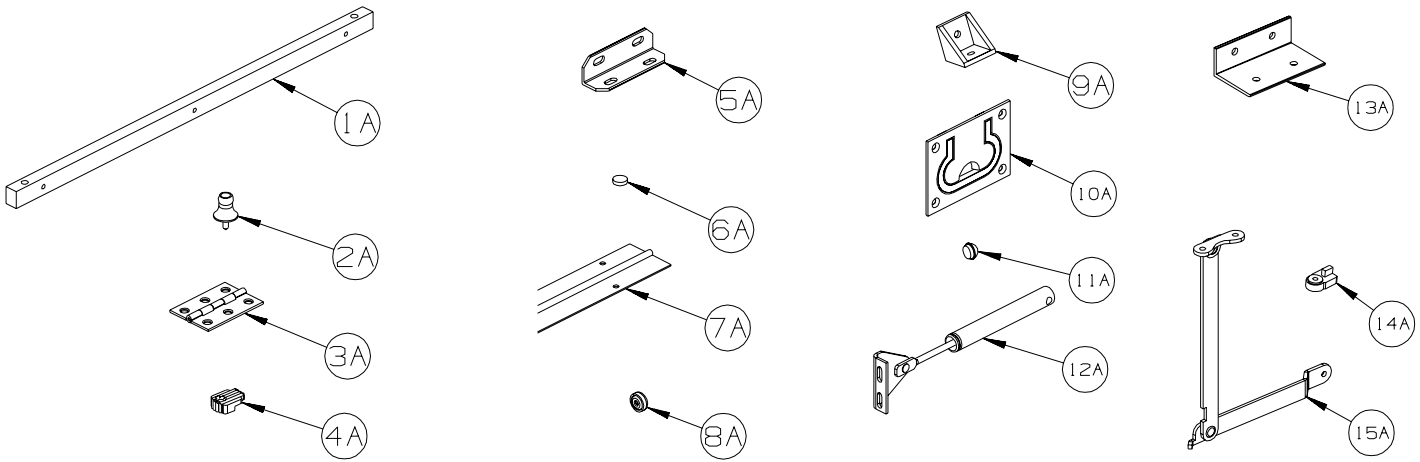
KEY	PART NUMBER	U/M	DESCRIPTION	VENDOR NO
1	158076-03-700	EA	JAMB - WALL - NICKEL	201N
6	158076-02-701	EA	SCREW - ADJUSTMENT - NICKEL	638PHPT-N
7	158076-03-704	FT	VINYL SWEEP	C176B
8	089318-01-707	EA	LATCH/CATCH-TURN-SAFETY-BLK	9730N
9	158076-03-705	EA	HEADER CAP	247N
10	115011-03-714	EA	TOWEL BAR - NICKEL	136N
11	158076-03-706	EA	BRACKET/TOWEL BAR-LH/FACING	246N
12	158076-03-707	EA	BRACKET/TOWEL BAR-RH/FACING	199N
13	115011-03-716	EA	SCREW F/TOWEL BAR - NICKEL	612F-N
14	158076-03-708	EA	WING PNL-RT/LT-FRAMED GLASS	WB383N-AWP
	158076-03-701	EA	PIVOT PIN	CP201
	158076-03-702	EA	PIVOT BUSHING	CP209
	158076-03-703	EA	PIVOT WASHER - PLASTIC	FW 10-093
	139047-01-709	EA	STRIP/MAGNETIC- 55" (NARROW)	98-42

INTERIOR FINISH GROUP (CONTINUED)
FLOOR COVERINGS

KEY	PART NUMBER	U/M	DESCRIPTION
	075233-01-000	SY	PAD - CARPET - 3/8" X 6'W ROLL - SOLD BY THE SQUARE YARD
	089275-02-000	FT	STRIP - 3/4" X 84" BLACK POLYETHYLENE
	093486-01-000	SY	CARPET - COMPARTMENT - 72" WIDE - DARK GRAY
	131711-01-09A	EA	TILE/FLOOR - VINYL - 12" X 12" - SANDSTONE
	152251-02-03A	SY	CARPET - 4 SQUARE YARD INCREMENTS - TANNED HIDE(WB4, WB5, WB6)
	152251-07-03A	SY	CARPET - 4 SQUARE YARD INCREMENTS - COLUMBIAN SUPREME (WC0, WC1, WC2) FROM: 00-00-00 THRU: 02-18-07
	152251-02-03A	SY	CARPET - 4 SQUARE YARD INCREMENTS - TANNED HIDE(WC0, WC1, WC2) FROM: 02-19-07 THRU: 99-99-99
	152251-07-02A	SY	CARPET - 4 SQUARE YARD INCREMENTS - WARM PASTRY (WC4, WC5, WC6) FROM: 00-00-00 THRU: 02-18-07
	152251-02-01A	SY	CARPET - 4 SQUARE YARD INCREMENTS - CORK (WC4, WC5, WC6) FROM: 02-19-07 THRU: 99-99-99

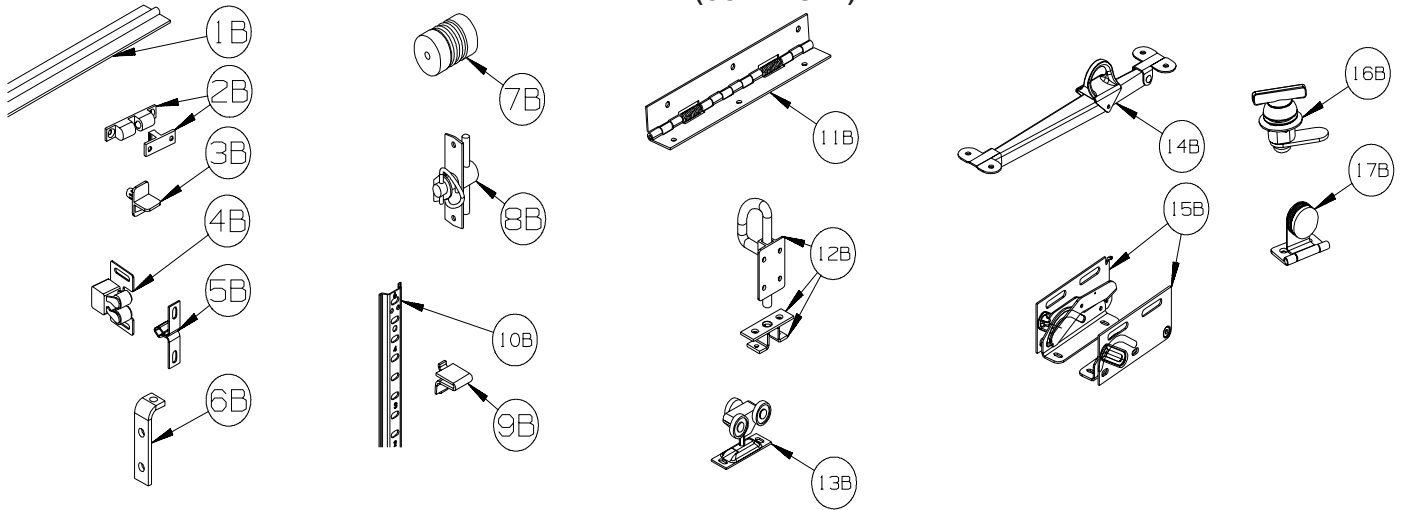
INTERIOR FINISH GROUP (CONTINUED)

HARDWARE



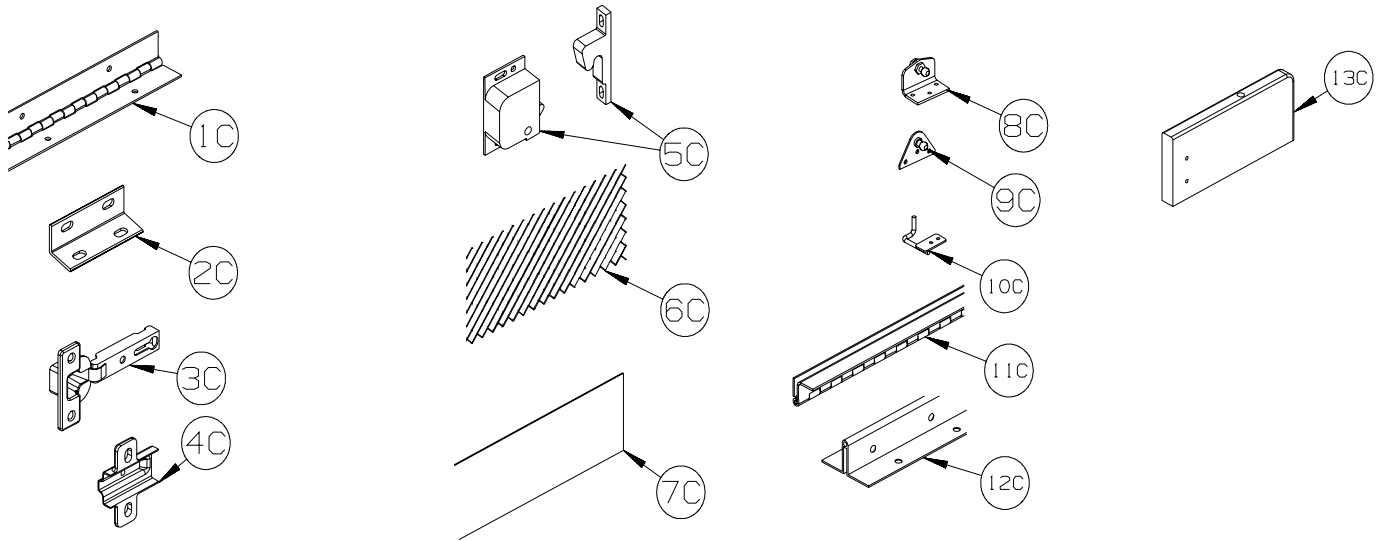
KEY	PART NUMBER	U/M	DESCRIPTION
1A	P34509-01-P14	EA	RAIL END - RH/LH - TOWEL RACK - CONCERT CHERRY
1A	P34509-01-J70	EA	RAIL END - RH/LH - TOWEL RACK - WASHED MAPLE
1A	P34509-01-RE0	EA	RAIL END - RH/LH - TOWEL RACK - HONEY CHERRY
1A	P34509-01-SA3	EA	RAIL END - RH/LH - TOWEL RACK - SIERRA MAPLE
2A	009013-01-000	EA	CATCH - BULLDOG - MALE/FEMALE
3A	009059-01-000	EA	HINGE - DOOR - 2" X 1.4" - BRASS
3A	009059-02-000	EA	HINGE - DOOR - 2" X 2.7" - BRASS
3A	009059-03-000	EA	HINGE - BRASS - 1.75"
3A	009059-04-000	EA	HINGE - 2" - ZINC
4A	009089-01-000	EA	CLIP - MIRROR
5A	016604-01-000	EA	BRACE - ANGLE - 2 1/2" - UNPAINTED METAL
5A	016604-05-000	EA	BRACE - ANGLE - 2 1/2" - OFF WHITE METAL
5A	016604-10-000	EA	BRACE - SEAT ANGLE - 2.5" - BLACK
6A	023320-01-000	EA	PAD - FELT 3/8" DIAMETER
7A	041389-19-000	EA	HINGE - PIANO - 1 1/2" X 71.9" - UNPAINTED
7A	041389-25-000	EA	HINGE - PIANO - 1 1/2" X 55" - UNPAINTED
7A	041389-32-000	EA	HINGE - PIANO - 68" - OFF WHITE
8A	166569-01-02A	EA	COVER - SCREW - #8 - BRIGHT WHITE
8A	166569-01-03A	EA	COVER - SCREW - #8 - SOFT WHITE
8A	166569-01-04A	EA	COVER - SCREW - #8 - CREAM
9A	065740-01-000	EA	BRACE - CABINET/CORNER - PLASTIC
10A	072871-01-000	EA	PULL - FLUSH - CHROME
11A	074045-13-000	EA	PLUG - 3/8" DOWEL-1/2" HEAD - PORTSMOUTH OAK
11A	074045-08-000	EA	PLUG - 3/8" DOWEL-1/2" HEAD - OAK/SALEM CHERRY - CONCERT CHERRY
11A	074045-12-000	EA	PLUG - 3/8" DOWEL-1/2" HEAD - WASHED MAPLE
11A	074045-14-000	EA	PLUG - 3/8" DOWEL-1/2" HEAD - HONEY CHERRY
11A	074045-15-000	EA	PLUG - 3/8" DOWEL-1/2" HEAD - SIERRA MAPLE
12A	074493-02-000	EA	SUPPORT/PISTON SPRING - CABINET DOOR - 26 LBS
12A	074493-03-000	EA	SUPPORT/PISTON SPRING - CABINET DOOR - 12 LBS
13A	156732-01-01A	EA	BRACE - ANGLE/COUCH - 2.5" - MILL
13A	156732-01-02A	EA	BRACE - ANGLE/COUCH - 2.5" - OFF WHITE
13A	156732-03-01A	EA	BRACE - ANGLE/COUCH - BLACK
14A	083204-03-000	EA	BUTTON - RETAINING MIRROR 5/16" TIP
15A	084412-01-000	EA	SUPPORT/HINGE KIT (LEFT & RIGHT HINGES)

INTERIOR FINISH GROUP (CONTINUED) HARDWARE (CONTINUED)



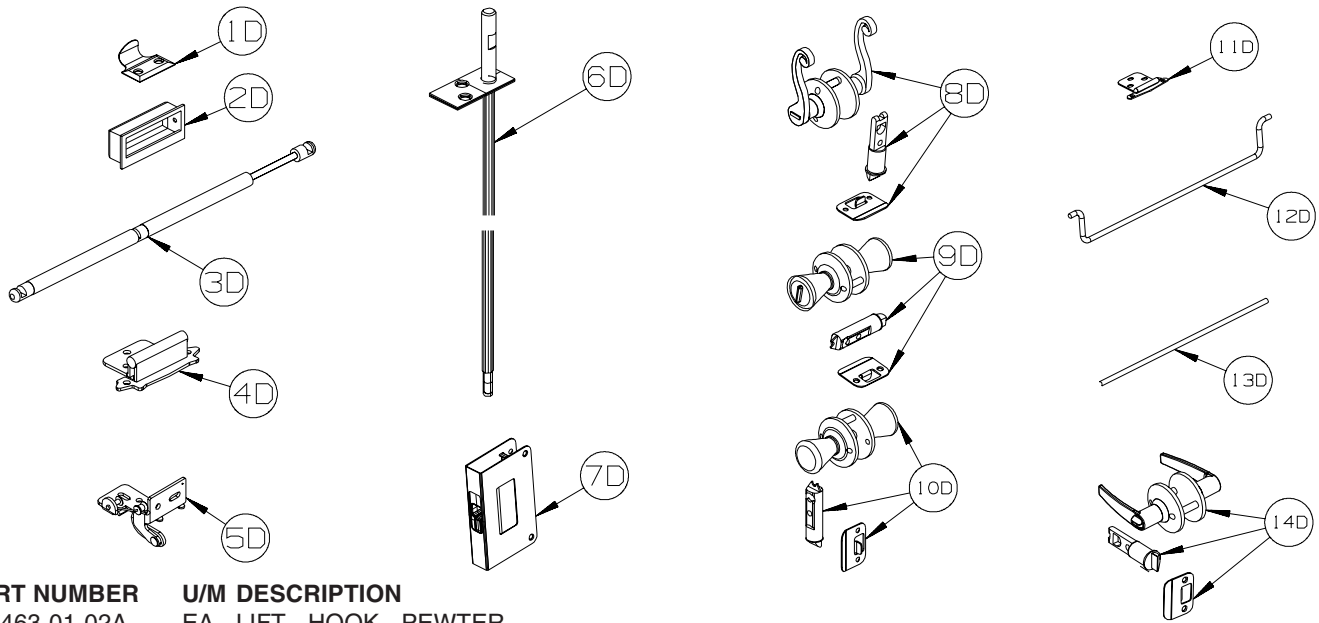
KEY	PART NUMBER	U/M	DESCRIPTION
1B	084413-01-000	EA	HINGE - 1" X 72" - ALUMINUM - W/HOLES
2B	084451-01-000	EA	CATCH & LATCH - 1.7" - BRASS
3B	092907-01-000	EA	SUPPORT - SHELF - PIN - 1/4" - CLEAR PLASTIC
4B	093586-03-000	EA	CATCH - SPRING ROLLER - .377"
4B	093586-06-000	EA	CATCH - W/STRIKE - SPRING ROLLER .236"/SPRINT STEEL .943"
5B	093586-04-000	EA	STRIKE - SPRING STEEL - 1.14"
6B	096826-01-01A	EA	BRACE - CABINET - 2" - E-COATED
6B	096826-02-01A	EA	BRACE - CABINET - 1" - E-COATED
7B	097872-04-000	EA	DOWEL - WOOD - 1" DIAMETER X 1.38" LONG - UNFINISHED
8B	098196-01-000	EA	LATCH - 1/4 TURN - T-BAR
9B	098979-01-000	EA	CLIP - ADJUSTABLE SHELF
10B	098980-01-000	EA	PILASTER - ADJUSTABLE SHELF - 18"
10B	098980-02-000	EA	PILASTER - ADJUSTABLE SHELF - 12"
10B	098980-03-000	EA	PILASTER - ADJUSTABLE SHELF - 9"
10B	098980-04-000	EA	PILASTER - ADJUSTABLE SHELF - 48"
10B	098980-05-000	EA	PILASTER - ADJUSTABLE SHELF - 15"
10B	098980-06-000	EA	PILASTER - ADJUSTABLE SHELF - 24"
11B	102920-01-02A	EA	HINGE - SPRING LOADED - NICKEL
11B	129753-01-01A	EA	HINGE - SPRING LOADED - 19" X 19" - BLACK
12B	103256-01-000	EA	LATCH COMPLETE (SLIDE)
13B	103874-01-000	EA	HANGER - SLIDING DOOR
14B	104181-01-01A	EA	SUPPORT - LEAF 5.3" EXTENDS TO 7.5" - SAFETY RING - METAL
15B	108126-01-000	EA	TRAY HINGE SET (QTY. 2 PER SET)
16B	100710-01-02A	EA	LOCK - GLASS DOOR/TWIST TYPE - NICKEL
17B	100711-01-02A	EA	HINGE - GLASS DOOR - BLACK

INTERIOR FINISH GROUP (CONTINUED)
HARDWARE (CONTINUED)



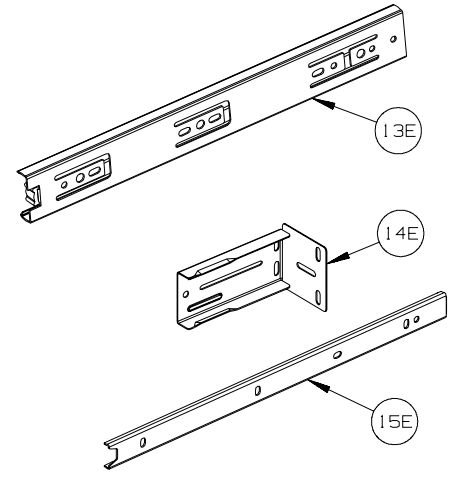
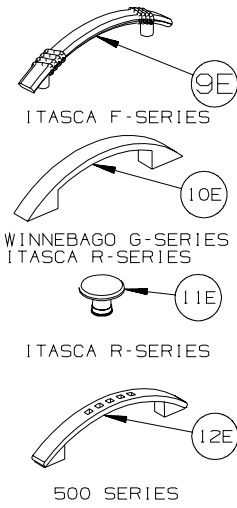
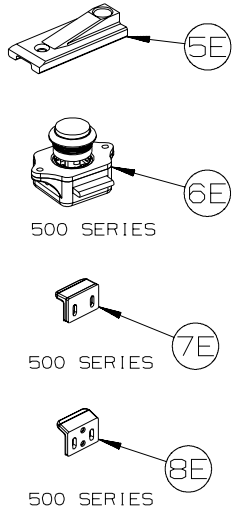
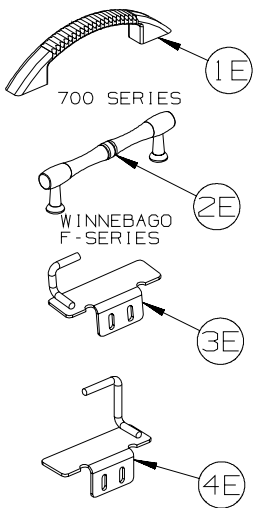
KEY	PART NUMBER	U/M	DESCRIPTION
1C	110496-01-02A	EA	HINGE - NICKEL - 2" X 32"
1C	110496-06-02A	EA	HINGE - NICKEL - 2" X 9.5"
1C	158921-01-04B	EA	HINGE - PIANO - TRUNK DOOR - 2" X 21.9" - BLACK
2C	111866-01-02A	EA	BRACE - SEAT - ANGLE - OFF WHITE
3C	114443-02-01A	EA	HINGE - CABINET DOOR - W/O CLIP - SILVER
4C	114443-03-01A	EA	CLIP - HINGE/CABINET DOOR - SILVER
5C	117095-02-01A	EA	LATCH - DOOR - GRABBER W/KEEPER - PLASTIC - BLK-10 LB PULL
5C	117095-03-01A	EA	LATCH - DOOR - GRABBER W/KEEPER - PLASTIC - BLK-15 LB PULL
6C	118200-01-01A	SF	MESH - PLASTIC 1/2" - 48" X LENGTH = SF - BLACK
7C	122717-06-01A	FT	PAD - NON-SKID - PSA - 5"W
8C	126263-06-02B	EA	BRACKET - GAS SPRING W/INSIDE BALL STUD - E-COATED
9C	126263-05-02B	EA	BRACKET - GAS SPRING W/BALL STUD - E-COATED
9C	126263-08-02B	EA	BRACKET - GAS SPRING W/CENTERED BALL STUD - E-COATED
10C	130798-01-02B	EA	GUIDE - POCKET DOOR - E-COATED
11C	134099-01-02A	EA	HINGE - PIANO - WRAP AROUND - 15.7" - NICKEL PLATED
12C	135538-03-02A	EA	HINGE - PIANO - FULL WRAP - 15.7" - CHROME
12C	135538-07-02A	EA	HINGE - PIANO - FULL WRAP - 9.8" - CHROME
13C	137445-03-T78	EA	STOP - F/SLIDING DOOR - CONCERT CHERRY
13C	137445-03-T79	EA	STOP - F/SLIDING DOOR - WASHED MAPLE
13C	137445-03-T80	EA	STOP - F/SLIDING DOOR - SIERRA MAPLE

INTERIOR FINISH GROUP (CONTINUED)
HARDWARE (CONTINUED)



KEY	PART NUMBER	U/M	DESCRIPTION
1D	137463-01-02A	EA	LIFT - HOOK - PEWTER
2D	139136-02-02A	EA	HANDLE - .35" RECESSED - PEWTER
3D	142569-07-000	EA	SPRING/GAS - 20 LB - 20" EXTENDED/12" COMPRESSED
3D	142569-15-000	EA	SPRING/GAS - 120 LB - 20" EXTENDED/12" COMPRESSED
3D	142569-16-000	EA	SPRING/GAS - 90 LB - 20" EXTENDED/12" COMPRESSED
3D	142569-29-000	EA	SPRING/GAS - 20 LB - 9.9" EXTENDED/5.9" COMPRESSED
3D	142569-31-000	EA	SPRING/GAS - 30 LB - 11.8" EXTENDED/7.3" COMPRESSED
4D	143468-02-03A	EA	HINGE - SELF CLOSING - SATIN NICKEL
4D	143468-02-04A	EA	HINGE - SELF CLOSING - OIL RUBBED BRONZE
4D	143468-02-05A	EA	HINGE - SELF CLOSING - RUSTIC BRASS
5D	144488-01-01A	EA	HINGE - CABINET - ANTIQUE BRASS
5D	144488-01-02A	EA	HINGE - CABINET - NICKEL
6D	145939-05-02A	EA	ROD/LATCH - AISLE DOOR - NICKEL
7D	145939-04-02A	EA	LATCH/SLIDE - AISLE DOOR(1" THICK DOOR)-NICKEL/BLACK SLIDE
7D	145939-04-03A	EA	LATCH/SLIDE - AISLE DOOR(1" THICK DOOR)-OIL RUBBED BRONZE
8D	146064-01-02A	EA	LOCK/PRIVACY (LOCKING) LEVER STYLE - SATIN PEWTER
8D	146064-02-02A	EA	LOCK/PASSAGE (NON LOCKING) LEVER STYLE - PEWTER
9D	146064-05-01A	EA	LOCK/PRIVACY (LOCKING) "TULIP" STYLE KNOB - SATIN NICKEL
10D	146064-06-01A	EA	LOCK/PASSAGE (NON LOCKING) "TULIP" STYLE KNOB-SATIN NICKEL
11D	146553-01-03A	EA	HINGE - CABINET DOOR - SATIN NICKEL
12D	146801-01-02A	EA	ROD/TOWEL BAR (OFFSET) - PEWTER
13D	146840-03-02A	EA	ROD - .25" X 11.7" - PEWTER
13D	146840-04-02A	EA	ROD - .25" X 13.1" - PEWTER
14D	146064-08-01A	EA	LOCK/PASSAGE (NON LOCKING) LEVER STYLE - SATIN NICKEL
14D	146064-07-01A	EA	LOCK/PRIVACY (LOCKING) LEVER STYLE - SATIN NICKEL

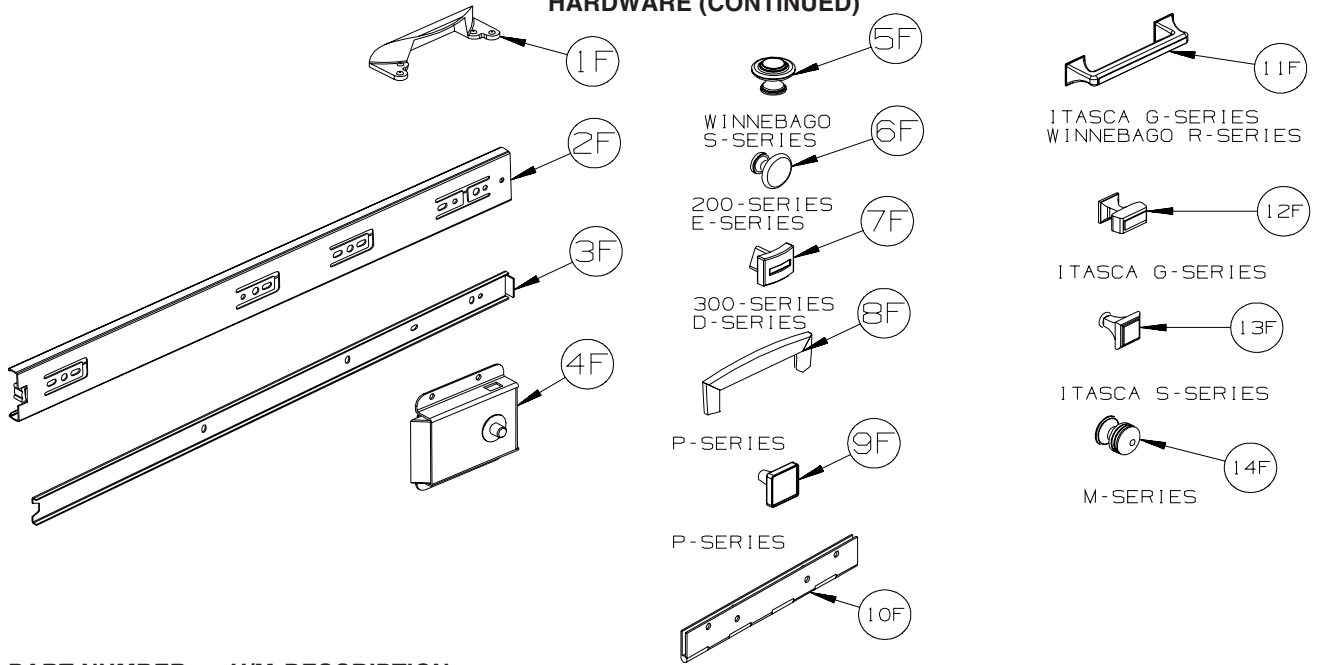
INTERIOR FINISH GROUP (CONTINUED) HARDWARE (CONTINUED)



KEY	PART NUMBER	U/M	DESCRIPTION
1E	148816-01-02A	EA	PULL - CABINET DOOR - NICKEL - ASPECT, CAMBRIA 700-SERIES/ADVENTURER LIMITED EDITION
2E	149090-01-02A	EA	PULL - CABINET DOOR - NICKEL - VOYAGE F-SERIES
3E	149607-01-02B	EA	GUIDE - F/POCKET DOOR - 1.6" BENT ROD - E-COATED
3E	149607-03-02B	EA	GUIDE - F/POCKET DOOR - 2.9" BENT ROD - E-COATED
4E	149607-04-02B	EA	GUIDE - F/POCKET DOOR - E-COATED
5E	150983-01-01A	EA	STRIKE/BLOCK - WEDGE STYLE - F/SLIDE DOOR - 3" X 1.2" - BLACK
6E	151380-01-01A	EA	LATCH - CBNT DR - PUSH BTN - VIEW & NAVION 500-SERIES
6E	151380-01-02A	EA	LATCH - CABINET DOOR - PUSH BUTTON - BLACK - TOUR & ELLIPSE R-SERIES
7E	151380-02-01A	EA	STRIKE - CABINET DOOR - VIEW & NAVION 500-SERIES
8E	151380-03-01A	EA	STRIKE - CABINET DOOR - VIEW & NAVION 500-SERIES
9E	152302-01-01A	EA	PULL - CABINET DOOR - SATIN NICKEL - SUNRISE F-SERIES
10E	152304-01-01A	EA	PULL - CABINET DOOR - BRONZE- ADVENTURER G-SERIES, ELLIPSE R-SERIES
11E	152305-01-01A	EA	KNOB - DOOR/DRAWER - BRONZE - ELLIPSE R-SERIES
12E	152950-01-01A	EA	PULL - DOOR/DRAWER - BRUSHED NICKEL - VIEW & NAVION 500-SERIES
13E	153000-01-01A	EA	SLIDE - CABINET MOUNT - 11.8"
13E	153000-03-01A	EA	SLIDE - CABINET MOUNT - 13.8"
13E	153000-05-01A	EA	SLIDE - CABINET MOUNT - 15.7"
13E	153000-07-01A	EA	SLIDE - CABINET MOUNT - 17.7"
13E	153000-09-01A	EA	SLIDE - CABINET MOUNT - 19.7"
13E	153000-11-01A	EA	SLIDE - CABINET MOUNT - 21.6"
13E	153000-14-01A	EA	SLIDE - CABINET MOUNT - 23.6"
13E	153000-16-01A	EA	SLIDE - CABINET MOUNT - 7.9"
13E	153000-18-01A	EA	SLIDE - CABINET MOUNT - 9.8"
13E	153000-20-01A	EA	SLIDE - CABINET MOUNT - 25.6"
14E	153000-13-01A	EA	BACKSOCKET - DRAWER SLIDE
15E	153000-02-01A	EA	SLIDE - DRAWER MOUNT - 11.8"
15E	153000-04-01A	EA	SLIDE - DRAWER MOUNT - 13.8"
15E	153000-06-01A	EA	SLIDE - DRAWER MOUNT - 15.7"
15E	153000-08-01A	EA	SLIDE - DRAWER MOUNT - 17.7"
15E	153000-10-01A	EA	SLIDE - DRAWER MOUNT - 19.7"
15E	153000-12-01A	EA	SLIDE - DRAWER MOUNT - 21.6"
15E	153000-15-01A	EA	SLIDE - DRAWER MOUNT - 23.4"
15E	153000-17-01A	EA	SLIDE - DRAWER MOUNT - 7.7"
15E	153000-19-01A	EA	SLIDE - DRAWER MOUNT - 9.6"
15E	153000-21-01A	EA	SLIDE - DRAWER MOUNT - 25.4"

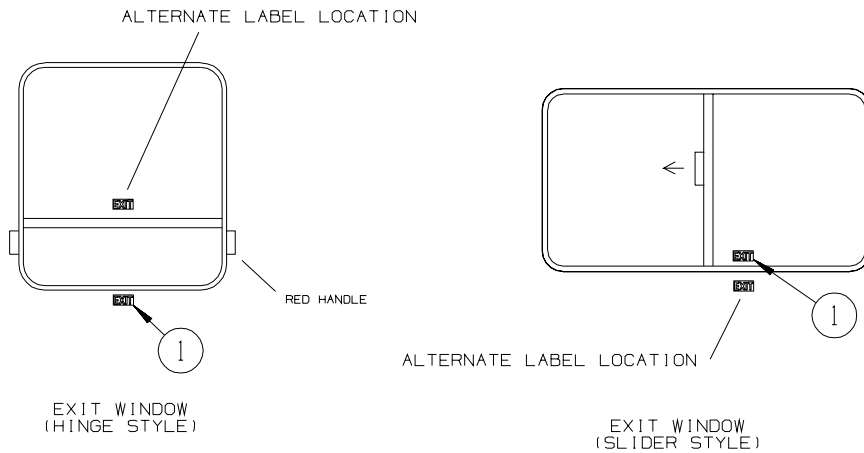
INTERIOR FINISH GROUP (CONTINUED)

HARDWARE (CONTINUED)

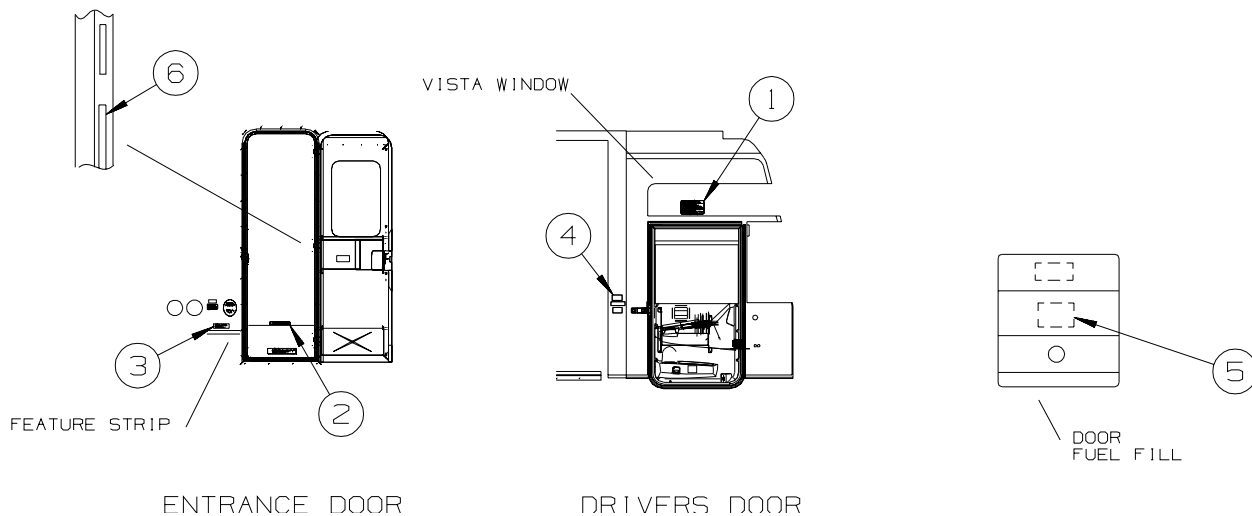


KEY	PART NUMBER	U/M	DESCRIPTION
1F	153308-01-01A	EA	PULL - VANITY STOOL - SATIN NICKEL
2F	153352-01-01A	EA	SLIDE - PANTRY - 19.7" - CABINET MOUNT
3F	153352-02-01A	EA	SLIDE - PANTRY - 19.5" - DRAWER MOUNT
4F	153353-01-01A	EA	LATCH - SLIDING/FLUSH - BLACK
5F	155803-01-01A	EA	KNOB CABINET DOOR - WROUGHT IRON - VECTRA S-SERIES
6F	155925-01-01A	EA	KNOB - DOOR/DRW - SATIN NICKEL - ACCESS & IMPULSE 200-SERIES/ VISTA & SUNSTAR E-SERIES
7F	156579-01-01A	EA	KNOB - DOOR/DRW - PEWTER - OUTLOOK & SPIRIT 300-SERIES/ SIGHTSEER & SUNOVA D-SERIES
8F	157246-01-01A	EA	PULL - CABINET DOOR/DRAWER - SATIN NICKEL - JOURNEY & MERIDIAN P-SERIES
9F	157246-02-01A	EA	KNOB - CABINET DOOR/DRAWER-SATIN NICKEL - JOURNEY & MERIDIAN P-SERIES
10F	158982-01-04B	EA	HINGE - CONTINUOUS - 2" X 8" - BLACK
10F	158982-01-01A	EA	HINGE - CONTINUOUS - 2" X 8" - ZINC
11F	162033-01-01A	EA	PULL - CABINET DOOR - BRUSHED NICKEL - SUNCRUISER G-SERIES, TOUR R-SERIES
12F	162033-02-01A	EA	KNOB - CABINET DOOR - BRUSHED NICKEL - SUNCRUISER G-SERIES
13F	162518-01-01A	EA	KNOB - DOOR/DRAWER - SATIN NICKEL - HORIZON S-SERIES
14F	163095-01-01A	EA	KNOB - CABINET DOOR - SATIN NICKEL - DESTINATION & LATTITUDE M-SERIES

LABELS GROUP



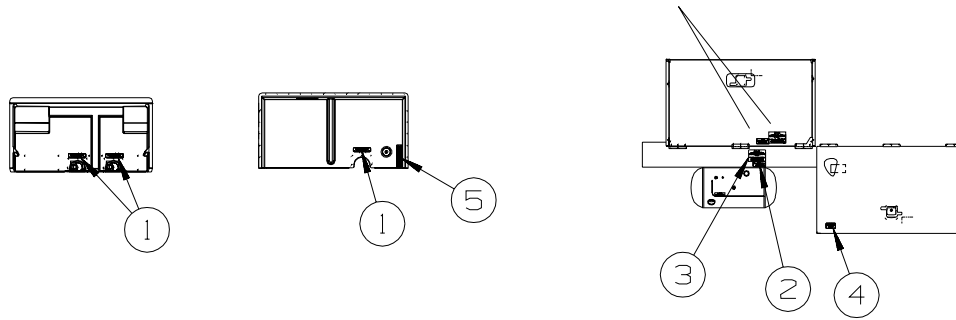
KEY	PART NUMBER	U/M DESCRIPTION
1	039290-01-000	EA LABEL - WARNING - EXIT



KEY	PART NUMBER	U/M DESCRIPTION
1	056259-01-000	EA LABEL - SAFETY CHECK LIST
2	065748-01-000	EA LABEL - WARNING - BATTERY CHARGING - UL
3	099509-01-000	EA LABEL - AWNING INSTALLATION
4	099689-01-000	EA LABEL - WARNING - CANCER/TOXICITY
5	124519-01-02A	EA LABEL - WARNING/REFUELING - WHITE ON CLEAR
5	124519-02-02A	EA LABEL - WARNING/REFUELING - WHITE ON CLEAR - CSA
5	124519-02-01A	EA LABEL - WARNING/REFUELING - BLACK ON CLEAR - CSA
6	135869-01-01A	EA LABEL - MERCURY CONTENT - BLACK ON CLEAR
6	135869-01-02A	EA LABEL - MERCURY CONTENT - WHITE ON CLEAR

LABELS GROUP (CONTINUED)

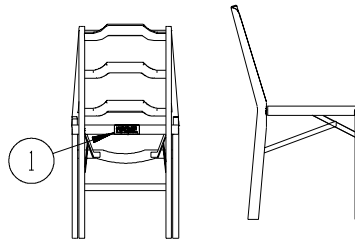
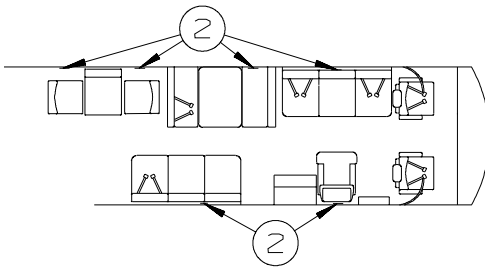
ALTERNATE LOCATION
(WHEN NOT ROOM ON SEAL PLANE)



TYPICAL UTILITY ACCESS

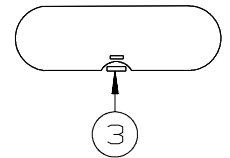
KEY	PART NUMBER	U/M	DESCRIPTION
1	123562-01-000	EA	LABEL - SERVICE/UTILITY ACCESS
2	124519-01-02A	EA	LABEL - WARNING/REFUELING - WHITE ON CLEAR
2	124519-02-02A	EA	LABEL - WARNING/REFUELING - WHITE ON CLEAR - CSA
2	124519-02-01A	EA	LABEL - WARNING/REFUELING - BLACK ON CLEAR - CSA
3	124520-01-01A	EA	LABEL - LP GAS ONLY - BLACK ON CLEAR
3	124520-01-02A	EA	LABEL - LP GAS ONLY - WHITE ON CLEAR
3	023769-01-000	EA	LABEL - WARNING - LPG - CANADIAN
4	125306-04-01A	EA	LABEL - ELECTRICAL ENTRANCE-120/20V 50 AMP-BLACK ON CLEAR
4	125306-04-02A	EA	LABEL - ELECTRICAL ENTRANCE-120/240V 50 AMP-WHITE ON CLEAR
5	147845-01-01A	EA	LABEL - DRIP VALVE

TYPICAL SEAT AND BELT CONFIGURATIONS



FOLDING CHAIRS

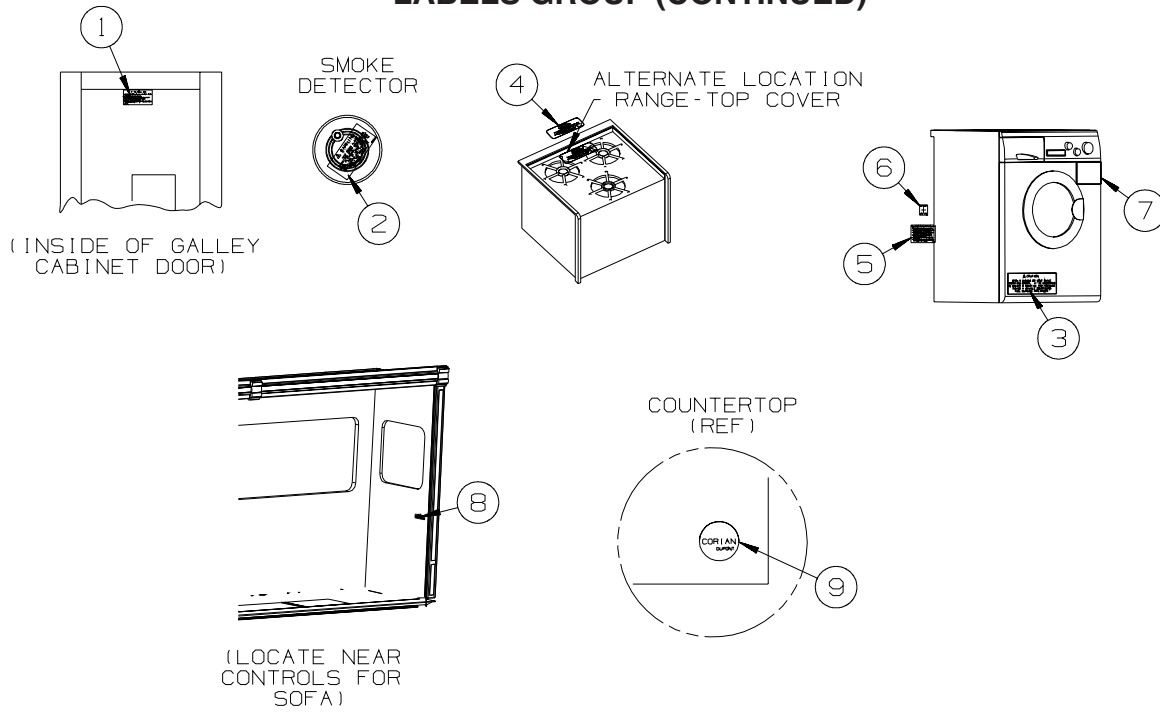
FORD ONLY
INSTRUMENT CLUSTER
REF



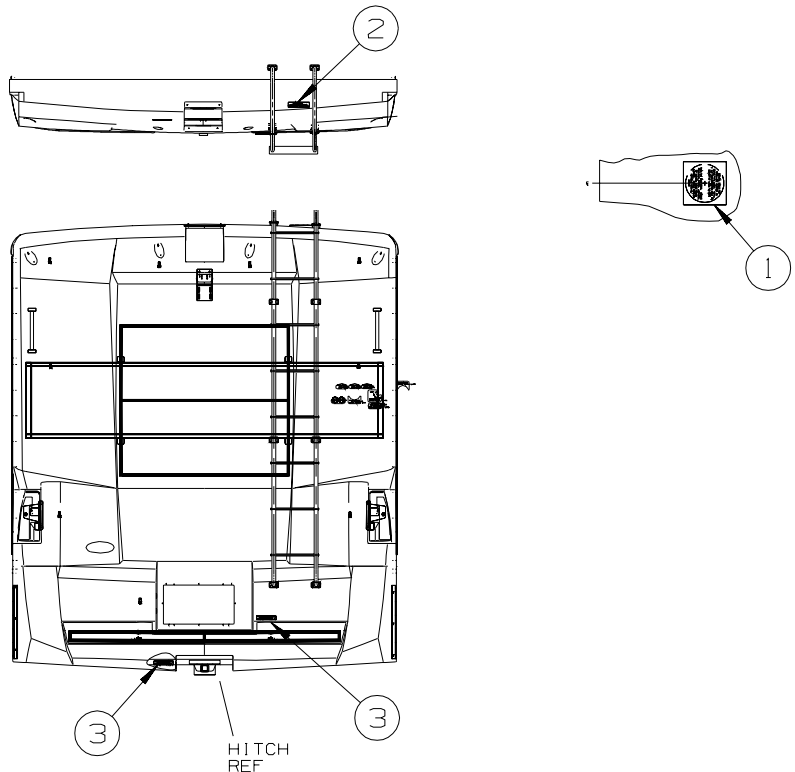
ATTACH LABEL ON OR NEXT TO:
 *ANY SINGLE CHAIR WITHOUT BELTS.
 *ANY DINETTE SEAT WITHOUT BELTS.
 *ANY COUCH WITHOUT BELTS OR ANY SEATING POSITION ON THAT COUCH.
 DO NOT ATTACH LABEL IF:
 *DINETTE SEAT HAS AT LEAST ONE SET OF BELTS INSTALLED.

KEY	PART NUMBER	U/M	DESCRIPTION
1	134537-01-01A	EA	LABEL - OCCUPANCY - CHAIR - US
1	134537-02-01A	EA	LABEL - OCCUPANCY - CHAIR - CSA - CANADIAN
2	134538-01-01A	EA	LABEL - OCCUPANCY - NO SEAT BELT - BLACK ON CLEAR - US
2	134538-02-01A	EA	LABEL - OCCUPANCY - NO SEAT BELT - BLACK ON CLEAR - CSA
3	155692-01-02A	EA	LABEL - ODOMETER - READ IN MILE - WHITE/CLEAR

LABELS GROUP (CONTINUED)

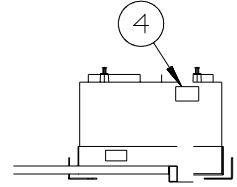
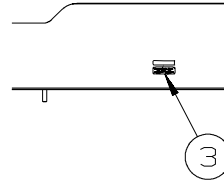
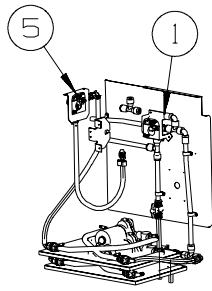
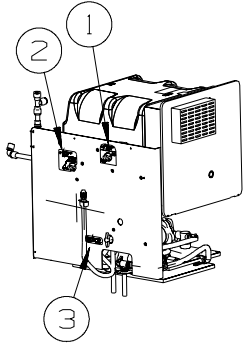


KEY	PART NUMBER	U/M	DESCRIPTION
1	073998-01-000	EA	LABEL - LPG/ODOR WARNING
2	077956-01-000	EA	LABEL - WARNING/SMOKE DETECTOR
3	130670-01-01A	EA	LABEL - CAUTION DRYER VENTING - BLACK ON CLEAR
4	134539-01-01A	EA	LABEL - WARNING - STOVE/HEATING - US - BLACK ON CLEAR
4	134540-01-01A	EA	LABEL - WARNING - STOVE/HEATING - CSA - BLACK ON CLEAR - CANADIAN
5	147524-01-000	EA	LABEL - DRYER VENTING
6	147525-01-000	EA	LABEL - DRYER VENT CUTOUT
7	153640-01-01A	EA	LABEL - WINTERIZATION - WASHER/DRYER
8	137260-01-01A	EA	LABEL - WARNING - REST EASY SOFA - BLACK ON CLEAR
9	144040-02-02A	EA	MEDALLION/ROUND - COUNTERTOP/CORIAN - NICKEL



KEY	PART NUMBER	U/M	DESCRIPTION
1	120431-01-000	EA	LABEL - LOCATION - COAXIAL CABLE/SATELLITE ANTENNA
2	163705-01-01A	EA	LABEL - WARNING - ROOF SLIPPERY - BLACK ON WHITE
3	129669-02-01A	EA	LABEL - HITCH/VEHICLE RATE - 500 - WHITE ON CLEAR

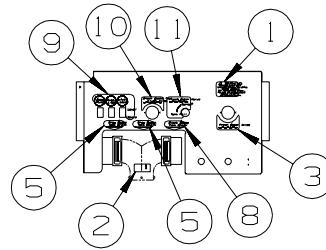
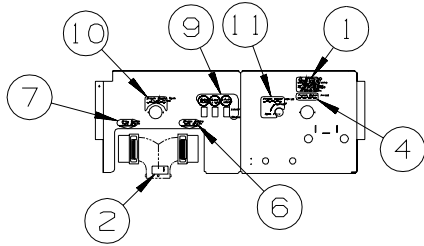
LABELS GROUP (CONTINUED)



G38J ONLY

WATER PUMP COMPARTMENT
(G38J ONLY)

KEY	PART NUMBER	U/M	DESCRIPTION
1	152539-01-01A	EA	LABEL - BYPASS
2	152545-01-01A	EA	LABEL - WINTERIZATION
3	154302-01-01A	EA	LABEL - FRESH WATER DRAIN - PANTONE/CLEAR
4	125320-01-01A	EA	FILM - PROTECTIVE
5	152545-01-01A	EA	LABEL - WINTERIZATION



G38T ONLY

KEY	PART NUMBER	U/M	DESCRIPTION
1	128725-02-01A	EA	LABEL - POTABLE WATER ONLY - BLACK ON CLEAR
2	144649-01-01A	EA	LABEL - ADJUSTABLE VALVE - WHITE ON CLEAR
3	152538-01-01A	EA	LABEL - FRESH WATER - PANTONE/CLEAR
4	152538-02-01A	EA	LABEL - FRESH WATER - PANTONE/CLEAR
5	152541-03-01A	EA	LABEL - GRAY WASTE
6	152543-03-01A	EA	LABEL - BLACK WASTE
6	152541-03-01A	EA	LABEL - GRAY WASTE - G35A
7	152541-03-01A	EA	LABEL - GRAY WASTE
7	152543-03-01A	EA	LABEL - BLACK WASTE - G35A
8	152543-03-01A	EA	LABEL - BLACK WASTE
9	152544-06-01A	EA	LABEL - SWITCHES - WTR PUMP/LIGHT/AUTO LVL-W/LVL/STORE DWN
10	152546-01-01A	EA	LABEL - TANK FLUSH - PANTONE/CLEAR
11	152548-01-01A	EA	LABEL - VALVE/FRESH

**LP GROUP
LP SYSTEM**

KEY	PART NUMBER	U/M	DESCRIPTION
	010265-01-000	EA	ELBOW - BRASS - 90 DEGREE - 3/8"F X 1/2"FPT
	010323-01-000	EA	ADAPTER - 3/8"F X 1/2"MPT - BRASS
	010326-01-000	EA	ADAPTER - FLARE - W/CONE GASKET - 3/8"F X 1/2"F
	010329-01-000	EA	ADAPTER - 1/2"F X 1/2"MPT - BRASS
	010377-02-000	EA	NUT - 3/8" FLARE - FORGED - BRASS
	010380-02-000	EA	NUT - 1/2" FLARE - FORGED - BRASS
	010589-01-000	EA	NIPPLE - PIPE - 1/2" X 1 1/2" - BLACK
	024250-01-000	EA	ADAPTER - BRASS - 3/8"F X 1/2"FPT
	040440-03-000	EA	TRANSMITTER - DIAL/SNAP-ON - 0-90 OHM 2 TERM(POWER/GROUND)
	045703-01-000	EA	HOSE - LP - 3/8"ID X 24" - 3/8"MPT X 1/2"F SWIVEL - U.S.
	045703-02-000	EA	HOSE - LP - 3/8"ID X 24" - 3/8"MPT X 1/2"F SWIVEL - CANADA
	045703-05-000	EA	HOSE - LP - 3/8"ID X 28" - 3/8"MPT X 1/2"F SWIVEL - US
	045703-06-000	EA	HOSE - LP - 3/8"ID X 28" - 3/8"MPT X 1/2"F SWIVEL - CSA - CANADA
	045703-14-000	EA	HOSE - LP - 3/8"ID X 157.5" - 1/2"F SWIVEL X 1/2"F SWIVEL
	045703-15-000	EA	HOSE - LP - 3/8"ID X 142" - 1/2"F SWIVEL X 3/8"F SWIVEL
	045703-31-000	EA	HOSE - LP - 3/8"ID X 214" - 1/2"F SWIVEL X 3/8"M FL US/CSA
	106150-05-000	EA	REGULATOR - TWO STAGE
	144485-01-000	EA	COMPARTMENT - LP REGULATOR
*	144116-01-000	EA	TANK - LP - 100 LB - 14"D X 47"L

***COMPONENT PARTS LISTED LATER IN THIS GROUP**

COMPONENT PARTS FOR LP SYSTEM

144116-01-000

KEY	PART NUMBER	U/M	DESCRIPTION	VENDOR NO.
	040421-01-712	EA	VALVE-SERV. W/O VAPOR RELIEF	V20373/V21202
	040421-01-713	EA	VALVE-RELIEF 1" W/SPRING 7"	V12560/V21207
	088253-09-700	EA	SENDING UNIT-F/SNAP ON DIAL	G13062=SG14C0001466
	144116-01-700	EA	VALVE-OUTAGE(NO STEM REMOVE)	V20058
	144116-01-701	EA	VALVE/FILL 80 % W/YELLOW CAP	V13414

SEALANTS & FASTENERS GROUP
SEALANTS & ADHESIVES

KEY	PART NUMBER	U/M	DESCRIPTION
	010405-02-000	EA	TAPE - THREAD SEALING - 3/8"
	064075-07-000	FT	SEAL - BULB - W/WIRED U CHANNEL - .3" X .5" CHANNEL-BLACK
	067788-01-000	EA	ADHESIVE - SPRAY - 3M - 19.5 OZ AEROSOL CAN
	069640-01-000	FT	SEALER - RIBBON - 1/4"DIAMETER X 30 FT - BLACK OR GRAY
	069640-02-000	FT	SEALER - TAPE - 1/8"THICK X 1/2"WIDE X 60 FT - GRAY
	069640-03-000	FT	SEALER - TAPE - 1/8"THICK X 3/4"WIDE X 60 FT - BLACK
	069640-07-000	FT	SEALER - TAPE - 3/32"THICK X 2"WIDE X 45 FT - GRAY
	069640-09-000	FT	SEALER - TAPE - 1/32"THICK X 2 1/2"WIDE X 80 FT - BRT WHT
	069640-10-000	FT	SEALER - TAPE - 1/32"THICK X 1 1/2"WIDE X 90 FT - GRAY
	069640-11-000	FT	SEALER - TAPE - 3/16"THICK X 3/8"WIDE X 40 FT - BLACK
	069640-13-000	FT	SEALER - TAPE - 3/32"THICK X 2"WIDE X 45 FT - BLACK
	069640-14-000	FT	SEALER - TAPE - 1/16"THICK X 1"WIDE X 100 FT - BLACK
	069640-15-000	FT	SEALER - TAPE - 1/16"THICK X 3/8"WIDE X 100 FT - BRT WHT
	069640-17-000	FT	SEALER - TAPE - 1/32"THICK X 1"WIDE X 150 FT - GRAY
	069640-18-000	FT	SEALER - TAPE - 1/8"THICK X 1/2"WIDE X 60 FT - BRT WHT
	069640-19-000	FT	SEALER - TAPE - 1/8"THICK X 3/4"WIDE X 60 FT - BRT WHT
	069640-20-000	FT	SEALER - TAPE - 1/8"THICK X 1/2"WIDE X 60 FT - BLACK
	069640-21-000	FT	SEALER - TAPE - 1/16"THICK X 1/2"WIDE X 100 FT - BRT WHT
	069640-22-000	FT	SEALER - TAPE - 1/32"THICK X 1/4"WIDE X 200 FT - BRT WHT
	069640-23-000	FT	SEALER - TAPE - 1/16"THICK X 3/4"WIDE X 100 FT - BRT WHT
	069640-27-000	FT	SEALER - TAPE - 1/16"THICK X 2 1/4"WIDE X 50 FT - BRT WHT
	069640-28-000	FT	SEALER - TAPE - 1/32"THICK X 1 7/8"WIDE X 90 FT - GRAY
	069640-30-000	FT	SEALER - TAPE - 1/32"THICK X 5/8"WIDE X 50 FT - GRAY
	069640-31-000	FT	SEALER - TAPE - 1/4"THICK X 3/4"WIDE X 15 FT - BLACK
	069640-32-000	FT	SEALER - TAPE - 1/16"THICK X 3/8"WIDE X 100 FT - BLACK
	069640-33-000	FT	SEALER - RIBBON - 3/8"DIAMETER X 20 FT - BLACK
	069640-34-000	FT	SEALER - RIBBON - 1/4"DIAMETER X 30 FT - BRIGHT WHITE
	069640-36-000	EA	SEALER - TAPE - 1/16"THICK X 1/2"WIDE X 100 FT - BLACK
	069640-37-000	FT	SEALER - TAPE - 1/16"THICK X 3/4"WIDE X 100 FT - BLACK
	069640-38-000	FT	SEALER - TAPE - 1/16"THICK X 3/4"WIDE X 100 FT - BRT WHT
	069640-39-000	FT	SEALER - TAPE - 1/16"THICK X 3"WIDE X 50 FT - BRT WHT
	069640-40-000	FT	SEALER - TAPE - 1/16"THICK X 3"WIDE X 50 FT - BRT WHT
	072889-28-000	EA	SEALANT/URETHANE-10 OZ TUBE W/NOZZLE-SELF LEVELING-BRT WHT
	072889-31-000	EA	SEALANT/URETHANE-10 OZ TUBE W/NOZZLE-SELF LEVELING - BLACK
	076322-02-000	FT	TAPE-DOUBLE COATED/ADHESIVE BK-.05"THK X 1"W X 108' - WHT
	076322-03-000	FT	TAPE-DOUBLE COATED/ADHESIVE BK-.05"THK X .5"W X 108' - WHT
	076322-05-000	FT	TAPE-DOUBLE COATED/ADHESIVE BK-.05"THK X .8"W X 108' - WHT
	076322-07-000	FT	TAPE-DOUBLE COATED/ADHESIVE BK-.05"THK X .5"W X 200' - BLK
	076322-13-000	FT	TAPE - FOAM/DOUBLE COATED - .020"THK X .75"W - CLEAR
	076322-21-000	FT	TAPE - FOAM/DOUBLE COATED - .045"THK X .50"W
	076322-22-000	FT	TAPE - FOAM/DOUBLE COATED - .045"THK X .75"W
	076322-23-000	FT	TAPE - FOAM/DOUBLE COATED - .045"THK X 1"W
	076322-25-000	FT	TAPE - FOAM/DOUBLE COATED - .025"THK X .5"W
	086276-01-000	EA	TAPE - DOUBLE SIDED - 1/2" WIDE X 108' LONG (SOLD BY ROLL)
	088479-01-000	EA	TAPE - ALUMINUM - 3"
	090340-01-000	FT	SEAL - FOAM - CLOSED CELL - 1/4" X 1/2" X 50'
	090340-02-000	FT	SEAL - FOAM - CLOSED CELL - 3/8" X 1/2" X 50'
	091255-02-000	FT	SEAL - ADHESIVE BACKED/FOAM - 3/64"THICK X 3/16"W X 1000'
	091255-03-000	FT	SEAL - ADHESIVE BACKED/FOAM - 1/4" THICK X 1/4"W X 1000'
	094401-01-000	EA	SEALER - BODY SEAM - FLEXICLEAR
	094401-04-000	EA	SEALER - BODY SEAM - CLEAR
	094401-05-000	EA	SEALER - BODY SEAM - 20OZ BLACK
	094401-06-000	EA	SEALER - BODY SEAM - 12OZ BLACK
	094401-07-000	EA	SEALER - BODY SEAM - CLEAR
	098408-01-000	FT	SEAL - SPONGE RUBBER - CLOSED CELL
	099069-01-000	FT	SEAL - RUBBER - CLOSED SPONGE - .5" WIDE X .12" THICK-BLK
	099418-01-000	FT	SEAL - D-SECTION/ADHESIVE BACK - .44" X .44" - BLK RUBBER
	100128-02-000	FT	SEAL - FOAM/ADHESIVE BACK - .37" WIDE X .37" THICK X 60'
	104692-01-000	FT	SEAL - ADHESIVE BACKED FOAM - 3/4" THICK X 3/4" WIDE X 25'
	107721-07-000	FT	SEAL - ACCESS DOOR - .9"WIDE X 1.1"HIGH
	112864-01-000	FT	SEAL - FOAM/BUTYL COVERED - 3/8" X 35'
	112864-02-000	FT	SEAL - FOAM/BUTYL COVERED - 5/16" X 44'
	112864-05-000	FT	SEAL - FOAM/BUTYL COVERED - 1/2" X 3/16"
	112901-02-000	EA	ADHESIVE - PLEXUS - MA330 - 50ML - GRAY

SEALANTS & FASTENERS GROUP (CONTINUED)
SEALANTS & ADHESIVES (CONTINUED)

KEY	PART NUMBER	U/M	DESCRIPTION
	112901-03-000	EA	ADHESIVE - PLEXUS - MA300 - 50ML - WHITE
	112902-03-000	EA	MIXER NOZZLE - F/GUN #00400102000 - SCOTCH-WELD & PLEXUS
	112902-04-000	EA	NOZZLE - ELEMENT - 1/4" X 3.5"
	113452-01-000	FT	SEAL/TRIM - FRONT - VINYL W/WIRE CARRIER - .020"
	113452-02-000	FT	SEAL/TRIM - FRONT - VINYL W/WIRE CARRIER - .027"
	113366-01-000	EA	ADHESIVE - INSTANT - 1 OZ
	115870-01-000	FT	SEAL/EDGE - TRIM
	120074-02-03A	EA	SILICONE - TUBE - W/O NOZZLE - LOW ODOR - SMOKEY WHITE
	120534-01-01A	EA	TAPE - SCOTCH - 3M - 1/2" FINE LINE
	123655-01-000	FT	SEAL - CLOSED CELL/FOAM
	123816-01-000	FT	TAPE - DOUBLE SIDED - 1" X .020" X 200' - CLEAR
	123816-02-000	FT	TAPE - DOUBLE SIDED - 1/2" X .035" X 200' - CLEAR
	123816-03-000	FT	TAPE - DOUBLE SIDED - 1/2" X .020" X 200' - CLEAR
	123816-04-000	FT	TAPE - DOUBLE SIDED - 6" X .0035" X 750' - CLEAR
	123816-06-000	FT	TAPE - DOUBLE SIDED - 3/4" X 3/4" X 200' - CLEAR
	123816-07-000	FT	TAPE - DOUBLE SIDED - 1 3/4" X 200' - CLEAR
	126427-01-000	EA	ADHESIVE - ALL PURPOSE - ABS/PVC
	126427-02-000	EA	PRIMER - CLEANER - FLEX PIPING
	131264-01-12A	EA	SILICONE - TUBE - W/NOZZLE - BONE
	131264-01-13A	EA	SILICONE - TUBE - W/NOZZLE - TRANSLUCENT
	131264-03-01A	EA	SILICONE - TUBE - W/O NOZZLE - SELF LEVELING -BRIGHT WHITE
	131264-04-02A	EA	SILICONE/SEALANT/ADHESIVE-FAST CURE F/GLASS/VINYL-SOFT WHT
	131264-05-01A	EA	SILICONE/SEALANT - ODORLESS - TUBE - W/NOZZLE - BLACK
	131264-05-02A	EA	SILICONE/SEALANT - ODORLESS - TUBE - W/NOZZLE - CLEAR
	131384-01-000	EA	ADHESIVE - JET WELD - 10 OZ CARTRIDGE
	132892-07-01A	FT	SEAL - BULB/SINGLE - W/U CHANNEL - .5" X 1" - BLACK
	152038-01-01A	EA	TAPE - PRESERVATION SEAL - 2" X 36YD ROLL - BLACK
	154585-01-01A	FT	SEAL - FOAM TAPE - ADHESIVE BACK - 3/8" X 3/8" - BLACK
	154585-02-01A	FT	SEAL - FOAM TAPE - ADHESIVE BACK - 3/4" X 1/2" - BLACK
	154585-03-01A	FT	SEAL - FOAM TAPE - ADHESIVE 2 SIDED - 1/8" X 3/4" - BLACK
	154585-04-01A	FT	SEAL - FOAM TAPE - ADHESIVE BACK - 5/8" X 1/8" - WHITE
	156622-01-01A	FT	SEALER - TAPE - 1/4"THICK X 3"WIDE X 100 FT - WHITE
	156622-02-01A	FT	SEALER - TAPE - 1/4"THICK X 2"WIDE X 100 FT - WHITE

BOLTS, NUTS AND WASHERS

KEY	PART NUMBER	U/M	DESCRIPTION
	0MD54F-06-000	EA	NUT - HEX W/SERATED FLANGE
	000C12-04-08B	EA	BOLT - HEX - 1/4-20 X 1/2 - GRADE #5 - ZINC
	000C12-04-12A	EA	BOLT - HEX - 1/4-20 X 3/4 - PLAIN 5
	000C12-04-40B	EA	BOLT - HEX - 1/4-20 X 2 1/2 - GRADE #5 ZINC
	000C12-05-16B	EA	BOLT - HEX - 5/16 - 18X1 - GRADE #5 - ZINC
	000C12-05-40B	EA	BOLT - HEX - 5/16"-18 X 2.5" - GRADE #5 - ZINC
	000C12-06-28B	EA	BOLT-HEX-3/8-16X13/4 ZN 5 - 5185-01
	000C12-08-24B	EA	BOLT - HEX - 1/2-13 X 1 1/2 - GRADE #5 - ZINC
	000C12-08-28B	EA	BOLT - HEX - 1/2-13 X 1 3/4 - GRADE #5 - ZINC
	000C12-08-44B	EA	BOLT - HEX - 1/2-13 X 2 3/4 - GRADE #5 - ZINC
	000C13-07-40B	EA	BOLT - HEX - 7/16-20 X 2 1/2 - GRADE #5 - ZINC
	000C13-07-48B	EA	BOLT - HEX - 7/16-20 X 3 - GRADE #5 - ZINC
	000C14-10-32B	EA	BOLT - HEX - 5/8-11 X 2.0 - GRADE #8 - ZINC
	000C18-05-40A	EA	BOLT - ELEVATOR - 5/16-18 X 2 1/2 - PL
	000C26-04-10B	EA	BOLT - HEX - SERRATED FLANGE - 1/4-20 X 5/8 - ZINC
	000C26-04-12F	EA	BOLT - HEX - SERRATED FLANGE -1/4-20 X 3/4-STAINLESS STEEL
	000C26-04-14B	EA	BOLT - HEX - SERRATED FLANGE - 1/4-20 X 7/8 - ZINC
	000C26-04-18B	EA	BOLT - HEX - SERRATED FLANGE - 1/4-20 X 1 1/8 - ZINC
	000C26-05-12B	EA	BOLT - HEX - SERRATED FLANGE - 5/16-18 X 3/4 - ZINC
	000C26-06-12B	EA	BOLT - HEX - SERRATED FLANGE - 3/8-16 X 3/4 - ZINC
	000C26-06-20B	EA	BOLT - HEX - SERRATED FLANGE - 3/8-16 X 1 1/4 - ZINC
	000C26-06-28B	EA	BOLT - HEX - SERRATED FLANGE - 3/8-16 X 1 3/4 - ZINC
	000C26-06-40B	EA	BOLT - HEX - SERRATED FLANGE - 3/8-16 X 2 1/2 - ZINC
	000C26-08-24B	EA	BOLT - HEX - SERRATED FLANGE - 1/2-13 X 1 1/2 - ZINC
	000C26-08-28B	EA	BOLT - HEX - SERRATED FLANGE - 1/2-13 X 1 3/4 - ZINC
	000C27-08-48B	EA	BOLT-CARR 1/2-13X3.00 GR5 - 97 M-SERIES
	000D24-10-00B	EA	NUT - HEX - SELF LOCKING - 10-32 - ZINC

SEALANTS & FASTENERS GROUP (CONTINUED)
BOLTS, NUTS AND WASHERS (CONTINUED)

KEY	PART NUMBER	U/M	DESCRIPTION
	000D27-05-00B	EA	NUT - HEX LOCK - 5-40 - ZINC
	000D28-10-00B	EA	NUT - HEX - W/NYLON LOCK - 10-32 - ZINC
	000D29-04-00B	EA	NUT - HEX - SELF LOCKING - 1/4 X 20 - ZINC
	000D29-04-00F	EA	NUT - HEX - SELF LOCKING - 1/4 X 20 - STAINLESS STEEL
	000D29-06-00B	EA	NUT - HEX - W/NYLON LOCK - 3/8-16 - ZINC
	000D29-09-00B	EA	NUT - HEX - SELF LOCKING - 9/16-12 - ZINC
	000D34-04-00B	EA	NUT - HEX - LOCKING - 1/4-20 - ZINC
	000D34-06-00B	EA	NUT - HEX - LOCKING - 3/8-16 GRADE C - ZINC
	000D39-04-00B	EA	NUT - HEX - LOCKING W/SERRATED FLANGE - 1/4-20 - ZINC
	000D39-05-00B	EA	NUT - HEX - LOCKING W/SERRATED FLANGE - 5/16-18 - ZINC
	000D39-06-00B	EA	NUT - HEX - LOCKING W/SERRATED FLANGE - 3/8-18 - ZINC
	000D39-06-00D	EA	NUT - HEX - LOCKING W/SERRATED FLANGE - 3/8"-16 BLACK
	000D39-07-00B	EA	NUT - HEX - LOCKING W/SERRATED FLANGE - 7/16-14 - ZINC
	000D39-08-00B	EA	NUT - HEX - LOCKING W/SERRATED FLANGE - 1/2-13 - ZINC
	000D44-07-00B	EA	NUT - HEX - LOCKING W/SERRATED FLANGE - 7/16-20 - ZINC
	000D44-08-00B	EA	NUT - HEX - LOCKING W/SERRATED FLANGE - 1/2-20 - ZINC
	000D46-04-00A	EA	NUT - HEX - WELD - 1/4-20 - PLAIN
	000D65-08-00B	EA	NUT - HEX - LOCKING W/SERRATED FLANGE - 8-32 - ZINC
	000D73-08-00C	EA	NUT - HEX FLANGE - 1/2-13
	000D75-09-00B	EA	NUT - HEX LOCKING - 9/16-12 - ZINC
	000D76-06-00B	EA	NUT - HEX FLANGE - 3/8-16
	000E11-04-00F	EA	WASHER - LOCKING - 1/4 MED SPLIT - STAINLESS STEEL
	000E11-07-00B	EA	WASHER - LOCKING - 7/16 MED SPLIT - ZINC
	000E11-08-00B	EA	WASHER - LOCKING - 1/2 MED SPLIT - ZINC
	000E13-17-00B	EA	WASHER - FLAT - 3/8 AR - ZINC
	000E13-18-00B	EA	WASHER - FLAT - 3/8 WIDE - ZINC
	000E13-20-00B	EA	WASHER - FLAT - 7/16 WIDE - ZINC
	000E13-22-00B	EA	WASHER - FLAT - 1/2 WIDE - ZINC
	000E13-26-00B	EA	WASHER - FLAT - 5/8 WIDE - ZINC
	000E14-10-00B	EA	WASHER - LOCKING - #10 EXTERNAL TOOTH - ZINC
	000E16-10-00B	EA	WASHER - HARDENED - 5/8 - FLAT - ZINC
	000G45-05-16B	EA	BOLT - LAG - 5/16-9 X 1 - ZINC
	039715-01-000	EA	NUT-SERT - 1/4" DIAMETER - 20 THREADS
	040921-01-000	EA	NUT - SPEED - U TYPE - #10-24 - BLACK
	040921-03-000	EA	NUT - SPEED - U TYPE - #10
	040921-04-000	EA	NUT - SPEED - U TYPE - #8-.59" LENGTH X .44" WIDTH
	040921-05-000	EA	NUT - SPEED - U-TYPE - 8-.67" X .44" WIDE
	040921-11-000	EA	NUT - SPEED - U-TYPE - 8-.59" LENGTH X .44" WIDTH - BLACK
	041322-01-000	EA	WASHER - FLANGE - 15/32"ID X 2 3/8"OD - F/SEAT BELT MTG
	044364-02-000	EA	NUT - SPEED - FLAT - ROUND
	044533-01-000	EA	WASHER - 1 3/8"OD - FOR BUTTONS - PLASTIC
	051387-06-000	EA	BOLT - CARRIAGE W/O HOLE - 5/16-18 X 9 1/2 - ZINC
	058716-02-000	EA	WASHER - FLAT NYLON
	064081-03-000	EA	NUT - WING 3/8-16 - W/WELD NUT
	077071-01-000	EA	WASHER - FENDER - 3/16"ID X 1"OD
	087234-01-000	EA	NUT - JACK - 1/4 X 20 THD - MOLLY
	088787-12-000	EA	STUD - WELD - 1/4 - 20 X 1.0 LG - MN
	106956-03-000	EA	BOLT - HEX TAP - 1/2-13NC X 3 - GRADE 5 - FULL THREAD/ZINC
	106956-10-000	EA	BOLT - HEX TAP - 9/16-12NC X 3 5/8 -GRD 5-FULL THREAD/ZINC
	106956-11-000	EA	BOLT - HEX TAP - 1/2-13NC X 2 1/2 - GRD 5-FULL THREAD/ZINC
	106956-13-000	EA	BOLT - HEX TAP - 1/2-20 X 2 1/2 - GRD 5-FULL THREAD/ZINC
	106956-14-000	EA	BOLT - HEX TAP - 5/16 -18NC X 1 1/2 - GRD 5-FULL THREAD/ZINC
	107397-01-000	EA	WASHER - FENDER - 3/4"ID X 1"OD
	108067-03-000	EA	STUD - WELD - 1/4 - 20 X 1/2 CD
	109917-01-000	EA	WASHER - 1.5" X 1.25"
	109917-03-000	EA	WASHER - 1" X .50"
	109917-04-000	EA	WASHER - 1" X .75"
	128444-01-000	EA	WASHER - SPRING - CONICAL
	135092-02-01A	EA	BOLT - HEX - SERRATED FLANGE - 1/2-20 X 2 1/2-GRADE 5 ZINC
	135092-05-01A	EA	BOLT - HEX - SERRATED FLANGE - 1/2-20 X 1 - GRADE 5 ZINC
	143399-01-01A	EA	NUT/RETAINING - 3/8"- 24 NFT
	147284-02-000	EA	NUT/SELF RETAINING - 5/16"-18
	148817-01-000	EA	WASHER/SPUR - LOCKING

SEALANTS & FASTENERS GROUP (CONTINUED)

SCREWS

KEY	PART NUMBER	U/M	DESCRIPTION
	0G1208-12-170	EA	SCREW - 8-18 X 3/4 POH - BRIGHT WHITE
	0G3908-08-170	EA	SCREW - SF/DR - 8-18 X 1/2 PPH - BRIGHT WHITE
	0G3908-16-170	EA	SCREW - SF/DR - 8-18 X 1 PPH - BRIGHT WHITE
	0G3908-24-170	EA	SCREW - SF/DR - 8-18 X 1 1/2 PPH - BRIGHT WHITE
	0G3910-10-420	EA	SCREW - SF/DR - 10-16 X .62 PPH - BRIARWOOD
	0G3910-12-170	EA	SCREW - SF/DR - 10-16 X 3/4 PPH - BRIGHT WHITE
	0G3910-24-170	EA	SCREW - SF/DR - 10-16 X 1 1/2 PPH - BRIGHT WHITE
	0G5508-08-370	EA	SCREW - SF/DR - 8-18 X .5 PWH - RIVERSTONE
	0G5508-08-380	EA	SCREW - SF/DR - 8-18 X .5 PWH - CASHMERE
	0G5508-08-420	EA	SCREW - SF/DR - 8-18 X .5 PWH - BRIARWOOD
	0G5508-08-450	EA	SCREW - SF/DR - 8-18 X .5 PWH - SADDLE
	0G5508-12-170	EA	SCREW - SF/DR - 8-18 X 3/4 PWH - BRIGHT WHITE
	0G5508-12-330	EA	SCREW - SF/DR - 8-18 X 3/4 PWH - PUTTY
	0G5508-12-380	EA	SCREW - SF/DR - 8-18 X 3/4 PWH - CASHMERE
	0G5508-12-450	EA	SCREW - SF/DR - 8-18 X 3/4 PWH - SADDLE
	0G5508-16-330	EA	SCREW - SF/DR - 8-18 X 1 PWH - PUTTY
	0G5508-16-370	EA	SCREW - SF/DR - 8-18 X 1 PWH - RIVERSTONE
	0G5508-16-380	EA	SCREW - SF/DR - 8-18 X 1 PWH - CASHMERE
	0G5508-16-450	EA	SCREW - SF/DR - 8-18 X 1 PWH - SADDLE
	0G6008-16-170	EA	SCREW - SF/DR - 8-18 X 1 POH - BRIGHT WHITE
	0G6012-32-170	EA	SCREW - SF/DR - 12-14 X 2 POH - BRIGHT WHITE
	0G6710-08-170	EA	SCREW - 10-12 X 1/2 PPH - BRIGHT WHITE
	0G6710-12-170	EA	SCREW - 10-12 X 3/4 PPH - BRIGHT WHITE
	0G6806-16-170	EA	SCREW - 6-18 X 1 POH - BRIGHT WHITE
	0G6810-24-280	EA	SCREW - 10-12 X 1 1/2 POH - SOFT WHITE
	000C20-06-24T	EA	SCREW - 3/8-16 X 1 1/2 - FLAT SOCKET
	000G11-06-08B	EA	SCREW - 6-20 X 1/2 PPH - ZINC
	000G11-06-10B	EA	SCREW - 6-20 X 5/8 PPH - ZINC
	000G11-06-10J	EA	SCREW - 6-20 X 5/8 PPH - BRASS
	000G11-07-08B	EA	SCREW - 7-19 X 1/2 PPH - ZINC
	000G11-08-06B	EA	SCREW - 8-18 X 3/8 PPH - ZINC
	000G11-08-08T	EA	SCREW - 8-18 X 1/2 PPH - FLUOROCARBON COATING
	000G11-08-12B	EA	SCREW - 8-18 X 3/4 PPH - ZINC
	000G11-08-12P	EA	SCREW - 8-18 X 3/4 PPH - DARK BROWN
	000G11-08-12S	EA	SCREW - 8-18 X 3/4 PPH - OFF WHITE
	000G11-08-12T	EA	SCREW - 8-18 X 3/4 PPH - BLACK MAGNESIUM
	000G11-08-20B	EA	SCREW - 8-18 X 1 1/4 PPH - ZINC
	000G11-08-20G	EA	SCREW - 8-18 X 1 1/4 - ANTIQUE BRASS
	000G11-10-12D	EA	SCREW - 10-16 X 3/4 PPH - BLACK
	000G11-10-32P	EA	SCREW-10,16X2.00 PPH DK BRN
	000G12-06-08T	EA	SCREW - 6-20 X 1/2 POH - BLACK
	000G12-10-16F	EA	SCREW - 10-16 X 1 POH - STAINLESS STEEL
	000G13-05-10B	EA	SCREW - 5-12 X 5/8 PFH - ZINC
	000G13-06-06I	EA	SCREW - 6-20 X 3/8 PFH - BLACK ZINC
	000G13-06-08B	EA	SCREW - 6-20 X 1/2 PFH - ZINC
	000G13-06-08G	EA	SCREW - 6-20 X 1/2 PFH - ANTIQUE BRASS
	000G13-06-10G	EA	SCREW - 6-20 X 5/8 PFH - ANTIQUE BRASS
	000G13-06-16E	EA	SCREW - 6-20 X 1 PFH - CHROME
	000G13-06-16J	EA	SCREW - 6-20 X 1 PFH - BRASS
	000G13-06-24J	EA	SCREW - 6-20 X 1 1/2 PFH - BRASS
	000G13-07-10H	EA	SCREW - 7-19 X 5/8 PFH - BLACK
	000G13-07-12B	EA	SCREW - 7-19 X 3/4 PFH - ZINC
	000G11-08-08B	EA	SCREW - 8-18 X 1/2 PPH - ZINC
	000G13-08-10B	EA	SCREW - 8-18 X 5/8 PFH - ZINC
	000G13-08-109	EA	SCREW - 8-18 X 5/8 PFH
	000G13-08-16B	EA	SCREW - 8-18 X 1 PFH - ZINC
	000G13-08-24B	EA	SCREW - 8-18 X 1 1/2 PFH - ZINC
	000G16-04-24B	EA	SCREW - MACHINE - 1/4-20 X 1 1/2 PPH
	000G18-08-16B	EA	SCREW - MACHINE - 8-32 X 1 PPH - ZINC
	000G18-08-22B	EA	SCREW - MACHINE - 8-32 X 1 3/8 PPH - ZINC
	000G18-08-24B	EA	SCREW - MACHINE - 8-32 X 1 1/2 PPH - ZINC
	000G19-10-08B	EA	SCREW - MACHINE - 10-32 X 1/2 PPH - ZINC
	000G19-10-10B	EA	SCREW - MACHINE - 10-32 X 5/8 - PPH - ZINC
	000G19-10-12F	EA	SCREW - MACHINE - 10-32 X 3/4 PPH - STAINLESS STEEL

SEALANTS & FASTENERS GROUP (CONTINUED)
SCREWS (CONTINUED)

KEY	PART NUMBER	U/M	DESCRIPTION
	000G19-10-20B	EA	SCREW - MACHINE - 10-32 X 1 1/2 PPH - ZINC
	000G32-10-06B	EA	SCREW - 10-32 X 3/8 PPH - ZINC
	000G34-05-12B	EA	SCREW - HEX HEAD TAPPING - 5/16 X 3/4 LONG
	000G39-06-10T	EA	SCREW - SF/DR - 6-20 X 5/8 PPH - BLACK
	000G39-06-16T	EA	SCREW - SF/DR - 6-20 X 1 PPH - BLACK
	000G39-08-06B	EA	SCREW - SF/DR - 8-18 X 3/8 PPH - ZINC
	000G39-08-08B	EA	SCREW - SF/DR - 8-18 X 1/2 PPH - ZINC
	000G39-08-08S	EA	SCREW - SF/DR - 8-18 X 1/2 PPH - OFF WHITE
	000G39-08-08T	EA	SCREW - SF/DR - 8-18 X 1/2 PPH - BLACK
	000G39-08-12T	EA	SCREW - SF/DR - 8-18 X 3/4 PPH - BLACK
	000G39-08-16B	EA	SCREW - SF/DR - 8-18 X 1 PPH - ZINC
	000G39-08-16T	EA	SCREW - SF/DR - 6-20 X 1 PPH - BLACK
	000G39-08-24B	EA	SCREW - SF/DR - 8-18 X 1 1/2 PPH - ZINC
	000G39-08-24T	EA	SCREW - SF/DR - 8-18 X 1 1/2 PPH - BLACK
	000G39-08-32B	EA	SCREW - SF/DR - 8-18 X 2 PPH - ZINC
	000G39-08-169	EA	SCREW-SF/DR,8-18X1.00 PPH - FLUROCARBON SILVER
	000G39-10-08B	EA	SCREW - SF/DR - 10-16 X 1/2 PPH - ZINC
	000G39-10-10B	EA	SCREW - SF/DR - 10-16 X 5/8 PPH - ZINC
	000G39-10-12B	EA	SCREW - SF/DR - 10-16 X 3/4 PPH - ZINC
	000G39-10-12S	EA	SCREW - SF/DR - 10-16 X 3/4 PPH - OFF WHITE
	000G39-10-129	EA	SCREW - SF/DR - 10-16 X 3/4 PPH - FLUOROCARBON SILVER
	000G39-10-169	EA	SCREW - SF/DR - 10-16 X 1 PPH - FLUOROCARBON SILVER
	000G39-10-20B	EA	SCREW - SF/DR - 10-16 X 1 1/4 PPH - ZINC
	000G39-10-20T	EA	SCREW - SF/DR - 10-16 X 1 1/4 PPH - BLACK
	000G39-10-24B	EA	SCREW - SF/DR - 10-16 X 1 1/2 PPH - ZINC
	000G39-10-24T	EA	SCREW - SF/DR - 10-16 X 1 1/2" PPH - BLACK
	000G39-10-32B	EA	SCREW - SF/DR - 10-16 X 2 - PPH - ZINC
	000G39-10-48B	EA	SCREW - SF/DR - 10-16 X 3 - PPH - ZINC
	000G39-10-48T	EA	SCREW - SF/DR - 10-16 X 3 PPH - BLACK
	000G42-04-16B	EA	SCREW - SF/DR - 1/4-14 X 1 HWH - ZINC
	000G42-04-24B	EA	SCREW - SF/DR - 1/4-14 X 1 1/2 - ZINC
	000G52-06-05B	EA	SCREW - MACHINE - 6-32 X 5/16 PTH - ZINC
	000G52-06-06B	EA	SCREW - MACHINE - 6-32 X 3/8 PTH - ZINC
	000G54-04-14B	EA	SCREW - 1/4-20 X 7/8 PTH - TYPE 23 - ZINC PLATED
	000G55-08-12T	EA	SCREW - SF/DR - 8-18 X 3/4 PWH - BLACK
	000G55-08-16S	EA	SCREW - SF/DR - 8-18 X 1.00 PWH - OFF WHITE
	000G55-08-16T	EA	SCREW - SF/DR - 8-18 X 1 PWH - BLACK
	000G56-12-48B	EA	SCREW - WOOD - 12-11 X 3 POH - SPECIAL HARDENED
	000G60-08-16E	EA	SCREW - SF/DR - 8-1 X 1 POH - CHROME
	000G60-08-20F	EA	SCREW - SF/DR - 8-19X1.25 POH
	000G60-08-22B	EA	SCREW - SF/DR - 8-18 X 1.38 POH - ZINC
	000G60-10-20B	EA	SCREW - SF/DR - 10-16 X 1 1/4 POH - ZINC
	000G60-10-209	EA	SCREW - SF/DR - 10-16 X 1 1/4 POH - SILVER STALGAARD
	000G60-10-28T	EA	SCREW - SF/DR - 10-16 X 1 3/4 - BLACK
	000G62-06-12B	EA	SCREW-SF/DR,6-20X.75 PFH - ZINC
	000G62-06-249	EA	SCREW - SF/DR - 8-18 X 1.5 PPH - SILVER
	000G62-08-24B	EA	SCREW - SF/DR - 8-18 X 1 1/2 PFH
	000G62-08-24T	EA	SCREW - SF/DR - 8-18 X 1 1/2 PFH - BLACK
	000G67-08-32B	EA	SCREW - 8-15 X 2 PPH - ZINC
	000G67-10-08B	EA	SCREW - 10-12 X 1/2 PPH - ZINC
	000G67-10-08S	EA	SCREW - 10-12 X 1/2 PPH - OFF WHITE
	000G67-10-10B	EA	SCREW - 10-12 X 5/8 PPH - ZINC - TYPE A
	000G67-10-10D	EA	SCREW - 10-12 X 5/8 PPH - BLACK - TYPE A
	000G67-10-10P	EA	SCREW - 10-12 X 5/8 PPH - DARK BROWN
	000G67-10-10S	EA	SCREW - 10-12 X 5/8 PPH - OFF WHITE
	000G67-10-10T	EA	SCREW - 10-12 X 5/8 PPH - BLACK
	000G67-10-10V	EA	SCREW-10-12X5/8 PPH ZN O/W - TYPE A
	000G67-10-12P	EA	SCREW - 10-12 X 3/4 PPH - DARK BROWN
	000G67-10-24B	EA	SCREW - 10-12 X 1 1/2 PPH - ZINC
	000G68-06-10J	EA	SCREW - 6-18 X 5/8 POH - BRASS
	000G68-06-12B	EA	SCREW - 6-18 X 3/4 POH - ZINC & CLEAR
	000G68-06-12S	EA	SCREW - 6-18 X 3/4 POH
	029130-01-000	EA	SCREW - SNAP STUD - #8-16 X 5/8" LONG
	029130-02-000	EA	SCREW - SNAP STUD - #8-16 X 1 1/2" LONG

SEALANTS & FASTENERS GROUP (CONTINUED)
SCREWS (CONTINUED)

KEY	PART NUMBER	U/M	DESCRIPTION
	029130-03-000	EA	SCREW - SNAP STUD - #8-16 X 1" LONG
	049465-03-000	EA	SCREW - 10-16 X 1 POH W/WASHER - OFF WHITE
	049465-17-000	EA	SCREW - 10-16 X 1 POH W/WASHER - BRIGHT WHITE
	049465-18-000	EA	SCREW - 10-16 X 1 POH W/WASHER - VW GRAY
	054434-02-000	EA	SCREW - SF/DR - 10-16 X 2 - ZINC
	054434-03-000	EA	SCREW - SF/DR - 10-16 X 2 - PWH - ZINC
	075908-01-000	EA	SCREW - MACHINE - 10-32 X .56 PTH - EXTERNAL TOOTH - ZINC
	076790-01-000	EA	SCREW - 6-20 X 1 1/4 PPH - BLACK
	076790-05-000	EA	SCREW - 6-20 X 1/2 PPH - BLACK - THREAD CUTTING/WOOD
	083554-01-000	EA	SCREW - DRYWALL - 8 X 1 1/4
	087721-01-000	EA	SCREW - FLAT HEAD - TAPPING - 1/4" X 1 1/4" LONG - ZINC
	093249-01-000	EA	CAP/SCREW - MOLDED/VINYL - BLACK
	095772-01-000	EA	SOCKET-SNAP FASTNER1" SF/DR - SELF DRIVER
	097974-01-000	EA	SCREW - PARTICLE BOARD - 7-9 X 3/4 PPH
	101618-01-000	EA	SCREW - 1/4-20 X 3/4 HEX - TAPPING - STALGARD TYPE F
	113563-01-01A	EA	SCREW - 8 X 5/8 LONG SHOULDER/WASHER HEAD
	113563-01-02A	EA	SCREW - 8 X 5/8 LONG SHOULDER/WASHER HEAD - BRIGHT WHITE
	118383-01-12A	EA	RETAINER/RECESSED - F/.22" SCREW - RIVERSTONE
	118383-01-14A	EA	RETAINER/RECESSED - F/.22" SCREW - PEWTER
	118383-01-15A	EA	RETAINER/RECESSED - F/.22" SCREW - BRIARWOOD
	118383-02-13A	EA	RETAINER/RECESSED - F/.27" SCREW - OFF WHITE
	118383-04-04A	EA	CAP - F/RECESSED RETAINER - BRIGHT WHITE
	118383-04-10A	EA	CAP - F/RECESSED RETAINER - RIVERSTONE
	118383-04-13A	EA	CAP - F/RECESSED RETAINER - OFF WHITE
	118383-04-14A	EA	CAP - F/RECESSED RETAINER - PEWTER
	118383-04-15A	EA	CAP - F/RECESSED RETAINER - BRIARWOOD
	134126-01-01A	EA	SCREW/NAIL - HEX HEAD - 3/4"
	140040-01-000	EA	SCREW - 1/4-20 X 1 - BUTTON HEAD/SOCKET - W/LOCTITE
	149753-01-01A	EA	RETAINER/RECESSED - F/.22" SCREW - BLACK
	149753-01-02A	EA	RETAINER/RECESSED - F/.22" SCREW - BRIGHT WHITE
	149753-02-01A	EA	CAP - F/RECESSED RETAINER - BLACK
	149753-02-02A	EA	CAP - F/RECESSED RETAINER - BRIGHT WHITE
	154938-01-01A	EA	SCREW - SF/DR - 10-16 X 3/4 PPH - W/SELF SEAL - BRIGHT WHITE
	154938-01-02A	EA	SCREW - SF/DR - 10-16 X 3/4 PPH - W/SELF SEAL - BLACK
	154938-02-01A	EA	SCREW - SF/DR - 8-18 X 1 PFH - W/SELF SEAL - BRIGHT WHITE
	154938-02-02A	EA	SCREW - SF/DR - 8-18 X 1 PFH - W/SELF SEAL - BLACK
	154938-02-03A	EA	SCREW - SF/DR - 8-18 X 1 PFH - W/SELF SEAL - SILVER
	154938-03-01A	EA	SCREW - SF/DR - 8-18 X 5/8 PFH - W/SELF SEAL - BRT WHT
	154938-03-02A	EA	SCREW - SF/DR - 8-18 X 5/8 PFH - W/SELF SEAL - BLACK
	154938-04-01A	EA	SCREW - SF/DR - 10-16 X 1" TPH - W/SELF SEAL - BRT WHT
	154938-04-02A	EA	SCREW - SF/DR - 10-16 X 1" TPH - W/SELF SEAL - BLACK
	154938-05-03A	EA	SCREW - SF/DR - 8-18 X 1.25" PFH - W/SELF SEAL - SILVER

SEALANTS & FASTENERS GROUP (CONTINUED)

CLAMPS, CLIPS, GROMMETS, RIVETS & PLUGS

KEY	PART NUMBER	U/M	DESCRIPTION
	000H14-06-03R	EA	RIVET - MANDREL BLIND - 3/16 ALUMINUM
	000H16-04-06R	EA	RIVET - POP ALUMINUM - 1/8 X .313 - .375
	000H16-06-10R	EA	RIVET - POP ALUMINUM - 3/16 X .501 - .625
	007161-01-000	EA	CLAMP - HOSE - SPRING TYPE - 1/2"
	008386-01-000	EA	GROMMET - SNAP - 3/8" DIAMETER - NYLON
	010495-01-000	EA	CLAMP - CABLE - 9/16"ID - BLACK
	010495-02-000	EA	CLAMP - CABLE - 3/8"ID - BLACK
	010495-04-000	EA	CLAMP - CABLE - 11/16"ID - WHITE
	010497-01-000	EA	CLAMP - CLOSED - 5/8"ID
	010497-02-000	EA	CLAMP - CLOSED - 1.5"ID
	010497-03-000	EA	CLAMP - CLOSED - 1"ID - CUSHIONED
	010497-04-000	EA	CLAMP - CLOSED - 1 5/8"ID
	010497-05-000	EA	CLAMP - CLOSED - 1/2"ID
	010497-07-000	EA	CLAMP - CLOSED - 3/8"ID
	010497-09-000	EA	CLAMP - CLOSED - 5/16"ID
	010497-10-000	EA	CLAMP - CLOSED - 7/8"ID
	010499-01-000	EA	CLAMP - CLOSED - 3/8"ID
	016188-03-000	EA	GROMMET - LP LINE - 3/8"HOLE X 2 1/2"LONG - RUBBER
	016188-04-000	EA	GROMMET - LP LINE - 1/2"HOLE X 2 1/2"LONG - RUBBER
	016188-05-000	EA	GROMMET - LP LINE - 3/8"HOLE X 1 1/4"LONG - RUBBER
	016188-06-000	EA	GROMMET - LP LINE - 3/8"HOLE X 3 1/4"LONG - RUBBER
	016188-07-000	EA	GROMMET - L/P LINE - 1/2"HOLE X 3 1/4"LONG
	016188-08-000	EA	GROMMET - LP LINE - 1/2"HOLE X 1 1/4"LONG - RUBBER
	016188-09-000	EA	GROMMET - LP LINE - .68"HOLE X 1 1/4"LONG - RUBBER
	016188-10-000	EA	GROMMET - LP GAS - .68" X 2.5"
	023942-01-000	EA	GROMMET - RUBBER - 2"OD
	041930-11-000	EA	RIVET - POP ALUMINUM - 1/8 X .188 - .250 - BRIGHT WHITE
	061420-04-000	EA	PLUG/PLASTIC - 1 1/4" DIAMETER
	061420-05-000	EA	PLUG/PLASTIC - 1 1/2" DIAMETER
	061420-09-000	EA	PLUG/PLASTIC - 1.00" DIAMETER
	061420-10-000	EA	PLUG/PLASTIC - 1 1/2" DIAMETER - BLACK
	061420-12-000	EA	PLUG/PLASTIC - 1.50" DIAMETER - RED
	061420-13-000	EA	PLUG/PLASTIC - 3/8" - FLUSH
	061420-14-000	EA	PLUG/PLASTIC - 7/8" DIAMETER - BLACK
	061420-15-000	EA	PLUG/PLASTIC - 2" DIAMETER - BLACK
	061420-16-000	EA	PLUG/PLASTIC - 2 1/8" DIAMETER - BLACK
	061420-18-000	EA	PLUG/PLASTIC - 1 3/4" DIAMETER - BLACK
	062401-01-000	EA	CLAMP - HOSE - WORMGEAR - .25" - 1"
	062401-02-000	EA	CLAMP - HOSE - WORMGEAR - 1.56" - 2.5" ID
	062401-03-000	EA	CLAMP - HOSE - WORMGEAR - .22" - 1" ID
	062401-04-000	EA	CLAMP - HOSE - WORMGEAR - .69" - 1.25" ID
	062401-06-000	EA	CLAMP - HOSE - WORMGEAR - .22" - .62" ID
	062401-09-000	EA	CLAMP - HOSE - WORMGEAR - 2.8" - 3.75" ID
	062401-11-000	EA	CLAMP - HOSE - WORMGEAR - 3.50" - 4.50" ID
	062401-13-000	EA	CLAMP - HOSE - WORMGEAR
	071015-11-000	EA	GROMMET - RUBBER - 1"ID FITS .12 MATERIAL - BLACK
	071015-13-000	EA	GROMMET - RUBBER - .62"ID X 1"OD W/.09" GROOVE - BLACK
	071015-20-000	EA	GROMMET - .38 ID FITS .06 MTL
	071015-22-000	EA	GROMMET - RUBBER - .62"ID X 1.12"OD W/.19" GROOVE - BLACK
	071015-26-000	EA	GROMMET - RUBBER - 1.5"ID X 2.1"OD W/.06" GROOVE - BLACK
	071015-29-000	EA	GROMMET - RUBBER - .3"ID X 1.3"OD W/.12" GROOVE - BLACK
	071015-30-000	EA	GROMMET - RUBBER - .3"ID X .81"OD W/.12" GROOVE - BLACK
	071015-39-000	EA	GROMMET - .75 ID FITS .06 MTL
	071015-41-000	EA	GROMMET - .125 ID FITS .188 MTL
	071015-42-000	EA	GROMMET - .25 ID FITS .06 MTL
	071015-43-000	EA	GROMMET-.25 ID,FITS .07 MATL, MINOR Z-4139
	071015-44-000	EA	GROMMET - .31 ID FITS .25 MTL
	075148-02-000	EA	CLAMP - GROUNDING - BRONZE SCREWS
	077955-01-000	EA	CLIP/J - 3/8" - VINYL COATED
	081211-03-000	EA	PLUG - PLASTIC - .50"DIAMETER - TRUSS HEAD - BLACK
	081211-04-000	EA	PLUG - PLASTIC - .46"DIAMETER - TRUSS HEAD - BLACK
	081211-06-000	EA	PLUG-PLASTIC,.468DIA,BLACK , HEYCO 1669
	083609-01-000	EA	CLAMP - WIRE - DUAL - EQUAL DIAMETERS - 5/8"
	083610-01-000	EA	CLAMP - WIRE - DUAL - UNEQUAL DIAMETERS - 3/4" & 1 1/4"

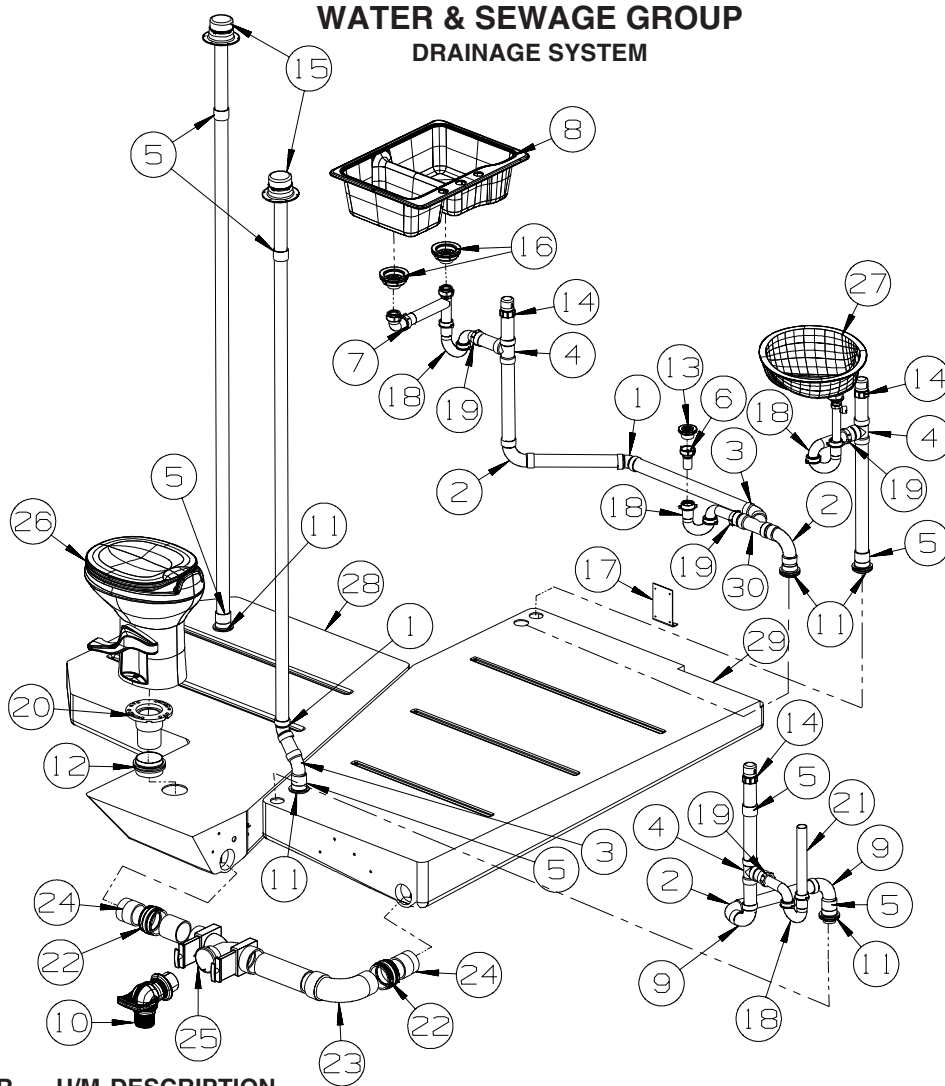
SEALANTS & FASTENERS GROUP (CONTINUED)
CLAMPS, CLIPS, GROMMETS, RIVETS & PLUGS (CONTINUED)

KEY	PART NUMBER	U/M	DESCRIPTION
	083610-02-000	EA	CLAMP - WIRE - DUAL - UNEQUAL DIAMETERS - 3/4" & 2"
	083610-03-000	EA	CLAMP - WIRE - DUAL - EQUAL DIAMETERS - 2"
	083610-02-000	EA	CLAMP - WIRE - DUAL - UNEQUAL DIAMETERS - 3/4" & 2"
	083610-03-000	EA	CLAMP - WIRE - DUAL - EQUAL DIAMETERS - 2"
	088756-01-000	EA	GROMMET - WEB - 1 1/8"ID
	089329-02-000	EA	CLIP - SPRING
	091952-01-000	EA	CLIP - GRIPPER - 1" - BLACK VINYL COATED
	091952-02-000	EA	CLIP - GRIPPER - 3/4" - BLACK VINYL COATED
	091952-03-000	EA	CLIP - GRIPPER - 1/2" - BLACK VINYL COATED
	094362-02-000	EA	CLIP - XMAS TREE - BINDER HEAD - .9" LONG/ANY COLOR
	113133-02-01A	EA	RIVET - POP - ALUMINUM - 3/16 X .252 - .504 - BLACK
	114208-05-000	EA	GROMMET - EDGE LINER - FITS 2"
	118626-01-01A	EA	RIVET/POP - ALUMINUM - 3/16 X 1.2"(GRIP RANGE .1"-.4")
	118626-01-02A	EA	RIVET/POP - ALUMINUM - 3/16 X .08 - .375
	118626-02-01A	EA	RIVET/POP - ALUMINUM - 3/16 X .500 - .750
	118626-03-01A	EA	RIVET/POP - STAINLESS STEEL - 3/16 X .500 - .750
	137014-01-01A	EA	GROMMET - CABLE - ALMOND
	139118-02-01A	EA	GROMMET - SCREW - PLASTIC
	155498-01-01A	EA	CLAMP - CLOSED - 7/8"ID - VINYL DIP/GALVONIZED - BLACK

MISCELLANEOUS FASTENERS

KEY	PART NUMBER	U/M	DESCRIPTION
	008343-01-000	EA	TIE - WIRE - 6"
	008343-02-000	EA	TIE - WIRE - 14"
	008343-03-000	EA	TIE - WIRE - 7 1/2" - BLACK
	029094-04-000	YD	VELCRO TAPE/LOOP - 1"WIDE - W/ADHESIVE BACK - BLACK
	029096-03-000	YD	VELCRO TAPE/HOOK - 1"WIDE - BLACK
	029096-04-000	YD	VELCRO TAPE/HOOK - 1"WIDE - BLACK - W/ADHESIVE BACK (PSA)
	048394-02-000	YD	VELCRO TAPE - HOOK - ADHESIVE BACK - 3/4" WIDE - BEIGE
	085774-01-000	FT	FASTENER - DUAL LOCK - 1" WIDE - ADHESIVE BACK - BLACK
	085774-02-000	FT	FASTENER - DUAL HOOK - 1" WIDE - ADHESIVE BACK - BLACK
	088792-02-000	YD	VELCRO TAPE - LOOP - 3/4" - ADHESIVE BACK - BEIGE
	088792-04-000	YD	VELCRO TAPE - HOOK - 5/8" - NON-ADHESIVE BACK - WHITE
	088792-05-000	YD	VELCRO TAPE - LOOP - 5/8" - NON-ADHESIVE BACK - WHITE
	108046-02-000	EA	CABLE TIE - SCREW MOUNT 15"

WATER & SEWAGE GROUP DRAINAGE SYSTEM

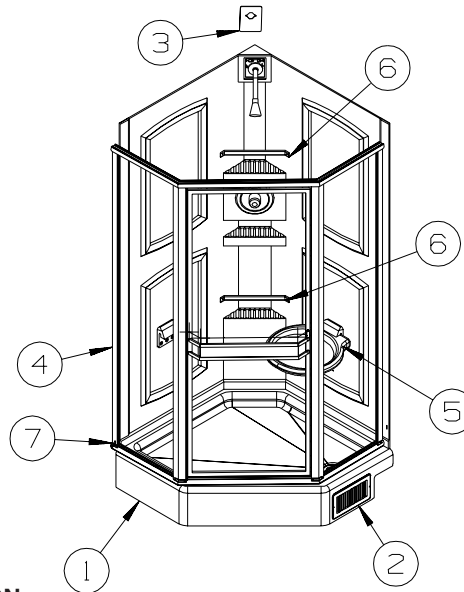


KEY	PART NUMBER	U/M DESCRIPTION
1	010006-01-000	EA ELBOW - 45 DEGREE - 1 1/2" HUB X HUB - PLASTIC
2	010008-01-000	EA ELBOW - 90 DEGREE - 1 1/2" HUB X HUB - PLASTIC
3	010051-01-000	EA ELBOW - 45 DEGREE - 1 1/2" SPIGOT X HUB - PLASTIC
4	010071-01-000	EA TEE - SANITARY - 1 1/2" HUB X HUB X HUB - PLASTIC
5	010115-01-000	EA COUPLING - 1 1/2" HUB X HUB - PLASTIC
6	011069-06-000	EA TAILPIECE - 1 1/2" X 1 1/4" X 2 1/2"
7	011091-02-000	EA WASTE - CONTINUOUS - DOUBLE SINK
8	110654-01-000	EA SINK - STAINLESS STEEL/DOUBLE BASIN (1 LG-1 SM BASIN)
9	033761-01-000	EA ELBOW - 90 DEGREE - TURN - 1 1/2" HUB X 1 1/2" SPIGOT
10	144728-01-000	EA VALVE - SEWER HOSE - 3"
	147845-01-01A	EA LABEL - DRIP VALVE
11	061607-01-000	EA GROMMET - HOLDING TANK - 1 1/2" NPS
12	061607-02-000	EA GROMMET - HOLDING TANK - 3" NPS
13	066440-01-000	EA STRAINER - SHOWER DRAIN - W/RUBBER WASHER
	127440-02-01A	EA WASHER - RUBBER - 1.8" X .1"
14	079968-01-000	EA VENT - MECHANICAL/TRAP ARM - ANTI-SIPHON-2" X 7.3" PLASTIC
15	083558-03-000	EA VENT W/COVER F/PLUMBING STACK - OFF WHITE
16	092303-01-000	EA STRAINER - W/BASKET - GALLEY SINK - 4" OD
17	094756-02-01A	EA BRACKET - L - 6.1" LONG X 3.9" WIDE - STEEL
18	107538-02-000	EA P-TRAP - PLASTIC - 1 1/2" W/EXTENSION ARM
19	011071-01-000	EA P-TRAP - 1 1/2" - CSA - PLASTIC - CANADIAN
20	152146-01-000	EA CONNECTOR - 1 1/2" P X 1 1/2" MPT
21	024676-01-000	EA FLANGE/CLOSET - 4" X 3" - BLACK PLASTIC
22	126588-02-000	EA ARM - WASTE - 1 1/2" X 20" - FEMALE
23	078406-01-000	EA COUPLER - 3" X 3" W/CLAMPS - RUBBER
24	041956-01-000	EA ELBOW - 3" STREET - 90 DEGREE - PLASTIC
25	010129-03-000	EA NIPPLE - 3" X 3" TOE - PLASTIC

WATER & SEWAGE GROUP (CONTINUED)
DRAINAGE SYSTEM (CONTINUED)

KEY	PART NUMBER	U/M	DESCRIPTION
25	136143-01-000	EA	VALVE - DUAL - 3" X 3"
	139513-01-000	EA	HOSE - SEWER - 3" X 10' - W/ADAPTER
	062416-01-000	EA	ADAPTER - SEWER HOSE TO 3" PIPE
26*	160815-01-01A	EA	TOILET-STYLE II,TALL,WHITE ,*W/SPRAYER
27	155318-01-01A	EA	SINK - LAVATORY - OVAL - 19.5" X 16" X 6.1" - CREAM
28	150414-01-700	EA	TANK - HOLDING - 46 GALLON - W/3" NIPPLE - W/O FITTINGS
	049032-01-000	EA	PATCH - SPINWELD - 3/8" - PLASTIC
	125697-02-000	EA	NOZZLE - WELD-A-FLUSH
29	150413-01-700	EA	TANK - HOLDING - 70 GALLON - W/3" NIPPLE - W/O FITTINGS
	049032-01-000	EA	PATCH - SPINWELD - 3/8" - PLASTIC
30	010073-01-000	EA	WYE - 45 DEGREE - 1 1/2" HUB X HUB X HUB - PLASTIC

***COMPONENT PARTS LISTED LATER IN THIS GROUP**



KEY	PART NUMBER	U/M	DESCRIPTION
1	M02630-81-S64	EA	SHOWER PAN - W/STRAINER
2	089326-02-000	EA	GRILLE - FLOOR - HEATING - 9.3" X 5.3" - SOFT WHITE
3	131549-01-01A	EA	PLATE - COVER - SHOWER HEAD
4	147575-01-30A	EA	ENCLOSURE - SHOWER - SIDES/BACK - 1 PIECE - IVORY MARBLE
5	135607-03-01A	EA	SEAT - SHOWER/FOLDING - FOLD DOWN SHOWER SEAT
6	113714-02-30A	EA	RETAINER - SHELF/SHOWER - 10.6" - IVORY MARBLE
7	154585-03-01A	FT	SEAL - FOAM TAPE - ADHESIVE BACK - 1/8" X 3/4"

COMPONENT PARTS FOR DRAINAGE SYSTEM

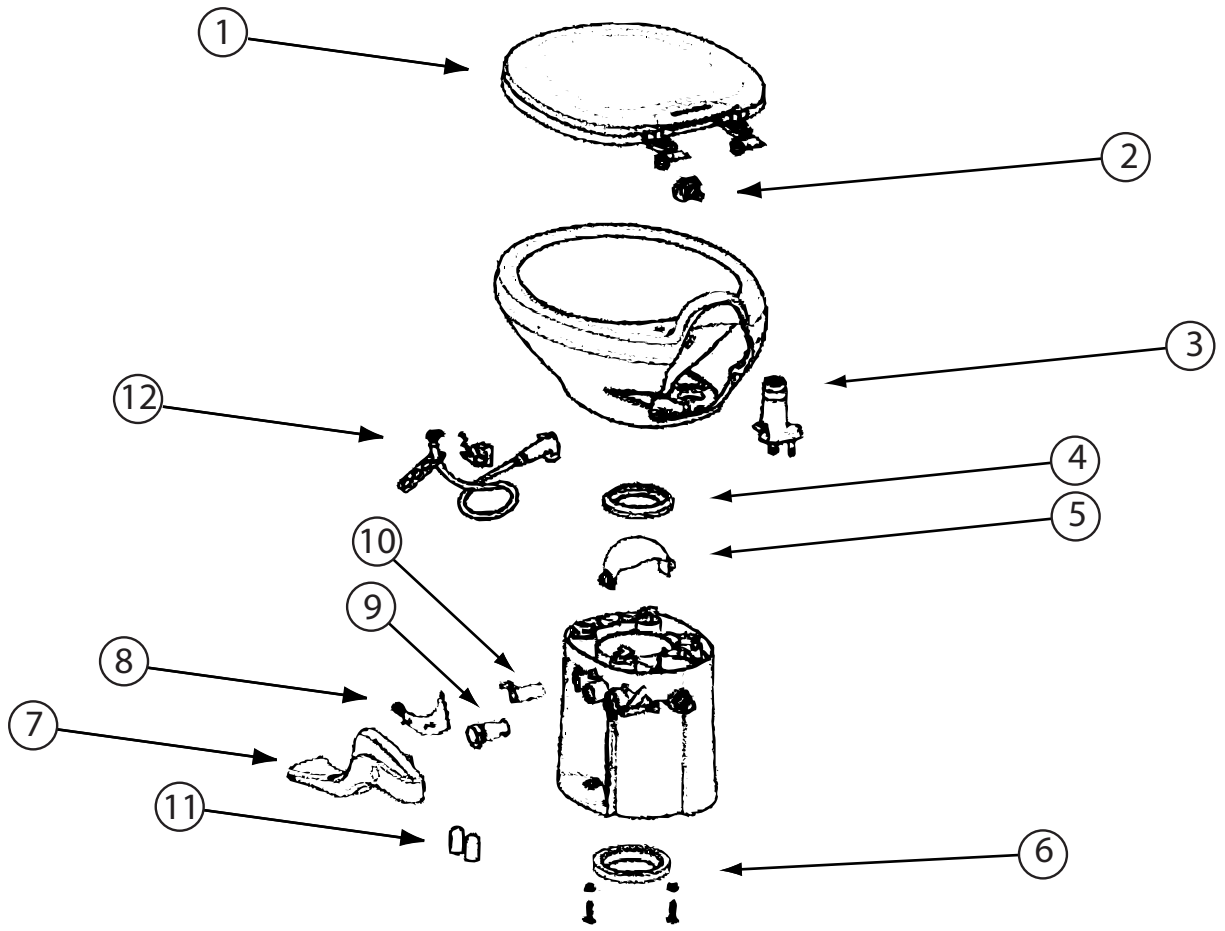
062415-01-000

KEY	PART NUMBER	U/M	DESCRIPTION	VENDOR NO.
	062415-01-700	EA	STRING-SEWER CAP	V#SV7 STRAP

144728-01-000

KEY	PART NUMBER	U/M	DESCRIPTION	VENDOR NO.
	144728-01-700	EA	GASKET-RUBBER, INSIDE VALVE	9667310-11
	144728-01-701	EA	GASKET-RUBBER, OUTSIDE	9667310-10

WATER & SEWAGE GROUP (CONTINUED)
COMPONENT PARTS FOR DRAINAGE SYSTEM (CONTINUED)

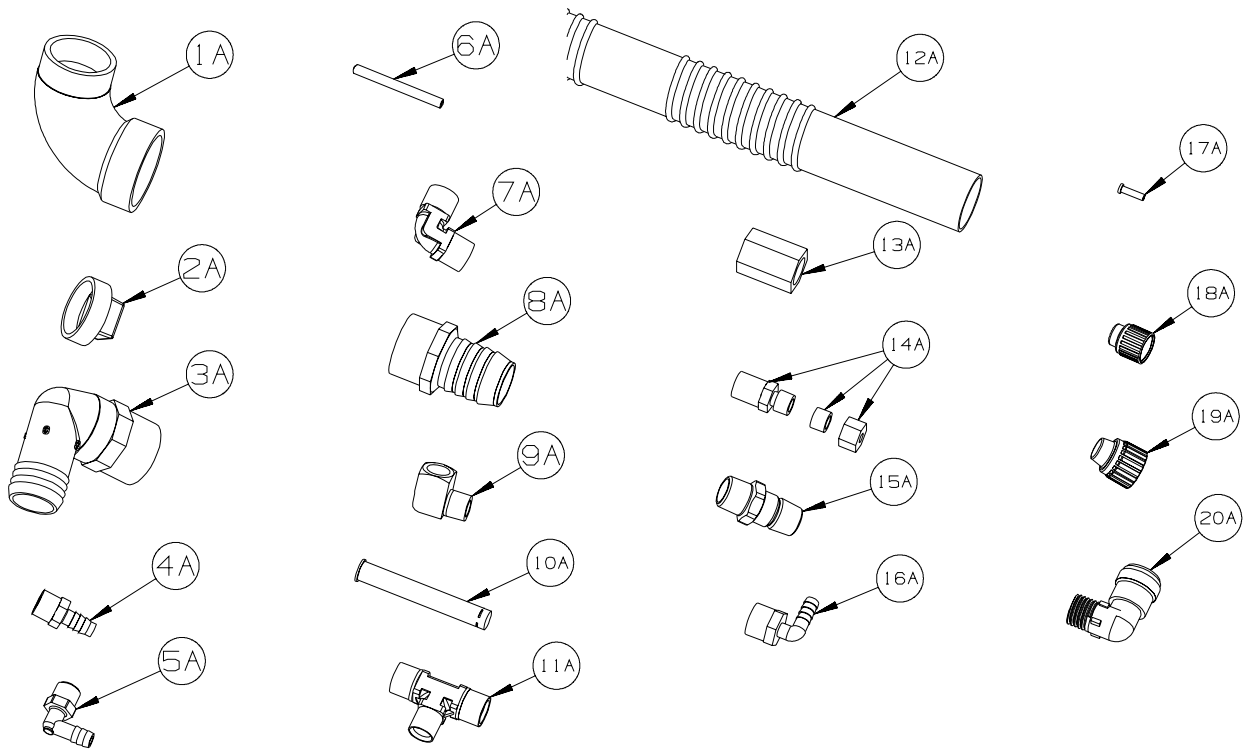


160815-01-01A

KEY	PART NUMBER	U/M	DESCRIPTION	VENDOR NO.
1	160815-01-700	EA	SEAT & COVER ASSEMBLY	42036
2	152829-01-710	EA	FLUSH NOZZLE - WHITE	34124
3	152829-01-708	EA	VACUUM BREAKER	34122
4	152829-01-707	EA	SEAL - F/WASTE BALL	34120
5	152829-01-706	EA	WASTE BALL - WHITE	34117
6	063740-01-706	EA	BOLT PACKAGE-FLOOR FLANGE	12524 THETFORD
7	160815-01-701	EA	PEDAL - TALL - WHITE	42067
8	160815-01-702	EA	INSERT/PEDAL COVER - WHITE	42080
9	160815-01-703	EA	WATER VALVE	42049
10	160815-01-704	EA	WASTE BALL DRIVE ARM	42048
11	147421-01-707	EA	CAP (UNIVERSAL BOLT) - WHITE	31713
12	132389-01-708	EA	HAND SPRAY KIT-CHROME HEAD	19289

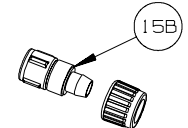
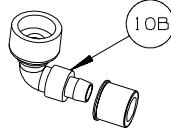
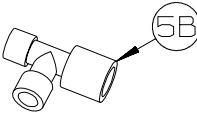
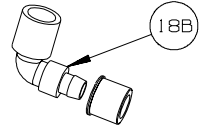
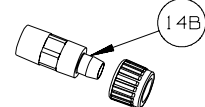
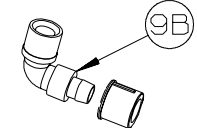
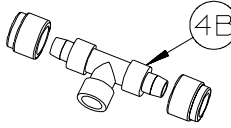
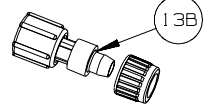
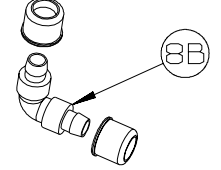
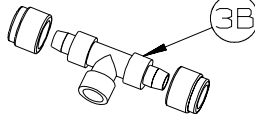
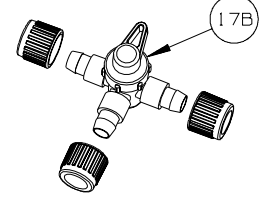
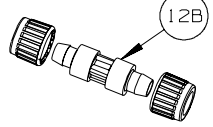
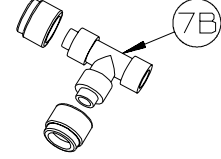
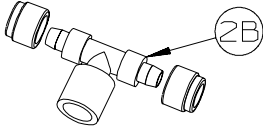
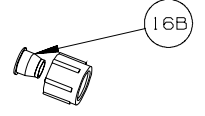
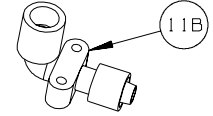
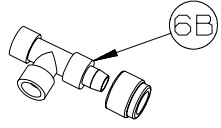
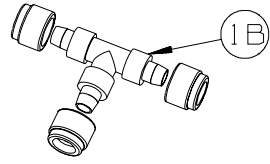
WATER & SEWAGE GROUP (CONTINUED)

WATER SYSTEM



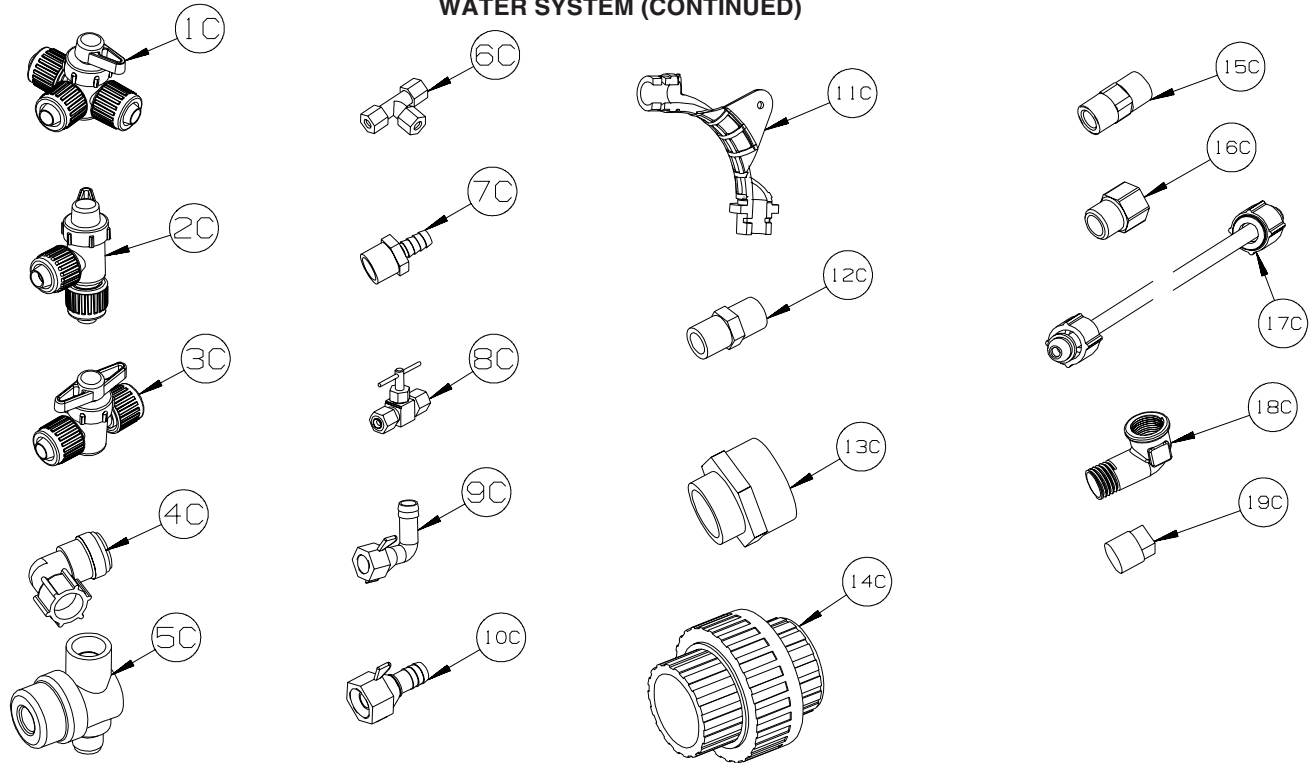
KEY	PART NUMBER	U/M	DESCRIPTION
1A	010009-01-000	EA	ELBOW - 90 DEGREE - 1/4 BEND - 1 1/2" PLASTIC
2A	010166-01-000	EA	PLUG/THREADED - 1 1/4"MPT - PLASTIC - BLACK - UL
3A	010219-01-000	EA	ELBOW - 1 1/4 MPT X 1 1/4 BARB - WATER FILL - PLASTIC
4A	010224-01-000	EA	ADAPTER - HOSE TO PIPE - 3/8 MPT X 3/8 BARB - PLASTIC
5A	035539-01-000	EA	ELBOW - 3/8 MPT X 3/8 BARB - PLASTIC
6A	039800-04-000	FT	TUBING - POLYBUTYL - 1/4"OD
6A	074462-02-000	FT	TUBING - VINYL - 3/8 ID X 20' - CLEAR
6A	112176-01-000	FT	TUBING - VINYL - REINFORCED - 1/2" ID
6A	124188-01-000	FT	TUBING - PEX - 1/2" ID X 20' - BLUE(COLD)
6A	124188-02-000	FT	TUBING - PEX - 1/2" ID X 20' - RED(HOT)
7A	039808-03-000	EA	ELBOW - 1/2" MPT X 1/2" MPT - PLASTIC
8A	044927-01-000	EA	ADAPTER - HOSE TO PIPE-1 1/4 MPTX1 1/4 BARB-BLACK PLASTIC
9A	065318-02-000	EA	ELBOW - 90 DEGREE - 3/8" MPT TO 3/8" FPT
10A	077954-02-000	EA	FILTER - WATER TANK - W/SCREEN IN TANK
11A	039798-01-000	EA	TEE - 1/2"MPT X 1/2"MPT X 1/2"MPT - PLASTIC
12A	079381-01-000	FT	TUBING - RIBBED FLEXIBLE/WATER FILL - 10 FT = 1EA-1.38ID
13A	101814-01-000	EA	COUPLING - FEMALE - 1/2" X 1/2" FPT - GRAY
14A	103798-01-000	EA	CONNECTOR - 1/4 OD X 3/8 MPT
15A	110438-02-000	EA	VALVE - CHECK - 1/2"MPT X 1/2"MPT - BRASS
16A	111223-02-000	EA	ELBOW - 1/2" MPT X 3/8" BARB - PLASTIC
16A	111223-04-000	EA	ELBOW - 1/2" MPT X 1/2" BARB - PLASTIC
16A	111888-01-000	EA	FERRULE - PLASTIC - .250 ID X .375 OD
17A	111888-02-000	EA	INSERT - BRASS - 1/4 COMP
18A	113697-01-000	EA	CAP - 3/8"P
19A	114427-01-000	EA	CAP - 1/2"P
20A	164906-01-000	EA	ELBOW - 90 DEGREE - 1/2" QUICK CONNECT X 1/2"MPT

WATER & SEWAGE GROUP (CONTINUED)
WATER SYSTEM (CONTINUED)



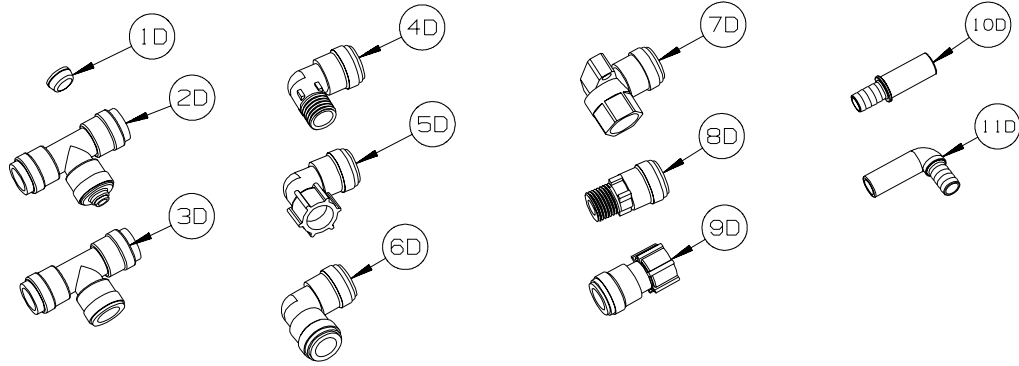
KEY	PART NUMBER	U/M	DESCRIPTION
1B	114428-01-000	EA	TEE - 1/2"P X 1/2"P X 1/2"P
2B	114428-02-000	EA	TEE - SWIVEL - 1/2"P X 1/2"P X 1/2"FPT
3B	114428-03-000	EA	TEE - 1/2"P X 1/2"P X 1/2"MPT
4B	114428-04-000	EA	TEE - 1/2"P X 1/2"P X 1/8"FPT
5B	114428-05-000	EA	TEE - 1/2" SWIVEL X 1/2" MPT X 1/2" MPT
6B	114428-06-000	EA	TEE - 1/2" P X 1/2" MPT X 1/2" MPT
7B	114428-07-000	EA	TEE - 1/2" P X 1/2" MPT X 1/2" P
8B	114429-01-000	EA	ELBOW - 1/2"P X 1/2"P
9B	114429-02-000	EA	ELBOW - 1/2"P X 1/2"MPT
9B	114429-04-000	EA	ELBOW - 1/2"P X 3/8"MPT
9B	114429-10-000	EA	ELBOW - SWIVEL - 1/2"MPT X 1/2"FPT
10B	114429-08-000	EA	ELBOW - SWIVEL - 1/2"P X 1/2"FPT
11B	114429-09-000	EA	ELBOW - 1/2"P X 1/2"FPT DROP EAR
12B	114430-01-000	EA	ADAPTER - 1/2"P X 1/2"P
13B	114430-02-000	EA	ADAPTER - SWIVEL - 1/2"P X 1/2"FPT
13B	114430-04-000	EA	ADAPTER - SWIVEL - 1/2"P X 3/8"MPT
14B	114430-03-000	EA	ADAPTER - 1/2"P X 1/2"MPT
15B	114430-06-000	EA	ADAPTER - 1/2"P X 3/8"FPT
15B	114430-09-000	EA	ADAPTER - 1/2"P X 1/2"FPT
16B	114430-10-000	EA	ADAPTER - NUT - PIPE CONNECTION - 1/2"
17B	114431-01-000	EA	VALVE - 180 DEGREE/CENTER DRAIN - 1/2"P - THREE WAY
18B	114429-11-000	EA	ELBOW - 1/2"P X 1/2"FPT

WATER & SEWAGE GROUP (CONTINUED)
WATER SYSTEM (CONTINUED)



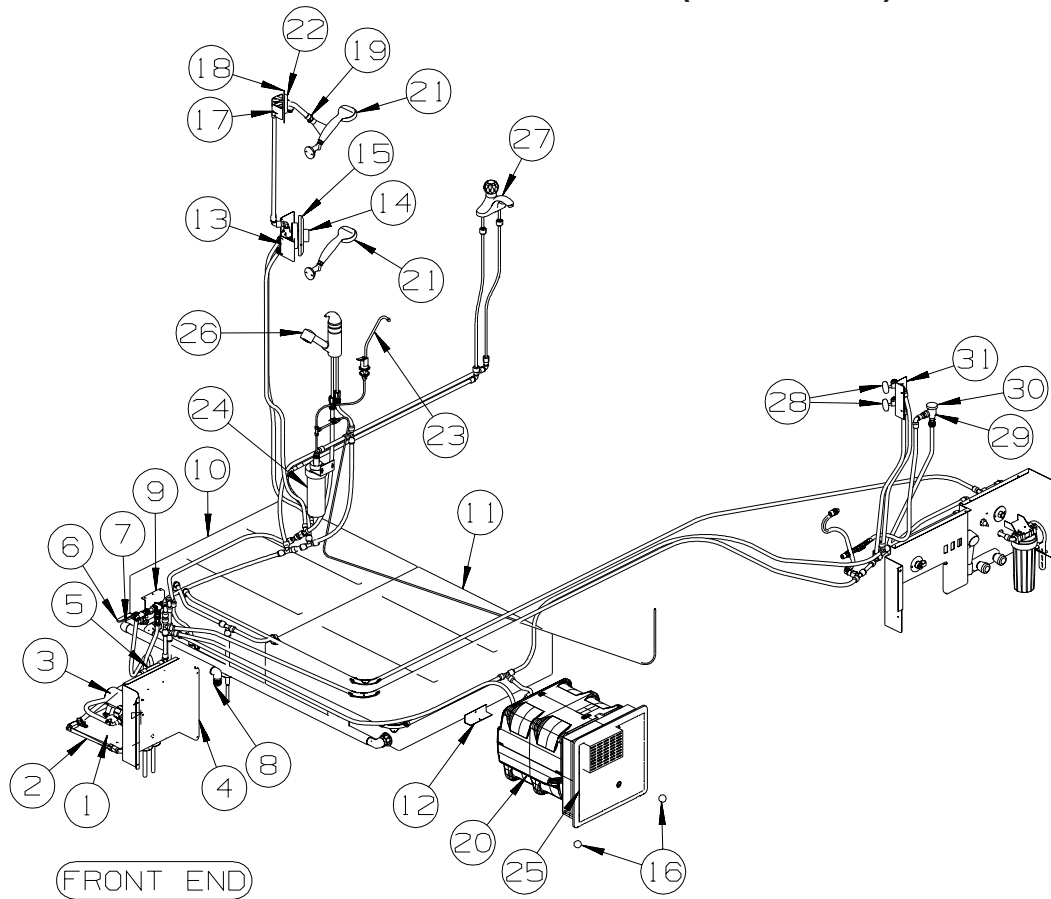
KEY	PART NUMBER	U/M	DESCRIPTION
1C	114431-02-000	EA	VALVE - WATER BYPASS - 1/2"P - THREE WAY (WATER HEATER)
2C	114431-03-000	EA	VALVE - 90 DEGREE DRAIN - 1/2"P
3C	114431-04-000	EA	VALVE - "INLINE SHUT-OFF" - 1/2"P
4C	164906-02-000	EA	ELBOW - 90 DEGREE - 1/2" QUICK CONNECT X 1/2"MPT - SWIVEL
5C	152925-01-01A	EA	FILTER - IN LINE - TWIST ON - 1/2" - BLACK
6C	118423-01-000	EA	FITTING - BRASS-TEE - 1/4C X 1/4C X 1/4C
7C	118809-01-000	EA	ADAPTER - 1/2" MPT X 3/8" BARB - PLASTIC
7C	118809-02-000	EA	ADAPTER - 1/2" MPT X 1/2" BARB - PLASTIC
8C	120868-01-000	EA	VALVE - NEEDLE - 1/4" COMPRESSION X 1/4" COMPRESSION
9C	123150-01-000	EA	ELBOW - 1/2 FPT X 1/2 BARB - SWIVEL
10C	123152-01-000	EA	ADAPTER - 1/2 FPT X 1/2 BARB - SWIVEL
11C	124184-01-000	EA	SUPPORT - WATER LINE - BEND
12C	132148-01-000	EA	CONNECTOR - 1/2" X 1/2"MPT - BRASS
13C	133835-01-000	EA	ADAPTER - REDUCING - 1 1/2" X 1 1/4"
14C	133889-01-000	EA	UNION - 1 1/2 DOUBLE SLIP - PVC
15C	135386-01-000	EA	NIPPLE - 1/2"
16C	136333-01-000	EA	ADAPTER - BRASS - 1/2"MPT X 1/2"FPT
17C	140821-01-000	EA	TUBE - WATER SUPPLY - 3/8" X 24"
17C	140821-02-000	EA	TUBE - WATER SUPPLY - 3/8" X 30"
17C	140821-03-000	EA	TUBE - WATER SUPPLY - 3/8" X 36"
17C	140821-04-000	EA	TUBE - WATER SUPPLY - 3/8" X 48"
17C	140821-05-000	EA	TUBE - WATER SUPPLY - 3/8" X 54"
17C	140821-06-000	EA	TUBE - WATER SUPPLY - 3/8" X 60"
17C	140821-07-000	EA	TUBE - WATER SUPPLY - 3/8" X 72"
17C	140821-08-000	EA	TUBE - WATER SUPPLY - 1/2" X 24"
17C	140821-09-000	EA	TUBE - WATER SUPPLY - 1/2" X 36"
17C	140821-10-000	EA	TUBE - WATER SUPPLY - 1/2" X 48"
18C	142812-01-000	EA	ELBOW - BRASS - 1/2"MPT X 1/2"FPT
19C	145609-01-000	EA	PLUG - BRASS - 1/2" MPT/HEX HEAD

WATER & SEWAGE GROUP (CONTINUED)
WATER SYSTEM (CONTINUED)



KEY	PART NUMBER	U/M	DESCRIPTION
1D	116473-01-000	EA	FERRIL - RUBBER SEALING - WATER LINE
2D	160949-01-000	EA	CONNECTOR - 1/2" X 1/2" X 1/4" REDUCER
3D	160949-02-000	EA	CONNECTOR - 1/2"CTS X 1/2"CTS X 1/2"CTS
4D	164906-01-000	EA	ELBOW - 90 DEGREE - 1/2" QUICK CONNECT X 1/2"MPT
5D	164906-02-000	EA	ELBOW - 90 DEGREE - 1/2" QUICK CONNECT X 1/2"FPT - SWIVEL
6D	164906-03-000	EA	ELBOW - 90 DEGREE - 1/2" X 1/2" QUICK CONNECTS
7D	164906-04-000	EA	ELBOW - 90 DEGREE - 1/2"CTS X 1/2"FPT
8D	164907-01-000	EA	ADAPTER - STRAIGHT - 1/2" QUICK CONNECT X 1/2"MPT
9D	164907-02-000	EA	ADAPTER - STRAIGHT - 1/2" QUICK CONNECT X 1/2"FPT/SWIVEL
10D	166212-01-000	EA	UNION - HOSE/BARB - CTS X 1/2"B - SEA TECH #3511-1008
11D	166212-02-000	EA	ELBOW - HOSE/BARB - CTS X 1/2"B - SEA TECH #3512-1008

WATER & SEWAGE GROUP (CONTINUED)

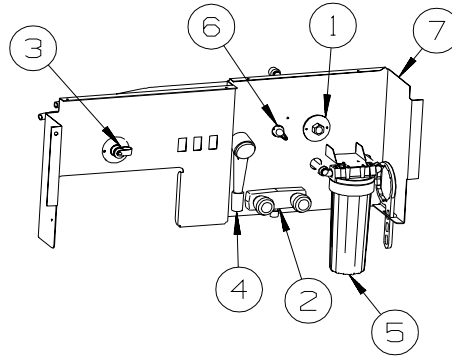


KEY	PART NUMBER	U/M	DESCRIPTION
1	149477-01-02B	EA	PANEL - WATER PUMP - E-COATED
2	140364-04-01A	EA	FOAM - PAD - .5" X 12" X 18"
3	160702-01-000	EA	PUMP - WATER - 3.0 GPM - W/1/2" MPT
4	149497-04-12B	EA	PANEL - F/VALVE BYPASS - BRIGHT WHITE
5	138618-01-12B	EA	COVER - VALVE - BYPASS - BRIGHT WHITE
6	132483-01-000	EA	VALVE/BALL - 1" - THREADED ENDS
7	132782-01-000	EA	ELBOW - 1"FPT X 1.3" BARB - 90 DEGREE - PLASTIC
8	132781-01-000	EA	ELBOW - 1.3" BARB X 1.3" BARB - 90 DEGREE - PLASTIC
9	137410-02-02B	EA	BRACKET - VALVE - WINTERIZATION - E-COATED
10	132224-40-000	EA	TANK - WATER - 40 GALLON - W/FITTINGS - 37.8"X 33.1"X 8.3"
	042989-03-000	EA	FITTING - SPINWELD - 1 1/4"NPT - PLASTIC
	042989-04-000	EA	FITTING - SPINWELD - 3/8"FPT - PLASTIC
	042989-05-000	EA	FITTING - SPINWELD - 1/2"FPT - PLASTIC
	042989-08-000	EA	FITTING - SPINWELD - 1"FPT - PLASTIC
	049032-01-000	EA	PATCH - SPINWELD - 3/8" - PLASTIC
11	132224-27-000	EA	TANK - WATER - 40 GALLON - W/FITTINGS - 37.8"X 33.1"X 8.3"
	042989-03-000	EA	FITTING - SPINWELD - 1 1/4"NPT - PLASTIC
	042989-05-000	EA	FITTING - SPINWELD - 1/2"FPT - PLASTIC
	049032-01-000	EA	PATCH - SPINWELD - 3/8" - PLASTIC
12	142053-30-134	EA	ANGLE-STL,ROOF JOINT,0134 MM TOP COAT OFF WHITE
13	131554-01-02B	EA	BRACKET/SHOWER CONTROL - E-COATED
14*	144596-01-01A	EA	VALVE ONLY - FAUCET/SHOWER - W/TEMP LIMIT STOP(MOEN 62300)
15	144596-02-02A	EA	TRIM KIT - (KNOB & PLATE) - CHATEAU - CHROME
16	117047-02-000	EA	BUMPER - RUBBER/WASHER INSERT
17	131551-01-02B	EA	BRACKET - SHOWER HEAD - E-COATED
18	131549-01-01A	EA	PLATE/COVER - SHOWER HEAD - PLASTIC
19	128974-01-02A	EA	VALVE - SHOWER HEAD/WATER SAVER (ON/OFF) - CHROME
20*	145541-01-000	EA	WATER HEATER/MOTOR AID-GAS/ELECT IGN - GCH10A-4E - 10 GAL
21	135028-02-02A	EA	DROP ELL - F/HAND HELD SHOWER HEAD/OVAL - W/1/2"IPS-CHROME - SHOWER HEAD-HAND HELD
21*	129390-03-02A	EA	SHOWER HEAD - W/HOSE & BRACKET - CHROME - SHOWER HEAD-HAND HELD
22	130041-03-30A	EA	SPACER/SHOWER HEAD - IVORY MARBLE - SHOWER HEAD-HAND HELD
23*	103635-01-000	EA	FAUCET - SINGLE CONTROL/DRINKING WATER

WATER & SEWAGE GROUP (CONTINUED)
WATER SYSTEM (CONTINUED)

KEY	PART NUMBER	U/M	DESCRIPTION
24	160946-01-000	EA	FILTER - WATER PURIFICATION - SINK
24	160946-02-000	EA	FILTER - REPLACEMENT
25*	125420-03-03A	EA	DOOR - WATER HEATER - 18" X 17.7" - BLACK
26*	123744-03-01A	EA	FAUCET - GALLEY/SINGLE CONTROL W/SPRAYER HEAD - CHROME
27	152311-02-01A	EA	FAUCET - LAVATORY - SINGLE CONTROL - W/WASTE - CHROME
27	105218-01-01A	EA	SPACER - FAUCET/LAVATORY SINK - 2" X 5.9" - ABS PLASTIC
28	098419-01-000	EA	FAUCET - 90 DEGREE
29	125697-04-000	EA	BREAKER/VACUUM - F/FLUSHING SYSTEM
30	125697-03-000	EA	CHECK VALVE - F/FLUSHING SYSTEM
31	134472-02-02B	EA	BRACKET - FAUCET - WASHER - E-COATED

***COMPONENT PARTS LISTED LATER IN THIS GROUP**



WATER CENTER
G33V, G35A, G35L,
G37B, G38J

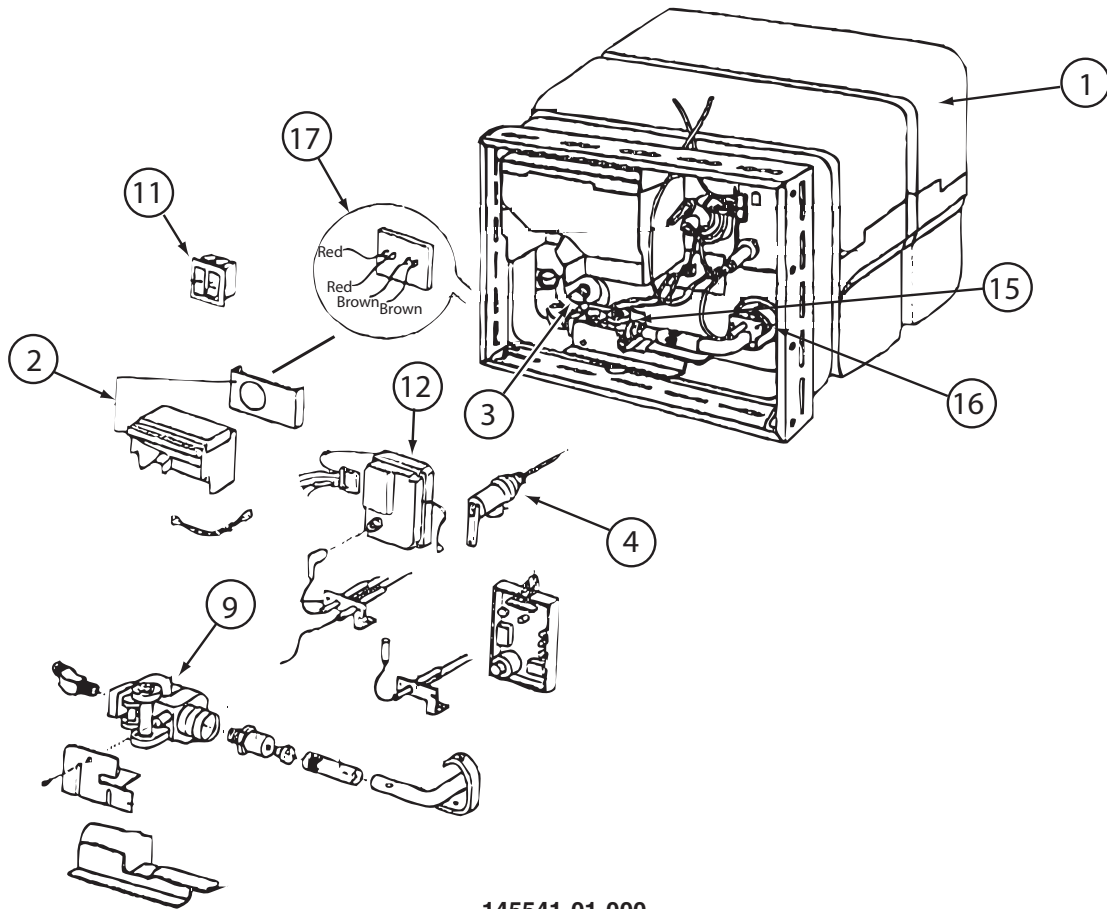
KEY	PART NUMBER	U/M	DESCRIPTION
1	010230-06-000	EA	FILL - CITY WATER - W/CHECK VALVE - MPT - BRUSHED ALUM
2	163269-01-01A	EA	FAUCET/SHOWER - .5"MPT W/1.9" INLET PIPES- EXTERIOR/BRT WHT
3	125697-05-000	EA	INLET/WATER - F/FLUSHING SYSTEM
4	131383-01-02A	EA	SHOWER HEAD - W/60" HOSE & BRACKET - WHITE
5*	155482-01-01A	EA	FILTER - WATER - KIT- PREFILTER - WATER/CITY FILL
6	114431-03-000	EA	VALVE - 90 DEGREE DRAIN - 1/2"P
7	156974-01-12B	EA	PANEL - DRAINAGE CENTER - BRIGHT WHITE

***COMPONENT PARTS LISTED LATER IN THIS GROUP**

COMPONENT PARTS FOR WATER SYSTEM

103635-01-000				
KEY	PART NUMBER	U/M	DESCRIPTION	VENDOR NO.
	103635-01-703	EA	CARTRIDGE - 10"	ADC-959201
123744-03-01A				
KEY	PART NUMBER	U/M	DESCRIPTION	VENDOR NO.
	135027-01-700	EA	CLIP - RETAINER	883
	135027-01-705	EA	CARTRIDGE F/SGL LEVER FAUCET	1225
125420-01-02A, 125420-01-03A, 125420-03-03A, 125420-04-03A				
KEY	PART NUMBER	U/M	DESCRIPTION	VENDOR NO.
	051391-01-705	EA	FASTENER - CAMLOCK	92609
129390-03-02A				
KEY	PART NUMBER	U/M	DESCRIPTION	VENDOR NO.
	129390- 03- 702	EA	CONNECTOR-SWIVEL - CHROME	A-4002-CPK
	129390- 03- 703	EA	VACUUM BREAKER - CHROME	A-4900C
	129390- 03- 705	EA	BRACKET-HANGER/SHOWER HEAD	AS5001PK - CHROME
144596-01-01A				
KEY	PART NUMBER	U/M	DESCRIPTION	VENDOR NO.
	144596-01-700	EA	CARTRIDGE (REPLACEMENT)	1222

WATER & SEWAGE GROUP (CONTINUED)
COMPONENT PARTS FOR WATER SYSTEM (CONTINUED)



145541-01-000

KEY	PART NUMBER	U/M	DESCRIPTION	VENDOR NO.
1	145541-01-700	EA	TANK - W/INSULATION - 10 GAL	91028
2	051391-04-707	EA	KIT-EXHAUST, (FLUE & GASKET)	90960
3	051391-01-715	EA	PLUG-DRAIN, 1 EA = 2 PER PKG	91857
4	051391-01-704	EA	VALVE-RELIEF, 1/2" FITTING	91604
9	051393-01-726	EA	VALVE/SOLENOID - W/O BRACKET	93870
11	145541-01-701	EA	SWITCH - ON/OFF - WHITE	91859
12	145541-01-702	EA	CIRCUIT BOARD	91226
15	145541-01-703	EA	SWITCH - THERMAL CUT OFF	93866
16	051393-01-725	EA	ELECTRODE-SGL SPADE CONNECT.	93868
17	051393-01-721	EA	THERMOSTAT W/ECO, 140 FRT MT	91447
	051391-05-706	EA	ELEMENT-HEATING 1500 WATT	92249 W/GASKET
	051393-01-701	EA	SWITCH - REMOTE - W/LIGHT	91959
	145541-01-704	EA	RELAY	90061
	145541-01-705	EA	JUNCTION BOX(PLASTIC) 10 GAL	91224

CONTACT WINNEBAGO PARTS SALES FOR UNLISTED COMPONENT(S)

152311-01-01A

KEY	PART NUMBER	U/M	DESCRIPTION	VENDOR NO.
	152311-01-700	EA	KNOB - CONTROL	AF-0908-HANDLE
	152311-01-701	EA	BUTTON-HOT/COLD	
	152311-02-701	EA	CARTRIDGE (KIT)	

152311-02-01A

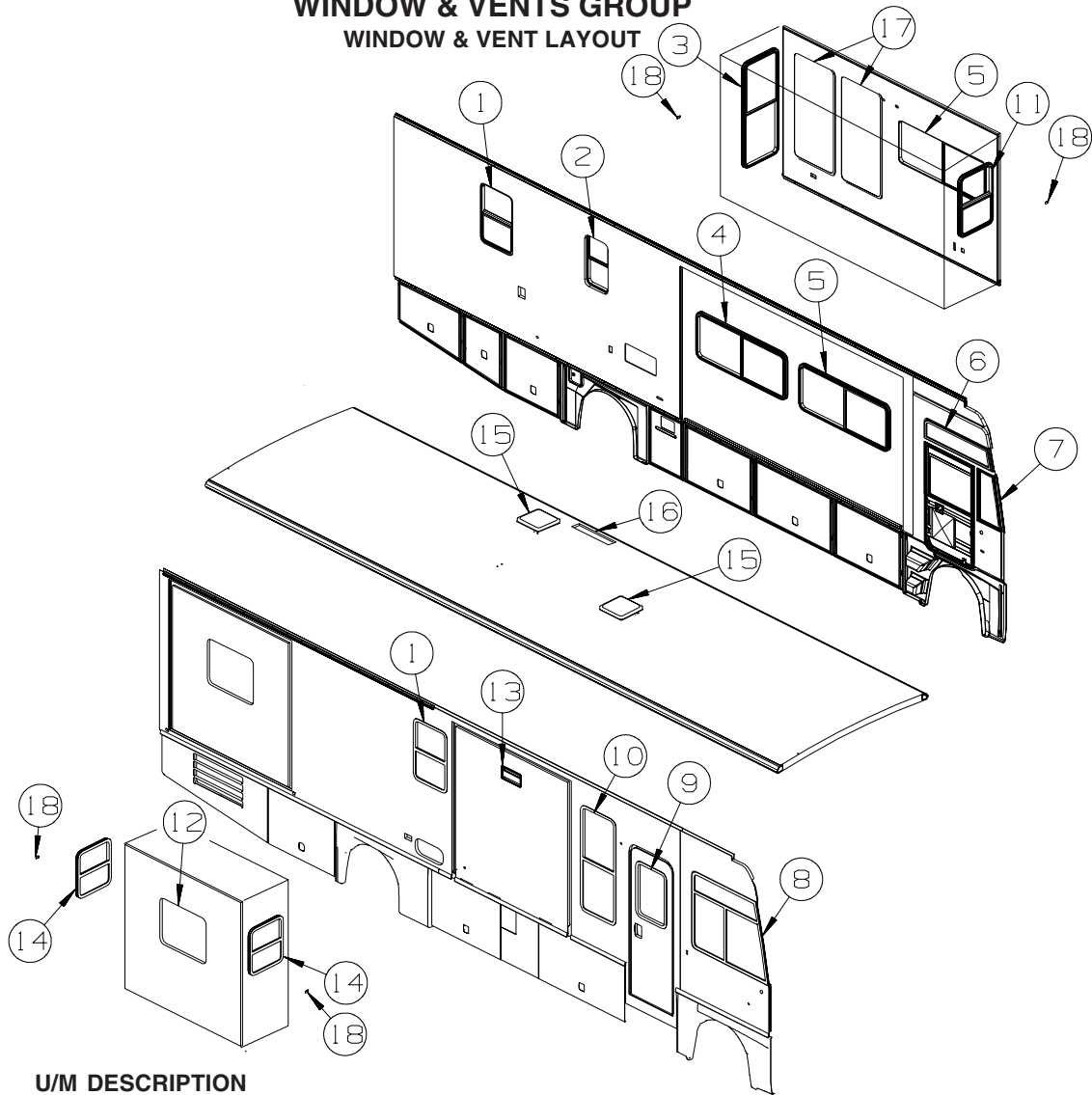
KEY	PART NUMBER	U/M	DESCRIPTION	VENDOR NO.
	152311-02-700	EA	WASTE ASM.	AF-BP1000-01
	152311-02-701	EA	CARTRIDGE (KIT)	

155482-01-01A

KEY	PART NUMBER	U/M	DESCRIPTION	VENDOR NO.
	155482-01-700	EA	O-RING - F/WATER FILTER	94-178-09

WINDOW & VENTS GROUP

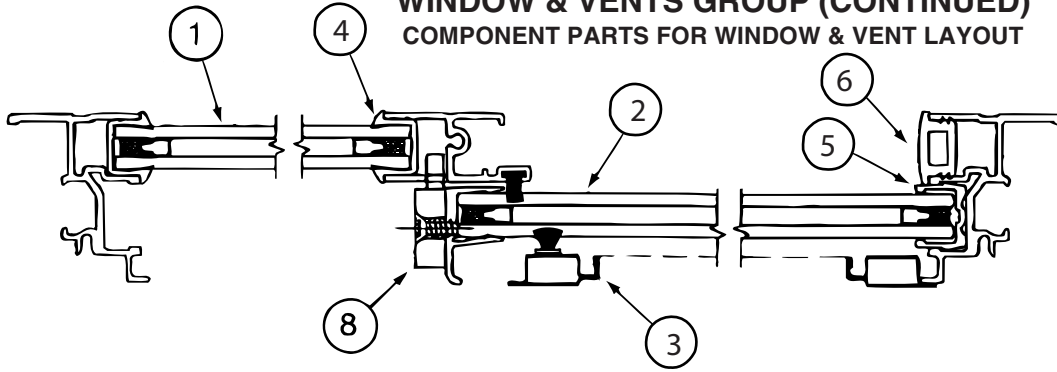
WINDOW & VENT LAYOUT



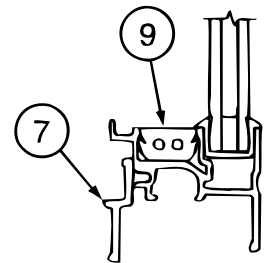
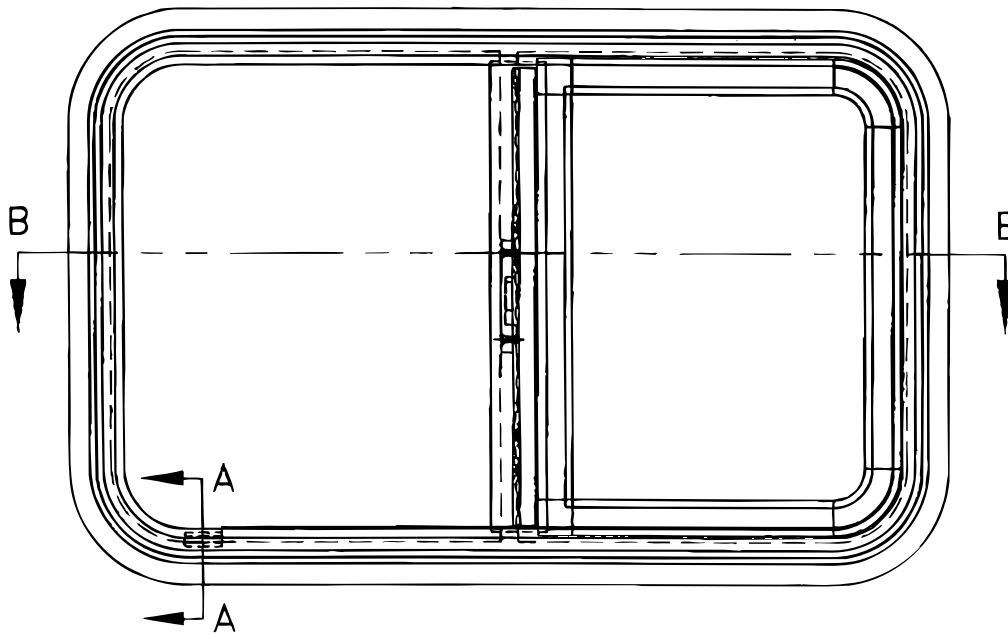
KEY	PART NUMBER	U/M	DESCRIPTION
1*	150649-10-01A	EA	WINDOW - VERT SLIDER/FLUSH/THERMO - 31.7" X 21.1"
2*	150649-02-01A	EA	WINDOW - VERT SLIDER/FLUSH/THERMO - 27.2" X 15.2"
3*	150649-08-01A	EA	WINDOW - VERT SLIDER/FLUSH/THERMO - 23.8" X 20.8"
3*	150649-18-01A	EA	WINDOW - VERT SLIDER/FLUSH/THERMO - 55.4" X 22.1" - DINING TABLE/CHAIRS
4*	150648-07-01A	EA	WINDOW-HORIZ SLIDER/FLUSH/THERMO/LH - 23.8" X 57.7"
5*	150648-01-01A	EA	WINDOW-HORIZ SLIDER/ESCAPE/FLUSH/THERMO/LH-23.8"X57.7"-BLK
6*	151074-01-01A	EA	WINDOW - CAB/VISTA/FLUSH/THERMO - 11.3" X 44.7"/41.8"
7*	151073-01-01A	EA	WINDOW - CAB/FRT SLANT/FLUSH/THERMO - 28.1" X 19.7"/6.6"
8*	151072-01-01A	EA	WINDOW - CAB/RIGHT HAND/FLUSH/THERMO - 41.5" X 50.2"/41.8"
9*	150651-07-01A	EA	WINDOW - STATIONARY/FLUSH/THERMO - 26.3" X 19.1" - BLACK
10*	150649-09-01A	EA	WINDOW - VERT SLIDER/FLUSH/THERMO - 55.4" X 22.1"
11*	150649-19-01A	EA	WINDOW - VERT SLIDER/FLUSH/THERMO - 31.7" X 21.1"
12*	161452-04-01A	EA	WINDOW - TIPOUT/FLUSH/ESCAPE/THERMO - 24.2" X 30.2"
13	138983-01-02A	EA	VENT - MICROWAVE/OUTER - BLACK
13	138983-03-01A	EA	COVER - VENT MICROWAVE/OUTER - BRIGHT WHITE
14*	150649-08-01A	EA	WINDOW - VERT SLIDER/FLUSH/THERMO - 23.8" X 20.8"
15	123780-27-01A	EA	FANTASTIC VENT-4"ROOF-W/FAN/PWR LIFT/SNGL DOME-W/O THERM
16	149508-01-02A	EA	CAP - ROOF/REFRIGERATOR VENT - WHITE
16	149508-02-02A	EA	BASE - ROOF/REFRIGERATOR VENT - BRIGHT WHITE
16	149508-01-01A	EA	CAP - ROOF/REFRIGERATOR VENT - GRAY - FULL BODY PAINT
			FROM: 00-00-00 THRU: 01-15-08
16	149508-01-03A	EA	CAP - ROOF/REFRIGERATOR VENT - GRAY - FULL BODY PAINT
			FROM: 01-16-08 THRU: 99-99-99
16	149508-02-01A	EA	BASE - ROOF/REFRIGERATOR VENT - BLACK - FULL BODY PAINT
17*	161452-02-01A	EA	WINDOW - TIPOUT/FLUSH/THERMO - 56.1" X 26.7" - DINING TABLE/CHAIRS
18	151905-01-01A	EA	CLIP/BRACKET - SCREEN RETAINER - BLACK

*COMPONENT PARTS LISTED LATER IN THIS GROUP

WINDOW & VENTS GROUP (CONTINUED)
COMPONENT PARTS FOR WINDOW & VENT LAYOUT



CROSS SECTION B-B



CROSS SECTION A-A

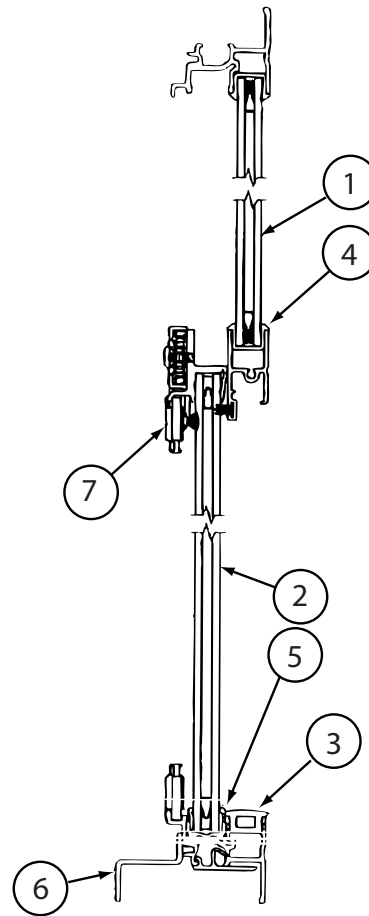
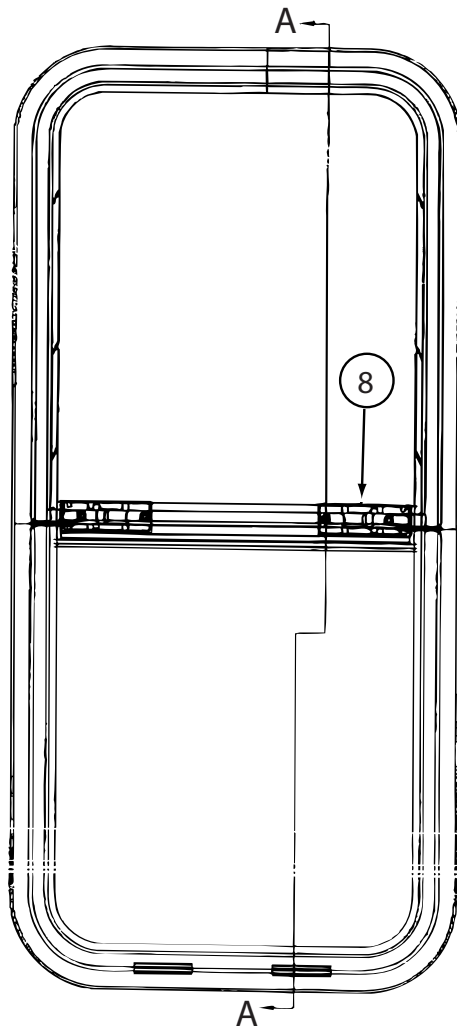
150648-01-01A

KEY	PART NUMBER	U/M	DESCRIPTION	VENDOR NO
1	150648-01-705	EA	GLASS - STATIONARY	390-028313
2	150648-01-706	EA	GLASS-SLIDING W/SASH & LATCH	FH3003G8
3	150648-01-702	EA	SCREEN ASM	410-031156
4	112795-01-705	FT	VINYL - GLAZING	132-027331
5	151069-01-700	EA	CHANNEL-RUN, SLIDING	122-030627
6	150648-01-703	EA	PLUG - FILLER	132-030308
7	150648-01-707	EA	RETAINER - TRIM	H493-67
8	150648-01-700	EA	LATCH-HORIZONTAL SLIDE-BLK	FH3000-CK
8	150648-01-701	EA	LATCH-HORIZONTAL SLIDE-RED	FH3003-CK
9	150648-01-704	EA	SLIDE STOP	132-030866
	150649-05-702	FT	FIN SEAL-F/LOCKING RAIL-BLK	171-06234

WINDOW & VENTS GROUP (CONTINUED)
COMPONENT PARTS FOR WINDOW & VENT LAYOUT (CONTINUED)

150648-07-01A, 150648-22-01A

KEY	PART NUMBER	U/M	DESCRIPTION	VENDOR NO
1	150648-07-701	EA	GLASS - STATIONARY	390-028314
2	150648-07-700	EA	GLASS-SLIDING W/SASH & LATCH	FH3000G8
3	150648-01-702	EA	SCREEN ASM	410-031156
4	112795-01-705	FT	VINYL - GLAZING	132-027331
5	151069-01-700	EA	CHANNEL-RUN, SLIDING	122-030627
6	150648-01-703	EA	PLUG - FILLER	132-030308
7	150648-01-707	EA	RETAINER - TRIM	H493-67
8	150648-01-700	EA	LATCH-HORIZONTAL SLIDE-BLK	FH3000-CK
8	150648-01-701	EA	LATCH-HORIZONTAL SLIDE-RED	FH3003-CK
9	150648-01-704	EA	SLIDE STOP	132-030866
	150649-05-702	FT	FIN SEAL-F/LOCKING RAIL-BLK	171-062348



CROSS SECTION A-A

150649-02-01A

KEY	PART NUMBER	U/M	DESCRIPTION	VENDOR NO
1	150649-02-700	EA	GLASS - STATIONARY	390-035620
2	150649-02-701	EA	GLASS-SLIDING W/PULL & LATCH	FH3023G8
3	150648-01-703	EA	PLUG - FILLER	132-030308
4	112795-01-705	EA	VINYL - GLAZING	132-027331
5	151069-01-700	EA	CHANNEL-RUN, SLIDING	122-030627
6	150649-02-702	EA	RETAINER - TRIM	H250-67
7	150649-02-703	EA	SCREEN ASM	410-035469
8	150649-01-700	EA	LATCH-VERTICLE SLIDE-BLK	FH3016-CK

WINDOW & VENTS GROUP (CONTINUED)
COMPONENT PARTS FOR WINDOW & VENT LAYOUT (CONTINUED)

150649-08-01A

KEY	PART NUMBER	U/M	DESCRIPTION	VENDOR NO
1	150649-08-700	EA	GLASS - STATIONARY	390-035202
2	150649-08-701	EA	GLASS-SLIDING W/PULL & LATCH	FH3029G8
3	150648-01-703	EA	PLUG - FILLER	132-030308
4	112795-01-705	FT	VINYL-GLAZING	132-027331
5	151069-01-700	EA	FIN CHANNEL-RUN, SLIDING	122-030627
6	150649-08-702	EA	RETAINER - TRIM	H754-67
7	150649-07-701	EA	SCREEN ASM	410-035475
8	150649-01-700	EA	LATCH KIT - F/VERTICAL SLIDE - BLACK	FH3016-CK

150649-09-01A

KEY	PART NUMBER	U/M	DESCRIPTION	VENDOR NO
1	112898-23-700	EA	GLASS - STATIONARY	390-028351
2	150649-09-700	EA	GLASS-SLIDING W/SASH & LATCH	FH3053G8
3	150648-01-703	FT	PLUG - FILLER	132-030308
4	112795-01-705	FT	VINYL - GLAZING	132-027331
5	151069-01-700	FT	CHANNEL-RUN, SLIDING	122-030627
6	150649-09-702	EA	RETAINER - TRIM	H446-67
7	150649-09-701	EA	SCREEN ASM	410-035632
8	150649-01-700	EA	LATCH-VERTICLE SLIDE-BLK	FH3016-CK

150649-10-01A

KEY	PART NUMBER	U/M	DESCRIPTION	VENDOR NO
1	112898-26-700	EA	GLASS - STATIONARY	390-028343
2	150649-10-700	EA	GLASS-SLIDING W/PULL & LATCH	FH3019G8
3	150648-01-703	EA	PLUG - FILLER	132-030308
4	112795-01-705	FT	VINYL-GLAZING	132-027331
5	151069-01-700	EA	FIN CHANNEL-RUN, SLIDING	122-030627
6	112898-20-702	EA	RETAINER - TRIM	H332-67
7	150649-10-701	EA	SCREEN ASM	410-035465
8	150649-01-700	EA	LATCH-VERTICLE SLIDE-BLK	FH3016-CK


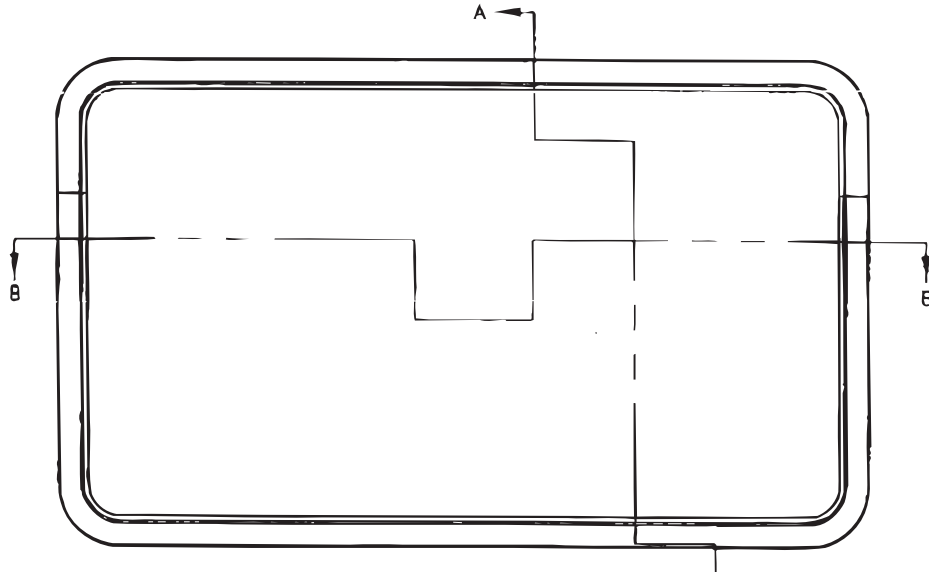
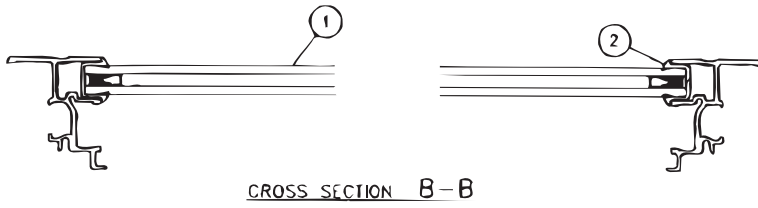
150649-18-01A

KEY	PART NUMBER	U/M	DESCRIPTION	VENDOR NO
1	112898-23-700	EA	GLASS - STATIONARY	390-028351
2	150649-09-700	EA	GLASS-SLIDING W/SASH & LATCH	FH3053G8
3	150648-01-703	EA	PLUG - FILLER	132-030308
4	112795-01-705	FT	VINYL-GLAZING	132-027331
5	151069-01-700	EA	FIN CHANNEL-RUN, SLIDING	122-030627
6	150649-18-700	EA	RETAINER - TRIM	H446-61
7	150649-09-701	EA	SCREEN ASM	410-035632
8	150649-01-700	EA	LATCH-VERTICLE SLIDE-BLK	FH3016-CK

150649-19-01A

KEY	PART NUMBER	U/M	DESCRIPTION	VENDOR NO
1	112898-26-700	EA	GLASS - STATIONARY	390-028343
2	150649-10-700	EA	GLASS-SLIDING W/PULL & LATCH	FH3019G8
3	150648-01-703	EA	PLUG - FILLER	132-030308
4	112795-01-705	FT	VINYL-GLAZING	132-027331
5	151069-01-700	EA	FIN CHANNEL-RUN, SLIDING	122-030627
6	150649-19-700	EA	RETAINER - TRIM	H332-61
7	150649-10-701	EA	SCREEN ASM	410-035465
8	150649-01-700	EA	LATCH-VERTICLE SLIDE-BLK	FH3016-CK

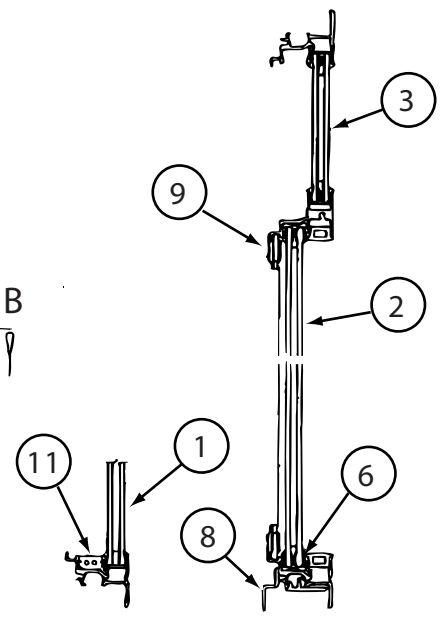
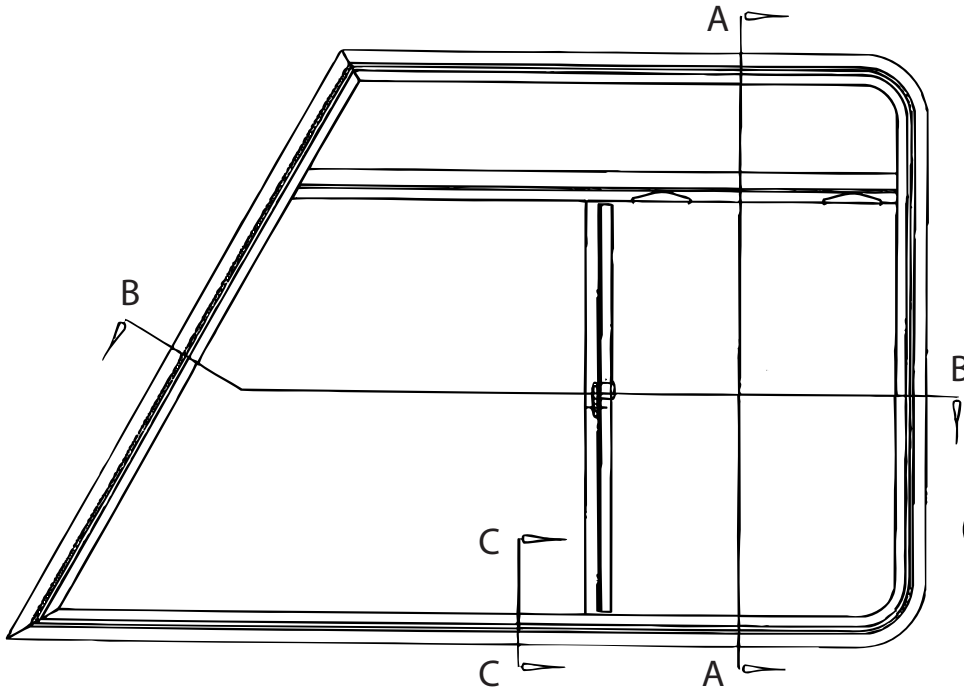
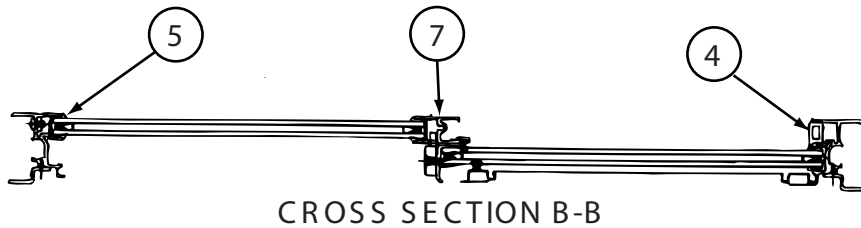
WINDOW & VENTS GROUP (CONTINUED)
COMPONENT PARTS FOR WINDOW & VENT LAYOUT (CONTINUED)



150651-07-01A

KEY	PART NUMBER	U/M	DESCRIPTION	VENDOR NO
1	150651-07-700	EA	GLASS - STATIONARY	390-036022
2	150651-07-701	EA	RETAINER - TRIM	H3074-67
3	112795-01-705	FT	VINYL - GLAZING	132-027331

WINDOW & VENTS GROUP (CONTINUED)
COMPONENT PARTS FOR WINDOW & VENT LAYOUT (CONTINUED)



CROSS SECTION C-C

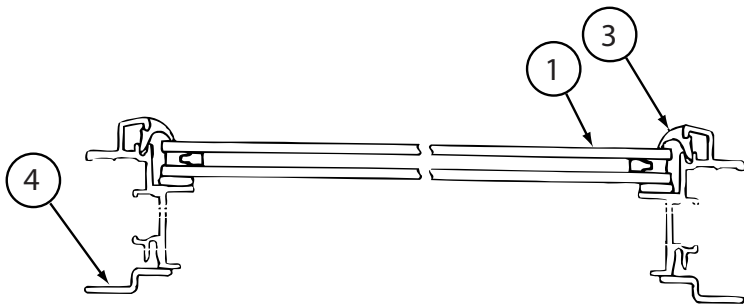
CROSS SECTION A-A

151072-01-01A

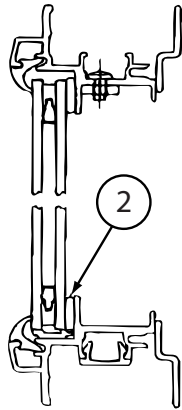
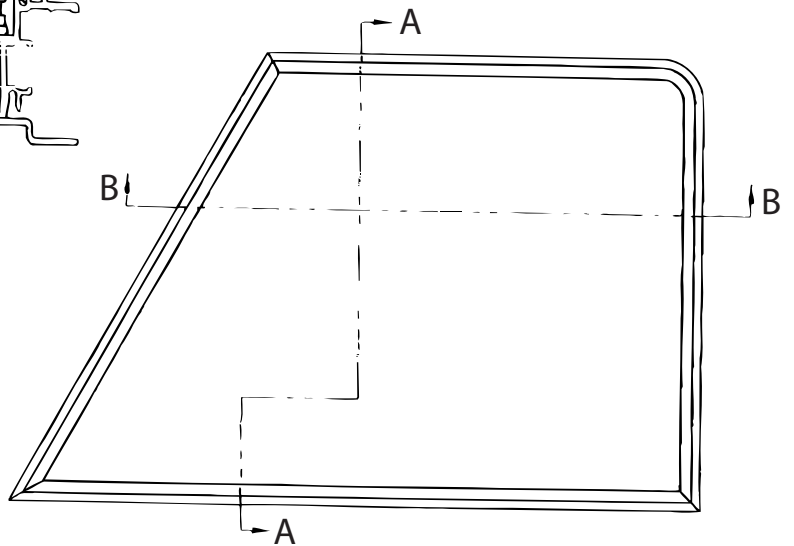
KEY	PART NUMBER	U/M	DESCRIPTION	VENDOR NO
1	125583-01-702	EA	GLASS - STATIONARY - R.H.	390-026101
2	151072-01-701	EA	GLASS-SLIDING W/SASH & LATCH	FH3040A9R
3	151072-01-702	EA	GLASS - STATIONARY - UPPER	390-036521
4	150648-01-703	FT	PLUG - FILLER	132-030308
5	151069-03-705	EA	VINYL GLAZING - F/STATIONARY	DH567-12 MITER/WELD
5	151069-03-706	EA	VINYL GLAZING - F/STATIONARY	DH373-12 MITER/WELD
6	151069-01-700	EA	CHANNEL-RUN, SLIDING	122-030627
7	098644-01-706	FT	WEATHERSTRIP - GLASS	171-010668
8	151072-01-703	EA	RETAINER-TRIM - 1 OF 2 PCE	H573K67RA
8	151072-01-704	EA	RETAINER-TRIM - 1 OF 2 PCE	H573K67RB
9	151072-01-700	EA	SCREEN ASM	410-035507
10	150648-01-700	EA	LATCH-HORIZONTAL SLIDE-BLK	FH3000-CK
11	112795-01-701	EA	SLIDE-STOP	132-019092
	151069-02-703	EA	COVER - DRAIN SLOT - RH HAND	130-030397 RIGHT

CONTACT WINNEBAGO PARTS SALES FOR UNLISTED COMPONENTS

WINDOW & VENTS GROUP (CONTINUED)
COMPONENT PARTS FOR WINDOW & VENT LAYOUT (CONTINUED)



CROSS SECTION B-B

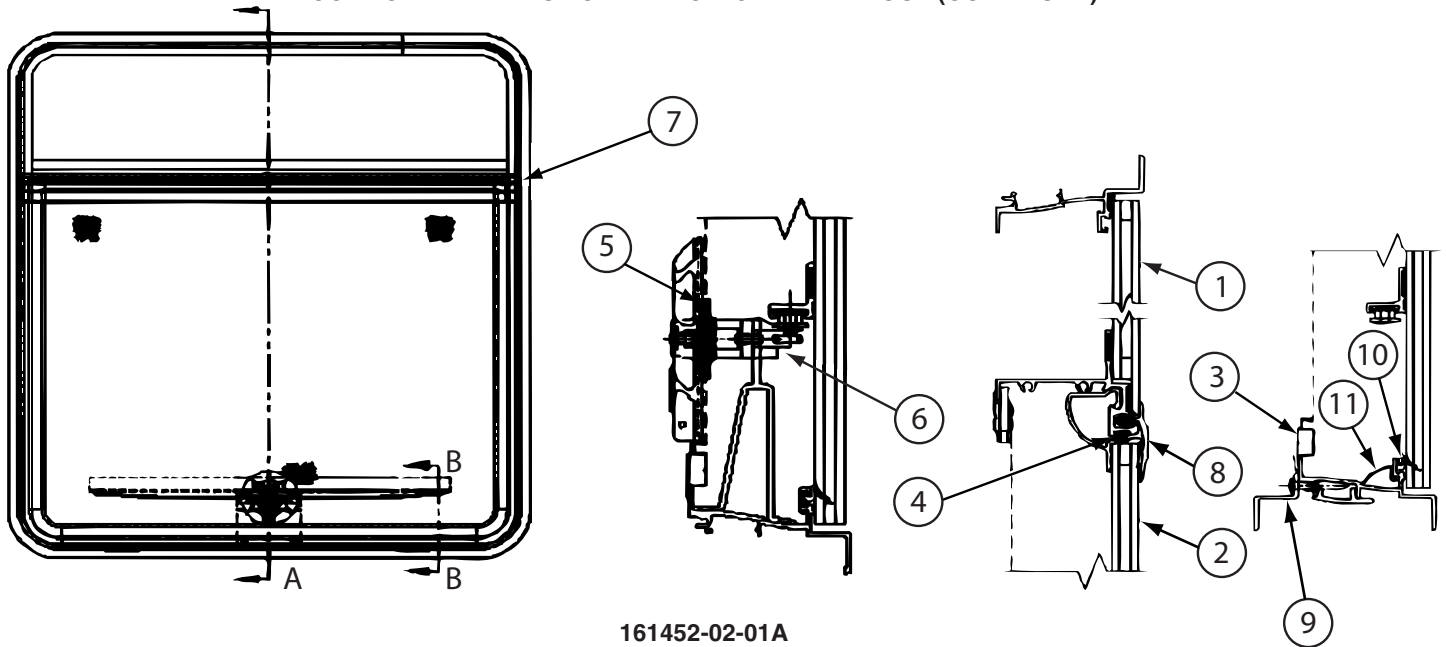


CROSS SECTION A-A

				151073-01-01A	
KEY	PART NUMBER	U/M	DESCRIPTION		VENDOR NO
1	125585-01-700	EA	GLASS - STATIONARY		390026092
2	115630-01-705	EA	TAPE - BUTYL		154-011956
3	151073-01-700	EA	VINYL BUTYL-MITERED/FORMED		FH56912
4	151073-01-701	EA	RETAINER - TRIM		H569K67L

				151074-01-01A	
KEY	PART NUMBER	U/M	DESCRIPTION		VENDOR NO
1	151074-01-700	EA	GLASS - STATIONARY		390-028331
2	115630-01-705	FT	TAPE - BUTYL		154-011956
3	151074-01-701	EA	VINYL GLAZING-MITERED/FORMED		FH570-12
4	151074-01-702	EA	RETAINER - TRIM		H570K67L

WINDOW & VENTS GROUP (CONTINUED)
COMPONENT PARTS FOR WINDOW & VENT LAYOUT (CONTINUED)



161452-02-01A

KEY	PART NUMBER	U/M	DESCRIPTION	VENDOR NO.
2	150656-05-700	EA	GLASS-TIPOUT - W/HINGE/RAIL	DTH3043G8
3	150656-05-701	EA	SCREEN ASM	410-035640
4	098644-01-706	FT	WEATHERSTRIP - GLASS	171-010668
5	100322-01-718	EA	HANDLE-DIAL	410-016081
6	150656-08-701	EA	OPERATOR - TIPOUT/LARGE	410-036141
7	161452-01-700	FT	FELT SEAL	160-014688
9	150656-05-702	EA	RETAINER - TRIM	DTH035-56
10	100322-01-701	FT	SEAL-VENT	122-016071
11	150651-03-702	FT	COVER - DRAIN SLOT	132-030723

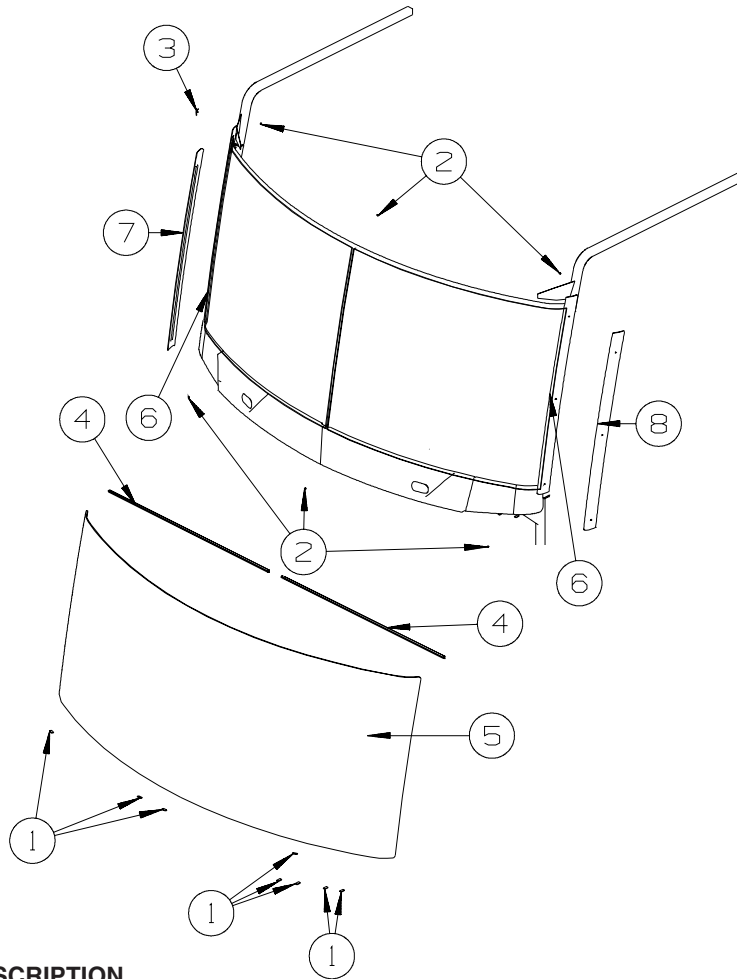
CONTACT WINNEBAGO PARTS SALES FOR FOR UNLISTED COMPONENTS

161452-04-01A

KEY	PART NUMBER	U/M	DESCRIPTION	VENDOR NO.
2	150656-09-701	EA	GLASS-TIPOUT - W/HINGE/RAIL	DTH3027G8
3	150656-09-702	EA	SCREEN ASM	DTH3027-06
4	098644-01-706	FT	WEATHERSTRIP - GLASS(FIN SEAL)	171-010668
5	100322-01-718	EA	HANDLE-DIAL	410-016081
6	150656-08-701	EA	OPERATOR - TIPOUT/LARGE	410-036141
7	161452-01-700	FT	FELT SEAL	160-014688
9	150656-09-703	EA	RETAINER - TRIM	DTH3027-56
10	100322-01-701	FT	SEAL-VENT	122-016071
10	150656-09-700	FT	SEAL/SPONGE FOAM-SCREEN/FRME	140-035542
11	150651-03-702	EA	COVER - DRAIN SLOT	132-030723

CONTACT WINNEBAGO PARTS SALES FOR FOR UNLISTED COMPONENT(S)

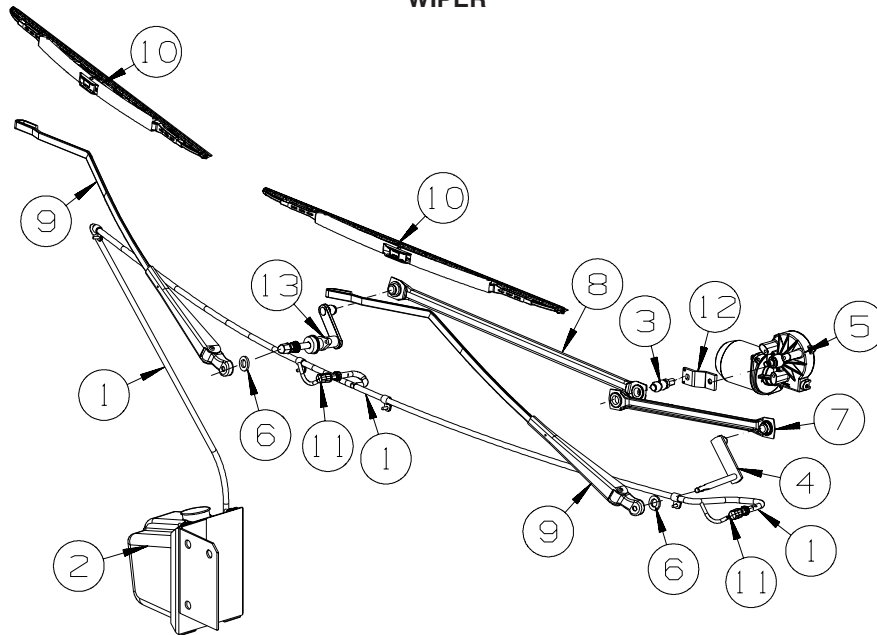
WINDSHIELD & WIPER GROUP
WINDSHIELD



KEY	PART NUMBER	U/M	DESCRIPTION
1	002328-03-000	EA	BLOCK - WINDSHIELD - .125" X .5" X .98"
2	081914-02-000	EA	BUMPER - RUBBER - ROUND - 5/16" DIA. X 13/64" THICK
3	120533-01-000	FT	MOLDING - REVEAL - WINDSHIELD
4	127862-01-000	EA	CARRIER/REVEAL - WINDSHIELD - 47.2"
5	160385-01-000	EA	GLASS - WINDSHIELD - ONE PIECE - 98.6"W X 40.3"H
6	099418-01-000	FT	SEAL - D-SECTION/ADHESIVE BACK - .44" X .44" - BLK RUBBER
7	125384-15-02A	EA	TRIM - WINDSHIELD - A-PILLAR - PASSENGER - BLACK
8	125384-16-02A	EA	TRIM - WINDSHIELD - A-PILLAR - DRIVER - BLACK

WINDSHIELD & WIPER GROUP (CONTINUED)

WIPER



KEY	PART NUMBER	U/M	DESCRIPTION
1	045794-01-000	FT	HOSE - WINDSHIELD WASHER - 5/32"ID - BLACK
2	117766-02-000	EA	RESERVOIR/PUMP - WINDSHIELD WASHER
3	149395-01-000	EA	STUD/DOUBLE BALL CRANK - WIPER MOTOR
4*	149401-03-000	EA	SHAFT/PIVOT - WINDSHIELD WIPER
5	157508-01-000	EA	WIPER MOTOR - WINDSHIELD
6	110742-03-000	EA	GASKET - WIPER ADAPTER SHAFT
7	157521-01-000	EA	LINK/WIPER - CONNECTING - DRIVER
8	157521-02-000	EA	LINK/WIPER - CONNECTING - PASSENGER
9*	157531-01-000	EA	ARM - WIPER - RADIAL - 26"
10	157532-01-000	EA	BLADE - WINDSHIELD WIPER - 28"
11	157533-02-000	EA	FITTING/WIPER - COWL/TALL
12	157578-01-000	EA	ARM/DRIVE - WIPER MOTOR
13	157512-02-000	EA	SHAFT/PIVOT - WINDSHIELD WIPER - DRIVER/PASSENGER

*COMPONENT PARTS LISTED LATER IN THIS GROUP

COMPONENT PARTS FOR WIPER

149401-03-000

KEY	PART NUMBER	U/M	DESCRIPTION	VENDOR NO.
	096505-02-703	EA	NUT/ACORN - HD W/.687 BRL	51065-40-NT27WC
	149401-01-700	EA	HARDWARE PKG - F/SHAFT&PIVOT	PSHWKIT
	149401-01-701	EA	SEAL CAP/RUBBER GROMMET	300749

157531-01-000

KEY	PART NUMBER	U/M	DESCRIPTION	VENDOR NO.
	157531-01-700	EA	WASHER NOZZLE KIT W/HDW	19475