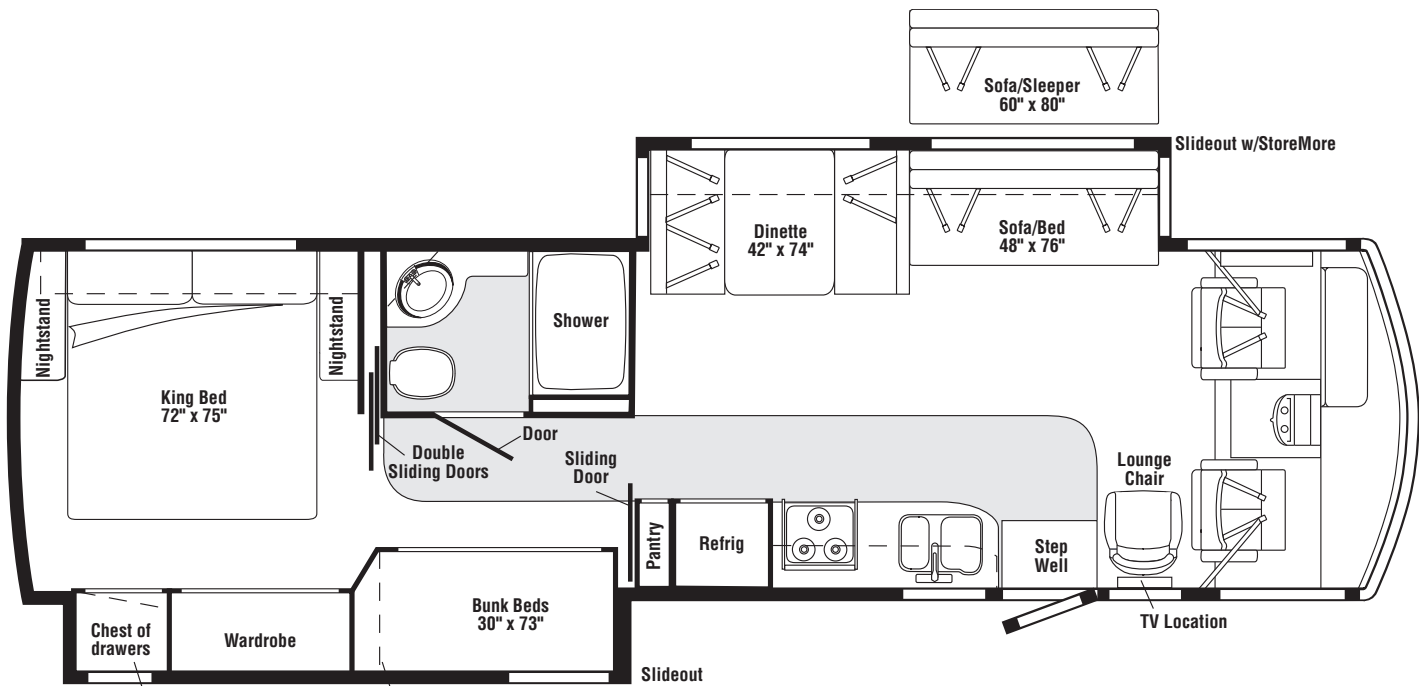


2008
SUNOVA
IFD35J
D-SERIES
HONEY CHERRY
W57 WINTER SURF
W59 RAIN STORM
W61 BOARDWALK
WASHED MAPLE
W58 WINTER SURF
W60 RAIN STORM
W62 BOARDWALK
W57, W58, W61, W62 - CASHMERE
W59, W60 - RIVERSTONE



FLOORPLAN

CONTENTS

FLOORPLAN	1
ACCESSORIES GROUP	6
OPERATORS MANUAL	6
AUDIO VIDEO GROUP	7
RADIO SYSTEM	7
REAR MONITOR	8
COMPONENT PARTS FOR REAR MONITOR	9
144677-10-01A	9
144677-10-02A, 144677-11-02A	9
144677-11-01A	9
CABINET & APPLIANCE GROUP	10
CABINET & APPLIANCE LAYOUT	10
COMPONENT PARTS FOR CABINET & APPLIANCE LAYOUT	20
114030-04-01A	20
121568-06-01A, 121568-07-01A, 121568-08-01A	22
135065-03-01A, 135065-03-03A, 135065-04-01A	27
136354-01-01A, 136354-02-01A	29
136354-01-02A	30
136354-02-02A	30
136354-05-01A, 136354-05-02A	30
136354-06-01A, 136354-06-02A	30
150606-04-01A	30
151277-01-01A, 151277-02-01A	31
151277-03-01A, 151279-01-01A, 151279-02-01A/02A, 151279-03-01A	34
158686-01-01A	37
CHASSIS GROUP	38
FRAME	38
FRONT END	40
DRIVETRAIN	42
EXHAUST	43
FUEL	47
HYDRAULIC LEVELING	49
COMPONENT PARTS FOR HYDRAULIC LEVELING	52
139641-09-000	52
139641-10-000	52
139641-12-000	52
139644-03-000	52
156056-02-000	52
164877-01-000	53
165119-01-000	53
165119-02-000	53
165120-01-000	53
165179-01-000	53
SPARE TIRE	54
WHEEL, TIRE, COVERS &/OR LINERS	56
COMPONENT PARTS FOR WHEEL, TIRE, COVERS & LINERS	56
145580-06-000	56
154672-01-000	56
BRAKE	56
CURTAIN & CUSHION GROUP	57
CURTAIN, CUSHION LAYOUT	57
BUCKET SEATS	66
LOUNGE CHAIR	67
SOFA	68
HARDWARE	69
FABRICS	71

CONTENTS (CONTINUED)

DRIVERS COMPARTMENT GROUP	73
DASH	73
MOTOR COVER	75
BEVERAGE TRAY	76
FRONT INTERIOR	77
COMPONENT PARTS FOR FRONT INTERIOR	80
091990-04-01A	80
CABINETS	81
ELECTRICAL GROUP	83
110V BODY WIRING	83
12V BODY WIRING	85
EXTERIOR LAMPS	90
FRONT END	92
FRONT TV/DVD	94
SIDE TV/DVD	96
COMPONENT PARTS FOR WIRING	97
076319-23-000	97
076319-25-000	97
087694-01-000	98
097917-01-06A	98
121935-01-01A	98
134940-06-01A	98
135420-20-000	98
137135-02-000	99
137135-05-000	100
137417-01-01A, 137417-03-01A	100
137417-02-01A	100
137417-05-01A	100
137417-06-01A	100
149040-04-000	100
158703-01-000	100
159178-03-000	100
160123-01-000	100
163097-01-000	100
164495-01-000	100
165074-01-000	100
166446-01-000	100
CIRCUIT BREAKERS, FUSES & RELAYS	101
CONVERTER, INVERTER, LOAD CENTERS	102
COMPONENT PARTS FOR CONVERTOR, INVERTOR, LOAD CENTERS	102
083208-07-000	102
BOXES & CORDS	103
WIRE ASSEMBLIES	103
CONNECTORS & CONDUIT	104
CHASSIS	106
EXTERIOR BODY GROUP	110
GRAPHICS & PAINT	110
PANELS & TRIMS	113
COMPONENT PARTS FOR PANELS & TRIMS	117
106015-12-01A	117
106015-13-01A	117
106015-14-01A	117
106015-15-01A	117
FRONT END	118
LADDER	119
STRUCTURAL COMPONENTS	119
AWNINGS	120

CONTENTS (CONTINUED)

EXTERIOR DOORS & COMPARTMENTS GROUP	121
DOOR & COMPARTMENT LAYOUT	121
COMPONENT PARTS FOR DOOR & COMPARTMENT LAYOUT	127
084103-08-000	127
094707-04-01A	127
142226-02-01A	127
COMPARTMENT DOOR PIECE PARTS	128
ENTRY	131
SCREEN	133
LATCH	134
EXTERIOR SLIDEOUT GROUP	135
FRONT LEFT	135
COMPONENT PARTS FOR FRONT LEFT	137
162829-01-000, 162829-02-000	137
RIGHT REAR	138
COMPONENT PARTS FOR RIGHT REAR	140
162827-01-000, 162827-02-000	140
GENERATOR GROUP	141
GAS	141
HEATING & A/C GROUP	142
AUTOMOTIVE	142
COMPONENT PARTS FOR AUTOMOTIVE	144
103930-44-000	144
103930-45-000	144
103930-46-000	144
103930-47-000	144
103930-55-000	145
103930-63-000	146
FURNACE	147
COMPONENT PARTS FOR FURNACE	148
139980-02-000	148
143563-02-000	150
REAR HEATER	152
COMPONENT PARTS FOR REAR HEATER	152
084405-01-000	152
REAR HEATER	153
ROOF	153
COMPONENT PARTS FOR ROOF	154
131184-01-01A	154
131184-05-01A	155
131184-06-01A	156
131184-07-01A	157
131186-03-01A	158
131187-05-01A	159
131187-05-02A	160
131187-06-01A	161
131187-06-02A	162
131188-05-01A	163
131188-05-02A	164
131188-06-01A	165
131188-06-02A	166

CONTENTS (CONTINUED)

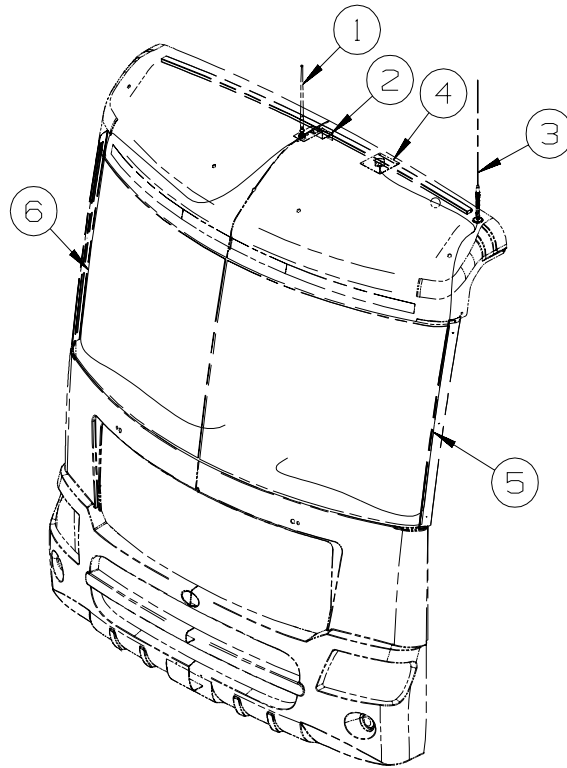
INTERIOR FINISH GROUP	167
MOLDINGS & TRIMS	167
PANELING & LAMINATES	177
INTERIOR TRIM LAYOUT	178
COMPONENT PARTS FOR INTERIOR TRIM LAYOUT	180
115011-03-03A	180
131595-01-01A, 131595-05-01A, 131595-10-01A, 131595-13-01A	181
FLOOR COVERINGS	181
HARDWARE	182
LABELS GROUP	188
LP GROUP	192
LP SYSTEM	192
COMPONENT PARTS FOR LP SYSTEM	192
144116-04-000	192
SEALANTS & FASTENERS GROUP	193
SEALANTS & ADHESIVES	193
BOLTS, NUTS AND WASHERS	194
SCREWS	196
CLAMPS, CLIPS, GROMMETS, RIVETS & PLUGS	199
MISCELLANEOUS FASTENERS	200
WATER & SEWAGE GROUP	201
DRAINAGE SYSTEM	201
COMPONENT PARTS FOR DRAINAGE SYSTEM	203
062415-01-000	203
147421-03-01A	203
WATER SYSTEM	204
COMPONENT PARTS FOR WATER SYSTEM	209
051391-03-000	209
145541-02-000	210
151678-01-01A	210
WINDOW & VENTS GROUP	211
WINDOW & VENT LAYOUT	211
COMPONENT PARTS FOR WINDOWS & VENT LAYOUT	213
098644-07-02A	213
098644-13-01A	214
098647-33-02A	215
098647-47-02A	216
098647-54-01A	216
098647-88-01A	217
122882-01-01A	217
122882-02-01A, 122882-03-01A	217
123780-03-01A	218
123780-26-01A	219
150648-01-01A	220
150648-04-01A, 150648-05-01A	221
150648-07-01A, 150648-22-01A	221
150648-31-01A/02A, 150648-32-01A	221
150649-01-01A/02A	222
150649-07-01A	222
150651-01-01A/03A	223
WINDSHIELD & WIPER GROUP	224
WINDSHIELD	224
WIPER	225
COMPONENT PARTS FOR WIPER	225
149401-01-000,149401-02-000	225
149402-03-000 & 149402-04-000	225

ACCESSORIES GROUP
OPERATORS MANUAL

KEY	PART NUMBER	U/M	DESCRIPTION
	158603-08-005	EA	MANUAL/OWNER - SUPPLEMENT - D-SERIES - 2008
	159842-01-01A	EA	CASE - VINYL - F/MANUALS - W/SLEEVES - BLACK
	161500-08-010	EA	MANUAL/OWNER - SUNOVA - D SERIES - 2008
	162278-01-000	DW	TOP LEVEL-D,2008

AUDIO VIDEO GROUP RADIO SYSTEM

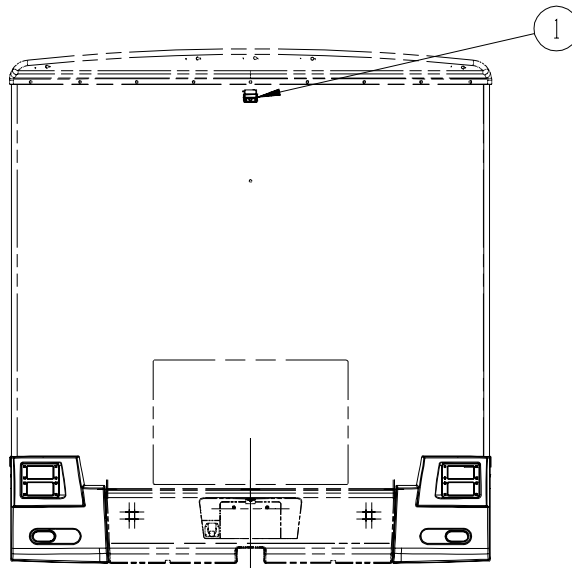
KEY	PART NUMBER	U/M	DESCRIPTION
	163031-01-01A	EA	RADIO - WALL MOUNT - DVD/CD - W/ALARM - JENSEN AWM960
	165161-01-000	EA	FILTER - GROUND LOOP/VIDEO - DC/AC INVERTOR



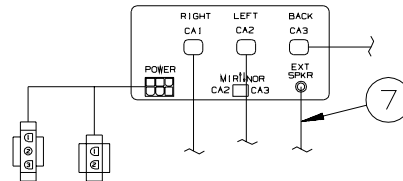
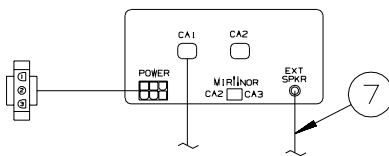
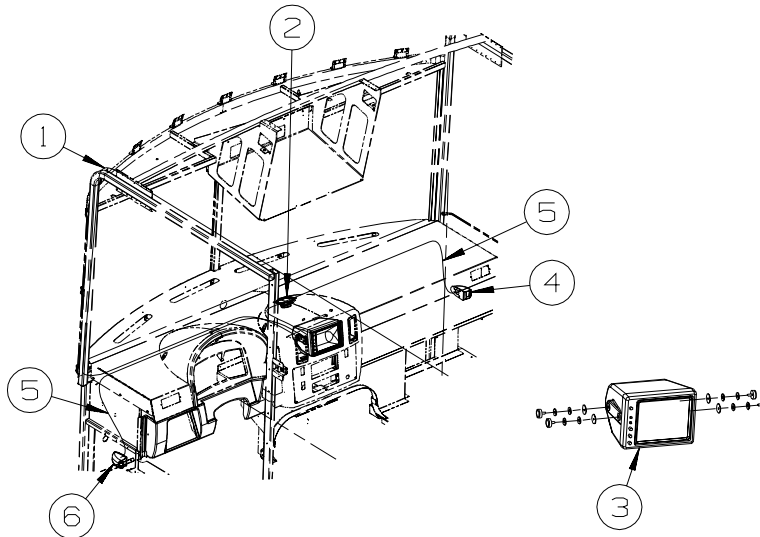
KEY	PART NUMBER	U/M	DESCRIPTION
1	090944-02-000	EA	ANTENNA - RADIO - 16" RUBBER - W/O LEAD WIRE
2	115916-01-01B	EA	BRACKET - ANTENNA MOUNT
3	NA	EA	ANTENNA - CB - W/O CABLE
4	158494-01-000	EA	ANTENNA/SATELLITE - RADIO/SIRIUS - SATELLITE RADIO
5	NA	EA	CABLE - CB - COAX
6	090944-03-000	EA	CABLE - ANTENNA

AUDIO VIDEO GROUP (CONTINUED)

REAR MONITOR



KEY	PART NUMBER	U/M	DESCRIPTION
1	144677-14-01A	EA	CAMERA - REAR VIEW W/BRACKET - WHITE - VBCS150
1	144677-14-02A	EA	CAMERA - REAR VIEW W/BRACKET - BLACK - VBCS150B



KEY	PART NUMBER	U/M	DESCRIPTION
1	136514-02-000	EA	CABLE - MONITOR/CAMERA
2	098819-01-000	EA	SPEAKER - 4" - 2 WATT - 8 OHM
2	093214-01-04A	EA	GRILLE - SPEAKER - 4" - RIVERSTONE
3	144677-06-000	EA	MONITOR/BLACK & WHITE-7"-3 PIN/MECH CONTROLS - REARVIEW MONITOR SYSTEM W/AUDIO
3	144677-08-000	EA	MONITOR/BLACK & WHITE- 7" -W/O SIDE CAMERAS/WIRE ASM/CABLE - VIDEO CAMERA SYSTEM
4*	144677-10-01A	EA	CAMERA - REAR VIEW - DASH MOUNT/RIGHT - WHITE - VIDEO CAMERA SYSTEM
4*	144677-10-02A	EA	CAMERA - REAR VIEW - DASH MOUNT/RIGHT - BLACK - VIDEO CAMERA SYSTEM
5	144677-12-000	EA	CABLE - MONITOR/CAMERA - 12'
6*	144677-11-01A	EA	CAMERA - REAR VIEW - DASH MOUNT/LEFT - WHITE - VIDEO CAMERA SYSTEM
6*	144677-11-02A	EA	CAMERA - REAR VIEW - DASH MOUNT/LEFT - BLACK - VIDEO CAMERA SYSTEM
7	114870-01-000	EA	PLUG - AUDIO W/LEADS - 48.5"

*COMPONENT PARTS LISTED LATER IN THIS GROUP

AUDIO VIDEO GROUP (CONTINUED)
COMPONENT PARTS FOR REAR MONITOR

144677-10-01A

KEY	PART NUMBER	U/M	DESCRIPTION	VENDOR NO.
	144677-10-700	EA	HOUSING/CAMERA-RT/LT-WHITE	SIDHSGWHT
	144677-10-702	EA	SERVICE PACK-SCREW COVER	PSVCSIDHSGWHT
	144677-10-703	EA	ERVICE PACK-SCREW COVER	PSVCSIDHSGGPR

144677-10-02A, 144677-11-02A

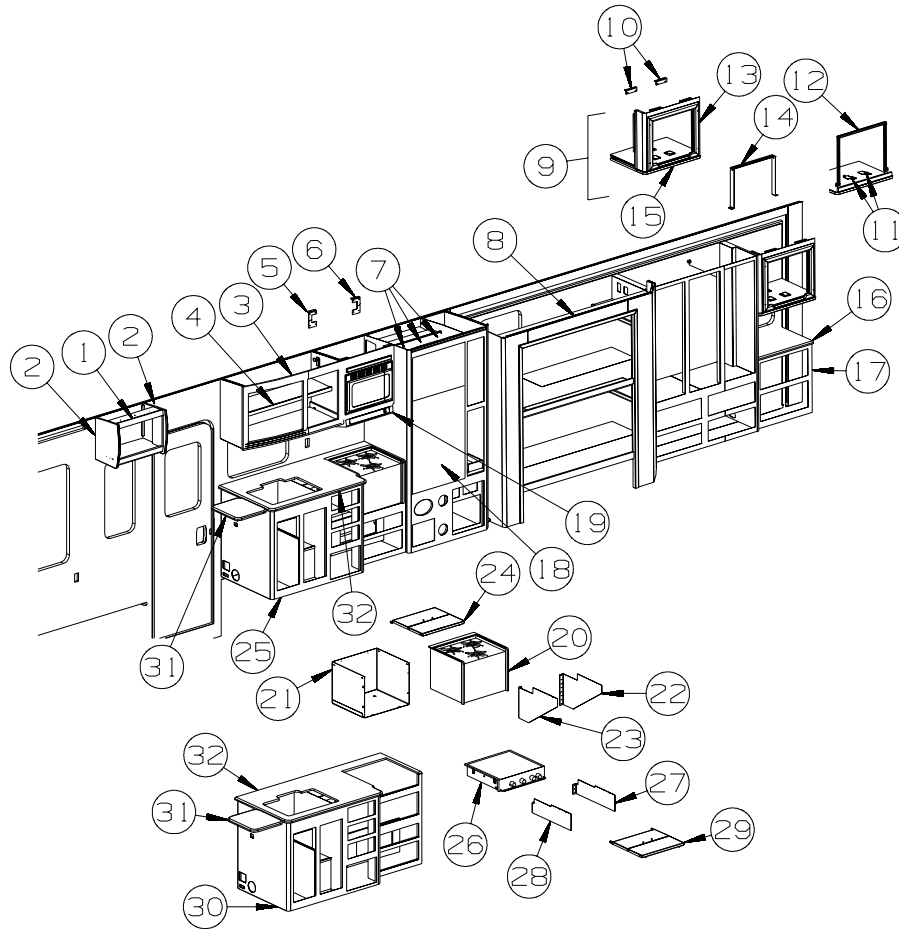
KEY	PART NUMBER	U/M	DESCRIPTION	VENDOR NO.
	144677-10-701	EA	HOUSING/CAMERA-RT/LT-PRIMED	SIDHSGGTR

144677-11-01A

KEY	PART NUMBER	U/M	DESCRIPTION	VENDOR NO.
	144677-10-700	EA	HOUSING/CAMERA-RT/LT-WHITE	SIDHSGWHT

CABINET & APPLIANCE GROUP

CABINET & APPLIANCE LAYOUT



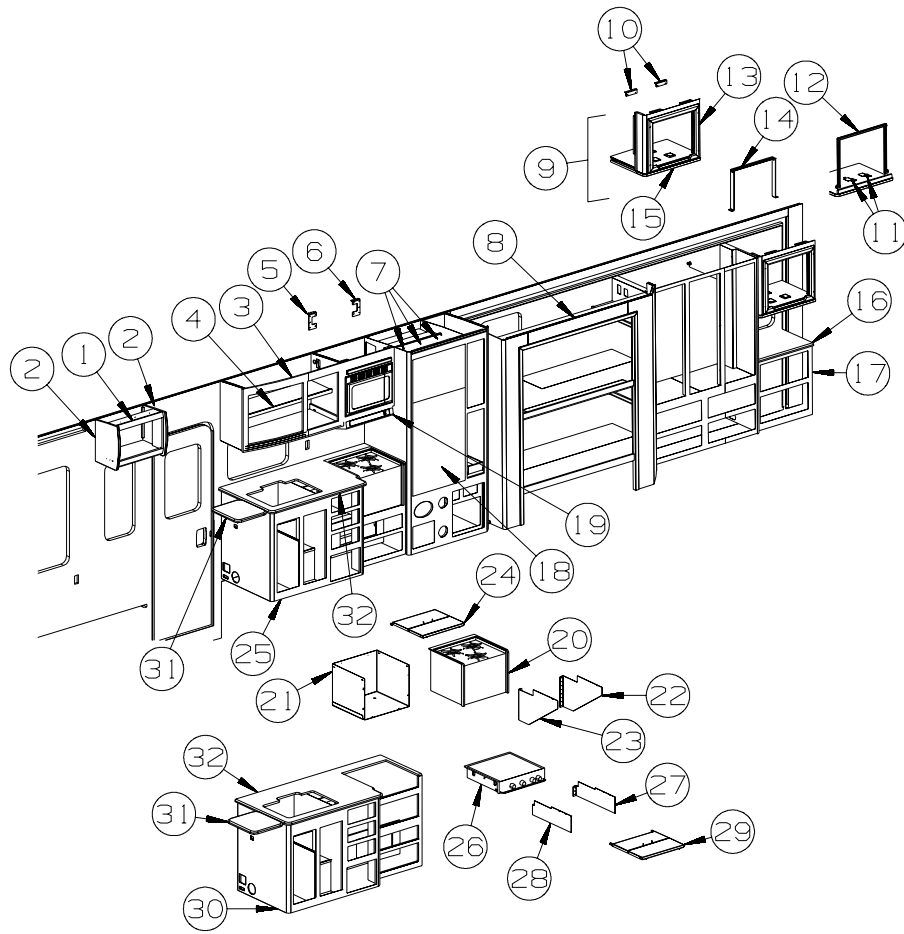
KEY	PART NUMBER	U/M	DESCRIPTION
1	163346-01-W51	EA	CABINET/TRIM - TV - W/MOUNTING SUPPORT - HONEY CHERRY - NOTILLUSTRATED FROM: 00-00-00 THRU: 07-29-07
1	163346-02-W51	EA	CABINET - TV - HONEY CHERRY - SATELLITE TV SYSTEM MANUAL - NOTILLUSTRATED FROM: 00-00-00 THRU: 07-29-07
1	159167-02-W51	EA	CABINET - OVERHEAD/RH/SIDE - W/O DOORS/HDW - HONEY CHERRY FROM: 07-30-07 THRU: 08-26-07
1	166507-01-W51	EA	CABINET - OVERHEAD/FRONT/RH - W/O DOORS/HDW - HONEY CHERRY FROM: 08-27-07 THRU: 99-99-99
1	163346-01-W52	EA	CABINET/TRIM - TV - W/MOUNTING SUPPORT - WASHED MAPLE - NOTILLUSTRATED FROM: 00-00-00 THRU: 07-29-07
1	163346-02-W52	EA	CABINET - TV - WASHED MAPLE - SATELLITE TV SYSTEM MANUAL - NOTILLUSTRATED FROM: 00-00-00 THRU: 07-29-07
1	159167-02-W52	EA	CABINET - OVERHEAD/RH/SIDE - W/O DOORS/HDW - WASHED MAPLE FROM: 07-30-07 THRU: 08-26-07
1	166507-01-W52	EA	CABINET - OVERHEAD/FRONT/RH - W/O DOORS/HDW - WASHED MAPLE FROM: 08-27-07 THRU: 99-99-99
	163322-01-02B	EA	SUPPORT/MOUNT - TV - E-COATED FROM: 00-00-00 THRU: 04-29-07
	163322-02-02B	EA	SUPPORT/MOUNT - TV - E-COATED FROM: 04-30-07 THRU: 07-29-07
2	158227-13-U21	EA	END CAP - OVERHEAD CABINET - HONEY CHERRY FROM: 07-30-07 THRU: 08-26-07
2	158629-35-W51	EA	END CAP - OVERHEAD CABINET - HONEY CHERRY FROM: 08-27-07 THRU: 99-99-99

CABINET & APPLIANCE GROUP (CONTINUED)

CABINET & APPLIANCE LAYOUT (CONTINUED)

KEY	PART NUMBER	U/M	DESCRIPTION
2	158227-13-U22	EA	END CAP - OVERHEAD CABINET - WASHED MAPLE FROM: 07-30-07 THRU: 08-26-07
2	158629-35-W52	EA	END CAP - OVERHEAD CABINET - WASHED MAPLE FROM: 08-27-07 THRU: 99-99-99
3	163583-01-W51	EA	CABINET - OVERHEAD/MICROWAVE - W/O HDW - HONEY CHERRY
3	163583-01-W52	EA	CABINET - OVERHEAD/MICROWAVE - W/O HDW - WASHED MAPLE
3	163584-01-W51	EA	CABINET - MICROWAVE - W/O DOORS/HDW - HONEY CHERRY - MICROWAVE/CONVECTION OVEN
3	163584-01-W52	EA	CABINET - MICROWAVE - W/O DOORS/HDW - WASHED MAPLE - MICROWAVE/CONVECTION OVEN
4	163583-30-W51	EA	SHELF - W/PLASTIC MOLDING - HONEY CHERRY
4	163583-30-W52	EA	SHELF - W/PLASTIC MOLDING - WASHED MAPLE
4	163584-30-W51	EA	SHELF - W/PLASTIC MOLDING - HONEY CHERRY - MICROWAVE/CONVECTION OVEN
4	163584-30-W52	EA	SHELF - W/PLASTIC MOLDING - WASHED MAPLE - MICROWAVE/CONVECTION OVEN
5	098916-43-02B	EA	BRACE - MICROWAVE CABINET - LEFT HAND
5	149420-05-02B	EA	BRACE - MICROWAVE - E-COATED - MICROWAVE/CONVECTION OVEN
6	098916-44-02B	EA	BRACE - MICROWAVE CABINET - RIGHT HAND
6	149420-06-02B	EA	BRACE - MICROWAVE - E-COATED - MICROWAVE/CONVECTION OVEN
7			REFRIGERATOR CABINET SEALS
	154585-02-01A	EA	SEAL - FOAM TAPE - ADHESIVE BACK - 3/4" X 1/2" - BLACK
	090329-01-000	FT	SEAL - "T" - REFRIGERATOR CABINET
8	163500-01-W51	EA	CABINET - BED/BUNK - W/O HDW (W51)
8	163500-01-W52	EA	CABINET - BED/BUNK - W/O HDW (W52)
8	163500-01-W53	EA	CABINET - BED/BUNK - W/O HDW (W53)
8	163500-01-W54	EA	CABINET - BED/BUNK - W/O HDW (W54)
8	163500-01-W55	EA	CABINET - BED/BUNK - W/O HDW (W55)
8	163500-01-W56	EA	CABINET - BED/BUNK - W/O HDW (W56)
8	163500-02-W51	EA	CABINET - BED/BUNK - W/O HDW (W51) - DVD PLAYERS(2)W/LCD MONITORS
8	163500-02-W52	EA	CABINET - BED/BUNK - W/O HDW (W52) - DVD PLAYERS(2)W/LCD MONITORS
8	163500-02-W53	EA	CABINET - BED/BUNK - W/O HDW (W53) - DVD PLAYERS(2)W/LCD MONITORS
8	163500-02-W54	EA	CABINET - BED/BUNK - W/O HDW (W54) - DVD PLAYERS(2)W/LCD MONITORS
8	163500-02-W55	EA	CABINET - BED/BUNK - W/O HDW (W55) - DVD PLAYERS(2)W/LCD MONITORS
8	163500-02-W56	EA	CABINET - BED/BUNK - W/O HDW (W56) - DVD PLAYERS(2)W/LCD MONITORS
9	163585-01-W51	EA	CABINET - OVERHEAD/TV - W/O HDW - HONEY CHERRY FROM: 00-00-00 THRU: 06-03-07
9	164731-02-W51	EA	CABINET - OVERHEAD/TV - W/O HDW - HONEY CHERRY FROM: 06-04-07 THRU: 99-99-99
9	163585-01-W52	EA	CABINET - OVERHEAD/TV - W/O HDW - WASHED MAPLE FROM: 00-00-00 THRU: 06-03-07
9	164731-02-W52	EA	CABINET - OVERHEAD/TV - W/O HDW - WASHED MAPLE FROM: 06-04-07 THRU: 99-99-99
9	163585-02-W51	EA	CABINET - OVERHEAD/TV - W/O HDW - HONEY CHERRY - TV (REAR)-19"COLOR, STEREO
9	163585-02-W52	EA	CABINET - OVERHEAD/TV - W/O HDW - WASHED MAPLE - TV (REAR)-19"COLOR, STEREO
9	164731-01-W51	EA	CABINET - OVERHEAD/TV - W/O HDW - HONEY CHERRY - TV (REAR)-20"COLOR, STEREO
9	164731-01-W52	EA	CABINET - OVERHEAD/TV - W/O HDW - WASHED MAPLE - TV (REAR)-20"COLOR, STEREO
10	106699-02-01A	EA	BRACKET F/TV INSTALLATION - OVERHEAD CABINET
11	159879-01-02B	EA	ANGLE/ZEE - W/HOLES - 2.6" X 4.1" X .8" BEND - E-COATED
12	151954-06-02B	EA	BRACKET/HOLD DOWN - TV - E-COATED
13	144351-10-W51	EA	CABINET/FACE - TV - W/O HDW - HONEY CHERRY
13	144351-10-W52	EA	CABINET/FACE - TV - W/O HDW - WASHED MAPLE
14	148247-15-02B	EA	STRAP/TIEDOWN - TV - E-COATED
15	158227-20-W51	EA	END CAP - OVERHEAD CABINET - HONEY CHERRY
15	158227-20-W52	EA	END CAP - OVERHEAD CABINET - WASHED MAPLE
16	162789-07-05A	EA	COUNTERTOP - CHEST CABINE (W57, W58, W61, W62)
16	162789-07-04A	EA	COUNTERTOP - CHEST CABINET (W59, W60)
17	163499-01-W51	EA	CABINET - CHEST - W/O DRAWERS/COUNTERTOP/HDW - HONEY CHERRY
17	163499-01-W52	EA	CABINET - CHEST - W/O DRAWERS/COUNTERTOP/HDW - WASHED MAPLE
18*	121568-06-01A	EA	REFRIGERATOR - SMALL DBL DOOR-RH/2 WAY- 52.8"HX23.5"WX24"D
	158456-01-01A	EA	INSERT/REFRIGERATOR DOOR - 21.5"W X 14.5"H - TITANIUM SST - INTERIOR UPGRADE PACKAGE
	158456-02-01A	EA	INSERT/REFRIGERATOR DOOR - 21.5"W X 31.6"H - TITANIUM SST - INTERIOR UPGRADE PACKAGE
	054450-01-000	EA	LEVEL - REFRIGERATOR
	116751-01-01A	EA	TRAY - REFRIGERATOR
19*	136354-01-01A	EA	HOOD - RANGE - W/LITE/FAN - US/VENTED - TEXTURED BLK - U.S.
19*	136354-02-02A	EA	HOOD - RANGE - W/LITE/FAN - BLACK TEXTURED - CANADIAN
19*	136354-05-01A	EA	HOOD - RANGE - W/LITE/FAN - BLACK TEXTURED - U.S. - MICROWAVE/CONVECTION OVEN
19*	136354-06-01A	EA	HOOD - RANGE - W/LITE/FAN - BLACK TEXTURED - CANADIAN - MICROWAVE/CONVECTION OVEN
	117806-01-000	EA	BULB - 12V - #912 - 1.0 AMP

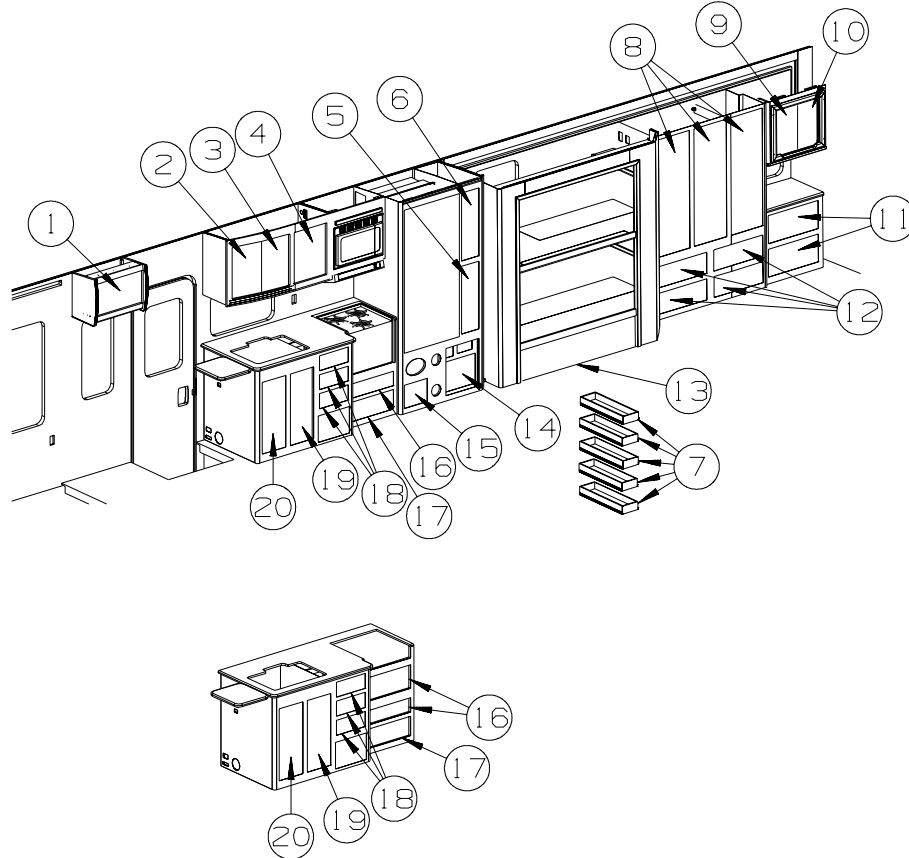
CABINET & APPLIANCE GROUP (CONTINUED)
CABINET & APPLIANCE LAYOUT (CONTINUED)



KEY	PART NUMBER	U/M	DESCRIPTION
20*	151277-01-01A	EA	RANGE-16"-3 BURNER - MERCURY FREE - BLACK DOOR/TEXTURED
21	162694-01-01A	EA	ENCLOSURE - STOVE - 20.7"W X 16.1"H X 18.7"D
22	140176-03-02B	EA	BRACKET/TIEDOWN - STOVE - E-COATED
23	140176-04-02B	EA	BRACKET/TIEDOWN - STOVE - E-COATED
24	126022-04-01A	EA	COVER/RANGE - BI-FOLD - 16" - NEW GRATES
25	163563-01-W51	EA	CABINET - W/O CNTRTOP/DRS/DRWRS/HDW - HONEY CHERRY - RANGE 3 BURNER WITH OVEN
25	163563-01-W52	EA	CABINET - W/O CNTRTOP/DRS/DRWRS/HDWW - WASHED MAPLE - RANGE 3 BURNER WITH OVEN
25	163563-03-W51	EA	CABINET - HONEY CHERRY - RANGE 3 BRNR W/OVEN - SATELLITE TV SYSTEM
25	163563-03-W52	EA	CABINET - WASHED MAPLE - RANGE 3 BRNR W/OVEN - SATELLITE TV SYSTEM
26*	114030-04-01A	EA	RANGE - 3 BRNR TOP/NEW STYLE KNOBS/GRATES-W/O OVEN-BLK
27	142139-03-02B	EA	BRACKET/TIEDOWN - STOVE - E-COATED
28	142139-04-02B	EA	BRACKET/TIEDOWN - STOVE - E-COATED
29	126022-05-01A	EA	COVER/RANGE - BI-FOLD - 22" - NEW GRATES - INTERIOR UPGRADE PACKAGE
30	163563-02-W51	EA	CABINET-GALLEY-W/O CNTRTP/DOORS/DRAWERS/HDW - HONEY CHERRY - RANGE TOP/ 3 BURNER
30	163563-02-W52	EA	CABINET-GALLEY-W/O CNTRTP/DOORS/DRAWERS/HDW - WASHED MAPLE - RANGE TOP/ 3 BURNER
25	163563-04-W51	EA	CABINET - HONEY CHERRY - RANGE TOP/ 3 BURNER - SATELLITE TV SYSTEM
25	163563-04-W52	EA	CABINET - WASHED MAPLE - RANGE TOP/ 3 BURNER - SATELLITE TV SYSTEM
31	157828-18-05A	EA	COUNTERTOP - EXTENSION/GALLEY (W57, W58, W61, W62)
31	157828-18-04A	EA	COUNTERTOP - EXTENSION/GALLEY (W59, W60)
32	162784-06-05A	EA	COUNTERTOP - GALLEY (W57, W58, W61, W62)
32	162784-06-04A	EA	COUNTERTOP - GALLEY (W59, W60)
33	162790-01-05A	EA	COUNTERTOP (W57, W58, W61, W62)
33	162790-01-04A	EA	COUNTERTOP (W59, W60)
34	158227-20-W51	EA	END CAP - OVERHEAD CABINET - HONEY CHERRY
34	158227-20-W52	EA	END CAP - OVERHEAD CABINET - WASHED MAPLE

*COMPONENT PARTS LISTED LATER IN THIS GROUP

CABINET & APPLIANCE GROUP (CONTINUED)
CABINET & APPLIANCE LAYOUT (CONTINUED)

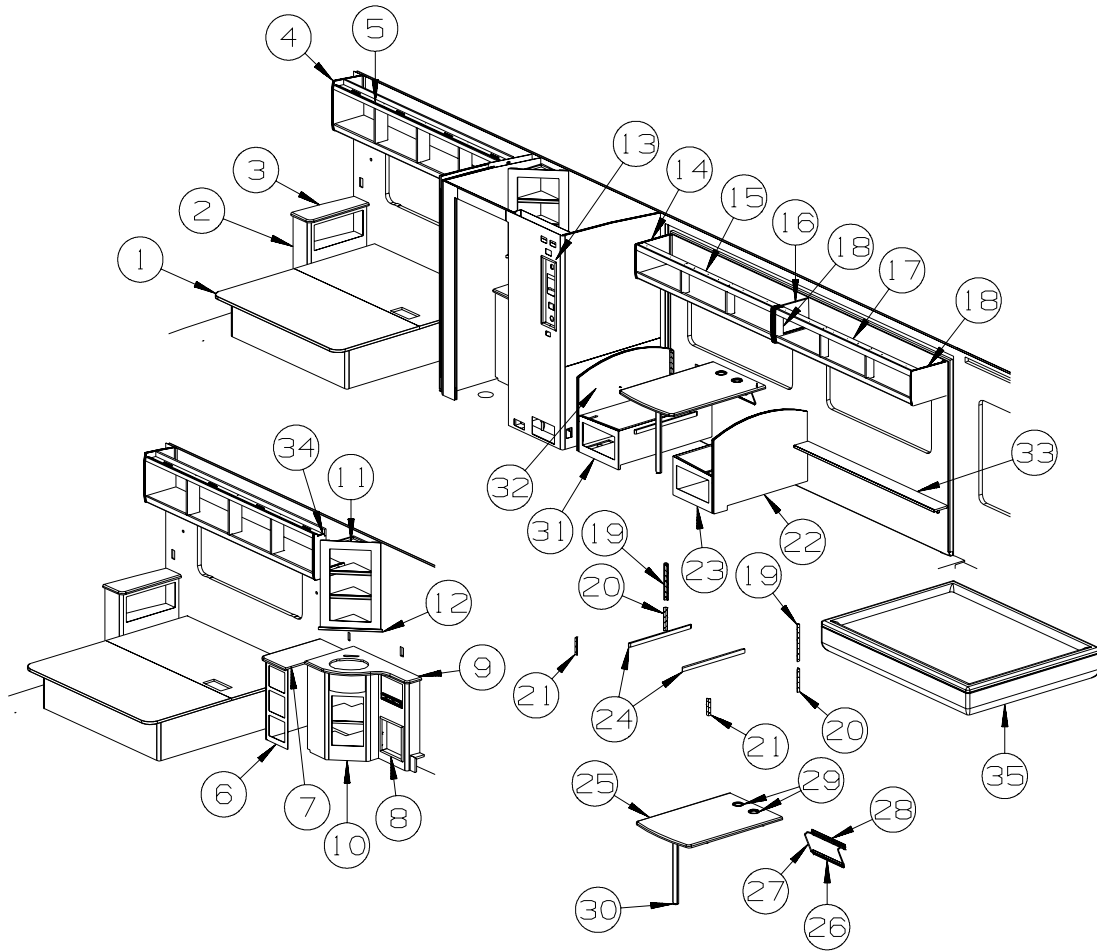


KEY	PART NUMBER	U/M	DESCRIPTION
1	159187-22-U21	EA	DOOR - CURVED - 15.5" X 21" - W/O HDW - HONEY CHERRY
1	159187-22-U22	EA	DOOR - CURVED - 15.5" X 21" - W/O HDW - WASHED MAPLE
2	160242-09-W51	EA	DOOR - CURVED - 20.2"H X 12.2"W - W/O HDW - HONEY CHERRY
2	160242-09-W52	EA	DOOR - CURVED - 20.2"H X 12.2"W - W/O HDW - WASHED MAPLE
3	160242-10-W51	EA	DOOR - CURVED - 15.7"H X 12.2"W - W/O HDW - HONEY CHERRY
3	160242-10-W52	EA	DOOR - CURVED - 15.7"H X 12.2"W - W/O HDW - WASHED MAPLE
4	160256-83-W51	EA	DOOR - FLAT/SQUARE EDGE - 20.2" X 15.3" - W/O HDW - HONEY CHERRY
4	160256-83-W52	EA	DOOR - FLAT/SQUARE EDGE - 20.2" X 15.3" - W/O HDW - WASHED MAPLE
5	160256-86-W51	EA	DOOR - FLAT/SQUARE EDGE - 26.5" X 9" - W/O HDW - HONEY CHERRY
5	160256-86-W52	EA	DOOR - FLAT/SQUARE EDGE - 26.5" X 9" - W/O HDW - WASHED MAPLE
6	160256-85-W51	EA	DOOR - FLAT/SQUARE EDGE - 26.5" X 9" - W/O HDW - HONEY CHERRY
6	160256-85-W52	EA	DOOR - FLAT/SQUARE EDGE - 26.5" X 9" - W/O HDW - WASHED MAPLE
7	153120-N9-T53	EA	DRAWER/BOX - PANTRY - 6.8"W X 23.6"D - W/O SLIDES/HDW
8	159204-03-U21	EA	DOOR - MIRRORED - 15.5" X 45.4" - W/O HDW - HONEY CHERRY
8	159204-03-U22	EA	DOOR - MIRRORED - 15.5" X 45.4" - W/O HDW - WASHED MAPLE
	140374-87-000	EA	MIRROR - SAFETY GLASS - 11.6" X 41.5"
9	160256-87-W51	EA	DOOR - FLAT/SQUARE EDGE - 17.3" X 10.2" - W/O HDW - HONEY CHERRY FROM: 00-00-00 THRU: 06-03-07
9	160256-76-W51	EA	DOOR - FLAT/SQUARE EDGE - 19.7" X 11.2" - W/O HDW - HONEY CHERRY FROM: 06-04-07 THRU: 99-99-99
9	160256-87-W52	EA	DOOR - FLAT/SQUARE EDGE - 17.3" X 10.2" - W/O HDW - WASHED MAPLE FROM: 00-00-00 THRU: 06-03-07
9	160256-76-W52	EA	DOOR - FLAT/SQUARE EDGE - 19.7" X 11.2" - W/O HDW - WASHED MAPLE FROM: 06-04-07 THRU: 99-99-99
10	160256-88-W51	EA	DOOR - FLAT/SQUARE EDGE - 17.3" X 10.2" - W/O HDW - HONEY CHERRY FROM: 00-00-00 THRU: 06-03-07
10	160256-C3-W51	EA	DOOR - FLAT/SQUARE EDGE - 19.7" X 11.2" - W/O HDW - HONEY CHERRY FROM: 06-04-07 THRU: 99-99-99
10	160256-88-W52	EA	DOOR - FLAT/SQUARE EDGE - 17.3" X 10.2" - W/O HDW - WASHED MAPLE FROM: 00-00-00 THRU: 06-03-07
10	160256-C3-W52	EA	DOOR - FLAT/SQUARE EDGE - 19.7" X 11.2" - W/O HDW - WASHED MAPLE FROM: 06-04-07 THRU: 99-99-99
11	161078-67-W51	EA	DRAWER - BROKEN EDGE - 21.4"W X 15.7"D - W/O SLIDES/HDW - HONEY CHERRY
11	161078-67-W52	EA	DRAWER - BROKEN EDGE - 21.4"W X 15.7"D - W/O SLIDES/HDW - WASHED MAPLE

CABINET & APPLIANCE GROUP (CONTINUED)
CABINET & APPLIANCE LAYOUT (CONTINUED)

KEY	PART NUMBER	U/M	DESCRIPTION
12	161078-66-W51	EA	DRAWER - BROKEN EDGE - 21"W X 17.7"D - W/O SLIDES/HDW - HONEY CHERRY
12	161078-66-W52	EA	DRAWER - BROKEN EDGE - 21"W X 17.7"D - W/O SLIDES/HDW - WASHED MAPLE
13	160450-05-W51	EA	DRAWER - W/FABRIC FACE - 50.9"W X 27.5"D - W/O HDW
	160451-06-W51	EA	FACE ONLY - W/FABRIC - 11" X 52" - W/O HDW
	159482-01-01A	EA	SLIDE - PANTRY - 28"
14	160256-84-W51	EA	DOOR - FLAT/SQUARE EDGE - 20.4" X 15.7" - W/O HDW - HONEY CHERRY
14	160256-84-W52	EA	DOOR - FLAT/SQUARE EDGE - 20.4" X 15.7" - W/O HDW - WASHED MAPLE
15	161078-64-W51	EA	DRAWER - BROKEN EDGE - 19.8"W X 11.8"D - W/O SLIDES/HDW - HONEY CHERRY
15	161078-64-W52	EA	DRAWER - BROKEN EDGE - 19.8"W X 11.8"D - W/O SLIDES/HDW - WASHED MAPLE
16	161078-65-W51	EA	DRAWER - BROKEN EDGE - 19.8"W X 11.8"D - W/O SLIDES/HDW - HONEY CHERRY
16	161078-65-W52	EA	DRAWER - BROKEN EDGE - 19.8"W X 11.8"D - W/O SLIDES/HDW - WASHED MAPLE
17	161078-52-W51	EA	DRAWER - BROKEN EDGE - 19.8"W X 11.8"D - W/O SLIDES/HDW - HONEY CHERRY - RANGE TOP
17	161078-52-W52	EA	DRAWER - BROKEN EDGE - 19.8"W X 11.8"D - W/O SLIDES/HDW - WASHED MAPLE - RANGE TOP
18	161078-08-W66	EA	DRAWER - BROKEN EDGE - 12"W X 19.7"D - W/O SLIDES/HDW - HONEY CHERRY
18	161078-08-W52	EA	DRAWER - BROKEN EDGE - 12"W X 19.7"D - W/O SLIDES/HDW - WASHED MAPLE
19	160256-82-W51	EA	DOOR - FLAT/SQUARE EDGE - 28.1" X 11.4" - W/O HDW - HONEY CHERRY
19	160256-82-W52	EA	DOOR - FLAT/SQUARE EDGE - 28.1" X 11.4" - W/O HDW - WASHED MAPLE
20	160256-81-W51	EA	DOOR - FLAT/SQUARE EDGE - 28.1" X 11.4" - W/O HDW - HONEY CHERRY
20	160256-81-W52	EA	DOOR - FLAT/SQUARE EDGE - 28.1" X 11.4" - W/O HDW - WASHED MAPLE

CABINET & APPLIANCE GROUP (CONTINUED)
CABINET & APPLIANCE LAYOUT (CONTINUED)

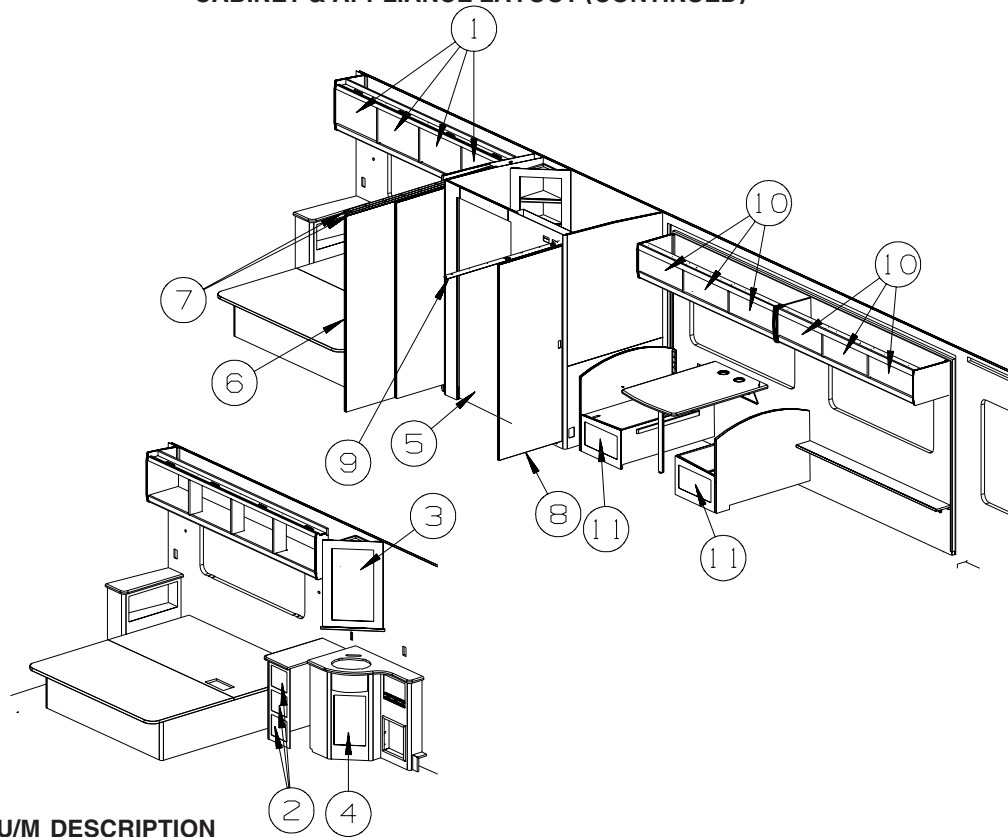


KEY	PART NUMBER	U/M	DESCRIPTION
1	163496-01-W51	EA	CABINET - BED BASE - KING - W/O DOORS/DRAWERS/HDW - HONEY CHERRY
1	163496-01-W52	EA	CABINET - BED BASE - KING - W/O DOORS/DRAWERS/HDW - WASHED MAPLE
2	163498-01-W51	EA	CABINET - NIGHTSTAND - W/O COUNTERTOP/DOORS/DRAWERS/HDW - HONEY CHERRY
2	163498-01-W52	EA	CABINET - NIGHTSTAND - W/O COUNTERTOP/DOORS/DRAWERS/HDW - WASHED MAPLE
3	162789-08-05A	EA	COUNTERTOP - NIGHTSTAND (W57, W58, W61, W62)
3	162789-08-04A	EA	COUNTERTOP - NIGHTSTAND (W59, W60)
4	158629-34-W51	EA	PANEL - END CAP - HONEY CHERRY
4	158629-34-W52	EA	PANEL - END CAP - WASHED MAPLE
5	162864-01-W51	EA	CABINET - OVERHEAD/FRONT/RH HAND - W/O DOORS/HDW - HONEY CHERRY
5	162864-01-W52	EA	CABINET - OVERHEAD/FRONT/RH HAND - W/O DOORS/HDW - WASHED MAPLE
6	163497-01-W51	EA	CABINET - NIGHTSTAND - W/O COUNTERTOP/DOORS/DRAWERS/HDW - HONEY CHERRY
6	163497-01-W52	EA	CABINET - NIGHTSTAND - W/O COUNTERTOP/DOORS/DRAWERS/HDW - WASHED MAPLE
7	162789-09-05A	EA	COUNTERTOP - NIGHTSTAND (W57, W58, W61, W62)
7	162789-09-04A	EA	COUNTERTOP - NIGHTSTAND (W59, W60)
8	137602-C7-W51	EA	POCKET - MONITOR PANEL - HONEY CHERRY - WTR HTR-6GAL/110/LP/MTR/AUTO
8	137602-C7-S48	EA	POCKET - MONITOR PANEL - WASHED MAPLE - WTR HTR-6GAL/110/LP/MTR/AUTO
8	162786-03-05A	EA	COUNTERTOP - LAVATORY (W57, W58, W61, W62)
9	162786-03-04A	EA	COUNTERTOP - LAVATORY (W59, W60)
10	P63462-01-W51	EA	CABINET - LAVATORY - W/O COUNTERTOP/DOORS/DRAWERS/HDW - HONEY CHERRY
10	P63462-01-W52	EA	CABINET - LAVATORY - W/O COUNTERTOP/DOORS/DRAWERS/HDW - WASHED MAPLE
11	163483-01-W51	EA	CABINET - OVERHEAD/MEDICINE/CORNER - W/O DOORS/HDW - HONEY CHERRY
11	163483-01-W52	EA	CABINET - OVERHEAD/MEDICINE/CORNER - W/O DOORS/HDW - WASHED MAPLE
12	158227-16-W51	EA	END CAP - OVERHEAD CABINET - HONEY CHERRY
12	158227-16-W52	EA	END CAP - OVERHEAD CABINET - WASHED MAPLE
13	137602-07-RE3	EA	POCKET - MAGAZINE - PEWTER/HONEY CHERRY
13	137602-07-RW5	EA	POCKET - MAGAZINE - PEWTER/WASHED MAPLE
14	158629-12-U21	EA	PANEL - END CAP - HONEY CHERRY
14	158629-12-U22	EA	PANEL - END CAP - WASHED MAPLE

CABINET & APPLIANCE GROUP (CONTINUED)
CABINET & APPLIANCE LAYOUT (CONTINUED)

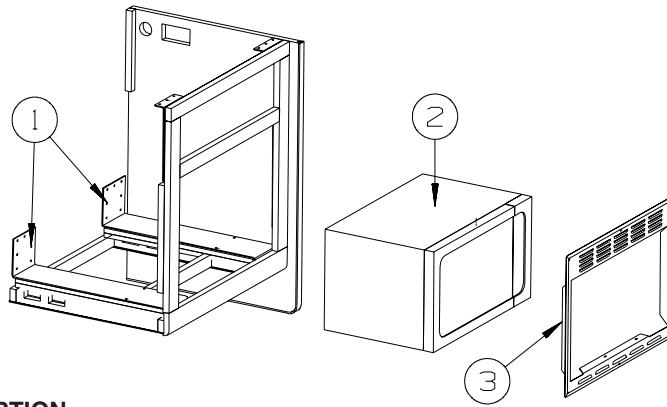
KEY	PART NUMBER	U/M	DESCRIPTION
15	163433-01-W51	EA	CABINET - OVERHEAD/FRONT/LH HAND - W/O DOORS/HDW - HONEY CHERRY
15	163433-01-W52	EA	CABINET - OVERHEAD/FRONT/LH HAND - W/O DOORS/HDW - WASHED MAPLE
16	158227-01-U21	EA	END CAP - OVERHEAD CABINET - HONEY CHERRY
16	158227-01-U22	EA	END CAP - OVERHEAD CABINET - WASHED MAPLE
17	163433-02-W51	EA	CABINET - OVERHEAD/FRONT/LH HAND - W/O DOORS/HDW - HONEY CHERRY
17	163433-02-W52	EA	CABINET - OVERHEAD/FRONT/LH HAND - W/O DOORS/HDW - WASHED MAPLE
18	158629-16-U21	EA	PANEL - END CAP - HONEY CHERRY
18	158629-16-U22	EA	PANEL - END CAP - WASHED MAPLE
19	122021-02-02A	EA	ANGLE - W/HOLES - 13.7" LONG - OFF WHITE
20	122021-01-02A	EA	ANGLE - W/HOLES - 8.6" LONG - OFF WHITE
21	122021-09-02A	EA	ANGLE - W/HOLES - 6.3" LONG - OFF WHITE
22	137092-J4-W51	EA	DINETTE SEAT BACK - W/O HARDWARE - HONEY CHERRY
22	137092-J4-W52	EA	DINETTE SEAT BACK - W/O HARDWARE - WASHED MAPLE
22	137092-K1-W51	EA	DINETTE SEAT BACK - W/O HARDWARE - HONEY CHERRY - INTERIOR UPGRADE PACKAGE
22	137092-K1-W52	EA	DINETTE SEAT BACK - W/O HARDWARE - WASHED MAPLE - INTERIOR UPGRADE PACKAGE
23	P37092-29-W51	EA	CABINET/SEAT BASE - RIGHT HAND - W/O DOOR/DRAWER/HDW - HONEY CHERRY
23	P37092-29-W52	EA	CABINET/SEAT BASE - RIGHT HAND - W/O DOOR/DRAWER/HDW - WASHED MAPLE
23	P37092-31-W51	EA	CABINET/SEAT BASE - RH - W/O DR/DRWER/HDW - HONEY CHERRY - INTERIOR UPGRADE PACKAGE
23	P37092-31-W52	EA	CABINET/SEAT BASE - RH - W/O DR/DRWER/HDW - WASHED MAPLE - INTERIOR UPGRADE PACKAGE
	096764-02-000	EA	SLIPNOT - ANTISLIP - 1'WIDE (20' ROLLS) - WHITE
24	081295-01-T02	EA	SUPPORT - BED/DINETTE - 28" LONG - HONEY CHERRY
24	081295-01-T01	EA	SUPPORT - BED/DINETTE - 28" LONG - WASHED MAPLE
25	159010-07-W57	EA	TABLE - DINETTE - W/HANGER (W57, W58, W61, W62)
25	159010-07-W51	EA	TABLE - DINETTE - W/HANGER (W59, W60)
	162788-02-05A	EA	COUNTERTOP - TABLE - W/O HDW (W57, W58, W61, W62)
	162788-02-04A	EA	COUNTERTOP - TABLE - W/O HDW (W59, W60)
26	024281-12-000	EA	BRACKET/WALL - TABLE LIFT - 17.1" - ALMOND
27	024275-16-000	EA	ROD - TABLE LIFT - W/ARMS 8" & BASE ROD 18.5" - ALMOND
28	140921-02-02A	EA	BRACKET/TABLE SUPPORT - 18.5" - ALMOND
29	164128-02-01A	EA	HOLDER/CUP - TWO STEP - COLONIAL WHITE
30	143798-01-02A	EA	CATCH - FLOOR TO TABLE LEG - ALMOND
	143798-03-02A	EA	WASHER/CATCH - TABLE LEG - ALMOND
31	P37092-28-W51	EA	CABINET/SEAT BASE - LEFT HAND - W/O DOOR/DRAWER/HDW - HONEY CHERRY
31	P37092-28-W52	EA	CABINET/SEAT BASE - LEFT HAND - W/O DOOR/DRAWER/HDW - WASHED MAPLE
31	P37092-30-W51	EA	CABINET/SEAT BASE - LH - W/O DR/DRWER/HDW - HONEY CHERRY - INTERIOR UPGRADE PACKAGE
31	P37092-30-W52	EA	CABINET/SEAT BASE - LH - W/O DR/DRWER/HDW - WASHED MAPLE - INTERIOR UPGRADE PACKAGE
	096764-02-000	EA	SLIPNOT - ANTISLIP - 1'WIDE (20' ROLLS) - WHITE
32	137092-H9-W51	EA	DINETTE SEAT BACK - W/O HARDWARE - HONEY CHERRY
32	137092-H9-W52	EA	DINETTE SEAT BACK - W/O HARDWARE - WASHED MAPLE
32	137092-J9-W51	EA	DINETTE SEAT BACK - W/O HARDWARE - HONEY CHERRY - INTERIOR UPGRADE PACKAGE
32	137092-J9-W52	EA	DINETTE SEAT BACK - W/O HARDWARE - WASHED MAPLE - INTERIOR UPGRADE PACKAGE
33	140246-06-W51	EA	SHELF - W/EDGE MOLDING - F/SLIDEOUT - 77" - HONEY CHERRY
33	140246-06-W52	EA	SHELF - W/EDGE MOLDING - F/SLIDEOUT - 77" - WASHED MAPLE
34	158629-28-W51	EA	PANEL - END CAP - HONEY CHERRY
34	158629-28-W52	EA	PANEL - END CAP - WASHED MAPLE

CABINET & APPLIANCE GROUP (CONTINUED)
CABINET & APPLIANCE LAYOUT (CONTINUED)



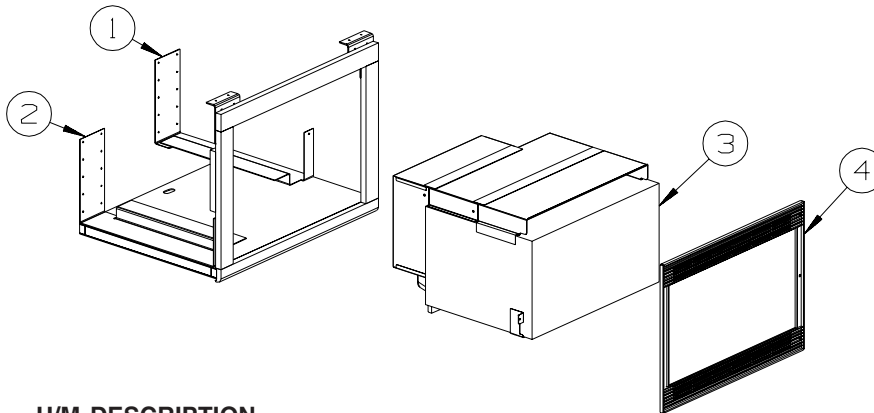
KEY	PART NUMBER	U/M	DESCRIPTION
1	160245-18-W51	EA	DOOR - CURVED - 16.9" X 23" - W/O HDW - HONEY CHERRY
1	160245-18-W52	EA	DOOR - CURVED - 16.9" X 23" - W/O HDW - WASHED MAPLE
2	161078-68-W51	EA	DRAWER - BROKEN EDGE - 7.6"W X 23.6"D - W/O SLIDES/HDW - HONEY CHERRY
2	161078-68-W52	EA	DRAWER - BROKEN EDGE - 7.6"W X 23.6"D - W/O SLIDES/HDW - WASHED MAPLE
3	159204-07-W51	EA	DOOR - MIRRORED - 15.7" X 27.9" - W/O HDW - HONEY CHERRY
3	159204-07-W52	EA	DOOR - MIRRORED - 15.7" X 27.9" - W/O HDW - WASHED MAPLE
	140374-91-000	EA	MIRROR - SAFETY GLASS - 11.8" X 24"
4	160256-29-W51	EA	DOOR - FLAT/SQUARE EDGE - 21.8" X 12" - W/O HDW - HONEY CHERRY
4	160256-29-W52	EA	DOOR - FLAT/SQUARE EDGE - 21.8" X 12" - W/O HDW - WASHED MAPLE
5	144645-05-U21	EA	DOOR - BATH - W/O FRAME (PICTURE)/TOWEL RACK/HDW - HONEY CHERRY
5	144645-05-U22	EA	DOOR - BATH - W/O FRAME (PICTURE)/TOWEL RACK/HDW - WASHED MAPLE
6	137421-05-W51	EA	DOOR - SLIDING/DOUBLE - HONEY CHERRY
6	137421-05-W52	EA	DOOR - SLIDING/DOUBLE - WASHED MAPLE
	137421-11-W51	EA	PANEL - SLIDING DOOR - W/O HANGER - HONEY CHERRY
	137421-11-T61	EA	PANEL - SLIDING DOOR - W/O HANGER - WASHED MAPLE
	138136-05-02B	EA	GUIDE - DOOR - E-COATED
	057534-03-000	EA	TIEBACK - CLEAR PLASTIC - 7.5"
			FROM: 00-00-00 THRU: 05-30-07
	057534-07-000	EA	TIEBACK-CURTAIN/DOOR, 10" - CLEAR VINYL
			FROM: 06-01-07 THRU: 99-99-99
7	137422-01-01A	EA	TRACK - DOOR - 66.4" - OFF WHITE
8	140629-10-W51	EA	DOOR - SLIDING - W/O HARDWARE - HONEY CHERRY
8	140629-10-W52	EA	DOOR - SLIDING - W/O HARDWARE - WASHED MAPLE
	137421-35-W51	EA	PANEL - SLIDING DOOR - W/O HANGER - HONEY CHERRY
	137421-35-W52	EA	PANEL - SLIDING DOOR - W/O HANGER - WASHED MAPLE
	138136-06-02B	EA	GUIDE - DOOR - E-COATED
	057534-03-000	EA	TIEBACK - CLEAR PLASTIC - 7.5"
			FROM: 00-00-00 THRU: 05-30-07
	057534-07-000	EA	TIEBACK-CURTAIN/DOOR, 10" - CLEAR VINYL
			FROM: 06-01-07 THRU: 99-99-99
9	137422-05-01A	EA	TRACK - DOOR - 51.7" - OFF WHITE
10	160245-17-W51	EA	DOOR - CURVED - 11.8" X 24.8" - W/O HDW - HONEY CHERRY
10	160245-17-W52	EA	DOOR - CURVED - 11.8" X 24.8" - W/O HDW - WASHED MAPLE
11	160256-01-W21	EA	DOOR - FLAT/SQUARE EDGE - 19.1" X 10" - W/O HDW - HONEY CHERRY
11	160256-01-W22	EA	DOOR - FLAT/SQUARE EDGE - 19.1" X 10" - W/O HDW - WASHED MAPLE
11	160256-64-W51	EA	DOOR - FLAT/SQ. EDGE - 14.5" X 9.8" - W/O HDW - HONEY CHERRY - INTERIOR UPGRADE PACKAGE
11	160256-64-W52	EA	DOOR - FLAT/SQ. EDGE - 14.5" X 9.8" - W/O HDW - WASHED MAPLE - INTERIOR UPGRADE PACKAGE

CABINET & APPLIANCE GROUP (CONTINUED)
CABINET & APPLIANCE LAYOUT (CONTINUED)



KEY	PART NUMBER	U/M	DESCRIPTION
1	094750-10-000	EA	BRACKET - MICROWAVE - 89 DEGREE
2*	158686-01-01A	EA	OVEN/MICROWAVE - .9 CU FT - NON-CONV - BLACK FROM: 00-00-00 THRU: 04-08-07
2	158686-02-01A	EA	OVEN/MICROWAVE - .9 CU FT - NON-CONV - W/O TRIM/VENTS-BLK FROM: 04-09-07 THRU: 99-99-99
3	164197-01-01A	EA	TRIM KIT - MICROWAVE - BLACK FROM: 04-09-07 THRU: 99-99-99

***COMPONENT PARTS LISTED LATER IN THIS GROUP**



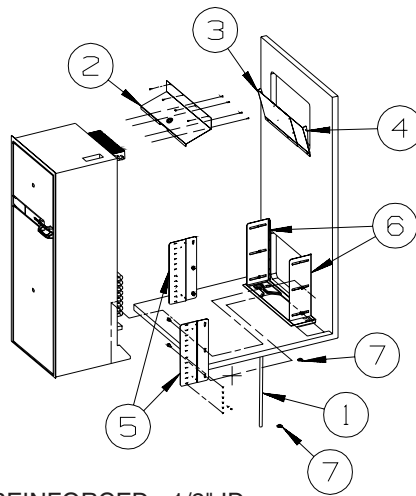
CONVECTION

KEY	PART NUMBER	U/M	DESCRIPTION
1	149418-11-02B	EA	BRACKET - MICROWAVE - E-COATED
2	149418-12-02B	EA	BRACKET - MICROWAVE - E-COATED
3*	150606-04-01A	EA	OVEN - MICROWAVE/CONVECTION/BLACK - .9 CU FT - #R-820BK - U.S.
3*	150606-06-01A	EA	OVEN - MICROWAVE/CONVECTION/BLACK - .9 CU FT - #R820BK - CANADIAN
4	150606-05-01A	EA	TRIM KIT - MICROWAVE .9 CU FT - BLACK - MAGNADYNE #R820

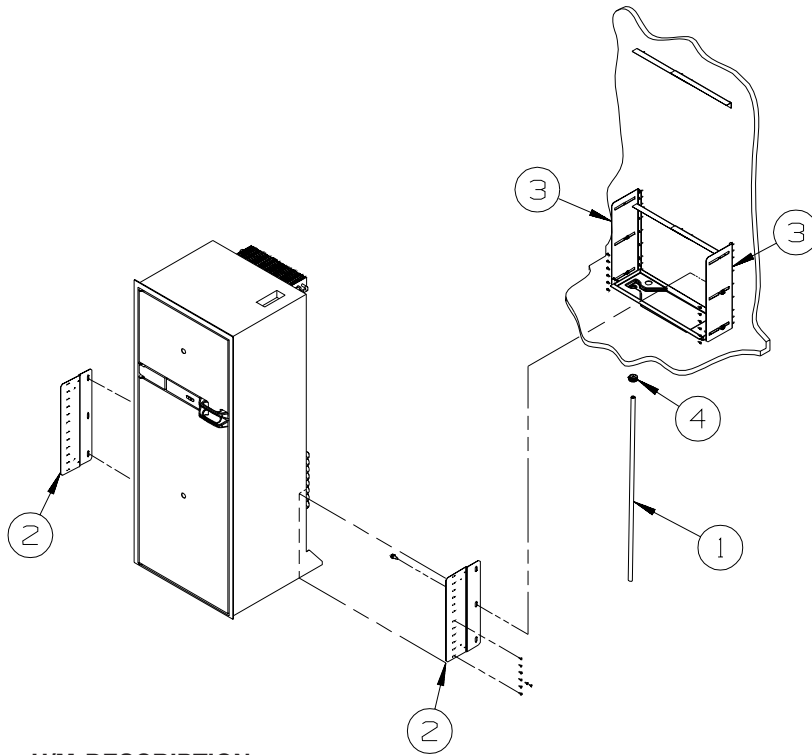
***COMPONENT PARTS LISTED LATER IN THIS GROUP**

CABINET & APPLIANCE GROUP (CONTINUED)
CABINET & APPLIANCE LAYOUT (CONTINUED)

D26P



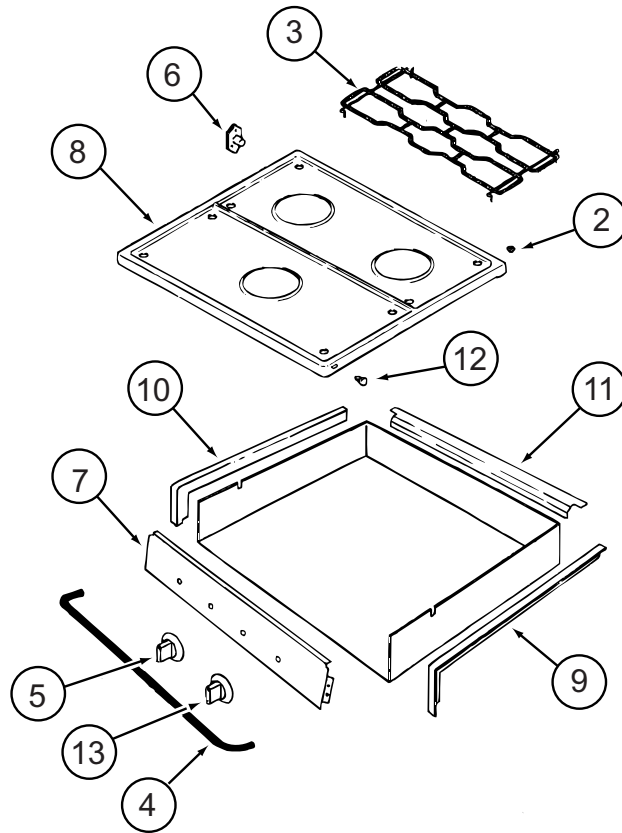
KEY	PART NUMBER	U/M DESCRIPTION
1	112176-01-000	FT TUBING - VINYL - REINFORCED - 1/2" ID
2	136966-04-02B	EA BAFFLE - REFRIGERATOR - E-COATED
3	143195-03-02B	EA BAFFLE - REFRIGERATOR - E-COATED
4	143195-04-02B	EA BAFFLE - REFRIGERATOR - E-COATED
5	150740-01-02B	EA BRACKET - REFRIGERATOR - E-COATED
6	150740-02-02B	EA BRACKET - REFRIGERATOR - E-COATED
7	152417-01-01A	EA CLAMP/RATCHET - F/REFRIDGERATOR DRIP TRAY HOSE - BLACK



D29R, D30B, D34M, D35J

KEY	PART NUMBER	U/M DESCRIPTION
1	112176-01-000	FT TUBING - VINYL - REINFORCED - 1/2" ID
2	150740-01-02B	EA BRACKET/TIEDOWN - REFRIGERATOR - E-COATED
3	150740-02-02B	EA BRACKET/TIEDOWN - REFRIGERATOR - E-COATED
4	152417-01-01A	EA CLAMP/RATCHET - F/REFRIGERATOR DRIP TRAY HOSE - BLACK

CABINET & APPLIANCE GROUP (CONTINUED)
COMPONENT PARTS FOR CABINET & APPLIANCE LAYOUT

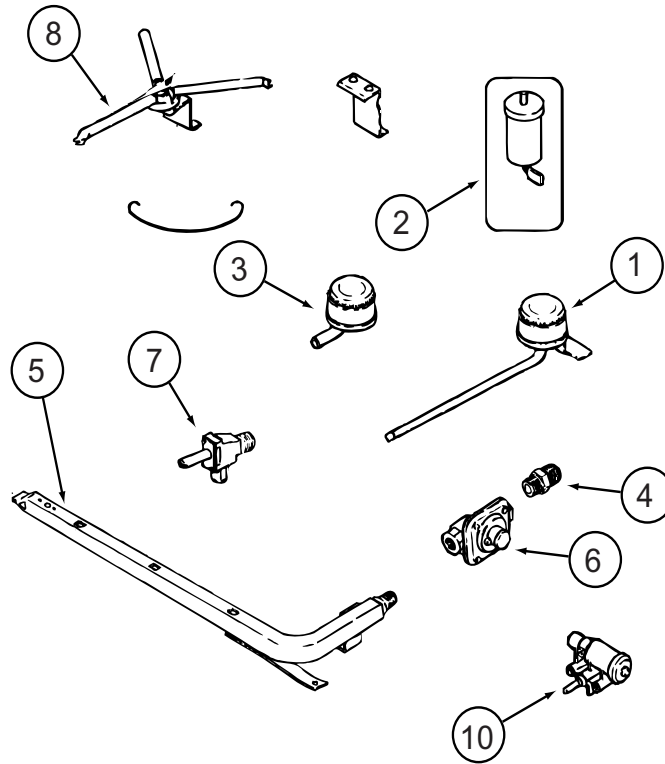


114030-04-01A

KEY	PART NUMBER	U/M	DESCRIPTION	VENDOR NO.
2	102020-01-709	EA	BUMPER-GRATE	8007P020-60
3	112881-04-702	EA	GRATE - BLACK	74007277
4	114030-02-700	EA	GUARD/FABRIC - TOWEL BAR	3609F006-70
5	128728-01-701	EA	KNOB - BURNER - REAR	74003941 (1 PER)
5	128728-01-702	EA	KNOB - BURNER - FRONT	74003942
6	128728-01-703	EA	PIN/T-NUT F/HINGE	7103P109-60
7	114030-04-700	EA	PANEL - MANIFOLD - BLACK	74007325
8	126023-01-728	EA	TOP - MAIN (BLACK)	74003323
9	114030-01-704	EA	TRIM - RIGHT/BLACK TEXTURED	74002839
10	114030-01-705	EA	TRIM - LEFT/BLACK TEXTURED	74002840
11	114030-01-706	EA	TRIM - REAR/BLACK TEXTURED	74002841
12	102020-01-724	EA	BUMPER - MAIN TOP	8003P008-60
13	128728-01-707	EA	KNOB - IGNITER	74003944

CONTACT WINNEBAGO PART SALES FOR UNLISTED COMPONENT(S)

CABINET & APPLIANCE GROUP (CONTINUED)
COMPONENT PARTS FOR CABINET & APPLIANCE LAYOUT (CONTINUED)

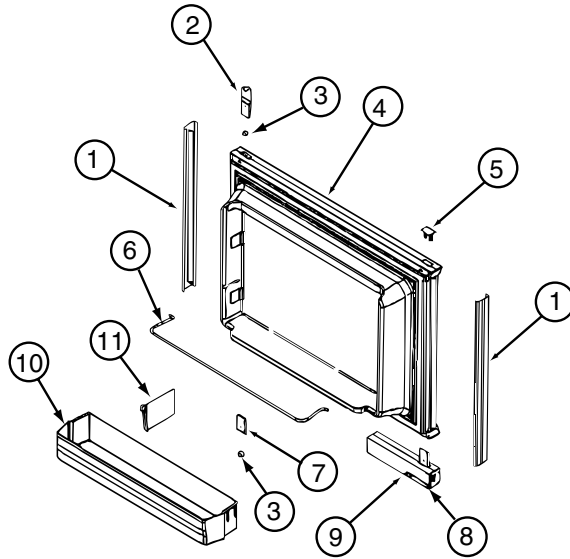


114030-04-01A (CONTINUED)

KEY	PART NUMBER	U/M	DESCRIPTION	VENDOR NO.
1	112881-04-700	EA	BURNER - TOP /LEFT REAR	74004584
1	126023-01-700	EA	BURNER - TOP (RT-REAR) 5100 BTU	74004583
2	112881-04-705	EA	PUSH RING (ELECTRODE MTG)	7104P002-60
2	126023-01-711	EA	ELECTRODE - IGNITER (ONLY)	7432P077-60
3	112881-04-701	EA	BURNER - TOP/FRONT	74004582
4	135065-03-700	EA	FITTING - HALF UNION	74004234
5	135065-01-702	EA	PIPE/MANIFOLD	74004642
6	126023-02-703	EA	REGULATOR - PRESSURE	74004235
7	126023-02-705	EA	VALVE - BURNER - REAR	74004362
7	126023-02-706	EA	VALVE - BURNER - FRONT	74004363
8	126023-01-736	EA	FLASH TUBE EXTENSION (REAR)	74003326
8	126023-01-737	EA	FLASH TUBE EXTENSION (FRONT)	74003327
10	126023-01-719	EA	IGNITER HEAD - TOP BURNER	74002413
	126023-02-702	EA	PIPE - MANIFOLD	74004360

CONTACT WINNEBAGO PART SALES FOR UNLISTED COMPONENT(S)

CABINET & APPLIANCE GROUP (CONTINUED)
COMPONENT PARTS FOR CABINET & APPLIANCE LAYOUT (CONTINUED)

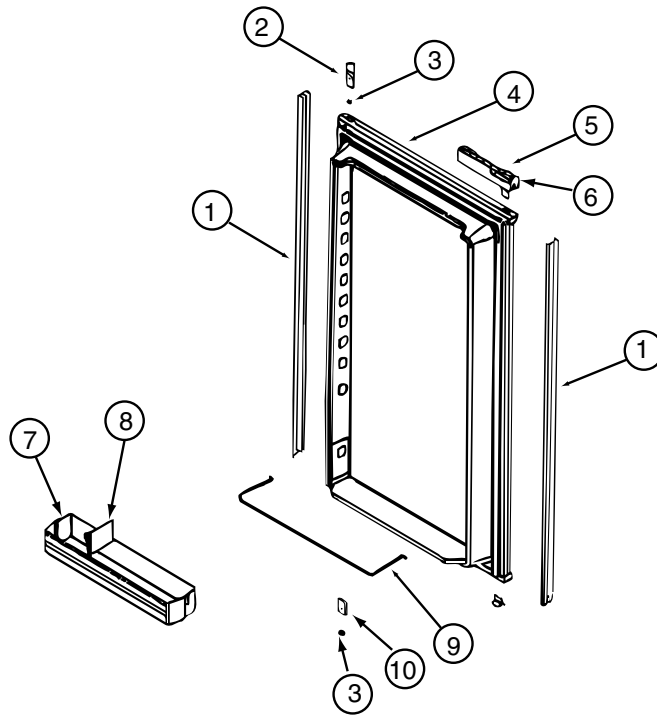


121568-06-01A, 121568-07-01A, 121568-08-01A

KEY	PART NUMBER	U/M	DESCRIPTION	VENDOR NO.
1	121568-03-700	EA	RETAINER-DOOR PNL/WAFFLE/BLK	619558-WDL-UPPER
2	120075-01-701	EA	HINGE-TOP RH/BOTTOM LH(DOOR)	618511
3	121568-03-701	EA	BUSHING - HINGE PIN/GRAY	619671
4	121568-03-702	EA	DOOR LINER-UPR/WAFFLED/BLACK	619627 - SMALL WDL
5	120075-01-702	EA	CAP, (HINGE PLUG)	618160
6	121568-01-700	EA	RAIL - DOOR UPPER	618618
7	120075-01-705	EA	HINGE-TOP LH/BOTTOM RH(DOOR)	618510
8	121568-03-705	EA	STORAGE LATCH - GRAY	619648
9	121568-03-721	EA	HANDLE/DOOR UPPER RH SWING	621465
9	121568-03-722	EA	HANDLE/DOOR LOWER RH SWING	621469
10	121568-01-701	EA	BIN - DOOR WHITE-WAFFLED LNR	618619 WDL

CONTACT WINNEBAGO PART SALES FOR UNLISTED COMPONENT(S)

CABINET & APPLIANCE GROUP (CONTINUED)
COMPONENT PARTS FOR CABINET & APPLIANCE LAYOUT (CONTINUED)

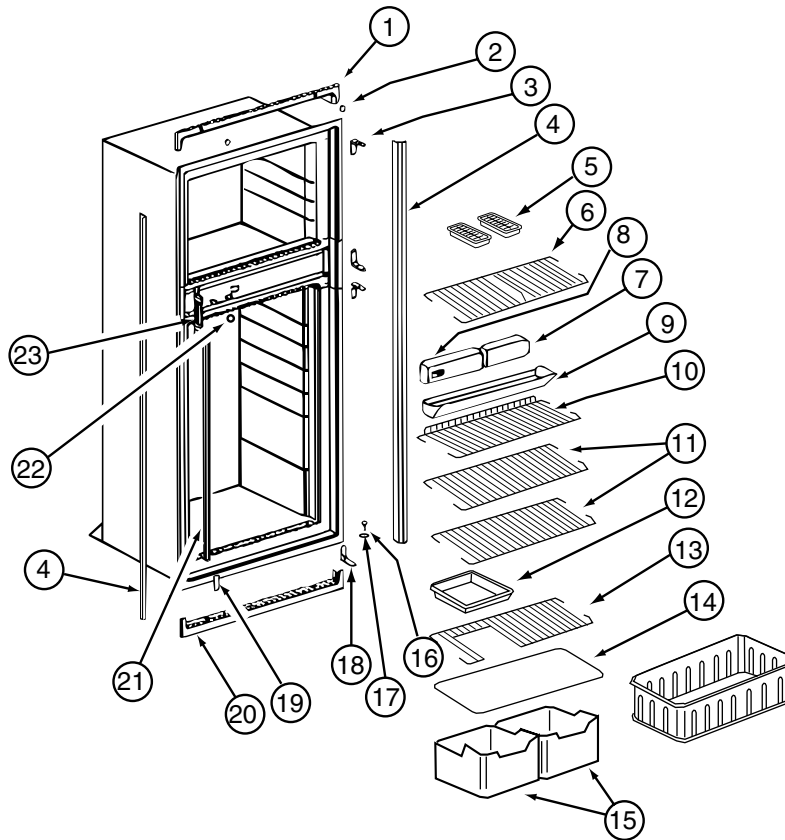


121568-06-01A, 121568-07-01A, 121568-08-01A (CONTINUED)

KEY	PART NUMBER	U/M	DESCRIPTION	VENDOR NO.
1	121568-03-706	EA	RETAINER-DOOR PNL/WAFFLE/BLK	619559-WDL-LOWER
2	120075-01-701	EA	HINGE-TOP RH/BOTTOM LH(DOOR)	618511
3	121568-03-701	EA	BUSHING - HINGE PIN/GRAY	619671
4	121568-03-707	EA	DOOR LINER-LWR/WAFFLED/B/TRM	619629
5	121568-03-722	EA	HANDLE/DOOR LOWER RH SWING	621469
6	121568-03-705	EA	STORAGE LATCH - GRAY	619648
7	121568-01-701	EA	BIN - DOOR WHITE-WAFFLED LNR	618619 WDL
9	121568-01-704	EA	RAIL - DOOR LOWER	618578
10	120075-01-705	EA	HINGE-TOP LH/BOTTOM RH(DOOR)	618510

CONTACT WINNEBAGO PART SALES FOR UNLISTED COMPONENT(S)

CABINET & APPLIANCE GROUP (CONTINUED)
COMPONENT PARTS FOR CABINET & APPLIANCE LAYOUT (CONTINUED)

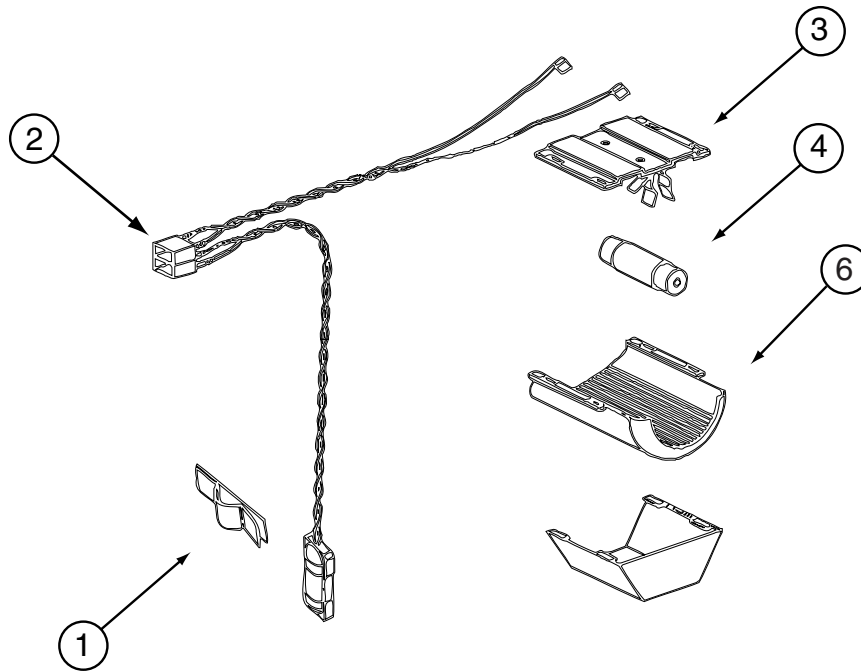


121568-06-01A, 121568-07-01A, 121568-08-01A (CONTINUED)

KEY	PART NUMBER	U/M	DESCRIPTION	VENDOR NO.
1	120075-01-713	EA	TRIM-TOP PIECE	619687
2	120075-01-714	EA	PLUG-HOLE (BLACK)	618170
3	121568-03-710	EA	HINGE/CABINET-TOP/RH-LWR/LH	619335 WAFFLED
4	121568-03-711	EA	TRIM - SIDE/BLACK	622295
6	121568-01-705	EA	SHELF - WIRE FREEZER	620250
7	121568-06-700	EA	FRONT BOX-N611	622002
8	121568-06-701	EA	CONTROL ASSY-OPTICAL/N611	621988 TO SN9056491
9	120075-01-720	EA	TRAY-DRIP	623250
9	120075-01-721	EA	LOUVER-DRIP TRAY	618176
11	121568-01-708	EA	SHELF - WIRE	620273
13	121568-01-707	EA	SHELF - WIRE - SHORT	620272
14	120075-01-725	EA	COVER-CRISPER - 18.5" WIDE	618158
15	121568-01-709	EA	CRISPER	618571
16	120075-01-727	EA	PIN-HINGE	618145
17	121568-03-701	EA	BUSHING - HINGE PIN/GRAY	619671
18	121568-03-715	EA	HINGE/CABINET-TOP/LH-LWR/RH	619336 WAFFLED
19	121568-03-716	EA	COVER - HINGE HOLES	619301
20	120075-01-729	EA	TRIM-BOTTOM PIECE	620958
21	121568-06-702	EA	CLIP - SHELF	61536522
22	121568-06-703	EA	HOLE PLUG - WHITE	620282
23	120075-01-732	EA	PLATE-STRIKE	618167

CONTACT WINNEBAGO PART SALES FOR UNLISTED COMPONENT(S)

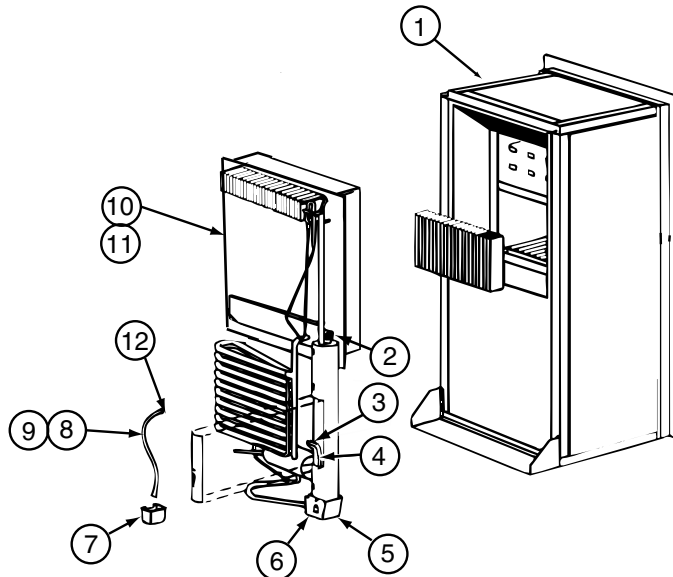
CABINET & APPLIANCE GROUP (CONTINUED)
COMPONENT PARTS FOR CABINET & APPLIANCE LAYOUT (CONTINUED)



121568-03-01A, 121568-04-01A, 121568-05-01A, 121568-06-01A, 121568-07-01A, 121568-08-01A (CONTINUED)

KEY	PART NUMBER	U/M	DESCRIPTION	VENDOR NO.
1	084880-01-760	EA	CLIP (THERMISTER)	61689122
2	120075-01-735	EA	WIRE ASM - LAMP/THERMISTER	618548
3	084880-03-705	EA	BRACKET-LIGHT-INTERIOR	61629722
4	084880-03-706	EA	BULB-LAMP	61628922
6	084880-03-707	EA	COVER-LAMP, LENS	61627922

CONTACT WINNEBAGO PART SALES FOR UNLISTED COMPONENT(S)

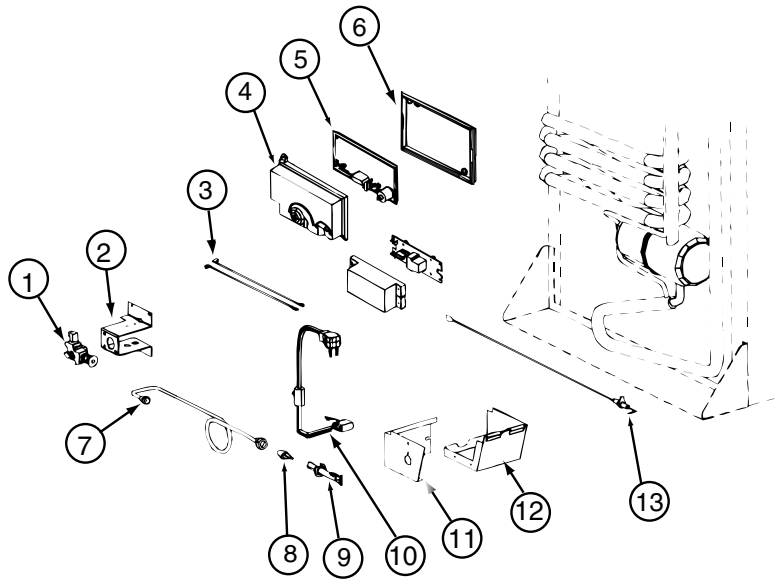


121568-06-01A, 121568-07-01A, 121568-08-01A (CONTINUED)

KEY	PART NUMBER	U/M	DESCRIPTION	VENDOR NO.
4	121568-06-704	EA	HEATER-AC/300W/120VAC	621702
10	120076-01-704	EA	COOLING UNIT, SERVICE PACK	618543

CONTACT WINNEBAGO PART SALES FOR UNLISTED COMPONENT(S)

CABINET & APPLIANCE GROUP (CONTINUED)
COMPONENT PARTS FOR CABINET & APPLIANCE LAYOUT (CONTINUED)

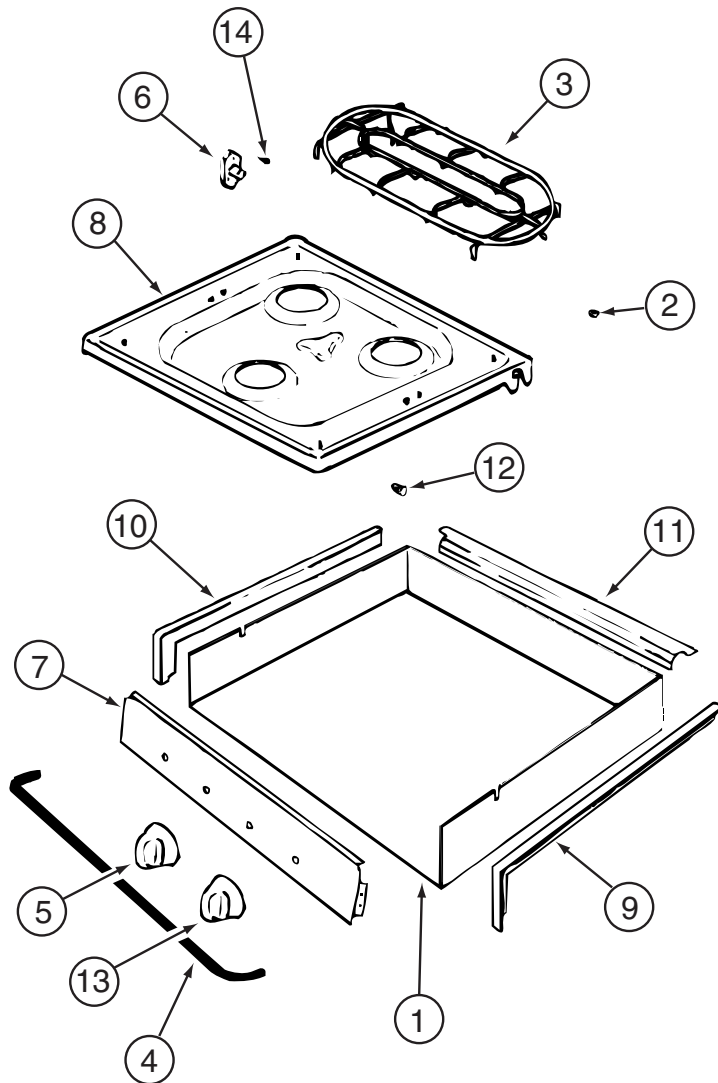


121568-06-01A, 121568-07-01A, 121568-08-01A (CONTINUED)

KEY	PART NUMBER	U/M	DESCRIPTION	VENDOR NO.
1	121568-06-705	EA	GAS VALVE/BRKT ASSY-COMBO	621439
1	121568-06-706	EA	GAS VALVE-COMBO/WRENCH FLAT	621329
4	120075-01-738	EA	COVER-POWER BOARD	618185
5	121568-06-707	EA	BOARD/POWER-N611	621991 = 621991001
6	120075-01-740	EA	BASE - POWER BOARD	618186
8	121568-06-708	EA	BURNER/ORFICE-ADAPTER KIT	621957
13	104137-06-715	EA	ELECTRODE-SPARK/SENSOR, SGL	61692222
	121569-08-704	EA	TUBE/BURNER - N8/N6	624682

CONTACT WINNEBAGO PART SALES FOR UNLISTED COMPONENT(S)

CABINET & APPLIANCE GROUP (CONTINUED)
COMPONENT PARTS FOR CABINET & APPLIANCE LAYOUT (CONTINUED)

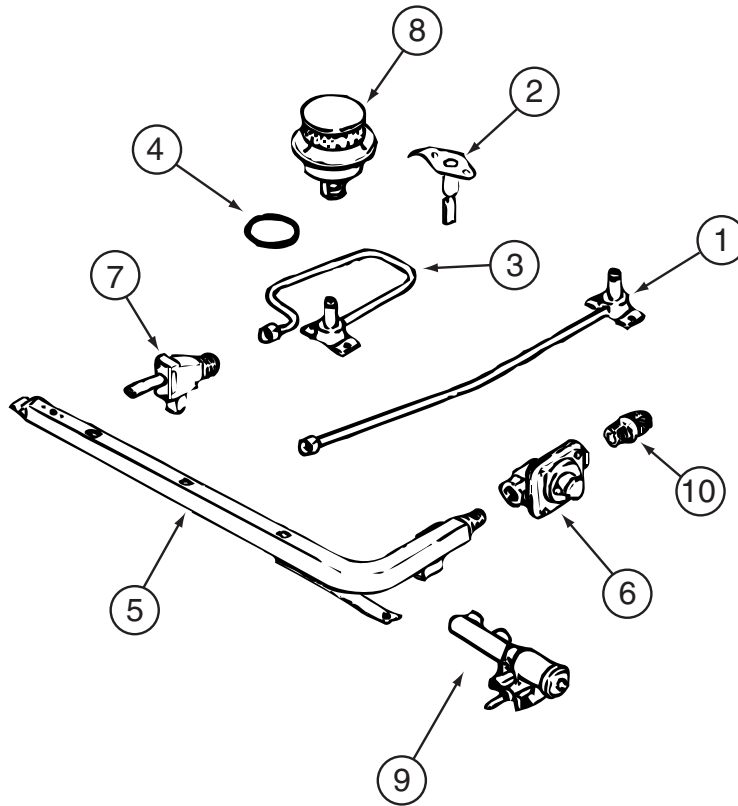


135065-03-01A, 135065-03-03A, 135065-04-01A

KEY	PART NUMBER	U/M	DESCRIPTION	VENDOR NO.
2	102020-01-709	EA	BUMPER-GRATE	8007-P020-60
3	135065-03-703	EA	GRATE - BLACK(SEALED BURNER)	74007304
4	114030-02-700	EA	GUARD/FABRIC - TOWEL BAR	3609F006-70
5	128728-01-701	EA	KNOB - BURNER - REAR	74003941
5	128728-01-702	EA	KNOB - BURNER - FRONT	74003942
6	128728-01-703	EA	PIN/T-NUT F/HINGE	7103P109-60
7	135065-03-704	EA	PANEL - MANIFOLD (BLACK)	74007330
8	128728-01-705	EA	TOP - MAIN - BLACK	74003928
8	135065-03-715	EA	TOP - MAIN - STAINLESS STEEL	74007299
9	114030-01-704	EA	TRIM - RIGHT/BLACK TEXTURED	74002839
10	114030-01-705	EA	TRIM - LEFT/BLACK TEXTURED	74002840
11	114030-01-706	EA	TRIM - REAR/BLACK TEXTURED	74002841
12	102020-01-724	EA	BUMPER-MAIN TOP	8003P008-60
13	128728-01-707	EA	KNOB - IGNITOR	74003944

CONTACT WINNEBAGO PART SALES FOR UNLISTED COMPONENT(S)

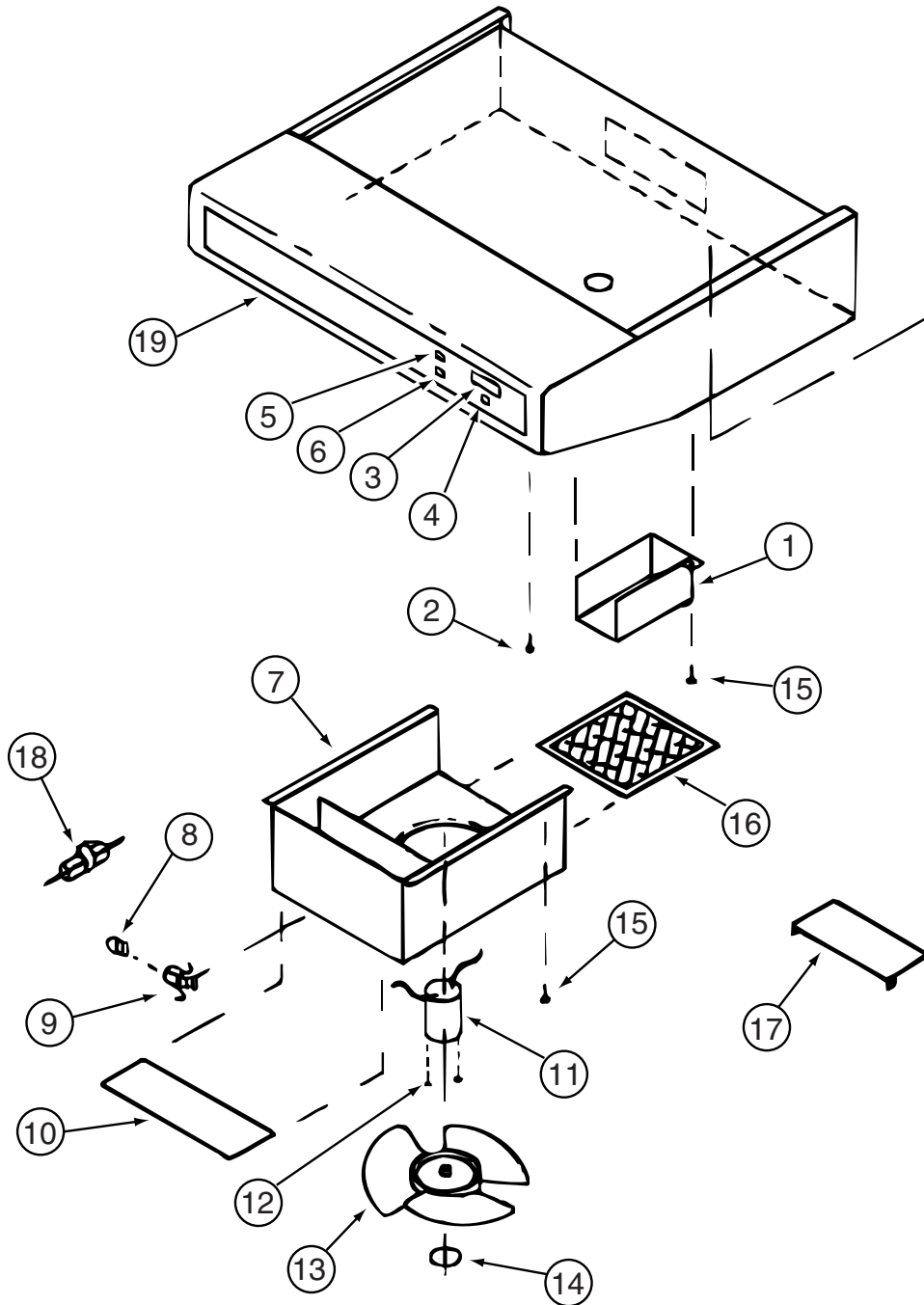
CABINET & APPLIANCE GROUP (CONTINUED)
COMPONENT PARTS FOR CABINET & APPLIANCE LAYOUT (CONTINUED)



135065-03-01A, 135065-03-03A, 135065-04-01A (CONTINUED)

KEY	PART NUMBER	U/M	DESCRIPTION	VENDOR NO.
1	128728-01-708	EA	FITTING W/ORFICE/TUBE - REAR	74003931
2	135065-01-701	EA	IGNITOR/PORCELAIN-TOP BURNER	74004053
3	128728-01-710	EA	FITTING W/ORFICE/TUBE - FRT	74003930
4	135065-03-700	EA	FITTING - HALF UNION	74004234
5	135065-01-702	EA	PIPE/MANIFOLD	74004642
6	126023-02-703	EA	REGULATOR - PRESSURE	74004235
7	135065-01-703	EA	VALVE/BURNER - REAR	74004643
7	135065-01-704	EA	VALVE/BURNER-FRT-HI	74004644
7	135065-03-701	EA	SCREW - VALVE	71003231
8	135065-03-702	EA	SEALED BURNER ASM.(BLACK) RV	74003967
9	128728-01-716	EA	BURNER - IGNITOR	74003946
9	128728-01-717	EA	WIRES - IGNITOR	74003947

CABINET & APPLIANCE GROUP (CONTINUED)
COMPONENT PARTS FOR CABINET & APPLIANCE LAYOUT (CONTINUED)



136354-01-01A, 136354-02-01A

KEY	PART NUMBER	U/M	DESCRIPTION	VENDOR NO.
3	100258-10-700	EA	GAUGE-HOUR METER, SCREW ON	L0150-00 WAS 150
4	096983-01-702	EA	SWITCH - MOM/OFF/MOM/3 TERM	L0112-00
6	096983-01-700	EA	SWITCH/1 SPEED -ON/OFF- BLK	00108-00
8	092696-01-709	EA	LAMP #912	VA415
9	092696-01-710	EA	HOLDER-LAMP	CB267-2
10	092696-02-701	EA	LENS-LAMP	CC179-2
11	090973-01-700	EA	MOTOR-12 VOLT, CSA & UL	CA508-1
13	090973-01-702	EA	BLADE-FAN	VA183-1
16	096983-01-707	EA	FILTER-MESH	CC246
17	100258-01-701	EA	DAMPER ASSEMBLY (METAL FLAP)	CAO-565-00
19	100258-01-700	EA	LABEL-HOOD NOSE	CC0428-00

CONTACT WINNEBAGO PART SALES FOR UNLISTED COMPONENT(S)

CABINET & APPLIANCE GROUP (CONTINUED)
COMPONENT PARTS FOR CABINET & APPLIANCE LAYOUT (CONTINUED)

136354-01-02A

KEY	PART NUMBER	U/M	DESCRIPTION	VENDOR NO.
3	100258-10-700	EA	GAUGE-HOUR METER, SCREW ON	L0150-00 WAS 150
4	096983-01-702	EA	SWITCH - MOM/OFF/MOM/3 TERM	L0112-00
5	096983-01-700	EA	SWITCH/1 SPEED -ON/OFF- BLK	L0108-00
8	117806-01-000	EA	BULB - 12V NO.912 1.0 AMPS	
9	092696-01-710	EA	HOLDER-LAMP	CB267-02
10	096983-01-708	EA	LENS-LAMP	CC0179
11	136354-05-700	EA	MOTOR-12 VOLT	VC0536-02
13	136354-05-701	EA	BLADE-FAN 7" DIA	VD0216-00
16	096983-01-707	EA	FILTER-MESH	CC0246-00
17	100258-01-701	EA	DAMPER ASSEMBLY (METAL FLAP)	CA0565-00
19	100258-01-700	EA	LABEL-HOOD NOSE	CC0428-00
CONTACT WINNEBAGO PART SALES FOR UNLISTED COMPONENT(S)				

136354-02-02A

KEY	PART NUMBER	U/M	DESCRIPTION	VENDOR NO.
5	096983-01-700	EA	SWITCH/1 SPEED -ON/OFF- BLK	L0108-00
9	092696-01-710	EA	HOLDER-LAMP	CB267-02
10	096983-01-708	EA	LENS-LAMP	CC0179
11	136354-06-700	EA	MOTOR - FAN (CSA)	VC0535-02
13	136354-05-701	EA	BLADE-FAN 7" DIA	VD0216-00
16	096983-01-707	EA	FILTER-MESH	CC0246-00
17	100258-01-701	EA	DAMPER ASSEMBLY (METAL FLAP)	CA0565-00
19	100258-01-700	EA	LABEL-HOOD NOSE	CC0428-00
CONTACT WINNEBAGO PART SALES FOR UNLISTED COMPONENT(S)				

136354-05-01A, 136354-05-02A

KEY	PART NUMBER	U/M	DESCRIPTION	VENDOR NO.
3	100258-10-700	EA	GAUGE-HOUR METER, SCREW ON	L0150-00 WAS 150
4	096983-01-702	EA	SWITCH - MOM/OFF/MOM/3 TERM	L0112-00
5	096983-01-700	EA	SWITCH/1 SPEED -ON/OFF- BLK	L0108-00
8	117806-01-000	EA	BULB-12V NO.912 1.0 AMPS	GENERAL MOTOR HOMES
9	092696-01-710	EA	HOLDER-LAMP	CB0267-02
10	096983-01-708	EA	LENS-LAMP	CC0179
11	136354-05-700	EA	MOTOR-12 VOLT	VC0536-02
13	136354-05-701	EA	BLADE-FAN 7" DIA	VD0216-00
16	096983-01-707	EA	FILTER-MESH	CC0246-00
17	100258-01-701	EA	DAMPER ASSEMBLY (METAL FLAP)	CA0565-00
19	100258-01-700	EA	LABEL-HOOD NOSE	CC0428-00
CONTACT WINNEBAGO PART SALES FOR UNLISTED COMPONENT(S)				

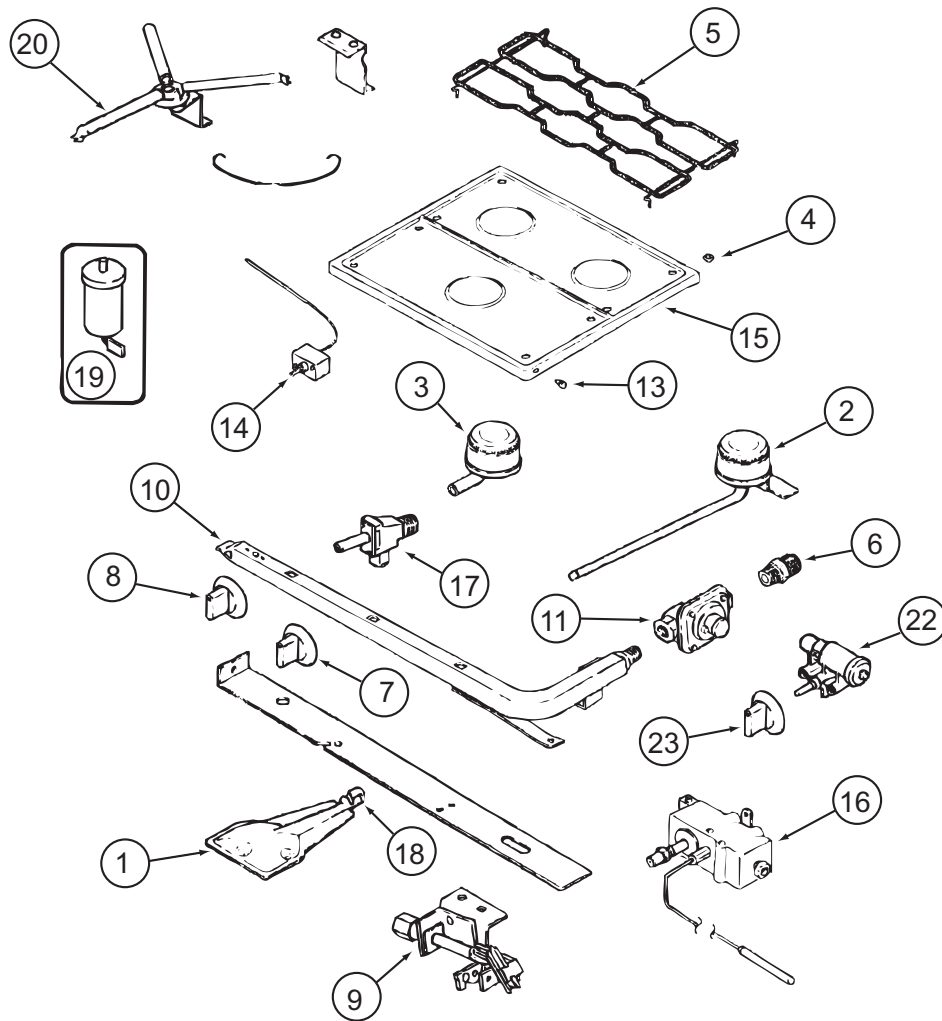
136354-06-01A, 136354-06-02A

KEY	PART NUMBER	U/M	DESCRIPTION	VENDOR NO.
3	100258-10-700	EA	GAUGE-HOUR METER, SCREW ON	L0150-00 WAS 150
4	096983-01-702	EA	SWITCH - MOM/OFF/MOM/3 TERM	L0112-00
5	096983-01-700	EA	SWITCH/1 SPEED -ON/OFF- BLK	L0108-00
8	117806-01-000	EA	BULB-12V NO.912 1.0 AMPS	GENERAL MOTOR HOMES
9	092696-01-710	EA	HOLDER-LAMP	CB0267-02
10	096983-01-708	EA	LENS-LAMP	CC0179
11	136354-06-700	EA	MOTOR - FAN (CSA)	VC0535-02
13	136354-05-701	EA	BLADE-FAN 7" DIA	VD0216-00
16	096983-01-707	EA	FILTER-MESH	CC0246-00
17	100258-01-701	EA	DAMPER ASSEMBLY (METAL FLAP)	CA0565-00
19	100258-01-700	EA	LABEL-HOOD NOSE	CC0428-00
CONTACT WINNEBAGO PART SALES FOR UNLISTED COMPONENT(S)				

150606-04-01A

KEY	PART NUMBER	U/M	DESCRIPTION	VENDOR NO.
	150606-04-700	EA	RACK - BAKING	FAMI-A104WRM0
	150606-04-701	EA	PLATE/TURNTABLE	NTNT-A097WREO
	150606-04-703	EA	SUPPORT F/PLATE	FSRAHA063WRYZ

CABINET & APPLIANCE GROUP (CONTINUED)
COMPONENT PARTS FOR CABINET & APPLIANCE LAYOUT (CONTINUED)

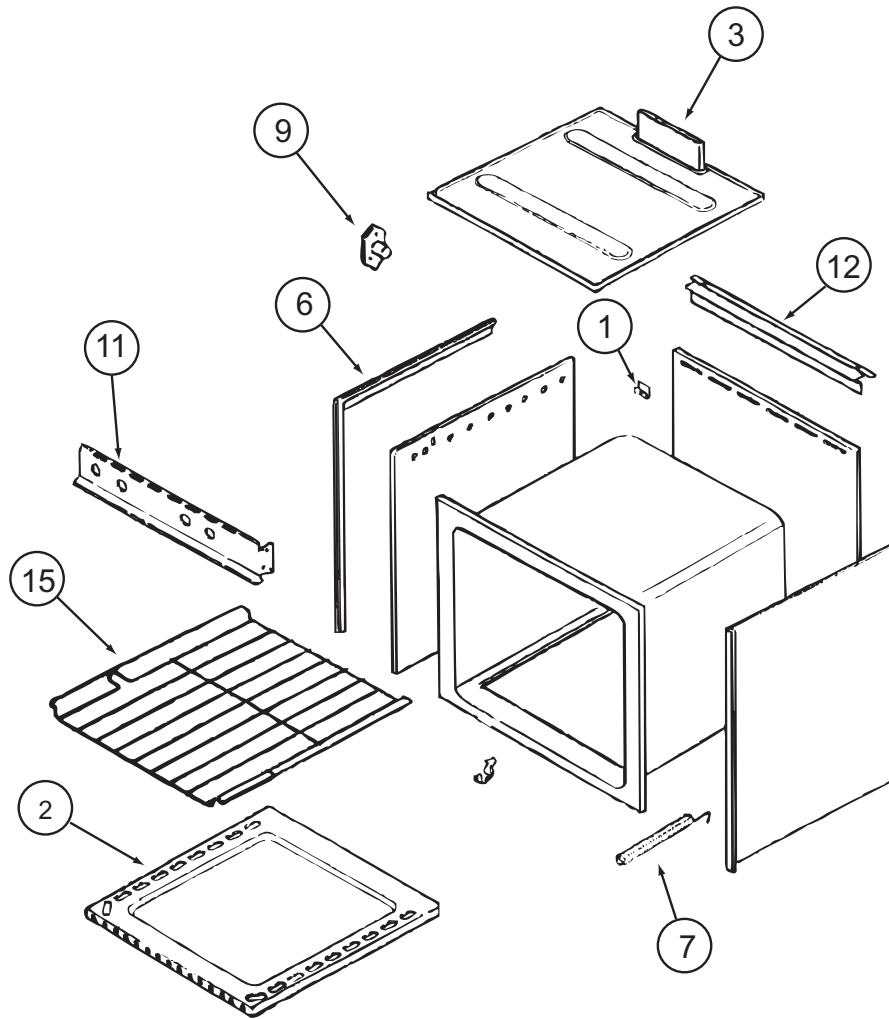


151277-01-01A, 151277-02-01A

KEY	PART NUMBER	U/M	DESCRIPTION	VENDOR NO.
1	151279-02-700	EA	BURNER - OVEN - W/SHUTTER	74009853
2	112881-04-700	EA	BURNER - TOP/LEFT REAR	74004584
2	126023-01-700	EA	BURNER-TOP (RT-REAR) 5100BTU	74004583
3	112881-04-701	EA	BURNER - TOP/FRONT	74004582
4	102020-01-709	EA	BUMPER-GRATE	8007P020-60
5	112881-04-702	EA	GRATE - BLACK	74007277
6	135065-03-700	EA	FITTING - HALF UNION	74004234
7	128728-01-701	EA	KNOB - BURNER - REAR	74003941 (1 PER)
7	128728-01-702	EA	KNOB - BURNER - FRONT	74003942
8	151279-02-701	EA	KNOB - THERMOSTAT - BLACK	74009858
9	151279-01-700	EA	PILOT - BURNER - 16" SERIES	74009852
10	151279-02-702	EA	PIPE - MANIFOLD	74009856
11	112881-03-701	EA	REGULATOR KIT W/FITTINGS	12001285
13	102020-01-724	EA	BUMPER-MAIN TOP	8003P008-60
14	151279-02-703	EA	THERMOSTAT	74009855
15	151277-01-700	EA	TOP - MAIN (BLACK)	74007287
16	151279-02-704	EA	ELBOW BLOCK ASM (VALVE-OVEN)	74009864
17	151277-01-701	EA	VALVE/REAR - W/SET SCREW	12002254
17	151277-01-702	EA	VALVE/FRONT - W/SET SCREW	12002246
19	112881-04-705	EA	PUSH RING (ELECTRODE MTG)	7104P002-60
19	126023-01-711	EA	ELECTRODE - IGNITER (ONLY)	7432P077-60
20	126023-01-736	EA	FLASH TUBE EXTENSION (REAR)	74003326
20	126023-01-737	EA	FLASH TUBE EXTENSION (FRONT)	74003327
21	112881-04-708	EA	CLIP-FLASH TUBE	7112P068-60
22	126023-01-735	EA	KIT - IGNITOR TOP BRNER & KNOB	12001296=74002413&4
23	128728-01-707	EA	KNOB - IGNITOR	74003944
26	112881-04-709	EA	SHIELD-SPARK	3604F211-45

CONTACT WINNEBAGO PART SALES FOR UNLISTED COMPONENT(S)

CABINET & APPLIANCE GROUP (CONTINUED)
COMPONENT PARTS FOR CABINET & APPLIANCE LAYOUT (CONTINUED)

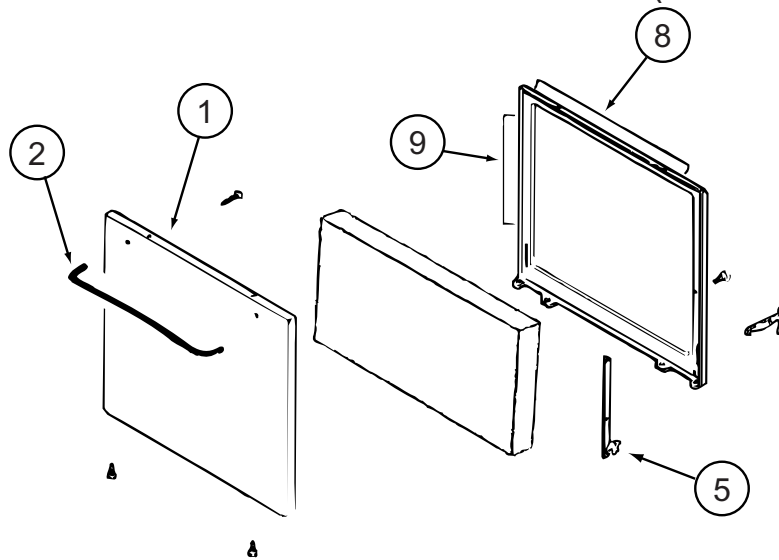


151277-01-01A (CONTINUED)

KEY	PART NUMBER	U/M	DESCRIPTION	VENDOR NO.
2	126023-01-731	EA	BOTTOM - OVEN	2205F016-19
3	126023-01-718	EA	FLUE BOX ASSEMBLY	4006W075-80
6	126023-01-713	EA	TRIM - SIDE (RIGHT) BLACK	74002827
6	126023-01-714	EA	TRIM - SIDE (LEFT) BLACK	74002828
7	135066-03-700	EA	SPRING - OVEN DOOR	74001835
9	128728-01-703	EA	PIN/T-NUT F/HINGE	7103P109-60
15	126023-01-716	EA	RACK - OVEN	74003106

CONTACT WINNEBAGO PART SALES FOR UNLISTED COMPONENT(S)

CABINET & APPLIANCE GROUP (CONTINUED)
COMPONENT PARTS FOR CABINET & APPLIANCE LAYOUT (CONTINUED)

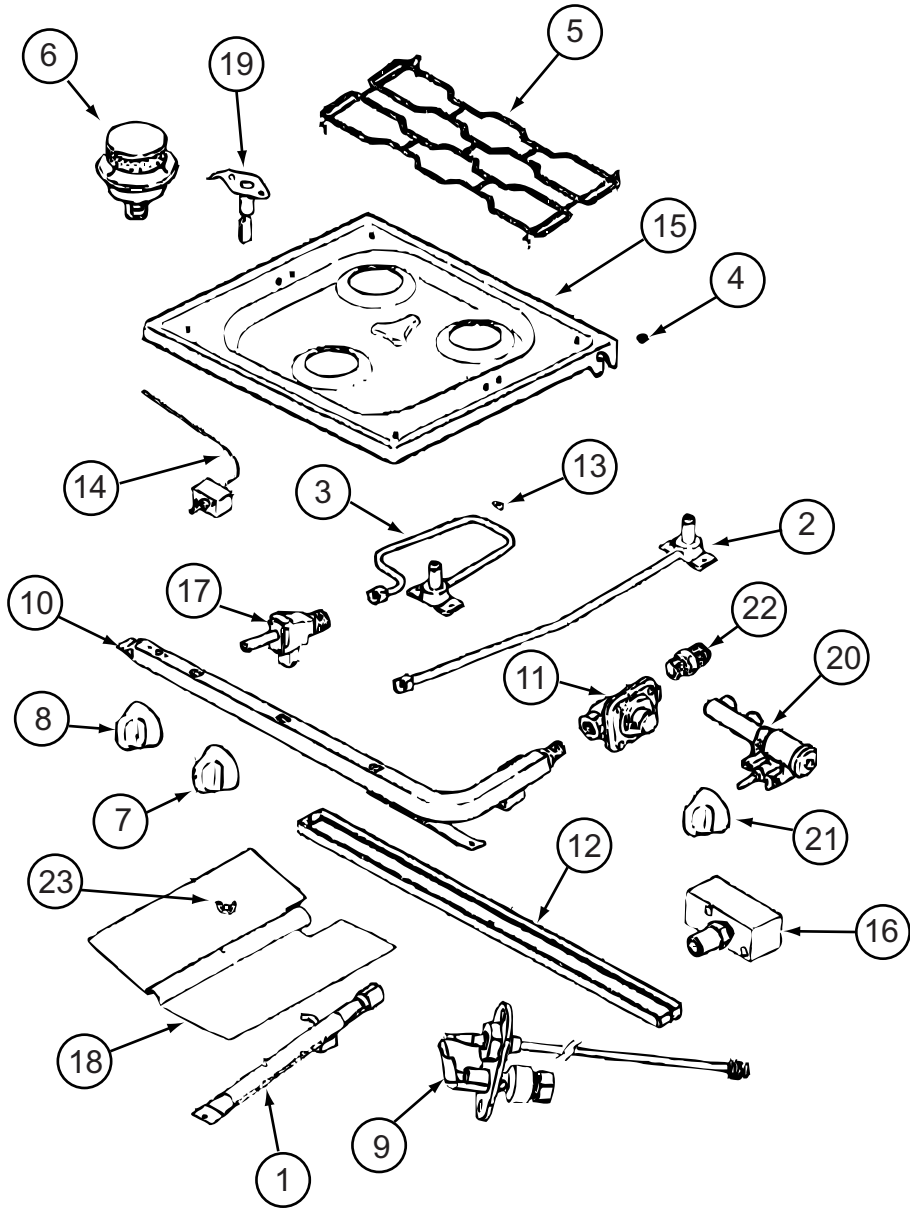


151277-01-01A (CONTINUED)

KEY	PART NUMBER	U/M	DESCRIPTION	VENDOR NO.
1	102022-01-704	EA	GLASS-OUTER	7902P261-60
1	112881-01-713	EA	DOOR/OVEN-TEXT/BLK NO WINDOW	2401F126-70
2	128727-01-701	EA	HANDLE - OVEN DOOR	74003929
5	151277-01-704	EA	HINGE KIT-OVEN DR/LT	12400028
5	151277-01-705	EA	HINGE KIT-OVEN DR/RT	12400029
8	126023-01-732	EA	SEAL/OVEN DR TOP	7212P014-60
9	135066-03-714	EA	SEAL - OVEN DOOR SIDES	7212P039-60

CONTACT WINNEBAGO PART SALES FOR UNLISTED COMPONENT(S)

CABINET & APPLIANCE GROUP (CONTINUED)
COMPONENT PARTS FOR CABINET & APPLIANCE LAYOUT (CONTINUED)



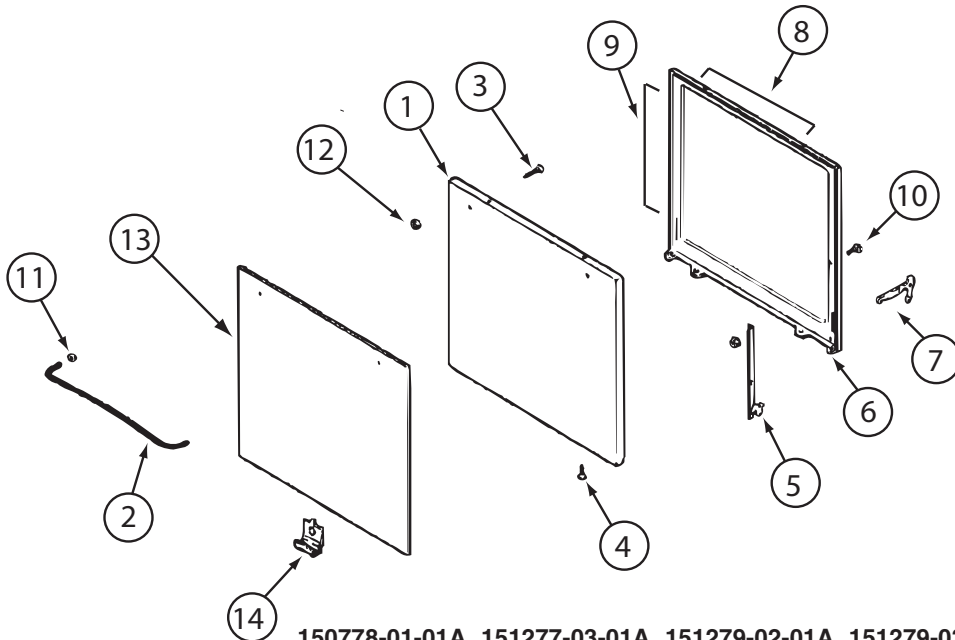
151277-03-01A, 151279-01-01A, 151279-02-01A/02A, 151279-03-01A

CABINET & APPLIANCE GROUP (CONTINUED)
COMPONENT PARTS FOR CABINET & APPLIANCE LAYOUT (CONTINUED)

151277-03-01A, 151279-01-01A, 151279-02-01A/02A, 151279-03-01A (CONTINUED)

KEY	PART NUMBER	U/M DESCRIPTION	VENDOR NO.
1	151279-02-700	EA BURNER - OVEN - W/SHUTTER	74009853
2	128728-01-708	EA FITTING W/ORFICE/TUBE - REAR	74003931
3	128728-01-710	EA FITTING W/ORFICE/TUBE - FRT	74003930
4	102020-01-709	EA BUMPER-GRATE	8007P020-60
5	135065-03-703	EA GRATE - BLACK(SEALED BURNER)	74007304
6	135065-03-702	EA SEALED BURNER ASM.(BLACK) RV	74003967
7	128728-01-701	EA KNOB - BURNER - REAR	74003941 (1 PER)
7	128728-01-702	EA KNOB - BURNER - FRONT	74003942
8	151279-02-701	EA KNOB - THERMOSTAT - BLACK	74009858
9	112881-04-706	EA PILOT-OVEN (151279-01-01A ONLY)	74006334
9	151279-01-700	EA PILOT-BURNER-16" (151279-01-01A ONLY)	74009852
9	151279-02-705	EA PILOT - OVEN - 22" SERIES	74010544
10	151279-02-702	EA PIPE - MANIFOLD	74009856
11	112881-03-701	EA REGULATOR KIT W/FITTINGS	12001285
11	126023-02-703	EA REGULATOR - PRESSURE	74004235
13	102020-01-724	EA BUMPER-MAIN TOP	8003P008-60
14	151279-02-703	EA THERMOSTAT	74009855
15	128728-01-705	EA TOP - MAIN - BLACK	74003928
15	135065-03-715	EA TOP - MAIN - STAINLESS STEEL	74007299
15	151277-03-705	EA TOP-MAIN SNGL GRT/SEALED-BLK	2001F300-09
16	151279-02-704	EA ELBOW BLOCK ASM (VALVE-OVEN)	74009864
17	135065-01-703	EA VALVE/BURNER - REAR	74004643
17	135065-01-704	EA VALVE/BURNER-FRT-HI	74004644
18	135656-01-701	EA MIXER/AIR	3411F003-34
19	135065-01-701	EA IGNITOR/PORCELAIN-TOP BURNER	74004053
20	128728-01-716	EA IGNITOR - F/BURNERS	74003946
20	128728-01-717	EA WIRES - IGNITOR	74003947
21	128728-01-707	EA KNOB - IGNITOR	74003944
22	135065-03-700	EA FITTING - HALF UNION	74004234

CONTACT WINNEBAGO PART SALES FOR UNLISTED COMPONENT(S)

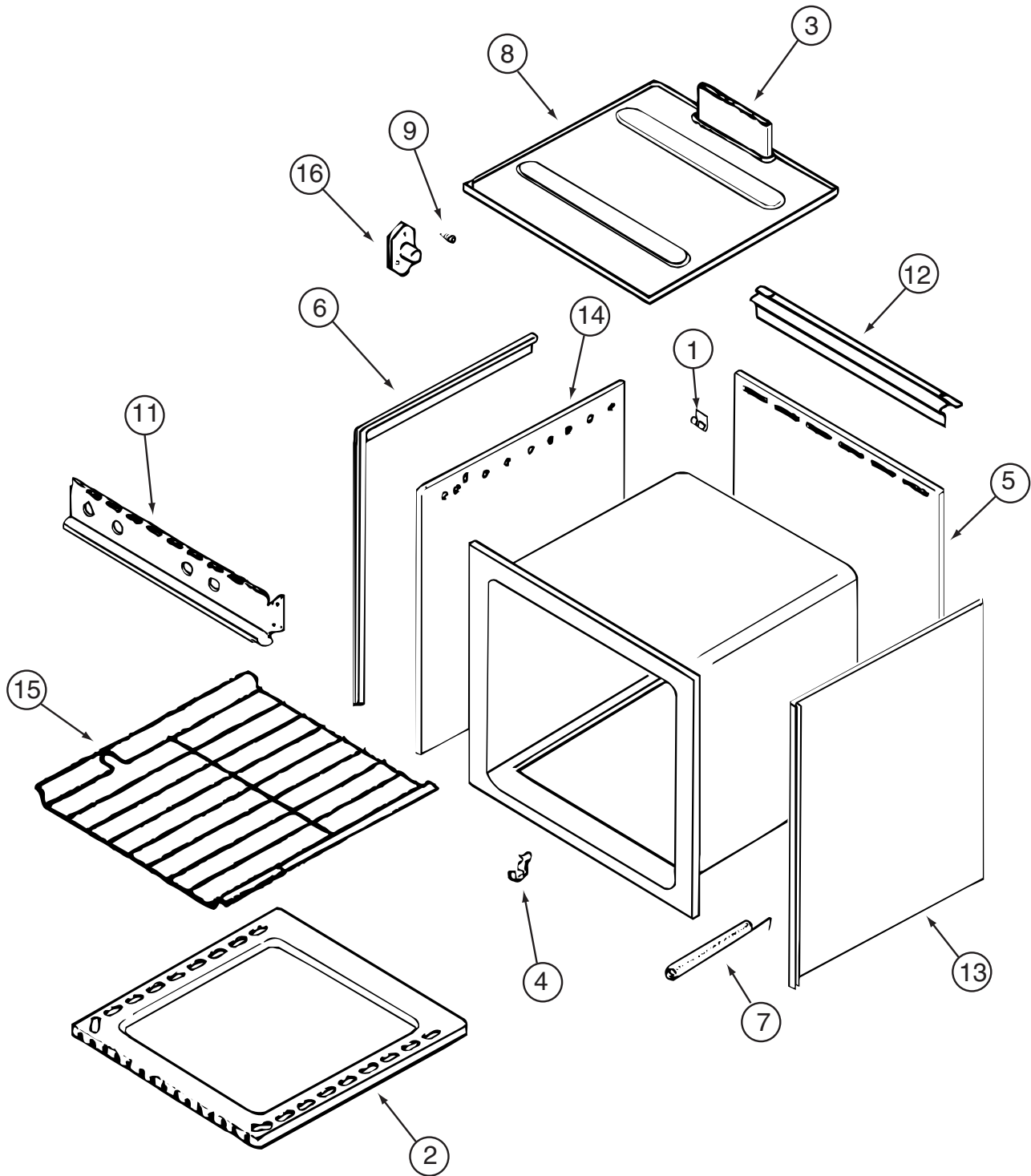


150778-01-01A, 151277-03-01A, 151279-02-01A, 151279-03-01A (CONTINUED)

KEY	PART NUMBER	U/M DESCRIPTION	VENDOR NO.
1	126023-01-712	EA PANEL - DOOR (BLACK)	74001190
2	128727-01-701	EA HANDLE - OVEN DOOR	74003929
5	151277-01-704	EA HINGE KIT-OVEN DR/LT	12400028
5	151277-01-705	EA HINGE KIT-OVEN DR/RT	12400029
8	126023-01-732	EA SEAL/OVEN DR TOP	7212P014-60
9	135066-03-714	EA SEAL - OVEN DOOR SIDES	7212P039-60
10	151277-03-707	EA DOOR LINING	74004228
13	102020-01-725	EA GLASS OUTER	7902P266-60
14	126023-01-738	EA CLIP - GLASS OVEN/BLACK	7112P093-60

CONTACT WINNEBAGO PART SALES FOR UNLISTED COMPONENT(S)

CABINET & APPLIANCE GROUP (CONTINUED)
COMPONENT PARTS FOR CABINET & APPLIANCE LAYOUT (CONTINUED)



135066-03-01A/04A, 150778-01-01A, 151277-03-01A, 151279-02-01A/02A, 151279-03-01A (CONTINUED)

KEY	PART NUMBER	U/M	DESCRIPTION	VENDOR NO.
1	112881-03-702	EA	CLIP - MAIN TOP	74003998
2	126023-01-731	EA	BOTTOM - OVEN	2205F016-19
3	126023-01-718	EA	FLUE BOX ASSEMBLY	4006W075-80
6	126023-01-713	EA	TRIM - SIDE (RIGHT) BLACK	74002827
6	126023-01-714	EA	TRIM - SIDE (LEFT) BLACK	74002828
7	135066-03-708	EA	SPRING - OVEN DOOR	7803P053-60
9	128728-01-703	EA	PIN/T-NUT F/HINGE	7103P109-60
11	135066-03-701	EA	PANEL - MANIFOLD - BLACK	74007306
12	112881-01-721	EA	DEFLECTOR/FLUE-BLK-SEALED BR	74002829
15	126023-01-716	EA	RACK - OVEN	74003106

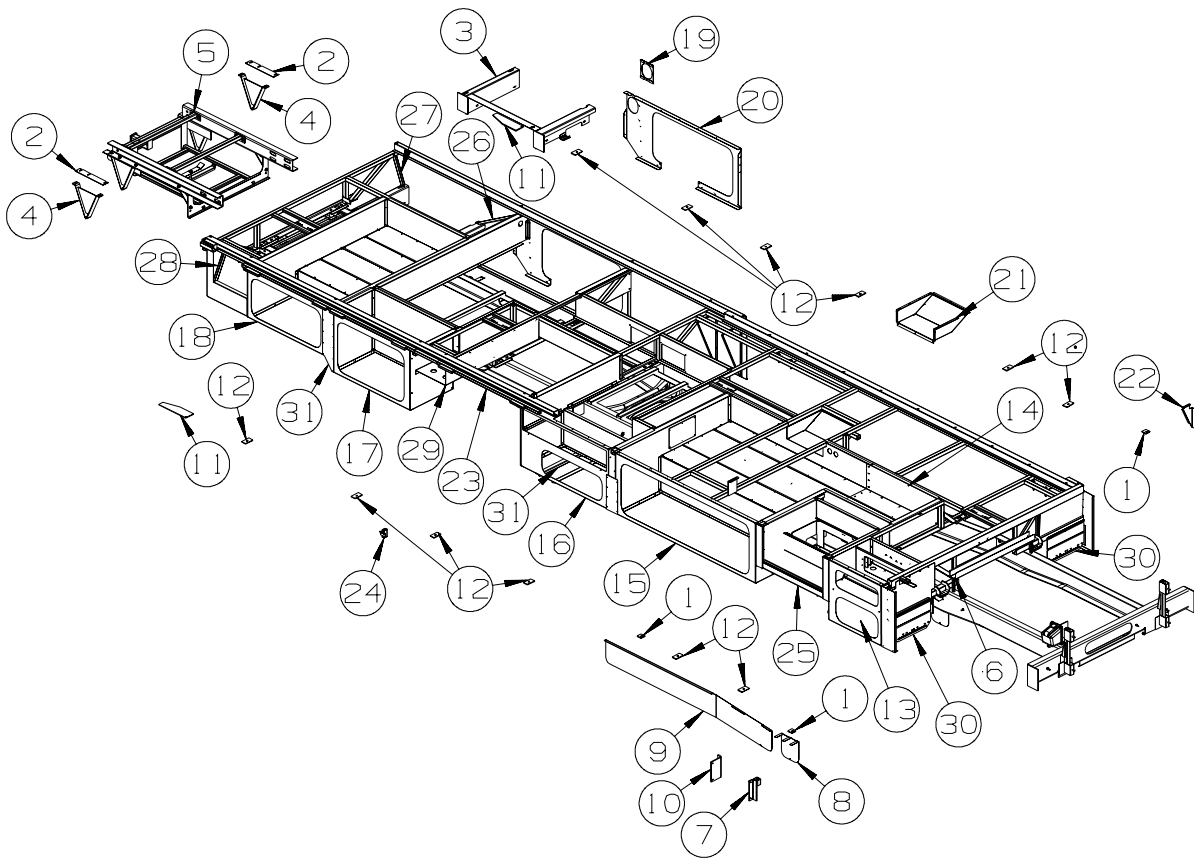
CONTACT WINNEBAGO PART SALES FOR UNLISTED COMPONENT(S)

CABINET & APPLIANCE GROUP (CONTINUED)
COMPONENT PARTS FOR CABINET & APPLIANCE LAYOUT (CONTINUED)

158686-01-01A

KEY	PART NUMBER	U/M	DESCRIPTION	VENDOR NO.
	158686-01-700	EA	PLATE-GLASS	SR11092PLATE
	158686-01-701	EA	TRIM KIT - 2 PC.	ODY-2-92KIT

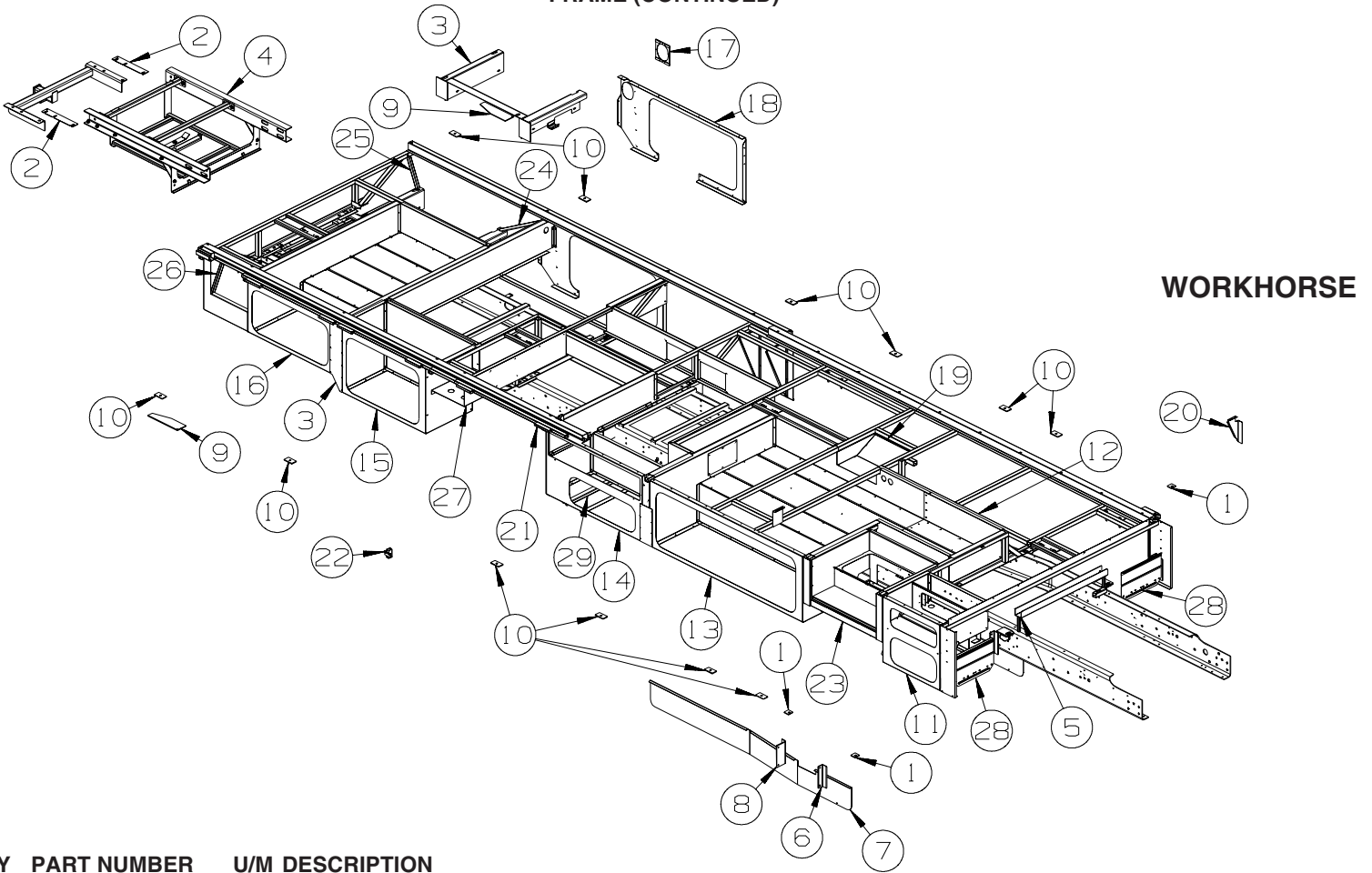
CHASSIS GROUP FRAME



FORD

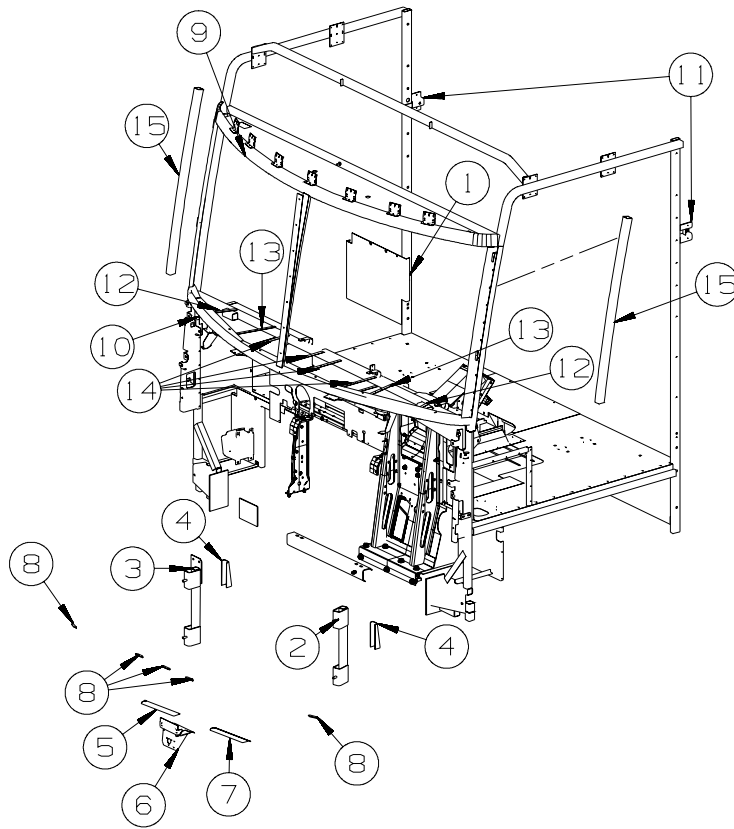
KEY	PART NUMBER	U/M	DESCRIPTION
1	135712-02-02B	EA	PLATE - BODY MOUNT - E-COATED
2	136538-01-02B	EA	SHIM - HITCH - E-COATED
3	138113-05-02B	EA	OUTRIGGER/GENERATOR - E-COATED
4	140441-03-02B	EA	PLATE - SKID - E-COATED
5	154052-18-01A	EA	CLIP/REAR EXTENSION RAIL - W/HITCH - W/O TIRE CARRIER
6	113452-01-000	FT	SEAL/TRIM - FRONT - VINYL W/WIRE CARRIER - .020"
7	139189-01-02B	EA	BRACKET - LP SUPPORT - E-COATED
8	134325-04-02B	EA	SHIELD - HEAT/EXHAUST - E-COATED
9	134325-01-02B	EA	SHIELD - HEAT/EXHAUST - E-COATED
10	139188-01-02B	EA	BRACKET - LP SUPPORT
11	133095-01-02B	EA	PLATE - CLIP - E-COATED
12	135712-01-02B	EA	PLATE - BODY MOUNT - E-COATED
13	137815-11-02B	EA	COMPARTMENT - RIGHT/FRONT - E-COATED
			FROM: 00-00-00 THRU: 09-16-07
13	137815-13-02B	EA	COMPARTMENT - RIGHT/FRONT - E-COATED
			FROM: 09-17-07 THRU: 99-99-99
14	137814-02-02B	EA	COMPARTMENT - RIGHT - E-COATED
15	137814-10-02B	EA	COMPARTMENT - RIGHT - E-COATED
16	138726-10-02B	EA	COMPARTMENT - MIDDLE - E-COATED
17	138726-11-02B	EA	COMPARTMENT - MIDDLE - E-COATED
18	153020-12-02B	EA	COMPARTMENT - REAR - E-COATED
19	154223-01-02B	EA	SPACER/PLATE - FUEL FILL - E-COATED
20	142221-02-02B	EA	PLATE/SEAL - E-COATED
21	138056-05-02B	EA	PANEL - FURNACE COMPARTMENT - E-COATED
22	123440-14-02B	EA	SUPPORT - PANEL - 9.9" / 7.6" X 4.8" - E-COATED
23	160062-01-02B	EA	HANGER - DOOR - E-COATED
24	136780-03-02B	EA	ADJUSTER - SLIDE - E-COATED
25	162351-01-02B	EA	BOX/ENTRANCE STEP - E-COATED
26	138075-04-02B	EA	ANGLE/SUPPORT - SEAL PLANE - E-COATED
27	138075-03-02B	EA	ANGLE/SUPPORT - SEAL PLANE - E-COATED
28	138075-10-02B	EA	ANGLE/SUPPORT - SEAL PLANE - E-COATED
29	138777-03-02B	EA	COVER - MOTOR - F/SLIDEOUT - E-COATED
30	136391-01-02B	EA	GUARD/ROCK - STEEL - W/ANGLE - 18"W X 11"H - E-COATED
31	140963-01-02B	EA	SHIELD - EXHAUST - E-COATED

CHASSIS GROUP (CONTINUED)
FRAME (CONTINUED)



KEY	PART NUMBER	U/M	DESCRIPTION
1	135712-02-02B	EA	PLATE - BODY MOUNT - E-COATED
2	136538-01-02B	EA	SHIM - HITCH - E-COATED
3	138113-05-02B	EA	OUTRIGGER/GENERATOR - E-COATED
4	154052-18-01A	EA	CLIP/REAR EXTENSION RAIL - W/HITCH - W/O TIRE CARRIER
5	113452-01-000	FT	SEAL/TRIM - FRONT - VINYL W/WIRE CARRIER - .020"
6	139189-01-02B	EA	BRACKET - LP SUPPORT - E-COATED
7	134325-02-02B	EA	SHIELD - HEAT/EXHAUST - E-COATED
8	139188-02-02B	EA	BRACKET - LP SUPPORT
9	133095-01-02B	EA	PLATE - CLIP - E-COATED
10	135712-01-02B	EA	PLATE - BODY MOUNT - E-COATED
11	137815-11-02B	EA	COMPARTMENT - RIGHT/FRONT - E-COATED
			FROM: 00-00-00 THRU: 09-16-07
11	137815-13-02B	EA	COMPARTMENT - RIGHT/FRONT - E-COATED
			FROM: 09-17-07 THRU: 99-99-99
12	137814-02-02B	EA	COMPARTMENT - RIGHT - E-COATED
13	137814-10-02B	EA	COMPARTMENT - RIGHT - E-COATED
14	138726-10-02B	EA	COMPARTMENT - MIDDLE - E-COATED
15	138726-11-02B	EA	COMPARTMENT - MIDDLE - E-COATED
16	153020-12-02B	EA	COMPARTMENT - REAR - E-COATED
17	154223-01-02B	EA	SPACER/PLATE - FUEL FILL - E-COATED
18	142221-02-02B	EA	PLATE/SEAL - E-COATED
19	138056-05-02B	EA	PANEL - FURNACE COMPARTMENT - E-COATED
20	123440-14-02B	EA	SUPPORT - PANEL - 9.9"X7.6" X 4.8" - E-COATED
21	160062-01-02B	EA	HANGER - DOOR - E-COATED
22	136780-03-02B	EA	ADJUSTER - SLIDE - E-COATED
23	162351-01-02B	EA	BOX/ENTRANCE STEP - E-COATED
24	138075-04-02B	EA	ANGLE/SUPPORT - SEAL PLANE - E-COATED
25	138075-03-02B	EA	ANGLE/SUPPORT - SEAL PLANE - E-COATED
26	138075-10-02B	EA	ANGLE/SUPPORT - SEAL PLANE - E-COATED
27	138777-03-02B	EA	COVER - MOTOR - F/SLIDEOUT - E-COATED
28	136391-01-02B	EA	GUARD/ROCK - STEEL - W/ANGLE - 18"W X 11"H - E-COATED
29	140963-01-02B	EA	SHIELD - EXHAUST - E-COATED

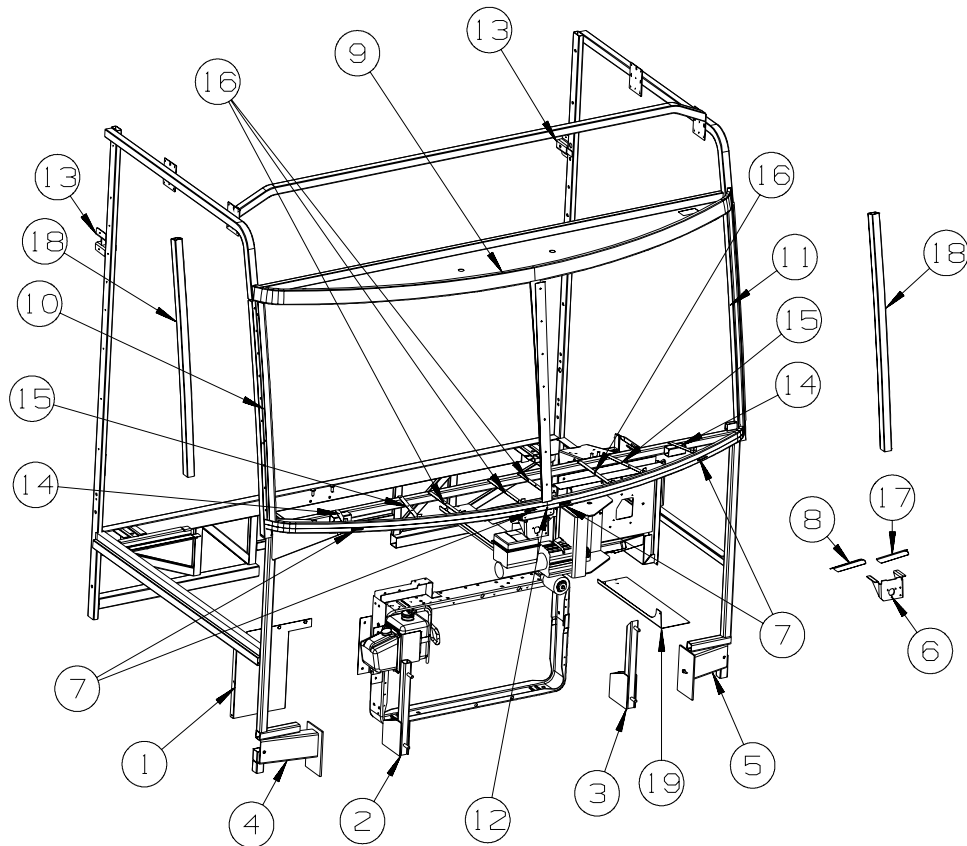
CHASSIS GROUP (CONTINUED) FRONT END



FORD

KEY	PART NUMBER	U/M	DESCRIPTION
1	144679-02-02B	EA	SHIELD/SPLASH - HEADLIGHT - E-COATED
2	152916-01-02B	EA	SUPPORT - FRONT - E-COATED
3	152916-05-02B	EA	SUPPORT - FRONT - E-COATED
4	117622-01-02B	EA	BRACE - TUBE/BUMPER - VERTICAL - E-COATED
5	134371-02-01B	EA	ANGLE/MOUNT - WIPER MOTOR
6	134506-04-01B	EA	BRACKET - WIPER MOTOR
7	134371-01-01B	EA	ANGLE/MOUNT - WIPER MOTOR
8	126289-65-01B	EA	ANGLE - FORMED
9	124975-01-01B	EA	SUPPORT-WINDSHIELD,UPPER,MLL
10	124974-01-01B	EA	SUPPORT-WINDSHIELD,LOWER,MLL
11	140387-02-01B	EA	MOUNT - SEATBELT/WALL - E-COATED
12	137047-06-01B	EA	STRAP - DEFROSTER PLENUM
13	137047-05-01B	EA	STRAP - DEFROSTER PLENUM
14	137047-04-01B	EA	STRAP - DEFROSTER PLENUM
15	117273-01-01A	EA	TUBE - SUPPORT - A-PILLAR

CHASSIS GROUP (CONTINUED)
FRONT END (CONTINUED)



WORKHORSE

KEY	PART NUMBER	U/M	DESCRIPTION
1	121962-02-02B	EA	SHIELD/SPLASH - HEADLIGHT - E-COATED
2	134807-11-02B	EA	SUPPORT - FRONT - E-COATED
3	134807-12-02B	EA	SUPPORT - FRONT - E-COATED
4	137048-01-02B	EA	CHANNEL/SUPPORT - FRONT END - E-COATED
5	137048-02-02B	EA	CHANNEL/SUPPORT - FRONT END - E-COATED
6	134506-04-01B	EA	BRACKET - WIPER MOTOR
7	126289-65-01B	EA	ANGLE - FORMED
8	134371-01-01B	EA	ANGLE/MOUNT - WIPER MOTOR
9	124975-01-01B	EA	SUPPORT-WINDSHIELD,UPPER,MLL
10	156767-01-01B	EA	FRAME - WINDSHIELD - A-PILLAR - MILL
11	156767-02-01B	EA	FRAME - WINDSHIELD - A-PILLAR - MILL
12	124974-01-01B	EA	SUPPORT-WINDSHIELD,LOWER,MLL
13	140387-02-01B	EA	MOUNT - SEATBELT/WALL - E-COATED
14	137047-06-01B	EA	STRAP - DEFROSTER PLENUM
15	137047-05-01B	EA	STRAP - DEFROSTER PLENUM
16	137047-04-01B	EA	STRAP - DEFROSTER PLENUM
17	134371-02-01B	EA	ANGLE/MOUNT - WIPER MOTOR
18	117273-01-01A	EA	TUBE - SUPPORT - A-PILLAR
19	137041-01-02B	EA	ANGLE/FILLER - MOTOR COVER - E-COATED

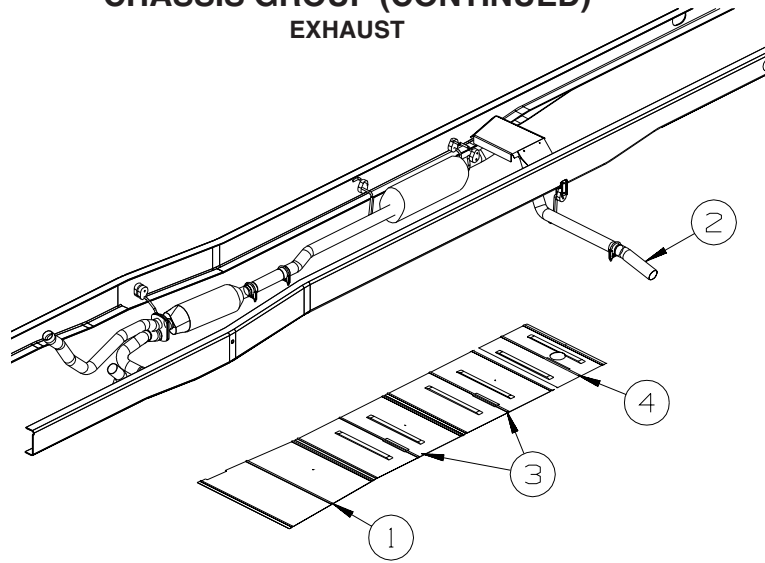
FROM: 05-09-07 THRU: 99-99-00

CHASSIS GROUP (CONTINUED)
DRIVETRAIN

21,200 GVWR WORKHORSE 220 WHEELBASE (D34M, D35J)

KEY	PART NUMBER	U/M	DESCRIPTION
	138616-06-02B	EA	BRACKET/BEARING MOUNT-FRT/220" WHEEL BASE-E-COATED - 208 STRETCH TO 220, 21200 GVWR
	140691-08-000	EA	DRIVESHAFT - BALANCED - 3 SECTION - WH W20 - 228" WB - 208 STRETCH TO 220, 21200 GVWR

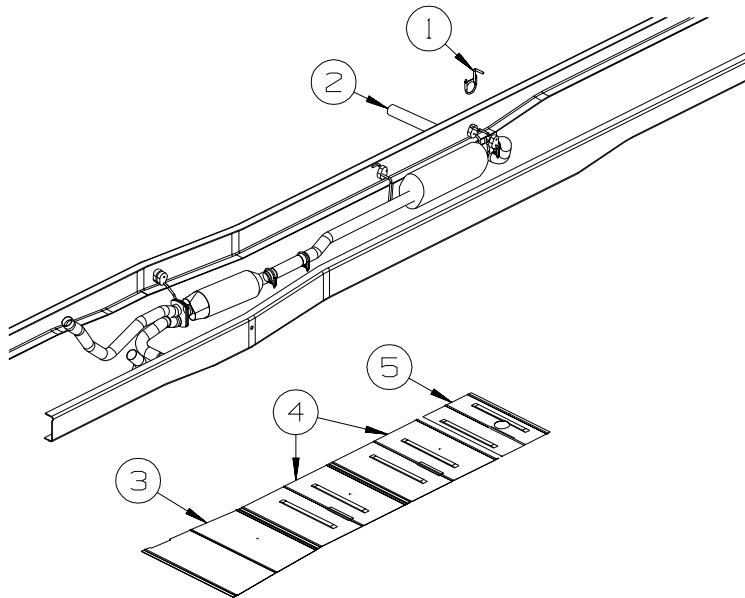
CHASSIS GROUP (CONTINUED) EXHAUST



**FORD
D29R**

190" WHEELBASE

KEY	PART NUMBER	U/M	DESCRIPTION
1	128756-01-02B	EA	SHIELD - HEAT/EXHAUST - 33.9" X 16.9" - E-COATED
2	142985-01-000	EA	PIPE - EXHAUST
3	143712-05-02B	EA	SHIELD/HEAT - EXHAUST - E-COATED - FRONT CENTER
3	143712-05-02B	EA	SHIELD/HEAT - EXHAUST - E-COATED - REAR CENTER
3	143712-02-02B	EA	SHIELD/HEAT - EXHAUST - E-COATED - REAR CENTER FROM: 00-00-00 THRU: 12-02-07
4	143712-07-02B	EA	SHIELD/HEAT - EXHAUST - E-COATED FROM: 12-03-07 THRU: 99-99-99
4	143712-02-02B	EA	SHIELD/HEAT - EXHAUST - E-COATED FROM: 00-00-00 THRU: 12-02-07
4	143712-02-02B	EA	SHIELD/HEAT - EXHAUST - E-COATED FROM: 12-03-07 THRU: 99-99-99

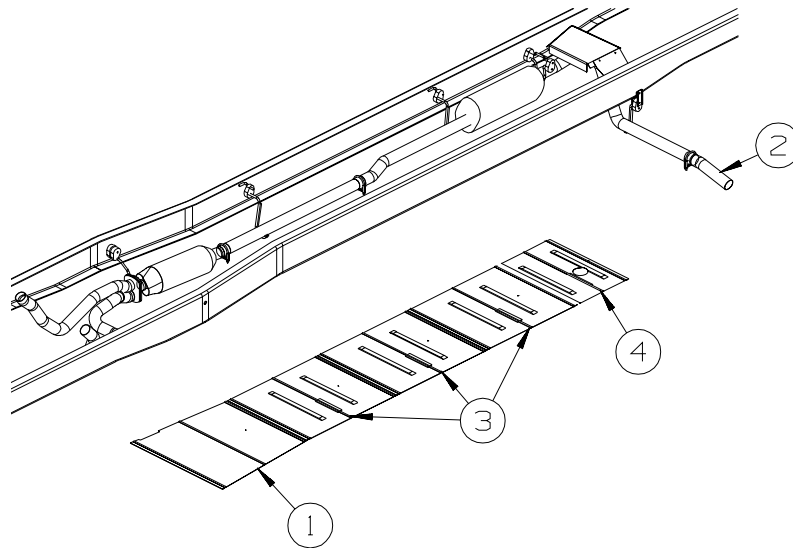


**FORD
D30B**

190" WHEELBASE

KEY	PART NUMBER	U/M	DESCRIPTION
1	122392-16-02B	EA	HANGER - TAILPIPE - E-COATED
	094918-01-000	EA	CLAMP - EXHAUST - 3" - GUILLOTINE STYLE
2	122529-03-000	EA	PIPE - EXHAUST
3	128756-01-02B	EA	SHIELD - HEAT/EXHAUST - 33.9" X 16.9" - E-COATED
4	143712-05-02B	EA	SHIELD/HEAT - EXHAUST - E-COATED
4	143712-02-02B	EA	SHIELD/HEAT - EXHAUST - E-COATED FROM: 00-00-00 THRU: 12-02-07
4	143712-02-02B	EA	SHIELD/HEAT - EXHAUST - E-COATED FROM: 12-03-07 THRU: 99-99-99
5	143712-07-02B	EA	SHIELD/HEAT - EXHAUST - E-COATED

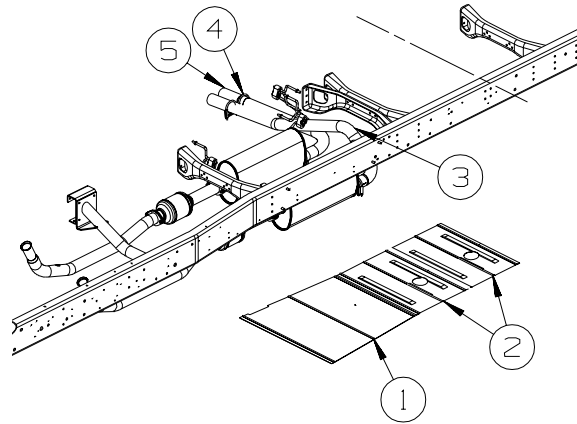
CHASSIS GROUP (CONTINUED)
EXHAUST (CONTINUED)



228" WHEELBASE

FORD
D34M, D35J

KEY	PART NUMBER	U/M	DESCRIPTION
1	128756-01-02B	EA	SHIELD - HEAT/EXHAUST - 33.9" X 16.9" - E-COATED
2	142985-01-000	EA	PIPE - EXHAUST
3	143712-05-02B	EA	SHIELD/HEAT - EXHAUST - E-COATED
4	143712-07-02B	EA	SHIELD/HEAT - EXHAUST - E-COATED
			FROM: 00-00-00 THRU: 12-02-07
4	143712-02-02B	EA	SHIELD/HEAT - EXHAUST - E-COATED
			FROM: 12-03-07 THRU: 99-99-99

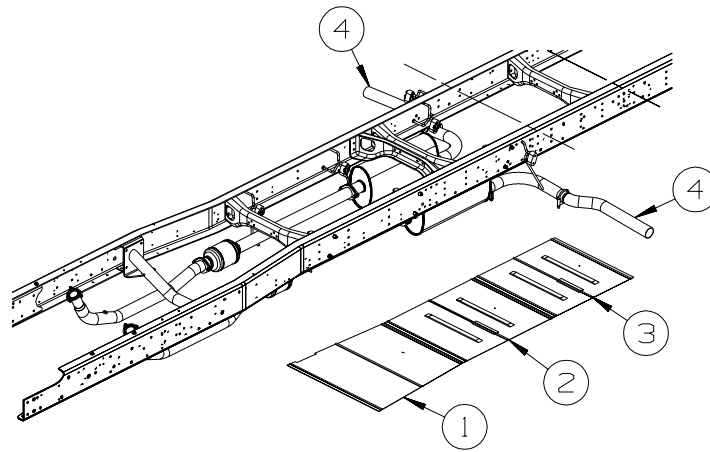


158.5" WHEELBASE

WORKHORSE
D26P

KEY	PART NUMBER	U/M	DESCRIPTION
1	128756-01-02B	EA	SHIELD - HEAT/EXHAUST - 33.9" X 16.9" - E-COATED
2	143712-07-02B	EA	SHIELD/HEAT - EXHAUST - E-COATED
			FROM: 00-00-00 THRU: 12-02-07
2	143712-02-02B	EA	SHIELD/HEAT - EXHAUST - E-COATED
			FROM: 12-03-07 THRU: 99-99-99
3	141412-01-000	EA	PIPE - EXHAUST
4	098762-05-000	EA	EXTENSION - EXHAUST - STRAIGHT - 3" O.D X 7.9" LONG - SST
5	155919-01-02B	EA	HANGER - TAILPIPE - DOUBLE - E-COATED

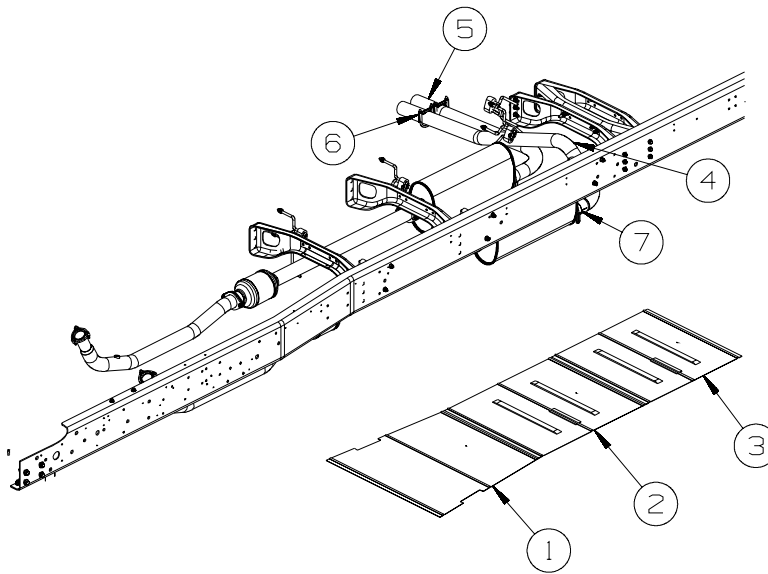
CHASSIS GROUP (CONTINUED)
EXHAUST (CONTINUED)



**WORKHORSE
D29R**

190" WHEELBASE

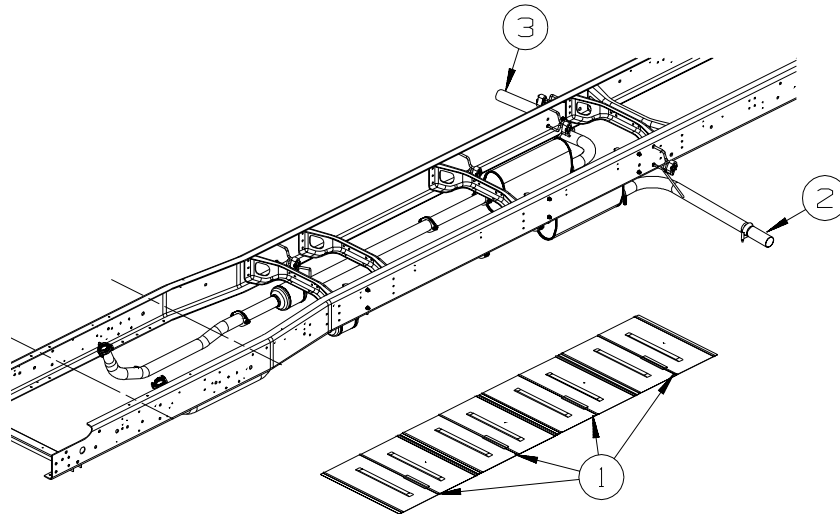
KEY	PART NUMBER	U/M	DESCRIPTION
1	128756-01-02B	EA	SHIELD - HEAT/EXHAUST - 33.9" X 16.9" - E-COATED
2	143712-05-02B	EA	SHIELD - HEAT/EXHAUST - E-COATED
3	143712-02-02B	EA	SHIELD - HEAT/EXHAUST - E-COATED
4	129726-02-000	EA	PIPE - EXHAUST



**WORKHORSE
D30B**

KEY	PART NUMBER	U/M	DESCRIPTION
1	128756-01-02B	EA	SHIELD - HEAT/EXHAUST - 33.9" X 16.9" - E-COATED
2	143712-05-02B	EA	SHIELD - HEAT/EXHAUST - E-COATED
3	143712-02-02B	EA	SHIELD - HEAT/EXHAUST - E-COATED
4	141412-02-000	EA	PIPE - EXHAUST
5	098762-05-000	EA	EXTENSION - EXHAUST - STRAIGHT - 3" O.D X 7.9" LONG - SST
6	155919-01-02B	EA	HANGER - TAILPIPE - DOUBLE - E-COATED
7	094918-06-000	EA	CLAMP - EXHAUST - 3" - HEAVY DUTY

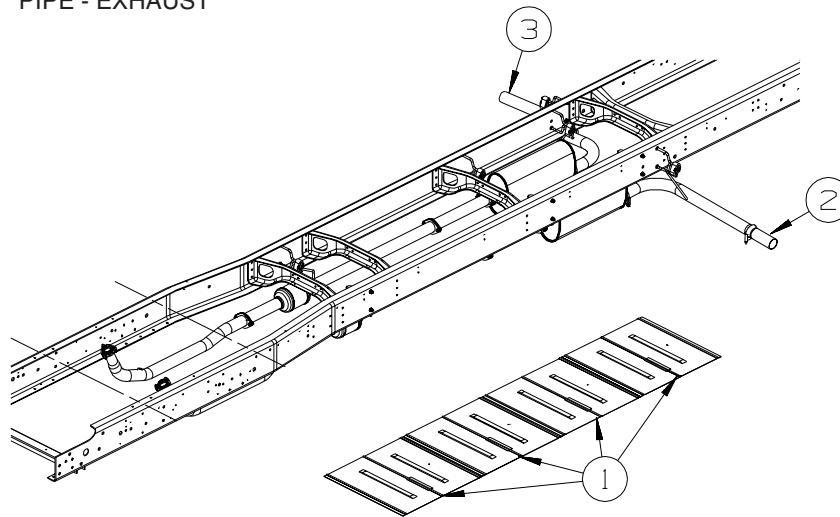
CHASSIS GROUP (CONTINUED)
EXHAUST (CONTINUED)



**WORKHORSE
D34M**

228" WHEELBASE

KEY	PART NUMBER	U/M	DESCRIPTION
1	143712-02-02B	EA	SHIELD - HEAT/EXHAUST - E-COATED
2	098762-05-000	EA	EXTENSION - EXHAUST - STRAIGHT - 3" O.D X 7.9" LONG - SST
	094918-01-000	EA	CLAMP - EXHAUST - 3" - GUILLOTINE STYLE
3	129726-02-000	EA	PIPE - EXHAUST



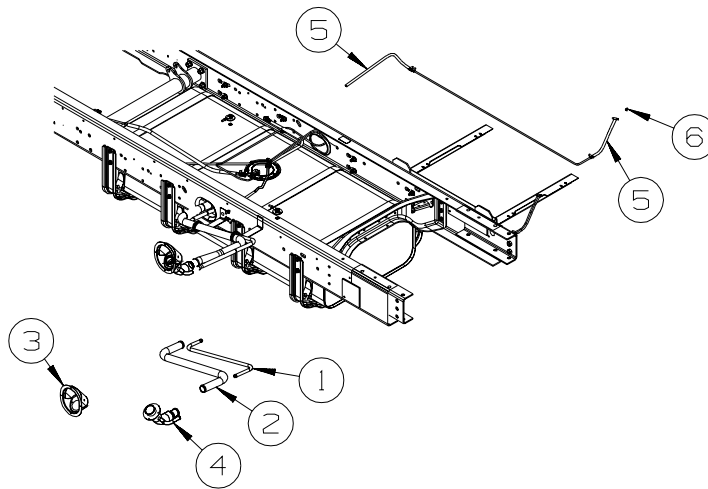
**WORKHORSE
D35J**

228" WHEELBASE

KEY	PART NUMBER	U/M	DESCRIPTION
1	143712-02-02B	EA	SHIELD - HEAT/EXHAUST - E-COATED
2	098762-05-000	EA	EXTENSION - EXHAUST - STRAIGHT - 3" O.D X 7.9" LONG - SST
	094918-01-000	EA	CLAMP - EXHAUST - 3" - GUILLOTINE STYLE
3	129726-02-000	EA	PIPE - EXHAUST

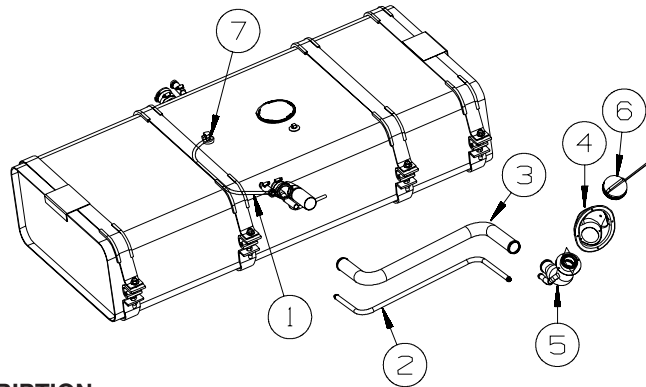
CHASSIS GROUP (CONTINUED)

FUEL



FORD

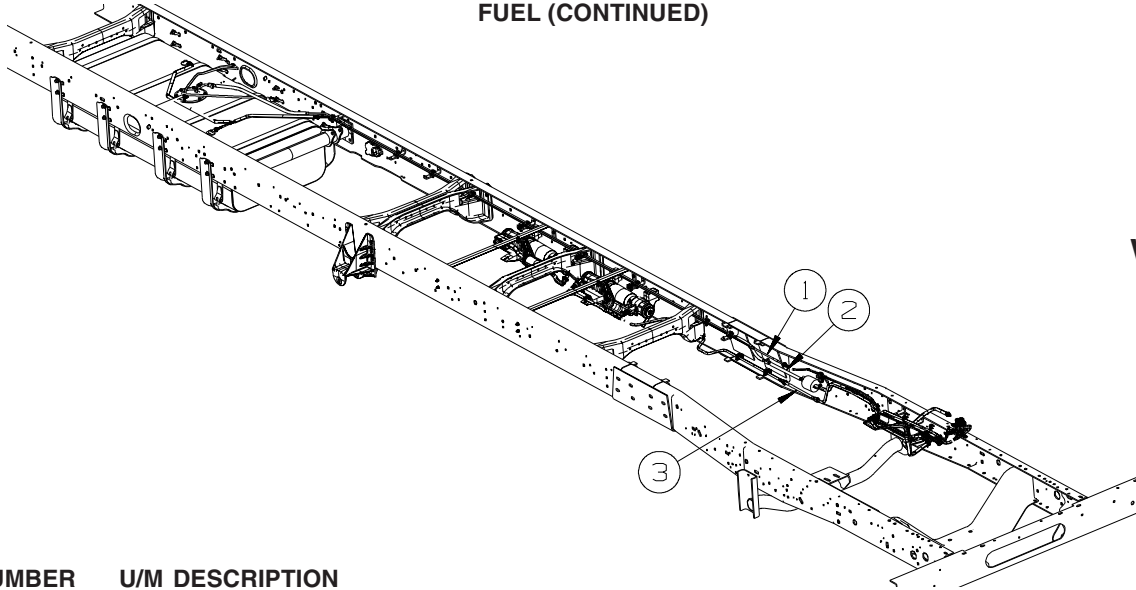
KEY	PART NUMBER	U/M	DESCRIPTION
1	129320-13-000	EA	PIPE - VENT - FILL - D29R
1	129320-06-000	EA	PIPE - VENT - FILL - D30B, D34M, D35J
2	129321-14-000	EA	TUBE - FUEL INLET - D29R
2	129321-06-000	EA	TUBE - FUEL INLET - D30B, D34M, D35J
3	128299-02-01A	EA	SHROUD - FUEL FILL
4	138884-02-000	EA	NECK - FUEL FILL - FORD
5	128139-03-000	FT	HOSE - FUEL - LOW PERMEABILITY - 1/4" DIAMETER
6	084884-01-000	EA	PLUG - BRASS - 3/8"
	068382-06-000	EA	BUSHING - 3/8"MPT X 1/8"FPT - BRASS



WORKHORSE

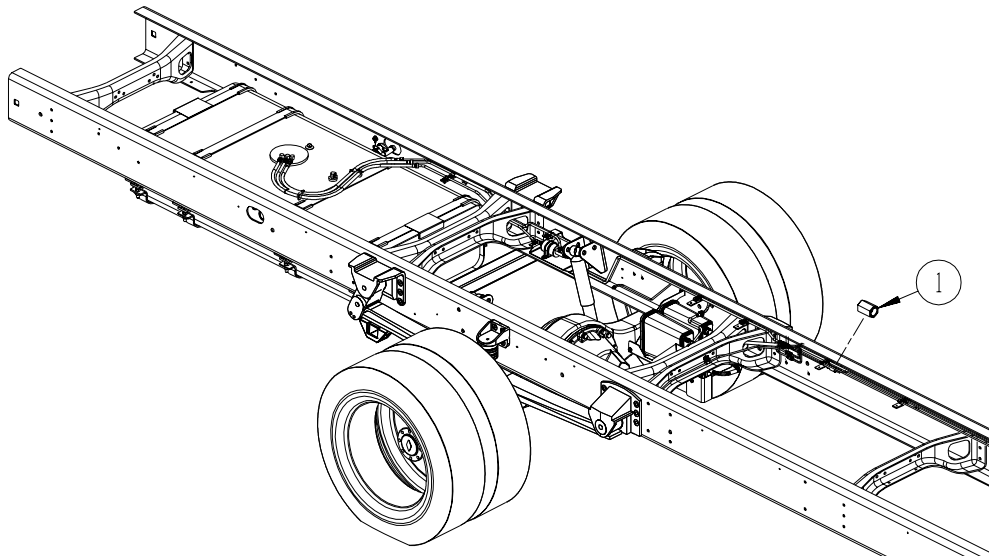
KEY	PART NUMBER	U/M	DESCRIPTION
1	128139-03-000	FT	HOSE - FUEL - LOW PERMEABILITY - 1/4" DIAMETER
2	128524-08-000	EA	PIPE - VENT - FUEL FILL - D26P
2	128524-04-000	EA	PIPE - VENT - FUEL FILL - D29R
2	128524-09-000	EA	PIPE - VENT - FUEL FILL - D30B
2	128524-06-000	EA	PIPE - VENT - FUEL FILL - D34M, D35J
3	124327-13-000	EA	TUBE - FUEL INLET - D26P
3	124327-08-000	EA	TUBE - FUEL INLET - D29R
3	124327-14-000	EA	TUBE - FUEL INLET - D30B
3	124327-11-000	EA	TUBE - FUEL INLET - D34M, D35J
4	128299-02-01A	EA	SHROUD - FUEL FILL
5	127301-05-000	EA	NECK - FUEL FILL - UNLEADED
6	163743-01-000	EA	CAP - FUEL FILL - 1/4 TURN - WORKHORSE
7	068382-06-000	EA	BUSHING - 3/8"MPT X 1/8"FPT - BRASS
7	114254-01-000	EA	ADAPTER - 1/4" BARB X 1/8" MPT

CHASSIS GROUP (CONTINUED)
FUEL (CONTINUED)



WORKHORSE

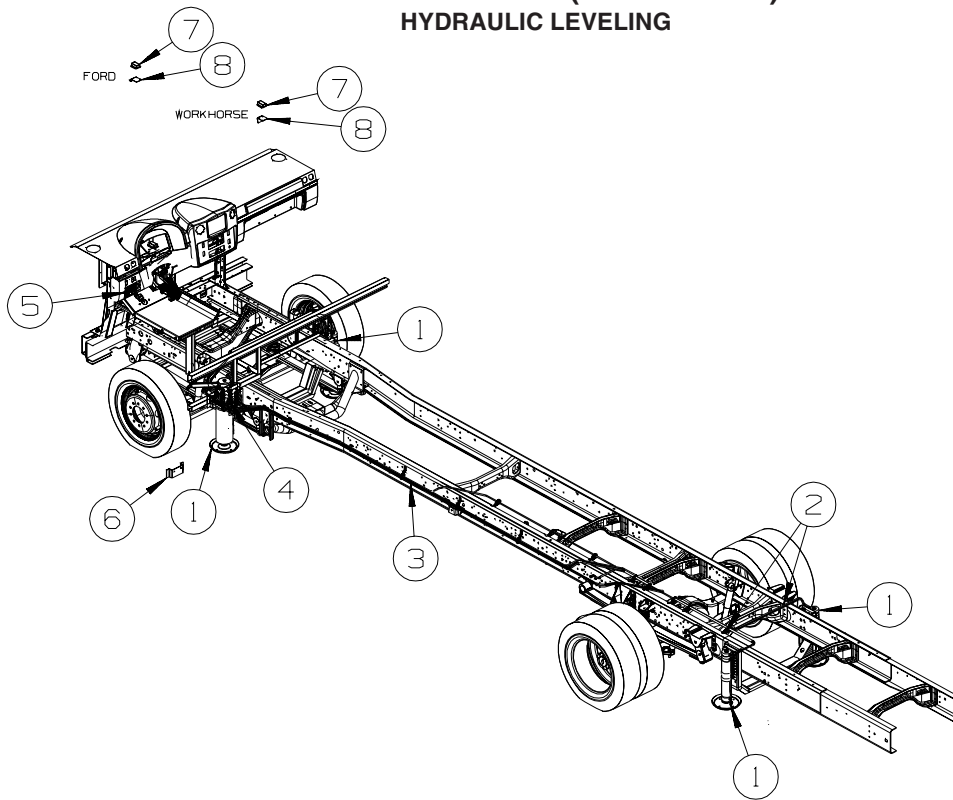
KEY	PART NUMBER	U/M	DESCRIPTION
1	155360-01-000	EA	EXTENSION - TUBE/VAPOR 5/16" - FUEL TANK VENT
2	129494-02-000	EA	FUEL LINE - 5/16" X 34.9" - FORD CHASSIS
3	155359-01-000	EA	EXTENSION - TUBE/VAPOR 1/2" - EMISSION CANISTER



WORKHORSE

KEY	PART NUMBER	U/M	DESCRIPTION
1	098779-02-000	EA	COUPLER - FUEL LINE - 1.2" LONG X 16MM THREAD - STRETCHED CHASSIS ONLY

CHASSIS GROUP (CONTINUED) HYDRAULIC LEVELING



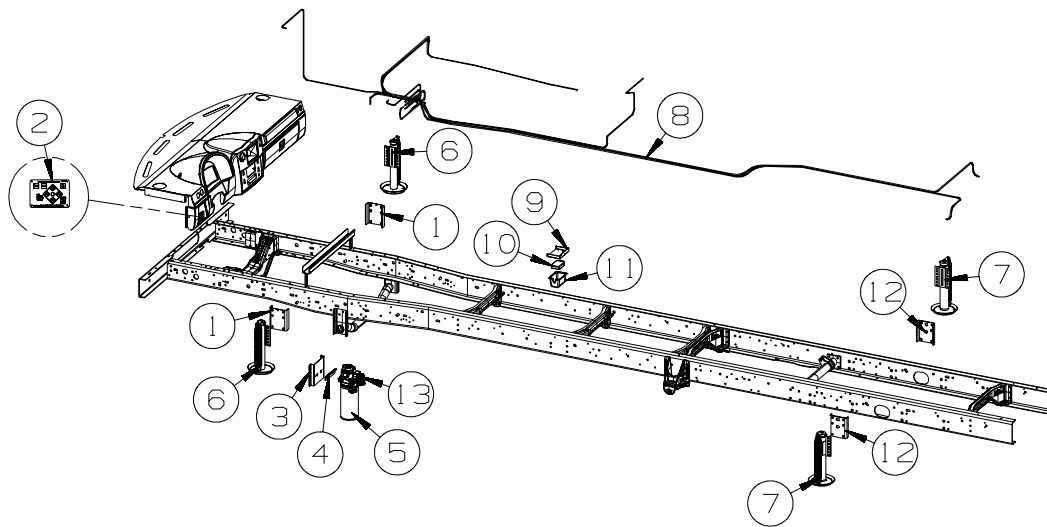
FORD
FROM: 00-00-00
THRU: 06-15-07

WORKHORSE
FROM: 00-00-00
THRU: 08-03-07

KEY	PART NUMBER	U/M	DESCRIPTION
1*	139641-09-000	EA	LEVELING SYSTEM-W/O PUMP-W/HARNESS/RMT SWITCH CAPABLE - FORD FROM: 00-00-00 THRU: 05-02-07
1*	139641-12-000	EA	LEVELING SYSTEM-W/O PUMP-W/HARNESS/RMT SWITCH CAPABLE - FORD FROM: 05-03-07 THRU: 99-99-00
1*	139641-10-000	EA	LEVELING SYSTEM-W/O PUMP-W/HARNESS/RMT SWITCH CAPABLE - WORKHORSE
2	126624-01-02B	EA	ANGLE - WIRE SUPPORT - E-COAT
3*	139644-03-000	EA	HOSE KIT - LEVELING JACKS
4*	156056-02-000	EA	PUMP - F/AUTOMATIC LEVELING SYSTEM
5	139643-08-000	EA	CONTROL-LEVEL - AUTO SYST-W/SENSOR HARNESS/RMT SW CAPABLE
6	154816-01-02B	EA	BRACKET - PUMP/LEVELING - E-COATED
7	156057-01-000	EA	SENSOR - F/AUTOMATIC LEVELING SYSTEM
8	153870-01-02B	EA	BRACKET - SENSOR/LEVEL - E-COATED - WORKHORSE
8	153870-02-02B	EA	BRACKET - SENSOR/LEVEL - E-COATED - FORD

***COMPONENT PARTS LISTED LATER IN THIS GROUP**

CHASSIS GROUP (CONTINUED)
HYDRAULIC LEVELING (CONTINUED)

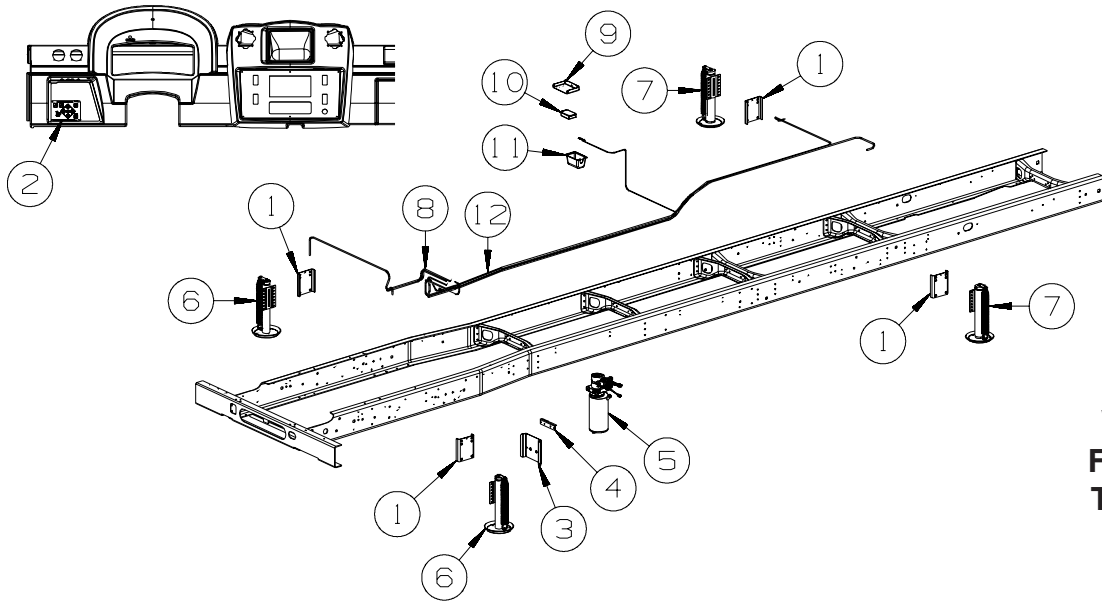


FORD
FROM: 06-16-07
THRU: 99-99-99

KEY	PART NUMBER	U/M	DESCRIPTION
1	165037-02-02B	EA	BRACKET - FRONT - E-COATED
2	164881-01-000	EA	TOUCH PAD/LEVEL CONTROL
3	165483-02-02B	EA	BRACKET - PUMP/LEVELING - E-COATED
4	165682-01-02B	EA	BRACKET - PUMP/LEVELING - E-COATED
5*	165120-01-000	EA	PUMP - LEVELING SYSTEM/VERTICAL MOUNT - FRT ENGINE/GAS
6*	165119-01-000	EA	JACK/LEVELING - 8000 LB/FRONT
7*	165119-02-000	EA	JACK/LEVELING - 13000 LB/REAR
8*	165179-01-000	EA	HOSE KIT - LEVELING JACKS
9	166322-01-02B	EA	BRACKET - CONTROL MODULE - E-COATED - D29R
9	164971-03-02B	EA	BRACKET - CONTROL MODULE/LEVELING SYSTEM - E-COATED - D30B - D34M - D35J
10	165121-01-000	EA	CONTROL MODULE - LEVELING SYSTEM
11	165075-01-01A	EA	COVER - ELECTRICAL BOX/LEVELING SYSTEM
12	165037-03-02B	EA	BRACKET - LEVELING JACK/REAR - FORD - E-COATED
			FROM: 00-00-00 THRU: 12-02-07
12	165037-06-02B	EA	BRACKET - LEVELING JACK/REAR - FORD - E-COATED
			FROM: 12-03-07 THRU: 99-99-99
13*	164877-01-000	EA	LEVELING SYSTEM - W/O PUMP/JACKS/CONTROL MODULE-W/HARNES

***COMPONENT PARTS LISTED LATER IN THIS GROUP**

CHASSIS GROUP (CONTINUED)
HYDRAULIC LEVELING (CONTINUED)



WORKHORSE
FROM: 08-04-07
THRU: 99-99-99

KEY	PART NUMBER	U/M	DESCRIPTION
1	165037-01-02B	EA	BRACKET - E-COATED
2	164881-01-000	EA	TOUCH PAD/LEVEL CONTROL
3	165483-02-02B	EA	BRACKET - PUMP/LEVELING - E-COATED
4	165682-01-02B	EA	BRACKET - PUMP/LEVELING - E-COATED
5*	165120-01-000	EA	PUMP - LEVELING SYSTEM/VERTICAL MOUNT - FRT ENGINE/GAS
6*	165119-01-000	EA	JACK/LEVELING - 8000 LB/FRONT
7*	165119-02-000	EA	JACK/LEVELING - 13000 LB/REAR
8*	164877-01-000	EA	LEVELING SYSTEM - W/O PUMP/JACKS/CONTROL MODULE-W/HARNES
9	166322-01-02B	EA	BRACKET - CONTROL MODULE - E-COATED - D29R
9	164971-03-02B	EA	BRACKET - CONTROL MODULE/LEVELING SYSTEM - E-COATED - D26P - D30B - D34M - D35J
10	165121-01-000	EA	CONTROL MODULE - LEVELING SYSTEM
11	165075-01-01A	EA	COVER - ELECTRICAL BOX/LEVELING SYSTEM
12*	165179-01-000	EA	HOSE KIT - LEVELING JACKS

***COMPONENT PARTS LISTED LATER IN THIS GROUP**

CHASSIS GROUP (CONTINUED)
COMPONENT PARTS FOR HYDRAULIC LEVELING

139641-09-000

KEY	PART NUMBER	U/M	DESCRIPTION	VENDOR NO.
	139641-01-701	EA	HARNESSE -AIR PUMP/WARN LIGHT	1809891
	139641-01-704	EA	SWITCH/SENSOR-JACK (UP/DOWN)	1812992
	139641-01-705	EA	FITTING HYD (1/4"X90 DEGREE)	1904500
	139641-01-706	EA	FITTING HYD (1/4" STRAIGHT)	1904510
	139641-01-709	EA	JACK - REAR 15"/10K	3700701
	139641-01-710	EA	CYLINDER ONLY - 15"/10K	1905200
	139641-01-715	EA	BOLT KIT(CROSS MBR/JK/PUMP)	3717794
	139641-01-720	EA	JACK - FRONT 15"/10K	3700702
	139641-01-723	EA	FOOT PAD - JACK	3700367
	139641-01-724	EA	BOLT/FOOT - 3/4-10 X 1 1/2"	1204645
	139641-01-725	EA	HARNESSE - EMERGENCY RETRACT	1809908
	139641-02-700	EA	HARNESSE F/READ SWITCH (FORD)	1809911
	139641-02-701	EA	BRACKET MTG (F53/W22 REAR)	3717742
	139641-02-703	EA	CROSS MEMBER/REAR (F53/W22)	3717795
	139641-09-700	EA	BRACKET/MOUNTING (F53 FRONT)	3717809
	139641-09-701	EA	BRACKET/FRONT X-MEMBER	3717808

139641-10-000

KEY	PART NUMBER	U/M	DESCRIPTION	VENDOR NO.
	139641-01-701	EA	HARNESSE -AIR PUMP/WARN LIGHT	1809891
	139641-01-704	EA	SWITCH/SENSOR-JACK (UP/DOWN)	1812992
	139641-01-705	EA	FITTING HYD (1/4"X90 DEGREE)	1904500
	139641-01-706	EA	FITTING HYD (1/4" STRAIGHT)	1904510
	139641-01-709	EA	JACK - REAR 15"/10K	3700701
	139641-01-710	EA	CYLINDER ONLY - 15"/10K	1905200
	139641-01-711	EA	BRACKET MTG (WORKHORSE REAR)	3717740
	139641-01-715	EA	BOLT KIT(CROSS MBR/JK/PUMP)	3717794
	139641-01-720	EA	JACK - FRONT 15"/10K	3700702
	139641-01-723	EA	FOOT PAD - JACK	501-175/3700370/367
	139641-01-724	EA	BOLT/FOOT - 3/4-10 X 1 1/2"	1204645
	139641-01-725	EA	HARNESSE - EMERGENCY RETRACT	1809908
	139641-02-700	EA	HARNESSE F/READ SWITCH (FORD)	1809911
	139641-02-701	EA	BRACKET MTG (F53/W22 REAR)	3717742
	139641-02-703	EA	CROSS MEMBER/REAR (F53/W22)	3717795
	139641-03-700	EA	CROSSMEMBER/FRONT (W22)	3717804
	139641-09-702	EA	HARNESSE-CONTROL/PUMP	1809927

139641-12-000

KEY	PART NUMBER	U/M	DESCRIPTION	VENDOR NO.
	139641-12-700	EA	CYLINDER ONLY - 17K	1905210
	139641-12-701	EA	JACK/FRONT - 17K	1010000855
	139641-12-702	EA	JACK/REAR - 17K	1010000939

139644-03-000

KEY	PART NUMBER	U/M	DESCRIPTION	VENDOR NO.
	139644-03-700	EA	HOSE - 324" ROADSIDE REAR/T	080-AA324WSTRR
	139644-03-701	EA	HOSE - 324" CURBSIDE REAR/T	080-AA324WSTCR
	139644-03-702	EA	HOSE - 120" CURBSIDE FRONT/B	080-AA120WSBCF
	139644-03-703	EA	HOSE - 324" CURBSIDE REAR/B	080-AA324WSBCR
	139644-03-704	EA	HOSE - 324" ROADSIDE REAR/B	080-AA324WSBRR
	139644-03-705	EA	HOSE - 060" ROADSIDE FRONT/T	080-AA060WSTRF
	139644-03-706	EA	HOSE - 060" ROADSIDE FRONT/B	080-AA060WSBRF

156056-02-000

KEY	PART NUMBER	U/M	DESCRIPTION	VENDOR NO.
	139641-01-705	EA	FITTING HYD (1/4"X90 DEGREE)	1904500
	139641-01-718	EA	SOLENOID - 4 POST ELECTRICAL	906900250
	139641-01-719	EA	VALVE KIT (COIL W/PACKARD)	906963010
	139641-01-721	EA	SOLENOID VALVE - 2-WAY	906965000
	139641-01-722	EA	SOLENOID VALVE - 4-WAY	906964000
	139641-01-726	EA	COIL - FOR SOLENOID VALVE	1815312
	156056-02-700	EA	PRESSURE SWITCH - 1500 PSI	1812993

CHASSIS GROUP (CONTINUED)
COMPONENT PARTS FOR HYDRAULIC LEVELING (CONTINUED)

164877-01-000

KEY	PART NUMBER	U/M	DESCRIPTION	VENDOR NO.
	164877-01-700	EA	PUMP HARNESS - 252"	1510000065
	164877-01-701	EA	INTERCONNECT HARNESS - 30"	1510000072
	164877-01-702	EA	SOLENOID	09-1141

165119-01-000

KEY	PART NUMBER	U/M	DESCRIPTION	VENDOR NO.
	165119-01-700	EA	SPRING - 8K/13K - 2.5" X 17"	31-1029
	165119-01-701	EA	CONE/THREADED - F/SPRING	500085
	165119-01-702	EA	REBUILD KIT (SEALS)	800138S

165119-02-000

KEY	PART NUMBER	U/M	DESCRIPTION	VENDOR NO.
	165119-01-700	EA	SPRING - 8K/13K - 2.5" X 17"	31-1029
	165119-01-701	EA	CONE/THREADED - F/SPRING	500085
	165119-02-700	EA	REBUILD KIT (SEALS)	800199S

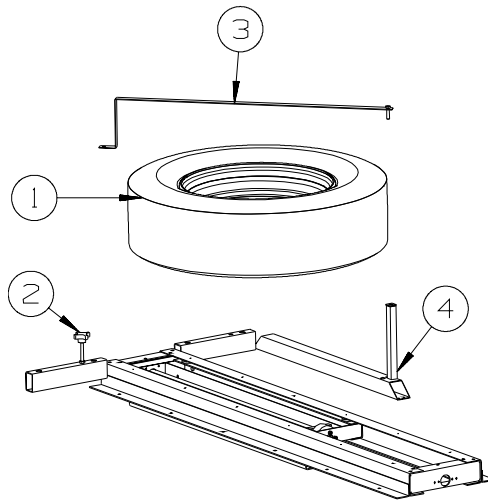
165120-01-000

KEY	PART NUMBER	U/M	DESCRIPTION	VENDOR NO.
	165120-01-700	EA	BREATHER VENT	06-1018
	165120-01-701	EA	HARNESS - HYDRAULIC LEVEL	1510000064
	165120-01-702	EA	O-RING	01-1029
	165120-01-703	EA	SOLENOID KIT	500568
	165120-01-704	EA	FLUID SENSOR - VERTICLE SYST	14-1137
	165120-01-705	EA	MANIFOLD - VERTICLE SYSTEM	1010000992
	165120-01-706	EA	MOTOR/PUMP ASM. - VERTICLE	13-1100

165179-01-000

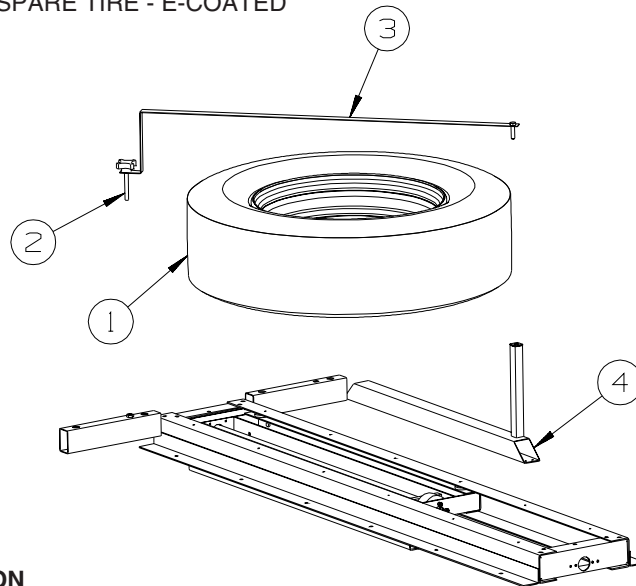
KEY	PART NUMBER	U/M	DESCRIPTION	VENDOR NO.
	165179-01-700	EA	HOSE - 288" - ROADSIDE REAR	080-AA288WSTRR
	165179-01-701	EA	HOSE - 288" - CURBSIDE REAR	080-AA228WSTCR
	165179-01-702	EA	HOSE - 88" - CURBSIDE FRONT	080-AA088WSTCF
	165179-01-703	EA	HOSE - 32" - ROADSIDE FRONT	080-AA032WSTRF

CHASSIS GROUP (CONTINUED) SPARE TIRE



D26P

KEY	PART NUMBER	U/M	DESCRIPTION
1	102340-08-000	EA	TIRE - 245/70R X 19.5F - GOODYEAR
1	102340-09-000	EA	TIRE - 245/70R X 19.5G - GOODYEAR - W21 21200 GVWR WORKHORSE
1			WHEEL FORD CHASSIS SUPPLIED
1	118814-05-000	EA	WHEEL - STEEL - 19.5" X 6.75" - W/STEM - GRAY - W21 21200 GVWR WORKHORSE
2	134194-01-01A	EA	KNOB - HOLD DOWN/RECLINER - BLACK
3	148969-01-02B	EA	STRAP - SPARE TIRE - E-COATED
4	148982-02-02B	EA	BRACKET - SPARE TIRE - E-COATED

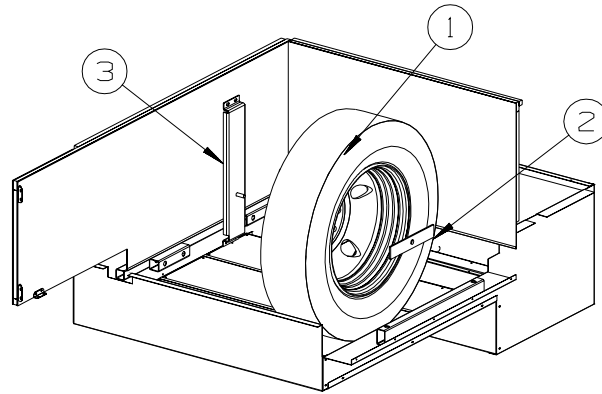


D29R, D34M

KEY	PART NUMBER	U/M	DESCRIPTION
1	102340-08-000	EA	TIRE - 245/70R X 19.5F - GOODYEAR - FORD
1	091673-07-000	EA	TIRE - 225/70R19.5 LRF - MICHELIN XRV - W16/W18 16000/18000 GVWR WORKHORSE
1	102340-09-000	EA	TIRE - 245/70R X 19.5G - GOODYEAR - W21 21200 GVWR WORKHORSE
1			WHEEL - FORD IS CHASSIS SUPPLIED
1	156482-01-000	EA	WHEEL - STEEL - 19.5" X 6" - 10 BOLT - W16/W18 16000/18000 GVWR WORKHORSE
1	118814-05-000	EA	WHEEL - STEEL - 19.5" X 6.75" - W/STEM - GRAY - W21 21200 GVWR WORKHORSE
2	134194-01-01A	EA	KNOB - HOLD DOWN/RECLINER - BLACK
3	148969-03-02B	EA	STRAP - SPARE TIRE - E-COATED
4	148982-02-02B	EA	BRACKET - SPARE TIRE - E-COATED
	155645-01-000	EA	VALVE STEM - 1.25" - 16/18,000 WORKHORSE W16/18
	051377-06-000	EA	VALVE STEM - .5" X 2 1/3" W/22 DEGREE BEND - 21,200 WORKHORSE W21

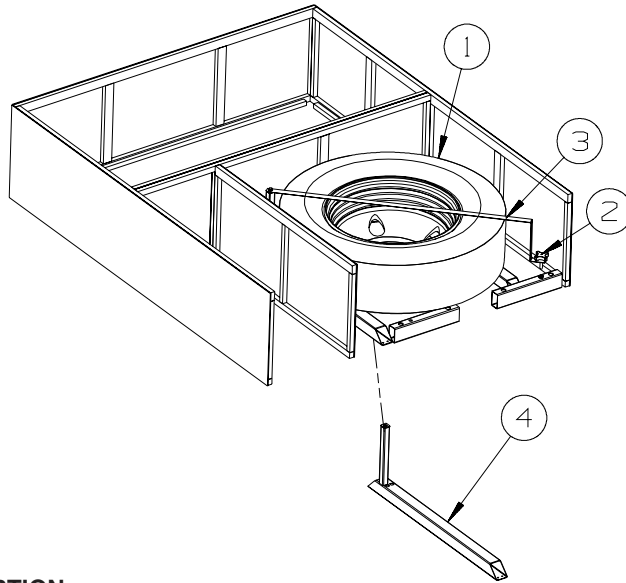
CHASSIS GROUP (CONTINUED)
SPARE TIRE (CONTINUED)

D30B



KEY	PART NUMBER	U/M	DESCRIPTION
1		EA	WHEEL ASM - CHASSIS SUPPLIED - FORD
1	091673-07-000	EA	TIRE - 225/70R19.5 LRF - MICHELIN XRV - WORKHORSE
1	156482-01-000	EA	WHEEL - STEEL - 19.5" X 6" - 10 BOLT - WORKHORSE
	155645-01-000	EA	VALVE STEM - 1.25" - WORKHORSE
2	143547-01-02B	EA	RETAINER - SPARE TIRE - E-COATED
			FROM: 00-00-00 THRU: 12-03-06
3	157324-04-02B	EA	BRACKET - SPARE TIRE - E-COATED

D35J



KEY	PART NUMBER	U/M	DESCRIPTION
1		EA	TIRE - FORD CHASSIS SUPPLIED
1	102340-09-000	EA	TIRE - 245/70R X 19.5G - GOODYEAR - WORKHORSE
1		EA	WHEEL - FORD CHASSIS SUPPLIED
1	118814-05-000	EA	WHEEL - STEEL - 19.5" X 6.75" - W/STEM - GRAY - WORKHORSE
2	134194-02-01A	EA	KNOB - HOLD DOWN/RECLINER - BLACK
3	148969-03-02B	EA	STRAP - SPARE TIRE - E-COATED
4	148982-02-02B	EA	BRACKET - SPARE TIRE - E-COATED

CHASSIS GROUP (CONTINUED)

WHEEL, TIRE, COVERS &/OR LINERS

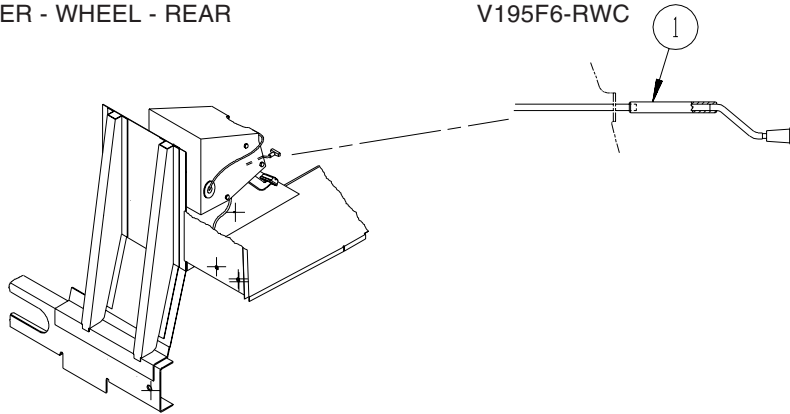
KEY	PART NUMBER	U/M	DESCRIPTION
	077030-10-000	EA	EXTENSION - VALVE STEM - .50" - METAL - FORD
	095012-07-000	EA	STABILIZER/VALVE EXTENSION - LIVE - 4" - FORD
	095012-09-000	EA	EXTENSION/VALVE STEM - LIVE - 7.7" - FORD
*	154672-01-000	EA	LINER - WHEEL - SET/4 - 19.5 - 10 BOLT - FORD
*	145580-06-000	EA	LINER - WHEEL(SET OF 4) - 19.5"/10 BOLT - WORKHORSE

***COMPONENT PARTS LISTED LATER IN THIS GROUP**

COMPONENT PARTS FOR WHEEL, TIRE, COVERS & LINERS

145580-06-000				
KEY	PART NUMBER	U/M	DESCRIPTION	VENDOR NO.
	110435-04-705	EA	DECAL-CTR HUB 2 3/4"	2 3/4 DECAL DIAMOND
	110435-10-702	EA	JAMB NUT/JAMB NUT COVER COMBINATION	
	110435-10-705	EA	TOOL/JAMB NUT INSTALLATION	V195P7-TOL
	145580-06-700	EA	LINER - WHEEL/FRONT - 1EA=1	V195W18-FWC
	145580-06-701	EA	LINER - WHEEL/REAR - 1EA=1	V195W18-RWC

154672-01-000				
KEY	PART NUMBER	U/M	DESCRIPTION	VENDOR NO.
	154672-01-700	EA	LINER - WHEEL - FRONT	V195F6-FWC
	154672-01-701	EA	LINER - WHEEL - REAR	V195F6-RWC

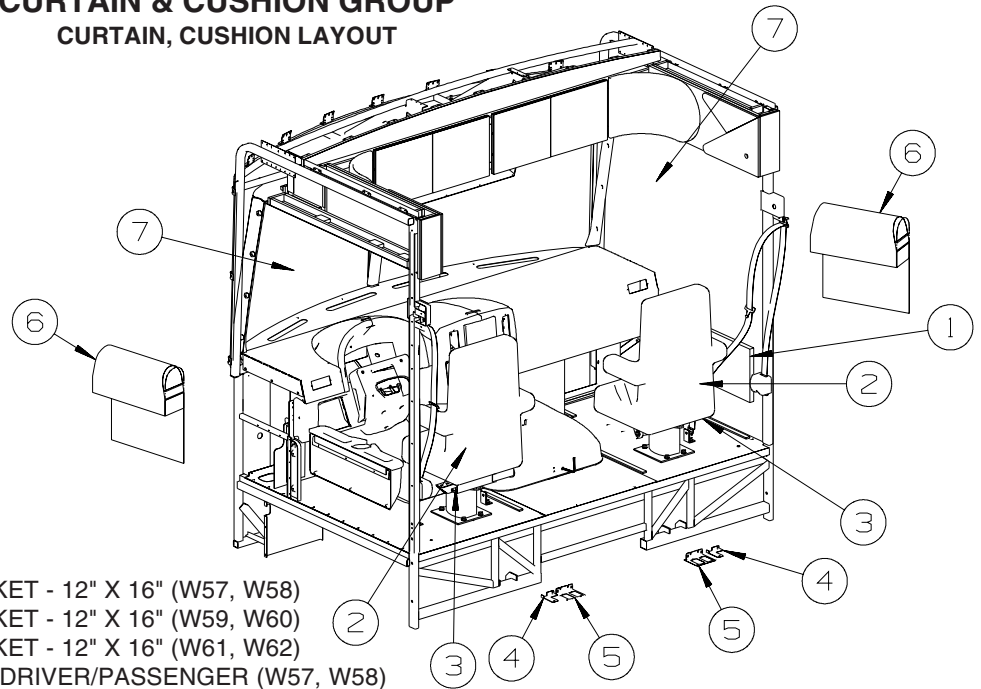


BRAKE

KEY	PART NUMBER	U/M	DESCRIPTION
1	113007-01-000	EA	PIN - SPRING - .375 X 3"

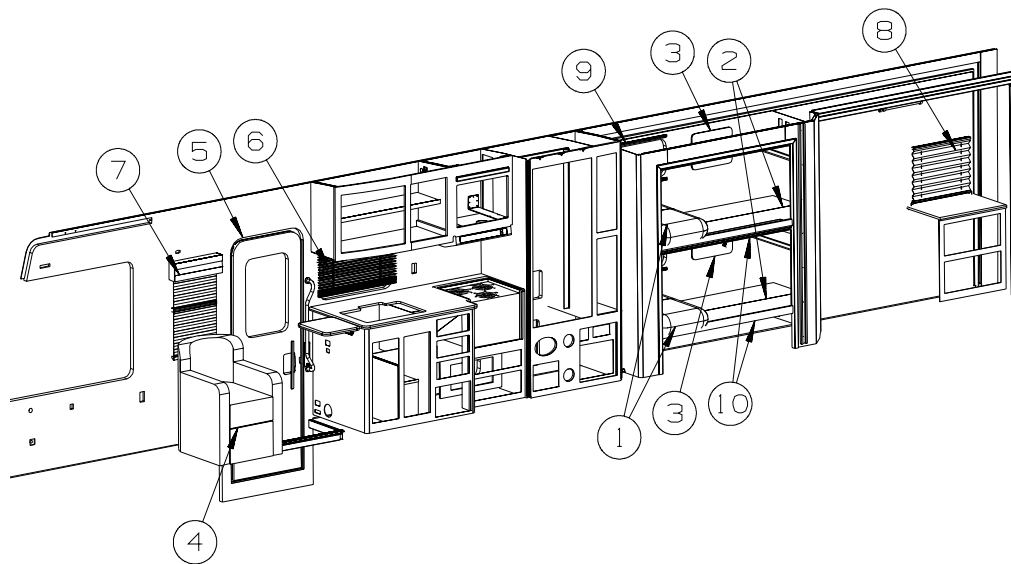
CURTAIN & CUSHION GROUP

CURTAIN, CUSHION LAYOUT



KEY	PART NUMBER	U/M	DESCRIPTION
1	086120-01-W53	EA	PAD - MAP POCKET - 12" X 16" (W57, W58)
1	086120-01-W59	EA	PAD - MAP POCKET - 12" X 16" (W59, W60)
1	086120-01-W61	EA	PAD - MAP POCKET - 12" X 16" (W61, W62)
2	135473-32-W53	EA	BUCKET SEAT - DRIVER/PASSENGER (W57, W58)
			FROM: 00-00-00 THRU: 09-16-07
2	135473-36-W53	EA	BUCKET SEAT - DRIVER/PASSENGER (W57, W58)
			FROM: 09-17-07 THRU: 99-99-99
2	135473-32-W59	EA	BUCKET SEAT - DRIVER/PASSENGER (W59, W60)
			FROM: 00-00-00 THRU: 09-16-07
2	135473-36-W59	EA	BUCKET SEAT - DRIVER/PASSENGER (W59, W60)
			FROM: 09-17-07 THRU: 99-99-99
2	135473-34-W61	EA	BUCKET SEAT - DRIVER/PASSENGER (W61, W62)
			FROM: 00-00-00 THRU: 09-16-07
2	135473-38-W61	EA	BUCKET SEAT - DRIVER/PASSENGER (W61, W62)
			FROM: 09-17-07 THRU: 99-99-99
2	135473-33-W51	EA	BUCKET SEAT - DRIVER/PASSENGER - LEATHER (W57, W58, W61, W62) - ULTRALEATHER
			FROM: 00-00-00 THRU: 09-16-07
2	135473-37-W51	EA	BUCKET SEAT - DRIVER/PASSENGER - LEATHER (W57, W58, W61, W62) - ULTRALEATHER
			FROM: 09-17-07 THRU: 99-99-99
2	135473-33-U59	EA	BUCKET SEAT - DRIVER/PASSENGER - LEATHER (W59, W60) - ULTRALEATHER
			FROM: 00-00-00 THRU: 09-16-07
2	135473-37-W59	EA	BUCKET SEAT - DRIVER/PASSENGER - LEATHER (W59, W60) - ULTRALEATHER
			FROM: 09-17-07 THRU: 99-99-99
3	148630-01-W57	EA	SKIRT - W/SEAT BELT SLOT (W57, W58)
3	148630-01-W59	EA	SKIRT - W/SEAT BELT SLOT (W59, W60)
3	148630-09-W61	EA	SKIRT - W/SEAT BELT SLOT (W61, W62)
3	148630-15-WB0	EA	SKIRT - W/SEAT BELT SLOT - LEATHER (W57, W58, W61, W62) - ULTRALEATHER
3	148630-15-TC4	EA	SKIRT - W/SEAT BELT SLOT - LEATHER (W59, W60) - ULTRALEATHER
	108049-02-000	EA	CLIP - CABLE/PEDESTAL
	108049-04-000	EA	CABLE - W/MINI LEVER ACTION SWITCH - 28" SHEATH/30" CABLE
4	117125-01-02B	EA	BRACKET - CABLE MOUNT - ADJUSTER W/LOCK
5	127159-02-02B	EA	BRACKET - SEAT RELEASE - DUAL REMOTE - E-COATED
6	152337-01-000	EA	PROTECTOR - SEAT - CLEAR VINYL
7	161724-16-W57	EA	CURTAIN - TAPE TOP - 41" X 110" (W57, W58)
7	161724-16-W59	EA	CURTAIN - TAPE TOP - 41" X 110" (W59, W60)
7	161724-16-W61	EA	CURTAIN - TAPE TOP - 41" X 110" (W61, W62)
	073260-42-W57	EA	TIEBACK - 6" X 18" (W57, W58)
			FROM: 00-00-00 THRU: 06-03-07
	165138-01-W57	EA	TIEBACK - 7" X 20" (W57, W58)
			FROM: 06-04-07 THRU: 99-99-99
	073260-42-W59	EA	TIEBACK - 6" X 18" (W59, W60)
			FROM: 00-00-00 THRU: 06-03-07
	165138-01-W59	EA	TIEBACK - 7" X 20" (W59, W60)
			FROM: 06-04-07 THRU: 99-99-99
	073260-42-W61	EA	TIEBACK - 6" X 18" (W61, W62)
			FROM: 00-00-00 THRU: 06-03-07
	165138-01-W61	EA	TIEBACK - 7" X 20" (W61, W62)
			FROM: 06-04-07 THRU: 99-99-99

CURTAIN & CUSHION GROUP (CONTINUED)
CURTAIN, CUSHION LAYOUT (CONTINUED)

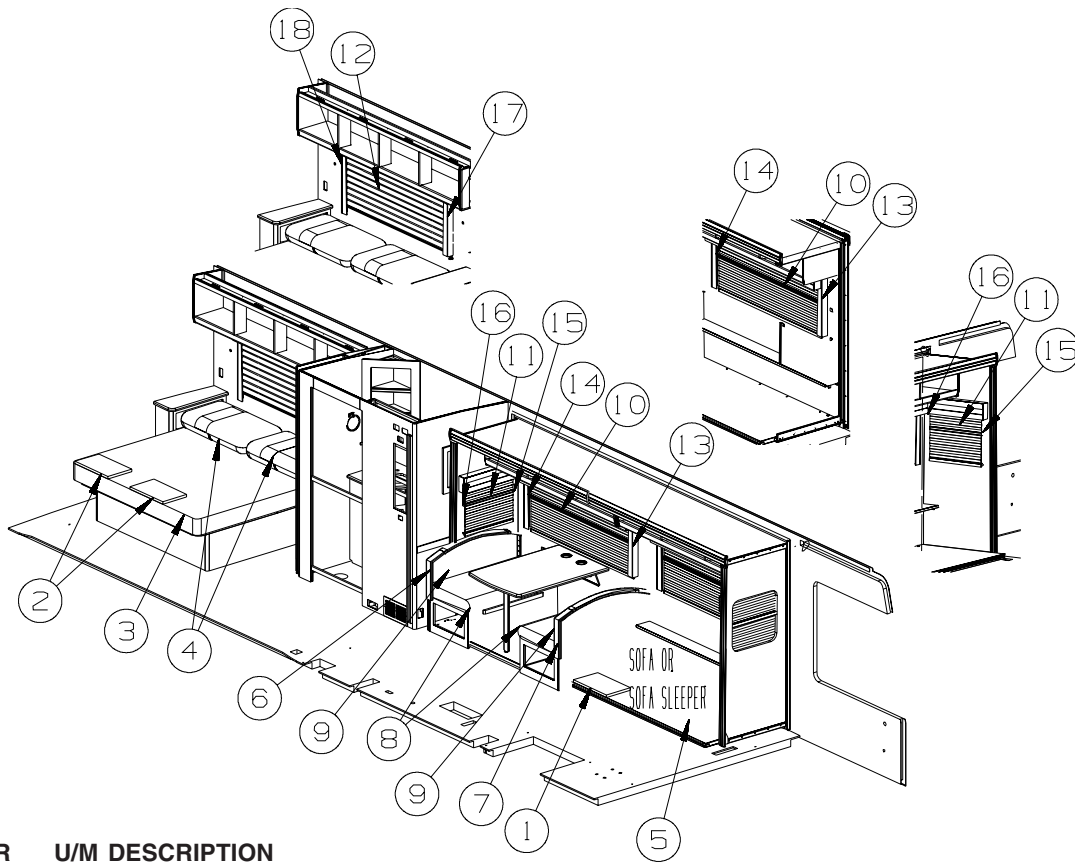


KEY	PART NUMBER	U/M	DESCRIPTION
1	104176-09-W57	EA	PILLOW SHAM - 30" (W57, W58)
1	104176-10-W59	EA	PILLOW SHAM - 30" (W59, W60)
1	104176-09-W61	EA	PILLOW SHAM - 30" (W61, W62)
2	157489-10-W53	EA	CUSHION - BUNK - 29.5" X 72.5" X 4" (W57, W58)
2	157489-10-W59	EA	CUSHION - BUNK - 29.5" X 72.5" X 4" (W59, W60)
2	157489-11-W61	EA	CUSHION - BUNK - 29.5" X 72.5" X 4" (W61, W62)
	157489-B0-W53	EA	COVER/CUSHION - BUNK - 29.5" X 72.5" X 4" (W57, W58)
	157489-B0-W59	EA	COVER/CUSHION - BUNK - 29.5" X 72.5" X 4" (W59, W60)
	157489-B1-W61	EA	COVER/CUSHION - BUNK - 29.5" X 72.5" X 4" (W61, W62)
3	159969-01-W53	EA	POCKET/MAP - 12" X 16" (W57, W58)
3	159969-01-W59	EA	POCKET/MAP - 12" X 16" (W59, W60)
3	159969-04-W61	EA	POCKET/MAP - 12" X 16" (W61, W62)
4	157947-06-W57	EA	CHAIR - LOUNGE - W/PEDESTAL (W57, W58)
4	157947-09-W59	EA	CHAIR - LOUNGE - W/PEDESTAL (W59, W60)
4	157947-05-W61	EA	CHAIR - LOUNGE - W/PEDESTAL (W61, W62)
4	157947-10-W57	EA	CHAIR - LOUNGE - W/PEDESTAL (W57, W58, W61, W62) - ULTRALEATHER
4	157947-10-W59	EA	CHAIR - LOUNGE - W/PEDESTAL (W59, W60) - ULTRALEATHER
5	153643-86-W57	EA	VALANCE - MODERATE - 12" X 32" (W57, W58)
5	153643-85-W59	EA	VALANCE - MODERATE - 12" X 32" (W59, W60)
5	153643-86-W61	EA	VALANCE - MODERATE - 12" X 32" (W61, W62)
	105648-01-02A	EA	BRACE - VALANCE - 14" - OFF WHITE
5	084755-57-P37	EA	SHADE - PULL - 27.25"
6	109041-44-05A	EA	BLIND - 30.5" X 18"
	162496-01-01A	EA	BRACKET/BLIND - LEFT SIDE WHEN FACING WINDOW - CLEAR
	162496-02-01A	EA	BRACKET/BLIND - RIGHT SIDE WHEN FACING WINDOW - CLEAR
	109441-01-000	EA	BRACKET/HOOK - BLIND HOLD DOWN - LARGE - CLEAR
	109353-04-000	EA	CLIP - VALANCE SLAT MOUNTING - CLEAR PLASTIC
	102555-03-000	EA	BRACKET - (CLEAT TYPE) - F/BLIND HOLDOWN - MILKY WHITE
7	161575-25-W57	EA	VALANCE - JAXSON - 19" X 6" (W57, W58)
7	161575-27-W59	EA	VALANCE - JAXSON - 19" X 6" (W59, W60)
7	161575-25-W61	EA	VALANCE - JAXSON - 19" X 6" (W61, W62)
	105648-01-02A	EA	BRACE - VALANCE - 14" - OFF WHITE
7	109041-62-05A	EA	BLIND - MINI - 17" X 32"
	162496-01-01A	EA	BRACKET/BLIND - LEFT SIDE WHEN FACING WINDOW - CLEAR
	162496-02-01A	EA	BRACKET/BLIND - RIGHT SIDE WHEN FACING WINDOW - CLEAR
	109441-01-000	EA	BRACKET/HOOK - BLIND HOLD DOWN - LARGE - CLEAR
	109353-04-000	EA	CLIP - VALANCE SLAT MOUNTING - CLEAR PLASTIC
	102555-03-000	EA	BRACKET - (CLEAT TYPE) - F/BLIND HOLDOWN - MILKY WHITE
7	140789-31-W53	EA	BLIND - DAY/NIGHTER - 17" X 32" (W57, W58, W61, W62) - WINDOW COVER EXCHANGE
7	140789-31-W51	EA	BLIND - DAY/NIGHTER - 17" X 32" (W59, W60) - WINDOW COVER EXCHANGE
	097565-01-000	EA	BRACKET - MOUNTING - PLEATED BLIND

CURTAIN & CUSHION GROUP (CONTINUED)
CURTAIN, CUSHION LAYOUT (CONTINUED)

KEY	PART NUMBER	U/M	DESCRIPTION
8	157506-17-W23	EA	BLIND - PLEATED - 22.5" X 19" (W57, W58, W61, W62)
8	157506-17-W21	EA	BLIND - PLEATED - 22.5" X 19" (W59, W60)
8	140789-62-W23	EA	BLIND - DAY/NIGHTER - 22.5" X 19" (W57, W58, W61, W62) - WINDOW COVER EXCHANGE
8	140789-62-W21	EA	BLIND - DAY/NIGHTER - 22.5" X 19" (W59, W60) - WINDOW COVER EXCHANGE
	097565-01-000	EA	BRACKET - MOUNTING - PLEATED BLIND
9	101034-77-W29	EA	CURTAIN - PRIVACY - 16" X 25" (W57, W58)
9	101034-81-W59	EA	CURTAIN - PRIVACY - 16" X 25" (W59, W60)
9	101034-78-W33	EA	CURTAIN - PRIVACY - 16" X 25" (W61, W62)
	156172-03-01A	EA	TRACK/WALL - 21" - BONE
	156172-04-01A	EA	END CAP - WALL TRACK - CLEAR
10	101668-90-W57	EA	CURTAIN - TAPE TOP - 24" X 60" (W57, W58)
10	101668-93-W59	EA	CURTAIN - TAPE TOP - 24" X 60" (W59, W60)
10	101668-89-W61	EA	CURTAIN - TAPE TOP - 24" X 60" (W61, W62)
	105450-18-01A	EA	TRACK - CURTAIN - 64.5" - OFF WHITE
	156172-04-01A	EA	END CAP - WALL TRACK - CLEAR

CURTAIN & CUSHION GROUP (CONTINUED)
CURTAIN, CUSHION LAYOUT (CONTINUED)

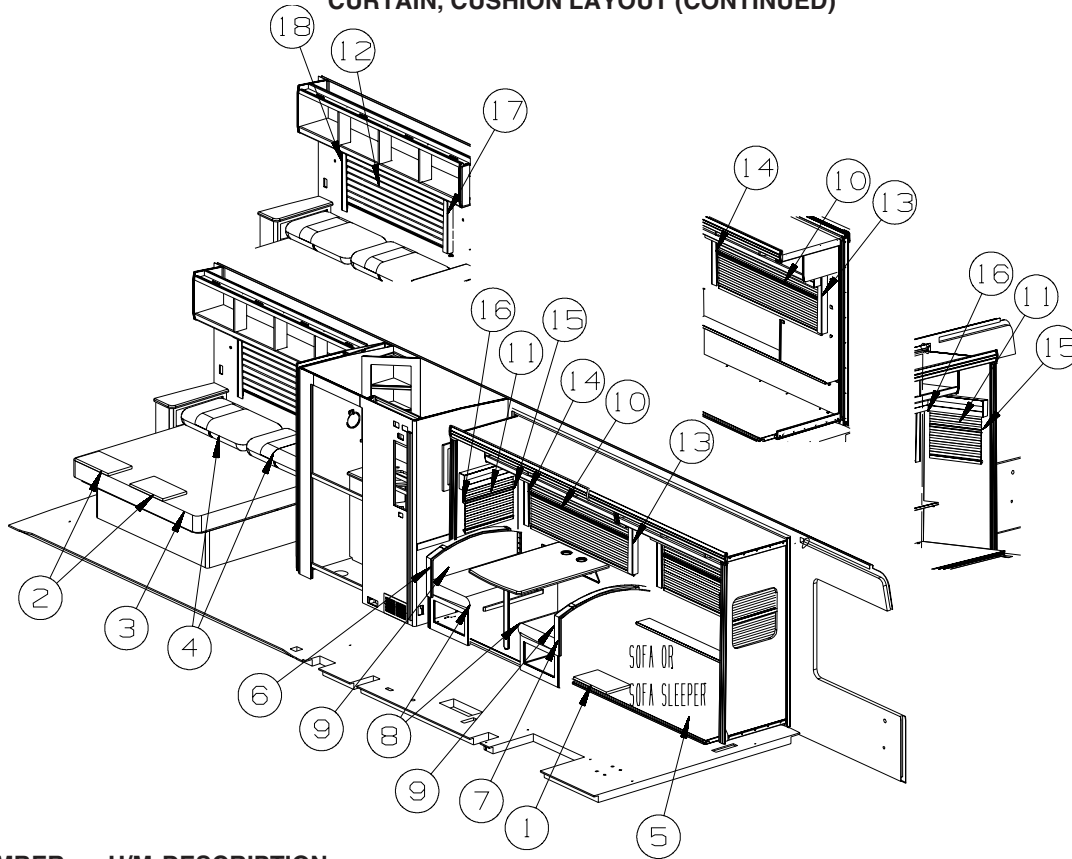


KEY	PART NUMBER	U/M	DESCRIPTION
1	163175-01-W57	EA	PILLOW - 17" (W57, W58)
1	163175-02-W59	EA	PILLOW - 17" (W59, W60)
1	163175-01-W61	EA	PILLOW - 17" (W61, W62)
2	163175-03-W57	EA	PILLOW - 17" (W57, W58)
2	163175-03-W59	EA	PILLOW - 17" (W59, W60)
2	163175-03-W61	EA	PILLOW - 17" (W61, W62)
3	132336-37-W57	EA	BEDSPREAD/CAP - 72" X 80" (W57, W58)
3	132336-37-W59	EA	BEDSPREAD/CAP - 72" X 80" (W59, W60)
3	132336-37-W61	EA	BEDSPREAD/CAP - 72" X 80" (W61, W62)
4	104176-04-W57	EA	PILLOW SHAM - 30" (W57, W58)
4	104176-04-W59	EA	PILLOW SHAM - 30" (W59, W60)
4	104176-04-W61	EA	PILLOW SHAM - 30" (W61, W62)
5	134282-02-W57	EA	PANEL - LEFT END/SHORT - SOFA/BED - FABRIC COVERED (W57, W58)
5	134282-02-W59	EA	PANEL - LEFT END/SHORT - SOFA/BED - FABRIC COVERED (W59, W60)
5	134282-02-W61	EA	PANEL - LEFT END/SHORT - SOFA/BED - FABRIC COVERED (W61, W62)
5	134282-31-W51	EA	PANEL/LEFT END/SHORT - SOFA/BED - LEATHER (W57, W58, W61, W62) - ULTRALEATHER
5	134282-31-U59	EA	PANEL/LEFT END/SHORT - SOFA/BED - LEATHER (W59, W60) - ULTRALEATHER
5	153676-08-W57	EA	BACK - SOFA - 74" (W57, W58)
5	153676-08-W59	EA	BACK - SOFA - 74" (W59, W60)
5	153676-08-W61	EA	BACK - SOFA - 74" (W61, W62)
5	153676-23-W51	EA	BACK - SOFA/BED - 74" - LEATHER (W57, W58, W61, W62) - ULTRALEATHER
5	153676-23-W59	EA	BACK - SOFA/BED - 74" - LEATHER (W59, W60) - ULTRALEATHER
	P53676-08-W57	EA	COVER/BACK - SOFA - 74" (W57, W58)
	P53676-08-W59	EA	COVER/BACK - SOFA - 74" (W59, W60)
	P53676-22-W61	EA	COVER/BACK - SOFA - 74" (W61, W62)
	P53676-23-W51	EA	COVER - BACK - SOFA/BED - 74" - LEATHER (W57, W58, W61, W62) - ULTRALEATHER
	P53676-23-W59	EA	COVER - BACK - SOFA/BED - 74" - LEATHER (W59, W60) - ULTRALEATHER
5	153676-09-W57	EA	SEAT - SOFA - 74" (W57, W58)
5	153676-09-W59	EA	SEAT - SOFA - 74" (W59, W60)
5	153676-09-W61	EA	SEAT - SOFA - 74" (W61, W62)
5	153676-24-W51	EA	SEAT - SOFA/BED - 74" - LEATHER (W57, W58, W61, W62) - ULTRALEATHER

CURTAIN & CUSHION GROUP (CONTINUED)
CURTAIN, CUSHION LAYOUT (CONTINUED)

KEY	PART NUMBER	U/M	DESCRIPTION
5	153676-24-W59	EA	SEAT - SOFA/BED - 74" - LEATHER (W59, W60) - ULTRALEATHER
	P53676-09-W57	EA	COVER/SEAT - SOFA - 74" (W57, W58)
	P53676-09-W59	EA	COVER/SEAT - SOFA - 74" (W59, W60)
	P53676-09-W61	EA	COVER/SEAT - SOFA - 74" (W61, W62)
	P53676-24-W51	EA	COVER/SEAT - SOFA/BED - 74" - LEATHER (W57, W58, W61, W62) - ULTRALEATHER
	P53676-24-W59	EA	COVER/SEAT - SOFA/BED - 74" - LEATHER (W59, W60) - ULTRALEATHER
5	159380-10-W57	EA	PANEL/FRONT KICK - SOFA/SLEEPER - 74.5" X 11" - FABRIC COVERED (W57, W58)
5	159380-10-W59	EA	PANEL/FRONT KICK - SOFA/SLEEPER - 74.5" X 11" - FABRIC COVERED (W59, W60)
5	159380-10-W61	EA	PANEL/FRONT KICK - SOFA/SLEEPER - 74.5" X 11" - FABRIC COVERED (W61, W62)
5	159380-11-W51	EA	PANEL/FRONT KICK - SOFA/BED - 74.5" X 11" (W57, W58, W61, W62) - ULTRALEATHER
5	159380-11-W59	EA	PANEL/FRONT KICK - SOFA/BED - 74.5" X 11" (W59, W60) - ULTRALEATHER
	127335-07-000	EA	LEG - SOFA/BED - 8"
5	163507-01-W57	EA	SOFA/SLEEPER - W/AIR MATTRESS (W57, W58) - SOFA SLEEPER FROM: 00-00-00 THRU: 05-06-07
5	163507-04-W57	EA	SOFA/SLEEPER - W/AIR MATTRESS (W57, W58) - SOFA SLEEPER FROM: 05-07-07 THRU: 99-99-99
5	163507-01-W59	EA	SOFA/SLEEPER - W/AIR MATTRESS (W59, W60) - SOFA SLEEPER FROM: 00-00-00 THRU: 05-06-07
5	163507-04-W59	EA	SOFA/SLEEPER - W/AIR MATTRESS (W59, W60) - SOFA SLEEPER FROM: 05-07-07 THRU: 99-99-99
5	163507-01-W61	EA	SOFA/SLEEPER - W/AIR MATTRESS (W61, W62) - SOFA SLEEPER FROM: 00-00-00 THRU: 05-06-07
5	163507-04-W61	EA	SOFA/SLEEPER - W/AIR MATTRESS (W61, W62) - SOFA SLEEPER FROM: 05-07-07 THRU: 99-99-99
5	163507-03-W51	EA	SOFA/SLEEPER - W/AIR MATTRESS (W57, W58, W61, W62) - SOFA SLEEPER/ULTRALEATHER FROM: 00-00-00 THRU: 05-06-07
5	163507-06-W51	EA	SOFA/SLEEPER - W/AIR MATTRESS (W57, W58, W61, W62) - SOFA SLEEPER/ULTRALEATHER FROM: 05-07-07 THRU: 99-99-99
5	163507-03-W59	EA	SOFA/SLEEPER - W/AIR MATTRESS (W59, W60) - SOFA SLEEPER/ULTRALEATHER FROM: 00-00-00 THRU: 05-06-07
5	163507-06-W59	EA	SOFA/SLEEPER - W/AIR MATTRESS (W59, W60) - SOFA SLEEPER/ULTRALEATHER FROM: 05-07-07 THRU: 99-99-99
	153655-05-W57	EA	ARMREST - RIGHT HAND - REMOVABLE (W57, W58) - SOFA SLEEPER FROM: 00-00-00 THRU: 05-06-07
	164924-01-W57	EA	ARMREST - SOFA - RIGHT HAND (W57, W58) - SOFA SLEEPER FROM: 05-07-07 THRU: 99-99-99
	153655-05-W59	EA	ARMREST - RIGHT HAND - REMOVABLE (W59, W60) - SOFA SLEEPER FROM: 00-00-00 THRU: 05-06-07
	164924-01-W59	EA	ARMREST - SOFA - RIGHT HAND (W59, W60) - SOFA SLEEPER FROM: 05-07-07 THRU: 99-99-99
	153655-05-W61	EA	ARMREST - RIGHT HAND - REMOVABLE (W61, W62) - SOFA SLEEPER FROM: 00-00-00 THRU: 05-06-07
	164924-01-W61	EA	ARMREST - SOFA - RIGHT HAND (W61, W62) - SOFA SLEEPER FROM: 05-07-07 THRU: 99-99-99
	153655-11-W51	EA	ARMREST - RIGHT HAND - REMOVABLE (W57, W58, W61, W62) - SOFA SLEEPER/ULTRALEATHER FROM: 00-00-00 THRU: 05-06-07
	164924-03-W51	EA	ARMREST - SOFA - RIGHT HAND (W57, W58, W61, W62, W59, W60) - SOFA SLEEPER/ULTRALEATHER FROM: 05-07-07 THRU: 99-99-99
	153655-11-W59	EA	ARMREST - RIGHT HAND - REMOVABLE (W59, W60) - SOFA SLEEPER/ULTRALEATHER FROM: 00-00-00 THRU: 05-06-07
	164924-03-W59	EA	ARMREST - SOFA - RIGHT HAND - LEATHER (W59, W60) - SOFA SLEEPER/ULTRALEATHER FROM: 05-07-07 THRU: 99-99-99
	P53655-05-W57	EA	COVER - ARMREST - REMOVEABLE/RIGHT HAND (W57, W58) - SOFA SLEEPER FROM: 00-00-00 THRU: 05-06-07
	164924-A1-W57	EA	COVER/ARMREST - SOFA/RIGHT HAND (W57, W58) - SOFA SLEEPER FROM: 05-07-07 THRU: 99-99-99
	P53655-05-W59	EA	COVER - ARMREST - REMOVEABLE/RIGHT HAND (W59, W60) - SOFA SLEEPER FROM: 00-00-00 THRU: 05-06-07
	164924-A1-W59	EA	COVER/ARMREST - SOFA/RIGHT HAND (W59, W60) - SOFA SLEEPER FROM: 05-07-07 THRU: 99-99-99
	P53655-05-W61	EA	COVER - ARMREST - REMOVEABLE/RIGHT HAND (W61, W62) - SOFA SLEEPER FROM: 00-00-00 THRU: 05-06-07
	164924-A1-W61	EA	COVER/ARMREST - SOFA/RIGHT HAND (W61, W62) - SOFA SLEEPER FROM: 05-07-07 THRU: 99-99-99

CURTAIN & CUSHION GROUP (CONTINUED)
CURTAIN, CUSHION LAYOUT (CONTINUED)

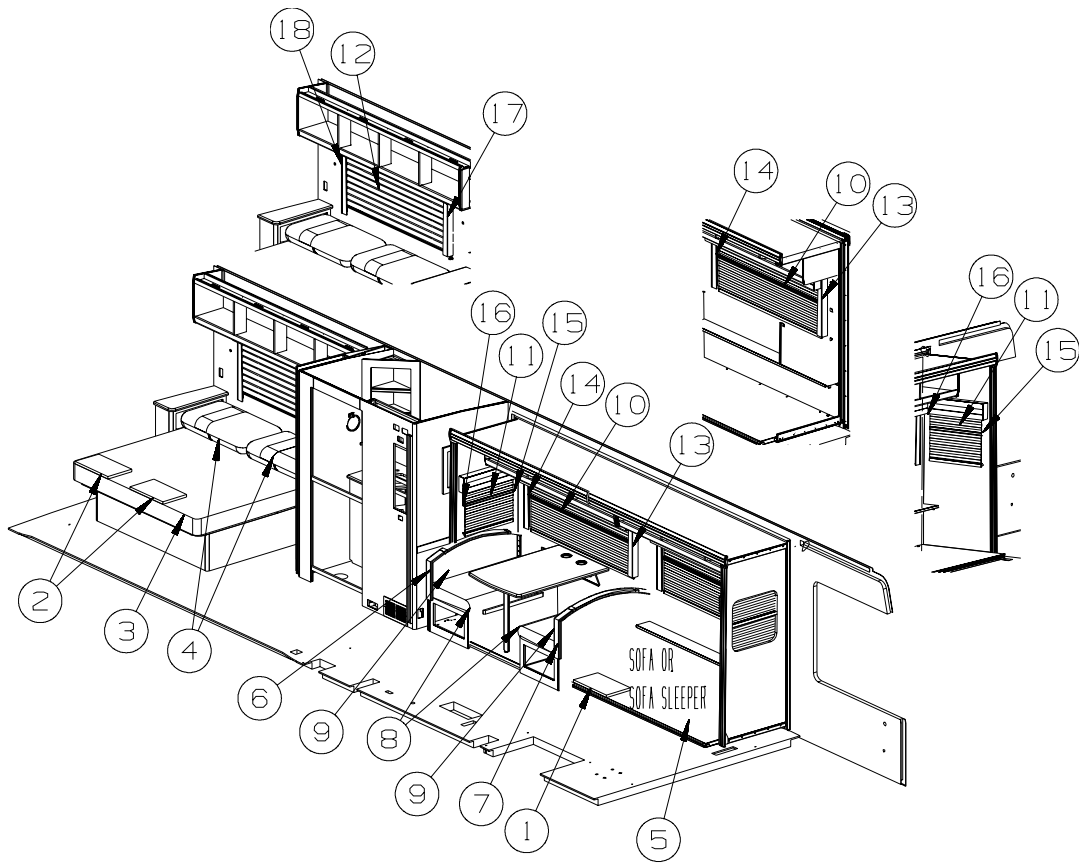


KEY	PART NUMBER	U/M	DESCRIPTION
	P53655-11-W51	EA	COVER - ARMREST - REMOVEABLE/RH (W57, W58, W61, W62) - SOFA SLEEPER/ULTRALEATHER FROM: 00-00-00 THRU: 05-06-07
	164924-A3-W51	EA	COVER/ARMREST - SOFA/RIGHT HAND (W57, W58, W61, W62) - SOFA SLEEPER/ULTRALEATHER FROM: 05-07-07 THRU: 99-99-99
	P53655-11-W59	EA	COVER - ARMREST - REMOVEABLE/RIGHT HAND (W59, W60) - SOFA SLEEPER/ULTRALEATHER FROM: 00-00-00 THRU: 05-06-07
	164924-A3-W59	EA	COVER/ARMREST - SOFA/RIGHT HAND - LEATHER (W59, W60) - SOFA SLEEPER/ULTRALEATHER FROM: 05-07-07 THRU: 99-99-99
	153655-06-W57	EA	ARMREST - LEFT HAND - REMOVABLE (W57, W58) - SOFA SLEEPER FROM: 00-00-00 THRU: 05-06-07
	164924-02-W57	EA	ARMREST - SOFA - LEFT HAND (W57, W58) - SOFA SLEEPER FROM: 05-07-07 THRU: 99-99-99
	153655-06-W59	EA	ARMREST - LEFT HAND - REMOVABLE (W59, W60) - SOFA SLEEPER FROM: 00-00-00 THRU: 05-06-07
	164924-02-W59	EA	ARMREST - SOFA - LEFT HAND (W59, W60) - SOFA SLEEPER FROM: 05-07-07 THRU: 99-99-99
	153655-06-W61	EA	ARMREST - LEFT HAND - REMOVABLE (W61, W62) - SOFA SLEEPER FROM: 00-00-00 THRU: 05-06-07
	164924-02-W61	EA	ARMREST - SOFA - LEFT HAND (W61, W62) - SOFA SLEEPER FROM: 05-07-07 THRU: 99-99-99
	153655-12-W51	EA	ARMREST - LEFT HAND - REMOVABLE (W57, W58, W61, W62) - SOFA SLEEPER/ULTRALEATHER FROM: 00-00-00 THRU: 05-06-07
	164924-04-W51	EA	ARMREST - SOFA - LEFT HAND (W57, W58, W61, W62) - SOFA SLEEPER/ULTRALEATHER FROM: 05-07-07 THRU: 99-99-99
	153655-12-W59	EA	ARMREST - LEFT HAND - REMOVABLE (W59, W60) - SOFA SLEEPER/ULTRALEATHER FROM: 00-00-00 THRU: 05-06-07
	164924-04-W59	EA	ARMREST - SOFA - LEFT HAND - LEATHER (W59, W60) - SOFA SLEEPER/ULTRALEATHER FROM: 05-07-07 THRU: 99-99-99
	P53655-06-W57	EA	COVER - ARMREST - REMOVEABLE/LEFT HAND (W57, W58) - SOFA SLEEPER FROM: 00-00-00 THRU: 05-06-07
	164924-A2-W57	EA	COVER/ARMREST - SOFA/LEFT HAND (W57, W58) - SOFA SLEEPER FROM: 05-07-07 THRU: 99-99-99
	P53655-06-W59	EA	COVER - ARMREST - REMOVEABLE/LEFT HAND (W59, W60) - SOFA SLEEPER FROM: 00-00-00 THRU: 05-06-07
	164924-A2-W59	EA	COVER/ARMREST - SOFA/LEFT HAND (W59, W60) - SOFA SLEEPER FROM: 05-07-07 THRU: 99-99-99

CURTAIN & CUSHION GROUP (CONTINUED)
CURTAIN, CUSHION LAYOUT (CONTINUED)

KEY	PART NUMBER	U/M	DESCRIPTION
	P53655-06-W61	EA	COVER - ARMREST - REMOVEABLE/LEFT HAND (W61, W62) - SOFA SLEEPER FROM: 00-00-00 THRU: 05-06-07
	164924-A2-W61	EA	COVER/ARMREST - SOFA/LEFT HAND (W61, W62) - SOFA SLEEPER FROM: 05-07-07 THRU: 99-99-99
	P53655-12-W51	EA	COVER - ARMREST - REMOVEABLE/LH (W57, W58, W61, W62) - SOFA SLEEPER/ULTRALEATHER FROM: 00-00-00 THRU: 05-06-07
	164924-A4-W51	EA	COVER/ARMREST - SOFA/LEFT HAND (W57, W58, W61, W62) - SOFA SLEEPER/ULTRALEATHER FROM: 05-07-07 THRU: 99-99-99
	P53655-12-W59	EA	COVER - ARMREST - REMOVEABLE/LEFT HAND (W59, W60) - SOFA SLEEPER/ULTRALEATHER FROM: 00-00-00 THRU: 05-06-07
	164924-A4-W59	EA	COVER/ARMREST - SOFA/LEFT HAND (W59, W60) - SOFA SLEEPER/ULTRALEATHER FROM: 05-07-07 THRU: 99-99-99
	163502-01-W57	EA	PANEL/SOFA ARM - RIGHT HAND (W57, W58) - SOFA SLEEPER
	163502-01-W59	EA	PANEL/SOFA ARM - RIGHT HAND (W59, W60) - SOFA SLEEPER
	163502-01-W61	EA	PANEL/SOFA ARM - RIGHT HAND (W61, W62) - SOFA SLEEPER
	163502-03-W51	EA	PANEL/SOFA ARM - RIGHT HAND (W57, W58, W61, W62) - SOFA SLEEPER/ULTRALEATHER
	163502-03-W59	EA	PANEL/SOFA ARM - RIGHT HAND - LEATHER (W59, W60) - SOFA SLEEPER/ULTRALEATHER
	163502-02-W57	EA	PANEL/SOFA ARM - LEFT HAND (W57, W58) - SOFA SLEEPER
	163502-02-W59	EA	PANEL/SOFA ARM - LEFT HAND (W59, W60) - SOFA SLEEPER
	163502-02-W61	EA	PANEL/SOFA ARM - LEFT HAND (W61, W62) - SOFA SLEEPER
	163502-04-W51	EA	PANEL/SOFA ARM - LEFT HAND - LEATHER (W57, W58, W61, W62) - SOFA SLEEPER/ULTRALEATHER
	163502-04-W59	EA	PANEL/SOFA ARM - LEFT HAND - LEATHER (W59, W60) - SOFA SLEEPER/ULTRALEATHER
	163506-01-W57	EA	SEAT - SOFA/BED (W57, W58) - SOFA SLEEPER
	163506-01-W59	EA	SEAT - SOFA/BED (W59, W60) - SOFA SLEEPER
	163506-01-W61	EA	SEAT - SOFA/BED (W61, W62) - SOFA SLEEPER
	163506-05-W51	EA	SEAT - SOFA/BED - LEATHER (W57, W58, W61, W62) - SOFA SLEEPER/ULTRALEATHER
	163506-05-W59	EA	SEAT - SOFA/BED - LEATHER (W59, W60) - SOFA SLEEPER/ULTRALEATHER
	163506-A1-W57	EA	COVER/SEAT - SOFA/BED (W57, W58) - SOFA SLEEPER
	163506-A1-W59	EA	COVER/SEAT - SOFA/BED (W59, W60) - SOFA SLEEPER
	163506-A1-W61	EA	COVER/SEAT - SOFA/BED (W61, W62) - SOFA SLEEPER
	163506-A5-W51	EA	COVER/SEAT - SOFA/BED - LEATHER (W57, W58, W61, W62) - SOFA SLEEPER/ULTRALEATHER
	163506-A5-W59	EA	COVER/SEAT - SOFA/BED - LEATHER (W59, W60) - SOFA SLEEPER/ULTRALEATHER
	163506-02-W57	EA	BACK - SOFA/BED (W57, W58) - SOFA SLEEPER
	163506-02-W59	EA	BACK - SOFA/BED (W59, W60) - SOFA SLEEPER
	163506-02-W61	EA	BACK - SOFA/BED (W61, W62) - SOFA SLEEPER
	163506-06-W51	EA	BACK - SOFA/BED - LEATHER (W57, W58, W61, W62) - SOFA SLEEPER/ULTRALEATHER
	163506-06-W59	EA	BACK - SOFA/BED - LEATHER (W59, W60) - SOFA SLEEPER/ULTRALEATHER
	163506-A2-W57	EA	COVER/BACK - SOFA/BED (W57, W58) - SOFA SLEEPER
	163506-A2-W59	EA	COVER/BACK - SOFA/BED (W59, W60) - SOFA SLEEPER
	163506-A2-W61	EA	COVER/BACK - SOFA/BED (W61, W62) - SOFA SLEEPER
	163506-A6-W51	EA	COVER/BACK - SOFA/BED - LEATHER (W57, W58, W61, W62) - SOFA SLEEPER/ULTRALEATHER
	163506-A6-W59	EA	COVER/BACK - SOFA/BED - LEATHER (W59, W60) - SOFA SLEEPER/ULTRALEATHER
	163507-A1-W57	EA	COVER/FRAME - SOFA/BED (W57, W58) - SOFA SLEEPER
	163507-A1-W59	EA	COVER/FRAME - SOFA/BED (W59, W60) - SOFA SLEEPER
	163507-A1-W61	EA	COVER/FRAME - SOFA/BED (W61, W62) - SOFA SLEEPER
	163507-A2-W51	EA	COVER/FRAME - SOFA/BED - LEATHER (W57, W58, W61, W62) - SOFA SLEEPER/ULTRALEATHER
	163507-A2-W59	EA	COVER/FRAME - SOFA/BED - LEATHER (W59, W60) - SOFA SLEEPER/ULTRALEATHER
6	153519-28-W57	EA	PAD - TOP/RH - F/DINETTE BACK - W/TAB - FABRIC COVERED (W57, W58)
6	153519-36-W59	EA	PAD - TOP/RH - F/DINETTE BACK - W/TAB FABRIC COVERED (W59, W60)
6	153519-14-W61	EA	PAD - TOP/RH - F/DINETTE BACK - W/TAB FABRIC COVERED (W61, W62)
7	153519-29-W57	EA	PAD - TOP/LH - F/DINETTE BACK - W/TAB - FABRIC COVERED (W57, W58)
7	153519-33-W55	EA	PAD - TOP/LH - F/DINETTE BACK - W/TAB - FABRIC COVERED (W59, W60)
7	153519-13-W61	EA	PAD - TOP/LH - F/DINETTE BACK - W/TAB - FABRIC COVERED (W61, W62)
8	153671-03-W53	EA	CUSHION - SEAT - 23" X 42" X 5" (W57, W58)
8	153671-02-W59	EA	CUSHION - SEAT - 23" X 42" X 5" (W59, W60)
8	153671-02-W61	EA	CUSHION - SEAT - 23" X 42" X 5" (W61, W62)
	153671-A3-W53	EA	COVER/CUSHION - SEAT - 23" X 42" X 5" (W57, W58)
	153671-A2-W59	EA	COVER/CUSHION - SEAT - 23" X 42" X 5" (W59, W60)
	153671-A2-W61	EA	COVER/CUSHION - SEAT - 23" X 42" X 5" (W61, W62)
9	153672-04-W57	EA	CUSHION - SEAT BACK - 13.5" X 42" X 5" (W57, W58)
9	153672-04-W59	EA	CUSHION - SEAT BACK - 13.5" X 42" X 5" (W59, W60)
9	153672-04-W61	EA	CUSHION - SEAT BACK - 13.5" X 42" X 5" (W61, W62)
	P53672-04-W57	EA	COVER/BACK - 13.5" X 42" X 5" (W57, W58)
	P53672-04-W59	EA	COVER/BACK - 13.5" X 42" X 5" (W59, W60)

CURTAIN & CUSHION GROUP (CONTINUED)
CURTAIN, CUSHION LAYOUT (CONTINUED)



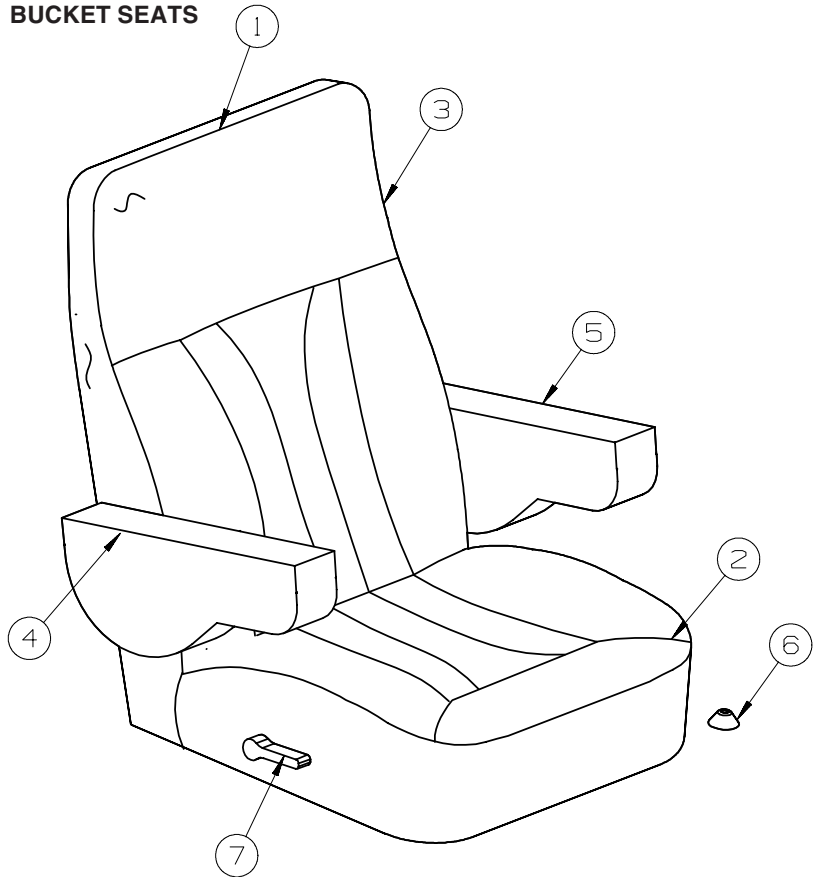
KEY	PART NUMBER	U/M	DESCRIPTION
	P53672-04-W61	EA	COVER/BACK - 13.5" X 42" X 5" (W61, W62)
10	161575-13-W57	EA	VALANCE - JAXSON - 63" X 6" (W57, W58)
10	161575-11-W59	EA	VALANCE - JAXSON - 63" X 6" (W59, W60)
10	161575-13-W61	EA	VALANCE - JAXSON - 63" X 6" (W61, W62)
10	109041-66-05A	EA	BLIND - MINI - 59" X 26"
	162496-01-01A	EA	BRACKET/BLIND - LEFT SIDE WHEN FACING WINDOW - CLEAR
	162496-02-01A	EA	BRACKET/BLIND - RIGHT SIDE WHEN FACING WINDOW - CLEAR
	109441-01-000	EA	BRACKET/HOOK - BLIND HOLD DOWN - LARGE - CLEAR
	109353-04-000	EA	CLIP - VALANCE SLAT MOUNTING - CLEAR PLASTIC
	102555-03-000	EA	BRACKET - (CLEAT TYPE) - F/BLIND HOLDDOWN - MILKY WHITE
10	140789-08-W37	EA	BLIND - DAY/NIGHTER - 59" X 26.5" (W57, W58, W61, W62) - WINDOW COVER EXCHANGE
10	140789-08-W39	EA	BLIND - DAY/NIGHTER - 59" X 26.5" (W59, W60) - WINDOW COVER EXCHANGE
	097565-01-000	EA	BRACKET - MOUNTING - PLEATED BLIND
11	161575-26-W57	EA	VALANCE - JAXSON - 26.5" X 6" (W57, W58)
11	161575-28-W59	EA	VALANCE - JAXSON - 26.5" X 6" (W59, W60)
11	161575-26-W61	EA	VALANCE - JAXSON - 26.5" X 6" (W61, W62)
11	109041-73-03A	EA	BLIND - MINI - 22.5" X 23"
	162496-01-01A	EA	BRACKET/BLIND - LEFT SIDE WHEN FACING WINDOW - CLEAR
	162496-02-01A	EA	BRACKET/BLIND - RIGHT SIDE WHEN FACING WINDOW - CLEAR
	109441-01-000	EA	BRACKET/HOOK - BLIND HOLD DOWN - LARGE - CLEAR
	109353-04-000	EA	CLIP - VALANCE SLAT MOUNTING - CLEAR PLASTIC
	102555-03-000	EA	BRACKET - (CLEAT TYPE) - F/BLIND HOLDDOWN - MILKY WHITE
11	140789-07-W37	EA	BLIND - DAY/NIGHTER - 22.5" X 23" (W57, W58, W61, W62) - WINDOW COVER EXCHANGE
11	140789-07-W39	EA	BLIND - DAY/NIGHTER - 22.5" X 23" (W59, W60) - WINDOW COVER EXCHANGE
	097565-01-000	EA	BRACKET - MOUNTING - PLEATED BLIND
12	161575-32-W57	EA	VALANCE - JAXSON - 63" X 6" (W57, W58)
12	161575-33-W59	EA	VALANCE - JAXSON - 63" X 6" (W59, W60)
12	161575-33-W61	EA	VALANCE - JAXSON - 63" X 6" (W61, W62)
12	157506-02-W23	EA	BLIND - PLEATED - 43" X 28" (W57, W58, W61, W62)
12	157506-02-W21	EA	BLIND - PLEATED - 43" X 28" (W59, W60)
12	140789-08-W37	EA	BLIND - DAY/NIGHTER - 59" X 26.5" (W57, W58, W61, W62) - WINDOW COVER EXCHANGE
12	140789-08-W39	EA	BLIND - DAY/NIGHTER - 59" X 26.5" (W59, W60) - WINDOW COVER EXCHANGE
	097565-01-000	EA	BRACKET - MOUNTING - PLEATED BLIND

CURTAIN & CUSHION GROUP (CONTINUED)
CURTAIN, CUSHION LAYOUT (CONTINUED)

KEY	PART NUMBER	U/M	DESCRIPTION
13	152445-13-W23	EA	LEG - RIGHT - 25" (W57, W58)
13	152445-05-W59	EA	LEG - RIGHT - 25" (W59, W60)
13	152445-13-W33	EA	LEG - RIGHT - 25" (W61, W62)
	154316-01-01A	EA	BRACE/ANGLE - W/HOLE - CASHMERE
14	152445-14-W23	EA	LEG - LEFT - 25" (W57, W58)
14	152445-06-W59	EA	LEG - LEFT - 25" (W59, W60)
14	152445-14-W33	EA	LEG - LEFT - 25" (W61, W62)
	154316-01-01A	EA	BRACE/ANGLE - W/HOLE - CASHMERE
15	152664-49-W53	EA	LEG - RIGHT - 21.5" (W57, W58)
15	152664-11-W59	EA	LEG - RIGHT - 21.5" (W59, W60)
15	152664-49-W61	EA	LEG - RIGHT - 21.5" (W61, W62)
16	152664-50-W53	EA	LEG - LEFT - 21.5" (W57, W58)
16	152664-12-W59	EA	LEG - LEFT - 21.5" (W59, W60)
16	152664-50-W61	EA	LEG - LEFT - 21.5" (W61, W62)
17	152664-23-W67	EA	LEG - RIGHT - 26" (W57, W58)
17	152664-29-W59	EA	LEG - RIGHT - 26" (W59, W60)
17	152664-29-W61	EA	LEG - RIGHT - 26" (W61, W62)
18	152664-24-W57	EA	LEG - LEFT - 26" (W57, W58)
18	152664-30-W59	EA	LEG - LEFT - 26" (W59, W60)
18	152664-30-W61	EA	LEG - LEFT - 26" (W61, W62)

CURTAIN & CUSHION GROUP (CONTINUED)

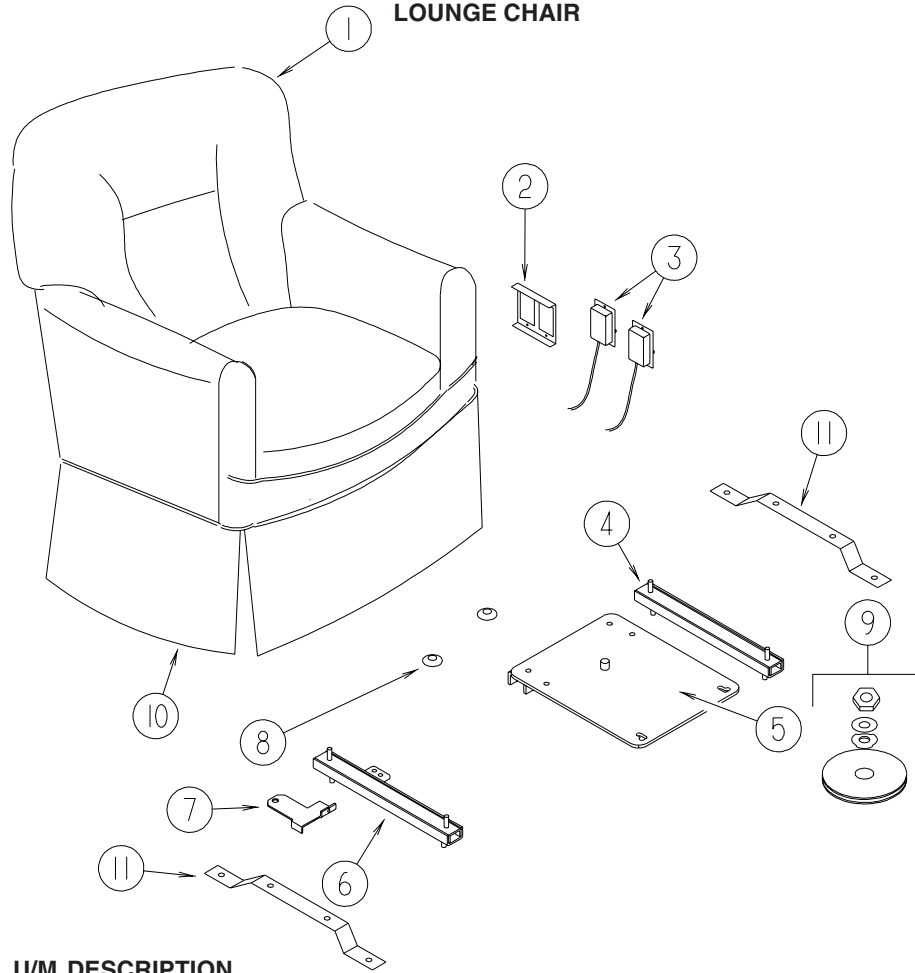
BUCKET SEATS



KEY	PART NUMBER	U/M	DESCRIPTION
1	M05962-X3-W53	EA	COVER/BACK (W57, W58)
1	M05962-X3-W59	EA	COVER/BACK (W59, W60)
1	M05962-V1-W61	EA	COVER/BACK (W61, W62)
1	M05962-X5-W51	EA	COVER/BACK - LEATHER (W57, W58, W61, W62) - ULTRALEATHER
1	M05962-X5-U59	EA	COVER/BACK - LEATHER (W59, W60) - ULTRALEATHER
2	M05962-X4-W53	EA	COVER/SEAT (W57, W58)
2	M05962-X4-W59	EA	COVER/SEAT (W59, W60)
2	M05962-V2-W61	EA	COVER/SEAT (W61, W62)
2	M05962-X6-W51	EA	COVER/SEAT - LEATHER (W57, W58, W61, W62) - ULTRALEATHER
2	M05962-X6-U59	EA	COVER/SEAT - LEATHER (W59, W60) - ULTRALEATHER
3	134532-01-000	EA	FRAME - SEAT/HIGH BACK
3	134532-06-000	EA	FRAME - SEAT/HIGH BACK
			FROM: 00-00-00 THRU: 09-16-07
			FROM: 09-17-07 THRU: 99-99-99
4	148652-01-W53	EA	ARMREST - RIGHT (W57, W58)
4	148652-01-W59	EA	ARMREST - RIGHT (W59, W60)
4	148652-05-W61	EA	ARMREST - RIGHT (W61, W62)
4	148652-03-W51	EA	ARMREST - RIGHT - LEATHER (W57, W58, W61, W62) - ULTRALEATHER
4	148652-03-S55	EA	ARMREST - RIGHT - LEATHER (W59, W60) - ULTRALEATHER
	P48652-01-W53	EA	COVER/ARMREST - RIGHT (W57, W58)
	P48652-01-W59	EA	COVER/ARMREST - RIGHT (W59, W60)
	P48652-05-W61	EA	COVER/ARMREST - RIGHT (W61, W62)
	P48652-03-W51	EA	COVER/ARMREST - RIGHT - LEATHER (W57, W58, W61, W62) - ULTRALEATHER
	P48652-03-S55	EA	COVER/ARMREST - RIGHT - LEATHER (W59, W60) - ULTRALEATHER
	130698-03-000	EA	ARMREST/MOLDED - RIGHT - W/O COVER
5	148652-02-W53	EA	ARMREST - LEFT (W57, W58)
5	148652-02-W59	EA	ARMREST - LEFT (W59, W60)
5	148652-06-W61	EA	ARMREST - LEFT (W61, W62)
5	148652-04-W51	EA	ARMREST - LEFT - LEATHER (W57, W58, W61, W62) - ULTRALEATHER
5	148652-04-S55	EA	ARMREST - LEFT - LEATHER (W59, W60) - ULTRALEATHER
	P48652-02-W53	EA	COVER/ARMREST - LEFT (W57, W58)
	P48652-02-W59	EA	COVER/ARMREST - LEFT (W59, W60)
	P48652-06-W61	EA	COVER/ARMREST - LEFT (W61, W62)
	P48652-04-W51	EA	COVER/ARMREST - LEFT - LEATHER (W57, W58, W61, W62) - ULTRALEATHER
	P48652-04-S55	EA	COVER/ARMREST - LEFT - LEATHER (W59, W60) - ULTRALEATHER
	130698-04-000	EA	ARMREST/MOLDED - LEFT - W/O COVER
6	148668-01-01A	EA	CUP/TRIM COVER - F/LEVER - BLACK
7	130802-02-000	EA	LEVER - RIGHT HAND
	130802-03-000	EA	SCREW F/LEVER

CURTAIN & CUSHION GROUP (CONTINUED)

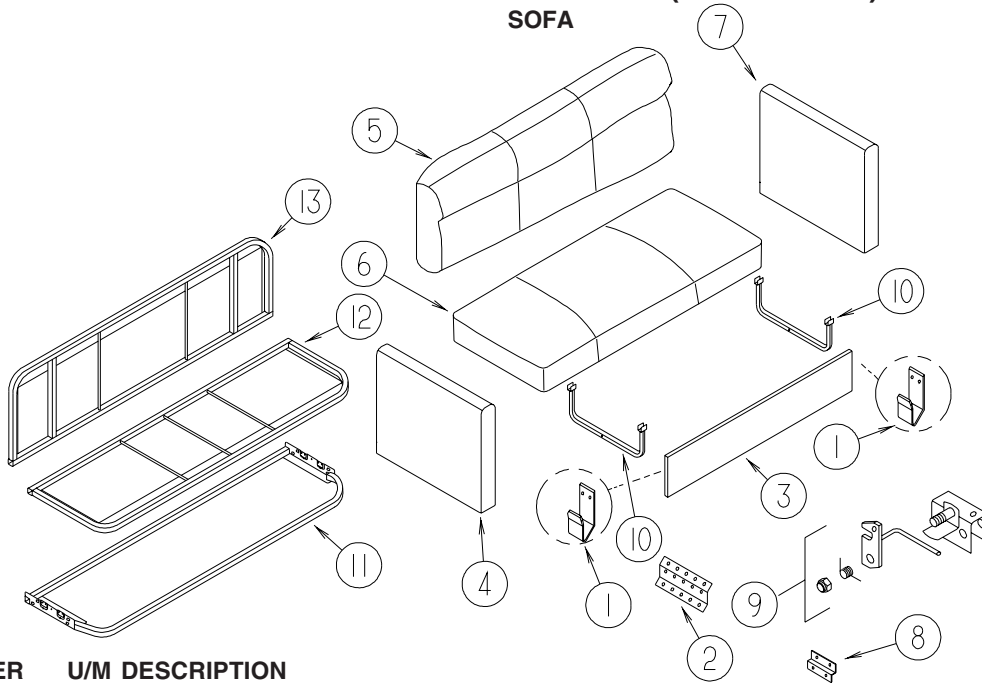
LOUNGE CHAIR



KEY	PART NUMBER	U/M	DESCRIPTION
1	157947-A2-W57	EA	COVER/CHAIR - GLIDER (W57, W58)
1	157947-A6-W59	EA	COVER/CHAIR - GLIDER (W59, W60)
1	157947-A1-W61	EA	COVER/CHAIR - GLIDER (W61, W62)
1	157947-A3-W41	EA	COVER/CHAIR - GLIDER - LEATHER (W57, W58, W61, W62) - ULTRALEATHER
1	157947-A3-U39	EA	COVER/CHAIR - GLIDER - LEATHER (W59, W60) - ULTRALEATHER
2	NOT USED		
3	108049-02-000	EA	CLIP - CABLE/PEDESTAL
	108049-04-000	EA	CABLE - W/MINI LEVER ACTION SWITCH - 28" SHEATH/30" CABLE
4	131566-04-000	EA	SLIDE/SEAT - HEAVY DUTY LOCKING - 5"
5	133408-07-000	EA	TOP PLATE - W/O BAR
6	131566-04-000	EA	SLIDE/SEAT - HEAVY DUTY LOCKING - 5"
7	117125-01-02B	EA	BRACKET - CABLE MOUNT - ADJUSTER W/LOCK
	119952-07-000	EA	WIRE - LATCH RELEASE/ROTARY
8	NOT USED		
9	107921-06-000	EA	BEARING KIT - PEDESTAL
10	NOT USED		
11	163810-01-01B	EA	SUPPORT BAR - W/PEDESTAL

CURTAIN & CUSHION GROUP (CONTINUED)

SOFA



KEY	PART NUMBER	U/M	DESCRIPTION
1	121906-01-02B	EA	BRACKET - KICKBOARD - E-COATED
2	NOT USED		
3	159380-10-W57	EA	PANEL/FRONT KICK - SOFA/SLEEPER - 74.5" X 11" - FABRIC COVERED (W57, W58)
3	159380-10-W59	EA	PANEL/FRONT KICK - SOFA/SLEEPER - 74.5" X 11" - FABRIC COVERED (W59, W60)
3	159380-10-W61	EA	PANEL/FRONT KICK - SOFA/SLEEPER - 74.5" X 11" - FABRIC COVERED (W61, W62)
3	159380-11-W51	EA	PANEL/FRONT KICK - SOFA/BED - 74.5" X 11" (W57, W58, W61, W62) - ULTRALEATHER
3	159380-11-W59	EA	PANEL/FRONT KICK - SOFA/BED - 74.5" X 11" (W59, W60) - ULTRALEATHER
4	NOT USED		
5	153676-08-W57	EA	BACK - SOFA - 74" (W57, W58)
5	153676-08-W59	EA	BACK - SOFA - 74" (W59, W60)
5	153676-08-W61	EA	BACK - SOFA - 74" (W61, W62)
5	153676-23-W51	EA	BACK - SOFA/BED - 74" - LEATHER (W57, W58, W61, W62) - ULTRALEATHER
5	153676-23-W59	EA	BACK - SOFA/BED - 74" - LEATHER (W59, W60) - ULTRALEATHER
	P53676-08-W57	EA	COVER/BACK - SOFA - 74" (W57, W58)
	P53676-08-W59	EA	COVER/BACK - SOFA - 74" (W59, W60)
	P53676-08-W61	EA	COVER/BACK - SOFA - 74" (W61, W62)
	P53676-23-W51	EA	COVER - BACK - SOFA/BED - 74" - LEATHER (W57, W58, W61, W62) - ULTRALEATHER
	P53676-23-W59	EA	COVER - BACK - SOFA/BED - 74" - LEATHER (W59, W60) - ULTRALEATHER
6	153676-09-W57	EA	SEAT - SOFA - 74" (W57, W58)
6	153676-09-W59	EA	SEAT - SOFA - 74" (W59, W60)
6	153676-09-W61	EA	SEAT - SOFA - 74" (W61, W62)
6	153676-24-W51	EA	SEAT - SOFA/BED - 74" - LEATHER (W57, W58, W61, W62) - ULTRALEATHER
6	153676-24-W59	EA	SEAT - SOFA/BED - 74" - LEATHER (W59, W60) - ULTRALEATHER
	P53676-09-W57	EA	COVER/SEAT - SOFA - 74" (W57, W58)
	P53676-09-W59	EA	COVER/SEAT - SOFA - 74" (W59, W60)
	P53676-09-W61	EA	COVER/SEAT - SOFA - 74" (W61, W62)
	P53676-24-W51	EA	COVER/SEAT - SOFA/BED - 74" - LEATHER (W57, W58, W61, W62) - ULTRALEATHER
	P53676-24-W59	EA	COVER/SEAT - SOFA/BED - 74" - LEATHER (W59, W60) - ULTRALEATHER
7	134282-02-W57	EA	PANEL - LEFT END/SHORT - SOFA/BED - FABRIC COVERED (W57, W58)
7	134282-02-W59	EA	PANEL - LEFT END/SHORT - SOFA/BED - FABRIC COVERED (W59, W60)
7	134282-02-W61	EA	PANEL - LEFT END/SHORT - SOFA/BED - FABRIC COVERED (W61, W62)
7	134282-31-W51	EA	PANEL/LEFT END/SHORT - SOFA/BED - LEATHER (W57, W58, W61, W62) - ULTRALEATHER
7	134282-31-U59	EA	PANEL/LEFT END/SHORT - SOFA/BED - LEATHER (W59, W60) - ULTRALEATHER
8	NOT USED		
9	NOT USED		
10	127335-07-000	EA	LEG - SOFA/BED - 8"
11	151290-22-000	EA	FRAME - BASE - 27.25" X 74"
12	151290-07-000	EA	FRAME - SEAT - 74"
13	127335-02-000	EA	FRAME/BASE - (BACK) - 74"

CURTAIN & CUSHION GROUP (CONTINUED)
HARDWARE



KEY	PART NUMBER	U/M	DESCRIPTION
1A	029155-01-000	EA	CAP - SNAP - 5/32" OUTSIDE DIAMETER OF PIN
2A	029156-01-000	EA	SOCKET - SNAP - 9/16" O.D.
3A	046867-05-000	EA	WASHER - #0
4A	046867-04-000	EA	GROMMET - #0
5A	160457-01-01A	EA	BRACE - VALANCE - L-SHAPED - 20" - OFF WHITE
6A	162496-01-01A	EA	BRACKET/BLIND - LEFT SIDE WHEN FACING WINDOW - CLEAR
7A	162496-02-01A	EA	BRACKET/BLIND - RIGHT SIDE WHEN FACING WINDOW - CLEAR
8A	084434-01-000	EA	BRACKET - MOUNTING - ROLLER SHADE - 1 3/8"
9A	094896-02-000	EA	GROMMET - CORD/PLEATED BLIND - NYLON - GRAY
10A	094907-02-000	EA	END CAP - PLEATED BLIND/TOP - RH/LH - GRAY PLASTIC
11A	094907-04-000	EA	END CAP - PLEATED BLIND/BOTTOM - RH/LH
12A	094907-09-000	EA	END CAP/BLIND - CENTER RAIL - RH/LH
13A	097564-03-000	EA	HANDLE - KNOB - E-Z LIFT SHADE - TAN
14A	097565-01-000	EA	BRACKET - MOUNTING - PLEATED BLIND
15A	155748-01-000	EA	SPRING - EXTENSION - DAY/NIGHTER BLIND
16A	101031-01-000	YD	TAPE/GLIDE - 4.25" SPACING
17A	102555-03-000	EA	BRACKET - (CLEAT TYPE) - F/BLIND HOLDOWN - MILKY WHITE

CURTAIN & CUSHION GROUP (CONTINUED)
HARDWARE (CONTINUED)



KEY	PART NUMBER	U/M	DESCRIPTION
1B	105450-14-01A	EA	TRACK - CURTAIN - 90" - OFF WHITE
2B	105648-01-02A	EA	BRACE - VALANCE - 14" - OFF WHITE
2B	105648-02-02A	EA	BRACE - VALANCE - 8.5" - OFF WHITE
3B	106544-01-000	EA	PULL - SHADE/BRASS
3B	106544-01-001	EA	SCREW - SHADE/BRASS
3B	106544-02-000	EA	PULL-SHADE - NICKEL
4B	109353-04-000	EA	CLIP - VALANCE SLAT MOUNTING - CLEAR PLASTIC
5B	109441-01-000	EA	BRACKET/HOOK - BLIND HOLD DOWN - LARGE - CLEAR
5B	109441-02-000	EA	SPACER/BRACKET - BLIND HOLD DOWN
6B	129491-01-000	EA	CATCH - SNAP HOOK - 1"
7B	130549-01-01A	EA	STOP - CURTAIN TRACK
8B	141634-01-000	EA	BRACKET-(BOBBIN TYPE) 7/8"H HOLDUPBASE(OVAL)-2 HOLE-CLEAR
9B	156172-02-01A	EA	TRACK/WALL - 32" - BONE
9B	156172-03-01A	EA	TRACK/WALL - 21" - BONE
10B	156172-04-01A	EA	END CAP - WALL TRACK - CLEAR
11B	154316-01-01A	EA	BRACE/ANGLE - W/HOLE - CASHMERE
12B	154316-02-01A	EA	BRACE/ANGLE - W/SLOT - CASHMERE
13B	159702-01-01A	EA	HOOK/RING - CURTAIN/SHOWER - NICKEL

CURTAIN & CUSHION GROUP (CONTINUED)

FABRICS

W57, W58

113979-09-01A CARPET-HEADLINER (SY) - CEILING
FROM: 00-00-00 THRU: 01-13-08

113979-09-02A CARPET-HEADLINER (SY) - CEILING
FROM: 01-14-08 THRU: 99-99-99

113979-10-01A CARPET-HEADLINER - SLDOUT (SY) - CEILING
FROM: 00-00-00 THRU: 01-13-08

113979-10-02A CARPET-HEADLINER - SLDOUT (SY) - CEILING
FROM: 01-14-08 THRU: 99-99-99

113979-11-01A CARPET-HEADLINER - SLDOUT (SY) - CEILING
FROM: 00-00-00 THRU: 01-13-08

113979-11-02A CARPET-HEADLINER - SLDOUT (SY) - CEILING
FROM: 01-14-08 THRU: 99-99-99

156773-40-000 FABRIC-DRAPERY, MAIN

156773-40-000 FABRIC-UPHOLSTRY, BEDSPREAD MAIN

156773-40-000 FABRIC-OVERHEAD CABINET, BEDROOM

148797-AP-000 FABRIC-UPHOLSTRY, MAIN

148797-AP-000 FABRIC-OVERHEAD CABINET, DINETTE/LOUNGE

148797-AL-000 FABRIC-UPHOLSTRY, PLAIN ACCENT

148797-AQ-000 FABRIC-UPHOLSTRY, ACCENT PATTERN

148797-AQ-000 FABRIC-UPHOLSTRY, BEDSPREAD PATTERN ACCENT

142523-19-000 FABRIC-UPHOLSTRY, ULTRALEATHER

072333-98-000 FABRIC-SPEAKER COVER

142523-03-000 VINYL-CABINET ENDS

142523-04-000 VINYL-SUNVISORS

103907-01-01A VINYL-DINETTE CUSHION

W59, W60

113979-09-01A CARPET-HEADLINER (SY) - CEILING
FROM: 00-00-00 THRU: 01-13-08

113979-09-02A CARPET-HEADLINER (SY) - CEILING
FROM: 01-14-08 THRU: 99-99-99

113979-10-01A CARPET-HEADLINER - SLDOUT (SY) - CEILING
FROM: 00-00-00 THRU: 01-13-08

113979-10-02A CARPET-HEADLINER - SLDOUT (SY) - CEILING
FROM: 01-14-08 THRU: 99-99-99

113979-11-01A CARPET-HEADLINER - SLDOUT (SY) - CEILING
FROM: 00-00-00 THRU: 01-13-08

113979-11-02A CARPET-HEADLINER - SLDOUT (SY) - CEILING
FROM: 01-14-08 THRU: 99-99-99

156773-78-000 FABRIC-DRAPERY - MAIN

156773-78-000 FABRIC-UPHOLSTERY, BEDSPREAD MAIN

156773-78-000 FABRIC-OVERHEAD CABINET, BEDROOM

148797-CN-000 FABRIC-UPHOLSTERY, MAIN

148797-CN-000 FABRIC-OVERHEAD CABINET, DINETTE/LOUNGE

148797-CT-000 FABRIC-UPHOLSTERY, PLAIN ACCENT

137813-N0-000 FABRIC-UPHOLSTERY, 2ND PATTERN ACCENT

148797-CP-000 FABRIC-UPHOLSTERY, ACCENT PATTERN

142523-02-000 FABRIC-UPHOLSTERY, ULTRALEATHER

156773-77-000 FABRIC-UPHOLSTERY, BEDSPREAD, PATTERN ACCENT

072333-98-000 FABRIC-SPEAKER COVER

142523-03-000 VINYL-CABINET ENDS

142523-04-000 VINYL-SUNVISORS

103907-01-01A VINYL-DINETTE CUSHION

CURTAIN & CUSHION GROUP (CONTINUED)
FABRICS (CONTINUED)

W61, W62

113979-09-01A CARPET-HEADLINER (SY) - CEILING
FROM: 00-00-00 THRU: 01-13-08

113979-09-02A CARPET-HEADLINER (SY) - CEILING
FROM: 01-14-08 THRU: 99-99-99

113979-10-01A CARPET-HEADLINER - SLDOUT (SY) - CEILING
FROM: 00-00-00 THRU: 01-13-08

113979-10-02A CARPET-HEADLINER - SLDOUT (SY) - CEILING
FROM: 01-14-08 THRU: 99-99-99

113979-11-01A CARPET-HEADLINER - SLDOUT (SY) - CEILING
FROM: 00-00-00 THRU: 01-13-08

113979-11-02A CARPET-HEADLINER - SLDOUT (SY) - CEILING
FROM: 01-14-08 THRU: 99-99-99

156773-76-000 FABRIC-DRAPERY, MAIN

156773-76-000 FABRIC-UPHOLSTERY, BEDSPREAD MAIN

148797-JC-000 FABRIC-UPHOLSTERY MAIN ONE

148797-CR-000 FABRIC-UPHOLSTERY, PLAIN ACCENT

148797-CR-000 FABRIC-OVERHEAD CABINET, DINETTE/LOUNGE

148797-CK-000 FABRIC-UPHOLSTERY, ACCENT PATTERN

142523-19-000 FABRIC-UPHOLSTERY, ULTRALEATHER

156773-42-000 FABRIC-UPHOLSTERY-BEDSPREAD - PATTERN ACCENT

156773-42-000 FABRIC-OVERHEAD CABINET, BEDROOM

072333-98-000 FABRIC-SPEAKER COVER

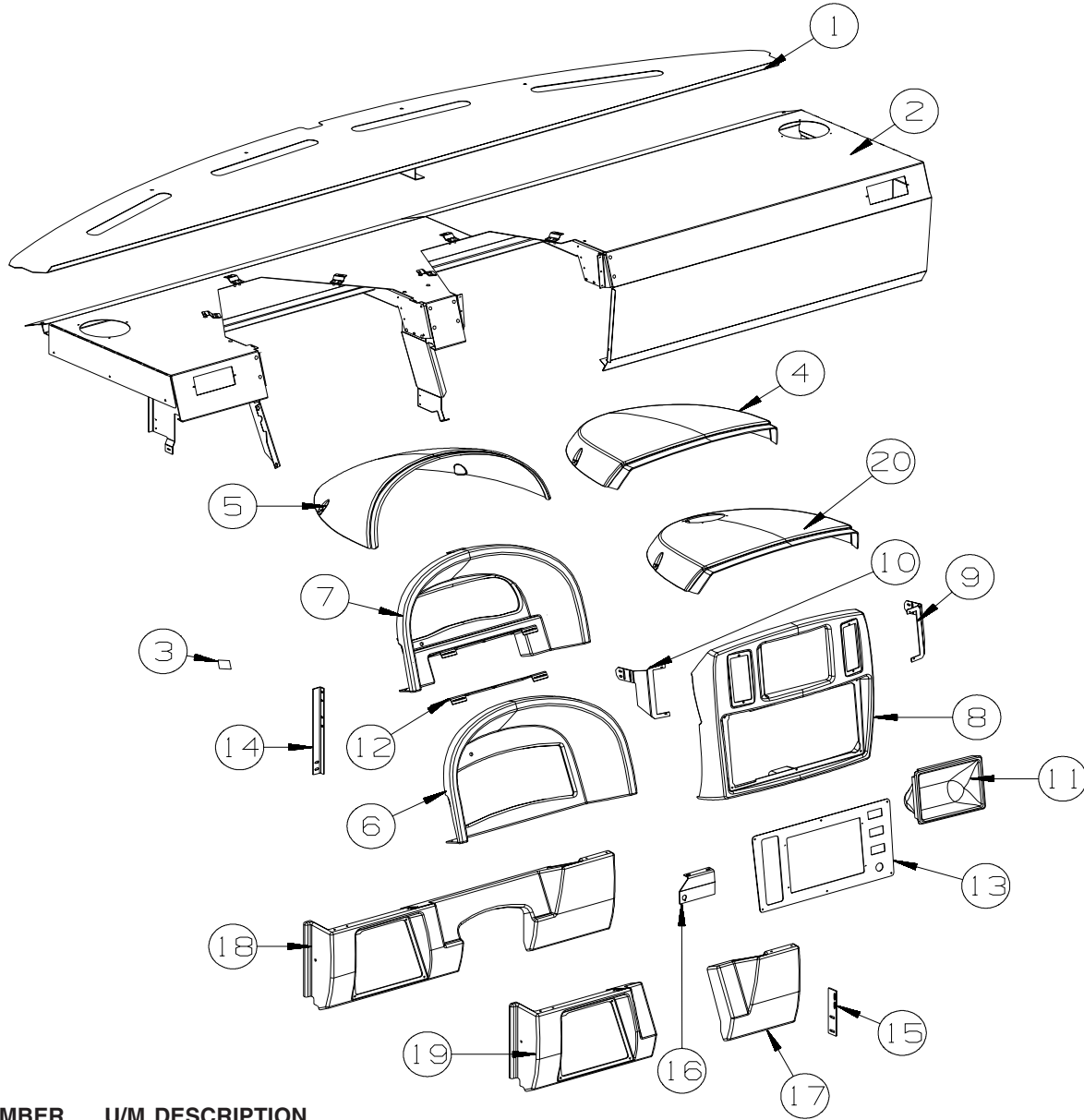
142523-03-000 VINYL-CABINET ENDS

142523-04-000 VINYL-SUNVISORS

103907-01-01A VINYL-DINETTE CUSHION

DRIVERS COMPARTMENT GROUP

DASH

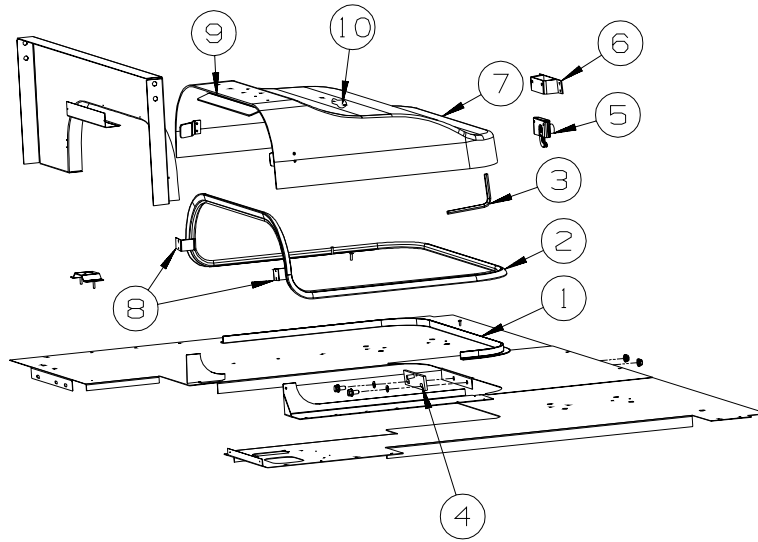


KEY	PART NUMBER	U/M	DESCRIPTION
1	154741-02-02B	EA	PANEL - DASH - FRONT/TOP - W/O VINYL
	106569-07-09A	EA	VINYL - LAMINATE - 1/4" X 17" X 100" - CASHMERE
	106569-07-08A	EA	VINYL - LAMINATE - 1/4" X 17" X 100" - RIVERSTONE
2	156677-02-02B	EA	DASH - W/O VINYL - E-COATED
	106569-17-09A	EA	VINYL - LAMINATE - 1/4" X 40" X 108" - CASHMERE
	106569-17-08A	EA	VINYL - LAMINATE - 1/4" X 40" X 108" - RIVERSTONE
3	110530-01-000	FT	SEAL - SPONGE - .31" X .62"
4	156682-01-20A	EA	DASH POD - CENTER - CASHMERE
4	156682-01-19A	EA	DASH POD - CENTER - RIVERSTONE
5	155700-01-20A	EA	POD - INSTRUMENT PANEL - CASHMERE
5	155700-01-19A	EA	POD - INSTRUMENT PANEL - RIVERSTONE
6	155698-06-U57	EA	BEZEL ASM - INST PANEL - WORKHORSE - CASHMERE
6	155698-06-U59	EA	BEZEL ASM - INST PANEL - WORKHORSE - RIVERSTONE
6	155698-04-U57	EA	BEZEL ASM - INSTRUMENT PANEL - WORKHORSE - CASHMERE - HYDRAULIC LEVEL JACKS-AUTO
6	155698-04-U59	EA	BEZEL ASM - INSTRUMENT PANEL - WORKHORSE - RIVERSTONE - HYDRAULIC LEVEL JACKS-AUTO
7	155699-10-W51	EA	BEZEL ASM - INSTRUMENT PANEL - FORD - CASHMERE
7	155699-10-UQ1	EA	BEZEL ASM - INSTRUMENT PANEL - FORD - RIVERSTONE
7	155699-08-W51	EA	BEZEL ASM - INSTRUMENT PANEL - FORD - CASHMERE - HYDRAULIC LEVEL JACKS-AUTO
7	155699-08-UQ1	EA	BEZEL ASM - INSTRUMENT PANEL - FORD - RIVERSTONE - HYDRAULIC LEVEL JACKS-AUTO

DRIVERS COMPARTMENT GROUP (CONTINUED)
DASH (CONTINUED)

KEY	PART NUMBER	U/M	DESCRIPTION
8	156681-01-20A	EA	BEZEL - DASH/CENTER - CASHMERE
8	156681-01-19A	EA	BEZEL - DASH/CENTER - RIVERSTONE
9	157043-01-02B	EA	RETAINER - LOUVER/RIGHT - E-COATED
10	157043-02-02B	EA	RETAINER - LOUVER/LEFT - E-COATED
11	111350-02-20A	EA	POCKET - INSTRUMENT PANEL-UPPER/RIGHT - CASHMERE
11	111350-02-19A	EA	POCKET-INSTRUMENT PNL-UPPER/RIGHT - RIVERSTONE
12	149106-02-02B	EA	SUPPORT - LOWER BEZEL/STEERING - FORD - E-COATED
13	156051-04-02B	EA	PANEL/BEZEL - DASH/CENTER - E-COATED
14	128692-01-02B	EA	ANGLE - FORMED - DASH SUPPORT - E-COATED
15	139603-01-02B	EA	STRAP - DASH SUPPORT - CENTER - E-COATEDS
16	155948-01-02B	EA	SUPPORT - PARK BRAKE SWITCH - E-COATED
17	156253-01-02A	EA	PANEL/TRIM - DASH/LOWER - DRIVER/RIGHT - CASHMERE - FORD
17	156253-01-01A	EA	PANEL/TRIM - DASH/LOWER-DRIVER/RIGHT- RIVERSTONE - FORD
18	155129-01-02A	EA	PANEL/TRIM - DASH/LOWER LEFT - CASHMERE - WORKHORSE
18	155129-01-01A	EA	PANEL/TRIM - DASH/LOWER LEFT - RIVERSTONE - WORKHORSE
19	156254-01-02A	EA	PANEL/TRIM - DASH/DRIVER/LOWER LEFT - CASHMERE - FORD
19	156254-01-01A	EA	PANEL/TRIM - DASH/DRIVER/LOWER LEFT - RIVERSTONE - FORD
20	156682-02-20A	EA	DASH POD - CENTER - CASHMERE - REARVIEW MONITOR SYSTEM W/AUDIO
20	156682-02-19A	EA	DASH POD - CENTER - RIVERSTONE - REARVIEW MONITOR SYSTEM W/AUDIO

DRIVERS COMPARTMENT GROUP (CONTINUED)
MOTOR COVER

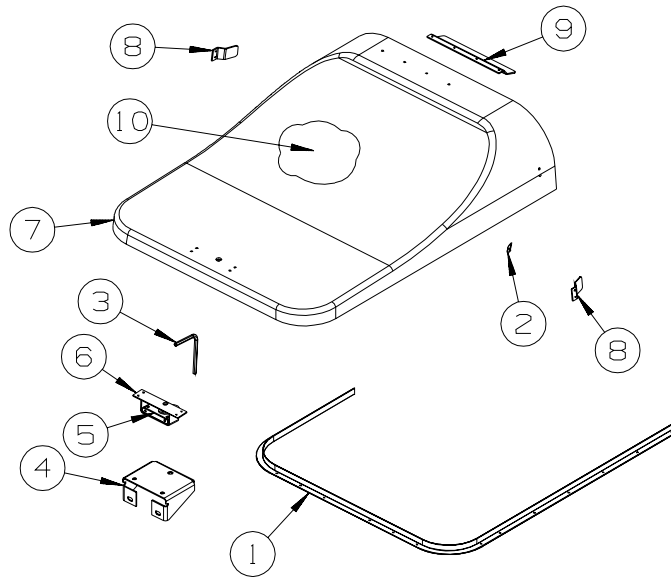


FORD

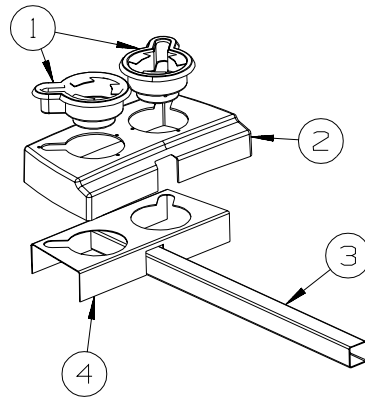
KEY	PART NUMBER	U/M	DESCRIPTION
1	115860-06-01A	EA	TRIM - MOTOR COVER - FORD - MILL FINISH
2	039623-01-000	FT	SEAL - MOTOR COVER - RUBBER BULB TYPE
3	116833-01-02B	EA	WRENCH - HEX MOTOR COVER - E-COATED
4	115852-01-02B	EA	STRIKE - LATCH - MOTOR COVER - E-COATED
5	116581-01-000	EA	LATCH - W/O STRIKE - MOTOR COVER
6	115850-01-02B	EA	RETAINER - LATCH - MOTOR COVER - RIGHT HAND - E-COATED
7	156754-02-U57	EA	COVER - MOTOR - W/CARPET - FORD (W51, W52)
7	156754-02-W53	EA	COVER - MOTOR - W/CARPET - FORD (W53, W54, W55, W56)
	153970-02-01A	EA	COVER - MOTOR - W/O CARPET
8	115855-04-02B	EA	RETAINER - MOTOR COVER/SIDE - E-COATED
9	115855-01-02B	EA	RETAINER - MOTOR COVER/TOP - E-COATED
10	134497-01-000	SF	FOIL/ALUMINUM - REINFORCED

DRIVERS COMPARTMENT GROUP (CONTINUED)
MOTOR COVER (CONTINUED)

WORKHORSE



KEY	PART NUMBER	U/M	DESCRIPTION
1	137332-01-01A	EA	TRIM - MOTOR COVER
2	039623-01-000	FT	SEAL - MOTOR COVER - RUBBER BULB TYPE
3	116833-01-02B	EA	WRENCH - HEX MOTOR COVER - E-COATED
4	137305-02-02B	EA	BRACKET - STRIKE SUPPORT - E-COATED
5	116581-01-000	EA	LATCH - W/O STRIKE - MOTOR COVER
6	115850-01-02B	EA	RETAINER - LATCH - MOTOR COVER - RIGHT HAND - E-COATED
7	137097-01-W53	EA	COVER - MOTOR - W/CARPET (W57, W58)
7	137097-01-U57	EA	COVER - MOTOR - W/CARPET (W59, W60, W61, W62)
	137096-01-01A	EA	COVER - MOTOR - W/O CARPET
8	115855-04-02B	EA	RETAINER - MOTOR COVER/SIDE - E-COATED
9	115855-03-02B	EA	RETAINER - MOTOR COVER/TOP - E-COATED
10	NOT USED		

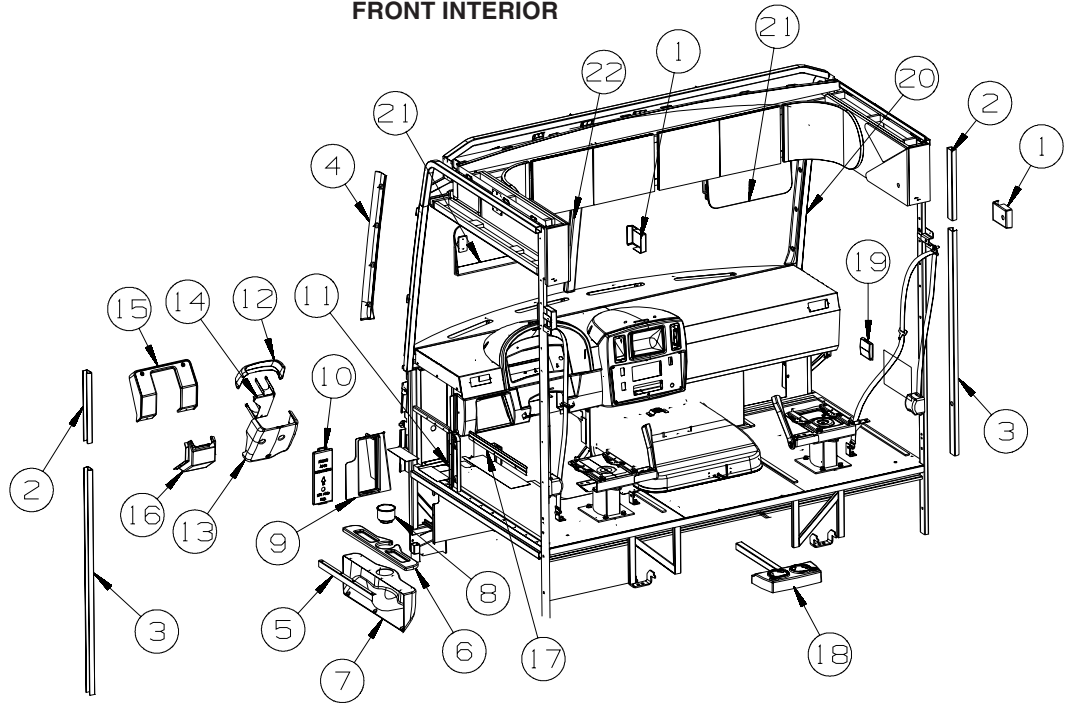


BEVERAGE TRAY

KEY	PART NUMBER	U/M	DESCRIPTION
1	133831-01-01A	EA	HOLDER - CUP W/THREE CENTERLINE RUBBER FINGERS
2	156018-01-20A	EA	TRAY - BEVERAGE - CASHMERE
2	156018-01-19A	EA	TRAY - BEVERAGE - RIVERSTONE
3	156047-01-02B	EA	SUPPORT - BEVERAGE TRAY - E-COATED
4	156016-01-01B	EA	BRACKET - BEVERAGE TRAY - E-COATED

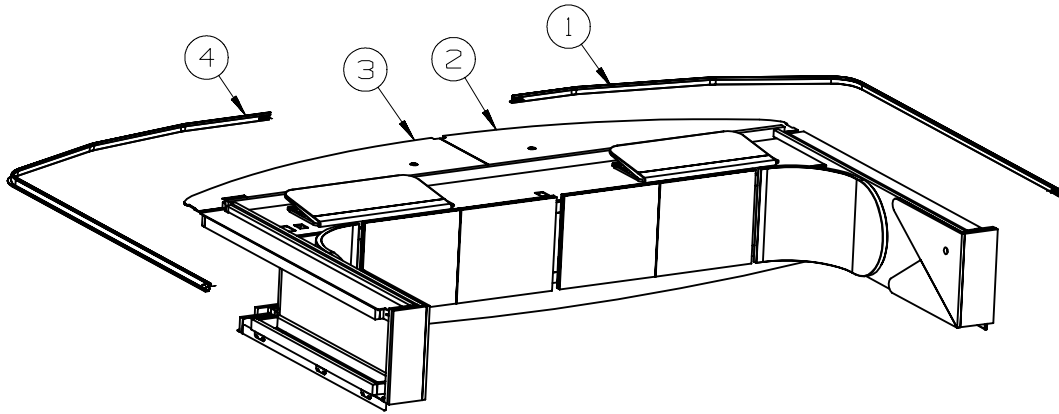
DRIVERS COMPARTMENT GROUP (CONTINUED)

FRONT INTERIOR



KEY	PART NUMBER	U/M	DESCRIPTION
1	103961-03-02A	EA	COVER - BRACKET - SEATBELT - BLACK
2	161808-04-01A	EA	COVER - ROLL BAR/U-CHANNEL - 16.5" PLASTIC - MED OAK
3	161808-03-01A	EA	COVER - ROLL BAR/U-CHANNEL - 52.9" PLASTIC - MED OAK
4	162541-02-05A	EA	TRIM - A-PILLAR/DRIVER - CASHMERE
4	162541-02-04A	EA	TRIM - A-PILLAR/DRIVER - RIVERSTONE
5	132595-02-02B	EA	BRACKET - BEVERAGE TRAY HOLDER - E-COATED
6	132297-03-06A	EA	PANEL/TRIM - W/BEVERAGE HOLDER - SANDSTONE
	122717-07-01A	EA	PAD - NON-SKID - PSA - 3.2" X 8.3"
7	132354-05-20A	EA	PANEL/TRIM - INNER - W/O BEVERAGE TRAY - CASHMERE
7	132354-05-19A	EA	PANEL/TRIM - INNER - W/O BEVERAGE TRAY - RIVERSTONE
7	132354-08-20A	EA	PANEL/TRIM - INNER - W/O BEVERAGE TRAY - CASHMERE - ELECTRIC EXTERIOR MIRRORS
7	132354-08-19A	EA	PANEL/TRIM - INNER - W/O BEVERAGE TRAY - RIVERSTONE - ELECTRIC EXTERIOR MIRRORS
8	134566-01-01A	EA	HOLDER - CUP - TWO STEP - BLACK
9	148824-01-20A	EA	PANEL/TRIM - FUSE PANEL/LEFT HAND - WORKHORSE - CASHMERE
9	148824-01-19A	EA	PANEL/TRIM - FUSE PANEL/LEFT HAND - WORKHORSE - RIVERSTONE
9	148824-02-20A	EA	PANEL/TRIM - FUSE PANEL/LEFT HAND - FORD - CASHMERE
9	148824-02-19A	EA	PANEL/TRIM - FUSE PANEL/LEFT HAND - FORD - RIVERSTONE
10	148826-01-20A	EA	PANEL/DOOR - FUSE PANEL/LEFT HAND - CASHMERE
10	148826-01-19A	EA	PANEL/DOOR - FUSE PANEL/LEFT HAND - RIVERSTONE
11	127901-01-20A	EA	PANEL - TOEKICK/LEFT HAND - CASHMERE
11	127901-01-19A	EA	PANEL - TOEKICK/LEFT HAND - RIVERSTONE
12	155934-01-20A	EA	COVER - STEERING COLUMN - UPPER - WORKHORSE - CASHMERE
12	155934-01-19A	EA	COVER - STEERING COLUMN - UPPER - WORKHORSE - RIVERSTONE
13	155935-01-20A	EA	COVER - STEERING COLUMN - LOWER - WORKHORSE - CASHMERE
13	155935-01-19A	EA	COVER - STEERING COLUMN - LOWER - WORKHORSE - RIVERSTONE
14	148806-01-02B	EA	MOUNT ASM-STEERING COVE - E-COAT - WORKHORSE
15	148815-02-20A	EA	COVER - STEERING COLUMN - UPPER - FORD - CASHMERE
15	148815-02-19A	EA	COVER - STEERING COLUMN - UPPER - FORD - RIVERSTONE
16	125795-01-20A	EA	COVER - STEERING COLUMN/LOWER - FORD - CASHMERE
16	125795-01-19A	EA	COVER - STEERING COLUMN/LOWER - FORD - RIVERSTONE
	110530-01-000	FT	SEAL - SPONGE - .31" X .62"
17	130034-11-02B	EA	CLIP - TRIM - E-COATED
18	156020-01-U57	EA	TRAY - BEVERAGE - CASHMERE
18	156020-01-U59	EA	TRAY - BEVERAGE - RIVERSTONE
19	118718-01-03A	EA	HOLDER/DRINK - COLLAPSIBLE MUG - ALMOND
20	162541-01-05A	EA	TRIM - A-PILLAR/PASSENGER - CASHMERE
20	162541-01-04A	EA	TRIM - A-PILLAR/PASSENGER - RIVERSTONE
21	123298-04-09A	EA	SUNVISOR - 10.5" X 21" - DRIVER/PASSENGER - CASHMERE
21	123298-04-08A	EA	SUNVISOR - 10.5" X 21" - DRIVER/PASSENGER - RIVERSTONE
22	118452-13-20A	EA	TRIM - WINDSHIELD/CENTER - CASHMERE
22	118452-13-19A	EA	TRIM - WINDSHIELD/CENTER - RIVERSTONE

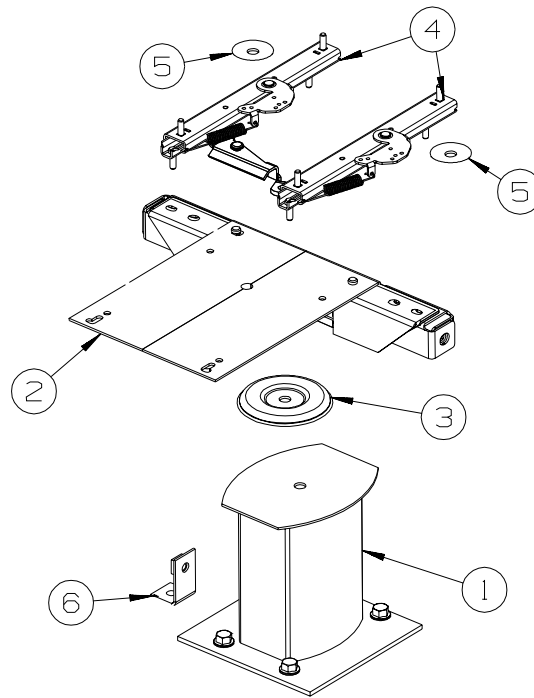
DRIVERS COMPARTMENT GROUP (CONTINUED)
FRONT INTERIOR (CONTINUED)



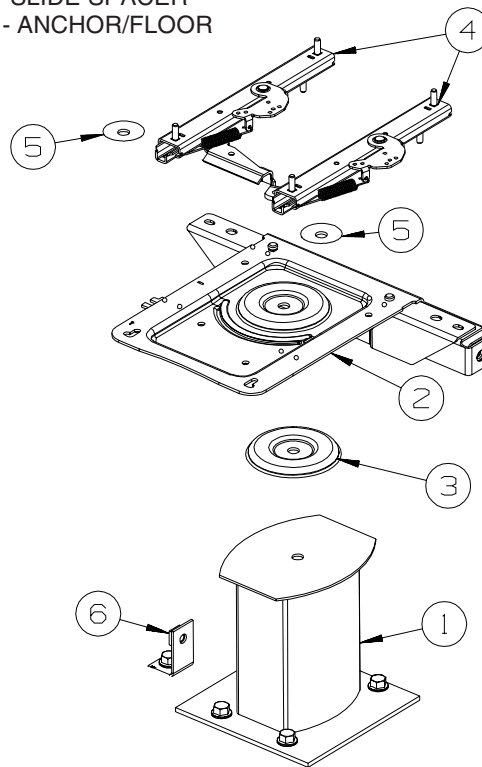
KEY	PART NUMBER	U/M	DESCRIPTION
1	127254-14-20A	EA	TRACK/WRAPAROUND - PASSENGER - CASHMERE
1	127254-14-19A	EA	TRACK/WRAPAROUND - PASSENGER - RIVERSTONE
2	134146-10-W51	EA	PANEL - OVERHEAD/FRONT - BOTTOM/LH HAND - CASHMERE
2	134146-10-W55	EA	PANEL - OVERHEAD/FRONT - BOTTOM/LH HAND - RIVERSTONE
3	134146-09-W51	EA	PANEL - OVERHEAD/FRONT - BOTTOM/RH HAND - CASHMERE
3	134146-09-W55	EA	PANEL - OVERHEAD/FRONT - BOTTOM/RH HAND - RIVERSTONE
4	127254-04-20A	EA	TRACK/WRAPAROUND - DRIVER - CASHMERE
4	127254-04-19A	EA	TRACK/WRAPAROUND - DRIVER - RIVERSTONE

DRIVERS COMPARTMENT GROUP (CONTINUED)
FRONT INTERIOR (CONTINUED)

DRIVER MANUAL



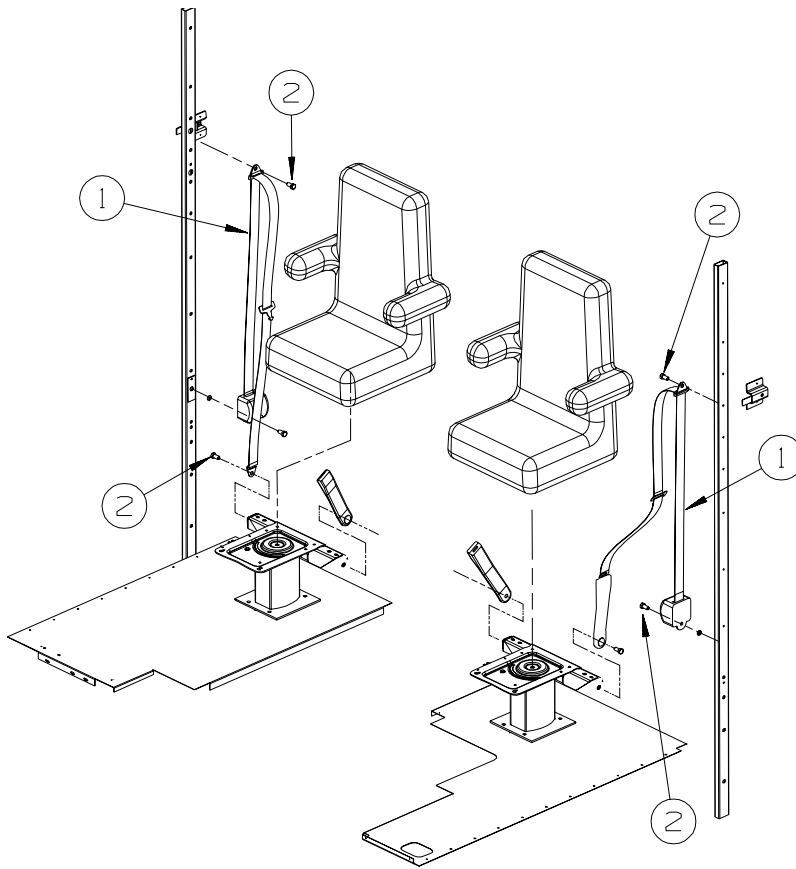
KEY	PART NUMBER	U/M	DESCRIPTION
1	133408-01-000	EA	PEDESTAL - SEAT/DRIVER - 9 3/4"
2	133408-19-000	EA	TOP PLATE - DRIVERS - W/ANCHOR
3	107921-06-000	EA	BEARING KIT - PEDESTAL
4	131566-04-000	EA	SLIDE/SEAT - HEAVY DUTY LOCKING - 5"
	119952-07-000	EA	WIRE - LATCH RELEASE/ROTARY
5	131566-05-000	EA	WASHER - SLIDE SPACER
6	133408-04-000	EA	BRACKET - ANCHOR/FLOOR



PASSENGER MANUAL

KEY	PART NUMBER	U/M	DESCRIPTION
1	133408-01-000	EA	PEDESTAL - SEAT - DRIVER/PASSENGER - 9 3/4"
2	133408-20-000	EA	TOP PLATE - PASSENGER - W/ANCHOR
3	107921-06-000	EA	BEARING KIT - PEDESTAL
4	131566-04-000	EA	SLIDE/SEAT - HEAVY DUTY LOCKING - 5"
	119952-07-000	EA	WIRE - LATCH RELEASE/ROTARY
5	131566-05-000	EA	WASHER - SLIDE SPACER
6	133408-04-000	EA	BRACKET - ANCHOR/FLOOR

DRIVERS COMPARTMENT GROUP (CONTINUED)
FRONT INTERIOR (CONTINUED)



KEY	PART NUMBER	U/M	DESCRIPTION
1*	091990-04-01A	EA	SEAT BELT/SHOULDER HARNESS - DRIVERS/PASSENGER - BLACK
2	109146-01-000	EA	BOLT - SHOULDER/SEAT BELT

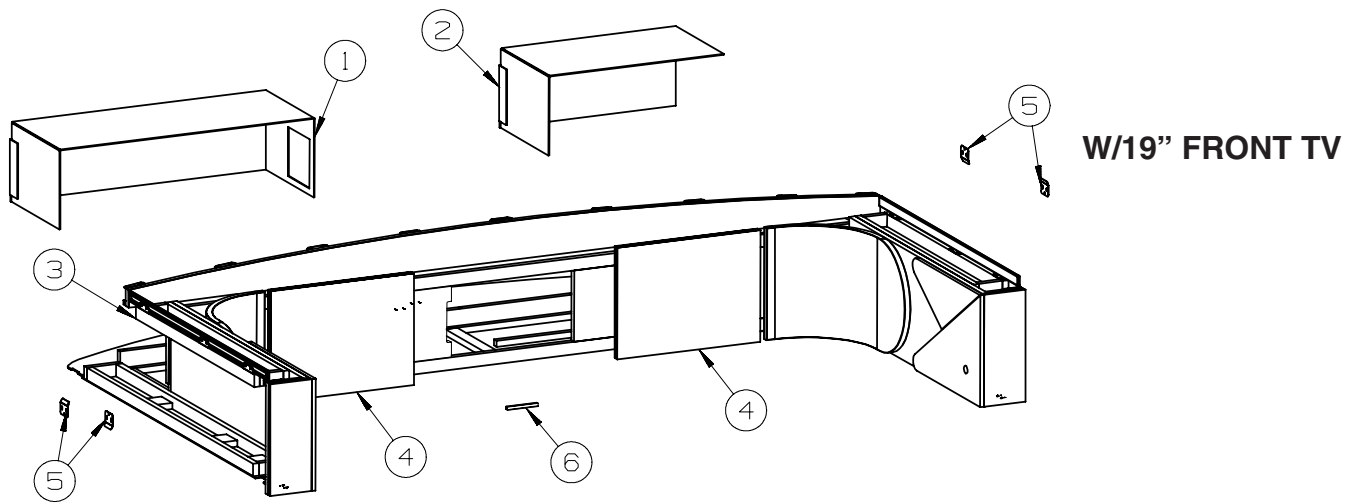
***COMPONENT PARTS LISTED LATER IN THIS GROUP**

COMPONENT PARTS FOR FRONT INTERIOR

091990-04-01A

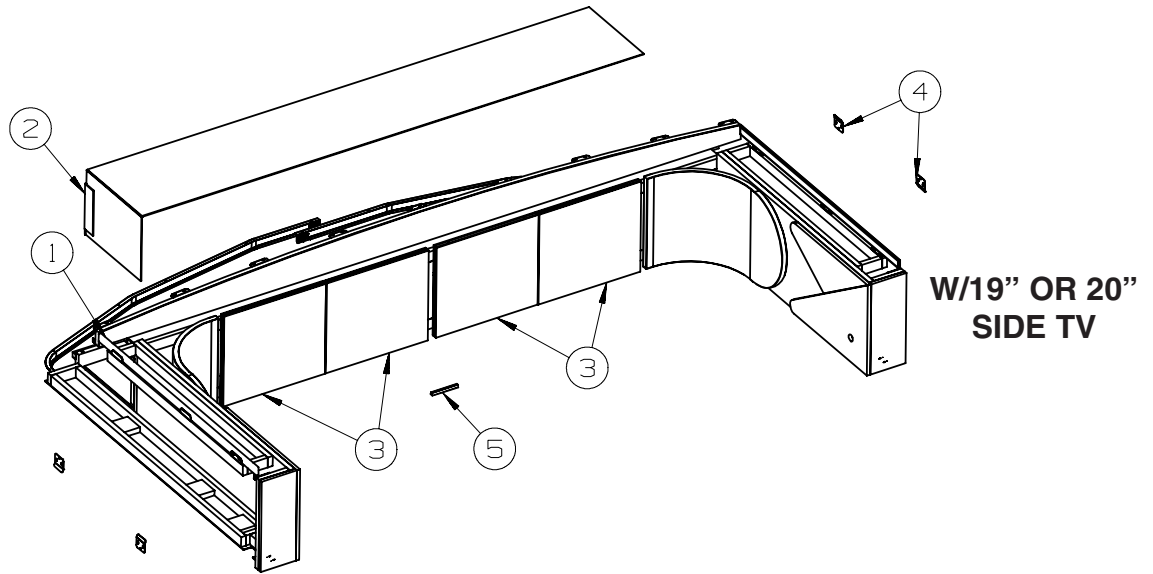
KEY	PART NUMBER	U/M	DESCRIPTION	VENDOR NO.
	091990-01-701	EA	EXTENDER 9" FOR A8408 3 PT	I-1331-02
	091990-01-703	EA	RECEIVER/FEMALE END-SEATBELT	I-1159-02
	091990-05-700	EA	SLEEVE/BUCKLE COVER-PLASTIC	209S-2
	091990-05-701	EA	CAP/COVER - BOLT HOLE COVER	209SC-02
	091990-05-702	EA	SLEEVE/RETRACTABLE COVER	309C-02
	091990-05-703	EA	EXTENDER 12"	I-1442-02

DRIVERS COMPARTMENT GROUP (CONTINUED) CABINETS

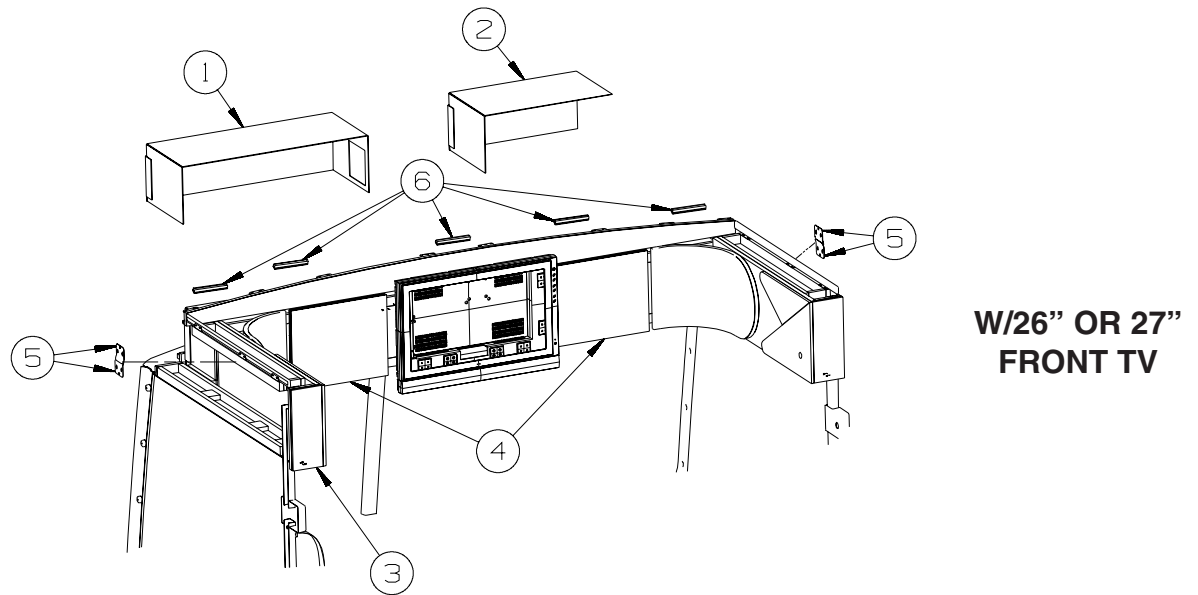


KEY	PART NUMBER	U/M	DESCRIPTION
1	163935-02-W51	EA	PANEL - CLOSEOUT
2	163935-03-W51	EA	PANEL - CLOSEOUT
3	163919-06-W51	EA	CABINET-W/O DOORS/HDW - HONEY CHERRY
3	163919-06-W52	EA	CABINET-W/O DOORS/HDW - WASHED MAPLE
4	160256-B4-W51	EA	DOOR - FLAT/SQUARE EDGE - 13.4" X 18.3" - W/O HDW - HONEY CHERRY
4	160256-B4-W52	EA	DOOR - FLAT/SQUARE EDGE - 13.4" X 18.3" - W/O HDW - WASHED MAPLE
5	163936-01-02B	EA	BRACKET - CLIP/DOOR - E-COATED
6	146514-04-000	EA	CHANNEL/MOUNT - F/ROPE LIGHT

DRIVERS COMPARTMENT GROUP (CONTINUED)
CABINETS (CONTINUED)

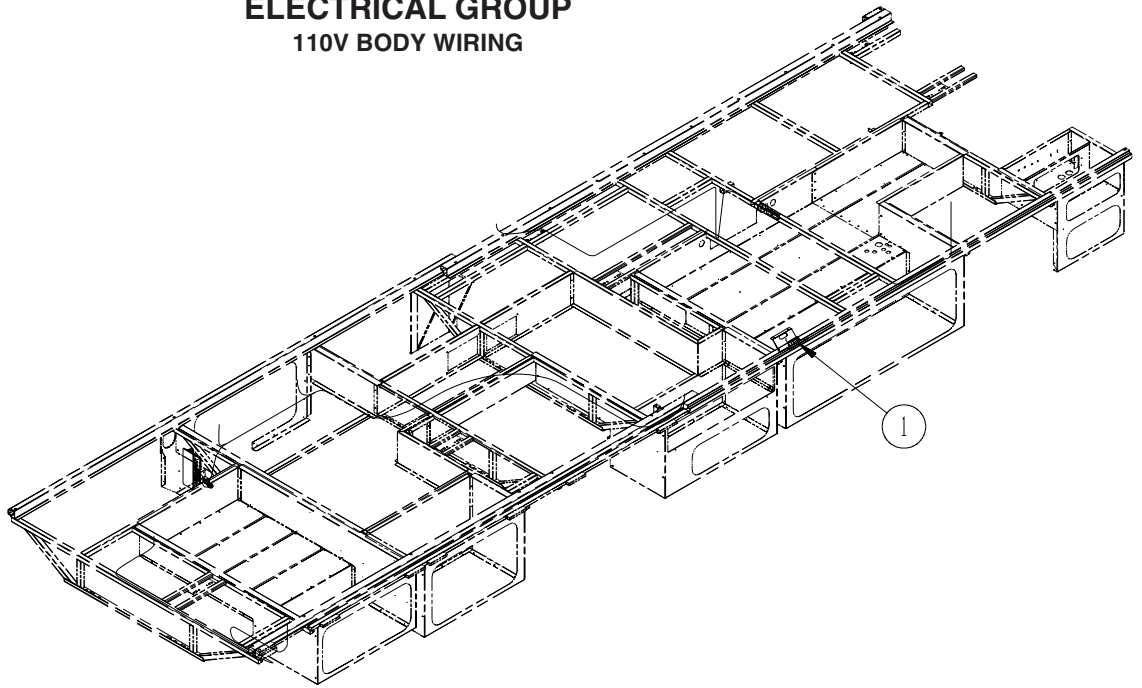


KEY	PART NUMBER	U/M	DESCRIPTION
1	163919-01-W51	EA	CABINET - OVERHEAD/FRONT - W/O DOORS/HDW - HONEY CHERRY
1	163919-01-W52	EA	CABINET - OVERHEAD/FRONT - W/O DOORS/HDW - WASHED MAPLE
1	163919-02-W51	EA	CABINET - OVERHEAD/FRONT - W/O DOORS/HDW - HONEY CHERRY - INTERIOR UPGRADE PKG.
1	163919-02-W51	EA	CABINET - OVERHEAD/FRONT - W/O DOORS/HDW - WASHED MAPLE - INTERIOR UPGRADE PKG.
2	163935-01-W51	EA	PANEL - CLOSEOUT
3	160256-91-W51	EA	DOOR - FLAT/SQUARE EDGE - 13.4" X 15.3" - W/O HDW - HONEY CHERRY
3	160256-91-W52	EA	DOOR - FLAT/SQUARE EDGE - 13.4" X 15.3" - W/O HDW - WASHED MAPLE
4	163936-01-02B	EA	BRACKET - CLIP/DOOR - E-COATED
5	146514-04-000	EA	CHANNEL/MOUNT - F/ROPE LIGHT

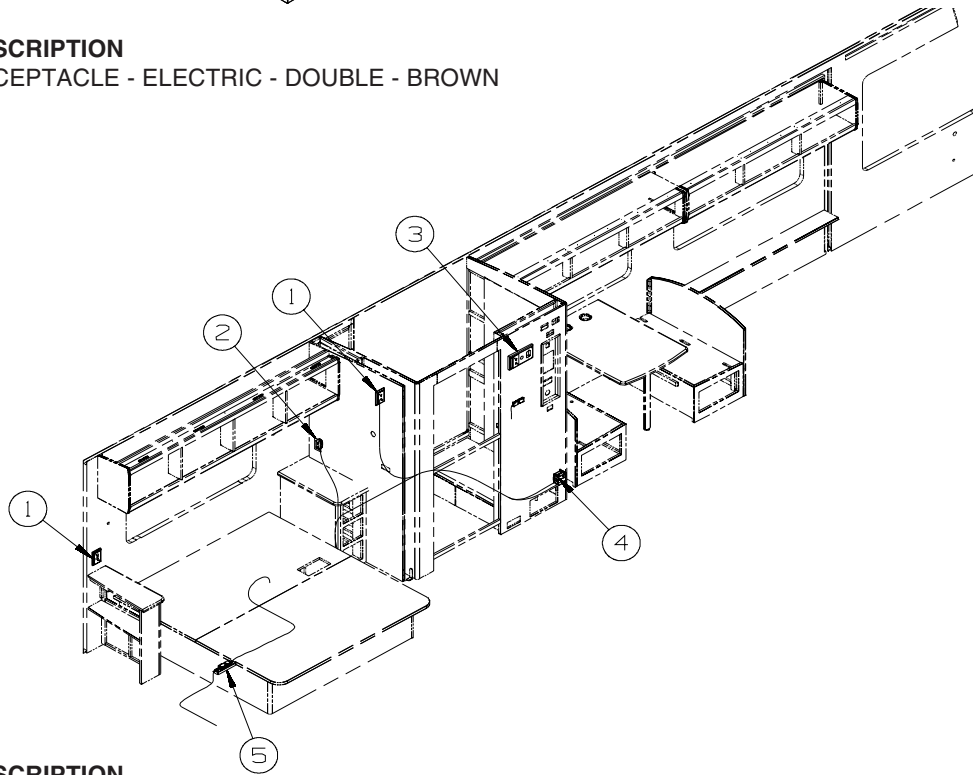


KEY	PART NUMBER	U/M	DESCRIPTION
1	163935-02-W51	EA	PANEL - CLOSEOUT
2	163935-03-W51	EA	PANEL - CLOSEOUT
3	163919-09-W51	EA	CABINET - W/O DOORS/HDW - HONEY CHERRY
3	163919-09-W52	EA	CABINET - W/O DOORS/HDW - WASHED MAPLE
4	160256-92-W51	EA	DOOR - FLAT/SQUARE EDGE - 13.4" X 16.7" - W/O HDW - HONEY CHERRY
4	160256-92-W52	EA	DOOR - FLAT/SQUARE EDGE - 13.4" X 16.7" - W/O HDW - WASHED MAPLE
5	163936-01-02B	EA	BRACKET - CLIP/DOOR - E-COATED
6	146514-04-000	EA	CHANNEL/MOUNT - F/ROPE LIGHT

ELECTRICAL GROUP
110V BODY WIRING

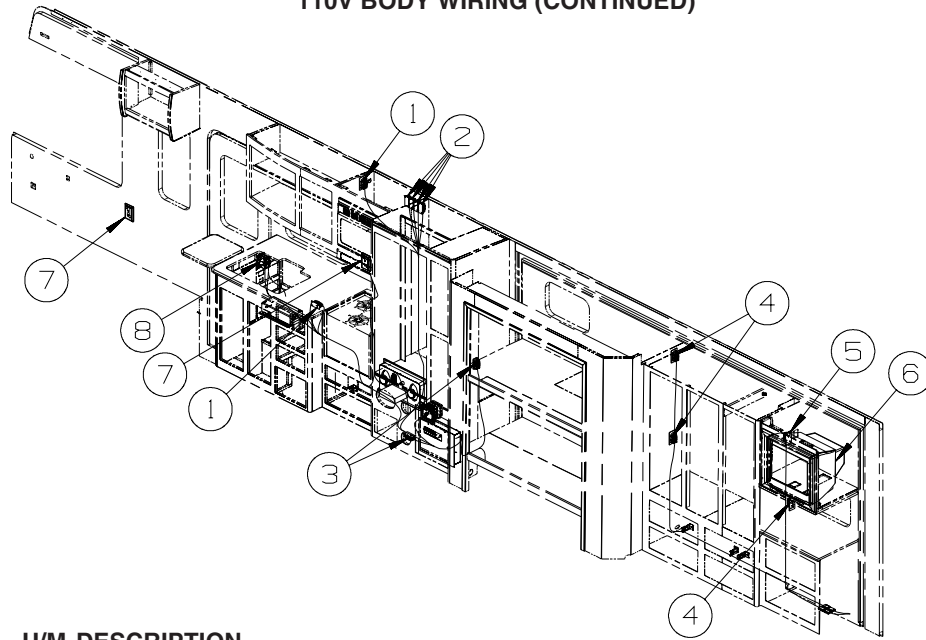


KEY	PART NUMBER	U/M DESCRIPTION
1	058708-01-000	EA RECEPTACLE - ELECTRIC - DOUBLE - BROWN



KEY	PART NUMBER	U/M DESCRIPTION
1	058708-01-000	EA RECEPTACLE - ELECTRIC - DOUBLE - BROWN
1	133713-01-23A	EA SPACER/RECEPTACLE - VINYL - HONEY CHERRY
1	133713-01-21A	EA SPACER/RECEPTACLE - VINYL - WASHED MAPLE
2	058708-01-000	EA RECEPTACLE - ELECTRIC - DOUBLE - BROWN
3	058708-01-000	EA RECEPTACLE - ELECTRIC - DOUBLE - BROWN
3	133713-06-23A	EA SPACER/RECEPTACLE - PHONE - VINYL - HONEY CHERRY
3	133713-06-21A	EA SPACER/RECEPTACLE - PHONE - VINYL - WASHED MAPLE
4	163319-01-02A	EA RECEPTACLE - GFCI - 15A 125V - BROWN
5	155223-08-02B	EA BRACKET - 110V CONNECTOR - E-COATED

ELECTRICAL GROUP (CONTINUED)
110V BODY WIRING (CONTINUED)

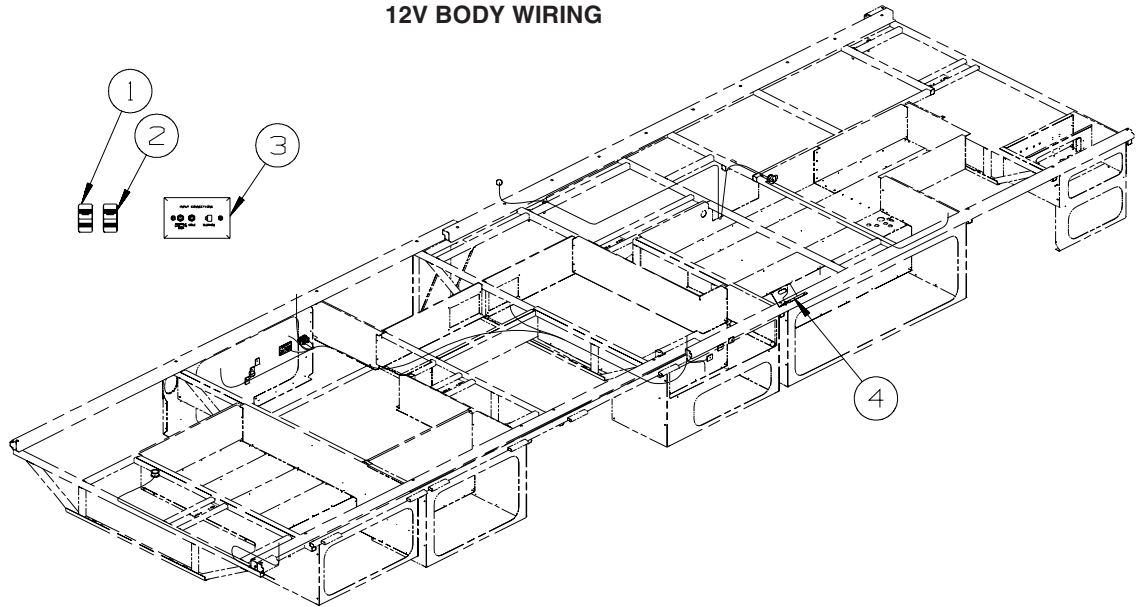


KEY	PART NUMBER	U/M	DESCRIPTION
1	058708-05-000	EA	RECEPTACLE - ELECTRICAL - SINGLE - BROWN
2	058707-02-000	EA	RECEPTACLE - BLANK - JUNCTION BOX
3	058707-01-000	EA	RECEPTACLE - ELECTRIC - SINGLE - BROWN
4	058708-01-000	EA	RECEPTACLE - ELECTRIC - DOUBLE - BROWN
5	058708-05-000	EA	RECEPTACLE - ELECTRICAL - SINGLE - BROWN
5	158542-02-01A	EA	LABEL - RECEPTACLE - ELECTRONICS - WHITE/BLACK
6*	159178-03-000	EA	TV - 19" - W/RCA INPUT - UL - TOSHIBA - TV (REAR)-19"COLOR, STEREO FROM: 00-00-00 THRU: 06-03-07
6	149040-04-000	EA	TV - 20" FLAT SCREEN/STEREO - RCA 20F424T - TV (REAR)-20"COLOR, STEREO FROM: 06-04-07 THRU: 99-99-99
7	058708-01-000	EA	RECEPTACLE - ELECTRIC - DOUBLE - BROWN
7	133713-01-23A	EA	SPACER/RECEPTACLE - VINYL - HONEY CHERRY
7	133713-01-21A	EA	SPACER/RECEPTACLE - VINYL - WASHED MAPLE
8	163319-01-02A	EA	RECEPTACLE - GFCI - 15A 125V - BROWN

***COMPONENT PARTS LISTED LATER IN THIS GROUP**

ELECTRICAL GROUP (CONTINUED)

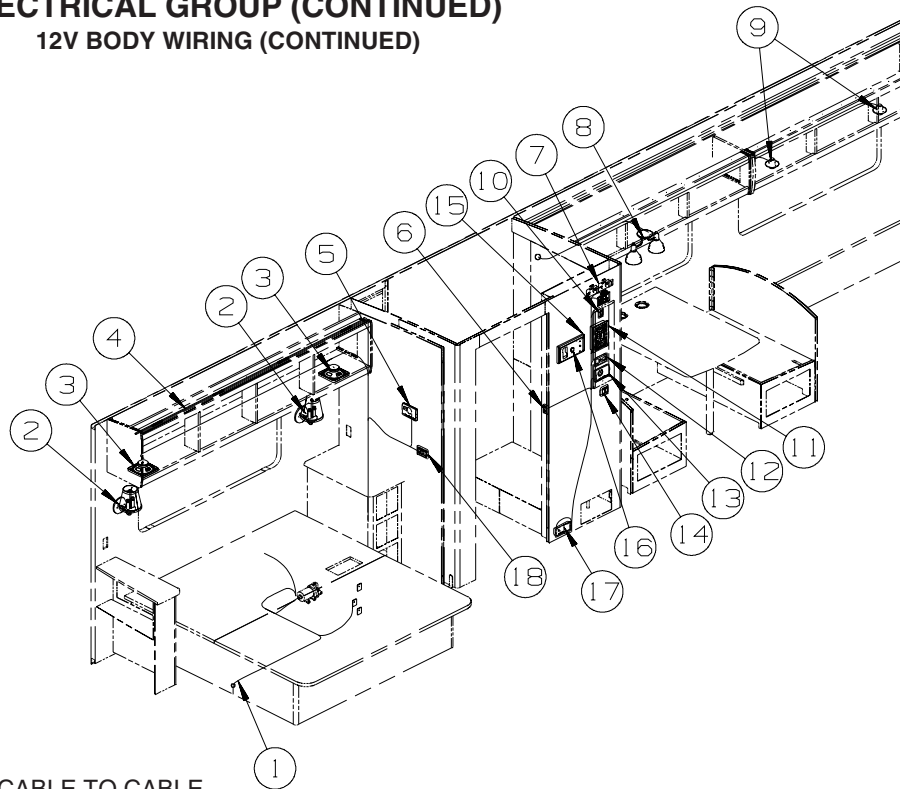
12V BODY WIRING



KEY	PART NUMBER	U/M	DESCRIPTION
1	108357-15-000	EA	SWITCH - ROCKER - DPDT - ON/NONE/ON - W/LIGHT W/O COVER
1	108356-03-01A	EA	COVER/ACTUATOR SWITCH - 3 GROOVES W/LENS - BLACK
1	108355-01-000	EA	HOUSING - SWITCH
2	108357-18-000	EA	SWITCH - ROCKER - DPDT - MOM/OFF/MOM - W/O COVER - HYDRAULIC LEVEL JACKS-AUTO
2	108356-03-01A	EA	COVER/ACTUATOR SWITCH - 3 GROOVES W/LENS - BLACK - HYDRAULIC LEVEL JACKS-AUTO
2	108355-01-000	EA	HOUSING - SWITCH - HYDRAULIC LEVEL JACKS-AUTO
2	096241-03-000	EA	SWITCH - BLANK - BLACK
3	149557-02-01A	EA	PLATE/WALL - PHONE/DUAL COAXIAL/HORIZONTAL - WHITE
4	082134-01-000	EA	ADAPTER - TV - CABLE TO CABLE
4	082136-01-000	EA	NUT - HEX JAM - 3/8-32
4	157486-01-02A	EA	LABEL - TV/EXTERIOR

ELECTRICAL GROUP (CONTINUED)

12V BODY WIRING (CONTINUED)

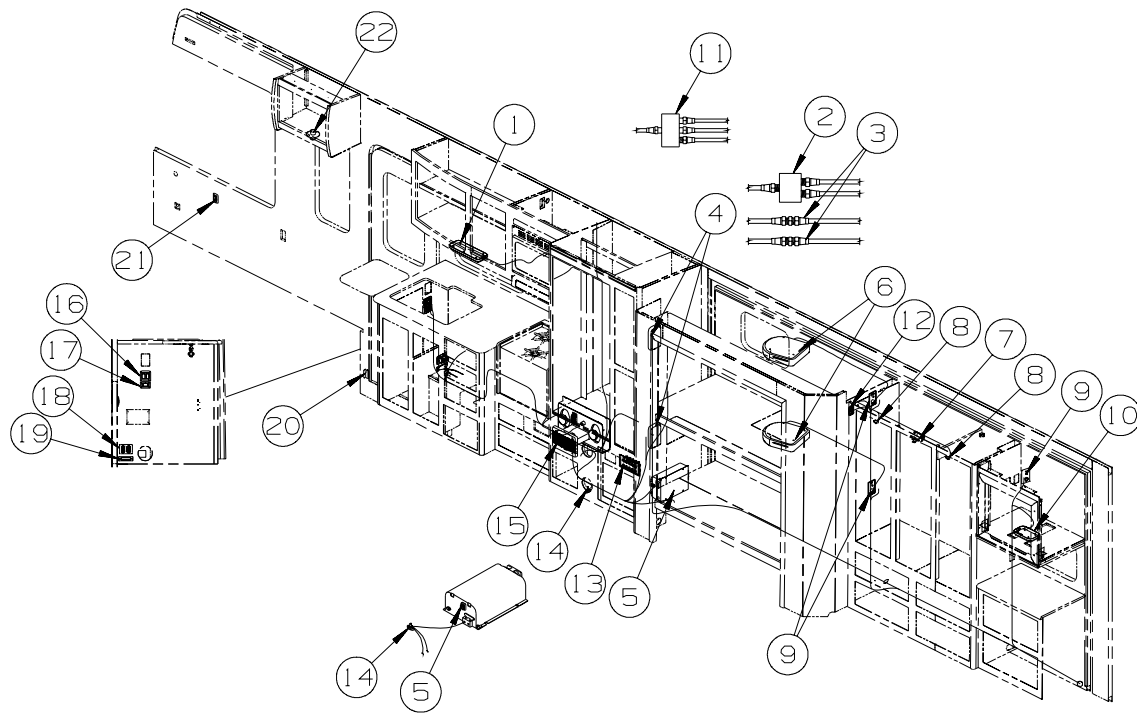


KEY	PART NUMBER	U/M	DESCRIPTION
1	082134-01-000	EA	ADAPTER - TV - CABLE TO CABLE
2	119258-56-01A	EA	LAMP - WALL - UL/CSA - BRUSHED NICKEL
2	119257-28-01A	EA	SHADE - LAMP - ROUND - IVORY
3	094097-01-000	EA	SPEAKER - RADIO/TV - W/O GRILLE - 5.25" DIAMETER
3	089340-02-000	EA	GRILLE - SPEAKER - 6.5" SQUARE
4	146514-02-000	EA	CONNECTOR - LIGHT
4	146514-03-000	FT	LIGHT - FLEX - ROPE/ROUND - W/O MOUNT CHANNEL
4	146514-04-000	EA	CHANNEL/MOUNT - F/ROPE LIGHT
5	135618-04-01A	EA	THERMOSTAT - ROOF A/C ONLY - WHITE - A/C ROOF-HI EFF (2) W/EMS
5	135618-03-01A	EA	THERMOSTAT - ROOF A/C & FURNACE - WHITE - AC HEAT PUMP-2 HI EFFICIENCY
6	135740-01-01A	EA	SWITCH - ROCKER - SPST - ON/OFF - BROWN
6	135741-01-01A	EA	SWITCH - BASE - SINGLE - BROWN
6	135742-07-02A	EA	BEZEL - SWITCH - CEILING - BROWN
7	163992-03-01A	EA	LABEL - SLIDEOUT - PASSENGER/REAR - BLACK/WHITE
7	163992-01-01A	EA	LABEL - SLIDEOUT - DRIVER/FRONT - BLACK/WHITE
7	138173-04-000	EA	CONTROL PANEL (TOUCH PAD) - ELECTRIC SLIDEOUT - #1802931
7	116549-01-000	EA	LABEL - WARNING - SLIDEOUT
7	163988-01-01A	EA	LABEL - SLIDEOUT CONTROL/MANUAL - BLACK/WHITE
7*	163097-01-000	EA	SWITCH - SPST - KEY ACTIVATED - W/2 KEYS
8	093575-46-01A	EA	LIGHT - CEILING/DOUBLE - BRUSHED NICKEL
9	132427-01-02A	EA	LIGHT - READING/SWIVEL - ROUND - NICKEL
10	135740-06-01A	EA	SWITCH - ROCKER - ON/OFF - LIGHTED - RED - WTR HTR-6GAL/110/LP/MTR/AUTO
10	135741-01-01A	EA	SWITCH - BASE - SINGLE - BROWN - WTR HTR-6GAL/110/LP/MTR/AUTO
10	135742-35-02A	EA	BEZEL - SWITCH - WATER HEATER/110 VOLT - BROWN - WTR HTR-6GAL/110/LP/MTR/AUTO
11*	134940-06-01A	EA	PANEL - MONITOR - 2 TANK - W/GENERATOR SWITCH
12	127002-10-000	EA	PANEL/MONITOR - ENERGY MANAGEMENT SYSTEMS - W/3 PIN PLUG
13	135618-03-01A	EA	THERMOSTAT - ROOF A/C & FURNACE - WHITE - A/C ROOF-HI EFF (2) W/EMS
13	135618-01-01A	EA	THERMOSTAT - HEAT PUMP/FURNACE - WHITE - AC HEAT PUMP-2 HI EFFICIENCY
	134588-02-000	EA	GASKET - DUCT - 6.4" X 7.4" IS - 8.3" X 9.4" OS
14	135740-01-01A	EA	SWITCH - ROCKER - SPST - ON/OFF - BROWN
14	135740-02-01A	EA	SWITCH - ROCKER - SPDT - ON/ON - BROWN
14	135741-02-01A	EA	SWITCH - BASE - DOUBLE - BROWN
14	135742-16-02A	EA	BEZEL - SWITCH - CEILING/HALL - BROWN
15	093253-01-02A	EA	PLATE - WALL - TELEPHONE - BROWN
16	132958-01-000	EA	RECEPTACLE - 12 VOLT - MOUNTING FLANGE - BLACK
17	150138-01-02A	EA	DETECTOR - LP GAS - BROWN
18	135740-01-01A	EA	SWITCH - ROCKER - SPST - ON/OFF - BROWN
18	135740-02-01A	EA	SWITCH - ROCKER - SPDT - ON/ON - BROWN
18	135741-03-01A	EA	SWITCH - BASE - TRIPLE - BROWN
18	135742-22-02A	EA	BEZEL - SWITCH - AISLE/VALANCE/CEILING - BROWN

*COMPONENT PARTS LISTED LATER IN THIS GROUP

ELECTRICAL GROUP (CONTINUED)

12V BODY WIRING (CONTINUED)



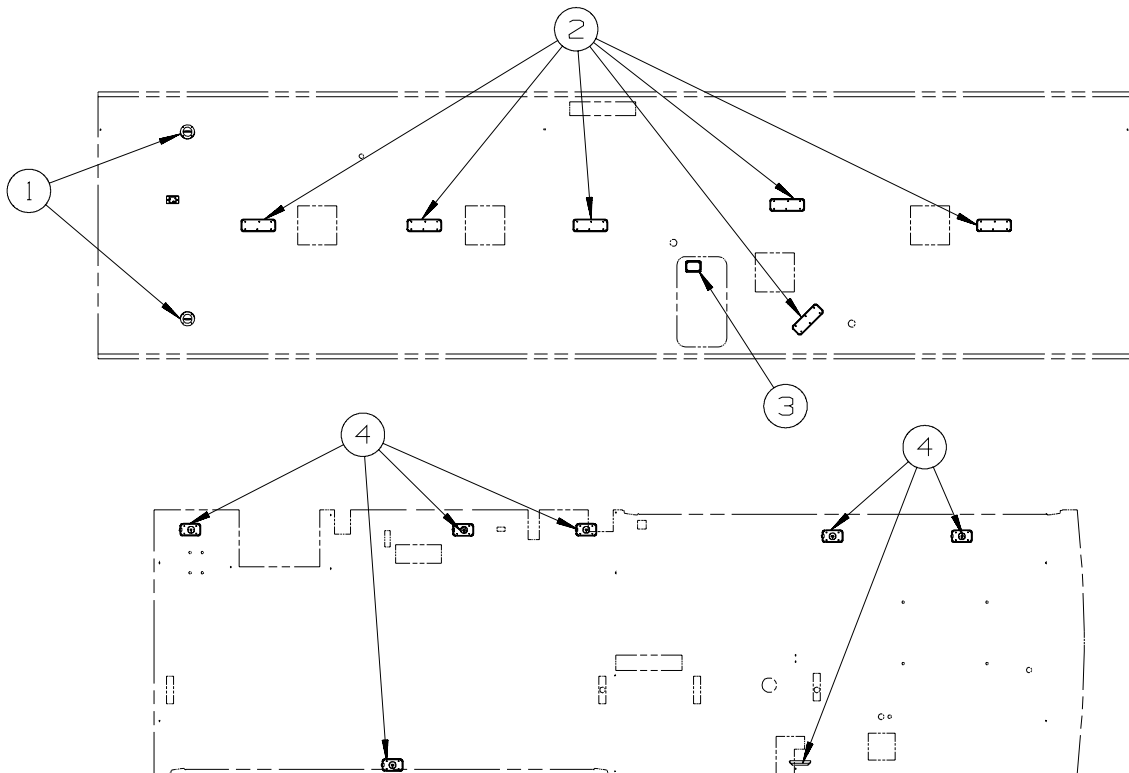
KEY	PART NUMBER	U/M	DESCRIPTION
1*	137417-05-01A	EA	LIGHT - DOME - DOUBLE - W/SWITCH/OPTIC LENS - WHITE
2	086756-01-000	EA	SPLITTER - TV/2 WAY
3	082134-01-000	EA	ADAPTER - TV - CABLE TO CABLE
4*	137417-01-01A	EA	LIGHT - DOME - SINGLE - W/SWITCH/FROSTED LENS - WHITE
5	123058-02-000	EA	CONVERTER - 45 AMP - ELECTRONIC - 4 1/8"H X 7"W X 12 3/8"L
6*	164136-01-000	EA	TV/DVD - 8.5" FLIPDOWN - LCD/12V - BLACK - DVD PLAYERS(2)W/LCD MONITORS
	136860-01-000	EA	CABLE - RCA - SHIELDED - 3 MALE TO MALE CONNECTORS - 12'
7*	087694-01-000	EA	LIGHT - WARDROBE/CLOSET - W/SWITCH
8	056264-01-000	EA	SWITCH - LEAF ACTUATOR
9	076319-09-000	EA	WALLPLATE - TV CABLE RECEPTACLE - SINGLE - BROWN
10*	137417-02-01A	EA	LIGHT - DOME - SINGLE - W/SWITCH/OPTIC LENS - WHITE
11	086756-02-000	EA	SPLITTER - TV/3 WAY
12	135740-01-01A	EA	SWITCH - ROCKER - SPST - ON/OFF - BROWN
12	135741-01-01A	EA	SWITCH - BASE - SINGLE - BROWN
12	135742-45-02A	EA	BEZEL - SWITCH - TV - BROWN
13	092547-06-000	EA	LABEL - CIRCUIT BREAKER
13	139067-01-02B	EA	PLATE - CIRCUIT BREAKER/HOUSE - E-COATED
14	086233-01-000	EA	STUD - ISOLATED - 3/8" X 7/8" LONG
15	124884-01-000	EA	SPEAKER - 6" X 9" - SUB-WOOFER - W/O GRILLE
15	151844-01-01A	EA	GRILLE - SPEAKER - 6" X 9" - SUB WOOFER - BLACK
16	135740-01-01A	EA	SWITCH - ROCKER - SPST - ON/OFF - BROWN
16	135741-01-01A	EA	SWITCH - BASE - SINGLE - BROWN
16	135742-19-02A	EA	BEZEL - SWITCH - CEILING/PORCH - BROWN
17	135740-01-01A	EA	SWITCH - ROCKER - SPST - ON/OFF - BROWN
17	135741-01-01A	EA	SWITCH - BASE - SINGLE - BROWN
17	135742-11-02A	EA	BEZEL - SWITCH - STEP - BROWN
18	108357-18-000	EA	SWITCH - ROCKER - DPDT - MOM/OFF/MOM - W/O COVER - HYDRAULIC LEVEL JACKS-AUTO
18	108356-15-01A	EA	COVER/ACTUATOR SW-3 GROOVES - HYDRAULIC LEVEL JACKS-AUTO
18	098351-22-02A	EA	PLATE/SWITCH - 2 GANG - CHROME
			FROM: 00-00-00 THRU: 09-16-07
18	108357-06-000	EA	SWITCH - ROCKER - DPDT - MOM/OFF/MOM - 6 TERM - W/O COVER
			FROM: 00-00-00 THRU: 09-16-07
18	108356-11-01A	EA	COVER/ACTUATOR SWITCH - 3 GROOVES - AUX BATT - BLACK
			FROM: 00-00-00 THRU: 09-16-07
18	108355-01-000	EA	HOUSING - SWITCH
			FROM: 00-00-00 THRU: 09-16-07
18	096241-03-000	EA	SWITCH - BLANK - BLACK
			FROM: 00-00-00 THRU: 09-16-07

ELECTRICAL GROUP (CONTINUED)

12V BODY WIRING (CONTINUED)

KEY	PART NUMBER	U/M	DESCRIPTION
18	108356-19-01A	EA	COVER/ACTUATOR SWITCH - 3 GROOVES - COACH BATT DISC - BLK FROM: 09-17-07 THRU: 99-99-99
18	108357-17-000	EA	SWITCH - ROCKER - DPDT - MOM/OFF/MOM - W/LIGHT - W/O COVER FROM: 09-17-07 THRU: 99-99-99
18	096241-03-000	EA	SWITCH - BLANK - BLACK FROM: 09-17-07 THRU: 99-99-99
18	158431-08-04B	EA	PLATE - SWITCH - BLACK FROM: 09-17-07 THRU: 99-99-99
18	108356-20-01A	EA	COVER/ACTUATOR SWITCH - 3 GROOVES - CHASSIS BATT DISC - BLK FROM: 09-17-07 THRU: 99-99-99
19	061424-01-000	EA	LIGHT - AISLE - 12 VOLT - RECTANGULAR
20	116995-02-000	EA	SWITCH/MAGNET - ELECTRIC STEP
20	116995-03-000	EA	SWITCH/MAGNET - ELECTRIC STEP - FULL BODY PAINT
21	135740-01-01A	EA	SWITCH - ROCKER - SPST - ON/OFF - BROWN
21	135741-01-01A	EA	SWITCH - BASE - SINGLE - BROWN
21	135742-01-01A	EA	BEZEL - SWITCH - SINGLE - BROWN
22	132427-01-02A	EA	LIGHT - READING/SWIVEL - ROUND - NICKEL

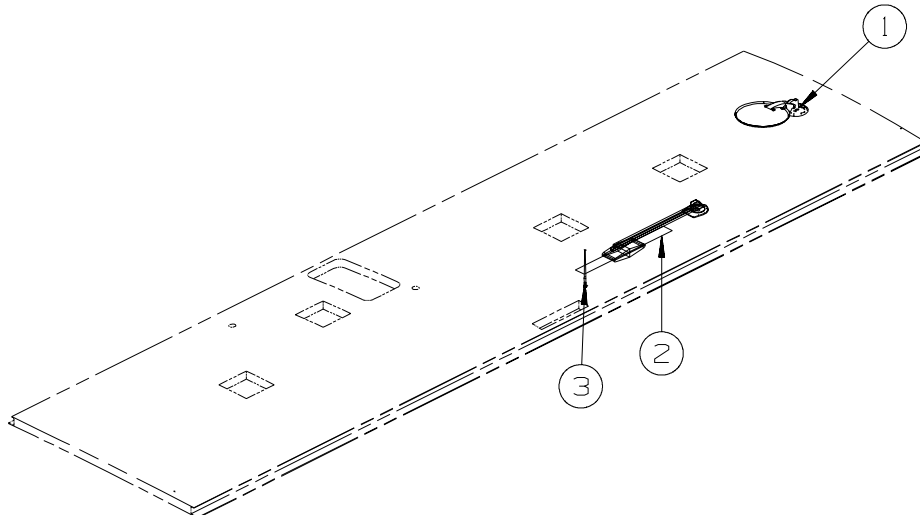
***COMPONENT PARTS LISTED LATER IN THIS GROUP**



KEY	PART NUMBER	U/M	DESCRIPTION
1	160867-01-01A	EA	SPEAKER - ROUND/CEILING - CREAM - MAGNADYNE - LS3EYC-WN
2*	137417-06-01A	EA	LIGHT - DOME - DOUBLE - W/O SWITCH - W/FROSTED LENS-WHITE
3*	121935-01-01A	EA	LIGHT - DOME - SHOWER - W/HOLE IN LENS
4*	137417-01-01A	EA	LIGHT - DOME - SINGLE - W/SWITCH/FROSTED LENS - WHITE

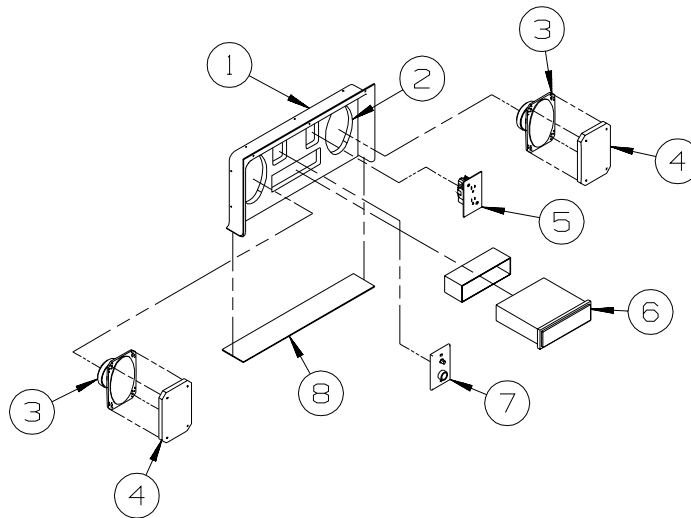
***COMPONENT PARTS LISTED LATER IN THIS GROUP**

ELECTRICAL GROUP (CONTINUED)



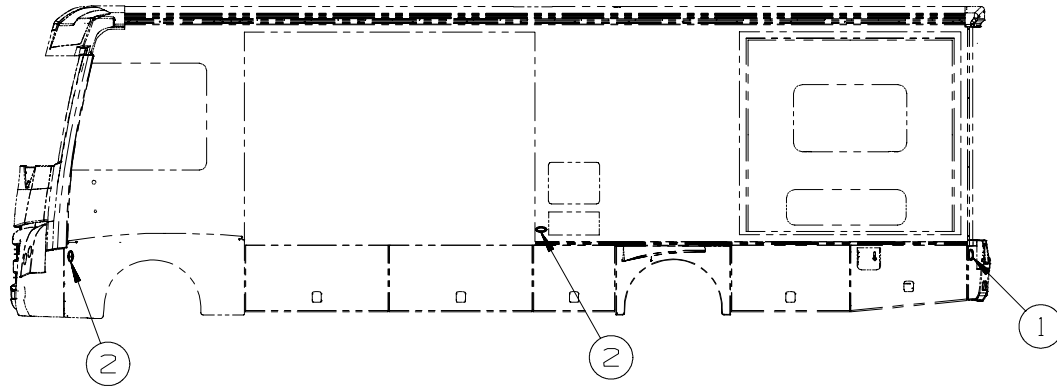
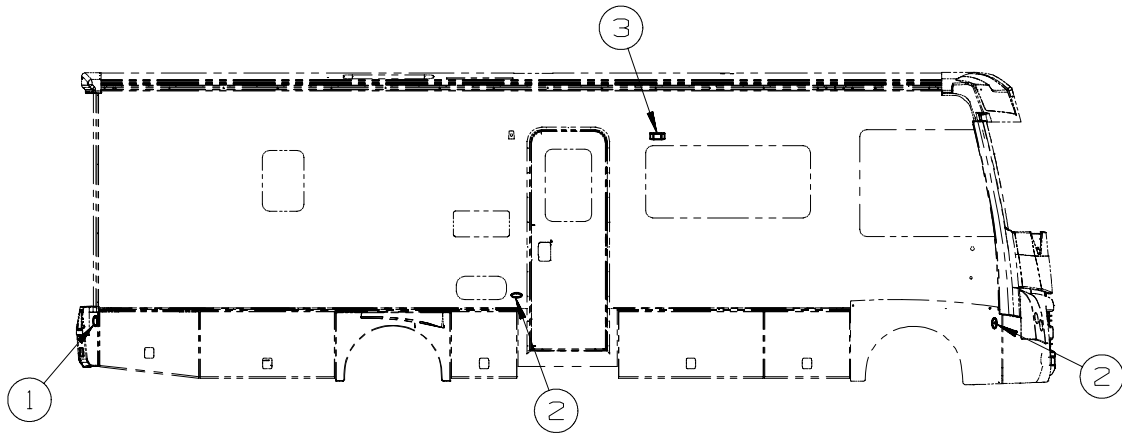
KEY	PART NUMBER	U/M	DESCRIPTION
1	137135-05-000	EA	ANTENNA - SATELLITE DSS - W/SENSOR - SATELLITE TV SYSTEM MANUAL
2*	076319-23-000	EA	ANTENNA - TV ROOF MOUNT - 44.5" MAST
2*	076319-25-000	EA	KIT - HARDWARE INTERIOR
2	069726-02-000	EA	BUMPER - .88" OD X .40" THICK - BLACK
3	090944-01-000	EA	ANTENNA - RADIO - 16" RUBBER - W/72" LEAD WIRE - ENTERTAINMENT CENTR/EXT W/CD
3	109889-04-000	EA	EXTENDER - ANTENNA SHAFT - 3.7" - ENTERTAINMENT CENTR/EXT W/CD
3	147741-01-09B	EA	BRACKET - ANTENNA GROUND - GALVANIZED - ENTERTAINMENT CENTR/EXT W/CD

***COMPONENT PARTS LISTED LATER IN THIS GROUP**



KEY	PART NUMBER	U/M	DESCRIPTION
1	124696-02-01A	EA	BOX-ENTERTAINMENT CTR/EXT-19.4"W X 10"H X 2.5"D - BRT WHT
	124696-01-01A	EA	BOX-ENTERTAINMENT CTR/EXT-19.4"W X 10"H X 10.2"D W/CUTOUTS
2	127409-03-U89	EA	PLATE - RADIO MOUNTING
3	110469-01-000	EA	SPEAKER - 4" X 6" OVAL - COAXIAL
4	110470-01-01A	EA	GRILLE - 4" X 6" - OVAL SPEAKER - BLACK
5	058708-01-000	EA	RECEPTACLE - ELECTRIC - DOUBLE - BROWN
6	155619-02-000	EA	RADIO - AM/FM CD-W/O REMOTE/WIRE HARNESS-MAGNADYNE M3200CD
	155619-03-000	EA	REMOTE - RADIO
7	132958-01-000	EA	RECEPTACLE - 12 VOLT - MOUNTING FLANGE - BLACK
8	104898-01-02A	EA	PLATE - PLASTIC BOTTOM - BRIGHT WHITE

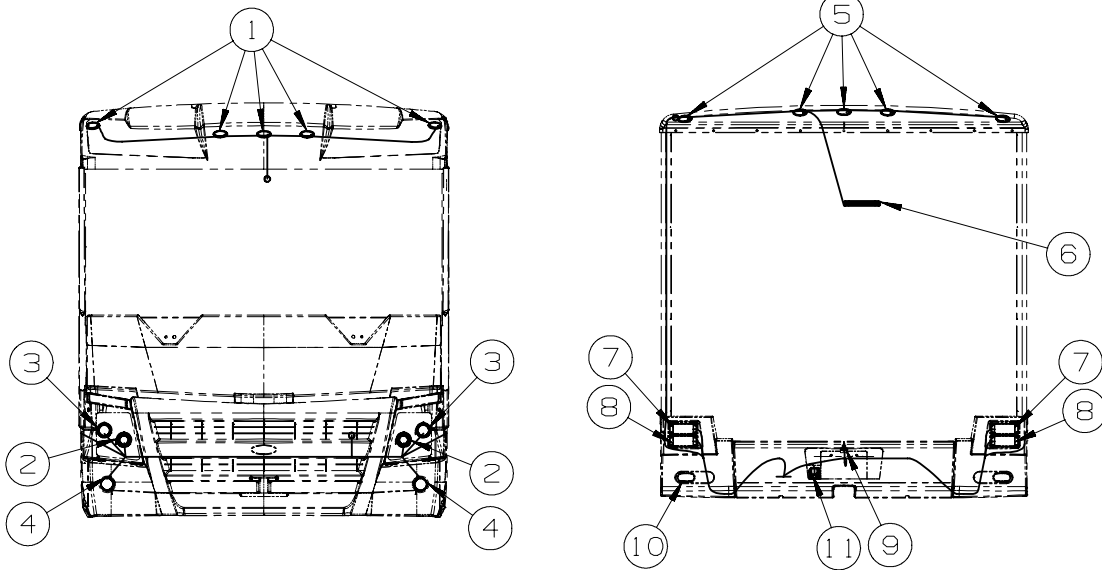
ELECTRICAL GROUP (CONTINUED)
EXTERIOR LAMPS



KEY	PART NUMBER	U/M	DESCRIPTION
1	147680-03-01A	EA	LAMP - MARKER - LENS - RED
1	147680-01-01A	EA	BASE - MARKER LAMP - WHITE
2	147680-02-01A	EA	LAMP - MARKER - LENS - AMBER
2	147680-01-01A	EA	BASE - MARKER LAMP - WHITE
3*	097917-01-06A	EA	LIGHT - PORCH - ENTRY DOOR - BRIGHT WHITE
			FROM: 00-00-00 THRU: 02-10-08
3	097917-01-09A	EA	LIGHT - PORCH - ENTRY DOOR - WHITE
			FROM: 02-11-08 THRU: 99-99-99
3	097917-01-08A	EA	LIGHT - PORCH - ENTRY DOOR - CHROME

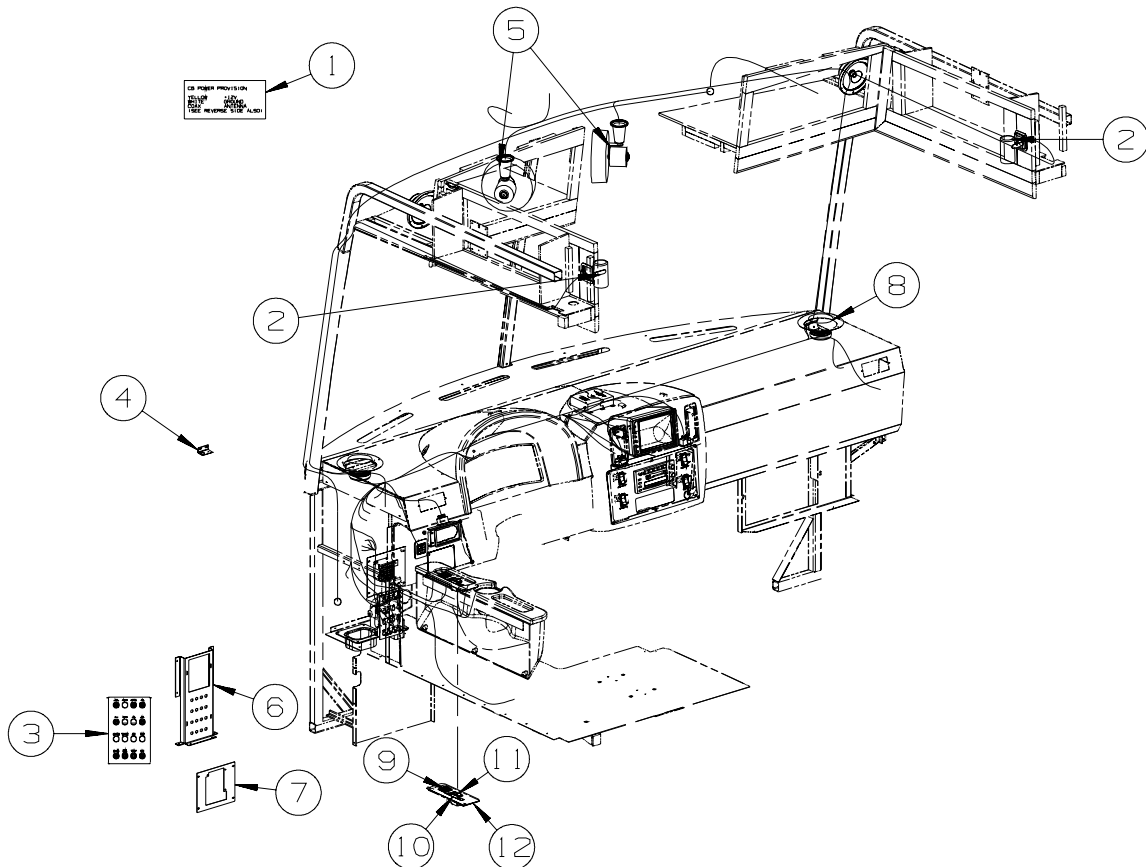
***COMPONENT PARTS LISTED LATER IN THIS GROUP**

ELECTRICAL GROUP (CONTINUED)
EXTERIOR LAMPS (CONTINUED)



KEY	PART NUMBER	U/M	DESCRIPTION
1	147680-02-01A	EA	LAMP - MARKER - LENS - AMBER
1	147680-01-01A	EA	BASE - MARKER LAMP - WHITE
2	146527-02-000	EA	HEADLAMP - HIGH BEAM
2	147103-01-000	EA	HOUSING/CONNECTOR - HEADLAMP - W/PIGTAIL
2	146560-02-000	EA	SOCKET - LAMP - 3 WIRE
3	146527-01-000	EA	HEADLAMP - LOW BEAM
4	146560-03-000	EA	LAMP - PARK/TURN - AMBER
4	112708-01-000	EA	BULB - 12 VOLT - #3157 - .59/2.10 AMP
5	147680-03-01A	EA	LAMP - MARKER - LENS - RED
5	147680-01-01A	EA	BASE - MARKER LAMP - WHITE
6	136916-01-000	EA	LIGHT - BRAKE - CENTER MOUNT - RECTANGLE - 1.3" X 9.8"
7	152352-03-000	EA	LAMP - STOP/TURN/TAIL - RED
7	037935-01-000	EA	BULB - 12V - #1157 OR #2057 - 2.1 AMP - CLEAR GLASS
7	152352-04-000	EA	SOCKET - LAMP - 3 WIRE
8	152352-01-000	EA	LIGHT - BACKUP - CLEAR LENS - W/O SOCKET
8	037934-01-000	EA	BULB - 12V - #1156 - 2.1 AMP - CLEAR GLASS
8	152352-02-000	EA	SOCKET - BACK-UP LIGHT - 2 WIRE
9	087201-01-000	EA	LIGHT - HALF ROUND - 1" X 1.7" - PLASTIC - BLACK OR WHITE
10	157998-01-000	EA	REFLECTOR - OVAL/RED - 1.9" X 4.3"
11	157593-01-000	EA	CONNECTOR - PLUG - TRAILER - 7 SOCKET
11	146246-01-000	EA	CONNECTOR/PLUG - TRAILER - 7 PIN

ELECTRICAL GROUP (CONTINUED) FRONT END



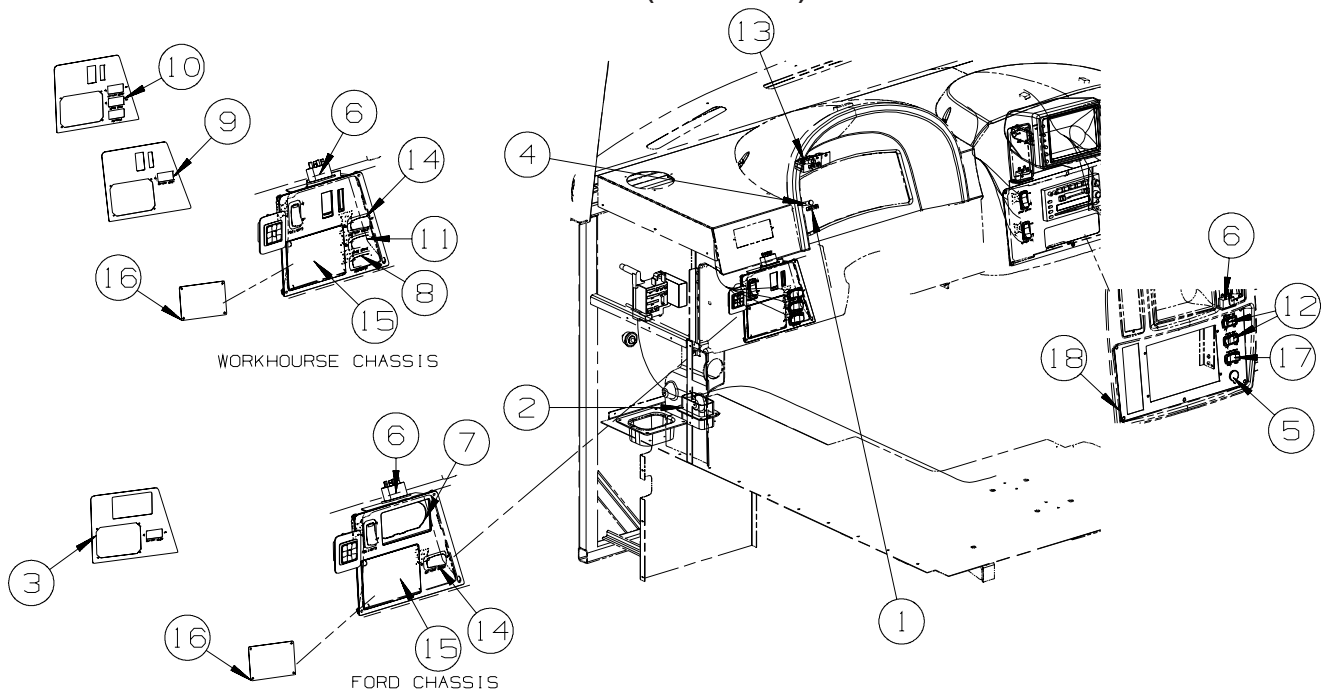
KEY	PART NUMBER	U/M	DESCRIPTION
1	104678-01-000	EA	LABEL - CB PREP
2	149590-01-02A	EA	LIGHT - READING/SWIVEL - W/O SWITCH - NICKEL
2	123917-01-000	EA	BULB - 12V - HALOGEN SPOT
3	093236-47-000	EA	LABEL - CIRCUIT BREAKER
4	147428-01-02B	EA	BRACKET/ZEE - F/TEMPERATURE SENSOR - E-COATED - WORKHORSE
5	122856-01-01A	EA	FAN-DEFROSTER-2 SPEED W/SWIVEL BASE/NON-OSCILLATING-CHROME
6	149689-01-02B	EA	BRACKET - CIRCUIT BREAKER, E-COAT
7	149690-01-02B	EA	BRACKET - FUSE PANEL, WH, E-COAT - WORKHORSE
7	149690-02-02B	EA	BRACKET - FUSE PANEL, FORD, E-COAT - FORD
8	094097-01-000	EA	SPEAKER - RADIO/TV - W/O GRILLE - 5.25" DIAMETER
8	159430-01-01A	EA	GRILLE - SPEAKER - 6" ROUND - CASHMERE
9	088246-01-000	EA	SWITCH/REMOTE MIRROR - W/2PIN & 6 PIN CONNECTORS/PIGTAIL
10	133533-04-01A	EA	LABEL - WINDOW/MIRROR HEAT - BLACK/CLEAR
11	145638-02-01A	EA	SWITCH/ROCKER - SPST (ON/OFF) - LIGHTED - BLACK
12	158280-01-02B	EA	PLATE - SWITCH - MIRROR/HEAT - E-COATED

CANADIAN DAY RUN LAMPS

KEY	PART NUMBER	U/M	DESCRIPTION
	163912-01-000	EA	RESISITOR - DAYTIME RUNNING LIGHTS - FORD/CSA
	163913-01-000	EA	RELAY - DAYTIME RUNNING LIGHTS - FORD/CSA

ELECTRICAL GROUP (CONTINUED)

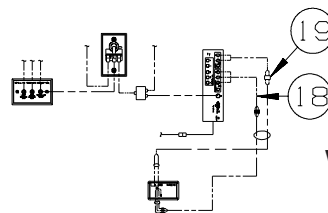
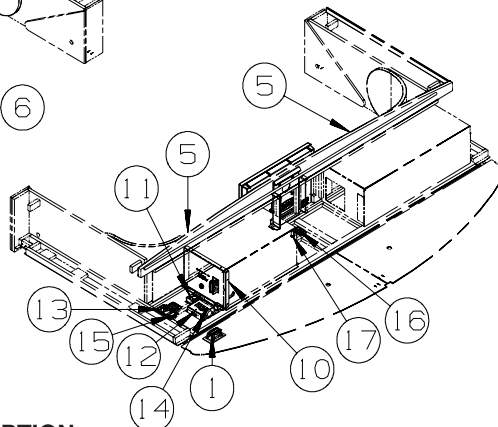
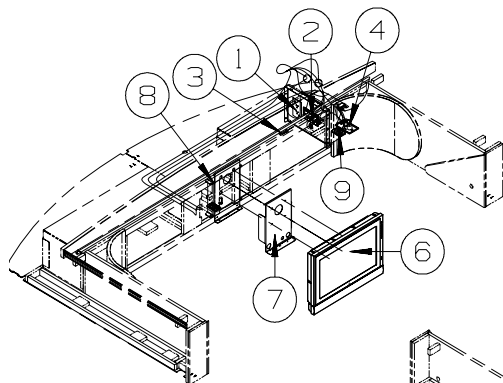
FRONT END (CONTINUED)



KEY	PART NUMBER	U/M	DESCRIPTION
1	133533-01-01A	EA	LABEL - JACKS DOWN - CLEAR W/WHITE LETTERING
2	118571-03-000	EA	BRACKET - MOUNTING
	118571-04-000	EA	GASKET
3	156292-10-01A	EA	APPLIQUE - DRIVERS/LEFT - DARK ANTELOPE - FORD
4	150237-01-000	EA	LIGHT - INDICATOR - RED
5	111414-01-000	EA	RECEPTACLE/SOCKET - 12 VOLT
6	157655-01-01A	EA	LIGHT - DASH/SWITCH - 2 LAMP INCANDESCENT - BLACK HOUSING
7	155516-01-02B	EA	MOUNT - HEADLAMP SWITCH - E-COATED
8	145638-14-01A	EA	SWITCH/ROCKER - DPDT (ON/OFF/ON) - BLACK
8	108355-02-000	EA	HOUSING - SWITCH - 12 POSITION
9	156292-09-01A	EA	APPLIQUE - DRIVERS/LEFT - DARK ANTELOPE - WORKHORSE
10	156292-08-01A	EA	APPLIQUE - DRIVERS/LEFT - DARK ANTELOPE - 20700 GVWR WORKHORSE
11	145638-01-01A	EA	SWITCH/ROCKER - SPST (ON/OFF) - BLACK
11	108355-02-000	EA	HOUSING - SWITCH - 12 POSITION
12	145638-03-01A	EA	SWITCH/ROCKER - SPDT (ON/OFF/ON) - FANS-DEFROSTER AUX/WATER HEATER W/MOTOR AID
12	145754-01-01A	EA	SWITCH - BLANK - BLACK - FANS-DEFROSTER AUX/WATER HEATER W/MOTOR AID
12	108355-02-000	EA	HOUSING - SWITCH - 12 POSITION - FANS-DEFROSTER AUX/WATER HEATER W/MOTOR AID
13	063912-02-000	EA	RELAY CANISTER, SPDT
14	145638-04-01A	EA	SWITCH/ROCKER - SPDT (ON/ON) - BLACK
14	108355-02-000	EA	HOUSING - SWITCH - 12 POSITION
15	134149-01-04B	EA	PLATE - COVER - LEVEL JACK CONTROL - BLACK
16	156292-11-01A	EA	APPLIQUE - COVER - LEVEL JACK - DARK ANTELOPE
17	145638-07-01A	EA	SWITCH/ROCKER - DPDT (ON/ON) - BLACK
17	108355-02-000	EA	HOUSING - SWITCH - 12 POSITION
18	156292-15-01A	EA	APPLIQUE - BEZEL - CENTER - DARK ANTELOPE/GLACIER

ELECTRICAL GROUP (CONTINUED)

FRONT TV/DVD

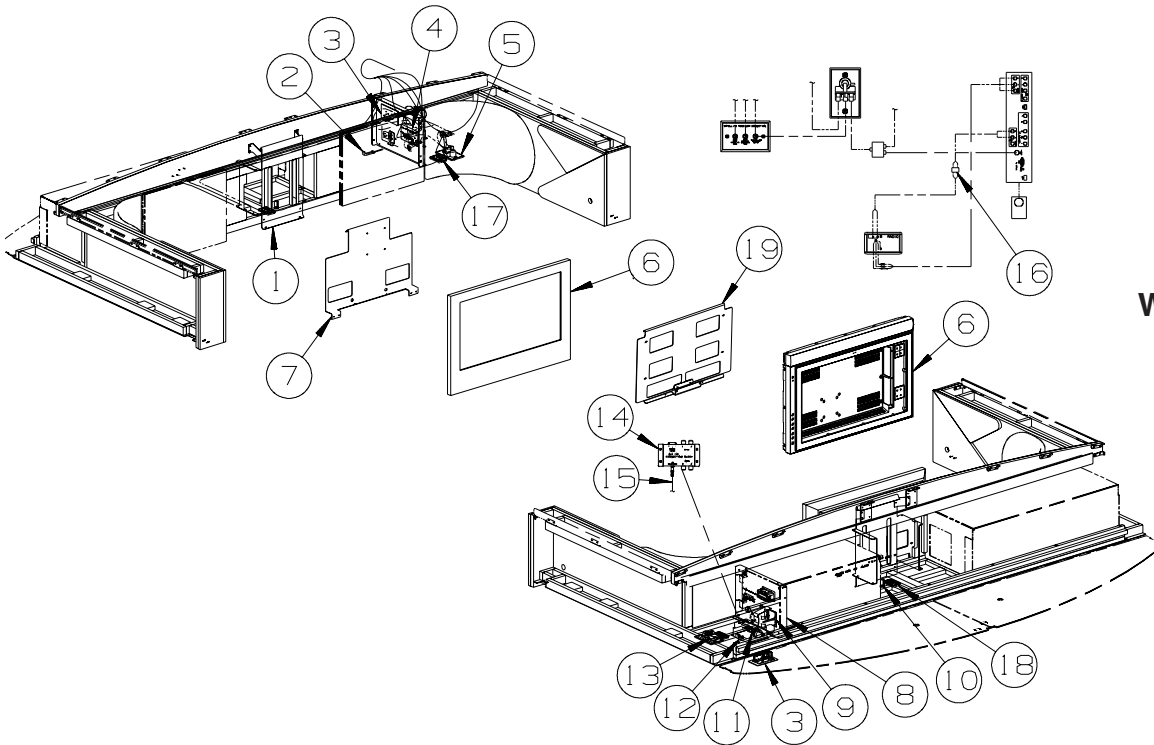


**W/19" OR 20"
FRONT TV**

KEY	PART NUMBER	U/M	DESCRIPTION
1	058708-01-000	EA	RECEPTACLE - ELECTRIC - DOUBLE - BROWN
2	149557-04-01A	EA	PLATE/WALL - TRIPLE COAXIAL/HORIZONTAL - WHITE
3	149750-03-000	EA	TRANSMITTER - F/INFRA RED RECEIVER - SATELLITE TV SYSTEM MANUAL
4	086777-02-000	EA	WALLPLATE/TV CABLE W/ANTENNA SWITCH/BOOSTER - 2 TV - BLACK
5	146514-02-000	EA	CONNECTOR - LIGHT - INTERIOR UPGRADE PACKAGE
5	146514-03-000	EA	LIGHT - FLEX - ROPE/ROUND - W/O MOUNT CHANNEL - INTERIOR UPGRADE PACKAGE
6*	158703-01-000	EA	TV - 20" - LCD 4:3 - SIDE SPEAKER - JENSEN JE2043
6*	164495-01-000	EA	TV - 19" - LCD 16:9 - BOTTOM SPEAKER - JENSEN JE1907DC
			FROM: 00-00-00 THRU: 04-29-07
7	162935-01-02B	EA	PLATE/MOUNTING - TV - E-COATED - NOT ILLUSTRATED
			FROM: 00-00-00 THRU: 04-29-07
7	162935-02-02B	EA	PLATE/MOUNTING - TV - E-COATED
			FROM: 04-30-07 THRU: 99-99-99
8	162934-01-02B	EA	SUPPORT/MOUNTING - TV - E-COATED
			FROM: 00-00-00 THRU: 04-29-07
8	162934-02-02B	EA	SUPPORT/MOUNTING - TV - E-COATED
			FROM: 04-30-07 THRU: 99-99-99
9	135740-01-01A	EA	SWITCH - ROCKER - SPST - ON/OFF - BROWN
9	135741-01-01A	EA	SWITCH - BASE - SINGLE - BROWN
9	135742-45-02A	EA	BEZEL - SWITCH - TV - BROWN
10	162936-01-02B	EA	PANEL - ELECTRICAL - E-COATED
11	149750-04-000	EA	MODULE/INTERFACE - INFRA RED (RECEIVER TO TRANSMITTER) - SATELLITE TV SYSTEM MANUAL
12	150140-01-000	EA	CROSSOVER BOX - STANDARD STEREO TO DELUXE SOUND
13	149750-02-000	EA	CABLE - (RECEIVER TO MODULE) - 45'
14	150140-02-000	EA	CROSSOVER COIL - F/SUBWOOFER SPEAKER/LOW FREQUENCY
15	086756-01-000	EA	SPLITTER - TV/2 WAY
16	135740-01-01A	EA	SWITCH - ROCKER - SPST - ON/OFF - BROWN - INTERIOR UPGRADE PACKAGE
16	135741-01-01A	EA	SWITCH - BASE - SINGLE - BROWN - INTERIOR UPGRADE PACKAGE
16	135742-50-02A	EA	BEZEL - SWITCH - ACCENT - BROWN - INTERIOR UPGRADE PACKAGE
17	149750-01-000	EA	RECEIVER - (INFRA RED SIGNAL) - W/6"LEAD/PLUG - SATELLITE TV SYSTEM MANUAL
18	136860-01-000	EA	CABLE - RCA - SHIELDED - 3 MALE TO MALE CONNECTORS - 12'
19	123324-01-000	EA	FILTER - GROUND LOOP - ISOLATION TRANSFORMER

***COMPONENT PARTS LISTED LATER IN THIS GROUP**

ELECTRICAL GROUP (CONTINUED) FRONT TV/DVD (CONTINUED)



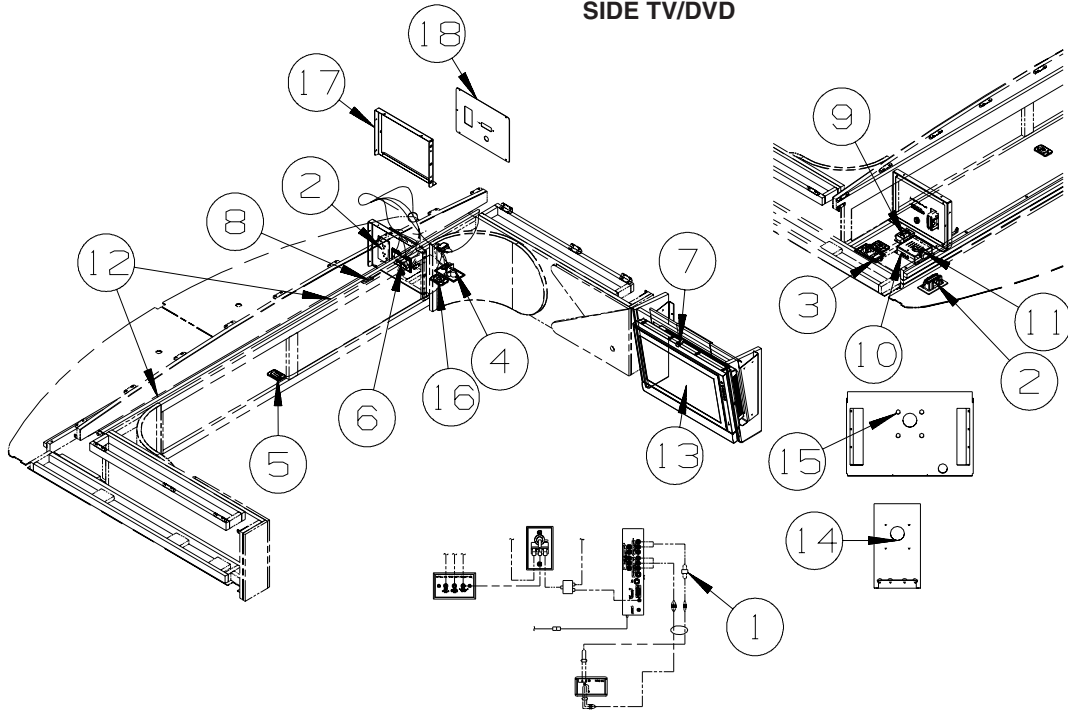
**W/26" OR 27"
FRONT TV**

KEY	PART NUMBER	U/M	DESCRIPTION
1	165530-01-02B	EA	BRACKET - TV - E-COATED - TV - 27" COLOR, STEREO W/REMOTE
1	165530-02-02B	EA	BRACKET - TV - E-COATED - TV (FRONT) - 26" COLOR, STEREO
2	149750-03-000	EA	TRANSMITTER - F/INFRA RED RECEIVER - SATELLITE TV SYSTEM MANUAL
3	058708-01-000	EA	RECEPTACLE - ELECTRIC - DOUBLE - BROWN
4	149557-04-01A	EA	PLATE/WALL - TRIPLE COAXIAL/HORIZONTAL - WHITE
5	086777-02-000	EA	WALLPLATE/TV CABLE W/ANTENNA SWITCH/BOOSTER - 2 TV - BLACK
6*	165074-01-000	EA	TV - 27" - LCD 16:9 - BOTTOM SPEAKER - JENSEN JE2707 - TV - 27" COLOR, STEREO W/REMOTE
6*	166446-01-000	EA	TV - 26" - LCD 16:9 - BOTTOM SPEAKER - JENSEN JE2608 - TV (FRONT) - 26" COLOR, STEREO
7	165518-01-02B	EA	BRACKET - TV - 27" JENSEN - E-COATED - TV - 27" COLOR, STEREO W/REMOTE
8	162936-01-02B	EA	PANEL - ELECTRICAL - E-COATED
8	162936-02-02B	EA	PANEL - ELECTRICAL - E-COATED
8	162936-03-02B	EA	PANEL - ELECTRICAL - E-COATED - INTVERTER - DC/AC, 300 WATT
9	156676-01-000	EA	CONTROLLER/OUTLET - POWER/TV - AUTO SHUTOFF W/IGNITION - POWERTEK RL-1003
10	149750-01-000	EA	RECEIVER - (INFRA RED SIGNAL) - W/6"LEAD/PLUG - SATELLITE TV SYSTEM MANUAL
11	150140-02-000	EA	CROSSOVER COIL - F/SUBWOOFER SPEAKER/LOW FREQUENCY
12	150140-01-000	EA	CROSSOVER BOX - STANDARD STEREO TO DELUXE SOUND
13	086756-01-000	EA	SPLITTER - TV/2 WAY
14	149750-04-000	EA	MODULE/INTERFACE - INFRA RED (RECEIVER TO TRANSMITTER) - SATELLITE TV SYSTEM MANUAL
15	149750-02-000	EA	CABLE - (RECEIVER TO MODULE) - 45'
16	123324-01-000	EA	FILTER - GROUND LOOP - ISOLATION TRANSFORMER
17	135740-01-01A	EA	SWITCH - ROCKER - SPST - ON/OFF - BROWN
17	135741-01-01A	EA	SWITCH - BASE - SINGLE - BROWN
17	135742-45-02A	EA	BEZEL - SWITCH - TV - BROWN
18	135740-01-01A	EA	SWITCH - ROCKER - SPST - ON/OFF - BROWN - INTERIOR UPGRADE PACKAGE
18	135741-01-01A	EA	SWITCH - BASE - SINGLE - BROWN - INTERIOR UPGRADE PACKAGE
18	135742-50-02A	EA	BEZEL - SWITCH - ACCENT - BROWN - INTERIOR UPGRADE PACKAGE
19	166789-01-02B	EA	BRACKET - TV - E-COATED - TV (FRONT) - 26" COLOR, STEREO

*COMPONENT PARTS LISTED LATER IN THIS GROUP

ELECTRICAL GROUP (CONTINUED)

SIDE TV/DVD

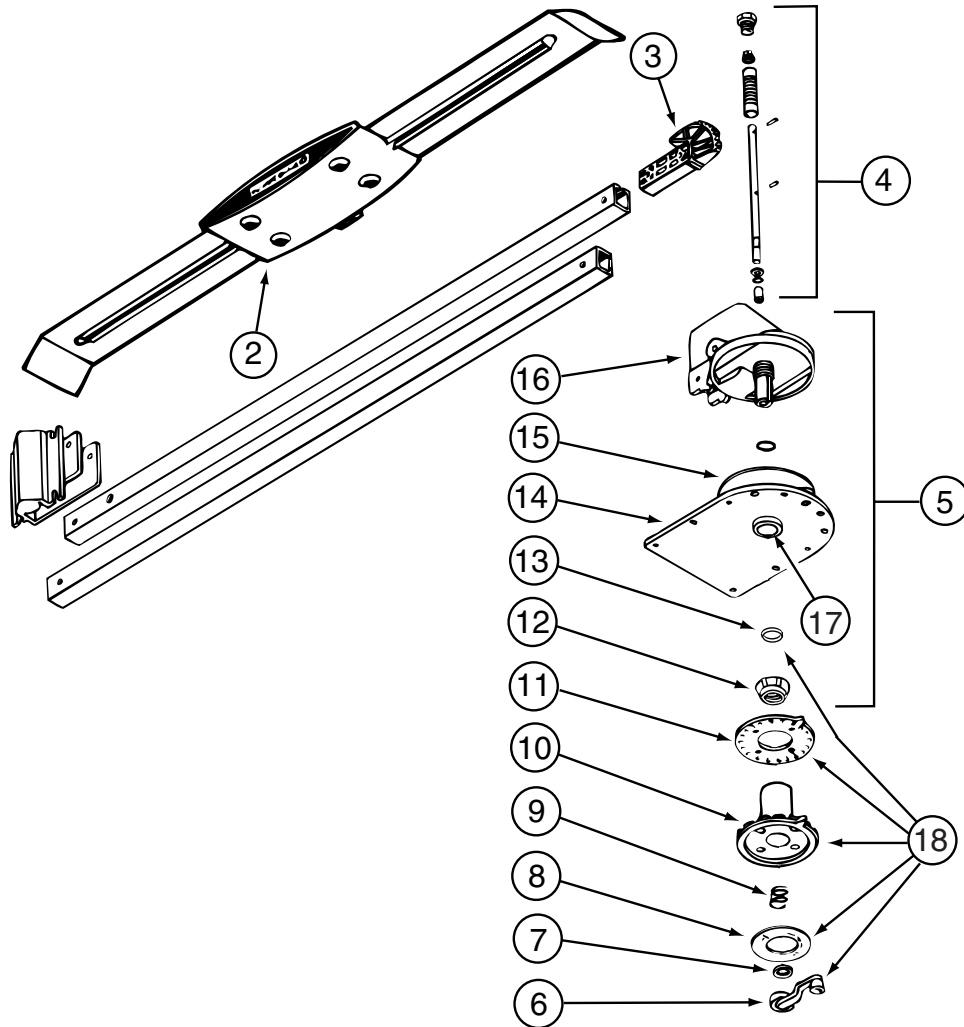


**W/19" OR 20"
SIDE TV**

KEY	PART NUMBER	U/M	DESCRIPTION
1	123324-01-000	EA	FILTER - GROUND LOOP
2	058708-01-000	EA	RECEPTACLE - ELECTRIC - DOUBLE - BROWN
3	086756-01-000	EA	SPLITTER - TV/2 WAY
4	086777-02-000	EA	WALLPLATE/TV CABLE W/ANTENNA SWITCH/BOOSTER - 2 TV - BLACK
5	135740-01-01A	EA	SWITCH - ROCKER - SPST - ON/OFF - BROWN
5	135741-01-01A	EA	SWITCH - BASE - SINGLE - BROWN
5	135742-50-02A	EA	BEZEL - SWITCH - ACCENT - BROWN - INTERIOR UPGRADE PACKAGE
6	149557-04-01A	EA	PLATE/WALL - TRIPLE COAXIAL/HORIZONTAL - WHITE
7	149750-01-000	EA	RECEIVER - (INFRA RED SIGNAL) - W/6"LEAD/PLUG
8	149750-03-000	EA	TRANSMITTER - F/INFRA RED RECEIVER
9	149750-04-000	EA	MODULE/INTERFACE - INFRA RED (RECEIVER TO TRANSMITTER)
10	150140-01-000	EA	CROSSOVER BOX - STANDARD STEREO TO DELUXE SOUND
11	150140-02-000	EA	CROSSOVER COIL - F/SUBWOOFER SPEAKER/LOW FREQUENCY
12	146514-03-000	FT	LIGHT - FLEX - ROPE/ROUND - W/O MOUNT CHANNEL
12	146514-02-000	EA	CONNECTOR - LIGHT
13*	158703-01-000	EA	TV - 20" - LCD 4:3 - SIDE SPEAKER - JENSEN JE2043
			FROM: 00-00-00 THRU: 04-29-07
13*	164495-01-000	EA	TV - 19" - LCD 16:9 - BOTTOM SPEAKER - JENSEN JE1907DC
			FROM: 04-30-07 THRU: 99-99-99
14	163323-01-02B	EA	PLATE/MOUNTING - TV - E-COATED - NOT ILLUSTRATED
			FROM: 00-00-00 THRU: 04-29-07
14	163323-02-02B	EA	PLATE/MOUNTING - TV - E-COATED
			FROM: 04-30-07 THRU: 99-99-99
15	163322-01-02B	EA	SUPPORT/MOUNT - TV - E-COATED - NOT ILLUSTRATED
			FROM: 00-00-00 THRU: 04-29-07
15	163322-02-02B	EA	SUPPORT/MOUNT - TV - E-COATED
			FROM: 04-30-07 THRU: 99-99-99
16	135740-01-01A	EA	SWITCH - ROCKER - SPST - ON/OFF - BROWN
16	135741-01-01A	EA	SWITCH - BASE - SINGLE - BROWN
16	135742-45-02A	EA	BEZEL - SWITCH - TV - BROWN
17	162936-01-02B	EA	PANEL - ELECTRICAL - E-COATED
18	162936-02-02B	EA	PANEL - ELECTRICAL - E-COATED

***COMPONENT PARTS LISTED LATER IN THIS GROUP**

ELECTRICAL GROUP (CONTINUED)
COMPONENT PARTS FOR WIRING



076319-23-000

KEY	PART NUMBER	U/M	DESCRIPTION	VENDOR NO.
2	076319-01-700	EA	HEAD-ANTENNA, AMPLIFIED	RVSA U/V
3	076319-01-701	EA	GEAR-ELEVATING, PLASTIC	2200046
4	076319-01-702	EA	SHAFT ASM-ELEVATING	RP-4000
5	076319-01-711	EA	BASE & LIFT ASM	2762802
7	076319-01-705	EA	GROMMET-NYLON, 7/8"ID	3200658
8	076319-01-708	EA	DECAL-CRANK	5413002
9	076319-01-707	EA	SPRING-HANDLE	2160822
11	076319-01-712	EA	PLATE - CEILING	3200608
12	076319-01-715	EA	NUT (GEAR HOUSING)	2200047
14	076319-01-713	EA	PLATE-BASE, STEEL	3100523
15	076319-01-703	EA	BEARING-NYLON, 5"OD	3200656
16	076319-01-714	EA	HOUSING, ROTATING GEAR	2200049
17	076319-01-704	EA	BEARING-NYLON, 1.25"OD	3200657
18	076319-01-709	EA	HANDLE-HEAD DIRECTIONAL	200644
	076319-01-716	EA	TUBING, ELEVATING	RP-2900

CONTACT WINNEBAGO PART SALES FOR UNLISTED COMPONENT(S)

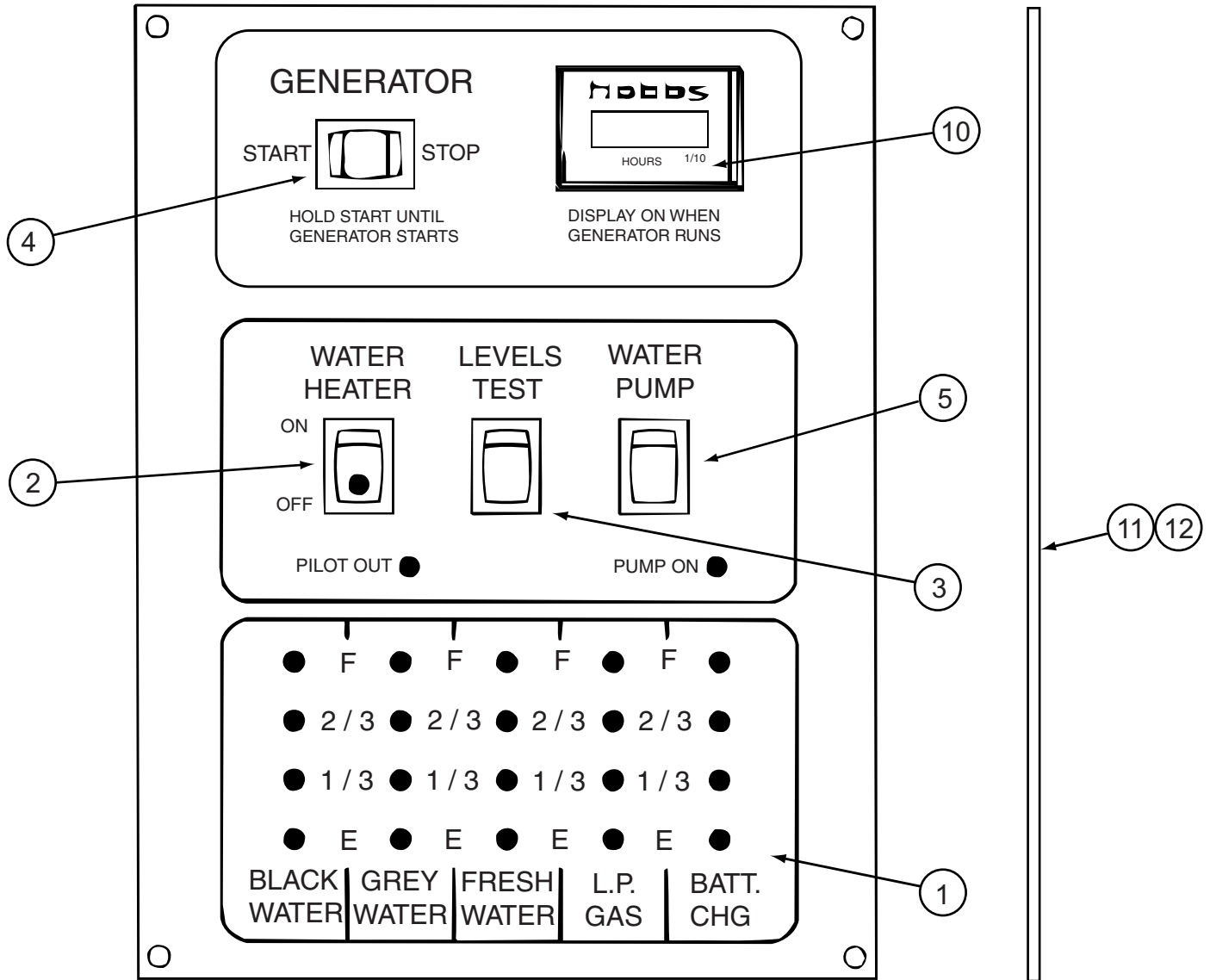
076319-25-000

KEY	PART NUMBER	U/M	DESCRIPTION	VENDOR NO.
6	076319-01-706	EA	CRANK-W/SET SCREW UNIV/BEIGE	2750897
6	120233-01-710	EA	HANDLE-CRANK W/SCREW - WHITE	RP-6795
8	076319-01-708	EA	DECAL-CRANK	5413002
10	076319-25-700	EA	DIRECTIONAL HANDLE(WHITE)	3200612
11	076319-25-701	EA	PLATE - CEILING(WHITE)	3200609
13	120233-01-709	EA	WASHER-NYLON	RP-2658

CONTACT WINNEBAGO PART SALES FOR UNLISTED COMPONENT(S)

ELECTRICAL GROUP (CONTINUED)
COMPONENT PARTS FOR WIRING (CONTINUED)

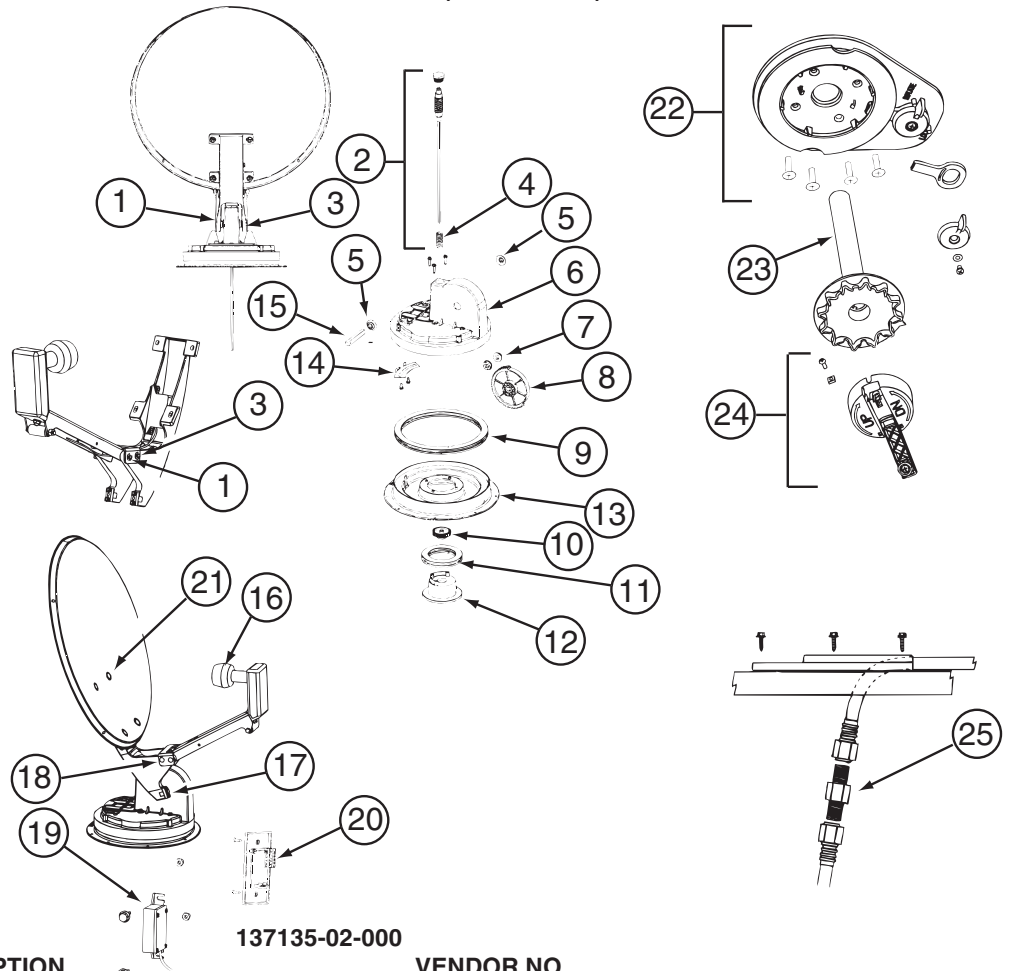
			087694-01-000	
KEY	PART NUMBER	U/M DESCRIPTION		VENDOR NO.
	087694-01-700	EA BULB		GE561
			097917-01-06A	
KEY	PART NUMBER	U/M DESCRIPTION		VENDOR NO.
	097917-01-700	EA LENS-LIGHT, CLEAR		30-78-021
			121935-01-01A	
KEY	PART NUMBER	U/M DESCRIPTION		VENDOR NO.
	121935-01-700	EA LENS ONLY - W/CENTER HOLE		809511



			134940-06-01A	
KEY	PART NUMBER	U/M DESCRIPTION		VENDOR NO.
1	134940-01-702	EA CHASSIS - SILKSCREENED		CC0558-00
2	134940-01-701	EA SWITCH-SPST/ON-OFF/BLK W/LGT		L0109
3	096983-01-701	EA SWITCH - SPST/MOM 2 TERMINAL		L0111-00
4	096983-01-702	EA SWITCH - MOM/OFF/MOM/3 TERM		L0112-00
5	096983-01-703	EA SWITCH - ON/ON		L0115-00
10	100258-10-701	EA GAUGE-HR METER ONLY (LCD)		L0775-00
11	134940-06-700	EA PC BOARD - SENSOR SYSTEM/RED		L5131-02
		CONTACT WINNEBAGO PART SALES FOR UNLISTED COMPONENT(S)		

			135420-20-000	
KEY	PART NUMBER	U/M DESCRIPTION		VENDOR NO.
	135420-20-700	EA CABLE-RECIEVER TO RADIO		M9CABLE

ELECTRICAL GROUP (CONTINUED)
COMPONENT PARTS FOR WIRING (CONTINUED)



137135-02-000

KEY	PART NUMBER	U/M	DESCRIPTION	VENDOR NO.
1	120233-01-714	EA	CLIP-E	5160818
2	137135-01-703	EA	KIT ELEV - SHAFT/GEAR/SPRING	RP-4400
3	137135-01-704	EA	PIN - 1/4" X 3.25"	2160813
4	137135-01-705	EA	SPRING	2160818
5	137135-01-707	EA	SEAL - PIVOT SHAFT	2200852
6	137135-01-708	EA	TURRET	3100728
7	137135-01-709	EA	PIVOT BEARING	2200470
8	137135-01-711	EA	GEAR - ELEVATING	2200464
9	137135-01-712	EA	BEARING - OUTER	2590347
10	137135-01-714	EA	GEAR - ELEVATING SHAFT	2200465
11	137135-01-715	EA	BEARING - INNER	2590348
12	137135-01-716	EA	HUB	3100731
13	137135-01-713	EA	TURRET BASE	3100730
14	137135-01-710	EA	PLATE - ROTATE LIMIT	3720052
16	137135-02-703	EA	LOW NOISE BLOCK FILTER	LB-6000 - DUAL
17	137135-01-722	EA	CLAMP	2590343
18	137135-01-719	EA	BRACKET - PIVOT	2744945
19	137135-01-720	EA	DE-SENSOR UNIT W/43" CABLE	DM4000
20	137135-02-701	EA	BOX - SURFACE MOUNT	SM-100
21	137135-01-717	EA	BOLT - FLAT HEAD	2160362
22	120233-01-737	EA	PLATE/INT-W/DIRECTIONAL HDLE	RK-CEIL
23	120233-01-704	EA	DIAL/DIRECTIONAL 4"W/SPRING	3200364
24	120233-01-738	EA	HDW PKG-HANDLE/SPRING/WASHER	RK-HAND
25	137135-01-701	EA	CONNECTOR - F - MALE TO MALE	FS-8100
	120233-04-700	EA	KIT-WALL PLATE/CABLE - GRAY	DM4000
	137135-01-700	EA	ROOF WEDGE W/GASKET	RW-5000
	137135-01-706	EA	KIT-TURRET/SEAL/BEARING/GEAR	RP-RM30
	137135-01-718	EA	REFLECTOR/WHITE-46CM W/HDW	RP-35RM
	137135-02-700	EA	DE-SENSOR	2780096
	137135-02-704	EA	KIT-UPDATE DIRECTIONAL HDL	RP-RMDH
	137135-02-705	EA	KIT-TURRET & SHAFT COMPLETE	RP-RM46

CONTACT WINNEBAGO PART SALES FOR UNLISTED COMPONENT(S)

ELECTRICAL GROUP (CONTINUED)
COMPONENT PARTS FOR WIRING (CONTINUED)

137135-05-000

KEY	PART NUMBER	U/M	DESCRIPTION	VENDOR NO.
	120233-01-714	EA	CLIP-E	5160818
	120233-01-737	EA	PLATE/INT-W/DIRECTIONAL HDLE	RK-CEIL
	120233-01-738	EA	HDW PKG-HANDLE/SPRING/WASHER	RK-HAND
	120233-04-703	EA	KIT-DIRECTIONAL HDL UPGRADE	RP-RM46
	137135-01-703	EA	KIT ELEV-SHAFT/PLUG/SPRING	RP-4400
	137135-01-704	EA	PIN - 1/4" X 3.25"	2160813
	137135-01-708	EA	TURRET	3100728
	137135-01-710	EA	PLATE - ROTATE LIMIT	3720052
	137135-01-712	EA	BEARING - OUTER	2590347
	137135-01-713	EA	TURRET BASE	3100730
	137135-01-714	EA	GEAR - ELEVATING SHAFT	2200465
	137135-01-715	EA	BEARING - INNER	2590348
	137135-01-717	EA	BOLT - FLAT HEAD	2160362
	137135-01-719	EA	BRACKET - PIVOT	2744945
	137135-01-722	EA	CLAMP	2590343

137417-01-01A, 137417-03-01A

KEY	PART NUMBER	U/M	DESCRIPTION	VENDOR NO.
	137417-01-700	EA	LENS - SINGLE (FROSTED)	810868

137417-02-01A

KEY	PART NUMBER	U/M	DESCRIPTION	VENDOR NO.
	137417-02-700	EA	LENS - SINGLE OPTIC	810844

137417-05-01A

KEY	PART NUMBER	U/M	DESCRIPTION	VENDOR NO.
	137417-05-700	EA	LENS - DOUBLE OPTIC	810845

137417-06-01A

KEY	PART NUMBER	U/M	DESCRIPTION	VENDOR NO.
	137417-06-700	EA	LENS - DOUBLE WHITE	810867

149040-04-000

KEY	PART NUMBER	U/M	DESCRIPTION	VENDOR NO.
	149040-04-700	EA	REMOTE - TV	274596

158703-01-000

KEY	PART NUMBER	U/M	DESCRIPTION	VENDOR NO.
	158703-01-700	EA	REMOTE	PSVCJE2043
	158703-01-701	EA	SERVICE PACK-REMOTE & CABLES	PSVCJE2043

159178-03-000

KEY	PART NUMBER	U/M	DESCRIPTION	VENDOR NO.
	159178-03-700	EA	REMOTE	AE003331

160123-01-000

KEY	PART NUMBER	U/M	DESCRIPTION	VENDOR NO.
	160123-01-700	EA	REMOTE - TV	HV145-REM

163097-01-000

KEY	PART NUMBER	U/M	DESCRIPTION	VENDOR NO.
	163097-01-700	EA	KEY - #2382 (ILLINOIS LOCK)	2382
	163097-01-701	EA	KEY - #2341 (MILLER DIAL)	PART SALES

164495-01-000

KEY	PART NUMBER	U/M	DESCRIPTION	VENDOR NO.
	164495-01-700	EA	REMOTE - TV	P301P19HS3409A

165074-01-000

KEY	PART NUMBER	U/M	DESCRIPTION	VENDOR NO.
	165074-01-700	EA	REMOTE - TV	P301P27FC3408A

166446-01-000

KEY	PART NUMBER	U/M	DESCRIPTION	VENDOR NO.
	166446-01-700	EA	REMOTE - TV	PR7ATSC

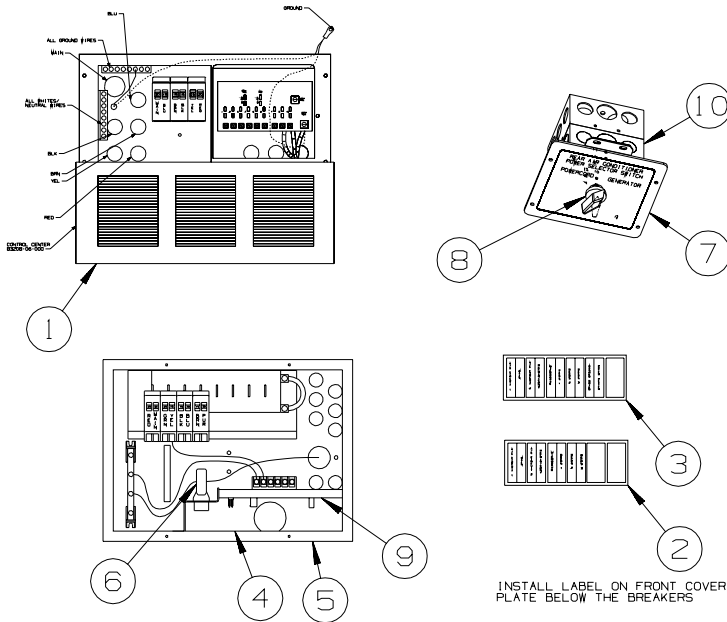
ELECTRICAL GROUP (CONTINUED)
CIRCUIT BREAKERS, FUSES & RELAYS

KEY	PART NUMBER	U/M	DESCRIPTION
	062901-02-000	EA	FUSE - 5 AMP - AUTOMOTIVE
	062901-05-000	EA	FUSE - 15 AMP - AUTOMOTIVE
	062901-07-000	EA	FUSE - 25 AMP - AUTOMOTIVE
	062901-08-000	EA	FUSE - 30 AMP - AUTOMOTIVE
	063910-01-000	EA	HOUSING - RELAY
	063912-02-000	EA	RELAY - CANISTER - SPDT
	083209-01-000	EA	CIRCUIT BREAKER - 15 AMP - 120 VOLT - CANADIAN
	083209-02-000	EA	CIRCUIT BREAKER - 15/15 AMP - 120 VOLT
	083209-03-000	EA	CIRCUIT BREAKER - 15/20 AMP - 120 VOLT
	083209-04-000	EA	CIRCUIT BREAKER - 30 AMP - 120 VOLT
	083209-05-000	EA	CIRCUIT BREAKER - 20 AMP - 120 VOLT
	083209-06-000	EA	CIRCUIT BREAKER - 30/15 AMP - 120 VOLT
	083209-07-000	EA	CIRCUIT BREAKER - 20/20 AMP - 120 VOLT
	083209-10-000	EA	CIRCUIT BREAKER - 20/30 AMP - 120 VOLT
	083209-11-000	EA	CIRCUIT BREAKER - 20/15 AMP - 120 VOLT
	092786-03-000	EA	BUSS BAR - 6.9" LONG
	092786-06-000	EA	BUSS BAR
	093654-01-000	EA	CIRCUIT BREAKER - 6 AMP - 12 VOLT - PUSH BUTTON - WHITE
	093654-02-000	EA	CIRCUIT BREAKER - 15 AMP - 12 VOLT - PUSH BUTTON - WHITE
	093654-03-000	EA	CIRCUIT BREAKER - 20 AMP - 12 VOLT - PUSH BUTTON - WHITE
	093654-05-000	EA	CIRCUIT BREAKER - 10 AMP - 12 VOLT - PUSH BUTTON - WHITE
	093655-01-000	EA	CIRCUIT BREAKER - 25 AMP - 12 VOLT - PUSH BUTTON - WHITE
	093655-02-000	EA	CIRCUIT BREAKER - 30 AMP - 12 VOLT - PUSH BUTTON - WHITE
	093655-03-000	EA	CIRCUIT BREAKER - 40 AMP - 12 VOLT - PUSH BUTTON - WHITE
	100341-01-000	EA	FUSE HOLDER - IN LINE TYPE
	113482-01-000	EA	CIRCUIT BREAKER - 55 AMP - MANUAL
	115187-01-000	EA	FUSE - 300 AMP - NON-DELAY
	115187-02-000	EA	HOLDER - FUSE
	115187-03-000	EA	FUSE - 60 AMP - NON-DELAY
	122811-01-000	EA	CIRCUIT BREAKER - 20/50/50/20 AMP - 250V
	141789-01-000	EA	SPACER - CIRCUIT BREAKER

ELECTRICAL GROUP (CONTINUED)

CONVERTER, INVERTER, LOAD CENTERS

KEY	PART NUMBER	U/M	DESCRIPTION
	024924-02-000	EA	RECEPTACLE - POWER CORD - W/PARTIAL PLATE
	099048-04-000	EA	INVERTER - 300 WATT
	165488-01-02B	EA	PANEL - INVERTER - E-COATED



KEY	PART NUMBER	U/M	DESCRIPTION
1*	083208-07-000	EA	CONTROL CENTER - 45 AMP - 120V/12V - W/O BREAKERS
2	095721-27-000	EA	LABEL - CONTROL CENTER - 30 AMP
3	095721-31-000	EA	LABEL - CONTROL CENTER - 30 AMP - US - WTR HTR-6GAL/110/LP/MTR/AUTO
4	141258-01-000	EA	LOAD CENTER - 120/240 - 30/50 AMP
5	141258-02-000	EA	LOAD CENTER - COVER
6	127002-07-000	EA	SENSOR - CURRENT
7	121365-03-01A	EA	COVER - REAR A/C POWER SELECT SWITCH - POWERCORD/GENERATOR
8	073937-03-000	EA	SWITCH - ROTARY- AC - SELECTOR - 3 DECK
9	127002-11-000	EA	MODULE - EMS CENTER - W/REMOTE SENSOR
10	074890-01-000	EA	BOX - EXTENSION/STEEL - OPEN SIDES - 4" X 4" X 1 1/2"

*COMPONENT PARTS LISTED LATER IN THIS GROUP

COMPONENT PARTS FOR CONVERTOR, INVERTOR, LOAD CENTERS

083208-07-000

KEY	PART NUMBER	U/M	DESCRIPTION	VENDOR NO.
	083208-06-701	EA	CONVERTER ONLY (LOWER UNIT)	7345R

ELECTRICAL GROUP (CONTINUED)
BOXES & CORDS

KEY	PART NUMBER	U/M	DESCRIPTION
	008054-01-000	EA	CORD - POWER - 10/3 WIRE - 30 AMP - 25'
	008289-01-000	EA	BOX - ELECTRIC/STEEL - 4" X 4" - 1/2" & 3/4" KNOCKOUTS
	008294-01-000	EA	COVER - ELECTRIC BOX - BLANK/STEEL - 4" X 4" - GRAY
	069238-01-000	EA	COVER - ELECTRICAL BOX - W/HOLE - 4" X 4" - GRAY
	091910-01-000	EA	BOX - ELECTRIC/STEEL - 3.8" X 3.5" X 1.8" - PLASTIC
	091910-02-000	EA	BOX - ELECTRIC/STEEL - 2.2" X 3.5" - 1.8" - PLASTIC
	133070-01-000	EA	BOX - ELECTRIC/PLASTIC - 3" X 2" X 2.8" - UL
	133070-02-000	EA	BOX - ELECTRIC/PLASTIC - 3" X 2" X 2.8" - CSA - CANADIAN
	115832-01-000	FT	CORD - HEAVY DUTY - 14-2 W/GROUND

WIRE ASSEMBLIES

KEY	PART NUMBER	U/M	DESCRIPTION
	077069-02-000	EA	CABLE/EXTENSION - RADIO ANTENNA - 96"
	077069-03-000	EA	CABLE/EXTENSION - RADIO ANTENNA - 260"
	114870-01-000	EA	PLUG - AUDIO W/LEADS - 48.5"
	125853-04-000	EA	WIRE LOOM - ENTERTAINMENT CENTER
	126030-01-000	EA	WIRE ASM-WIPER/WASHER
	136514-02-000	EA	CABLE - MONITOR/CAMERA
	136860-02-000	EA	CABLE - RCA - SHIELDED - 3 MALE TO MALE CONNECTORS - 50'
	137135-03-000	EA	WIRE LOOM - DIGITAL ELEVATION SENSOR
	137135-04-000	EA	WIRE HARNESS - POWER - DIGITAL ELEVATION SENSOR
	144677-07-000	EA	WIRE - MONITOR - POWER - 3 PIN TO 6 PIN (3 WIRE)
	144677-09-000	EA	WIRE - MONITOR - POWER - 3 PIN/2 PIN
	145210-01-000	FT	CABLE - COAXIAL
	147313-01-000	EA	WIRE - OUTSIDE TEMP SENSOR - W/O SENSOR
	149750-02-000	EA	CABLE - (RECEIVER TO MODULE) - 45'
	151316-03-000	EA	WIRE ASM - W/NON CONTACT SENSORS - GREY WATER - 43.2"
	151317-01-000	EA	WIRE ASM-W/NON CONTACT SENSORS-FRESH WATER/BLK TANK-3.9"
	151317-02-000	EA	WIRE ASM-W/NON CONTACT SENSORS-FRESH WATER/BLK TANK-23.6"
	155619-05-000	EA	WIRE ASSEMBLY - RADIO - 12 PIN
	160123-02-000	EA	WIRE/CABLE - POWER - PROVIEW WB101-06
	151316-01-000	EA	WIRE ASM - W/NON CONTACT SENSORS - GREY WATER - 3.9"
	165808-02-000	EA	WIRE/CABLE - POWER - MB QUART #MBQLC-15U-P
	136860-04-000	EA	CABLE - RCA - SHIELDED - 3 MALE TO MALE CONNECTORS - 20'
	155522-06-000	EA	WIRE ASM - SLIDEOUT RAMS

ELECTRICAL GROUP (CONTINUED)
CONNECTORS & CONDUIT

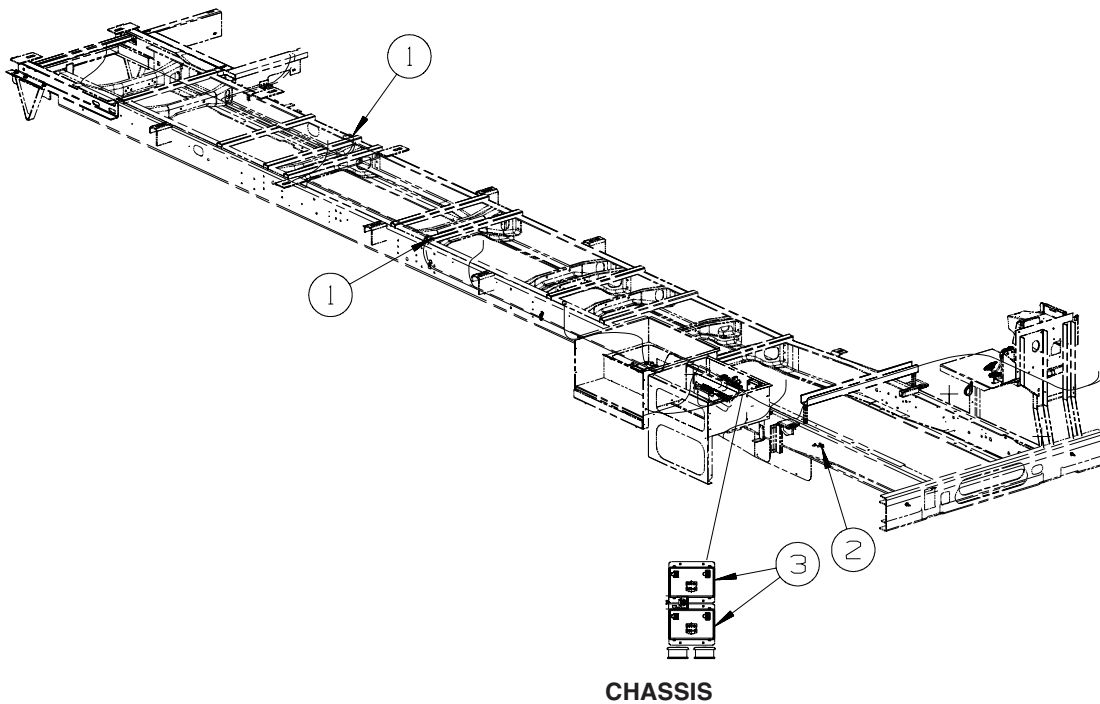
KEY	PART NUMBER	U/M	DESCRIPTION
	007940-01-000	EA	RECEPTACLE/SLIDE 16 TO 12 AWG - FEMALE END
	007940-02-000	EA	RECEPTACLE/SLIDE 10 AWG
	007954-01-000	EA	RECEPTACLE - HOUSING - 6 POSITION
	007956-05-000	EA	INSULATOR - SHRINK - 1/4"ID X 1 1/2"
	008311-01-000	EA	CONNECTOR - WIRE NUT - INSULATED - RED
	008312-01-000	EA	CONNECTOR - WIRE NUT - INSULATED - BLUE
	008313-01-000	EA	CONNECTOR - WIRE NUT - INSULATED - YELLOW
	008314-01-000	EA	CONNECTOR - WIRE NUT - INSULATED - GRAY
	008328-01-000	EA	TERMINAL - RING - 12/10 WIRE - #10 STUD FIT
	008331-01-000	EA	TERMINAL - RING - TONGUE - #4 WIRE - 3/8" STUD - COPPER
	008348-01-000	EA	TERMINAL - RING - 3/8" STUD 2 GA. WIRE
	008355-01-000	EA	CONNECTOR - CABLE CLAMPING - 3/4"
	008356-01-000	EA	CONNECTOR - PLASTIC - 3/8"
	008356-02-000	EA	CONNECTOR - PLASTIC - 21/32"
	035416-04-000	EA	TERMINAL - RING - #10 STUD FIT - INSULATED BARREL #16/14
	041953-01-000	FT	CONDUIT - CONVOLUTE SLIT - .5" ID - POLYETHYLENE
	041953-02-000	FT	CONDUIT - CONVOLUTE SLIT - .6" ID - POLYETHYLENE
	041953-03-000	FT	CONDUIT - CONVOLUTE SLIT - 1" ID (CLOTHES ROD COVER)
	041953-05-000	FT	CONDUIT - CONVOLUTE SLIT - .62" ID - POLYETHYLENE
	041953-06-000	FT	CONDUIT - CONVOLUTE SLIT - .4" ID - POLYETHYLENE
	041953-07-000	FT	CONDUIT - CONVOLUTE SLIT - .25" ID - POLYETHYLENE
	041953-08-000	FT	CONDUIT - CONVOLUTE SLIT - 1.5" ID - POLYETHYLENE
	041953-09-000	FT	CONDUIT - CONVOLUTE SLIT - .5" ID - NYLON
	041953-10-000	FT	CONDUIT - CONVOLUTE SLIT - .75" ID - NYLON
	041953-11-000	FT	CONDUIT - CONVOLUTE SLIT - 1.06" ID - NYLON
	041953-12-000	FT	CONDUIT - CONVOLUTE SOLID - 1.1" ID - NYLON
	041953-13-000	FT	CONDUIT - CONVOLUTE SLIT - 1.25" ID
	041953-14-000	FT	CONDUIT - CONVOLUTE SLIT - 1.5" ID
	041953-15-000	FT	CONDUIT - CONVOLUTE SLIT - 2"
	041953-16-000	FT	CONDUIT - CONVOLUTE SLIT - 2"
	047441-01-000	EA	TERMINAL-BATTERY, HORIZONTAL LUG
	047443-01-000	EA	TERMINAL - .250 RECEPTACLE FIT - INSULATED - 16/14 AWG
	047443-02-000	EA	TERMINAL - .250 RECEPTACLE FIT - INSULATED - 12/10 AWG
	047443-05-000	EA	TERMINAL - .250 RECEPTACLE FIT - 18GA AWG
	058028-01-000	EA	CONNECTOR - ELECTRICAL PIGTAIL - NYLON - CLEAR
	062036-01-000	EA	TERMINAL - PACK - CON - 12/10 AWG
	076319-12-000	EA	CONNECTOR - COAXIAL - ONE PIECE
	077479-02-000	EA	BOOT - BATTERY TERMINAL - SINGLE CABLE
	080015-02-000	EA	RECEPTACLE - FLAG - .185 - 16/14 GAUGE
	080015-03-000	EA	RECEPTACLE - FLAG - .250 - 14/16 GAUGE
	080015-04-000	EA	RECEPTACLE - FLAG - .187 - 16/14 GAUGE
	082109-01-000	EA	HOUSING - CONNECTOR - PACKARD
	082741-01-000	EA	CONNECTOR BODY - 2 CONNECTOR MALE
	087225-01-000	FT	SLEEVING - 1/2" - TYPE H
	088473-01-000	EA	HOUSING - PIN - 12 CAVITY (3 ROWS OF 4)
	088473-02-000	EA	HOUSING - PIN - 15 CAVITY (3 ROWS OF 5)
	088473-03-000	EA	HOUSING - PIN - 9 CAVITY (3 ROWS OF 3)
	088473-04-000	EA	HOUSING - PIN - 8 CAVITY IN-LINE
	088473-06-000	EA	HOUSING - PIN - 6 CAVITY (2 ROWS OF 3)
	088473-07-000	EA	HOUSING - PIN - 5 CAVITY - IN-LINE
	088473-08-000	EA	HOUSING - PIN - 4 CAVITY - IN-LINE
	088473-09-000	EA	HOUSING - PIN - 3 CAVITY - IN-LINE
	088473-10-000	EA	HOUSING - PIN - 2 CAVITY - IN-LINE
	088473-12-000	EA	HOUSING - PIN - 3 CAVITY - BLUE
	088473-13-000	EA	HOUSING - PIN - 3 CAVITY - GREEN
	088473-14-000	EA	HOUSING - PIN - 3 CAVITY - RED
	088474-01-000	EA	HOUSING - SOCKET - 12 CAVITY
	088474-02-000	EA	HOUSING - SOCKET - 15 CAVITY
	088474-03-000	EA	HOUSING - SOCKET - 9 CAVITY
	088474-06-000	EA	HOUSING - SOCKET - 6 CAVITY
	088474-07-000	EA	HOUSING - SOCKET - 5 CAVITY
	088474-08-000	EA	HOUSING - SOCKET - 4 CAVITY
	088474-09-000	EA	HOUSING - SOCKET - 3 CAVITY

ELECTRICAL GROUP (CONTINUED)
CONNECTORS & CONDUIT (CONTINUED)

KEY	PART NUMBER	U/M	DESCRIPTION
	088474-10-000	EA	HOUSING - SOCKET - 2 CAVITY
	088474-12-000	EA	HOUSING - SOCKET - 2 CAVITY - RED
	088475-01-000	EA	PIN - CONNECTOR - 14-20 AWG
	088475-02-000	EA	PIN - CONNECTOR - 10-12 AWG
	088476-01-000	EA	TERMINAL - ELECTRICAL
	088476-02-000	EA	SOCKET - CONNECTOR - 12-10 GA - PRE-TIN
	098261-01-000	EA	SOCKET - CONNECTOR - WEATHERPACK - 12 AWG
	098261-02-000	EA	SOCKET - CONNECTOR - WEATHERPACK - 14-18 AWG
	098262-01-000	EA	SEAL - CONNECTOR - WEATHERPACK
	098264-01-000	EA	HOUSING - 2 PIN - WEATHER PACK - MALE W/FEMALE PINS
	098264-02-000	EA	HOUSING - 2 PIN - WEATHER PACK - FEMALE W/MALE PINS
	098265-02-000	EA	PIN - CONNECTOR - WEATHER PACK
	102777-02-000	EA	TERMINAL - RING - #6 STUD - 10 AWG
	103608-01-000	EA	SOCKET - WEDGE BASE W/LEADS
	104100-01-000	EA	HOUSING - 1 POSITION - 75 AMPS
	104100-03-000	EA	TERMINAL - 75 AMP
	106007-02-000	EA	TERMINAL - FEMALE - 10-12 AWG
	110178-01-000	EA	HOUSING - WIPER MOTOR
	112823-01-000	EA	SPLICE - REDUCER - 16-14 TO 18-22
	113135-01-000	EA	TERMINAL - FEMALE - M/P - 14-16 - F/SEALED TERMINAL
	113308-01-000	EA	TERMINAL - FEMALE - M/P - 14-16 - 280
	113308-02-000	EA	TERMINAL - FEMALE - M/P - 14-18 - 280
	113468-01-000	EA	HOUSING - 2 POSITION-FEMALE-USED ON WIPER/WASHER WIRE ASM
	113468-02-000	EA	HOUSING - 2 POSITION - FEMALE
	116811-01-000	EA	TERMINAL - .110 RECEPTACLE - 16-14 AWG
	118571-01-000	EA	CONNECTOR - 3-WAY - MALE/SEALED
	118571-02-000	EA	CONNECTOR - 3-WAY - FEMALE/SEALED
	118571-05-000	EA	LOCK - SECONDARY - FEMALE
	118571-06-000	EA	LOCK - SECONDARY - MALE
	118599-02-000	EA	TERMINAL - MALE - M/P - 280/14-12
	118820-01-000	EA	INSULATOR - TERMINAL
	129233-01-000	EA	HOUSING - 2-POSITION/FEMALE - 280-SERIES
	129233-02-000	EA	HOUSING - 2-POSITION/FEMALE - 280-SERIES
	129233-03-000	EA	HOUSING - 2-POSITION/FEMALE - 280-SERIES
	131681-01-000	EA	CONNECTOR - 3/4" SO CORD - UL/CS
	137207-01-000	EA	HOUSING - PIN - 2 CAVITY/HIGH AMP
	137208-01-000	EA	HOUSING - SOCKET - 2 CAVITY/HIGH AMP
	137209-01-000	EA	PIN - CONNECTOR - 10AWG/HIGH AMP
	137210-01-000	EA	SOCKET - CONNECTOR - 10 AWG/HIGH AMP
	138996-04-000	EA	CONNECTOR - LAMP
	142520-01-000	EA	TERMINAL - FEMALE - MINI-FIT 16
	142522-01-000	EA	HOUSING - 4 PIN/MALE - MINI FIT
	142522-02-000	EA	HOUSING - 6 PIN/MALE - MINI FIT
	142522-03-000	EA	HOUSING - 8 PIN/MALE - MINI FIT
	142522-04-000	EA	HOUSING - 10 PIN/MALE - MINI FIT
	142522-05-000	EA	HOUSING - 12 PIN/MALE - MINI FIT
	142522-06-000	EA	HOUSING - 14 PIN/MALE - MINI FIT
	142524-01-000	EA	HOUSING - 4 PIN/FEMALE - WEATHER PACK
	142524-02-000	EA	HOUSING - 4 PIN/FEMALE - WEATHER PACK
	144283-01-000	EA	CONNECTOR - 110V - F/USE WITH SOW WIRE - BLUE
	144283-02-000	EA	CONNECTOR - 110V - F/USE WITH NM ROMEX WIRE - CLEAR
	145171-01-000	EA	CONNECTOR - COAXIAL
	148335-01-000	EA	HOUSING - 8-POSITION/MALE - 280-GT SERIES
	148335-02-000	EA	HOUSING - 4-POSITION/MALE - 280-GT SERIES
	148335-03-000	EA	HOUSING - 6-POSITION/MALE - 280-GT SERIES
	149683-01-000	EA	HOUSING - F/5 CAVITY RECEPTACLE - W/SQUARE GUIDE PIN
	149683-02-000	EA	HOUSING - F/5 CAVITY RECEPTACLE - W/ROUND GUIDE PIN
	149686-01-000	EA	TERMINAL - .250 RECEPTACLE
	149687-01-000	EA	HOUSING - 2 POSITION/MALE - PACKARD
	149687-02-000	EA	LOCK - F/2 POSITION HOUSING - PACKARD
	149688-01-000	EA	TERMINAL - MALE - 16 GAUGE WIRE
	156035-01-000	EA	HOUSING - 12-POSITION/FEMALE - 280-GT SERIES
	156041-01-000	EA	TERMINAL - FEMALE - 16-12 - 280-GT SERIES

ELECTRICAL GROUP (CONTINUED)
CONNECTORS & CONDUIT (CONTINUED)

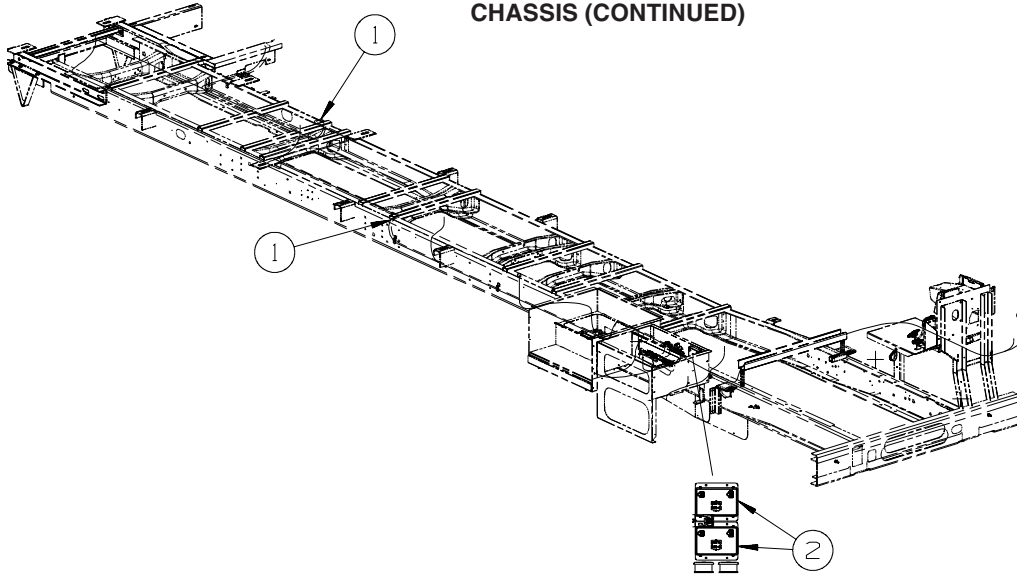
KEY	PART NUMBER	U/M	DESCRIPTION
	156043-01-000	EA	HOUSING - 2-POSITION/FEMALE - 480-MP SERIES
	156043-02-000	EA	LOCK - F/2 POSITION HOUSING - 480 SERIES
	156044-01-000	EA	TERMINAL - FEMALE - 16-12 - 280-GT - F/SEALED HOUSING
	156045-01-000	EA	HOUSING - 10-POSITION/FEMALE - 280-GT SERIES
	156045-02-000	EA	HOUSING - 4-POSITION/FEMALE - 280-GT SERIES
	156045-03-000	EA	HOUSING - 8-POSITION/FEMALE - 280-GT SERIES
	156045-04-000	EA	HOUSING - 6-POSITION/FEMALE - 280-GT SERIES
	156207-01-000	EA	HOUSING - 6-POSITION/MALE - 150-GT SERIES
	156208-01-000	EA	TERMINAL - MALE - 18-16 - 150-GT SERIES
	157590-01-000	EA	TERMINAL - FEMALE - M/P - 10-12 - 630
	157592-01-000	EA	HOUSING - 7-POSITION/FEMALE - M/P
	157592-02-000	EA	LOCK - SECONDARY - F/7 POSITION HOUSING
	157656-01-01A	EA	CONNECTOR - DASH LIGHT - BLACK
	158357-01-000	EA	HOUSING - 3 PIN/MALE - MINI FIT
	158373-01-000	EA	HOUSING - SOCKET - 16 CAVITY - MINI MATE-N-LOCK
	158374-01-000	EA	SOCKET - 16-20 CAVITY - MINI MATE-N-LOCK
	164687-01-000	EA	PIN - CONNECTOR - 16-14
	164685-01-000	EA	HOUSING - PIN - 7-POSITION
	164689-01-000	EA	SEAL - CONNECTOR
	168450-01-000	EA	CONNECTOR/ADAPTER - COAX



FORD

KEY	PART NUMBER	U/M	DESCRIPTION
1	113452-02-000	FT	SEAL/TRIM - FRONT - VINYL W/WIRE CARRIER - .027"
2	086233-01-000	EA	STUD - ISOLATED - 3/8" X 7/8" LONG
3	149825-01-000	EA	CONTROL MODULE - DIGISYNC/HIGH SPEED - F/C-BODY RAM

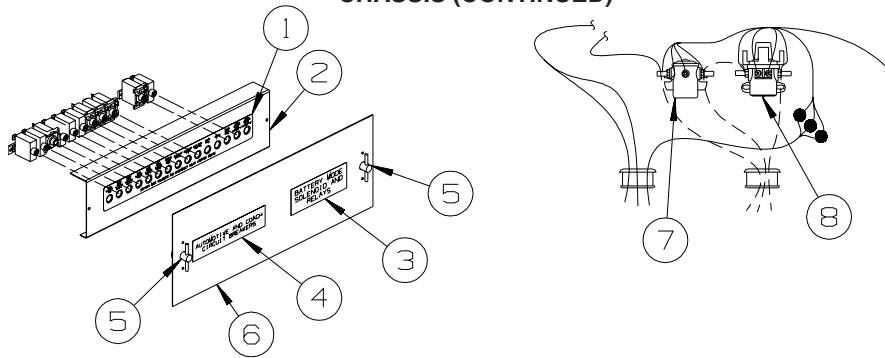
ELECTRICAL GROUP (CONTINUED)
CHASSIS (CONTINUED)



WORKHORSE

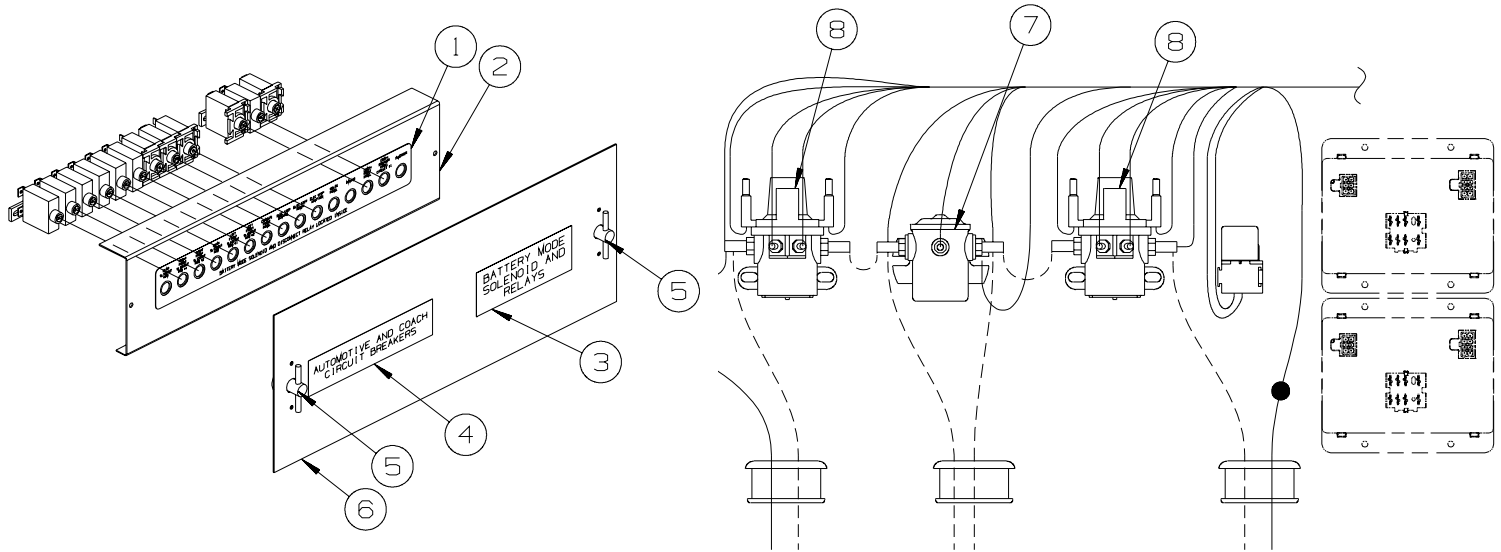
KEY	PART NUMBER	U/M DESCRIPTION
1	113452-02-000	FT SEAL/TRIM - FRONT - VINYL W/WIRE CARRIER - .027"
2	149825-01-000	EA CONTROL MODULE - DIGISYNC/HIGH SPEED - F/C-BODY RAM

ELECTRICAL GROUP (CONTINUED)
CHASSIS (CONTINUED)



ELECTRIC BOX
FROM: 00-00-00
THRU: 09-16-07

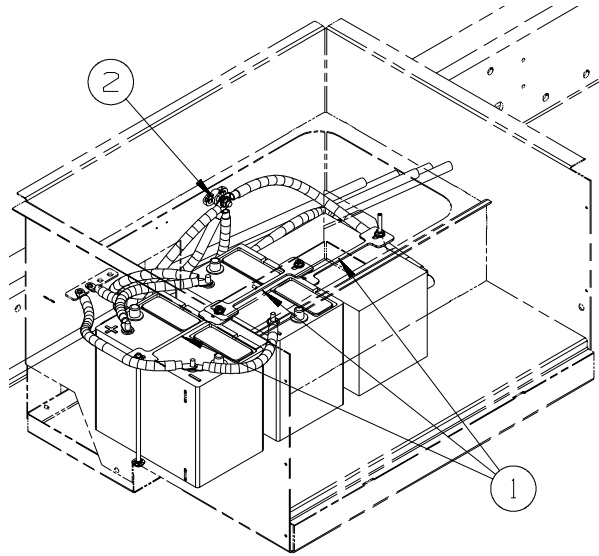
KEY	PART NUMBER	U/M	DESCRIPTION
1	093236-53-000	EA	LABEL - CIRCUIT BREAKER
2	118531-07-02B	EA	PLATE - CIRCUIT BREAKER - E-COATED
3	098379-04-000	EA	LABEL - ELECTRICAL BOX - SIDE
4	098379-01-000	EA	LABEL - CIRCUIT BREAKER - FRONT BOX
5	098196-01-000	EA	LATCH - 1/4 TURN - T-BAR
6	109925-04-000	EA	DOOR - ELECTRICAL BOX - 6.9" X 18.5" - GM/FORD
	092492-11-000	EA	SEAL - ELECTRIC BOX - 7" X 18.4"
7	008188-01-000	EA	SOLENOID - 3 POST - BATTERY CHANGE OVER
8	086273-01-000	EA	RELAY - BATTERY DISCONNECT



ELECTRIC BOX
FROM: 09-17-07
THRU: 99-99-99

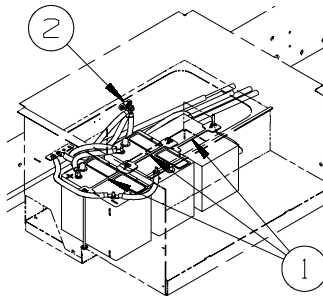
KEY	PART NUMBER	U/M	DESCRIPTION
1	093236-53-000	EA	LABEL - CIRCUIT BREAKER
2	118531-07-02B	EA	PLATE - CIRCUIT BREAKER - E-COATED
3	098379-04-000	EA	LABEL - ELECTRICAL BOX - SIDE
4	098379-01-000	EA	LABEL - CIRCUIT BREAKER - FRONT BOX
5	098196-01-000	EA	LATCH - 1/4 TURN - T-BAR
6	109925-04-000	EA	DOOR - ELECTRICAL BOX - E-COATED
			FROM: 00-00-00 THRU: 01-03-08
6	142145-01-02B	EA	DOOR - ELECTRICAL BOX - E-COATED
			FROM: 01-04-08 THRU: 99-99-99
	092492-11-000	EA	SEAL - ELECTRIC BOX - 7" X 18.4"
7	008188-01-000	EA	SOLENOID - 3 POST - BATTERY CHANGE OVER
8	086273-01-000	EA	RELAY - BATTERY DISCONNECT

ELECTRICAL GROUP (CONTINUED)
CHASSIS (CONTINUED)



**BATTERY
 INSTALLATION
 FROM: 00-00-00
 THRU: 09-16-07**

KEY	PART NUMBER	U/M	DESCRIPTION
1	160014-01-02B	EA	TIEDOWN - BATTERY - E-COATED
2	086233-01-000	EA	STUD - ISOLATED - 3/8" X 7/8" LONG



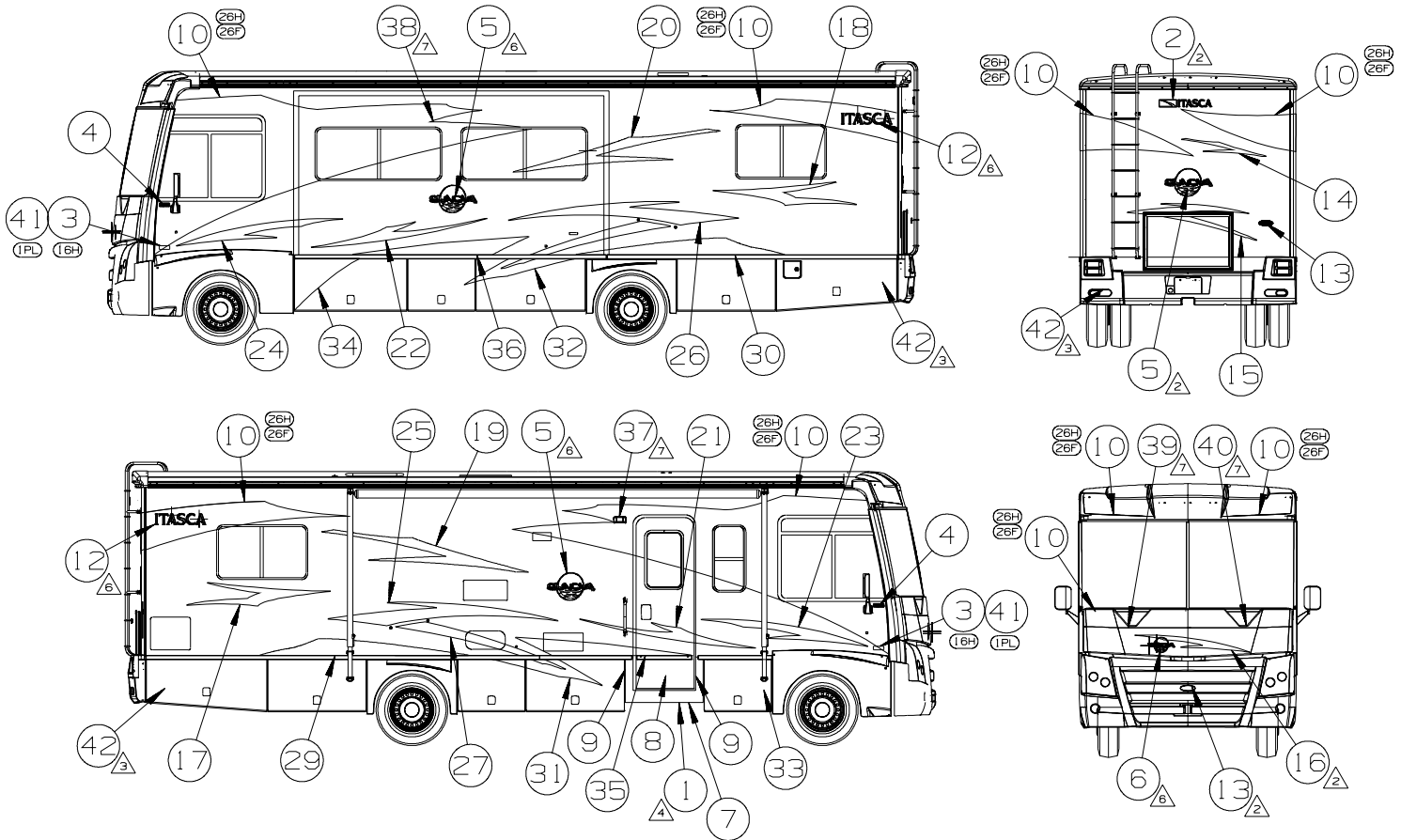
**BATTERY
 INSTALLATION
 FROM: 09-17-07
 THRU: 99-99-99**

KEY	PART NUMBER	U/M	DESCRIPTION
1	160014-01-02B	EA	TIEDOWN - BATTERY - E-COATED
2	086233-01-000	EA	STUD - ISOLATED - 3/8" X 7/8" LONG

EXTERIOR BODY GROUP

GRAPHICS & PAINT

GRAPHICS



(27G) KEY

PART NUMBER

U/M

DESCRIPTION

(27G) KEY	PART NUMBER	U/M	DESCRIPTION
	109506-01-000	EA	FILM-URETHANE PROTECTANT
	24806-01-CHT (58A)	M	DECAL-LOGO ITASCA W/ICON - DK CHERRY/BRT WHITE
(16H) (16M)	29992-02-CHT (01A)	M	DECAL-EMBLEM TRITON V-10 (3 VALVE) CHASSIS SUPPLIED - BLACK/CHROME
	32664-02-CHT (01A)	M	DECAL-LOGO DOMED WINNEBAGO - CHROME/RED/BLACK
	35493-03-CHT (01A)	M	DECAL-LOGO SUNOVA VINYL LG - SLATE GRAY/SANDSTONE/GOLD/BLACK/BRT WHITE
	35545-02-CHT (01A)	M	DECAL-LOGO SUNOVA VINYL SML - SLATE GRAY/SANDSTONE/GOLD/BLACK/BRT WHITE
	38348-01-CHT (02A)	M	DECAL-DOOR TRIM - MED PARCHEMENT
	38349-01-CHT (02A)	M	DECAL-DOOR TRIM - MED PARCHEMENT
	39657-01-CHT (02A)	M	DECAL-DOOR TRIM - MED PARCHEMENT
(26F)	41599-01-000	M	PAINT-METALLIC GOLD - DUPONT #373-P7436
	44939-02-000	M	PAINT-IRON CLEAR 55 GAL - DUPONT #34405
	51687-02-CHT (33A)	M	DECAL-LOGO ITASCA DK CHERRY/BRT WHITE
	60657-01-CHT (01A)	M	DECAL-LOGO DOMED NAMEPLATE ITASCA - CHROME/WHITE/BLACK/TEAL
	60658-01-CHT (01A)	M	DECAL-CHECKMARK REAR - SUNSET
	60659-01-CHT (01A)	M	DECAL-SLASH REAR - DK CHERRY
	60660-01-CHT (01A)	M	DECAL-CHECKMARK HOOD - SUNSET
	60661-01-CHT (01A)	M	DECAL-CHECKMARK #1 RH - NUTMEG
	60662-01-CHT (01A)	M	DECAL-CHECKMARK #1 LH - NUTMEG
	60663-01-CHT (01A)	M	DECAL-CHECKMARK #2 RH - SUNSET
	60664-01-CHT (01A)	M	DECAL-CHECKMARK #2 LH - SUNSET
	60665-01-CHT (01A)	M	DECAL-CHECKMARK #3 RH - NUTMEG
	60666-01-CHT (01A)	M	DECAL-CHECKMARK #3 LH - NUTMEG
	60667-01-CHT (01A)	M	DECAL-CHECKMARK #4 RH - DK CHERRY
	60668-01-CHT (01A)	M	DECAL-CHECKMARK #4 LH - DK CHERRY
	60669-01-CHT (01A)	M	DECAL-SLASH #1 RH - DK CHERRY
	60670-01-CHT (01A)	M	DECAL-SLASH #1 LH - DK CHERRY
	60671-01-CHT (01A)	M	DECAL-SLASH #2 RH - DK CHERRY
	60672-01-CHT (01A)	M	DECAL-SLASH #2 LH - DK CHERRY
	60673-01-CHT (01A)	M	DECAL-PAINT LINE #1 RH - MED PARCHEMENT
	60674-01-CHT (01A)	M	DECAL-PAINT LINE #1 LH - MED PARCHEMENT
	60675-01-CHT (01A)	M	DECAL-PAINT LINE #2 RH - BRT WHITE/DK CHERRY
	60676-01-CHT (01A)	M	DECAL-PAINT LINE #2 LH - BRT WHITE/DK CHERRY
	60677-01-CHT (01A)	M	DECAL-PAINT LINE #3 RH - BRT WHITE
	60678-01-CHT (01A)	M	DECAL-PAINT LINE #3 LH - BRT WHITE
	60679-01-CHT (01A)	M	DECAL-PAINT LINE #4 RH - MED PARCHEMENT
	60680-01-CHT (01A)	M	DECAL-PAINT LINE #4 LH - MED PARCHEMENT
	60681-01-CHT (01A)	M	DECAL-PAINT MASK MID UPPER RH - VINYL WHITE
	60682-01-CHT (01A)	M	DECAL-PAINT MASK MID UPPER LH - VINYL WHITE
	60683-01-CHT (01A)	M	DECAL-PAINT MASK HOOD UPPER RH - VINYL WHITE
	60684-01-CHT (01A)	M	DECAL-PAINT MASK HOOD UPPER LH - VINYL WHITE
	60685-01-CHT (01A)	M	DECAL-EMBLEM - CHASSIS SUPPLIED
	60686-01-CHT (01A)	M	COLORLED PLASTIC AND STEEL - MED PARCHEMENT
	60687-01-CHT (01A)	M	PAINT MASK-REFRIG VENT - YELLOW VINYL
	165266-01-CHT (01A)	EA	

- △ USE PAINT MASK ON REFRIGERATOR VENT ON STANDARD GRAPHICS WHEN PAINT IS APPLIED TO VENT.
- △ PAINT MASK TO BE REMOVED AFTER PAINT.
- △ LOGO IS TO BE HELD TO ±1 MM ON A HORIZONTAL PLANE (END TO END).
- △ CLEAR COAT TO BE APPLIED ON PAINTED AREAS TO PROTECT PAINT.
- △ FILM TO PROTECT BOTTOM OF DOOR FROM SCUFF MARKS.
- △ PARTS BELOW FEATURE LINE WILL BE COLORED PRIOR TO ASSEMBLY.
- △ CENTER ON UNIT.
- 1. APPLY PROTECTOR 116424-01 TO WATER HEATER LATCH.

- (1PG) WORKHORSE 21,200# GVWR
- (1PL) WORKHORSE 18,000# GVWR (W18)
- (1PJ) WORKHORSE 16,000# GVWR (W16)
- (16M) FORD CHASSIS 20,500# V10 ENG
- (16H) FORD CHASSIS 18,000# V10 ENG
- (26H) EXT GRAPHIC/PAINT-DLX PKG 2
- (26F) EXT GRAPHIC/PAINT DLX PKG 1
- (92K) EXTERIOR GRAPHICS PACKAGE #2
- (27G) EXTERIOR GRAPHICS PACKAGE #1

NOTES:

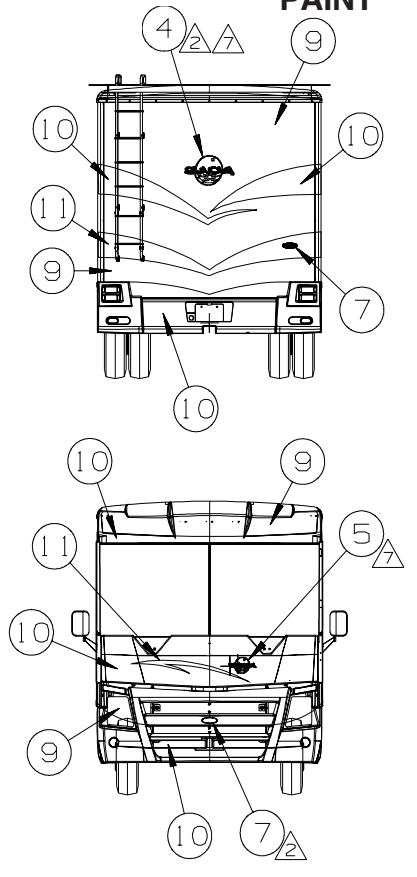
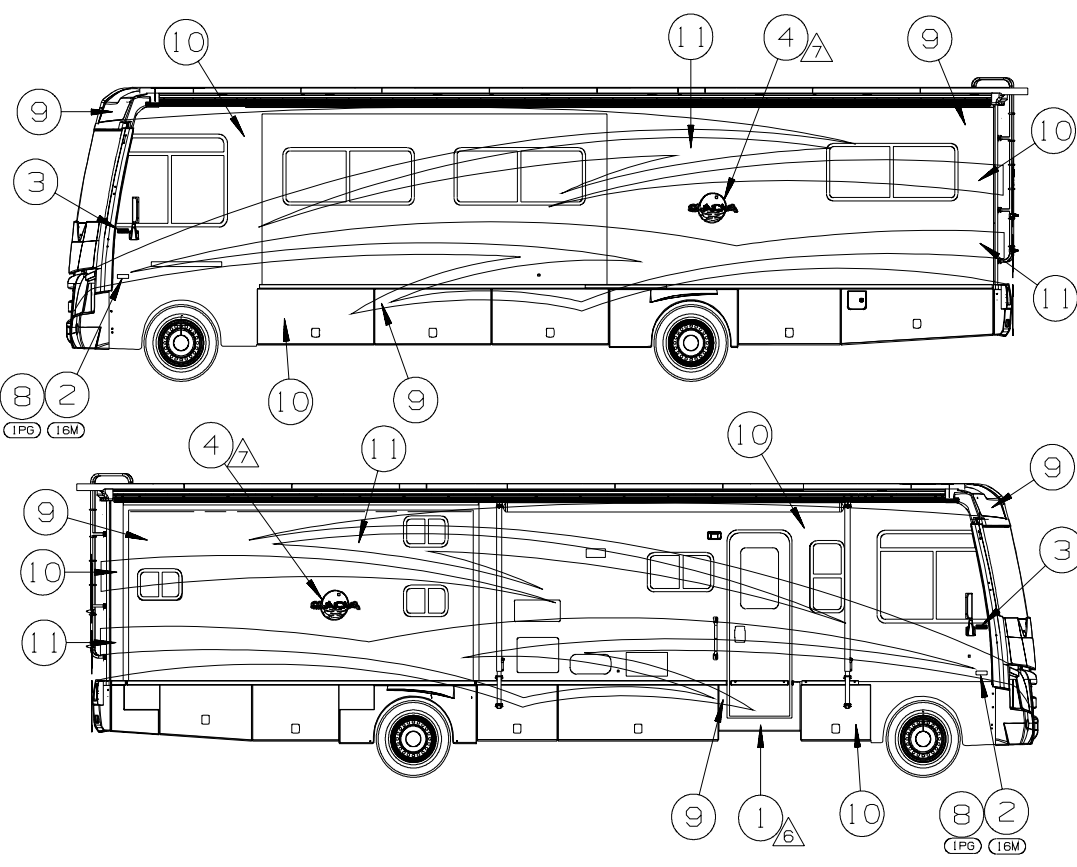
EXTERIOR BODY GROUP (CONTINUED)
GRAPHICS & PAINT (CONTINUED)

GRAPHICS

KEY	PART NUMBER	U/M	DESCRIPTION
	1 109506-01-000	EA	FILM-URETHANE PROTECTANT
	2 124806-01-CHT(33A)	EA	DECAL-LOGO ITASCA W/ICON - DP BLUE STAR/BRT WHITE
(16M) (16H)	3 129922-02-CHT(01A)	EA	DECAL-EMBLEM TRITON V-10 (3 VALVE) - CHASSIS SUPPLIED - BLACK/CHROME
	4 132664-02-CHT(01A)	EA	DECAL-LOGO DOMED WINNEBAGO - CHROME/RED/BLACK
	5 135452-03-CHT(01A)	EA	DECAL-LOGO SUNOVA VINYL LG - SLATE GRAY/SANDSTONE/GOLD/BLACK/BRT WHITE
	6 135452-04-CHT(01A)	EA	DECAL-LOGO SUNOVA VINYL SML - SLATE GRAY/SANDSTONE/GOLD/BLACK/BRT WHITE
	7 138348-01-CHT(02A)	EA	DECAL-DOOR TRIM - MED PARCHMENT
	8 138349-01-CHT(02A)	EA	DECAL-DOOR - MED PARCHMENT
	9 139657-01-CHT(02A)	EA	DECAL-DOOR TRIM - MED PARCHMENT
(5) →	10 (26H) 141599-48-000	GL	PAINT-CATALINA BLUE MET - DUPONT #373-P758414
	11 141599-27-000	GL	PAINT-IMRON CLEAR 55 GAL - DUPONT #34405
	12 144587-02-CHT(04A)	EA	DECAL-LOGO ITASCA - DP BLUE STAR/BRT WHITE
	13 151687-02-CHT(01A)	EA	DECAL-LOGO DOMED NAMEPLATE ITASCA - CHROME/WHITE/BLACK/TEAL
	14 160657-01-CHT(02A)	EA	DECAL-CHECKMARK REAR - DP BLUE STAR
	15 160658-01-CHT(02A)	EA	DECAL-SLASH REAR - BLUE
	16 160659-01-CHT(02A)	EA	DECAL-CHECKMARK HOOD - BLUE
	17 160660-01-CHT(02A)	EA	DECAL-CHECKMARK #1 RH - FLINTSTONE
	18 160660-02-CHT(02A)	EA	DECAL-CHECKMARK #1 LH - FLINTSTONE
	19 160661-01-CHT(02A)	EA	DECAL-CHECKMARK #2 RH - DP BLUE STAR
	20 160661-02-CHT(02A)	EA	DECAL-CHECKMARK #2 LH - DP BLUE STAR
	21 160662-01-CHT(02A)	EA	DECAL-CHECKMARK #3 RH - FLINTSTONE
	22 160662-02-CHT(02A)	EA	DECAL-CHECKMARK #3 LH - FLINTSTONE
	23 160663-01-CHT(02A)	EA	DECAL-CHECKMARK #4 RH - BLUE
	24 160663-02-CHT(02A)	EA	DECAL-CHECKMARK #4 LH - BLUE
	25 160664-01-CHT(02A)	EA	DECAL-SLASH #1 RH - BLUE
	26 160664-02-CHT(02A)	EA	DECAL-SLASH #1 LH - BLUE
	27 160665-01-CHT(02A)	EA	DECAL-SLASH #2 RH - BLUE
	28 160665-02-CHT(02A)	EA	DECAL-SLASH #2 LH - BLUE
	29 160666-01-CHT(01A)	EA	DECAL-PAINT LINE #1 RH - MED PARCHMENT
	30 160666-02-CHT(01A)	EA	DECAL-PAINT LINE #1 LH - MED PARCHMENT
	31 160667-01-CHT(02A)	EA	DECAL-PAINT LINE #2 RH - BRT WHITE/BLUE
	32 160667-02-CHT(02A)	EA	DECAL-PAINT LINE #2 LH - BRT WHITE/BLUE
	33 160668-01-CHT(01A)	EA	DECAL-PAINT LINE #3 RH - BRT WHITE
	34 160668-02-CHT(01A)	EA	DECAL-PAINT LINE #3 LH - BRT WHITE
	35 160669-01-CHT(01A)	EA	DECAL-PAINT LINE #4 RH - MED PARCHMENT
	36 160669-02-CHT(01A)	EA	DECAL-PAINT LINE #4 LH - MED PARCHMENT
	37 160670-01-CHT(01A)	EA	DECAL-PAINT MASK MID UPPER RH - VINYL WHITE
	38 160670-02-CHT(01A)	EA	DECAL-PAINT MASK MID UPPER LH - VINYL WHITE
	39 160671-01-CHT(01A)	EA	DECAL-PAINT MASK HOOD UPPER RH - VINYL WHITE
	40 160671-02-CHT(01A)	EA	DECAL-PAINT MASK HOOD UPPER LH - VINYL WHITE
	41 (IPJ) (IPN) (IPL)	EA	DECAL-EMBLEM - CHASSIS SUPPLIED
(3) →	42 -----	GL	COLORED PLASTIC AND STEEL - MED PARCHMENT
	43 ← (A)	EA	PAINT MASK-REFRIG VENT - YELLOW VINYL

EXTERIOR BODY GROUP (CONTINUED) GRAPHICS & PAINT (CONTINUED)

FULL BODY PAINT



(27A) KEY	PART NUMBER	U/M
1	109506-01-000	EA
2 (16H) (16M)	129822-02-CHT(01A)	EA
3	132664-02-CHT(01A)	EA
4	135452-05-CHT(01A)	EA
5	135452-06-CHT(01A)	EA
6	141599-27-000	EA
7	151687-02-CHT(01A)	EA
8 (1PJ) (1PN)	EA
9	EA
10	GL
11	GL
12 (24P)	167522-01-000	EA

(92A) KEY	PART NUMBER	U/M
1	109506-01-000	EA
2 (16H) (16M)	129822-02-CHT(01A)	EA
3	132664-02-CHT(01A)	EA
4	135452-05-CHT(01A)	EA
5	135452-06-CHT(01A)	EA
6	141599-27-000	EA
7	151687-02-CHT(01A)	EA
8 (1PJ) (1PN)	EA
9	EA
10	GL
11	GL
12 (24P)	167522-01-000	EA

(24C) KEY	PART NUMBER	U/M
1	109506-01-000	EA
2 (16H) (16M)	129822-02-CHT(01A)	EA
3	132664-02-CHT(01A)	EA
4	135452-05-CHT(01A)	EA
5	135452-06-CHT(01A)	EA
6	141599-27-000	EA
7	151687-02-CHT(01A)	EA
8 (1PJ) (1PN)	EA
9	EA
10	GL
11	GL
12 (24P)	167522-01-000	EA

DESCRIPTION SAND
FILM-URETHANE PROTECTANT
DECAL-EMBLEM TRITON V-10 (3 VALVE) - CHASSIS SUPPLIED - BLACK/CHROME
DECAL-LOGO DOMED WINNEBAGO - CHROME/RED/BLACK
DECAL-LOGO SUNOVA VINYL LG - SANDSTONE/SLATE GRAY/GOLD/BLACK/BRT WHITE
DECAL-LOGO SUNOVA VINYL SML - SANDSTONE/SLATE GRAY/GOLD/BLACK/BRT WHITE
PAINT-IRON CLEAR 55 GAL - DUPONT #34405
DECAL-LOGO DOMED NAMEPLATE ITASCA - CHROME/WHITE/BLACK/TEAL
DECAL-EMBLEM - CHASSIS SUPPLIED
PAINT-PUMICE MET - SW #48438-6
PAINT-DARK BEIGE MET - SW #57776-2
PAINT-EXPRESSO BROWN MET - SW #64167
KIT-PAINT PROTECTION

DESCRIPTION CLOUD
FILM-URETHANE PROTECTANT
DECAL-EMBLEM TRITON V-10 (3 VALVE) - CHASSIS SUPPLIED - BLACK/CHROME
DECAL-LOGO DOMED WINNEBAGO - CHROME/RED/BLACK
DECAL-LOGO SUNOVA VINYL LG - SANDSTONE/SLATE GRAY/GOLD/BLACK/BRT WHITE
DECAL-LOGO SUNOVA VINYL SML - SANDSTONE/SLATE GRAY/GOLD/BLACK/BRT WHITE
PAINT-IRON CLEAR 55 GAL - DUPONT #34405
DECAL-LOGO DOMED NAMEPLATE ITASCA - CHROME/WHITE/BLACK/TEAL
DECAL-EMBLEM - CHASSIS SUPPLIED
PAINT-COOL BEIGE MET - SW #62261
PAINT-ANTIQUE SAGE MET - SW #50655
PAINT-DARK GRAY MET - SW #64255
KIT-PAINT PROTECTION

DESCRIPTION IRON RANGE
FILM-URETHANE PROTECTANT
DECAL-EMBLEM TRITON V-10 (3 VALVE) - CHASSIS SUPPLIED - BLACK/CHROME
DECAL-LOGO DOMED WINNEBAGO - CHROME/RED/BLACK
DECAL-LOGO SUNOVA VINYL LG - SANDSTONE/SLATE GRAY/GOLD/BLACK/BRT WHITE
DECAL-LOGO SUNOVA VINYL SML - SANDSTONE/SLATE GRAY/GOLD/BLACK/BRT WHITE
PAINT-IRON CLEAR 55 GAL - DUPONT #34405
DECAL-LOGO DOMED NAMEPLATE ITASCA - CHROME/WHITE/BLACK/TEAL
DECAL-EMBLEM - CHASSIS SUPPLIED
PAINT-IRON GRAY MET - SW #61766
PAINT-LT AUTUMNWOOD MET - SW #48507
PAINT-SEDONA MET - SW #63814
KIT-PAINT PROTECTION

- ▲ LOGO IS TO BE . MM ON A HORIZONTAL PLANE (END TO END).
- ▲ FILM TO PROTECT BOTTOM OF DOOR FROM SCUFF MARKS.
- ▲ DIE CUT ACRYLIC FILM, USED TO PROTECT FULL BODY PAINTED UNITS.
- 4. ON FULL BODY PAINTED UNITS USE 145487-02-000 (100 FT) TO COVER UNSEALED ROOF SEAMS.
- ▲ CLEAR COAT TO BE APPLIED ON ENTIRE UNIT TO PROTECT PAINT.
- ▲ CENTER ON UNIT.
- 1. APPLY PROTECTOR 116424-01-000 TO WATER HEATER DOOR LATCH.

- 9. APPLY SEALER BODY SEAM CLEAR 94401-04-000 TO HELP SECURE PAINT ON EDGES.
- 8. END PANELS OF SLIDEOUT ROOMS WILL BE PAINTED WITH BASE COAT AND CLEAR COAT ONLY. THERE WILL BE NO COLORED DESIGN GRAPHICS ELEMENTS PAINTED ON THE END PANELS.

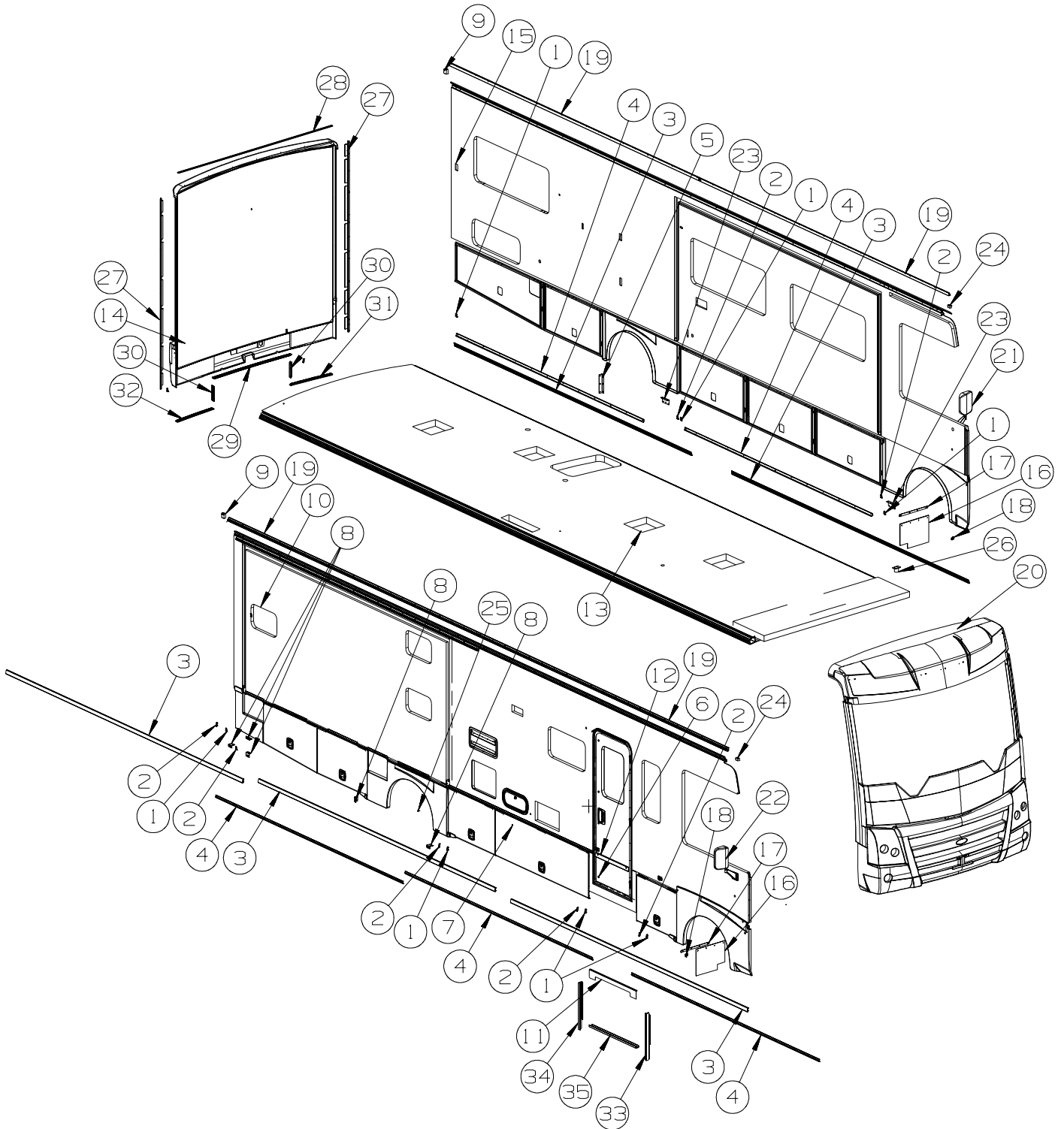
- (24P) MASK FRONT EXT PROTECTIVE
- (1P6) HORSE 21,200+ GVWR
- (1PL) HORSE 18,000+ GVWR (1181)
- (1P) HORSE 16,000+ GVWR (1161)
- (16M) FORD CHASSIS 20,500+/110 ENG
- (6P) FORD CHASSIS 18,000+/110 ENG
- (24) EXT FULL BODY PAINT PKG # 3
- (92A) EXT FULL BODY PAINT PKG # 2
- (27A) EXT FULL BODY PAINT PKG # 1

KEY	PART NUMBER	U/M	DESCRIPTION
	093681-39-01A	FT	FILM - 3.1" - FLAT BLACK - SLIDEOUT ROOMS
	093681-40-01A	FT	FILM - 2" - FLAT BLACK - DRIVERS DOOR
	072882-01-000	EA	PAINT - 16 OUNCE SPRAY - OFF WHITE

**DUPONT COLOR CODES ARE NOW FOUND IN THE PAINT CODE MANUAL.
YOU CAN FIND THIS MANUAL ON YOUR DEALER INDEX WEBPAGE UNDER SERVICE.**

EXTERIOR BODY GROUP (CONTINUED)

PANELS & TRIMS



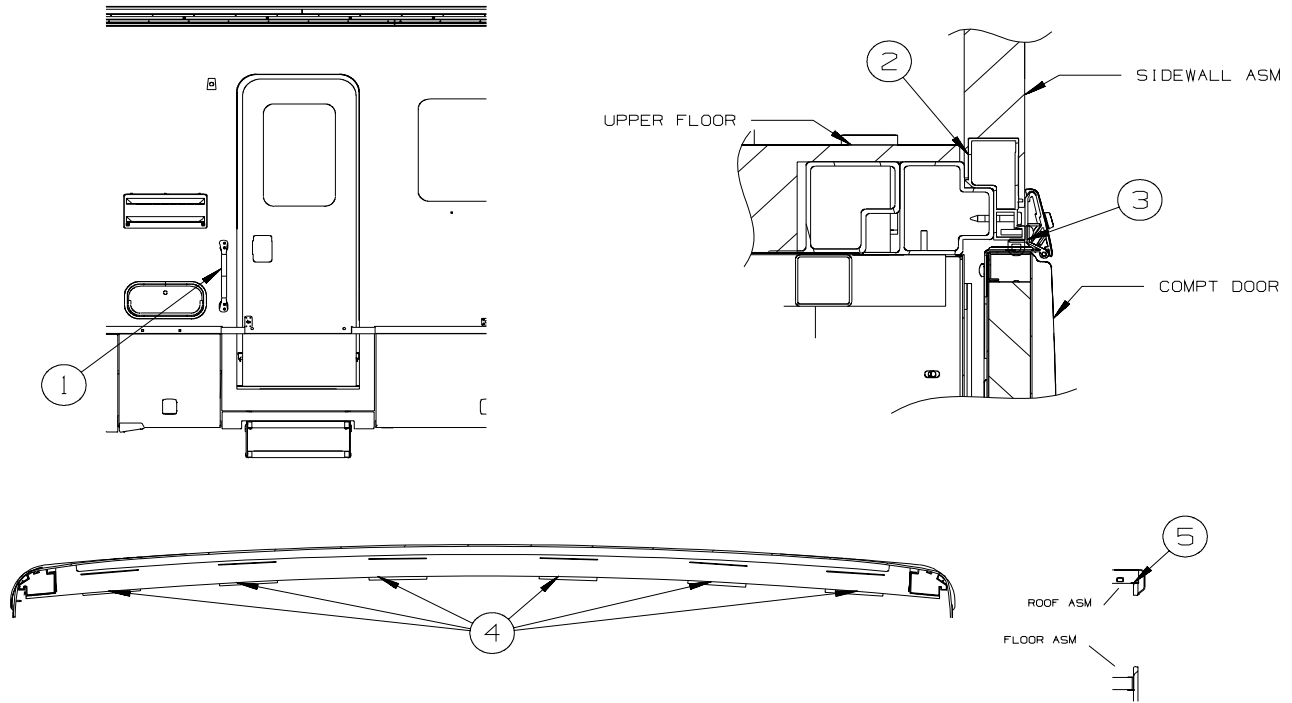
KEY	PART NUMBER	U/M	DESCRIPTION
1	146576-01-01A	EA	END CAP/TRIM - RIGHT HAND - BRIGHT WHITE
1	146576-01-02A	EA	END CAP/TRIM - RIGHT HAND - BLACK - FULL BODY PAINT
2	146576-02-01A	EA	END CAP/TRIM - LEFT HAND - BRIGHT WHITE
2	146576-02-02A	EA	END CAP/TRIM - LEFT HAND - BLACK - FULL BODY PAINT
3	146550-01-03A	EA	TRIM COVER - SIDEWALL - 182" - BRIGHT WHITE
3	146550-01-02A	EA	TRIM COVER - SIDEWALL - 182" - BLACK - FULL BODY PAINT
4	146548-01-01A	EA	TRIM - RETAINER
5	113904-18-02B	EA	ANGLE - ATTACHMENT/WHEEL LIP - E-COATED
6	120863-02-000	EA	BUMPER - RUBBER/RADIUS TOP - 1" X 1 1/2"
7	153498-01-01A	EA	BUMPER - RUBBER - WHITE
8	113904-19-02B	EA	ANGLE - ATTACHMENT/WHEEL LIP - E-COATED
9	156094-01-000	EA	FOAM - PLUG - SIDEWALL TUBE

EXTERIOR BODY GROUP (CONTINUED)
PANELS & TRIMS (CONTINUED)

KEY	PART NUMBER	U/M	DESCRIPTION
10	163415-01-W57	EA	SIDEWALL - PASSENGER - W/O WINDOWS/TRIMS (W57, W58)
10	163415-01-W59	EA	SIDEWALL - PASSENGER - W/O WINDOWS/TRIMS (W59, W60, W61, W62)
10	163415-02-W57	EA	SIDEWALL - PASSENGER - W/O WINDOWS/TRIMS (W57, W58) - PREMIUM HIGH GLOSS SIDEWALL
10	163415-02-W59	EA	SIDEWALL - PASS - W/O WINDOWS/TRIMS (W59, W60, W61, W62) - PREMIUM HIGH GLOSS
SIDEWALL			
10	163415-2A-W57	EA	SIDEWALL - PASSENGER - W/O WINDOWS/TRIMS (W57, W58) - FULL BODY PAINT
10	163415-2A-W59	EA	SIDEWALL - PASS - W/O WINDOWS/TRIMS (W59, W60, W61, W62) - FULL BODY PAINT
11	138021-05-18B	EA	VALANCE/PANEL - ENTRY STEP/U-SHAPED - 35.9" X 4.3" - PARCHMENT FROM: 00-00-00 THRU: 12-30-07
11	138021-05-02B	EA	VALANCE/PANEL - ENTRY STEP/U-SHAPED - 35.9" X 4.3" - E-COATED - FULL BODY PAINT FROM: 00-00-00 THRU: 12-30-07
11	167953-01-02B	EA	PANEL/TRIM - ENTRY STEP/U-SHAPED - 35.9"X 4.3" - E-COATED FROM: 12-31-07 THRU: 99-99-99
12	149822-01-01A	EA	TRIM - SIDEWALL/ENTRY DOOR - 25.3" - BRIGHT WHITE
12	149822-01-01A	EA	TRIM - SIDEWALL/ENTRY DOOR - 25.3" - BLACK - FULL BODY PAINT
13	163416-01-W51	EA	ROOF - W/O LIGHTS/VENTS - W/WIRING
14	P62342-01-W51	EA	BACKWALL - W/O WINDOW/TRIMS (W57, W58)
14	P62342-01-W59	EA	BACKWALL - W/O WINDOW/TRIMS (W59, W60, W61, W62)
14	P62342-02-W51	EA	BACKWALL - W/O WINDOW/TRIMS (W57, W58) - PREMIUM HIGH GLOSS SIDEWALL
14	P62342-02-W59	EA	BACKWALL - W/O WINDOW/TRIMS (W59, W60, W61, W62) - PREMIUM HIGH GLOSS SIDEWALL
15	163414-01-W51	EA	SIDEWALL - DRIVER - W/O WINDOWS/TRIMS (W57, W58)
15	163414-01-W59	EA	SIDEWALL - DRIVER - W/O WINDOWS/TRIMS (W59, W60, W61, W62)
15	163414-02-W51	EA	SIDEWALL - DRIVER - W/O WINDOWS/TRIMS (W57, W58) - PREMIUM HIGH GLOSS SIDEWALL
15	163414-02-W59	EA	SIDEWALL - DRVR - W/O WINDOWS/TRIMS (W59, W60, W61, W62) - PREMIUM HIGH GLOSS
SIDEWALL			
16	017516-01-000	EA	MUD FLAP - 14"H X 18"W - W/O MOUNTING HOLES - RUBBER - BLK
17	140922-01-02B	EA	RETAINER - MUD FLAP - 1" X 17.7" - E-COATED/BLACK
18	123512-06-02B	EA	BRACKET - DOOR/VALANCE - E-COATED
19	157284-01-01A	EA	RAIL - AWNING - 192" - BRIGHT WHITE
20	157016-02-W51	EA	CAP - ROOF/FRONT SECTION - W/O LIGHTS/VENTS - W/WIRING
21*	106015-15-01A	EA	MIRROR - EXTERIOR ADJUSTABLE GLASS
21*	106015-13-01A	EA	MIRROR - EXTERIOR REMOTE/HEAT - MIRRORS-EXTERIOR W/DEFROST
22*	106015-14-01A	EA	MIRROR - EXTERIOR ADJUSTABLE GLASS
22*	106015-12-01A	EA	MIRROR - EXTERIOR REMOTE/HEAT - MIRRORS-EXTERIOR W/DEFROST
23	113904-23-02B	EA	ANGLE - ATTACHMENT/WHEEL LIP - E-COATED
24	156094-02-000	EA	FOAM - PLUG - SIDEWALL TUBE
25	143143-01-01A	EA	ANGLE - SUPPORT/TRIM
26	092776-01-000	EA	ADAPTER - DUCT - 2"
27	135270-02-02B	EA	BRACKET/Z - BACKWALL MOUNT - E-COAT
28	114248-02-04A	EA	ANGLE - PLASTIC - .7" X .4" X 96.7" - BEIGE
29	158141-01-01A	EA	TRIM - BACKWALL/LOWER - 49.3"
30	158141-02-01A	EA	TRIM - BACKWALL/LOWER - 8.6"
31	158141-03-01A	EA	TRIM - BACKWALL/LOWER - 24.6"
32	158141-04-01A	EA	TRIM - BACKWALL/LOWER - 24.6"
33	133100-01-02A	EA	TRIM - SIDEWALL - 24.5" - BRIGHT WHITE
33	133100-01-01A	EA	TRIM - SIDEWALL - 24.5" - BLACK - FULL BODY PAINT
34	133100-02-04A	EA	TRIM - SIDEWALL - 24.5" - PARCHMENT
34	133100-02-01A	EA	TRIM - SIDEWALL - 24.5" - BLACK - FULL BODY PAINT
35	137599-05-04A	EA	TRIM - SIDEWALL/LOWER - 35.9" - PARCHMENT
35	137599-05-02A	EA	TRIM - SIDEWALL/LOWER - 35.9" - BLACK - FULL BODY PAINT

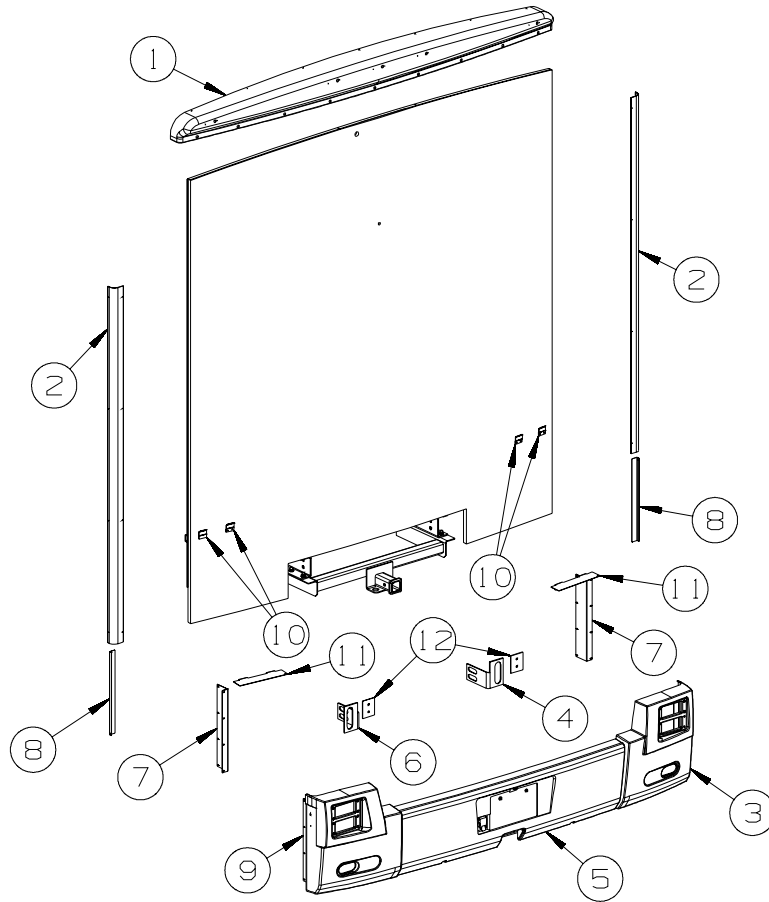
*COMPONENT PARTS LISTED LATER IN THIS GROUP

EXTERIOR BODY GROUP (CONTINUED) PANELS & TRIMS (CONTINUED)



KEY	PART NUMBER	U/M	DESCRIPTION
1	152854-01-01A	EA	HANDLE - ASSIST - WHITE W/BLACK RUBBER GRIP - 18 5/8"
1	165309-01-01A	EA	ASSIST HANDLE - 18" - NON-LIGHTED - SST
2	104692-01-000	EA	SEAL - ADHESIVE BACKED FOAM - 3/4" THICK X 3/4" WIDE X 25'
3	099418-01-000	FT	SEAL - D-SECTION/ADHESIVE BACK - .44" X .44" - BLK RUBBER
4	140999-02-02B	EA	BRACKET - CAP ATTACHMENT - E-COATED
5	137023-01-03B	EA	PLATE - JOINT - BACKWALL/ROOF - E-COATED

EXTERIOR BODY GROUP (CONTINUED)
PANELS & TRIMS (CONTINUED)



KEY	PART NUMBER	U/M	DESCRIPTION
1	137582-02-N21	EA	CAP - REAR/ROOF - W/O LIGHTS/VENTS - W/WIRING - BRIGHT WHITE
1	137582-02-AA1	EA	CAP - REAR/ROOF - W/O LIGHTS/VENTS/WIRING - PRIMED
2	139969-01-02A	EA	COVE - BACKWALL - BRIGHT WHITE
2	139969-01-03A	EA	COVE - BACKWALL - BLACK
3	157713-03-U57	EA	TRIM/POD - BACKWALL/TAILLIGHT - LOWER/PASSENGER - PARCHMENT
3	157713-03-AA1	EA	TRIM/POD - BACKWALL/TAILLIGHT - LOWER/PASSENGER - BLACK
4	138162-05-02B	EA	BRACKET/BUMPER - RR/RH HAND - 4.3"X 3.5"X 7.3" - E-COATED
5	P57727-02-U57	EA	PANEL - BUMPER/REAR - W/O HARDWARE - PARCHMENT
5	P57727-02-AA1	EA	PANEL - BUMPER/REAR - W/O HARDWARE - BLACK
6	138162-06-02B	EA	BRACKET/BUMPER - RR/LH HAND - 4.3"X 3.5"X 7.3" - E-COATED
7	139811-01-02B	EA	SEAL PLANE/ANGLE MOUNT FILLER (SIDEWALL/BACKWALL ATTACH)
8	132721-02-02B	EA	BRACKET/MOUNT - TRIM - REAR - E-COATED
9	157713-04-U57	EA	TRIM/POD - BACKWALL/TAILLIGHT - LOWER/DRIVER - PARCHMENT
9	157713-04-AA1	EA	TRIM/POD - BACKWALL/TAILLIGHT - LOWER/DRIVER - BLACK
10	130034-07-02B	EA	CLIP - TRIM - E-COATED
11	159554-01-02B	EA	BRACKET/MOUNT - TRIM/POD - TAILLIGHT - E-COATED
12	140371-05-02B	EA	PLATE - W/HOLE - BUMPER - 3.3" X 3.9" - E-COATED

EXTERIOR BODY GROUP (CONTINUED)
COMPONENT PARTS FOR PANELS & TRIMS

106015-12-01A

KEY	PART NUMBER	U/M	DESCRIPTION	VENDOR NO.
	106015-12-700	EA	MIRROR-FLAT-W/W/O HEAT	709448
	106015-12-701	EA	MIRROR-CONVEX - W/W/O HEAT	709449
	106015-12-702	EA	CAP/SCREW - (PKG OF 4) - BLK	748329 RND
	106015-12-703	EA	CONVEX GLASS/HANDSET/HOUSING	7095892
	106015-19-701	EA	GLASS/FLAT-W/BEZEL/HEAT/ANTI	709644
	119774-09-700	EA	PLATE-INNER SUPT/MIRROR HEAD	709418-7RH
	131431-01-701	EA	MOTOR	7475400

106015-13-01A

KEY	PART NUMBER	U/M	DESCRIPTION	VENDOR NO.
	106015-12-700	EA	MIRROR-FLAT-W/W/O HEAT	709448
	106015-12-701	EA	MIRROR-CONVEX - W/W/O HEAT	709449
	106015-12-702	EA	CAP/SCREW - (PKG OF 4) - BLK	748329 RND
	106015-12-703	EA	CONVEX GLASS/HANDSET/HOUSING	7095892
	106015-19-701	EA	GLASS/FLAT-W/BEZEL/HEAT/ANTI	709644
	119774-09-701	EA	PLATE INNER SUPT/MIRROR HEAD	709419-7LH
	131431-01-701	EA	MOTOR	7475400

106015-14-01A

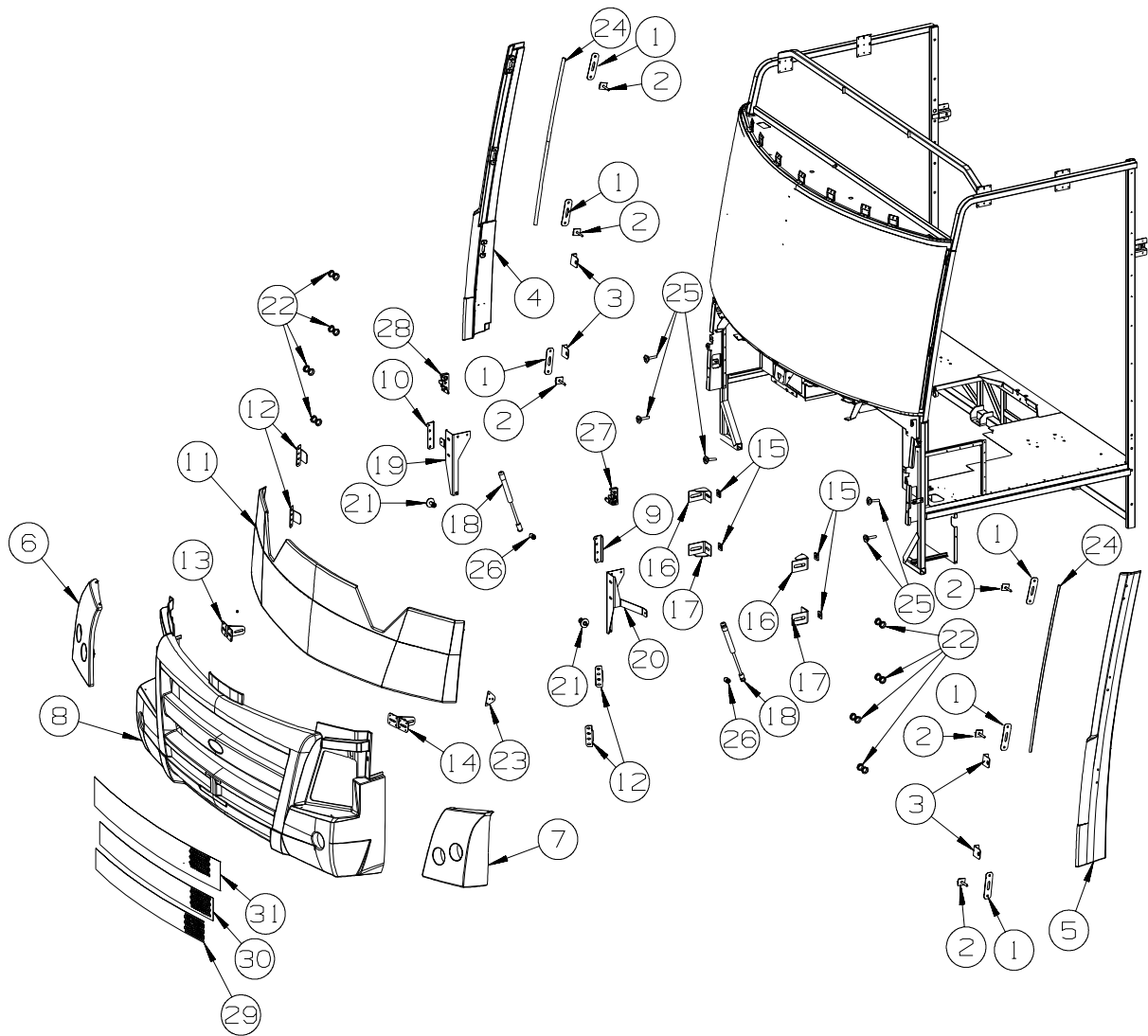
KEY	PART NUMBER	U/M	DESCRIPTION	VENDOR NO.
	106015-12-700	EA	MIRROR-FLAT-W/W/O HEAT	709448
	106015-12-701	EA	MIRROR-CONVEX - W/W/O HEAT	709449
	106015-12-702	EA	CAP/SCREW - (PKG OF 4) - BLK	748329 RND
	106015-12-703	EA	CONVEX GLASS/HANDSET/HOUSING	7095892
	106015-19-701	EA	GLASS/FLAT-W/BEZEL/HEAT/ANTI	709644
	119774-09-700	EA	PLATE-INNER SUPT/MIRROR HEAD	709418-7RH

106015-15-01A

KEY	PART NUMBER	U/M	DESCRIPTION	VENDOR NO.
	106015-12-700	EA	MIRROR-FLAT-W/W/O HEAT	709448
	106015-12-701	EA	MIRROR-CONVEX - W/W/O HEAT	709449
	106015-12-702	EA	CAP/SCREW - (PKG OF 4) - BLK	748329 RND
	106015-12-703	EA	CONVEX GLASS/HANDSET/HOUSING	7095892
	106015-19-701	EA	GLASS/FLAT-W/BEZEL/HEAT/ANTI	709644
	119774-09-701	EA	PLATE INNER SUPT/MIRROR HEAD	709419-7LH

EXTERIOR BODY GROUP (CONTINUED)

FRONT END



KEY	PART NUMBER	U/M	DESCRIPTION
1	156929-01-W51	EA	HOOD - FRONT - W/GLUED IN PARTS - W/O HDW - BRIGHT WHITE
1	156929-01-U79	EA	HOOD - FRONT - W/GLUED IN PARTS - W/O HDW - BLACK
2	149358-01-01A	EA	BOLT - STRIKER - .375"DIAMETER
3	155042-01-01A	EA	BEARING/CLIP - CHARCOAL
4	126263-08-02B	EA	BRACKET - GAS SPRING W/CENTERED BALL STUD - E-COATED
5	157720-01-02A	EA	BEZEL - HEADLAMP - PASSENGER - BRIGHT WHITE
6	158297-01-000	FT	SEAL - BULB - .5" X .7" - ADHESIVE BACK - BLACK
7	128455-07-02B	EA	BRACKET - BUMPER - E-COATED
8	128455-08-02B	EA	BRACKET - BUMPER - E-COATED
9	116617-02-02B	EA	SPACER - BUMPER
10	157852-02-W51	EA	PANEL - FRONT/LOWER - W/O HOOD/GRILLE/LIGHTS - BRIGHT WHITE
10	157852-02-Y51	EA	PANEL - FRONT/LOWER - W/O HOOD/GRILLE/LIGHTS - PRIMED
11	157720-02-02A	EA	BEZEL - HEADLAMP - DRIVER - BRIGHT WHITE
12	058786-01-000	EA	BOLT - HOOD ADJUSTMENT - 5/16"-18 X 1.5"-2" - W/BLACK PAD
13	142569-30-000	EA	SPRING/GAS - 90 LB - 9.6" EXTENDED/6.5" COMPRESSED
14	057460-02-000	EA	BALL STUD - F/GAS SPRING .39" - 5/16"-18
15	158080-03-02A	EA	GRILLE - FRONT/UPPER
16	158080-02-02A	EA	GRILLE - FRONT/MIDDLE
17	158040-02-02B	EA	BRACKET - HOOD - E-COATED - NOT ILLUSTRATED
			FROM: 00-00-00 THRU: 01-01-07
17	162971-02-02B	EA	SUPPORT - HINGE/HOOD - E-COATED
			FROM: 01-02-07 THRU: 99-99-99
18	158040-01-02B	EA	BRACKET - HOOD - E-COATED - NOT ILLUSTRATED
			FROM: 00-00-00 THRU: 01-01-07
18	162971-01-02B	EA	SUPPORT - HINGE/HOOD - E-COATED
			FROM: 01-02-07 THRU: 99-99-99

EXTERIOR BODY GROUP (CONTINUED)
FRONT END (CONTINUED)

KEY	PART NUMBER	U/M	DESCRIPTION
19	158033-01-02B	EA	ANGLE - LATCH/RH - E-COATED
20	149359-02-01A	EA	LATCH - SINGLE ROTOR - MINI/RIGHT HAND - ZINC
21	158033-02-02B	EA	ANGLE - LATCH/LH - E-COATED
22	149359-03-01A	EA	LATCH - SINGLE ROTOR - MINI/LEFT HAND - ZINC
23	157013-01-02B	EA	ANGLE - HOOD STOP - E-COATED
24	160724-02-02B	EA	BRACE - STRIKE/LH - E-COATED
25	160724-01-02B	EA	BRACE - STRIKE/RH - E-COATED
26	161353-01-01A	EA	TRIM - A-PILLAR - PASSENGER - W/O HDW - BLACK
27	161353-02-01A	EA	TRIM - A-PILLAR - DRIVER - W/O HDW - BLACK
28	158080-01-02A	EA	GRILLE - FRONT/UPPER
29	156169-01-02B	EA	BRACKET/ATTACHMENT - A-PILLAR - E-COATED
30	156170-02-02B	EA	PLATE/ATTACHMENT - A-PILLAR - E-COATED
31	157264-01-02B	EA	PLATE/ATTACHMENT - A-PILLAR - E-COATED

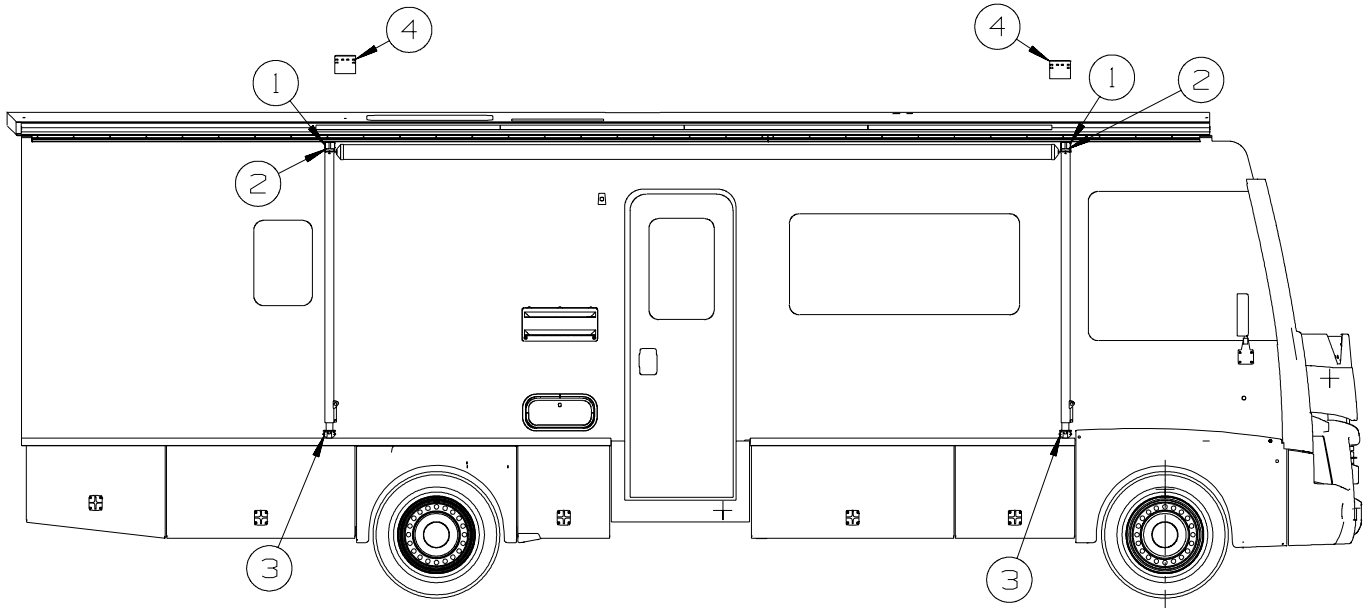
LADDER

KEY	PART NUMBER	U/M	DESCRIPTION
	161113-10-01A	EA	LADDER - 9 STEP - 113.6" - BRUSHED ALUMINUM

STRUCTURAL COMPONENTS

KEY	PART NUMBER	U/M	DESCRIPTION
	089297-01-000	SF	PLYWOOD - LUAN - OVERLAY GRADE - 4' X 8'
	089297-03-000	SF	PLYWOOD - LUAN - OVERLAY GRADE - 4' X 8.3'
	100619-B3-000	BF	FOAM - EXPANDED POLYSTYRENE - .42" X 48" X 96"
	100619-01-000	BF	FOAM - EXPANDED POLYSTYRENE - 1.34" X 48" X 96"
	100619-04-000	BF	FOAM - EXPANDED POLYSTYRENE - .5" X 48" X 96"
	100619-05-000	BF	FOAM - EXPANDED POLYSTYRENE - .75" X 48" X 96"-1.5"DENSITY
	100619-16-000	BF	FOAM - EXPANDED POLYSTYRENE - .75" X 48" X 96"-2" DENSITY
	108535-05-03A	SF	FIBERGLASS SHEET - 108" X 500' ROLL - BRIGHT WHITE
	116942-03-01A	LB	ALUMINUM - .7" X 40" X 158"
	120107-07-000	EA	FOAM - ROOF COVE
	128782-07-01A	EA	FIBERGLASS SHEET - 5/32" X 78.9" X 456" - HIGH GLOSS - B/W - PREMIUM HIGH GLOSS SIDEWALL
	128782-24-01A	EA	FIBERGLASS SHEET - 99.5" X 100.2" - HIGH GLOSS - BRT WHITE - PREMIUM HIGH GLOSS SIDEWALL
	128782-09-01A	EA	FIBERGLASS SHEET - 31" X 68.2" - HIGH GLOSS - BRIGHT WHITE - PREMIUM HIGH GLOSS SIDEWALL
	152490-01-000	EA	FOAM - PLUG - ROOF TUBE
	162931-08-01A	EA	FIBERGLASS SHEET - 22.1" X 68.2" - BRIGHT WHITE
	162931-15-01A	EA	FIBERGLASS SHEET - 4" X 93.8" - BRIGHT WHITE
	162931-32-01A	EA	FIBERGLASS SHEET - 25" X 47.9" - BRIGHT WHITE
	162931-24-01A	EA	FIBERGLASS SHEET - 107.3" X 100.2" - BRIGHT WHITE
	162931-11-01A	EA	FIBERGLASS SHEET - 78.9" X 309.4" - BRIGHT WHITE
	162931-10-01A	EA	FIBERGLASS SHEET - 31.1' X 68.2" - BRIGHT WHITE
	162931-19-01A	EA	FIBERGLASS SHEET - 96.7" X 355.7" - BRIGHT WHITE
	162931-33-01A	EA	FIBERGLASS SHEET - 30.9" X 69.3" - BRIGHT WHITE

EXTERIOR BODY GROUP (CONTINUED)
AWNINGS

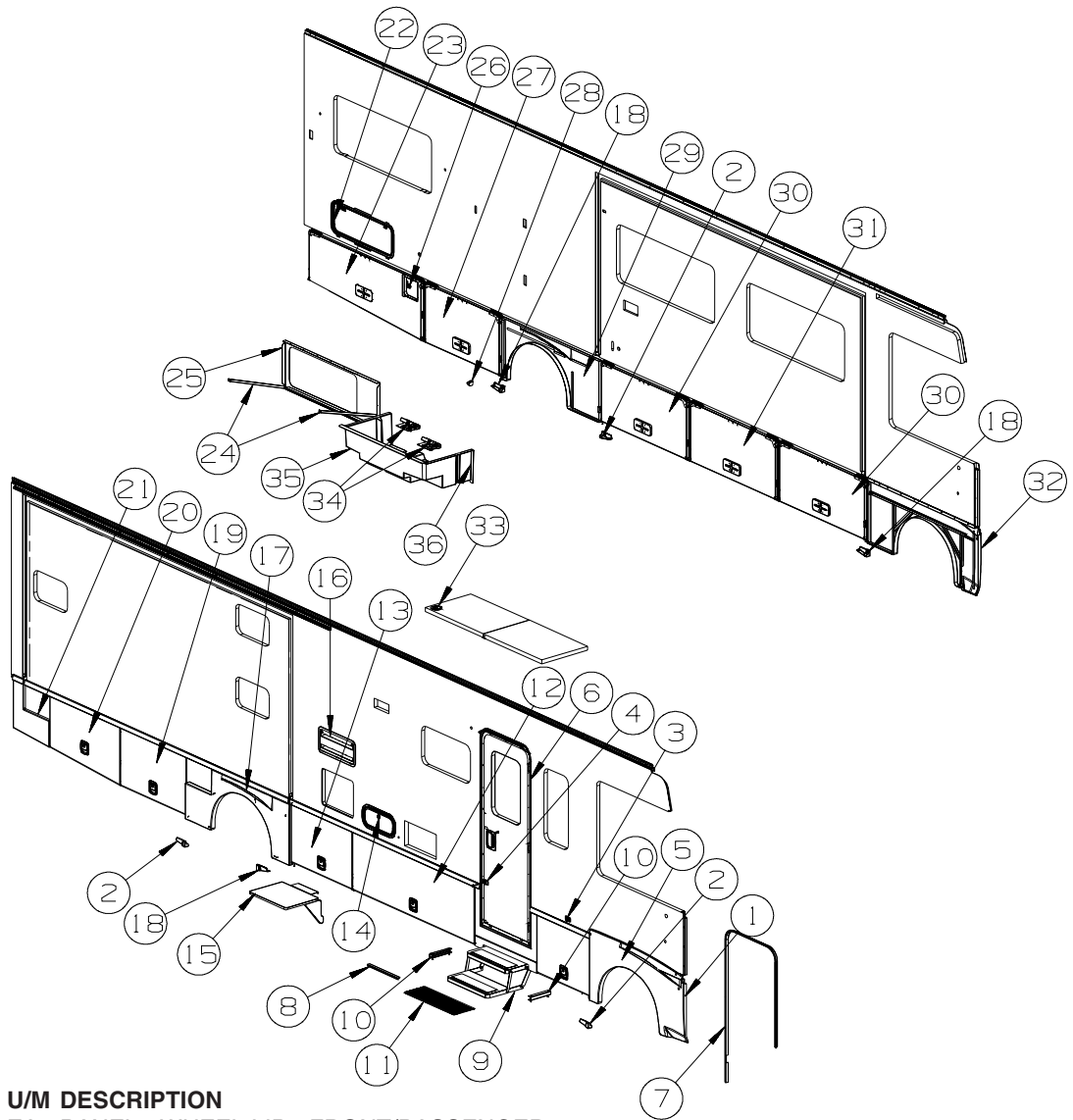


KEY	PART NUMBER	U/M	DESCRIPTION
1	161739-01-02A	EA	BRACKET - AWNING - BRIGHT WHITE
1	161739-01-01A	EA	BRACKET - AWNING - BLACK
2	113874-12-01A	EA	SCREW/LAG - AWNING - 1/4" X 2 3/4" STAINLESS STEEL
3	113874-11-01A	EA	SCREW/LAG - AWNING - 1/4" X 1" STAINLESS STEEL
4	146457-02-03A	EA	BRACKET - AWNING - BRIGHT WHITE - D34M
4	146457-02-02A	EA	BRACKET - AWNING - BLACK - D34M

ORDER AWNINGS & REPAIR PARTS FROM DOMETIC. CALL #800-366-3842.
THE DOMETIC AWNING INFORMATION YOU WILL NEED IS LOCATED ON THE MOTOR HOME NEAR
THE TOP OF THE AWNING RAIL.

EXTERIOR DOORS & COMPARTMENTS GROUP

DOOR & COMPARTMENT LAYOUT

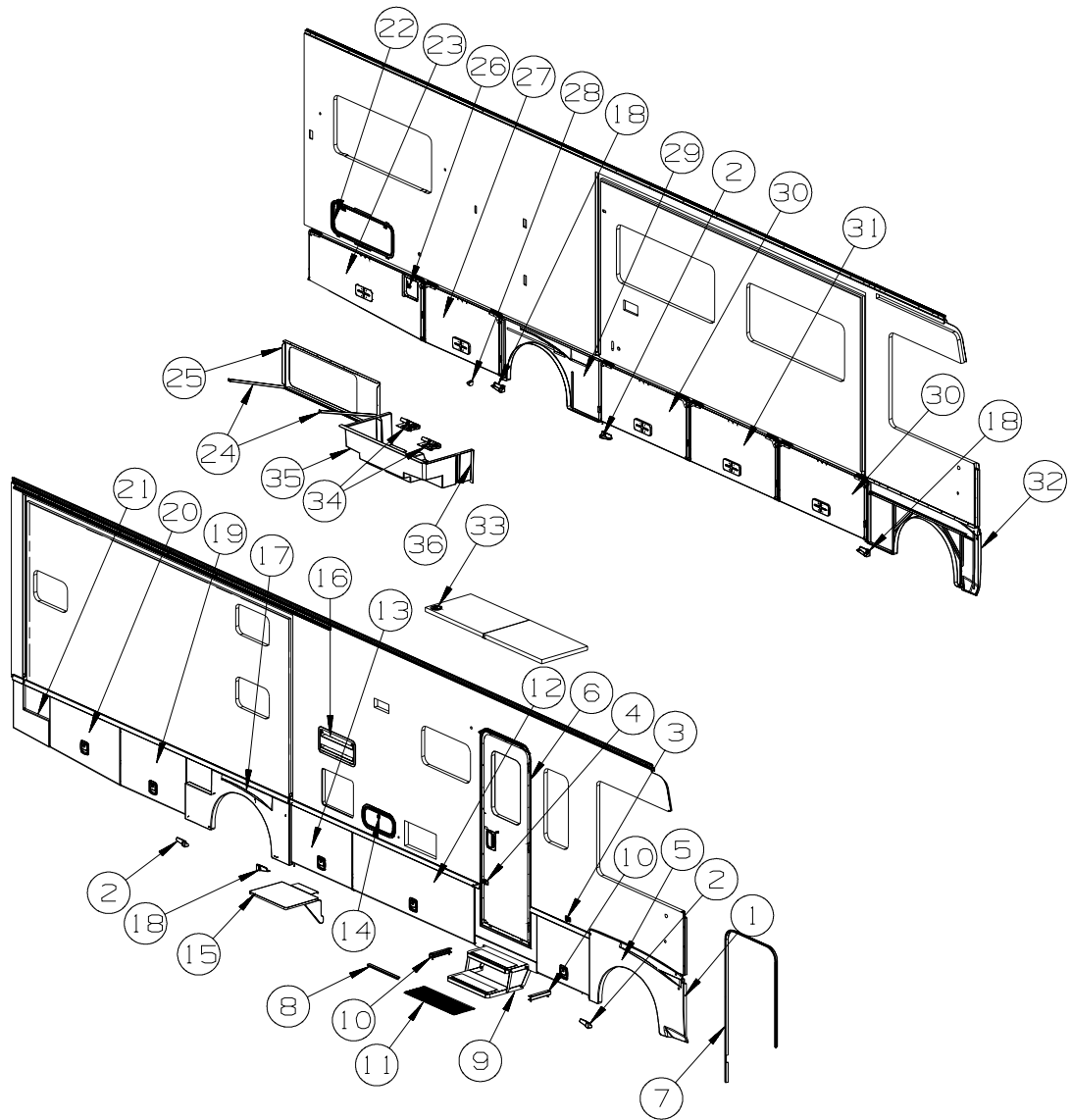


KEY	PART NUMBER	U/M	DESCRIPTION
1	157613-01-W51	EA	PANEL - WHEEL LIP - FRONT/PASSENGER FROM: 00-00-00 THRU: 01-02-08
1	168404-01-W51	EA	PANEL - WHEEL LIP - FRONT/PASSENGER FROM: 01-03-08 THRU: 99-99-99
1	157613-01-AA1	EA	PANEL - WHEEL LIP - FRONT/PASSENGER - BLACK - FULL BODY PAINT FROM: 00-00-00 THRU: 01-02-08
1	168404-01-AA1	EA	PANEL - WHEEL LIP - FRONT/PASSENGER - BLACK - FULL BODY PAINT FROM: 01-03-08 THRU: 99-99-99
2	157640-02-02A	EA	EXTENSION - WHEEL LIP/LH - BRIGHT WHITE
2	157640-02-03A	EA	EXTENSION - WHEEL LIP/LH - PARCHMENT
2	157640-02-03A	EA	EXTENSION - WHEEL LIP/LH - BLACK - FULL BODY PAINT
3	104099-02-04A	EA	CATCH/RETAINER - DOOR HOLDER - BRIGHT WHITE
4	104099-03-04A	EA	CATCH - DOOR HOLDER - STRIKE - 6" - BRIGHT WHITE
5	159965-01-W51	EA	VALANCE/DOOR - W/O LATCH/HDW/NON LOCKING - 31.1"W X 24.3"H
5	159965-01-U57	EA	VALANCE/DOOR - W/O LATCH/HDW/NON LOCKING - 31.1"W X 24.3"H - FULL BODY PAINT
	132873-99-000	EA	ROD - LATCH - 9.4" W/3/4" DOG LEG
	135624-96-01B	EA	ROD - LATCH
	142569-12-000	EA	SPRING/GAS - 90 LB - 15" EXTENDED/9.5" COMPRESSED
	126263-02-02B	EA	BRACKET - GAS SPRING W/BALL STUD - E-COATED
	130053-02-01A	EA	STRIKER - LUGGAGE DOOR - OFF SET - BLACK
	143793-01-01A	EA	SHIM - STRIKER - LUGGAGE - 3/64" - BLACK
	076767-15-000	EA	CABLE - STAINLESS STEEL - 9.8"
	099418-01-000	FT	SEAL - D-SECTION/ADHESIVE BACK - .44" X .44" - BLK RUBBER
	132892-08-01A	FT	SEAL - BULB/SINGLE - W/U CHANNEL - BLACK

EXTERIOR DOORS & COMPARTMENTS GROUP (CONTINUED)
DOOR & COMPARTMENT LAYOUT (CONTINUED)

KEY	PART NUMBER	U/M	DESCRIPTION
6	P32206-08-Y51	EA	DOOR - ENTRY W/SCREEN DOOR - W/O WINDOW/LATCH (Y51, Y52)
6	P32206-08-Y53	EA	DOOR - ENTRY W/SCREEN DOOR - W/O WINDOW/LATCH (Y53, Y54, Y55, Y56)
6	P32206-19-Y51	EA	DR-ENTRY W/SCREEN DR - W/O WINDOW/LATCH (Y51, Y52) - PREMIUM HIGH GLOSS SIDEWALL
6	P32206-19-Y53	EA	DR-ENTRY W/SCRN DR - W/O WNDO/LTCH (W53, W54, W55, W56) - PREMIUM HIGH GLOSS SIDEWALL
6	M09574-03-Y51	EA	DOOR - ENTRY W/SCREEN DOOR - W/O WINDOW/LATCH (Y51, Y52) - FULL BODY PAINT
6	M09574-03-Y53	EA	DOOR - ENTRY W/SCREEN DOOR - W/O WINDOW/LATCH (Y53, Y54, Y55, Y56) - FULL BODY PAINT
ENTRY DOOR LOCK CYLINDERS			
	138287-11-000	EA	CYLINDER/LOCK - ENTRY DOOR - MASTER W/3M ICON - (3041)
	138287-12-000	EA	CYLINDER/LOCK - ENTRY DOOR - MASTER W/3M ICON - (3042)
	138287-13-000	EA	CYLINDER/LOCK - ENTRY DOOR - MASTER W/3M ICON - (3043)
	138287-14-000	EA	CYLINDER/LOCK - ENTRY DOOR - MASTER W/3M ICON - (3044)
	138287-15-000	EA	CYLINDER/LOCK - ENTRY DOOR - MASTER W/3M ICON - (3045)
	138287-16-000	EA	CYLINDER/LOCK - ENTRY DOOR - MASTER W/3M ICON - (3046)
	138287-17-000	EA	CYLINDER/LOCK - ENTRY DOOR - MASTER W/3M ICON - (3047)
	138287-18-000	EA	CYLINDER/LOCK - ENTRY DOOR - MASTER W/3M ICON - (3048)
	138287-19-000	EA	CYLINDER/LOCK - ENTRY DOOR - MASTER W/3M ICON - (3049)
	138287-20-000	EA	CYLINDER/LOCK - ENTRY DOOR - MASTER W/3M ICON - (3050)
	138292-01-000	EA	SEAL - LOCK CYLINDER
VALANCE DOOR LOCK CYLINDERS			
	138289-11-000	EA	CYLINDER/LOCK - ACCESS DOORS - REDUCED SENSITIVITY (3041)
	138289-12-000	EA	CYLINDER/LOCK - ACCESS DOORS - REDUCED SENSITIVITY (3042)
	138289-13-000	EA	CYLINDER/LOCK - ACCESS DOORS - REDUCED SENSITIVITY (3043)
	138289-14-000	EA	CYLINDER/LOCK - ACCESS DOORS - REDUCED SENSITIVITY (3044)
	138289-15-000	EA	CYLINDER/LOCK - ACCESS DOORS - REDUCED SENSITIVITY (3045)
	138289-16-000	EA	CYLINDER/LOCK - ACCESS DOORS - REDUCED SENSITIVITY (3046)
	138289-17-000	EA	CYLINDER/LOCK - ACCESS DOORS - REDUCED SENSITIVITY (3047)
	138289-18-000	EA	CYLINDER/LOCK - ACCESS DOORS - REDUCED SENSITIVITY (3048)
	138289-19-000	EA	CYLINDER/LOCK - ACCESS DOORS - REDUCED SENSITIVITY (3049)
	138289-20-000	EA	CYLINDER/LOCK - ACCESS DOORS - REDUCED SENSITIVITY (3050)
	138288-11-000	EA	KEY - REVERSIBLE - #3041 - T/M 16169-02-3041
	138288-12-000	EA	KEY - REVERSIBLE - #3042 - T/M 16169-02-3042
	138288-13-000	EA	KEY - REVERSIBLE - #3043 - T/M 16169-02-3043
	138288-14-000	EA	KEY - REVERSIBLE - #3044 - T/M 16169-02-3044
	138288-15-000	EA	KEY - REVERSIBLE - #3045 - T/M 16169-02-3045
	138288-16-000	EA	KEY - REVERSIBLE - #3046 - T/M 16169-02-3046
	138288-17-000	EA	KEY - REVERSIBLE - #3047 - T/M 16169-02-3047
	138288-18-000	EA	KEY - REVERSIBLE - #3048 - T/M 16169-02-3048
	138288-19-000	EA	KEY - REVERSIBLE - #3049 - T/M 16169-02-3049
	138288-20-000	EA	KEY - REVERSIBLE - #3050 - T/M 16169-02-3050
7	139100-01-01A	EA	GARNISH/RADIUS - ENTRY DOOR - BRIGHT WHITE
7	139100-01-02A	EA	GARNISH/RADIUS - ENTRY DOOR - BLACK - FULL BODY PAINT
8	139101-01-01A	EA	GARNISH/STRAIGHT - 18.1" - BRIGHT WHITE
8	139101-01-02A	EA	GARNISH/STRAIGHT - 18.1" - BLACK - FULL BODY PAINT
9*	094707-04-01A	EA	STEP - ELECTRIC DOUBLE - KWIKEE
	116975-01-01A	EA	LATCH - W/O STRIKE - BLACK - NEW STYLE
10	138787-02-02B	EA	CHANNEL/MOUNT - E-COAT
11	133114-01-01A	EA	TREAD - STEP/RUBBER - 29.3" X 10.1" - TAUPE
	064075-07-000	FT	SEAL - BULB - W/WIRED U CHANNEL - .3" X .5" CHANNEL-BLACK
12	159965-30-U51	EA	VALANCE/DOOR - W/O PADDLE LATCH/HDW - 71.6"W X 24.3"H
	132873-J0-000	EA	ROD - LATCH - 29.7" W/3/4" DOG LEG
	135624-C4-01B	EA	ROD - LATCH
	142569-13-000	EA	SPRING/GAS - 60 LB - 15" EXTENDED/9.5" COMPRESSED
	126263-02-02B	EA	BRACKET - GAS SPRING W/BALL STUD - E-COATED
	130053-02-01A	EA	STRIKER - LUGGAGE DOOR - OFF SET - BLACK
	143793-01-01A	EA	SHIM - STRIKER - LUGGAGE - 3/64" - BLACK
	076767-14-000	EA	CABLE - STAINLESS STEEL - 14.9"
	099418-01-000	FT	SEAL - D-SECTION/ADHESIVE BACK - .44" X .44" - BLK RUBBER
	132892-08-01A	FT	SEAL - BULB/SINGLE - W/U CHANNEL - BLACK

EXTERIOR DOORS & COMPARTMENTS GROUP (CONTINUED)
DOOR & COMPARTMENT LAYOUT (CONTINUED)

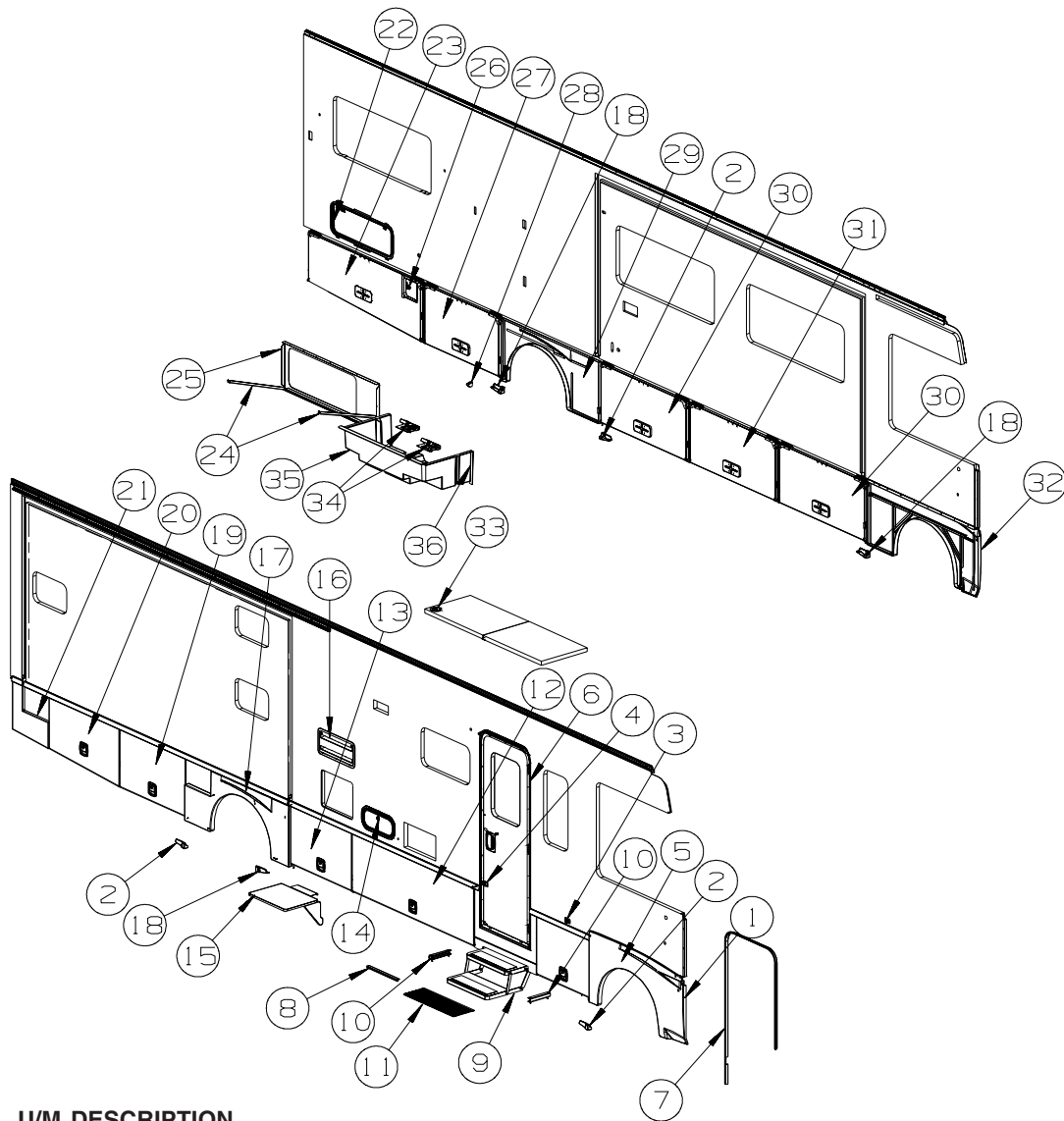


KEY	PART NUMBER	U/M	DESCRIPTION
13	159965-34-U51	EA	VALANCE/DOOR - W/O PADDLE LATCH/HDW - 35.7"W X 24.3"H
	132873-44-000	EA	ROD - LATCH - 11.7" W/3/4" DOG LEG
	135624-99-01B	EA	ROD - LATCH
	142569-12-000	EA	SPRING/GAS - 90 LB - 15" EXTENDED/9.5" COMPRESSED
	126263-02-02B	EA	BRACKET - GAS SPRING W/BALL STUD - E-COATED
	130053-02-01A	EA	STRIKER - LUGGAGE DOOR - OFF SET - BLACK
	143793-01-01A	EA	SHIM - STRIKER - LUGGAGE - 3/64" - BLACK
	076767-14-000	EA	CABLE - STAINLESS STEEL - 14.9"
	099418-01-000	FT	SEAL - D-SECTION/ADHESIVE BACK - .44" X .44" - BLK RUBBER
	132892-08-01A	FT	SEAL - BULB/SINGLE - W/U CHANNEL - BLACK
14	126945-09-P07	EA	DOOR/STORAGE - W/O HARDWARE - 18.3" X 9.9" - BRIGHT WHITE
14	126945-09-R38	EA	DOOR/STORAGE - W/O HARDWARE - 18.3" X 9.9" - BLACK - FULL BODY PAINT
15	142034-01-01A	EA	SHELF - F/EXTERIOR TV - BRIGHT WHITE
16*	084103-08-000	EA	DOOR - VENT - REFRIGERATOR - W/O JAMB - BRIGHT WHITE
16	084104-08-000	EA	JAMB - VENT DOOR/REFRIGERATOR - BRIGHT WHITE
17	157615-08-W51	EA	PANEL - WHEEL LIP - REAR
17	157615-08-AA1	EA	PANEL - WHEEL LIP - REAR - BLACK - FULL BODY PAINT
	139793-03-01A	EA	HINGE - CENTER/VALANCE DOOR - W/O BALL STUD
18	157640-01-02A	EA	EXTENSION - WHEEL LIP/RH - BRIGHT WHITE
18	157640-01-03A	EA	EXTENSION - WHEEL LIP/RH - PARCHMENT

EXTERIOR DOORS & COMPARTMENTS GROUP (CONTINUED)
DOOR & COMPARTMENT LAYOUT (CONTINUED)

KEY	PART NUMBER	U/M	DESCRIPTION
19	159965-32-U51	EA	VALANCE/DOOR - W/O PADDLE LATCH/HDW - 38.6"W X 24.3"H
	132873-J1-000	EA	ROD - LATCH - 13.3" W/3/4" DOG LEG
	135624-C5-01B	EA	ROD - LATCH
	142569-12-000	EA	SPRING/GAS - 90 LB - 15" EXTENDED/9.5" COMPRESSED
	126263-02-02B	EA	BRACKET - GAS SPRING W/BALL STUD - E-COATED
	130053-02-01A	EA	STRIKER - LUGGAGE DOOR - OFF SET - BLACK
	143793-01-01A	EA	SHIM - STRIKER - LUGGAGE - 3/64" - BLACK
	076767-14-000	EA	CABLE - STAINLESS STEEL - 14.9"
	099418-01-000	FT	SEAL - D-SECTION/ADHESIVE BACK - .44" X .44" - BLK RUBBER
	132892-08-01A	FT	SEAL - BULB/SINGLE - W/U CHANNEL - BLACK
20	159965-33-U51	EA	VALANCE/DOOR - W/O PADDLE LATCH/HDW - 41.1"WX24.3"HX21.6"H
	132873-J2-000	EA	ROD - LATCH - 14.5" W/3/4" DOG LEG
	135624-C6-01B	EA	ROD - LATCH
	142569-17-000	EA	SPRING/GAS - 90 LB - 12" EXTENDED/8.5" COMPRESSED
	126263-02-02B	EA	BRACKET - GAS SPRING W/BALL STUD - E-COATED
	130053-02-01A	EA	STRIKER - LUGGAGE DOOR - OFF SET - BLACK
	143793-01-01A	EA	SHIM - STRIKER - LUGGAGE - 3/64" - BLACK
	076767-14-000	EA	CABLE - STAINLESS STEEL - 14.9"
	099418-01-000	FT	SEAL - D-SECTION/ADHESIVE BACK - .44" X .44" - BLK RUBBER
	132892-08-01A	FT	SEAL - BULB/SINGLE - W/U CHANNEL - BLACK
21	147492-08-U51	EA	PANEL/WHEEL LIP - REAR
	139793-09-01A	EA	HINGE - VALANCE DOOR - CENTER
22	126946-91-W51	EA	DOOR/STORAGE - W/O HARDWARE - 36.8" X 13.4"
22	126946-92-W51	EA	DOOR/STORAGE - W/O HARDWARE - 36.8" X 13.4" - PREMIUM HIGH GLOSS SIDEWALL
23	159965-31-U51	EA	VALANCE/DOOR - W/O PADDLE LATCH/HDW - 67.9"WX24.3"HX20.1"H
	132873-C1-000	EA	ROD - LATCH - 27.8" W/3/4" DOG LEG
	135624-A1-01B	EA	ROD - LATCH
	142569-17-000	EA	SPRING/GAS - 90 LB - 12" EXTENDED/8.5" COMPRESSED
	126263-02-02B	EA	BRACKET - GAS SPRING W/BALL STUD - E-COATED
	130053-02-01A	EA	STRIKER - LUGGAGE DOOR - OFF SET - BLACK
	143793-01-01A	EA	SHIM - STRIKER - LUGGAGE - 3/64" - BLACK
	132892-08-01A	FT	SEAL - BULB/SINGLE - W/U CHANNEL - BLACK
24	138075-01-02B	EA	ANGLE/SUPPORT - SEAL PLANE - E-COATED
25	137934-13-02B	EA	PLATE/SEAL - E-COATED
26	131905-03-T53	EA	PANEL/DOOR - FUEL FILL - W/O LOCK - SANDSTONE
	110506-40-000	EA	CLIP-E, LOCK ASM - BRIGGS & STRATTON 93981
	110506-41-000	EA	WASHER-TENSION LOCK ASM - BRIGGS & STRATTON 37512
	110506-42-000	EA	NUT-LOCK ASM - BRIGGS & STRATTON 310878
	110506-43-000	EA	WASHER-FLAT, LOCK ASM - BRIGGS & STRATTON 82089
	110506-44-000	EA	GASKET-LOCK ASM - BRIGGS & STRATTON - #47701
	110506-45-000	EA	WASHER - SPUR - BRIGGS & STRATTON - #94771
	110506-51-000	EA	CASE/CYLINDER - TWIST LATCH - W/O CAM - 1" - 596669
	110506-78-000	EA	CAM - LATCHING - 2.3"
	110506-45-000	EA	WASHER - SPUR - BRIGGS & STRATTON - #94771
	153306-01-01A	EA	HINGE - PIANO - 1 1/2" X 5" - UNPAINTED
27	159965-03-U57	EA	VALANCE/DOOR - W/O PADDLE LATCH/HDW - 45.6"W X 24.3"H
	132873-A3-000	EA	ROD - LATCH - 16.6" W/3/4" DOG LEG
	135624-97-01B	EA	ROD - LATCH
	142569-12-000	EA	SPRING/GAS - 90 LB - 15" EXTENDED/9.5" COMPRESSED
	126263-02-02B	EA	BRACKET - GAS SPRING W/BALL STUD - E-COATED
	130053-02-01A	EA	STRIKER - LUGGAGE DOOR - OFF SET - BLACK
	143793-01-01A	EA	SHIM - STRIKER - LUGGAGE - 3/64" - BLACK
	099418-01-000	FT	SEAL - D-SECTION/ADHESIVE BACK - .44" X .44" - BLK RUBBER
	107721-07-000	FT	SEAL - ACCESS DOOR - .9"WIDE X 1.1"HIGH
28	131383-03-02A	EA	BRACKET - SHOWER HEAD - WHITE
29	157615-07-W51	EA	PANEL - WHEEL LIP - REAR
29	157615-07-AA1	EA	PANEL - WHEEL LIP - REAR - BLACK - FULL BODY PAINT
	139793-03-01A	EA	HINGE - CENTER/VALANCE DOOR - W/O BALL STUD

EXTERIOR DOORS & COMPARTMENTS GROUP (CONTINUED)
DOOR & COMPARTMENT LAYOUT (CONTINUED)



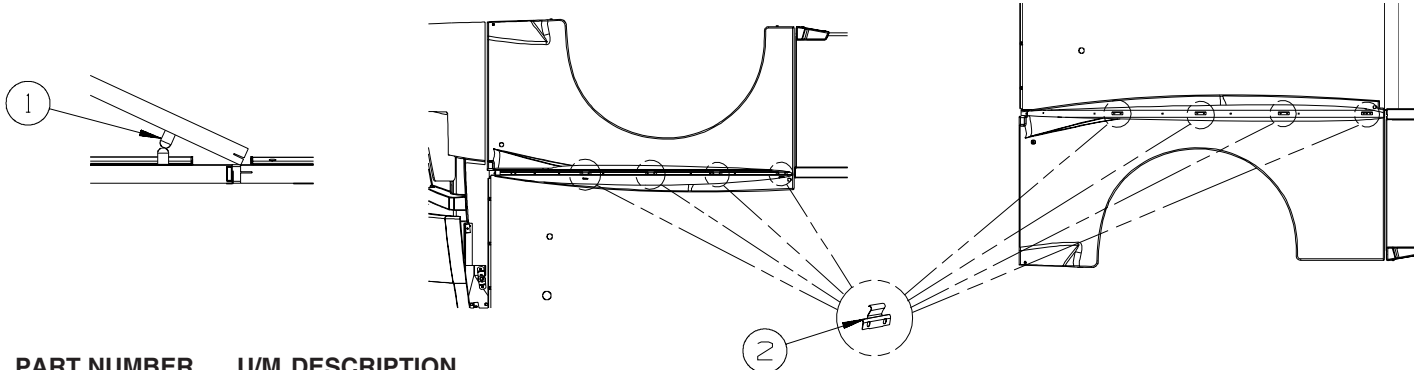
KEY	PART NUMBER	U/M	DESCRIPTION
30	159965-04-W51	EA	VALANCE/DOOR - W/O PADDLE LATCH/HDW - 52.1"W X 24.3"H
30	159965-04-U57	EA	VALANCE/DOOR - W/O PADDLE LATCH/HDW - 52.1"W X 24.3"H - FULL BODY PAINT
	135624-98-01B	EA	ROD - LATCH
	135624-99-01B	EA	ROD - LATCH
	142569-12-000	EA	SPRING/GAS - 90 LB - 15" EXTENDED/9.5" COMPRESSED
	126263-02-02B	EA	BRACKET - GAS SPRING W/BALL STUD - E-COATED
	130053-01-01A	EA	STRIKER - LUGGAGE DOOR - FLUSH - BLACK
	130053-02-01A	EA	STRIKER - LUGGAGE DOOR - OFF SET - BLACK
	120494-01-02B	EA	SHIM - STRIKER - LUGGAGE DOOR - 1/16" - BLACK
	143793-01-01A	EA	SHIM - STRIKER - LUGGAGE - 3/64" - BLACK
	093249-01-000	EA	CAP/SCREW - MOLDED/VINYL - BLACK
	099418-01-000	FT	SEAL - D-SECTION/ADHESIVE BACK - .44" X .44" - BLK RUBBER
	132892-08-01A	FT	SEAL - BULB/SINGLE - W/U CHANNEL - BLACK
31	159965-04-W51	EA	VALANCE/DOOR - W/O PADDLE LATCH/HDW - 52.1"W X 24.3"H
	135624-98-01B	EA	ROD - LATCH
	135624-99-01B	EA	ROD - LATCH
	142569-12-000	EA	SPRING/GAS - 90 LB - 15" EXTENDED/9.5" COMPRESSED
	126263-02-02B	EA	BRACKET - GAS SPRING W/BALL STUD - E-COATED
	130053-01-01A	EA	STRIKER - LUGGAGE DOOR - FLUSH - BLACK
	130053-02-01A	EA	STRIKER - LUGGAGE DOOR - OFF SET - BLACK
	120494-01-02B	EA	SHIM - STRIKER - LUGGAGE DOOR - 1/16" - BLACK
	143793-01-01A	EA	SHIM - STRIKER - LUGGAGE - 3/64" - BLACK
	099418-01-000	FT	SEAL - D-SECTION/ADHESIVE BACK - .44" X .44" - BLK RUBBER
	132892-08-01A	FT	SEAL - BULB/SINGLE - W/U CHANNEL - BLACK

EXTERIOR DOORS & COMPARTMENTS GROUP (CONTINUED)
DOOR & COMPARTMENT LAYOUT (CONTINUED)

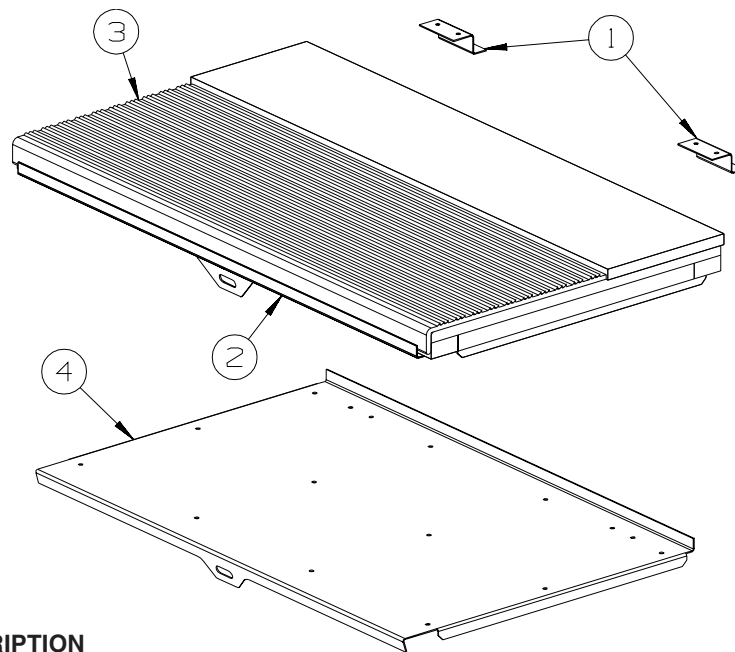
KEY	PART NUMBER	U/M	DESCRIPTION
32	157613-01-W51	EA	PANEL - WHEEL LIP - FRONT/PASSENGER FROM: 00-00-00 THRU: 01-02-08
32	168404-01-W51	EA	PANEL - WHEEL LIP - FRONT/PASSENGER FROM: 01-03-08 THRU: 99-99-99
32	157613-01-AA1	EA	PANEL - WHEEL LIP - FRONT/PASSENGER - BLACK - FULL BODY PAINT FROM: 00-00-00 THRU: 01-02-08
32	168404-01-AA1	EA	PANEL - WHEEL LIP - FRONT/PASSENGER - BLACK - FULL BODY PAINT FROM: 01-03-08 THRU: 99-99-99
33	009426-01-000	EA	HATCH - POWER CORD - WHITE
35	144574-04-01A	EA	COMPARTMENT - DRAINAGE - PLASTIC
34*	142226-02-01A	EA	HATCH - POWER
36	144522-04-W51	EA	COMPARTMENT - ELECTRIC/DRAIN

***COMPONENT PARTS LISTED LATER IN THIS GROUP**

DOOR & COMPARTMENT SECTIONS



KEY	PART NUMBER	U/M	DESCRIPTION
1	120863-02-000	EA	BUMPER - RUBBER/RADIUS TOP - 1" X 1 1/2"
2	073050-04-000	EA	CLIP/MOUNTING - VALANCE PANEL FROM: 00-00-00 THRU: 02-02-08



ENTRY STEP LID

KEY	PART NUMBER	U/M	DESCRIPTION
1	101222-01-04A	EA	BRACKET - CATCH - LID - E-COATED
2	P20256-07-000	EA	LID/DOOR - ENTRY STEP - W/O CARPET/HARDWARE
3	133114-02-01A	EA	TREAD - STEP/RUBBER - W/LIP - 28.5" X 9.8" - TAUPE
4	123330-03-02B	EA	SUPPORT - ENTRY STEP - E-COATED

FLOORCOVERING-VINYL-THRU OUT

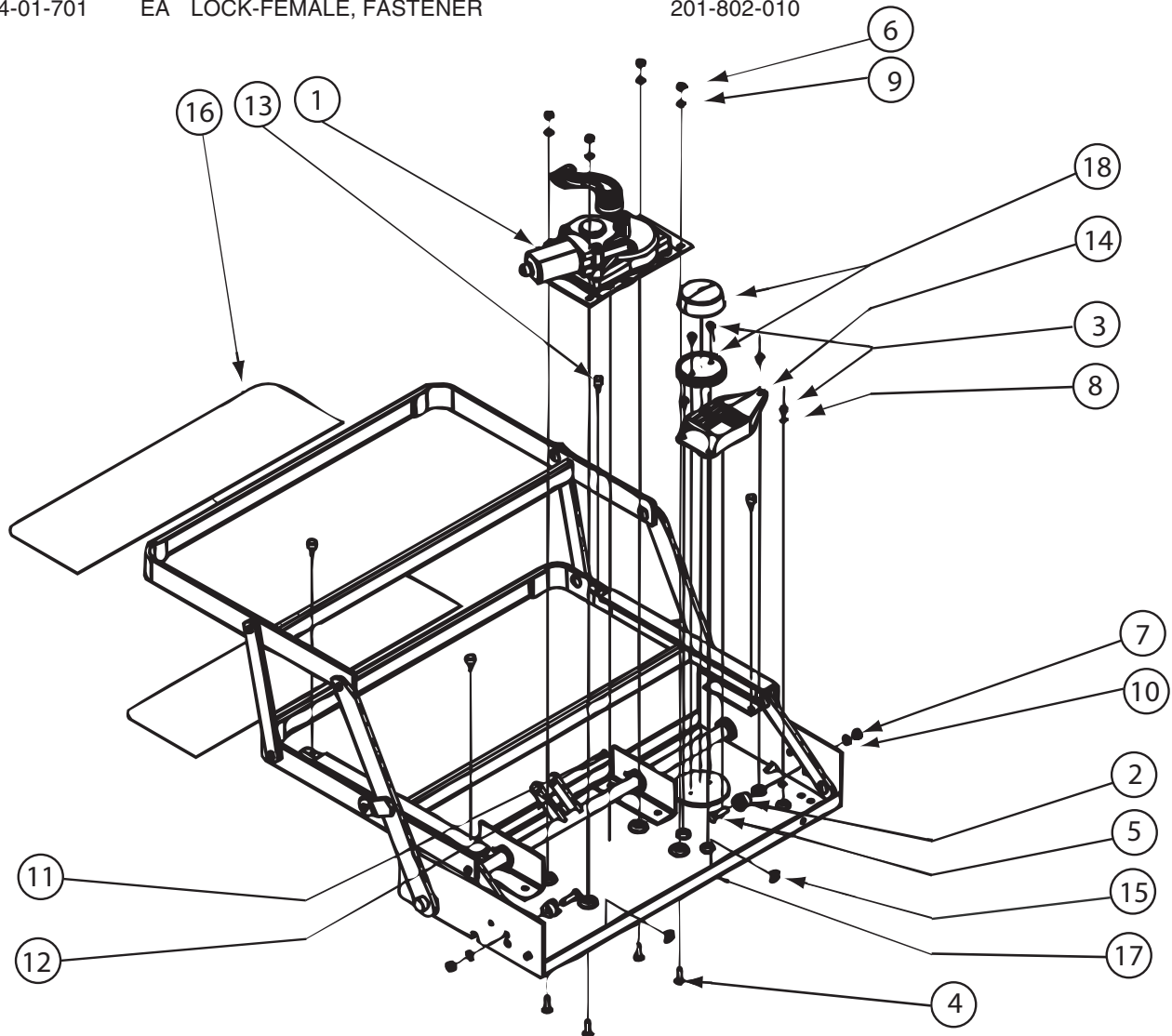
KEY	PART NUMBER	U/M	DESCRIPTION
1	101222-01-04A	EA	BRACKET - CATCH - LID - E-COATED
2	P20256-11-000	EA	LID/DOOR - ENTRY STEP - W/O CARPET/HARDWARE
3	133114-02-01A	EA	TREAD - STEP/RUBBER - W/LIP - 28.5" X 9.8" - TAUPE
4	123330-03-02B	EA	SUPPORT - ENTRY STEP - E-COATED

EXTERIOR DOORS & COMPARTMENTS GROUP (CONTINUED)

COMPONENT PARTS FOR DOOR & COMPARTMENT LAYOUT

084103-08-000

KEY	PART NUMBER	U/M	DESCRIPTION	VENDOR NO.
	084104-01-700	EA	LOCK-MALE, FASTENER	201-721-010
	084104-01-701	EA	LOCK-FEMALE, FASTENER	201-802-010



094707-04-01A

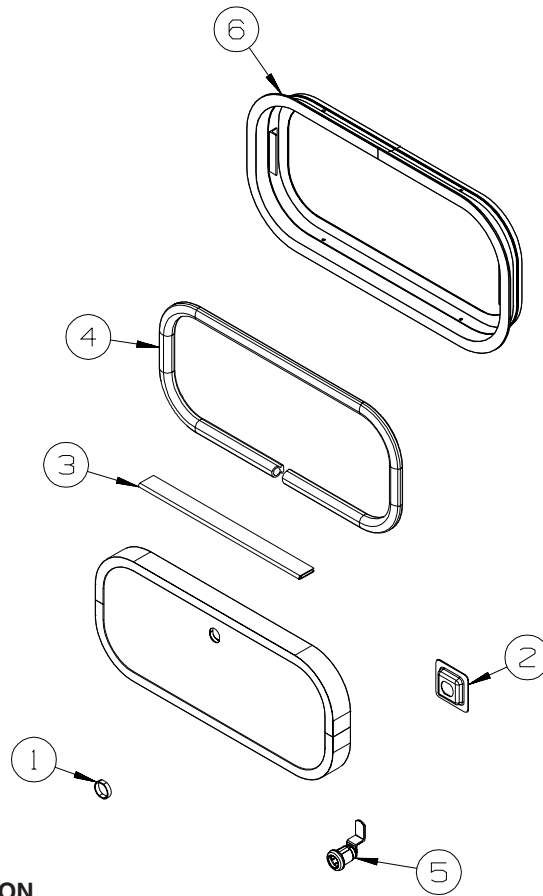
KEY	PART NUMBER	U/M	DESCRIPTION	VENDOR NO.
1	094707-04-701	EA	MOTOR "AM 214" F/IMGL STEPS	1101428
1	094707-04-703	EA	GEAR BOX W/LINKAGE-CURVED	1101425
2	143709-01-700	EA	CAM STOP	1102200
10	094707-04-712	EA	HARNES/JUMPER W/DIODE	151000015
12	094707-04-702	EA	COTTOR PIN - W/CLEVIS PIN	905205000
13	143709-01-701	EA	BUMPER - BLACK (RUBBER STOP)	1602000
14	094707-04-700	EA	CONTROL UNIT W/OVERRIDE	909510000
16	143709-01-702	EA	TREAD/NON-SKID 6" X 21" BLK	1915260
17	094707-04-704	EA	FRAME W/DBL STEP-32REINF SRS	3202082
18	088746-01-705	EA	LIGHT-UNDER STEP	9004
	094707-03-701	EA	PLUG - 4-WAY - PACKARD	909306
	094707-04-711	EA	KWIKTEST - W/4-WAY PIGTAIL	909518000

CONTACT WINNEBAGO PART SALES FOR UNLISTED COMPONENT(S)

142226-02-01A

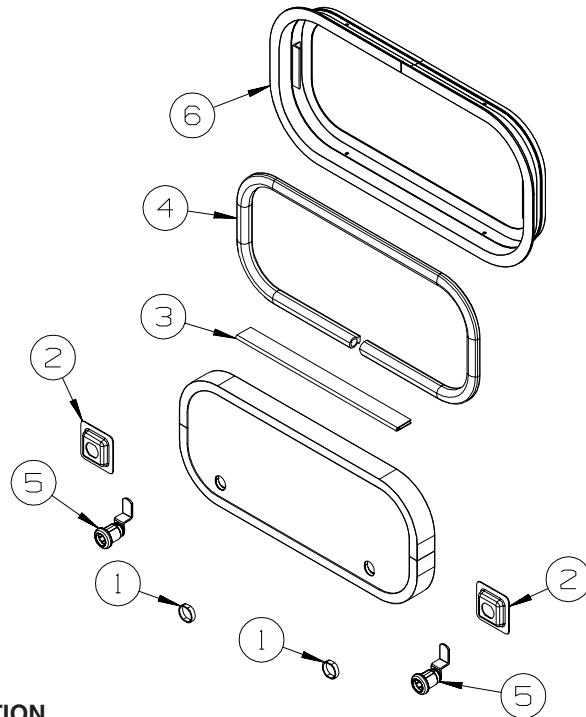
KEY	PART NUMBER	U/M	DESCRIPTION	VENDOR NO
	142226-02-700	EA	TAB/LOCKING - ESCAPE (RED)	9667709

EXTERIOR DOORS & COMPARTMENTS GROUP (CONTINUED)
COMPARTMENT DOOR PIECE PARTS



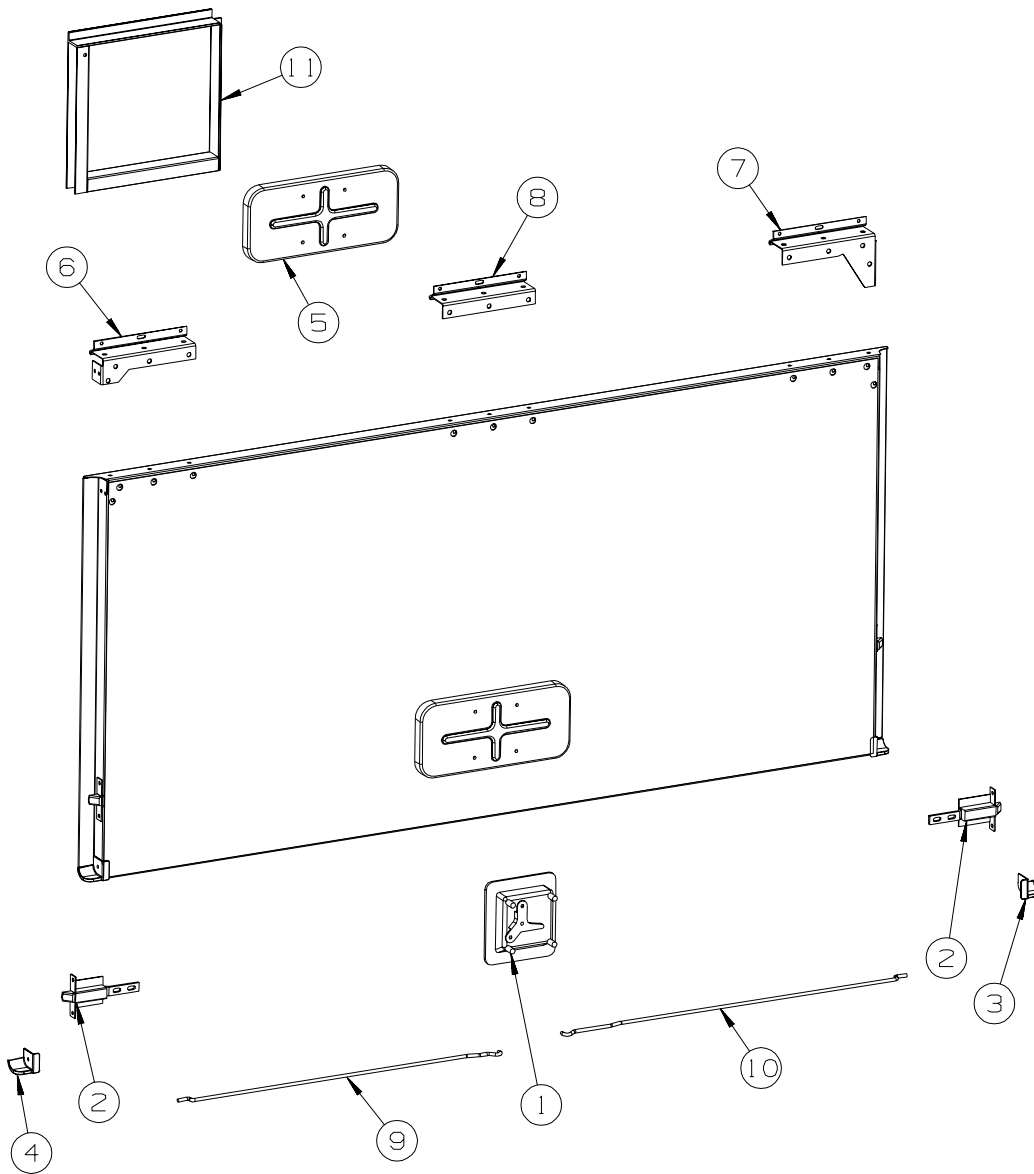
KEY	PART NUMBER	U/M	DESCRIPTION
1	139325-01-000	EA	SPACER - LOCK - 6MM
	139337-01-000	EA	GASKET - LOCK
2	0971111-02-04A	EA	POCKET - LOCK - REAR DOOR - BLACK
3	081801-FN-000	EA	HINGE - DOOR - PIANO - 2" X 96" - BLACK
3	081801-V3-000	EA	HINGE - DOOR - PIANO - 2" X 96" - BRIGHT WHITE
4	156386-01-01A	FT	SEAL - BULB - .4" X .5" - W/ADHESIVE BACK
5	138290-02-000	EA	CASE - W/CAM - W/O CYLINDER/KEY
6	056795-01-000	FT	TAPE - SEAL - 1/8" X 3/8" WIDE - PRESS ON

EXTERIOR DOORS & COMPARTMENTS GROUP (CONTINUED)
COMPARTMENT DOOR PIECE PARTS (CONTINUED)



KEY	PART NUMBER	U/M	DESCRIPTION
1	144734-01-000	EA	SPACER - COMPARTMENT DOOR LOCK - 9/16" DEEP
1	139325-01-000	EA	SPACER - LOCK - 6MM - TRI/MARK KEY ONE
	139337-01-000	EA	GASKET - LOCK - TRI/MARK KEY ONE
2	097111-02-04A	EA	POCKET - LOCK - REAR DOOR - BLACK - TRI/MARK KEY ONE
3	081801-V3-000	EA	HINGE - DOOR - PIANO - 2" X 96" - BRIGHT WHITE
3	081801-FN-000	EA	HINGE - DOOR - PIANO - 2" X 96" - BLACK
4	156386-01-01A	FT	SEAL - BULB - .4" X .5" - W/ADHESIVE BACK
5	110506-27-000	EA	LOCK - TWIST - 1.6" - TWIST LOCK
	110506-55-000	EA	CASE/CYLINDER - TWIST LOCK - W/O CAM - 1.25" - 597312AA1 - TWIST LOCK
	110506-66-000	EA	CAM - LATCHING - DOG LEG - 1.5" LONG - TWIST LOCK
5	138290-02-000	EA	CASE - W/CAM - W/O CYLINDER/KEY - TRI/MARK KEY ONE
5	138637-04-000	EA	LOCK ASM. - KEYED - 1.5" CASE (CYLINDER/CAM/HDWR PKG) - KEYED LOCK
	110506-40-000	EA	CLIP-E, LOCK ASM - BRIGGS & STRATTON 93981- KEYED LOCK
	110506-41-000	EA	WASHER-TENSION LOCK ASM - BRIGGS & STRATTON 37512- KEYED LOCK
	110506-42-000	EA	NUT-LOCK ASM - BRIGGS & STRATTON 310878- KEYED LOCK
	110506-43-000	EA	WASHER-FLAT, LOCK ASM - BRIGGS & STRATTON 82089- KEYED LOCK
	110506-44-000	EA	GASKET-LOCK ASM - BRIGGS & STRATTON - #47701- KEYED LOCK
	110506-45-000	EA	WASHER - SPUR - BRIGGS & STRATTON - #94771 - KEYED LOCK
	144474-01-000	EA	ADAPTER - LOCK - 180 DEGREE- KEYED LOCK
	138637-63-000	EA	CAM - LATCHING - DOG LEG - 1 1/2" LONG- KEYED LOCK
	138637-53-000	EA	CASE/CYLINDER - LOCKING - W/O CAM/KEY - 1.5"- KEYED LOCK
	138637-53-001	EA	CASE/CYLINDER - LOCKING - W/O CAM/KEY - 1.5"- KEYED LOCK
	138637-53-002	EA	CASE/CYLINDER - LOCKING - W/O CAM/KEY - 1.5"- KEYED LOCK
	138637-53-003	EA	CASE/CYLINDER - LOCKING - W/O CAM/KEY - 1.5"- KEYED LOCK
	138637-53-004	EA	CASE/CYLINDER - LOCKING - W/O CAM/KEY - 1.5"- KEYED LOCK
	138637-53-005	EA	CASE/CYLINDER - LOCKING - W/O CAM/KEY - 1.5"- KEYED LOCK
	138637-53-006	EA	CASE/CYLINDER - LOCKING - W/O CAM/KEY - 1.5"- KEYED LOCK
	138637-53-007	EA	CASE/CYLINDER - LOCKING - W/O CAM/KEY - 1.5"- KEYED LOCK
	138637-53-008	EA	CASE/CYLINDER - LOCKING - W/O CAM/KEY - 1.5"- KEYED LOCK
	138637-53-009	EA	CASE/CYLINDER - LOCKING - W/O CAM/KEY - 1.5"- KEYED LOCK
6	056795-01-000	FT	TAPE-SEAL, 1/8" X 3/8" WIDE - PRESS ON

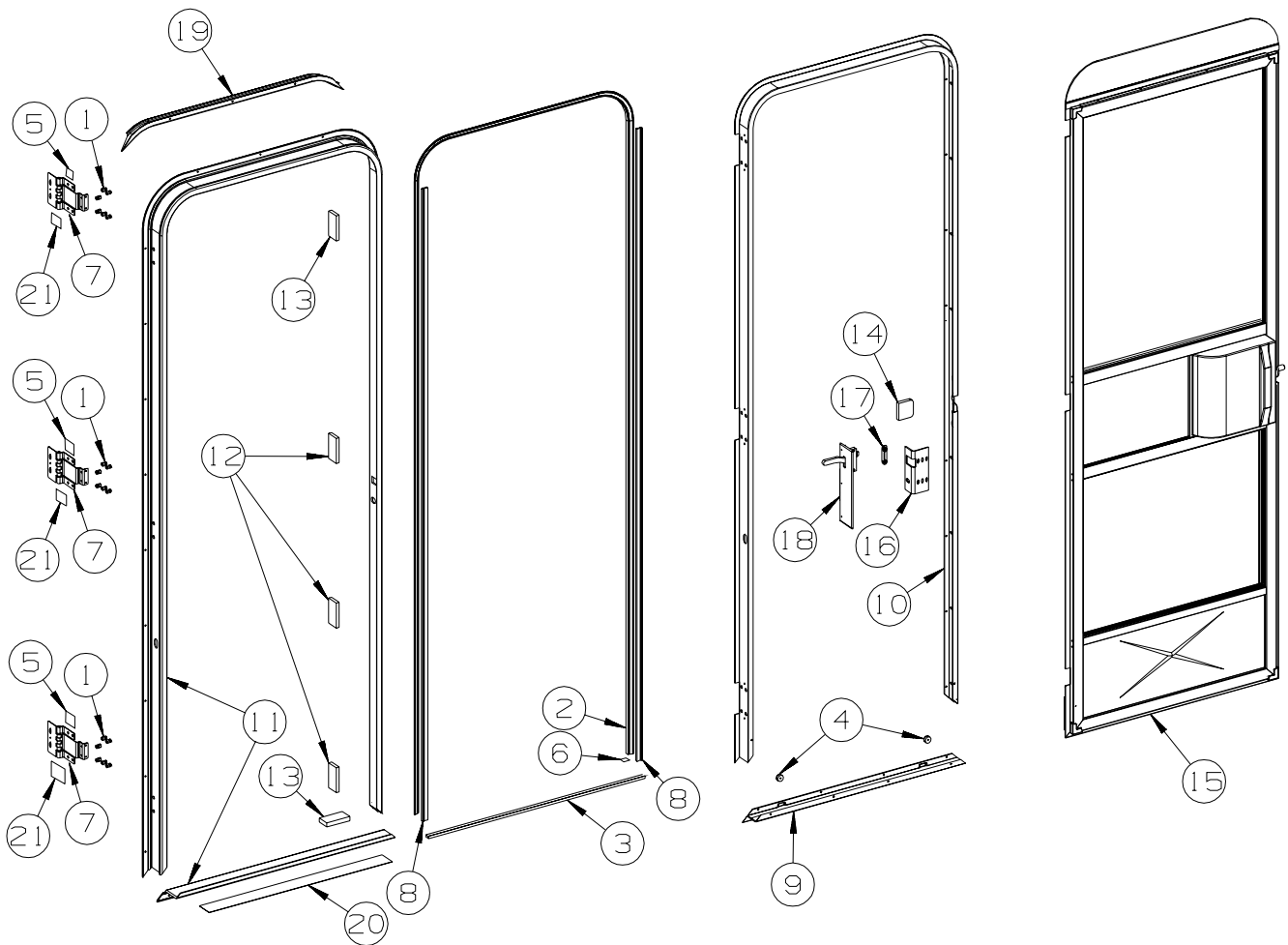
EXTERIOR DOORS & COMPARTMENTS GROUP (CONTINUED)
COMPARTMENT DOOR PIECE PARTS (CONTINUED)



KEY	PART NUMBER	U/M	DESCRIPTION
1	154900-01-01A	EA	LATCH/PADDLE - LOCKING - COMPT DOOR - KEY ONE - BLACK
1	154900-01-02A	EA	LATCH/PADDLE - LOCKING - COMPT DOOR - KEY ONE - WHITE
1	154900-02-01A	EA	LATCH/PADDLE - NON LOCKING - COMPT DOOR - BLACK
1	154900-02-02A	EA	LATCH/PADDLE - NON LOCKING - COMPT DOOR - WHITE
2	121947-01-01A	EA	BOLT - SLIDE W/PLASTIC PLUNGER
3	135276-01-03A	EA	REINFORCEMENT - CORNER - LEFT HAND (FACING DOOR)-PARCHMENT
4	135276-02-03A	EA	REINFORCEMENT - CORNER -RIGHT HAND (FACING DOOR)-PARCHMENT
5	137359-01-01A	EA	COVER - LATCH - WHITE
6	139793-05-01A	EA	HINGE - LEFT HAND/VALANCE DOOR - W/O BALL STUD
6	139793-02-01A	EA	HINGE - VALANCE DOOR - W/BALL STUD - REAR PASSENGER
7	139793-01-01A	EA	HINGE - RIGHT HAND/VALANCE DOOR - W/BALL STUD
7	139793-04-01A	EA	HINGE - VALANCE DOOR - W/O BALL STUD - REAR PASSENGER
8	139793-03-01A	EA	HINGE - CENTER/VALANCE DOOR - W/O BALL STUD
9	132873-01-000	EA	ROD - LATCH (BLANK) - 37.3"
10	135624-71-01B	EA	ROD - LATCH (BLANK) - 37.3"
11	133049-07-T53	EA	TRIM - FUEL FILL

EXTERIOR DOORS & COMPARTMENTS GROUP (CONTINUED)

ENTRY



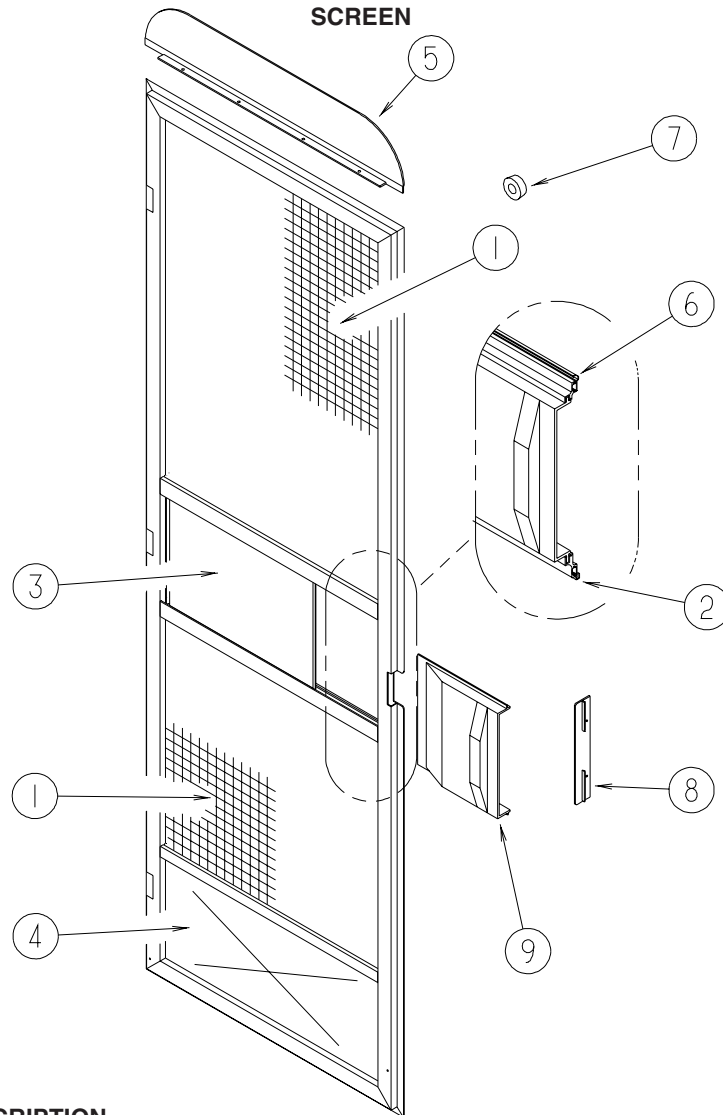
KEY	PART NUMBER	U/M	DESCRIPTION
1	039715-01-000	EA	NUT-SERT - 1/4" DIAMETER - 20 THREADS
2	075671-04-000	FT	SEAL - SPONGE - LAZY T - W/ADHESIVE STRIP - .5" WIDE
3	075673-05-000	FT	SEAL/PILE - .5" HIGH W/ADHESIVE BACK - BLACK
4	081914-02-000	EA	BUMPER - RUBBER - ROUND - 5/16" DIA. X 13/64" THICK
5	100128-02-000	FT	SEAL - FOAM/ADHESIVE BACK - .37" WIDE X .37" THICK
6	104692-01-000	FT	SEAL - ADHESIVE BACKED FOAM - 3/4" THICK X 3/4" WIDE X 25'
7	106719-01-05A	EA	HINGE - ENTRY DOOR - BRIGHT WHITE
8	118929-01-01A	FT	SEAL - PILE - PUSH ON
9	121893-03-02A	EA	FRAME - ENTRY DOOR/LOWER - BRIGHT WHITE
9	121893-03-03A	EA	FRAME - ENTRY DOOR/LOWER - BLACK
10	121894-27-01A	EA	FRAME - ENTRY DOOR - BRIGHT WHITE
10	121894-27-02A	EA	FRAME - ENTRY DOOR - BLACK
11	121898-14-01A	EA	JAMB - DOOR/ENTRANCE - BRIGHT WHITE
11	121898-14-02A	EA	JAMB - DOOR/ENTRANCE - BLACK
12	125724-01-000	EA	SHIM - DOOR, ENTRANCE
13	125724-02-000	EA	SHIM - DOOR, ENTRANCE
14	130096-05-000	EA	FOAM - SCREEN DOOR, RETAINER
15	P32208-02-L32	EA	DOOR - SCREEN - W/O HARDWARE - BRIGHT WHITE
16	137401-01-03B	EA	BRACKET - DOOR ANGLE - OFF WHITE
17	148364-01-12B	EA	STRIKE - SCREEN DOOR - BRIGHT WHITE
17	148364-01-04B	EA	STRIKE - SCREEN DOOR - BLACK
18	132915-01-01A	EA	LATCH - SCREEN DOOR - BLACK
19	139054-19-01A	EA	CAP - DRIP - JAMB MOUNTED - BRIGHT WHITE
19	139054-19-02A	EA	CAP - DRIP - JAMB MOUNTED - BLACK
20	038327-01-000	EA	TAPE - ANTI-SLIP - 2" X 60'
21	154585-01-01A	FT	SEAL - FOAM TAPE - ADHESIVE BACK - 3/8" X 3/8" - BLACK

EXTERIOR DOORS & COMPARTMENTS GROUP (CONTINUED)
ENTRY (CONTINUED)

PREMIUM HIGH GLOSS SIDEWALL AND FULL BODY PAINT

KEY	PART NUMBER	U/M	DESCRIPTION
1	039715-01-000	EA	NUT-SERT - 1/4" DIAMETER - 20 THREADS
2	075671-04-000	FT	SEAL - SPONGE - LAZY T - W/ADHESIVE STRIP - .5" WIDE
3	075673-05-000	FT	SEAL/PILE - .5" HIGH W/ADHESIVE BACK - BLACK
4	081914-02-000	EA	BUMPER - RUBBER - ROUND - 5/16" DIA. X 13/64" THICK
5	100128-02-000	FT	SEAL - FOAM/ADHESIVE BACK - .37" WIDE X .37" THICK
6	104692-01-000	FT	SEAL - ADHESIVE BACKED FOAM - 3/4" THICK X 3/4" WIDE X 25'
7	106719-01-05A	EA	HINGE - ENTRY DOOR - BRIGHT WHITE
7	106719-01-08A	EA	HINGE - ENTRY DOOR - BLACK
8	118929-01-01A	FT	SEAL - PILE - PUSH ON
9	121893-03-02A	EA	FRAME - ENTRY DOOR/LOWER - BRIGHT WHITE
9	121893-03-03A	EA	FRAME - ENTRY DOOR/LOWER - BLACK
10	121894-27-01A	EA	FRAME - ENTRY DOOR - BRIGHT WHITE
10	121894-27-02A	EA	FRAME - ENTRY DOOR - BLACK
11	121898-14-01A	EA	JAMB - DOOR/ENTRANCE - BRIGHT WHITE
11	121898-14-02A	EA	JAMB - DOOR/ENTRANCE - BLACK
12	125724-01-000	EA	SHIM - DOOR, ENTRANCE
13	125724-02-000	EA	SHIM - DOOR, ENTRANCE
14	130096-05-000	EA	FOAM - SCREEN DOOR, RETAINER
15	P32208-02-L32	EA	DOOR - SCREEN - W/O HARDWARE - BRIGHT WHITE
15	P32208-02-S64	EA	DOOR - SCREEN - W/O HARDWARE - BLACK
16	137401-01-03B	EA	BRACKET - DOOR ANGLE - OFF WHITE
17	148364-01-12B	EA	STRIKE - SCREEN DOOR - BRIGHT WHITE
17	148364-01-04B	EA	STRIKE - SCREEN DOOR - BLACK
18	132915-01-01A	EA	LATCH - SCREEN DOOR - BLACK
19	139054-19-01A	EA	CAP - DRIP - JAMB MOUNTED - BRIGHT WHITE
19	139054-19-02A	EA	CAP - DRIP - JAMB MOUNTED - BLACK
20	038327-01-000	EA	TAPE - ANTI-SLIP - 2" X 60'
21	154585-01-01A	FT	SEAL - FOAM TAPE - ADHESIVE BACK - 3/8" X 3/8" - BLACK

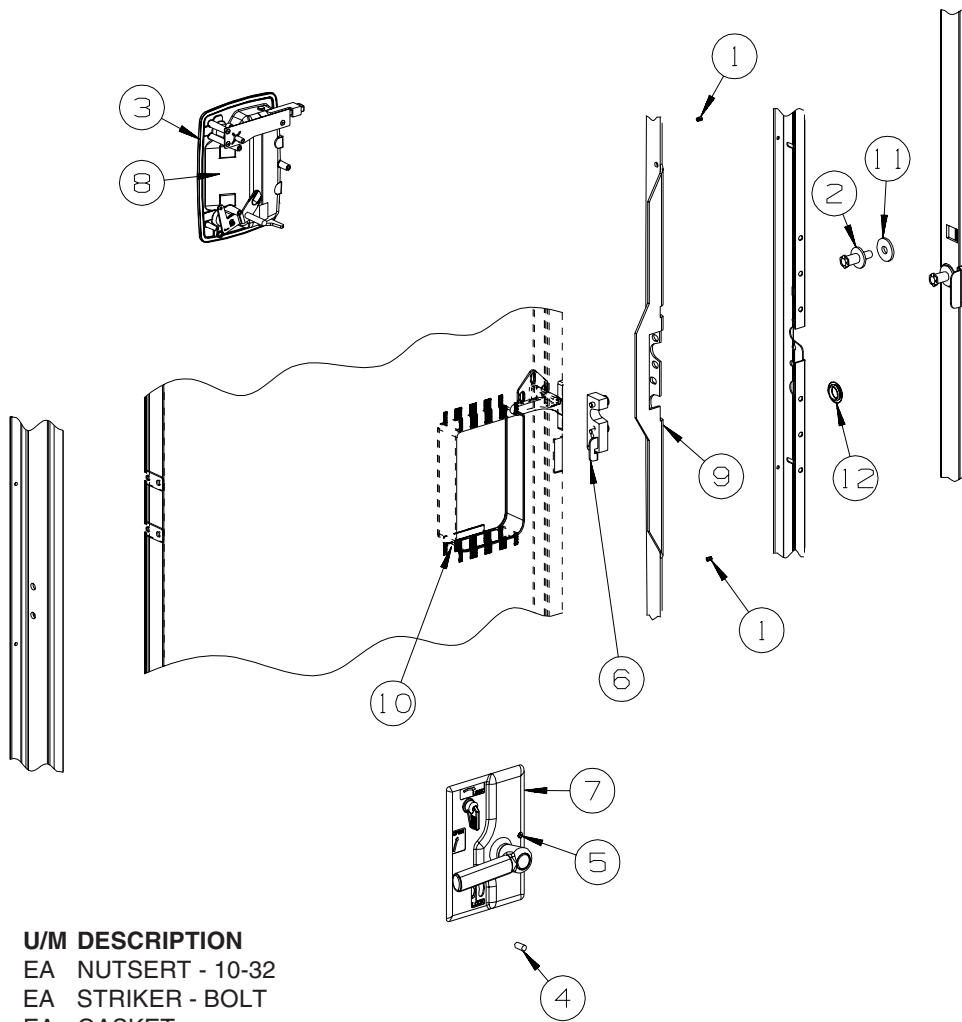
EXTERIOR DOORS & COMPARTMENTS GROUP (CONTINUED)



KEY	PART NUMBER	U/M	DESCRIPTION
1	002293-02-000	SF	SCREEN - 26" - CHARCOAL
2	002294-01-000	FT	SPLINE - SCREENING - .13" X .14"
3	016454-18-000	EA	INSERT/CENTER - SCREEN DOOR
4	078552-09-000	EA	INSERT - SCREEN DOOR - LOWER
5	078595-03-000	EA	PLATE - SCREEN DOOR
6	078777-08-000	FT	CHANNEL - SLIDER - 4 FOOT INCREMENTS
7	120863-09-000	EA	BUMPER - RUBBER/RADIUS TOP - 3/4" X 3/8" - LT GRAY
8	132081-01-01A	EA	STRIKE - SLIDER - SCREEN DOOR - BRIGHT WHITE
8	132081-01-03A	EA	STRIKE - SLIDER - SCREEN DOOR - BLACK
9	132082-01-01A	EA	SLIDER - SCREEN DOOR - BRIGHT WHITE
9	132082-01-03A	EA	SLIDER - SCREEN DOOR - BLACK

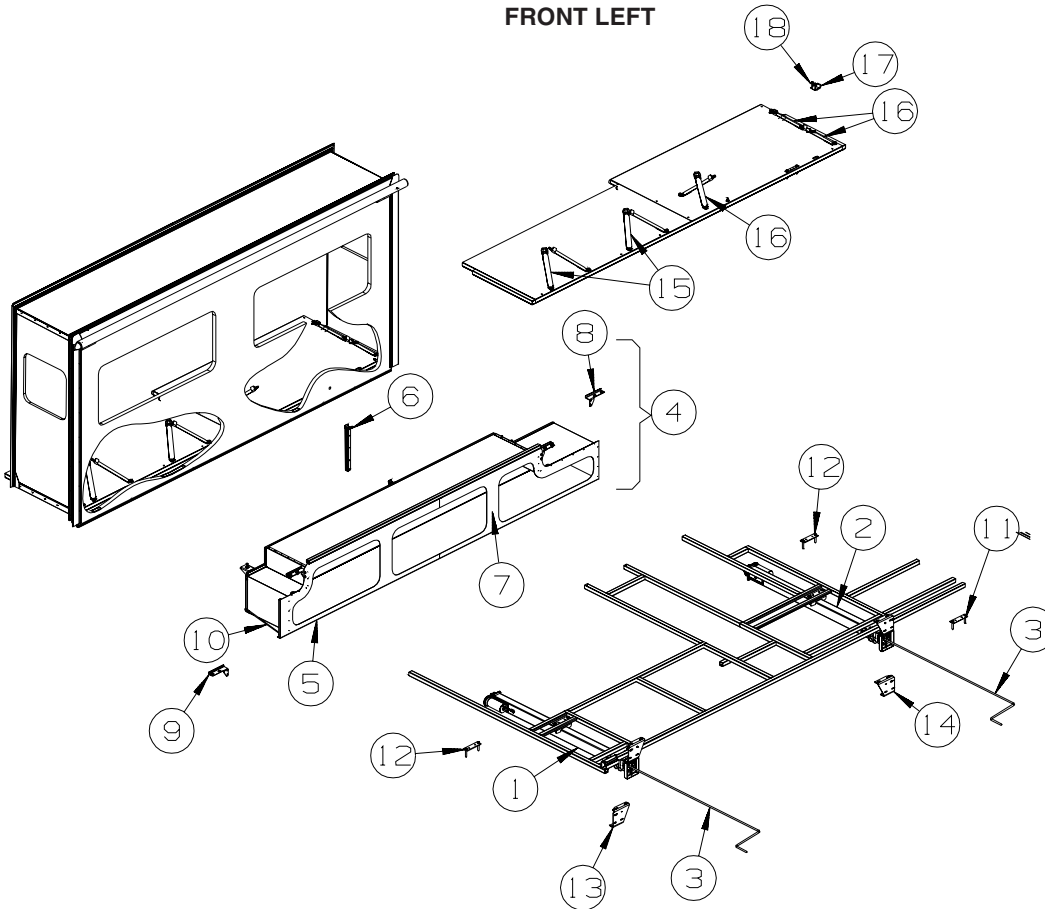
EXTERIOR DOORS & COMPARTMENTS GROUP (CONTINUED)

LATCH



KEY	PART NUMBER	U/M	DESCRIPTION
1	072893-04-000	EA	NUTSERT - 10-32
2	092927-20-000	EA	STRIKER - BOLT
3	112782-04-01A	EA	GASKET
4	112782-05-01A	EA	CAP - VINYL - RED
5	112782-08-01A	EA	SCREW - MOUNTING/PLATE - ZINC
6	112782-22-01A	EA	LATCH - SINGLE ROTOR
7	112782-27-01A	EA	LATCH - INTERIOR PLATE - WHITE
8	112782-20-01A	EA	LATCH - EXTERIOR - W/O LOCK CYLINDER W/ICON-REVERSIBLE KEY
9	132207-01-02B	EA	STIFFENER/DOOR - FORMED - E-COATED
10	137230-01-01A	EA	SPACER - NOTCHED, MILL
11	147900-01-01A	EA	SPACER - STRIKE BOLT, MILL
12	061420-14-000	EA	PLUG/PLASTIC - 7/8" DIAMETER - BLACK

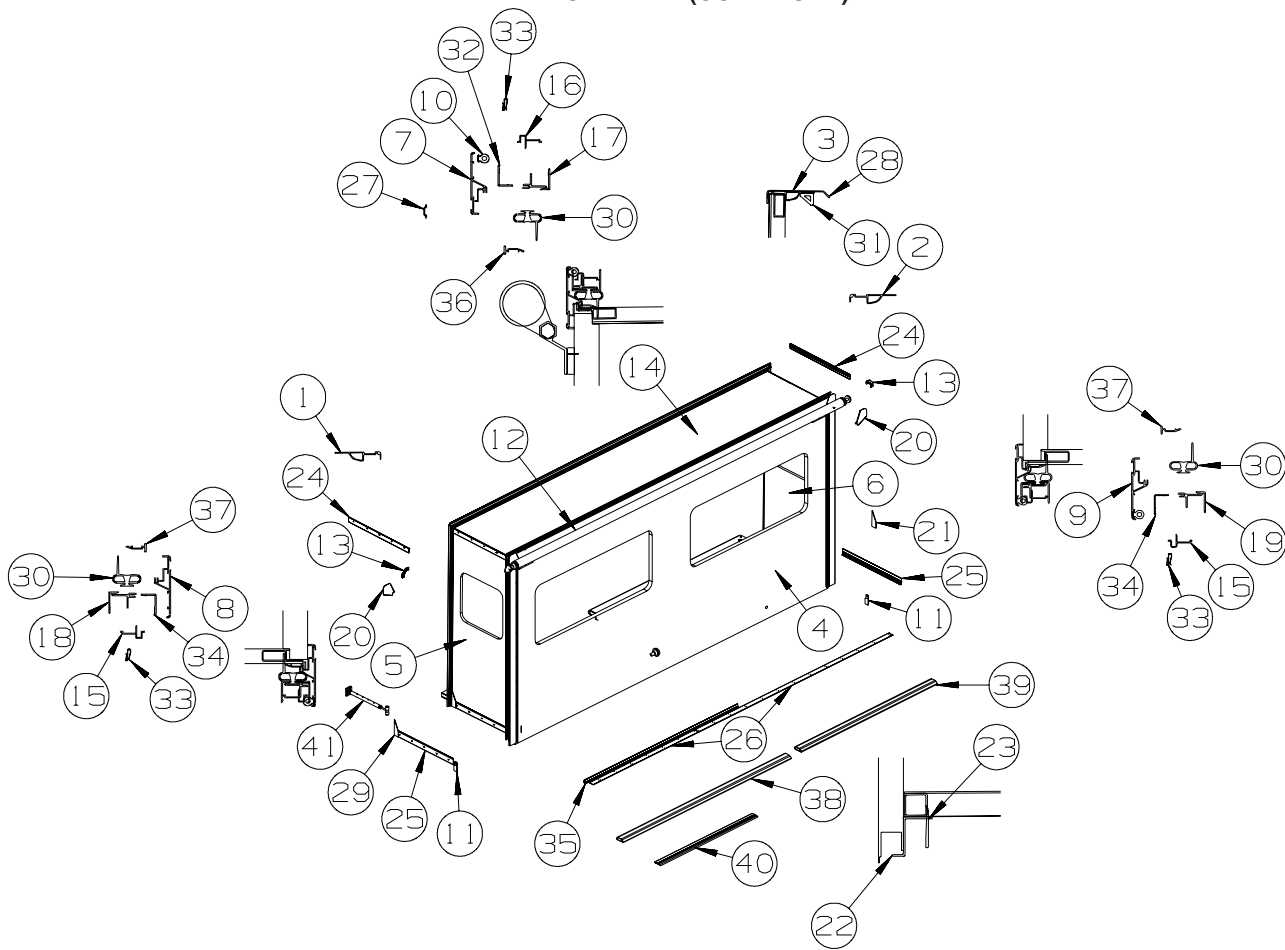
EXTERIOR SLIDEOUT GROUP FRONT LEFT



KEY	PART NUMBER	U/M	DESCRIPTION
1*	162829-02-000	EA	SLIDEOUT - ELECTRIC 30" - RIGHT HAND
2*	162829-01-000	EA	SLIDEOUT - ELECTRIC 30" - LEFT HAND
3	138173-06-000	EA	CRANK - SLIDEOUT
4	141162-12-T53	EA	COMPARTMENT - F/SLIDEOUT
5	126516-01-01A	FT	TRIM - VINYL/EXTRUDED - 8'
6	126591-01-02B	EA	CARRIER/EXTENSION - F/SLIDEOUT-F/WIRE/HOSES - E-COATED
7	137064-14-02B	EA	SEAL PLANE - F/SLIDEOUT - E-COATED
8	125888-05-02B	EA	BRACKET/SLIDEOUT COMPARTMENT - RIGHT HAND - E-COATED
9	125888-06-02B	EA	BRACKET/SLIDEOUT COMPARTMENT - LEFT HAND - E-COATED
10	107865-26-000	EA	ROD - SUPPORT - VALANCE PANEL - 18.9"
11	136995-05-02B	EA	PLATE W/BOLTS - 5.9" X 1" W/7/16" X 3" BOLTS
12	136995-03-02B	EA	PLATE W/BOLTS - 6.9" X 2" W/1/2" X 3" BOLTS
13	127030-07-02B	EA	BRACKET - INNER FRONT/MOUNT - E-COATED
14	127030-08-02B	EA	BRACKET - INNER REAR/MOUNT - E-COATED
15	160167-01-01A	EA	SEAT BELT - 2" X 102" - BLACK
16	160167-02-01A	EA	SEAT BELT - 2" X 90" - BLACK
17	150697-02-02B	EA	BRACKET - RESTRAINT/CHILD - E-COATED
18	150700-01-02B	EA	PLATE/MOUNTING - RESTRAINT/CHILD - 1" X 2.3" - E-COATED

*COMPONENT PARTS LISTED LATER IN THIS GROUP

EXTERIOR SLIDEOUT GROUP (CONTINUED)
FRONT LEFT (CONTINUED)



KEY	PART NUMBER	U/M	DESCRIPTION
1	139624-01-02A	EA	TRIM/SEAL - INNER/RIGHT HAND - 73.4" - ALMOND
2	139624-02-02A	EA	TRIM/SEAL - INNER/LEFT HAND - 73.4" - ALMOND
3	139624-09-02A	EA	TRIM/SEAL - INNER/TOP - 158.2" - ALMOND
4	163414-11-W51	EA	SLUG - F/SLIDEOUT (W57, W58)
4	163414-11-W59	EA	SLUG - F/SLIDEOUT (W59, W60, W61, W62)
4	163414-12-W51	EA	SLUG - F/SLIDEOUT (W57, W58) - PREMIUM HIGH GLOSS SIDEWALL
4	163414-12-W59	EA	SLUG - F/SLIDEOUT (W59, W60, W61, W62) - PREMIUM HIGH GLOSS SIDEWALL
5	162979-05-W51	EA	PANEL END - F/SLIDEOUT (W57, W58)
5	162979-05-W59	EA	PANEL END - F/SLIDEOUT (W59, W60, W61, W62)
5	162979-06-W51	EA	PANEL END - F/SLIDEOUT (W57, W58) - PREMIUM HIGH GLOSS SIDEWALL
5	162979-06-W59	EA	PANEL END - F/SLIDEOUT (W59, W60, W61, W62) - PREMIUM HIGH GLOSS SIDEWALL
6	162979-07-W51	EA	PANEL END - F/SLIDEOUT (W57, W58)
6	162979-07-W59	EA	PANEL END - F/SLIDEOUT (W59, W60, W61, W62)
6	162979-08-W51	EA	PANEL END - F/SLIDEOUT (W57, W58) - PREMIUM HIGH GLOSS SIDEWALL
6	162979-08-W59	EA	PANEL END - F/SLIDEOUT (W59, W60, W61, W62) - PREMIUM HIGH GLOSS SIDEWALL
7	162052-08-01A	EA	TRIM/SEAL - W/MITERED ENDS - 156.5" - BRIGHT WHITE
7	162052-08-02A	EA	TRIM/SEAL - W/MITERED ENDS - 156.5" - BLACK - FULL BODY PAINT
8	162052-23-01A	EA	TRIM/SEAL - W/MITERED ENDS - 74.5" - BRIGHT WHITE
8	162052-23-02A	EA	TRIM/SEAL - W/MITERED ENDS - 74.5" - BLACK - FULL BODY PAINT
9	162052-24-01A	EA	TRIM/SEAL - W/MITERED ENDS - 74.5" - BRIGHT WHITE
9	162052-24-02A	EA	TRIM/SEAL - W/MITERED ENDS - 74.5" - BLACK - FULL BODY PAINT
10	158297-01-000	FT	SEAL - D-SECTION/BULB/TEE - ADHESIVE BACK - BLACK
11	126546-03-03A	EA	COVER - END/SIDEWALL - BLACK
12			SLIDEOUT AWNING

ORDER AWNINGS & REPAIR PARTS FROM DOMETIC. CALL #800-366-3842.

THE DOMETIC AWNING INFORMATION YOU WILL NEED IS LOCATED ON THE MOTOR HOME NEAR THE TOP OF THE AWNING RAIL.

13	160421-01-01A	EA	CORNER TRIM/SLIDEOUT - 3.1"X 3.1" - BLACK
14	153716-06-T53	EA	ROOF - F/SLIDEOUT
15	142718-01-01A	EA	RETAINER - SIDEWALL/SLIDEOUT - 72.8"

EXTERIOR SLIDEOUT GROUP (CONTINUED)
FRONT LEFT (CONTINUED)

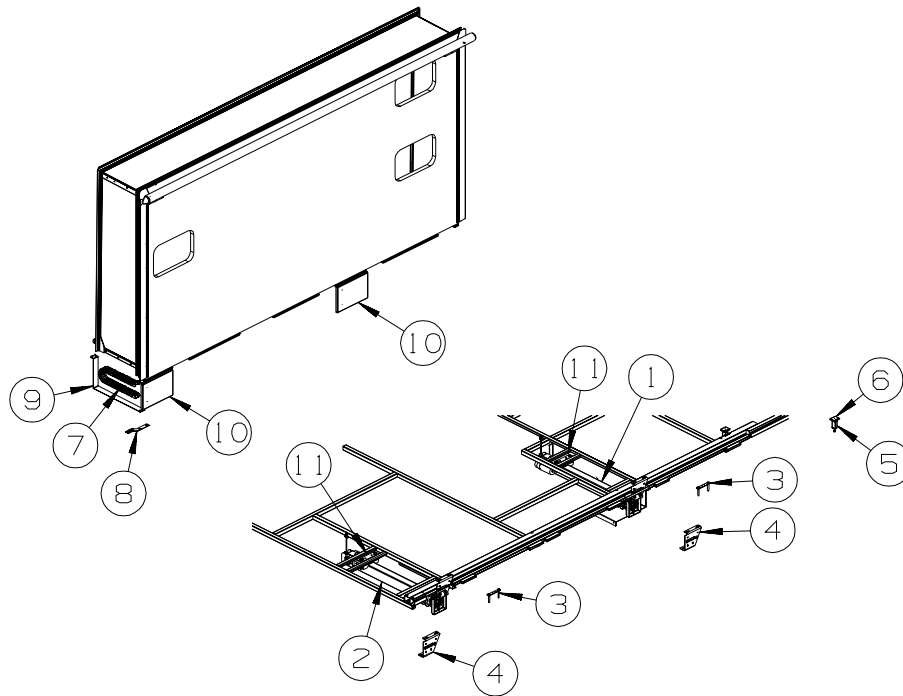
KEY	PART NUMBER	U/M	DESCRIPTION
16	142718-09-01A	EA	RETAINER - SIDEWALL/SLIDEOUT - 157.6" - MILL
17	151761-04-02A	EA	TRIM - SIDEWALL/SLIDEOUT/TOP - 159.5" - ALMOND
18	151760-04-02A	EA	TRIM - SIDEWALL/SLIDEOUT - 74.5" - ALMOND
19	151760-03-02A	EA	TRIM - SIDEWALL/SLIDEOUT - 74.5" - ALMOND
20	156151-01-02A	EA	PROTECTOR - CORNER - SLIDEOUT - BRIGHT WHITE
20	156151-01-01A	EA	PROTECTOR - CORNER - SLIDEOUT - BLACK - FULL BODY PAINT
21	157809-02-01A	EA	SEAL - FOAM BLOCK/LEFT SIDE - ADHESIVE BACK
22	128621-47-01A	EA	BRACKET/ZEE - SLIDEOUT - 153.4" - MILL
23	115075-03-000	FT	SEAL - WIPE - .25" X 2.9"
24	158375-01-01A	EA	TRIM - FEATURE STRIP - 29.6" - BRIGHT WHITE
24	158375-01-02A	EA	TRIM - FEATURE STRIP - 29.6" - BLACK - FULL BODY PAINT
25	163020-07-01A	EA	TRIM - FEATURE STRIP/LOWER - 2.3" X 28.9" - BRT WHT
25	163020-07-02A	EA	TRIM - FEATURE STRIP/LOWER - 2.3" X 28.9" - BLACK - FULL BODY PAINT
26	152641-01-000	EA	SKID/GLIDE - SLIDEOUT ROOM - 1/4"X2"X95.5"- POLYETHYLENE
27	105312-01-07A	FT	INSERT - FEATURE STRIP - VINYL - BRIGHT WHITE
27	105312-01-13A	FT	INSERT - FEATURE STRIP - VINYL - BLACK - FULL BODY PAINT
28	125466-01-04A	EA	SUPPORT - ROOF/INTERIOR - ALMOND
29	157809-01-01A	EA	SEAL - FOAM BLOCK/RIGHT SIDE - ADHESIVE BACK
30	136978-01-01A	FT	SEAL - SLIDEOUT - SINGLE WIPE LIP - BLACK
31	146056-01-000	FT	SEAL - TRIANGLE - W/PSA
32	136824-11-01A	EA	TRIM - SIDEWALL/SLIDEOUT - 159.8" - BRIGHT WHITE
32	136824-11-02A	EA	TRIM - SIDEWALL/SLIDEOUT - 159.8" - BLACK - FULL BODY PAINT
33	142549-01-000	EA	CLIP - "S" TYPE
34	136824-45-01A	EA	TRIM - SIDEWALL/SLIDEOUT - 74.4"
34	136824-45-02A	EA	TRIM - SIDEWALL/SLIDEOUT - 74.4" - BLACK - FULL BODY PAINT
35	151282-09-01A	EA	TRIM - CARPET EDGE/F-ANGLE - 75.4" - BLACK
36	146606-01-01A	EA	TRIM/RETAINER - 153.5" - BRIGHT WHITE
36	146606-01-01A	EA	TRIM/RETAINER - 153.5" - BLACK - FULL BODY PAINT
37	146606-48-01A	EA	TRIM/RETAINER - 69.3" - BRIGHT WHITE
37	146606-48-02A	EA	TRIM/RETAINER - 69.3" - BLACK - FULL BODY PAINT
38	134756-06-S28	EA	RAMP - FABRIC COVERED - F/SLIDEOUT - 82.7" - FLOORCOVERING-VINYL-FRONT
39	134756-01-L76	EA	RAMP - FABRIC COVERED - F/SLIDEOUT - 66.9" - FLOORCOVERING-VINYL-FRONT
40	134837-01-01A	EA	RAMP - SLIDEOUT - BLACK PVC
41	162495-01-01A	EA	ROD - LOCK/SLIDEOUT - ADJUSTABLE 17"/34" - W/STRAP/RING

COMPONENT PARTS FOR FRONT LEFT

162829-01-000, 162829-02-000

KEY	PART NUMBER	U/M	DESCRIPTION	VENDOR NO.
	130294-04-700	EA	SCREW - 5/16"-18 X 1 1/2"	1202060
	131281-01-704	EA	HAIRPIN/COTTER - 3/8" SPRING	1213460
	131682-01-700	EA	ROLLER - (BEARING)	1912040
	138173-01-701	EA	POP RIVET - SS 3/16"X1/4"	1214630
	138173-01-707	EA	WEAR PUCK - PLASTIC F/DRIVE	1612523
	140457-01-701	EA	ROLLER - 1"OD X 1/2"ID	1614006
	140457-01-704	EA	SHAFT/AXLE - REAR ROLLER	7204523
	148875-01-702	EA	PIN/ROLL - 1/4" X 1"	1213701
	148875-01-703	EA	NUT - PLASTIC - 1"	1612548
	148875-01-704	EA	END CARRIER - PLASTIC - 1"	1612549
	148875-01-705	EA	MOTOR/LINEAR - SLIDE ROOM	1820111
	148875-01-707	EA	END GUIDE F/SCREW - 1"	1820450
	148875-01-708	EA	TUBE - OUTER - F/SLIDE RAM	7201200
	149165-01-701	EA	PIN/CLEVIS - 1/4" X 2"	1213204
	151027-01-700	EA	DRIVE SCREW 1" X 20"	1820402
	151027-01-701	EA	ROLL PIN - 3/16" X 1"	1213694
	151027-01-702	EA	CLEVIS PIN - 1/4" X 1 1/4"	1213202

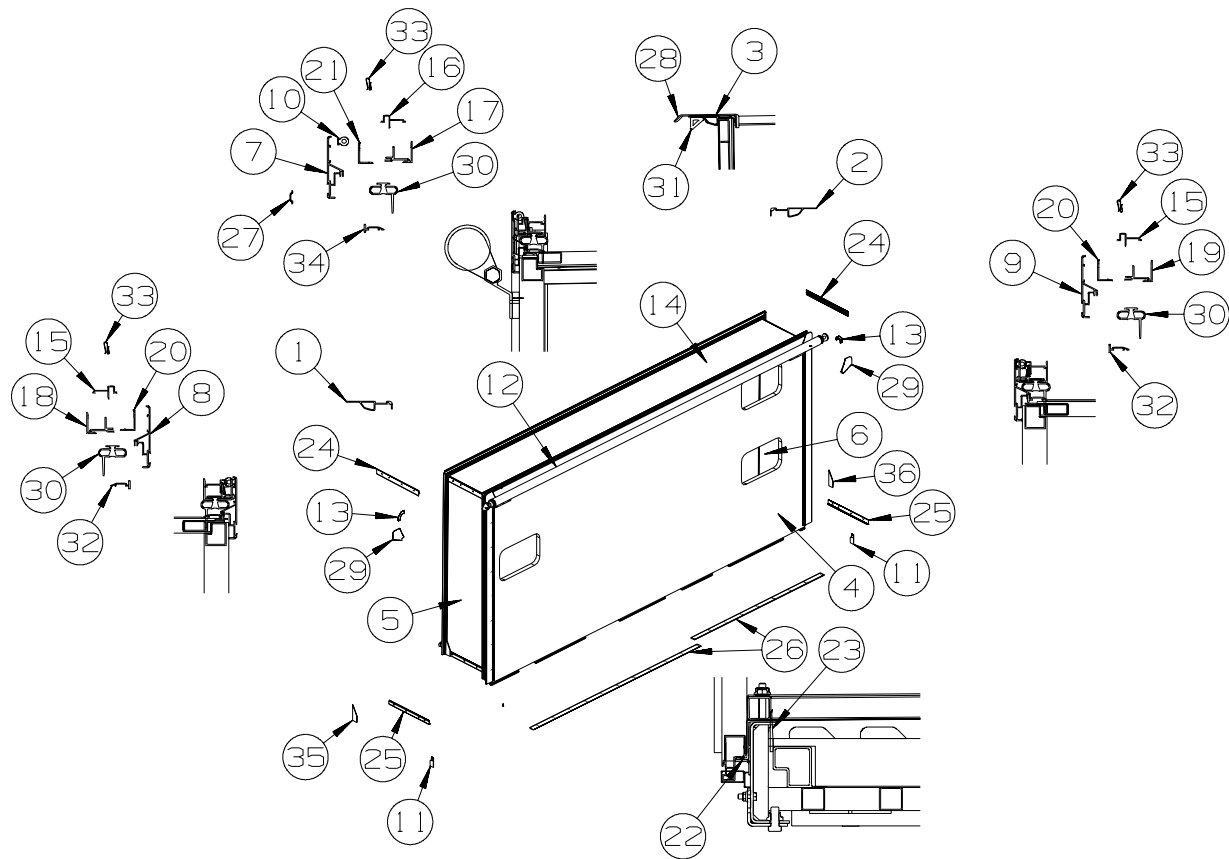
EXTERIOR SLIDEOUT GROUP (CONTINUED)
RIGHT REAR



KEY	PART NUMBER	U/M	DESCRIPTION
1*	162827-02-000	EA	SLIDEOUT - ELECTRIC 20" - LEFT HAND
2*	162827-01-000	EA	SLIDEOUT - ELECTRIC 20" - RIGHT HAND
3	136995-05-02B	EA	PLATE W/BOLTS - 5.9" X 1" W/7/16" X 3" BOLTS
4	127030-10-02B	EA	BRACKET - MOUNT - SLIDEOUT - E-COATED
5	126313-02-02B	EA	SUPPORT - SLIDE - F/SLIDE-OUT ROOM - E-COATED
6	128599-03-000	EA	PAD - F/SLIDEOUT - 2" X 2.6"
7	143541-01-01A	EA	CARRIER/WIRING - F/SLIDEOUT ROOM - 29 LINKS
8	143491-03-02B	EA	BRACKET/SUPPORT - E-COATED
9	143491-04-02B	EA	BRACKET/SUPPORT - E-COATED
10	138077-16-U51	EA	COVER/RAM - 15.1" X 10.3" - W/INNER PLATE
10	138077-16-AA1	EA	COVER/RAM - 15.1" X 10.3" - W/INNER PLATE - BLACK - FULL BODY PAINT
11	136995-03-02B	EA	PLATE W/BOLTS - 6.9" X 2" W/1/2" X 3" BOLTS

***COMPONENT PARTS LISTED LATER IN THIS GROUP**

EXTERIOR SLIDEOUT GROUP (CONTINUED)
RIGHT REAR (CONTINUED)



KEY	PART NUMBER	U/M	DESCRIPTION
1	139624-01-02A	EA	TRIM/SEAL - INNER/RIGHT HAND - 73.4" - ALMOND
2	139624-02-02A	EA	TRIM/SEAL - INNER/LEFT HAND - 73.4" - ALMOND
3	139624-09-02A	EA	TRIM/SEAL - INNER/TOP - 158.2" - ALMOND
4	163415-11-W51	EA	SLUG - F/SLIDEOUT (W57, W58)
4	163415-11-W59	EA	SLUG - F/SLIDEOUT (W59, W60, W61, W62)
4	163415-12-W51	EA	SLUG - F/SLIDEOUT (W57, W58) - PREMIUM HIGH GLOSS SIDEWALL
4	163415-12-W59	EA	SLUG - F/SLIDEOUT (W59, W60, W61, W62) - PREMIUM HIGH GLOSS SIDEWALL
5	162977-11-W51	EA	PANEL END - F/SLIDEOUT (W57, W58)
5	162977-11-W59	EA	PANEL END - F/SLIDEOUT (W59, W60, W61, W62)
5	162977-12-W51	EA	PANEL END - F/SLIDEOUT (W57, W58) - PREMIUM HIGH GLOSS SIDEWALL
5	162977-12-W59	EA	PANEL END - F/SLIDEOUT (W59, W60, W61, W62) - PREMIUM HIGH GLOSS SIDEWALL
6	162977-17-W51	EA	PANEL END - F/SLIDEOUT (W57, W58)
6	162977-17-W59	EA	PANEL END - F/SLIDEOUT (W59, W60, W61, W62)
6	162977-18-W51	EA	PANEL END - F/SLIDEOUT (W57, W58) - PREMIUM HIGH GLOSS SIDEWALL
6	162977-18-W59	EA	PANEL END - F/SLIDEOUT (W59, W60, W61, W62) - PREMIUM HIGH GLOSS SIDEWALL
7	162052-08-01A	EA	TRIM/SEAL - W/MITERED ENDS - 156.5" - BRIGHT WHITE
7	162052-08-01A	EA	TRIM/SEAL - W/MITERED ENDS - 156.5" - BRIGHT WHITE
7	162052-08-02A	EA	TRIM/SEAL - W/MITERED ENDS - 156.5" - BLACK - FULL BODY PAINT
8	162052-23-01A	EA	TRIM/SEAL - W/MITERED ENDS - 74.5" - BRIGHT WHITE
8	162052-23-02A	EA	TRIM/SEAL - W/MITERED ENDS - 74.5" - BLACK - FULL BODY PAINT
9	162052-24-01A	EA	TRIM/SEAL - W/MITERED ENDS - 74.5" - BRIGHT WHITE
9	162052-24-02A	EA	TRIM/SEAL - W/MITERED ENDS - 74.5" - BLACK - FULL BODY PAINT
10	158297-01-000	FT	SEAL - D-SECTION/BULB/TEE - ADHESIVE BACK - BLACK
11	126546-03-03A	EA	COVER - END/SIDEWALL - BLACK
12			SLIDEOUT AWNING

ORDER AWNINGS & REPAIR PARTS FROM DOMETIC. CALL #800-366-3842.
THE DOMETIC AWNING INFORMATION YOU WILL NEED IS LOCATED ON THE MOTOR HOME NEAR
THE TOP OF THE AWNING RAIL.

EXTERIOR SLIDEOUT GROUP (CONTINUED)
RIGHT REAR (CONTINUED)

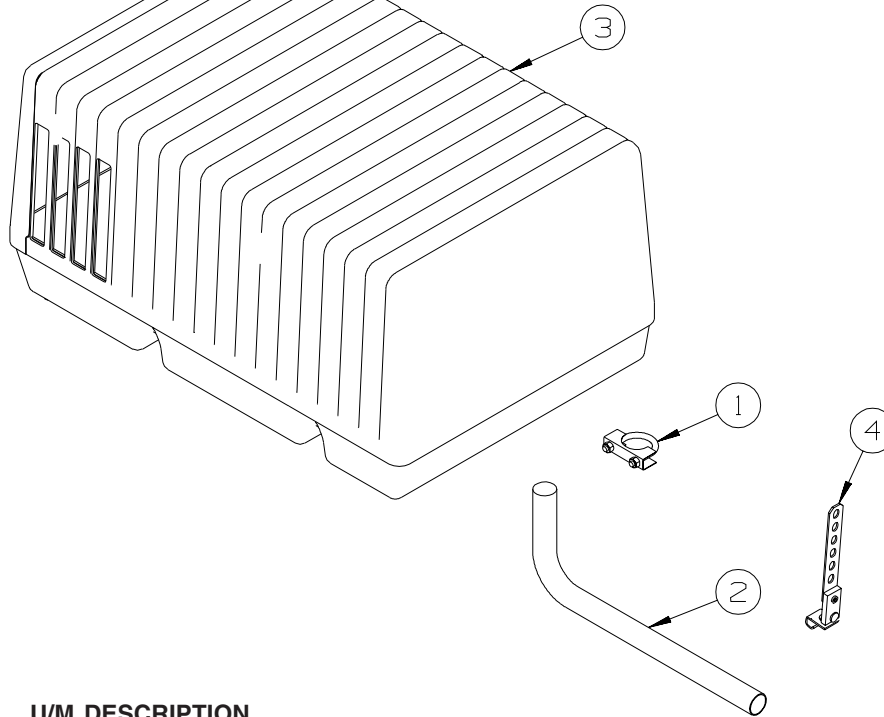
KEY	PART NUMBER	U/M	DESCRIPTION
13	160421-01-01A	EA	CORNER TRIM/SLIDEOUT - 3.1" X 3.1" - BLACK
14	153716-07-U51	EA	ROOF - F/SLIDEOUT
15	142718-01-01A	EA	RETAINER - SIDEWALL/SLIDEOUT - 72.8"
16	142718-09-01A	EA	RETAINER - SIDEWALL/SLIDEOUT - 157.6"
17	151761-04-02A	EA	TRIM - SIDEWALL/SLIDEOUT/TOP - 159.5" - ALMOND
18	151760-03-02A	EA	TRIM - SIDEWALL/SLIDEOUT - 74.5" - ALMOND
19	151760-04-02A	EA	TRIM - SIDEWALL/SLIDEOUT - 74.5" - ALMOND
20	136824-45-01A	EA	TRIM - SIDEWALL/SLIDEOUT - 74.4"
20	136824-45-02A	EA	TRIM - SIDEWALL/SLIDEOUT - 74.4" - BLACK - FULL BODY PAINT
21	136824-11-01A	EA	TRIM - SIDEWALL/SLIDEOUT - 159.8" - BRIGHT WHITE
21	136824-11-02A	EA	TRIM - SIDEWALL/SLIDEOUT - 159.8" - BLACK - FULL BODY PAINT
22	128621-54-01A	EA	BRACKET/ZEE - SLIDEOUT - 153" - MILL
23	115075-03-000	FT	SEAL - WIPE - .25" X 2.9"
24	158375-03-01A	EA	TRIM - FEATURE STRIP - 20.6" - BRIGHT WHITE
24	158375-03-02A	EA	TRIM - FEATURE STRIP - 20.6" - BLACK - FULL BODY PAINT
25	163020-06-01A	EA	TRIM - FEATURE STRIP/LOWER - 2.3" X 19.8" - BRIGHT WHITE
25	163020-06-02A	EA	TRIM - FEATURE STRIP/LOWER - 2.3" X 19.8" - BLACK - FULL BODY PAINT
26	152641-01-000	EA	SKID/GLIDE - SLIDEOUT ROOM - 1/4"X2"X95.5"- POLYETHYLENE
27	105312-01-07A	FT	INSERT - FEATURE STRIP - VINYL - BRIGHT WHITE
27	105312-01-13A	FT	INSERT - FEATURE STRIP - VINYL - BLACK - FULL BODY PAINT
28	125466-01-04A	EA	SUPPORT - ROOF/INTERIOR - ALMOND
29	156151-01-02A	EA	PROTECTOR - CORNER - SLIDEOUT - BRIGHT WHITE
29	156151-01-01A	EA	PROTECTOR - CORNER - SLIDEOUT - BLACK - FULL BODY PAINT
30	136978-01-01A	FT	SEAL - SLIDEOUT - SINGLE WIPE LIP - BLACK
31	146056-01-000	FT	SEAL - TRIANGLE - W/PSA
32	146606-48-01A	EA	TRIM/RETAINER - 69.3" - BRIGHT WHITE
32	146606-48-02A	EA	TRIM/RETAINER - 69.3" - BLACK - FULL BODY PAINT
33	142549-01-000	EA	CLIP - "S" TYPE
34	146606-01-01A	EA	TRIM/RETAINER - 153.5" - BRIGHT WHITE
34	146606-01-02A	EA	TRIM/RETAINER - 153.5" - BLACK - FULL BODY PAINT
35	157809-01-01A	EA	SEAL - FOAM BLOCK/RIGHT SIDE - ADHESIVE BACK
36	157809-02-01A	EA	SEAL - FOAM BLOCK/LEFT SIDE - ADHESIVE BACK

COMPONENT PARTS FOR RIGHT REAR

162827-01-000, 162827-02-000

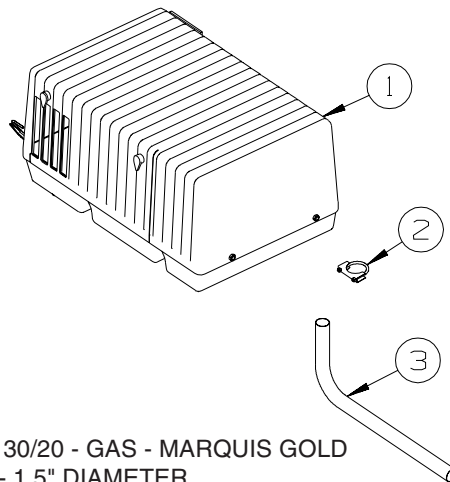
KEY	PART NUMBER	U/M	DESCRIPTION	VENDOR NO.
	130294-04-700	EA	SCREW - 5/16"-18 X 1 1/2"	1202060
	131281-01-704	EA	HAIRPIN/COTTER - 3/8" SPRING	1213460
	131682-01-700	EA	ROLLER - (BEARING)	1912040
	138173-01-701	EA	POP RIVET - SS 3/16"X1/4"	1214630
	138173-01-707	EA	WEAR PUCK - PLASTIC F/DRIVE	1612523
	140457-01-701	EA	ROLLER - 1"OD X 1/2"ID	1614006
	140457-01-704	EA	SHAFT/AXLE - REAR ROLLER	7204523
	148875-01-702	EA	PIN/ROLL - 1/4" X 1"	1213701
	148875-01-703	EA	NUT - PLASTIC - 1"	1612548
	148875-01-704	EA	END CARRIER - PLASTIC - 1"	1612549
	148875-01-705	EA	MOTOR/LINEAR - SLIDE ROOM	1820111
	148875-01-707	EA	END GUIDE F/SCREW - 1"	1820450
	148875-01-708	EA	TUBE - OUTER - F/SLIDE RAM	7201200
	149165-01-701	EA	PIN/CLEVIS - 1/4" X 2"	1213204
	151027-01-700	EA	DRIVE SCREW 1" X 20"	1820402
	151027-01-701	EA	ROLL PIN - 3/16" X 1"	1213694
	151027-01-702	EA	CLEVIS PIN - 1/4" X 1 1/4"	1213202
	162827-01-700	EA	TUBE OUT STOP - ADJUSTABLE	7201198
	162832-01-700	EA	CLEVIS PIN - 5/16" X 2 1/4"	1213239
	162832-01-702	EA	NUT - 1" PLASTIC W/5/16" PIN	1612554

**GENERATOR GROUP
GAS**



**MICROLITE
D26P, D29R, D30B**

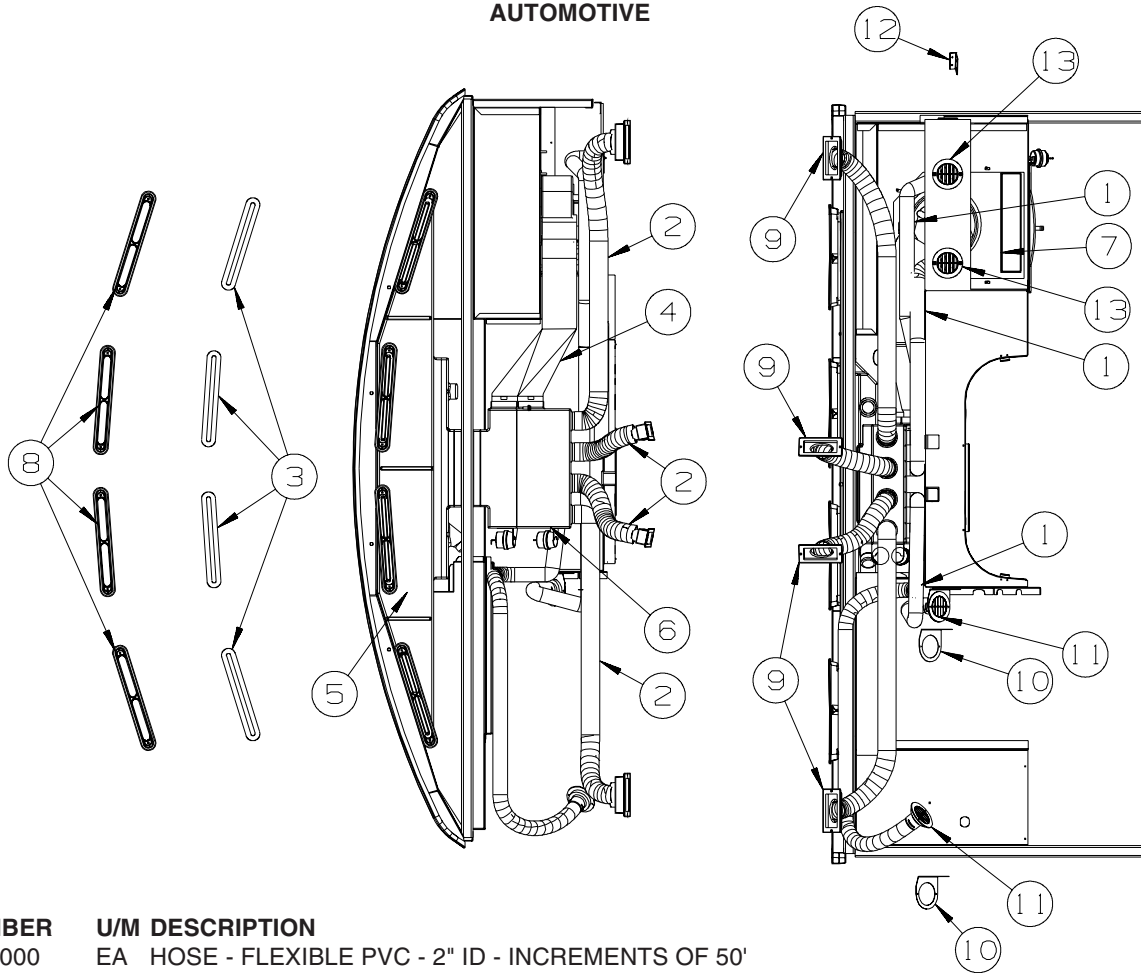
KEY	PART NUMBER	U/M DESCRIPTION
1	007125-04-000	EA CLAMP - MUFFLER - 1.12" DIAMETER
2	158240-01-000	EA PIPE - EXHAUST/GENERATOR - D26P - D30B
2	158240-02-000	EA PIPE - EXHAUST/GENERATOR - D29R
3	109982-03-000	EA GENERATOR - 4.0 MICROLITE
4	007131-01-000	EA HANGER - TAILPIPE - 6 SLOTS - D29R



**MARQUIS GOLD
D34M, D35J**

KEY	PART NUMBER	U/M DESCRIPTION
1	135707-07-000	EA GENERATOR - 5.5 - 30/20 - GAS - MARQUIS GOLD
2	007125-03-000	EA CLAMP - MUFFLER - 1.5" DIAMETER
3	105958-07-000	EA PIPE - EXHAUST - 1.4" INLET X 1.5" O.D. - 4.9" X 20.1"

HEATING & A/C GROUP AUTOMOTIVE



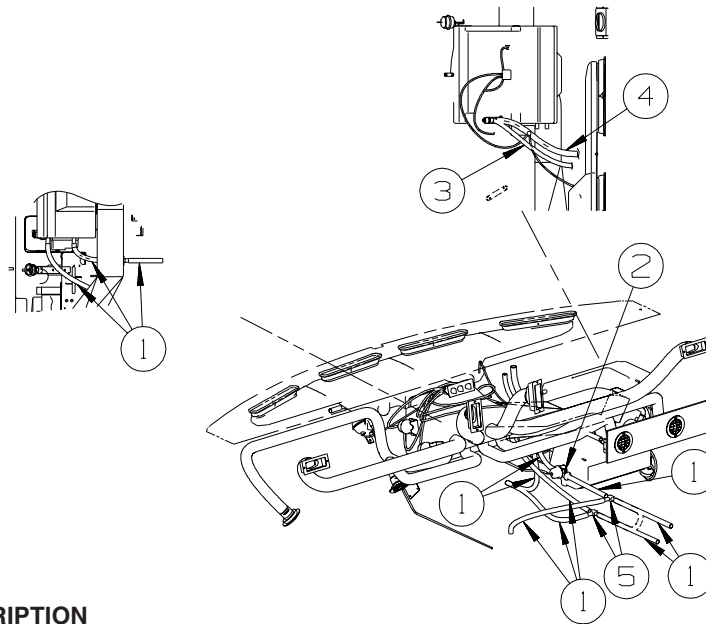
KEY	PART NUMBER	U/M	DESCRIPTION
1	007076-01-000	EA	HOSE - FLEXIBLE PVC - 2" ID - INCREMENTS OF 50'
2	007281-01-000	EA	HOSE - FLEXIBLE PVC - 2 1/2" ID X 50'
3	077075-01-000	EA	GASKET - INSTRUMENT PANEL/DEFROSTER PLENUM - .6" X 10.2"
4	103016-03-000	EA	PLENUM - TRANSITION
5	103017-03-000	EA	PLENUM - DEFROSTER
6*	103930-63-000	EA	CONTROL/PLENUM - VERTICAL
7*	103930-55-000	EA	EVAPORATOR/HEATER - NONCHARGED - SINGLE OUTPUT
8	135265-01-06A	EA	VENT - DEFROSTER - PLASTIC - CASHMERE
8	135265-01-07A	EA	VENT - DEFROSTER - PLASTIC - RIVERSTONE
9	135803-02-01A	EA	LOUVER/A/C - ADJ W/MOUNT HOLES - 2.5" X 5.8" F/2.5" HOSE
10	136157-03-02B	EA	BRACKET - HEATER - E-COATED
11	157225-01-01A	EA	OUTLET - DEFROSTER - W/SWIVEL - 2" SLEEVE/4"OD - BLACK
12	156732-01-01A	EA	BRACE
13	157225-01-05A	EA	OUTLET - DEFROSTER - W/SWIVEL - 2" SLEEVE/4"OD - RIVERSTONE
13	157225-01-06A	EA	OUTLET - DEFROSTER - W/SWIVEL - 2" SLEEVE/4"OD - CASHMERE
	113452-02-000	FT	SEAL/TRIM - FRONT - VINYL W/WIRE CARRIER - .027" - WHERE WIRES & HOSES CROSS METAL

*COMPONENT PARTS LISTED LATER IN THIS GROUP

HEATING & A/C GROUP (CONTINUED)

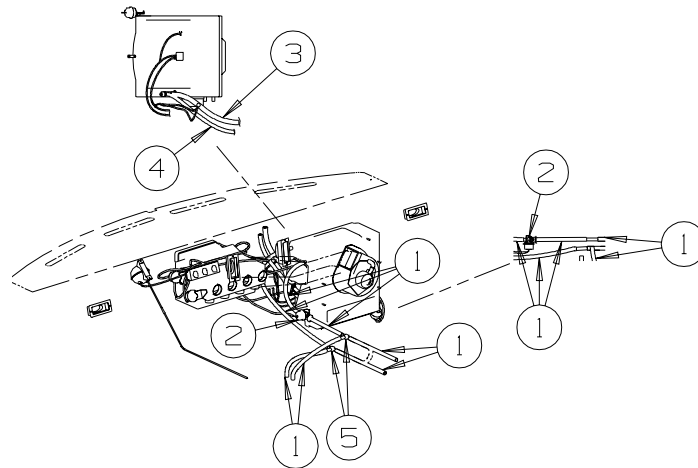
AUTOMOTIVE (CONTINUED)

WORKHORSE



KEY	PART NUMBER	U/M	DESCRIPTION
1	007108-01-000	FT	HOSE - HEATER - 5/8"ID - HI-TEMP
2	103930-23-000	EA	VALVE/WATER - 2 PORT/VACUUM CONTROLLED - "NEW DESIGN"
3*	103930-46-000	EA	HOSE - EXPANSION BLOCK (EVAPORATOR) TO COMPRESSOR
4*	103930-47-000	EA	HOSE - EXPANSION VALVE (EVAPORATOR) TO DRIER
5	076776-01-000	EA	TEE - BEADED - 5/8" X 5/8" X 5/8"

***COMPONENT PARTS LISTED LATER IN THIS GROUP**



FORD

KEY	PART NUMBER	U/M	DESCRIPTION
1	007108-01-000	FT	HOSE - HEATER - 5/8"ID - HI-TEMP
2	103930-23-000	EA	VALVE/WATER - 2 PORT/VACUUM CONTROLLED - "NEW DESIGN"
3*	103930-44-000	EA	HOSE - EVAPORATOR/DRYER - #6
4*	103930-45-000	EA	HOSE - EVAPORATOR/COMPRESSOR - FORD - PRE 2007 FORD CHASSIS
4	103930-64-000	EA	HOSE - EVAPORATOR/COMPRESSOR - FORD - 2007 FORD CHASSIS
5	076776-01-000	EA	TEE - BEADED - 5/8" X 5/8" X 5/8"

***COMPONENT PARTS LISTED LATER IN THIS GROUP**

HEATING & A/C GROUP (CONTINUED)
COMPONENT PARTS FOR AUTOMOTIVE

103930-44-000

KEY	PART NUMBER	U/M	DESCRIPTION	VENDOR NO
	103930-29-701	EA	O'RING F/LOW PRESSURE SWITCH	045-0483
	103930-44-700	EA	HOSE ASSEMBLY #6	085-0462
	113245-01-711	EA	O'RING #6	045-0129

103930-45-000

KEY	PART NUMBER	U/M	DESCRIPTION	VENDOR NO.
	103930-17-702	EA	O'RING #10	045-0127
	103930-45-700	EA	HOSE - #10 EVAP/COMP - 3'	085-0463

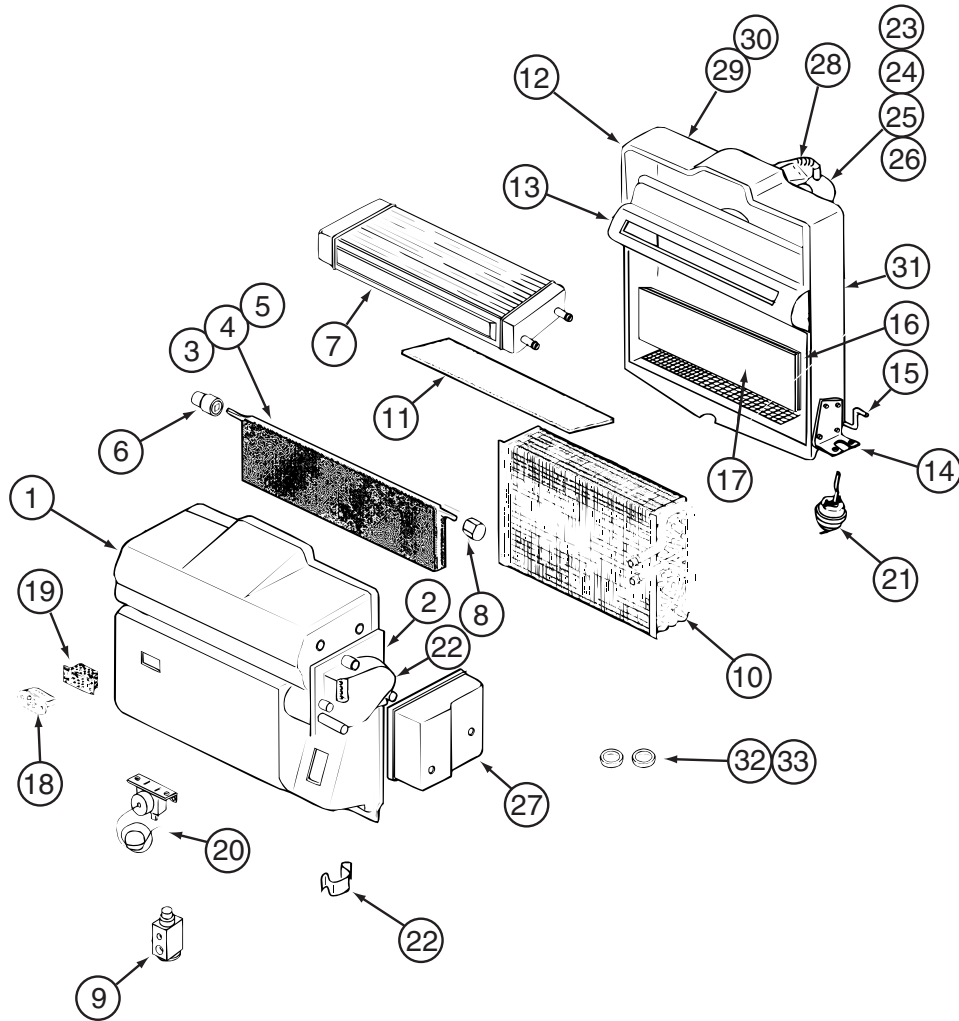
103930-46-000

KEY	PART NUMBER	U/M	DESCRIPTION	VENDOR NO
	103930-17-702	EA	O'RING #10	045-0127
	103930-29-701	EA	O'RING F/LOW PRESSURE SWITCH	045-0483
	103930-46-700	EA	HOSE - #10 EVAP/COMP - 4.3'	085-0486

103930-47-000

KEY	PART NUMBER	U/M	DESCRIPTION	VENDOR NO
	103930-47-700	EA	HOSE - #6-EVAP/DRIER - 2.2'	085-0485
	113245-01-710	EA	O'RING, #12	045-0128

HEATING & A/C GROUP (CONTINUED)
COMPONENT PARTS FOR AUTOMOTIVE (CONTINUED)

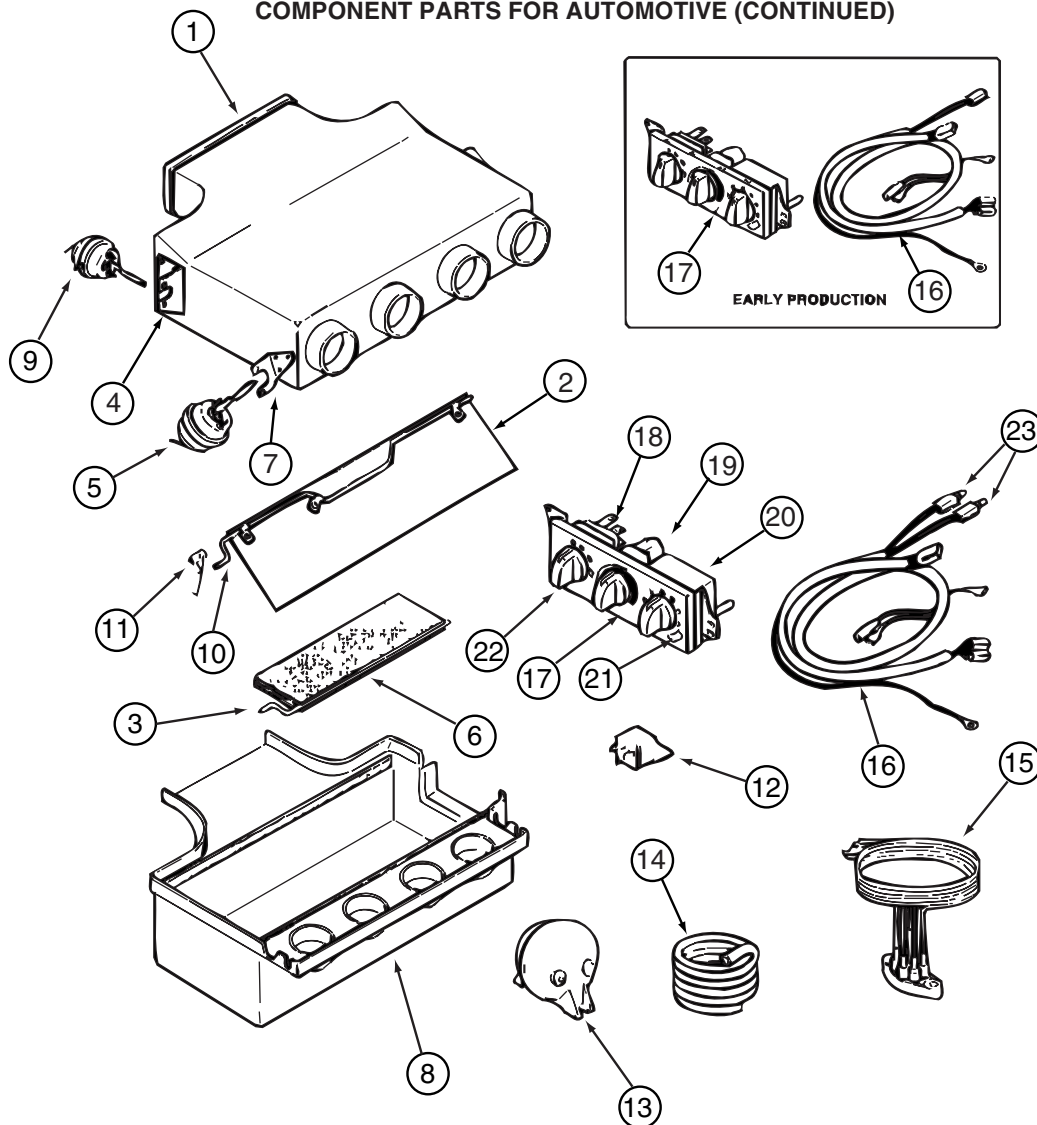


103930-55-000

KEY	PART NUMBER	U/M	DESCRIPTION	VENDOR NO.
1	103930-55-701	EA	CASE - FRONT	062-0658
2	103930-30-701	EA	PLATE - MOTOR MOUNT	062-0544
3	103930-55-705	EA	DOOR - BLEND AIR	071-0892
6	103930-30-702	EA	BUSHING/DRIVE (BLEND DOOR)	062-0168
7	103930-55-706	EA	CORE - HEATER - W/GASKET	084-0271
8	103930-30-709	EA	COUPLING - BLEND DOOR SHAFT	062-0634
9	103930-20-700	EA	VALVE-EXPANSION-BLOCK, 2 TON	034-0032
10	103930-55-700	EA	CORE-EVAPORATOR	041-00168
12	103930-55-702	EA	CASE-REAR	062-0657
14	103930-01-708	EA	BRACKET-VACUUM MOTOR	070-0113
15	103930-20-704	EA	ROD-DOOR-RECIRCULATING	073-0018
16	103930-55-707	EA	DOOR - RECIRCULATION	071-0891
18	103930-01-710	EA	RESISTOR-FUSED, A/C 4 TERM	035-0006
20	103930-01-711	EA	THERMOSTAT	033-0003
21	103930-02-708	EA	MOTOR-VACUUM SERVO, A/C	030-0025
22	103930-30-703	EA	MOTOR - SERVO	030-0104
23	103930-20-707	EA	HOUSING-BLOWER	062-0145
24	103930-55-703	EA	MOTOR-BLOWER W/O PIGTAIL	030-0137
25	103930-01-717	EA	WHEEL-BLOWER, CLOCKWISE	062-0010
26	103930-20-708	EA	CLIP-MOTOR SHAFT	022-0001
27	103930-30-704	EA	COVER - SERVO	062-0545
32	113245-01-707	EA	O'RING #8	045-0126
33	103930-17-702	EA	O'RING #10	045-0127
	103930-55-704	EA	CORE-HEATER	042-0059
	110279-01-703	EA	HOSE-VENT F/BLOWER MOTOR	051-0034

CONTACT WINNEBAGO PART SALES FOR UNLISTED COMPONENT(S)

HEATING & A/C GROUP (CONTINUED)
COMPONENT PARTS FOR AUTOMOTIVE (CONTINUED)



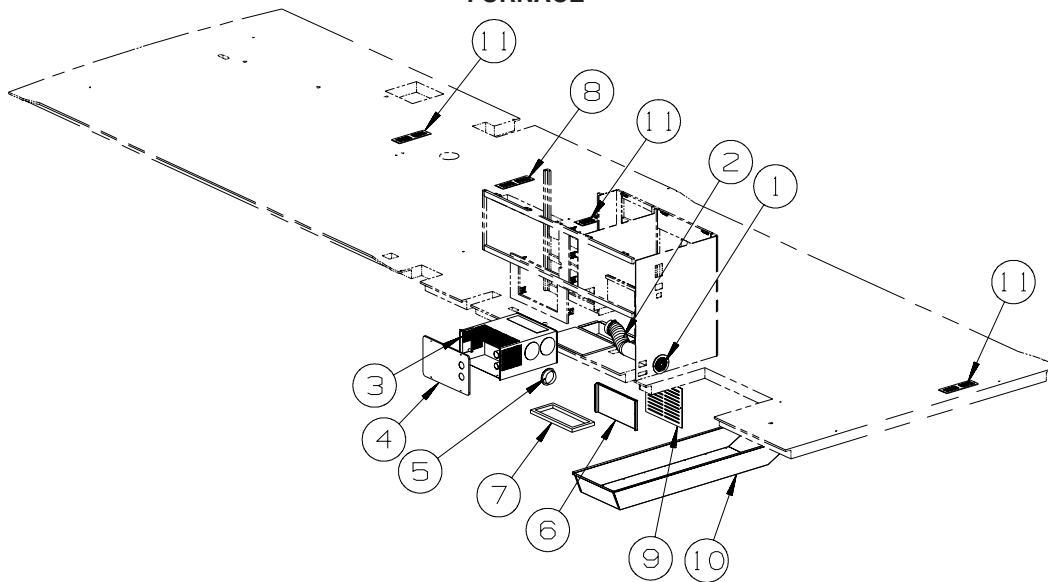
103930-63-000

KEY	PART NUMBER	U/M	DESCRIPTION	VENDOR NO.
1	103930-39-705	EA	PLENUM - TOP	060-0482
2	103930-04-700	EA	DOOR - DEFROSTER-A/C	071-0149
3	103930-39-700	EA	ROD - DOOR - AC/HEAT	073-067
5	103930-02-708	EA	MOTOR-VACUUM SERVO, A/C	030-0025
6	103930-39-706	EA	PLATE - DOOR - A/C	071-0623
8	103930-39-707	EA	PLENUM - BOTTOM	060-0483
9	103930-33-701	EA	MOTOR - VACUUM, 3 STAGE	030-0105
10	103930-39-701	EA	ROD - DOOR - AC/DEFROST	073-0069
11	103930-39-704	EA	SPRING	022-0119
12	103930-02-707	EA	RELAY-BOSCH W/RESISTER	031-0001
13	103930-02-710	EA	CANISTER-VACUUM	054-0002
15	103930-33-703	EA	VACUUM HARNESS	036-0466
18	103930-49-704	EA	SWITCH - BLOWER	032-0332
19	103930-49-705	EA	POTENTIOMETER	032-0182
20	103930-49-706	EA	SWITCH - VACUUM	032-0185
21	103930-63-700	EA	DECAL CONTROL PANEL-N/RECESS	058-00344
22	103930-49-708	EA	KNOB - BLOWER - NONRECESSED	062-0620

CONTACT WINNEBAGO PART SALES FOR UNLISTED COMPONENT(S)

HEATING & A/C GROUP (CONTINUED)

FURNACE

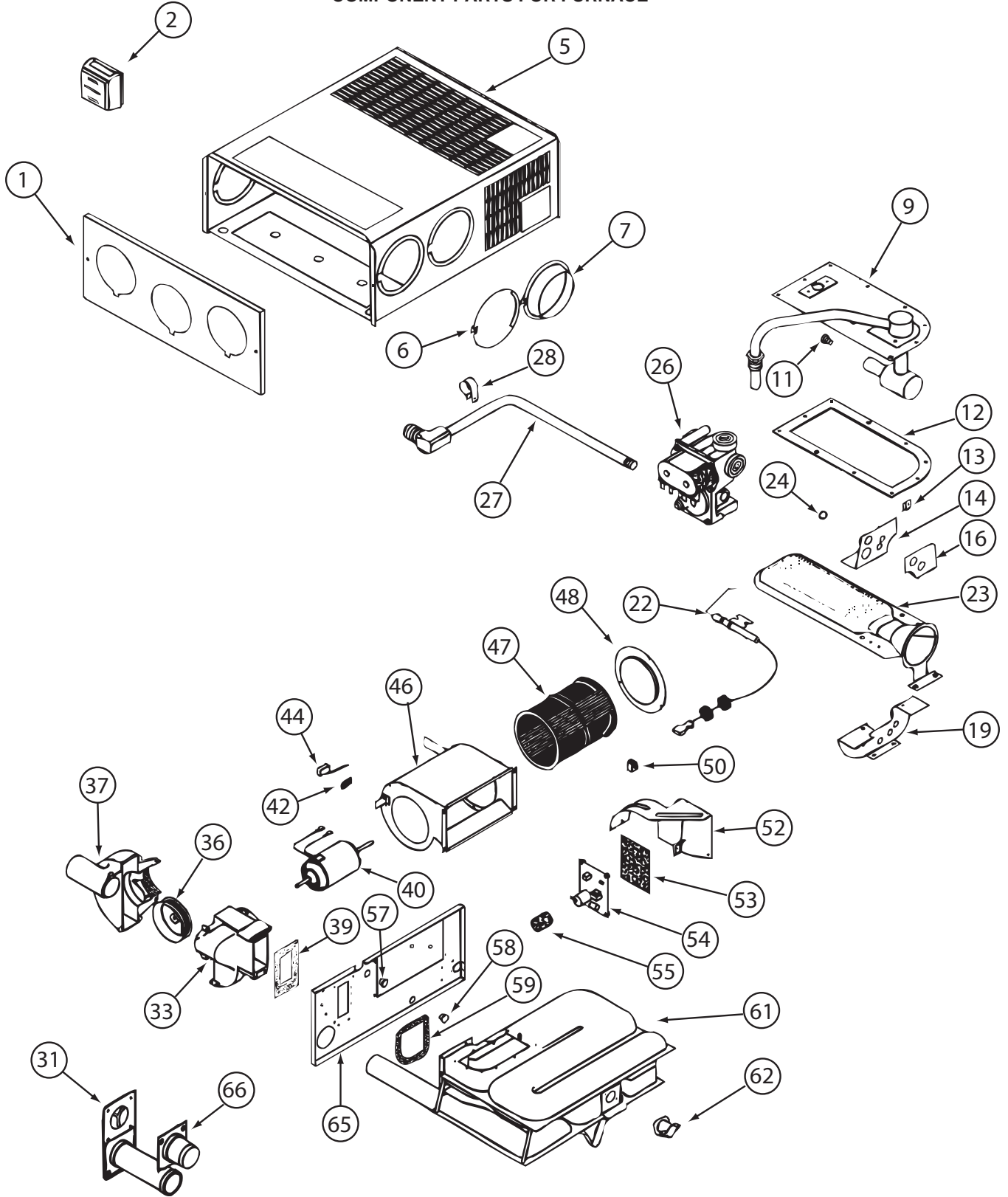


KEY	PART NUMBER	U/M	DESCRIPTION
1	056464-10-000	EA	REGISTER W/O DAMPER - 4" DIAMETER - PLASTIC - BEIGE
2	009198-01-000	FT	DUCT - HEAT - FLEXIBLE - 4" ID X 25'
	092776-01-000	EA	ADAPTER - DUCT - 2"
3*	143563-02-000	EA	FURNACE - 40000 BTU HIGH QUIET - SUBURBAN SH-42 2346A
4	139980-10-02A	EA	DOOR - ACCESS/FURNACE - BRIGHT WHITE
4	139980-10-03A	EA	DOOR - ACCESS/FURNACE - BLACK - FULL BODY PAINT
5	069636-02-000	EA	CONNECTOR - DUCT - 4" ID
6	143563-06-000	EA	DUCT KIT - BOTTOM
7	143563-05-000	EA	GASKET - FIBERGLASS - SUBURBAN #071018
8	137965-02-02A	EA	REGISTER - 11.2" X 3.6"(9.7 X 2.1"R/O) W/DAMPER - ANT PWTR
9	093614-13-02A	EA	GRILLE - AIR RETURN - 15.9" X 11.9" - BEIGE
10	138056-03-02B	EA	PANEL - FURNACE COMPARTMENT - E-COATED
11	137965-01-02A	EA	REGISTER - 11.2" X 3.6"(9.7 X 2.1"R/O) W/O DAMPER-ANT PWTR
	009200-01-000	EA	TAPE - FURNACE - 1 1/2"
	105290-01-000	SF	INSULATION - AIR POCKET W/FOIL - 4' WIDE

***COMPONENT PARTS LISTED LATER IN THIS GROUP**

HEATING & A/C GROUP (CONTINUED)

COMPONENT PARTS FOR FURNACE



139980-02-000

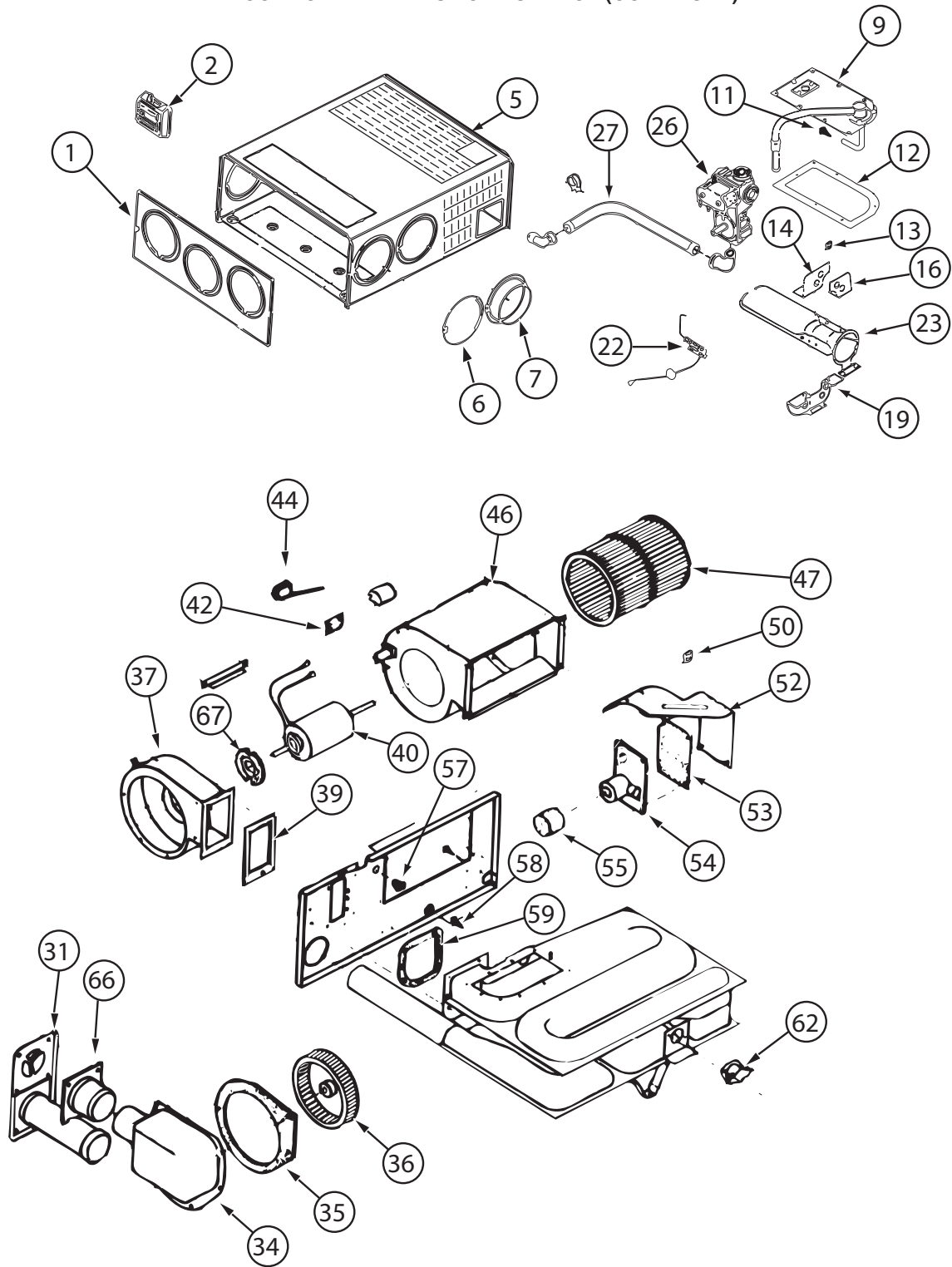
HEATING & A/C GROUP (CONTINUED)
COMPONENT PARTS FOR FURNACE (CONTINUED)

139980-02-000 (CONTINUED)

KEY	PART NUMBER	U/M	DESCRIPTION	VENDOR NO.
9	139980-01-700	EA	MANIFOLD ASSEMBLY	171571
11	092300-02-701	EA	ORIFICE-MAIN BURNER (NT-30BW	180214
12	098668-22-703	EA	GASKET - BURNER ACCESS COVER	070811
22	139980-01-701	EA	ELECTRODE	232286
23	098668-02-700	EA	BURNER ASSEMBLY,SF-30 & SF35	010745
26	098668-01-718	EA	VALVE-GAS SF S.N.974903079	161122
27	139980-01-702	EA	PIPE ASSEMBLY/GAS INLET	171574
31	098668-01-707	EA	TUBE ASSEMBLY, EXHAUST W/CAP	260231
33	139980-01-703	EA	HOUSING/COMB. - FRONT/HALF	390852
36	098668-01-706	EA	WHEEL-COMBUSTION AIR	350184
37	139980-01-704	EA	HOUSING/COMB. - REAR/HALF	390848
39	139980-01-705	EA	GASKET/FIREWALL-COMB AIR	071084
40	139980-01-706	EA	MOTOR ASSEMBLY W/GASKET	232682
42	101990-01-714	EA	GASKET-MICROSWITCH	230877
44	098668-21-700	EA	SWITCH-MICRO-W/O FLAG 3 1/4"	232261
46	139980-01-708	EA	BLOWER ASSEMBLY - ROOM AIR	390739BK
47	098668-01-711	EA	WHEEL-BLOWER, ROOM AIR	350129
48	139980-01-709	EA	ORFICE RING	390696
50	139980-01-710	EA	SWITCH - ON/OFF	232351
52	139980-01-711	EA	PANEL ASSEMBLY-MODULE BD	101663
53	139980-01-712	EA	INSULATOR - MODULE BD	070807
54	098668-22-705	EA	MODULE BD W/RELAY TIME DELAY	520820
55	139980-01-713	EA	CAP/INSULATOR-MODULE BD	070973
57	139980-01-714	EA	BUSHING - UNIVERSAL	070362
58	139980-01-715	EA	BUSHING - STRAIN RELIEF	231809
59	098668-01-716	EA	GASKET-FIREWALL,CHAMBER SIDE	070808
61	139980-01-716	EA	CHAMBER ASSEMBLY - FINAL	021149BK
62	098668-21-701	EA	SWITCH - LIMIT	232504
66	098668-01-713	EA	TUBE ASSEMBLY, INTAKE	051248
	139980-02-700	EA	BLOWER ASM-1/2 HOUSING/OUTER	390851
	139980-02-701	EA	BLOWER ASM-1/2 HOUSING/INNER	390872

CONTACT WINNEBAGO PART SALES FOR UNLISTED COMPONENT(S)

HEATING & A/C GROUP (CONTINUED)
COMPONENT PARTS FOR FURNACE (CONTINUED)



143563-02-000

HEATING & A/C GROUP (CONTINUED)
COMPONENT PARTS FOR FURNACE (CONTINUED)

143563-02-000 (CONTINUED)

KEY	PART NUMBER	U/M	DESCRIPTION	VENDOR NO.
1	143563-01-700	EA	CABINET - FRONT	101907
2			SEE 12 VOLT WIRING AREAS FOR CORRECT THERMOSTAT	
5	143563-02-700	EA	CABINET	101915
7	075696-02-703	EA	COLLAR - DUCT	050715
9	143563-01-702	EA	MANIFOLD ASSEMBLY	171599
11	143563-02-701	EA	ORFICE - MAIN BURNER	180309
12	098668-22-703	EA	GASKET - BURNER ACCESS COVER	070811
14	143563-02-702	EA	PLATE - SECONDARY AIR/TOP BACK	063198
16	143563-02-703	EA	PLATE - SECONDARY AIR/TOP FRT	062933
19	143563-02-704	EA	PLATE - SECONDARY AIR/BOTTOM	062935
22	139980-01-701	EA	ELECTRODE	232286
23	098668-11-701	EA	BURNER ASSEMBLY, SF-42F	010799
26	098668-01-718	EA	VALVE-GAS SF S.N.974903079	161122
27	143563-01-707	EA	PIPE ASSEMBLY (GAS INLET)	171603
31	098668-01-707	EA	TUBE ASSEMBLY, EXHAUST W/CAP	260231
34	143563-01-708	EA	BOX ASM (COMB. AIR INTAKE)	051430BK
35	143563-01-709	EA	GASKET (COMB. AIR HOUSING)	071108
36	143563-01-710	EA	WHEEL (COMBUSTION AIR)	350199
37	143563-01-711	EA	HOUSING (COMBUSTION AIR)	390862BK
39	143563-01-715	EA	GASKET-FIREWALL/COMB. AIR	071107
40	143563-02-705	EA	MOTOR ASSEMBLY	232726
42	101990-01-714	EA	GASKET-MICROSWITCH	230877
44	098668-21-700	EA	SWITCH-MICRO-W/O FLAG 3 1/4"	232261
46	143563-01-713	EA	BLOWER ASSEMBLY(ROOM AIR)	390867BK
47	143563-01-714	EA	WHEEL - ROOM AIR	350198
50	139980-01-710	EA	SWITCH - ON/OFF	232351
52	139980-01-711	EA	PANEL ASSEMBLY-MODULE BD	101663
53	139980-01-712	EA	INSULATOR - MODULE BD	070807
54	098668-22-705	EA	MODULE BD W/RELAY TIME DELAY	520820
55	139980-01-713	EA	CAP/INSULATOR-MODULE BD	070973
57	139980-01-714	EA	BUSHING - UNIVERSAL	070362
58	139980-01-715	EA	BUSHING - STRAIN RELIEF	231809
59	098668-01-716	EA	GASKET-FIREWALL,CHAMBER SIDE	070808
62	143563-02-706	EA	SWITCH - LIMIT	232735
66	098668-01-713	EA	TUBE ASSEMBLY, INTAKE	051248
67	075697-07-703	EA	GASKET - MOTOR	070448
	143563-02-707	EA	CHAMBER ASM. - FINAL	021172BK
			CONTACT WINNEBAGO PART SALES FOR UNLISTED COMPONENT(S)	

HEATING & A/C GROUP (CONTINUED)

REAR HEATER

KEY	PART NUMBER	U/M	DESCRIPTION
*	084405-01-000	EA	HEATER - REAR/DUCTED - W/MOTOR AID
	007108-01-000	FT	HOSE - HEATER - 5/8" ID - HI-TEMP
	079059-22-000	EA	HOSE - 90 DEGREE - 5/8"ID X 4" X 22"
	079059-02-000	EA	HOSE - 90 DEGREE - .61" ID X 4" X 6"
	009198-01-000	FT	DUCT - HEAT - FLEXIBLE - 4" ID X 25
	069636-02-000	EA	CONNECTOR - DUCT - 4" ID
	118761-01-000	EA	REDUCER - 4"-2" - GALVANIZED
	076776-01-000	EA	TEE - BEADED - 5/8" X 5/8" X 5/8"
	056464-10-000	EA	REGISTER W/O DAMPER - 4" DIAMETER - PLASTIC - BEIGE

*COMPONENT PARTS LISTED LATER IN THIS GROUP

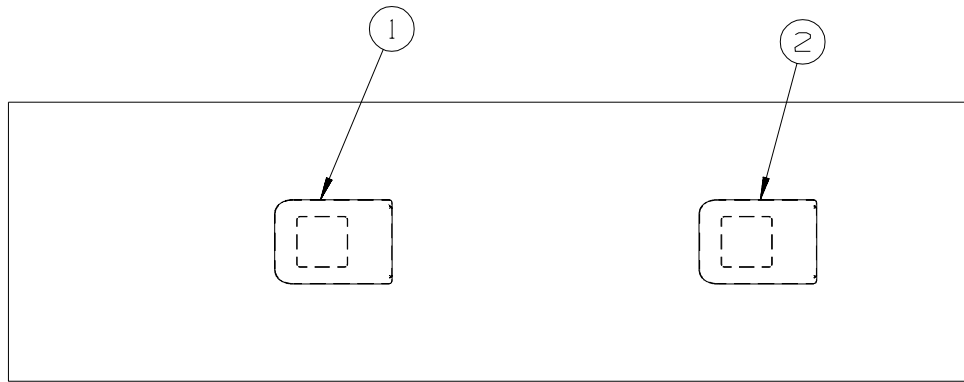
COMPONENT PARTS FOR REAR HEATER

084405-01-000

KEY	PART NUMBER	U/M	DESCRIPTION	VENDOR NO.
	084405-01-700	EA	CORE-HEATER	FT200229
	084405-01-701	EA	FAN	HV029931
	084405-01-702	EA	MOTOR ASSEMBLY, 12 VOLT	RV010348

HEATING & A/C GROUP (CONTINUED)

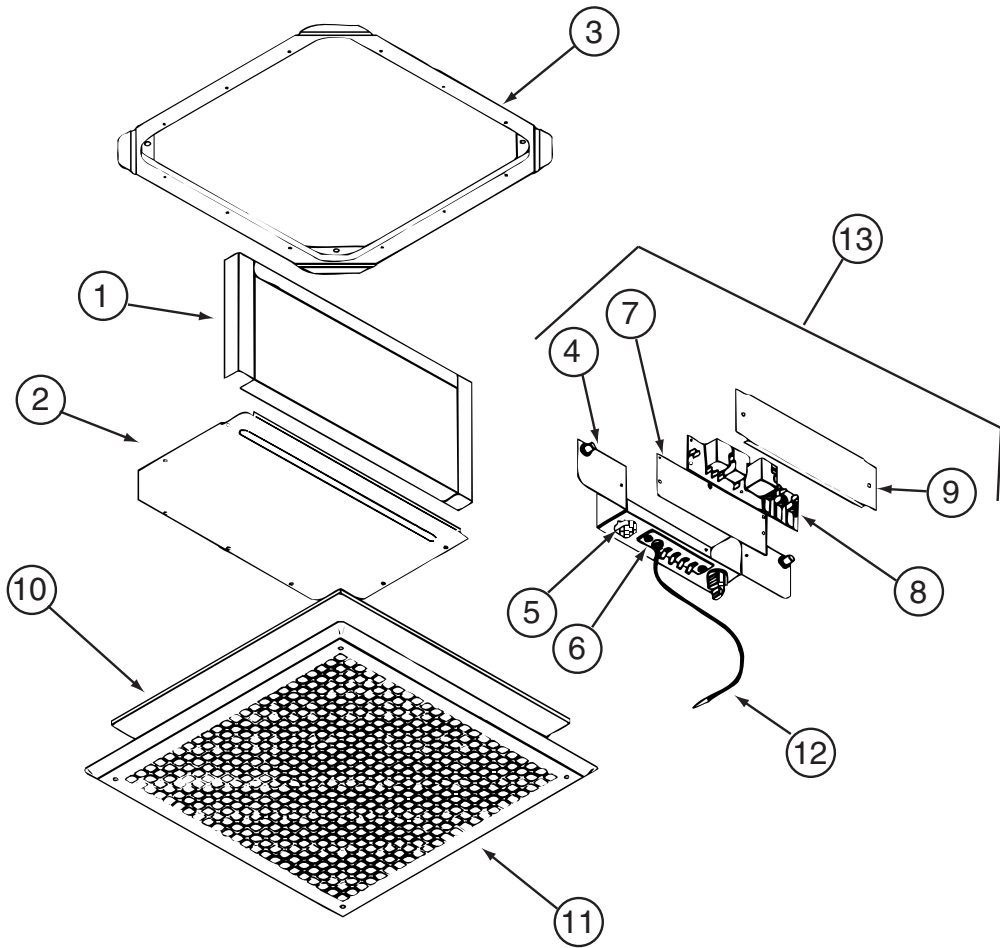
ROOF



KEY	PART NUMBER	U/M	DESCRIPTION
1*	131188-05-01A	EA	A/C - ROOF - 14,800 BTU-MACH 15 - 2 PEICE SHROUD STYLE-WHT
1*	131188-05-02A	EA	A/C - ROOF - 14,800 BTU-MACH 15 - 2 PC SHROUD-BLACK
1*	131187-05-01A	EA	A/C - ROOF - MACH 3 POWER SAVER-2 PEICE SHROUD STYLE - WHT
1*	131187-05-02A	EA	A/C - ROOF - MACH 3 POWER SAVER-2 PEICE SHROUD
1*	131184-01-01A	EA	CEILING ASSEMBLY - A/C DUCTED - WHITE FROM: 00-00-00 THRU: 07-22-07
1*	131184-06-01A	EA	CEILING ASSEMBLY - A/C DUCTED - WHITE FROM: 07-23-07 THRU: 99-99-99
1*	131188-06-01A	EA	A/C - ROOF-14,800 BTU-MACH 15/HEAT PUMP-2 PCE SHROUD STYLE - A/C HEAT PUMP - 1
1*	131188-06-02A	EA	A/C - ROOF-14,800 BTU-MACH 15/HEAT PUMP-2 PCE SHROUD-BLACK - A/C HEAT PUMP - 1
1*	131184-05-01A	EA	CEILING ASM - HT PMP - WHT - AC HEAT PUMP/AC HEAT PUMP - A/C HEAT PUMP - 1 FROM: 00-00-00 THRU: 07-22-07
1*	131184-07-01A	EA	CEILING ASM - HT PMP - WHT - AC HEAT PUMP/AC HEAT PUMP - A/C HEAT PUMP - 1 FROM: 07-23-07 THRU: 99-99-99
1*	131187-06-01A	EA	A/C - ROOF - MACH 3 POWER SAVER-2 PEICE SHROUD STYLE - WHT - HEAT PUMP 2 HI EFFICIENCY
1*	131187-06-02A	EA	A/C- ROOF - MACH 3 PWR SVR-2 PC SHRD - BLACK - HEAT PUMP 2 HI EFFICIENCY
1*	131184-05-01A	EA	CEILING ASM - HT PMP - WHT - AC HEAT PUMP/AC HEAT PUMP - HEAT PUMP 2 HI EFFICIENCY FROM: 00-00-00 THRU: 07-22-07
1*	131184-07-01A	EA	CEILING ASM - HT PMP - WHT - AC HEAT PUMP/AC HEAT PUMP - HEAT PUMP 2 HI EFFICIENCY FROM: 07-23-07 THRU: 99-99-99
2*	131186-03-01A	EA	A/C - ROOF - MACH 1 PWR SAVER-11,000 BTU-2 PCE SHROUD-WHT FROM: 00-00-00 THRU: 09-09-07
2*	131187-05-01A	EA	A/C - ROOF - MACH 3 POWER SAVER-2 PEICE SHROUD STYLE - WHT FROM: 09-10-07 THRU: 99-99-99
2*	131187-05-02A	EA	A/C - ROOF - MACH 3 POWER SAVER-2 PEICE SHROUD FROM: 09-10-07 THRU: 99-99-99
2*	131184-01-01A	EA	CEILING ASSEMBLY - A/C DUCTED - WHITE FROM: 00-00-00 THRU: 07-22-07
2*	131184-06-01A	EA	CEILING ASSEMBLY - A/C DUCTED - WHITE FROM: 07-23-07 THRU: 99-99-99
2*	131187-06-01A	EA	A/C - ROOF - MACH 3 POWER SAVER-2 PEICE SHROUD STYLE - WHT - HEAT PUMP 2 HI EFFICIENCY
2*	131187-06-02A	EA	A/C- ROOF - MACH 3 PWR SVR-2 PC SHRD - BLACK - HEAT PUMP 2 HI EFFICIENCY
2*	131184-05-01A	EA	CEILING ASM - HT PMP - WHT - AC HEAT PUMP/AC HEAT PUMP - HEAT PUMP 2 HI EFFICIENCY FROM: 00-00-00 THRU: 07-22-07
2*	131184-07-01A	EA	CEILING ASM - HT PMP - WHT - AC HEAT PUMP/AC HEAT PUMP - HEAT PUMP 2 HI EFFICIENCY FROM: 07-23-07 THRU: 99-99-99
	131184-02-01A	EA	BOARD - DIVIDER - SILVER

*COMPONENT PARTS LISTED LATER IN THIS GROUP

HEATING & A/C GROUP (CONTINUED)
COMPONENT PARTS FOR ROOF

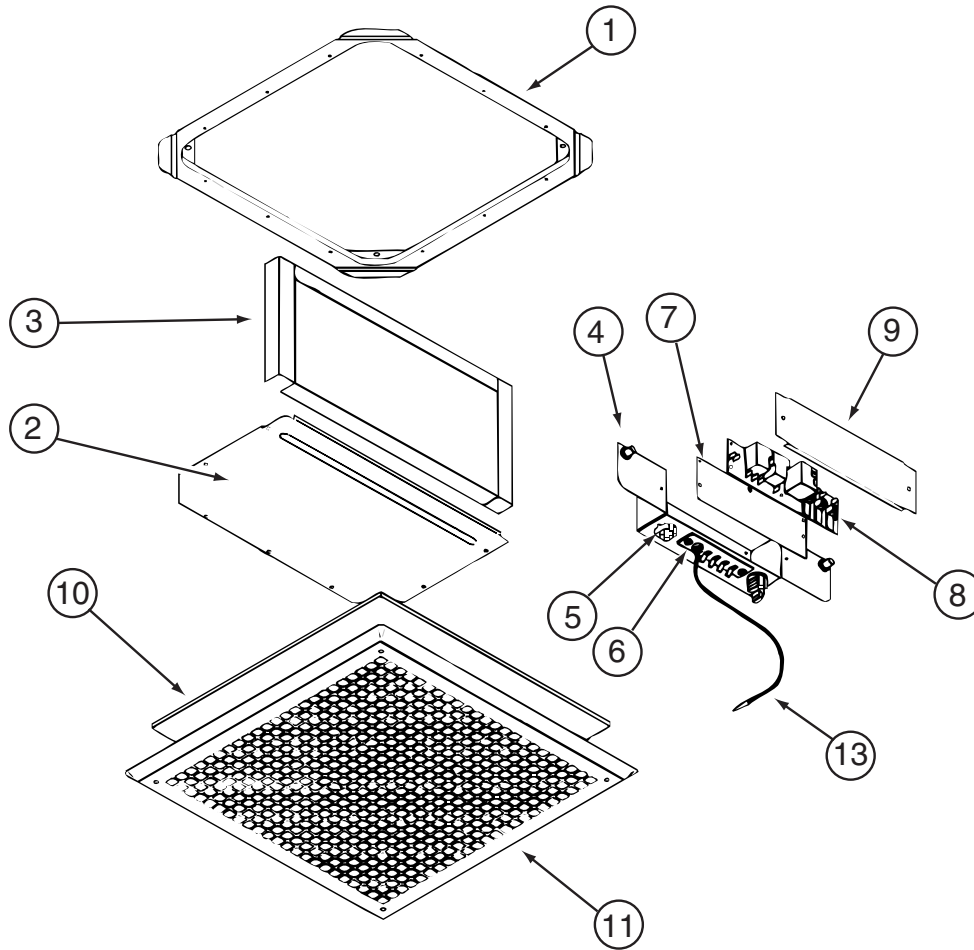


131184-01-01A

KEY	PART NUMBER	U/M	DESCRIPTION	VENDOR NO.
1	131184-01-707	EA	DUCT DIVIDER	8330-3501
5	131184-01-700	EA	PLUG ASSEMBLY	7330A389
6	131184-01-701	EA	TERMINAL BOARD	7330B3201
7	131184-01-702	EA	ISOLATOR - BLANK	7330C365
8	108892-01-702	EA	BOARD-P.C.	7330A3211
10	108892-01-703	EA	FILTER	6798A3761
11	108892-01-704	EA	GRILLE 16 3/8X16 3/8 RETURN	6798-3041
12	131184-01-704	EA	COIL SENSOR	7330-6111
13	131184-01-705	EA	JUNCTION BOX ASSEMBLY	7330B5551
	131184-01-703	EA	SMALL PARTS PKG	8330-5961

CONTACT WINNEBAGO PART SALES FOR UNLISTED COMPONENT(S)

HEATING & A/C GROUP (CONTINUED)
COMPONENT PARTS FOR ROOF (CONTINUED)

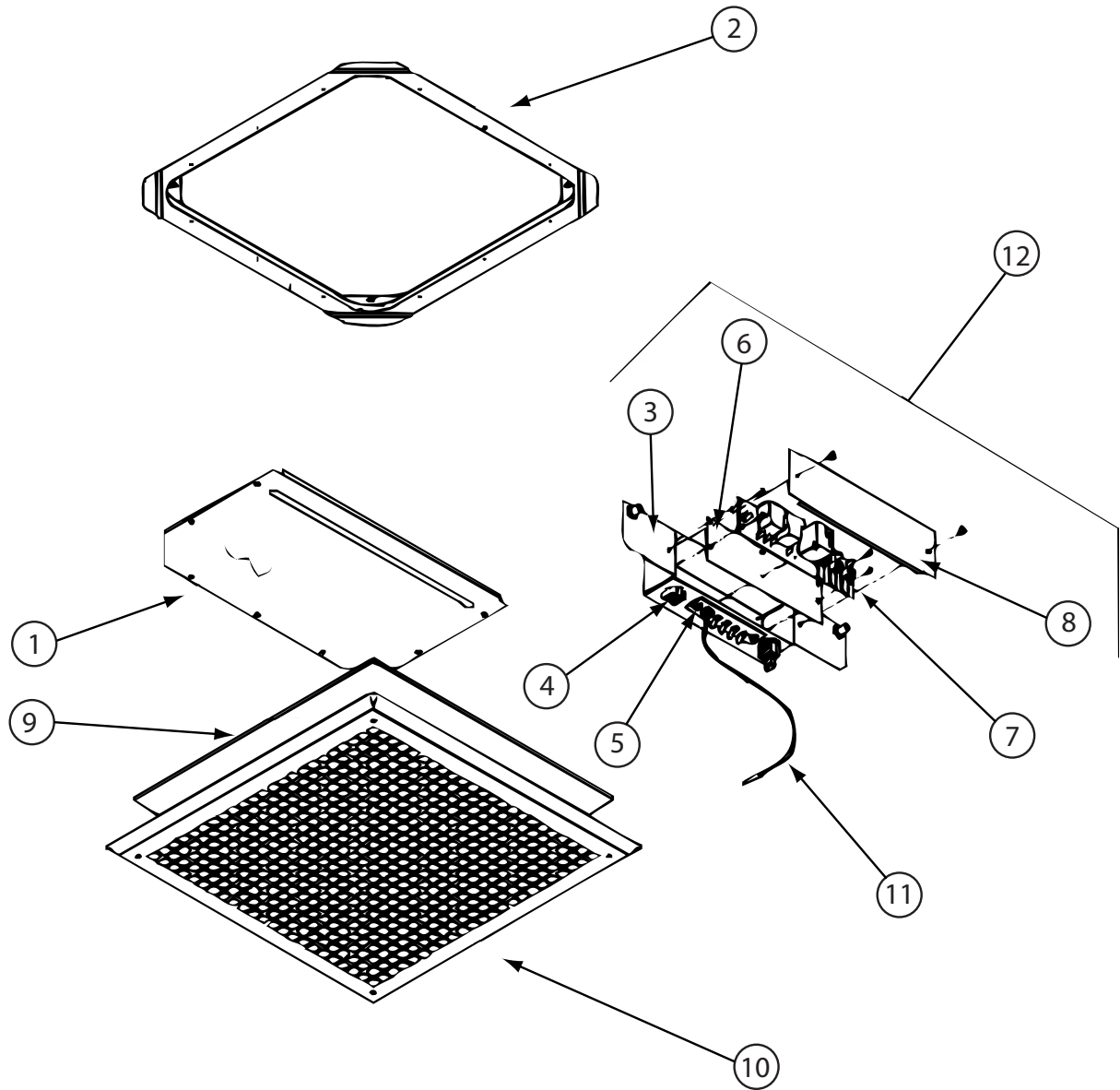


131184-05-01A

KEY	PART NUMBER	U/M	DESCRIPTION	VENDOR NO.
4	131184-05-700	EA	BOX - JUNCTION	8530-5091
5	131184-04-700	EA	PLUG ASSEMBLY	7530A340
6	131184-04-702	EA	BOARD - TERMINAL	7530B3201
7	131184-01-702	EA	ISOLATOR - BLANK	7330C365
8	131184-04-705	EA	BOARD - P.C.	7330B3311
10	108892-01-703	EA	FILTER	6798A3761
11	108892-01-704	EA	GRILLE 16 3/8X16 3/8 RETURN	6798-3041
13	105620-12-719	EA	COIL SENSOR	7330A3231
	131184-01-703	EA	SMALL PARTS PKG	8330-5961

CONTACT WINNEBAGO PART SALES FOR UNLISTED COMPONENT(S)

HEATING & A/C GROUP (CONTINUED)
COMPONENT PARTS FOR ROOF (CONTINUED)

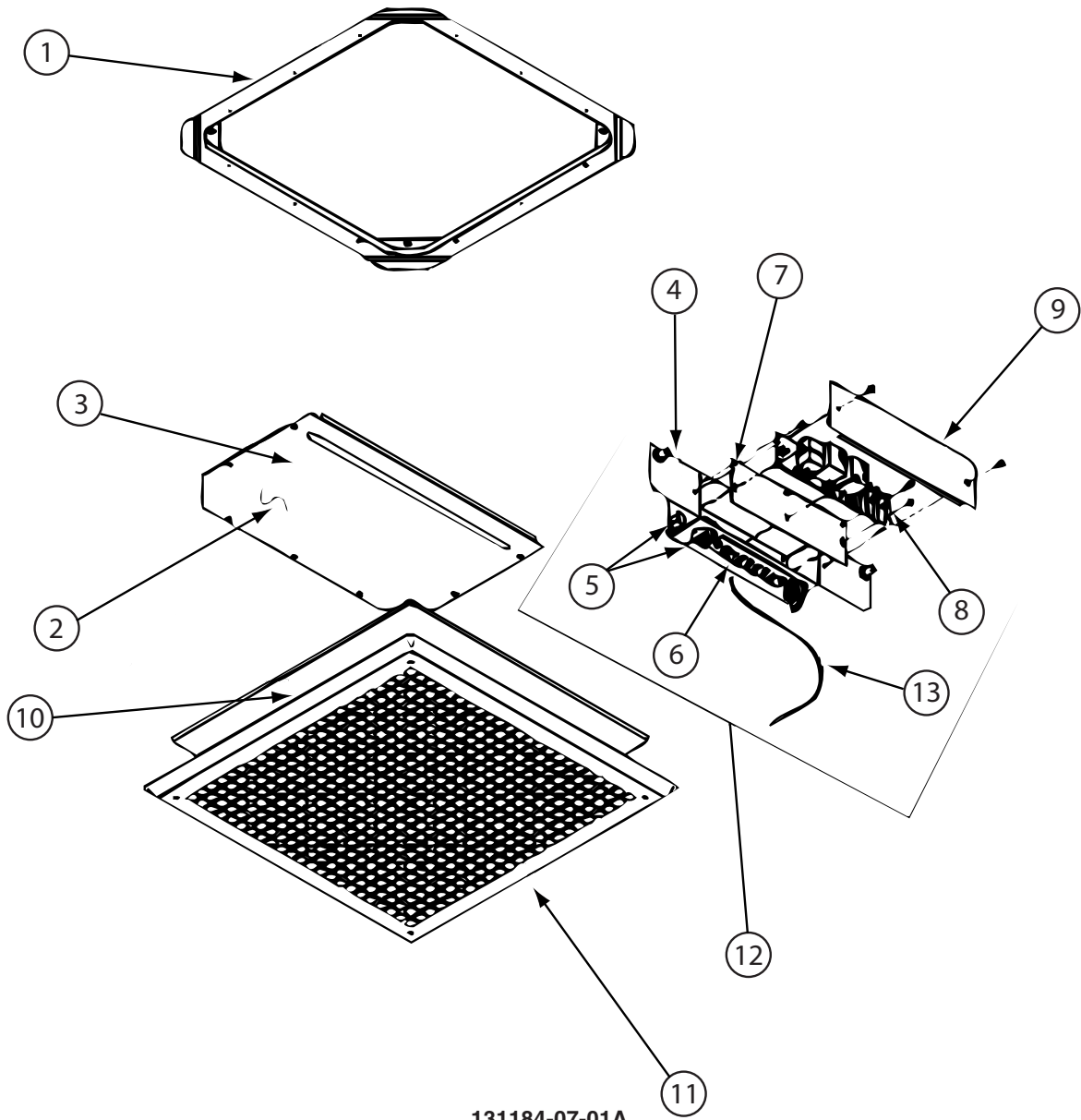


131184-06-01A

KEY	PART NUMBER	U/M	DESCRIPTION	VENDOR NO.
4	131184-01-700	EA	PLUG ASSEMBLY	7330A389
5	131184-01-701	EA	TERMINAL BOARD	7330B3201
6	131184-01-702	EA	ISOLATOR - BLANK	7330C365
7	131184-03-700	EA	BOARD - P.C.	7330D3211
9	108892-01-703	EA	FILTER	6798A3761
10	108892-01-704	EA	GRILLE 16 3/8X16 3/8 RETURN	6798-3041
11	105620-12-719	EA	COIL SENSOR	7330A3231
12	131184-01-705	EA	JUNCTION BOX ASSEMBLY	7330B5551
	131184-01-703	EA	SMALL PARTS PKG	8330-5961
	131184-01-706	EA	NUT/WING	1200-550

CONTACT WINNEBAGO PART SALES FOR UNLISTED COMPONENT(S)

HEATING & A/C GROUP (CONTINUED)
COMPONENT PARTS FOR ROOF (CONTINUED)

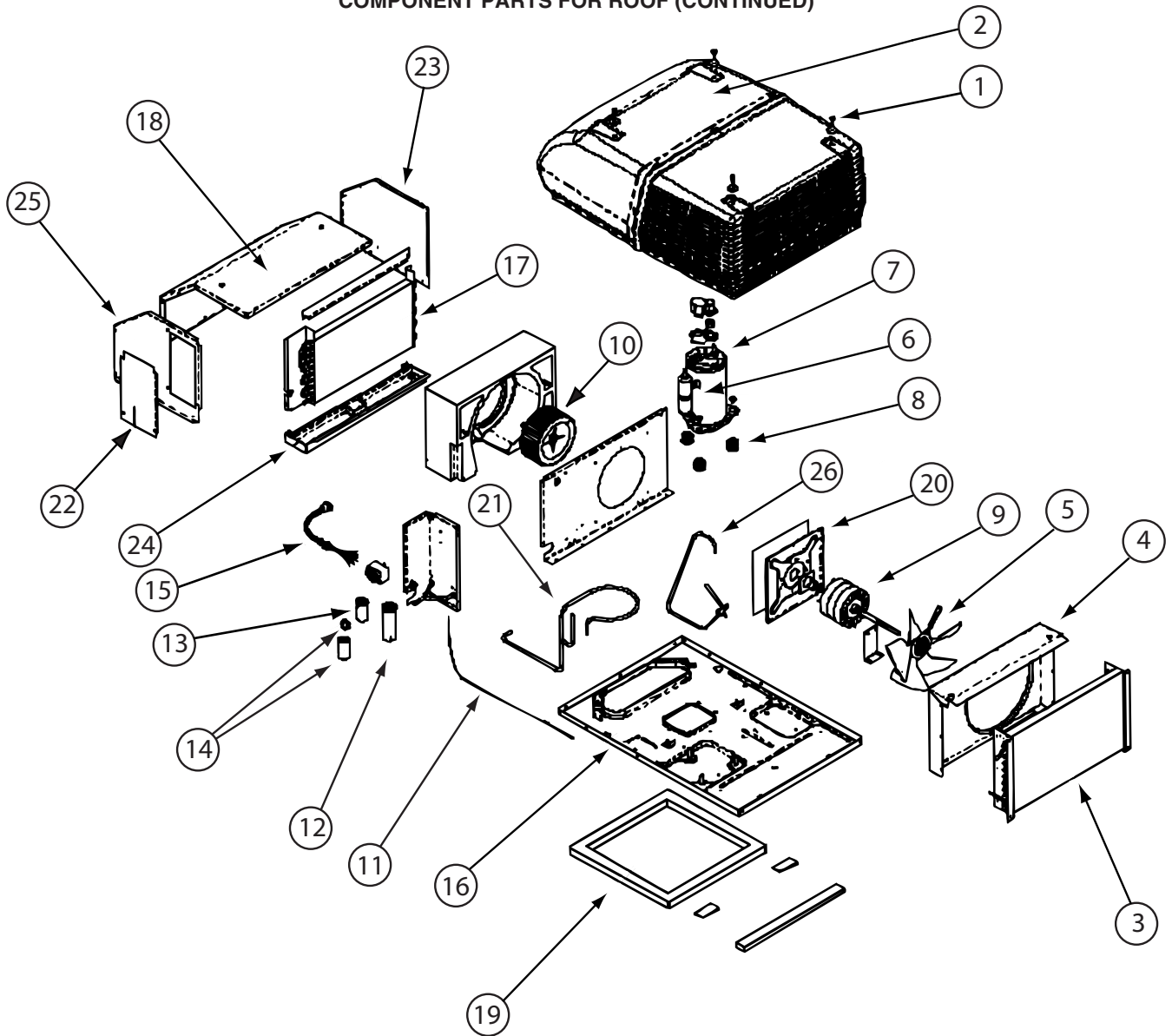


131184-07-01A

KEY	PART NUMBER	U/M	DESCRIPTION	VENDOR NO.
4	131184-04-703	EA	BOX - JUNCTION	7330-113
5	131184-04-700	EA	PLUG ASSEMBLY	7530A340
6	131184-04-702	EA	BOARD - TERMINAL	7530B3201
7	131184-01-702	EA	ISOLATOR - BLANK	7330C365
8	131184-04-705	EA	BOARD - P.C.	7330B3311
10	108892-01-703	EA	FILTER	6798A3761
11	108892-01-704	EA	GRILLE 16 3/8X16 3/8 RETURN	6798-3041
12	131184-04-706	EA	JUNCTION BOX ASM.(HEAT PUMP)	7530-508
13	105620-12-719	EA	COIL SENSOR	7330A3231
	131184-01-706	EA	NUT/WING	1200-550
	131184-07-700	EA	SMALL PARTS PKG	8330-5951

CONTACT WINNEBAGO PART SALES FOR UNLISTED COMPONENT(S)

HEATING & A/C GROUP (CONTINUED)
COMPONENT PARTS FOR ROOF (CONTINUED)

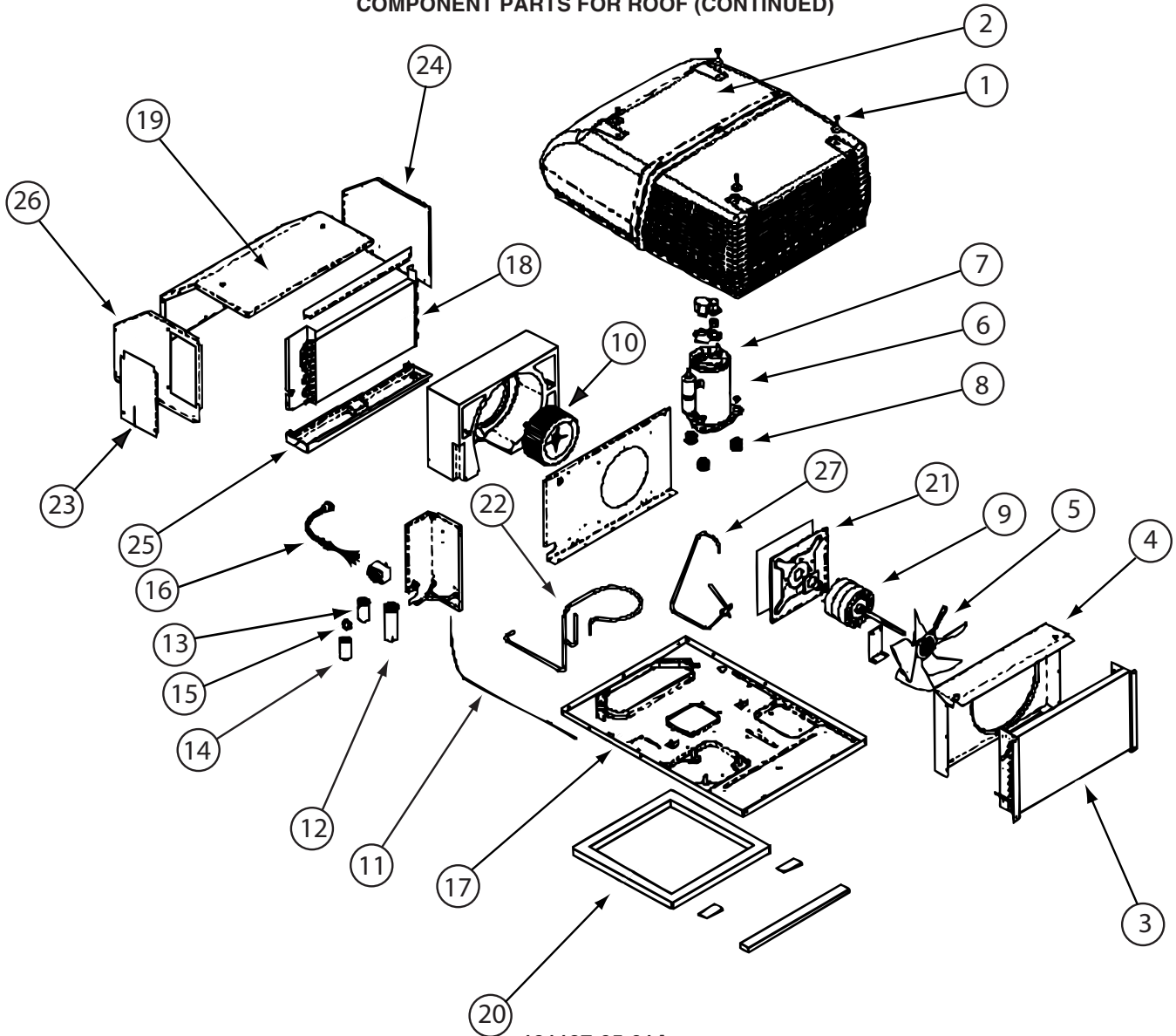


131186-03-01A

KEY	PART NUMBER	U/M	DESCRIPTION	VENDOR NO.
2	131188-05-700	EA	SHROUD-ROOF AIR/2 PIECE-WHT	8335-5261
3	115219-01-700	EA	COIL-CONDENSER	1452A1321
5	093763-01-712	EA	BLADE-FAN-CONDENSER	6733-3221
6	131186-03-700	EA	COMPRESSOR (TECHUMSEH)	1450-2249
7	147102-01-700	EA	OVERLOAD	1450-0121
8	105620-01-706	EA	MOUNTING PKG.,COMP., 3 PER	6759-3081
9	131186-01-700	EA	MOTOR - 115V, 60 HURTZ	1468-3109
10	131185-01-702	EA	BLOWER WHEEL PACKAGE	1472-1091
12	131188-01-701	EA	RUN CAP. (COMP-40MFD/370V)	1499-5721
13	093763-01-704	EA	CAPACITOR-FAN	1499-5461
14	105620-10-705	EA	PTCR (START DEVICE) - W/CAP.	8333A9021
17	131186-01-701	EA	EVAPORATOR COIL	1452-1521
19	037648-01-714	EA	GASKET PACKAGE	8332-3301
20	131185-01-704	EA	MOTOR MOUNT & SEAL KIT	8333-5151
	131188-05-702	EA	SHROUD BRACKET	8333B1551

CONTACT WINNEBAGO PART SALES FOR UNLISTED COMPONENT

HEATING & A/C GROUP (CONTINUED)
COMPONENT PARTS FOR ROOF (CONTINUED)



131187-05-01A

KEY	PART NUMBER	U/M	DESCRIPTION	VENDOR NO.
2	131187-05-700	EA	SHROUD-ROOF AIR/2 PIECE-WHT	8335-5261
3	115219-01-700	EA	COIL-CONDENSER	1452A1321
4	131187-03-700	EA	SHROUD FAN/INNER-LESS LOGO	6792-1071
5	093763-01-712	EA	BLADE-FAN-CONDENSER	6733-3221
6	126860-01-700	EA	COMPRESSOR RK136AT-002-A4Y	1450A2119
7	126860-01-701	EA	OVERLOAD PROTECTOR MRA# 1460	1450-0071
8	105620-01-706	EA	MOUNTING PKG.,COMP., 3 PER	6759-3081
9	131186-01-700	EA	MOTOR - 115V, 60 HURTZ	1468-3109
10	131185-01-702	EA	BLOWER WHEEL PACKAGE	1472-1091
12	123859-01-703	EA	CAPACITOR - RUN	1499-5671
13	093763-01-704	EA	CAPACITOR-FAN (INDOOR MOTOR)	1499-5461
15	105620-10-705	EA	PTCR (START DEVICE) - W/CAP.	8333A9021
18	131186-01-701	EA	EVAPORATOR COIL	1452-1521
20	037648-01-714	EA	GASKET PACKAGE	8332-3301
21	131185-01-704	EA	MOTOR MOUNT & SEAL KIT	8333-5151
22	126859-01-706	EA	LINE - SUCTION	7532A130
	131188-05-702	EA	SHROUD BRACKET	8333B1551

CONTACT WINNEBAGO PART SALES FOR UNLISTED COMPONENT

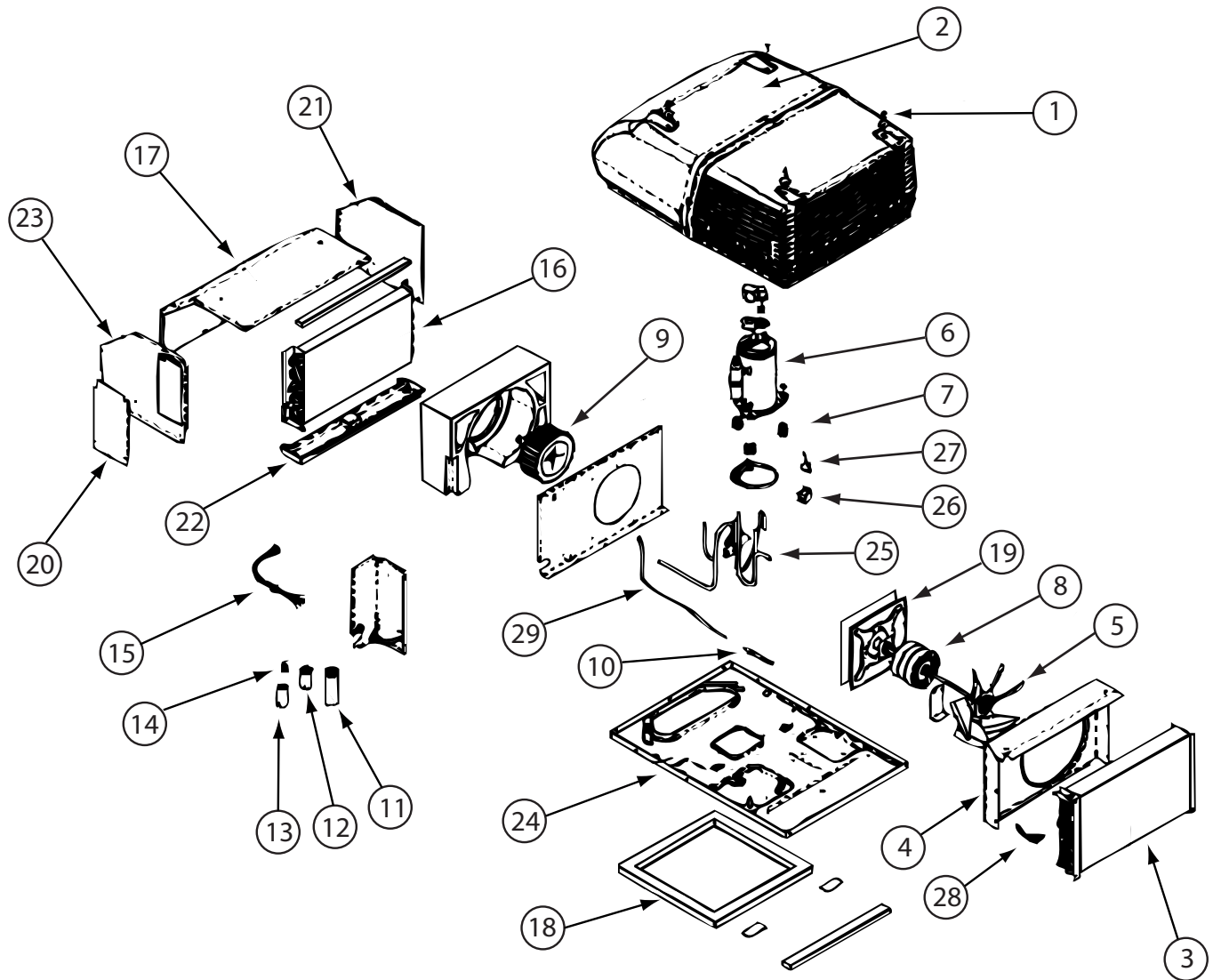
HEATING & A/C GROUP (CONTINUED)
COMPONENT PARTS FOR ROOF (CONTINUED)

131187-05-02A

KEY	PART NUMBER	U/M	DESCRIPTION	VENDOR NO.
2	131188-05-701	EA	SHROUD-ROOF AIR/2 PIECE-BLK	8335-5291
3	115219-01-700	EA	COIL-CONDENSER	1452A1321
4	131187-03-700	EA	SHROUD FAN/INNER-LESS LOGO	6792-1071
5	093763-01-712	EA	BLADE-FAN-CONDENSER	6733-3221
6	126860-01-700	EA	COMPRESSOR RK136AT-002-A4Y	1450A2119
7	126860-01-701	EA	OVERLOAD PROTECTOR MRA# 1460	1450-0071
9	131186-01-700	EA	MOTOR - 115V, 60 HURTZ	1468-3109
10	131185-01-702	EA	BLOWER WHEEL PACKAGE	1472-1091
12	123859-01-703	EA	CAPACITOR - RUN	1499-5671
13	093763-01-704	EA	CAPACITOR-FAN (INDOOR MOTOR)	1499-5461
15	105620-10-705	EA	PTCR (START DEVICE) - W/CAP.	8333A9021
18	131186-01-701	EA	EVAPORATOR COIL	1452-1521
20	037648-01-714	EA	GASKET PACKAGE	8332-3301
21	131185-01-704	EA	MOTOR MOUNT & SEAL KIT	8333-5151
22	126859-01-706	EA	LINE - SUCTION	7532A130
	131188-05-702	EA	SHROUD BRACKET	8333B1551
			CONTACT WINNEBAGO PART SALES FOR UNLISTED COMPONENT	

HEATING & A/C GROUP (CONTINUED)

COMPONENT PARTS FOR ROOF (CONTINUED)



131187-06-01A

KEY	PART NUMBER	U/M	DESCRIPTION	VENDOR NO.
2	131188-05-700	EA	SHROUD-ROOF AIR/2 PIECE-WHT	8335-5261
3	131188-02-700	EA	CONDENSER COIL	1452-1441
4	131187-03-700	EA	SHROUD FAN/INNER-LESS LOGO	6792-1071
5	093763-01-712	EA	BLADE-FAN-CONDENSER	6733-3221
6	126860-01-700	EA	COMPRESSOR RK136AT-002-A4Y	1450A2119
7	105620-01-706	EA	MOUNTING PKG.,COMP., 3 PER	6759-3081
8	131186-01-700	EA	MOTOR - 115V, 60 HURTZ	1468-3109
9	131185-01-702	EA	BLOWER WHEEL PACKAGE	1472-1091
10	105620-12-711	EA	RESTRICTOR - BY FLOW	1454-2521
11	126859-01-703	EA	CAPACITOR - RUN	1499-5671
12	093763-01-704	EA	CAPACITOR-FAN (INDOOR MOTOR)	1499-5461
13	105620-10-705	EA	PTCR (START DEVICE) - W/CAP.	8333A9021
16	131187-06-700	EA	EVAPORATOR COIL	1452-1711
18	037648-01-714	EA	GASKET PACKAGE	8332-3301
19	131185-01-704	EA	MOTOR MOUNT & SEAL KIT	8333-5151
26	105620-12-708	EA	COIL - SOLENOID	1460-1081
28	131188-02-706	EA	SWITCH - FREEZE	1460-2041
29	131188-02-707	EA	LIQUID LINE	7535-135
	131188-05-702	EA	SHROUD BRACKET	8333B1551

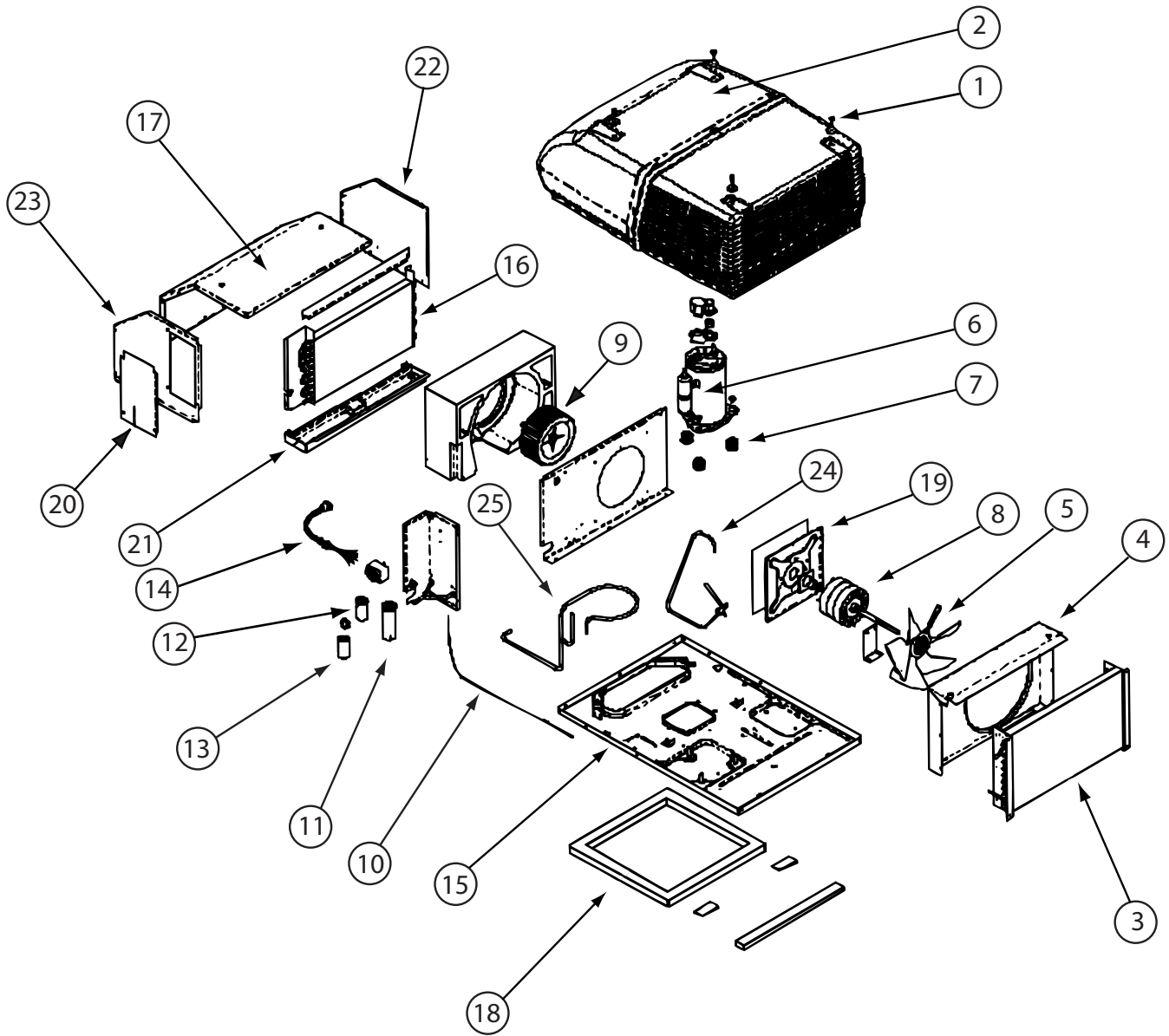
CONTACT WINNEBAGO PART SALES FOR UNLISTED COMPONENT

HEATING & A/C GROUP (CONTINUED)
COMPONENT PARTS FOR ROOF (CONTINUED)

131187-06-02A

KEY	PART NUMBER	U/M	DESCRIPTION	VENDOR NO.
2	131188-05-701	EA	SHROUD-ROOF AIR/2 PIECE-BLACK	8335-5261
3	131188-02-700	EA	CONDENSER COIL	1452-1441
4	131187-03-700	EA	SHROUD FAN/INNER-LESS LOGO	6792-1071
5	093763-01-712	EA	BLADE-FAN-CONDENSER	6733-3221
6	126860-01-700	EA	COMPRESSOR RK136AT-002-A4Y	1450A2119
7	105620-01-706	EA	MOUNTING PKG.,COMP., 3 PER	6759-3081
8	131186-01-700	EA	MOTOR - 115V, 60 HURTZ	1468-3109
9	131185-01-702	EA	BLOWER WHEEL PACKAGE	1472-1091
10	105620-12-711	EA	RESTRICTOR - BY FLOW	1454-2521
11	126859-01-703	EA	CAPACITOR - RUN	1499-5671
12	093763-01-704	EA	CAPACITOR-FAN (INDOOR MOTOR)	1499-5461
16	131187-06-700	EA	EVAPORATOR COIL	1452-1711
18	037648-01-714	EA	GASKET PACKAGE	8332-3301
19	131185-01-704	EA	MOTOR MOUNT & SEAL KIT	8333-5151
26	105620-12-708	EA	COIL - SOLENOID	1460-1081
28	131188-02-706	EA	SWITCH - FREEZE	1460-2041
29	131188-02-707	EA	LIQUID LINE	7535-135
	131188-05-702	EA	SHROUD BRACKET	8333B1551
			CONTACT WINNEBAGO PART SALES FOR UNLISTED COMPONENT	

HEATING & A/C GROUP (CONTINUED)
COMPONENT PARTS FOR ROOF (CONTINUED)



131188-05-01A

KEY	PART NUMBER	U/M	DESCRIPTION	VENDOR NO.
2	131188-05-700	EA	SHROUD-ROOF AIR/2 PIECE-WHT	8335-5261
3	115219-01-700	EA	COIL-CONDENSER	1452A1321
4	131187-03-700	EA	SHROUD FAN/INNER-LESS LOGO	6792-1071
5	093763-01-712	EA	BLADE-FAN-CONDENSER	6733-3221
6	131188-05-703	EA	COMPRESSOR (TECUMSEH)	1450B2299
7	105620-01-706	EA	MOUNTING PKG.,COMP., 3 PER	6759-3081
8	131185-01-701	EA	MOTOR (115V, 60HZ)	1468-3069
9	131185-01-702	EA	BLOWER WHEEL PACKAGE	1472-1091
11	126859-01-703	EA	CAPACITOR - RUN	1499-5671
12	093763-01-704	EA	CAPACITOR-FAN (INDOOR MOTOR)	1499-5461
13	105620-10-705	EA	PTCR (START DEVICE) - W/CAP.	8333A9021
16	131186-01-701	EA	EVAPORATOR COIL	1452-1521
18	037648-01-714	EA	GASKET PACKAGE	8332-3301
19	131185-01-704	EA	MOTOR MOUNT & SEAL KIT	83333-5151
	105620-01-705	EA	PROTECTOR-OVERLOAD, RH & LH	6759-3791
	131188-05-702	EA	SHROUD BRACKET	8333B1551

CONTACT WINNEBAGO PART SALES FOR UNLISTED COMPONENT(S)

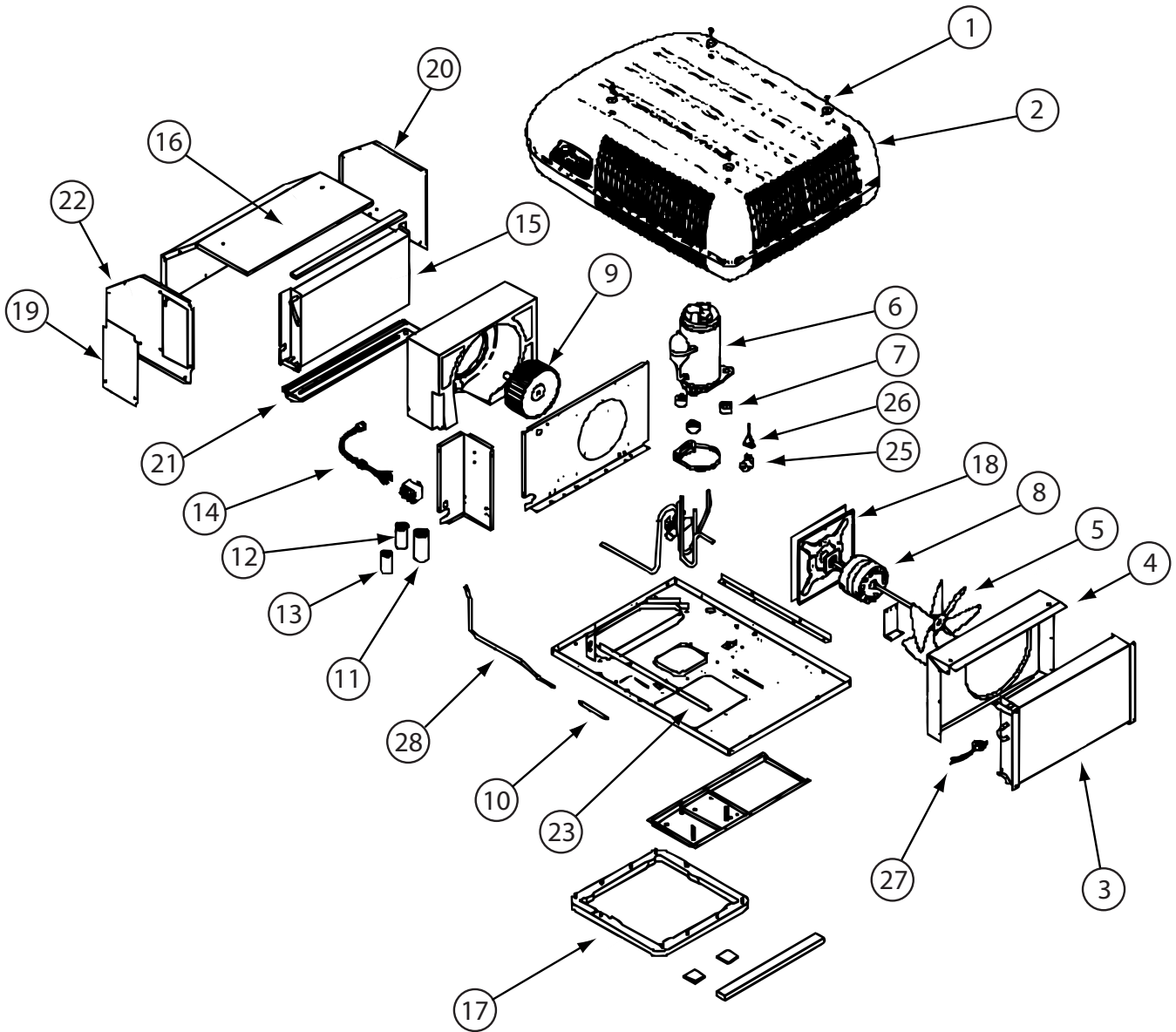
HEATING & A/C GROUP (CONTINUED)
COMPONENT PARTS FOR ROOF (CONTINUED)

131188-05-02A

KEY	PART NUMBER	U/M	DESCRIPTION	VENDOR NO.
2	131188-05-701	EA	SHROUD-ROOF AIR/2 PIECE-BLACK	8335-5291
3	115219-01-700	EA	COIL-CONDENSER	1452A1321
4	131187-03-700	EA	SHROUD FAN/INNER-LESS LOGO	6792-1071
5	093763-01-712	EA	BLADE-FAN-CONDENSER	6733-3221
6	131188-05-703	EA	COMPRESSOR (TECUMSEH)	1450B2299
7	105620-01-706	EA	MOUNTING PKG.,COMP., 3 PER	6759-3081
8	131185-01-701	EA	MOTOR (115V, 60HZ)	1468-3069
9	131185-01-702	EA	BLOWER WHEEL PACKAGE	1472-1091
11	126859-01-703	EA	CAPACITOR - RUN	1499-5671
12	093763-01-704	EA	CAPACITOR-FAN (INDOOR MOTOR)	1499-5461
13	105620-10-705	EA	PTCR (START DEVICE) - W/CAP.	8333A9021
16	131186-01-701	EA	EVAPORATOR COIL	1452-1521
18	037648-01-714	EA	GASKET PACKAGE	8332-3301
19	131185-01-704	EA	MOTOR MOUNT & SEAL KIT	83333-5151
	105620-01-705	EA	PROTECTOR-OVERLOAD, RH & LH	6759-3791
	131188-05-702	EA	SHROUD BRACKET	8333B1551
			CONTACT WINNEBAGO PART SALES FOR UNLISTED COMPONENT(S)	

HEATING & A/C GROUP (CONTINUED)

COMPONENT PARTS FOR ROOF (CONTINUED)



131188-06-01A

KEY	PART NUMBER	U/M	DESCRIPTION	VENDOR NO.
2	131188-05-700	EA	SHROUD-ROOF AIR/2 PIECE-WHT	8335-5261
3	131188-02-700	EA	CONDENSER COIL	1452-1441
4	131187-03-700	EA	SHROUD FAN/INNER-LESS LOGO	6792-1071
5	093763-01-712	EA	BLADE-FAN-CONDENSER	6733-3221
6	131188-05-703	EA	COMPRESSOR (TECUMSEH)	1450B2299
7	105620-01-706	EA	MOUNTING PKG.,COMP., 3 PER	6759-3081
8	131185-01-701	EA	MOTOR (115V, 60HZ)	1468-3069
9	131185-01-702	EA	BLOWER WHEEL PACKAGE	1472-1091
11	105620-12-725	EA	COMPRESSOR RUN CAPACITOR	1499-5731
12	093763-01-704	EA	CAPACITOR-FAN (INDOOR MOTOR)	1499-5461
13	105620-10-705	EA	PTCR (START DEVICE) - W/CAP.	8333A9021
15	131186-01-701	EA	EVAPORATOR COIL	1452-1521
17	037648-01-714	EA	GASKET PACKAGE	8332-3301
18	131185-01-704	EA	MOTOR MOUNT & SEAL KIT	8333-5151
25	105620-12-708	EA	COIL - SOLENOID	1460-1081
27	131188-02-706	EA	SWITCH - FREEZE	1460-2041
28	131188-02-707	EA	LIQUID LINE	7535-135
	105620-01-705	EA	PROTECTOR-OVERLOAD, RH & LH	6759-3791
	131188-05-702	EA	SHROUD BRACKET	8333B1551

CONTACT WINNEBAGO PART SALES FOR UNLISTED COMPONENT(S)

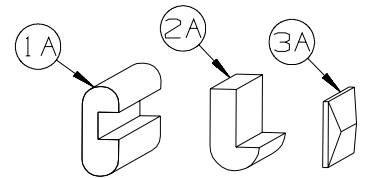
HEATING & A/C GROUP (CONTINUED)
COMPONENT PARTS FOR ROOF (CONTINUED)

131188-06-02A

KEY	PART NUMBER	U/M	DESCRIPTION	VENDOR NO.
2	131188-05-701	EA	SHROUD-ROOF AIR/2 PIECE-BLACK	8335-5291
3	131188-02-700	EA	CONDENSER COIL	1452-1441
4	131187-03-700	EA	SHROUD FAN/INNER-LESS LOGO	6792-1071
5	093763-01-712	EA	BLADE-FAN-CONDENSER	6733-3221
6	131188-05-703	EA	COMPRESSOR (TECUMSEH)	1450B2299
7	105620-01-706	EA	MOUNTING PKG.,COMP., 3 PER	6759-3081
8	131185-01-701	EA	MOTOR (115V, 60HZ)	1468-3069
9	131185-01-702	EA	BLOWER WHEEL PACKAGE	1472-1091
11	105620-12-725	EA	COMPRESSOR RUN CAPACITOR	1499-5731
12	093763-01-704	EA	CAPACITOR-FAN (INDOOR MOTOR)	1499-5461
13	105620-10-705	EA	PTCR (START DEVICE) - W/CAP.	8333A9021
15	131186-01-701	EA	EVAPORATOR COIL	1452-1521
17	037648-01-714	EA	GASKET PACKAGE	8332-3301
18	131185-01-704	EA	MOTOR MOUNT & SEAL KIT	8333-5151
25	105620-12-708	EA	COIL - SOLENOID	1460-1081
27	131188-02-706	EA	SWITCH - FREEZE	1460-2041
28	131188-02-707	EA	LIQUID LINE	7535-135
	105620-01-705	EA	PROTECTOR-OVERLOAD, RH & LH	6759-3791
	131188-05-702	EA	SHROUD BRACKET	8333B1551
			CONTACT WINNEBAGO PART SALES FOR UNLISTED COMPONENT(S)	

INTERIOR FINISH GROUP
MOLDINGS & TRIMS
HONEY CHERRY, WASHED MAPLE

KEY	PART NUMBER	U/M	DESCRIPTION
1A	M09412-62-N42	EA	MOLDING/SHELF EDGE - .6" X 1.3" X 96" - PORTSMOUTH OAK
1A	M09412-62-M52	EA	MOLDING/SHELF EDGE - .6" X 1.3" X 96" - CONCERT CHERRY
1A	M09412-62-M62	EA	MOLDING/SHELF EDGE - .6" X 1.3" X 96" - WASHED MAPLE
1A	M09412-62-RC3	EA	MOLDING/SHELF EDGE - .6" X 1.3" X 96" - HONEY CHERRY
1A	M09412-62-SA3	EA	MOLDING/SHELF EDGE - .6" X 1.3" X 96" - SIERRA MAPLE
2A	M09511-43-T77	EA	MOLDING - TRIM - W/NOTCH - .8" X 1.4" X 86.3" - PORTSMOUT OAK
2A	M09525-80-UM1	EA	MOLDING - TRIM - W/NOTCH - .8" X 1.4" X 86.5" - CONCERT CHERRY
2A	M09525-80-U91	EA	MOLDING - TRIM - W/NOTCH - .8" X 1.4" X 86.5" - WASHED MAPLE
2A	M09525-80-U92	EA	MOLDING - TRIM - W/NOTCH - .8" X 1.4" X 86.5" - SIERRA MAPLE
2A	M09525-80-Y92	EA	MOLDING - TRIM - W/NOTCH - .8" X 1.4" X 86.5" - HONEY CHERRY
2A	M09501-85-TG3	EA	MOLDING/TRIM - W/NOTCH - 4" X 86.06" - HONEY CHERRY
2A	M09501-32-TG1	EA	MOLDING/TRIM - W/NOTCH - .8" X 2.5" X 86.2" - CONCERT CHERRY
2A	M09501-32-TG2	EA	MOLDING/TRIM - W/NOTCH - .8" X 2.5" X 86.2" - WASHED MAPLE
2A	M09501-32-TD3	EA	MOLDING/TRIM - W/NOTCH - .8" X 2.5" X 86.2" - SIERRA MAPLE
2A	M09501-32-TG3	EA	MOLDING/TRIM - W/NOTCH - .8" X 2.5" X 86.2" - HONEY CHERRY
2A	M09515-72-TD0	EA	MOLDING/TRIM - .8" X 2.2" X 86.1" - PORTSMOUTH OAK
2A	M09515-72-TD1	EA	MOLDING/TRIM - .8" X 2.2" X 86.1" - CONCERT CHERRY
2A	M09515-72-TD2	EA	MOLDING/TRIM - .8" X 2.2" X 86.1" - WASHED MAPLE
2A	M09515-72-TD3	EA	MOLDING/TRIM - .8" X 2.2" X 86.1" - SIERRA MAPLE
2A	M09511-44-T77	EA	MOLDING - TRIM - W/NOTCH - 1" X 86.4" - PORTSMOUTH OAK
2A	M09511-44-T78	EA	MOLDING - TRIM - W/NOTCH - 1" X 86.4" - CONCERT CHERRY
2A	M09511-44-T79	EA	MOLDING - TRIM - W/NOTCH - 1" X 86.4" - WASHED MAPLE
2A	M09511-44-T80	EA	MOLDING - TRIM - W/NOTCH - 1" X 86.4" - HONEY CHERRY
2A	M09438-25-RA3	EA	MOLDING - HARDWOOD-W/NOTCH - 1.4"X 80.2" - HONEY CHERRY
3A	M09477-63-S46	EA	MOLDING - TRIM/VEE-W/CUT ENDS - 1"X 64.1" - PORTSMOUTH OAK
3A	M09477-63-S47	EA	MOLDING - TRIM/VEE-W/CUT ENDS - 1"X 64.1" - CONCERT CHERRY
3A	M09477-63-S48	EA	MOLDING - TRIM/VEE-W/CUT ENDS - 1"X 64.1" - WASHED MAPLE
3A	M09477-63-W51	EA	MOLDING - TRIM/VEE-W/CUT ENDS - 1"X 64.1" - HONEY CHERRY
3A	M09477-64-S46	EA	MOLDING - TRIM/VEE-W/CUT ENDS - 1"X 14.9" - PORTSMOUTH OAK
3A	M09477-64-S47	EA	MOLDING - TRIM/VEE-W/CUT ENDS - 1"X 14.9" - CONCERT CHERRY
3A	M09477-64-S48	EA	MOLDING - TRIM/VEE-W/CUT ENDS - 1"X 14.9" - WASHED MAPLE
3A	M09477-64-W51	EA	MOLDING - TRIM/VEE-W/CUT ENDS - 1"X 14.9" - HONEY CHERRY
3A	M09501-30-SD0	EA	MOLDING - TRIM/VEE - .2" X 1" X 35.1" - PORTSMOUTH OAK
3A	M09501-30-SD1	EA	MOLDING - TRIM/VEE - .2" X 1" X 35.1" - CONCERT CHERRY
3A	M09501-30-SD2	EA	MOLDING - TRIM/VEE - .2" X 1" X 35.1" - WASHED MAPLE
3A	M09501-30-SD3	EA	MOLDING - TRIM/VEE - .2" X 1" X 35.1" - HONEY CHERRY
3A	M09515-97-WL4	EA	MOLDING - TRIM/VEE - .2" X 1" X 32.6" - CONCERT CHERRY
3A	M09515-97-WL5	EA	MOLDING - TRIM/VEE - .2" X 1" X 32.6" - WASHED MAPLE
3A	M09515-97-WL6	EA	MOLDING - TRIM/VEE - .2" X 1" X 32.6" - HONEY CHERRY
3A	M09534-17-UF3	EA	MOLDING - TRIM/VEE - .2" X 1" X 20.1" - SIERRA MAPLE
3A	M09534-17-UJ1	EA	MOLDING - TRIM/VEE - .2" X 1" X 20.1" - CONCERT CHERRY
3A	M09534-17-UJ2	EA	MOLDING - TRIM/VEE - .2" X 1" X 20.1" - WASHED MAPLE
3A	M09534-17-UJ3	EA	MOLDING - TRIM/VEE - .2" X 1" X 20.1" - HONEY CHERRY
3A	M09477-88-S34	EA	MOLDING - TRIM/VEE - .2" X 1" X 19.9" - WASHED MAPLE
3A	M09477-88-S35	EA	MOLDING - TRIM/VEE - .2" X 1" X 19.9" - SIERRA MAPLE
3A	M09568-03-W51	EA	MOLDING - TRIM/VEE - .2" X 1" X 19.8" - HONEY CHERRY
3A	M09568-03-W52	EA	MOLDING - TRIM/VEE - .2" X 1" X 19.8" - WASHED MAPLE
3A	M09565-51-W51	EA	MOLDING - TRIM/VEE - .2" X 1" X 19.4" - HONEY CHERRY
3A	M09565-51-W52	EA	MOLDING - TRIM/VEE - .2" X 1" X 19.4" - WASHED MAPLE
3A	M09553-79-W66	EA	MOLDING - TRIM/VEE - .2" X 1" X 15.6" - HONEY CHERRY
3A	M09515-10-W66	EA	MOLDING - TRIM/VEE - .2" X 1" X 15.4" - HONEY CHERRY
3A	M09501-63-T78	EA	MOLDING - TRIM/VEE - .2" X 1" X 15" - CONCERT CHERRY
3A	M09501-63-T79	EA	MOLDING - TRIM/VEE - .2" X 1" X 15" - WASHED MAPLE
3A	M09501-63-T80	EA	MOLDING - TRIM/VEE - .2" X 1" X 15" - SIERRA MAPLE
3A	M09501-63-W66	EA	MOLDING - TRIM/VEE - .2" X 1" X 15" - HONEY CHERRY
3A	M09553-09-W66	EA	MOLDING - TRIM/VEE - .2" X 1" X 13.4" - HONEY CHERRY
3A	M09566-04-WD3	EA	MOLDING - TRIM/VEE - .2" X 1" X 8.9" - HONEY CHERRY
3A	M09553-29-WH4	EA	MOLDING - TRIM/VEE - .4" X 1" X 94.4" - CONCERT CHERRY
3A	M09553-29-WH5	EA	MOLDING - TRIM/VEE - .4" X 1" X 94.4" - WASHED MAPLE
3A	M09553-29-WH6	EA	MOLDING - TRIM/VEE - .4" X 1" X 94.4" - SIERRA MAPLE
3A	M09565-04-WH4	EA	MOLDING - TRIM/VEE - .4" X 1" X 89.5" - CONCERT CHERRY

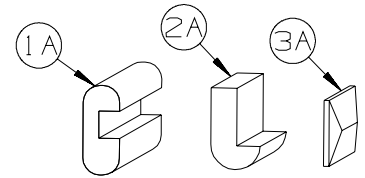


INTERIOR FINISH GROUP (CONTINUED)
MOLDINGS & TRIMS (CONTINUED)

KEY	PART NUMBER	U/M	DESCRIPTION
3A	M09565-04-WH5	EA	MOLDING - TRIM/VEE - .4" X 1" X 89.5" - WASHED MAPLE
3A	M09565-04-WH6	EA	MOLDING - TRIM/VEE - .4" X 1" X 89.5" - SIERRA MAPLE
3A	M09544-86-W37	EA	MOLDING - TRIM/VEE - .4" X 1" X 88.1" - WASHED MAPLE
3A	M09544-86-W38	EA	MOLDING - TRIM/VEE - .4" X 1" X 88.1" - SIERRA MAPLE
3A	M09538-39-U67	EA	MOLDING - TRIM/VEE - .4" X 1" X 82.6" - WASHED MAPLE
3A	M09538-39-U68	EA	MOLDING - TRIM/VEE - .4" X 1" X 82.6" - SIERRA MAPLE
3A	M09553-62-WH4	EA	MOLDING - TRIM/VEE - .4" X 1" X 81.4" - CONCERT CHERRY
3A	M09553-62-WH5	EA	MOLDING - TRIM/VEE - .4" X 1" X 81.4" - WASHED MAPLE
3A	M09553-62-WH6	EA	MOLDING - TRIM/VEE - .4" X 1" X 81.4" - SIERRA MAPLE
3A	M09577-98-WH4	EA	MOLDING - TRIM/VEE - .4" X 1" X 80.2" - CONCERT CHERRY
3A	M09577-98-WH5	EA	MOLDING - TRIM/VEE - .4" X 1" X 80.2" - WASHED MAPLE
3A	M09577-98-WH6	EA	MOLDING - TRIM/VEE - .4" X 1" X 80.2" - SIERRA MAPLE
3A	M09544-37-W37	EA	MOLDING - TRIM/VEE - .4" X 1" X 78.8" - WASHED MAPLE
3A	M09544-37-W38	EA	MOLDING - TRIM/VEE - .4" X 1" X 78.8" - SIERRA MAPLE
3A	M09544-34-W37	EA	MOLDING - TRIM/VEE - .4" X 1" X 78.7" - WASHED MAPLE
3A	M09544-34-W38	EA	MOLDING - TRIM/VEE - .4" X 1" X 78.7" - SIERRA MAPLE
3A	M09538-37-U67	EA	MOLDING - TRIM/VEE - .4" X 1" X 77.5" - WASHED MAPLE
3A	M09538-37-U68	EA	MOLDING - TRIM/VEE - .4" X 1" X 77.5" - SIERRA MAPLE
3A	M09553-65-WH4	EA	MOLDING - TRIM/VEE - .4" X 1" X 77" - CONCERT CHERRY
3A	M09553-65-WH5	EA	MOLDING - TRIM/VEE - .4" X 1" X 77" - WASHED MAPLE
3A	M09553-65-WH6	EA	MOLDING - TRIM/VEE - .4" X 1" X 77" - SIERRA MAPLE
3A	M09553-64-WH4	EA	MOLDING - TRIM/VEE - .4" X 1" X 76.7" - CONCERT CHERRY
3A	M09553-64-WH5	EA	MOLDING - TRIM/VEE - .4" X 1" X 76.7" - WASHED MAPLE
3A	M09553-64-WH6	EA	MOLDING - TRIM/VEE - .4" X 1" X 76.7" - SIERRA MAPLE
3A	M09565-75-WH4	EA	MOLDING - TRIM/VEE - .4" X 1" X 75.9" - CONCERT CHERRY
3A	M09565-75-WH5	EA	MOLDING - TRIM/VEE - .4" X 1" X 75.9" - WASHED MAPLE
3A	M09565-75-WH6	EA	MOLDING - TRIM/VEE - .4" X 1" X 75.9" - SIERRA MAPLE
3A	M09565-02-WH4	EA	MOLDING - TRIM/VEE - .4" X 1" X 75.1" - CONCERT CHERRY
3A	M09565-02-WH5	EA	MOLDING - TRIM/VEE - .4" X 1" X 75.1" - WASHED MAPLE
3A	M09565-02-WH6	EA	MOLDING - TRIM/VEE - .4" X 1" X 75.1" - SIERRA MAPLE
3A	M09553-26-WH4	EA	MOLDING - TRIM/VEE - .4" X 1" X 74.1" - CONCERT CHERRY
3A	M09553-26-WH5	EA	MOLDING - TRIM/VEE - .4" X 1" X 74.1" - WASHED MAPLE
3A	M09553-26-WH6	EA	MOLDING - TRIM/VEE - .4" X 1" X 74.1" - SIERRA MAPLE
3A	M09538-91-WH4	EA	MOLDING - TRIM/VEE - .4" X 1" X 73.8" - CONCERT CHERRY
3A	M09538-91-WH5	EA	MOLDING - TRIM/VEE - .4" X 1" X 73.8" - WASHED MAPLE
3A	M09538-91-WH6	EA	MOLDING - TRIM/VEE - .4" X 1" X 73.8" - SIERRA MAPLE
3A	M09553-22-WH4	EA	MOLDING - TRIM/VEE - .4" X 1" X 73.2" - CONCERT CHERRY
3A	M09553-22-WH5	EA	MOLDING - TRIM/VEE - .4" X 1" X 73.2" - WASHED MAPLE
3A	M09553-22-WH6	EA	MOLDING - TRIM/VEE - .4" X 1" X 73.2" - SIERRA MAPLE
3A	M09565-97-WH4	EA	MOLDING - TRIM/VEE - .4" X 1" X 72.6" - CONCERT CHERRY
3A	M09565-97-WH5	EA	MOLDING - TRIM/VEE - .4" X 1" X 72.6" - WASHED MAPLE
3A	M09565-97-WH6	EA	MOLDING - TRIM/VEE - .4" X 1" X 72.6" - SIERRA MAPLE
3A	M09568-12-WH4	EA	MOLDING - TRIM/VEE - .4" X 1" X 71.9" - CONCERT CHERRY
3A	M09568-12-WH5	EA	MOLDING - TRIM/VEE - .4" X 1" X 71.9" - WASHED MAPLE
3A	M09568-12-WH6	EA	MOLDING - TRIM/VEE - .4" X 1" X 71.9" - SIERRA MAPLE
3A	M09565-01-WH4	EA	MOLDING - TRIM/VEE - .4" X 1" X 71.7" - CONCERT CHERRY
3A	M09565-01-WH5	EA	MOLDING - TRIM/VEE - .4" X 1" X 71.7" - WASHED MAPLE
3A	M09565-01-WH6	EA	MOLDING - TRIM/VEE - .4" X 1" X 71.7" - SIERRA MAPLE
3A	M09565-01-YR3	EA	MOLDING - TRIM/VEE - .4" X 1" X 71.7" - HONEY CHERRY
3A	M09544-15-WB4	EA	MOLDING - TRIM/VEE - .4" X 1" X 64.5" - CONCERT CHERRY
3A	M09544-15-WB5	EA	MOLDING - TRIM/VEE - .4" X 1" X 64.5" - WASHED MAPLE
3A	M09544-15-WB6	EA	MOLDING - TRIM/VEE - .4" X 1" X 64.5" - SIERRA MAPLE
3A	M09538-94-WH4	EA	MOLDING - TRIM/VEE - .4" X 1" X 71.1" - CONCERT CHERRY
3A	M09538-94-WH5	EA	MOLDING - TRIM/VEE - .4" X 1" X 71.1" - WASHED MAPLE
3A	M09538-94-WH6	EA	MOLDING - TRIM/VEE - .4" X 1" X 71.1" - SIERRA MAPLE
3A	M09565-78-WH4	EA	MOLDING - TRIM/VEE - .4" X 1" X 70.2" - CONCERT CHERRY
3A	M09565-78-WH5	EA	MOLDING - TRIM/VEE - .4" X 1" X 70.2" - WASHED MAPLE
3A	M09565-78-WH6	EA	MOLDING - TRIM/VEE - .4" X 1" X 70.2" - SIERRA MAPLE
3A	M09553-21-WH4	EA	MOLDING - TRIM/VEE - .4" X 1" X 70.1" - CONCERT CHERRY
3A	M09553-21-WH5	EA	MOLDING - TRIM/VEE - .4" X 1" X 70.1" - WASHED MAPLE
3A	M09553-21-WH6	EA	MOLDING - TRIM/VEE - .4" X 1" X 70.1" - SIERRA MAPLE
3A	M09501-92-T77	EA	MOLDING - TRIM/VEE - .4" X 1" X 70" - PORTSMOUTH OAK
3A	M09501-92-T78	EA	MOLDING - TRIM/VEE - .4" X 1" X 70" - CONCERT CHERRY
3A	M09501-92-T79	EA	MOLDING - TRIM/VEE - .4" X 1" X 70" - WASHED MAPLE

INTERIOR FINISH GROUP (CONTINUED)
MOLDINGS & TRIMS (CONTINUED)

KEY	PART NUMBER	U/M	DESCRIPTION
3A	M09501-92-T80	EA	MOLDING - TRIM/VEE - .4" X 1" X 70" - SIERRA MAPLE
3A	M09538-27-WH4	EA	MOLDING - TRIM/VEE - .4" X 1" X 71.1" - CONCERT CHERRY
3A	M09538-27-U67	EA	MOLDING - TRIM/VEE - .4" X 1" X 71.1" - WASHED MAPLE
3A	M09538-27-U68	EA	MOLDING - TRIM/VEE - .4" X 1" X 71.1" - SIERRA MAPLE
3A	M09544-10-WH4	EA	MOLDING - TRIM/VEE - .4" X 1" X 68.2" - CONCERT CHERRY
3A	M09544-10-W91	EA	MOLDING - TRIM/VEE - .4" X 1" X 68.2" - WASHED MAPLE
3A	M09544-10-W92	EA	MOLDING - TRIM/VEE - .4" X 1" X 68.2" - SIERRA MAPLE
3A	M09553-03-WH4	EA	MOLDING - TRIM/VEE - .4" X 1" X 66.7" - CONCERT CHERRY
3A	M09553-03-WH5	EA	MOLDING - TRIM/VEE - .4" X 1" X 66.7" - WASHED MAPLE
3A	M09553-03-WH6	EA	MOLDING - TRIM/VEE - .4" X 1" X 66.7" - SIERRA MAPLE
3A	M09553-03-YR3	EA	MOLDING - TRIM/VEE - .4" X 1" X 66.7" - HONEY CHERRY
3A	M09538-93-WH4	EA	MOLDING - TRIM/VEE - .4" X 1" X 66.6" - CONCERT CHERRY
3A	M09538-93-WH5	EA	MOLDING - TRIM/VEE - .4" X 1" X 66.6" - WASHED MAPLE
3A	M09538-93-WH6	EA	MOLDING - TRIM/VEE - .4" X 1" X 66.6" - SIERRA MAPLE
3A	M09544-33-W37	EA	MOLDING - TRIM/VEE - .4" X 1" X 66.5" - SIERRA MAPLE
3A	M09544-33-W38	EA	MOLDING - TRIM/VEE - .4" X 1" X 66.5" - WASHED MAPLE
3A	M09553-02-WH4	EA	MOLDING - TRIM/VEE - .4" X 1" X 66.4" - CONCERT CHERRY
3A	M09553-02-WH5	EA	MOLDING - TRIM/VEE - .4" X 1" X 66.4" - WASHED MAPLE
3A	M09553-02-WH6	EA	MOLDING - TRIM/VEE - .4" X 1" X 66.4" - SIERRA MAPLE
3A	M09544-14-WB4	EA	MOLDING - TRIM/VEE - .4" X 1" X 64.5" - CONCERT CHERRY
3A	M09544-14-WB5	EA	MOLDING - TRIM/VEE - .4" X 1" X 64.5" - WASHED MAPLE
3A	M09544-14-WB6	EA	MOLDING - TRIM/VEE - .4" X 1" X 64.5" - SIERRA MAPLE
3A	M09515-78-T77	EA	MOLDING - TRIM/VEE - .4" X 1" X 64.1" - PORTSMOUTH OAK
3A	M09515-78-T78	EA	MOLDING - TRIM/VEE - .4" X 1" X 64.1" - CONCERT CHERRY
3A	M09515-78-T79	EA	MOLDING - TRIM/VEE - .4" X 1" X 64.1" - WASHED MAPLE
3A	M09515-78-T80	EA	MOLDING - TRIM/VEE - .4" X 1" X 64.1" - SIERRA MAPLE
3A	M09501-91-T77	EA	MOLDING - TRIM/VEE - .4" X 1" X 63.3" - PORTSMOUTH OAK
3A	M09501-91-T78	EA	MOLDING - TRIM/VEE - .4" X 1" X 63.3" - CONCERT CHERRY
3A	M09501-91-T79	EA	MOLDING - TRIM/VEE - .4" X 1" X 63.3" - WASHED MAPLE
3A	M09501-91-T80	EA	MOLDING - TRIM/VEE - .4" X 1" X 63.3" - SIERRA MAPLE
3A	M09503-91-T77	EA	MOLDING - TRIM/VEE - .4" X 1" X 63.1" - PORTSMOUTH OAK
3A	M09503-91-T78	EA	MOLDING - TRIM/VEE - .4" X 1" X 63.1" - CONCERT CHERRY
3A	M09503-91-T79	EA	MOLDING - TRIM/VEE - .4" X 1" X 63.1" - WASHED MAPLE
3A	M09503-91-T80	EA	MOLDING - TRIM/VEE - .4" X 1" X 63.1" - SIERRA MAPLE
3A	M09544-22-WB4	EA	MOLDING - TRIM/VEE - .4" X 1" X 61.7" - CONCERT CHERRY
3A	M09544-22-WB5	EA	MOLDING - TRIM/VEE - .4" X 1" X 61.7" - WASHED MAPLE
3A	M09544-22-WB6	EA	MOLDING - TRIM/VEE - .4" X 1" X 61.7" - SIERRA MAPLE
3A	M09583-41-WH4	EA	MOLDING - TRIM/VEE - .4" X 1" X 61" - CONCERT CHERRY
3A	M09583-41-WH5	EA	MOLDING - TRIM/VEE - .4" X 1" X 61" - WASHED MAPLE
3A	M09583-41-WH6	EA	MOLDING - TRIM/VEE - .4" X 1" X 61" - SIERRA MAPLE
3A	M09565-49-WH4	EA	MOLDING - TRIM/VEE - .4" X 1" X 58.7" - CONCERT CHERRY
3A	M09565-49-WH5	EA	MOLDING - TRIM/VEE - .4" X 1" X 58.7" - WASHED MAPLE
3A	M09565-49-WH6	EA	MOLDING - TRIM/VEE - .4" X 1" X 58.7" - SIERRA MAPLE
3A	M09544-36-W37	EA	MOLDING - TRIM/VEE - .4" X 1" X 52.6" - WASHED MAPLE
3A	M09544-36-W38	EA	MOLDING - TRIM/VEE - .4" X 1" X 52.6.5" - SIERRA MAPLE
3A	M09553-85-WB4	EA	MOLDING - TRIM/VEE - .4" X 1" X 43.4" - CONCERT CHERRY
3A	M09553-85-WB5	EA	MOLDING - TRIM/VEE - .4" X 1" X 43.4" - WASHED MAPLE
3A	M09553-85-WB6	EA	MOLDING - TRIM/VEE - .4" X 1" X 43.4" - SIERRA MAPLE
3A	M09553-28-WH4	EA	MOLDING - TRIM/VEE - .4" X 1" X 48" - CONCERT CHERRY
3A	M09553-28-WH5	EA	MOLDING - TRIM/VEE - .4" X 1" X 48" - WASHED MAPLE
3A	M09553-28-WH6	EA	MOLDING - TRIM/VEE - .4" X 1" X 48" - SIERRA MAPLE
3A	M09553-60-WH4	EA	MOLDING - TRIM/VEE - .4" X 1" X 47.2" - CONCERT CHERRY
3A	M09553-60-WH5	EA	MOLDING - TRIM/VEE - .4" X 1" X 47.2" - WASHED MAPLE
3A	M09553-60-WH6	EA	MOLDING - TRIM/VEE - .4" X 1" X 47.2" - SIERRA MAPLE
3A	M09544-24-WB4	EA	MOLDING - TRIM/VEE - .4" X 1" X 46.2" - CONCERT CHERRY
3A	M09544-24-WB5	EA	MOLDING - TRIM/VEE - .4" X 1" X 46.2" - WASHED MAPLE
3A	M09544-24-WB6	EA	MOLDING - TRIM/VEE - .4" X 1" X 46.2" - SIERRA MAPLE
3A	M09565-77-WH4	EA	MOLDING - TRIM/VEE - .4" X 1" X 42.5" - CONCERT CHERRY
3A	M09565-77-WH5	EA	MOLDING - TRIM/VEE - .4" X 1" X 42.5" - WASHED MAPLE
3A	M09565-77-WH6	EA	MOLDING - TRIM/VEE - .4" X 1" X 42.5" - SIERRA MAPLE
3A	M09544-35-W37	EA	MOLDING - TRIM/VEE - .4" X 1" X 66.5" - SIERRA MAPLE
3A	M09544-35-W38	EA	MOLDING - TRIM/VEE - .4" X 1" X 66.5" - WASHED MAPLE

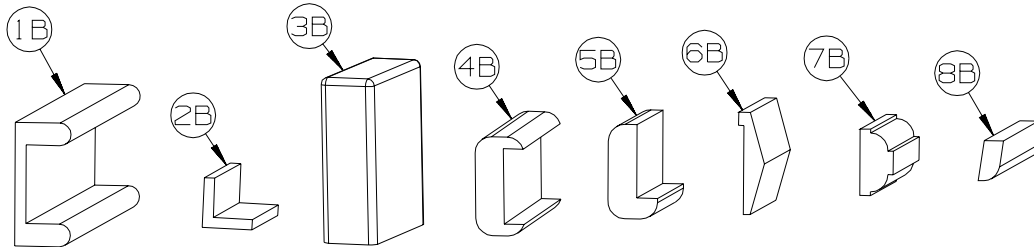
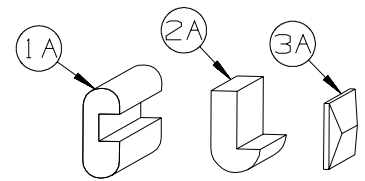


INTERIOR FINISH GROUP (CONTINUED)
MOLDINGS & TRIMS (CONTINUED)

KEY	PART NUMBER	U/M	DESCRIPTION
3A	M09544-38-W37	EA	MOLDING - TRIM/VEE - .4" X 1" X 66.5" - SIERRA MAPLE
3A	M09544-38-W38	EA	MOLDING - TRIM/VEE - .4" X 1" X 66.5" - WASHED MAPLE
3A	M09565-03-WH4	EA	MOLDING - TRIM/VEE - .4" X 1" X 44.2" - CONCERT CHERRY
3A	M09565-03-WH5	EA	MOLDING - TRIM/VEE - .4" X 1" X 44.2" - WASHED MAPLE
3A	M09565-03-WH6	EA	MOLDING - TRIM/VEE - .4" X 1" X 44.2" - SIERRA MAPLE
3A	M09565-20-WH4	EA	MOLDING - TRIM/VEE - .4" X 1" X 43.2" - CONCERT CHERRY
3A	M09565-20-WH5	EA	MOLDING - TRIM/VEE - .4" X 1" X 43.2" - WASHED MAPLE
3A	M09565-20-WH6	EA	MOLDING - TRIM/VEE - .4" X 1" X 43.2" - SIERRA MAPLE
3A	M09553-24-WH4	EA	MOLDING - TRIM/VEE - .4" X 1" X 43" - CONCERT CHERRY
3A	M09553-24-WH5	EA	MOLDING - TRIM/VEE - .4" X 1" X 43" - WASHED MAPLE
3A	M09553-24-WH6	EA	MOLDING - TRIM/VEE - .4" X 1" X 43" - SIERRA MAPLE
3A	M09565-77-WH4	EA	MOLDING - TRIM/VEE - .4" X 1" X 42.5" - CONCERT CHERRY
3A	M09565-77-WH5	EA	MOLDING - TRIM/VEE - .4" X 1" X 42.5" - WASHED MAPLE
3A	M09565-77-WH6	EA	MOLDING - TRIM/VEE - .4" X 1" X 42.5" - SIERRA MAPLE
3A	M09565-50-WH4	EA	MOLDING - TRIM/VEE - .4" X 1" X 40.9" - CONCERT CHERRY
3A	M09565-50-WH5	EA	MOLDING - TRIM/VEE - .4" X 1" X 40.9" - WASHED MAPLE
3A	M09565-50-WH6	EA	MOLDING - TRIM/VEE - .4" X 1" X 40.9" - SIERRA MAPLE
3A	M09583-43-WH4	EA	MOLDING - TRIM/VEE - .4" X 1" X 40.1" - CONCERT CHERRY
3A	M09583-43-WH5	EA	MOLDING - TRIM/VEE - .4" X 1" X 40.1" - WASHED MAPLE
3A	M09583-43-WH6	EA	MOLDING - TRIM/VEE - .4" X 1" X 40.1" - SIERRA MAPLE
3A	M09565-76-WH4	EA	MOLDING - TRIM/VEE - .4" X 1" X 39.4" - CONCERT CHERRY
3A	M09565-76-WH5	EA	MOLDING - TRIM/VEE - .4" X 1" X 39.4" - WASHED MAPLE
3A	M09565-76-WH6	EA	MOLDING - TRIM/VEE - .4" X 1" X 39.4" - SIERRA MAPLE
3A	M09565-47-WH4	EA	MOLDING - TRIM/VEE - .4" X 1" X 38.9" - CONCERT CHERRY
3A	M09565-47-WH5	EA	MOLDING - TRIM/VEE - .4" X 1" X 38.9" - WASHED MAPLE
3A	M09565-47-WH6	EA	MOLDING - TRIM/VEE - .4" X 1" X 38.9" - SIERRA MAPLE
3A	M09553-27-WH4	EA	MOLDING - TRIM/VEE - .4" X 1" X 38.8" - CONCERT CHERRY
3A	M09553-27-WH5	EA	MOLDING - TRIM/VEE - .4" X 1" X 38.8" - WASHED MAPLE
3A	M09553-27-WH6	EA	MOLDING - TRIM/VEE - .4" X 1" X 38.8" - SIERRA MAPLE
3A	M09568-77-WH4	EA	MOLDING - TRIM/VEE - .4" X 1" X 37.5" - CONCERT CHERRY
3A	M09568-77-WH5	EA	MOLDING - TRIM/VEE - .4" X 1" X 37.5" - WASHED MAPLE
3A	M09568-77-WH6	EA	MOLDING - TRIM/VEE - .4" X 1" X 37.5" - SIERRA MAPLE
3A	M09553-23-WH4	EA	MOLDING - TRIM/VEE - .4" X 1" X 37" - CONCERT CHERRY
3A	M09553-23-WH5	EA	MOLDING - TRIM/VEE - .4" X 1" X 37" - WASHED MAPLE
3A	M09553-23-WH6	EA	MOLDING - TRIM/VEE - .4" X 1" X 37" - SIERRA MAPLE
3A	M09553-47-WB4	EA	MOLDING - TRIM/VEE - .4" X 1" X 35.9" - CONCERT CHERRY
3A	M09553-47-WB5	EA	MOLDING - TRIM/VEE - .4" X 1" X 35.9" - WASHED MAPLE
3A	M09553-47-WB6	EA	MOLDING - TRIM/VEE - .4" X 1" X 35.9" - SIERRA MAPLE
3A	M09553-47-W66	EA	MOLDING - TRIM/VEE - .4" X 1" X 35.9" - HONEY CHERRY
3A	M09568-48-U67	EA	MOLDING - TRIM/VEE - .4" X 1" X 35.4" - WASHED MAPLE
3A	M09568-48-U68	EA	MOLDING - TRIM/VEE - .4" X 1" X 35.4" - SIERRA MAPLE
3A	M09553-63-WH4	EA	MOLDING - TRIM/VEE - .4" X 1" X 35.1" - CONCERT CHERRY
3A	M09553-63-WH5	EA	MOLDING - TRIM/VEE - .4" X 1" X 35.1" - WASHED MAPLE
3A	M09553-63-WH6	EA	MOLDING - TRIM/VEE - .4" X 1" X 35.1" - SIERRA MAPLE
3A	M09553-63-W51	EA	MOLDING - TRIM/VEE - .4" X 1" X 35.1" - HONEY CHERRY
3A	M09565-94-WH4	EA	MOLDING - TRIM/VEE - .4" X 1" X 34.4" - CONCERT CHERRY
3A	M09565-94-WH5	EA	MOLDING - TRIM/VEE - .4" X 1" X 34.4" - WASHED MAPLE
3A	M09565-94-WH6	EA	MOLDING - TRIM/VEE - .4" X 1" X 34.4" - SIERRA MAPLE
3A	M09553-04-WH4	EA	MOLDING - TRIM/VEE - .4" X 1" X 34.2" - CONCERT CHERRY
3A	M09553-04-WH5	EA	MOLDING - TRIM/VEE - .4" X 1" X 34.2" - WASHED MAPLE
3A	M09553-04-WH6	EA	MOLDING - TRIM/VEE - .4" X 1" X 34.2" - SIERRA MAPLE
3A	M09566-02-U68	EA	MOLDING - TRIM/VEE - .4" X 1" X 32.7" - SIERRA MAPLE
3A	M09566-02-W51	EA	MOLDING - TRIM/VEE - .4" X 1" X 32.7" - HONEY CHERRY
3A	M09566-02-W52	EA	MOLDING - TRIM/VEE - .4" X 1" X 32.7" - WASHED MAPLE
3A	M09511-86-T77	EA	MOLDING - TRIM/VEE - .4" X 1" X 28.3" - PORTSMOUTH OAK
3A	M09511-86-T78	EA	MOLDING - TRIM/VEE - .4" X 1" X 28.3" - CONCERT CHERRY
3A	M09511-86-T79	EA	MOLDING - TRIM/VEE - .4" X 1" X 28.3" - WASHED MAPLE
3A	M09511-86-T80	EA	MOLDING - TRIM/VEE - .4" X 1" X 28.3" - SIERRA MAPLE
3A	M09553-61-WH4	EA	MOLDING - TRIM/VEE - .4" X 1" X 19.9" - CONCERT CHERRY
3A	M09553-61-WH5	EA	MOLDING - TRIM/VEE - .4" X 1" X 19.9" - WASHED MAPLE
3A	M09553-61-WH6	EA	MOLDING - TRIM/VEE - .4" X 1" X 19.9" - SIERRA MAPLE
3A	M09565-71-WH4	EA	MOLDING - TRIM/VEE - .4" X 1" X 11.4" - CONCERT CHERRY
3A	M09565-71-WH5	EA	MOLDING - TRIM/VEE - .4" X 1" X 11.4" - WASHED MAPLE
3A	M09565-71-WH6	EA	MOLDING - TRIM/VEE - .4" X 1" X 11.4" - SIERRA MAPLE

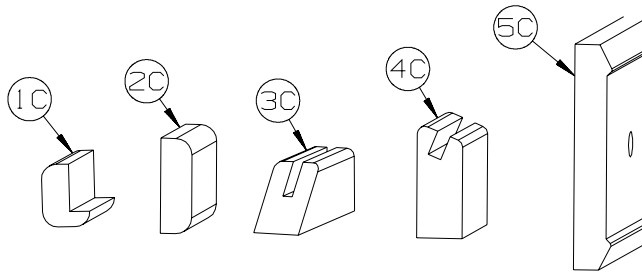
INTERIOR FINISH GROUP (CONTINUED)
MOLDINGS & TRIMS (CONTINUED)

KEY	PART NUMBER	U/M	DESCRIPTION
3A	M09583-42-WH4	EA	MOLDING - TRIM/VEE - .4" X 1" X 8.3" - CONCERT CHERRY
3A	M09583-42-WH5	EA	MOLDING - TRIM/VEE - .4" X 1" X 8.3" - WASHED MAPLE
3A	M09583-42-WH6	EA	MOLDING - TRIM/VEE - .4" X 1" X 8.3" - SIERRA MAPLE
3A	M09544-55-WB4	EA	MOLDING - TRIM/VEE - .4" X 1" X 6.5" - CONCERT CHERRY
3A	M09544-55-WB5	EA	MOLDING - TRIM/VEE - .4" X 1" X 6.5" - WASHED MAPLE
3A	M09544-55-WB6	EA	MOLDING - TRIM/VEE - .4" X 1" X 6.5" - SIERRA MAPLE
3A	M09544-56-WB4	EA	MOLDING - TRIM/VEE - .4" X 1" X 6.1" - CONCERT CHERRY
3A	M09544-56-WB5	EA	MOLDING - TRIM/VEE - .4" X 1" X 6.1" - WASHED MAPLE
3A	M09544-56-WB6	EA	MOLDING - TRIM/VEE - .4" X 1" X 6.1" - SIERRA MAPLE
3A	M09538-70-U68	EA	MOLDING - TRIM/VEE - .4" X 1" X 63.9" - SIERRA MAPLE
3A	M09538-70-U67	EA	MOLDING - TRIM/VEE - .4" X 1" X 63.9" - WASHED MAPLE



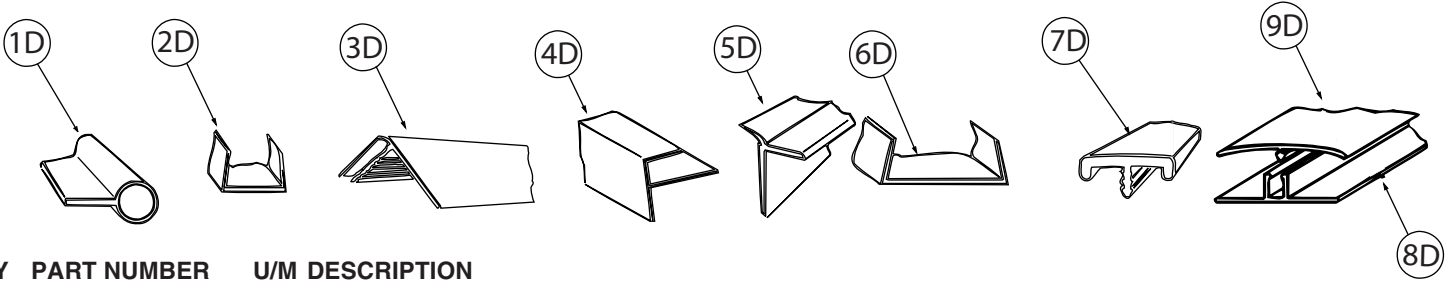
KEY	PART NUMBER	U/M	DESCRIPTION
1B	M09501-84-TG0	EA	MOLDING/TRIM - CAP/WALL - 2.2" X 85.9" - PORTSMOUTH OAK
1B	M09501-84-TG1	EA	MOLDING/TRIM - CAP/WALL - 2.2" X 85.9" - CONCERT CHERRY
1B	M09501-84-TG2	EA	MOLDING/TRIM - CAP/WALL - 2.2" X 85.9" - WASHED MAPLE
1B	M09501-84-TG3	EA	MOLDING/TRIM - CAP/WALL - 2.2" X 85.9" - HONEY CHERRY
1B	M09520-04-TD3	EA	MOLDING/TRIM - CAP/WALL - 2.2" X 80.5" - SIERRA MAPLE
2B	M09511-81-TA0	EA	MOLDING/TRIM - L SHAPE - .8"X .8"X 80.2" - PORTSMOUTH OAK
2B	M09511-81-TA1	EA	MOLDING/TRIM - L SHAPE - .8"X .8"X 80.2" - CONCERT CHERRY
2B	M09511-81-TA2	EA	MOLDING/TRIM - L SHAPE - .8"X .8"X 80.2" - WASHED MAPLE
2B	M09511-81-TA3	EA	MOLDING/TRIM - L SHAPE - .8"X .8"X 80.2" - SIERRA MAPLE
3B	M09515-81-T01	EA	MOLDING/HARDWOOD STRAIGHT - 74.3" - WASHED MAPLE
3B	M09515-81-T02	EA	MOLDING/HARDWOOD STRAIGHT - 74.3" - HONEY CHERRY
4B	M09511-42-T77	EA	MOLDING - TRIM - W/NOTCH - 1.5" X 86.4" - PORTSMOUTH OAK
4B	M09511-42-T78	EA	MOLDING - TRIM - W/NOTCH - 1.5" X 86.4" - CONCERT CHERRY
4B	M09511-42-T79	EA	MOLDING - TRIM - W/NOTCH - 1.5" X 86.4" - WASHED MAPLE
4B	M09511-42-T80	EA	MOLDING - TRIM - W/NOTCH - 1.5" X 86.4" - SIERRA MAPLE
4B	M09511-42-W66	EA	MOLDING - TRIM - W/NOTCH - 1.5" X 86.4" - HONEY CHERRY
5B	M09515-18-T77	EA	MOLDING - HARDWOOD-W/NOTCH - 1.4"X 86.2" - PORTSMOUTH OAK
5B	M09515-18-T78	EA	MOLDING - HARDWOOD-W/NOTCH - 1.4"X 86.2" - CONCERT CHERRY
5B	M09553-66-U22	EA	MOLDING - HARDWOOD-W/NOTCH - 1.4"X 96" - WASHED MAPLE
5B	M09515-18-T80	EA	MOLDING - HARDWOOD-W/NOTCH - 1.4"X 86.2" - SIERRA MAPLE
5B	M09553-66-U21	EA	MOLDING - HARDWOOD-W/NOTCH - 1.4"X 96" - HONEY CHERRY
6B	M09515-53-TG0	EA	MOLDING - TRIM/VEE - 1.5" X 73.9" - PORTSMOUTH OAK
6B	M09525-81-UJ1	EA	MOLDING - TRIM/VEE - 1.5" X 74.7" - CONCERT CHERRY
6B	M09525-81-UJ2	EA	MOLDING - TRIM/VEE - 1.5" X 74.7" - WASHED MAPLE
6B	M09552-81-UJ3	EA	MOLDING - TRIM/VEE - 1.5" X 74.7" - HONEY CHERRY
6B	M09553-53-WH6	EA	MOLDING - TRIM/VEE - NOTCHED - 1.5" X 20.6" - SIERRA MAPLE
7B	Y00076-32-438	EA	MOLDING/TRIM - .5" X 1" X 96" - CHERRY (UNSTAINED)
7B	Y00076-22-438	EA	MOLDING/TRIM - .5" X 1" X 96" - MAPLE (UNSTAINED)
8B	M09525-92-T77	EA	MOLDING/TRIM - .5" X 1" X 75.6" - PORTSMOUTH OAK
8B	M09525-92-T78	EA	MOLDING/TRIM - .5" X 1" X 75.6" - CONCERT CHERRY
8B	M09525-92-T79	EA	MOLDING/TRIM - .5" X 1" X 75.6" - WASHED MAPLE
8B	M09525-92-T80	EA	MOLDING/TRIM - .5" X 1" X 75.6" - SIERRA MAPLE
8B	Y00086-72-438	EA	MOLDING - VINYL WRAP - .7" X 1.6" X 96" - PORTSMOUTH OAK
8B	Y00086-D2-438	EA	MOLDING - VINYL WRAP - .7" X 1.6" X 96" - CONCERT CHERRY
8B	Y00086-A2-438	EA	MOLDING - VINYL WRAP - .7" X 1.6" X 96" - WASHED MAPLE
8B	Y00086-92-438	EA	MOLDING - VINYL WRAP - .7" X 1.6" X 96" - SIERRA MAPLE
8B	Y00086-82-438	EA	MOLDING - VINYL WRAP - .7" X 1.6" X 96" - HONEY CHERRY
8B	Y00087-72-438	EA	MOLDING - VINYL WRAP - .7" X 2.9" X 96" - PORTSMOUTH OAK
8B	Y00087-D2-438	EA	MOLDING - VINYL WRAP - .7" X 2.9" X 96" - CONCERT CHERRY
8B	Y00087-A2-438	EA	MOLDING - VINYL WRAP - .7" X 2.9" X 96" - WASHED MAPLE
8B	Y00087-92-438	EA	MOLDING - VINYL WRAP - .7" X 2.9" X 96" - SIERRA MAPLE
8B	Y00087-82-438	EA	MOLDING - VINYL WRAP - .7" X 2.9" X 96" - HONEY CHERRY

INTERIOR FINISH GROUP (CONTINUED)
MOLDINGS & TRIMS (CONTINUED)



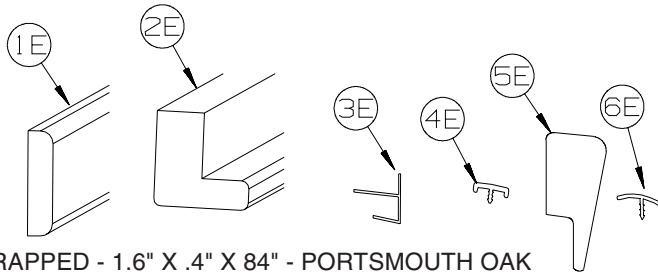
KEY	PART NUMBER	U/M	DESCRIPTION
1C	M09520-19-TD1	EA	MOLDING - TRIM - W/NOTCH - 1" X 86.3" - CONCERT CHERRY
1C	M09520-19-TD2	EA	MOLDING - TRIM - W/NOTCH - 1" X 86.3" - WASHED MAPLE
1C	M09520-19-TD3	EA	MOLDING - TRIM - W/NOTCH - 1" X 86.3" - HONEY CHERRY
1C	M09565-68-WH4	EA	MOLDING - HARDWOOD - .75" X 1.4" X 81.9" - CONCERT CHERRY
1C	M09565-68-WH5	EA	MOLDING - HARDWOOD - .75" X 1.4" X 81.9" - WASHED MAPLE
1C	M09565-68-WH6	EA	MOLDING - HARDWOOD - .75" X 1.4" X 81.9" - SIERRA MAPLE
2C	M09511-46-T77	EA	MOLDING/TRIM - .5" X 1.5" X 86.5" - PORTSMOUTH OAK
2C	M09511-46-T78	EA	MOLDING/TRIM - .5" X 1.5" X 86.5" - CONCERT CHERRY
2C	M09511-46-T79	EA	MOLDING/TRIM - .5" X 1.5" X 86.5" - WASHED MAPLE
2C	M09511-46-T80	EA	MOLDING/TRIM - .5" X 1.5" X 86.5" - SIERRA MAPLE
3C	Y00223-22-438	EA	MOLDING - HARDWOOD/MAPLE - .7" X 1" X 96" - UNSTAINED MAPLE
3C	Y00223-32-438	EA	MOLDING - HARDWOOD/CHERRY - .7" X 1" X 96" - UNSTAINED CHERRY
3C	Y00223-42-438	EA	MOLDING - HARDWOOD/CHERRY - .7" X 1" X 96" - UNSTAINED OAK
4C	Y00054-A2-438	EA	MOLDING - VINYL - W/SLOT - .7"X 1.9"X 96" - WASHED MAPLE
4C	Y00054-D2-438	EA	MOLDING - VINYL - W/SLOT - .7"X 1.9"X 96" - CONCERT CHERRY
4C	Y00054-22-438	EA	MOLDING - VINYL - W/SLOT - .7"X 1.9"X 96" - WASHED MAPLE
4C	Y00054-72-438	EA	MOLDING - VINYL - W/SLOT - .7"X 1.9"X 96" - PORTSMOUTH OAK
4C	Y00054-82-438	EA	MOLDING - VINYL - W/SLOT - .7"X 1.9"X 96" - HONEY CHERRY
4C	Y00054-92-438	EA	MOLDING - VINYL - W/SLOT - .7"X 1.9"X 96" - SIERRA MAPLE
4C	Y00276-A2-438	EA	MOLDING - VINYL - W/SLOT - .7"X 1.9"X 96" - WASHED MAPLE
4C	Y00276-D2-438	EA	MOLDING - VINYL - W/SLOT - .7"X 1.9"X 96" - CONCERT CHERRY
4C	Y00276-72-438	EA	MOLDING - VINYL - W/SLOT - .7"X 1.9"X 96" - PORTSMOUTH OAK
4C	Y00276-82-438	EA	MOLDING - VINYL - W/SLOT - .7"X 1.9"X 96" - HONEY CHERRY
4C	Y00276-92-438	EA	MOLDING - VINYL - W/SLOT - .7"X 1.9"X 96" - SIERRA MAPLE
5C	Y00152-A2-438	EA	MOLDING/TRIM - VINYL - .6" X 3.5" X 96" - WASHED MAPLE
5C	Y00152-D2-438	EA	MOLDING/TRIM - VINYL - .6" X 3.5" X 96" - CONCERT CHERRY
5C	Y00152-22-438	EA	MOLDING/TRIM - VINYL - .6" X 3.5" X 96" - WASHED MAPLE
5C	Y00152-72-438	EA	MOLDING/TRIM - VINYL - .6" X 3.5" X 96" - PORTSMOUTH OAK
5C	Y00152-92-438	EA	MOLDING/TRIM - VINYL - .6" X 3.5" X 96" - SIERRA MAPLE

INTERIOR FINISH GROUP (CONTINUED)
MOLDINGS & TRIMS (CONTINUED)

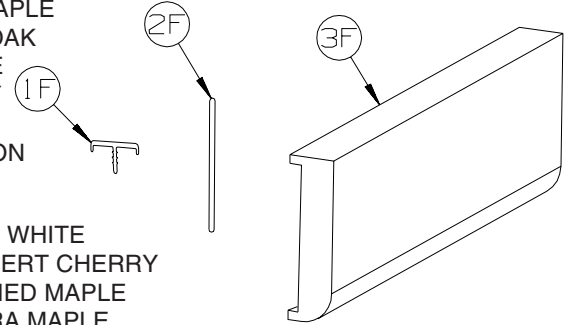


KEY	PART NUMBER	U/M	DESCRIPTION
1D	009767-12-000	FT	WELTING - ANTIQUE WHITE
2D	009778-25-000	FT	U-CHANNEL - 1" - BEIGE ILLUSION
2D	009778-26-000	FT	U-CHANNEL - 1 1/4" - BEIGE ILLUSION
2D	009778-38-000	FT	U-CHANNEL - 1" - BONE
2D	009778-32-000	FT	U-CHANNEL - 1" - PORTSMOUTH OAK
2D	009778-34-000	FT	U-CHANNEL - 1" - CONCERT CHERRY
2D	009778-27-000	FT	U-CHANNEL - 1" - WASHED MAPLE
2D	009778-35-000	FT	U-CHANNEL - 1" - HONEY CHERRY
2D	009778-36-000	FT	U-CHANNEL - 1" - SIERRA MAPLE
3D	009809-30-000	EA	MOLDING - CORNER - OUTSIDE - 1" X 84" - BEIGE ILLUSION
3D	009809-37-000	EA	MOLDING - CORNER - OUTSIDE - 1" X 84" - BONE
3D	009809-33-000	EA	MOLDING - CORNER - OUTSIDE - 1" X 84" - CONCERT CHERRY
3D	009809-31-000	EA	MOLDING - CORNER - OUTSIDE - 1" X 84" - WASHED MAPLE
3D	009809-35-000	EA	MOLDING - CORNER - OUTSIDE - 1" X 84" - SIERRA MAPLE
4D	009812-31-000	EA	MOLDING - CORNER - 1/2" W/1/4"CHAN X 84" - BEIGE ILLUSION
4D	009812-40-000	EA	MOLDING - CORNER - 1/2" W/1/4"CHAN X 84" - BONE
4D	009812-35-000	EA	MOLDING - CORNER - 1/2" W/1/4"CHAN X 84" - PORTSMOUTH OAK
4D	009812-36-000	EA	MOLDING - CORNER - 1/2" W/1/4"CHAN X 84" - CONCERT CHERRY
4D	009812-33-000	EA	MOLDING - CORNER - 1/2" W/1/4"CHAN X 84" - WASHED MAPLE
4D	009812-37-000	EA	MOLDING - CORNER - 1/2" W/1/4"CHAN X 84" - HONEY CHERRY
4D	009812-38-000	EA	MOLDING - CORNER - 1/2" W/1/4"CHAN X 84" - SIERRA MAPLE
5D	022992-11-000	FT	MOLDING - REVERSE COVE - T-SHAPED - IVORY
5D	022992-14-000	FT	MOLDING - REVERSE COVE - T-SHAPED - BRIGHT WHITE
5D	022992-18-000	FT	MOLDING - REVERSE COVE - T-SHAPED - BONE
6D	070504-42-000	FT	U-CHANNEL - PLASTIC - .13" X 84" - BEIGE ILLUSION
6D	070504-43-000	FT	U-CHANNEL - PLASTIC - .9" X 96" - BEIGE ILLUSION
6D	070504-69-000	FT	U-CHANNEL - PLASTIC - .13" X 84" - BONE
6D	070504-70-000	FT	U-CHANNEL - PLASTIC - .8" X 84" - BONE
6D	070504-57-000	FT	U-CHANNEL - PLASTIC - .13" X 96" - PORTSMOUTH OAK
6D	070504-58-000	FT	U-CHANNEL - PLASTIC - .9" X 96" - PORTSMOUTH OAK
6D	070504-60-000	FT	U-CHANNEL - PLASTIC - .13" X 84" - CONCERT CHERRY
6D	070504-61-000	FT	U-CHANNEL - PLASTIC - .9" X 84" - CONCERT CHERRY
6D	070504-50-000	FT	U-CHANNEL - PLASTIC - .13" X 96" - WASHED MAPLE
6D	070504-51-000	FT	U-CHANNEL - PLASTIC - .9" X 96" - WASHED MAPLE
6D	070504-62-000	FT	U-CHANNEL - PLASTIC - 1.65" X 84" - HONEY CHERRY
6D	070504-63-000	FT	U-CHANNEL - PLASTIC - .9" X 84" - HONEY CHERRY
6D	070504-65-000	FT	U-CHANNEL - PLASTIC - .07" X 96" - SIERRA MAPLE
6D	070504-66-000	FT	U-CHANNEL - PLASTIC - .8" X 84" - SIERRA MAPLE
7D	083620-25-000	FT	MOLDING-T - W/EDGE LIP - 7/8" FACE - BONE
7D	083620-20-000	FT	MOLDING-T - W/EDGE LIP - 7/8" FACE - PORTSMOUTH OAK
7D	083620-19-000	FT	MOLDING-T - W/EDGE LIP - 7/8" FACE - WASHED MAPLE
7D	083620-24-000	FT	MOLDING-T - W/EDGE LIP - 7/8" FACE - HONEY CHERRY
7D	083620-22-000	FT	MOLDING-T - W/EDGE LIP - 7/8" FACE - SIERRA MAPLE
8D	086229-01-000	EA	RETAINER - BATTEN - .75" X 92.1" - ANY COLOR
9D	086229-12-000	EA	BATTEN - 1.5" OFFSET X 96.8" - MODERN IVORY
9D	086229-20-000	EA	BATTEN - 1" X 96" - BEIGE

INTERIOR FINISH GROUP (CONTINUED)
MOLDINGS & TRIMS (CONTINUED)



KEY	PART NUMBER	U/M	DESCRIPTION
1E	100818-01-12A	EA	MOLDING - VINYL WRAPPED - 1.6" X .4" X 84" - PORTSMOUTH OAK
1E	100818-01-23A	EA	MOLDING - VINYL WRPPD - 1.6" X .4" X 84" - CONCERT CHERRY
1E	100818-01-21A	EA	MOLDING - VINYL WRAPPED - 1.6" X .4" X 84" - WASHED MAPLE
1E	100818-01-14A	EA	MOLDING - VINYL WRAPPED - 1.6" X .4" X 84" - HONEY CHERRY
1E	100818-01-22A	EA	MOLDING - VINYL WRAPPED - 1.6" X .4" X 84" - SIERRA MAPLE
2E	100819-01-23A	EA	MOLDING - VYL WRPPD-L-SHPD-1.5"X1.5"X84" - CONCERT CHERRY
2E	100819-01-21A	EA	MOLDING - VINYL WRAPPED-L-SHAPED-1.5"X1.5"X84" - WASHED MAPLE
2E	100819-01-14A	EA	MOLDING - VINYL WRAPPED-L-SHAPED-1.5"X1.5"X84" - HONEY CHERRY
2E	100819-01-22A	EA	MOLDING - VINYL WRAPPED-L-SHAPED-1.5"X1.5"X84" - SIERRA MAPLE
3E	103186-01-07A	FT	MOLDING/PLASTIC - 3/8" U-CHANNEL-3/4" FACE - BEIGE ILLUSION
3E	103186-01-09A	FT	MOLDING/PLASTIC - 3/8" U-CHANNEL-3/4" FACE - PORTSMOUTH OAK
3E	103186-01-10A	FT	MOLDING/PLASTIC - 3/8" U-CHANNEL-3/4" FACE - CONCERT CHERRY
3E	103186-01-08A	FT	MOLDING/PLASTIC - 3/8" U-CHANNEL-3/4" FACE- 8' - WASHED MAPLE
3E	103186-01-11A	FT	MOLDING/PLASTIC - 3/8" U-CHANNEL-3/4" FACE - HONEY CHERRY
3E	103186-01-12A	FT	MOLDING/PLASTIC - 3/8" U-CHANNEL-3/4" FACE - SIERRA MAPLE
3E	103186-02-07A	FT	MOLDING/PLASTIC-1" U-CHANNEL-1 3/8" FACE - BEIGE ILLUSION
3E	103186-02-09A	FT	MOLDING/PLASTIC - 1" U-CHANNEL-1 3/8" FACE - PORTSMOUTH OAK
3E	103186-02-10A	FT	MOLDING/PLASTIC - 1" U-CHANNEL-1 3/8" FACE - CONCERT CHERRY
3E	103186-02-08A	FT	MOLDING/PLASTIC - 1" U-CHANNEL-1 3/8" FACE - WASHED MAPLE
3E	103186-02-11A	FT	MOLDING/PLASTIC - 1" U-CHANNEL-1 3/8" FACE - HONEY CHERRY
3E	103186-02-12A	FT	MOLDING/PLASTIC - 1" U-CHANNEL-1 3/8" FACE - SIERRA MAPLE
4E	104676-02-08A	FT	MOLDING-T - W/EDGE LIP - 11/16" FACE - PORTSMOUTH OAK
4E	104676-02-12A	FT	MOLDING-T - W/EDGE LIP - 11/16" FACE - SIERRA MAPLE
5E	105004-01-12A	EA	MOLDING - VINYL WRAP - 1" X 96" - PORTSMOUTH OAK
5E	105004-01-21A	EA	MOLDING - VINYL WRAP - 1" X 96" - WASHED MAPLE
5E	105004-01-24A	EA	MOLDING - VINYL WRAP - 1" X 96" - HONEY CHERRY
5E	105004-01-22A	EA	MOLDING - VINYL WRAP - 1" X 96" - SIERRA MAPLE
6E	105709-02-000	FT	MOLDING-T - W/EDGE LIP 3/4" FACE - BEIGE ILLUSION

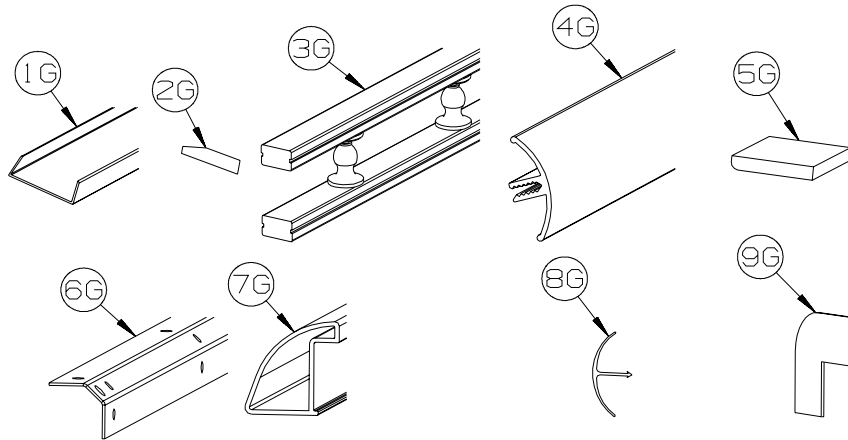


KEY	PART NUMBER	U/M	DESCRIPTION
1F	119520-01-01A	FT	MOLDING-T - OFFSET W/EDGE LIP - 1.3" FACE - OFF WHITE
1F	119520-03-02A	FT	MOLDING-T - OFFSET W/EDGE LIP - 1" FACE - CONCERT CHERRY
1F	119520-03-03A	FT	MOLDING-T - OFFSET W/EDGE LIP - 1" FACE - WASHED MAPLE
1F	119520-03-05A	FT	MOLDING-T - OFFSET W/EDGE LIP - 1" FACE - SIERRA MAPLE
1F	119520-03-06A	FT	MOLDING-T - OFFSET W/EDGE LIP - 1" FACE - HONEY CHERRY
2F	127842-01-01A	FT	SEAL - SIGHT SHIELD - 2" BLACK
	160300-A2-438	EA	LUMBER - VINYL WRAPPED - .7" X .75" X 96" - CONCERT CHERRY
	160300-D2-438	EA	LUMBER - VINYL WRAPPED - .7" X 1.5" X 96" - CONCERT CHERRY
	160300-E2-438	EA	LUMBER - VINYL WRAPPED - .7" X 2" X 96" - CONCERT CHERRY
	160300-F2-438	EA	LUMBER - VINYL WRAPPED - .7" X 2.5" X 96" - CONCERT CHERRY
	160300-G2-438	EA	LUMBER - VINYL WRAPPED - .7" X 3" X 96" - CONCERT CHERRY
	160300-H2-438	EA	LUMBER - VINYL WRAPPED - .7" X 3.5" X 96" - CONCERT CHERRY
	160300-J2-438	EA	LUMBER - VINYL WRAPPED - .7" X 5.5" X 96" - CONCERT CHERRY
	160300-K2-438	EA	LUMBER - VINYL WRAPPED - .7" X 3.9" X 96" - CONCERT CHERRY
	160300-R2-438	EA	LUMBER - VINYL WRAPPED - .7" X 3" X 96" - CONCERT CHERRY
3F	160301-D2-134	EA	MOLDING - VINYL WRAPPED - .7" X 1.6" X 84" - CONCERT CHERRY
3F	160301-D2-743	EA	MOLDING - VINYL WRAPPED - .7" X 1.6" X 108" - CONCERT CHERRY
3F	160301-F2-134	EA	MOLDING - VINYL WRAPPED - .7" X 2.5" X 84" - CONCERT CHERRY
3F	160301-F2-743	EA	MOLDING - VINYL WRPPD - .7" X 2.5" X 108" - CONCERT CHERRY
3F	160301-F2-438	EA	MOLDING - VINYL WRPPD - .7" X 2.5" X 96" - CONCERT CHERRY
	137894-A2-438	EA	LUMBER - VINYL WRAPPED - .7" X .75" X 96" - PORTSMOUTH OAK
	137894-D2-438	EA	LUMBER - VINYL WRAPPED - .7" X 1.5" X 96" - PORTSMOUTH OAK
	137894-E2-438	EA	LUMBER - VINYL WRAPPED - .7" X 2" X 96" - PORTSMOUTH OAK
	137894-F2-438	EA	LUMBER - VINYL WRAPPED - .7" X 2.5" X 96" - PORTSMOUTH OAK
	137894-G2-438	EA	LUMBER - VINYL WRAPPED - .7" X 3" X 96" - PORTSMOUTH OAK
	137894-H2-438	EA	LUMBER - VINYL WRAPPED - .7" X 3.5" X 96" - PORTSMOUTH OAK
	137894-J2-438	EA	LUMBER - VINYL WRAPPED - .7" X 5.5" X 96" - PORTSMOUTH OAK

INTERIOR FINISH GROUP (CONTINUED)
MOLDINGS & TRIMS (CONTINUED)

KEY	PART NUMBER	U/M	DESCRIPTION
	137894-J2-743	EA	LUMBER - VINYL WRAPPED - .7" X 5.5" X 108" - PORTSMOUTH OAK
	137894-K2-438	EA	LUMBER - VINYL WRAPPED - .7" X 3.9" X 96" - PORTSMOUTH OAK
	137894-R2-438	EA	LUMBER - VINYL WRAPPED - .7" X 3" X 96" - PORTSMOUTH OAK
3F	137895-D2-134	EA	MOLDING - VINYL WRAP - .7" X 1.6" X 84" - PORTSMOUTH OAK
3F	137895-D2-743	EA	MOLDING - VINYL WRAP - .7" X 1.6" X 108" - PORTSMOUTH OAK
3F	137895-F2-134	EA	MOLDING - VINYL WRAP - .7" X 2.5" X 84" - PORTSMOUTH OAK
3F	137895-F2-438	EA	MOLDING - VINYL WRAP - .7" X 2.5" X 96" - PORTSMOUTH OAK
3F	137895-F2-743	EA	MOLDING - VINYL WRAP - .7" X 2.5" X 108" - PORTSMOUTH OAK
	146419-A2-438	EA	LUMBER - VINYL WRAPPED - .7" X .75" X 96" - HONEY CHERRY
	146419-D2-438	EA	LUMBER - VINYL WRAPPED - .7" X 1.5" X 96" - HONEY CHERRY
	146419-E2-438	EA	LUMBER - VINYL WRAPPED - .7" X 2" X 96" - HONEY CHERRY
	146419-F2-438	EA	LUMBER - VINYL WRAPPED - .7" X 2.5" X 96" - HONEY CHERRY
	146419-G2-438	EA	LUMBER - VINYL WRAPPED - .7" X 3" X 96" - HONEY CHERRY
	146419-H2-438	EA	LUMBER - VINYL WRAPPED - .7" X 3.5" X 96" - HONEY CHERRY
	146419-J2-438	EA	LUMBER - VINYL WRAPPED - .7" X 5.5" X 96" - HONEY CHERRY
	146419-J2-743	EA	LUMBER - VINYL WRAPPED - .7" X 5.5" X 108" - HONEY CHERRY
	146419-K2-438	EA	LUMBER - VINYL WRAPPED - .7" X 3.9" X 96" - HONEY CHERRY
	146419-R2-438	EA	LUMBER - VINYL WRAPPED - .7" X 3" X 96" - HONEY CHERRY
	146419-S2-438	EA	LUMBER - VINYL WRAPPED/FULL - .7"X 3.5"X 96" - HONEY CHERRY
	146419-T2-438	EA	LUMBER - VINYL WRAPPED/FULL - .7"X 5.5"X 96" - HONEY CHERRY
3F	146425-D2-134	EA	MOLDING - VINYL WRAPPED - .7" X 1.6" X 83.9" - HONEY CHERRY
3F	146425-F2-438	EA	MOLDING - VINYL WRAPPED - .7" X 2.6" X 96" - HONEY CHERRY
	149325-A2-438	EA	LUMBER - VINYL WRAPPED - .7" X .75" X 96" - WASHED MAPLE
	149325-D2-438	EA	LUMBER - VINYL WRAPPED - .7" X 1.5" X 96" - WASHED MAPLE
	149325-E2-438	EA	LUMBER - VINYL WRAPPED - .7" X 2" X 96" - WASHED MAPLE
	149325-F2-438	EA	LUMBER - VINYL WRAPPED - .7" X 2.5" X 96" - WASHED MAPLE
	149325-G2-438	EA	LUMBER - VINYL WRAPPED - .7" X 3" X 96" - WASHED MAPLE
	149325-H2-438	EA	LUMBER - VINYL WRAPPED - .7" X 3.5" X 96" - WASHED MAPLE
	149325-J2-438	EA	LUMBER - VINYL WRAPPED - .7" X 5.5" X 96" - WASHED MAPLE
	149325-J2-743	EA	LUMBER - VINYL WRAPPED - .7" X 5.5" X 108" - WASHED MAPLE
	149325-K2-438	EA	LUMBER - VINYL WRAPPED - .7" X 3.9" X 96" - WASHED MAPLE
	149325-R2-438	EA	LUMBER - VINYL WRAPPED - .7" X 3" X 96" - WASHED MAPLE
3F	149326-D2-134	EA	MOLDING - VINYL WRAPPED - .7" X 1.5" X 83.9" - WASHED MAPLE
3F	149326-D2-743	EA	MOLDING - VINYL WRAPPED - .7" X 1.5" X 108" - WASHED MAPLE
3F	149326-F2-134	EA	MOLDING - VINYL WRAPPED - .7" X 2.5" X 83.9" - WASHED MAPLE
3F	149326-F2-438	EA	MOLDING - VINYL WRAPPED - .7" X 2.5" X 96" - WASHED MAPLE
3F	149326-F2-743	EA	MOLDING - VINYL WRAPPED - .7" X 2.5" X 108" - WASHED MAPLE
	149330-A2-438	EA	LUMBER - VINYL WRAPPED - .7" X .75" X 96" - SIERRA MAPLE
	149330-D2-438	EA	LUMBER - VINYL WRAPPED - .7" X 1.5" X 96" - SIERRA MAPLE
	149330-E2-438	EA	LUMBER - VINYL WRAPPED - .7" X 2" X 96" - SIERRA MAPLE
	149330-F2-438	EA	LUMBER - VINYL WRAPPED - .7" X 2.5" X 96" - SIERRA MAPLE
	149330-G2-438	EA	LUMBER - VINYL WRAPPED - .7" X 3" X 96" - SIERRA MAPLE
	149330-H2-438	EA	LUMBER - VINYL WRAPPED - .7" X 3.5" X 96" - SIERRA MAPLE
	149330-J2-438	EA	LUMBER - VINYL WRAPPED - .7" X 5.5" X 96" - SIERRA MAPLE
	149330-J2-743	EA	LUMBER - VINYL WRAPPED - .7" X 5.5" X 108" - SIERRA MAPLE
	149330-K2-438	EA	LUMBER - VINYL WRAPPED - .7" X 3.9" X 96" - SIERRA MAPLE
	149330-R2-438	EA	LUMBER - VINYL WRAPPED - .7" X 3" X 96" - SIERRA MAPLE
3F	149331-D2-134	EA	MOLDING - VINYL WRAP - .7" X 1.5" X 83.9" - SIERRA MAPLE
3F	149331-D2-743	EA	MOLDING - VINYL WRAP - .7" X 1.5" X 108" - SIERRA MAPLE
3F	149331-F2-134	EA	MOLDING - VINYL WRAP - .7" X 2.5" X 83.9" - SIERRA MAPLE
3F	149331-F2-438	EA	MOLDING - VINYL WRAP - .7" X 2.5" X 96" - SIERRA MAPLE
3F	149331-F2-743	EA	MOLDING - VINYL WRAP - .7" X 2.5" X 108" - SIERRA MAPLE

INTERIOR FINISH GROUP (CONTINUED)
MOLDINGS & TRIMS (CONTINUED)



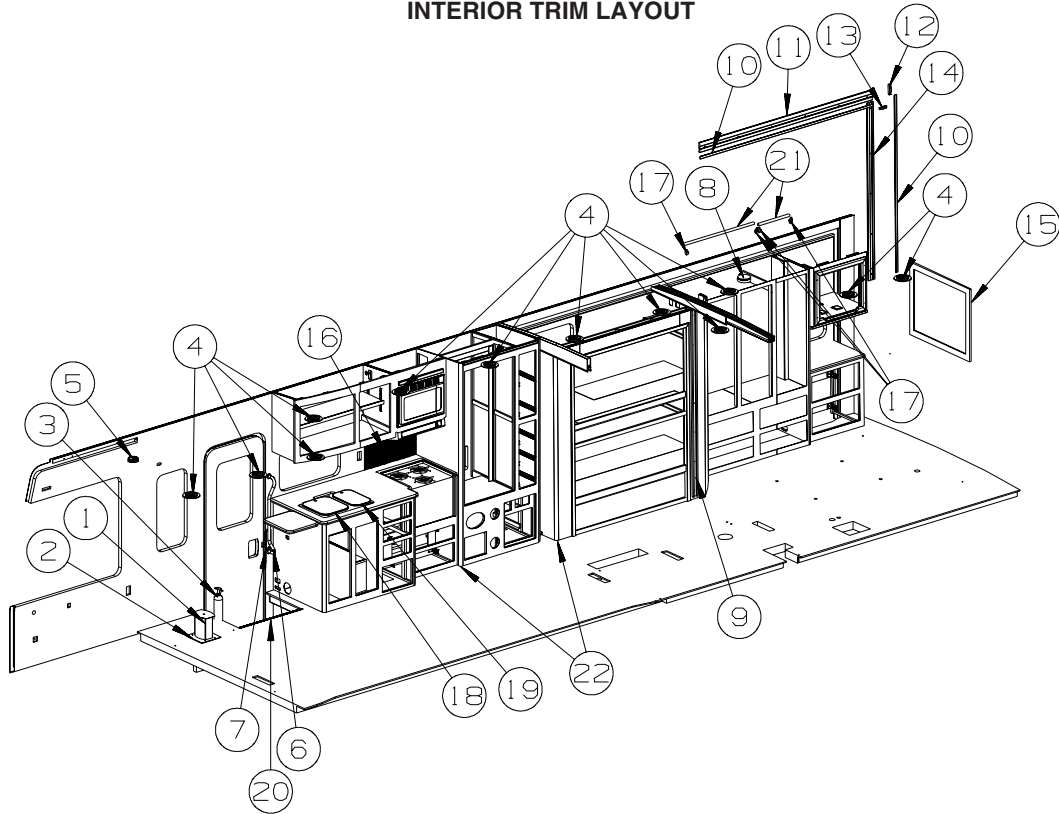
KEY	PART NUMBER	U/M	DESCRIPTION
1G	141260-01-01A	FT	U-CHANNEL - 1" - VILLAGE OAK
1G	141260-01-02A	FT	U-CHANNEL - 1" - GRADY BROWN
2G	146306-01-01A	FT	TRANSITION - CARPET/TILE
3G	150167-01-03A	EA	RAIL - DECORATIVE - 96" - WASHED MAPLE
3G	150167-01-07A	EA	RAIL - DECORATIVE - 96" - PORTSMOUTH OAK
3G	150167-01-08A	EA	RAIL - DECORATIVE - 96" - HONEY CHERRY
3G	150167-01-09A	EA	RAIL - DECORATIVE - 96" - SIERRA MAPLE
4G	151653-10-02A	EA	TRIM/RADIUS - CABINET CORNER - 79.6" - DULL METALLIC
4G	151653-13-02A	EA	TRIM/RADIUS - CABINET CORNER - 79.8" - DULL METALLIC
5G	M09568-04-W80	EA	MOLDING/TRIM - .3" X 1.5" X 73.6" - SIERRA MAPLE
5G	M09568-04-W79	EA	MOLDING/TRIM - .3" X 1.5" X 73.6" - WASHED MAPLE
6G	151861-01-02B	EA	ANGLE - SUPPORT/CORNER - 1.4" X 12.5" - E-COATED
6G	151861-02-02B	EA	ANGLE - SUPPORT/CORNER - 1.4" X 20.1" - E-COATED
6G	151861-03-02B	EA	ANGLE - SUPPORT/CORNER - 1.4" X 26.7" - E-COATED
6G	151861-04-02B	EA	ANGLE - SUPPORT/CORNER - 1.4" X 32.7" - E-COATED
6G	151861-05-02B	EA	ANGLE - SUPPORT/CORNER - 1.4" X 78.6" - E-COATED
6G	151861-06-02B	EA	ANGLE - SUPPORT/CORNER - 1.4" X 59" - E-COATED
6G	151861-08-02B	EA	ANGLE - SUPPORT/CORNER - 1.4" X 22.2" - E-COATED
6G	151861-09-02B	EA	ANGLE - SUPPORT/CORNER - 1.4" X 14.9" - E-COATED
7G	151893-01-02A	EA	TRIM/RADIUS - CABINET BOTTOM - 72.6" - DULL METALLIC
8G	156464-01-01A	FT	MOLDING - CORNER - RADIUS/PLASTIC - 8' - HONEY CHERRY
8G	156464-01-02A	FT	MOLDING - CORNER - RADIUS/PLASTIC - 8' - WASHED MAPLE
8G	156464-01-05A	FT	MOLDING - CORNER - RADIUS/PLASTIC - 8' - SIERRA MAPLE
8G	156464-01-06A	FT	MOLDING - CORNER - RADIUS/PLASTIC - 8' - CONCERT CHERRY
8G	156464-03-03A	FT	MOLDING - CORNER - RADIUS/PLASTIC - 8' - BONE
	081521-02-007	EA	MOUNT - METAL MOLDING - F/RADIUS CORNER MOLDING - 151.5"
9G	160989-01-06A	FT	CAP - CORNER - RADIUS MOLDING - PLASTIC - WASHED MAPLE
9G	160989-01-07A	FT	CAP - CORNER - RADIUS MOLDING - PLASTIC - HONEY CHERRY

INTERIOR FINISH GROUP (CONTINUED)
PANELING & LAMINATES

KEY	PART NUMBER	U/M	DESCRIPTION
	074497-47-000	SF	PANELING - HONEY CHERRY - 1/8" X 4' X 8' - HONEY CHERRY
	074497-49-000	SF	PANELING - WASHED MAPLE - 1/8" X 4' X 8' - WASHED MAPLE
	076773-18-000	SF	PANELING - 2 SIDED/HONEY CHERRY - 1/8" X 4' X 8' - HONEY CHERRY
	076773-20-000	SF	PANELING - 2 SIDED/WASHED MAPLE - 1/8" X 4' X 8' - WASHED MAPLE
	088272-M7-000	SF	PANELING - KURTA/CANVAS - 4' X 7.4' (W57, W58)
	088272-N3-000	SF	PANELING - SPHINX/STONE - 4' X 7.4' (W59, W60, W61, W62)
	088272-M9-000	SF	PANELING - WHITE THATCHED - 4' X 8'
	088263-K3-000	EA	BATT STRIP - DECORATIVE - KURTA/CANVAS - 8' (W57, W58)
	088263-K9-000	EA	BATT STRIP - DECORATIVE - SPHINX/STONE - 8' (W59, W60, W61, W62)
	088263-K5-000	EA	BATT STRIP - DECORATIVE - WHITE THATCHED - 8' - HONEY CHERRY
	088263-J2-000	EA	BATT STRIP - DECORATIVE - NEAT/WASHED MAPLE
	085284-K7-000	FT	BATT TAPE - ADHESIVE BACKED - DECORATIVE - KURTA/CANVAS (W57, W58)
	085284-L3-000	FT	BATT TAPE - ADHESIVE BACKED - DECORATIVE - SPHINX/STONE (W59, W60, W61, W62)
	085284-J5-000	FT	BATT TAPE - ADHESIVE BACKED - DECORATIVE-NEAT/WASHED MAPLE
	085284-J6-000	FT	BATT TAPE - ADHESIVE BACKED - DECORATIVE - HONEY CHERRY
	076325-39-000	FT	MOLDING - EDGE BAND - 1 5/16" X .030" - ALMOND
	000885-B4-000	SF	PARTICLE BOARD - 3/8" X 4' X 8' - WASHED MAPLE - 2 SIDED - WASHED MAPLE
	000885-B5-000	SF	PARTICLE BOARD - 3/8" X 4' X 8' - WASHED MAPLE - 1 SIDED - WASHED MAPLE
	000885-B6-000	SF	PARTICLE BOARD - 3/4" X 4' X 8' - WASHED MAPLE - 2 SIDED - WASHED MAPLE
	000885-B7-000	SF	PARTICLE BOARD - 1/2" X 4' X 8' - WASHED MAPLE - 2 SIDED - WASHED MAPLE
	000885-A6-000	SF	PARTICLE BOARD - 1/2" X 4' X 8' - HONEY CHERRY - 2 SIDED - HONEY CHERRY
	000885-A7-000	SF	PARTICLE BOARD - 3/4" X 4' X 8' - HONEY CHERRY - 2 SIDED - HONEY CHERRY
	000885-A8-000	SF	PARTICLE BOARD - 3/8" X 4' X 8' - HONEY CHERRY - 1 SIDED - HONEY CHERRY
	000885-A9-000	SF	PARTICLE BOARD - 3/8" X 4' X 8' - HONEY CHERRY - 2 SIDED - HONEY CHERRY
	000885-C3-000	SF	PARTICLE BOARD - 3/8" X 4' X 8' - WHITE THATCH EMB-1 SIDED
	057882-06-000	SF	TAMBOUR - 48" X 96" SHEET - UNFINISHED
	057882-05-000	SF	TAMBOUR - 48" X 96" SHEET - UNFINISHED

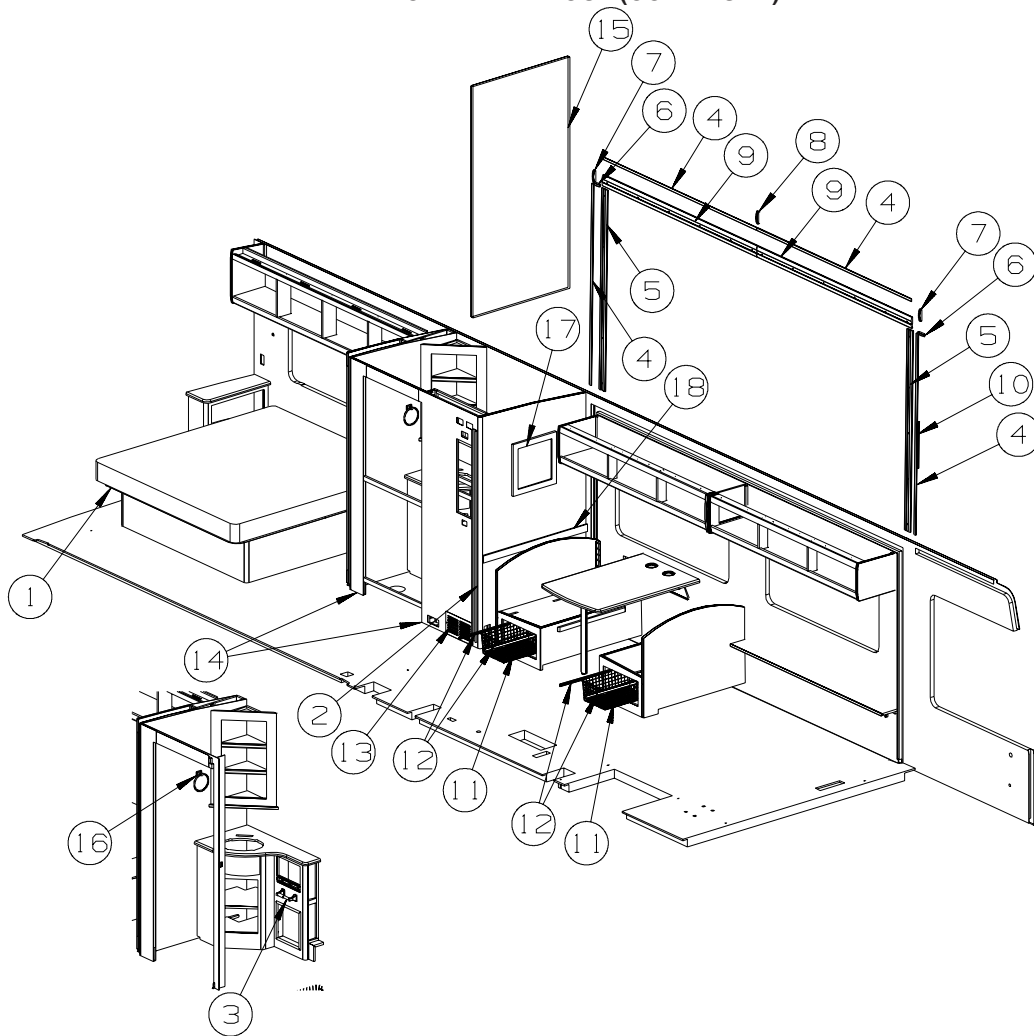
INTERIOR FINISH GROUP (CONTINUED)

INTERIOR TRIM LAYOUT



KEY	PART NUMBER	U/M	DESCRIPTION
1	133408-01-000	EA	PEDESTAL - SEAT - DRIVER/PASSENGER - 9 3/4"
2	142169-02-02B	EA	PLATE - PEDESTAL SEAT - E-COATED
3	094499-06-000	EA	EXTINGUISHER/FIRE - DRY - 10BC - W/BACKET - UL/ULC - WHT
4	120134-01-02A	EA	REGISTER - W/DAMPER - 4" PIPE/6.4" O.D. FACE - WHITE
5	072852-01-000	EA	DETECTOR - SMOKE - W/9 VOLT BATTERY - US
5	072852-02-000	EA	DETECTOR - SMOKE - W/9 VOLT BATTERY - CANADIAN
	077956-01-000	EA	LABEL - WARNING/SMOKE DETECTOR
6	137605-01-01A	EA	HAND RAIL - INTERIOR ENTRY DOOR - BLACK
7	148362-01-02A	EA	COVER - BRACKET/STRIKE - MEDIUM OAK
	140151-02-03A	EA	COVER - SCREW - MEDIUM OAK
8	125136-02-000	EA	DETECTOR/CO - GAS MODEL - 9 VOLT
9	M09501-84-TG2	EA	MOLDING/TRIM - CAP/WALL - 2.2" X 85.9" - WASHED MAPLE
10	M09520-83-U21	EA	MOLDING/TRIM - .3" X 1" X 78.9" - HONEY CHERRY
10	M09520-83-U22	EA	MOLDING/TRIM - .3" X 1" X 78.9" - WASHED MAPLE
11	Y00361-82-438	EA	MOLDING - VINYL/CURVED - 3.9" X 96" - HONEY CHERRY
12	156636-05-U21	EA	MOLDING/BLOCK - .8" X 4" - HONEY CHERRY
12	156636-05-U17	EA	MOLDING/BLOCK - .8" X 4" - WASHED MAPLE
13	156636-04-U21	EA	MOLDING/BLOCK - .8" X 3.1" - HONEY CHERRY
13	156636-04-U17	EA	MOLDING/BLOCK - .8" X 3.1" - WASHED MAPLE
14	Y00360-82-438	EA	MOLDING - VINYL/CURVED - 3" X 96" - HONEY CHERRY
15	131493-07-06A	EA	PICTURE - DECORATIVE - 24" X 30" - TEAL PEONY (W51, W52)
15	131493-07-04A	EA	PICTURE - DECORATIVE - 24" X 30" - RED VELVET (W53, W54, W55, W56)
16	162004-01-01A	EA	BACKSPLASH - 18" X 24" - THERMOPLASTIC
	162005-01-01A	EA	TRIM/BACKSPLASH - INSIDE CORNER
			FROM: 00-00-00 THRU: 02-12-07
	162006-01-01A	EA	TRIM-J - BACKSPLASH 18" - SILVER
			FROM: 00-00-00 THRU: 02-12-07
17	152301-01-01A	EA	FLANGE - PLASTIC - 1" CLOTHES ROD HOLDER - WHITE
18	162616-05-01A	EA	COVER/SINK - LARGE - PEARL GRAY
19	162616-06-01A	EA	COVER/SINK - SMALL - PEARL GRAY
20	139955-06-02A	EA	TRIM - STEP/ENTRY - 29.3" - TITANIUM
21	Y00136-21-218	EA	DOWEL - WOOD - CLOTHES ROD - 1"DIAMETER X 4'
22	M09471-79-RE0	EA	MOLDING - TRIM/COVE - .8" X .8" X 95.8" - HONEY CHERRY
22	M09471-79-R46	EA	MOLDING - TRIM/COVE - .8" X .8" X 95.8" - WASHED MAPLE

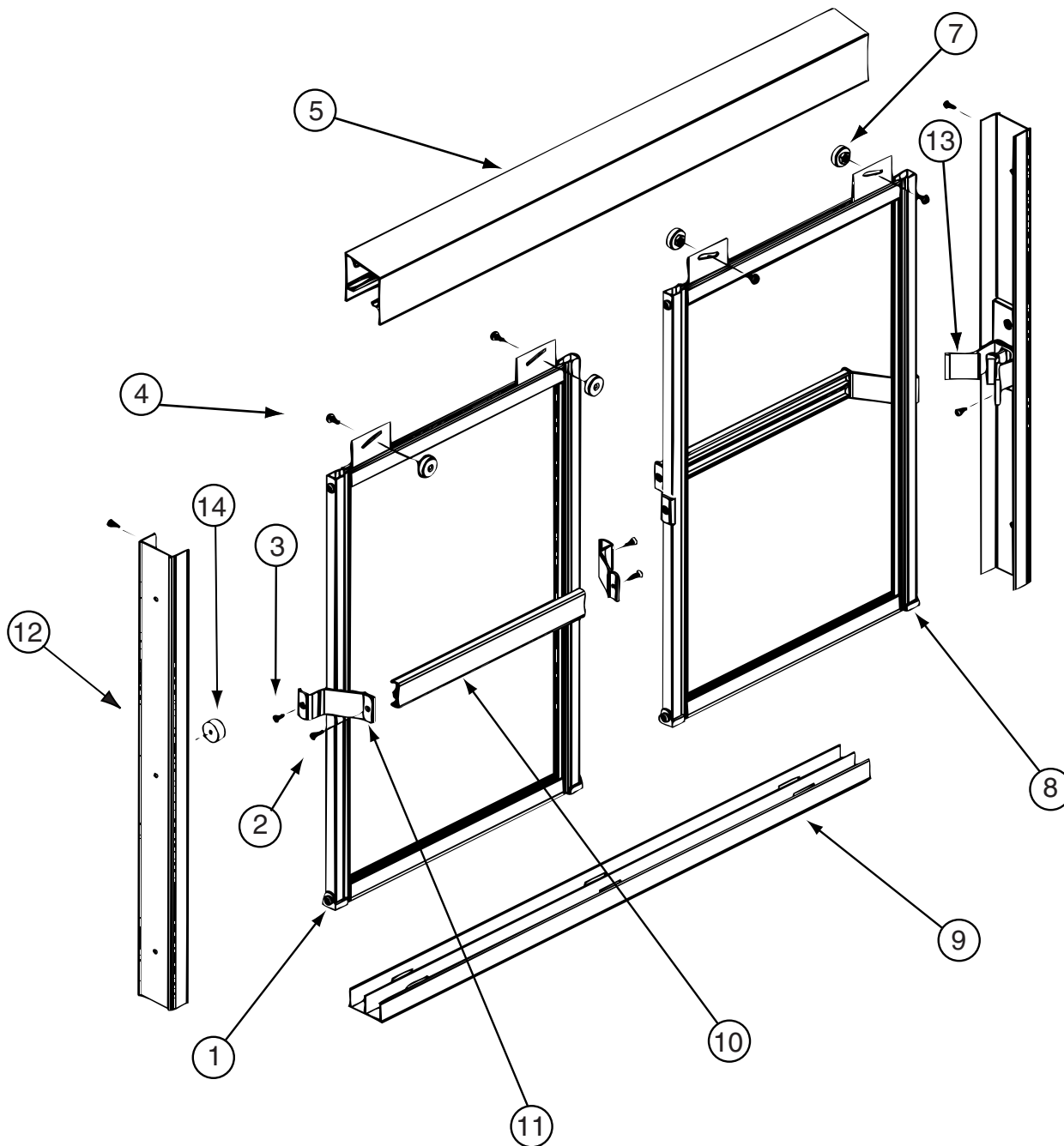
INTERIOR FINISH GROUP (CONTINUED)
INTERIOR TRIM LAYOUT (CONTINUED)



KEY	PART NUMBER	U/M	DESCRIPTION
1	159853-01-000	EA	MATTRESS - INNERSPRING - 72" X 75" - QUILTED - KING
2	M09501-84-TG2	EA	MOLDING/TRIM - CAP/WALL - 2.2" X 85.9" - WASHED MAPLE
3	163602-01-01A	EA	HOLDER - TOILET TISSUE - SURFACE MOUNT - CHROME
4	M09520-83-U21	EA	MOLDING/TRIM - .3" X 1" X 78.9" - HONEY CHERRY
4	M09520-83-U22	EA	MOLDING/TRIM - .3" X 1" X 78.9" - WASHED MAPLE
5	Y00360-82-438	EA	MOLDING - VINYL/CURVED - 3" X 96" - HONEY CHERRY
6	156636-04-U21	EA	MOLDING/BLOCK - .8" X 3.1" - HONEY CHERRY
6	156636-04-U17	EA	MOLDING/BLOCK - .8" X 3.1" - WASHED MAPLE
7	156636-05-U21	EA	MOLDING/BLOCK - .8" X 4" - HONEY CHERRY
7	156636-05-U17	EA	MOLDING/BLOCK - .8" X 4" - WASHED MAPLE
8	156636-06-U21	EA	MOLDING/BLOCK - .8" X 4.3" - HONEY CHERRY
8	156636-06-W52	EA	MOLDING/BLOCK - .8" X 4.3" - WASHED MAPLE
9	Y00361-82-438	EA	MOLDING - VINYL/CURVED - 3.9" X 96" - HONEY CHERRY
10	130262-05-000	EA	PROTECTOR - CORNER - .4" X .7"
11	149728-01-01A	EA	BASKET/DRAWER - WHITE - 12.9"W X 20.7"D X 7.3"H
12	149728-02-01A	EA	RUNNER/RAIL - F/BASKET - 21"DEEP
13	093614-11-01A	EA	GRILLE - AIR RETURN - 13.9" X 7.9" - BEIGE
14	M09471-79-RE0	EA	MOLDING - TRIM/COVE - .8" X .8" X 95.8" - HONEY CHERRY
14	M09471-79-R46	EA	MOLDING - TRIM/COVE - .8" X .8" X 95.8" - WASHED MAPLE
15*	115011-03-03A	EA	DOOR SHOWER - SLIDING/BYPASS W/40" LOWER TRACK-NICKEL/AQUA
16	163601-01-01A	EA	TOWEL RING - CHROME
17	131493-04-04A	EA	PICTURE - DECORATIVE - 16" X 19" - DAISY (W57, W58)
17	131493-08-01A	EA	PICTURE - DECORATIVE - 14" X 14" - SCABISOSA (W59, W60)
17	131493-02-31A	EA	PICTURE - DECORATIVE - 13" X 15" - HEATH FERN II (W61, W62)
18	M09462-66-RE0	EA	MOLDING - TRIM/RAIL - .6" X 2.4" X 96" - HONEY CHERRY
18	M09462-66-R76	EA	MOLDING - TRIM/RAIL - .6" X 2.4" X 96" - HONEY CHERRY

*COMPONENT PARTS LISTED LATER IN THIS GROUP

INTERIOR FINISH GROUP (CONTINUED)
COMPONENT PARTS FOR INTERIOR TRIM LAYOUT



115011-03-03A

KEY	PART NUMBER	U/M	DESCRIPTION	VENDOR NO.
1	115011-03-708	EA	GUIDE/NYLON - F/DOOR BOTTOM	CP1105
2	115011-03-716	EA	SCREW F/TOWEL BAR - NICKEL	612F-N
3	115011-03-715	EA	SCREW F/TOWEL BAR BRKTS-NCKL	638F-N
4	115011-01-705	EA	SCREW-ROLLER, (HEX HEAD)	832HEX
5	115011-03-710	EA	HEADER - NICKEL	45N
7	115011-01-704	EA	ROLLERS	PN193
8	115011-01-706	FT	GLAZING VINYL-BLACK	C154B
9	115011-03-711	EA	TRACK/BOTTOM - 40" NICKEL	90N
10	115011-03-714	EA	TOWEL BAR - NICKEL	136N
11	115011-03-713	EA	BRACKET-TOWEL BAR - NICKEL	CP545 WAS 135
12	115011-03-712	EA	JAMB-WALL/SHOWER DOOR-NCKL	126N
13	115011-03-707	EA	TRAVEL LATCH - BLACK	9733B
14	115011-01-714	EA	BUMPER - RATTLE/SHOWER DOOR	5168S
	115011-03-719	EA	DOOR PANEL ASM - NICKEL/AQUA	WB60N-ADP

CONTACT WINNEBAGO PART SALES FOR UNLISTED COMPONENT(S)

INTERIOR FINISH GROUP (CONTINUED)
COMPONENT PARTS FOR INTERIOR TRIM LAYOUT (CONTINUED)

131595-01-01A, 131595-05-01A, 131595-10-01A, 131595-13-01A

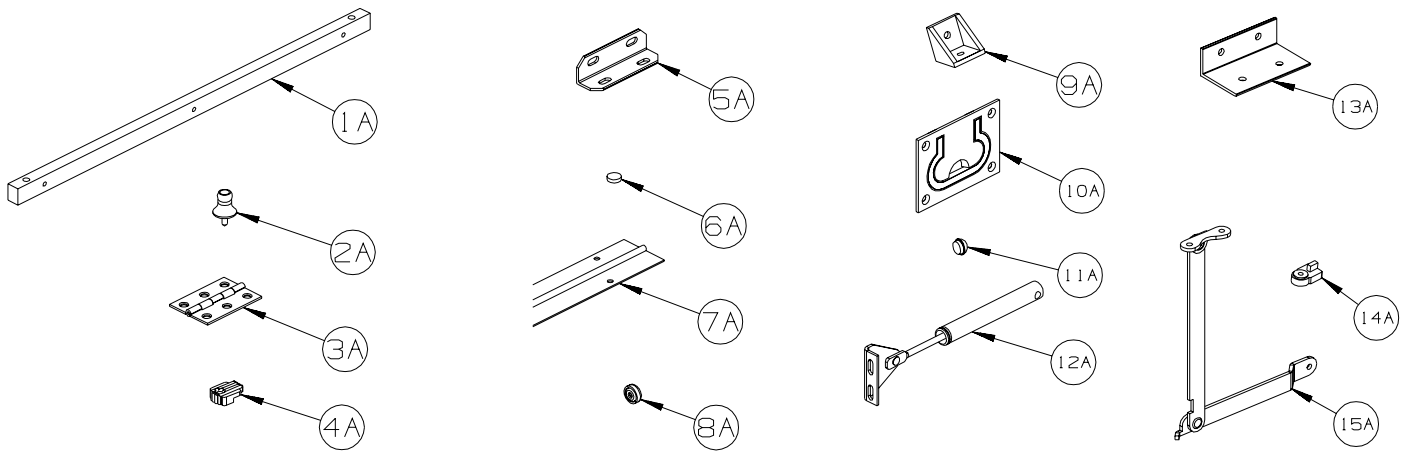
KEY	PART NUMBER	U/M	DESCRIPTION	VENDOR NO.
	117431-01-707	EA	BALL CATCH - PLASTIC	
	131595-01-700	EA	END STOP ONLY	
	131595-01-701	EA	BRACKET/MOUNTING	908956
	131595-01-702	EA	TRACK/STRAIGHT - 37"	

FLOOR COVERINGS

KEY	PART NUMBER	U/M	DESCRIPTION
	042720-41-000	SY	VINYL - FLOOR COVERING - CALAY/#69325
	075233-01-000	SY	PAD - CARPET - 3/8" X 6'W ROLL - SOLD BY THE SQUARE YARD
	093486-01-000	SY	CARPET - COMPARTMENT - 72" WIDE - DARK GRAY
	152251-05-08A	SY	CARPET - 4 SQUARE YARD INCREMENTS - CORDWOOD (W57, W58)
	152251-05-06A	SY	CARPET - 4 SQUARE YARD INCREMENTS - CAST IRON (W59, W60)
	152251-05-07A	SY	CARPET - 4 SQUARE YARD INCREMENTS - RAFFIA (W61, W62)
	089275-02-000	FT	STRIP - 3/4" X 84" BLACK POLYETHYLENE

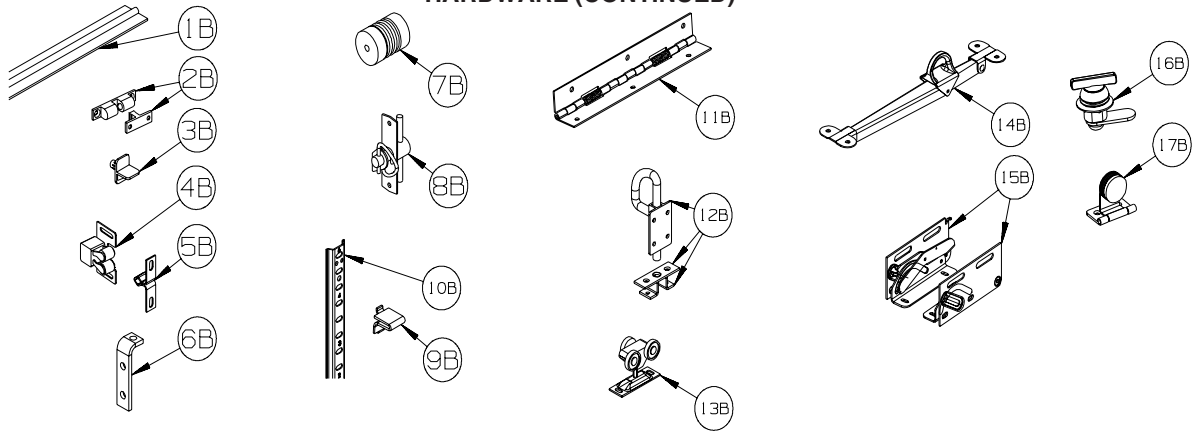
INTERIOR FINISH GROUP (CONTINUED)

HARDWARE



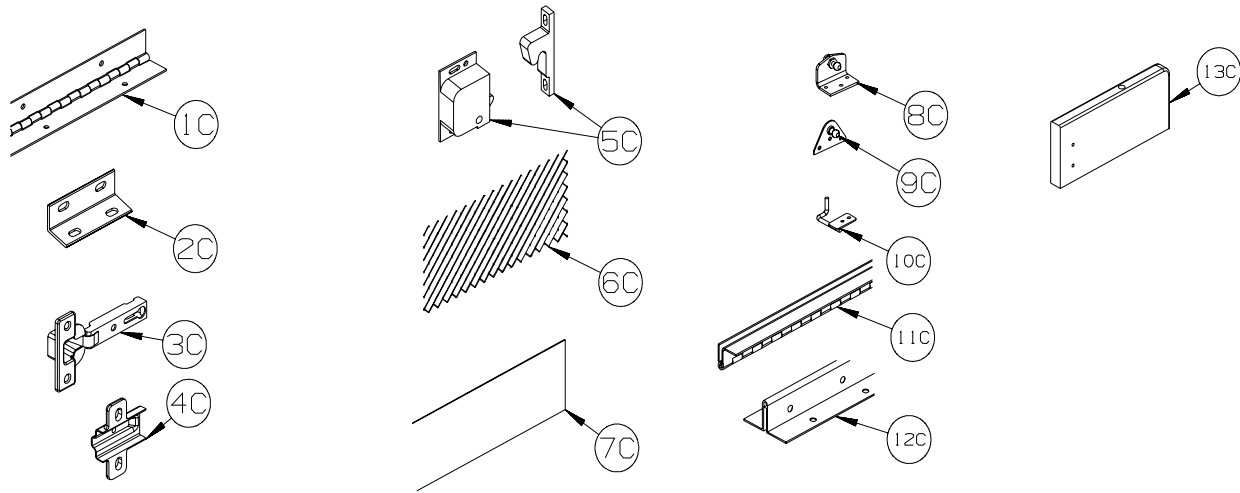
KEY	PART NUMBER	U/M	DESCRIPTION
1A	P34509-01-P14	EA	RAIL END - RH/LH - TOWEL RACK - CONCERT CHERRY
1A	P34509-01-J70	EA	RAIL END - RH/LH - TOWEL RACK - WASHED MAPLE
1A	P34509-01-RE0	EA	RAIL END - RH/LH - TOWEL RACK - HONEY CHERRY
1A	P34509-01-SA3	EA	RAIL END - RH/LH - TOWEL RACK - SIERRA MAPLE
2A	009013-01-000	EA	CATCH - BULLDOG - MALE/FEMALE
3A	009059-01-000	EA	HINGE - DOOR - 2" X 1.4" - BRASS
3A	009059-02-000	EA	HINGE - DOOR - 2" X 2.7" - BRASS
3A	009059-03-000	EA	HINGE - BRASS - 1.75"
3A	009059-04-000	EA	HINGE - 2" - ZINC
4A	009089-01-000	EA	CLIP - MIRROR
5A	016604-01-000	EA	BRACE - ANGLE - 2 1/2" - UNPAINTED METAL
5A	016604-05-000	EA	BRACE - ANGLE - 2 1/2" - OFF WHITE METAL
5A	016604-10-000	EA	BRACE - SEAT ANGLE - 2.5" - BLACK
6A	023320-01-000	EA	PAD - FELT 3/8" DIAMETER
7A	041389-19-000	EA	HINGE - PIANO - 1 1/2" X 71.9" - UNPAINTED
7A	041389-25-000	EA	HINGE - PIANO - 1 1/2" X 55" - UNPAINTED
7A	041389-32-000	EA	HINGE - PIANO - 68" - OFF WHITE
8A	166569-01-02A	EA	COVER - SCREW - #8 - BRIGHT WHITE
8A	166569-01-03A	EA	COVER - SCREW - #8 - SOFT WHITE
8A	166569-01-04A	EA	COVER - SCREW - #8 - CREAM
9A	065740-01-000	EA	BRACE - CABINET/CORNER - PLASTIC
10A	072871-01-000	EA	PULL - FLUSH - CHROME
11A	074045-13-000	EA	PLUG - 3/8" DOWEL-1/2" HEAD - PORTSMOUTH OAK
11A	074045-08-000	EA	PLUG - 3/8" DOWEL-1/2" HEAD - OAK/SALEM CHERRY - CONCERT CHERRY
11A	074045-12-000	EA	PLUG - 3/8" DOWEL-1/2" HEAD - WASHED MAPLE
11A	074045-14-000	EA	PLUG - 3/8" DOWEL-1/2" HEAD - HONEY CHERRY
11A	074045-15-000	EA	PLUG - 3/8" DOWEL-1/2" HEAD - SIERRA MAPLE
12A	074493-02-000	EA	SUPPORT/PISTON SPRING - CABINET DOOR - 26 LBS
12A	074493-03-000	EA	SUPPORT/PISTON SPRING - CABINET DOOR - 12 LBS
13A	156732-01-01A	EA	BRACE - ANGLE/COUCH - 2.5" - MILL
13A	156732-01-02A	EA	BRACE - ANGLE/COUCH - 2.5" - OFF WHITE
13A	156732-03-01A	EA	BRACE - ANGLE/COUCH - BLACK
14A	083204-03-000	EA	BUTTON - RETAINING MIRROR 5/16" TIP
15A	084412-01-000	EA	SUPPORT/HINGE KIT (LEFT & RIGHT HINGES)

INTERIOR FINISH GROUP (CONTINUED) HARDWARE (CONTINUED)



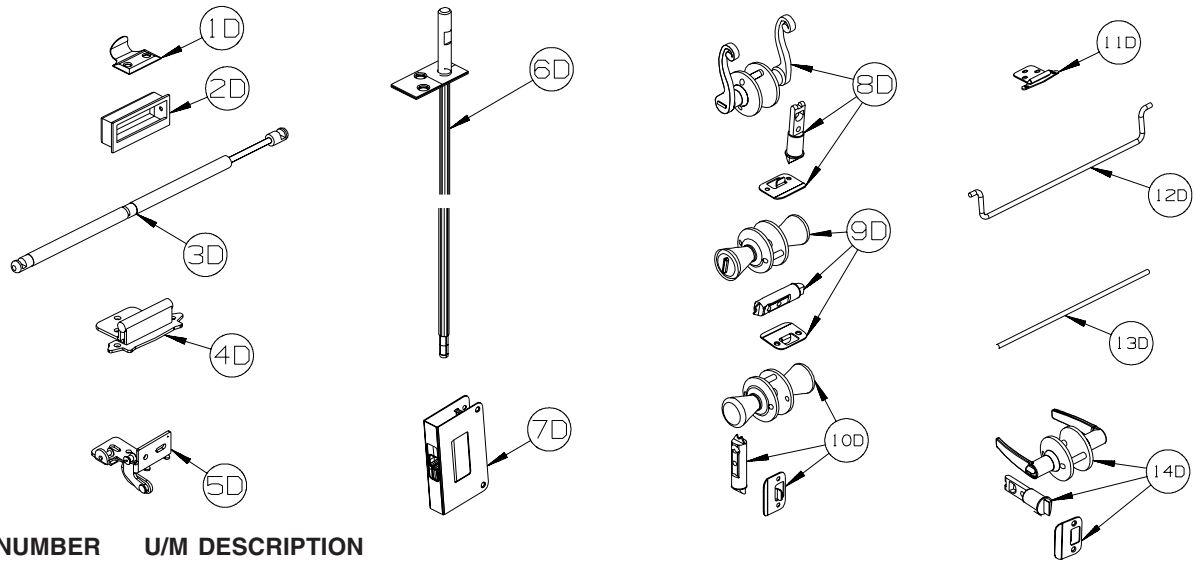
KEY	PART NUMBER	U/M	DESCRIPTION
1B	084413-01-000	EA	HINGE - 1" X 72" - ALUMINUM - W/HOLES
2B	084451-01-000	EA	CATCH & LATCH - 1.7" - BRASS
3B	092907-01-000	EA	SUPPORT - SHELF - PIN - 1/4" - CLEAR PLASTIC
4B	093586-03-000	EA	CATCH - SPRING ROLLER - .377"
4B	093586-06-000	EA	CATCH - W/STRIKE - SPRING ROLLER .236"/SPRINT STEEL .943"
5B	093586-04-000	EA	STRIKE - SPRING STEEL - 1.14"
6B	096826-01-01A	EA	BRACE - CABINET - 2" - E-COATED
6B	096826-02-01A	EA	BRACE - CABINET - 1" - E-COATED
7B	097872-04-000	EA	DOWEL - WOOD - 1" DIAMETER X 1.38" LONG - UNFINISHED
8B	098196-01-000	EA	LATCH - 1/4 TURN - T-BAR
9B	098979-01-000	EA	CLIP - ADJUSTABLE SHELF
10B	098980-01-000	EA	PILASTER - ADJUSTABLE SHELF - 18"
10B	098980-02-000	EA	PILASTER - ADJUSTABLE SHELF - 12"
10B	098980-03-000	EA	PILASTER - ADJUSTABLE SHELF - 9"
10B	098980-04-000	EA	PILASTER - ADJUSTABLE SHELF - 48"
10B	098980-05-000	EA	PILASTER - ADJUSTABLE SHELF - 15"
10B	098980-06-000	EA	PILASTER - ADJUSTABLE SHELF - 24"
11B	102920-01-02A	EA	HINGE - SPRING LOADED - NICKEL
11B	129753-01-01A	EA	HINGE - SPRING LOADED - 19" X 19" - BLACK
12B	103256-01-000	EA	LATCH COMPLETE (SLIDE)
13B	103874-01-000	EA	HANGER - SLIDING DOOR
14B	104181-01-01A	EA	SUPPORT - LEAF 5.3" EXTENDS TO 7.5" - SAFETY RING - METAL
15B	108126-01-000	EA	TRAY HINGE SET (QTY. 2 PER SET)
16B	100710-01-02A	EA	LOCK - GLASS DOOR/TWIST TYPE - NICKEL
17B	100711-01-02A	EA	HINGE - GLASS DOOR - BLACK

INTERIOR FINISH GROUP (CONTINUED)
HARDWARE (CONTINUED)



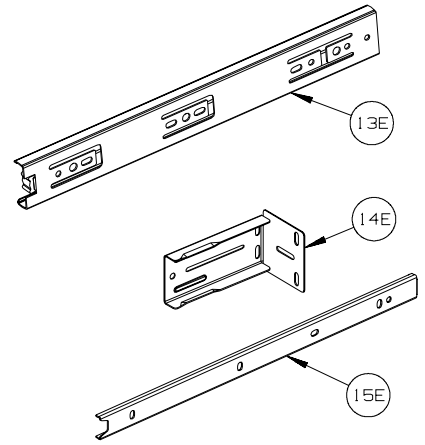
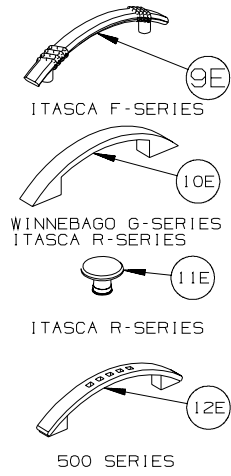
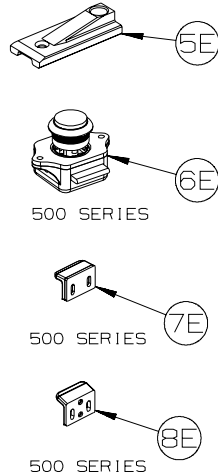
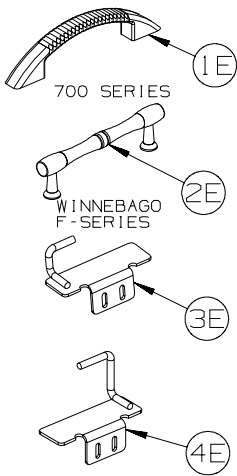
KEY	PART NUMBER	U/M	DESCRIPTION
1C	110496-01-02A	EA	HINGE - NICKEL - 2" X 32"
1C	110496-06-02A	EA	HINGE - NICKEL - 2" X 9.5"
1C	158921-01-04B	EA	HINGE - PIANO - TRUNK DOOR - 2" X 21.9" - BLACK
2C	111866-01-02A	EA	BRACE - SEAT - ANGLE - OFF WHITE
3C	114443-02-01A	EA	HINGE - CABINET DOOR - W/O CLIP - SILVER
4C	114443-03-01A	EA	CLIP - HINGE/CABINET DOOR - SILVER
5C	117095-02-01A	EA	LATCH - DOOR - GRABBER W/KEEPER - PLASTIC - BLK-10 LB PULL
5C	117095-03-01A	EA	LATCH - DOOR - GRABBER W/KEEPER - PLASTIC - BLK-15 LB PULL
6C	118200-01-01A	SF	MESH - PLASTIC 1/2" - 48" X LENGTH = SF - BLACK
7C	122717-06-01A	FT	PAD - NON-SKID - PSA - 5"W
8C	126263-06-02B	EA	BRACKET - GAS SPRING W/INSIDE BALL STUD - E-COATED
9C	126263-05-02B	EA	BRACKET - GAS SPRING W/BALL STUD - E-COATED
9C	126263-08-02B	EA	BRACKET - GAS SPRING W/CENTERED BALL STUD - E-COATED
10C	130798-01-02B	EA	GUIDE - POCKET DOOR - E-COATED
11C	134099-01-02A	EA	HINGE - PIANO - WRAP AROUND - 15.7" - NICKEL PLATED
12C	135538-03-02A	EA	HINGE - PIANO - FULL WRAP - 15.7" - CHROME
12C	135538-07-02A	EA	HINGE - PIANO - FULL WRAP - 9.8" - CHROME
13C	137445-03-T78	EA	STOP - F/SLIDING DOOR - CONCERT CHERRY
13C	137445-03-T79	EA	STOP - F/SLIDING DOOR - WASHED MAPLE
13C	137445-03-T80	EA	STOP - F/SLIDING DOOR - SIERRA MAPLE

INTERIOR FINISH GROUP (CONTINUED)
HARDWARE (CONTINUED)



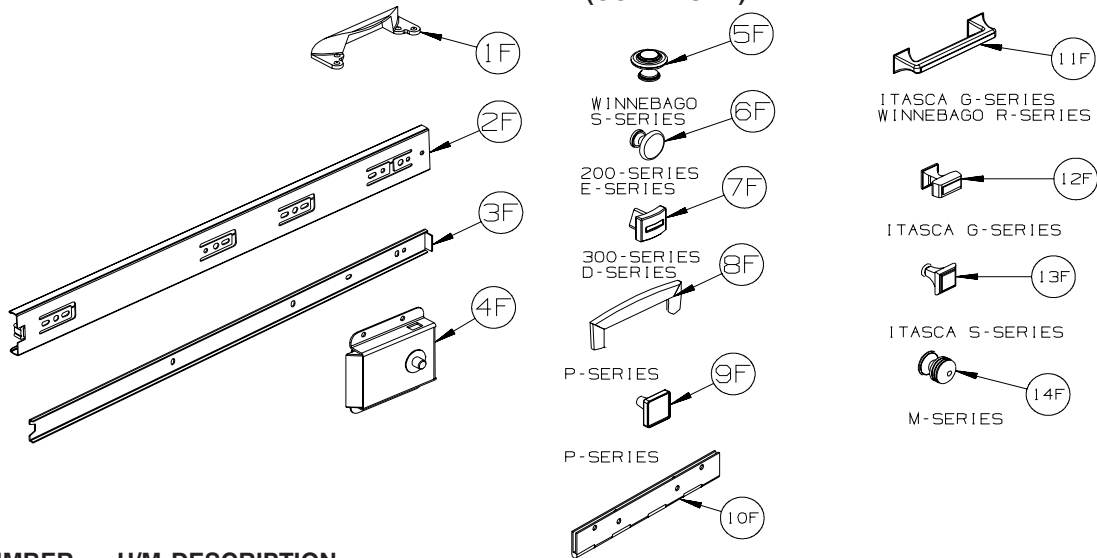
KEY	PART NUMBER	U/M	DESCRIPTION
1D	137463-01-02A	EA	LIFT - HOOK - PEWTER
2D	139136-02-02A	EA	HANDLE - .35" RECESSED - PEWTER
3D	142569-07-000	EA	SPRING/GAS - 20 LB - 20" EXTENDED/12" COMPRESSED
3D	142569-15-000	EA	SPRING/GAS - 120 LB - 20" EXTENDED/12" COMPRESSED
3D	142569-16-000	EA	SPRING/GAS - 90 LB - 20" EXTENDED/12" COMPRESSED
3D	142569-29-000	EA	SPRING/GAS - 20 LB - 9.9" EXTENDED/5.9" COMPRESSED
3D	142569-31-000	EA	SPRING/GAS - 30 LB - 11.8" EXTENDED/7.3" COMPRESSED
4D	143468-02-03A	EA	HINGE - SELF CLOSING - SATIN NICKEL
4D	143468-02-04A	EA	HINGE - SELF CLOSING - OIL RUBBED BRONZE
4D	143468-02-05A	EA	HINGE - SELF CLOSING - RUSTIC BRASS
5D	144488-01-01A	EA	HINGE - CABINET - ANTIQUE BRASS
5D	144488-01-02A	EA	HINGE - CABINET - NICKEL
6D	145939-05-02A	EA	ROD/LATCH - AISLE DOOR - NICKEL
7D	145939-04-02A	EA	LATCH/SLIDE - AISLE DOOR(1" THICK DOOR)-NICKEL/BLACK SLIDE
7D	145939-04-03A	EA	LATCH/SLIDE - AISLE DOOR(1" THICK DOOR)-OIL RUBBED BRONZE
8D	146064-01-02A	EA	LOCK/PRIVACY (LOCKING) LEVER STYLE - SATIN PEWTER
8D	146064-02-02A	EA	LOCK/PASSAGE (NON LOCKING) LEVER STYLE - PEWTER
9D	146064-05-01A	EA	LOCK/PRIVACY (LOCKING) "TULIP" STYLE KNOB - SATIN NICKEL
10D	146064-06-01A	EA	LOCK/PASSAGE (NON LOCKING) "TULIP" STYLE KNOB-SATIN NICKEL
11D	146553-01-03A	EA	HINGE - CABINET DOOR - SATIN NICKEL
12D	146801-01-02A	EA	ROD/TOWEL BAR (OFFSET) - PEWTER
13D	146840-03-02A	EA	ROD - .25" X 11.7" - PEWTER
13D	146840-04-02A	EA	ROD - .25" X 13.1" - PEWTER
14D	146064-08-01A	EA	LOCK/PASSAGE (NON LOCKING) LEVER STYLE - SATIN NICKEL
14D	146064-07-01A	EA	LOCK/PRIVACY (LOCKING) LEVER STYLE - SATIN NICKEL

INTERIOR FINISH GROUP (CONTINUED) HARDWARE (CONTINUED)



KEY	PART NUMBER	U/M	DESCRIPTION
1E	148816-01-02A	EA	PULL - CABINET DOOR - NICKEL - ASPECT, CAMBRIA 700-SERIES/ADVENTURER LIMITED EDITION
2E	149090-01-02A	EA	PULL - CABINET DOOR - NICKEL - VOYAGE F-SERIES
3E	149607-01-02B	EA	GUIDE - F/POCKET DOOR - 1.6" BENT ROD - E-COATED
3E	149607-03-02B	EA	GUIDE - F/POCKET DOOR - 2.9" BENT ROD - E-COATED
4E	149607-04-02B	EA	GUIDE - F/POCKET DOOR - E-COATED
5E	150983-01-01A	EA	STRIKE/BLOCK - WEDGE STYLE - F/SLIDE DOOR - 3" X 1.2" - BLACK
6E	151380-01-01A	EA	LATCH - CBNT DR - PUSH BTN - VIEW & NAVION 500-SERIES
6E	151380-01-02A	EA	LATCH - CABINET DOOR - PUSH BUTTON - BLACK - TOUR & ELLIPSE R-SERIES
7E	151380-02-01A	EA	STRIKE - CABINET DOOR - VIEW & NAVION 500-SERIES
8E	151380-03-01A	EA	STRIKE - CABINET DOOR - VIEW & NAVION 500-SERIES
9E	152302-01-01A	EA	PULL - CABINET DOOR - SATIN NICKEL - SUNRISE F-SERIES
10E	152304-01-01A	EA	PULL - CABINET DOOR - BRONZE- ADVENTURER G-SERIES, ELLIPSE R-SERIES
11E	152305-01-01A	EA	KNOB - DOOR/DRAWER - BRONZE - ELLIPSE R-SERIES
12E	152950-01-01A	EA	PULL - DOOR/DRAWER - BRUSHED NICKEL - VIEW & NAVION 500-SERIES
13E	153000-01-01A	EA	SLIDE - CABINET MOUNT - 11.8"
13E	153000-03-01A	EA	SLIDE - CABINET MOUNT - 13.8"
13E	153000-05-01A	EA	SLIDE - CABINET MOUNT - 15.7"
13E	153000-07-01A	EA	SLIDE - CABINET MOUNT - 17.7"
13E	153000-09-01A	EA	SLIDE - CABINET MOUNT - 19.7"
13E	153000-11-01A	EA	SLIDE - CABINET MOUNT - 21.6"
13E	153000-14-01A	EA	SLIDE - CABINET MOUNT - 23.6"
13E	153000-16-01A	EA	SLIDE - CABINET MOUNT - 7.9"
13E	153000-18-01A	EA	SLIDE - CABINET MOUNT - 9.8"
13E	153000-20-01A	EA	SLIDE - CABINET MOUNT - 25.6"
14E	153000-13-01A	EA	BACKSOCKET - DRAWER SLIDE
15E	153000-02-01A	EA	SLIDE - DRAWER MOUNT - 11.8"
15E	153000-04-01A	EA	SLIDE - DRAWER MOUNT - 13.8"
15E	153000-06-01A	EA	SLIDE - DRAWER MOUNT - 15.7"
15E	153000-08-01A	EA	SLIDE - DRAWER MOUNT - 17.7"
15E	153000-10-01A	EA	SLIDE - DRAWER MOUNT - 19.7"
15E	153000-12-01A	EA	SLIDE - DRAWER MOUNT - 21.6"
15E	153000-15-01A	EA	SLIDE - DRAWER MOUNT - 23.4"
15E	153000-17-01A	EA	SLIDE - DRAWER MOUNT - 7.7"
15E	153000-19-01A	EA	SLIDE - DRAWER MOUNT - 9.6"
15E	153000-21-01A	EA	SLIDE - DRAWER MOUNT - 25.4"

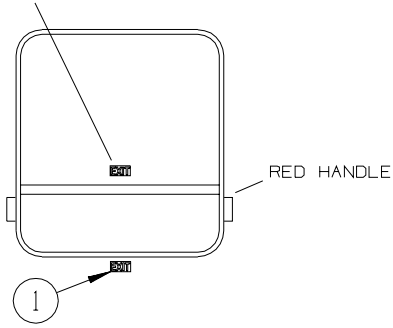
INTERIOR FINISH GROUP (CONTINUED) HARDWARE (CONTINUED)



KEY	PART NUMBER	U/M	DESCRIPTION
1F	153308-01-01A	EA	PULL - VANITY STOOL - SATIN NICKEL
2F	153352-01-01A	EA	SLIDE - PANTRY - 19.7" - CABINET MOUNT
3F	153352-02-01A	EA	SLIDE - PANTRY - 19.5" - DRAWER MOUNT
4F	153353-01-01A	EA	LATCH - SLIDING/FLUSH - BLACK
5F	155803-01-01A	EA	KNOB CABINET DOOR - WROUGHT IRON - VECTRA S-SERIES
6F	155925-01-01A	EA	KNOB - DOOR/DRW - SATIN NICKEL - ACCESS & IMPULSE 200-SERIES/ VISTA & SUNSTAR E-SERIES
7F	156579-01-01A	EA	KNOB - DOOR/DRW - PEWTER - OUTLOOK & SPIRIT 300-SERIES/ SIGHTSEER & SUNOVA D-SERIES
8F	157246-01-01A	EA	PULL - CABINET DOOR/DRAWER - SATIN NICKEL - JOURNEY & MERIDIAN P-SERIES
9F	157246-02-01A	EA	KNOB - CABINET DOOR/DRAWER-SATIN NICKEL - JOURNEY & MERIDIAN P-SERIES
10F	158982-01-04B	EA	HINGE - CONTINUOUS - 2" X 8" - BLACK
10F	158982-01-01A	EA	HINGE - CONTINUOUS - 2" X 8" - ZINC
11F	162033-01-01A	EA	PULL - CABINET DOOR - BRUSHED NICKEL - SUNCRUISER G-SERIES, TOUR R-SERIES
12F	162033-02-01A	EA	KNOB - CABINET DOOR - BRUSHED NICKEL - SUNCRUISER G-SERIES
13F	162518-01-01A	EA	KNOB - DOOR/DRAWER - SATIN NICKEL - HORIZON S-SERIES
14F	163095-01-01A	EA	KNOB - CABINET DOOR - SATIN NICKEL - DESTINATION & LATTITUDE M-SERIES

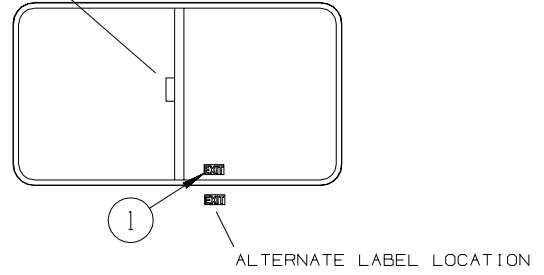
LABELS GROUP

ALTERNATE LABEL LOCATION



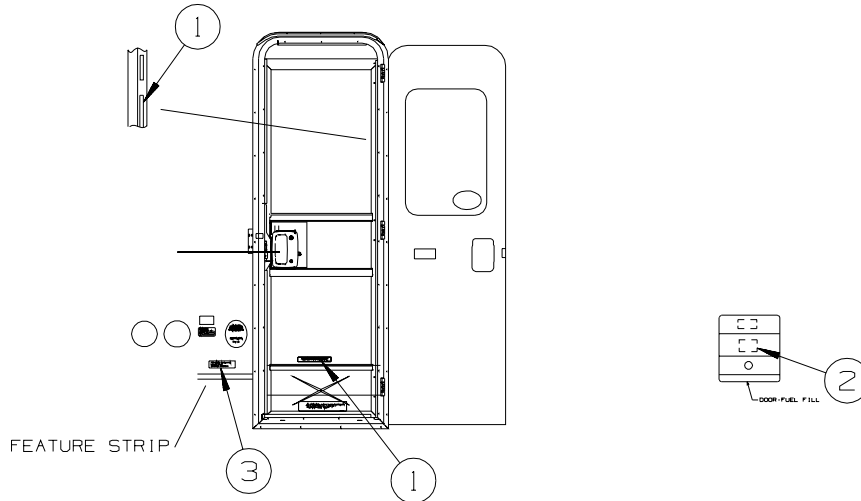
EXIT WINDOW
(HINGE STYLE)

RED HANDLE



EXIT WINDOW
(SLIDER STYLE)

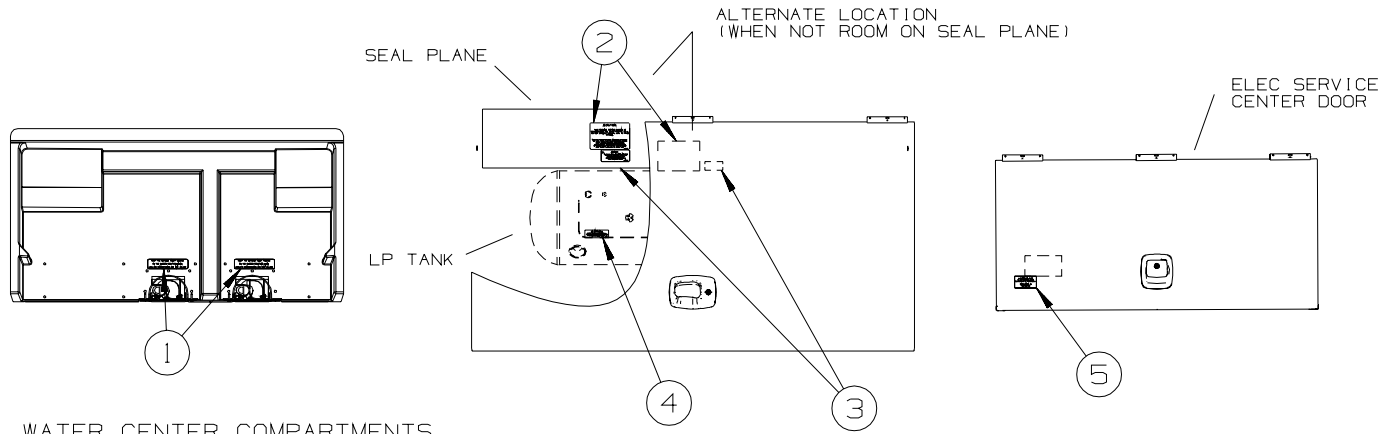
KEY	PART NUMBER	U/M DESCRIPTION
1	039290-01-000	EA LABEL - WARNING - EXIT



ENTRANCE DOOR

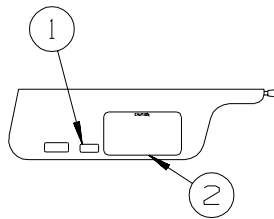
KEY	PART NUMBER	U/M DESCRIPTION
1	135869-01-01A	EA LABEL - MERCURY CONTENT - BLACK ON CLEAR
1	135869-01-02A	EA LABEL - MERCURY CONTENT - WHITE ON CLEAR
2	124519-01-01A	EA LABEL - WARNING/REFUELING - BLACK ON CLEAR
2	124519-02-01A	EA LABEL - WARNING/REFUELING - BLACK ON CLEAR - CSA
3	099509-01-000	EA LABEL - AWNING INSTALLATION
4	065748-01-000	EA LABEL - WARNING - BATTERY CHARGING - UL
4	065748-02-000	EA LABEL - WARNING - BATTERY CHARGING - CSA

LABELS GROUP (CONTINUED)



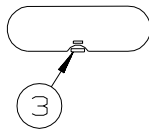
TYPICAL WATER CENTER COMPARTMENTS

KEY	PART NUMBER	U/M	DESCRIPTION
1	123562-01-000	EA	LABEL - SERVICE/UTILITY ACCESS
2	124520-01-01A	EA	LABEL - LP GAS ONLY - BLACK ON CLEAR
2	023769-01-000	EA	LABEL - WARNING - LPG - CANADIAN
3	124519-01-01A	EA	LABEL - WARNING/REFUELING - BLACK ON CLEAR
3	124519-02-01A	EA	LABEL - WARNING/REFUELING - BLACK ON CLEAR - CSA
4	079965-01-000	EA	LABEL - LPG - 80% CAPACITY
5	125306-01-01A	EA	LABEL - ELECTRICAL ENTRANCE - 110V 30 AMP - BLACK ON CLEAR

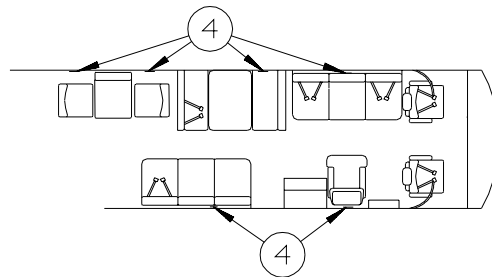


LABELS SHALL BE LOCATED ON OPPOSITE SIDE OF VISOR THAT THE AIR BAG LABEL IS INSTALLED ON

INSTRUMENT CLUSTER REF



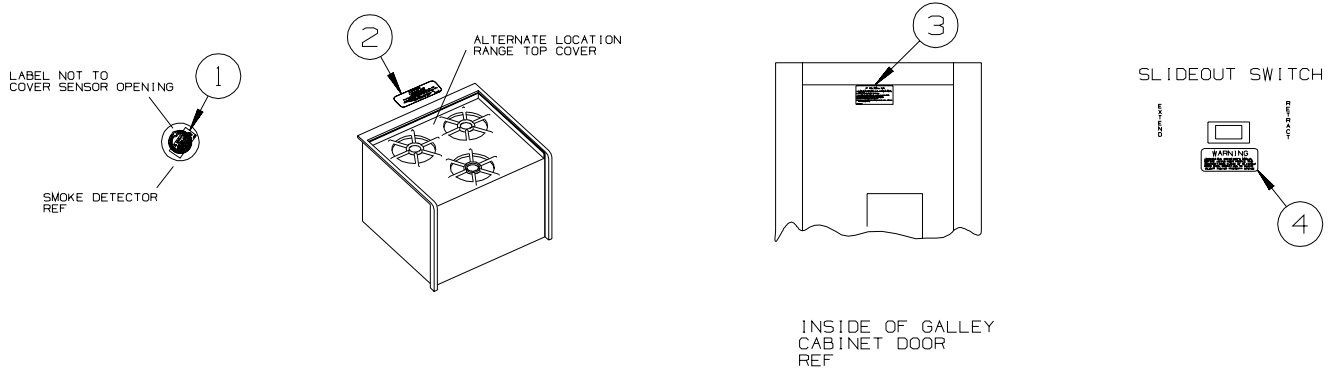
TYPICAL SEAT AND BELT CONFIGURATIONS



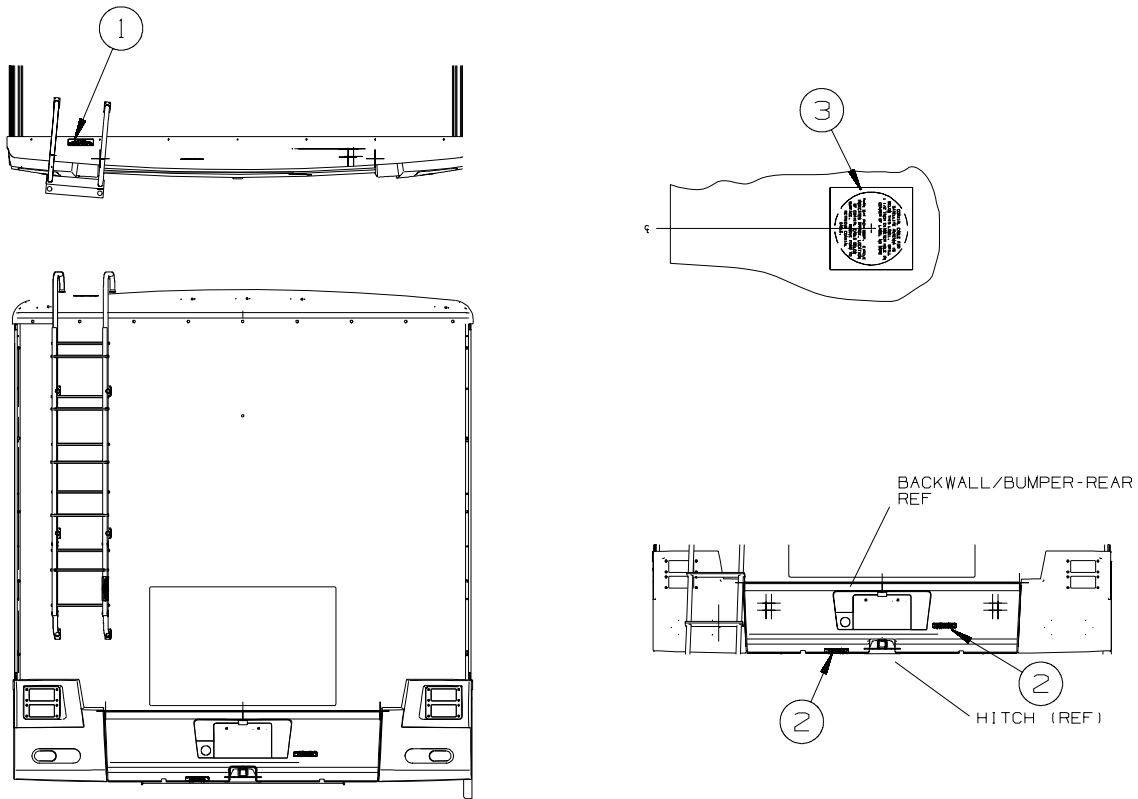
ATTACH LABEL ON OR NEXT TO:
 +ANY SINGLE CHAIR WITHOUT BELTS.
 +ANY DINETTE SEAT WITHOUT BELTS.
 +ANY COUCH WITHOUT BELTS OR ANY SEATING POSITION ON THAT COUCH.
 DO NOT ATTACH LABEL IF:
 +DINETTE SEAT HAS AT LEAST ONE SET OF BELTS INSTALLED.

KEY	PART NUMBER	U/M	DESCRIPTION
1	099689-01-000	EA	LABEL - WARNING - CANCER/TOXICITY
2	056259-01-000	EA	LABEL - SAFETY CHECK LIST
3	155692-01-02A	EA	LABEL - ODOMETER - READ IN MILE - WHITE/CLEAR
4	134538-01-01A	EA	LABEL - OCCUPANCY - NO SEAT BELT - BLACK ON CLEAR - US
4	134538-02-01A	EA	LABEL - OCCUPANCY - NO SEAT BELT - BLACK ON CLEAR - CSA

LABELS GROUP (CONTINUED)

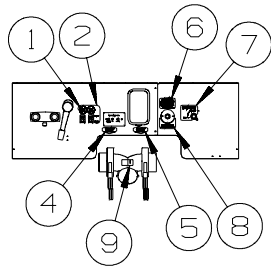


KEY	PART NUMBER	U/M	DESCRIPTION
1	077956-01-000	EA	LABEL - WARNING/SMOKE DETECTOR
2	134539-01-01A	EA	LABEL - WARNING - STOVE/HEATING - US - BLACK ON CLEAR
2	134540-01-01A	EA	LABEL - WARNING - STOVE/HEATING - CSA - BLACK ON CLEAR
3	073998-01-000	EA	LABEL - LPG/ODOR WARNING
4	116549-01-000	EA	LABEL - WARNING - .8" X 6.3" - SLIDEOUT
4	116549-02-000	EA	LABEL - WARNING - 1.5" X 3.4" - SLIDEOUT

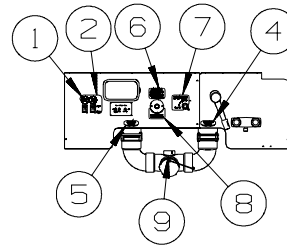


KEY	PART NUMBER	U/M	DESCRIPTION
1	163705-01-01A	EA	LABEL - WARNING - SLIPPERY ROOF
2	129669-02-01A	EA	LABEL - HITCH/VEHICLE RATE - 500 - WHITE ON CLEAR
2	129669-02-02A	EA	LABEL - HITCH/VEHICLE RATE - 500 - BLACK ON CLEAR
3	120431-01-000	EA	LABEL - LOCATION - COAXIAL CABLE/SATELLITE ANTENNA

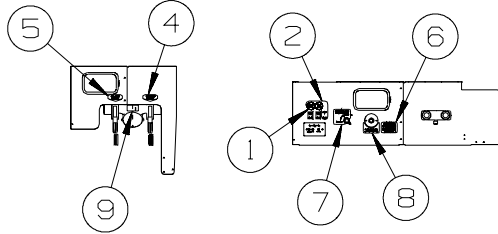
LABELS GROUP (CONTINUED)



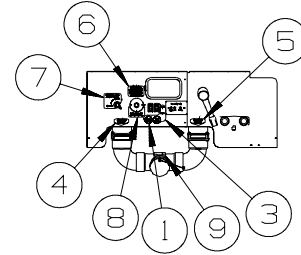
30B & 34M SERVICE PANEL



35J SERVICE PANEL



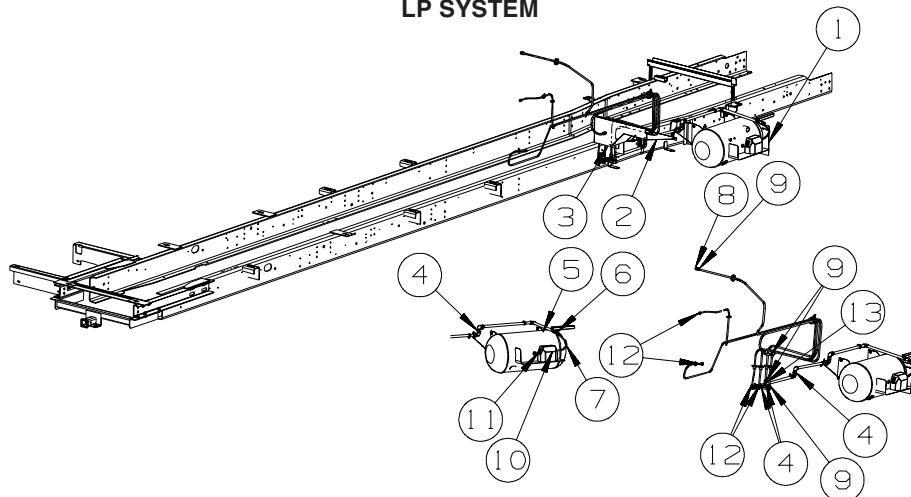
29R SERVICE PANEL



26P SERVICE PANEL

KEY	PART NUMBER	U/M	DESCRIPTION
1	152544-03-01A	EA	LABEL - SWITCHES - WATER PUMP
2	152544-07-01A	EA	LABEL - SWITCHES - WTR PUMP/AUTO LVL-W/LVL/STORE DWN
3	152544-08-01A	EA	LABEL - SWITCHES - WTR PUMP/AUTO LVL-W/LVL/STORE UP
4	152543-03-01A	EA	LABEL - BLACK WASTE
5	152541-03-01A	EA	LABEL - GRAY WASTE
6	128725-02-01A	EA	LABEL - POTABLE WATER ONLY - BLACK ON CLEAR
7	152548-01-01A	EA	LABEL - VALVE/FRESH
8	152538-01-01A	EA	LABEL - FRESH WATER - PANTONE/CLEAR
9	144649-01-01A	EA	LABEL - ADJUSTABLE VALVE - WHITE ON CLEAR

LP GROUP
LP SYSTEM



KEY	PART NUMBER	U/M	DESCRIPTION
1	141090-01-02B	EA	SHIELD - HEAT - E-COATED
2	139062-03-02B	EA	COVER - LP LINES - FRONT/TOP - E-COATED
3	139061-03-02B	EA	COVER - LP LINES - FRONT - E-COATED
4	010589-01-000	EA	NIPPLE - PIPE - 1/2" X 1 1/2" - BLACK
5*	144116-04-000	EA	TANK - LP - 60 LB - 14"D X 29.75"L
6	040440-02-000	EA	TRANSMITTER - DIAL/BOLT-ON - 0-90 OHM 2 TERM(POWER/GROUND)
7	045703-03-000	EA	HOSE - LP - 3/8"ID X 18" - 3/8"MPT X 1/2"F SWIVEL - US
7	045703-12-000	EA	HOSE - LP - 3/8"ID X 18" - 3/8"MPT X 1/2"F SWIVEL - CSA
8	010326-01-000	EA	ADAPTER-FLARE - W/CONE GASKET - 3/8"F X 1/2"F
9	010380-02-000	EA	NUT - 1/2" FLARE - FORGED - BRASS
10	144485-01-000	EA	COVER - LP REGULATOR
11	106150-05-000	EA	REGULATOR - TWO STAGE
12	010377-02-000	EA	NUT - 3/8" FLARE - FORGED - BRASS
13	010329-01-000	EA	ADAPTER - 1/2"F X 1/2"MPT - BRASS

*COMPONENT PARTS LISTED LATER IN THIS GROUP

COMPONENT PARTS FOR LP SYSTEM

144116-04-000

KEY	PART NUMBER	U/M	DESCRIPTION	VENDOR NO.
	040421-01-712	EA	VALVE-SERV. W/O VAPOR RELIEF	V20373/V21202
	040421-01-713	EA	VALVE-RELIEF 1" W/SPRING 7"	V12560/V21207
	144116-01-700	EA	VALVE-OUTAGE(NO STEM REMOVE)	V20058
	144116-01-701	EA	VALVE/FILL 80 % W/YELLOW CAP	V13414
	144116-04-700	EA	FLOAT/SENDING UNIT W/O DIAL	G11530
	144116-04-701	EA	DIAL - TRANSMITER	G12845

SEALANTS & FASTENERS GROUP

SEALANTS & ADHESIVES

KEY	PART NUMBER	U/M	DESCRIPTION
	010405-02-000	EA	TAPE - THREAD SEALING - 3/8"
	064075-07-000	FT	SEAL - BULB - W/WIRED U CHANNEL - .3" X .5" CHANNEL-BLACK
	067788-01-000	EA	ADHESIVE - SPRAY - 3M - 19.5 OZ AEROSOL CAN
	069640-01-000	FT	SEALER - RIBBON - 1/4"DIAMETER X 30 FT - BLACK OR GRAY
	069640-02-000	FT	SEALER - TAPE - 1/8"THICK X 1/2"WIDE X 60 FT - GRAY
	069640-03-000	FT	SEALER - TAPE - 1/8"THICK X 3/4"WIDE X 60 FT - BLACK
	069640-07-000	FT	SEALER - TAPE - 3/32"THICK X 2"WIDE X 45 FT - GRAY
	069640-09-000	FT	SEALER - TAPE - 1/32"THICK X 2 1/2"WIDE X 80 FT - BRT WHT
	069640-10-000	FT	SEALER - TAPE - 1/32"THICK X 1 1/2"WIDE X 90 FT - GRAY
	069640-11-000	FT	SEALER - TAPE - 3/16"THICK X 3/8"WIDE X 40 FT - BLACK
	069640-13-000	FT	SEALER - TAPE - 3/32"THICK X 2"WIDE X 45 FT - BLACK
	069640-14-000	FT	SEALER - TAPE - 1/16"THICK X 1"WIDE X 100 FT - BLACK
	069640-15-000	FT	SEALER - TAPE - 1/16"THICK X 3/8"WIDE X 100 FT - BRT WHT
	069640-17-000	FT	SEALER - TAPE - 1/32"THICK X 1"WIDE X 150 FT - GRAY
	069640-18-000	FT	SEALER - TAPE - 1/8"THICK X 1/2"WIDE X 60 FT - BRT WHT
	069640-19-000	FT	SEALER - TAPE - 1/8"THICK X 3/4"WIDE X 60 FT - BRT WHT
	069640-20-000	FT	SEALER - TAPE - 1/8"THICK X 1/2"WIDE X 60 FT - BLACK
	069640-21-000	FT	SEALER - TAPE - 1/16"THICK X 1/2"WIDE X 100 FT - BRT WHT
	069640-22-000	FT	SEALER - TAPE - 1/32"THICK X 1/4"WIDE X 200 FT - BRT WHT
	069640-23-000	FT	SEALER - TAPE - 1/16"THICK X 3/4"WIDE X 100 FT - BRT WHT
	069640-27-000	FT	SEALER - TAPE - 1/16"THICK X 2 1/4"WIDE X 50 FT - BRT WHT
	069640-28-000	FT	SEALER - TAPE - 1/32"THICK X 1 7/8"WIDE X 90 FT - GRAY
	069640-30-000	FT	SEALER - TAPE - 1/32"THICK X 5/8"WIDE X 50 FT - GRAY
	069640-31-000	FT	SEALER - TAPE - 1/4"THICK X 3/4"WIDE X 15 FT - BLACK
	069640-32-000	FT	SEALER - TAPE - 1/16"THICK X 3/8"WIDE X 100 FT - BLACK
	069640-33-000	FT	SEALER - RIBBON - 3/8"DIAMETER X 20 FT - BLACK
	069640-34-000	FT	SEALER - RIBBON - 1/4"DIAMETER X 30 FT - BRIGHT WHITE
	069640-36-000	EA	SEALER - TAPE - 1/16"THICK X 1/2"WIDE X 100 FT - BLACK
	069640-37-000	FT	SEALER - TAPE - 1/16"THICK X 3/4"WIDE X 100 FT - BLACK
	069640-38-000	FT	SEALER - TAPE - 1/16"THICK X 3/4"WIDE X 100 FT - BRT WHT
	069640-39-000	FT	SEALER - TAPE - 1/16"THICK X 3"WIDE X 50 FT - BRT WHT
	069640-40-000	FT	SEALER - TAPE - 1/16"THICK X 3"WIDE X 50 FT - BRT WHT
	072889-28-000	EA	SEALANT/URETHANE-10 OZ TUBE W/NOZZLE-SELF LEVELING-BRT WHT
	072889-31-000	EA	SEALANT/URETHANE-10 OZ TUBE W/NOZZLE-SELF LEVELING - BLACK
	076322-02-000	FT	TAPE-DOUBLE COATED/ADHESIVE BK-.05"THK X 1"W X 108' - WHT
	076322-03-000	FT	TAPE-DOUBLE COATED/ADHESIVE BK-.05"THK X .5"W X 108' - WHT
	076322-05-000	FT	TAPE-DOUBLE COATED/ADHESIVE BK-.05"THK X .8"W X 108' - WHT
	076322-07-000	FT	TAPE-DOUBLE COATED/ADHESIVE BK-.05"THK X .5"W X 200' - BLK
	076322-13-000	FT	TAPE - FOAM/DOUBLE COATED - .020"THK X .75"W - CLEAR
	076322-21-000	FT	TAPE - FOAM/DOUBLE COATED - .045"THK X .50"W
	076322-22-000	FT	TAPE - FOAM/DOUBLE COATED - .045"THK X .75"W
	076322-23-000	FT	TAPE - FOAM/DOUBLE COATED - .045"THK X 1"W
	076322-25-000	FT	TAPE - FOAM/DOUBLE COATED - .025"THK X .5"W
	086276-01-000	EA	TAPE - DOUBLE SIDED - 1/2" WIDE X 108' LONG (SOLD BY ROLL)
	088479-01-000	EA	TAPE - ALUMINUM - 3"
	090340-01-000	FT	SEAL - FOAM - CLOSED CELL - 1/4" X 1/2" X 50'
	090340-02-000	FT	SEAL - FOAM - CLOSED CELL - 3/8" X 1/2" X 50'
	091255-02-000	FT	SEAL - ADHESIVE BACKED/FOAM - 3/64"THICK X 3/16"W X 1000'
	091255-03-000	FT	SEAL - ADHESIVE BACKED/FOAM - 1/4" THICK X 1/4"W X 1000'
	094401-01-000	EA	SEALER - BODY SEAM - FLEXICLEAR
	094401-04-000	EA	SEALER - BODY SEAM - CLEAR
	094401-05-000	EA	SEALER - BODY SEAM - 20OZ BLACK
	094401-06-000	EA	SEALER - BODY SEAM - 12OZ BLACK
	094401-07-000	EA	SEALER - BODY SEAM - CLEAR
	098408-01-000	FT	SEAL - SPONGE RUBBER - CLOSED CELL
	099069-01-000	FT	SEAL - RUBBER - CLOSED SPONGE - .5" WIDE X .12" THICK-BLK
	099418-01-000	FT	SEAL - D-SECTION/ADHESIVE BACK - .44" X .44" - BLK RUBBER
	100128-02-000	FT	SEAL - FOAM/ADHESIVE BACK - .37" WIDE X .37" THICK X 60'
	104692-01-000	FT	SEAL - ADHESIVE BACKED FOAM - 3/4" THICK X 3/4" WIDE X 25'
	107721-07-000	FT	SEAL - ACCESS DOOR - .9"WIDE X 1.1"HIGH
	112864-01-000	FT	SEAL - FOAM/BUTYL COVERED - 3/8" X 35'
	112864-02-000	FT	SEAL - FOAM/BUTYL COVERED - 5/16" X 44'
	112864-05-000	FT	SEAL - FOAM/BUTYL COVERED - 1/2" X 3/16"
	112901-02-000	EA	ADHESIVE - PLEXUS - MA330 - 50ML - GRAY

SEALANTS & FASTENERS GROUP (CONTINUED)

SEALANTS & ADHESIVES (CONTINUED)

KEY	PART NUMBER	U/M	DESCRIPTION
	112901-03-000	EA	ADHESIVE - PLEXUS - MA300 - 50ML - WHITE
	112902-03-000	EA	MIXER NOZZLE - F/GUN #00400102000 - SCOTCH-WELD & PLEXUS
	112902-04-000	EA	NOZZLE - ELEMENT - 1/4" X 3.5"
	113452-01-000	FT	SEAL/TRIM - FRONT - VINYL W/WIRE CARRIER - .020"
	113452-02-000	FT	SEAL/TRIM - FRONT - VINYL W/WIRE CARRIER - .027"
	113366-01-000	EA	ADHESIVE - INSTANT - 1 OZ
	115870-01-000	FT	SEAL/EDGE - TRIM
	120074-02-03A	EA	SILICONE - TUBE - W/O NOZZLE - LOW ODOR - SMOKEY WHITE
	120534-01-01A	EA	TAPE - SCOTCH - 3M - 1/2" FINE LINE
	123655-01-000	FT	SEAL - CLOSED CELL/FOAM
	123816-01-000	FT	TAPE - DOUBLE SIDED - 1" X .020" X 200' - CLEAR
	123816-02-000	FT	TAPE - DOUBLE SIDED - 1/2" X .035" X 200' - CLEAR
	123816-03-000	FT	TAPE - DOUBLE SIDED - 1/2" X .020" X 200' - CLEAR
	123816-04-000	FT	TAPE - DOUBLE SIDED - 6" X .0035" X 750' - CLEAR
	123816-06-000	FT	TAPE - DOUBLE SIDED - 3/4" X 3/4" X 200' - CLEAR
	123816-07-000	FT	TAPE - DOUBLE SIDED - 1 3/4" X 200' - CLEAR
	126427-01-000	EA	ADHESIVE - ALL PURPOSE - ABS/PVC
	126427-02-000	EA	PRIMER - CLEANER - FLEX PIPING
	131264-01-12A	EA	SILICONE - TUBE - W/NOZZLE - BONE
	131264-01-13A	EA	SILICONE - TUBE - W/NOZZLE - TRANSLUCENT
	131264-03-01A	EA	SILICONE - TUBE - W/O NOZZLE - SELF LEVELING -BRIGHT WHITE
	131264-04-02A	EA	SILICONE/SEALANT/ADHESIVE-FAST CURE F/GLASS/VINYL-SOFT WHT
	131264-05-01A	EA	SILICONE/SEALANT - ODORLESS - TUBE - W/NOZZLE - BLACK
	131264-05-02A	EA	SILICONE/SEALANT - ODORLESS - TUBE - W/NOZZLE - CLEAR
	131384-01-000	EA	ADHESIVE - JET WELD - 10 OZ CARTRIDGE
	132892-07-01A	FT	SEAL - BULB/SINGLE - W/U CHANNEL - .5" X 1" - BLACK
	152038-01-01A	EA	TAPE - PRESERVATION SEAL - 2" X 36YD ROLL - BLACK
	154585-01-01A	FT	SEAL - FOAM TAPE - ADHESIVE BACK - 3/8" X 3/8" - BLACK
	154585-02-01A	FT	SEAL - FOAM TAPE - ADHESIVE BACK - 3/4" X 1/2" - BLACK
	154585-03-01A	FT	SEAL - FOAM TAPE - ADHESIVE 2 SIDED - 1/8" X 3/4" - BLACK
	154585-04-01A	FT	SEAL - FOAM TAPE - ADHESIVE BACK - 5/8" X 1/8" - WHITE
	156622-01-01A	FT	SEALER - TAPE - 1/4"THICK X 3"WIDE X 100 FT - WHITE
	156622-02-01A	FT	SEALER - TAPE - 1/4"THICK X 2"WIDE X 100 FT - WHITE

BOLTS, NUTS AND WASHERS

KEY	PART NUMBER	U/M	DESCRIPTION
	0MD54F-06-000	EA	NUT - HEX W/SERATED FLANGE
	000C12-04-08B	EA	BOLT - HEX - 1/4-20 X 1/2 - GRADE #5 - ZINC
	000C12-04-12A	EA	BOLT - HEX - 1/4-20 X 3/4 - PLAIN 5
	000C12-04-40B	EA	BOLT - HEX - 1/4-20 X 2 1/2 - GRADE #5 ZINC
	000C12-05-16B	EA	BOLT - HEX - 5/16 - 18X1 - GRADE #5 - ZINC
	000C12-05-40B	EA	BOLT - HEX - 5/16"-18 X 2.5" - GRADE #5 - ZINC
	000C12-06-28B	EA	BOLT-HEX-3/8-16X13/4 ZN 5 - 5185-01
	000C12-08-24B	EA	BOLT - HEX - 1/2-13 X 1 1/2 - GRADE #5 - ZINC
	000C12-08-28B	EA	BOLT - HEX - 1/2-13 X 1 3/4 - GRADE #5 - ZINC
	000C12-08-44B	EA	BOLT - HEX - 1/2-13 X 2 3/4 - GRADE #5 - ZINC
	000C13-07-40B	EA	BOLT - HEX - 7/16-20 X 2 1/2 - GRADE #5 - ZINC
	000C13-07-48B	EA	BOLT - HEX - 7/16-20 X 3 - GRADE #5 - ZINC
	000C14-10-32B	EA	BOLT - HEX - 5/8-11 X 2.0 - GRADE #8 - ZINC
	000C18-05-40A	EA	BOLT - ELEVATOR - 5/16-18 X 2 1/2 - PL
	000C26-04-10B	EA	BOLT - HEX - SERRATED FLANGE - 1/4-20 X 5/8 - ZINC
	000C26-04-12F	EA	BOLT - HEX - SERRATED FLANGE -1/4-20 X 3/4-STAINLESS STEEL
	000C26-04-14B	EA	BOLT - HEX - SERRATED FLANGE - 1/4-20 X 7/8 - ZINC
	000C26-04-18B	EA	BOLT - HEX - SERRATED FLANGE - 1/4-20 X 1 1/8 - ZINC
	000C26-05-12B	EA	BOLT - HEX - SERRATED FLANGE - 5/16-18 X 3/4 - ZINC
	000C26-06-12B	EA	BOLT - HEX - SERRATED FLANGE - 3/8-16 X 3/4 - ZINC
	000C26-06-20B	EA	BOLT - HEX - SERRATED FLANGE - 3/8-16 X 1 1/4 - ZINC
	000C26-06-28B	EA	BOLT - HEX - SERRATED FLANGE - 3/8-16 X 1 3/4 - ZINC
	000C26-06-40B	EA	BOLT - HEX - SERRATED FLANGE - 3/8-16 X 2 1/2 - ZINC
	000C26-08-24B	EA	BOLT - HEX - SERRATED FLANGE - 1/2-13 X 1 1/2 - ZINC
	000C26-08-28B	EA	BOLT - HEX - SERRATED FLANGE - 1/2-13 X 1 3/4 - ZINC
	000C27-08-48B	EA	BOLT-CARR 1/2-13X3.00 GR5 - 97 M-SERIES
	000D24-10-00B	EA	NUT - HEX - SELF LOCKING - 10-32 - ZINC

SEALANTS & FASTENERS GROUP (CONTINUED)
BOLTS, NUTS AND WASHERS (CONTINUED)

KEY	PART NUMBER	U/M	DESCRIPTION
	000D27-05-00B	EA	NUT - HEX LOCK - 5-40 - ZINC
	000D28-10-00B	EA	NUT - HEX - W/NYLON LOCK - 10-32 - ZINC
	000D29-04-00B	EA	NUT - HEX - SELF LOCKING - 1/4 X 20 - ZINC
	000D29-04-00F	EA	NUT - HEX - SELF LOCKING - 1/4 X 20 - STAINLESS STEEL
	000D29-06-00B	EA	NUT - HEX - W/NYLON LOCK - 3/8-16 - ZINC
	000D29-09-00B	EA	NUT - HEX - SELF LOCKING - 9/16-12 - ZINC
	000D34-04-00B	EA	NUT - HEX - LOCKING - 1/4-20 - ZINC
	000D34-06-00B	EA	NUT - HEX - LOCKING - 3/8-16 GRADE C - ZINC
	000D39-04-00B	EA	NUT - HEX - LOCKING W/SERRATED FLANGE - 1/4-20 - ZINC
	000D39-05-00B	EA	NUT - HEX - LOCKING W/SERRATED FLANGE - 5/16-18 - ZINC
	000D39-06-00B	EA	NUT - HEX - LOCKING W/SERRATED FLANGE - 3/8-18 - ZINC
	000D39-06-00D	EA	NUT - HEX - LOCKING W/SERRATED FLANGE - 3/8"-16 BLACK
	000D39-07-00B	EA	NUT - HEX - LOCKING W/SERRATED FLANGE - 7/16-14 - ZINC
	000D39-08-00B	EA	NUT - HEX - LOCKING W/SERRATED FLANGE - 1/2-13 - ZINC
	000D44-07-00B	EA	NUT - HEX - LOCKING W/SERRATED FLANGE - 7/16-20 - ZINC
	000D44-08-00B	EA	NUT - HEX - LOCKING W/SERRATED FLANGE - 1/2-20 - ZINC
	000D46-04-00A	EA	NUT - HEX - WELD - 1/4-20 - PLAIN
	000D65-08-00B	EA	NUT - HEX - LOCKING W/SERRATED FLANGE - 8-32 - ZINC
	000D73-08-00C	EA	NUT - HEX FLANGE - 1/2-13
	000D75-09-00B	EA	NUT - HEX LOCKING - 9/16-12 - ZINC
	000D76-06-00B	EA	NUT - HEX FLANGE - 3/8-16
	000E11-04-00F	EA	WASHER - LOCKING - 1/4 MED SPLIT - STAINLESS STEEL
	000E11-07-00B	EA	WASHER - LOCKING - 7/16 MED SPLIT - ZINC
	000E11-08-00B	EA	WASHER - LOCKING - 1/2 MED SPLIT - ZINC
	000E13-17-00B	EA	WASHER - FLAT - 3/8 AR - ZINC
	000E13-18-00B	EA	WASHER - FLAT - 3/8 WIDE - ZINC
	000E13-20-00B	EA	WASHER - FLAT - 7/16 WIDE - ZINC
	000E13-22-00B	EA	WASHER - FLAT - 1/2 WIDE - ZINC
	000E13-26-00B	EA	WASHER - FLAT - 5/8 WIDE - ZINC
	000E14-10-00B	EA	WASHER - LOCKING - #10 EXTERNAL TOOTH - ZINC
	000E16-10-00B	EA	WASHER - HARDENED - 5/8 - FLAT - ZINC
	000G45-05-16B	EA	BOLT - LAG - 5/16-9 X 1 - ZINC
	039715-01-000	EA	NUT-SERT - 1/4" DIAMETER - 20 THREADS
	040921-01-000	EA	NUT - SPEED - U TYPE - #10-24 - BLACK
	040921-03-000	EA	NUT - SPEED - U TYPE - #10
	040921-04-000	EA	NUT - SPEED - U TYPE - #8-.59" LENGTH X .44" WIDTH
	040921-05-000	EA	NUT - SPEED - U-TYPE - 8-.67" X .44" WIDE
	040921-11-000	EA	NUT - SPEED - U-TYPE - 8-.59" LENGTH X .44" WIDTH - BLACK
	041322-01-000	EA	WASHER - FLANGE - 15/32"ID X 2 3/8"OD - F/SEAT BELT MTG
	044364-02-000	EA	NUT - SPEED - FLAT - ROUND
	044533-01-000	EA	WASHER - 1 3/8"OD - FOR BUTTONS - PLASTIC
	051387-06-000	EA	BOLT - CARRIAGE W/O HOLE - 5/16-18 X 9 1/2 - ZINC
	058716-02-000	EA	WASHER - FLAT NYLON
	064081-03-000	EA	NUT - WING 3/8-16 - W/WELD NUT
	077071-01-000	EA	WASHER - FENDER - 3/16"ID X 1"OD
	087234-01-000	EA	NUT - JACK - 1/4 X 20 THD - MOLLY
	088787-12-000	EA	STUD - WELD - 1/4 - 20 X 1.0 LG - MN
	106956-03-000	EA	BOLT - HEX TAP - 1/2-13NC X 3 - GRADE 5 - FULL THREAD/ZINC
	106956-10-000	EA	BOLT - HEX TAP - 9/16-12NC X 3 5/8 -GRD 5-FULL THREAD/ZINC
	106956-11-000	EA	BOLT - HEX TAP - 1/2-13NC X 2 1/2 - GRD 5-FULL THREAD/ZINC
	106956-13-000	EA	BOLT - HEX TAP - 1/2-20 X 2 1/2 - GRD 5-FULL THREAD/ZINC
	106956-14-000	EA	BOLT - HEX TAP - 5/16 -18NC X 1 1/2 - GRD 5-FULL THREAD/ZINC
	107397-01-000	EA	WASHER - FENDER - 3/4"ID X 1"OD
	108067-03-000	EA	STUD - WELD - 1/4 - 20 X 1/2 CD
	109917-01-000	EA	WASHER - 1.5" X 1.25"
	109917-03-000	EA	WASHER - 1" X .50"
	109917-04-000	EA	WASHER - 1" X .75"
	128444-01-000	EA	WASHER - SPRING - CONICAL
	135092-02-01A	EA	BOLT - HEX - SERRATED FLANGE - 1/2-20 X 2 1/2-GRADE 5 ZINC
	135092-05-01A	EA	BOLT - HEX - SERRATED FLANGE - 1/2-20 X 1 - GRADE 5 ZINC
	143399-01-01A	EA	NUT/RETAINING - 3/8"- 24 NFT
	147284-02-000	EA	NUT/SELF RETAINING - 5/16"-18
	148817-01-000	EA	WASHER/SPUR - LOCKING

SEALANTS & FASTENERS GROUP (CONTINUED)

SCREWS

KEY	PART NUMBER	U/M	DESCRIPTION
	OG1208-12-170	EA	SCREW - 8-18 X 3/4 POH - BRIGHT WHITE
	OG3908-08-170	EA	SCREW - SF/DR - 8-18 X 1/2 PPH - BRIGHT WHITE
	OG3908-16-170	EA	SCREW - SF/DR - 8-18 X 1 PPH - BRIGHT WHITE
	OG3908-24-170	EA	SCREW - SF/DR - 8-18 X 1 1/2 PPH - BRIGHT WHITE
	OG3910-10-420	EA	SCREW - SF/DR - 10-16 X .62 PPH - BRIARWOOD
	OG3910-12-170	EA	SCREW - SF/DR - 10-16 X 3/4 PPH - BRIGHT WHITE
	OG3910-24-170	EA	SCREW - SF/DR - 10-16 X 1 1/2 PPH - BRIGHT WHITE
	OG5508-08-370	EA	SCREW - SF/DR - 8-18 X .5 PWH - RIVERSTONE
	OG5508-08-380	EA	SCREW - SF/DR - 8-18 X .5 PWH - CASHMERE
	OG5508-08-420	EA	SCREW - SF/DR - 8-18 X .5 PWH - BRIARWOOD
	OG5508-08-450	EA	SCREW - SF/DR - 8-18 X .5 PWH - SADDLE
	OG5508-12-170	EA	SCREW - SF/DR - 8-18 X 3/4 PWH - BRIGHT WHITE
	OG5508-12-330	EA	SCREW - SF/DR - 8-18 X 3/4 PWH - PUTTY
	OG5508-12-380	EA	SCREW - SF/DR - 8-18 X 3/4 PWH - CASHMERE
	OG5508-12-450	EA	SCREW - SF/DR - 8-18 X 3/4 PWH - SADDLE
	OG5508-16-330	EA	SCREW - SF/DR - 8-18 X 1 PWH - PUTTY
	OG5508-16-370	EA	SCREW - SF/DR - 8-18 X 1 PWH - RIVERSTONE
	OG5508-16-380	EA	SCREW - SF/DR - 8-18 X 1 PWH - CASHMERE
	OG5508-16-450	EA	SCREW - SF/DR - 8-18 X 1 PWH - SADDLE
	OG6008-16-170	EA	SCREW - SF/DR - 8-18 X 1 POH - BRIGHT WHITE
	OG6012-32-170	EA	SCREW - SF/DR - 12-14 X 2 POH - BRIGHT WHITE
	OG6710-08-170	EA	SCREW - 10-12 X 1/2 PPH - BRIGHT WHITE
	OG6710-12-170	EA	SCREW - 10-12 X 3/4 PPH - BRIGHT WHITE
	OG6806-16-170	EA	SCREW - 6-18 X 1 POH - BRIGHT WHITE
	OG6810-24-280	EA	SCREW - 10-12 X 1 1/2 POH - SOFT WHITE
	000C20-06-24T	EA	SCREW - 3/8-16 X 1 1/2 - FLAT SOCKET
	000G11-06-08B	EA	SCREW - 6-20 X 1/2 PPH - ZINC
	000G11-06-10B	EA	SCREW - 6-20 X 5/8 PPH - ZINC
	000G11-06-10J	EA	SCREW - 6-20 X 5/8 PPH - BRASS
	000G11-07-08B	EA	SCREW - 7-19 X 1/2 PPH - ZINC
	000G11-08-06B	EA	SCREW - 8-18 X 3/8 PPH - ZINC
	000G11-08-08T	EA	SCREW - 8-18 X 1/2 PPH - FLUOROCARBON COATING
	000G11-08-12B	EA	SCREW - 8-18 X 3/4 PPH - ZINC
	000G11-08-12P	EA	SCREW - 8-18 X 3/4 PPH - DARK BROWN
	000G11-08-12S	EA	SCREW - 8-18 X 3/4 PPH - OFF WHITE
	000G11-08-12T	EA	SCREW - 8-18 X 3/4 PPH - BLACK MAGNESIUM
	000G11-08-20B	EA	SCREW - 8-18 X 1 1/4 PPH - ZINC
	000G11-08-20G	EA	SCREW - 8-18 X 1 1/4 - ANTIQUE BRASS
	000G11-10-12D	EA	SCREW - 10-16 X 3/4 PPH - BLACK
	000G11-10-32P	EA	SCREW-10,16X2.00 PPH DK BRN
	000G12-06-08T	EA	SCREW - 6-20 X 1/2 POH - BLACK
	000G12-10-16F	EA	SCREW - 10-16 X 1 POH - STAINLESS STEEL
	000G13-05-10B	EA	SCREW - 5-12 X 5/8 PFH - ZINC
	000G13-06-06I	EA	SCREW - 6-20 X 3/8 PFH - BLACK ZINC
	000G13-06-08B	EA	SCREW - 6-20 X 1/2 PFH - ZINC
	000G13-06-08G	EA	SCREW - 6-20 X 1/2 PFH - ANTIQUE BRASS
	000G13-06-10G	EA	SCREW - 6-20 X 5/8 PFH - ANTIQUE BRASS
	000G13-06-16E	EA	SCREW - 6-20 X 1 PFH - CHROME
	000G13-06-16J	EA	SCREW - 6-20 X 1 PFH - BRASS
	000G13-06-24J	EA	SCREW - 6-20 X 1 1/2 PFH - BRASS
	000G13-07-10H	EA	SCREW - 7-19 X 5/8 PFH - BLACK
	000G13-07-12B	EA	SCREW - 7-19 X 3/4 PFH - ZINC
	000G11-08-08B	EA	SCREW - 8-18 X 1/2 PPH - ZINC
	000G13-08-10B	EA	SCREW - 8-18 X 5/8 PFH - ZINC
	000G13-08-109	EA	SCREW - 8-18 X 5/8 PFH
	000G13-08-16B	EA	SCREW - 8-18 X 1 PFH - ZINC
	000G13-08-24B	EA	SCREW - 8-18 X 1 1/2 PFH - ZINC
	000G16-04-24B	EA	SCREW - MACHINE - 1/4-20 X 1 1/2 PPH
	000G18-08-16B	EA	SCREW - MACHINE - 8-32 X 1 PPH - ZINC
	000G18-08-22B	EA	SCREW - MACHINE - 8-32 X 1 3/8 PPH - ZINC
	000G18-08-24B	EA	SCREW - MACHINE - 8-32 X 1 1/2 PPH - ZINC
	000G19-10-08B	EA	SCREW - MACHINE - 10-32 X 1/2 PPH - ZINC
	000G19-10-10B	EA	SCREW - MACHINE - 10-32 X 5/8 - PPH - ZINC
	000G19-10-12F	EA	SCREW - MACHINE - 10-32 X 3/4 PPH - STAINLESS STEEL

SEALANTS & FASTENERS GROUP (CONTINUED)
SCREWS (CONTINUED)

KEY	PART NUMBER	U/M	DESCRIPTION
	000G19-10-20B	EA	SCREW - MACHINE - 10-32 X 1 1/2 PPH - ZINC
	000G32-10-06B	EA	SCREW - 10-32 X 3/8 PPH - ZINC
	000G34-05-12B	EA	SCREW - HEX HEAD TAPPING - 5/16 X 3/4 LONG
	000G39-06-10T	EA	SCREW - SF/DR - 6-20 X 5/8 PPH - BLACK
	000G39-06-16T	EA	SCREW - SF/DR - 6-20 X 1 PPH - BLACK
	000G39-08-06B	EA	SCREW - SF/DR - 8-18 X 3/8 PPH - ZINC
	000G39-08-08B	EA	SCREW - SF/DR - 8-18 X 1/2 PPH - ZINC
	000G39-08-08S	EA	SCREW - SF/DR - 8-18 X 1/2 PPH - OFF WHITE
	000G39-08-08T	EA	SCREW - SF/DR - 8-18 X 1/2 PPH - BLACK
	000G39-08-12T	EA	SCREW - SF/DR - 8-18 X 3/4 PPH - BLACK
	000G39-08-16B	EA	SCREW - SF/DR - 8-18 X 1 PPH - ZINC
	000G39-08-16T	EA	SCREW - SF/DR - 6-20 X 1 PPH - BLACK
	000G39-08-24B	EA	SCREW - SF/DR - 8-18 X 1 1/2 PPH - ZINC
	000G39-08-24T	EA	SCREW - SF/DR - 8-18 X 1 1/2 PPH - BLACK
	000G39-08-32B	EA	SCREW - SF/DR - 8-18 X 2 PPH - ZINC
	000G39-08-169	EA	SCREW-SF/DR,8-18X1.00 PPH - FLUROCARBON SILVER
	000G39-10-08B	EA	SCREW - SF/DR - 10-16 X 1/2 PPH - ZINC
	000G39-10-10B	EA	SCREW - SF/DR - 10-16 X 5/8 PPH - ZINC
	000G39-10-12B	EA	SCREW - SF/DR - 10-16 X 3/4 PPH - ZINC
	000G39-10-12S	EA	SCREW - SF/DR - 10-16 X 3/4 PPH - OFF WHITE
	000G39-10-129	EA	SCREW - SF/DR - 10-16 X 3/4 PPH - FLUOROCARBON SILVER
	000G39-10-169	EA	SCREW - SF/DR - 10-16 X 1 PPH - FLUOROCARBON SILVER
	000G39-10-20B	EA	SCREW - SF/DR - 10-16 X 1 1/4 PPH - ZINC
	000G39-10-20T	EA	SCREW - SF/DR - 10-16 X 1 1/4 PPH - BLACK
	000G39-10-24B	EA	SCREW - SF/DR - 10-16 X 1 1/2 PPH - ZINC
	000G39-10-24T	EA	SCREW - SF/DR - 10-16 X 1 1/2" PPH - BLACK
	000G39-10-32B	EA	SCREW - SF/DR - 10-16 X 2 - PPH - ZINC
	000G39-10-48B	EA	SCREW - SF/DR - 10-16 X 3 - PPH - ZINC
	000G39-10-48T	EA	SCREW - SF/DR - 10-16 X 3 PPH - BLACK
	000G42-04-16B	EA	SCREW - SF/DR - 1/4-14 X 1 HWH - ZINC
	000G42-04-24B	EA	SCREW - SF/DR - 1/4-14 X 1 1/2 - ZINC
	000G52-06-05B	EA	SCREW - MACHINE - 6-32 X 5/16 PTH - ZINC
	000G52-06-06B	EA	SCREW - MACHINE - 6-32 X 3/8 PTH - ZINC
	000G54-04-14B	EA	SCREW - 1/4-20 X 7/8 PTH - TYPE 23 - ZINC PLATED
	000G55-08-12T	EA	SCREW - SF/DR - 8-18 X 3/4 PWH - BLACK
	000G55-08-16S	EA	SCREW - SF/DR - 8-18 X 1.00 PWH - OFF WHITE
	000G55-08-16T	EA	SCREW - SF/DR - 8-18 X 1 PWH - BLACK
	000G56-12-48B	EA	SCREW - WOOD - 12-11 X 3 POH - SPECIAL HARDENED
	000G60-08-16E	EA	SCREW - SF/DR - 8-1 X 1 POH - CHROME
	000G60-08-20F	EA	SCREW - SF/DR - 8-19X1.25 POH
	000G60-08-22B	EA	SCREW - SF/DR - 8-18 X 1.38 POH - ZINC
	000G60-10-20B	EA	SCREW - SF/DR - 10-16 X 1 1/4 POH - ZINC
	000G60-10-209	EA	SCREW - SF/DR - 10-16 X 1 1/4 POH - SILVER STALGAARD
	000G60-10-28T	EA	SCREW - SF/DR - 10-16 X 1 3/4 - BLACK
	000G62-06-12B	EA	SCREW-SF/DR,6-20X.75 PFH - ZINC
	000G62-06-249	EA	SCREW - SF/DR - 8-18 X 1.5 PPH - SILVER
	000G62-08-24B	EA	SCREW - SF/DR - 8-18 X 1 1/2 PFH
	000G62-08-24T	EA	SCREW - SF/DR - 8-18 X 1 1/2 PFH - BLACK
	000G67-08-32B	EA	SCREW - 8-15 X 2 PPH - ZINC
	000G67-10-08B	EA	SCREW - 10-12 X 1/2 PPH - ZINC
	000G67-10-08S	EA	SCREW - 10-12 X 1/2 PPH - OFF WHITE
	000G67-10-10B	EA	SCREW - 10-12 X 5/8 PPH - ZINC - TYPE A
	000G67-10-10D	EA	SCREW - 10-12 X 5/8 PPH - BLACK - TYPE A
	000G67-10-10P	EA	SCREW - 10-12 X 5/8 PPH - DARK BROWN
	000G67-10-10S	EA	SCREW - 10-12 X 5/8 PPH - OFF WHITE
	000G67-10-10T	EA	SCREW - 10-12 X 5/8 PPH - BLACK
	000G67-10-10V	EA	SCREW-10-12X5/8 PPH ZN O/W - TYPE A
	000G67-10-12P	EA	SCREW - 10-12 X 3/4 PPH - DARK BROWN
	000G67-10-24B	EA	SCREW - 10-12 X 1 1/2 PPH - ZINC
	000G68-06-10J	EA	SCREW - 6-18 X 5/8 POH - BRASS
	000G68-06-12B	EA	SCREW - 6-18 X 3/4 POH - ZINC & CLEAR
	000G68-06-12S	EA	SCREW - 6-18 X 3/4 POH
	029130-01-000	EA	SCREW - SNAP STUD - #8-16 X 5/8" LONG
	029130-02-000	EA	SCREW - SNAP STUD - #8-16 X 1 1/2" LONG

SEALANTS & FASTENERS GROUP (CONTINUED)
SCREWS (CONTINUED)

KEY	PART NUMBER	U/M	DESCRIPTION
	029130-03-000	EA	SCREW - SNAP STUD - #8-16 X 1" LONG
	049465-03-000	EA	SCREW - 10-16 X 1 POH W/WASHER - OFF WHITE
	049465-17-000	EA	SCREW - 10-16 X 1 POH W/WASHER - BRIGHT WHITE
	049465-18-000	EA	SCREW - 10-16 X 1 POH W/WASHER - VW GRAY
	054434-02-000	EA	SCREW - SF/DR - 10-16 X 2 - ZINC
	054434-03-000	EA	SCREW - SF/DR - 10-16 X 2 - PWH - ZINC
	075908-01-000	EA	SCREW - MACHINE - 10-32 X .56 PTH - EXTERNAL TOOTH - ZINC
	076790-01-000	EA	SCREW - 6-20 X 1 1/4 PPH - BLACK
	076790-05-000	EA	SCREW - 6-20 X 1/2 PPH - BLACK - THREAD CUTTING/WOOD
	083554-01-000	EA	SCREW - DRYWALL - 8 X 1 1/4
	087721-01-000	EA	SCREW - FLAT HEAD - TAPPING - 1/4" X 1 1/4" LONG - ZINC
	093249-01-000	EA	CAP/SCREW - MOLDED/VINYL - BLACK
	095772-01-000	EA	SOCKET-SNAP FASTNER1" SF/DR - SELF DRIVER
	097974-01-000	EA	SCREW - PARTICLE BOARD - 7-9 X 3/4 PPH
	101618-01-000	EA	SCREW - 1/4-20 X 3/4 HEX - TAPPING - STALGARD TYPE F
	113563-01-01A	EA	SCREW - 8 X 5/8 LONG SHOULDER/WASHER HEAD
	113563-01-02A	EA	SCREW - 8 X 5/8 LONG SHOULDER/WASHER HEAD - BRIGHT WHITE
	118383-01-12A	EA	RETAINER/RECESSED - F/.22" SCREW - RIVERSTONE
	118383-01-14A	EA	RETAINER/RECESSED - F/.22" SCREW - PEWTER
	118383-01-15A	EA	RETAINER/RECESSED - F/.22" SCREW - BRIARWOOD
	118383-02-13A	EA	RETAINER/RECESSED - F/.27" SCREW - OFF WHITE
	118383-04-04A	EA	CAP - F/RECESSED RETAINER - BRIGHT WHITE
	118383-04-10A	EA	CAP - F/RECESSED RETAINER - RIVERSTONE
	118383-04-13A	EA	CAP - F/RECESSED RETAINER - OFF WHITE
	118383-04-14A	EA	CAP - F/RECESSED RETAINER - PEWTER
	118383-04-15A	EA	CAP - F/RECESSED RETAINER - BRIARWOOD
	134126-01-01A	EA	SCREW/NAIL - HEX HEAD - 3/4"
	140040-01-000	EA	SCREW - 1/4-20 X 1 - BUTTON HEAD/SOCKET - W/LOCTITE
	149753-01-01A	EA	RETAINER/RECESSED - F/.22" SCREW - BLACK
	149753-01-02A	EA	RETAINER/RECESSED - F/.22" SCREW - BRIGHT WHITE
	149753-02-01A	EA	CAP - F/RECESSED RETAINER - BLACK
	149753-02-02A	EA	CAP - F/RECESSED RETAINER - BRIGHT WHITE
	154938-01-01A	EA	SCREW - SF/DR - 10-16 X 3/4 PPH - W/SELF SEAL - BRIGHT WHITE
	154938-01-02A	EA	SCREW - SF/DR - 10-16 X 3/4 PPH - W/SELF SEAL - BLACK
	154938-02-01A	EA	SCREW - SF/DR - 8-18 X 1 PFH - W/SELF SEAL - BRIGHT WHITE
	154938-02-02A	EA	SCREW - SF/DR - 8-18 X 1 PFH - W/SELF SEAL - BLACK
	154938-02-03A	EA	SCREW - SF/DR - 8-18 X 1 PFH - W/SELF SEAL - SILVER
	154938-03-01A	EA	SCREW - SF/DR - 8-18 X 5/8 PFH - W/SELF SEAL - BRT WHT
	154938-03-02A	EA	SCREW - SF/DR - 8-18 X 5/8 PFH - W/SELF SEAL - BLACK
	154938-04-01A	EA	SCREW - SF/DR - 10-16 X 1" TPH - W/SELF SEAL - BRT WHT
	154938-04-02A	EA	SCREW - SF/DR - 10-16 X 1" TPH - W/SELF SEAL - BLACK
	154938-05-03A	EA	SCREW - SF/DR - 8-18 X 1.25" PFH - W/SELF SEAL - SILVER

SEALANTS & FASTENERS GROUP (CONTINUED)
CLAMPS, CLIPS, GROMMETS, RIVETS & PLUGS

KEY	PART NUMBER	U/M	DESCRIPTION
	000H14-06-03R	EA	RIVET - MANDREL BLIND - 3/16 ALUMINUM
	000H16-04-06R	EA	RIVET - POP ALUMINUM - 1/8 X .313 - .375
	000H16-06-10R	EA	RIVET - POP ALUMINUM - 3/16 X .501 - .625
	007161-01-000	EA	CLAMP - HOSE - SPRING TYPE - 1/2"
	008386-01-000	EA	GROMMET - SNAP - 3/8" DIAMETER - NYLON
	010495-01-000	EA	CLAMP - CABLE - 9/16"ID - BLACK
	010495-02-000	EA	CLAMP - CABLE - 3/8"ID - BLACK
	010495-04-000	EA	CLAMP - CABLE - 11/16"ID - WHITE
	010497-01-000	EA	CLAMP - CLOSED - 5/8"ID
	010497-02-000	EA	CLAMP - CLOSED - 1.5"ID
	010497-03-000	EA	CLAMP - CLOSED - 1"ID - CUSHIONED
	010497-04-000	EA	CLAMP - CLOSED - 1 5/8"ID
	010497-05-000	EA	CLAMP - CLOSED - 1/2"ID
	010497-07-000	EA	CLAMP - CLOSED - 3/8"ID
	010497-09-000	EA	CLAMP - CLOSED - 5/16"ID
	010497-10-000	EA	CLAMP - CLOSED - 7/8"ID
	010499-01-000	EA	CLAMP - CLOSED - 3/8"ID
	016188-03-000	EA	GROMMET - LP LINE - 3/8"HOLE X 2 1/2"LONG - RUBBER
	016188-04-000	EA	GROMMET - LP LINE - 1/2"HOLE X 2 1/2"LONG - RUBBER
	016188-05-000	EA	GROMMET - LP LINE - 3/8"HOLE X 1 1/4"LONG - RUBBER
	016188-06-000	EA	GROMMET - LP LINE - 3/8"HOLE X 3 1/4"LONG - RUBBER
	016188-07-000	EA	GROMMET - L/P LINE - 1/2"HOLE X 3 1/4"LONG
	016188-08-000	EA	GROMMET - LP LINE - 1/2"HOLE X 1 1/4"LONG - RUBBER
	016188-09-000	EA	GROMMET - LP LINE - .68"HOLE X 1 1/4"LONG - RUBBER
	016188-10-000	EA	GROMMET - LP GAS - .68" X 2.5"
	023942-01-000	EA	GROMMET - RUBBER - 2"OD
	041930-11-000	EA	RIVET - POP ALUMINUM - 1/8 X .188 - .250 - BRIGHT WHITE
	061420-04-000	EA	PLUG/PLASTIC - 1 1/4" DIAMETER
	061420-05-000	EA	PLUG/PLASTIC - 1 1/2" DIAMETER
	061420-09-000	EA	PLUG/PLASTIC - 1.00" DIAMETER
	061420-10-000	EA	PLUG/PLASTIC - 1 1/2" DIAMETER - BLACK
	061420-12-000	EA	PLUG/PLASTIC - 1.50" DIAMETER - RED
	061420-13-000	EA	PLUG/PLASTIC - 3/8" - FLUSH
	061420-14-000	EA	PLUG/PLASTIC - 7/8" DIAMETER - BLACK
	061420-15-000	EA	PLUG/PLASTIC - 2" DIAMETER - BLACK
	061420-16-000	EA	PLUG/PLASTIC - 2 1/8" DIAMETER - BLACK
	061420-18-000	EA	PLUG/PLASTIC - 1 3/4" DIAMETER - BLACK
	062401-01-000	EA	CLAMP - HOSE - WORMGEAR - .25" - 1"
	062401-02-000	EA	CLAMP - HOSE - WORMGEAR - 1.56" - 2.5" ID
	062401-03-000	EA	CLAMP - HOSE - WORMGEAR - .22" - 1" ID
	062401-04-000	EA	CLAMP - HOSE - WORMGEAR - .69" - 1.25" ID
	062401-06-000	EA	CLAMP - HOSE - WORMGEAR - .22" - .62" ID
	062401-09-000	EA	CLAMP - HOSE - WORMGEAR - 2.8" - 3.75" ID
	062401-11-000	EA	CLAMP - HOSE - WORMGEAR - 3.50" - 4.50" ID
	062401-13-000	EA	CLAMP - HOSE - WORMGEAR
	071015-11-000	EA	GROMMET - RUBBER - 1"ID FITS .12 MATERIAL - BLACK
	071015-13-000	EA	GROMMET - RUBBER - .62"ID X 1"OD W/.09" GROOVE - BLACK
	071015-20-000	EA	GROMMET - .38 ID FITS .06 MTL
	071015-22-000	EA	GROMMET - RUBBER - .62"ID X 1.12"OD W/.19" GROOVE - BLACK
	071015-26-000	EA	GROMMET - RUBBER - 1.5"ID X 2.1"OD W/.06" GROOVE - BLACK
	071015-29-000	EA	GROMMET - RUBBER - .3"ID X 1.3"OD W/.12" GROOVE - BLACK
	071015-30-000	EA	GROMMET - RUBBER - .3"ID X .81"OD W/.12" GROOVE - BLACK
	071015-39-000	EA	GROMMET - .75 ID FITS .06 MTL
	071015-41-000	EA	GROMMET - .125 ID FITS .188 MTL
	071015-42-000	EA	GROMMET - .25 ID FITS .06 MTL
	071015-43-000	EA	GROMMET-.25 ID,FITS .07 MATL, MINOR Z-4139
	071015-44-000	EA	GROMMET - .31 ID FITS .25 MTL
	075148-02-000	EA	CLAMP - GROUNDING - BRONZE SCREWS
	077955-01-000	EA	CLIP/J - 3/8" - VINYL COATED
	081211-03-000	EA	PLUG - PLASTIC - .50"DIAMETER - TRUSS HEAD - BLACK
	081211-04-000	EA	PLUG - PLASTIC - .46"DIAMETER - TRUSS HEAD - BLACK
	081211-06-000	EA	PLUG-PLASTIC,.468DIA,BLACK , HEYCO 1669
	083609-01-000	EA	CLAMP - WIRE - DUAL - EQUAL DIAMETERS - 5/8"
	083610-01-000	EA	CLAMP - WIRE - DUAL - UNEQUAL DIAMETERS - 3/4" & 1 1/4"

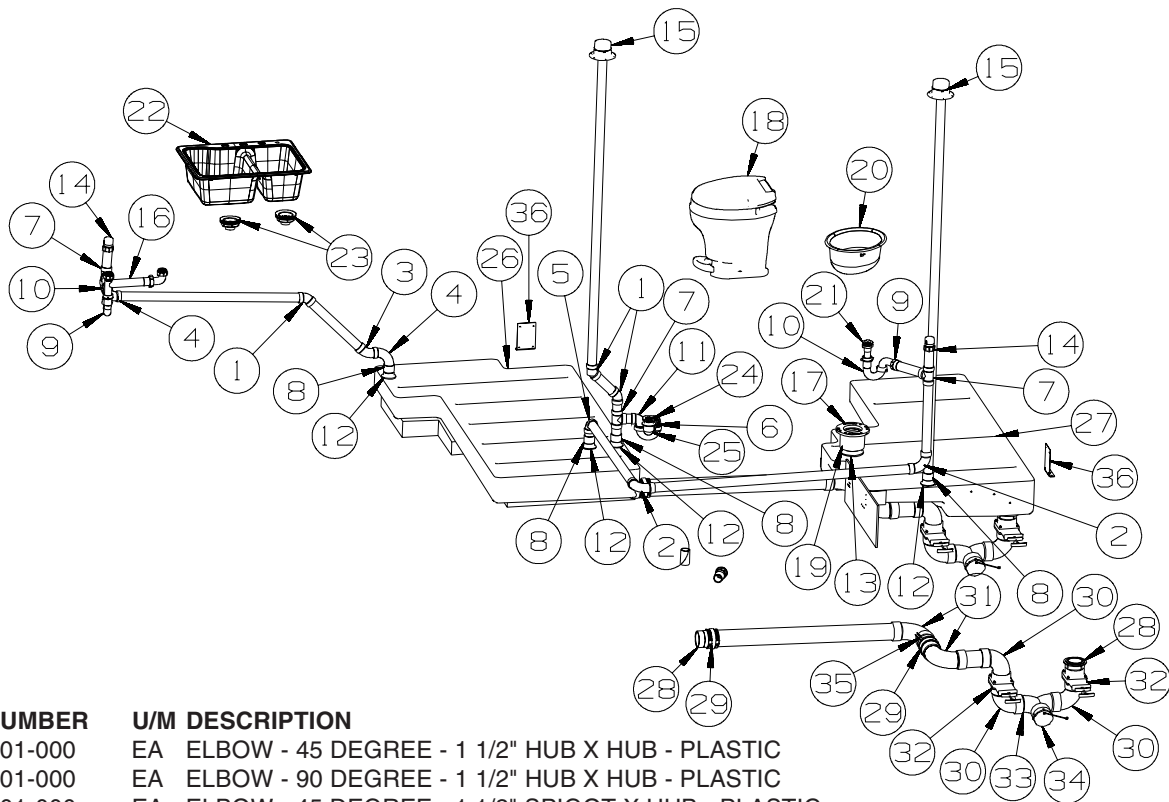
SEALANTS & FASTENERS GROUP (CONTINUED)
CLAMPS, CLIPS, GROMMETS, RIVETS & PLUGS (CONTINUED)

KEY	PART NUMBER	U/M	DESCRIPTION
	083610-02-000	EA	CLAMP - WIRE - DUAL - UNEQUAL DIAMETERS - 3/4" & 2"
	083610-03-000	EA	CLAMP - WIRE - DUAL - EQUAL DIAMETERS - 2"
	083610-02-000	EA	CLAMP - WIRE - DUAL - UNEQUAL DIAMETERS - 3/4" & 2"
	083610-03-000	EA	CLAMP - WIRE - DUAL - EQUAL DIAMETERS - 2"
	088756-01-000	EA	GROMMET - WEB - 1 1/8"ID
	089329-02-000	EA	CLIP - SPRING
	091952-01-000	EA	CLIP - GRIPPER - 1" - BLACK VINYL COATED
	091952-02-000	EA	CLIP - GRIPPER - 3/4" - BLACK VINYL COATED
	091952-03-000	EA	CLIP - GRIPPER - 1/2" - BLACK VINYL COATED
	094362-02-000	EA	CLIP - XMAS TREE - BINDER HEAD - .9" LONG/ANY COLOR
	113133-02-01A	EA	RIVET - POP - ALUMINUM - 3/16 X .252 - .504 - BLACK
	114208-05-000	EA	GROMMET - EDGE LINER - FITS 2"
	118626-01-01A	EA	RIVET/POP - ALUMINUM - 3/16 X 1.2"(GRIP RANGE .1"-.4")
	118626-01-02A	EA	RIVET/POP - ALUMINUM - 3/16 X .08 - .375
	118626-02-01A	EA	RIVET/POP - ALUMINUM - 3/16 X .500 - .750
	118626-03-01A	EA	RIVET/POP - STAINLESS STEEL - 3/16 X .500 - .750
	137014-01-01A	EA	GROMMET - CABLE - ALMOND
	139118-02-01A	EA	GROMMET - SCREW - PLASTIC
	155498-01-01A	EA	CLAMP - CLOSED - 7/8"ID - VINYL DIP/GALVONIZED - BLACK

MISCELLANEOUS FASTENERS

KEY	PART NUMBER	U/M	DESCRIPTION
	008343-01-000	EA	TIE - WIRE - 6"
	008343-02-000	EA	TIE - WIRE - 14"
	008343-03-000	EA	TIE - WIRE - 7 1/2" - BLACK
	029094-04-000	YD	VELCRO TAPE/LOOP - 1"WIDE - W/ADHESIVE BACK - BLACK
	029096-03-000	YD	VELCRO TAPE/HOOK - 1"WIDE - BLACK
	029096-04-000	YD	VELCRO TAPE/HOOK - 1"WIDE - BLACK - W/ADHESIVE BACK (PSA)
	048394-02-000	YD	VELCRO TAPE - HOOK - ADHESIVE BACK - 3/4" WIDE - BEIGE
	085774-01-000	FT	FASTENER - DUAL LOCK - 1" WIDE - ADHESIVE BACK - BLACK
	085774-02-000	FT	FASTENER - DUAL HOOK - 1" WIDE - ADHESIVE BACK - BLACK
	088792-02-000	YD	VELCRO TAPE - LOOP - 3/4" - ADHESIVE BACK - BEIGE
	088792-04-000	YD	VELCRO TAPE - HOOK - 5/8" - NON-ADHESIVE BACK - WHITE
	088792-05-000	YD	VELCRO TAPE - LOOP - 5/8" - NON-ADHESIVE BACK - WHITE
	108046-02-000	EA	CABLE TIE - SCREW MOUNT 15"

WATER & SEWAGE GROUP DRAINAGE SYSTEM

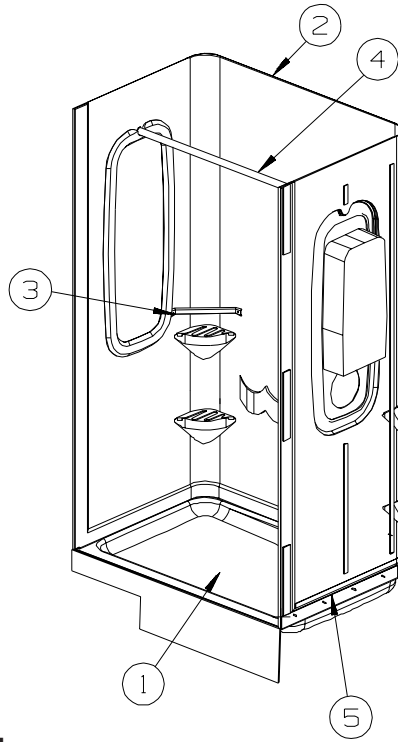


KEY	PART NUMBER	U/M	DESCRIPTION
1	010006-01-000	EA	ELBOW - 45 DEGREE - 1 1/2" HUB X HUB - PLASTIC
2	010008-01-000	EA	ELBOW - 90 DEGREE - 1 1/2" HUB X HUB - PLASTIC
3	010051-01-000	EA	ELBOW - 45 DEGREE - 1 1/2" SPIGOT X HUB - PLASTIC
4	033761-01-000	EA	ELBOW - 90 DEGREE - TURN - 1 1/2" HUB X 1 1/2" SPIGOT
5	034250-01-000	EA	ELBOW - 90 DEGREE - LONG TURN - 1 1/2" HUB X HUB - ABS
6	010009-01-000	EA	ELBOW - 90 DEGREE - 1/4 BEND - 1 1/2" - PLASTIC
7	010071-01-000	EA	TEE - SANITARY - 1 1/2" HUB X HUB X HUB - PLASTIC
8	010115-01-000	EA	COUPLING - 1 1/2" HUB X HUB - PLASTIC
9	107538-02-000	EA	P-TRAP - PLASTIC - 1 1/2" W/EXTENSION ARM
9	011071-01-000	EA	P-TRAP - 1 1/2" - CSA - PLASTIC - CANADIAN
10	152146-01-000	EA	CONNECTOR - 1 1/2"P X 1 1/2"MPT
11	037763-01-000	EA	P-TRAP - PLASTIC - 1 1/2 HXH W/UNION
12	061607-01-000	EA	GROMMET - HOLDING TANK - 1 1/2" NPS
13	061607-02-000	EA	GROMMET - HOLDING TANK - 3" NPS
14	079968-01-000	EA	VENT - MECHANICAL/TRAP ARM - ANTI-SIPHON-2" X 7.3" PLASTIC
15	083558-03-000	EA	VENT - W/COVER - F/PLUMBING STACK - OFF WHITE
16	011091-02-000	EA	WASTE - CONTINUOUS - DOUBLE SINK
17	024676-01-000	EA	FLANGE/CLOSET - 4" X 3" - BLACK PLASTIC
18	147421-06-01A	EA	TOILET/AQUA MAGIC 5 (HIGH) FOOTFLUSH - W/O SPRAY - WHITE
19	143289-01-000	EA	ADAPTER - DUCT - 5"
20	156661-01-01A	EA	SINK - LAVATORY - OVAL - 15" X 12" X 6.5" - GLACIER WHITE
21	106116-01-02A	EA	STRAINER/PLASTIC - STOPPER/TAILPIECE/GASKET & NUT-LAVATORY
	106116-02-01A	EA	GASKET - STRAINER
	130403-01-000	EA	NUT - SLIP - W/WINGS 1 1/2"
22	163942-01-01A	EA	SINK/DOUBLE - LRG/SML BASIN - 25" X 19" - PLASTIC/SILVER
			FROM: 00-00-00 THRU: 01-28-08
22	163942-02-01A	EA	SINK/DOUBLE - LRG/SML BASIN - 25" X 19" - PLASTIC/SILVER
			FROM: 00-00-00 THRU: 03-02-08
			FROM: 03-03-08 THRU: 99-99-99
23	092303-01-000	EA	STRAINER - W/BASKET - GALLEY SINK - 4" OD
24	066440-01-000	EA	STRAINER - SHOWER DRAIN - W/RUBBER WASHER
25	011069-02-000	EA	TAILPIECE - TUB/SHOWER - 1 1/2" X 1 1/4" X 4" - BRASS
25	130403-01-000	EA	NUT - SLIP - W/WINGS 1 1/2"
25	127440-02-01A	EA	WASHER - RUBBER - 1.8" X .1"
25	131486-01-000	EA	ELBOW - DRAIN 1 1/2" - LOW PROFILE - TUB DRAIN
26	153850-01-700	EA	TANK - HOLDING - 39 GALLON - W/3" NIPPLE - W/O FITTINGS
	049032-01-000	EA	PATCH - SPINWELD - 3/8" - PLASTIC
27	159873-01-700	EA	TANK - HOLDING - 41 GALLON - W/3" OUTLET - W/O FITTINGS
	049032-01-000	EA	PATCH - SPINWELD - 3/8" - PLASTIC
	010232-01-000	EA	FITTING - SPINWELD - PLASTIC 3FPT

WATER & SEWAGE GROUP (CONTINUED)
DRAINAGE SYSTEM (CONTINUED)

KEY	PART NUMBER	U/M	DESCRIPTION
28	010129-03-000	EA	NIPPLE - 3" X 3" TOE - PLASTIC
29	078406-01-000	EA	COUPLER - 3" X 3" W/CLAMPS - RUBBER
30	010062-01-000	EA	ELBOW - 3 90 SPIGOT X HUB - PLASTIC
31	031126-01-000	EA	ELBOW - 1/4 BEND - 3" X 90" XLT - BLACK PLASTIC
32	062418-01-000	EA	VALVE - DUMP - W/HANDLE - 3" - PLASTIC/BLACK
33	010065-01-000	EA	TEE - 3" FEMALE - PLASTIC
34	109450-01-000	EA	ADAPTER - SEWER HOSE - PLASTIC
34*	062415-01-000	EA	CAP - SEWER - 3" DIAMETER
34	139513-01-000	EA	HOSE - SEWER - 3" X 10' - W/BAYONET TYPE ADAPTER
34	062416-01-000	EA	ADAPTER - SEWER HOSE TO 3" PIPE
35	141443-01-02B	EA	HOLDER - RING - 3.6" DIAMETER - METAL
36	094756-02-01A	EA	BRACKET - L - 6.1" LONG X 3.9" WIDE - STEEL

***COMPONENT PARTS LISTED LATER IN THIS GROUP**

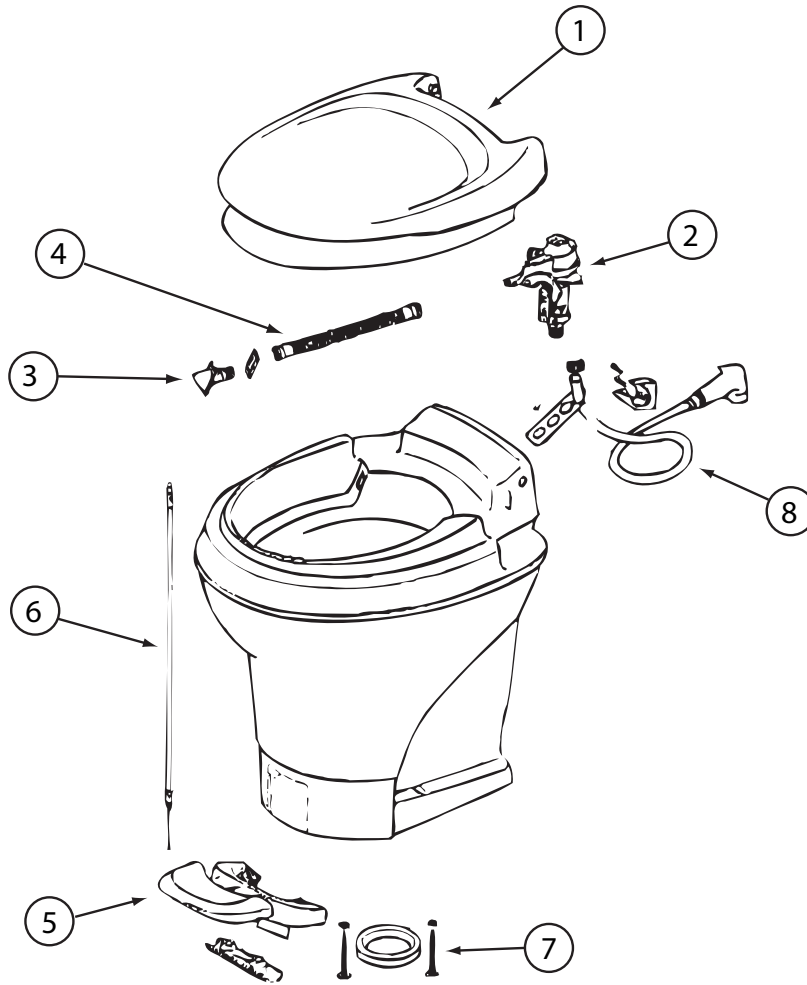


KEY	PART NUMBER	U/M	DESCRIPTION
1	M02630-80-R28	EA	SHOWER PAN - W/STRAINER - SOFT WHITE
2	147188-03-01A	EA	SURROUND/SHOWER - SOFT WHITE
3	113714-04-02A	EA	RETAINER - SHELF/SHOWER - SOFT WHITE
4	102075-18-02A	EA	ROD - SHOWER CURTAIN - 1" OD X 38.9" - SOFT WHITE
	081114-02-000	EA	CAP - INSERT/ROUND - 1" DIAMETER - WHITE PLASTIC
5	154585-03-01A	FT	SEAL - FOAM TAPE - ADHESIVE BACK - 1/8" X 3/4" - GRAY

WATER & SEWAGE GROUP (CONTINUED)
COMPONENT PARTS FOR DRAINAGE SYSTEM

062415-01-000

KEY	PART NUMBER	U/M	DESCRIPTION	VENDOR NO.
	062415-01-700	EA	STRING-SEWER CAP	V#SV7 STRAP



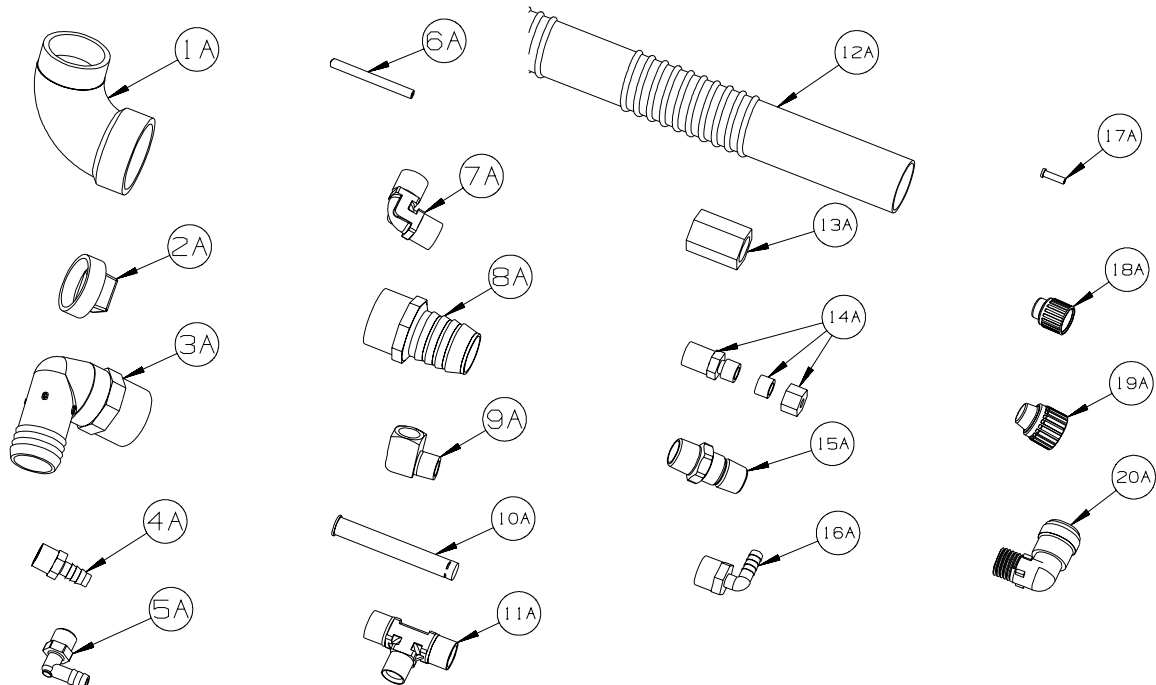
147421-03-01A

KEY	PART NUMBER	U/M	DESCRIPTION	VENDOR NO.
1	147421-01-700	EA	SEAT & COVER ASSEMBLY(WHT)	31703
2	147421-01-701	EA	WATER MODULE ASSEMBLY	31705
3	147421-01-702	EA	NOZZLE ASSEMBLY	31706
4	147421-01-703	EA	LINK - WATER MODULE	31621
5	147421-01-704	EA	PEDAL - WHITE	31709
6	147421-01-705	EA	FOOT CABLE	31711
7	063740-01-706	EA	BOLT PACKAGE-FLOOR FLANGE	12524 THETFORD
	147421-01-706	EA	SEAL - BLADE	31708
	147421-01-707	EA	CAP (UNIVERSAL BOLT) - WHITE	31713

CONTACT WINNEBAGO PART SALES FOR UNLISTED COMPONENT(S)

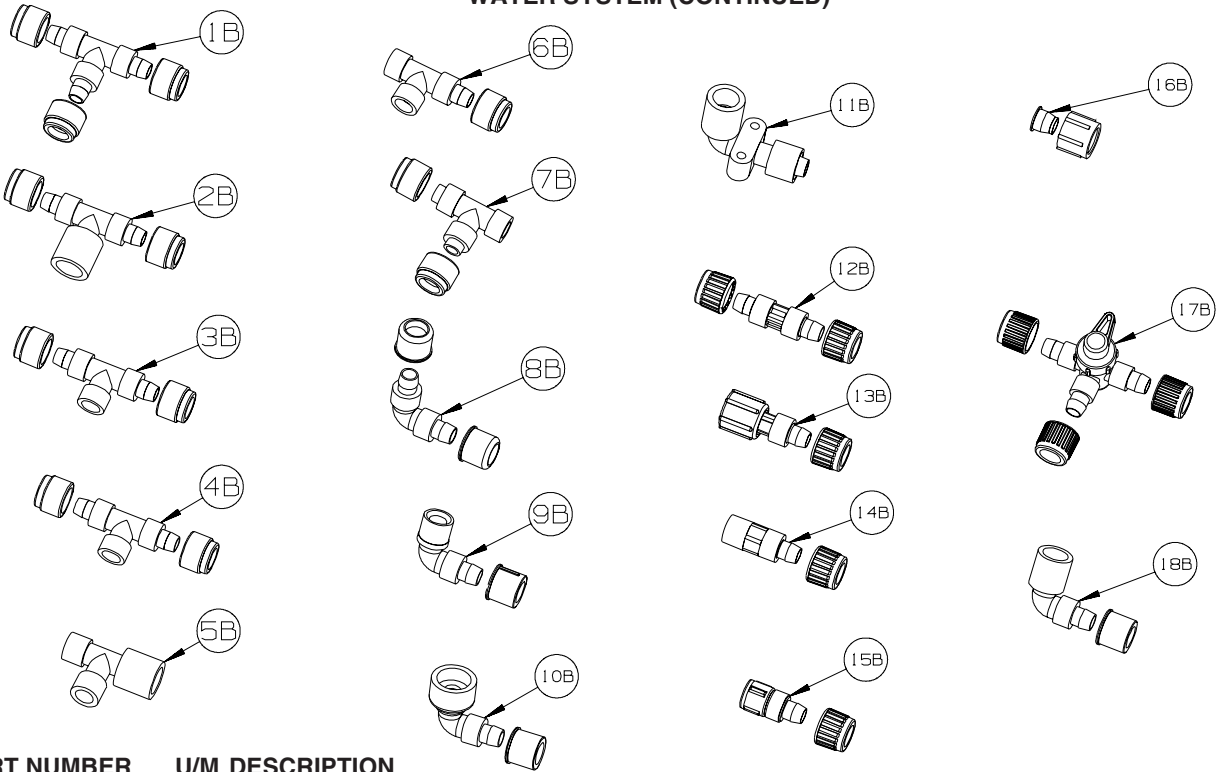
WATER & SEWAGE GROUP (CONTINUED)

WATER SYSTEM



KEY	PART NUMBER	U/M	DESCRIPTION
1A	010009-01-000	EA	ELBOW - 90 DEGREE - 1/4 BEND - 1 1/2" PLASTIC
2A	010166-01-000	EA	PLUG/THREADED - 1 1/4"MPT - PLASTIC - BLACK - UL
3A	010219-01-000	EA	ELBOW - 1 1/4 MPT X 1 1/4 BARB - WATER FILL - PLASTIC
4A	010224-01-000	EA	ADAPTER - HOSE TO PIPE - 3/8 MPT X 3/8 BARB - PLASTIC
5A	035539-01-000	EA	ELBOW - 3/8 MPT X 3/8 BARB - PLASTIC
6A	039800-04-000	FT	TUBING - POLYBUTYL - 1/4"OD
6A	074462-02-000	FT	TUBING - VINYL - 3/8 ID X 20' - CLEAR
6A	112176-01-000	FT	TUBING - VINYL - REINFORCED - 1/2" ID
6A	124188-01-000	FT	TUBING - PEX - 1/2" ID X 20' - BLUE(COLD)
6A	124188-02-000	FT	TUBING - PEX - 1/2" ID X 20' - RED(HOT)
7A	039808-03-000	EA	ELBOW - 1/2" MPT X 1/2" MPT - PLASTIC
8A	044927-01-000	EA	ADAPTER - HOSE TO PIPE-1 1/4 MPTX1 1/4 BARB-BLACK PLASTIC
9A	065318-02-000	EA	ELBOW - 90 DEGREE - 3/8" MPT TO 3/8" FPT
10A	077954-02-000	EA	FILTER - WATER TANK - W/SCREEN IN TANK
11A	039798-01-000	EA	TEE - 1/2"MPT X 1/2"MPT X 1/2"MPT - PLASTIC
12A	079381-01-000	FT	TUBING - RIBBED FLEXIBLE/WATER FILL - 10 FT = 1EA-1.38ID
13A	101814-01-000	EA	COUPLING - FEMALE - 1/2" X 1/2" FPT - GRAY
14A	103798-01-000	EA	CONNECTOR - 1/4 OD X 3/8 MPT
15A	110438-02-000	EA	VALVE - CHECK - 1/2"MPT X 1/2"MPT - BRASS
16A	111223-02-000	EA	ELBOW - 1/2" MPT X 3/8" BARB - PLASTIC
16A	111223-04-000	EA	ELBOW - 1/2" MPT X 1/2" BARB - PLASTIC
16A	111888-01-000	EA	FERRULE - PLASTIC - .250 ID X .375 OD
17A	111888-02-000	EA	INSERT - BRASS - 1/4 COMP
18A	113697-01-000	EA	CAP - 3/8"P
19A	114427-01-000	EA	CAP - 1/2"P
20A	164906-01-000	EA	ELBOW - 90 DEGREE - 1/2" QUICK CONNECT X 1/2"MPT

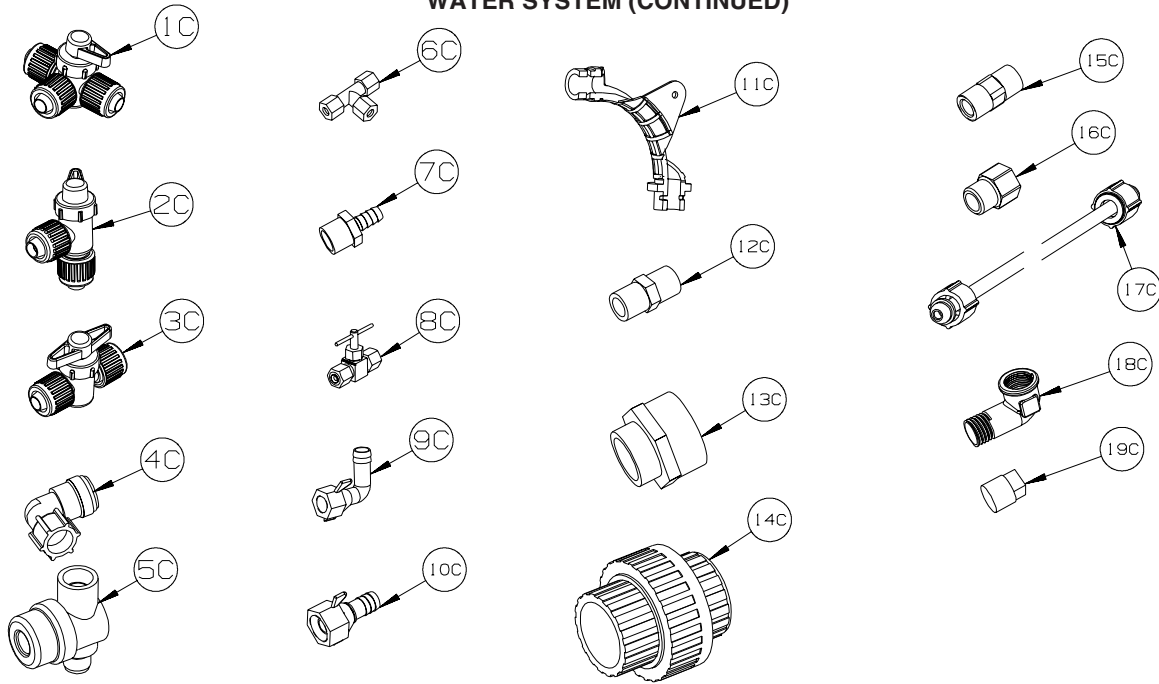
WATER & SEWAGE GROUP (CONTINUED)
WATER SYSTEM (CONTINUED)



KEY	PART NUMBER	U/M	DESCRIPTION
1B	114428-01-000	EA	TEE - 1/2"P X 1/2"P X 1/2"P
2B	114428-02-000	EA	TEE - SWIVEL - 1/2"P X 1/2"P X 1/2"FPT
3B	114428-03-000	EA	TEE - 1/2"P X 1/2"P X 1/2"MPT
4B	114428-04-000	EA	TEE - 1/2"P X 1/2"P X 1/8"FPT
5B	114428-05-000	EA	TEE - 1/2" SWIVEL X 1/2" MPT X 1/2" MPT
6B	114428-06-000	EA	TEE - 1/2" P X 1/2" MPT X 1/2" MPT
7B	114428-07-000	EA	TEE - 1/2" P X 1/2" MPT X 1/2" P
8B	114429-01-000	EA	ELBOW - 1/2"P X 1/2"P
9B	114429-02-000	EA	ELBOW - 1/2"P X 1/2"MPT
9B	114429-04-000	EA	ELBOW - 1/2"P X 3/8"MPT
9B	114429-10-000	EA	ELBOW - SWIVEL - 1/2"MPT X 1/2"FPT
10B	114429-08-000	EA	ELBOW - SWIVEL - 1/2"P X 1/2"FPT
11B	114429-09-000	EA	ELBOW - 1/2"P X 1/2"FPT DROP EAR
12B	114430-01-000	EA	ADAPTER - 1/2"P X 1/2"P
13B	114430-02-000	EA	ADAPTER - SWIVEL - 1/2"P X 1/2"FPT
13B	114430-04-000	EA	ADAPTER - SWIVEL - 1/2"P X 3/8"MPT
14B	114430-03-000	EA	ADAPTER - 1/2"P X 1/2"MPT
15B	114430-06-000	EA	ADAPTER - 1/2"P X 3/8"FPT
15B	114430-09-000	EA	ADAPTER - 1/2"P X 1/2"FPT
16B	114430-10-000	EA	ADAPTER - NUT - PIPE CONNECTION - 1/2"
17B	114431-01-000	EA	VALVE - 180 DEGREE/CENTER DRAIN - 1/2"P - THREE WAY
18B	114429-11-000	EA	ELBOW - 1/2"P X 1/2"FPT

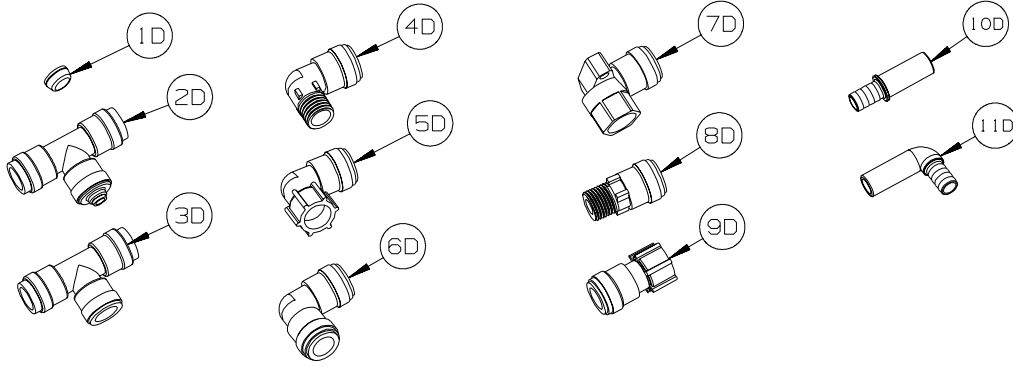
WATER & SEWAGE GROUP (CONTINUED)

WATER SYSTEM (CONTINUED)



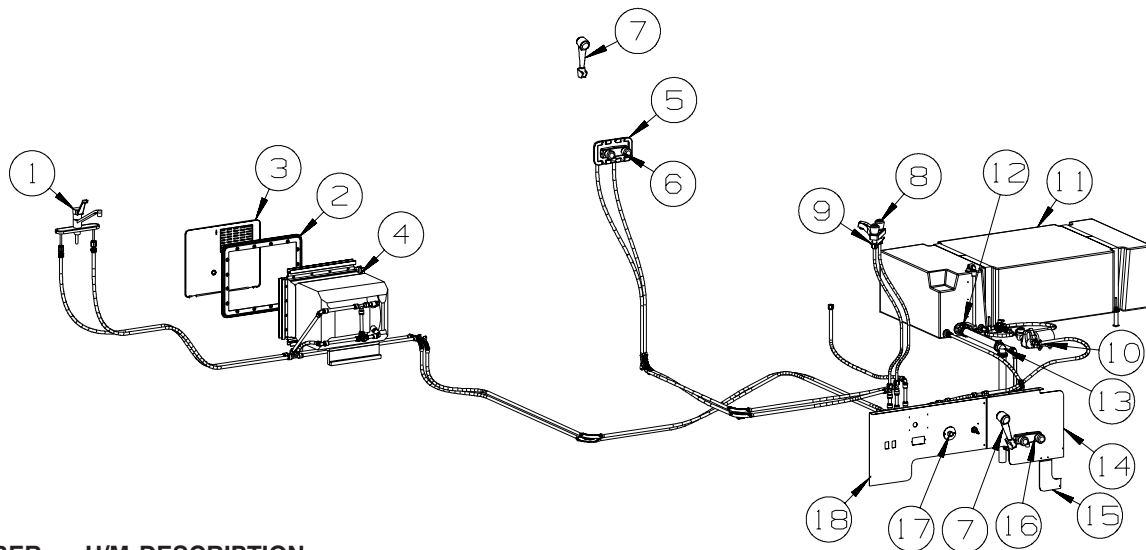
KEY	PART NUMBER	U/M	DESCRIPTION
1C	114431-02-000	EA	VALVE - WATER BYPASS - 1/2"P - THREE WAY (WATER HEATER)
2C	114431-03-000	EA	VALVE - 90 DEGREE DRAIN - 1/2"P
3C	114431-04-000	EA	VALVE - "INLINE SHUT-OFF" - 1/2"P
4C	164906-02-000	EA	ELBOW - 90 DEGREE - 1/2" QUICK CONNECT X 1/2"MPT - SWIVEL
5C	152925-01-01A	EA	FILTER - IN LINE - TWIST ON - 1/2" - BLACK
6C	118423-01-000	EA	FITTING - BRASS-TEE - 1/4C X 1/4C X 1/4C
7C	118809-01-000	EA	ADAPTER - 1/2" MPT X 3/8" BARB - PLASTIC
7C	118809-02-000	EA	ADAPTER - 1/2" MPT X 1/2" BARB - PLASTIC
8C	120868-01-000	EA	VALVE - NEEDLE - 1/4" COMPRESSION X 1/4" COMPRESSION
9C	123150-01-000	EA	ELBOW - 1/2 FPT X 1/2 BARB - SWIVEL
10C	123152-01-000	EA	ADAPTER - 1/2 FPT X 1/2 BARB - SWIVEL
11C	124184-01-000	EA	SUPPORT - WATER LINE - BEND
12C	132148-01-000	EA	CONNECTOR - 1/2" X 1/2"MPT - BRASS
13C	133835-01-000	EA	ADAPTER - REDUCING - 1 1/2" X 1 1/4"
14C	133889-01-000	EA	UNION - 1 1/2 DOUBLE SLIP - PVC
15C	135386-01-000	EA	NIPPLE - 1/2"
16C	136333-01-000	EA	ADAPTER - BRASS - 1/2"MPT X 1/2"FPT
17C	140821-01-000	EA	TUBE - WATER SUPPLY - 3/8" X 24"
17C	140821-02-000	EA	TUBE - WATER SUPPLY - 3/8" X 30"
17C	140821-03-000	EA	TUBE - WATER SUPPLY - 3/8" X 36"
17C	140821-04-000	EA	TUBE - WATER SUPPLY - 3/8" X 48"
17C	140821-05-000	EA	TUBE - WATER SUPPLY - 3/8" X 54"
17C	140821-06-000	EA	TUBE - WATER SUPPLY - 3/8" X 60"
17C	140821-07-000	EA	TUBE - WATER SUPPLY - 3/8" X 72"
17C	140821-08-000	EA	TUBE - WATER SUPPLY - 1/2" X 24"
17C	140821-09-000	EA	TUBE - WATER SUPPLY - 1/2" X 36"
17C	140821-10-000	EA	TUBE - WATER SUPPLY - 1/2" X 48"
18C	142812-01-000	EA	ELBOW - BRASS - 1/2"MPT X 1/2"FPT
19C	145609-01-000	EA	PLUG - BRASS - 1/2" MPT/HEX HEAD

WATER & SEWAGE GROUP (CONTINUED)
WATER SYSTEM (CONTINUED)



KEY	PART NUMBER	U/M	DESCRIPTION
1D	116473-01-000	EA	FERRIL - RUBBER SEALING - WATER LINE
2D	160949-01-000	EA	CONNECTOR - 1/2" X 1/2" X 1/4" REDUCER
3D	160949-02-000	EA	CONNECTOR - 1/2"CTS X 1/2"CTS X 1/2"CTS
4D	164906-01-000	EA	ELBOW - 90 DEGREE - 1/2" QUICK CONNECT X 1/2"MPT
5D	164906-02-000	EA	ELBOW - 90 DEGREE - 1/2" QUICK CONNECT X 1/2"FPT - SWIVEL
6D	164906-03-000	EA	ELBOW - 90 DEGREE - 1/2" X 1/2" QUICK CONNECTS
7D	164906-04-000	EA	ELBOW - 90 DEGREE - 1/2"CTS X 1/2"FPT
8D	164907-01-000	EA	ADAPTER - STRAIGHT - 1/2" QUICK CONNECT X 1/2"MPT
9D	164907-02-000	EA	ADAPTER - STRAIGHT - 1/2" QUICK CONNECT X 1/2"FPT/SWIVEL
10D	166212-01-000	EA	UNION - HOSE/BARB - CTS X 1/2"B - SEA TECH #3511-1008
11D	166212-02-000	EA	ELBOW - HOSE/BARB - CTS X 1/2"B - SEA TECH #3512-1008

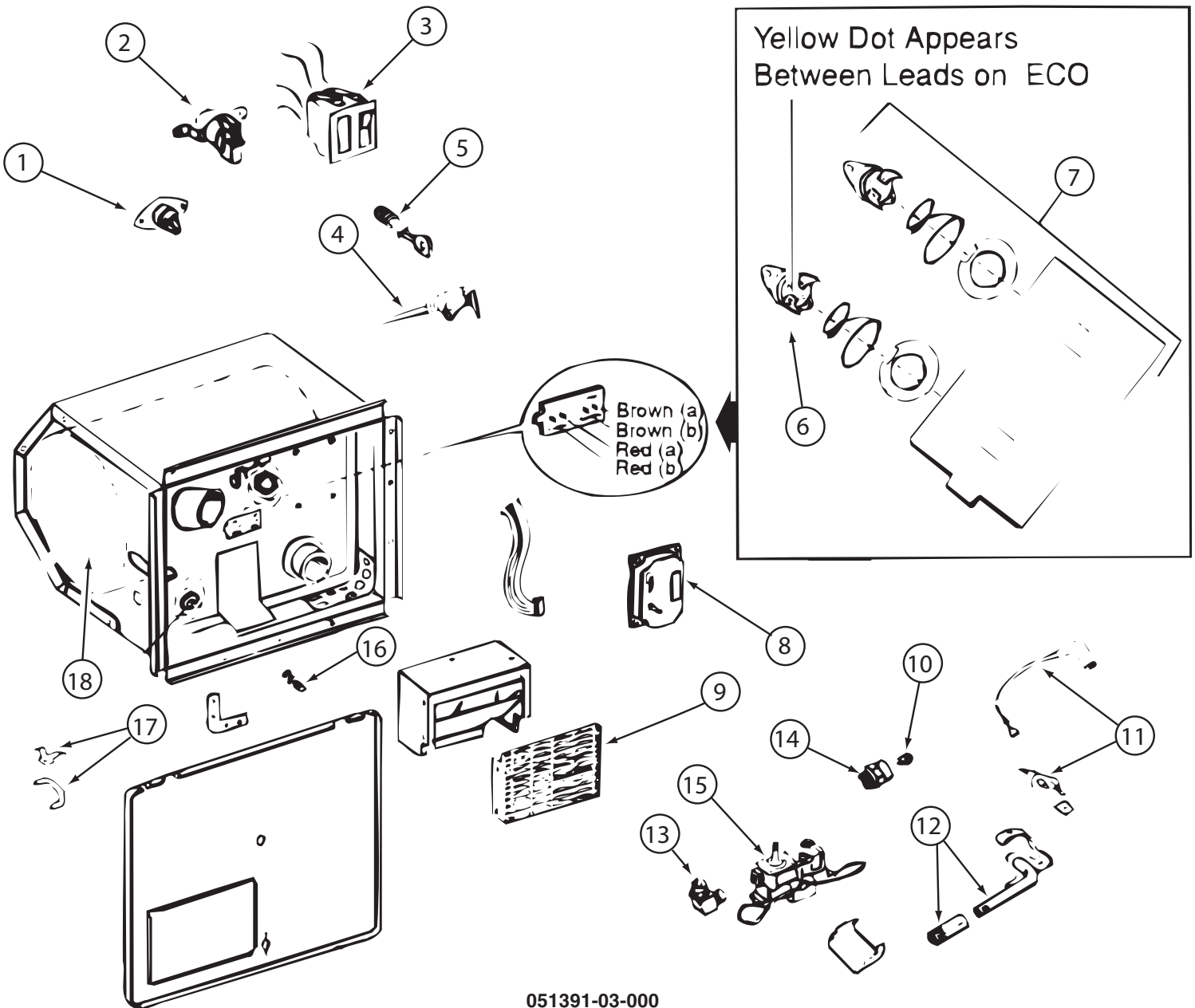
WATER & SEWAGE GROUP (CONTINUED)
WATER SYSTEM (CONTINUED)



KEY	PART NUMBER	U/M	DESCRIPTION
1	149164-01-01A	EA	FAUCET - GALLEY - SINGLE CONTROL - CHROME
2	152239-01-01A	EA	FLANGE/MOUNTING/RECESSED - 19.3" X 15.8" - BRIGHT WHITE
2	152239-01-02A	EA	FLANGE/MOUNTING/RECESSED - 19.3" X 15.8" - BLACK - FULL BODY PAINT
3	052009-06-000	EA	DOOR - WATER HEATER - 18" X 14.6" - BRIGHT WHITE
			FROM: 00-00-00 THRU: 06-17-07
3	125420-06-02A	EA	DOOR - WATER HEATER - 18" X 14.6" - BRIGHT WHITE
			FROM: 06-18-07 THRU: 99-99-99
3	125420-06-03A	EA	DOOR - WATER HEATER - 18" X 14.6" - BLACK - FULL BODY PAINT
	076767-03-000	EA	CABLE - STAINLESS STEEL - 18.5"
4*	051391-03-000	EA	WATER HEATER G6A-8E ELECTRONIC IGNITION
4*	145541-02-000	EA	WATER HEATER-6 GAL-GAS/ELEC/120'-REM IGN-W/HEAT EXC-4E - WTR HTR-6GAL/110/LP/MTR/AUTO
5	075606-03-000	EA	PANEL - FAUCET SHOWER - SOFT WHITE
6	163269-01-02A	EA	FAUCET/SHOWER -.5"MPT W/1.9" INLET PIPES- EXTERIOR/CHROME
7	131383-01-02A	EA	SHOWER HEAD - W/60" HOSE & BRACKET - WHITE
8	148886-01-01A	EA	FAUCET - LAVATORY/DUAL CONTROL/4" CENTER - CHROME
			FROM: 00-00-00 THRU: 12-31-07
8	152311-01-01A	EA	FAUCET - LAVATORY - SINGLE CONTROL - CHROME
			FROM: 01-01-08 THRU: 03-23-08
8	165730-01-01A	EA	FAUCET - LAVATORY - SINGLE CONTROL - CHROME
			FROM: 03-24-08 THRU: 99-99-99
9	091253-01-000	EA	GASKET - FAUCET - LAVATORY/GALLEY
			FROM: 00-00-00 THRU: 12-31-07
10	160702-01-000	EA	PUMP - WATER - 3.0 GPM - W/1/2" MPT
11	085189-10-000	EA	TANK - WATER - 69 GALLON - W/FITTINGS
	042989-05-000	EA	FITTING - SPINWELD - 1/2"FPT - PLASTIC
	042989-08-000	EA	FITTING - SPINWELD - 1"FPT - PLASTIC
	049032-01-000	EA	PATCH - SPINWELD - 3/8" - PLASTIC
12	132483-01-000	EA	VALVE/BALL - 1" - THREADED ENDS
13	132781-01-000	EA	ELBOW - 1.3" BARB X 1.3" BARB - 90 DEGREE - PLASTIC
14	154824-01-12B	EA	PANEL - SERVICE CENTER - BRIGHT WHITE
15	159583-01-12B	EA	PANEL - SERVICE CENTER - BRIGHT WHITE
16	163269-01-01A	EA	FAUCET/SHOWER -.5"MPT W/1.9" INLET PIPES- EXTERIOR/BRT WHT
17	010230-06-000	EA	FILL - CITY WATER - W/CHECK VALVE - MPT - BRUSHED ALUM
18	154823-03-12B	EA	PANEL - SERVICE CENTER - BRIGHT WHITE

***COMPONENT PARTS LISTED LATER IN THIS GROUP**

WATER & SEWAGE GROUP (CONTINUED)
COMPONENT PARTS FOR WATER SYSTEM

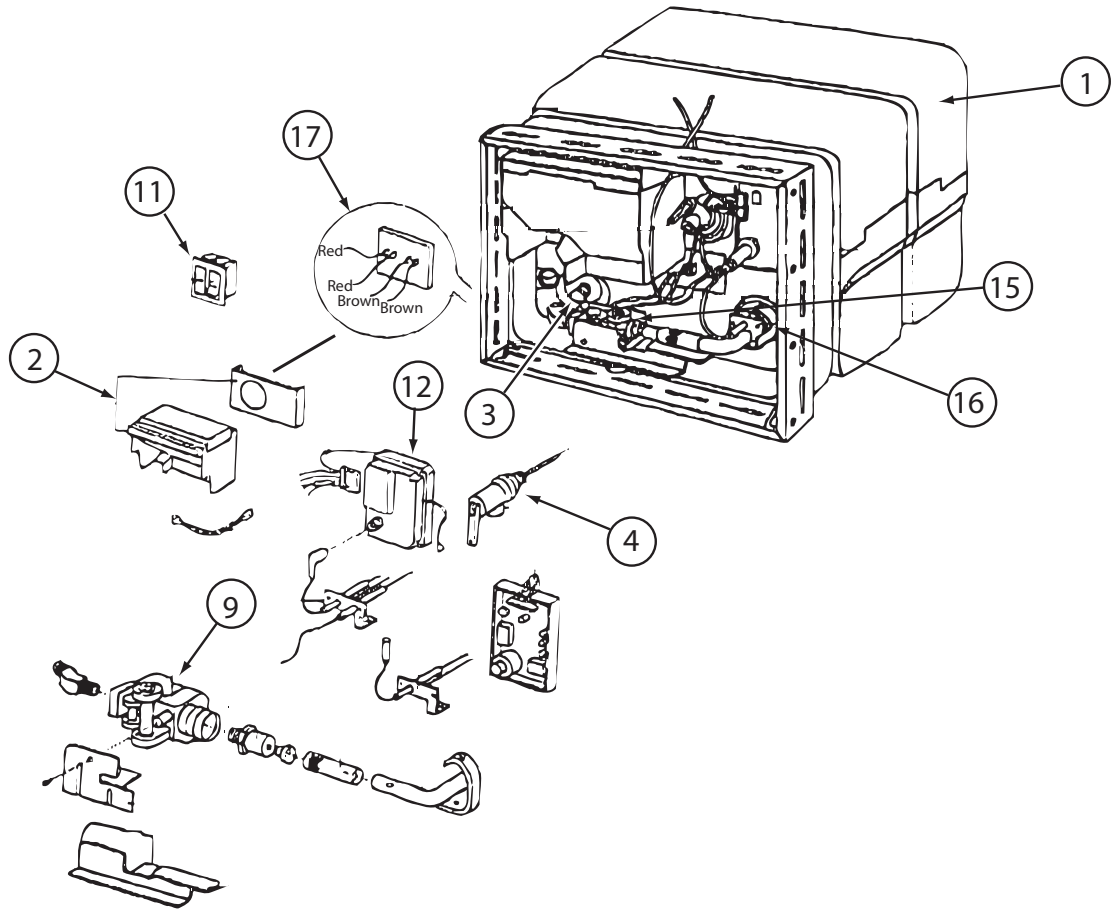


051391-03-000

KEY	PART NUMBER	U/M	DESCRIPTION	VENDOR NO.
3	051393-01-701	EA	SWITCH - REMOTE - W/LIGHT	91959
4	051391-01-704	EA	VALVE-RELIEF, 1/2" FITTING	91604
4	051391-03-701	EA	VALVE-RELIEF - 3/4" FITTING	90028
5	051391-01-705	EA	FASTENER-CAMLOCK	92609
6	051391-04-701	EA	THERMOSTAT 12V DC-120 PRESET	91470
7	051393-01-721	EA	THERMOSTAT W/ECO, 140 FRT MT	91447
9	051391-04-707	EA	KIT-EXHAUST, (FLUE & GASKET)	90960
10	051391-01-710	EA	ORIFICE-MAIN BURNER	92742
12	051391-04-703	EA	BURNER-MAIN/ELECTRONIC IG	91638
13	051391-01-714	EA	FITTING-ELBOW 45,3/8F X 3/8	MPT 1044
14	051391-03-700	EA	HOLDER-ORIFICE	91563
16	051391-01-715	EA	PLUG-DRAIN, 1 EA = 2 PER PKG	91857
17	051391-01-700	EA	HINGE KIT, (PIN & CLIP)	92568&92559
18	051391-04-706	EA	TANK-G6A-4E/6E/7E/8E-FRT.MT	91641 - INNER
	051391-01-717	EA	GRILLE-WATER HEATER DOOR	92640
	051393-01-723	EA	SWITCH - THERMAL CUTOUT 2/PK	93866 WAS 93853
	051393-01-724	EA	BOARD-CIRCUIT, SPADE TERMINAL	93865
	051393-01-725	EA	ELECTRODE-SGL SPADE CONNECT.	93868
	051393-01-726	EA	VALVE/SOLENOID - W/O BRACKET	93870
	111129-01-711	EA	BRACKET-CORNER, SET OF FOUR	91928

CONTACT WINNEBAGO PARTS SALES FOR UNLISTED COMPONENT(S)

WATER & SEWAGE GROUP (CONTINUED)
COMPONENT PARTS FOR WATER SYSTEM (CONTINUED)



145541-02-000

KEY	PART NUMBER	U/M	DESCRIPTION	VENDOR NO.
1	145541-02-700	EA	TANK/SERVICE KIT PCS- 6 GAL	91053
2	051391-04-707	EA	KIT-EXHAUST, (FLUE & GASKET)	90960
3	051391-01-715	EA	PLUG-DRAIN, 1 EA = 2 PER PKG	91857
4	051391-01-704	EA	VALVE-RELIEF, 1/2" FITTING	91604
4	051931-03-701	EA	VALVE-RELIEF - 3/4" FITTING	90028
9	051393-01-726	EA	VALVE-SOLENOID - W/O BRACKET	93870
11	051393-01-701	EA	SWITCH - REMOTE - W/LIGHT	91959
11	145541-01-701	EA	SWITCH - ON/OFF - WHITE	91859
12	145541-01-702	EA	CIRCUIT BOARD	91226
15	145541-01-703	EA	SWITCH - THERMAL CUT OFF	93866
16	051393-01-725	EA	ELECTRODE-SGL SPADE CONNECT.	93868
17	051393-01-721	EA	THERMOSTAT W/ECO, 140 FRT MT	91447
	051391-05-706	EA	ELEMENT-HEATING 1500 WATT	92249 W/GASKET
	145541-01-704	EA	RELAY	90061
	145541-02-701	EA	JUNCTION BOX(PLASTIC) 6 GAL	91222

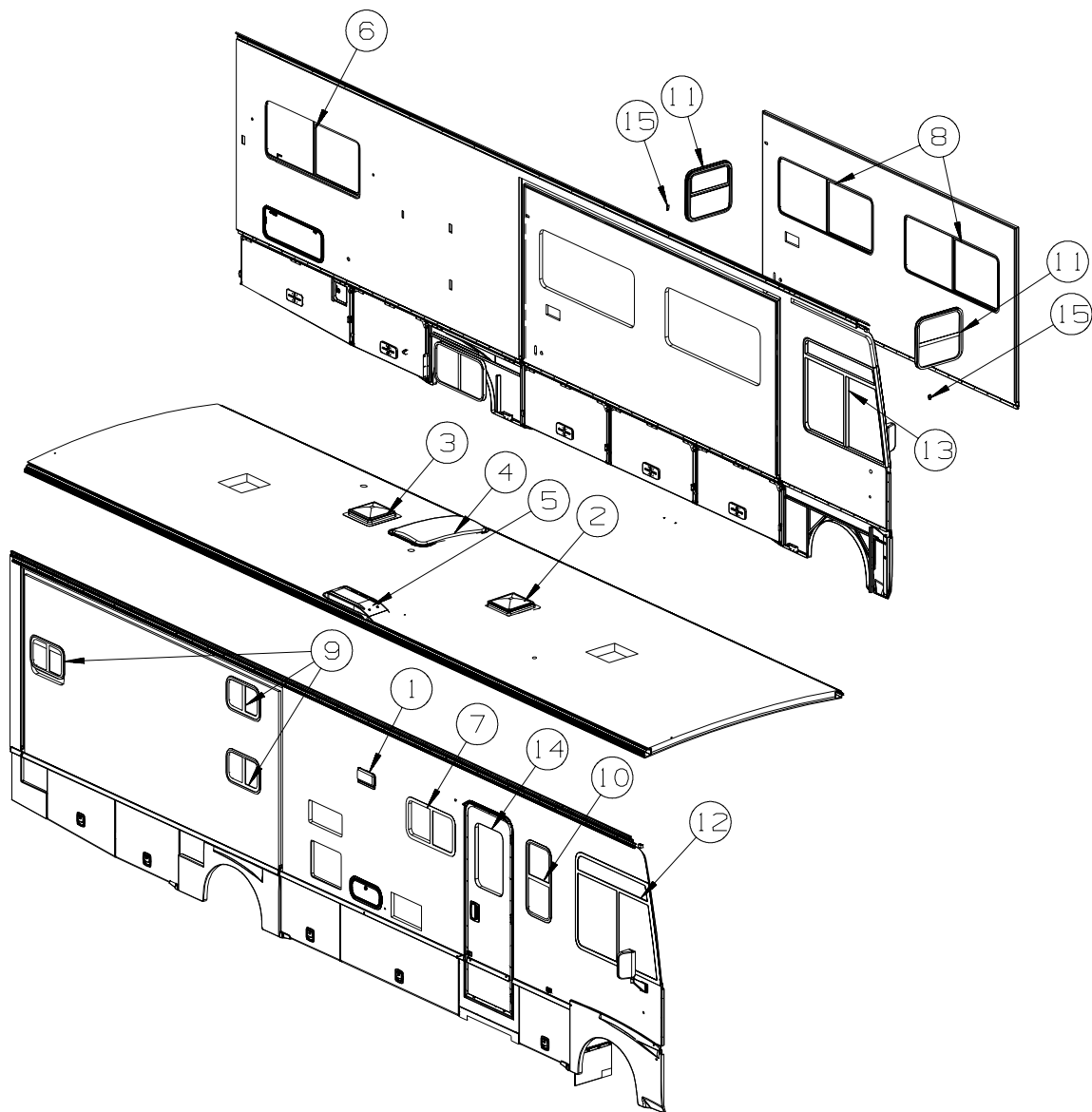
CONTACT WINNEBAGO PARTS SALES FOR UNLISTED COMPONENT(S)

151678-01-01A

KEY	PART NUMBER	U/M	DESCRIPTION	VENDOR NO.
	151678-01-700	EA	ADAPTOR	10015
	151678-01-701	EA	CARTRIDGE	10417
	151678-01-702	EA	WASHER	10269
	151680-01-700	EA	KNOB	10185
	151680-01-701	EA	INDICATOR CAP - RED	10178
	151680-01-702	EA	INDICATOR CAP - BLUE	10177

WINDOW & VENTS GROUP

WINDOW & VENT LAYOUT



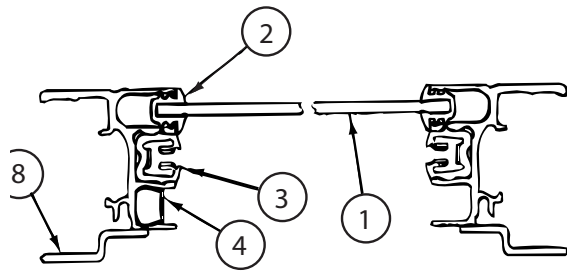
KEY	PART NUMBER	U/M	DESCRIPTION
1	147821-02-01A	EA	SHROUD - EXHAUST VENT/RANGE HOOD - BRIGHT WHITE
1	147821-02-02A	EA	SHROUD - EXHAUST VENT/RANGE HOOD - BLACK - FULL BODY PAINT
1	147821-01-01A	EA	VENT - EXHAUST/RANGE HOOD - BRIGHT WHITE
2*	122882-01-01A	EA	VENT - ROOF - NONPOWERED - W/O INSIDE GARNISH
2*	123780-03-01A	EA	FANTASTIC VENT-3"4"ROOF-W/FAN-W/O THERM/PWR LIFT/WHT CVR - VENT-POWER VENTILATOR FROM: 00-00-00 THRU: 02-21-07
2*	123780-26-01A	EA	FANTASTIC VENT-4"ROOF- W/FAN/DBL DOME-W/O THERM/PWR LIFT FROM: 02-22-07 THRU: 99-99-99
	009440-01-000	EA	GEAR/ARM - LIFT - ROOF VENT COVER
2	122882-07-01A	EA	GARNISH - ROOF VENT - 2.5" TO 4.1"
3*	122882-02-01A	EA	VENT - ROOF - W/FAN - W/O INSIDE GARNISH - UL
3*	122882-03-01A	EA	VENT - ROOF - W/FAN - W/O INSIDE GARNISH - CSA - CANADIAN
	009440-01-000	EA	GEAR/ARM - LIFT - ROOF VENT COVER
	048648-01-000	EA	MOTOR/ROOF VENT - W/RESISTER - 1/8"SHAFT - 12VOLT
	048649-01-000	EA	FAN BLADE - ROOF VENT - 6 BLADED - 6"RADIUS
3	122882-07-01A	EA	GARNISH - ROOF VENT - 2.5" TO 4.1"
4	122191-01-02A	EA	PANEL - SKYLITE - INNER W/LIGHT CUTOUT - 20.7" X 35.4"
4	138372-01-02B	EA	TRIM - CORNER - SKYLIGHT - E-COATED
4	138380-01-01A	EA	PANEL/SKYLIGHT - LARGE/OUTER - RECTANGULAR - WHITE
5	149508-01-02A	EA	CAP - ROOF/REFRIGERATOR VENT - WHITE
5	149508-01-01A	EA	CAP - ROOF/REFRIGERATOR VENT - BLACK - FULL BODY PAINT
5	149508-02-02A	EA	BASE - ROOF/REFRIGERATOR VENT- BRIGHT WHITE
5	149508-02-01A	EA	BASE - ROOF/REFRIGERATOR VENT - BLACK - FULL BODY PAINT

WINDOW & VENTS GROUP (CONTINUED)
WINDOW & VENT LAYOUT (CONTINUED)

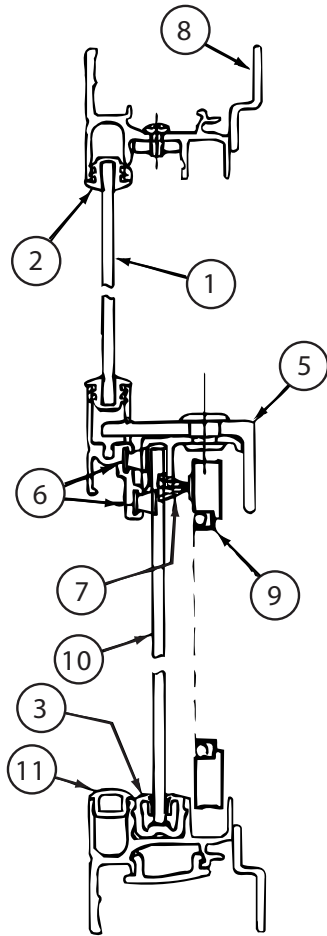
KEY	PART NUMBER	U/M	DESCRIPTION
6*	098647-54-01A	EA	WINDOW - DRVR HORIZ SLIDER/EGRESS W/TRIM - 57.5" X 23.6"
6*	150648-01-01A	EA	WINDOW-HORIZ SLIDER/ESCAPE/FLUSH/THERMO/LH-23.8"X57.7"-BLK - DUAL PANE
7*	098647-33-02A	EA	WINDOW - PASS HORIZ SLIDER W/TRIM - CLEAR - 28.5" X 15.7"
7*	150648-04-01A	EA	WINDOW-HORIZ SLIDER/FLUSH/THERMO/RH - 16" X 28.7" - DUAL PANE
8*	098647-47-02A	EA	WINDOW - DRVR HORIZ SLIDER W/TRIM-TINTED - 57.4"W X 23.6"H
8*	150648-07-01A	EA	WINDOW-HORIZ SLIDER/FLUSH/THERMO/LH - 23.8" X 57.7" - DUAL PANE
9*	098647-88-01A	EA	WINDOW - PASS HORIZ SLIDER W/TRIM - 12.5"H X 19.9"W-BLACK
9*	150648-31-01A	EA	WINDOW-HORIZ SLIDER/FLUSH/THERMO/RH - 12.3" X 19.7" - BLK - DUAL PANE
10*	098644-07-02A	EA	WINDOW - VERTICAL SLIDER W/TRIM - TINTED - 14" X 30"
10*	150649-01-01A	EA	WINDOW - VERT SLIDER/FLUSH/THERMO - 30.9" X 14.2" - DUAL PANE
11*	098644-13-01A	EA	WINDOW - VERTICAL SLIDER W/TRIM - 19.8" X 20.9"
11*	150649-07-01A	EA	WINDOW - VERT SLIDER/FLUSH/THERMO - 19.8" X 20.8" - DUAL PANE
12	125582-11-01A	EA	WINDOW - PASSENGER CAB/3 WINDOW - 43.5"T X 39.9"H X 51.1"B,
12	151072-03-01A	EA	INDOW - CAB/RIGHT HAND/FLUSH/THERMO - 38.9" X 50.2"/42.4" - DUAL PANE
13	125582-12-01A	EA	WINDOW - DRIVER CAB/3 WINDOW - 43.5"T X 39.9"H X 51.1"B
13	151072-04-01A	EA	WINDOW - CAB/LEFT HAND/FLUSH/THERMO - 38.9" X 50.2"/42.4" - DUAL PANE
14	117053-02-F36	EA	WINDOW - PICTURE - W/O TRIM - 60% TINTING - 26.4" X 17"
	002181-25-000	EA	GLASS - PICTURE WINDOW - 25.8"W X 16.4"H
	087561-01-000	FT	SEAL - GLASS - EXTERIOR - .5" WIDE - VINYL BLACK
14	117054-02-03A	EA	TRIM/RETAINER - INSIDE - 16.9" X 26.2" - BLACK
14*	150651-01-01A	EA	WINDOW - STATIONARY/FLUSH/THERMO - 26.3" X 17" - DUAL PANE
15	151905-01-01A	EA	CLIP/BACKET - SCREEN RETAINER - BLACK

*COMPONENT PARTS LISTED LATER IN THIS GROUP

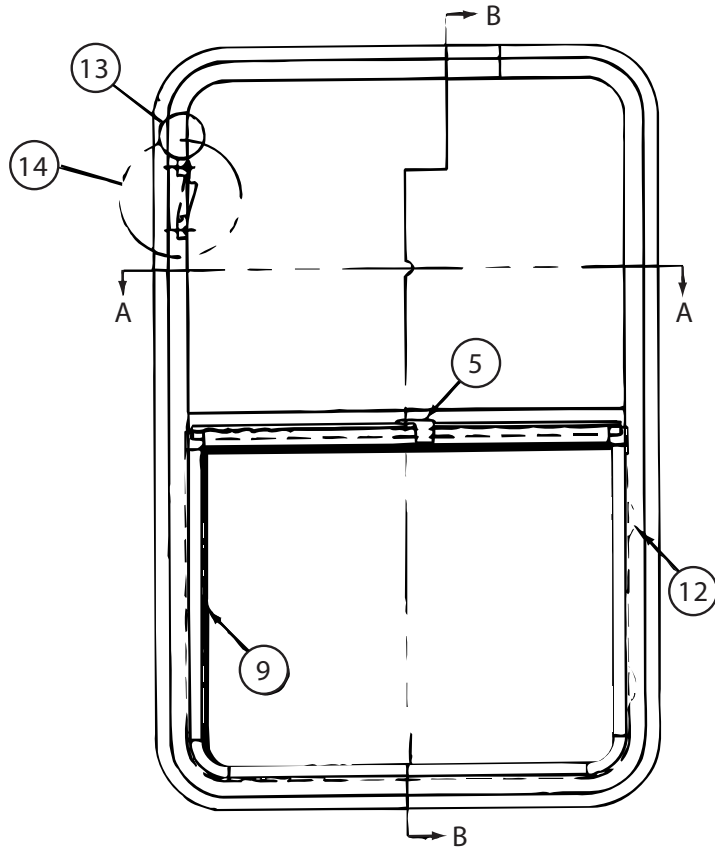
WINDOW & VENTS GROUP (CONTINUED)
COMPONENT PARTS FOR WINDOWS & VENT LAYOUT



CROSS SECTION A-A



CROSS SECTION B-B

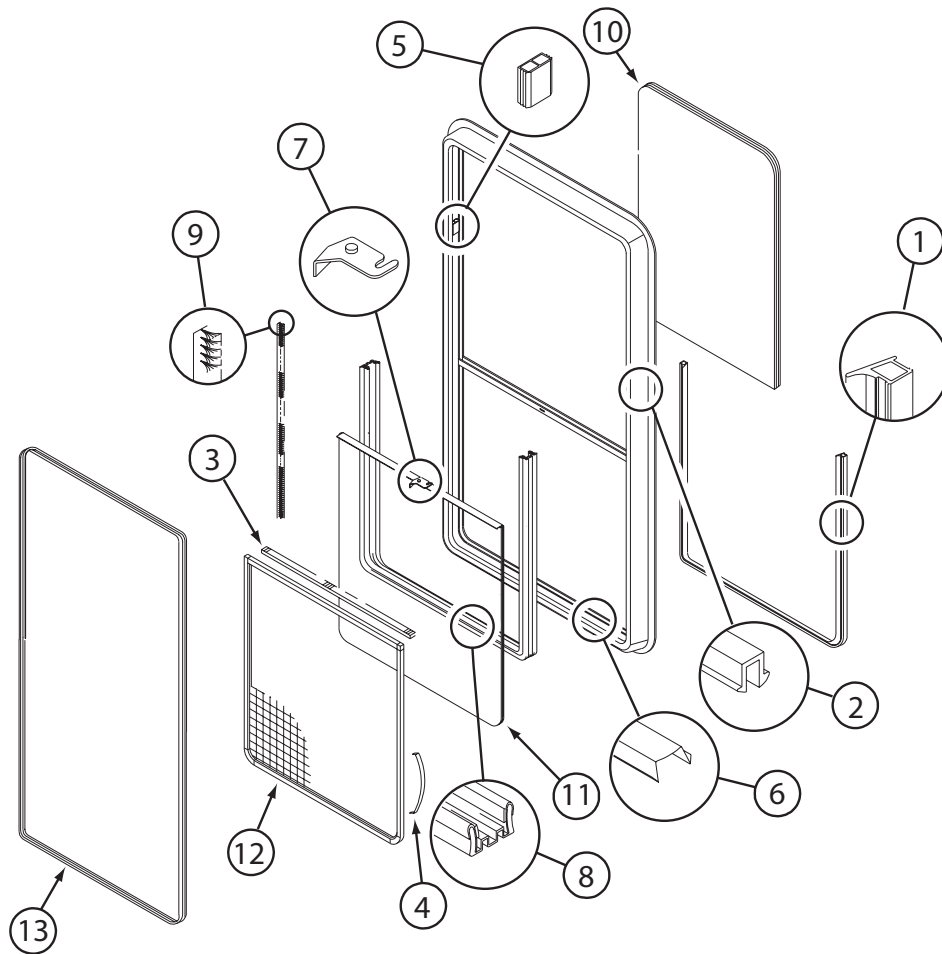


098644-07-02A

KEY	PART NUMBER	U/M	DESCRIPTION	VENDOR NO.
1	098644-07-702	EA	GLASS - STATIONARY	106-015777
2	098644-01-705	FT	GLAZING - STRIP	132-010231
3	098644-01-708	FT	CHANNEL - RUN PIERCED	122-016543
4	098644-01-710	FT	TRACK - SCREEN SPACER 12'	132-017135
5	098644-01-700	EA	LATCH - REPAIR KIT (BLACK)	B801-CK
6	098644-01-706	FT	WEATHERSTRIP - GLASS	171-010668
7	098644-01-711	FT	WEATHERSTRIP - SCREEN BLACK	171-016965
8	098644-07-705	EA	RETAINER - TRIM	CH02-66
9	098644-07-704	EA	SCREEN ASM - W/SEALS & CLIPS	410-018863
10	098644-07-703	EA	GLASS-SLIDING W/SASH & LATCH	H170G9
11	098644-01-716	FT	PLUG - FILLER	132-014470
12	125582-01-701	EA	CLIP - SCREEN - PLASTIC	130-005153
13	098644-01-719	EA	STOP - SLIDER GLASS	132-014203

CONTACT WINNEBAGO PARTS SALES FOR UNLISTED COMPONENT(S)

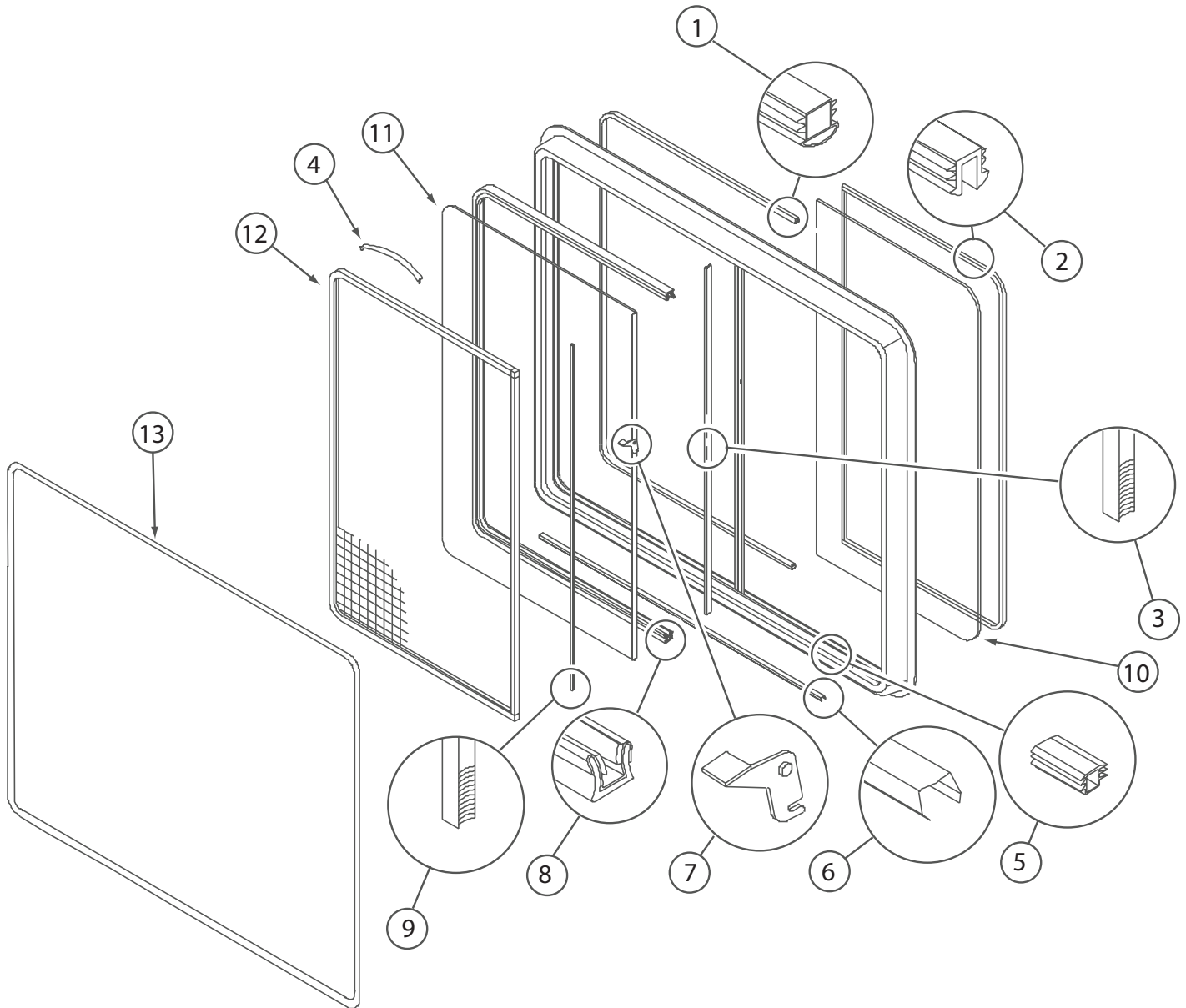
WINDOW & VENTS GROUP (CONTINUED)
COMPONENT PARTS FOR WINDOW & VENT LAYOUT (CONTINUED)



098644-13-01A

KEY	PART NUMBER	U/M	DESCRIPTION	VENDOR NO.
1	098644-01-716	FT	PLUG - FILLER	132-014470
2	098644-01-705	FT	GLAZING - STRIP	132-010231
3	098644-01-706	FT	WEATHERSTRIP - GLASS	171-010668
4	098644-01-713	EA	CLIP - SCREEN - METAL	226-016966
4	125582-01-701	EA	CLIP - SCREEN - PLASTIC	130-005153
5	098644-01-719	EA	STOP - SLIDER GLASS	132-014203
6	098644-01-710	FT	TRACK - SCREEN SPACER 12'	132-017135
7	098644-01-700	EA	LATCH - REPAIR KIT (BLACK)	B801-CK
7	098647-54-701	EA	LATCH - REPAIR KIT (RED)	B081-CK
8	098644-01-708	FT	CHANNEL - RUN PIERCED	122-016543
9	098644-01-711	FT	WEATHERSTRIP - SCREEN BLACK	171-016965
10	098644-13-700	EA	GLASS - STATIONARY	106-028698
11	098644-13-701	EA	GLASS - SLIDING W/SASH/LATCH	H702-G9
12	098644-13-702	EA	SCREEN ASM - W/SEALS/CLIPS	410-028663
13	098644-13-703	EA	RETAINER - TRIM	H702-60
	098644-01-717	FT	SPLINE - SCREEN	132-004716

WINDOW & VENTS GROUP (CONTINUED)
COMPONENT PARTS FOR WINDOW & VENT LAYOUT (CONTINUED)



098647-33-02A

KEY	PART NUMBER	U/M	DESCRIPTION	VENDOR NO.
1	098644-01-716	FT	PLUG - FILLER	132-014470
2	098644-01-705	FT	GLAZING - STRIP	132-010231
3	098644-01-706	FT	WEATHERSTRIP - GLASS	171-010668
4	098644-01-713	EA	CLIP - SCREEN - METAL	226-016966
4	125582-01-701	EA	CLIP - SCREEN - PLASTIC	130-0
5	098644-01-719	EA	STOP - SLIDER GLASS	132-014203
6	098644-01-710	FT	TRACK - SCREEN SPACER 12'	132-017135
7	098647-54-701	EA	LATCH - REPAIR KIT (RED)	B081-CK
8	098644-01-708	FT	CHANNEL - RUN PIERCED	122-016543
9	098644-01-711	FT	WEATHERSTRIP - SCREEN BLACK	171-016965
10	098647-33-702	EA	GLASS - STATIONARY	106-019297
11	098647-33-703	EA	GLASS-SLIDING W/SASH & LATCH	H425-G9
12	098647-33-704	EA	SCREEN ASM - W/SEALS & CLIPS	410-019134
13	098647-31-705	EA	RETAINER - TRIM	CH29-66
	098644-01-717	FT	SPLINE - SCREEN	132-004716

WINDOW & VENTS GROUP (CONTINUED)
COMPONENT PARTS FOR WINDOW & VENT LAYOUT (CONTINUED)

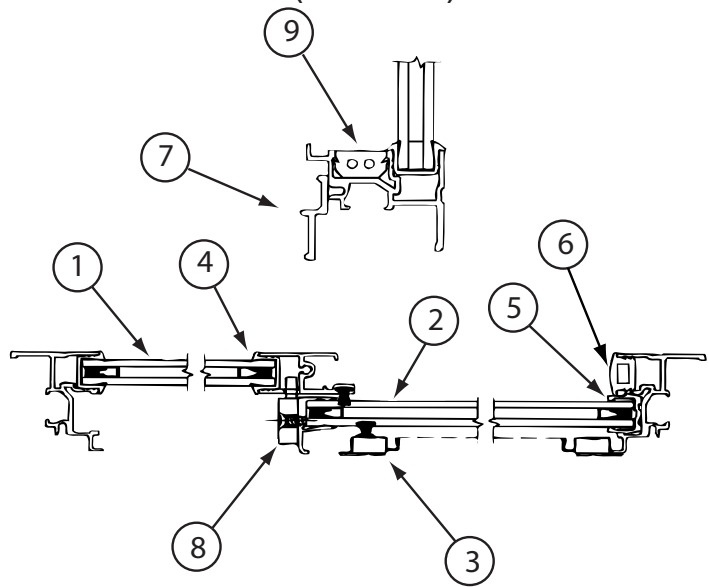
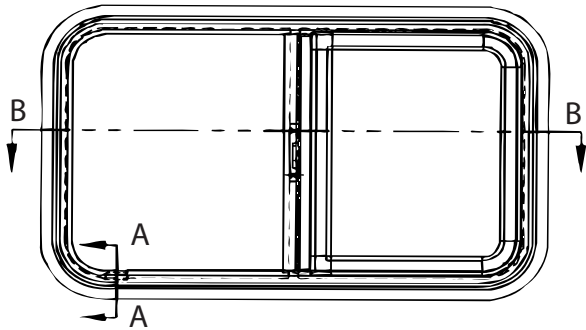
098647-47-02A

KEY	PART NUMBER	U/M	DESCRIPTION	VENDOR NO.
1	098644-01-716	FT	PLUG - FILLER	132-014470
2	098644-01-705	FT	GLAZING - STRIP	132-010231
3	098644-01-706	FT	WEATHERSTRIP - GLASS	171-010668
4	098644-01-713	EA	CLIP - SCREEN - METAL	226-016966
4	125582-01-701	EA	CLIP - SCREEN - PLASTIC	130-005153
5	098644-01-719	EA	STOP - SLIDER GLASS	132-014203
6	098644-01-710	FT	TRACK - SCREEN SPACER 12'	132-017135
7	098644-01-700	EA	LATCH - REPAIR KIT (BLACK)	B801-CK
7	098647-54-701	EA	LATCH - REPAIR KIT (RED)	B081-CK
8	098644-01-708	FT	CHANNEL - RUN PIERCED	122-016543
9	098644-01-711	FT	WEATHERSTRIP - SCREEN BLACK	171-016965
10	098647-47-700	EA	GLASS - STATIONARY	106-025224
11	098647-47-701	EA	GLASS-SLIDING W/SASH & LATCH	H493-G9
12	098647-47-702	EA	SCREEN ASM - W/SEALS & CLIPS	410-025226
13	098647-47-704	EA	RETAINER - TRIM	H493-66
	098644-01-717	FT	SPLINE - SCREEN	132-004716

098647-54-01A

KEY	PART NUMBER	U/M	DESCRIPTION	VENDOR NO.
1	098644-01-716	FT	PLUG - FILLER	132-014470
2	098644-01-705	FT	GLAZING - STRIP	132-010231
3	098644-01-706	FT	WEATHERSTRIP - GLASS	171-010668
4	098644-01-713	EA	CLIP - SCREEN - METAL	226-016966
4	125582-01-701	EA	CLIP - SCREEN - PLASTIC	130-0
5	098644-01-719	EA	STOP - SLIDER GLASS	132-014203
6	098644-01-710	FT	TRACK - SCREEN SPACER 12'	132-017135
7	098647-54-701	EA	LATCH - REPAIR KIT (RED)	B081-CK
8	098644-01-708	FT	CHANNEL - RUN PIERCED	122-016543
9	098644-01-711	FT	WEATHERSTRIP - SCREEN BLACK	171-016965
10	098647-47-700	EA	GLASS - STATIONARY	106-025224
11	098647-54-700	EA	GLASS-SLIDING W/SASH & LATCH	H666-G9
12	098647-47-702	EA	SCREEN ASM - W/SEALS & CLIPS	410-025226
13	098647-47-704	EA	RETAINER - TRIM	H493-66
	098644-01-717	FT	SPLINE - SCREEN	132-004716

WINDOW & VENTS GROUP (CONTINUED)
COMPONENT PARTS FOR WINDOW & VENT LAYOUT (CONTINUED)



098647-88-01A

KEY	PART NUMBER	U/M	DESCRIPTION	VENDOR NO.
1	098647-88-700	EA	GLASS - STATIONARY	106-037449
2	098647-88-701	EA	GLASS-SLIDING W/LATCH & HNDL	H996G9
3	098647-78-702	EA	SCREEN ASM	410-036304
4	098644-01-705	FT	GLAZING - STRIP	132-010231
5	098644-01-708	FT	CHANNEL - RUN PIERCED	122-016543
6	098644-01-716	FT	PLUG - FILLER	132-014470
7	098647-78-701	EA	RETAINER - TRIM	H996-66
8	098644-01-700	EA	LATCH - REPAIR KIT (BLACK)	B801-CK
9	098644-01-719	EA	STOP - SLIDER GLASS	132-014203

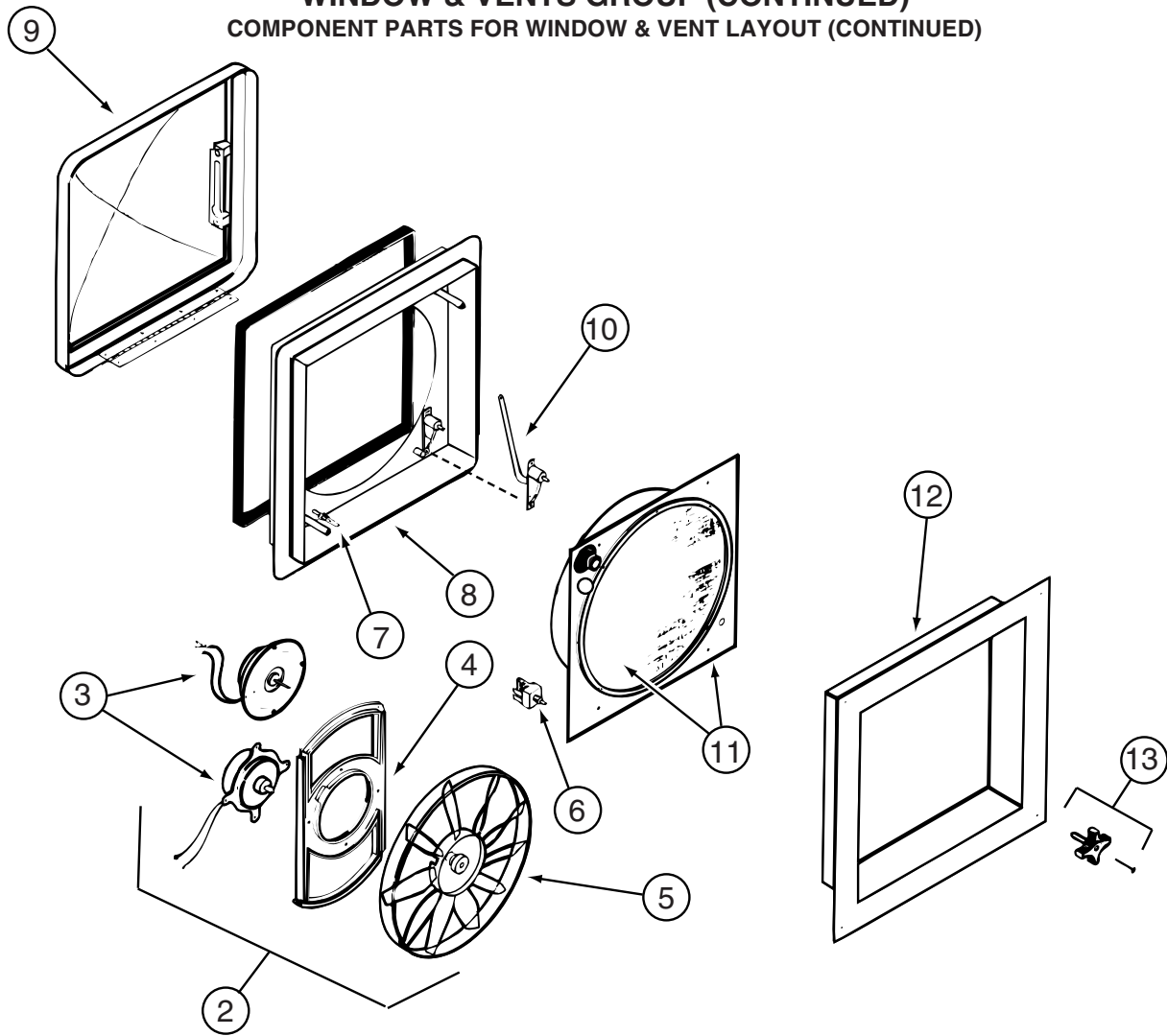
122882-01-01A

KEY	PART NUMBER	U/M	DESCRIPTION	VENDOR NO.
	064470-01-700	EA	COVER - VENT	J7291
	064470-01-701	EA	SLIDE BAR - VENT LID	JRP1291B
	122882-01-700	EA	HANDLE - CRANK - BLACK	90128
	122882-01-701	EA	SCREEN	JRP-1124-B
	122882-01-702	EA	HANDLE - CRANK - WHITE	JRP1031B

122882-02-01A, 122882-03-01A

KEY	PART NUMBER	U/M	DESCRIPTION	VENDOR NO.
	064470-01-700	EA	COVER - VENT	J7291
	064470-01-701	EA	SLIDE BAR - VENT LID	JRP1291B
	110051-03-700	EA	SWITCH-BLACK/PUSH BUTTON	27-0164
	122882-01-700	EA	HANDLE - CRANK - BLACK	90128
	122882-01-701	EA	SCREEN	JRP-1124-B
	122882-01-702	EA	HANDLE - CRANK - WHITE	JRP1031B

WINDOW & VENTS GROUP (CONTINUED)
COMPONENT PARTS FOR WINDOW & VENT LAYOUT (CONTINUED)




123780-03-01A

KEY	PART NUMBER	U/M	DESCRIPTION	VENDOR NO.
2	084079-11-700	EA	MOTOR & FAN BLADE W/BRACKET	K4017-09
3	084079-01-705	EA	MOTOR/EXT BRKT/FAN BLADE KIT	1080-00
4	084079-01-711	EA	MOTOR MOUNT (BOWTIE)	1015-00
5	084079-01-704	EA	BLADE-FAN	1138-00
6	084079-01-709	EA	SWITCH - MAIN - 3 SPEED	1031-05
7	084079-01-707	EA	SWITCH - SAFETY	1122-05
8	123780-05-700	EA	BASE/MAIN-BRT WHT W/GASKET	1010-81
9	123780-01-700	EA	COVER - VENT W/HINGE & SLIDE	1020K-81
10	009440-01-000	EA	GEAR-ARM-ROOF VENT	705221K38
11	123780-03-701	EA	SCREEN ASM 78-100MM W/SWITCH	1030BT-81
12	123780-03-700	EA	GARNISH - INT. 3"-4" BRT/WHT	2040-81
13	084079-01-703	EA	KNOB-LIFT	1140K-00
	084079-01-706	EA	PLUG, 12 VOLT	1090
	123780-01-702	EA	SCREEN INSERT (SCREEN RING)	K1035-81

CONTACT WINNEBAGO PART SALES FOR UNLISTED COMPONENT(S)

WINDOW & VENTS GROUP (CONTINUED)
COMPONENT PARTS FOR WINDOWS & VENT LAYOUT (CONTINUED)

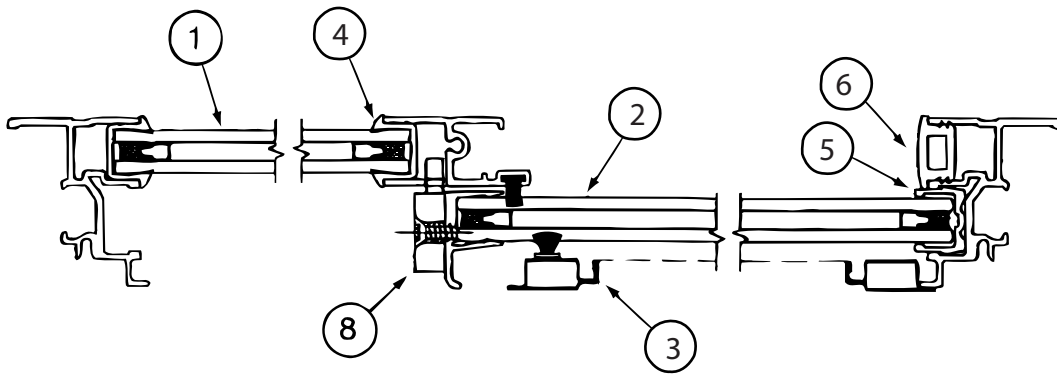


123780-26-01A

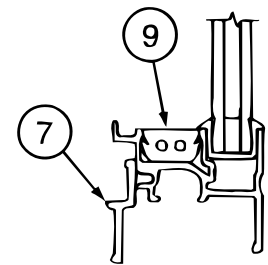
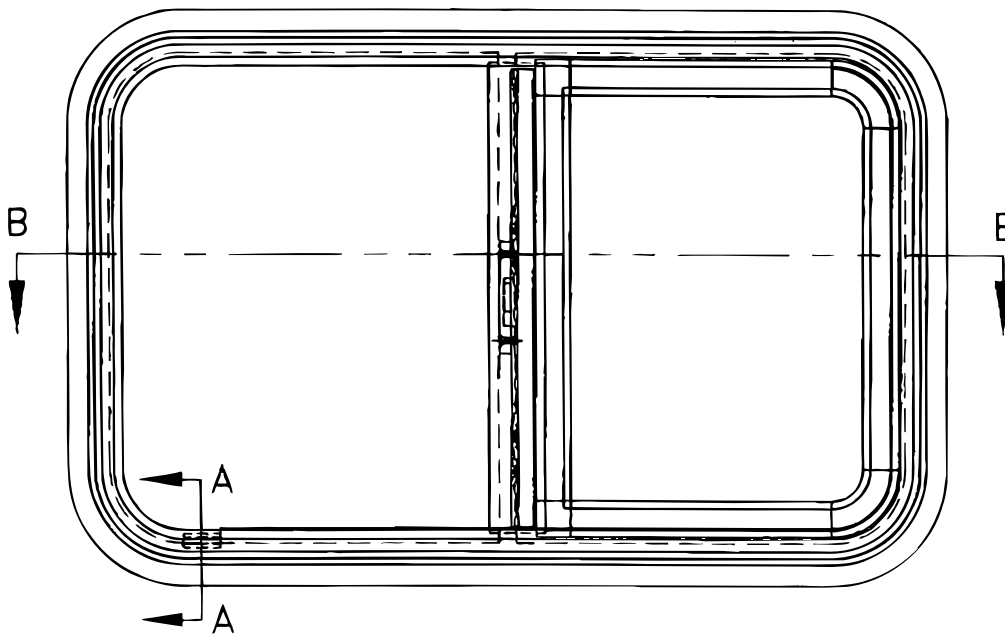
KEY	PART NUMBER	U/M	DESCRIPTION	VENDOR NO.
1	123780-22-700	EA	COVER - VENT W/HINGE & SLIDE	K8020-81
2	123780-26-700	EA	MOTOR & FAN BLADE W/BACKET	XK8017-03 PANCAKE
3	123780-26-701	EA	BLADE/FAN - 12" OPAQUE WHT	8138-81 - 7MM
4	123780-22-701	EA	SEAL/RUBBER-4 1/2' W/GLUE	K1144-09
5	123780-22-702	EA	BASE/MAIN - W/LOCK/SEAL/ARM	XK8010-81 CLAMP STY
6	084079-01-707	EA	SWITCH - SAFETY	1122-05
7	084079-01-702	EA	ARM LIFT ASSEMBLY, MANUAL	101105
8	123780-22-703	EA	SCREEN KIT W/RING/ARM/LOCK	XK1220-81
9	084079-01-709	EA	SWITCH - MAIN - 3 SPEED	1031-05
13	123780-21-700	EA	FUSE HOLDER W/4 AMP FUSE	K9018-09
15	123780-16-700	EA	KNOB-BLK/AUTOMATIC LIFT MTR	K1140-09
16	123780-21-703	EA	SCREEN - POP N LOCK	2035-81
17	123780-22-704	EA	TRAVEL LOCK ASSEMBLY	4021-09
22	123780-22-705	EA	GARNISH-3 1/2"CLAMP STY-WHT	XK2040-81

CONTACT WINNEBAGO PART SALES FOR UNLISTED COMPONENT(S)

WINDOW & VENTS GROUP (CONTINUED)
COMPONENT PARTS FOR WINDOW & VENT LAYOUT (CONTINUED)



CROSS SECTION B-B



CROSS SECTION
A-A

150648-01-01A

KEY	PART NUMBER	U/M	DESCRIPTION	VENDOR NO
1	150648-01-705	EA	GLASS - STATIONARY	390-028313
2	150648-01-706	EA	GLASS-SLIDING W/SASH & LATCH	FH3003G8
3	150648-01-702	EA	SCREEN ASM	410-031156
4	112795-01-705	FT	VINYL - GLAZING	132-027331
5	151069-01-700	EA	CHANNEL-RUN, SLIDING	122-030627
6	150648-01-703	EA	PLUG - FILLER	132-030308
7	150648-01-707	EA	RETAINER - TRIM	H493-67
8	150648-01-700	EA	LATCH-HORIZONTAL SLIDE-BLK	FH3000-CK
8	150648-01-701	EA	LATCH-HORIZONTAL SLIDE-RED	FH3003-CK
9	150648-01-704	EA	SLIDE STOP	132-030866
	150649-05-702	FT	FIN SEAL-F/LOCKING RAIL-BLK	171-06234

WINDOW & VENTS GROUP (CONTINUED)
COMPONENT PARTS FOR WINDOW & VENT LAYOUT (CONTINUED)

150648-04-01A, 150648-05-01A

KEY	PART NUMBER	U/M	DESCRIPTION	VENDOR NO
1	112795-72-700	EA	GLASS - STATIONARY	390-028307
2	150648-04-700	EA	GLASS-SLIDING W/SASH & LATCH	FH3002G8
3	150648-05-700	EA	SCREEN ASM	410-031158
4	112795-01-705	FT	VINYL - GLAZING	132-027331
5	151069-01-700	EA	CHANNEL-RUN, SLIDING	122-030627
6	150648-01-703	EA	PLUG - FILLER	132-030308
7	150648-05-701	EA	RETAINER - TRIM	CH29-67
8	150648-01-700	EA	LATCH-HORIZONTAL SLIDE-BLK	FH3000-CK
8	150648-01-701	EA	LATCH-HORIZONTAL SLIDE-RED	FH3003-CK
9	150648-01-704	EA	SLIDE STOP	132-030866
	150649-05-702	FT	FIN SEAL-F/LOCKING RAIL-BLK	171-062348

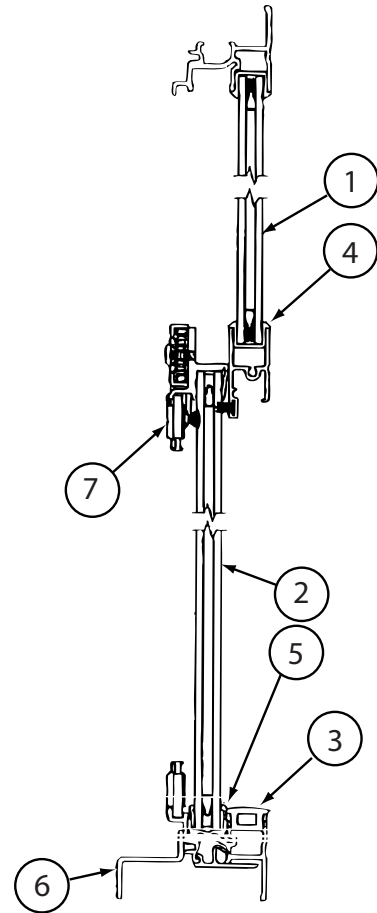
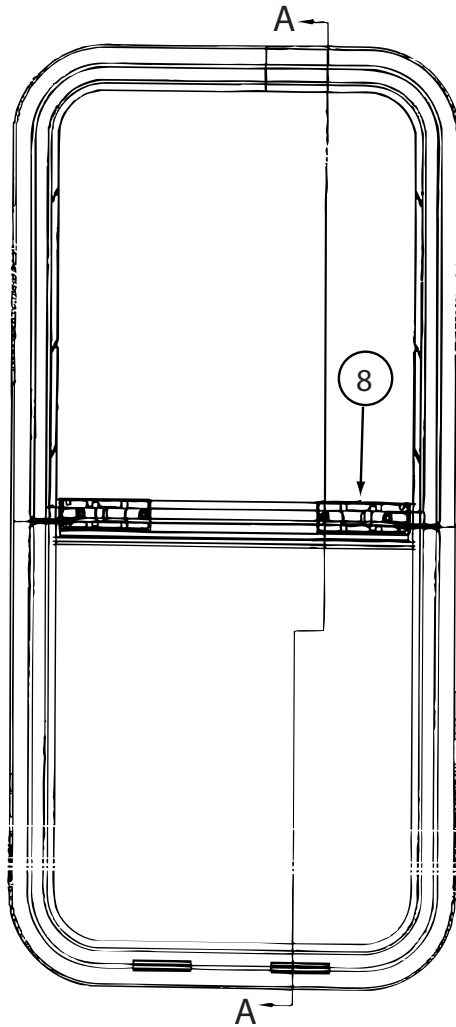
150648-07-01A, 150648-22-01A

KEY	PART NUMBER	U/M	DESCRIPTION	VENDOR NO
1	150648-07-701	EA	GLASS - STATIONARY	390-028314
2	150648-07-700	EA	GLASS-SLIDING W/SASH & LATCH	FH3000G8
3	150648-01-702	EA	SCREEN ASM	410-031156
4	112795-01-705	FT	VINYL - GLAZING	132-027331
5	151069-01-700	EA	CHANNEL-RUN, SLIDING	122-030627
6	150648-01-703	EA	PLUG - FILLER	132-030308
7	150648-01-707	EA	RETAINER - TRIM	H493-67
8	150648-01-700	EA	LATCH-HORIZONTAL SLIDE-BLK	FH3000-CK
8	150648-01-701	EA	LATCH-HORIZONTAL SLIDE-RED	FH3003-CK
9	150648-01-704	EA	SLIDE STOP	132-030866
	150649-05-702	FT	FIN SEAL-F/LOCKING RAIL-BLK	171-062348

150648-31-01A/02A, 150648-32-01A

KEY	PART NUMBER	U/M	DESCRIPTION	VENDOR NO
1	150648-31-700	EA	GLASS - STATIONARY	390-036848
2	150648-31-701	EA	GLASS-SLIDING W/PULL & LATCH	FH3093G8
3	150648-31-702	EA	SCREEN ASM	410-036850
4	112795-01-705	FT	VINYL - GLAZING	132-027331
5	151069-01-700	FT	CHANNEL-RUN, SLIDING	122-030627
6	150648-01-703	FT	PLUG - FILLER	132-030308
7	150648-31-703	EA	RETAINER - TRIM	H3093-67
8	150658-01-700	EA	LATCH-HORIZONTAL SLIDE-BLK	FH3000-CK
8	150648-01-701	EA	LATCH-HORIZONTAL SLIDE-RED	FH3003-CK
9	150648-01-704	EA	SLIDE STOP	132-030866
	150649-05-702	FT	FIN SEAL-F/LOCKING RAIL-BLK	171-062348

WINDOW & VENTS GROUP (CONTINUED)
COMPONENT PARTS FOR WINDOW & VENT LAYOUT (CONTINUED)



CROSS SECTION A-A

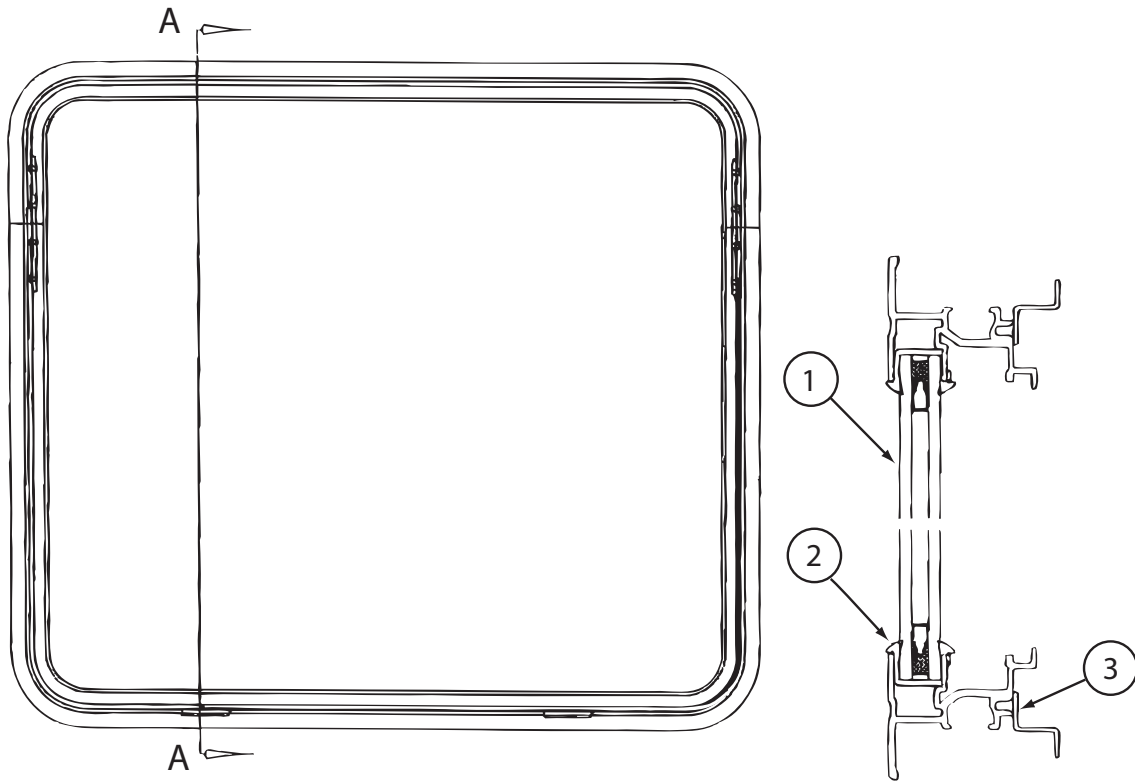
150649-01-01A/02A

KEY	PART NUMBER	U/M	DESCRIPTION	VENDOR NO
1	150649-01-705	EA	GLASS - STATIONARY	390028346
2	150649-01-704	EA	GLASS-SLIDING W/PULL & LATCH	FH3016G8
3	150648-01-703	FT	PLUG - FILLER	132-030308
4	112795-01-705	FT	VINYL - GLAZING	132-027331
5	151069-01-700	FT	CHANNEL-RUN, SLIDING	122-030627
6	150649-01-703	EA	RETAINER - TRIM	CH02-67
7	150649-01-702	EA	SCREEN ASM	410-035464
8	150649-01-700	EA	LATCH-VERTICLE SLIDE-BLK	FH3016-CK

150649-07-01A

KEY	PART NUMBER	U/M	DESCRIPTION	VENDOR NO
1	150649-07-700	EA	GLASS - STATIONARY	390-028662
2	150649-07-702	EA	GLASS-SLIDING W/PULL & LATCH	FH3052G8
3	150648-01-703	FT	PLUG - FILLER	132-030308
4	112795-01-705	FT	VINYL - GLAZING	132-027331
5	151069-01-700	FT	CHANNEL-RUN, SLIDING	122-030627
6	150649-07-703	EA	RETAINER - TRIM	H702-61
7	150649-07-701	EA	SCREEN ASM	410-035475
8	150649-01-700	EA	LATCH-VERTICLE SLIDE-BLK	FH3016-CK

WINDOW & VENTS GROUP (CONTINUED)
COMPONENT PARTS FOR WINDOW & VENT LAYOUT (CONTINUED)

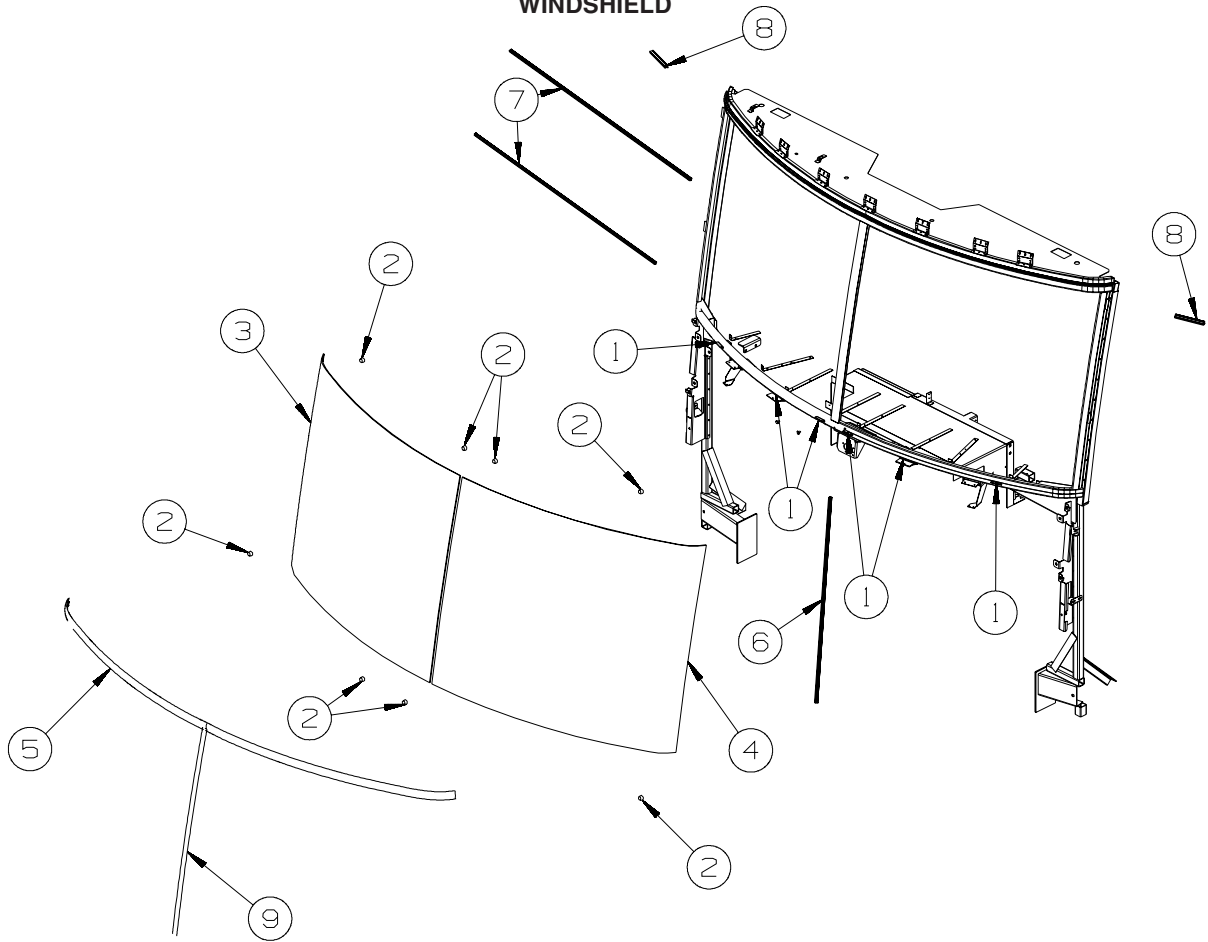


CROSS SECTION A-A

KEY	PART NUMBER	U/M	DESCRIPTION	150651-01-01A/03A	VENDOR NO
1	113733-10-700	EA	GLASS-STATIONARY		390-028306
2	112795-01-705	FT	VINYL - GLAZING		132-027331
3	150651-01-700	EA	RETAINER - TRIM		H416-67

WINDSHIELD & WIPER GROUP

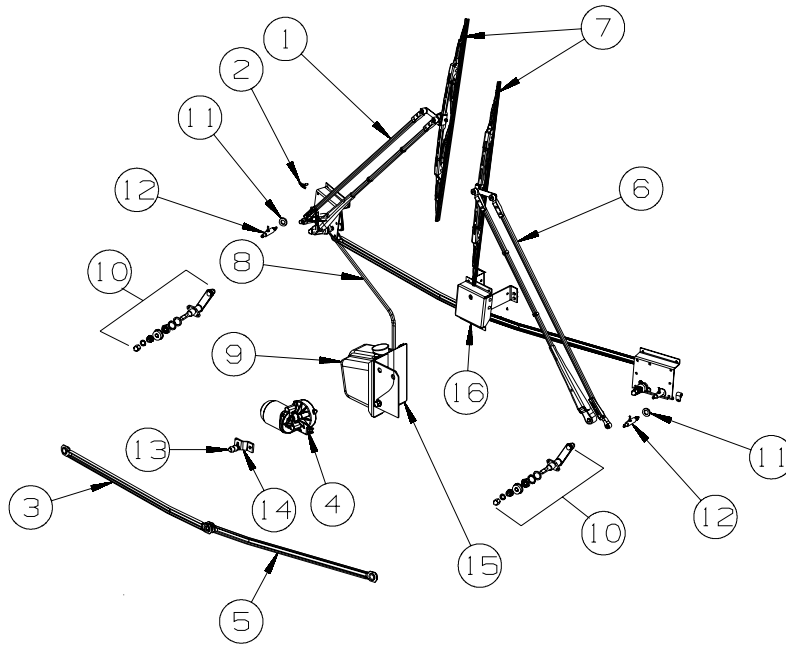
WINDSHIELD



KEY	PART NUMBER	U/M	DESCRIPTION
1	002328-03-000	EA	BLOCK - WINDSHIELD - .125" X .5" X .98"
2	081914-02-000	EA	BUMPER - RUBBER - ROUND - 5/16" DIA. X 13/64" THICK
3	124328-01-000	EA	WINDSHIELD - PASSENGER - 52" X 41" (CURVED)
4	124328-02-000	EA	WINDSHIELD - DRIVER - 52" X 41" (CURVED)
5	120533-01-000	FT	MOLDING - REVEAL - WINDSHIELD
6	127862-06-000	EA	CARRIER/REVEAL - WINDSHIELD - 41.9"
7	127862-01-000	EA	CARRIER/REVEAL - WINDSHIELD - 47.2"
8	127862-01-045	EA	CARRIER/REVEAL - WINDSHIELD - 47.2"
9	159729-01-01A	FT	MOLDING - REVEAL - WINDSHIELD - SOLD BY THE FOOT
			FROM: 00-00-00 THRU: 12-30-07
9	159729-02-01A	FT	MOLDING - REVEAL - WINDSHIELD - 44" - SOLD AS EACH
			FROM: 12-31-07 THRU: 99-99-99

WINDSHIELD & WIPER GROUP (CONTINUED)

WIPER



KEY	PART NUMBER	U/M	DESCRIPTION
1*	149402-03-000	EA	ARM - WINDSHIELD WIPER/PANTOGRAPH - RIGHT HAND - 28"
2	146486-01-000	EA	TEE - PLASTIC - 5/32" X 5/32" X 5/32"
3	149403-01-000	EA	LINK/CONNECTING-WINDSHIELD WIPER - CLOSED/CLOSED - 24"
4	149409-01-000	EA	MOTOR - WINDSHIELD WIPER - DYNAMIC PARK
5	149403-02-000	EA	LINK/CONNECTING-WINDSHIELD WIPER - OPEN/CLOSED GROMMET-24"
6*	149402-04-000	EA	ARM - WINDSHIELD WIPER/PANTOGRAPH - LEFT HAND - 28"
7	149399-01-000	EA	BLADE - WINDSHIELD WIPER - 24"
8	045794-01-000	FT	HOSE - WINDSHIELD WASHER - 5/32"ID - BLACK
9	117766-02-000	EA	RESERVOIR/PUMP - WINDSHIELD WASHER
10*	149401-02-000	EA	SHAFT/PIVOT - WINDSHIELD WIPER - 4.1" OVERALL
11	110742-03-000	EA	GASKET - WIPER ADAPTER SHAFT
12	145698-01-01A	EA	SHAFT/IDLER - PANTOGRAPH - W/WASHER DIVERTER - STAINLESS
13	149395-01-000	EA	STUD/DOUBLE BALL CRANK - WIPER MOTOR
14	149408-01-000	EA	ARM - DRIVE/WIPER MOTOR
15	156697-01-02B	EA	BRACKET - F/RESERVOIR - E-COATED - FORD
16	157842-01-02B	EA	BRACKET - WIPER SUPPORT - E-COATED

*COMPONENT PARTS LISTED LATER IN THIS GROUP

COMPONENT PARTS FOR WIPER

149401-01-000,149401-02-000

KEY	PART NUMBER	U/M	DESCRIPTION	VENDOR NO.
	096505-02-703	EA	NUT/ACORN - HD W/.687 BRL	51065-40-NT27WC
	149401-01-700	EA	HARDWARE PKG - F/SHAFT&PIVOT	PSHWKIT
	149401-01-701	EA	SEAL CAP/RUBBER GROMMET	300749

149402-03-000 & 149402-04-000

KEY	PART NUMBER	U/M	DESCRIPTION	VENDOR NO.
	149402-03-700	EA	WASHER NOZZLE KIT W/HDWR	19476
	149402-03-701	EA	COVER/CAP - BLACK	200342