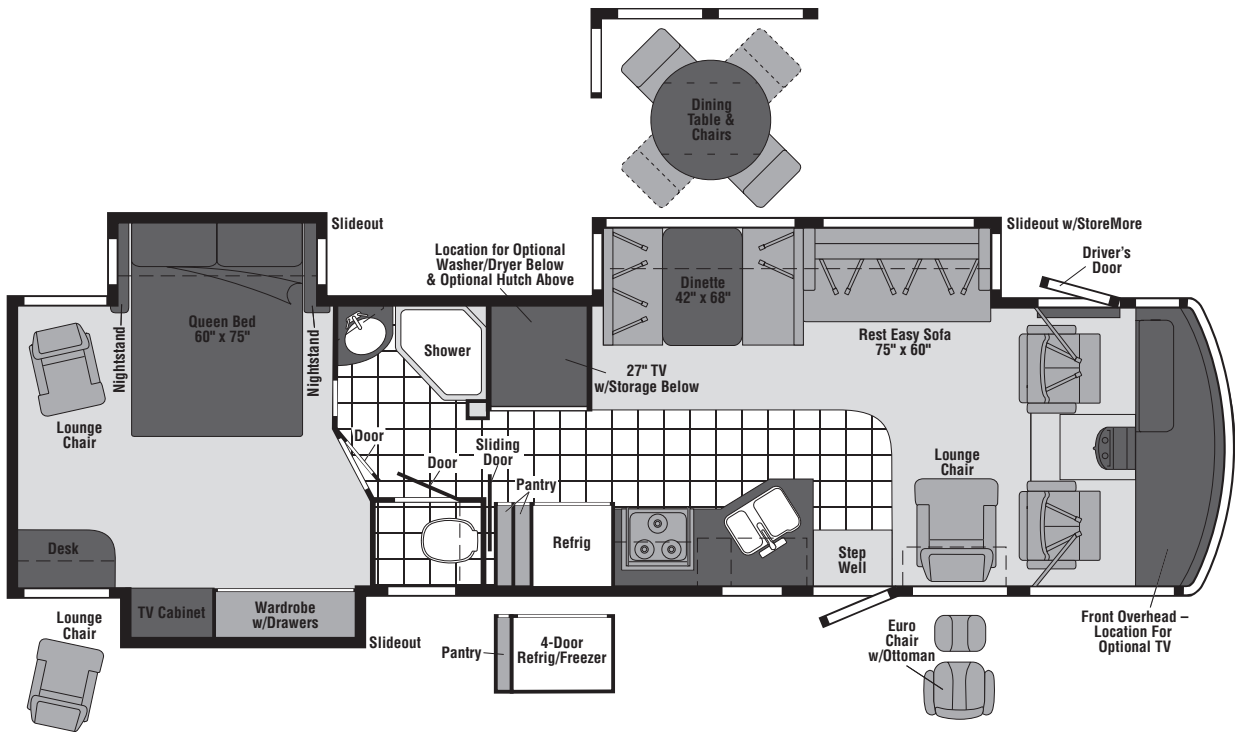


2007
ADVENTURER
WPG37B
G-SERIES
CONCERT CHERRY
 U90 LIGHT BOX
 UM1 LIGHT BOX
 U94 LAKESIDE
 UM2 LAKESIDE
 U98 SAHARA SUN
 UM3 SAHARA SUN
WASHED MAPLE
 U91 LIGHT BOX
 U95 LAKESIDE
 U99 SAHARA SUN
SIERRA MAPLE
 U92 LIGHT BOX
 U96 LAKESIDE
 U00 SAHARA SUN
DASH ACCENT COLORS
 U90, U91, U92, UM1 - RIVERSTONE
 U94, U95, U96, U98, U99, U00, UM2, UM3 - CASHMERE



FLOORPLAN

CONTENTS

FLOORPLAN	1
ACCESSORIES GROUP	6
OPERATORS MANUAL	6
AUDIO VIDEO GROUP	7
RADIO SYSTEM	7
REAR MONITOR	7
COMPONENT PARTS FOR REAR MONITOR	8
144677-10-01A	8
144677-11-01A	8
144677-10-02A & 144677-11-02A	8
CABINET & APPLIANCE GROUP	9
CABINET & APPLIANCE LAYOUT	9
COMPONENT PARTS FOR CABINET & APPLIANCE LAYOUT	24
119267-12-02A	24
119267-15-01A	24
119267-17-01A	24
120075-12-01A, 120075-13-01A, 120075-14-01A, 120075-15-01A	25
120075-23-01A	31
121569-05-01A, 121569-06-01A, 121569-07-01A	37
125242-03-02A	42
125242-05-02A	51
126022-01-01A, 126022-02-01A, 126022-03-01A	57
135065-03-01A, 135065-03-03A, 135065-04-01A	58
151277-03-01A, 151279-01-01A, 151279-02-01A/02A, 151279-03-01A	60
CHASSIS GROUP	63
FRAME	63
FRONT END	65
DRIVETRAIN	67
EXHAUST	68
FUEL	71
HYDRAULIC LEVELING	72
COMPONENT PARTS FOR HYDRAULIC LEVELING	73
100536-57-000	73
100536-60-000	73
153452-18-000	73
153452-19-000	73
153452-20-000	74
153452-21-000	74
WHEEL, TIRE, COVERS &/OR LINERS	75
COMPONENT PARTS FOR WHEEL, TIRE, COVERS &/OR LINERS	75
145580-02-000	75
150723-01-000	75
BRAKE	75
BRAKELINE	75
CURTAIN & CUSHION GROUP	76
NOTICE	76
CUSHION LAYOUT	77
COMPONENT PARTS FOR CUSHION LAYOUT	78
155369-01-T77	78
BUCKET SEATS	79
COMPONENT PARTS FOR BUCKET SEATS	80
122611-02-000	80
LOUNGE CHAIR	81
SOFA	82
COMPONENT PARTS FOR SOFA	86
136534-02-000, 136534-03-000, 136534-13-000, 136534-15-000	86
136534-17-000	86
WINDOW TREATMENT	87
COMPONENT PARTS FOR WINDOW TREATMENT	89
147460-05-T77	89
HARDWARE	90
FABRICS	92

CONTENTS (CONTINUED)

DRIVERS COMPARTMENT GROUP	93
DASH	93
MOTOR COVER	95
BEVERAGE TRAY	96
FRONT INTERIOR	97
COMPONENT PARTS FOR FRONT INTERIOR	102
091990-08-01A	102
147767-01-000, 147767-02-000	102
CABINETS	103
ELECTRICAL GROUP	107
110V BODY WIRING	107
12V BODY WIRING	109
12V BODY WIRING	114
EXTERIOR LAMPS	115
FRONT END	117
FRONT TV/VCR	119
SIDE TV/VCR	120
COMPONENT PARTS FOR WIRING	123
076319-23-000	123
076319-25-000	123
087694-01-000	124
093575-23-03A	124
097917-01-06A	124
108354-01-01A	124
121935-01-01A	124
123775-01-02A	124
086280-01-000	124
133004-05-01A	125
135420-20-000	125
137135-02-000	126
137417-01-01A, 137417-03-01A	127
137417-02-01A	127
137417-05-01A	127
137417-06-01A	127
141454-03-01A	127
146048-01-01A	128
146298-02-000	128
149040-02-000	128
149040-03-000	128
149049-01-000, 149049-02-000	128
153464-03/06-01A	128
154548-01-000	128
155619-01-000	128
156413-01-01A	128
158836-01-000	128
CIRCUIT BREAKERS, FUSES & RELAYS	129
CONVERTER, INVERTER, LOAD CENTERS	129
BOXES & CORDS	130
WIRE ASSEMBLIES	130
CONNECTORS & CONDUIT	131
CHASSIS	133
EXTERIOR BODY GROUP	134
GRAPHICS & PAINT	134
PANELS & TRIMS	137
COMPONENT PARTS FOR PANELS & TRIMS	140
142721-01-01A, 142721-02-01A	140
142721-01-02A, 142721-02-02A	140
FRONT END	141
LADDER	142
STRUCTURAL COMPONENTS	143
AWNINGS	143

CONTENTS (CONTINUED)

EXTERIOR DOORS & COMPARTMENTS GROUP	144
DOOR & COMPARTMENT LAYOUT	144
COMPONENT PARTS FOR DOOR & COMPARTMENT LAYOUT	150
084103-08-000	150
110506-A1-000, 110506-A2-000, 110506-26-000, 110506-27-000, 110506-36-000	150
142226-02-01A	150
143709-02-01A	150
COMPARTMENT DOOR PIECE PARTS	151
DRIVERS	153
COMPONENT PARTS FOR DRIVERS	154
108354-01-01A	154
125581-09-01A	154
ENTRY	156
SCREEN	157
LATCH - ENTRY	158
EXTERIOR SLIDEOUT GROUP	159
LEFT FRONT	159
COMPONENT PARTS FOR LEFT FRONT	163
100536-58-000	163
151323-01-000 , 151323-02-000, 151323-03-000	163
152553-01-000, 152553-02-000	163
152553-03-000	163
153651-02-01A	163
153651-04-01A	163
RIGHT REAR	164
COMPONENT PARTS FOR RIGHT REAR	166
100536-59-000	166
147573-01-000	166
LEFT REAR	167
COMPONENT PARTS FOR LEFT REAR	170
100536-51-000	170
156042-01-000	170
GENERATOR GROUP	171
GAS	171
HEATING & A/C GROUP	172
AUTOMOTIVE	172
COMPONENT PARTS FOR AUTOMOTIVE	174
103930-44-000	174
103930-45-000	174
103930-46-000	174
103930-47-000	174
103930-49-000	174
103930-55-000	176
FURNACE	177
COMPONENT PARTS FOR FURNACE	178
143563-01-000	178
143563-02-000	180
REAR HEATER	182
COMPONENT PARTS FOR REAR HEATER	182
147610-01-000	182
CENTRAL	183
COMPONENT PARTS FOR CENTRAL	185
105620-12-000	185
INTERIOR FINISH GROUP	187
MOLDINGS & TRIMS	187
PANELING & LAMINATES	195
INTERIOR TRIM LAYOUT	196
COMPONENT PARTS FOR INTERIOR TRIM LAYOUT	199
094499-02-000	199
158076-03-01A	200
FLOOR COVERINGS	201
HARDWARE	202

CONTENTS (CONTINUED)

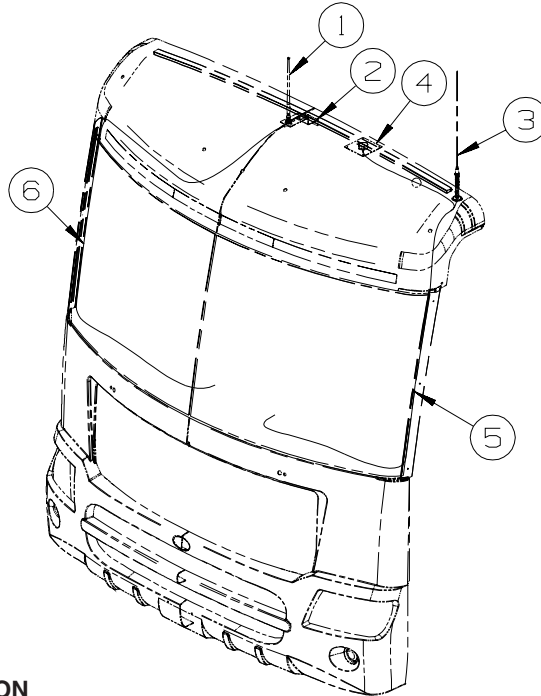
LABELS GROUP	208
LP GROUP	212
LP SYSTEM	212
COMPONENT PARTS FOR LP SYSTEM	212
144116-01-000	212
SEALANTS & FASTENERS GROUP	213
SEALANTS & ADHESIVES	213
BOLTS, NUTS AND WASHERS	214
SCREWS	216
CLAMPS, CLIPS, GROMMETS, RIVETS & PLUGS	219
MISCELLANEOUS FASTENERS	220
WATER & SEWAGE GROUP	221
DRAINAGE SYSTEM	221
COMPONENT PARTS FOR DRAINAGE SYSTEM	223
062415-01-000	223
144728-01-000	223
152829-01-01A	223
WATER SYSTEM	224
COMPONENT PARTS FOR WATER SYSTEM	230
098607-01-000	230
103635-01-000	230
123744-03-01A	230
125420-01-02A, 125420-01-03A, 125420-03-03A, 125420-04-03A	230
129390-03-02A	230
144215-01-000	230
144596-01-01A	231
145541-01-000	231
WINDOW & VENTS GROUP	232
WINDOW & VENT LAYOUT	232
COMPONENT PARTS FOR WINDOW & VENT LAYOUT	234
123780-10-01A	234
150648-04-01A, 150648-05-01A	235
150648-07-01A, 150648-22-01A	236
150649-02-01A	236
150649-08-01A	237
150649-12-01A	237
150649-18-01A	237
150649-19-01A	237
150651-07-01A	238
150656-05-01A	239
150656-08-01A	240
150656-13-01A	241
151072-01-01A	242
151073-01-01A	243
151074-01-01A	243
161452-02-01A	244
161452-03-01A	244
161452-07-01A	244
WINDSHIELD & WIPER GROUP	245
WINDSHIELD	245
WIPER	246
COMPONENT PARTS FOR WIPER	246
149401-03-000	246
149402-03-000 & 149402-04-000	246

ACCESSORIES GROUP
OPERATORS MANUAL

KEY	PART NUMBER	U/M	DESCRIPTION
	156250-01-000	DW	TOP LEVEL-G,2007
	129079-01-01A	EA	CASE - VINYL/BLACK-EXPANDABLE ACCORDION SIDES-7"WX9"HX14"L FROM: 00-00-00 THRU: 07-09-06
	129079-04-01A	EA	CASE - VINYL/BLK-EXPANDABLE ACCORDION SIDES-11"WX9"HX14"L FROM: 07-10-06 THRU: 07-30-06
	159842-01-01A	EA	CASE - VINYL - F/MANUALS - W/SLEEVES - BLACK FROM: 07-31-06 THRU: 99-99-99
	132000-06-007	EA	MANUAL/OWNER - ADVENTURER - 2007
	132001-13-007	EA	GUIDE/BASIC OPERATOR - AUDIO/VIDEO - G SERIES - 2007
	158603-07-007	EA	MANUAL/OWNER - SUPPLEMENT - G-SERIES - 2007

AUDIO VIDEO GROUP RADIO SYSTEM

KEY	PART NUMBER	U/M	DESCRIPTION
	135420-07-000	EA	MOUNTING KIT - RADIO - A-BODY
	135420-19-000	EA	REMOTE CONTROL/RADIO (CREDIT CARD SIZE)
	135420-18-000	EA	REMOTE CONTROL/RADIO (STEERING WHEEL MOUNT)
	135420-15-000	EA	RADIO-AM/FM/CD/SIRIUS SATELLITE READY/IR REMOTE
	135420-14-000	EA	RECEIVER (EYE) - INFRARED
	148134-01-000	EA	CHANGER - COMPACT DISC - SANYO EAX-510 - CD CHANGER



KEY	PART NUMBER	U/M	DESCRIPTION
1	090944-02-000	EA	ANTENNA - RADIO - 16" RUBBER - W/O LEAD WIRE
2	115916-01-01B	EA	BRACKET - ANTENNA MOUNT
3	NA	EA	ANTENNA - CB - W/O CABLE
4	158494-01-000	EA	ANTENNA/SATELLITE - RADIO/SIRIUS
5	NA	EA	CABLE - CB - COAX
6	090944-03-000	EA	CABLE - ANTENNA

REAR MONITOR

KEY	PART NUMBER	U/M	DESCRIPTION
	136514-02-000	EA	CABLE - MONITOR/CAMERA
	144677-06-000	EA	MONITOR/BLACK & WHITE - 7" - 3 PIN/MECH CONTROLS - RESIZED
	144677-08-000	EA	MONITOR/BLACK & WHITE - 7" - W/O SIDE CAMERAS/WIRE ASM/CABLE - VIDEO CAMERA SYSTEM
	144677-04-000	EA	CAMERA - REAR VIEW W/BRACKET - BLACK & WHITE - VBCS150
*	144677-10-01A	EA	CAMERA - REAR VIEW - WALL MOUNT/RIGHT - BRIGHT WHITE - VIDEO CAMERA SYSTEM
*	144677-10-02A	EA	CAMERA - REAR VIEW - WALL MOUNT/RIGHT - PRIMED - VIDEO CAMERA SYSTEM/FULL BODY PAINT
*	144677-11-01A	EA	CAMERA - REAR VIEW - WALL MOUNT/LEFT - BRIGHT WHITE - VIDEO CAMERA SYSTEM
*	144677-11-02A	EA	CAMERA - REAR VIEW - WALL MOUNT/LEFT - PRIMED - VIDEO CAMERA SYSTEM/FULL BODY PAINT
	144677-12-000	EA	CABLE - MONITOR/CAMERA - 12' - VIDEO CAMERA SYSTEM
	098819-01-000	EA	SPEAKER - 4" - 2 WATT - 8 OHM
	093214-01-04A	EA	GRILLE - SPEAKER - 4" - RVERSTONE
	093214-01-05A	EA	GRILLE - SPEAKER - 4" - CASHMERE
	114870-01-000	EA	PLUG - AUDIO W/LEADS - 48.5"

***COMPONENT PARTS LISTED LATER IN THIS GROUP**

AUDIO VIDEO GROUP (CONTINUED)
COMPONENT PARTS FOR REAR MONITOR

144677-10-01A

KEY	PART NUMBER	U/M	DESCRIPTION	VENDOR NO.
	144677-10-700	EA	HOUSING/CAMERA-RT/LT-WHITE	SIDHSGWHT
	144677-10-702	EA	SERVICE PACK-SCREW COVER	PSVCSIDHSGWHT
	144677-10-703	EA	ERVICE PACK-SCREW COVER	PSVCSIDHSGGPR

144677-11-01A

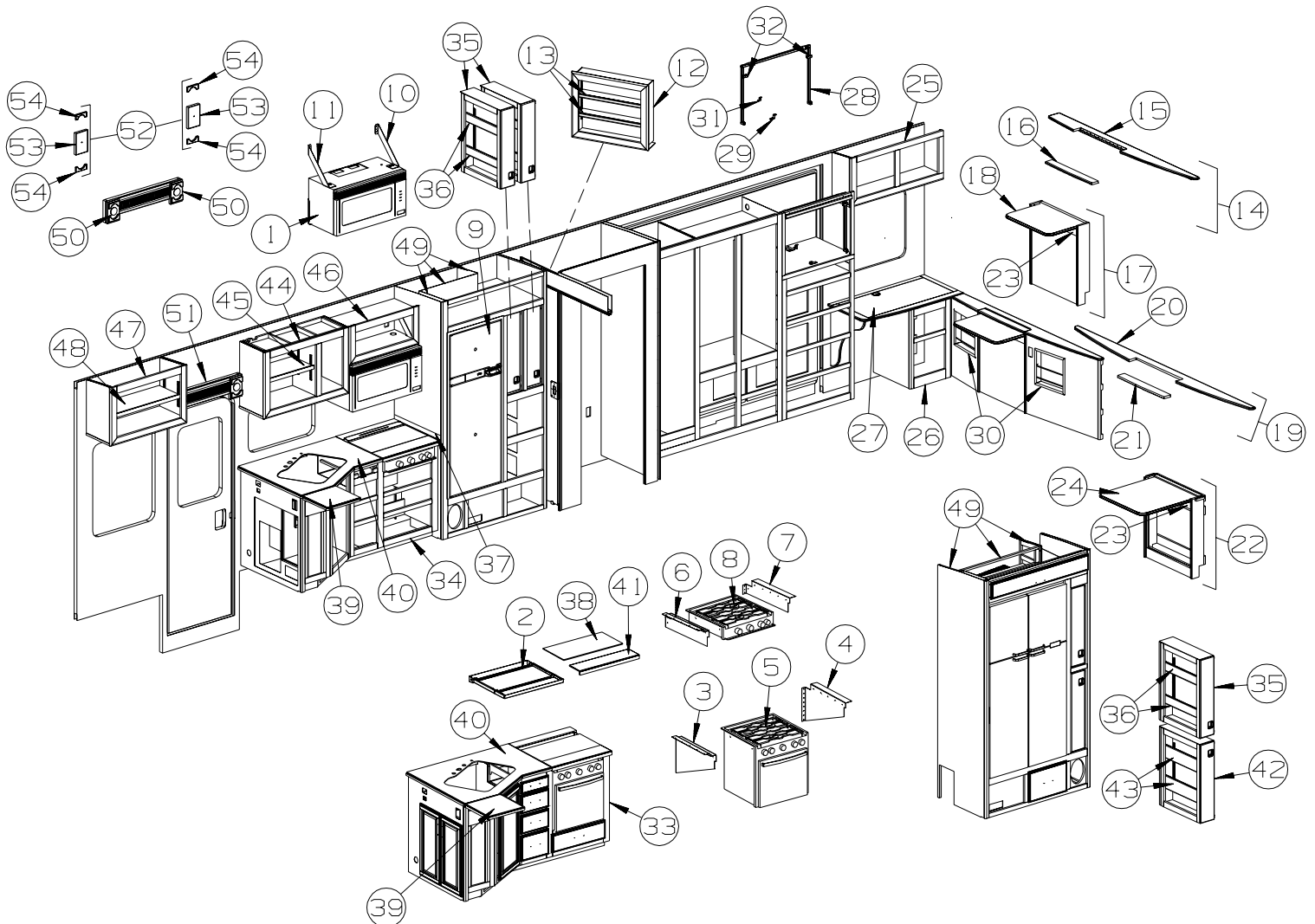
KEY	PART NUMBER	U/M	DESCRIPTION	VENDOR NO.
	144677-10-700	EA	HOUSING/CAMERA-RT/LT-WHITE	SIDHSGWHT

144677-10-02A & 144677-11-02A

KEY	PART NUMBER	U/M	DESCRIPTION	VENDOR NO.
	144677-10-701	EA	HOUSING/CAMERA-RT/LT-PRIMED	SIDHSGGTR

CABINET & APPLIANCE GROUP

CABINET & APPLIANCE LAYOUT



KEY	PART NUMBER	U/M	DESCRIPTION
1*	119267-15-01A	EA	OVEN - MICROWAVE/NON/CONVECTION W/HOOD US
	119267-14-000	EA	VENT - KIT - F/1510
1*	119267-12-02A	EA	OVEN - MICROWAVE/CONVECTION W/HOOD US - #R-1874 - CONVECTION OVEN FROM: 00-00-00 THRU: 07-30-06
1*	119267-17-01A	EA	OVEN - MICROWAVE/CONVECTION W/HOOD US - #R-1880LST - CONVECTION OVEN FROM: 07-31-06 THRU: 99-99-99
2*	126022-01-01A	EA	COVER/RANGE - BI-FOLD - 22" - BLACK TEXTURED
	109506-12-000	EA	FILM/ABRASION-RESISTANT - TRANSPARENT - 1" DIA.
3	136382-05-04B	EA	BRACKET - TIEDOWN - OVEN/FRONT - BLACK - RANGE W/OVEN
4	136382-06-04B	EA	BRACKET - TIEDOWN - OVEN/REAR - BLACK - RANGE W/OVEN
5*	151279-02-01A	EA	RANGE-22"-3 BURNER/SEALED-MERCURY FREE-BLK DOOR/GLASS - RANGE W/OVEN
6	106936-35-04B	EA	BRACKET - TIEDOWN - RANGE/FRONT - BLACK
7	106936-36-04B	EA	BRACKET - TIEDOWN - RANGE/REAR - BLACK
8*	135065-03-01A	EA	RANGE-3 BURNER (SEALED)-W/O OVEN-NEW STYLE KNOBS-BLK GLASS
9*	121569-05-01A	EA	REFRIGERATOR-LARGE DBL DOOR/2 WAY/NON-FLUSH HANDLE-BLK RH
9*	120075-13-01A	EA	REFRIGERATOR-LGE DBL DR-2-WAY/RH/ICE MAKER/FLUSH HDL-BLACK - REFRIG W/ICE MAKER
9*	125242-03-02A	EA	REFRIGERATOR - 4 DOOR - W/ICE MAKER - TITANIUM SST - 4 DOOR REFRIGERATOR FROM: 00-00-00 THRU: 07-09-06
9*	125242-05-02A	EA	REFRIGERATOR - 4 DOOR - W/ICE MAKER - TITANIUM SST - 4 DOOR REFRIGERATOR FROM: 07-10-06 THRU: 99-99-99
	158456-01-01A	EA	INSERT/REFRIGERATOR DOOR - 21.5"W X 14.5"H - TITANIUM SST
	158456-03-01A	EA	INSERT/REFRIGERATOR DOOR - 21.5"W X 38.5"H - TITANIUM SST
	116751-05-01A	EA	TRAY - REFRIGERATOR - BLACK
	118871-02-01A	EA	TRAY - REFRIGERATOR - SIDE/SIDE - BLACK - 34.4" LONG - 4 DOOR REFRIGERATOR
	054450-01-000	EA	LEVEL - REFRIGERATOR
10	152316-01-02B	EA	BRACKET/SUPPORT - MICROWAVE - E-COATED
11	152316-02-02B	EA	BRACKET/SUPPORT - MICROWAVE - E-COATED

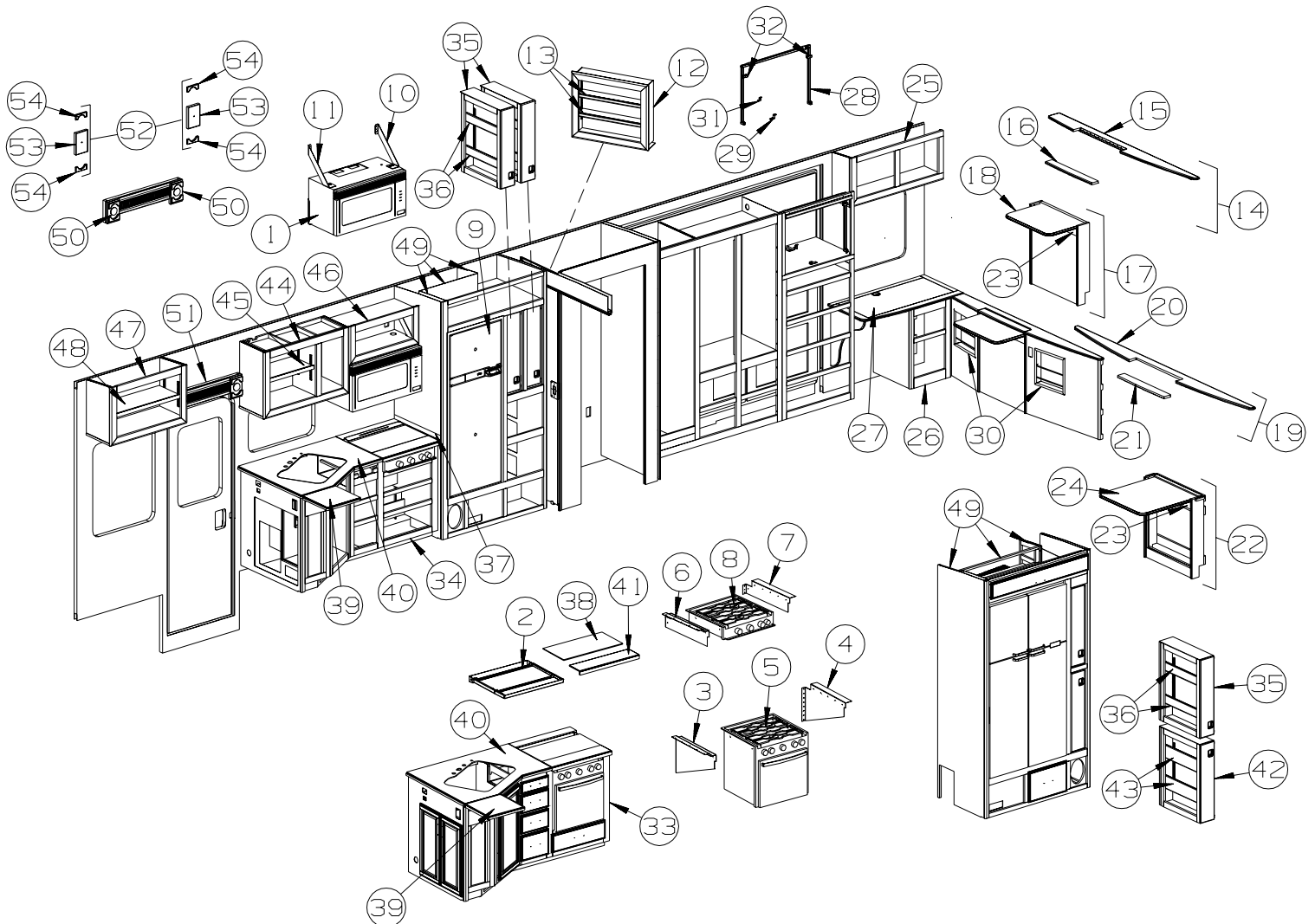
CABINET & APPLIANCE GROUP (CONTINUED)

CABINET & APPLIANCE LAYOUT (CONTINUED)

KEY	PART NUMBER	U/M	DESCRIPTION
12	153868-01-T78	EA	CABINET - OVERHEAD/LINEN - W/O DOORS/HDW - CONCERT CHERRY (U90, U94, U98)
12	153868-01-UM1	EA	CABINET - OVERHEAD/LINEN - W/O DOORS/HDW - CONCERT CHERRY (UM1, UM2, UM3)
12	153868-01-T79	EA	CABINET - OVERHEAD/LINEN - W/O DOORS/HDW - WASHED MAPLE
12	153868-01-T80	EA	CABINET - OVERHEAD/LINEN - W/O DOORS/HDW - SIERRA MAPLE
13	153868-15-T78	EA	SHELF - F/LINEN CABINET - CONCERT CHERRY
13	153868-15-T79	EA	SHELF - F/LINEN CABINET - WASHED MAPLE
13	153868-15-T80	EA	SHELF - F/LINEN CABINET - SIERRA MAPLE
14	147812-11-T78	EA	COUNTERTOP - LEDGE - W/FLIP LID - F/BACKWALL - CONCERT CHERRY
14	147812-11-T79	EA	COUNTERTOP - LEDGE - W/FLIP LID - F/BACKWALL - WASHED MAPLE
14	147812-11-T80	EA	COUNTERTOP - LEDGE - W/FLIP LID - F/BACKWALL - SIERRA MAPLE
15	147812-19-R39	EA	COUNTERTOP - W/CUT OUT F/PULLOUT TABLE - W/O HDW - CONCERT CHERRY
15	147812-19-R46	EA	COUNTERTOP - W/CUT OUT F/PULLOUT TABLE - W/O HDW - WASHED MAPLE
15	147812-19-S67	EA	COUNTERTOP - W/CUT OUT F/PULLOUT TABLE - W/O HDW - SIERRA MAPLE
16	147812-20-R39	EA	COUNTERTOP - FLIP LID ONLY - F/PULLOUT TABLE - W/O HDW - CONCERT CHERRY
16	147812-20-R46	EA	COUNTERTOP - FLIP LID ONLY - F/PULLOUT TABLE - W/O HDW - WASHED MAPLE
16	147812-20-S67	EA	COUNTERTOP - FLIP LID ONLY - F/PULLOUT TABLE - W/O HDW - SIERRA MAPLE
17	147812-12-R39	EA	CABINET/CENTER - W/PULLOUT TABLE - W/O FACE PANEL - CONCERT CHERRY
17	147812-12-RW4	EA	CABINET/CENTER - W/PULLOUT TABLE - W/O FACE PANEL - WASHED MAPLE
17	147812-12-S67	EA	CABINET/CENTER - W/PULLOUT TABLE - W/O FACE PANEL - SIERRA MAPLE
18	147812-21-R39	EA	TABLE - PULLOUT ONLY - W/O HDW - CONCERT CHERRY
18	147812-21-RW4	EA	TABLE - PULLOUT ONLY - W/O HDW - WASHED MAPLE
18	147812-21-S67	EA	TABLE - PULLOUT ONLY - W/O HDW - SIERRA MAPLE
19	150690-11-S65	EA	COUNTERTOP LEDGE - W/FLIP UP - W/O HARDWARE - CONCERT CHERRY
19	150690-11-S66	EA	COUNTERTOP LEDGE - W/FLIP UP - W/O HARDWARE - WASHED MAPLE
19	150690-11-S67	EA	COUNTERTOP LEDGE - W/FLIP UP - W/O HARDWARE - SIERRA MAPLE
20	150690-19-S65	EA	COUNTERTOP - W/CUT OUT F/PULLOUT TABLE - W/O HDW - CONCERT CHERRY
20	150690-19-S66	EA	COUNTERTOP - W/CUT OUT F/PULLOUT TABLE - W/O HDW - WASHED MAPLE
20	150690-19-S67	EA	COUNTERTOP - W/CUT OUT F/PULLOUT TABLE - W/O HDW - SIERRA MAPLE
21	150690-20-S65	EA	COVER - FLIP UP - F/PULLOUT TABLE - W/O HARDWARE - CONCERT CHERRY
21	150690-20-S66	EA	COVER - FLIP UP - F/PULLOUT TABLE - W/O HARDWARE - WASHED MAPLE
21	150690-20-S67	EA	COVER - FLIP UP - F/PULLOUT TABLE - W/O HARDWARE - SIERRA MAPLE
22	150690-12-S65	EA	TABLE - PULLOUT CABINET - W/ENDS/TOP - CONCERT CHERRY
22	150690-12-S66	EA	TABLE - PULLOUT CABINET - W/ENDS/TOP - WASHED MAPLE
22	150690-12-S67	EA	TABLE - PULLOUT CABINET - W/ENDS/TOP - SIERRA MAPLE
23	150690-13-S65	EA	FACE/UPPER HARDWOOD - F/PULLOUT TABLE - CONCERT CHERRY
23	150690-13-S66	EA	FACE/UPPER HARDWOOD - F/PULLOUT TABLE - WASHED MAPLE
23	150690-13-S67	EA	FACE/UPPER HARDWOOD - F/PULLOUT TABLE - SIERRA MAPLE
24	150690-21-S65	EA	TABLE - PULLOUT ONLY - W/O HARDWARE - CONCERT CHERRY
24	150690-21-S66	EA	TABLE - PULLOUT ONLY - W/O HARDWARE - WASHED MAPLE
24	150690-21-S67	EA	TABLE - PULLOUT ONLY - W/O HARDWARE - SIERRA MAPLE
25	153871-01-U90	EA	CABINET - OVERHEAD/DESK - W/O DOORS/HARDWARE - CONCERT CHERRY (U90, U94, U98)
25	153871-01-UM1	EA	CABINET - OVERHEAD/DESK - W/O DOORS/HARDWARE - CONCERT CHERRY (UM1, UM2, UM3)
25	153871-01-U91	EA	CABINET - OVERHEAD/DESK - W/O DOORS/HARDWARE - WASHED MAPLE
25	153871-01-U92	EA	CABINET - OVERHEAD/DESK - W/O DOORS/HARDWARE - SIERRA MAPLE
26	P53992-01-T78	EA	CABINET - DESK - W/O COUNTERTOP/DOORS/DRAWERS/HDW - CONCERT CHERRY (U90, U94, U98)
26	P53992-01-UM1	EA	CABINET - DESK - W/O COUNTERTOP/DOORS/DRAWERS/HDW - CONCERT CHERRY (UM1, UM2, UM3)
26	P53992-01-T79	EA	CABINET - DESK - W/O COUNTERTOP/DOORS/DRAWERS/HDW - WASHED MAPLE
26	P53992-01-U92	EA	CABINET - DESK - W/O COUNTERTOP/DOORS/DRAWERS/HDW - SIERRA MAPLE
27	150952-01-S65	EA	COUNTERTOP - LAMINATED - CONCERT CHERRY
27	150952-01-S66	EA	COUNTERTOP - LAMINATED - WASHED MAPLE
27	150952-01-S67	EA	COUNTERTOP - LAMINATED - SIERRA MAPLE
28	151954-01-02B	EA	BRACKET/HOLD DOWN - TV - E-COATED
29	152024-01-02B	EA	ANGLE/FORMED - W/HOLES - E-COATED
30	137602-10-R90	EA	POCKET - MAGAZINE RACK - W/RAIL (PEWTER) - CONCERT CHERRY
30	137602-10-RW5	EA	POCKET - MAGAZINE RACK - W/RAIL (PEWTER) - WASHED MAPLE
30	137602-10-S79	EA	POCKET - MAGAZINE RACK - W/RAIL (PEWTER) - SIERRA MAPLE
31	152025-03-02B	EA	ANGLE/FORMED - W/O STUD - E-COATED
32	152665-01-01A	EA	CAP - TUBE - 3/4" X 3/4" X 1" - RUBBER/BLACK
33	P58688-02-U90	EA	CABINET - GALLEY - W/O COUNTERTOP/DRS/DRAWERS/HDW - CONCERT CHERRY (U90, U94, U98)
33	P58688-02-UM1	EA	CABINET - GALLEY - W/O COUNTERTOP/DRS/DRAWERS/HDW - CONCERT CHERRY (UM1, UM2, UM3)
33	P58688-02-U91	EA	CABINET - GALLEY - W/O COUNTERTOP/DRS/DRAWERS/HDW - WASHED MAPLE
33	P58688-02-U92	EA	CABINET - GALLEY - W/O COUNTERTOP/DRS/DRAWERS/HDW - SIERRA MAPLE

CABINET & APPLIANCE GROUP (CONTINUED)

CABINET & APPLIANCE LAYOUT (CONTINUED)



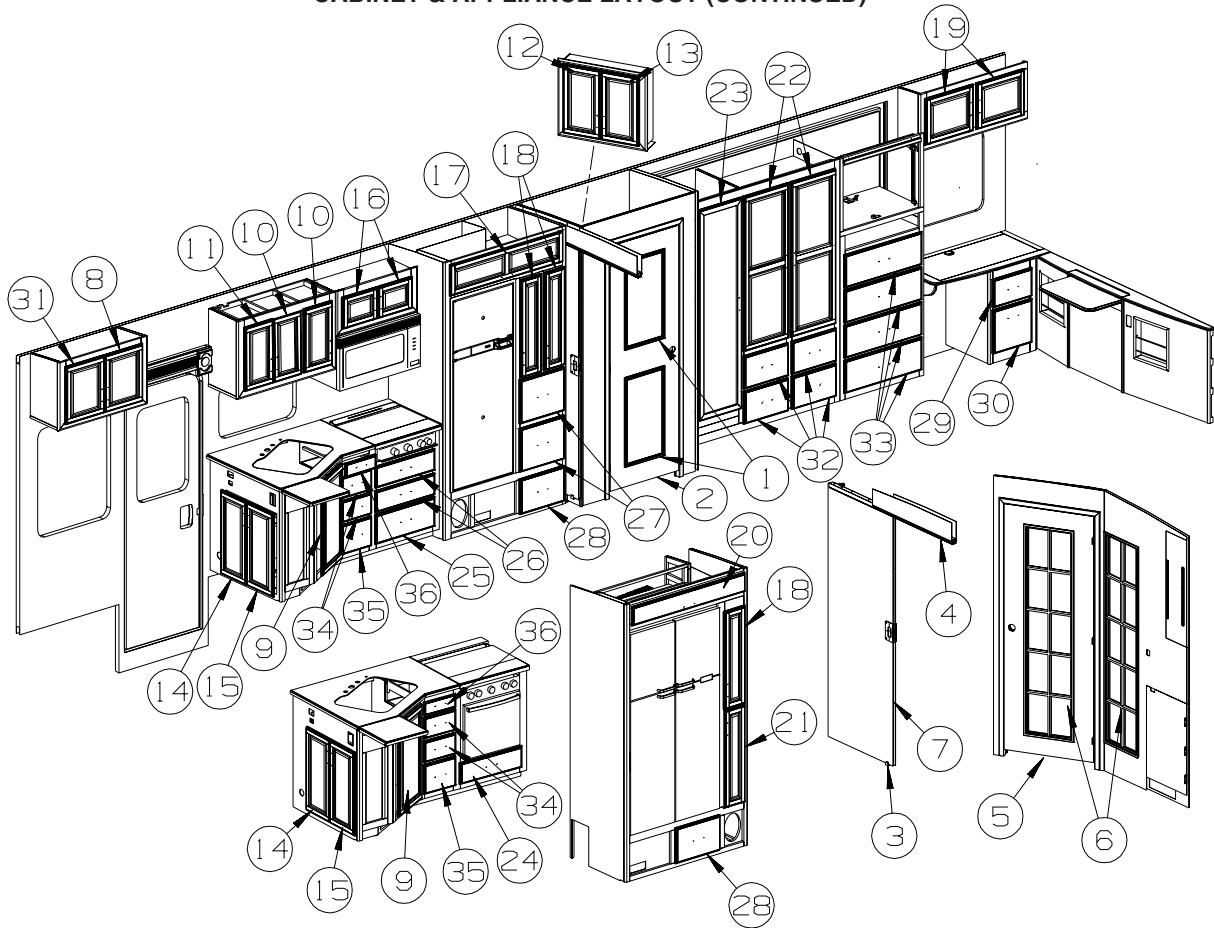
KEY	PART NUMBER	U/M	DESCRIPTION
34	P58688-01-U90	EA	CABINET - GALLEY - W/O COUNTERTOP/DRS/DRAWERS/HDW - CONCERT CHERRY (U90, U94, U98)
34	P58688-01-UM1	EA	CABINET - GALLEY - W/O COUNTERTOP/DRS/DRAWERS/HDW - CONCERT CHERRY (UM1, UM2, UM3)
34	P58688-01-U91	EA	CABINET - GALLEY - W/O COUNTERTOP/DOORS/DRAWERS/HDW - WASHED MAPLE
34	P58688-01-U92	EA	CABINET - GALLEY - W/O COUNTERTOP/DOORS/DRAWERS/HDW - SIERRA MAPLE
	091255-03-000	FT	SEAL - ADHESIVE BACKED/FOAM - 1/4" THICK X 1/4"W X 1000'
35	153343-01-SD1	EA	CABINET - PANTRY/SLIDE - W/O DOORS/DRAWERS/HDW - CONCERT CHERRY
35	153343-01-SD2	EA	CABINET - PANTRY/SLIDE - W/O DOORS/DRAWERS/HDW - WASHED MAPLE
35	153343-01-S67	EA	CABINET - PANTRY/SLIDE - W/O DOORS/DRAWERS/HDW - SIERRA MAPLE
36	153343-21-SD1	EA	SHELF - W/WOOD MOLDING - CONCERT CHERRY
36	153343-21-SD2	EA	SHELF - W/WOOD MOLDING - WASHED MAPLE
36	153343-21-S67	EA	SHELF - W/WOOD MOLDING - SIERRA MAPLE
37	130813-04-09A	EA	BACKSPLASH-SIDE-GALLEY CTRTP-1/2" VENDURA-BUTTER BRICKLE FROM: 00-00-00 THRU: 11-12-06
37	161216-01-UM1	EA	BACKSPLASH - COUNTERTOP FROM: 11-13-06 THRU: 99-99-99
38	130816-06-09A	EA	COUNTERTOP/STOVE LID - 1/4" VENDURA - BUTTER BRICKLE FROM: 00-00-00 THRU: 11-12-06
38	161211-03-UM1	EA	COVER - STOVE TOP - LAMINATED FROM: 11-13-06 THRU: 99-99-99
39	141784-05-09A	EA	COUNTERTOP EXTENSION - 1/4"VENDURA - BUTTER BRICKLE FROM: 00-00-00 THRU: 11-12-06
39	161214-01-UM1	EA	EXTENSION - COUNTERTOP - W/O HDW FROM: 11-13-06 THRU: 99-99-99

CABINET & APPLIANCE GROUP (CONTINUED)
CABINET & APPLIANCE LAYOUT (CONTINUED)

KEY	PART NUMBER	U/M	DESCRIPTION
40	149086-59-09A	EA	COUNTERTOP - 1/4" VENDURA - BUTTER BRICKLE FROM: 00-00-00 THRU: 11-12-06
40	161205-01-UM1	EA	COUNTERTOP - GALLEY FROM: 11-13-06 THRU: 99-99-99
41	149094-01-02A	EA	COVER/STOVE TOP - 1/4" VENDURA - BUTTER BRICKLE FROM: 00-00-00 THRU: 11-12-06
41	161211-01-UM1	EA	COVER - STOVE TOP - LAMINATED FROM: 11-13-06 THRU: 99-99-99
42	153343-03-SD1	EA	CABINET - PANTRY/SLIDE - W/O DOORS/DRAWERS/HDW - CONCERT CHERRY
42	153343-03-SD2	EA	CABINET - PANTRY/SLIDE - W/O DOORS/DRAWERS/HDW - WASHED MAPLE
42	153343-03-S67	EA	CABINET - PANTRY/SLIDE - W/O DOORS/DRAWERS/HDW - SIERRA MAPLE
43	153343-27-SD1	EA	SHELF - W/WOOD MOLDING - CONCERT CHERRY
43	153343-27-SD2	EA	SHELF - W/WOOD MOLDING - WASHED MAPLE
43	153343-27-S67	EA	SHELF - W/WOOD MOLDING - SIERRA MAPLE
44	159100-01-U90	EA	CABINET - OVERHEAD/GALLEY - W/O DOORS/HDW - CONCERT CHERRY (U90, U94, U98)
44	159100-01-UM1	EA	CABINET - OVERHEAD/GALLEY - W/O DOORS/HDW - CONCERT CHERRY (UM1, UM2, UM3)
44	159100-01-U91	EA	CABINET - OVERHEAD/GALLEY - W/O DOORS/HDW - WASHED MAPLE
44	159100-01-U92	EA	CABINET - OVERHEAD/GALLEY - W/O DOORS/HDW - SIERRA MAPLE
45	159100-14-U90	EA	SHELF - W/PLASTIC EDGE MOLDING - CONCERT CHERRY
45	159100-14-U91	EA	SHELF - W/PLASTIC EDGE MOLDING - WASHED MAPLE
45	159100-14-U92	EA	SHELF - W/PLASTIC EDGE MOLDING - SIERRA MAPLE
46	151962-01-T78	EA	CABINET - OVERHEAD/MICROWAVE - W/O DOORS/HARDWARE - CONCERT CHERRY (U90, U94, U98)
46	151962-01-UM1	EA	CABINET - OVERHEAD/MICROWAVE - W/O DRS/HARDWARE - CONCERT CHERRY (UM1, UM2, UM3)
46	151962-01-T79	EA	CABINET - OVERHEAD/MICROWAVE - W/O DOORS/HARDWARE - WASHED MAPLE
46	151962-01-T80	EA	CABINET - OVERHEAD/MICROWAVE - W/O DOORS/HARDWARE - SIERRA MAPLE
47	151958-02-T78	EA	CABINET - OVERHEAD/FRONT - W/O DOORS/HDW - CONCERT CHERRY (U90, U94, U98)
47	151958-02-UM1	EA	CABINET - OVERHEAD/FRONT - W/O DOORS/HDW - CONCERT CHERRY (UM1, UM2, UM3)
47	151958-02-T79	EA	CABINET - OVERHEAD/FRONT - W/O DOORS/HDW - WASHED MAPLE
47	151958-02-T80	EA	CABINET - OVERHEAD/FRONT - W/O DOORS/HDW - SIERRA MAPLE
48	151958-15-T78	EA	SHELF - W/PLASTIC EDGE MOLDING - CONCERT CHERRY
48	151958-15-T79	EA	SHELF - W/PLASTIC EDGE MOLDING - WASHED MAPLE
48	151958-15-T80	EA	SHELF - W/PLASTIC EDGE MOLDING - SIERRA MAPLE
49			REFRIGERATOR CABINET SEALS
	090329-01-000	FT	SEAL - "T" - REFRIGERATOR CABINET
	100128-02-000	FT	SEAL - FOAM/ADHESIVE BACK - .37" WIDE X .37" THICK X 60'
	134651-01-000	FT	SEAL - 1/2" X 3/4" X 9' - PSA 1 SIDE
			FROM: 00-00-00 THRU: 05-21-06
	154585-02-01A	FT	SEAL - FOAM TAPE - ADHESIVE BACK - 3/4" X 1/2" - BLACK FROM: 05-22-06 THRU: 99-99-99
50	P53402-02-TD1	EA	MOLDING/TRIM - ROSETTE/CORNER/ROUND - CONCERT CHERRY
50	P53402-02-TD2	EA	MOLDING/TRIM - ROSETTE/CORNER/ROUND - WASHED MAPLE
50	P53402-02-TD3	EA	MOLDING/TRIM - ROSETTE/CORNER/ROUND - SIERRA MAPLE
51	157260-01-T78	EA	CABINET - OVERHEAD/ENTRY DOOR - W/O DOORS/HDW - CONCERT CHERRY (U90, U94, U98)
51	157260-01-UM1	EA	CABINET - OVERHEAD/ENTRY DOOR - W/O DOORS/HDW - CONCERT CHERRY (UM1, UM2, UM3)
51	157260-01-T79	EA	CABINET - OVERHEAD/ENTRY DOOR - W/O DOORS/HDW - WASHED MAPLE
51	157260-01-T80	EA	CABINET - OVERHEAD/ENTRY DOOR - W/O DOORS/HDW - SIERRA MAPLE
52	155370-06-T78	EA	MOLDING/BLOCK - 5.1" X 7.95" - W/INSERT - CONCERT CHERRY
52	155370-06-T79	EA	MOLDING/BLOCK - 5.1" X 7.95" - W/INSERT - WASHED MAPLE
52	155370-06-T80	EA	MOLDING/BLOCK - 5.1" X 7.95" - W/INSERT - SIERRA MAPLE
53	153421-09-T78	EA	MOLDING/BLOCK - 5.1" X 7.95" - W/O INSERT - CONCERT CHERRY
53	153421-09-T79	EA	MOLDING/BLOCK - 5.1" X 7.95" - W/O INSERT - WASHED MAPLE
53	153421-09-T80	EA	MOLDING/BLOCK - 5.1" X 7.95" - W/O INSERT - SIERRA MAPLE
54	153422-01-TD1	EA	MOLDING/INSERT - 1/2 MOON - 1.8"X 4.7" - CONCERT CHERRY
54	153422-01-TD2	EA	MOLDING/INSERT - 1/2 MOON - 1.8"X 4.7" - WASHED MAPLE
54	153422-01-TD3	EA	MOLDING/INSERT - 1/2 MOON - 1.8"X 4.7" - SIERRA MAPLE

***COMPONENT PARTS LISTED LATER IN THIS GROUP**

CABINET & APPLIANCE GROUP (CONTINUED)
CABINET & APPLIANCE LAYOUT (CONTINUED)

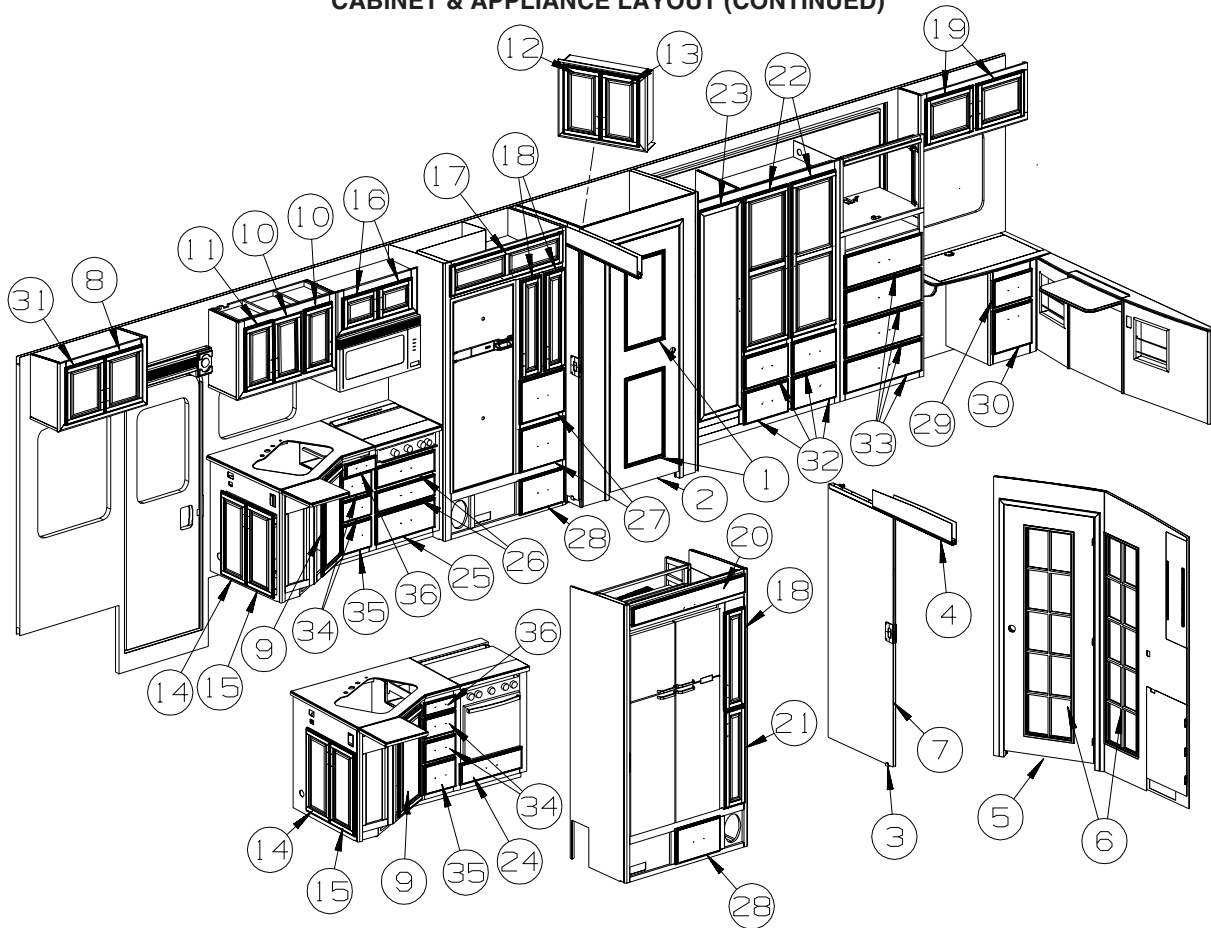


KEY	PART NUMBER	U/M	DESCRIPTION
1	141993-03-P64	EA	FRAME/PICTURE - F/BATH DOOR - 15" X 27.8" - CONCERT CHERRY
1	141993-03-P28	EA	FRAME/PICTURE - F/BATH DOOR - 15" X 27.8" - WASHED MAPLE
1	141993-03-S67	EA	FRAME/PICTURE - F/BATH DOOR - 15" X 27.8" - SIERRA MAPLE
2	153095-01-T78	EA	DOOR - BATH - 25.6" X 75.7" - W/O HDW - CONCERT CHERRY
2	153095-01-T79	EA	DOOR - BATH - 25.6" X 75.7" - W/O HDW - WASHED MAPLE
2	153095-01-T80	EA	DOOR - BATH - 25.6" X 75.7" - W/O HDW - SIERRA MAPLE
3	064467-01-000	EA	GUIDE - POCKET - SLIDING DOOR - WALL MOUNTED
4	145608-02-01A	EA	TRACK - DOOR - 56.1" - OFF WHITE
5	P47332-03-T78	EA	DOOR - (PASSAGE) - W/GLASS - W/O HARDWARE - CONCERT CHERRY
5	P47332-03-UM1	EA	DOOR - (PASSAGE) - W/GLASS - W/O HARDWARE - CONCERT CHERRY
5	P47332-03-T79	EA	DOOR - (PASSAGE) - W/GLASS - W/O HARDWARE - WASHED MAPLE
5	P47332-03-T80	EA	DOOR - (PASSAGE) - W/GLASS - W/O HARDWARE - SIERRA MAPLE
6	147399-01-R39	EA	GLASS/INSERT - F/PASSAGE DOOR - BLACK CHERRY/CHERRY - CONCERT CHERRY
6	147399-01-R46	EA	GLASS/INSERT - F/PASSAGE DOOR - WASHED MAPLE
6	147399-01-S67	EA	GLASS/INSERT - F/PASSAGE DOOR - HONEY MAPLE - SIERRA MAPLE
7	153092-02-T78	EA	DOOR - SLIDING - W/O HARDWARE - CONCERT CHERRY
7	153092-02-T79	EA	DOOR - SLIDING - W/O HARDWARE - WASHED MAPLE
7	153092-02-T80	EA	DOOR - SLIDING - W/O HARDWARE - SIERRA MAPLE
8	136954-A4-U90	EA	DOOR - RAISED PANEL/OGEE EDGE - 14.4" X 17.9" - W/O HDW - CONCERT CHERRY
8	136954-A4-U91	EA	DOOR - RAISED PANEL/OGEE EDGE - 14.4" X 17.9" - W/O HDW - WASHED MAPLE
8	136954-A4-U92	EA	DOOR - RAISED PANEL/OGEE EDGE - 14.4" X 17.9" - W/O HDW - SIERRA MAPLE
9	136954-C6-U90	EA	DOOR - RAISED PANEL/OGEE EDGE - 15.6" X 29.5" - W/O HDW - CONCERT CHERRY
9	136954-C6-U91	EA	DOOR - RAISED PANEL/OGEE EDGE - 15.6" X 29.5" - W/O HDW - WASHED MAPLE
9	136954-C6-U92	EA	DOOR - RAISED PANEL/OGEE EDGE - 15.6" X 29.5" - W/O HDW - SIERRA MAPLE
10	136954-35-U90	EA	DOOR - RAISED PANEL/OGEE EDGE - 10.6" X 19.9" - W/O HDW - CONCERT CHERRY
10	136954-35-U91	EA	DOOR - RAISED PANEL/OGEE EDGE - 10.6" X 19.9" - W/O HDW - WASHED MAPLE
10	136954-35-U92	EA	DOOR - RAISED PANEL/OGEE EDGE - 10.6" X 19.9" - W/O HDW - SIERRA MAPLE
11	136954-36-U90	EA	DOOR - RAISED PANEL/OGEE EDGE - 10.6" X 19.9" - W/O HDW - CONCERT CHERRY
11	136954-36-U91	EA	DOOR - RAISED PANEL/OGEE EDGE - 10.6" X 19.9" - W/O HDW - WASHED MAPLE
11	136954-36-U92	EA	DOOR - RAISED PANEL/OGEE EDGE - 10.6" X 19.9" - W/O HDW - SIERRA MAPLE
12	136954-68-U90	EA	DOOR - RAISED PANEL/OGEE EDGE - 12" X 21.9" - W/O HDW - CONCERT CHERRY
12	136954-68-U91	EA	DOOR - RAISED PANEL/OGEE EDGE - 12" X 21.9" - W/O HDW - WASHED MAPLE
12	136954-68-U92	EA	DOOR - RAISED PANEL/OGEE EDGE - 12" X 21.9" - W/O HDW - SIERRA MAPLE

CABINET & APPLIANCE GROUP (CONTINUED)
CABINET & APPLIANCE LAYOUT (CONTINUED)

KEY	PART NUMBER	U/M	DESCRIPTION
13	136954-69-U90	EA	DOOR - RAISED PANEL/OGEE EDGE - 12" X 21.9" - W/O HDW - CONCERT CHERRY
13	136954-69-U91	EA	DOOR - RAISED PANEL/OGEE EDGE - 12" X 21.9" - W/O HDW - WASHED MAPLE
13	136954-69-U92	EA	DOOR - RAISED PANEL/OGEE EDGE - 12" X 21.9" - W/O HDW - SIERRA MAPLE
14	136954-71-U90	EA	DOOR - RAISED PANEL/OGEE EDGE - 12" X 26" - W/O HDW - CONCERT CHERRY
14	136954-71-U91	EA	DOOR - RAISED PANEL/OGEE EDGE - 12" X 26" - W/O HDW - WASHED MAPLE
14	136954-71-U92	EA	DOOR - RAISED PANEL/OGEE EDGE - 12" X 26" - W/O HDW - SIERRA MAPLE
15	136954-72-U90	EA	DOOR - RAISED PANEL/OGEE EDGE - 12" X 26" - W/O HDW - CONCERT CHERRY
15	136954-72-U91	EA	DOOR - RAISED PANEL/OGEE EDGE - 12" X 26" - W/O HDW - WASHED MAPLE
15	136954-72-U92	EA	DOOR - RAISED PANEL/OGEE EDGE - 12" X 26" - W/O HDW - SIERRA MAPLE
16	145268-77-U90	EA	DOOR - RAISED PANEL/OGEE EDGE - 13" X 9.8" - W/O HDW - CONCERT CHERRY
16	145268-77-U91	EA	DOOR - RAISED PANEL/OGEE EDGE - 13" X 9.8" - W/O HDW - WASHED MAPLE
16	145268-77-U92	EA	DOOR - RAISED PANEL/OGEE EDGE - 13" X 9.8" - W/O HDW - SIERRA MAPLE
17	145268-71-U90	EA	DOOR - RAISED PANEL/OGEE EDGE - 9.8" X 42.1" - W/O HDW - CONCERT CHERRY
17	145268-71-U91	EA	DOOR - RAISED PANEL/OGEE EDGE - 9.8" X 42.1" - W/O HDW - WASHED MAPLE
17	145268-71-U92	EA	DOOR - RAISED PANEL/OGEE EDGE - 9.8" X 42.1" - W/O HDW - SIERRA MAPLE
18	154289-06-U90	EA	DOOR - RAISED PANEL/OGEE EDGE - 7.9" X 30.3" - W/O HDW - CONCERT CHERRY
18	154289-06-U91	EA	DOOR - RAISED PANEL/OGEE EDGE - 7.9" X 30.3" - W/O HDW - WASHED MAPLE
18	154289-06-U92	EA	DOOR - RAISED PANEL/OGEE EDGE - 7.9" X 30.3" - W/O HDW - SIERRA MAPLE
19	145268-73-U90	EA	DOOR - RAISED PANEL/OGEE EDGE - 17.9" X 14.4" - W/O HDW - CONCERT CHERRY
19	145268-73-U91	EA	DOOR - RAISED PANEL/OGEE EDGE - 17.9" X 14.4" - W/O HDW - WASHED MAPLE
19	145268-73-U92	EA	DOOR - RAISED PANEL/OGEE EDGE - 17.9" X 14.4" - W/O HDW - SIERRA MAPLE
20	145298-27-U90	EA	DOOR - SOLID PANEL/OGEE EDGE - 5.9" X 41.9" - W/O HDW - CONCERT CHERRY
20	145298-27-U91	EA	DOOR - SOLID PANEL/OGEE EDGE - 5.9" X 41.9" - W/O HDW - WASHED MAPLE
20	145298-27-U92	EA	DOOR - SOLID PANEL/OGEE EDGE - 5.9" X 41.9" - W/O HDW - SIERRA MAPLE
21	154289-05-U90	EA	DOOR - RAISED PANEL/OGEE EDGE - 7.9" X 30.3" - W/O HDW - CONCERT CHERRY
21	154289-05-U91	EA	DOOR - RAISED PANEL/OGEE EDGE - 7.9" X 30.3" - W/O HDW - WASHED MAPLE
21	154289-05-U92	EA	DOOR - RAISED PANEL/OGEE EDGE - 7.9" X 30.3" - W/O HDW - SIERRA MAPLE
22	136954-D9-U90	EA	DOOR - RAISED PANEL/OGEE EDGE - 16.7" X 48" - W/O HDW - CONCERT CHERRY
22	136954-D9-U91	EA	DOOR - RAISED PANEL/OGEE EDGE - 16.7" X 48" - W/O HDW - WASHED MAPLE
22	136954-D9-U92	EA	DOOR - RAISED PANEL/OGEE EDGE - 16.7" X 48" - W/O HDW - SIERRA MAPLE
23	141506-01-UC1	EA	DOOR - MIRRORED/OGEE EDGE - 16.1" X 65.3" - W/O HDW - CONCERT CHERRY
23	141506-01-UC2	EA	DOOR - MIRRORED/OGEE EDGE - 16.1" X 65.3" - W/O HDW - WASHED MAPLE
23	141506-01-UC3	EA	DOOR - MIRRORED/OGEE EDGE - 16.1" X 65.3" - W/O HDW - SIERRA MAPLE
	140374-11-000	EA	MIRROR - SAFETY GLASS - 12.9" X 62"
24	153121-07-SA1	EA	DRAWER - OGEE EDGE - 19.8"W X 15.7"D - W/O SLIDES/HDW - CONCERT CHERRY
24	153121-07-SA2	EA	DRAWER - OGEE EDGE - 19.8"W X 15.7"D - W/O SLIDES/HDW - WASHED MAPLE
24	153121-07-SA3	EA	DRAWER - OGEE EDGE - 19.8"W X 15.7"D - W/O SLIDES/HDW - SIERRA MAPLE
25	153121-09-SA1	EA	DRAWER - OGEE EDGE - 19.8"W X 15.7"D - W/O SLIDES/HDW - CONCERT CHERRY
25	153121-09-SA2	EA	DRAWER - OGEE EDGE - 19.8"W X 15.7"D - W/O SLIDES/HDW - WASHED MAPLE
25	153121-09-SA3	EA	DRAWER - OGEE EDGE - 19.8"W X 15.7"D - W/O SLIDES/HDW - SIERRA MAPLE
26	153121-55-TA1	EA	DRAWER - OGEE EDGE - 19.8"W X 19.7"D - W/O SLIDES/HDW - CONCERT CHERRY
26	153121-55-TA2	EA	DRAWER - OGEE EDGE - 19.8"W X 19.7"D - W/O SLIDES/HDW - WASHED MAPLE
26	153121-55-TA3	EA	DRAWER - OGEE EDGE - 19.8"W X 19.7"D - W/O SLIDES/HDW - SIERRA MAPLE
27	153121-75-T78	EA	DRAWER - OGEE EDGE - 14.7"W X 21.6"D - W/O SLIDES/HDW - CONCERT CHERRY
27	153121-75-T79	EA	DRAWER - OGEE EDGE - 14.7"W X 21.6"D - W/O SLIDES/HDW - WASHED MAPLE
27	153121-75-T80	EA	DRAWER - OGEE EDGE - 14.7"W X 21.6"D - W/O SLIDES/HDW - SIERRA MAPLE
28	153121-77-T78	EA	DRAWER - OGEE EDGE - 14.7"W X 11.8"D - W/O SLIDES/HDW - CONCERT CHERRY
28	153121-77-T79	EA	DRAWER - OGEE EDGE - 14.7"W X 11.8"D - W/O SLIDES/HDW - WASHED MAPLE
28	153121-77-T80	EA	DRAWER - OGEE EDGE - 14.7"W X 11.8"D - W/O SLIDES/HDW - SIERRA MAPLE
29	153121-D4-T78	EA	DRAWER - OGEE EDGE - 12.7"W X 17.7"D - W/O SLIDES/HDW - CONCERT CHERRY
29	153121-D4-T79	EA	DRAWER - OGEE EDGE - 12.7"W X 17.7"D - W/O SLIDES/HDW - WASHED MAPLE
29	153121-D4-T80	EA	DRAWER - OGEE EDGE - 12.7"W X 17.7"D - W/O SLIDES/HDW - SIERRA MAPLE
30	153121-D6-T78	EA	DRAWER - OGEE EDGE - 12.7"W X 17.7"D - W/O SLIDES/HDW - CONCERT CHERRY
30	153121-D6-T79	EA	DRAWER - OGEE EDGE - 12.7"W X 17.7"D - W/O SLIDES/HDW - WASHED MAPLE
30	153121-D6-T80	EA	DRAWER - OGEE EDGE - 12.7"W X 17.7"D - W/O SLIDES/HDW - SIERRA MAPLE
31	136954-A5-U90	EA	DOOR - RAISED PANEL/OGEE EDGE - 14.4" X 17.9" - W/O HDW - CONCERT CHERRY
31	136954-A5-U91	EA	DOOR - RAISED PANEL/OGEE EDGE - 14.4" X 17.9" - W/O HDW - WASHED MAPLE
31	136954-A5-U92	EA	DOOR - RAISED PANEL/OGEE EDGE - 14.4" X 17.9" - W/O HDW - SIERRA MAPLE
32	153121-D0-T78	EA	DRAWER - OGEE EDGE - 14.7"W X 17.7"D - W/O SLIDES/HDW - CONCERT CHERRY
32	153121-D0-T79	EA	DRAWER - OGEE EDGE - 14.7"W X 17.7"D - W/O SLIDES/HDW - WASHED MAPLE
32	153121-D0-T80	EA	DRAWER - OGEE EDGE - 14.7"W X 17.7"D - W/O SLIDES/HDW - SIERRA MAPLE
33	153121-D2-T78	EA	DRAWER - OGEE EDGE - 26.5"W X 17.7"D - W/O SLIDES/HDW - CONCERT CHERRY
33	153121-D2-T79	EA	DRAWER - OGEE EDGE - 26.5"W X 17.7"D - W/O SLIDES/HDW - WASHED MAPLE
33	153121-D2-T80	EA	DRAWER - OGEE EDGE - 26.5"W X 17.7"D - W/O SLIDES/HDW - SIERRA MAPLE

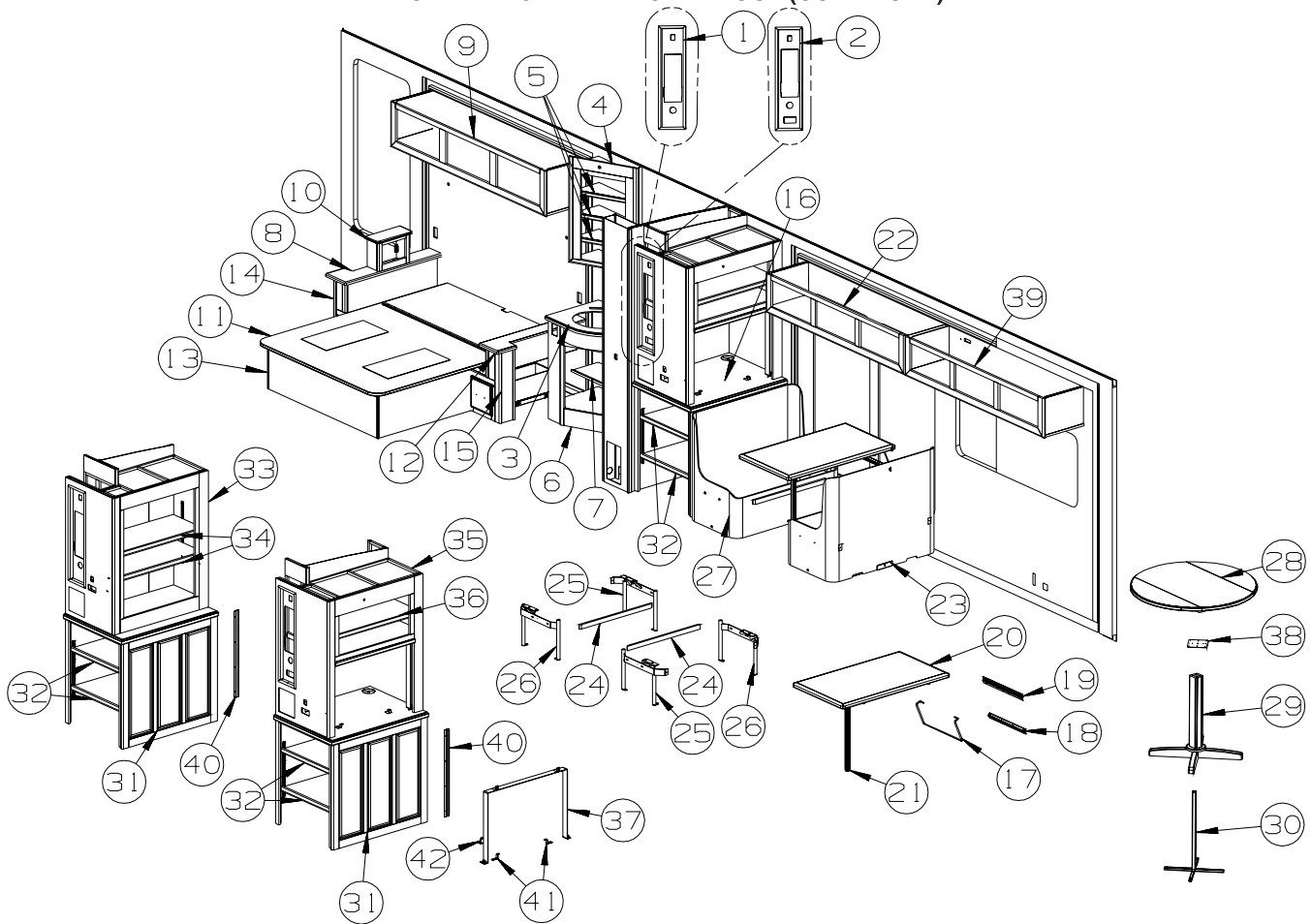
CABINET & APPLIANCE GROUP (CONTINUED)
CABINET & APPLIANCE LAYOUT (CONTINUED)



KEY	PART NUMBER	U/M	DESCRIPTION
34	153121-51-TA1	EA	DRAWER - OGEE EDGE - 9.2"W X 19.7"D - W/O SLIDES/HDW - CONCERT CHERRY
34	153121-51-TA2	EA	DRAWER - OGEE EDGE - 9.2"W X 19.7"D - W/O SLIDES/HDW - WASHED MAPLE
34	153121-51-TA3	EA	DRAWER - OGEE EDGE - 9.2"W X 19.7"D - W/O SLIDES/HDW - SIERRA MAPLE
35	153121-53-TA1	EA	DRAWER - OGEE EDGE - 9.2"W X 15.7"D - W/O SLIDES/HDW - CONCERT CHERRY
35	153121-53-TA2	EA	DRAWER - OGEE EDGE - 9.2"W X 15.7"D - W/O SLIDES/HDW - WASHED MAPLE
35	153121-53-TA3	EA	DRAWER - OGEE EDGE - 9.2"W X 15.7"D - W/O SLIDES/HDW - SIERRA MAPLE
36	144803-N8-UC1	EA	FACE/DRAWER - SOLID PANEL/OGEE EDGE - 4.3" X 11.4"-W/O HDW - CONCERT CHERRY
36	144803-N8-UC2	EA	FACE/DRAWER - SOLID PANEL/OGEE EDGE - 4.3" X 11.4"-W/O HDW - WASHED MAPLE
36	144803-N8-UC3	EA	FACE/DRAWER - SOLID PANEL/OGEE EDGE - 4.3" X 11.4"-W/O HDW - SIERRA MAPLE

CABINET & APPLIANCE GROUP (CONTINUED)

CABINET & APPLIANCE LAYOUT (CONTINUED)

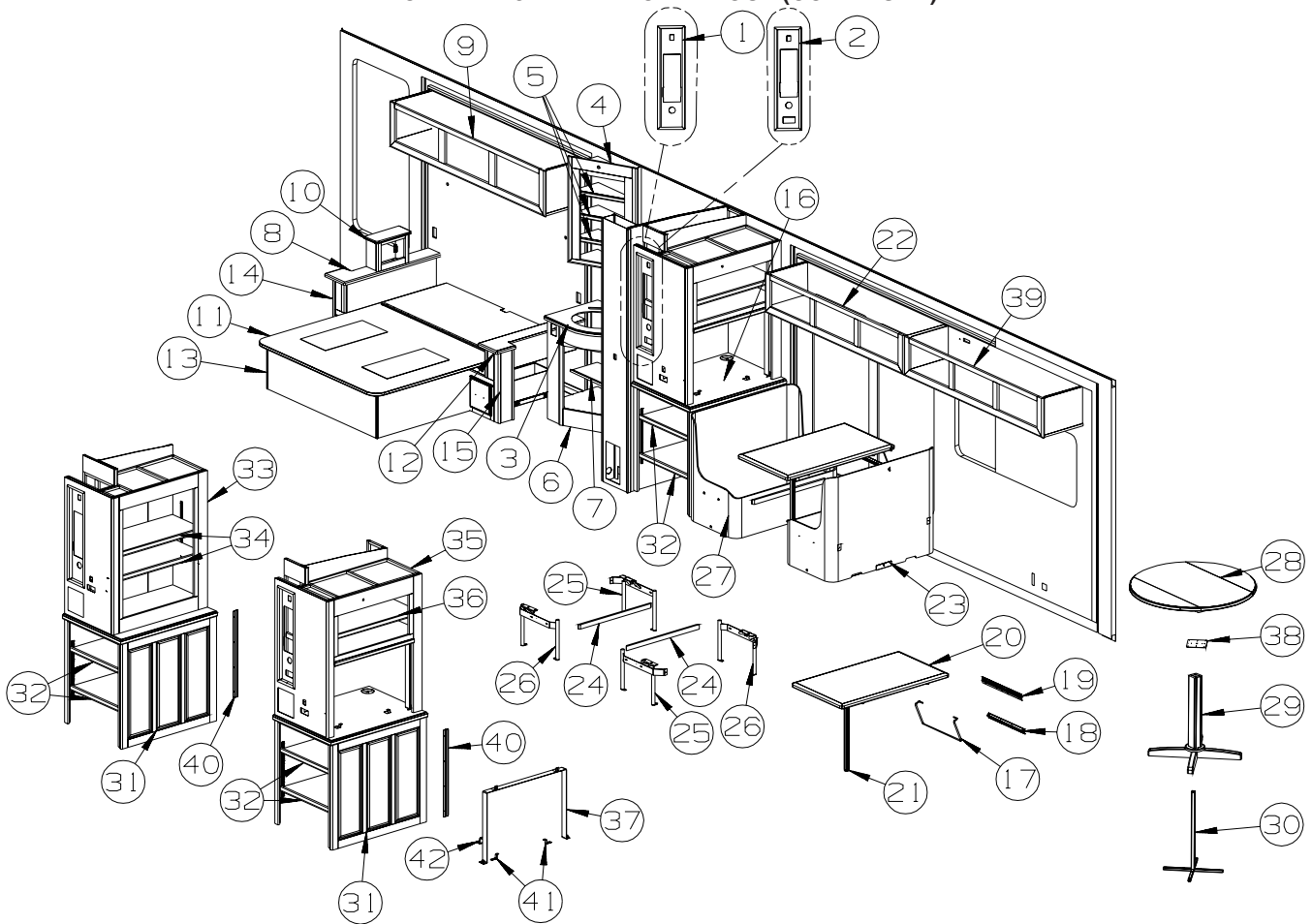


KEY	PART NUMBER	U/M	DESCRIPTION
1	137602-F7-T60	EA	POCKET - MONITOR PANEL - CONCERT CHERRY
1	137602-F7-T61	EA	POCKET - MONITOR PANEL - WASHED MAPLE
1	137602-F7-TP0	EA	POCKET - MONITOR PANEL - SIERRA MAPLE
2	137602-F5-T60	EA	POCKET - MONITOR PANEL - CONCERT CHERRY - 600 WATT DC/AC INVERTER
2	137602-F5-T61	EA	POCKET - MONITOR PANEL - WASHED MAPLE - 600 WATT DC/AC INVERTER
2	137602-F5-TP0	EA	POCKET - MONITOR PANEL - SIERRA MAPLE - 600 WATT DC/AC INVERTER
3	149105-23-09A	EA	COUNTERTOP - 1/4" VENDURA - BUTTER BRICKLE
			FROM: 00-00-00 THRU: 11-12-06
3	161237-11-UM1	EA	COUNTERTOP - LAVATORY
			FROM: 11-13-06 THRU: 99-99-99
4	153863-01-T78	EA	CABINET - MEDICINE - W/O DOORS/HARDWARE - CONCERT CHERRY (U90, U94, U98)
4	153863-01-UM1	EA	CABINET - MEDICINE - W/O DOORS/HARDWARE - CONCERT CHERRY (UM1, UM2, UM3)
4	153863-01-T79	EA	CABINET - MEDICINE - W/O DOORS/HARDWARE - WASHED MAPLE
4	153863-01-T80	EA	CABINET - MEDICINE - W/O DOORS/HARDWARE - SIERRA MAPLE
5	153863-22-T78	EA	SHELF - W/WOOD MOLDING - CONCERT CHERRY
5	153863-22-T79	EA	SHELF - W/WOOD MOLDING - WASHED MAPLE
5	153863-22-T80	EA	SHELF - W/WOOD MOLDING - SIERRA MAPLE
6	P47757-01-R39	EA	CABINET - LAVATORY - W/O CNTRTP/DRS/DWRS/HDW - CONCERT CHERRY (U90, U94, U98)
6	P47757-01-UM1	EA	CABINET - LAVATORY - W/O CNTRTP/DRS/DWRS/HDW - CONCERT CHERRY (UM1, UM2, UM3)
6	P47757-01-RW4	EA	CABINET - LAVATORY - W/O CNTRTP/DRS/DWRS/HDW - WASHED MAPLE
6	P47757-01-S67	EA	CABINET - LAVATORY - W/O CNTRTP/DRS/DWRS/HDW - SIERRA MAPLE
7	147757-20-R38	EA	SHELF - W/PLASTIC EDGE MOLDING
8	145182-33-T90	EA	COUNTERTOP - LAMINATED - ROCKY MT HIGH/CHERRY - CONCERT CHERRY
8	145182-33-T91	EA	COUNTERTOP - LAMINATED - ROCKY MT HIGH/WASHED MAPLE - WASHED MAPLE
8	145182-33-T92	EA	COUNTERTOP - LAMINATED - ROCKY MT HIGH/SIERRA MAPLE - SIERRA MAPLE
8	145182-41-UA1	EA	COUNTERTOP - LAMINATED - ROCKY MT HIGH/CHERRY - CONCERT CHERRY - REAR STEREO
8	145182-41-UA2	EA	COUNTERTOP - LAMINATED - ROCKY MT HIGH/WASHED MAPLE - WASHED MAPLE - REAR STEREO
8	145182-41-UA3	EA	COUNTERTOP - LAMINATED - ROCKY MT HIGH/SIERRA MAPLE - SIERRA MAPLE - REAR STEREO
9	156643-01-U90	EA	CABINET - OVHD/REAR/RH - W/O DOORS/HDW - CONCERT CHERRY (U90, U94, U98)
9	156643-01-UM1	EA	CABINET - OVHD/REAR/RH - W/O DOORS/HDW - CONCERT CHERRY (UM1, UM2, UM3)
9	156643-01-U91	EA	CABINET - OVHD/REAR/RH - W/O DOORS/HDW - WASHED MAPLE

CABINET & APPLIANCE GROUP (CONTINUED)
CABINET & APPLIANCE LAYOUT (CONTINUED)

KEY	PART NUMBER	U/M	DESCRIPTION
9	156643-01-U92	EA	CABINET - OVHD/REAR/RH - W/O DOORS/HDW - SIERRA MAPLE
9	156643-02-U90	EA	CABINET - OVHD/REAR/RH - W/O DOORS/HDW - CONCERT CHERRY (U90, U94, U98) - REAR STEREO
9	156643-02-UM1	EA	CABINET - OVHD/REAR/RH - W/O DRS/HDW - CONCERT CHERRY (UM1, UM2, UM3) - REAR STEREO
9	156643-02-U91	EA	CABINET - OVHD/REAR/RH - W/O DOORS/HDW - WASHED MAPLE - REAR STEREO
9	156643-02-U92	EA	CABINET - OVHD/REAR/RH - W/O DOORS/HDW - SIERRA MAPLE - REAR STEREO
10	159136-01-U90	EA	CABINET - RADIO - CONCERT CHERRY
10	159136-01-U91	EA	CABINET - RADIO - WASHED MAPLE
10	159136-01-U92	EA	CABINET - RADIO - SIERRA MAPLE
11	137406-01-N42	EA	BEDBOARD - W/HINGE/T-MOLDING/SLIPNOT - FLIP-UP
	096764-02-000	FT	SLIPNOT - ANTISLIP - 1"WIDE (180' ROLLS) - WHITE
12	145182-35-T90	EA	COUNTERTOP - LAMINATED - ROCKY MT HIGH/CHERRY - CONCERT CHERRY
12	145182-35-T91	EA	COUNTERTOP - LAMINATED - ROCKY MT HIGH/WASHED MAPLE - WASHED MAPLE
12	145182-35-T92	EA	COUNTERTOP - LAMINATED - ROCKY MT HIGH/SIERRA MAPLE - SIERRA MAPLE
13	147843-01-R39	EA	CABINET/BASE - F/QUEEN BED - W/O DOORS/HARDWARE - CONCERT CHERRY
13	147843-01-RW4	EA	CABINET/BASE - F/QUEEN BED - W/O DOORS/HARDWARE - WASHED MAPLE
13	147843-01-S67	EA	CABINET/BASE - F/QUEEN BED - W/O DOORS/HARDWARE - SIERRA MAPLE
14	153246-01-T78	EA	CABINET - NIGHTSTAND/LH - W/O CNTRTP/DRS/DWRS/HDW - CONCERT CHERRY (U90, U94, U98)
14	153246-01-UM1	EA	CABINET - NIGHTSTAND/LH - W/O CNTRTP/DRS/DWRS/HDW - CONCERT CHERRY (UM1, UM2, UM3)
14	153246-01-T79	EA	CABINET - NIGHTSTAND/LH - W/O CNTRTP/DRS/DRAWERS/HDW - WASHED MAPLE
14	153246-01-T80	EA	CABINET - NIGHTSTAND/LH - W/O CNTRTP/DRS/DRAWERS/HDW - SIERRA MAPLE
15	153246-02-T78	EA	CABINET - NIGHTSTAND - W/O CNTRTP/DRS/DRAWERS/HDW - CONCERT CHERRY (U90, U94, U98)
15	153246-02-UM1	EA	CABINET - NIGHTSTAND - W/O CNTRTP/DRS/DRAWERS/HDW - CONCERT CHERRY (UM1, UM2, UM3)
15	153246-02-T79	EA	CABINET - NIGHTSTAND - W/O CNTRTP/DRS/DRAWERS/HDW - WASHED MAPLE
15	153246-02-T80	EA	CABINET - NIGHTSTAND - W/O CNTRTP/DRS/DRAWERS/HDW - SIERRA MAPLE
16	140889-17-R39	EA	COUNTERTOP - LAMINATED - ROCKY MT HIGH/CHERRY - CONCERT CHERRY
16	140889-17-RW4	EA	COUNTERTOP - LAMINATED - HARDROCK MAPLE/WASHED MAPLE - WASHED MAPLE
16	140889-17-S67	EA	COUNTERTOP - LAMINATED - HONEY MAPLE/SIERRA MAPLE - SIERRA MAPLE
17	024275-16-000	EA	ROD - TABLE LIFT - W/ARMS 8" & BASE ROD 18.5" - ALMOND
18	024281-12-000	EA	BRACKET/WALL - TABLE LIFT - 17.1" - ALMOND
19	140921-02-02A	EA	BRACKET/TABLE SUPPORT - 18.5" - ALMOND
20	143257-12-U90	EA	TABLE - 24" X 41.6" - CLASSIC ROCK/CONCERT CHERRY (U90, U94, UM1, UM2)
20	143257-12-U91	EA	TABLE - 24" X 41.6" - CLASSIC ROCK/WASHED MAPLE (U91, U95)
20	143257-12-U92	EA	TABLE - 24" X 41.6" - CLASSIC ROCK/SIERRA MAPLE (U92, U96)
20	143257-12-U98	EA	TABLE - 24" X 41.6" - HOUSE ROCK/CONCERT CHERRY (U98, UM3)
20	143257-12-U99	EA	TABLE - 24" X 41.6" - HOUSE ROCK/WASHED MAPLE (U99)
20	143257-12-U00	EA	TABLE - 24" X 41.6" - HOUSE ROCK/SIERRA MAPLE (U00)
21	143798-01-02A	EA	CATCH - FLOOR TO TABLE LEG - ALMOND
22	157007-01-U90	EA	CABINET - OVERHEAD/DINETTE - W/O DOORS/HDW - CONCERT CHERRY (U90, U94, U98)
22	157007-01-UM1	EA	CABINET - OVERHEAD/DINETTE - W/O DOORS/HDW - CONCERT CHERRY (UM1, UM2, UM3)
22	157007-01-U91	EA	CABINET - OVERHEAD/DINETTE - W/O DOORS/HDW - WASHED MAPLE
22	157007-01-U92	EA	CABINET - OVERHEAD/DINETTE - W/O DOORS/HDW - SIERRA MAPLE
23	141859-52-U90	EA	CABINET/DINETTE W/BACK(WRAPPED)-RIGHT HAND - W/O DOORS/HDW (U90, UM1)
23	141859-52-U91	EA	CABINET/DINETTE W/BACK(WRAPPED)-RIGHT HAND - W/O DOORS/HDW (U91)
23	141859-52-U92	EA	CABINET/DINETTE W/BACK(WRAPPED)-RIGHT HAND - W/O DOORS/HDW (U92)
23	141859-52-U94	EA	CABINET/DINETTE W/BACK(WRAPPED)-RIGHT HAND - W/O DOORS/HDW (U94, UM2)
23	141859-52-U95	EA	CABINET/DINETTE W/BACK(WRAPPED)-RIGHT HAND - W/O DOORS/HDW (U95)
23	141859-52-U96	EA	CABINET/DINETTE W/BACK(WRAPPED)-RIGHT HAND - W/O DOORS/HDW (U96)
23	141859-52-U98	EA	CABINET/DINETTE W/BACK(WRAPPED)-RIGHT HAND - W/O DOORS/HDW (U98, UM3)
23	141859-52-U99	EA	CABINET/DINETTE W/BACK(WRAPPED)-RIGHT HAND - W/O DOORS/HDW (U99)
23	141859-52-U00	EA	CABINET/DINETTE W/BACK(WRAPPED)-RIGHT HAND - W/O DOORS/HDW (U00)
24	081295-01-M52	EA	SUPPORT - BED/DINETTE - 28" LONG - CONCERT CHERRY
24	081295-01-T01	EA	SUPPORT - BED/DINETTE - 28" LONG - WASHED MAPLE
24	081295-01-RE0	EA	SUPPORT - BED/DINETTE - 28" LONG - SIERRA MAPLE
25	142033-01-000	EA	BRACKET - DINETTE - RIGHT HAND
26	142033-02-000	EA	BRACKET - DINETTE - LEFT HAND
27	141859-60-U90	EA	CABINET/DINETTE W/BACK(WRAPPED)-RIGHT HAND - W/O DOORS/HDW (U90, UM1)
27	141859-60-U91	EA	CABINET/DINETTE W/BACK(WRAPPED)-RIGHT HAND - W/O DOORS/HDW (U91)
27	141859-60-U92	EA	CABINET/DINETTE W/BACK(WRAPPED)-RIGHT HAND - W/O DOORS/HDW (U92)
27	141859-60-U94	EA	CABINET/DINETTE W/BACK(WRAPPED)-RIGHT HAND - W/O DOORS/HDW (U94, UM2)
27	141859-60-U95	EA	CABINET/DINETTE W/BACK(WRAPPED)-RIGHT HAND - W/O DOORS/HDW (U95)
27	141859-60-U96	EA	CABINET/DINETTE W/BACK(WRAPPED)-RIGHT HAND - W/O DOORS/HDW (U96)
27	141859-60-U98	EA	CABINET/DINETTE W/BACK(WRAPPED)-RIGHT HAND - W/O DOORS/HDW (U98, UM3)
27	141859-60-U99	EA	CABINET/DINETTE W/BACK(WRAPPED)-RIGHT HAND - W/O DOORS/HDW (U99)
27	141859-60-U00	EA	CABINET/DINETTE W/BACK(WRAPPED)-RIGHT HAND - W/O DOORS/HDW (U00)

CABINET & APPLIANCE GROUP (CONTINUED)
CABINET & APPLIANCE LAYOUT (CONTINUED)



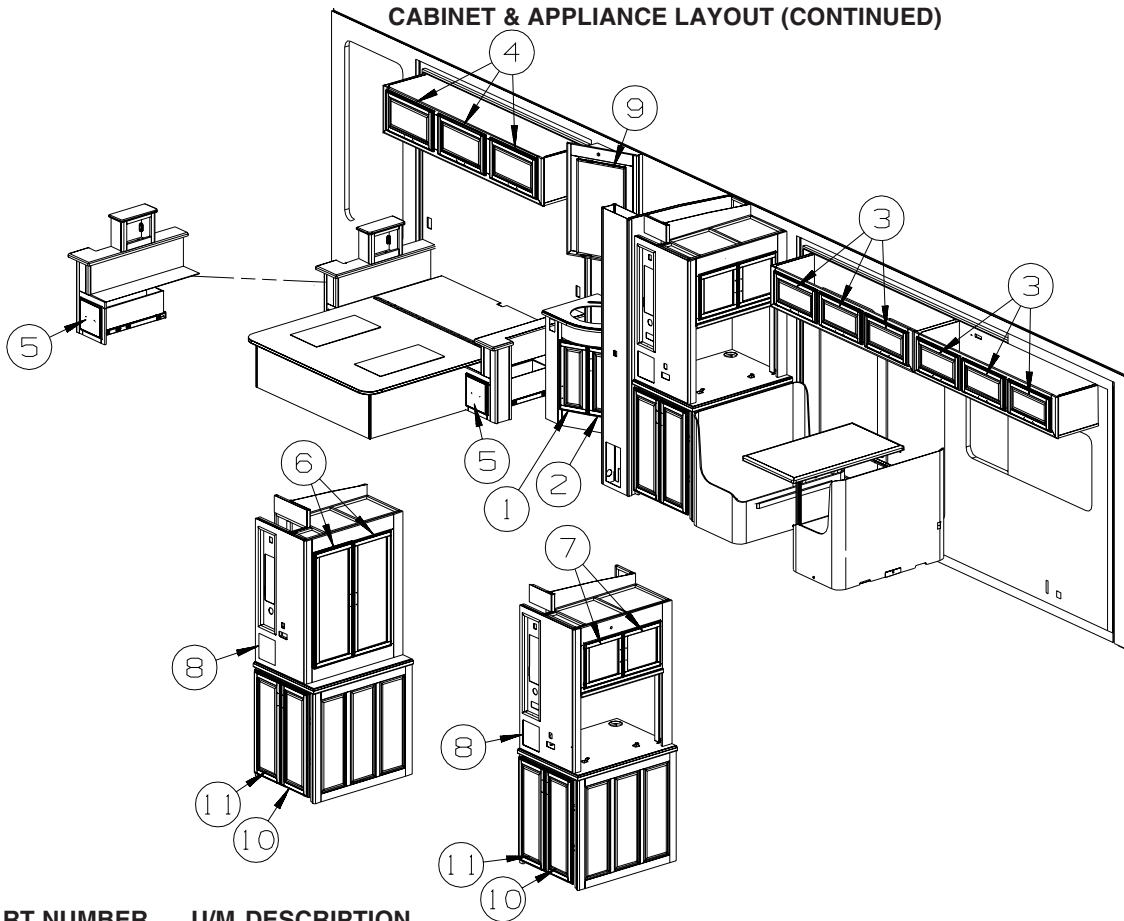
KEY	PART NUMBER	U/M	DESCRIPTION
28	149677-11-T78	EA	TABLE TOP ONLY - ROUND DROP LEAF - W/O PEDESTAL - CONCERT CHERRY
28	149677-11-T79	EA	TABLE TOP ONLY - ROUND DROP LEAF - W/O PEDESTAL - WASHED MAPLE
28	149677-11-T00	EA	TABLE TOP ONLY - ROUND DROP LEAF - W/O PEDESTAL - SIERRA MAPLE
29	149677-13-S65	EA	PEDESTAL - TABLE LEG - CONCERT CHERRY
29	149677-13-S66	EA	PEDESTAL - TABLE LEG - WASHED MAPLE
29	149677-13-S67	EA	PEDESTAL - TABLE LEG - SIERRA MAPLE
30	149810-01-02B	EA	BASE/FRAME - F/TABLE PEDESTAL - E-COATED
31	P47683-01-R39	EA	CABINET - FRONT/STORAGE LH - W/O DOOR/HARDWARE - CONCERT CHERRY (U90, U94, U98)
31	P47683-01-UM1	EA	CABINET - FRONT/STORAGE LH - W/O DOOR/HARDWARE - CONCERT CHERRY (UM1, UM2, UM3)
31	P47683-01-RW4	EA	CABINET - FRONT/STORAGE LH - W/O DOOR/HARDWARE - WASHED MAPLE
31	P47683-01-S67	EA	CABINET - FRONT/STORAGE LH - W/O DOOR/HARDWARE - SIERRA MAPLE
31	P47683-02-R39	EA	CABINET - FRT/STRG LH - W/O DR/HDW - CONCERT CHERRY (U90, U94, U98) - WASHER/DRYER
31	P47683-02-UM1	EA	CABINET - FRT/STRG LH - W/O DR/HDW - CONCERT CHERRY (UM1, UM2, UM3) - WASHER/DRYER
31	P47683-02-RW4	EA	CABINET - FRONT/STORAGE LH - W/O DOOR/HARDWARE - WASHED MAPLE - WASHER/DRYER
31	P47683-02-S67	EA	CABINET - FRONT/STORAGE LH - W/O DOOR/HARDWARE - SIERRA MAPLE - WASHER/DRYER
32	147683-17-R39	EA	SHELF - FRAMED - W/ EDGE MOLDING - CONCERT CHERRY (U90, U94, U98)
32	147683-17-UM1	EA	SHELF - FRAMED - W/ EDGE MOLDING - CONCERT CHERRY (UM1, UM2, UM3)
32	147683-17-RW4	EA	SHELF - FRAMED - W/ EDGE MOLDING - WASHED MAPLE
32	147683-17-S67	EA	SHELF - FRAMED - W/ EDGE MOLDING - SIERRA MAPLE
33	P53848-01-T78	EA	CABINET - STG/LH - W/O DR/HDW - CONCERT CHERRY (U90, U94, U98) - FRONT 27" TV/HUTCH CABT
33	P53848-01-UM1	EA	CABINET - STG/LH-W/O DR/HDW - CONCERT CHERRY (UM1, UM2, UM3) - FRONT 27" TV/HUTCH CABT
33	P53848-01-T79	EA	CABINET - STORAGE/LH - W/O DOORS/HDW - WASHED MAPLE - FRONT 27" TV/HUTCH CABT
33	P53848-01-T80	EA	CABINET - STORAGE/LH - W/O DOORS/HDW - SIERRA MAPLE - FRONT 27" TV/HUTCH CABT
34	153848-27-T78	EA	SHELF - FRAMED - W/EDGE MOLDING - CONCERT CHERRY
34	153848-27-T79	EA	SHELF - FRAMED - W/EDGE MOLDING - WASHED MAPLE
34	153848-27-T80	EA	SHELF - FRAMED - W/EDGE MOLDING - SIERRA MAPLE
35	P53638-02-T78	EA	CABINET - TV - LEFT HAND - W/O DOORS/HDW - CONCERT CHERRY (U90, U94, U98)
35	P53638-02-UM1	EA	CABINET - TV - LEFT HAND - W/O DOORS/HDW - CONCERT CHERRY (UM1, UM2, UM3)
35	P53638-02-T79	EA	CABINET - TV - LEFT HAND - W/O DOORS/HDW - WASHED MAPLE
35	P53638-02-T80	EA	CABINET - TV - LEFT HAND - W/O DOORS/HDW - SIERRA MAPLE
35	P53638-01-T78	EA	CABINET - TV - LEFT HAND - W/O DOORS/HDW - CONCERT CHERRY (U90, U94, U98) - FRONT 27" TV

CABINET & APPLIANCE GROUP (CONTINUED)
CABINET & APPLIANCE LAYOUT (CONTINUED)

KEY	PART NUMBER	U/M	DESCRIPTION
35	P53638-01-UM1	EA	CABINET - TV - LEFT HAND - W/O DOORS/HDW - CONCERT CHERRY (UM1, UM2, UM3) - FRONT 27" TV
35	P53638-01-T79	EA	CABINET - TV - LEFT HAND - W/O DOORS/HDW - WASHED MAPLE - FRONT 27" TV
35	P53638-01-T80	EA	CABINET - TV - LEFT HAND - W/O DOORS/HDW - SIERRA MAPLE - FRONT 27" TV
36	153638-22-T78	EA	SHELF - FRAMED - W/EDGE MOLDING - CONCERT CHERRY (U90, U94, U98)
36	153638-22-UM1	EA	SHELF - FRAMED - W/EDGE MOLDING - CONCERT CHERRY (UM1, UM2, UM3)
36	153638-22-T79	EA	SHELF - FRAMED - W/EDGE MOLDING - WASHED MAPLE
36	153638-22-T80	EA	SHELF - FRAMED - W/EDGE MOLDING - SIERRA MAPLE
37	146656-01-02B	EA	STRAP/TIEDOWN - TV - E-COATED
38	148038-01-04B	EA	PLATE - TABLE TOP - BLACK
39	157006-01-U90	EA	CABINET - OVERHEAD/COUCH - W/O DOORS/HDW - CONCERT CHERRY (U90, U94, U98)
39	157006-01-UM1	EA	CABINET - OVERHEAD/COUCH - W/O DOORS/HDW - CONCERT CHERRY (UM1, UM2, UM3)
39	157006-01-U91	EA	CABINET - OVERHEAD/COUCH - W/O DOORS/HDW - WASHED MAPLE
39	157006-01-U92	EA	CABINET - OVERHEAD/COUCH - W/O DOORS/HDW - SIERRA MAPLE
39	157006-02-U90	EA	CABINET - OVHD/COUCH - W/O DR/HDW - CONCERT CHERRY (U90, U94, U98) - TABLE W/CHAIRS
39	157006-02-UM1	EA	CABINET - OVHD/COUCH - W/O DR/HDW - CONCERT CHERRY (UM1, UM2, UM3) - TABLE W/CHAIRS
39	157006-02-U91	EA	CABINET - OVERHEAD/COUCH - W/O DOORS/HDW - WASHED MAPLE - TABLE W/CHAIRS
39	157006-02-U92	EA	CABINET - OVERHEAD/COUCH - W/O DOORS/HDW - SIERRA MAPLE - TABLE W/CHAIRS
40	130034-01-02B	EA	CLIP - TRIM - E-COATED
41	146791-01-02B	EA	BRACKET/ZEE - TV - E-COATED
42	147994-02-02B	EA	BRACKET - TV - F/SONY 27" - E-COATED

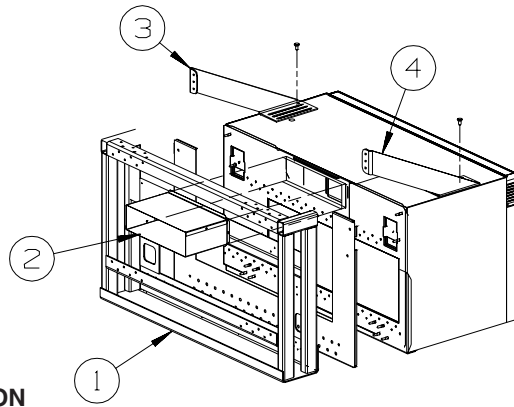
CABINET & APPLIANCE GROUP (CONTINUED)

CABINET & APPLIANCE LAYOUT (CONTINUED)



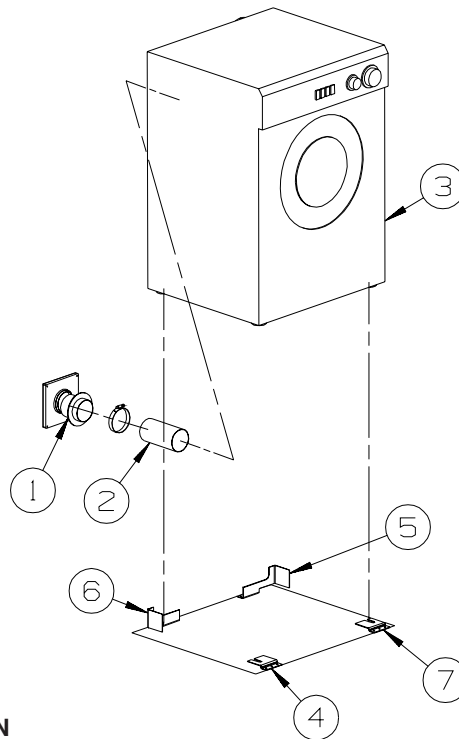
KEY	PART NUMBER	U/M	DESCRIPTION
1	136954-08-U90	EA	DOOR - RAISED PANEL/OGEE EDGE - 9.3" X 21.9" - W/O HDW - CONCERT CHERRY
1	136954-08-U91	EA	DOOR - RAISED PANEL/OGEE EDGE - 9.3" X 21.9" - W/O HDW - WASHED MAPLE
1	136954-08-U92	EA	DOOR - RAISED PANEL/OGEE EDGE - 9.3" X 21.9" - W/O HDW - SIERRA MAPLE
2	136954-09-U90	EA	DOOR - RAISED PANEL/OGEE EDGE - 9.3" X 21.9" - W/O HDW - CONCERT CHERRY
2	136954-09-U91	EA	DOOR - RAISED PANEL/OGEE EDGE - 9.3" X 21.9" - W/O HDW - WASHED MAPLE
2	136954-09-U92	EA	DOOR - RAISED PANEL/OGEE EDGE - 9.3" X 21.9" - W/O HDW - SIERRA MAPLE
3	136954-34-U90	EA	DOOR - RAISED PANEL/OGEE EDGE - 10.6" X 19.9" - W/O HDW - CONCERT CHERRY
3	136954-34-U91	EA	DOOR - RAISED PANEL/OGEE EDGE - 10.6" X 19.9" - W/O HDW - WASHED MAPLE
3	136954-34-U92	EA	DOOR - RAISED PANEL/OGEE EDGE - 10.6" X 19.9" - W/O HDW - SIERRA MAPLE
4	136954-85-U90	EA	DOOR - RAISED PANEL/OGEE EDGE - 12.8" X 21.8" - W/O HDW - CONCERT CHERRY
4	136954-85-U91	EA	DOOR - RAISED PANEL/OGEE EDGE - 12.8" X 21.8" - W/O HDW - WASHED MAPLE
4	136954-85-U92	EA	DOOR - RAISED PANEL/OGEE EDGE - 12.8" X 21.8" - W/O HDW - SIERRA MAPLE
5	153121-47-T78	EA	DRAWER - OGEE EDGE - 7.6"W X 23.6"D - W/O SLIDES/HDW - CONCERT CHERRY
5	153121-47-T79	EA	DRAWER - OGEE EDGE - 7.6"W X 23.6"D - W/O SLIDES/HDW - WASHED MAPLE
5	153121-47-T80	EA	DRAWER - OGEE EDGE - 7.6"W X 23.6"D - W/O SLIDES/HDW - SIERRA MAPLE
6	146028-17-U90	EA	DOOR - GLASS INSERT/OGEE EDGE - 14.4" X 36.4" - W/O HDW - CONCERT CHERRY
6	146028-17-U91	EA	DOOR - GLASS INSERT/OGEE EDGE - 14.4" X 36.4" - W/O HDW - WASHED MAPLE
6	146028-17-U92	EA	DOOR - GLASS INSERT/OGEE EDGE - 14.4" X 36.4" - W/O HDW - SIERRA MAPLE
7	146028-13-U90	EA	DOOR - GLASS INSERT/OGEE EDGE - 14.4" X 14.4" - W/O HDW - CONCERT CHERRY
7	146028-13-U91	EA	DOOR - GLASS INSERT/OGEE EDGE - 14.4" X 14.4" - W/O HDW - WASHED MAPLE
7	146028-13-U92	EA	DOOR - GLASS INSERT/OGEE EDGE - 14.4" X 14.4" - W/O HDW - SIERRA MAPLE
8	131995-Y1-T78	EA	DOOR - RAIL/SOLID PANEL - 10.2" X 9.2" - W/O HARDWARE - CONCERT CHERRY
8	131995-Y1-T79	EA	DOOR - RAIL/SOLID PANEL - 10.2" X 9.2" - W/O HARDWARE - WASHED MAPLE
8	131995-Y1-T80	EA	DOOR - RAIL/SOLID PANEL - 10.2" X 9.2" - W/O HARDWARE - SIERRA MAPLE
9	145576-B3-T90	EA	DOOR - MIRRORED/OGEE EDGE - 15.5" X 29.5" - W/O HDW - CONCERT CHERRY
9	145576-B3-T91	EA	DOOR - MIRRORED/OGEE EDGE - 15.5" X 29.5" - W/O HDW - WASHED MAPLE
9	145576-B3-T92	EA	DOOR - MIRRORED/OGEE EDGE - 15.5" X 29.5" - W/O HDW - SIERRA MAPLE
	093606-50-000	EA	MIRROR - BEVELED EDGE - 15.6" X 29.5"
10	145268-67-U90	EA	DOOR - RAISED PANEL/OGEE EDGE - 12.4" X 32.2" - W/O HDW - CONCERT CHERRY
10	145268-67-U91	EA	DOOR - RAISED PANEL/OGEE EDGE - 12.4" X 32.2" - W/O HDW - WASHED MAPLE
10	145268-67-U92	EA	DOOR - RAISED PANEL/OGEE EDGE - 12.4" X 32.2" - W/O HDW - SIERRA MAPLE
11	145268-68-U90	EA	DOOR - RAISED PANEL/OGEE EDGE - 12.4" X 32.2" - W/O HDW - CONCERT CHERRY
11	145268-68-U91	EA	DOOR - RAISED PANEL/OGEE EDGE - 12.4" X 32.2" - W/O HDW - WASHED MAPLE
11	145268-68-U92	EA	DOOR - RAISED PANEL/OGEE EDGE - 12.4" X 32.2" - W/O HDW - SIERRA MAPLE

CABINET & APPLIANCE GROUP (CONTINUED)
CABINET & APPLIANCE LAYOUT (CONTINUED)



**MICROWAVE
 INSTL
 G35A, G35L,
 G38J**

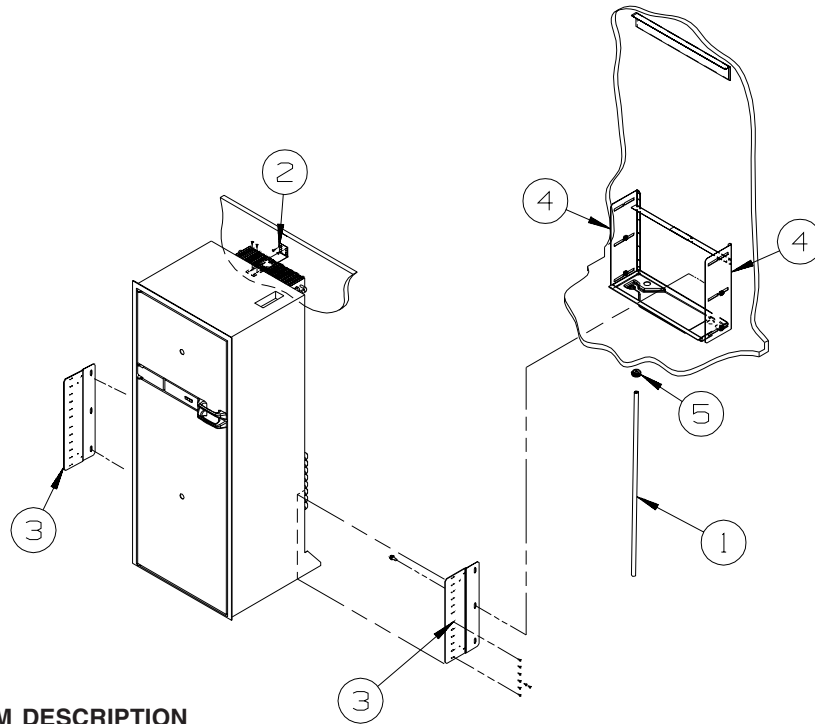
KEY	PART NUMBER	U/M	DESCRIPTION
1	137824-06-02B	EA	BRACKET - MICROWAVE - E-COATED
2	140093-06-02B	EA	DUCT - E-COATED
3	153314-01-02B	EA	BRACKET/SUPPORT - MICROWAVE - E-COATED
4	153314-02-02B	EA	BRACKET/SUPPORT - MICROWAVE - E-COATED



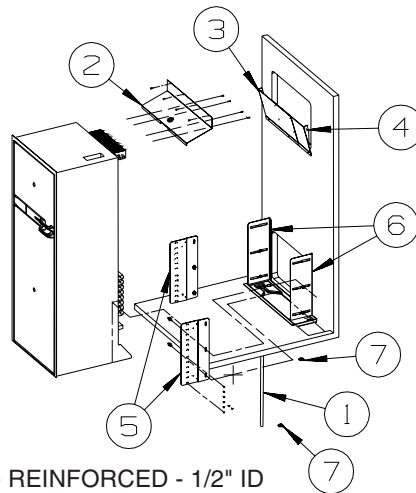
**WASHER
 DRYER**

KEY	PART NUMBER	U/M	DESCRIPTION
1	146292-01-01A	EA	COVER - DRYER VENT - BRIGHT WHITE
1	146292-01-02A	EA	COVER - DRYER VENT - BLACK - FULL BODY PAINT
1	146292-02-01A	EA	DRYER VENT - INNER - BRIGHT WHITE
1	146292-02-02A	EA	DRYER VENT - INNER - BLACK - FULL BODY PAINT
2	116653-02-000	FT	DUCT - FLEXIBLE - 3' COMPRESSED/8' EXTENDED
3	153204-01-01A	EA	WASHER/DRYER - VENTED - UL/CSA - WHITE
4	111913-02-04B	EA	BRACKET/WASHER - TIE DOWN - BLACK
5	113795-01-02B	EA	BRACKET - WASHER - E-COATED
6	113795-02-02B	EA	BRACKET - WASHER - E-COATED
7	111913-03-04B	EA	BRACKET/WASHER - TIE DOWN - BLACK
	141523-01-01A	EA	LABEL - WASHER/DRYER BRACKETS - BLACK/WHITE
	157665-01-000	GL	RV ANTIFREEZE-50 POTABLE WTR

CABINET & APPLIANCE GROUP (CONTINUED)
CABINET & APPLIANCE LAYOUT (CONTINUED)



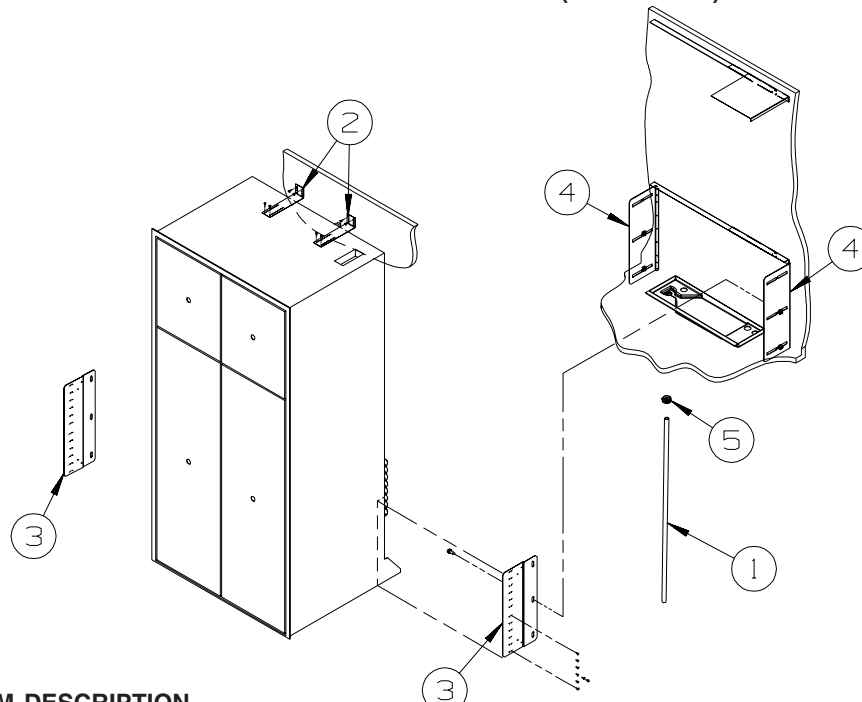
KEY	PART NUMBER	U/M	DESCRIPTION
1	112176-01-000	FT	TUBING - VINYL - REINFORCED - 1/2" ID
2	145445-02-02B	EA	STRAP - REFRIGERATOR - E-COATED
3	150740-01-02B	EA	BRACKET - REFRIGERATOR - E-COATED
4	150740-02-02B	EA	BRACKET - REFRIGERATOR - E-COATED
5	152417-01-01A	EA	CLAMP/RATCHET - F/REFRIGERATOR DRIP TRAY HOSE - BLACK



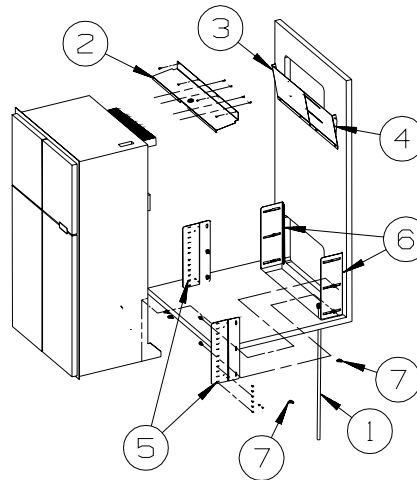
KEY	PART NUMBER	U/M	DESCRIPTION
1	112176-01-000	FT	TUBING - VINYL - REINFORCED - 1/2" ID
2	136966-04-02B	EA	BAFFLE - REFRIGERATOR - E-COATED
3	143195-03-02B	EA	BAFFLE - REFRIGERATOR - E-COATED
4	143195-04-02B	EA	BAFFLE - REFRIGERATOR - E-COATED
5	150740-01-02B	EA	BRACKET - REFRIGERATOR - E-COATED
6	150740-02-02B	EA	BRACKET - REFRIGERATOR - E-COATED
7	152417-01-01A	EA	CLAMP/RATCHET - F/REFRIDGERATOR DRIP TRAY HOSE - BLACK

G38T

CABINET & APPLIANCE GROUP (CONTINUED)
CABINET & APPLIANCE LAYOUT (CONTINUED)



KEY	PART NUMBER	U/M	DESCRIPTION
1	112176-01-000	FT	TUBING - VINYL - REINFORCED - 1/2" ID
2	145445-02-02B	EA	STRAP - REFRIGERATOR - E-COATED
3	150740-01-02B	EA	BRACKET - REFRIGERATOR - E-COATED
4	150740-02-02B	EA	BRACKET - REFRIGERATOR - E-COATED
5	152417-01-01A	EA	CLAMP/RATCHET - F/REFRIDGERATOR DRIP TRAY HOSE - BLACK



KEY	PART NUMBER	U/M	DESCRIPTION
1	112176-01-000	FT	TUBING - VINYL - REINFORCED - 1/2" ID
2	136966-04-02B	EA	BAFFLE - REFRIGERATOR - E-COATED
			FROM: 00-00-00 THRU: 05-14-06
2	136966-05-02B	EA	BAFFLE - REFRIGERATOR - E-COATED
			FROM: 05-15-06 THRU: 99-99-99
3	143195-01-02B	EA	BAFFLE - REFRIGERATOR - E-COATED
4	143195-02-02B	EA	BAFFLE - REFRIGERATOR - E-COATED
5	150740-01-02B	EA	BRACKET - REFRIGERATOR - E-COATED
6	150740-02-02B	EA	BRACKET - REFRIGERATOR - E-COATED
7	152417-01-01A	EA	CLAMP/RATCHET - F/REFRIDGERATOR DRIP TRAY HOSE - BLACK

G38T

CABINET & APPLIANCE GROUP (CONTINUED)
COMPONENT PARTS FOR CABINET & APPLIANCE LAYOUT

119267-12-02A

KEY	PART NUMBER	U/M	DESCRIPTION	VENDOR NO.
	119267-04-700	EA	FILTER-GREASE	BOO2
	119267-04-703	EA	PLATE - MOUNTING	FANGTB003MRY0
	119267-04-704	EA	LIGHT COVER-F/MOD R1480/1850	FANGKB009MRYO
	119267-04-705	EA	SCREW	LX-BZB011MREO
	119267-12-701	EA	SUPPORT - F/GLASS TRAY	FROLPB020MRKO
	119267-12-702	EA	RACK - HIGH	FAMI-B006MR0
	119267-12-703	EA	RACK - LOW	FAMI-B005MR0
	119267-12-704	EA	LOUVER - EXHAUST	PDIF-BO13MRKO

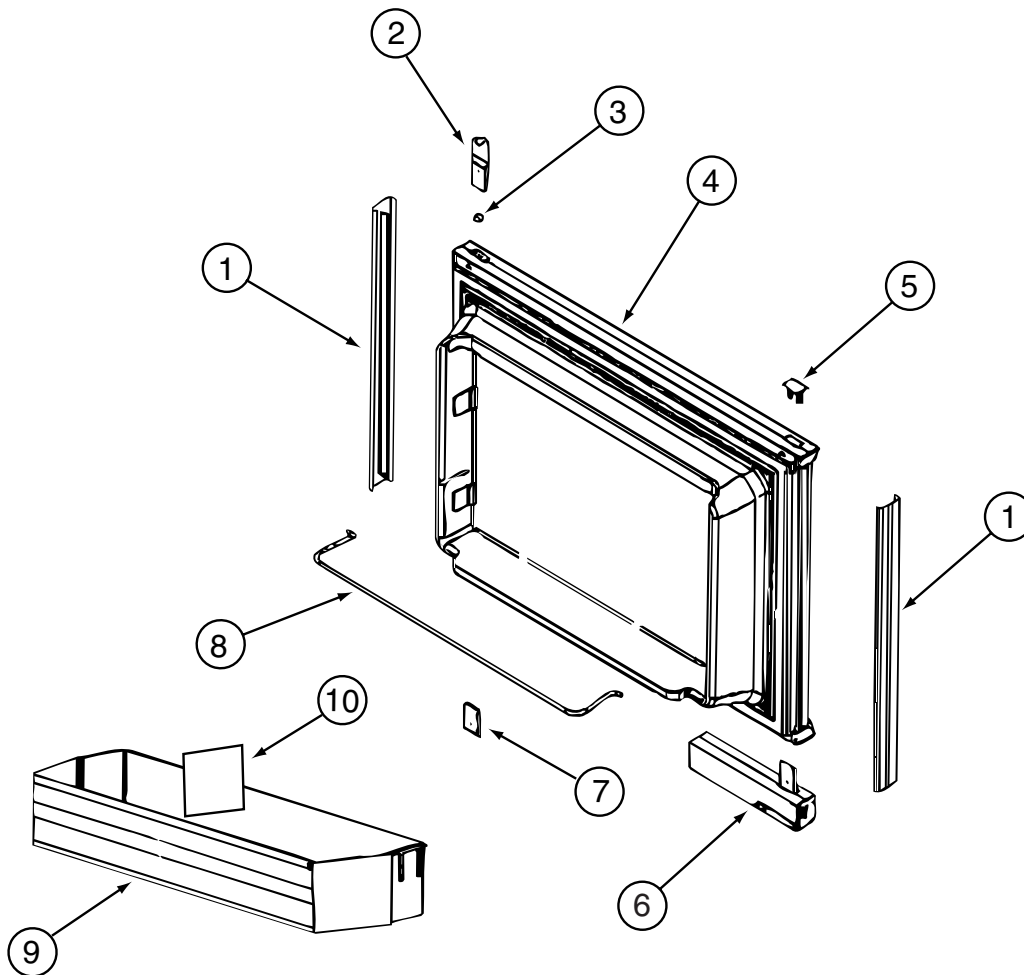
119267-15-01A

KEY	PART NUMBER	U/M	DESCRIPTION	VENDOR NO.
	119267-15-700	EA	SUPPORT - F/GLASS TRAY	FROLPB025MRKO
	119267-15-701	EA	TRAY - GLASS	NTNT-A10WREZ

119267-17-01A

KEY	PART NUMBER	U/M	DESCRIPTION	VENDOR NO.
	119267-04-703	EA	PLATE - MOUNTING	FANGTB003MRY0

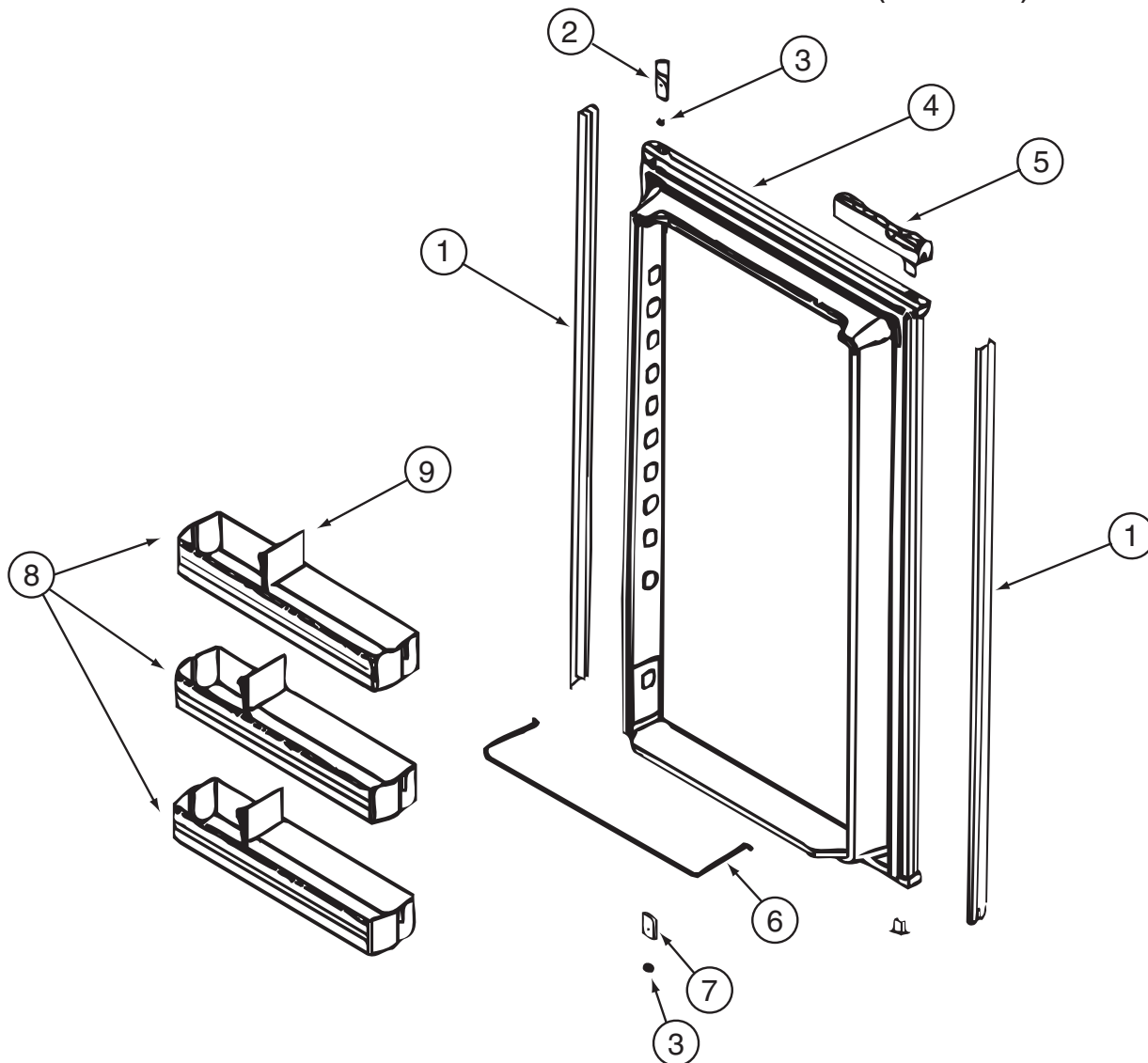
CABINET & APPLIANCE GROUP (CONTINUED)
COMPONENT PARTS FOR CABINET & APPLIANCE LAYOUT (CONTINUED)



120075-12-01A, 120075-13-01A, 120075-14-01A, 120075-15-01A

KEY	PART NUMBER	U/M	DESCRIPTION	VENDOR NO.
1	121568-03-700	EA	RETAINER - DOOR PNL/WAFFLE/BLK	619558-WDL-UPPER
2	120075-01-701	EA	HINGE-TOP RH/BOTTOM LH(DOOR)	618511
3	121568-03-701	EA	BUSHING - HINGE PIN/GRAY	619671
4	121568-03-702	EA	DOOR LINER-UPR/WAFFLED/BLACK	619627 - SMALL WDL
5	120075-01-702	EA	CAP, (HINGE PLUG)	618160
6	120075-12-700	EA	HANDLE(CONTOUR)TOP LH/BTM RH	621105
6	120075-12-701	EA	HANDLE(CONTOUR)TOP RH/BTM LH	621104
6	121568-03-703	EA	HANDLE/FLUSH-TOP/RH-LWR/LH	619865
6	121568-03-708	EA	HANDLE/FLUSH-TOP/LH-LWR/RH	619866
7	120075-01-705	EA	HINGE-TOP LH/BOTTOM RH(DOOR)	618510
8	121568-01-700	EA	RAIL - DOOR UPPER	618618
9	120075-07-700	EA	DOOR BIN - SMALL/CLEAR F/WDL	619006 WDL
10	120075-07-701	EA	DIVIDER/DOOR BIN CLEAR	619008 WDL & SDL
	121568-03-704	EA	TRAVEL LATCH - GRAY	619647
	121568-03-705	EA	STORAGE LATCH - GRAY	619648

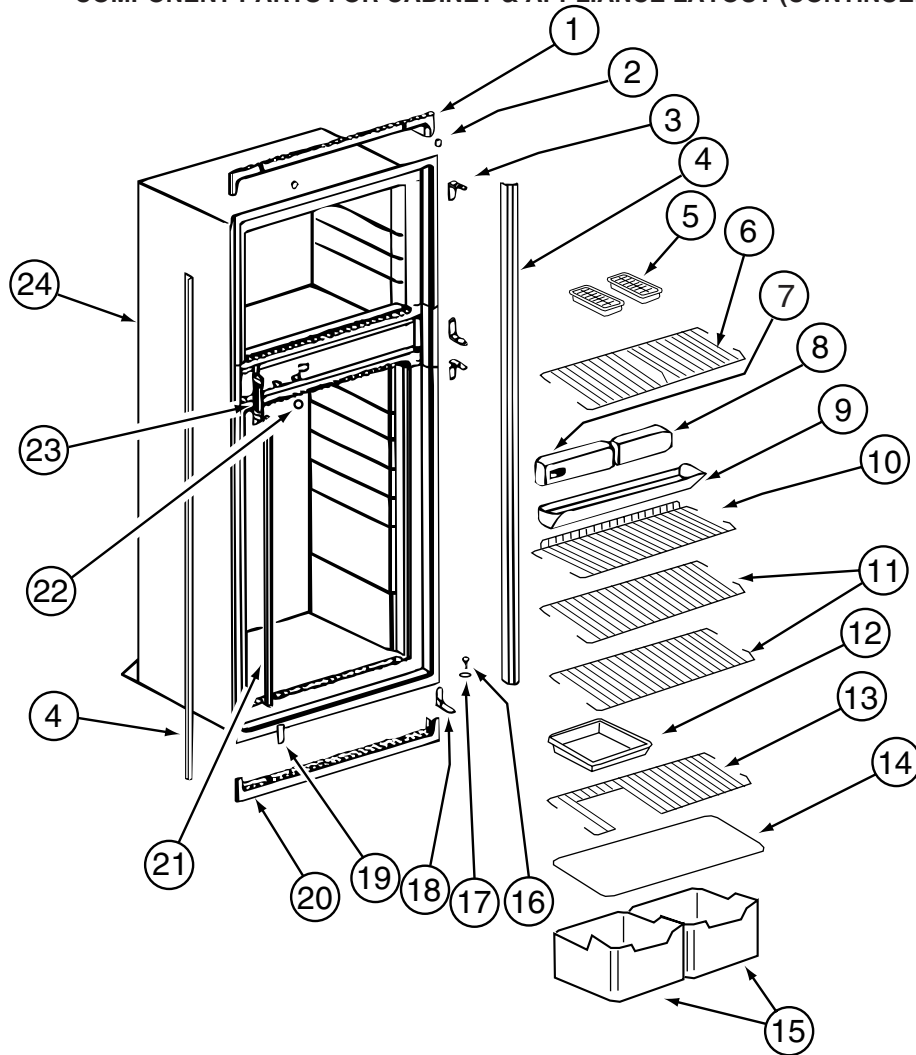
CABINET & APPLIANCE GROUP (CONTINUED)
COMPONENT PARTS FOR CABINET & APPLIANCE LAYOUT (CONTINUED)



120075-12-01A, 120075-13-01A, 120075-14-01A, 120075-15-01A (CONTINUED)

KEY	PART NUMBER	U/M	DESCRIPTION	VENDOR NO.
1	120075-07-702	EA	RETAINER-DOOR PNL/WAFFLE/BLK	619560-WDL-LOWER
2	120075-01-701	EA	HINGE-TOP RH/BOTTOM LH(DOOR)	618511
3	121568-03-701	EA	BUSHING - HINGE PIN/GRAY	619671
4	120075-07-703	EA	DOOR LINER-LWR/WAFFLED/BLACK	619631 - LARGE WDL
5	120075-12-700	EA	HANDLE(CONTOUR)TOP LH/BTM RH	621105
5	120075-12-701	EA	HANDLE(CONTOUR)TOP RH/BTM LH	621104
5	121568-03-703	EA	HANDLE/FLUSH-TOP/RH-LWR/LH	619865
5	121568-03-708	EA	HANDLE/FLUSH-TOP/LH-LWR/RH	619866
6	121568-01-704	EA	RAIL - DOOR LOWER	618578
7	120075-01-705	EA	HINGE-TOP LH/BOTTOM RH(DOOR)	618510
8	120075-07-700	EA	DOOR BIN - SMALL/CLEAR F/WDL	619006 WDL
8	120075-07-704	EA	DOOR BIN - LARGE/CLEAR F/WDL	619005 WDL
9	120075-07-701	EA	DIVIDER/DOOR BIN CLEAR	619008 WDL & SDL
	121568-03-704	EA	TRAVEL LATCH - GRAY	619647
	121568-03-705	EA	STORAGE LATCH - GRAY	619648

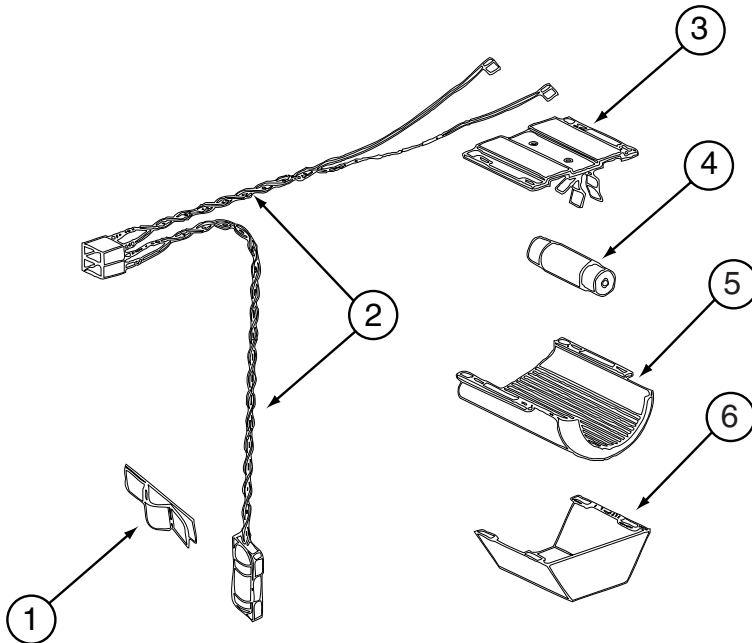
CABINET & APPLIANCE GROUP (CONTINUED)
COMPONENT PARTS FOR CABINET & APPLIANCE LAYOUT (CONTINUED)



120075-09-01A, 120075-10-01A, 120075-12-01A, 120075-13-01A, 120075-14-01A, 120075-15-01A (CONTINUED)

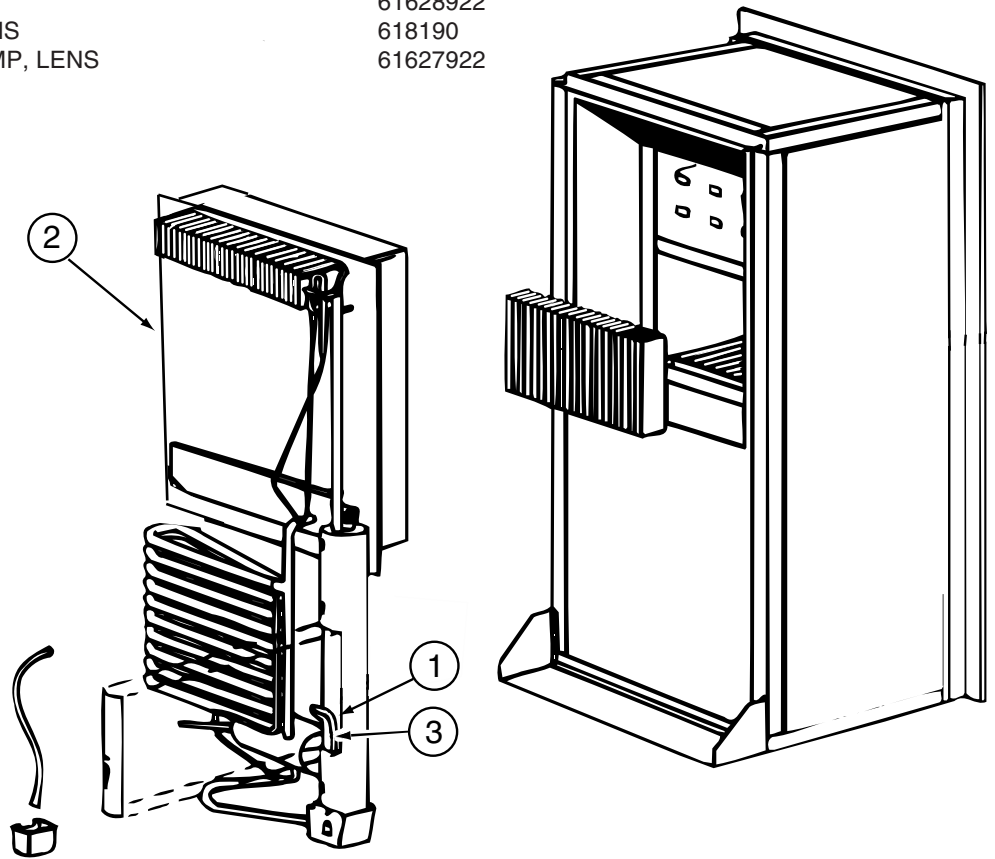
KEY	PART NUMBER	U/M	DESCRIPTION	VENDOR NO.
1	121568-03-709	EA	TRIM - TOP/BLACK	619687
2	120075-01-714	EA	PLUG-HOLE (BLACK)	618170
3	121568-03-710	EA	HINGE/CABINET-TOP/RH-LWR/LH	619335 WAFFLED
4	120075-07-705	EA	TRIM - SIDE - BLACK	622296
5	104137-06-724	EA	ICE TRAY	61630422
6	120075-07-706	EA	SHELF - WIRE F/ICEMAKER MODELS	620249
7	120075-07-707	EA	CONTROL BOX - BLACK	619665
8	121568-03-713	EA	FRONT BOX/DECORATIVE-BLACK	619282
9	120075-01-720	EA	TRAY-DRIP	623250
10	120075-01-722	EA	SHELF-WIRE, SHORT	620269
11	120075-01-723	EA	SHELF-WIRE	620270
12	104137-06-718	EA	SHELF-TRAY, WHITE, W/CUTOUT	617756
13	120075-01-724	EA	SHELF-WIRE, W/CUTOUT	620268
14	120075-01-725	EA	COVER-CRISPER	618158
15	120075-07-708	EA	CRISPER/ICE BIN	619007
16	120075-01-727	EA	PIN-HINGE	618145
17	121568-03-701	EA	BUSHING - HINGE PIN/GRAY	619671
18	121568-03-715	EA	HINGE/CABINET-TOP/LH-LWR/RH	619336 WAFFLED
19	121568-03-716	EA	COVER - HINGE HOLES	619301
20	120075-01-729	EA	TRIM-BOTTOM PIECE	620958
21	120075-01-730	EA	RETAINER-SHELF(SER#926684 DN)	618181
22	121568-03-717	EA	HOLE PLUG - WHITE	619561
23	120075-01-732	EA	PLATE-STRIKE	618167
24	120075-09-700	EA	CABINET - FOAMED	619660
	120075-01-721	EA	LOUVER-DRIP TRAY	618176

CABINET & APPLIANCE GROUP (CONTINUED)
COMPONENT PARTS FOR CABINET & APPLIANCE LAYOUT (CONTINUED)



120075-09-01A, 120075-10-01A, 120075-12-01A, 120075-13-01A, 120075-14-01A, 120075-15-01A (CONTINUED)

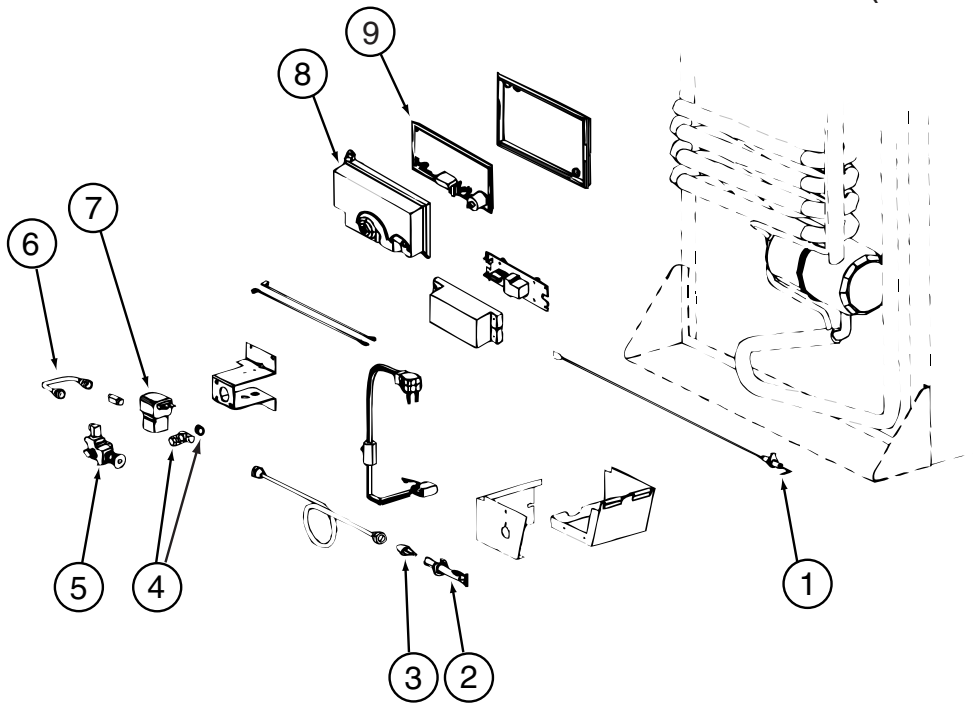
KEY	PART NUMBER	U/M	DESCRIPTION	VENDOR NO.
1	084880-01-760	EA	CLIP (THERMISTER)	61689122
2	120075-01-735	EA	THERMISTER W/LAMP & WIRE/ASM	618548
3	084880-03-705	EA	BRACKET-LIGHT-INTERIOR	61629722
4	084880-03-706	EA	BULB-LAMP	61628922
5	120075-01-734	EA	COVER-LENS	618190
6	084880-03-707	EA	COVER-LAMP, LENS	61627922



120075-09-01A, 120075-10-01A, 120075-12-01A, 120075-13-01A, 120075-14-01A, 120075-15-01A (CONTINUED)

KEY	PART NUMBER	U/M	DESCRIPTION	VENDOR NO.
1	088248-01-710	EA	HEATER DC (HORIZONTAL)	61562822
2	120075-01-736	EA	COOLING UNIT, SERVICE PACK	618542
3	088248-01-709	EA	HEATER-AC (HORIZONTAL)	61562722

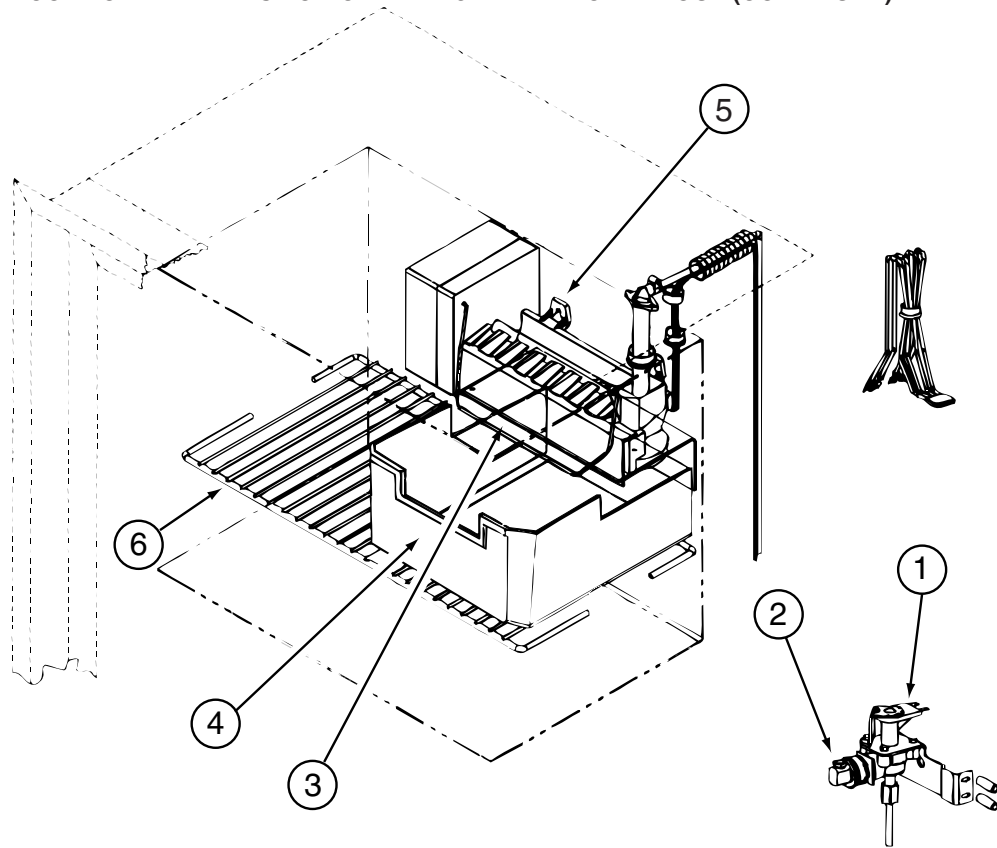
CABINET & APPLIANCE GROUP (CONTINUED)
COMPONENT PARTS FOR CABINET & APPLIANCE LAYOUT (CONTINUED)



120075-09-01A, 120075-10-01A, 120075-12-01A, 120075-13-01A, 120075-14-01A, 120075-15-01A (CONTINUED)

KEY	PART NUMBER	U/M	DESCRIPTION	VENDOR NO.
1	104137-06-715	EA	ELECTRODE-SPARK/SENSOR, SGL	61692222
2	104137-06-714	EA	BURNER ASSEMBLY, 5-SLOT	61705222
3	120075-01-737	EA	ORIFICE - JEWEL - .0155	618284
4	113737-01-702	EA	PLUG 1/8" F/PRESSURE TAP	61445322
4	113737-01-716	EA	TAP-PRESSURE	61594422
5	104137-06-709	EA	VALVE-SHUT OFF/MAN-OLD STYLE	61694922
5	104137-06-734	EA	VALVE-SHUT OFF/MAN-NEW STYLE	618696
6	113737-01-750	EA	TUBE-UNION	61694622
7	084880-01-718	EA	VALVE-GAS, (ASCO)	621447
8	120075-01-738	EA	COVER-POWER BOARD	618185
9	120075-07-710	EA	POWER - BOARD - 2-WAY	619360 = 621269
	120075-01-744	EA	KIT - GAS VALVE/BURNER TUBE	620609

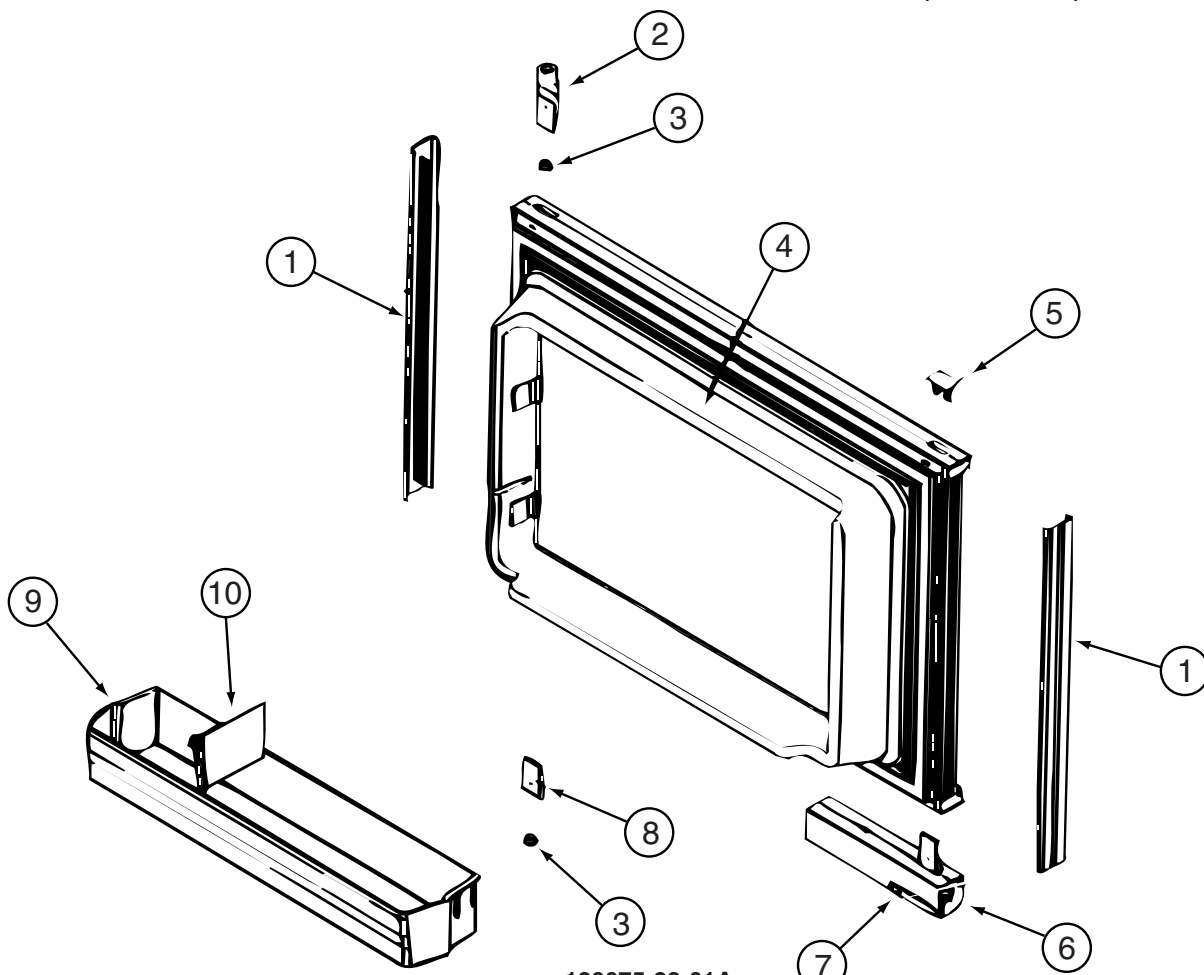
CABINET & APPLIANCE GROUP (CONTINUED)
COMPONENT PARTS FOR CABINET & APPLIANCE LAYOUT (CONTINUED)



120075-09-01A, 120075-10-01A, 120075-13-01A, 120075-14-01A (CONTINUED)

KEY	PART NUMBER	U/M	DESCRIPTION	VENDOR NO.
1	120075-09-701	EA	WATER VALVE W/BRACKET	618253
2	120075-03-702	EA	NUT/COMPRESSION - FITTING	61678722
3	120075-03-703	EA	ARM-SHUT OFF	61656922
4	120075-03-704	EA	BIN-ICE CUBE	618154
5	094039-07-706	EA	ICE MAKER W/O PLATES	61656522
6	120075-01-717	EA	SHELF-FREEZER, WIRE	618172

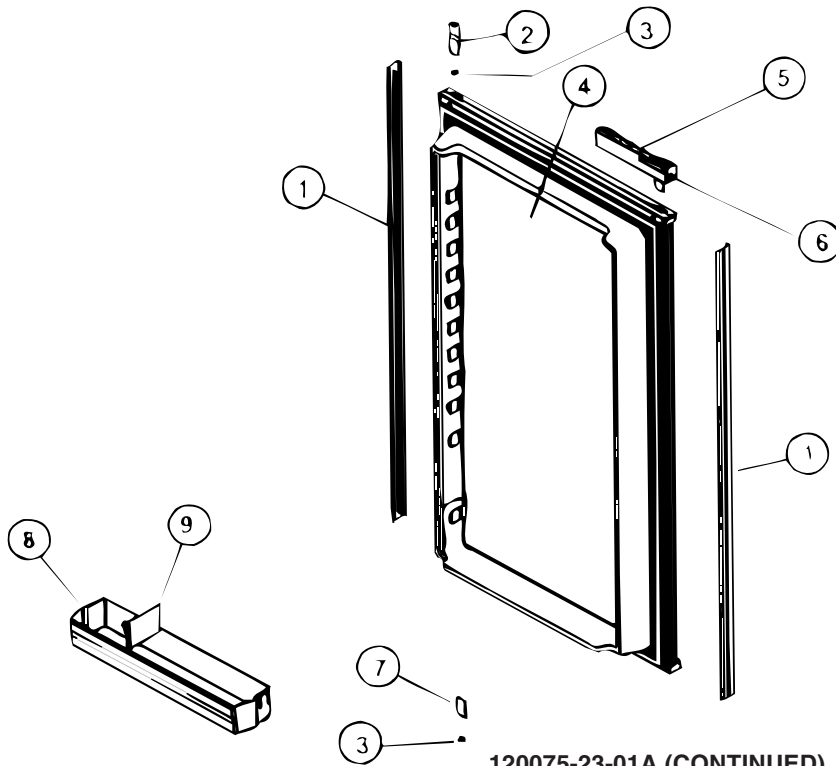
CABINET & APPLIANCE GROUP (CONTINUED)
COMPONENT PARTS FOR CABINET & APPLIANCE LAYOUT (CONTINUED)



120075-23-01A

KEY	PART NUMBER	U/M	DESCRIPTION	VENDOR NO.
1	121568-03-700	EA	RETAINER - DOOR PANEL/BLACK	619558
2	120075-01-701	EA	HINGE-TOP RH/BOTTOM LH(DOOR)	618511
3	121568-03-701	EA	BUSHING - HINGE PIN/GRAY	619671
4	121568-03-702	EA	DOOR LINER - W/TRIM/BLACK	619627 - SMALL DOOR
5	120075-01-702	EA	CAP, (HINGE PLUG)	618160
6	120075-12-700	EA	HANDLE(CONTOUR)TOP LH/BTM RH	621105
6	120075-12-701	EA	HANDLE(CONTOUR)TOP RH/BTM LH	621104
7	121568-03-705	EA	STORAGE LATCH - GRAY	619648
8	120075-01-705	EA	HINGE-TOP LH/BOTTOM RH(DOOR)	618510
9	120075-07-700	EA	DOOR BIN - SMALL/CLEAR	619006
10	120075-07-701	EA	DIVIDER/DOOR BIN CLEAR	619008

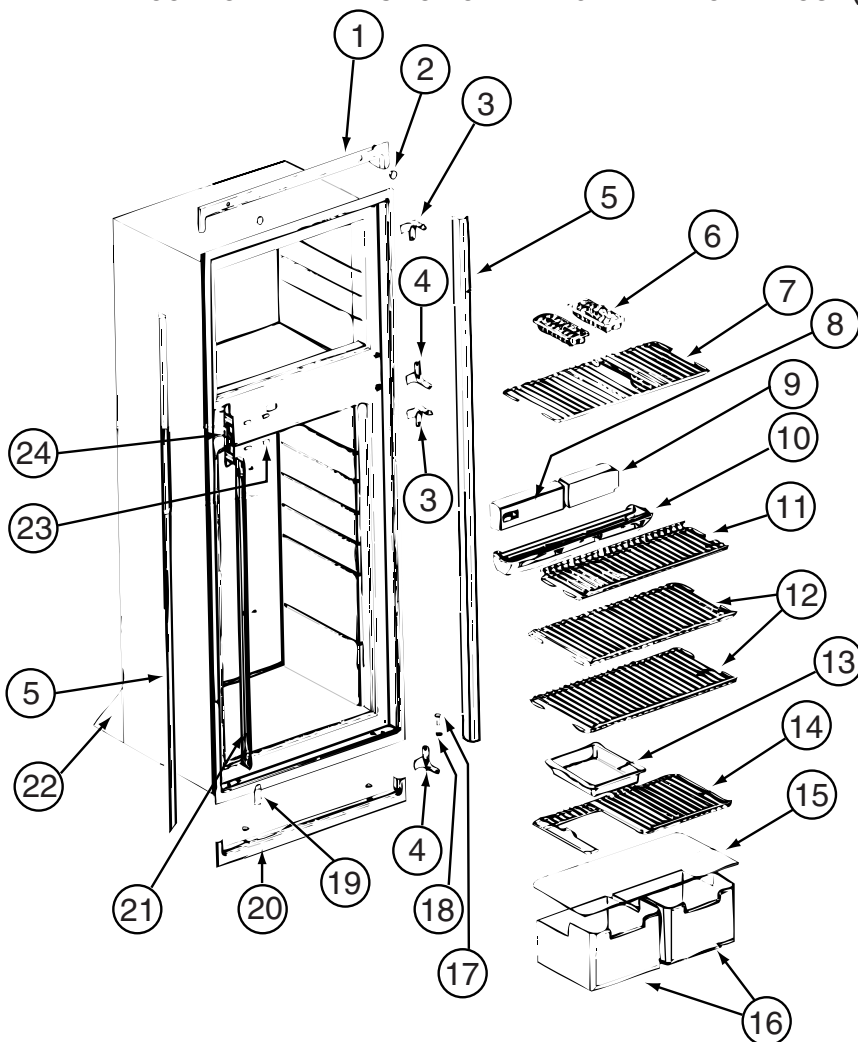
CABINET & APPLIANCE GROUP (CONTINUED)
COMPONENT PARTS FOR CABINET & APPLIANCE LAYOUT (CONTINUED)



120075-23-01A (CONTINUED)

KEY	PART NUMBER	U/M	DESCRIPTION	VENDOR NO.
1	120075-07-702	EA	RETAINER - DOOR PANEL/BLACK	619560
2	120075-01-701	EA	HINGE-TOP RH/BOTTOM LH(DOOR)	618511
3	121568-03-701	EA	BUSHING - HINGE PIN/GRAY	619671
4	120075-07-703	EA	DOOR LINER - BLACK	619631 - LARGE DOOR
5	120075-12-700	EA	HANDLE(CONTOUR)TOP LH/BTM RH	621105
5	120075-12-701	EA	HANDLE(CONTOUR)TOP RH/BTM LH	621104
6	121568-03-705	EA	STORAGE LATCH - GRAY	619648
7	120075-01-705	EA	HINGE-TOP LH/BOTTOM RH(DOOR)	618510
8	120075-07-700	EA	DOOR BIN - SMALL/CLEAR	619006
8	120075-07-704	EA	DOOR BIN - LARGE/CLEAR	619005
9	120075-07-701	EA	DIVIDER/DOOR BIN CLEAR	619008

CABINET & APPLIANCE GROUP (CONTINUED)
COMPONENT PARTS FOR CABINET & APPLIANCE LAYOUT (CONTINUED)

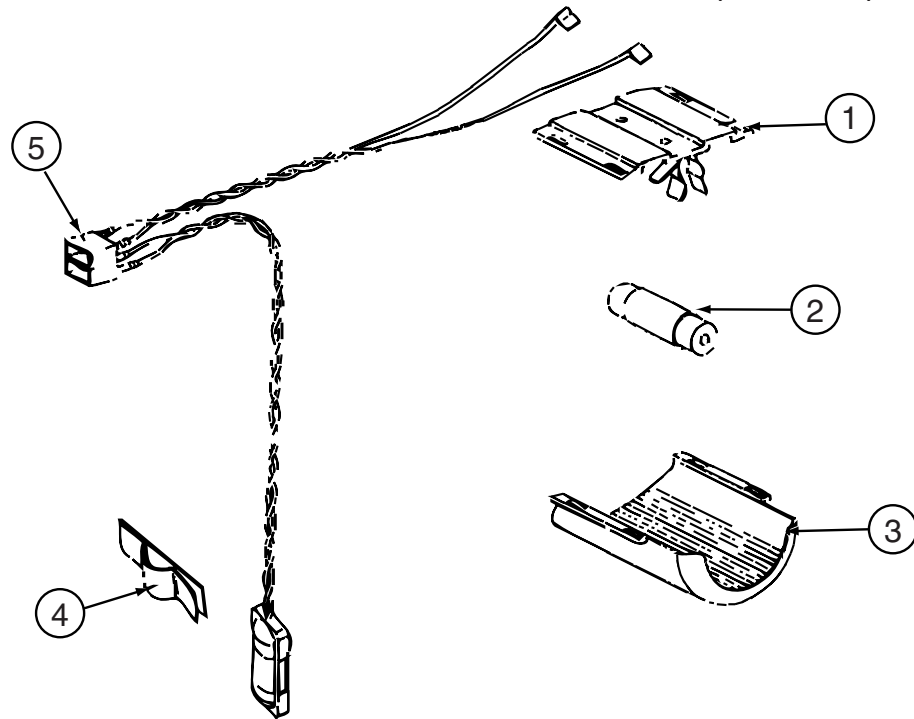


120075-16, 120075-17, 120075-18, 120075-19, 120075-20, 120075-21, 120075-22, 120075-23-01A (CONTINUED)

KEY	PART NUMBER	U/M	DESCRIPTION	VENDOR NO.
1	120075-20-700	EA	TRIM/TOP ASM W/INSERTS-BLACK	622319
2	120075-01-714	EA	PLUG-HOLE (BLACK)	618170
3	121568-03-710	EA	HINGE/CABINET-TOP/RH-LWR/LH	619335
4	121568-03-715	EA	HINGE/CABINET-TOP/LH-LWR/RH	619336
5	120075-07-705	EA	TRIM - SIDE - BLACK	622296
6	104137-06-724	EA	ICE TRAY	61630422
7	121568-03-712	EA	SHELF-WIRE FREEZER	620250
7	120075-07-706	EA	SHELF-WIRE F/ICEMAKER MODELS	620250
8	120075-07-707	EA	CONTROL BOX - BLACK	619665
9	121568-03-713	EA	FRONT BOX/DECORATIVE-BLACK	619282
10	120075-20-701	EA	TRAY/DRIP(INSIDE 1 PC)LOUVER	623250
11	120075-01-722	EA	SHELF-WIRE, SHORT	620269
12	120075-01-723	EA	SHELF-WIRE	620270
13	104137-06-718	EA	SHELF-TRAY, WHITE, W/CUTOUT	617756
14	120075-20-703	EA	SHELF - WIRE W/CUTOUT	620268
15	120075-01-725	EA	COVER-CRISPER	618158
16	120075-07-708	EA	CRISPER/ICE BIN	619007
17	120075-01-727	EA	PIN-HINGE	618145
18	121568-03-701	EA	BUSHING - HINGE PIN/GRAY	619671
19	121568-03-716	EA	COVER - HINGE HOLES	619301
20	120075-20-702	EA	TRIM PC(FOAM/TAPE)BTM BLACK	622323
21	120075-01-730	EA	RETAINER-SHELF(SER#926684 DN	618181
21	125242-02-720	EA	RETAINER/SHELF(SER#926685 UP	622033
23	121568-06-703	EA	HOLE PLUG - WHITE	620282
24	120075-01-732	EA	PLATE-STRIKE	618167

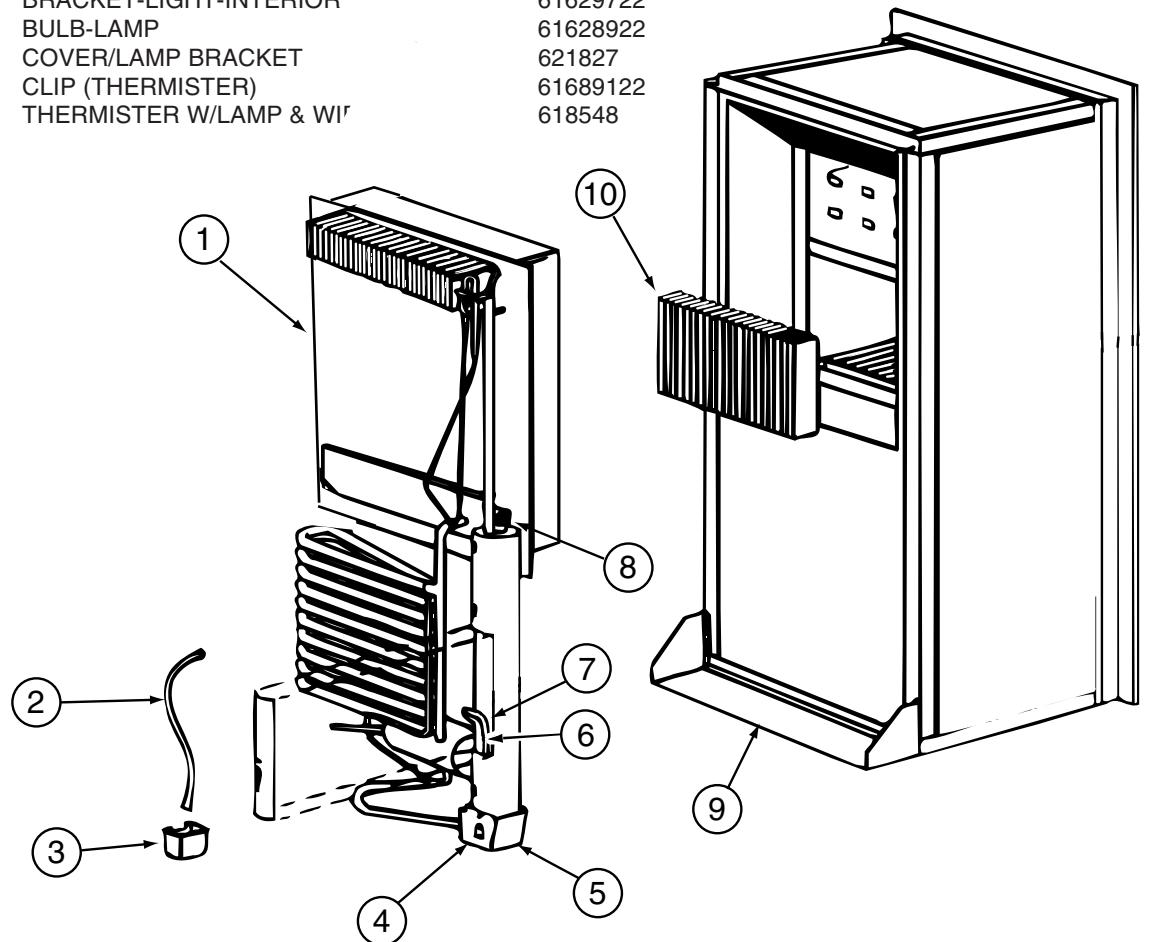
CONTACT WINNEBAGO PART SALES FOR UNLISTED COMPONENT(S)

CABINET & APPLIANCE GROUP (CONTINUED)
COMPONENT PARTS FOR CABINET & APPLIANCE LAYOUT (CONTINUED)



120075-16, 120075-17, 120075-18, 120075-19, 120075-20, 120075-21, 120075-22, 120075-23, 121569-08-01A (CONTINUED)

KEY	PART NUMBER	U/M	DESCRIPTION	VENDOR NO.
1	084880-03-705	EA	BRACKET-LIGHT-INTERIOR	61629722
2	084880-03-706	EA	BULB-LAMP	61628922
3	125242-02-708	EA	COVER/LAMP BRACKET	621827
4	084880-01-760	EA	CLIP (THERMISTER)	61689122
5	120075-01-735	EA	THERMISTER W/LAMP & WI	618548

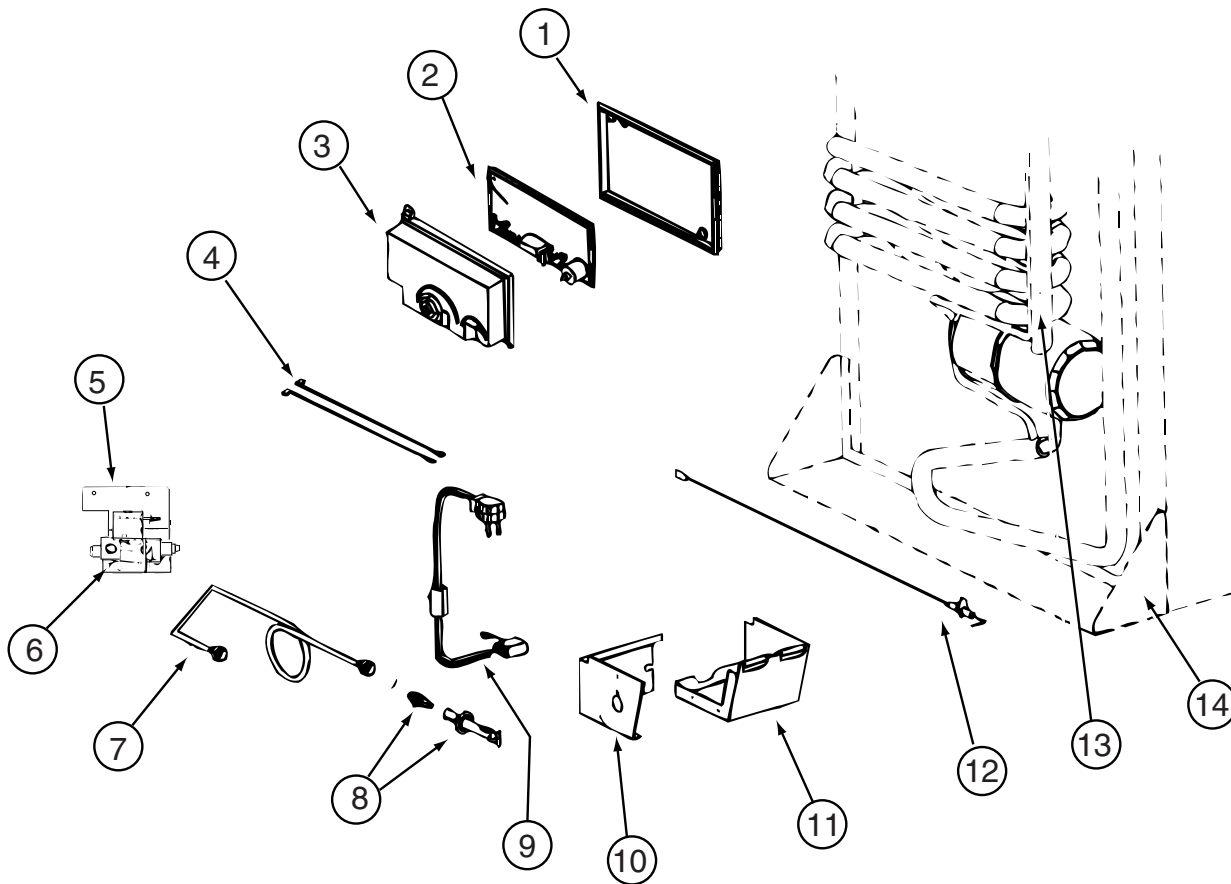


120075-16, 120075-17, 120075-18, 120075-19, 120075-20, 120075-21, 120075-22, 120075-23-01A (CONTINUED)

KEY	PART NUMBER	U/M	DESCRIPTION	VENDOR NO.
1	120075-01-736	EA	COOLING UNIT, SERVICE PACK	618542
6	121568-06-704	EA	HEATER-AC/300W/120VAC	621702

CONTACT WINNEBAGO PART SALES FOR UNLISTED COMPONENT(S)

CABINET & APPLIANCE GROUP (CONTINUED)
COMPONENT PARTS FOR CABINET & APPLIANCE LAYOUT (CONTINUED)

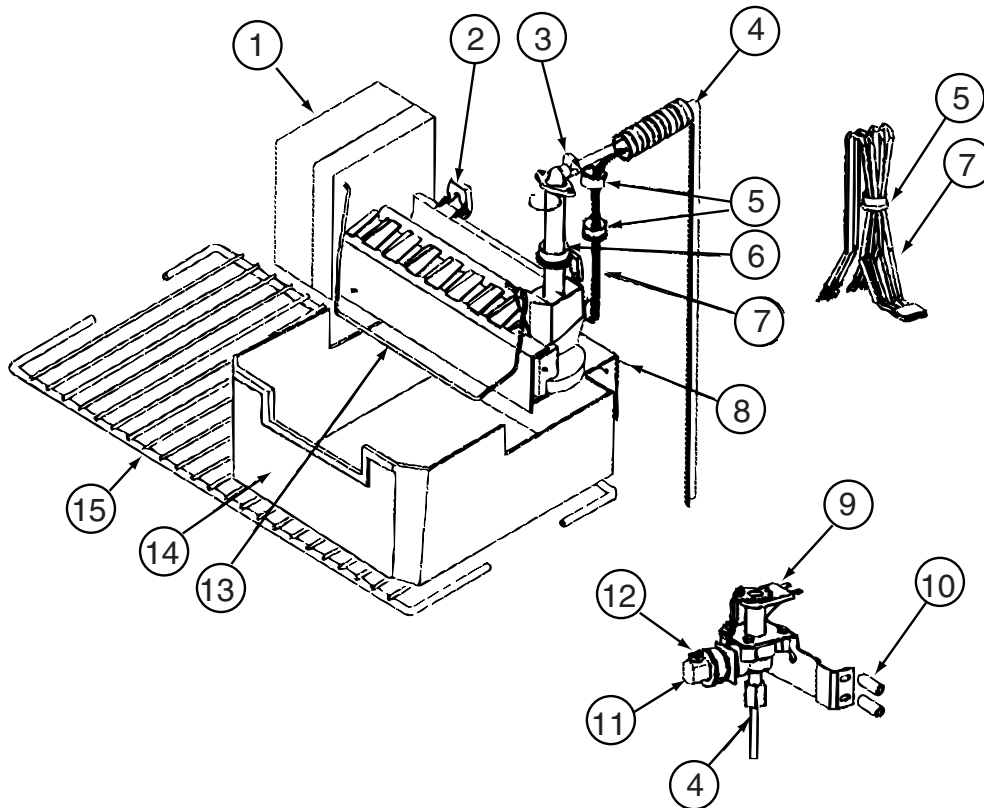


120075-16, 120075-17, 120075-18, 120075-19, 120075-20, 120075-21, 120075-22, 120075-23-01A (CONTINUED)

KEY	PART NUMBER	U/M	DESCRIPTION	VENDOR NO.
1	120075-01-740	EA	COVER-BASE, POWER BOARD	618186
2	120075-20-704	EA	KIT-POWER BOARD/EG2-2 WAY	621269001
3	120075-01-738	EA	COVER-POWER BOARD	618185
4	125242-02-709	EA	WIRE/WHITE/9"/GAS VALVE	621448
5	125242-02-710	EA	GAS VALVE/BRKT/WIRES COMB.	621334
6	121568-06-706	EA	GAS VALVE-COMBO/WRENCH FLAT	621329
7	120075-20-705	EA	TUBE/BURNER - N8/N6	620033
8	121568-06-708	EA	BURNER/ORFICE-ADAPTER KIT	621957
12	104137-06-715	EA	ELECTRODE-SPARK/SENSOR, SGL	61692222

CONTACT WINNEBAGO PART SALES FOR UNLISTED COMPONENT(S)

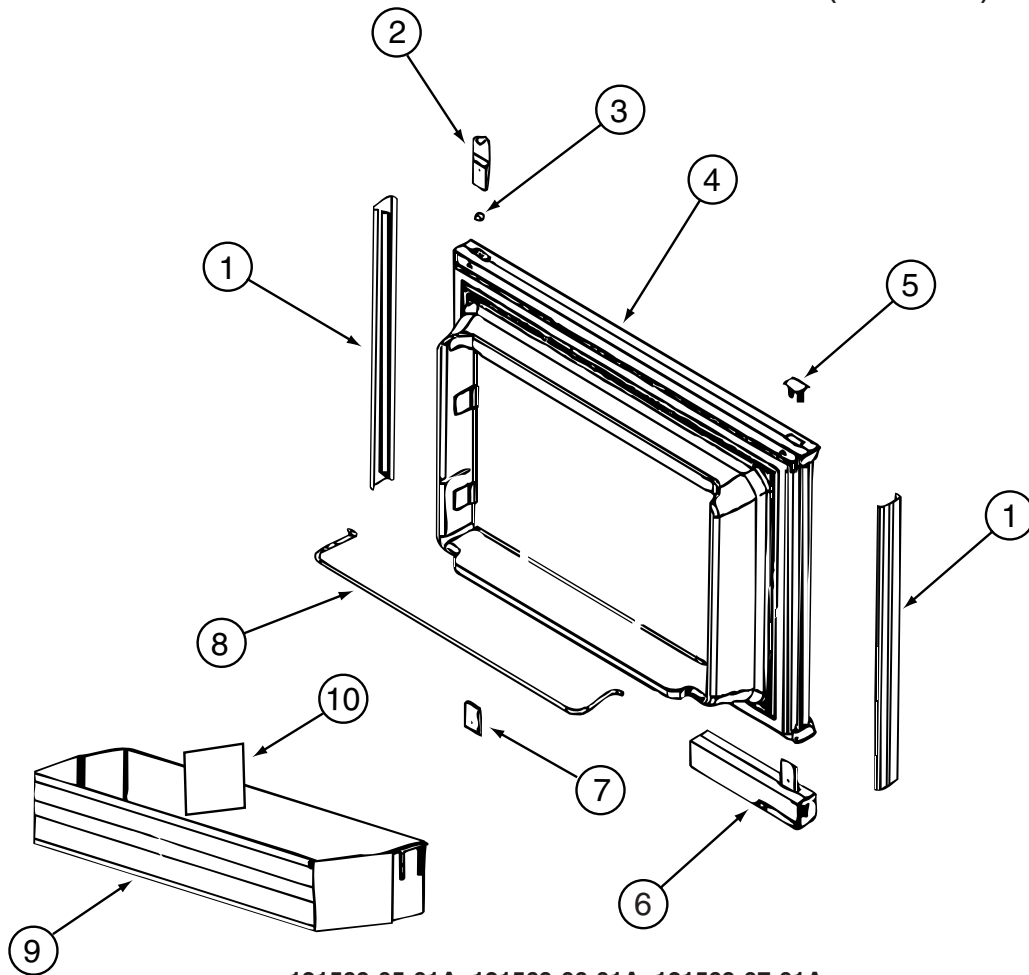
CABINET & APPLIANCE GROUP (CONTINUED)
COMPONENT PARTS FOR CABINET & APPLIANCE LAYOUT (CONTINUED)



120075-16-01A, 120075-17-01A, 120075-18-01A, 120075-19-01A, 120075-20-01A, 120075-23-01A (CONTINUED)

KEY	PART NUMBER	U/M	DESCRIPTION	VENDOR NO.
2	094039-07-706	EA	ICE MAKER W/O PLATES	61656522
9	120075-03-701	EA	VALVE ASM., WATER, W/BACKET	618253
13	120075-03-703	EA	ARM-SHUT OFF	61656922
14	120075-07-708	EA	CRISPER/ICE BIN	619007
15	120075-07-706	EA	SHELF-WIRE F/ICEMAKER MODELS	620249
			CONTACT WINNEBAGO PART SALES FOR UNLISTED COMPONENT(S)	

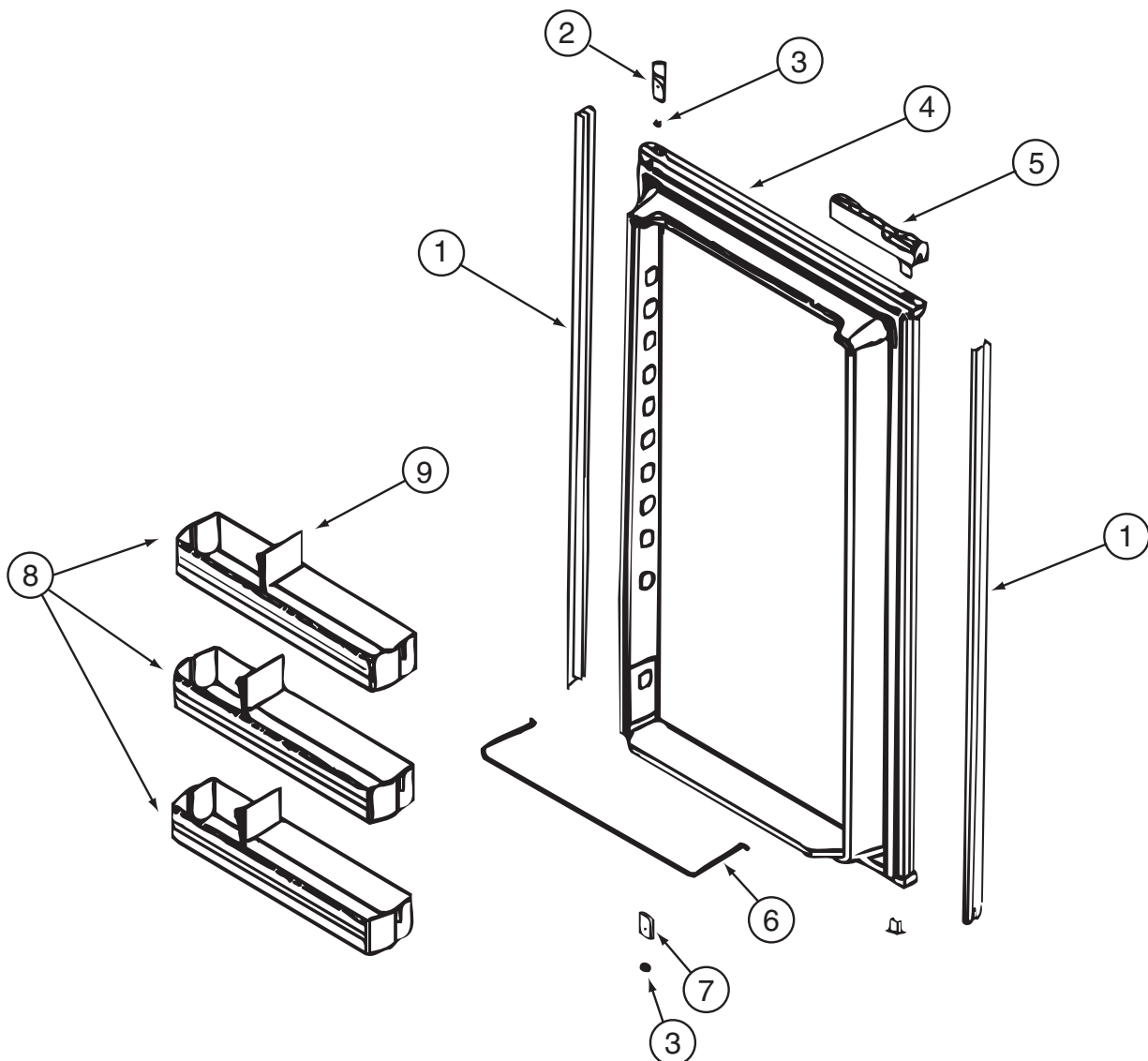
CABINET & APPLIANCE GROUP (CONTINUED)
COMPONENT PARTS FOR CABINET & APPLIANCE LAYOUT (CONTINUED)



121569-05-01A, 121569-06-01A, 121569-07-01A

KEY	PART NUMBER	U/M	DESCRIPTION	VENDOR NO.
1	121568-03-700	EA	RETAINER - DOOR PNL/WAFFLE/BLK	619558-WDL-UPPER
2	120075-01-701	EA	HINGE-TOP RH/BOTTOM LH(DOOR)	618511
3	121568-03-701	EA	BUSHING - HINGE PIN/GRAY	619671
4	121568-03-702	EA	DOOR LINER-UPR/WAFFLED/BLACK	619627 - SMALL WDL
5	120075-01-702	EA	CAP, (HINGE PLUG)	618160
6	120075-12-700	EA	HANDLE(CONTOUR)TOP LH/BTM RH	621105
7	120075-01-705	EA	HINGE-TOP LH/BOTTOM RH(DOOR)	618510
8	121568-01-700	EA	RAIL - DOOR UPPER	618618
9	120075-07-700	EA	DOOR BIN - SMALL/CLEAR F/WDL	619006 WDL
10	120075-07-701	EA	DIVIDER/DOOR BIN CLEAR	619008 WDL & SDL
	121568-03-705	EA	STORAGE LATCH - GRAY	619648

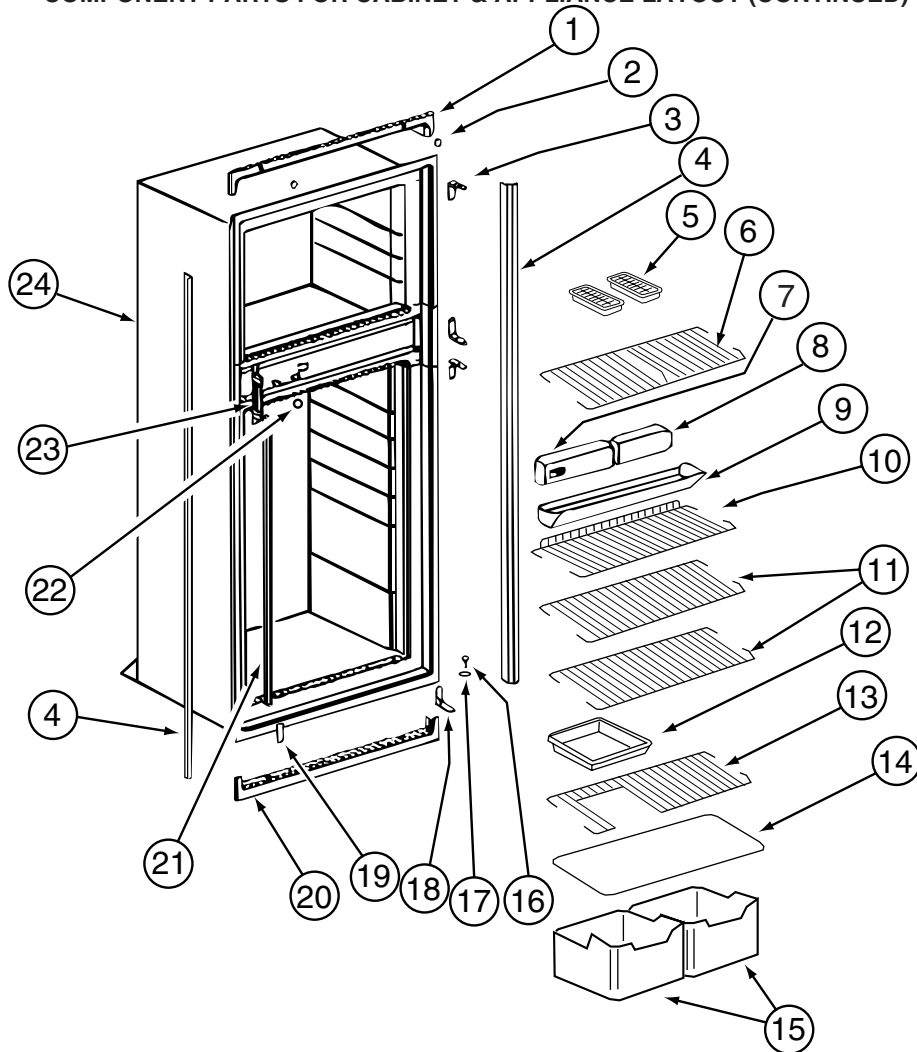
CABINET & APPLIANCE GROUP (CONTINUED)
COMPONENT PARTS FOR CABINET & APPLIANCE LAYOUT (CONTINUED)



121569-05-01A, 121569-06-01A, 121569-07-01A (CONTINUED)

KEY	PART NUMBER	U/M	DESCRIPTION	VENDOR NO.
1	120075-07-702	EA	RETAINER - DOOR PNL/WAFFLE/BLK	619560 -WDL-LOWER
2	120075-01-701	EA	HINGE-TOP RH/BOTTOM LH(DOOR)	618511
3	121568-03-701	EA	BUSHING - HINGE PIN/GRAY	619671
4	120075-07-703	EA	DOOR LINER-LWR/WAFFLED/BLACK	619631 LARGE WDL
5	120075-12-701	EA	HANDLE(CONTOUR)TOP RH/BTM LH	621104
6	121568-01-704	EA	RAIL - DOOR LOWER	618578
7	120075-01-705	EA	HINGE-TOP LH/BOTTOM RH(DOOR)	618510
8	121568-01-701	EA	BIN - DOOR WHITE-WAFFLED LNR	618619 WDL
9	120075-07-701	EA	DIVIDER/DOOR BIN CLEAR	619008 WDL & SDL
	121568-03-705	EA	STORAGE LATCH - GRAY	619648

CABINET & APPLIANCE GROUP (CONTINUED)
COMPONENT PARTS FOR CABINET & APPLIANCE LAYOUT (CONTINUED)

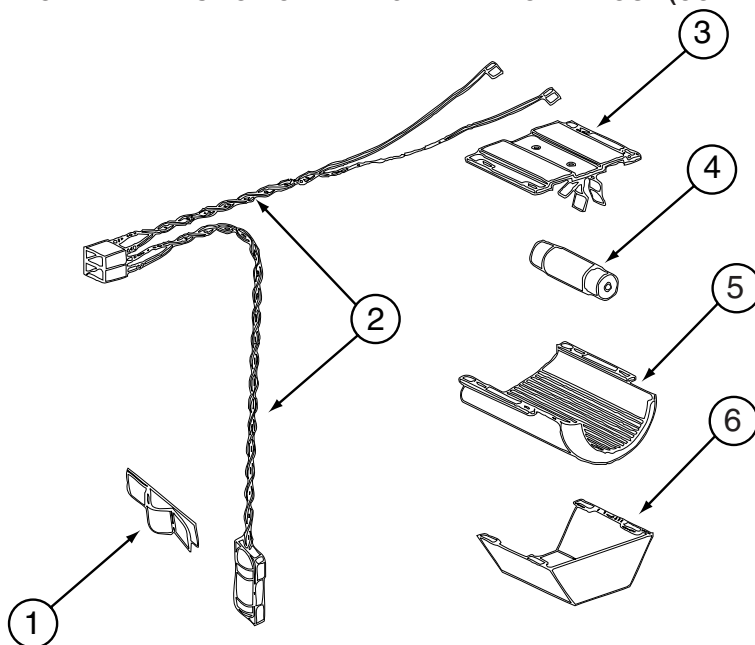


121569-03-01A, 121569-04-01A, 121569-05-01A, 121569-06-01A, 121569-07-01A (CONTINUED)

KEY	PART NUMBER	U/M	DESCRIPTION	VENDOR NO.
1	121568-03-709	EA	TRIM - TOP/BLACK	619687
2	120075-01-714	EA	PLUG-HOLE (BLACK)	618170
3	121568-03-710	EA	HINGE/CABINET-TOP/RH-LWR/LH	619335 WAFFLED
4	120075-07-705	EA	TRIM - SIDE - BLACK	622296
6	121568-03-712	EA	SHELF - WIRE/FREEZER	620250
7	121568-03-714	EA	CONTROL ASM - 2 WAY BLACK	619350
8	121568-03-713	EA	FRONT BOX/DECORATIVE-BLACK	619282
9	120075-01-720	EA	TRAY-DRIP	623250
10	121568-01-707	EA	SHELF - WIRE - SHORT	620272
11	121568-01-708	EA	SHELF - WIRE	620273
14	120075-01-725	EA	COVER-CRISPER	618158
15	121568-01-709	EA	CRISPER	618571
16	120075-01-727	EA	PIN-HINGE	618145
18	121568-03-715	EA	HINGE/CABINET-TOP/LH-LWR/RH	619336 WAFFLED
19	121568-03-716	EA	COVER - HINGE HOLES	619301
20	120075-01-729	EA	TRIM-BOTTOM PIECE	620958
21	120075-01-730	EA	RETAINER-SHELF(SER#926684 DN)	618181
22	121568-03-717	EA	HOLE PLUG - WHITE	619561
23	120075-01-732	EA	PLATE-STRIKE	618167
24	120075-07-709	EA	CABINET - FOAMED	619347
	120075-01-721	EA	LOUVER-DRIP TRAY	618176

CONTACT WINNEBAGO PART SALES FOR UNLISTED COMPONENT(S)

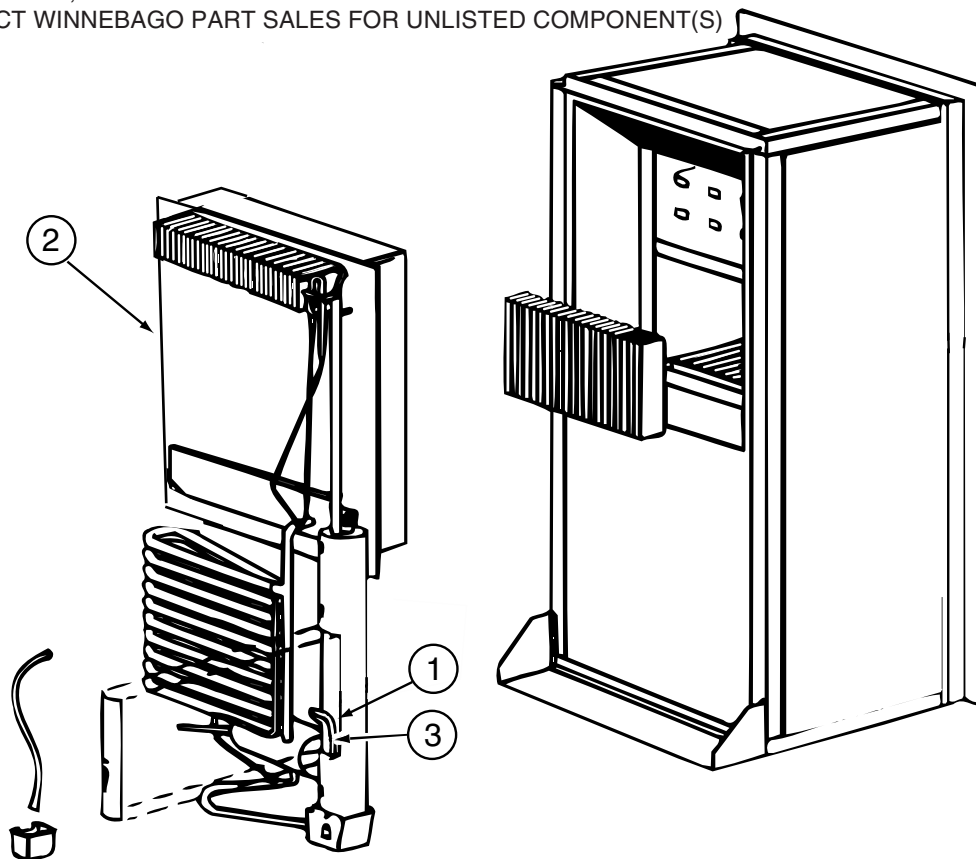
CABINET & APPLIANCE GROUP (CONTINUED)
COMPONENT PARTS FOR CABINET & APPLIANCE LAYOUT (CONTINUED)



121569-03-01A, 121569-04-01A, 121569-05-01A, 121569-06-01A, 121569-07-01A (CONTINUED)

KEY	PART NUMBER	U/M	DESCRIPTION	VENDOR NO.
1	084880-01-760	EA	CLIP (THERMISTER)	61689122
2	120075-01-735	EA	THERMISTER W/LAMP & WIRE/ASM	618548
3	084880-03-705	EA	BRACKET-LIGHT-INTERIOR	61629722
4	084880-03-706	EA	BULB-LAMP	61628922
6	084880-03-707	EA	COVER-LAMP, LENS	61627922

CONTACT WINNEBAGO PART SALES FOR UNLISTED COMPONENT(S)

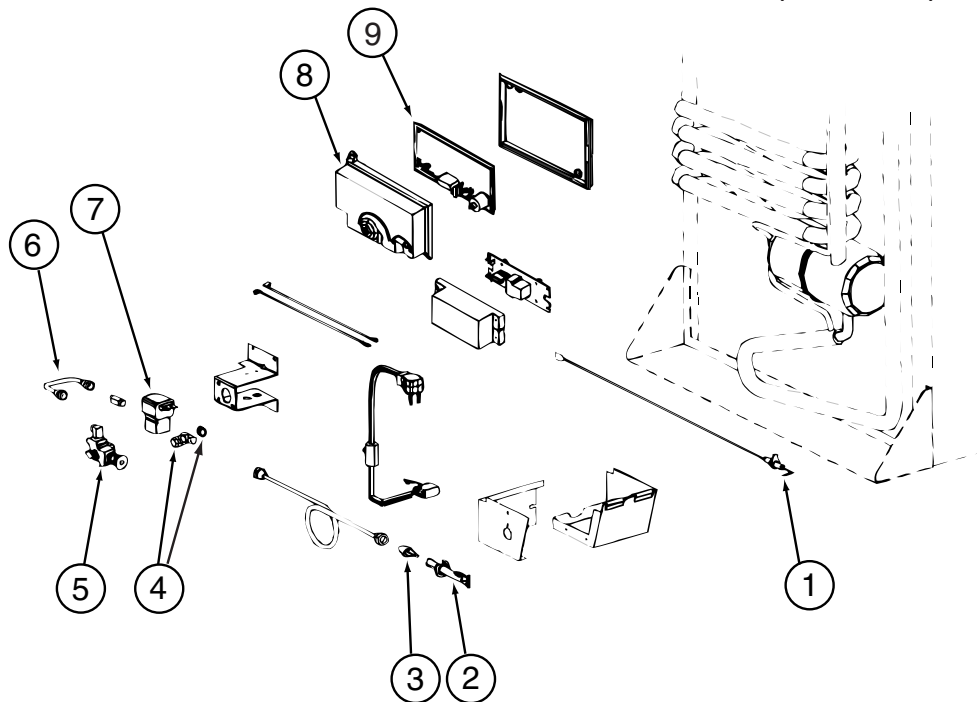


121569-03-01A, 121569-04-01A, 121569-05-01A, 121569-06-01A, 121569-07-01A (CONTINUED)

KEY	PART NUMBER	U/M	DESCRIPTION	VENDOR NO.
2	120075-01-736	EA	COOLING UNIT, SERVICE PACK	618542
3	088248-01-709	EA	HEATER-AC (HORIZONTAL)	61562722
	120075-01-744	EA	KIT - GAS VALVE/BURNER TUBE	620609

CONTACT WINNEBAGO PART SALES FOR UNLISTED COMPONENT(S)

CABINET & APPLIANCE GROUP (CONTINUED)
COMPONENT PARTS FOR CABINET & APPLIANCE LAYOUT (CONTINUED)

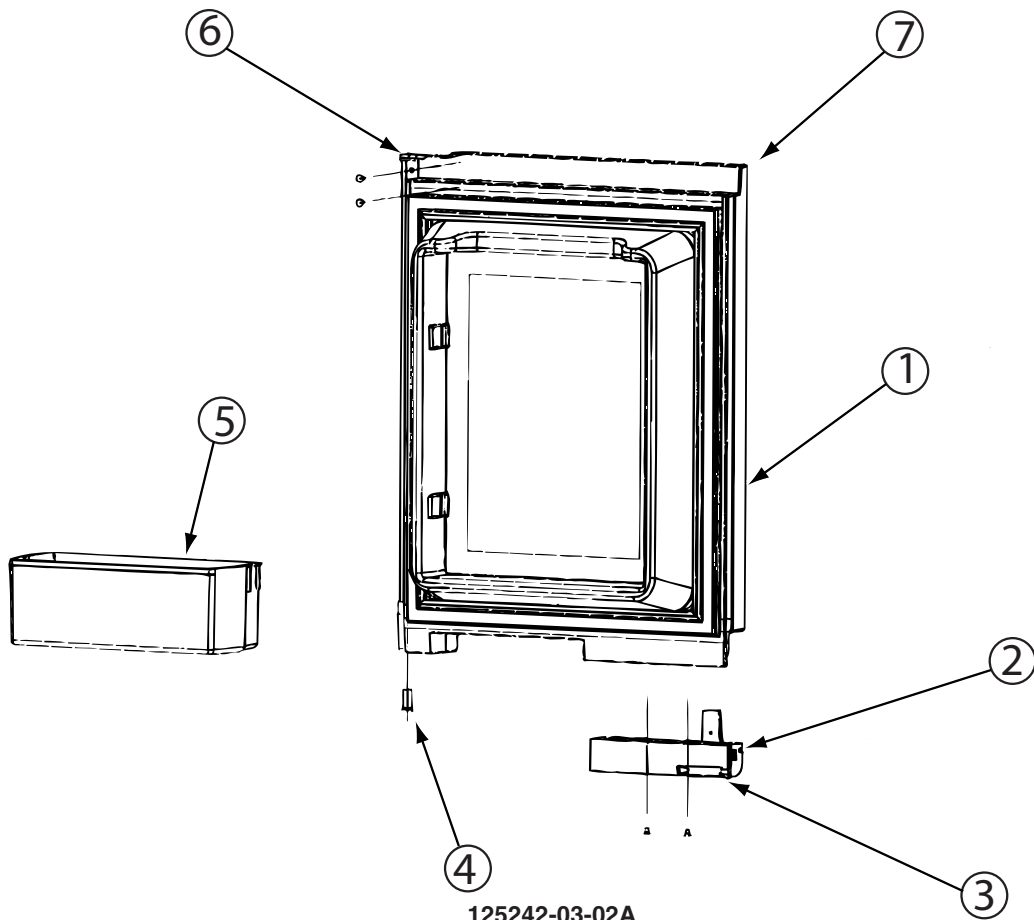


121569-03-01A, 121569-04-01A, 121569-05-01A, 121569-06-01A, 121569-07-01A (CONTINUED)

KEY	PART NUMBER	U/M	DESCRIPTION	VENDOR NO.
1	104137-06-715	EA	ELECTRODE-SPARK/SENSOR, SGL	61692222
2	104137-06-714	EA	BURNER ASSEMBLY, 5-SLOT	61705222
3	120075-01-737	EA	ORIFICE - JEWEL - .0155	618284
4	113737-01-702	EA	PLUG 1/8" F/PRESSURE TAP	61445322
4	113737-01-716	EA	TAP-PRESSURE	61594422
6	113737-01-750	EA	TUBE-UNION	61694622
7	084880-01-718	EA	KIT-GAS VALVE/SOLENOID/TUBE	621447
8	120075-01-738	EA	COVER-POWER BOARD	618185
9	121568-03-719	EA	POWER - BOARD - 2-WAY	621267
	121568-03-720	EA	VALVE/SOLENOID-MAN SHUT OFF	618696
	121569-07-700	EA	CORD - AC POWER	61554422

CONTACT WINNEBAGO PART SALES FOR UNLISTED COMPONENT(S)

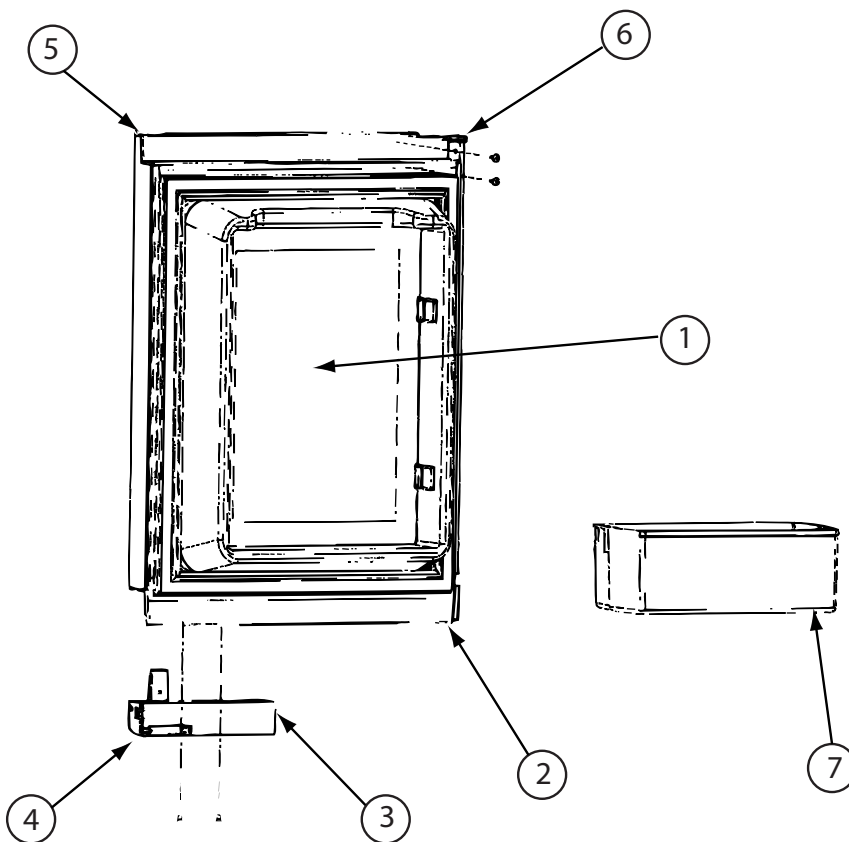
CABINET & APPLIANCE GROUP (CONTINUED)
COMPONENT PARTS FOR CABINET & APPLIANCE LAYOUT (CONTINUED)



125242-03-02A

KEY	PART NUMBER	U/M	DESCRIPTION	VENDOR NO.
1	125242-03-721	EA	LINER-DOOR/UPPER RH/WRP WPM	62906101
2	125242-02-701	EA	HANDLE(CONTOUR)TOP RH LWR LH	621106
3	125242-02-722	EA	LATCH-STORAGE DR/BLK POINTED	619374
4	125242-01-704	EA	BUSHING-HINGE MIDDLE	618746
5	125242-03-704	EA	BIN - DOOR SHELF	622831
6	125242-03-722	EA	CAP/DOOR HINGE-UPR RH/LWR LH	623819
7	125242-03-723	EA	CAP/DR CENTER-UPR RH/LWR LH	623820

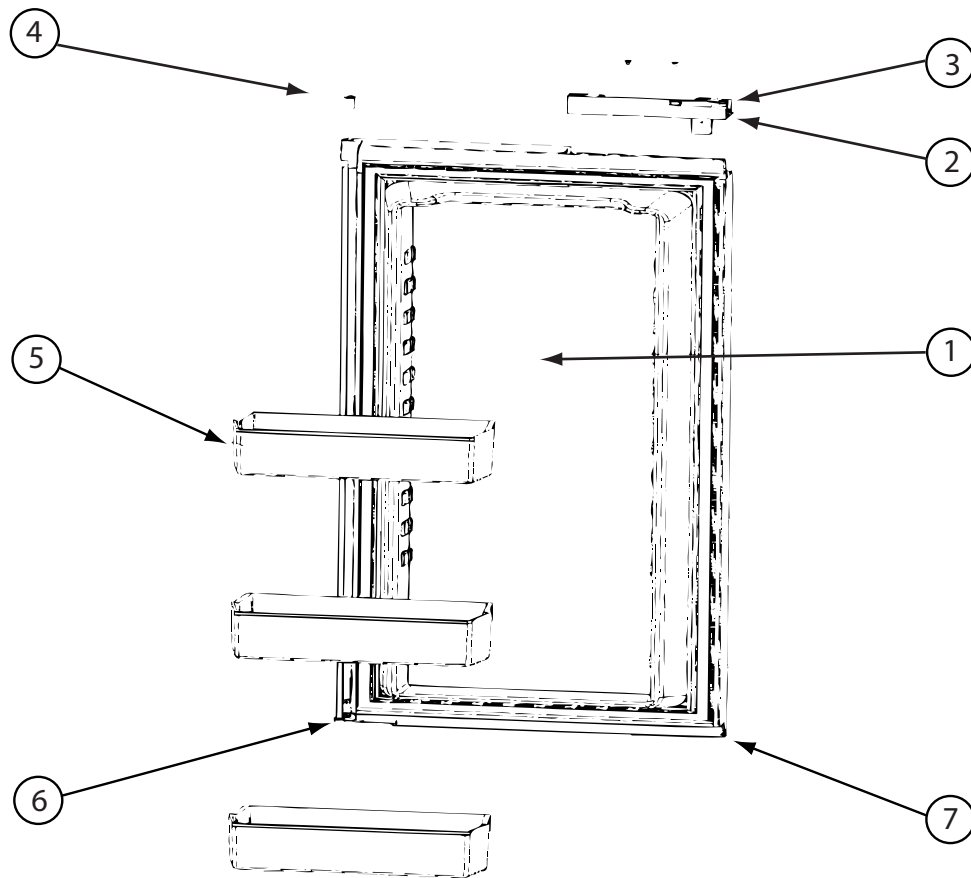
CABINET & APPLIANCE GROUP (CONTINUED)
COMPONENT PARTS FOR CABINET & APPLIANCE LAYOUT (CONTINUED)



125242-03-02A (CONTINUED)

KEY	PART NUMBER	U/M	DESCRIPTION	VENDOR NO.
1	125242-03-724	EA	LINER-DOOR/UPPER LH/WRP WPM	62906001
2	125242-01-704	EA	BUSHING-HINGE MIDDLE	618746
3	125242-02-700	EA	HANDLE(CONTOUR)TOP LH BTM RH	621107
4	125242-02-722	EA	LATCH-STORAGE DR/BLK POINTED	619374
5	125242-03-726	EA	CAP/DR CENTER-UPR LH/LWR RH	623492
6	125242-03-725	EA	CAP/DOOR HINGE-UPR LH/LWR RH	623491
7	125242-03-704	EA	BIN - DOOR SHELF	622831

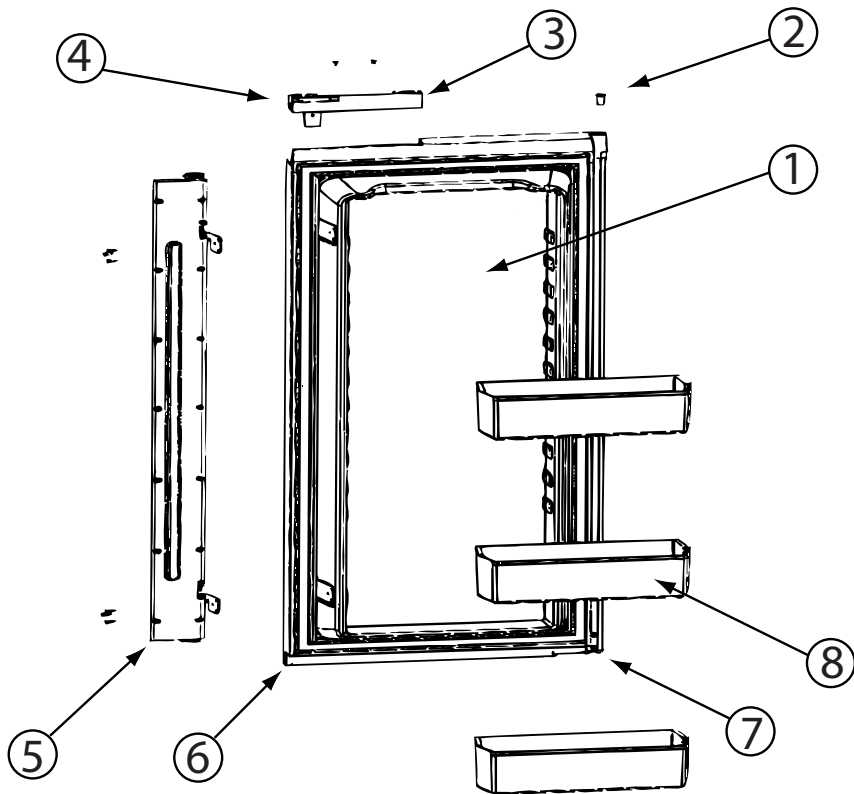
CABINET & APPLIANCE GROUP (CONTINUED)
COMPONENT PARTS FOR CABINET & APPLIANCE LAYOUT (CONTINUED)



125242-03-02A (CONTINUED)

KEY	PART NUMBER	U/M	DESCRIPTION	VENDOR NO.
1	125242-03-727	EA	LINER-DOOR/LOWER RH/WRP WPM	62906301
2	125242-02-700	EA	HANDLE(CONTOUR)TOP LH BTM RH	621107
3	125242-02-722	EA	LATCH-STORAGE DR/BLK POINTED	619374
4	125242-01-704	EA	BUSHING-HINGE MIDDLE	618746
5	125242-03-704	EA	BIN - DOOR SHELF	622831
6	125242-03-725	EA	CAP/DOOR HINGE-UPR LH/LWR RH	623491
7	125242-03-726	EA	CAP/DR CENTER-UPR LH/LWR RH	623492
	125242-01-769	EA	SHIM DOOR HINGE SERVICE KIT	625129

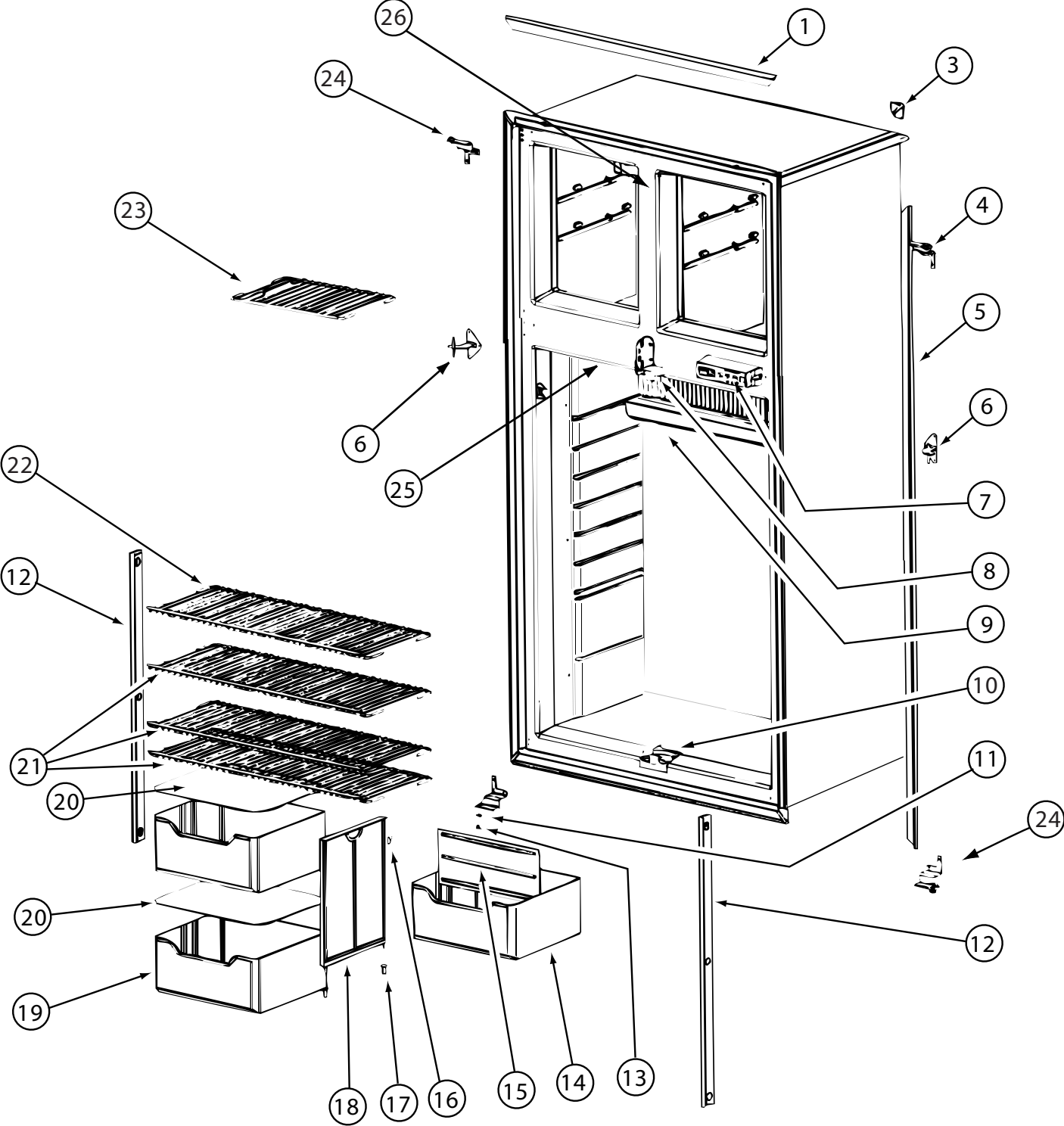
CABINET & APPLIANCE GROUP (CONTINUED)
COMPONENT PARTS FOR CABINET & APPLIANCE LAYOUT (CONTINUED)



125242-03-02A (CONTINUED)

KEY	PART NUMBER	U/M	DESCRIPTION	VENDOR NO.
1	125242-03-728	EA	LINER-DOOR/LOWER LH/WRP WPM	62906201-NO FLAPPE
2	125242-01-704	EA	BUSHING-HINGE MIDDLE	618746
3	125242-02-701	EA	HANDLE(CONTOUR)TOP RH LWR LH	621106
4	125242-02-722	EA	LATCH-STORAGE DR/BLK POINTED	619374
5	125242-02-727	EA	FLAPPER/DOUBLE POLE - FOR S.N.#540295 TO 1291390	
5	125242-02-740	EA	FLAPPER/DBL POLE-SER#1291391AND UP	
6	125242-03-722	EA	CAP/DOOR HINGE-UPR RH/LWR LH	623819
7	125242-03-723	EA	CAP/DR CENTER-UPR RH/LWR LH	623820
8	125242-03-704	EA	BIN - DOOR SHELF	622831
	125242-01-769	EA	SHIM DOOR HINGE SERVICE KIT	625129

CABINET & APPLIANCE GROUP (CONTINUED)
COMPONENT PARTS FOR CABINET & APPLIANCE LAYOUT (CONTINUED)



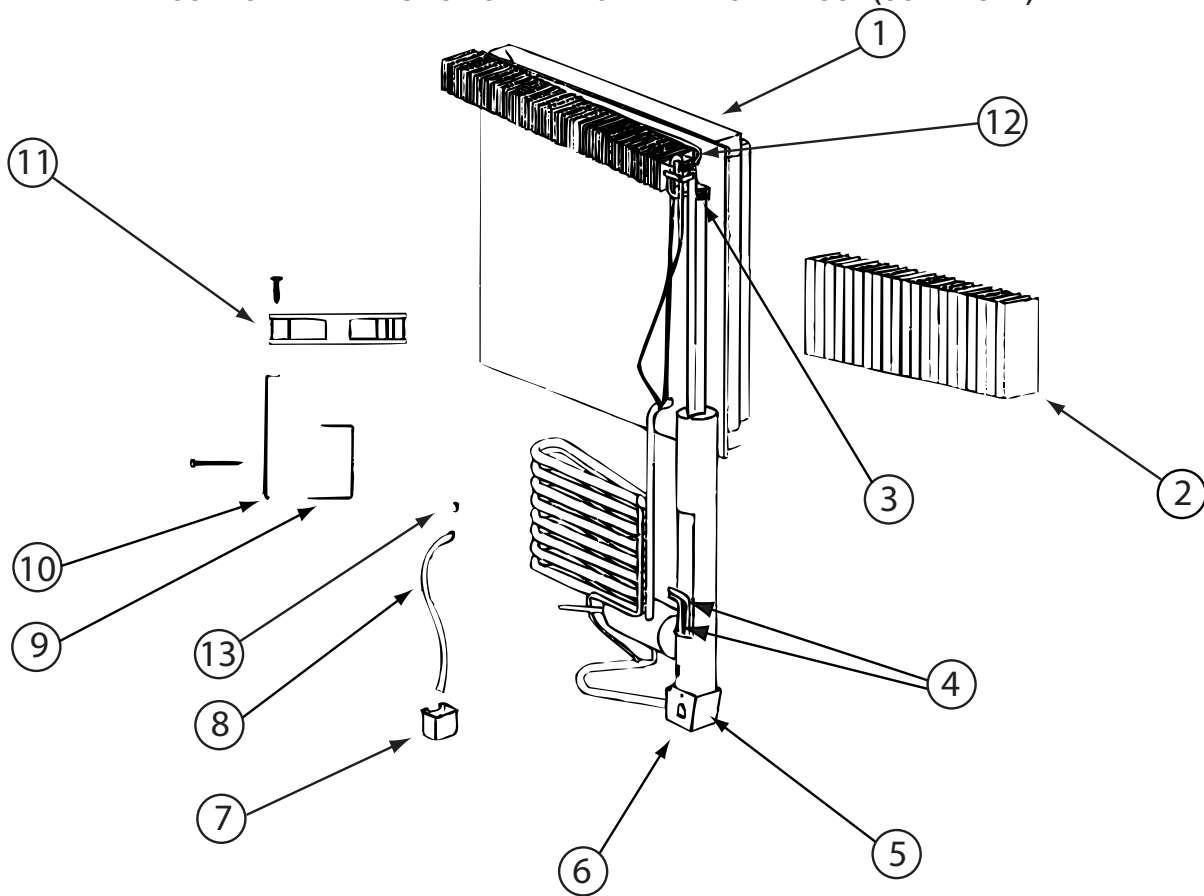
125242-03-02A (CONTINUED)

CABINET & APPLIANCE GROUP (CONTINUED)
COMPONENT PARTS FOR CABINET & APPLIANCE LAYOUT (CONTINUED)

125242-03-02A (CONTINUED)

KEY	PART NUMBER	U/M	DESCRIPTION	VENDOR NO.
1	125242-02-713	EA	TRIM/UPR/LWR - SIDE SNAP ON	621975
1	125242-02-730	EA	TRIM - TOP/BOTTOM - SCREW ON	623255
3	125242-01-722	EA	TRIM - CORNER	618844
4	125242-03-711	EA	HINGE-UPR RH/LWR LH WRAP/DRS	623824
5	125242-01-766	EA	TRIM-LT/RT HAND-SCREW ON	623254
5	125242-02-714	EA	TRIM/SIDES - SIDE SNAP ON	621976
6	125242-03-729	EA	HINGE - MIDDLE	627685
6	125242-03-730	EA	HINGE PIN - MIDDLE HINGE	627684
7	125242-03-731	EA	CONTROL-OPT/ SN8981139 & UP	628970
7	125242-03-712	EA	CONTROL-OPT/GRAY- SN832172 UP	624868
8	125242-01-721	EA	STRIKE PLATE	618835
9	125242-01-712	EA	DRIP TRAY	618774
10	125242-02-717	EA	GUIDE ASM LWR(SER#540295 UP)	620043
10	125242-02-719	EA	GUIDE ASM UPR(SER#540295 UP)	620041
10	125242-03-713	EA	GUIDE BLOCK/FLAPPER/BTM BLK	624140
10	125242-03-714	EA	GUIDE-FLAPPERTOP/BLACK	624141
12	120075-01-730	EA	RETAINER-SHELF(SER#926684 DN)	618181
12	125242-02-720	EA	RETAINER/SHEF(SER#926685 UP)	622033
13	125242-03-715	EA	HINGE PIN/UPR-WRAPPED DOORS	623899
15	125242-01-733	EA	DIVIDER-BOTTLE CRISPER	618877
16	125242-01-750	EA	CLIP	61409622
18	125242-01-749	EA	SUPPORT - WALL	618840
20	125242-01-706	EA	COVER-CRISPER	618757
21	125242-01-726	EA	SHELF-WIRE (LONG)	618848
22	125242-01-727	EA	SHELF-WIRE (SHORT)	618849
23	125242-01-725	EA	SHELF-FREEZER (WIRE)	618847
24	125242-03-716	EA	HINGE-TOP LH/WRAPPED DOORS	623823
25	125242-01-735	EA	SWITCH - DOOR LIGHT	618884
25	125242-01-768	EA	SWITCH - DOOR LIGHT	623918
	120075-01-714	EA	PLUG-HOLE (BLACK)	618170
	125242-01-728	EA	CAP-SCREW WHITE	618853
	125242-03-706	EA	PROBE - CONTACT/LARGE	620689
			CONTACT WINNEBAGO PART SALES FOR UNLISTED COMPONENT(S)	

CABINET & APPLIANCE GROUP (CONTINUED)
COMPONENT PARTS FOR CABINET & APPLIANCE LAYOUT (CONTINUED)

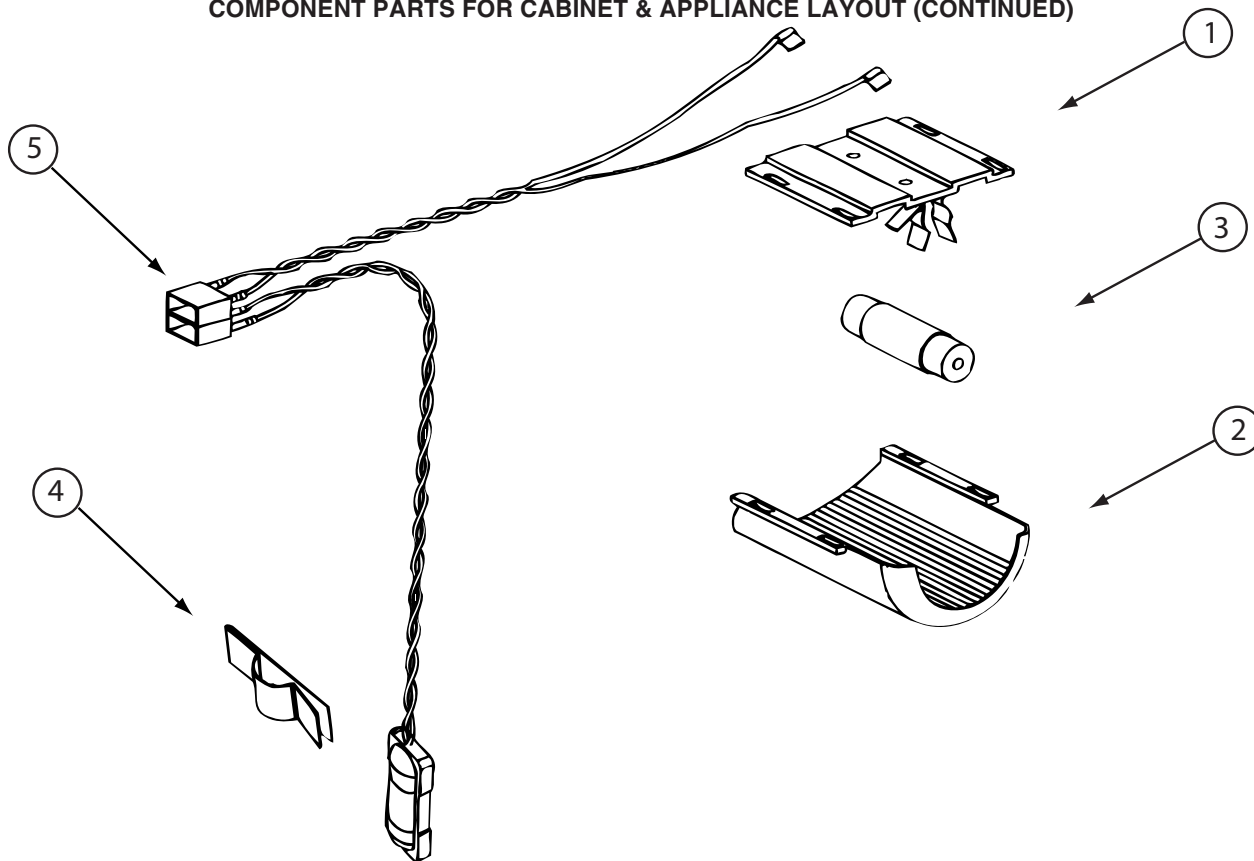


125242-03-02A (CONTINUED)

KEY	PART NUMBER	U/M	DESCRIPTION	VENDOR NO.
1	125242-01-746	EA	COOLING UNIT - 1200	618964
1	125242-05-719	EA	COOLING UNIT - SN 8835498 UP	629507
2	125242-05-713	EA	FINS	618785
4	125242-01-732	EA	HEATER AC - 225W/110VAC	618872
5	125242-01-739	EA	BASE-BURNER BOX	618902
6	125242-01-740	EA	COVER-BURNER BOX	618910
9	125242-01-730	EA	BRACKET-DC FAN	618857
9	125242-05-721	EA	BRACKET-DC FAN-SN 914576 UP	628747
10	125242-01-741	EA	SUPPORT-DC FAN	618912
11	125242-01-729	EA	FAN-EXTERNAL DC	618856
11	125242-05-722	EA	FAN-EXTRNL DC-SN 914576 UP	628685
12	113737-01-754	EA	THERMOSTAT (FAN 12V DC)	618093
	125242-01-742	EA	WIRE ASM.-BAFFLE 55.15"	618915

CONTACT WINNEBAGO PART SALES FOR UNLISTED COMPONENT(S)

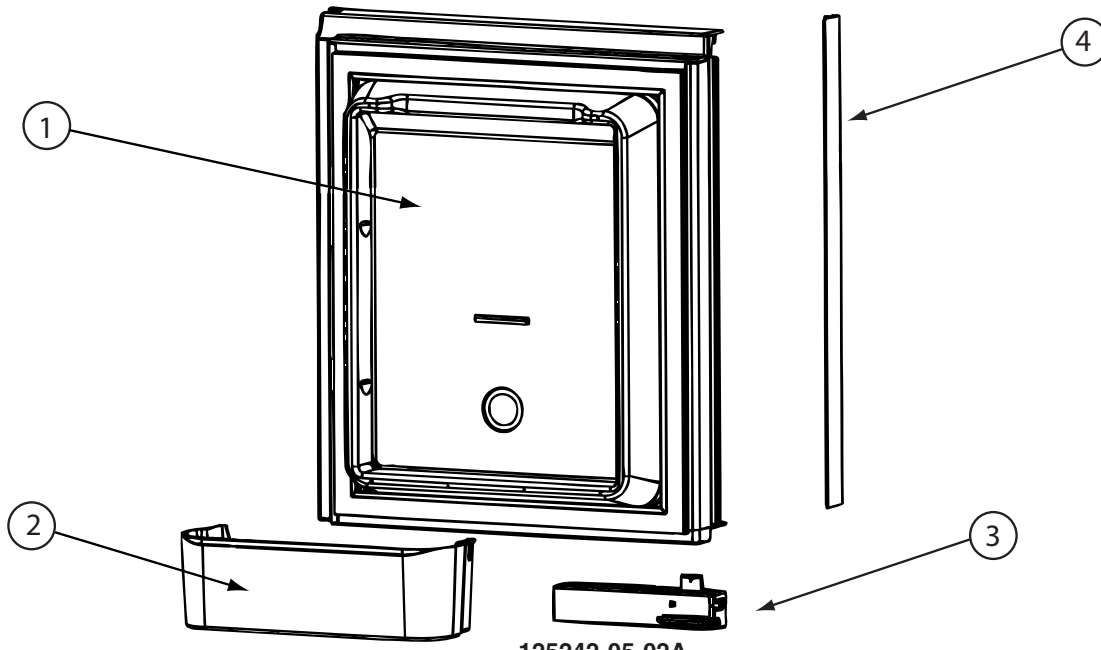
CABINET & APPLIANCE GROUP (CONTINUED)
COMPONENT PARTS FOR CABINET & APPLIANCE LAYOUT (CONTINUED)



125242-03-02A & 125242-05-02A (CONTINUED)

KEY	PART NUMBER	U/M	DESCRIPTION	VENDOR NO.
1	084880-03-705	EA	BRACKET-LIGHT-INTERIOR	61629722
2	125242-02-708	EA	COVER/LAMP BRACKET	621827
3	084880-03-706	EA	BULB-LAMP	61628922
4	084880-01-760	EA	CLIP (THERMISTER)	61689122
5	125242-02-706	EA	LAMP/WIRE ASM/SER#849677 UP	620871

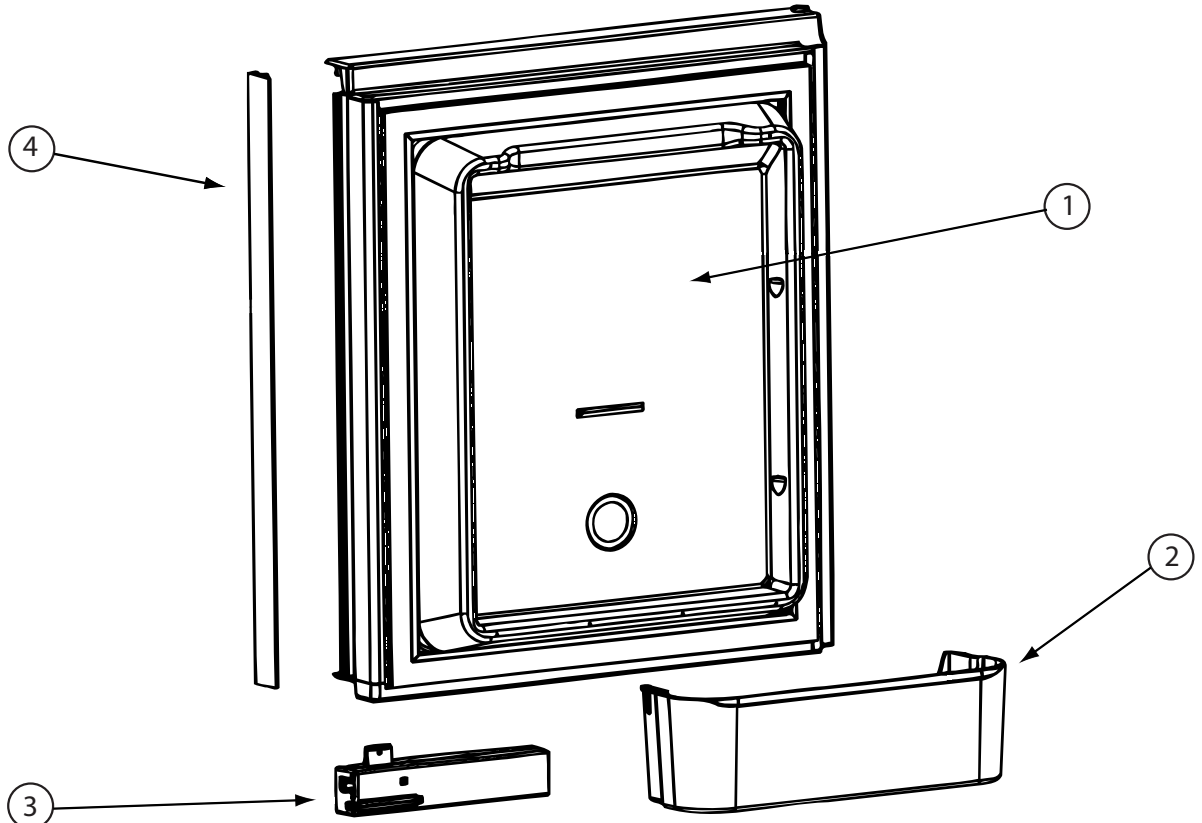
CABINET & APPLIANCE GROUP (CONTINUED)
COMPONENT PARTS FOR CABINET & APPLIANCE LAYOUT (CONTINUED)



125242-05-02A

KEY	PART NUMBER	U/M	DESCRIPTION	VENDOR NO.
1	125242-05-700	EA	LINER-DOOR/UPPER RH/WRP WPM	62913401
2	125242-05-701	EA	BIN - DOOR SHELF	628686
3	125242-02-701	EA	HANDLE(CONTOUR)TOP RH LWR LH	621106
	125242-02-722	EA	LATCH-STORAGE DR/BLK POINTED	619374

CONTACT WINNEBAGO PART SALES FOR UNLISTED COMPONENT(S)

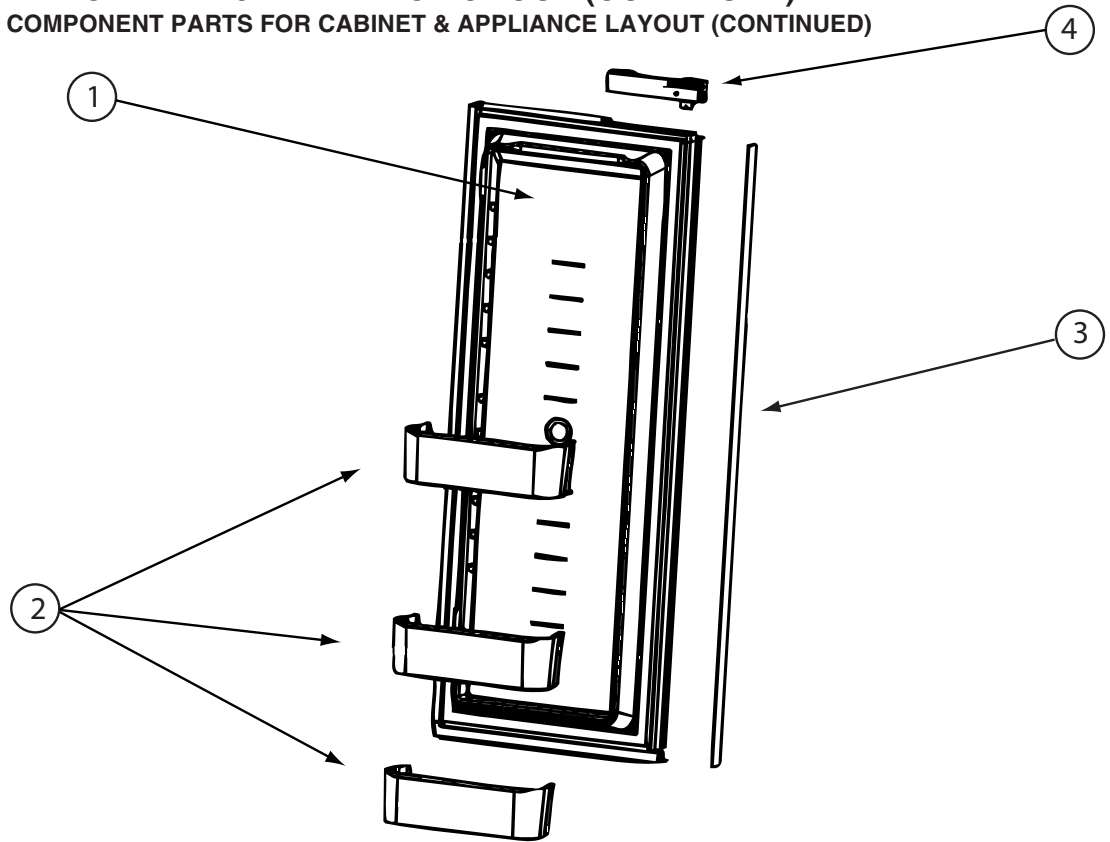


125242-05-02A (CONTINUED)

KEY	PART NUMBER	U/M	DESCRIPTION	VENDOR NO.
1	125242-05-702	EA	LINER-DOOR/UPPER LH/WRP WPM	62913301
2	125242-05-701	EA	BIN - DOOR SHELF	628686
3	125242-02-700	EA	HANDLE(CONTOUR)TOP LH BTM RH	621107
	125242-02-722	EA	LATCH-STORAGE DR/BLK POINTED	619374

CONTACT WINNEBAGO PART SALES FOR UNLISTED COMPONENT(S)

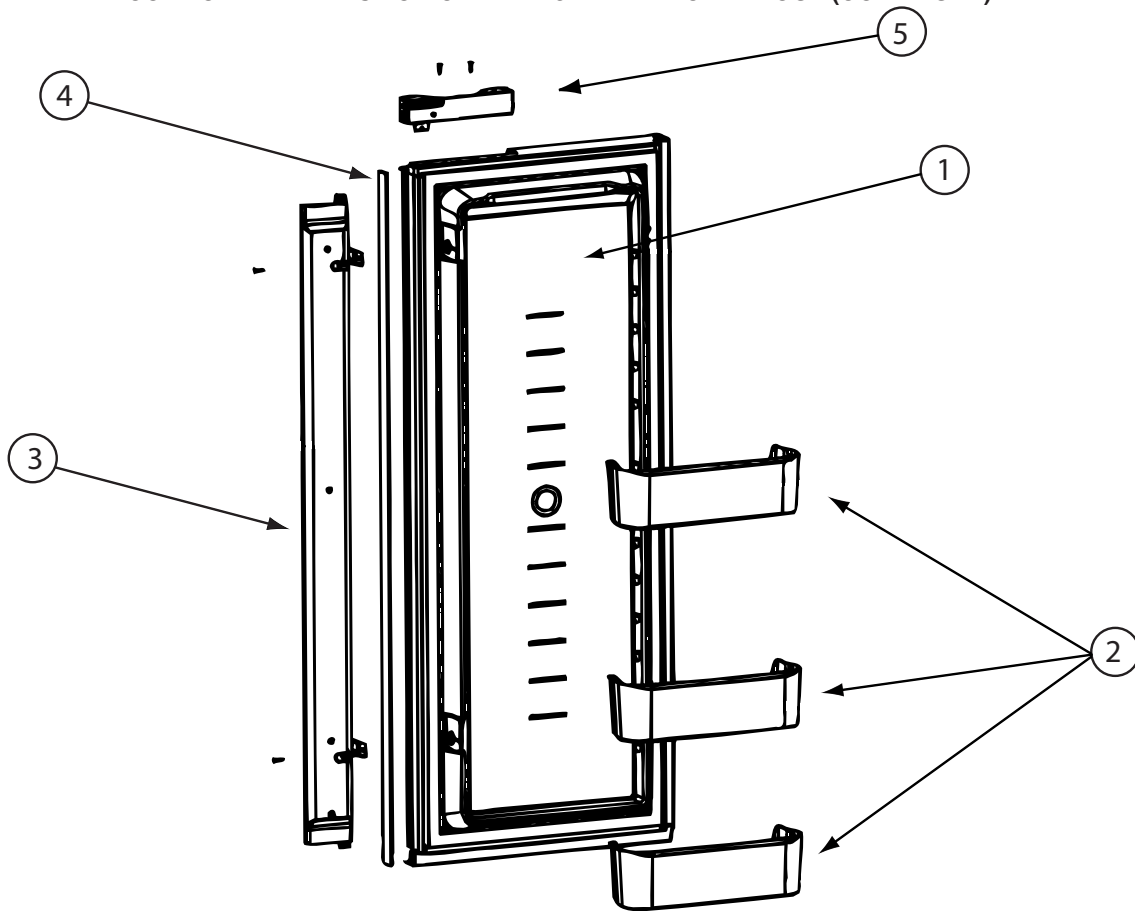
CABINET & APPLIANCE GROUP (CONTINUED)
COMPONENT PARTS FOR CABINET & APPLIANCE LAYOUT (CONTINUED)



125242-05-02A (CONTINUED)

KEY	PART NUMBER	U/M	DESCRIPTION	VENDOR NO.
1	125242-05-703	EA	LINER-DOOR/LOWER RH/WRP WPM	62913601
2	125242-05-701	EA	BIN - DOOR SHELF	628686
4	125242-02-700	EA	HANDLE(CONTOUR)TOP LH BTM RH	621107
	125242-02-722	EA	LATCH-STORAGE DR/BLK POINTED	619374
CONTACT WINNEBAGO PART SALES FOR UNLISTED COMPONENT(S)				

CABINET & APPLIANCE GROUP (CONTINUED)
COMPONENT PARTS FOR CABINET & APPLIANCE LAYOUT (CONTINUED)

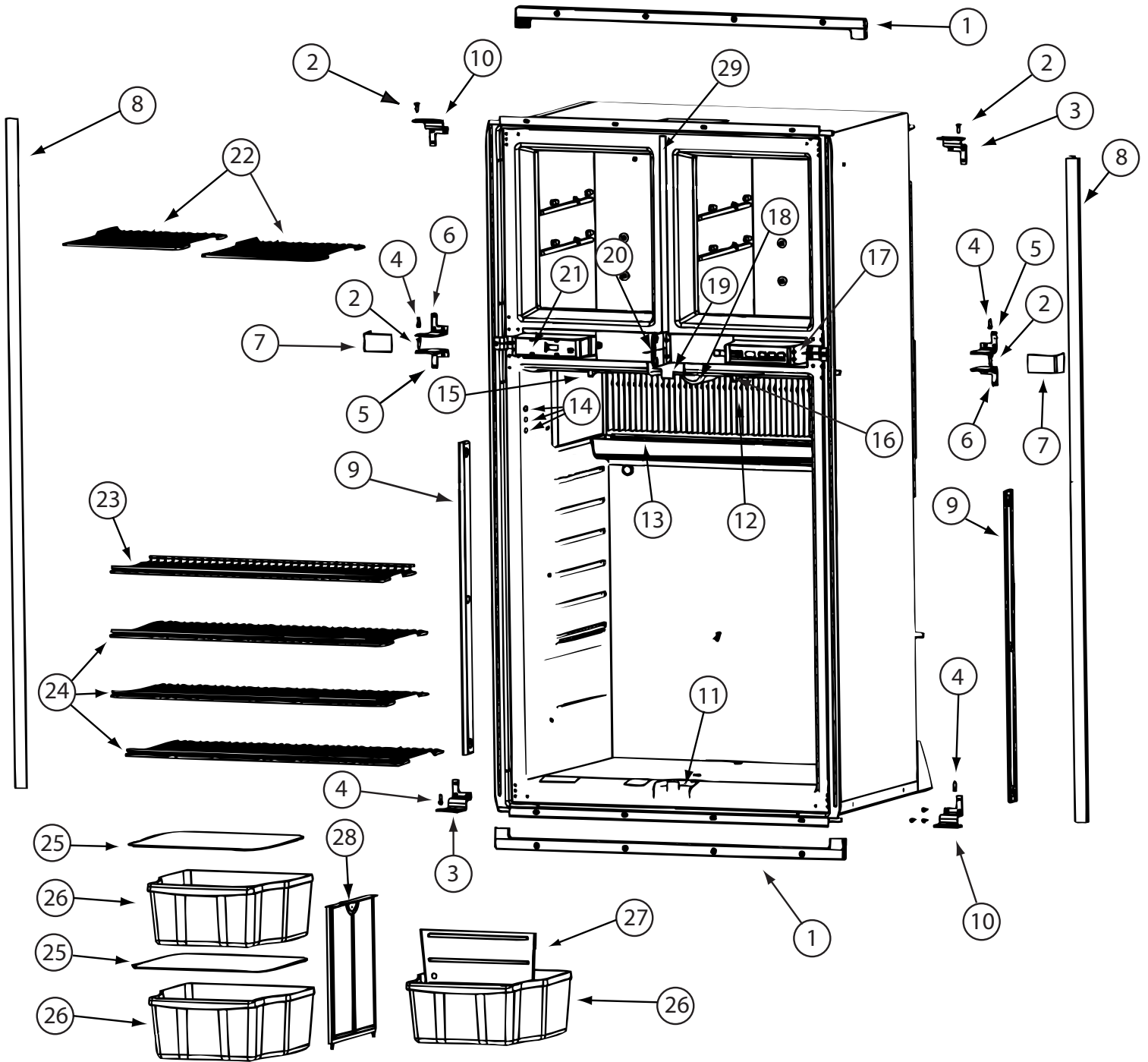


125242-05-02A (CONTINUED)

KEY	PART NUMBER	U/M	DESCRIPTION	VENDOR NO.
1	125242-05-704	EA	LINER-DOOR/LOWER LH/WRP WPM	62913501
2	125242-05-701	EA	BIN - DOOR SHELF	628686
3	125242-05-705	EA	FLAPPER ASM	629049
5	125242-02-701	EA	HANDLE(CONTOUR)TOP RH LWR LH	621106
	125242-02-722	EA	LATCH-STORAGE DR/BLK POINTED	619374

CONTACT WINNEBAGO PART SALES FOR UNLISTED COMPONENT(S)

CABINET & APPLIANCE GROUP (CONTINUED)
COMPONENT PARTS FOR CABINET & APPLIANCE LAYOUT (CONTINUED)



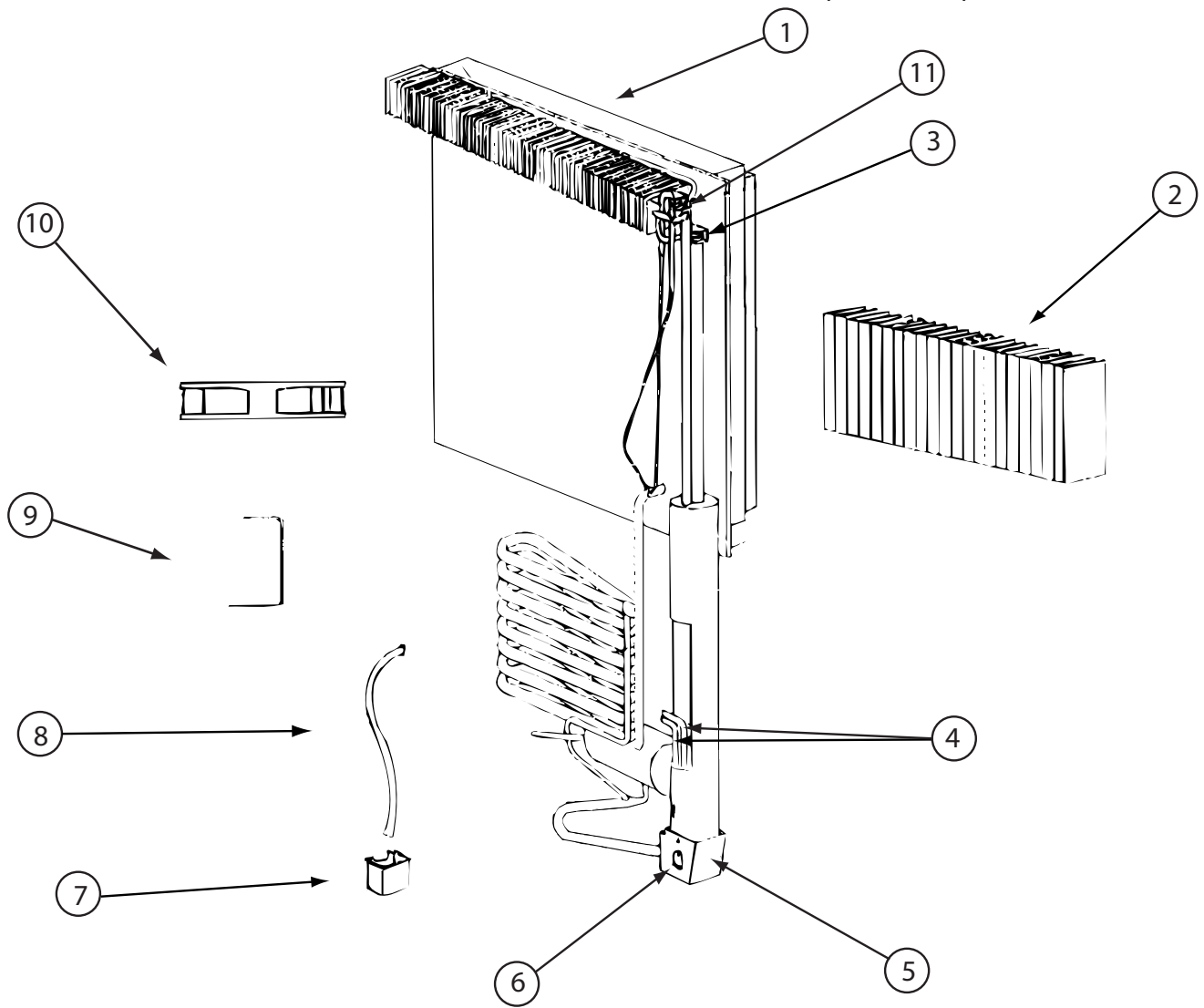
125242-05-02A (CONTINUED)

CABINET & APPLIANCE GROUP (CONTINUED)
COMPONENT PARTS FOR CABINET & APPLIANCE LAYOUT (CONTINUED)

125242-05-02A (CONTINUED)

KEY	PART NUMBER	U/M	DESCRIPTION	VENDOR NO.
1	125242-01-767	EA	KIT - UNIVERSAL TRIM (MAKE YOUR OWN)CORNERS/ETC - SCREW-ON	
2	125242-03-715	EA	HINGE PIN/UPR-WRAPPED DOORS	623899
3	125242-05-707	EA	HINGE-OUTER/UPPER RH/LWR LH	628946
4	113737-01-710	EA	PIN-HINGE, BOTTOM	61550722
5	125242-05-708	EA	HINGE-INNER/UPPER RH/LWR LH	624363
6	125242-05-709	EA	HINGE-INNER/UPPER LH/LWR RH	624364
7	125242-05-710	EA	COVER - HINGE	627955
8	125242-01-766	EA	TRIM - LEFT HAND/RIGHT HAND - VERTICAL - SCREW-ON	
9	125242-02-720	EA	RETAINER/SHELF(SER#926685 UP)	622033
10	125242-05-711	EA	HINGE-OUTER/UPPER LH/LWR RH	628945
11	125242-05-712	EA	GUIDE BLOCK-FLAPPER/BTM/BLK	629112
12	125242-05-713	EA	FINS	618785
13	125242-01-712	EA	DRIP TRAY	618774
14	125242-03-706	EA	PROBE - CONTACT/LARGE	620689
15	125242-01-768	EA	SWITCH - DOOR LIGHT	623918
16	125242-02-706	EA	LAMP/WIRE ASM/SER#849677 UP	620871
17	125242-05-706	EA	CONTROL ASM - OPTICAL	629113
18	125242-02-708	EA	COVER/LAMP BRACKET	621827
19	125242-05-714	EA	GUIDE BLOCK-FLAPPER/TOP/BLK	629111
20	125242-05-715	EA	PLATE/STRIKE - BLACK	628473
21	125242-05-716	EA	BOX/FRONT - DUMMY	624366
22	125242-01-725	EA	SHELF-FREEZER (WIRE)	618847
23	125242-01-727	EA	SHELF-WIRE (SHORT)	618849
24	125242-01-726	EA	SHELF-WIRE (LONG)	618848
25	125242-01-706	EA	COVER-CRISPER	618757
26	125242-05-717	EA	BIN - BOTTLE/CRISPER	628688
27	125242-05-718	EA	DIVIDER - BOTTLE/CRISPER	628694
28	125242-01-749	EA	SUPPORT - WALL	618840
29	125242-02-741	EA	STRIP-FREEZER-BLACK	625210 #1291391 &UP
	084880-03-705	EA	BRACKET-LIGHT-INTERIOR	61629722
	084880-03-706	EA	BULB-LAMP	61628922
	120075-01-714	EA	PLUG-HOLE (BLACK)	618170

CABINET & APPLIANCE GROUP (CONTINUED)
COMPONENT PARTS FOR CABINET & APPLIANCE LAYOUT (CONTINUED)

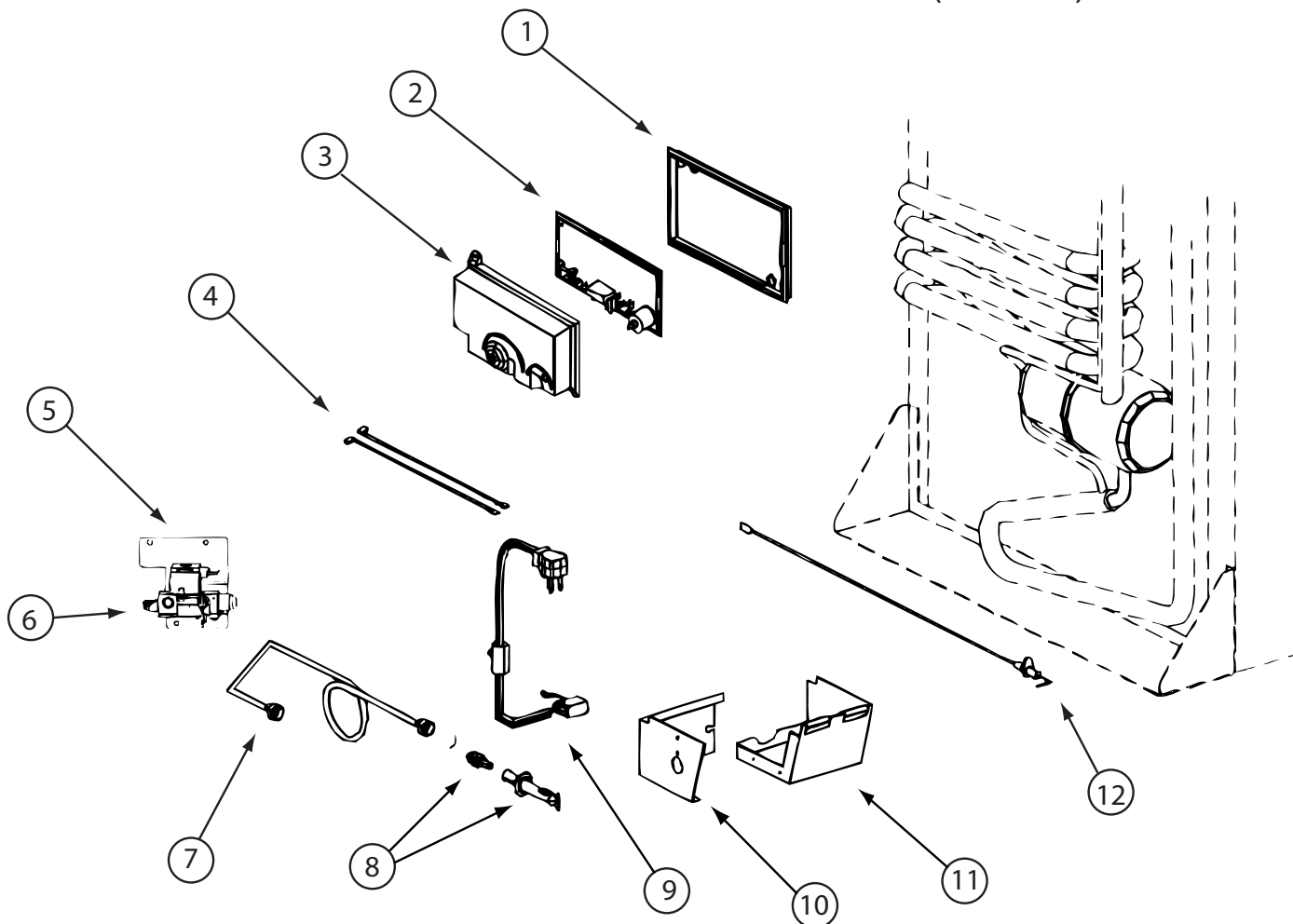


125242-05-02A (CONTINUED)

KEY	PART NUMBER	U/M	DESCRIPTION	VENDOR NO.
1	125242-05-719	EA	COOLING UNIT - SN 8835498 UP	629507
2	125242-05-713	EA	FINS	618785
4	125242-01-732	EA	HEATER AC - 225W/110VAC	618872
5	125242-01-739	EA	BASE-BURNER BOX	618902
6	125242-01-740	EA	COVER-BURNER BOX	618910
9	125242-05-721	EA	BRACKET-DC FAN-SN 9144576 UP	628747
10	125242-05-722	EA	FAN-EXTRNL DC-SN 9144576 UP	628685
11	113737-01-754	EA	THERMOSTAT (FAN 12V DC)	618093
	125242-01-742	EA	WIRE ASM.-BAFFLE 55.15"	618915
	125242-05-720	EA	SWITCH-THERMAL	628118

CONTACT WINNEBAGO PART SALES FOR UNLISTED COMPONENT(S)

CABINET & APPLIANCE GROUP (CONTINUED)
COMPONENT PARTS FOR CABINET & APPLIANCE LAYOUT (CONTINUED)



125242-03-02A & 125242-05-02A (CONTINUED)

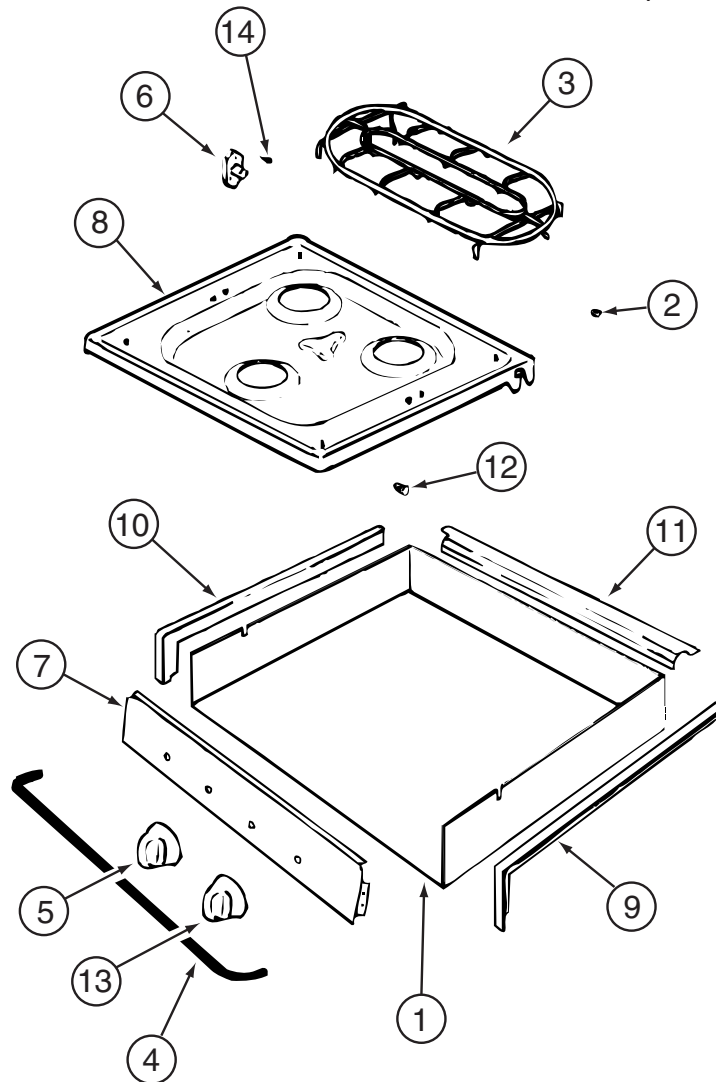
KEY	PART NUMBER	U/M	DESCRIPTION	VENDOR NO.
1	121569-08-701	EA	BASE - POWER BOARD	628674
2	121568-06-709	EA	BOARD/POWER-N611/N822F	628661
3	121569-08-702	EA	COVER-POWER BOARD	628677
4	125242-02-709	EA	WIRE/WHITE/9"/GAS VALVE	621448
6	121569-08-703	EA	VALVE - SOLENOID	628741
7	125242-05-723	EA	BURNER TUBE	624683
8	125242-02-743	EA	BURNER ORFICE ADAPTER ASSY - NORCOLD# 629013	
9	121569-07-700	EA	CORD - AC POWER	61554422
10	125242-01-740	EA	COVER-BURNER BOX	618910
11	125242-01-739	EA	BASE-BURNER BOX	618902
12	104137-06-715	EA	ELECTRODE-SPARK/SENSOR, SGL	61692222

CONTACT WINNEBAGO PART SALES FOR UNLISTED COMPONENT(S)

126022-01-01A, 126022-02-01A, 126022-03-01A

KEY	PART NUMBER	U/M	DESCRIPTION	VENDOR NO.
	114030-01-707	EA	PLUG BUTTON BLACK	74002628
	126022-01-700	EA	BUMPER - RANGE BIFOLD COVER	MAGIC 8003P007-60
	126022-01-701	EA	HINGE-RANGE BIFOLD COVER-22"	MAGIC 3418F067-34

CABINET & APPLIANCE GROUP (CONTINUED)
COMPONENT PARTS FOR CABINET & APPLIANCE LAYOUT (CONTINUED)

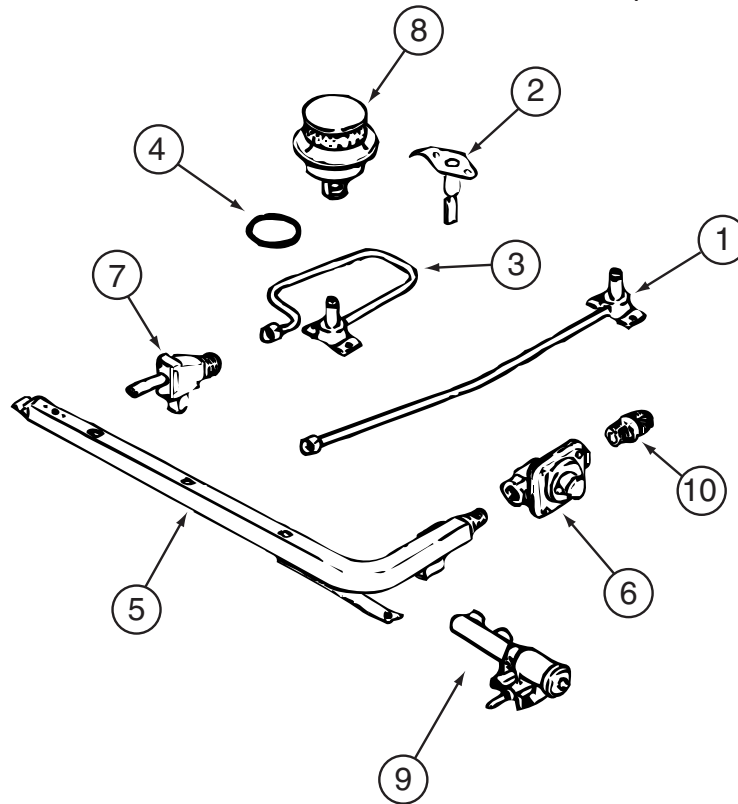


135065-03-01A, 135065-03-03A, 135065-04-01A

KEY	PART NUMBER	U/M	DESCRIPTION	VENDOR NO.
2	102020-01-709	EA	BUMPER-GRATE	8007-P020-60
3	135065-03-703	EA	GRATE - BLACK(SEALED BURNER)	74007304
4	114030-02-700	EA	GUARD/FABRIC - TOWEL BAR	3609F006-70
5	128728-01-701	EA	KNOB - BURNER - REAR	74003941
5	128728-01-702	EA	KNOB - BURNER - FRONT	74003942
6	128728-01-703	EA	PIN/T-NUT F/HINGE	7103P109-60
7	135065-03-704	EA	PANEL - MANIFOLD (BLACK)	74007330
8	128728-01-705	EA	TOP - MAIN - BLACK	74003928
8	135065-03-715	EA	TOP - MAIN - STAINLESS STEEL	74007299
9	114030-01-704	EA	TRIM - RIGHT/BLACK TEXTURED	74002839
10	114030-01-705	EA	TRIM - LEFT/BLACK TEXTURED	74002840
11	114030-01-706	EA	TRIM - REAR/BLACK TEXTURED	74002841
12	102020-01-724	EA	BUMPER-MAIN TOP	8003P008-60
13	128728-01-707	EA	KNOB - IGNITOR	74003944

CONTACT WINNEBAGO PART SALES FOR UNLISTED COMPONENT(S)

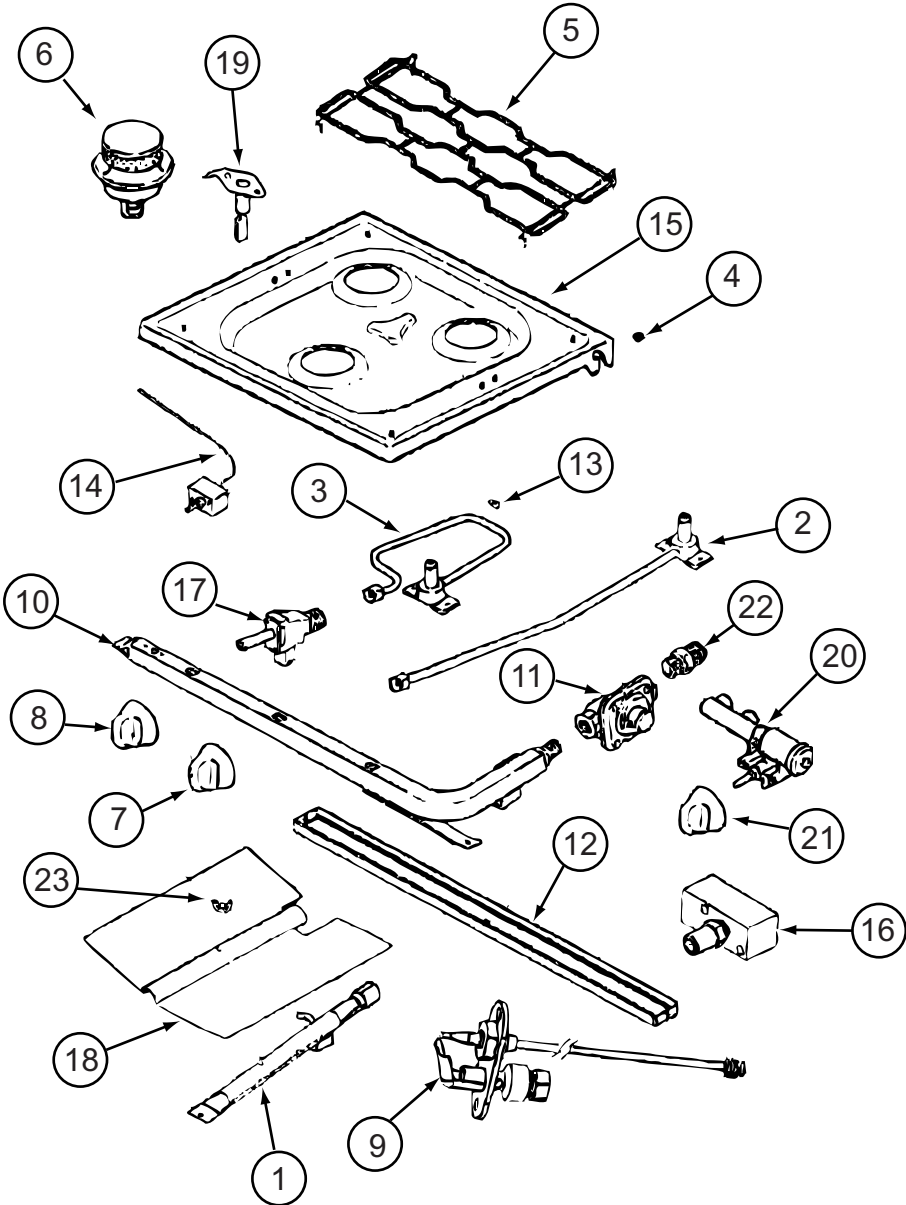
CABINET & APPLIANCE GROUP (CONTINUED)
COMPONENT PARTS FOR CABINET & APPLIANCE LAYOUT (CONTINUED)



135065-03-01A, 135065-03-03A, 135065-04-01A (CONTINUED)

KEY	PART NUMBER	U/M	DESCRIPTION	VENDOR NO.
1	128728-01-708	EA	FITTING W/ORFICE/TUBE - REAR	74003931
2	135065-01-701	EA	IGNITOR/PORCELAIN-TOP BURNER	74004053
3	128728-01-710	EA	FITTING W/ORFICE/TUBE - FRT	74003930
4	135065-03-700	EA	FITTING - HALF UNION	74004234
5	135065-01-702	EA	PIPE/MANIFOLD	74004642
6	126023-02-703	EA	REGULATOR - PRESSURE	74004235
7	135065-01-703	EA	VALVE/BURNER - REAR	74004643
7	135065-01-704	EA	VALVE/BURNER-FRT-HI	74004644
7	135065-03-701	EA	SCREW - VALVE	71003231
8	135065-03-702	EA	SEALED BURNER ASM.(BLACK) RV	74003967
9	128728-01-716	EA	BURNER - IGNITOR	74003946
9	128728-01-717	EA	WIRES - IGNITOR	74003947

CABINET & APPLIANCE GROUP (CONTINUED)
COMPONENT PARTS FOR CABINET & APPLIANCE LAYOUT (CONTINUED)



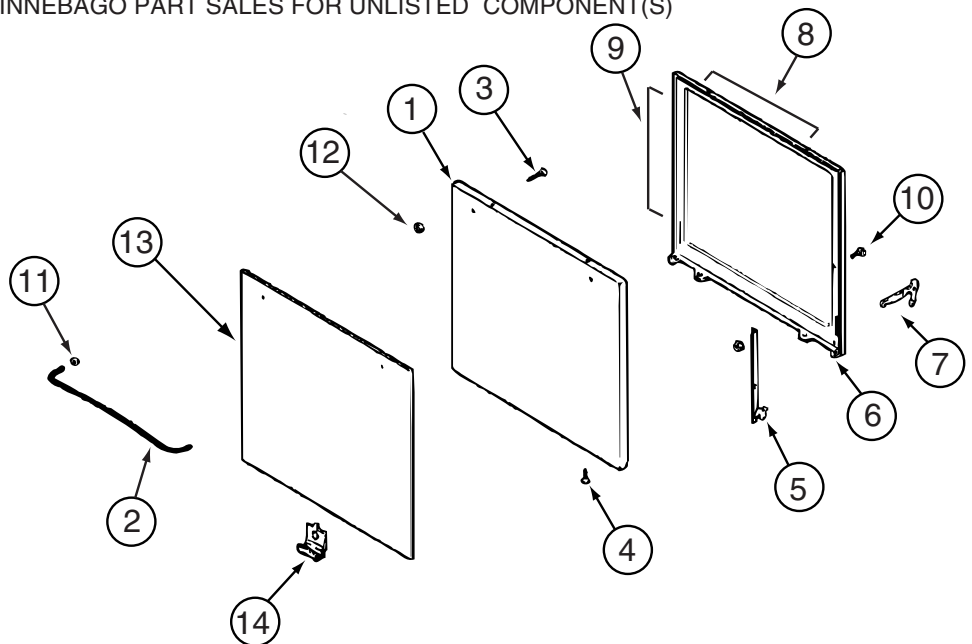
151277-03-01A, 151279-01-01A, 151279-02-01A/02A, 151279-03-01A

CABINET & APPLIANCE GROUP (CONTINUED)
COMPONENT PARTS FOR CABINET & APPLIANCE LAYOUT (CONTINUED)

151277-03-01A, 151279-01-01A, 151279-02-01A/02A, 151279-03-01A (CONTINUED)

KEY	PART NUMBER	U/M	DESCRIPTION	VENDOR NO.
1	151279-02-700	EA	BURNER - OVEN - W/SHUTTER	74009853
2	128728-01-708	EA	FITTING W/ORFICE/TUBE - REAR	74003931
3	128728-01-710	EA	FITTING W/ORFICE/TUBE - FRT	74003930
4	102020-01-709	EA	BUMPER-GRATE	8007P020-60
5	135065-03-703	EA	GRATE - BLACK(SEALED BURNER)	74007304
6	135065-03-702	EA	SEALED BURNER ASM.(BLACK) RV	74003967
7	128728-01-701	EA	KNOB - BURNER - REAR	74003941 (1 PER)
7	128728-01-702	EA	KNOB - BURNER - FRONT	74003942 (2 PER)
8	151279-02-701	EA	KNOB - THERMOSTAT - BLACK	74009858
9	112881-04-706	EA	PILOT-OVEN (151279-01-01A ONLY)	74006334
9	151279-01-700	EA	PILOT-BURNER- 16" (151279-01-01A ONLY)	74009852
9	151279-02-705	EA	PILOT - OVEN - 22" SERIES	74010544
10	151279-02-702	EA	PIPE - MANIFOLD	74009856
11	126023-02-703	EA	REGULATOR - PRESSURE	74004235
11	112881-03-701	EA	REGULATOR KIT W/FITTINGS	12001285
13	102020-01-724	EA	BUMPER-MAIN TOP	8003P008-60
14	151279-02-703	EA	THERMOSTAT	74009855
15	128728-01-705	EA	TOP - MAIN - BLACK	74003928
15	135065-03-715	EA	TOP - MAIN - STAINLESS STEEL	74007299
16	151279-02-704	EA	ELBOW BLOCK ASM (VALVE-OVEN)	74009864
17	135065-01-703	EA	VALVE/BURNER - REAR	74004643
17	135065-01-704	EA	VALVE/BURNER-FRT-HI	74004644
18	135656-01-701	EA	MIXER/AIR	3411F003-34
19	135065-01-701	EA	IGNITOR/PORCELAIN-TOP BURNER	74004053
20	128728-01-716	EA	IGNITOR - F/BURNERS	74003946
20	128728-01-717	EA	WIRES - IGNITOR	74003947
21	128728-01-707	EA	KNOB - IGNITOR	74003944
22	135065-03-700	EA	FITTING - HALF UNION	74004234

CONTACT WINNEBAGO PART SALES FOR UNLISTED COMPONENT(S)

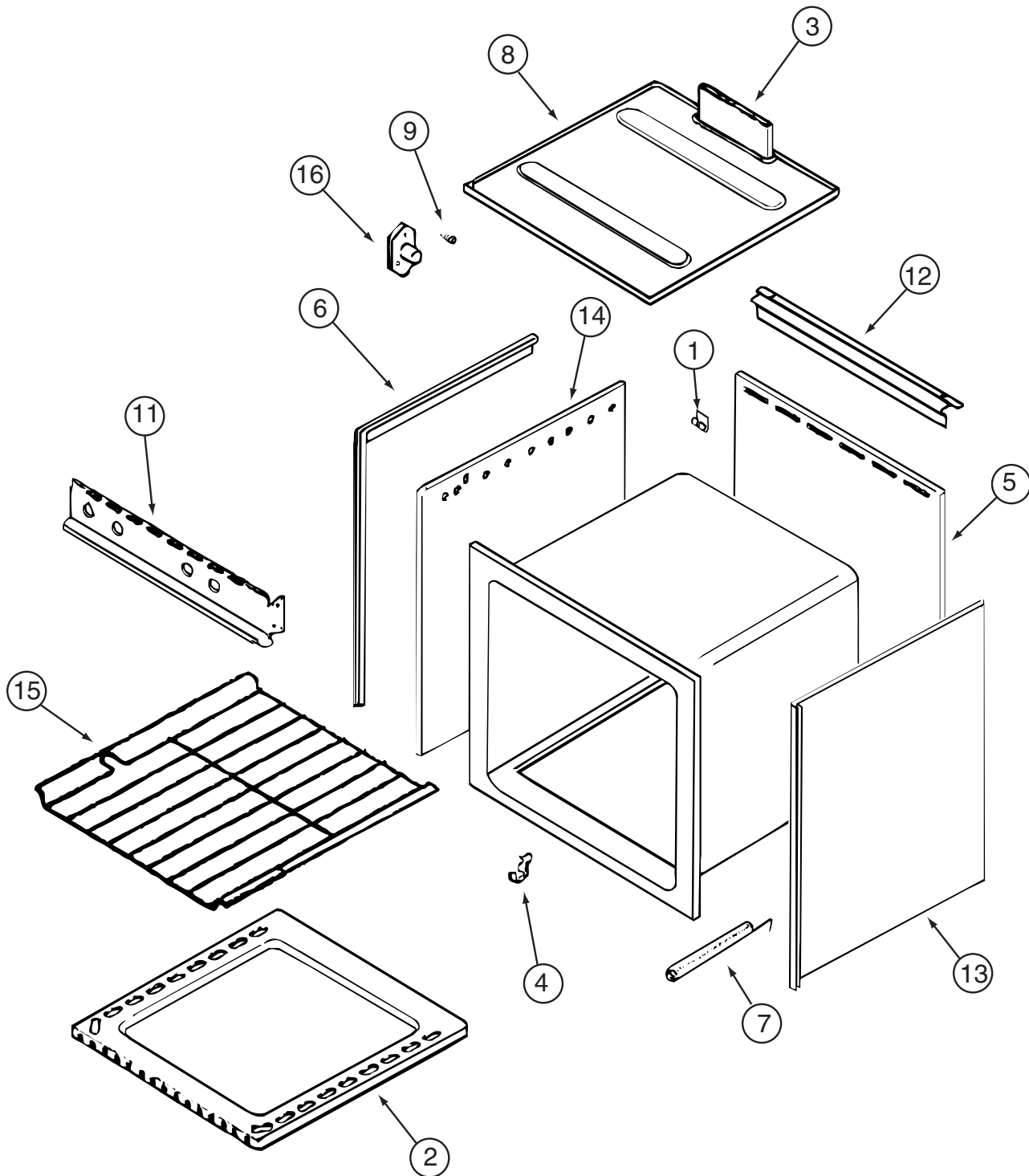


150778-01-01A, 151277-03-01A, 151279-02-01A, 151279-03-01A (CONTINUED)

KEY	PART NUMBER	U/M	DESCRIPTION	VENDOR NO.
1	126023-01-712	EA	PANEL - DOOR (BLACK)	74001190
2	128727-01-701	EA	HANDLE - OVEN DOOR	74003929
5	151277-01-704	EA	HINGE KIT-OVEN DR/LT	12400028
5	151277-01-705	EA	HINGE KIT-OVEN DR/RT	12400029
8	126023-01-732	EA	SEAL/OVEN DR TOP	7212P014-60
9	135066-03-714	EA	SEAL - OVEN DOOR SIDES	7212P039-60
13	102020-01-725	EA	GLASS OUTER	7902P266-60
14	126023-01-738	EA	CLIP - GLASS OVEN/BLACK	7112P093-60

CONTACT WINNEBAGO PART SALES FOR UNLISTED COMPONENT(S)

CABINET & APPLIANCE GROUP (CONTINUED)
COMPONENT PARTS FOR CABINET & APPLIANCE LAYOUT (CONTINUED)



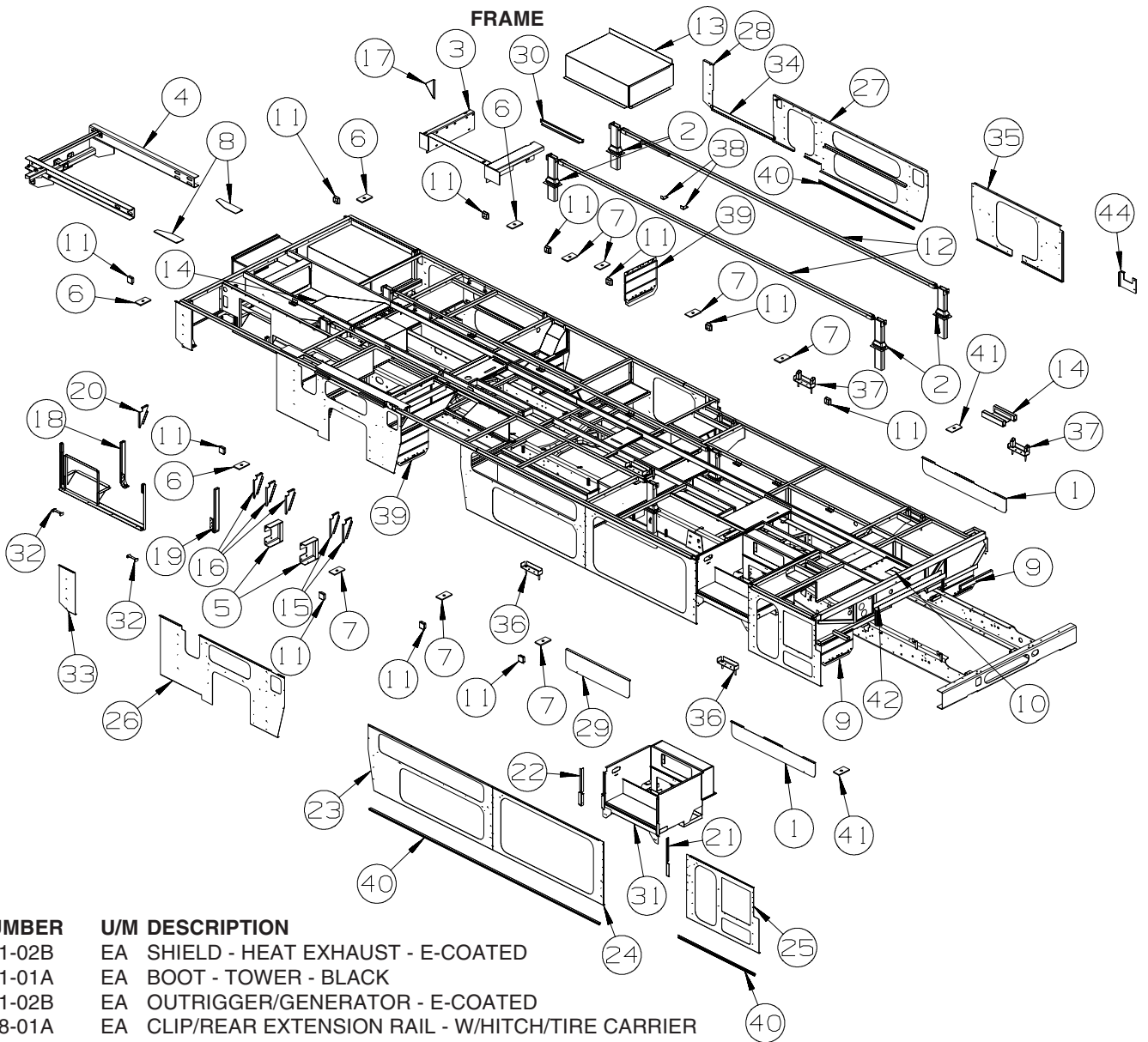
135066-03-01A/04A, 150778-01-01A, 151277-03-01A, 151279-02-01A/02A, 151279-03-01A (CONTINUED)

KEY	PART NUMBER	U/M	DESCRIPTION	VENDOR NO.
1	112881-03-702	EA	CLIP - MAIN TOP	74003998
2	126023-01-731	EA	BOTTOM - OVEN	2205F016-19
3	126023-01-718	EA	FLUE BOX ASSEMBLY	4006W075-80
6	126023-01-713	EA	TRIM - SIDE (RIGHT)	74002827
6	126023-01-714	EA	TRIM - SIDE (LEFT)	74002828
7	135066-03-708	EA	SPRING - OVEN DOOR	7803P053-60
9	128728-01-703	EA	PIN/T-NUT F/HINGE	7103P109-60
11	135066-03-701	EA	PANEL - MANIFOLD - BLACK	74007306
12	112881-01-721	EA	DEFLECTOR/FLUE-BLK-SEALED BR	74002829
15	126023-01-716	EA	RACK - OVEN	74003106

CONTACT WINNEBAGO PART SALES FOR UNLISTED COMPONENT(S)

CHASSIS GROUP

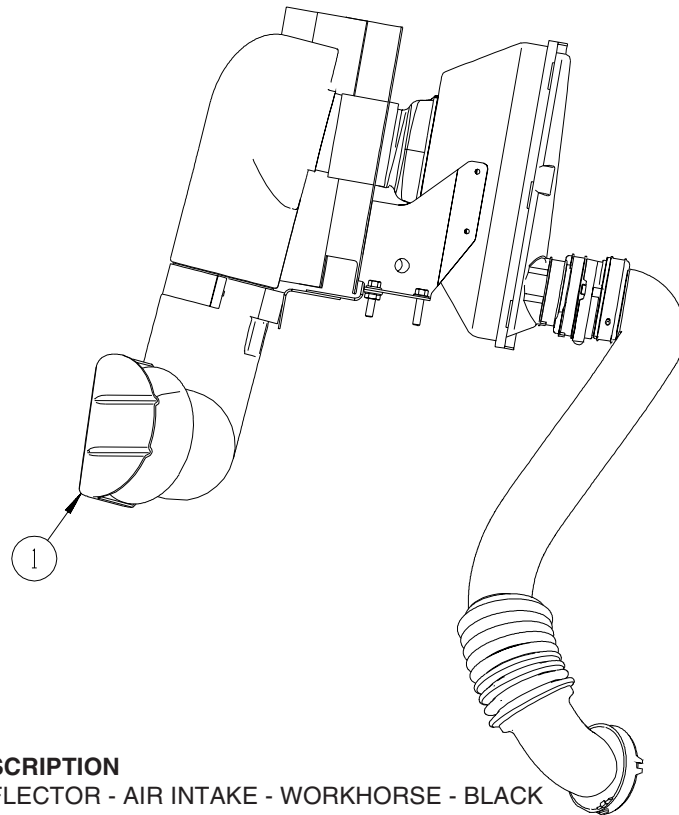
FRAME



KEY	PART NUMBER	U/M	DESCRIPTION
1	149346-01-02B	EA	SHIELD - HEAT EXHAUST - E-COATED
2	139724-01-01A	EA	BOOT - TOWER - BLACK
3	138113-11-02B	EA	OUTRIGGER/GENERATOR - E-COATED
4	154052-08-01A	EA	CLIP/REAR EXTENSION RAIL - W/HITCH/TIRE CARRIER
5	120867-01-02B	EA	MOUNT - LP TANK - E-COAT
6	135712-02-02B	EA	PLATE - BODY MOUNT - E-COATED
7	135712-01-02B	EA	PLATE - BODY MOUNT - E-COATED
8	133095-01-02B	EA	PLATE - CLIP - E-COATED
9	136388-07-02B	EA	GUARD/ROCK - STEEL - 18" X 11" - E-COATED
10	155706-01-02B	EA	PANEL/MOUNT - AUXILIARY HEATER - E-COATED
11	119845-01-01A	EA	PLUG/PLASTIC - 1 1/2" SQUARE - BLACK
12	150924-14-02B	EA	TUBE - TENSION - E-COATED
13	140930-02-02B	EA	COMPARTMENT - GENERATOR - E-COATED
14	144746-09-02B	EA	COMPARTMENT - FURNACE - E-COATED
15	123440-17-02B	EA	SUPPORT - PANEL - 17.8"/14.5" X 4.7" - E-COATED
16	123440-16-02B	EA	SUPPORT - PANEL - 13.8"/10.6" X 4.7" - E-COATED
17	123440-07-02B	EA	SUPPORT - PANEL - 8.7" X 4.7" - E-COATED
18	133833-02-02B	EA	HANGER - A/C - E-COATED
19	133833-01-02B	EA	HANGER - A/C - E-COATED
20	123440-06-02B	EA	SUPPORT - PANEL - 8.7"/5.5" X 4.7" - E-COATED
21	136814-01-02B	EA	ANGLE/FILLER - STEP/RH HAND - E-COATED
22	136814-02-02B	EA	ANGLE/FILLER - STEP/LH HAND - E-COATED
23	152068-22-02B	EA	PLATE/SEAL - E-COATED
24	152068-21-02B	EA	PLATE/SEAL - E-COATED
25	152068-01-02B	EA	PLATE/SEAL - E-COATED
26	152068-23-02B	EA	PLATE/SEAL - E-COATED
27	152068-25-02B	EA	PLATE/SEAL - E-COATED
28	152068-07-02B	EA	PLATE/SEAL - E-COATED

CHASSIS GROUP (CONTINUED)
FRAME (CONTINUED)

KEY	PART NUMBER	U/M	DESCRIPTION
29	140219-08-02B	EA	SHIELD - HEAT/EXHAUST - E-COATED
30	152274-01-02B	EA	SUPPORT/COMPARTMENT - POWER CORD - E-COATED
31	152362-01-02B	EA	BOX/ENTRANCE STEP - E-COATED
31	161736-01-02B	EA	BOX/ENTRANCE STEP - E-COATED
			FROM: 00-00-00 THRU: 11-10-06
31	161736-01-02B	EA	BOX/ENTRANCE STEP - E-COATED
			FROM: 11-11-06 THRU: 99-99-99
32	156548-01-02B	EA	SUPPORT - A/C - E-COATED - NOT ILLUSTRATED
			FROM: 00-00-00 THRU: 07-13-06
32	156548-02-02B	EA	SUPPORT - A/C - E-COATED - NOT ILLUSTRATED
			FROM: 00-00-00 THRU: 07-13-06
32	156785-05-02B	EA	BRACKET - A/C SUPPORT - E-COATED
			FROM: 07-14-06 THRU: 99-99-99
33	156780-01-02B	EA	PANEL/SEAL PLANE - E-COATED
34	133612-05-02B	EA	ZEE/SEAL PLANE - BOTTOM - E-COATED
35	156780-21-02B	EA	PANEL/SEAL PLANE - E-COATED
36	152558-01-02B	EA	BRACKET/MOUNT - F/SLIDEOUT - E-COATED
37	152558-06-02B	EA	BRACKET/MOUNT - F/SLIDEOUT - E-COATED
38	122922-02-02B	EA	BRACKET/CYLINDER SUPPORT - E-COATED
39	136391-04-02B	EA	GUARD/ROCK - STEEL - W/ANGLE - 18"W X 16.7"H - E-COATED
40	126516-01-01A	FT	TRIM - VINYL/EXTRUDED - 8'
41	135712-01-02B	EA	PLATE - BODY MOUNT - E-COATED
			FROM: 00-00-00 THRU: 11-05-06
41	135712-02-02B	EA	PLATE - BODY MOUNT - E-COATED
			FROM: 11-06-06 THRU: 99-99-99
42	113452-01-000	FT	SEAL/TRIM - FRONT - VINYL W/WIRE CARRIER - .020"
	113452-02-000	FT	SEAL/TRIM - VINYL W/WIRE CARRIER - .027" - WHERE HOSES AND WIRES CROSS METAL

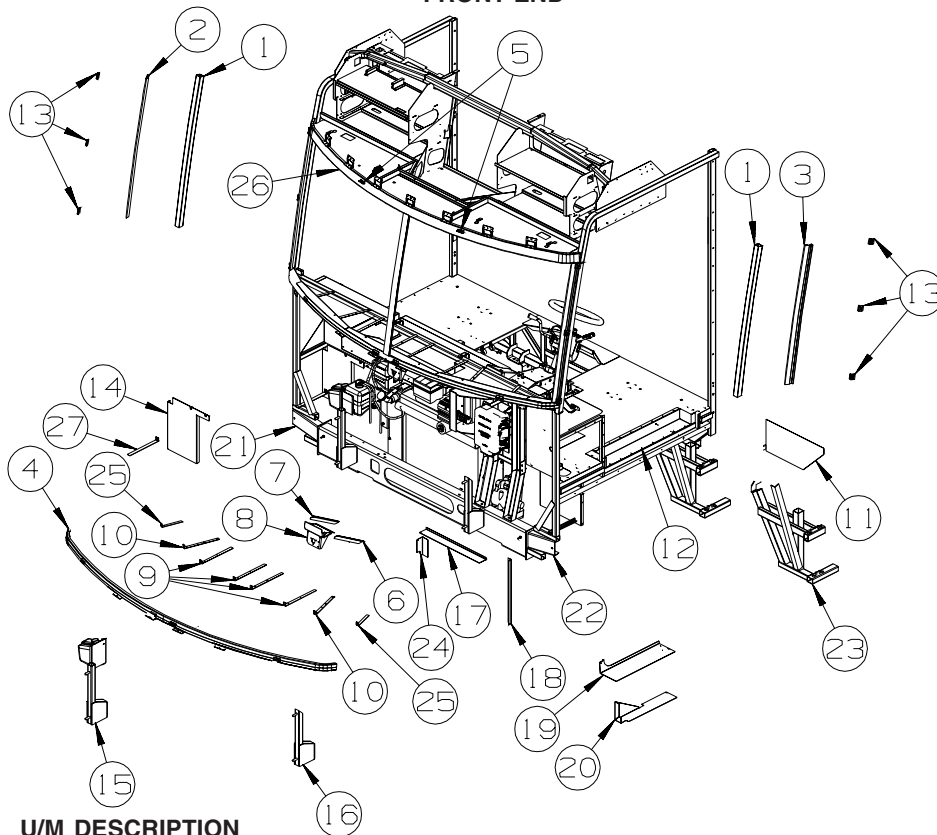


**WORKHORSE AIR
INTAKE**

KEY	PART NUMBER	U/M	DESCRIPTION
1	154181-01-10A	EA	DEFLECTOR - AIR INTAKE - WORKHORSE - BLACK

CHASSIS GROUP (CONTINUED)

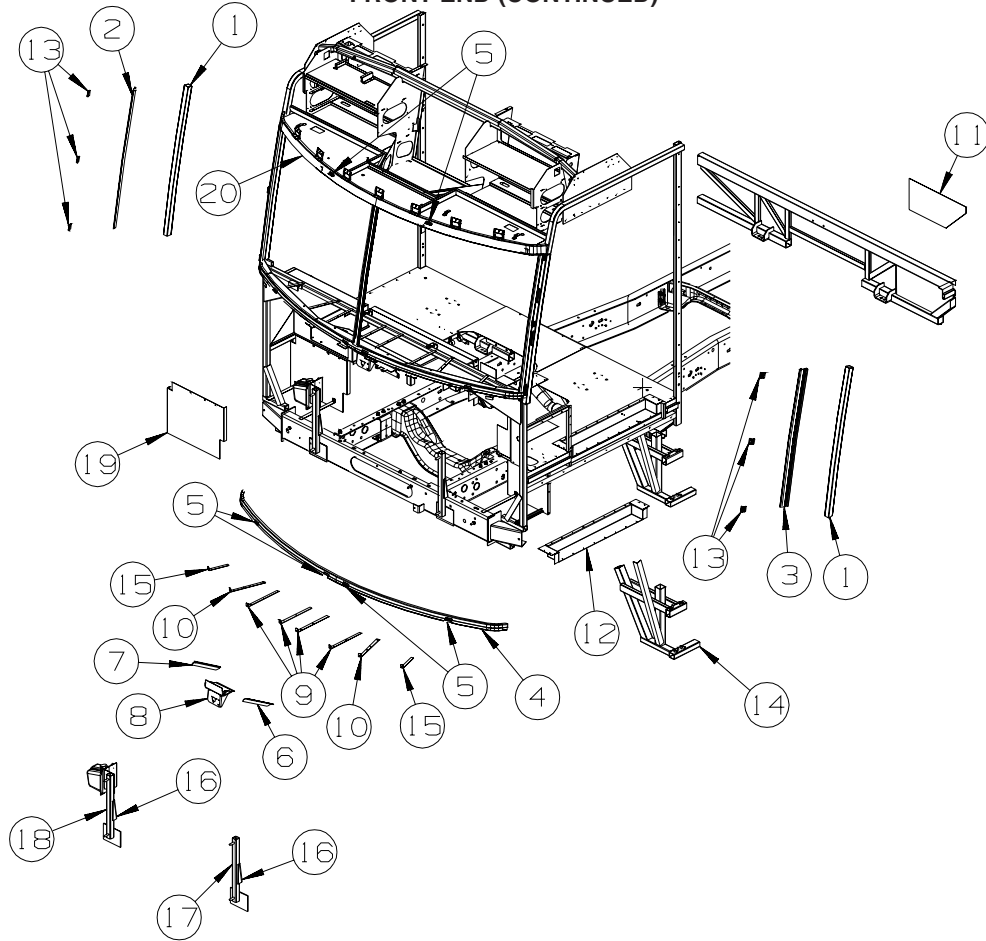
FRONT END



WORKHORSE

KEY	PART NUMBER	U/M	DESCRIPTION
1	117273-01-01A	EA	TUBE - SUPPORT - A-PILLAR
2	121269-05-01B	EA	FRAME - WINDSHIELD - A-PILLAR - MILL
3	121269-06-01B	EA	FRAME - WINDSHIELD - A-PILLAR - MILL
4	124974-01-01B	EA	SUPPORT-WINDSHIELD - LOWER - MILL
5	126289-65-01B	EA	ANGLE - FORMED
6	134371-01-01B	EA	ANGLE/MOUNT - WIPER MOTOR
7	134371-02-01B	EA	ANGLE/MOUNT - WIPER MOTOR
8	134506-02-01B	EA	BRACKET - WIPER MOTOR
9	137047-04-01B	EA	STRAP - DEFROSTER PLENUM
10	137047-05-01B	EA	STRAP - DEFROSTER PLENUM
11	137496-01-01B	EA	PANEL - SPLASH GUARD
12	146492-02-01B	EA	PANEL - STEPWELL
13	148935-01-01B	EA	BRACKET-WINDSHIELD, MILL
14	121962-02-02B	EA	SHIELD/SPLASH - HEADLIGHT - E-COATED
15	134807-11-02B	EA	SUPPORT - FRONT - E-COATED
16	134807-12-02B	EA	SUPPORT - FRONT - E-COATED
17	137037-01-02B	EA	ANGLE/FILLER - E-COATED
18	137037-02-02B	EA	ANGLE/FILLER - E-COATED
19	137041-01-02B	EA	ANGLE/FILLER - MOTOR COVER - E-COATED
20	137045-01-02B	EA	PANEL-FILLER,BULKHEAD, E-CT
21	137048-02-02B	EA	CHANNEL/SUPPORT - FRONT END - E-COATED
22	137048-01-02B	EA	CHANNEL/SUPPORT - FRONT END - E-COATED
23	138340-03-02B	EA	SUPPORT/STEP - DRIVER - E-COATED
24	139131-01-02B	EA	ANGLE-W/NOTCHM,E-CT
25	137047-06-01B	EA	STRAP - DEFROSTER PLENUM
26	124975-01-01B	EA	SUPPORT - WINDSHIELD, UPPER, MILL
27	139119-01-02B	EA	STRAP-BENT, W/HOLE - E-COATED

CHASSIS GROUP (CONTINUED) FRONT END (CONTINUED)



FORD

KEY	PART NUMBER	U/M	DESCRIPTION
1	117273-01-01A	EA	TUBE - SUPPORT - A-PILLAR
2	121269-05-01B	EA	FRAME - WINDSHIELD - A-PILLAR - MILL
3	121269-06-01B	EA	FRAME - WINDSHIELD - A-PILLAR - MILL
4	124974-01-01B	EA	SUPPORT-WINDSHIELD,LOWER,MLL
5	126289-65-01B	EA	ANGLE - FORMED
6	134371-01-01B	EA	ANGLE/MOUNT - WIPER MOTOR
7	134371-02-01B	EA	ANGLE/MOUNT - WIPER MOTOR
8	134506-02-01B	EA	BRACKET - WIPER MOTOR
9	137047-04-01B	EA	STRAP - DEFROSTER PLENUM
10	137047-05-01B	EA	STRAP - DEFROSTER PLENUM
11	137496-01-01B	EA	PANEL - SPLASH GUARD
12	146492-02-01B	EA	PANEL - STEPWELL
13	148935-01-01B	EA	BRACKET-WINDSHIELD ,MILL
14	138340-03-02B	EA	SUPPORT/STEP - DRIVER - E-COATED
15	137047-06-01B	EA	STRAP - DEFROSTER PLENUM
16	117622-01-02B	EA	BRACE - TUBE/BUMPER - VERTICAL - E-COATED
17	152916-01-02B	EA	SUPPORT - FRONT - E-COATED
18	152916-02-02B	EA	SUPPORT - FRONT - E-COATED
19	144679-02-02B	EA	SHIELD/SPLASH - HEADLIGHT - E-COATED
20	124975-01-01B	EA	SUPPORT - WINDSHIELD, UPPER, MILL

CHASSIS GROUP (CONTINUED)

DRIVETRAIN

22,000 GVWR WORKHORSE (G37B)

KEY	PART NUMBER	U/M	DESCRIPTION
	128528-03-000	EA	BOLT - U-JOINT - 3/8-24 X 3/4
	128528-04-000	EA	STRAP - BEARING - 1480 JOINT
	138616-09-02B	EA	BRACKET/BEARING MOUNT - FRONT/248" WHEEL BASE - E-COATED
	138616-10-02B	EA	BRACKET/BEARING MOUNT - MID-RR/248" WHEEL BASE - E-COATED
	140691-04-000	EA	DRIVESHAFT - BALANCED - 4 SECTION - WH W22 - 248" WB

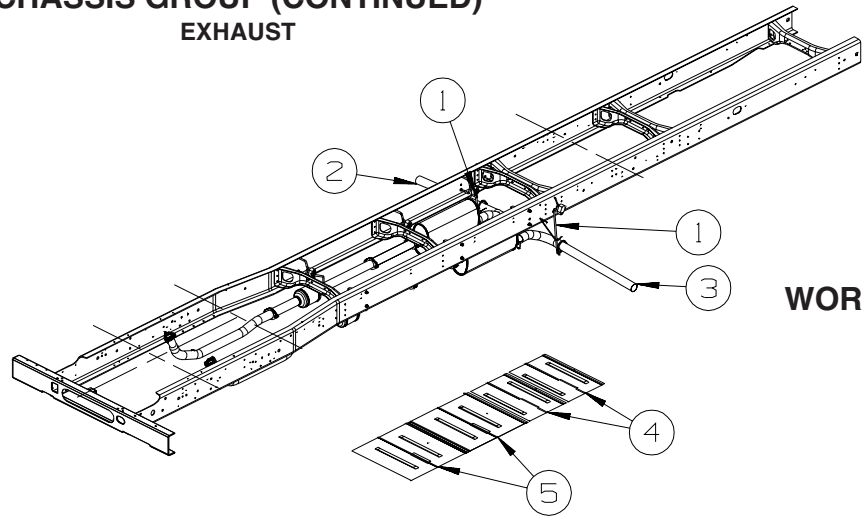
24,000 GVWR WORKHORSE 248 WHEELBASE (G37B, G38J)

KEY	PART NUMBER	U/M	DESCRIPTION
	128528-03-000	EA	BOLT - U-JOINT - 3/8-24 X 3/4
	128528-04-000	EA	STRAP - BEARING - 1480 JOINT
	138126-05-000	EA	DRIVESHAFT - BALANCED - 4 SECTION - WH W24 - 248" WB
	138616-01-02B	EA	BRACKET/BEARING MOUNT - FRONT/248" WHEEL BASE - E-COATED
	138616-02-02B	EA	BRACKET/BEARING MOUNT - MID-RR/248" WHEEL BASE -E-COATED

24,000 GVWR WORKHORSE 266 WHEELBASE (G38T)

KEY	PART NUMBER	U/M	DESCRIPTION
	128528-03-000	EA	BOLT - U-JOINT - 3/8-24 X 3/4
	128528-04-000	EA	STRAP - BEARING - 1480 JOINT
	138126-06-000	EA	DRIVESHAFT- BALANCED - 4 SECTION - WH24 - 266" WB

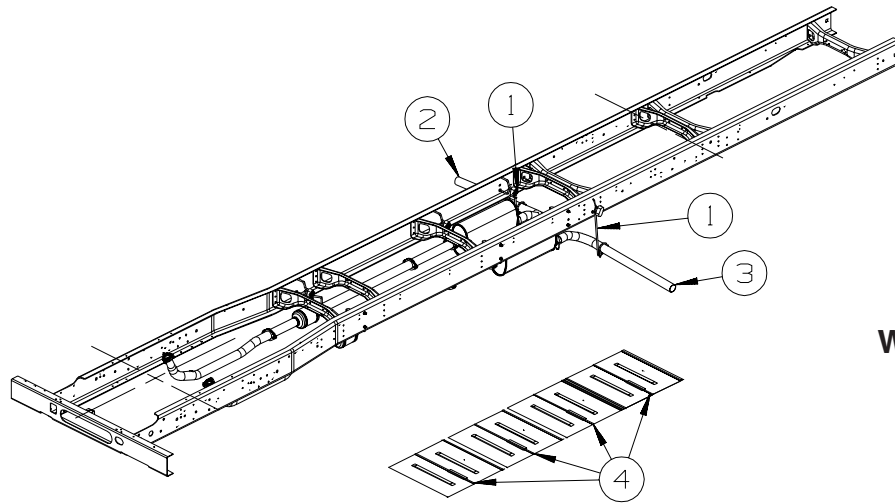
CHASSIS GROUP (CONTINUED)
EXHAUST



WORKHORSE

KEY	PART NUMBER	U/M	DESCRIPTION
1	122392-09-02B	EA	HANGER - TAILPIPE - E-COATED
	094918-06-000	EA	CLAMP - EXHAUST - 3" -HEAVY DUTY
2	122529-04-000	EA	PIPE - EXHAUST - RH
3	122529-05-000	EA	PIPE - EXHAUST, LH
4	143712-01-02B	EA	SHIELD/HEAT - EXHAUST - E-COATED
5	143712-02-02B	EA	SHIELD - HEAT/EXHAUST - E-COATED

G33V
 208 INCH WHEELBASE

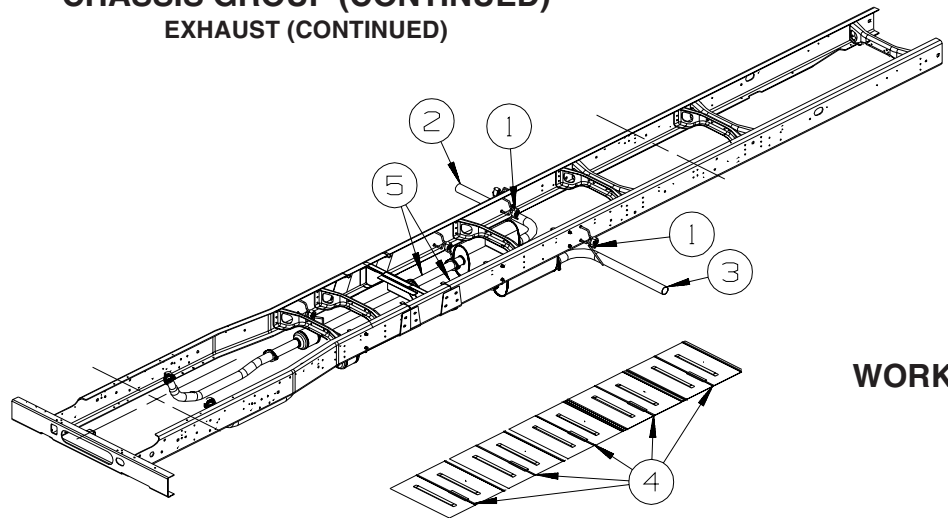


WORKHORSE

KEY	PART NUMBER	U/M	DESCRIPTION
1	122392-09-02B	EA	HANGER - TAILPIPE - E-COATED
	094918-06-000	EA	CLAMP - EXHAUST - 3" -HEAVY DUTY
2	122529-04-000	EA	PIPE - EXHAUST - RH
3	122529-05-000	EA	PIPE - EXHAUST, LH
4	143712-02-02B	EA	SHIELD - HEAT/EXHAUST - E-COATED

G35A, G35L
 228 INCH WHEELBASE

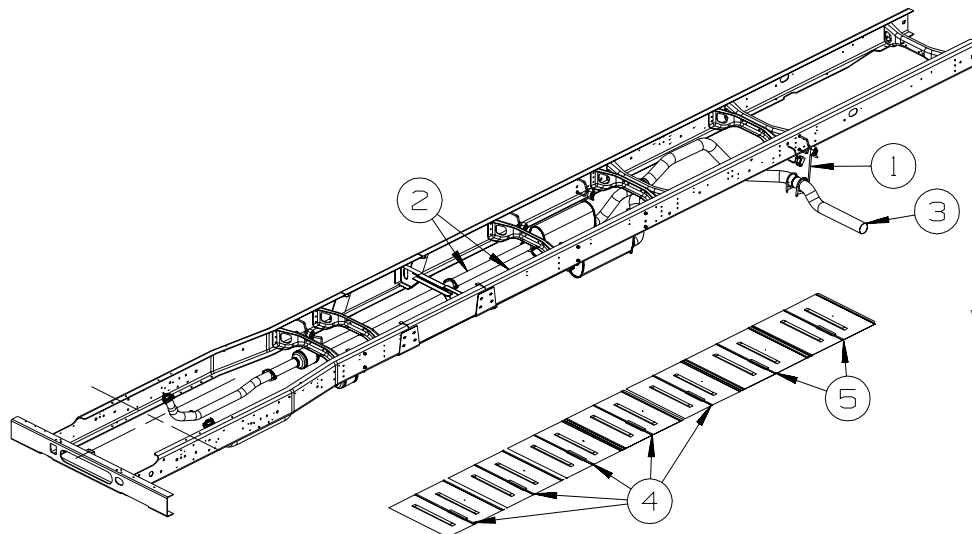
CHASSIS GROUP (CONTINUED)
EXHAUST (CONTINUED)



WORKHORSE

G37B, G38J

KEY	PART NUMBER	U/M	DESCRIPTION	
1	122392-09-02B	EA	HANGER - TAILPIPE - E-COATED	228 TO 248 STRETCH
	094918-06-000	EA	CLAMP - EXHAUST - 3" - HEAVY DUTY	
2	122529-04-000	EA	PIPE - EXHAUST - RH	
3	122529-05-000	EA	PIPE - EXHAUST, LH	
4	143712-02-02B	EA	SHIELD - HEAT/EXHAUST - E-COATED	
5	137652-06-000	EA	PIPE - EXHAUST - W/FLANGES	



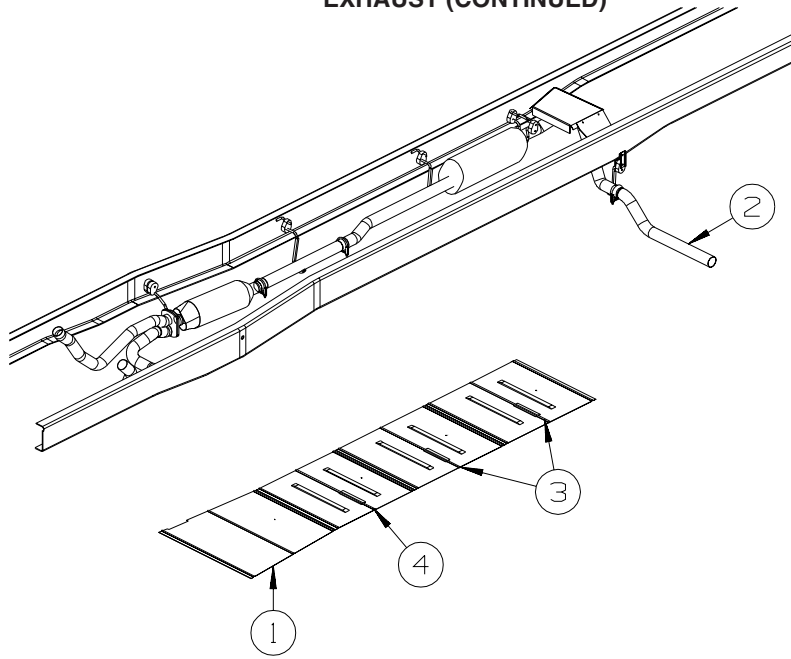
WORKHORSE

G38T

228 TO 266 STRETCH

KEY	PART NUMBER	U/M	DESCRIPTION
1	122392-15-02B	EA	HANGER - TAILPIPE - E-COATED
	094918-05-000	EA	CLAMP - EXHAUST - 4 7/16" - GUILLOTINE STYLE
2	137652-07-000	EA	PIPE - EXHAUST W/FLANGES
3	154358-01-000	EA	PIPE - EXHAUST - 4" DIAMETER - WORKHORSE
4	143712-02-02B	EA	SHIELD - HEAT/EXHAUST - E-COATED
5	143712-05-02B	EA	SHIELD - HEAT/EXHAUST - E-COATED

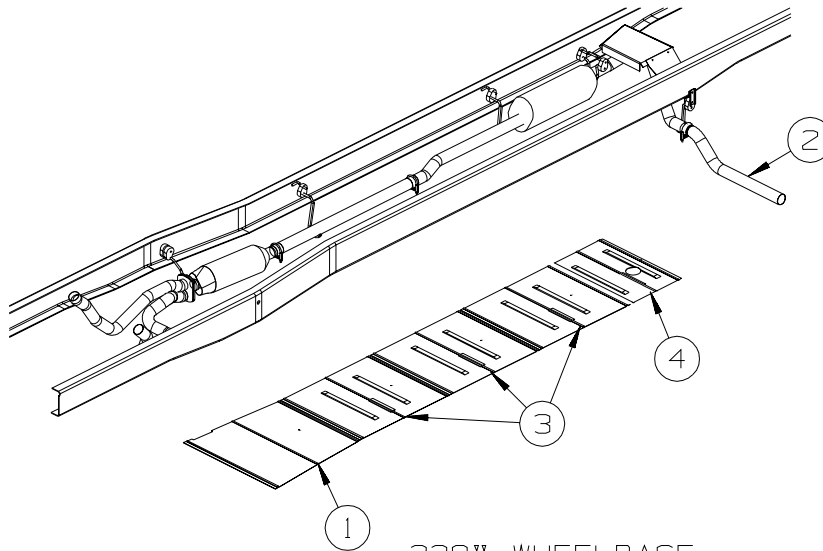
CHASSIS GROUP (CONTINUED)
EXHAUST (CONTINUED)



**FORD
G33V**

208" WHEELBASE

KEY	PART NUMBER	U/M	DESCRIPTION
1	128756-01-02B	EA	SHIELD - HEAT/EXHAUST - 33.9" X 16.9" - E-COATED
2	129726-04-000	EA	PIPE - EXHAUST
3	143712-05-02B	EA	SHIELD/HEAT - EXHAUST - E-COATED
4	143712-07-02B	EA	SHIELD/HEAT - EXHAUST - E-COATED

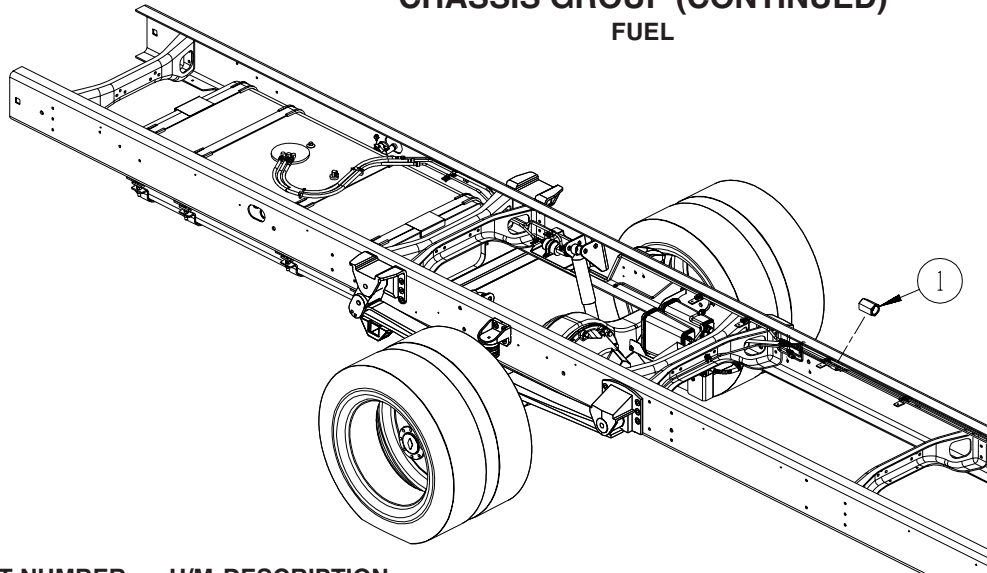


**FORD
G35A, G35L**

228" WHEELBASE

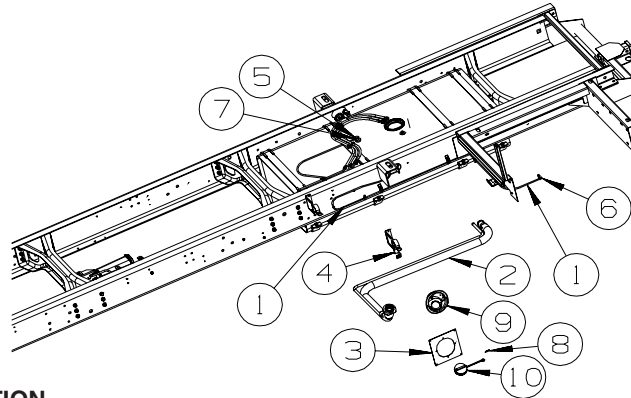
KEY	PART NUMBER	U/M	DESCRIPTION
1	128756-01-02B	EA	SHIELD - HEAT/EXHAUST - 33.9" X 16.9" - E-COATED
2	129726-04-000	EA	PIPE - EXHAUST
3	143712-05-02B	EA	SHIELD/HEAT - EXHAUST - E-COATED
4	143712-07-02B	EA	SHIELD/HEAT - EXHAUST - E-COATED

CHASSIS GROUP (CONTINUED) FUEL



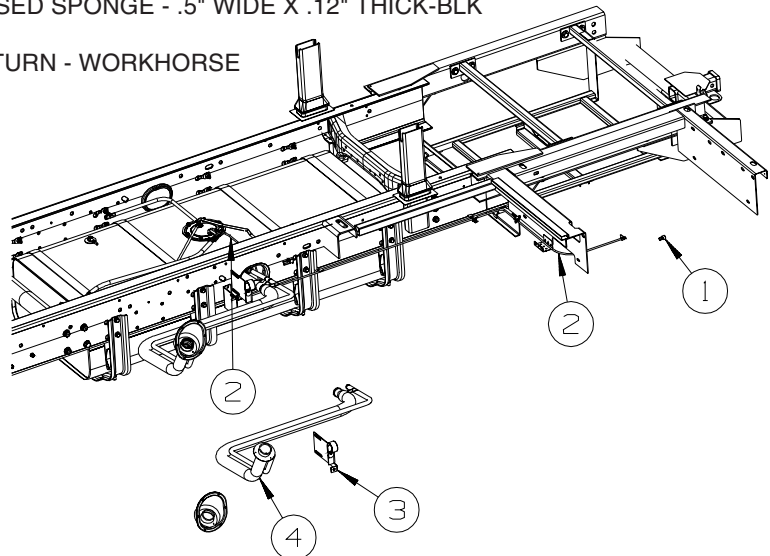
WORKHORSE

KEY	PART NUMBER	U/M DESCRIPTION
1	098779-02-000	EA COUPLER - FUEL LINE - 1.2" LONG X 16MM THREAD - STRETCHED CHASSIS ONLY



WORKHORSE

KEY	PART NUMBER	U/M DESCRIPTION
1	128139-03-000	FT HOSE - FUEL - LOW PERMEABILITY - 1/4" DIAMETER
2	136300-02-000	EA NECK - FUEL FILL
3	139138-01-02B	EA PLATE - FUEL FILL - E-COATED
4	140728-03-02B	EA BRACKET - FUEL FILL - E-COATED
5	068382-06-000	EA BUSHING - BRASS - 3/8" MPT X 1/8" FPT
6	084884-01-000	EA PLUG - BRASS - 3/8"
7	114254-01-000	EA ADAPTER - 1/4 BARB X 1/8 MPT
8	099069-01-000	EA SEAL - RUBBER - CLOSED SPONGE - .5" WIDE X .12" THICK-BLK
9	128299-02-01A	EA SHROUD - FUEL FILL
10	163743-01-000	EA CAP - FUEL FILL - 1/4 TURN - WORKHORSE

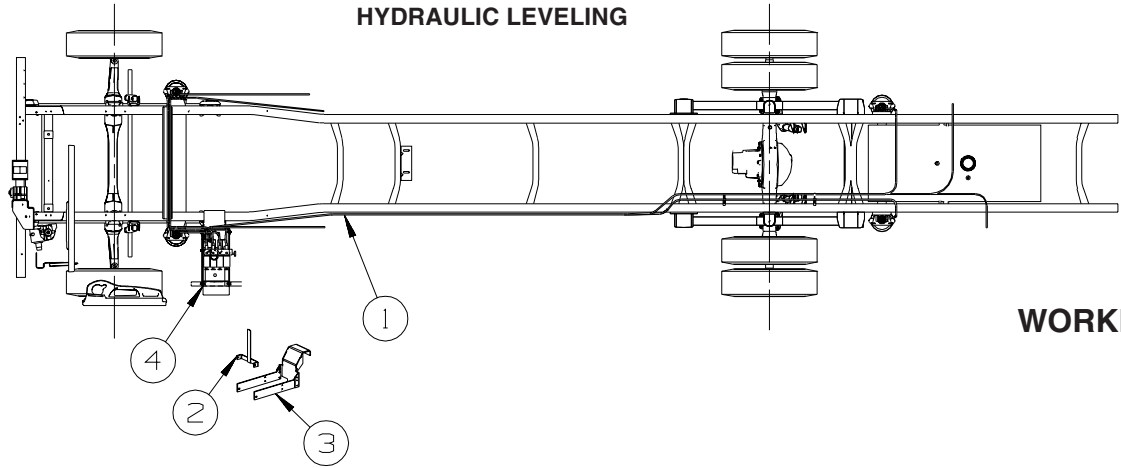


FORD

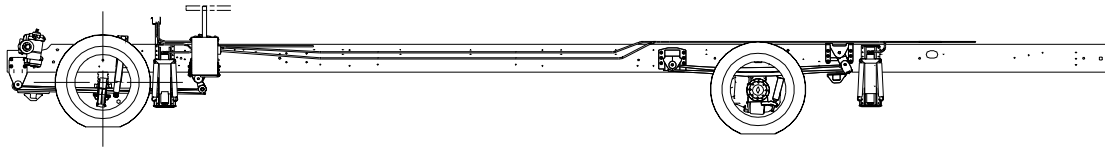
KEY	PART NUMBER	U/M DESCRIPTION
1	084884-01-000	EA PLUG - BRASS - 3/8"
2	128139-03-000	FT HOSE - FUEL - LOW PERMEABILITY - 1/4" DIAMETER
3	140728-02-02B	EA BRACKET - FUEL FILL - E-COATED
4	153027-01-000	EA NECK - FUEL FILL

CHASSIS GROUP (CONTINUED)

HYDRAULIC LEVELING

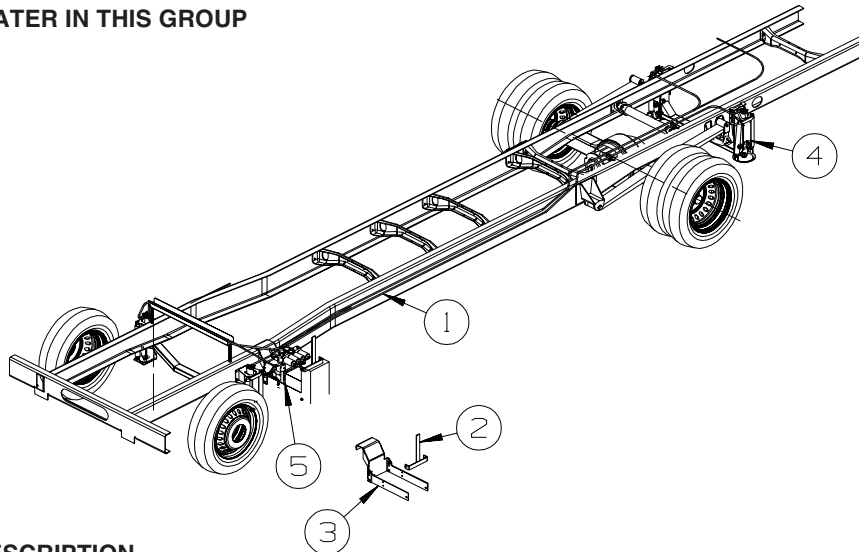


WORKHORSE



KEY	PART NUMBER	U/M	DESCRIPTION
1*	100536-57-000	EA	HOSE KIT - F/LEVELING JACKS - G37B, G38J
1*	100536-60-000	EA	HOSE KIT - F/LEVELING JACKS - G33V, G35A, G35L
1	100536-62-000	EA	HOSE KIT - F/LEVELING JACKS - G38T
			FROM: 00-00-00 THRU: 09-19-06
1*	100536-57-000	EA	HOSE KIT - F/LEVELING JACKS - G38T
			FROM: 09-20-06 THRU: 99-99-99
2	149900-01-02B	EA	BRACKET - PUMP/LEVELING SYSTEM - E-COATED
3	150001-01-02B	EA	BRACKET - PUMP/LEVELING SYSTEM - E-COATED
4*	153452-18-000	EA	LEVELING SYSTEM - 625 SYSTEM W/2 SLIDEOUTS - WORKHORSE - DOUBLE SLIDEOUT ROOMS
4*	153452-19-000	EA	LEVELING SYSTEM - 625 SYSTEM W/3 SLIDEOUTS - WORKHORSE - TRIPLE SLIDEOUT ROOMS

***COMPONENT PARTS LISTED LATER IN THIS GROUP**



FORD

KEY	PART NUMBER	U/M	DESCRIPTION
1*	100536-60-000	EA	HOSE KIT - F/LEVELING JACKS
2	149900-01-02B	EA	BRACKET - PUMP/LEVELING SYSTEM - E-COATED
3	150001-01-02B	EA	BRACKET - PUMP/LEVELING SYSTEM - E-COATED
4	128571-08-000	EA	JACK/CROSSMEMBER ASSEMBLY - REAR - 625 - FORD
5*	153452-20-000	EA	LEVELING SYSTEM - 625 SYSTEM W/2 SLIDEOUTS - FORD - DOUBLE SLIDEOUT ROOMS
5*	153452-21-000	EA	LEVELING SYSTEM - 625 SYSTEM W/3 SLIDEOUTS - FORD - TRIPLE SLIDEOUT ROOMS

***COMPONENT PARTS LISTED LATER IN THIS GROUP**

CHASSIS GROUP (CONTINUED)
COMPONENT PARTS FOR HYDRAULIC LEVELING

100536-57-000

KEY	PART NUMBER	U/M	DESCRIPTION	VENDOR NO.
	100536-09-700	EA	HOSE-HYDRAULIC-324"	RAP91489/AP2464
	100536-26-700	EA	HOSE - HYDRAULIC-1/4" X 100"	RAP90077/AP7832
	115767-01-705	EA	HOSE-HYDRAULIC - 1/4" X 60"	RAP4073/AP4073
	135250-02-700	EA	HOSE-HYDRAULIC - 1/4" X 300"	RAP90806/AP4064

100536-60-000

KEY	PART NUMBER	U/M	DESCRIPTION	VENDOR NO.
	100536-09-701	EA	HOSE-HYDRAULIC-1/4" X 60"	RAP4073/AP4073
	100536-25-700	EA	HOSE-HYDRAULIC-1/4" X 306"	RAP91487/AP4904
	100536-26-700	EA	HOSE - HYDRAULIC-1/4" X 100"	RAP90077/AP7832
	100536-29-700	EA	HOSE-HYDRAULIC-1/4" X 280"	RAP91485/AP4729

153452-18-000

KEY	PART NUMBER	U/M	DESCRIPTION	VENDOR NO.
	100532-03-716	EA	SOLENOID-CONTINUOUS DUTY	RAP7505
	100532-03-717	EA	VALVE-PRESS., RETURN SHUTTLE	RAP7964
	100532-03-726	EA	SWITCH - PRESSURE	RAP8003
	100532-09-705	EA	SWITCH-PRESS - 3000 LB.	RAP0993
	100532-09-710	EA	SOLENOID-INTERMITENT DUTY	RAP0533
	100532-12-707	EA	PRING KIT (PAIR)	R3847
	100532-32-704	EA	CHIME - JACK WARNING	RAP90681/AP19765
	100532-53-700	EA	CYLINDER W/O FOOT - 9K	RAP90491/AP15891
	131306-02-701	EA	FOOT/JACK - 9K & 12K	RAP8464/AP17525
	131306-11-704	EA	PRESSURE SWITCH - 50 PSI	RAP2082
	131306-12-702	EA	VALVE-PRESS SOLENOID (SMALL)	RAP90729/AP24604
	144226-01-700	EA	SWITCH - WARNING/MAGNETIC	RAP90968/AP26641
	144226-08-702	EA	SENSOR/BI-AXIS - PROGRAMABLE	RAP91172/AP28010
	153452-18-700	EA	CYLINDER W/O FOOT - 6K	RAP91661
	153452-18-701	EA	FOOT - 6K JACK	RAP8126
	153452-18-702	EA	BRACKET - 9K JACK MOUNT	RAP90844
	153452-18-703	EA	ENCLOSURE BOX W/SENSING UNIT	RAP91763/AP36467
	153452-18-704	EA	PUMP/MOTOR/TANK ASM.	RAP91281/AP38255
	153452-18-705	EA	MOTOR ONLY - 3.7" MONARCH	RAP91249
	157770-01-703	EA	TOUCH PAD - 625 FORD C BODY	RAP91864/AP36468

153452-19-000

KEY	PART NUMBER	U/M	DESCRIPTION	VENDOR NO.
	100532-03-716	EA	SOLENOID-CONTINUOUS DUTY	RAP7505
	100532-03-717	EA	VALVE-PRESS., RETURN SHUTTLE	RAP7964
	100532-03-726	EA	SWITCH - PRESSURE	RAP8003
	100532-09-705	EA	SWITCH-PRESS - 3000 LB.	RAP0993
	100532-09-710	EA	SOLENOID-INTERMITENT DUTY	RAP0533
	100532-12-707	EA	PRING KIT (PAIR)	R3847
	100532-32-704	EA	CHIME - JACK WARNING	RAP90681/AP19765
	100532-53-700	EA	CYLINDER W/O FOOT - 9K	RAP90491/AP15891
	131306-02-701	EA	FOOT/JACK - 9K & 12K	RAP8464/AP17525
	131306-09-701	EA	VELOCITY VALVE - SINGLE	RAP90279/AP11578
	131306-11-704	EA	PRESSURE SWITCH - 50 PSI	RAP2082
	131306-12-702	EA	VALVE-PRESS SOLENOID (SMALL)	RAP90729/AP24604
	144226-01-700	EA	SWITCH - WARNING/MAGNETIC	RAP90968/AP26641
	144226-08-702	EA	SENSOR/BI-AXIS - PROGRAMABLE	RAP91172/AP28010
	153452-18-700	EA	CYLINDER W/O FOOT - 6K	RAP91661
	153452-18-701	EA	FOOT - 6K JACK	RAP8126
	153452-18-702	EA	BRACKET - 9K JACK MOUNT	RAP90844
	153452-18-704	EA	PUMP/MOTOR/TANK ASM.	RAP91281/AP38255
	153452-18-705	EA	MOTOR ONLY - 3.7" MONARCH	RAP91249
	153452-19-700	EA	ENCLOSURE BOX W/SENSING UNIT	RAP91765/AP36765
	157770-01-703	EA	TOUCH PAD - 625 FORD C BODY	RAP91864/AP36468

CHASSIS GROUP (CONTINUED)
COMPONENT PARTS FOR HYDRAULIC LEVELING (CONTINUED)

153452-20-000

KEY	PART NUMBER	U/M	DESCRIPTION	VENDOR NO.
	100532-03-716	EA	SOLENOID-CONTINUOUS DUTY	RAP7505
	100532-03-717	EA	VALVE-PRESS., RETURN SHUTTLE	RAP7964
	100532-03-726	EA	SWITCH - PRESSURE	RAP8003
	100532-09-705	EA	SWITCH-PRESS - 3000 LB.	RAP0993
	100532-09-710	EA	SOLENOID-INTERMITENT DUTY	RAP0533
	100532-12-707	EA	PRING KIT (PAIR)	R3847
	100532-32-704	EA	CHIME - JACK WARNING	RAP90681/AP19765
	131306-02-700	EA	FOOT - 6K JACK	RAP2004/AP13882
	131306-11-704	EA	PRESSURE SWITCH - 50 PSI	RAP2082
	131306-12-702	EA	VALVE-PRESS SOLENOID (SMALL)	RAP90729/AP24604
	144226-01-700	EA	SWITCH - WARNING/MAGNETIC	RAP90968/AP26641
	144226-08-702	EA	SENSOR/BI-AXIS - PROGRAMABLE	RAP91172/AP28010
	144226-29-700	EA	CYLINDER - 6K (325)	RAP91184/AP31656
	144226-29-701	EA	CYLINDER - 9K (325)	RAP91185/AP31982
	153452-18-703	EA	ENCLOSURE BOX W/SENSING UNIT	RAP91763/AP36467
	153452-18-704	EA	PUMP/MOTOR/TANK ASM.	RAP91281/AP38255
	153452-18-705	EA	MOTOR ONLY - 3.7" MONARCH	RAP91249
	153452-20-700	EA	BRACKET - 6K JACK MOUNT	RAP91709
	157770-01-703	EA	TOUCH PAD - 625 FORD C BODY	RAP91864/AP36468

153452-21-000

KEY	PART NUMBER	U/M	DESCRIPTION	VENDOR NO.
	100532-03-716	EA	SOLENOID-CONTINUOUS DUTY	RAP7505
	100532-03-717	EA	VALVE-PRESS., RETURN SHUTTLE	RAP7964
	100532-03-726	EA	SWITCH - PRESSURE	RAP8003
	100532-09-705	EA	SWITCH-PRESS - 3000 LB.	RAP0993
	100532-09-710	EA	SOLENOID-INTERMITENT DUTY	RAP0533
	100532-12-707	EA	PRING KIT (PAIR)	R3847
	100532-32-704	EA	CHIME - JACK WARNING	RAP90681/AP19765
	131306-02-700	EA	FOOT - 6K JACK	RAP2004/AP13882
	131306-09-701	EA	VELOCITY VALVE - SINGLE	RAP90279/AP11578
	131306-11-704	EA	PRESSURE SWITCH - 50 PSI	RAP2082
	131306-12-702	EA	VALVE-PRESS SOLENOID (SMALL)	RAP90729/AP24604
	144226-01-700	EA	SWITCH - WARNING/MAGNETIC	RAP90968/AP26641
	144226-08-702	EA	SENSOR/BI-AXIS - PROGRAMABLE	RAP91172/AP28010
	144226-29-700	EA	CYLINDER - 6K (325)	RAP91184/AP31656
	144226-29-701	EA	CYLINDER - 9K (325)	RAP91185/AP31982
	153452-18-704	EA	PUMP/MOTOR/TANK ASM.	RAP91281/AP38255
	153452-19-700	EA	ENCLOSURE BOX W/SENSING UNIT	RAP91765/AP36765
	153452-20-700	EA	BRACKET - 6K JACK MOUNT	RAP91709
	157770-01-703	EA	TOUCH PAD - 625 FORD C BODY	RAP91864/AP36468

CHASSIS GROUP (CONTINUED)

WHEEL, TIRE, COVERS &/OR LINERS

KEY	PART NUMBER	U/M	DESCRIPTION
*	150723-01-000	EA	COVER/HUB-SET-FT & RR HUBS/NUT CVRS/TOOL - FORD
*	145580-02-000	EA	LINER - WHEEL(SET OF 4) - 22.5"/10 BOLT - WORKHORSE
	051377-06-000	EA	VALVE STEM ASM-VS-12223R
	077030-01-000	EA	EXTENSION - VALVE STEM - 1.25"
	077030-10-000	EA	EXTENSION - VALVE STEM - .50"
	095012-07-000	EA	STABILIZER - VALVE EXTENSION - LIVE - 4"
	095012-10-000	EA	EXTENSION - VALVE STEM - LIVE - 8.5"

***COMPONENT PARTS LISTED LATER IN THIS GROUP**

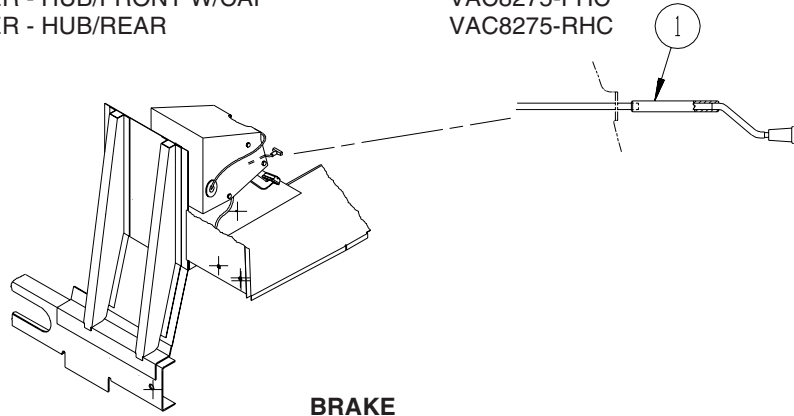
COMPONENT PARTS FOR WHEEL, TIRE, COVERS &/OR LINERS

145580-02-000

KEY	PART NUMBER	U/M	DESCRIPTION	VENDOR NO.
	110435-04-705	EA	DECAL-CTR HUB 2 3/4" DIAMO	2 3/4 DECAL DIAMOND
	110435-05-700	EA	CAP-CENTER, POP-OUT 4 1/2"	V22510-POC
	145580-01-702	EA	COVER-LUG NUT/JAM NUT 22M	V22501-EJN
	145580-01-703	EA	TOOL-INSTALLATION	V22501-TOL
	145580-02-700	EA	LINER - WHEEL/FRONT - 1EA=1	V22569-FWC
	145580-02-701	EA	LINER - WHEEL/REAR - 1EA=1	V22569-RWC

150723-01-000

KEY	PART NUMBER	U/M	DESCRIPTION	VENDOR NO.
	110435-04-705	EA	DECAL-CTR HUB 2 3/4"	2 3/4 DECAL DIAMOND
	110435-05-700	EA	CAP-CENTER 4.50"D W/O DECAL	V22510-POC
	145580-01-702	EA	COVER-LUG NUT/JAM NUT 22M	V19582-EJN
	145580-01-703	EA	TOOL-INSTALLATION	V22501-TOL
	150723-01-700	EA	COVER - HUB/FRONT W/CAP	VAC8275-FHC
	150723-01-701	EA	COVER - HUB/REAR	VAC8275-RHC



KEY	PART NUMBER	U/M	DESCRIPTION
1	113007-01-000	EA	PIN - SPRING - .375 X 3"

BRAKELINE

WORKHORSE ONLY

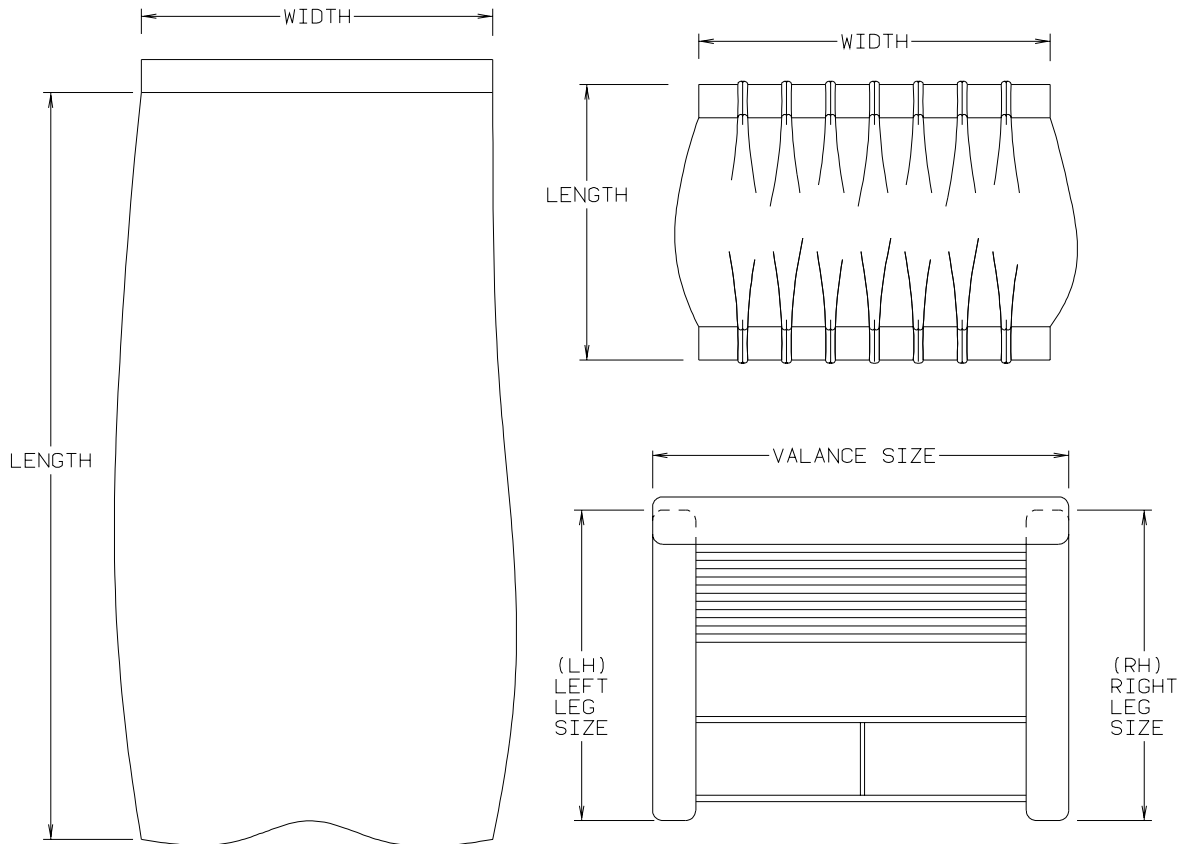
KEY	PART NUMBER	U/M	DESCRIPTION
	075466-01-000	EA	UNION - INVERTED FLAIR - 1/4"

CURTAIN & CUSHION GROUP

NOTICE

IN ORDER TO ASSIST OUR PARTS SALES DEPT. IN PROVIDING INTERIOR SOFTWARE ITEMS, PLEASE INCLUDE THE SERIAL NUMBER AND THE COLOR CODE NUMBER FROM THE VEHICLE CERTIFICATION LABEL WHEN ORDERING. THIS LABEL IS LOCATED ON THE LEFT SIDEWALL AT THE END OF THE DASH (A-BODY), OR ON THE DRIVER'S DOOR LATCH PLATE (C-BODY).

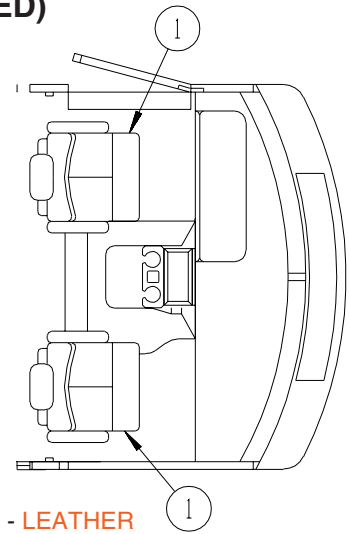
AN EXAMPLE OF A COLOR CODE NUMBER IS B07, WHICH DESIGNATES AN OVERALL COLOR SCHEME OF A PARTICULAR UNIT. THE COLOR LISTED AFTER THE ITEM DESCRIPTION ON THE MICROFICHE, INDICATES THE OVERALL UNIT COLOR. ORDER THE ITEM YOU DESIRE ACCORDING TO UNIT COLOR CODE. IF ALL COLORS USE THE SAME ITEM NO COLOR CODE WILL BE NOTED.



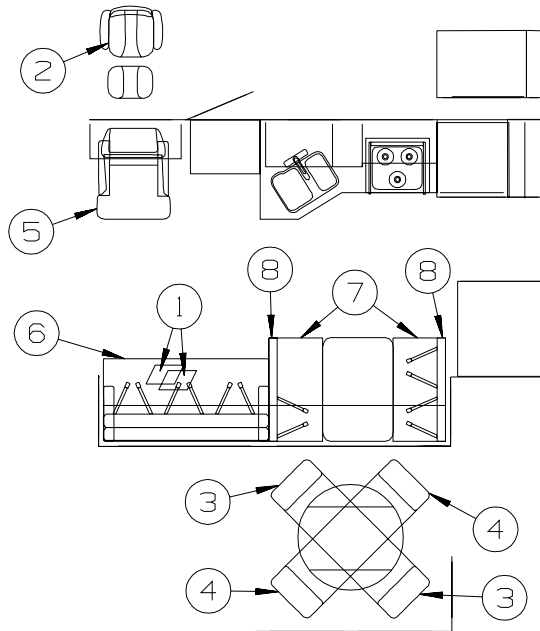
NOTE: USE THIS ILLUSTRATION WHEN DETERMINING LENGTH AND WIDTH MEASUREMENTS FOR CURTAINS. YOU WILL NOTE THE WIDTH MEASUREMENT IS TAKEN ON THE TOP OF THE CURTAIN WITH THE CURTAIN FULLY EXTENDED. THE LENGTH MEASUREMENT IS TAKEN FROM TOP TO BOTTOM. LEFT AND RIGHT WINDOW LEGS ARE DETERMINED WHEN FACING THE WINDOW.

CURTAIN & CUSHION GROUP (CONTINUED)

CUSHION LAYOUT



KEY	PART NUMBER	U/M	DESCRIPTION
1	145952-04-U89	EA	SEAT - BUCKET W/LUMBAR - DR./PASS. (U90, U91, U92, UM1)
1	145952-04-U93	EA	SEAT - BUCKET W/LUMBAR - DR./PASS. (U94, U95, U96, UM2)
1	145952-04-U97	EA	SEAT - BUCKET W/LUMBAR - DR./PASS.(U98, U99, U00, UM3)
1	145952-10-U89	EA	SEAT - BUCKET W/LUMBAR - DR./PASS. (U90, U91, U92, UM1) - LEATHER
1	145952-10-U93	EA	SEAT - BUCKET W/LUMBAR - DR./PASS. (U94, U95, U96, U98, U99, U00, UM2, UM3) - LEATHER

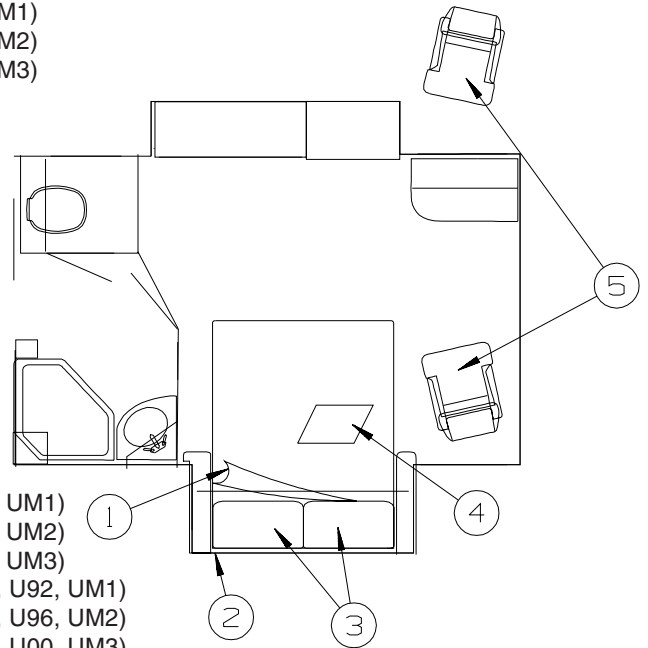


KEY	PART NUMBER	U/M	DESCRIPTION
1	149228-05-U89	EA	PILLOW - TONYA - 18" (BRAIDED) (U90, U91, U92, UM1)
1	149228-05-U93	EA	PILLOW - TONYA - 18" (BRAIDED) (U94, U95, U96, UM2)
1	149228-01-U97	EA	PILLOW - TONYA - 18" (BRAIDED) (U98, U99, U00, UM3)
2*	155369-01-T77	EA	CHAIR/EURO - APOLLO - W/OTTOMAN (U90, U91, U92, UM1) - EURO LEATHER
2	155369-01-T81	EA	CHAIR/EURO - APOLLO - W/OTTOMAN (U94,U95,U96,U98,U99,U00,UM2,UM3) - EURO LEATHER
3	157868-01-U90	EA	CHAIR - FOLDING (U90, UM1)
3	157868-01-U91	EA	CHAIR - FOLDING (U91)
3	157868-01-U92	EA	CHAIR - FOLDING (U92)
3	157868-01-U94	EA	CHAIR - FOLDING (U94, UM2)
3	157868-01-U95	EA	CHAIR - FOLDING (U95)
3	157868-01-U96	EA	CHAIR - FOLDING (U96)
3	157868-01-U98	EA	CHAIR - FOLDING (U97)
3	157868-01-U99	EA	CHAIR - FOLDING (U98, UM3)
3	157868-01-U00	EA	CHAIR - FOLDING (U00)
4	158007-01-U90	EA	CHAIR - DINING (U90, UM1)
4	158007-01-U91	EA	CHAIR - DINING (U91)
4	158007-01-U92	EA	CHAIR - DINING (U92)
4	158007-01-U94	EA	CHAIR - DINING (U94, UM2)
4	158007-01-U95	EA	CHAIR - DINING (U95)
4	158007-01-U96	EA	CHAIR - DINING (U96)
4	158007-01-U98	EA	CHAIR - DINING (U96)
4	158007-01-U99	EA	CHAIR - DINING (U98, UM3)
4	158007-01-U00	EA	CHAIR - DINING (U00)
	099856-13-000	EA	STRAP - TIEDOWN - 143.5"
5	157892-01-U89	EA	CHAIR/RECLINER - W/FOOTREST (U90, U91, U92, UM1)

CURTAIN & CUSHION GROUP (CONTINUED)
CUSHION LAYOUT (CONTINUED)

KEY	PART NUMBER	U/M	DESCRIPTION
5	157892-01-U93	EA	CHAIR/RECLINER - W/FOOTREST (U94, U95, U96, UM2)
5	157892-01-U97	EA	CHAIR/RECLINER - W/FOOTREST (U98, U99, U00, UM3)
5	157892-02-U89	EA	CHAIR/RECLINER - W/FOOTREST (U90, U91, U92, UM1) - LEATHER
5	157892-02-U93	EA	CHAIR/RECLINER - W/FOOTREST(U94,U95,U96,U98,U99,U00,UM2,UM3) - LEATHER
6	157915-05-U89	EA	SOFA/SLEEPER - REST EASY - #842/#842 NARROW ARMS-FLT FLR (U90, U91, U92, UM1)
6	157915-05-U93	EA	SOFA/SLEEPER - REST EASY - #842/#842 NARROW ARMS-FLT FLR (U94, U95, U96, UM2)
6	157915-05-U97	EA	SOFA/SLEEPER - REST EASY - #842/#842 NARROW ARMS-FLT FLR (U98, U99, U00, UM3)
6	157915-06-U89	EA	SOFA/SLEEPER - REST EASY -NARROW ARMS-FLT (U90, U91, U92, UM1) - LEATHER
6	157915-06-U93	EA	SOFA/SLEEPER - REST EASY (U94, U95, U96, U98, U99, U00, UM2, UM3) - LEATHER
6	157915-07-U89	EA	SOFA/SLEEPER-REST EASY/DUAL-NARROW ARMS-FLT (U90, U91, U92, UM1) - DUAL REST EASY
6	157915-07-U93	EA	SOFA/SLEEPER-REST EASY/DUAL-NARROW ARMS-FLT (U94, U95, U96, UM2) - DUAL REST EASY
6	157915-07-U97	EA	SOFA/SLEEPER-REST EASY/DUAL-NARROW ARMS-FLT (U98, U99, U00, UM3) - DUAL REST EASY
6	157915-08-U89	EA	SOFA/SLEEPER - REST EASY/DUAL- (U90, U91, U92, UM1) - DUAL REST EASY/LEATHER
6	157915-08-U93	EA	SOFA/SLEEPER-REST EASY/DUAL(U94,U95,U96,U98,U99,U00,UM2,UM3)- DUAL REST EASY/LEATHER
7	142292-05-TB0	EA	SEAT - DINETTE CUSHION (SPRUNG) - 23" X 38.5" (U90, U91, U92, UM1)
7	142292-05-T81	EA	SEAT - DINETTE CUSHION (SPRUNG) - 23" X 38.5" (U94, U95, U96, UM2)
7	142292-05-U97	EA	SEAT - DINETTE CUSHION (SPRUNG) - 23" X 38.5" (U98, U99, U00, UM3)
	P42292-05-TB0	EA	COVER/SEAT - DINETTE CUSHION (SPRUNG) - 23.5" X 38.5" (U90, U91, U92, UM1)
	P42292-05-T81	EA	COVER/SEAT - DINETTE CUSHION (SPRUNG) - 23.5" X 38.5" (U94, U95, U96, UM2)
	P42292-05-U97	EA	COVER/SEAT - DINETTE CUSHION (SPRUNG) - 23.5" X 38.5" (U98, U99, U00, UM3)
	142366-01-000	EA	FRAME - SPRUNG - DINETTE SEAT
8	142431-05-U89	EA	CUSHION - BACK - 12.5" X 40" (U90, U91, U92, UM1)
8	142431-05-T81	EA	CUSHION - BACK - 12.5" X 40" (U94, U95, U96, UM2)
8	142431-05-U97	EA	CUSHION - BACK - 12.5" X 40" (U98, U99, U00, UM3)
	P42431-05-U89	EA	COVER/BACK - 11.5" X 40" (U90, U91, U92, UM1)
	P42431-05-T81	EA	COVER/BACK - 11.5" X 40" (U94, U95, U96, UM2)
	P42431-05-U97	EA	COVER/BACK - 11.5" X 40" (U98, U99, U00, UM3)
	143730-01-000	EA	CAP - F/DINETTE BRACKET TUBE - PLASTIC

***COMPONENT PARTS LISTED LATER IN THIS GROUP**



KEY	PART NUMBER	U/M	DESCRIPTION
1	132336-05-TB0	EA	BEDSPREAD/CAP - 60" X 75" (U90, U91, U92, UM1)
1	132336-05-T81	EA	BEDSPREAD/CAP - 60" X 75" (U94, U95, U96, UM2)
1	132336-05-U97	EA	BEDSPREAD/CAP - 60" X 75" (U98, U99, U00, UM3)
2	150185-04-U90	EA	HEADBOARD - FABRIC COVERED (U90, U91, U92, UM1)
2	150185-05-U93	EA	HEADBOARD - FABRIC COVERED (U94, U95, U96, UM2)
2	150185-05-U97	EA	HEADBOARD - FABRIC COVERED (U98, U99, U00, UM3)
3	158005-01-U89	EA	PILLOW SHAM - FRINGE ENDS (U90, U91, U92, UM1)
3	158005-01-U93	EA	PILLOW SHAM - FRINGE ENDS (U94, U95, U96, UM2)
3	158005-01-U97	EA	PILLOW SHAM - FRINGE ENDS (U98, U99, U00, UM3)
4	158009-01-U89	EA	PILLOW - 10" X 27" - W/CORD TRIM (U90, U91, U92, UM1)
4	158009-01-U93	EA	PILLOW - 10" X 27" - W/CORD TRIM (U94, U95, U96, UM2)
4	158009-01-U97	EA	PILLOW - 10" X 27" - W/CORD TRIM (U98, U99, U00, UM3)
5	147701-17-000	EA	CHAIR - SUITE W/OTTOMAN (U90, U91, U92, UM1)
5	147701-13-000	EA	CHAIR - SUITE W/OTTOMAN (U94, U95, U96, UM2)
5	147701-18-000	EA	CHAIR - SUITE W/OTTOMAN (U98, U99, U00, UM3)

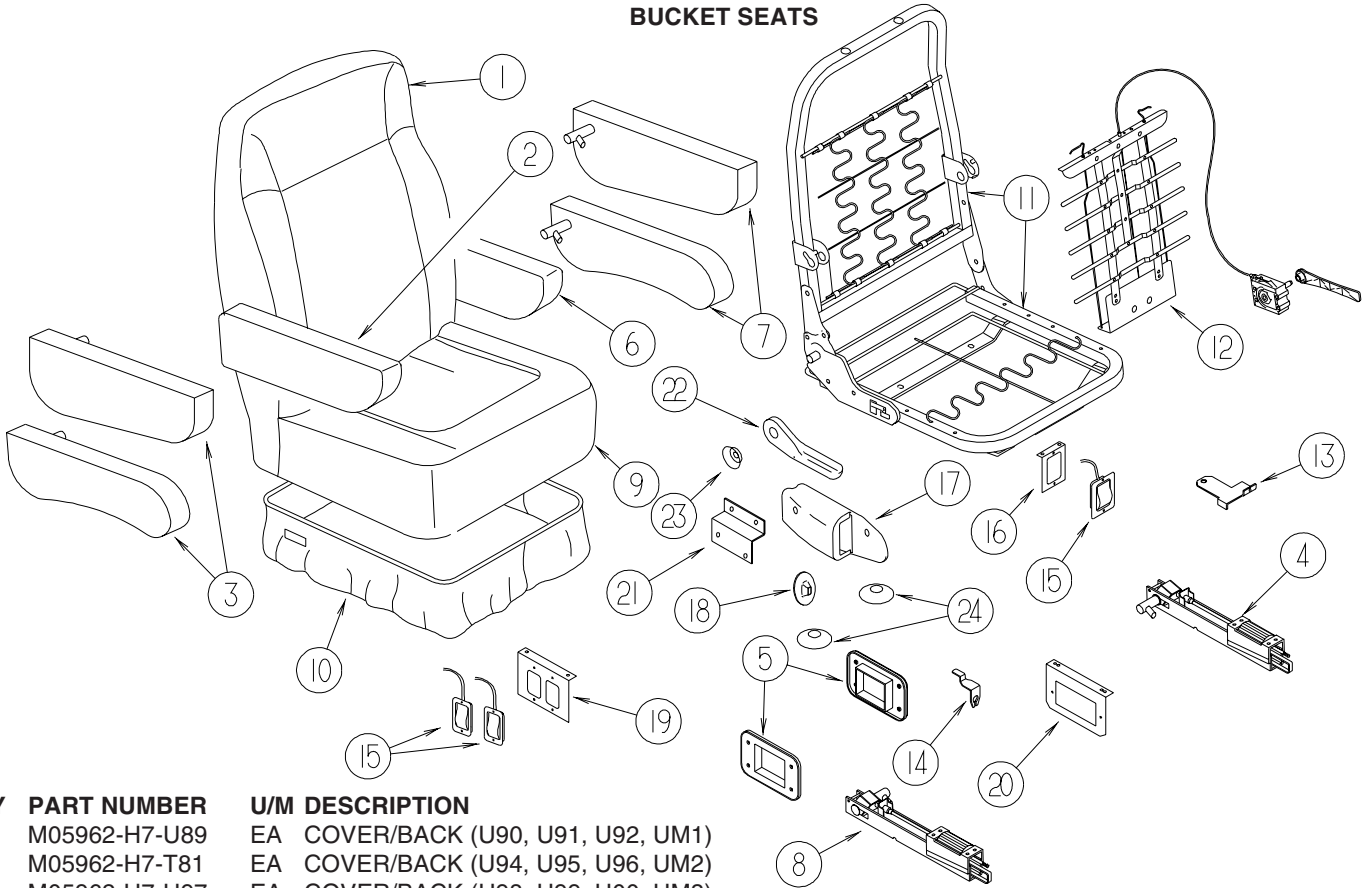
COMPONENT PARTS FOR CUSHION LAYOUT

155369-01-T77

KEY	PART NUMBER	U/M	DESCRIPTION	VENDOR NO.
	155369-01-777	EA	BACK - FOR APOLLO EURO CHAIR	MOBEL TEAM

CURTAIN & CUSHION GROUP (CONTINUED)

BUCKET SEATS



KEY	PART NUMBER	U/M	DESCRIPTION
1	M05962-H7-U89	EA	COVER/BACK (U90, U91, U92, UM1)
1	M05962-H7-T81	EA	COVER/BACK (U94, U95, U96, UM2)
1	M05962-H7-U97	EA	COVER/BACK (U98, U99, U00, UM3)
1	M05962-V6-U89	EA	COVER/BACK (U90, U91, U92, UM1) - LEATHER
1	M05962-V6-U93	EA	COVER/BACK (U94, U95, U96, U98 U99, U00, UM2, UM3) - LEATHER
2	148705-01-S64	EA	ARMREST - RIGHT (U90, U91, U92, UM1)
2	148705-01-T81	EA	ARMREST - RIGHT (U94, U95, U96, UM2)
2	148705-01-U97	EA	ARMREST - RIGHT (U98, U99, U00, UM3)
2	148705-03-S72	EA	ARMREST - RIGHT (U90, U91, U92, UM1) - LEATHER
2	148705-03-SA0	EA	ARMREST - RIGHT (U94, U95, U96, U98 U99, U00, UM2, UM3) - LEATHER
	P48705-01-S64	EA	COVER/ARMREST - RIGHT (U90, U91, U92, UM1)
	P48705-01-T81	EA	COVER/ARMREST - RIGHT (U94, U95, U96, UM2)
	P48705-01-U97	EA	COVER/ARMREST - RIGHT (U98, U99, U00, UM3)
	P48705-03-S72	EA	COVER/ARMREST - RIGHT (U90, U91, U92, UM1) - LEATHER
	P48705-03-SA0	EA	COVER/ARMREST - RIGHT (U94, U95, U96, U98 U99, U00, UM2, UM3) - LEATHER
3	NOT USED		
4	148751-02-000	EA	BRACKET - LEFT (ADJUSTABLE) W/ROLLER
5	148751-03-000	EA	BRACKET - ROLLER TRIM PLATE
6	148705-02-S64	EA	ARMREST - LEFT (U90, U91, U92, UM1)
6	148705-02-T81	EA	ARMREST - LEFT (U94, U95, U96, UM2)
6	148705-02-U97	EA	ARMREST - LEFT (U98, U99, U00, UM3)
6	148705-04-S72	EA	ARMREST - LEFT (U90, U91, U92, UM1) - LEATHER
6	148705-04-SA0	EA	ARMREST - LEFT (U94, U95, U96, U98 U99, U00, UM2, UM3) - LEATHER
	P48705-02-S64	EA	COVER/ARMREST - LEFT (U90, U91, U92, UM1)
	P48705-02-T81	EA	COVER/ARMREST - LEFT (U94, U95, U96, UM2)
	P48705-02-U97	EA	COVER/ARMREST - LEFT (U98, U99, U00, UM3)
	P48705-04-S72	EA	COVER/ARMREST - LEFT (U90, U91, U92, UM1) - LEATHER
	P48705-04-SA0	EA	COVER/ARMREST - LEFT (U94, T82, T83, T84, U98 U99, U00) - LEATHER
7	NOT USED		
8	148751-01-000	EA	BRACKET - RIGHT (ADJUSTABLE) W/ROLLER
9	M05962-H8-U89	EA	COVER/SEAT (U90, U91, U92, UM1)
9	M05962-H8-T81	EA	COVER/SEAT (U94, U95, U96, UM2)
9	M05962-H8-U97	EA	COVER/SEAT (U98, U99, U00, UM3)
9	M05962-V7-U89	EA	COVER/SEAT (U90, U91, U92, UM1) - LEATHER
9	M05962-V7-U93	EA	COVER/SEAT (U94, U95, U96, U98 U99, U00, UM2, UM3) - LEATHER

CURTAIN & CUSHION GROUP (CONTINUED)
BUCKET SEATS (CONTINUED)

KEY	PART NUMBER	U/M	DESCRIPTION
10	148630-01-S64	EA	SKIRT - W/SEAT BELT SLOT (U90, U91, U92, UM1)
10	148630-01-T81	EA	SKIRT - W/SEAT BELT SLOT (U94, U95, U96, UM2)
10	148630-01-U97	EA	SKIRT - W/SEAT BELT SLOT (U98, U99, U00, UM3)
10	148630-02-S72	EA	SKIRT - W/SEAT BELT SLOT (U90, U91, U92, UM1) - LEATHER
10	148630-02-SA0	EA	SKIRT - W/SEAT BELT SLOT (U94, U95, U96, U98 U99, U00, UM2, UM3) - LEATHER
10	148630-03-S64	EA	SKIRT - F/6-WAY POWER (U90, U91, U92, UM1) - 6-WAY POWER
10	148630-03-T81	EA	SKIRT - F/6-WAY POWER (U94, U95, U96, UM2) - 6-WAY POWER
10	148630-03-U97	EA	SKIRT - F/6-WAY POWER (U98, U99, U00, UM3) - 6-WAY POWER
10	148630-04-S72	EA	SKIRT - F/6-WAY POWER (U90, U91, U92, UM1) - LEATHER, 6-WAY POWER
10	148630-04-SA0	EA	SKIRT - F/6-WAY POWER (U94, U95, U96, U98 U99, U00, UM2, UM3) - LEATHER, 6-WAY POWER
11	134532-01-000	EA	FRAME - SEAT/HIGH BACK
12*	122611-02-000	EA	LUMBAR - W/LEVER
13	117125-01-02B	EA	BRACKET - CABLE MOUNT - ADJUSTER W/LOCK
14	108049-02-000	EA	CLIP - CABLE/PEDESTAL
15	108049-04-000	EA	CABLE - W/MINI LEVER ACTION SWITCH - 28" SHEATH/30" CABLE
16	127159-01-02B	EA	BRACKET - SEAT RELEASE - SINGLE REMOTE - E-COATED - 6-WAY POWER
17	NOT USED		
18	NOT USED		
19	127159-02-02B	EA	BRACKET - SEAT RELEASE - DUAL REMOTE - E-COATED
20	128699-01-02B	EA	BRACKET - SEAT SWITCH - E-COATED - 6-WAY POWER
21	147457-01-02B	EA	BRACKET - ZEE W/HOLES - 2.8" - E-COATED
22	130802-02-000	EA	LEVER - RIGHT HAND
	130802-03-000	EA	SCREW F/LEVER
23	148668-01-01A	EA	CUP/TRIM COVER - F/LEVER - BLACK
24	NOT USED		
	152337-01-000	EA	PROTECTOR - SEAT - CLEAR VINYL

*COMPONENT PARTS LISTED LATER IN THIS GROUP

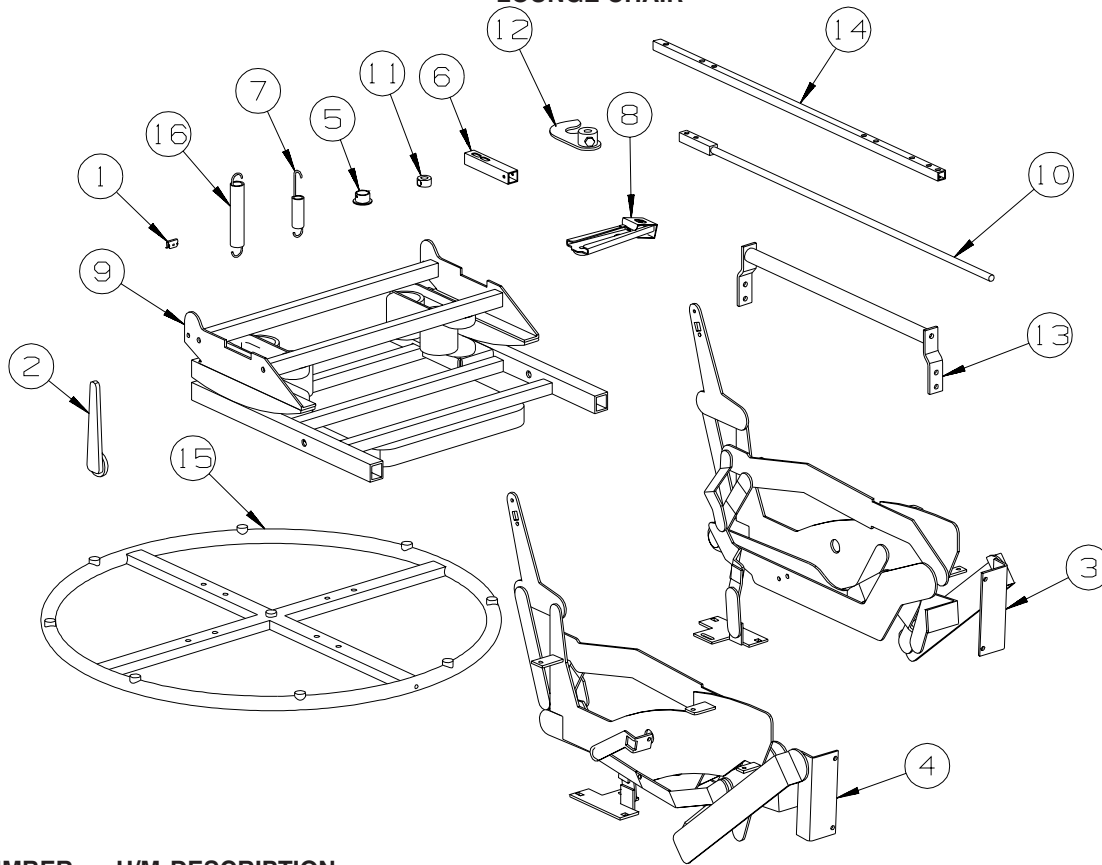
COMPONENT PARTS FOR BUCKET SEATS

122611-02-000

KEY	PART NUMBER	U/M	DESCRIPTION	VENDOR NO.
	122611-02-701	EA	LUMBAR - LEVER	412
	122611-02-702	EA	LUMBAR MECHANISM	24395-FLEXSTEEL

CURTAIN & CUSHION GROUP (CONTINUED)

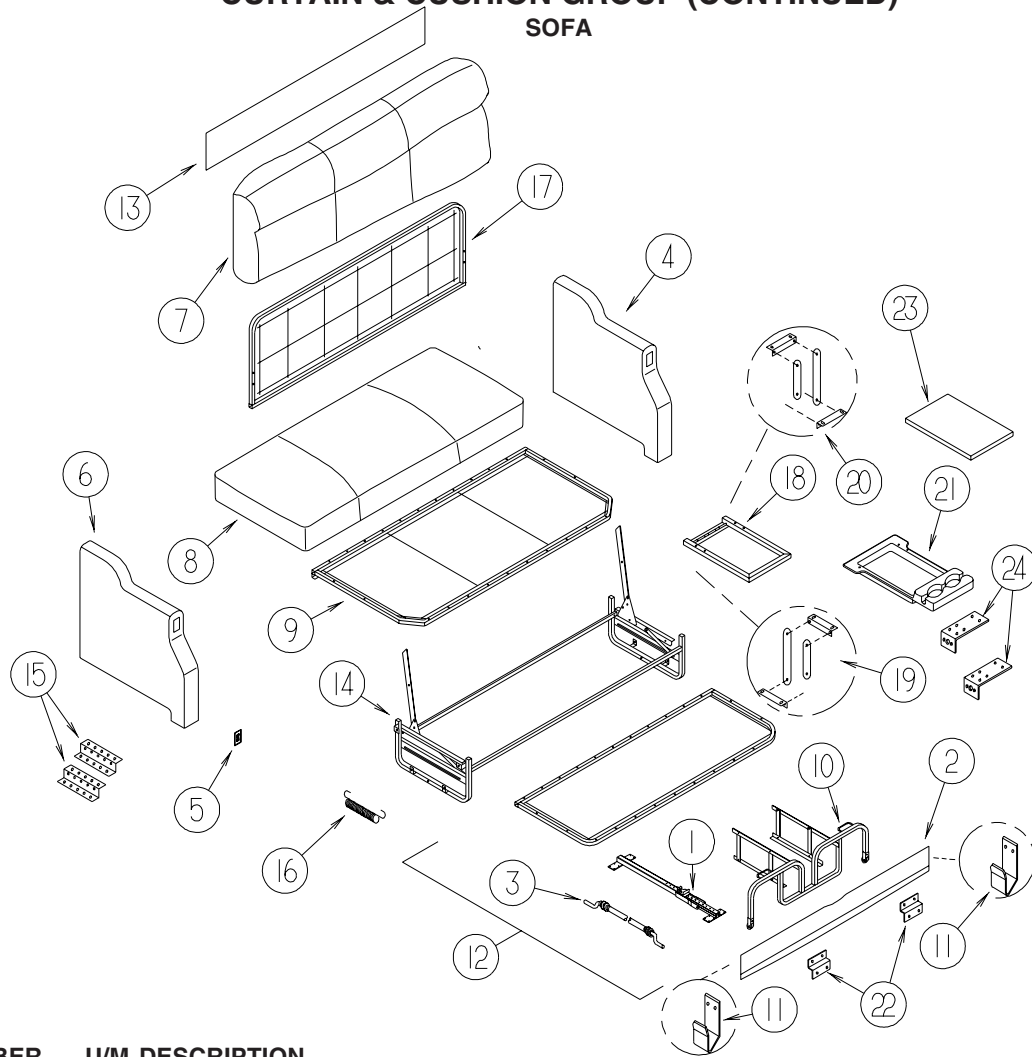
LOUNGE CHAIR



KEY	PART NUMBER	U/M	DESCRIPTION
	157892-A1-U89	EA	COVER/CHAIR - RECLINER - W/FOOTREST (U90, U91, U92, UM1)
	157892-A1-U93	EA	COVER/CHAIR - RECLINER - W/FOOTREST (U94, U95, U96, UM2)
	157892-A1-U97	EA	COVER/CHAIR - RECLINER - W/FOOTREST (U98, U99, U00, UM3)
	157892-A2-U89	EA	COVER/CHAIR - RECLINER - W/FOOTREST (U90, U91, U92, UM1) - LEATHER
	157892-A2-U93	EA	COVER/CHAIR - RECLINER - W/FOOTREST (U94, U95, U96, U98 U99, U00, UM2, UM3) - LEATHER
1	029134-01-000	EA	CLIP - FINISH - UPHOLSTERY
2	133126-11-000	EA	HANDLE/RECLINE - PLASTIC
3	154077-01-000	EA	RECLINER MECHANISM - RIGHT HAND (WHEN SITTING IN CHAIR)
4	154077-02-000	EA	RECLINER MECHANISM - LEFT HAND (WHEN SITTING IN CHAIR)
5	154077-03-000	EA	BUSHING - PLASTIC/WHITE
6	154077-04-000	EA	TUBE/HANDLE MOUNTING - 3.6" LONG - BLACK
7	154077-05-000	EA	SPRING - EXTENSION - 3.7"
8	154077-06-000	EA	SLEEVE/CLIP - 1.6" X 5.1"
9	154077-07-000	EA	BASE - SWIVEL/ROCKER - BLACK
10	154077-08-000	EA	LATCH ROD - 25.5" - BLACK
11	154077-09-000	EA	LOCK COLLAR - W/SET SCREW LOCK-OUT
12	154077-10-000	EA	LATCH BRACKET - RIGHT FRONT LOCK OUT - BLACK
13	154077-11-000	EA	LATCH TUBE - W/LOCK OUT ENDS - 15.1" - BLACK
14	154077-12-000	EA	LOCK TUBE - .5" X .5" X 23.5"
15	154077-13-000	EA	GRID RING - 24" - BLACK
16	154077-14-000	EA	SPRING/EXTENSION - 4.7"

CURTAIN & CUSHION GROUP (CONTINUED)

SOFA



REST EASY

KEY	PART NUMBER	U/M	DESCRIPTION
1	159707-01-000	EA	SLIDE RAIL - W/LATCH MECH/PLATES/STOP F/TRUNDLE FLAT FLOOR
2	157928-01-U89	EA	PANEL/FRONT KICK - SOFA - 56.5" (U90, U91, U92, UM1)
2	157928-01-U93	EA	PANEL/FRONT KICK - SOFA - 56.5" (U94, U95, U96, UM2)
2	157928-01-U97	EA	PANEL/FRONT KICK - SOFA - 56.5" (U98, U99, U00, UM3)
2	157928-02-U89	EA	PANEL/FRONT KICK - SOFA - 56.5" (U90, U91, U92, UM1) - LEATHER
2	157928-02-U93	EA	PANEL/FRONT KICK - SOFA - 56.5" (U94, U95, U96, U98, U99, U00, UM2, UM3) - LEATHER
3	148225-01-000	EA	CABLE ONLY - REMOTE - 31.9" W/Z-ENDS
4	157922-10-U89	EA	ARMREST - LEFT HAND/NARROW (U90, U91, U92, UM1)
4	157922-10-U93	EA	ARMREST - LEFT HAND/NARROW (U94, U95, U96, UM2)
4	157922-10-U97	EA	ARMREST - LEFT HAND/NARROW (U98, U99, U00, UM3)
4	157922-12-U89	EA	ARMREST - LEFT HAND/NARROW (U90, U91, U92, UM1) - LEATHER
4	157922-12-U93	EA	ARMREST - LEFT HAND/NARROW (U94, U95, U96, U98, U99, U00, UM2, UM3) - LEATHER
	157922-A6-U89	EA	COVER/ARMREST - SOFA - LEFT HAND/NARROW (U90, U91, U92, UM1)
	157922-A6-U93	EA	COVER/ARMREST - SOFA - LEFT HAND/NARROW (U94, U95, U96, UM2)
	157922-A6-U97	EA	COVER/ARMREST - SOFA - LEFT HAND/NARROW (U98, U99, U00, UM3)
	157922-A8-U89	EA	COVER/ARMREST - SOFA - LEFT HAND/NARROW (U90, U91, U92, UM1) - LEATHER
	157922-A8-U93	EA	COVER/ARMREST - SOFA - LH/NARROW (U94, U95, U96, U98, U99, U00, UM2, UM3) - LEATHER
5	136118-01-000	EA	SWITCH - SOFA/RECLINER
6	157922-09-U89	EA	ARMREST - RIGHT HAND/NARROW - W/SWITCH (U90, U91, U92, UM1)
6	157922-09-U93	EA	ARMREST - RIGHT HAND/NARROW - W/SWITCH (U94, U95, U96, UM2)
6	157922-09-U97	EA	ARMREST - RIGHT HAND/NARROW - W/SWITCH (U98, U99, U00, UM3)
6	157922-11-U89	EA	ARMREST - RIGHT HAND/NARROW - W/SWITCH (U90, U91, U92, UM1) - LEATHER
6	157922-11-U93	EA	ARMREST - RIGHT HAND/NARROW - W/SWITCH (U94, U95, U96, U98, U99, U00, UM2, UM3) - LEATHER
	157922-A5-U89	EA	COVER/ARMREST - SOFA - RIGHT HAND/NARROW (U90, U91, U92, UM1)
	157922-A5-U93	EA	COVER/ARMREST - SOFA - RIGHT HAND/NARROW (U94, U95, U96, UM2)
	157922-A5-U97	EA	COVER/ARMREST - SOFA - RIGHT HAND/NARROW (U98, U99, U00, UM3)
	157922-A7-U89	EA	COVER/ARMREST - SOFA - RIGHT HAND/NARROW (U90, U91, U92, UM1) - LEATHER
	157922-A7-U93	EA	COVER/ARMREST - SOFA - RH/NARROW (U94, U95, U96, U98, U99, U00, UM2, UM3) - LEATHER

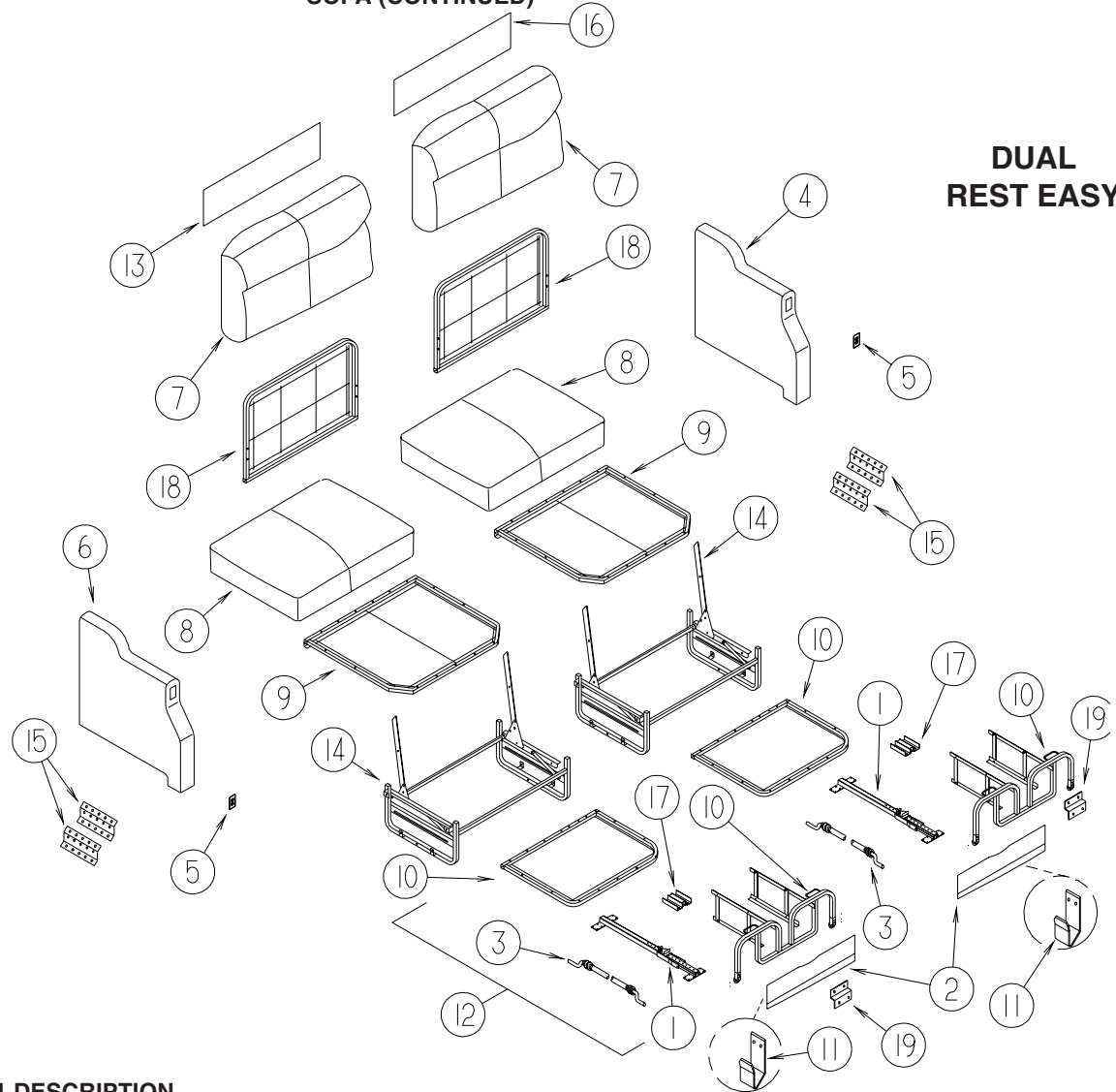
CURTAIN & CUSHION GROUP (CONTINUED)
SOFA (CONTINUED)

KEY	PART NUMBER	U/M	DESCRIPTION
7	157916-01-U89	EA	BACK - SOFA (U90, U91, U92, UM1)
7	157916-01-U93	EA	BACK - SOFA (U94, U95, U96, UM2)
7	157916-01-U97	EA	BACK - SOFA (U98, U99, U00, UM3)
7	157916-02-U89	EA	BACK - SOFA (U90, U91, U92, UM1) - LEATHER
7	157916-02-U93	EA	BACK - SOFA (U94, U95, U96, U98, U99, U00, UM2, UM3) - LEATHER
	157916-A1-U89	EA	COVER/BACK - SOFA (U90, U91, U92, UM1)
	157916-A1-U93	EA	COVER/BACK - SOFA (U94, U95, U96, UM2)
	157916-A1-U97	EA	COVER/BACK - SOFA (U98, U99, U00, UM3)
	157916-A2-U89	EA	COVER/BACK - SOFA (U90, U91, U92, UM1) - LEATHER
	157916-A2-U93	EA	COVER/BACK - SOFA (U94, U95, U96, U98, U99, U00, UM2, UM3) - LEATHER
8	157917-01-U89	EA	SEAT - SOFA (U90, U91, U92, UM1)
8	157917-01-U93	EA	SEAT - SOFA (U94, U95, U96, UM2)
8	157917-01-U97	EA	SEAT - SOFA (U98, U99, U00, UM3)
8	157917-02-U89	EA	SEAT - SOFA (U90, U91, U92, UM1) - LEATHER
8	157917-02-U93	EA	SEAT - SOFA (U94, U95, U96, U98, U99, U00, UM2, UM3) - LEATHER
	157917-A1-U89	EA	COVER/SEAT - SOFA (U90, U91, U92, UM1)
	157917-A1-U93	EA	COVER/SEAT - SOFA (U94, U95, U96, UM2)
	157917-A1-U97	EA	COVER/SEAT - SOFA (U98, U99, U00, UM3)
	157917-A2-U89	EA	COVER/SEAT - SOFA (U90, U91, U92, UM1) - LEATHER
	157917-A2-U93	EA	COVER/SEAT - SOFA (U94, U95, U96, U98, U99, U00, UM2, UM3) - LEATHER
9	151290-04-000	EA	FRAME - SEAT - 60"
10*	136534-17-000	EA	TRUNDLE FRAME - 17.5" X 55" - W/LINKAGE, LATCH & HANDLE
11	121906-01-02B	EA	BRACKET - KICKBOARD - E-COATED
12	155647-01-U89	EA	TRUNDLE - SOFA/SLEEPER - 60" (U90, U91, U92, UM1)
12	155647-01-U93	EA	TRUNDLE - SOFA/SLEEPER - 60" (U94, U95, U96, UM2)
12	155647-01-U97	EA	TRUNDLE - SOFA/SLEEPER - 60" (U98, U99, U00, UM3)
12	155647-02-U89	EA	TRUNDLE - SOFA/SLEEPER - 60" (U90, U91, U92, UM1) - LEATHER
12	155647-02-TD0	EA	TRUNDLE - SOFA/SLEEPER - 60" (U94, U95, U96, U98, U99, U00, UM2, UM3) - LEATHER
	155647-A1-U89	EA	COVER/TRUNDLE - SOFA/SLEEPER - 60" (U90, U91, U92, UM1)
	155647-A1-U93	EA	COVER/TRUNDLE - SOFA/SLEEPER - 60" (U94, U95, U96, UM2)
	155647-A1-U97	EA	COVER/TRUNDLE - SOFA/SLEEPER - 60" (U98, U99, U00, UM3)
	155647-A2-U89	EA	COVER/TRUNDLE - SOFA/SLEEPER - 60" (U90, U91, U92, UM1) - LEATHER
	155647-A2-TD0	EA	COVER/TRUNDLE - SOFA/SLEEPER - 60" (U94, U95, U96, U98, U99, U00, UM2, UM3) - LEATHER
13	NOT USED		
14*	136534-15-000	EA	BASE - 27.5" X 60" - POWERED CL - W/10.5" OVERHANG
15	NOT USED		
16	136534-33-000	EA	SPRING/ASSIST - 1/2" X 7" W/HOOK ENDS - REST EASY SOFAS
17	136534-18-000	EA	FRAME/BACK - 16.5" X 60"
18	NOT USED		
19	NOT USED		
20	NOT USED		
21	NOT USED		
22	101926-01-02A	EA	BRACKET - ZEE - 2" - BLACK
23	NOT USED		
24	NOT USED		

*COMPONENT PARTS LISTED LATER IN THIS GROUP

CURTAIN & CUSHION GROUP (CONTINUED)
SOFA (CONTINUED)

**DUAL
REST EASY**



KEY	PART NUMBER	U/M	DESCRIPTION
1	159707-01-000	EA	SLIDE RAIL - W/LATCH MECH/PLATES/STOP F/TRUNDLE FLAT FLOOR
2	157928-04-U89	EA	PANEL/FRONT KICK - SOFA/DUAL - LEFT HAND - 11" X 28" (U90, U91, U92, UM1)
2	157928-04-U93	EA	PANEL/FRONT KICK - SOFA/DUAL - LEFT HAND - 11" X 28" (U94, U95, U96, UM2)
2	157928-04-U97	EA	PANEL/FRONT KICK - SOFA/DUAL - LEFT HAND - 11" X 28" (U98, U99, U00, UM3)
2	157928-06-U89	EA	PANEL/FRONT KICK - SD - LH - 11" X 28"-LTH (U90, U91, U92, UM1) - LEATHER
2	157928-06-U93	EA	PANEL/FRONT KICK - SD - LH - 11" X 28" (U94, U95, U96, U98, U99, U00, UM2, UM3) - LEATHER
2	157928-03-U89	EA	PANEL/FRONT KICK - SOFA/DUAL - RIGHT HAND - 11" X 28" (U90, U91, U92, UM1)
2	157928-03-U93	EA	PANEL/FRONT KICK - SOFA/DUAL - RIGHT HAND - 11" X 28" (U94, U95, U96, UM2)
2	157928-03-U97	EA	PANEL/FRONT KICK - SOFA/DUAL - RIGHT HAND - 11" X 28" (U98, U99, U00, UM3)
2	157928-05-U89	EA	PANEL/FRONT KICK - SOFA/DUAL - RH - 11" X 28" (U90, U91, U92, UM1) - LEATHER
2	157928-05-U93	EA	PANEL/FRONT KICK - SD - RH - 11" X 28" (U94, U95, U96, U98, U99, U00, UM2, UM3) - LEATHER
3	NOT USED		
4	157922-14-U89	EA	ARMREST - DUAL SOFA/LEFT HAND/NARROW - W/SWITCH (U90, U91, U92, UM1)
4	157922-14-U93	EA	ARMREST - DUAL SOFA/LEFT HAND/NARROW - W/SWITCH (U94, U95, U96, UM2)
4	157922-14-U97	EA	ARMREST - DUAL SOFA/LEFT HAND/NARROW - W/SWITCH (U98, U99, U00, UM3)
4	157922-16-U89	EA	ARMREST - DUAL SOFA/LEFT HAND/NARROW - W/SWITCH (U90, U91, U92, UM1) - LEATHER
4	157922-16-U93	EA	ARMREST - DUAL SOFA/LH/NARROW - W/SW. (U94, U95, U96, U98, U99, U00, UM2, UM3) - LEATHER
	157922-A6-U89	EA	COVER/ARMREST - SOFA - LEFT HAND/NARROW (U90, U91, U92, UM1)
	157922-A6-U93	EA	COVER/ARMREST - SOFA - LEFT HAND/NARROW (U94, U95, U96, UM2)
	157922-A6-U97	EA	COVER/ARMREST - SOFA - LEFT HAND/NARROW (U98, U99, U00, UM3)
	157922-A8-U89	EA	COVER/ARMREST - SOFA - LEFT HAND/NARROW (U90, U91, U92, UM1) - LEATHER
	157922-A8-U93	EA	COVER/ARMREST - SOFA - LH/NARROW (U94, U95, U96, U98, U99, U00, UM2, UM3) - LEATHER
5	136118-01-000	EA	SWITCH - SOFA/RECLINER

CURTAIN & CUSHION GROUP (CONTINUED)
SOFA (CONTINUED)

KEY	PART NUMBER	U/M	DESCRIPTION
6	157922-13-U89	EA	ARMREST - DUAL SOFA/RIGHT HAND/NARROW - W/SWITCH (U90, U91, U92, UM1)
6	157922-13-U93	EA	ARMREST - DUAL SOFA/RIGHT HAND/NARROW - W/SWITCH (U94, U95, U96, UM2)
6	157922-13-U97	EA	ARMREST - DUAL SOFA/RIGHT HAND/NARROW - W/SWITCH (U98, U99, U00, UM3)
6	157922-15-U89	EA	ARMREST - DUAL SOFA/RIGHT HAND/NARROW - W/SWITCH (U90, U91, U92, UM1) - LEATHER
6	157922-15-U93	EA	ARMREST - DUAL SOFA/RH/NARROW - W/SW. (U94, U95, U96, U98, U99, U00, UM2, UM3) - LEATHER
	157922-A5-U89	EA	COVER/ARMREST - SOFA - RIGHT HAND/NARROW (U90, U91, U92, UM1)
	157922-A5-U93	EA	COVER/ARMREST - SOFA - RIGHT HAND/NARROW (U94, U95, U96, UM2)
	157922-A5-U97	EA	COVER/ARMREST - SOFA - RIGHT HAND/NARROW (U98, U99, U00, UM3)
	157922-A7-U89	EA	COVER/ARMREST - SOFA - RIGHT HAND/NARROW (U90, U91, U92, UM1) - LEATHER
	157922-A7-U93	EA	COVER/ARMREST - SOFA - RH/NARROW (U94, U95, U96, U98, U99, U00, UM2, UM3) - LEATHER
7	157916-03-U89	EA	BACK - SOFA/DUAL (U90, U91, U92, UM1)
7	157916-03-U93	EA	BACK - SOFA/DUAL (U94, U95, U96, UM2)
7	157916-03-U97	EA	BACK - SOFA/DUAL (U98, U99, U00, UM3)
7	157916-04-U89	EA	BACK - SOFA/DUAL (U90, U91, U92, UM1) - LEATHER
7	157916-04-U93	EA	BACK - SOFA/DUAL (U94, U95, U96, U98, U99, U00, UM2, UM3) - LEATHER
	157916-A3-U89	EA	COVER/BACK - SOFA/DUAL (U90, U91, U92, UM1)
	157916-A3-U93	EA	COVER/BACK - SOFA/DUAL (U94, U95, U96, UM2)
	157916-A3-U97	EA	COVER/BACK - SOFA/DUAL (U98, U99, U00, UM3)
	157916-A4-U89	EA	COVER/BACK - SOFA/DUAL (U90, U91, U92, UM1) - LEATHER
	157916-A4-U93	EA	COVER/BACK - SOFA/DUAL (U94, U95, U96, U98, U99, U00, UM2, UM3) - LEATHER
8	157917-03-U89	EA	SEAT - SOFA/DUAL (U90, U91, U92, UM1)
8	157917-03-U93	EA	SEAT - SOFA/DUAL (U94, U95, U96, UM2)
8	157917-03-U97	EA	SEAT - SOFA/DUAL (U98, U99, U00, UM3)
8	157917-04-U89	EA	SEAT - SOFA/DUAL (U90, U91, U92, UM1) - LEATHER
8	157917-04-U93	EA	SEAT - SOFA/DUAL (U94, U95, U96, U98, U99, U00, UM2, UM3) - LEATHER
	157917-A3-U89	EA	COVER/SEAT - SOFA/DUAL (U90, U91, U92, UM1)
	157917-A3-U93	EA	COVER/SEAT - SOFA/DUAL (U94, U95, U96, UM2)
	157917-A3-U97	EA	COVER/SEAT - SOFA/DUAL (U98, U99, U00, UM3)
	157917-A4-U89	EA	COVER/SEAT - SOFA/DUAL (U90, U91, U92, UM1) - LEATHER
	157917-A4-U93	EA	COVER/SEAT - SOFA/DUAL (U94, U95, U96, U98, U99, U00, UM2, UM3) - LEATHER
9	151290-02-000	EA	FRAME - SEAT - 30"
10	136534-27-000	EA	TRUNDLE FRAME - 26" WIDE/DUAL - W/LINKAGE, LATCH & HANDLE
11	121906-01-02B	EA	BRACKET - KICKBOARD - E-COATED
12	155647-07-U89	EA	TRUNDLE - SOFA/SLEEPER - DUAL CONTROLLED (U90, U91, U92, UM1)
12	155647-07-U93	EA	TRUNDLE - SOFA/SLEEPER - DUAL CONTROLLED (U94, U95, U96, UM2)
12	155647-07-U97	EA	TRUNDLE - SOFA/SLEEPER - DUAL CONTROLLED (U98, U99, U00, UM3)
12	155647-08-U89	EA	TRUNDLE - SOFA/SLEEPER - DUAL CONTROLLED (U90, U91, U92, UM1) - LEATHER
12	155647-08-TD0	EA	TRUNDLE - SOFA/SLEEPER - DUAL CNTRD (U94, U95, U96, U98, U99, U00, UM2, UM3) - LEATHER
	155647-A7-U89	EA	COVER/TRUNDLE - SOFA/SLEEPER - DUAL (U90, U91, U92, UM1)
	155647-A7-U93	EA	COVER/TRUNDLE - SOFA/SLEEPER - DUAL (U94, U95, U96, UM2)
	155647-A7-U97	EA	COVER/TRUNDLE - SOFA/SLEEPER - DUAL (U98, U99, U00, UM3)
	155647-A8-U89	EA	COVER/TRUNDLE - SOFA/SLEEPER - DUAL (U90, U91, U92, UM1) - LEATHER
	155647-A8-TD0	EA	COVER/TRUNDLE - SOFA/SLEEPER - DUAL (U94, U95, U96, U98, U99, U00, UM2, UM3) - LEATHER
13	139716-16-TB0	EA	SIGHT SHIELD - DUAL BACK/RIGHT HAND (U90, U91, U92, UM1)
13	139716-16-T81	EA	SIGHT SHIELD - DUAL BACK/RIGHT HAND (U94, U95, U96, UM2)
13	139716-16-U98	EA	SIGHT SHIELD - DUAL BACK/RIGHT HAND (U98, U99, U00, UM3)
13	139716-14-S64	EA	SIGHT SHIELD - DUAL BACK/RIGHT HAND (U90, U91, U92, UM1) - LEATHER
13	139716-14-S72	EA	SIGHT SHIELD - DUAL BACK/RIGHT HAND (U94, U95, U96, U98, U99, U00, UM2, UM3) - LEATHER
14	151290-14-000	EA	FRAME - BASE - 27.25" X 30" X 10.5" - LEFT
14	151290-15-000	EA	FRAME - BASE - 27.25" X 30" X 10.5" - RIGHT
15	NOT USED		
16	139716-15-TB0	EA	SIGHT SHIELD - DUAL BACK/LEFT HAND (U90, U91, U92, UM1)
16	139716-15-T81	EA	SIGHT SHIELD - DUAL BACK/LEFT HAND (U94, U95, U96, UM2)
16	139716-15-U98	EA	SIGHT SHIELD - DUAL BACK/LEFT HAND (U98, U99, U00, UM3)
16	139716-13-S64	EA	SIGHT SHIELD - DUAL BACK/LEFT HAND (U90, U91, U92, UM1) - LEATHER
16	139716-13-S72	EA	SIGHT SHIELD - DUAL BACK/LEFT HAND (U94, U95, U96, U98, U99, U00, UM2, UM3) - LEATHER
17	136534-32-000	EA	BRACKET - DUAL BASE
18	136534-25-000	EA	FRAME/BACK - FOR DUAL REST EASY SOFA - ONE SIDE ONLY
19	101926-01-02A	EA	BRACKET - ZEE - 2" - BLACK

*COMPONENT PARTS LISTED LATER IN THIS GROUP

CURTAIN & CUSHION GROUP (CONTINUED)
COMPONENT PARTS FOR SOFA

136534-02-000, 136534-03-000, 136534-13-000, 136534-15-000

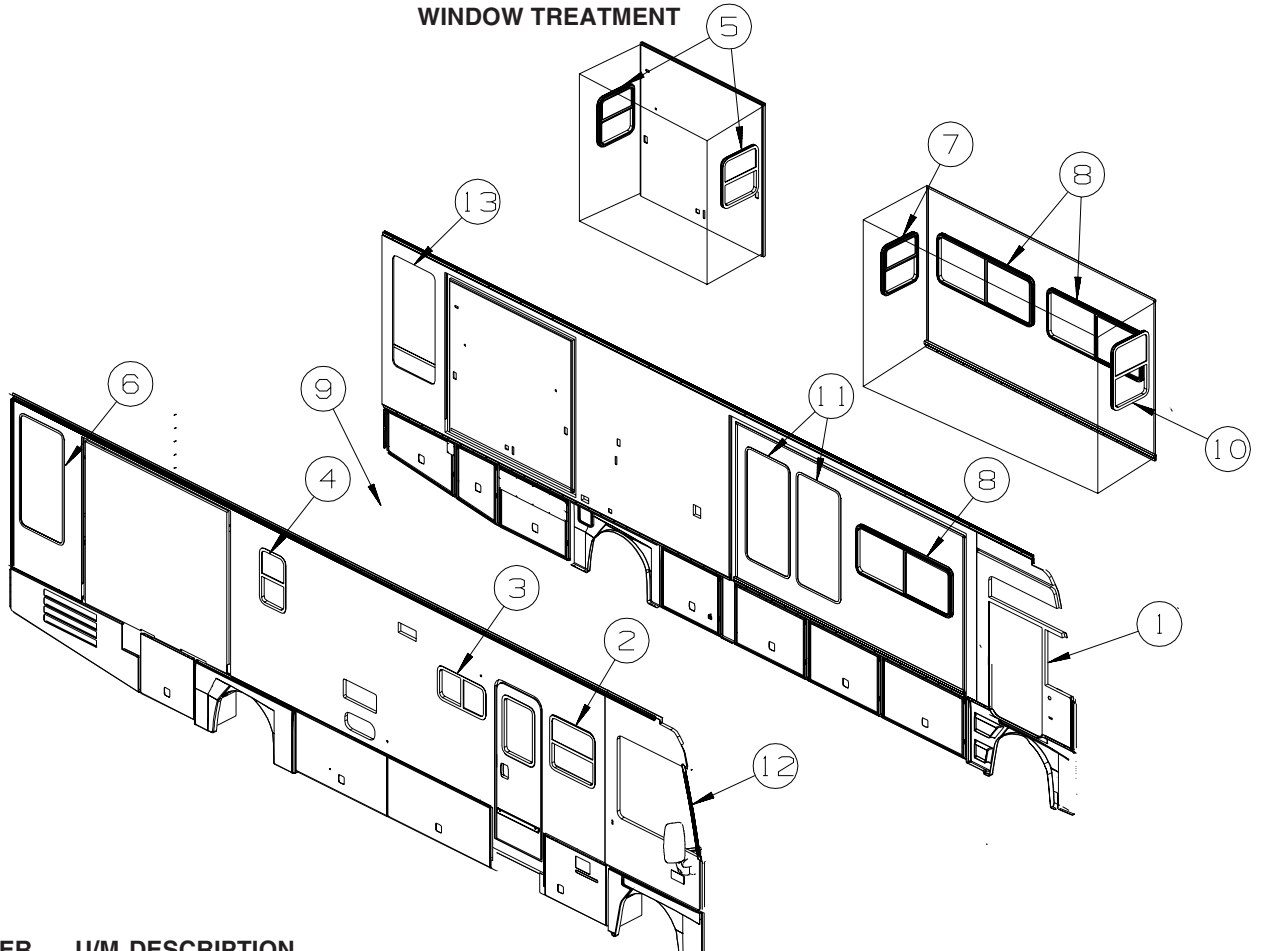
KEY	PART NUMBER	U/M	DESCRIPTION	VENDOR NO.
	136534-02-700	EA	MOTOR	9PL-MO-W/T-1
	136534-02-701	EA	CABLE/DRV MTR-REST EASY SOFA	9PL-FCA27.75

136534-17-000

KEY	PART NUMBER	U/M	DESCRIPTION	VENDOR NO.
	136534-07-701	EA	WHEEL - NYLON - 1 5/8"	9WHEEL-1.62

CURTAIN & CUSHION GROUP (CONTINUED)

WINDOW TREATMENT

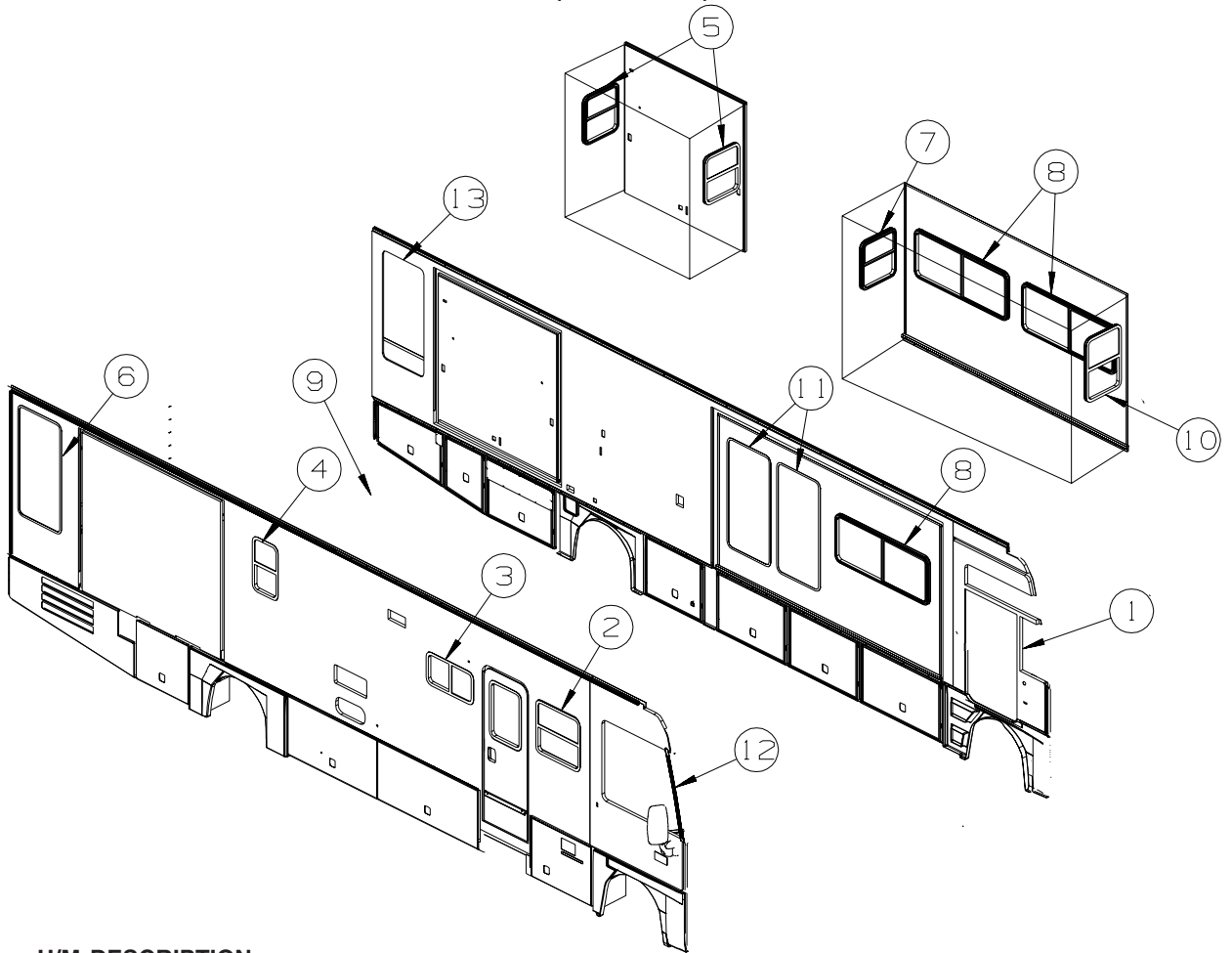


KEY	PART NUMBER	U/M	DESCRIPTION
1	147460-04-T77	EA	CURTAIN - DRVWR/WRAP/PRIVACY/PLEATED - 42.5" X 146.8"
2	150045-67-U89	EA	VALANCE - BRADY - 32" X 6" (U90, U91, U92, UM1)
2	150045-70-U93	EA	VALANCE - BRADY - 32" X 6" (U94, U95, U96, UM2)
2	150045-70-U97	EA	VALANCE - BRADY - 32" X 6" (U98, U99, U00, UM3)
2	159953-05-U90	EA	LEG - RIGHT - 38" (U90, U91, U92, UM1)
2	159953-11-U94	EA	LEG - RIGHT - 38" (U94, U95, U96, UM2)
2	159953-11-U98	EA	LEG - RIGHT - 38" (U98, U99, U00, UM3)
2	159953-06-U90	EA	LEG - LEFT - 38" (U90, U91, U92, UM1)
2	159953-12-U94	EA	LEG - LEFT - 38" (U94, U95, U96, UM2)
2	159953-12-U98	EA	LEG - LEFT - 38" (U98, U99, U00, UM3)
2	140789-99-U89	EA	BLIND - DAY/NIGHTER - 28" X 39"
3	109041-44-02A	EA	BLIND - 30.5" X 18"
4	150045-65-U89	EA	VALANCE - BRADY - 19" X 6" (U90, U91, U92, UM1)
4	150045-66-U93	EA	VALANCE - BRADY - 19" X 6" (U94, U95, U96, UM2)
4	150045-66-U97	EA	VALANCE - BRADY - 19" X 6" (U98, U99, U00, UM3)
4	109041-81-01A	EA	BLIND - MINI - 17.5" X 30"
5	150045-61-U89	EA	VALANCE - BRADY - 26.5" X 6" (U90, U91, U92, UM1)
5	150045-62-U93	EA	VALANCE - BRADY - 26.5" X 6" (U94, U95, U96, UM2)
5	150045-62-U97	EA	VALANCE - BRADY - 26.5" X 6" (U98, U99, U00, UM3)
5	159953-17-U90	EA	LEG - RIGHT - 26" (U90, U91, U92, UM1)
5	159953-19-U94	EA	LEG - RIGHT - 26" (U94, U95, U96, UM2)
5	159953-19-U98	EA	LEG - RIGHT - 26" (U98, U99, U00, UM3)
5	159953-18-U90	EA	LEG - LEFT - 26" (U90, U91, U92, UM1)
5	159953-20-U94	EA	LEG - LEFT - 26" (U94, U95, U96, UM2)
5	159953-20-U98	EA	LEG - LEFT - 26" (U98, U99, U00, UM3)
5	140789-79-T77	EA	BLIND - DAY/NIGHTER - 23" X 29"
6	150045-A3-U90	EA	VALANCE - BRADY - 32" X 6" (U90, U91, U92, UM1)
6	150045-A4-U94	EA	VALANCE - BRADY - 32" X 6" (U94, U95, U96, UM2)
6	150045-A4-U98	EA	VALANCE - BRADY - 32" X 6" (U98, U99, U00, UM3)
6	152664-89-U90	EA	LEG - RIGHT - 57" (U90, U91, U92, UM1)
6	152664-67-T81	EA	LEG - RIGHT - 57" (U94, U95, U96, UM2)
6	152664-67-U98	EA	LEG - RIGHT - 57" (U98, U99, U00, UM3)
6	152664-D4-U90	EA	LEG - RIGHT - 28" (U90, U91, U92, UM1) - QUEEN BED W/CABINET-DESK

CURTAIN & CUSHION GROUP (CONTINUED)
WINDOW TREATMENT (CONTINUED)

KEY	PART NUMBER	U/M	DESCRIPTION
6	152664-D2-T81	EA	LEG - RIGHT - 28" (U94, U95, U96, UM2) - QUEEN BED W/CABINET-DESK
6	152664-D2-U98	EA	LEG - RIGHT - 28" (U98, U99, U00, UM3) - QUEEN BED W/CABINET-DESK
6	152664-90-U90	EA	LEG - LEFT - 57" (U90, U91, U92, UM1)
6	152664-68-T81	EA	LEG - LEFT - 57" (U94, U95, U96, UM2)
6	152664-68-U98	EA	LEG - LEFT - 57" (U98, U99, U00, UM3)
6	152664-D5-U90	EA	LEG - LEFT - 28" (U90, U91, U92, UM1) - QUEEN BED W/CABINET-DESK
6	152664-D3-T81	EA	LEG - LEFT - 28" (U94, U95, U96, UM2) - QUEEN BED W/CABINET-DESK
6	152664-D3-U98	EA	LEG - LEFT - 28" (U98, U99, U00, UM3) - QUEEN BED W/CABINET-DESK
6	140789-39-R70	EA	BLIND - DAY/NIGHTER - 28" X 57"
6	140789-70-T77	EA	BLIND - DAY/NIGHTER - 28" X 33" - QUEEN BED W/CABINET-DESK
7	150045-53-U89	EA	VALANCE - BRADY - 27" X 6" (U90, U91, U92, UM1)
7	150045-54-U93	EA	VALANCE - BRADY - 27" X 6" (U94, U95, U96, UM2)
7	150045-54-U97	EA	VALANCE - BRADY - 27" X 6" (U98, U99, U00, UM3)
7	150045-69-U90	EA	VALANCE - BRADY - 27" X 8" (U90, U91, U92, UM1) - DINING TABLE/CHAIRS
7	150045-72-U93	EA	VALANCE - BRADY - 27" X 8" (U94, U95, U96, UM2) - DINING TABLE/CHAIRS
7	150045-72-U97	EA	VALANCE - BRADY - 27" X 8" (U98, U99, U00, UM3) - DINING TABLE/CHAIRS
7	159953-03-U90	EA	LEG - RIGHT - 26" (U90, U91, U92, UM1)
7	159953-09-U94	EA	LEG - RIGHT - 26" (U94, U95, U96, UM2)
7	159953-09-U98	EA	LEG - RIGHT - 26" (U98, U99, U00, UM3)
7	159953-13-U90	EA	LEG - RIGHT - 57" (U90, U91, U92, UM1) - DINING TABLE/CHAIRS
7	159953-15-U94	EA	LEG - RIGHT - 57" (U94, U95, U96, UM2) - DINING TABLE/CHAIRS
7	159953-15-U98	EA	LEG - RIGHT - 57" (U98, U99, U00, UM3) - DINING TABLE/CHAIRS
7	159953-04-U90	EA	LEG - LEFT - 26" (U90, U91, U92, UM1)
7	159953-10-U94	EA	LEG - LEFT - 26" (U94, U95, U96, UM2)
7	159953-10-U98	EA	LEG - LEFT - 26" (U98, U99, U00, UM3)
7	159953-14-U90	EA	LEG - LEFT - 57" (U90, U91, U92, UM1) - DINING TABLE/CHAIRS
7	159953-16-U94	EA	LEG - LEFT - 57" (U94, U95, U96, UM2) - DINING TABLE/CHAIRS
7	159953-16-U98	EA	LEG - LEFT - 57" (U98, U99, U00, UM3) - DINING TABLE/CHAIRS
7	140789-79-T77	EA	BLIND - DAY/NIGHTER - 23" X 29"
7	140789-46-S64	EA	BLIND - DAY/NIGHTER - 23.5" X 61" - DINING TABLE/CHAIRS
8	150045-57-U89	EA	VALANCE - BRADY - 62.5" X 6" (U90, U91, U92, UM1)
8	150045-58-U93	EA	VALANCE - BRADY - 62.5" X 6" (U94, U95, U96, UM2)
8	150045-58-U97	EA	VALANCE - BRADY - 62.5" X 6" (U98, U99, U00, UM3)
8	152445-09-U89	EA	LEG - RIGHT - 27" (U90, U91, U92, UM1)
8	152445-47-U93	EA	LEG - RIGHT - 27" (U94, U95, U96, UM2)
8	152445-47-U97	EA	LEG - RIGHT - 27" (U98, U99, U00, UM3)
8	152445-10-U89	EA	LEG - LEFT - 27" (U90, U91, U92, UM1)
8	152445-48-U93	EA	LEG - LEFT - 27" (U94, U95, U96, UM2)
8	152445-48-U97	EA	LEG - LEFT - 27" (U98, U99, U00, UM3)
8	140789-69-T77	EA	BLIND - DAY/NIGHTER - 59" X 30"
9	109802-66-R38	EA	BLIND - PLEATED - 15.5" X 67"
10	150045-53-U89	EA	VALANCE - BRADY - 27" X 6" (U90, U91, U92, UM1)
10	150045-54-U93	EA	VALANCE - BRADY - 27" X 6" (U94, U95, U96, UM2)
10	150045-54-U97	EA	VALANCE - BRADY - 27" X 6" (U98, U99, U00, UM3)
10	159953-01-U90	EA	LEG - RIGHT - 35" (U90, U91, U92, UM1)
10	159953-07-U94	EA	LEG - RIGHT - 35" (U94, U95, U96, UM2)
10	159953-07-U98	EA	LEG - RIGHT - 35" (U98, U99, U00, UM3)
10	159953-02-U90	EA	LEG - LEFT - 35" (U90, U91, U92, UM1)
10	159953-08-U94	EA	LEG - LEFT - 35" (U94, U95, U96, UM2)
10	159953-08-U98	EA	LEG - LEFT - 35" (U98, U99, U00, UM3)
10	140789-71-T77	EA	BLIND - DAY/NIGHTER - 23" X 36"
11	150045-68-U89	EA	VALANCE - BRADY - 62.5" X 8" (U90, U91, U92, UM1) - DINING TABLE/CHAIRS
11	150045-71-U93	EA	VALANCE - BRADY - 62.5" X 8" (U94, U95, U96, UM2) - DINING TABLE/CHAIRS
11	150045-71-U97	EA	VALANCE - BRADY - 62.5" X 8" (U98, U99, U00, UM3) - DINING TABLE/CHAIRS
11	152445-43-U89	EA	LEG - RIGHT - 57" (U90, U91, U92, UM1) - DINING TABLE/CHAIRS
11	152445-55-U93	EA	LEG - RIGHT - 57" (U94, U95, U96, UM2) - DINING TABLE/CHAIRS
11	152445-55-U97	EA	LEG - RIGHT - 57" (U98, U99, U00, UM3) - DINING TABLE/CHAIRS
11	152445-44-U89	EA	LEG - LEFT - 57" (U90, U91, U92, UM1) - DINING TABLE/CHAIRS
11	152445-56-U93	EA	LEG - LEFT - 57" (U94, U95, U96, UM2) - DINING TABLE/CHAIRS
11	152445-56-U97	EA	LEG - LEFT - 57" (U98, U99, U00, UM3) - DINING TABLE/CHAIRS
11	155514-12-U89	EA	LEG - CENTER - 57" (U90, U91, U92, UM1) - DINING TABLE/CHAIRS
11	155514-14-U93	EA	LEG - CENTER - 57" (U94, U95, U96, UM2) - DINING TABLE/CHAIRS
11	155514-14-U97	EA	LEG - CENTER - 57" (U98, U99, U00, UM3) - DINING TABLE/CHAIRS
11	140789-78-T77	EA	BLIND - DAY/NIGHTER - 27.5" X 62" - DINING TABLE/CHAIRS

CURTAIN & CUSHION GROUP (CONTINUED)
WINDOW TREATMENT (CONTINUED)



KEY	PART NUMBER	U/M DESCRIPTION
12*	147460-05-T77	EA CURTAIN - PASS/WRAP/PRIVACY/PLEATED - 42.5" X 146.8"
13	150045-A3-U90	EA VALANCE - BRADY - 32" X 6" (U90, U91, U92, UM1)
13	150045-A4-U94	EA VALANCE - BRADY - 32" X 6" (U94, U95, U96, UM2)
13	150045-A4-U98	EA VALANCE - BRADY - 32" X 6" (U98, U99, U00, UM3)
13	152664-89-U90	EA LEG - RIGHT - 57" (U90, U91, U92, UM1)
13	152664-67-T81	EA LEG - RIGHT - 57" (U94, U95, U96, UM2)
13	152664-67-U98	EA LEG - RIGHT - 57" (U98, U99, U00, UM3)
13	152664-90-U90	EA LEG - LEFT - 57" (U90, U91, U92, UM1)
13	152664-68-T81	EA LEG - LEFT - 57" (U94, U95, U96, UM2)
13	152664-68-U98	EA LEG - LEFT - 57" (U98, U99, U00, UM3)
13	140789-39-R70	EA BLIND - DAY/NIGHTER - 28" X 57"

*COMPONENT PARTS LISTED LATER IN THIS GROUP


COMPONENT PARTS FOR WINDOW TREATMENT

147460-05-T77

KEY	PART NUMBER	U/M DESCRIPTION	VENDOR NO.
	093487-93-700	EA WAND 20" WHITE	


CURTAIN & CUSHION GROUP (CONTINUED)

HARDWARE



KEY	PART NUMBER	U/M	DESCRIPTION
1A	029155-01-000	EA	CAP - SNAP - 5/32" OUTSIDE DIAMETER OF PIN
2A	029156-01-000	EA	SOCKET - SNAP - 9/16" O.D.
3A	046867-02-000	EA	WASHER - HANDY BUTTON #3
4A	046867-03-000	EA	GROMMET - HANDY BUTTON #3
5A	075943-10-000	EA	BRACE - VALANCE - 20" - OFF WHITE
6A	083170-01-000	EA	BRACKET/BLIND - LEFT SIDE WHEN FACING WINDOW - CLEAR
7A	083170-02-000	EA	BRACKET/BLIND - RIGHT SIDE WHEN FACING WINDOW - CLEAR
8A	084434-01-000	EA	BRACKET - MOUNTING - ROLLER SHADE - 1 3/8"
9A	094896-02-000	EA	GROMMET - CORD/PLEATED BLIND - NYLON - GRAY
10A	094907-02-000	EA	END CAP - PLEATED BLIND/TOP - RH/LH - GRAY PLASTIC
11A	094907-04-000	EA	END CAP - PLEATED BLIND/BOTTOM - RH/LH
12A	094907-09-000	EA	END CAP/BLIND - CENTER RAIL - RH/LH
13A	097564-03-000	EA	HANDLE - KNOB - E-Z LIFT SHADE - TAN
	097593-02-000	FT	CORD - BLIND - PLEATED - GRAY
	097593-10-000	FT	CORD - BLIND - PLEATED - VANILLA
14A	097565-01-000	EA	BRACKET - MOUNTING - PLEATED BLIND
15A	097591-01-000	EA	SPRING - EXTENSION - PLEATED BLIND
15A	155748-01-000	EA	SPRING - EXTENSION - DAY/NIGHTER BLIND
16A	101031-01-000	YD	TAPE/GLIDE - 4.25" SPACING
17A	102555-03-000	EA	BRACKET - (CLEAT TYPE) - F/BLIND HOLDOWN - MILKY WHITE

CURTAIN & CUSHION GROUP (CONTINUED)
HARDWARE (CONTINUED)



KEY	PART NUMBER	U/M	DESCRIPTION
1B	105450-14-01A	EA	TRACK-90"-OW - FRT BUNK PRIVACY OUTLOOK/SPIRIT 300-SERIES, ACCESS/IMPULSE 200-SERIES
2B	105648-01-02A	EA	BRACE - VALANCE - 14" - OFF WHITE
2B	105648-02-02A	EA	BRACE - VALANCE - 8.5" - OFF WHITE
3B	106544-01-000	EA	PULL - SHADE/BRASS
3B	106544-01-001	EA	SCREW - SHADE/BRASS
3B	106544-02-000	EA	PULL-SHADE - NICKEL
4B	109353-04-000	EA	CLIP - VALANCE SLAT MOUNTING - CLEAR PLASTIC
5B	109441-01-000	EA	BRACKET/HOOK - BLIND HOLD DOWN
	109441-02-000	EA	SPACER/BRACKET - BLIND HOLD DOWN
6B	129491-01-000	EA	CATCH - SNAP HOOK - 1"
7B	130549-01-01A	EA	STOP - CURTAIN TRACK
8B	141634-01-000	EA	BRACKET-(BOBBIN TYPE) 7/8"H HOLDUPBASE(OVAL)-2 HOLE-CLEAR
9B	156172-01-01A	EA	TRACK/WALL - 75" - BONE
9B	156172-02-01A	EA	TRACK/WALL - 32" - BONE
9B	156172-03-01A	EA	TRACK/WALL - 21" - BONE
10B	156172-04-01A	EA	END CAP - WALL TRACK - CLEAR
11B	154316-01-01A	EA	BRACE/ANGLE - W/HOLE - CASHMERE
12B	154316-02-01A	EA	BRACE/ANGLE - W/SLOT - CASHMERE
13B	159702-01-01A	EA	HOOK/RING - CURTAIN/SHOWER - NICKEL

CURTAIN & CUSHION GROUP (CONTINUED)

FABRICS

U90, U91, U92, UM1

106569-15-01A CARPET-NAT.PALETTE,514 CORK - CEILING
137813-L0-000 FABRIC-UPHOSTERY,BEDSPREAD MAIN
137813-72-000 FABRIC-O/H CABT,BEDROOM
137813-L5-000 FABRIC-BEDSPREAD ACCENT PATTERN ACCENT
139041-80-000 FRINGE-VALANCE,BRUSHED
139041-82-000 FRINGE-VALANCE,BRAIDED
142523-03-000 FABRIC-UPHOSTERY,ACCENT PLAIN
142523-03-000 FABRIC-UPHL,SEAT INSERT
148797-B4-000 FABRIC-UPHOSTERY MAIN ONE
148797-42-000 FABRIC-UPHLSTRY,PLAIN ACCENT
148797-B9-000 FABRIC-UPHOLSTERY ACCENT PATTERN
148797-B9-000 FABRIC-O/H CABT,DIN/LOUNGE
148797-B9-000 FABRIC-DINETTE WRAP DINETTES
148797-B9-000 FABRIC-LOUNGE TRIM UPHOLSTERY

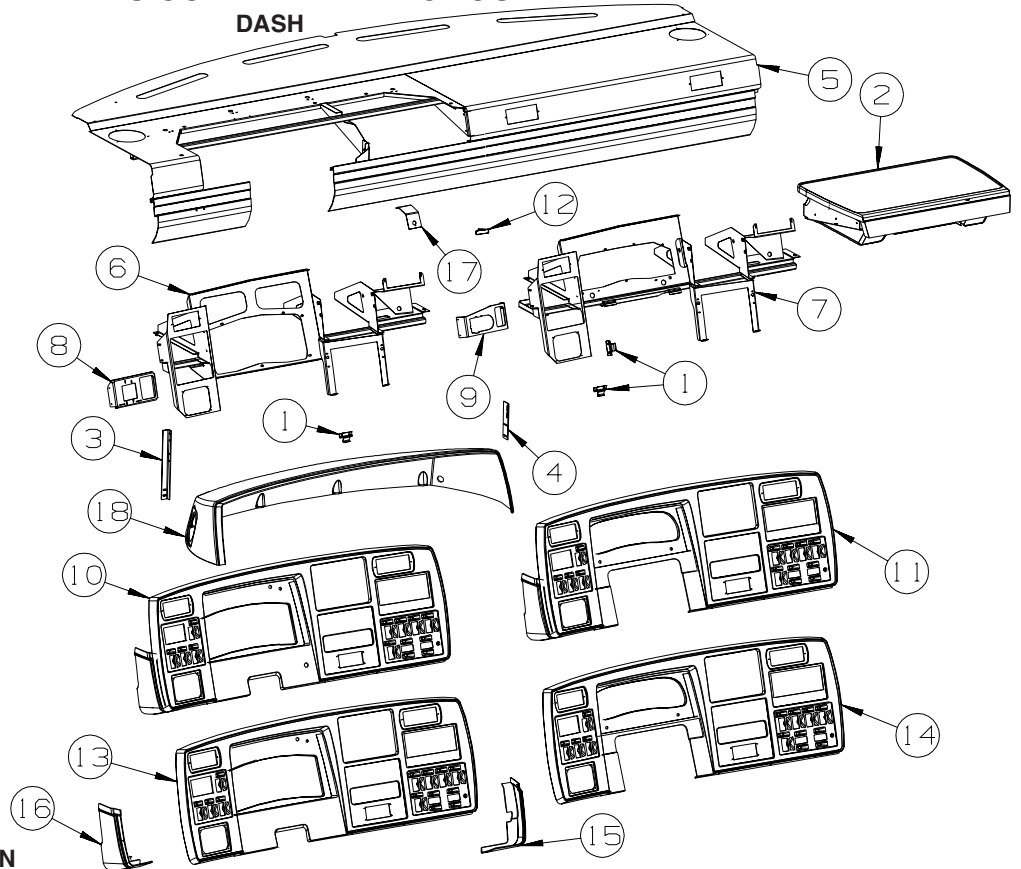
U94, U95, U96, UM2

106569-15-01A CARPET-NAT.PALETTE,514 CORK - CEILING
137813-K1-000 FABRIC-UPHOSTERY,BEDSPREAD MAIN
137813-K3-000 FABRIC-UPHOSTERY,BEDSPREAD PATTERN ACCENT
137813-K3-000 FABRIC-O/H CABT,BEDROOM
137813-S6-000 FABRIC-BEDSPREAD ACCENT PATTERN ACCENT
139041-83-000 FRINGE-VALANCE,BRUSHED
139041-85-000 FRINGE-VALANCE,BRAIDED
142523-04-000 FABRIC-UPHOSTERY,ACCENT PLAIN
142523-04-000 FABRIC-UPHL,SEAT INSERT
148797-99-000 FABRIC-UPHOSTERY MAIN ONE
148797-A2-000 FABRIC-UPHLSTRY,PLAIN ACCENT
148797-A2-000 FABRIC-DINETTE WRAP DINETTES
148797-A5-000 FABRIC-UPHOLSTERY ACCENT PATTERN
148797-A5-000 FABRIC-O/H CABT,DIN/LOUNGE

U98, U99, U00, UM3

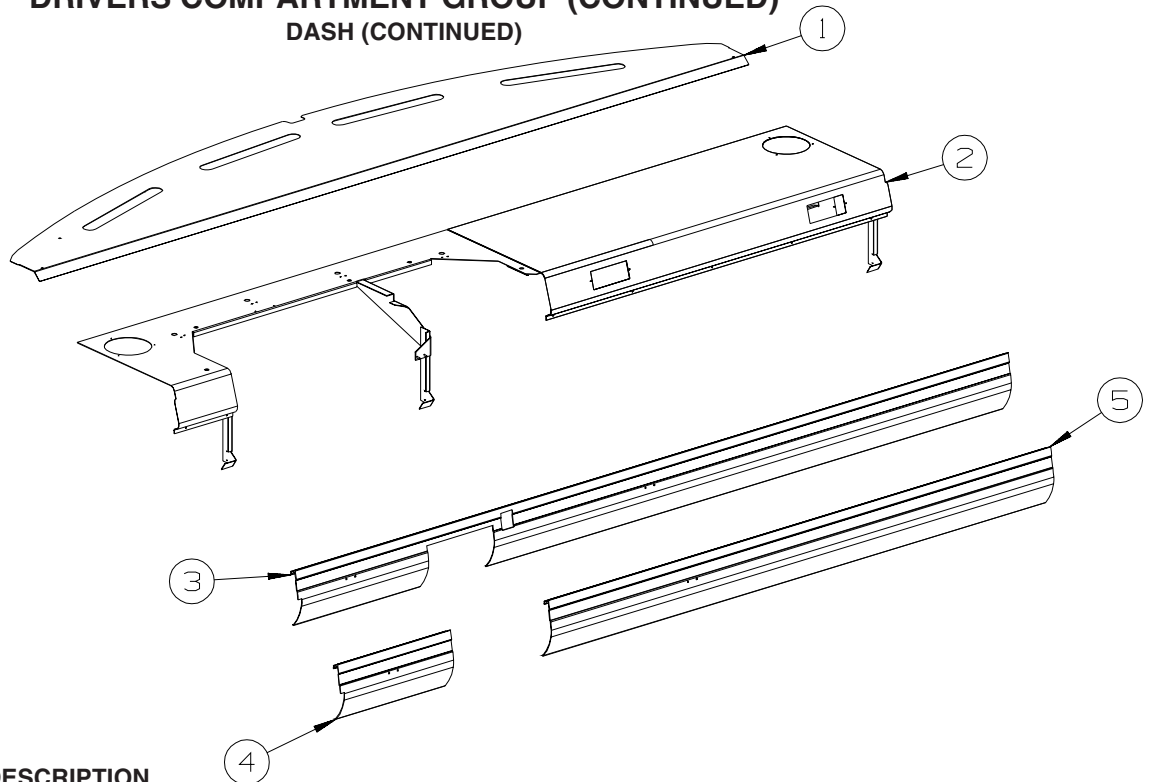
106569-15-01A CARPET-NAT.PALETTE,514 CORK - CEILING
137813-V8-000 FABRIC-UPHOSTERY,BEDSPREAD MAIN
137813-V9-000 FABRIC-UPHOSTERY,BEDSPREAD PATTERN ACCENT
137813-V9-000 FABRIC-O/H CABT,BEDROOM
137813-W0-000 FABRIC-BEDSPREAD ACCENT PATTERN ACCENT
139041-59-000 FRINGE-VALANCE,BRUSHED
139041-58-000 FRINGE-VALANCE,BRAIDED
142523-04-000 FABRIC-UPHOSTERY,ACCENT PLAIN
142523-04-000 FABRIC-UPHL,SEAT INSERT
148797-N1-000 FABRIC-UPHOSTERY MAIN ONE
148797-N2-000 FABRIC-UPHLSTRY,PLAIN ACCENT
148797-N2-000 FABRIC-DINETTE WRAP DINETTES
148797-N3-000 FABRIC-UPHOLSTERY ACCENT PATTERN
148797-N3-000 FABRIC-O/H CABT,DIN/LOUNGE
148797-N3-000 FABRIC-LOUNGE TRIM UPHOLSTERY

DRIVERS COMPARTMENT GROUP



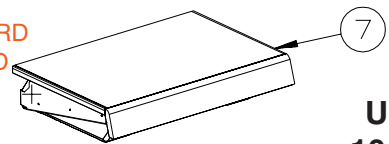
KEY	PART NUMBER	U/M	DESCRIPTION
1	073050-04-000	EA	CLIP/MOUNTING - VALANCE PANEL
2	135298-03-U89	EA	TABLE COMPLETE - WORKSTATION - RIVERSTONE
			FROM: 00-00-00 THRU: 10-01-06
2	159688-01-U90	EA	TABLE COMPLETE - WORKSTATION - RIVERSTONE
			FROM: 10-02-06 THRU: 99-99-99
2	135298-03-U93	EA	TABLE COMPLETE - WORKSTATION - CASHMERE
			FROM: 00-00-00 THRU: 10-01-06
2	159688-01-U94	EA	TABLE COMPLETE - WORKSTATION - CASHMERE
			FROM: 10-02-06 THRU: 99-99-99
3	128692-01-02B	EA	ANGLE - FORMED, DASH SUPPORT, EC
4	139603-01-02B	EA	STRAP - DASH SUPPORT, CTR , E-CT
5	147887-02-T77	EA	DASH - COMPLETE - RIVERSTONE
5	147887-02-T81	EA	DASH - COMPLETE - CASHMERE
5	147887-04-T77	EA	DASH - COMPLETE - RIVERSTONE - FORD
5	147887-04-T81	EA	DASH - COMPLETE - CASHMERE - FORD
	106569-11-08A	EA	VINYL - LAMINATE - 1/4" X 25" X 100" - PUTTY - RIVERSTONE
	106569-11-09A	EA	VINYL - LAMINATE - 1/4" X 25" X 100" - DRIFTWOOD - CASHMERE
6	147889-01-02B	EA	REINFORCEMENT ASM - I/P, E-CT
7	153469-01-02B	EA	REINFORCEMENT ASM - IP, E-CT - FORD
8	148890-01-04B	EA	MOUNT - HEADLAMP SWITCH/FACE PLATE - METAL/BLACK
9	153454-01-02B	EA	MOUNT - HEADLAMP SWITCH/FACE PLATE - METAL/BLACK - FORD
10	159089-01-U89	EA	POD - INSTRUMENT PANEL - RIVERSTONE
10	159089-01-U93	EA	POD - INSTRUMENT PANEL - CASHMERE
11	159089-02-U89	EA	POD - INSTRUMENT PANEL - RIVERSTONE - FORD
11	159089-02-U93	EA	POD - INSTRUMENT PANEL - CASHMERE - FORD
12	139427-02-02B	EA	STRAP - MOUNT, BEZEL, E-CT
13	159047-01-01A	EA	BEZEL - INSTRUMENT PANEL - RIVERSTONE
13	159047-01-02A	EA	BEZEL - INSTRUMENT PANEL - CASHMERE
14	159047-02-01A	EA	BEZEL - INSTRUMENT PANEL - FORD - RIVERSTONE - FORD
14	159047-02-02A	EA	BEZEL - INSTRUMENT PANEL - FORD - CASHMERE - FORD
15	148252-02-19A	EA	POD - INSTRUMENT PANEL - LOWER/RIGHT HAND - RIVERSTONE
15	148252-02-20A	EA	POD - INSTRUMENT PANEL - LOWER/RIGHT HAND - CASHMERE
16	148253-02-19A	EA	POD - INSTRUMENT PANEL - LOWER/LEFT HAND - RIVERSTONE
16	148253-02-20A	EA	POD - INSTRUMENT PANEL - LOWER/LEFT HAND - CASHMERE
17	149143-01-02B	EA	SUPPORT - PARK BRAKE SW
18	147890-03-19A	EA	POD - INSTRUMENT PANEL - RIVERSTONE
18	147890-03-20A	EA	POD - INSTRUMENT PANEL - CASHMERE

DRIVERS COMPARTMENT GROUP (CONTINUED) DASH (CONTINUED)

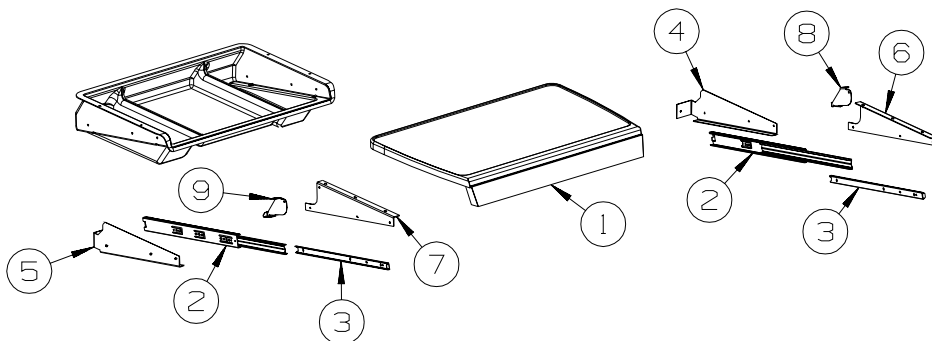
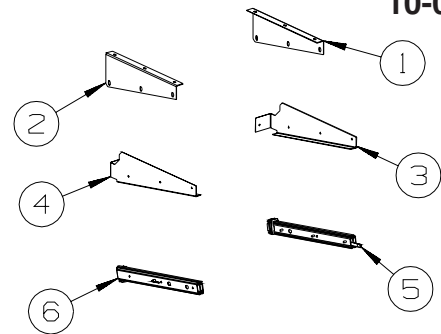


KEY	PART NUMBER	U/M	DESCRIPTION
1	132126-02-02B	EA	PANEL - DASH TOP - E-COATED
2	147888-02-02B	EA	DASH ASM
3	148214-01-01A	EA	TRIM - DASH/LOWER - WORKHORSE - RIVERSTONE - WORKHORSE
3	148214-01-02A	EA	TRIM - DASH/LOWER - WORKHORSE - CASHMERE - WORKHORSE
4	148214-02-01A	EA	TRIM - DASH/LOWER LEFT - FORD - RIVERSTONE - FORD
4	148214-02-02A	EA	TRIM - DASH/LOWER LEFT - FORD - CASHMERE - FORD
5	148214-03-01A	EA	TRIM - DASH/LOWER RIGHT - FORD - RIVERSTONE - FORD
5	148214-03-02A	EA	TRIM - DASH/LOWER RIGHT - FORD - CASHMERE - FORD

KEY	PART NUMBER	U/M	DESCRIPTION
1	135132-03-02B	EA	ANGLE-SLIDE,RH
2	135132-04-02B	EA	ANGLE-SLIDE,LH
3	135228-01-02B	EA	ANGLE - SLIDE - TRAY/RIGHT HAND - E-COATED
4	135228-02-02B	EA	ANGLE - SLIDE - TRAY/LEFT HAND - E-COATED
5	135314-01-01A	EA	SLIDE - DASH WORK STATION - RIGHT HAND
6	135314-02-01A	EA	SLIDE - DASH WORK STATION - LEFT HAND
7	135122-03-U89	EA	TABLE TOP - PULLOUT/WORKSTATION



**UP TO
10-01-06**

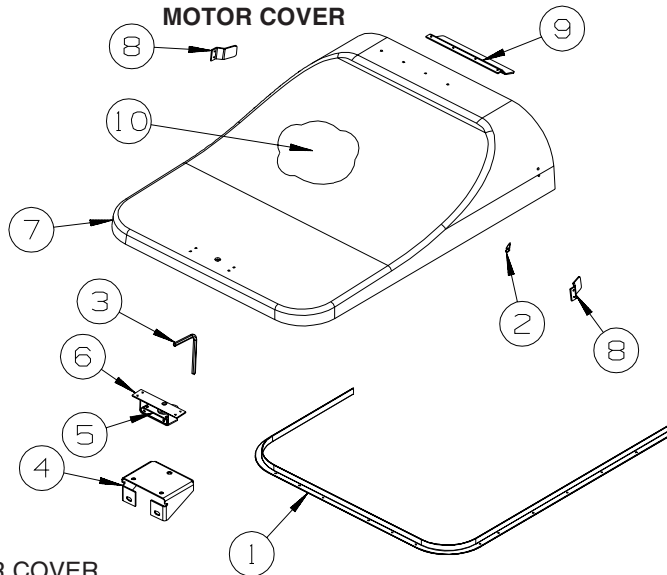


**AFTER
10-02-06**

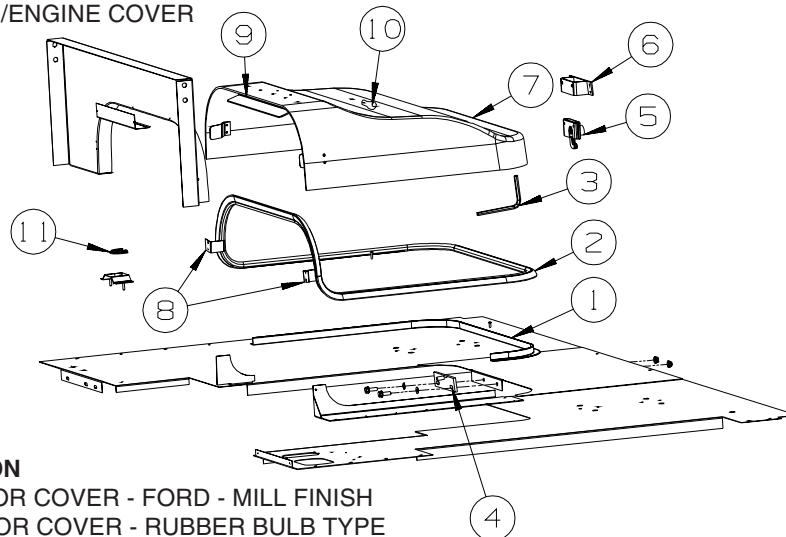
KEY	PART NUMBER	U/M	DESCRIPTION
1	135122-03-U89	EA	TABLE TOP - PULLOUT/WORKSTATION
2	153000-05-01A	EA	SLIDE - CABINET MOUNT - 15.7"
3	153000-06-01A	EA	SLIDE - DRAWER MOUNT - 15.7"
4	159689-01-02B	EA	ANGLE - SLIDE - TRAY/RIGHT HAND - E-COATED
5	159689-02-02B	EA	ANGLE - SLIDE - TRAY/LEFT HAND - E-COATED
6	159690-01-02B	EA	ANGLE-SLIDE,RH
7	159690-02-02B	EA	ANGLE-SLIDE,LH
8	159722-01-02B	EA	CATCH - TABLE/DASH - E-COATED - RH
9	159722-02-02B	EA	CATCH - TABLE/DASH - E-COATED - LH

DRIVERS COMPARTMENT GROUP (CONTINUED)

WORKHORSE



KEY	PART NUMBER	U/M	DESCRIPTION
1	137332-01-01A	EA	TRIM - MOTOR COVER
2	039623-01-000	FT	SEAL - MOTOR COVER - RUBBER BULB TYPE
3	116833-01-02B	EA	WRENCH - HEX MOTOR COVER - E-COATED
4	137305-02-02B	EA	BRACKET - STRIKE SUPPORT - E-COATED
5	116581-01-000	EA	LATCH - W/O STRIKE - MOTOR COVER
6	115850-01-02B	EA	RETAINER - LATCH - MOTOR COVER - RIGHT HAND - E-COATED
7	137097-02-T93	EA	COVER - MOTOR - W/CARPET (U90, U91, U92, UM1)
7	137097-02-U93	EA	COVER - MOTOR - W/CARPET (U94, U95, U96, UM2)
7	137097-02-U97	EA	COVER - MOTOR - W/CARPET (U98, U99, U00, UM3)
	137096-01-01A	EA	COVER - MOTOR - W/O CARPET
8	115855-04-02B	EA	RETAINER - MOTOR COVER/SIDE - E-COATED
9	115855-03-02B	EA	RETAINER - MOTOR COVER/TOP - E-COATED
10	134497-01-000	SF	FOIL/ALUMINUM - REINFORCED
	140168-01-000	EA	INSULATION/ENGINE COVER

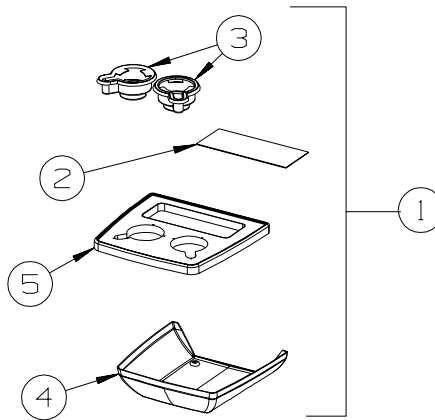


FORD

KEY	PART NUMBER	U/M	DESCRIPTION
1	115860-06-01A	EA	TRIM - MOTOR COVER - FORD - MILL FINISH
2	039623-01-000	FT	SEAL - MOTOR COVER - RUBBER BULB TYPE
3	116833-01-02B	EA	WRENCH - HEX MOTOR COVER - E-COATED
4	115852-01-02B	EA	STRIKE - LATCH - MOTOR COVER - E-COATED
5	116581-01-000	EA	LATCH - W/O STRIKE - MOTOR COVER
6	115850-01-02B	EA	RETAINER - LATCH - MOTOR COVER - RIGHT HAND - E-COATED
7	153971-01-U90	EA	COVER - MOTOR - W/CARPET (U90, U91, U92, UM1)
7	153971-01-U93	EA	COVER - MOTOR - W/CARPET (U94, U95, U96, UM2)
7	153971-01-U97	EA	COVER - MOTOR - W/CARPET (U98, U99, U00, UM3)
	153970-01-01A	EA	COVER - MOTOR - W/O CARPET - FORD
8	115855-04-02B	EA	RETAINER - MOTOR COVER/SIDE - E-COATED
9	115855-01-02B	EA	RETAINER - MOTOR COVER/TOP - E-COATED
10	134497-01-000	SF	FOIL/ALUMINUM - REINFORCED
11	143798-01-02A	EA	CATCH - FLOOR TO TABLE LEG - ALMOND

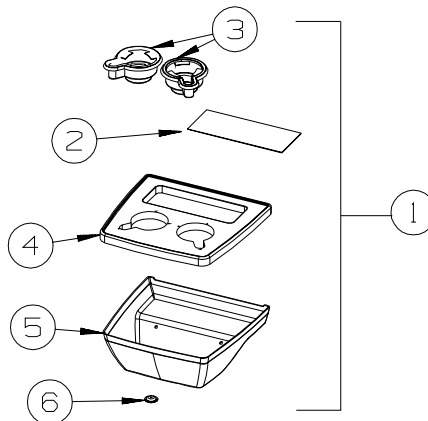
DRIVERS COMPARTMENT GROUP (CONTINUED)

BEVERAGE TRAY



WORKHORSE

KEY	PART NUMBER	U/M	DESCRIPTION
1	148922-01-U89	EA	TRAY - BEVERAGE - W/CONVENIENCE TRAY - RIVERSTONE
1	148922-01-U93	EA	TRAY - BEVERAGE - W/CONVENIENCE TRAY - CASHMERE
2	122717-11-01A	EA	PAD - NON-SKID - PSA - 4.5" X 11"
3	133831-01-01A	EA	HOLDER - CUP W/THREE CENTERLINE RUBBER FINGERS
4	148818-01-19A	EA	COVER - BEVERAGE TRAY - BOTTOM - RIVERSTONE
4	148818-01-20A	EA	COVER - BEVERAGE TRAY - BOTTOM - CASHMERE
5	148918-01-03A	EA	TRAY - BEVERAGE CENTER - FUSION JAZZ

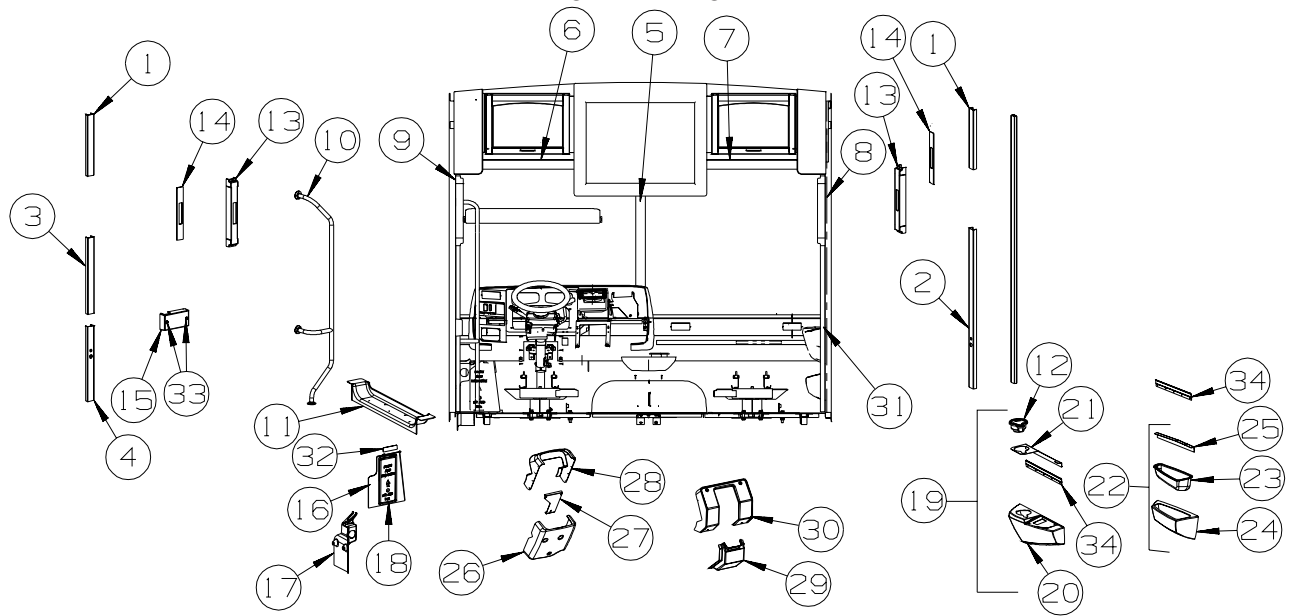


FORD

KEY	PART NUMBER	U/M	DESCRIPTION
1	149301-03-U89	EA	TRAY - BEVERAGE - W/CONVENIENCE TRAY - RIVERSTONE
1	149301-03-U93	EA	TRAY - BEVERAGE - W/CONVENIENCE TRAY - CASHMERE
2	122717-11-01A	EA	PAD - NON-SKID - PSA - 4.5" X 11"
3	133831-01-01A	EA	HOLDER - CUP W/THREE CENTERLINE RUBBER FINGERS
4	148918-01-03A	EA	TRAY - BEVERAGE CENTER - FUSION JAZZ
5	149256-02-19A	EA	COVER - BEVERAGE TRAY BOTTOM - RIVERSTONE
5	149256-02-20A	EA	COVER - BEVERAGE TRAY BOTTOM - CASHMERE
6	143798-02-02A	EA	CATCH - TABLE LEG TO FLOOR - ALMOND

DRIVERS COMPARTMENT GROUP (CONTINUED)

FRONT INTERIOR

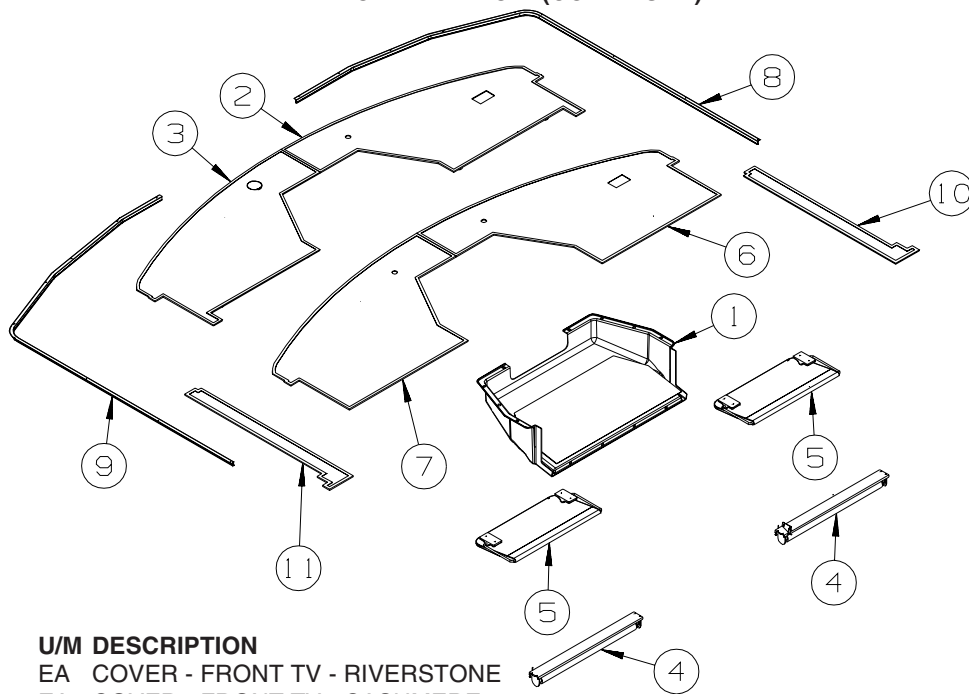


KEY	PART NUMBER	U/M	DESCRIPTION
1	024700-58-000	EA	COVER - ROLL BAR - SIDEWALL - 16.5" - OFF WHITE FROM: 00-00-00 THRU: 07-31-06
1	024700-71-000	EA	COVER - ROLL BAR - SIDEWALL - 16.5" - MEDIUM OAK FROM: 08-01-06 THRU: 99-99-99
2	024700-59-000	EA	COVER - ROLL BAR - SIDEWALL - 44.1" - OFF WHITE FROM: 00-00-00 THRU: 07-31-06
2	024700-72-000	EA	COVER - ROLL BAR - SIDEWALL - 44.1" - MEDIUM OAK FROM: 08-01-06 THRU: 99-99-99
3	024700-66-000	EA	COVER - ROLL BAR - SIDEWALL - 20.6" - OFF WHITE FROM: 00-00-00 THRU: 07-31-06
3	024700-73-000	EA	COVER - ROLL BAR - SIDEWALL - 20.6" - MEDIUM OAK FROM: 08-01-06 THRU: 99-99-99
4	024700-67-000	EA	COVER - ROLL BAR - SIDEWALL - 20.1" - OFF WHITE FROM: 00-00-00 THRU: 07-31-06
4	024700-74-000	EA	COVER - ROLL BAR - SIDEWALL - 20.1" - MEDIUM OAK FROM: 08-01-06 THRU: 99-99-99
5	118452-04-19A	EA	TRIM - WINDSHIELD/CENTER - RIVERSTONE
5	118452-04-20A	EA	TRIM - WINDSHIELD/CENTER - CASHMERE
6	118453-04-04A	EA	TRIM - WINDSHIELD - INNER/TOP/DRIVER - RIVERSTONE
6	118453-04-05A	EA	TRIM - WINDSHIELD - INNER/TOP/DRIVER - CASHMERE
7	118453-03-04A	EA	TRIM - WINDSHIELD - INNER/TOP/PASSENGER - RIVERSTONE
7	118453-03-05A	EA	TRIM - WINDSHIELD - INNER/TOP/PASSENGER - CASHMERE
8	125508-01-04A	EA	TRIM - A-PILLAR - PASSENGER/INTERIOR - RIVERSTONE
8	125508-01-05A	EA	TRIM - A-PILLAR - PASSENGER/INTERIOR - CASHMERE
9	125508-02-04A	EA	TRIM - A-PILLAR - DRIVER/INTERIOR - RIVERSTONE
9	125508-02-05A	EA	TRIM - A-PILLAR - DRIVER/INTERIOR - CASHMERE
10	131058-04-02A	EA	HAND RAIL - INTERIOR CAB DOOR - BLACK
11	131849-01-19A	EA	TRIM/STEP - DRIVER DOOR - RIVERSTONE
11	131849-01-20A	EA	TRIM/STEP - DRIVER DOOR - CASHMERE
	102569-02-000	EA	MAT - ANTI SLIP - LOWER
12	133831-01-01A	EA	HOLDER - CUP W/THREE CENTERLINE RUBBER FINGERS
13	140151-01-01A	EA	COVER - SEAT BELT - OFF WHITE FROM: 00-00-00 THRU: 07-31-06
13	140151-01-02A	EA	COVER - SEAT BELT - MEDIUM OAK FROM: 08-01-06 THRU: 99-99-99
14	140151-03-01A	EA	COVER - SEAT BELT SLIDE - BLACK FROM: 00-00-00 THRU: 07-31-06
14	140151-03-01A	EA	COVER - SEAT BELT SLIDE - MEDIUM OAK FROM: 08-01-06 THRU: 99-99-99
15	141072-01-01A	EA	COVER - BRACKET/LATCH - OFF WHITE FROM: 00-00-00 THRU: 07-31-06
15	141072-01-02A	EA	COVER - BRACKET/LATCH - MEDIUM OAK FROM: 08-01-06 THRU: 99-99-99

DRIVERS COMPARTMENT GROUP (CONTINUED)
FRONT INTERIOR (CONTINUED)

KEY	PART NUMBER	U/M	DESCRIPTION
16	148824-01-19A	EA	PANEL/TRIM - FUSE PANEL/LEFT HAND - RIVERSTONE
16	148824-01-20A	EA	PANEL/TRIM - FUSE PANEL/LEFT HAND - CASHMERE
16	148824-02-19A	EA	PANEL/TRIM - FUSE PANEL/LEFT HAND - RIVERSTONE - FORD
16	148824-02-20A	EA	PANEL/TRIM - FUSE PANEL/LEFT HAND - CASHMERE - FORD
17	148825-01-19A	EA	PANEL/TRIM - UNDER DASH/LEFT HAND - RIVERSTONE
17	148825-01-20A	EA	PANEL/TRIM - UNDER DASH/LEFT HAND - CASHMERE
18	148826-01-19A	EA	PANEL/DOOR - FUSE PANEL/LEFT HAND - RIVERSTONE
18	148826-01-20A	EA	PANEL/DOOR - FUSE PANEL/LEFT HAND - CASHMERE
19	148829-01-S72	EA	PANEL - PASSENGER SIDE/UPPER - RIVERSTONE
19	148829-01-S64	EA	PANEL - PASSENGER SIDE/UPPER - CASHMERE
20	148830-01-19A	EA	PANEL - PASSENGER SIDE - UPPER - RIVERSTONE
20	148830-01-20A	EA	PANEL - PASSENGER SIDE - UPPER - CASHMERE
21	149218-01-02B	EA	BRACKET - MOUNTING - CUPHOLDER - E-COATED
22	148831-01-S72	EA	PANEL - PASSENGER SIDE/LOWER - RIVERSTONE
22	148831-01-S64	EA	PANEL - PASSENGER SIDE/LOWER - CASHMERE
23	148828-01-19A	EA	POCKET/STORAGE - PASSENGER SIDE - RIVERSTONE
23	148828-01-20A	EA	POCKET/STORAGE - PASSENGER SIDE - CASHMERE
24	148832-01-19A	EA	PANEL - PASSENGER SIDE - LOWER - RIVERSTONE
24	148832-01-20A	EA	PANEL - PASSENGER SIDE - LOWER - CASHMERE
25	149229-01-02B	EA	BRACKET - PANEL MOUNTING - E-COATED
26	148763-01-19A	EA	COVER - STEERING COLUMN - LOWER - RIVERSTONE
26	148763-01-20A	EA	COVER - STEERING COLUMN - LOWER - CASHMERE
27	148806-01-02B	EA	MOUNT ASM-STEERING COVE, E-CT
28	150784-01-19A	EA	COVER - STEERING COLUMN - UPPER - RIVERSTONE
28	150784-01-20A	EA	COVER - STEERING COLUMN - UPPER - CASHMERE
29	125795-01-19A	EA	COVER - STEERING COLUMN/LOWER - RIVERSTONE - FORD
29	125795-01-20A	EA	COVER - STEERING COLUMN/LOWER - CASHMERE - FORD
30	148815-01-19A	EA	COVER - STEERING COLUMN - LOWER - RIVERSTONE - FORD
30	148815-01-20A	EA	COVER - STEERING COLUMN - LOWER - CASHMERE - FORD
31	149510-01-01A	EA	APPLIQUE - LOWER DASH - DARK RIVERSTONE
32	149510-02-01A	EA	APPLIQUE - LOWER DASH - DARK RIVERSTONE
33	140151-02-01A	EA	COVER - SCREW - OFF WHITE
			FROM: 00-00-00 THRU: 07-31-06
33	140151-02-03A	EA	COVER - SCREW - MEDIUM OAK
			FROM: 08-01-06 THRU: 99-99-99
34	130034-08-02B	EA	CLIP - TRIM - E-COATED

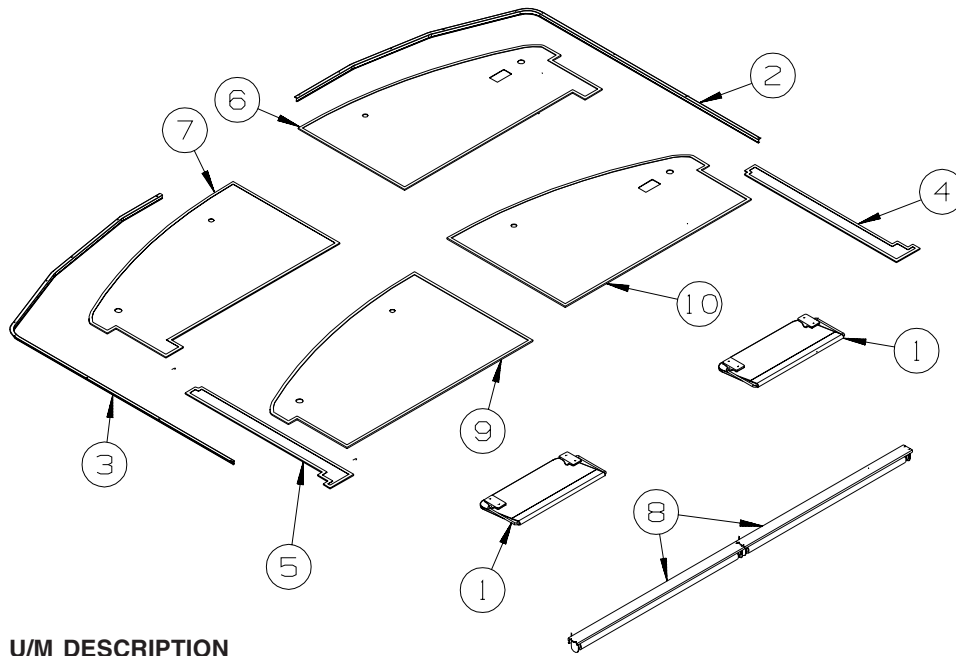
DRIVERS COMPARTMENT GROUP (CONTINUED)
FRONT INTERIOR (CONTINUED)



**OVERHEAD
 PANELS
 W/FRONT TV**

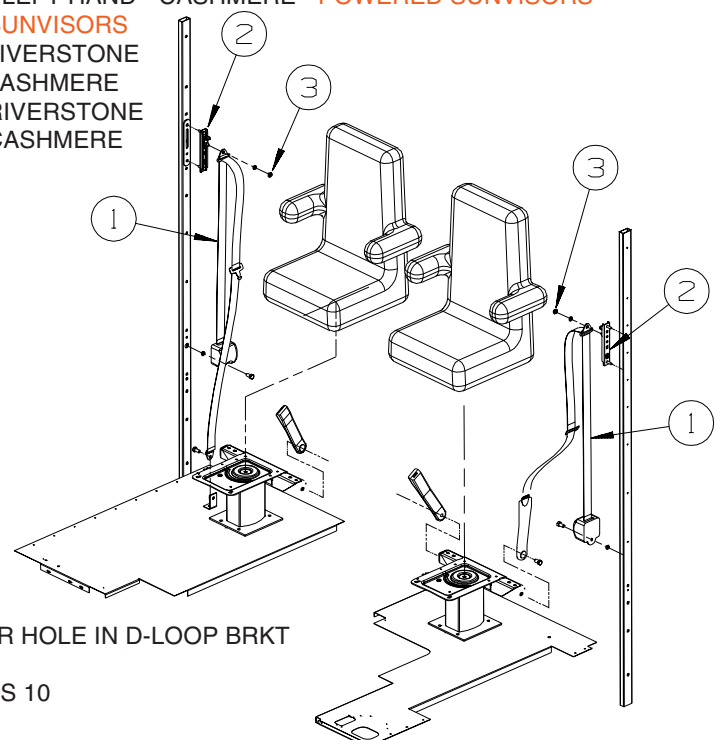
KEY	PART NUMBER	U/M	DESCRIPTION
1	152485-01-19A	EA	COVER - FRONT TV - RIVERSTONE
1	152485-01-20A	EA	COVER - FRONT TV - CASHMERE
2	126440-31-T77	EA	PANEL - OVERHEAD/FRONT/BOTTOM/RH - VINYL COVERED - RIVERSTONE - POWERED SUNVISORS
2	126440-31-T81	EA	PANEL - OVERHEAD/FRONT/BOTTOM/RH - VINYL COVERED - CASHMERE - POWERED SUNVISORS
3	126440-32-T77	EA	PANEL - OVERHEAD/FRONT/BOTTOM/LH - VINYL COVERED - RIVERSTONE - POWERED SUNVISORS
3	126440-32-T81	EA	PANEL - OVERHEAD/FRONT/BOTTOM/LH - VINYL COVERED - CASHMERE - POWERED SUNVISORS
4	142380-01-01A	EA	SHADE - POWER - 25.7" - POWERED SUNVISORS
5	123298-04-08A	EA	SUNVISOR - 10.5" X 21" - DRIVER/PASSENGER - PUTTY - RIVERSTONE
5	123298-04-09A	EA	SUNVISOR - 10.5" X 21" - DRIVER/PASSENGER - DRIFTWOOD - CASHMERE
6	126440-33-T77	EA	PANEL - OVERHEAD/FRONT/BOTTOM/RH - VINYL COVERED - RIVERSTONE
6	126440-33-T81	EA	PANEL - OVERHEAD/FRONT/BOTTOM/RH - VINYL COVERED - CASHMERE
7	126440-34-T77	EA	PANEL - OVERHEAD/FRONT/BOTTOM/LH - VINYL COVERED - RIVERSTONE
7	126440-34-T81	EA	PANEL - OVERHEAD/FRONT/BOTTOM/LH - VINYL COVERED - CASHMERE
8	126456-03-05A	EA	TRACK/WRAPAROUND - PASSENGER - RIVERSTONE
8	126456-03-06A	EA	TRACK/WRAPAROUND - PASSENGER - CASHMERE
9	126456-04-05A	EA	TRACK/WRAPAROUND - DRIVER - RIVERSTONE
9	126456-04-06A	EA	TRACK/WRAPAROUND - DRIVER - CASHMERE
10	144648-01-T77	EA	PANEL - OVERHEAD/FRONT/BOTTOM/LEFT HAND - VINYL COVERED - RIVERSTONE
10	144648-01-T81	EA	PANEL - OVERHEAD/FRONT/BOTTOM/LEFT HAND - VINYL COVERED - CASHMERE
11	144648-02-T77	EA	PANEL - OVERHEAD/FRONT/LEFT HAND - RIVERSTONE
11	144648-02-T81	EA	PANEL - OVERHEAD/FRONT/LEFT HAND - CASHMERE

DRIVERS COMPARTMENT GROUP (CONTINUED)
FRONT INTERIOR (CONTINUED)



**OVERHEAD
 PANELS
 WO FRONT TV**

KEY	PART NUMBER	U/M	DESCRIPTION
1	123298-04-08A	EA	SUNVISOR - 10.5" X 21" - DRIVER/PASSENGER - PUTTY - RIVERSTONE
1	123298-04-09A	EA	SUNVISOR - 10.5" X 21" - DRIVER/PASSENGER - DRIFTWOOD - CASHMERE
2	126456-03-05A	EA	TRACK/WRAPAROUND - PASSENGER - RIVERSTONE
2	126456-03-06A	EA	TRACK/WRAPAROUND - PASSENGER - CASHMERE
3	126456-04-05A	EA	TRACK/WRAPAROUND - DRIVER - RIVERSTONE
3	126456-04-06A	EA	TRACK/WRAPAROUND - DRIVER - CASHMERE
4	144648-01-T77	EA	PANEL - OVERHEAD/FRONT/BOTTOM/LEFT HAND - VINYL COVERED - RIVERSTONE
4	144648-01-T81	EA	PANEL - OVERHEAD/FRONT/BOTTOM/LEFT HAND - VINYL COVERED - CASHMERE
5	144648-02-T77	EA	PANEL - OVERHEAD/FRONT/LEFT HAND - RIVERSTONE
5	144648-02-T81	EA	PANEL - OVERHEAD/FRONT/LEFT HAND - CASHMERE
6	126440-23-T77	EA	PANEL - OVERHEAD/FRONT/BOTTOM/RIGHT HAND - RIVERSTONE - POWERED SUNVISORS
6	126440-23-T81	EA	PANEL - OVERHEAD/FRONT/BOTTOM/RIGHT HAND - CASHMERE - POWERED SUNVISORS
7	126440-24-T77	EA	PANEL - OVERHEAD/FRONT/BOTTOM/LEFT HAND - RIVERSTONE - POWERED SUNVISORS
7	126440-24-T81	EA	PANEL - OVERHEAD/FRONT/BOTTOM/LEFT HAND - CASHMERE - POWERED SUNVISORS
8	142380-02-01A	EA	SHADE - POWER - 41.2" - POWERED SUNVISORS
9	126440-26-T77	EA	PANEL - OVHD/FRONT/BOTTOM/LH- RIVERSTONE
9	126440-26-T81	EA	PANEL - OVHD/FRONT/BOTTOM/LH- CASHMERE
10	126440-25-T77	EA	PANEL - OVHD/FRONT/BOTTOM/RH- RIVERSTONE
10	126440-25-T81	EA	PANEL - OVHD/FRONT/BOTTOM/RH- CASHMERE

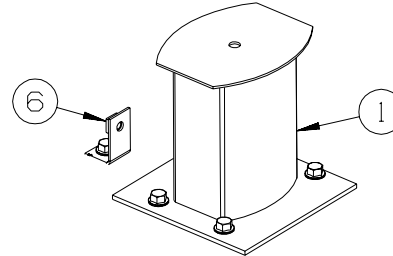
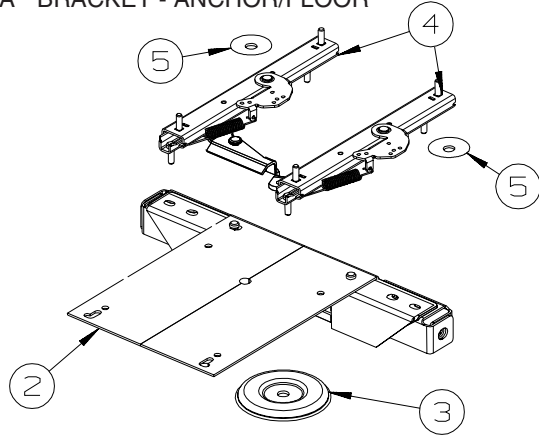
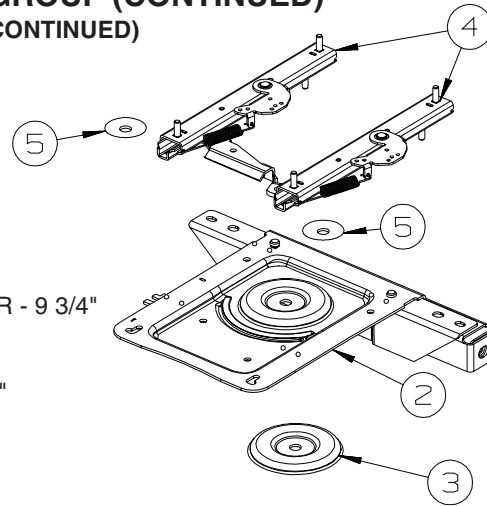


KEY	PART NUMBER	U/M	DESCRIPTION
1*	091990-08-01A	EA	SEAT BELT - 3 POINT - .766" DIAMETER HOLE IN D-LOOP BRKT
2	127598-01-01A	EA	ADJUSTER - SEATBELT - D-LOOP
3	127598-02-000	EA	NUT - HEX FLANGE - M10 X 1.5 - CLASS 10

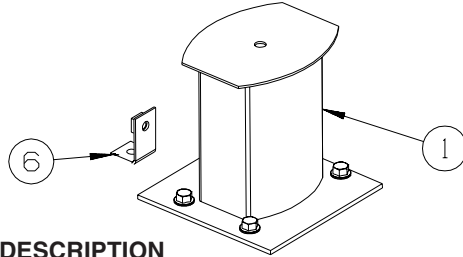
***COMPONENT PARTS LISTED LATER IN THIS GROUP**

DRIVERS COMPARTMENT GROUP (CONTINUED)
FRONT INTERIOR (CONTINUED)

KEY	PART NUMBER	U/M	DESCRIPTION
1	133408-01-000	EA	PEDESTAL - SEAT - DRIVER/PASSENGER - 9 3/4"
2	133408-20-000	EA	TOP PLATE - PASSENGER - W/ANCHOR
3	107921-06-000	EA	BEARING KIT - PEDESTAL
4	131566-04-000	EA	SLIDE/SEAT - HEAVY DUTY LOCKING - 5"
	119952-07-000	EA	WIRE - LATCH RELEASE/ROTARY
5	131566-05-000	EA	WASHER - SLIDE SPACER
6	133408-04-000	EA	BRACKET - ANCHOR/FLOOR

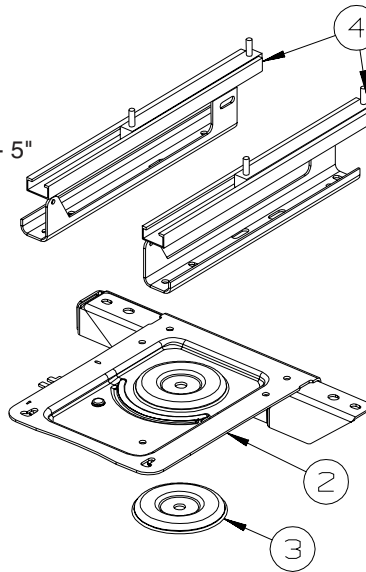


PASSENGER



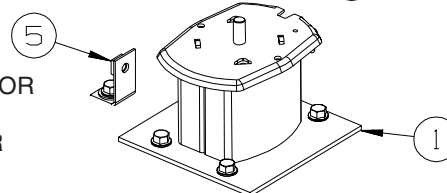
DRIVER

KEY	PART NUMBER	U/M	DESCRIPTION
1	133408-01-000	EA	PEDESTAL - SEAT/DRIVER - 9 3/4"
2	133408-19-000	EA	TOP PLATE - DRIVERS - W/ANCHOR
3	107921-06-000	EA	BEARING KIT - PEDESTAL
4	131566-04-000	EA	SLIDE/SEAT - HEAVY DUTY LOCKING - 5"
	119952-07-000	EA	WIRE - LATCH RELEASE/ROTARY
5	131566-05-000	EA	WASHER - SLIDE SPACER
6	133408-04-000	EA	BRACKET - ANCHOR/FLOOR



**DRIVER
6-WAY POWER**

KEY	PART NUMBER	U/M	DESCRIPTION
1	133408-05-000	EA	PEDESTAL - SEAT - 5.75"
2	133408-19-000	EA	TOP PLATE - DRIVERS - W/ANCHOR
3	107921-06-000	EA	BEARING KIT - PEDESTAL
4*	147767-01-000	EA	SEAT - POWER - 6-WAY - DRIVER
5	133408-04-000	EA	BRACKET - ANCHOR/FLOOR



*COMPONENT PARTS LISTED LATER IN THIS GROUP

DRIVERS COMPARTMENT GROUP (CONTINUED)
COMPONENT PARTS FOR FRONT INTERIOR

091990-08-01A

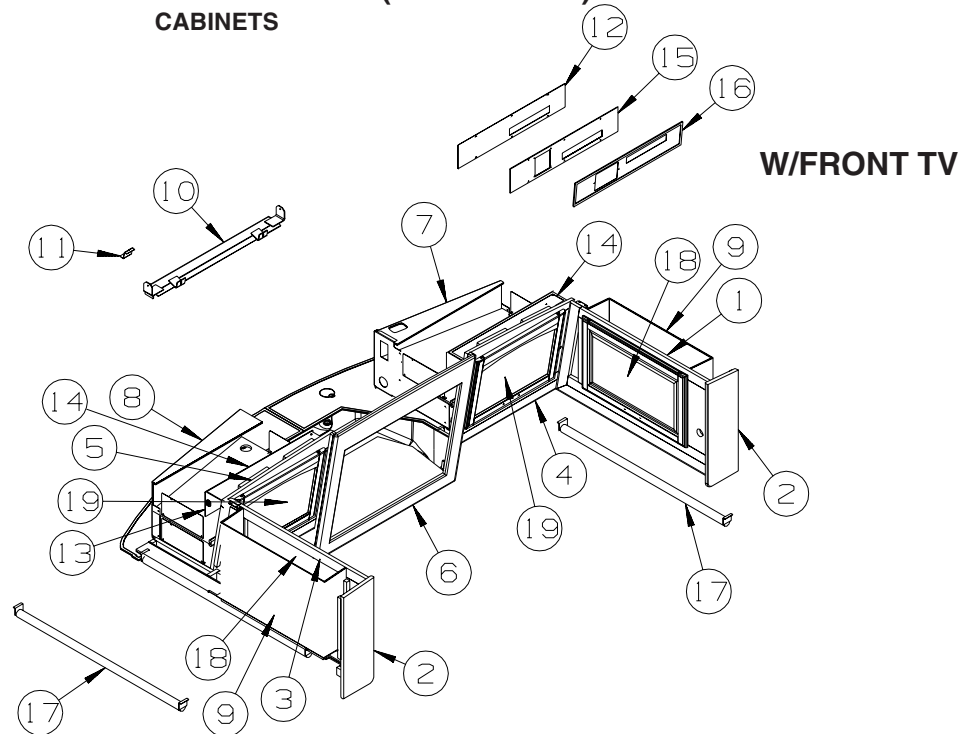
KEY	PART NUMBER	U/M	DESCRIPTION	VENDOR NO.
	091990-01-701	EA	EXTENDER 9" FOR A8408 3 PT	I-1331-02
	091990-01-703	EA	RECEIVER/FEMALE END-SEATBELT	I-1159-02
	091990-05-700	EA	SLEEVE/BUCKLE COVER-PLASTIC	209S-2
	091990-05-701	EA	CAP/COVER - BOLT HOLE COVER	209SC-02
	091990-05-702	EA	SLEEVE/RETRACTABLE COVER	309C-02

147767-01-000, 147767-02-000

KEY	PART NUMBER	U/M	DESCRIPTION	VENDOR NO
	147767-01-700	EA	SWITCH PLATE	SHROCK-9PT-SWT-PLTE
	147767-01-701	EA	MOTOR - VERTICAL	SHROCK 9PT-M0-VER-0
	147767-01-702	EA	MOTOR - HORIZONTAL	SHROCK 9PT-M0-HOZ-0

DRIVERS COMPARTMENT GROUP (CONTINUED)

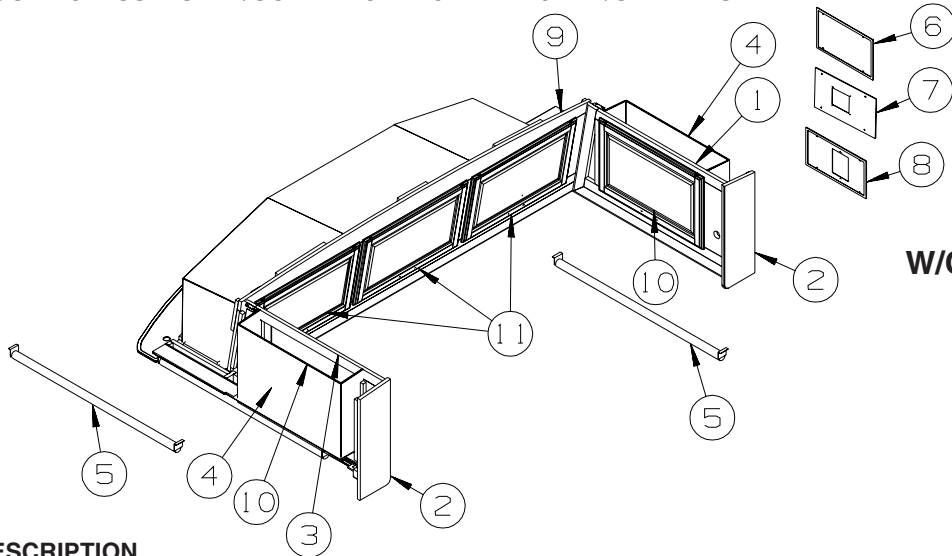
CABINETS



KEY	PART NUMBER	U/M	DESCRIPTION
1	159108-01-U90	EA	CABINET - OVERHEAD/FRONT/RH HAND - W/O DOORS/HDW
1	159108-01-U91	EA	CABINET - OVERHEAD/FRONT/RH HAND - W/O DOORS/HDW
1	159108-01-U92	EA	CABINET - OVERHEAD/FRONT/RH HAND - W/O DOORS/HDW
1	159108-01-U94	EA	CABINET - OVERHEAD/FRONT/RH HAND - W/O DOORS/HDW
1	159108-01-U95	EA	CABINET - OVERHEAD/FRONT/RH HAND - W/O DOORS/HDW
1	159108-01-U96	EA	CABINET - OVERHEAD/FRONT/RH HAND - W/O DOORS/HDW
1	159108-01-U98	EA	CABINET - OVERHEAD/FRONT/RH HAND - W/O DOORS/HDW
1	159108-01-U99	EA	CABINET - OVERHEAD/FRONT/RH HAND - W/O DOORS/HDW
1	159108-01-U00	EA	CABINET - OVERHEAD/FRONT/RH HAND - W/O DOORS/HDW
1	159108-01-UM1	EA	CABINET - OVERHEAD/FRONT/RH HAND - W/O DOORS/HDW
1	159108-01-UM2	EA	CABINET - OVERHEAD/FRONT/RH HAND - W/O DOORS/HDW
1	159108-01-UM3	EA	CABINET - OVERHEAD/FRONT/RH HAND - W/O DOORS/HDW
2	145517-34-T78	EA	END CAP - OVERHEAD CABINET - CONCERT CHERRY
2	145517-34-T79	EA	END CAP - OVERHEAD CABINET - WASHED MAPLE
2	145517-34-T80	EA	END CAP - OVERHEAD CABINET - SIERRA MAPLE
3	159108-02-U90	EA	CABINET - OVERHEAD/FRONT/LH HAND - W/O DOORS/HDW
3	159108-02-U91	EA	CABINET - OVERHEAD/FRONT/LH HAND - W/O DOORS/HDW
3	159108-02-U92	EA	CABINET - OVERHEAD/FRONT/LH HAND - W/O DOORS/HDW
3	159108-02-U94	EA	CABINET - OVERHEAD/FRONT/LH HAND - W/O DOORS/HDW
3	159108-02-U95	EA	CABINET - OVERHEAD/FRONT/LH HAND - W/O DOORS/HDW
3	159108-02-U96	EA	CABINET - OVERHEAD/FRONT/LH HAND - W/O DOORS/HDW
3	159108-02-U98	EA	CABINET - OVERHEAD/FRONT/LH HAND - W/O DOORS/HDW
3	159108-02-U99	EA	CABINET - OVERHEAD/FRONT/LH HAND - W/O DOORS/HDW
3	159108-02-U00	EA	CABINET - OVERHEAD/FRONT/LH HAND - W/O DOORS/HDW
3	159108-02-UM1	EA	CABINET - OVERHEAD/FRONT/LH HAND - W/O DOORS/HDW
3	159108-02-UM2	EA	CABINET - OVERHEAD/FRONT/LH HAND - W/O DOORS/HDW
3	159108-02-UM3	EA	CABINET - OVERHEAD/FRONT/LH HAND - W/O DOORS/HDW
4	152403-01-T78	EA	CABINET - OVERHEAD/FRONT/RH HAND - W/O DOORS/HDW - CONCERT CHERRY (U90, U94, U98)
4	152403-01-UM1	EA	CABINET - OVERHEAD/FRONT/RH HAND - W/O DOORS/HDW - CONCERT CHERRY (UM1, UM2, UM3)
4	152403-01-T79	EA	CABINET - OVERHEAD/FRONT/RH HAND - W/O DOORS/HDW - WASHED MAPLE
4	152403-01-T80	EA	CABINET - OVERHEAD/FRONT/RH HAND - W/O DOORS/HDW - SIERRA MAPLE
5	152403-02-T78	EA	CABINET - OVERHEAD/FRONT - W/O DOORS/HDW - CONCERT CHERRY (U90, U94, U98)
5	152403-02-UM1	EA	CABINET - OVERHEAD/FRONT - W/O DOORS/HDW - CONCERT CHERRY (UM1, UM2, UM3)
5	152403-02-T79	EA	CABINET - OVERHEAD/FRONT - W/O DOORS/HDW - WASHED MAPLE
5	152403-02-T80	EA	CABINET - OVERHEAD/FRONT - W/O DOORS/HDW - SIERRA MAPLE
6	152404-01-T78	EA	CABINET - FRONT/TV FACE - W/O DOORS/HDW - CONCERT CHERRY
6	152404-01-T79	EA	CABINET - FRONT/TV FACE - W/O DOORS/HDW - WASHED MAPLE
6	152404-01-T80	EA	CABINET - FRONT/TV FACE - W/O DOORS/HDW - SIERRA MAPLE
7	132909-16-U90	EA	PANEL - VINYL COVERED
8	132909-17-U90	EA	PANEL - VINYL COVERED
9	132909-22-U90	EA	PANEL - VINYL COVERED

DRIVERS COMPARTMENT GROUP (CONTINUED)
CABINETS (CONTINUED)

KEY	PART NUMBER	U/M	DESCRIPTION
10	155314-02-02B	EA	BRACKET - TV - 32.6" - W/ANGLES - W/O FOAM TAPE - E-COATED
11	152944-02-02B	EA	BRACKET - TIEDOWN/TV - E-COATED
12	150628-01-T77	EA	PANEL - VINYL COVERED - RIVERSTONE
12	150628-01-T81	EA	PANEL - VINYL COVERED - CASHMERE
13	150628-02-T77	EA	PANEL - VINYL COVERED - RIVERSTONE
13	150628-02-T81	EA	PANEL - VINYL COVERED - CASHMERE
14	150628-08-T77	EA	PANEL - VINYL COVERED - RIVERSTONE
14	150628-08-T81	EA	PANEL - VINYL COVERED - CASHMERE
15	150628-09-T77	EA	PANEL - VINYL COVERED - RIVERSTONE - AUTOMATIC SATELLITE DISH FROM: 00-00-00 THRU: 01-28-07
15	150628-15-U87	EA	PANEL - VINYL COVERED - RIVERSTONE - AUTOMATIC SATELLITE DISH - NOT ILLUSTRATED FROM: 01-29-07 THRU: 99-99-99
15	150628-09-T81	EA	PANEL - VINYL COVERED - CASHMERE - AUTOMATIC SATELLITE DISH FROM: 00-00-00 THRU: 01-28-07
15	150628-15-U67	EA	PANEL - VINYL COVERED - CASHMERE - AUTOMATIC SATELLITE DISH - NOT ILLUSTRATED FROM: 01-29-07 THRU: 99-99-99
16	150628-10-T77	EA	PANEL - VINYL COVERED - RIVERSTONE - IN-MOTION SATELLITE SYSTEM
16	150628-10-T81	EA	PANEL - VINYL COVERED - CASHMERE - IN-MOTION SATELLITE SYSTEM
17	126841-09-000	EA	SHADE - PULL - CHARCOAL MESH - 40.25" X 60"
18	136954-A3-U90	EA	DOOR - RAISED PANEL/OGEE EDGE - 14.3" X 17.9" - W/O HDW - CONCERT CHERRY
18	136954-A3-U91	EA	DOOR - RAISED PANEL/OGEE EDGE - 14.3" X 17.9" - W/O HDW - WASHED MAPLE
18	136954-A3-U92	EA	DOOR - RAISED PANEL/OGEE EDGE - 14.3" X 17.9" - W/O HDW - SIERRA MAPLE
19	146028-63-U90	EA	DOOR - GLASS INSERT/OGEE EDGE - 15.7" X 21.8" - W/O HDW - CONCERT CHERRY
19	146028-63-U91	EA	DOOR - GLASS INSERT/OGEE EDGE - 15.7" X 21.8" - W/O HDW - WASHED MAPLE
19	146028-63-U92	EA	DOOR - GLASS INSERT/OGEE EDGE - 15.7" X 21.8" - W/O HDW - SIERRA MAPLE

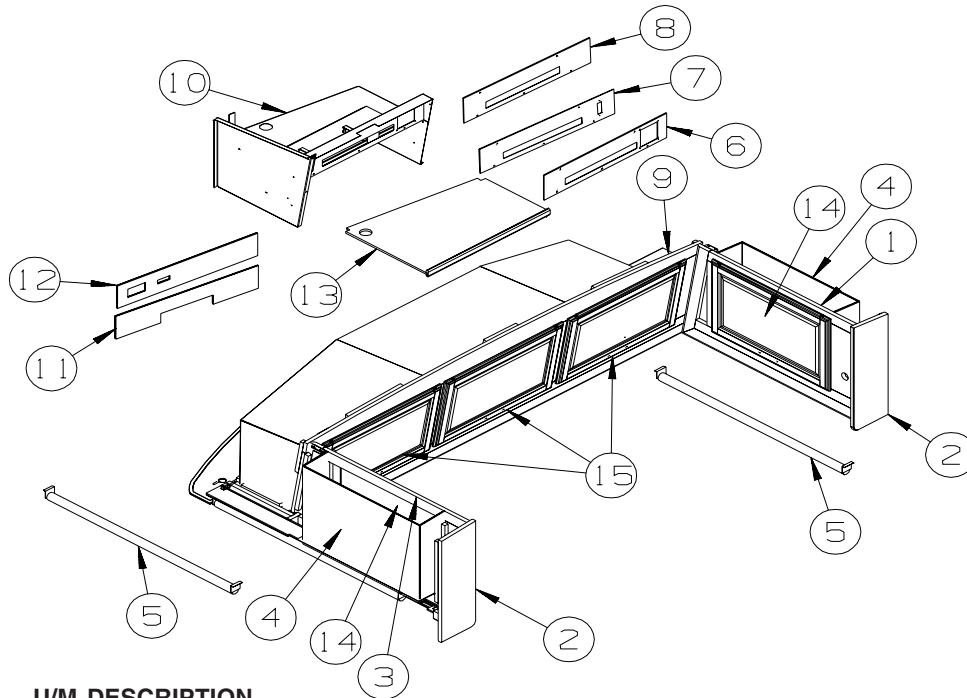


KEY	PART NUMBER	U/M	DESCRIPTION
1	159108-01-U90	EA	CABINET - OVERHEAD/FRONT/RH HAND - W/O DOORS/HDW
1	159108-01-U91	EA	CABINET - OVERHEAD/FRONT/RH HAND - W/O DOORS/HDW
1	159108-01-U92	EA	CABINET - OVERHEAD/FRONT/RH HAND - W/O DOORS/HDW
1	159108-01-U94	EA	CABINET - OVERHEAD/FRONT/RH HAND - W/O DOORS/HDW
1	159108-01-U95	EA	CABINET - OVERHEAD/FRONT/RH HAND - W/O DOORS/HDW
1	159108-01-U96	EA	CABINET - OVERHEAD/FRONT/RH HAND - W/O DOORS/HDW
1	159108-01-U98	EA	CABINET - OVERHEAD/FRONT/RH HAND - W/O DOORS/HDW
1	159108-01-U99	EA	CABINET - OVERHEAD/FRONT/RH HAND - W/O DOORS/HDW
1	159108-01-U00	EA	CABINET - OVERHEAD/FRONT/RH HAND - W/O DOORS/HDW
1	159108-01-UM1	EA	CABINET - OVERHEAD/FRONT/RH HAND - W/O DOORS/HDW
1	159108-01-UM2	EA	CABINET - OVERHEAD/FRONT/RH HAND - W/O DOORS/HDW
1	159108-01-UM3	EA	CABINET - OVERHEAD/FRONT/RH HAND - W/O DOORS/HDW
2	145517-34-T78	EA	END CAP - OVERHEAD CABINET - CONCERT CHERRY
2	145517-34-T79	EA	END CAP - OVERHEAD CABINET - WASHED MAPLE
2	145517-34-T80	EA	END CAP - OVERHEAD CABINET - SIERRA MAPLE
3	159108-02-U90	EA	CABINET - OVERHEAD/FRONT/LH HAND - W/O DOORS/HDW
3	159108-02-U91	EA	CABINET - OVERHEAD/FRONT/LH HAND - W/O DOORS/HDW
3	159108-02-U92	EA	CABINET - OVERHEAD/FRONT/LH HAND - W/O DOORS/HDW
3	159108-02-U94	EA	CABINET - OVERHEAD/FRONT/LH HAND - W/O DOORS/HDW

DRIVERS COMPARTMENT GROUP (CONTINUED)

CABINETS (CONTINUED)

KEY	PART NUMBER	U/M	DESCRIPTION
3	159108-02-U95	EA	CABINET - OVERHEAD/FRONT/LH HAND - W/O DOORS/HDW
3	159108-02-U96	EA	CABINET - OVERHEAD/FRONT/LH HAND - W/O DOORS/HDW
3	159108-02-U98	EA	CABINET - OVERHEAD/FRONT/LH HAND - W/O DOORS/HDW
3	159108-02-U99	EA	CABINET - OVERHEAD/FRONT/LH HAND - W/O DOORS/HDW
3	159108-02-U00	EA	CABINET - OVERHEAD/FRONT/LH HAND - W/O DOORS/HDW
3	159108-02-UM1	EA	CABINET - OVERHEAD/FRONT/LH HAND - W/O DOORS/HDW
3	159108-02-UM2	EA	CABINET - OVERHEAD/FRONT/LH HAND - W/O DOORS/HDW
3	159108-02-UM3	EA	CABINET - OVERHEAD/FRONT/LH HAND - W/O DOORS/HDW
4	132909-22-U90	EA	PANEL - VINYL COVERED
5	126841-09-000	EA	SHADE - PULL - CHARCOAL MESH - 40.25" X 60"
6	155127-01-TH0	EA	PANEL - VINYL COVERED - RIVERSTONE
6	155127-01-TG0	EA	PANEL - VINYL COVERED - CASHMERE
7	155127-02-TH0	EA	PANEL - VINYL COVERED - RIVERSTONE - AUTOMATIC SATELLITE SYSTEM FROM: 00-00-00 THRU: 01-28-07
7	155127-10-U67	EA	PANEL - VINYL COVERED - RIVERSTONE - AUTOMATIC SATELLITE DISH - NOT ILLUSTRATED FROM: 01-29-07 THRU: 99-99-99
7	155127-02-TG0	EA	PANEL - VINYL COVERED - CASHMERE - AUTOMATIC SATELLITE SYSTEM FROM: 00-00-00 THRU: 01-28-07
7	155127-10-U68	EA	PANEL - VINYL COVERED - CASHMERE - AUTOMATIC SATELLITE DISH - NOT ILLUSTRATED FROM: 01-29-07 THRU: 99-99-99
8	155127-03-TH0	EA	PANEL - VINYL COVERED - RIVERSTONE - IN-MOTION SATELLITE SYSTEM
8	155127-03-TG0	EA	PANEL - VINYL COVERED - CASHMERE - IN-MOTION SATELLITE SYSTEM
9	153644-01-T78	EA	CABINET - OVERHEAD/FRONT - W/O DOORS/HDW - CONCERT CHERRY (U90, U94, U98)
9	153644-01-UM1	EA	CABINET - OVERHEAD/FRONT - W/O DOORS/HDW - CONCERT CHERRY (UM1, UM2, UM3)
9	153644-01-T79	EA	CABINET - OVERHEAD/FRONT - W/O DOORS/HDW - WASHED MAPLE
9	153644-01-T80	EA	CABINET - OVERHEAD/FRONT - W/O DOORS/HDW - SIERRA MAPLE
10	136954-A3-U90	EA	DOOR - RAISED PANEL/OGEE EDGE - 14.3" X 17.9" - W/O HDW - CONCERT CHERRY
10	136954-A3-U91	EA	DOOR - RAISED PANEL/OGEE EDGE - 14.3" X 17.9" - W/O HDW - WASHED MAPLE
10	136954-A3-U92	EA	DOOR - RAISED PANEL/OGEE EDGE - 14.3" X 17.9" - W/O HDW - SIERRA MAPLE
11	136954-C1-U90	EA	DOOR - RAISED PANEL/OGEE EDGE - 15.4" X 25.6" - W/O HDW - CONCERT CHERRY
11	136954-C1-U91	EA	DOOR - RAISED PANEL/OGEE EDGE - 15.4" X 25.6" - W/O HDW - WASHED MAPLE
11	136954-C1-U92	EA	DOOR - RAISED PANEL/OGEE EDGE - 15.4" X 25.6" - W/O HDW - SIERRA MAPLE



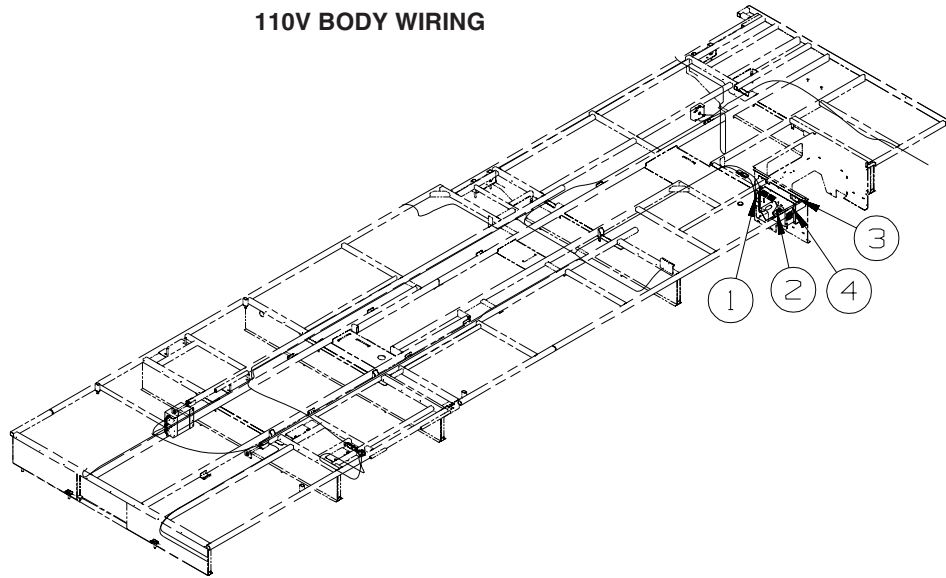
**W/O FRONT TV
G37B**

KEY	PART NUMBER	U/M	DESCRIPTION
1	159108-01-U90	EA	CABINET - OVERHEAD/FRONT/RH HAND - W/O DOORS/HDW
1	159108-01-U91	EA	CABINET - OVERHEAD/FRONT/RH HAND - W/O DOORS/HDW
1	159108-01-U92	EA	CABINET - OVERHEAD/FRONT/RH HAND - W/O DOORS/HDW
1	159108-01-U94	EA	CABINET - OVERHEAD/FRONT/RH HAND - W/O DOORS/HDW
1	159108-01-U95	EA	CABINET - OVERHEAD/FRONT/RH HAND - W/O DOORS/HDW
1	159108-01-U96	EA	CABINET - OVERHEAD/FRONT/RH HAND - W/O DOORS/HDW
1	159108-01-U98	EA	CABINET - OVERHEAD/FRONT/RH HAND - W/O DOORS/HDW

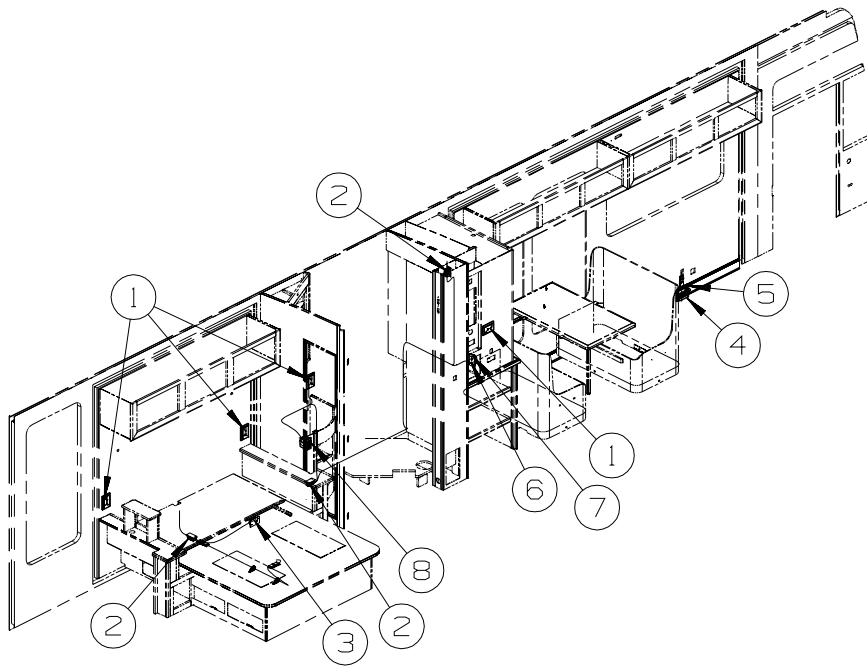
DRIVERS COMPARTMENT GROUP (CONTINUED)
CABINETS (CONTINUED)

KEY	PART NUMBER	U/M	DESCRIPTION
1	159108-01-U99	EA	CABINET - OVERHEAD/FRONT/RH HAND - W/O DOORS/HDW
1	159108-01-U00	EA	CABINET - OVERHEAD/FRONT/RH HAND - W/O DOORS/HDW
1	159108-01-UM1	EA	CABINET - OVERHEAD/FRONT/RH HAND - W/O DOORS/HDW
1	159108-01-UM2	EA	CABINET - OVERHEAD/FRONT/RH HAND - W/O DOORS/HDW
1	159108-01-UM3	EA	CABINET - OVERHEAD/FRONT/RH HAND - W/O DOORS/HDW
2	145517-34-T78	EA	END CAP - OVERHEAD CABINET - CONCERT CHERRY
2	145517-34-T79	EA	END CAP - OVERHEAD CABINET - WASHED MAPLE
2	145517-34-T80	EA	END CAP - OVERHEAD CABINET - SIERRA MAPLE
3	159108-02-U90	EA	CABINET - OVERHEAD/FRONT/LH HAND - W/O DOORS/HDW
3	159108-02-U91	EA	CABINET - OVERHEAD/FRONT/LH HAND - W/O DOORS/HDW
3	159108-02-U92	EA	CABINET - OVERHEAD/FRONT/LH HAND - W/O DOORS/HDW
3	159108-02-U94	EA	CABINET - OVERHEAD/FRONT/LH HAND - W/O DOORS/HDW
3	159108-02-U95	EA	CABINET - OVERHEAD/FRONT/LH HAND - W/O DOORS/HDW
3	159108-02-U96	EA	CABINET - OVERHEAD/FRONT/LH HAND - W/O DOORS/HDW
3	159108-02-U98	EA	CABINET - OVERHEAD/FRONT/LH HAND - W/O DOORS/HDW
3	159108-02-U99	EA	CABINET - OVERHEAD/FRONT/LH HAND - W/O DOORS/HDW
3	159108-02-U00	EA	CABINET - OVERHEAD/FRONT/LH HAND - W/O DOORS/HDW
3	159108-02-UM1	EA	CABINET - OVERHEAD/FRONT/LH HAND - W/O DOORS/HDW
3	159108-02-UM2	EA	CABINET - OVERHEAD/FRONT/LH HAND - W/O DOORS/HDW
3	159108-02-UM3	EA	CABINET - OVERHEAD/FRONT/LH HAND - W/O DOORS/HDW
4	132909-22-U90	EA	PANEL - VINYL COVERED
5	126841-09-000	EA	SHADE - PULL - CHARCOAL MESH - 40.25" X 60"
6	153820-01-T77	EA	PANEL - VINYL COVERED - RIVERSTONE - AUTOMATIC SATELLITE SYSTEM FROM: 00-00-00 THRU: 01-28-07
6	153820-07-U90	EA	PANEL - VINYL COVERED - RIVERSTONE - AUTOMATIC SATELLITE DISH - NOT ILLUSTRATED FROM: 01-29-07 THRU: 99-99-99
6	153820-01-T81	EA	PANEL - VINYL COVERED - CASHMERE - AUTOMATIC SATELLITE SYSTEM FROM: 00-00-00 THRU: 01-28-07
6	153820-07-U94	EA	PANEL - VINYL COVERED - CASHMERE - AUTOMATIC SATELLITE DISH - NOT ILLUSTRATED FROM: 01-29-07 THRU: 99-99-99
7	153820-02-T77	EA	PANEL - VINYL COVERED - RIVERSTONE - IN-MOTION SATELLITE SYSTEM
7	153820-02-T81	EA	PANEL - VINYL COVERED - CASHMERE - IN-MOTION SATELLITE SYSTEM
8	153820-03-T77	EA	PANEL - VINYL COVERED - RIVERSTONE
8	153820-03-T81	EA	PANEL - VINYL COVERED - CASHMERE
9	153644-01-T78	EA	CABINET - OVERHEAD/FRONT - W/O DOORS/HDW - CONCERT CHERRY (U90, U94, U98)
9	153644-01-UM1	EA	CABINET - OVERHEAD/FRONT - W/O DOORS/HDW - CONCERT CHERRY (UM1, UM2, UM3)
9	153644-01-T79	EA	CABINET - OVERHEAD/FRONT - W/O DOORS/HDW - WASHED MAPLE
9	153644-01-T80	EA	CABINET - OVERHEAD/FRONT - W/O DOORS/HDW - SIERRA MAPLE
10	126275-09-02B	EA	SHELF - OVERHEAD/FRONT - E-COATED
11	132909-24-U90	EA	PANEL - VINYL COVERED - RH HAND
12	132909-19-U90	EA	PANEL - VINYL COVERED - RH HAND
13	155483-01-T78	EA	SHELF - VCR/RIGHT HAND - W/WOOD MOLDING - CONCERT CHERRY (U90, U94, U98)
13	155483-01-UM1	EA	SHELF - VCR/RIGHT HAND - W/WOOD MOLDING - CONCERT CHERRY (UM1, UM2, UM3)
13	155483-01-T79	EA	SHELF - VCR/RIGHT HAND - W/WOOD MOLDING - WASHED MAPLE
13	155483-01-T80	EA	SHELF - VCR/RIGHT HAND - W/WOOD MOLDING - SIERRA MAPLE
14	136954-A3-U90	EA	DOOR - RAISED PANEL/OGEE EDGE - 14.3" X 17.9" - W/O HDW - CONCERT CHERRY
14	136954-A3-U91	EA	DOOR - RAISED PANEL/OGEE EDGE - 14.3" X 17.9" - W/O HDW - WASHED MAPLE
14	136954-A3-U92	EA	DOOR - RAISED PANEL/OGEE EDGE - 14.3" X 17.9" - W/O HDW - SIERRA MAPLE
15	136954-C1-U90	EA	DOOR - RAISED PANEL/OGEE EDGE - 15.4" X 25.6" - W/O HDW - CONCERT CHERRY
15	136954-C1-U91	EA	DOOR - RAISED PANEL/OGEE EDGE - 15.4" X 25.6" - W/O HDW - WASHED MAPLE
15	136954-C1-U92	EA	DOOR - RAISED PANEL/OGEE EDGE - 15.4" X 25.6" - W/O HDW - SIERRA MAPLE

ELECTRICAL GROUP 110V BODY WIRING



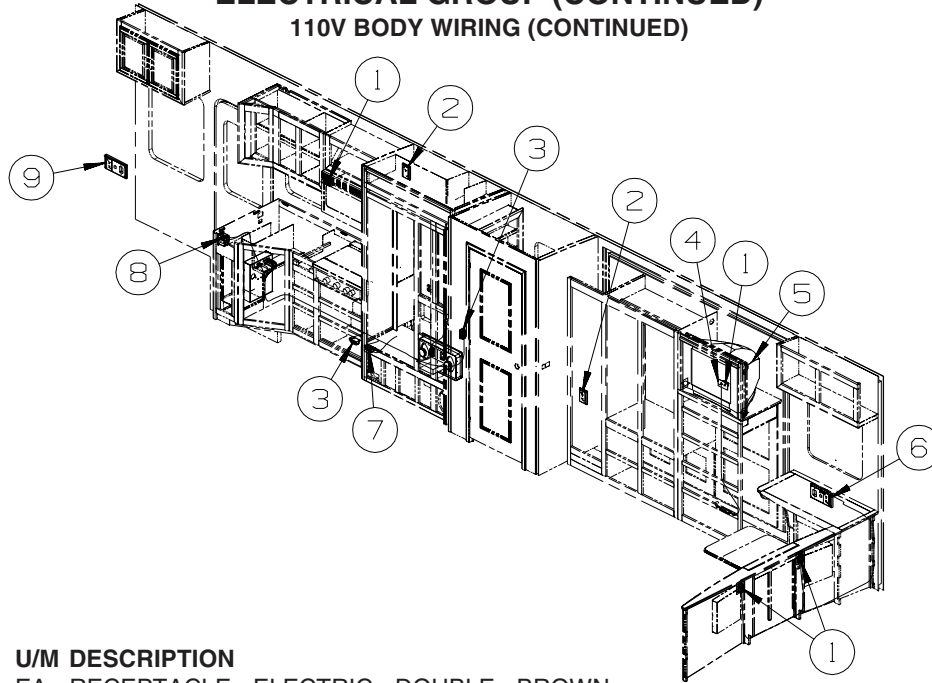
KEY	PART NUMBER	U/M	DESCRIPTION
1	058707-02-000	EA	RECEPTACLE - BLANK - JUNCTION BOX - INVERTER-DC/AC,600 WATT
1	058708-05-000	EA	RECEPTACLE - ELECTRICAL - SINGLE - BROWN
2	058708-01-000	EA	RECEPTACLE - ELECTRIC - DOUBLE - BROWN
3	154367-11-02B	EA	BRACKET/MOUNT - INVERTER - E-COATED - INVERTER-DC/AC,600 WATT
4	154511-01-000	EA	INVERTER - 600 WATT - W/O REMOTE PANEL - INVERTER-DC/AC,600 WATT



KEY	PART NUMBER	U/M	DESCRIPTION
1	133713-01-24A	EA	SPACER/RECEPTACLE - VINYL - CONCERT CHERRY (U90, U94, U98)
1	133713-01-25A	EA	SPACER/RECEPTACLE - VINYL - SAKAE CONCERT CHERRY (UM1, UM2, UM3)
1	133713-01-21A	EA	SPACER/RECEPTACLE - VINYL - WASHED MAPLE
1	133713-01-22A	EA	SPACER/RECEPTACLE - VINYL - SIERRA MAPLE
1	058708-01-000	EA	RECEPTACLE - ELECTRIC - DOUBLE - BROWN
2	058707-02-000	EA	RECEPTACLE - BLANK - JUNCTION BOX
3	058708-05-000	EA	RECEPTACLE - ELECTRICAL - SINGLE - BROWN - SLEEP NUMBER BED-QUEEN SIZE
4	153862-02-01A	EA	COVER - WIRE - 5.9" X 3.8" X 2.2" - BLACK
5	155469-01-01A	EA	COVER - WIRE - .9" X 6.3" X 5.6" - BLACK
6	058708-05-000	EA	RECEPTACLE - ELECTRICAL - SINGLE - BROWN
7	158542-01-01A	EA	LABEL - RECEPTACLE - WASHER/DRYER - WHITE/BLACK - WASHER/DRYER PREP/CANADIAN
8	147446-01-02A	EA	RECEPTACLE - GFCI - 15A 125V - BROWN
			FROM: 00-00-00 THRU: 12-20-06
8	163319-01-02A	EA	RECEPTACLE - GFCI - 15A 125V - BROWN
			FROM: 12-21-06 THRU: 99-99-99

ELECTRICAL GROUP (CONTINUED)

110V BODY WIRING (CONTINUED)

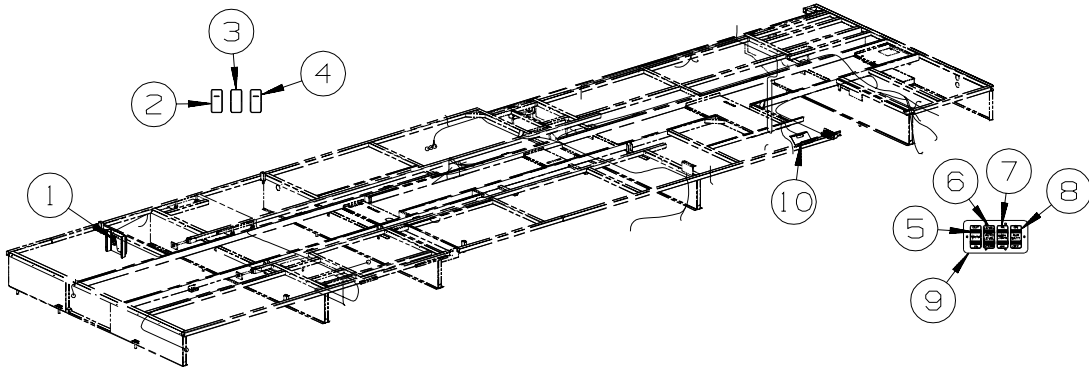


KEY	PART NUMBER	U/M	DESCRIPTION
1	058708-01-000	EA	RECEPTACLE - ELECTRIC - DOUBLE - BROWN
2	133713-01-24A	EA	SPACER/RECEPTACLE - VINYL - CONCERT CHERRY (U90, U94, U98)
2	133713-01-25A	EA	SPACER/RECEPTACLE - VINYL - SAKAE CONCERT CHERRY (UM1, UM2, UM3)
2	133713-01-21A	EA	SPACER/RECEPTACLE - VINYL - WASHED MAPLE
2	133713-01-22A	EA	SPACER/RECEPTACLE - VINYL - SIERRA MAPLE
2	058708-01-000	EA	RECEPTACLE - ELECTRIC - DOUBLE - BROWN
3	058707-01-000	EA	RECEPTACLE - ELECTRIC - SINGLE - BROWN
4	158542-02-01A	EA	LABEL - RECEPTACLE - ELECTRONICS - WHITE/BLACK
5*	146299-02-000	EA	TV - 24" STEREO W/5 JACKS - SONY 24FS120MT02
6	133713-06-24A	EA	SPACER/RECEPTACLE - PHONE - VINYL - CONCERT CHERRY (U90, U94, U98) - CABINET-DESK
6	133713-06-25A	EA	SPACER/RECEPTACLE - PHONE - VINYL-SAKAE CONCERT CHERRY(UM1, UM2, UM3)-CABINET-DESK
6	133713-06-21A	EA	SPACER/RECEPTACLE - PHONE - VINYL - WASHED MAPLE - CABINET-DESK
6	133713-06-22A	EA	SPACER/RECEPTACLE - PHONE - VINYL - SIERRA MAPLE - CABINET-DESK
6	058708-01-000	EA	RECEPTACLE - ELECTRIC - DOUBLE - BROWN - CABINET-DESK
7	058707-02-000	EA	RECEPTACLE - BLANK - JUNCTION BOX
8	147446-01-02A	EA	RECEPTACLE - GFCI - 15A 125V - BROWN
9	133713-06-24A	EA	SPACER/RECEPTACLE - PHONE - VINYL - CONCERT CHERRY (U90, U94, U98)
9	133713-06-25A	EA	SPACER/RECEPTACLE - PHONE - VINYL - SAKAE CONCERT CHERRY (UM1, UM2, UM3)
9	133713-06-21A	EA	SPACER/RECEPTACLE - PHONE - VINYL - WASHED MAPLE
9	133713-06-22A	EA	SPACER/RECEPTACLE - PHONE - VINYL - SIERRA MAPLE
9	058708-01-000	EA	RECEPTACLE - ELECTRIC - DOUBLE - BROWN

*COMPONENT PARTS LISTED LATER IN THIS GROUP

ELECTRICAL GROUP (CONTINUED)

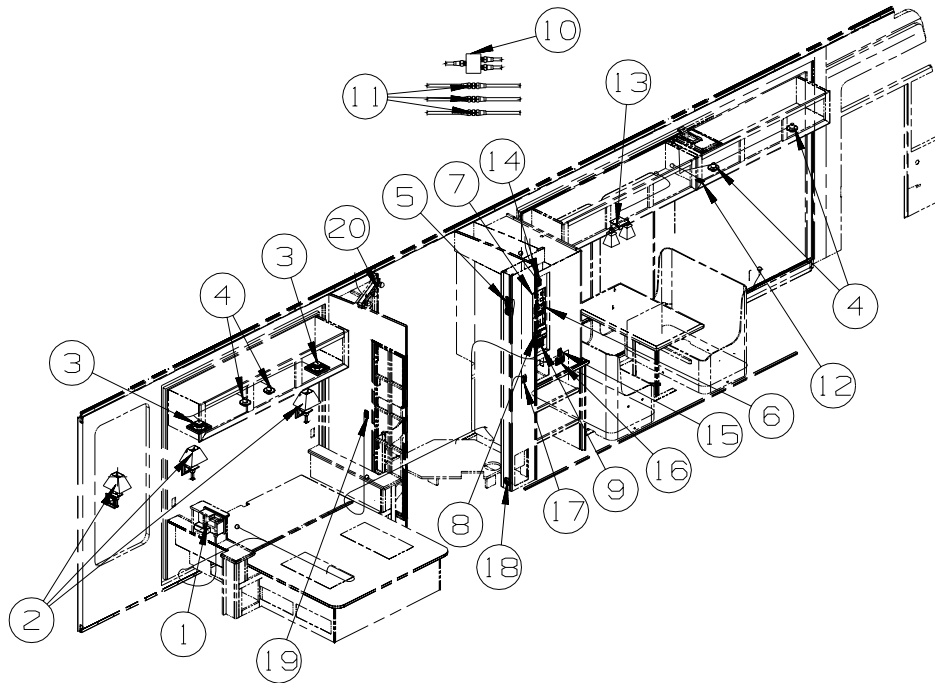
12V BODY WIRING



KEY	PART NUMBER	U/M	DESCRIPTION
1	149557-01-01A	EA	PLATE/WALL - PHONE/DUAL COAXIAL/VERTICAL - WHITE
2	108357-15-000	EA	SWITCH - ROCKER - DPDT - ON/NONE/ON - W/LIGHT W/O COVER
2	108356-01-01A	EA	COVER/ACTUATOR SWITCH - 3 GROOVES - BLACK
2	108355-01-000	EA	HOUSING - SWITCH
3	108357-01-000	EA	SWITCH - ROCKER - SPST - ON/OFF - 2 TERMINAL - W/O COVER
3	108356-01-01A	EA	COVER/ACTUATOR SWITCH - 3 GROOVES - BLACK
3	108355-01-000	EA	HOUSING - SWITCH
4	108357-18-000	EA	SWITCH - ROCKER - DPDT - MOM/OFF/MOM - W/O COVER
4	108356-03-01A	EA	COVER/ACTUATOR SWITCH - 3 GROOVES W/LENS - BLACK
4	108355-01-000	EA	HOUSING - SWITCH
5	108357-07-000	EA	SWITCH - ROCKER - SPDT - MOM/OFF/MOM - 3 TERM - W/O COVER
5	108356-12-01A	EA	COVER/ACTUATOR SWITCH - 3 GROOVES - AWNING/IN/OUT
5	108355-01-000	EA	HOUSING - SWITCH
5	096241-03-000	EA	SWITCH - BLANK - BLACK
6	108357-18-000	EA	SWITCH - ROCKER - DPDT - MOM/OFF/MOM - W/O COVER
6	108356-15-01A	EA	COVER/ACTUATOR SWITCH - 3 GROOVES - LEVELING JACKS/REMOTE
6	108355-01-000	EA	HOUSING - SWITCH
7	108357-01-000	EA	SWITCH - ROCKER - SPST - ON/OFF - 2 TERMINAL - W/O COVER
7	108356-14-01A	EA	COVER/ACTUATOR SWITCH - 3 GROOVES - COMPT LIGHTS
7	108355-01-000	EA	HOUSING - SWITCH
8	108357-06-000	EA	SWITCH - ROCKER - DPDT - MOM/OFF/MOM - 6 TERM - W/O COVER
8	108356-11-01A	EA	COVER/ACTUATOR SWITCH - 3 GROOVES - AUX BATT - BLACK
8	108355-01-000	EA	HOUSING - SWITCH
9	158431-01-04B	EA	PLATE - SWITCH - BLACK
9	135167-01-02B	EA	BRACKET - SWITCH COVER - E-COATED
10	082134-01-000	EA	ADAPTER - TV - CABLE TO CABLE
10	082136-01-000	EA	NUT - HEX JAM - 3/8-32
10	157486-01-02A	EA	LABEL - TV/EXTERIOR

ELECTRICAL GROUP (CONTINUED)

12V BODY WIRING (CONTINUED)



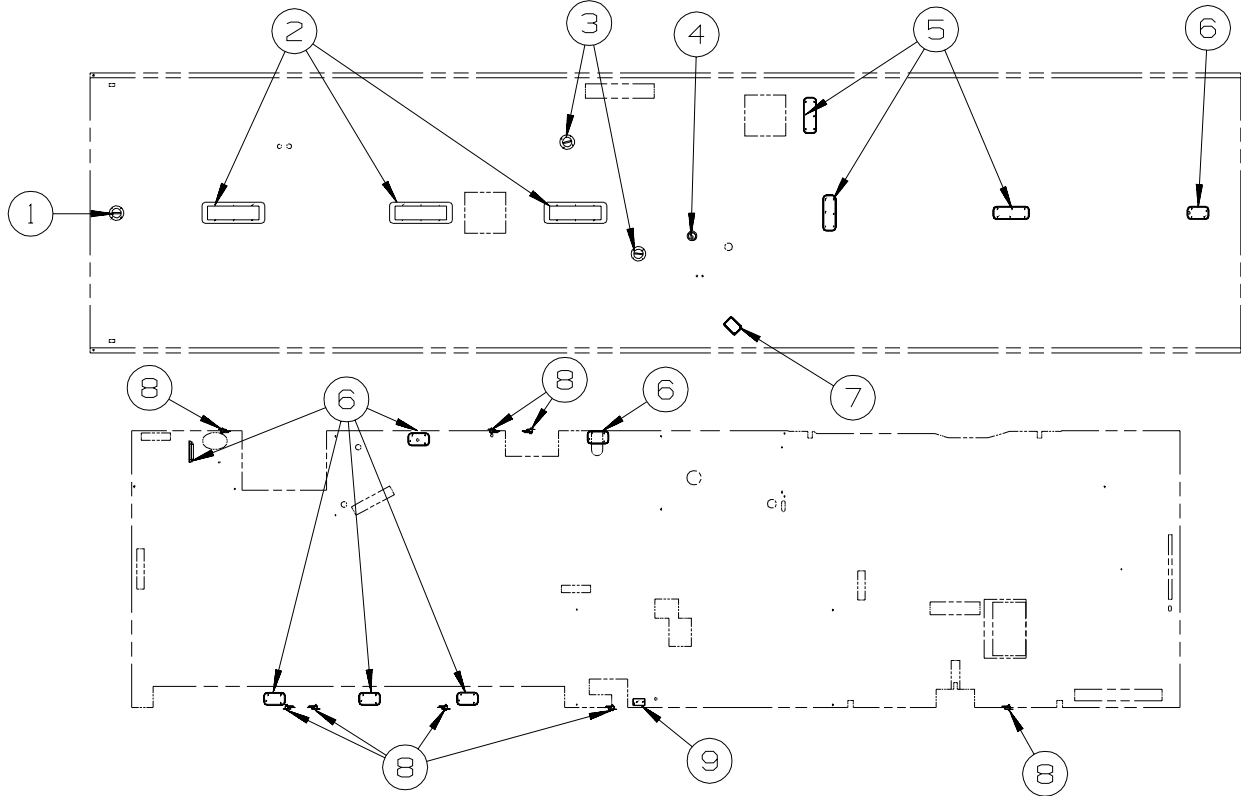
KEY	PART NUMBER	U/M	DESCRIPTION
1*	156413-01-01A	EA	RADIO - WALL MOUNT - DVD/CD - W/ALARM - JENSEN AWM950 - STEREO SYSTEM/W/CD/DVD REAR FROM: 00-00-00 THRU: 01-01-07
1	163031-01-01A	EA	RADIO - WALL MOUNT - DVD/CD - W/ALARM - JENSEN AWM960 - STEREO SYSTEM/W/CD/DVD REAR FROM: 01-02-07 THRU: 99-99-99
2	119258-37-03A	EA	LAMP - WALL - SATIN NICKEL
2	119257-18-01A	EA	SHADE - LAMP - PARCHMENT
2	067479-01-000	EA	BULB - 12V - #1076 - 1.80 AMP
3	094097-01-000	EA	SPEAKER - RADIO/TV - W/O GRILLE - 5.25" DIAMETER - STEREO SYSTEM/W/CD/DVD REAR
3	089340-02-000	EA	GRILLE - SPEAKER - 6.5" SQUARE - STEREO SYSTEM/W/CD/DVD REAR
4	132427-01-02A	EA	LIGHT - READING/SWIVEL - ROUND - NICKEL
5	144363-09-02A	EA	PLATE - SWITCH - E-COATED
5	108357-06-000	EA	SWITCH - ROCKER - DPDT - MOM/OFF/MOM - 6 TERM - W/O COVER
5	108356-02-01A	EA	COVER/ACTUATOR SWITCH - 2 ROWS DIMPLES - BLACK
5	108355-01-000	EA	HOUSING - SWITCH
5	116220-01-000	EA	APPLIQUE - SWITCH/SLIDEOUT
5	116549-01-000	EA	LABEL - WARNING - SLIDEOUT
6	127002-10-000	EA	PANEL/MONITOR - ENERGY MANAGEMENT SYSTEMS CTRL - W/3 PLUG
7*	133004-05-01A	EA	PANEL/MONITOR-2 TANK-DIGITAL VOLT MT/SOLAR-W/WATER HTR SWT
8	105620-18-000	EA	THERMOSTAT - FURNACE/HEAT PUMP-A/C
9	154511-02-000	EA	REMOTE/PANEL - INVERTER/600 WATT - INVERTER-DC/AC,600 WATT
9	148254-03-000	EA	CABLE/INVERTOR - W/8 PIN MODULAR PHONE JACK - 50'-DIMEN - INVERTER-DC/AC,600 WATT
10	086756-01-000	EA	SPLITTER - TV/2 WAY
11	082134-01-000	EA	ADAPTER - TV - CABLE TO CABLE
12	135740-01-01A	EA	SWITCH - ROCKER - SPST - ON/OFF - BROWN
12	135741-01-01A	EA	SWITCH - BASE - SINGLE - BROWN
12	135742-01-01A	EA	BEZEL - SWITCH - SINGLE - BROWN
13*	093575-23-03A	EA	LIGHT - CEILING/DOUBLE - SATIN NICKEL
13	117805-02-000	EA	BULB - 12V - #921 - 1.4 AMPS
14	135740-06-01A	EA	SWITCH - ROCKER - ON/OFF - LIGHTED - RED
14	135741-01-01A	EA	SWITCH - BASE - SINGLE - BROWN
14	135742-35-02A	EA	BEZEL - SWITCH - WATER HEATER/110 VOLT - BROWN
15	135740-01-01A	EA	SWITCH - ROCKER - SPST - ON/OFF - BROWN
15	135741-01-01A	EA	SWITCH - BASE - SINGLE - BROWN
15	135742-30-02A	EA	BEZEL - SWITCH - MONITOR - BROWN
16	135740-01-01A	EA	SWITCH - ROCKER - SPST - ON/OFF - BROWN
16	135741-03-01A	EA	SWITCH - BASE - TRIPLE - BROWN
16	135742-41-02A	EA	BEZEL - SWITCH - GALLEY/VALANCE/FAN - BROWN
17	135740-01-01A	EA	SWITCH - ROCKER - SPST - ON/OFF - BROWN
17	135741-01-01A	EA	SWITCH - BASE - SINGLE - BROWN
17	135742-07-02A	EA	BEZEL - SWITCH - CEILING - BROWN

ELECTRICAL GROUP (CONTINUED)

12V BODY WIRING (CONTINUED)

KEY	PART NUMBER	U/M	DESCRIPTION
18*	108354-01-01A	EA	LIGHT - COURTESY
19	135740-01-01A	EA	SWITCH - ROCKER - SPST - ON/OFF - BROWN
19	135741-01-01A	EA	SWITCH - BASE - SINGLE - BROWN
19	135742-08-02A	EA	BEZEL - SWITCH - MAKEUP - BROWN
20	138116-01-02A	EA	LIGHT/MAKE UP - 3 BULB - CURVED - W/O BULB - SATIN NICKEL
20	123918-01-000	EA	BULB - 12V - MAKEUP - WHITE

***COMPONENT PARTS LISTED LATER IN THIS GROUP**

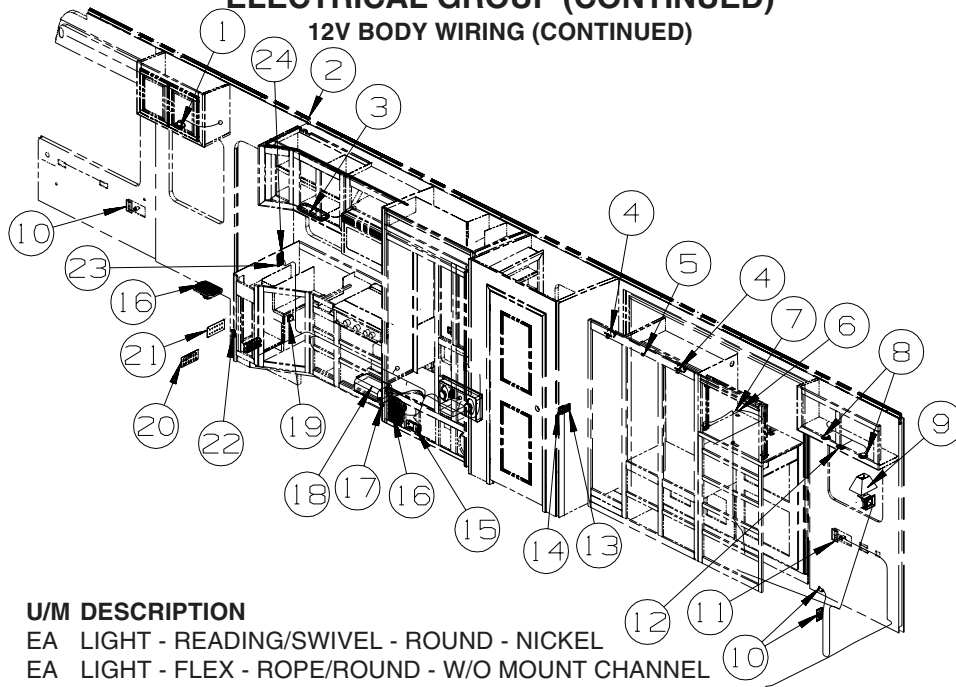


KEY	PART NUMBER	U/M	DESCRIPTION
1	151314-01-01A	EA	SPEAKER - CUBE/CEILING - WHITE - MAGNADYNE - LS3CM-WN-TV(FRONT)27"/HUTCH CABINET FROM: 00-00-00 THRU: 07-23-06
1	160867-01-01A	EA	SPEAKER - ROUND/CEILING - CREAM - MAGNADYNE - LS3EYC-WN-TV(FRONT)27"/HUTCH CABINET FROM: 07-24-06 THRU: 99-99-99
2*	153464-06-01A	EA	LIGHT-FLUORESCENT 21.8"- RECESSED/WARM WHT BULB-W/O SWITCH
3	151314-01-01A	EA	SPEAKER - CUBE/CEILING - WHITE - MAGNADYNE - LS3CM-WN FROM: 00-00-00 THRU: 07-23-06
3	160867-01-01A	EA	SPEAKER - ROUND/CEILING - CREAM - MAGNADYNE - LS3EYC-WN FROM: 07-24-06 THRU: 99-99-99
4*	146048-01-01A	EA	LIGHT - HALOGEN/ADJUSTABLE - WHITE
5*	137417-06-01A	EA	LIGHT - DOME - DOUBLE - W/O SWITCH - W/FROSTED LENS-WHITE
6*	137417-03-01A	EA	LIGHT - DOME - SINGLE - W/O SWITCH - W/FROSTED LENS-WHITE
7*	121935-01-01A	EA	LIGHT - DOME - SHOWER - W/HOLE IN LENS
8	041250-01-000	EA	SWITCH - PUSH BUTTON/DOOR JAMB - METAL/CHROME
8	138494-01-02B	EA	BRACKET - SWITCH/LIGHT - E-COATED
9*	086280-01-000	EA	LIGHT - SURFACE MOUNT - 12 VOLT

***COMPONENT PARTS LISTED LATER IN THIS GROUP**

ELECTRICAL GROUP (CONTINUED)

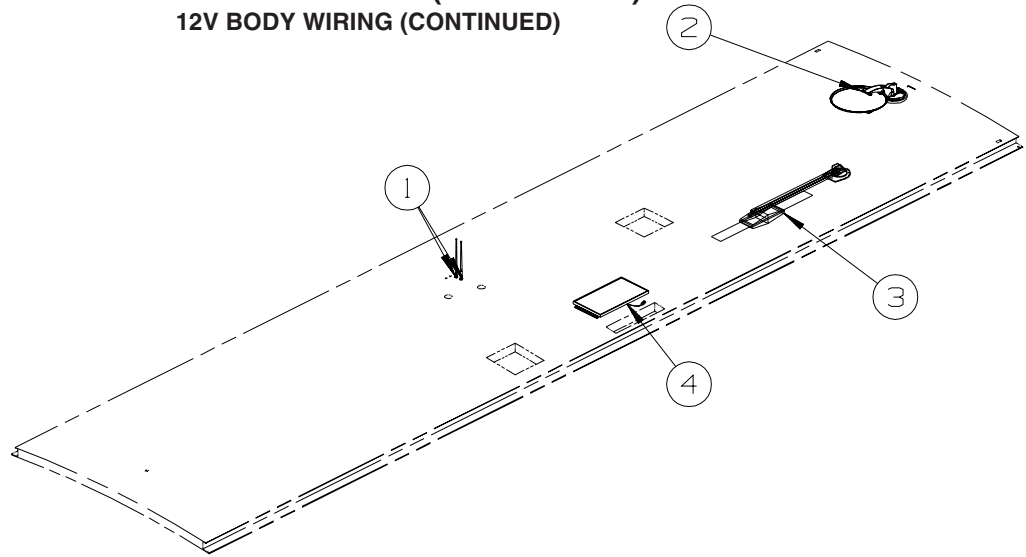
12V BODY WIRING (CONTINUED)



KEY	PART NUMBER	U/M	DESCRIPTION
1	132427-01-02A	EA	LIGHT - READING/SWIVEL - ROUND - NICKEL
2	146514-03-000	EA	LIGHT - FLEX - ROPE/ROUND - W/O MOUNT CHANNEL
2	146514-02-000	EA	CONNECTOR - LIGHT
2	146514-04-000	EA	CHANNEL/MOUNT - F/ROPE LIGHT
3*	137417-05-01A	EA	LIGHT - DOME - DOUBLE - W/SWITCH/OPTIC LENS - WHITE
4*	087694-01-000	EA	LIGHT - WARDROBE/CLOSET - W/SWITCH
5	056264-01-000	EA	SWITCH - LEAF ACTUATOR
6	136860-03-000	EA	CABLE - RCA - SHIELDED - 3 MALE TO MALE CONNECTORS - 6'
7	159064-01-01A	EA	LABEL - CABLE/RCA - WHITE ON BLACK
8*	123775-01-02A	EA	LIGHT - HALOGEN - ROUND - SATIN NICKEL - CABINET-DESK
9	119258-37-03A	EA	LAMP - WALL - SATIN NICKEL
9	119257-18-01A	EA	SHADE - LAMP - PARCHMENT
9	067479-01-000	EA	BULB - 12V - #1076 - 1.80 AMP
10	093253-01-02A	EA	PLATE - WALL - TELEPHONE - BROWN
10	132958-01-000	EA	RECEPTACLE - 12 VOLT - MOUNTING FLANGE - BLACK
11	093253-01-02A	EA	PLATE - WALL - TELEPHONE - BROWN - CABINET-DESK
11	132958-01-000	EA	RECEPTACLE - 12 VOLT - MOUNTING FLANGE - BLACK - CABINET-DESK
12	135740-01-01A	EA	SWITCH - ROCKER - SPST - ON/OFF - BROWN - CABINET-DESK
12	135741-01-01A	EA	SWITCH - BASE - SINGLE - BROWN - CABINET-DESK
12	135742-01-01A	EA	BEZEL - SWITCH - SINGLE - BROWN - CABINET-DESK
13	135740-01-01A	EA	SWITCH - ROCKER - SPST - ON/OFF - BROWN
13	135740-02-01A	EA	SWITCH - ROCKER - SPDT - ON/ON - BROWN
13	135741-03-01A	EA	SWITCH - BASE - TRIPLE - BROWN
13	135742-25-02A	EA	BEZEL - SWITCH - CEILING/AISLE/HALL - BROWN
14	135740-01-01A	EA	SWITCH - ROCKER - SPST - ON/OFF - BROWN
14	135741-02-01A	EA	SWITCH - BASE - DOUBLE - BROWN
14	135742-33-02A	EA	BEZEL - SWITCH - CEILING/FAN - BROWN
15	150138-01-01A	EA	DETECTOR - LP GAS - WHITE
15	150138-01-02A	EA	DETECTOR - LP GAS - BROWN
16	124884-01-000	EA	SPEAKER - 6" X 9" - SUB-WOOFER - W/O GRILLE
16	151844-01-01A	EA	GRILLE - SPEAKER - 6" X 9" - SUB WOOFER - BLACK
17	086233-01-000	EA	STUD - ISOLATED - 3/8" X 7/8" LONG
18	123058-01-000	EA	CONVERTER - 55 AMP - ELECTRONIC - 4 1/8"H X 7"W X 12 3/8"L
19*	108354-01-01A	EA	LIGHT - COURTESY
20	092547-10-000	EA	LABEL - CIRCUIT BREAKER
21	139067-02-02B	EA	PLATE - CIRCUIT BREAKER/HOUSE - E-COATED
22	116995-02-000	EA	SWITCH/MAGNET - ELECTRIC STEP - BLACK/WHITE- NORMALLY OPEN
22	116995-03-000	EA	SWITCH/MAGNET - ELECTRIC STEP - FULL BODY PAINT
23	135740-01-01A	EA	SWITCH - ROCKER - SPST - ON/OFF - BROWN
23	135741-01-01A	EA	SWITCH - BASE - SINGLE - BROWN
23	135742-11-02A	EA	BEZEL - SWITCH - STEP - BROWN
24	135740-01-01A	EA	SWITCH - ROCKER - SPST - ON/OFF - BROWN
24	135741-02-01A	EA	SWITCH - BASE - DOUBLE - BROWN
24	135742-19-02A	EA	BEZEL - SWITCH - CEILING/PORCH - BROWN

*COMPONENT PARTS LISTED LATER IN THIS GROUP

ELECTRICAL GROUP (CONTINUED)
12V BODY WIRING (CONTINUED)

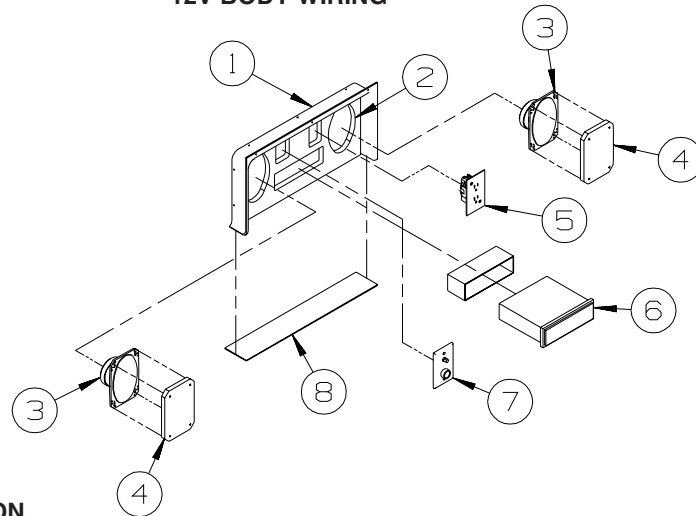


KEY	PART NUMBER	U/M	DESCRIPTION
1	090944-01-000	EA	ANTENNA - RADIO - 16" RUBBER - W/72" LEAD WIRE
1	109889-04-000	EA	EXTENDER - ANTENNA SHAFT - 3.7"
1	147741-01-09B	EA	BRACKET - ANTENNA GROUND - GALVANIZED
2	154474-04-01A	EA	ANTENNA/SATELLITE - DISH IN DOME/SEARCH IN MOTION - WHITE-SAT SYS IN-MOTION W/O RCVR
2	154474-04-02A	EA	ANTENNA/SATELLITE - DISH IN DOME/SEARCH IN MOTION - BLACK-SAT SYS IN-MOTION W/O RCVR
2	154474-03-000	EA	CABLE - SATELLITE - COAX - 8' W/CONNECTORS-SAT SYS IN-MOTION W/O RCVR
2	154474-02-000	EA	CONTROL/SATELLITE KIT-IDB BOX/IDD BOX-POWER SUPPLY-CABLE-SAT SYS IN-MOTION W/O RCVR
2	146488-01-000	EA	PLATE - ROOF - CABLE ENTRY-SAT SYS IN-MOTION W/O RCVR
2*	141454-03-01A	EA	ANTENNA/SATELLITE - "AUTO SEARCH WHILE PARKED/GPS SYSTEM"-SATELLITE DISH-AUTOMATIC FROM: 00-00-00 THRU: 01-28-07
2	163598-01-02A	EA	ANTENNA/SATELLITE - DISH IN DOME/AUT - BLACK - SAT DISH - AUTOMATIC - NOT ILLUSTRATED FROM: 01-29-07 THRU: 99-99-99
2	146488-01-000	EA	PLATE - ROOF - CABLE ENTRY - SAT DISH - AUTOMATIC - NOT ILLUSTRATED FROM: 01-29-07 THRU: 99-99-99
2	141454-04-000	EA	WIRE - SATELLITE - AUTOMATIC
2*	137135-02-000	EA	ANTENNA - SATELLITE DSS - W/SENSOR-SATELLITE DISH & ELEV.SENSOR
3*	076319-23-000	EA	ANTENNA - TV ROOF MOUNT - 44.5" MAST
3*	076319-25-000	EA	KIT - HARDWARE INTERIOR
3	069726-02-000	EA	BUMPER - .88" OD X .40" THICK - BLACK
4	151647-01-000	EA	PANEL - SOLAR 10 WATT

*COMPONENT PARTS LISTED LATER IN THIS GROUP

ELECTRICAL GROUP (CONTINUED)

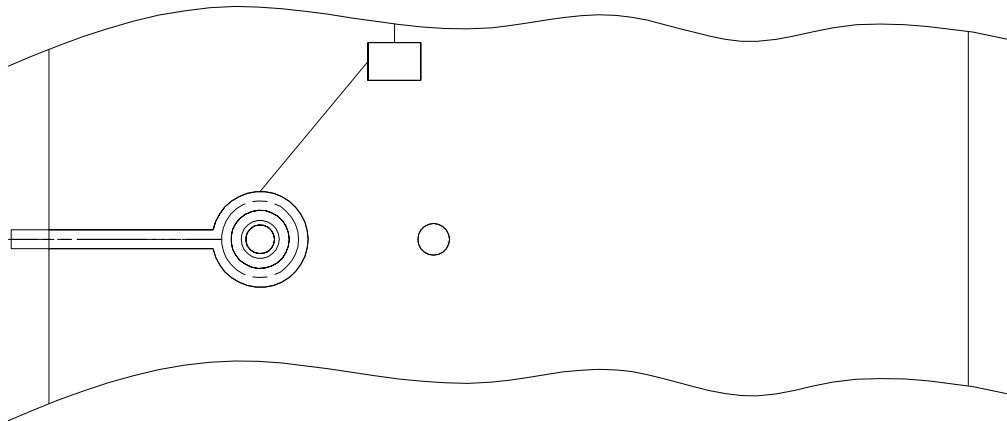
12V BODY WIRING



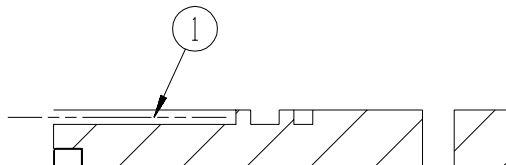
EXTERIOR ENTERTAINMENT

KEY	PART NUMBER	U/M	DESCRIPTION
1	124696-02-01A	EA	BOX-ENTERTAINMENT CTR/EXT-19.4"W X 10"H X 2.5"D - BRT WHT
	124696-01-01A	EA	BOX-ENTERTAINMENT CTR/EXT-19.4"W X 10"H X 10.2"D W/CUTOUTS
2	127409-03-U89	EA	PLATE - RADIO MOUNTING
3	110469-01-000	EA	SPEAKER - 4" X 6" OVAL - COAXIAL
4	110470-01-01A	EA	GRILLE - 4" X 6" - OVAL SPEAKER - BLACK
5	058708-01-000	EA	RECEPTACLE - ELECTRIC - DOUBLE - BROWN
6*	155619-01-000	EA	RADIO - AM/FM CD - W/REMOTE - MAGNADYNE M3200CD
			FROM: 00-00-00 THRU: 08-01-06
6	155619-02-000	EA	RADIO - AM/FM CD-W/O REMOTE/WIRE HARNESS-MAGNADYNE M3200CD
			FROM: 08-02-06 THRU: 99-99-99
	155619-03-000	EA	REMOTE - RADIO
			FROM: 08-02-06 THRU: 99-99-99
7	132958-01-000	EA	RECEPTACLE - 12 VOLT - MOUNTING FLANGE - BLACK
8	104898-01-02A	EA	PLATE - PLASTIC BOTTOM - BRIGHT WHITE

*COMPONENT PARTS LISTED LATER IN THIS GROUP

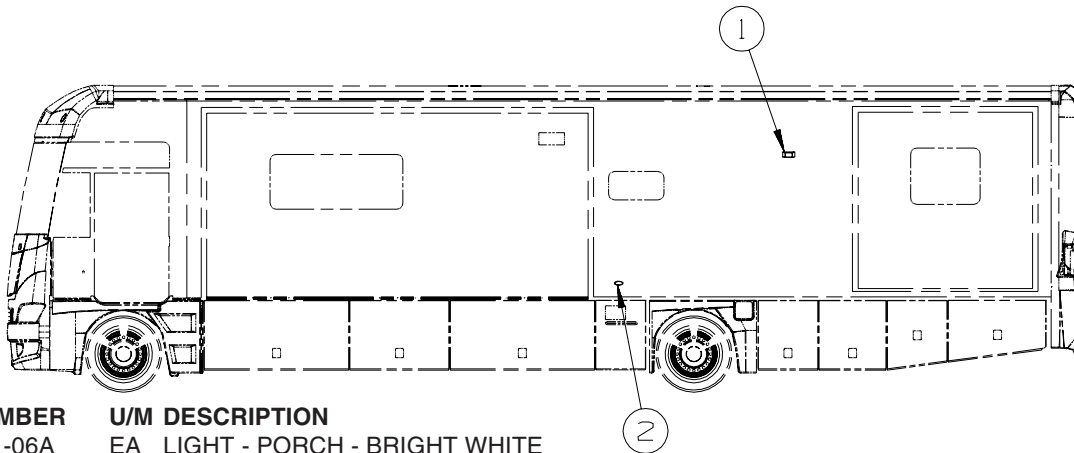
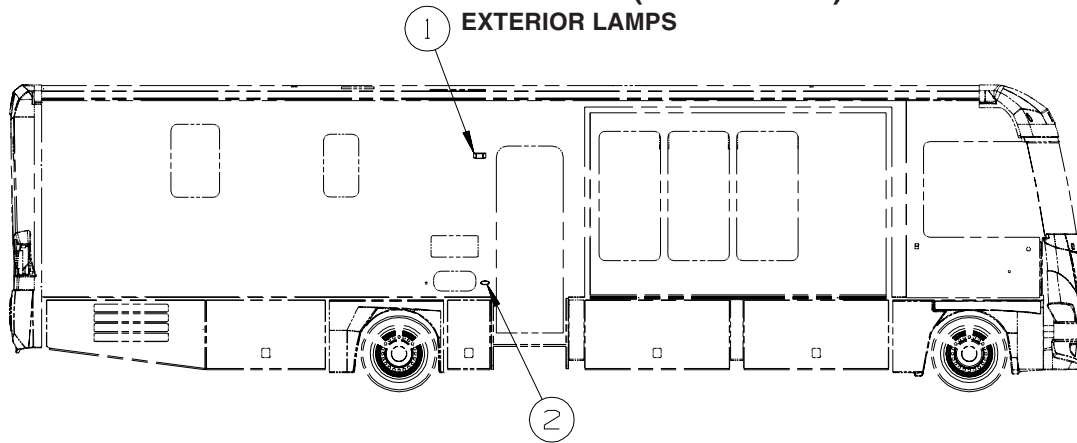


SATELLITE WIRING DETAIL ON ROOF



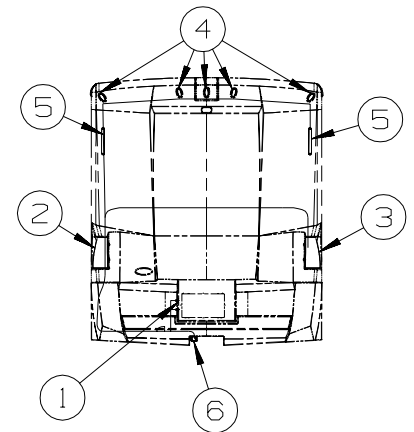
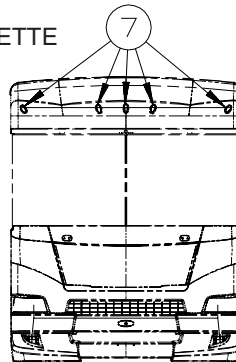
KEY	PART NUMBER	U/M	DESCRIPTION
1	154474-03-000	EA	CABLE - SATELLITE - COAX - 8' W/CONNECTORS - AUTOMATIC SATELLITE DISH
1	141454-04-000	EA	WIRE - SATELLITE - AUTOMATIC - AUTOMATIC SATELLITE DISH
			FROM: 00-00-00 THRU: 01-28-07
1	163598-03-000	EA	CABLE - SATELLITE CONTROL - AUTOMATIC SATELLITE DISH
			FROM: 01-29-07 THRU: 99-99-99

ELECTRICAL GROUP (CONTINUED)



KEY	PART NUMBER	U/M	DESCRIPTION
1*	097917-01-06A	EA	LIGHT - PORCH - BRIGHT WHITE
1	097917-01-08A	EA	LIGHT - PORCH - CHROME - FULL BODY PAINT
	008215-01-000	EA	BULB - 12 VOLT - #1003 - .94 AMP
2	147680-01-01A	EA	BASE - MARKER LAMP - WHITE
	036196-01-000	EA	BULB - 12V - #194 - .27 AMP - BAYONETTE
2	147680-02-01A	EA	LAMP - MARKER - LENS - AMBER

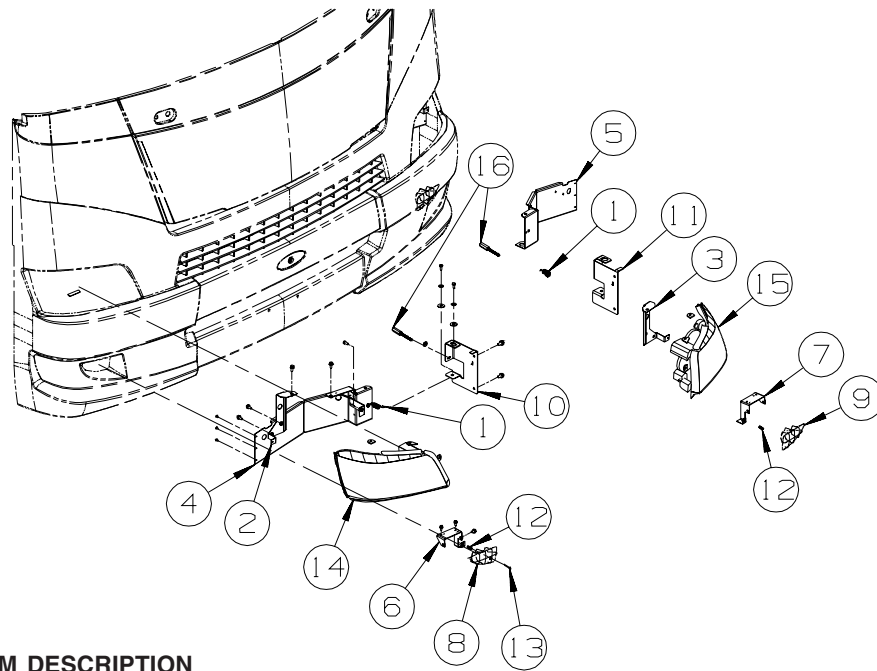
***COMPONENT PARTS LISTED LATER IN THIS GROUP**



KEY	PART NUMBER	U/M	DESCRIPTION
1	087201-01-000	EA	LIGHT - HALF ROUND - 1" X 1.7" - PLASTIC - BLACK OR WHITE
2	154206-02-000	EA	LAMP - STOP/TURN/TAIL/BACK UP - LEFT HAND
2	112708-01-000	EA	BULB - 12 VOLT - #3157 - .59/2.10 AMP
2	112709-02-000	EA	SOCKET - BACK-UP LIGHT
2	112709-03-000	EA	SOCKET - BRAKE LIGHT/MARKER LIGHT
2	112707-01-000	EA	BULB - 12 VOLT - #3156 - 2.10 AMP
3	154206-01-000	EA	LAMP - STOP/TURN/TAIL/BACK UP - RIGHT HAND
3	112708-01-000	EA	BULB - 12 VOLT - #3157 - .59/2.10 AMP
3	112709-02-000	EA	SOCKET - BACK-UP LIGHT
3	112709-03-000	EA	SOCKET - BRAKE LIGHT/MARKER LIGHT
3	112707-01-000	EA	BULB - 12 VOLT - #3156 - 2.10 AMP
4	147680-01-01A	EA	BASE - MARKER LAMP - WHITE
	036196-01-000	EA	BULB - 12V - #194 - .27 AMP - BAYONETTE
4	147680-03-01A	EA	LAMP - MARKER - LENS - RED
5	151076-01-000	EA	LIGHT - BRAKE - CENTER MOUNT
6	146246-01-000	EA	CONNECTOR/PLUG - TRAILER - 7 PIN
6	157593-01-000	EA	CONNECTOR - PLUG - TRAILER - 7 SOCKET
7	147680-01-01A	EA	BASE - MARKER LAMP - WHITE
	036196-01-000	EA	BULB - 12V - #194 - .27 AMP - BAYONETTE
7	147680-02-01A	EA	LAMP - MARKER - LENS - AMBER

ELECTRICAL GROUP (CONTINUED)

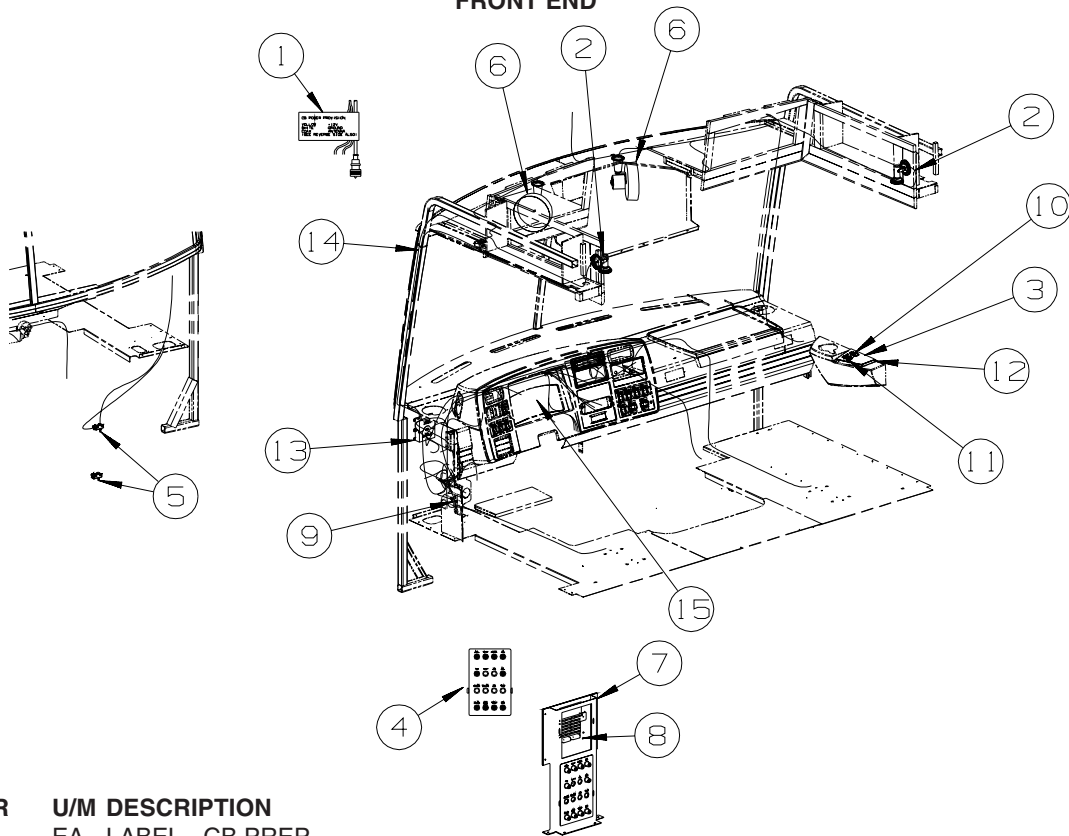
EXTERIOR LAMPS (CONTINUED)



KEY	PART NUMBER	U/M	DESCRIPTION
1	049359-01-000	EA	SPRING - RETAINER - HEADLAMP - GM #496096
2	153003-02-02B	EA	BRACKET - HEADLAMP - RIGHT HAND - E-COATED
3	153003-04-02B	EA	BRACKET - HEADLAMP - LEFT HAND - E-COATED
4	153047-01-02B	EA	SUPPORT - HEADLAMP - PASSENGER - E-COATED
5	153047-02-02B	EA	SUPPORT - HEADLAMP - DRIVER - E-COATED
6	153177-02-02B	EA	BRACKET - FOG LAMP - RIGHT HAND - E-COATED
7	153177-04-02B	EA	BRACKET - FOG LAMP - LEFT HAND - E-COATED
8	153319-01-000	EA	LAMP - FOG - CLEAR - PASSENGER - KAPER II L13-0012
9	153319-02-000	EA	LAMP - FOG - CLEAR - DRIVER - KAPER II -L13-0011
10	153317-03-02B	EA	BRACKET - ADJUSTMENT/RIGHT HAND - E-COATED
11	153317-04-02B	EA	BRACKET - ADJUSTMENT/LEFT HAND - E-COATED
12	153677-01-01A	EA	SPRING - COMPRESSION - F/FOG LAMP ADJUSTMENT
13	153679-01-01A	EA	SCREW/SOCKET HEAD CAP - 10-32X1.25" F/FOG LAMP ADJUSTMENT
14	154209-01-000	EA	HEADLAMP - W/PARK&TURN - RIGHT HAND
14	154209-03-000	EA	SOCKET - TURN SIGNAL/PARK LIGHT
14	124187-01-000	EA	SOCKET/HOUSING - HIGH BEAM HEADLAMP - WORKHORSE
14	124187-02-000	EA	SOCKET/HOUSING - LOW BEAM HEADLAMP - WORKHORSE
15	154209-02-000	EA	HEADLAMP - W/PARK&TURN - LEFT HAND
15	154209-03-000	EA	SOCKET - TURN SIGNAL/PARK LIGHT
15	124187-01-000	EA	SOCKET/HOUSING - HIGH BEAM HEADLAMP - WORKHORSE
15	124187-02-000	EA	SOCKET/HOUSING - LOW BEAM HEADLAMP - WORKHORSE
16	144904-01-01A	EA	BOLT - ADJUSTMENT - HEADLAMP

ELECTRICAL GROUP (CONTINUED)

FRONT END



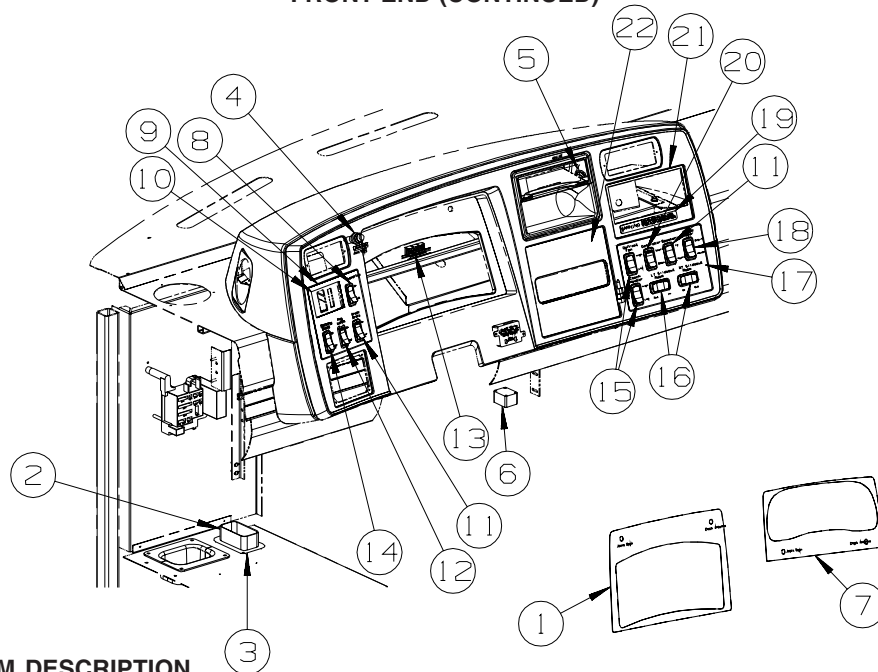
KEY	PART NUMBER	U/M	DESCRIPTION
1	104678-01-000	EA	LABEL - CB PREP
2	128786-02-02A	EA	LIGHT - READING/SWIVEL - W/O SWITCH - SATIN NICKEL
2	123917-01-000	EA	BULB - 12V - HALOGEN SPOT
3	148653-05-01A	EA	APPLIQUE - PASSENGER - DARK RIVERSTONE
4	093236-47-000	EA	LABEL - CIRCUIT BREAKER
5	147428-01-02B	EA	BRACKET/ZEE - F/TEMPERATURE SENSOR - E-COATED
6	122856-01-01A	EA	FAN-DEFROSTER-2 SPEED W/SWIVEL BASE/NON-OSCILLATING-CHROME
7	149689-01-02B	EA	BRACKET - CIRCUIT BREAKER, E-COAT
8	149690-01-02B	EA	BRACKET - FUSE PANEL, WH, E-COAT
8	149690-02-02B	EA	BRACKET - FUSE PANEL, FORD, E-COAT - FORD
9	041250-01-000	EA	SWITCH - PUSH BUTTON/DOOR JAMB - METAL/CHROME
10	145638-01-01A	EA	SWITCH/ROCKER - SPST (ON/OFF) - BLACK
11	145638-12-01A	EA	SWITCH/ROCKER - DPDT (ON/ON/ON) - BLACK
11	145754-01-01A	EA	SWITCH - BLANK - BLACK
11	108355-02-000	EA	HOUSING - SWITCH - 12 POSITION
12	145926-08-02B	EA	INSERT ASM - SWITCH, RH - E-COAT
13*	135420-20-000	EA	RECEIVER-SAT RADIO - SIRIUS
14	158494-02-000	EA	CABLE/ANTENNA - SATELLITE RADIO SIRRUS
15	113452-01-000	FT	SEAL/TRIM - FRONT - VINYL W/WIRE CARRIER - .020"

*COMPONENT PARTS LISTED LATER IN THIS GROUP

CANADIAN DAY RUN LAMPS ON 2007 OR NEWER FORD CHASSIS

KEY	PART NUMBER	U/M	DESCRIPTION
	163912-01-000	EA	RESISITOR - DAYTIME RUNNING LIGHTS - FORD/CSA
	163913-01-000	EA	RELAY - DAYTIME RUNNING LIGHTS - FORD/CSA

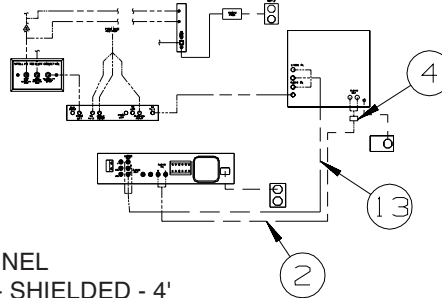
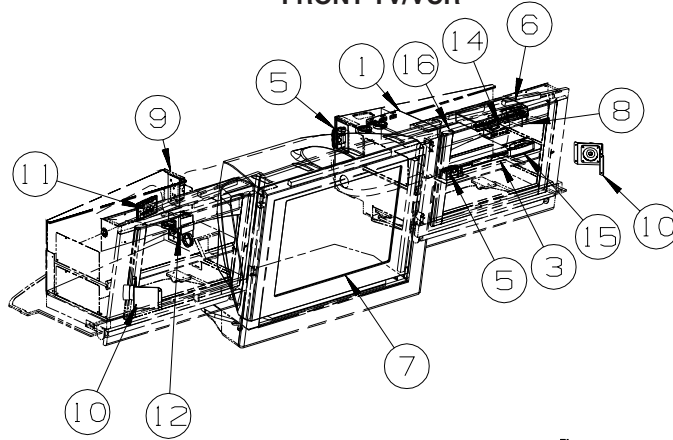
ELECTRICAL GROUP (CONTINUED) FRONT END (CONTINUED)



KEY	PART NUMBER	U/M	DESCRIPTION
1	148653-15-01A	EA	APPLIQUE - BEZEL - INSTRUMENT CLUSTER - DARK RIVERSTONE - WORKHORSE
2	118571-03-000	EA	BRACKET - MOUNTING
3	118571-04-000	EA	GASKET
4	150237-01-000	EA	LIGHT - INDICATOR - RED
5	111414-01-000	EA	RECEPTACLE/SOCKET - 12 VOLT
6	128074-02-000	EA	FILTER - NOISE - 12 VOLT DC W/PLUGS
7	148653-16-01A	EA	APPLIQUE - BEZEL - INSTRUMENT CLUSTER - FORD-DK RIVERSTONE - FORD
8	145638-14-01A	EA	SWITCH/ROCKER - DPDT (ON/OFF/ON) - BLACK
8	108355-02-000	EA	HOUSING - SWITCH - 12 POSITION
8	103603-01-000	EA	BULB - 12V - #74 - .12A WEDGE - GE 22-25 USED IN DASH
9	148653-14-01A	EA	APPLIQUE - BEZEL - LEFT HAND - DARK RIVERSTONE - WORKHORSE
9	148653-04-01A	EA	APPLIQUE - BEZEL - LEFT HAND - DARK RIVERSTONE - FORD
10	134088-02-01A	EA	APPLIQUE - SWITCH - HEADLAMP - BLACK - WORKHORSE
11	145638-01-01A	EA	SWITCH/ROCKER - SPST (ON/OFF) - BLACK
11	108355-02-000	EA	HOUSING - SWITCH - 12 POSITION
11	103603-01-000	EA	BULB - 12V - #74 - .12A WEDGE - GE 22-25 USED IN DASH
12	145638-02-01A	EA	SWITCH/ROCKER - SPST (ON/OFF) - LIGHTED - BLACK
12	108355-02-000	EA	HOUSING - SWITCH - 12 POSITION
12	103603-01-000	EA	BULB - 12V - #74 - .12A WEDGE - GE 22-25 USED IN DASH
13	063912-02-000	EA	RELAY CANISTER, SPDT
14	145638-04-01A	EA	SWITCH/ROCKER - SPDT (ON/ON) - BLACK
14	108355-02-000	EA	HOUSING - SWITCH - 12 POSITION
14	103603-01-000	EA	BULB - 12V - #74 - .12A WEDGE - GE 22-25 USED IN DASH
15	145638-03-01A	EA	SWITCH/ROCKER - SPDT (ON/OFF/ON) - BLACK
15	108355-02-000	EA	HOUSING - SWITCH - 12 POSITION
15	103603-01-000	EA	BULB - 12V - #74 - .12A WEDGE - GE 22-25 USED IN DASH
16	145638-09-01A	EA	SWITCH/ROCKER - DPDT (ON/OFF/ON) - BLACK
16	108355-02-000	EA	HOUSING - SWITCH - 12 POSITION
16	103603-01-000	EA	BULB - 12V - #74 - .12A WEDGE - GE 22-25 USED IN DASH
17	148653-13-01A	EA	APPLIQUE - BEZEL - INSTRUMENT CLUSTER - DARK RIVERSTONE
18	145638-07-01A	EA	SWITCH/ROCKER - DPDT (ON/ON) - BLACK
18	108355-02-000	EA	HOUSING - SWITCH - 12 POSITION
18	103603-01-000	EA	BULB - 12V - #74 - .12A WEDGE - GE 22-25 USED IN DASH
19	116549-01-000	EA	LABEL - WARNING - SLIDEOUT - .75" x 6.5"
20	145638-06-01A	EA	SWITCH/ROCKER - SPDT (ON/OFF/ON) - LIGHTED - BLACK
20	108355-02-000	EA	HOUSING - SWITCH - 12 POSITION
20	103603-01-000	EA	BULB - 12V - #74 - .12A WEDGE - GE 22-25 USED IN DASH
21	148653-12-01A	EA	APPLIQUE - BEZEL - RADIO - DARK RIVERSTONE
22	148653-17-01A	EA	APPLIQUE - BEZEL - RIGHT HAND - DARK RIVERSTONE

ELECTRICAL GROUP (CONTINUED)

FRONT TV/VCR

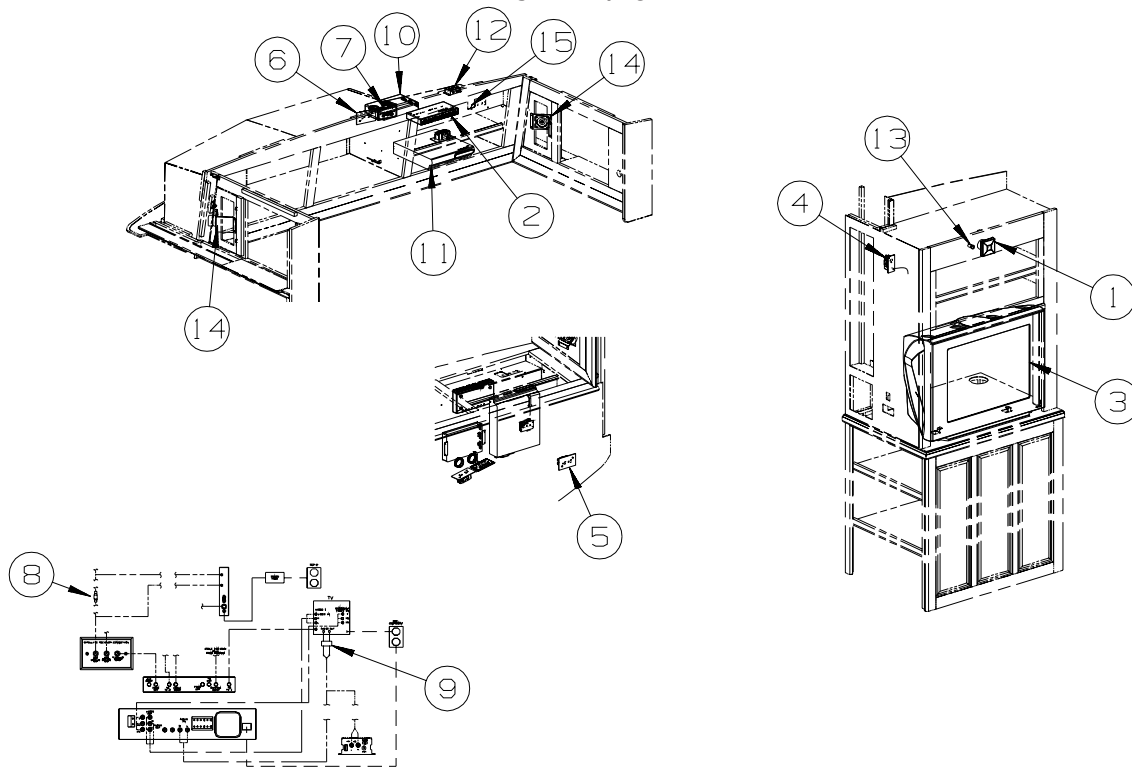


KEY	PART NUMBER	U/M	DESCRIPTION
1	140062-01-000	EA	SWITCH - SPEAKER - 6 CHANNEL
2	117420-02-000	EA	CABLE - W/MALE RCA ENDS - SHIELDED - 4'
3*	154548-01-000	EA	DVD/VCR - HOME THEATER COMBO - SONY HTV700DP
			FROM: 00-00-00 THRU: 02-12-06
3	158931-01-000	EA	DVD/VCR - HOME THEATER COMBO-W/O SPEAKERS-TOSHIBA SD-V57HT
			FROM: 02-13-06 THRU: 03-12-06
3*	158836-01-000	EA	DVD - HOME THEATER - W/O SPEAKERS - MEMOREX STS71E-R
			FROM: 03-13-06 THRU: 99-99-99
4	123324-01-000	EA	FILTER - GROUND LOOP
5	058708-01-000	EA	RECEPTACLE - ELECTRIC - DOUBLE - BROWN
6	142258-01-000	EA	SWITCH - VIDEO/ANTENNA POWER SUPPLY
7*	146298-02-000	EA	TV - 27" STEREO W/5 JACKS - SONY 27FS120
8	058707-02-000	EA	RECEPTACLE - BLANK - JUNCTION BOX
9	058708-01-000	EA	RECEPTACLE - ELECTRIC - DOUBLE - BROWN
9	158542-02-01A	EA	LABEL - RECEPTACLE - ELECTRONICS - WHITE/BLACK - CANADIAN
10	148026-03-01A	EA	SPEAKER - CUBE - W/O CASE
10	149422-03-02B	EA	BRACKET/MOUNTING - SPEAKER - E-COATED
11	149557-04-01A	EA	PLATE/WALL - TRIPLE COAXIAL/HORIZONTAL - WHITE
12	156676-01-000	EA	CONTROLLER/OUTLET - POWER/TV - AUTO SHUTOFF W/IGNITION
13	136860-01-000	EA	CABLE - RCA - SHIELDED - 3 MALE TO MALE CONNECTORS - 12'
14	149750-05-000	EA	MODULE/INTERFACE - INFRA RED (RECEIVER TO TRANSMITTER)
15	156689-01-000	EA	SWITCH - AUDIO/VIDEO
16	163598-02-000	EA	SWITCH/CONTROL - SATELLITE - NOT ILLUSTRATED BUT IN THIS LOCATION
			FROM: 01-29-07 THRU: 99-99-99

*COMPONENT PARTS LISTED LATER IN THIS GROUP

ELECTRICAL GROUP (CONTINUED)

SIDE TV/VCR



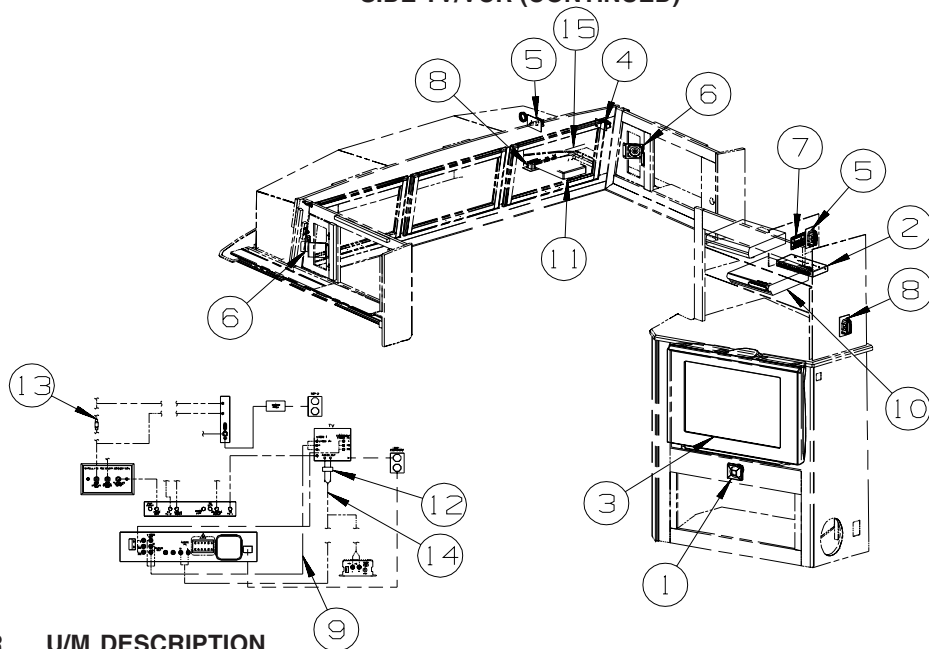
G37B

KEY	PART NUMBER	U/M	DESCRIPTION
1	148026-02-01A	EA	SPEAKER GRILLE - CUBE - SILVER
1	148026-03-01A	EA	SPEAKER - CUBE - W/O CASE
2	142258-01-000	EA	SWITCH - VIDEO/ANTENNA POWER SUPPLY
3*	146298-02-000	EA	TV - 27" STEREO W/5 JACKS - SONY 27FS120
4	058707-01-000	EA	RECEPTACLE - ELECTRIC - SINGLE - BROWN
5	058708-01-000	EA	RECEPTACLE - ELECTRIC - DOUBLE - BROWN
6	058708-05-000	EA	RECEPTACLE - ELECTRIC - SINGLE - BROWN
7	149557-04-01A	EA	PLATE/WALL - TRIPLE COAXIAL/HORIZONTAL - WHITE
8	082134-01-000	EA	ADAPTER - TV - CABLE TO CABLE
9	123324-01-000	EA	FILTER - GROUND LOOP
10	140062-01-000	EA	SWITCH - SPEAKER - 6 CHANNEL
11*	158836-01-000	EA	DVD - HOME THEATER - W/O SPEAKERS - MEMOREX STS71E-R
11	149750-03-000	EA	TRANSMITTER - F/INFRA RED RECEIVER
12	149750-05-000	EA	MODULE/INTERFACE - INFRA RED (RECEIVER TO TRANSMITTER)
13	149750-01-000	EA	RECEIVER - (INFRA RED SIGNAL) - W/6"LEAD/PLUG
14	148026-03-01A	EA	SPEAKER - CUBE - W/O CASE
14	149422-03-02B	EA	BRACKET/MOUNTING - SPEAKER - E-COATED
15	163598-02-000	EA	SWITCH/CONTROL - SATELLITE

FROM: 01-29-07 THRU: 99-99-99

*COMPONENT PARTS LISTED LATER IN THIS GROUP

ELECTRICAL GROUP (CONTINUED)
SIDE TV/VCR (CONTINUED)

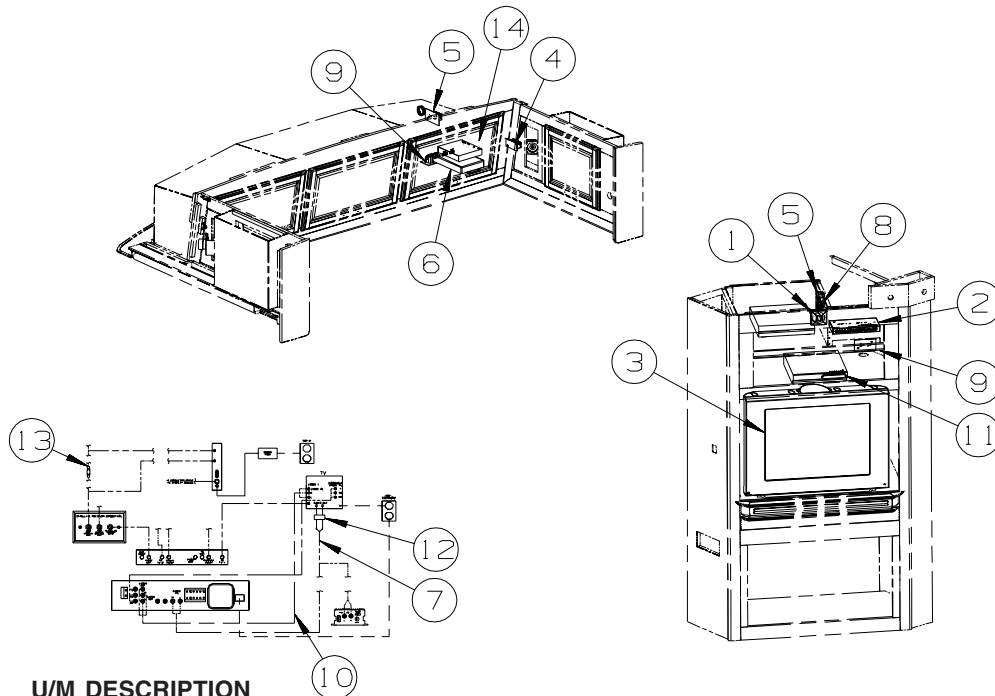


G38J

KEY	PART NUMBER	U/M	DESCRIPTION
1	148026-02-01A	EA	SPEAKER GRILLE - CUBE - SILVER
1	148026-03-01A	EA	SPEAKER - CUBE - W/O CASE
2	142258-01-000	EA	SWITCH - VIDEO/ANTENNA POWER SUPPLY
3*	146298-02-000	EA	TV - 27" STEREO W/5 JACKS - SONY 27FS120
4	058707-02-000	EA	RECEPTACLE - BLANK - JUNCTION BOX
5	058708-01-000	EA	RECEPTACLE - ELECTRIC - DOUBLE - BROWN
5	158542-02-01A	EA	LABEL - RECEPTACLE - ELECTRONICS - WHITE/BLACK - CANADIAN
6	148026-03-01A	EA	SPEAKER - CUBE - W/O CASE
6	149422-03-02B	EA	BRACKET/MOUNTING - SPEAKER - E-COATED
7	149557-04-01A	EA	PLATE/WALL - TRIPLE COAXIAL/HORIZONTAL - WHITE
8	058708-01-000	EA	RECEPTACLE - ELECTRIC - DOUBLE - BROWN
9	136860-01-000	EA	CABLE - RCA - #3 MALE TO #12F MALE CONNECTOR
10*	154548-01-000	EA	DVD/VCR - HOME THEATER COMBO - SONY HTV700DP
			FROM: 00-00-00 THRU: 02-12-06
10	158931-01-000	EA	DVD/VCR - HOME THEATER COMBO-W/O SPEAKERS-TOSHIBA SD-V57HT
			FROM: 02-13-06 THRU: 03-12-06
10*	158836-01-000	EA	DVD - HOME THEATER - W/O SPEAKERS - MEMOREX STS71E-R
			FROM: 03-13-06 THRU: 99-99-99
11	140062-01-000	EA	SWITCH - SPEAKER - 6 CHANNEL
12	123324-01-000	EA	FILTER - GROUND LOOP
13	082134-01-000	EA	ADAPTER - TV - CABLE TO CABLE
14	117420-03-000	EA	CABLE - W/MALE RCA ENDS - SHIELDED - 20'
15	163598-02-000	EA	SWITCH/CONTROL - SATELLITE
			FROM: 01-29-07 THRU: 99-99-99

***COMPONENT PARTS LISTED LATER IN THIS GROUP**

ELECTRICAL GROUP (CONTINUED)
SIDE TV/VCR (CONTINUED)

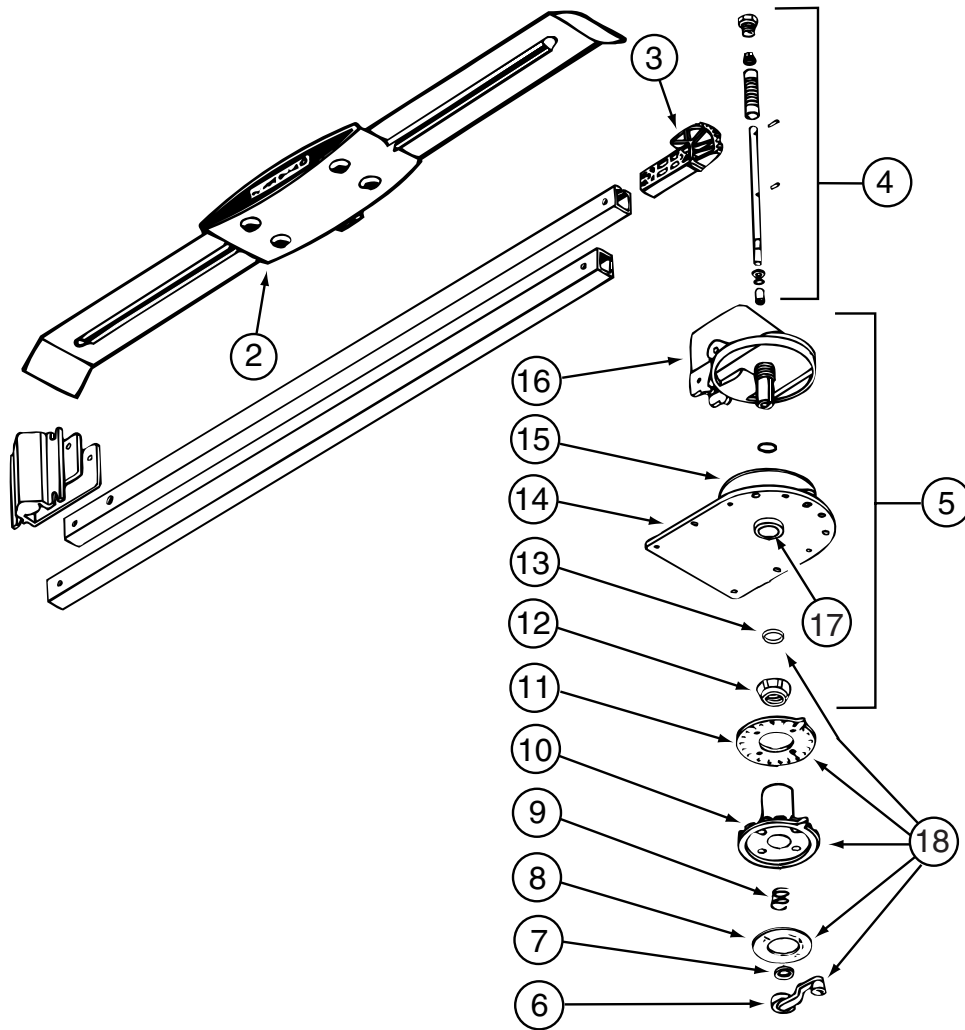


G38T

KEY	PART NUMBER	U/M	DESCRIPTION
1	148026-02-01A	EA	SPEAKER GRILLE - CUBE - SILVER
1	148026-03-01A	EA	SPEAKER - CUBE - W/O CASE
2	142258-01-000	EA	SWITCH - VIDEO/ANTENNA POWER SUPPLY
3*	146298-02-000	EA	TV - 27" STEREO W/5 JACKS - SONY 27FS120
4	058707-02-000	EA	RECEPTACLE - BLANK - JUNCTION BOX
5	058708-01-000	EA	RECEPTACLE - ELECTRIC - DOUBLE - BROWN
5	158542-02-01A	EA	LABEL - RECEPTACLE - ELECTRONICS - WHITE/BLACK - CANADIAN
6	140062-01-000	EA	SWITCH - SPEAKER - 6 CHANNEL
7	117420-03-000	EA	CABLE - W/MALE RCA ENDS - SHIELDED - 20'
8	149557-04-01A	EA	PLATE/WALL - TRIPLE COAXIAL/HORIZONTAL - WHITE
9	058708-01-000	EA	RECEPTACLE - ELECTRIC - DOUBLE - BROWN
10	136860-01-000	EA	CABLE - RCA - #3 MALE TO #12F MALE CONNECTOR
11	158931-01-000	EA	DVD/VCR - HOME THEATER COMBO-W/O SPEAKERS-TOSHIBA SD-V57HT
			FROM: 00-00-00 THRU: 03-12-06
11*	158836-01-000	EA	DVD - HOME THEATER - W/O SPEAKERS - MEMOREX STS71E-R
			FROM: 03-13-06 THRU: 99-99-99
12	123324-01-000	EA	FILTER - GROUND LOOP
13	082134-01-000	EA	ADAPTER - TV - CABLE TO CABLE
14	163598-02-000	EA	SWITCH/CONTROL - SATELLITE
			FROM: 01-29-07 THRU: 99-99-99

***COMPONENT PARTS LISTED LATER IN THIS GROUP**

ELECTRICAL GROUP (CONTINUED)
COMPONENT PARTS FOR WIRING



076319-23-000

KEY	PART NUMBER	U/M	DESCRIPTION	VENDOR NO.
2	076319-01-700	EA	HEAD-ANTENNA, AMPLIFIED	RVSA U/V
3	076319-01-701	EA	GEAR-ELEVATING, PLASTIC	2200046
4	076319-01-702	EA	SHAFT ASM-ELEVATING	RP-4000
5	076319-01-711	EA	BASE & LIFT ASM	2762802
7	076319-01-705	EA	GROMMET-NYLON, 7/8"ID	3200658
8	076319-01-708	EA	DECAL-CRANK	5413002
9	076319-01-707	EA	SPRING-HANDLE	2160822
11	076319-01-712	EA	PLATE - CEILING	3200608
12	076319-01-715	EA	NUT (GEAR HOUSING)	2200047
14	076319-01-713	EA	PLATE-BASE, STEEL	3100523
15	076319-01-703	EA	BEARING-NYLON, 5"OD	3200656
16	076319-01-714	EA	HOUSING, ROTATING GEAR	2200049
17	076319-01-704	EA	BEARING-NYLON, 1.25"OD	3200657
18	076319-01-709	EA	HANDLE-HEAD DIRECTIONAL	200644
	076319-01-716	EA	TUBING, ELEVATING	RP-2900

CONTACT WINNEBAGO PART SALES FOR UNLISTED COMPONENT(S)

076319-25-000

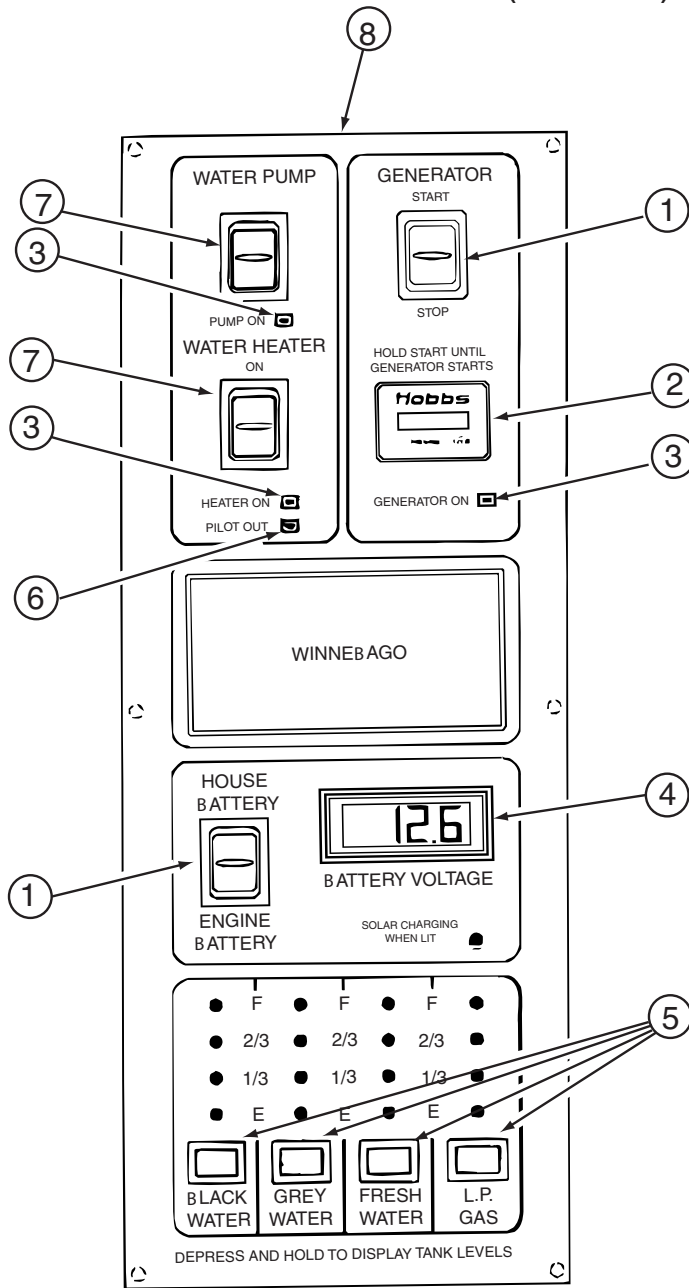
KEY	PART NUMBER	U/M	DESCRIPTION	VENDOR NO.
6	076319-01-706	EA	CRANK-W/SET SCREW UNIV/BEIGE	2750897
6	120233-01-710	EA	HANDLE-CRANK W/SCREW - WHITE	RP-6795
8	076319-01-708	EA	DECAL-CRANK	5413002
10	076319-25-700	EA	DIRECTIONAL HANDLE(WHITE)	3200612
11	076319-25-701	EA	PLATE - CEILING(WHITE)	3200609
13	120233-01-709	EA	WASHER-NYLON	RP-2658

CONTACT WINNEBAGO PART SALES FOR UNLISTED COMPONENT(S)

ELECTRICAL GROUP (CONTINUED)
COMPONENT PARTS FOR WIRING (CONTINUED)

KEY	PART NUMBER	U/M DESCRIPTION		VENDOR NO.
	086280-01-700	EA BULB,12V	086280-01-000	ARP1089
KEY	PART NUMBER	U/M DESCRIPTION	087694-01-000	VENDOR NO.
	087694-01-700	EA BULB		GE561
KEY	PART NUMBER	U/M DESCRIPTION	093575-23-03A	VENDOR NO.
	093575-23-700	EA GLOBE - SQUARE		
KEY	PART NUMBER	U/M DESCRIPTION	097917-01-06A	VENDOR NO.
	097917-01-700	EA LENS-LIGHT, CLEAR		30-78-021
KEY	PART NUMBER	U/M DESCRIPTION	108354-01-01A	VENDOR NO.
	108354-01-700	EA BULB-COURTESY LIGHT		395-B
KEY	PART NUMBER	U/M DESCRIPTION	121935-01-01A	VENDOR NO.
	121935-01-700	EA LENS ONLY		809511
KEY	PART NUMBER	U/M DESCRIPTION	123775-01-02A	VENDOR NO.
	123775-01-702	EA BEZEL/LENS - SATIN NICKEL		99 953470

ELECTRICAL GROUP (CONTINUED)
COMPONENT PARTS FOR WIRING (CONTINUED)



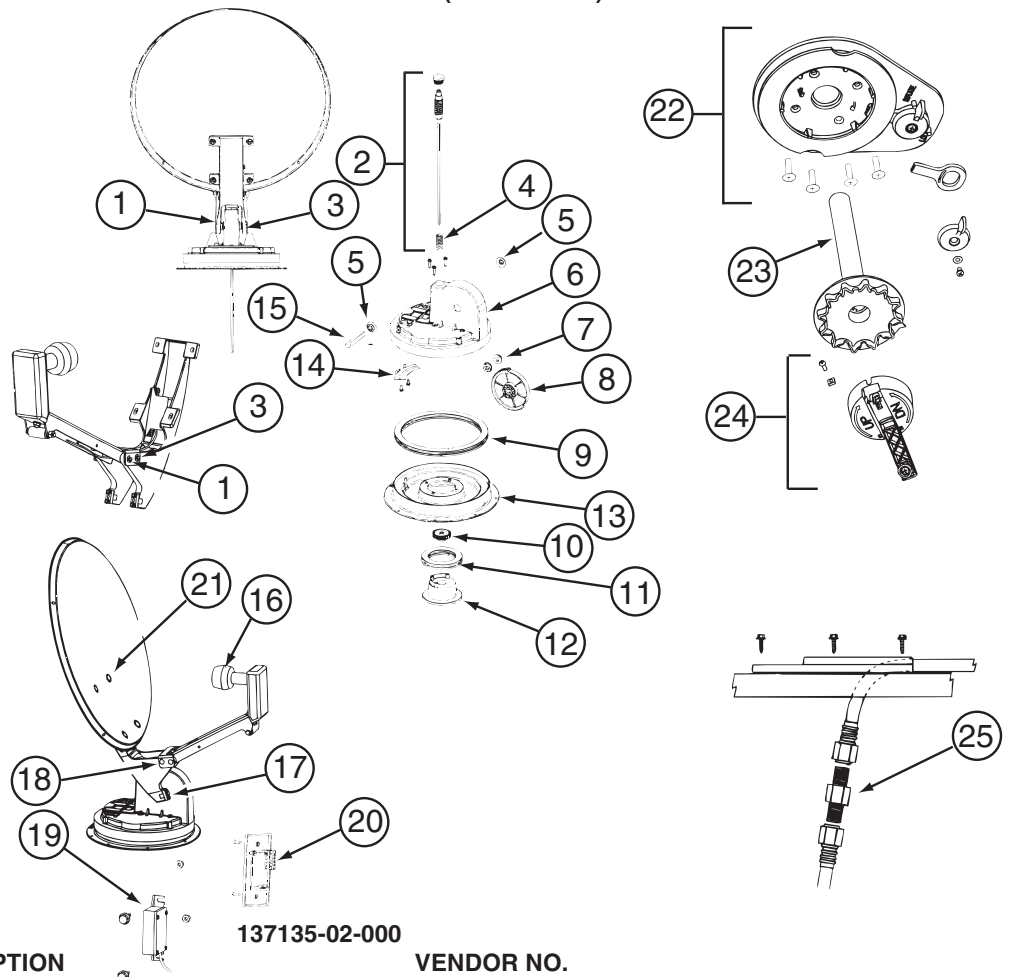
133004-05-01A

KEY	PART NUMBER	U/M	DESCRIPTION	VENDOR NO.
1	133004-01-702	EA	SWITCH/DPDT MOM=ON-OFF-ON	L1011-00
2	100258-10-701	EA	GAUGE-HR METER ONLY (LCD)	L0775-00
3	133004-01-706	EA	L.E.D. GREEN-PANEL MOUNT	L0785
4	133004-01-704	EA	METER/VOLT-DIGITAL - LCD	L1008-00
5	133004-01-705	EA	SWITCH/MOM ON - PUSH BUTTON	L0950-00
6	130004-01-703	EA	L.E.D. RED-PANEL MOUNT	L1009-00
7	133004-01-701	EA	SWITCH/DPDT ON-ON/MAINTAINED	L1025-00
8	133004-05-700	EA	SCREENED CHASSIS	CC0563-00
	133004-05-701	EA	BOARD - PC	L5130-02

135420-20-000

KEY	PART NUMBER	U/M	DESCRIPTION	VENDOR NO.
	135420-20-700	EA	CABLE-RECIEVER TO RADIO	M9CABLE

ELECTRICAL GROUP (CONTINUED)
COMPONENT PARTS FOR WIRING (CONTINUED)



137135-02-000

KEY	PART NUMBER	U/M	DESCRIPTION	VENDOR NO.
1	120233-01-714	EA	CLIP-E	5160818
2	137135-01-703	EA	KIT ELEV - SHAFT/GEAR/SPRING	RP-4400
3	137135-01-704	EA	PIN - 1/4" X 3.25"	2160813
4	137135-01-705	EA	SPRING	2160818
5	137135-01-707	EA	SEAL - PIVOT SHAFT	2200852
6	137135-01-708	EA	TURRET	3100728
7	137135-01-709	EA	PIVOT BEARING	2200470
8	137135-01-711	EA	GEAR - ELEVATING	2200464
9	137135-01-712	EA	BEARING - OUTER	2590347
10	137135-01-714	EA	GEAR - ELEVATING SHAFT	2200465
11	137135-01-715	EA	BEARING - INNER	2590348
12	137135-01-716	EA	HUB	3100731
13	137135-01-713	EA	TURRET BASE	3100730
14	137135-01-710	EA	PLATE - ROTATE LIMIT	3720052
16	137135-02-703	EA	LOW NOISE BLOCK FILTER	LB-6000 - DUAL
17	137135-01-722	EA	CLAMP	2590343
18	137135-01-719	EA	BRACKET - PIVOT	2744945
19	137135-01-720	EA	DE-SENSOR UNIT W/43" CABLE	DM4000
20	137135-02-701	EA	BOX - SURFACE MOUNT	SM-100
21	137135-01-717	EA	BOLT - FLAT HEAD	2160362
22	120233-01-737	EA	PLATE/INT-W/DIRECTIONAL HDLE	RK-CEIL
23	120233-01-704	EA	DIAL/DIRECTIONAL 4"W/SPRING	3200364
24	120233-01-738	EA	HDW PKG-HANDLE/SPRING/WASHER	RK-HAND
25	137135-01-701	EA	CONNECTOR - F - MALE TO MALE	FS-8100
	120233-04-700	EA	KIT-WALL PLATE/CABLE - GRAY	DM4000
	137135-01-700	EA	ROOF WEDGE W/GASKET	RW-5000
	137135-01-706	EA	KIT-TURRET/SEAL/BEARING/GEAR	RP-RM30
	137135-01-718	EA	REFLECTOR/WHITE-46CM W/HDW	RP-35RM
	137135-02-700	EA	DE-SENSOR	2780096
	137135-02-704	EA	KIT-UPDATE DIRECTIONAL HDL	RP-RMDH
	137135-02-705	EA	KIT-TURRET & SHAFT COMPLETE	RP-RM46

CONTACT WINNEBAGO PART SALES FOR UNLISTED COMPONENT(S)

ELECTRICAL GROUP (CONTINUED)

COMPONENT PARTS FOR WIRING (CONTINUED)

137417-01-01A, 137417-03-01A

KEY	PART NUMBER	U/M	DESCRIPTION	VENDOR NO.
	137417-01-700	EA	LENS - SINGLE (FROSTED)	810868

137417-02-01A

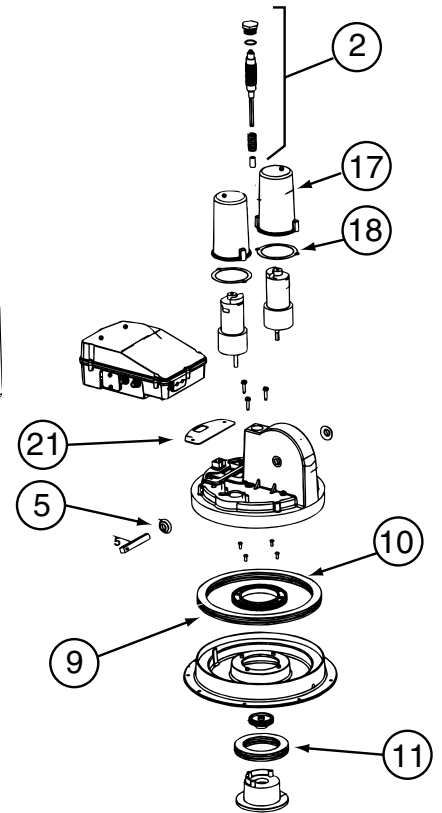
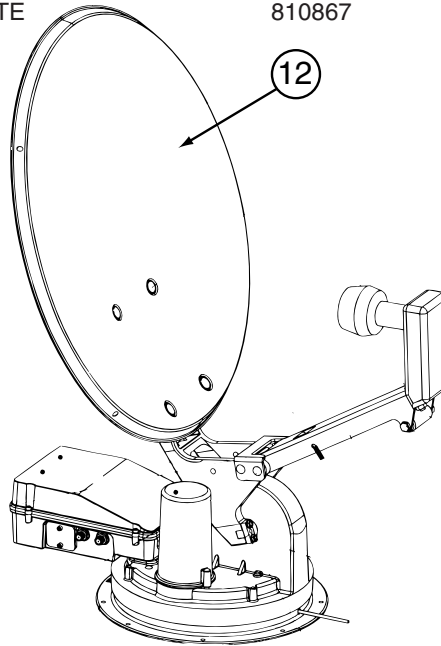
KEY	PART NUMBER	U/M	DESCRIPTION	VENDOR NO.
	137417-02-700	EA	LENS - SINGLE OPTIC	810844

137417-05-01A

KEY	PART NUMBER	U/M	DESCRIPTION	VENDOR NO.
	137417-05-700	EA	LENS - DOUBLE OPTIC	810845

137417-06-01A

KEY	PART NUMBER	U/M	DESCRIPTION	VENDOR NO.
	137417-06-700	EA	LENS - DOUBLE WHITE	810867



141454-03-01A

KEY	PART NUMBER	U/M	DESCRIPTION	VENDOR NO.
2	141454-01-700	EA	KIT ELEV-SHAFT/GEARS/SPRING	RP-RM20
4	137135-01-705	EA	SPRING	2160818
5	137135-01-707	EA	SEAL - PIVOT SHAFT	2200852
9	137135-01-712	EA	BEARING - OUTER	2590347
10	137135-01-714	EA	GEAR - ELEVATING SHAFT	2200465
10	141454-01-712	EA	GEAR - ROTATE	2200469
11	137135-01-715	EA	BEARING - INNER	2590348
12	137135-01-718	EA	REFLECTOR/WHITE-46CM W/HDWE	RP-35RM
13	137135-01-713	EA	TURRET BASE	3100730
17	141454-01-705	EA	HOUSING - MOTOR	3200260
18	141454-01-706	EA	GASKET - MOTOR HOUSING	2240054
21	141454-01-709	EA	GASKET	2240056
	120233-01-714	EA	CLIP-E	5160818
	137135-01-704	EA	PIN - 1/4" X 3.25"	2160813
	137135-01-719	EA	BRACKET - PIVOT	2744945
	137135-01-722	EA	CLAMP	2590343
	137135-01-723	EA	SUPPORT/FRAME-BACKUP-W/HDWE	RP-RM00
	137135-02-703	EA	LOW NOISE BLOCK FILTER	LB-6000 - DUAL
	141454-01-701	EA	KIT - GEAR/MOTOR-GEAR/ROTATE	RP-RM25
	141454-01-702	EA	HOUSING/ELECTRONICS - UPPER	RP-RM10
	141454-01-703	EA	HOUSING/ELECTRONICS - LOWER	RP-RM15
	141454-01-704	EA	KIT LIFT ASSEMBLY COMPLETE	RP-RM05
	141454-03-700	EA	MOTOR (AZIMUTH)	2665042
	141454-03-701	EA	MOTOR (ELEVATION)	2665041
	141454-03-702	EA	CIRCUIT BOARD(CONTROL BOARD)	RP-RM80
	141454-03-703	EA	CONTRL PANEL W/BOX (AS2003)	RP-AS85

CONTACT WINNEBAGO PART SALES FOR UNLISTED COMPONENT(S)

ELECTRICAL GROUP (CONTINUED)
COMPONENT PARTS FOR WIRING (CONTINUED)

			146048-01-01A	
KEY	PART NUMBER	U/M	DESCRIPTION	VENDOR NO.
	123775-01-700	EA	BULB - 10 WATT - HALOGEN	
			146298-02-000	
KEY	PART NUMBER	U/M	DESCRIPTION	VENDOR NO.
	146298-02-700	EA	REMOTE - TV	1-478-707-11
			149040-02-000	
KEY	PART NUMBER	U/M	DESCRIPTION	VENDOR NO.
	149040-02-700	EA	REMOTE - TV	RCR311TBM1-RCA
			149040-03-000	
KEY	PART NUMBER	U/M	DESCRIPTION	VENDOR NO.
	149040-03-700	EA	REMOTE - TV	265714
			149049-01-000,149049-02-000	
KEY	PART NUMBER	U/M	DESCRIPTION	VENDOR NO.
	149049-01-700	EA	REMOTE (TV)	RM-Y1735
			153464-03/06-01A	
KEY	PART NUMBER	U/M	DESCRIPTION	VENDOR NO.
	091937-08-700	EA	LENS - LIGHT - FLUORESCENT	D-766
			154548-01-000	
KEY	PART NUMBER	U/M	DESCRIPTION	VENDOR NO.
	154548-01-700	EA	REMOTE - DVD/VCR	1-478-247-11
			155619-01-000	
KEY	PART NUMBER	U/M	DESCRIPTION	VENDOR NO.
	155619-01-700	EA	REMOTE	RC3200
			156413-01-01A	
KEY	PART NUMBER	U/M	DESCRIPTION	VENDOR NO.
	156413-01-700	EA	REMOTE	REMAWM950
			158836-01-000	
KEY	PART NUMBER	U/M	DESCRIPTION	VENDOR NO.
	158836-01-700	EA	REMOTE	STS71WREM

ELECTRICAL GROUP (CONTINUED)

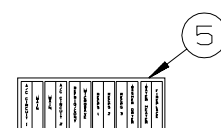
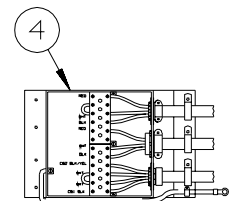
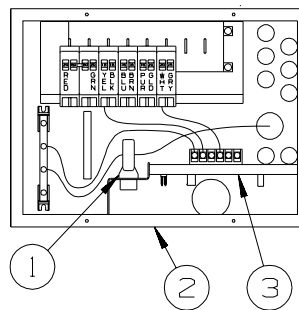
CIRCUIT BREAKERS, FUSES & RELAYS

KEY	PART NUMBER	U/M	DESCRIPTION
	008235-01-000	EA	FUSE - 15 AMP/12VOLT - AUTOMOTIVE
	062901-02-000	EA	FUSE - 5 AMP - AUTOMOTIVE
	062901-04-000	EA	FUSE - 10 AMP - AUTOMOTIVE
	062901-05-000	EA	FUSE - 15 AMP - AUTOMOTIVE
	062901-06-000	EA	FUSE - 20 AMP - AUTOMOTIVE
	062901-07-000	EA	FUSE - 25 AMP - AUTOMOTIVE
	062901-08-000	EA	FUSE - 30 AMP - AUTOMOTIVE
	063910-01-000	EA	HOUSING - RELAY
	063912-02-000	EA	RELAY - CANISTER - SPDT
	083209-01-000	EA	CIRCUIT BREAKER - 15 AMP - 120 VOLT - CANADIAN
	083209-02-000	EA	CIRCUIT BREAKER - 15/15 AMP - 120 VOLT
	083209-03-000	EA	CIRCUIT BREAKER - 15/20 AMP - 120 VOLT
	083209-04-000	EA	CIRCUIT BREAKER - 30 AMP - 120 VOLT
	083209-05-000	EA	CIRCUIT BREAKER - 20 AMP - 120 VOLT
	083209-06-000	EA	CIRCUIT BREAKER - 30/15 AMP - 120 VOLT
	083209-07-000	EA	CIRCUIT BREAKER - 20/20 AMP - 120 VOLT
	083209-10-000	EA	CIRCUIT BREAKER - 20/30 AMP - 120 VOLT
	083209-11-000	EA	CIRCUIT BREAKER - 20/15 AMP - 120 VOLT
	092786-03-000	EA	BUSS BAR - 6.9" LONG
	092786-06-000	EA	BUSS BAR
	093654-01-000	EA	CIRCUIT BREAKER - 6 AMP - 12 VOLT - PUSH BUTTON - WHITE
	093654-02-000	EA	CIRCUIT BREAKER - 15 AMP - 12 VOLT - PUSH BUTTON - WHITE
	093654-03-000	EA	CIRCUIT BREAKER - 20 AMP - 12 VOLT - PUSH BUTTON - WHITE
	093655-01-000	EA	CIRCUIT BREAKER - 25 AMP - 12 VOLT - PUSH BUTTON - WHITE
	093655-02-000	EA	CIRCUIT BREAKER - 30 AMP - 12 VOLT - PUSH BUTTON - WHITE
	093655-03-000	EA	CIRCUIT BREAKER - 40 AMP - 12 VOLT - PUSH BUTTON - WHITE
	097611-01-000	EA	CIRCUIT BREAKER - 10 AMP
	100341-01-000	EA	FUSE HOLDER - IN LINE TYPE
	113482-01-000	EA	CIRCUIT BREAKER - 55 AMP - MANUAL
	115187-01-000	EA	FUSE - 300 AMP - NON-DELAY
	115187-02-000	EA	HOLDER - FUSE
	115187-03-000	EA	FUSE - 60 AMP - NON-DELAY
	122811-01-000	EA	CIRCUIT BREAKER - 20/50/50/20 AMP - 250V
	125986-02-000	EA	FUSE - 5 AMP - AUTO - MINI BLADE
	125986-05-000	EA	FUSE - 15 AMP - AUTO - MINI BLADE
	141789-01-000	EA	SPACER - CIRCUIT BREAKER

CONVERTER, INVERTER, LOAD CENTERS

KEY	PART NUMBER	U/M	DESCRIPTION
	123058-01-000	EA	CONVERTER - 55 AMP - ELECTRONIC - 4 1/8"H X 7"W X 12 3/8"L
	148254-03-000	EA	CABLE/INVERTOR - W/8 PIN MODULAR PHONE JACK - 50'-DIMEN
	154511-01-000	EA	INVERTER - 600 WATT - W/O REMOTE PANEL
	154511-02-000	EA	REMOTE/PANEL - INVERTER/600 WATT
	154367-03-02B	EA	BRACKET/MOUNT - INVERTER - E-COATED

KEY	PART NUMBER	U/M	DESCRIPTION
1	127002-07-000	EA	SENSOR - CURRENT
2	141258-01-000	EA	LOAD CENTER - 120/240 - 30/50 AMP
2	141258-02-000	EA	LOAD CENTER - COVER
3	127002-11-000	EA	MODULE - EMS CENTER - W/REMOTE SENSOR
4	106071-06-000	EA	SWITCH - AUTOMATIC TRANSFER - PARALLAX 5070 - 30/50 AMP
5	095721-47-000	EA	LABEL - CONTROL CENTER - 50 AMP - 50 AMP ELECTRICAL SYSTEM



ELECTRICAL GROUP (CONTINUED)

BOXES & CORDS

KEY	PART NUMBER	U/M	DESCRIPTION
	008054-01-000	EA	CORD - POWER - 10/3 WIRE - 30 AMP - 25'
	108934-02-000	EA	CORD - POWER - 50 AMP - 4-WIRE - 36'
	115832-01-000	FT	CORD - HEAVY DUTY - 14-2 W/GROUND
	131679-01-000	EA	BOX/ELECTRIC-WATERPROOF-4" X 4" - W/4 3/4"OUTLETS-UL/CSA
	131680-01-000	EA	COVER - F/ELECTRIC BOX W/GASKET 4" X 4" - UL/CSA
	133070-01-000	EA	BOX - ELECTRIC/PLASTIC - 3" X 2" X 2.8" - UL
	133070-02-000	EA	BOX - ELECTRIC/PLASTIC - 3" X 2" X 2.8" - CSA

WIRE ASSEMBLIES

KEY	PART NUMBER	U/M	DESCRIPTION
	077069-02-000	EA	CABLE/EXTENSION - RADIO ANTENNA - 96"
	077069-03-000	EA	CABLE/EXTENSION - RADIO ANTENNA - 260"
	117420-04-000	EA	CABLE - RCA- (MALE/MALE) - 50 FT
	136860-02-000	EA	CABLE - RCA - SHIELDED - 3 MALE TO MALE CONNECTORS - 50'
	125853-04-000	EA	WIRE LOOM - ENTERTAINMENT CENTER
	126030-01-000	EA	WIRE ASM-WIPER/WASHER
	135131-01-000	EA	WIRE LOOM - THERMOSTAT
	135420-16-000	EA	WIRE LOOM - RADIO
	136028-01-000	EA	WIRE ASM-SOFA,REST EASY
	136860-02-000	EA	CABLE - RCA - SHIELDED - 3 MALE TO MALE CONNECTORS - 50'
	137135-03-000	EA	WIRE LOOM - DIGITAL ELEVATION SENSOR
	137135-04-000	EA	WIRE HARNESS - POWER - DIGITAL ELEVATION SENSOR
	139583-01-000	EA	WIRE LOOM - SOFA/DOUBLE REST EASY
	139583-02-000	EA	WIRE LOOM - SOFA/REAR SWITCH
	142258-02-000	EA	WIRE LOOM - VIDEO SWITCH/POWER SUPPLY
	144677-07-000	EA	WIRE - MONITOR - POWER - 3 PIN TO 6 PIN (3 WIRE)
	144677-09-000	EA	WIRE - MONITOR - POWER - 3 PIN/2 PIN
	147313-01-000	EA	WIRE - OUTSIDE TEMP SENSOR - W/O SENSOR
	145210-01-000	FT	CABLE - COAXIAL
	149750-02-000	EA	CABLE - (RECEIVER TO MODULE) - 45'
	151316-02-000	EA	WIRE ASM - W/NON CONTACT SENSORS - GREY WATER - 23.6"
	151317-01-000	EA	WIRE ASM-W/NON CONTACT SENSORS-FRESH WATER/BLK TANK-3.9"
	151317-02-000	EA	WIRE ASM-W/NON CONTACT SENSORS-FRESH WATER/BLK TANK-23.6"
	151422-01-000	EA	PIGTAIL - F/FOG LIGHT
	153324-01-000	EA	WIRE ASSEMBLY - FOG LIGHT
	155505-01-000	EA	WIRE ASSEMBLY - ADAPTER/HEADLIGHT
	155619-05-000	EA	WIRE ASSEMBLY - RADIO - 12 PIN
	156999-01-000	EA	WIRE ASSEMBLY - INSTRUMENT PANEL - MAIN - WORKHORSE
	157000-01-000	EA	WIRE ASSEMBLY - INSTRUMENT PANEL - MAIN - FORD

ELECTRICAL GROUP (CONTINUED)
CONNECTORS & CONDUIT

KEY	PART NUMBER	U/M	DESCRIPTION
	007940-01-000	EA	RECEPTACLE/SLIDE 16 TO 12 AWG - FEMALE END
	007940-02-000	EA	RECEPTACLE/SLIDE 10 AWG
	007954-01-000	EA	RECEPTACLE - HOUSING - 6 POSITION
	007956-05-000	EA	INSULATOR - SHRINK - 1/4"ID X 1 1/2"
	008058-01-000	EA	ADAPTER - POWER CORD - 30 AMP TO 15 AMP
	008311-01-000	EA	CONNECTOR - WIRE NUT - INSULATED - RED
	008312-01-000	EA	CONNECTOR - WIRE NUT - INSULATED - BLUE
	008313-01-000	EA	CONNECTOR - WIRE NUT - INSULATED - YELLOW
	008314-01-000	EA	CONNECTOR - WIRE NUT - INSULATED - GRAY
	008328-01-000	EA	TERMINAL - RING - 12/10 WIRE - #10 STUD FIT
	008331-01-000	EA	TERMINAL - RING - TONGUE - #4 WIRE - 3/8" STUD - COPPER
	008348-01-000	EA	TERMINAL - RING - 3/8" STUD 2 GA. WIRE
	008355-01-000	EA	CONNECTOR - CABLE CLAMPING - 3/4"
	008356-01-000	EA	CONNECTOR - PLASTIC - 3/8"
	008356-02-000	EA	CONNECTOR - PLASTIC - 21/32"
	008398-01-000	EA	CONNECTOR - 1/2" X 90 DEGREE - FLEX CONDUIT - UL & CSA
	035416-04-000	EA	TERMINAL - RING - #10 STUD FIT - INSULATED BARREL #16/14
	041953-01-000	FT	CONDUIT - CONVOLUTE SLIT - .5" ID - POLYETHYLENE
	041953-02-000	FT	CONDUIT - CONVOLUTE SLIT - .6" ID - POLYETHYLENE
	041953-03-000	FT	CONDUIT - CONVOLUTE SLIT - 1" ID (CLOTHES ROD COVER)
	041953-06-000	FT	CONDUIT - CONVOLUTE SLIT - .4" ID - POLYETHYLENE
	041953-07-000	FT	CONDUIT - CONVOLUTE SLIT - .25" ID - POLYETHYLENE
	041953-08-000	FT	CONDUIT - CONVOLUTE SLIT - 1.5" ID - POLYETHYLENE
	041953-09-000	FT	CONDUIT - CONVOLUTE SLIT - .5" ID - NYLON
	041953-10-000	FT	CONDUIT - CONVOLUTE SLIT - .75" ID - NYLON
	041953-11-000	FT	CONDUIT - CONVOLUTE SLIT - 1.06" ID - NYLON
	041953-12-000	FT	CONDUIT - CONVOLUTE SOLID - 1.1" ID - NYLON
	041953-13-000	FT	CONDUIT - CONVOLUTE SLIT - 1.25" ID
	041953-14-000	FT	CONDUIT - CONVOLUTE SLIT - 1.5" ID
	041953-15-000	FT	CONDUIT - CONVOLUTE SLIT - 2"
	041953-16-000	FT	CONDUIT - CONVOLUTE SLIT - 2"
	047441-01-000	EA	TERMINAL-BATTERY, HORIZONTAL LUG
	047443-01-000	EA	TERMINAL - .250 RECEPTACLE FIT - INSULATED - 16/14 AWG
	047443-02-000	EA	TERMINAL - .250 RECEPTACLE FIT - INSULATED - 12/10 AWG
	047443-05-000	EA	TERMINAL - .250 RECEPTACLE FIT - 18GA AWG
	058028-01-000	EA	CONNECTOR - ELECTRICAL PIGTAIL - NYLON - CLEAR
	062036-01-000	EA	TERMINAL - PACK - CON - 12/10 AWG
	076319-12-000	EA	CONNECTOR - COAXIAL - ONE PIECE
	077479-01-000	EA	BOOT - BATTERY TERMINAL - DOUBLE CABLE
	077479-02-000	EA	BOOT - BATTERY TERMINAL - SINGLE CABLE
	080015-02-000	EA	RECEPTACLE - FLAG - .185 - 16/14 GAUGE
	080015-03-000	EA	RECEPTACLE - FLAG - .250 - 14/16 GAUGE
	080015-04-000	EA	RECEPTACLE - FLAG - .187 - 16/14 GAUGE
	082109-01-000	EA	HOUSING - CONNECTOR - PACKARD
	082741-01-000	EA	CONNECTOR BODY - 2 CONNECTOR MALE
	087225-01-000	FT	SLEEVING - 1/2" - TYPE H
	088473-01-000	EA	HOUSING - PIN - 12 CAVITY (3 ROWS OF 4)
	088473-02-000	EA	HOUSING - PIN - 15 CAVITY (3 ROWS OF 5)
	088473-03-000	EA	HOUSING - PIN - 9 CAVITY (3 ROWS OF 3)
	088473-04-000	EA	HOUSING - PIN - 8 CAVITY IN-LINE
	088473-06-000	EA	HOUSING - PIN - 6 CAVITY (2 ROWS OF 3)
	088473-07-000	EA	HOUSING - PIN - 5 CAVITY - IN-LINE
	088473-08-000	EA	HOUSING - PIN - 4 CAVITY - IN-LINE
	088473-09-000	EA	HOUSING - PIN - 3 CAVITY - IN-LINE
	088473-10-000	EA	HOUSING - PIN - 2 CAVITY - IN-LINE
	088473-12-000	EA	HOUSING - PIN - 3 CAVITY - BLUE
	088473-13-000	EA	HOUSING - PIN - 3 CAVITY - GREEN
	088473-14-000	EA	HOUSING - PIN - 3 CAVITY - RED
	088474-01-000	EA	HOUSING - SOCKET - 12 CAVITY
	088474-02-000	EA	HOUSING - SOCKET - 15 CAVITY
	088474-03-000	EA	HOUSING - SOCKET - 9 CAVITY
	088474-06-000	EA	HOUSING - SOCKET - 6 CAVITY
	088474-07-000	EA	HOUSING - SOCKET - 5 CAVITY
	088474-08-000	EA	HOUSING - SOCKET - 4 CAVITY

ELECTRICAL GROUP (CONTINUED)
CONNECTORS & CONDUIT (CONTINUED)

KEY	PART NUMBER	U/M	DESCRIPTION
	088474-09-000	EA	HOUSING - SOCKET - 3 CAVITY
	088474-10-000	EA	HOUSING - SOCKET - 2 CAVITY
	088475-01-000	EA	PIN - CONNECTOR - 14-20 AWG
	088475-02-000	EA	PIN - CONNECTOR - 10-12 AWG
	088476-01-000	EA	TERMINAL - ELECTRICAL
	088476-02-000	EA	SOCKET - CONNECTOR - 12-10 GA - PRE-TIN
	098261-01-000	EA	SOCKET - CONNECTOR - WEATHERPACK - 12 AWG
	098261-02-000	EA	SOCKET - CONNECTOR - WEATHERPACK - 14-18 AWG
	098262-01-000	EA	SEAL - CONNECTOR - WEATHERPACK
	098264-01-000	EA	HOUSING - 2 PIN - WEATHER PACK - MALE W/FEMALE PINS
	098264-02-000	EA	HOUSING - 2 PIN - WEATHER PACK - FEMALE W/MALE PINS
	098265-02-000	EA	PIN - CONNECTOR - WEATHER PACK
	102777-02-000	EA	TERMINAL - RING - #6 STUD - 10 AWG
	103608-01-000	EA	SOCKET - WEDGE BASE W/LEADS
	104100-01-000	EA	HOUSING - 1 POSITION - 75 AMPS
	104100-03-000	EA	TERMINAL - 75 AMP
	106007-02-000	EA	TERMINAL - FEMALE - 10-12 AWG
	110178-01-000	EA	HOUSING - WIPER MOTOR
	112823-01-000	EA	SPLICE - REDUCER - 16-14 TO 18-22
	113072-02-000	EA	HOUSING - ELECTRICAL - BACK-UP/TAIL LAMP
	113072-03-000	EA	HOUSING - ELECTRICAL - STOP/MARKER TAILLAMP
	113073-01-000	EA	WEDGELOCK - HOUSING - TAIL LAMP
	113074-01-000	EA	TERMINAL - TAILLAMP
	113135-01-000	EA	TERMINAL - FEMALE - M/P - 14-16 - F/SEALED TERMINAL
	113308-01-000	EA	TERMINAL - FEMALE - M/P - 14-16 - 280
	113308-02-000	EA	TERMINAL - FEMALE - M/P - 14-18 - 280
	113468-01-000	EA	HOUSING - 2 POSITION-FEMALE-USED ON WIPER/WASHER WIRE ASM
	113468-02-000	EA	HOUSING - 2 POSITION - FEMALE
	115931-02-000	EA	COVER - CONNECTOR - 50 AMP W/LOCKING RING
	115932-02-000	EA	CONNECTOR - FEMALE - 50 AMP/240 VOLT
	116811-01-000	EA	TERMINAL - .110 RECEPTACLE - 16-14 AWG
	118571-01-000	EA	CONNECTOR - 3-WAY - MALE/SEALED
	118571-02-000	EA	CONNECTOR - 3-WAY - FEMALE/SEALED
	118571-05-000	EA	LOCK - SECONDARY - FEMALE
	118571-06-000	EA	LOCK - SECONDARY - MALE
	118599-02-000	EA	TERMINAL - MALE - M/P - 280/14-12
	118820-01-000	EA	INSULATOR - TERMINAL
	129233-01-000	EA	HOUSING - 2-POSITION/FEMALE - 280-SERIES
	129233-02-000	EA	HOUSING - 2-POSITION/FEMALE - 280-SERIES
	129233-03-000	EA	HOUSING - 2-POSITION/FEMALE - 280-SERIES
	131681-01-000	EA	CONNECTOR - 3/4" SO CORD - UL/CS
	137207-01-000	EA	HOUSING - PIN - 2 CAVITY/HIGH AMP
	137208-01-000	EA	HOUSING - SOCKET - 2 CAVITY/HIGH AMP
	137209-01-000	EA	PIN - CONNECTOR - 10AWG/HIGH AMP
	137210-01-000	EA	SOCKET - CONNECTOR - 10 AWG/HIGH AMP
	138996-04-000	EA	CONNECTOR - LAMP
	142520-01-000	EA	TERMINAL - FEMALE - MINI-FIT 16
	142522-01-000	EA	HOUSING - 4 PIN/MALE - MINI FIT
	142522-02-000	EA	HOUSING - 6 PIN/MALE - MINI FIT
	142522-03-000	EA	HOUSING - 8 PIN/MALE - MINI FIT
	142522-04-000	EA	HOUSING - 10 PIN/MALE - MINI FIT
	142522-05-000	EA	HOUSING - 12 PIN/MALE - MINI FIT
	142522-06-000	EA	HOUSING - 14 PIN/MALE - MINI FIT
	142524-01-000	EA	HOUSING - 4 PIN/FEMALE - WEATHER PACK
	142524-02-000	EA	HOUSING - 4 PIN/FEMALE - WEATHER PACK
	144283-01-000	EA	CONNECTOR - 110V - F/USE WITH SOW WIRE - BLUE
	144283-02-000	EA	CONNECTOR - 110V - F/USE WITH NM ROMEX WIRE - CLEAR
	145171-01-000	EA	CONNECTOR - COAXIAL
	148335-01-000	EA	HOUSING - 8-POSITION/MALE - 280-GT SERIES
	148335-02-000	EA	HOUSING - 4-POSITION/MALE - 280-GT SERIES
	148335-03-000	EA	HOUSING - 6-POSITION/MALE - 280-GT SERIES
	149683-01-000	EA	HOUSING - F/5 CAVITY RECEPTACLE - W/SQUARE GUIDE PIN
	149683-02-000	EA	HOUSING - F/5 CAVITY RECEPTACLE - W/ROUND GUIDE PIN
	149686-01-000	EA	TERMINAL - .250 RECEPTACLE

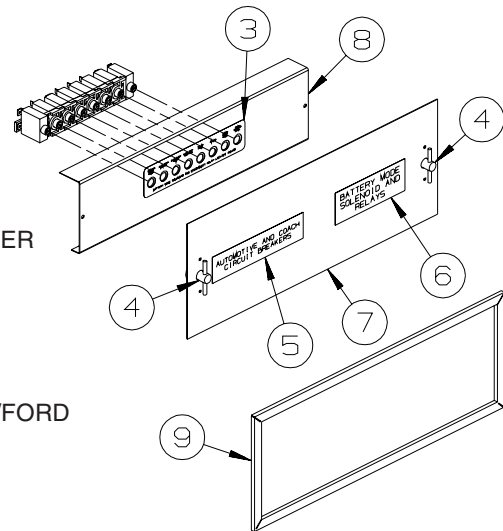
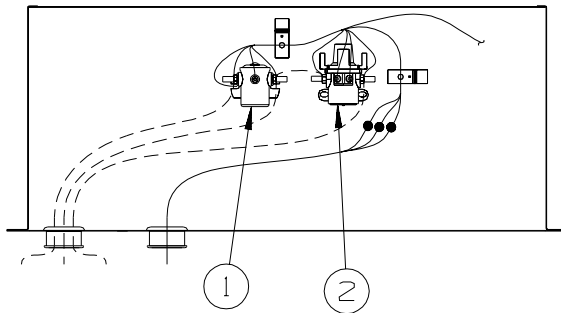
ELECTRICAL GROUP (CONTINUED)

CONNECTORS & CONDUIT (CONTINUED)

KEY	PART NUMBER	U/M	DESCRIPTION
	149687-01-000	EA	HOUSING - 2 POSITION/MALE - PACKARD
	149687-02-000	EA	LOCK - F/2 POSITION HOUSING - PACKARD
	149688-01-000	EA	TERMINAL - MALE - 16 GAUGE WIRE
	156035-01-000	EA	HOUSING - 12-POSITION/FEMALE - 280-GT SERIES
	156041-01-000	EA	TERMINAL - FEMALE - 16-12 - 280-GT SERIES
	156043-01-000	EA	HOUSING - 2-POSITION/FEMALE - 480-MP SERIES
	156043-02-000	EA	LOCK - F/2 POSITION HOUSING - 480 SERIES
	156044-01-000	EA	TERMINAL - FEMALE - 16-12 - 280-GT - F/SEALED HOUSING
	156045-01-000	EA	HOUSING - 10-POSITION/FEMALE - 280-GT SERIES
	156045-02-000	EA	HOUSING - 4-POSITION/FEMALE - 280-GT SERIES
	156045-03-000	EA	HOUSING - 8-POSITION/FEMALE - 280-GT SERIES
	156045-04-000	EA	HOUSING - 6-POSITION/FEMALE - 280-GT SERIES
	156207-01-000	EA	HOUSING - 6-POSITION/MALE - 150-GT SERIES
	156208-01-000	EA	TERMINAL - MALE - 18-16 - 150-GT SERIES
	157590-01-000	EA	TERMINAL - FEMALE - M/P - 10-12 - 630
	157592-01-000	EA	HOUSING - 7-POSITION/FEMAL - M/P
	157592-02-000	EA	LOCK - SECONDARY - F/7 POSITION HOUSING
	157656-01-01A	EA	CONNECTOR - DASH LIGHT - BLACK
	158357-01-000	EA	HOUSING - 3 PIN/MALE - MINI FIT
	158373-01-000	EA	HOUSING - SOCKET - 16 CAVITY - MINI MATE-N-LOCK
	158374-01-000	EA	SOCKET - 16-20 CAVITY - MINI MATE-N-LOCK

CHASSIS

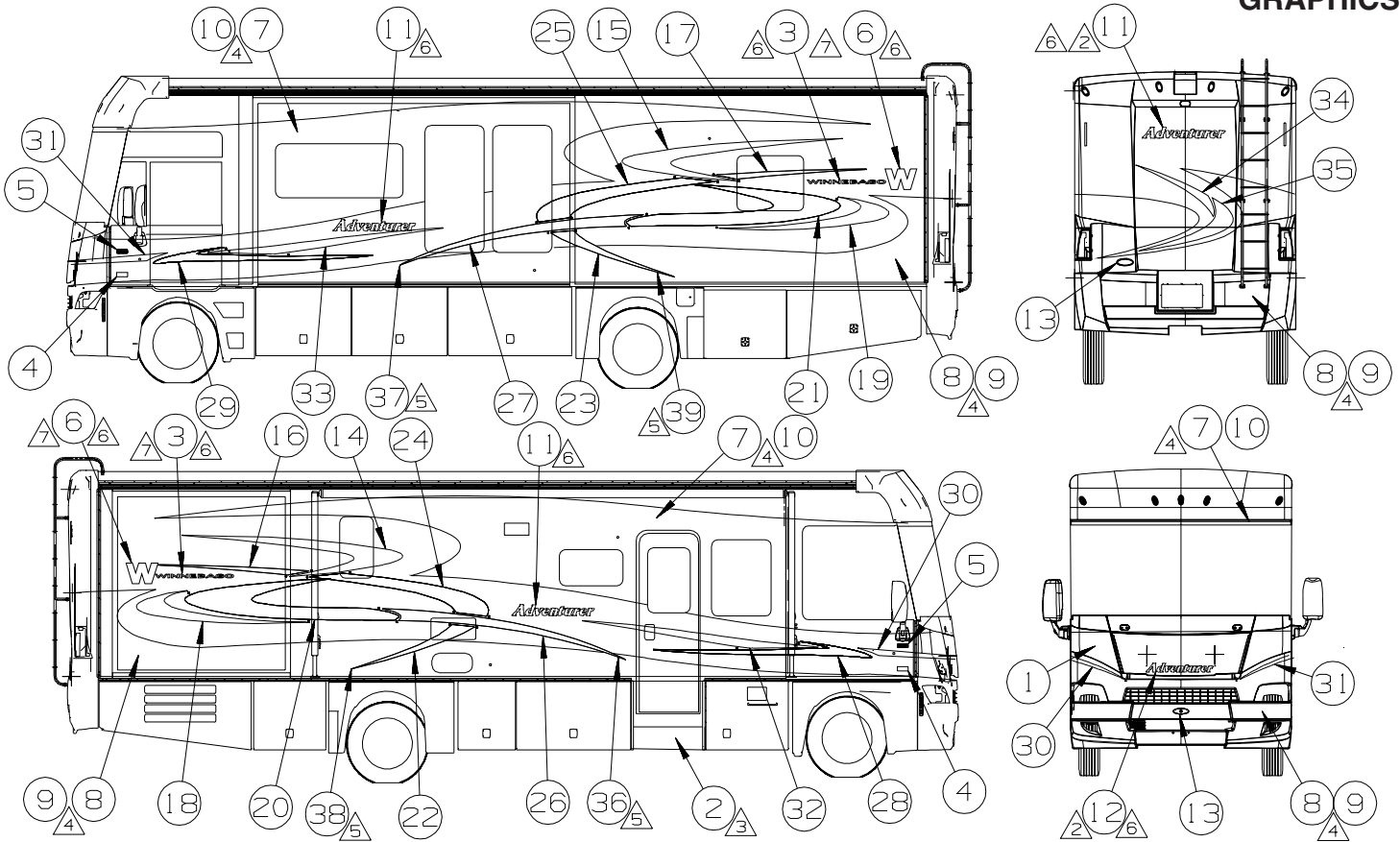
KEY	PART NUMBER	U/M	DESCRIPTION
	160014-01-02B	EA	TIEDOWN - BATTERY - E-COATED
	113452-02-000	FT	SEAL/TRIM - FRONT - VINYL W/WIRE CARRIER - .027"



KEY	PART NUMBER	U/M	DESCRIPTION
1	008188-01-000	EA	SOLENOID - 3 POST - BATTERY CHANGE OVER
2	086273-01-000	EA	RELAY - BATTERY DISCONNECT
3	093236-35-000	EA	LABEL - CIRCUIT BREAKER
4	098196-01-000	EA	LATCH - 1/4 TURN - T-BAR
5	098379-01-000	EA	LABEL - CIRCUIT BREAKER - FRONT BOX
6	098379-04-000	EA	LABEL - ELECTRICAL BOX - SIDE
7	109925-04-000	EA	DOOR - ELECTRICAL BOX - 6.9" X 18.5" - GM/FORD
8	118531-02-02B	EA	PLATE - CIRCUIT BREAKER - E COATED
9	092492-11-000	EA	SEAL - ELECTRIC BOX - 7" X 18.4"

EXTERIOR BODY GROUP GRAPHICS & PAINT

GRAPHICS



QTY	PART NUMBER	UNIT	DESCRIPTION
1	093681-36-CHT (04A)	FT	FILM-25.4 MM X 150 FT
2	109506-01-000	EA	FILM-URETHANE PROTECTANT
3	120702-03-CHT (62A)	EA	DECAL-LOGO WINNEBAGO - MED BROWN
4	129922-02-CHT (01A)	EA	EMBLEM-TRITON V10 (3 VALVE) - BLACK/CHROME
5	132664-02-CHT (01A)	EA	DECAL-LOGO DOMED WINNEBAGO - CHROME/RED/BLACK
6	135381-02-CHT (11A)	EA	DECAL-LOGO W - COPPER
7	141599-31-000	GL	PAINT - METALLIC GOLD DUPONT #373-P7436
8 (276)	141599-35-000	GL	PAINT - SANDSTONE BEIGE MET DUPONT #373-P7438
9 (276)	141599-39-000	GL	PAINT - SPRUCE GREEN MET DUPONT #373-P7443
10 (276)	141599-42-000	GL	PAINT - DK TITANIUM MET DUPONT #373-P765286
11	149888-01-CHT (01A)	EA	DECAL-ADVENTURER, LG - BLACK/SILVER/MED SILVER
12	149888-02-CHT (01A)	EA	DECAL-ADVENTURER, SML - BLACK/SILVER/MED SILVER
13	151687-01-CHT (01A)	EA	DECAL/BEZEL DOMED NAMEPLATE WINNEBAGO - CHROME/PANTONE RED
14	153007-01-CHT (03A)	EA	DECAL-HOOK UPPER RH - BURGUNDY/MED BROWN
15	153007-02-CHT (03A)	EA	DECAL-HOOK UPPER LH - BURGUNDY/MED BROWN
16	153008-01-CHT (03A)	EA	DECAL-TIP UPPER RH - COPPER
17	153008-02-CHT (03A)	EA	DECAL-TIP UPPER LH - COPPER
18	153009-01-CHT (03A)	EA	DECAL-HOOK LWR RH - MED BROWN
19	153009-02-CHT (03A)	EA	DECAL-HOOK LWR LH - MED BROWN
20	153010-01-CHT (02A)	EA	DECAL-CURVE RR RH - BURGUNDY
21	153010-02-CHT (02A)	EA	DECAL-CURVE RR LH - BURGUNDY
22	153011-01-CHT (03A)	EA	DECAL-TIP LWR RH - GOLD/COPPER
23	153011-02-CHT (03A)	EA	DECAL-TIP LWR LH - GOLD/COPPER
24	153012-01-CHT (03A)	EA	DECAL-CURVE MID RH - COPPER/GOLD
25	153012-02-CHT (03A)	EA	DECAL-CURVE MID LH - COPPER/GOLD
26	153013-01-CHT (03A)	EA	DECAL-TIP MID RH - BURGUNDY/MED BROWN
27	153013-02-CHT (03A)	EA	DECAL-TIP MID LH - BURGUNDY/MED BROWN
28	153014-01-CHT (03A)	EA	DECAL-CHECK RH - COPPER/GOLD
29	153014-02-CHT (03A)	EA	DECAL-CHECK LH - COPPER/GOLD
30	153015-01-CHT (03A)	EA	DECAL-CORNER RH - MID BROWN
31	153015-02-CHT (03A)	EA	DECAL-CORNER LH - MID BROWN
32	153016-01-CHT (03A)	EA	DECAL-TIP FRT RH - BURGUNDY/MED BROWN
33	153016-02-CHT (03A)	EA	DECAL-TIP FRT LH - BURGUNDY/MED BROWN
34	153018-01-CHT (03A)	EA	DECAL-HOOK BACKWALL UPPER - MED BROWN/GOLD
35	153019-01-CHT (03A)	EA	DECAL-HOOK BACKWALL LWR - GOLD
36	153024-01-CHT (01A)	EA	DECAL-PAINT MASK TIP MID RH
37	153024-02-CHT (01A)	EA	DECAL-PAINT MASK TIP MID LH
38	153025-01-CHT (01A)	EA	DECAL-PAINT MASK TIP LWR RH
39	153025-02-CHT (01A)	EA	DECAL-PAINT MASK TIP LWR LH
40	141599-27-000	GL	PAINT-IMRON CLEAR 55 GAL - DUPONT 3440S
41 (IPV)	-----	EA	DECAL-EMBLEM - CHASSIS SUPPLIED
42 (A)	153023-01-CHT (01A)	EA	DECAL-PAINT MASK REAR

△ DISTANCE BETWEEN DECALS IS TO BE 19 MM.

△ LOGO IS TO BE ±1 MM ON A HORIZONTAL PLANE (END TO END).

△ PAINT MASK TO BE REMOVED AFTER PAINT.

△ CLEAR COAT TO BE APPLIED TO PAINTED AREAS TO PROTECT PAINT.

△ FILM TO PROTECT BOTTOM OF DOOR FROM SCUFF MARKS.

△ CENTER ON UNIT.

1. APPLY PROTECTOR 116424-01-000 TO WATER HEATER DOOR LATCH.

△ END PANELS OF SLIDEOUT ROOMS WILL BE PAINTED WITH BASE COAT AND CLEAR COAT ONLY. THERE WILL BE NO COLOR DESIGN GRAPHICS ELEMENTS PAINTED ON END PANELS.

(IPV) WORKHORSE 24,000#-22.5 TIRE

(1PS) WORKHORSE 22,000#-22.5 TIRE

(16L) FORD 22,000#-22.5 AL WHL

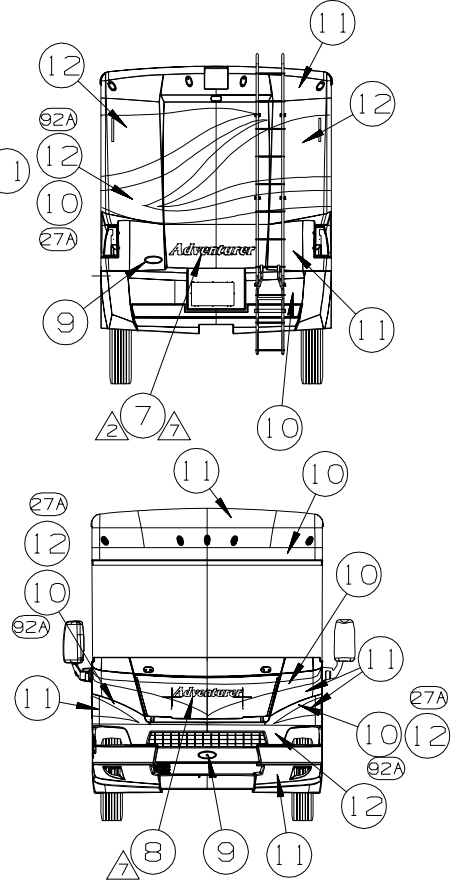
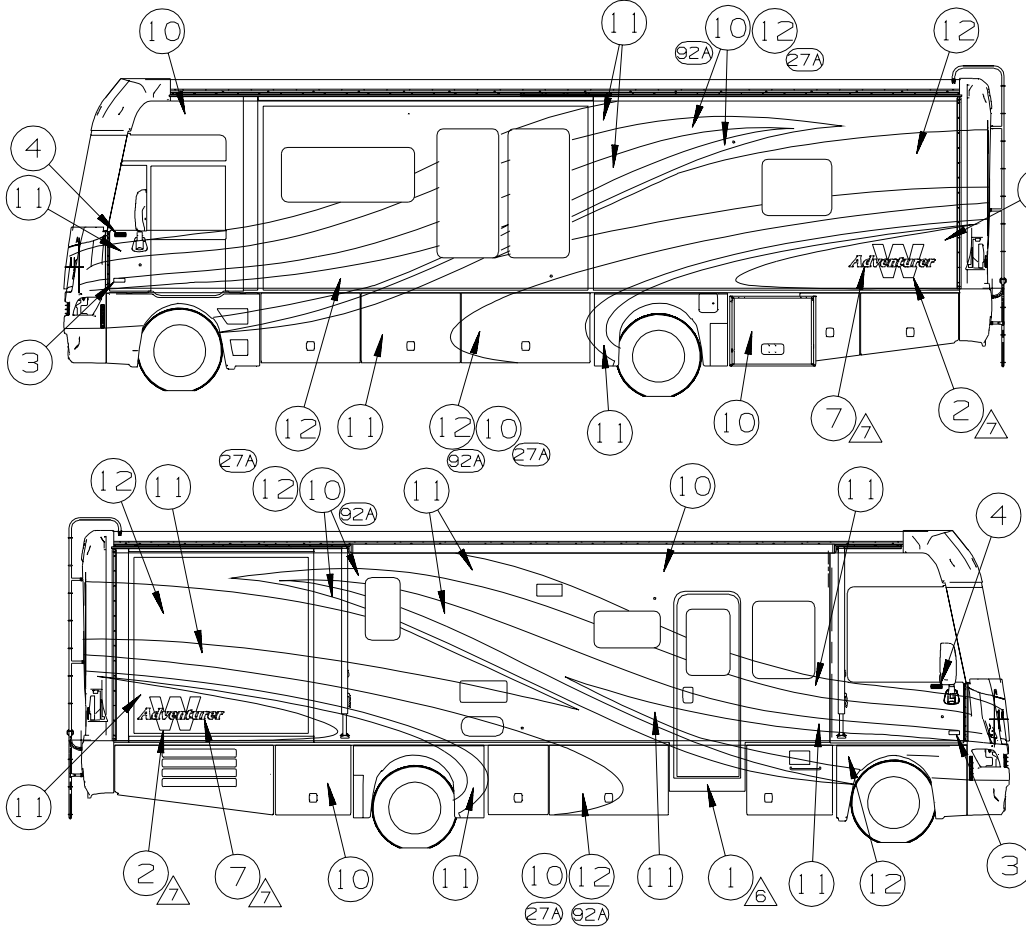
(92K) EXTERIOR GRAPHICS PACKAGE #2

(276) EXTERIOR GRAPHICS PACKAGE #1

NOTES:

EXTERIOR BODY GROUP (CONTINUED) GRAPHICS & PAINT (CONTINUED)

FULL BODY PAINT



(27A) KEY

KEY	PART NUMBER	U/M
1	109506-01-000	EA
2	120700-12-CHT(01A)	EA
3	129922-02-CHT(01A)	EA
4	132664-02-CHT(01A)	EA
5	157825-01-000	GL
6	149889-03-CHT(01A)	EA
7	149889-04-CHT(01A)	EA
8	151687-01-CHT(01A)	EA
9	GL
10	GL
11	GL
12	GL
13	EA
14	GL

DESCRIPTION PEARL 11

FILM-URETHANE PROTECTANT
 DECAL-LOGO W - FROST JACK
 EMBLEM-TRITON V10 (3 VALVE) - BLACK/CHROME
 DECAL-LOGO DOMED WINNEBAGO - CHROME/RED/BLACK
 PAINT-CLEAR COAT - SHERWIN WILLIAMS
 KIT-PAINT PROTECTION
 DECAL-LOGO DOMED ADVENTURER LG - BLACK/CHROME/MED SILVER
 DECAL-LOGO DOMED ADVENTURER SML - BLACK/CHROME/MED SILVER
 DECAL-BEZEL DOMED NAMEPLATE WINNEBAGO - CHROME/RED
 PAINT-BRIGHT PLATINUM MET - SHERWIN WILLIAMS #48823
 PAINT-LT PEARLSTONE MET - SHERWIN WILLIAMS #41824
 PAINT-WHITE PEARL - SHERWIN WILLIAMS #64003-5
 DECAL-EMBLEM - CHASSIS SUPPLIED
 PAINT-BLACK - SHERWIN WILLIAMS #1738

(92A) KEY

KEY	PART NUMBER	U/M
1	109506-01-000	EA
2	120700-12-CHT(01A)	EA
3	129922-02-CHT(01A)	EA
4	132664-02-CHT(01A)	EA
5	157825-01-000	GL
6	149889-03-CHT(01A)	EA
7	149889-04-CHT(01A)	EA
8	151687-01-CHT(01A)	EA
9	GL
10	GL
11	GL
12	GL
13	EA
14	GL

DESCRIPTION COPPER

FILM-URETHANE PROTECTANT
 DECAL-LOGO W - FROST JACK
 EMBLEM-TRITON V10 (3 VALVE) - BLACK/CHROME
 DECAL-LOGO DOMED WINNEBAGO - CHROME/RED/BLACK
 PAINT-CLEAR COAT - SHERWIN WILLIAMS
 KIT-PAINT PROTECTION
 DECAL-LOGO DOMED ADVENTURER LG - BLACK/CHROME/MED SILVER
 DECAL-LOGO DOMED ADVENTURER SML - BLACK/CHROME/MED SILVER
 DECAL-BEZEL DOMED NAMEPLATE WINNEBAGO - CHROME/RED
 PAINT-SEDONA MED - SHERWIN WILLIAMS #63814
 PAINT-LT AUTUMWOOD MET - SHERWIN WILLIAMS #48507
 PAINT-SAND MICA MET - SHERWIN WILLIAMS #50381 ALT #3
 DECAL-EMBLEM - CHASSIS SUPPLIED
 PAINT-BLACK - SHERWIN WILLIAMS #1738

(24C) KEY

KEY	PART NUMBER	U/M
1	109506-01-000	EA
2	120700-12-CHT(01A)	EA
3	129922-02-CHT(01A)	EA
4	132664-02-CHT(01A)	EA
5	157825-01-000	GL
6	149889-03-CHT(01A)	EA
7	149889-04-CHT(01A)	EA
8	151687-01-CHT(01A)	EA
9	GL
10	GL
11	GL
12	GL
13	EA
14	GL

DESCRIPTION EBONY

FILM-URETHANE PROTECTANT
 DECAL-LOGO W - FROST JACK
 EMBLEM-TRITON V10 (3 VALVE) - BLACK/CHROME
 DECAL-LOGO DOMED WINNEBAGO - CHROME/RED/BLACK
 PAINT-CLEAR COAT - SHERWIN WILLIAMS
 KIT-PAINT PROTECTION
 DECAL-LOGO DOMED ADVENTURER LG - BLACK/CHROME/MED SILVER
 DECAL-LOGO DOMED ADVENTURER SML - BLACK/CHROME/MED SILVER
 DECAL-BEZEL DOMED NAMEPLATE WINNEBAGO - CHROME/RED
 PAINT-BLACK MET - SHERWIN WILLIAMS #40888
 PAINT-MOONSTONE MET - SHERWIN WILLIAMS #54691
 PAINT-LT BRONZEMIST MET - SHERWIN WILLIAMS #68077
 DECAL-EMBLEM - CHASSIS SUPPLIED
 PAINT-BLACK - SHERWIN WILLIAMS #1738

- ▲ CENTER VERTICAL AND HORIZONTALLY ON DECAL.
- 8. END PANELS OF SLIDEOUT ROOMS WILL BE PAINTED WITH BASE COAT AND CLEAR COAT ONLY. THERE WILL BE NO COLORED DESIGN GRAPHICS ELEMENTS PAINTED ON THE END PANELS.
- ▲ LOGO IS TO BE ±1 MM ON A HORIZONTAL PLANE (END TO END).
- ▲ FILM TO PROTECT BOTTOM OF DOOR FROM SCUFF MARKS.
- ▲ DIE CUT ACRYLIC FILM, USED TO PROTECT FULL BODY PAINTED UNITS.
- 4. ON FULL BODY PAINTED UNITS USE 145487-02-000 (1100 FT) TO COVER UNSEALED ROOF SEAMS.
- ▲ CLEAR COAT TO BE APPLIED ON ENTIRE UNIT TO PROTECT PAINT.
- ▲ CENTER ON UNIT.
- 1. APPLY PROTECTOR 116424-01-000 TO WATER HEATER DOOR LATCH.

- (IPV) WORKHORSE 24,000#-22.5 TIRE
- (IPS) WORKHORSE 22,000#-22.5 TIRE
- (16L) FORD 22,000#-22.5 AL WHL
- (24P) MASK FRONT EXT PROTECTIVE
- (24C) EXT FULL BODY PAINT PKG # 3
- (92A) EXT FULL BODY PAINT PKG # 2
- (27A) EXT FULL BODY PAINT PKG # 1

NOTES:

EXTERIOR BODY GROUP (CONTINUED)

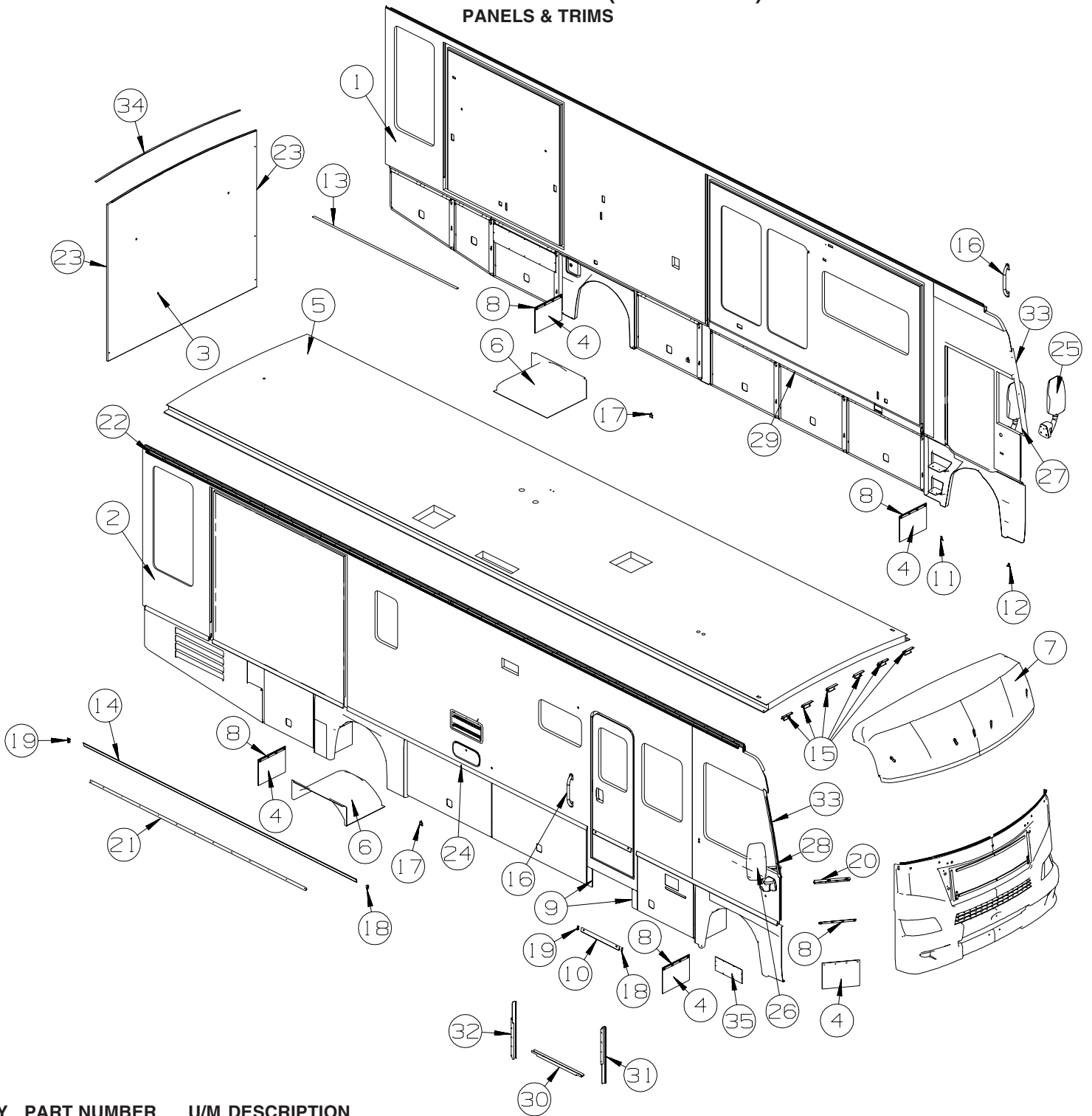
GRAPHICS & PAINT (CONTINUED)

**DUPONT COLOR CODES ARE NOW FOUND IN THE PAINT CODE MANUAL.
YOU CAN FIND THIS MANUAL ON YOUR DEALER INDEX WEBPAGE UNDER SERVICE.**

KEY	PART NUMBER	U/M	DESCRIPTION
	093681-39-01A	FT	FILM - 3.1" - FLAT BLACK - SLIDEOUT ROOMS
	093681-40-01A	FT	FILM - 2" - FLAT BLACK - DRIVERS DOOR
	072882-01-000	EA	PAINT - 16 OUNCE SPRAY - OFF WHITE

EXTERIOR BODY GROUP (CONTINUED)

PANELS & TRIMS



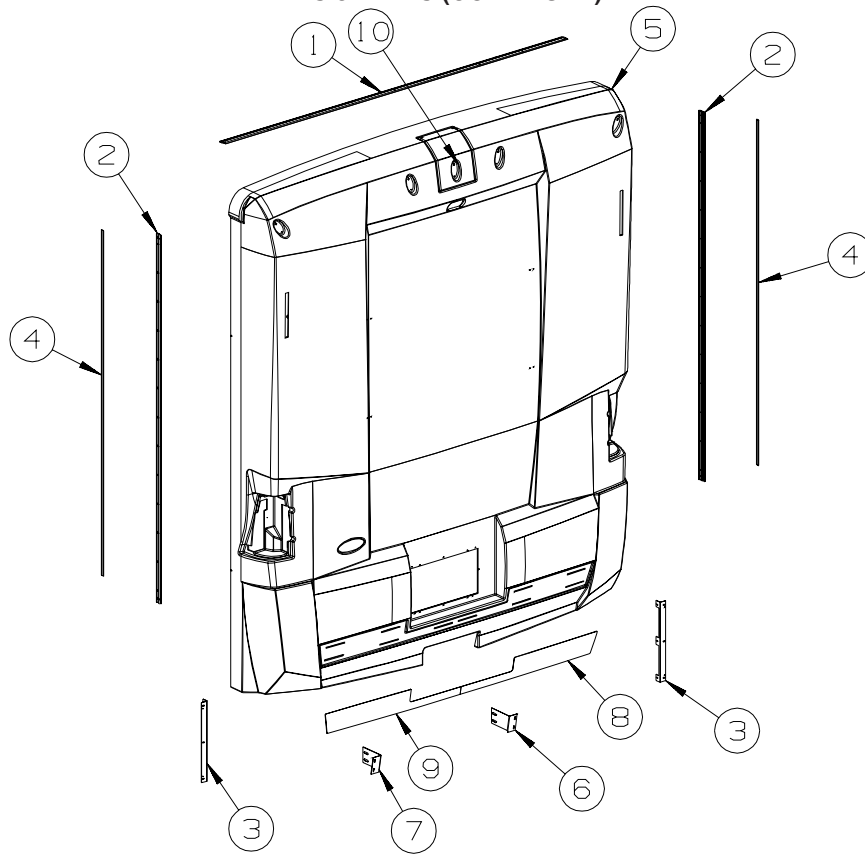
KEY	PART NUMBER	U/M DESCRIPTION
1	159161-01-U90	EA SIDEWALL - DRIVER - W/O WINDOWS/TRIMS (U90, U91, U92, UM1)
1	159161-01-U94	EA SIDEWALL - DRIVER - W/O WINDOWS/TRIMS (U94, U95, U96, UM2)
1	159161-01-U98	EA SIDEWALL - DRIVER - W/O WINDOWS/TRIMS (U98, U99, U00, UM3)
2	159162-01-U90	EA SIDEWALL - PASSENGER - W/O WINDOWS/TRIMS (U90, U91, U92, UM1)
2	159162-01-U94	EA SIDEWALL - PASSENGER - W/O WINDOWS/TRIMS (U94, U95, U96, UM2)
2	159162-01-U98	EA SIDEWALL - PASSENGER - W/O WINDOWS/TRIMS (U98, U99, U00, UM3)
3	156593-09-U90	EA BACKWALL/INNER - W/O REAR CAP (U90, U91, U92, UM1)
3	156593-09-U94	EA BACKWALL/INNER - W/O REAR CAP (U94, U95, U96, UM2)
3	156593-09-U98	EA BACKWALL/INNER - W/O REAR CAP (U98, U99, U00, UM3)
4	017516-01-000	EA MUD FLAP - 14"H X 18"W - W/O MOUNTING HOLES - RUBBER - BLK
5	159163-01-U90	EA ROOF - W/O LIGHTS/VENTS - W/WIRING
6	131365-01-000	EA WHEELWELL - PLASTIC
7	153030-04-U90	EA CAP - ROOF - W/O LIGHTS/WIRING
8	140922-01-02B	EA RETAINER - MUD FLAP - 1" X 17.7" - E-COATED/BLACK

EXTERIOR BODY GROUP (CONTINUED)
PANELS & TRIMS (CONTINUED)

KEY	PART NUMBER	U/M	DESCRIPTION
9	121117-09-02B	EA	ANGLE - W/O SLOTS - 9.8" X 3.3" - E-COATED
10	149822-01-02A	EA	TRIM - SIDEWALL/ENTRY DOOR - 25.3" - BLACK
11	150742-01-02A	EA	CAP/TRIM - DRIVER DOOR - BLACK - RIGHT HAND
12	150742-02-02A	EA	CAP/TRIM - DRIVER DOOR - BLACK - LEFT HAND
13	093673-01-06A	EA	TRIM/MOLDING - 1.4" WIDE X 8' LONG - BRIGHT WHITE
14	146550-01-02A	EA	TRIM COVER - SIDEWALL - 182" - BLACK
15	134774-01-02B	EA	BRACKET - CAB ATTACHMENT - E-COATED
16	157749-01-01A	EA	ASSIST HANDLE - NON-LIGHTED - 18" - CHROME
17	119568-01-01A	EA	STANDOFF - VALANCE PANEL - BLACK
18	146576-01-02A	EA	END CAP/TRIM - RIGHT HAND - BLACK
19	146576-02-02A	EA	END CAP/TRIM - LEFT HAND - BLACK
20	132695-01-02B	EA	ANGLE - MUDFLAP - E-COATED
21	146548-01-01A	EA	TRIM - RETAINER - 143.8" - MILL
22	157284-01-01A	EA	RAIL - AWNING - 192" - BRIGHT WHITE
23	156622-01-01A	FT	SEALER - TAPE - 1/4"THICK X 3"WIDE X 100 FT
24	153498-01-02A	EA	BUMPER - RUBBER - BLACK
25*	142721-02-01A	EA	MIRROR - EXTERIOR REMOTE/HEAT/DRVR - (BREAKAWAY) - BLACK
25*	142721-02-02A	EA	MIRROR - EXTERIOR REMOTE/HEAT/DRVR - (BREAKAWAY) - CHROME - FULL BODY PAINT
26*	142721-01-01A	EA	MIRROR - EXTERIORs REMOTE/HEAT/PASS - (BREAKAWAY) - BLACK
26*	142721-01-02A	EA	MIRROR - EXTERIOR REMOTE/HEAT/PASS - (BREAKAWAY) - CHROME - FULL BODY PAINT
27	125384-15-02A	EA	TRIM - WINDSHIELD - A-PILLAR - PASSENGER - BLACK
28	125384-16-02A	EA	TRIM - WINDSHIELD - A-PILLAR - DRIVER - BLACK
29	104692-01-000	EA	SEAL - ADHESIVE BACKED FOAM - 3/4" THICK X 3/4" WIDE X 25'
30	152800-01-01A	EA	TRIM - SIDEWALL/ENTRY STEP - 33.2" - BLACK
31	133100-09-01A	EA	TRIM - SIDEWALL - 30.7" - BLACK
32	133100-10-01A	EA	TRIM - SIDEWALL - 30.7" - BLACK
33	099418-01-000	FT	SEAL - D-SECTION/ADHESIVE BACK - .44" X .44" - BLK RUBBER
34	114248-02-04A	EA	ANGLE - PLASTIC - .7" X .4" X 96.7" - BEIGE
35	120135-25-02B	EA	PANEL - CLOSEOUT - E-COATED
			FROM: 00-00-00 THRU: 06-20-06
35	120135-29-02B	EA	PANEL - CLOSEOUT - E-COATED
			FROM: 06-21-06 THRU: 99-99-99

***COMPONENT PARTS LISTED LATER IN THIS GROUP**

EXTERIOR BODY GROUP (CONTINUED)
PANELS & TRIMS (CONTINUED)



KEY	PART NUMBER	U/M	DESCRIPTION
1	083805-23-000	EA	TRIM - ROOF CAP - 92.1" - BRIGHT WHITE
2	092041-01-03A	EA	TRIM - FRONT/REAR CAP (SIDEWALL) - 83.1" - BRIGHT WHITE
3	138789-01-02B	EA	ANGLE/MOUNT - WHEEL LIP/BACKWALL - E-COATED
4	091985-01-07A	FT	INSERT - TRIM - REAR CAP TO SIDEWALL - .66" - BRIGHT WHITE
5	159262-03-U90	EA	PANEL - REAR CAP - W/CAMERA MOUNT
5	159262-03-UM1	EA	PANEL - REAR CAP - W/CAMERA MOUNT - FULL BODY PAINT
6	153465-01-02B	EA	BRACE - REAR CAP - RH
7	153465-02-02B	EA	BRACE - REAR CAP - LH
8	NOT USED		
9	NOT USED		
10	153299-02-T77	EA	PANEL - ACCESS/CAMERA
10	153299-02-UM1	EA	PANEL - ACCESS/CAMERA - FULL BODY PAINT

EXTERIOR BODY GROUP (CONTINUED)
COMPONENT PARTS FOR PANELS & TRIMS

142721-01-01A, 142721-02-01A

KEY	PART NUMBER	U/M	DESCRIPTION	VENDOR NO.
	106015-16-700	EA	GLASS/FLAT-W/HEAT ELEMENT	709450
	106015-18-700	EA	GLASS/CONVEX	709650
	106015-18-702	EA	MOTOR - FLAT GLASS	7471180
	106015-18-703	EA	GLASS/CONVEX-ACT/HOUSING	709651
	131431-03-700	EA	LIGHT/TURN SIGNAL - AMBER	7475510
	142721-01-700	EA	COVER/CAP - BOTTOM	Q709678
	142721-01-701	EA	CAP - RECTANGULAR (VELVAC)	709557
	142721-01-702	EA	BRACKET/MOUNT - MIRROR	7096800
	142721-01-703	EA	GASKET/MOUNT - MIRROR	7094700
	142721-01-704	EA	SET SCREW - 5/16"-18 X 1.25"	4082140

142721-01-02A, 142721-02-02A

KEY	PART NUMBER	U/M	DESCRIPTION	VENDOR NO.
	106015-16-700	EA	GLASS/FLAT-W/HEAT ELEMENT	709450
	106015-18-700	EA	GLASS/CONVEX	709650
	106015-18-701	EA	ACTUATOR - CONVEX GLASS	7475410
	106015-18-702	EA	MOTOR - FLAT GLASS	7471180
	106015-18-703	EA	GLASS/CONVEX-ACT/HOUSING	709651 KIT
	131431-03-700	EA	LIGHT/TURN SIGNAL - AMBER	7475510
	142721-01-700	EA	COVER/CAP - BOTTOM	Q709678
	142721-01-701	EA	CAP - RECTANGULAR (VELVAC)	709557
	142721-01-702	EA	BRACKET/MOUNT - MIRROR	7096800
	142721-01-703	EA	GASKET/MOUNT - MIRROR	7097400
	142721-01-704	EA	SET SCREW - 5/16"-18 X 1.25"	4082140

EXTERIOR BODY GROUP (CONTINUED)

FRONT END



KEY	PART NUMBER	U/M	DESCRIPTION
1	145222-01-01A	EA	BOOT/COWL
2	152473-02-T77	EA	PANEL - FRONT/LOWER - W/O HARDWARE
2	152473-02-UM1	EA	PANEL - FRONT/LOWER - W/O HARDWARE - FULL BODY PAINT
3	132864-01-01A	EA	SUPPORT - FRONT/INNER PANEL TRIM
4	143561-03-02B	EA	BRACKET - FRONT END - RIGHT HAND - E-COATED
5	143561-04-02B	EA	BRACKET - FRONT END - LEFT HAND - E-COATED
6	149784-04-T77	EA	SUPPORT - WIPER
7	125847-41-02B	EA	SUPPORT - PIVOT SHAFT - E-COATED
8	144208-02-02B	EA	BRACKET/STRIKER - HOOD - E-COATED
9	149788-10-02B	EA	SUPPORT - PIVOT SHAFT - E-COATED
			FROM: 00-00-00 THRU: 08-06-06
9	149788-18-02B	EA	SUPPORT - PIVOT SHAFT - E-COATED
			FROM: 08-07-06 THRU: 99-99-99
10	149788-12-02B	EA	SUPPORT - PIVOT SHAFT - E-COATED
			FROM: 00-00-00 THRU: 08-06-06
10	149788-20-02B	EA	SUPPORT - PIVOT SHAFT - E-COATED
			FROM: 08-07-06 THRU: 99-99-99
11	153998-02-02B	EA	SUPPORT - HINGE/HOOD - RIGHT HAND - E-COATED
			FROM: 00-00-00 THRU: 03-05-06
11	153998-06-02B	EA	SUPPORT - HINGE/HOOD - RIGHT HAND - E-COATED
			FROM: 03-06-06 THRU: 99-99-99
12	153998-04-02B	EA	SUPPORT - HINGE/HOOD - LEFT HAND - E-COATED
			FROM: 00-00-00 THRU: 03-05-06
12	153998-08-02B	EA	SUPPORT - HINGE/HOOD - LEFT HAND - E-COATED
			FROM: 03-06-06 THRU: 99-99-99
13	154016-01-02B	EA	SUPPORT - FRONT END - RIGHT HAND - E-COATED
14	154016-02-02B	EA	SUPPORT - FRONT END - LEFT HAND - E-COATED
15	153962-01-02A	EA	GRILLE - FRONT/UPPER
16	116617-02-02B	EA	SPACER - BUMPER
17	128455-01-02B	EA	BRACKET - BUMPER - E-COATED
18	128455-02-02B	EA	BRACKET - BUMPER - E-COATED
19	137072-09-01A	EA	HINGE - HOOD - PASSENGER - BLACK

EXTERIOR BODY GROUP (CONTINUED)
FRONT END (CONTINUED)

KEY	PART NUMBER	U/M	DESCRIPTION
20	137072-10-01A	EA	HINGE - HOOD - DRIVER - BLACK
21	144209-02-02B	EA	ANGLE/STRIKER - HOOD - E-COATED
22	153483-03-T77	EA	COWL - WINDSHIELD - PASSENGER
	076813-02-000	FT	SEAL-D BULB - .5" X .7" - MEDIUM SPONGE RUBBER - BLACK
23	153730-01-02B	EA	ZEE - COWL - OUTSIDE - RH HAND - E-COATED
24	153483-04-T77	EA	COWL - WINDSHIELD - DRIVER
	076813-02-000	FT	SEAL-D BULB - .5" X .7" - MEDIUM SPONGE RUBBER - BLACK
25	153730-02-02B	EA	ZEE - COWL - OUTSIDE - LH HAND - E-COATED
26	153509-02-T77	EA	COWL - WINDSHIELD - CENTER
	076813-02-000	FT	SEAL-D BULB - .5" X .7" - MEDIUM SPONGE RUBBER - BLACK
27	154089-01-T77	EA	HOOD - FRONT
27	154089-01-UM1	EA	HOOD - FRONT - FULL BODY PAINT
28	102265-01-000	EA	CLIP/ROD END - 5/32" - BLACK PLASTIC
29	145521-05-01A	EA	ROD - HOOD LATCH
30	145521-06-01A	EA	ROD - HOOD LATCH
31	147388-01-02B	EA	LATCH/PADDLE - E-COAT
32	147388-02-02B	EA	LATCH/PADDLE - E-COAT
33	139160-01-01A	EA	BRACKET - LATCH - PADDLE
34	154091-03-02B	EA	TUBE/TIMING - HOOD - E-COATED
35	153274-01-01A	EA	TRIM/ACCENT - BUMPER/FRONT - CHROME PLATED - FULL BODY PAINT
36	130053-01-01A	EA	STRIKER - LUGGAGE DOOR - FLUSH - BLACK
37	058786-01-000	EA	BOLT - HOOD ADJUSTMENT - 5/16"-18 X 1.5"-2" - W/BLACK PAD
38	092041-16-01A	EA	TRIM - FRONT/REAR CAP (SIDEWALL) - 24.8" - BRIGHT WHITE
			FROM: 00-00-00 THRU: 10-17-06
38	162401-01-01A	EA	TRIM - LOWER FRONT/SIDEWALL - BRIGHT WHITE
			FROM: 10-18-06 THRU: 99-99-99
39	091985-01-07A	EA	INSERT - TRIM - REAR CAP TO SIDEWALL - .66" - BRIGHT WHITE
40	126263-02-02B	EA	BRACKET - GAS SPRING W/BALL STUD - E-COATED
41	142569-07-000	EA	SPRING/GAS - 20 LB - 20" EXTENDED/12" COMPRESSED
42	156216-01-02B	EA	BRACKET/SUPPORT - STRIKER/RH - E-COATED
43	156216-02-02B	EA	BRACKET/SUPPORT - STRIKER/LH - E-COATED
44	156212-01-02B	EA	SUPPORT - HOOD BUMPER/RH - E-COATED
45	156212-02-02B	EA	SUPPORT - HOOD BUMPER/LH - E-COATED
46	156200-01-02B	EA	ADJUSTER - HOOD - E-COATED
47	113908-02-000	EA	LATCH/PLUNGER - F/HOOD/REAR TRUNK/ENGINE/GENERATOR DOOR
48	117046-01-000	EA	BUMPER - RUBBER/ROUND END - .9"

LADDER

KEY	PART NUMBER	U/M	DESCRIPTION
	129375-02-000	EA	SEAL - LADDER BRACKET
	150785-05-01A	EA	LADDER - LOWER - 35.6"/3 STEP - HINGED STANDOFF
	141624-02-01A	EA	LADDER - REAR CAP - BRUSHED ALUMINUM

EXTERIOR BODY GROUP (CONTINUED)
STRUCTURAL COMPONENTS

KEY	PART NUMBER	U/M	DESCRIPTION
	002766-01-001	EA	ANGLE - EXTRUDED - 1" X 1 1/2" X 17'
	089297-01-000	SF	PLYWOOD - LUAN - OVERLAY GRADE - 4' X 8'
	089297-03-000	SF	PLYWOOD - LUAN - OVERLAY GRADE - 4' X 8.3'
	100619-01-000	BF	FOAM - EXPANDED POLYSTYRENE - 1.34" X 48" X 96"
	100619-02-000	BF	FOAM - EXPANDED POLYSTYRENE - 1.5" X 48" X 96"
	100619-04-000	BF	FOAM - EXPANDED POLYSTYRENE - .5" X 48" X 96"
	100619-05-000	BF	FOAM - EXPANDED POLYSTYRENE - .75" X 48" X 96"-1.5"DENSITY
	100619-13-000	BF	FOAM - EXPANDED POLYSTYRENE-.34" X 34.7" X 96"-2" DENSITY
	100619-16-000	BF	FOAM - EXPANDED POLYSTYRENE - .75" X 48" X 96"-2" DENSITY
	100619-22-000	BF	FOAM - EXPANDED POLYSTYRENE - 1.34" X 48" X 120"
	108535-05-03A	SF	FIBERGLASS SHEET - 108" X 500' ROLL - BRIGHT WHITE
	116942-03-01A	LB	ALUMINUM - .7" X 40" X 158"
	120107-07-000	EA	FOAM - ROOF COVE
	128782-07-01A	EA	FIBERGLASS SHEET - 5/32" X 78.9" X 456" - HIGH GLOSS - BRT WHITE
	128782-17-01A	EA	FIBERGLASS SHEET - 30.9" X 74.7" - HIGH GLOSS - BRT WHITE
	128782-18-01A	EA	FIBERGLASS SHEET - 85.2" X 448.1" - HIGH GLOSS - BRT WHITE
	128782-21-01A	EA	FIBERGLASS SHEET - 31.1" X 75" - HIGH GLOSS - BRT WHITE
	128782-22-01A	EA	FIBERGLASS SHEET - 22" X 75" - HIGH GLOSS - BRT WHITE
	159630-01-01A	EA	LAMINATE SHEET - 4" X 94" - CHOCOLATE/GREEN
	151523-01-02A	EA	CEILING PANEL - 48" X 97.1" - VINYL/FOAM/LUAN - SPINDRIFT
	152490-01-000	EA	FOAM - PLUG - ROOF TUBE

AWNINGS


ORDER AWNINGS & REPAIR PARTS FROM DOMETIC. CALL #800-366-3842.

**THE DOMETIC AWNING INFORMATION YOU WILL NEED IS LOCATED ON THE MOTOR HOME NEAR
THE TOP OF THE AWNING RAIL.**

KEY	PART NUMBER	U/M	DESCRIPTION
	127647-03-01A	EA	ROD/AWNING GUARD - ENTRY DOOR - 19.4" LONG - MANUAL
	113874-11-01A	EA	SCREW/LAG - AWNING - 1/4" X 1" STAINLESS STEEL
	113874-12-01A	EA	SCREW/LAG - AWNING - 1/4" X 2 3/4" STAINLESS STEEL
	137054-01-01A	EA	BRACKET - AWNING - BLACK - MANUAL FROM: 00-00-00 THRU: 12-10-06
	161748-01-04A	EA	BRACKET - AWNING - BLACK - MANUAL FROM: 12-11-06 THRU: 99-99-99
	137054-01-02A	EA	BRACKET - AWNING - BRIGHT WHITE - MANUAL/FULL BODY PAINT FROM: 00-00-00 THRU: 12-10-06
	161748-01-01A	EA	BRACKET - AWNING - BRIGHT WHITE - MANUAL/FULL BODY PAINT FROM: 12-11-06 THRU: 99-99-99
	146457-02-03A	EA	BRACKET - AWNING - BRIGHT WHITE - ELECTRIC, G35A, G38J, G38G
	146457-02-02A	EA	BRACKET - AWNING - BLACK - ELECTRIC, G35A, G38J, G38G/FULL BODY PAINT

EXTERIOR DOORS & COMPARTMENTS GROUP

DOOR & COMPARTMENT LAYOUT



KEY	PART NUMBER	U/M DESCRIPTION
1	154039-01-T77	EA PANEL - WHEEL LIP - PASSENGER/FRONT
	139793-03-01A	EA HINGE - CENTER/VALANCE DOOR - W/O BALL STUD
2	154044-02-10A	EA END CAP - WHEEL LIP - LEFT HAND - BLACK
3	152148-13-T77	EA VALANCE/DOOR - W/O LATCH/HDW - W/CUT OUT - 37.2" X 30.3"
	132873-D5-000	EA ROD - LATCH - 21.7" W/3/4" DOG LEG
	135624-A7-01B	EA ROD - LATCH
	142569-14-000	EA SPRING/GAS - 100 LB - 20" EXTENDED/12" COMPRESSED
	126263-02-02B	EA BRACKET - GAS SPRING W/BALL STUD - E-COATED
	130053-01-01A	EA STRIKER - LUGGAGE DOOR - FLUSH - BLACK
	143793-01-01A	EA SHIM/STRIKER - LUGGAGE - 1.5" - BLACK
	132892-08-01A	FT SEAL - BULB/SINGLE - W/U CHANNEL - BLACK
4	120863-02-000	EA BUMPER - RUBBER/RADIUS TOP - 1" X 1 1/2"
5	104099-02-04A	EA CATCH/RETAINER - DOOR HOLDER - BRIGHT WHITE
5	104099-02-05A	EA CATCH/RETAINER - DOOR HOLDER - BLACK - FULL BODY PAINT
6	104099-03-04A	EA CATCH - DOOR HOLDER - STRIKE - 6" - BRIGHT WHITE
6	104099-03-05A	EA CATCH - DOOR HOLDER - STRIKE - 6" - BLACK - FULL BODY PAINT

EXTERIOR DOORS & COMPARTMENTS GROUP (CONTINUED)
DOOR & COMPARTMENT LAYOUT (CONTINUED)

KEY	PART NUMBER	U/M	DESCRIPTION
7*	143709-02-01A	EA	STEP - ELECTRIC - TRIPLE - BLACK
	116975-01-01A	EA	LATCH - W/O STRIKE - BLACK - NEW STYLE
8	133114-01-01A	EA	TREAD - STEP/RUBBER - 29.3" X 10.1" - TAUPE
9	P32206-17-AA5	EA	DOOR - ENTRY W/SCREEN DOOR - W/O WINDOW/LATCH (U90, U91, U92, UM1)
9	P32206-17-U89	EA	DOOR - ENTRY W/SCREEN DOOR - W/O WINDOW/LATCH (U90, U91, U92, UM1) - FULL BODY PAINT
9	P32206-17-AA6	EA	DOOR - ENTRY W/SCREEN DOOR - W/O WINDOW/LATCH (U94, U95, U96, UM2)
9	P32206-17-U93	EA	DOOR - ENTRY W/SCREEN DOOR - W/O WINDOW/LATCH (U94, U95, U96, UM2) - FULL BODY PAINT
9	P32206-17-AA2	EA	DOOR - ENTRY W/SCREEN DOOR - W/O WINDOW/LATCH (U98, U99, U00, UM3)
9	P32206-17-T85	EA	DOOR - ENTRY W/SCREEN DOOR - W/O WINDOW/LATCH (U98, U99, U00, UM3) - FULL BODY PAINT

ENTRY DOOR LOCK CYLINDERS


138287-11-000	EA	CYLINDER/LOCK - ENTRY DOOR - MASTER W/3M ICON - (3041)
138287-12-000	EA	CYLINDER/LOCK - ENTRY DOOR - MASTER W/3M ICON - (3042)
138287-13-000	EA	CYLINDER/LOCK - ENTRY DOOR - MASTER W/3M ICON - (3043)
138287-14-000	EA	CYLINDER/LOCK - ENTRY DOOR - MASTER W/3M ICON - (3044)
138287-15-000	EA	CYLINDER/LOCK - ENTRY DOOR - MASTER W/3M ICON - (3045)
138287-16-000	EA	CYLINDER/LOCK - ENTRY DOOR - MASTER W/3M ICON - (3046)
138287-17-000	EA	CYLINDER/LOCK - ENTRY DOOR - MASTER W/3M ICON - (3047)
138287-18-000	EA	CYLINDER/LOCK - ENTRY DOOR - MASTER W/3M ICON - (3048)
138287-19-000	EA	CYLINDER/LOCK - ENTRY DOOR - MASTER W/3M ICON - (3049)
138287-20-000	EA	CYLINDER/LOCK - ENTRY DOOR - MASTER W/3M ICON - (3050)
138292-01-000	EA	SEAL - LOCK CYLINDER

VALANCE DOOR, WATER FILL, & DRIVER DOOR LOCK CYLINDERS

138289-11-000	EA	CYLINDER/LOCK - ACCESS DOORS - REDUCED SENSITIVITY (3041)	
138289-12-000	EA	CYLINDER/LOCK - ACCESS DOORS - REDUCED SENSITIVITY (3042)	
138289-13-000	EA	CYLINDER/LOCK - ACCESS DOORS - REDUCED SENSITIVITY (3043)	
138289-14-000	EA	CYLINDER/LOCK - ACCESS DOORS - REDUCED SENSITIVITY (3044)	
138289-15-000	EA	CYLINDER/LOCK - ACCESS DOORS - REDUCED SENSITIVITY (3045)	
138289-16-000	EA	CYLINDER/LOCK - ACCESS DOORS - REDUCED SENSITIVITY (3046)	
138289-17-000	EA	CYLINDER/LOCK - ACCESS DOORS - REDUCED SENSITIVITY (3047)	
138289-18-000	EA	CYLINDER/LOCK - ACCESS DOORS - REDUCED SENSITIVITY (3048)	
138289-19-000	EA	CYLINDER/LOCK - ACCESS DOORS - REDUCED SENSITIVITY (3049)	
138289-20-000	EA	CYLINDER/LOCK - ACCESS DOORS - REDUCED SENSITIVITY (3050)	
138288-11-000	EA	KEY - REVERSIBLE - #3041 - T/M 16169-02-3041	
138288-12-000	EA	KEY - REVERSIBLE - #3042 - T/M 16169-02-3042	
138288-13-000	EA	KEY - REVERSIBLE - #3043 - T/M 16169-02-3043	
138288-14-000	EA	KEY - REVERSIBLE - #3044 - T/M 16169-02-3044	
138288-15-000	EA	KEY - REVERSIBLE - #3045 - T/M 16169-02-3045	
138288-16-000	EA	KEY - REVERSIBLE - #3046 - T/M 16169-02-3046	
138288-17-000	EA	KEY - REVERSIBLE - #3047 - T/M 16169-02-3047	
138288-18-000	EA	KEY - REVERSIBLE - #3048 - T/M 16169-02-3048	
138288-19-000	EA	KEY - REVERSIBLE - #3049 - T/M 16169-02-3049	
138288-20-000	EA	KEY - REVERSIBLE - #3050 - T/M 16169-02-3050	
10	139100-01-01A	EA	GARNISH/RADIUS - ENTRY DOOR - BRIGHT WHITE
10	139100-01-02A	EA	GARNISH/RADIUS - ENTRY DOOR - BLACK - FULL BODY PAINT
11	139101-01-01A	EA	GARNISH/STRAIGHT - W/NOTCH - 36.31" - BRIGHT WHITE
11	139101-01-02A	EA	GARNISH/STRAIGHT - ENTRY DOOR - BLACK - FULL BODY PAINT
12	152148-12-T77	EA	VALANCE/DOOR - W/O LATCH/HDW - 62.8" X 30.3"
	132873-D3-000	EA	ROD - LATCH - 25.3" W/3/4" DOG LEG
	135624-A6-01B	EA	ROD - LATCH
	142569-15-000	EA	SPRING/GAS - 120 LB - 20" EXTENDED/12" COMPRESSED
	126263-02-02B	EA	BRACKET - GAS SPRING W/BALL STUD - E-COATED
	130053-01-01A	EA	STRIKER - LUGGAGE DOOR - FLUSH - BLACK
	143793-01-01A	EA	SHIM/STRIKER - LUGGAGE - 1.5" - BLACK
	132892-08-01A	FT	SEAL - BULB/SINGLE - W/U CHANNEL - BLACK
	099418-01-000	FT	SEAL - D-SECTION/ADHESIVE BACK - .44" X .44" - BLK RUBBER

EXTERIOR DOORS & COMPARTMENTS GROUP (CONTINUED)

DOOR & COMPARTMENT LAYOUT (CONTINUED)




KEY	PART NUMBER	U/M DESCRIPTION
13	152148-11-T77	EA VALANCE/DOOR - W/O LATCH/HDW - 55.9" X 30.3"
	132873-35-000	EA ROD - LATCH - 21.8" W/3/4" DOG LEG
	135624-A6-01B	EA ROD - LATCH
	142569-15-000	EA SPRING/GAS - 120 LB - 20" EXTENDED/12" COMPRESSED
	126263-02-02B	EA BRACKET - GAS SPRING W/BALL STUD - E-COATED
	130053-01-01A	EA STRIKER - LUGGAGE DOOR - FLUSH - BLACK
	143793-01-01A	EA SHIM/STRIKER - LUGGAGE - 1.5" - BLACK
	132892-08-01A	FT SEAL - BULB/SINGLE - W/U CHANNEL - BLACK
	099418-01-000	FT SEAL - D-SECTION/ADHESIVE BACK - .44" X .44" - BLK RUBBER
14*	084103-08-000	EA DOOR - VENT - REFRIGERATOR - W/O JAMB - BRIGHT WHITE
	084104-08-000	EA JAMB - VENT DOOR/REFRIGERATOR - BRIGHT WHITE
15	126945-09-P07	EA DOOR/STORAGE - W/O HARDWARE - 18.3" X 9.9"
15	126945-09-R38	EA DOOR/STORAGE - W/O HARDWARE - 18.3" X 9.9" - FULL BODY PAINT
16	142034-02-01A	EA SHELF - F/EXTERIOR TV - BRIGHT WHITE
17	154044-01-10A	EA END CAP - WHEEL LIP - RIGHT HAND - BLACK
18	154042-10-U90	EA PANEL - WHEEL LIP - DRIVERS/REAR
	139793-03-01A	EA HINGE - CENTER/VALANCE DOOR - W/O BALL STUD

EXTERIOR DOORS & COMPARTMENTS GROUP (CONTINUED)
DOOR & COMPARTMENT LAYOUT (CONTINUED)

KEY	PART NUMBER	U/M	DESCRIPTION
19	152148-05-T77	EA	VALANCE/DOOR - W/O LATCH/HDW - 32.7" X 30.3"
	132873-25-000	EA	ROD - LATCH - 10.2" W/3/4" DOG LEG
	135624-08-01B	EA	ROD - LATCH
	142569-14-000	EA	SPRING/GAS - 100 LB - 20" EXTENDED/12" COMPRESSED
	126263-02-02B	EA	BRACKET - GAS SPRING W/BALL STUD - E-COATED
	130053-01-01A	EA	STRIKER - LUGGAGE DOOR - FLUSH - BLACK
	143793-01-01A	EA	SHIM/STRIKER - LUGGAGE - 1.5" - BLACK
	076767-14-000	EA	CABLE - STAINLESS STEEL - 14.9"
	132892-08-01A	FT	SEAL - BULB/SINGLE - W/U CHANNEL - BLACK
20	152148-22-T77	EA	VALANCE/DOOR -W/O HDW-W/CUT OUT/LOUVERED-79"X30.3" W/TAPER
21	119568-01-01A	EA	STANDOFF - VALANCE PANEL - BLACK
22	132597-01-02B	EA	ANGLE/SUPPORT/TRIM - 2" - E-COATED
23	152148-30-T77	EA	VALANCE/DOOR - W/O LATCH/HDW - 42.5" X 26.9" - W/TAPER
	132873-F9-000	EA	ROD - LATCH - 29.8" W/3/4" DOG LEG
	135624-77-01B	EA	ROD - LATCH
	142569-17-000	EA	SPRING/GAS - 90 LB - 12" EXTENDED/8.5" COMPRESSED
	126263-02-02B	EA	BRACKET - GAS SPRING W/BALL STUD - E-COATED
	130053-01-01A	EA	STRIKER - LUGGAGE DOOR - FLUSH - BLACK
	143793-01-01A	EA	SHIM/STRIKER - LUGGAGE - 1.5" - BLACK
	076767-14-000	EA	CABLE - STAINLESS STEEL - 14.9"
24	117047-01-000	EA	BUMPER - RUBBER/WASHER INSERT
25	152148-29-T77	EA	VALANCE/DOOR - W/O LATCH/HDW - 26" X 30.3" - W/TAPER
	132873-21-000	EA	ROD - LATCH - 6.8" W/3/4" DOG LEG
	135624-75-01B	EA	ROD - LATCH
	142569-17-000	EA	SPRING/GAS - 90 LB - 12" EXTENDED/8.5" COMPRESSED
	126263-02-02B	EA	BRACKET - GAS SPRING W/BALL STUD - E-COATED
	130053-01-01A	EA	STRIKER - LUGGAGE DOOR - FLUSH - BLACK
	143793-01-01A	EA	SHIM/STRIKER - LUGGAGE - 1.5" - BLACK
	076767-14-000	EA	CABLE - STAINLESS STEEL - 14.9"
	107721-07-000	FT	SEAL - ACCESS DOOR - .9"WIDE X 1.1"HIGH
	099418-01-000	FT	SEAL - D-SECTION/ADHESIVE BACK - .44" X .44" - BLK RUBBER
26	152148-07-T77	EA	VALANCE/DOOR - W/O LATCH/HDW - 43.1" X 30.3"
	132873-29-000	EA	ROD - LATCH - 15.4" W/3/4" DOG LEG
	135624-77-01B	EA	ROD - LATCH
	142569-14-000	EA	SPRING/GAS - 100 LB - 20" EXTENDED/12" COMPRESSED
	126263-02-02B	EA	BRACKET - GAS SPRING W/BALL STUD - E-COATED
	130053-01-01A	EA	STRIKER - LUGGAGE DOOR - FLUSH - BLACK
	143793-01-01A	EA	SHIM/STRIKER - LUGGAGE - 1.5" - BLACK
	076767-14-000	EA	CABLE - STAINLESS STEEL - 14.9"
	132892-08-01A	FT	SEAL - BULB/SINGLE - W/U CHANNEL - BLACK
	099418-01-000	FT	SEAL - D-SECTION/ADHESIVE BACK - .44" X .44" - BLK RUBBER
27	152148-07-T77	EA	VALANCE/DOOR - W/O LATCH/HDW - 37.4" X 30.3"
	132873-27-000	EA	ROD - LATCH - 12.5" W/3/4" DOG LEG
	135624-77-01B	EA	ROD - LATCH
	142569-14-000	EA	SPRING/GAS - 100 LB - 20" EXTENDED/12" COMPRESSED
	126263-02-02B	EA	BRACKET - GAS SPRING W/BALL STUD - E-COATED
	130053-01-01A	EA	STRIKER - LUGGAGE DOOR - FLUSH - BLACK
	143793-01-01A	EA	SHIM/STRIKER - LUGGAGE - 1.5" - BLACK
	107721-07-000	FT	SEAL - ACCESS DOOR - .9"WIDE X 1.1"HIGH
	099418-01-000	FT	SEAL - D-SECTION/ADHESIVE BACK - .44" X .44" - BLK RUBBER
28	152148-09-T77	EA	VALANCE/DOOR - W/O LATCH/HDW - 44.9" X 30.3"
	132873-31-000	EA	ROD - LATCH - 16.3" W/3/4" DOG LEG
	135624-78-01B	EA	ROD - LATCH
	142569-14-000	EA	SPRING/GAS - 100 LB - 20" EXTENDED/12" COMPRESSED
	126263-02-02B	EA	BRACKET - GAS SPRING W/BALL STUD - E-COATED
	130053-01-01A	EA	STRIKER - LUGGAGE DOOR - FLUSH - BLACK
	143793-01-01A	EA	SHIM/STRIKER - LUGGAGE - 1.5" - BLACK
	132892-08-01A	FT	SEAL - BULB/SINGLE - W/U CHANNEL - BLACK

EXTERIOR DOORS & COMPARTMENTS GROUP (CONTINUED)

DOOR & COMPARTMENT LAYOUT (CONTINUED)



KEY	PART NUMBER	U/M	DESCRIPTION
29	152148-09-T77	EA	VALANCE/DOOR - W/O LATCH/HDW - 44.9" X 30.3"
	132873-31-000	EA	ROD - LATCH - 16.3" W/3/4" DOG LEG
	135624-78-01B	EA	ROD - LATCH
	142569-14-000	EA	SPRING/GAS - 100 LB - 20" EXTENDED/12" COMPRESSED
	126263-02-02B	EA	BRACKET - GAS SPRING W/BALL STUD - E-COATED
	130053-01-01A	EA	STRIKER - LUGGAGE DOOR - FLUSH - BLACK
	130053-02-01A	EA	STRIKER - LUGGAGE DOOR - OFF SET - BLACK
	143793-01-01A	EA	SHIM/STRIKER - LUGGAGE - 1.5" - BLACK
	132892-08-01A	FT	SEAL - BULB/SINGLE - W/U CHANNEL - BLACK
	099418-01-000	FT	SEAL - D-SECTION/ADHESIVE BACK - .44" X .44" - BLK RUBBER

EXTERIOR DOORS & COMPARTMENTS GROUP (CONTINUED)
DOOR & COMPARTMENT LAYOUT (CONTINUED)

KEY	PART NUMBER	U/M	DESCRIPTION
30	152148-10-T77	EA	VALANCE/DOOR - W/O LATCH/HDW - 51.7" X 30.3"
	132873-D1-000	EA	ROD - LATCH - 19.7" W/3/4" DOG LEG
	135624-A5-01B	EA	ROD - LATCH
	142569-15-000	EA	SPRING/GAS - 120 LB - 20" EXTENDED/12" COMPRESSED
	126263-02-02B	EA	BRACKET - GAS SPRING W/BALL STUD - E-COATED
	130053-01-01A	EA	STRIKER - LUGGAGE DOOR - FLUSH - BLACK
	130053-02-01A	EA	STRIKER - LUGGAGE DOOR - OFF SET - BLACK
	143793-01-01A	EA	SHIM/STRIKER - LUGGAGE - 1.5" - BLACK
	132892-08-01A	FT	SEAL - BULB/SINGLE - W/U CHANNEL - BLACK
	099418-01-000	FT	SEAL - D-SECTION/ADHESIVE BACK - .44" X .44" - BLK RUBBER
31	154383-01-04B	EA	TREAD/STEP - DRIVER - BLACK
32	154383-02-04B	EA	TREAD/STEP - DRIVER - BLACK
33	138143-06-02B	EA	SUPPORT/STEP - DRIVER - E-COATED
34	138143-08-02B	EA	SUPPORT/STEP - DRIVER - E-COATED
35	144919-03-02B	EA	DIRT GUARD - E-COATED
36	132654-07-01A	EA	SUPPORT - WHEEL LIP - BLACK - 4.5"
37	154041-01-T77	EA	PANEL - WHEEL LIP - DRIVERS/FRONT
38	154043-02-T77	EA	PANEL/DOOR - FUEL FILL - W/O LOCK - BLACK
*	110506-A2-000	EA	LOCK - TWIST - 26.45MM
	110506-51-000	EA	CASE/CYLINDER - TWIST LATCH - W/O CAM - 1" - 596669
	110506-78-000	EA	CAM - LATCHING - 2.3"
	153306-01-01A	EA	HINGE - PIANO - 1 1/2" X 5" - UNPAINTED
39	152067-01-T80	EA	COMPARTMENT - WATER HEATER
40	009426-01-000	EA	HATCH - POWER CORD - WHITE
41	152066-04-T77	EA	COMPARTMENT - LUGGAGE
42	152275-03-T77	EA	COMPARTMENT - LUGGAGE
43	144651-01-R32	EA	COMPARTMENT - POWER CORD
44	132315-06-000	EA	COMPARTMENT - POWER CORD
45	152275-04-T77	EA	COMPARTMENT - LUGGAGE
46	156967-01-01A	EA	COMPARTMENT - DRAINAGE
47*	142226-02-01A	EA	HATCH - POWER
48	140983-11-T77	EA	VALANCE/PANEL - 5.4" X 30.5" - W/O HARDWARE
49	131383-03-02A	EA	BRACKET - SHOWER HEAD - WHITE
50	154040-04-T77	EA	PANEL - WHEEL LIP - PASSENGER/REAR
	139793-03-01A	EA	HINGE - CENTER/VALANCE DOOR - W/O BALL STUD
	139793-09-01A	EA	HINGE - VALANCE DOOR - CENTER
51	130377-02-000	EA	TUBE/DRAIN - KAZOO - 1 1/2" X 4"
52	132654-11-01A	EA	SUPPORT - WHEEL LIP - BLACK - 3.1"

***COMPONENT PARTS LISTED LATER IN THIS GROUP**

EXTERIOR DOORS & COMPARTMENTS GROUP (CONTINUED)

COMPONENT PARTS FOR DOOR & COMPARTMENT LAYOUT

084103-08-000

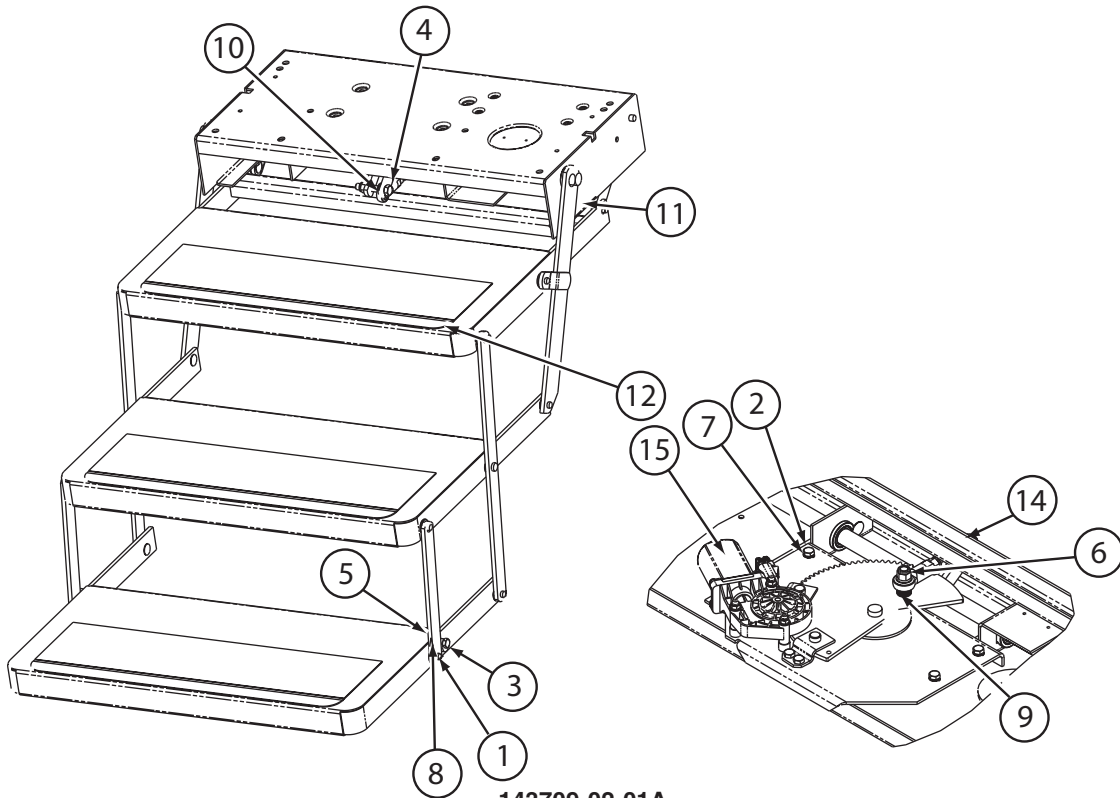
KEY	PART NUMBER	U/M DESCRIPTION	VENDOR NO.
	084104-01-700	EA LOCK-MALE, FASTENER	201-721-010
	084104-01-701	EA LOCK-FEMALE, FASTENER	201-802-010

110506-A1-000, 110506-A2-000, 110506-26-000, 110506-27-000, 110506-36-000

KEY	PART NUMBER	U/M DESCRIPTION	VENDOR NO.
	110506-40-700	EA HDWE KIT	596950AAL

142226-02-01A

KEY	PART NUMBER	U/M DESCRIPTION	VENDOR NO.
	142226-02-700	EA TAB/LOCKING - ESCAPE (RED)	9667709

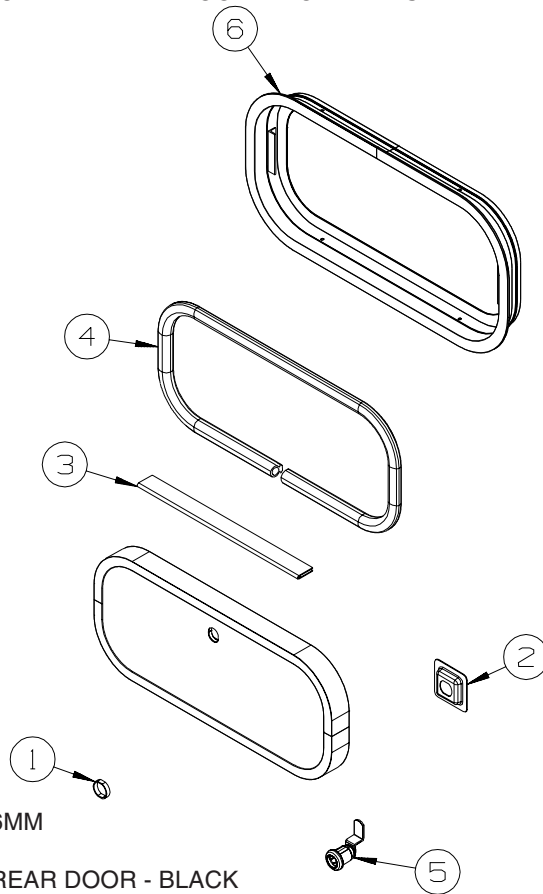


143709-02-01A

KEY	PART NUMBER	U/M DESCRIPTION	VENDOR NO.
1	143709-01-700	EA CAM STOP	1102200
13	143709-01-701	EA BUMPER - BLACK (RUBBER STOP)	1602000
15	143709-01-702	EA TREAD/NON-SKID _6" X 21" BLK	1915260
16	143709-01-703	EA FRAME ONLY PAINTED BLACK 25	908025000
17	143709-02-700	EA LINK/ASSEMBLY 24/25 SERIES	3380050
18	143709-02-701	EA MOTOR ASM W/TABLE 24/25 STEP	3392152
18	094707-04-701	EA MOTOR "AM 214" F/IMGL STEPS	1101428
	088746-01-705	EA LIGHT-UNDER STEP	9004
	094707-033-701	EA PLUG - 4-WAY - PACKARD	909306
	094707-04-700	EA CONTROL UNIT W/OVERRIDE	909510000
	094707-04-711	EA KWIKTEST - W/4-WAY PIGTAIL	909518000

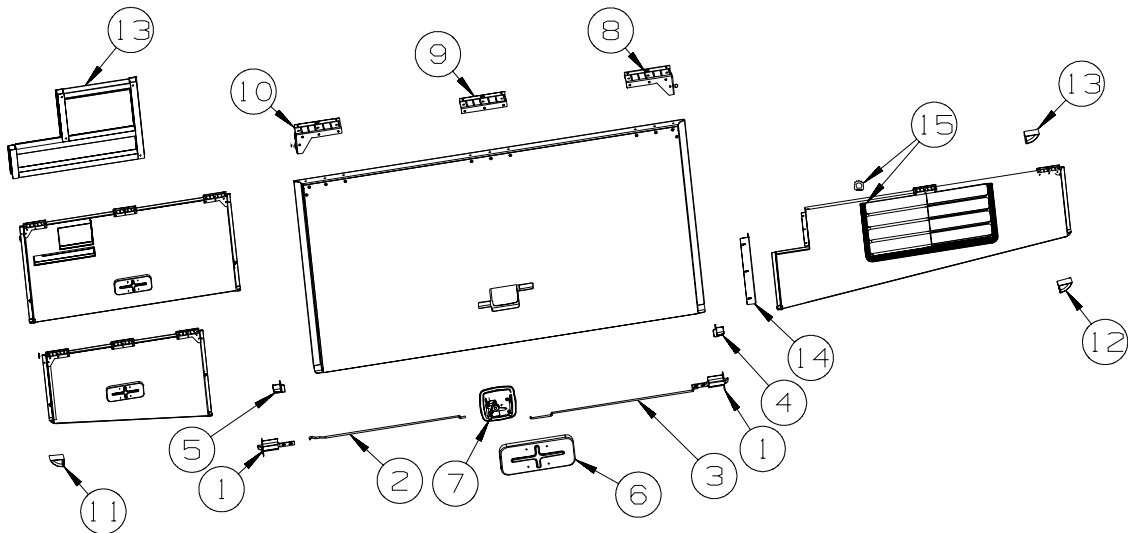
CONTACT WINNEBAGO PART SALES FOR UNLISTED COMPONENT(S)

EXTERIOR DOORS & COMPARTMENTS GROUP (CONTINUED)
COMPARTMENT DOOR PIECE PARTS



KEY	PART NUMBER	U/M	DESCRIPTION
1	139325-01-000	EA	SPACER - LOCK - 6MM
	139337-01-000	EA	GASKET - LOCK
2	097111-02-04A	EA	POCKET - LOCK - REAR DOOR - BLACK
2	097111-02-05A	EA	POCKET - LOCK - REAR DOOR - BRIGHT WHITE
3	081801-FN-000	EA	HINGE - DOOR - PIANO - 2" X 96" - BLACK
3	081801-V3-000	EA	HINGE - DOOR - PIANO - 2" X 96" - BRIGHT WHITE
4	156386-01-01A	FT	SEAL - BULB - W/ADHESIVE BACK
5	138290-02-000	EA	CASE - W/CAM - W/O CYLINDER/KEY
6	056795-01-000	FT	TAPE - SEAL - 1/8" X 3/8" WIDE - PRESS ON

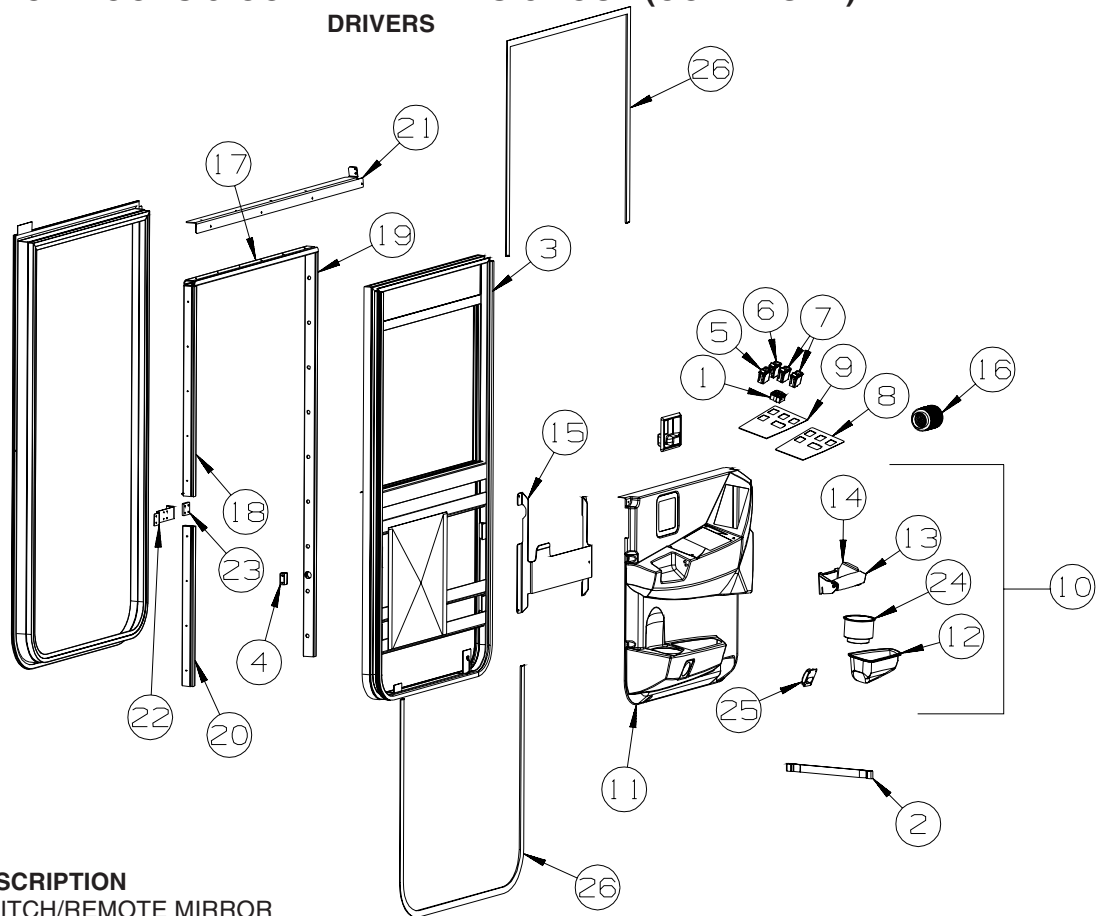
EXTERIOR DOORS & COMPARTMENTS GROUP (CONTINUED)
COMPARTMENT DOOR PIECE PARTS (CONTINUED)



KEY	PART NUMBER	U/M	DESCRIPTION
1	121947-01-01A	EA	BOLT - SLIDE W/PLASTIC PLUNGER
2	132873-01-000	EA	ROD - LATCH (BLANK) - 37.3"
3	135624-71-01B	EA	ROD - LATCH (BLANK) - 37.3"
4	135276-01-01A	EA	REINFORCEMENT - CORNER - LEFT HAND (FACING DOOR) - BLACK
5	135276-02-01A	EA	REINFORCEMENT - CORNER - RIGHT HAND (FACING DOOR) - BLACK
6	137359-01-01A	EA	COVER - LATCH - WHITE
7	154900-01-01A	EA	LATCH/PADDLE - LOCKING - COMPT DOOR - KEY ONE - BLACK
7	154900-02-01A	EA	LATCH/PADDLE - NON LOCKING - COMPT DOOR - BLACK
8	139793-01-01A	EA	HINGE - RIGHT HAND/VALANCE DOOR - W/BALL STUD
8	139793-04-01A	EA	HINGE - RIGHT HAND/VALANCE DOOR - W/O BALL STUD
9	139793-03-01A	EA	HINGE - CENTER/VALANCE DOOR - W/O BALL STUD
10	139793-02-01A	EA	HINGE - LEFT HAND/VALANCE DOOR - W/BALL STUD
10	139793-05-01A	EA	HINGE - LEFT HAND/VALANCE DOOR - W/O BALL STUD
11	141601-02-01A	EA	END CAP/VALANCE DOOR - DRVR SIDE/REAR OF DOOR/1MM NOTCH
11	141601-04-01A	EA	END CAP/VALANCE DOOR - DRVRSIDE/REAR OF DOOR-W/1.5MM NOTCH
12	141601-01-01A	EA	END CAP/VALANCE DOOR - PASS SIDE/REAR OF DOOR-W/1MM NOTCH
12	141601-03-01A	EA	END CAP/VALANCE DOOR-PASS SIDE/REAR OF DOOR-W/1.5MM NOTCH
13	133049-08-T77	EA	TRIM - COVER/WATER HEATER - 12.25" X 17.46"
13	133049-09-R32	EA	TRIM - COVER/WATER HEATER - 12.2" X 16.83" - NOT ILLUSTRATED
14	113041-18-02B	EA	ANGLE/MOUNT - BUMPER - E-COATED - 10.6"
14	113041-19-02B	EA	ANGLE/MOUNT - BUMPER - E-COATED - 7.9"
15	107721-07-000	FT	SEAL - ACCESS DOOR - .9"WIDE X 1.1"HIGH

EXTERIOR DOORS & COMPARTMENTS GROUP (CONTINUED)

DRIVERS



KEY	PART NUMBER	U/M	DESCRIPTION
1	088246-01-000	EA	SWITCH/REMOTE MIRROR
2	109378-01-000	EA	STRAP - CHECK - DRIVER DOOR - 12.8"
3*	125581-09-01A	EA	DOOR - DRIVER - POWER WINDOW/LOCK
4	128131-01-01A	EA	SPACER/SWITCH - DOME - BLACK
5	145638-02-01A	EA	SWITCH/ROCKER - SPST (ON/OFF) - LIGHTED - BLACK - HEATED MIRROR
5	108355-02-000	EA	HOUSING - SWITCH - 12 POSITION
6	145638-09-01A	EA	SWITCH/ROCKER - DPDT (ON/OFF/ON) - BLACK - POWER WINDOW
6	108355-02-000	EA	HOUSING - SWITCH - 12 POSITION
7	145638-09-01A	EA	SWITCH/ROCKER - DPDT (ON/OFF/ON) - BLACK - POWER SUNVISOR
7	108355-02-000	EA	HOUSING - SWITCH - 12 POSITION
7	145754-01-01A	EA	SWITCH - BLANK - BLACK
8	145926-10-02B	EA	INSERT - SWITCH PLATE - 4 HOLE/RELAY SLOT - E-COATED
9	148653-08-01A	EA	APPLIQUE - DRIVERS DOOR - DARK RIVERSTONE
10	148822-02-S72	EA	PANEL - DRIVER DOOR/INNER - RIVERSTONE
10	148822-02-S64	EA	PANEL - DRIVER DOOR/INNER - CASHMERE
11	148823-02-19A	EA	PANEL - INNER/DRIVER DOOR - RIVERSTONE
11	148823-02-20A	EA	PANEL - INNER/DRIVER DOOR - CASHMERE
12	148827-01-19A	EA	POCKET/STORAGE - DRIVER DOOR - RIVERSTONE
12	148827-01-20A	EA	POCKET/STORAGE - DRIVER DOOR - CASHMERE
13	148833-01-01A	EA	HANDLE - DRIVER DOOR - RIVERSTONE
13	148833-01-02A	EA	HANDLE - DRIVER DOOR - CASHMERE
14	149512-01-02B	EA	BRACKET - DOOR HANDLE - E-COATED
15	149513-01-02B	EA	BRACKET - SUPPORT/DOOR HANDLE - E-COATED
16	117802-01-000	EA	GROMMET - CONVOLUTED - 2"
17	125725-01-01A	EA	FRAME - DRIVER DOOR - 33.5" - BLACK
18	125725-03-01A	EA	FRAME - DRIVER DOOR - 27.8" - BLACK
19	125725-07-01A	EA	FRAME - DRIVER DOOR - 53.3" - BLACK
20	125725-08-01A	EA	FRAME - DRIVER DOOR - 21.4" - BLACK
21	125804-02-02B	EA	ANGLE - DOOR SUPPORT - E-COATED
22	126506-01-02B	EA	BRACKET - STRIKE - DRIVER DOOR - E-COATED
23	126534-01-02B	EA	SPACER - STRIKE - DRIVER DOOR - E-COATED
24	134566-01-01A	EA	HOLDER - CUP - TWO STEP - BLACK
25*	108354-01-01A	EA	LIGHT - COURTESY
26	109235-01-01A	FT	COVER - SCREW - MAT BLACK
26	109235-01-05A	FT	COVER - SCREW - BRIGHT WHITE

*COMPONENT PARTS LISTED LATER IN THIS GROUP

EXTERIOR DOORS & COMPARTMENTS GROUP (CONTINUED)

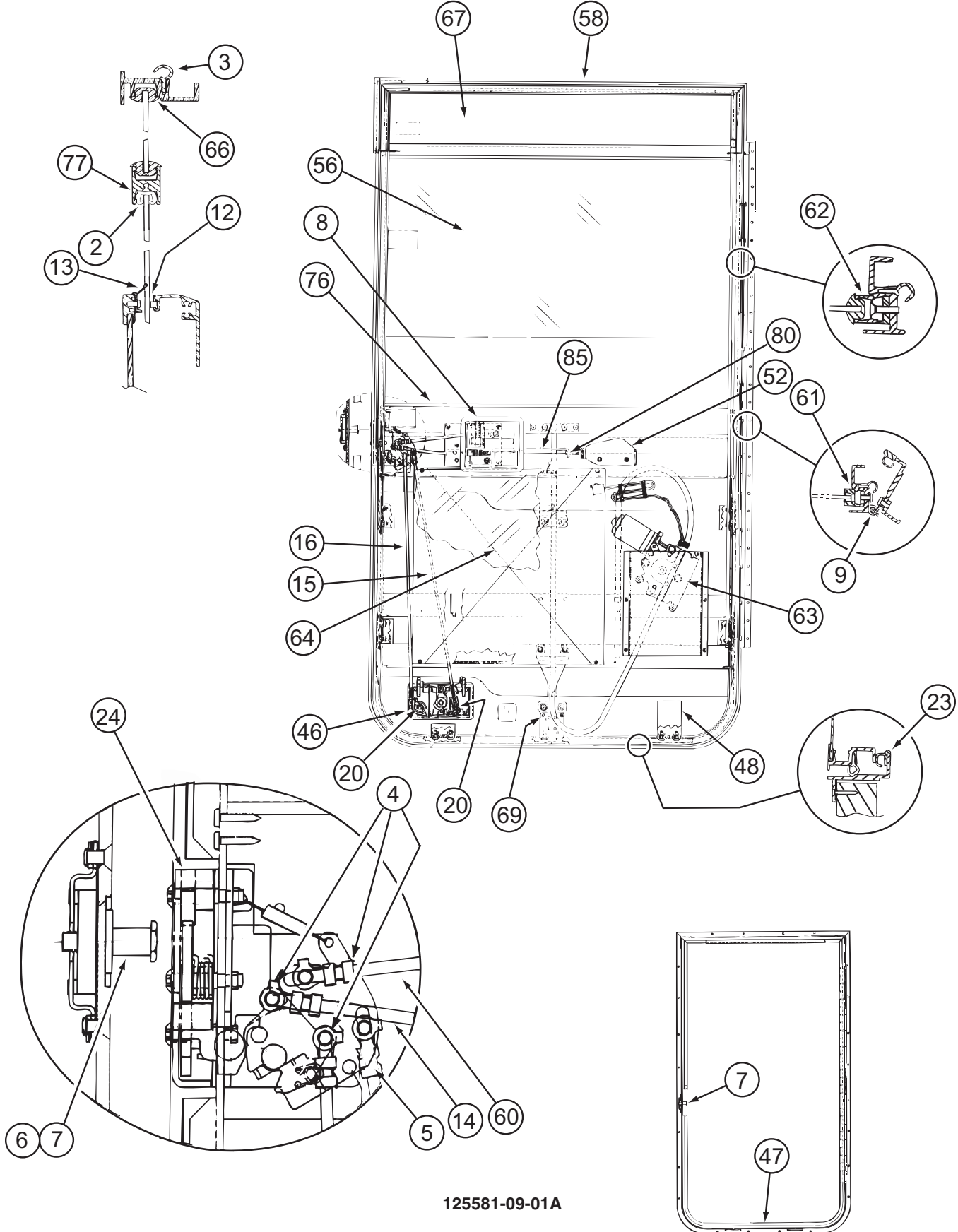
COMPONENT PARTS FOR DRIVERS

108354-01-01A

KEY PART NUMBER
108354-01-700

U/M DESCRIPTION
EA BULB-COURTESY LIGHT

VENDOR NO.
395-B



125581-09-01A

EXTERIOR DOORS & COMPARTMENTS GROUP (CONTINUED)

COMPONENT PARTS FOR DRIVERS (CONTINUED)

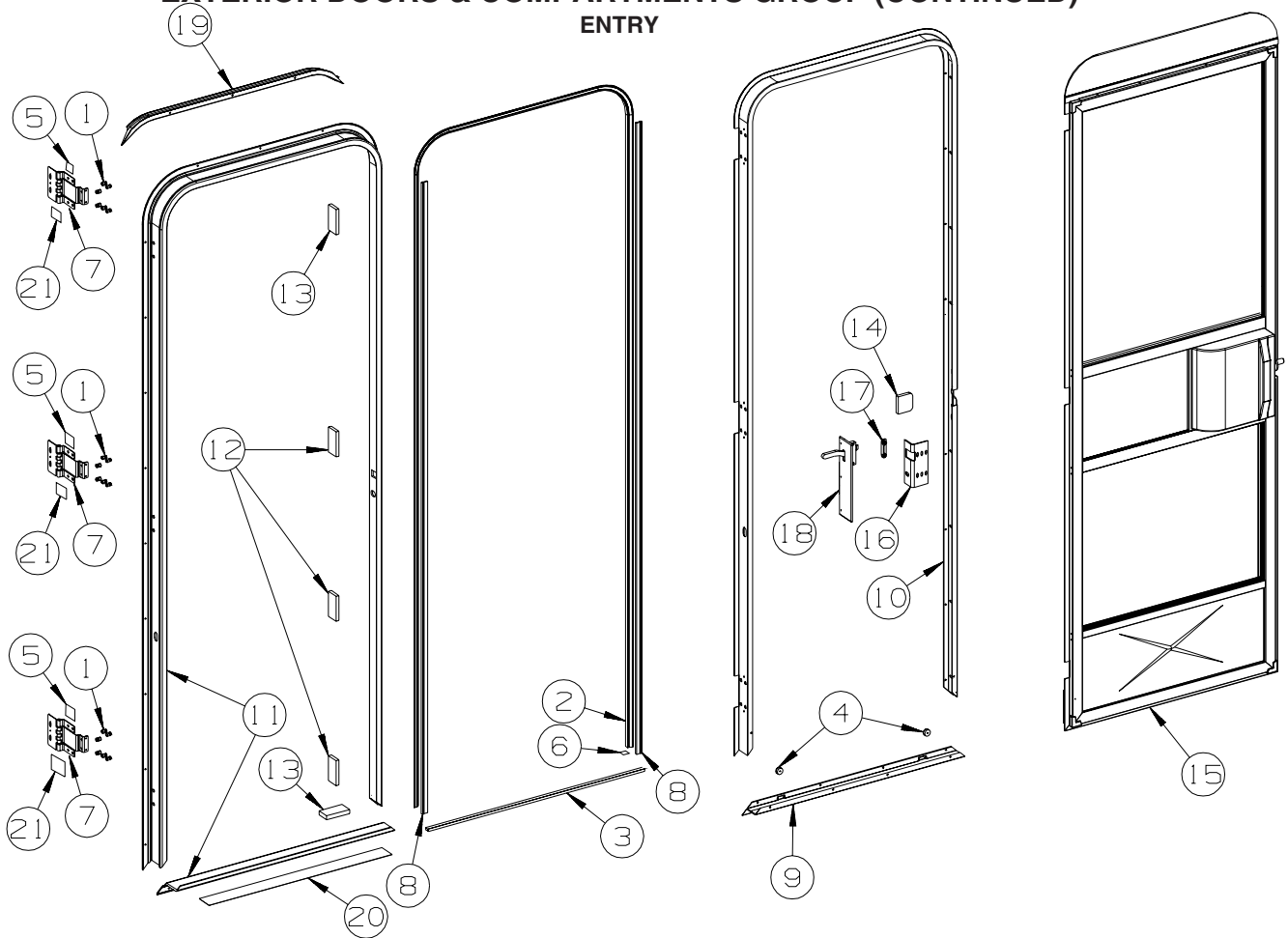
125581-09-01A (CONTINUED)

KEY	PART NUMBER	U/M	DESCRIPTION	VENDOR NO.
2	106469-01-705	FT	CHANNEL-RUN, SLIDING	122-010850
3	106469-01-702	EA	SEAL-DOOR FRAME (DOOR)EA=1	122-040984
4	106469-04-714	EA	ROD-CLIP, RH	80801
5	106469-04-713	EA	ROD-CLIP, LH	80802
6	106469-04-704	EA	NUT ASSEMBLY-CAGED W/STRIKER	11920-16
7	106469-04-703	EA	BOLT-STRIKER, W/WASHER	10335-16
8	106469-04-712	EA	HANDLE/DOOR-INNER W/HARDWARE	11297-01
9	106469-05-702	EA	HINGE - 42"	211-041194
12	106469-01-709	FT	WEATHERSTRIP FUZZY	171-040630
13	125581-03-703	EA	WEATHERSTRIP - BELTING	132-041069
13	125581-09-712	EA	WEATHERSTRIP/BELT - F/GLASS	490664
14	106469-04-711	EA	ROD-LOCK, HORIZONTAL	15508-01
15	125581-04-700	EA	ROD - LATCH/VERTICAL ADJUST.	203-041767
16	125581-04-701	EA	ROD - LOCK/VERTICAL ADJUST.	203-041768
20	128913-01-707	EA	NUT - HEX/NYLOCK - 1/4 - 20	233-062447
23	106469-01-723	EA	SEAL-BULB ASM. (DOOR JAMB)	171-040985
24	106469-05-706	EA	LATCH-ROTARY, W/LINKAGE	16512-01
46	125581-09-700	EA	PADDLE-W/O LOCK RH (REV KEY)	17191-02
46	125581-09-701	EA	LATCH/LOCK-DRVR DR (REV KEY)	PARTS DEPT
46	125581-09-702	EA	LATCH/LOCK-DRVR DR (REV KEY)	PARTS DEPT
46	125581-09-703	EA	LATCH/LOCK-DRVR DR (REV KEY)	PARTS DEPT
46	125581-09-704	EA	LATCH/LOCK-DRVR DR (REV KEY)	PARTS DEPT
46	125581-09-705	EA	LATCH/LOCK-DRVR DR (REV KEY)	PARTS DEPT
46	125581-09-706	EA	LATCH/LOCK-DRVR DR (REV KEY)	PARTS DEPT
46	125581-09-707	EA	LATCH/LOCK-DRVR DR (REV KEY)	PARTS DEPT
46	125581-09-708	EA	LATCH/LOCK-DRVR DR (REV KEY)	PARTS DEPT
46	125581-09-709	EA	LATCH/LOCK-DRVR DR (REV KEY)	PARTS DEPT
46	125581-09-710	EA	LATCH/LOCK-DRVR DR (REV KEY)	PARTS DEPT
46	125581-09-721	EA	LATCH/LOCK-DRVR DR (3041)	PARTS DEPT (3041)
46	125581-09-722	EA	LATCH/LOCK-DRVR DR (3042)	PARTS DEPT (3042)
46	125581-09-723	EA	LATCH/LOCK-DRVR DR (3043)	PARTS DEPT (3043)
46	125581-09-724	EA	LATCH/LOCK-DRVR DR (3044)	PARTS DEPT (3044)
46	125581-09-725	EA	LATCH/LOCK-DRVR DR (3045)	PARTS DEPT (3045)
46	125581-09-726	EA	LATCH/LOCK-DRVR DR (3046)	PARTS DEPT (3046)
46	125581-09-727	EA	LATCH/LOCK-DRVR DR (3047)	PARTS DEPT (3047)
46	125581-09-728	EA	LATCH/LOCK-DRVR DR (3048)	PARTS DEPT (3048)
46	125581-09-729	EA	LATCH/LOCK-DRVR DR (3049)	PARTS DEPT (3049)
46	125581-09-730	EA	LATCH/LOCK-DRVR DR (3050)	PARTS DEPT (3050)
47	125581-04-703	EA	FRAME - MOUNTING - BLACK	V180-35L
48	125581-07-703	EA	BRACKET-ALUMINUM "L"(INSIDE)	N135-55
56	125581-08-703	EA	GLASS-ROLL-UP 29.46"X29.37"	106-042081
56	125581-09-711	EA	GLASS-ROLL UP 24"H X 29.37"W	490207
58	125581-08-702	EA	FRAME/DOOR - SUB ASSY-BLACK	V220-98L
60	106469-04-705	EA	ROD-LATCH, HORIZONTAL	203-041139
61	125581-08-701	EA	CHANNEL/VERT ROLL UP-BLACK	V220-60
62	125581-08-700	EA	CHANNEL/VERT STA GLASS-BLACK	V220-61
63	125581-03-702	EA	REGULATOR-ELECTRIC-SPEC RH	410-040966
64	125581-06-700	EA	PANEL/INTERIOR	V164-97
66	125581-04-710	FT	VINYL - GLAZING	132-041484
67	125581-07-701	EA	GLASS-STATIONERY/4.95"X29.5"	106-042082
69	125581-04-711	EA	CHANNEL-GLASS - LIFT BRKT	N135-66
76	125581-03-701	EA	SILL - INNER - BLACK	V123-68L
77	125581-03-700	EA	MULLION RAIL- BLACK	V123-84
	106469-04-716	EA	LEVER-LOCKING-BLACK	80978-00
	125581-07-705	EA	BRACKET (L) F/SEAL PROTECT	490201
	125581-07-704	EA	BRACKET - STRAP/JAMB & DOOR	248-080394
	125581-10-701	EA	CLIP - CABLE	130-042047
	125581-09-731	EA	SPLINE-DRIVER DOOR WDO SEAL	491279

CONTACT WINNEBAGO PART SALES FOR UNLISTED COMPONENT(S)

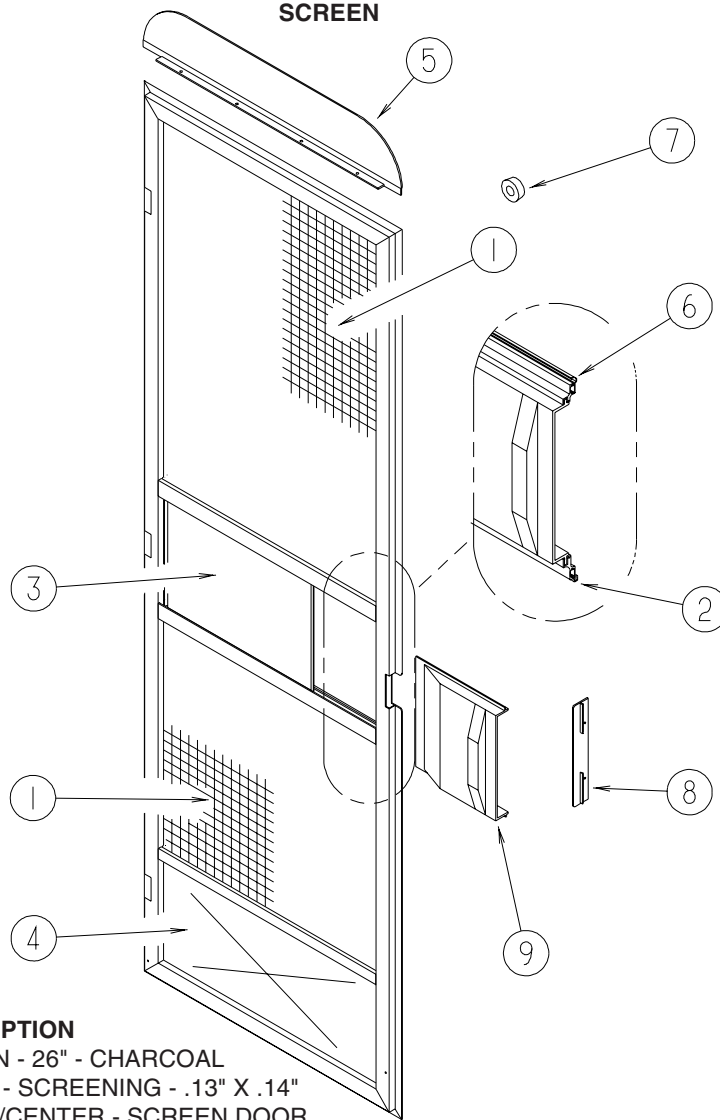
EXTERIOR DOORS & COMPARTMENTS GROUP (CONTINUED)

ENTRY



KEY	PART NUMBER	U/M	DESCRIPTION
1	039715-01-000	EA	NUT-SERT - 1/4" DIAMETER - 20 THREADS
2	075671-04-000	FT	SEAL - SPONGE - LAZY T - W/ADHESIVE STRIP - .5" WIDE
3	075673-05-000	FT	SEAL/PILE - .5" HIGH W/ADHESIVE BACK - BLACK
4	081914-02-000	EA	BUMPER - RUBBER - ROUND - 5/16" DIA. X 13/64" THICK
5	100128-02-000	FT	SEAL - FOAM/ADHESIVE BACK - .37" WIDE X .37" THICK
6	104692-01-000	FT	SEAL - ADHESIVE BACKED FOAM - 3/4" THICK X 3/4" WIDE X 25'
7	106719-01-05A	EA	HINGE - ENTRY DOOR - BRIGHT WHITE
7	106719-01-08A	EA	HINGE - ENTRY DOOR - BLACK - FULL BODY PAINT
8	118929-01-01A	FT	SEAL - PILE - PUSH ON
9	121893-03-02A	EA	FRAME - ENTRY DOOR/LOWER - BRIGHT WHITE
9	121893-03-03A	EA	FRAME - ENTRY DOOR/LOWER - BLACK - FULL BODY PAINT
10	121894-27-01A	EA	FRAME - ENTRY DOOR - BRIGHT WHITE
10	121894-27-02A	EA	FRAME - ENTRY DOOR - BLACK - FULL BODY PAINT
11	121898-14-01A	EA	JAMB - DOOR/ENTRANCE - BRIGHT WHITE
11	121898-14-02A	EA	JAMB - DOOR/ENTRANCE - BLACK - FULL BODY PAINT
12	125724-01-000	EA	SHIM - DOOR, ENTRANCE
13	125724-02-000	EA	SHIM - DOOR, ENTRANCE
14	130096-05-000	EA	FOAM - SCREEN DOOR, RETAINER
15	P32208-02-L32	EA	DOOR - SCREEN - W/O HARDWARE
15	P32208-02-S64	EA	DOOR - SCREEN - W/O HARDWARE - FULL BODY PAINT
16	137401-01-03B	EA	BRACKET - DOOR ANGLE - OFF WHITE
16	137401-01-02B	EA	BRACKET - DOOR ANGLE - E-COATED - FULL BODY PAINT
17	148364-01-12B	EA	STRIKE - SCREEN DOOR - BRIGHT WHITE
17	148364-01-04B	EA	STRIKE - SCREEN DOOR - BLACK - FULL BODY PAINT
18	132915-01-01A	EA	LATCH - SCREEN DOOR - BLACK
19	139054-19-01A	EA	CAP - DRIP - JAMB MOUNTED - BRIGHT WHITE
19	139054-19-02A	EA	CAP - DRIP - JAMB MOUNTED - BLACK - FULL BODY PAINT
20	038327-01-000	EA	TAPE - ANTI-SLIP - 2" X 60'
21	154585-01-01A	FT	SEAL - FOAM TAPE - ADHESIVE BACK - 3/8" X 3/8" - BLACK

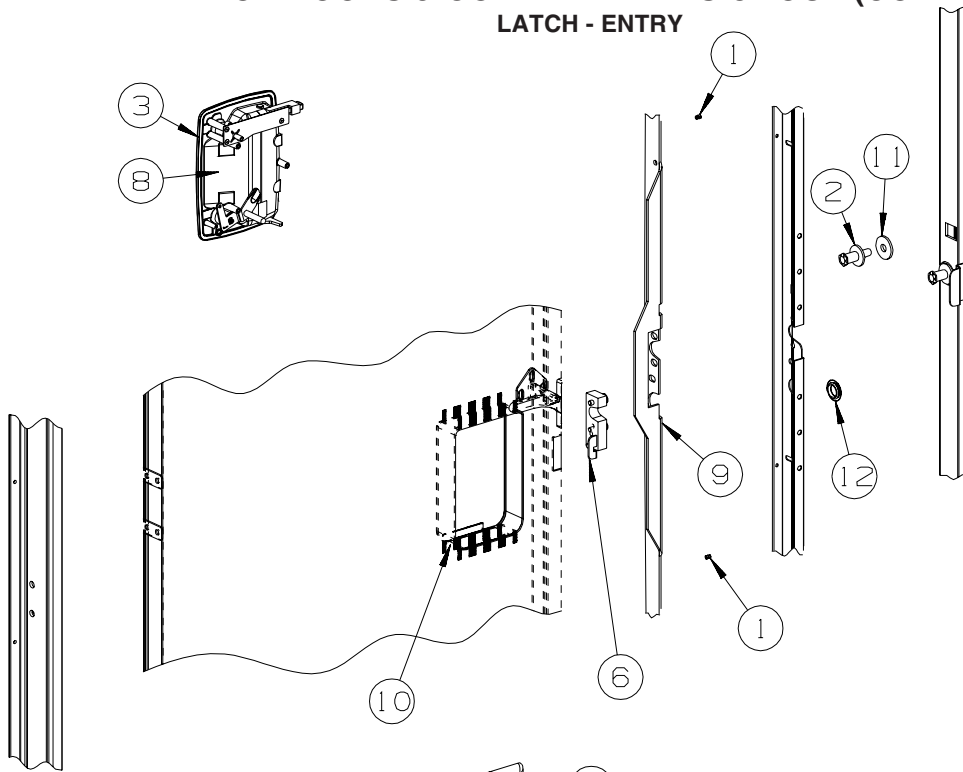
EXTERIOR DOORS & COMPARTMENTS GROUP (CONTINUED)



KEY	PART NUMBER	U/M	DESCRIPTION
1	002293-02-000	SF	SCREEN - 26" - CHARCOAL
2	002294-01-000	FT	SPLINE - SCREENING - .13" X .14"
3	016454-18-000	EA	INSERT/CENTER - SCREEN DOOR
4	078552-09-000	EA	INSERT - SCREEN DOOR - LOWER
5	078595-03-000	EA	PLATE - SCREEN DOOR
6	078777-08-000	FT	CHANNEL - SLIDER - 4 FOOT INCREMENTS
7	120863-09-000	EA	BUMPER - RUBBER/RADIUS TOP - 3/4" X 3/8" - LT GRAY
8	132081-01-01A	EA	STRIKE - SLIDER - SCREEN DOOR - BRIGHT WHITE
8	132081-01-03A	EA	STRIKE - SLIDER - SCREEN DOOR - BLACK - FULL BODY PAINT
9	132082-01-01A	EA	SLIDER - SCREEN DOOR - BRIGHT WHITE
9	132082-01-03A	EA	SLIDER - SCREEN DOOR - BLACK - FULL BODY PAINT

EXTERIOR DOORS & COMPARTMENTS GROUP (CONTINUED)

LATCH - ENTRY



KEY PART NUMBER

1	072893-04-000
2	092927-20-000
3	112782-04-01A
4	112782-05-01A
5	112782-08-01A
6	112782-22-01A
7	112782-21-01A
7	112782-27-01A
8	112782-20-01A
9	132207-01-02B
10	137230-01-01A
11	147900-01-01A
12	061420-14-000

U/M DESCRIPTION

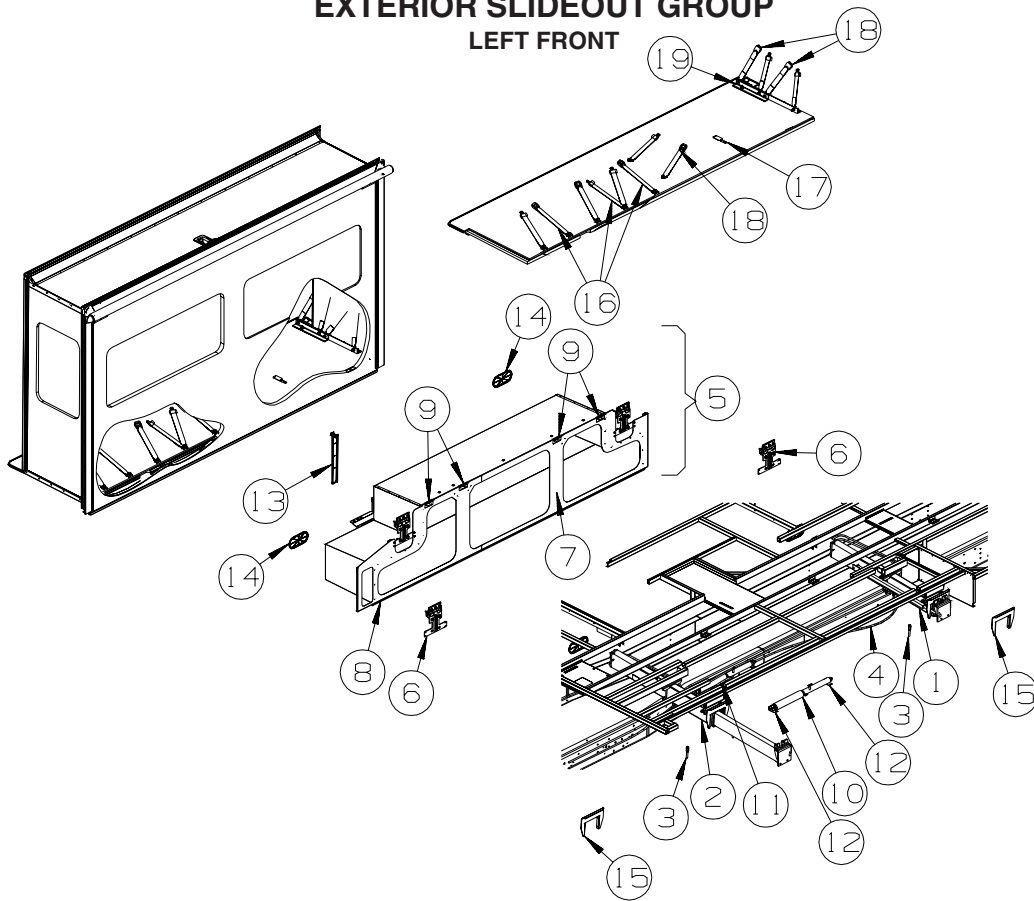
EA	NUTSERT - 10-32
EA	STRIKER - BOLT
EA	GASKET
EA	CAP - VINYL - RED
EA	SCREW - MOUNTING/PLATE - ZINC
EA	LATCH - SINGLE ROTOR
EA	LATCH - INTERIOR PLATE
EA	LATCH - INTERIOR PLATE - WHITE
EA	LATCH - EXTERIOR - W/O LOCK CYLINDER W/ICON-REVERSIBLE KEY
EA	STIFFENER/DOOR - FORMED - E-COATED
EA	SPACER - NOTCHED, MILL
EA	SPACER - STRIKE BOLT, MILL
EA	PLUG/PLASTIC - 7/8" DIAMETER - BLACK

FROM: 00-00-00 THRU: 05-28-06

FROM: 05-29-06 THRU: 99-99-99

EXTERIOR SLIDEOUT GROUP

LEFT FRONT

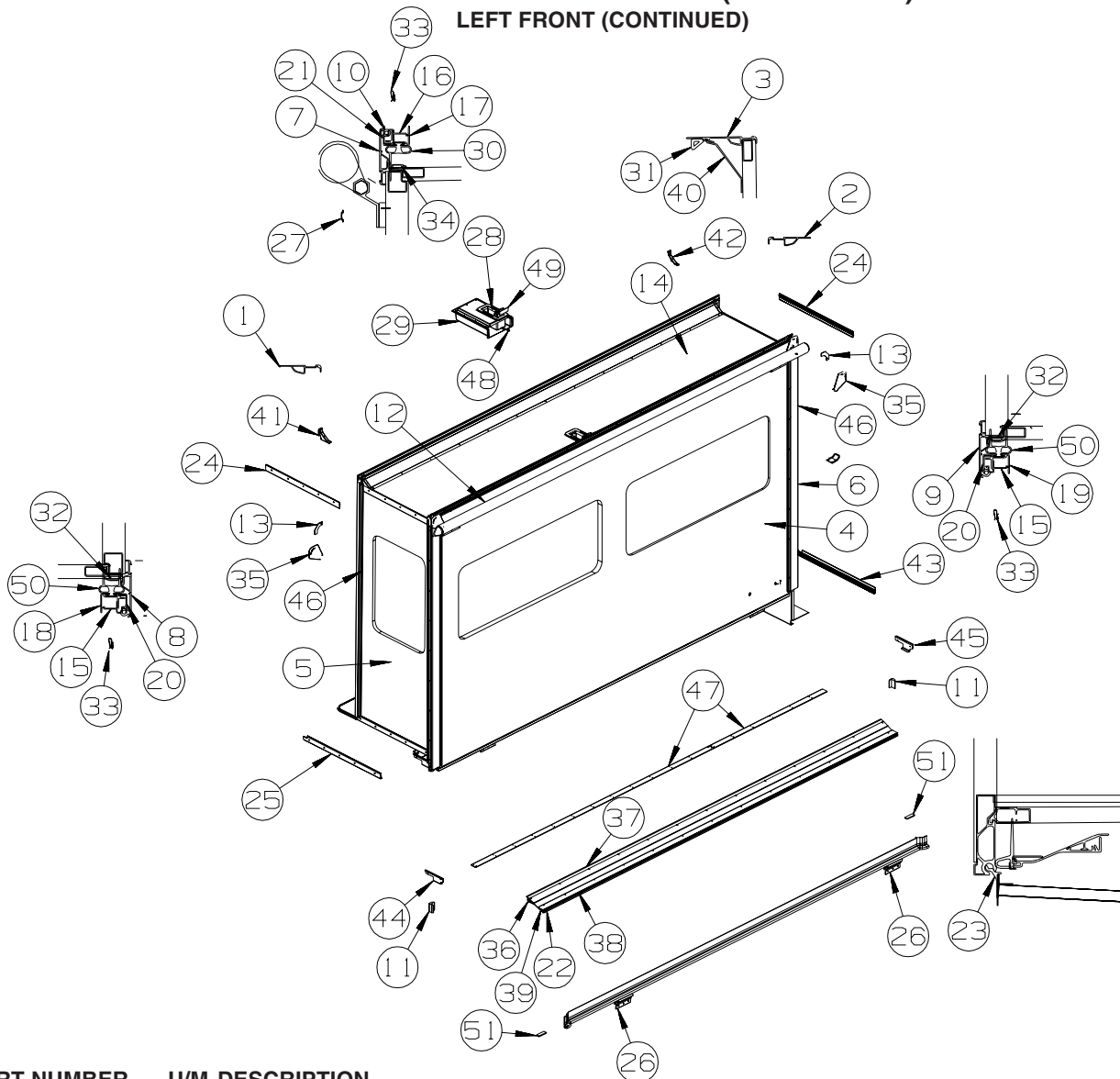


KEY	PART NUMBER	U/M	DESCRIPTION
1*	152553-01-000	EA	SLIDEOUT - ARM/HYDRAULIC - FLAT 29" - LEFT FROM: 00-00-00 THRU: 01-07-07
1	163494-02-000	EA	SLIDEOUT - ARM/HYDRAULIC - 29" - LEFT FROM: 01-08-07 THRU: 99-99-99
	143738-01-000	EA	WRENCH - SLIDE ROOM RETRACT - RATCHET - 13/16" X 7/8"
2*	152553-02-000	EA	SLIDEOUT - ARM/HYDRAULIC - FLAT 29" - RIGHT FROM: 00-00-00 THRU: 01-07-07
2	163494-01-000	EA	SLIDEOUT - ARM/HYDRAULIC - 29" - RIGHT FROM: 01-08-07 THRU: 99-99-99
	143738-01-000	EA	WRENCH - SLIDE ROOM RETRACT - RATCHET - 13/16" X 7/8"
3*	151323-02-000	EA	BOLT - HANGER/STOREMORE - LONG/4.5"X1/2" THREAD - AP31952
4	155476-02-000	EA	HOSE KIT - F/SLIDEOUT
5	156592-02-U89	EA	COMPARTMENT - SLIDEOUT
6	152741-03-02B	EA	BRACKET - MOUNT - SLIDEOUT - E-COATED
7	156596-06-02B	EA	SEAL PLANE - SLIDEOUT - E-COATED
8	126516-01-01A	FT	TRIM - VINYL/EXTRUDED - 8'
9	153821-01-01A	EA	BRACKET - MOUNT/SEAL PLANE - BLACK
10*	152553-03-000	EA	HOSE KIT - SLIDEOUT/SYNCHRONIZING CYLINDER - NOT ILLUSTRATED FROM: 00-00-00 THRU: 12-10-06
10	163102-03-000	EA	SLIDEOUT - HYDRAULIC - 29" FROM: 12-11-06 THRU: 99-99-99
	163324-02-000	EA	BRACKETS/HARDWARE - 24"/29" RAM/SYNCH CYLINDER
11*	100536-58-000	EA	HOSE KIT - F/SLIDEOUT
12	122922-02-02B	EA	BRACKET/CYLINDER SUPPORT - E-COATED
13	126591-02-02B	EA	CARRIER - WIRE LOOM - F/SLIDEOUT ROOM - E-COATED
14	148331-01-01A	EA	PLUG - OVAL/LARGE - BLACK
15	154254-01-02B	EA	BRACKET - ARM/SLIDEOUT - E-COATED
16	160167-01-01A	EA	SEAT BELT - 2" X 102" - BLACK
17	154093-02-01B	EA	BRACKET/HOLD DOWN - CHAIR - W/NUT-SERT - GALVANIZED - DINING TABLE/CHAIRS
18	160167-02-01A	EA	SEAT BELT - 2" X 90" - BLACK
19	151078-01-02B	EA	BRACKET - MOUNTING - SEATBELT - E-COATED

*COMPONENT PARTS LISTED LATER IN THIS GROUP

EXTERIOR SLIDEOUT GROUP (CONTINUED)

LEFT FRONT (CONTINUED)



KEY	PART NUMBER	U/M	DESCRIPTION
1	139624-45-02A	EA	TRIM/SEAL - INNER - 77.8" - ALMOND
2	139624-44-02A	EA	TRIM/SEAL - INNER - 77.8" - ALMOND
3	153113-02-02A	EA	TRIM/SEAL - SLIDEOUT - 145.3" - ALMOND
4	159161-11-U90	EA	SLUG - F/SLIDEOUT (U90, U91, U92, UM1)
4	159161-11-U94	EA	SLUG - F/SLIDEOUT (U94, U95, U96, UM2)
4	159161-11-U98	EA	SLUG - F/SLIDEOUT (U98, U99, U00, UM3)
5	153461-07-U89	EA	PANEL END - F/SLIDEOUT (U90, U91, U92, UM1)
5	153461-07-U93	EA	PANEL END - F/SLIDEOUT (U94, U95, U96, UM2)
5	153461-07-U97	EA	PANEL END - F/SLIDEOUT (U98, U99, U00, UM3)
6	153667-08-U89	EA	PANEL END - F/SLIDEOUT (U90, U91, U92, UM1)
6	153667-08-U93	EA	PANEL END - F/SLIDEOUT (U94, U95, U96, UM2)
6	153667-08-U97	EA	PANEL END - F/SLIDEOUT (U98, U99, U00, UM3)
6	153667-05-U89	EA	PANEL END - F/SLIDEOUT (U90, U91, U92, UM1) - DINING TABLE/CHAIRS
6	153667-05-U93	EA	PANEL END - F/SLIDEOUT (U94, U95, U96, UM2) - DINING TABLE/CHAIRS
6	153667-05-TD4	EA	PANEL END - F/SLIDEOUT (U98, U99, U00, UM3) - DINING TABLE/CHAIRS
7	156417-04-01A	EA	TRIM/SEAL - W/MITERED ENDS - 143.6" - BRIGHT WHITE
7	156417-04-02A	EA	TRIM/SEAL - W/MITERED ENDS - 143.6" - BLACK - FULL BODY PAINT
8	156417-28-01A	EA	TRIM/SEAL - W/MITERED ENDS - 80.4" - BRIGHT WHITE
8	156417-28-02A	EA	TRIM/SEAL - W/MITERED ENDS - 80.4" - BLACK - FULL BODY PAINT
9	156417-29-01A	EA	TRIM/SEAL - W/MITERED ENDS - 80.4" - BRIGHT WHITE
9	156417-29-02A	EA	TRIM/SEAL - W/MITERED ENDS - 80.4" - BLACK - FULL BODY PAINT
10	158297-01-000	FT	SEAL - BULB - .5" X .7" - ADHESIVE BACK - BLACK
11	156480-01-01A	EA	SEAL/BLOCK - SLIDEOUT - 2.6"W X 1.6"H X 1.6"D - BLACK

EXTERIOR SLIDEOUT GROUP (CONTINUED)
LEFT FRONT (CONTINUED)

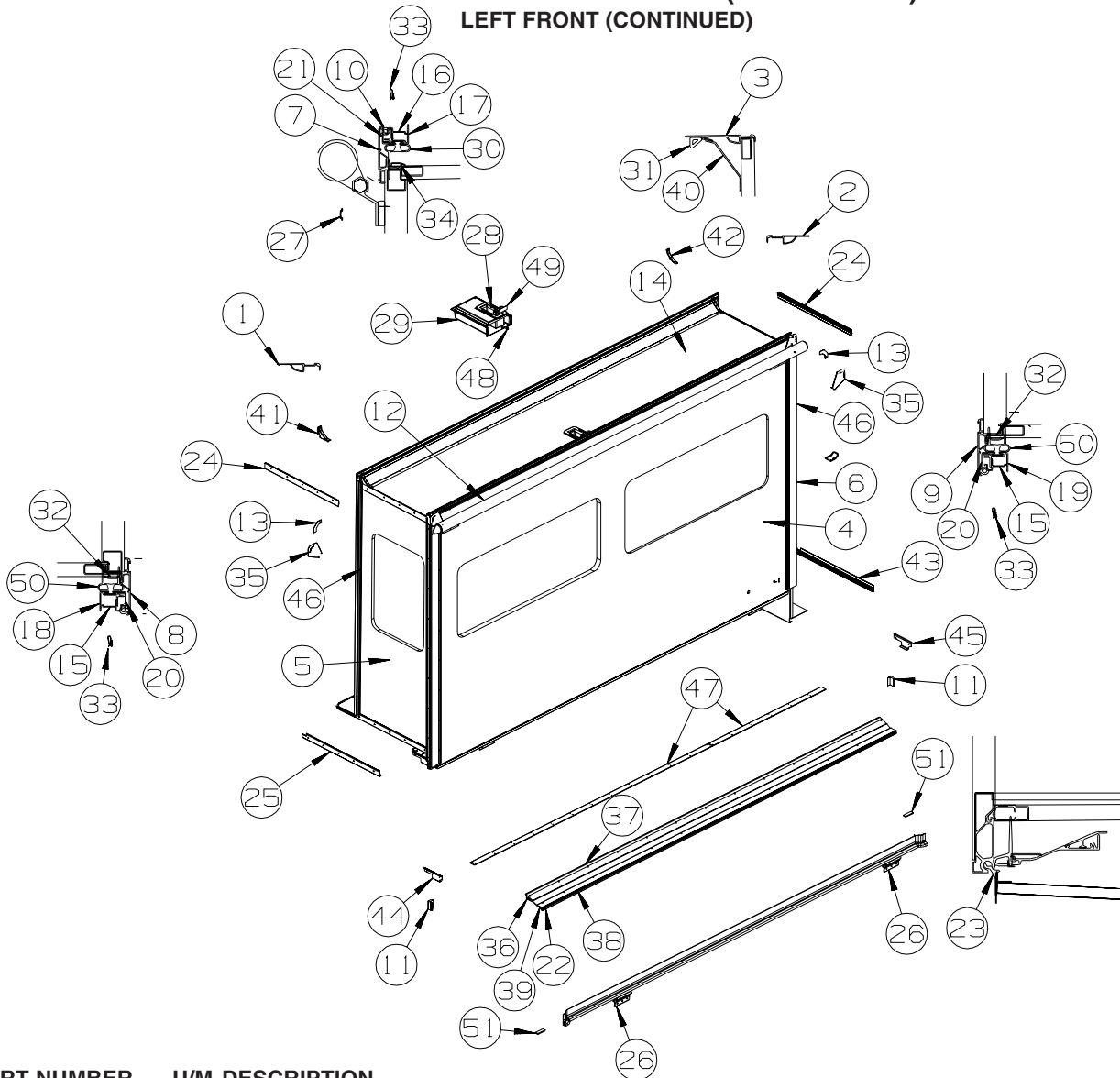
KEY	PART NUMBER	U/M	DESCRIPTION
12			SLIDEOUT AWNING

ORDER AWNINGS & REPAIR PARTS FROM DOMETIC. CALL #800-366-3842.
THE DOMETIC AWNING INFORMATION YOU WILL NEED IS LOCATED ON THE MOTOR HOME NEAR
THE TOP OF THE AWNING RAIL.

13	156416-01-12B	EA	BRACKET - CORNER TRIM/SLIDEOUT - 3.1"X 3.1" - BRIGHT WHITE FROM: 00-00-00 THRU: 12-31-06
13	160421-01-01A	EA	CORNER TRIM/SLIDEOUT - 3.1"X 3.1" - BLACK - NOT ILLUSTRATED FROM: 01-01-07 THRU: 99-99-99
13	156416-01-12B	EA	BRACKET - CRNR TRIM/SLIDEOUT - 3.1"X 3.1" - BRT WHITE - FULL BODY PAINT FROM: 00-00-00 THRU: 11-05-06
13	156416-01-02B	EA	BRACKET - CRNR TRIM/SLIDEOUT - 3.1"X 3.1" - E-COATED - FULL BODY PAINT FROM: 11-06-06 THRU: 12-31-06
13	160421-01-01A	EA	CORNER TRIM/SLIDEOUT - 3.1"X 3.1" - BLACK - FULL BODY PAINT - NOT ILLUSTRATED FROM: 01-01-07 THRU: 99-99-99
14	157280-01-U89	EA	ROOF - F/SLIDEOUT
15	142718-38-01A	EA	RETAINER - SIDEWALL/SLIDEOUT - 79"
16	142718-02-01A	EA	RETAINER - SIDEWALL/SLIDEOUT - 144.9" - MILL
17	151761-01-02A	EA	TRIM - SIDEWALL/SLIDEOUT/TOP - 146.4" - ALMOND
18	151760-22-02A	EA	TRIM - SIDEWALL/SLIDEOUT - 81.1" - ALMOND FROM: 00-00-00 THRU: 05-21-06
18	151760-10-02A	EA	TRIM - SIDEWALL/SLIDEOUT - 80.6" - ALMOND FROM: 05-22-06 THRU: 99-99-99
19	151760-23-02A	EA	TRIM - SIDEWALL/SLIDEOUT - 81.1" - ALMOND FROM: 00-00-00 THRU: 05-21-06
19	151760-11-02A	EA	TRIM - SIDEWALL/SLIDEOUT - 80.6" - ALMOND FROM: 05-22-06 THRU: 99-99-99
20	136824-49-01A	EA	TRIM - SIDEWALL/SLIDEOUT - 80.9" - BRIGHT WHITE
20	136824-49-02A	EA	TRIM - SIDEWALL/SLIDEOUT - 80.9" - BLACK - FULL BODY PAINT
21	136824-05-01A	EA	TRIM - SIDEWALL/SLIDEOUT - 146.4" - BRIGHT WHITE
21	136824-05-02A	EA	TRIM - SIDEWALL/SLIDEOUT - 146.4" - BLACK - FULL BODY PAINT
22	153109-07-01A	EA	ANGLE/RETAINER - SEAL - .5" X .5" X 142.3" - MILL
23	152446-01-000	FT	SEAL - SLIDEOUT/FLOOR
24	158375-01-01A	EA	TRIM - FEATURE STRIP - 29.6" - BRIGHT WHITE
24	158375-01-02A	EA	TRIM - FEATURE STRIP - 29.6" - BLACK - FULL BODY PAINT
25	158349-03-01A	EA	TRIM - FEATURE - LOWER - 31.8" - BRIGHT WHITE
25	158349-03-02A	EA	TRIM - FEATURE - LOWER - 31.8" - BLACK - FULL BODY PAINT
26	153104-01-01A	EA	BRACKET/MOUNT - 1.7" X 3.2" X 5.9"
27	105312-01-07A	FT	INSERT - FEATURE STRIP - VINYL - BRIGHT WHITE
27	105312-01-13A	FT	INSERT - FEATURE STRIP - VINYL - BLACK - FULL BODY PAINT
28*	153651-02-01A	EA	LOCK/LATCH - TRAVEL/SLIDEOUT - W/MOTOR - LEFT HAND - BLACK FROM: 00-00-00 THRU: 09-25-06
28*	153651-04-01A	EA	LOCK/LATCH - TRAVEL/SLIDEOUT - W/MOTOR - LEFT HAND - BLACK FROM: 09-26-06 THRU: 99-99-99
29	155194-01-01A	FT	COVER - LATCH/TRAVEL- PLASTIC - BLACK
30	136978-01-01A	FT	SEAL - SLIDEOUT - SINGLE WIPE LIP - BLACK - NOT ILLUSTRATED FROM: 00-00-00 THRU: 05-21-06
30	136978-02-01A	FT	SEAL - SLIDEOUT/TOP - SINGLE WIPE LIP - BLACK FROM: 05-22-06 THRU: 99-99-99
31	146056-01-000	FT	SEAL - TRIANGLE - W/PSA
32	146606-66-01A	EA	TRIM/RETAINER - 75.8" - BRIGHT WHITE
32	146606-66-02A	EA	TRIM/RETAINER - 75.8" - BLACK - FULL BODY PAINT
33	142549-01-000	EA	CLIP - "S" TYPE
34	146606-07-01A	EA	TRIM/RETAINER - 141" - BRIGHT WHITE
34	146606-07-02A	EA	TRIM/RETAINER - 141" - BLACK - FULL BODY PAINT
35	156151-01-02A	EA	PROTECTOR - CORNER - SLIDEOUT - BRIGHT WHITE
35	156151-01-01A	EA	PROTECTOR - CORNER - SLIDEOUT - BLACK - FULL BODY PAINT
36	152602-07-01A	EA	RAMP - SLIDEOUT - FLOOR/COACH - 142.7" - MILL
37	153106-18-01A	EA	COVER - RAMP/FLOOR - VINYL/CARPET - 3.2" X 142.3"-BRT WHT
38	153108-11-01A	EA	SPACER - RAMP - SLIDEOUT FLOOR - 142.3" - MILL
39	156475-01-000	EA	FILTER/FOAM - DRAIN HOLE COVER/SEAL - 60PPI - 1/4"X1"X3"
40	153114-02-02A	EA	TRIM/RETAINER - 165.8" - BLACK

EXTERIOR SLIDEOUT GROUP (CONTINUED)

LEFT FRONT (CONTINUED)



KEY	PART NUMBER	U/M	DESCRIPTION
41	153115-01-02A	EA	COVER - TRIM - SLIDEOUT - INNER/TOP/RH - BRIGHT WHITE
41	153115-01-01A	EA	COVER - TRIM - SLIDEOUT - INNER/TOP/RH - BLACK - FULL BODY PAINT
42	153115-02-02A	EA	COVER - TRIM - SLIDEOUT - INNER/TOP/LH - BRIGHT WHITE
42	153115-02-01A	EA	COVER - TRIM - SLIDEOUT - INNER/TOP/LH - BLACK - FULL BODY PAINT
43	158349-04-01A	EA	TRIM - FEATURE - LOWER - 31.8" - BRIGHT WHITE
43	158349-04-02A	EA	TRIM - FEATURE - LOWER - 31.8" - BLACK - FULL BODY PAINT
44	153800-01-02B	EA	BRACKET - CLOSEOUT/RH - SLIDEOUT - E-COATED
45	153800-02-02B	EA	BRACKET - CLOSEOUT/LH - SLIDEOUT - E-COATED
46	093681-39-01A	FT	FILM - 3.1" - FLAT BLACK
47	152641-01-000	EA	SKID/GLIDE - SLIDEOUT ROOM - 1/4"X2"X95.5" - POLYETHYLENE
48	155262-01-02A	EA	TUBE/DRAIN - LATCH/TRAVEL/ROOF - WHITE
48	155262-01-01A	EA	TUBE/DRAIN - LATCH/TRAVEL/ROOF - BLACK - FULL BODY PAINT
49	156015-01-01A	EA	TAPE/PROTECTION - .06" X 1.25" X 3.5" - W/PSA - NATURAL WHT
50	136978-01-01A	FT	SEAL - SLIDEOUT - SINGLE WIPE LIP - BLACK - NOT ILLUSTRATED
			FROM: 00-00-00 THRU: 05-21-06
50	153161-01-01A	FT	SEAL - SLIDEOUT - DOUBLE WIPE LIP - BLACK
			FROM: 05-22-06 THRU: 99-99-99
51	089275-02-000	FT	STRIP - 3/4" X 84" BLACK POLYETHYLENE

*COMPONENT PARTS LISTED LATER IN THIS GROUP

EXTERIOR SLIDEOUT GROUP (CONTINUED)
COMPONENT PARTS FOR LEFT FRONT

100536-58-000

KEY	PART NUMBER	U/M DESCRIPTION	VENDOR NO.
	100536-58-700	EA HOSE - HYD. 1/4" X 86"	RAP91470/AP4665
	100536-58-701	EA HOSE - HYDRAULIC 1/4" X 74"	RAP91467/AP5616

151323-01-000 , 151323-02-000, 151323-03-000

KEY	PART NUMBER	U/M DESCRIPTION	VENDOR NO.
	151323-01-700	EA BOLT KIT - STORE-MORE	RAP91641

152553-01-000, 152553-02-000

KEY	PART NUMBER	U/M DESCRIPTION	VENDOR NO.
	152553-01-700	EA RAM/CYLINDER - SLIDEOUT ROOM	RAP91755
	145494-02-705	EA KIT - ROOM RETRACTING	RAP91357

152553-03-000

KEY	PART NUMBER	U/M DESCRIPTION	VENDOR NO.
	132540-01-701	EA CYLINDER - SYNCHRONIZING	RAP90690/AP17966

153651-02-01A

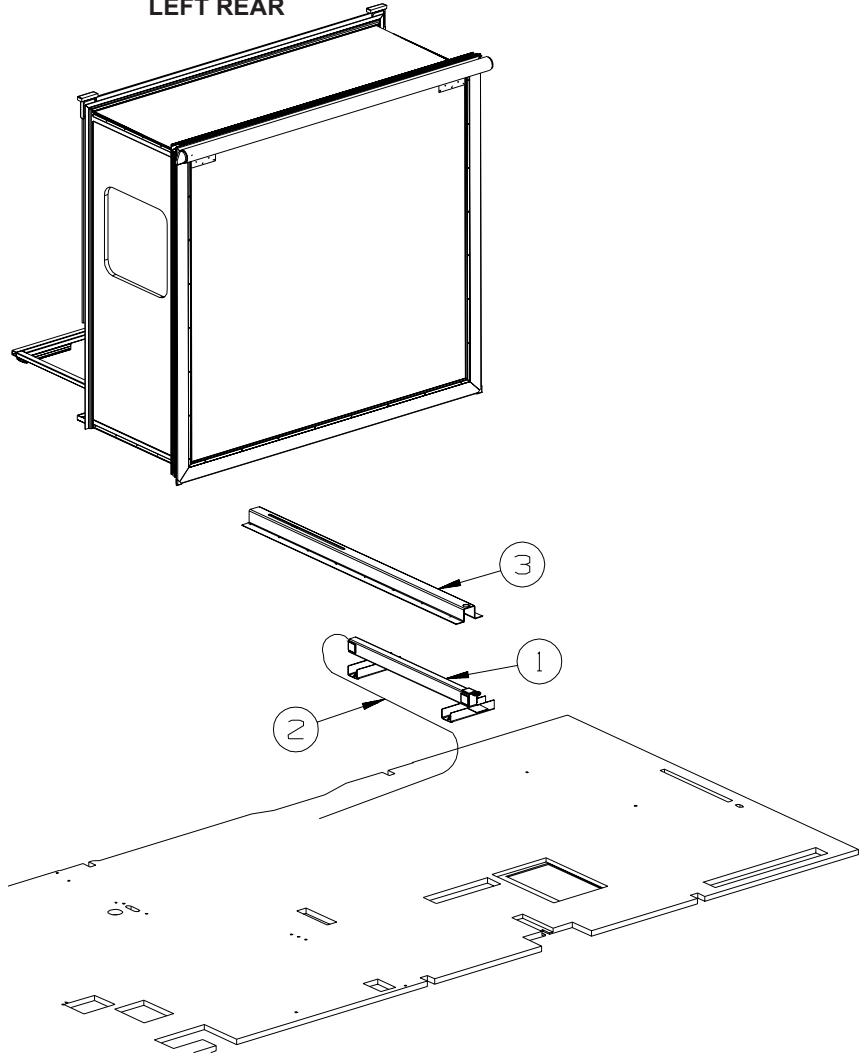
KEY	PART NUMBER	U/M DESCRIPTION	VENDOR NO.
	153651-01-701	EA LIMIT - SWITCH	1812996
	153651-01-702	EA COVER/BOOT - SEAL	1612011
	153651-02-700	EA MOTOR/LH - F/TRAVEL LOCK	1820131
	153651-02-701	EA BRACKET/MOUNTING - MOTOR	1102223

153651-04-01A

KEY	PART NUMBER	U/M DESCRIPTION	VENDOR NO.
	153651-02-700	EA MOTOR/LH - F/TRAVEL LOCK	1820131

EXTERIOR SLIDEOUT GROUP (CONTINUED)

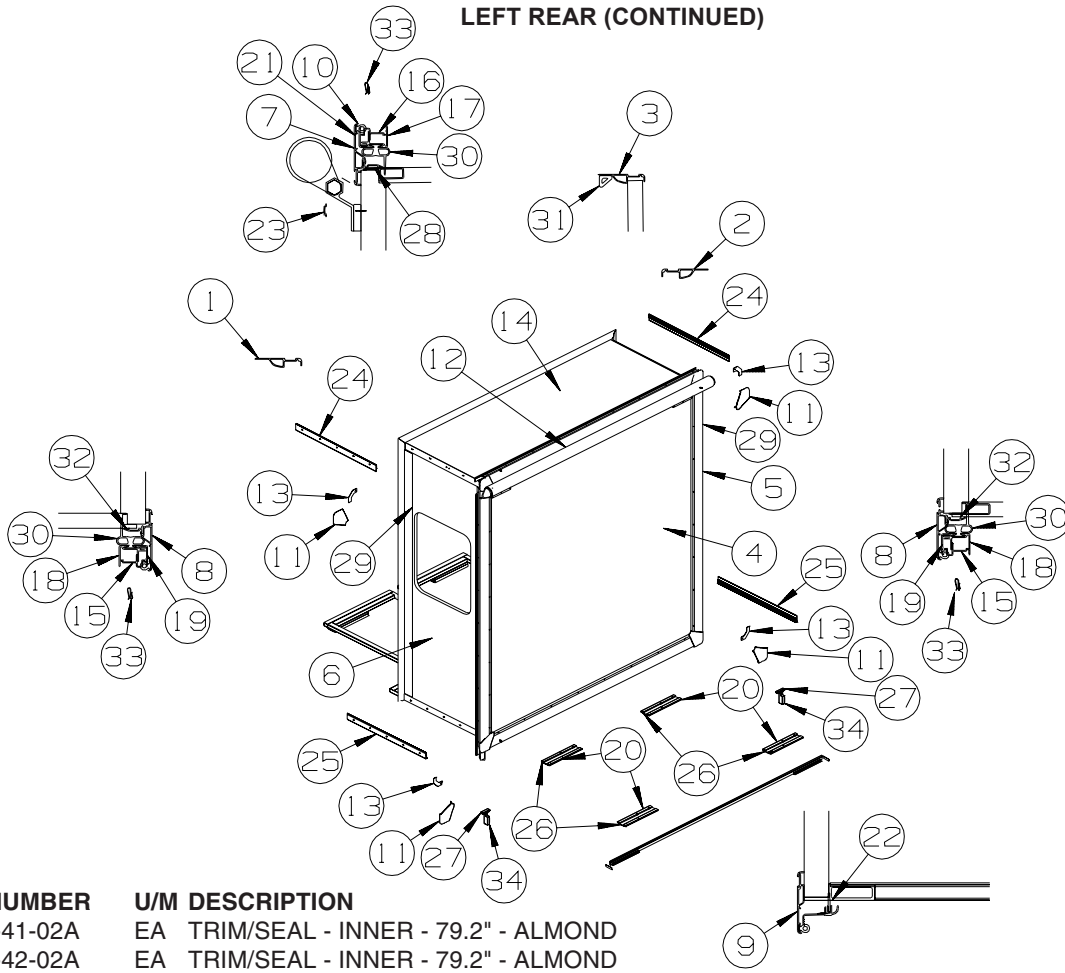
LEFT REAR



KEY	PART NUMBER	U/M	DESCRIPTION
1*	147573-01-000	EA	SIDEOUT - HYDRAULIC - BED
2*	100536-59-000	EA	HOSE KIT - F/SLIDEOUT
3	147573-02-000	EA	SLIDEOUT - HYDRAULIC/CHANNEL

***COMPONENT PARTS LISTED LATER IN THIS GROUP**

EXTERIOR SLIDEOUT GROUP (CONTINUED)
LEFT REAR (CONTINUED)



KEY	PART NUMBER	U/M	DESCRIPTION
1	139624-41-02A	EA	TRIM/SEAL - INNER - 79.2" - ALMOND
2	139624-42-02A	EA	TRIM/SEAL - INNER - 79.2" - ALMOND
3	139624-04-02A	EA	TRIM/SEAL - INNER/TOP - 80.2" - ALMOND
4	159161-12-U90	EA	SLUG - F/SLIDEOUT (U90, U91, U92, UM1)
4	159161-12-U94	EA	SLUG - F/SLIDEOUT (U94, U95, U96, UM2)
4	159161-12-U98	EA	SLUG - F/SLIDEOUT (U98, U99, U00, UM3)
5	152693-01-U89	EA	PANEL END - F/SLIDEOUT (U90, U91, U92, UM1)
5	152693-01-U93	EA	PANEL END - F/SLIDEOUT (U94, U95, U96, UM2)
5	152693-01-T85	EA	PANEL END - F/SLIDEOUT (U98, U99, U00, UM3)
6	152694-01-U89	EA	PANEL END - F/SLIDEOUT (U90, U91, U92, UM1)
6	152694-01-U93	EA	PANEL END - F/SLIDEOUT (U94, U95, U96, UM2)
6	152694-01-T85	EA	PANEL END - F/SLIDEOUT (U98, U99, U00, UM3)
7	156417-01-01A	EA	TRIM/SEAL - W/MITERED ENDS - 76.5" - BRIGHT WHITE
7	156417-01-02A	EA	TRIM/SEAL - W/MITERED ENDS - 82" - BLACK - FULL BODY PAINT
8	156417-30-01A	EA	TRIM/SEAL - W/MITERED ENDS - 78.6" - BRIGHT WHITE
8	156417-30-02A	EA	TRIM/SEAL - W/MITERED ENDS - 78.6" - BLACK - FULL BODY PAINT
9	142233-20-01A	EA	TRIM/SEAL - W/MITERED ENDS - 78.4" - BRIGHT WHITE
9	142233-20-02A	EA	TRIM/SEAL - W/MITERED ENDS - 78.3" - BLACK - FULL BODY PAINT
10	158297-01-000	FT	SEAL - BULB - .5" X .7" - ADHESIVE BACK - BLACK
11	156151-01-02A	EA	PROTECTOR - CORNER - SLIDEOUT - BRIGHT WHITE
11	156151-01-01A	EA	PROTECTOR - CORNER - SLIDEOUT - BLACK - FULL BODY PAINT
12			SLIDEOUT AWNING

ORDER AWNINGS & REPAIR PARTS FROM DOMETIC. CALL #800-366-3842.

THE DOMETIC AWNING INFORMATION YOU WILL NEED IS LOCATED ON THE MOTOR HOME NEAR THE TOP OF THE AWNING RAIL.

EXTERIOR SLIDEOUT GROUP (CONTINUED)
LEFT REAR (CONTINUED)

KEY	PART NUMBER	U/M	DESCRIPTION
13	156416-01-12B	EA	BRACKET - CORNER TRIM/SLIDEOUT - 3.1"X 3.1" - BRIGHT WHITE FROM: 00-00-00 THRU: 12-31-06
13	160421-01-01A	EA	CORNER TRIM/SLIDEOUT - 3.1"X 3.1" - BLACK - NOT ILLUSTRATED FROM: 01-01-07 THRU: 99-99-99
13	156416-01-12B	EA	BRACKET - CORNER TRIM/SLIDEOUT - 3.1"X 3.1" - BRIGHT WHITE - FULL BODY PAINT FROM: 00-00-00 THRU: 11-05-06
13	156416-01-02B	EA	BRACKET - CORNER TRIM/SLIDEOUT - 3.1"X 3.1" - E-COATED - FULL BODY PAINT FROM: 11-06-06 THRU: 12-31-06
13	160421-01-01A	EA	CORNER TRIM/SLIDEOUT - 3.1"X 3.1" - BLACK - FULL BODY PAINT - NOT ILLUSTRATED FROM: 01-01-07 THRU: 99-99-99
14	137400-02-U89	EA	ROOF - F/SLIDEOUT
15	142718-38-01A	EA	RETAINER - SIDEWALL/SLIDEOUT - 79"
16	142718-23-01A	EA	RETAINER - SIDEWALL/SLIDEOUT - 79.9"
17	151761-02-02A	EA	TRIM - SIDEWALL/SLIDEOUT/TOP - 81.2" - ALMOND
18	151760-24-02A	EA	TRIM - SIDEWALL/SLIDEOUT - 78.6" - ALMOND
19	136824-50-01A	EA	TRIM - SIDEWALL/SLIDEOUT - 79.2" - BRIGHT WHITE
19	136824-50-02A	EA	TRIM - SIDEWALL/SLIDEOUT - 79.2" - BLACK - FULL BODY PAINT
20	115325-08-01A	EA	RAIL - FLOOR/SLIDEOUT ROOM - 12" LONG - BLACK
21	136824-02-01A	EA	TRIM - SIDEWALL/SLIDEOUT - 81.2" - BRIGHT WHITE
21	136824-02-02A	EA	TRIM - SIDEWALL/SLIDEOUT - 81.2" - BLACK - FULL BODY PAINT
22	157584-02-AA2	EA	TRIM/ZEE - W/SEAL/END CAPS - SLIDEOUT/LOWER-80.7"- BRT WHT
22	157584-02-AA1	EA	TRIM/ZEE - W/SEAL/END CAPS - SLIDEOUT/LOWER-80.7"- BLACK - FULL BODY PAINT
23	105312-01-07A	FT	INSERT - FEATURE STRIP - VINYL - BRIGHT WHITE
23	105312-01-13A	FT	INSERT - FEATURE STRIP - VINYL - BLACK - FULL BODY PAINT
24	158375-01-01A	EA	TRIM - FEATURE - UPPER - 181.7" - BRIGHT WHITE
24	158375-01-02A	EA	TRIM - FEATURE - UPPER - 181.7" - BLACK - FULL BODY PAINT
25	157385-01-01A	EA	TRIM - FEATURE - LOWER - 26.9" - BRIGHT WHITE
25	157385-01-02A	EA	TRIM - FEATURE - LOWER - 26.9" - BLACK - FULL BODY PAINT
26	115661-01-000	FT	SHOE/GLIDE - SLIDEOUT ROOM - 1/16" X 3" - POLYETHYLENE
27	126313-10-02B	EA	SUPPORT - ROLLER - SLIDE-OUT ROOM - E-COATED FROM: 00-00-00 THRU: 08-06-06
27	126313-12-02B	EA	SUPPORT - SLIDE - F/SLIDE-OUT ROOM - E-COATED FROM: 08-07-06 THRU: 99-99-99
28	146606-12-01A	EA	TRIM/RETAINER - 75.7" - BRIGHT WHITE FROM: 00-00-00 THRU: 07-27-06
28	146606-66-01A	EA	TRIM/RETAINER - 75.8" - BRIGHT WHITE FROM: 07-28-06 THRU: 99-99-99
28	146606-12-02A	EA	TRIM/RETAINER - 75.7" - BLACK - FULL BODY PAINT FROM: 00-00-00 THRU: 07-27-06
28	146606-66-02A	EA	TRIM/RETAINER - 75.8" - BLACK - FULL BODY PAINT FROM: 07-28-06 THRU: 99-99-99
29	093681-39-01A	FT	FILM - 3.1" - MATTE BLACK - FULL BODY PAINT
30	136978-01-01A	FT	SEAL - SLIDEOUT - SINGLE WIPE LIP - BLACK
31	146056-01-000	FT	SEAL - TRIANGLE - W/PSA
32	146606-62-01A	EA	TRIM/RETAINER - 75.1" - BRIGHT WHITE
32	146606-62-02A	EA	TRIM/RETAINER - 75.1" - BLACK - FULL BODY PAINT
33	142549-01-000	EA	CLIP - "S" TYPE
34	128599-03-000	EA	PAD - F/SLIDEOUT - 2" X 2.6" FROM: 00-00-00 THRU: 08-06-06
34	134855-01-000	EA	BEARING PAD - NARROW FROM: 08-07-06 THRU: 99-99-99

COMPONENT PARTS FOR LEFT REAR

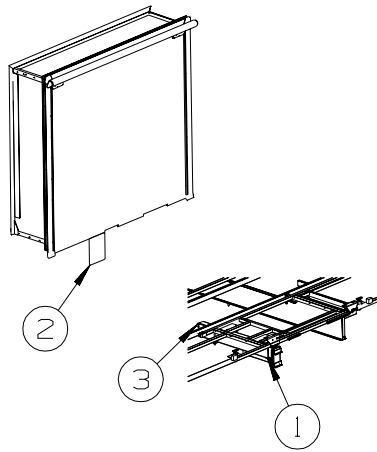
100536-59-000

KEY	PART NUMBER	U/M	DESCRIPTION	VENDOR NO.
	100536-27-700	EA	HOSE/HYDRAULIC - 1/4" X 332"	RAP91491/AP8985
	100536-37-701	EA	HOSE/HYDRAULIC - 1/4" X 336"	RAP5561

147573-01-000

KEY	PART NUMBER	U/M	DESCRIPTION	VENDOR NO.
	122359-01-703	EA	HOSE - HYDRAULIC 1/8" X 60"	RAP90320/AP24634
	128599-06-701	EA	HOSE/HYDRAULIC - 1/8" X 84"	RAP91240/AP24636
	128599-06-703	EA	BEARING KIT - SLIDE-OUT TUBE	RAP90698
	147573-01-700	EA	CYLINDER - SLIDEOUT (RAM)	RAP91582/AP30339
	147573-01-701	EA	HOSE - HYDRAULIC 1/8" X 20"	RAP91562/AP25677

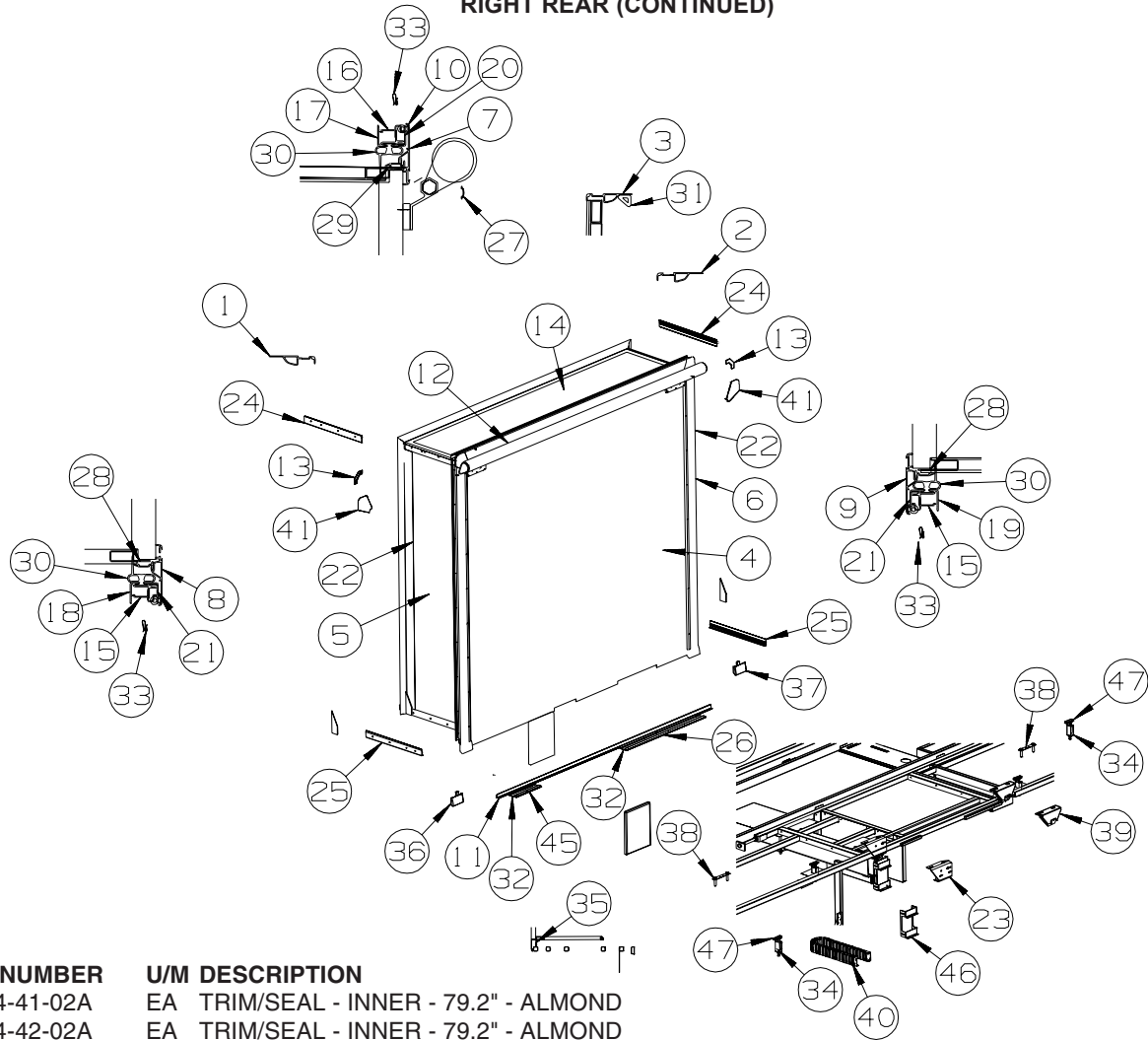
EXTERIOR SLIDEOUT GROUP (CONTINUED)
RIGHT REAR



KEY	PART NUMBER	U/M	DESCRIPTION	
1*	156042-01-000	EA	SLIDEOUT - HYDRAULIC KIT	FROM: 00-00-00 THRU: 01-07-07
1	163492-01-000	EA	SLIDEOUT - HYDRAULIC KIT	FROM: 01-08-07 THRU: 99-99-99
2	138077-06-R38	EA	COVER/RAM - 9.4" X 12.2" - W/TUBE - BRIGHT WHITE	
	138077-05-01A	EA	COVER/RAM - 9.4" X 12.2" - BRIGHT WHITE	
3*	100536-61-000	EA	HOSE KIT - F/LEVELING JACKS	

***COMPONENT PARTS LISTED LATER IN THIS GROUP**

EXTERIOR SLIDEOUT GROUP (CONTINUED)
RIGHT REAR (CONTINUED)



KEY	PART NUMBER	U/M	DESCRIPTION
1	139624-41-02A	EA	TRIM/SEAL - INNER - 79.2" - ALMOND
2	139624-42-02A	EA	TRIM/SEAL - INNER - 79.2" - ALMOND
3	139624-31-02A	EA	TRIM/SEAL - INNER/TOP - 91.3" - ALMOND
4	159162-11-U90	EA	SLUG - F/SLIDEOUT (U90, U91, U92, UM1)
4	159162-11-U94	EA	SLUG - F/SLIDEOUT (U94, U95, U96, UM2)
4	159162-11-U98	EA	SLUG - F/SLIDEOUT (U98, U99, U00, UM3)
5	153895-01-U90	EA	PANEL END - F/SLIDEOUT (U90, U91, U92, UM1)
5	153895-01-U94	EA	PANEL END - F/SLIDEOUT (U94, U95, U96, UM2)
5	153895-01-T85	EA	PANEL END - F/SLIDEOUT (U98, U99, U00, UM3)
6	153896-01-U90	EA	PANEL END - F/SLIDEOUT (U90, U91, U92, UM1)
6	153896-01-U94	EA	PANEL END - F/SLIDEOUT (U94, U95, U96, UM2)
6	153896-01-T85	EA	PANEL END - F/SLIDEOUT (U98, U99, U00, UM3)
7	156417-43-01A	EA	TRIM/SEAL - W/MITERED ENDS - 89.6" - BRIGHT WHITE
7	156417-43-02A	EA	TRIM/SEAL - W/MITERED ENDS - 89.6" - BLACK - FULL BODY PAINT
8	156417-33-01A	EA	TRIM/SEAL - W/MITERED ENDS - 80.8" - BRIGHT WHITE
8	156417-33-02A	EA	TRIM/SEAL - W/MITERED ENDS - 80.8" - BLACK - FULL BODY PAINT
9	156417-32-01A	EA	TRIM/SEAL - W/MITERED ENDS - 80.8" - BRIGHT WHITE
9	156417-32-02A	EA	TRIM/SEAL - W/MITERED ENDS - 80.8" - BLACK - FULL BODY PAINT
10	158297-01-000	FT	SEAL - BULB - .5" X .7" - ADHESIVE BACK - BLACK
11	151282-11-01A	EA	TRIM - CARPET EDGE/F-ANGLE - 83.7" - BLACK
12			SLIDEOUT AWNING

ORDER AWNINGS & REPAIR PARTS FROM DOMETIC. CALL #800-366-3842.

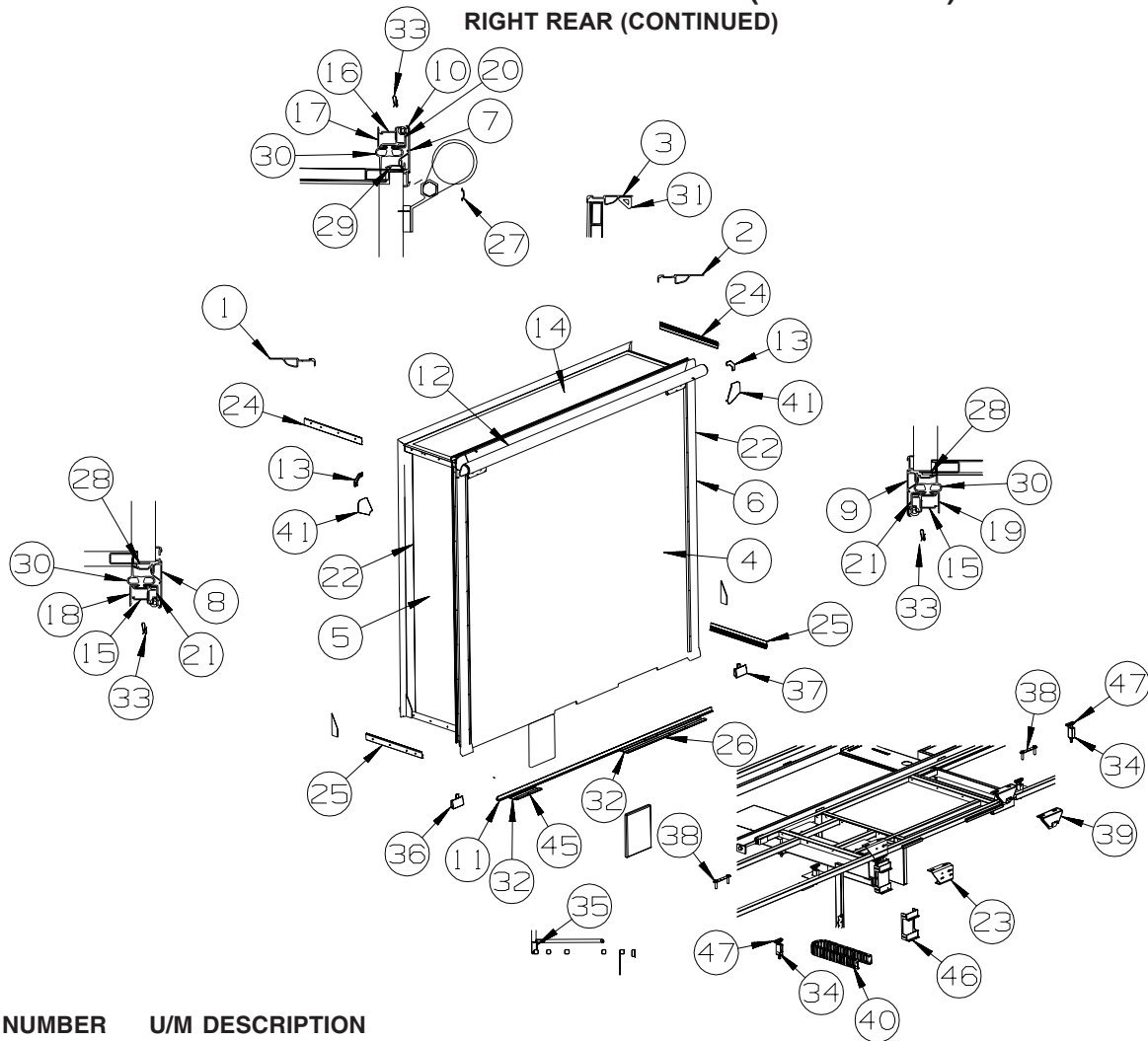
THE DOMETIC AWNING INFORMATION YOU WILL NEED IS LOCATED ON THE MOTOR HOME NEAR THE TOP OF THE AWNING RAIL.

EXTERIOR SLIDEOUT GROUP (CONTINUED)
RIGHT REAR (CONTINUED)

KEY	PART NUMBER	U/M	DESCRIPTION
13	156416-01-12B	EA	BRACKET - CORNER TRIM/SLIDEOUT - 3.1"X 3.1" - BRIGHT WHITE - NOT ILLUSTRATED FROM: 00-00-00 THRU: 12-31-06
13	160421-01-01A	EA	CORNER TRIM/SLIDEOUT - 3.1"X 3.1" - BLACK FROM: 01-01-07 THRU: 99-99-99
13	156416-01-12B	EA	BRACKET - CRNR TRIM/SLIDEOUT - 3.1"X 3.1" - BRT WHITE - FULL BODY PAINT - NOT ILLUSTRATED FROM: 00-00-00 THRU: 11-05-06
13	156416-01-02B	EA	BRACKET - CRNR TRIM/SLIDEOUT - 3.1"X 3.1" - E-COATED - FULL BODY PAINT - NOT ILLUSTRATED FROM: 11-06-06 THRU: 12-31-06
13	160421-01-01A	EA	CORNER TRIM/SLIDEOUT - 3.1"X 3.1" - BLACK - FULL BODY PAINT FROM: 01-01-07 THRU: 99-99-99
14	147897-02-UM1	EA	ROOF - F/SLIDEOUT
15	142718-38-01A	EA	RETAINER - SIDEWALL/SLIDEOUT - 79"
16	142718-30-01A	EA	RETAINER - SIDEWALL/SLIDEOUT - 90.6"
17	151760-23-02A	EA	TRIM - SIDEWALL/SLIDEOUT - 81.1" - ALMOND
18	151760-22-02A	EA	TRIM - SIDEWALL/SLIDEOUT - 81.1" - ALMOND
19	151761-17-02A	EA	TRIM - SIDEWALL/SLIDEOUT - 73" - ALMOND
20	136824-42-01A	EA	TRIM - SIDEWALL/SLIDEOUT - 92.6" - BRIGHT WHITE
20	136824-42-02A	EA	TRIM - SIDEWALL/SLIDEOUT - 92.6" - BLACK - FULL BODY PAINT
21	136824-49-01A	EA	TRIM - SIDEWALL/SLIDEOUT - 80.9" - BRIGHT WHITE
21	136824-49-02A	EA	TRIM - SIDEWALL/SLIDEOUT - 80.9" - BLACK - FULL BODY PAINT
22	093681-39-01A	FT	FILM - 3.1" - MATTE BLACK - FULL BODY PAINT
23	127030-02-02B	EA	BRACKET - INNER REAR/MOUNT - SLIDEOUT - E-COATED
24	158375-03-01A	EA	TRIM/FEATURE STRIP - 20.6" - BRIGHT WHITE
24	158375-03-02A	EA	TRIM/FEATURE STRIP - 20.6" - BLACK - FULL BODY PAINT
25	157385-03-01A	EA	TRIM - FEATURE - LOWER - 17.8" - BRIGHT WHITE
25	157385-03-02A	EA	TRIM - FEATURE - LOWER - 17.8" - BLACK - FULL BODY PAINT
26	115325-11-01A	EA	RAIL - FLOOR/S15SLIDEOUT ROOM - 30.7" LONG - BLACK
26	115661-01-000	FT	SHOE/GLIDE - SLIDEOUT ROOM - 1/16" X 3" - POLYETHYLENE
27	105312-01-07A	FT	INSERT - FEATURE STRIP - VINYL - BRIGHT WHITE
27	105312-01-13A	FT	INSERT - FEATURE STRIP - VINYL - BLACK - FULL BODY PAINT
28	133954-62-01A	EA	RETAINER - TRIM/SEAL - 75.1" - BRIGHT WHITE FROM: 00-00-00 THRU: 04-16-06
28	146606-62-01A	EA	TRIM/RETAINER - 75.1" - BRIGHT WHITE FROM: 04-17-06 THRU: 99-99-99
28	133954-62-02A	EA	RETAINER - TRIM/SEAL - 75.1" - BLACK - FULL BODY PAINT FROM: 00-00-00 THRU: 04-16-06
28	146606-62-01A	EA	TRIM/RETAINER - 75.1" - BLACK - FULL BODY PAINT FROM: 04-17-06 THRU: 99-99-99
29	133954-50-01A	EA	RETAINER - TRIM/SEAL - 87" - BRIGHT WHITE FROM: 00-00-00 THRU: 04-16-06
29	146606-50-01A	EA	TRIM/RETAINER - 86.9" - BRIGHT WHITE FROM: 04-17-06 THRU: 99-99-99
29	133954-50-02A	EA	RETAINER - TRIM/SEAL - 87" - BLACK - FULL BODY PAINT FROM: 00-00-00 THRU: 04-16-06
29	146606-50-02A	EA	TRIM/RETAINER - 86.9" - BLACK - FULL BODY PAINT FROM: 04-17-06 THRU: 99-99-99
30	136978-01-01A	FT	SEAL - SLIDEOUT - SINGLE WIPE LIP - BLACK
31	146056-01-000	FT	SEAL - TRIANGLE - W/PSA
32	115325-16-01A	EA	RAIL - FLOOR/SLIDEOUT ROOM - 9.8" LONG - BLACK
32	115661-01-000	FT	SHOE/GLIDE - SLIDEOUT ROOM - 1/16" X 3" - POLYETHYLENE
33	142549-01-000	EA	CLIP - "S" TYPE
34	134855-01-000	EA	BEARING PAD - NARROW
35	115075-03-000	FT	SEAL - WIPE - .25" X 2.9"
36	148593-01-01A	EA	CAP - F/SLIDEOUT TRIM - BRIGHT WHITE
36	148593-01-02A	EA	CAP - F/SLIDEOUT TRIM - BLACK - FULL BODY PAINT
37	148593-02-01A	EA	CAP - F/SLIDEOUT TRIM - BRIGHT WHITE
37	148593-02-02A	EA	CAP - F/SLIDEOUT TRIM - BLACK - FULL BODY PAINT
38	136995-07-02B	EA	PLATE W/BOLTS - 5.9" X 1" W/1/2" X 2" BOLTS
39	139407-03-02B	EA	BRACKET/MOUNT - F/SLIDEOUT - E-COATED
40	143541-01-01A	EA	CARRIER/WIRING - F/SLIDEOUT ROOM - 29 LINKS
41	156151-01-02A	EA	PROTECTOR - CORNER - SLIDEOUT - BRIGHT WHITE
41	156151-01-01A	EA	PROTECTOR - CORNER - SLIDEOUT - BLACK - FULL BODY PAINT
42	157809-01-01A	EA	SEAL - FOAM BLOCK/RIGHT SIDE - ADHESIVE BACK
43	157809-02-01A	EA	SEAL - FOAM BLOCK/LEFT SIDE - ADHESIVE BACK

EXTERIOR SLIDEOUT GROUP (CONTINUED)

RIGHT REAR (CONTINUED)



KEY	PART NUMBER	U/M	DESCRIPTION
	44	127030-02-02B	EA BRACKET - INNER REAR/MOUNT - SLIDEOUT - E-COATED
	45	115325-16-01A	EA RAIL - FLOOR/SLIDEOUT ROOM - 9.8" LONG - BLACK
	46	145262-02-02B	EA BRACKET - RAM COVER - E-COATED
	47	126313-09-02B	EA SUPPORT - ROLLER - SLIDE-OUT ROOM - E-COATED

COMPONENT PARTS FOR RIGHTREAR

100536-51-000

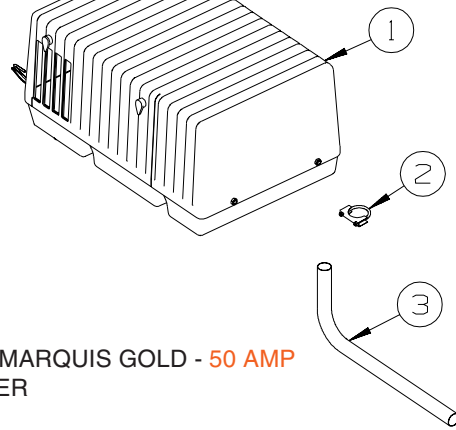
KEY	PART NUMBER	U/M	DESCRIPTION	VENDOR NO.
	100536-51-700	EA	HOSE-HYDRAULIC - 1/4" X 444"	RAP91509
	100536-51-701	EA	HOSE-HYDRAULIC 1/4" X 456"	RAP6217

156042-01-000

KEY	PART NUMBER	U/M	DESCRIPTION	VENDOR NO.
	139507-01-700	EA	CYLINDER - SYNCHRONIZING	RAP90879/AP24825
	139507-01-702	EA	CYLINDER - ASSIST	RAP90878/AP25743
	139507-01-703	EA	CYLINDER/RAM - MAIN	RAP90877/AP23286

GENERATOR GROUP

GAS

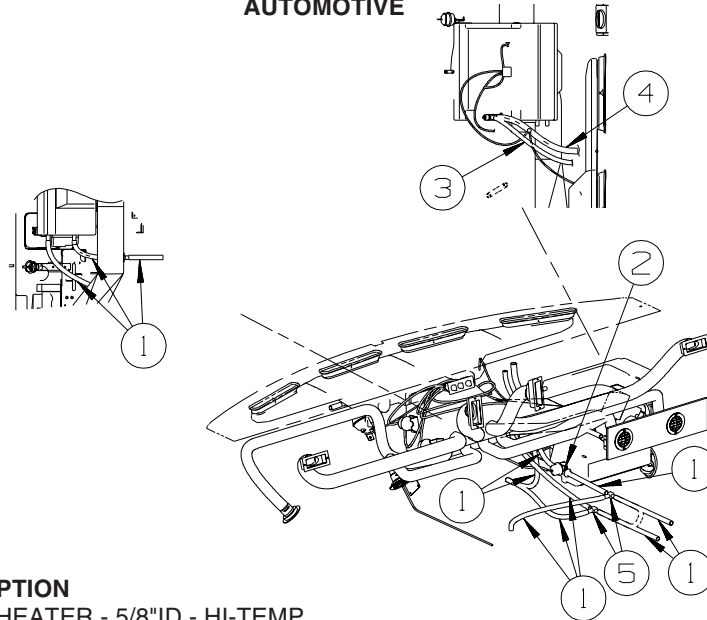


KEY	PART NUMBER	U/M	DESCRIPTION
1	135707-06-000	EA	GENERATOR - 5.5 - 30/30 - GAS - MARQUIS GOLD - 50 AMP
2	007125-03-000	EA	CLAMP - MUFLER - 1.5" DIAMETER
3	105958-33-000	EA	PIPE - EXHAUST/GENERATOR
3	105958-27-000	EA	PIPE - EXHAUST/GENERATOR

FROM: 00-00-00 THRU: 09-19-06

FROM: 09-20-06 THRU: 99-99-99

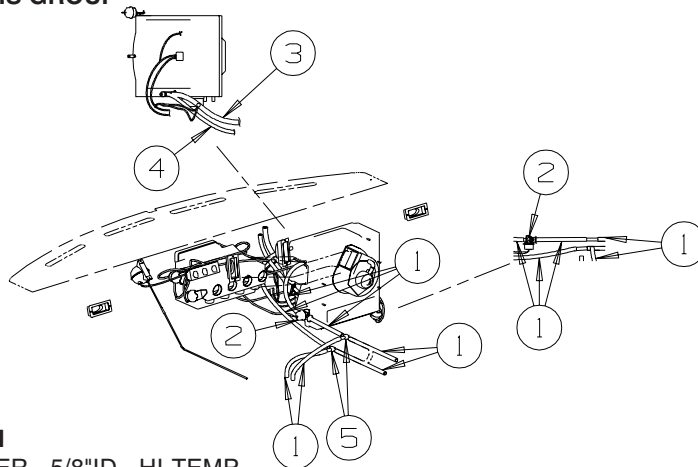
HEATING & A/C GROUP AUTOMOTIVE



WORKHORSE

KEY	PART NUMBER	U/M DESCRIPTION
1	007108-01-000	FT HOSE - HEATER - 5/8"ID - HI-TEMP
2	103930-23-000	EA VALVE/WATER - 2 PORT/VACUUM CONTROLLED - "NEW DESIGN"
3*	103930-46-000	EA HOSE - EXPANSION BLOCK (EVAPORATOR) TO COMPRESSOR
4*	103930-47-000	EA HOSE - EXPANSION VALVE (EVAPORATOR) TO DRIER
5	076776-01-000	EA TEE - BEADED - 5/8" X 5/8" X 5/8"

***COMPONENT PARTS LISTED LATER IN THIS GROUP**

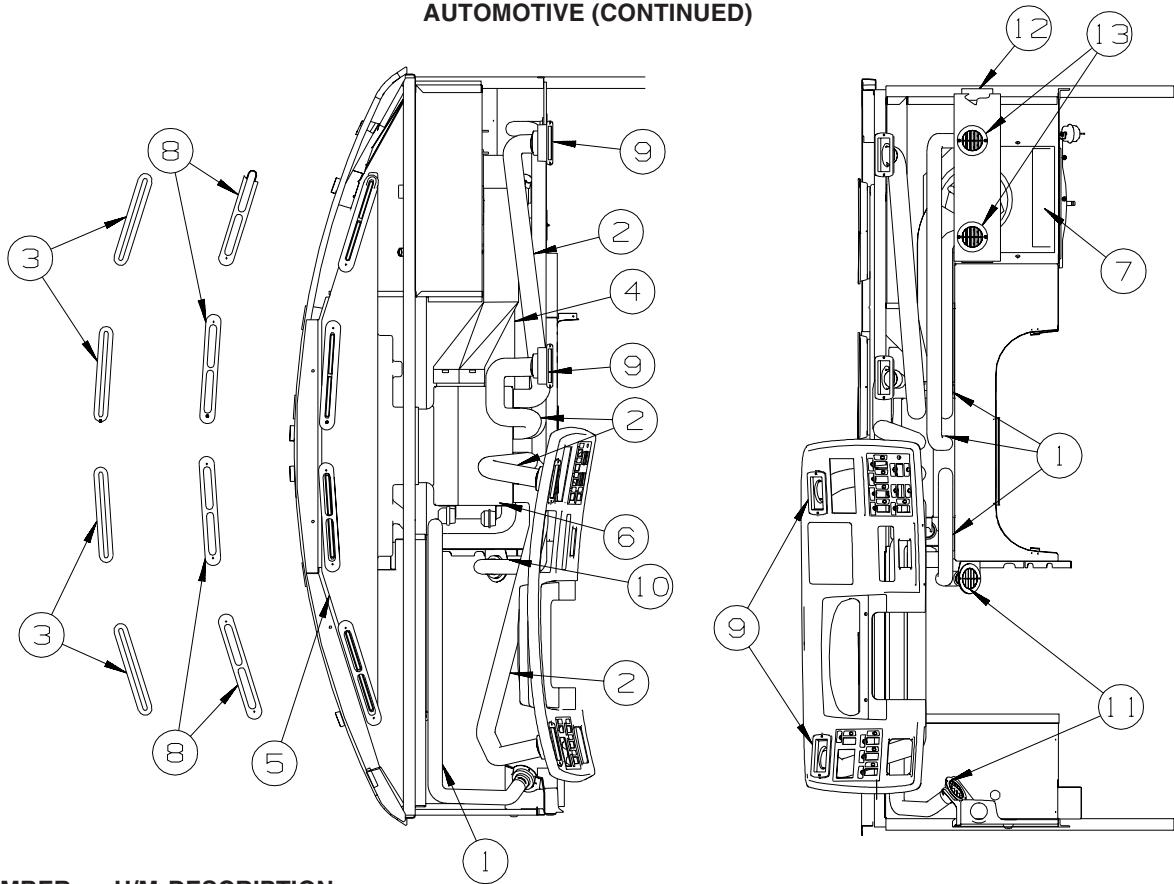


FORD

KEY	PART NUMBER	U/M DESCRIPTION
1	007108-01-000	FT HOSE - HEATER - 5/8"ID - HI-TEMP
2	103930-23-000	EA VALVE/WATER - 2 PORT/VACUUM CONTROLLED - "NEW DESIGN"
3*	103930-44-000	EA HOSE - EVAPORATOR/DRYER - #6
4*	103930-45-000	EA HOSE - EVAPORATOR/COMPRESSOR - PRIOR TO 2007 FORD CHASSIS
4	103930-64-000	EA HOSE - EVAPORATOR/COMPRESSOR - 2007 FORD CHASSIS
5	076776-01-000	EA TEE - BEADED - 5/8" X 5/8" X 5/8"

***COMPONENT PARTS LISTED LATER IN THIS GROUP**

HEATING & A/C GROUP (CONTINUED) AUTOMOTIVE (CONTINUED)



KEY	PART NUMBER	U/M	DESCRIPTION
1	007076-01-000	EA	HOSE - FLEXIBLE PVC - 2" ID - INCREMENTS OF 50'
2	007281-01-000	EA	HOSE - FLEXIBLE PVC - 2 1/2" ID X 50'
3	077075-01-000	EA	GASKET - INSTRUMENT PANEL/DEFROSTER PLENUM - .6" X 10.2"
4	103016-03-000	EA	PLENUM - TRANSITION
5	103017-03-000	EA	PLENUM - DEFROSTER
6*	103930-49-000	EA	CONTROL/PLENUM - LARGE ROTARY
7*	103930-55-000	EA	EVAPORATOR/HEATER - NONCHARGED - SINGLE OUTPUT
8	135265-01-06A	EA	VENT - DEFROSTER - PLASTIC - CASHMERE
9	135803-04-01A	EA	LOUVER/A/C-CURVED/ADJ W/MOUNT HOLE- 2.5"X 5.8" F/2.5" HOSE
10	136157-03-02B	EA	BRACKET - HEATER - E-COATED
11	157225-01-01A	EA	OUTLET - DEFROSTER - W/SWIVEL - 2" SLEEVE/4"OD - BLACK
11	157225-01-02A	EA	OUTLET - DEFROSTER - W/SWIVEL - 2" SLEEVE/4"OD - WHITE
12	156732-02-01A	EA	BRACE
13	157225-01-05A	EA	OUTLET - DEFROSTER - W/SWIVEL - 2" SLEEVE/4"OD - RIVERSTONE
13	157225-01-06A	EA	OUTLET - DEFROSTER - W/SWIVEL - 2" SLEEVE/4"OD - CASHMERE
	113452-02-000	FT	SEAL/TRIM - FRONT - VINYL W/WIRE CARRIER - .027" - WHERE WIRES & HOSES CROSS METAL

*COMPONENT PARTS LISTED LATER IN THIS GROUP

HEATING & A/C GROUP (CONTINUED)

COMPONENT PARTS FOR AUTOMOTIVE

103930-44-000

KEY	PART NUMBER	U/M	DESCRIPTION	VENDOR NO
	103930-29-701	EA	O'RING F/LOW PRESSURE SWITCH	045-0483
	103930-44-700	EA	HOSE ASSEMBLY #6	085-0462
	113245-01-711	EA	O'RING #6	045-0129

103930-45-000

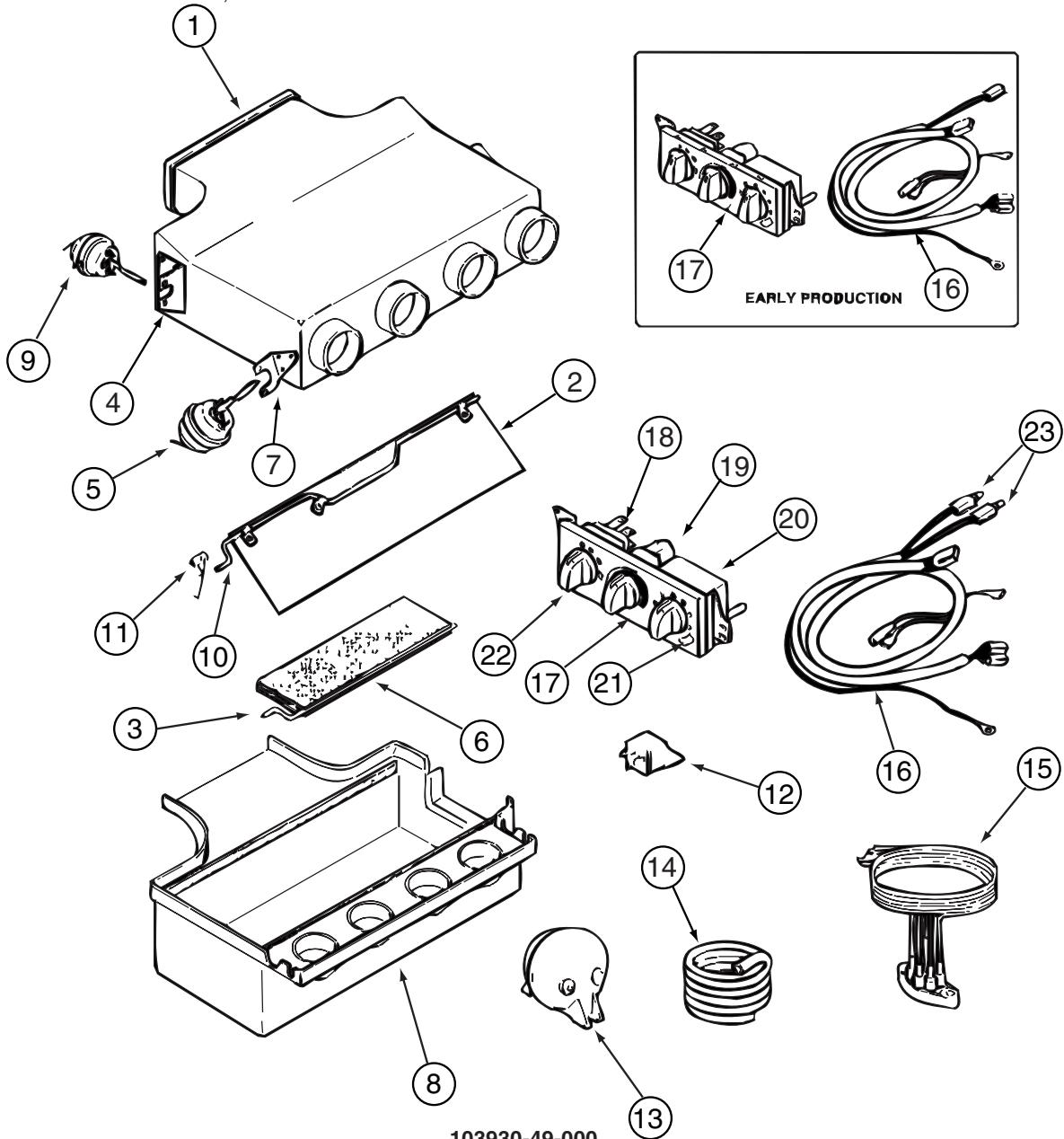
KEY	PART NUMBER	U/M	DESCRIPTION	VENDOR NO.
	103930-17-702	EA	O'RING #10	045-0127
	103930-45-700	EA	HOSE - #10 EVAP/COMP - 3'	085-0463

103930-46-000

KEY	PART NUMBER	U/M	DESCRIPTION	VENDOR NO
	103930-17-702	EA	O'RING #10	045-0127
	103930-29-701	EA	O'RING F/LOW PRESSURE SWITCH	045-0483
	103930-46-700	EA	HOSE - #10 EVAP/COMP - 4.3'	085-0486

103930-47-000

KEY	PART NUMBER	U/M	DESCRIPTION	VENDOR NO
	103930-47-700	EA	HOSE - #6-EVAP/DRIER - 2.2'	085-0485
	113245-01-710	EA	O'RING, #12	045-0128



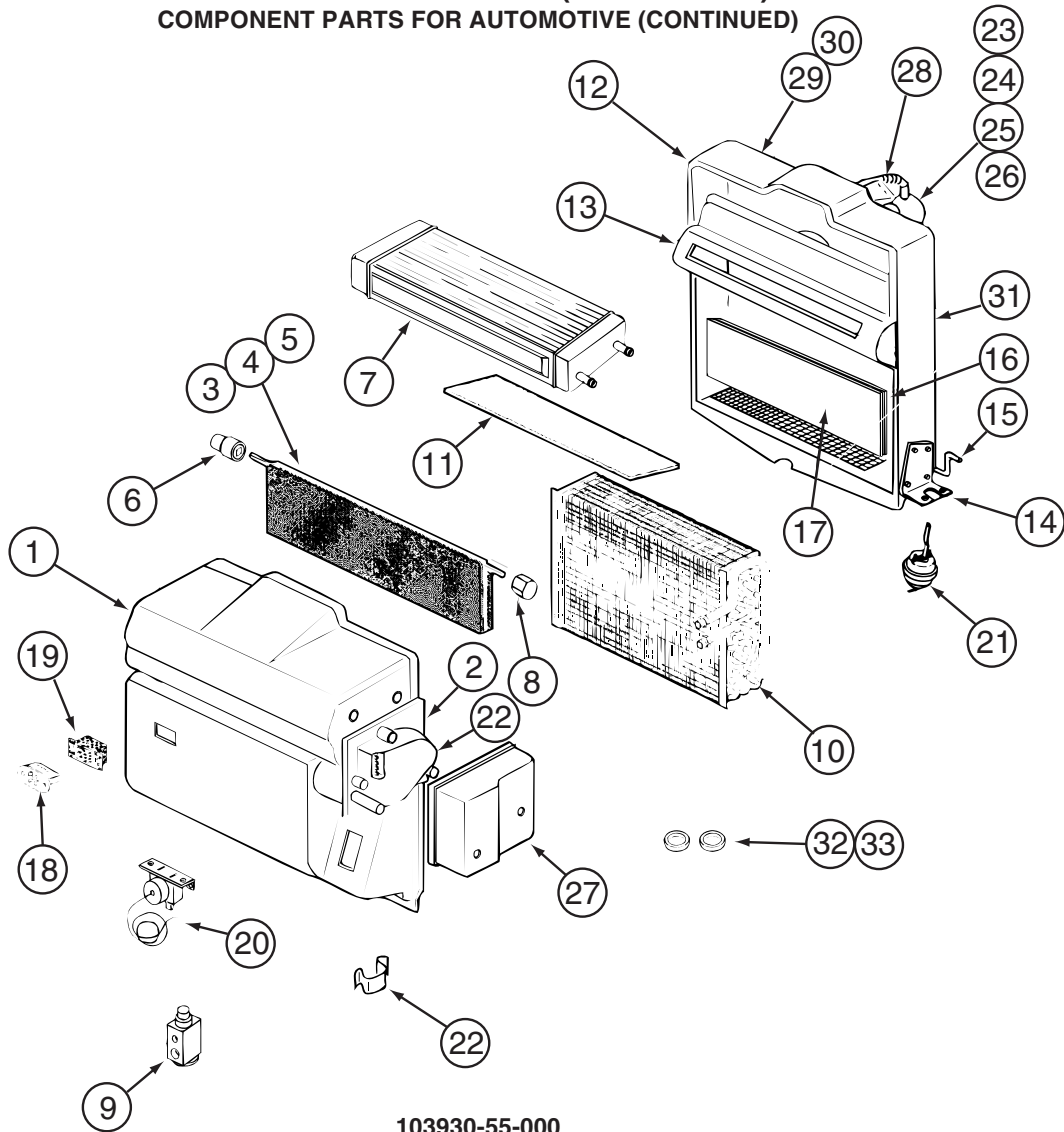
HEATING & A/C GROUP (CONTINUED)
COMPONENT PARTS FOR AUTOMOTIVE (CONTINUED)

103930-49-000 (CONTINUED)

KEY	PART NUMBER	U/M	DESCRIPTION	VENDOR NO.
1	103930-39-705	EA	PLENUM - TOP	060-0482
2	103930-04-700	EA	DOOR - DEFROSTER-A/C	071-0149
3	103930-39-700	EA	ROD - DOOR - AC/HEAT	073-067
5	103930-02-708	EA	MOTOR-VACUUM SERVO, A/C	030-0025
6	103930-39-706	EA	PLATE - DOOR - A/C	071-0623
8	103930-39-707	EA	PLENUM - BOTTOM	060-0483
9	103930-33-701	EA	MOTOR - VACUUM, 3 STAGE	030-0105
10	103930-39-701	EA	ROD - DOOR - AC/DEFROST	073-0069
11	103930-39-704	EA	SPRING	022-0119
12	103930-02-707	EA	RELAY-BOSCH W/RESISTER	031-0001
13	103930-02-710	EA	CANISTER-VACUUM	054-0002
15	103930-33-703	EA	VACUUM HARNESS	036-0466
16	103930-49-700	EA	HARNESS - WIRE	036-556
16	103930-49-701	EA	HARNESS - WIRE W/BULBS	036-0557
17	103930-49-702	EA	CONTROL PANEL-RECESSED FACE	032-0054
17	103930-49-703	EA	CONTROL PANEL - NON RECESSED	083-0223
18	103930-49-704	EA	SWITCH - BLOWER	032-0332
19	103930-49-705	EA	POTENTIOMETER	032-0182
20	103930-49-706	EA	SWITCH - VACUUM	032-0185
21	103930-49-707	EA	DECAL CONTROL PANEL-N/RECESS	058-0144
22	103930-49-708	EA	KNOB - BLOWER - NONRECESSED	062-0620
23	103930-33-705	EA	LIGHT BULBS	035-0030

CONTACT WINNEBAGO PART SALES FOR UNLISTED COMPONENT(S)

HEATING & A/C GROUP (CONTINUED)
COMPONENT PARTS FOR AUTOMOTIVE (CONTINUED)



103930-55-000

KEY	PART NUMBER	U/M	DESCRIPTION	VENDOR NO.
1	103930-55-701	EA	CASE - FRONT	062-0658
2	103930-30-701	EA	PLATE - MOTOR MOUNT	062-0544
3	103930-55-705	EA	DOOR - BLEND AIR	071-0892
6	103930-30-702	EA	BUSHING/DRIVE (BLEND DOOR)	062-0168
7	103930-55-706	EA	CORE - HEATER - W/GASKET	084-0271
8	103930-30-709	EA	COUPLING - BLEND DOOR SHAFT	062-0634
9	103930-20-700	EA	VALVE-EXPANSION-BLOCK, 2 TON	034-0032
10	103930-55-700	EA	CORE-EVAPORATOR	041-00168
12	103930-55-702	EA	CASE-REAR	062-0657
14	103930-01-708	EA	BRACKET-VACUUM MOTOR	070-0113
15	103930-20-704	EA	ROD-DOOR-RECIRCULATING	073-0018
16	103930-55-707	EA	DOOR - RECIRCULATION	071-0891
18	103930-01-710	EA	RESISTOR-FUSED, A/C 4 TERM	035-0006
20	103930-01-711	EA	THERMOSTAT	033-0003
21	103930-02-708	EA	MOTOR-VACUUM SERVO, A/C	030-0025
22	103930-30-703	EA	MOTOR - SERVO	030-0104
23	103930-20-707	EA	HOUSING-BLOWER	062-0145
24	103930-55-703	EA	MOTOR-BLOWER W/O PIGTAIL	030-0137
25	103930-01-717	EA	WHEEL-BLOWER, CLOCKWISE	062-0010
26	103930-20-708	EA	CLIP-MOTOR SHAFT	022-0001
27	103930-30-704	EA	COVER - SERVO	062-0545
32	113245-01-707	EA	O'RING #8	045-0126
33	103930-17-702	EA	O'RING #10	045-0127
	103930-55-704	EA	CORE-HEATER	042-0059
	110279-01-703	EA	HOSE-VENT F/BLOWER MOTOR	051-0034

CONTACT WINNEBAGO PART SALES FOR UNLISTED COMPONENT(S)

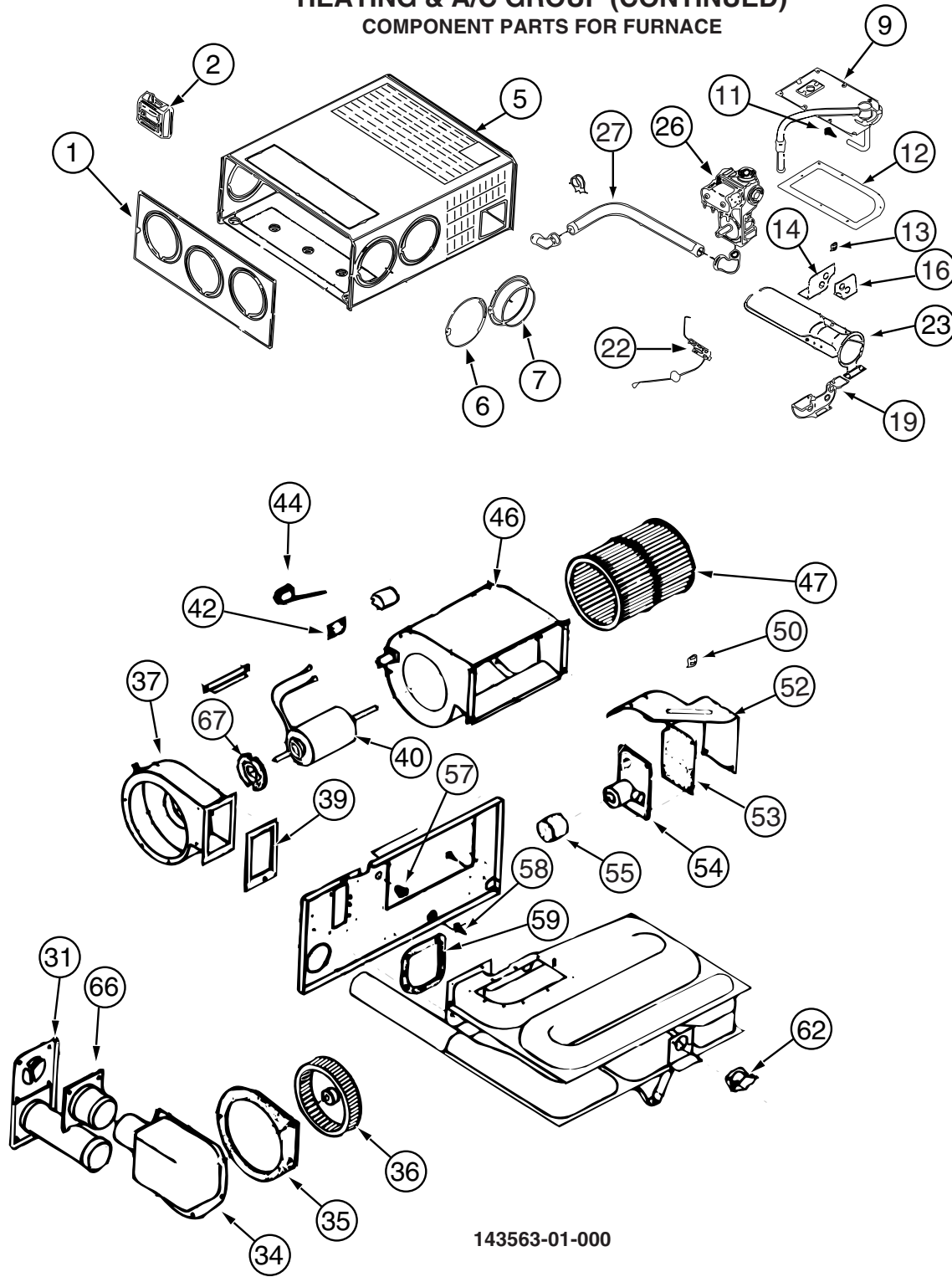
HEATING & A/C GROUP (CONTINUED)

FURNACE

KEY	PART NUMBER	U/M	DESCRIPTION
*	143563-01-000	EA	FURNACE - 35000 BTU/HIGH QUIET - SUBURBAN SH-35 2322
*	143563-02-000	EA	FURNACE - 40000 BTU HIGH QUIET - SUBURBAN SH-42 2346A
	P20134-01-02A	EA	REGISTER - 4-5" DIAMETER - W/DAMPER
	009198-01-000	FT	DUCT - HEAT - FLEXIBLE - 4" ID X 25'
	009198-02-000	FT	DUCT - HEAT - FLEXIBLE - 2" ID X 25'
	056464-10-000	EA	REGISTER W/O DAMPER - 4" DIAMETER - PLASTIC
	092776-01-000	EA	ADAPTER - DUCT - 2"
	092777-01-000	EA	ADAPTER - DUCT - 4"
	093614-13-02A	EA	GRILLE - AIR RETURN - 15.9" X 11.9" - BEIGE
	093614-15-02A	EA	GRILL - RETURN AIR - DURA BEIGE
	126693-05-02B	EA	PANEL - EXHAUST/FURNACE - E-COATED
	134651-01-000	FT	SEAL - 1/2" X 3/4" X 9' - PSA 1 SIDE
	137965-01-02A	EA	REGISTER - 11.2" X 3.6"(9.7 X 2.1"R/O) W/O DAMPER-ANT PWTR
	137965-02-02A	EA	REGISTER - 11.2" X 3.6"(9.7 X 2.1"R/O) W/DAMPER - ANT PWTR
	137965-03-02A	EA	REGISTER - 11.2" X 3.6"(9.7 X 2.1"R/O) W/O DAMPER-ANT PWTR
	137965-04-02A	EA	REGISTER - 11.2" X 3.6"(9.7 X 2.1"R/O) W/DAMPER - ANT PWTR
	137965-06-02A	EA	REGISTER - 15.3" X 3.6"(13.9"X2.1"R/O) W/O DAMPER-ANT PWTR
	137965-10-02A	EA	REGISTER - 15.3" X 3.6"(13.8"X2.1"R/O) W/O DAMPER-ANT PWTR
	139980-05-000	EA	VENT - INTAKE
	139980-06-000	EA	VENT CAP
	141194-03-02B	EA	PANEL/FURNACE CLOSEOUT - E-COATED
	141337-01-01A	EA	GASKET - FURNACE
	143563-03-02A	EA	DOOR/ACCESS - FURNACE - W/FRAME - BLACK
	143563-04-000	EA	PLATE END - COLLAR
	143563-05-000	EA	GASKET - FIBERGLASS - SUBURBAN #071018
	158710-01-000	EA	ELBOW/DUCT - 2 1/4" X 14"

***COMPONENT PARTS LISTED LATER IN THIS GROUP**

HEATING & A/C GROUP (CONTINUED)
COMPONENT PARTS FOR FURNACE



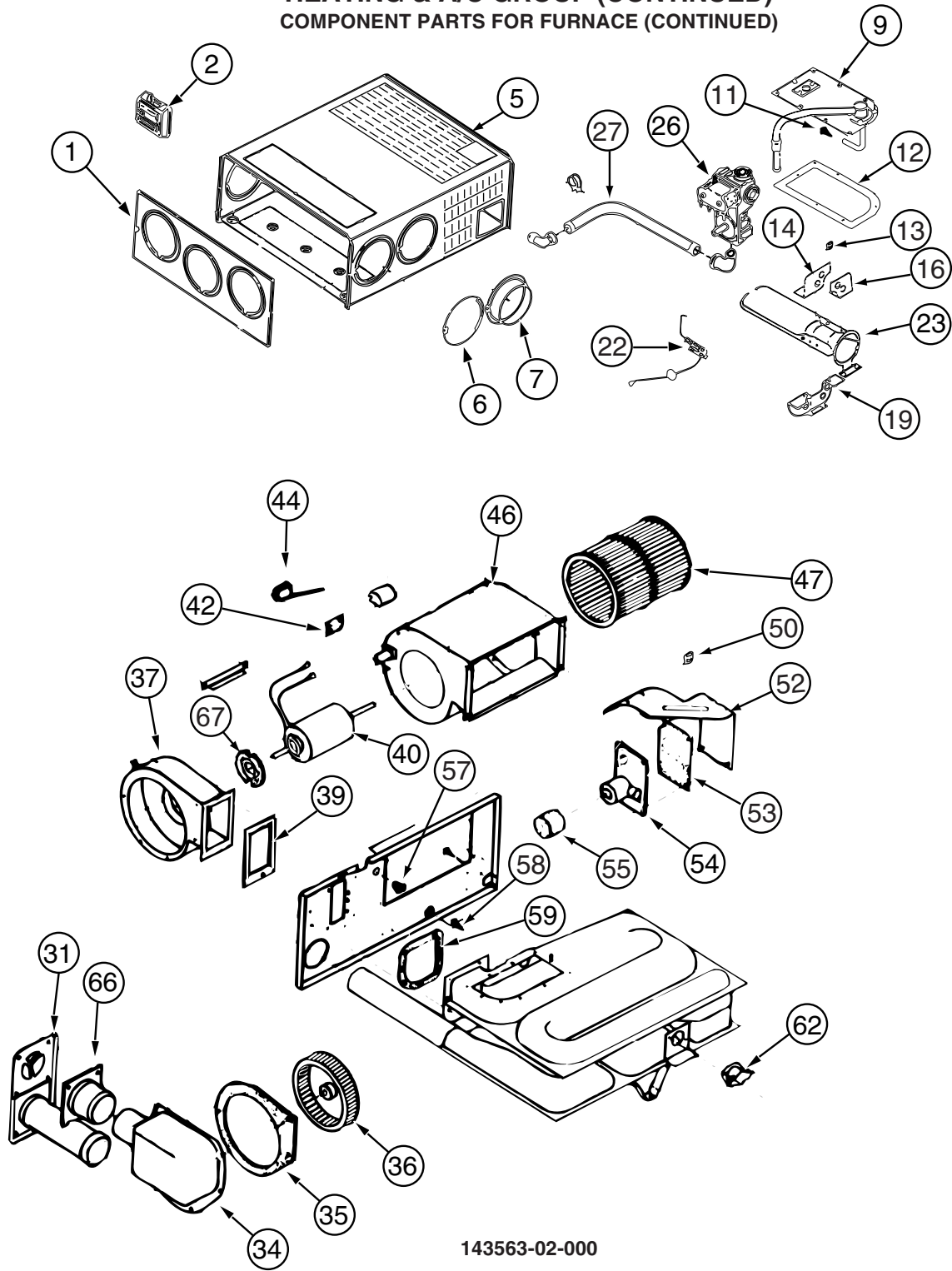
143563-01-000

HEATING & A/C GROUP (CONTINUED)
COMPONENT PARTS FOR FURNACE (CONTINUED)

143563-01-000 (CONTINUED)

KEY	PART NUMBER	U/M	DESCRIPTION	VENDOR NO.
1	143563-01-700	EA	CABINET - FRONT	101907
2			12 VOLT WIRING AREAS FOR CORRECT THERMOSTAT	
5	143563-01-701	EA	CABINET	101921
7	075696-02-703	EA	COLLAR - DUCT	050715
9	143563-01-702	EA	MANIFOLD ASSEMBLY	171599
11	143563-01-703	EA	ORFICE - MAIN BURNER	180308
12	098668-22-703	EA	GASKET - BURNER ACCESS COVER	070811
14	143563-01-704	EA	PLATE - SECONDARY AIR/TOP BACK	063199
16	143563-01-705	EA	PLATE - SECONDARY AIR/TOP FRT	062936
19	143563-01-706	EA	PLATE - SECONDARY AIR/BOTTOM	062938
22	139980-01-701	EA	ELECTRODE	232286
23	098668-02-700	EA	BURNER ASSEMBLY,SF-30 & SF35	010745
26	098668-01-718	EA	VALVE-GAS SF S.N.974903079	161122
27	143563-01-707	EA	PIPE ASSEMBLY (GAS INLET)	171603
31	098668-01-707	EA	TUBE ASSEMBLY, EXHAUST W/CAP	260231
34	143563-01-708	EA	BOX ASM (COMB. AIR INTAKE)	051430BK
35	143563-01-709	EA	GASKET (COMB. AIR HOUSING)	071108
36	143563-01-710	EA	WHEEL (COMBUSTION AIR)	350199
37	143563-01-711	EA	HOUSING (COMBUSTION AIR)	390862BK
39	143563-01-715	EA	GASKET-FIREWALL/COMB. AIR	071107
40	143563-01-712	EA	MOTOR ASSEMBLY	232727
42	101990-01-714	EA	GASKET-MICROSWITCH	230877
44	098668-21-700	EA	SWITCH-MICRO-W/O FLAG 3 1/4"	232261
46	143563-01-713	EA	BLOWER ASSEMBLY(ROOM AIR)	390867BK
47	143563-01-714	EA	WHEEL - ROOM AIR	350198
50	139980-01-710	EA	SWITCH - ON/OFF	232351
52	139980-01-711	EA	PANEL ASSEMBLY-MODULE BD	101663
53	139980-01-712	EA	INSULATOR - MODULE BD	070807
54	098668-22-705	EA	MODULE BD W/RELAY TIME DELAY	520820
55	139980-01-713	EA	CAP/INSULATOR-MODULE BD	070973
57	139980-01-714	EA	BUSHING - UNIVERSAL	070362
58	139980-01-715	EA	BUSHING - STRAIN RELIEF	231809
59	098668-01-716	EA	GASKET-FIREWALL,CHAMBER SIDE	070808
62	098668-21-701	EA	SWITCH - LIMIT	232504
66	098668-01-713	EA	TUBE ASSEMBLY, INTAKE	051248
67	075697-07-703	EA	GASKET - MOTOR	070448
	143563-01-716	EA	CHAMBER ASM. - FINAL	
			CONTACT WINNEBAGO PART SALES FOR UNLISTED COMPONENT(S)	

HEATING & A/C GROUP (CONTINUED)
COMPONENT PARTS FOR FURNACE (CONTINUED)



143563-02-000

HEATING & A/C GROUP (CONTINUED)
COMPONENT PARTS FOR FURNACE (CONTINUED)

143563-02-000 (CONTINUED)

KEY	PART NUMBER	U/M	DESCRIPTION	VENDOR NO.
1	143563-01-700	EA	CABINET - FRONT	101907
2			SEE 12 VOLT WIRING AREAS FOR CORRECT THERMOSTAT	
5	143563-02-700	EA	CABINET	101915
7	075696-02-703	EA	COLLAR - DUCT	050715
9	143563-01-702	EA	MANIFOLD ASSEMBLY	171599
11	143563-02-701	EA	ORFICE - MAIN BURNER	180309
12	098668-22-703	EA	GASKET - BURNER ACCESS COVER	070811
14	143563-02-702	EA	PLATE - SECONDARY AIR/TOP BACK	063198
16	143563-02-703	EA	PLATE - SECONDARY AIR/TOP FRT	062933
19	143563-02-704	EA	PLATE - SECONDARY AIR/BOTTOM	062935
22	139980-01-701	EA	ELECTRODE	232286
23	098668-11-701	EA	BURNER ASSEMBLY, SF-42F	010799
26	098668-01-718	EA	VALVE-GAS SF S.N.974903079	161122
27	143563-01-707	EA	PIPE ASSEMBLY (GAS INLET)	171603
31	098668-01-707	EA	TUBE ASSEMBLY, EXHAUST W/CAP	260231
34	143563-01-708	EA	BOX ASM (COMB. AIR INTAKE)	051430BK
35	143563-01-709	EA	GASKET (COMB. AIR HOUSING)	071108
36	143563-01-710	EA	WHEEL (COMBUSTION AIR)	350199
37	143563-01-711	EA	HOUSING (COMBUSTION AIR)	390862BK
39	143563-01-715	EA	GASKET-FIREWALL/COMB. AIR	071107
40	143563-02-705	EA	MOTOR ASSEMBLY	232726
42	101990-01-714	EA	GASKET-MICROSWITCH	230877
44	098668-21-700	EA	SWITCH-MICRO-W/O FLAG 3 1/4"	232261
46	143563-01-713	EA	BLOWER ASSEMBLY(ROOM AIR)	390867BK
47	143563-01-714	EA	WHEEL - ROOM AIR	350198
50	139980-01-710	EA	SWITCH - ON/OFF	232351
52	139980-01-711	EA	PANEL ASSEMBLY-MODULE BD	101663
53	139980-01-712	EA	INSULATOR - MODULE BD	070807
54	098668-22-705	EA	MODULE BD W/RELAY TIME DELAY	520820
55	139980-01-713	EA	CAP/INSULATOR-MODULE BD	070973
57	139980-01-714	EA	BUSHING - UNIVERSAL	070362
58	139980-01-715	EA	BUSHING - STRAIN RELIEF	231809
59	098668-01-716	EA	GASKET-FIREWALL,CHAMBER SIDE	070808
62	143563-02-706	EA	SWITCH - LIMIT	232735
66	098668-01-713	EA	TUBE ASSEMBLY, INTAKE	051248
67	075697-07-703	EA	GASKET - MOTOR	070448
	143563-02-707	EA	CHAMBER ASM. - FINAL	021172BK
			CONTACT WINNEBAGO PART SALES FOR UNLISTED COMPONENT(S)	

HEATING & A/C GROUP (CONTINUED)
REAR HEATER

KEY	PART NUMBER	U/M	DESCRIPTION
*	147610-01-000	EA	HEATER - AUTO/AUX - G33V, G35A, G35L, G37B, G38T
	147610-02-000	EA	HEATER - AUTO/AUX - G38J
	104692-01-000	FT	SEAL - ADHESIVE BACKED FOAM - 3/4" THICK X 3/4" WIDE X 25'
	007108-01-000	FT	HOSE - HEATER - 5/8" ID - HI-TEMP
	076776-01-000	EA	TEE - BEADED - 5/8" X 5/8" X 5/8"
	079059-01-000	EA	HOSE - 90 DEGREE - 5/8"ID X 4" X 36"
	079059-13-000	EA	HOSE - 90 DEGREE - .61"ID X 4" X 48"
	137965-01-02A	EA	REGISTER - 11.2" X 3.6"(9.7 X 2.1"R/O) W/O DAMPER-ANT PWTR

***COMPONENT PARTS LISTED LATER IN THIS GROUP**

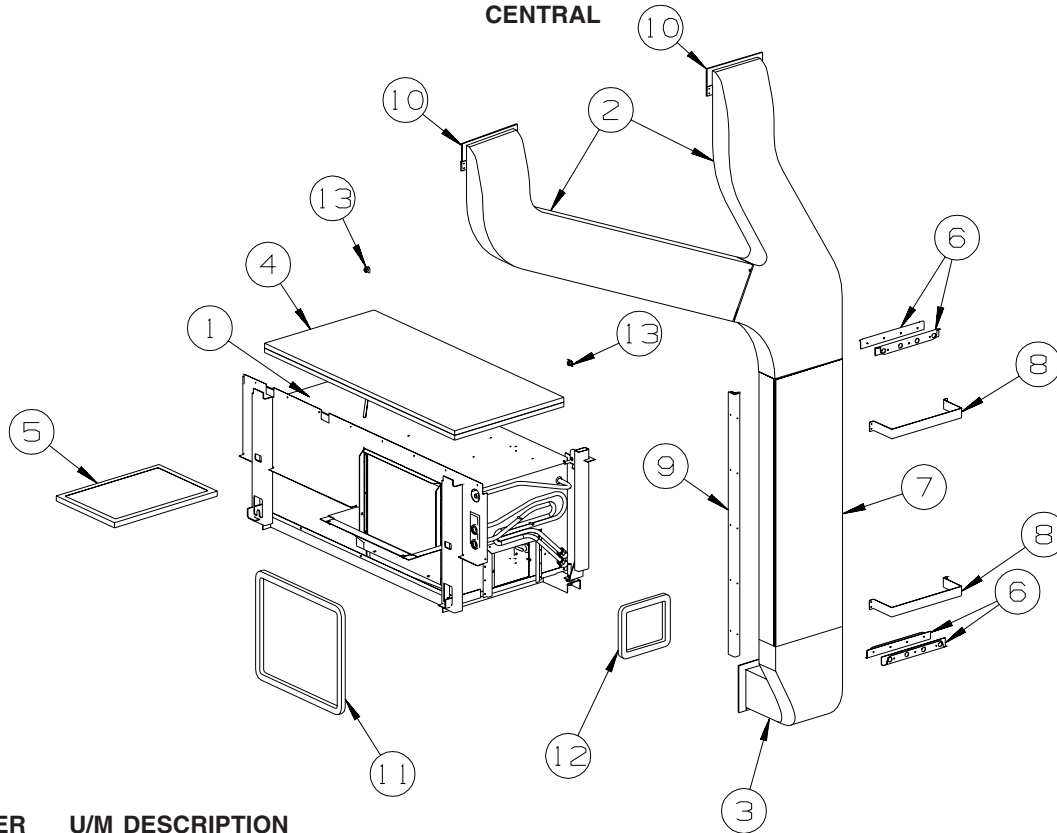
COMPONENT PARTS FOR REAR HEATER

147610-01-000

KEY	PART NUMBER	U/M	DESCRIPTION	VENDOR NO.
	129205-01-702	EA	BLOWER ASSEMBLY-W/12V MOTOR	HV218419
	147610-01-700	EA	RESISTOR-BLOWER MOTOR	HV218125

HEATING & A/C GROUP (CONTINUED)

CENTRAL



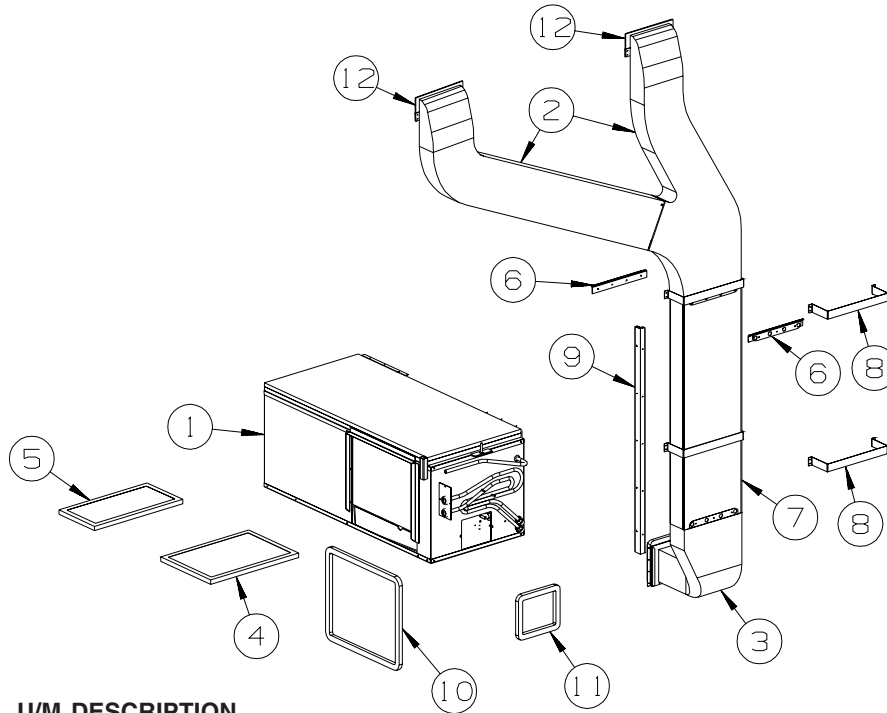
**G33V, G35A,
G35L, G37B,
G38J**

KEY	PART NUMBER	U/M	DESCRIPTION
1*	105620-12-000	EA	A/C-CENTRAL - RH HAND/HEAT PUMP/12,000 BTU - TECUMSEH COMP
2	M09204-01-000	EA	DUCT/AC - UPPER RIGHT HAND/LEFT HAND
3	P38842-01-000	EA	DUCT - CENTRAL AIR/FORCED - W/INSULATION - LOWER
	105290-01-000	SF	INSULATION - AIR POCKET W/FOIL - 4' WIDE
4	100619-16-000	BF	FOAM - EXPANDED POLYSTYRENE - .75" X 48" X 96"-2" DENSITY
5	109050-02-000	EA	FILTER/FURNACE-AC - FIBERGLASS - 1" X 14" X 20"
	100128-02-000	FT	SEAL - FOAM/ADHESIVE BACK - .37" WIDE X .37" THICK X 60' FROM: 00-00-00 THRU: 07-30-06
6	115886-11-02A	EA	RETAINER - SIDEWALL - BRIGHT WHITE - 11.8" - NOT ILLUSTRATED FROM: 00-00-00 THRU: 07-30-06
6	160755-01-02B	EA	U-CHANNEL W/HOLES FROM: 07-31-06 THRU: 99-99-99
	130262-06-000	EA	PROTECTOR - CORNER SAVER - .7" X .7" FROM: 00-00-00 THRU: 07-30-06
7	117870-11-01A	EA	PLENUM - A/C - 43" FROM: 00-00-00 THRU: 07-30-06
7	159404-02-000	EA	PLENUM - A/C FROM: 07-31-06 THRU: 99-99-99
8	129047-01-02B	EA	STRAP/MOUNTING - AIR DUCT - E-COATED
9	159408-02-01A	EA	CORNER - W/HOLES FROM: 07-31-06 THRU: 99-99-99
10	104692-01-000	FT	SEAL - ADHESIVE BACKED FOAM - 3/4" THICK X 3/4" WIDE X 25'
11	134588-01-000	EA	GASKET - DUCT - 15.5" X 18.2" IS - 17.4" X 20.2" OS
12	134588-02-000	EA	GASKET - DUCT - 6.4" X 7.4" IS - 8.3" X 9.4" OS
13	142913-01-000	EA	J-CLIP - F/TV HOLD DOWN

***COMPONENT PARTS LISTED LATER IN THIS GROUP**

HEATING & A/C GROUP (CONTINUED) CENTRAL (CONTINUED)

G38T

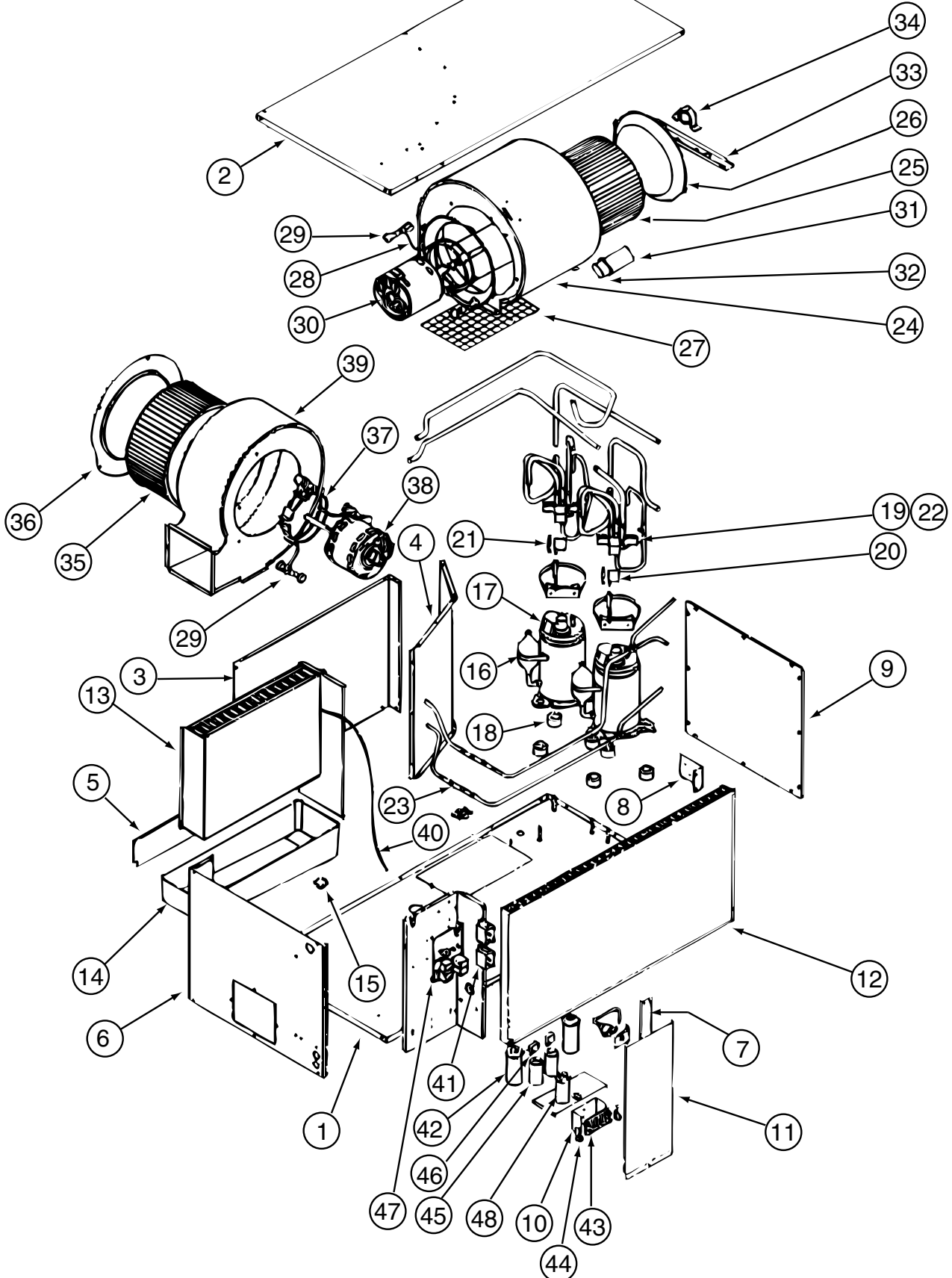


KEY	PART NUMBER	U/M	DESCRIPTION
1*	105620-12-000	EA	A/C - CENTRAL - RIGHT HAND/HEAT PUMP - 12,000 BTU COMP
2	M09204-01-000	EA	DUCT/AC - UPPER RIGHT HAND & LEFT HAND
3	P38842-01-000	EA	DUCT - CENTRAL AIR/FORCED - W/INSULATION - LOWER
	105290-01-000	SF	INSULATION - AIR POCKET W/FOIL
4	109050-02-000	EA	FILTER/FURNACE-AC - FIBERGLASS - 1" X 14" X 20"
5	NOT USED		
6	115886-11-02A	EA	RETAINER - SIDEWALL - MILL - 11.8"
	100128-02-000	FT	SEAL - FOAM/ADHESIVE BACK - .37" WIDE X .37" THICK X 60' FROM: 00-00-00 THRU: 07-30-06
6	115886-11-02A	EA	RETAINER - SIDEWALL - BRIGHT WHITE - 11.8" - NOT ILLUSTRATED FROM: 00-00-00 THRU: 07-30-06
6	160755-01-02B	EA	U-CHANNEL W/HOLES FROM: 07-31-06 THRU: 99-99-99
	130262-06-000	EA	PROTECTOR - CORNER SAVER - .7" X .7" FROM: 00-00-00 THRU: 07-30-06
7	117870-11-01A	EA	PLENUM - A/C - 43" FROM: 00-00-00 THRU: 07-30-06
7	159404-02-000	EA	PLENUM - A/C FROM: 07-31-06 THRU: 99-99-99
8	129047-01-02B	EA	STRAP/MOUNTING - AIR DUCT - E-COATED
9	159408-02-01A	EA	CORNER - W/HOLES FROM: 07-31-06 THRU: 99-99-99
10	134588-01-000	EA	GASKET - DUCT - 15.5" X 18.2" IS - 17.4" X 20.2" OS
11	134588-02-000	EA	GASKET - DUCT - 6.4" X 7.4" IS - 8.3" X 9.4" OS
12	104692-01-000	EA	SEAL - ADHESIVE BACKED FOAM - 3/4" THICK X 3/4" WIDE X 25'

*COMPONENT PARTS LISTED LATER IN THIS GROUP

HEATING & A/C GROUP (CONTINUED)

COMPONENT PARTS FOR CENTRAL



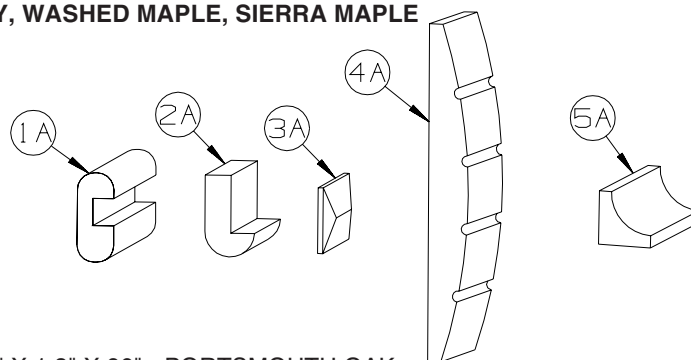
105620-12-000

**HEATING & A/C GROUP (CONTINUED)
COMPONENT PARTS FOR CENTRAL (CONTINUED)**

105620-12-000 (CONTINUED)

KEY	PART NUMBER	U/M	DESCRIPTION	VENDOR NO.
10	105620-01-733	EA	ISOLATOR-HIGH VOLTAGE	6795-117
11	105620-10-716	EA	DOOR - ELECTRIC BOX	6535B346
12	105620-12-701	EA	COIL - CONDENSER	1452A1621
13	105620-12-702	EA	COIL - EVAPORATOR	1452A1611
15	105620-12-703	EA	VALVE - DRAIN	6795-200
16	105620-12-723	EA	COMPRESSOR (PANASONIC)	1450-2229
17	105620-12-705	EA	OVERLOAD	1450-0081
18	105620-01-706	EA	MOUNTING PKG.,COMP., 3 PER	6759-3081
19	105620-12-724	EA	REVERSING VALVE ASSEMBLY	6535-535
20	105620-12-708	EA	COIL - SOLENOID	1460-1081
21	105620-12-709	EA	WIRE HARNESS-REVERSING VALVE	6536-111
22	105620-12-710	EA	VALVE - REVERSE ONLY	1454A350
23	105620-12-711	EA	RESTRICTOR - BY FLOW	1454-2521
24	105620-10-718	EA	BLOWER HOUSING/OUTSIDE AIR	6536-515
25	105620-01-713	EA	WHEEL-BLOWER/OUTSIDE AIR	1472-1011
26	105620-01-714	EA	VENTURI-BLOWER/OUTSIDE AIR	6795A150
28	105620-01-715	EA	MOUNT-BLOWER/OUTSIDE AIR	6795A3011
29	105620-01-716	EA	SLEEVE & GROMMET, 4 PER PKKG.	6795A3031
30	105620-10-721	EA	MOTOR/BLOWER-8 3/4" SHAFT	1468A3029
31	105620-01-718	EA	CAPACITOR-FAN (OUTDOOR MOTOR))	1499-5631
32	105620-10-715	EA	RUBBER CAPACITOR BOOT	1499-951
33	105620-10-700	EA	BEARING BRACKET/OUTSIDE AIR	6536-514
34	105620-10-701	EA	BEARING/PILLOW BLOCK-O/S AIR	6536-3011
35	105620-11-701	EA	BLOWER WHEEL/INSIDE AIR	1472-1151
36	105620-12-715	EA	BLOWER VENTURI/INSIDE AIR	6535A287
37	105620-01-723	EA	MOUNT-BLOWER MOTOR - I/S AIR	6795-302
38	105620-12-716	EA	BLOWER MTR/IN AIR/REVERSIBLE	1468-3219
39	105620-11-706	EA	MOTOR/BLOWER KIT	6535B5901
40	105620-12-719	EA	COIL SENSOR	7330A3231
41	105620-01-729	EA	RELAY-COMPRESSOR -4 TERMINAL	1460-1131
42	105620-12-725	EA	COMPRESSOR RUN CAPACITOR	1499-5731
43	105620-01-738	EA	BOARD-TERMINAL, HIGH VOLTAGE	6795-315
46	105620-10-705	EA	PTCR (START DEVICE) - W/CAP.	8333A9021
47	105620-12-721	EA	CIRCUIT BD (6535 A SERIES)	6535A3201
48	093763-01-704	EA	CAPACITOR-FAN (INDOOR MOTOR)	1499-5461
	105620-10-720	EA	FUSE/BUSS(8AMP/250V) 2 PKG	6535-3081
			CONTACT WINNEBAGO PART SALES FOR UNLISTED COMPONENT(S)	

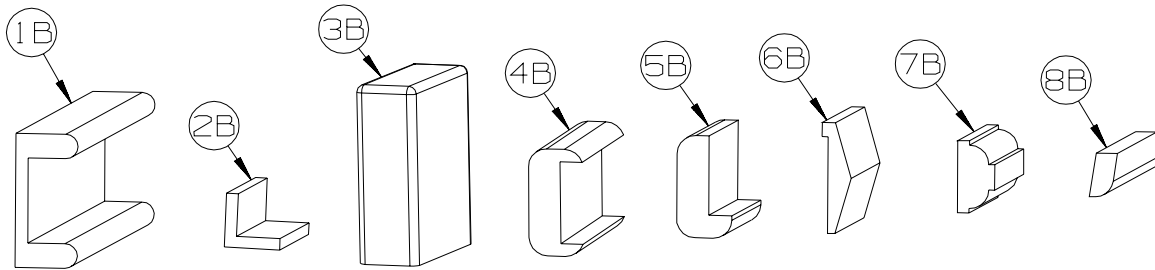
INTERIOR FINISH GROUP
MOLDINGS & TRIMS
CONCERT CHERRY, WASHED MAPLE, SIERRA MAPLE



KEY	PART NUMBER	U/M	DESCRIPTION
1A	M09412-62-N42	EA	MOLDING/SHELF EDGE - .6" X 1.3" X 96" - PORTSMOUTH OAK
1A	M09412-62-M52	EA	MOLDING/SHELF EDGE - .6" X 1.3" X 96" - CHERRY - CONCERT CHERRY
1A	M09412-62-M62	EA	MOLDING/SHELF EDGE - .6" X 1.3" X 96" - WASHED MAPLE - WASHED MAPLE
1A	M09412-62-RC3	EA	MOLDING/SHELF EDGE - .6" X 1.3" X 96" - HONEY CHERRY - HONEY CHERRY
1A	M09412-62-SA3	EA	MOLDING/SHELF EDGE - .6" X 1.3" X 96" - MAPLE - SIERRA MAPLE
2A	M09450-77-PC0	EA	MOLDING - TRIM/HDWD W/LIP -.4"X3.2"X79.6" - PORTSMOUTH OAK
2A	M09450-77-PC1	EA	MOLDING - TRIM/HDWD W/LIP -.4"X3.2"X79.6" - CONCERT CHERRY
2A	M09450-77-PC2	EA	MOLDING - TRIM/HDWD W/LIP -.4"X3.2"X79.6" - WASHED MAPLE
2A	M09450-77-RC3	EA	MOLDING - TRIM/HDWD W/LIP -.4"X3.2"X79.6" - HONEY CHERRY
2A	M09501-32-TG1	EA	MOLDING/TRIM - W/NOTCH - .8" X 2.5" X 86.2" - CONCERT CHERRY
2A	M09501-32-TG2	EA	MOLDING/TRIM - W/NOTCH - .8" X 2.5" X 86.2" - WASHED MAPLE,
2A	M09501-32-TD3	EA	MOLDING/TRIM - W/NOTCH - .8" X 2.5" X 86.2" - SIERRA MAPLE
2A	M09503-52-T77	EA	MOLDING/TRIM - .75" X 1.2" X 86.5" - PORTSMOUTH OAK
2A	M09503-52-T78	EA	MOLDING/TRIM - .75" X 1.2" X 86.5" - CONCERT CHERRY
2A	M09503-52-T79	EA	MOLDING/TRIM - .75" X 1.2" X 86.5" - WASHED MAPLE
2A	M09503-52-T80	EA	MOLDING/TRIM - .75" X 1.2" X 86.5" - SIERRA MAPLE
2A	M09511-43-T78	EA	MOLDING - TRIM - W/NOTCH - .8" X 1.4" X 86.3" - CONCERT CHERRY
2A	M09525-80-UM1	EA	MOLDING - TRIM - W/NOTCH - .8" X 1.4" X 86.5" - CONCERT CHERRY
2A	M09511-43-T79	EA	MOLDING - TRIM - W/NOTCH - .8" X 1.4" X 86.3" - WASHED MAPLE
2A	M09525-80-U91	EA	MOLDING - TRIM - W/NOTCH - .8" X 1.4" X 86.5" - WASHED MAPLE
2A	M09511-43-T80	EA	MOLDING - TRIM - W/NOTCH - .8" X 1.4" X 86.3" - SIERRA MAPLE
2A	M09525-80-U92	EA	MOLDING - TRIM - W/NOTCH - .8" X 1.4" X 86.5" - SIERRA MAPLE
2A	M09438-25-RA3	EA	MOLDING - HARDWOOD-W/NOTCH - 1.4"X 80.2" - HONEY CHERRY
2A	M09515-72-TD1	EA	MOLDING/TRIM - .8" X 2.2" X 86.1" - CONCERT CHERRY
2A	M09515-72-TD2	EA	MOLDING/TRIM - .8" X 2.2" X 86.1" - WASHED MAPLE
2A	M09515-72-TD3	EA	MOLDING/TRIM - .8" X 2.2" X 86.1" - SIERRA MAPLE
3A	M09471-91-R69	EA	MOLDING - TRIM/VEE - .2" X 1" X 34.4" - CONCERT CHERRY
3A	M09471-91-R76	EA	MOLDING - TRIM/VEE - .2" X 1" X 34.4" - WASHED MAPLE
3A	M09471-91-SA3	EA	MOLDING - TRIM/VEE - .2" X 1" X 34.4" - SIERRA MAPLE
3A	M09477-88-S34	EA	MOLDING - TRIM/VEE - .2" X 1" X 19.9" - WASHED MAPLE
3A	M09477-88-S35	EA	MOLDING - TRIM/VEE - .2" X 1" X 19.9" - SIERRA MAPLE
3A	M09501-30-SD2	EA	MOLDING - TRIM/VEE - .2" X 1" X 35.1" - WASHED MAPLE
3A	M09501-30-SD3	EA	MOLDING - TRIM/VEE - .2" X 1" X 35.1" - HONEY CHERRY
3A	M09501-37-TG1	EA	MOLDING - TRIM/VEE - .2" X 1" X 19.2" - CONCERT CHERRY
3A	M09501-37-TG2	EA	MOLDING - TRIM/VEE - .2" X 1" X 19.2" - WASHED MAPLE
3A	M09501-37-TD3	EA	MOLDING - TRIM/VEE - .2" X 1" X 19.2" - SIERRA MAPLE
3A	M09501-37-TG3	EA	MOLDING - TRIM/VEE - .2" X 1" X 19.2" - HONEY CHERRY
3A	M09501-63-T78	EA	MOLDING - TRIM/VEE - .2" X 1" X 15" - CONCERT CHERRY
3A	M09501-63-T79	EA	MOLDING - TRIM/VEE - .2" X 1" X 15" - WASHED MAPLE
3A	M09501-63-T80	EA	MOLDING - TRIM/VEE - .2" X 1" X 15" - SIERRA MAPLE
3A	M09503-62-TG1	EA	MOLDING - TRIM/VEE - .2" X 1" X 26.3" - CONCERT CHERRY
3A	M09503-62-TG2	EA	MOLDING - TRIM/VEE - .2" X 1" X 26.3" - WASHED MAPLE
3A	M09503-62-TG3	EA	MOLDING - TRIM/VEE - .2" X 1" X 26.3" - HONEY CHERRY
3A	M09511-90-TG1	EA	MOLDING - TRIM/VEE - .2" X 1" X 42.1" - CONCERT CHERRY
3A	M09511-90-TG3	EA	MOLDING - TRIM/VEE - .2" X 1" X 42.1" - HONEY CHERRY
3A	M09511-90-TG2	EA	MOLDING - TRIM/VEE - .2" X 1" X 42.1" - WASHED MAPLE
3A	M09520-15-TD1	EA	MOLDING - TRIM/VEE - .2" X 1" X 15.3" - CONCERT CHERRY
3A	M09520-15-TD2	EA	MOLDING - TRIM/VEE - .2" X 1" X 15.3" - WASHED MAPLE
3A	M09520-15-TD3	EA	MOLDING - TRIM/VEE - .2" X 1" X 15.3" - SIERRA MAPLE
3A	M09520-96-T59	EA	MOLDING - TRIM/VEE - .2" X 1" X 32.7" - PORTSMOUTH OAK
3A	M09520-96-T60	EA	MOLDING - TRIM/VEE - .2" X 1" X 32.7" - CONCERT CHERRY
3A	M09520-96-T61	EA	MOLDING - TRIM/VEE - .2" X 1" X 32.7" - WASHED MAPLE
3A	M09520-96-TP0	EA	MOLDING - TRIM/VEE - .2" X 1" X 32.7" - SIERRA MAPLE

INTERIOR FINISH GROUP (CONTINUED)
MOLDINGS & TRIMS (CONTINUED)

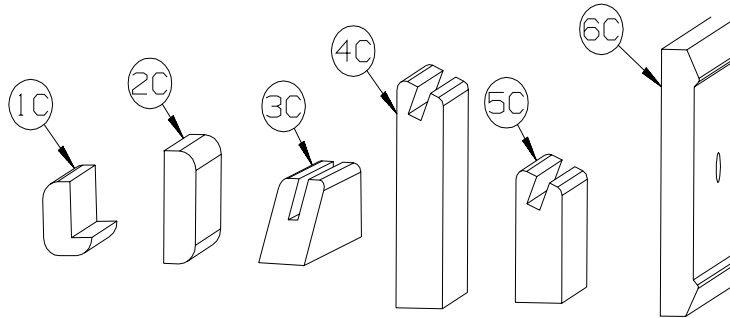
KEY	PART NUMBER	U/M	DESCRIPTION
3A	M09525-96-TA0	EA	MOLDING - TRIM/VEE - .2" X 1" X 36.2" - PORTSMOUTH OAK
3A	M09525-96-TA1	EA	MOLDING - TRIM/VEE - .2" X 1" X 36.2" - CONCERT CHERRY
3A	M09525-96-TA2	EA	MOLDING - TRIM/VEE - .2" X 1" X 36.2" - WASHED MAPLE
3A	M09525-96-TA3	EA	MOLDING - TRIM/VEE - .2" X 1" X 36.2" - SIERRA MAPLE
3A	M09534-08-T01	EA	MOLDING - TRIM/VEE - .2" X 1" X 24.5" - SIERRA MAPLE
3A	M09534-08-T02	EA	MOLDING - TRIM/VEE - .2" X 1" X 24.5" - HONEY CHERRY
3A	M09511-32-T78	EA	MOLDING - TRIM/VEE - .4" X 1" X 26.8" - CONCERT CHERRY
3A	M09511-32-T79	EA	MOLDING - TRIM/VEE - .4" X 1" X 26.8" - WASHED MAPLE
3A	M09511-32-T80	EA	MOLDING - TRIM/VEE - .4" X 1" X 26.8" - SIERRA MAPLE
3A	M09511-86-T78	EA	MOLDING - TRIM/VEE - .4" X 1" X 28.3" - CONCERT CHERRY
3A	M09511-86-T79	EA	MOLDING - TRIM/VEE - .4" X 1" X 28.3" - WASHED MAPLE
3A	M09511-86-T80	EA	MOLDING - TRIM/VEE - .4" X 1" X 28.3" - SIERRA MAPLE
3A	M09477-63-S46	EA	MOLDING - TRIM/VEE - .4" X 1" X 64.1" - PORTSMOUTH OAK - BATH DOOR TRIM
3A	M09477-63-SR0	EA	MOLDING - TRIM/VEE - .4" X 1" X 64.1" - SIERRA MAPLE - BATH DOOR TRIM
3A	M09477-64-S46	EA	MOLDING - TRIM/VEE - .4" X 1" X 14.9" - PORTSMOUTH OAK - BATH DOOR TRIM
3A	M09477-64-SR0	EA	MOLDING - TRIM/VEE - .4" X 1" X 14.9" - SIERRA MAPLE - BATH DOOR TRIM
4A	M09462-54-R90	EA	MOLDING - FLUTED, CURVED - .6" X 6" X 82.7" - CONCERT CHERRY
4A	M09462-54-R91	EA	MOLDING - FLUTED, CURVED - .6" X 6" X 82.7" - WASHED MAPLE
4A	M09462-54-RE3	EA	MOLDING - FLUTED, CURVED - .6" X 6" X 82.7" - HONEY CHERRY
5A	M09471-79-R38	EA	MOLDING - TRIM/COVE - .8" X .8" X 95.8" - OAK/PORTS OAK - PORTSMOUTH OAK
5A	M09471-79-R39	EA	MOLDING - TRIM/COVE - .8" X .8" X 95.8" - CHERRY/CHERRY - CONCERT CHERRY
5A	M09471-79-R46	EA	MOLDING - TRIM/COVE - .8" X .8" X 95.8" - MAPLE/MAPLE - WASHED MAPLE
5A	M09471-79-RE0	EA	MOLDING - TRIM/COVE - .8" X .8" X 95.8" - HONEY/CHERRY- HONEY CHERRY
5A	M09471-79-SA3	EA	MOLDING - TRIM/COVE - .8" X .8" X 95.8" - HONEY/MAPLE - SIERRA MAPLE



KEY	PART NUMBER	U/M	DESCRIPTION
1B	M09501-84-TG0	EA	MOLDING/TRIM - CAP/WALL - 2.2" X 85.9" - PORTSMOUTH OAK
1B	M09501-84-TG1	EA	MOLDING/TRIM - CAP/WALL - 2.2" X 85.9" - CONCERT CHERRY
1B	M09501-84-TG2	EA	MOLDING/TRIM - CAP/WALL - 2.2" X 85.9" - WASHED MAPLE
1B	M09520-07-TD3	EA	MOLDING/TRIM - CAP/WALL - 2.2" X 80.5" - SIERRA MAPLE
1B	M09501-84-TG3	EA	MOLDING/TRIM - CAP/WALL - 2.2" X 85.9" - HONEY CHERRY
2B	M09511-81-TA1	EA	MOLDING/TRIM - L SHAPE - .8"X .8"X 80.2" - CONCERT CHERRY
2B	M09511-81-TA2	EA	MOLDING/TRIM - L SHAPE - .8"X .8"X 80.2" - WASHED MAPLE
2B	M09511-81-TA3	EA	MOLDING/TRIM - L SHAPE - .8"X .8"X 80.2" - SIERRA MAPLE
3B	M09515-81-T01	EA	MOLDING/HARDWOOD STRAIGHT - 74.3" - WASHED MAPLE
3B	M09515-81-T02	EA	MOLDING/HARDWOOD STRAIGHT - 74.3" - HONEY CHERRY
4B	M09511-42-T77	EA	MOLDING - TRIM - W/NOTCH - 1.5" X 86.4" - PORTSMOUTH OAK
4B	M09511-42-T78	EA	MOLDING - TRIM - W/NOTCH - 1.5" X 86.4" - CONCERT CHERRY
4B	M09511-42-T79	EA	MOLDING - TRIM - W/NOTCH - 1.5" X 86.4" - WASHED MAPLE
4B	M09511-42-T80	EA	MOLDING - TRIM - W/NOTCH - 1.5" X 86.4" - SIERRA MAPLE
5B	M09515-18-T78	EA	MOLDING - HARDWOOD-W/NOTCH - 1.4"X 86.2" - CONCERT CHERRY
5B	M09515-18-T79	EA	MOLDING - HARDWOOD-W/NOTCH - 1.4"X 86.2" - WASHED MAPLE
5B	M09515-18-T80	EA	MOLDING - HARDWOOD-W/NOTCH - 1.4"X 86.2" - SIERRA MAPLE
6B	M09515-52-TG1	EA	MOLDING - TRIM/VEE - 1.5" X 73.9" - CONCERT CHERRY
6B	M09515-52-TG2	EA	MOLDING - TRIM/VEE - 1.5" X 73.9" - WASHED MAPLE
6B	M09515-52-TG3	EA	MOLDING - TRIM/VEE - 1.5" X 73.9" - HONEY CHERRY
7B	Y00076-32-438	EA	MOLDING/TRIM - .5" X 1" X 96" - CHERRY (UNSTAINED)
7B	Y00076-22-438	EA	MOLDING/TRIM - .5" X 1" X 96" - MAPLE (UNSTAINED)
8B	Y00086-72-438	EA	MOLDING - VINYL WRAP - .7" X 1.6" X 96" - PORTSMOUTH OAK - PORTSMOUTH OAK
8B	Y00086-62-438	EA	MOLDING - VINYL WRAP - .7" X 1.6" X 96" - CONCERT CHERRY (U90/94/98/A1/A5/B1/C1/C5/D1/D5/E1/E5/F1/F5/G1/G5/H1/H5)
8B	Y00086-D2-438	EA	MOLDING - VINYL WRAP - .7" X 1.6" X 96" - CONCERT CHERRY (UM1 THRU UM9, UN1 THRU UN9)
8B	Y00086-A2-438	EA	MOLDING - VINYL WRAP - .7" X 1.6" X 96" - WASHED MAPLE
8B	Y00086-92-438	EA	MOLDING - VINYL WRAP - .7" X 1.6" X 96" - SIERRA MAPLE - SIERRA MAPLE

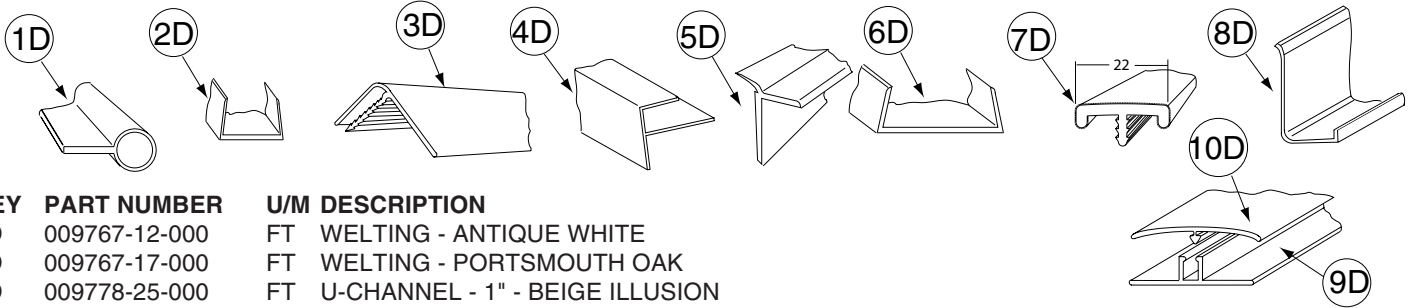
INTERIOR FINISH GROUP (CONTINUED)
MOLDINGS & TRIMS (CONTINUED)

KEY	PART NUMBER	U/M	DESCRIPTION
8B	Y00087-62-438	EA	MOLDING - 96" - CONCERT CHERRY (U90/94/98/A1/A5/B1/C1/C5/D1/D5/E1/E5/F1/F5/G1/G5/H1/H5)
8B	Y00087-D2-438	EA	MOLDING - VINYL WRAP - .7" X 2.9" X 96" - CONCERT CHERRY (UM1 THRU UM9, UN1 THRU UN9)
8B	Y00087-A2-438	EA	MOLDING - VINYL WRAP - .7" X 2.9" X 96" - WASHED MAPLE
8B	Y00087-92-438	EA	MOLDING - VINYL WRAP - .7" X 2.9" X 96" - SIERRA MAPLE
8B	Y00300-62-438	EA	MOLDING - 96" - CONCERT CHERRY (U90/94/98/A1/A5/B1/C1/C5/D1/D5/E1/E5/F1/F5/G1/G5/H1/H5)
8B	Y00300-D2-438	EA	MOLDING - VINYL WRAP - .3" X .6" X 96" - CONCERT CHERRY (UM1 THRU UM9, UN1 THRU UN9)
8B	Y00300-A2-438	EA	MOLDING - VINYL WRAP - .3" X .6" X 96" - WASHED MAPLE
8B	Y00300-92-438	EA	MOLDING - VINYL WRAP - .3" X .6" X 96" - SIERRA MAPLE



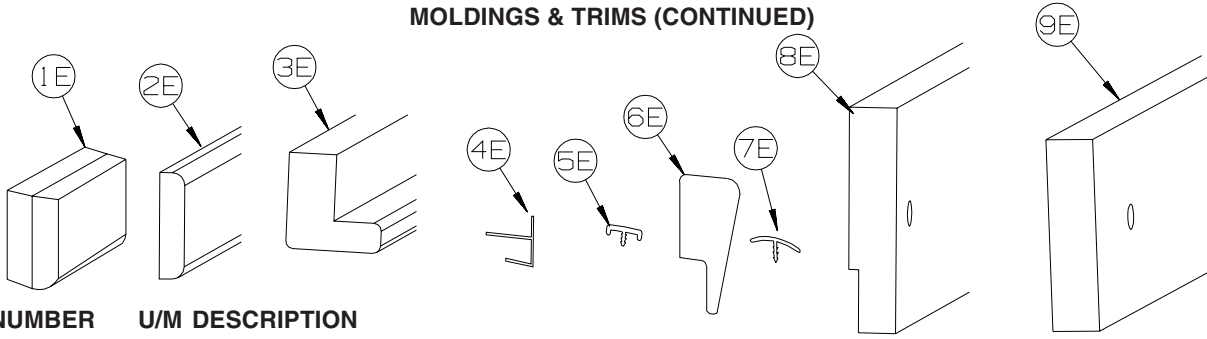
KEY	PART NUMBER	U/M	DESCRIPTION
1C	M09520-19-TD1	EA	MOLDING - TRIM - W/NOTCH - 1" X 86.3" - CONCERT CHERRY
1C	M09520-19-TD2	EA	MOLDING - TRIM - W/NOTCH - 1" X 86.3" - WASHED MAPLE
1C	M09520-19-TD3	EA	MOLDING - TRIM - W/NOTCH - 1" X 86.3" - HONEY CHERRY
1C	M09525-27-UF1	EA	MOLDING - HARDWOOD - .75" X 1.4" X 32.4" - CONCERT CHERRY
1C	M09525-27-UF2	EA	MOLDING - HARDWOOD - .75" X 1.4" X 32.4" - WASHED MAPLE
1C	M09525-27-UF3	EA	MOLDING - HARDWOOD - .75" X 1.4" X 32.4" - SIERRA MAPLE
2C	M09511-46-T77	EA	MOLDING/TRIM - .5" X 1.5" X 86.5" - PORTSMOUTH OAK
2C	M09511-46-T78	EA	MOLDING/TRIM - .5" X 1.5" X 86.5" - CONCERT CHERRY
2C	M09511-46-T79	EA	MOLDING/TRIM - .5" X 1.5" X 86.5" - WASHED MAPLE
2C	M09511-46-T80	EA	MOLDING/TRIM - .5" X 1.5" X 86.5" - SIERRA MAPLE
3C	Y00223-42-438	EA	MOLDING - HARDWOOD/OAK - .7" X 1" X 96"
3C	Y00223-32-438	EA	MOLDING - HARDWOOD/CHERRY - .7" X 1" X 96"
3C	Y00223-22-438	EA	MOLDING - HARDWOOD/MAPLE - .7" X 1" X 96"
4C	Y00054-62-438	EA	MOLDING- 96" - CONCERT CHERRY (U90/94/98/A1/A5/B1/C1/C5/D1/D5/E1/E5/F1/F5/G1/G5/H1/H5)
4C	Y00054-D2-438	EA	MOLDING/VYL WRP-BVLD-.73" X 3.1" X 96" - CONCERT CHERRY (UM1 THRU UM9, UN1 THRU UN9)
4C	Y00054-A2-438	EA	MOLDING/VINYL WRAP-BEVELED ENDS-.73"X3.1"X96" - WASHED MAPLE
4C	Y00054-92-438	EA	MOLDING/VINYL WRAP-BEVELED-.73" X 3.1" X 96" - SIERRA MAPLE
4C	Y00258-62-438	EA	MOLDING/VYL 96" - CONCERT CHERRY (U90/94/98/A1/A5/B1/C1/C5/D1/D5/E1/E5/F1/F5/G1/G5/H1/H5)
4C	Y00258-D2-438	EA	MOLDING/VINYL WRP-BVLD-.73" X 3.1" X 96" - CONCERT CHERRY (UM1 THRU UM9, UN1 THRU UN9)
4C	Y00258-A2-438	EA	MOLDING/VINYL WRAP-BEVELED ENDS-.73"X3.1"X96" - WASHED MAPLE
4C	Y00258-92-438	EA	MOLDING/VINYL WRAP-BEVELED-.73" X 3.1" X 96" - SIERRA MAPLE
5C	Y00259-62-438	EA	MOLDING/VYL 96" - CONCERT CHERRY (U90/94/98/A1/A5/B1/C1/C5/D1/D5/E1/E5/F1/F5/G1/G5/H1/H5)
5C	Y00259-D2-438	EA	MOLDING/VINYL WRP-BVLD-.73" X 1.8" X 96" - CONCERT CHERRY (UM1 THRU UM9, UN1 THRU UN9)
5C	Y00259-A2-438	EA	MOLDING/VINYL WRAP-BEVELED-.73"X1.8"X96" - WASHED MAPLE
5C	Y00259-92-438	EA	MOLDING/VINYL WRAP-BEVELED-.73"X1.8"X96" - SIERRA MAPLE
6C	Y00152-A2-438	EA	MOLDING/TRIM - VINYL - .6" X 3.5" X 96" - WASHED MAPLE
6C	Y00152-92-438	EA	MOLDING/TRIM - VINYL - .6" X 3.5" X 96" - SIERRA MAPLE

INTERIOR FINISH GROUP (CONTINUED)
MOLDINGS & TRIMS (CONTINUED)



KEY	PART NUMBER	U/M	DESCRIPTION
1D	009767-12-000	FT	WELTING - ANTIQUE WHITE
1D	009767-17-000	FT	WELTING - PORTSMOUTH OAK
2D	009778-25-000	FT	U-CHANNEL - 1" - BEIGE ILLUSION
2D	009778-26-000	FT	U-CHANNEL - 1 1/4" - BEIGE ILLUSION
2D	009778-38-000	FT	U-CHANNEL - 1" - BONE
2D	009778-32-000	FT	U-CHANNEL - 1" - PORTSMOUTH OAK
2D	009778-34-000	FT	U-CHANNEL - 1" - CONCERT CHERRY
2D	009778-27-000	FT	U-CHANNEL - 1" - WASHED MAPLE
2D	009778-35-000	FT	U-CHANNEL - 1" - HONEY CHERRY
2D	009778-36-000	FT	U-CHANNEL - 1" - SIERRA MAPLE
3D	009809-30-000	EA	MOLDING - CORNER - OUTSIDE - 1" X 84" - BEIGE ILLUSION
3D	009809-37-000	EA	MOLDING - CORNER - OUTSIDE - 1" X 84" - BONE
3D	009809-32-000	EA	MOLDING - CORNER - OUTSIDE - 1" X 84" - PORTSMOUTH OAK
3D	009809-33-000	EA	MOLDING - CORNER - OUTSIDE - 1" X 84" - CONCERT CHERRY
3D	009809-31-000	EA	MOLDING - CORNER - OUTSIDE - 1" X 84" - WASHED MAPLE
3D	009809-34-000	EA	MOLDING - CORNER - OUTSIDE - 1" X 84" - HONEY CHERRY
3D	009809-35-000	EA	MOLDING - CORNER - OUTSIDE - 1" X 84" - SIERRA MAPLE
4D	009812-31-000	EA	MOLDING - CORNER - 1/2" W/1/4"CHAN X 84" - BEIGE ILLUSION
4D	009812-40-000	EA	MOLDING - CORNER - 1/2" W/1/4"CHAN X 84" - BONE
4D	009812-35-000	EA	MOLDING - CORNER - 1/2" W/1/4"CHAN X 84" - PORTSMOUTH OAK
4D	009812-36-000	EA	MOLDING - CORNER - 1/2" W/1/4"CHAN X 84" - CONCERT CHERRY
4D	009812-33-000	EA	MOLDING - CORNER - 1/2" W/1/4"CHAN X 84" - WASHED MAPLE
4D	009812-37-000	EA	MOLDING - CORNER - 1/2" W/1/4"CHAN X 84" - HONEY CHERRY
4D	009812-38-000	EA	MOLDING - CORNER - 1/2" W/1/4"CHAN X 84" - SIERRA MAPLE
5D	022992-11-000	FT	MOLDING - REVERSE COVE - T-SHAPED - IVORY
5D	022992-18-000	FT	MOLDING - REVERSE COVE - T-SHAPED - BONE
5D	022992-14-000	FT	MOLDING - REVERSE COVE - T-SHAPED - BRIGHT WHITE
6D	070504-42-000	FT	U-CHANNEL - PLASTIC - .13" X 84" - BEIGE ILLUSION
6D	070504-69-000	FT	U-CHANNEL - PLASTIC - .13" X 84" - BONE
6D	070504-43-000	FT	U-CHANNEL - PLASTIC - .9" X 96" - BEIGE ILLUSION
6D	070504-70-000	FT	U-CHANNEL - PLASTIC - .8" X 84" - BONE
6D	070504-57-000	FT	U-CHANNEL - PLASTIC - .13" X 84" - PORTSMOUTH OAK
6D	070504-58-000	FT	U-CHANNEL - PLASTIC - .9" X 84" - PORTSMOUTH OAK
6D	070504-60-000	FT	U-CHANNEL - PLASTIC - .13" X 84" - CONCERT CHERRY
6D	070504-61-000	FT	U-CHANNEL - PLASTIC - .9" X 84" - CONCERT CHERRY
6D	070504-50-000	FT	U-CHANNEL - PLASTIC - .13" X 96" - WASHED MAPLE
6D	070504-51-000	FT	U-CHANNEL - PLASTIC - .9" X 96" - WASHED MAPLE
6D	070504-62-000	FT	U-CHANNEL - PLASTIC - 1.65" X 84" - HONEY CHERRY
6D	070504-63-000	FT	U-CHANNEL - PLASTIC - .9" X 84" - HONEY CHERRY
6D	070504-65-000	FT	U-CHANNEL - PLASTIC - 1.65" X 84" - SIERRA MAPLE
6D	070504-66-000	FT	U-CHANNEL - PLASTIC - .9" X 84" - SIERRA MAPLE
7D	083620-15-000	FT	MOLDING-T - W/EDGE LIP - 7/8" FACE - BEIGE ILLUSION
7D	083620-25-000	FT	MOLDING-T - W/EDGE LIP - 7/8" FACE - BONE
7D	083620-20-000	FT	MOLDING-T - W/EDGE LIP - 7/8" FACE - PORTSMOUTH OAK
7D	083620-21-000	FT	MOLDING-T - W/EDGE LIP - 7/8" FACE - CONCERT CHERRY
7D	083620-19-000	FT	MOLDING-T - W/EDGE LIP - 7/8" FACE - WASHED MAPLE
7D	083620-24-000	FT	MOLDING-T - W/EDGE LIP - 7/8" FACE - HONEY CHERRY
7D	083620-22-000	FT	MOLDING-T - W/EDGE LIP - 7/8" FACE - SIERRA MAPLE
8D	085746-04-000	FT	TRIM-J - CARPET 1.2" X .5" ANGLE - 12' LONG - OFF WHITE
9D	086229-01-000	EA	RETAINER - BATTEN - .75" X 92.1" - ANY COLOR
10D	086229-20-000	EA	BATTEN - 1" X 96" - BEIGE

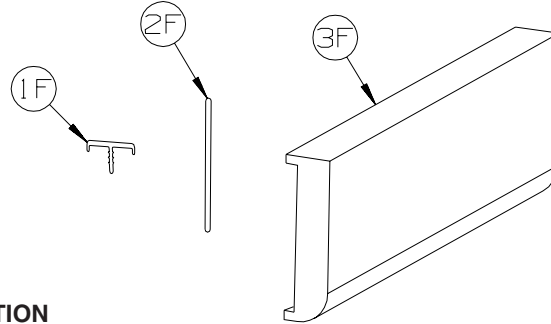
INTERIOR FINISH GROUP (CONTINUED)
MOLDINGS & TRIMS (CONTINUED)



KEY	PART NUMBER	U/M	DESCRIPTION
1E	100659-30-N75	EA	MOLDING - TRIM - 8' - PORTSMOUTH OAK
1E	100659-30-N74	EA	MOLDING - TRIM - 8' - CONCERT CHERRY
1E	100659-30-M84	EA	MOLDING - TRIM - 8' - WASHED MAPLE
1E	100659-27-RA3	EA	MOLDING - TRIM - HONEY CHERRY
1E	100659-31-SA3	EA	MOLDING - TRIM - SIERRA MAPLE
2E	100818-01-12A	EA	MOLDING - VINYL WRAPPED - 1.6" X .4" X 84" - PORTSMOUTH OAK
2E	100818-01-13A	EA	MOLDING - VYL 84" - CONCERT CHERRY (U90/94/98/A1/A5/B1/C1/C5/D1/D5/E1/E5/F1/F5/G1/G5/H1/H5)
2E	100818-01-23A	EA	MOLDING - VINYL WRPPD - 1.6" X .4" X 84" - CONCERT CHERRY (UM1 THRU UM9, UN1 THRU UN9)
2E	100818-01-21A	EA	MOLDING - VINYL WRAPPED - 1.6" X .4" X 84" - WASHED MAPLE
2E	100818-01-14A	EA	MOLDING - VINYL WRAPPED - 1.6" X .4" X 84" - HONEY CHERRY
2E	100818-01-22A	EA	MOLDING - VINYL WRAPPED - 1.6" X .4" X 84" - SIERRA MAPLE
3E	100819-01-12A	EA	MOLDING - VINYL WRAPPED-L-SHAPED-1.5"X1.5"X84" - PORTSMOUTH OAK
3E	100819-01-13A	EA	MOLDING - VYL 84" - CONCERT CHERRY (U90/94/98/A1/A5/B1/C1/C5/D1/D5/E1/E5/F1/F5/G1/G5/H1/H5)
3E	100819-01-23A	EA	MOLDING - VYL WRPPD-L-SHPD-1.5"X1.5"X84" - CONCERT CHERRY (UM1 THRU UM9, UN1 THRU UN9)
3E	100819-01-21A	EA	MOLDING - VINYL WRAPPED-L-SHAPED-1.5"X1.5"X84" - WASHED MAPLE
3E	100819-01-14A	EA	MOLDING - VINYL WRAPPED-L-SHAPED-1.5"X1.5"X84" - HONEY CHERRY
3E	100819-01-22A	EA	MOLDING - VINYL WRAPPED-L-SHAPED-1.5"X1.5"X84" - SIERRA MAPLE
4E	103186-01-07A	FT	MOLDING/PLASTIC - 3/8" U-CHANNEL-3/4" FACE -BEIGE ILLUSION
4E	103186-01-09A	FT	MOLDING/PLASTIC - 3/8" U-CHAN'L-3/4" FACE - PORTSMOUTH OAK
4E	103186-01-10A	FT	MOLDING/PLASTIC - 3/8" U-CHAN'L-3/4" FACE - CONCERT CHERRY
4E	103186-01-08A	FT	MOLDING/PLASTIC - 3/8" U-CHANNEL-3/4"FACE-WASHED MAPLE 8' - WASHED MAPLE
4E	103186-01-11A	FT	MOLDING/PLASTIC - 3/8" U-CHAN'L-3/4" FACE - HONEY CHERRY
4E	103186-01-12A	FT	MOLDING/PLASTIC - 3/8" U-CHAN'L-3/4" FACE - SIERRA MAPLE
4E	103186-02-07A	FT	MOLDING/PLASTIC-1" U-CHAN'L-1 3/8" FACE - BEIGE ILLUSION
4E	103186-02-09A	FT	MOLDING/PLASTIC - 1" U-CHAN'L-1 3/8" FACE - PORTSMOUTH OAK
4E	103186-02-10A	FT	MOLDING/PLASTIC - 1" U-CHAN'L-1 3/8" FACE - CONCERT CHERRY
4E	103186-02-08A	FT	MOLDING/PLASTIC - 1" U-CHANNEL-1 3/8"FACE - WASHED MAPLE
4E	103186-02-11A	FT	MOLDING/PLASTIC - 1" U-CHAN'L-1 3/8" FACE - HONEY CHERRY
4E	103186-02-12A	FT	MOLDING/PLASTIC - 1" U-CHAN'L-1 3/8" FACE - SIERRA MAPLE
5E	104676-02-08A	FT	MOLDING-T - W/EDGE LIP - 11/16" FACE - PORTSMOUTH OAK
5E	104676-02-09A	FT	MOLDING-T - W/EDGE LIP - 11/16" FACE - CONCERT CHERRY
5E	104676-02-06A	FT	MOLDING-T - W/EDGE LIP - 11/16" FACE - WASHED MAPLE
5E	104676-02-10A	FT	MOLDING-T - W/EDGE LIP - 11/16" FACE - HONEY CHERRY
5E	104676-02-12A	FT	MOLDING-T - W/EDGE LIP - 11/16" FACE - SIERRA MAPLE
6E	105004-01-12A	EA	MOLDING - VINYL WRAPPED - 1" X 96" - PORTSMOUTH OAK
6E	105004-01-13A	EA	MOLDING - V W 8' - CONCERT CHERRY (U90/94/98/A1/A5/B1/C1/C5/D1/D5/E1/E5/F1/F5/G1/G5/H1/H5)
6E	105004-01-23A	EA	MOLDING - VINYL WRAPPD 1" X 8' - CONCERT CHERRY (UM1 THRU UM9, UN1 THRU UN9)
6E	105004-01-21A	EA	MOLDING - VINYL WRAPPED - 1" X 8' - WASHED MAPLE
6E	105004-01-24A	EA	MOLDING - VINYL WRAPPED - 1" X 8' - HONEY CHERRY
6E	105004-01-22A	EA	MOLDING - VINYL WRAPPED - 1" X 8' - SIERRA MAPLE
7E	105709-02-000	FT	MOLDING-T - W/EDGE LIP 3/4" FACE - BEIGE ILLUSION
8E	116951-45-R68	EA	MOLDING - TRIM - 3" X 30.3" - PORTSMOUTH OAK
8E	116951-45-R69	EA	MOLDING - TRIM - 3" X 30.3" - CONCERT CHERRY
8E	116951-45-R76	EA	MOLDING - TRIM - 3" X 30.3" - WASHED MAPLE
8E	116951-45-SA3	EA	MOLDING - TRIM - 3" X 30.3" - SIERRA MAPLE
9E	116951-37-R68	EA	MOLDING - TRIM - 3.5" X 38.6" - PORTSMOUTH OAK
9E	116951-37-R69	EA	MOLDING - TRIM - 3.5" X 38.6" - CONCERT CHERRY
9E	116951-37-R76	EA	MOLDING - TRIM - 3.5" X 38.6" - WASHED MAPLE
9E	116951-37-SA3	EA	MOLDING - TRIM - 3.5" X 38.6" - SIERRA MAPLE
9E	116951-51-SA0	EA	MOLDING - TRIM - 3.5" X 47.3" - PORTSMOUTH OAK
9E	116951-51-SA1	EA	MOLDING - TRIM - 3.5" X 47.3" - CONCERT CHERRY
9E	116951-51-SA2	EA	MOLDING - TRIM - 3.5" X 47.3" - WASHED MAPLE
9E	116951-51-SA3	EA	MOLDING - TRIM - 3.5" X 47.3" - SIERRA MAPLE

INTERIOR FINISH GROUP (CONTINUED)
MOLDINGS & TRIMS (CONTINUED)

KEY	PART NUMBER	U/M	DESCRIPTION
9E	116951-55-TD0	EA	MOLDING - TRIM - 4.5" X 52.3" - PORTSMOUTH OAK
9E	116951-55-TD1	EA	MOLDING - TRIM - 4.5" X 52.3" - CONCERT CHERRY
9E	116951-55-TD2	EA	MOLDING - TRIM - 4.5" X 52.3" - WASHED MAPLE
9E	116951-55-TD3	EA	MOLDING - TRIM - 4.5" X 52.3" - SIERRA MAPLE
9E	116951-56-TD0	EA	MOLDING - TRIM - 4.5" X 52.3" - PORTSMOUTH OAK
9E	116951-56-TD1	EA	MOLDING - TRIM - 4.5" X 52.3" - CONCERT CHERRY
9E	116951-56-TD2	EA	MOLDING - TRIM - 4.5" X 52.3" - WASHED MAPLE
9E	116951-56-TD3	EA	MOLDING - TRIM - 4.5" X 52.3" - SIERRA MAPLE

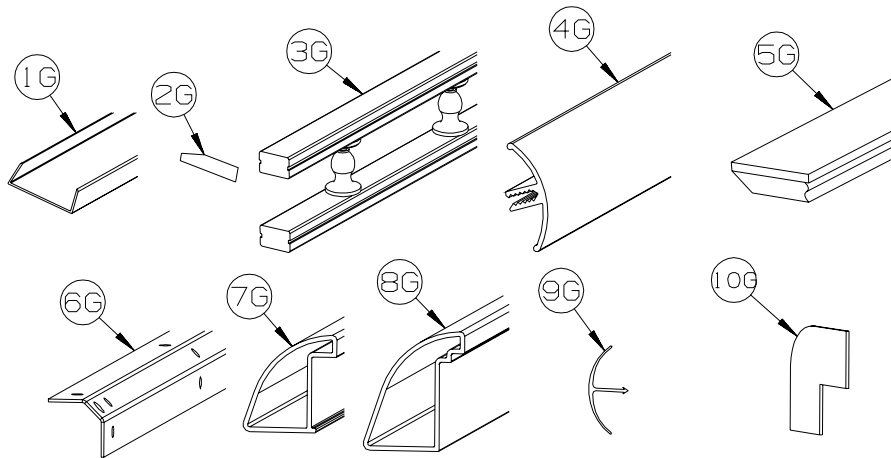


KEY	PART NUMBER	U/M	DESCRIPTION
1F	119520-01-01A	FT	MOLDING-T - OFFSET W/EDGE LIP - 1.3" FACE - OFF WHITE
1F	119520-03-03A	FT	MOLDING-T - OFFSET W/EDGE LIP - 1" FACE - WASHED MAPLE
1F	119520-03-06A	FT	MOLDING-T - OFFSET W/EDGE LIP - 1" FACE - HONEY CHERRY
2F	127842-01-01A	FT	SEAL - SIGHT SHIELD - 2" BLACK
	137885-A2-438	EA	LUMBER - VYL .75" - CONCERT CHERRY (U90/94/98/A1/A5/B1/C1/C5/D1/D5/E1/E5/F1/F5/G1/G5/H1/H5)
	160300-A2-438	EA	LUMBER - VINYL WRAPPED - .7" X .75" X 96" - CONCERT CHERRY (UM1 THRU UM9, UN1 THRU UN9)
	137885-D2-438	EA	LUMBER - VYL1.5" - CONCERT CHERRY (U90/94/98/A1/A5/B1/C1/C5/D1/D5/E1/E5/F1/F5/G1/G5/H1/H5)
	160300-D2-438	EA	LUMBER - VINYL WRAPPED - .7" X 1.5" X 96" - CONCERT CHERRY (UM1 THRU UM9, UN1 THRU UN9)
	137885-E2-438	EA	LUMBER - VYL2" -CONCERT CHERRY (U90/94/98/A1/A5/B1/C1/C5/D1/D5/E1/E5/F1/F5/G1/G5/H1/H5)
	160300-E2-438	EA	LUMBER - VINYL WRAPPED - .7" X 2" X 96" - CONCERT CHERRY (UM1 THRU UM9, UN1 THRU UN9)
	137885-F2-438	EA	LUMBER - VYL2.5" - CONCERT CHERRY (U90/94/98/A1/A5/B1/C1/C5/D1/D5/E1/E5/F1/F5/G1/G5/H1/H5)
	160300-F2-438	EA	LUMBER - VINYL WRAPPED - .7" X 2.5" X 96" - CONCERT CHERRY (UM1 THRU UM9, UN1 THRU UN9)
	137885-G2-438	EA	LUMBER - VYL3" - CONCERT CHERRY (U90/94/98/A1/A5/B1/C1/C5/D1/D5/E1/E5/F1/F5/G1/G5/H1/H5)
	160300-G2-438	EA	LUMBER - VINYL WRAPPED - .7" X 3" X 96" - CONCERT CHERRY (UM1 THRU UM9, UN1 THRU UN9)
	137885-H2-438	EA	LUMBER - VYL3.5" - CONCERT CHERRY (U90/94/98/A1/A5/B1/C1/C5/D1/D5/E1/E5/F1/F5/G1/G5/H1/H5)
	160300-H2-438	EA	LUMBER - VINYL WRAPPED - .7" X 3.5" X 96" - CONCERT CHERRY (UM1 THRU UM9, UN1 THRU UN9)
	137885-J2-438	EA	LUMBER - VYL5.5" - CONCERT CHERRY (U90/94/98/A1/A5/B1/C1/C5/D1/D5/E1/E5/F1/F5/G1/G5/H1/H5)
	160300-J2-438	EA	LUMBER - VINYL WRAPPED - .7" X 5.5" X 96" - CONCERT CHERRY (UM1 THRU UM9, UN1 THRU UN9)
	137885-J2-743	EA	LUMBER - VYL5.5" - CONCERT CHERRY (U90/94/98/A1/A5/B1/C1/C5/D1/D5/E1/E5/F1/F5/G1/G5/H1/H5)
	160300-J2-743	EA	LUMBER - VINYL WRAPPED - .7" X 5.5" X 108" - CONCERT CHERRY (UM1 THRU UM9, UN1 THRU UN9)
	137885-K2-438	EA	LUMBER - VYL3.9" - CONCERT CHERRY (U90/94/98/A1/A5/B1/C1/C5/D1/D5/E1/E5/F1/F5/G1/G5/H1/H5)
	160300-K2-438	EA	LUMBER - VINYL WRAPPED - .7" X 3.9" X 96" - CONCERT CHERRY (UM1 THRU UM9, UN1 THRU UN9)
	137885-R2-438	EA	LUMBER - VYL 3" - CONCERT CHERRY (U90/94/98/A1/A5/B1/C1/C5/D1/D5/E1/E5/F1/F5/G1/G5/H1/H5)
	160300-R2-438	EA	LUMBER - VINYL WRAPPED - .7" X 3" X 96" - CONCERT CHERRY (UM1 THRU UM9, UN1 THRU UN9)
3F	137887-D2-134	EA	MOLDING - 1.6" X 84"- CONCERT CHERRY (U90/94/98/A1/A5/B1/C1/C5/D1/D5/E1/E5/F1/F5/G1/G5/H1/H5)
3F	160301-D2-134	EA	MOLDING -VINYL WRAPPED - .7" X 1.6" X 84" - CONCERT CHERRY (UM1 THRU UM9, UN1 THRU UN9)
3F	137887-D2-743	EA	MLDG - 1.6" X 108" - CONCERT CHERRY (U90/94/98/A1/A5/B1/C1/C5/D1/D5/E1/E5/F1/F5/G1/G5/H1/H5)
3F	160301-D2-743	EA	MOLDING - VINYL WRAPPED- .7" X 1.6" X 108" - CONCERT CHERRY (UM1 THRU UM9, UN1 THRU UN9)
3F	137887-F2-134	EA	MLDNG - 2.5" X 84" - CONCERT CHERRY (U90/94/98/A1/A5/B1/C1/C5/D1/D5/E1/E5/F1/F5/G1/G5/H1/H5)
3F	160301-F2-134	EA	MOLDING - VINYL WRAPPED - .7" X 2.5" X 84" - CONCERT CHERRY (UM1 THRU UM9, UN1 THRU UN9)
3F	137887-F2-743	EA	MLDG - 2.5" X 108" - CONCERT CHERRY (U90/94/98/A1/A5/B1/C1/C5/D1/D5/E1/E5/F1/F5/G1/G5/H1/H5)
3F	160301-F2-743	EA	MOLDING - VINYL WRPPD - .7" X 2.5" X 108" - CONCERT CHERRY (UM1 THRU UM9, UN1 THRU UN9)
3F	137887-F2-438	EA	MLDG - 2.5" X 96" - CONCERT CHERRY (U90/94/98/A1/A5/B1/C1/C5/D1/D5/E1/E5/F1/F5/G1/G5/H1/H5)
3F	160301-F2-438	EA	MOLDING - VINYL WRPPD - .7" X 2.5" X 96" - CONCERT CHERRY (UM1 THRU UM9, UN1 THRU UN9)
	137894-A2-438	EA	LUMBER - VINYL WRAPPED - .7" X .75" X 96" - PORTSMOUTH OAK
	137894-D2-438	EA	LUMBER - VINYL WRAPPED - .7" X 1.5" X 96" - PORTSMOUTH OAK
	137894-E2-438	EA	LUMBER - VINYL WRAPPED - .7" X 2" X 96" - PORTSMOUTH OAK
	137894-F2-438	EA	LUMBER - VINYL WRAPPED - .7" X 2.5" X 96" - PORTSMOUTH OAK
	137894-G2-438	EA	LUMBER - VINYL WRAPPED - .7" X 3" X 96" - PORTSMOUTH OAK
	137894-H2-438	EA	LUMBER - VINYL WRAPPED - .7" X 3.5" X 96" - PORTSMOUTH OAK
	137894-J2-438	EA	LUMBER - VINYL WRAPPED - .7" X 5.5" X 80.2" - PORTSMOUTH OAK
	137894-J2-743	EA	LUMBER - VINYL WRAPPED - .7" X 5.5" X 96" - PORTSMOUTH OAK
	137894-K2-438	EA	LUMBER - VINYL WRAPPED - .7" X 3.9" X 96" - PORTSMOUTH OAK
	137894-R2-438	EA	LUMBER - VINYL WRAPPED - .7" X 3" X 96" - PORTSMOUTH OAK

INTERIOR FINISH GROUP (CONTINUED)
MOLDINGS & TRIMS (CONTINUED)

KEY	PART NUMBER	U/M	DESCRIPTION
3F	137895-D2-134	EA	MOLDING - VINYL WRAPPED - .7" X 1.6" X 84"-PORTSMOUTH OAK
3F	137895-D2-743	EA	MOLDING - VINYL WRAPPED - .7" X 1.6" X 108"-PORTSMOUTH OAK
3F	137895-F2-438	EA	MOLDING - VINYL WRAPPED - .7" X 2.5" X 96" - PORTSMOUTH OAK
3F	137895-F2-743	EA	MOLDING - VINYL WRAPPED - .7" X 2.5" X 108" - PORTSMOUTH OAK
	146419-A2-438	EA	LUMBER - VINYL WRAPPED - .7" X .75" X 96" - HONEY CHERRY
	146419-D2-438	EA	LUMBER - VINYL WRAPPED - .7" X 1.5" X 96" - HONEY CHERRY
	146419-E2-438	EA	LUMBER - VINYL WRAPPED - .7" X 2" X 96" - HONEY CHERRY
	146419-F2-438	EA	LUMBER - VINYL WRAPPED - .7" X 2.5" X 96" - HONEY CHERRY
	146419-G2-438	EA	LUMBER - VINYL WRAPPED - .7" X 3" X 96" - HONEY CHERRY
	146419-H2-438	EA	LUMBER - VINYL WRAPPED - .7" X 3.5" X 96" - HONEY CHERRY
	146419-J2-438	EA	LUMBER - VINYL WRAPPED - .7" X 5.5" X 96" - HONEY CHERRY
	146419-J2-743	EA	LUMBER - VINYL WRAPPED - .7" X 5.5" X 108" - HONEY CHERRY
	146419-K2-438	EA	LUMBER - VINYL WRAPPED - .7" X 3.9" X 96" - HONEY CHERRY
	146419-R2-438	EA	LUMBER - VINYL WRAPPED - .7" X 3" X 96" - HONEY CHERRY
	146419-S2-438	EA	LUMBER - VINYL WRAPPED/FULL - .7"X 3.5"X 96"- HONEY CHERRY
	146419-T2-438	EA	LUMBER - VINYL WRAPPED/FULL - .7"X 5.5"X 96"- HONEY CHERRY
3F	146425-D2-134	EA	MOLDING - VINYL WRAPPED - .7" X 1.6" X 83.9" - HONEY CHERRY
3F	146425-F2-438	EA	MOLDING - VINYL WRAPPED - .7" X 2.6" X 96" - HONEY CHERRY
	149325-A2-438	EA	LUMBER - VINYL WRAPPED - .7" X .75" X 96" - WASHED MAPLE
	149325-D2-438	EA	LUMBER - VINYL WRAPPED - .7" X 1.5" X 96" - WASHED MAPLE
	149325-E2-438	EA	LUMBER - VINYL WRAPPED - .7" X 2" X 96" - WASHED MAPLE
	149325-F2-438	EA	LUMBER - VINYL WRAPPED - .7" X 2.5" X 96" - WASHED MAPLE
	149325-G2-438	EA	LUMBER - VINYL WRAPPED - .7" X 3" X 96" - WASHED MAPLE
	149325-H2-438	EA	LUMBER - VINYL WRAPPED - .7" X 3.5" X 96" - WASHED MAPLE
	149325-J2-438	EA	LUMBER - VINYL WRAPPED - .7" X 5.5" X 96" - WASHED MAPLE
	149325-J2-743	EA	LUMBER - VINYL WRAPPED - .7" X 5.5" X 108" - WASHED MAPLE
	149325-K2-438	EA	LUMBER - VINYL WRAPPED - .7" X 3.9" X 96" - WASHED MAPLE
	149325-R2-438	EA	LUMBER - VINYL WRAPPED - .7" X 3" X 96" - WASHED MAPLE
3F	149326-D2-134	EA	MOLDING - VINYL WRAPPED - .7" X 1.5" X 83.9" - WASHED MAPLE
3F	149326-D2-743	EA	MOLDING - VINYL WRAPPED - .7" X 1.5" X 108" - WASHED MAPLE
3F	149326-F2-134	EA	MOLDING - VINYL WRAPPED - .7" X 2.5" X 83.9" - WASHED MAPLE
3F	149326-F2-438	EA	MOLDING - VINYL WRAPPED - .7" X 2.5" X 96" - WASHED MAPLE
3F	149326-F2-743	EA	MOLDING - VINYL WRAPPED - .7" X 2.5" X 108" - WASHED MAPLE
	149330-A2-438	EA	LUMBER - VINYL WRAPPED - .7" X .75" X 96" - SIERRA MAPLE
	149330-D2-438	EA	LUMBER - VINYL WRAPPED - .7" X 1.5" X 96" - SIERRA MAPLE
	149330-E2-438	EA	LUMBER - VINYL WRAPPED - .7" X 2" X 96" - SIERRA MAPLE
	149330-F2-438	EA	LUMBER - VINYL WRAPPED - .7" X 2.5" X 96" - SIERRA MAPLE
	149330-G2-438	EA	LUMBER - VINYL WRAPPED - .7" X 3" X 96" - SIERRA MAPLE
	149330-H2-438	EA	LUMBER - VINYL WRAPPED - .7" X 3.5" X 96" - SIERRA MAPLE
	149330-J2-438	EA	LUMBER - VINYL WRAPPED - .7" X 5.5" X 96" - SIERRA MAPLE
	149330-J2-743	EA	LUMBER - VINYL WRAPPED - .7" X 5.5" X 108" - SIERRA MAPLE
	149330-K2-438	EA	LUMBER - VINYL WRAPPED - .7" X 3.9" X 96" - SIERRA MAPLE
	149330-R2-438	EA	LUMBER - VINYL WRAPPED - .7" X 3" X 96" - SIERRA MAPLE
3F	149331-D2-134	EA	MOLDING - VINYL WRAPPED - .7" X 1.5" X 83.9" - SIERRA MAPLE
3F	149331-D2-743	EA	MOLDING - VINYL WRAP - .7" X 1.5" X 108" - SIERRA MAPLE
3F	149331-F2-134	EA	MOLDING - VINYL WRAPPED - .7" X 2.5" X 83.9" - SIERRA MAPLE
3F	149331-F2-438	EA	MOLDING - VINYL WRAPPED - .7" X 2.5" X 96" - SIERRA MAPLE
3F	149331-F2-743	EA	MOLDING - VINYL WRAPPED - .7" X 2.5" X 108" - SIERRA MAPLE

INTERIOR FINISH GROUP (CONTINUED)
MOLDINGS & TRIMS (CONTINUED)



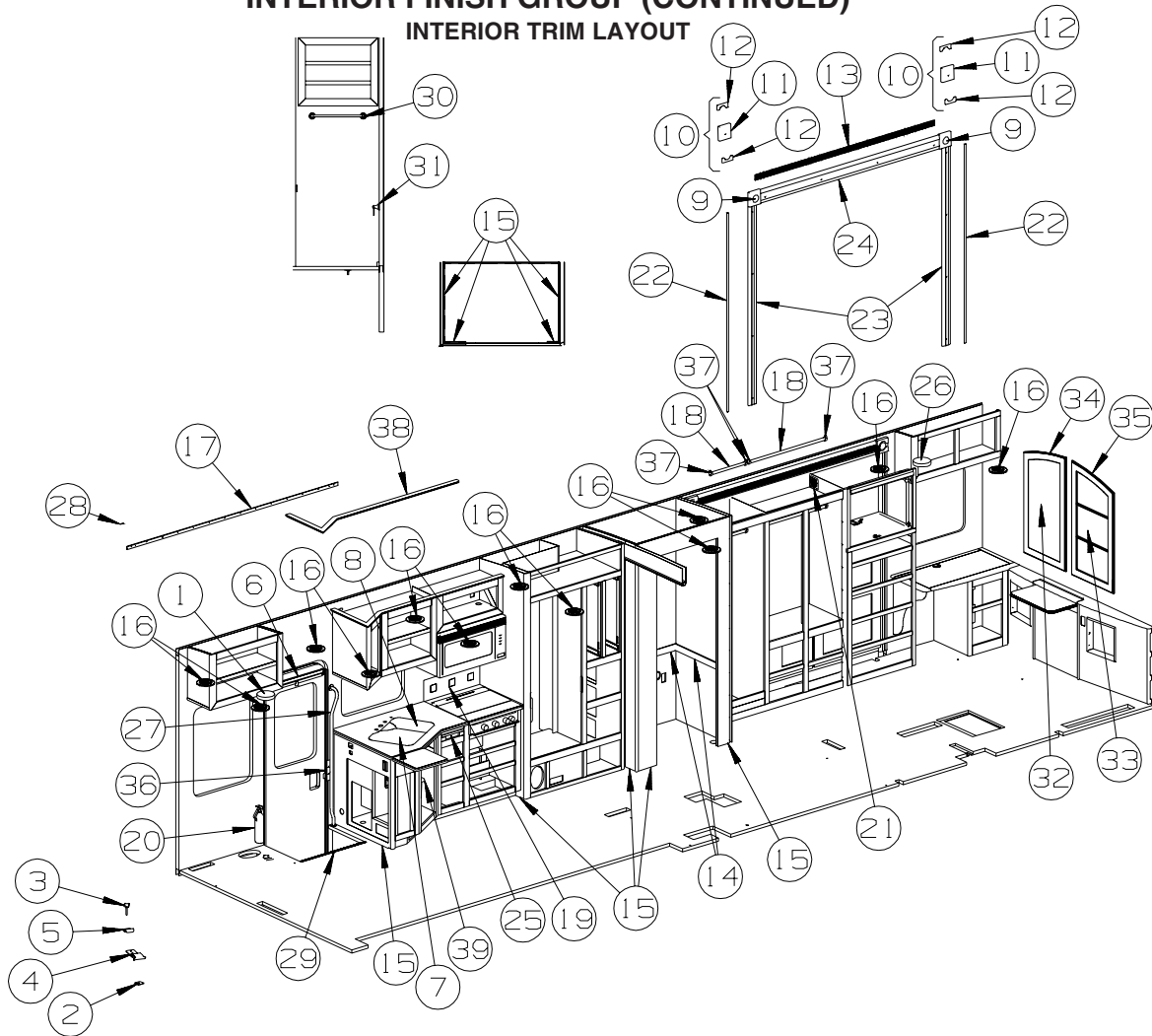
KEY	PART NUMBER	U/M	DESCRIPTION
	141260-01-01A	FT	U-CHANNEL - 1" - VILLAGE OAK
1G	141260-01-02A	FT	U-CHANNEL - 1" - GRADY BROWN
1G	141260-02-01A	FT	U-CHANNEL - 1 1/8" - VILLAGE OAK
1G	141260-02-02A	FT	U-CHANNEL - 1 1/8" - GRADY BROWN
2G	146306-01-01A	FT	TRANSITION - CARPET/TILE
3G	150167-01-07A	EA	RAIL - DECORATIVE - 96" W/O REVERSE SIDE GROOVE - PORTSMOUTH OAK
3G	150167-01-02A	EA	RAIL - DECORATIVE - 96" W/O REVERSE SIDE GROOVE - SALEM CHERRY - CONCERT CHERRY
3G	150167-01-03A	EA	RAIL - DECORATIVE - 96" W/O REVERSE SIDE GROOVE - WASHED MAPLE
3G	150167-01-09A	EA	RAIL - DECORATIVE - 96" W/O REVERSE SIDE GROOVE - SIERRA MAPLE
4G	151653-10-02A	EA	TRIM/RADIUS - CABINET CORNER - 79.6" - DULL METALLIC
4G	151653-13-02A	EA	TRIM/RADIUS - CABINET CORNER - 79.8" - DULL METALLIC
5G	151676-26-S46	EA	MOLDING/TRIM - .75" X 1.6" X 80.2" - PORTSMOUTH OAK
5G	151676-26-S47	EA	MOLDING/TRIM - .75" X 1.6" X 80.2" - CONCERT CHERRY
5G	151676-26-S48	EA	MOLDING/TRIM - .75" X 1.6" X 80.2" - WASHED MAPLE
5G	151676-26-SR0	EA	MOLDING/TRIM - .75" X 1.6" X 80.2" - SIERRA MAPLE
6G	151861-05-02B	EA	ANGLE - SUPPORT/CORNER - 1.4" X 78.6" - E-COATED
7G	151893-01-02A	EA	TRIM/RADIUS - CABINET BOTTOM - 72.6" - DULL METALLIC
8G	152077-01-02A	EA	TRIM/RADIUS - CABINET BOTTOM - 27.7" - DULL METALLIC
9G	156464-01-01A	FT	MOLDING - CORNER - RADIUS/PLASTIC - 8' - HONEY CHERRY
9G	156464-01-02A	FT	MOLDING - CORNER - RADIUS/PLASTIC - 8' - WASHED MAPLE
9G	156464-01-03A	FT	MOLDING - CORNER - RADIUS/PLASTIC - 8' - BONE
10G	160989-01-06A	FT	CAP - CORNER - RADIUS MOLDING - PLASTIC - WASHED MAPLE
10G	160989-01-07A	FT	CAP - CORNER - RADIUS MOLDING - PLASTIC - HONEY CHERRY

INTERIOR FINISH GROUP (CONTINUED)
PANELING & LAMINATES

KEY	PART NUMBER	U/M	DESCRIPTION
	000885-C3-000	SF	PARTICLE BOARD - 3/8" X 4' X 8' - WHITE THATCH EMB-1 SIDED
	000885-B9-000	SF	PARTICLE BOARD - 3/8" X 4' X 8' - NEW CONC CHERRY - 1-SIDED - CONCERT CHERRY
	000885-B5-000	SF	PARTICLE BOARD - 3/8" X 4' X 8' - WASHED MAPLE - 1-SIDED - WASHED MAPLE
	000885-B1-000	SF	PARTICLE BOARD - 3/8" X 4' X 8' - SIERRA MAPLE - 1-SIDED - SIERRA MAPLE
	000885-B8-000	SF	PARTICLE BOARD - 3/8" X 4' X 8' - NEW CONC CHERRY - 2 SIDED - CONCERT CHERRY
	000885-B4-000	SF	PARTICLE BOARD - 3/8" X 4' X 8' - WASHED MAPLE - 2-SIDED - WASHED MAPLE
	000885-B0-000	SF	PARTICLE BOARD - 3/8" X 4' X 8' - SIERRA MAPLE - 2-SIDED - SIERRA MAPLE
	000885-C1-000	SF	PARTICLE BOARD - 1/2" X 4' X 8' - NEW CONC CHERRY - 2 SIDED - CONCERT CHERRY
	000885-B7-000	SF	PARTICLE BOARD - 1/2" X 4' X 8' - WASHED MAPLE - 2-SIDED - WASHED MAPLE
	000885-B3-000	SF	PARTICLE BOARD - 1/2" X 4' X 8' - SIERRA MAPLE - 2-SIDED - SIERRA MAPLE
	000885-C0-000	SF	PARTICLE BOARD - 3/4" X 4' X 8' - NEW CONC CHERRY - 2 SIDED - CONCERT CHERRY
	000885-B6-000	SF	PARTICLE BOARD - 3/4" X 4' X 8' - WASHED MAPLE - 2-SIDED - WASHED MAPLE
	000885-B2-000	SF	PARTICLE BOARD - 3/4" X 4' X 8' - SIERRA MAPLE - 2-SIDED - SIERRA MAPLE
	057882-06-000	SF	TAMBOUR - 48" X 96" SHEET - UNFINISHED - CONCERT CHERRY
	057882-05-000	SF	TAMBOUR - 48" X 96" SHEET - UNFINISHED - WASHED MAPLE/SIERRA MAPLE
	069733-88-000	EA	BATT STRIP - WOODGRAINED/SALEM CHERRY - 8' - CONCERT CHERRY
	069733-91-000	EA	BATT STRIP - WOODGRAINED/WASHED MAPLE - 8' - WASHED MAPLE
	069733-90-000	EA	BATT STRIP - WOODGRAINED/SIERRA MAPLE - 8' - SIERRA MAPLE
	074497-50-000	SF	PANELING - NEW CONCERT CHERRY - 1/8" X 4' X 8' - CONCERT CHERRY
	074497-49-000	SF	PANELING - WASHED MAPLE - 1/8" X 4' X 8' - WASHED MAPLE
	074497-48-000	SF	PANELING - SIERRA MAPLE - 1/8" X 4' X 8' - SIERRA MAPLE
	074498-96-000	SF	LAMINATE - PLASTIC - CHERRY - 4' X 8' - CONCERT CHERRY
			FROM: 00-00-00 THRU: 10-02-06
	074498-C2-000	SF	LAMINATE - PLASTIC - CHERRY - 4' X 8' - CONCERT CHERRY
			FROM: 10-01-06 THRU: 99-99-99
	074498-A6-000	SF	LAMINATE - PLASTIC - HARDROCK MAPLE - 5' X 8' - WASHED MAPLE
	074498-A8-000	SF	LAMINATE - PLASTIC - SUEDE/HONEY MAPLE - 5' X 8' - SIERRA MAPLE
	074498-B8-000	SF	LAMINATE - PLASTIC - CLASSIC ROCK - 5' X 8' (U90, U91, U92, U94, U95, U96, UM1, UM2)
	074498-B7-000	SF	LAMINATE - PLASTIC - HOUSE ROCK - 5' X 8' (U98, U99, U00, UM3)
	076325-79-000	FT	MOLDING - EDGE BAND - .93" X .024" - CONCERT CHERRY
	076325-82-000	FT	MOLDING - EDGE BAND - .93" X .024" - WASHED MAPLE
	076325-83-000	FT	MOLDING - EDGE BAND - .93" X .024" - SIERRA MAPLE
	076773-21-000	SF	PANELING - 2 SIDED/NEW CONC CHERRY - 1/8" X 4' X 8' - CONCERT CHERRY
	076773-26-000	SF	PANELING - 1 SIDE/N-CONCERT CHERRY - 1/8" X 4' X 7' - CONCERT CHERRY
	076773-20-000	SF	PANELING - 2 SIDED/WASHED MAPLE - 1/8" X 4' X 8' - WASHED MAPLE
	076773-25-000	SF	PANELING - 1 SIDE/NEAT WASHED MAPLE - 1/8" X 4' X 7' - WASHED MAPLE
	076773-19-000	SF	PANELING - 2 SIDED/SIERRA MAPLE - 1/8" X 4' X 8' - SIERRA MAPLE
	076773-24-000	SF	PANELING - 1 SIDE/SIERRA MAPLE - 1/8" X 4' X 7' - SIERRA MAPLE
	079666-03-000	SF	PANELING - CLOSET - CEDAR - 4' X 7'
	080215-17-000	SF	PANELING-PAPER WRAP - 2 SIDED/N CON CHERRY-3/16" X 4' X 8' - CONCERT CHERRY
	080215-16-000	SF	PANELING-PAPER/WRAP - 2 SIDED/WASHED MAPLE-3/16" X 4' X 8' - WASHED MAPLE
	080215-19-000	SF	PANELING/PAPER WRAP - 2 SIDED/SIERRA MAPLE-3/16" X 4' X 8' - SIERRA MAPLE
	085284-F7-000	FT	TAPE/STRIP - TRUE GRIP - 1 1/2" WIDE - ADHESIVE BACKED
	085284-J7-000	FT	BATT TAPE - ADHESIVE BACKED - DECORATIVE - CONCERT CHERRY
	085284-H3-000	FT	BATT TAPE - ADHESIVE BACKED - DECORATIVE - WASHED MAPLE
	085284-J4-000	FT	BATT TAPE - ADHESIVE BACKED - DECORATIVE - SIERRA MAPLE
	085284-L1-000	FT	BATT TAPE - ADHESIVE BACKED - DECORATIVE - RATTAN (U90, U91, U92, UM1)
			FROM: 00-00-00 THRU: 03-27-07
	085284-K7-000	FT	BATT TAPE - ADHESIVE BACKED - DECORATIVE - KURTA/CANVAS (U90, U91, U92, UM1)
			FROM: 03-28-07 THRU: 99-99-99
	085284-K7-000	FT	BATT TAPE - ADHESIVE BACKED - DECORATIVE - KURTA/CANVAS (U94, U95, U96, UM2)
	085284-K1-000	FT	BATT TAPE - ADHESIVE BACKED - DECORATIVE - MORITZ/TUSCANY (U98, U99, U00, UM3)
	088272-M9-000	SF	PANELING - WHITE THATCHED - 4' X 8'
	088272-N1-000	SF	PANELING - OASIS/RATTAN - 4' X 7.4' (U90, U91, U92, UM1)
			FROM: 00-00-00 THRU: 03-27-07
	088272-M7-000	SF	PANELING - KURTA/CANVAS - 4' X 7.4' (U90, U91, U92, UM1)
			FROM: 03-28-07 THRU: 99-99-99
	088272-M7-000	SF	PANELING - KURTA/CANVAS - 4' X 7.4' (U94, U95, U96, UM2)
	088272-M1-000	SF	PANELING - MORITZ/TUSCANY - 4' X 7.4' (U98, U99, U00, UM3)

INTERIOR FINISH GROUP (CONTINUED)

INTERIOR TRIM LAYOUT



KEY	PART NUMBER	U/M	DESCRIPTION
1	072852-01-000	EA	DETECTOR - SMOKE - W/9 VOLT BATTERY - US
1	072852-02-000	EA	DETECTOR - SMOKE - W/9 VOLT BATTERY - CANADIAN
1	077956-01-000	EA	LABEL - WARNING/SMOKE DETECTOR
2	134128-02-02B	EA	PLATE - W/HOLES - W/WELDNUT - E-COATED
3	134194-01-01A	EA	KNOB - HOLD DOWN/RECLINER - BLACK
4	143956-03-04B	EA	BRACKET/TIEDOWN - EURO CHAIR - BLACK - LOUNGE CHAIR-EURO LEATHER
5	134057-01-11B	EA	BRACKET - RECLINER - FLAT BLACK
6	144628-02-01A	EA	SHADE - SCREEN DOOR - 23" X 33.4" - BRIGHT WHITE
6	144628-02-02A	EA	SHADE - SCREEN DOOR - 23" X 33.4" - BLACK - FULL BODY PAINT
7	137489-01-09A	EA	COVER - SINK/LARGE - 13.8"X17"X1/4" VENDURA-BUTTER BRICKLE
			FROM: 00-00-00 THRU: 11-12-06
7	161218-01-UM1	EA	COVER - SINK/LARGE - 13.8" X 16.9" X VENDURA
			FROM: 11-13-06 THRU: 99-99-99
8	137489-02-09A	EA	COVER - SINK/SMALL - 9.6"X15.7"X1/4"VENDURA-BUTTER BRICKLE
			FROM: 00-00-00 THRU: 11-12-06
8	161218-02-UM1	EA	COVER - SINK/SMALL - 9.6" X 15.7" X VENDURA
			FROM: 11-13-06 THRU: 99-99-99
9	P53402-02-TD1	EA	MOLDING/TRIM - ROSETTE/CORNER/ROUND - CONCERT CHERRY
9	P53402-02-TD2	EA	MOLDING/TRIM - ROSETTE/CORNER/ROUND - WASHED MAPLE
9	P53402-02-TD3	EA	MOLDING/TRIM - ROSETTE/CORNER/ROUND - SIERRA MAPLE
10	155370-01-TD1	EA	MOLDING/BLOCK - 5.1" X 5.4" - W/INSERT - CONCERT CHERRY
10	155370-01-TD2	EA	MOLDING/BLOCK - 5.1" X 5.4" - W/INSERT - WASHED MAPLE
10	155370-01-TD3	EA	MOLDING/BLOCK - 5.1" X 5.4" - W/INSERT - SIERRA MAPLE
11	153421-03-TD1	EA	MOLDING/BLOCK - 5.1" X 5.4" - W/O INSERT - CONCERT CHERRY
11	153421-03-TD2	EA	MOLDING/BLOCK - 5.1" X 5.4" - W/O INSERT - WASHED MAPLE
11	153421-03-TD3	EA	MOLDING/BLOCK - 5.1" X 5.4" - W/O INSERT - SIERRA MAPLE
12	153422-01-TD1	EA	MOLDING/INSERT - 1/2 MOON - 1.8"X 4.7" - CONCERT CHERRY
12	153422-01-TD2	EA	MOLDING/INSERT - 1/2 MOON - 1.8"X 4.7" - WASHED MAPLE
12	153422-01-TD3	EA	MOLDING/INSERT - 1/2 MOON - 1.8"X 4.7" - SIERRA MAPLE

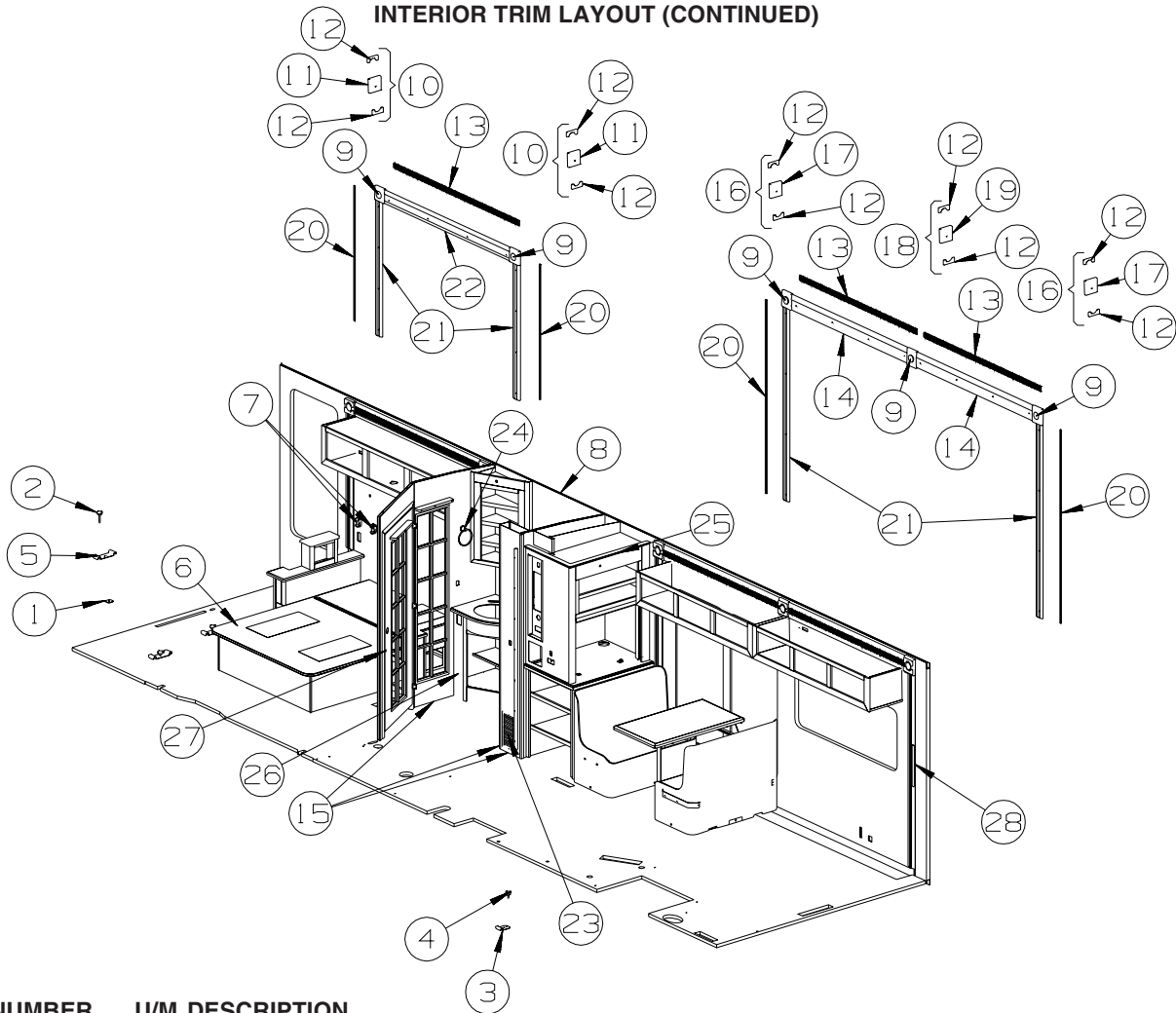
INTERIOR FINISH GROUP (CONTINUED)
INTERIOR TRIM LAYOUT (CONTINUED)

KEY	PART NUMBER	U/M	DESCRIPTION
13	M09511-71-TD1	EA	MOLDING/TRIM - FLUTED - 2" X 92.5" - CONCERT CHERRY
13	M09511-71-TD2	EA	MOLDING/TRIM - FLUTED - 2" X 92.5" - WASHED MAPLE
13	M09511-71-TD3	EA	MOLDING/TRIM - FLUTED - 2" X 92.5" - SIERRA MAPLE
14	M09462-66-R75	EA	MOLDING - TRIM/RAIL - .6" X 2.4" X 96" - CONCERT CHERRY
14	M09462-66-R76	EA	MOLDING - TRIM/RAIL - .6" X 2.4" X 96" - WASHED MAPLE
14	M09462-66-SA3	EA	MOLDING - TRIM/RAIL - .6" X 2.4" X 96" - SIERRA MAPLE
15	M09471-79-R39	EA	MOLDING - TRIM/COVE - .8" X .8" X 96" - CONCERT CHERRY
15	M09471-79-R46	EA	MOLDING - TRIM/COVE - .8" X .8" X 96" - WASHED MAPLE
15	M09471-79-SA3	EA	MOLDING - TRIM/COVE - .8" X .8" X 96" - SIERRA MAPLE
16	120134-01-02A	EA	REGISTER - W/DAMPER - 4" PIPE/6.4" O.D. FACE - WHITE
16	120134-02-01A	EA	REGISTER - TRIM RING - WHITE
17	138403-01-01A	EA	TRIM - ROOF - MILL
18	Y00136-21-218	EA	DOWEL - WOOD - CLOTHES ROD - 1"DIAMETER X 4'
19	151184-02-U89	EA	BACKSPLASH - W/ACCENTS - VENDURA -BUTTER BRICKLE W/PBL BCH
20	094499-03-000	EA	EXTINGUISHER/FIRE - DRY - 10BC - W/GAUGE/BRACKET
20*	094499-02-000	EA	EXTINGUISHER/FIRE - DRY - 10BC - W/GAUGE - CANADIAN
20	094499-04-000	EA	STRAP - FIRE EXTINGUISHER MOUNTING - METAL
21	093214-01-05A	EA	GRILLE - SPEAKER - 4" - CASHMERE
22	Y00326-62-438	EA	MOLDING - VINYL/CONCAVED - .7" X 96" - CONCERT CHERRY (U90, U94, U98)
22	Y00326-D2-438	EA	MOLDING - VINYL/CONCAVED - .7" X 96" - CONCERT CHERRY (UM1, UM2, UM3)
22	Y00326-A2-438	EA	MOLDING - VINYL/CONCAVED - .7" X 96" - WASHED MAPLE
22	Y00326-92-438	EA	MOLDING - VINYL/CONCAVED - .7" X 96" - SIERRA MAPLE
23	Y00328-62-438	EA	MOLDING - VINYL/CURVED - 3.5" X 96" - CONCERT CHERRY (U90, U94, U98)
23	Y00328-D2-438	EA	MOLDING - VINYL/CURVED - 3.5" X 96" - CONCERT CHERRY (UM1, UM2, UM3)
23	Y00328-A2-438	EA	MOLDING - VINYL/CURVED - 3.5" X 96" - WASHED MAPLE
23	Y00328-92-438	EA	MOLDING - VINYL/CURVED - 3.5" X 96" - SIERRA MAPLE
24	Y00327-62-438	EA	MOLDING - VINYL/CURVED - 5.1" X 96" - CONCERT CHERRY (U90, U94, U98)
24	Y00327-D2-438	EA	MOLDING - VINYL/CURVED - 5.1" X 96" - CONCERT CHERRY (UM1, UM2, UM3)
24	Y00327-A2-438	EA	MOLDING - VINYL/CURVED - 5.1" X 96" - WASHED MAPLE
24	Y00327-92-438	EA	MOLDING - VINYL/CURVED - 5.1" X 96" - SIERRA MAPLE
25	102778-03-000	EA	BOARD - CUTTING - .7" X 10" X 17.7" - WOOD
26	125136-02-000	EA	DETECTOR/CO - GAS MODEL - 9 VOLT
27	131058-03-02A	EA	HAND RAIL - INTERIOR ENTRY DOOR - BLACK
28	138359-01-01A	FT	COVER - ROOF BREAK - PEARL CREAM/PLASTIC - 96"
29	139955-06-02A	EA	TRIM - STEP/ENTRY - 29.3" - TITANIUM
30	140849-01-02A	EA	BAR - TOWEL - 18" - CHROME
31	140973-01-02A	EA	HOLDER - TOILET TISSUE - CHROME
32	147929-01-000	EA	MIRROR - SAFETY GLASS - ARCHED TOP/LEFT HAND
33	147929-02-000	EA	MIRROR - SAFETY GLASS - ARCHED TOP/RIGHT HAND
34	147947-01-01A	EA	FRAME/MIRROR - ARCHED TOP - CONCERT CHERRY
34	147947-01-02A	EA	FRAME/MIRROR - ARCHED TOP - WASHED MAPLE
34	147947-01-04A	EA	FRAME/MIRROR - ARCHED TOP - SIERRA MAPLE
35	147947-02-01A	EA	FRAME/MIRROR - ARCHED TOP - CONCERT CHERRY
35	147947-02-02A	EA	FRAME/MIRROR - ARCHED TOP - WASHED MAPLE
35	147947-02-04A	EA	FRAME/MIRROR - ARCHED TOP - SIERRA MAPLE
36	148362-01-01A	EA	COVER - BRACKET/STRIKE - BRIGHT WHITE
			FROM: 00-00-00 THRU: 07-31-06
36	148362-01-02A	EA	COVER - BRACKET/STRIKE - MEDIUM OAK
			FROM: 08-01-06 THRU: 99-99-99
	140151-02-02A	EA	COVER - SCREW - BRIGHT WHITE
			FROM: 00-00-00 THRU: 07-31-06
	140151-02-03A	EA	COVER - SCREW - MEDIUM OAK
			FROM: 08-01-06 THRU: 99-99-99
37	152301-01-01A	EA	FLANGE - PLASTIC - 1" CLOTHES ROD HOLDER - WHITE
38	152991-01-01A	EA	MOLDING/TRIM - OVERHEAD - 13.9"D X 67.7"L - CONCERT CHERRY
38	152991-01-02A	EA	MOLDING/TRIM - OVERHEAD - 13.9"D X 67.7"L - WASHED MAPLE
38	152991-01-04A	EA	MOLDING/TRIM - OVERHEAD - 13.9"D X 67.7"L - SIERRA MAPLE
39	159032-01-01A	EA	CONTAINER - WASTEBASKET - 14.3 QT - WHITE

*COMPONENT PARTS LISTED LATER IN THIS GROUP

INTERIOR FINISH GROUP (CONTINUED)

INTERIOR TRIM LAYOUT (CONTINUED)



KEY	PART NUMBER	U/M	DESCRIPTION
1	134128-02-02B	EA	PLATE - W/HOLES - W/WELDNUT - E-COATED
2	134194-01-01A	EA	KNOB - HOLD DOWN/RECLINER - BLACK
3	134057-04-11B	EA	BRACKET - RECLINER - FLAT BLACK - DINING TABLE/CHAIRS
4	134194-02-01A	EA	KNOB - HOLD DOWN/RECLINER - BLACK - DINING TABLE/CHAIRS
5	134057-03-11B	EA	BRACKET - HOLD DOWN/CHAIR - BLACK
6	154430-01-000	EA	MATTRESS - INNERSPRING - 60" X 74.5"
6	142411-01-000	EA	MATTRESS/AIR - 60" X 75" - SELECT COMFORT - SLEEP NUMBER BED-QUEEN SIZE
6	142411-03-000	EA	AIR PUMP W/CONTROLS - F/SELECT COMFORT MATTRESS - SLEEP NUMBER BED-QUEEN SIZE
	099717-05-000	EA	STRAP - W/16.5" FEMALE STRAP AND 17.7" MALE STRAP
7	142411-05-000	EA	HOLDER - F/CONTROL (SELECT COMFORT) - SLEEP NUMBER BED-QUEEN SIZE
8*	158076-03-01A	EA	DOOR - SHOWER - NEO ANGLE - 66.4" TALL - NICKEL/AQUA
8	158076-05-01A	EA	LATCH KIT - TRAVEL/SAFETY - RIGHT HINGED
8	158076-07-01A	EA	SCREW - F/TRAVEL LATCH - 6-32 X .25" PPH
8	158076-08-01A	EA	NUT-HEX - F/TRAVEL LATCH - 6X32 SST - W/NYLON INSERT
8	158076-09-01A	EA	LABEL - TRAVEL LATCH - SILVER FOIL
9	P53402-02-TD1	EA	MOLDING/TRIM - ROSETTE/CORNER/ROUND - CONCERT CHERRY
9	P53402-02-TD2	EA	MOLDING/TRIM - ROSETTE/CORNER/ROUND - WASHED MAPLE
9	P53402-02-TD3	EA	MOLDING/TRIM - ROSETTE/CORNER/ROUND - SIERRA MAPLE
10	155370-01-TD1	EA	MOLDING/BLOCK - 5.1" X 5.4" - W/INSERT - CONCERT CHERRY
10	155370-01-TD2	EA	MOLDING/BLOCK - 5.1" X 5.4" - W/INSERT - WASHED MAPLE
10	155370-01-TD3	EA	MOLDING/BLOCK - 5.1" X 5.4" - W/INSERT - SIERRA MAPLE
11	153421-03-TD1	EA	MOLDING/BLOCK - 5.1" X 5.4" - W/O INSERT - CONCERT CHERRY
11	153421-03-TD2	EA	MOLDING/BLOCK - 5.1" X 5.4" - W/O INSERT - WASHED MAPLE
11	153421-03-TD3	EA	MOLDING/BLOCK - 5.1" X 5.4" - W/O INSERT - SIERRA MAPLE
12	153422-01-TD1	EA	MOLDING/INSERT - 1/2 MOON - 1.8"X 4.7" - CONCERT CHERRY
12	153422-01-TD2	EA	MOLDING/INSERT - 1/2 MOON - 1.8"X 4.7" - WASHED MAPLE
12	153422-01-TD3	EA	MOLDING/INSERT - 1/2 MOON - 1.8"X 4.7" - SIERRA MAPLE
13	M09511-71-TD1	EA	MOLDING/TRIM - FLUTED - 2" X 92.5" - CONCERT CHERRY
13	M09511-71-TD2	EA	MOLDING/TRIM - FLUTED - 2" X 92.5" - WASHED MAPLE
13	M09511-71-TD3	EA	MOLDING/TRIM - FLUTED - 2" X 92.5" - SIERRA MAPLE

INTERIOR FINISH GROUP (CONTINUED)
INTERIOR TRIM LAYOUT (CONTINUED)

KEY	PART NUMBER	U/M	DESCRIPTION
14	Y00337-62-438	EA	MOLDING/TRIM - VINYL/CURVED - 5.9" X 96" - CONCERT CHERRY (U90, U94, U98)
14	Y00337-D2-438	EA	MOLDING/TRIM - VINYL/CURVED-5.9"X 96" - CONCERT CHERRY (UM1, UM2, UM3)
14	Y00337-A2-438	EA	MOLDING/TRIM - VINYL/CURVED - 5.9" X 96" - WASHED MAPLE
14	Y00337-92-438	EA	MOLDING/TRIM - VINYL/CURVED - 5.9" X 96" - SIERRA MAPLE
15	M09471-79-R39	EA	MOLDING - TRIM/COVE - .8" X .8" X 96" - CONCERT CHERRY
15	M09471-79-R46	EA	MOLDING - TRIM/COVE - .8" X .8" X 96" - WASHED MAPLE
15	M09471-79-SA3	EA	MOLDING - TRIM/COVE - .8" X .8" X 96" - SIERRA MAPLE
16	155370-03-TD1	EA	MOLDING/BLOCK - 5.1" X 6.1" - W/INSERT - CONCERT CHERRY
16	155370-03-TD2	EA	MOLDING/BLOCK - 5.1" X 6.1" - W/INSERT - WASHED MAPLE
16	155370-03-TD3	EA	MOLDING/BLOCK - 5.1" X 6.1" - W/INSERT - SIERRA MAPLE
17	153421-04-TD1	EA	MOLDING/BLOCK - 5.1" X 6.1" - W/O INSERT - CONCERT CHERRY
17	153421-04-TD2	EA	MOLDING/BLOCK - 5.1" X 6.1" - W/O INSERT - WASHED MAPLE
17	153421-04-TD3	EA	MOLDING/BLOCK - 5.1" X 6.1" - W/O INSERT - SIERRA MAPLE
18	155370-04-TD1	EA	MOLDING/BLOCK - 5.1" X 6.4" - W/INSERT - CONCERT CHERRY
18	155370-04-TD2	EA	MOLDING/BLOCK - 5.1" X 6.4" - W/INSERT - WASHED MAPLE
18	155370-04-TD3	EA	MOLDING/BLOCK - 5.1" X 6.4" - W/INSERT - SIERRA MAPLE
19	P53421-06-TE5	EA	MOLDING/BLOCK - 5.1" X 6.4" - W/O INSERT - CONCERT CHERRY
19	P53421-06-TE6	EA	MOLDING/BLOCK - 5.1" X 6.4" - W/O INSERT - WASHED MAPLE
19	P53421-06-TE7	EA	MOLDING/BLOCK - 5.1" X 6.4" - W/O INSERT - SIERRA MAPLE
20	Y00326-62-438	EA	MOLDING - VINYL/CONCAVED - .7" X 96" - CONCERT CHERRY (U90, U94, U98)
20	Y00326-D2-438	EA	MOLDING - VINYL/CONCAVED - .7" X 96" - CONCERT CHERRY (UM1, UM2, UM3)
20	Y00326-A2-438	EA	MOLDING - VINYL/CONCAVED - .7" X 96" - WASHED MAPLE
20	Y00326-92-438	EA	MOLDING - VINYL/CONCAVED - .7" X 96" - SIERRA MAPLE
21	Y00328-62-438	EA	MOLDING - VINYL/CURVED - 3.5" X 96" - CONCERT CHERRY (U90, U94, U98)
21	Y00328-D2-438	EA	MOLDING - VINYL/CURVED - 3.5" X 96" - CONCERT CHERRY (UM1, UM2, UM3)
21	Y00328-A2-438	EA	MOLDING - VINYL/CURVED - 3.5" X 96" - WASHED MAPLE
21	Y00328-92-438	EA	MOLDING - VINYL/CURVED - 3.5" X 96" - SIERRA MAPLE
22	Y00327-62-438	EA	MOLDING - VINYL/CURVED - 5.1" X 96" - CONCERT CHERRY (U90, U94, U98)
22	Y00327-D2-438	EA	MOLDING - VINYL/CURVED - 5.1" X 96" - CONCERT CHERRY (UM1, UM2, UM3)
22	Y00327-A2-438	EA	MOLDING - VINYL/CURVED - 5.1" X 96" - WASHED MAPLE
22	Y00327-92-438	EA	MOLDING - VINYL/CURVED - 5.1" X 96" - SIERRA MAPLE
23	093614-14-02A	EA	GRILLE - AIR RETURN - 7.9" X 13.9" - BEIGE
24	132046-03-02A	EA	RING - TOWEL - CHROME
25	152991-07-01A	EA	MOLDING/TRIM - OVERHEAD - 25.7"D X 37.1"L - CONCERT CHERRY
25	152991-07-02A	EA	MOLDING/TRIM - OVERHEAD - 25.7"D X 37.1"L - WASHED MAPLE
25	152991-07-04A	EA	MOLDING/TRIM - OVERHEAD - 25.7"D X 37.1"L - SIERRA MAPLE
26	093614-01-02A	EA	GRILLE - AIR RETURN - 15.9" X 7.9" - BEIGE
27	120760-01-000	EA	RUBBER BUMPER - CLEAR - .1" THICK X .8" DIAMETER
28	130262-05-000	EA	PROTECTOR - CORNER .4" X .7"

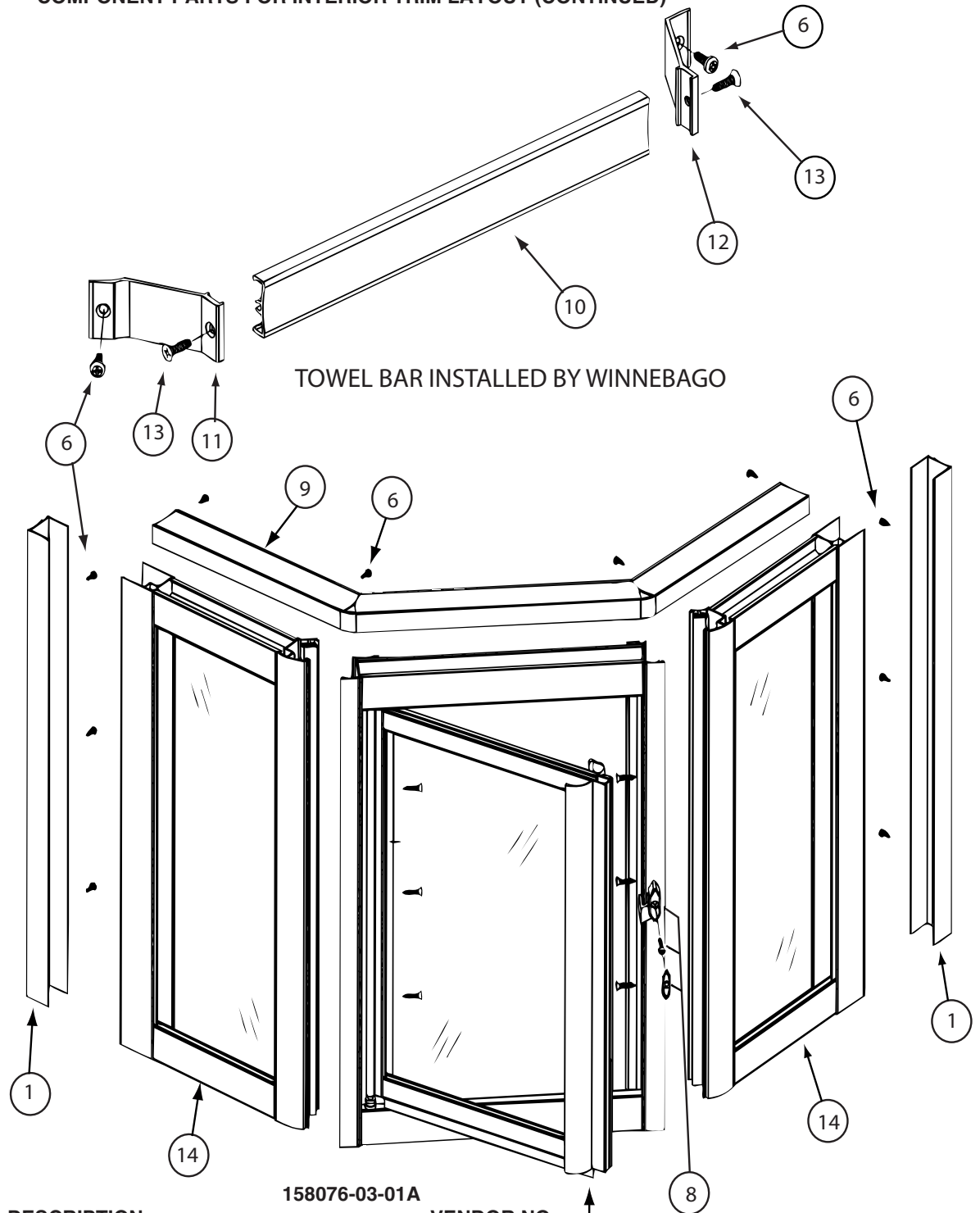
*COMPONENT PARTS LISTED LATER IN THIS GROUP

COMPONENT PARTS FOR INTERIOR TRIM LAYOUT

094499-02-000

KEY	PART NUMBER	U/M	DESCRIPTION	VENDOR NO
	094499-01-700	EA	BRACKET MTG. W/PLAS. STRAP	294039

INTERIOR FINISH GROUP (CONTINUED)
COMPONENT PARTS FOR INTERIOR TRIM LAYOUT (CONTINUED)



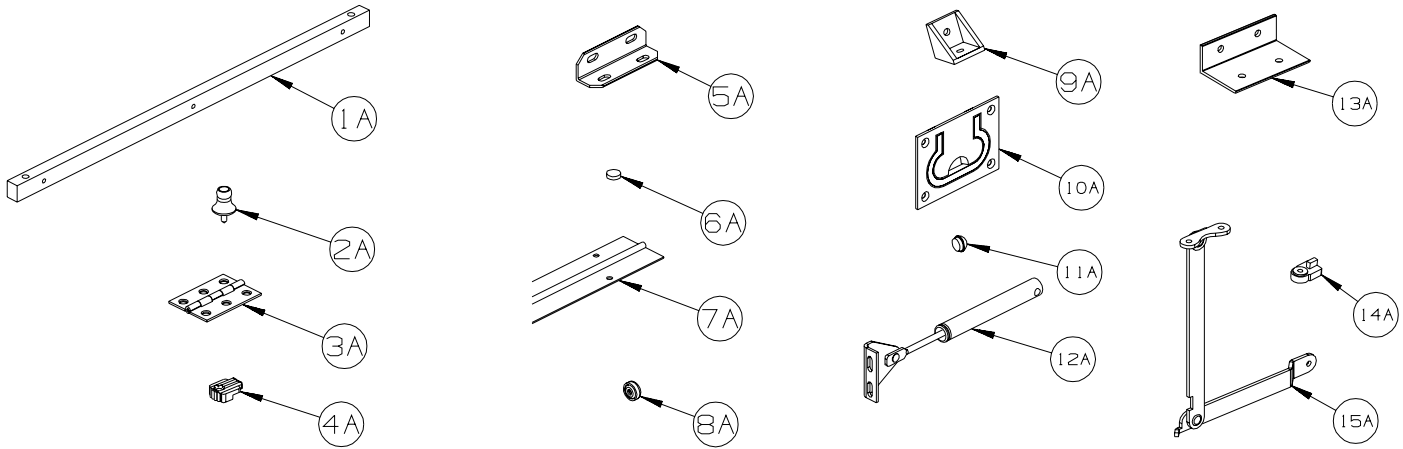
KEY	PART NUMBER	U/M	DESCRIPTION	VENDOR NO
1	158076-03-700	EA	JAMB - WALL - NICKEL	201N
6	158076-02-701	EA	SCREW - ADJUSTMENT - NICKEL	638PHPT-N
7	158076-03-704	FT	VINYL SWEEP	C176B
8	089318-01-707	EA	LATCH/CATCH-TURN-SAFETY-BLK	9730N
9	158076-03-705	EA	HEADER CAP	247N
10	115011-03-714	EA	TOWEL BAR - NICKEL	136N
11	158076-03-706	EA	BRACKET/TOWEL BAR-LH/FACING	246N
12	158076-03-707	EA	BRACKET/TOWEL BAR-RH/FACING	199N
13	115011-03-716	EA	SCREW F/TOWEL BAR - NICKEL	612F-N
14	158076-03-708	EA	WING PNL-RT/LT-FRAMED GLASS	WB383N-AWP
	158076-03-701	EA	PIVOT PIN	CP201
	158076-03-702	EA	PIVOT BUSHING	CP209
	158076-03-703	EA	PIVOT WASHER - PLASTIC	FW 10-093
	139047-01-709	EA	STRIP/MAGNETIC- 55" (NARROW)	98-42

INTERIOR FINISH GROUP (CONTINUED)
FLOOR COVERINGS

KEY	PART NUMBER	U/M	DESCRIPTION
	075233-01-000	SY	PAD - CARPET - 3/8" X 6'W ROLL - SOLD BY THE SQUARE YARD
	089275-02-000	FT	STRIP - 3/4" X 84" BLACK POLYETHYLENE
	093486-01-000	SY	CARPET - COMPARTMENT - 72" WIDE - DARK GRAY
	131711-01-12A	EA	TILE/FLOOR - VINYL - 12" X 12" - DESERT
	152251-02-01A	SY	CARPET - 4 SQUARE YARD INCREMENTS - CORK (U90, U91, U92, UM1)
	152251-02-05A	SY	CARPET - 4 SQUARE YARD INCREMENTS - TORNADO VALLEY (U94, U95, U96, UM2)
	152251-07-01A	SY	CARPET - 4 SQUARE YARD INCREMENTS - SAFFRON (U98, U99, U00, UM3)

INTERIOR FINISH GROUP (CONTINUED)

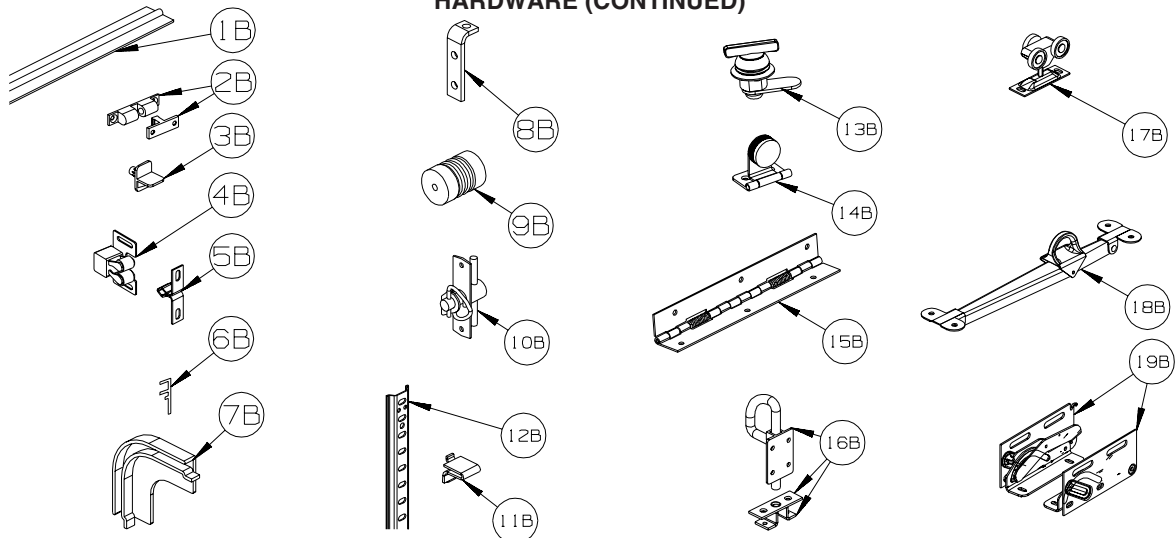
HARDWARE



KEY	PART NUMBER	U/M	DESCRIPTION
1A	P34509-01-N01	EA	RAIL END - RH/LH - TOWEL RACK - PORTSMOUTH
1A	P34509-01-P14	EA	RAIL END - RH/LH - TOWEL RACK - CONCERT CHERRY
1A	P34509-01-J70	EA	RAIL END - RH/LH - TOWEL RACK - WASHED MAPLE
1A	P34509-01-RE0	EA	RAIL END - RH/LH - TOWEL RACK - HONEY CHERRY
1A	P34509-01-SA3	EA	RAIL END - RH/LH - TOWEL RACK - SIERRA MAPLE
2A	009013-01-000	EA	CATCH - BULLDOG - MALE/FEMALE
3A	009059-01-000	EA	HINGE - DOOR - 2" X 1.4" - BRASS
3A	009059-02-000	EA	HINGE - DOOR - 2" X 2.7" - BRASS
3A	009059-03-000	EA	HINGE - BRASS - 1.75"
3A	009059-04-000	EA	HINGE - 2" - ZINC
4A	009089-01-000	EA	CLIP - MIRROR
5A	016604-01-000	EA	BRACE - ANGLE - 2 1/2" - UNPAINTED METAL
5A	016604-05-000	EA	BRACE - ANGLE - 2 1/2" - OFF WHITE METAL
5A	016604-10-000	EA	BRACE - SEAT ANGLE - 2.5" - BLACK
6A	023320-01-000	EA	PAD - FELT 3/8" DIAMETER
7A	041389-19-000	EA	HINGE - PIANO - 1 1/2" X 71.9" - UNPAINTED
7A	041389-25-000	EA	HINGE - PIANO - 1 1/2" X 55" - UNPAINTED
7A	041389-32-000	EA	HINGE - PIANO - 68" - OFF WHITE
8A	057671-01-000	EA	COVER - SCREW - #8 - OFF WHITE
8A	057671-15-000	EA	COVER - SCREW - #8 - BRIGHT WHITE
8A	057671-16-000	EA	COVER - SCREW - #8 - SOFT WHITE
8A	057671-18-000	EA	COVER - SCREW - #8 - OFF WHITE
9A	065740-01-000	EA	BRACE - CABINET/CORNER - PLASTIC
10A	072871-01-000	EA	PULL - FLUSH - CHROME
11A	074045-13-000	EA	PLUG - OAK - 3/8" DOWEL-1/2" HEAD - PORTSMOUTH OAK
11A	074045-08-000	EA	PLUG - OAK - 3/8" DOWEL-1/2" HEAD - CONCERT CHERRY
11A	074045-12-000	EA	PLUG - OAK - 3/8" DOWEL-1/2" HEAD - WASHED MAPLE
11A	074045-14-000	EA	PLUG - OAK - 3/8" DOWEL-1/2" HEAD - HONEY CHERRY
11A	074045-15-000	EA	PLUG - OAK - 3/8" DOWEL-1/2" HEAD - SIERRA MAPLE
12A	074493-02-000	EA	SUPPORT - PISTON SPRING - CABINET DOOR - 26 LBS
12A	074493-03-000	EA	SUPPORT - PISTON SPRING - CABINET DOOR - 12 LBS
12A	074493-04-000	EA	SUPPORT - PISTON SPRING - CABINET DOOR - 32LBS
13A	156732-01-01A	EA	BRACE - ANGLE/COUCH - 2.5" - MILL
13A	156732-01-02A	EA	BRACE - ANGLE/COUCH - 2.5" - OFF WHITE
13A	156732-03-01A	EA	BRACE - ANGLE/COUCH - BLACK
14A	083204-03-000	EA	BUTTON - RETAINING MIRROR 5/16" TIP
15A	084412-01-000	EA	SUPPORT/HINGE KIT (LEFT & RIGHT HINGES)

INTERIOR FINISH GROUP (CONTINUED)

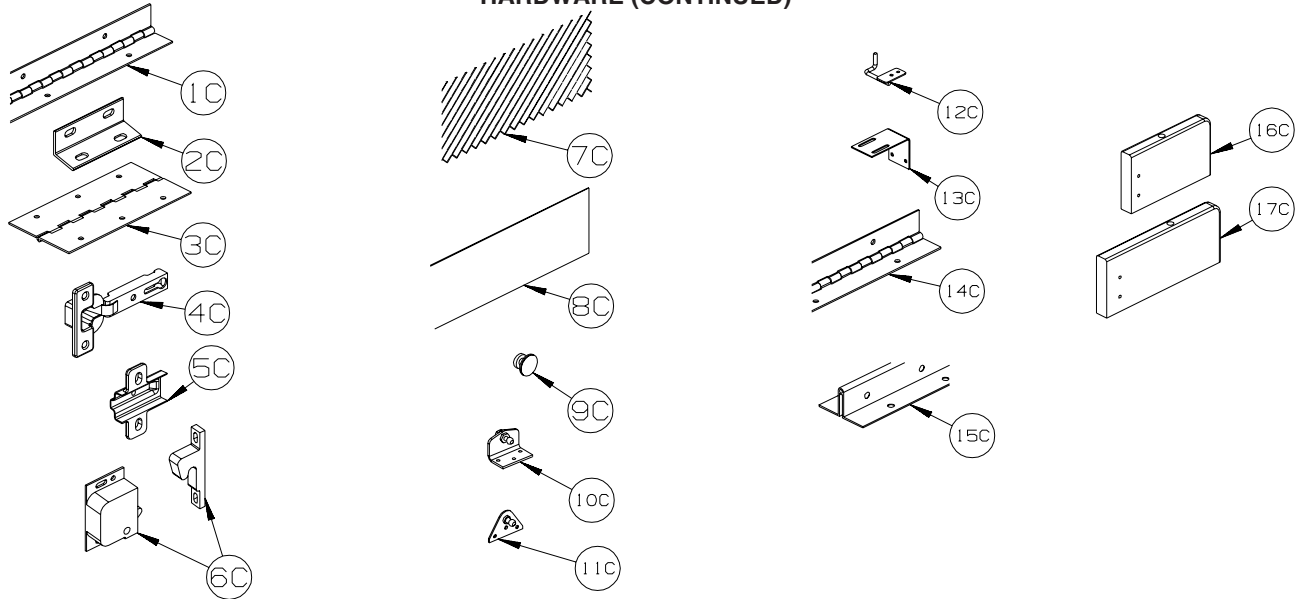
HARDWARE (CONTINUED)



KEY	PART NUMBER	U/M	DESCRIPTION
1B	084413-01-000	EA	HINGE - 1" X 72" - ALUMINUM - W/HOLES
2B	084451-01-000	EA	CATCH & LATCH - 1.7" - BRASS
3B	092907-01-000	EA	SUPPORT - SHELF - PIN - 1/4" - CLEAR PLASTIC
4B	093586-03-000	EA	CATCH - SPRING ROLLER - .377"
4B	093586-06-000	EA	CATCH - SPRING ROLLER - .236"
5B	093586-04-000	EA	STRIKE - SPRING STEEL - 1.14"
6B	093622-01-000	EA	TRACK - DOOR - TAMBOUR - PLASTIC - 8' LENGTHS
7B	093623-01-000	EA	CORNER - TRACK - TAMBOUR DOOR
8B	096826-01-01A	EA	BRACE-CABINET E-COATED
9B	097872-04-000	EA	DOWEL - WOOD - 1" DIAMETER X 1.38" LONG - UNFINISHED
10B	098196-01-000	EA	LATCH - 1/4 TURN - T-BAR
11B	098979-01-000	EA	CLIP - ADJUSTABLE SHELF
12B	098980-01-000	EA	PILASTER - ADJUSTABLE SHELF - 18"
12B	098980-02-000	EA	PILASTER - ADJUSTABLE SHELF - 12"
12B	098980-03-000	EA	PILASTER - ADJUSTABLE SHELF - 9"
12B	098980-04-000	EA	PILASTER - ADJUSTABLE SHELF - 48"
12B	098980-05-000	EA	PILASTER - ADJUSTABLE SHELF - 15"
12B	098980-06-000	EA	PILASTER - ADJUSTABLE SHELF - 24"
13B	100710-01-02A	EA	LOCK - GLASS DOOR/TWIST TYPE - NICKEL
14B	100711-01-02A	EA	HINGE - GLASS DOOR - NICKEL
15B	102920-01-01A	EA	HINGE - SPRING LOADED - BRASS
15B	102920-01-02A	EA	HINGE - SPRING LOADED - NICKEL
15B	129753-01-01A	EA	HINGE - SPRING LOADED - 19" X 19" - BLACK
16B	103256-01-000	EA	LATCH COMPLETE (SLIDE)
17B	103874-01-000	EA	HANGER - SLIDING DOOR
18B	104181-01-01A	EA	SUPPORT - LEAF 5.3" EXTENDS TO 7.5" - SAFETY RING - METAL
19B	108126-01-000	EA	TRAY HINGE SET (QTY. 2 PER SET)

INTERIOR FINISH GROUP (CONTINUED)

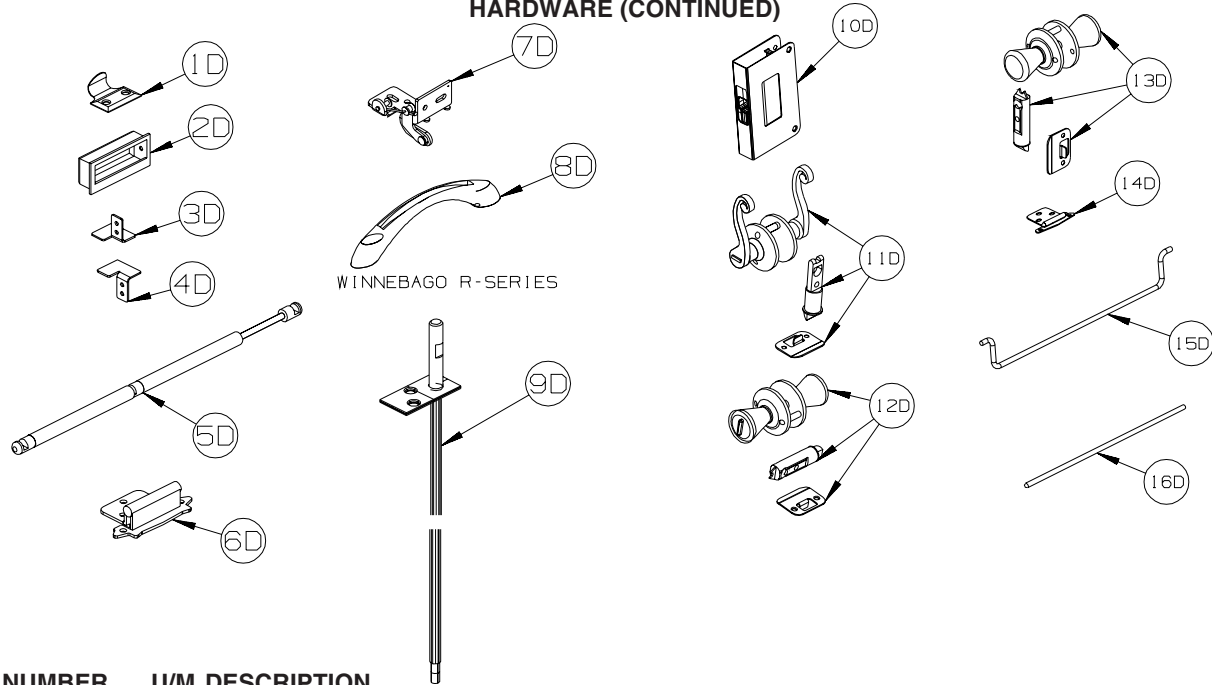
HARDWARE (CONTINUED)



KEY	PART NUMBER	U/M	DESCRIPTION
1C	110496-01-01A	EA	HINGE - BRASS - 2" X 32"
1C	110496-01-02A	EA	HINGE - NICKEL - 2" X 32"
1C	110496-05-02A	EA	HINGE - NICKEL - 2" X 11.5"
1C	110496-06-02A	EA	HINGE - NICKEL - 2" X 9.5"
2C	111866-01-02A	EA	BRACE - SEAT - ANGLE - OFF WHITE
3C	114278-02-000	EA	HINGE - CONTINUOUS - 3" WIDE
4C	114443-02-01A	EA	HINGE - CABINET DOOR - W/O CLIP - SILVER
5C	114443-03-01A	EA	CLIP - HINGE/CABINET DOOR - SILVER
6C	117095-01-01A	EA	LATCH - DOOR - GRABBER W/KEEPER - PLASTIC - BLK-5 LB PULL
6C	117095-02-01A	EA	LATCH - DOOR - GRABBER W/KEEPER - PLASTIC - BLK-10 LB PULL
6C	117095-03-01A	EA	LATCH - DOOR - GRABBER W/KEEPER - PLASTIC - BLK-15 LB PULL
7C	118200-01-01A	SF	MESH - PLASTIC 1/2" - 48" X LENGTH = SF - BLACK
8C	122717-06-01A	FT	PAD - NON-SKID - PSA - 5"W
9C	125221-01-01A	EA	PULL - MIRROR - W/ROUND HANDLE
10C	126263-06-02B	EA	BRACKET - GAS SPRING W/INSIDE BALL STUD - E-COATED
	057460-02-000	EA	BALL STUD - F/GAS SPRING .39" - 5/16"-18
11C	126263-05-02B	EA	BRACKET - GAS SPRING W/BALL STUD - E-COATED
11C	126263-08-02B	EA	BRACKET - GAS SPRING W/CENTERED BALL STUD - E-COATED
11C	126263-19-02B	EA	BRACKET - GAS SPRING W/BALL STUD - E-COATED
12C	130798-01-02B	EA	GUIDE - POCKET DOOR - E-COATED
13C	132871-02-02B	EA	BRACKET/L-ANGLE W/HOLES - 1.9" X 2.8" - E-COATED
14C	134099-01-02A	EA	HINGE - PIANO - WRAP AROUND - 15.7" - NICKEL PLATED
15C	135538-03-02A	EA	HINGE - PIANO - FULL WRAP - 15.7" - CHROME
16C	137445-02-P46	EA	STOP - F/SLIDING DOOR - CONCERT CHERRY
16C	137445-02-P56	EA	STOP - F/SLIDING DOOR - WASHED MAPLE
16C	137445-02-S67	EA	STOP - F/SLIDING DOOR - SIERRA MAPLE
17C	137445-03-T78	EA	STOP - F/SLIDING DOOR - CONCERT CHERRY
17C	137445-03-T79	EA	STOP - F/SLIDING DOOR - WASHED MAPLE
17C	137445-03-T80	EA	STOP - F/SLIDING DOOR - SIERRA MAPLE

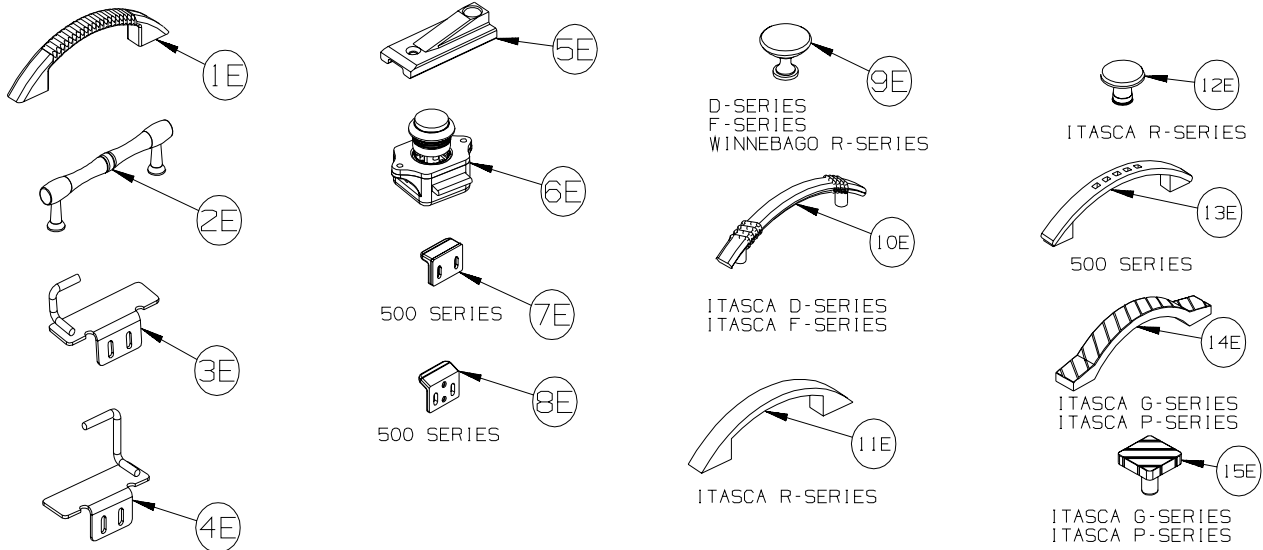
INTERIOR FINISH GROUP (CONTINUED)

HARDWARE (CONTINUED)



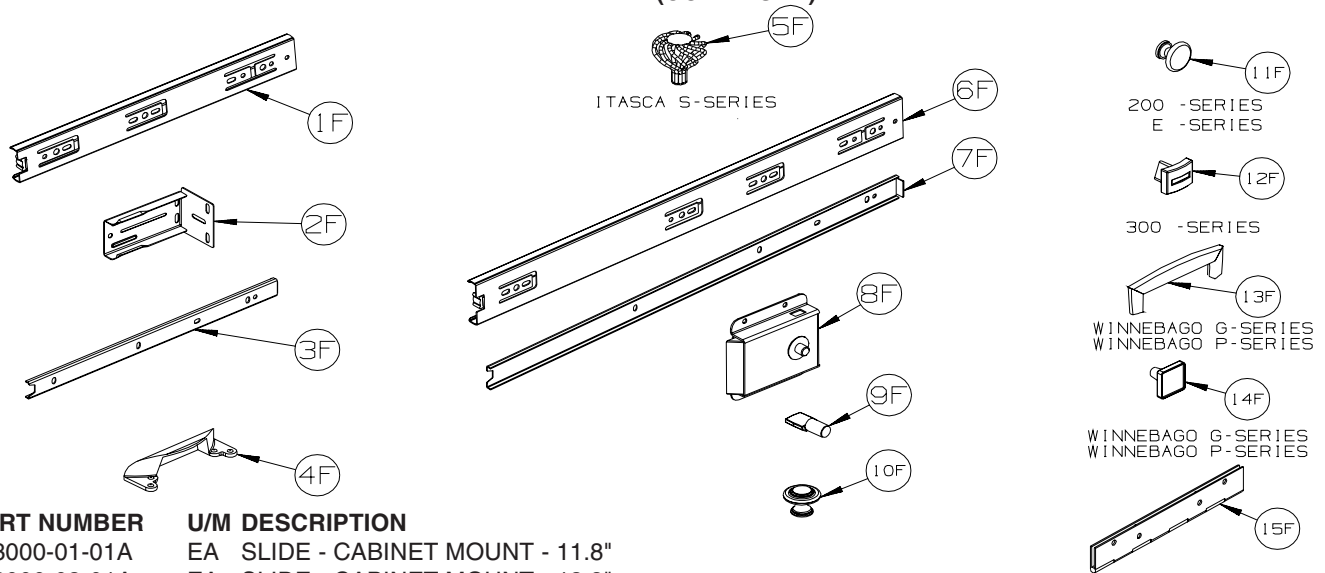
KEY	PART NUMBER	U/M	DESCRIPTION
1D	137463-01-02A	EA	LIFT - HOOK - PEWTER
2D	139136-01-02A	EA	HANDLE - .75" RECESSED - PEWTER
2D	139136-02-02A	EA	HANDLE - .35" RECESSED - PEWTER
3D	139264-01-02B	EA	STOP - DOOR - TAMBOUR/RH HAND - E-COATED
4D	139264-02-02B	EA	STOP - DOOR - TAMBOUR/LH HAND - E-COATED
5D	142569-07-000	EA	SPRING/GAS - 20 LB - 20" EXTENDED/12" COMPRESSED
5D	142569-15-000	EA	SPRING/GAS - 120 LB - 20" EXTENDED/12" COMPRESSED
5D	142569-16-000	EA	SPRING/GAS - 90 LB - 20" EXTENDED/12" COMPRESSED
5D	142569-29-000	EA	SPRING/GAS - 20 LB - 9.9" EXTENDED/5.9" COMPRESSED
6D	143468-02-03A	EA	HINGE - SELF CLOSING - SATIN NICKEL
7D	144488-01-02A	EA	HINGE - CABINET - NICKEL
8D	144917-01-01A	EA	PULL - DRAWER - SATIN NICKEL - TOUR R-SERIES
9D	145939-03-01A	EA	ROD/LATCH - AISLE DOOR - BRASS
			FROM: 00-00-00 THRU: 04-16-06
9D	145939-05-01A	EA	ROD/LATCH - AISLE DOOR - BRASS - NOT ILLUSTRATED
			FROM: 04-17-06 THRU: 07-30-06
9D	145939-05-02A	EA	ROD/LATCH - AISLE DOOR - NICKEL - NOT ILLUSTRATED
			FROM: 07-31-06 THRU: 99-99-99
10D	145939-04-02A	EA	LATCH/SLIDE - AISLE DOOR(1" THICK DOOR)-NICKEL/BLACK SLIDE
11D	146064-01-02A	EA	LOCK/PRIVACY (LOCKING) LEVER STYLE - SATIN PEWTER
12D	146064-05-01A	EA	LOCK/PRIVACY (LOCKING) KNOB STYLE - SATIN NICKEL
13D	146064-06-01A	EA	LOCK/PASSAGE (NON LOCKING) KNOB STYLE - SATIN NICKEL
14D	146553-01-01A	EA	HINGE - CABINET DOOR - BURNISHED BRASS
14D	146553-01-03A	EA	HINGE - CABINET DOOR - SATIN NICKEL
15D	146801-01-01A	EA	ROD/TOWEL BAR (OFFSET) - BRASS
15D	146801-01-02A	EA	ROD/TOWEL BAR (OFFSET) - PEWTER
16D	146840-03-01A	EA	ROD - .25" X 11.7" - BRASS
16D	146840-03-02A	EA	ROD - .25" X 11.7" - PEWTER
16D	146840-04-01A	EA	ROD - .25" X 13.1" - BRASS
16D	146840-04-02A	EA	ROD - .25" X 13.1" - PEWTER
16D	146840-05-01A	EA	ROD - .25" X 14.8" - BRASS
16D	146840-05-02A	EA	ROD - .25" X 14.8" - PEWTER
16D	146840-07-01A	EA	ROD - .25" X 4.2" - BRASS
16D	146840-07-02A	EA	ROD - .25" X 4.2" - PEWTER

INTERIOR FINISH GROUP (CONTINUED) HARDWARE (CONTINUED)



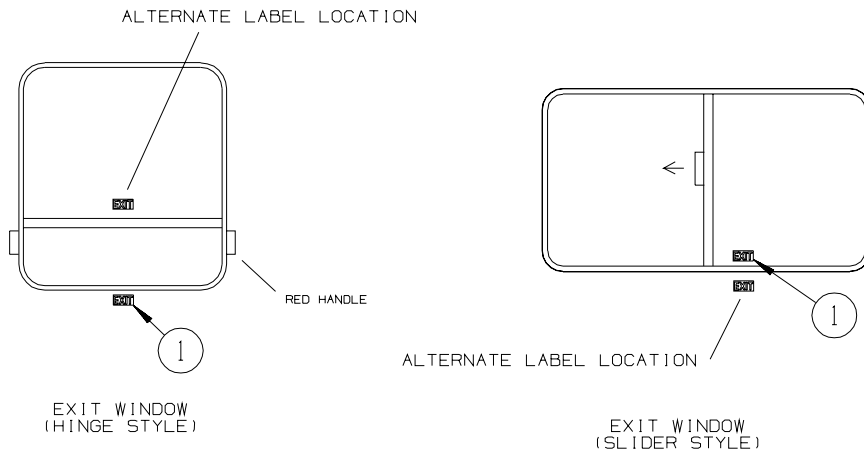
KEY	PART NUMBER	U/M	DESCRIPTION
1E	148816-01-02A	EA	PULL - CABINET DOOR - NICKEL - ASPECT, CAMBRIA 700-SERIES
2E	149090-01-02A	EA	PULL - CABINET DOOR - NICKEL - SIGHTSEER D-SERIES, VOYAGE F-SERIES
3E	149607-01-02B	EA	GUIDE - F/POCKET DOOR - 1.6" BENT ROD - E-COATED
3E	149607-03-02B	EA	GUIDE - F/POCKET DOOR - 2.9" BENT ROD - E-COATED
4E	149607-04-02B	EA	GUIDE - F/POCKET DOOR - E-COATED
5E	150983-01-01A	EA	STRIKE/BLOCK - WEDGE STYLE - F/SLIDE DOOR - 3" X 1.2" - BLACK
6E	151380-01-01A	EA	LATCH - CABINET DOOR - PUSH BUTTON - VIEW & NAVION 500-SERIES
7E	151380-02-01A	EA	STRIKE - CABINET DOOR - VIEW & NAVION 500-SERIES
8E	151380-03-01A	EA	STRIKE - CABINET DOOR - VIEW & NAVION 500-SERIES
9E	152080-01-01A	EA	PULL-NICKEL - SIGHTSEER & SUNOVA D-SERIES, VOYAGE & SUNRISE F-SERIES, TOUR R-SERIES
10E	152302-01-01A	EA	PULL - CABINET DOOR - SATIN NICKEL - SUNOVA D-SERIES, SUNRISE F-SERIES
11E	152304-01-01A	EA	PULL - CABINET DOOR - BRONZE- ELLIPSE R-SERIES
12E	152305-01-01A	EA	KNOB - DOOR/DRAWER - BRONZE - ELLIPSE R-SERIES
13E	152950-01-01A	EA	PULL - DOOR/DRAWER - BRUSHED NICKEL - VIEW & NAVION 500-SERIES
14E	152951-01-01A	EA	PULL - DOOR/DRAWER - PEWTER - SUNCRUISER G-SERIES, MERIDIAN P-SERIES
15E	152952-01-01A	EA	PULL - KNOB/DRAWER - PEWTER - SUNCRUISER G-SERIES, MERIDIAN P-SERIES

INTERIOR FINISH GROUP (CONTINUED) HARDWARE (CONTINUED)



KEY	PART NUMBER	U/M	DESCRIPTION
1F	153000-01-01A	EA	SLIDE - CABINET MOUNT - 11.8"
1F	153000-03-01A	EA	SLIDE - CABINET MOUNT - 13.8"
1F	153000-05-01A	EA	SLIDE - CABINET MOUNT - 15.7"
1F	153000-07-01A	EA	SLIDE - CABINET MOUNT - 17.7"
1F	153000-09-01A	EA	SLIDE - CABINET MOUNT - 19.7"
1F	153000-11-01A	EA	SLIDE - CABINET MOUNT - 21.6"
1F	153000-14-01A	EA	SLIDE - CABINET MOUNT - 23.6"
1F	153000-18-01A	EA	SLIDE - CABINET MOUNT - 9.8"
1F	153000-20-01A	EA	SLIDE - CABINET MOUNT - 25.6"
2F	153000-13-01A	EA	BACKSOCKET - DRAWER SLIDE
3F	153000-02-01A	EA	SLIDE - DRAWER MOUNT - 11.8"
3F	153000-04-01A	EA	SLIDE - DRAWER MOUNT - 13.8"
3F	153000-06-01A	EA	SLIDE - DRAWER MOUNT - 15.7"
3F	153000-08-01A	EA	SLIDE - DRAWER MOUNT - 17.7"
3F	153000-10-01A	EA	SLIDE - DRAWER MOUNT - 19.7"
3F	153000-12-01A	EA	SLIDE - DRAWER MOUNT - 21.6"
3F	153000-15-01A	EA	SLIDE - DRAWER MOUNT - 23.4"
3F	153000-19-01A	EA	SLIDE - DRAWER MOUNT - 9.8"
3F	153000-21-01A	EA	SLIDE - DRAWER MOUNT - 25.4"
4F	153308-01-01A	EA	PULL - VANITY STOOL - SATIN NICKEL
5F	153335-01-02A	EA	PULL - KNOB - DOOR/DRAWER - FLAT BLACK - HORIZON S-SERIES
6F	153352-01-01A	EA	SLIDE - PANTRY - 19.7" - CABINET MOUNT
6F	153352-03-01A	EA	SLIDE - EXT ENTERTAINMENT CNTR - 13.8" - CABINET MOUNT
7F	153352-02-01A	EA	SLIDE - PANTRY - 19.5" - DRAWER MOUNT
7F	153352-04-01A	EA	SLIDE - EXT ENTERTAINMENT CNTR - 13.6" - DRAWER MOUNT
8F	153353-01-01A	EA	LATCH - SLIDING/FLUSH - BLACK
9F	154385-01-02A	EA	PIN - SUPPORT/GLASS DOOR - 1/4" - NICKEL
10F	155803-01-01A	EA	KNOB CABINET DOOR - WROUGHT IRON
11F	155925-01-01A	EA	KNOB - DOOR/DWR - SATIN NICKEL - ACCESS & IMPULSE 200-SERIES, VISTA & SUNSTAR E-SERIES
12F	156579-01-01A	EA	KNOB - DOOR/DRAWER - PEWTER - OUTLOOK & SPIRIT 300-SERIES
13F	157246-01-01A	EA	PULL - CABINET DOOR/DRAWER - SATIN NICKEL - ADVENTURER G-SERIES, JOURNEY P-SERIES
14F	157246-02-01A	EA	KNOB - CABINET DOOR/DRAWER - SATIN NICKEL - ADVENTURER G-SERIES, JOURNEY P-SERIES
15F	158982-01-04B	EA	HINGE - CONTINUOUS - 2" X 8" - BLACK
	158982-01-01A	EA	HINGE - CONTINUOUS - 2" X 8" - ZINC

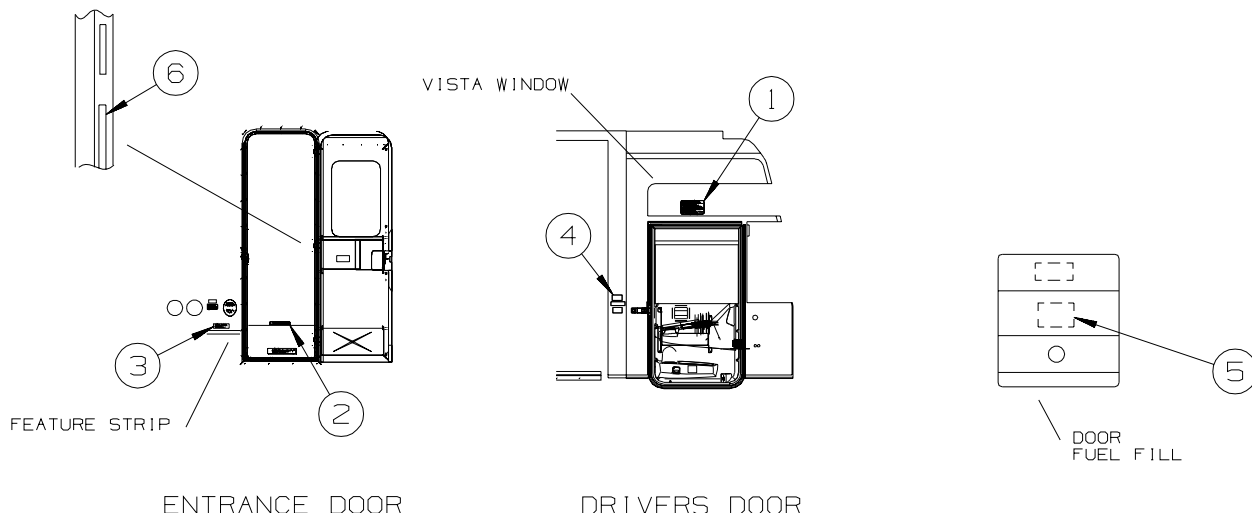
LABELS GROUP



EXIT WINDOW
(HINGE STYLE)

EXIT WINDOW
(SLIDER STYLE)

KEY	PART NUMBER	U/M DESCRIPTION
1	039290-01-000	EA LABEL - WARNING - EXIT



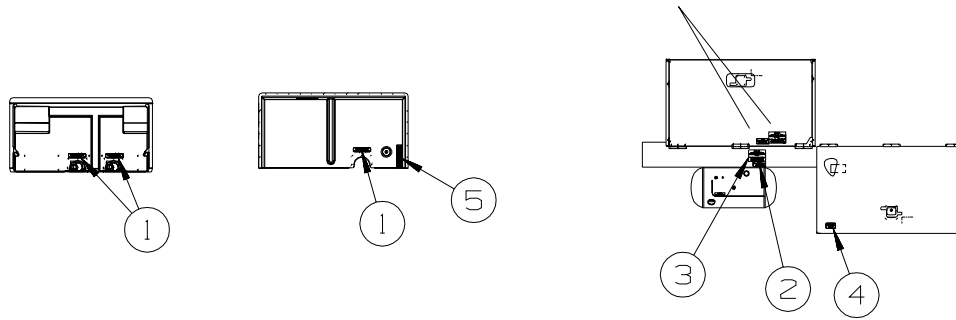
ENTRANCE DOOR

DRIVERS DOOR

KEY	PART NUMBER	U/M DESCRIPTION
1	056259-01-000	EA LABEL - SAFETY CHECK LIST
2	065748-01-000	EA LABEL - WARNING - BATTERY CHARGING - UL
3	099509-01-000	EA LABEL - AWNING INSTALLATION
4	099689-01-000	EA LABEL - WARNING - CANCER/TOXICITY
5	124519-01-02A	EA LABEL - WARNING/REFUELING - WHITE ON CLEAR
5	124519-02-02A	EA LABEL - WARNING/REFUELING - WHITE ON CLEAR - CSA
5	124519-02-01A	EA LABEL - WARNING/REFUELING - BLACK ON CLEAR - CSA
6	135869-01-01A	EA LABEL - MERCURY CONTENT - BLACK ON CLEAR
6	135869-01-02A	EA LABEL - MERCURY CONTENT - WHITE ON CLEAR

LABELS GROUP (CONTINUED)

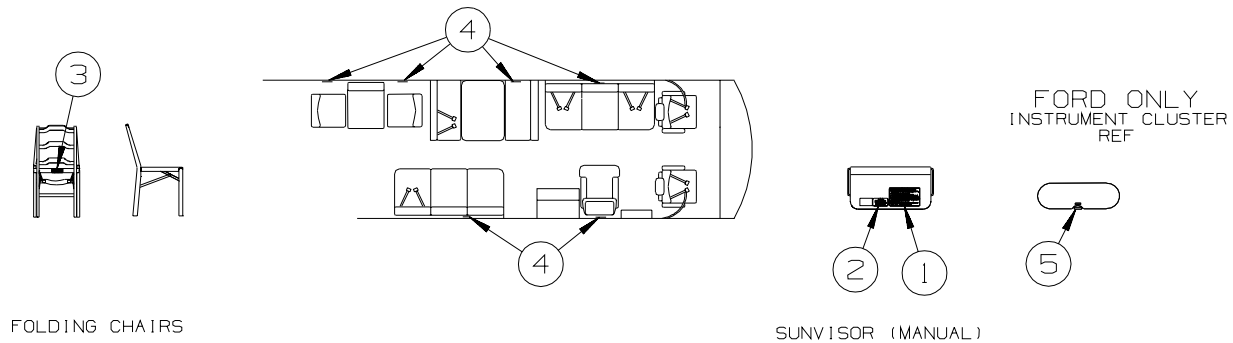
ALTERNATE LOCATION
(WHEN NOT ROOM ON SEAL PLANE)



TYPICAL UTILITY ACCESS

KEY	PART NUMBER	U/M	DESCRIPTION
1	123562-01-000	EA	LABEL - SERVICE/UTILITY ACCESS
2	124519-01-02A	EA	LABEL - WARNING/REFUELING - WHITE ON CLEAR
2	124519-02-02A	EA	LABEL - WARNING/REFUELING - WHITE ON CLEAR - CSA
2	124519-02-01A	EA	LABEL - WARNING/REFUELING - BLACK ON CLEAR - CSA
3	124520-01-01A	EA	LABEL - LP GAS ONLY - BLACK ON CLEAR
3	124520-01-02A	EA	LABEL - LP GAS ONLY - WHITE ON CLEAR
3	023769-01-000	EA	LABEL - WARNING - LPG - CANADIAN
4	125306-04-01A	EA	LABEL - ELECTRICAL ENTRANCE-120/20V 50 AMP-BLACK ON CLEAR
4	125306-04-02A	EA	LABEL - ELECTRICAL ENTRANCE-120/240V 50 AMP-WHITE ON CLEAR
5	147845-01-01A	EA	LABEL - DRIP VALVE

TYPICAL SEAT AND BELT CONFIGURATIONS



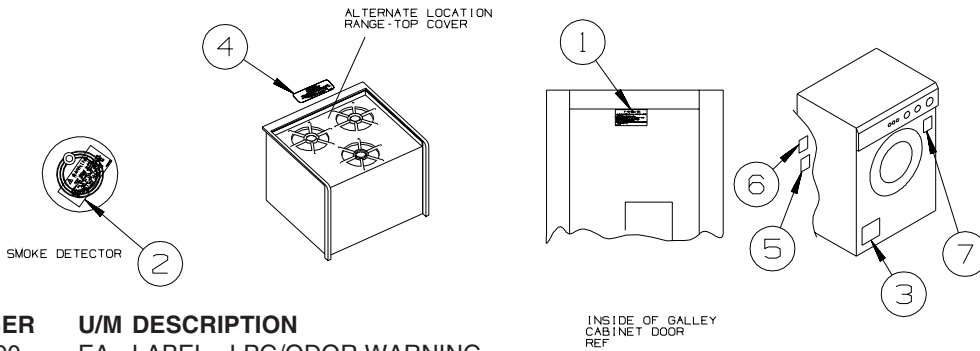
FOLDING CHAIRS

SUNVISOR (MANUAL)

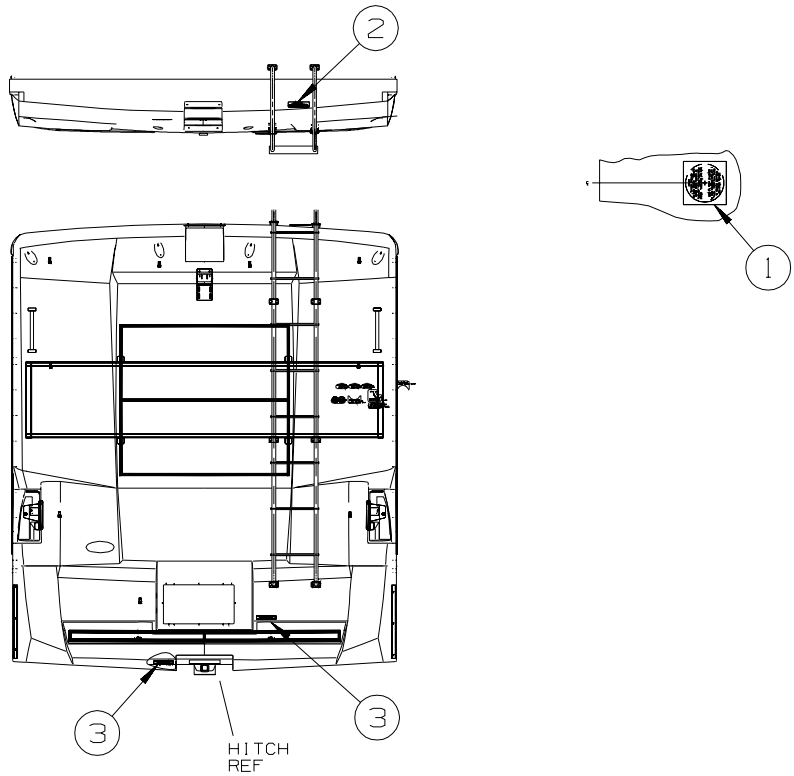
ATTACH LABEL ON OR NEXT TO:
 +ANY SINGLE CHAIR WITHOUT BELTS.
 +ANY DINETTE SEAT WITHOUT BELTS.
 +ANY COUCH WITHOUT BELTS OR ANY SEATING POSITION ON THAT COUCH.
 DO NOT ATTACH LABEL IF:
 +DINETTE SEAT HAS AT LEAST ONE SET OF BELTS INSTALLED.

KEY	PART NUMBER	U/M	DESCRIPTION
1	056259-01-000	EA	LABEL - SAFETY CHECK LIST
2	099689-01-000	EA	LABEL - WARNING - CANCER/TOXICITY
3	134537-01-01A	EA	LABEL - OCCUPANCY - CHAIR - US
3	134537-02-01A	EA	LABEL - OCCUPANCY - CHAIR - CSA - CANADIAN
4	134538-01-01A	EA	LABEL - OCCUPANCY - NO SEAT BELT - BLACK ON CLEAR - US
4	134538-02-01A	EA	LABEL - OCCUPANCY - NO SEAT BELT - BLACK ON CLEAR - CSA
5	155692-01-02A	EA	LABEL - ODOMETER - READ IN MILE - WHITE/CLEAR

LABELS GROUP (CONTINUED)

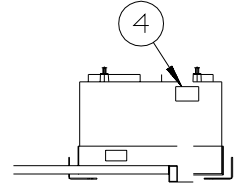
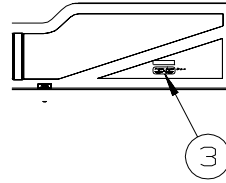
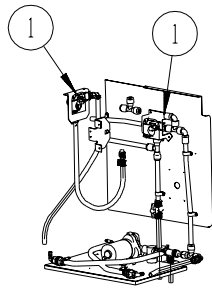
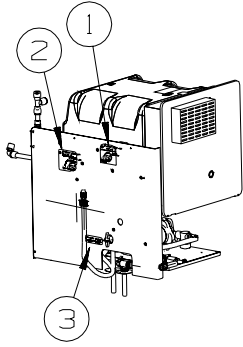


KEY	PART NUMBER	U/M	DESCRIPTION
1	073998-01-000	EA	LABEL - LPG/ODOR WARNING
2	077956-01-000	EA	LABEL - WARNING/SMOKE DETECTOR
3	130670-01-01A	EA	LABEL - CAUTION DRYER VENTING - BLACK ON CLEAR
4	134539-01-01A	EA	LABEL - WARNING - STOVE/HEATING - US - BLACK ON CLEAR
4	134540-01-01A	EA	LABEL - WARNING - STOVE/HEATING - CSA - BLACK ON CLEAR - CANADIAN
5	147524-01-000	EA	LABEL - DRYER VENTING
6	147525-01-000	EA	LABEL - DRYER VENT CUTOUT
7	153640-01-01A	EA	LABEL - WINTERIZATION - WASHER/DRYER



KEY	PART NUMBER	U/M	DESCRIPTION
1	120431-01-000	EA	LABEL - LOCATION - COAXIAL CABLE/SATELLITE ANTENNA
2	128218-01-01A	EA	LABEL - WARNING - SLIPPERY ROOF
3	129669-02-01A	EA	LABEL - HITCH/VEHICLE RATE - 500 - WHITE ON CLEAR

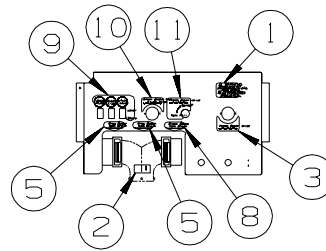
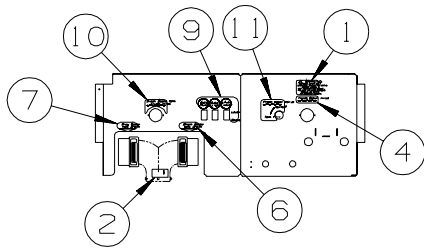
LABELS GROUP (CONTINUED)



G38J ONLY

WATER PUMP COMPARTMENT
(G38J ONLY)

KEY	PART NUMBER	U/M	DESCRIPTION
1	152539-01-01A	EA	LABEL - BYPASS
2	152545-01-01A	EA	LABEL - WINTERIZATION
3	154302-01-01A	EA	LABEL - FRESH WATER DRAIN - PANTONE/CLEAR
4	125320-01-01A	EA	FILM - PROTECTIVE



G38T ONLY

KEY	PART NUMBER	U/M	DESCRIPTION
1	128725-02-01A	EA	LABEL - POTABLE WATER ONLY - BLACK ON CLEAR
2	144649-01-01A	EA	LABEL - ADJUSTABLE VALVE - WHITE ON CLEAR
3	152538-01-01A	EA	LABEL - FRESH WATER - PANTONE/CLEAR
4	152538-02-01A	EA	LABEL - FRESH WATER - PANTONE/CLEAR
5	152541-03-01A	EA	LABEL - GRAY WASTE
6	152543-03-01A	EA	LABEL - BLACK WASTE
6	152541-03-01A	EA	LABEL - GRAY WASTE - G35A
7	152541-03-01A	EA	LABEL - GRAY WASTE
7	152543-03-01A	EA	LABEL - BLACK WASTE - G35A
8	152543-03-01A	EA	LABEL - BLACK WASTE
9	152544-06-01A	EA	LABEL - SWITCHES - WTR PUMP/LIGHT/AUTO LVL-W/LVL/STORE DWN
10	152546-01-01A	EA	LABEL - TANK FLUSH - PANTONE/CLEAR
11	152548-01-01A	EA	LABEL - VALVE/FRESH

**LP GROUP
LP SYSTEM**

KEY	PART NUMBER	U/M	DESCRIPTION
	010265-01-000	EA	ELBOW - BRASS - 90 DEGREE - 3/8"F X 1/2"FPT
	010323-01-000	EA	ADAPTER - 3/8"F X 1/2"MPT - BRASS
	010326-01-000	EA	ADAPTER - FLARE - W/CONE GASKET - 3/8"F X 1/2"F
	010329-01-000	EA	ADAPTER - 1/2"F X 1/2"MPT - BRASS
	010377-02-000	EA	NUT - 3/8" FLARE - FORGED - BRASS
	010380-02-000	EA	NUT - 1/2" FLARE - FORGED - BRASS
	010589-01-000	EA	NIPPLE - PIPE - 1/2" X 1 1/2" - BLACK
	024250-01-000	EA	ADAPTER - BRASS - 3/8"F X 1/2"FPT
	040440-03-000	EA	TRANSMITTER - DIAL/SNAP-ON - 0-90 OHM 2 TERM(POWER/GROUND)
	045703-01-000	EA	HOSE - LP - 3/8"ID X 24" - 3/8"MPT X 1/2"F SWIVEL - U.S.
	045703-02-000	EA	HOSE - LP - 3/8"ID X 24" - 3/8"MPT X 1/2"F SWIVEL - CANADA
	045703-05-000	EA	HOSE - LP - 3/8"ID X 28" - 3/8"MPT X 1/2"F SWIVEL - US
	045703-06-000	EA	HOSE - LP - 3/8"ID X 28" - 3/8"MPT X 1/2"F SWIVEL - CSA - CANADA
	045703-14-000	EA	HOSE - LP - 3/8"ID X 157.5" - 1/2"F SWIVEL X 1/2"F SWIVEL
	045703-15-000	EA	HOSE - LP - 3/8"ID X 142" - 1/2"F SWIVEL X 3/8"F SWIVEL
	045703-19-000	EA	HOSE - LP - 3/8"ID X 102" - 1/2"F SWIVEL X 3/8"F SWIVEL
	045703-31-000	EA	HOSE - LP - 3/8"ID X 214" - 1/2"F SWIVEL X 3/8"M FL US/CSA
	106150-05-000	EA	REGULATOR - TWO STAGE
	144485-01-000	EA	COMPARTMENT - LP REGULATOR
*	144116-01-000	EA	TANK - LP - 100 LB - 14"D X 47"L

*COMPONENT PARTS LISTED LATER IN THIS GROUP

COMPONENT PARTS FOR LP SYSTEM

144116-01-000

KEY	PART NUMBER	U/M	DESCRIPTION	VENDOR NO.
	040421-01-712	EA	VALVE-SERV. W/O VAPOR RELIEF	29000853
	040421-01-713	EA	VALVE-RELIEF 1" W/SPRING 7"	V-20479
	088253-09-700	EA	SENDING UNIT-F/SNAP ON DIAL	SG14C0001466
	144116-01-700	EA	VALVE-OUTAGE(NO STEM REMOVE)	V20058
	144116-01-701	EA	VALVE/FILL 80 % W/YELLOW CAP	V13414

SEALANTS & FASTENERS GROUP
SEALANTS & ADHESIVES

KEY	PART NUMBER	U/M	DESCRIPTION
	004001-02-000	EA	GUN - PLEXUS ADHESIVE - W/O NOZZLE
	004001-05-000	EA	ADHESIVE - SCOTCH-WELD - 3M DP100 - CLEAR - 50ML
	004011-01-000	EA	ADHESIVE-3M-4475 TUBE
	010405-02-000	EA	TAPE - THREAD SEALING - 3/8"
	064075-07-000	FT	SEAL - BULB - W/WIRED U CHANNEL - .3" X .5" CHANNEL-BLACK
	067788-01-000	EA	ADHESIVE - SPRAY - 3M - 19.5 OZ AEROSOL CAN
	069640-01-000	FT	SEALER - RIBBON - 1/4"DIAMETER X 30 FT - BLACK OR GRAY
	069640-02-000	FT	SEALER - TAPE - 1/8"THICK X 1/2"WIDE X 60 FT - GRAY
	069640-03-000	FT	SEALER - TAPE - 1/8"THICK X 3/4"WIDE X 60 FT - BLACK
	069640-07-000	FT	SEALER - TAPE - 3/32"THICK X 2"WIDE X 45 FT - GRAY
	069640-09-000	FT	SEALER - TAPE - 1/32"THICK X 2 1/2"WIDE X 80 FT - BRT WHT
	069640-10-000	FT	SEALER - TAPE - 1/32"THICK X 1 1/2"WIDE X 90 FT - BRT WHT
	069640-11-000	FT	SEALER - TAPE - 3/16"THICK X 3/8"WIDE X 40 FT - BLACK
	069640-13-000	FT	SEALER - TAPE - 3/32"THICK X 2"WIDE X 45 FT - BLACK
	069640-14-000	FT	SEALER - TAPE - 1/16"THICK X 1"WIDE X 100 FT - BLACK
	069640-15-000	FT	SEALER - TAPE - 1/16"THICK X 3/8"WIDE X 100 FT - BRT WHT
	069640-17-000	FT	SEALER - TAPE - 1/32"THICK X 1"WIDE X 150 FT - GRAY
	069640-18-000	FT	SEALER - TAPE - 1/8"THICK X 1/2"WIDE X 60 FT - BRT WHT
	069640-19-000	FT	SEALER - TAPE - 1/8"THICK X 3/4"WIDE X 60 FT - BRT WHT
	069640-20-000	FT	SEALER - TAPE - 1/8"THICK X 1/2"WIDE X 60 FT - BLACK
	069640-21-000	FT	SEALER - TAPE - 1/16"THICK X 1/2"WIDE X 100 FT - BRT WHT
	069640-22-000	FT	SEALER - TAPE - 1/32"THICK X 1/4"WIDE X 200 FT - BRT WHT
	069640-23-000	FT	SEALER - TAPE - 1/16"THICK X 3/4"WIDE X 100 FT - BRT WHT
	069640-27-000	FT	SEALER - TAPE - 1/16"THICK X 2 1/4"WIDE X 50 FT - BRT WHT
	069640-28-000	FT	SEALER - TAPE - 1/32"THICK X 1 7/8"WIDE X 90 FT - GRAY
	069640-30-000	FT	SEALER - TAPE - 1/32"THICK X 5/8"WIDE X 50 FT - GRAY
	069640-31-000	FT	SEALER - TAPE - 1/4"THICK X 3/4"WIDE X 15 FT - BLACK
	069640-32-000	FT	SEALER - TAPE - 1/16"THICK X 3/8"WIDE X 100 FT - BLACK
	069640-33-000	FT	SEALER - RIBBON - 3/8"DIAMETER X 20 FT - BLACK
	069640-34-000	FT	SEALER - RIBBON - 1/4"DIAMETER X 30 FT - BRIGHT WHITE
	072889-28-000	EA	SEALANT/URETHANE-10 OZ TUBE W/NOZZLE-SELF LEVELING-BRT WHT
	076322-01-000	FT	TAPE-DOUBLE COATED/ADHESIVE BK-.03"THK X .8"W X 216' - WHT
	076322-02-000	FT	TAPE-DOUBLE COATED/ADHESIVE BK-.05"THK X 1"W X 108' - WHT
	076322-03-000	FT	TAPE-DOUBLE COATED/ADHESIVE BK-.05"THK X .5"W X 108' - WHT
	076322-05-000	FT	TAPE-DOUBLE COATED/ADHESIVE BK-.05"THK X .8"W X 108' - WHT
	076322-07-000	FT	TAPE-DOUBLE COATED/ADHESIVE BK-.05"THK X .5"W X 200' - BLK
	076322-13-000	FT	TAPE - FOAM/DOUBLE COATED - .020"THK X .75"W - CLEAR
	076322-21-000	FT	TAPE - FOAM/DOUBLE COATED - .045"THK X .50"W
	076322-22-000	FT	TAPE - FOAM/DOUBLE COATED - .045"THK X .75"W
	076322-23-000	FT	TAPE - FOAM/DOUBLE COATED - .045"THK X 1"W
	076322-25-000	FT	TAPE - FOAM/DOUBLE COATED - .025"THK X .5"W
	086276-01-000	EA	TAPE - DOUBLE SIDED - 1/2" WIDE X 108' LONG (SOLD BY ROLL)
	088479-01-000	EA	TAPE - ALUMINUM - 3"
	090340-01-000	FT	SEAL - FOAM - CLOSED CELL - 1/4" X 1/2" X 50'
	091255-02-000	FT	SEAL - ADHESIVE BACKED/FOAM - 3/64"THICK X 3/16"W X 1000'
	091255-03-000	FT	SEAL - ADHESIVE BACKED/FOAM - 1/4" THICK X 1/4"W X 1000'
	094401-01-000	EA	SEALER - BODY SEAM - FLEXICLEAR
	094401-04-000	EA	SEALER - BODY SEAM - CLEAR
	094401-05-000	EA	SEALER - BODY SEAM - 20OZ BLACK
	094401-06-000	EA	SEALER - BODY SEAM - 12OZ BLACK
	094401-07-000	EA	SEALER - BODY SEAM - CLEAR
	098408-01-000	FT	SEAL - SPONGE RUBBER - CLOSED CELL
	099069-01-000	FT	SEAL - RUBBER - CLOSED SPONGE - .5" WIDE X .12" THICK-BLK
	099418-01-000	FT	SEAL - D-SECTION/ADHESIVE BACK - ..44" X .44" - BLK RUBBER
	107828-01-000	EA	SEALANT - SB - 190 EVERSEAL
	112864-01-000	FT	SEAL - FOAM/BUTYL COVERED - 3/8" X 35'
	112864-02-000	FT	FOAM - BUTYL COVERED - 5/16" X 44'
	112864-04-000	FT	FOAM - BUTYL COVERED - 3/8" X 1/8"
	112901-02-000	EA	ADHESIVE - PLEXUS - MA330 - 50ML - GRAY
	112901-03-000	EA	ADHESIVE - PLEXUS - MA300 - 50ML - WHITE
	112902-01-000	EA	NOZZLE - ELEMENT - 3/8" X 24
	112902-03-000	EA	MIXER NOZZLE - F/GUN #00400102000 - SCOTCH-WELD & PLEXUS
	112902-04-000	EA	NOZZLE - ELEMENT - 1/4" X 3.5"
	112902-05-000	EA	NOZZLE - BAYONET - 3/8" X 18

SEALANTS & FASTENERS GROUP (CONTINUED)

SEALANTS & ADHESIVES (CONTINUED)

KEY	PART NUMBER	U/M	DESCRIPTION
	112902-06-000	EA	NOZZLE - ELEMENT - 1/2" X 32
	113366-01-000	EA	ADHESIVE - INSTANT - 1 OZ
	120074-02-03A	EA	SILICONE - TUBE - W/O NOZZLE - LOW ODOR - SMOKEY WHITE
	120534-01-01A	EA	TAPE - SCOTCH - 3M - 1/2" FINE LINE
	123244-01-000	FT	TAPE - DOUBLE SIDED/FOAM - 5/64"THICK X 3/4"WIDE X 108'
	123816-01-000	FT	TAPE - DOUBLE SIDED - 1" X .020" X 200' - CLEAR
	123816-02-000	FT	TAPE - DOUBLE SIDED - 1/2" X .035" X 200' - CLEAR
	123816-03-000	FT	TAPE - DOUBLE SIDED - 1/2" X .020" X 200' - CLEAR
	123816-04-000	FT	TAPE - DOUBLE SIDED - 6" X .0035" X 750' - CLEAR
	123816-06-000	FT	TAPE - DOUBLE SIDED - 3/4" X 3/4" X 200' - CLEAR
	123816-07-000	FT	TAPE - DOUBLE SIDED - 1 3/4" X 200' - CLEAR
	126427-01-000	EA	ADHESIVE - ALL PURPOSE - ABS/PVC
	126427-02-000	EA	PRIMER - CLEANER - FLEX PIPING
	131264-01-11A	EA	SILICONE - TUBE - W/NOZZLE - BEIGE
	131264-01-12A	EA	SILICONE - TUBE - W/NOZZLE - BONE
	131264-01-13A	EA	SILICONE - TUBE - W/NOZZLE - TRANSLUCENT
	131264-02-01A	EA	SILICONE - TUBE - W/NOZZLE - VW GRAY - BATH ONLY
	131264-03-01A	EA	SILICONE - TUBE - W/O NOZZLE - SELF LEVELING -BRIGHT WHITE
	131264-04-01A	EA	SILICONE/SEALANT/ADHESIVE - FAST CURE F/GLASS/VINYL - B/W
	131264-04-02A	EA	SILICONE/SEALANT/ADHESIVE-FAST CURE F/GLASS/VINYL-SOFT WHT
	131264-05-01A	EA	SILICONE/SEALANT - ODORLESS - TUBE - W/NOZZLE - BLACK
	131264-05-02A	EA	SILICONE/SEALANT - ODORLESS - TUBE - W/NOZZLE - CLEAR
	131384-01-000	EA	ADHESIVE - JET WELD - 10 OZ CARTRIDGE
	132892-07-01A	FT	SEAL - BULB/SINGLE - W/U CHANNEL - .5" X 1" - BLACK
	152038-01-01A	EA	TAPE - PRESERVATION SEAL - 2" X 36YD ROLL - BLACK
	154585-01-01A	FT	SEAL - FOAM TAPE - ADHESIVE BACK - 3/8" X 3/8" - BLACK
	154585-02-01A	FT	SEAL - FOAM TAPE - ADHESIVE BACK - 3/4" X 1/2" - BLACK
	154585-03-01A	FT	SEAL - FOAM TAPE - ADHESIVE 2 SIDED - 1/8" X 3/4" - BLACK
	154585-04-01A	FT	SEAL - FOAM TAPE - ADHESIVE BACK - 5/8" X 1/8" - WHITE

BOLTS, NUTS AND WASHERS

KEY	PART NUMBER	U/M	DESCRIPTION
	0MD54F-06-000	EA	NUT - HEX W/SERATED FLANGE
	000C12-04-08B	EA	BOLT - HEX - 1/4-20 X 1/2 - GRADE #5 - ZINC
	000C12-04-40B	EA	BOLT - HEX - 1/4-20 X 2 1/2 - GRADE #5 ZINC
	000C12-04-20F	EA	BOLT - HEX - 1/4-20 X 1 1/4 - GRADE #5 - STAINLESS STEEL
	000C12-04-12A	EA	BOLT - HEX - 1/4-20 X 3/4 - PLAIN 5
	000C12-05-16B	EA	BOLT - HEX - 5/16 - 18X1 - GRADE #5 - ZINC
	000C12-05-40B	EA	BOLT - HEX - 5/16"-18 X 2.5" - GRADE #5 - ZINC
	000C12-06-28B	EA	BOLT-HEX-3/8-16X13/4 ZN 5 - 5185-01
	000C12-08-44B	EA	BOLT - HEX - 1/2-13 X 2 3/4 - GRADE #5 - ZINC
	000C12-08-24B	EA	BOLT - HEX - 1/2-13 X 1 1/2 - GRADE #5 - ZINC
	000C12-08-28B	EA	BOLT - HEX - 1/2-13 X 1 3/4 - GRADE #5 - ZINC
	000C13-07-40B	EA	BOLT - HEX - 7/16-20 X 2 1/2 - GRADE #5 - ZINC
	000C13-07-48B	EA	BOLT - HEX - 7/16-20 X 3 - GRADE #5 - ZINC
	000C13-07-72B	EA	BOLT - HEX - 7/16-20 X 4.5" - GRADE #5 - ZINC
	000C16-07-16B	EA	BOLT - CARRIAGE - ASSIST HANDLE - 7/16-14 X 1
	000C18-05-40A	EA	BOLT - ELEVATOR - 5/16-18 X 2 1/2 - PL
	000C26-04-18B	EA	BOLT - HEX - SERRATED FLANGE - 1/4-20 X 1 1/8 - ZINC
	000C26-04-14B	EA	BOLT - HEX - SERRATED FLANGE - 1/4-20 X 7/8 - ZINC
	000C26-04-12F	EA	BOLT - HEX - SERRATED FLANGE -1/4-20 X 3/4-STAINLESS STEEL
	000C26-04-10B	EA	BOLT - HEX - SERRATED FLANGE - 1/4-20 X 5/8 - ZINC
	000C26-04-40F	EA	BOLT - HEX - SERRATED FLANGE -1/4-20 X 2.5-STAINLESS STEEL
	000C26-05-12B	EA	BOLT - HEX - SERRATED FLANGE - 5/16-18 X 3/4 - ZINC
	000C26-06-12B	EA	BOLT - HEX - SERRATED FLANGE - 3/8-16 X 3/4 - ZINC
	000C26-06-20B	EA	BOLT - HEX - SERRATED FLANGE - 3/8-16 X 1 1/4 - ZINC
	000C26-06-28B	EA	BOLT - HEX - SERRATED FLANGE - 3/8-16 X 1 3/4 - ZINC
	000C26-06-40B	EA	BOLT - HEX - SERRATED FLANGE - 3/8-16 X 2 1/2 - ZINC
	000C26-08-28B	EA	BOLT - HEX - SERRATED FLANGE - 1/2-13 X 1 3/4 - ZINC
	000C26-08-24B	EA	BOLT - HEX - SERRATED FLANGE - 1/2-13 X 1 1/2 - ZINC
	000C26-08-40B	EA	BOLT - HEX - SERRATED FLANGE - 1/2-13 X 2 1/2-GRADE #5 ZINC
	000C27-08-48B	EA	BOLT-CARR 1/2-13X3.00 GR5 - 97 M-SERIES
	000C27-08-64B	EA	BOLT - CARRIAGE - 1/2-13 X 4 - GRADE 5
	000D16-07-00B	EA	NUT - HEX - 7/16-14 - ZINC

SEALANTS & FASTENERS GROUP (CONTINUED)
BOLTS, NUTS AND WASHERS (CONTINUED)

KEY	PART NUMBER	U/M	DESCRIPTION
	000D24-10-00B	EA	NUT - HEX - SELF LOCKING - 10-32 - ZINC
	000D27-05-00B	EA	NUT - HEX LOCK - 5-40 - ZINC
	000D28-10-00B	EA	NUT - HEX - W/NYLON LOCK - 10-32 - ZINC
	000D29-04-00F	EA	NUT - HEX - SELF LOCKING - 1/4 X 20 - STAINLESS STEEL
	000D29-04-00B	EA	NUT - HEX - SELF LOCKING - 1/4 X 20 - ZINC
	000D29-06-00B	EA	NUT - HEX - W/NYLON LOCK - 3/8-16 - ZINC
	000D29-09-00B	EA	NUT - HEX - SELF LOCKING - 9/16-12 - ZINC
	000D34-04-00B	EA	NUT - HEX - LOCKING - 1/4-20 - ZINC
	000D34-06-00B	EA	NUT - HEX - LOCKING - 3/8-16 GRADE C - ZINC
	000D39-04-00B	EA	NUT - HEX - LOCKING W/SERRATED FLANGE - 1/4-20 - ZINC
	000D39-05-00B	EA	NUT - HEX - LOCKING W/SERRATED FLANGE - 5/16-18 - ZINC
	000D39-06-00B	EA	NUT - HEX - LOCKING W/SERRATED FLANGE - 3/8-18 - ZINC
	000D39-06-00D	EA	NUT - HEX - LOCKING W/SERRATED FLANGE - 3/8"-16 BLACK
	000D39-07-00B	EA	NUT - HEX - LOCKING W/SERRATED FLANGE - 7/16-14 - ZINC
	000D39-08-00B	EA	NUT - HEX - LOCKING W/SERRATED FLANGE - 1/2-13 - ZINC
	000D39-09-00B	EA	NUT - HEX - LOCKING W/SERRATED FLANGE - 9/16-12 - ZINC
	000D44-04-00B	EA	NUT - HEX - LOCKING W/SERRATED FLANGE - 1/4-28 - ZINC
	000D44-07-00B	EA	NUT - HEX - LOCKING W/SERRATED FLANGE - 7/16-20 - ZINC
	000D44-08-00B	EA	NUT - HEX - LOCKING W/SERRATED FLANGE - 1/2-20 - ZINC
	000D46-04-00A	EA	NUT - HEX - WELD - 1/4-20 - PLAIN
	000D65-08-00B	EA	NUT - HEX - LOCKING W/SERRATED FLANGE - 8-32 - ZINC
	000D73-08-00C	EA	NUT - HEX FLANGE - 1/2-13
	000D75-09-00B	EA	NUT - HEX LOCKING - 9/16-12 - ZINC
	000D76-06-00B	EA	NUT - HEX FLANGE - 3/8-16
	000E11-04-00F	EA	WASHER - LOCKING - 1/4 MED SPLIT - STAINLESS STEEL
	000E11-07-00B	EA	WASHER - LOCKING - 7/16 MED SPLIT - ZINC
	000E11-08-00B	EA	WASHER - LOCKING - 1/2 MED SPLIT - ZINC
	000E13-17-00B	EA	WASHER - FLAT - 3/8 AR - ZINC
	000E13-18-00B	EA	WASHER - FLAT - 3/8 WIDE - ZINC
	000E13-20-00B	EA	WASHER - FLAT - 7/16 WIDE - ZINC
	000E13-22-00B	EA	WASHER - FLAT - 1/2 WIDE - ZINC
	000E13-26-00B	EA	WASHER - FLAT - 5/8 WIDE - ZINC
	000E14-10-00B	EA	WASHER - LOCKING - #10 EXTERNAL TOOTH - ZINC
	000E16-10-00B	EA	WASHER - HARDENED - 5/8 - FLAT - ZINC
	000G45-05-16B	EA	BOLT - LAG - 5/16-9 X 1 - ZINC
	005081-01-000	EA	NUT - SPEED - C-TYPE - #8 SCREW
	039715-01-000	EA	NUT-SERT - 1/4" DIAMETER - 20 THREADS
	040921-01-000	EA	NUT - SPEED - U TYPE - #10-24 - BLACK
	040921-03-000	EA	NUT - SPEED - U TYPE - #10
	040921-04-000	EA	NUT - SPEED - U TYPE - #8-.59" LENGTH X .44" WIDTH
	040921-05-000	EA	NUT - SPEED - U-TYPE - 8-.67" X .44" WIDE
	040921-11-000	EA	NUT - SPEED - U-TYPE - 8-.59" LENGTH X .44" WIDTH - BLACK
	041322-01-000	EA	WASHER - FLANGE - 15/32"ID X 2 3/8"OD - F/SEAT BELT MTG
	044364-02-000	EA	NUT - SPEED - FLAT - ROUND
	044533-01-000	EA	WASHER - 1 3/8"OD - FOR BUTTONS - PLASTIC
	051387-06-000	EA	BOLT - CARRIAGE W/O HOLE - 5/16-18 X 9 1/2 - ZINC
	058716-02-000	EA	WASHER - FLAT NYLON
	064081-03-000	EA	NUT - WING 3/8-16 - W/WELD NUT
	077071-01-000	EA	WASHER - FENDER - 3/16"ID X 1"OD
	087234-01-000	EA	NUT - JACK - 1/4 X 20 THD - MOLLY
	088787-12-000	EA	STUD - WELD - 1/4 - 20 X 1.0 LG - MN
	102540-02-000	EA	SEAL - SCREW
	106956-03-000	EA	BOLT - HEX TAP - 1/2-13NC X 3 - GRADE 5 - FULL THREAD/ZINC
	106956-10-000	EA	BOLT - HEX TAP - 9/16-12NC X 3 5/8 -GRD 5-FULL THREAD/ZINC
	106956-11-000	EA	BOLT - HEX TAP - 1/2-13NC X 2 1/2 - GRD 5-FULL THREAD/ZINC
	106956-13-000	EA	BOLT - HEX TAP - 1/2-20 X 2 1/2 - GRD 5-FULL THREAD/ZINC
	107397-01-000	EA	WASHER - FENDER - 3/4"ID X 1"OD
	108067-03-000	EA	STUD - WELD - 1/4 - 20 X 1/2 CD
	109917-03-000	EA	WASHER - 1" X .50"
	109917-04-000	EA	WASHER - 1" X .75"
	128444-01-000	EA	WASHER - SPRING - CONICAL
	135092-02-01A	EA	BOLT - HEX - SERRATED FLANGE - 1/2-20 X 2 1/2-GRADE 5 ZINC
	135092-05-01A	EA	BOLT - HEX - SERRATED FLANGE - 1/2-20 X 1 - GRADE 5 ZINC
	143399-01-01A	EA	NUT/RETAINING - 3/8"- 24 NFT

SEALANTS & FASTENERS GROUP (CONTINUED)
BOLTS, NUTS AND WASHERS (CONTINUED)

KEY	PART NUMBER	U/M	DESCRIPTION
	144904-01-01A	EA	BOLT - ADJUSTMENT - HEADLAMP
	147284-02-000	EA	NUT/SELF RETAINING - 5/16"-18
	148817-01-000	EA	WASHER/SPUR - LOCKING

SCREWS

KEY	PART NUMBER	U/M	DESCRIPTION
	0G1208-12-170	EA	SCREW - 8-18 X 3/4 POH - BRIGHT WHITE
	0G3908-08-170	EA	SCREW - SF/DR - 8-18 X 1/2 PPH - BRIGHT WHITE
	0G3908-08-410	EA	SCREW - SF/DR - 8-18 X 1/2 PPH - PARCHMENT
	0G3908-16-170	EA	SCREW - SF/DR - 8-18 X 1 PPH - BRIGHT WHITE
	0G3908-24-170	EA	SCREW - SF/DR - 8-18 X 1 1/2 PPH - BRIGHT WHITE
	0G3910-10-330	EA	SCREW - SF/DR - 20-16 X 5/8 PPH - PUTTY
	0G3910-12-170	EA	SCREW - SF/DR - 10-16 X 3/4 PPH - BRIGHT WHITE
	0G3910-12-240	EA	SCREW - SF/DR - 10-16 X .75 PPH - VW LIGHT GRAY
	0G3910-12-380	EA	SCREW - SF/DR - 10-16 X .75 PPH - CASHMERE
	0G3910-12-370	EA	SCREW - SF/DR - 10-16 X .75 PPH - RIVERSTONE
	0G3910-24-170	EA	SCREW - SF/DR - 10-16 X 1 1/2 PPH - BRIGHT WHITE
	0G3910-32-330	EA	SCREW - SF/DR - 10-16 X 2.00 PPH - PUTTY
	0G5508-08-380	EA	SCREW - SF/DR - 8-18 X .5 PWH - CASHMERE
	0G5508-08-370	EA	SCREW - SF/DR - 8-18 X .5 PWH - RIVERSTONE
	0G5508-12-170	EA	SCREW - SF/DR - 8-18 X 3/4 PWH - BRIGHT WHITE
	0G5508-12-320	EA	SCREW - SF/DR - 8-18 X 3/4 PWH - GLACIER
	0G5508-12-330	EA	SCREW - SF/DR - 8-18 X 3/4 PWH - PUTTY
	0G6008-16-170	EA	SCREW - SF/DR - 8-18 X 1 POH - BRIGHT WHITE
	0G5508-16-250	EA	SCREW - SF/DR - 8-18 X 1 PWH - VW DARK GRAY
	0G5508-16-330	EA	SCREW - SF/DR - 8-18 X 1 PWH - PUTTY
	0G5508-16-370	EA	SCREW - SF/DR - 8-18 X 1 PWH - RIVERSTONE
	0G5508-16-380	EA	SCREW - SF/DR - 8-18 X 1 PWH - CASHMERE
	0G5508-16-410	EA	SCREW - SF/DR - 8-18 X 1 PWH - MEDIUM PARCHMENT
	0G6012-32-170	EA	SCREW - SF/DR - 12-14 X 2 POH - BRIGHT WHITE
	0G6710-08-170	EA	SCREW - 10-12 X 1/2 PPH - BRIGHT WHITE
	0G6710-12-170	EA	SCREW - 10-12 X 3/4 PPH - BRIGHT WHITE
	0G6806-16-170	EA	SCREW - 6-18 X 1 POH - BRIGHT WHITE
	0G6810-24-280	EA	SCREW - 10-12 X 1 1/2 POH - SOFT WHITE
	000C20-06-24T	EA	SCREW - 3/8-16 X 1 1/2 - FLAT SOCKET
	000C28-05-24D	EA	CAPSCREW/BUTTON HEAD - 5/16-18 X 1 1/2 - #8-BLK PHOSPHATE
	000G11-06-08B	EA	SCREW - 6-20 X 1/2 PPH - ZINC
	000G11-06-10B	EA	SCREW - 6-20 X 5/8 PPH - ZINC
	000G11-06-10J	EA	SCREW - 6-20 X 5/8 PPH - BRASS
	000G11-07-08B	EA	SCREW - 7-19 X 1/2 PPH - ZINC
	000G11-08-06B	EA	SCREW - 8-18 X 3/8 PPH - ZINC
	000G11-08-08T	EA	SCREW - 8-18 X 1/2 PPH - FLUOROCARBON COATING
	000G11-08-12B	EA	SCREW - 8-18 X 3/4 PPH - ZINC
	000G11-08-12P	EA	SCREW - 8-18 X 3/4 PPH - DARK BROWN
	000G11-08-12S	EA	SCREW - 8-18 X 3/4 PPH - OFF WHITE
	000G11-08-12T	EA	SCREW - 8-18 X 3/4 PPH - BLACK MAGNESIUM
	000G11-08-20B	EA	SCREW - 8-18 X 1 1/4 PPH - ZINC
	000G11-08-20G	EA	SCREW - 8-18 X 1 1/4 - ANTIQUE BRASS
	000G11-10-12D	EA	SCREW - 10-16 X 3/4 PPH - BLACK
	000G12-06-08T	EA	SCREW - 6-20 X 1/2 POH - BLACK
	000G12-06-12J	EA	SCREW - 6-20 X .75 POH - BRASS
	000G12-10-16F	EA	SCREW - 10-16 X 1 POH - STAINLESS STEEL
	000G13-05-10B	EA	SCREW - 5-12 X 5/8 PFH - ZINC
	000G13-06-08B	EA	SCREW - 6-20 X 1/2 PFH - ZINC
	000G13-06-08G	EA	SCREW - 6-20 X 1/2 PFH - ANTIQUE BRASS
	000G13-06-10G	EA	SCREW - 6-20 X 5/8 PFH - ANTIQUE BRASS
	000G13-06-16J	EA	SCREW - 6-20 X 1 PFH - BRASS
	000G13-06-169	EA	SCREW - SF/DR - 6-20 X 1 PFH - SILVER
	000G13-06-24J	EA	SCREW - 6-20 X 1 1/2 PFH - BRASS
	000G13-07-10H	EA	SCREW - 7-19 X 5/8 PFH - BLACK
	000G13-07-12B	EA	SCREW - 7-19 X 3/4 PFH - ZINC
	000G13-08-109	EA	SCREW - 8-18 X 5/8 PFH
	000G13-08-10B	EA	SCREW - 8-18 X 5/8 PFH - ZINC
	000G13-08-16B	EA	SCREW - 8-18 X 1 PFH - ZINC

SEALANTS & FASTENERS GROUP (CONTINUED)
SCREWS (CONTINUED)

KEY	PART NUMBER	U/M	DESCRIPTION
	000G13-08-24B	EA	SCREW - 8-18 X 1 1/2 PFH - ZINC
	000G16-04-24B	EA	SCREW - MACHINE - 1/4-20 X 1 1/2 PPH
	000G18-08-12B	EA	SCREW - MACHINE - 8-32 X 3/4 PPH - ZINC
	000G18-08-16B	EA	SCREW - MACHINE - 8-32 X 1 PPH - ZINC
	000G18-08-24B	EA	SCREW - MACHINE - 8-32 X 1 1/2 PPH - ZINC
	000G18-08-22B	EA	SCREW - MACHINE - 8-32 X 1 3/8 PPH - ZINC
	000G19-10-08B	EA	SCREW - MACHINE - 10-32 X 1/2 PPH - ZINC
	000G19-10-10B	EA	SCREW - MACHINE - 10-32 X 5/8 - PPH - ZINC
	000G19-10-12F	EA	SCREW - MACHINE - 10-32 X 3/4 PPH - STAINLESS STEEL
	000G19-10-20B	EA	SCREW - MACHINE - 10-32 X 1 1/2 PPH - ZINC
	000G32-10-06B	EA	SCREW - 10-32 X 3/8 PPH - ZINC
	000G34-05-12B	EA	SCREW - HEX HEAD TAPPING - 5/16 X 3/4 LONG
	000G36-10-12T	EA	SCREW - 10-24X 3/4 PFH TYPE 23 - BLACK
	000G39-06-10T	EA	SCREW - SF/DR - 6-20 X 5/8 PPH - BLACK
	000G39-06-16T	EA	SCREW - SF/DR - 6-20 X 1 PPH - BLACK
	000G39-08-06B	EA	SCREW - SF/DR - 8-18 X 3/8 PPH - ZINC
	000G39-08-08B	EA	SCREW - SF/DR - 8-18 X 1/2 PPH - ZINC
	000G39-08-08S	EA	SCREW - SF/DR - 8-18 X 1/2 PPH - OFF WHITE
	000G39-08-08T	EA	SCREW - SF/DR - 8-18 X 1/2 PPH - BLACK
	000G39-08-12T	EA	SCREW - SF/DR - 8-18 X 3/4 PPH - BLACK
	000G39-08-16B	EA	SCREW - SF/DR - 8-18 X 1 PPH - ZINC
	000G39-08-16T	EA	SCREW - SF/DR - 6-20 X 1 PPH - BLACK
	000G39-08-24B	EA	SCREW - SF/DR - 8-18 X 1 1/2 PPH - ZINC
	000G39-08-24S	EA	SCREW - SF/DR - 8-18 X 1 1/2 - OFF WHITE
	000G39-08-24T	EA	SCREW - SF/DR - 8-18 X 1 1/2 PPH - BLACK
	000G39-08-32B	EA	SCREW - SF/DR - 8-18 X 2 PPH - ZINC
	000G39-10-08B	EA	SCREW - SF/DR - 10-16 X 1/2 PPH - ZINC
	000G39-10-10B	EA	SCREW - SF/DR - 10-16 X 5/8 PPH - ZINC
	000G39-10-12B	EA	SCREW - SF/DR - 10-16 X 3/4 PPH - ZINC
	000G39-10-129	EA	SCREW - SF/DR - 10-16 X 3/4 PPH - FLUOROCARBON SILVER
	000G39-10-169	EA	SCREW - SF/DR - 10-16 X 1 PPH - FLUOROCARBON SILVER
	000G39-10-20B	EA	SCREW - SF/DR - 10-16 X 1 1/4 PPH - ZINC
	000G39-10-20T	EA	SCREW - SF/DR - 10-16 X 1 1/4 PPH - BLACK
	000G39-10-24T	EA	SCREW - SF/DR - 10-16 X 1 1/2" PPH - BLACK
	000G39-10-28T	EA	SCREW - SF/DR - 10-16 X 1 3/4" PPH - BLACK
	000G39-10-32B	EA	SCREW - SF/DR - 10-16 X 2 - PPH - ZINC
	000G39-10-48B	EA	SCREW - SF/DR - 10-16 X 3 - PPH - ZINC
	000G39-10-48T	EA	SCREW - SF/DR - 10-16 X 3 PPH - BLACK
	000G42-04-16B	EA	SCREW - SF/DR - 1/4-14 X 1 HWH - ZINC
	000G42-04-24B	EA	SCREW - SF/DR - 1/4-14 X 1 1/2 - ZINC
	000G46-08-24T	EA	SCREW - MACHINE - 8-32 X 1 1/2 PFH - ZINC
	000G52-06-05B	EA	SCREW - MACHINE - 6-32 X 5/16 PTH - ZINC
	000G52-06-06B	EA	SCREW - MACHINE - 6-32 X 3/8 PTH - ZINC
	000G54-04-14B	EA	SCREW - 1/4-20 X 7/8 PTH - TYPE 23 - ZINC PLATED
	000G55-08-12T	EA	SCREW - SF/DR - 8-18 X 3/4 PWH - BLACK
	000G55-08-124	EA	SCREW - SF/DR - 8-18 X 3/4 PWH - ASH GRAY
	000G55-08-16T	EA	SCREW - SF/DR - 8-18 X 1 PWH - BLACK
	000G56-12-48B	EA	SCREW - WOOD - 12-11 X 3 POH - SPECIAL HARDENED
	000G57-14-64B	EA	SCREW - 14-10 X 4 PFH ZINC
	000G60-08-16E	EA	SCREW - SF/DR - 8-1 X 1 POH - CHROME
	000G60-08-20F	EA	SCREW - SF/DR - 8-19X1.25 POH
	000G60-08-22B	EA	SCREW - SF/DR - 8-18 X 1.38 POH - ZINC
	000G60-10-16J	EA	SCREW - SF/DR - 10-16 X 1 POH - BRIGHT BRASS
	000G60-10-20B	EA	SCREW - SF/DR - 10-16 X 1 1/4 POH - ZINC
	000G60-10-209	EA	SCREW - SF/DR - 10-16 X 1 1/4 POH - SILVER STALGAARD
	000G60-10-28T	EA	SCREW - SF/DR - 10-16 X 1 3/4 - BLACK
	000G62-06-24I	EA	SCREW - SF/DR - 8-18 X 1.5 PPH - BLACK
	000G62-06-249	EA	SCREW - SF/DR - 8-18 X 1.5 PPH - SILVER
	000G62-08-24B	EA	SCREW - SF/DR - 8-18 X 1 1/2 PFH
	000G67-08-32B	EA	SCREW - 8-15 X 2 PPH - ZINC
	000G67-10-08B	EA	SCREW - 10-12 X 1/2 PPH - ZINC
	000G67-10-08S	EA	SCREW - 10-12 X 1/2 PPH - OFF WHITE
	000G67-10-10B	EA	SCREW - 10-12 X 5/8 PPH - ZINC - TYPE A
	000G67-10-10S	EA	SCREW - 10-12 X 5/8 PPH - OFF WHITE

SEALANTS & FASTENERS GROUP (CONTINUED)
SCREWS (CONTINUED)

KEY	PART NUMBER	U/M	DESCRIPTION
	000G67-10-10T	EA	SCREW - 10-12 X 5/8 PPH - BLACK
	000G67-10-10P	EA	SCREW - 10-12 X 5/8 PPH - DARK BROWN
	000G67-10-12P	EA	SCREW - 10-12 X 3/4 PPH - DARK BROWN
	000G67-10-24B	EA	SCREW - 10-12 X 1 1/2 PPH - ZINC
	000G67-10-24S	EA	SCREW - 10-12 X 1 1/2 PPH - OFF WHITE
	000G67-10-32J	EA	SCREW-10-12X2 PPH - BRIGHT BRASS
	000G68-06-10J	EA	SCREW - 6-18 X 5/8 POH - BRASS
	000G68-06-12B	EA	SCREW - 6-18 X 3/4 POH - ZINC & CLEAR
	000G68-06-12J	EA	SCREW - 6-18 X 3/4 POH - BRASS
	000G68-06-12S	EA	SCREW - 6-18 X 3/4 POH
	029130-01-000	EA	SCREW - SNAP STUD - #8-16 X 5/8" LONG
	029130-03-000	EA	SCREW - SNAP STUD - #8-16 X 1" LONG
	049465-01-000	EA	SCREW - 10-16 PTH W/WASHER - DARK BROWN
	049465-03-000	EA	SCREW - 10-16 X 1 POH W/WASHER - OFF WHITE
	049465-13-000	EA	SCREW - 10-16 X 1 PTH W/WASHER - ASH GRAY
	049465-17-000	EA	SCREW - 10-16 X 1 POH W/WASHER - BRIGHT WHITE
	049465-18-000	EA	SCREW - 10-16 X 1 POH W/WASHER - VW GRAY
	054434-02-000	EA	SCREW - SF/DR - 10-16 X 2 - ZINC
	054434-03-000	EA	SCREW - SF/DR - 10-16 X 2 - PWH - ZINC
	075908-01-000	EA	SCREW - MACHINE - 10-32 X .56 PTH - EXTERNAL TOOTH - ZINC
	076790-01-000	EA	SCREW - 6-20 X 1 1/4 PPH - BLACK
	076790-05-000	EA	SCREW - 6-20 X 1/2 PPH - BLACK - THREAD CUTTING/WOOD
	083554-01-000	EA	SCREW - DRYWALL - 8 X 1 1/4
	083554-04-000	EA	SCREW - DRYWALL - 8 X 2 1/2
	087721-01-000	EA	SCREW - FLAT HEAD - TAPPING - 1/4" X 1 1/4" LONG - ZINC
	095772-01-000	EA	SOCKET-SNAP FASTNER1" SF/DR - SELF DRIVER
	097974-01-000	EA	SCREW - PARTICLE BOARD - 7-9 X 3/4 PPH
	097974-02-000	EA	SCREW-PART BD 8-9X.75 PFH - BEIGE
	101618-01-000	EA	SCREW - 1/4-20 X 3/4 HEX - TAPPING - STALGARD TYPE F
	113563-01-01A	EA	SCREW - 8 X 5/8 LONG SHOULDER/WASHER HEAD
	113563-01-02A	EA	SCREW - 8 X 5/8 LONG SHOULDER/WASHER HEAD - BRIGHT WHITE
	118383-01-09A	EA	RETAINER/RECESSED - F/.22" SCREW - GLACIER
	118383-01-12A	EA	RETAINER/RECESSED - F/.22" SCREW - RIVERSTONE
	118383-01-10A	EA	RETAINER/RECESSED - F/.22" SCREW - STORM GRAY
	118383-01-11A	EA	RETAINER/RECESSED - F/.22" SCREW - CASHMERE
	118383-02-10A	EA	RETAINER/RECESSED - F/.27" SCREW - RIVERSTONE
	118383-02-11A	EA	RETAINER/RECESSED - F/.27" SCREW - CASHMERE
	118383-02-13A	EA	RETAINER/RECESSED - F/.27" SCREW - OFF WHITE
	118383-03-09A	EA	RETAINER/RECESSED - F/.32" SCREW - GLACIER
	118383-04-04A	EA	CAP - F/RECESSED RETAINER - BRIGHT WHITE
	118383-04-09A	EA	CAP - F/RECESSED RETAINER - GLACIER
	118383-04-10A	EA	CAP - F/RECESSED RETAINER - RIVERSTONE
	118383-04-11A	EA	CAP - F/RECESSED RETAINER - CASHMERE
	118383-04-12A	EA	CAP - F/RECESSED RETAINER - STORM GRAY
	118383-04-13A	EA	CAP - F/RECESSED RETAINER - OFF WHITE
	134126-01-01A	EA	SCREW/NAIL - HEX HEAD - 3/4"
	140040-01-000	EA	SCREW - 1/4-20 X 1 - BUTTON HEAD/SOCKET - W/LOCTITE
	149753-01-01A	EA	RETAINER/RECESSED - F/.22" SCREW - BLACK
	149753-01-02A	EA	RETAINER/RECESSED - F/.22" SCREW - BRIGHT WHITE
	149753-02-01A	EA	CAP - F/RECESSED RETAINER - BLACK
	149753-02-02A	EA	CAP - F/RECESSED RETAINER - BRIGHT WHITE
	154938-01-01A	EA	SCREW - SF/DR - 10-16 X 3/4 PPH - W/SELF SEAL - BRIGHT WHITE
	154938-01-02A	EA	SCREW - SF/DR - 10-16 X 3/4 PPH - W/SELF SEAL - BLACK
	154938-02-01A	EA	SCREW - SF/DR - 8-18 X 1 PFH - W/SELF SEAL - BRIGHT WHITE
	154938-02-02A	EA	SCREW - SF/DR - 8-18 X 1 PFH - W/SELF SEAL - BLACK
	154938-02-03A	EA	SCREW - SF/DR - 8-18 X 1 PFH - W/SELF SEAL - SILVER
	154938-03-01A	EA	SCREW - SF/DR - 8-18 X 5/8 PFH - W/SELF SEAL - BRT WHT
	154935-03-02A	EA	SCREW - SF/DR - 8-18 X 5/8 PFH - W/SELF SEAL - BLACK
	154938-04-01A	EA	SCREW - SF/DR - 10-16 X 1" TPH - W/SELF SEAL - BRT WHT
	154938-04-02A	EA	SCREW - SF/DR - 10-16 X 1" TPH - W/SELF SEAL - BLACK
	154938-05-03A	EA	SCREW - SF/DR - 8-18 X 1.25" PFH - W/SELF SEAL - SILVER

SEALANTS & FASTENERS GROUP (CONTINUED)

CLAMPS, CLIPS, GROMMETS, RIVETS & PLUGS

KEY	PART NUMBER	U/M	DESCRIPTION
	000H16-04-06R	EA	RIVET - POP ALUMINUM - 1/8 X .313 - .375
	000H16-06-10R	EA	RIVET - POP ALUMINUM - 3/16 X .501 - .625
	007161-01-000	EA	CLAMP - HOSE - SPRING TYPE - 1/2"
	008386-01-000	EA	GROMMET - SNAP - 3/8" DIAMETER - NYLON
	010495-01-000	EA	CLAMP - CABLE - 9/16"ID - BLACK
	010495-02-000	EA	CLAMP - CABLE - 3/8"ID - BLACK
	010495-04-000	EA	CLAMP - CABLE - 11/16"ID - WHITE
	010497-01-000	EA	CLAMP - CLOSED - 5/8"ID
	010497-02-000	EA	CLAMP - CLOSED - 1.5"ID
	010497-03-000	EA	CLAMP - CLOSED - 1"ID - CUSHIONED
	010497-04-000	EA	CLAMP - CLOSED - 1 5/8"ID
	010497-05-000	EA	CLAMP - CLOSED - 1/2"ID
	010497-07-000	EA	CLAMP - CLOSED - 3/8"ID
	010497-09-000	EA	CLAMP - CLOSED - 5/16"ID
	010497-10-000	EA	CLAMP - CLOSED - 7/8"ID
	010499-01-000	EA	CLAMP - CLOSED - 3/8"ID
	016188-03-000	EA	GROMMET - LP LINE - 3/8"HOLE X 2 1/2"LONG - RUBBER
	016188-04-000	EA	GROMMET - LP LINE - 1/2"HOLE X 2 1/2"LONG - RUBBER
	016188-05-000	EA	GROMMET - LP LINE - 3/8"HOLE X 1 1/4"LONG - RUBBER
	016188-06-000	EA	GROMMET - LP LINE - 3/8"HOLE X 3 1/4"LONG - RUBBER
	016188-07-000	EA	GROMMET - L/P LINE - 1/2"HOLE X 3 1/4"LONG
	016188-08-000	EA	GROMMET - LP LINE - 1/2"HOLE X 1 1/4"LONG - RUBBER
	016188-09-000	EA	GROMMET - LP LINE - .68"HOLE X 1 1/4"LONG - RUBBER
	016188-10-000	EA	GROMMET - LP GAS - .68" X 2.5"
	023942-01-000	EA	GROMMET - RUBBER - 2"OD
	041930-11-000	EA	RIVET - POP ALUMINUM - 1/8 X .188 - .250 - BRIGHT WHITE
	061420-04-000	EA	PLUG/PLASTIC - 1 1/4" DIAMETER
	061420-05-000	EA	PLUG/PLASTIC - 1 1/2" DIAMETER
	061420-09-000	EA	PLUG/PLASTIC - 1.00" DIAMETER
	061420-10-000	EA	PLUG/PLASTIC - 1 1/2" DIAMETER - BLACK
	061420-12-000	EA	PLUG/PLASTIC - 1.50" DIAMETER - RED
	061420-13-000	EA	PLUG/PLASTIC - 3/8" - FLUSH
	061420-14-000	EA	PLUG/PLASTIC - 7/8" DIAMETER - BLACK
	061420-15-000	EA	PLUG/PLASTIC - 2" DIAMETER - BLACK
	061420-16-000	EA	PLUG/PLASTIC - 2 1/8" DIAMETER - BLACK
	062401-01-000	EA	CLAMP - HOSE - WORMGEAR - .25" - 1"
	062401-02-000	EA	CLAMP - HOSE - WORMGEAR - 1.56" - 2.5" ID
	062401-03-000	EA	CLAMP - HOSE - WORMGEAR - .22" - 1" ID
	062401-04-000	EA	CLAMP - HOSE - WORMGEAR - .69" - 1.25" ID
	062401-05-000	EA	CLAMP - HOSE - WORMGEAR - 2" - 3" ID
	062401-06-000	EA	CLAMP - HOSE - WORMGEAR - .22" - .62" ID
	062401-09-000	EA	CLAMP - HOSE - WORMGEAR - 2.8" - 3.75" ID
	062401-11-000	EA	CLAMP - HOSE - WORMGEAR - 3.50" - 4.50" ID
	062401-13-000	EA	CLAMP - HOSE - WORMGEAR
	063729-12-000	EA	RIVNUT - 5/16 - 18 UNCUT - FLATHEAD - STAINLESS
	071015-01-000	EA	GROMMET - RUBBER - .5"ID X 1"OD-W/.38" GROOVE - BLACK
	071015-11-000	EA	GROMMET - RUBBER - 1"ID FITS .12 MATERIAL - BLACK
	071015-13-000	EA	GROMMET - RUBBER - .62"ID X 1"OD W/.09" GROOVE - BLACK
	071015-22-000	EA	GROMMET - RUBBER - .62"ID X 1.12"OD W/.19" GROOVE - BLACK
	071015-26-000	EA	GROMMET - RUBBER - 1.5"ID X 2.1"OD W/.06" GROOVE - BLACK
	071015-29-000	EA	GROMMET - RUBBER - .3"ID X 1.3"OD W/.12" GROOVE - BLACK
	071015-30-000	EA	GROMMET - RUBBER - .3"ID X .81"OD W/.12" GROOVE - BLACK
	071015-39-000	EA	GROMMET - .75 ID FITS .06 MTL
	071015-41-000	EA	GROMMET - .125 ID FITS .188 MTL
	071015-42-000	EA	GROMMET - .25 ID FITS .06 MTL
	075148-02-000	EA	CLAMP - GROUNDING - BRONZE SCREWS
	077955-01-000	EA	CLIP/J - 3/8" - VINYL COATED
	080734-02-000	EA	CLIP - WIRE NYLON
	081211-01-000	EA	PLUG - PLASTIC - .31"DIA - BLACK
	081211-03-000	EA	PLUG - PLASTIC - .50"DIAMETER - TRUSS HEAD - BLACK
	081211-04-000	EA	PLUG - PLASTIC - .46"DIAMETER - TRUSS HEAD - BLACK
	083609-01-000	EA	CLAMP - WIRE - DUAL - EQUAL DIAMETERS - 5/8"
	083610-01-000	EA	CLAMP - WIRE - DUAL - UNEQUAL DIAMETERS - 3/4" & 1 1/4"
	083610-02-000	EA	CLAMP - WIRE - DUAL - UNEQUAL DIAMETERS - 3/4" & 2"

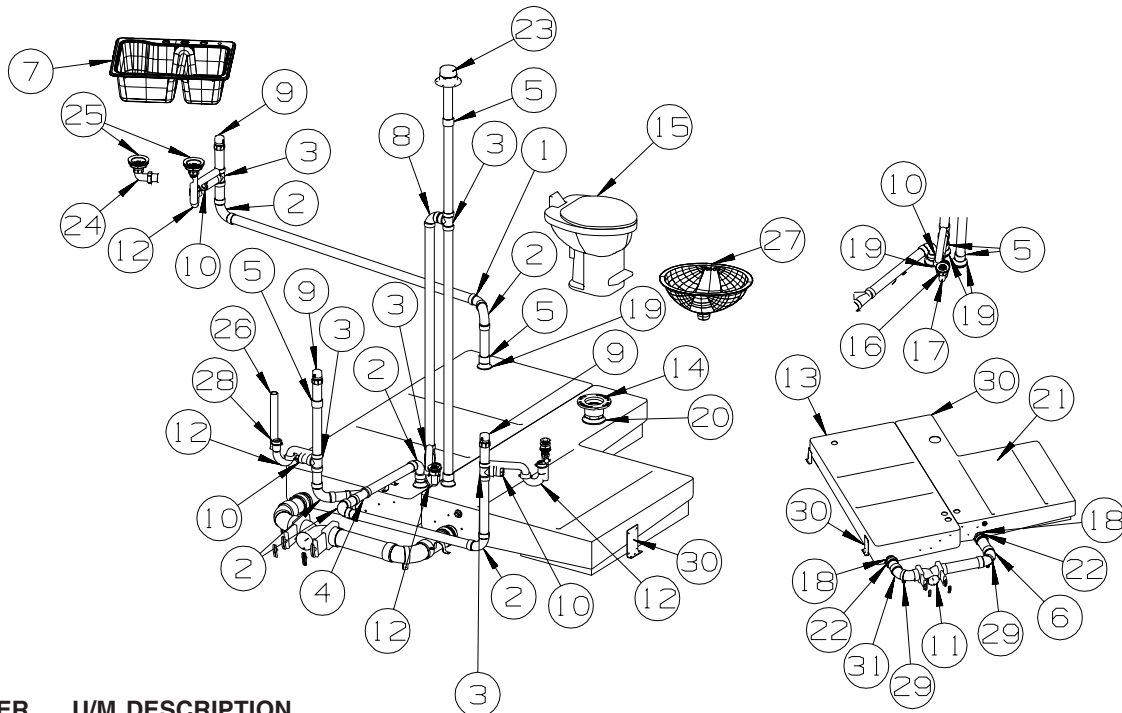
SEALANTS & FASTENERS GROUP (CONTINUED)
CLAMPS, CLIPS, GROMMETS, RIVETS & PLUGS (CONTINUED)

KEY	PART NUMBER	U/M	DESCRIPTION
	083610-03-000	EA	CLAMP - WIRE - DUAL - EQUAL DIAMETERS - 2"
	088756-01-000	EA	GROMMET - WEB - 1 1/8"ID
	089329-02-000	EA	CLIP - SPRING
	091952-01-000	EA	CLIP - GRIPPER - 1" - BLACK VINYL COATED
	091952-02-000	EA	CLIP - GRIPPER - 3/4" - BLACK VINYL COATED
	091952-03-000	EA	CLIP - GRIPPER - 1/2" - BLACK VINYL COATED
	094362-02-000	EA	CLIP - XMAS TREE - BINDER HEAD - .9" LONG/ANY COLOR
	094362-05-000	EA	CLIP - XMAS TREE - ROUND HEAD - 1.4" LONG/ANY COLOR
	113133-02-01A	EA	RIVET - POP - ALUMINUM - 3/16 X .252 - .504 - BLACK
	114208-05-000	EA	GROMMET - EDGE LINER - FITS 2"
	118626-01-02A	EA	RIVET/POP - ALUMINUM - 3/16 X .08 - .375
	118626-01-01A	EA	RIVET/POP - ALUMINUM - 3/16 X 1.2"(GRIP RANGE .1"-.4")
	118626-02-01A	EA	RIVET/POP - ALUMINUM - 3/16 X .500 - .750
	118626-03-01A	EA	RIVET/POP - STAINLESS STEEL - 3/16 X .500 - .750
	137014-01-02A	EA	GROMMET - CABLE - BROWN
	137014-01-01A	EA	GROMMET - CABLE - ALMOND
	137014-01-03A	EA	GROMMET - CABLE - BLACK
	139118-02-01A	EA	GROMMET - SCREW - PLASTIC
	155498-01-01A	EA	CLAMP - CLOSED - 7/8"ID - VINYL DIP/GALVONIZED - BLACK

MISCELLANEOUS FASTENERS

KEY	PART NUMBER	U/M	DESCRIPTION
	008343-01-000	EA	TIE - WIRE - 6"
	008343-02-000	EA	TIE - WIRE - 14"
	008343-03-000	EA	TIE - WIRE - 7 1/2" - BLACK
	029094-04-000	YD	VELCRO TAPE/LOOP - 1"WIDE - W/ADHESIVE BACK - BLACK
	029096-04-000	YD	VELCRO TAPE/HOOK - 1"WIDE - BLACK - W/ADHESIVE BACK (PSA)
	048394-02-000	YD	VELCRO TAPE - HOOK - ADHESIVE BACK - 3/4" WIDE - BEIGE
	085774-01-000	FT	FASTENER - DUAL LOCK - 1" WIDE - ADHESIVE BACK - BLACK
	085774-02-000	FT	FASTENER - DUAL HOOK - 1" WIDE - ADHESIVE BACK - BLACK
	088792-02-000	YD	VELCRO TAPE - LOOP - 3/4" - ADHESIVE BACK - BEIGE
	088792-04-000	YD	VELCRO TAPE - HOOK - 5/8" - NON-ADHESIVE BACK - WHITE
	088792-05-000	YD	VELCRO TAPE - LOOP - 5/8" - NON-ADHESIVE BACK - WHITE
	108046-02-000	EA	CABLE TIE - SCREW MOUNT 15"

WATER & SEWAGE GROUP DRAINAGE SYSTEM

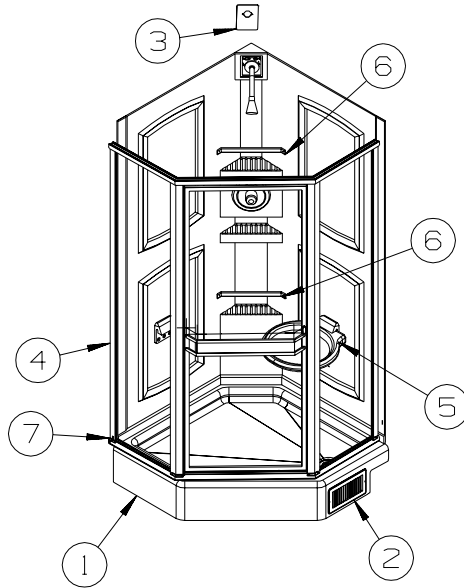


KEY	PART NUMBER	U/M	DESCRIPTION
1	010051-01-000	EA	ELBOW - 45 DEGREE - 1 1/2" SPIGOT X HUB - PLASTIC
2	010008-01-000	EA	ELBOW - 90 DEGREE - 1 1/2" HUB X HUB - PLASTIC
3	010071-01-000	EA	TEE - SANITARY - 1 1/2" HUB X HUB X HUB - PLASTIC
4	010073-01-000	EA	WYE - 45 DEGREE - 1 1/2" HUB X HUB X HUB - PLASTIC
5	010115-01-000	EA	COUPLING - 1 1/2" HUB X HUB - PLASTIC
6	031126-01-000	EA	ELBOW - 1/4 BEND - 3" X 90° XLT - BLACK PLASTIC
7	148870-01-01A	EA	SINK/DOUBLE - LRG/SML BASIN - 25" X 19" X 7"
8	034250-01-000	EA	ELBOW - 90 DEGREE - LONG TURN - 1 1/2" HUB X HUB - ABS
9	079968-01-000	EA	VENT - MECHANICAL/TRAP ARM - ANTI-SIPHON-2" X 7.3" PLASTIC
10	152146-01-000	EA	CONNECTOR - 1 1/2" P X 1 1/2" MPT
11	136143-01-000	EA	VALVE - DUAL - 3" X 3"
	139513-01-000	EA	HOSE - SEWER - 3" X 10' - W/ADAPTER
	062416-01-000	EA	ADAPTER - SEWER HOSE TO 3" PIPE
*	144728-01-000	EA	VALVE - SEWER HOSE - 3"
12	107538-02-000	EA	P-TRAP - PLASTIC - 1 1/2" W/EXTENSION ARM
12	011071-01-000	EA	P-TRAP - PLASTIC - 1 1/2" - CSA - CANADIAN
13	147607-01-700	EA	TANK - HOLDING - 53 GALLON - W/3" NIPPLE - GRAY WATER
	049032-01-000	EA	PATCH - SPINWELD - 3/8" - PLASTIC
14	024676-01-000	EA	FLANGE/CLOSET - 4" X 3" - BLACK PLASTIC
15*	152829-01-01A	EA	TOILET/AQUA MAGIC STYLE LITE - TALL - W/SPRAY - WHITE FROM: 00-00-00 THRU: 02-11-07
15	160815-01-01A	EA	TOILET-STYLE II, TALL, WHITE, *W/SPRAYER FROM: 02-12-07 THRU: 99-99-99
16	066440-01-000	EA	STRAINER - SHOWER DRAIN - W/RUBBER WASHER
	127440-02-01A	EA	WASHER - RUBBER - 1.8" X .1"
17	011069-06-000	EA	TAILPIECE - 1 1/2" X 1 1/4" X 2 1/2"
	130403-01-000	EA	NUT - SLIP - W/WINGS 1 1/2"
18	010129-03-000	EA	NIPPLE - 3" X 3" TOE - PLASTIC
19	061607-01-000	EA	GROMMET - HOLDING TANK - 1 1/2" NPS
20	061607-02-000	EA	GROMMET - HOLDING TANK - 3" NPS
21	147606-01-700	EA	TANK - HOLDING - 46 GAL - W/3" OUTLET - BLACK WATER
	125697-02-000	EA	NOZZLE - WELD-A-FLUSH
	049032-01-000	EA	PATCH - SPINWELD - 3/8" - PLASTIC
22	078406-01-000	EA	COUPLER - 3" X 3" W/CLAMPS - RUBBER

WATER & SEWAGE GROUP (CONTINUED)
DRAINAGE SYSTEM (CONTINUED)

KEY	PART NUMBER	U/M	DESCRIPTION
23	083558-03-000	EA	VENT W/COVER F/PLUMBING STACK - OFF WHITE
24	011091-02-000	EA	WASTE - CONTINUOUS
25	092303-01-000	EA	STRAINER - W/BASKET - GALLEY SINK - 4" OD
26	126588-02-000	EA	ARM - WASTE - 1 1/2" X 20" - FEMALE - WASHER/DRYER
27	155318-01-01A	EA	SINK - LAVATORY - OVAL - 19.5" X 16.5" - CREAM
28	061420-10-000	EA	PLUG/PLASTIC - 1 1/2" DIAMETER - BLACK - WASHER/DRYER
29	141443-01-02B	EA	HOLDER - RING - E-COATED
30	094756-02-01A	EA	BRACKET - L - 6.1" LONG X 3.9" WIDE - STEEL
31	041956-01-000	EA	ELBOW - 3" STREET - 90 DEGREE - PLASTIC

***COMPONENT PARTS LISTED LATER IN THIS GROUP**



KEY	PART NUMBER	U/M	DESCRIPTION
1	M02630-85-S64	EA	SHOWER PAN - W/STRAINER
2	089326-02-000	EA	GRILLE - FLOOR - HEATING - 9.3" X 5.3" - SOFT WHITE
3	131549-01-01A	EA	PLATE/COVER - SHOWER HEAD - PLASTIC
4	147575-01-01A	EA	ENCLOSURE - SHOWER - SIDES/BACK - 1 PIECE
5	135607-03-01A	EA	SEAT - SHOWER/FOLDING-WHT - FOLD DOWN SHOWER SEAT
6	113714-02-02A	EA	RETAINER - SHELF/SHOWER - 10.6" - SOFT WHITE
7	154585-03-01A	FT	SEAL - FOAM TAPE - ADHESIVE 2 SIDED - 1/8" X 3/4"

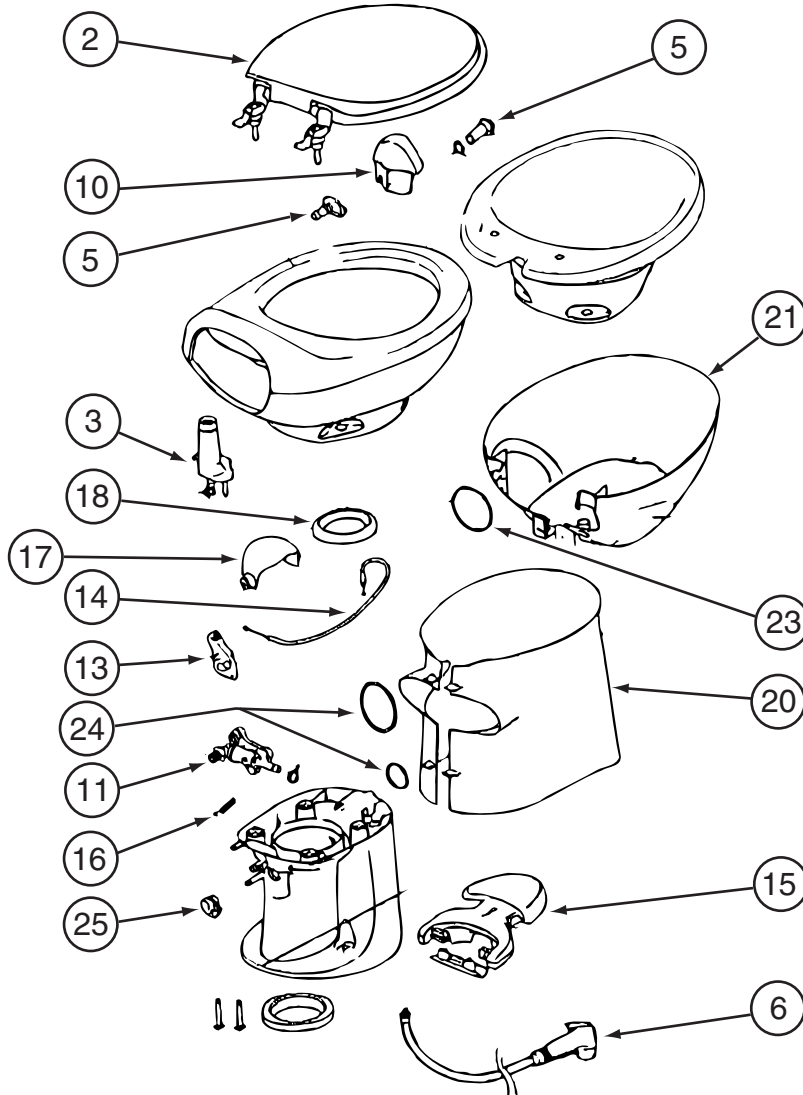
WATER & SEWAGE GROUP (CONTINUED)
COMPONENT PARTS FOR DRAINAGE SYSTEM

062415-01-000

KEY	PART NUMBER	U/M	DESCRIPTION	VENDOR NO.
	062415-01-700	EA	STRING-SEWER CAP	V#SV7 STRAP

144728-01-000

KEY	PART NUMBER	U/M	DESCRIPTION	VENDOR NO.
	144728-01-700	EA	GASKET-RUBBER, INSIDE VALVE	9667310-11
	144728-01-701	EA	GASKET-RUBBER, OUTSIDE	9667310-10



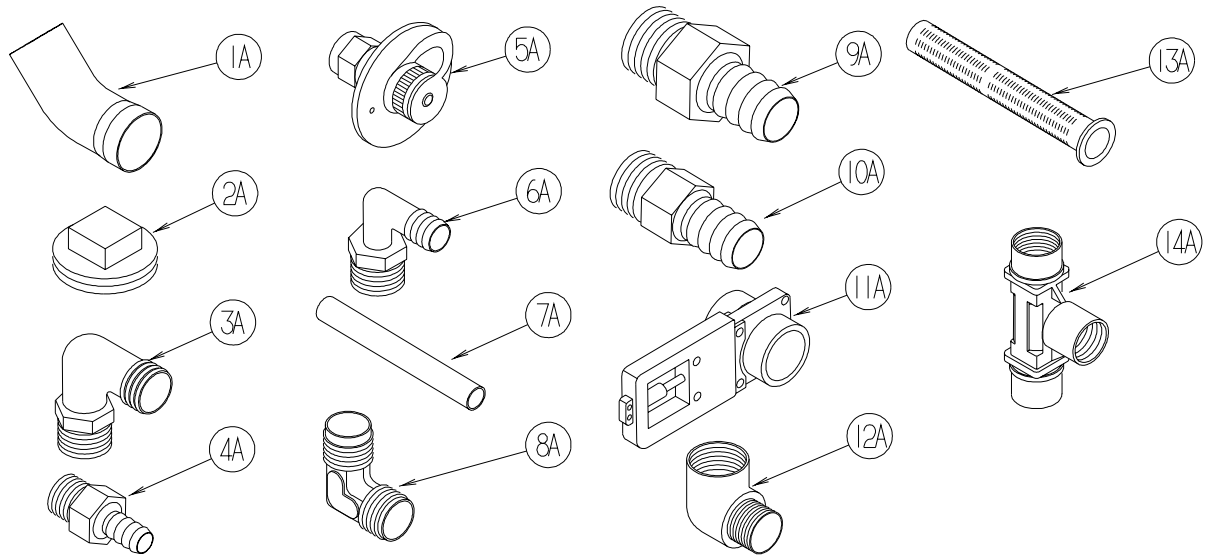
152829-01-01A

KEY	PART NUMBER	U/M	DESCRIPTION	VENDOR NO.
2	152829-01-700	EA	SEAT/COVER ASSEMBLY - WHITE	34144
3	152829-01-708	EA	VACUUM BREAKER	34122
5	152829-01-710	EA	FLUSH NOZZLE - WHITE	34124
6	147421-01-708	EA	HAND SPRAY KIT - WHITE HEAD	33226
10	152829-01-711	EA	POD - WHITE	34129
11	152829-01-701	EA	WATER VALVE	34100
13	152829-01-703	EA	WATER VALVE DRIVE ARM	34104
14	152829-01-704	EA	CABLE - F/PEDAL	34106
15	152829-01-709	EA	PEDAL PACKAGE - WHITE	34112
16	152829-01-705	EA	SPRING/RETURN-FWATER VALVE	34110
17	152829-01-706	EA	WASTE BALL - WHITE	34117
18	152829-01-707	EA	SEAL - F/WASTE BALL	34120
21	152829-01-713	EA	BOWL WRAP - WHITE	34133
23	152829-01-712	EA	O-RING - F/BOWL WRAP	34131
25	152829-01-702	EA	WASTE BALL DRIVE ARM	34102

CONTACT WINNEBAGO PARTS SALES FOR UNLISTED COMPONENT(S)

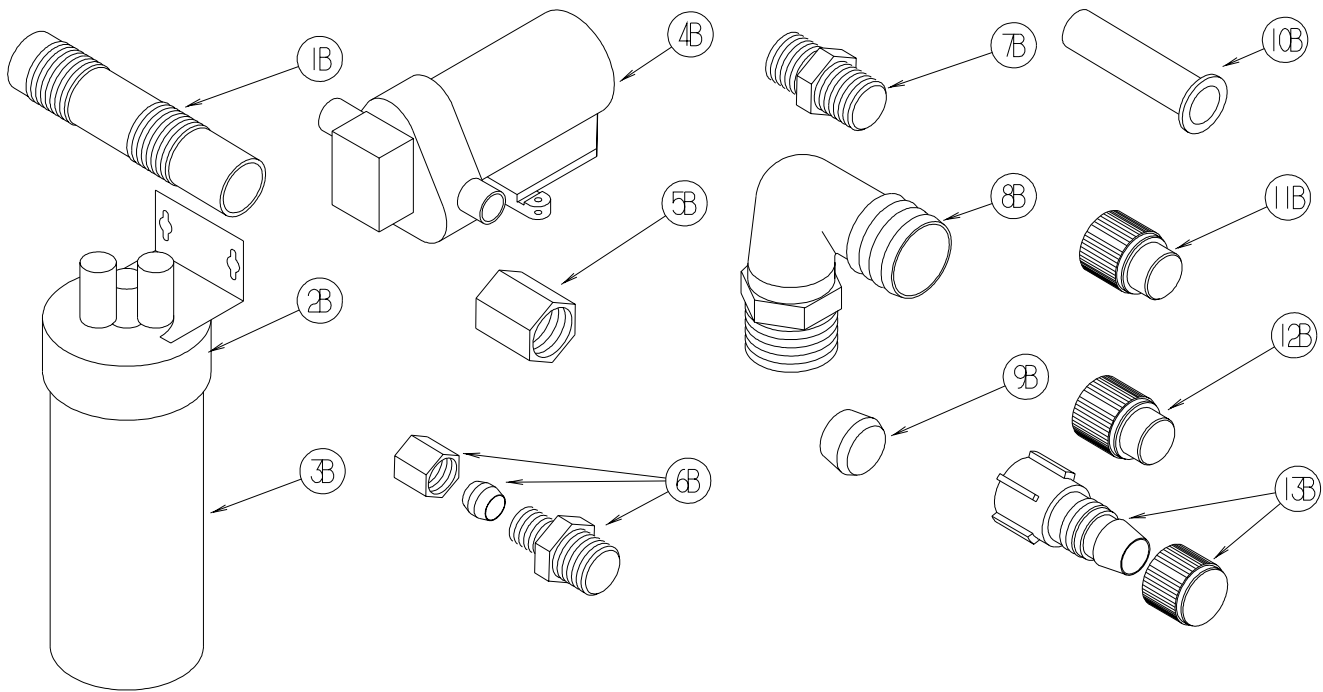
WATER & SEWAGE GROUP (CONTINUED)

WATER SYSTEM



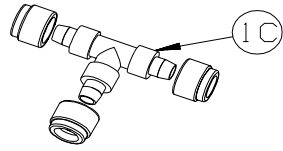
KEY	PART NUMBER	U/M	DESCRIPTION
1A	010009-01-000	EA	ELBOW - 90 DEGREE - 1/4 BEND - 1 1/2" PLASTIC
2A	010166-01-000	EA	PLUG/THREADED - 1 1/4"MPT - PLASTIC - BLACK - UL
3A	010219-01-000	EA	ELBOW - 1 1/4 MPT X 1 1/4 BARB - WATER FILL - PLASTIC
4A	010224-01-000	EA	ADAPTER - HOSE TO PIPE - 3/8 MPT X 3/8 BARB - PLASTIC
5A	010230-06-000	EA	FILL - CITY WATER - W/CHECK VALVE - MPT - BRUSHED ALUM
6A	035539-01-000	EA	ELBOW - 3/8 MPT X 3/8 BARB - PLASTIC
7A	039800-04-000	FT	TUBING - POLYBUTYL - 1/4"OD
7A	074462-02-000	FT	TUBING - VINYL - 3/8 ID X 20' - CLEAR
7A	112176-01-000	FT	TUBING - VINYL - REINFORCED - 1/2" ID
7A	124188-01-000	FT	TUBING - PEX - 1/2" ID X 20' - BLUE(COLD)
7A	124188-02-000	FT	TUBING - PEX - 1/2" ID X 20' - RED(HOT)
8A	039808-03-000	EA	ELBOW - 1/2" MPT X 1/2" MPT - PLASTIC
9A	044927-01-000	EA	ADAPTER - HOSE TO PIPE-1 1/4 MPTX1 1/4 BARB-BLACK PLASTIC
10A	044927-02-000	EA	ADAPTER - REDUCING - 1" MPT X 1.3" BARB - PLASTIC
11A	062421-03-000	EA	VALVE/DUMP W/O HANDLE - 1 1/2" X 1 1/2" HUB
	062421-05-000	EA	CABLE/ROD - F/DUMP VALVE - W/HANDLE - 48"
	062421-07-000	EA	CABLE/ROD - F/DUMP VALVE - W/HANDLE - 144"
	062421-08-000	EA	CABLE/ROD - F/DUMP VALVE - W/HANDLE - 108"
12A	065318-02-000	EA	ELBOW - 90 DEGREE - 3/8" MPT TO 3/8" FPT
13A	077954-02-000	EA	FILTER - WATER TANK - W/SCREEN IN TANK
14A	039798-01-000	EA	TEE - 1/2"MPT X 1/2"MPT X 1/2"MPT - PLASTIC

WATER & SEWAGE GROUP (CONTINUED)
WATER SYSTEM (CONTINUED)

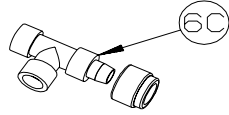


KEY	PART NUMBER	U/M	DESCRIPTION
1B	079381-01-000	FT	TUBING - RIBBED FLEXIBLE - WATER FILL - 1.4" ID
2B	087200-01-000	EA	FILTER-WATER PURIFICATION, EVERPURE QC2-AC
3B	087200-02-000	EA	CARTRIDGE-WATER FILTER,AC - EVERPURE 9601-11
4B*	098607-01-000	EA	PUMP - WATER - W/.5" MPT FITTING - FLOW 2.8 GPM
			FROM: 00-00-00 THRU: 06-21-06
4B	160702-01-000	EA	PUMP - WATER - 3.0 GPM - W/1/2" MPT
			FROM: 06-22-06 THRU: 99-99-99
5B	101814-01-000	EA	COUPLING - FEMALE - 1/2" X 1/2" FPT - GRAY
6B	103798-01-000	EA	CONNECTOR - 1/4 OD X 3/8 MPT
7B	110438-02-000	EA	VALVE - CHECK - BRASS - 1/2 MPT X 1/2 MPT
8B	111223-02-000	EA	ELBOW - 1/2" MPT X 3/8" BARB - PLASTIC
8B	111223-03-000	EA	ELBOW - 3/4" MPT X 1/2" BARB - PLASTIC
8B	111223-04-000	EA	ELBOW - 1/2" MPT X 1/2" BARB - PLASTIC
9B	111888-01-000	EA	FERRULE - PLASTIC - .250 ID X .375 OD
10B	111888-02-000	EA	INSERT - BRASS - 1/4 COMP
11B	113697-01-000	EA	CAP - 3/8"P
12B	114427-01-000	EA	CAP - 1/2"P
13B	114427-02-000	EA	PLUG - W/COMP NUT - 1/2" PLASTIC PIPE/1/2" FLAIR-IT

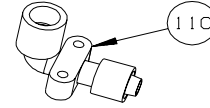
WATER & SEWAGE GROUP (CONTINUED)
WATER SYSTEM (CONTINUED)




1C



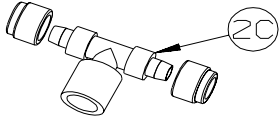
6C



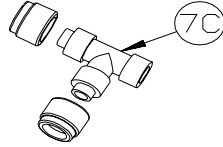
11C



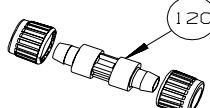
16C



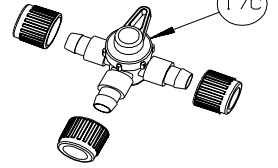
2C



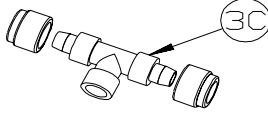
7C



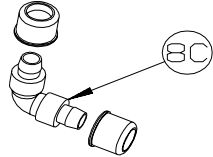
12C



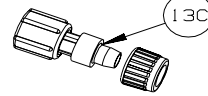
17C



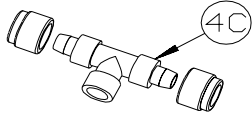
3C



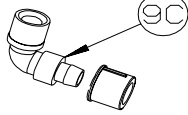
8C



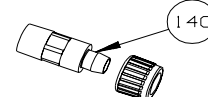
13C



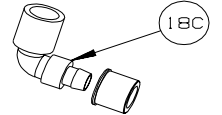
4C



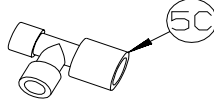
9C



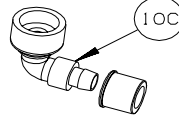
14C



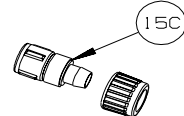
18C



5C



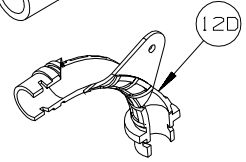
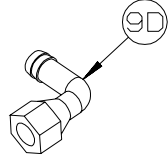
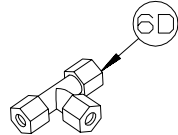
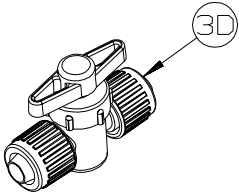
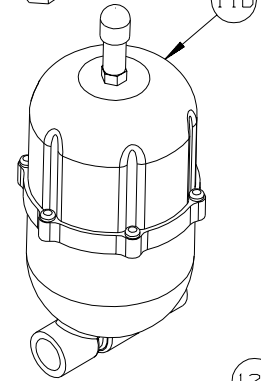
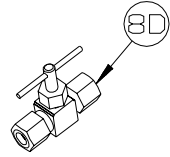
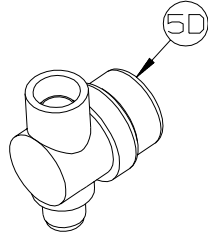
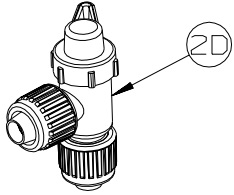
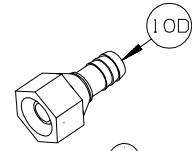
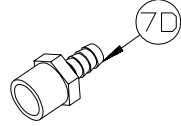
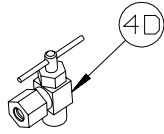
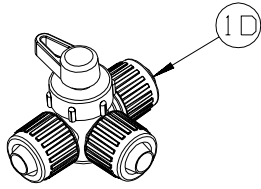
10C



15C

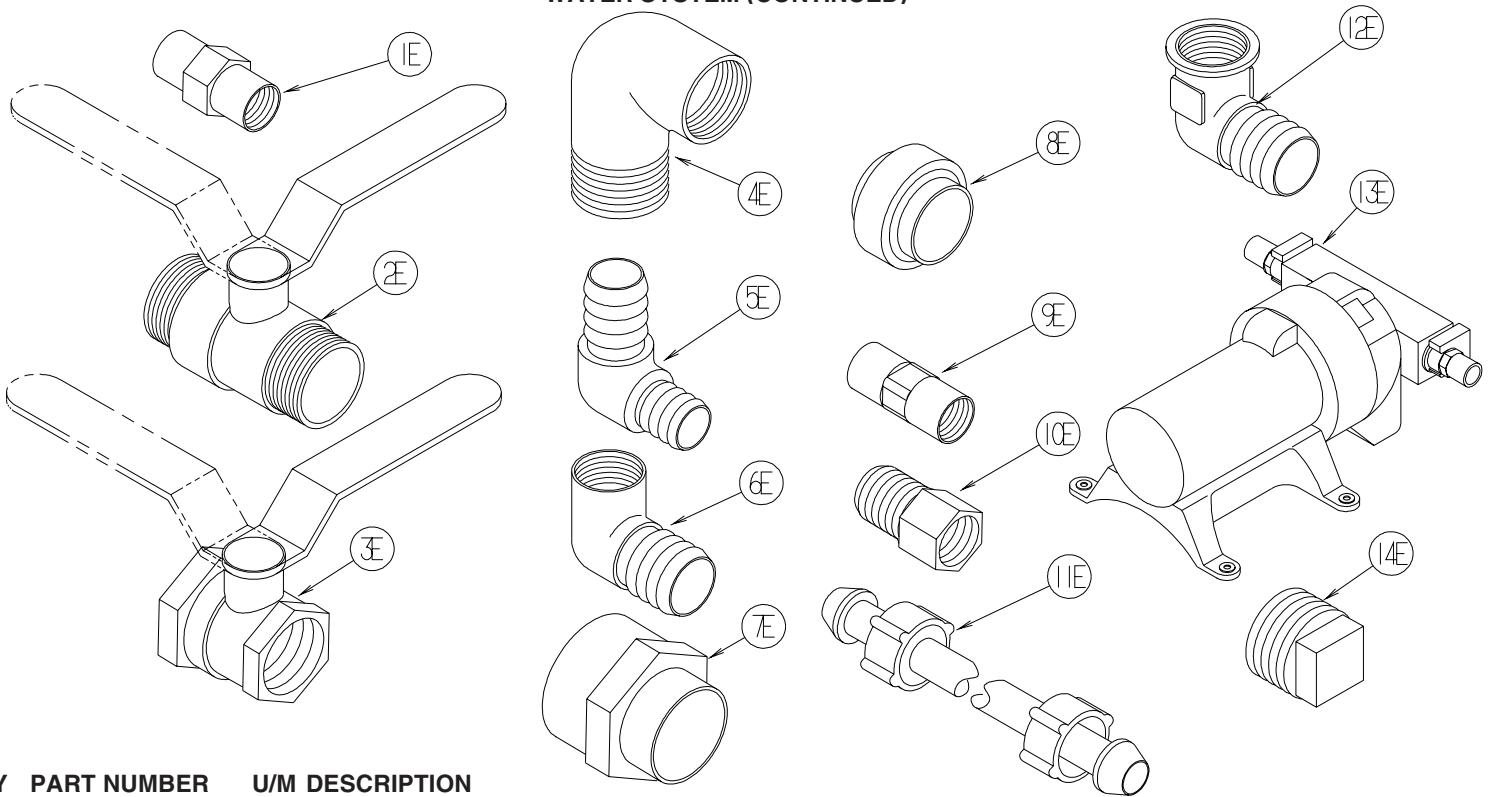
KEY	PART NUMBER	U/M	DESCRIPTION
1C	114428-01-000	EA	TEE - 1/2"P X 1/2"P X 1/2"P
2C	114428-02-000	EA	TEE - SWIVEL - 1/2"P X 1/2"P X 1/2"FPT
3C	114428-03-000	EA	TEE - 1/2"P X 1/2"P X 1/2"MPT
4C	114428-04-000	EA	TEE - 1/2"P X 1/2"P X 1/8"FPT
5C	114428-05-000	EA	TEE - 1/2" SWIVEL X 1/2" MPT X 1/2" MPT
6C	114428-06-000	EA	TEE - 1/2" P X 1/2" MPT X 1/2" MPT
7C	114428-07-000	EA	TEE - 1/2" P X 1/2" MPT X 1/2" P
8C	114429-01-000	EA	ELBOW - 1/2"P X 1/2"P
9C	114429-02-000	EA	ELBOW - 1/2"P X 1/2"MPT
9C	114429-04-000	EA	ELBOW - 1/2"P X 3/8"MPT
9C	114429-05-000	EA	ELBOW - 1/2"P X 3/4"MPT
9C	114429-10-000	EA	ELBOW - SWIVEL - 1/2"MPT X 1/2"FPT
10C	114429-06-000	EA	ELBOW - SWIVEL - 1/2"P X 3/4"FPT
10C	114429-08-000	EA	ELBOW - SWIVEL - 1/2"P X 1/2"FPT
11C	114429-09-000	EA	ELBOW - 1/2"P X 1/2"FPT DROP EAR
12C	114430-01-000	EA	ADAPTER - 1/2"P X 1/2"P
13C	114430-02-000	EA	ADAPTER - SWIVEL - 1/2"P X 1/2"FPT
13C	114430-04-000	EA	ADAPTER - SWIVEL - 1/2"P X 3/8"MPT
14C	114430-03-000	EA	ADAPTER - 1/2"P X 1/2"MPT
15C	114430-06-000	EA	ADAPTER - 1/2"P X 3/8"FPT
15C	114430-09-000	EA	ADAPTER - 1/2"P X 1/2"FPT
16C	114430-10-000	EA	ADAPTER - NUT - PIPE CONNECTION - 1/2"
17C	114431-01-000	EA	VALVE - 180 DEGREE/CENTER DRAIN - 1/2"P - THREE WAY
18C	114429-11-000	EA	ELBOW - 1/2"P X 1/2"FPT

WATER & SEWAGE GROUP (CONTINUED)
WATER SYSTEM (CONTINUED)



KEY	PART NUMBER	U/M	DESCRIPTION
1D	114431-02-000	EA	VALVE - WATER BYPASS - 1/2"P - THREE WAY (WATER HEATER)
2D	114431-03-000	EA	VALVE - 90 DEGREE DRAIN - 1/2"P
3D	114431-04-000	EA	VALVE - "INLINE SHUT-OFF" - 1/2"P
4D	114431-05-000	EA	VALVE - NEEDLE - 1/8" MPT X 1/4" COMPRESSION (ICE MAKER)
5D	152925-01-01A	EA	FILTER - IN LINE - TWIST ON - 1/2" - BLACK
6D	118423-01-000	EA	FITTING - BRASS-TEE - 1/4C X 1/4C X 1/4C
7D	118809-01-000	EA	ADAPTER - 1/2" MPT X 3/8" BARB - PLASTIC
7D	118809-02-000	EA	ADAPTER - 1/2" MPT X 1/2" BARB - PLASTIC
8D	120868-01-000	EA	VALVE - NEEDLE - 1/4" COMPRESSION X 1/4" COMPRESSION
9D	123150-01-000	EA	ELBOW - 1/2 FPT X 1/2 BARB - SWIVEL
10D	123152-01-000	EA	ADAPTER - 1/2 FPT X 1/2 BARB - SWIVEL
11D	123243-01-000	EA	TANK - ACCUMULATOR - 24 OZ
	123317-01-000	EA	TANK - ACCUMULATOR - 2 GALLON
12D	124184-01-000	EA	SUPPORT - WATER LINE - BEND

WATER & SEWAGE GROUP (CONTINUED)
WATER SYSTEM (CONTINUED)



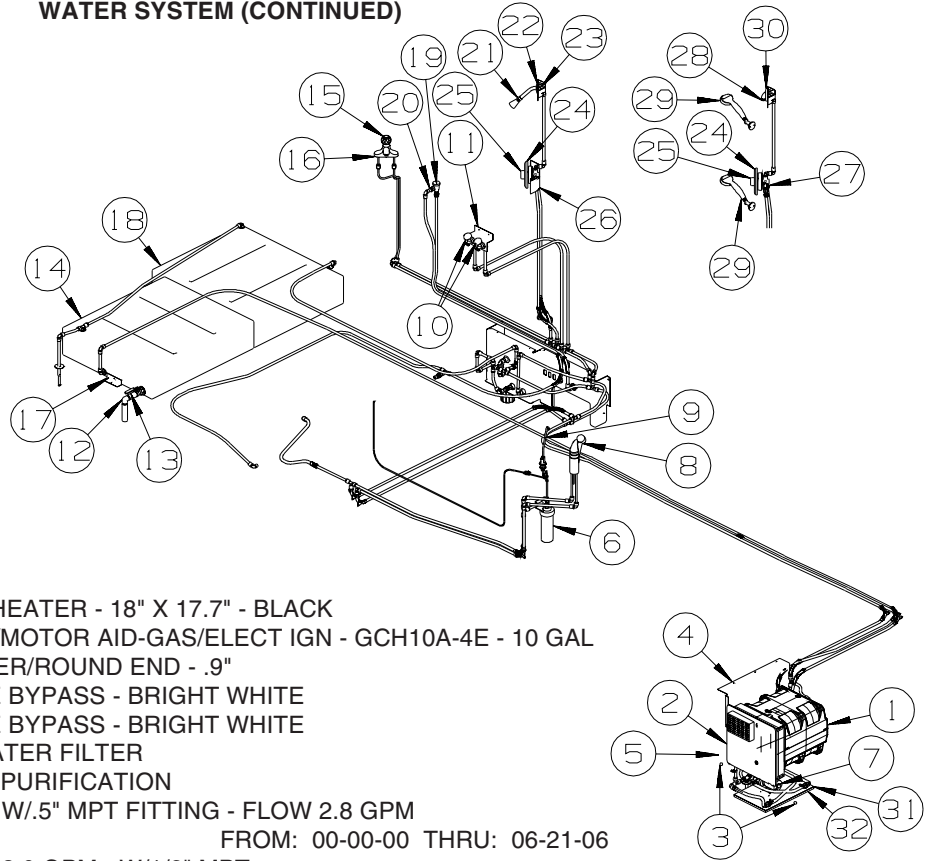
KEY	PART NUMBER	U/M	DESCRIPTION
1E	132148-01-000	EA	CONNECTOR - 1/2" X 1/2"MPT - BRASS
2E	132483-01-000	EA	VALVE/BALL - 1" - THREADED ENDS
3E	132483-02-000	EA	VALVE/BALL - 1/2" - BRASS - FPT
4E	132484-01-000	EA	ELBOW - 90 DEGREE - 1MPT X 1FPT - PLASTIC
5E	132781-01-000	EA	ELBOW - 1.3" BARB X 1.3" BARB - 90 DEGREE - PLASTIC
6E	132782-01-000	EA	ELBOW - 1"FPT X 1.3" BARB - 90 DEGREE - PLASTIC
7E	133835-01-000	EA	ADAPTER - REDUCING - 1 1/2" X 1 1/4"
8E	133889-01-000	EA	UNION - 1 1/2 DOUBLE SLIP - PVC
9E	135386-01-000	EA	NIPPLE - 1/2"
10E	136333-01-000	EA	ADAPTER - BRASS - 1/2"MPT X 1/2"FPT
11E	140821-01-000	EA	TUBE - WATER SUPPLY - 3/8" X 24"
11E	140821-02-000	EA	TUBE - WATER SUPPLY - 3/8" X 30"
11E	140821-03-000	EA	TUBE - WATER SUPPLY - 3/8" X 36"
11E	140821-04-000	EA	TUBE - WATER SUPPLY - 3/8" X 48"
11E	140821-05-000	EA	TUBE - WATER SUPPLY - 3/8" X 54"
11E	140821-06-000	EA	TUBE - WATER SUPPLY - 3/8" X 60"
11E	140821-07-000	EA	TUBE - WATER SUPPLY - 3/8" X 72"
11E	140821-08-000	EA	TUBE - WATER SUPPLY - 1/2" X 24"
11E	140821-09-000	EA	TUBE - WATER SUPPLY - 1/2" X 36"
11E	140821-10-000	EA	TUBE - WATER SUPPLY - 1/2" X 48"
12E	142812-01-000	EA	ELBOW - BRASS - 1/2"MPT X 1/2"FPT
13E*	144215-01-000	EA	PUMP - WATER - 5.7 GPM - W/1/2" MPT

FROM: 00-00-00 THRU: 02-05-06

14E 145609-01-000 EA PLUG - BRASS - 1/2" MPT/HEX HEAD
***COMPONENT PARTS LISTED LATER IN THIS GROUP**

WATER & SEWAGE GROUP (CONTINUED)

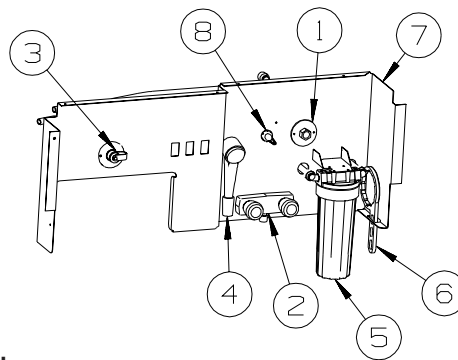
WATER SYSTEM (CONTINUED)



KEY	PART NUMBER	U/M	DESCRIPTION
1*	125420-03-03A	EA	DOOR - WATER HEATER - 18" X 17.7" - BLACK
2*	145541-01-000	EA	WATER HEATER/MOTOR AID-GAS/ELECT IGN - GCH10A-4E - 10 GAL
3	117046-01-000	EA	BUMPER - RUBBER/ROUND END - .9"
4	149497-07-12B	EA	PANEL - F/VALVE BYPASS - BRIGHT WHITE
5	149497-05-12B	EA	PANEL - F/VALVE BYPASS - BRIGHT WHITE
6	087200-02-000	EA	CARTRIDGE - WATER FILTER
6	087200-01-000	EA	FILTER - WATER PURIFICATION
7*	098607-01-000	EA	PUMP - WATER - W/.5" MPT FITTING - FLOW 2.8 GPM
			FROM: 00-00-00 THRU: 06-21-06
7	160702-01-000	EA	PUMP - WATER - 3.0 GPM - W/1/2" MPT
			FROM: 06-22-06 THRU: 99-99-99
8*	123744-03-01A	EA	FAUCET - GALLEY/SINGLE CONTROL W/SPRAYER HEAD - CHROME
9*	103635-01-000	EA	FAUCET - SINGLE CONTROL/DRINKING WATER
10	098419-01-000	EA	FAUCET - 90 DEGREE
11	134472-01-02B	EA	BRACKET - FAUCET - WASHER - E-COATED
12	132781-01-000	EA	ELBOW - 1.3" BARB X 1.3" BARB - 90 DEGREE - PLASTIC
13	132483-01-000	EA	VALVE/BALL - 1" - THREADED ENDS
14	132224-32-000	EA	TANK - WATER - 40 GALLON - W/FITTINGS - 37.8"X 33.1"X 8.3"
	042989-03-000	EA	FITTING - SPINWELD - 1 1/4"NPT - PLASTIC
	042989-05-000	EA	FITTING - SPINWELD - 1/2"FPT - PLASTIC
	042989-08-000	EA	FITTING - SPINWELD - 1"FPT - PLASTIC
	049032-01-000	EA	PATCH - SPINWELD - 3/8" - PLASTIC
15	152311-02-01A	EA	FAUCET - LAVATORY - SINGLE CONTROL - W/WASTE - CHROME
16	105218-01-01A	EA	SPACER - FAUCET/LAVATORY SINK - 2" X 5.9" - ABS PLASTIC
17	142053-30-134	EA	ANGLE-STL,ROOF JOINT,0134 MM - TOP COAT OFF WHITE
18	132224-44-000	EA	TANK - WATER - 40 GALLON - W/FITTINGS - 37.8"X 33.1"X 8.3"
	042989-03-000	EA	FITTING - SPINWELD - 1 1/4"NPT - PLASTIC
	042989-04-000	EA	FITTING - SPINWELD - 3/8"FPT - PLASTIC
	042989-05-000	EA	FITTING - SPINWELD - 1/2"FPT - PLASTIC
	049032-01-000	EA	PATCH - SPINWELD - 3/8" - PLASTIC
19	125697-04-000	EA	BREAKER/VACUUM - F/FLUSHING SYSTEM
20	125697-03-000	EA	CHECK VALVE - F/FLUSHING SYSTEM
21	128974-01-02A	EA	VALVE - SHOWER HEAD/WATER SAVER (ON/OFF) - CHROME
22	131549-01-01A	EA	PLATE/COVER - SHOWER HEAD - PLASTIC
23	131551-01-02B	EA	BRACKET - SHOWER HEAD
24	144596-03-02A	EA	TRIM KIT - (KNOB/HANDLE/PLATE/SHOWER HEAD & ARM) - CHROME
24	144596-02-02A	EA	TRIM KIT - (KNOB & PLATE) - CHATEAU - CHROME - SHOWER HEAD-HAND HELD
25*	144596-01-01A	EA	VALVE ONLY - FAUCET/SHOWER - W/TEMP LIMIT STOP(MOEN 62300)
26	131554-01-02B	EA	BRACKET/SHOWER CONTROL - E-COATED
27	145609-01-000	EA	PLUG - BRASS - 1/2" MPT/HEX HEAD - SHOWER HEAD-HAND HELD
28	135028-02-02A	EA	DROP ELL - F/HAND HELD SHOWER HEAD/OVAL - W/1/2"IPS-CHROME - SHOWER HEAD-HAND HELD
29*	129390-03-02A	EA	SHOWER HEAD - W/HOSE & BRACKET - CHROME - SHOWER HEAD-HAND HELD
30	130041-03-18A	EA	SPACER/SHOWER HEAD - SOFT WHITE - SHOWER HEAD-HAND HELD
31	149477-03-02B	EA	PANEL - WATER PUMP - E-COATED
32	140364-04-01A	EA	FOAM - PAD - .5" X 12" X 15"

*COMPONENT PARTS LISTED LATER IN THIS GROUP

WATER & SEWAGE GROUP (CONTINUED)
WATER SYSTEM (CONTINUED)



WATER CENTER
G33V, G35A, G35L,
G37B, G38J

KEY	PART NUMBER	U/M	DESCRIPTION
1	010230-06-000	EA	FILL - CITY WATER - W/CHECK VALVE - MPT - BRUSHED ALUM
2	163269-01-01A	EA	FAUCET/SHOWER -.5"MPT W/1.9" INLET PIPES- EXTERIOR/BRT WHT
3	125697-05-000	EA	INLET/WATER - F/FLUSHING SYSTEM
4	131383-01-02A	EA	SHOWER HEAD - W/60" HOSE & BRACKET - WHITE
5	155482-01-01A	EA	FILTER - WATER - KIT- PREFILTER - WATER/CITY FILL
6	155482-03-01A	EA	WRENCH - FILTER/LARGE - PLASTIC - EVERPURE
FROM: 00-00-00 THRU: 01-22-06			
7	156974-01-12B	EA	PANEL - DRAINAGE CENTER - BRIGHT WHITE
8	114431-03-000	EA	VALVE - 90 DEGREE DRAIN - 1/2"P

COMPONENT PARTS FOR WATER SYSTEM

098607-01-000

KEY	PART NUMBER	U/M	DESCRIPTION	VENDOR NO.
	098607-01-702	EA	DIAPHRAGM/DRIVE ASSEMBLY KIT	94-238-04
	098607-01-703	EA	VALVE KIT	94-232-00
	098607-01-705	EA	VALVE-CHECK, KIT	94-237-00
	098607-01-706	EA	HOUSING, W/SWITCH ONLY	94-231-20
	098607-01-707	EA	MOTOR W/BASEPLATE	11-148-04

103635-01-000

KEY	PART NUMBER	U/M	DESCRIPTION	VENDOR NO.
	103635-01-703	EA	CARTRIDGE - 10"	ADC-959201

123744-03-01A

KEY	PART NUMBER	U/M	DESCRIPTION	VENDOR NO.
	135027-01-700	EA	CLIP - RETAINER	883
	135027-01-705	EA	CARTRIDGE F/SGL LEVER FAUCET	1225

125420-01-02A, 125420-01-03A, 125420-03-03A, 125420-04-03A

KEY	PART NUMBER	U/M	DESCRIPTION	VENDOR NO.
	051391-01-705	EA	FASTENER - CAMLOCK	92609

129390-03-02A

KEY	PART NUMBER	U/M	DESCRIPTION	VENDOR NO.
	129390- 03- 702	EA	CONNECTOR-SWIVEL - CHROME	A-4002-CPK

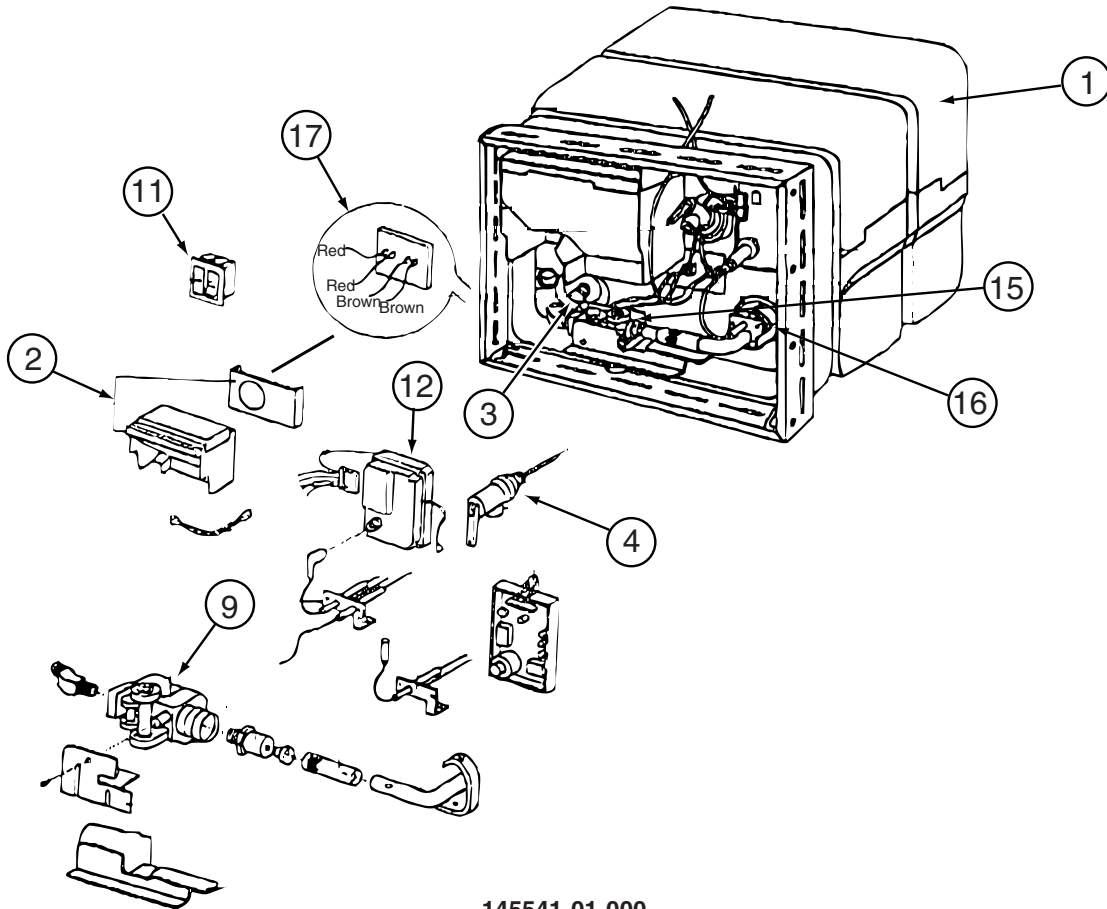
144215-01-000

KEY	PART NUMBER	U/M	DESCRIPTION	VENDOR NO.
	144215-01-700	EA	VALVE ASSEMBLY	94-030-01
	144215-01-701	EA	DRIVE ASSEMBLY	94-030-02
	144215-01-702	EA	FITTING KIT - W/ORINGS	94-615-06

WATER & SEWAGE GROUP (CONTINUED)
COMPONENT PARTS FOR WATER SYSTEM (CONTINUED)

144596-01-01A

KEY	PART NUMBER	U/M DESCRIPTION	VENDOR NO.
	144596-01-700	EA CARTRIDGE (REPLACEMENT)	1222



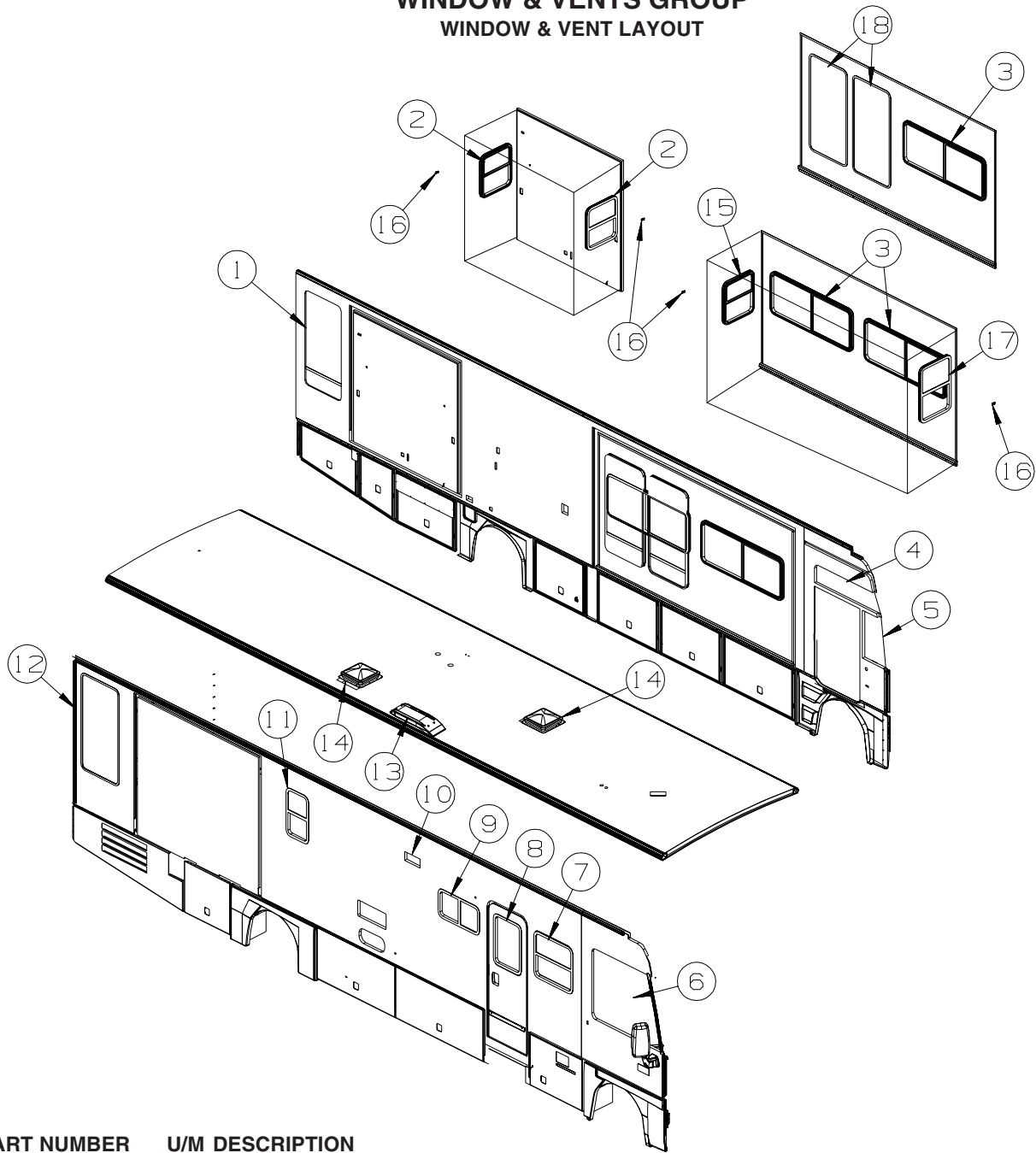
145541-01-000

KEY	PART NUMBER	U/M DESCRIPTION	VENDOR NO.
1	145541-01-700	EA TANK - W/INSULATION - 10 GAL	91028
2	051391-04-707	EA KIT-EXHAUST, (FLUE & GASKET)	90960
3	051391-01-715	EA PLUG-DRAIN, 1 EA = 2 PER PKG	91857
4	051391-01-704	EA VALVE-RELIEF, 1/2" FITTING	91604
9	051393-01-726	EA VALVE/SOLENOID - W/O BRACKET	93870
11	145541-01-701	EA SWITCH - ON/OFF - WHITE	91859
12	145541-01-702	EA CIRCUIT BOARD	91226
15	145541-01-703	EA SWITCH - THERMAL CUT OFF	93866
16	051393-01-725	EA ELECTRODE-SGL SPADE CONNECT.	93868
17	051393-01-721	EA THERMOSTAT W/ECO, 140 FRT MT	91447
	051391-05-706	EA ELEMENT-HEATING 1500 WATT	92249 W/GASKET
	051393-01-701	EA SWITCH - REMOTE - W/LIGHT	91959
	145541-01-704	EA RELAY	90061
	145541-01-705	EA JUNCTION BOX(PLASTIC) 10 GAL	91224

CONTACT WINNEBAGO PARTS SALES FOR UNLISTED COMPONENT(S)

WINDOW & VENTS GROUP

WINDOW & VENT LAYOUT



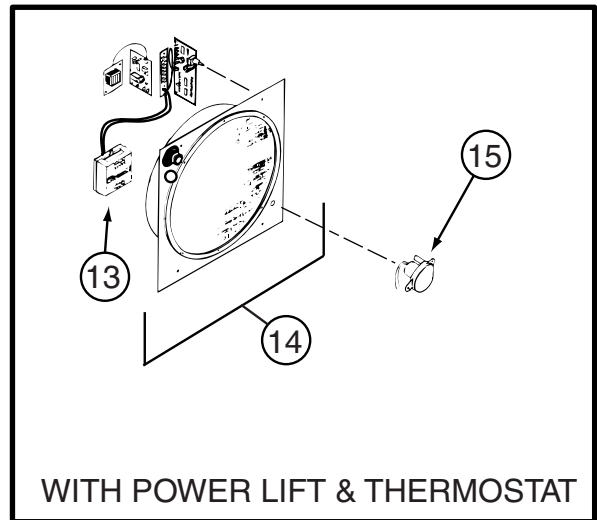
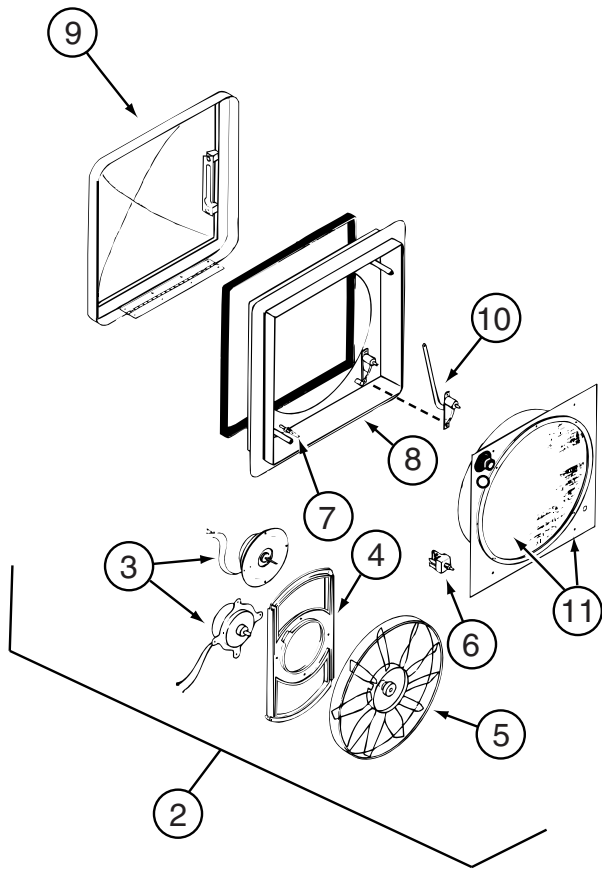
KEY	PART NUMBER	U/M	DESCRIPTION
1*	150656-08-01A	EA	WINDOW - TIPOUT/FLUSH/ESCAPE/THERMO - 56.1" X 26.7" FROM: 00-00-00 THRU: 10-01-06
1*	161452-03-01A	EA	WINDOW - TIPOUT/FLUSH/ESCAPE/THERMO - 42.2" X 30.2" FROM: 10-02-06 THRU: 99-99-99
2*	150649-08-01A	EA	WINDOW - VERT SLIDER/FLUSH/THERMO - 23.8" X 20.8"
3*	150648-07-01A	EA	WINDOW-HORIZ SLIDER/FLUSH/THERMO/LH - 23.8" X 57.7"
4*	151074-01-01A	EA	WINDOW - CAB/VISTA/FLUSH/THERMO - 11.3" X 44.7"/41.8"
5*	151073-01-01A	EA	WINDOW - CAB/FRT SLANT/FLUSH/THERMO - 28.1" X 19.7"/6.6"
6*	151072-01-01A	EA	WINDOW - CAB/RIGHT HAND/FLUSH/THERMO - 41.5" X 50.2"/41.8"
7*	150649-12-01A	EA	WINDOW - VERT SLIDER/FLUSH/THERMO - 33.4" X 26.9"
8*	150651-07-01A	EA	WINDOW - STATIONARY/FLUSH/THERMO - 26.3" X 19.1" - BLACK
9*	150648-04-01A	EA	WINDOW-HORIZ SLIDER/FLUSH/THERMO/RH - 16" X 28.7"
10	138983-01-02A	EA	VENT - MICROWAVE/OUTER - BLACK
10	138983-03-01A	EA	COVER - VENT MICROWAVE/OUTER - BRIGHT WHITE
11*	150649-02-01A	EA	WINDOW - VERT SLIDER/FLUSH/THERMO - 27.2" X 15.2"

WINDOW & VENTS GROUP (CONTINUED)
WINDOW & VENT LAYOUT (CONTINUED)

KEY	PART NUMBER	U/M	DESCRIPTION
12*	150656-05-01A	EA	WINDOW - TIPOUT/FLUSH/THERMO - 56.1" X 26.7" FROM: 00-00-00 THRU: 10-01-06
12*	161452-02-01A	EA	WINDOW - TIPOUT/FLUSH/THERMO - 56.1" X 26.7" FROM: 10-02-06 THRU: 99-99-99
12*	150656-13-01A	EA	WINDOW - TIPOUT/FLUSH/THERMO - 24.6" X 26.9" - CABINET-DESK FROM: 00-00-00 THRU: 10-01-06
12*	161452-07-01A	EA	WINDOW - TIPOUT/FLUSH/THERMO - 24.7" X 26.9" - CABINET-DESK FROM: 10-02-06 THRU: 99-99-99
13	149508-01-02A	EA	CAP - ROOF/REFRIGERATOR VENT - WHITE
13	149508-01-01A	EA	CAP - ROOF/REFRIGERATOR VENT - GRAY - FULL BODY PAINT
13	149508-02-02A	EA	CAP - ROOF/REFRIGERATOR VENT - WHITE
13	149508-02-01A	EA	BASE - ROOF/REFRIGERATOR VENT - BLACK - FULL BODY PAINT
14*	123780-10-01A	EA	FANTASTIC VENT-4"ROOF-W/FAN/PWR LIFT/DBL DOME-W/O THERM
	009440-01-000	EA	GEAR/ARM - LIFT - ROOF VENT COVER
15*	150649-08-01A	EA	WINDOW - VERT SLIDER/FLUSH/THERMO - 23.8" X 20.8"
15*	150649-18-01A	EA	WINDOW - VERT SLIDER/FLUSH/THERMO - 55.4" X 22.1" - DINING TABLE/CHAIRS
16	151905-01-01A	EA	CLIP/BRACKET - SCREEN RETAINER - BLACK
17*	150649-19-01A	EA	WINDOW - VERT SLIDER/FLUSH/THERMO - 31.7" X 21.1"
18*	150656-05-01A	EA	WINDOW - TIPOUT/FLUSH/THERMO - 56.1" X 26.7" - DINING TABLE/CHAIRS FROM: 00-00-00 THRU: 10-01-06
18*	161452-02-01A	EA	WINDOW - TIPOUT/FLUSH/THERMO - 56.1" X 26.7" - DINING TABLE/CHAIRS FROM: 10-02-06 THRU: 99-99-99

*COMPONENT PARTS LISTED LATER IN THIS GROUP

WINDOW & VENTS GROUP (CONTINUED)
COMPONENT PARTS FOR WINDOW & VENT LAYOUT

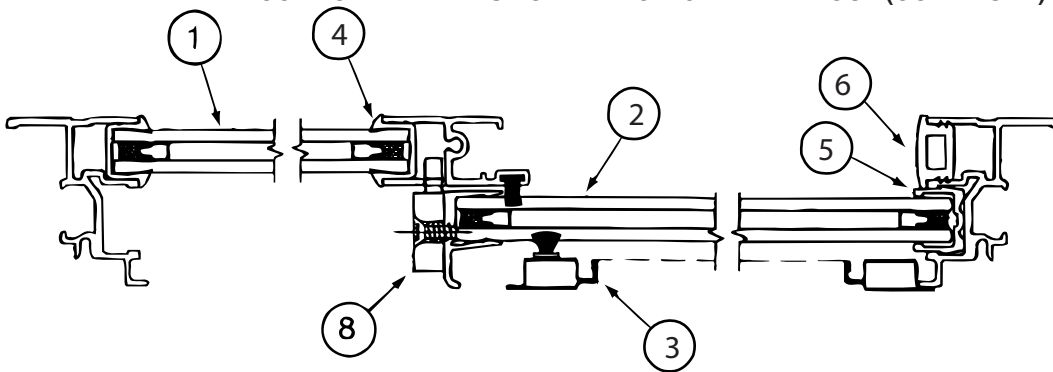


123780-10-01A

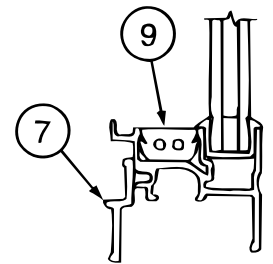
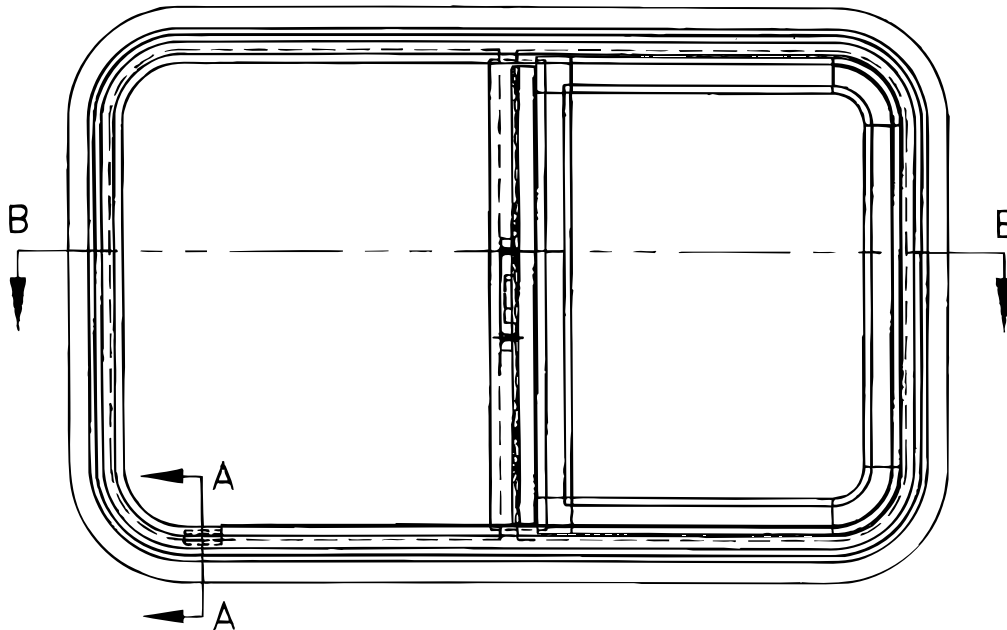
KEY	PART NUMBER	U/M	DESCRIPTION	VENDOR NO.
2	084079-11-700	EA	MOTOR & FAN BLADE W/BRACKET	K4017-09
3	084079-01-705	EA	MOTOR/EXT BRKT/FAN BLADE KIT	1080-00
4	084079-01-711	EA	MOTOR MOUNT (BOWTIE)	1015-00
5	084079-01-704	EA	BLADE-FAN	1138-00
6	084079-01-709	EA	SWITCH - MAIN - 3 SPEED	1031-05
7	084079-01-707	EA	SWITCH - SAFETY	1122-05
8	123780-05-700	EA	BASE/MAIN-BRT WHT W/GASKET	1010-81
9	123780-09-700	EA	DOME (DOUBLE)WHT TRANSPARENT	K2020-82
11	123780-01-702	EA	SCREEN INSERT (SCREEN RING)	K1035-81
12	123780-03-700	EA	GARNISH - INT. 3"-4" BRT/WHT	2040-81
13	084079-01-710	EA	THERMOSTAT(WALL MT)ANY COLOR	9988-81
14	123780-05-701	EA	SCREEN INT W/ALL SWITCHES	KIT-81
15	084079-11-703	EA	MOTOR/AUTO LIFT OFF/WHT CAP	6050-80 OS
15	084079-11-705	EA	MOTOR - LIFT (BC MOTOR)	5050-40
15	084079-11-707	EA	MOTOR-AUTO LIFT-WHT CAP NS	6050-81 NS

CONTACT WINNEBAGO PART SALES FOR UNLISTED COMPONENT(S)

WINDOW & VENTS GROUP (CONTINUED)
COMPONENT PARTS FOR WINDOW & VENT LAYOUT (CONTINUED)



CROSS SECTION B-B



CROSS SECTION
A-A

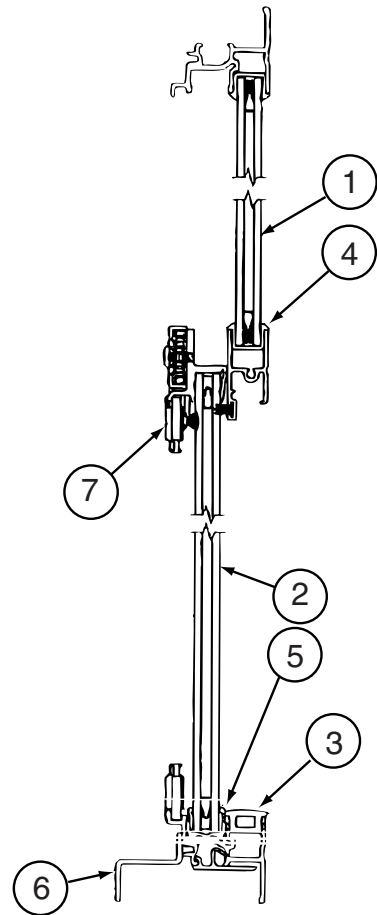
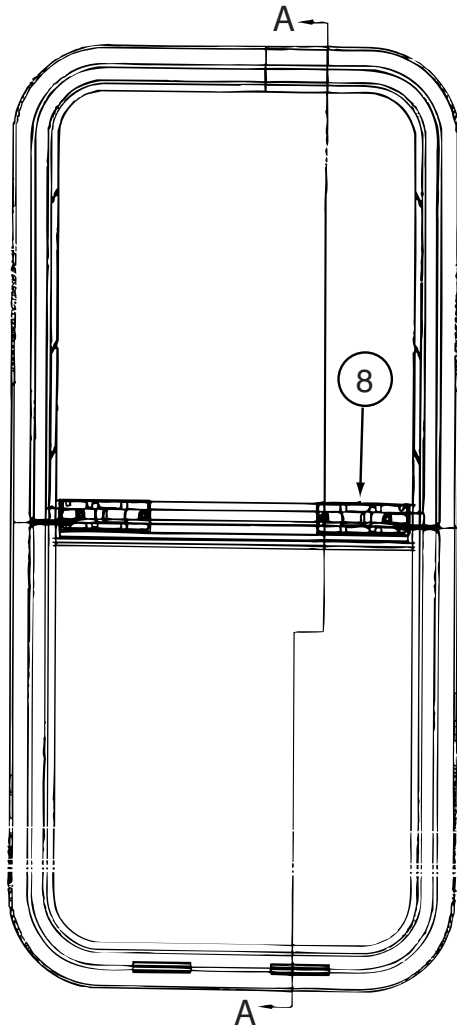
150648-04-01A, 150648-05-01A

KEY	PART NUMBER	U/M	DESCRIPTION	VENDOR NO
1	112795-72-700	EA	GLASS - STATIONARY	390-028307
2	150648-04-700	EA	GLASS-SLIDING W/SASH & LATCH	FH3002G8
3	150648-05-700	EA	SCREEN ASM	410-031158
4	112795-01-705	FT	VINYL - GLAZING	132-027331
5	151069-01-700	EA	CHANNEL-RUN, SLIDING	122-030627
6	150648-01-703	EA	PLUG - FILLER	132-030308
7	150648-05-701	EA	RETAINER - TRIM	CH29-67
8	150648-01-700	EA	LATCH-HORIZONTAL SLIDE-BLK	FH3000-CK
8	150648-01-701	EA	LATCH-HORIZONTAL SLIDE-RED	FH3003-CK
9	150648-01-704	EA	SLIDE STOP	132-030866
	150648-05-702	FT	FIN SEAL-F/LOCKING RAIL-BLK	171-062348

WINDOW & VENTS GROUP (CONTINUED)
COMPONENT PARTS FOR WINDOW & VENT LAYOUT (CONTINUED)

150648-07-01A, 150648-22-01A

KEY	PART NUMBER	U/M	DESCRIPTION	VENDOR NO
1	150648-07-701	EA	GLASS - STATIONARY	390-028314
2	150648-07-700	EA	GLASS-SLIDING W/SASH & LATCH	FH3000G8
3	150648-01-702	EA	SCREEN ASM	410-031156
4	112795-01-705	FT	VINYL - GLAZING	132-027331
5	151069-01-700	EA	CHANNEL-RUN, SLIDING	122-030627
6	150648-01-703	EA	PLUG - FILLER	132-030308
7	150648-01-707	EA	RETAINER - TRIM	H493-67
8	150648-01-700	EA	LATCH-HORIZONTAL SLIDE-BLK	FH3000-CK
8	150648-01-701	EA	LATCH-HORIZONTAL SLIDE-RED	FH3003-CK
9	150648-01-704	EA	SLIDE STOP	132-030866
	150648-05-702	FT	FIN SEAL-F/LOCKING RAIL-BLK	171-062348



CROSS SECTION A-A

150649-02-01A

KEY	PART NUMBER	U/M	DESCRIPTION	VENDOR NO
1	150649-02-700	EA	GLASS - STATIONARY	390-035620
2	150649-02-701	EA	GLASS-SLIDING W/PULL & LATCH	FH3023G8
3	150648-01-703	EA	PLUG - FILLER	132-030308
4	112795-01-705	EA	VINYL - GLAZING	132-027331
5	151069-01-700	EA	CHANNEL-RUN, SLIDING	122-030627
6	150649-02-702	EA	RETAINER - TRIM	H250-67
7	150649-02-703	EA	SCREEN ASM	410-035469
8	150649-01-700	EA	LATCH-VERTICLE SLIDE-BLK	FH3016-CK

WINDOW & VENTS GROUP (CONTINUED)
COMPONENT PARTS FOR WINDOW & VENT LAYOUT (CONTINUED)

150649-08-01A

KEY	PART NUMBER	U/M	DESCRIPTION	VENDOR NO
1	150649-08-700	EA	GLASS - STATIONARY	390-035202
2	150649-08-701	EA	GLASS-SLIDING W/PULL & LATCH	FH3029G8
3	150648-01-703	EA	PLUG - FILLER	132-030308
4	112795-01-705	FT	VINYL-GLAZING	132-027331
5	151069-01-700	EA	FIN CHANNEL-RUN, SLIDING	122-030627
6	150649-08-702	EA	RETAINER - TRIM	H754-67
7	150649-07-701	EA	SCREEN ASM	410-035475
8	150649-01-700	EA	LATCH KIT - F/VERTICAL SLIDE - BLACK	FH3016-CK

150649-12-01A

KEY	PART NUMBER	U/M	DESCRIPTION	VENDOR NO
1	150649-12-700	EA	GLASS - STATIONARY	390-031007
2	150649-12-701	EA	GLASS-SLIDING W/PULL & LATCH	FH3026G8
3	150648-01-703	EA	PLUG - FILLER	132-030308
4	112795-01-705	FT	VINYL-GLAZING	132-027331
5	151069-01-700	EA	FIN CHANNEL-RUN, SLIDING	122-030627
6	150649-12-702	EA	RETAINER - TRIM	H3026-67
7	150649-12-703	EA	SCREEN ASM	410-035472
8	150649-01-700	EA	LATCH KIT - F/VERTICAL SLIDE - BLACK	FH3016-CK

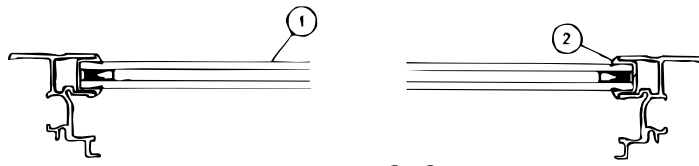
150649-18-01A

KEY	PART NUMBER	U/M	DESCRIPTION	VENDOR NO
1	112898-23-700	EA	GLASS - STATIONARY	390-028351
2	150649-09-700	EA	GLASS-SLIDING W/SASH & LATCH	FH3053G8
3	150648-01-703	EA	PLUG - FILLER	132-030308
4	112795-01-705	FT	VINYL-GLAZING	132-027331
5	151069-01-700	EA	FIN CHANNEL-RUN, SLIDING	122-030627
6	150649-18-700	EA	RETAINER - TRIM	H446-61
7	150649-09-701	EA	SCREEN ASM	410-035632
8	150649-01-700	EA	LATCH-VERTICLE SLIDE-BLK	FH3016-CK


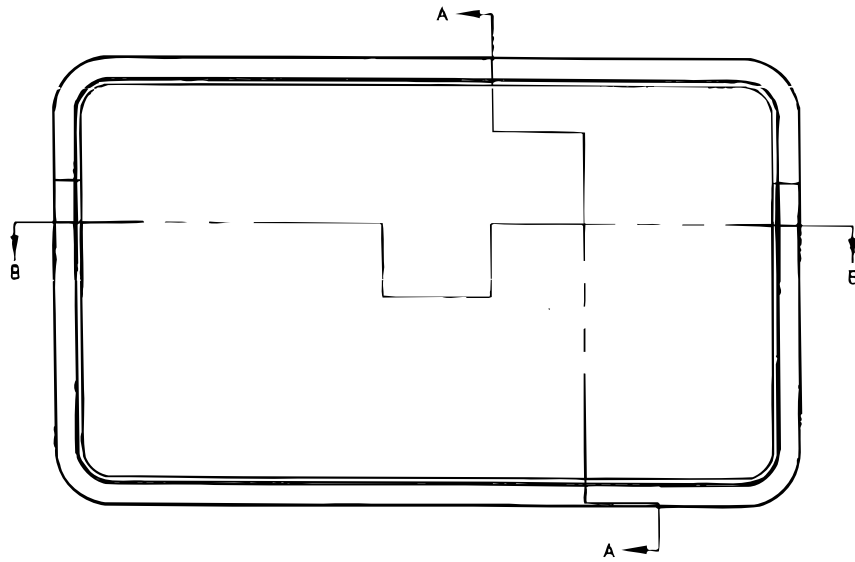
150649-19-01A

KEY	PART NUMBER	U/M	DESCRIPTION	VENDOR NO
1	112898-26-700	EA	GLASS - STATIONARY	390-028343
2	150649-10-700	EA	GLASS-SLIDING W/PULL & LATCH	FH3019G8
3	150648-01-703	EA	PLUG - FILLER	132-030308
4	112795-01-705	FT	VINYL-GLAZING	132-027331
5	151069-01-700	EA	FIN CHANNEL-RUN, SLIDING	122-030627
6	150649-19-700	EA	RETAINER - TRIM	H332-61
7	150649-10-701	EA	SCREEN ASM	410-035465
8	150649-01-700	EA	LATCH-VERTICLE SLIDE-BLK	FH3016-CK

WINDOW & VENTS GROUP (CONTINUED)
COMPONENT PARTS FOR WINDOW & VENT LAYOUT (CONTINUED)



CROSS SECTION B-B

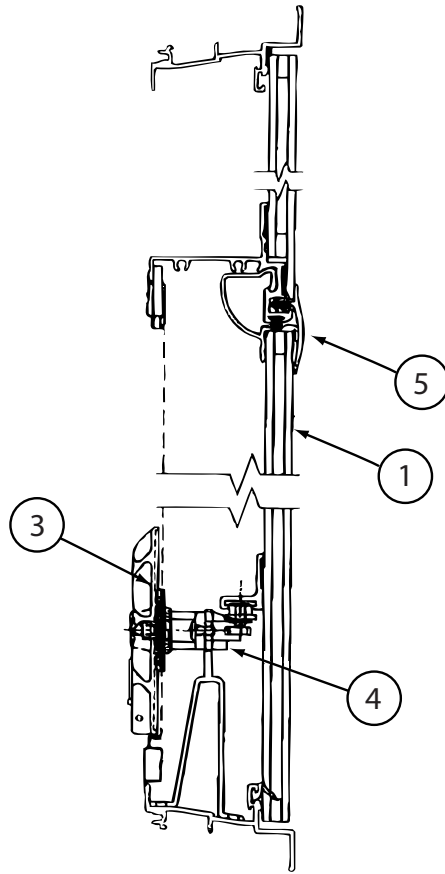
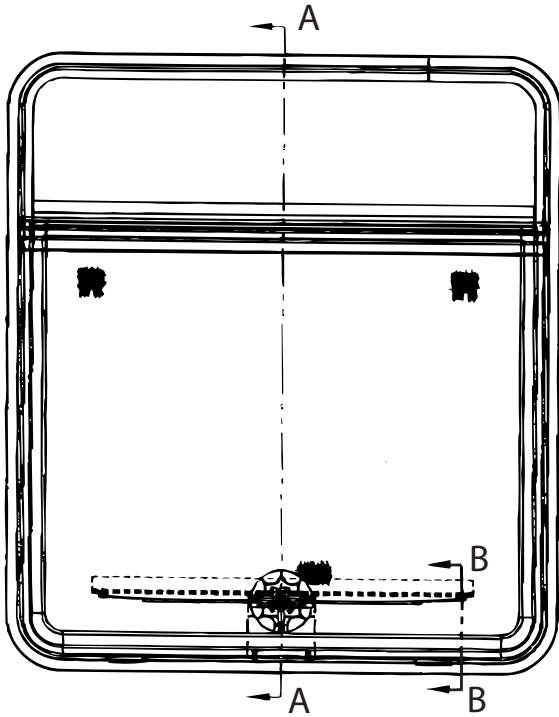


CROSS SECTION A-A

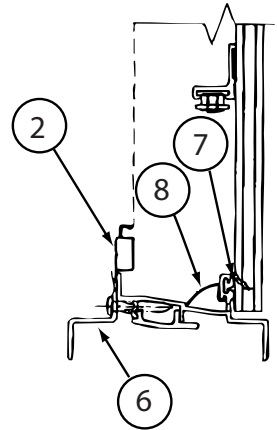
150651-07-01A

KEY	PART NUMBER	U/M	DESCRIPTION	VENDOR NO
1	150651-07-700	EA	GLASS - STATIONARY	390-036022
2	150651-07-701	EA	RETAINER - TRIM	H3074-67
3	112795-01-705	FT	VINYL - GLAZING	132-027331

WINDOW & VENTS GROUP (CONTINUED)
COMPONENT PARTS FOR WINDOW & VENT LAYOUT (CONTINUED)



CROSS SECTION A-A

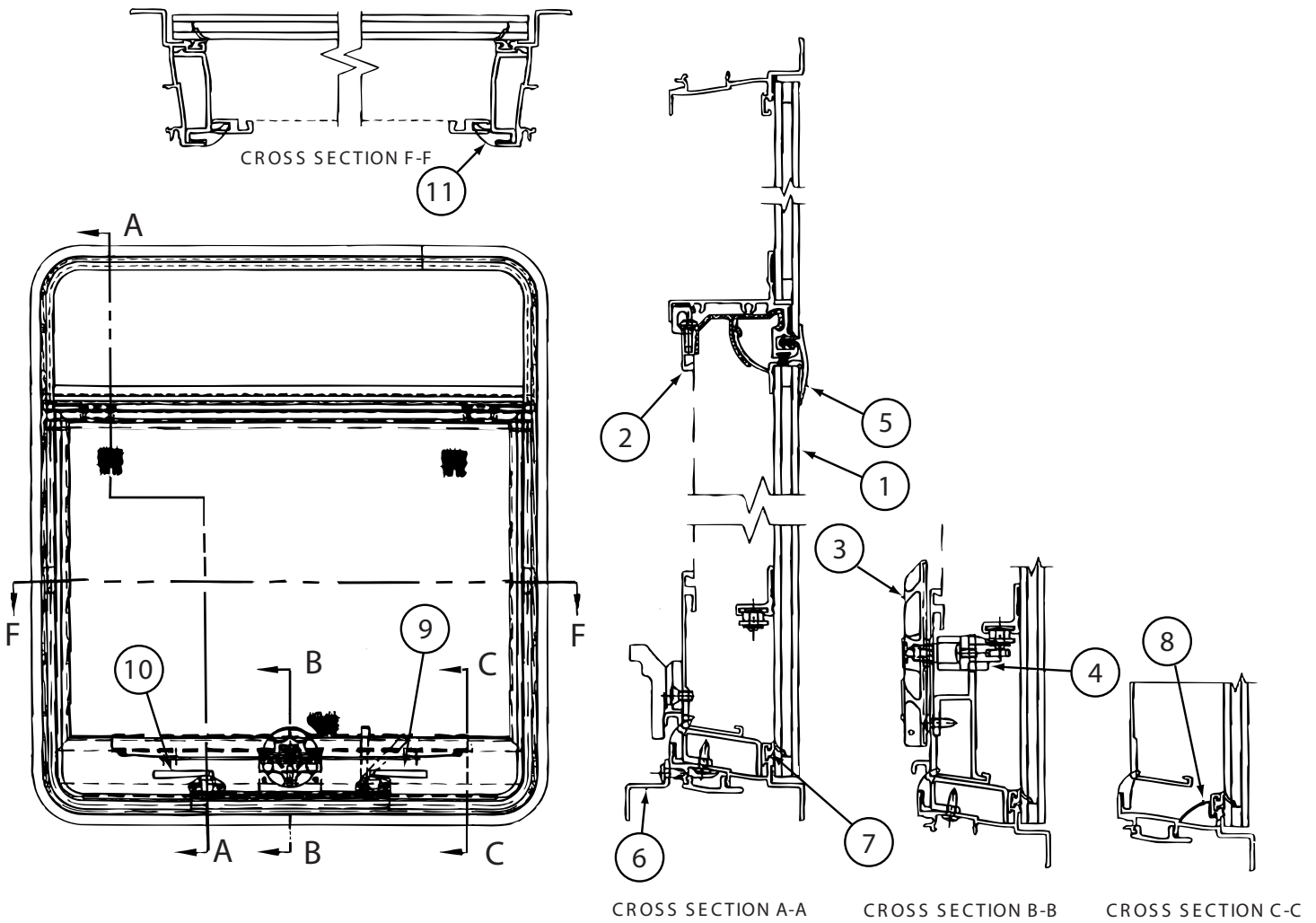


CROSS SECTION B-B

150656-05-01A

KEY	PART NUMBER	U/M	DESCRIPTION	VENDOR NO
1	150656-05-700	EA	GLASS-TIPOUT ASM	DTH3043G8
2	150656-05-701	EA	SCREEN ASM	410-035640
3	150656-02-702	EA	HANDLE-DIAL	410-016081E
4	150656-08-701	EA	OPERATOR - TIPOUT/LARGE	410-036141
5	150656-08-700	EA	SEAL/DUAL - WINDOW - 100"	132-030725
6	150656-05-702	EA	RETAINER - TRIM	DTH035-56
7	100322-01-701	EA	SEAL-VENT	122-016071
8	150651-03-702	EA	COVER - DRAIN SLOT	132-030723

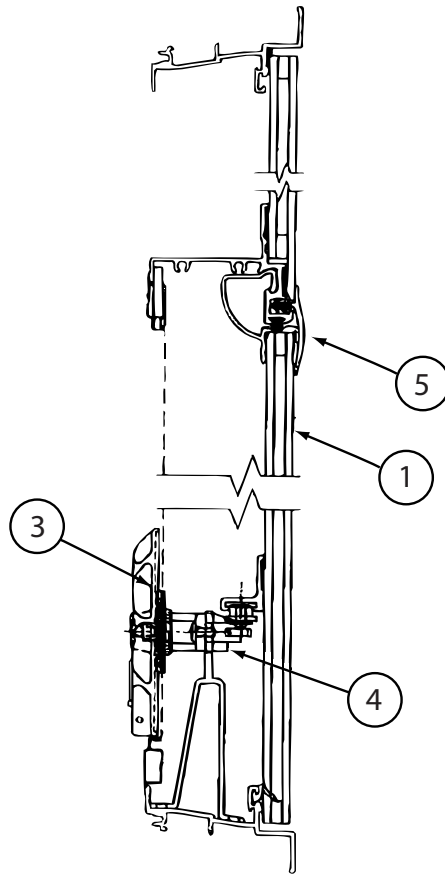
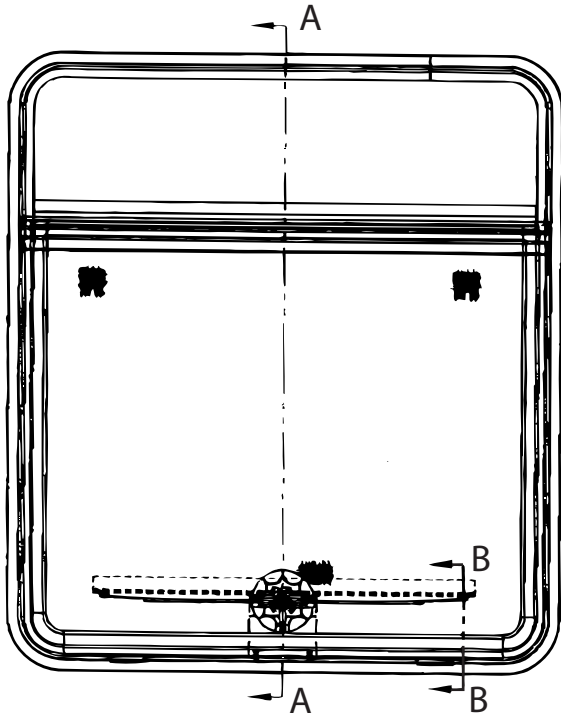
WINDOW & VENTS GROUP (CONTINUED)
COMPONENT PARTS FOR WINDOW & VENT LAYOUT (CONTINUED)



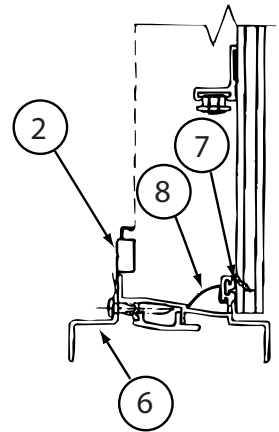
150656-08-01A

KEY	PART NUMBER	U/M	DESCRIPTION	VENDOR NO
1	150656-08-702	EA	GLASS-TIPOUT - W/HINGE/RAIL	DTH3038G8
2	150656-08-703	EA	SCREEN ASM	DTH3038-06
3	150656-02-702	EA	HANDLE-DIAL	410-016081E
4	150656-08-701	EA	OPERATOR - TIPOUT/LARGE	410-036141
5	150656-08-700	EA	SEAL/DUAL - WINDOW - 100"	132-030725
6	150656-05-702	EA	RETAINER - TRIM	DTH035-56
7	100322-01-701	FT	SEAL - VINYL - F/VENT GLASS	122-016071
8	150651-03-702	EA	COVER - DRAIN SLOT	132-030723
9	112898-06-707	EA	HANDLE/RH-EGRESS(SLD)ESC-RED	182-025911
10	112898-06-708	EA	HANDLE/LH-EGRESS(SLD)ESC-RED	182-025912
11	150656-09-700	EA	SEAL/SPONGE FOAM-SCREEN/FRME	140-035542

WINDOW & VENTS GROUP (CONTINUED)
COMPONENT PARTS FOR WINDOW & VENT LAYOUT (CONTINUED)



CROSS SECTION A-A

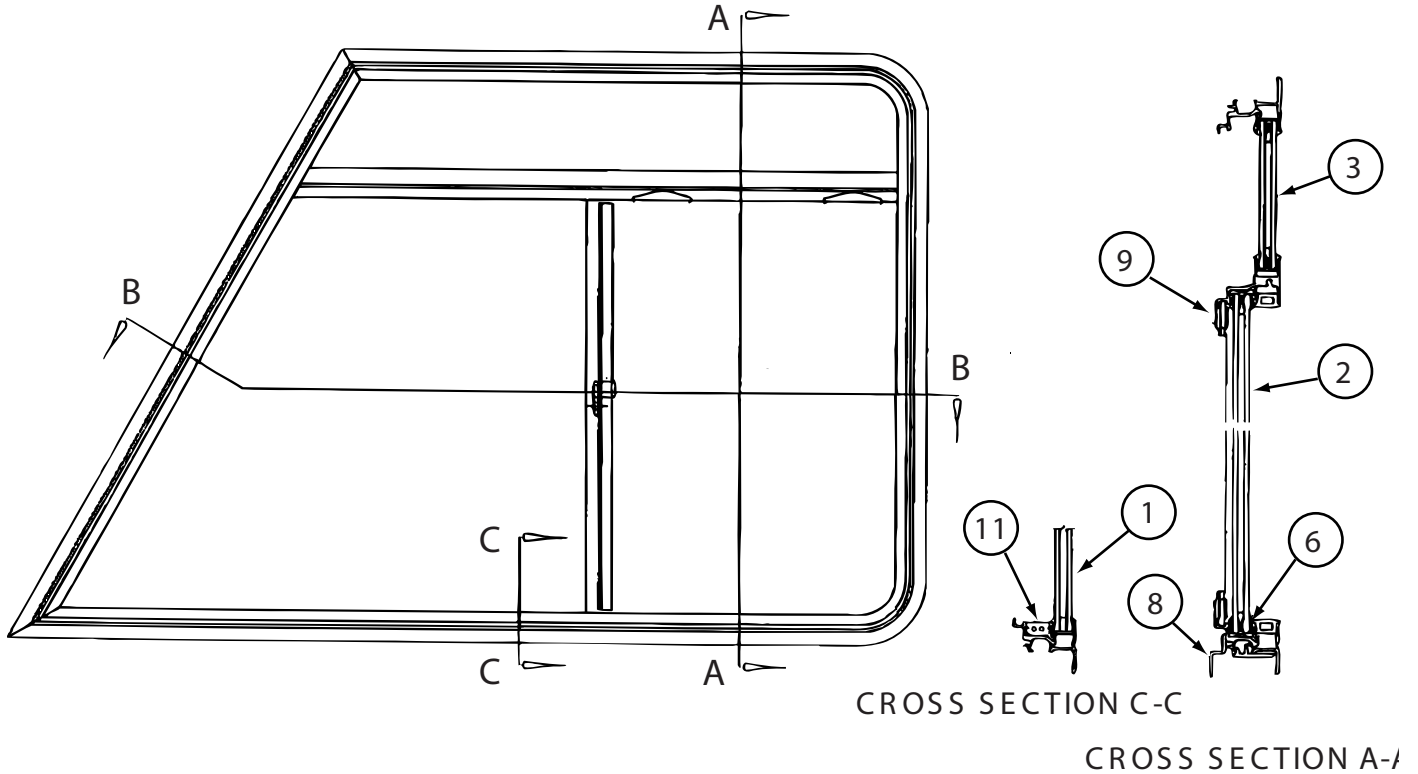
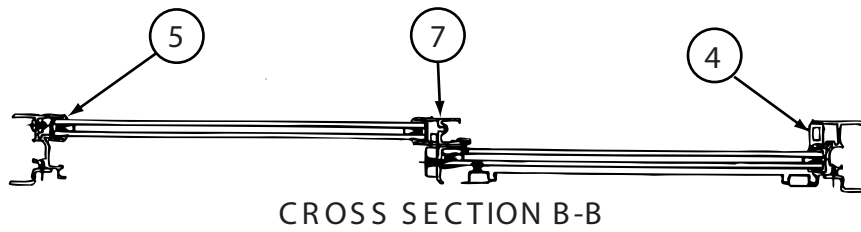


CROSS SECTION B-B

150656-13-01A

KEY	PART NUMBER	U/M	DESCRIPTION	VENDOR NO
1	150656-13-700	EA	GLASS-TIPOUT - W/HINGE/RAIL	DTH3050G8
2	150656-13-701	EA	SCREEN ASM	410-035643
3	150656-02-702	EA	HANDLE - DIAL	410-016081E
4	150656-08-701	EA	OPERATOR - TIPOUT/LARGE	410-036141
5	150656-08-700	EA	SEAL/DUAL - WINDOW - 100"	132-030725
6	150656-13-702	EA	RETAINER - TRIM	DTH3050-56
7	100322-01-701	FT	SEAL - VENT	122-016071
8	150651-03-702	EA	COVER - DRAIN SLOT	132-030723

WINDOW & VENTS GROUP (CONTINUED)
COMPONENT PARTS FOR WINDOW & VENT LAYOUT (CONTINUED)

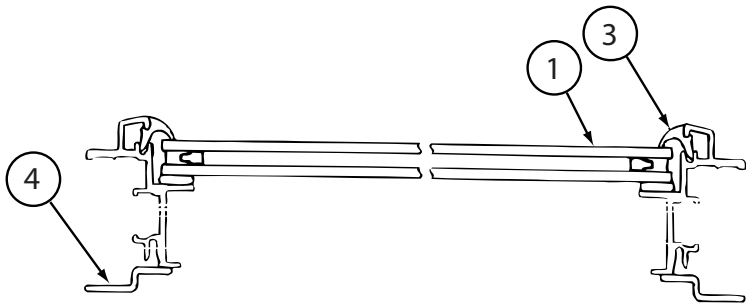


151072-01-01A

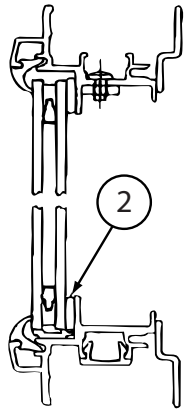
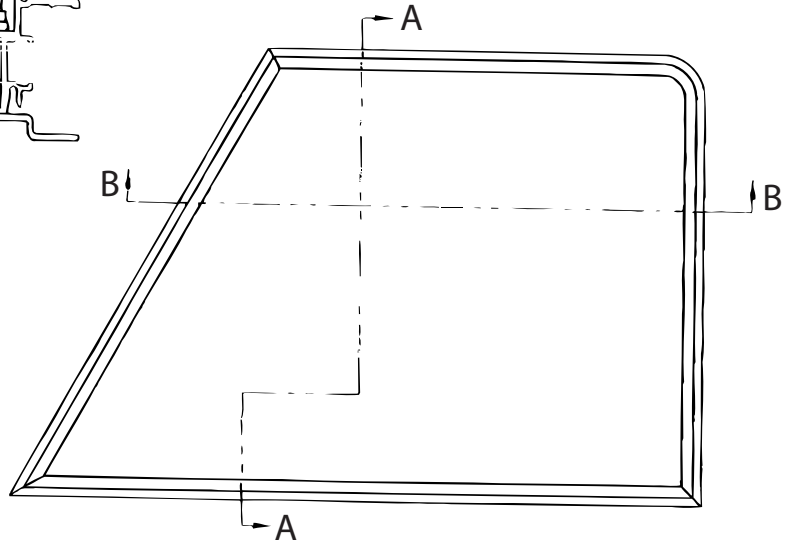
KEY	PART NUMBER	U/M	DESCRIPTION	VENDOR NO
1	125583-01-702	EA	GLASS - STATIONARY - R.H.	390-026101
2	151072-01-701	EA	GLASS-SLIDING W/SASH & LATCH	FH3040A9R
3	151072-01-702	EA	GLASS - STATIONARY - UPPER	390-036521
4	150648-01-703	FT	PLUG - FILLER	132-030308
5	151069-03-705	EA	VINYL GLAZING - F/STATIONARY	DH567-12 MITER/WELD
5	151069-03-706	EA	VINYL GLAZING - F/STATIONARY	DH373-12 MITER/WELD
6	151069-01-700	EA	CHANNEL-RUN, SLIDING	122-030627
7	098644-01-706	FT	WEATHERSTRIP - GLASS	171-010668
8	151072-01-703	EA	RETAINER-TRIM - 1 OF 2 PCE	H573K67RA
8	151072-01-704	EA	RETAINER-TRIM - 1 OF 2 PCE	H573K67RB
9	151072-01-700	EA	SCREEN ASM	410-035507
10	150648-01-700	EA	LATCH-HORIZONTAL SLIDE-BLK	FH3000-CK
11	112795-01-701	EA	SLIDE-STOP	132-019092

CONTACT WINNEBAGO PARTS SALES FOR FOR UNLISTED COMPONENTS

WINDOW & VENTS GROUP (CONTINUED)
COMPONENT PARTS FOR WINDOW & VENT LAYOUT (CONTINUED)



CROSS SECTION B-B

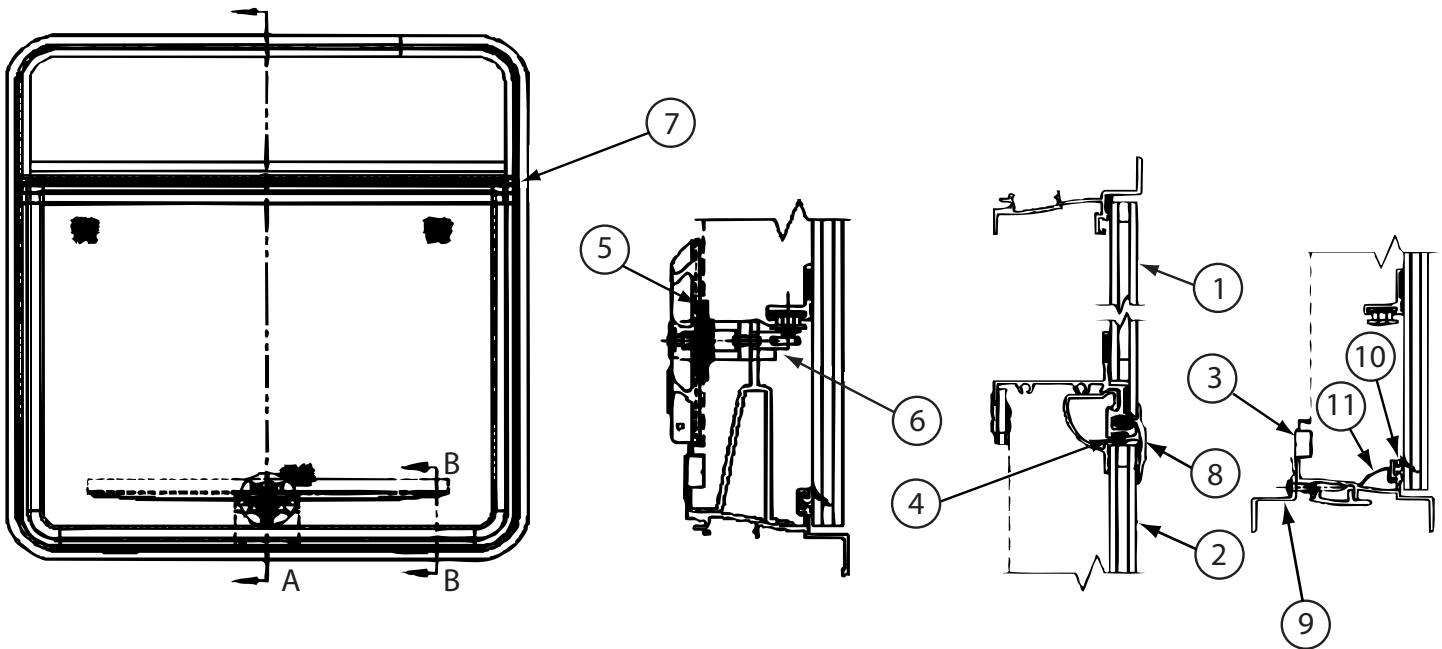


CROSS SECTION A-A

151073-01-01A				
KEY	PART NUMBER	U/M	DESCRIPTION	VENDOR NO
1	125585-01-700	EA	GLASS - STATIONARY	390026092
2	115630-01-705	EA	TAPE - BUTYL	154-011956
3	151073-01-700	EA	VINYL BUTYL-MITERED/FORMED	FH56912
4	151073-01-701	EA	RETAINER - TRIM	H569K67L

151074-01-01A				
KEY	PART NUMBER	U/M	DESCRIPTION	VENDOR NO
1	151074-01-700	EA	GLASS - STATIONARY	390-028331
2	115630-01-705	FT	TAPE - BUTYL	154-011956
3	151074-01-701	EA	VINYL GLAZING-MITERED/FORMED	FH570-12
4	151074-01-702	EA	RETAINER - TRIM	H570K67L

WINDOW & VENTS GROUP (CONTINUED)
COMPONENT PARTS FOR WINDOW & VENT LAYOUT (CONTINUED)



161452-02-01A

KEY	PART NUMBER	U/M	DESCRIPTION	VENDOR NO.
3	150656-05-701	EA	SCREEN ASM	410-035640
4	098644-01-706	FT	WEATHERSTRIP - GLASS	171-010668
5	100322-01-718	EA	HANDLE-DIAL	410-016081
6	150656-08-701	EA	OPERATOR - TIPOUT/LARGE	410-036141
7	161452-01-700	FT	FELT SEAL	160-014688
9	150656-05-702	EA	RETAINER - TRIM	DTH035-56
10	100322-01-701	FT	SEAL-VENT	122-016071
11	150651-03-702	FT	COVER - DRAIN SLOT	132-030723

CONTACT WINNEBAGO PARTS SALES FOR FOR UNLISTED COMPONENTS

161452-03-01A

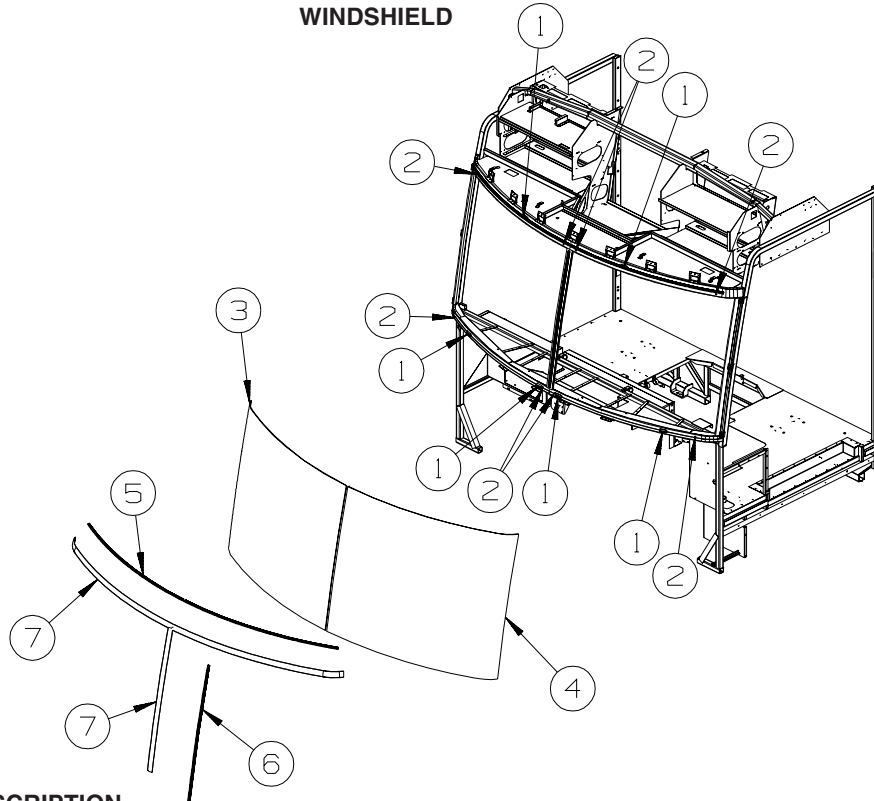
KEY	PART NUMBER	U/M	DESCRIPTION	VENDOR NO.
3	150656-08-701	EA	SCREEN ASM	DTH3038-06
4	098644-01-706	FT	WEATHERSTRIP - GLASS	171-010668
5	100322-01-718	EA	HANDLE-DIAL	410-016081
6	150656-08-701	EA	OPERATOR - TIPOUT/LARGE	410-036141
7	161452-01-700	FT	FELT SEAL	160-014688
9	150656-05-702	EA	RETAINER - TRIM	DTH035-56
10	100322-01-701	FT	SEAL-VENT	122-016071
11	150651-03-702	EA	COVER - DRAIN SLOT	132-030723
12	112898-06-707	EA	HANDLE/RH-EGRESS(SLD)ESC-RED	182-025911
13	112898-06-708	EA	HANDLE/LH-EGRESS(SLD)ESC-RED	182-025912
14	150656-09-700	FT	SEAL/SPONGE FOAM-SCREEN/FRME	40-035542
15	161452-01-701	FT	SEAL - SPONGE RUBBER	140-035407

161452-07-01A

KEY	PART NUMBER	U/M	DESCRIPTION	VENDOR NO.
3	150656-13-701	EA	SCREEN ASM	410-035643
4	098644-01-706	FT	WEATHERSTRIP - GLASS	171-010668
5	100322-01-718	EA	HANDLE-DIAL	410-016081
6	150656-08-701	EA	OPERATOR - TIPOUT/LARGE	410-036141
7	161452-01-700	FT	FELT SEAL	160-014688
9	150656-13-702	EA	RETAINER - TRIM	DTH3050-56
10	100322-01-701	FT	SEAL-VENT	122-016071
11	150651-03-702	FT	COVER - DRAIN SLOT	132-030723

WINDSHIELD & WIPER GROUP

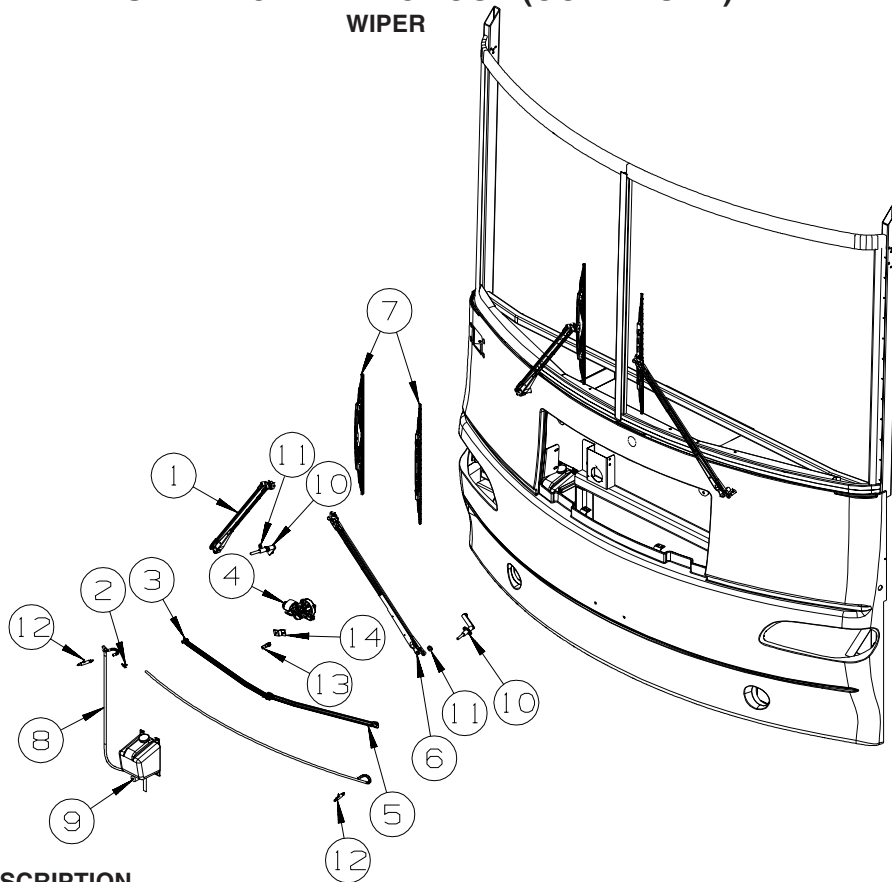
WINDSHIELD



KEY	PART NUMBER	U/M	DESCRIPTION
1	002328-03-000	EA	BLOCK - WINDSHIELD - .125" X .5" X .98"
2	081914-02-000	EA	BUMPER - RUBBER - ROUND - 5/16" DIA. X 13/64" THICK
3	124328-01-000	EA	WINDSHIELD - PASSENGER - 52" X 41" (CURVED)
4	124328-02-000	EA	WINDSHIELD - DRIVER - 52" X 41" (CURVED)
5	127862-01-000	EA	CARRIER/REVEAL - WINDSHIELD - 47.2"
6	127862-09-000	EA	CARRIER/REVEAL - WINDSHIELD - 38.6"
7	120533-01-000	FT	MOLDING - REVEAL - WINDSHIELD

WINDSHIELD & WIPER GROUP (CONTINUED)

WIPER



KEY	PART NUMBER	U/M	DESCRIPTION
1*	149402-03-000	EA	ARM - WINDSHIELD WIPER/PANTOGRAPH - RIGHT HAND - 28"
2	146486-01-000	EA	TEE - PLASTIC - 5/32" X 5/32" X 5/32" - ON LEFT SIDE OF WORKHORSE CHASSIS
3	149403-01-000	EA	LINK/CONNECTING-WINDSHIELD WIPER - CLOSED/CLOSED - 24"
4	149409-01-000	EA	MOTOR - WIPER - DYNAMIC PARK
5	149403-02-000	EA	LINK/CONNECTING-WINDSHIELD WIPER - OPEN/CLOSED GROMMET-24"
6*	149402-04-000	EA	ARM - WINDSHIELD WIPER/PANTOGRAPH - LEFT HAND - 28"
7	149399-01-000	EA	BLADE - WINDSHIELD WIPER - 24"
8	045794-01-000	FT	HOSE - WINDSHIELD WASHER - 5/32"ID - BLACK - ON LEFT SIDE OF WORKHORSE CHASSIS
9	117766-02-000	EA	RESERVOIR/PUMP - WINDSHIELD WASHER - ON LEFT SIDE OF WORKHORSE CHASSIS
10*	149401-03-000	EA	SHAFT/PIVOT - WINDSHIELD WIPER
11	110742-03-000	EA	GASKET - WIPER
12	145698-01-01A	EA	SHAFT/IDLER - PANTOGRAPH - W/WASHER DIVERTER - STAINLESS
13	149395-01-000	EA	STUD/DOUBLE BALL CRANK - WIPER MOTOR
14	149408-01-000	EA	ARM - DRIVE/WIPER MOTOR

*COMPONENT PARTS LISTED LATER IN THIS GROUP

COMPONENT PARTS FOR WIPER

149401-03-000

KEY	PART NUMBER	U/M	DESCRIPTION	VENDOR NO.
	096505-02-703	EA	NUT/ACORN - HD W/.687 BRL	51065-40-NT27WC
	149401-01-700	EA	HARDWARE PKG - F/SHAFT&PIVOT	PSHWKIT
	149401-01-701	EA	SEAL CAP/RUBBER GROMMET	300749

149402-03-000 & 149402-04-000

KEY	PART NUMBER	U/M	DESCRIPTION	VENDOR NO.
	149402-03-700	EA	WASHER NOZZLE KIT W/HDWR	19476
	149402-03-701	EA	COVER/CAP - BLACK	200342