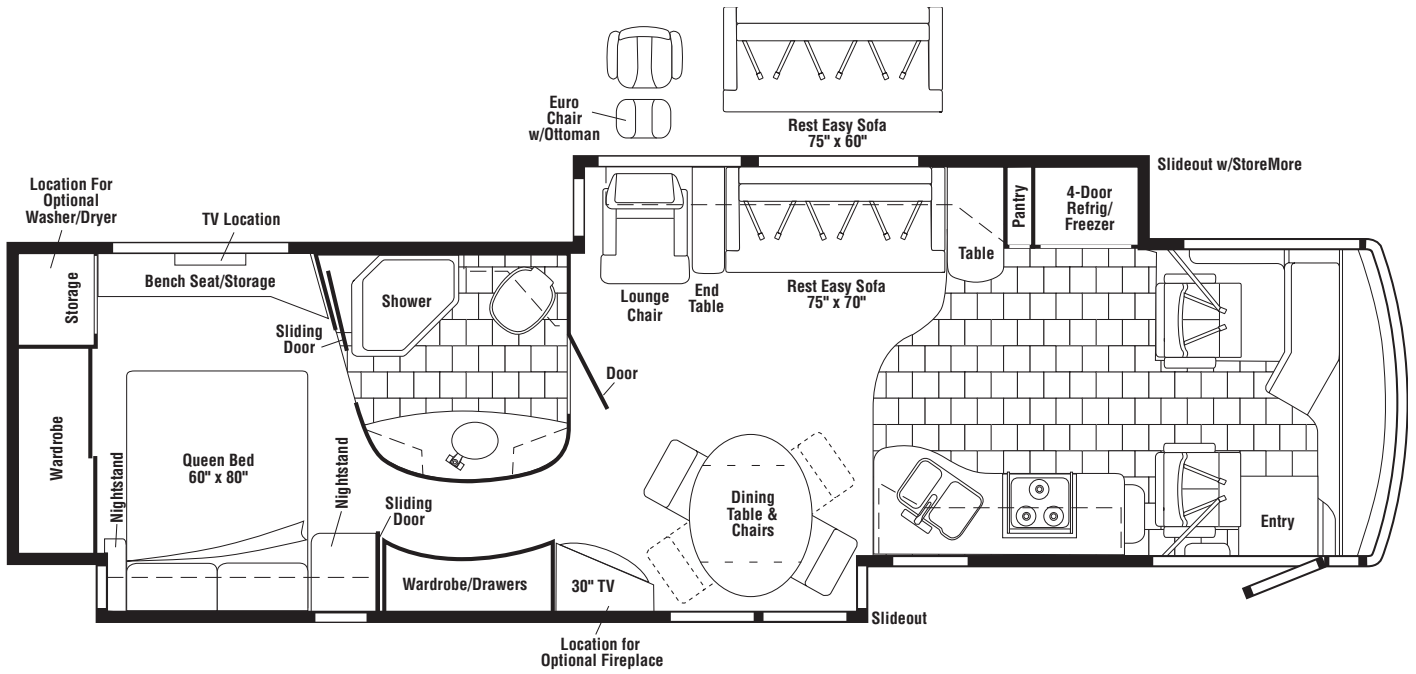


**2007
TOUR
WKR40TD
R-SERIES
CONCERT CHERRY
UF1 SANGRIA
UN4 SANGRIA
UF5 TUSCAN RIDGE
UN5 TUSCAN RIDGE
UG1 AUTUMN FERN
UN6 AUTUMN FERN
WASHED MAPLE
UF2 SANGRIA
UF6 TUSCAN RIDGE
UG2 AUTUMN FERN
SIERRA MAPLE
UF3 SANGRIA
UF7 TUSCAN RIDGE
UG3 AUTUMN FERN**



FLOORPLAN

CONTENTS

FLOORPLAN	1
ACCESSORIES GROUP	6
OPERATORS MANUAL	6
AUDIO VIDEO GROUP	7
RADIO SYSTEM	7
REAR MONITOR	7
COMPONENT PARTS FOR REAR MONITOR	7
144677-10-02A & 144677-11-02A	7
CABINET & APPLIANCE GROUP	8
CABINET & APPLIANCE LAYOUT	8
COMPONENT PARTS FOR CABINET & APPLIANCE LAYOUT	24
108186-02-000	24
108186-03-000	24
119267-12-02A	24
125242-05-02A	25
126022-01-01A, 126022-02-01A, 126022-03-01A	34
135065-03-01A, 135065-03-03A, 135065-04-01A	35
CHASSIS GROUP	37
FRAME	37
FRONT END	39
INSULATION	41
STEPWELL COVER	43
COMPONENT PARTS FOR STEPWELL COVER	43
141691-01-01A	43
EXHAUST	44
HITCH	44
REAR MUD GUARD	44
FUEL	45
HYDRAULIC LEVELING	46
COMPONENT PARTS FOR HYDRAULIC LEVELING	46
100536-47-000	46
100536-50-000	46
153452-24-000	47
153452-25-000	47
153452-26-000	47
CURTAIN & CUSHION GROUP	48
NOTICE	48
CUSHION LAYOUT	49
BUCKET SEATS	53
COMPONENT PARTS FOR BUCKET SEATS	54
122611-02-000	54
LOUNGE CHAIR	54
SOFA	55
WINDOW TREATMENT	59
COMPONENT PARTS FOR WINDOW TREATMENT	61
139479-15,16,17-01A	61
HARDWARE	62
FABRICS	64
DRIVERS COMPARTMENT GROUP	65
DASH	65
FRONT INTERIOR	66
COMPONENT PARTS FOR FRONT INTERIOR	72
091990-08-01A	72
147767-01-000, 147767-02-000	72
CABINETS	73

CONTENTS (CONTINUED)

ELECTRICAL GROUP	75
110V BODY WIRING	75
12V BODY WIRING	78
EXTERIOR LAMPS	91
FRONT END	93
GPS	97
TRIP COMPUTER	97
FRONT TV/VCR	98
SIDE TV/VCR	99
COMPONENT PARTS FOR WIRING	101
076319-23-000	101
076319-25-000	101
086280-01-000	101
108354-01-01A	101
119258-45-01A	101
121935-01-01A	102
123775-01-02A	102
133004-05-01A	102
136119-01-000	103
137417-01-01A, 137417-03-01A	103
137424-01-000	103
137424-08-000	103
139134-01-03A	103
141454-03-01A	104
146048-01-01A	105
146298-02-000	105
149049-01-000,149049-02-000	105
151458-01-000	105
153464-01/02/04/05-01A	105
153464-03/06-01A	105
154506-01-01A, 154506-03-01A	106
154548-01-000	107
155619-01-000	107
156413-01-01A	107
158703-01-000	107
158836-01-000	107
159759-01-000	107
160363-01-000	107
CIRCUIT BREAKERS, FUSES & RELAYS	108
CONVERTER, INVERTER, LOAD CENTERS	109
BOXES & CORDS	110
WIRE ASSEMBLIES	110
CONNECTORS & CONDUIT	111
CHASSIS	113
EXTERIOR BODY GROUP	114
AIR HORN	114
COMPONENT PARTS FOR AIR HORN	114
077497-06-000	114
GRAPHICS & PAINT	115
PANELS & TRIMS	116
COMPONENT PARTS FOR PANELS & TRIMS	119
131431-08-02A	119
142721-01-02A, 142721-02-02A	119
LADDER	119
FRONT END	120
STRUCTURAL COMPONENTS	122
AWNINGS	123

CONTENTS (CONTINUED)

EXTERIOR DOORS & COMPARTMENTS GROUP	124
DOOR & COMPARTMENT LAYOUT	124
COMPONENT PARTS FOR DOOR & COMPARTMENT LAYOUT	132
094707-04-01A	132
142226-02-01A	132
COMPARTMENT DOOR PIECE PARTS	133
ENTRY	136
COMPONENT PARTS FOR ENTRY	137
128913-14-05A	137
128913-14-06A	138
EXTERIOR SLIDEOUT GROUP	140
LEFT FRONT	140
COMPONENT PARTS FOR LEFT FRONT	144
100536-52-000	144
151323-01-000 , 151323-02-000, 151323-03-000	144
152553-01-000, 152553-02-000	144
152553-01-000, 152553-02-000	144
153651-02-01A	144
RIGHT REAR	145
COMPONENT PARTS FOR RIGHT REAR	148
153651-02-01A	148
GENERATOR GROUP	149
DIESEL	149
HEATING & A/C GROUP	150
AUTOMOTIVE	150
COMPONENT PARTS FOR AUTOMOTIVE	151
072342-24-000	151
072342-27-000	151
103930-55-000	152
103930-58-000	153
103930-59-000	153
FURNACE	154
COMPONENT PARTS FOR FURNACE	155
139980-01-000	155
143563-08-000	157
CENTRAL	159
COMPONENT PARTS FOR CENTRAL	160
105620-16-000	160
INTERIOR FINISH GROUP	162
MOLDINGS & TRIMS	162
PANELING & LAMINATES	170
INTERIOR TRIM LAYOUT	171
COMPONENT PARTS FOR INTERIOR TRIM LAYOUT	175
158076-04-01A	175
FLOOR COVERINGS	176
HARDWARE	177

CONTENTS (CONTINUED)

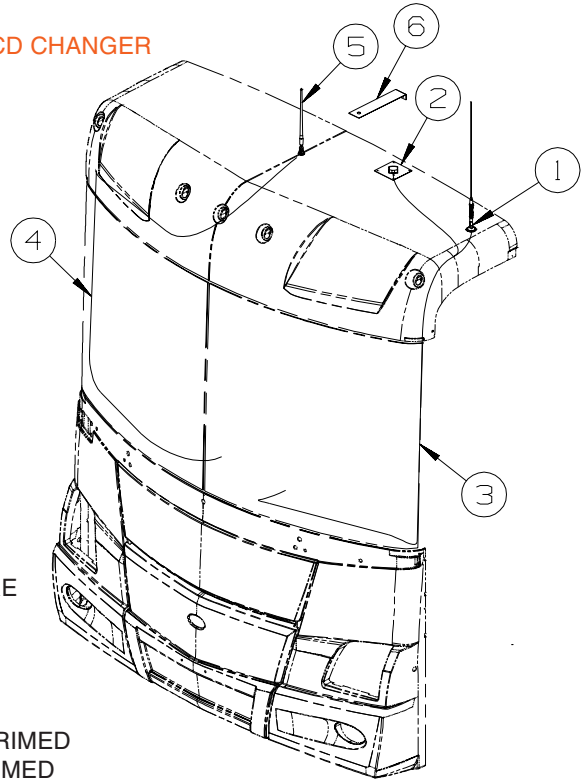
LABELS GROUP	183
LP GROUP	188
LP SYSTEM	188
COMPONENT PARTS FOR LP	188
144251-01-000	188
SEALANTS & FASTENERS GROUP	189
SEALANTS & ADHESIVES	189
BOLTS, NUTS AND WASHERS	190
SCREWS	192
CLAMPS, CLIPS, GROMMETS, RIVETS & PLUGS	195
MISCELLANEOUS FASTENERS	196
WATER & SEWAGE GROUP	197
DRAINAGE SYSTEM	197
COMPONENT PARTS FOR DRAINAGE SYSTEM	200
062415-01-000	200
144728-01-000	200
152830-01-01A	200
WATER SYSTEM	201
COMPONENT PARTS FOR WATER SYSTEM	207
075241-04-000, 075241-05-000, 075241-06-000	207
103635-01-000	207
123744-03-01A	207
129390-03-02A	207
144596-01-01A	207
145541-01-000	208
WINDOW & VENTS GROUP	209
WINDOW & VENT LAYOUT	209
COMPONENT PARTS FOR WINDOW & VENT LAYOUT	210
123780-10-01A	210
150648-07-01A, 150648-22-01A	211
150648-08-01A & 150648-09-01A	212
150648-14-01A, 150648-27-01A, 150648-34-01A	212
150648-20-01A, 150648-30-01A	212
150648-35-01A	212
150649-05-01A	213
150649-11-01A	213
150649-19-01A	214
150649-22-01A	214
150649-25-01A	214
150656-05-01A	215
151069-03-01A	216
161452-02-01A	217
WINDSHIELD & WIPER GROUP	218
WINDSHIELD	218
WIPER	220
COMPONENT PARTS FOR WIPER	221
149401-01-000, 149401-02-000	221
149402-03-000 & 149402-04-000	221
157512-01-000	221
157531-01-000	221

ACCESSORIES GROUP
OPERATORS MANUAL

KEY	PART NUMBER	U/M	DESCRIPTION
	158085-01-000	DW	TOP LEVEL-R,2007
	129079-04-01A	EA	CASE - VINYL/BLK-EXPANDABLE ACCORDION SIDES-11"WX9"HX14"L FROM: 00-00-00 THRU: 07-30-06
	159842-01-01A	EA	CASE - VINYL - F/MANUALS - W/SLEEVES - BLACK FROM: 07-31-06 THRU: 99-99-99
	132000-28-007	EA	MANUAL/OWNER - TOUR - 2007
	158603-07-009	EA	MANUAL/OWNER - SUPPLEMENT - R-SERIES - 2007
	132001-15-007	EA	GUIDE/BASIC OPERATOR - AUDIO/VIDEO - R SERIES - 2007

AUDIO VIDEO GROUP RADIO SYSTEM

KEY	PART NUMBER	U/M	DESCRIPTION
	135420-07-000	EA	MOUNTING KIT - RADIO - A-BODY
	135420-19-000	EA	REMOTE CONTROL/RADIO (CREDIT CARD SIZE)
	135420-18-000	EA	REMOTE CONTROL/RADIO (STEERING WHEEL MOUNT)
	135420-15-000	EA	RADIO-AM/FM/CD/SIRIUS SATELLITE READY/IR REMOTE
	135420-14-000	EA	RECEIVER (EYE) - INFRARED
	148134-01-000	EA	CHANGER - COMPACT DISC - SANYO EAX-510 - CD CHANGER



KEY	PART NUMBER	U/M	DESCRIPTION
1	NA	EA	ANTENNA - CB - W/O CABLE
2	158494-01-000	EA	ANTENNA/SATELLITE - RADIO/SIRIUS
3	NA	EA	CABLE - CB - COAX
4	090944-03-000	EA	CABLE - ANTENNA
5	090944-02-000	EA	ANTENNA - RADIO - 16" RUBBER - W/O LEAD WIRE
6	140600-06-01B	EA	BRACKET/ANTENNA MOUNT - MILL FINISH

REAR MONITOR

KEY	PART NUMBER	U/M	DESCRIPTION
*	144677-10-02A	EA	CAMERA - REAR VIEW - WALL MOUNT/RIGHT - PRIMED
*	144677-11-02A	EA	CAMERA - REAR VIEW - WALL MOUNT/LEFT - PRIMED
	157160-01-01A	EA	GASKET - CAMERA/SIDE MOUNT
	144677-04-000	EA	CAMERA - REAR VIEW W/BRACKET - BLACK & WHITE - VBBS150
	136514-02-000	EA	CABLE - MONITOR/CAMERA
	152022-01-02B	EA	BRACKET/MOUNT - CAMERA - W/2 SLOTS - E-COATED
	144677-06-000	EA	MONITOR/BLACK & WHITE - 7" - 3 PIN/MECH CONTROLS - RESIZED
	144677-08-000	EA	MONITOR/BLACK & WHITE- 7" -W/O SIDE CAMERAS/WIRE ASM/CABLE
	144677-12-000	EA	CABLE - MONITOR/CAMERA - 12'

*COMPONENT PARTS LISTED LATER IN THIS GROUP

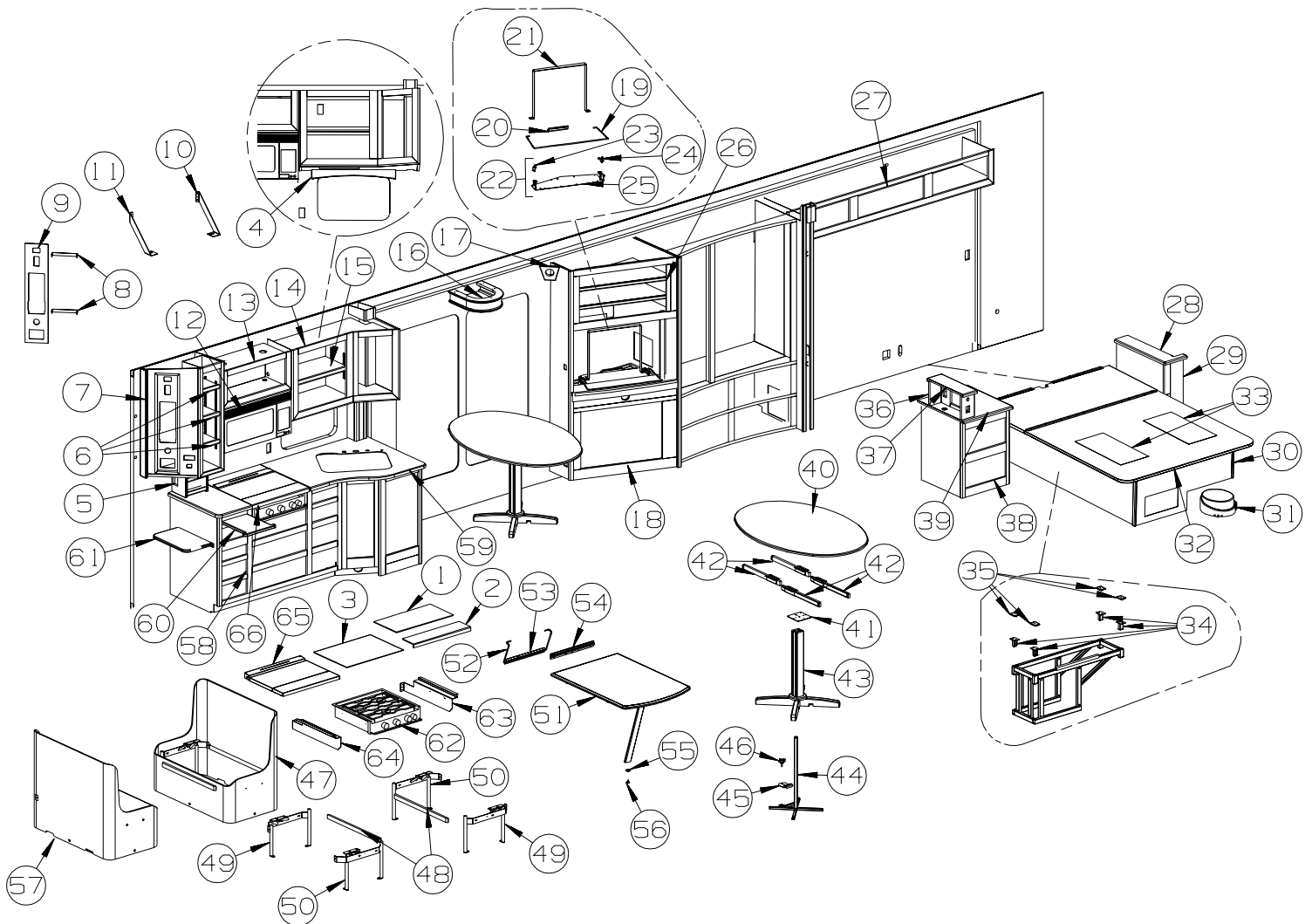
COMPONENT PARTS FOR REAR MONITOR

144677-10-02A & 144677-11-02A

KEY	PART NUMBER	U/M	DESCRIPTION	VENDOR NO.
	144677-10-701	EA	HOUSING/CAMERA-RT/LT-PRIMED	SIDHSGGTR

CABINET & APPLIANCE GROUP

CABINET & APPLIANCE LAYOUT



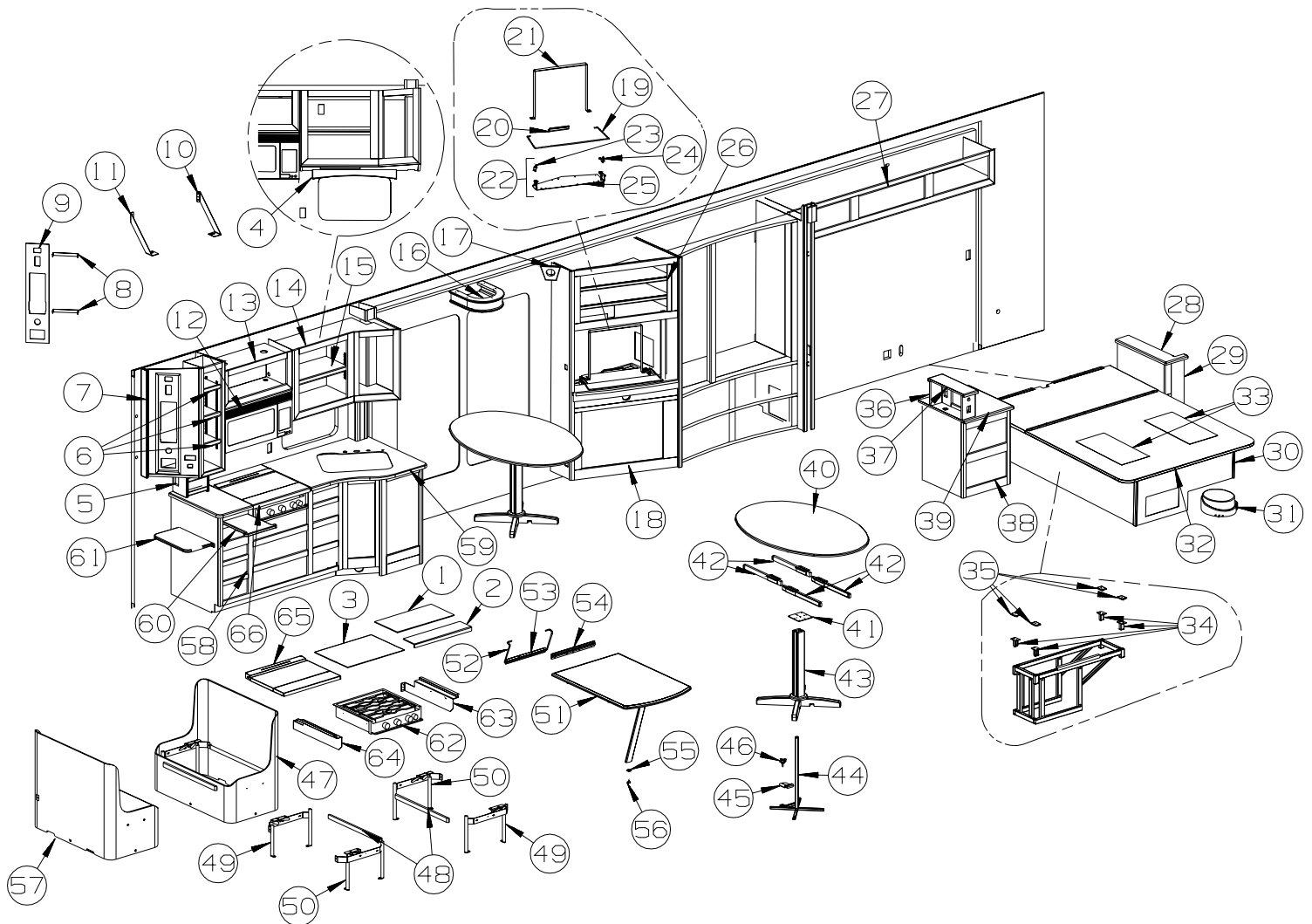
KEY	PART NUMBER	U/M	DESCRIPTION
1	130816-06-09C	EA	COUNTERTOP/STOVE LID - 1/4" VENDURA -GLOSS BUTTER BRICKLE FROM: 00-00-00 THRU: 01-21-07
1	161211-03-UM1	EA	COVER - STOVE TOP FROM: 01-22-07 THRU: 99-99-99
2	149094-02-09C	EA	COVER/STOVE TOP - 1/4" VENDURA - BUTTER BRICKLE GLOSS FROM: 00-00-00 THRU: 01-21-07
2	161211-02-UF1	EA	COVER - STOVE TOP FROM: 01-22-07 THRU: 99-99-99
3	091255-03-000	FT	SEAL - ADHESIVE BACKED/FOAM - 1/4" THICK X 1/4"W X 1000'
4	160936-01-UJ1	EA	CABINET - VALANCE/GALLEY - W/O HDW - CONCERT CHERRY
4	160936-01-UJ2	EA	CABINET - VALANCE/GALLEY - W/O HDW - WASHED MAPLE
4	160936-01-UF3	EA	CABINET - VALANCE/GALLEY - W/O HDW - SIERRA MAPLE
5	159369-01-UJ1	EA	CABINET - PIPE COVER - CONCERT CHERRY
5	159369-01-UJ2	EA	CABINET - PIPE COVER - WASHED MAPLE
5	159369-01-UF3	EA	CABINET - PIPE COVER - SIERRA MAPLE
6	160488-25-UN4	EA	SHELF - W/WOOD MOLDING - CONCERT CHERRY
6	160488-25-UF2	EA	SHELF - W/WOOD MOLDING - WASHED MAPLE
6	160488-25-UF3	EA	SHELF - W/WOOD MOLDING - SIERRA MAPLE
7	160488-01-UN4	EA	CABINET - OVERHEAD/GALLEY - W/O DOORS/HDW - CONCERT CHERRY
7	160488-01-UF2	EA	CABINET - OVERHEAD/GALLEY - W/O DOORS/HDW - WASHED MAPLE
7	160488-01-UF3	EA	CABINET - OVERHEAD/GALLEY - W/O DOORS/HDW - SIERRA MAPLE
8	154649-01-02B	EA	BRACKET - ONE PLACE - E-COATED
9	158117-02-UF1	EA	POCKET - MONITOR PANEL - CONCERT CHERRY
9	158117-02-UF2	EA	POCKET - MONITOR PANEL - WASHED MAPLE
9	158117-02-UF3	EA	POCKET - MONITOR PANEL - SIERRA MAPLE
10	152316-01-02B	EA	BRACKET/SUPPORT - MICROWAVE - E-COATED
11	152316-02-02B	EA	BRACKET/SUPPORT - MICROWAVE - E-COATED

CABINET & APPLIANCE GROUP (CONTINUED)

CABINET & APPLIANCE LAYOUT (CONTINUED)

KEY	PART NUMBER	U/M	DESCRIPTION
12*	119267-12-02A	EA	OVEN - MICROWAVE/CONVECTION W/HOOD US - #R-1874T FROM: 00-00-00 THRU: 07-30-06
12	119267-17-01A	EA	OVEN - MICROWAVE/CONVECTION W/HOOD US - #R-1880LST FROM: 07-31-06 THRU: 99-99-99
13	160485-01-UN4	EA	CABINET - OVERHEAD/MICROWAVE - W/O DOORS/HDW - CONCERT CHERRY
13	160485-01-UF2	EA	CABINET - OVERHEAD/MICROWAVE - W/O DOORS/HDW - WASHED MAPLE
13	160485-01-UF3	EA	CABINET - OVERHEAD/MICROWAVE - W/O DOORS/HDW - SIERRA MAPLE
14	160487-01-UN4	EA	CABINET - OVERHEAD/GALLEY/REAR - W/O DOORS/HDW - CONCERT CHERRY
14	160487-01-UF2	EA	CABINET - OVERHEAD/GALLEY/REAR - W/O DOORS/HDW - WASHED MAPLE
14	160487-01-UF3	EA	CABINET - OVERHEAD/GALLEY/REAR - W/O DOORS/HDW - SIERRA MAPLE
15	160487-28-UN4	EA	SHELF - W/WOOD MOLDING - CONCERT CHERRY
15	160487-28-UF2	EA	SHELF - W/WOOD MOLDING - WASHED MAPLE
15	160487-28-UF3	EA	SHELF - W/WOOD MOLDING - SIERRA MAPLE
16	156788-01-TD1	EA	CABINET - OVERHEAD/LIGHT - W/O DOORS/HDW (UN4)
16	156788-01-TD5	EA	CABINET - OVERHEAD/LIGHT - W/O DOORS/HDW (UN5)
16	156788-01-UG1	EA	CABINET - OVERHEAD/LIGHT - W/O DOORS/HDW (UN6)
16	156788-01-TD2	EA	CABINET - OVERHEAD/LIGHT - W/O DOORS/HDW (UF2)
16	156788-01-TD3	EA	CABINET - OVERHEAD/LIGHT - W/O DOORS/HDW (UF3)
16	156788-01-TD6	EA	CABINET - OVERHEAD/LIGHT - W/O DOORS/HDW (UF6)
16	156788-01-TD7	EA	CABINET - OVERHEAD/LIGHT - W/O DOORS/HDW (UF7)
16	156788-01-UG2	EA	CABINET - OVERHEAD/LIGHT - W/O DOORS/HDW (UG2)
16	156788-01-UG3	EA	CABINET - OVERHEAD/LIGHT - W/O DOORS/HDW (UG3)
17	146825-03-UN4	EA	CABINET - SPEAKER COVER - CONCERT CHERRY FROM: 00-00-00 THRU: 12-03-06
17	146825-04-UN4	EA	CABINET - SPEAKER COVER - CONCERT CHERRY FROM: 12-04-06 THRU: 99-99-99
17	146825-03-UF2	EA	CABINET - SPEAKER COVER - WASHED MAPLE FROM: 00-00-00 THRU: 12-03-06
17	146825-04-UF2	EA	CABINET - SPEAKER COVER - WASHED MAPLE FROM: 12-04-06 THRU: 99-99-99
17	146825-03-UF3	EA	CABINET - SPEAKER COVER - SIERRA MAPLE FROM: 00-00-00 THRU: 12-03-06
17	146825-04-UF3	EA	CABINET - SPEAKER COVER - SIERRA MAPLE FROM: 12-04-06 THRU: 99-99-99
18	160295-11-UN4	EA	FACE/FRAME (PICTURE) - TV CABINET - W/O DOOR/HDW - CONCERT CHERRY
18	160295-11-UF2	EA	FACE/FRAME (PICTURE) - TV CABINET - W/O DOOR/HDW - WASHED MAPLE
18	160295-11-UF3	EA	FACE/FRAME (PICTURE) - TV CABINET - W/O DOOR/HDW - SIERRA MAPLE
18	160295-49-UN4	EA	FACE/FRAME (PICTURE) - CABINET - W/FIREPLACE - CONCERT CHERRY - FIREPLACE-ELECTRIC
18	160295-49-UF2	EA	FACE/FRAME (PICTURE) - CABINET - W/FIREPLACE - WASHED MAPLE - FIREPLACE-ELECTRIC
18	160295-49-UF3	EA	FACE/FRAME (PICTURE) - CABINET - W/FIREPLACE - SIERRA MAPLE - FIREPLACE-ELECTRIC
19	160525-01-02A	EA	BRACKET/TIEDOWN - TV - DULL METALLIC
20	151829-02-02B	EA	HOLD DOWN/Z - F/TV - E-COATED
21	133790-32-02B	EA	STRAP - TIEDOWN - TV - E-COATED
22	160526-01-UN4	EA	TIEDOWN - TV - W/BRACKETS/PLATE/J NUTS
23	160522-02-02B	EA	BRACKET/TIEDOWN - TV/RH HAND - E-COATED
24	160522-04-02B	EA	BRACKET/TIEDOWN - TV/LH HAND - E-COATED
25	160524-01-02B	EA	PLATE - BACKING/MOUNT - TV - E-COATED
26	149086-68-09C	EA	COUNTERTOP - 1/4" VENDURA - BUTTER BRICKLE GLOSS
27	160465-01-UN4	EA	CABINET - OVERHEAD/REAR - W/O DOORS/HDW - CONCERT CHERRY
27	160465-01-UF2	EA	CABINET - OVERHEAD/REAR - W/O DOORS/HDW - WASHED MAPLE
27	160465-01-UF3	EA	CABINET - OVERHEAD/REAR - W/O DOORS/HDW - SIERRA MAPLE
27	160465-02-UN4	EA	CABINET - OVHD/REAR - W/O DRS/HDW - CONCERT CHERRY - STEREO SYSTEM/W/CD/DVD REAR
27	160465-02-UF2	EA	CABINET - OVHD/REAR - W/O DRS/HDW - WASHED MAPLE - STEREO SYSTEM/W/CD/DVD REAR
27	160465-02-UF3	EA	CABINET - OVHD/REAR - W/O DRS/HDW - SIERRA MAPLE - STEREO SYSTEM/W/CD/DVD REAR
28	145182-48-UN4	EA	COUNTERTOP - LAMINATED - SAKAE CONCERT CHERRY - CONCERT CHERRY
28	145182-48-UF2	EA	COUNTERTOP - LAMINATED - WASHED MAPLE - WASHED MAPLE
28	145182-48-UF3	EA	COUNTERTOP - LAMINATED - SIERRA MAPLE - SIERRA MAPLE
29	159457-01-UJ1	EA	CABINET - NIGHTSTAND/RH - W/O COUNTERTOP/DOORS/DRAWERS/HDW - CONCERT CHERRY
29	159457-01-UJ2	EA	CABINET - NIGHTSTAND/RH - W/O COUNTERTOP/DOORS/DRAWERS/HDW - WASHED MAPLE
29	159457-01-UF3	EA	CABINET - NIGHTSTAND/RH - W/O COUNTERTOP/DOORS/DRAWERS/HDW - SIERRA MAPLE
30	160460-01-UN4	EA	CABINET - BED BASE - QUEEN - W/O DOORS/DRAWERS/HDW - CONCERT CHERRY
30	160460-01-UF2	EA	CABINET - BED BASE - QUEEN - W/O DOORS/DRAWERS/HDW - WASHED MAPLE
30	160460-01-UF3	EA	CABINET - BED BASE - QUEEN - W/O DOORS/DRAWERS/HDW - SIERRA MAPLE
31	142411-03-000	EA	AIR PUMP W/CONTROLS - F/SELECT COMFORT MATTRESS - SLEEP NUMBER BED-QUEEN SIZE

CABINET & APPLIANCE GROUP (CONTINUED)
CABINET & APPLIANCE LAYOUT (CONTINUED)



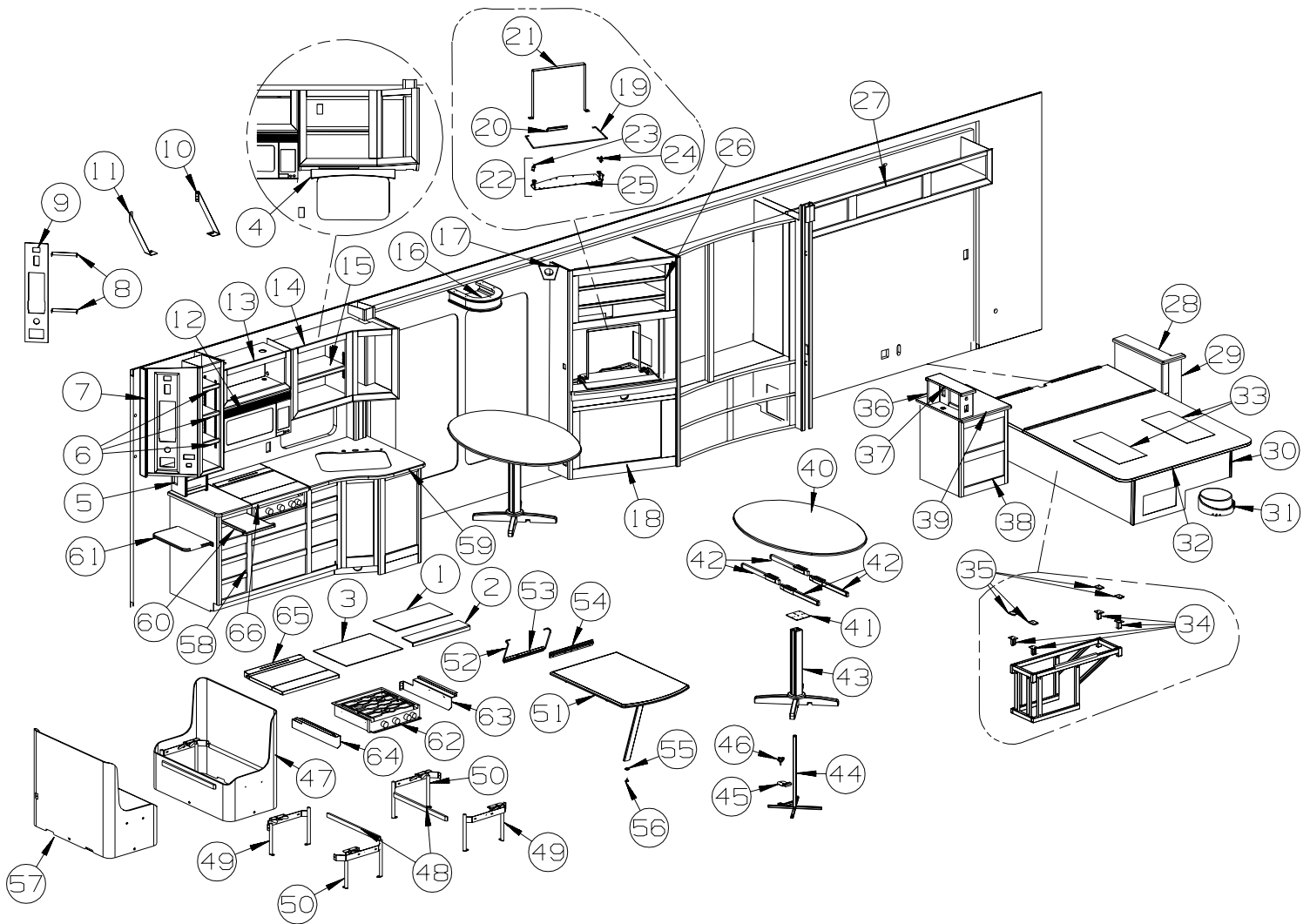
KEY	PART NUMBER	U/M	DESCRIPTION
	32	EA	BEDBOARD - W/HINGE/T-MOLDING/SLIPNOT - FLIP-UP
	33	FT	SLIPNOT - ANTISLIP - 1"WIDE (180' ROLLS) - WHITE
	34	EA	SUPPORT - ROLLER - SLIDE-OUT ROOM - E-COATED
	35	EA	PAD - F/SLIDEOUT - 2" X 2.6"
	36	EA	CABINET - F/RADIO - W/O HARDWARE - CONCERT CHERRY - STEREO SYSTEM/W/CD/DVD REAR
	36	EA	CABINET - F/RADIO - W/O HARDWARE - WASHED MAPLE - STEREO SYSTEM/W/CD/DVD REAR
	36	EA	CABINET - F/RADIO - W/O HARDWARE - SIERRA MAPLE - STEREO SYSTEM/W/CD/DVD REAR
	37	EA	COUNTERTOP - LAMINATED - CONCERT CHERRY - STEREO SYSTEM/W/CD/DVD REAR
	37	EA	COUNTERTOP - LAMINATED - WASHED MAPLE - STEREO SYSTEM/W/CD/DVD REAR
	37	EA	COUNTERTOP - LAMINATED - SIERRA MAPLE - STEREO SYSTEM/W/CD/DVD REAR
	38	EA	CABINET - NIGHTSTAND/LH - W/O COUNTERTOP/DOORS/DRAWERS/HDW - CONCERT CHERRY FROM: 00-00-00 THRU: 08-13-06
	38	EA	CABINET - NIGHTSTAND/LH - W/O COUNTERTOP/DOORS/DRAWERS/HDW - CONCERT CHERRY FROM: 08-14-06 THRU: 99-99-99
	38	EA	CABINET - NIGHTSTAND/LH - W/O COUNTERTOP/DOORS/DRAWERS/HDW - WASHED MAPLE FROM: 00-00-00 THRU: 08-13-06
	38	EA	CABINET - NIGHTSTAND/LH - W/O COUNTERTOP/DOORS/DRAWERS/HDW - WASHED MAPLE FROM: 08-14-06 THRU: 99-99-99
	38	EA	CABINET - NIGHTSTAND/LH - W/O COUNTERTOP/DOORS/DRAWERS/HDW - SIERRA MAPLE FROM: 00-00-00 THRU: 08-13-06
	38	EA	CABINET - NIGHTSTAND/LH - W/O COUNTERTOP/DOORS/DRAWERS/HDW - SIERRA MAPLE FROM: 08-14-06 THRU: 99-99-99
	39	EA	COUNTERTOP - LAMINATED - SAKAE CONCERT CHERRY - CONCERT CHERRY
	39	EA	COUNTERTOP - LAMINATED - WASHED MAPLE - WASHED MAPLE
	39	EA	COUNTERTOP - LAMINATED - SIERRA MAPLE - SIERRA MAPLE
	39	EA	COUNTERTOP - LAMINATED - CONCERT CHERRY - STEREO SYSTEM/W/CD/DVD REAR
	39	EA	COUNTERTOP - LAMINATED - WASHED MAPLE - STEREO SYSTEM/W/CD/DVD REAR
	39	EA	COUNTERTOP - LAMINATED - SIERRA MAPLE - STEREO SYSTEM/W/CD/DVD REAR

CABINET & APPLIANCE GROUP (CONTINUED)

CABINET & APPLIANCE LAYOUT (CONTINUED)

KEY	PART NUMBER	U/M	DESCRIPTION
40	149677-23-SD1	EA	TABLE TOP ONLY - OVAL DROP LEAF - W/O PEDESTAL - CONCERT CHERRY - DINING TABLE/CHAIRS
40	149677-23-SD2	EA	TABLE TOP ONLY - OVAL DROP LEAF - W/O PEDESTAL - WASHED MAPLE - DINING TABLE/CHAIRS
40	149677-23-T80	EA	TABLE TOP ONLY - OVAL DROP LEAF - W/O PEDESTAL - SIERRA MAPLE - DINING TABLE/CHAIRS
41	148038-01-04B	EA	PLATE - TABLE TOP - BLACK - DINING TABLE/CHAIRS
42	120973-01-000	EA	SUPPORT - TABLE/DROP LEAF - PAIR - DINING TABLE/CHAIRS
43	149677-13-S65	EA	PEDESTAL - TABLE LEG - CONCERT CHERRY - DINING TABLE/CHAIRS
43	149677-13-S66	EA	PEDESTAL - TABLE LEG - WASHED MAPLE - DINING TABLE/CHAIRS
43	149677-13-S67	EA	PEDESTAL - TABLE LEG - SIERRA MAPLE - DINING TABLE/CHAIRS
44	149810-01-02B	EA	BASE/FRAME - F/TABLE PEDESTAL - E-COATED - DINING TABLE/CHAIRS
45	134057-04-11B	EA	BRACKET - RECLINER - FLAT BLACK - DINING TABLE/CHAIRS
46	134194-02-01A	EA	KNOB - HOLD DOWN/RECLINER - BLACK - DINING TABLE/CHAIRS
47	141859-62-UN4	EA	CABINET/DINETTE W/BACK(WRAPPED)-RIGHT HAND - W/O DOORS/HDW - DINETTE
47	141859-62-UN5	EA	CABINET/DINETTE W/BACK(WRAPPED)-RIGHT HAND - W/O DOORS/HDW - DINETTE
47	141859-62-UN6	EA	CABINET/DINETTE W/BACK(WRAPPED)-RIGHT HAND - W/O DOORS/HDW - DINETTE
47	141859-62-UF2	EA	CABINET/DINETTE W/BACK(WRAPPED)-RIGHT HAND - W/O DOORS/HDW - DINETTE
47	141859-62-UF3	EA	CABINET/DINETTE W/BACK(WRAPPED)-RIGHT HAND - W/O DOORS/HDW - DINETTE
47	141859-62-UF6	EA	CABINET/DINETTE W/BACK(WRAPPED)-RIGHT HAND - W/O DOORS/HDW - DINETTE
47	141859-62-UF7	EA	CABINET/DINETTE W/BACK(WRAPPED)-RIGHT HAND - W/O DOORS/HDW - DINETTE
47	141859-62-UG2	EA	CABINET/DINETTE W/BACK(WRAPPED)-RIGHT HAND - W/O DOORS/HDW - DINETTE
47	141859-62-UG3	EA	CABINET/DINETTE W/BACK(WRAPPED)-RIGHT HAND - W/O DOORS/HDW - DINETTE
48	081295-01-M52	EA	SUPPORT - BED/DINETTE - 28" LONG - CONCERT CHERRY - DINETTE
48	081295-01-T01	EA	SUPPORT - BED/DINETTE - 28" LONG - WASHED MAPLE - DINETTE
48	081295-01-RE0	EA	SUPPORT - BED/DINETTE - 28" LONG - SIERRA MAPLE - DINETTE
49	142033-02-000	EA	BRACKET - DINETTE - LEFT HAND - DINETTE
50	142033-01-000	EA	BRACKET - DINETTE - RIGHT HAND - DINETTE
51	151683-05-UN4	EA	TABLE - DINETTE - 29.7" X 41.6" - CONCERT CHERRY - DINETTE FROM: 00-00-00 THRU: 11-12-06
51	151683-10-UN4	EA	TABLE - DINETTE - 28.7" X 41.6" - CONCERT CHERRY - DINETTE FROM: 11-13-06 THRU: 99-99-99
51	151683-05-UF2	EA	TABLE - DINETTE - 29.7" X 41.6" - WASHED MAPLE - DINETTE FROM: 00-00-00 THRU: 11-12-06
51	151683-10-UF2	EA	TABLE - DINETTE - 29.7" X 41.6" - WASHED MAPLE - DINETTE FROM: 11-13-06 THRU: 99-99-99
51	151683-05-UF3	EA	TABLE - DINETTE - 29.7" X 41.6" - SIERRA MAPLE - DINETTE FROM: 00-00-00 THRU: 11-12-06
51	151683-10-UF3	EA	TABLE - DINETTE - 29.7" X 41.6" - SIERRA MAPLE - DINETTE FROM: 11-13-06 THRU: 99-99-99
52	024275-16-000	EA	ROD - TABLE LIFT - W/ARMS 8" & BASE ROD 18.5" - ALMOND - DINETTE
53	024281-12-000	EA	BRACKET/WALL - TABLE LIFT - 17.1" - ALMOND - DINETTE
54	140921-02-02A	EA	BRACKET/TABLE SUPPORT - 18.5" - ALMOND - DINETTE
55	143798-01-02A	EA	CATCH - FLOOR TO TABLE LEG - ALMOND - DINETTE
56	102194-01-000	EA	GUIDE - PLASTIC - 1" (HEAD/PIN) - DINETTE
57	141859-63-UN4	EA	CABINET/DINETTE W/BACK(WRAPPED)-LEFT HAND - W/O DOORS/HDW - DINETTE
57	141859-63-UN5	EA	CABINET/DINETTE W/BACK(WRAPPED)-LEFT HAND - W/O DOORS/HDW - DINETTE
57	141859-63-UN6	EA	CABINET/DINETTE W/BACK(WRAPPED)-LEFT HAND - W/O DOORS/HDW - DINETTE
57	141859-63-UF2	EA	CABINET/DINETTE W/BACK(WRAPPED)-LEFT HAND - W/O DOORS/HDW - DINETTE
57	141859-63-UF3	EA	CABINET/DINETTE W/BACK(WRAPPED)-LEFT HAND - W/O DOORS/HDW - DINETTE
57	141859-63-UF6	EA	CABINET/DINETTE W/BACK(WRAPPED)-LEFT HAND - W/O DOORS/HDW - DINETTE
57	141859-63-UF7	EA	CABINET/DINETTE W/BACK(WRAPPED)-LEFT HAND - W/O DOORS/HDW - DINETTE
57	141859-63-UG2	EA	CABINET/DINETTE W/BACK(WRAPPED)-LEFT HAND - W/O DOORS/HDW - DINETTE
57	141859-63-UG3	EA	CABINET/DINETTE W/BACK(WRAPPED)-LEFT HAND - W/O DOORS/HDW - DINETTE
58	P60490-01-UN4	EA	CABINET - GALLEY - W/O CTRTP/DRS/DWRS/HDW - CONCERT CHERRY
58	P60490-01-UF2	EA	CABINET - GALLEY - W/O CTRTP/DRS/DWRS/HDW - WASHED MAPLE
58	P60490-01-UF3	EA	CABINET - GALLEY - W/O CTRTP/DRS/DWRS/HDW - SIERRA MAPLE
58	P60490-02-UN4	EA	CABINET - GALLEY - W/O CTRTP/DR/DWR/HDW - CONCERT CHERRY - VACUUM SYSTEM-CENTRAL
58	P60490-02-UF2	EA	CABINET - GALLEY - W/O CTRTP/DR/DWR/HDW - CONCERT CHERRY - VACUUM SYSTEM-CENTRAL
58	P60490-02-UF3	EA	CABINET - GALLEY - W/O CTRTP/DR/DWR/HDW - CONCERT CHERRY - VACUUM SYSTEM-CENTRAL
59	149086-69-09C	EA	COUNTERTOP - 1/4" VENDURA - BUTTER BRICKLE GLOSS FROM: 00-00-00 THRU: 01-21-07
59	163287-01-UN4	EA	COUNTERTOP - GALLEY FROM: 01-22-07 THRU: 99-99-99
60	149086-70-09C	EA	COUNTERTOP - 1/4" VENDURA - BUTTER BRICKLE GLOSS FROM: 00-00-00 THRU: 01-21-07
60	163288-01-UN4	EA	COUNTERTOP FROM: 01-22-07 THRU: 99-99-99

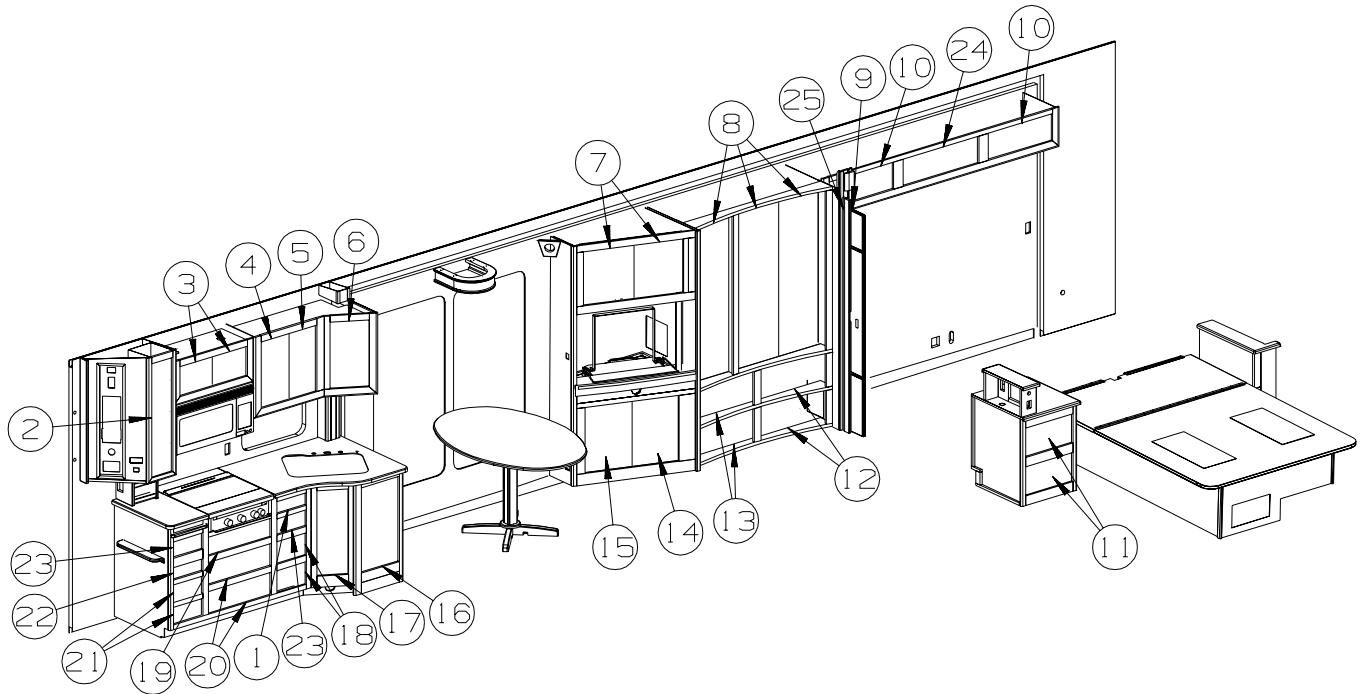
CABINET & APPLIANCE GROUP (CONTINUED)
CABINET & APPLIANCE LAYOUT (CONTINUED)



KEY	PART NUMBER	U/M	DESCRIPTION
61	149086-71-09C	EA	COUNTERTOP - 1/4" VENDURA - BUTTER BRICKLE GLOSS FROM: 00-00-00 THRU: 01-21-07
61	163289-01-UN4	EA	COUNTERTOP FROM: 01-22-07 THRU: 99-99-99
62*	135065-03-01A	EA	RANGE-3 BURNER (SEALED)-W/O OVEN-NEW STYLE KNOBS-BLK GLASS
62*	135065-04-01A	EA	RANGE - 3 BURNER (SEALED) - W/O OVEN - CSA - BLACK TOP - CANADIAN
63	160500-01-04B	EA	BRACKET/TIEDOWN - STOVE - E-COATED
64	160500-02-04B	EA	BRACKET/TIEDOWN - STOVE - E-COATED
65*	126022-01-01A	EA	COVER/RANGE - BI-FOLD - 22" - BLACK TEXTURED
66	109506-12-000	EA	FILM/ABRASION-RESISTANT - TRANSPARENT - 1" DIA.

***COMPONENT PARTS LISTED LATER IN THIS GROUP**

CABINET & APPLIANCE GROUP (CONTINUED)
CABINET & APPLIANCE LAYOUT (CONTINUED)



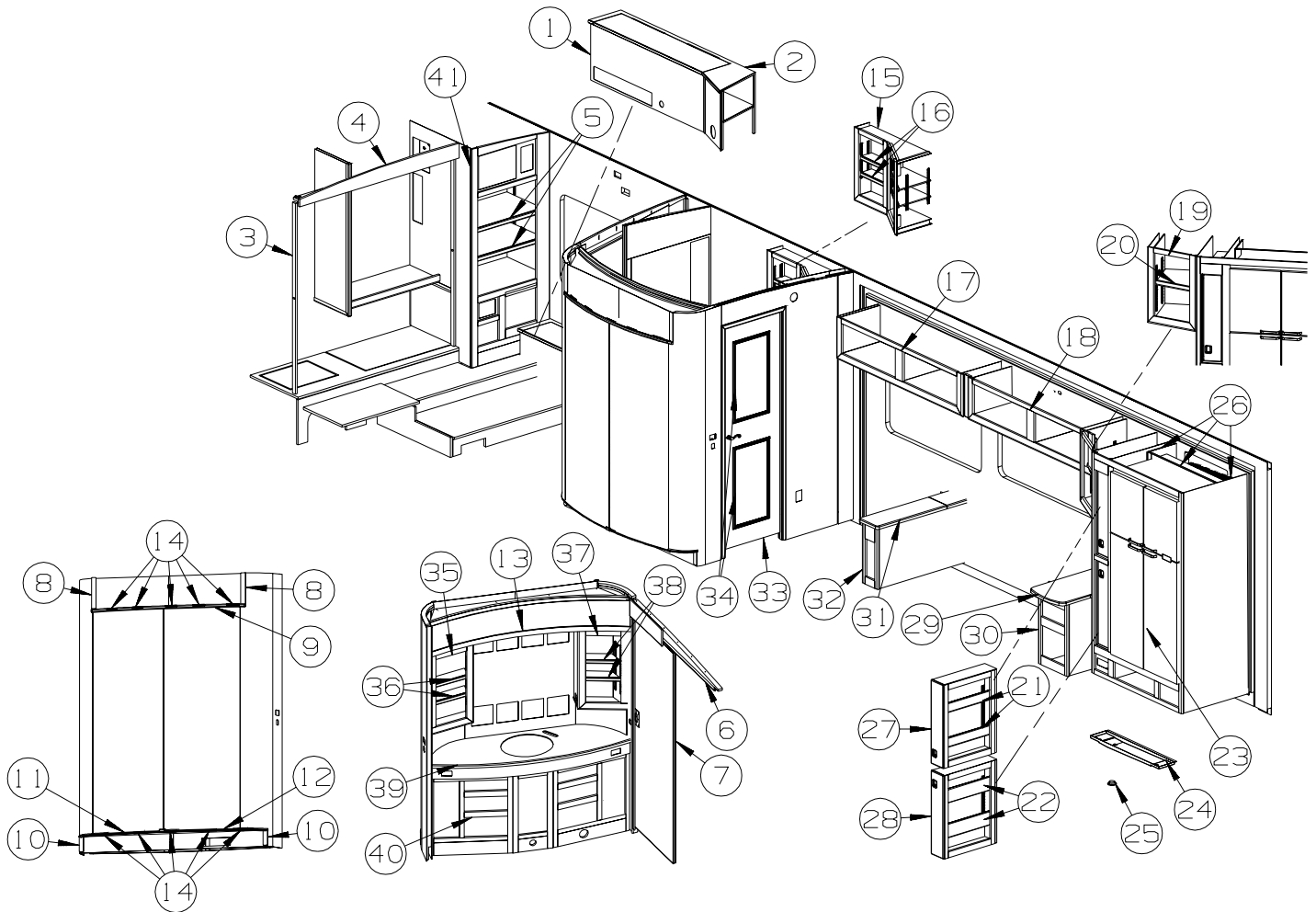
KEY	PART NUMBER	U/M	DESCRIPTION
1	155684-12-UN4	EA	DRAWER - TRAY/SILVERWARE - W/O SLIDES/HDW - CONCERT CHERRY
1	155684-12-UF2	EA	DRAWER - TRAY/SILVERWARE - W/O SLIDES/HDW - WASHED MAPLE
1	155684-12-UF3	EA	DRAWER - TRAY/SILVERWARE - W/O SLIDES/HDW - SIERRA MAPLE
2	145298-68-UN4	EA	DOOR - SOLID PANEL/OGEE EDGE - 9.2" X 29.5" - W/O HDW - CONCERT CHERRY
2	145298-68-UF2	EA	DOOR - SOLID PANEL/OGEE EDGE - 9.2" X 29.5" - W/O HDW - WASHED MAPLE
2	145298-68-UF3	EA	DOOR - SOLID PANEL/OGEE EDGE - 9.2" X 29.5" - W/O HDW - SIERRA MAPLE
3	146028-71-UN4	EA	DOOR - GLASS INSERT/OGEE EDGE - 13.2" X 10.8" - W/O HDW - CONCERT CHERRY
3	146028-71-UF2	EA	DOOR - GLASS INSERT/OGEE EDGE - 13.2" X 10.8" - W/O HDW - WASHED MAPLE
3	146028-71-UF3	EA	DOOR - GLASS INSERT/OGEE EDGE - 13.2" X 10.8" - W/O HDW - SIERRA MAPLE
4	136954-41-UN4	EA	DOOR - RAISED PANEL/OGEE EDGE - 10.8" X 21.8" - W/O HDW - CONCERT CHERRY
4	136954-41-UF2	EA	DOOR - RAISED PANEL/OGEE EDGE - 10.8" X 21.8" - W/O HDW - WASHED MAPLE
4	136954-41-UF3	EA	DOOR - RAISED PANEL/OGEE EDGE - 10.8" X 21.8" - W/O HDW - SIERRA MAPLE
5	136954-42-UN4	EA	DOOR - RAISED PANEL/OGEE EDGE - 10.8" X 21.8" - W/O HDW - CONCERT CHERRY
5	136954-42-UF2	EA	DOOR - RAISED PANEL/OGEE EDGE - 10.8" X 21.8" - W/O HDW - WASHED MAPLE
5	136954-42-UF3	EA	DOOR - RAISED PANEL/OGEE EDGE - 10.8" X 21.8" - W/O HDW - SIERRA MAPLE
6	136954-86-UN4	EA	DOOR - RAISED PANEL/OGEE EDGE - 12.8" X 21.9" - W/O HDW - CONCERT CHERRY
6	136954-86-UF2	EA	DOOR - RAISED PANEL/OGEE EDGE - 12.8" X 21.9" - W/O HDW - WASHED MAPLE
6	136954-86-UF3	EA	DOOR - RAISED PANEL/OGEE EDGE - 12.8" X 21.9" - W/O HDW - SIERRA MAPLE
7	146028-22-TD1	EA	DOOR - GLASS INSERT/OGEE EDGE - 15.7" X 17.7" - W/O HDW - CONCERT CHERRY
7	146028-22-TD2	EA	DOOR - GLASS INSERT/OGEE EDGE - 15.7" X 17.7" - W/O HDW - WASHED MAPLE
7	146028-22-TD3	EA	DOOR - GLASS INSERT/OGEE EDGE - 15.7" X 17.7" - W/O HDW - SIERRA MAPLE
8	159961-01-UJ1	EA	DOOR - CURVED/VERTICLE - 15.8"W X 50.5"H - W/O HDW - CONCERT CHERRY
8	159961-01-UJ2	EA	DOOR - CURVED/VERTICLE - 15.8"W X 50.5"H - W/O HDW - WASHED MAPLE
8	159961-01-UF3	EA	DOOR - CURVED/VERTICLE - 15.8"W X 50.5"H - W/O HDW - SIERRA MAPLE
9	160087-01-UJ1	EA	DOOR - SLIDING - 25.2" X 68.8" - W/O HDW - CONCERT CHERRY
9	160087-01-UJ2	EA	DOOR - SLIDING - 25.2" X 68.8" - W/O HDW - WASHED MAPLE
9	160087-01-UF3	EA	DOOR - SLIDING - 25.2" X 68.8" - W/O HDW - SIERRA MAPLE
10	136954-25-TD1	EA	DOOR - RAISED PANEL/OGEE EDGE - 10" X 25.2" - W/O HDW - CONCERT CHERRY
10	136954-25-TD2	EA	DOOR - RAISED PANEL/OGEE EDGE - 10" X 25.2" - W/O HDW - WASHED MAPLE
10	136954-25-TD3	EA	DOOR - RAISED PANEL/OGEE EDGE - 10" X 25.2" - W/O HDW - SIERRA MAPLE
11	153121-A0-TD1	EA	DRAWER - OGEE EDGE - 17.1"W X 21.6"D - W/O SLIDES/HDW - CONCERT CHERRY
11	153121-A0-TD2	EA	DRAWER - OGEE EDGE - 17.1"W X 21.6"D - W/O SLIDES/HDW - WASHED MAPLE
11	153121-A0-TD3	EA	DRAWER - OGEE EDGE - 17.1"W X 21.6"D - W/O SLIDES/HDW - SIERRA MAPLE

CABINET & APPLIANCE GROUP (CONTINUED)

CABINET & APPLIANCE LAYOUT (CONTINUED)

KEY	PART NUMBER	U/M	DESCRIPTION
12	159933-02-UJ1	EA	DRAWER - CURVED FACE - 21.4"W X 20.2"D - W/O SLIDES/HDW - CONCERT CHERRY
12	159933-02-UJ2	EA	DRAWER - CURVED FACE - 21.4"W X 20.2"D - W/O SLIDES/HDW - WASHED MAPLE
12	159933-02-UG7	EA	DRAWER - CURVED FACE - 21.4"W X 20.2"D - W/O SLIDES/HDW - SIERRA MAPLE
13	159933-01-UJ1	EA	DRAWER - CURVED FACE - 21.4"W X 17.9"D - W/O SLIDES/HDW - CONCERT CHERRY
13	159933-01-UJ2	EA	DRAWER - CURVED FACE - 21.4"W X 17.9"D - W/O SLIDES/HDW - WASHED MAPLE
13	159933-01-UF3	EA	DRAWER - CURVED FACE - 21.4"W X 17.9"D - W/O SLIDES/HDW - SIERRA MAPLE
14	136954-C0-TD1	EA	DOOR - RAISED PANEL/OGEE EDGE - 15" X 21.9" - W/O HDW - CONCERT CHERRY
14	136954-C0-TD2	EA	DOOR - RAISED PANEL/OGEE EDGE - 15" X 21.9" - W/O HDW - WASHED MAPLE
14	136954-C0-TD3	EA	DOOR - RAISED PANEL/OGEE EDGE - 15" X 21.9" - W/O HDW - SIERRA MAPLE
15	136954-B9-TD1	EA	DOOR - RAISED PANEL/OGEE EDGE - 15" X 21.9" - W/O HDW - CONCERT CHERRY
15	136954-B9-TD2	EA	DOOR - RAISED PANEL/OGEE EDGE - 15" X 21.9" - W/O HDW - WASHED MAPLE
15	136954-B9-TD3	EA	DOOR - RAISED PANEL/OGEE EDGE - 15" X 21.9" - W/O HDW - SIERRA MAPLE
16	136954-C6-UN4	EA	DOOR - RAISED PANEL/OGEE EDGE - 15.6" X 29.5" - W/O HDW - CONCERT CHERRY
16	136954-C6-UF2	EA	DOOR - RAISED PANEL/OGEE EDGE - 15.6" X 29.5" - W/O HDW - WASHED MAPLE
16	136954-C6-UF3	EA	DOOR - RAISED PANEL/OGEE EDGE - 15.6" X 29.5" - W/O HDW - SIERRA MAPLE
17	136954-29-UN4	EA	DOOR - RAISED PANEL/OGEE EDGE - 10" X 29.5" - W/O HDW - CONCERT CHERRY
17	136954-29-UF2	EA	DOOR - RAISED PANEL/OGEE EDGE - 10" X 29.5" - W/O HDW - WASHED MAPLE
17	136954-29-UF3	EA	DOOR - RAISED PANEL/OGEE EDGE - 10" X 29.5" - W/O HDW - SIERRA MAPLE
18	153121-SF-UN4	EA	DRAWER - OGEE EDGE - 10"W X 21.6"D - W/O SLIDES/HDW - CONCERT CHERRY
18	153121-SF-UF2	EA	DRAWER - OGEE EDGE - 10"W X 21.6"D - W/O SLIDES/HDW - WASHED MAPLE
18	153121-SF-UF3	EA	DRAWER - OGEE EDGE - 10"W X 21.6"D - W/O SLIDES/HDW - SIERRA MAPLE
19	153121-43-TD1	EA	DRAWER - OGEE EDGE - 22.6"W X 21.6"D - W/O SLIDES/HDW - CONCERT CHERRY
19	153121-43-TD2	EA	DRAWER - OGEE EDGE - 22.6"W X 21.6"D - W/O SLIDES/HDW - WASHED MAPLE
19	153121-43-TD3	EA	DRAWER - OGEE EDGE - 22.6"W X 21.6"D - W/O SLIDES/HDW - SIERRA MAPLE
20	153121-TA-UN4	EA	DRAWER - OGEE EDGE - 22.6"W X 21.6"D - W/O SLIDES/HDW - CONCERT CHERRY
20	153121-TA-UF2	EA	DRAWER - OGEE EDGE - 22.6"W X 21.6"D - W/O SLIDES/HDW - WASHED MAPLE
20	153121-TA-UF3	EA	DRAWER - OGEE EDGE - 22.6"W X 21.6"D - W/O SLIDES/HDW - SIERRA MAPLE
21	153121-SD-UN4	EA	DRAWER - OGEE EDGE - 10"W X 21.6"D - W/O SLIDES/HDW - CONCERT CHERRY
21	153121-SD-UF2	EA	DRAWER - OGEE EDGE - 10"W X 21.6"D - W/O SLIDES/HDW - WASHED MAPLE
21	153121-SD-UF3	EA	DRAWER - OGEE EDGE - 10"W X 21.6"D - W/O SLIDES/HDW - SIERRA MAPLE
22	153121-SH-UN4	EA	DRAWER - OGEE EDGE - 10"W X 21.6"D - W/O SLIDES/HDW - CONCERT CHERRY
22	153121-SH-UF2	EA	DRAWER - OGEE EDGE - 10"W X 21.6"D - W/O SLIDES/HDW - WASHED MAPLE
22	153121-SH-UF3	EA	DRAWER - OGEE EDGE - 10"W X 21.6"D - W/O SLIDES/HDW - SIERRA MAPLE
23	153121-71-T78	EA	DRAWER - OGEE EDGE - 10"W X 21.6"D - W/O SLIDES/HDW - CONCERT CHERRY
23	153121-71-T79	EA	DRAWER - OGEE EDGE - 10"W X 21.6"D - W/O SLIDES/HDW - WASHED MAPLE
23	153121-71-T80	EA	DRAWER - OGEE EDGE - 10"W X 21.6"D - W/O SLIDES/HDW - SIERRA MAPLE
24	136954-28-TD1	EA	DOOR - RAISED PANEL/OGEE EDGE - 10" X 29.5" - W/O HDW - CONCERT CHERRY
24	136954-28-TD2	EA	DOOR - RAISED PANEL/OGEE EDGE - 10" X 29.5" - W/O HDW - WASHED MAPLE
24	136954-28-TD3	EA	DOOR - RAISED PANEL/OGEE EDGE - 10" X 29.5" - W/O HDW - SIERRA MAPLE
25	162542-01-UN4	EA	DOOR - FLAP/WOOD - 3.5" X 68.8" - W/HINGE - CONCERT CHERRY FROM: 10-16-06 THRU: 99-99-99
25	162542-01-UF2	EA	DOOR - FLAP/WOOD - 3.5" X 68.8" - W/HINGE - WASHED MAPLE FROM: 10-16-06 THRU: 99-99-99
25	162542-01-UF3	EA	DOOR - FLAP/WOOD - 3.5" X 68.8" - W/HINGE - SIERRA MAPLE FROM: 10-16-06 THRU: 99-99-99

CABINET & APPLIANCE GROUP (CONTINUED)
CABINET & APPLIANCE LAYOUT (CONTINUED)



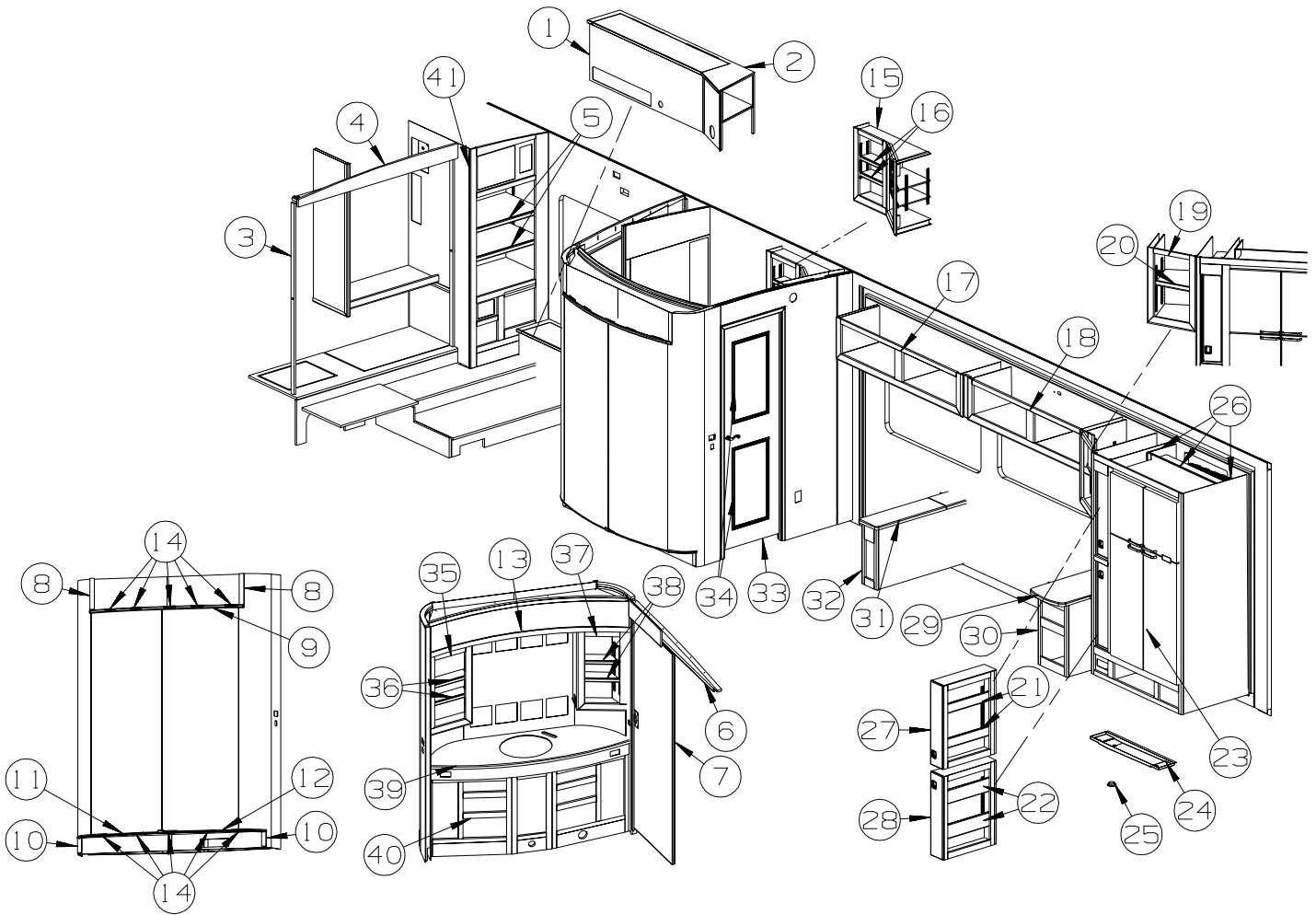
KEY	PART NUMBER	U/M	DESCRIPTION
1	160456-01-UN4	EA	CABINET - BENCH - W/O TOP/HDW - CONCERT CHERRY
1	160456-01-UF2	EA	CABINET - BENCH - W/O TOP/HDW - WASHED MAPLE
1	160456-01-UF3	EA	CABINET - BENCH - W/O TOP/HDW - SIERRA MAPLE
2	145212-32-UJ1	EA	COUNTERTOP - LAMINATED - CONCERT CHERRY
2	145212-32-UJ2	EA	COUNTERTOP - LAMINATED - WASHED MAPLE
2	145212-32-UF3	EA	COUNTERTOP - LAMINATED - SIERRA MAPLE
3	160482-26-UN4	EA	MOLDING - STAINED - 64.9" - CONCERT CHERRY
3	160482-26-UF2	EA	MOLDING - STAINED - 64.9" - WASHED MAPLE
3	160482-26-UF3	EA	MOLDING - STAINED - 64.9" - SIERRA MAPLE
4	160482-33-UN4	EA	HEADER - CABINET/WARDROBE - CONCERT CHERRY
4	160482-33-UF2	EA	HEADER - CABINET/WARDROBE - WASHED MAPLE
4	160482-33-UF3	EA	HEADER - CABINET/WARDROBE - SIERRA MAPLE
5	160482-36-UN4	EA	SHELF - W/WOOD MOLDING - CONCERT CHERRY
5	160482-36-UF2	EA	SHELF - W/WOOD MOLDING - WASHED MAPLE
5	160482-36-UF3	EA	SHELF - W/WOOD MOLDING - SIERRA MAPLE
6	145608-04-01A	EA	TRACK - DOOR - 53.3" - OFF WHITE
7	157304-02-TG1	EA	DOOR - SLIDING - W/O HARDWARE - CONCERT CHERRY
7	157304-02-TG2	EA	DOOR - SLIDING - W/O HARDWARE - WASHED MAPLE
7	157304-02-UF3	EA	DOOR - SLIDING - W/O HARDWARE - SIERRA MAPLE
8	158654-68-UJ1	EA	TRIM/MOLDING - BATH/VERTICAL/UPPER - 9.8" - CONCERT CHERRY
8	158654-68-UJ2	EA	TRIM/MOLDING - BATH/VERTICAL/UPPER - 9.8" - WASHED MAPLE
8	158654-68-UF3	EA	TRIM/MOLDING - BATH/VERTICAL/UPPER - 9.8" - SIERRA MAPLE
9	158656-01-UJ1	EA	TRIM/MOLDING - BATH/HORIZONTAL/UPPER - 54.8" - CONCERT CHERRY
9	158656-01-UJ2	EA	TRIM/MOLDING - BATH/HORIZONTAL/UPPER - 54.8" - WASHED MAPLE
9	158656-01-UF3	EA	TRIM/MOLDING - BATH/HORIZONTAL/UPPER - 54.8" - SIERRA MAPLE
10	158654-69-UJ1	EA	TRIM/MOLDING - BATH/VERTICAL/LOWER - 4.7" - CONCERT CHERRY
10	158654-69-UJ2	EA	TRIM/MOLDING - BATH/VERTICAL/LOWER - 4.7" - WASHED MAPLE
10	158654-69-UF3	EA	TRIM/MOLDING - BATH/VERTICAL/LOWER - 4.7" - SIERRA MAPLE

CABINET & APPLIANCE GROUP (CONTINUED)

CABINET & APPLIANCE LAYOUT (CONTINUED)

KEY	PART NUMBER	U/M	DESCRIPTION
11	159966-12-UJ1	EA	TRIM/MOLDING - BATH/HORIZ/LOWER/REAR - 36.6" - CONCERT CHERRY
11	159966-12-UJ2	EA	TRIM/MOLDING - BATH/HORIZ/LOWER/REAR - 36.6" - WASHED MAPLE
11	159966-12-UF3	EA	TRIM/MOLDING - BATH/HORIZ/LOWER/REAR - 36.6" - SIERRA MAPLE
12	159966-11-UJ1	EA	TRIM/MOLDING - BATH/HORIZ/LOWER/FRONT - 34.2" - CONCERT CHERRY
12	159966-11-UJ2	EA	TRIM/MOLDING - BATH/HORIZ/LOWER/FRONT - 34.2" - WASHED MAPLE
12	159966-11-UF3	EA	TRIM/MOLDING - BATH/HORIZ/LOWER/FRONT - 34.2" - SIERRA MAPLE
13	158654-67-UJ1	EA	TRIM/MOLDING - BATH/UPPER/INNER - 66.2" - CONCERT CHERRY
13	158654-67-UJ2	EA	TRIM/MOLDING - BATH/UPPER/INNER - 66.2" - WASHED MAPLE
13	158654-67-UF3	EA	TRIM/MOLDING - BATH/UPPER/INNER - 66.2" - SIERRA MAPLE
14	146514-04-000	EA	CHANNEL/MOUNT - F/ROPE LIGHT
15	160535-01-UN4	EA	CABINET - OVERHEAD/LINEN - W/O DOORS/HDW - CONCERT CHERRY
15	160535-01-UF2	EA	CABINET - OVERHEAD/LINEN - W/O DOORS/HDW - WASHED MAPLE
15	160535-01-UF3	EA	CABINET - OVERHEAD/LINEN - W/O DOORS/HDW - SIERRA MAPLE
16	160535-23-UN4	EA	SHELF - W/WOOD MOLDING - CONCERT CHERRY
16	160535-23-UF2	EA	SHELF - W/WOOD MOLDING - WASHED MAPLE
16	160535-23-UF3	EA	SHELF - W/WOOD MOLDING - SIERRA MAPLE
17	160428-01-UN4	EA	CABINET - OVERHEAD/LH HAND/REAR - W/O DOORS/HDW - CONCERT CHERRY
17	160428-01-UF2	EA	CABINET - OVERHEAD/LH HAND/REAR - W/O DOORS/HDW - WASHED MAPLE
17	160428-01-UF3	EA	CABINET - OVERHEAD/LH HAND/REAR - W/O DOORS/HDW - SIERRA MAPLE
18	160427-01-UN4	EA	CABINET - OVERHEAD/LH HAND/FRONT - W/O DOORS/HDW - CONCERT CHERRY
18	160427-01-UF2	EA	CABINET - OVERHEAD/LH HAND/FRONT - W/O DOORS/HDW - WASHED MAPLE
18	160427-01-UF3	EA	CABINET - OVERHEAD/LH HAND/FRONT - W/O DOORS/HDW - SIERRA MAPLE
19	160413-01-UN4	EA	CABINET - OVERHEAD/SIDE/FRONT/LEFT HAND - W/O DOORS/HDW - CONCERT CHERRY
19	160413-01-UF2	EA	CABINET - OVERHEAD/SIDE/FRONT/LEFT HAND - W/O DOORS/HDW - WASHED MAPLE
19	160413-01-UF3	EA	CABINET - OVERHEAD/SIDE/FRONT/LEFT HAND - W/O DOORS/HDW - SIERRA MAPLE
20	160413-20-UN4	EA	SHELF - W/MOLDING - CONCERT CHERRY
20	160413-20-UF2	EA	SHELF - W/MOLDING - WASHED MAPLE
20	160413-20-UF3	EA	SHELF - W/MOLDING - SIERRA MAPLE
21	153343-21-SD1	EA	SHELF - W/WOOD MOLDING - CONCERT CHERRY
21	153343-21-SD2	EA	SHELF - W/WOOD MOLDING - WASHED MAPLE
21	153343-21-S67	EA	SHELF - W/WOOD MOLDING - SIERRA MAPLE
22	153343-27-SD1	EA	SHELF - W/WOOD MOLDING - CONCERT CHERRY
22	153343-27-SD2	EA	SHELF - W/WOOD MOLDING - WASHED MAPLE
22	153343-27-S67	EA	SHELF - W/WOOD MOLDING - SIERRA MAPLE
23*	125242-05-02A	EA	REFRIGERATOR - 4 DOOR - W/ICE MAKER - TITANIUM SST
24	118871-02-01A	EA	TRAY - REFRIGERATOR - SIDE/SIDE - BLACK - 34.4" LONG
25	054450-01-000	EA	LEVEL - REFRIGERATOR
26			REFRIGERATOR CABINET SEALS
	090329-01-000	FT	SEAL - "T" - REFRIGERATOR CABINET
	154585-02-01A	FT	SEAL - FOAM TAPE - ADHESIVE BACK - 3/4" X 1/2" - BLACK
27	153343-02-SD1	EA	CABINET - PANTRY/SLIDE - W/O DOORS/DRAWERS/HDW - CONCERT CHERRY
27	153343-02-SD2	EA	CABINET - PANTRY/SLIDE - W/O DOORS/DRAWERS/HDW - WASHED MAPLE
27	153343-02-S67	EA	CABINET - PANTRY/SLIDE - W/O DOORS/DRAWERS/HDW - SIERRA MAPLE
28	153343-04-S65	EA	CABINET - PANTRY/SLIDE - W/O DOORS/DRAWERS/HDW - CONCERT CHERRY
28	153343-04-S66	EA	CABINET - PANTRY/SLIDE - W/O DOORS/DRAWERS/HDW - WASHED MAPLE
28	153343-04-S67	EA	CABINET - PANTRY/SLIDE - W/O DOORS/DRAWERS/HDW - SIERRA MAPLE
29	149086-66-09C	EA	COUNTERTOP - 1/4" VENDURA - BUTTER BRICKLE GLOSS
			FROM: 00-00-00 THRU: 01-21-07
29	163291-01-UN4	EA	COUNTERTOP
			FROM: 01-22-07 THRU: 99-99-99
30	160438-01-UN4	EA	CABINET - END TABLE - W/O HDW - CONCERT CHERRY
30	160438-01-UF2	EA	CABINET - END TABLE - W/O HDW - WASHED MAPLE
30	160438-01-UF3	EA	CABINET - END TABLE - W/O HDW - SIERRA MAPLE
31	149086-67-09C	EA	COUNTERTOP - 1/4" VENDURA - BUTTER BRICKLE GLOSS
			FROM: 00-00-00 THRU: 01-21-07
31	163292-01-UN4	EA	COUNTERTOP
			FROM: 01-22-07 THRU: 99-99-99
32	160439-01-UN4	EA	CABINET - END TABLE/REAR - W/O HDW - CONCERT CHERRY
32	160439-01-UF2	EA	CABINET - END TABLE/REAR - W/O HDW - WASHED MAPLE
32	160439-01-UF3	EA	CABINET - END TABLE/REAR - W/O HDW - SIERRA MAPLE
33	153095-02-TD1	EA	DOOR - BATH - 23.6" X 75.7" - W/O FRAME(PICTURE)TRIM/HDW - CONCERT CHERRY
33	153095-02-TD2	EA	DOOR - BATH - 23.6" X 75.7" - W/O FRAME(PICTURE)TRIM/HDW - WASHED MAPLE
33	153095-02-TD3	EA	DOOR - BATH - 23.6" X 75.7" - W/O FRAME(PICTURE)TRIM/HDW - SIERRA MAPLE

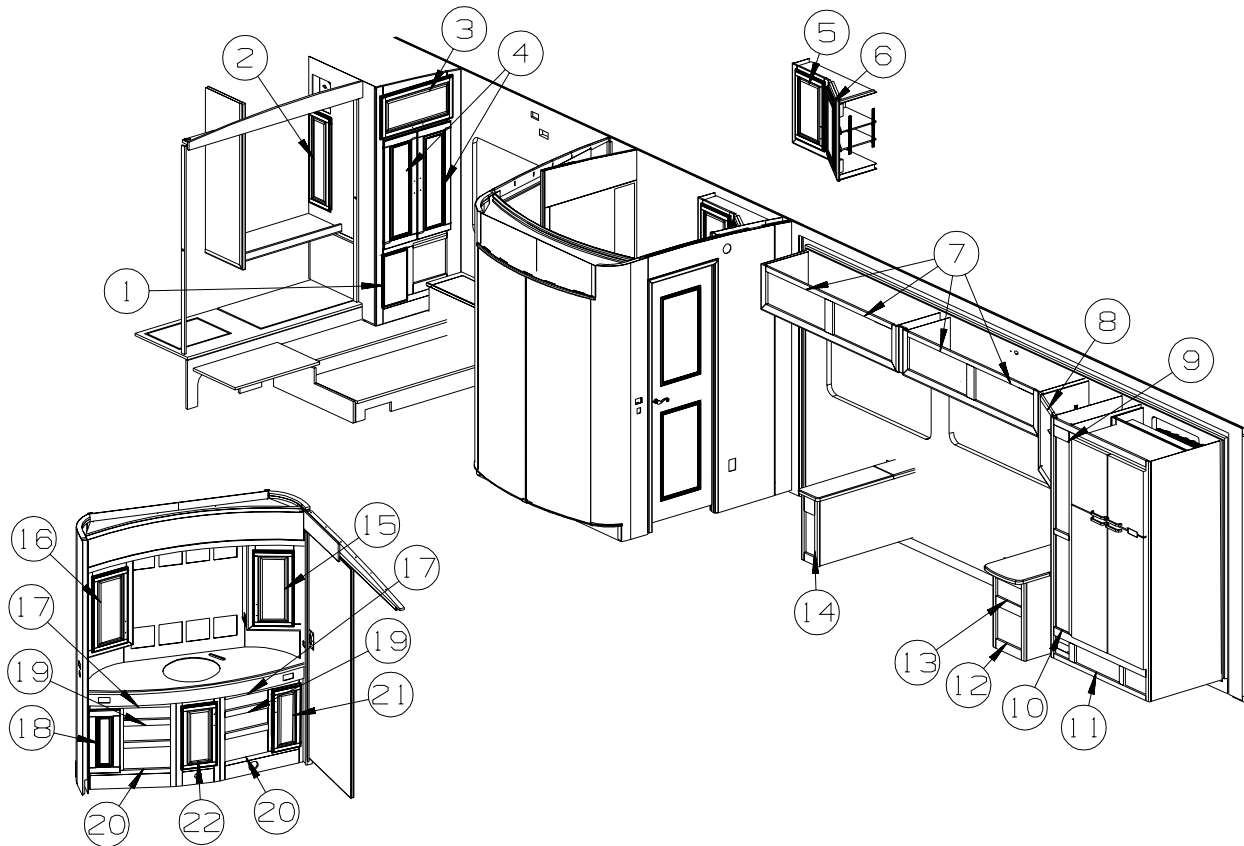
CABINET & APPLIANCE GROUP (CONTINUED)
CABINET & APPLIANCE LAYOUT (CONTINUED)



KEY	PART NUMBER	U/M	DESCRIPTION
34	141993-03-P64	EA	FRAME/PICTURE - F/BATH DOOR - 15" X 27.8" - CONCERT CHERRY
34	141993-03-P28	EA	FRAME/PICTURE - F/BATH DOOR - 15" X 27.8" - WASHED MAPLE
34	141993-03-S67	EA	FRAME/PICTURE - F/BATH DOOR - 15" X 27.8" - SIERRA MAPLE
35	160536-01-UN4	EA	CABINET - OVERHEAD/LAVATORY - W/O DOORS/HDW - CONCERT CHERRY
35	160536-01-UF2	EA	CABINET - OVERHEAD/LAVATORY - W/O DOORS/HDW - WASHED MAPLE
35	160536-01-UF3	EA	CABINET - OVERHEAD/LAVATORY - W/O DOORS/HDW - SIERRA MAPLE
36	160536-25-UN4	EA	SHELF - W/WOOD MOLDING - CONCERT CHERRY
36	160536-25-UF2	EA	SHELF - W/WOOD MOLDING - WASHED MAPLE
36	160536-25-UF3	EA	SHELF - W/WOOD MOLDING - SIERRA MAPLE
37	160536-02-UN4	EA	CABINET - OVERHEAD/LAVATORY - W/O DOORS/HDW - CONCERT CHERRY
37	160536-02-UF2	EA	CABINET - OVERHEAD/LAVATORY - W/O DOORS/HDW - WASHED MAPLE
37	160536-02-UF3	EA	CABINET - OVERHEAD/LAVATORY - W/O DOORS/HDW - SIERRA MAPLE
38	160536-37-UN4	EA	SHELF - W/WOOD MOLDING - CONCERT CHERRY
38	160536-37-UF2	EA	SHELF - W/WOOD MOLDING - WASHED MAPLE
38	160536-37-UF3	EA	SHELF - W/WOOD MOLDING - SIERRA MAPLE
39	149105-38-09C	EA	COUNTERTOP - 1/4" VENDURA - BUTTER BRICKLE GLOSS
			FROM: 00-00-00 THRU: 01-21-07
39	163290-01-UN4	EA	COUNTERTOP - LAVATORY
			FROM: 01-22-07 THRU: 99-99-99
40	P60537-01-UN4	EA	CABINET - LAVATORY - W/O COUNTERTOP/DOORS/DRAWERS/HDW - CONCERT CHERRY
40	P60537-01-UF2	EA	CABINET - LAVATORY - W/O COUNTERTOP/DOORS/DRAWERS/HDW - WASHED MAPLE
40	P60537-01-UF3	EA	CABINET - LAVATORY - W/O COUNTERTOP/DOORS/DRAWERS/HDW - SIERRA MAPLE
41	160482-11-UN4	EA	FACE - CABINET/WARDROBE - CONCERT CHERRY
41	160482-11-UF2	EA	FACE - CABINET/WARDROBE - WASHED MAPLE
41	160482-11-UF3	EA	FACE - CABINET/WARDROBE - SIERRA MAPLE

*COMPONENT PARTS LISTED LATER IN THIS GROUP

CABINET & APPLIANCE GROUP (CONTINUED)
CABINET & APPLIANCE LAYOUT (CONTINUED)



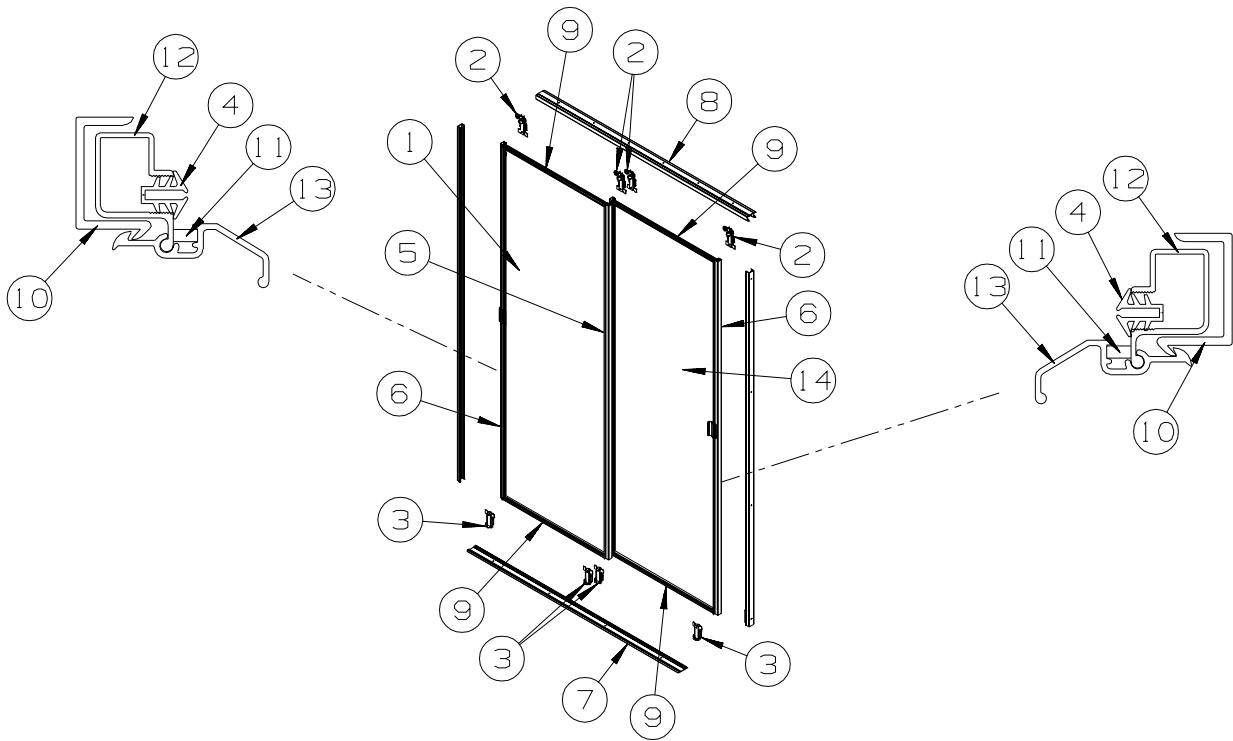
KEY	PART NUMBER	U/M	DESCRIPTION
1	145298-70-UN4	EA	DOOR - SOLID PANEL/OGEE EDGE - 9.4" X 16.5" - W/O HDW - CONCERT CHERRY
1	145298-70-UF2	EA	DOOR - SOLID PANEL/OGEE EDGE - 9.4" X 16.5" - W/O HDW - WASHED MAPLE
1	145298-70-UF3	EA	DOOR - SOLID PANEL/OGEE EDGE - 9.4" X 16.5" - W/O HDW - SIERRA MAPLE
2	145268-78-TA1	EA	DOOR - RAISED PANEL/OGEE EDGE - 29.5" X 10" - W/O HDW - CONCERT CHERRY
2	145268-78-TA2	EA	DOOR - RAISED PANEL/OGEE EDGE - 29.5" X 10" - W/O HDW - WASHED MAPLE
2	145268-78-TA3	EA	DOOR - RAISED PANEL/OGEE EDGE - 29.5" X 10" - W/O HDW - SIERRA MAPLE
3	136954-91-UF1	EA	DOOR - RAISED PANEL/OGEE EDGE - 13.6" X 27.1" - W/O HDW - CONCERT CHERRY
3	136954-91-UF2	EA	DOOR - RAISED PANEL/OGEE EDGE - 13.6" X 27.1" - W/O HDW - WASHED MAPLE
3	136954-91-UF3	EA	DOOR - RAISED PANEL/OGEE EDGE - 13.6" X 27.1" - W/O HDW - SIERRA MAPLE
4	143959-C4-UN4	EA	DOOR - RAISED PANEL/OGEE EDGE - 12.4" X 34.2" - W/O HDW - CONCERT CHERRY
4	143959-C4-UF2	EA	DOOR - RAISED PANEL/OGEE EDGE - 12.4" X 34.2" - W/O HDW - WASHED MAPLE
4	143959-C4-UF3	EA	DOOR - RAISED PANEL/OGEE EDGE - 12.4" X 34.2" - W/O HDW - SIERRA MAPLE
5	136954-90-TD1	EA	DOOR - RAISED PANEL/OGEE EDGE - 13.4" X 21.9" - W/O HDW - CONCERT CHERRY
5	136954-90-TD2	EA	DOOR - RAISED PANEL/OGEE EDGE - 13.4" X 21.9" - W/O HDW - WASHED MAPLE
5	136954-90-TD3	EA	DOOR - RAISED PANEL/OGEE EDGE - 13.4" X 21.9" - W/O HDW - SIERRA MAPLE
6	136954-89-TD1	EA	DOOR - RAISED PANEL/OGEE EDGE - 13.4" X 21.9" - W/O HDW - CONCERT CHERRY
6	136954-89-TD2	EA	DOOR - RAISED PANEL/OGEE EDGE - 13.4" X 21.9" - W/O HDW - WASHED MAPLE
6	136954-89-TD3	EA	DOOR - RAISED PANEL/OGEE EDGE - 13.4" X 21.9" - W/O HDW - SIERRA MAPLE
7	136954-58-UN4	EA	DOOR - RAISED PANEL/OGEE EDGE - 11.4" X 21.8" - W/O HDW - CONCERT CHERRY
			FROM: 00-00-00 THRU: 10-29-06
7	136954-61-UN4	EA	DOOR - RAISED PANEL/OGEE EDGE - 11.4" X 28.1" - W/O HDW - CONCERT CHERRY
			FROM: 10-30-06 THRU: 99-99-99
7	136954-58-UF2	EA	DOOR - RAISED PANEL/OGEE EDGE - 11.4" X 21.8" - W/O HDW - WASHED MAPLE
			FROM: 00-00-00 THRU: 10-29-06
7	136954-61-UF2	EA	DOOR - RAISED PANEL/OGEE EDGE - 11.4" X 28.1" - W/O HDW - WASHED MAPLE
			FROM: 10-30-06 THRU: 99-99-99
7	136954-58-UF3	EA	DOOR - RAISED PANEL/OGEE EDGE - 11.4" X 21.8" - W/O HDW - SIERRA MAPLE
			FROM: 00-00-00 THRU: 10-29-06
7	136954-61-UF3	EA	DOOR - RAISED PANEL/OGEE EDGE - 11.4" X 28.1" - W/O HDW - SIERRA MAPLE
			FROM: 10-30-06 THRU: 99-99-99

CABINET & APPLIANCE GROUP (CONTINUED)

CABINET & APPLIANCE LAYOUT (CONTINUED)

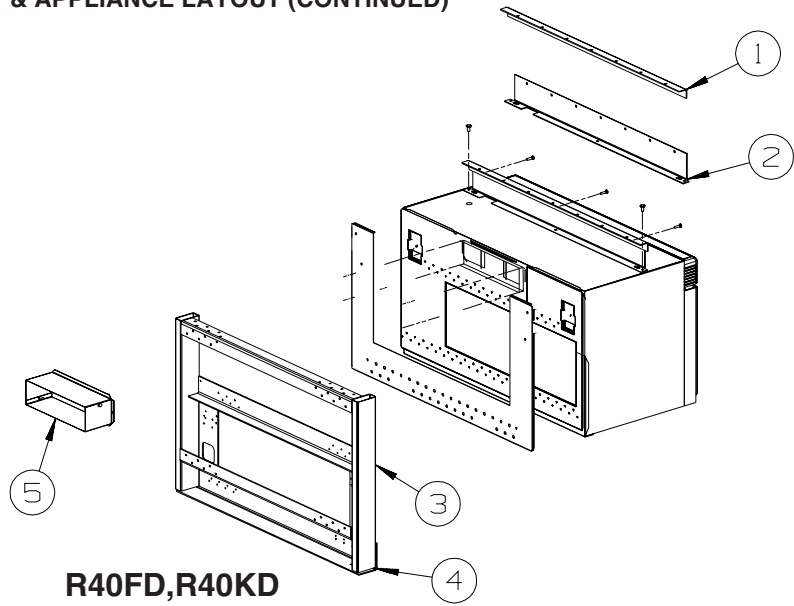
KEY	PART NUMBER	U/M	DESCRIPTION
8	136954-B9-TD1	EA	DOOR - RAISED PANEL/OGEE EDGE - 15" X 21.9" - W/O HDW - CONCERT CHERRY
8	136954-B9-TD2	EA	DOOR - RAISED PANEL/OGEE EDGE - 15" X 21.9" - W/O HDW - WASHED MAPLE
8	136954-B9-TD3	EA	DOOR - RAISED PANEL/OGEE EDGE - 15" X 21.9" - W/O HDW - SIERRA MAPLE
9	145298-78-UN4	EA	DOOR ASM-SOLID - CONCERT CHERRY
9	145298-78-UF2	EA	DOOR ASM-SOLID - WASHED MAPLE
9	145298-78-UF3	EA	DOOR ASM-SOLID - SIERRA MAPLE
10	145298-79-UN4	EA	DOOR ASM-SOLID - CONCERT CHERRY
10	145298-79-UF2	EA	DOOR ASM-SOLID - WASHED MAPLE
10	145298-79-UF3	EA	DOOR ASM-SOLID - SIERRA MAPLE
11	153121-CK-T78	EA	DRAWER - OGEE EDGE - 19.4"W X 17.7"D - W/O SLIDES/HDW - CONCERT CHERRY
11	153121-CK-T79	EA	DRAWER - OGEE EDGE - 19.4"W X 17.7"D - W/O SLIDES/HDW - WASHED MAPLE
11	153121-CK-T80	EA	DRAWER - OGEE EDGE - 19.4"W X 17.7"D - W/O SLIDES/HDW - SIERRA MAPLE
12	153121-SM-UN4	EA	DRAWER - OGEE EDGE - 10.8"W X 23.6"D - W/O SLIDES/HDW - CONCERT CHERRY
12	153121-SM-UF2	EA	DRAWER - OGEE EDGE - 10.8"W X 23.6"D - W/O SLIDES/HDW - WASHED MAPLE
12	153121-SM-UF3	EA	DRAWER - OGEE EDGE - 10.8"W X 23.6"D - W/O SLIDES/HDW - SIERRA MAPLE
13	153121-SK-UN4	EA	DRAWER - OGEE EDGE - 10.8"W X 23.6"D - W/O SLIDES/HDW - CONCERT CHERRY
13	153121-SK-UF2	EA	DRAWER - OGEE EDGE - 10.8"W X 23.6"D - W/O SLIDES/HDW - WASHED MAPLE
13	153121-SK-UF3	EA	DRAWER - OGEE EDGE - 10.8"W X 23.6"D - W/O SLIDES/HDW - SIERRA MAPLE
14	145298-03-UN4	EA	DOOR - SOLID PANEL/OGEE EDGE - 12.6" X 6.1" - W/O HDW - CONCERT CHERRY FROM: 00-00-00 THRU: 10-29-06
14	145298-82-UN4	EA	DOOR - SOLID PANEL/OGEE EDGE - 5.7" X 13.8" - W/O HWD - CONCERT CHERRY FROM: 10-30-06 THRU: 99-99-99
14	145298-03-UF2	EA	DOOR - SOLID PANEL/OGEE EDGE - 12.6" X 6.1" - W/O HDW - WASHED MAPLE FROM: 00-00-00 THRU: 10-29-06
14	145298-82-UF2	EA	DOOR - SOLID PANEL/OGEE EDGE - 5.7" X 13.8" - W/O HWD - WASHED MAPLE FROM: 10-30-06 THRU: 99-99-99
14	145298-03-UF3	EA	DOOR - SOLID PANEL/OGEE EDGE - 12.6" X 6.1" - W/O HDW - SIERRA MAPLE FROM: 00-00-00 THRU: 10-29-06
14	145298-82-UF3	EA	DOOR - SOLID PANEL/OGEE EDGE - 5.7" X 13.8" - W/O HWD - SIERRA MAPLE FROM: 10-30-06 THRU: 99-99-99
15	136954-71-UN4	EA	DOOR - RAISED PANEL/OGEE EDGE - 12" X 26" - W/O HDW - CONCERT CHERRY
15	136954-71-UF2	EA	DOOR - RAISED PANEL/OGEE EDGE - 12" X 26" - W/O HDW - WASHED MAPLE
15	136954-71-UF3	EA	DOOR - RAISED PANEL/OGEE EDGE - 12" X 26" - W/O HDW - SIERRA MAPLE
16	136954-72-TD1	EA	DOOR - RAISED PANEL/OGEE EDGE - 12" X 26" - W/O HDW - CONCERT CHERRY
16	136954-72-TD2	EA	DOOR - RAISED PANEL/OGEE EDGE - 12" X 26" - W/O HDW - WASHED MAPLE
16	136954-72-TD3	EA	DOOR - RAISED PANEL/OGEE EDGE - 12" X 26" - W/O HDW - SIERRA MAPLE
17	153121-SP-UN4	EA	DRAWER - OGEE EDGE - 12.7"W X 9.8"D - W/O SLIDES/HDW - CONCERT CHERRY
17	153121-SP-UF2	EA	DRAWER - OGEE EDGE - 12.7"W X 9.8"D - W/O SLIDES/HDW - WASHED MAPLE
17	153121-SP-UF3	EA	DRAWER - OGEE EDGE - 12.7"W X 9.8"D - W/O SLIDES/HDW - SIERRA MAPLE
18	143959-38-R84	EA	DOOR - RAISED PANEL/OGEE EDGE - 9.2" X 21.8" - W/O HDW - CONCERT CHERRY
18	143959-38-SD2	EA	DOOR - RAISED PANEL/OGEE EDGE - 9.2" X 21.8" - W/O HDW - WASHED MAPLE
18	143959-38-UF3	EA	DOOR - RAISED PANEL/OGEE EDGE - 9.2" X 21.8" - W/O HDW - SIERRA MAPLE
19	153121-SS-UN4	EA	DRAWER - OGEE EDGE - 12.7"W X 11.8"D - W/O SLIDES/HDW - CONCERT CHERRY
19	153121-SS-UF2	EA	DRAWER - OGEE EDGE - 12.7"W X 11.8"D - W/O SLIDES/HDW - WASHED MAPLE
19	153121-SS-UF3	EA	DRAWER - OGEE EDGE - 12.7"W X 11.8"D - W/O SLIDES/HDW - SIERRA MAPLE
20	153121-SU-UN4	EA	DRAWER - OGEE EDGE - 12.7"W X 11.8"D - W/O SLIDES/HDW - CONCERT CHERRY
20	153121-SU-UF2	EA	DRAWER - OGEE EDGE - 12.7"W X 11.8"D - W/O SLIDES/HDW - WASHED MAPLE
20	153121-SU-UF3	EA	DRAWER - OGEE EDGE - 12.7"W X 11.8"D - W/O SLIDES/HDW - SIERRA MAPLE
21	136954-09-TD1	EA	DOOR - RAISED PANEL/OGEE EDGE - 9.3" X 21.9" - W/O HDW - CONCERT CHERRY
21	136954-09-TD2	EA	DOOR - RAISED PANEL/OGEE EDGE - 9.3" X 21.9" - W/O HDW - WASHED MAPLE
21	136954-09-TD3	EA	DOOR - RAISED PANEL/OGEE EDGE - 9.3" X 21.9" - W/O HDW - SIERRA MAPLE
22	136954-41-UN4	EA	DOOR - RAISED PANEL/OGEE EDGE - 10.8" X 21.8" - W/O HDW - CONCERT CHERRY
22	136954-41-UF2	EA	DOOR - RAISED PANEL/OGEE EDGE - 10.8" X 21.8" - W/O HDW - WASHED MAPLE
22	136954-41-UF3	EA	DOOR - RAISED PANEL/OGEE EDGE - 10.8" X 21.8" - W/O HDW - SIERRA MAPLE

CABINET & APPLIANCE GROUP (CONTINUED)
CABINET & APPLIANCE LAYOUT (CONTINUED)



KEY	PART NUMBER	U/M	DESCRIPTION
1	136681-24-TD0	EA	DOOR - MIRRORED/WARDROBE - LH - W/HANGERS/GUIDES/LATCH
	140374-77-000	EA	MIRROR - SAFETY GLASS - 34.7" X 63.4"
2	107390-02-000	EA	CORNER HANGER (DOUBLE ROLLER W/BRACKET) (SOLD AS 1 EACH)
3	107391-01-000	EA	GUIDE - BOTTOM - BY-PASS (4 USED PER DOOR)
4	111575-01-01A	FT	CHANNEL - GLAZING - SWING DOOR
5	114104-25-01A	EA	STILE - DOOR - SLIDING - 64.2" - TERRATONE
6	114104-26-01A	EA	STILE - DOOR - SLIDING - 64.2" - TERRATONE
7	114105-24-01A	EA	TRACK - SLIDING DOOR - LOWER - 65.3" - TERRATONE
8	114106-24-01A	EA	TRACK - SLIDING DOOR - UPPER - 65.3" - TERRATONE
9	114107-18-01A	EA	RAIL - DOOR/SLIDING - UPPER/LOWER - 33.2" - TERRATONE
10	115538-12-01A	EA	JAMB - DOOR - WARDROBE/MIRRORED - 58.6" - BLACK
11	115541-01-000	EA	SPRING - DOOR - SLIDING
12	123655-01-000	FT	SEAL - CLOSED CELL/FOAM
13	158158-01-01A	EA	LATCH - WARDROBE DOOR - MIRRORED - TERRA COTTA
14	136680-24-TD0	EA	DOOR - MIRRORED/WARDROBE - RH - W/HANGERS/GUIDES/LATCH
	140374-77-000	EA	MIRROR - SAFETY GLASS - 34.7" X 63.4"

CABINET & APPLIANCE GROUP (CONTINUED)
CABINET & APPLIANCE LAYOUT (CONTINUED)

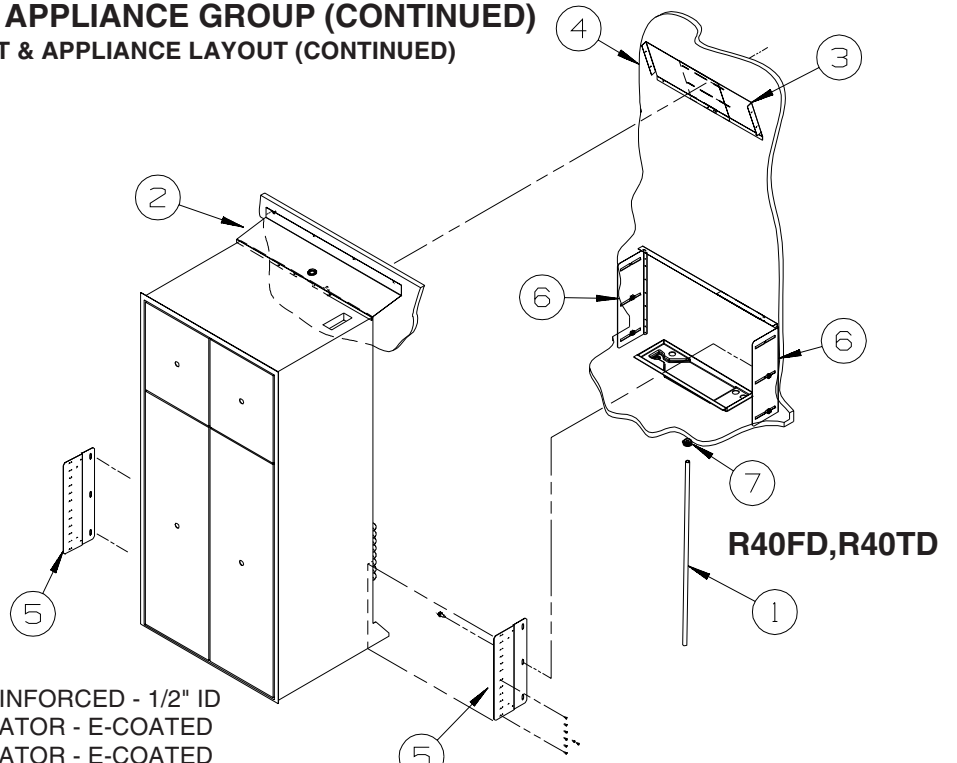


KEY	PART NUMBER	U/M	DESCRIPTION
1	129836-02-02B	EA	ANGLE - W/HOLES - 1" X .8" X 29.5" - E-COATED
2	129836-09-02B	EA	ANGLE - W/HOLES - 1" X 5.5" X 29.5" - E-COATED
3	137824-07-02B	EA	BRACKET - MICROWAVE - E-COATED
4	NOT USED		
5	140093-01-02B	EA	DUCT - E-COATED

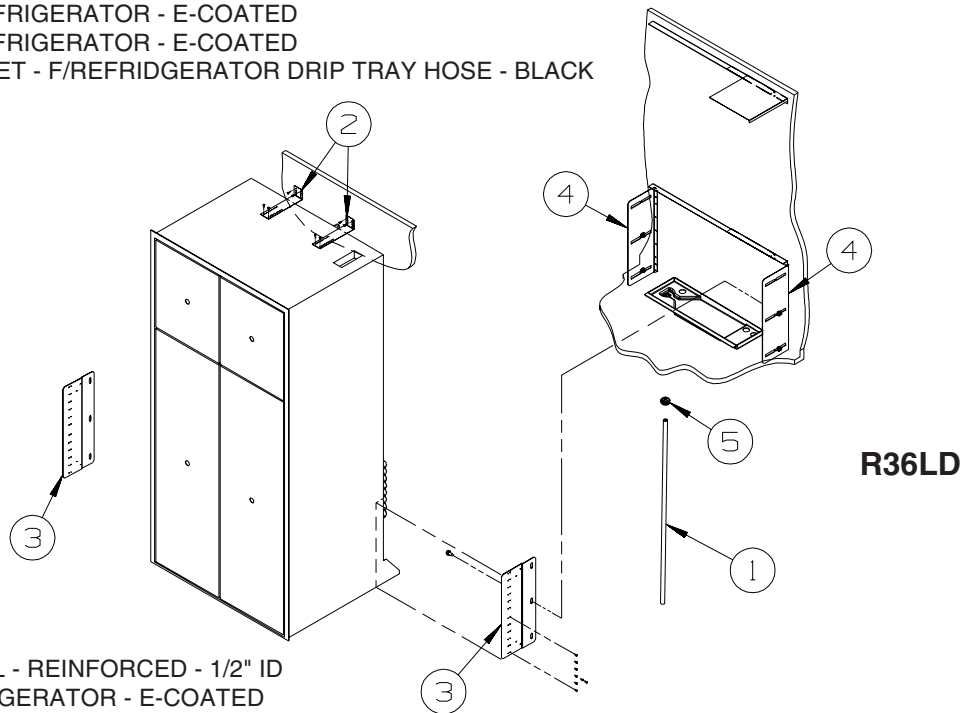
R36LD

KEY	PART NUMBER	U/M	DESCRIPTION
1	NOT USED		
2	NOT USED		
3	NOT USED		
4	137824-08-02B	EA	BRACKET - MICROWAVE - E-COATED
5	140093-03-02B	EA	DUCT - E-COATED

CABINET & APPLIANCE GROUP (CONTINUED)
CABINET & APPLIANCE LAYOUT (CONTINUED)



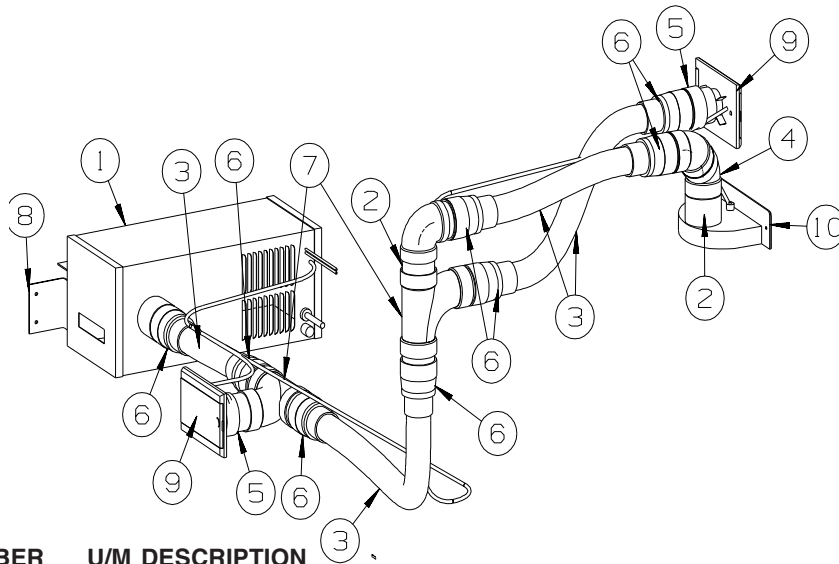
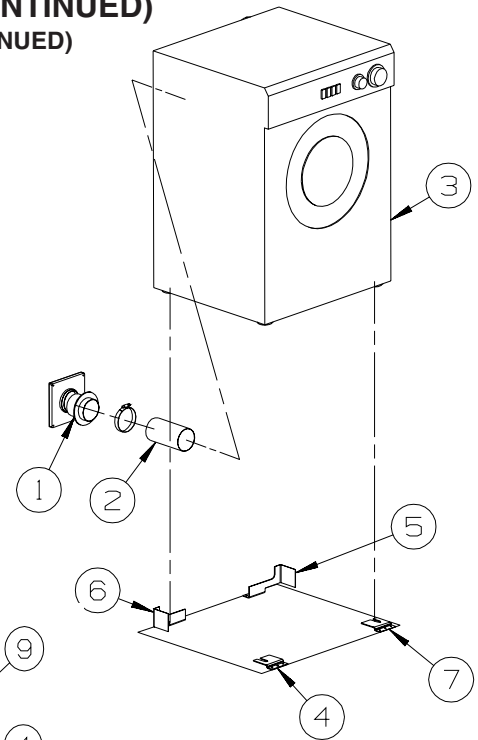
KEY	PART NUMBER	U/M	DESCRIPTION
1	112176-01-000	FT	TUBING - VINYL - REINFORCED - 1/2" ID
2	136966-05-02B	EA	BAFFLE - REFRIGERATOR - E-COATED
3	143195-01-02B	EA	BAFFLE - REFRIGERATOR - E-COATED
4	143195-02-02B	EA	BAFFLE - REFRIGERATOR - E-COATED
5	150740-01-02B	EA	BRACKET - REFRIGERATOR - E-COATED
6	150740-02-02B	EA	BRACKET - REFRIGERATOR - E-COATED
7	152417-01-01A	EA	CLAMP/RATCHET - F/REFRIDGERATOR DRIP TRAY HOSE - BLACK



KEY	PART NUMBER	U/M	DESCRIPTION
1	112176-01-000	FT	TUBING - VINYL - REINFORCED - 1/2" ID
2	145445-02-02B	EA	STRAP - REFRIGERATOR - E-COATED
3	150740-01-02B	EA	BRACKET - REFRIGERATOR - E-COATED
4	150740-02-02B	EA	BRACKET - REFRIGERATOR - E-COATED
5	152417-01-01A	EA	CLAMP/RATCHET - F/REFRIDGERATOR DRIP TRAY HOSE - BLACK

CABINET & APPLIANCE GROUP (CONTINUED)
CABINET & APPLIANCE LAYOUT (CONTINUED)

KEY	PART NUMBER	U/M	DESCRIPTION
1	146292-01-02A	EA	COVER - DRYER VENT - BLACK
1	146292-02-02A	EA	DRYER VENT - INNER - BLACK
2	116653-02-000	FT	DUCT - FLEXIBLE - 3' COMPRESSED/8' EXTENDED
3	153204-01-01A	EA	WASHER/DRYER - VENTED - UL/CSA - WHITE
4	111913-02-04B	EA	BRACKET/WASHER - TIE DOWN - BLACK
5	113795-01-02B	EA	BRACKET - WASHER - E-COATED
6	113795-02-02B	EA	BRACKET - WASHER - E-COATED
7	111913-03-04B	EA	BRACKET/WASHER - TIE DOWN - BLACK
	141523-01-01A	EA	LABEL - WASHER/DRYER BRACKETS - BLACK/WHITE



KEY	PART NUMBER	U/M	DESCRIPTION
1*	108186-02-000	EA	TOOL SET - VACUUM - W/O POWER BRUSH W/30' HOSE
1*	108186-03-000	EA	VACUUM CLEANER - BUILT IN - W/O HOSE/TOOL KIT
2	108187-01-000	EA	PIPE - 2" X 8' - VACUUM SYSTEM - PVC
3	108187-14-000	EA	HOSE - FLEX - 1 1/4" - VACUUM CLEANER
4	108187-07-000	EA	ELBOW - 45 DEGREE
5	108187-06-000	EA	INLET - REDUCER
5	108187-17-000	EA	ADAPTER - INLET VALVE
			FROM: 00-00-00 THRU: 09-14-06
6	108187-15-000	EA	CONNECTOR - FLEX HOSE KIT (3 FITTINGS)
7	108187-10-000	EA	TEE - 90 DEGREE - TY 2"
8	154578-01-02B	EA	BRACKET - CENTRAL VACUUM - E-COATED
9	108187-13-000	EA	VALVE/INLET - VACUUM CLEANER - WHITE
			FROM: 00-00-00 THRU: 09-14-06
9	108187-16-000	EA	VALVE/INLET - VACUUM CLEANER - BLACK
			FROM: 09-15-06 THRU: 99-99-99
10	142348-01-000	EA	VACPAN-WHITE
			FROM: 00-00-00 THRU: 09-14-06
10	142348-02-000	EA	VACPAN - BLACK
			FROM: 09-15-06 THRU: 99-99-99
	108187-04-000	EA	COUPLING - STOP - MALE
			FROM: 00-00-00 THRU: 09-14-06
	108187-03-000	EA	COUPLING - 2" PVC - VACUUM SYSTEM
			FROM: 00-00-00 THRU: 09-14-06

***COMPONENT PARTS LISTED LATER IN THIS GROUP**

CABINET & APPLIANCE GROUP (CONTINUED)
COMPONENT PARTS FOR CABINET & APPLIANCE LAYOUT

108186-02-000

KEY	PART NUMBER	U/M	DESCRIPTION	VENDOR NO.
	092304-02-701	EA	TOOL-DUSTING	1142
	092304-02-702	EA	TOOL-RUG	4982
	092304-02-703	EA	TOOL-CREVICE	1141
	092304-02-707	EA	TOOL-UPHOLSTERY	7029
	092304-02-708	EA	WAND-PLASTIC	4978
	092304-02-709	EA	HOSE ASM., 30' COMPLETE	4988-30-G

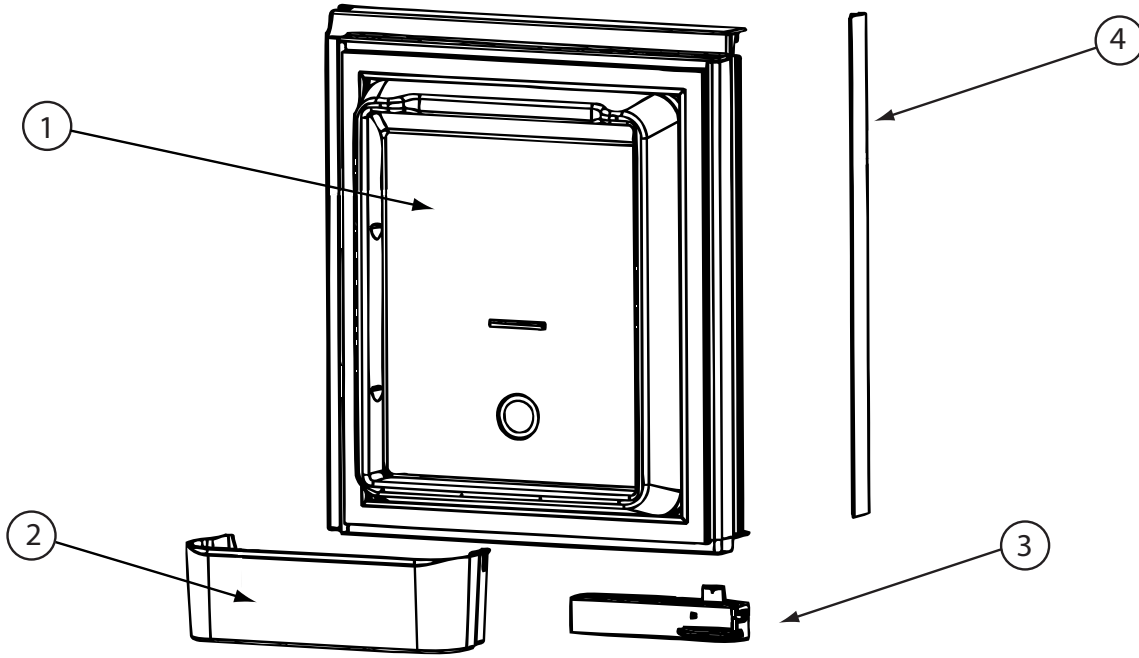
108186-03-000

KEY	PART NUMBER	U/M	DESCRIPTION	VENDOR NO.
	092304-02-700	EA	BRUSH-POWER, VACUUM (RUGRAT)	6970
	092304-02-701	EA	TOOL-DUSTING	1142
	092304-02-702	EA	TOOL-RUG	4982
	092304-02-703	EA	TOOL-CREVICE	1141
	092304-02-707	EA	TOOL-UPHOLSTERY	7029
	092304-02-708	EA	WAND-PLASTIC	4978
	092304-02-709	EA	HOSE ASM., 30' COMPLETE	4988-30-G
	092304-02-710	EA	SECONDARY FILTER	4929
	108186-03-700	EA	PAPER BAG - 3-PKG	7767
	108186-03-701	EA	MOTOR F/RV2000	7756
	108186-03-702	EA	REDUCER	5531
	108186-03-703	EA	VALVE - INLET - WHITE	4935
	108186-03-704	EA	BRUSH - TURBINE (HAND HELD)	7834-B
	108186-03-705	EA	RELAY ASSEMBLY - W/PLATE	7090

119267-12-02A

KEY	PART NUMBER	U/M	DESCRIPTION	VENDOR NO.
	119267-04-700	EA	FILTER-GREASE	BOO2
	119267-04-703	EA	PLATE - MOUNTING	FANGTB003MRYO
	119267-04-704	EA	LIGHT COVER-F/MOD R1480/1850	FANGKB009MRYO
	119267-04-705	EA	SCREW	LX-BZB011MREO
	119267-12-701	EA	SUPPORT - F/GLASS TRAY	FROLPB020MRKO
	119267-12-702	EA	RACK - HIGH	FAMI-B006MR0
	119267-12-703	EA	RACK - LOW	FAMI-B005MR0
	119267-12-704	EA	LOUVER - EXHAUST	PDIF-BO13MRKO

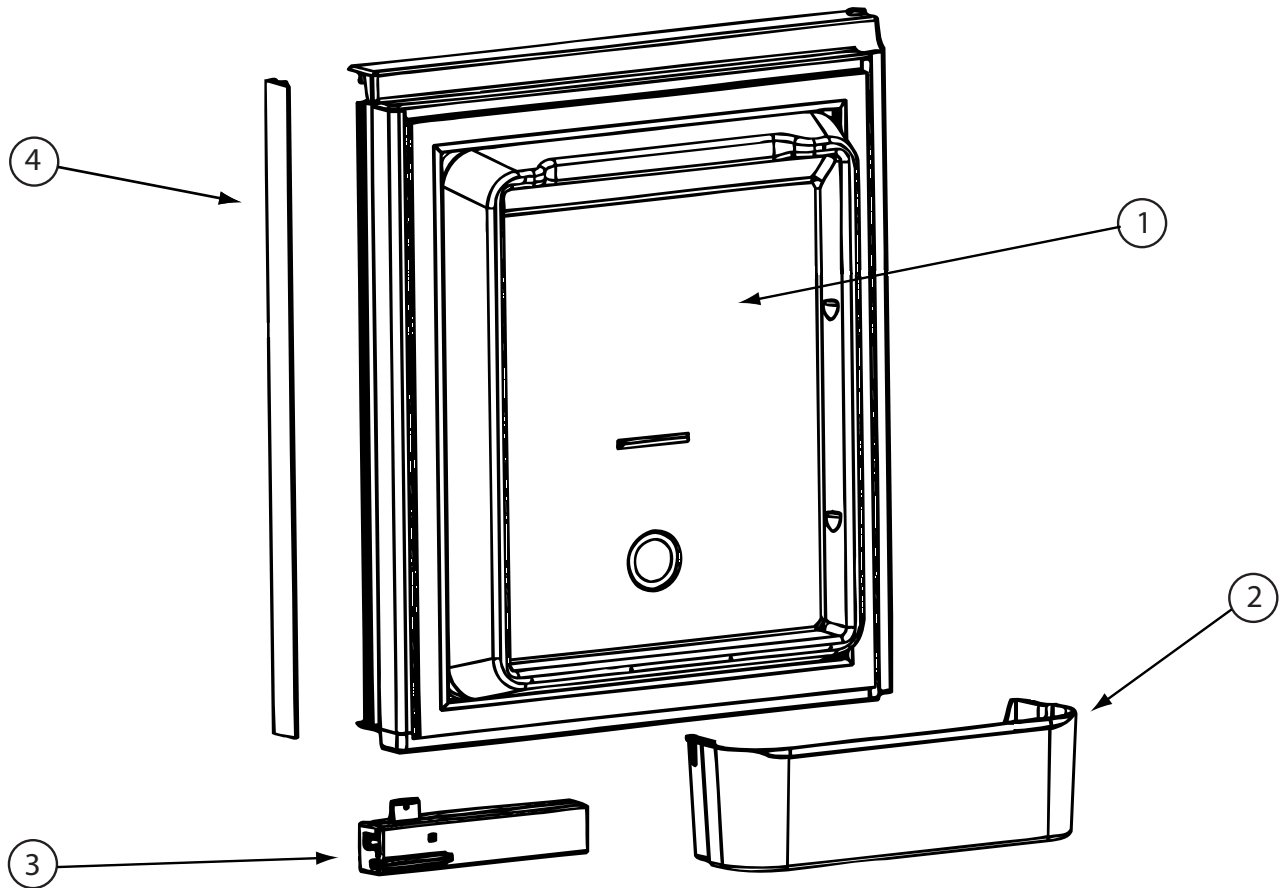
CABINET & APPLIANCE GROUP (CONTINUED)
COMPONENT PARTS FOR CABINET & APPLIANCE LAYOUT (CONTINUED)



125242-05-02A

KEY	PART NUMBER	U/M	DESCRIPTION	VENDOR NO.
1	125242-05-700	EA	LINER-DOOR/UPPER RH/WRP WPM	62913401
2	125242-05-701	EA	BIN - DOOR SHELF	628686
3	125242-02-701	EA	HANDLE(CONTOUR)TOP RH LWR LH	621106
	125242-02-722	EA	LATCH-STORAGE DR/BLK POINTED	619374
CONTACT WINNEBAGO PART SALES FOR UNLISTED COMPONENT(S)				

CABINET & APPLIANCE GROUP (CONTINUED)
COMPONENT PARTS FOR CABINET & APPLIANCE LAYOUT (CONTINUED)

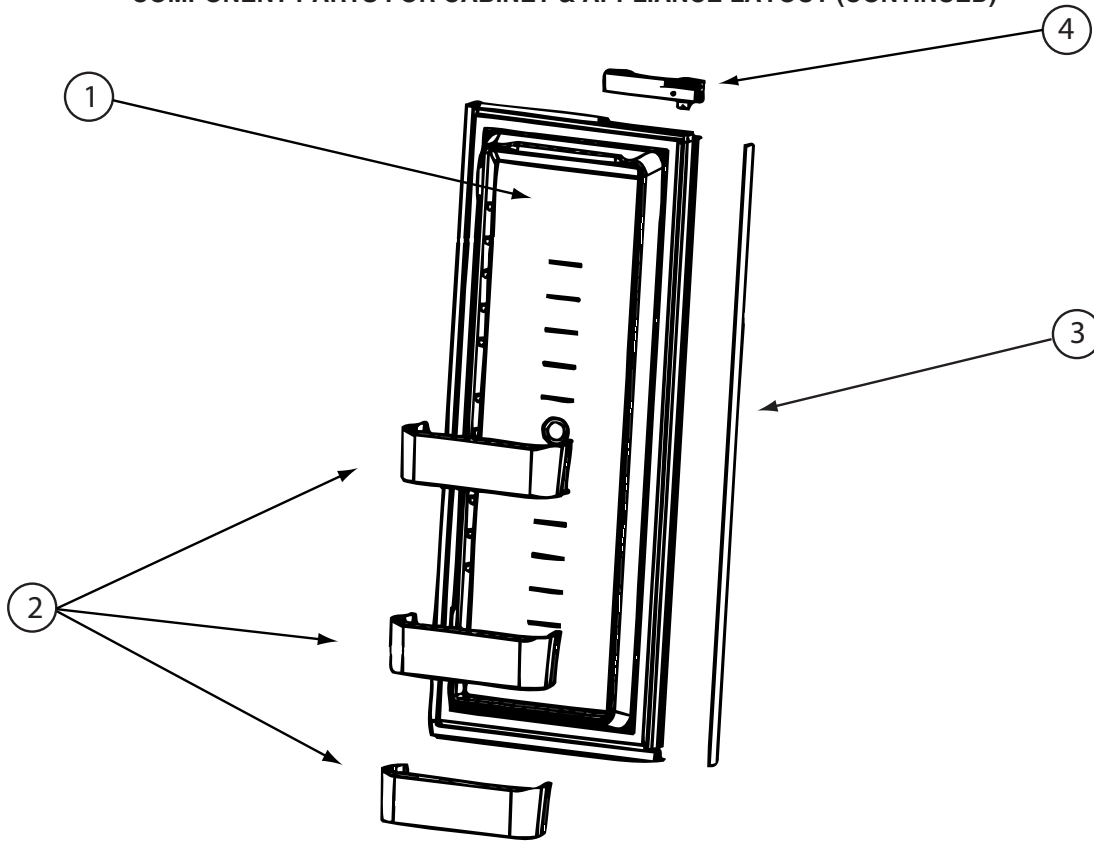


125242-05-02A (CONTINUED)

KEY	PART NUMBER	U/M	DESCRIPTION	VENDOR NO.
1	125242-05-702	EA	LINER-DOOR/UPPER LH/WRP WPM	62913301
2	125242-05-701	EA	BIN - DOOR SHELF	628686
3	125242-02-700	EA	HANDLE(CONTOUR)TOP LH BTM RH	621107
	125242-02-722	EA	LATCH-STORAGE DR/BLK POINTED	619374

CONTACT WINNEBAGO PART SALES FOR UNLISTED COMPONENT(S)

CABINET & APPLIANCE GROUP (CONTINUED)
COMPONENT PARTS FOR CABINET & APPLIANCE LAYOUT (CONTINUED)

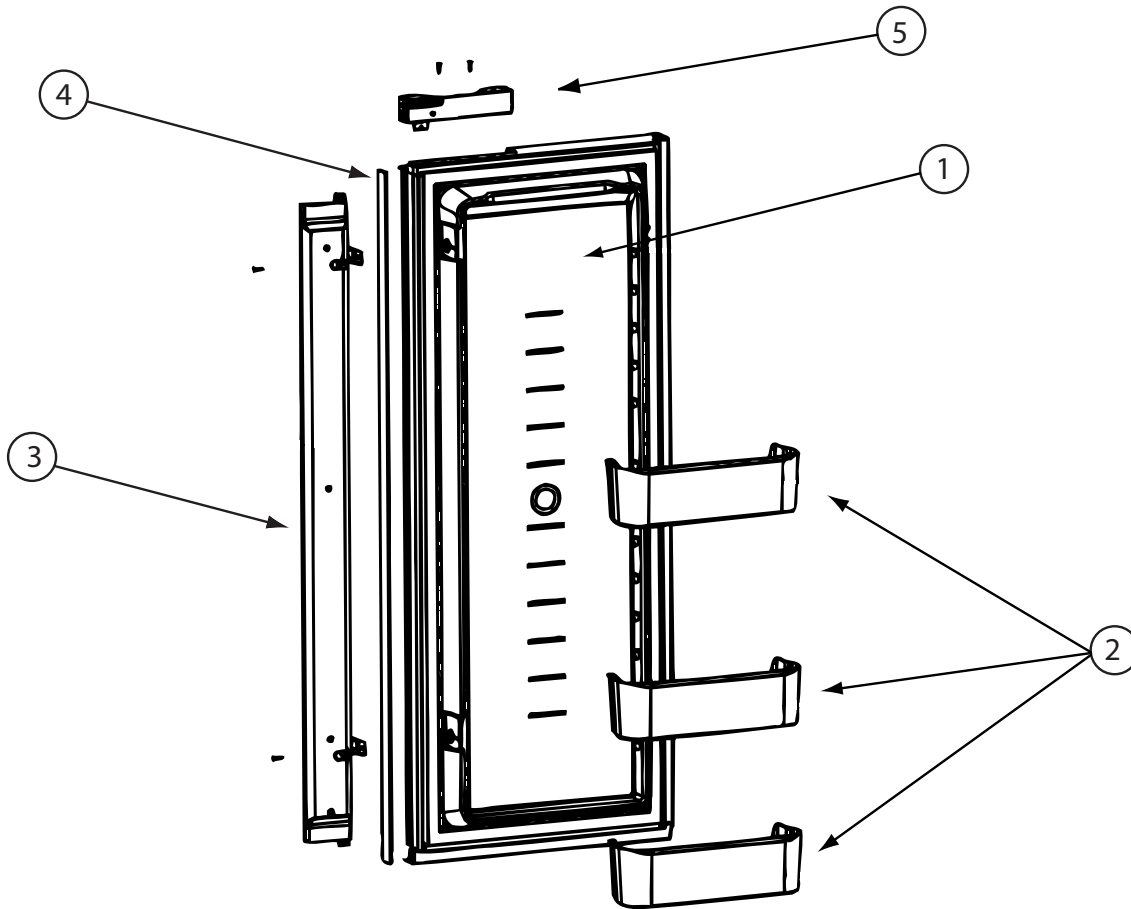


125242-05-02A (CONTINUED)

KEY	PART NUMBER	U/M	DESCRIPTION	VENDOR NO.
1	125242-05-703	EA	LINER-DOOR/LOWER RH/WRP WPM	62913601
2	125242-05-701	EA	BIN - DOOR SHELF	628686
4	125242-02-700	EA	HANDLE(CONTOUR)TOP LH BTM RH	621107
	125242-02-722	EA	LATCH-STORAGE DR/BLK POINTED	619374

CONTACT WINNEBAGO PART SALES FOR UNLISTED COMPONENT(S)

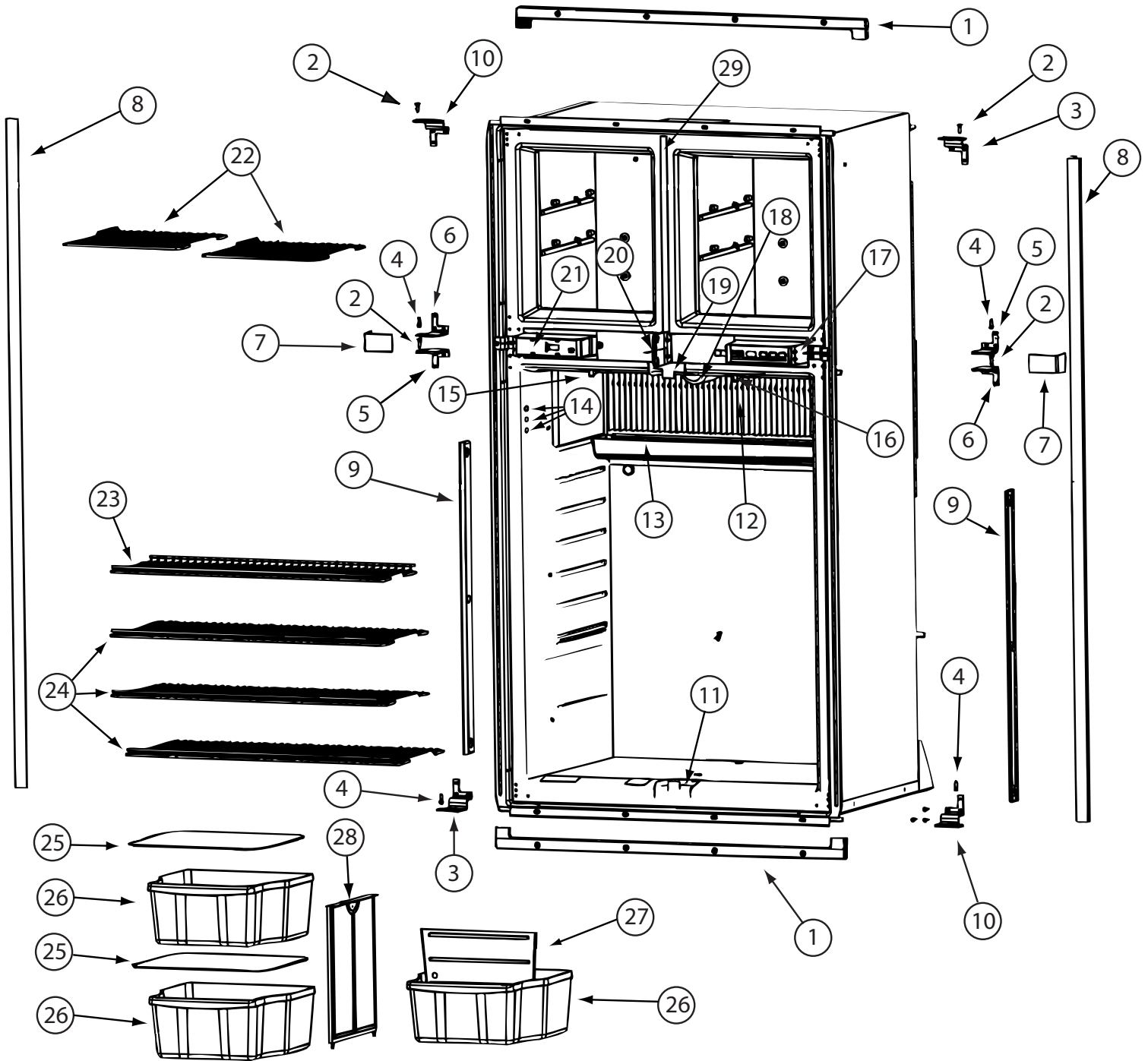
CABINET & APPLIANCE GROUP (CONTINUED)
COMPONENT PARTS FOR CABINET & APPLIANCE LAYOUT (CONTINUED)



125242-05-02A (CONTINUED)

KEY	PART NUMBER	U/M	DESCRIPTION	VENDOR NO.
1	125242-05-704	EA	LINER-DOOR/LOWER LH/WRP WPM	62913501
2	125242-05-701	EA	BIN - DOOR SHELF	628686
3	125242-05-705	EA	FLAPPER ASM	629049
5	125242-02-701	EA	HANDLE(CONTOUR)TOP RH LWR LH	621106
	125242-02-722	EA	LATCH-STORAGE DR/BLK POINTED	619374
CONTACT WINNEBAGO PART SALES FOR UNLISTED COMPONENT(S)				

CABINET & APPLIANCE GROUP (CONTINUED)
COMPONENT PARTS FOR CABINET & APPLIANCE LAYOUT (CONTINUED)



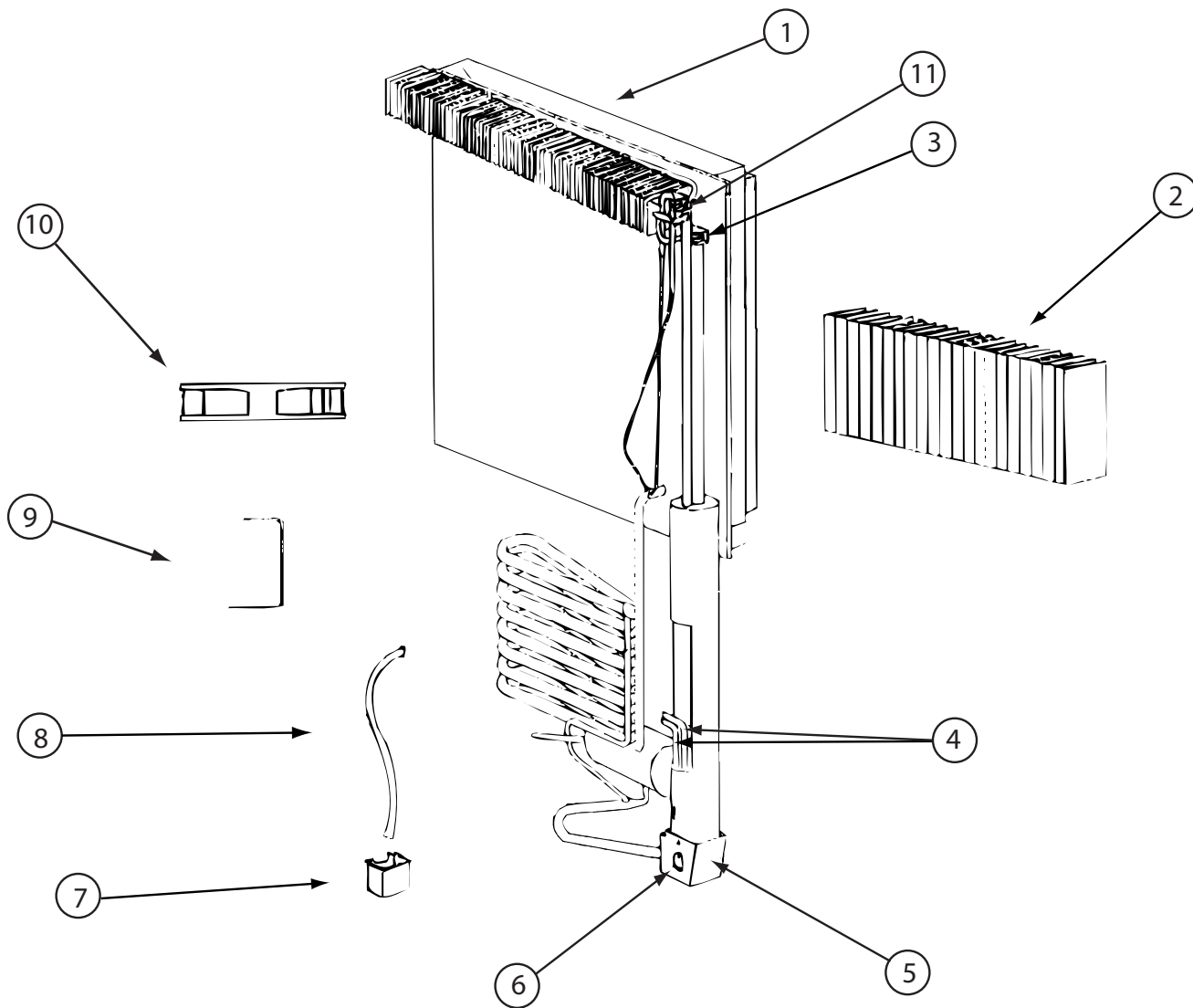
125242-05-02A (CONTINUED)

CABINET & APPLIANCE GROUP (CONTINUED)
COMPONENT PARTS FOR CABINET & APPLIANCE LAYOUT (CONTINUED)

125242-05-02A (CONTINUED)

KEY	PART NUMBER	U/M	DESCRIPTION	VENDOR NO.
1	125242-01-767	EA	KIT - UNIVERSAL TRIM (MAKE YOUR OWN)CORNERS/ETC - SCREW-ON	
2	125242-03-715	EA	HINGE PIN/UPR-WRAPPED DOORS	623899
3	125242-05-707	EA	HINGE-OUTER/UPPER RH/LWR LH	628946
4	113737-01-710	EA	PIN-HINGE, BOTTOM	61550722
5	125242-05-708	EA	HINGE-INNER/UPPER RH/LWR LH	624363
6	125242-05-709	EA	HINGE-INNER/UPPER LH/LWR RH	624364
7	125242-05-710	EA	COVER - HINGE	627955
8	125242-01-766	EA	TRIM - LEFT HAND/RIGHT HAND - VERTICAL - SCREW-ON	
9	125242-02-720	EA	RETAINER/SHELF(SER#926685 UP)	622033
10	125242-05-711	EA	HINGE-OUTER/UPPER LH/LWR RH	628945
11	125242-05-712	EA	GUIDE BLOCK-FLAPPER/BTM/BLK	629112
12	125242-05-713	EA	FINS	618785
13	125242-01-712	EA	DRIP TRAY	618774
14	125242-03-706	EA	PROBE - CONTACT/LARGE	620689
15	125242-01-768	EA	SWITCH - DOOR LIGHT	623918
16	125242-02-706	EA	LAMP/WIRE ASM/SER#849677 UP	620871
17	125242-05-706	EA	CONTROL ASM - OPTICAL	629113
18	125242-02-708	EA	COVER/LAMP BRACKET	621827
19	125242-05-714	EA	GUIDE BLOCK-FLAPPER/TOP/BLK	629111
20	125242-05-715	EA	PLATE/STRIKE - BLACK	628473
21	125242-05-716	EA	BOX/FRONT - DUMMY	624366
22	125242-01-725	EA	SHELF-FREEZER (WIRE)	618847
23	125242-01-727	EA	SHELF-WIRE (SHORT)	618849
24	125242-01-726	EA	SHELF-WIRE (LONG)	618848
25	125242-01-706	EA	COVER-CRISPER	618757
26	125242-05-717	EA	BIN - BOTTLE/CRISPER	628688
27	125242-05-718	EA	DIVIDER - BOTTLE/CRISPER	628694
28	125242-01-749	EA	SUPPORT - WALL	618840
29	125242-02-741	EA	STRIP-FREEZER-BLACK	625210 #1291391 &UP
	084880-03-705	EA	BRACKET-LIGHT-INTERIOR	61629722
	084880-03-706	EA	BULB-LAMP	61628922
	120075-01-714	EA	PLUG-HOLE (BLACK)	618170

CABINET & APPLIANCE GROUP (CONTINUED)
COMPONENT PARTS FOR CABINET & APPLIANCE LAYOUT (CONTINUED)

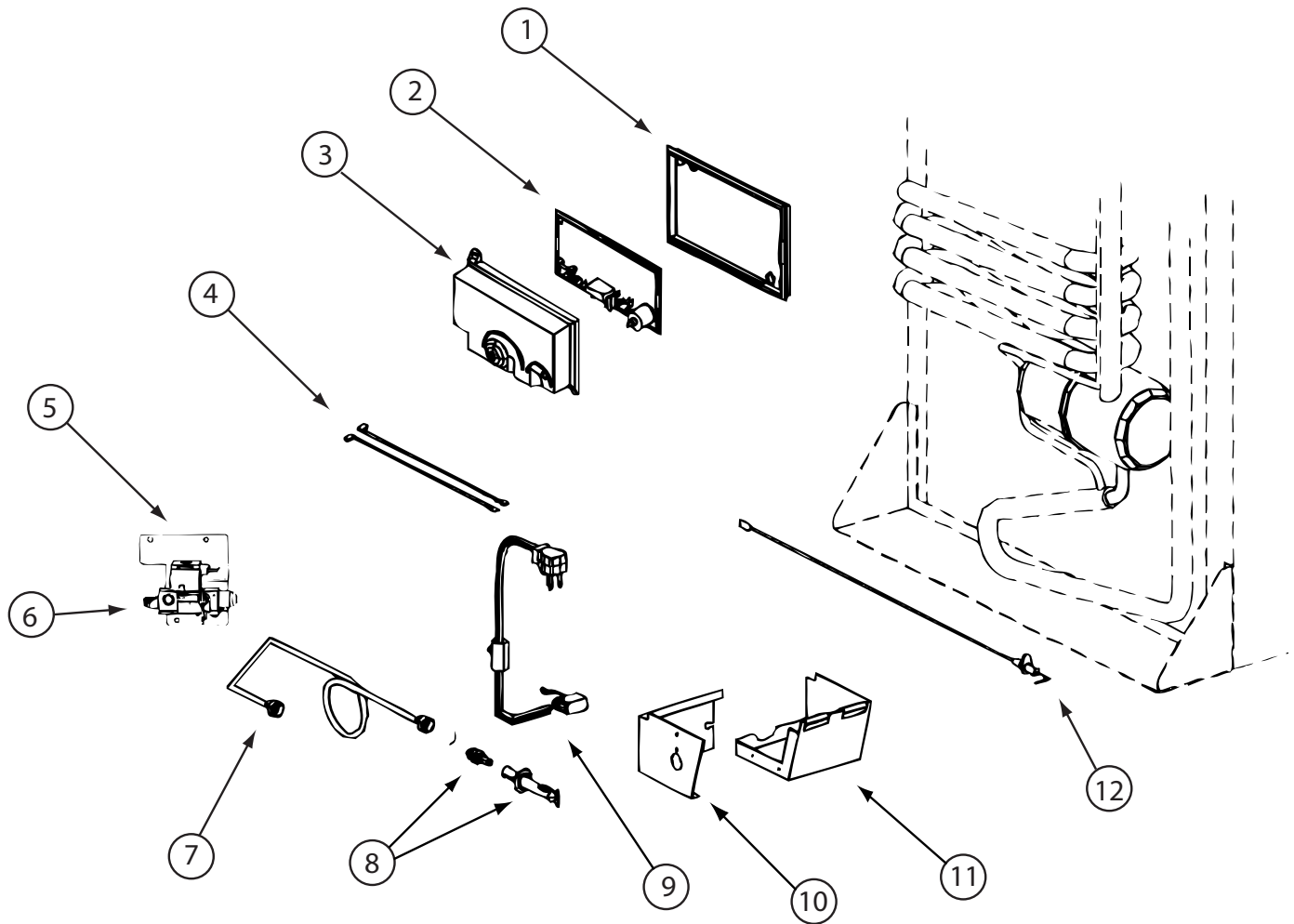


125242-05-02A (CONTINUED)

KEY	PART NUMBER	U/M	DESCRIPTION	VENDOR NO.
1	125242-05-719	EA	COOLING UNIT - SN 8835498 UP	629507
2	125242-05-713	EA	FINS	618785
4	125242-01-732	EA	HEATER AC - 225W/110VAC	618872
5	125242-01-739	EA	BASE-BURNER BOX	618902
6	125242-01-740	EA	COVER-BURNER BOX	618910
9	125242-05-721	EA	BRACKET-DC FAN-SN 9144576 UP	628747
10	125242-05-722	EA	FAN-EXTRNL DC-SN 9144576 UP	628685
11	113737-01-754	EA	THERMOSTAT (FAN 12V DC)	618093
	125242-01-742	EA	WIRE ASM.-BAFFLE 55.15"	618915
	125242-05-720	EA	SWITCH-THERMAL	628118

CONTACT WINNEBAGO PART SALES FOR UNLISTED COMPONENT(S)

CABINET & APPLIANCE GROUP (CONTINUED)
COMPONENT PARTS FOR CABINET & APPLIANCE LAYOUT (CONTINUED)

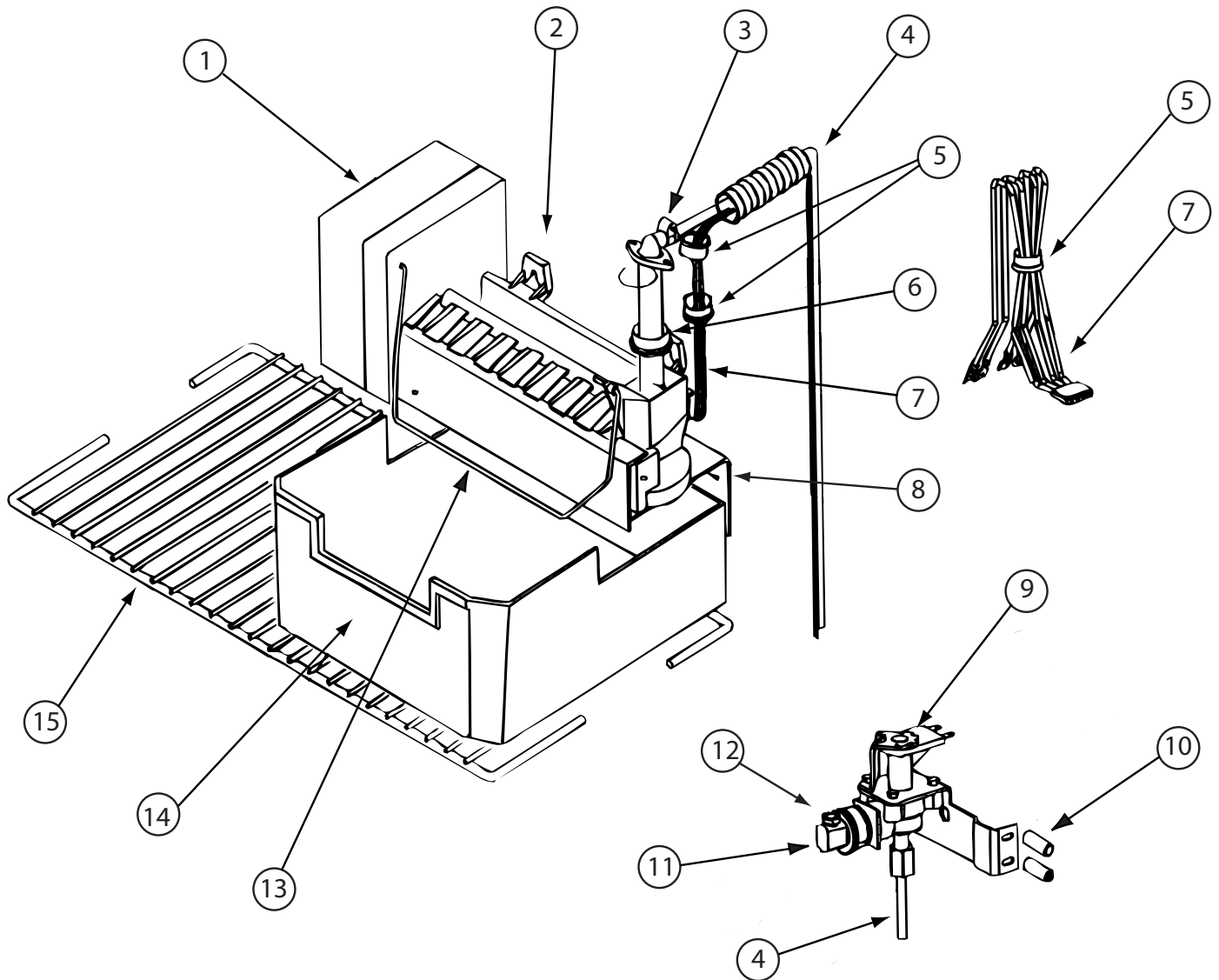


125242-03-02A & 125242-05-02A (CONTINUED)

KEY	PART NUMBER	U/M	DESCRIPTION	VENDOR NO.
1	121569-08-701	EA	BASE - POWER BOARD	628674
2	121568-06-709	EA	BOARD/POWER-N611/N822F	628661
3	121569-08-702	EA	COVER-POWER BOARD	628677
4	125242-02-709	EA	WIRE/WHITE/9"/GAS VALVE	621448
6	121569-08-703	EA	VALVE - SOLENOID	628741
7	125242-05-723	EA	BURNER TUBE	624683
8	125242-02-743	EA	BURNER ORFICE ADAPTER ASSY - NORCOLD# 629013	
9	121569-07-700	EA	CORD - AC POWER	61554422
10	125242-01-740	EA	COVER-BURNER BOX	618910
11	125242-01-739	EA	BASE-BURNER BOX	618902
12	104137-06-715	EA	ELECTRODE-SPARK/SENSOR, SGL	61692222

CONTACT WINNEBAGO PART SALES FOR UNLISTED COMPONENT(S)

CABINET & APPLIANCE GROUP (CONTINUED)
COMPONENT PARTS FOR CABINET & APPLIANCE LAYOUT (CONTINUED)

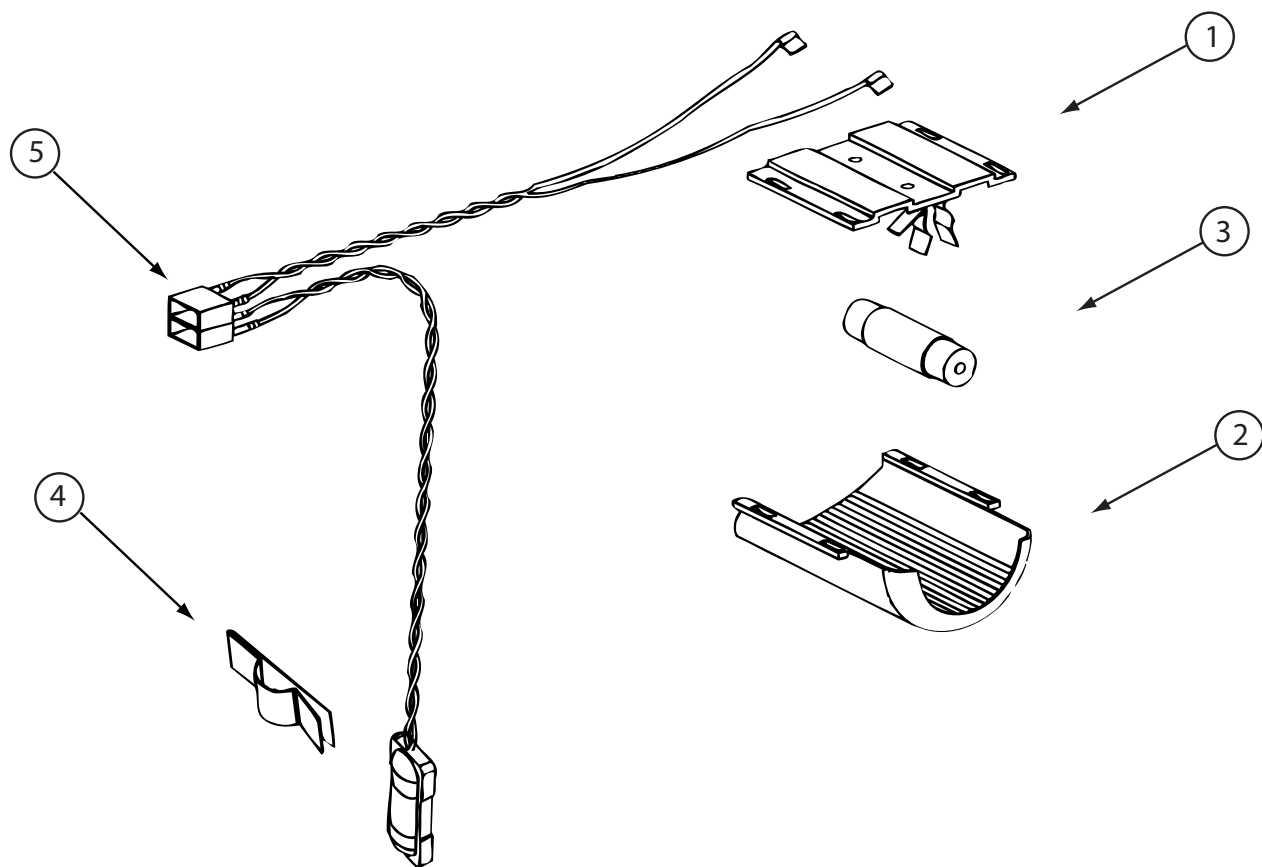


125242-03-02A & 125242-05-02A (CONTINUED)

KEY	PART NUMBER	U/M	DESCRIPTION	VENDOR NO.
2	094039-07-706	EA	ICE MAKER W/O PLATES	61656522
4	125242-05-724	EA	WATER TUBE/HEATER ASM	621429
6	120075-03-706	EA	FITTING WATER LINE	620039
8	125242-01-737	EA	BRACKET-MOUNTING (ICE MAKER)	618894/620890
9	120075-03-701	EA	WATER VALVE - W/BRACKET	618253
11	094039-07-707	EA	GARDEN HOSE ADAP W/BRASS NUT	61679622
12	094039-07-708	EA	NUT - COMPRESSION	622991
13	120075-03-703	EA	ARM-SHUT OFF	61656922
14	125242-01-716	EA	ICE BIN	618803
15	125242-01-725	EA	SHELF-FREEZER (WIRE)	618847
	120075-09-703	EA	THERMOSTAT	620240

CONTACT WINNEBAGO PART SALES FOR UNLISTED COMPONENT(S)

CABINET & APPLIANCE GROUP (CONTINUED)
COMPONENT PARTS FOR CABINET & APPLIANCE LAYOUT (CONTINUED)



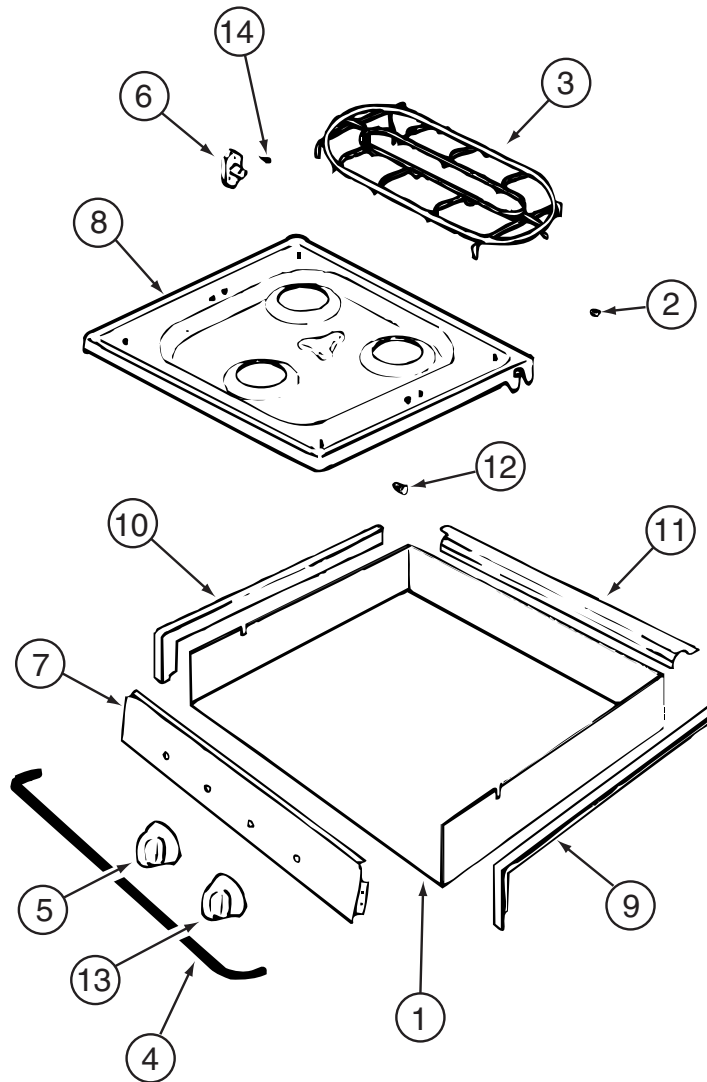
125242-03-02A & 125242-05-02A (CONTINUED)

KEY	PART NUMBER	U/M	DESCRIPTION	VENDOR NO.
1	084880-03-705	EA	BRACKET-LIGHT-INTERIOR	61629722
2	125242-02-708	EA	COVER/LAMP BRACKET	621827
3	084880-03-706	EA	BULB-LAMP	61628922
4	084880-01-760	EA	CLIP (THERMISTER)	61689122
5	125242-02-706	EA	LAMP/WIRE ASM/SER#849677 UP	620871

126022-01-01A, 126022-02-01A, 126022-03-01A

KEY	PART NUMBER	U/M	DESCRIPTION	VENDOR NO.
	114030-01-707	EA	PLUG BUTTON BLACK	74002628
	126022-01-700	EA	BUMPER - RANGE BIFOLD COVER	MAGIC 8003P007-60
	126022-01-701	EA	HINGE-RANGE BIFOLD COVER-22"	MAGIC 3418F067-34

CABINET & APPLIANCE GROUP (CONTINUED)
COMPONENT PARTS FOR CABINET & APPLIANCE LAYOUT (CONTINUED)

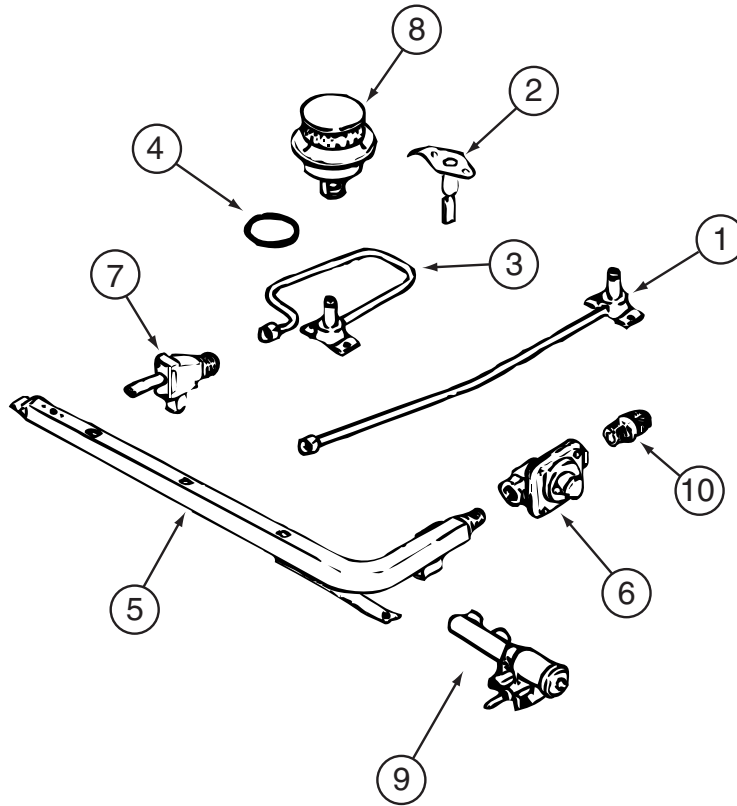


135065-03-01A, 135065-03-03A, 135065-04-01A

KEY	PART NUMBER	U/M	DESCRIPTION	VENDOR NO.
2	102020-01-709	EA	BUMPER-GRATE	8007-P020-60
3	135065-03-703	EA	GRATE - BLACK(SEALED BURNER)	74007304
4	114030-02-700	EA	GUARD/FABRIC - TOWEL BAR	3609F006-70
5	128728-01-701	EA	KNOB - BURNER - REAR	74003941
5	128728-01-702	EA	KNOB - BURNER - FRONT	74003942
6	128728-01-703	EA	PIN/T-NUT F/HINGE	7103P109-60
7	135065-03-704	EA	PANEL - MANIFOLD (BLACK)	74007330
8	128728-01-705	EA	TOP - MAIN - BLACK	74003928
8	135065-03-715	EA	TOP - MAIN - STAINLESS STEEL	74007299
9	114030-01-704	EA	TRIM - RIGHT/BLACK TEXTURED	74002839
10	114030-01-705	EA	TRIM - LEFT/BLACK TEXTURED	74002840
11	114030-01-706	EA	TRIM - REAR/BLACK TEXTURED	74002841
12	102020-01-724	EA	BUMPER-MAIN TOP	8003P008-60
13	128728-01-707	EA	KNOB - IGNITOR	74003944

CONTACT WINNEBAGO PART SALES FOR UNLISTED COMPONENT(S)

CABINET & APPLIANCE GROUP (CONTINUED)
COMPONENT PARTS FOR CABINET & APPLIANCE LAYOUT (CONTINUED)

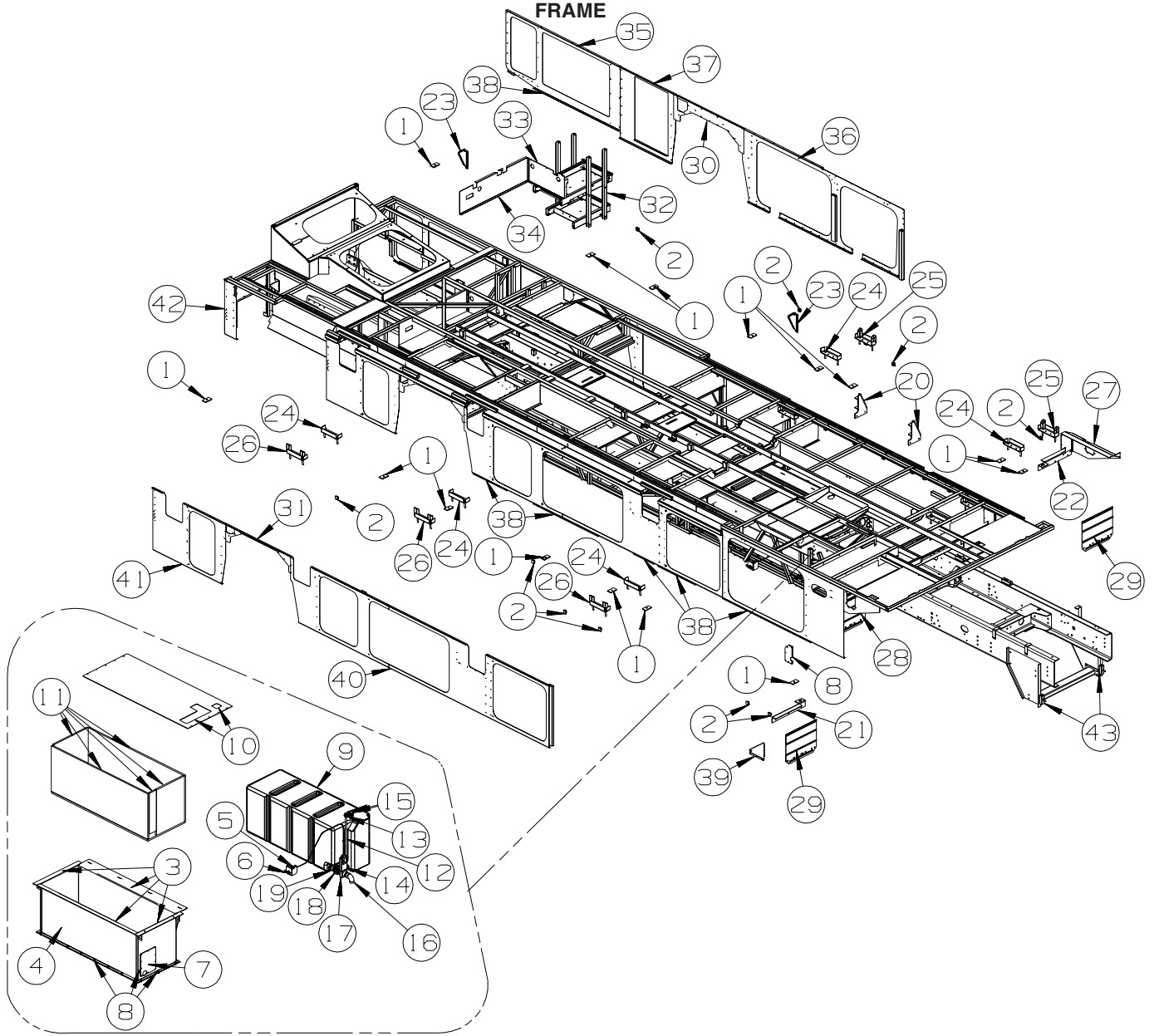


135065-03-01A, 135065-03-03A, 135065-04-01A (CONTINUED)

KEY	PART NUMBER	U/M	DESCRIPTION	VENDOR NO.
1	128728-01-708	EA	FITTING W/ORFICE/TUBE - REAR	74003931
2	135065-01-701	EA	IGNITOR/PORCELAIN-TOP BURNER	74004053
3	128728-01-710	EA	FITTING W/ORFICE/TUBE - FRT	74003930
4	135065-03-700	EA	FITTING - HALF UNION	74004234
5	135065-01-702	EA	PIPE/MANIFOLD	74004642
6	126023-02-703	EA	REGULATOR - PRESSURE	74004235
7	135065-01-703	EA	VALVE/BURNER - REAR	74004643
7	135065-01-704	EA	VALVE/BURNER-FRT-HI	74004644
7	135065-03-701	EA	SCREW - VALVE	71003231
8	135065-03-702	EA	SEALED BURNER ASM.(BLACK) RV	74003967
9	128728-01-716	EA	BURNER - IGNITOR	74003946
9	128728-01-717	EA	WIRES - IGNITOR	74003947

CHASSIS GROUP

FRAME



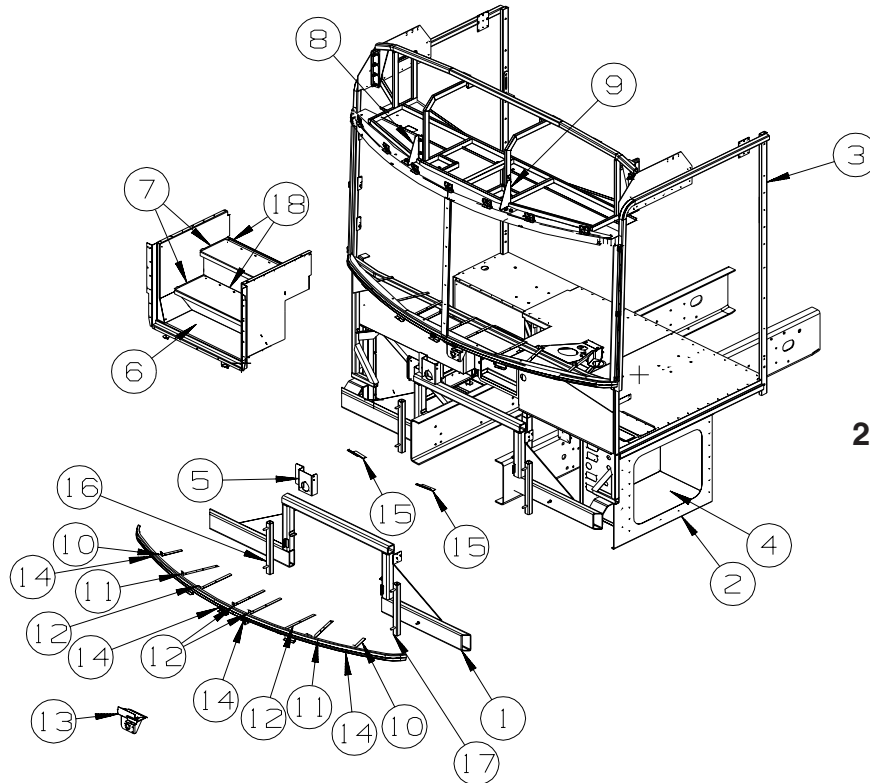
KEY	PART NUMBER	U/M	DESCRIPTION
1	135712-01-02B	EA	PLATE - BODY MOUNT - E-COATED
2	119845-01-01A	EA	PLUG/PLASTIC - 1 1/2" SQUARE - BLACK
3	098408-01-000	FT	SEAL - SPONGE RUBBER - CLOSED CELL
4	158113-01-02B	EA	COMPARTMENT - WATER TANK - E-COATED
5	143994-03-12B	EA	BRACKET/MOUNTING - VALVE - BRIGHT WHITE
6	062421-05-000	EA	CABLE/ROD - F/DUMP VALVE - W/HANDLE - 48"
7	133352-01-02B	EA	PANEL - ACCESS - WATER TANK - E-COATED
8	099069-01-000	FT	SEAL - RUBBER - CLOSED SPONGE - .5" WIDE X .12" THICK-BLK
9	158114-02-000	EA	TANK - WATER - 100 GALLON - W/FITTINGS
9	042989-03-000	EA	FITTING - SPINWELD - 1 1/4"NPT - PLASTIC
9	042989-05-000	EA	FITTING - SPINWELD - 1/2"FPT - PLASTIC
9	049032-01-000	EA	PATCH - SPINWELD - 3/8" - PLASTIC
9	077954-02-000	EA	FILTER - WATER TANK - W/SCREEN IN TANK
10	112091-01-000	FT	SEAL/D - NEOPRENE - HEAT ACTIVE ADHESIVE - .9" X .7"
11	100619-05-000	BF	FOAM - EXPANDED POLYSTYRENE - .75" X 48" X 96"-1.5"DENSITY
12	124188-01-000	FT	TUBING - PEX - 1/2"ID X 20' - BLUE(COLD)
13	114429-01-000	EA	ELBOW - 1/2"P X 1/2"P
14	114429-02-000	EA	ELBOW - 1/2"P X 1/2"MPT
15	114430-03-000	EA	ADAPTER - 1/2"P X 1/2"MPT
16	010009-01-000	EA	ELBOW - 90 DEGREE - 1/4 BEND - 1 1/2" - PLASTIC
17	062421-03-000	EA	VALVE/DUMP W/O HANDLE - 1 1/2" X 1 1/2" HUB
18	133889-01-000	EA	UNION - 1 1/2 DOUBLE SLIP - PVC

CHASSIS GROUP (CONTINUED)
FRAME (CONTINUED)

KEY	PART NUMBER	U/M	DESCRIPTION
19	133835-01-000	EA	ADAPTER - REDUCING - 1 1/2" X 1 1/4"
20	144237-01-02B	EA	BRACKET - LP - E-COATED
21	157712-01-02B	EA	HANGER - ROCK GUARD - E-COATED
22	157712-02-02B	EA	HANGER - ROCK GUARD - E-COATED
23	123440-04-02B	EA	SUPPORT - PANEL - 9.9"/7.6" X 4.7" - SLIDEOUT - E-COATED
24	152558-01-02B	EA	BRACKET/MOUNT - F/SLIDEOUT - E-COATED
25	152558-06-02B	EA	BRACKET/MOUNT - F/SLIDEOUT - E-COATED
26	152558-02-02B	EA	BRACKET/MOUNT - F/SLIDEOUT - E-COATED
27	158521-06-02B	EA	PANEL-FUEL FILL
28	158526-04-02B	EA	PANEL - FUEL FILL - LEFT HAND - E-COATED
			FROM: 00-00-00 THRU: 05-28-06
28	158526-06-02B	EA	PANEL - FUEL FILL - LEFT HAND - E-COATED
			FROM: 05-29-06 THRU: 99-99-99
29	136391-02-02B	EA	GUARD/ROCK - STEEL - W/ANGLE - 18"W X 15"H - E-COATED
30	119750-09-02B	EA	PANEL/SEAL PLANE - WHEELWELL - E-COATED
31	158287-01-02B	EA	PLATE/SEAL PLANE - WHEELWELL - E-COATED
32	138866-02-01A	EA	SLIDE - BATTERY TRAY
			FROM: 00-00-00 THRU: 06-14-06
32	138866-03-01A	EA	SLIDE - BATTERY TRAY
			FROM: 06-15-06 THRU: 99-99-99
33	158246-01-02B	EA	PANEL - CLOSEOUT - BATTERY - E-COATED
			FROM: 00-00-00 THRU: 09-10-06
33	158246-02-02B	EA	PANEL - CLOSEOUT - BATTERY - E-COATED
			FROM: 09-11-06 THRU: 99-99-99
34	158245-01-02B	EA	PANEL - CLOSEOUT - ENGINE - E-COATED
			FROM: 00-00-00 THRU: 11-20-06
34	158245-02-02B	EA	PANEL - CLOSEOUT - ENGINE - E-COATED
			FROM: 11-21-06 THRU: 99-99-99
35	144048-02-02B	EA	PLATE/SEAL - E-COATED
36	158293-01-02B	EA	PLATE/SEAL - LEFT HAND - E-COATED
			FROM: 00-00-00 THRU: 08-04-06
36	161556-01-02B	EA	SEAL PLANE - E-COATED
			FROM: 08-05-06 THRU: 99-99-99
37	158410-01-02B	EA	PLATE/SEAL PLANE - LEFT HAND - E-COATED
38	126516-01-01A	FT	TRIM - VINYL/EXTRUDED - 8'
39	123440-15-02B	EA	SUPPORT - PANEL - 9.9"/9.8" X 9.9" - E-COATED
40	158435-01-02B	EA	SEAL PLANE - E-COATED
41	158411-01-02B	EA	PLATE/SEAL PLANE - RIGHT HAND - E-COATED
42	158414-01-02B	EA	PLATE/SEAL PLANE - E-COATED
43	134807-18-02B	EA	SUPPORT - FRONT - E-COATED

CHASSIS GROUP (CONTINUED)

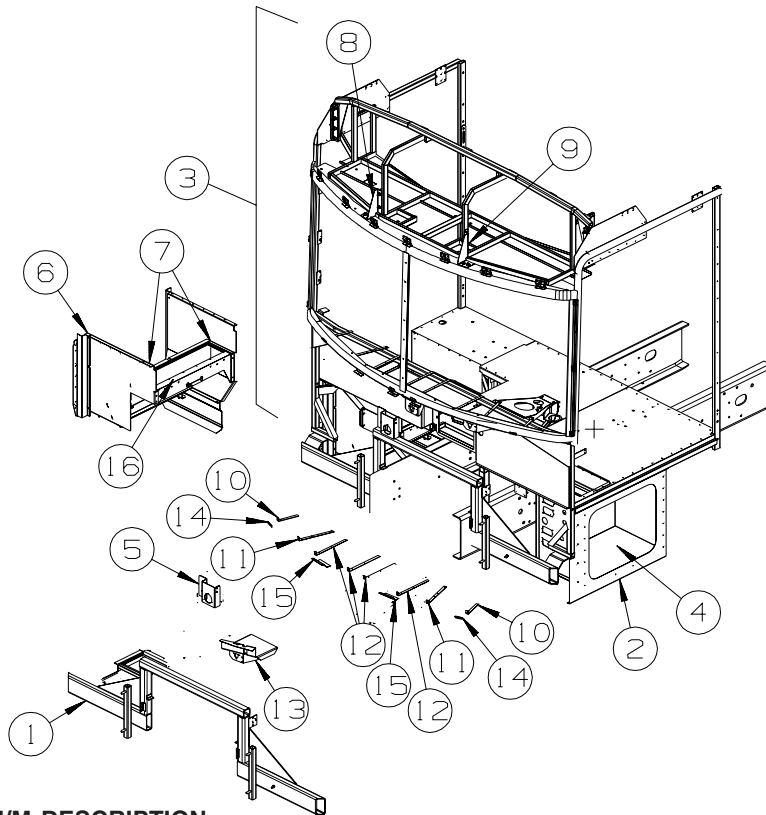
FRONT END



2PIECE WINDSHIELD

KEY	PART NUMBER	U/M	DESCRIPTION
1	135808-08-02B	EA	SUPPORT - FRONT - E-COATED
2	145991-01-02B	EA	PLATE/SEAL - FRONT - E-COATED
3	149838-02-02B	EA	FRONT END - CHASSIS - E-COATED - 36LD,40KD
3	149838-01-02B	EA	FRONT END - CHASSIS - E-COATED - 40FD,40TD
4	123764-06-02B	EA	COMPARTMENT/LUGGAGE - E-COATED
5	142478-01-01B	EA	BRACKET - GAUGE - AIR SOURCE - MILL
6	144034-05-02B	EA	STEP - ENTRANCE DOOR - E-COATED
6	162109-03-02B	EA	STEP - ENTRANCE DOOR - E-COATED
			FROM: 00-00-00 THRU: 10-29-06
			FROM: 10-30-06 THRU: 99-99-99
7	099418-01-000	FT	SEAL - D-SECTION/ADHESIVE BACK - .44" X .44" - BLK RUBBER
8	153129-04-02B	EA	BRACKET - SUPPORT - TV - E-COATED
9	153129-05-02B	EA	BRACKET - SUPPORT - TV - E-COATED
10	137047-06-01B	EA	STRAP - DEFROSTER PLENUM
11	137047-05-01B	EA	STRAP - DEFROSTER PLENUM
12	137047-04-01B	EA	STRAP - DEFROSTER PLENUM
13	134506-01-01B	EA	BRACKET - WIPER MOTOR
14	126289-65-01B	EA	ANGLE - FORMED
15	134202-01-01B	EA	REINFORCEMENT - SUPPORT - LOWER WINDSHIELD/MIDDLE
16	134807-15-02B	EA	SUPPORT - FRONT/RIGHT - E-COATED
17	134807-16-02B	EA	SUPPORT - FRONT/LEFT - E-COATED
18	009065-03-000	EA	HINGE - ALUMINUM - 2" X 72.5" - UNPAINTED

CHASSIS GROUP (CONTINUED)
FRONT END (CONTINUED)

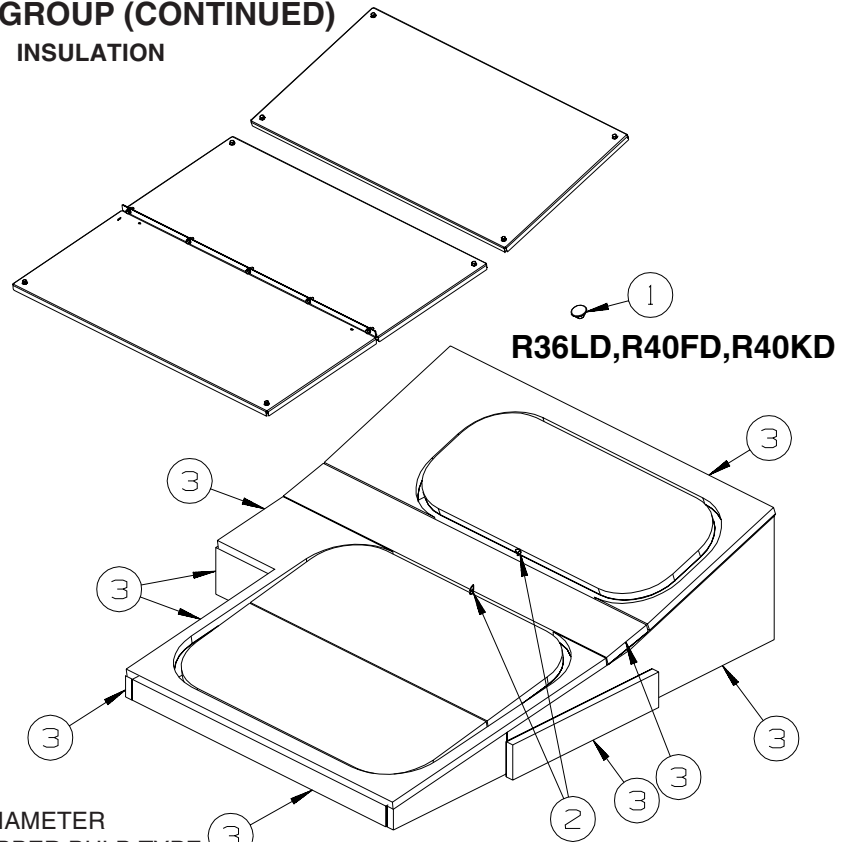


1PIECE WINDSHIELD

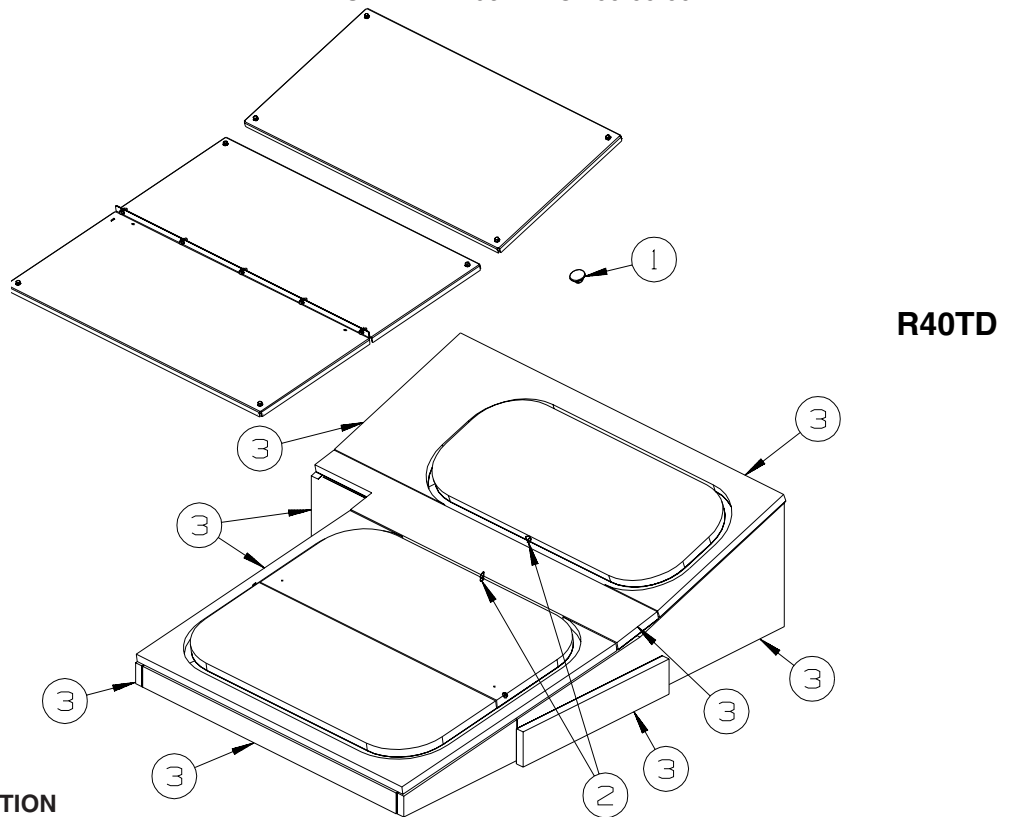
KEY	PART NUMBER	U/M	DESCRIPTION
1	135808-08-02B	EA	SUPPORT - FRONT - E-COATED
2	145991-01-02B	EA	PLATE/SEAL - FRONT - E-COATED
3	149838-03-02B	EA	FRONT END - CHASSIS - E-COATED - 40FD,40TD
3	149838-04-02B	EA	FRONT END - CHASSIS - E-COATED - 36LD,40KD
4	123764-06-02B	EA	COMPARTMENT/LUGGAGE - E-COATED
5	142478-01-01B	EA	BRACKET - GAUGE - AIR SOURCE - MILL
6	144034-05-02B	EA	STEP - ENTRANCE DOOR - E-COATED
			FROM: 00-00-00 THRU: 10-29-06
6	162109-03-02B	EA	STEP - ENTRANCE DOOR - E-COATED
			FROM: 10-30-06 THRU: 99-99-99
7	099418-01-000	FT	SEAL - D-SECTION/ADHESIVE BACK - .44" X .44" - BLK RUBBER
8	153129-04-02B	EA	BRACKET - SUPPORT - TV - E-COATED
9	153129-05-02B	EA	BRACKET - SUPPORT - TV - E-COATED
10	137047-06-01B	EA	STRAP - DEFROSTER PLENUM
11	137047-05-01B	EA	STRAP - DEFROSTER PLENUM
12	137047-04-01B	EA	STRAP - DEFROSTER PLENUM
13	156774-03-01B	EA	BRACKET ASM-WIPER MOTOR,MILL
14	126289-65-01B	EA	ANGLE - FORMED
15	134202-01-01B	EA	REINFORCEMENT - SUPPORT - LOWER WINDSHIELD/MIDDLE
16	009065-03-000	EA	HINGE - ALUMINUM - 2" X 72.5" - UNPAINTED

CHASSIS GROUP (CONTINUED)

INSULATION

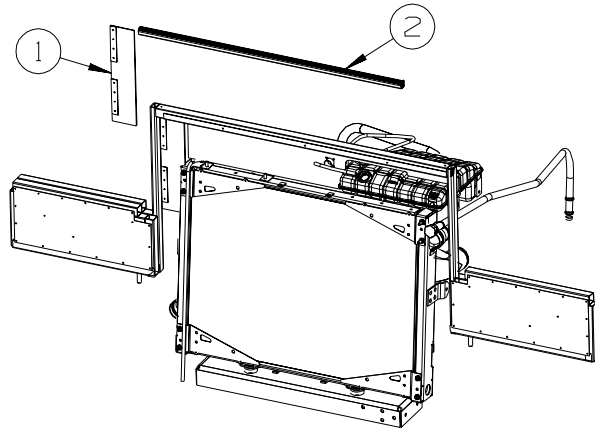


KEY	PART NUMBER	U/M	DESCRIPTION
1	106648-01-000	EA	CAP - STUD - .120 TO .130 DIAMETER
2	039623-01-000	FT	SEAL - MOTOR COVER - RUBBER BULB TYPE
3	072877-03-000	EA	INSULATION - SOUND BARRIER- 1" X 36" X 57" - ADHESIVE BACK FROM: 00-00-00 THRU: 12-10-06
3	072877-08-000	EA	INSULATION - SOUND BARRIER- 1" X 54" X 48" - ADHESIVE BACK FROM: 12-11-06 THRU: 99-99-99



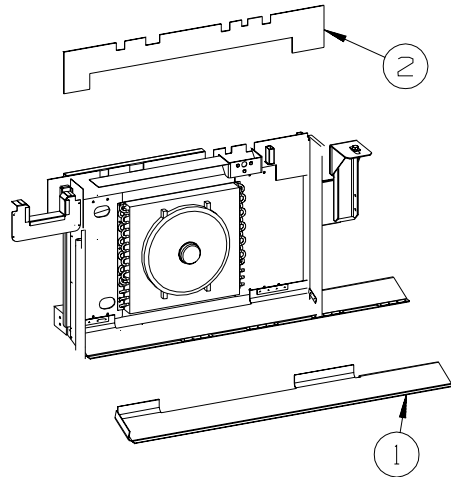
KEY	PART NUMBER	U/M	DESCRIPTION
1	106648-01-000	EA	CAP - STUD - .120 TO .130 DIAMETER
2	039623-01-000	FT	SEAL - MOTOR COVER - RUBBER BULB TYPE
3	072877-03-000	EA	INSULATION - SOUND BARRIER- 1" X 36" X 57" - ADHESIVE BACK FROM: 00-00-00 THRU: 12-10-06
3	072877-08-000	EA	INSULATION - SOUND BARRIER- 1" X 54" X 48" - ADHESIVE BACK FROM: 12-11-06 THRU: 99-99-99

CHASSIS GROUP (CONTINUED)
INSULATION (CONTINUED)



RADIATOR REAR

KEY	PART NUMBER	U/M	DESCRIPTION
1	076310-05-000	EA	SHEET/RUBBER - RADIATER BAFFLE - .12" X 4" X 16"
2	107721-07-000	FT	SEAL - ACCESS DOOR - .9"WIDE X 1.1"HIGH

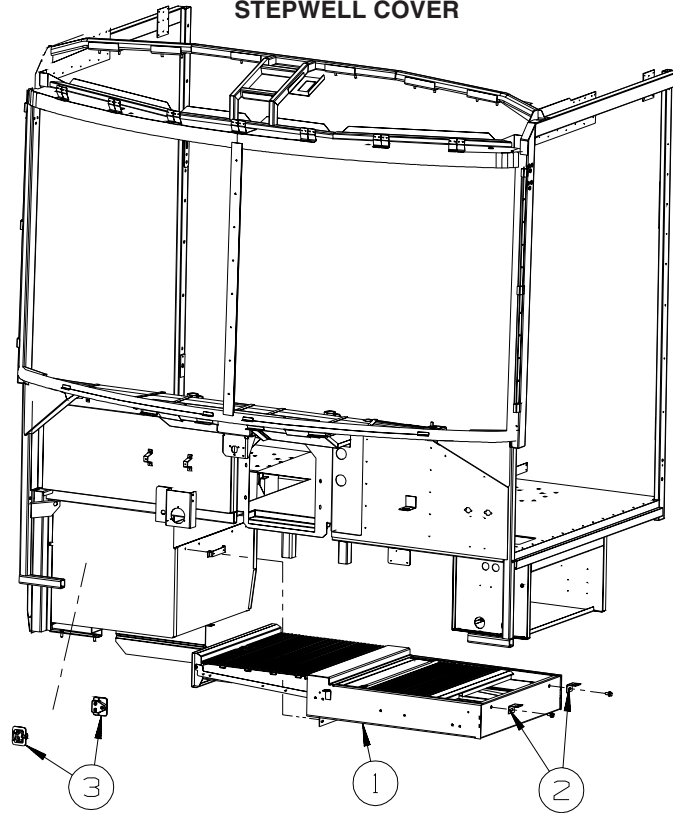


RADIATOR SIDE

KEY	PART NUMBER	U/M	DESCRIPTION
1	149047-01-000	EA	RUBBER-SHEET
2	146844-01-000	EA	SHEET/RUBBER - 7.9" X 49.9"

CHASSIS GROUP (CONTINUED)

STEPWELL COVER



KEY	PART NUMBER	U/M	DESCRIPTION
1*	141691-01-01A	EA	STEP COVER - SLIDING
2	142274-01-02B	EA	BRACKET - STEP COVER - E-COATED
3	142499-01-01A	EA	BLOCK/SUPPORT (STEP COVER)

*COMPONENT PARTS LISTED LATER IN THIS GROUP

COMPONENT PARTS FOR STEPWELL COVER

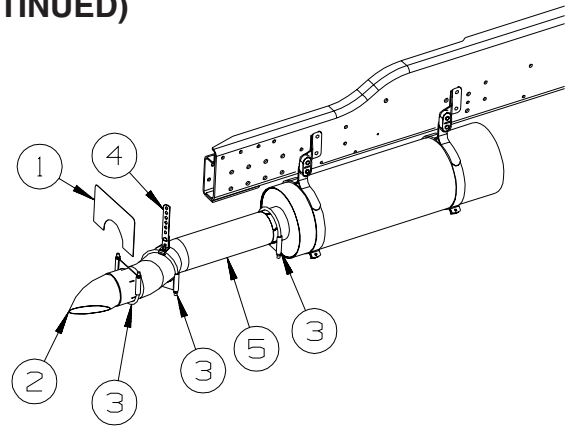
141691-01-01A

KEY	PART NUMBER	U/M	DESCRIPTION	VENDOR NO.
	141691-01-700	EA	CABLE - 36"	1218751
	141691-01-701	EA	CABLE - 63"	1218752
	141691-01-702	EA	BEARING/ROLLER	1912040
	141691-01-703	EA	LATCH - CABLE RELEASE	1912125
	141691-01-704	EA	SPRING - CABLE PRELOAD	1217507
	141691-01-705	EA	DRUM - CABLE TO MOTOR	1612535
	141691-01-706	EA	BUSHING - .625" X .813"	1614003
	141691-01-707	EA	WIRE HARNESS - PACKARD END	1809938
	141691-01-708	EA	MOTOR W/9 TOOTH PINION	1820122
	141691-01-709	EA	BRACKET-SPRING DRAW BARCONN	3610586
	141691-01-710	EA	BRACKET-SPRING DRAW BAR CBL	3610599

CHASSIS GROUP (CONTINUED)

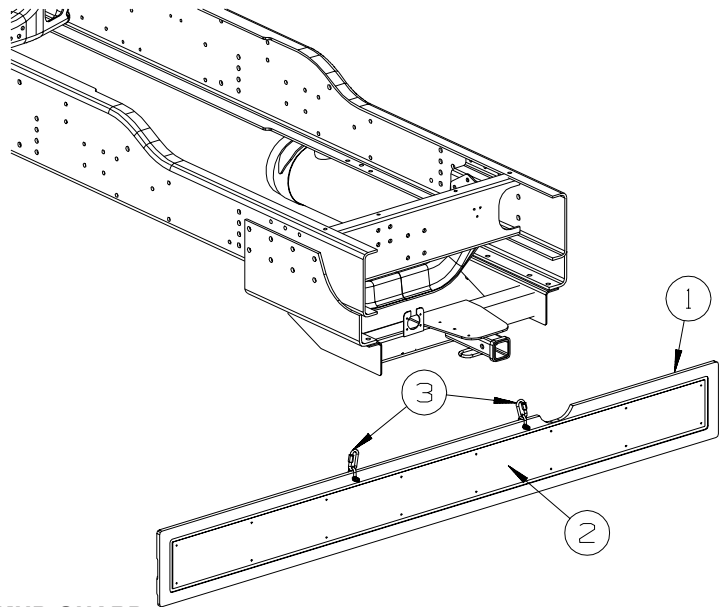
EXHAUST

KEY	PART NUMBER	U/M	DESCRIPTION
1	143766-02-02B	EA	SHIELD - EXHAUST/TAILPIPE - E-COATED
2	116425-04-000	EA	EXTENSION - EXHAUST - CHROMED - 5"
3	094918-08-000	EA	CLAMP - EXHAUST - 5"
4	007131-01-000	EA	HANGER - TAILPIPE - 6 SLOTS
5	114869-15-000	EA	PIPE - EXHAUST



KEY	PART NUMBER	U/M	DESCRIPTION
	134016-03-01A	EA	DRAWBAR/HITCH - CLASS 4

HITCH

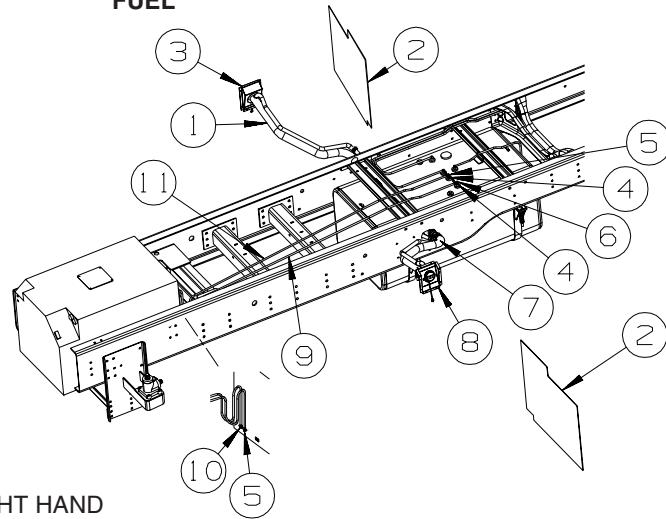


REAR MUD GUARD

KEY	PART NUMBER	U/M	DESCRIPTION
1	151908-02-01A	EA	MUD FLAP - REAR - 10.6"X93.9"-BRUSHED ALUM W/STEEL PLATE
2	142627-02-01A	EA	DECAL/LOGO - "WINNEBAGO" - MUDFLAP - CHROME/BLACK
3	139818-01-01A	EA	LINK - QUICK - STAINLESS STEEL

CHASSIS GROUP (CONTINUED)

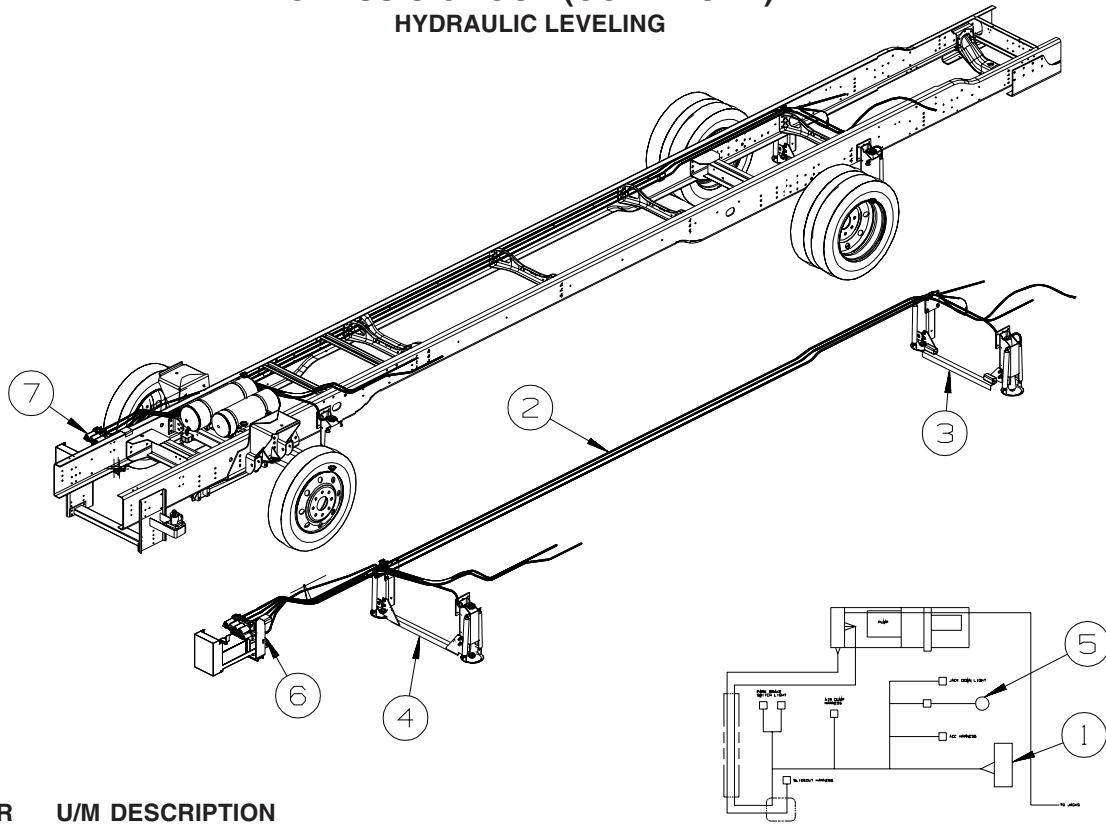
FUEL



KEY	PART NUMBER	U/M	DESCRIPTION
1	157540-02-000	EA	NECK - FUEL FILL - RIGHT HAND
2	118726-05-000	EA	BAFFLE - FUEL FILL
3	157237-01-02B	EA	PANEL - FUEL FILL - E-COATED (R40FD,S40FD,R36LD)
3	157237-02-02B	EA	PANEL - FUEL FILL - E-COATED (R40KD,S40KD,R40TD,S40TD)
4	068382-06-000	EA	BUSHING - BRASS - 3/8"MPT X 1/8"FPT
5	114253-01-000	EA	ELBOW - 1/4 SINGLE BARB X 1/8 MPT
6	114253-02-000	EA	ELBOW - 5/16 SINGLE BARB X 1/4 MPT
7	157540-01-000	EA	NECK - FUEL FILL - LEFT HAND
8	157237-01-02B	EA	PANEL - FUEL FILL - E-COATED
9	024138-01-000	FT	HOSE - FUEL - 5/16" ID
10	114253-04-000	EA	ELBOW - 5/16 SINGLE BARB X 1/8 MPT
11	128139-03-000	FT	HOSE - FUEL - LOW PERMEABILITY - 1/4" DIAMETER

CHASSIS GROUP (CONTINUED)

HYDRAULIC LEVELING



KEY	PART NUMBER	U/M	DESCRIPTION
1	107889-12-000	EA	PANEL - CONTROL - 625 AIR DUMP W/PLUG F/REMOTE - W/HARNES FROM: 00-00-00 THRU: 01-16-07
1	107889-13-000	EA	PANEL - CONTROL - 625 AIR DUMP W/PLUG F/REMOTE - W/HARNES FROM: 01-17-07 THRU: 99-99-99
2*	100536-47-000	EA	HOSE KIT - LEVELING JACKS - R36LD, R36RD
2*	100536-50-000	EA	HOSE KIT - LEVELING JACKS - R40FD, R40KD, R40TD FROM: 00-00-00 THRU: 06-06-06
2*	100536-47-000	EA	HOSE KIT - LEVELING JACKS - R40FD, R40KD, R40TD FROM: 06-07-06 THRU: 99-99-99
3	114748-08-02B	EA	BRACKET - JACKS/REAR - E-COATED
4	128411-07-02B	EA	BRACKET - JACK - E-COATED
5	134092-05-000	EA	CHIME KIT - LEVELING SYSTEM - 325/625
6	144224-01-01A	EA	BRACKET - PUMP/LEVELING - BLACK
7*	153452-24-000	EA	LEVELING SYSTEM - 625 SYSTEM W/3 SLIDEOUTS - FREIGHTLINER - R36LD, R36RD, R40KD
7*	153452-25-000	EA	LEVELING SYSTEM - 625 SYSTEM W/4 SLIDEOUTS - FREIGHTLINER - R40FD
7*	153452-26-000	EA	LEVELING SYSTEM - 625 SYSTEM W/2 SLIDEOUTS - FREIGHTLINER - R40TD

*COMPONENT PARTS LISTED LATER IN THIS GROUP

COMPONENT PARTS FOR HYDRAULIC LEVELING

100536-47-000

KEY	PART NUMBER	U/M	DESCRIPTION	VENDOR NO.
	100536-31-701	EA	HOSE - HYDRAULIC - 96"	RAP5352
	100536-47-700	EA	HOSE-HYDRAULIC - 1/4" X 416"	RAP91507
	100536-47-701	EA	HOSE-HYDRAULIC - 1/4" X 378"	RAP91501
	115767-01-704	EA	HOSE-HYDRAULIC - 1/4" X 146"	RAP90004/AP2443

100536-50-000

KEY	PART NUMBER	U/M	DESCRIPTION	VENDOR NO.
	100536-31-701	EA	HOSE-HYDRAULIC - 1/4" X 96"	RAP5352/AP5352
	100536-46-700	EA	HOSE/HYDRAULIC - 1/4" X 408"	RAP4669/AP4669
	100536-46-701	EA	HOSE/HYDRAULIC - 1/4" X 432"	RAP6117/AP6117
	115767-01-704	EA	HOSE-HYDRAULIC - 1/4" X 146"	RAP90004/AP2443

CHASSIS GROUP (CONTINUED)
COMPONENT PARTS FOR HYDRAULIC LEVELING (CONTINUED)
153452-24-000

KEY	PART NUMBER	U/M	DESCRIPTION	VENDOR NO.
	100532-03-716	EA	SOLENOID-CONTINUOUS DUTY	RAP7505
	100532-03-726	EA	SWITCH - PRESSURE	RAP8003
	100532-09-704	EA	VALVE-PRESS SOLENOID(LARGE)	RAP0642
	100532-09-705	EA	SWITCH-PRESS - 3000 LB.	RAP0993
	100532-09-710	EA	SOLENOID-INTERMITENT DUTY	RAP0533
	100532-25-702	EA	CYLINDER ONLY (12,000# JACK)	RAP9517/AP29042
	100532-25-705	EA	SPRING KIT - 12K JACK (PAIR)	R91642
	100532-32-704	EA	CHIME - JACK WARNING	RAP90681/AP19765
	131306-02-701	EA	FOOT/JACK - 9K & 12K	RAP8464/AP17525
	131306-09-700	EA	VELOCITY VALVE ASM.W/4 VALVE	RAP90280
	131306-09-701	EA	VELOCITY VALVE - SINGLE	RAP90279/AP11578
	131306-11-704	EA	PRESSURE SWITCH - 50 PSI	RAP2082
	131306-12-702	EA	VALVE-PRESS SOLENOID (SMALL)	RAP90729/AP24604
	144226-01-700	EA	SWITCH - WARNING/MAGNETIC	RAP90968/AP26641
	144226-08-702	EA	SENSOR/BI-AXIS - PROGRAMABLE	RAP91172/AP28010
	153452-18-705	EA	MOTOR ONLY - 3.7" MONARCH	RAP91249
	153452-22-701	EA	BRACKET - 12K JACK MOUNT	AP91601
	153452-22-703	EA	PUMP/MOTOR/TANK ASM.	RAP91686/AP36694
	153452-23-700	EA	ENCLOSURE BOX W/SENSING UNIT	RAP91766/AP36769

153452-25-000

KEY	PART NUMBER	U/M	DESCRIPTION	VENDOR NO.
	100532-03-716	EA	SOLENOID-CONTINUOUS DUTY	RAP7505
	100532-03-717	EA	VALVE-PRESS., RETURN SHUTTLE	RAP7964
	100532-03-726	EA	SWITCH - PRESSURE	RAP8003
	100532-09-704	EA	VALVE-PRESS SOLENOID(LARGE)	RAP0642
	100532-09-705	EA	SWITCH-PRESS - 3000 LB.	RAP0993
	100532-09-710	EA	SOLENOID-INTERMITENT DUTY	RAP0533
	100532-25-702	EA	CYLINDER ONLY (12,000# JACK)	RAP9517/AP29042
	100532-25-705	EA	SPRING KIT - 12K JACK (PAIR)	R91642
	100532-32-704	EA	CHIME - JACK WARNING	RAP90681/AP19765
	131306-02-701	EA	FOOT/JACK - 9K & 12K	RAP8464/AP17525
	131306-09-700	EA	VELOCITY VALVE ASM.W/4 VALVE	RAP90280
	131306-09-701	EA	VELOCITY VALVE - SINGLE	RAP90279/AP11578
	131306-11-704	EA	PRESSURE SWITCH - 50 PSI	RAP2082
	131306-12-702	EA	VALVE-PRESS SOLENOID (SMALL)	RAP90729/AP24604
	144226-01-700	EA	SWITCH - WARNING/MAGNETIC	RAP90968/AP26641
	144226-08-702	EA	SENSOR/BI-AXIS - PROGRAMABLE	RAP91172/AP28010
	153452-18-705	EA	MOTOR ONLY - 3.7" MONARCH	RAP91249
	153452-22-701	EA	BRACKET - 12K JACK MOUNT	AP91601
	153452-22-703	EA	PUMP/MOTOR/TANK ASM.	RAP91686/AP36694
	153452-23-700	EA	ENCLOSURE BOX W/SENSING UNIT	RAP91766/AP36769

153452-26-000

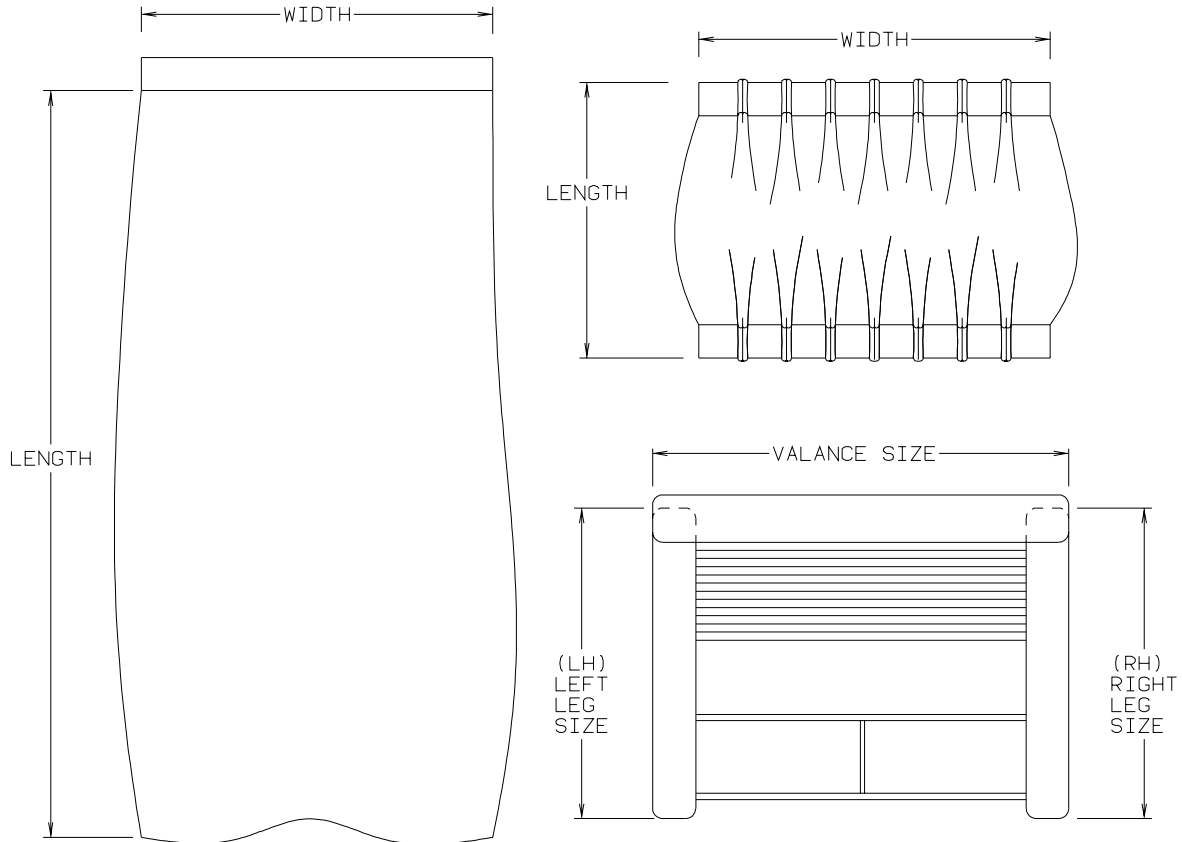
KEY	PART NUMBER	U/M	DESCRIPTION	VENDOR NO.
	100532-03-716	EA	SOLENOID-CONTINUOUS DUTY	RAP7505
	100532-03-717	EA	VALVE-PRESS., RETURN SHUTTLE	RAP7964
	100532-03-726	EA	SWITCH - PRESSURE	RAP8003
	100532-09-704	EA	VALVE-PRESS SOLENOID(LARGE)	RAP0642
	100532-09-705	EA	SWITCH-PRESS - 3000 LB.	RAP0993
	100532-09-710	EA	SOLENOID-INTERMITENT DUTY	RAP0533
	100532-25-702	EA	CYLINDER ONLY (12,000# JACK)	RAP9517/AP29042
	100532-25-705	EA	SPRING KIT - 12K JACK (PAIR)	R91642
	100532-32-704	EA	CHIME - JACK WARNING	RAP90681/AP19765
	131306-02-701	EA	FOOT/JACK - 9K & 12K	RAP8464/AP17525
	131306-09-700	EA	VELOCITY VALVE ASM.W/4 VALVE	RAP90280
	131306-09-701	EA	VELOCITY VALVE - SINGLE	RAP90279/AP11578
	131306-11-704	EA	PRESSURE SWITCH - 50 PSI	RAP2082
	131306-12-702	EA	VALVE-PRESS SOLENOID (SMALL)	RAP90729/AP24604
	144226-01-700	EA	SWITCH - WARNING/MAGNETIC	RAP90968/AP26641
	144226-08-702	EA	SENSOR/BI-AXIS - PROGRAMABLE	RAP91172/AP28010
	153452-18-705	EA	MOTOR ONLY - 3.7" MONARCH	RAP91249
	153452-22-701	EA	BRACKET - 12K JACK MOUNT	AP91601
	153452-22-702	EA	ENCLOSURE BOX W/SENSING UNIT	RAP91764/AP36764
	153452-22-703	EA	PUMP/MOTOR/TANK ASM.	RAP91686/AP36694

CURTAIN & CUSHION GROUP

NOTICE

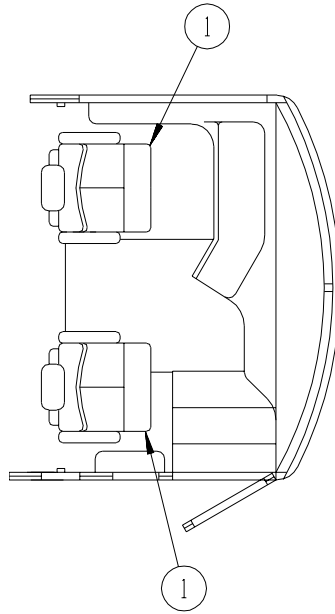
IN ORDER TO ASSIST OUR PARTS SALES DEPT. IN PROVIDING INTERIOR SOFTWARE ITEMS, PLEASE INCLUDE THE SERIAL NUMBER AND THE COLOR CODE NUMBER FROM THE VEHICLE CERTIFICATION LABEL WHEN ORDERING. THIS LABEL IS LOCATED ON THE LEFT SIDEWALL AT THE END OF THE DASH (A-BODY), OR ON THE DRIVER'S DOOR LATCH PLATE (C-BODY).

AN EXAMPLE OF A COLOR CODE NUMBER IS B07, WHICH DESIGNATES AN OVERALL COLOR SCHEME OF A PARTICULAR UNIT. THE COLOR LISTED AFTER THE ITEM DESCRIPTION ON THE MICROFICHE, INDICATES THE OVERALL UNIT COLOR. ORDER THE ITEM YOU DESIRE ACCORDING TO UNIT COLOR CODE. IF ALL COLORS USE THE SAME ITEM NO COLOR CODE WILL BE NOTED.



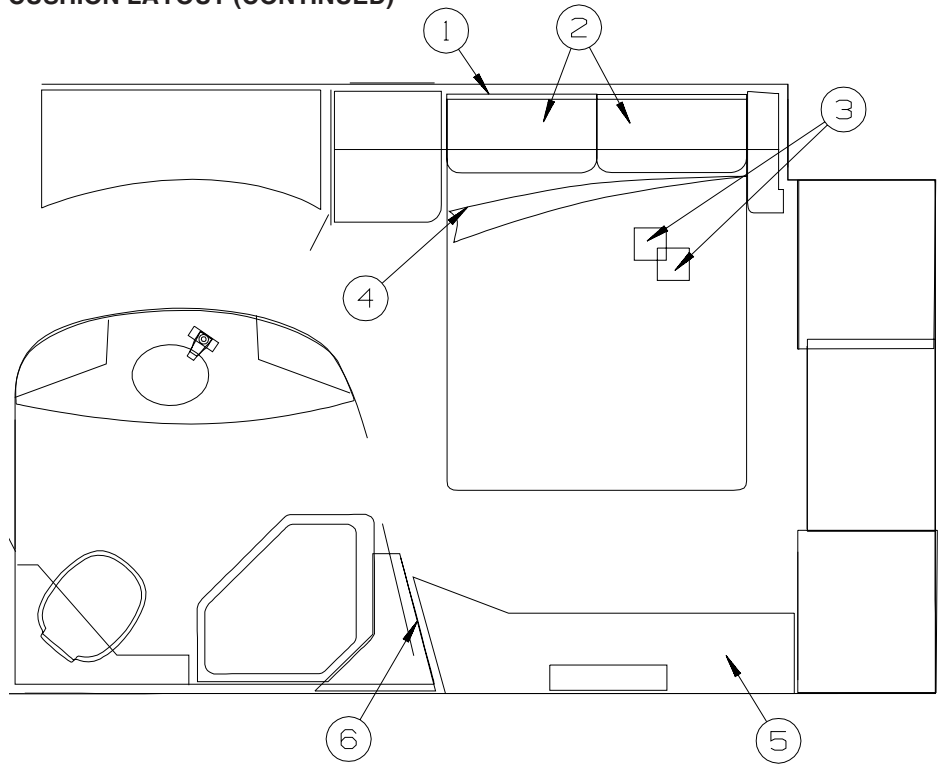
NOTE: USE THIS ILLUSTRATION WHEN DETERMINING LENGTH AND WIDTH MEASUREMENTS FOR CURTAINS. YOU WILL NOTE THE WIDTH MEASUREMENT IS TAKEN ON THE TOP OF THE CURTAIN WITH THE CURTAIN FULLY EXTENDED. THE LENGTH MEASUREMENT IS TAKEN FROM TOP TO BOTTOM. LEFT AND RIGHT WINDOW LEGS ARE DETERMINED WHEN FACING THE WINDOW.

CURTAIN & CUSHION GROUP (CONTINUED)
CUSHION LAYOUT



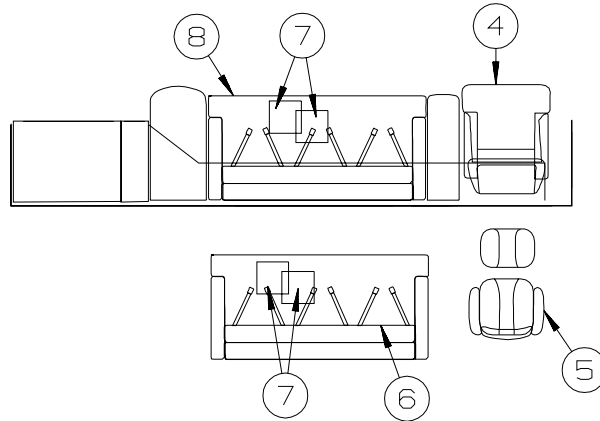
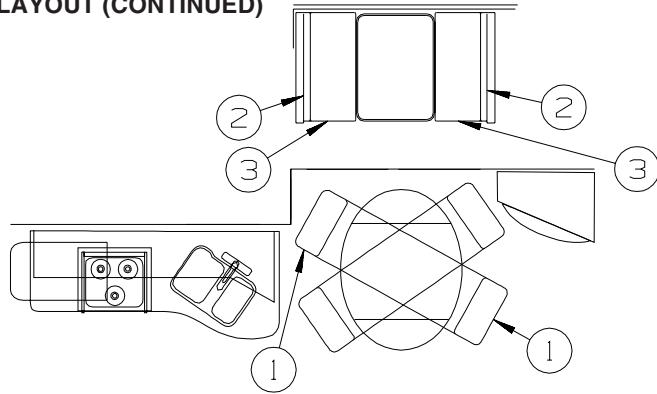
KEY	PART NUMBER	U/M	DESCRIPTION
1	146707-07-TG0	EA	SEAT - BUCKET W/LUMBAR - DRIVER/PASSENGER - LEATHER FROM: 00-00-00 THRU: 06-11-06
1	146707-11-UN4	EA	SEAT - BUCKET - W/LUMBAR/ADJUSTABLE ARMS - LEATHER FROM: 06-12-06 THRU: 99-99-99

CURTAIN & CUSHION GROUP (CONTINUED)
CUSHION LAYOUT (CONTINUED)



KEY	PART NUMBER	U/M	DESCRIPTION
1	146059-01-UN4	EA	HEADBOARD - MONTICELLO - F/QUEEN BED - FABRIC COVERED (UF1, UF2, UF3, UN4)
1	146059-01-UN5	EA	HEADBOARD - MONTICELLO - F/QUEEN BED - FABRIC COVERED (UF5, UF6, UF7, UN5)
1	146059-01-UN6	EA	HEADBOARD - MONTICELLO - F/QUEEN BED - FABRIC COVERED (UG1, UG2, UG3, UN6)
2	155275-01-TD0	EA	PILLOW SHAM (UF1, UF2, UF3, UN4)
2	155275-01-TD4	EA	PILLOW SHAM (UF5, UF6, UF7, UN5)
2	155275-01-UG1	EA	PILLOW SHAM (UG1, UG2, UG3, UN6)
3	155267-01-TD0	EA	PILLOW - 17" X 17" (UF1, UF2, UF3, UN4)
3	155267-01-TD4	EA	PILLOW - 17" X 17" (UF5, UF6, UF7, UN5)
3	155267-03-UG1	EA	PILLOW - 17" X 17" (UG1, UG2, UG3, UN6)
4	132336-03-TD0	EA	BEDSPREAD/CAP - 60" X 80" (UF1, UF2, UF3, UN4)
4	132336-03-TD4	EA	BEDSPREAD/CAP - 60" X 80" (UF5, UF6, UF7, UN5)
4	132336-03-UG1	EA	BEDSPREAD/CAP - 60" X 80" (UG1, UG2, UG3, UN6)
5	160287-05-UN4	EA	CUSHION - WINDOW SEAT/RH ANGLE - 13" X 67" X 2" (UF1, UF2, UF3, UN4) FROM: 00-00-00 THRU: 12-10-06
5	160287-09-UN4	EA	CUSHION - WINDOW SEAT/RH ANGLE - 13" X 67" X 3" (UF1, UF2, UF3, UN4) FROM: 12-11-06 THRU: 99-99-99
5	160287-05-UN5	EA	CUSHION - WINDOW SEAT/RH ANGLE - 13" X 67" X 2" (UF5, UF6, UF7, UN5) FROM: 00-00-00 THRU: 12-10-06
5	160287-09-UN5	EA	CUSHION - WINDOW SEAT/RH ANGLE - 13" X 67" X 3" (UF5, UF6, UF7, UN5) FROM: 12-11-06 THRU: 99-99-99
5	160287-05-UN6	EA	CUSHION - WINDOW SEAT/RH ANGLE - 13" X 67" X 2" (UG1, UG2, UG3, UN6) FROM: 00-00-00 THRU: 12-10-06
5	160287-09-UN6	EA	CUSHION - WINDOW SEAT/RH ANGLE - 13" X 67" X 3" (UG1, UG2, UG3, UN6) FROM: 12-11-06 THRU: 99-99-99
	160287-A5-UN4	EA	COVER - CUSHION/WINDOW SEAT - 13" X 67" X 2" (UF1, UF2, UF3, UN4) FROM: 00-00-00 THRU: 12-10-06
	160287-A9-UN4	EA	COVER - CUSHION/WINDOW SEAT - 13" X 67" X 3" (UF1, UF2, UF3, UN4) FROM: 12-11-06 THRU: 99-99-99
	160287-A5-UN5	EA	COVER - CUSHION/WINDOW SEAT - 13" X 67" X 2" (UF5, UF6, UF7, UN5) FROM: 00-00-00 THRU: 12-10-06
	160287-A9-UN5	EA	COVER - CUSHION/WINDOW SEAT - 13" X 67" X 3" (UF5, UF6, UF7, UN5) FROM: 12-11-06 THRU: 99-99-99
	160287-A5-UN6	EA	COVER - CUSHION/WINDOW SEAT - 13" X 67" X 2" (UG1, UG2, UG3, UN6) FROM: 00-00-00 THRU: 12-10-06
	160287-A9-UN6	EA	COVER - CUSHION/WINDOW SEAT - 13" X 67" X 3" (UG1, UG2, UG3, UN6) FROM: 12-11-06 THRU: 99-99-99
6	158228-03-UF1	EA	PANEL/COVER - TV BRACKET (UF1, UF2, UF3, UN4)
6	158228-03-UF5	EA	PANEL/COVER - TV BRACKET (UF5, UF6, UF7, UN5)
6	158228-03-UG1	EA	PANEL/COVER - TV BRACKET (UG1, UG2, UG3, UN6)

CURTAIN & CUSHION GROUP (CONTINUED)
CUSHION LAYOUT (CONTINUED)



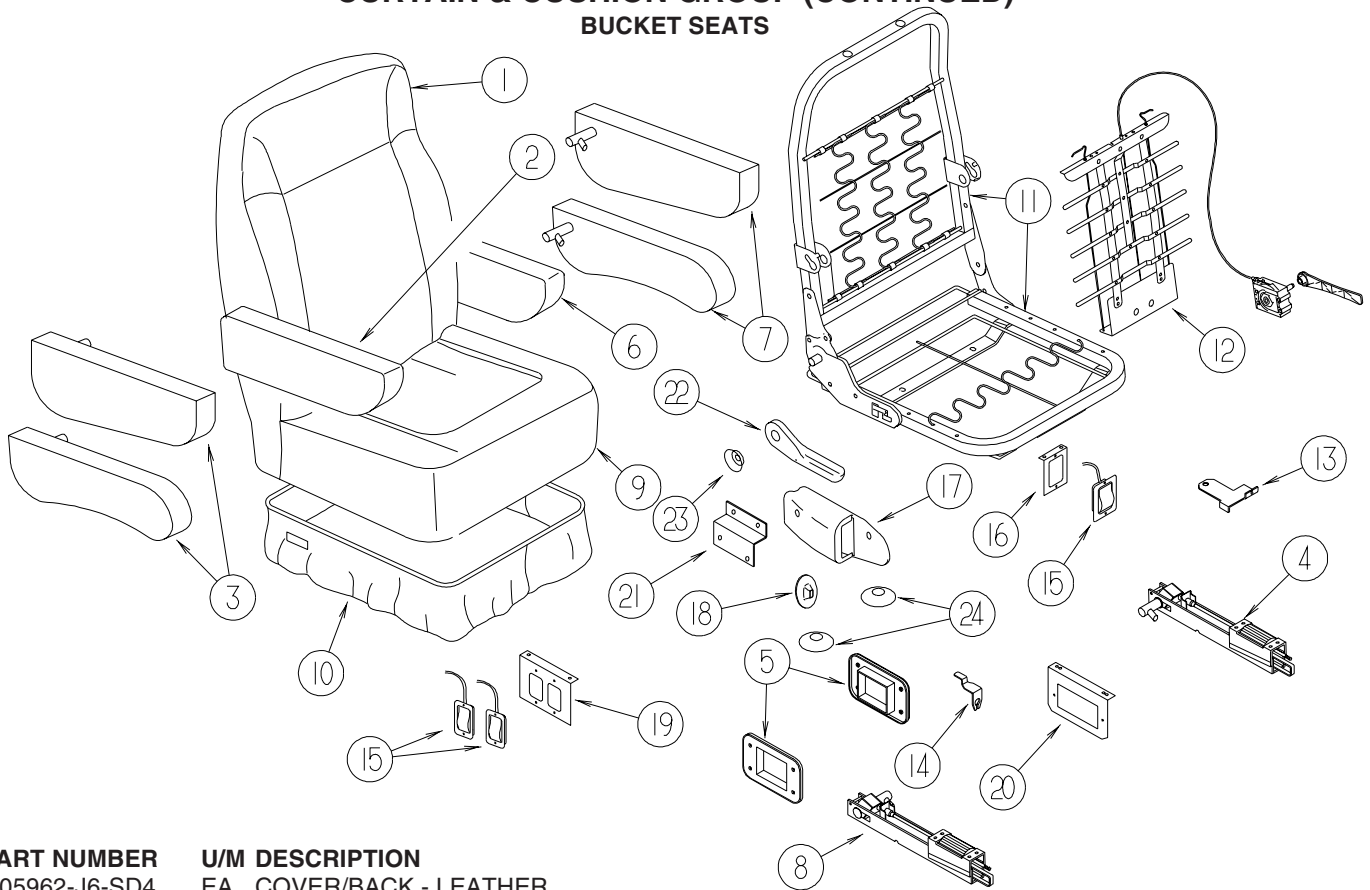
KEY	PART NUMBER	U/M	DESCRIPTION
1	153843-03-TD1	EA	CHAIR - DINING (UF1, UN4)
1	153843-03-TD2	EA	CHAIR - DINING (UF2)
1	153843-03-TD3	EA	CHAIR - DINING (UF3)
1	153843-01-TD5	EA	CHAIR - DINING (UF5, UN5)
1	153843-01-TD6	EA	CHAIR - DINING (UF6)
1	153843-01-TD7	EA	CHAIR - DINING (UF7)
1	153843-03-UG1	EA	CHAIR - DINING (UG1, UN6)
1	153843-03-UG2	EA	CHAIR - DINING (UG2)
1	153843-03-UG3	EA	CHAIR - DINING (UG3)
	135600-CY-000	EA	CHAIR - FOLDING - PALM/CONCERT CHERRY (UF1, UN4)
	135600-CZ-000	EA	CHAIR - FOLDING - PALM/WASHED MAPLE (UF2)
	135600-DA-000	EA	CHAIR - FOLDING - PALM/SIERRA MAPLE (UF3)
	135600-DC-000	EA	CHAIR - FOLDING - PINPOINT/CONCERT CHERRY (UF5, UN5)
	135600-DE-000	EA	CHAIR - FOLDING - PINPOINT/WASHED MAPLE (UF6)
	135600-DF-000	EA	CHAIR - FOLDING - PINPOINT/SIERRA MAPLE (UF7)
	157868-01-UG1	EA	CHAIR - FOLDING (UG1, UN6)
	157868-01-UG2	EA	CHAIR - FOLDING (UG2)
	157868-01-UG3	EA	CHAIR - FOLDING (UG3)
	099856-12-000	EA	STRAP - DINING CHAIR/TIEDOWN - 121.9"
2	142431-01-UF1	EA	CUSHION - BACK - 13.5" X 40" (UF1, UF2, UF3, UN4)
2	142431-01-TD4	EA	CUSHION - BACK - 13.5" X 40" (UF5, UF6, UF7, UN5)
2	142431-01-UG1	EA	CUSHION - BACK - 13.5" X 40" (UG1, UG2, UG3, UN6)
	P42431-01-UF1	EA	COVER/BACK - 13.5" X 40" (UF1, UF2, UF3, UN4)
	P42431-01-TD4	EA	COVER/BACK - 13.5" X 40" (UF5, UF6, UF7, UN5)
	P42431-01-UG1	EA	COVER/BACK - 13.5" X 40" (UG1, UG2, UG3, UN6)
	143730-01-000	EA	CAP - F/DINETTE BRACKET TUBE - PLASTIC
3	142292-05-UF1	EA	SEAT - DINETTE CUSHION (SPRUNG) - 23" X 38.5" (UF1, UF2, UF3, UN4)
3	142292-05-TD4	EA	SEAT - DINETTE CUSHION (SPRUNG) - 23" X 38.5" (UF1, UF2, UF3, UN4)
3	142292-05-UG1	EA	SEAT - DINETTE CUSHION (SPRUNG) - 23" X 38.5" (UG1, UG2, UG3, UN6)
	P42292-05-UF1	EA	COVER/SEAT - DINETTE CUSHION (SPRUNG) - 23.5" X 38.5" (UF1, UF2, UF3, UN4)
	P42292-05-TD4	EA	COVER/SEAT - DINETTE CUSHION (SPRUNG) - 23.5" X 38.5" (UF5, UF6, UF7, UN5)
	P42292-05-UG1	EA	COVER/SEAT - DINETTE CUSHION (SPRUNG) - 23.5" X 38.5" (UG1, UG2, UG3, UN6)
	142366-01-000	EA	FRAME - SPRUNG - DINETTE SEAT
4	142958-10-UN4	EA	CHAIR - RECLINER/GLIDER - W/SWIVEL BASE/FOOTREST (UF1, UF2, UF3, UN4)
4	142958-10-UN5	EA	CHAIR - RECLINER/GLIDER - W/SWIVEL BASE/FOOTREST (UF5, UF6, UF7, UN5)
4	142958-10-UN6	EA	CHAIR - RECLINER/GLIDER - W/SWIVEL BASE/FOOTREST (UG1, UG2, UG3, UN6)
5	155369-01-T81	EA	CHAIR/EURO - APOLLO - W/OTTOMAN - LEATHER
6	150480-25-UN4	EA	SOFA/SLEEPER - REST EASY/DUAL CONTROLS - FABRIC (UF1, UF2, UF3, UN4)
6	150480-25-UN5	EA	SOFA/SLEEPER - REST EASY/DUAL CONTROLS - FABRIC (UF5, UF6, UF7, UN5)
6	150480-25-UN6	EA	SOFA/SLEEPER - REST EASY/DUAL CONTROLS - FABRIC (UG2, UG3, UN6)
6	150480-21-UN4	EA	SOFA/SLEEPER - REST EASY/DUAL CTRL - RESTEASY DUAL CONTROL LEATHER FROM: 00-00-00 THRU: 11-19-06
6	150480-26-UN4	EA	SOFA/SLEEPER - REST EASY/DUAL CTRL - RESTEASY DUAL CONTROL LEATHER FROM: 11-20-06 THRU: 99-99-99

CURTAIN & CUSHION GROUP (CONTINUED)
CUSHION LAYOUT (CONTINUED)

KEY	PART NUMBER	U/M	DESCRIPTION
7	155220-03-UF1	EA	PILLOW - 18" - SQUARE - W/FRINGE (UF1, UF2, UF3, UN4)
7	155220-03-UF5	EA	PILLOW - 18" - SQUARE - W/FRINGE (UF5, UF6, UF7, UN5)
7	155220-03-UG1	EA	PILLOW - 18" - SQUARE - W/FRINGE (UG1, UG2, UG3, UN6)
8	150679-01-UN4	EA	SOFA/SLEEPER - REST EASY - #825/830 ARMS - 30"FF (UF1, UF2, UF3, UN4)
8	150679-01-UN5	EA	SOFA/SLEEPER - REST EASY - #825/830 ARMS - 30"FF (UF5, UF6, UF7, UN5)
8	150679-01-UN6	EA	SOFA/SLEEPER - REST EASY - #825/830 ARMS - 30"FF (UG1, UG2, UG3, UN6)
8	150679-13-UN4	EA	SOFA/SLEEPER - REST EASY - #825/830 ARMS - 30"FF - REST EASY, LEATHER FACED

CURTAIN & CUSHION GROUP (CONTINUED)

BUCKET SEATS



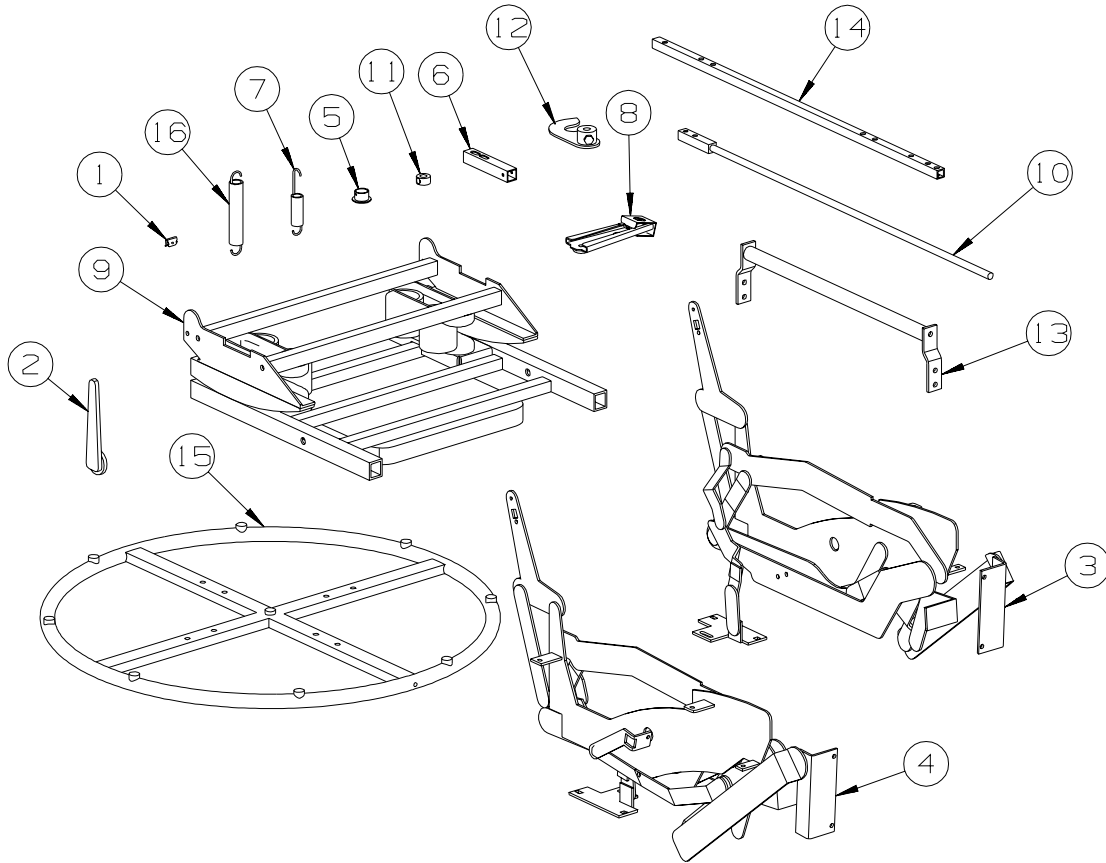
KEY	PART NUMBER	U/M	DESCRIPTION
1	M05962-J6-SD4	EA	COVER/BACK - LEATHER
			FROM: 00-00-00 THRU: 06-11-06
1	M05962-Y3-UN4	EA	COVER/BACK - LEATHER
			FROM: 06-12-06 THRU: 99-99-99
2	148705-03-SA0	EA	ARMREST - RIGHT - LEATHER
	P48705-03-SA0	EA	COVER/ARMREST - RIGHT - LEATHER
3	NOT USED		
4	148751-01-000	EA	BRACKET - RIGHT (ADJUSTABLE) W/ROLLER
5	148751-03-000	EA	BRACKET - ROLLER TRIM PLATE
6	148705-04-SA0	EA	ARMREST - LEFT - LEATHER
	P48705-04-SA0	EA	COVER/ARMREST - LEFT - LEATHER
7	NOT USED		
8	148751-02-000	EA	BRACKET - LEFT (ADJUSTABLE) W/ROLLER
9	M05962-J7-SD4	EA	COVER/SEAT - LEATHER
			FROM: 00-00-00 THRU: 06-11-06
9	M05962-Y4-UN4	EA	COVER/SEAT - LEATHER
			FROM: 06-12-06 THRU: 99-99-99
10	148630-04-SA0	EA	SKIRT - F/6-WAY POWER - LEATHER - DRIVER
10	148630-02-SA0	EA	SKIRT - W/SEAT BELT SLOT - LEATHER - PASSENGER
10	148630-22-TA0	EA	SKIRT - W/SEAT BELT/FOOTREST SLOTS - LEATHER - PASSENGER SEAT W/FOOTREST
11	134532-01-000	EA	FRAME - SEAT/HIGH BACK
12*	122611-02-000	EA	LUMBAR - W/LEVER
13	117125-01-02B	EA	BRACKET - CABLE MOUNT - ADJUSTER W/LOCK
14	108049-02-000	EA	CLIP - CABLE/PEDESTAL
15	108049-04-000	EA	CABLE - W/MINI LEVER ACTION SWITCH - 28" SHEATH/30" CABLE
16	127159-01-02B	EA	BRACKET - SEAT RELEASE - SINGLE REMOTE - E-COATED - POWER SEAT
17	NOT USED		
18	NOT USED		
19	127159-02-02B	EA	BRACKET - SEAT RELEASE - DUAL REMOTE - E-COATED
20	128699-01-02B	EA	BRACKET - SEAT SWITCH - E-COATED - POWER SEAT
21	147457-01-02B	EA	BRACKET - ZEE W/HOLES - 2.8" - E-COATED
22	130802-02-000	EA	LEVER - RIGHT HAND
	130802-03-000	EA	SCREW F/LEVER
23	148668-01-01A	EA	CUP/TRIM COVER - F/LEVER - BLACK
24	NOT USED		
	152337-01-000	EA	PROTECTOR - SEAT - CLEAR VINYL

*COMPONENT PARTS LISTED LATER IN THIS GROUP

CURTAIN & CUSHION GROUP (CONTINUED)
COMPONENT PARTS FOR BUCKET SEATS

122611-02-000

KEY	PART NUMBER	U/M	DESCRIPTION	VENDOR NO.
	122611-02-701	EA	LUMBAR - LEVER	412
	122611-02-702	EA	LUMBAR MECHANISM	24395-FLEXSTEEL

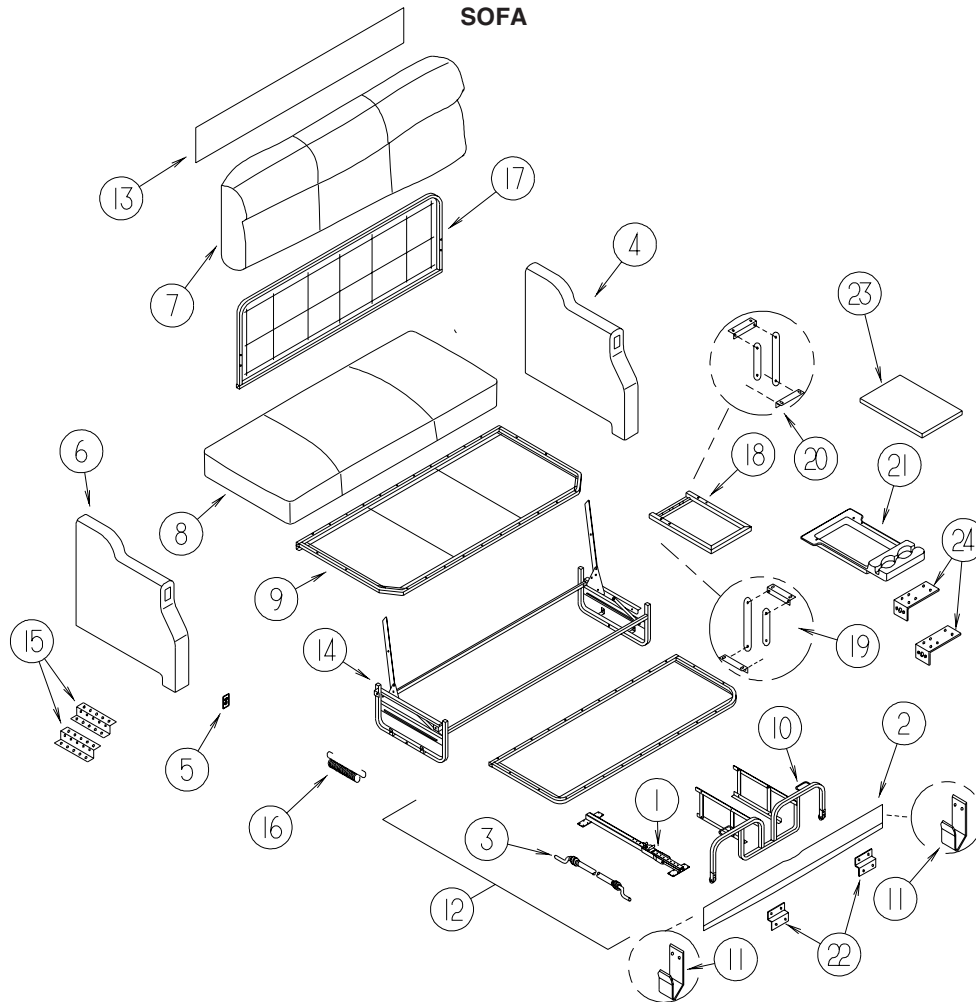


LOUNGE CHAIR

KEY	PART NUMBER	U/M	DESCRIPTION
	156024-A3-UF1	EA	COVER/CHAIR - INCLINER - W/FOOTREST (UF1, UF2, UF3, UN4) FROM: 00-00-00 THRU: 06-11-06
	P42958-06-UN4	EA	COVER/CHAIR - INCLINER - W/FOOTREST (UF1, UF2, UF3, UN4) FROM: 06-12-06 THRU: 99-99-99
	156024-A3-UF5	EA	COVER/CHAIR - INCLINER - W/FOOTREST (UF5, UF6, UF7, UN5) FROM: 00-00-00 THRU: 06-11-06
	P42958-06-UN5	EA	COVER/CHAIR - INCLINER - W/FOOTREST (UF5, UF6, UF7, UN5) FROM: 06-12-06 THRU: 99-99-99
	156024-A3-UG1	EA	COVER/CHAIR - INCLINER - W/FOOTREST (UG1, UG2, UG3, UN6) FROM: 00-00-00 THRU: 06-11-06
	P42958-06-UN6	EA	COVER/CHAIR - INCLINER - W/FOOTREST (UG1, UG2, UG3, UN6) FROM: 06-12-06 THRU: 99-99-99
1	029134-01-000	EA	CLIP - FINISH - UPHOLSTERY
2	133126-11-000	EA	HANDLE/RECLINE - PLASTIC
3	154077-01-000	EA	RECLINER MECHANISM - RIGHT HAND (WHEN SITTING IN CHAIR)
4	154077-02-000	EA	RECLINER MECHANISM - LEFT HAND (WHEN SITTING IN CHAIR)
5	154077-03-000	EA	BUSHING - PLASTIC/WHITE
6	154077-04-000	EA	TUBE/HANDLE MOUNTING - 3.6" LONG - BLACK
7	154077-05-000	EA	SPRING - EXTENSION - 3.7"
8	154077-06-000	EA	SLEEVE/CLIP - 1.6" X 5.1"
9	154077-07-000	EA	BASE - SWIVEL/ROCKER - BLACK
10	154077-08-000	EA	LATCH ROD - 25.5" - BLACK
11	154077-09-000	EA	LOCK COLLAR - W/SET SCREW LOCK-OUT
12	154077-10-000	EA	LATCH BRACKET - RIGHT FRONT LOCK OUT - BLACK
13	154077-11-000	EA	LATCH TUBE - W/LOCK OUT ENDS - 15.1" - BLACK
14	154077-12-000	EA	LOCK TUBE - .5" X .5" X 23.5"
15	154077-13-000	EA	GRID RING - 24" - BLACK
16	154077-14-000	EA	SPRING/EXTENSION - 4.7"

CURTAIN & CUSHION GROUP (CONTINUED)

SOFA

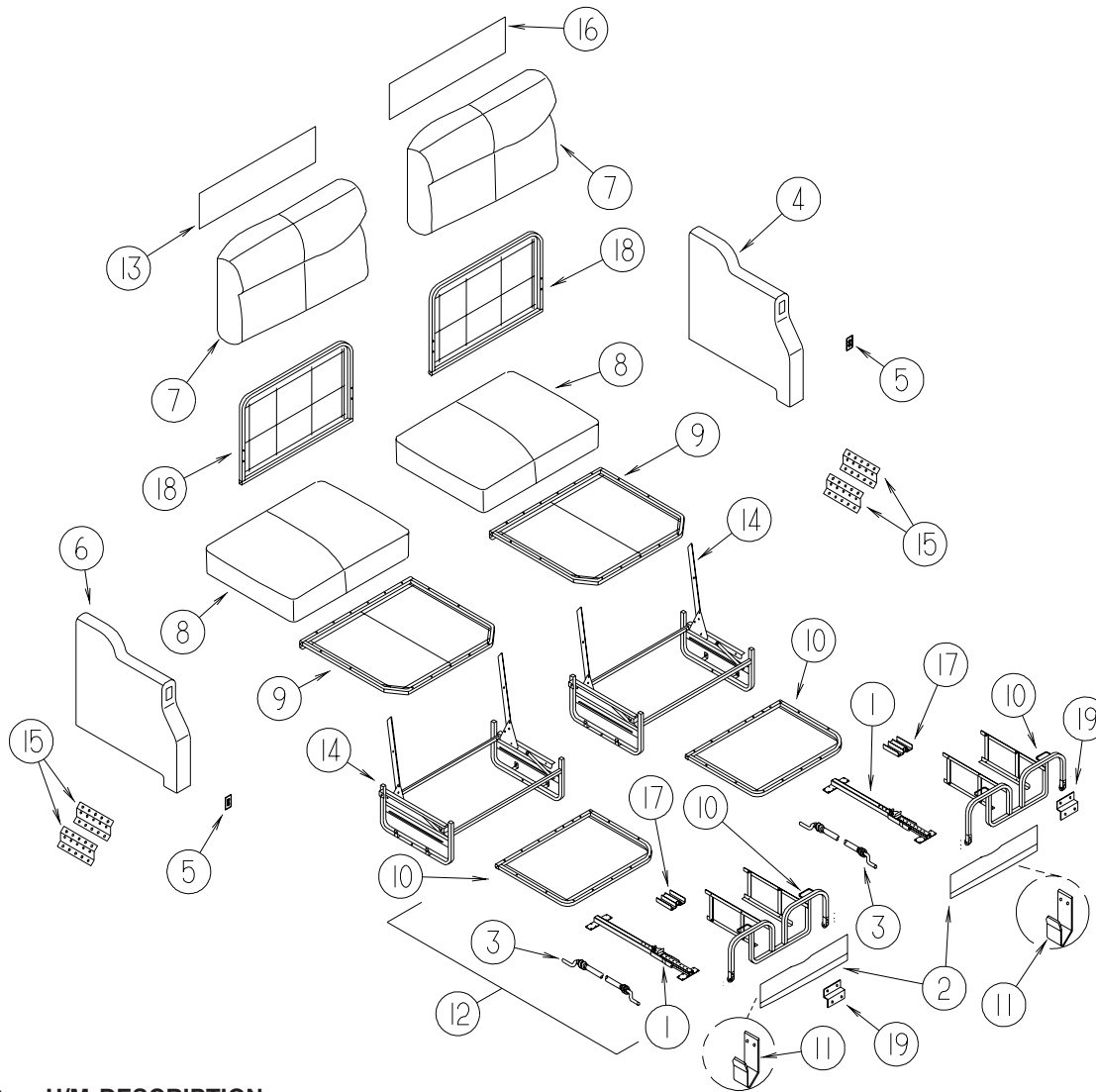


KEY	PART NUMBER	U/M	DESCRIPTION
1	159707-01-000	EA	SLIDE RAIL - W/LATCH MECH/PLATES/STOP F/TRUNDLE-FLAT FLOOR
2	150679-07-UN4	EA	PANEL/FRONT KICK - SOFA/SLEEPER - 70" - FABRIC COVERED (UF1, UF2, UF3, UN4)
2	150679-07-UN5	EA	PANEL/FRONT KICK - SOFA/SLEEPER - 70" - FABRIC COVERED (UF5, UF6, UF7, UN5)
2	150679-07-UN6	EA	PANEL/FRONT KICK - SOFA/SLEEPER - 70" - FABRIC COVERED (UG1, UG2, UG3, UN6)
2	150679-08-UF1	EA	PANEL/FRONT KICK - SOFA/SLEEPER - 70" - REST EASY, LEATHER FACED
3	148225-01-000	EA	CABLE ONLY - REMOTE - 31.9" W/Z-ENDS
4	149886-02-TD0	EA	ARMREST - LEFT HAND (UF1, UF2, UF3, UN4)
4	149886-02-TD4	EA	ARMREST - LEFT HAND (UF5, UF6, UF7, UN5)
4	149886-02-UG1	EA	ARMREST - LEFT HAND (UG1, UG2, UG3, UN6)
4	149886-04-SA0	EA	ARMREST - LEFT HAND - REST EASY, LEATHER FACED
	P49886-02-TD0	EA	COVER/ARMREST - LEFT (UF1, UF2, UF3, UN4)
	P49886-02-TD4	EA	COVER/ARMREST - LEFT (UF5, UF6, UF7, UN5)
	P49886-02-UG1	EA	COVER/ARMREST - LEFT (UG1, UG2, UG3, UN6)
	P49886-04-SA0	EA	COVER/ARMREST - LEFT - REST EASY, LEATHER FACED
5	136118-01-000	EA	SWITCH - SOFA/RECLINER
6	149886-01-TD0	EA	ARMREST - RIGHT HAND (UF1, UF2, UF3, UN4)
6	149886-01-TD4	EA	ARMREST - RIGHT HAND (UF5, UF6, UF7, UN5)
6	149886-01-UG1	EA	ARMREST - RIGHT HAND (UG1, UG2, UG3, UN6)
6	149886-03-SA0	EA	ARMREST - RIGHT HAND - W/SWITCH - REST EASY, LEATHER FACED
	P49886-01-TD0	EA	COVER/ARMREST - RIGHT (UF1, UF2, UF3, UN4)
	P49886-01-TD4	EA	COVER/ARMREST - RIGHT (UF5, UF6, UF7, UN5)
	P49886-01-UG1	EA	COVER/ARMREST - RIGHT (UG1, UG2, UG3, UN6)
	P49886-03-SA0	EA	COVER/ARMREST - RIGHT - REST EASY, LEATHER FACED
7	150679-02-UN4	EA	BACK - SOFA/SLEEPER (UF1, UF2, UF3, UN4)
7	150679-02-UN5	EA	BACK - SOFA/SLEEPER (UF5, UF6, UF7, UN5)
7	150679-02-UN6	EA	BACK - SOFA/SLEEPER (UG1, UG2, UG3, UN6)
7	150679-14-UN4	EA	BACK - SOFA/SLEEPER REST EASY - REST EASY, LEATHER FACED
	P50679-02-UN4	EA	COVER/BACK - SOFA/SLEEPER REST EASY (UF1, UF2, UF3, UN4)
	P50679-02-UN5	EA	COVER/BACK - SOFA/SLEEPER REST EASY (UF5, UF6, UF7, UN5)
	P50679-02-UN6	EA	COVER/BACK - SOFA/SLEEPER REST EASY (UG1, UG2, UG3, UN6)
	P50679-14-UN4	EA	COVER/BACK - SOFA/SLEEPER REST EASY - REST EASY, LEATHER FACED

CURTAIN & CUSHION GROUP (CONTINUED)
SOFA (CONTINUED)

KEY	PART NUMBER	U/M	DESCRIPTION
8	150679-03-UN4	EA	SEAT - SOFA/SLEEPER REST EASY (UF1, UF2, UF3, UN4)
8	150679-03-UN5	EA	SEAT - SOFA/SLEEPER REST EASY (UF5, UF6, UF7, UN5)
8	150679-03-UN6	EA	SEAT - SOFA/SLEEPER REST EASY (UG1, UG2, UG3, UN6)
8	150679-15-UN4	EA	SEAT - SOFA/SLEEPER REST EASY - REST EASY, LEATHER FACED
	P50679-03-UN4	EA	COVER/SEAT - SOFA/SLEEPER REST EASY (UF1, UF2, UF3, UN4)
	P50679-03-UN5	EA	COVER/SEAT - SOFA/SLEEPER REST EASY (UF5, UF6, UF7, UN5)
	P50679-03-UN6	EA	COVER/SEAT - SOFA/SLEEPER REST EASY (UG1, UG2, UG3, UN6)
	P50679-15-UN4	EA	COVER/SEAT - SOFA/SLEEPER REST EASY - REST EASY, LEATHER FACED
9	151290-06-000	EA	FRAME - SEAT - 70"
10	136534-27-000	EA	TRUNDLE FRAME - 26" WIDE/DUAL - W/LINKAGE, LATCH & HANDLE
11	121906-01-02B	EA	BRACKET - KICKBOARD - E-COATED
12	149844-04-UN4	EA	TRUNDLE - SOFA/SLEEPER REST EASY - 70" (UF1, UF2, UF3, UN4)
12	149844-04-UN5	EA	TRUNDLE - SOFA/SLEEPER REST EASY - 70" (UF5, UF6, UF7, UN5)
12	149844-04-UN6	EA	TRUNDLE - SOFA/SLEEPER REST EASY - 70" (UG1, UG2, UG3, UN6)
12	155647-05-TD0	EA	TRUNDLE - SOFA/SLEEPER - 70" - REST EASY, LEATHER FACED
	P49844-04-UN4	EA	COVER/TRUNDLE - SOFA/SLEEPER REST EASY (UF1, UF2, UF3, UN4)
	P49844-04-UN5	EA	COVER/TRUNDLE - SOFA/SLEEPER REST EASY (UF5, UF6, UF7, UN5)
	P49844-04-UN6	EA	COVER/TRUNDLE - SOFA/SLEEPER REST EASY (UG1, UG2, UG3, UN6)
	155647-A5-TD0	EA	COVER/TRUNDLE - SOFA/SLEEPER - 70" - REST EASY, LEATHER FACED
13	NOT USED		
14	151290-01-000	EA	FRAME - BASE - 70"
15	101926-01-02A	EA	BRACKET - ZEE - 2" - BLACK
16	NOT USED		
17	132870-01-000	EA	FRAME/BACK - 70" - CUSTOM LOUNGE
18	NOT USED		
19	NOT USED		
20	NOT USED		
21	NOT USED		
22	NOT USED		
23	NOT USED		
24	NOT USED		

CURTAIN & CUSHION GROUP (CONTINUED)
SOFA (CONTINUED)



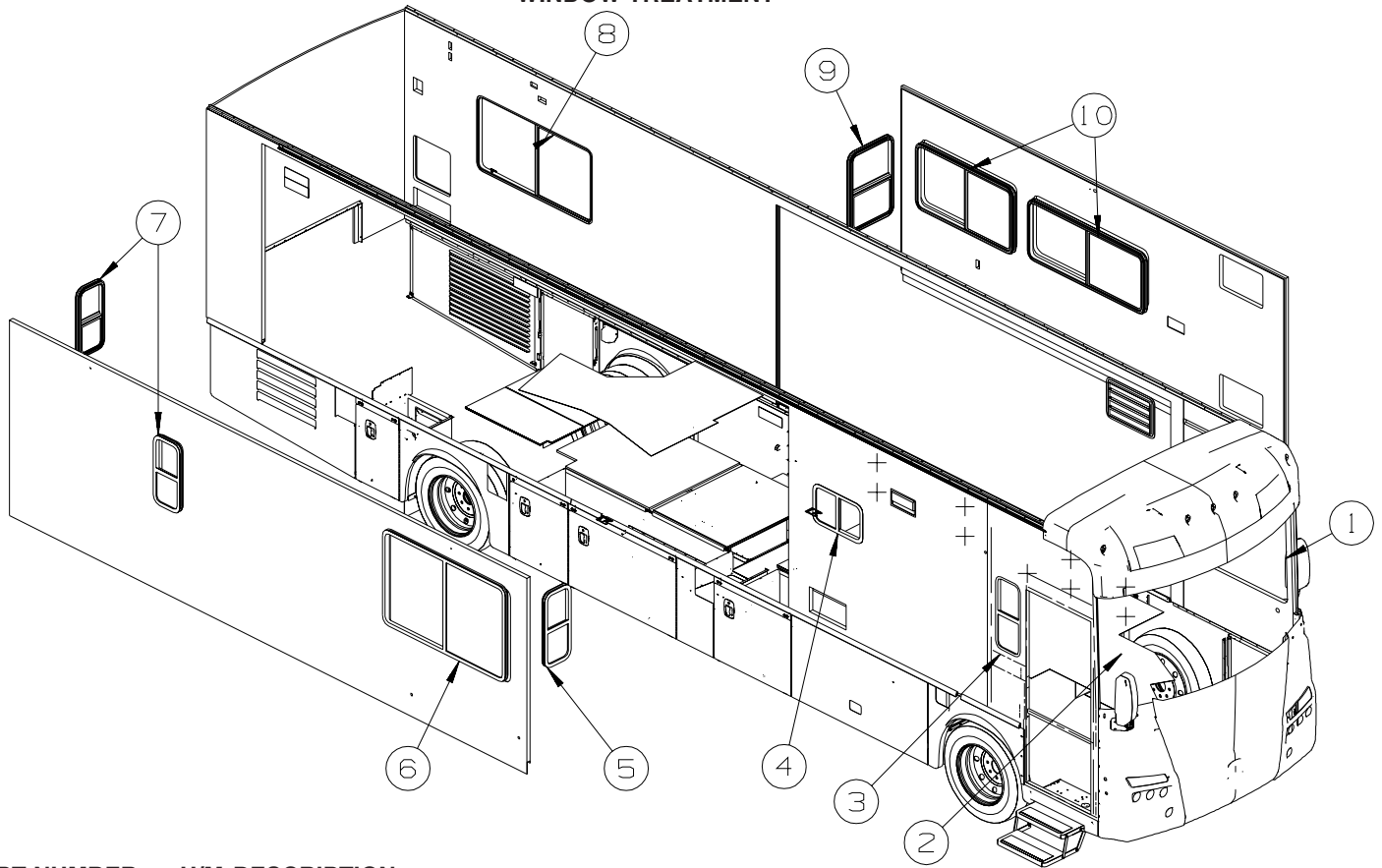
KEY	PART NUMBER	U/M	DESCRIPTION
1	159707-01-000	EA	SLIDE RAIL - W/LATCH MECH/PLATES/STOP F/TRUNDLE-FLAT FLOOR
2	150480-04-UN4	EA	PANEL/FRONT KICK - SOFA/SLEEPER REST EASY-DUAL CONTROLS (UF1, UF2, UF3, UN4)
2	150480-04-UN5	EA	PANEL/FRONT KICK - SOFA/SLEEPER REST EASY-DUAL CONTROLS (UF5, UF6, UF7, UN5)
2	150480-04-UN6	EA	PANEL/FRONT KICK - SOFA/SLEEPER REST EASY-DUAL CONTROLS (UG2, UG3, UN6)
2	150480-08-UC1	EA	PANEL/FRONT KICK - SOFA/SLEEPER REST EASY - RESTEASY DUAL CONTROL LEATHER FROM: 00-00-00 THRU: 11-19-06
2	150480-08-UN4	EA	PANEL/FRONT KICK - SOFA/SLEEPER REST EASY - RESTEASY DUAL CONTROL LEATHER FROM: 11-20-06 THRU: 99-99-99
3	148225-01-000	EA	CABLE ONLY - REMOTE - 31.9" W/Z-ENDS
4	151641-02-UN4	EA	ARMREST - LEFT HAND - W/SWITCH (UF1, UF2, UF3, UN4)
4	151641-02-UN5	EA	ARMREST - LEFT HAND - W/SWITCH (UF5, UF6, UF7, UN5)
4	151641-02-UN6	EA	ARMREST - LEFT HAND - W/SWITCH (UG2, UG3, UN6)
4	149893-08-UN4	EA	ARMREST - SOFA/SLEEPER - LEFT HAND - W/SWITCH - RESTEASY DUAL CONTROL LEATHER FROM: 00-00-00 THRU: 11-19-06
4	151641-04-UN4	EA	ARMREST - LEFT HAND - W/SWITCH - RESTEASY DUAL CONTROL LEATHER FROM: 11-20-06 THRU: 99-99-99
	P51641-02-UN4	EA	COVER/ARMREST - LEFT (UF1, UF2, UF3, UN4)
	P51641-02-UN5	EA	COVER/ARMREST - LEFT (UF5, UF6, UF7, UN5)
	P51641-02-UN6	EA	COVER/ARMREST - LEFT (UG2, UG3, UN6)
	P49893-04-UN4	EA	COVER/ARMREST - SOFA/LEFT HAND - RESTEASY DUAL CONTROL LEATHER FROM: 00-00-00 THRU: 11-19-06
	P51641-04-UN4	EA	COVER/ARMREST - LEFT - RESTEASY DUAL CONTROL LEATHER FROM: 11-20-06 THRU: 99-99-99
5	136118-01-000	EA	SWITCH - SOFA/RECLINER
6	151641-01-UN5	EA	ARMREST - RIGHT HAND - W/SWITCH (UF5, UF6, UF7, UN5)
6	151641-01-UN6	EA	ARMREST - RIGHT HAND - W/SWITCH (UG2, UG3, UN6)

CURTAIN & CUSHION GROUP (CONTINUED)
SOFA (CONTINUED)

KEY	PART NUMBER	U/M	DESCRIPTION
6	149893-07-UN4	EA	ARMREST - SOFA/SLEEPER - RIGHT HAND - W/SWITCH - RESTEASY DUAL CONTROL LEATHER FROM: 00-00-00 THRU: 11-19-06
6	151641-03-UN4	EA	ARMREST - RIGHT HAND - W/SWITCH - RESTEASY DUAL CONTROL LEATHER FROM: 11-20-06 THRU: 99-99-99
	P51641-01-UN4	EA	COVER/ARMREST - RIGHT (UF1, UF2, UF3, UN4)
	P51641-01-UN5	EA	COVER/ARMREST - RIGHT (UF5, UF6, UF7, UN5)
	P51641-01-UN6	EA	COVER/ARMREST - RIGHT (UG2, UG3, UN6)
	P49893-04-UN4	EA	COVER/ARMREST - SOFA/RIGHT HAND - RESTEASY DUAL CONTROL LEATHER FROM: 00-00-00 THRU: 11-19-06
	P51641-03-UN4	EA	COVER/ARMREST - RIGHT - RESTEASY DUAL CONTROL LEATHER FROM: 11-20-06 THRU: 99-99-99
7	150480-02-UN4	EA	BACK - SOFA/SLEEPER REST EASY-DUAL CONTROLS (UF1, UF2, UF3, UN4)
7	150480-02-UN5	EA	BACK - SOFA/SLEEPER REST EASY-DUAL CONTROLS (UF5, UF6, UF7, UN5)
7	150480-02-UN6	EA	BACK - SOFA/SLEEPER REST EASY-DUAL CONTROLS (UG2, UG3, UN6)
7	150480-23-UN4	EA	BACK - SOFA/SLEEPER REST EASY-DUAL CONTROL - RESTEASY DUAL CONTROL LEATHER
	P50480-02-UN4	EA	COVER/BACK - DUAL (UF1, UF2, UF3, UN4)
	P50480-02-UN5	EA	COVER/BACK - DUAL (UF5, UF6, UF7, UN5)
	P50480-02-UN6	EA	COVER/BACK - DUAL (UG2, UG3, UN6)
	P50480-23-UN4	EA	COVER/BACK - DUAL - RESTEASY DUAL CONTROL LEATHER
8	150480-03-UN4	EA	SEAT - SOFA/SLEEPER REST EASY-DUAL CONTROLS (UF1, UF2, UF3, UN4)
8	150480-03-UN5	EA	SEAT - SOFA/SLEEPER REST EASY-DUAL CONTROLS (UF5, UF6, UF7, UN5)
8	150480-03-UN6	EA	SEAT - SOFA/SLEEPER REST EASY-DUAL CONTROLS (UG2, UG3, UN6)
8	150480-24-UN4	EA	SEAT - SOFA/SLEEPER - RESTEASY DUAL CONTROL LEATHER
	P50480-03-UN4	EA	COVER/SEAT - DUAL (UF1, UF2, UF3, UN4)
	P50480-03-UN5	EA	COVER/SEAT - DUAL (UF5, UF6, UF7, UN5)
	P50480-03-UN6	EA	COVER/SEAT - DUAL (UG2, UG3, UN6)
	P50480-24-UN4	EA	COVER/SEAT - DUAL - RESTEASY DUAL CONTROL LEATHER
9	151290-02-000	EA	FRAME - SEAT - 30"
10	136534-27-000	EA	TRUNDLE FRAME - 26" WIDE/DUAL - W/LINKAGE, LATCH & HANDLE
11	121906-01-02B	EA	BRACKET - KICKBOARD - E-COATED
12	138647-22-TD0	EA	TRUNDLE - SOFA/SLEEPER - REST EASY/DUAL CONTROLLED (UF1, UF2, UF3, UN4)
12	138647-22-TD4	EA	TRUNDLE - SOFA/SLEEPER - REST EASY/DUAL CONTROLLED (UF5, UF6, UF7, UN5)
12	138647-22-UN6	EA	TRUNDLE - SOFA/SLEEPER - REST EASY/DUAL CONTROLLED (UG2, UG3, UN6)
12	138647-04-SA0	EA	TRUNDLE - SOFA/SLEEPER - REST EASY/DUAL CONTROL - RESTEASY DUAL CONTROL LEATHER FROM: 00-00-00 THRU: 11-19-06
12	138647-04-UN4	EA	TRUNDLE - SOFA/SLEEPER - REST EASY/DUAL CONTROL - RESTEASY DUAL CONTROL LEATHER FROM: 11-20-06 THRU: 99-99-99
	P38647-04-SA0	EA	COVER/TRUNDLE - REST EASY/DUAL CONTROL - RESTEASY DUAL CONTROL LEATHER FROM: 00-00-00 THRU: 11-19-06
	P38647-22-TD0	EA	COVER/TRUNDLE - REST EASY/DUAL CONTROLLED - SOFA/SLEEPER (UF1, UF2, UF3, UN4)
	P38647-22-TD4	EA	COVER/TRUNDLE - REST EASY/DUAL CONTROLLED - SOFA/SLEEPER (UF5, UF6, UF7, UN5)
	P38647-22-UN6	EA	COVER/TRUNDLE - REST EASY/DUAL CONTROLLED - SOFA/SLEEPER (UG2, UG3, UN6)
	P38647-04-UN4	EA	COVER/TRUNDLE - REST EASY/DUAL CONTROL - RESTEASY DUAL CONTROL LEATHER FROM: 11-20-06 THRU: 99-99-99
13	139716-16-UF1	EA	SIGHT SHIELD - DUAL BACK/RIGHT HAND (UF1, UF2, UF3, UN4)
13	139716-16-UF5	EA	SIGHT SHIELD - DUAL BACK/RIGHT HAND (UF5, UF6, UF7, UN5)
13	139716-16-UG1	EA	SIGHT SHIELD - DUAL BACK/RIGHT HAND (UG2, UG3, UN6)
13	139716-14-S64	EA	SIGHT SHIELD - DUAL BACK/RIGHT HAND - RESTEASY DUAL CONTROL LEATHER FROM: 00-00-00 THRU: 11-19-06
13	139716-14-UN4	EA	SIGHT SHIELD - DUAL BACK/RIGHT HAND - RESTEASY DUAL CONTROL LEATHER FROM: 11-20-06 THRU: 99-99-99
14	151290-14-000	EA	FRAME - BASE - 27.25" X 30" X 10.5" - LEFT
14	151290-15-000	EA	FRAME - BASE - 27.25" X 30" X 10.5" - RIGHT
15	101926-01-02A	EA	BRACKET - ZEE - 2" - BLACK
16	139716-15-UF1	EA	SIGHT SHIELD - DUAL BACK/LEFT HAND (UF1, UF2, UF3, UN4)
16	139716-15-UF5	EA	SIGHT SHIELD - DUAL BACK/LEFT HAND (UF5, UF6, UF7, UN5)
16	139716-15-UG1	EA	SIGHT SHIELD - DUAL BACK/LEFT HAND (UG2, UG3, UN6)
16	139716-13-S64	EA	SIGHT SHIELD - DUAL BACK/LEFT HAND - RESTEASY DUAL CONTROL LEATHER FROM: 00-00-00 THRU: 11-19-06
16	139716-13-UN4	EA	SIGHT SHIELD - DUAL BACK/LEFT HAND - RESTEASY DUAL CONTROL LEATHER FROM: 11-20-06 THRU: 99-99-99
17	136534-32-000	EA	BRACKET - DUAL BASE
18	136534-25-000	EA	FRAME/BACK - FOR DUAL REST EASY SOFA - ONE SIDE ONLY
19	101926-01-02A	EA	BRACKET - ZEE - 2" - BLACK

CURTAIN & CUSHION GROUP (CONTINUED)

WINDOW TREATMENT



KEY	PART NUMBER	U/M	DESCRIPTION
1*	139479-15-01A	EA	CURTAIN - DRIVER WRAP/PRIVACY/STEPPED - 41.75" X 90"
2*	139479-16-01A	EA	CURTAIN - PASSENGER WRAP/PRIVACY/FRONT - 40.5" X 120"
3*	139479-17-01A	EA	CURTAIN - PASSENGER WRAP/PRIVACY/REAR - 43" X 75"
4	109041-64-02A	EA	BLIND - MINI - 25" X 17"
5	160590-07-UN4	EA	VALANCE - MONTICELLO II - 18" X 8" (UF1, UF2, UF3, UN4)
5	160590-08-UN5	EA	VALANCE - MONTICELLO II - 18" X 8" (UF5, UF6, UF7, UN5)
5	160590-07-UN6	EA	VALANCE - MONTICELLO II - 18" X 8" (UG1, UG2, UG3, UN6)
5	159953-01-UN4	EA	LEG - RIGHT - 35" (UF1, UF2, UF3, UN4)
5	159953-07-UN5	EA	LEG - RIGHT - 35" (UF5, UF6, UF7, UN5)
5	159953-01-UN6	EA	LEG - RIGHT - 35" (UG1, UG2, UG3, UN6)
5	159953-02-UN4	EA	LEG - LEFT - 35" (UF1, UF2, UF3, UN4)
5	159953-08-UN5	EA	LEG - LEFT - 35" (UF5, UF6, UF7, UN5)
5	159953-02-UN6	EA	LEG - LEFT - 35" (UG1, UG2, UG3, UN6)
5	140789-57-SD0	EA	BLIND - DAY/NIGHTER - 14.5" X 37"
6	160590-22-UN4	EA	VALANCE - MONTICELLO II - 63" X 8" (UF1, UF2, UF3, UN4) FROM: 00-00-00 THRU: 11-12-06
6	160590-50-UN4	EA	VALANCE - MONTICELLO II - 61" X 8" (UF1, UF2, UF3, UN4) FROM: 11-13-06 THRU: 99-99-99
6	160590-23-UN5	EA	VALANCE - MONTICELLO II - 63" X 8" (UF5, UF6, UF7, UN5) FROM: 00-00-00 THRU: 11-12-06
6	160590-51-UN5	EA	VALANCE - MONTICELLO II - 61" X 8" (UF5, UF6, UF7, UN5) FROM: 11-13-06 THRU: 99-99-99
6	160590-22-UN6	EA	VALANCE - MONTICELLO II - 63" X 8" (UG1, UG2, UG3, UN6) FROM: 00-00-00 THRU: 11-12-06
6	160590-50-UN6	EA	VALANCE - MONTICELLO II - 61" X 8" (UG1, UG2, UG3, UN6) FROM: 11-13-06 THRU: 99-99-99
6	152445-45-UN4	EA	LEG - RIGHT - 60" (UF1, UF2, UF3, UN4)
6	152445-57-UN5	EA	LEG - RIGHT - 60" (UF5, UF6, UF7, UN5)
6	152445-45-UN6	EA	LEG - RIGHT - 60" (UG1, UG2, UG3, UN6)
6	152445-46-UN4	EA	LEG - LEFT - 60" (UF1, UF2, UF3, UN4)
6	152445-58-UN5	EA	LEG - LEFT - 60" (UF5, UF6, UF7, UN5)
6	152445-46-UN6	EA	LEG - LEFT - 60" (UG1, UG2, UG3, UN6)
6	155514-13-UN4	EA	LEG - CENTER - 60" (UF1, UF2, UF3, UN4)
6	155514-15-UN5	EA	LEG - CENTER - 60" (UF5, UF6, UF7, UN5)
6	155514-13-UN6	EA	LEG - CENTER - 60" (UG1, UG2, UG3, UN6)

CURTAIN & CUSHION GROUP (CONTINUED)
WINDOW TREATMENT (CONTINUED)

KEY	PART NUMBER	U/M	DESCRIPTION
6	160590-44-UN4	EA	LAMBREQUIN - MONTICELLO II - 64" X 42" (UF1, UF2, UF3, UN4) - DINETTE
6	160590-45-UN5	EA	LAMBREQUIN - MONTICELLO II - 63" X 42" (UF5, UF6, UF7, UN5) - DINETTE
6	160590-44-UN6	EA	LAMBREQUIN - MONTICELLO II - 64" X 42" (UG1, UG2, UG3, UN6) - DINETTE
6	140789-78-TH4	EA	BLIND - DAY/NIGHTER - 27.5" X 62"
6	140789-67-TG0	EA	BLIND - DAY/NIGHTER - 61" X 46" - DINETTE
7	160590-25-UN4	EA	VALANCE - MONTICELLO II - 17" X 6" (UF1, UF2, UF3, UN4)
7	160590-25-UN5	EA	VALANCE - MONTICELLO II - 17" X 6" (UF5, UF6, UF7, UN5)
7	160590-25-UN6	EA	VALANCE - MONTICELLO II - 17" X 6" (UG1, UG2, UG3, UN6)
7	159953-A0-UN4	EA	LEG - LEFT - 30" (UF1, UF2, UF3, UN4)
7	159953-A0-UN5	EA	LEG - LEFT - 30" (UF5, UF6, UF7, UN5)
7	159953-A0-UN6	EA	LEG - LEFT - 30" (UG1, UG2, UG3, UN6)
7	159953-99-UN4	EA	LEG - RIGHT - 30" (UF1, UF2, UF3, UN4)
7	159953-99-UN5	EA	LEG - RIGHT - 30" (UF5, UF6, UF7, UN5)
7	159953-99-UN6	EA	LEG - RIGHT - 30" (UG1, UG2, UG3, UN6)
7	140789-51-UN4	EA	BLIND - DAY/NIGHTER - 14.5" X 32"
8	160590-24-UN4	EA	VALANCE - MONTICELLO II - 63" X 8" (UF1, UF2, UF3, UN4)
8	160590-24-UN5	EA	VALANCE - MONTICELLO II - 63" X 8" (UF5, UF6, UF7, UN5)
8	160590-24-UN6	EA	VALANCE - MONTICELLO II - 63" X 8" (UG1, UG2, UG3, UN6)
8	159953-A3-UN4	EA	LEG - RIGHT - 32" (UF1, UF2, UF3, UN4)
8	159953-A3-UN5	EA	LEG - RIGHT - 32" (UF5, UF6, UF7, UN5)
8	159953-A3-UN6	EA	LEG - RIGHT - 32" (UG1, UG2, UG3, UN6)
8	159953-A4-UN4	EA	LEG - LEFT - 32" (UF1, UF2, UF3, UN4)
8	159953-A4-UN5	EA	LEG - LEFT - 32" (UF5, UF6, UF7, UN5)
8	159953-A4-UN6	EA	LEG - LEFT - 32" (UG1, UG2, UG3, UN6)
8	140789-33-SE4	EA	BLIND - DAY/NIGHTER - 59" X 36"
9	160590-28-UN4	EA	VALANCE - MONTICELLO II - 25" X 6" (UF1, UF2, UF3, UN4)
9	160590-29-UN5	EA	VALANCE - MONTICELLO II - 25" X 6" (UF5, UF6, UF7, UN5)
9	160590-28-UN6	EA	VALANCE - MONTICELLO II - 25" X 6" (UG1, UG2, UG3, UN6)
9	140789-71-TG0	EA	BLIND - DAY/NIGHTER - 23" X 36"
10	160590-26-UN4	EA	LAMBREQUIN - MONTICELLO II - 51.5" X 28" (UF1, UF2, UF3, UN4) (LOUNGE CHAIR) FROM: 00-00-00 THRU: 10-29-06
10	160590-48-UN4	EA	LAMBREQUIN - MONTICELLO II - 51.5" X 28" (UF1, UF2, UF3, UN4) (LOUNGE CHAIR) FROM: 10-30-06 THRU: 99-99-99
10	160590-27-UN5	EA	LAMBREQUIN - MONTICELLO II - 51.5" X 28" (UF5, UF6, UF7, UN5) (LOUNGE CHAIR) FROM: 00-00-00 THRU: 10-29-06
10	160590-49-UN5	EA	LAMBREQUIN - MONTICELLO II - 51.5" X 28" (UF5, UF6, UF7, UN5) (LOUNGE CHAIR) FROM: 10-30-06 THRU: 99-99-99
10	160590-26-UN6	EA	LAMBREQUIN - MONTICELLO II - 51.5" X 28" (UG1, UG2, UG3, UN6) (LOUNGE CHAIR) FROM: 00-00-00 THRU: 10-29-06
10	160590-48-UN4	EA	LAMBREQUIN - MONTICELLO II - 51.5" X 28" (UG1, UG2, UG3, UN6) (LOUNGE CHAIR) FROM: 10-30-06 THRU: 99-99-99
10	140789-42-UF1	EA	BLIND - DAY/NIGHTER - 49" X 29" (LOUNGE CHAIR)
10	160590-26-UN4	EA	LAMBREQUIN - MONTICELLO II - 51.5" X 28" (UF1, UF2, UF3, UN4) FROM: 00-00-00 THRU: 10-29-06
10	160590-16-UN4	EA	LAMBREQUIN - MONTICELLO II - 61.5" X 26.5" (UF1, UF2, UF3, UN4) FROM: 10-30-06 THRU: 99-99-99
10	160590-27-UN5	EA	LAMBREQUIN - MONTICELLO II - 51.5" X 28" (UF5, UF6, UF7, UN5) FROM: 00-00-00 THRU: 10-29-06
10	160590-17-UN5	EA	LAMBREQUIN - MONTICELLO II - 61.5" X 26.5" (UF5, UF6, UF7, UN5) FROM: 10-30-06 THRU: 99-99-99
10	160590-26-UN6	EA	LAMBREQUIN - MONTICELLO II - 51.5" X 28" (UG1, UG2, UG3, UN6) FROM: 00-00-00 THRU: 10-29-06
10	160590-16-UN6	EA	LAMBREQUIN - MONTICELLO II - 61.5" X 26.5" (UG1, UG2, UG3, UN6) FROM: 10-30-06 THRU: 99-99-99
10	140789-42-UF1	EA	BLIND - DAY/NIGHTER - 49" X 29" FROM: 00-00-00 THRU: 10-29-06
10	140789-08-SD0	EA	BLIND - DAY/NIGHTER - 59" X 26.5" FROM: 10-30-06 THRU: 99-99-99

***COMPONENT PARTS LISTED LATER IN THIS GROUP**


CURTAIN & CUSHION GROUP (CONTINUED)
COMPONENT PARTS FOR WINDOW TREATMENT

139479-15,16,17-01A

KEY	PART NUMBER	U/M	DESCRIPTION	VENDOR NO.
	093487-93-700	EA	WAND 20" WHITE	


CURTAIN & CUSHION GROUP (CONTINUED)

HARDWARE



KEY	PART NUMBER	U/M	DESCRIPTION
1A	029155-01-000	EA	CAP - SNAP - 5/32" OUTSIDE DIAMETER OF PIN
2A	029156-01-000	EA	SOCKET - SNAP - 9/16" O.D.
3A	046867-02-000	EA	WASHER - HANDY BUTTON #3
4A	046867-03-000	EA	GROMMET - HANDY BUTTON #3
5A	075943-10-000	EA	BRACE - VALANCE - 20" - OFF WHITE
6A	083170-01-000	EA	BRACKET/BLIND - LEFT SIDE WHEN FACING WINDOW - CLEAR
7A	083170-02-000	EA	BRACKET/BLIND - RIGHT SIDE WHEN FACING WINDOW - CLEAR
8A	084434-01-000	EA	BRACKET - MOUNTING - ROLLER SHADE - 1 3/8"
9A	094896-02-000	EA	GROMMET - CORD/PLEATED BLIND - NYLON - GRAY
10A	094907-02-000	EA	END CAP - PLEATED BLIND/TOP - RH/LH - GRAY PLASTIC
11A	094907-04-000	EA	END CAP - PLEATED BLIND/BOTTOM - RH/LH
12A	094907-09-000	EA	END CAP/BLIND - CENTER RAIL - RH/LH
13A	097564-03-000	EA	HANDLE - KNOB - E-Z LIFT SHADE - TAN
	097593-02-000	FT	CORD - BLIND - PLEATED - GRAY
	097593-10-000	FT	CORD - BLIND - PLEATED - VANILLA
14A	097565-01-000	EA	BRACKET - MOUNTING - PLEATED BLIND
15A	097591-01-000	EA	SPRING - EXTENSION - PLEATED BLIND
15A	155748-01-000	EA	SPRING - EXTENSION - DAY/NIGHTER BLIND
16A	101031-01-000	YD	TAPE/GLIDE - 4.25" SPACING
17A	102555-03-000	EA	BRACKET - (CLEAT TYPE) - F/BLIND HOLDOWN - MILKY WHITE

CURTAIN & CUSHION GROUP (CONTINUED)
HARDWARE (CONTINUED)



KEY	PART NUMBER	U/M	DESCRIPTION
1B	105450-14-01A	EA	TRACK-90"-OW - FRT BUNK PRIVACY OUTLOOK/SPIRIT 300-SERIES, ACCESS/IMPULSE 200-SERIES
2B	105648-01-02A	EA	BRACE - VALANCE - 14" - OFF WHITE
2B	105648-02-02A	EA	BRACE - VALANCE - 8.5" - OFF WHITE
3B	106544-01-000	EA	PULL - SHADE/BRASS
3B	106544-01-001	EA	SCREW - SHADE/BRASS
3B	106544-02-000	EA	PULL-SHADE - NICKEL
4B	109353-04-000	EA	CLIP - VALANCE SLAT MOUNTING - CLEAR PLASTIC
5B	109441-01-000	EA	BRACKET/HOOK - BLIND HOLD DOWN
	109441-02-000	EA	SPACER/BRACKET - BLIND HOLD DOWN
6B	129491-01-000	EA	CATCH - SNAP HOOK - 1"
7B	130549-01-01A	EA	STOP - CURTAIN TRACK
8B	141634-01-000	EA	BRACKET-(BOBBIN TYPE) 7/8"H HOLDUPBASE(OVAL)-2 HOLE-CLEAR
9B	156172-01-01A	EA	TRACK/WALL - 75" - BONE
9B	156172-02-01A	EA	TRACK/WALL - 32" - BONE
9B	156172-03-01A	EA	TRACK/WALL - 21" - BONE
10B	156172-04-01A	EA	END CAP - WALL TRACK - CLEAR
11B	154316-01-01A	EA	BRACE/ANGLE - W/HOLE - CASHMERE
12B	154316-02-01A	EA	BRACE/ANGLE - W/SLOT - CASHMERE
13B	159702-01-01A	EA	HOOK/RING - CURTAIN/SHOWER - NICKEL

CURTAIN & CUSHION GROUP (CONTINUED)

FABRICS

UF1, UF2, UF3, UN4

113979-10-01A CARPET-HEADLINER (SY)
106569-15-01A CARPET-HEADLINER (YD) VINYL
137813-H3-000 FABRIC-UPHOSTERY,BEDSPREAD MAIN
137813-H4-000 FABRIC-O/H CABT,BEDROOM
137813-H4-000 FABRIC-BEDSPREAD ACCENT PATTERN ACCENT
137813-R7-000 FABRIC-BEDSPREAD ACCENT PATTERN ACCENT "B"
139041-69-000 FRINGE-VALANCE,BRUSHED
139041-68-000 FRINGE-VALANCE,BRAIDED
142523-04-000 FABRIC-UPHOSTERY,ACCENT PLAIN
142523-04-000 FABRIC-UPHL,SEAT INSERT
148797-80-000 FABRIC-UPHOSTERY MAIN ONE
148797-81-000 FABRIC-UPHLSTRY,PLAIN ACCENT
148797-82-000 FABRIC-UPHOLSTERY ACCENT PATTERN
148797-81-000 FABRIC-O/H CABT,DIN/LOUNGE
148797-81-000 FABRIC-DINETTE WRAP DINETTES
148797-81-000 FABRIC-LOUNGE TRIM UPHOLSTERY
156855-01-02A FABRIC-BINDING

UF5, UF6, UF7, UN5

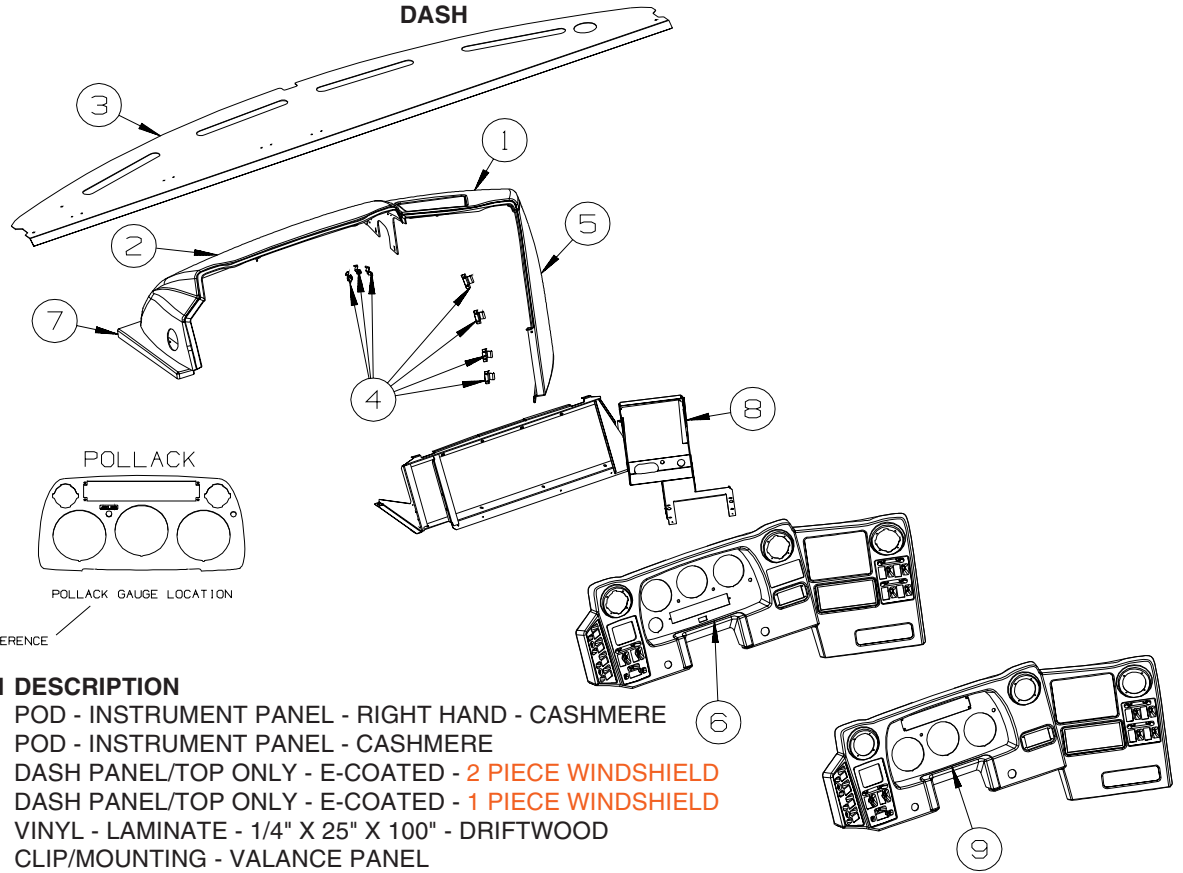
113979-10-01A CARPET-HEADLINER (SY)
106569-15-01A CARPET-HEADLINER (YD) VINYL
137813-H9-000 FABRIC-UPHOSTERY,BEDSPREAD MAIN
137813-J0-000 FABRIC-O/H CABT,BEDROOM
137813-J0-000 FABRIC-BEDSPREAD ACCENT PATTERN ACCENT
137813-J1-000 FABRIC-BEDSPREAD ACCENT PATTERN ACCENT "B"
139041-71-000 FRINGE-VALANCE,BRUSHED
139041-70-000 FRINGE-VALANCE,BRAIDED
142523-04-000 FABRIC-UPHOSTERY,ACCENT PLAIN
142523-04-000 FABRIC-UPHL,SEAT INSERT
148797-86-000 FABRIC-UPHOSTERY MAIN ONE
148797-87-000 FABRIC-UPHLSTRY,PLAIN ACCENT
148797-88-000 FABRIC-UPHOLSTERY ACCENT PATTERN
148797-87-000 FABRIC-O/H CABT,DIN/LOUNGE
148797-88-000 FABRIC-DINETTE WRAP DINETTES
148797-87-000 FABRIC-LOUNGE TRIM UPHOLSTERY
156855-01-05A FABRIC-BINDING

UG1, UG2, UG3, UN6

113979-10-01A CARPET-HEADLINER (SY)
106569-15-01A CARPET-HEADLINER (YD) VINYL
137813-V3-000 FABRIC-UPHOSTERY,BEDSPREAD MAIN
137813-V4-000 FABRIC-O/H CABT,BEDROOM
137813-V4-000 FABRIC-BEDSPREAD ACCENT PATTERN ACCENT
139041-65-000 FRINGE-VALANCE,BRUSHED
139041-64-000 FRINGE-VALANCE,BRAIDED
142523-04-000 FABRIC-UPHOSTERY,ACCENT PLAIN
142523-04-000 FABRIC-UPHL,SEAT INSERT
148797-M5-000 FABRIC-UPHOSTERY MAIN ONE
148797-M6-000 FABRIC-UPHLSTRY,PLAIN ACCENT
148797-M7-000 FABRIC-UPHOLSTERY ACCENT PATTERN
148797-M6-000 FABRIC-O/H CABT,DIN/LOUNGE
148797-M6-000 FABRIC-DINETTE WRAP DINETTES
148797-M6-000 FABRIC-LOUNGE TRIM UPHOLSTERY
156855-01-03A FABRIC-BINDING

DRIVERS COMPARTMENT GROUP

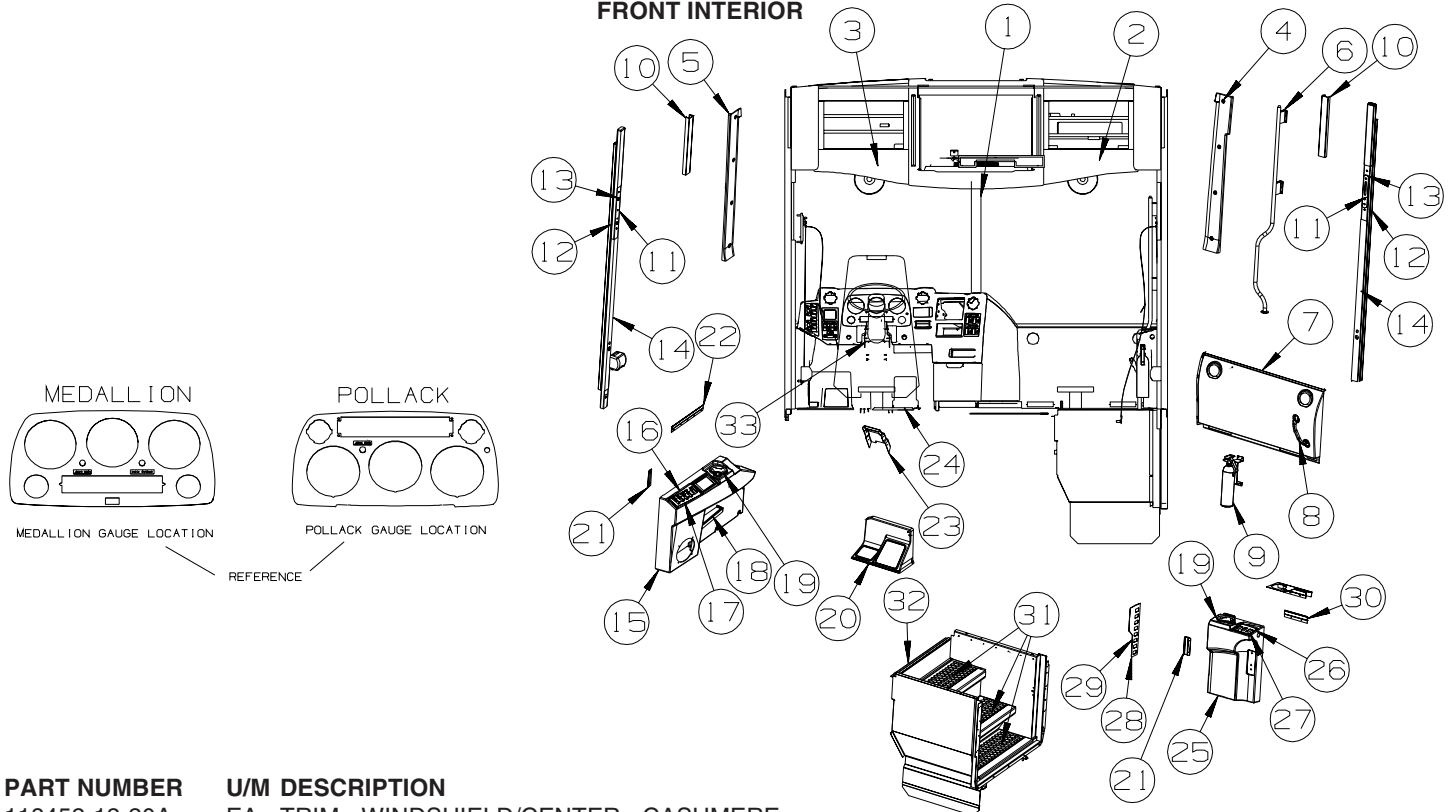
DASH



KEY	PART NUMBER	U/M	DESCRIPTION
1	144235-02-03A	EA	POD - INSTRUMENT PANEL - RIGHT HAND - CASHMERE
2	144234-02-03A	EA	POD - INSTRUMENT PANEL - CASHMERE
3	118101-12-02B	EA	DASH PANEL/TOP ONLY - E-COATED - 2 PIECE WINDSHIELD
3	118101-15-02B	EA	DASH PANEL/TOP ONLY - E-COATED - 1 PIECE WINDSHIELD
3	106569-09-09A	EA	VINYL - LAMINATE - 1/4" X 25" X 100" - DRIFTWOOD
4	073050-04-000	EA	CLIP/MOUNTING - VALANCE PANEL
5	145041-02-03A	EA	PANEL - CENTER CONSOLE - RIGHT HAND - CASHMERE
6	144236-06-02A	EA	BEZEL/POD - INSTRUMENT PANEL - CASHMERE - REFERENCE MEDALLION GAUGES
7	145604-02-05A	EA	PANEL/TRIM - DASH/LEFT HAND - CASHMERE
8	155178-01-02B	EA	REINFORCEMENT - INSTRUMENT PANEL - E-COATED
9	144236-08-02A	EA	BEZEL/POD - INSTRUMENT PANEL - CASHMERE - REFERENCE POLLAK GAUGES

DRIVERS COMPARTMENT GROUP (CONTINUED)

FRONT INTERIOR



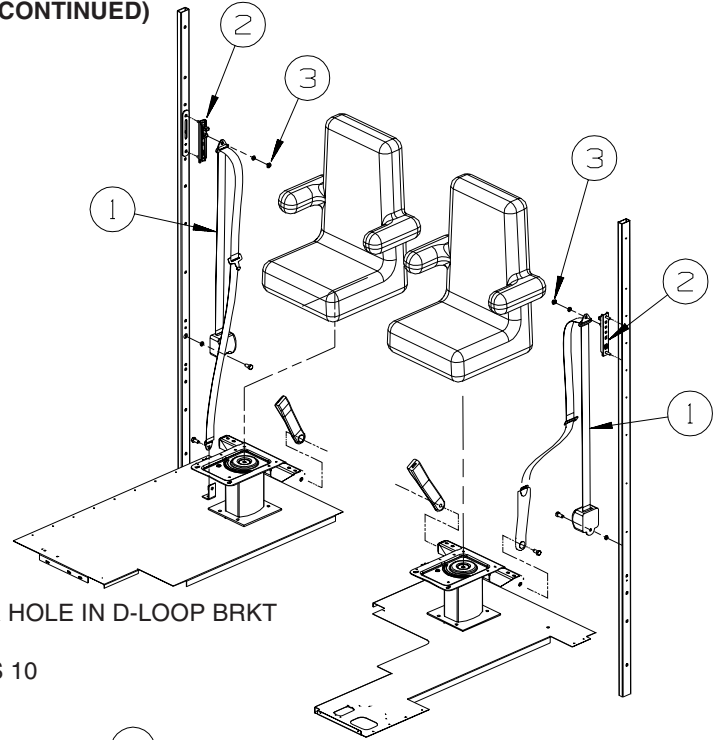
KEY	PART NUMBER	U/M	DESCRIPTION
1	118452-12-20A	EA	TRIM - WINDSHIELD/CENTER - CASHMERE
2	129004-01-07A	EA	TRIM - WINDSHIELD - INTERIOR/PASSENGER TOP - CASHMERE - 2 PIECE WINDSHIELD
2	159957-01-20A	EA	TRIM - WINDSHIELD - INTERIOR/TOP/PASSENGER - CASHMERE - 1 PIECE WINDSHIELD
3	129004-02-07A	EA	TRIM - WINDSHIELD - INTERIOR/DRIVER TOP - CASHMERE - 2 PIECE WINDSHIELD
3	159957-02-20A	EA	TRIM - WINDSHIELD - INTERIOR/TOP/DRIVER - CASHMERE - 1 PIECE WINDSHIELD
4	151369-02-03A	EA	TRIM - A-PILLAR/PASSENGER - INTERIOR - CASHMERE
5	151370-02-03A	EA	TRIM - A-PILLAR/DRIVER - INTERIOR - CASHMERE
6	123577-01-01A	EA	HANDRAIL - ASSIST - ENTRY
7	145040-03-03A	EA	PANEL/TRIM - DASH/LOWER RIGHT - CASHMERE
8	123246-01-07A	EA	HANDLE - GRAB - CASHMERE
9	094499-03-000	EA	EXTINGUISHER/FIRE - DRY - 10BC - W/GAUGE/BRACKET
9	094499-02-000	EA	EXTINGUISHER/FIRE - DRY - 10BC - W/GAUGE - CANADIAN
9	094499-04-000	EA	STRAP - FIRE EXTINGUISHER MOUNTING - METAL
10	024700-58-000	EA	COVER - ROLL BAR - SIDEWALL - 16.5" - OFF WHITE
10	024700-71-000	EA	COVER - ROLL BAR - SIDEWALL - 16.5" - MEDIUM OAK FROM: 00-00-00 THRU: 07-31-06 FROM: 08-01-06 THRU: 99-99-99
11	140151-01-01A	EA	COVER - SEAT BELT - OFF WHITE FROM: 00-00-00 THRU: 07-31-06
11	140151-01-02A	EA	COVER - SEAT BELT - MEDIUM OAK FROM: 08-01-06 THRU: 99-99-99
12	140151-03-01A	EA	COVER - SLIDING - F/SEATBELT - BLACK FROM: 00-00-00 THRU: 07-31-06
12	140151-03-02A	EA	COVER - SLIDING - F/SEATBELT - MEDIUM OAK FROM: 08-01-06 THRU: 99-99-99
13	140151-02-01A	EA	COVER - SCREW - OFF WHITE FROM: 00-00-00 THRU: 07-31-06
13	140151-02-03A	EA	COVER - SCREW - MEDIUM OAK FROM: 08-01-06 THRU: 99-99-99
14	024700-59-000	EA	COVER - ROLL BAR - SIDEWALL - 44.1" - OFF WHITE FROM: 00-00-00 THRU: 07-31-06
14	024700-72-000	EA	COVER - ROLL BAR - SIDEWALL - 44.1" - MEDIUM OAK FROM: 08-01-06 THRU: 99-99-99
15	145231-03-04A	EA	PANEL/TRIM - INNER/LEFT HAND - CASHMERE - REFERENCE POLLAK GAUGES
15	145231-04-04A	EA	PANEL/TRIM - INNER/LEFT HAND - CASHMERE - REFERENCE MEDALLION GAUGES
	158183-01-02B	EA	PLATE/ADAPTER - SHIFTER - E-COATED

DRIVERS COMPARTMENT GROUP (CONTINUED)
FRONT INTERIOR (CONTINUED)

KEY	PART NUMBER	U/M	DESCRIPTION
16	144722-11-05A	EA	APPLIQUE - PANEL - LH - TEAK - SUNVISORS - POWERED (2)/ REFERENCE POLLAK GAUGES
16	144722-16-05A	EA	APPLIQUE - PANEL - LH - TEAK - SUNVISORS - POWERED (2)/ REFERENCE MEDALLION GAUGES
16	144722-10-05A	EA	APPLIQUE - PANEL - LHD - TEAK - SUNVISORS - POWERED (3)/ REFERENCE POLLAK GAUGES
16	144722-15-05A	EA	APPLIQUE - PANEL - LH - TEAK - SUNVISORS - POWERED (3)/ REFERENCE MEDALLION GAUGES
17	145926-06-02B	EA	INSERT - SWITCH PLATE - 9 HOLE/RELAY SLOT - E-COATED - REFERENCE POLLAK GAUGES
17	145926-18-02B	EA	INSERT - SWITCH PLATE - 8 HOLE/RELAY SLOT - E-COATED - REFERENCE MEDALLION GAUGES
18	147266-01-04A	EA	SHELF - DRIVER CONSOLE - LEFT HAND - CONCERT CHERRY (UF1,UF5,UG1)
18	147266-01-08A	EA	SHELF - DRIVER CONSOLE - LEFT HAND - CONCERT CHERRY (UN4,UN5,UN6)
18	147266-01-05A	EA	SHELF - DRIVER CONSOLE - LEFT HAND - WASHED MAPLE
18	147266-01-06A	EA	SHELF - DRIVER CONSOLE - LEFT HAND - SIERRA MAPLE
19	133831-01-01A	EA	HOLDER - CUP W/THREE CENTERLINE RUBBER FINGERS
20	151302-01-01A	EA	PANEL/FOOTREST - DRIVER - W/TREAD INSERTS - BLACK
21	130034-03-02B	EA	CLIP - TRIM - E-COATED
22	130034-10-02B	EA	CLIP - TRIM - E-COATED
23	151048-01-01A	EA	COVER - STEERING COLUMN - UPPER/FRONT - BLACK FROM: 00-00-00 THRU: 04-30-06
23	151048-02-01A	EA	COVER - STEERING COLUMN - UPPER/FRONT - BLACK FROM: 05-01-06 THRU: 99-99-99
24	116993-01-01A	EA	COVER - PEDALS - BLACK
25	145219-03-04A	EA	PANEL/TRIM - INNER/RIGHT HAND - CASHMERE
26	145926-02-02B	EA	INSERT - SWITCH PLATE - 3 HOLE - E-COATED
27	144722-04-05A	EA	APPLIQUE - PANEL - RIGHT HAND/UPPER - TEAK
28	145926-16-02B	EA	INSERT - SWITCH PLATE - 9 HOLE - E-COATED
29	144722-18-05A	EA	APPLIQUE - PANEL - RIGHT HAND/LOWER - TEAK FROM: 00-00-00 THRU: 10-15-06
29	144722-14-05A	EA	APPLIQUE - PANEL - RIGHT HAND/LOWER - TEAK FROM: 10-16-06 THRU: 99-99-99
29	144722-14-05A	EA	APPLIQUE - PANEL - RIGHT HAND/LOWER - TEAK - R40TD
30	130034-15-02B	EA	CLIP - TRIM - E-COATED
31	120231-01-02A	EA	FLOORING - RUBBER - 66.4" X 19.8"
32	136839-07-01A	EA	TRIM-J - CARPET EDGE/SLIDEOUT - 28.3" - BLACK
33	103498-09-000	EA	BOOT - STEERING COLUMN - W/1/2 CIRCLE

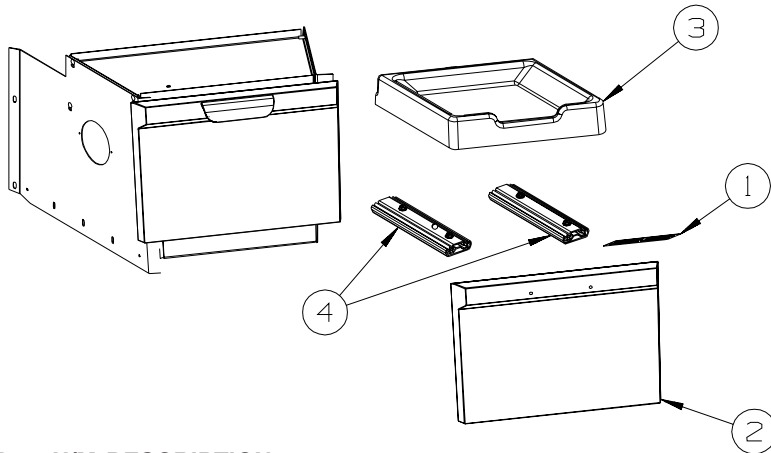
DRIVERS COMPARTMENT GROUP (CONTINUED)

FRONT INTERIOR (CONTINUED)



KEY	PART NUMBER	U/M	DESCRIPTION
1*	091990-08-01A	EA	SEAT BELT - 3 POINT - .766" DIAMETER HOLE IN D-LOOP BRKT
2	127598-01-01A	EA	ADJUSTER - SEATBELT - D-LOOP
3	127598-02-000	EA	NUT - HEX FLANGE - M10 X 1.5 - CLASS 10

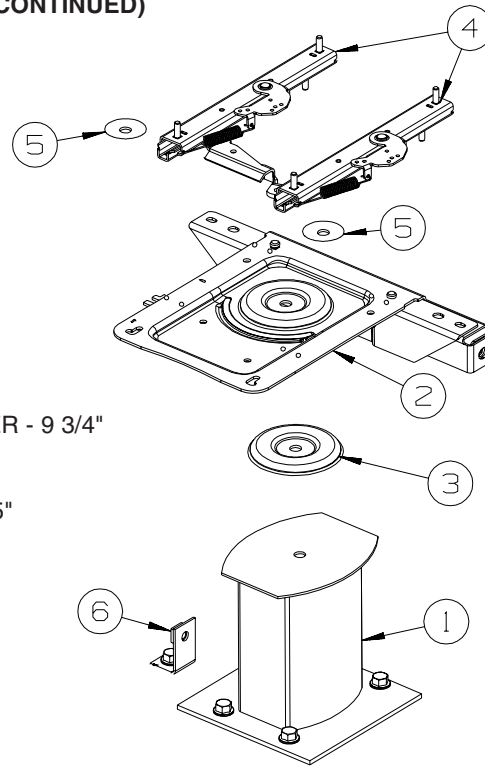
***COMPONENT PARTS LISTED LATER IN THIS GROUP**



KEY	PART NUMBER	U/M	DESCRIPTION
1	132946-09-01A	EA	APPLIQUE - SWITCH - F/SLIDEOUT - BLACK
2	150842-02-02A	EA	PANEL/DOOR - TIPOUT/CONSOLE - CONCERT CHERRY (UF1,UF5,UG1)
2	150842-02-05A	EA	PANEL/DOOR - TIPOUT/CONSOLE - CONCERT CHERRY (UN4,UN5,UN6)
2	150842-02-03A	EA	PANEL/DOOR - TIPOUT/CONSOLE - WASHED MAPLE
2	150842-02-04A	EA	PANEL/DOOR - TIPOUT/CONSOLE - SIERRA MAPLE
3	150839-01-TD0	EA	TRAY - CONSOLE - W/O HARDWARE - CASHMERE
	150840-01-03A	EA	TRAY - CENTER CONSOLE - CASHMERE
4	146260-01-01A	EA	SLIDE - FULL EXTENSION 8"

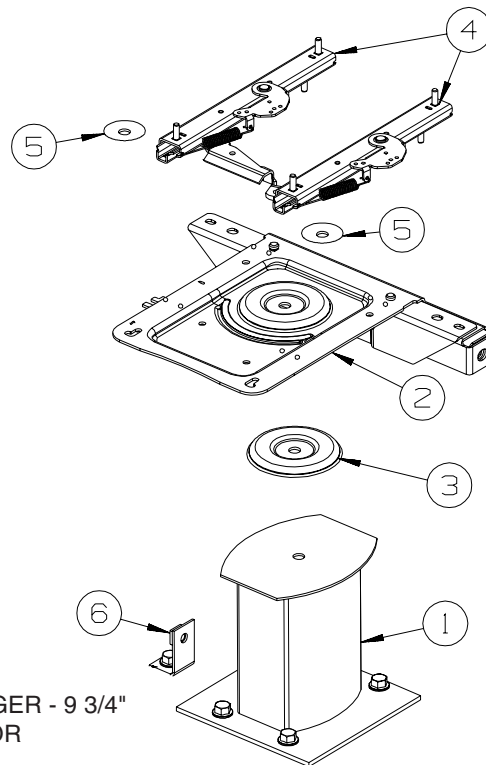
DRIVERS COMPARTMENT GROUP (CONTINUED)
FRONT INTERIOR (CONTINUED)

KEY	PART NUMBER	U/M	DESCRIPTION
1	133408-01-000	EA	PEDESTAL - SEAT - DRIVER/PASSENGER - 9 3/4"
2	133408-20-000	EA	TOP PLATE - PASSENGER - W/ANCHOR
3	107921-06-000	EA	BEARING KIT - PEDESTAL
4	131566-04-000	EA	SLIDE/SEAT - HEAVY DUTY LOCKING - 5"
	119952-07-000	EA	WIRE - LATCH RELEASE/ROTARY
5	131566-05-000	EA	WASHER - SLIDE SPACER
6	133408-04-000	EA	BRACKET - ANCHOR/FLOOR



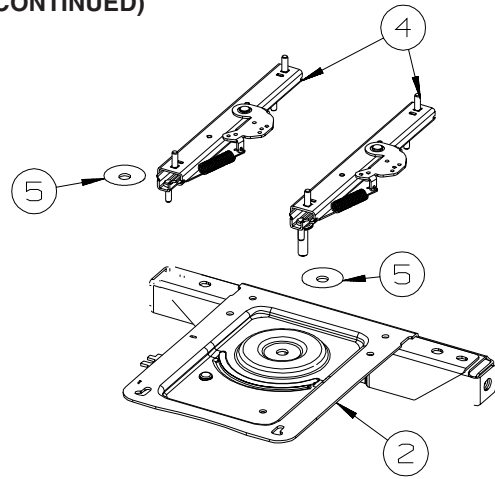
**PASSENGER
MANUAL**

KEY	PART NUMBER	U/M	DESCRIPTION
1	133408-01-000	EA	PEDESTAL - SEAT - DRIVER/PASSENGER - 9 3/4"
2	133408-20-000	EA	TOP PLATE - PASSENGER - W/ANCHOR
3	107921-06-000	EA	BEARING KIT - PEDESTAL
4	131566-04-000	EA	SLIDE/SEAT - HEAVY DUTY LOCKING - 5"
4	131566-07-000	EA	5" DOUBLE LOCKING SLIDE W/TAB
	131566-06-000	EA	WIRE - LATCH RELEASE - 5"
5	131566-05-000	EA	WASHER - SLIDE SPACER
6	133408-04-000	EA	BRACKET - ANCHOR/FLOOR



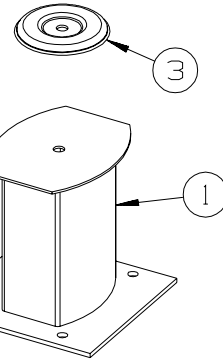
**PASSENGER
POWERED**

DRIVERS COMPARTMENT GROUP (CONTINUED)
FRONT INTERIOR (CONTINUED)



**DRIVERS
 MANUAL**

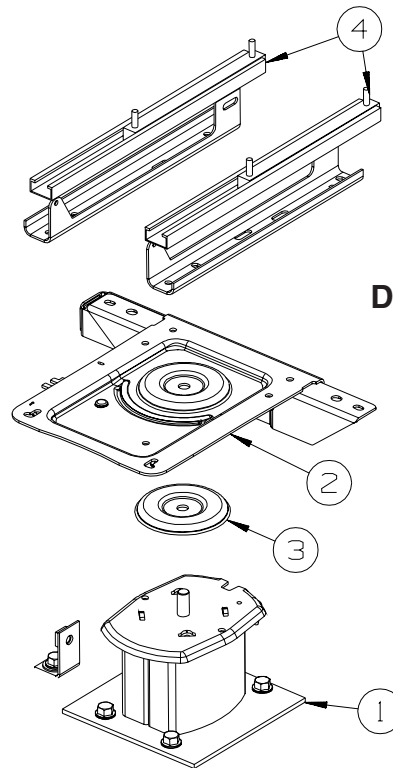
KEY	PART NUMBER	U/M	DESCRIPTION
1	133408-01-000	EA	PEDESTAL - SEAT - DRIVER/PASSENGER - 9 3/4"
2	133408-08-000	EA	TOP PLATE - W/BAR
3	107921-06-000	EA	BEARING KIT - PEDESTAL
4	131566-04-000	EA	SLIDE/SEAT - HEAVY DUTY LOCKING - 5"
	119952-07-000	EA	WIRE - LATCH RELEASE/ROTARY
5	131566-05-000	EA	WASHER - SLIDE SPACER



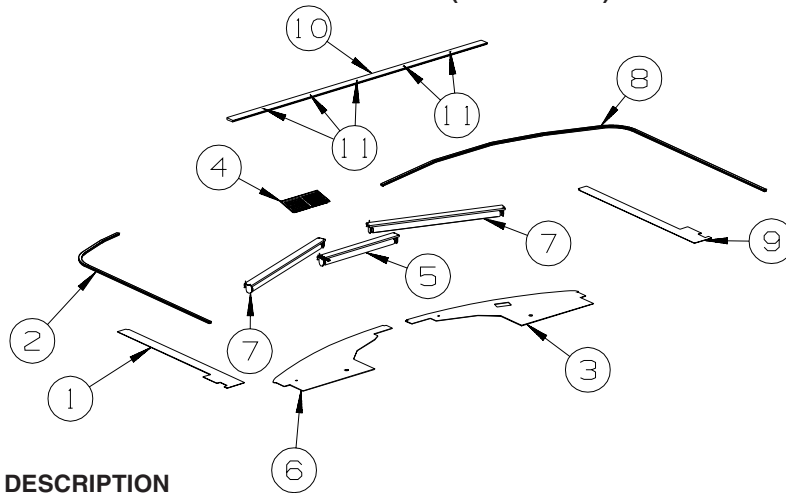
DRIVER POWERED

KEY	PART NUMBER	U/M	DESCRIPTION
1	133408-05-000	EA	PEDESTAL - SEAT - 5.75"
2	133408-08-000	EA	TOP PLATE - W/BAR
3	107921-06-000	EA	BEARING KIT - PEDESTAL
4*	147767-01-000	EA	SEAT - POWER - 6-WAY - DRIVER

***COMPONENT PARTS LISTED LATER IN THIS GROUP**

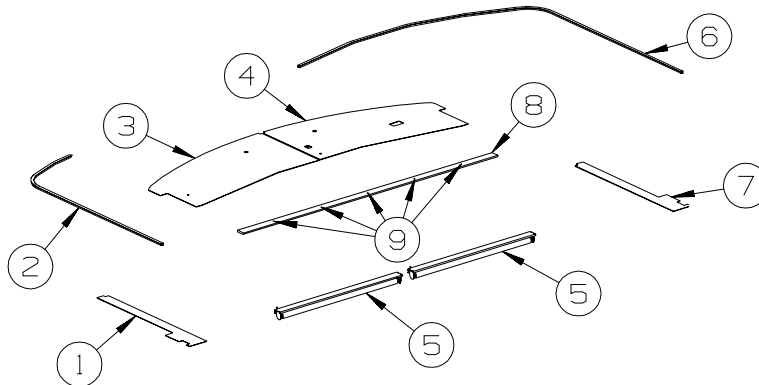


DRIVERS COMPARTMENT GROUP (CONTINUED)
FRONT INTERIOR (CONTINUED)



W/TV

KEY	PART NUMBER	U/M	DESCRIPTION
1	153339-02-TG0	EA	PANEL - OVERHEAD/LEFT HAND
2	138460-08-04A	EA	TRACK/CURTAIN - DRIVER - W/BRKT/CARRIER/PULLEY - CASHMERE
3	153074-04-TD0	EA	PANEL - OVERHEAD/DRIVER/FRONT/BOTTOM
4	109918-01-05A	EA	VENT - RETURN AIR - 12.3" X 5.5" - BLACK
5	142380-01-01A	EA	SHADE - POWER - 25.8"W X 19"H
6	153074-03-TD0	EA	PANEL - OVERHEAD/PASSENGER/FRONT/BOTTOM
7	142380-08-01A	EA	SHADE - POWER - 37.5"W X 19"H
8	138460-07-04A	EA	TRACK/CURTAIN - PASSENGER - W/BRKT/CARRIER/PULLEY-CASHMERE
9	153339-01-TG0	EA	PANEL - OVERHEAD/RIGHT HAND
10	133771-06-TG1	EA	MOLDING - CAP - CONCERT CHERRY
10	133771-06-TG2	EA	MOLDING - CAP - WASHED MAPLE
10	133771-06-TD3	EA	MOLDING - CAP - SIERRA MAPLE
11	042356-01-000	EA	PLUG - MAHOGANY - 3/8" DOWEL X 1/2" HEAD



W/O TV

KEY	PART NUMBER	U/M	DESCRIPTION
1	153339-06-TG0	EA	PANEL - OVERHEAD/LEFT HAND
2	138460-08-04A	EA	TRACK/CURTAIN - DRIVER - W/BRKT/CARRIER/PULLEY - CASHMERE
3	154365-04-TD0	EA	PANEL - OVERHEAD/FRONT - BOTTOM/LH HAND - 2 PIECE WINDSHIELD
3	154365-08-UN4	EA	PANEL - OVERHEAD/FRONT - BOTTOM/LH HAND - 1 PIECE WINDSHIELD
4	154365-03-TD0	EA	PANEL - OVERHEAD/FRONT - BOTTOM/RH HAND - 2 PIECE WINDSHIELD
4	154365-07-UN4	EA	PANEL - OVERHEAD/FRONT - BOTTOM/RH HAND - 1 PIECE WINDSHIELD
5	142380-02-01A	EA	SHADE - POWER - 41.2"W X 19"H
6	138460-07-04A	EA	TRACK/CURTAIN - PASSENGER - W/BRKT/CARRIER/PULLEY-CASHMERE
7	153339-05-TG0	EA	PANEL - OVERHEAD/RIGHT HAND
8	133771-06-TG1	EA	MOLDING - CAP - CONCERT CHERRY
8	133771-06-TG2	EA	MOLDING - CAP - WASHED MAPLE
8	133771-06-TD3	EA	MOLDING - CAP - SIERRA MAPLE
9	042356-01-000	EA	PLUG - MAHOGANY - 3/8" DOWEL X 1/2" HEAD

DRIVERS COMPARTMENT GROUP (CONTINUED)

COMPONENT PARTS FOR FRONT INTERIOR

091990-08-01A

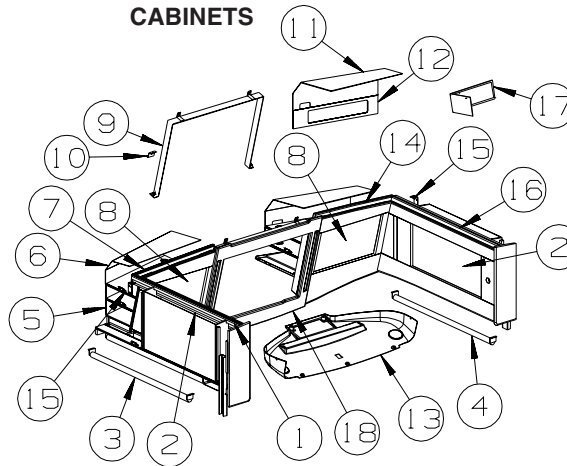
KEY	PART NUMBER	U/M	DESCRIPTION	VENDOR NO.
	091990-01-701	EA	EXTENDER 9" FOR A8408 3 PT	I-1331-02
	091990-01-703	EA	RECEIVER/FEMALE END-SEATBELT	I-1159-02
	091990-05-700	EA	SLEEVE/BUCKLE COVER-PLASTIC	209S-2
	091990-05-701	EA	CAP/COVER - BOLT HOLE COVER	209SC-02
	091990-05-702	EA	SLEEVE/RETRACTABLE COVER	309C-02

147767-01-000, 147767-02-000

KEY	PART NUMBER	U/M	DESCRIPTION	VENDOR NO
	147767-01-700	EA	SWITCH PLATE	SHROCK-9PT-SWT-PLTE
	147767-01-701	EA	MOTOR - VERTICAL	SHROCK 9PT-M0-VER-0
	147767-01-702	EA	MOTOR - HORIZONTAL	SHROCK 9PT-M0-HOZ-0

DRIVERS COMPARTMENT GROUP (CONTINUED)

CABINETS

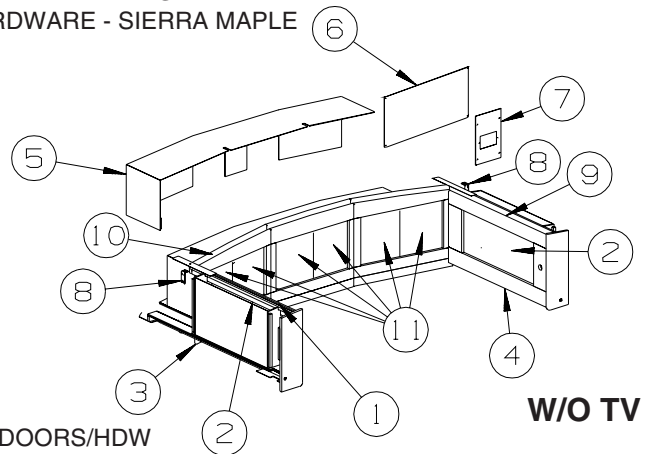


W/TV

KEY	PART NUMBER	U/M	DESCRIPTION
1	159624-02-UF1	EA	CABINET - OVERHEAD/SIDE/LH HAND - W/O DOORS/HDW
1	159624-02-UF2	EA	CABINET - OVERHEAD/SIDE/LH HAND - W/O DOORS/HDW
1	159624-02-UF3	EA	CABINET - OVERHEAD/SIDE/LH HAND - W/O DOORS/HDW
1	159624-02-UF5	EA	CABINET - OVERHEAD/SIDE/LH HAND - W/O DOORS/HDW
1	159624-02-UF6	EA	CABINET - OVERHEAD/SIDE/LH HAND - W/O DOORS/HDW
1	159624-02-UF7	EA	CABINET - OVERHEAD/SIDE/LH HAND - W/O DOORS/HDW
1	159624-02-UG1	EA	CABINET - OVERHEAD/SIDE/LH HAND - W/O DOORS/HDW
1	159624-02-UG2	EA	CABINET - OVERHEAD/SIDE/LH HAND - W/O DOORS/HDW
1	159624-02-UG3	EA	CABINET - OVERHEAD/SIDE/LH HAND - W/O DOORS/HDW
1	159624-02-UN4	EA	CABINET - OVERHEAD/SIDE/LH HAND - W/O DOORS/HDW
1	159624-02-UN5	EA	CABINET - OVERHEAD/SIDE/LH HAND - W/O DOORS/HDW
1	159624-02-UN6	EA	CABINET - OVERHEAD/SIDE/LH HAND - W/O DOORS/HDW
2	136954-91-UF1	EA	DOOR - RAISED PANEL/OGEE EDGE - 13.6" X 27.1" - W/O HDW - CONCERT CHERRY
2	136954-91-UF2	EA	DOOR - RAISED PANEL/OGEE EDGE - 13.6" X 27.1" - W/O HDW - WASHED MAPLE
2	136954-91-UF3	EA	DOOR - RAISED PANEL/OGEE EDGE - 13.6" X 27.1" - W/O HDW - SIERRA MAPLE
3	126841-09-000	EA	SHADE - PULL - CHARCOAL MESH - 40.25" X 60"
4	126841-05-000	EA	SHADE - PULL - CHARCOAL MESH - 30.3" X 60"
5	132909-14-TG0	EA	PANEL - VINYL COVERED
6	132909-12-TG0	EA	PANEL - VINYL COVERED
7	151082-04-TD1	EA	CABINET - OVERHEAD/FRONT - W/O DOORS/HDW - CONCERT CHERRY
7	151082-04-TD2	EA	CABINET - OVERHEAD/FRONT - W/O DOORS/HDW - WASHED MAPLE
7	151082-04-TD3	EA	CABINET - OVERHEAD/FRONT - W/O DOORS/HDW - SIERRA MAPLE
8	146028-76-TD1	EA	DOOR - GLASS INSERT/OGEE EDGE - 14.4" X 21.8" - W/O HDW - CONCERT CHERRY
8	146028-76-TD2	EA	DOOR - GLASS INSERT/OGEE EDGE - 14.4" X 21.8" - W/O HDW - WASHED MAPLE
8	146028-76-TD3	EA	DOOR - GLASS INSERT/OGEE EDGE - 14.4" X 21.8" - W/O HDW - SIERRA MAPLE
9	146656-01-02B	EA	STRAP/TIEDOWN - TV - E-COATED
10	152944-02-02B	EA	BRACKET - TIEDOWN/TV - E-COATED
11	132909-13-TG0	EA	PANEL - VINYL COVERED
12	132909-15-TG0	EA	PANEL - VINYL COVERED
13	153153-03-20A	EA	COVER - TV - OVERHEAD/FRONT - CASHMERE
14	151082-03-TD1	EA	CABINET - OVERHEAD/FRONT/RIGHT - W/O DOORS/HDW - CONCERT CHERRY
14	151082-03-TD2	EA	CABINET - OVERHEAD/FRONT/RIGHT - W/O DOORS/HDW - WASHED MAPLE
14	151082-03-TD3	EA	CABINET - OVERHEAD/FRONT/RIGHT - W/O DOORS/HDW - SIERRA MAPLE
15	140309-05-02B	EA	ANGLE - FURNACE DOOR - E-COATED
16	159624-01-UF1	EA	CABINET - OVERHEAD/SIDE/RH HAND - W/O DOORS/HDW
16	159624-01-UF2	EA	CABINET - OVERHEAD/SIDE/RH HAND - W/O DOORS/HDW
16	159624-01-UF3	EA	CABINET - OVERHEAD/SIDE/RH HAND - W/O DOORS/HDW
16	159624-01-UF5	EA	CABINET - OVERHEAD/SIDE/RH HAND - W/O DOORS/HDW
16	159624-01-UF6	EA	CABINET - OVERHEAD/SIDE/RH HAND - W/O DOORS/HDW
16	159624-01-UF7	EA	CABINET - OVERHEAD/SIDE/RH HAND - W/O DOORS/HDW
16	159624-01-UG1	EA	CABINET - OVERHEAD/SIDE/RH HAND - W/O DOORS/HDW
16	159624-01-UG2	EA	CABINET - OVERHEAD/SIDE/RH HAND - W/O DOORS/HDW
16	159624-01-UG3	EA	CABINET - OVERHEAD/SIDE/RH HAND - W/O DOORS/HDW
16	159624-01-UN4	EA	CABINET - OVERHEAD/SIDE/RH HAND - W/O DOORS/HDW
16	159624-01-UN5	EA	CABINET - OVERHEAD/SIDE/RH HAND - W/O DOORS/HDW
16	159624-01-UN6	EA	CABINET - OVERHEAD/SIDE/RH HAND - W/O DOORS/HDW
17	150628-05-TG0	EA	PANEL - VINYL COVERED - SATELLITE DISH & ELEV.SENSOR
17	150628-06-TG0	EA	PANEL - VINYL COVERED - SATELLITE DISH-AUTOMATIC
			FROM: 00-00-00 THRU: 01-28-07
17	150628-17-WJ0	EA	PANEL - VINYL COVERED - SATELLITE DISH-AUTOMATIC
			FROM: 01-29-07 THRU: 99-99-99

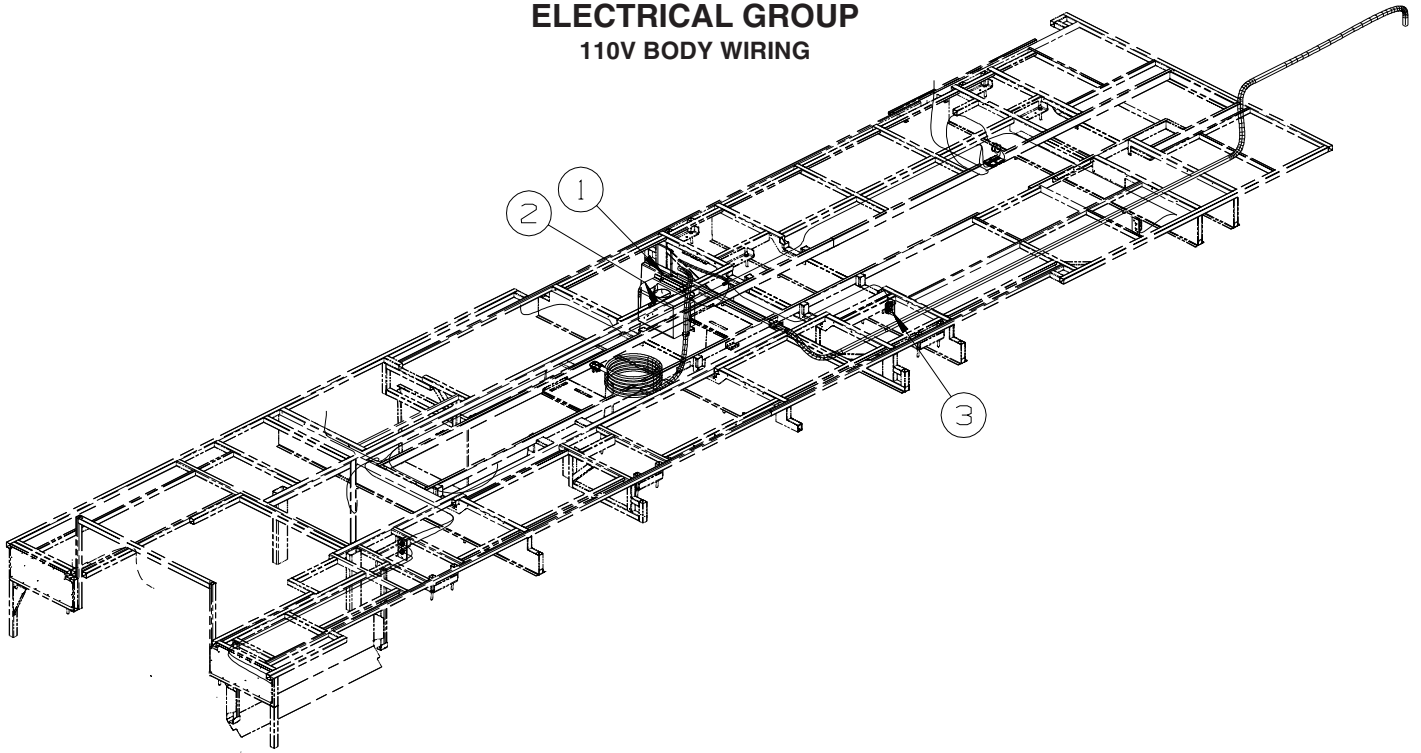
DRIVERS COMPARTMENT GROUP (CONTINUED)
CABINETS (CONTINUED)

KEY	PART NUMBER	U/M	DESCRIPTION
17	150628-07-TG0	EA	PANEL - VINYL COVERED - SAT SYS IN-MOTION W/O RCVR
18	152167-01-TG1	EA	CABINET - OVERHEAD/TV - W/O DOORS/HARDWARE - CONCERT CHERRY
18	152167-01-TG2	EA	CABINET - OVERHEAD/TV - W/O DOORS/HARDWARE - WASHED MAPLE
18	152167-01-TD3	EA	CABINET - OVERHEAD/TV - W/O DOORS/HARDWARE - SIERRA MAPLE



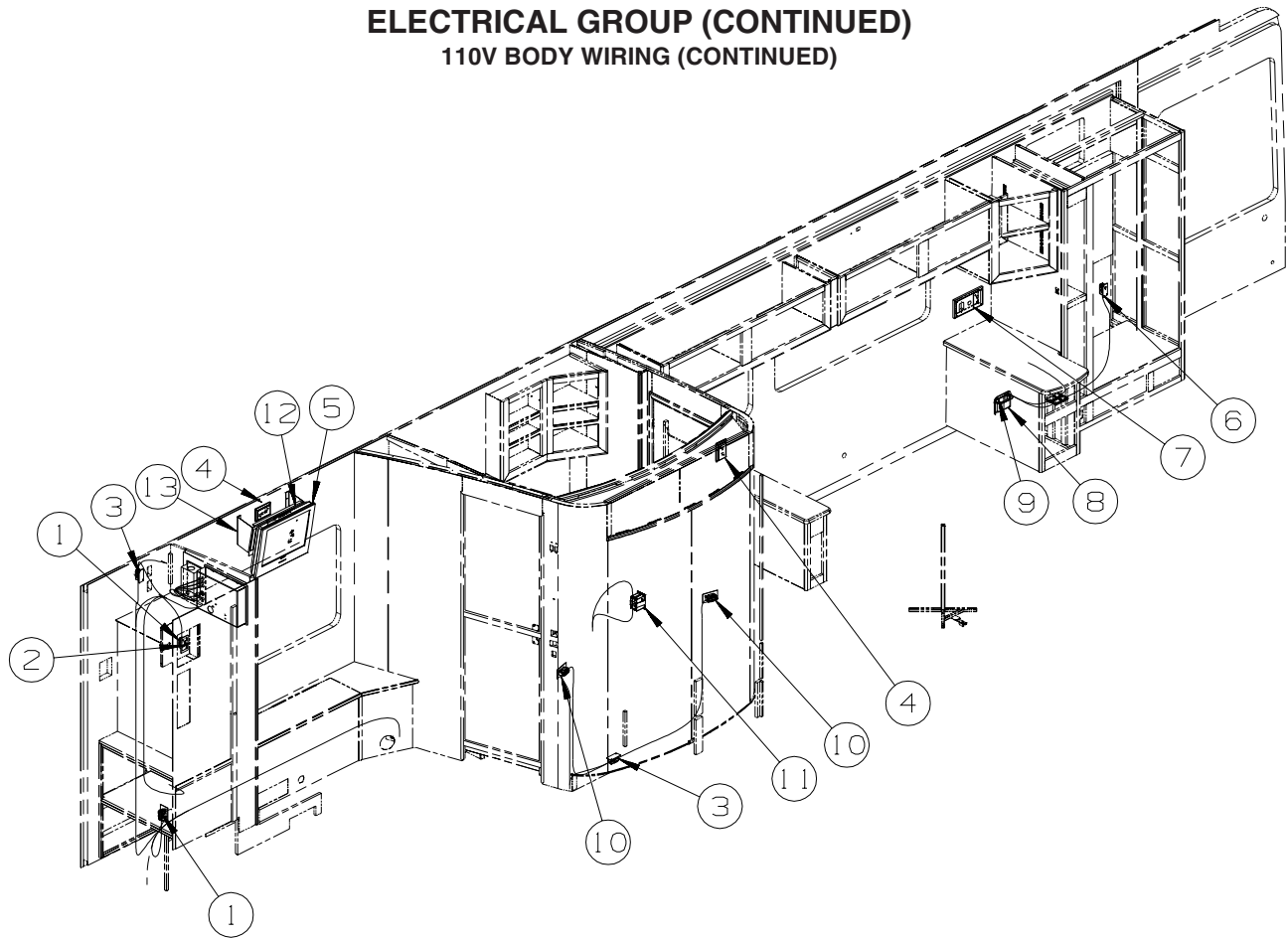
KEY	PART NUMBER	U/M	DESCRIPTION
1	159672-02-UF1	EA	CABINET - OVERHEAD/SIDE/LH HAND - W/O DOORS/HDW
1	159672-02-UF2	EA	CABINET - OVERHEAD/SIDE/LH HAND - W/O DOORS/HDW
1	159672-02-UF3	EA	CABINET - OVERHEAD/SIDE/LH HAND - W/O DOORS/HDW
1	159672-02-UF5	EA	CABINET - OVERHEAD/SIDE/LH HAND - W/O DOORS/HDW
1	159672-02-UF6	EA	CABINET - OVERHEAD/SIDE/LH HAND - W/O DOORS/HDW
1	159672-02-UF7	EA	CABINET - OVERHEAD/SIDE/LH HAND - W/O DOORS/HDW
1	159672-02-UG1	EA	CABINET - OVERHEAD/SIDE/LH HAND - W/O DOORS/HDW
1	159672-02-UG2	EA	CABINET - OVERHEAD/SIDE/LH HAND - W/O DOORS/HDW
1	159672-02-UG3	EA	CABINET - OVERHEAD/SIDE/LH HAND - W/O DOORS/HDW
1	159624-02-UN4	EA	CABINET - OVERHEAD/SIDE/LH HAND - W/O DOORS/HDW
1	159624-02-UN5	EA	CABINET - OVERHEAD/SIDE/LH HAND - W/O DOORS/HDW
1	159624-02-UN6	EA	CABINET - OVERHEAD/SIDE/LH HAND - W/O DOORS/HDW
2	136954-91-UF1	EA	DOOR - RAISED PANEL/OGEE EDGE - 13.6" X 27.1" - W/O HDW - CONCERT CHERRY
2	136954-91-UF2	EA	DOOR - RAISED PANEL/OGEE EDGE - 13.6" X 27.1" - W/O HDW - WASHED MAPLE
2	136954-91-UF3	EA	DOOR - RAISED PANEL/OGEE EDGE - 13.6" X 27.1" - W/O HDW - SIERRA MAPLE
3	126841-09-000	EA	SHADE - PULL - CHARCOAL MESH - 40.25" X 60"
4	126841-05-000	EA	SHADE - PULL - CHARCOAL MESH - 30.3" X 60"
5	154360-01-TG0	EA	PANEL/CLOSEOUT - OVERHEAD/FRONT
6	154360-03-TG0	EA	PANEL/CLOSEOUT - OVERHEAD/FRONT
7	155127-01-TG0	EA	PANEL - VINYL COVERED
7	155127-02-TG0	EA	PANEL - VINYL COVERED - SATELLITE DISH-AUTOMATIC
			FROM: 00-00-00 THRU: 01-28-07
7	155127-10-U68	EA	PANEL - VINYL COVERED - SATELLITE DISH-AUTOMATIC
			FROM: 01-29-07 THRU: 99-99-99
7	155127-03-TG0	EA	PANEL - VINYL COVERED - SAT SYS IN-MOTION W/O RCVR
8	140309-05-02B	EA	ANGLE - FURNACE DOOR - E-COATED
9	159672-01-UF1	EA	CABINET - OVERHEAD/SIDE/RH HAND - W/O DOORS/HDW
9	159672-01-UF2	EA	CABINET - OVERHEAD/SIDE/RH HAND - W/O DOORS/HDW
9	159672-01-UF3	EA	CABINET - OVERHEAD/SIDE/RH HAND - W/O DOORS/HDW
9	159672-01-UF5	EA	CABINET - OVERHEAD/SIDE/RH HAND - W/O DOORS/HDW
9	159672-01-UF6	EA	CABINET - OVERHEAD/SIDE/RH HAND - W/O DOORS/HDW
9	159672-01-UF7	EA	CABINET - OVERHEAD/SIDE/RH HAND - W/O DOORS/HDW
9	159672-01-UG1	EA	CABINET - OVERHEAD/SIDE/RH HAND - W/O DOORS/HDW
9	159672-01-UG2	EA	CABINET - OVERHEAD/SIDE/RH HAND - W/O DOORS/HDW
9	159672-01-UG3	EA	CABINET - OVERHEAD/SIDE/RH HAND - W/O DOORS/HDW
16	159624-01-UN4	EA	CABINET - OVERHEAD/SIDE/RH HAND - W/O DOORS/HDW
16	159624-01-UN5	EA	CABINET - OVERHEAD/SIDE/RH HAND - W/O DOORS/HDW
16	159624-01-UN6	EA	CABINET - OVERHEAD/SIDE/RH HAND - W/O DOORS/HDW
10	154271-01-TG1	EA	CABINET - OVERHEAD/FRONT - W/O DOORS/HDW - CONCERT CHERRY
10	154271-01-TG2	EA	CABINET - OVERHEAD/FRONT - W/O DOORS/HDW - WASHED MAPLE
10	154271-01-TD3	EA	CABINET - OVERHEAD/FRONT - W/O DOORS/HDW - SIERRA MAPLE
	M09492-44-TG1	EA	FACE/FRAME (PICTURE) - OVERHEAD/FRONT - W/O DOORS/HDW - CONCERT CHERRY
	M09492-44-TG2	EA	FACE/FRAME (PICTURE) - OVERHEAD/FRONT - W/O DOORS/HDW - WASHED MAPLE
	M09492-44-TD3	EA	FACE/FRAME (PICTURE) - OVERHEAD/FRONT - W/O DOORS/HDW - SIERRA MAPLE
11	136954-82-TD1	EA	DOOR - RAISED PANEL/OGEE EDGE - 12.8" X 17.7" - W/O HDW - CONCERT CHERRY
11	136954-82-TD2	EA	DOOR - RAISED PANEL/OGEE EDGE - 12.8" X 17.7" - W/O HDW - WASHED MAPLE
11	136954-82-TD3	EA	DOOR - RAISED PANEL/OGEE EDGE - 12.8" X 17.7" - W/O HDW - SIERRA MAPLE

ELECTRICAL GROUP
110V BODY WIRING



KEY	PART NUMBER	U/M	DESCRIPTION
1	159080-02-02B	EA	BRACKET - INVERTER - E-COATED
2	148254-01-000	EA	INVERTER - CHARGER - 2000W AC
3	058708-05-000	EA	RECEPTACLE - ELECTRICAL - SINGLE - BROWN

ELECTRICAL GROUP (CONTINUED)
110V BODY WIRING (CONTINUED)

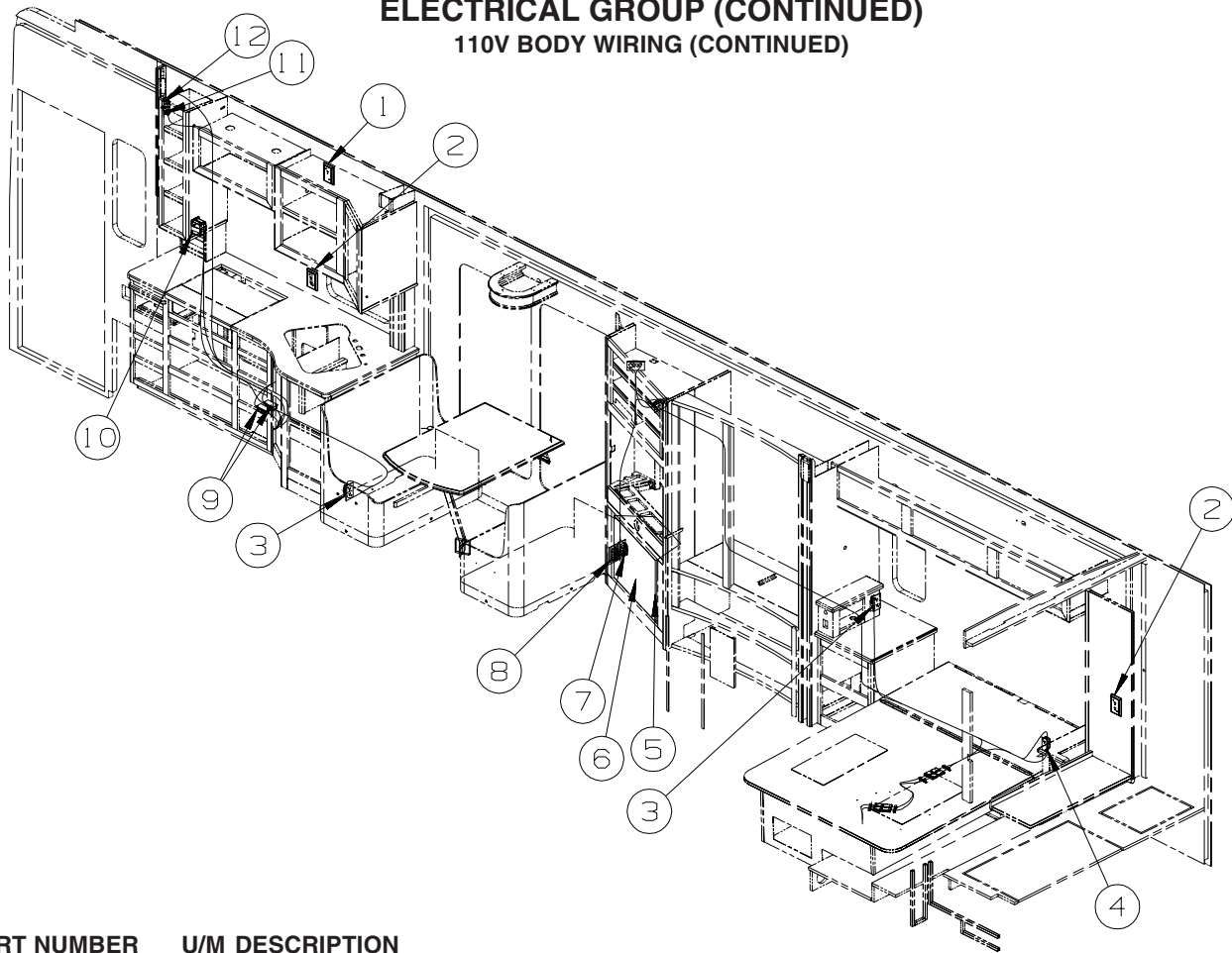


KEY	PART NUMBER	U/M	DESCRIPTION
1	058708-05-000	EA	RECEPTACLE - ELECTRICAL - SINGLE - BROWN
2	158542-01-01A	EA	LABEL - RECEPTACLE - WASHER/DRYER - WHITE/BLACK - CANADIAN/WASHER/DRYER PREP
3	058707-02-000	EA	RECEPTACLE - BLANK - JUNCTION BOX
4	133713-01-25A	EA	SPACER/RECEPTACLE - VINYL - SAKAE CONCERT CHERRY
4	133713-01-21A	EA	SPACER/RECEPTACLE - VINYL - WASHED MAPLE
4	133713-01-22A	EA	SPACER/RECEPTACLE - VINYL - SIERRA MAPLE
4	058708-01-000	EA	RECEPTACLE - ELECTRIC - DOUBLE - BROWN
5*	159759-01-000	EA	TV - 20" FLAT PANEL/LCD/STEREO - SHARP LC-20SH3U
6	058707-01-000	EA	RECEPTACLE - ELECTRIC - SINGLE - BROWN
7	133713-06-24A	EA	SPACER/RECEPTACLE - PHONE - VINYL - CONCERT CHERRY
7	133713-06-21A	EA	SPACER/RECEPTACLE - PHONE - VINYL - WASHED MAPLE
7	133713-06-22A	EA	SPACER/RECEPTACLE - PHONE - VINYL - SIERRA MAPLE
7	058708-01-000	EA	RECEPTACLE - ELECTRIC - DOUBLE - BROWN
8	153862-02-01A	EA	COVER - WIRE - 5.9" X 3.8" X 2.2" - BLACK
9	155469-01-01A	EA	COVER - WIRE - .9" X 6.3" X 5.6" - BLACK
10	058708-01-000	EA	RECEPTACLE - ELECTRIC - DOUBLE - BROWN
11	147446-01-02A	EA	RECEPTACLE - GFCI - 15A 125V - BROWN
			FROM: 00-00-00 THRU: 12-20-06
11	163319-01-02A	EA	RECEPTACLE - GFCI - 15A 125V - BROWN
			FROM: 12-21-06 THRU: 99-99-99
12	157484-01-02B	EA	PLATE/MOUNTING - TV - E-COATED
13	159276-02-02B	EA	SUPPORT/MOUNTING - TV - E-COATED

***COMPONENT PARTS LISTED LATER IN THIS GROUP**

ELECTRICAL GROUP (CONTINUED)

110V BODY WIRING (CONTINUED)

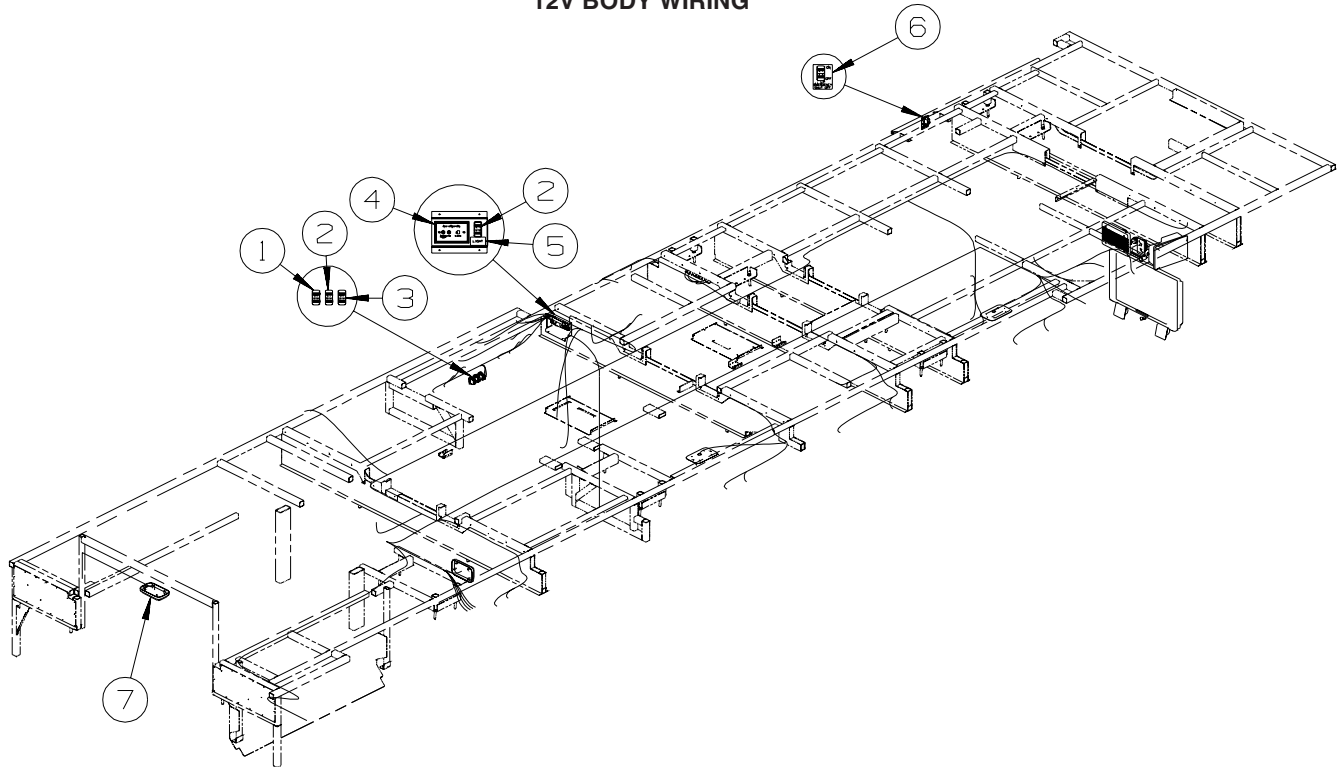


KEY	PART NUMBER	U/M	DESCRIPTION
1	133713-01-25A	EA	SPACER/RECEPTACLE - VINYL - SAKAE CONCERT CHERRY
1	133713-01-21A	EA	SPACER/RECEPTACLE - VINYL - WASHED MAPLE
1	133713-01-22A	EA	SPACER/RECEPTACLE - VINYL - SIERRA MAPLE
1	058708-05-000	EA	RECEPTACLE - ELECTRICAL - SINGLE - BROWN
2	133713-01-25A	EA	SPACER/RECEPTACLE - VINYL - SAKAE CONCERT CHERRY
2	133713-01-21A	EA	SPACER/RECEPTACLE - VINYL - WASHED MAPLE
2	133713-01-22A	EA	SPACER/RECEPTACLE - VINYL - SIERRA MAPLE
2	058708-01-000	EA	RECEPTACLE - ELECTRIC - DOUBLE - BROWN
3	058708-01-000	EA	RECEPTACLE - ELECTRIC - DOUBLE - BROWN
4	058707-02-000	EA	RECEPTACLE - BLANK - JUNCTION BOX - MATTRESS, INNERSPRING
4	058707-01-000	EA	RECEPTACLE - ELECTRIC - SINGLE - BROWN - SLEEP NUMBER BED-QUEEN SIZE
5	154506-02-01A	EA	TRIM/FRONT - F/23" FIREPLACE - BLACK - FIREPLACE-ELECTRIC
6*	154506-01-01A	EA	FIREPLACE - ELECTRIC - 23" - W/O TRIM - BLACK - FIREPLACE-ELECTRIC
7	058708-05-000	EA	RECEPTACLE - ELECTRICAL - SINGLE - BROWN - FIREPLACE-ELECTRIC
8	058708-01-000	EA	RECEPTACLE - ELECTRIC - DOUBLE - BROWN - DINING TABLE/CHAIRS
9	058707-02-000	EA	RECEPTACLE - BLANK - JUNCTION BOX
10	147446-01-02A	EA	RECEPTACLE - GFCI - 15A 125V - BROWN
			FROM: 00-00-00 THRU: 12-20-06
10	163319-01-02A	EA	RECEPTACLE - GFCI - 15A 125V - BROWN
			FROM: 12-21-06 THRU: 99-99-99
11	083588-02-000	EA	LABEL - ON/OFF - ENGINE HEATER
12	084420-01-000	EA	SWITCH - TOGGLE - 15 AMP/120 VOLT - BROWN

***COMPONENT PARTS LISTED LATER IN THIS GROUP**

ELECTRICAL GROUP (CONTINUED)

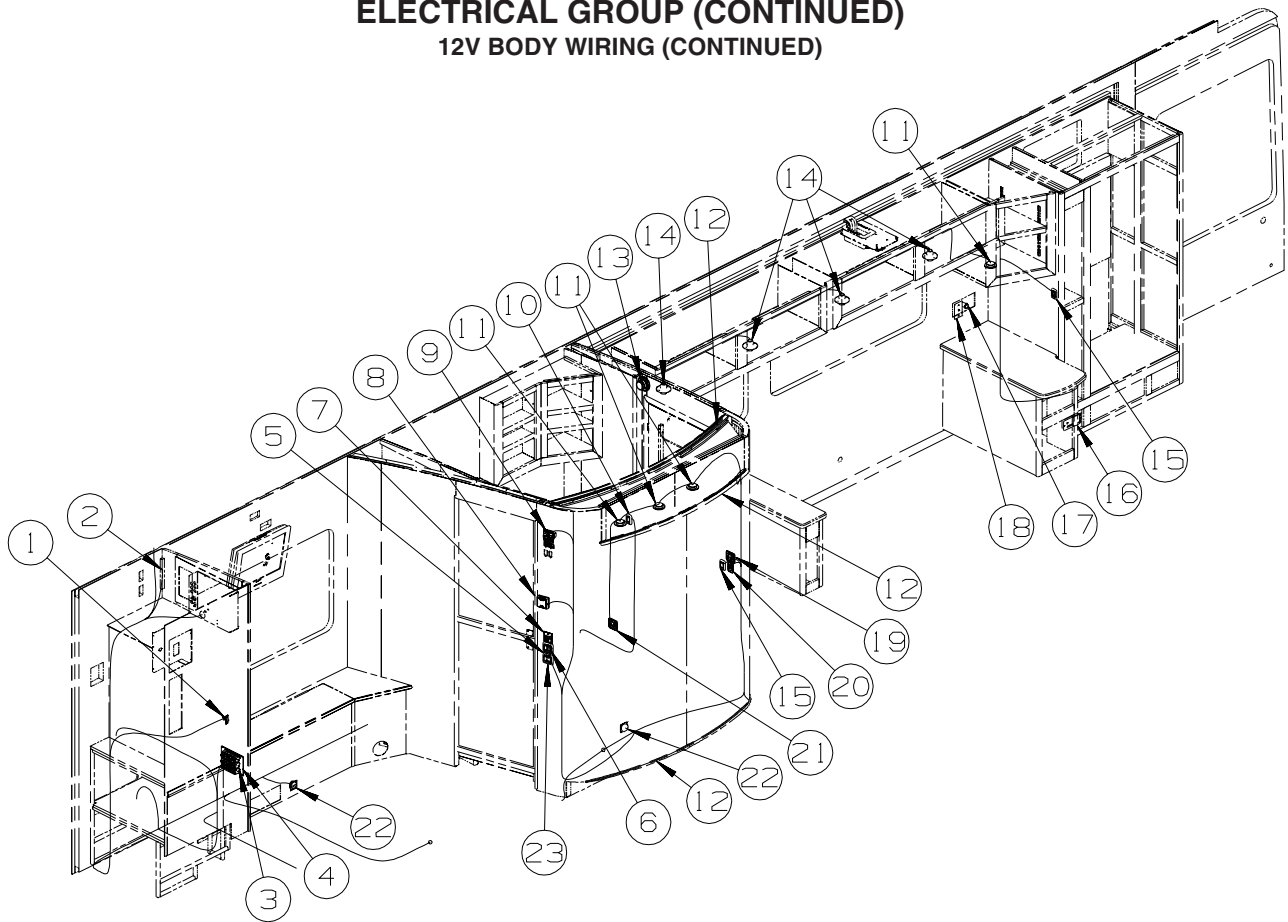
12V BODY WIRING



KEY	PART NUMBER	U/M	DESCRIPTION
1	108357-15-000	EA	SWITCH - ROCKER - DPDT - ON/NONE/ON - W/LIGHT W/O COVER
1	108356-03-01A	EA	COVER/ACTUATOR SWITCH - 3 GROOVES W/LENS - BLACK
1	108355-01-000	EA	HOUSING - SWITCH
2	108357-05-000	EA	SWITCH - ROCKER - SPDT - ON/NONE/ON - 3 TERM - W/O COVER
2	108356-01-01A	EA	COVER/ACTUATOR SWITCH - 3 GROOVES - BLACK
2	108355-01-000	EA	HOUSING - SWITCH
3	108357-18-000	EA	SWITCH - ROCKER - DPDT - MOM/OFF/MOM - W/O COVER
3	108356-03-01A	EA	COVER/ACTUATOR SWITCH - 3 GROOVES W/LENS - BLACK
3	108355-01-000	EA	HOUSING - SWITCH
4	149557-02-01A	EA	PLATE/WALL - PHONE/DUAL COAXIAL/HORIZONTAL - WHITE
5	130170-05-000	EA	LABEL - SWITCH PANEL
6	108357-01-000	EA	SWITCH - ROCKER - SPST - ON/OFF - 2 TERMINAL - W/O COVER
6	108356-01-01A	EA	COVER/ACTUATOR SWITCH - 3 GROOVES - BLACK
6	108355-01-000	EA	HOUSING - SWITCH
6	130170-04-000	EA	LABEL - SWITCH PANEL
7*	137417-01-01A	EA	LIGHT - DOME - SINGLE - W/SWITCH/FROSTED LENS - WHITE

***COMPONENT PARTS LISTED LATER IN THIS GROUP**

ELECTRICAL GROUP (CONTINUED)
12V BODY WIRING (CONTINUED)



KEY	PART NUMBER	U/M	DESCRIPTION
1	041250-01-000	EA	SWITCH - PUSH BUTTON/DOOR JAMB - METAL/CHROME
2	082134-01-000	EA	ADAPTER - TV - CABLE TO CABLE
3	092547-14-000	EA	LABEL - CIRCUIT BREAKER
4	139067-06-02B	EA	PLATE - CIRCUIT BREAKER/HOUSE - E-COATED
5	135740-02-01A	EA	SWITCH - ROCKER - SPDT - ON/ON - BROWN
5	135741-01-01A	EA	SWITCH - BASE - SINGLE - BROWN
5	135742-07-02A	EA	BEZEL - SWITCH - CEILING - BROWN
6	135740-02-01A	EA	SWITCH - ROCKER - SPDT - ON/ON - BROWN
6	135741-02-01A	EA	SWITCH - BASE - DOUBLE - BROWN
6	135742-13-02A	EA	BEZEL - SWITCH - CEILING/AISLE - BROWN
7	137889-01-000	EA	SWITCH - LIGHT DIMMER
8	115764-01-01A	EA	THERMOSTAT - FURNACE - WHITE
			FROM: 00-00-00 THRU: 10-01-06
8	115764-01-03A	EA	THERMOSTAT - FURNACE - BLACK
			FROM: 10-02-06 THRU: 99-99-99
9	144363-09-02B	EA	PLATE - SWITCH - E-COATED
9	108357-06-000	EA	SWITCH - ROCKER - DPDT - MOM/OFF/MOM - 6 TERM - W/O COVER
9	108356-01-01A	EA	COVER/ACTUATOR SWITCH - 3 GROOVES - BLACK
9	108355-01-000	EA	HOUSING - SWITCH
9	116220-01-000	EA	APPLIQUE - SWITCH/SLIDEOUT
9	116220-02-000	EA	APPLIQUE - SWITCH/SLIDEOUT
9	116549-02-000	EA	LABEL - WARNING - SLIDEOUT
10	135740-01-01A	EA	SWITCH - ROCKER - SPST - ON/OFF - BROWN
10	135741-01-01A	EA	SWITCH - BASE - SINGLE - BROWN
10	135742-12-02A	EA	BEZEL - SWITCH - FAN - BROWN
11*	123775-01-02A	EA	LIGHT - HALOGEN - ROUND - SATIN NICKEL
12	146514-03-000	FT	LIGHT - FLEX - ROPE/ROUND - W/O MOUNT CHANNEL
12	146514-02-000	EA	CONNECTOR - LIGHT
12	146514-04-000	EA	CHANNEL/MOUNT - F/ROPE LIGHT
13	160868-01-01A	EA	SPEAKER - ROUND/CEILING - W/O CASE - BLACK
13	160868-02-01A	EA	GRILLE/ROUND - SPEAKER - SILVER

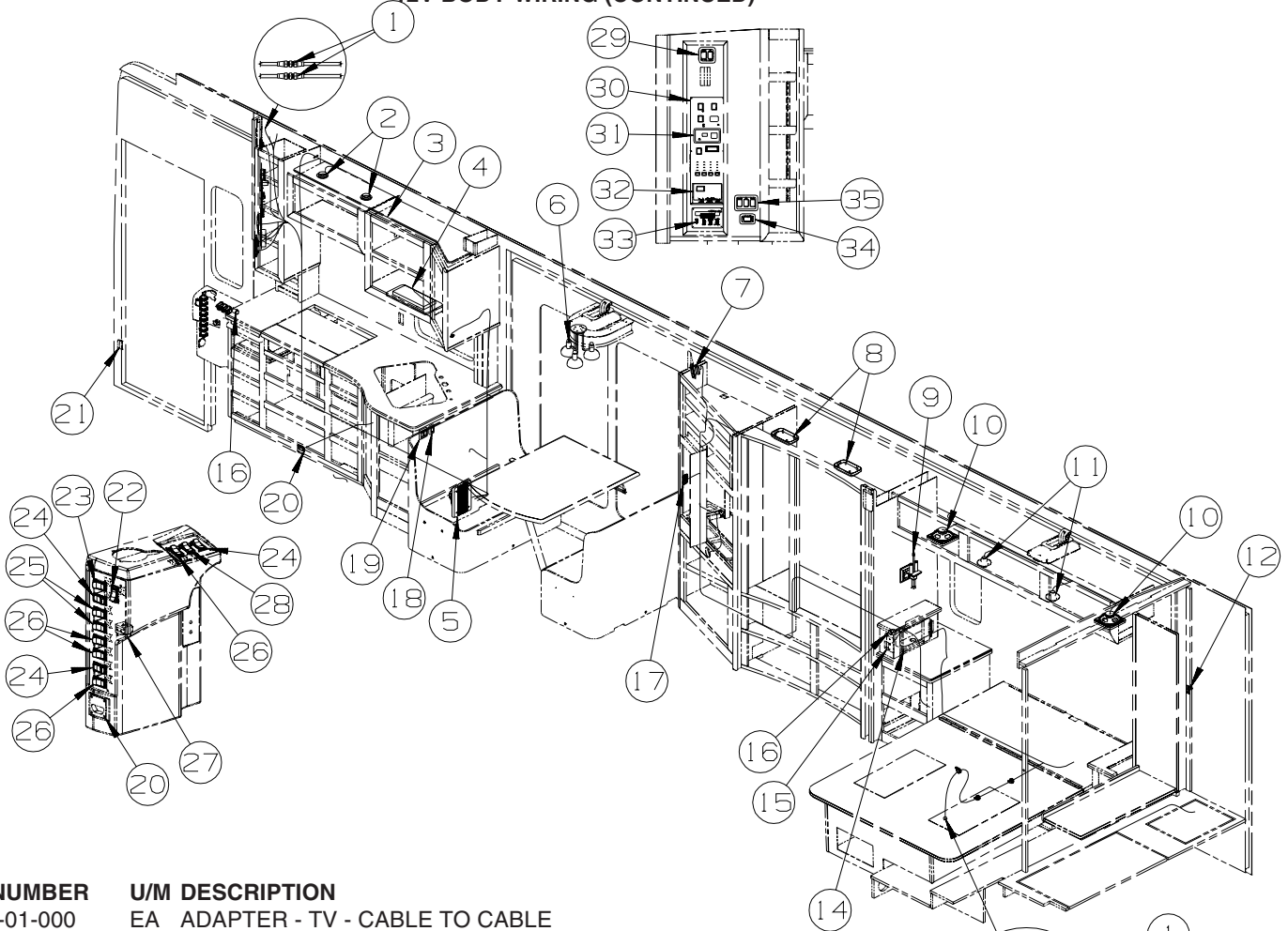
ELECTRICAL GROUP (CONTINUED)
12V BODY WIRING (CONTINUED)

KEY	PART NUMBER	U/M	DESCRIPTION
14	132427-01-02A	EA	LIGHT - READING/SWIVEL - ROUND - NICKEL
15	135740-01-01A	EA	SWITCH - ROCKER - SPST - ON/OFF - BROWN
15	135741-01-01A	EA	SWITCH - BASE - SINGLE - BROWN
15	135742-07-02A	EA	BEZEL - SWITCH - CEILING - BROWN
16	150138-01-01A	EA	DETECTOR - LP GAS - WHITE
16	150138-01-02A	EA	DETECTOR - LP GAS - BROWN
17	132958-01-000	EA	RECEPTACLE - 12 VOLT - MOUNTING FLANGE - BLACK
18	093253-01-02A	EA	PLATE - WALL - TELEPHONE - BROWN
19	135740-02-01A	EA	SWITCH - ROCKER - SPDT - ON/ON - BROWN
19	135741-02-01A	EA	SWITCH - BASE - DOUBLE - BROWN
19	135742-16-02A	EA	BEZEL - SWITCH - CEILING/HALL - BROWN
20	135740-01-01A	EA	SWITCH - ROCKER - SPST - ON/OFF - BROWN
20	135741-01-01A	EA	SWITCH - BASE - SINGLE - BROWN
20	135742-50-02A	EA	BEZEL - SWITCH - ACCENT - BROWN
21	135740-01-01A	EA	SWITCH - ROCKER - SPST - ON/OFF - BROWN
21	135741-02-01A	EA	SWITCH - BASE - DOUBLE - BROWN
21	135742-46-02A	EA	BEZEL - SWITCH - MAKEUP/ACCENT - BROWN
22*	108354-01-01A	EA	LIGHT - COURTESY
23	135740-01-01A	EA	SWITCH - ROCKER - SPST - ON/OFF - BROWN
23	135741-01-01A	EA	SWITCH - BASE - SINGLE - BROWN
23	135742-07-02A	EA	BEZEL - SWITCH - CEILING - BROWN
23	135740-01-01A	EA	SWITCH - ROCKER - SPST - ON/OFF - BROWN - FAN - CEILING_BEDROOM
23	135741-02-01A	EA	SWITCH - BASE - DOUBLE - BROWN - FAN - CEILING_BEDROOM
23	135742-33-02A	EA	BEZEL - SWITCH - CEILING/FAN - BROWN - FAN - CEILING_BEDROOM

*COMPONENT PARTS LISTED LATER IN THIS GROUP

ELECTRICAL GROUP (CONTINUED)

12V BODY WIRING (CONTINUED)



KEY	PART NUMBER	U/M	DESCRIPTION
1	082134-01-000	EA	ADAPTER - TV - CABLE TO CABLE
2*	123775-01-02A	EA	LIGHT - HALOGEN - ROUND - SATIN NICKEL
3	146514-03-000	FT	LIGHT - FLEX - ROPE/ROUND - W/O MOUNT CHANNEL
3	146514-02-000	EA	CONNECTOR - LIGHT
3	146514-04-000	EA	CHANNEL/MOUNT - F/ROPE LIGHT
4*	153464-05-01A	EA	LIGHT-FLUORESCENT 16.1"- RECESSED/WARM WHT BULB - W/SWITCH
5	124884-01-000	EA	SPEAKER - 6" X 9" - SUB-WOOFER - W/O GRILLE
5	151844-01-01A	EA	GRILLE - SPEAKER - 6" X 9" - SUB WOOFER - BLACK
6	093575-35-01A	EA	LIGHT - CEILING/DOUBLE - SATIN NICKEL
6	117805-01-000	EA	BULB - 12V - #921F - 1.4 AMPS
7	160868-01-01A	EA	SPEAKER - ROUND/CEILING - W/O CASE - BLACK
7	160868-02-01A	EA	GRILLE/ROUND - SPEAKER - SILVER
8*	137417-01-01A	EA	LIGHT - DOME - SINGLE - W/SWITCH/FROSTED LENS - WHITE
9*	119258-45-01A	EA	LAMP - WALL - UL/CSA - SATIN NICKEL
9	119257-16-01A	EA	SHADE - LAMP - WHISPER CHABLIS
9	117805-02-000	EA	BULB - 12V - #921 - 1.4 AMPS
10	094097-01-000	EA	SPEAKER - RADIO/TV - W/O GRILLE - 5.25" DIAMETER
10	089340-02-000	EA	GRILLE - SPEAKER - 6.5" SQUARE
11	132427-01-02A	EA	LIGHT - READING/SWIVEL - ROUND - NICKEL
12	041250-01-000	EA	SWITCH - PUSH BUTTON/DOOR JAMB - METAL/CHROME
13	086756-01-000	EA	SPLITTER - TV/2 WAY
14*	156413-01-01A	EA	RADIO - WALL MOUNT - DVD/CD - W/ALARM - JENSEN AWM950 - STEREO SYSTEM/W/CD/DVD REAR FROM: 00-00-00 THRU: 01-01-07
14	163031-01-01A	EA	RADIO - WALL MOUNT - DVD/CD - W/ALARM - JENSEN AWM960 - STEREO SYSTEM/W/CD/DVD REAR FROM: 01-02-07 THRU: 99-99-99
15	093253-01-02A	EA	PLATE - WALL - TELEPHONE - BROWN
16	132958-01-000	EA	RECEPTACLE - 12 VOLT - MOUNTING FLANGE - BLACK
17	135740-01-01A	EA	SWITCH - ROCKER - SPST - ON/OFF - BROWN
17	135741-01-01A	EA	SWITCH - BASE - SINGLE - BROWN
17	135742-07-02A	EA	BEZEL - SWITCH - CEILING - BROWN
18	135740-02-01A	EA	SWITCH - ROCKER - SPDT - ON/ON - BROWN
18	135741-01-01A	EA	SWITCH - BASE - SINGLE - BROWN
18	135742-06-02A	EA	BEZEL - SWITCH - AISLE - BROWN

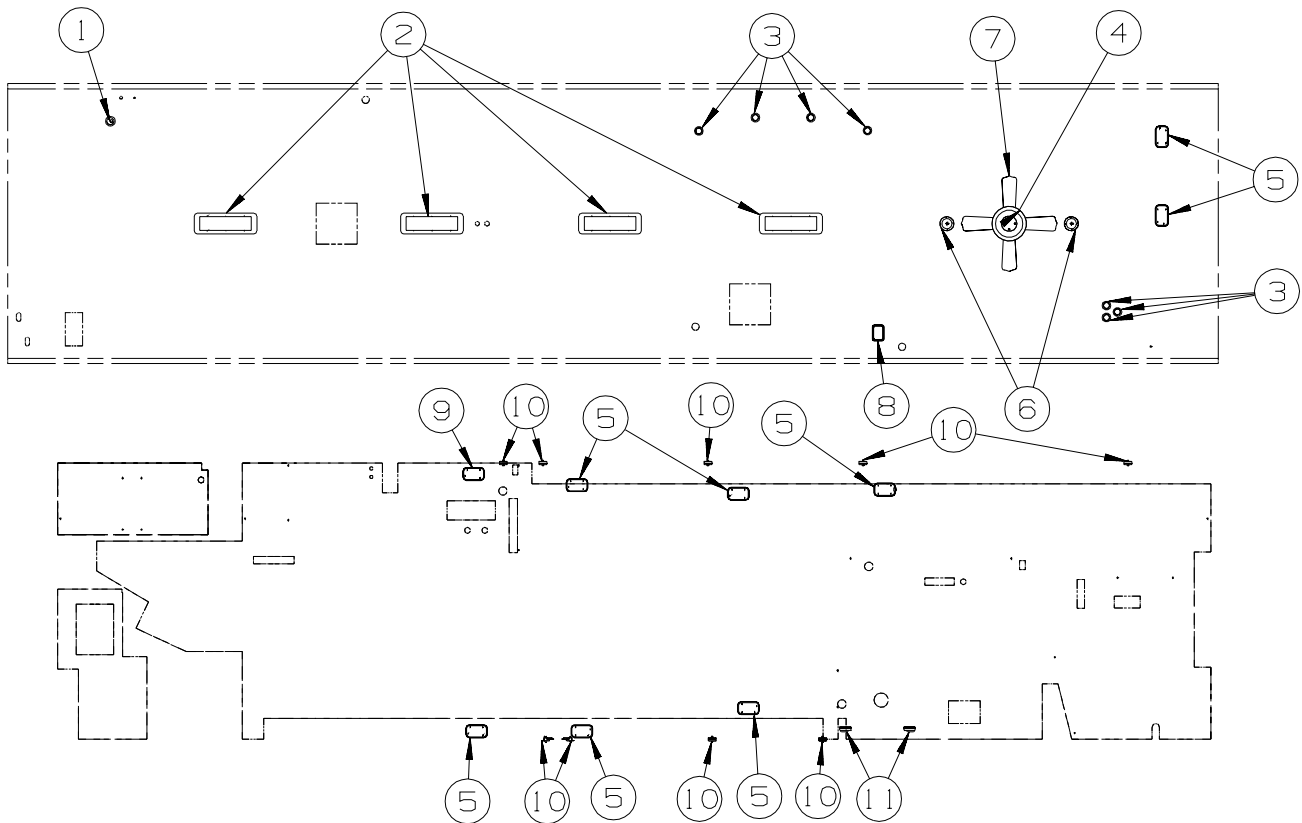
ELECTRICAL GROUP (CONTINUED)
12V BODY WIRING (CONTINUED)

KEY	PART NUMBER	U/M	DESCRIPTION
19	135740-02-01A	EA	SWITCH - ROCKER - SPDT - ON/ON - BROWN
19	135741-02-01A	EA	SWITCH - BASE - DOUBLE - BROWN
19	135742-18-02A	EA	BEZEL - SWITCH - LOUNGE/GALLEY - BROWN
20*	108354-01-01A	EA	LIGHT - COURTESY
21	116995-03-000	EA	SWITCH/MAGNET - ELECTRIC STEP
22	145638-06-01A	EA	SWITCH/ROCKER - SPDT (ON/OFF/ON) - LIGHTED - BLACK
23	145638-10-01A	EA	SWITCH/ROCKER - SPDT (ON/ON) - LIGHTED - BLACK
24	145638-01-01A	EA	SWITCH/ROCKER - SPST (ON/OFF) - BLACK
25	145638-13-01A	EA	SWITCH/ROCKER - SPDT (ON/OFF/ON) - W/GREEN LED - BLACK
			FROM: 00-00-00 THRU: 01-28-07
25	145638-05-01A	EA	SWITCH/ROCKER - SPDT (ON/OFF/ON) - BLACK
			FROM: 01-29-07 THRU: 99-99-99
26	145638-07-01A	EA	SWITCH/ROCKER - DPDT (ON/ON) - BLACK
27	063912-02-000	EA	RELAY - CANISTER - SPDT
			FROM: 00-00-00 THRU: 10-18-06
28	145638-12-01A	EA	SWITCH/ROCKER - DPDT (ON/ON/ON) - BLACK
29	135740-01-01A	EA	SWITCH - ROCKER - SPST - ON/OFF - BROWN
29	135740-06-01A	EA	SWITCH - ROCKER - ON/OFF - LIGHTED - RED
29	135741-02-01A	EA	SWITCH - BASE - DOUBLE - BROWN
29	135742-34-02A	EA	BEZEL - SWITCH - WATER HEATER/LP - BROWN
30*	133004-05-01A	EA	PANEL/MONITOR-2 TANK-DIGITAL VOLT MT/SOLAR-W/WATER HTR SW
31	127002-10-000	EA	PANEL/MONITOR - ENERGY MANAGEMENT SYSTEMS CTRL - W/3 PLUG
32	105620-17-000	EA	THERMOSTAT - FURNACE-2 STAGE/HEAT PUMP-A/C -W/CHOKE MODULE
			FROM: 00-00-00 THRU: 08-22-06
32	105620-21-000	EA	THERMOSTAT-HT PUMP/2 STG RMT
			FROM: 08-23-06 THRU: 99-99-99
33	148254-05-000	EA	REMOTE/PANEL - INVERTER/CHARGER
33	148254-03-000	EA	CABLE/INVERTOR - W/8 PIN MODULAR PHONE JACK - 50'-DIMEN
34	135740-02-01A	EA	SWITCH - ROCKER - SPDT - ON/ON - BROWN
34	135741-01-01A	EA	SWITCH - BASE - SINGLE - BROWN
34	135742-52-02A	EA	BEZEL - SWITCH - GALLEY WASTE - BROWN
35	135740-01-01A	EA	SWITCH - ROCKER - SPST - ON/OFF - BROWN
35	135741-03-01A	EA	SWITCH - BASE - TRIPLE - BROWN
35	135742-48-02A	EA	BEZEL - SWITCH - CEILING/FAN/ACCENT - BROWN

***COMPONENT PARTS LISTED LATER IN THIS GROUP**

ELECTRICAL GROUP (CONTINUED)

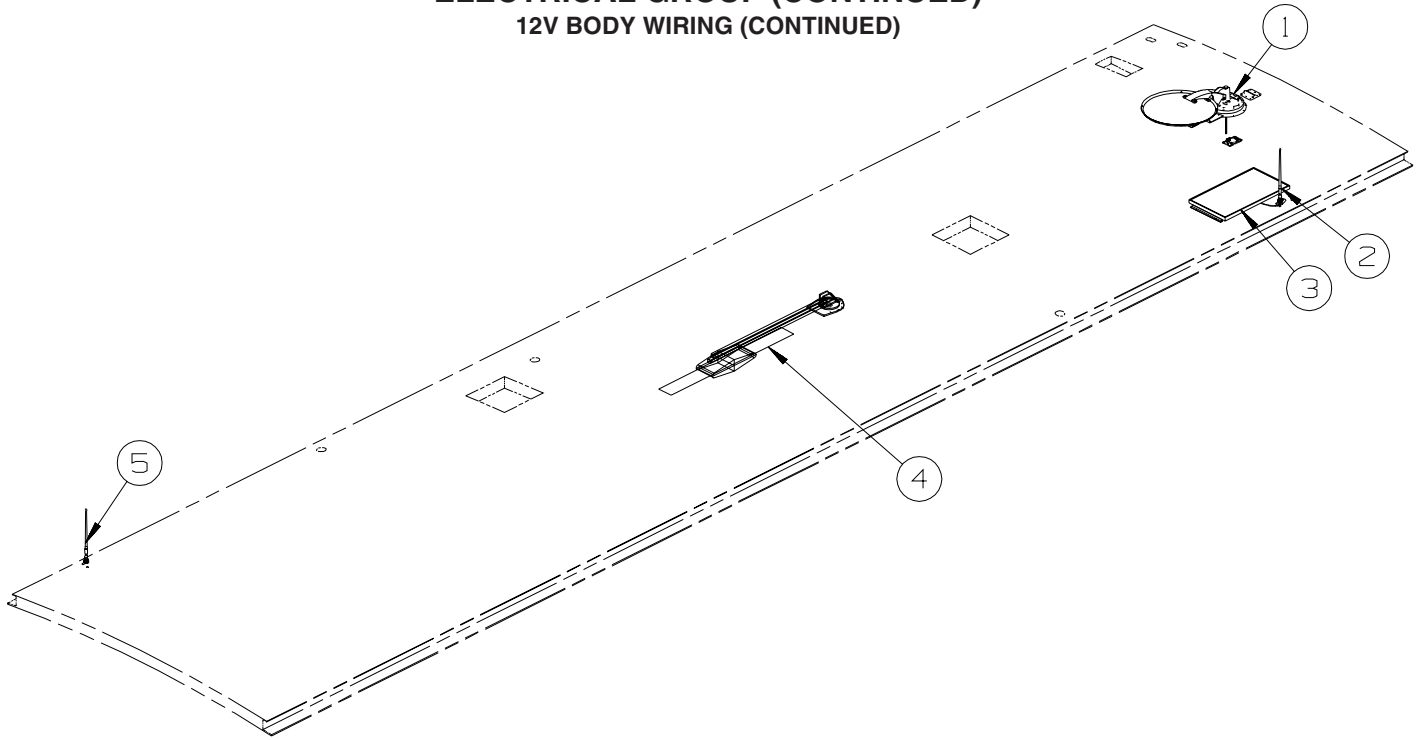
12V BODY WIRING (CONTINUED)



KEY	PART NUMBER	U/M	DESCRIPTION
1*	146048-01-01A	EA	LIGHT - HALOGEN/ADJUSTABLE - WHITE
2*	153464-06-01A	EA	LIGHT-FLUORESCENT 21.8"- RECESSED/WARM WHT BULB-W/O SWITCH
3*	123775-01-02A	EA	LIGHT - HALOGEN - ROUND - SATIN NICKEL
4	093575-33-03A	EA	LIGHT - CEILING/ROUND - W/O BULBS - SATIN NICKEL - DECORATIVE LIGHT - CEILING
4	117805-02-000	EA	BULB - 12V - #921 - 1.4 AMPS - DECORATIVE LIGHT - CEILING
5*	137417-03-01A	EA	LIGHT - DOME - SINGLE - W/O SWITCH - W/FROSTED LENS-WHITE
6	093575-40-01A	EA	LIGHT - CEILING/ROUND - NICKEL - FAN - CEILING_BEDROOM
6	117805-02-000	EA	BULB - 12V - #921 - 1.4 AMPS - FAN - CEILING_BEDROOM
7*	139134-01-03A	EA	FAN - CEILING - 35" - NICKEL - W/O SWITCH - #A70052NW - FAN - CEILING_BEDROOM
8*	121935-01-01A	EA	LIGHT - DOME - SHOWER - W/HOLE IN LENS
9*	137417-01-01A	EA	LIGHT - DOME - SINGLE - W/SWITCH/FROSTED LENS - WHITE
10	041250-01-000	EA	SWITCH - PUSH BUTTON/DOOR JAMB - METAL/CHROME
10	138494-01-02B	EA	BRACKET - SWITCH/LIGHT - E-COATED
11*	086280-01-000	EA	LIGHT - SURFACE MOUNT - 12 VOLT

***COMPONENT PARTS LISTED LATER IN THIS GROUP**

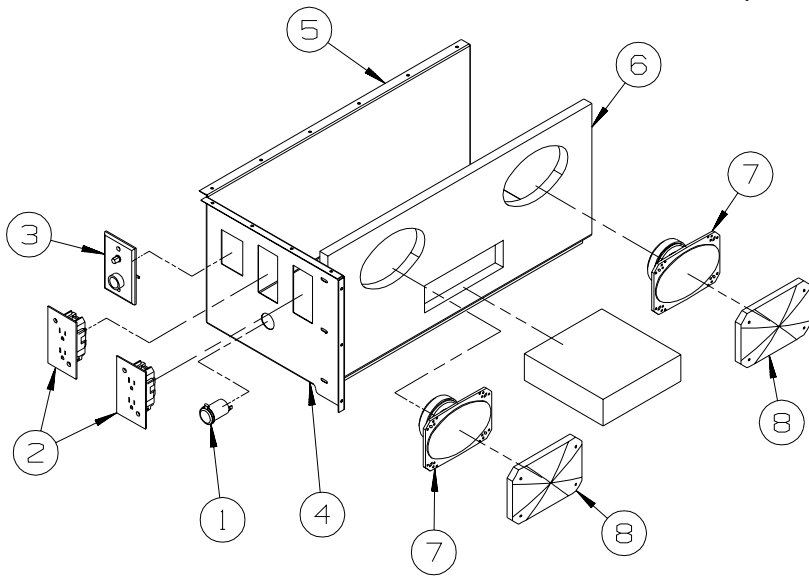
ELECTRICAL GROUP (CONTINUED)
12V BODY WIRING (CONTINUED)



KEY	PART NUMBER	U/M	DESCRIPTION
1	154474-04-02A	EA	ANTENNA/SATELLITE - DISH IN DOME/SEARCH IN MOTION - BLACK - SAT SYS IN-MOTION W/O RCVR
1	154474-03-000	EA	CABLE - SATELLITE - COAX - 8' W/CONNECTORS - SAT SYS IN-MOTION W/O RCVR
1	154474-02-000	EA	CONTROL/SATELLITE KIT-IDB BOX/IDD BOX-POWER SUPPLY-CABLE-SAT SYS IN-MOTION W/O RCVR
1	146488-01-000	EA	PLATE - ROOF - CABLE ENTRY - SAT SYS IN-MOTION W/O RCVR
1*	141454-03-01A	EA	ANTENNA/SATELLITE - "AUTO SEARCH WHILE PARKED/GPS SYSTEM" - SATELLITE DISH-AUTOMATIC FROM: 00-00-00 THRU: 01-28-07
1	163598-01-02A	EA	ANTENNA/SATELLITE - DISH IN DOME/AUT - BLACK - SAT DISH - AUTOMATIC - NOT ILLUSTRATED FROM: 01-29-07 THRU: 99-99-99
1	146488-01-000	EA	PLATE - ROOF - CABLE ENTRY - SAT DISH - AUTOMATIC - NOT ILLUSTRATED FROM: 01-29-07 THRU: 99-99-99
1	141454-04-000	EA	WIRE - SATELLITE - AUTOMATIC
2	090944-01-000	EA	ANT.-RADIO-16" RUBBER-W/72" LEAD WIRE-ENTER. CENTR/EXT TV-DVD/ENTER. CENTR/EXT W/CD
2	109889-04-000	EA	EXTENDER - ANTENNA SHAFT - 3.7"-ENTER. CENTR/EXT TV-DVD/ENTER. CENTR/EXT W/CD
2	147741-01-09B	EA	BRACKET-ANTENNA GROUND-GALVANIZED-ENTER. CENTR/EXT TV-DVD/ENTER. CENTR/EXT W/CD
3	151647-01-000	EA	PANEL - SOLAR 10 WATT
4*	076319-23-000	EA	ANTENNA - TV ROOF MOUNT - 44.5" MAST
4*	076319-25-000	EA	KIT - HARDWARE INTERIOR
4	069726-02-000	EA	BUMPER - .88" OD X .40" THICK - BLACK
5	090944-01-000	EA	ANT.-RADIO-16" RUBBER-W/72" LEAD WIRE-STEREO SYSTEM W/CD REAR
5	109889-04-000	EA	EXTENDER - ANTENNA SHAFT - 3.7"-STEREO SYSTEM W/CD REAR
5	147741-01-09B	EA	BRACKET-ANTENNA GROUND-GALVANIZED-STEREO SYSTEM W/CD REAR

*COMPONENT PARTS LISTED LATER IN THIS GROUP

ELECTRICAL GROUP (CONTINUED)
12V BODY WIRING (CONTINUED)

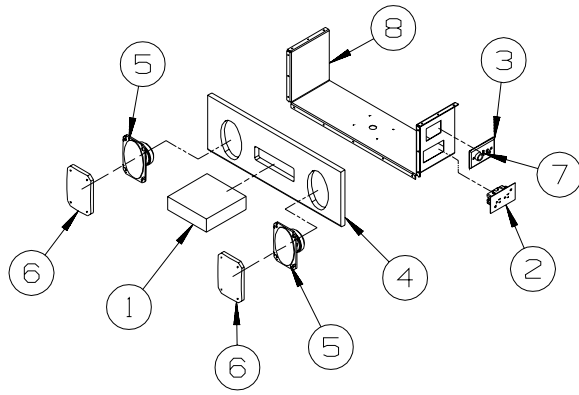


40KD,40FD
ENTERTAINMENT CENTR/EXT W/CD

KEY	PART NUMBER	U/M	DESCRIPTION
1	087236-02-000	EA	LABEL - TV OUTLET
2	058708-01-000	EA	RECEPTACLE - ELECTRIC - DOUBLE - BROWN
3	076319-09-000	EA	WALLPLATE - TV CABLE RECEPTACLE - SINGLE - BROWN
4	156148-02-02B	EA	PANEL - ENTERTAINMENT CENTER - E-COATED
5	156145-01-02B	EA	PANEL - ENTERTAINMENT CENTER - E-COATED
6	156154-02-TG2	EA	FACE - ENTERTAINMENT CENTER - W/O HARDWARE
6	158891-06-05A	EA	FACE - ENTERTAINMENT CENTER - VINYL WRAPPED-SEAGRASS BLACK FROM: 00-00-00 THRU: 08-01-06 FROM: 08-02-06 THRU: 99-99-99
7	110469-01-000	EA	SPEAKER - 4" X 6" OVAL - COAXIAL
8	110470-01-01A	EA	GRILLE - 4" X 6" - OVAL SPEAKER - BLACK
9*	155619-01-000	EA	RADIO - AM/FM CD - W/REMOTE - MAGNADYNE M3200CD FROM: 00-00-00 THRU: 08-01-06 FROM: 08-02-06 THRU: 99-99-99
9	155619-02-000	EA	RADIO - AM/FM CD-W/O REMOTE/WIRE HARNESS-MAGNADYNE M3200CD FROM: 08-02-06 THRU: 99-99-99
	155619-03-000	EA	REMOTE - RADIO FROM: 08-02-06 THRU: 99-99-99

***COMPONENT PARTS LISTED LATER IN THIS GROUP**

ELECTRICAL GROUP (CONTINUED)
12V BODY WIRING (CONTINUED)



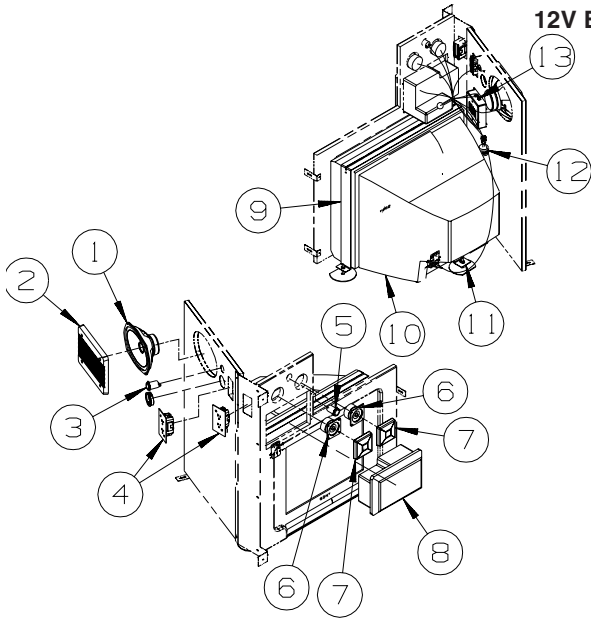
40TD
ENTERTAINMENT CENTR/EXT W/CD

KEY	PART NUMBER	U/M	DESCRIPTION
1*	155619-01-000	EA	RADIO - AM/FM CD - W/REMOTE - MAGNADYNE M3200CD FROM: 00-00-00 THRU: 08-01-06
1	155619-02-000	EA	RADIO - AM/FM CD-W/O REMOTE/WIRE HARNESS-MAGNADYNE M3200CD FROM: 08-02-06 THRU: 99-99-99
	155619-03-000	EA	REMOTE - RADIO FROM: 08-02-06 THRU: 99-99-99
2	058708-01-000	EA	RECEPTACLE - ELECTRIC - DOUBLE - BROWN
3	076319-09-000	EA	WALLPLATE - TV CABLE RECEPTACLE - SINGLE - BROWN
4	156154-03-UJ2	EA	FACE - ENTERTAINMENT CENTER - W/O HARDWARE FROM: 00-00-00 THRU: 08-13-06
4	158891-07-05A	EA	FACE - ENTERTAINMENT CENTER - VINYL WRAPPED-SEAGRASS BLACK FROM: 08-14-06 THRU: 99-99-99
5	110469-01-000	EA	SPEAKER - 4" X 6" OVAL - COAXIAL
6	110470-01-01A	EA	GRILLE - 4" X 6" - OVAL SPEAKER - BLACK
7	087236-02-000	EA	LABEL - TV OUTLET
8	160348-01-02B	EA	PANEL - ENTERTAINMENT CENTER - E-COATED

***COMPONENT PARTS LISTED LATER IN THIS GROUP**

ELECTRICAL GROUP (CONTINUED)

12V BODY WIRING (CONTINUED)

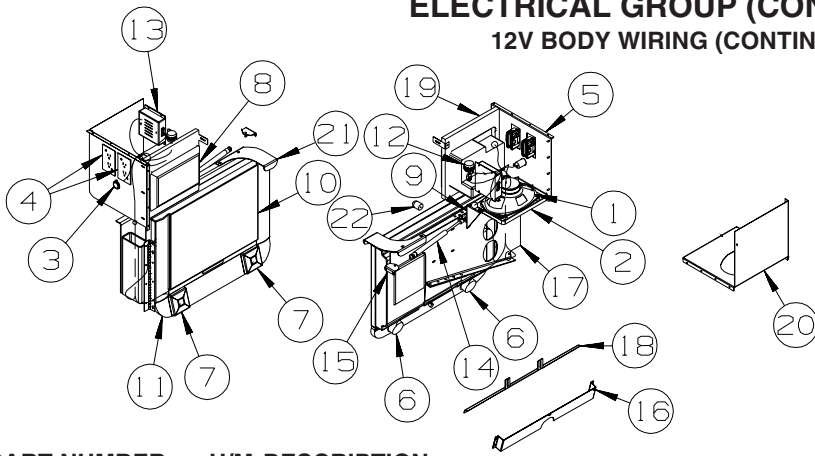


40FD,40KD ENTERTAINMENT CENTR/EXT TV-DVD

KEY	PART NUMBER	U/M	DESCRIPTION
1	124884-01-000	EA	SPEAKER - 6" X 9" - SUB-WOOFER - W/O GRILLE
2	151844-01-01A	EA	GRILLE - SPEAKER - 6" X 9" - SUB WOOFER - BLACK
3	132958-01-000	EA	RECEPTACLE - 12 VOLT - MOUNTING FLANGE - BLACK
4	058708-01-000	EA	RECEPTACLE - ELECTRIC - DOUBLE - BROWN
5	149750-01-000	EA	RECEIVER - (INFRA RED SIGNAL) - W/6"LEAD/PLUG
6	148026-03-01A	EA	SPEAKER - CUBE - W/O CASE
7	148026-02-01A	EA	SPEAKER GRILLE - CUBE - SILVER
8*	156413-01-01A	EA	RADIO - WALL MOUNT - DVD/CD - W/ALARM - JENSEN AWM950 FROM: 00-00-00 THRU: 01-01-07
8	163031-01-01A	EA	RADIO - WALL MOUNT - DVD/CD - W/ALARM - JENSEN AWM960 FROM: 01-02-07 THRU: 99-99-99
9	148247-12-02B	EA	STRAP/TIEDOWN - TV - E-COATED
	039984-01-000	EA	CAP - ROUND - VINYL - .28" ID X .62" - BLACK
	140221-01-02B	EA	WASHER - SEAT BELT - E-COAT
10*	149049-01-000	EA	TV - 20" COLOR/STEREO - FLAT - SONY KV-20FS100
11	156048-01-02B	EA	BRACKET/BRACE - TV - E-COATED
12	150140-02-000	EA	CROSSOVER COIL - F/SUBWOOFER SPEAKER/LOW FREQUENCY
13	150140-01-000	EA	CROSSOVER BOX - STANDARD STEREO TO DELUXE SOUND

*COMPONENT PARTS LISTED LATER IN THIS GROUP

ELECTRICAL GROUP (CONTINUED)
12V BODY WIRING (CONTINUED)



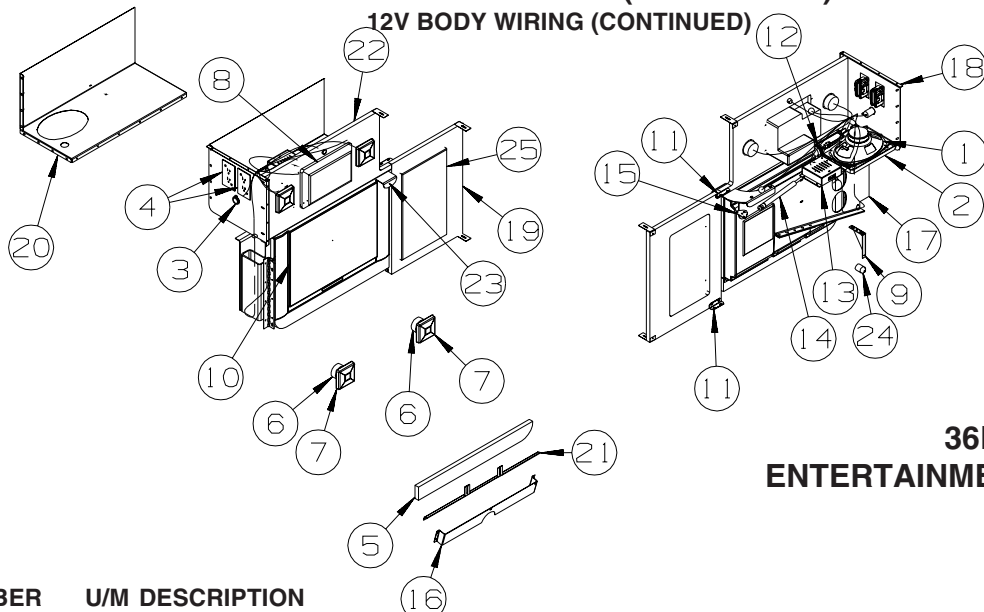
36RD,40KD
ENTERTAINMENT CTR COMPL-TV

KEY	PART NUMBER	U/M	DESCRIPTION
1	124884-01-000	EA	SPEAKER - 6" X 9" - SUB-WOOFER - W/O GRILLE
2	151844-01-01A	EA	GRILLE - SPEAKER - 6" X 9" - SUB WOOFER - BLACK
3	132958-01-000	EA	RECEPTACLE - 12 VOLT - MOUNTING FLANGE - BLACK
4	058708-01-000	EA	RECEPTACLE - ELECTRIC - DOUBLE - BROWN
5	158880-01-02B	EA	PANEL - ENTERTAINMENT CENTER - E-COATED
6	148026-03-01A	EA	SPEAKER - CUBE - W/O CASE
7	148026-02-01A	EA	SPEAKER GRILLE - CUBE - SILVER
8*	156413-01-01A	EA	RADIO - WALL MOUNT - DVD/CD - W/ALARM - JENSEN AWM950 FROM: 00-00-00 THRU: 01-01-07
8	163031-01-01A	EA	RADIO - WALL MOUNT - DVD/CD - W/ALARM - JENSEN AWM960 FROM: 01-02-07 THRU: 99-99-99
9	158851-01-02B	EA	BRACKET - STOPPER - W/O RUBBER BUMPER
10*	158703-01-000	EA	TV - 20" - LCD 4:3 - SIDE SPEAKER - JENSEN JE2043
11	158890-01-03A	EA	FACE - SPEAKER SUPPORT - VINYL WRAPPED - WASHED MAPLE
12	150140-02-000	EA	CROSSOVER COIL - F/SUBWOOFER SPEAKER/LOW FREQUENCY
13	150140-01-000	EA	CROSSOVER BOX - STANDARD STEREO TO DELUXE SOUND
14	142569-07-000	EA	SPRING/GAS - 20 LB - 20" EXTENDED/12" COMPRESSED
15	126263-12-02B	EA	BRACKET - GAS SPRING W/BALL STUD - E-COATED
16	158886-01-02B	EA	BRACKET/COVER - SPEAKER - E-COATED
17	158869-01-02B	EA	MOUNT/TV - E-COATED
18	158885-01-02B	EA	BRACKET/MOUNT - SPEAKER/TV - E-COATED
19	158891-01-03A	EA	FACE - ENTERTAINMENT CENTER - VINYL WRAPPED - WASHED MAPLE
20	158879-01-02B	EA	PANEL - ENTERTAINMENT CENTER - E-COATED
21	158868-01-02B	EA	HANDLE - TV MOUNT - E-COATED
22	117046-02-000	EA	BUMPER - RUBBER/ROUND END - 1.5"

***COMPONENT PARTS LISTED LATER IN THIS GROUP**

ELECTRICAL GROUP (CONTINUED)

12V BODY WIRING (CONTINUED)

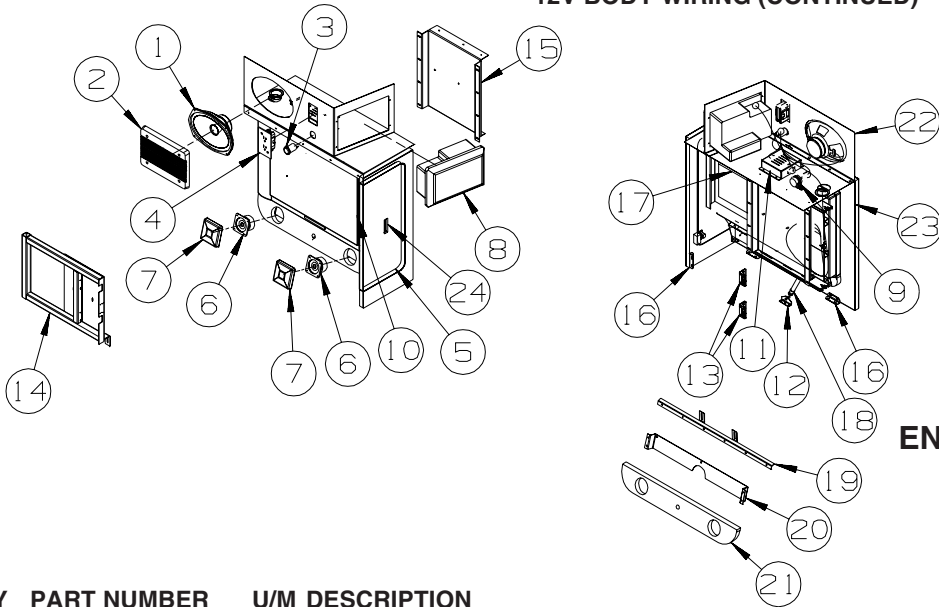


36LD,40FD ENTERTAINMENT CTR COMPL-TV

KEY	PART NUMBER	U/M	DESCRIPTION
1	124884-01-000	EA	SPEAKER - 6" X 9" - SUB-WOOFER - W/O GRILLE
2	151844-01-01A	EA	GRILLE - SPEAKER - 6" X 9" - SUB WOOFER - BLACK
3	132958-01-000	EA	RECEPTACLE - 12 VOLT - MOUNTING FLANGE - BLACK
4	058708-01-000	EA	RECEPTACLE - ELECTRIC - DOUBLE - BROWN
5	158890-03-03A	EA	FACE - SPEAKER SUPPORT - VINYL WRAPPED - WASHED MAPLE
			FROM: 00-00-00 THRU: 2-12-06
5	158890-05-03A	EA	FACE - SPEAKER SUPPORT - VINYL WRAPPED - WASHED MAPLE
			FROM: 02-13-06 THRU: 08-06-06
5	158890-05-05A	EA	FACE - SPEAKER SUPPORT - VINYL WRAPPED - SEAGRASS BLACK
			FROM: 08-07-06 THRU: 99-99-99
6	148026-03-01A	EA	SPEAKER - CUBE - W/O CASE
7	148026-02-01A	EA	SPEAKER GRILLE - CUBE - SILVER
8*	156413-01-01A	EA	RADIO - WALL MOUNT - DVD/CD - W/ALARM - JENSEN AWM950
			FROM: 00-00-00 THRU: 01-01-07
8	163031-01-01A	EA	RADIO - WALL MOUNT - DVD/CD - W/ALARM - JENSEN AWM960
			FROM: 01-02-07 THRU: 99-99-99
9	158851-01-02B	EA	BRACKET - STOPPER - W/O RUBBER BUMPER
10*	158703-01-000	EA	TV - 20" - LCD 4:3 - SIDE SPEAKER - JENSEN JE2043
11	016604-01-000	EA	BRACE - ANGLE - 2 1/2" - UNPAINTED METAL
12	150140-02-000	EA	CROSSOVER COIL - F/SUBWOOFER SPEAKER/LOW FREQUENCY
13	150140-01-000	EA	CROSSOVER BOX - STANDARD STEREO TO DELUXE SOUND
14	142569-07-000	EA	SPRING/GAS - 20 LB - 20" EXTENDED/12" COMPRESSED
15	126263-08-02B	EA	BRACKET - GAS SPRING W/CENTERED BALL STUD - E-COATED
16	158886-01-02B	EA	BRACKET/COVER - SPEAKER - E-COATED
17	158869-01-02B	EA	MOUNT/TV - E-COATED
18	158880-01-02B	EA	PANEL - ENTERTAINMENT CENTER - E-COATED
19	158891-03-03A	EA	FACE - ENTERTAINMENT CENTER - VINYL WRAPPED - WASHED MAPLE
			FROM: 00-00-00 THRU: 08-06-06
19	158891-03-05A	EA	FACE - ENTERTAINMENT CENTER - VINYL WRAPPED - SEAGRASS BLACK
			FROM: 08-07-06 THRU: 99-99-99
20	158879-02-02B	EA	PANEL - ENTERTAINMENT CENTER - E-COATED
21	158885-01-02B	EA	BRACKET/MOUNT - SPEAKER/TV - E-COATED
			FROM: 00-00-00 THRU: 02-12-06
21	158885-02-02B	EA	BRACKET/MOUNT - SPEAKER/TV - E-COATED
			FROM: 02-13-06 THRU: 99-99-99
22	158891-02-03A	EA	FACE - ENTERTAINMENT CENTER - VINYL WRAPPED - WASHED MAPLE
			FROM: 00-00-00 THRU: 08-06-06
22	158891-02-05A	EA	FACE - ENTERTAINMENT CENTER - VINYL WRAPPED - SEAGRASS BLACK
			FROM: 08-07-06 THRU: 99-99-99
23	158868-01-02B	EA	HANDLE - TV MOUNT - E-COATED
24	117046-02-000	EA	BRACKET/MOUNT - SPEAKER/TV - E-COATED
25	157480-01-03A	EA	DOOR - EXTERIOR ENTERTAINMENT/MAPLE - 9.4"X 15.7"-W/O HDW
			FROM: 00-00-00 THRU: 08-06-06
25	157480-01-05A	EA	DOOR - EXTERIOR ENTERTAINMENT/BLACK - 9.4"X 15.7"-W/O HDW
			FROM: 08-07-06 THRU: 99-99-99

*COMPONENT PARTS LISTED LATER IN THIS GROUP

ELECTRICAL GROUP (CONTINUED)
12V BODY WIRING (CONTINUED)

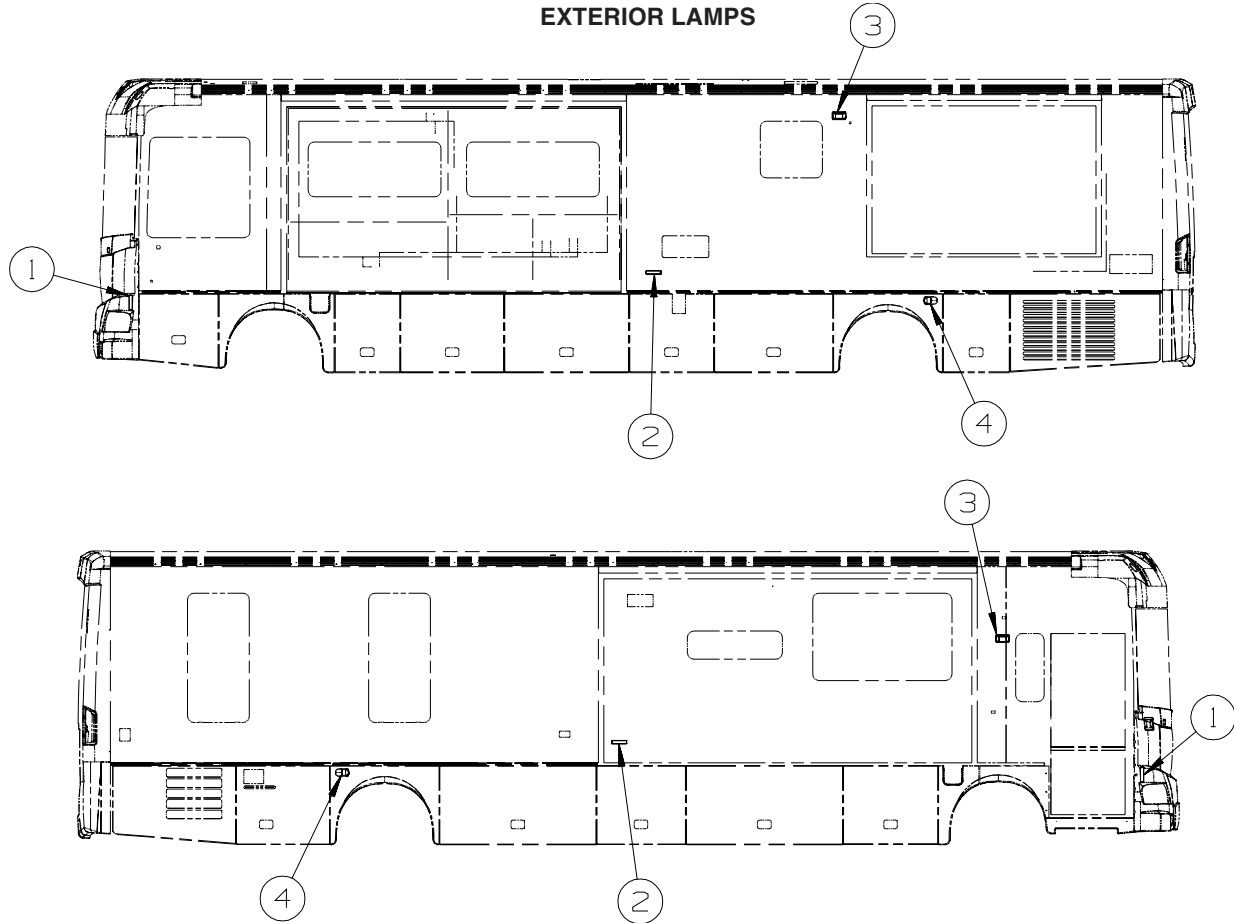


40TD
ENTERTAINMENT CENTR/EXT TV-DVD

KEY	PART NUMBER	U/M	DESCRIPTION
1	124884-01-000	EA	SPEAKER - 6" X 9" - SUB-WOOFER - W/O GRILLE
2	151844-01-01A	EA	GRILLE - SPEAKER - 6" X 9" - SUB WOOFER - BLACK
3	132958-01-000	EA	RECEPTACLE - 12 VOLT - MOUNTING FLANGE - BLACK
4	058708-01-000	EA	RECEPTACLE - ELECTRIC - DOUBLE - BROWN
5	160725-13-UJ1	EA	DOOR - ASM - W/O HDW
6	148026-03-01A	EA	SPEAKER - CUBE - W/O CASE
7	148026-02-01A	EA	SPEAKER GRILLE - CUBE - SILVER
8*	156413-01-01A	EA	RADIO - WALL MOUNT - DVD/CD - W/ALARM - JENSEN AWM950 FROM: 00-00-00 THRU: 01-01-07
8	163031-01-01A	EA	RADIO - WALL MOUNT - DVD/CD - W/ALARM - JENSEN AWM960 FROM: 01-02-07 THRU: 99-99-99
9	150140-02-000	EA	CROSSOVER COIL - F/SUBWOOFER SPEAKER/LOW FREQUENCY
10*	158703-01-000	EA	TV - 20" - LCD 4:3 - SIDE SPEAKER - JENSEN JE2043
11	150140-01-000	EA	CROSSOVER BOX - STANDARD STEREO TO DELUXE SOUND
12	126263-02-02B	EA	BRACKET - GAS SPRING W/BALL STUD - E-COATED
13	153191-01-01A	EA	HINGE - FRICTION - 16 IN-LBS - BLACK
14	159908-01-02B	EA	MOUNT - TV - E-COATED
15	159914-01-02B	EA	BASE - TV/SLIDE ASSEMBLY - E-COATED
	160299-02-02B	EA	BRACKET/SLIDE - TV - E-COATED
	159913-02-02B	EA	BRACKET/MOUNT - TV - E-COATED
16	016604-01-000	EA	BRACE - ANGLE - 2 1/2" - UNPAINTED METAL
17	159905-01-02B	EA	PANEL - ENTERTAINMENT CENTER - E-COATED
18	142569-06-000	EA	SPRING/GAS - 25 LB - 14.8" EXTENDED/8.9" COMPRESSED
19	158885-01-02B	EA	BRACKET/MOUNT - SPEAKER/TV - E-COATED
20	158886-01-02B	EA	BRACKET/COVER - SPEAKER - E-COATED
21	158890-01-03A	EA	FACE - SPEAKER SUPPORT - VINYL WRAPPED - WASHED MAPLE FROM: 00-00-00 THRU: 08-06-06
21	158890-01-05A	EA	FACE - SPEAKER SUPPORT - VINYL WRAPPED - SEAGRASS BLACK FROM: 08-07-06 THRU: 99-99-99
22	159904-01-02B	EA	PANEL - ENTERTAINMENT CENTER - E-COATED
23	160725-01-UJ1	EA	CABINET - ENTERTAINMENT CENTER - W/O DOOR/HDW - EXTERIOR
24	139136-02-02A	EA	HANDLE - RECESSED - PEWTER

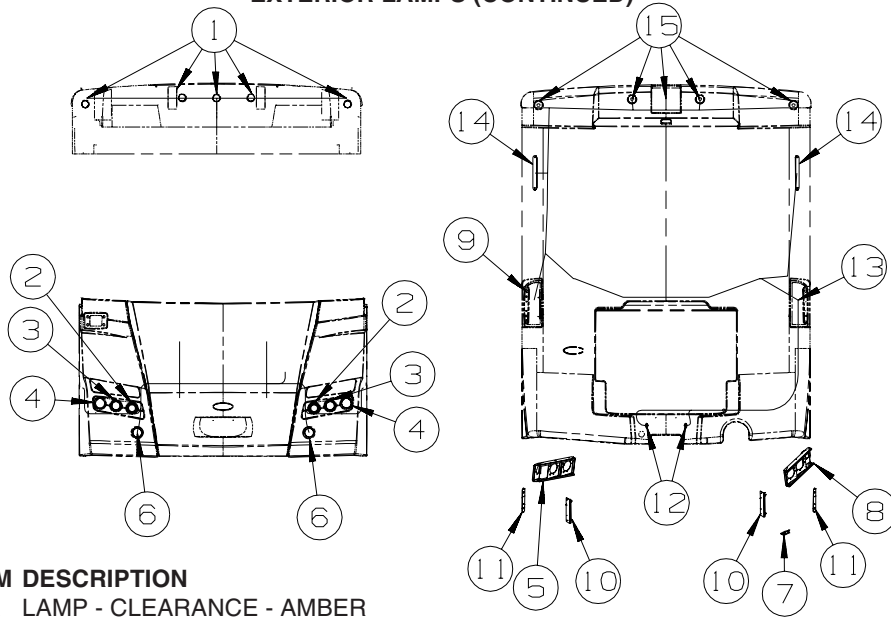
***COMPONENT PARTS LISTED LATER IN THIS GROUP**

ELECTRICAL GROUP (CONTINUED)
EXTERIOR LAMPS



KEY	PART NUMBER	U/M	DESCRIPTION
1	117826-02-000	EA	LAMP/SIDE MARKER ASSEMBLY - AMBER
1	117826-03-000	EA	GASKET/SIDE MARKER LIGHT
1	036196-01-000	EA	BULB - 12V - #194 - .27 AMP - BAYONETTE
1	067789-02-000	EA	SOCKET - LAMP
2	111102-01-000	EA	BASE - MARKER LAMP
2	111102-02-000	EA	LENS - AMBER - MARKER LAMP
	036196-01-000	EA	BULB - 12V - #194 - .27 AMP - BAYONETTE
3	097917-01-08A	EA	LIGHT/PORCH - CHROME
	008215-01-000	EA	BULB - 12 VOLT - #1003 - .94 AMP
4	129746-01-000	EA	LAMP - DOCKING/DRIVING W/MOUNT BRACKET
	120494-03-02B	EA	SHIM - STRIKER - LUGGAGE DOOR - 3/64" - E-COATED

ELECTRICAL GROUP (CONTINUED)
EXTERIOR LAMPS (CONTINUED)

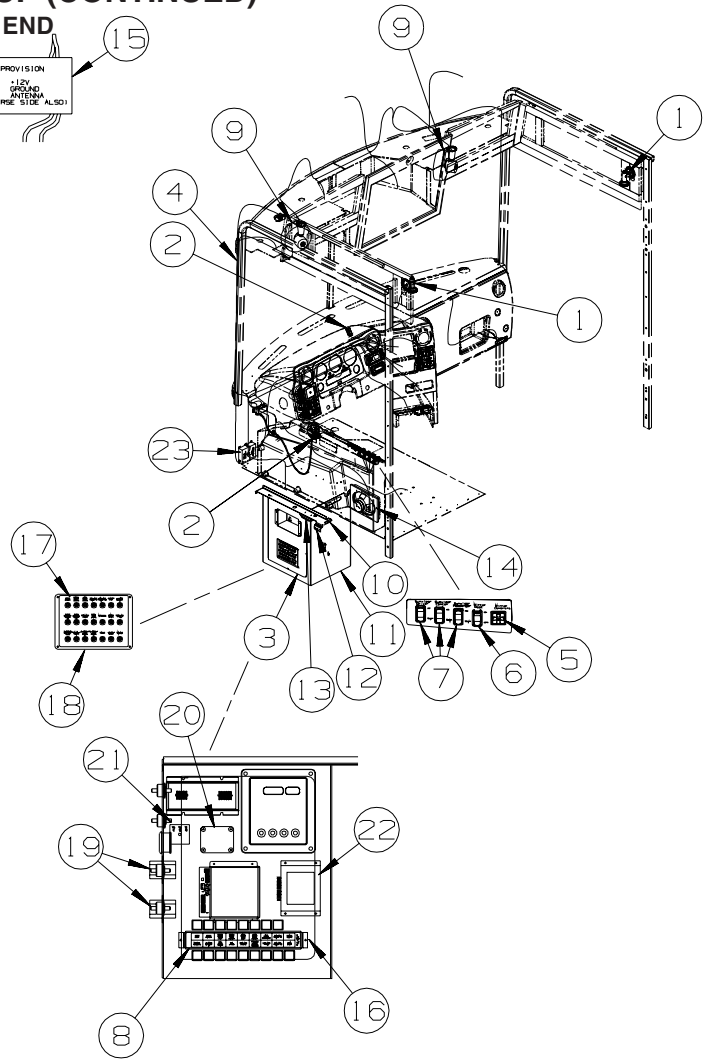


KEY	PART NUMBER	U/M	DESCRIPTION
1	138996-01-000	EA	LAMP - CLEARANCE - AMBER
1	138996-03-000	EA	BRACKET - CLEARANCE LIGHT
1	138996-04-000	EA	CONNECTOR - LAMP
2	146527-02-000	EA	HEADLAMP - HIGH BEAM
2	147103-01-000	EA	HOUSING/CONNECTOR - HEADLAMP - W/PIGTAIL
3	146527-01-000	EA	HEADLAMP - LOW BEAM
3	147103-01-000	EA	HOUSING/CONNECTOR - HEADLAMP - W/PIGTAIL
4	146560-01-000	EA	LAMP - PARK/TURN - CLEAR
4	112708-02-000	EA	BULB - 12 VOLT - #3157NA
4	146560-02-000	EA	SOCKET - LAMP - 3 WIRE
5	152430-01-02B	EA	SUPPORT - HEADLAMP - PASSENGER - E-COATED
6	151421-01-000	EA	LAMP - FOG - CLEAR/ROUND - HAMSAR - W/PACKARD CONNECTOR
7	139686-01-02B	EA	ANGLE - MOUNT - FOGLEAMP - E-COATED
8	152430-02-02B	EA	SUPPORT - HEADLAMP - DRIVER - E-COATED
9	153167-02-000	EA	LAMP - STOP/TURN/TAIL/BACK UP - LEFT HAND
10	151660-01-02B	EA	BRACKET/TAILLAMP - E-COATED
11	151662-01-02B	EA	BRACKET/TAILLAMP - OUTER - E-COATED
12	087201-01-000	EA	LIGHT - HALF ROUND - 1" X 1.7" - PLASTIC - BLACK OR WHITE
13	153167-01-000	EA	LAMP - STOP/TURN/TAIL/BACK UP - RIGHT HAND
14	151076-01-000	EA	LIGHT - BRAKE - CENTER MOUNT
15	138996-02-000	EA	LAMP - CLEARANCE - RED
15	138996-03-000	EA	BRACKET - CLEARANCE LIGHT
15	138996-04-000	EA	CONNECTOR - LAMP
15	146246-01-000	EA	CONNECTOR/PLUG - TRAILER - 7 PIN

ELECTRICAL GROUP (CONTINUED)

FRONT END

CB POWER PROVISION
 *12V YELLOW
 *12V GREEN
 *12V RED
 *12V BLUE
 *12V ANTENNA
 (SEE REVERSE SIDE ALSO)



KEY	PART NUMBER	U/M	DESCRIPTION
1	128786-02-02A	EA	LIGHT - READING/SWIVEL - W/O SWITCH - SATIN NICKEL
1	123917-01-000	EA	BULB - 12V - HALOGEN SPOT
2	111414-01-000	EA	RECEPTACLE/SOCKET - 12 VOLT
3	145066-03-02B	EA	DOOR - ELECTRICAL COMPARTMENT - E-COATED
4	158494-02-000	EA	CABLE/ANTENNA - SATELLITE RADIO SIRRUS
5	088246-01-000	EA	SWITCH/REMOTE MIRROR - W/2PIN & 6 PIN CONNECTORS/PIGTAIL
5	108355-01-000	EA	HOUSING - SWITCH
6	145638-02-01A	EA	SWITCH/ROCKER - SPST (ON/OFF) - LIGHTED - BLACK
6	108355-02-000	EA	HOUSING - SWITCH - 12 POSITION
7	145638-12-01A	EA	SWITCH/ROCKER - DPDT (ON/ON/ON) - BLACK
7	108355-02-000	EA	HOUSING - SWITCH - 12 POSITION
	103603-01-000	EA	BULB - 12V - #74 - .12A WEDGE - GE 22-25 USED IN DASH
8	136161-03-01A	EA	LABEL - RELAY - MATTE BLACK/WHITE LETTERS
9	122856-01-01A	EA	FAN-DEFROSTER-2 SPEED W/SWIVEL BASE/NON-OSCILLATING-CHROME
10	145061-01-02B	EA	COVER - WIRE - LUGGAGE COMPARTMENT - E-COATED
11	145063-01-02B	EA	PANEL - CLOSEOUT/ELECTRICAL - E-COATED
12	041250-01-000	EA	SWITCH - PUSH BUTTON/DOOR JAMB - METAL/CHROME
13*	086280-01-000	EA	LIGHT - SURFACE MOUNT - 12 VOLT
14	150090-01-000	EA	SPEAKER - 6" X 9" - SUB-WOOFER - MAGNADYNE LS69W
			FROM: 00-00-00 THRU: 02-26-06
14	124884-01-000	EA	SPEAKER - 6" X 9" - SUB-WOOFER - W/O GRILLE
			FROM: 02-27-06 THRU: 99-99-99
14	151569-01-01A	EA	GRILLE - SPEAKER - 6" X 9" - SUB WOOFER - BLACK
			FROM: 00-00-00 THRU: 02-26-06
14	151844-01-01A	EA	GRILLE - SPEAKER - 6" X 9" - SUB WOOFER - BLACK
			FROM: 02-27-06 THRU: 99-99-99
15	104678-01-000	EA	LABEL - CB PREP
16	136120-02-02B	EA	BRACKET - RELAY - E-COATED

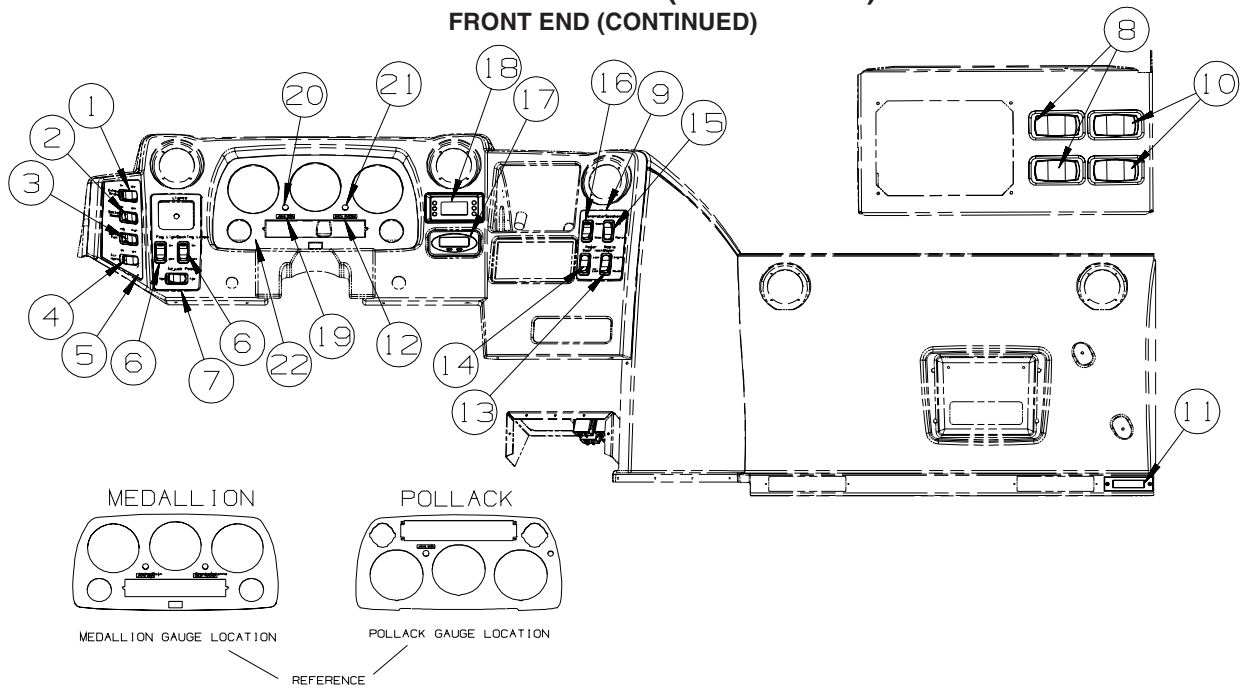
ELECTRICAL GROUP (CONTINUED)

FRONT END (CONTINUED)

KEY	PART NUMBER	U/M	DESCRIPTION
17	093236-45-000	EA	LABEL - CIRCUIT BREAKER
18	139067-07-02B	EA	PLATE - CIRCUIT BREAKER/HOUSE - E-COATED
19	118571-03-000	EA	BRACKET - MOUNTING
19	118571-04-000	EA	GASKET
20	128074-02-000	EA	FILTER - NOISE - 12 VOLT DC W/PLUGS
21	133535-01-000	EA	MODULE - TIMER 20 SECOND - WARNING LIGHT - TS61120P
22*	151458-01-000	EA	KEYLESS ENTRY SYSTEM - ENTRY DOOR & CARGO DOORS - W/REMOTE
23	135420-20-000	EA	RECEIVER - SATELLITE RADIO
	007093-01-000	EA	SIGNAL FLASHER
	113452-01-000	FT	SEAL/TRIM - FRONT - VINYL W/WIRE CARRIER - .020" - TO PROTECT WIRES FROM SHARP EDGES

*COMPONENT PARTS LISTED LATER IN THIS GROUP

ELECTRICAL GROUP (CONTINUED) FRONT END (CONTINUED)

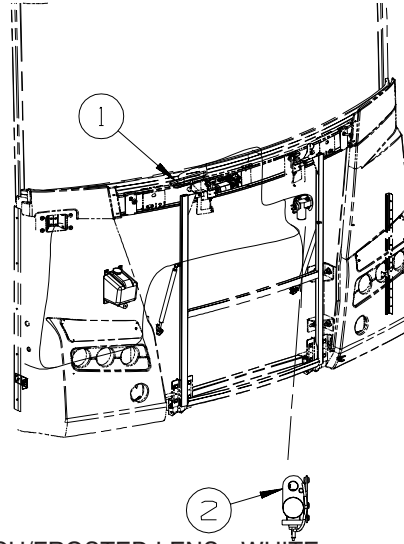


KEY	PART NUMBER	U/M	DESCRIPTION
1	145638-08-01A	EA	SWITCH/ROCKER - DPDT (ON/ON) - LIGHTED - BLACK
1	145638-11-01A	EA	SWITCH/ROCKER - DPDT (ON/OFF/ON) - LIGHTED - BLACK - FRTL/29410GVWR/400HP
1	108355-02-000	EA	HOUSING - SWITCH - 12 POSITION
1	103603-01-000	EA	BULB - 12V - #74 - .12A WEDGE - GE 22-25 USED IN DASH
2	145638-04-01A	EA	SWITCH/ROCKER - SPDT (ON/ON) -BLACK
2	108355-02-000	EA	HOUSING - SWITCH - 12 POSITION
2	103603-01-000	EA	BULB - 12V - #74 - .12A WEDGE - GE 22-25 USED IN DASH
3	145638-03-01A	EA	SWITCH/ROCKER - SPDT (ON/OFF/ON) -BLACK
3	108355-02-000	EA	HOUSING - SWITCH - 12 POSITION
4	145754-01-000	EA	SWITCH - BLANK - BLACK
4	145638-08-01A	EA	SWITCH/ROCKER - DPDT (ON/ON) -LIGHTED - BLACK - AIR HORNS
4	108355-02-000	EA	HOUSING - SWITCH - 12 POSITION - AIR HORNS
4	103603-01-000	EA	BULB - 12V - #74 - .12A WEDGE - GE 22-25 USED IN DASH
5	144722-02-05A	EA	APPLIQUE - BEZEL - LEFT - TEAK- FRTL 29,410 350 7.2L 6 SPEED/FRTL 32,000 350HP 7.2L 6 SPD
5	144722-08-05A	EA	APPL.- BEZEL-LEFT-TEAK- FRTL/32K GVW/400/8.9L/FRTL/29410 GVW/400/8.9L/FRTL 34,320 400 6SPIFS
5	144722-02-06A	EA	APPLIQUE - BEZEL - LEFT - COCOA
6	145638-02-01A	EA	SWITCH/ROCKER - SPST (ON/OFF) - LIGHTED - BLACK
6	108355-02-000	EA	HOUSING - SWITCH - 12 POSITION
6	103603-01-000	EA	BULB - 12V - #74 - .12A WEDGE - GE 22-25 USED IN DASH
7	144722-13-05A	EA	APPLIQUE - BEZEL - CENTER/LEFT - TEAK
7	144722-13-06A	EA	APPLIQUE - BEZEL - CENTER/LEFT - COCOA
8	145638-09-01A	EA	SWITCH/ROCKER - DPDT (ON/OFF/ON) - BLACK
8	108355-01-000	EA	HOUSING - SWITCH
8	103603-01-000	EA	BULB - 12V - #74 - .12A WEDGE - GE 22-25 USED IN DASH
9	144722-01-05A	EA	APPLIQUE - BEZEL - RIGHT - TEAK
9	144722-01-06A	EA	APPLIQUE - BEZEL - RIGHT - COCOA
10	145754-01-01A	EA	SWITCH - BLANK - BLACK
10	145638-09-01A	EA	SWITCH/ROCKER - DOUBLE PULL/DOUBLE THROW - BLACK
10	108355-01-000	EA	HOUSING - SWITCH
10	103603-01-000	EA	BULB - 12V - #74 - .12A WEDGE - GE 22-25 USED IN DASH
11	061424-01-000	EA	LIGHT - AISLE - 12 VOLT - RECTANGULAR
	036196-01-000	EA	BULB - 12V - #194 - .27 AMP - BAYONETTE
12	133533-02-01A	EA	LABEL - CHECK ANTENNA - CLEAR W/WHITE LETTERING - REFERENCE MEDALLION GAUGES
13	145638-07-01A	EA	SWITCH/ROCKER - DPDT (ON/ON) - BLACK
13	108355-02-000	EA	HOUSING - SWITCH - 12 POSITION
13	103603-01-000	EA	BULB - 12V - #74 - .12A WEDGE - GE 22-25 USED IN DASH
14	145638-05-01A	EA	SWITCH/ROCKER - SPDT (ON/OFF/ON) - BLACK
14	108355-02-000	EA	HOUSING - SWITCH - 12 POSITION
14	103603-01-000	EA	BULB - 12V - #74 - .12A WEDGE - GE 22-25 USED IN DASH
15	145638-01-01A	EA	SWITCH/ROCKER - SPST (ON/OFF) - BLACK
15	108355-02-000	EA	HOUSING - SWITCH - 12 POSITION
15	103603-01-000	EA	BULB - 12V - #74 - .12A WEDGE - GE 22-25 USED IN DASH

ELECTRICAL GROUP (CONTINUED)
FRONT END (CONTINUED)

KEY	PART NUMBER	U/M	DESCRIPTION
16	145638-06-01A	EA	SWITCH/ROCKER - SPDT (ON/OFF/ON) - LIGHTED - BLACK
16	108355-02-000	EA	HOUSING - SWITCH - 12 POSITION
16	103603-01-000	EA	BULB - 12V - #74 - .12A WEDGE - GE 22-25 USED IN DASH
17*	136119-01-000	EA	COMPASS/THERMOMETER - ELECTRONIC- 4.5" X 2.3" DISPLAY FACE
18	147844-01-01A	EA	BEZEL - INFO CENTER DISPLAY - BLACK - REFERENCE MEDALLION GAUGES
19	133533-01-01A	EA	LABEL - JACKS DOWN - CLEAR W/WHITE LETTERING
20	150237-01-000	EA	LIGHT - INDICATOR - RED
21	150237-02-000	EA	LIGHT - INDICATOR - AMBER - REFERENCE MEDALLION GAUGES
22	144722-09-05A	EA	APPLIQUE - BEZEL - INSTRUMENT CLUSTER - TEAK - REFERENCE MEDALLION GAUGES
22	144722-09-06A	EA	APPLIQUE - BEZEL - INSTRUMENT CLUSTER - COCOA - REFERENCE MEDALLION GAUGES
22	144722-17-05A	EA	APPLIQUE - BEZEL - INSTRUMENT CLUSTER - TEAK - REFERENCE POLLAK GAUGES
22	144722-17-06A	EA	APPLIQUE - BEZEL - INSTRUMENT CLUSTER - COCOA - REFERENCE POLLAK GAUGES

***COMPONENT PARTS LISTED LATER IN THIS GROUP**

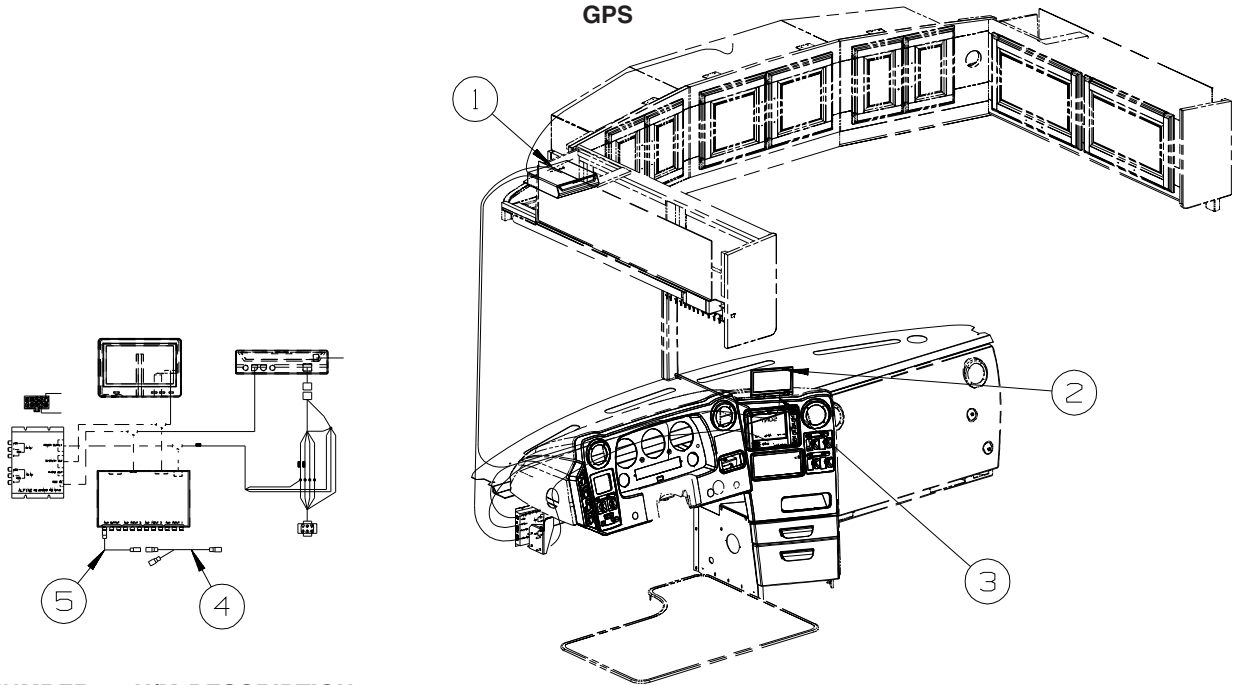


KEY	PART NUMBER	U/M	DESCRIPTION
1*	137417-01-01A	EA	LIGHT - DOME - SINGLE - W/SWITCH/FROSTED LENS - WHITE
2	114802-01-000	EA	PUMP - VACUUM - 12V

***COMPONENT PARTS LISTED LATER IN THIS GROUP**

ELECTRICAL GROUP (CONTINUED)

GPS



KEY	PART NUMBER	U/M	DESCRIPTION
1*	137424-01-000	EA	GPS-NAVIGATION SYS-W/DVD DIVIT/MAPS/GPS ANT & WIRE HARNESS FROM: 00-00-00 THRU: 04-02-06
1*	137424-08-000	EA	GPS-NAVIGATION SYS-W/DVD DIVIT/MAPS/GPS ANT/WIRE HARNESS FROM: 04-03-06 THRU: 99-99-99
2	137424-06-000	EA	MONITOR/LCD - COLOR - 6.5" FROM: 00-00-00 THRU: 04-02-06
2	137424-07-000	EA	MONITOR/LCD - COLOR - 6.5" FROM: 04-03-06 THRU: 03-11-07
2	137424-09-000	EA	MONITOR/LCD - COLOR - 7" - ALPINE #TME-M740BT FROM: 03-12-07 THRU: 99-99-99
3	137424-04-000	EA	BRACKET - MONITOR
4	NOT USED		
5	NOT USED		

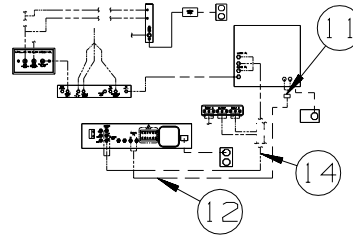
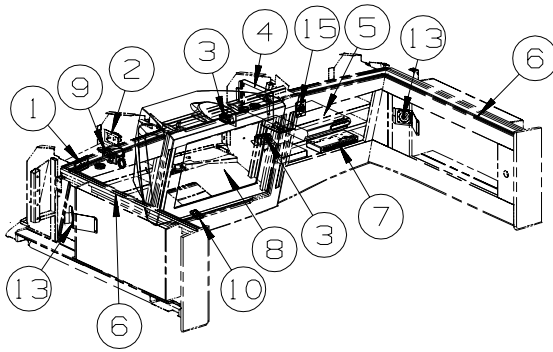
*COMPONENT PARTS LISTED LATER IN THIS GROUP

TRIP COMPUTER

KEY	PART NUMBER	U/M	DESCRIPTION
	143591-08-000	EA	CABLE - CAMERA INTERFACE - F/BLACK & WHITE MONITOR
	143591-09-000	EA	COMPUTER - TRIP/ENGINE MONITOR - F/COLOR MONITOR-#2620-3W
	144677-13-000	EA	CABLE - MONITOR/TRIP TEK ADAPTER - F/TRIP TEK OPTION ONLY

ELECTRICAL GROUP (CONTINUED)

FRONT TV/VCR

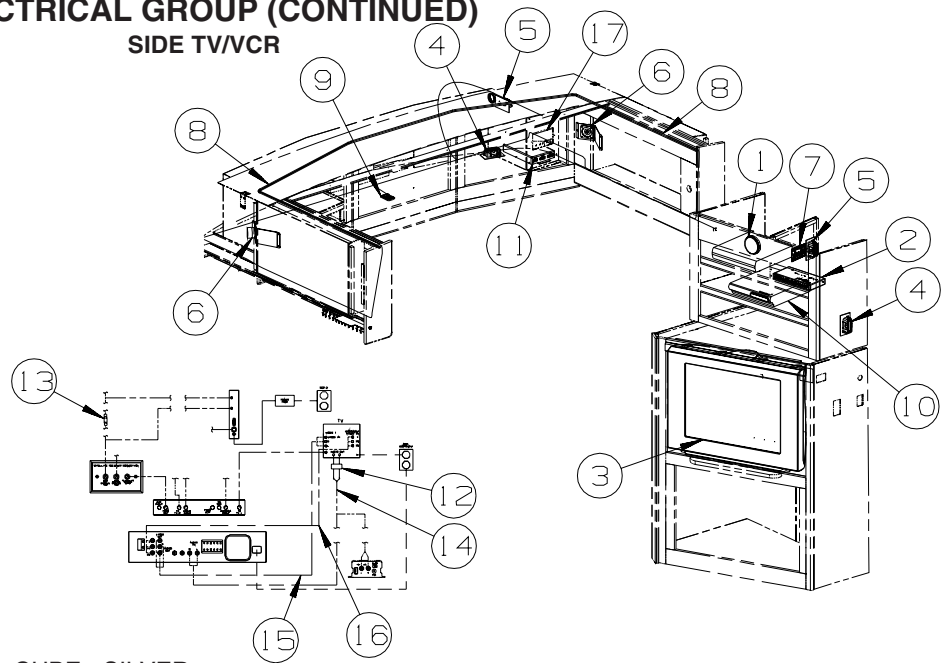


KEY	PART NUMBER	U/M	DESCRIPTION
1	149557-04-01A	EA	PLATE/WALL - TRIPLE COAXIAL/HORIZONTAL - WHITE
2	058708-01-000	EA	RECEPTACLE - ELECTRIC - DOUBLE - BROWN
2	158542-02-01A	EA	LABEL - RECEPTACLE - ELECTRONICS - WHITE/BLACK - CANADIAN
3	058708-01-000	EA	RECEPTACLE - ELECTRIC - DOUBLE - BROWN
4	140062-01-000	EA	SWITCH - SPEAKER - 6 CHANNEL
5*	154548-01-000	EA	DVD/VCR - HOME THEATER COMBO - SONY HTV700DP
			FROM: 00-00-00 THRU: 02-12-06
5	158931-01-000	EA	DVD/VCR - HOME THEATER COMBO-W/O SPEAKERS-TOSHIBA SD-V57HT
			FROM: 02-13-06 THRU: 03-12-06
5*	158836-01-000	EA	DVD - HOME THEATER - W/O SPEAKERS - MEMOREX STS71E-R
			FROM: 03-13-06 THRU: 99-99-99
6	146514-03-000	FT	LIGHT - FLEX - ROPE/ROUND - W/O MOUNT CHANNEL
6	146514-02-000	EA	CONNECTOR - LIGHT
7	142258-01-000	EA	SWITCH - VIDEO/ANTENNA POWER SUPPLY
8*	146298-02-000	EA	TV - 27" STEREO W/5 JACKS - SONY 27FS120
9	156676-01-000	EA	CONTROLLER/OUTLET - POWER/TV - AUTO SHUTOFF W/IGNITION
10	135740-01-01A	EA	SWITCH - ROCKER - SPST - ON/OFF - BROWN
10	135741-01-01A	EA	SWITCH - BASE - SINGLE - BROWN
10	135742-01-01A	EA	BEZEL - SWITCH - SINGLE - BROWN
11	123324-01-000	EA	FILTER - GROUND LOOP
12	117420-02-000	EA	CABLE - W/MALE RCA ENDS - SHIELDED - 4'
13	148026-03-01A	EA	SPEAKER - CUBE - W/O CASE
13	149422-02-02B	EA	BRACKET/MOUNTING - SPEAKER - E-COATED
14	136860-01-000	EA	CABLE - RCA - SHIELDED - 3 MALE TO MALE CONNECTORS - 12'
15	163598-02-000	EA	SWITCH/CONTROL - SATELLITE
			FROM: 01-29-07 THRU: 99-99-99

***COMPONENT PARTS LISTED LATER IN THIS GROUP**

ELECTRICAL GROUP (CONTINUED)

SIDE TV/VCR

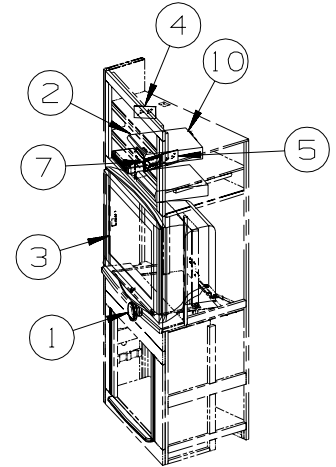
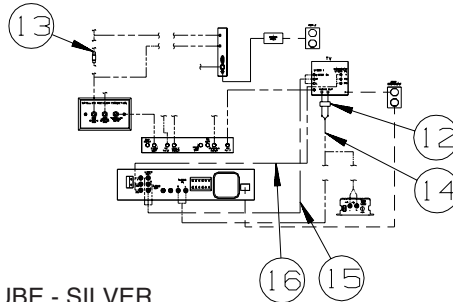
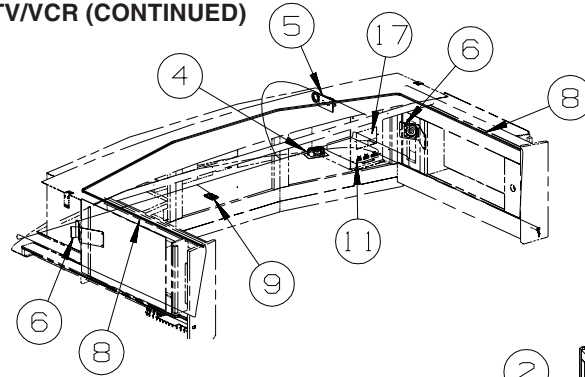


KEY	PART NUMBER	U/M	DESCRIPTION
1	148026-02-01A	EA	SPEAKER GRILLE - CUBE - SILVER
			FROM: 00-00-00 THRU: 07-30-06
1	160868-01-01A	EA	SPEAKER - ROUND/CEILING - W/O CASE - BLACK
			FROM: 07-31-06 THRU: 99-99-99
1	148026-03-01A	EA	SPEAKER - CUBE - W/O CASE
			FROM: 00-00-00 THRU: 07-30-06
1	160868-02-01A	EA	GRILLE/ROUND - SPEAKER - SILVER
			FROM: 07-31-06 THRU: 99-99-99
2	142258-01-000	EA	SWITCH - VIDEO/ANTENNA POWER SUPPLY
3*	146298-02-000	EA	TV - 27" STEREO W/5 JACKS - SONY 27FS120
4	058708-01-000	EA	RECEPTACLE - ELECTRIC - DOUBLE - BROWN
5	058708-01-000	EA	RECEPTACLE - ELECTRIC - DOUBLE - BROWN
5	158542-02-01A	EA	LABEL - RECEPTACLE - ELECTRONICS - WHITE/BLACK - CANADIAN
6	148026-03-01A	EA	SPEAKER - CUBE - W/O CASE
6	149422-02-02B	EA	BRACKET/MOUNTING - SPEAKER - E-COATED
7	149557-04-01A	EA	PLATE/WALL - TRIPLE COAXIAL/HORIZONTAL - WHITE
8	146514-03-000	FT	LIGHT - FLEX - ROPE/ROUND - W/O MOUNT CHANNEL
8	146514-02-000	EA	CONNECTOR - LIGHT
9	135740-01-01A	EA	SWITCH - ROCKER - SPST - ON/OFF - BROWN
9	135741-01-01A	EA	SWITCH - BASE - SINGLE - BROWN
9	135742-50-02A	EA	BEZEL - SWITCH - ACCENT - BROWN
10*	154548-01-000	EA	DVD/VCR - HOME THEATER COMBO - SONY HTV700DP
			FROM: 00-00-00 THRU: 02-12-06
10	158931-01-000	EA	DVD/VCR - HOME THEATER COMBO-W/O SPEAKERS-TOSHIBA SD-V57HT
			FROM: 02-13-06 THRU: 03-12-06
10*	158836-01-000	EA	DVD - HOME THEATER - W/O SPEAKERS - MEMOREX STS71E-R
			FROM: 03-13-06 THRU: 99-99-99
11	140062-01-000	EA	SWITCH - SPEAKER - 6 CHANNEL
12	123324-01-000	EA	FILTER - GROUND LOOP
13	082134-01-000	EA	ADAPTER - TV - CABLE TO CABLE
14	117420-03-000	EA	CABLE - W/MALE RCA ENDS - SHIELDED - 20'
15	136860-01-000	EA	CABLE - RCA - #3 MALE TO #12F MALE CONNECTOR
16	155845-01-000	EA	CABLE - RCA - 12' - 3 RCA MALE CONNECTORS - BOTH ENDS
17	163598-02-000	EA	SWITCH/CONTROL - SATELLITE
			FROM: 01-29-07 THRU: 99-99-99

*COMPONENT PARTS LISTED LATER IN THIS GROUP

ELECTRICAL GROUP (CONTINUED)

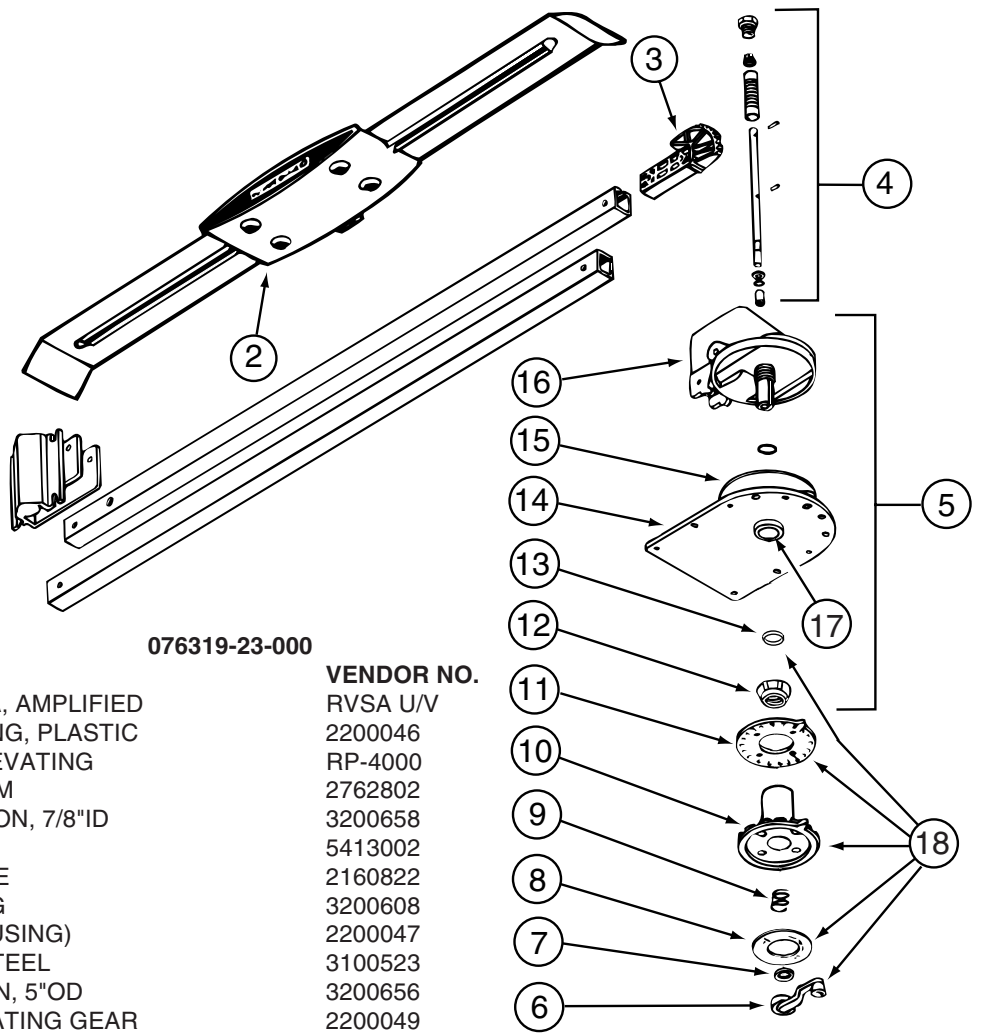
SIDE TV/VCR (CONTINUED)



KEY	PART NUMBER	U/M	DESCRIPTION
1	148026-02-01A	EA	SPEAKER GRILLE - CUBE - SILVER
			FROM: 00-00-00 THRU: 07-30-06
1	160868-01-01A	EA	SPEAKER - ROUND/CEILING - W/O CASE - BLACK
			FROM: 07-31-06 THRU: 99-99-99
1	148026-03-01A	EA	SPEAKER - CUBE - W/O CASE
			FROM: 00-00-00 THRU: 07-30-06
1	160868-02-01A	EA	GRILLE/ROUND - SPEAKER - SILVER
			FROM: 07-31-06 THRU: 99-99-99
2	142258-01-000	EA	SWITCH - VIDEO/ANTENNA POWER SUPPLY
3*	160363-01-000	EA	TV - 30" - HDTV W/DIGITAL TUNER/SIDE SPEAKERS -TXS3082WH
4	058708-01-000	EA	RECEPTACLE - ELECTRIC - DOUBLE - BROWN
5	058708-01-000	EA	RECEPTACLE - ELECTRIC - DOUBLE - BROWN
5	158542-02-01A	EA	LABEL - RECEPTACLE - ELECTRONICS - WHITE/BLACK - CANADIAN
6	148026-03-01A	EA	SPEAKER - CUBE - W/O CASE
6	149422-02-02B	EA	BRACKET/MOUNTING - SPEAKER - E-COATED
7	149557-04-01A	EA	PLATE/WALL - TRIPLE COAXIAL/HORIZONTAL - WHITE
8	146514-03-000	FT	LIGHT - FLEX - ROPE/ROUND - W/O MOUNT CHANNEL
8	146514-02-000	EA	CONNECTOR - LIGHT
9	135740-01-01A	EA	SWITCH - ROCKER - SPST - ON/OFF - BROWN
9	135741-01-01A	EA	SWITCH - BASE - SINGLE - BROWN
9	135742-50-02A	EA	BEZEL - SWITCH - ACCENT - BROWN
10*	158836-01-000	EA	DVD - HOME THEATER - W/O SPEAKERS - MEMOREX STS71E-R
11	140062-01-000	EA	SWITCH - SPEAKER - 6 CHANNEL
12	123324-01-000	EA	FILTER - GROUND LOOP
13	082134-01-000	EA	ADAPTER - TV - CABLE TO CABLE
14	117420-03-000	EA	CABLE - W/MALE RCA ENDS - SHIELDED - 20'
15	136860-01-000	EA	CABLE - RCA - #3 MALE TO #12F MALE CONNECTOR
16	155845-01-000	EA	CABLE - RCA - 12' - 3 RCA MALE CONNECTORS - BOTH ENDS
17	163598-02-000	EA	SWITCH/CONTROL - SATELLITE
			FROM: 01-29-07 THRU: 99-99-99

*COMPONENT PARTS LISTED LATER IN THIS GROUP

ELECTRICAL GROUP (CONTINUED)
COMPONENT PARTS FOR WIRING



076319-23-000

KEY	PART NUMBER	U/M	DESCRIPTION	VENDOR NO.
2	076319-01-700	EA	HEAD-ANTENNA, AMPLIFIED	RVSA U/V
3	076319-01-701	EA	GEAR-ELEVATING, PLASTIC	2200046
4	076319-01-702	EA	SHAFT ASM-ELEVATING	RP-4000
5	076319-01-711	EA	BASE & LIFT ASM	2762802
7	076319-01-705	EA	GROMMET-NYLON, 7/8"ID	3200658
8	076319-01-708	EA	DECAL-CRANK	5413002
9	076319-01-707	EA	SPRING-HANDLE	2160822
11	076319-01-712	EA	PLATE - CEILING	3200608
12	076319-01-715	EA	NUT (GEAR HOUSING)	2200047
14	076319-01-713	EA	PLATE-BASE, STEEL	3100523
15	076319-01-703	EA	BEARING-NYLON, 5"OD	3200656
16	076319-01-714	EA	HOUSING, ROTATING GEAR	2200049
17	076319-01-704	EA	BEARING-NYLON, 1.25"OD	3200657
18	076319-01-709	EA	HANDLE-HEAD DIRECTIONAL	200644
	076319-01-716	EA	TUBING, ELEVATING	RP-2900

CONTACT WINNEBAGO PART SALES FOR UNLISTED COMPONENT(S)

076319-25-000

KEY	PART NUMBER	U/M	DESCRIPTION	VENDOR NO.
6	076319-01-706	EA	CRANK-W/SET SCREW UNIV/BEIGE	2750897
6	120233-01-710	EA	HANDLE-CRANK W/SCREW - WHITE	RP-6795
8	076319-01-708	EA	DECAL-CRANK	5413002
10	076319-25-700	EA	DIRECTIONAL HANDLE(WHITE)	3200612
11	076319-25-701	EA	PLATE - CEILING(WHITE)	3200609
13	120233-01-709	EA	WASHER-NYLON	RP-2658

CONTACT WINNEBAGO PART SALES FOR UNLISTED COMPONENT(S)

086280-01-000

KEY	PART NUMBER	U/M	DESCRIPTION	VENDOR NO.
	086280-01-700	EA	BULB,12V	ARP1089

108354-01-01A

KEY	PART NUMBER	U/M	DESCRIPTION	VENDOR NO.
	108354-01-700	EA	BULB-COURTESY LIGHT	395-B

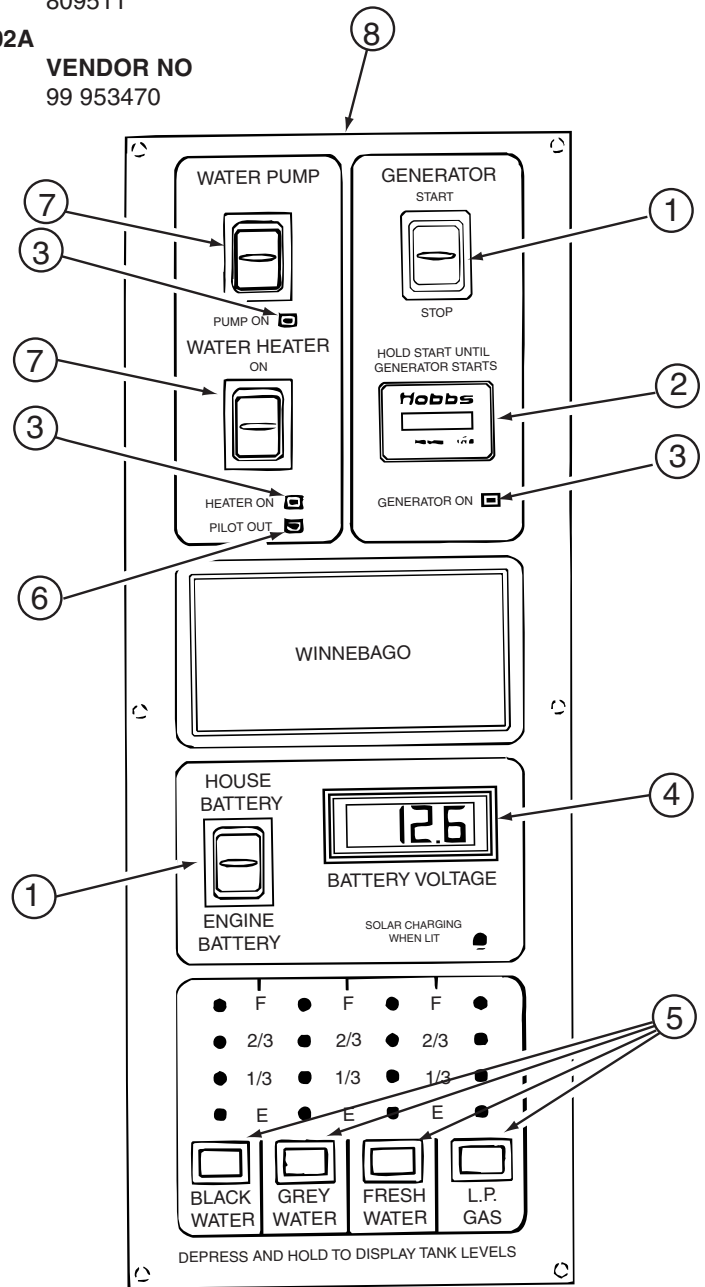
119258-45-01A

KEY	PART NUMBER	U/M	DESCRIPTION	VENDOR NO.
	119258-01-704	EA	FINIAL (BALL) SATIN NICKEL	2268TY

ELECTRICAL GROUP (CONTINUED)

COMPONENT PARTS FOR WIRING (CONTINUED)

			121935-01-01A	
KEY	PART NUMBER	U/M DESCRIPTION		VENDOR NO.
	121935-01-700	EA LENS ONLY		809511
			123775-01-02A	
KEY	PART NUMBER	U/M DESCRIPTION		VENDOR NO
	123775-01-702	EA BEZEL/LENS - SATIN NICKEL		99 953470



			133004-05-01A	
KEY	PART NUMBER	U/M DESCRIPTION		VENDOR NO.
1	133004-01-702	EA SWITCH/DPDT MOM=ON-OFF-ON		L1011-00
2	100258-10-701	EA GAUGE-HR METER ONLY (LCD)		L0775-00
3	133004-01-706	EA L.E.D. GREEN-PANEL MOUNT		L0785
4	133004-01-704	EA METER/VOLT-DIGITAL - LCD		L1008-00
5	133004-01-705	EA SWITCH/MOM ON - PUSH BUTTON		L0950-00
6	130004-01-703	EA L.E.D. RED-PANEL MOUNT		L1009-00
7	133004-01-701	EA SWITCH/DPDT ON-ON/MAINTAINED		L1025-00
8	133004-05-700	EA SCREENED CHASSIS		CC0563-00
	133004-05-701	EA BOARD - PC		L5130-02

ELECTRICAL GROUP (CONTINUED)
COMPONENT PARTS FOR WIRING (CONTINUED)

136119-01-000

KEY	PART NUMBER	U/M	DESCRIPTION	VENDOR NO.
	136119-01-700	EA	COMPASS SENSOR (BLACK BOX)	AP-SUB-005
	136119-01-701	EA	PROBE/TEMPERATURE SENSOR(V1)	AP-SUB-004A
	136119-01-702	EA	DISPLAY MODULE-LED (V1)	AP-SUB-004B
	136119-01-703	EA	HARNESS - COMPASS POWER	AP-HRN-175
	136119-01-704	EA	HARNESS - COMPASS ENGINE	AP-HRN-176
	136119-01-705	EA	HRNSS-COMP.TEMP SENSOR V1	AP-HRN-177
	136119-01-706	EA	PROBE/TEMPERATURE SENSOR (V2)	AP-SUB-006
	136119-01-707	EA	DISPLAY MODULE - VISUAL (V2)	AP-SUB-007
	136119-01-708	EA	HARNESS/COMP. COMP/THERM(V2)	AP-HRN-239 W/PACKRD

137417-01-01A, 137417-03-01A

KEY	PART NUMBER	U/M	DESCRIPTION	VENDOR NO.
	137417-01-700	EA	LENS - SINGLE (FROSTED)	810868

137424-01-000

KEY	PART NUMBER	U/M	DESCRIPTION	VENDOR NO.
	137424-01-700	EA	DISC - SETUP - DVD	NVD-A131
	137424-01-701	EA	REMOTE	RUE-4190
	137424-01-702	EA	CABLE/GPS-13 PIN RGB/6M EXTN	01T15696Y02

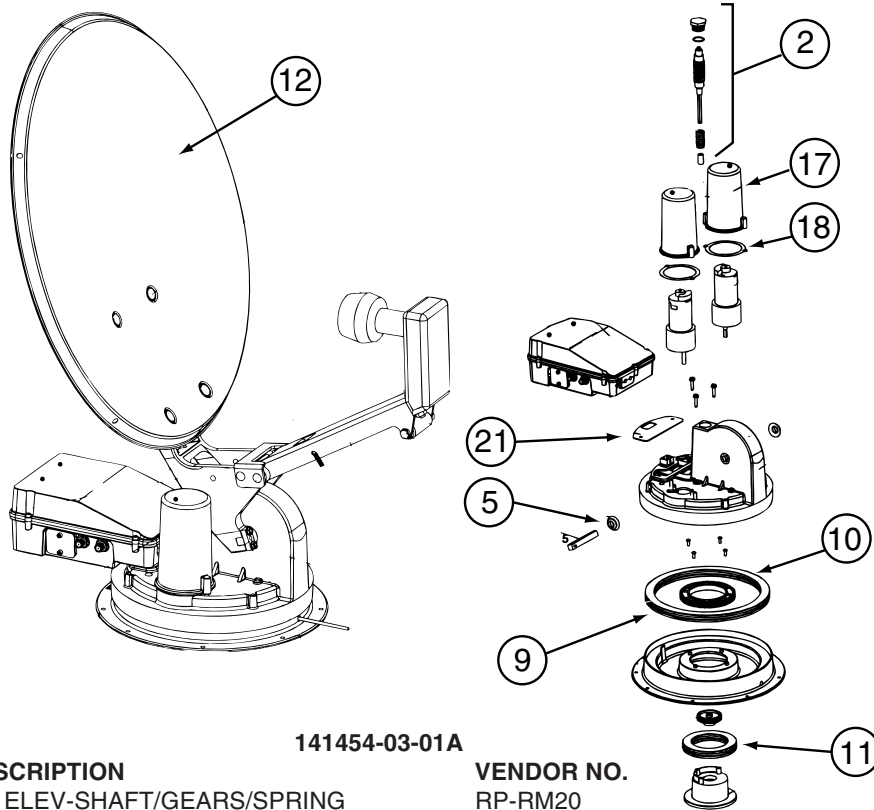
137424-08-000

KEY	PART NUMBER	U/M	DESCRIPTION	VENDOR NO.
	137424-08-700	EA	REMOTE	RUE-4140

139134-01-03A

KEY	PART NUMBER	U/M	DESCRIPTION	VENDOR NO.
	139134-01-708	EA	DISC - F/BLADE HOLDER - NICKEL	
	139134-01-709	EA	BALANCING KIT - CLIP/PLATES	70050-21
	139134-01-710	EA	NOISE KIT - WASHERS	
	139134-01-711	EA	BLADES (36") WHITE MATT	A70050-5W
	139134-01-712	EA	MOTOR - FAN - WITH .75" MOUNT BRACKETS	
	139134-01-718	EA	HOLDER/BLADE(4 PC SET)NICKEL	70050-4N NICKEL
	139134-01-719	EA	HOUSING/MOTOR - NICKEL	70052-2N NICKEL

ELECTRICAL GROUP (CONTINUED)
COMPONENT PARTS FOR WIRING (CONTINUED)



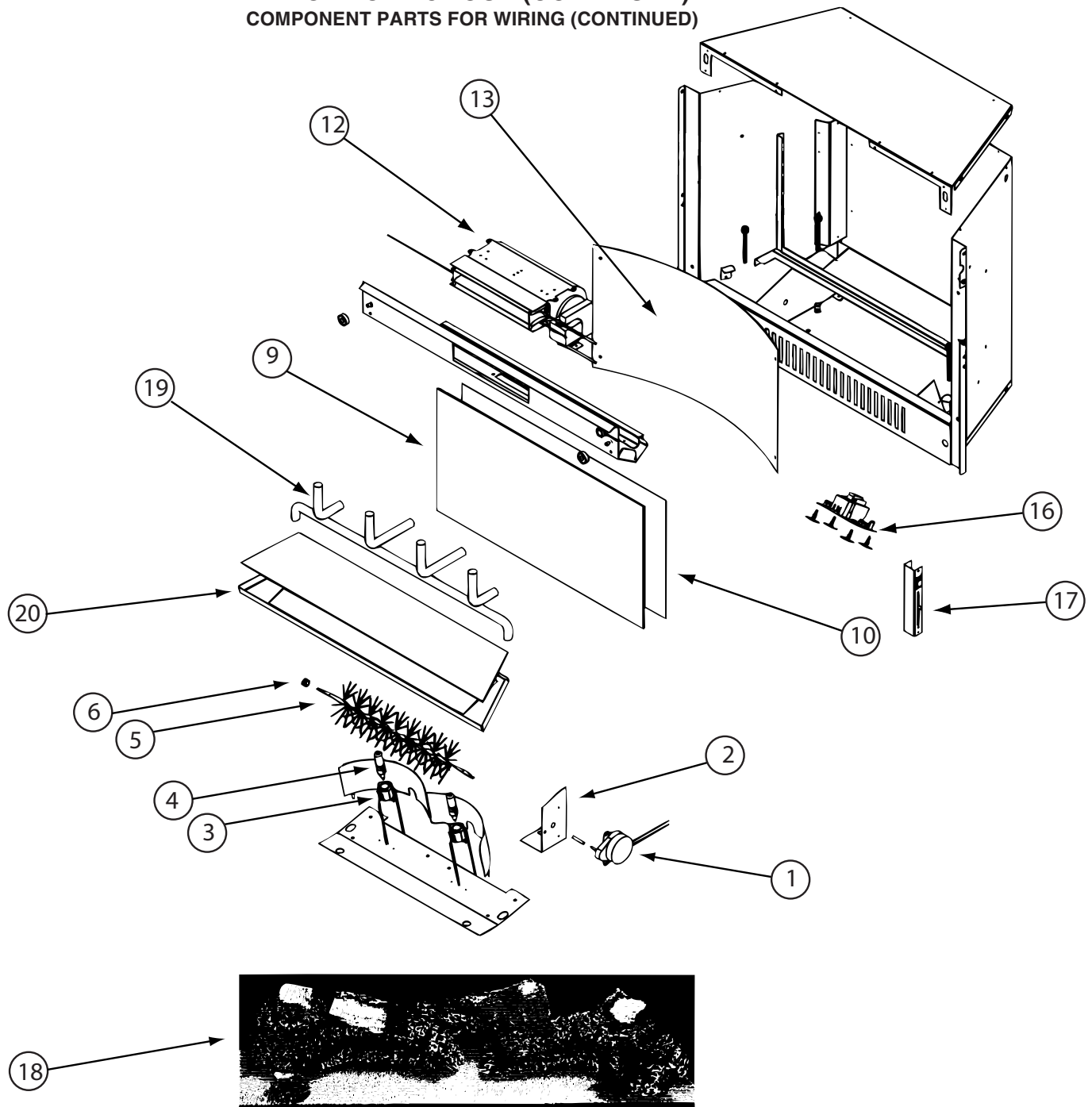
141454-03-01A

KEY	PART NUMBER	U/M	DESCRIPTION	VENDOR NO.
2	141454-01-700	EA	KIT ELEV-SHAFT/GEARS/SPRING	RP-RM20
4	137135-01-705	EA	SPRING	2160818
5	137135-01-707	EA	SEAL - PIVOT SHAFT	2200852
9	137135-01-712	EA	BEARING - OUTER	2590347
10	137135-01-714	EA	GEAR - ELEVATING SHAFT	2200465
10	141454-01-712	EA	GEAR - ROTATE	2200469
11	137135-01-715	EA	BEARING - INNER	2590348
12	137135-01-718	EA	REFLECTOR/WHITE-46CM W/HDWE	RP-35RM
13	137135-01-713	EA	TURRET BASE	3100730
17	141454-01-705	EA	HOUSING - MOTOR	3200260
18	141454-01-706	EA	GASKET - MOTOR HOUSING	2240054
21	141454-01-709	EA	GASKET	2240056
	120233-01-714	EA	CLIP-E	5160818
	137135-01-704	EA	PIN - 1/4" X 3.25"	2160813
	137135-01-719	EA	BRACKET - PIVOT	2744945
	137135-01-722	EA	CLAMP	2590343
	137135-01-723	EA	SUPPORT/FRAME-BACKUP-W/HDWE	RP-RM00
	137135-02-703	EA	LOW NOISE BLOCK FILTER	LB-6000 - DUAL
	141454-01-701	EA	KIT - GEAR/MOTOR-GEAR/ROTATE	RP-RM25
	141454-01-702	EA	HOUSING/ELECTRONICS - UPPER	RP-RM10
	141454-01-703	EA	HOUSING/ELECTRONICS - LOWER	RP-RM15
	141454-01-704	EA	KIT LIFT ASSEMBLY COMPLETE	RP-RM05
	141454-03-700	EA	MOTOR (AZIMUTH)	2665042
	141454-03-701	EA	MOTOR (ELEVATION)	2665041
	141454-03-702	EA	CIRCUIT BOARD(CONTROL BOARD)	RP-RM80
	141454-03-703	EA	CONTRL PANEL W/BOX (AS2003)	RP-AS85
			CONTACT WINNEBAGO PART SALES FOR UNLISTED COMPONENT(S)	

ELECTRICAL GROUP (CONTINUED)
COMPONENT PARTS FOR WIRING (CONTINUED)

146048-01-01A			
KEY	PART NUMBER	U/M DESCRIPTION	VENDOR NO.
	123775-01-700	EA BULB - 10 WATT - HALOGEN	
146298-02-000			
KEY	PART NUMBER	U/M DESCRIPTION	VENDOR NO.
	146298-02-700	EA REMOTE - TV	1-478-707-11
149049-01-000,149049-02-000			
KEY	PART NUMBER	U/M DESCRIPTION	VENDOR NO.
	149049-01-700	EA REMOTE (TV)	RM-Y1735
151458-01-000			
KEY	PART NUMBER	U/M DESCRIPTION	VENDOR NO.
	102756-02-702	EA BATTERY - 12 VOLT	402-1002
	102756-03-701	EA REMOTE-KEYLESS ENTRY	412-1115
	102756-03-702	EA RELAY- 30AMP - SPDT	463-1000
	151458-01-700	EA MODULE BOARD	202-3227
	151458-01-701	EA WIRE HARNESS - KEYLESS ENTRY	203-6908
153464-01/02/04/05-01A			
KEY	PART NUMBER	U/M DESCRIPTION	VENDOR NO.
	091937-09-700	EA LENS - LIGHT - FLUORESCENT	D-762
153464-03/06-01A			
KEY	PART NUMBER	U/M DESCRIPTION	VENDOR NO.
	091937-08-700	EA LENS - LIGHT - FLUORESCENT	D-766

ELECTRICAL GROUP (CONTINUED)
COMPONENT PARTS FOR WIRING (CONTINUED)



154506-01-01A, 154506-03-01A

KEY	PART NUMBER	U/M	DESCRIPTION	VENDOR NO.
1	154506-03-701	EA	MOTOR	4035-860
2	154506-03-702	EA	BRACKET - F/MOTOR	4038-009
4	154506-03-706	EA	BULB - HALOGEN	33961
5	154506-03-707	EA	FLAME ELEMENT	4030-200
6	154506-03-714	EA	GROMMET - F/FLAME ELEMENT	25006
9	154506-03-710	EA	ACRYLIC PANEL - OUTER	4038-805
10	154506-03-711	EA	LENTICULAR LENS PANEL-INNER	4038-810
12	154506-03-703	EA	HEATER/BLOWER ASM	4038-107
13	154506-03-709	EA	FLAME DECAL-REFLECTIVE	4021-190
16	154506-03-700	EA	CONTROL BOARD ASM	4038-108
17	154506-03-712	EA	SWITCH ASM	4038-110
18	154506-03-705	EA	LOG SET	4038-004
19	154506-03-704	EA	GRATE	4038-880
20	154506-03-708	EA	EMBER BED	4038-217
	154506-01-700	EA	REMOTE CONTROL - FIREPLACE	RC-ELEC-HTL
	154506-03-713	EA	THERMOSTAT	4038-849

ELECTRICAL GROUP (CONTINUED)
COMPONENT PARTS FOR WIRING (CONTINUED)

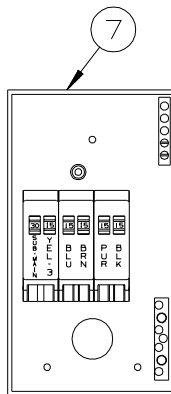
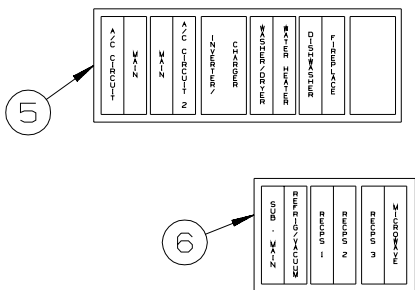
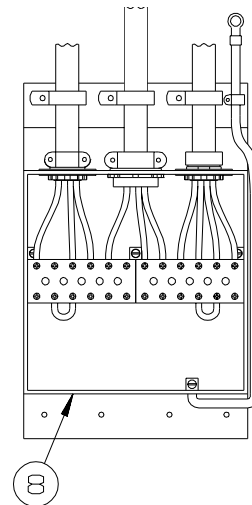
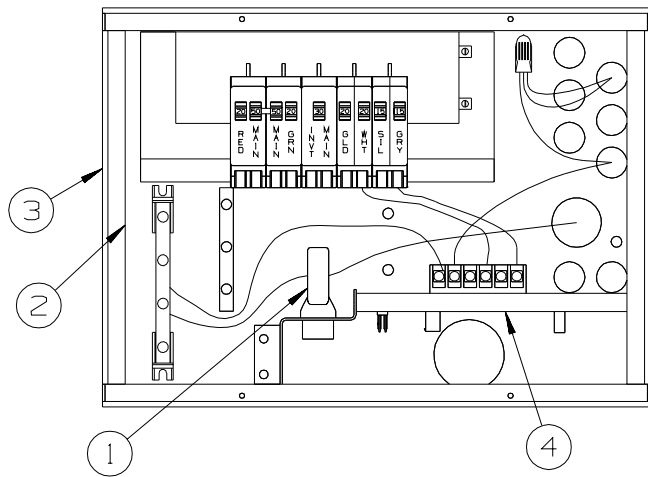
			154548-01-000	
KEY	PART NUMBER	U/M DESCRIPTION		VENDOR NO.
	154548-01-700	EA REMOTE - DVD/VCR		1-478-247-11
			155619-01-000	
KEY	PART NUMBER	U/M DESCRIPTION		VENDOR NO.
	155619-01-700	EA REMOTE		RC3200
			156413-01-01A	
KEY	PART NUMBER	U/M DESCRIPTION		VENDOR NO.
	156413-01-700	EA REMOTE		REMAWM950
			158703-01-000	
KEY	PART NUMBER	U/M DESCRIPTION		VENDOR NO.
	158703-01-700	EA REMOTE		PSVCJE2043
			158836-01-000	
KEY	PART NUMBER	U/M DESCRIPTION		VENDOR NO.
	158836-01-700	EA REMOTE		STS71WREM
			159759-01-000	
KEY	PART NUMBER	U/M DESCRIPTION		VENDOR NO.
	159759-01-700	EA REMOTE - TV		RRMCGA367WJSA
			160363-01-000	
KEY	PART NUMBER	U/M DESCRIPTION		VENDOR NO.
	160363-01-700	EA REMOTE - TV		AA59-00356H

ELECTRICAL GROUP (CONTINUED)
CIRCUIT BREAKERS, FUSES & RELAYS

KEY	PART NUMBER	U/M	DESCRIPTION
	008235-01-000	EA	FUSE - 15 AMP/12VOLT - AUTOMOTIVE
	062901-02-000	EA	FUSE - 5 AMP - AUTOMOTIVE
	062901-04-000	EA	FUSE - 10 AMP - AUTOMOTIVE
	062901-05-000	EA	FUSE - 15 AMP - AUTOMOTIVE
	062901-06-000	EA	FUSE - 20 AMP - AUTOMOTIVE
	062901-07-000	EA	FUSE - 25 AMP - AUTOMOTIVE
	062901-08-000	EA	FUSE - 30 AMP - AUTOMOTIVE
	063910-01-000	EA	HOUSING - RELAY
	063912-02-000	EA	RELAY - CANISTER - SPDT
	083209-01-000	EA	CIRCUIT BREAKER - 15 AMP - 120 VOLT - CANADIAN
	083209-02-000	EA	CIRCUIT BREAKER - 15/15 AMP - 120 VOLT
	083209-03-000	EA	CIRCUIT BREAKER - 15/20 AMP - 120 VOLT
	083209-04-000	EA	CIRCUIT BREAKER - 30 AMP - 120 VOLT
	083209-05-000	EA	CIRCUIT BREAKER - 20 AMP - 120 VOLT
	083209-06-000	EA	CIRCUIT BREAKER - 30/15 AMP - 120 VOLT
	083209-07-000	EA	CIRCUIT BREAKER - 20/20 AMP - 120 VOLT
	083209-10-000	EA	CIRCUIT BREAKER - 20/30 AMP - 120 VOLT
	083209-11-000	EA	CIRCUIT BREAKER - 20/15 AMP - 120 VOLT
	092786-03-000	EA	BUSS BAR - 6.9" LONG
	092786-06-000	EA	BUSS BAR
	093654-01-000	EA	CIRCUIT BREAKER - 6 AMP - 12 VOLT - PUSH BUTTON - WHITE
	093654-02-000	EA	CIRCUIT BREAKER - 15 AMP - 12 VOLT - PUSH BUTTON - WHITE
	093654-03-000	EA	CIRCUIT BREAKER - 20 AMP - 12 VOLT - PUSH BUTTON - WHITE
	093655-01-000	EA	CIRCUIT BREAKER - 25 AMP - 12 VOLT - PUSH BUTTON - WHITE
	093655-02-000	EA	CIRCUIT BREAKER - 30 AMP - 12 VOLT - PUSH BUTTON - WHITE
	093655-03-000	EA	CIRCUIT BREAKER - 40 AMP - 12 VOLT - PUSH BUTTON - WHITE
	097611-01-000	EA	CIRCUIT BREAKER - 10 AMP
	100341-01-000	EA	FUSE HOLDER - IN LINE TYPE
	113482-01-000	EA	CIRCUIT BREAKER - 55 AMP - MANUAL
	115187-01-000	EA	FUSE - 300 AMP - NON-DELAY
	115187-02-000	EA	HOLDER - FUSE
	115187-03-000	EA	FUSE - 60 AMP - NON-DELAY
	122811-01-000	EA	CIRCUIT BREAKER - 20/50/50/20 AMP - 250V
	125986-02-000	EA	FUSE - 5 AMP - AUTO - MINI BLADE
	125986-05-000	EA	FUSE - 15 AMP - AUTO - MINI BLADE
	141789-01-000	EA	SPACER - CIRCUIT BREAKER

ELECTRICAL GROUP (CONTINUED) CONVERTER, INVERTER, LOAD CENTERS

KEY	PART NUMBER	U/M DESCRIPTION
	148254-01-000	EA INVERTER - CHARGER - 2000W AC
	148254-05-000	EA REMOTE/PANEL - INVERTER/CHARGER
	148254-03-000	EA CABLE - MODULAR JACK - 50'



KEY	PART NUMBER	U/M DESCRIPTION
1	127002-07-000	EA SENSOR - CURRENT
2	141258-01-000	EA LOAD CENTER - 120/240 - 50 AMP
3	141258-02-000	EA LOAD CENTER - COVER
4	127002-11-000	EA MODULE - EMS CENTER - W/REMOTE SENSOR
5	095721-49-000	EA LABEL - CONTROL CENTER - 50 AMP
6	095721-43-000	EA LABEL - CONTROL CENTER - 50 AMP
7	109677-01-000	EA LOAD CENTER - 120 VOLT - 40 AMP
8	106071-06-000	EA SWITCH - AUTOMATIC TRANSFER - PARALLAX 5070 - 50 AMP

ELECTRICAL GROUP (CONTINUED)

BOXES & CORDS

KEY	PART NUMBER	U/M	DESCRIPTION
	108934-02-000	EA	CORD - POWER - 50 AMP - 4-WIRE - 36'
	115832-01-000	FT	CORD - HEAVY DUTY - 14-2W GROUND
	133070-01-000	EA	BOX - ELECTRIC/PLASTIC - 3" X 2" X 2.8" - UL
	133070-02-000	EA	BOX - ELECTRIC/PLASTIC - 3" X 2" X 2.8" - CSA

WIRE ASSEMBLIES

KEY	PART NUMBER	U/M	DESCRIPTION
	077069-02-000	EA	CABLE/EXTENSION - RADIO ANTENNA - 96"
	077069-03-000	EA	CABLE/EXTENSION - RADIO ANTENNA - 260"
	132267-01-000	EA	WIRE ASSEMBLY - DOOR LOCK
	135131-01-000	EA	WIRE LOOM - THERMOSTAT
	135420-16-000	EA	WIRE LOOM - RADIO
	136028-01-000	EA	WIRE ASM-SOFA,REST EASY
	137135-03-000	EA	WIRE LOOM - DIGITAL ELEVATION SENSOR
	137135-04-000	EA	WIRE HARNESS - POWER - DIGITAL ELEVATION SENSOR
	139297-01-000	EA	RESISTOR - 10 OHM/10W CERAMIC
	139583-01-000	EA	WIRE LOOM - SOFA/DOUBLE REST EASY
	139583-02-000	EA	WIRE LOOM - SOFA/REAR SWITCH
	140167-01-000	EA	WIRE LOOM - GPS ADAPTER
	140195-01-000	EA	WIRE LOOM - RESISTOR/FAN
	142258-02-000	EA	WIRE LOOM - VIDEO SWITCH/POWER SUPPLY
	143591-07-000	EA	WIRE LOOM - COMPUTER TRIP/ENGINE MONITOR-TRIP TEK 02-04020
	144677-07-000	EA	WIRE - MONITOR - POWER - 3 PIN TO 6 PIN (3 WIRE)
	144677-09-000	EA	WIRE - MONITOR - POWER - 3 PIN/2 PIN
	149214-02-000	EA	WIRE - WINDSHIELD WIPER/WASHER - F/FL MMDC ELECTRICAL SYST
	145210-01-000	FT	CABLE - COAXIAL
	149750-02-000	EA	CABLE - (RECEIVER TO MODULE) - 45'
	151316-02-000	EA	WIRE ASM - W/NON CONTACT SENSORS - GREY WATER - 23.6"
	151317-02-000	EA	WIRE ASM-W/NO CONTACT SENSORS - FRESH WATER/BLK TANK - MALE PLUG - 23.6"
	151422-01-000	EA	PIGTAIL - F/FOG LIGHT
	153168-01-000	EA	WIRE ASSEMBLY - REAR TAIL LIGHTS
	151288-01-000	EA	WIRE ASSEMBLY - MARKER LIGHT
	155367-01-000	EA	WIRE ASSEMBLY - TURN SIGNAL/PARK LIGHT
	155368-01-000	EA	WIRE ASSEMBLY - BULB #H13/HEADLAMP

ELECTRICAL GROUP (CONTINUED)
CONNECTORS & CONDUIT

KEY	PART NUMBER	U/M	DESCRIPTION
	007940-01-000	EA	RECEPTACLE/SLIDE 16 TO 12 AWG - FEMALE END
	007940-02-000	EA	RECEPTACLE/SLIDE 10 AWG
	007954-01-000	EA	RECEPTACLE - HOUSING - 6 POSITION
	007956-05-000	EA	INSULATOR - SHRINK - 1/4"ID X 1 1/2"
	008058-01-000	EA	ADAPTER - POWER CORD - 30 AMP TO 15 AMP
	008311-01-000	EA	CONNECTOR - WIRE NUT - INSULATED - RED
	008312-01-000	EA	CONNECTOR - WIRE NUT - INSULATED - BLUE
	008313-01-000	EA	CONNECTOR - WIRE NUT - INSULATED - YELLOW
	008314-01-000	EA	CONNECTOR - WIRE NUT - INSULATED - GRAY
	008328-01-000	EA	TERMINAL - RING - 12/10 WIRE - #10 STUD FIT
	008331-01-000	EA	TERMINAL - RING - TONGUE - #4 WIRE - 3/8" STUD - COPPER
	008348-01-000	EA	TERMINAL - RING - 3/8" STUD 2 GA. WIRE
	008355-01-000	EA	CONNECTOR - CABLE CLAMPING - 3/4"
	008356-01-000	EA	CONNECTOR - PLASTIC - 3/8"
	008356-02-000	EA	CONNECTOR - PLASTIC - 21/32"
	008398-01-000	EA	CONNECTOR - 1/2" X 90 DEGREE - FLEX CONDUIT - UL & CSA
	035416-04-000	EA	TERMINAL - RING - #10 STUD FIT - INSULATED BARREL #16/14
	041953-01-000	FT	CONDUIT - CONVOLUTE SLIT - .5" ID - POLYETHYLENE
	041953-02-000	FT	CONDUIT - CONVOLUTE SLIT - .6" ID - POLYETHYLENE
	041953-03-000	FT	CONDUIT - CONVOLUTE SLIT - 1" ID (CLOTHES ROD COVER)
	041953-06-000	FT	CONDUIT - CONVOLUTE SLIT - .4" ID - POLYETHYLENE
	041953-07-000	FT	CONDUIT - CONVOLUTE SLIT - .25" ID - POLYETHYLENE
	041953-08-000	FT	CONDUIT - CONVOLUTE SLIT - 1.5" ID - POLYETHYLENE
	041953-09-000	FT	CONDUIT - CONVOLUTE SLIT - .5" ID - NYLON
	041953-10-000	FT	CONDUIT - CONVOLUTE SLIT - .75" ID - NYLON
	041953-11-000	FT	CONDUIT - CONVOLUTE SLIT - 1.06" ID - NYLON
	041953-12-000	FT	CONDUIT - CONVOLUTE SOLID - 1.1" ID - NYLON
	041953-13-000	FT	CONDUIT - CONVOLUTE SLIT - 1.25" ID
	041953-14-000	FT	CONDUIT - CONVOLUTE SLIT - 1.5" ID
	041953-15-000	FT	CONDUIT - CONVOLUTE SLIT - 2"
	041953-16-000	FT	CONDUIT - CONVOLUTE SLIT - 2"
	047441-01-000	EA	TERMINAL-BATTERY, HORIZONTAL LUG
	047443-01-000	EA	TERMINAL - .250 RECEPTACLE FIT - INSULATED - 16/14 AWG
	047443-02-000	EA	TERMINAL - .250 RECEPTACLE FIT - INSULATED - 12/10 AWG
	047443-05-000	EA	TERMINAL - .250 RECEPTACLE FIT - 18GA AWG
	058028-01-000	EA	CONNECTOR - ELECTRICAL PIGTAIL - NYLON - CLEAR
	062036-01-000	EA	TERMINAL - PACK - CON - 12/10 AWG
	076319-12-000	EA	CONNECTOR - COAXIAL - ONE PIECE
	077479-01-000	EA	BOOT - BATTERY TERMINAL - DOUBLE CABLE
	077479-02-000	EA	BOOT - BATTERY TERMINAL - SINGLE CABLE
	080015-02-000	EA	RECEPTACLE - FLAG - .185 - 16/14 GAUGE
	080015-03-000	EA	RECEPTACLE - FLAG - .250 - 14/16 GAUGE
	080015-04-000	EA	RECEPTACLE - FLAG - .187 - 16/14 GAUGE
	082109-01-000	EA	HOUSING - CONNECTOR - PACKARD
	082741-01-000	EA	CONNECTOR BODY - 2 CONNECTOR MALE
	087225-01-000	FT	SLEEVING - 1/2" - TYPE H
	088473-01-000	EA	HOUSING - PIN - 12 CAVITY (3 ROWS OF 4)
	088473-02-000	EA	HOUSING - PIN - 15 CAVITY (3 ROWS OF 5)
	088473-03-000	EA	HOUSING - PIN - 9 CAVITY (3 ROWS OF 3)
	088473-04-000	EA	HOUSING - PIN - 8 CAVITY IN-LINE
	088473-06-000	EA	HOUSING - PIN - 6 CAVITY (2 ROWS OF 3)
	088473-07-000	EA	HOUSING - PIN - 5 CAVITY - IN-LINE
	088473-08-000	EA	HOUSING - PIN - 4 CAVITY - IN-LINE
	088473-09-000	EA	HOUSING - PIN - 3 CAVITY - IN-LINE
	088473-10-000	EA	HOUSING - PIN - 2 CAVITY - IN-LINE
	088473-12-000	EA	HOUSING - PIN - 3 CAVITY - BLUE
	088473-13-000	EA	HOUSING - PIN - 3 CAVITY - GREEN
	088473-14-000	EA	HOUSING - PIN - 3 CAVITY - RED
	088474-01-000	EA	HOUSING - SOCKET - 12 CAVITY
	088474-02-000	EA	HOUSING - SOCKET - 15 CAVITY
	088474-03-000	EA	HOUSING - SOCKET - 9 CAVITY
	088474-06-000	EA	HOUSING - SOCKET - 6 CAVITY
	088474-07-000	EA	HOUSING - SOCKET - 5 CAVITY
	088474-08-000	EA	HOUSING - SOCKET - 4 CAVITY

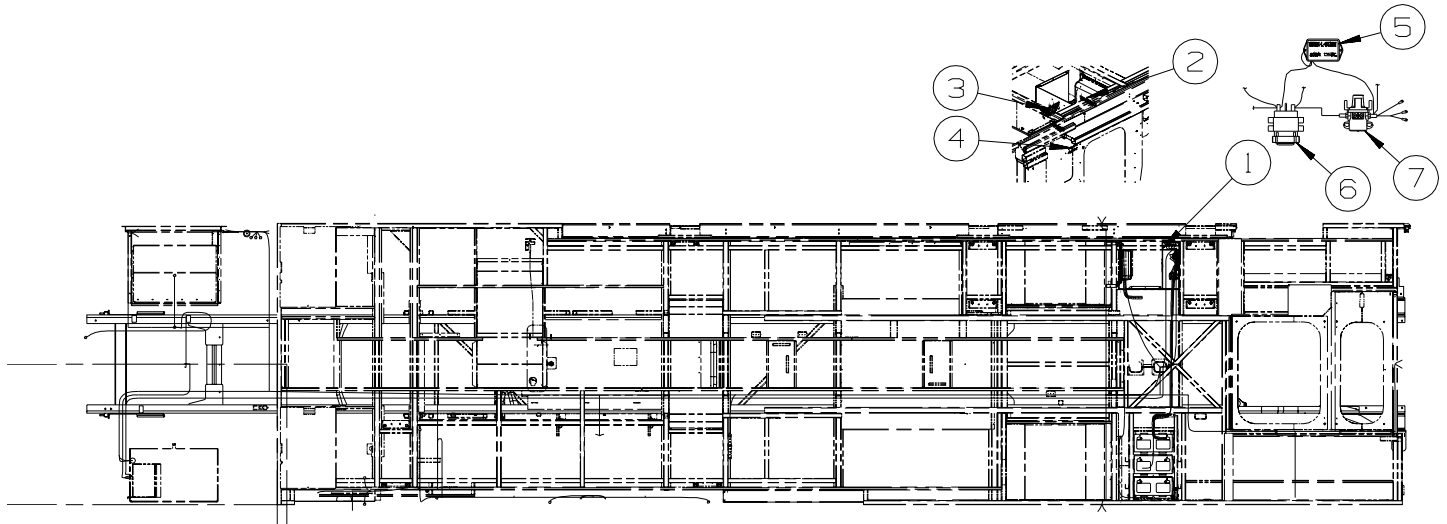
ELECTRICAL GROUP (CONTINUED)
CONNECTORS & CONDUIT (CONTINUED)

KEY	PART NUMBER	U/M	DESCRIPTION
	088474-09-000	EA	HOUSING - SOCKET - 3 CAVITY
	088474-10-000	EA	HOUSING - SOCKET - 2 CAVITY
	088475-01-000	EA	PIN - CONNECTOR - 14-20 AWG
	088475-02-000	EA	PIN - CONNECTOR - 10-12 AWG
	088476-01-000	EA	TERMINAL - ELECTRICAL
	088476-02-000	EA	SOCKET - CONNECTOR - 12-10 GA - PRE-TIN
	098261-01-000	EA	SOCKET - CONNECTOR - WEATHERPACK - 12 AWG
	098261-02-000	EA	SOCKET - CONNECTOR - WEATHERPACK - 14-18 AWG
	098262-01-000	EA	SEAL - CONNECTOR - WEATHERPACK
	098264-01-000	EA	HOUSING - 2 PIN - WEATHER PACK - MALE W/FEMALE PINS
	098264-02-000	EA	HOUSING - 2 PIN - WEATHER PACK - FEMALE W/MALE PINS
	098265-02-000	EA	PIN - CONNECTOR - WEATHER PACK
	102777-02-000	EA	TERMINAL - RING - #6 STUD - 10 AWG
	103608-01-000	EA	SOCKET - WEDGE BASE W/LEADS
	104100-01-000	EA	HOUSING - 1 POSITION - 75 AMPS
	104100-03-000	EA	TERMINAL - 75 AMP
	106007-02-000	EA	TERMINAL - FEMALE - 10-12 AWG
	110178-01-000	EA	HOUSING - WIPER MOTOR
	112823-01-000	EA	SPLICE - REDUCER - 16-14 TO 18-22
	113072-02-000	EA	HOUSING - ELECTRICAL - BACK-UP/TAIL LAMP
	113072-03-000	EA	HOUSING - ELECTRICAL - STOP/MARKER TAILLAMP
	113073-01-000	EA	WEDGELOCK - HOUSING - TAIL LAMP
	113074-01-000	EA	TERMINAL - TAILLAMP
	113135-01-000	EA	TERMINAL - FEMALE - M/P - 14-16 - F/SEALED TERMINAL
	113308-01-000	EA	TERMINAL - FEMALE - M/P - 14-16 - 280
	113308-02-000	EA	TERMINAL - FEMALE - M/P - 14-18 - 280
	113468-01-000	EA	HOUSING - 2 POSITION-FEMALE-USED ON WIPER/WASHER WIRE ASM
	113468-02-000	EA	HOUSING - 2 POSITION - FEMALE
	115931-02-000	EA	COVER - CONNECTOR - 50 AMP W/LOCKING RING
	115932-02-000	EA	CONNECTOR - FEMALE - 50 AMP/240 VOLT
	116811-01-000	EA	TERMINAL - .110 RECEPTACLE - 16-14 AWG
	118571-01-000	EA	CONNECTOR - 3-WAY - MALE/SEALED
	118571-02-000	EA	CONNECTOR - 3-WAY - FEMALE/SEALED
	118571-05-000	EA	LOCK - SECONDARY - FEMALE
	118571-06-000	EA	LOCK - SECONDARY - MALE
	118599-02-000	EA	TERMINAL - MALE - M/P - 280/14-12
	118820-01-000	EA	INSULATOR - TERMINAL
	129233-01-000	EA	HOUSING - 2-POSITION/FEMALE - 280-SERIES
	129233-02-000	EA	HOUSING - 2-POSITION/FEMALE - 280-SERIES
	129233-03-000	EA	HOUSING - 2-POSITION/FEMALE - 280-SERIES
	131681-01-000	EA	CONNECTOR - 3/4" SO CORD - UL/CS
	137207-01-000	EA	HOUSING - PIN - 2 CAVITY/HIGH AMP
	137208-01-000	EA	HOUSING - SOCKET - 2 CAVITY/HIGH AMP
	137209-01-000	EA	PIN - CONNECTOR - 10AWG/HIGH AMP
	137210-01-000	EA	SOCKET - CONNECTOR - 10 AWG/HIGH AMP
	138996-04-000	EA	CONNECTOR - LAMP
	142520-01-000	EA	TERMINAL - FEMALE - MINI-FIT 16
	142522-01-000	EA	HOUSING - 4 PIN/MALE - MINI FIT
	142522-02-000	EA	HOUSING - 6 PIN/MALE - MINI FIT
	142522-03-000	EA	HOUSING - 8 PIN/MALE - MINI FIT
	142522-04-000	EA	HOUSING - 10 PIN/MALE - MINI FIT
	142522-05-000	EA	HOUSING - 12 PIN/MALE - MINI FIT
	142522-06-000	EA	HOUSING - 14 PIN/MALE - MINI FIT
	142524-01-000	EA	HOUSING - 4 PIN/FEMALE - WEATHER PACK
	142524-02-000	EA	HOUSING - 4 PIN/FEMALE - WEATHER PACK
	144283-01-000	EA	CONNECTOR - 110V - F/USE WITH SOW WIRE - BLUE
	144283-02-000	EA	CONNECTOR - 110V - F/USE WITH NM ROMEX WIRE - CLEAR
	145171-01-000	EA	CONNECTOR - COAXIAL
	148335-01-000	EA	HOUSING - 8-POSITION/MALE - 280-GT SERIES
	148335-02-000	EA	HOUSING - 4-POSITION/MALE - 280-GT SERIES
	148335-03-000	EA	HOUSING - 6-POSITION/MALE - 280-GT SERIES
	149683-01-000	EA	HOUSING - F/5 CAVITY RECEPTACLE - W/SQUARE GUIDE PIN
	149683-02-000	EA	HOUSING - F/5 CAVITY RECEPTACLE - W/ROUND GUIDE PIN
	149686-01-000	EA	TERMINAL - .250 RECEPTACLE

ELECTRICAL GROUP (CONTINUED)

CONNECTORS & CONDUIT (CONTINUED)

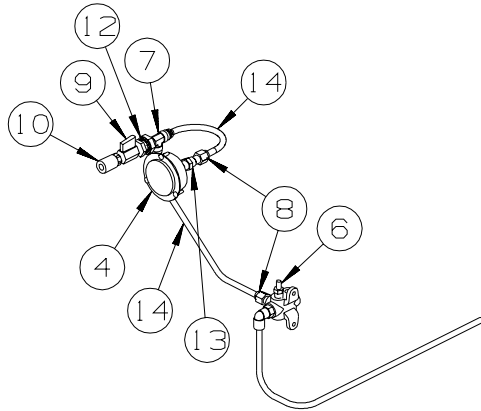
KEY	PART NUMBER	U/M	DESCRIPTION
	149687-01-000	EA	HOUSING - 2 POSITION/MALE - PACKARD
	149687-02-000	EA	LOCK - F/2 POSITION HOUSING - PACKARD
	149688-01-000	EA	TERMINAL - MALE - 16 GAUGE WIRE
	156035-01-000	EA	HOUSING - 12-POSITION/FEMALE - 280-GT SERIES
	156041-01-000	EA	TERMINAL - FEMALE - 16-12 - 280-GT SERIES
	156043-01-000	EA	HOUSING - 2-POSITION/FEMALE - 480-MP SERIES
	156043-02-000	EA	LOCK - F/2 POSITION HOUSING - 480 SERIES
	156044-01-000	EA	TERMINAL - FEMALE - 16-12 - 280-GT - F/SEALED HOUSING
	156045-01-000	EA	HOUSING - 10-POSITION/FEMALE - 280-GT SERIES
	156045-02-000	EA	HOUSING - 4-POSITION/FEMALE - 280-GT SERIES
	156045-03-000	EA	HOUSING - 8-POSITION/FEMALE - 280-GT SERIES
	156045-04-000	EA	HOUSING - 6-POSITION/FEMALE - 280-GT SERIES
	156207-01-000	EA	HOUSING - 6-POSITION/MALE - 150-GT SERIES
	156208-01-000	EA	TERMINAL - MALE - 18-16 - 150-GT SERIES
	157590-01-000	EA	TERMINAL - FEMALE - M/P - 10-12 - 630
	157592-01-000	EA	HOUSING - 7-POSITION/FEMAL - M/P
	157592-02-000	EA	LOCK - SECONDARY - F/7 POSITION HOUSING
	157656-01-01A	EA	CONNECTOR - DASH LIGHT - BLACK
	158357-01-000	EA	HOUSING - 3 PIN/MALE - MINI FIT
	158373-01-000	EA	HOUSING - SOCKET - 16 CAVITY - MINI MATE-N-LOCK
	158374-01-000	EA	SOCKET - 16-20 CAVITY - MINI MATE-N-LOCK



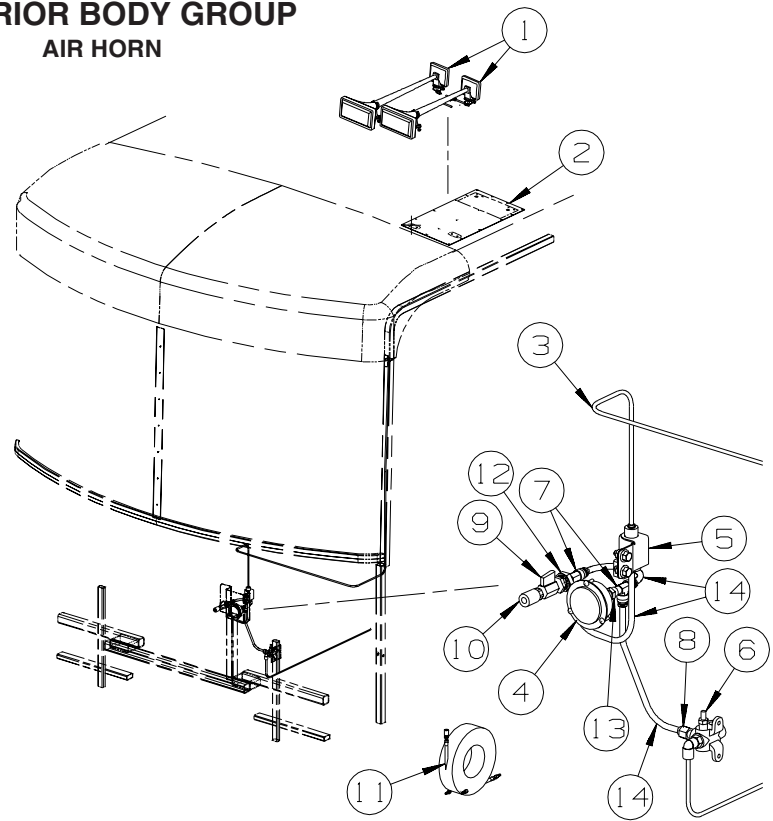
CHASSIS

KEY	PART NUMBER	U/M	DESCRIPTION
1	159220-01-02B	EA	PANEL/CLOSEOUT - ELECTRICAL - E-COATED
2	098379-07-000	EA	LABEL - ELECTRICAL BOX - BLACK/WHITE
3	098379-08-000	EA	LABEL - ELECTRICAL BOX - BLACK/WHITE
4	093236-44-000	EA	LABEL - CIRCUIT BREAKER
5	156431-01-000	EA	CHARGER/BATTERY - CHASSIS TO HOUSE
6	008188-02-000	EA	SOLENOID - VENTED - HEAVY DUTY
7	086273-01-000	EA	RELAY - BATTERY DISCONNECT

EXTERIOR BODY GROUP AIR HORN



W/O Air Horns



W/Air Horns

KEY	PART NUMBER	U/M	DESCRIPTION
1*	077497-06-000	EA	HORN - AIR - CHROME - TWIN
2	125123-01-12B	EA	PLATE/MOUNT - AIR HORN - 25" X 13" - BRIGHT WHITE
3	071390-04-000	FT	TUBING - AIR BRAKE - 1/4" OD-BLK WEATHERHEAD(BRKS & HORN)
4	142609-01-000	EA	GAUGE/AIR - 2.5" MOUNTING FLANGE - 1/4" MPT
5	077497-11-000	EA	SOLENOID - HORN - REMOTE MOUNT
6	086241-01-000	EA	VALVE - AIR - 1/4 MPT X TIRE STEM
7	142570-01-000	EA	TEE - 3/8" T X 1/4" P
8	142571-01-000	EA	CONNECTOR - 3/8" T X 1/4" P
9	142597-01-000	EA	VALVE - BALL - AIR - 1/4" MFPT
10	142595-01-000	EA	COUPLER - QUICK CONNECT - AIR - 1/4" MPT
11	142607-03-000	EA	HOSE - AIR - 50'
12	071374-03-000	EA	FITTING - BULKHEAD - 1/4" X 1/4" MNPT
13	075155-03-000	EA	COUPLING-PIPE, 1/4 BRASS
14	071390-07-000	FT	TUBING - AIR BRAKE - 3/8" - BLACK

*COMPONENT PARTS LISTED LATER IN THIS GROUP

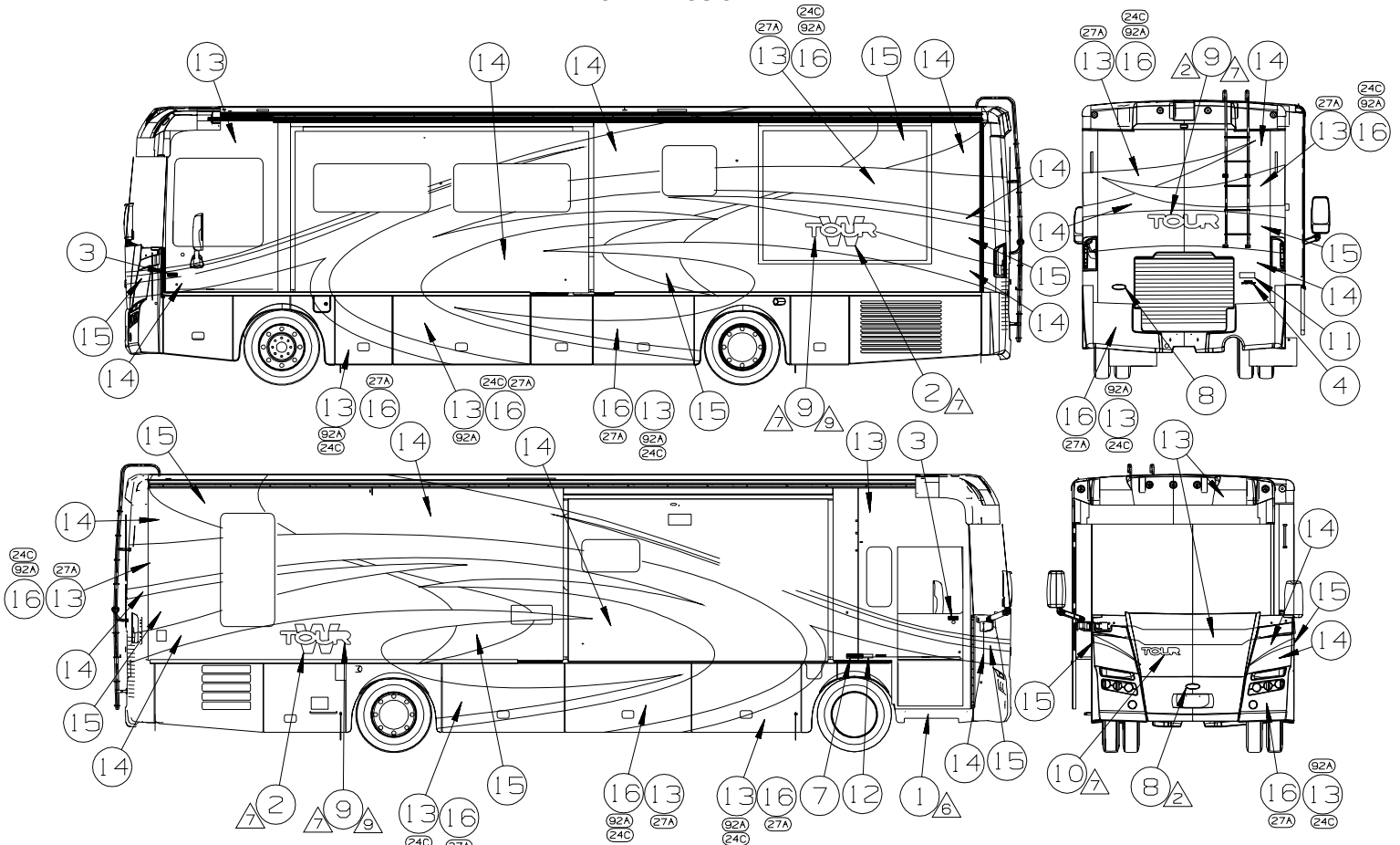
COMPONENT PARTS FOR AIR HORN

077497-06-000

KEY	PART NUMBER	U/M	DESCRIPTION	VENDOR NO.
	077497-01-701	EA	SWITCH - COMPRESSOR	13940-S
	077497-01-702	EA	SWITCH - TOGGLE - W/WIRE	12949-S

EXTERIOR BODY GROUP (CONTINUED)

GRAPHICS & PAINT



(27A) KEYS

KEY	PART NUMBER	U/M
1	109506-01-000	EA
2	120700-12-CHT(01A)	EA
3	132664-02-CHT(01A)	EA
4	158621-02-CHT(01A)	EA
5	158621-03-CHT(01A)	EA
6	157891-01-000	EA
7	148636-01-CHT(01A)	EA
8	151887-01-CHT(01A)	EA
9	154229-01-CHT(01A)	EA
10	154229-02-CHT(01A)	EA
11	EA
12	EA
13	EA
14	EA
15	EA
16	EA
17	EA

DESCRIPTION FIRETHORN

KEY	PART NUMBER	U/M	DESCRIPTION
1	109506-01-000	EA	FILM-URETHANE PROTECTANT
2	120700-12-CHT(01A)	EA	DECAL-LOGO W - FROSTY JACK
3	132664-02-CHT(01A)	EA	DECAL-LOGO DOMED WINNEBAGO - CHROME/RED/BLACK
4	158621-02-CHT(01A)	EA	DECAL-HORSEPOWER 350 FLEXSCRIPT - CHROME
5	158621-03-CHT(01A)	EA	DECAL-HORSEPOWER 400 FLEXSCRIPT - CHROME
6	157891-01-000	EA	KIT-PAINT PROTECTION
7	148636-01-CHT(01A)	EA	DECAL-LOGO EVOLUTION CHASSIS - CHROME/BLACK/RED
8	151887-01-CHT(01A)	EA	DECAL/BEZEL DOMED NAMEPLATE WINNEBAGO - CHROME/RED
9	154229-01-CHT(01A)	EA	DECAL-LOGO TOUR DOMED LG - SILVER CHROME/TRANSPARENT BLACK/BLACK
10	154229-02-CHT(01A)	EA	DECAL-LOGO TOUR DOMED SML - SILVER CHROME/TRANSPARENT BLACK/BLACK
11	EA	PLATE-FREIGHTLINER LG - CHASSIS SUPPLIED
12	EA	PLATE-FREIGHTLINER SML - CHASSIS SUPPLIED
13	EA	PLATE-FREIGHTLINER SML - CHASSIS SUPPLIED
14	EA	PLATE-FREIGHTLINER SML - CHASSIS SUPPLIED
15	EA	PLATE-FREIGHTLINER SML - CHASSIS SUPPLIED
16	EA	PLATE-FREIGHTLINER SML - CHASSIS SUPPLIED
17	EA	PLATE-FREIGHTLINER SML - CHASSIS SUPPLIED

(92A) KEYS

KEY	PART NUMBER	U/M
1	109506-01-000	EA
2	120700-12-CHT(01A)	EA
3	132664-02-CHT(01A)	EA
4	158621-02-CHT(01A)	EA
5	158621-03-CHT(01A)	EA
6	157891-01-000	EA
7	148636-01-CHT(01A)	EA
8	151887-01-CHT(01A)	EA
9	154229-01-CHT(01A)	EA
10	154229-02-CHT(01A)	EA
11	EA
12	EA
13	EA
14	EA
15	EA
16	EA
17	EA

DESCRIPTION EGGPLANT

KEY	PART NUMBER	U/M	DESCRIPTION
1	109506-01-000	EA	FILM-URETHANE PROTECTANT
2	120700-12-CHT(01A)	EA	DECAL-LOGO W - FROSTY JACK
3	132664-02-CHT(01A)	EA	DECAL-LOGO DOMED WINNEBAGO - CHROME/RED/BLACK
4	158621-02-CHT(01A)	EA	DECAL-HORSEPOWER 350 FLEXSCRIPT - CHROME
5	158621-03-CHT(01A)	EA	DECAL-HORSEPOWER 400 FLEXSCRIPT - CHROME
6	157891-01-000	EA	KIT-PAINT PROTECTION
7	148636-01-CHT(01A)	EA	DECAL-LOGO EVOLUTION CHASSIS - CHROME/BLACK/RED
8	151887-01-CHT(01A)	EA	DECAL/BEZEL DOMED NAMEPLATE WINNEBAGO - CHROME/RED
9	154229-01-CHT(01A)	EA	DECAL-LOGO TOUR DOMED LG - SILVER CHROME/TRANSPARENT BLACK/BLACK
10	154229-02-CHT(01A)	EA	DECAL-LOGO TOUR DOMED SML - SILVER CHROME/TRANSPARENT BLACK/BLACK
11	EA	PLATE-FREIGHTLINER LG - CHASSIS SUPPLIED
12	EA	PLATE-FREIGHTLINER SML - CHASSIS SUPPLIED
13	EA	PLATE-FREIGHTLINER SML - CHASSIS SUPPLIED
14	EA	PLATE-FREIGHTLINER SML - CHASSIS SUPPLIED
15	EA	PLATE-FREIGHTLINER SML - CHASSIS SUPPLIED
16	EA	PLATE-FREIGHTLINER SML - CHASSIS SUPPLIED
17	EA	PLATE-FREIGHTLINER SML - CHASSIS SUPPLIED

(24C) KEYS

KEY	PART NUMBER	U/M
1	109506-01-000	EA
2	120700-12-CHT(01A)	EA
3	132664-02-CHT(01A)	EA
4	158621-02-CHT(01A)	EA
5	158621-03-CHT(01A)	EA
6	157891-01-000	EA
7	148636-01-CHT(01A)	EA
8	151887-01-CHT(01A)	EA
9	154229-01-CHT(01A)	EA
10	154229-02-CHT(01A)	EA
11	EA
12	EA
13	EA
14	EA
15	EA
16	EA
17	EA

DESCRIPTION AUTUMN HARVEST

KEY	PART NUMBER	U/M	DESCRIPTION
1	109506-01-000	EA	FILM-URETHANE PROTECTANT
2	120700-12-CHT(01A)	EA	DECAL-LOGO W - FROSTY JACK
3	132664-02-CHT(01A)	EA	DECAL-LOGO DOMED WINNEBAGO - CHROME/RED/BLACK
4	158621-02-CHT(01A)	EA	DECAL-HORSEPOWER 350 FLEXSCRIPT - CHROME
5	158621-03-CHT(01A)	EA	DECAL-HORSEPOWER 400 FLEXSCRIPT - CHROME
6	157891-01-000	EA	KIT-PAINT PROTECTION
7	148636-01-CHT(01A)	EA	DECAL-LOGO EVOLUTION CHASSIS - CHROME/BLACK/RED
8	151887-01-CHT(01A)	EA	DECAL/BEZEL DOMED NAMEPLATE WINNEBAGO - CHROME/RED
9	154229-01-CHT(01A)	EA	DECAL-LOGO TOUR DOMED LG - SILVER CHROME/TRANSPARENT BLACK/BLACK
10	154229-02-CHT(01A)	EA	DECAL-LOGO TOUR DOMED SML - SILVER CHROME/TRANSPARENT BLACK/BLACK
11	EA	PLATE-FREIGHTLINER LG - CHASSIS SUPPLIED
12	EA	PLATE-FREIGHTLINER SML - CHASSIS SUPPLIED
13	EA	PLATE-FREIGHTLINER SML - CHASSIS SUPPLIED
14	EA	PLATE-FREIGHTLINER SML - CHASSIS SUPPLIED
15	EA	PLATE-FREIGHTLINER SML - CHASSIS SUPPLIED
16	EA	PLATE-FREIGHTLINER SML - CHASSIS SUPPLIED
17	EA	PLATE-FREIGHTLINER SML - CHASSIS SUPPLIED

- ▲ LOGO IS TO BE HELD ±1 MM ON A HORIZONTAL PLANE (END TO END).
- ▲ FILM TO PROTECT BOTTOM OF DOOR FROM SCUFF MARKS.
- ▲ DIE CUT ACRYLIC FILM TO PROTECT FULL BODY PAINTED UNITS.
- 4. ON FULL BODY PAINTED UNITS, USE 145487-02-000 (100 FT) TO COVER UNSEALED ROOF SEAMS.
- ▲ CLEAR COAT TO BE APPLIED ON ENTIRE UNIT TO PROTECT PAINT.
- ▲ CENTER ON UNIT.
- 1. APPLY PROTECTOR 116424-01-000 TO WATER HEATER LATCH.

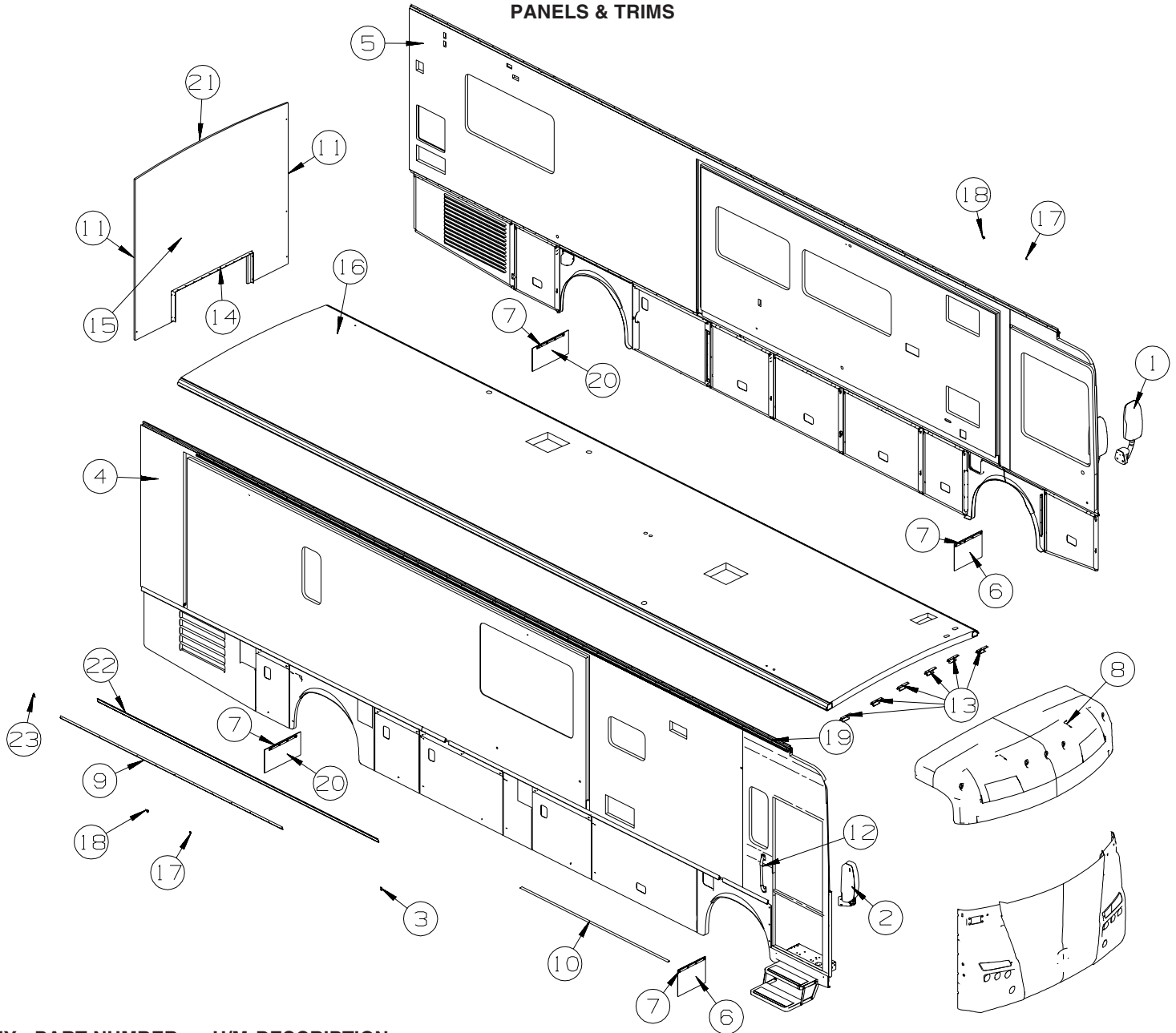
- ▲ CENTER VERTICALLY ON DECAL.
- B. END PANELS OF SLIDEOUT ROOMS WILL BE PAINTED WITH BASECOAT AND CLEAR COAT ONLY. THERE WILL BE NO COLORED GRAPHICS ELEMENTS PAINTED ON THE END PANELS.
- (TLN) FRTL/29410 GWR/400HP/8.9L
- (ILM) FRTL/32K GW/400HP/8.9L
- (IFU) FRTL 32,000 350HP 7.2L 6 SPD
- (ILC) FRTL 29,410 350 7.2L 6 SPEED
- (24P) MASK FRONT EXT PROTECTIVE
- (24C) EXT FULL BODY PAINT PKG # 3
- (92A) EXT FULL BODY PAINT PKG # 2
- (27A) EXT FULL BODY PAINT PKG # 1

NOTES:

DUPONT COLOR CODES ARE NOW FOUND IN THE PAINT CODE MANUAL.

YOU CAN FIND THIS MANUAL ON YOUR DEALER INDEX WEBPAGE UNDER SERVICE.

EXTERIOR BODY GROUP (CONTINUED) PANELS & TRIMS



KEY	PART NUMBER	U/M	DESCRIPTION
1*	131431-08-02A	EA	MIRROR - EXTERIOR/REMOTE/HEAT/PASSENGER-W/TURN SIGNAL-CHR
1	108825-03-000	EA	GASKET - MIRROR
1	133379-01-01A	EA	SCREW - MACHINE - 5/16-18 X 2.00 - TORX
2*	142721-02-02A	EA	MIRROR - EXTERIOR REMOTE/HEAT/DRVR - (BREAKAWAY) - CHROME
3	146576-02-02A	EA	END CAP/TRIM - LEFT HAND - BLACK
4	160006-01-UN4	EA	SIDEWALL - PASSENGER - W/O WINDOWS/TRIMS (UF2, UF3, UN4)
4	160006-01-UN5	EA	SIDEWALL - PASSENGER - W/O WINDOWS/TRIMS (UF6, UF7, UN5)
4	160006-01-UN6	EA	SIDEWALL - PASSENGER - W/O WINDOWS/TRIMS (UG2, UG3, UN6)
5	160007-01-UN4	EA	SIDEWALL - DRIVER - W/O WINDOWS/TRIMS (UF2, UF3, UN4)
5	160007-01-UN5	EA	SIDEWALL - DRIVER - W/O WINDOWS/TRIMS (UF6, UF7, UN5)
5	160007-01-UN6	EA	SIDEWALL - DRIVER - W/O WINDOWS/TRIMS (UG2, UG3, UN6)
6	017516-01-000	EA	MUD FLAP - 14"H X 18"W - W/O MOUNTING HOLES - RUBBER - BLK
7	140922-01-02B	EA	RETAINER - MUD FLAP - 1" X 17.7" - E-COATED/BLACK
8	151638-02-TD0	EA	CAP - ROOF/FRONT - W/O LIGHTS/WIRING
9	151782-01-01A	EA	TRIM - RETAINER - 143.8"
10	093673-01-06A	FT	TRIM/MOLDING - 1.4" WIDE X 8' LONG - BRIGHT WHITE
11	156622-01-01A	FT	SEALER - TAPE - 1/4"THICK X 3"WIDE X 100 FT
12	157749-01-01A	EA	ASSIST HANDLE - NON-LIGHTED - 18" - CHROME
12	132442-02-01A	EA	HANDLE - ASSIST/CLEAR-BLANK - 20" - W/CHROME ENDS

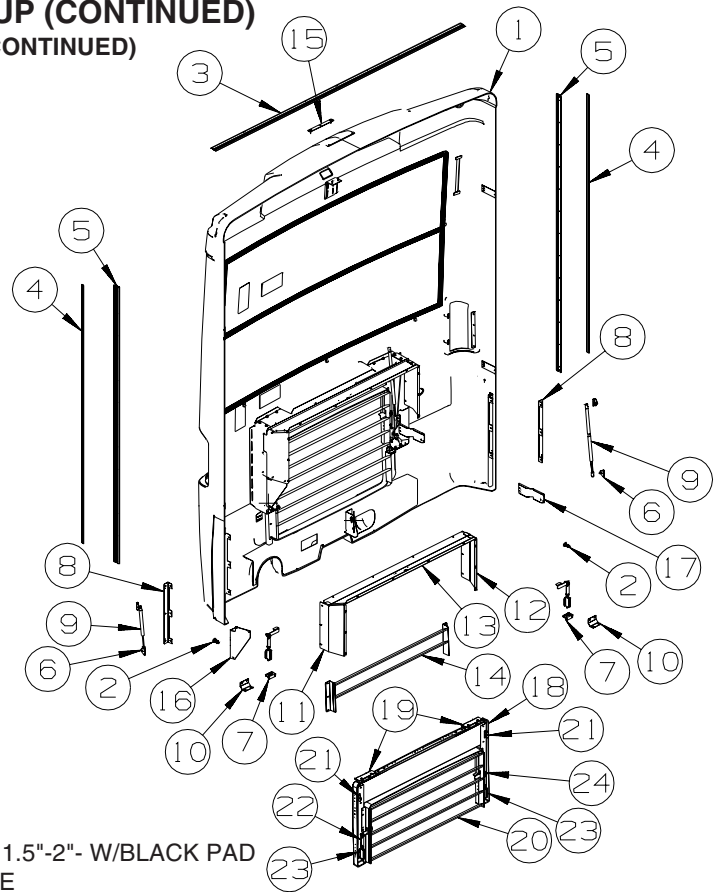
FROM: 00-00-00 THRU: 09-24-06
FROM: 09-25-06 THRU: 99-99-99

EXTERIOR BODY GROUP (CONTINUED)
PANELS & TRIMS (CONTINUED)

KEY	PART NUMBER	U/M	DESCRIPTION
13	134774-01-02B	EA	BRACKET - CAB ATTACHMENT - E-COATED
14	104692-01-000	EA	SEAL - ADHESIVE BACKED FOAM - 3/4" THICK X 3/4" WIDE X 25'
15	160009-01-UN4	EA	BACKWALL/INNER - W/O REAR CAP (UF2, UF3, UN4)
15	160009-01-UN5	EA	BACKWALL/INNER - W/O REAR CAP (UF6, UF7, UN5)
15	160009-01-UN6	EA	BACKWALL/INNER - W/O REAR CAP (UG2, UG3, UN6)
16	160008-01-UN4	EA	ROOF - W/O LIGHTS/VENTS - W/WIRING
17	143143-01-01A	EA	ANGLE - SUPPORT/TRIM
18	143143-02-01A	EA	ANGLE - SUPPORT/TRIM
19	157284-01-01A	EA	RAIL - AWNING - 192" - BRIGHT WHITE
20	017516-09-000	EA	MUD FLAP - 12.2"H X 23.5"W - RUBBER - BLACK
	017516-07-000	EA	MUD FLAP - 14"H X 23.5"W - RUBBER - BLACK
21	114248-02-04A	EA	ANGLE - PLASTIC - .7" X .4" X 96.7" - BEIGE
22	146550-01-02A	EA	TRIM COVER - SIDEWALL - 182" - BLACK
23	146576-01-02A	EA	END CAP/TRIM - RIGHT HAND - BLACK

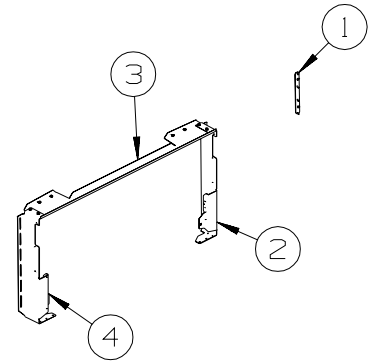
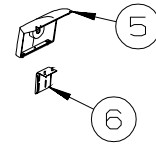
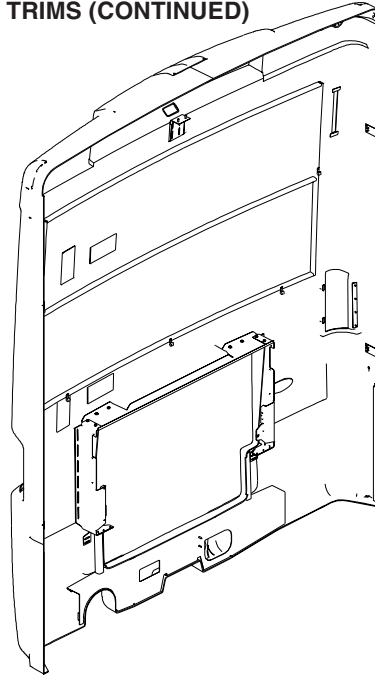
***COMPONENT PARTS LISTED LATER IN THIS GROUP**

EXTERIOR BODY GROUP (CONTINUED)
PANELS & TRIMS (CONTINUED)



KEY	PART NUMBER	U/M	DESCRIPTION
1	150494-04-TD0	EA	PANEL - REAR CAP - W/O LIGHTS
2	058786-01-000	EA	BOLT - HOOD ADJUSTMENT - 5/16"-18 X 1.5"-2" - W/BLACK PAD
3	083805-23-000	EA	TRIM - ROOF CAP - 92.1" - BRIGHT WHITE
4	091985-01-07A	FT	INSERT - TRIM - REAR CAP TO SIDEWALL - .66" - BRIGHT WHITE
5	092041-01-03A	EA	TRIM - FRONT/REAR CAP (SIDEWALL) - 83.1" - BRIGHT WHITE
6	126263-08-02B	EA	BRACKET - GAS SPRING W/CENTERED BALL STUD - E-COATED
7	130053-01-01A	EA	STRIKER - LUGGAGE DOOR - FLUSH - BLACK
8	138789-01-02B	EA	ANGLE/MOUNT - WHEEL LIP/BACKWALL - E-COATED
9	142569-21-000	EA	SPRING/GAS - 60 LB - 20" EXTENDED/12" COMPRESSED
10	145539-01-02B	EA	BRACKET - DOOR CATCH - E-COATED
11	151911-01-02B	EA	SHIELD - ENGINE/RIGHT - E-COATED
12	151911-02-02B	EA	SHIELD - ENGINE/LEFT - E-COATED
13	151913-01-02B	EA	SHIELD - ENGINE/UPPER - E-COATED
14	152299-01-TD0	EA	GRILLE - ENGINE - REAR/LOWER
	152300-01-01A	EA	ANGLE/SUPPORT - GRILLE/RIGHT
15	151438-02-02B	EA	PLATE/MOUNTING - F/CAMERA ACCESS - E-COATED
16	156644-01-02B	EA	BRACKET/SUPPORT - SPRING/GAS - E-COATED
17	156640-01-02B	EA	BRACKET/SUPPORT - SPRING/GAS - E-COATED
18	151160-01-TD0	EA	DOOR - REAR ENGINE - W/GRILLE - W/O HDW
19	102325-04-07A	EA	HINGE/TRUNK DOOR - 6" - OFF SET - BRIGHT WHITE
20	151216-01-TD0	EA	GRILLE - TRUNK/REAR ENGINE DOOR
21	126263-03-02B	EA	BRACKET - GAS SPRING W/BALL STUD - E/COATED
22	151152-01-02B	EA	LEVER - LATCH/RIGHT - E-COATED
23	113908-02-000	EA	LATCH/PLUNGER - F/HOOD/REAR TRUNK/ENGINE/GENERATOR DOOR
24	151152-02-02B	EA	LEVER - LATCH/LEFT - E-COATED

EXTERIOR BODY GROUP (CONTINUED)
PANELS & TRIMS (CONTINUED)



KEY	PART NUMBER	U/M	DESCRIPTION
1	151662-01-02B	EA	BRACKET/TAILLAMP - OUTER - E-COATED
2	152030-02-02B	EA	SHIELD - ENGINE - E-COATED
3	152028-02-02B	EA	SHIELD - ENGINE/TOP - E-COATED
4	152030-01-02B	EA	SHIELD - ENGINE - E-COATED
5	151555-02-TD0	EA	PANEL - ACCESS/CAMERA
	151555-01-01A	EA	PANEL - ACCESS/CAMERA
6	152021-02-02B	EA	BRACKET/MOUNT - CAMERA - W/4 SLOTS - E-COATED

COMPONENT PARTS FOR PANELS & TRIMS
131431-08-02A

KEY	PART NUMBER	U/M	DESCRIPTION	VENDOR NO.
	106015-16-700	EA	GLASS/FLAT-W/HEAT ELEMENT	709450
	106015-18-700	EA	GLASS/CONVEX	709650
	106015-18-701	EA	ACTUATOR - CONVEX GLASS	7475410
	106015-18-702	EA	MOTOR - FLAT GLASS	7471180
	106015-18-703	EA	GLASS/CONVEX-ACT/HOUSING	709651 KIT
	106015-19-700	EA	GLASS/FLAT-W/BEZEL/HEAT/ANTI	709645
	131431-03-700	EA	LIGHT/TURN SIGNAL - AMBER	7475510
	131431-07-700	EA	KIT(SCREW CVR BLK)ROUND/OVAL	748344
	131431-08-700	EA	CAP/BASE - BLK - 1 PKG OF 2	Q7095150

142721-01-02A, 142721-02-02A


KEY	PART NUMBER	U/M	DESCRIPTION	VENDOR NO.
	106015-16-700	EA	GLASS/FLAT-W/HEAT ELEMENT	709450
	106015-18-700	EA	GLASS/CONVEX	709650
	106015-18-701	EA	ACTUATOR - CONVEX GLASS	7475410
	106015-18-702	EA	MOTOR - FLAT GLASS	7471180
	106015-18-703	EA	GLASS/CONVEX-ACT/HOUSING	709651 KIT
	131431-03-700	EA	LIGHT/TURN SIGNAL - AMBER	7475510
	142721-01-700	EA	COVER/CAP - BOTTOM	Q709678
	142721-01-701	EA	CAP - RECTANGULAR (VELVAC)	709557
	142721-01-702	EA	BRACKET/MOUNT - MIRROR	7096800
	142721-01-703	EA	GASKET/MOUNT - MIRROR	7097400
	142721-01-704	EA	SET SCREW - 5/16"-18 X 1.25"	4082140

LADDER

KEY	PART NUMBER	U/M	DESCRIPTION
	145614-02-01A	EA	LADDER - UPPER - BRUSHED ALUMINUM
	150785-08-01A	EA	LADDER - LOWER - 47.6"4 STEP - HINGED STANDOFF
	129375-02-000	EA	SEAL - LADDER BRACKET

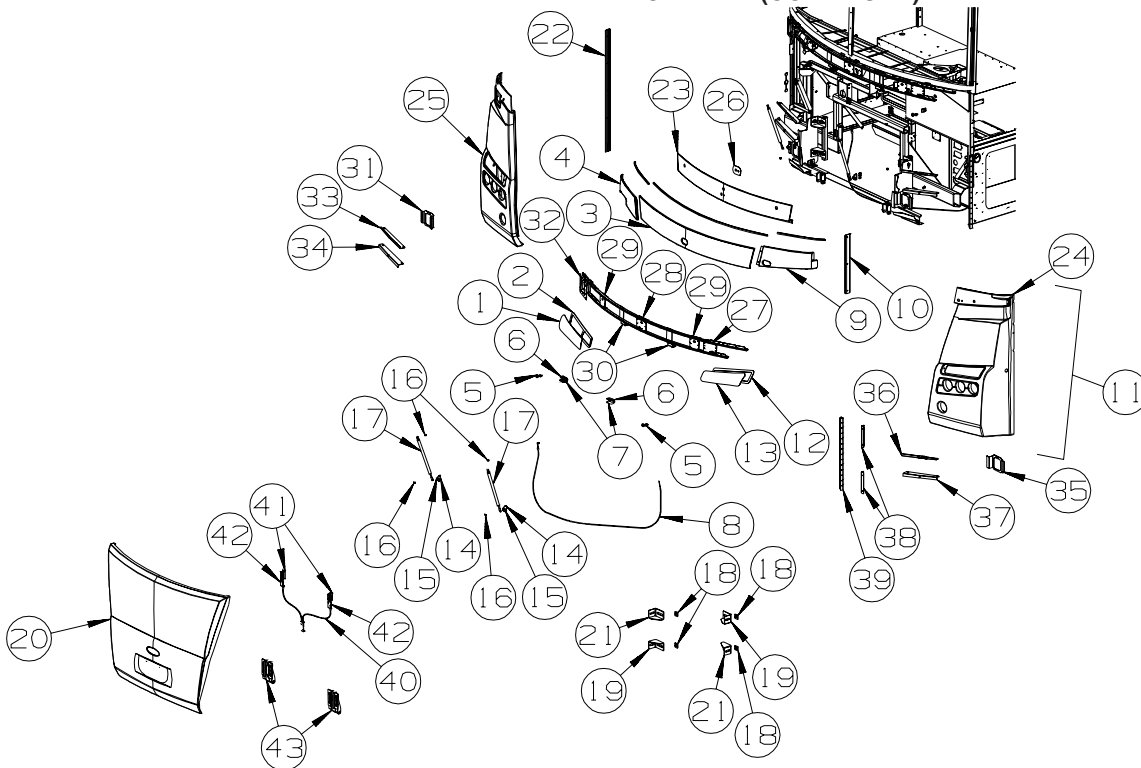
EXTERIOR BODY GROUP (CONTINUED)

FRONT END



KEY	PART NUMBER	U/M	DESCRIPTION
1	152685-01-01A	EA	PANEL - TRIM - FRONT END/RIGHT - POLISHED/STAINLESS
2	155091-01-01A	EA	GASKET - HEADLIGHT COVER/RIGHT - W/ADHESIVE BACK - BLACK
3	152089-02-TD0	EA	COWL - WINDSHIELD - PASSENGER
4	116617-02-02B	EA	SPACER - BUMPER
5	128455-01-02B	EA	BRACKET - BUMPER - E-COATED
6	058786-03-000	EA	BOLT - ADJUSTING - 5/16"-18 X 3 5/8" - RUBBER HEAD
7	134190-01-02B	EA	BRACKET - STRIKER/HOOD - E-COATED
8	058786-04-000	EA	BOLT - HOOD ADJUSTMENT - 5/16"-18 X 2"-2.5" - W/BLACK PAD
9	152089-04-TD0	EA	COWL - WINDSHIELD - DRIVER
10	140447-01-01A	EA	TRIM - GRILLE PANEL/SIDEWALL - 22" - BRIGHT WHITE
11	151790-01-TD0	EA	PANEL - FRONT/LOWER - W/O HOOD/HEADLIGHTS
12	128455-02-02B	EA	BRACKET - BUMPER - E-COATED
13	152685-02-01A	EA	PANEL - TRIM - FRONT END/LEFT - POLISHED/STAINLESS
14	155091-02-01A	EA	GASKET - HEADLIGHT COVER/LEFT - W/ADHESIVE BACK - BLACK
15	154981-01-02B	EA	BRACKET - BALL STUD - E-COATED
16	154990-01-01A	EA	BALL STUD - 13MM X 5/16-18 THD - F/HOOD DAMPER
17	151789-01-TD0	EA	HOOD - FRONT - W/O HARDWARE
18	154991-01-01A	EA	CLIP/SAFETY - F/BALL STUD
19	154973-01-000	EA	SPRING/GAS - HOOD - W/O BALL STUD/SAFETY CLIP
20	140447-02-01A	EA	TRIM - GRILLE PANEL/SIDEWALL - 47.4" - BRIGHT WHITE
21	144170-01-02B	EA	ZEE - COWL - OUTSIDE - E-COATED
22	144063-02-02B	EA	BRACKET - WINDSHIELD COWL - E-COATED
23	099418-01-000	FT	SEAL - D-SECTION/ADHESIVE BACK - .44" X .44" - BLK RUBBER
24	152668-01-TD0	EA	SUPPORT - WIPER
25	151780-04-TD0	EA	PANEL - FRONT/LOWER - DRIVER - W/O LIGHTS
26	151780-02-TD0	EA	PANEL - FRONT/LOWER - PASSENGER - W/O LIGHTS
27	120850-04-02B	EA	PLATE - SUPPORT/MIRROR - E-COATED
28	139685-26-02B	EA	SUPPORT - FOG LAMP - PASSENGER - E-COATED
29	152435-01-02B	EA	SUPPORT - HEADLAMP - LOWER/PASSENGER - E-COATED
30	152436-01-02B	EA	SUPPORT - HEADLAMP - UPPER/PASSENGER - E-COATED
31	132071-06-02B	EA	BRACKET - BUMPER - REAR - E-COATED
32	113041-16-02B	EA	ANGLE/MOUNT - BUMPER - E-COATED
33	139685-28-02B	EA	SUPPORT - FOG LAMP - DRIVER - E-COATED
34	152435-02-02B	EA	SUPPORT - HEADLAMP - LOWER/DRIVER - E-COATED
35	152436-02-02B	EA	SUPPORT - HEADLAMP - UPPER/DRIVER - E-COATED

EXTERIOR BODY GROUP (CONTINUED)
FRONT END (CONTINUED)



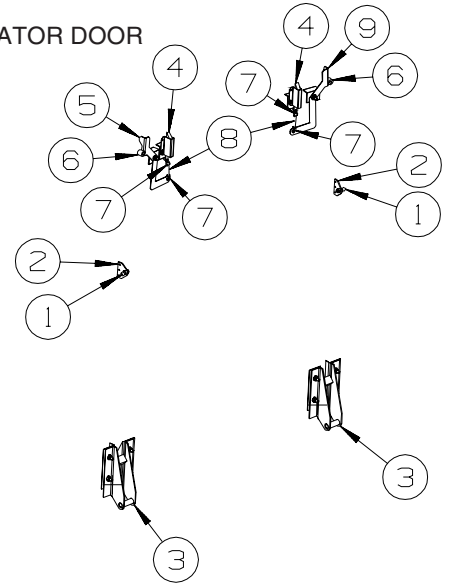
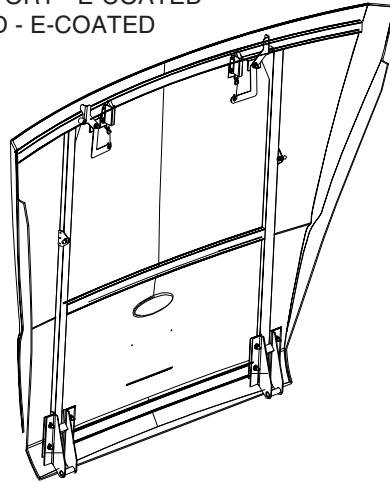
1PIECE WINDSHIELD

KEY	PART NUMBER	U/M	DESCRIPTION
1	152685-01-01A	EA	PANEL - TRIM - FRONT END/RIGHT - POLISHED/STAINLESS
2	155091-01-01A	EA	GASKET - HEADLIGHT COVER/RIGHT - W/ADHESIVE BACK - BLACK
3	156705-02-UJ1	EA	COWL - WINDSHIELD/CENTER
	156705-01-01A	EA	COWL - WINDSHIELD/CENTER
4	156708-03-UJ1	EA	COWL - WINDSHIELD - PASSENGER
5	058786-04-000	EA	BOLT - HOOD ADJUSTMENT - 5/16"-18 X 2"-2.5" - W/BLACK PAD
6	144209-01-02B	EA	ANGLE/STRIKER - HOOD - E-COATED
7	130053-01-01A	EA	STRIKER - LUGGAGE DOOR - FLUSH - BLACK
8	155143-02-01A	EA	CABLE - DOOR/BLACK - 86.5"
9	156708-04-UJ1	EA	COWL - WINDSHIELD - DRIVER
10	140447-01-01A	EA	TRIM - GRILLE PANEL/SIDEWALL - 22" - BRIGHT WHITE
11	160621-01-UN4	EA	PANEL - FRONT/LOWER - W/O HDW
12	155091-02-01A	EA	GASKET - HEADLIGHT COVER/LEFT - W/ADHESIVE BACK - BLACK
13	152685-02-01A	EA	PANEL - TRIM - FRONT END/LEFT - POLISHED/STAINLESS
14	154981-01-02B	EA	BRACKET - BALL STUD - E-COATED
15	154990-01-01A	EA	BALL STUD - 13MM X 5/16-18 THD - F/HOOD DAMPER
16	154991-01-01A	EA	CLIP/SAFETY - F/BALL STUD
17	154973-01-000	EA	SPRING/GAS - HOOD - W/O BALL STUD/SAFETY CLIP
18	116617-02-02B	EA	SPACER - BUMPER
19	128455-02-02B	EA	BRACKET - BUMPER - E-COATED
20	160635-01-UN4	EA	HOOD - FRONT - W/O HARDWARE
21	128455-01-02B	EA	BRACKET - BUMPER - E-COATED
22	140447-02-01A	EA	TRIM - GRILLE PANEL/SIDEWALL - 47.4" - BRIGHT WHITE
23	160945-02-UN4	EA	PANEL - CENTER/FRONT - W/O HDW
24	151780-08-UN4	EA	PANEL - FRONT/LOWER - DRIVER - W/O LIGHTS
25	151780-06-UN4	EA	PANEL - FRONT/LOWER - PASSENGER - W/O LIGHTS
26	157080-01-01A	EA	BOOT/COWL - NEOPRENE W/ADHESIVE BACK - BLACK
27	157051-02-02B	EA	SUPPORT - PIVOT SHAFT - E-COATED
28	157051-04-02B	EA	SUPPORT - PIVOT SHAFT - E-COATED
29	157051-05-02B	EA	SUPPORT - PIVOT SHAFT - E-COATED
30	155902-02-02B	EA	BRACKET/STRIKER - HOOD - E-COATED
31	139685-26-02B	EA	SUPPORT - FOG LAMP - PASSENGER - E-COATED
32	120850-04-02B	EA	PLATE - SUPPORT/MIRROR - E-COATED
33	152436-01-02B	EA	SUPPORT - HEADLAMP - UPPER/PASSENGER - E-COATED
34	152435-01-02B	EA	SUPPORT - HEADLAMP - LOWER/PASSENGER - E-COATED
35	139685-28-02B	EA	SUPPORT - FOG LAMP - DRIVER - E-COATED
36	152436-02-02B	EA	SUPPORT - HEADLAMP - UPPER/DRIVER - E-COATED
37	152435-02-02B	EA	SUPPORT - HEADLAMP - LOWER/DRIVER - E-COATED

EXTERIOR BODY GROUP (CONTINUED)

FRONT END (CONTINUED)

KEY	PART NUMBER	U/M	DESCRIPTION
38	113041-16-02B	EA	ANGLE/MOUNT - BUMPER - E-COATED
39	132071-06-02B	EA	BRACKET - BUMPER - REAR - E-COATED
40	155143-01-01A	EA	CABLE - DOOR/BLACK - 19.7"
41	113908-02-000	EA	LATCH/PLUNGER - F/HOOD/REAR TRUNK/ENGINE/GENERATOR DOOR
42	154936-02-02B	EA	BRACKET - CABLE/SUPPORT - E-COATED
43	152672-01-02B	EA	BRACKET - HINGE/HOOD - E-COATED



KEY	PART NUMBER	U/M	DESCRIPTION
1	154990-01-01A	EA	BALL STUD - 13MM X 5/16-18 THD - F/HOOD DAMPER
2	154981-01-02B	EA	BRACKET - BALL STUD - E-COATED
3	152672-01-02B	EA	BRACKET - HINGE/HOOD - E-COATED
4	113908-01-000	EA	LATCH/PLUNGER - F/HOOD
5	131545-01-02B	EA	LATCH - HOOD HANDLE - RIGHT HAND - E-COATED
6	120863-07-000	EA	BUMPER - RUBBER - 11/16" DIA X 3/4" THICK
7	102265-01-000	EA	CLIP/ROD END - 5/32" - BLACK PLASTIC
8	131606-02-01A	EA	ROD - HOOD LATCH
9	131545-02-02B	EA	LATCH - HOOD HANDLE - LEFT HAND - E-COATED

STRUCTURAL COMPONENTS

KEY	PART NUMBER	U/M	DESCRIPTION
	002726-01-001	EA	GARNISH - U-CHANNEL - 1.38" X 19" - SERRATED
	089297-01-000	SF	PLYWOOD - LUAN - OVERLAY GRADE - 4' X 8'
	089297-03-000	SF	PLYWOOD - LUAN - OVERLAY GRADE - 4' X 8.3'
	100619-01-000	BF	FOAM - EXPANDED POLYSTYRENE - 1.34" X 48" X 96"
	100619-02-000	BF	FOAM - EXPANDED POLYSTYRENE - 1.5" X 48" X 96"
	100619-05-000	BF	FOAM - EXPANDED POLYSTYRENE - .75" X 48" X 96"-1.5 DENSITY
	100619-13-000	BF	FOAM - EXPANDED POLYSTYRENE - .34" X 34.65" X 96"
	100619-16-000	BF	FOAM - EXPANDED POLYSTYRENE - .75" X 48" X 96"-2.0 DENSITY
	105077-10-000	EA	FOAM - PLUG - ROOF CAP
	120107-07-000	EA	FOAM - ROOF COVE
	108535-05-03A	SF	FIBERGLASS SHEET - 108" X 500' ROLL - BRIGHT WHITE
	113192-08-02A	EA	FIBERGLASS/LUAN LAMINATED - .2"X85.2"X448.1"-GRAY SAND GEL
	128782-09-01A	EA	FIBERGLASS SHEET - 31" X 68.2" - HIGH GLOSS - BRIGHT WHITE
	128782-21-01A	EA	FIBERGLASS SHEET - 31.1" X 75.2" - HIGH GLOSS - BRT WHITE
	128782-22-01A	EA	FIBERGLASS SHEET - 22" X 75" - HIGH GLOSS - BRT WHITE
	148884-20-01A	EA	FIBERGLASS SHEET - 4" X 93.8" - HIGH GLOSS - BRIGHT WHITE
	151523-01-01A	EA	CEILING PANEL - 48" X 97.1" - VINYL/FOAM/LUAN - SEABROOK
	151523-01-02A	EA	CEILING PANEL - 48" X 97.1" - VINYL/FOAM/LUAN - SPINDRIFT
	152490-01-000	EA	FOAM - PLUG - ROOF TUBE

EXTERIOR BODY GROUP (CONTINUED)

AWNINGS


ORDER AWNINGS & REPAIR PARTS FROM DOMETIC. CALL #800-366-3842.

THE DOMETIC AWNING INFORMATION YOU WILL NEED IS LOCATED ON THE MOTOR HOME NEAR THE TOP OF THE AWNING RAIL.

KEY	PART NUMBER	U/M	DESCRIPTION
	153149-01-01A	EA	SPACER - AWNING/WINDOW - BLACK
	153149-02-01A	EA	SPACER - AWNING/WINDOW - BLACK
	136770-03-02A	EA	SPACER - AWNING - 2" - BLACK
	137029-01-02A	EA	BRACKET - AWNING - BLACK
	146457-02-02A	EA	BRACKET - AWNING - BLACK
	142123-02-02A	EA	RAIL/AWNING - 232" - BLACK
	154099-01-01A	EA	SUNSCREEN/REMOVABLE/BL-18'X72"-F/19'-20' ELEC AWNING-W/HDW

EXTERIOR DOORS & COMPARTMENTS GROUP

DOOR & COMPARTMENT LAYOUT



KEY	PART NUMBER	U/M	DESCRIPTION
1	131900-04-R83	EA	VALANCE/PANEL - ENTRY DOOR - PLASTIC - BLACK
2	134125-04-02B	EA	SUPPORT - DOOR/VALANCE - E-COATED
3	143362-02-02B	EA	CLIP - TRIM - E-COATED
4*	094707-04-01A	EA	STEP - ELECTRIC DOUBLE - KWIKEE
5	113041-15-02B	EA	ANGLE/MOUNT - BUMPER - E-COATED
6	144658-01-R83	EA	PANEL/WHEEL LIP - FRONT/PASSENGER
	139793-03-01A	EA	HINGE - CENTER/VALANCE DOOR - W/O BALL STUD
7	113904-11-02B	EA	ANGLE - ATTACHMENT/WHEEL LIP - 21.6" - E-COAT
8	131905-07-R83	EA	PANEL/DOOR - FUEL FILL - W/O LOCK - BLACK
	138290-01-000	EA	CASE - W/CAM - W/O CYLINDER/KEY
	153306-01-01A	EA	HINGE - PIANO - 1 1/2" X 5" - UNPAINTED
9	148331-01-01A	EA	PLUG - OVAL/LARGE - BLACK
10	107721-07-000	FT	SEAL - ACCESS DOOR - .9"WIDE X 1.1"HIGH
11	144342-24-UJ1	EA	VALANCE/DOOR - W/O LATCH/HDW - 67.9" X 34.2"
	135624-C2-01B	EA	ROD - LATCH
	135624-50-01B	EA	ROD - LATCH
	130053-01-01A	EA	STRIKER - LUGGAGE DOOR - FLUSH - BLACK
	143793-01-01A	EA	SHIM - STRIKER - LUGGAGE - 3/64" - BLACK
	142569-01-000	EA	SPRING/GAS - 100 LB - 21.1" EXTENDED/12.6" COMPRESSED
	126263-02-02B	EA	BRACKET - GAS SPRING W/BALL STUD - E-COATED
	099418-01-000	FT	SEAL - D-SECTION/ADHESIVE BACK - .44" X .44" - BLK RUBBER

EXTERIOR DOORS & COMPARTMENTS GROUP (CONTINUED)
DOOR & COMPARTMENT LAYOUT (CONTINUED)

KEY PART NUMBER U/M DESCRIPTION

ENTRY DOOR LOCK CYLINDERS


138287-11-000 EA CYLINDER/LOCK - ENTRY DOOR - MASTER W/3M ICON - (3041)
 138287-12-000 EA CYLINDER/LOCK - ENTRY DOOR - MASTER W/3M ICON - (3042)
 138287-13-000 EA CYLINDER/LOCK - ENTRY DOOR - MASTER W/3M ICON - (3043)
 138287-14-000 EA CYLINDER/LOCK - ENTRY DOOR - MASTER W/3M ICON - (3044)
 138287-15-000 EA CYLINDER/LOCK - ENTRY DOOR - MASTER W/3M ICON - (3045)
 138287-16-000 EA CYLINDER/LOCK - ENTRY DOOR - MASTER W/3M ICON - (3046)
 138287-17-000 EA CYLINDER/LOCK - ENTRY DOOR - MASTER W/3M ICON - (3047)
 138287-18-000 EA CYLINDER/LOCK - ENTRY DOOR - MASTER W/3M ICON - (3048)
 138287-19-000 EA CYLINDER/LOCK - ENTRY DOOR - MASTER W/3M ICON - (3049)
 138287-20-000 EA CYLINDER/LOCK - ENTRY DOOR - MASTER W/3M ICON - (3050)
 138292-01-000 EA SEAL - LOCK CYLINDER

VALANCE DOOR, WATER FILL & FUEL FILL DOOR LOCK CYLINDERS

138289-11-000 EA CYLINDER/LOCK - ACCESS DOORS - REDUCED SENSITIVITY (3041)
 138289-12-000 EA CYLINDER/LOCK - ACCESS DOORS - REDUCED SENSITIVITY (3042)
 138289-13-000 EA CYLINDER/LOCK - ACCESS DOORS - REDUCED SENSITIVITY (3043)
 138289-14-000 EA CYLINDER/LOCK - ACCESS DOORS - REDUCED SENSITIVITY (3044)
 138289-15-000 EA CYLINDER/LOCK - ACCESS DOORS - REDUCED SENSITIVITY (3045)
 138289-16-000 EA CYLINDER/LOCK - ACCESS DOORS - REDUCED SENSITIVITY (3046)
 138289-17-000 EA CYLINDER/LOCK - ACCESS DOORS - REDUCED SENSITIVITY (3047)
 138289-18-000 EA CYLINDER/LOCK - ACCESS DOORS - REDUCED SENSITIVITY (3048)
 138289-19-000 EA CYLINDER/LOCK - ACCESS DOORS - REDUCED SENSITIVITY (3049)
 138289-20-000 EA CYLINDER/LOCK - ACCESS DOORS - REDUCED SENSITIVITY (3050)
 138288-11-000 EA KEY - REVERSIBLE - #3041 - T/M 16169-02-3041
 138288-12-000 EA KEY - REVERSIBLE - #3042 - T/M 16169-02-3042
 138288-13-000 EA KEY - REVERSIBLE - #3043 - T/M 16169-02-3043
 138288-14-000 EA KEY - REVERSIBLE - #3044 - T/M 16169-02-3044
 138288-15-000 EA KEY - REVERSIBLE - #3045 - T/M 16169-02-3045
 138288-16-000 EA KEY - REVERSIBLE - #3046 - T/M 16169-02-3046
 138288-17-000 EA KEY - REVERSIBLE - #3047 - T/M 16169-02-3047
 138288-18-000 EA KEY - REVERSIBLE - #3048 - T/M 16169-02-3048
 138288-19-000 EA KEY - REVERSIBLE - #3049 - T/M 16169-02-3049
 138288-20-000 EA KEY - REVERSIBLE - #3050 - T/M 16169-02-3050
 138292-01-000 EA SEAL - LOCK CYLINDER

12 159324-03-UJ1 EA DOOR/VALANCE - W/O PADDLE LATCH/HDW - 38.2" X 30.7"
 141940-03-01A EA ROD - PADDLE LATCH
 151390-01-01B EA ROD - LATCH - 10.6" W/3/4" DOG LEG
 142569-06-000 EA SPRING/GAS - 25 LB - 14.8" EXTENDED/8.9" COMPRESSED
 126263-17-02B EA BRACKET - GAS SPRING W/BALL STUD - E-COATED
 149558-01-01A EA SUPPORT-VALANCE DOOR,LWR,BLK
 132892-08-01A FT SEAL - BULB/SINGLE - W/U CHANNEL - 1" X .8" - BLACK
 13 159557-03-UJ1 EA PANEL/VALANCE - W/MOUNT CHANNEL - 3.2" X 38.2"
 14 149356-01-02B EA MOUNTING - F/STRIKER BOLT - E-COATED
 15 149357-02-02B EA PLATE ASSEMBLY - F/STRIKER BOLT - E-COATED
 16 149358-01-01A EA BOLT - STRIKER - .375"DIAMETER
 17 058786-01-000 EA BOLT - HOOD ADJUSTMENT - 5/16"-18 X 1.5"-2" - W/BLACK PAD
 18 159535-01-UJ1 EA VALANCE/PANEL - W/O HDW - 18.2"W X 34.3"H
 19 159557-04-UJ1 EA PANEL/VALANCE - W/MOUNT CHANNEL - 3.2" X 53.6"
 20 159324-02-UJ1 EA DOOR/VALANCE - W/O PADDLE LATCH/HDW - 53.6" X 30.7"
 141940-03-01A EA ROD - PADDLE LATCH
 151390-01-01B EA ROD - LATCH - 10.6" W/3/4" DOG LEG
 142569-06-000 EA SPRING/GAS - 25 LB - 14.8" EXTENDED/8.9" COMPRESSED
 126263-17-02B EA BRACKET - GAS SPRING W/BALL STUD - E-COATED
 149558-01-01A EA SUPPORT-VALANCE DOOR,LWR,BLK
 132892-08-01A FT SEAL - BULB/SINGLE - W/U CHANNEL - 1" X .8" - BLACK
 21 159324-01-UJ1 EA DOOR/VALANCE - W/O PADDLE LATCH/HDW - 28.9" X 30.7"
 141940-03-01A EA ROD - PADDLE LATCH
 151390-01-01B EA ROD - LATCH - 10.6" W/3/4" DOG LEG
 142569-06-000 EA SPRING/GAS - 25 LB - 14.8" EXTENDED/8.9" COMPRESSED
 126263-17-02B EA BRACKET - GAS SPRING W/BALL STUD - E-COATED
 149558-01-01A EA SUPPORT-VALANCE DOOR,LWR,BLK
 132892-08-01A FT SEAL - BULB/SINGLE - W/U CHANNEL - 1" X .8" - BLACK
 22 159557-02-UJ1 EA PANEL/VALANCE - W/MOUNT CHANNEL - 3.2" X 28.9"

EXTERIOR DOORS & COMPARTMENTS GROUP (CONTINUED)
DOOR & COMPARTMENT LAYOUT (CONTINUED)




KEY	PART NUMBER	U/M	DESCRIPTION
23	159328-01-UJ1	EA	PANEL/WHEEL LIP - REAR/PASSENGER - W/O LIGHT
	139793-03-01A	EA	HINGE - CENTER/VALANCE DOOR - W/O BALL STUD
24	113904-15-02B	EA	ANGLE - ATTACHMENT/WHEEL LIP - 9.4" - E-COAT
25	113904-24-02B	EA	ANGLE - ATTACHMENT/WHEEL LIP - E-COATED
26	129961-07-02B	EA	BRACKET - DOCKING LIGHT - E-COATED
27	159324-04-UJ1	EA	DOOR/VALANCE - W/O PADDLE LATCH/HDW - 21.5" X 30.7"
	141940-03-01A	EA	ROD - PADDLE LATCH
	151390-01-01B	EA	ROD - LATCH - 10.6" W/3/4" DOG LEG
	142569-06-000	EA	SPRING/GAS - 25 LB - 14.8" EXTENDED/8.9" COMPRESSED
	126263-17-02B	EA	BRACKET - GAS SPRING W/BALL STUD - E-COATED
	149558-01-01A	EA	SUPPORT-VALANCE DOOR,LWR,BLK
	132892-08-01A	FT	SEAL - BULB/SINGLE - W/U CHANNEL - 1" X .8" - BLACK
28	159557-01-UJ1	EA	PANEL/VALANCE - W/MOUNT CHANNEL - 3.2" X 21.5"
29	144442-19-UJ1	EA	VALANCE/DOOR - PASS W/LOUVERS-W/O HDW-34.2"X 72.1" X 29.7"
	138643-01-01A	EA	CORNER - VAL DOOR, REAR, RH, BLK
	139793-03-01A	EA	HINGE - CENTER/VALANCE DOOR - W/O BALL STUD
	107721-07-000	FT	SEAL - ACCESS DOOR - .9"WIDE X 1.1"HIGH
30	113904-13-02B	EA	ANGLE - ATTACHMENT/WHEEL LIP - 15.7" - E-COAT
31	144442-01-R83	EA	VALANCE/DOOR - DRVR REAR W/GRILLE - 34" X 65" X 29.8"

EXTERIOR DOORS & COMPARTMENTS GROUP (CONTINUED)
DOOR & COMPARTMENT LAYOUT (CONTINUED)

KEY	PART NUMBER	U/M	DESCRIPTION
32	144342-26-UJ1	EA	VALANCE/DOOR - W/O LATCH/HDW - 28.9" X 34.2"
	135624-06-01B	EA	ROD - LATCH
	135624-25-01B	EA	ROD - LATCH
	130053-01-01A	EA	STRIKER - LUGGAGE DOOR - FLUSH - BLACK
	143793-01-01A	EA	SHIM - STRIKER - LUGGAGE - 3/64" - BLACK
	142569-04-000	EA	SPRING/GAS - 67 LB - 21.1" EXTENDED/12.6" COMPRESSED
	126263-03-02B	EA	BRACKET - GAS SPRING W/BALL STUD - E-COATED
	107721-07-000	FT	SEAL - ACCESS DOOR - .9"WIDE X 1.1"HIGH
	099418-01-000	FT	SEAL - D-SECTION/ADHESIVE BACK - .44" X .44" - BLK RUBBER
33	144658-06-R83	EA	PANEL/WHEEL LIP - REAR/DRIVER
	139793-03-01A	EA	HINGE - CENTER/VALANCE DOOR - W/O BALL STUD
34	113904-15-02B	EA	ANGLE - ATTACHMENT/WHEEL LIP - 9.4" - E-COAT
			FROM: 00-00-00 THRU: 11-12-06
34	113904-11-02B	EA	ANGLE - ATTACHMENT/WHEEL LIP - 21.6" - E-COAT
			FROM: 11-13-06 THRU: 99-99-99
35	113904-24-02B	EA	ANGLE - ATTACHMENT/WHEEL LIP - E-COATED
			FROM: 00-00-00 THRU: 11-12-06
35	113904-11-02B	EA	ANGLE - ATTACHMENT/WHEEL LIP - 21.6" - E-COAT
			FROM: 11-13-06 THRU: 99-99-99
36	129301-04-01A	EA	COVER - DOCKING LIGHT - BLACK
37	159346-01-01A	EA	COVER - LIGHT/DOCKING - BLACK
38	129961-06-02B	EA	BRACKET - DOCKING LIGHT - E-COATED
39	159324-05-UJ1	EA	DOOR/VALANCE - W/O PADDLE LATCH/HDW - 49.9" X 33.8"
	141940-03-01A	EA	ROD - PADDLE LATCH
	151390-01-01B	EA	ROD - LATCH - 10.6" W/3/4" DOG LEG
	151390-02-01B	EA	ROD - LATCH - 11.8" W/3/4" DOG LEG
	142569-06-000	EA	SPRING/GAS - 25 LB - 14.8" EXTENDED/8.9" COMPRESSED
	126263-17-02B	EA	BRACKET - GAS SPRING W/BALL STUD - E-COATED
	149558-01-01A	EA	SUPPORT-VALANCE DOOR,LWR,BLK
	107721-07-000	FT	SEAL - ACCESS DOOR - .9"WIDE X 1.1"HIGH
40	144342-25-UJ1	EA	VALANCE/DOOR - W/O LATCH/HDW - 40.5" X 34.2"
	135624-19-01B	EA	ROD - LATCH
	135624-20-01B	EA	ROD - LATCH
	130053-01-01A	EA	STRIKER - LUGGAGE DOOR - FLUSH - BLACK
	143793-01-01A	EA	SHIM - STRIKER - LUGGAGE - 3/64" - BLACK
	142569-02-000	EA	SPRING/GAS - 67 LB - 21.1" EXTENDED/12.6" COMPRESSED
	126263-02-02B	EA	BRACKET - GAS SPRING W/BALL STUD - E-COATED
	107721-07-000	FT	SEAL - ACCESS DOOR - .9"WIDE X 1.1"HIGH
	099418-01-000	FT	SEAL - D-SECTION/ADHESIVE BACK - .44" X .44" - BLK RUBBER
41	144342-27-UJ1	EA	PANEL ASM-VALANCE
	135624-20-01B	EA	ROD - LATCH
	135624-31-01B	EA	ROD - LATCH
	130053-01-01A	EA	STRIKER - LUGGAGE DOOR - FLUSH - BLACK
	130053-02-01A	EA	STRIKER - LUGGAGE DOOR - OFF SET - BLACK
	143793-01-01A	EA	SHIM - STRIKER - LUGGAGE - 3/64" - BLACK
	142569-14-000	EA	SPRING/GAS - 100 LB - 20" EXTENDED/12" COMPRESSED
	126263-02-02B	EA	BRACKET - GAS SPRING W/BALL STUD - E-COATED
	132892-08-01A	FT	SEAL - BULB/SINGLE - W/U CHANNEL - 1" X .8" - BLACK
	099418-01-000	FT	SEAL - D-SECTION/ADHESIVE BACK - .44" X .44" - BLK RUBBER
42	144342-04-R83	EA	VALANCE/DOOR - W/O LATCH/HDW - 51.4" X 34.2"
	135624-12-01B	EA	ROD - LATCH
	135624-23-01B	EA	ROD - LATCH
	130053-01-01A	EA	STRIKER - LUGGAGE DOOR - FLUSH - BLACK
	143793-01-01A	EA	SHIM - STRIKER - LUGGAGE - 3/64" - BLACK
	142569-14-000	EA	SPRING/GAS - 100 LB - 20" EXTENDED/12" COMPRESSED
	126263-02-02B	EA	BRACKET - GAS SPRING W/BALL STUD - E-COATED
	132892-08-01A	FT	SEAL - BULB/SINGLE - W/U CHANNEL - 1" X .8" - BLACK
	099418-01-000	FT	SEAL - D-SECTION/ADHESIVE BACK - .44" X .44" - BLK RUBBER

EXTERIOR DOORS & COMPARTMENTS GROUP (CONTINUED)

DOOR & COMPARTMENT LAYOUT (CONTINUED)



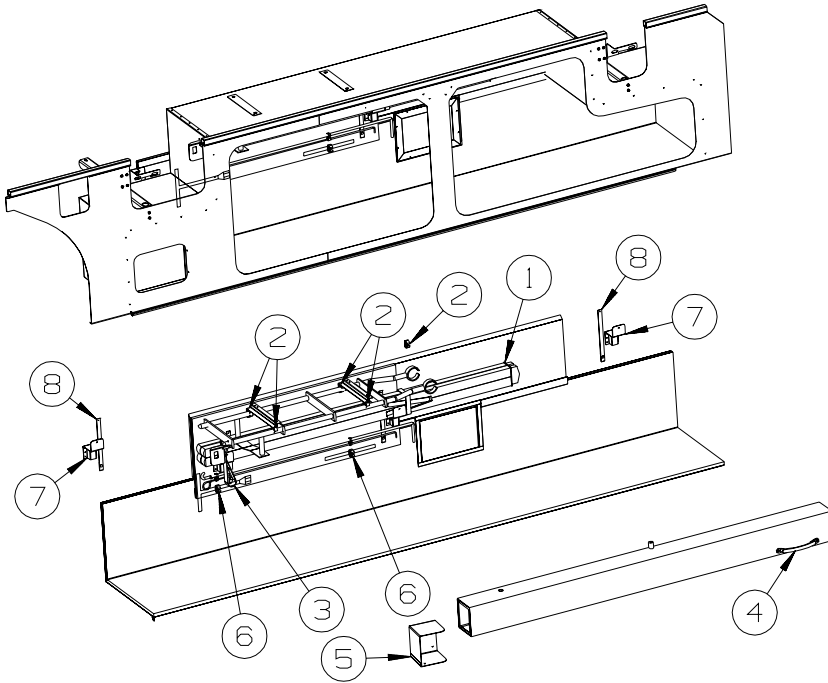
KEY	PART NUMBER	U/M	DESCRIPTION
43	144342-09-R83	EA	VALANCE/DOOR - W/O LATCH/HDW - 28.2" X 34.2"
	135624-24-01B	EA	ROD - LATCH
	135624-26-01B	EA	ROD - LATCH
	130053-01-01A	EA	STRIKER - LUGGAGE DOOR - FLUSH - BLACK
	130053-02-01A	EA	STRIKER - LUGGAGE DOOR - OFF SET - BLACK
	143793-01-01A	EA	SHIM - STRIKER - LUGGAGE - 3/64" - BLACK
	142569-14-000	EA	SPRING/GAS - 100 LB - 20" EXTENDED/12" COMPRESSED
	126263-02-02B	EA	BRACKET - GAS SPRING W/BALL STUD - E-COATED
	107721-07-000	FT	SEAL - ACCESS DOOR - .9"WIDE X 1.1"HIGH
	099418-01-000	FT	SEAL - D-SECTION/ADHESIVE BACK - .44" X .44" - BLK RUBBER
44	144658-05-R83	EA	PANEL/WHEEL LIP - FRONT/LEFT HAND
			FROM: 00-00-00 THRU: 11-05-06
44	144658-10-UN4	EA	PANEL/WHEEL LIP - FRONT/DRIVER
			FROM: 11-06-06 THRU: 99-99-99
	139793-03-01A	EA	HINGE - CENTER/VALANCE DOOR - W/O BALL STUD
45	131905-05-N70	EA	PANEL/DOOR - FUEL FILL - W/O LOCK - BLACK
	138290-01-000	EA	CASE - W/CAM - W/O CYLINDER/KEY
	153306-01-01A	EA	HINGE - PIANO - 1 1/2" X 5" - UNPAINTED

EXTERIOR DOORS & COMPARTMENTS GROUP (CONTINUED)
DOOR & COMPARTMENT LAYOUT (CONTINUED)

KEY	PART NUMBER	U/M	DESCRIPTION
46	144658-04-R83	EA	PANEL/WHEEL LIP - FRONT/LEFT HAND FROM: 00-00-00 THRU: 11-05-06
46	144658-09-UN4	EA	PANEL/WHEEL LIP - FRONT/DRIVER FROM: 11-06-06 THRU: 99-99-99
	139793-03-01A	EA	HINGE - CENTER/VALANCE DOOR - W/O BALL STUD
47	123512-07-02B	EA	BRACKET - DOOR/VALANCE - E-COATED
48	144442-05-R83	EA	VALANCE/DOOR - PASS W/O LATCH/HDW - 32.3" X 34.4" X 28.7"
	135624-29-01B	EA	ROD - LATCH
	135624-30-01B	EA	ROD - LATCH
	130053-01-01A	EA	STRIKER - LUGGAGE DOOR - FLUSH - BLACK
	143793-01-01A	EA	SHIM - STRIKER - LUGGAGE - 3/64" - BLACK
	142569-22-000	EA	SPRING/GAS - 90 LB - 17" EXTENDED/11" COMPRESSED
	126263-02-02B	EA	BRACKET - GAS SPRING W/BALL STUD - E-COATED
	132892-02-01A	FT	SEAL - BULB - W/WIRED U CHANNEL - 1.3" X 1" - BLACK
	132892-08-01A	FT	SEAL - BULB/SINGLE - W/U CHANNEL - 1" X .8" - BLACK
	099418-01-000	FT	SEAL - D-SECTION/ADHESIVE BACK - .44" X .44" - BLK RUBBER
49	137395-01-01A	EA	DOOR - REFRIGERATOR VENT - 21.6" X 13.9" - BRIGHT WHITE
50	144347-11-UJ1	EA	COMPARTMENT
51	009426-01-000	EA	HATCH - POWER CORD - WHITE
52	158539-01-UJ1	EA	COMPARTMENT
	009812-34-000	EA	MOLDING - CORNER - 1/2" W/1/4"CHAN X 84" - VW LIGHT GRAY
53	156656-01-01A	EA	CONTAINER/STORAGE - SLIDEOUT - 29"W X 22.8"D X 11"H
54	158570-01-UJ1	EA	COMPARTMENT
55	134297-02-02B	EA	PLATE - COVER - E-COATED
56	158566-01-02B	EA	COMPARTMENT - LUGGAGE - E-COATED
57	158617-02-01A	EA	COMPARTMENT - DRAINAGE
	158617-01-01A	EA	COMPARTMENT - DRAINAGE
58	077955-01-000	EA	CLIP/J - 3/8" - VINYL COATED
59	145746-01-02B	EA	PLATE - BACKING - PUMP - E-COATED
60	130377-02-000	EA	TUBE/DRAIN - KAZOO - 1 1/2" X 4"
61	158743-02-UN4	EA	COMPARTMENT - DRAINAGE
62*	142226-02-01A	EA	HATCH - POWER
63*	128913-14-06A	EA	DOOR - ENTRY/FRONT - POWER LOCK - BLACK/BLACK
64	131383-03-02A	EA	BRACKET - SHOWER HEAD - WHITE
65	123512-06-02B	EA	BRACKET - DOOR/VALANCE - E-COATED
66	113904-13-02B	EA	ANGLE - ATTACHMENT/WHEEL LIP - 15.7" - E-COAT
67	150985-01-02B	EA	ANGLE - ATTACHMENT/WHEEL LIP - E-COAT

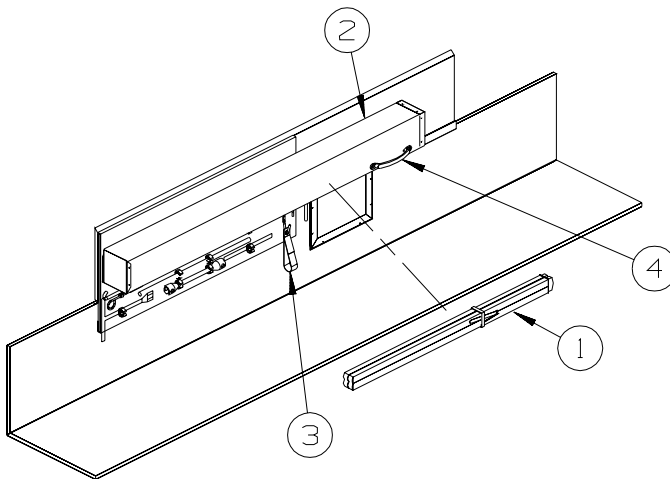
***COMPONENT PARTS LISTED LATER IN THIS GROUP**

EXTERIOR DOORS & COMPARTMENTS GROUP (CONTINUED)
DOOR & COMPARTMENT LAYOUT (CONTINUED)



ACCESSORY INSTL.
FROM: 00-00-00 THRU: 09-17-06

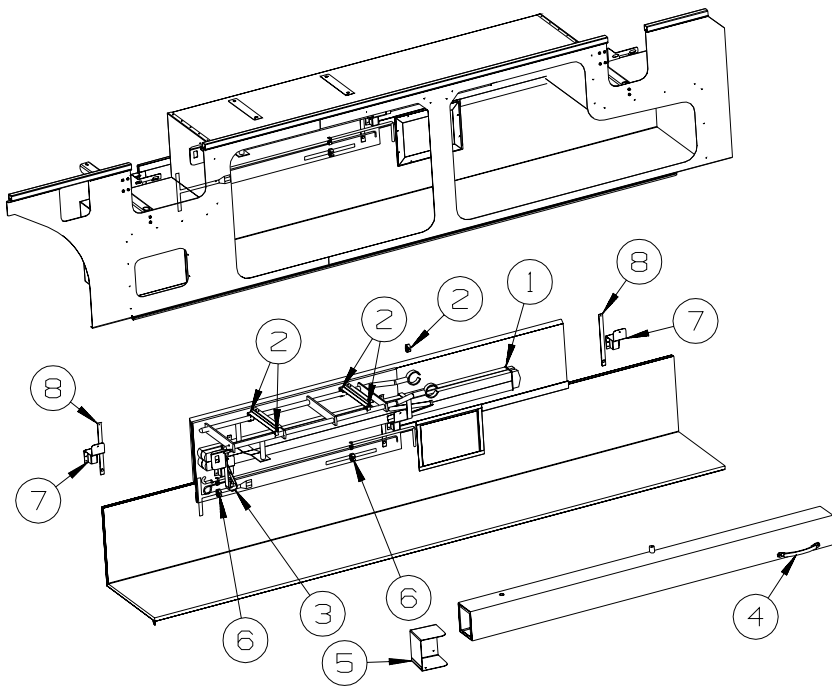
KEY	PART NUMBER	U/M	DESCRIPTION
1	148880-01-01A	EA	LADDER - FOLDING - ALUMINUM - R40KD, R40TD
1	148880-02-01A	EA	LADDER - FOLDING - ALUMINUM - R40FD
2	091952-01-000	EA	CLIP - GRIPPER - 1" - BLACK VINYL COATED
3	NOT USED		
4	009126-03-000	EA	HANDLE - ASSIST - BLACK TEXTURED
	115661-01-000	FT	SHOE/GLIDE - SLIDEOUT ROOM - 1/16" X 3" - POLYETHYLENE
5	149366-01-02B	EA	BRACKET - STORAGE BOX/LADDER - E-COATED - LADDER-STEP, FOLDING
			FROM: 00-00-00 THRU: 04-09-06
6	091952-02-000	EA	CLIP - GRIPPER - 3/4" - BLACK VINYL COATED
7	160016-01-02B	EA	BRACKET - LADDER - E-COATED
8	057534-11-000	EA	TIEBACK - CLEAR PLASTIC



ACCESSORY INSTL.
FROM: 09-18-06 THRU: 99-99-99

KEY	PART NUMBER	U/M	DESCRIPTION
1	148880-02-01A	EA	LADDER/FOLDING - ALUMINUM- FOLDED SIZE 3.5" X 4.5" X 86.5" - R40FD
1	148880-01-01A	EA	LADDER/FOLDING - ALUMINUM - FOLDED SIZE 3.5" X 4.5" X 75" - R40KD
2	148788-01-R83	EA	CABINET - LADDER BOX - R40FD
2	148788-02-R83	EA	CABINET - LADDER BOX - R40KD
3	NOT USED		
4	009126-03-000	EA	HANDLE - ASSIST - BLACK TEXTURED

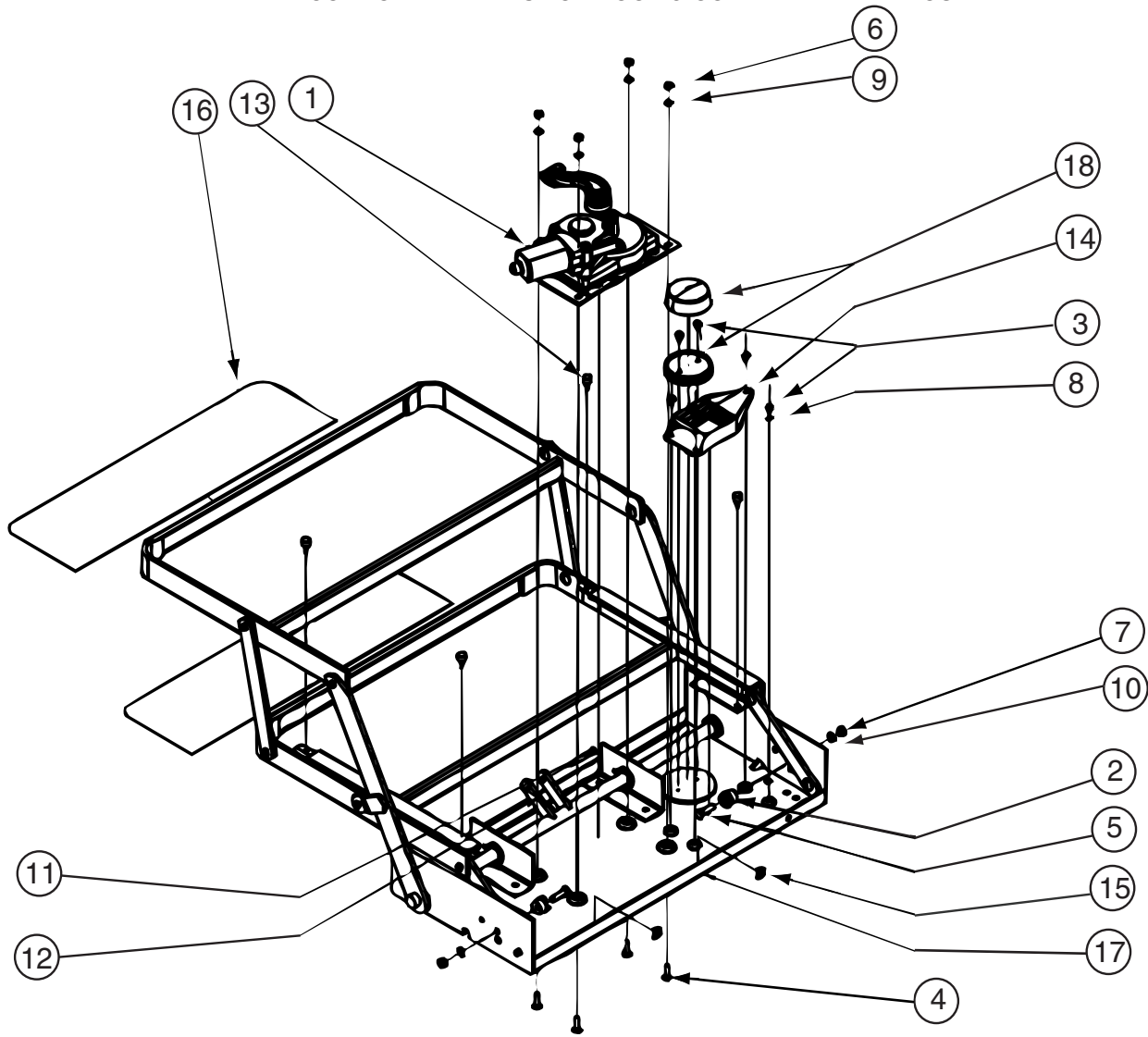
EXTERIOR DOORS & COMPARTMENTS GROUP (CONTINUED)
DOOR & COMPARTMENT LAYOUT (CONTINUED)



ACCESSORY INSTL.
R40TD

KEY	PART NUMBER	U/M	DESCRIPTION
1	148880-01-01A	EA	LADDER - FOLDING - ALUMINUM - R40KD, R40TD
1	148880-02-01A	EA	LADDER - FOLDING - ALUMINUM - R40FD
2	091952-01-000	EA	CLIP - GRIPPER - 1" - BLACK VINYL COATED
3	NOT USED		
4	009126-03-000	EA	HANDLE - ASSIST - BLACK TEXTURED
	115661-01-000	FT	SHOE/GLIDE - SLIDEOUT ROOM - 1/16" X 3" - POLYETHYLENE
5	149366-01-02B	EA	BRACKET - STORAGE BOX/LADDER - E-COATED - LADDER-STEP, FOLDING
			FROM: 00-00-00 THRU: 04-09-06
6	091952-02-000	EA	CLIP - GRIPPER - 3/4" - BLACK VINYL COATED
7	160016-01-02B	EA	BRACKET - LADDER - E-COATED
8	057534-11-000	EA	TIEBACK - CLEAR PLASTIC

EXTERIOR DOORS & COMPARTMENTS GROUP (CONTINUED)
COMPONENT PARTS FOR DOOR & COMPARTMENT LAYOUT



094707-04-01A

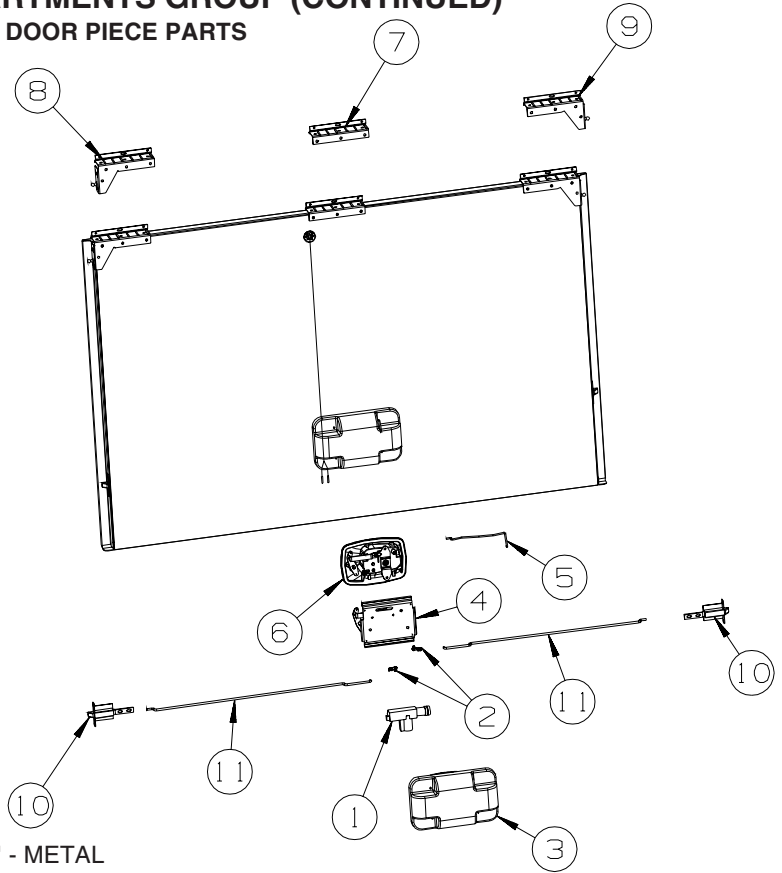
KEY	PART NUMBER	U/M	DESCRIPTION	VENDOR NO.
1	094707-04-701	EA	MOTOR "AM 214" F/IMGL STEPS	1101428
1	094707-04-703	EA	GEAR BOX W/LINKAGE-CURVED	1101425
2	143709-01-700	EA	CAM STOP	1102200
12	094707-04-702	EA	COTTOR PIN - W/CLEVIS PIN	905205000
13	143709-01-701	EA	BUMPER - BLACK (RUBBER STOP)	1602000
14	094707-04-700	EA	CONTROL UNIT W/OVERRIDE	909510000
16	143709-01-702	EA	TREAD/NON-SKID 6" X 21" BLK	1915260
17	094707-04-704	EA	FRAME W/DBL STEP-32REINF SRS	3202082
18	088746-01-705	EA	LIGHT-UNDER STEP	9004
	094707-03-701	EA	PLUG - 4-WAY - PACKARD	909306
	094707-04-711	EA	KWIKTEST - W/4-WAY PIGTAIL	909518000
			CONTACT WINNEBAGO PART SALES FOR UNLISTED COMPONENT(S)	

142226-02-01A

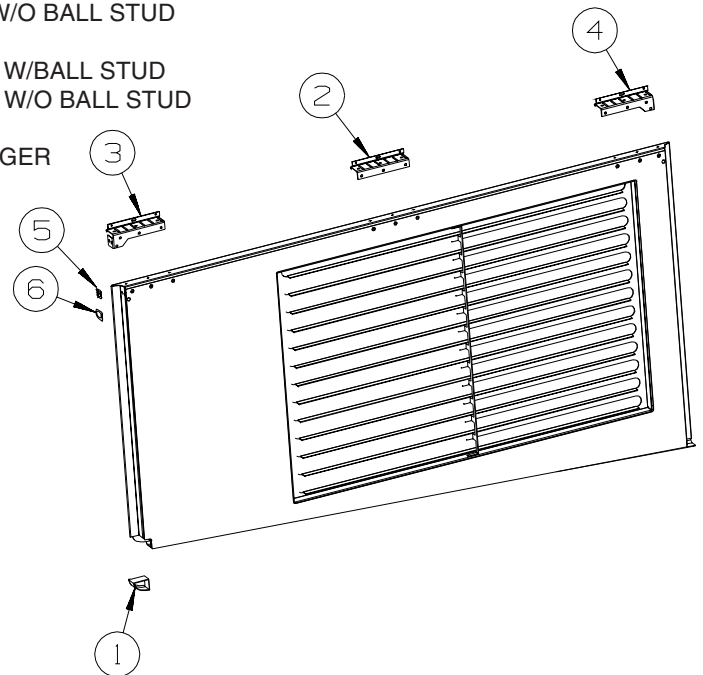
KEY	PART NUMBER	U/M	DESCRIPTION	VENDOR NO
	142226-02-700	EA	TAB/LOCKING - ESCAPE (RED)	9667709

EXTERIOR DOORS & COMPARTMENTS GROUP (CONTINUED)

COMPARTMENT DOOR PIECE PARTS

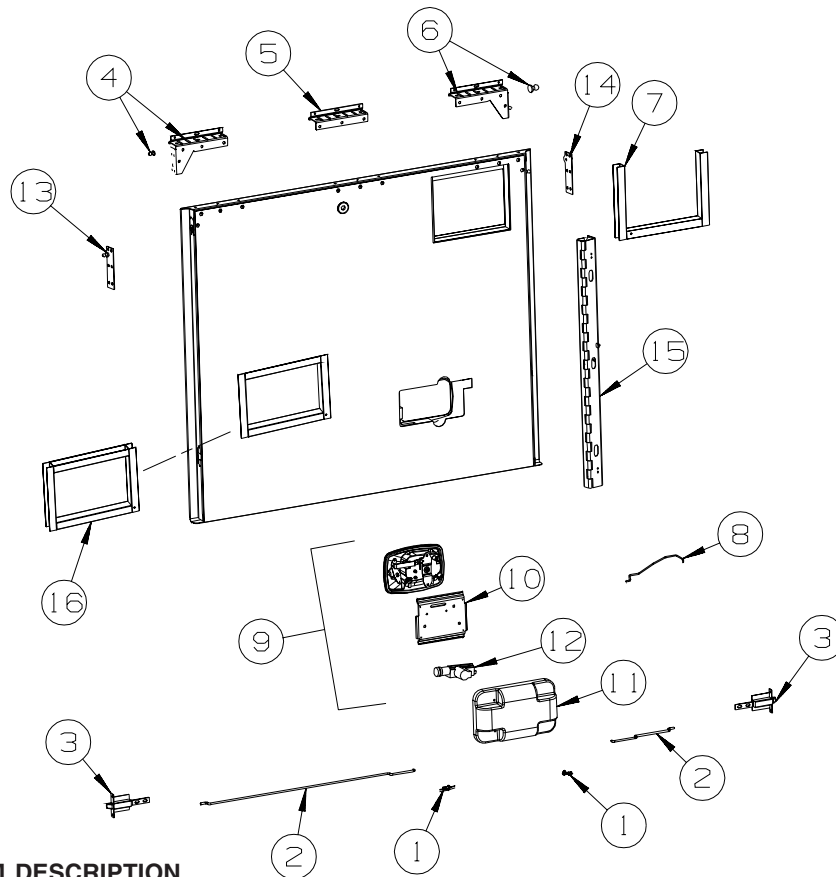


KEY	PART NUMBER	U/M	DESCRIPTION
1	138898-01-000	EA	ACTUATOR/LOCK - ELECTRIC
2	102265-03-000	EA	CLIP/ROD END - LEFT HAND - .18" - METAL
3	144172-01-01A	EA	COVER - LATCH - BRIGHT WHITE
4	141940-04-01A	EA	BRACKET - PADDLE LATCH
5	141940-03-01A	EA	ROD - PADDLE LATCH
6	141940-01-01A	EA	LATCH - PADDLE - BLACK
7	139793-03-01A	EA	HINGE - CENTER/VALANCE DOOR - W/O BALL STUD
8	139793-02-01A	EA	HINGE - LEFT HAND/VALANCE DOOR - W/BALL STUD
8	139793-05-01A	EA	HINGE - LEFT HAND/VALANCE DOOR - W/O BALL STUD
8	147513-02-01A	EA	BALL STUD - LEFT HAND
9	139793-01-01A	EA	HINGE - RIGHT HAND/VALANCE DOOR - W/BALL STUD
9	139793-04-01A	EA	HINGE - RIGHT HAND/VALANCE DOOR - W/O BALL STUD
9	147513-01-01A	EA	BALL STUD - RIGHT HAND
10	121947-01-01A	EA	BOLT - SLIDE/LATCH - W/PLASTIC PLUNGER
11	135624-71-01B	EA	ROD - LATCH (BLANK) - 37.3"



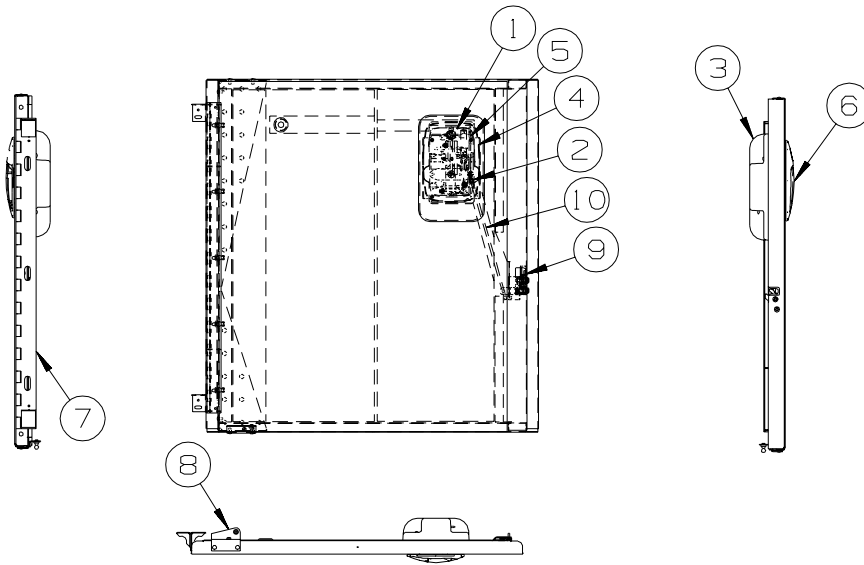
KEY	PART NUMBER	U/M	DESCRIPTION
1	138643-01-01A	EA	CORNER - VAL DOOR, REAR, RH, BLK
	138643-02-01A	EA	CORNER - VAL DOOR, REAR, LH, BLK
2	139793-03-01A	EA	HINGE - CENTER/VALANCE DOOR - W/O BALL STUD
3	139793-05-01A	EA	HINGE - LEFT HAND/VALANCE DOOR - W/O BALL STUD
4	139793-04-01A	EA	HINGE - RIGHT HAND/VALANCE DOOR - W/O BALL STUD
5	107721-07-000	FT	SEAL - ACCESS DOOR - .9"WIDE X 1.1"HIGH
6	145993-01-000	FT	SEAL - "D SECTION" W/ADHESIVE BACK

EXTERIOR DOORS & COMPARTMENTS GROUP (CONTINUED)
COMPARTMENT DOOR PIECE PARTS (CONTINUED)



KEY	PART NUMBER	U/M	DESCRIPTION
1	102265-03-000	EA	CLIP/ROD END - LEFT HAND - .18" - METAL
2	135624-71-01B	EA	ROD - LATCH (BLANK) - 37.3"
3	121947-01-01A	EA	BOLT - SLIDE/LATCH - W/PLASTIC PLUNGER
4	139793-02-01A	EA	HINGE - LEFT HAND/VALANCE DOOR - W/BALL STUD
	139793-05-01A	EA	HINGE - LEFT HAND/VALANCE DOOR - W/O BALL STUD
5	139793-03-01A	EA	HINGE - CENTER/VALANCE DOOR - W/O BALL STUD
6	139793-01-01A	EA	HINGE - RIGHT HAND/VALANCE DOOR - W/BALL STUD
	139793-04-01A	EA	HINGE - RIGHT HAND/VALANCE DOOR - W/O BALL STUD
7	133049-12-R83	EA	TRIM - WATER HEATER COVER
8	141940-03-01A	EA	ROD - PADDLE LATCH
9	141940-01-01A	EA	LATCH - PADDLE - BLACK
	141940-02-01A	EA	LATCH - PADDLE - NON LOCKING - BLACK
10	141940-04-01A	EA	BRACKET - PADDLE LATCH
11	144172-01-01A	EA	COVER - LATCH - BRIGHT WHITE
12	138898-01-000	EA	ACTUATOR/LOCK - ELECTRIC
13	147513-02-01A	EA	BALL STUD
14	147513-01-01A	EA	BALL STUD
15	137228-05-02B	EA	HINGE - PIANO - COMPARTMENT DOOR - 27" - E-COATED
16	133049-09-R32	EA	TRIM - COVER - WATER HEATER

EXTERIOR DOORS & COMPARTMENTS GROUP (CONTINUED)
COMPARTMENT DOOR PIECE PARTS (CONTINUED)



KEY	PART NUMBER	U/M	DESCRIPTION
1	138898-01-000	EA	ACTUATOR/LOCK - ELECTRIC
2	102265-03-000	EA	CLIP/ROD END - LEFT HAND - .18" - METAL
2	102265-02-000	EA	CLIP/ROD END - RIGHT HAND - .18" - METAL
3	144172-01-01A	EA	COVER - LATCH - BRIGHT WHITE
4	141940-04-01A	EA	BRACKET - PADDLE LATCH
4	141940-09-01A	EA	PLATE/MOUNTING - LEFT PADDLE LATCH
5	141940-03-01A	EA	ROD - PADDLE LATCH
5	141940-08-01A	EA	ROD - PADDLE LATCH/LEFT - POWER LOCK
6	141940-01-01A	EA	LATCH - PADDLE - BLACK
6	141940-06-01A	EA	LATCH - PADDLE/LH - LOCKING - BLACK15
7	137228-04-02B	EA	HINGE - PIANO - COMPARTMENT DOOR - 27" - E-COATED
7	137228-06-02B	EA	HINGE - PIANO - COMPARTMENT DOOR - 27" - E-COATED
8	126263-17-02B	EA	BRACKET - GAS SPRING W/BALL STUD - E-COATED
9	149359-01-01A	EA	LATCH - SINGLE ROTOR
9	149359-07-01A	EA	LATCH - SINGLE ROTOR - MINI/RIGHT HAND
9	149359-04-01A	EA	LATCH - SINGLE ROTOR - MINI/LEFT HAND
9	149359-08-01A	EA	LATCH - SINGLE ROTOR - MINI/LEFT HAND
10	132873-01-000	EA	ROD - LATCH (BLANK) - 37.3"

EXTERIOR DOORS & COMPARTMENTS GROUP (CONTINUED)

ENTRY

KEY	PART NUMBER	U/M	DESCRIPTION
*	128913-14-06A	EA	DOOR - ENTRY/FRONT - POWER LOCK - BLACK/BLACK - FULL BODY PAINT
*	128913-14-05A	EA	DOOR - ENTRY/FRONT - POWER LOCK - WHITE/BLACK
	112782-04-01A	EA	GASKET
	112782-20-01A	EA	LATCH - EXTERIOR - W/O LOCK CYLINDER W/ICON-REVERSIBLE KEY
	112782-21-01A	EA	LATCH - INTERIOR PLATE
	112782-22-01A	EA	LATCH - SINGLE ROTOR
	138898-01-000	EA	ACTUATOR/LOCK - ELECTRIC
	134450-02-01A	EA	TAPE - ANTI SLIP - 1.25" X 29.9" - BLACK
	138287-11-000	EA	CYLINDER/LOCK - ENTRY DOOR - MASTER W/3M ICON - (3041)
	138287-12-000	EA	CYLINDER/LOCK - ENTRY DOOR - MASTER W/3M ICON - (3042)
	138287-13-000	EA	CYLINDER/LOCK - ENTRY DOOR - MASTER W/3M ICON - (3043)
	138287-14-000	EA	CYLINDER/LOCK - ENTRY DOOR - MASTER W/3M ICON - (3044)
	138287-15-000	EA	CYLINDER/LOCK - ENTRY DOOR - MASTER W/3M ICON - (3045)
	138287-16-000	EA	CYLINDER/LOCK - ENTRY DOOR - MASTER W/3M ICON - (3046)
	138287-17-000	EA	CYLINDER/LOCK - ENTRY DOOR - MASTER W/3M ICON - (3047)
	138287-18-000	EA	CYLINDER/LOCK - ENTRY DOOR - MASTER W/3M ICON - (3048)
	138287-19-000	EA	CYLINDER/LOCK - ENTRY DOOR - MASTER W/3M ICON - (3049)
	138287-20-000	EA	CYLINDER/LOCK - ENTRY DOOR - MASTER W/3M ICON - (3050)
	138288-11-000	EA	KEY - REVERSIBLE - #3041 - T/M 16169-02-3041
	138288-12-000	EA	KEY - REVERSIBLE - #3042 - T/M 16169-02-3042
	138288-13-000	EA	KEY - REVERSIBLE - #3043 - T/M 16169-02-3043
	138288-14-000	EA	KEY - REVERSIBLE - #3044 - T/M 16169-02-3044
	138288-15-000	EA	KEY - REVERSIBLE - #3045 - T/M 16169-02-3045
	138288-16-000	EA	KEY - REVERSIBLE - #3046 - T/M 16169-02-3046
	138288-17-000	EA	KEY - REVERSIBLE - #3047 - T/M 16169-02-3047
	138288-18-000	EA	KEY - REVERSIBLE - #3048 - T/M 16169-02-3048
	138288-19-000	EA	KEY - REVERSIBLE - #3049 - T/M 16169-02-3049
	138288-20-000	EA	KEY - REVERSIBLE - #3050 - T/M 16169-02-3050

*COMPONENT PARTS LISTED LATER IN THIS GROUP

EXTERIOR DOORS & COMPARTMENTS GROUP (CONTINUED)
COMPONENT PARTS FOR ENTRY

ART NOT YET AVAILABLE

128913-14-05A

KEY	PART NUMBER	U/M	DESCRIPTION	VENDOR NO.
1	128913-14-701	EA	PANEL - OUTER DOOR - WHITE	490389
2	128913-12-703	EA	HINGE (TAKES 3)	490487
4	128913-01-728	EA	SEAL - DOOR/CORNER- MITERED	122-041917
5	128913-01-727	EA	STRIKER BOLT - SPEC COATING	490780—TM 11628-01
6	106469-04-704	EA	NUT ASSEMBLY-CAGED W/STRIKER	11920-16
9	128913-04-714	EA	RIVET - POP F/EXT DOOR PANEL	490219
10	128913-12-709	EA	WINDOW-DUAL PANE	490751
18	112782-22-01A	EA	LATCH - SINGLE ROTOR	
19	128913-05-702	EA	COVER, BOLT HOLE WHITE CIRCL	292-042252
21	128913-04-717	EA	CAP - VINYL - RED	130-042257
22	128913-13-700	EA	BUMPER/RUBBER - ENTRY/SCREEN	490792
24	128913-01-744	EA	SEAL/BULB-STICK ON/THRESHOLD	122-042230
26	128913-15-711	EA	PANEL/INNER PLASTIC-BLACK	491099
27	128913-15-712	EA	BACKER PLATE - BLACK	490940
30	128913-01-714	EA	CONTACT - MALE/2-POSITION	400-041934
31	128913-01-713	EA	CONTACT - FEMALE/2-POSITION	400-041973
34	128913-15-702	EA	ACTUATOR - POWER LOCK	490932
36	128913-15-705	EA	FRAME/CLAMP - WELD ASM BLACK	490811
40	128913-01-710	EA	STRIKER - LATCH/SCREEN DOOR	130-041815
41	128913-01-709	EA	TRIKER-SCREEN DR/FRAME MT	130-041824
44	128913-03-708	EA	SEAL/HINGE (3 PER DOOR	124-042236
45	128913-15-706	EA	LATCH - BRACKET	490705
47	128913-01-746	EA	SCREW #8 X 3/4" OVAL HEAD	276-042030
48	128913-04-700	FT	TAPE/BUTYL - FOAM CORE	154-041549
49	106469-05-700	EA	ROD CLIP	231-041095
50	128913-12-710	EA	ROD/LOCK - (POWER)	203-042371/17770-01
54	128913-15-707	EA	DOOR CHECK KIT W/HOUSING	490043
61	128913-01-704	EA	BRACKET - PIVOT/BRASS	370-042315
62	128913-02-714	EA	GUIDE BLOCK - DOOR CHECK	146-042045
65	128913-04-709	EA	PIN/CLEVIS-GROOVED W/E-RING	245-042260
67	128913-01-732	FT	SEAL - LAZY T	122-041986
68	128913-01-748	FT	SEAL/BULB	132-042483

CONTACT WINNEBAGO PARTS SALES FOR UNLISTED COMPONENT(S)

EXTERIOR DOORS & COMPARTMENTS GROUP (CONTINUED)
COMPONENT PARTS FOR ENTRY (CONTINUED)

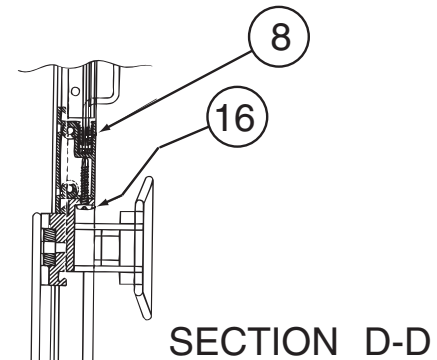
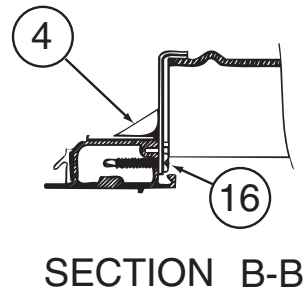
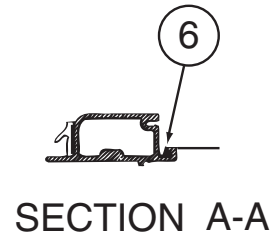
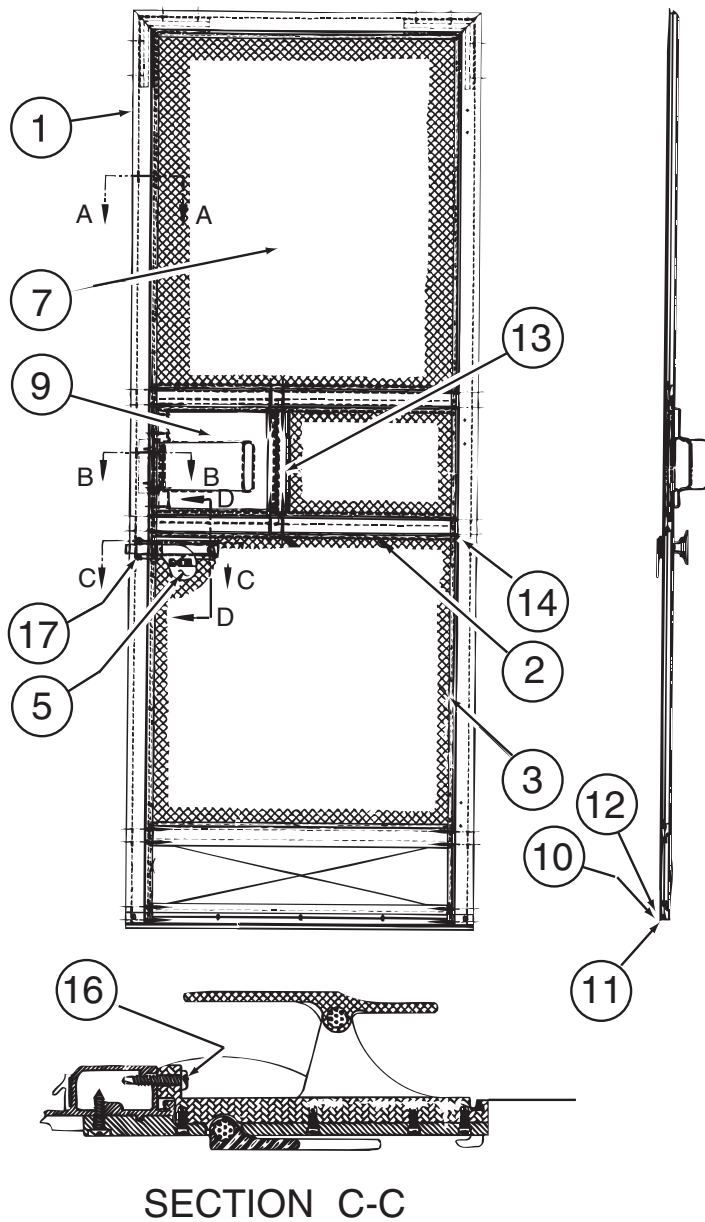
ART NOT YET AVAILABLE

128913-14-06A

KEY	PART NUMBER	U/M	DESCRIPTION	VENDOR NO.
1	128913-15-703	EA	PANEL - OUTER DOOR - BLACK	490388
2	128913-12-703	EA	HINGE (TAKES 3)	490487
4	128913-01-728	EA	SEAL - DOOR/CORNER- MITERED	122-041917
5	128913-01-727	EA	STRIKER BOLT - SPEC COATING	490780—TM 11628-01
6	106469-04-704	EA	NUT ASSEMBLY-CAGED W/STRIKER	11920-16
9	128913-04-714	EA	RIVET - POP F/EXT DOOR PANEL	490219
10	128913-12-709	EA	WINDOW-DUAL PANE	490751
19	128913-12-714	EA	COVER - BOLT HOLE - BLACK	292-042339
21	128913-04-717	EA	CAP - VINYL - RED	130-042257
22	128913-13-700	EA	BUMPER/RUBBER - ENTRY/SCREEN	490792
24	128913-01-744	EA	SEAL/BULB-STICK ON/THRESHOLD	122-042230
26	128913-15-711	EA	PANEL/INNER PLASTIC-BLACK	491099
27	128913-15-712	EA	BACKER PLATE - BLACK	490940
30	128913-01-714	EA	CONTACT - MALE/2-POSITION	400-041934
31	128913-01-713	EA	CONTACT - FEMALE/2-POSITION	400-041973
34	128913-15-702	EA	ACTUATOR - POWER LOCK	490932
36	128913-15-705	EA	FRAME/CLAMP - WELD ASM BLACK	490811
40	128913-01-710	EA	STRIKER - LATCH/SCREEN DOOR	130-041815
41	128913-01-709	EA	TRIKER-SCREEN DR/FRAME MT	130-041824
44	128913-03-708	EA	SEAL/HINGE (3 PER DOOR	124-042236
45	128913-15-706	EA	LATCH - BRACKET	490705
47	128913-01-746	EA	SCREW #8 X 3/4" OVAL HEAD	276-042030
48	128913-04-700	FT	TAPE/BUTYL - FOAM CORE	154-041549
49	106469-05-700	EA	ROD CLIP	231-041095
50	128913-12-710	EA	ROD/LOCK - (POWER)	203-042371/17770-01
54	128913-15-707	EA	DOOR CHECK KIT W/HOUSING	490043
61	128913-01-704	EA	BRACKET - PIVOT/BRASS	370-042315
62	128913-02-714	EA	GUIDE BLOCK - DOOR CHECK	146-042045
65	128913-04-709	EA	PIN/CLEVIS-GROOVED W/E-RING	245-042260
67	128913-01-732	FT	SEAL - LAZY T	122-041986
68	128913-01-748	FT	SEAL/BULB	132-042483

CONTACT WINNEBAGO PARTS SALES FOR UNLISTED COMPONENT(S)

EXTERIOR DOORS & COMPARTMENTS GROUP (CONTINUED)
COMPONENT PARTS FOR ENTRY (CONTINUED)



SECTION C-C

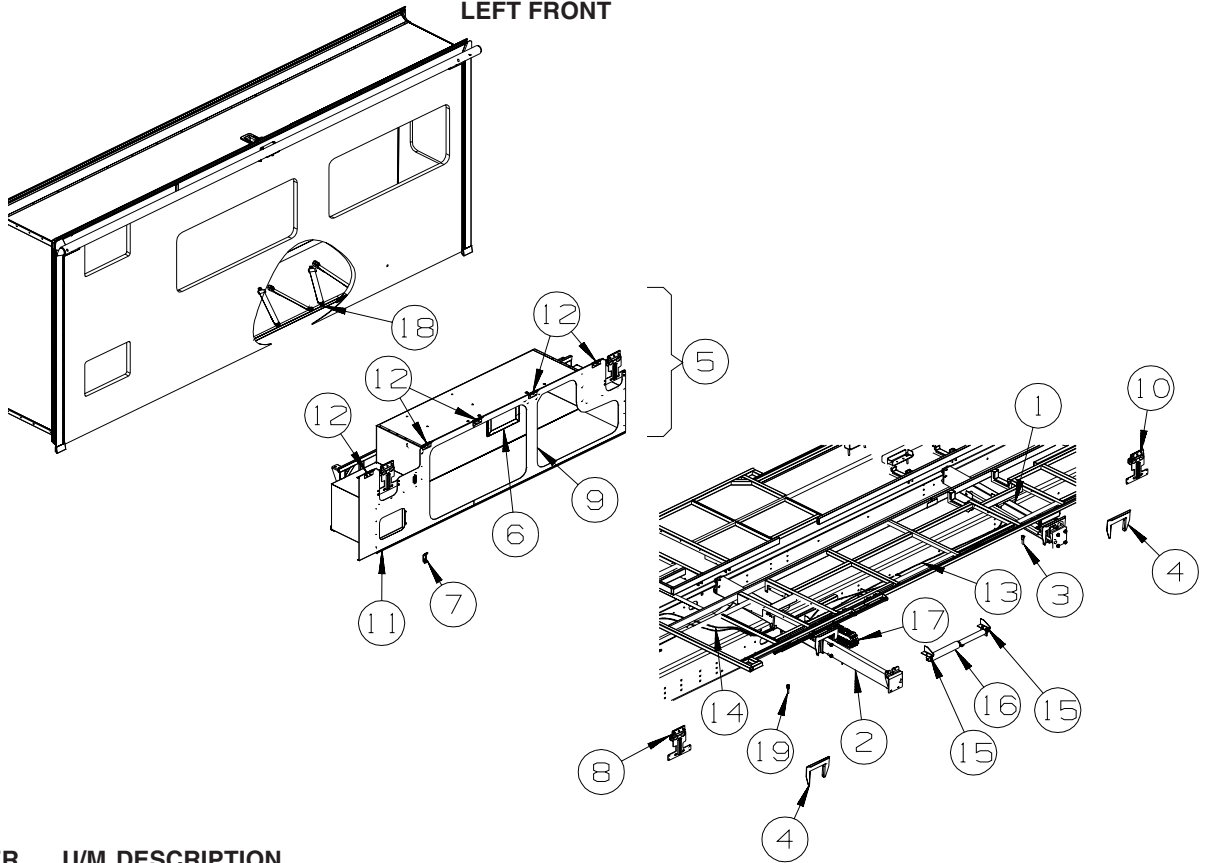
128913-12-03A, 128913-14-01A THRU 06A (CONTINUED)

KEY	PART NUMBER	U/M	DESCRIPTION	VENDOR NO.
4	128913-12-713	EA	END CAP/SLIDER - BLK/SMOKE	490319
5	128913-01-731	EA	LATCH - SCREEN DOOR	146-041950
6	128913-01-742	FT	SPLINE - SCREEN	132-041775
7	128913-01-741	EA	SCREEN ONLY - SCREENDOOR	110-041928
8	128913-01-740	FT	RUN CHANNEL-SCREEN DR SLIDER	170-041263
9	128913-12-712	EA	SLIDER/SCREENDOOR-BLK/SMOKE	490320
10	128913-12-711	EA	SWEEPER/SCREENDOOR-BLACK	490742
11	128913-01-736	FT	WEATHERSTRIP-SCREEN DOOR	171-041284
13	128913-01-738	FT	WEATHERSTRIP - SLIDER	171-041285
	128913-13-704	EA	BACKER-F/SCREEN LATCH-BLACK	130-041818

CONTACT WINNEBAGO PARTS SALES FOR UNLISTED COMPONENT(S)

EXTERIOR SLIDEOUT GROUP

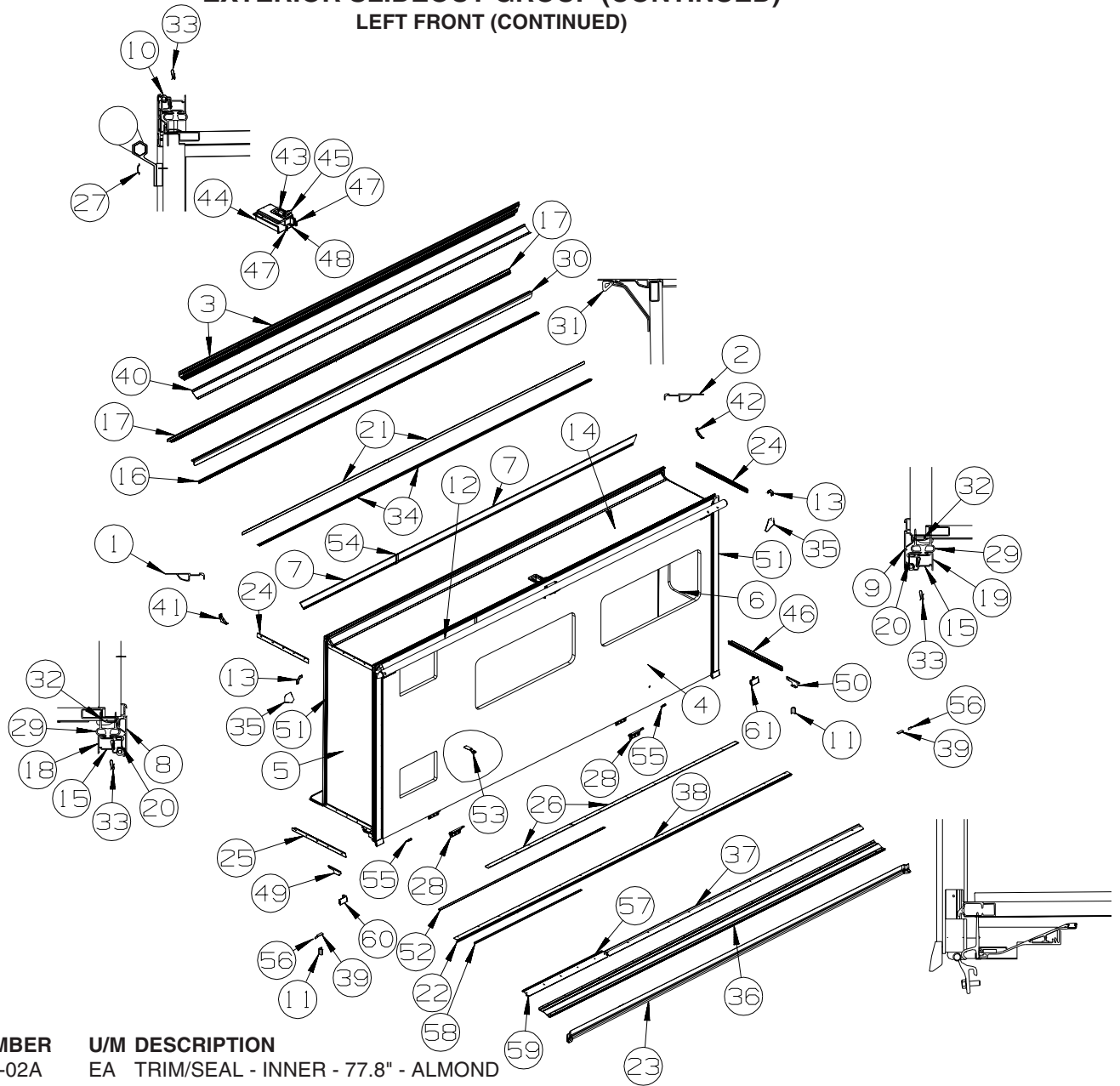
LEFT FRONT



KEY	PART NUMBER	U/M	DESCRIPTION
1*	152553-01-000	EA	SLIDEOUT - ARM/HYDRAULIC - FLAT 29" - LEFT - NOT ILLUSTRATED FROM: 00-00-00 THRU: 01-07-07
1	163494-02-000	EA	SLIDEOUT - ARM/HYDRAULIC - 29" - LEFT FROM: 01-08-07 THRU: 99-99-99
	143738-01-000	EA	WRENCH - SLIDE ROOM RETRACT - RATCHET - 13/16" X 7/8"
2*	152553-02-000	EA	SLIDEOUT - ARM/HYDRAULIC - FLAT 29" - RIGHT - NOT ILLUSTRATED FROM: 00-00-00 THRU: 01-07-07
2	163494-01-000	EA	SLIDEOUT - ARM/HYDRAULIC - 29" - RIGHT FROM: 01-08-07 THRU: 99-99-99
	143738-01-000	EA	WRENCH - SLIDE ROOM RETRACT - RATCHET - 13/16" X 7/8"
3*	151323-02-000	EA	BOLT - HANGER/STOREMORE - LONG/4.5"X1/2" THREAD - AP31952
4	154254-01-02B	EA	BRACKET - ARM/SLIDEOUT - E-COATED
5	159025-01-UJ1	EA	COMPARTMENT - SLIDEOUT/LEFT HAND
6	145973-01-R83	EA	DOOR/ACCESS - COMPARTMENT - 13.5" X 9.6"
7	154923-02-02B	EA	BRACKET - LP SWITCH - E-COATED
8	152741-03-02B	EA	BRACKET - MOUNT - SLIDEOUT - E-COATED
9	159028-01-02B	EA	SEAL PLANE - SLIDEOUT/LEFT HAND - E-COATED
10	152741-05-02B	EA	BRACKET - MOUNT - SLIDEOUT - E-COATED
11	126516-01-01A	FT	TRIM - VINYL/EXTRUDED - 8'
12	153821-01-01A	EA	BRACKET - MOUNT/SEAL PLANE - BLACK
13*	100536-68-000	EA	HOSE KIT - F/SLIDEOUT
14	155476-02-000	EA	HOSE KIT - SLIDEOUT
15	147732-01-02B	EA	BRACKET/CYLINDER SUPPORT - E-COATED
16*	152553-03-000	EA	HOSE KIT - SLIDEOUT/SYNCHRONIZING CYLINDER - NOT ILLUSTRATED FROM: 00-00-00 THRU: 12-10-06
16	163102-03-000	EA	SLIDEOUT - HYDRAULIC - 29" FROM: 12-11-06 THRU: 99-99-99
	163324-02-000	EA	BRACKETS/HARDWARE - 24"/29" RAM/SYNCH CYLINDER
17	143541-04-01A	EA	CARRIER/WIRING - F/SLIDEOUT ROOM
18	160167-01-01A	EA	SEAT BELT - 2" X 102" - BLACK
19*	151323-01-000	EA	BOLT - HANGER/STOREMORE - SHORT/3.25"X1/2" THREAD - AP31951

*COMPONENT PARTS LISTED LATER IN THIS GROUP

EXTERIOR SLIDEOUT GROUP (CONTINUED)
LEFT FRONT (CONTINUED)



KEY	PART NUMBER	U/M	DESCRIPTION
1	139624-45-02A	EA	TRIM/SEAL - INNER - 77.8" - ALMOND
2	139624-44-02A	EA	TRIM/SEAL - INNER - 77.8" - ALMOND
3	154780-03-02A	EA	TRIM/SEAL - SLIDEOUT - 34.3" - ALMOND
3	154780-05-02A	EA	TRIM/SEAL - SLIDEOUT - 162.2" - ALMOND
4	160007-11-UN4	EA	SLUG - F/SLIDEOUT (UF1, UF2, UF3, UN4)
4	160007-11-UN5	EA	SLUG - F/SLIDEOUT (UF5, UF6, UF7, UN5)
4	160007-11-UN6	EA	SLUG - F/SLIDEOUT (UG1, UG2, UG3, UN6)
5	153461-03-UN4	EA	PANEL END - F/SLIDEOUT (UF1, UF2, UF3, UN4)
5	153461-03-U90	EA	PANEL END - F/SLIDEOUT (UF5, UF6, UF7, UN5)
5	153461-03-T85	EA	PANEL END - F/SLIDEOUT (UG1, UG2, UG3, UN6)
6	153667-10-UN4	EA	PANEL END - F/SLIDEOUT (UF1, UF2, UF3, UN4)
6	153667-10-UJ5	EA	PANEL END - F/SLIDEOUT (UF5, UF6, UF7, UN5)
6	153667-10-UN6	EA	PANEL END - F/SLIDEOUT (UG1, UG2, UG3, UN6)
7	156417-41-02A	EA	TRIM/SEAL - W/MITERED ENDS - 138.9" - BLACK
7	156417-45-02A	EA	TRIM/SEAL - W/MITERED ENDS - 55.8" - BLACK
8	156417-28-02A	EA	TRIM/SEAL - W/MITERED ENDS - 80.4" - BLACK
8	156417-33-02A	EA	TRIM/SEAL - W/MITERED ENDS - 80.8" - BLACK
9	156417-29-02A	EA	TRIM/SEAL - W/MITERED ENDS - 80.4" - BLACK
9	156417-32-02A	EA	TRIM/SEAL - W/MITERED ENDS - 80.8" - BLACK
10	158297-01-000	FT	SEAL - D-SECTION/BULB/TEE - ADHESIVE BACK - BLACK

EXTERIOR SLIDEOUT GROUP (CONTINUED)
LEFT FRONT (CONTINUED)

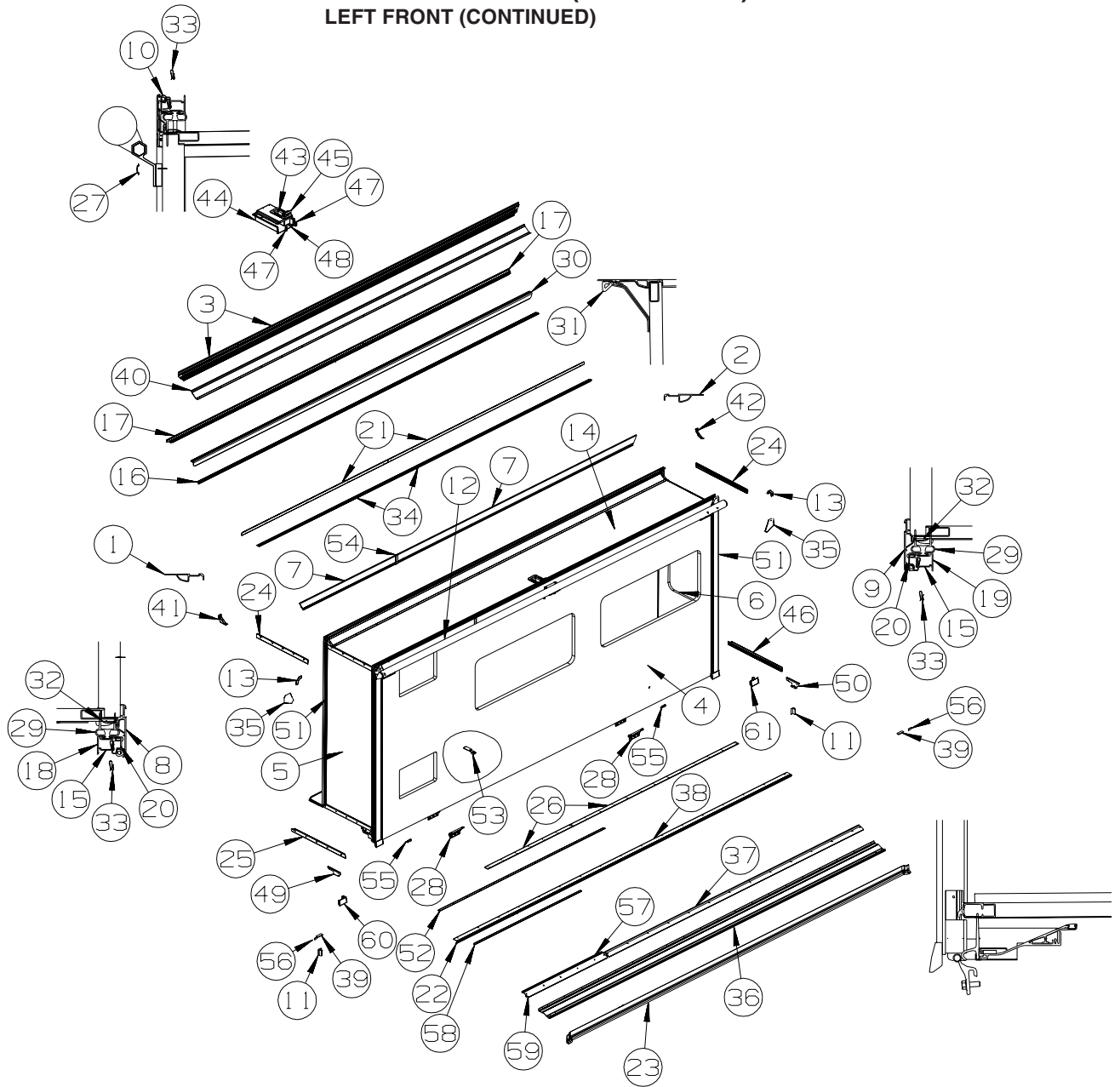
KEY	PART NUMBER	U/M	DESCRIPTION
11	156480-01-01A	EA	SEAL/BLOCK - SLIDEOUT - 2.6"W X 1.6"H X 1.6"D - BLACK
12			SLIDEOUT AWNING

ORDER AWNINGS & REPAIR PARTS FROM DOMETIC. CALL #800-366-3842.

**THE DOMETIC AWNING INFORMATION YOU WILL NEED IS LOCATED ON THE MOTOR HOME NEAR
THE TOP OF THE AWNING RAIL.**

13	156416-01-02B	EA	TRIM/KEY CORNER - SLIDEOUT - 3.1" X 3.1" - E-COATED - NOT ILLUSTRATED FROM: 00-00-00 THRU: 01-06-07
13	160421-01-01A	EA	CORNER TRIM/SLIDEOUT - 3.1" X 3.1" - BLACK FROM: 01-07-07 THRU: 99-99-99
14	160434-01-UN4	EA	ROOF - F/SLIDEOUT
15	142718-38-01A	EA	RETAINER - SIDEWALL/SLIDEOUT - 79"
16	142718-43-01A	EA	RETAINER - SIDEWALL/SLIDEOUT - 195.9"
17	154756-02-02A	EA	TRIM/SIDEWALL - TOP/SLIDEOUT - 113.4" - ALMOND
17	154756-04-02A	EA	TRIM/SIDEWALL - TOP/SLIDEOUT - 84.4" - ALMOND
18	151760-10-02A	EA	TRIM - SIDEWALL/SLIDEOUT - 80.6" - ALMOND
19	151760-11-02A	EA	TRIM - SIDEWALL/SLIDEOUT - 80.6" - ALMOND
20	136824-49-02A	EA	TRIM - SIDEWALL/SLIDEOUT - 80.9" - BLACK
21	154757-02-02A	EA	TRIM/SIDEWALL - TOP/SLIDEOUT - 113.4" - BLACK
21	154757-04-02A	EA	TRIM/SIDEWALL - TOP/SLIDEOUT - 84.5" - BLACK
22	153109-23-01A	EA	ANGLE/RETAINER - SEAL - .5" X .5" X 193.7" - MILL
23	152446-01-000	FT	SEAL - SLIDEOUT/FLOOR
24	158375-01-02A	EA	TRIM - FEATURE STRIP - 29.6" - BLACK
25	158349-03-02A	EA	TRIM - FEATURE - LOWER - 31.8" - BLACK
26	152641-01-000	EA	SKID/GLIDE - SLIDEOUT ROOM - 1/4"X2"X95.5"- POLYETHYLENE
27	105312-01-13A	FT	INSERT - FEATURE STRIP - VINYL - BLACK
28	153104-01-01A	EA	BRACKET/MOUNT - 1.7" X 3.2" X 5.9"
29	153161-01-01A	FT	SEAL - SLIDEOUT - DOUBLE WIPE LIP - BLACK
30	136978-02-01A	FT	SEAL - SLIDEOUT/TOP - SINGLE WIPE LIP - BLACK
31	146056-01-000	FT	SEAL - TRIANGLE - W/PSA
32	146606-62-02A	EA	TRIM/RETAINER - 75.1" - BLACK FROM: 00-00-00 THRU: 10-15-06
32	146606-66-02A	EA	TRIM/RETAINER - 75.8" - BLACK FROM: 10-16-06 THRU: 99-99-99
33	142549-01-000	EA	CLIP - "S" TYPE
34	146606-19-02A	EA	TRIM/RETAINER - 110.1" - BLACK
34	146606-33-02A	EA	TRIM/RETAINER - 81.8" - BLACK
35	156151-01-01A	EA	PROTECTOR - CORNER - SLIDEOUT - BLACK
36	152602-11-01A	EA	RAMP - SLIDEOUT - FLOOR/COACH - 193.7" - BRIGHT WHITE
37	153106-13-01A	EA	COVER - RAMP/FLOOR - VINYL/CARPET - 3.2" X 129.3" - BRT WHT
38	153108-12-01A	EA	SPACER - RAMP - SLIDEOUT FLOOR - 192.6" - MILL
39	156475-01-000	EA	FILTER/FOAM - DRAIN HOLE COVER/SEAL - 60PPI - 1/4"X1"X3"
40	153114-09-02A	EA	TRIM/RETAINER - 192.2" - BLACK
41	153115-01-01A	EA	COVER - TRIM - SLIDEOUT - INNER/TOP/RH - BLACK
42	153115-02-01A	EA	COVER - TRIM - SLIDEOUT - INNER/TOP/LH - BLACK
43*	153651-02-01A	EA	LOCK/LATCH - TRAVEL/SLIDEOUT - W/MOTOR - LEFT HAND - BLACK - NOT ILLUSTRATED FROM: 00-00-00 THRU: 09-25-06
43	153651-04-01A	EA	LOCK/LATCH - TRAVEL/SLIDEOUT - W/MOTOR - LEFT HAND - BLACK FROM: 09-26-06 THRU: 99-99-99
44	155194-01-01A	EA	COVER - LATCH/TRAVEL - PLASTIC - BLACK
45	156015-01-01A	EA	TAPE/PROTECTION - .06" X 1.25" X 3.5" - W/PSA - NATURAL WHT
46	158349-04-02A	EA	TRIM - FEATURE - LOWER - 31.8" - BLACK
47	150962-02-02A	EA	SPACER - AWNING - SLIDE COVER - 3/4" X 2" - BLACK
48	155262-01-01A	EA	TUBE/DRAIN - LATCH/TRAVEL/ROOF - BLACK
49	153800-01-02B	EA	BRACKET - CLOSEOUT/RH - SLIDEOUT - E-COATED
50	153800-02-02B	EA	BRACKET - CLOSEOUT/LH - SLIDEOUT - E-COATED - NOT ILLUSTRATED FROM: 00-00-00 THRU: 11-19-06
50	153800-05-02B	EA	BRACKET - CLOSEOUT - SLIDEOUT - E-COATED FROM: 11-20-06 THRU: 99-99-99
51	093681-39-01A	FT	FILM - 3.1" - FLAT BLACK
52	152641-02-000	EA	SKID/GLIDE - SLIDEOUT ROOM - 1/4"X1"X95.5"- POLYETHYLENE
53	154093-02-01B	EA	BRACKET/HOLD DOWN - CHAIR - W/NUT-SERT - GALVANIZED - DINING TABLE/CHAIRS
54	154930-01-02A	EA	SPLICE - TRIM/SLIDEOUT - BLACK
55	016604-10-000	EA	BRACE - ANGLE - 2 1/2" - BLACK

EXTERIOR SLIDEOUT GROUP (CONTINUED)
LEFT FRONT (CONTINUED)



KEY	PART NUMBER	U/M	DESCRIPTION
56	089275-02-000	FT	STRIP - 3/4" X 84" BLACK POLYETHYLENE
57	160116-02-UJ1	EA	COVER - RAMP/FLR/W/SKID - CERAMIC TILE - 3.9"X 46"-BRT WHT
58	158814-01-01A	EA	BAR/SKID - SLIDEOUT - 8' - POLYETHYLENE
59	158962-01-01A	EA	COVER - RAMP/FLOOR - CERAMIC TILE - 3.9" X 46" - BRT WHT
60	148593-01-02A	EA	CAP - F/SLIDEOUT TRIM - BLACK
			FROM: 09-20-06 THRU: 99-99-99
61	148593-02-02A	EA	CAP - F/SLIDEOUT TRIM - BLACK
			FROM: 09-20-06 THRU: 99-99-99

***COMPONENT PARTS LISTED LATER IN THIS GROUP**

EXTERIOR SLIDEOUT GROUP (CONTINUED)
COMPONENT PARTS FOR LEFT FRONT

100536-52-000

KEY	PART NUMBER	U/M	DESCRIPTION	VENDOR NO.
	100536-52-700	EA	HOSE-HYDRAULIC - 1/4" X 207"	RAP90119/AP11212
	100536-52-701	EA	HOSE-HYDRAULIC 1/4" X 228"	AP5924

151323-01-000 , 151323-02-000, 151323-03-000

KEY	PART NUMBER	U/M	DESCRIPTION	VENDOR NO.
	151323-01-700	EA	BOLT KIT - STORE-MORE	RAP91641

152553-01-000, 152553-02-000

KEY	PART NUMBER	U/M	DESCRIPTION	VENDOR NO.
	152553-01-700	EA	RAM/CYLINDER - SLIDEOUT ROOM	RAP91755
	145494-02-705	EA	KIT - ROOM RETRACTING	RAP91357

152553-01-000, 152553-02-000

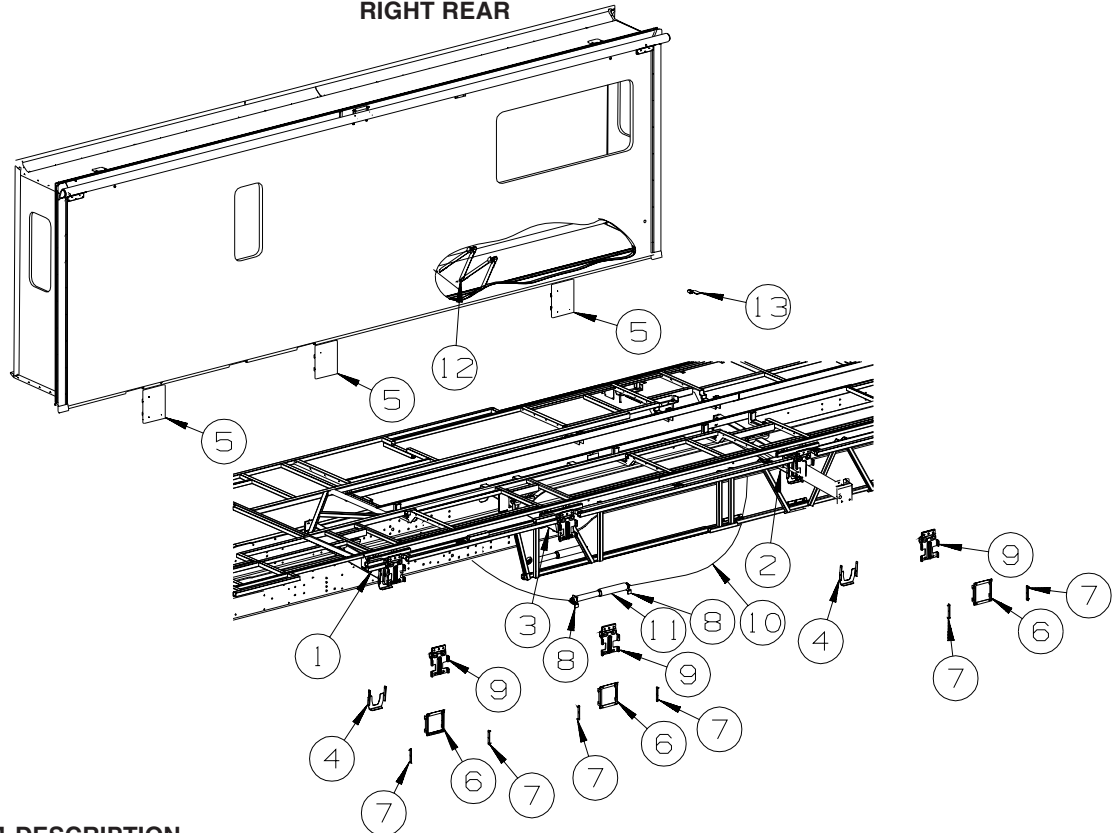
KEY	PART NUMBER	U/M	DESCRIPTION	VENDOR NO.
	152553-01-700	EA	RAM/CYLINDER - SLIDEOUT ROOM	RAP91755
	145494-02-705	EA	KIT - ROOM RETRACTING	RAP91357

153651-02-01A

KEY	PART NUMBER	U/M	DESCRIPTION	VENDOR NO.
	153651-01-701	EA	LIMIT - SWITCH	1812996
	153651-01-702	EA	COVER/BOOT - SEAL	1612011
	153651-02-700	EA	MOTOR/LH - F/TRAVEL LOCK	1820131
	153651-02-701	EA	BRACKET/MOUNTING - MOTOR	1102223

EXTERIOR SLIDEOUT GROUP (CONTINUED)

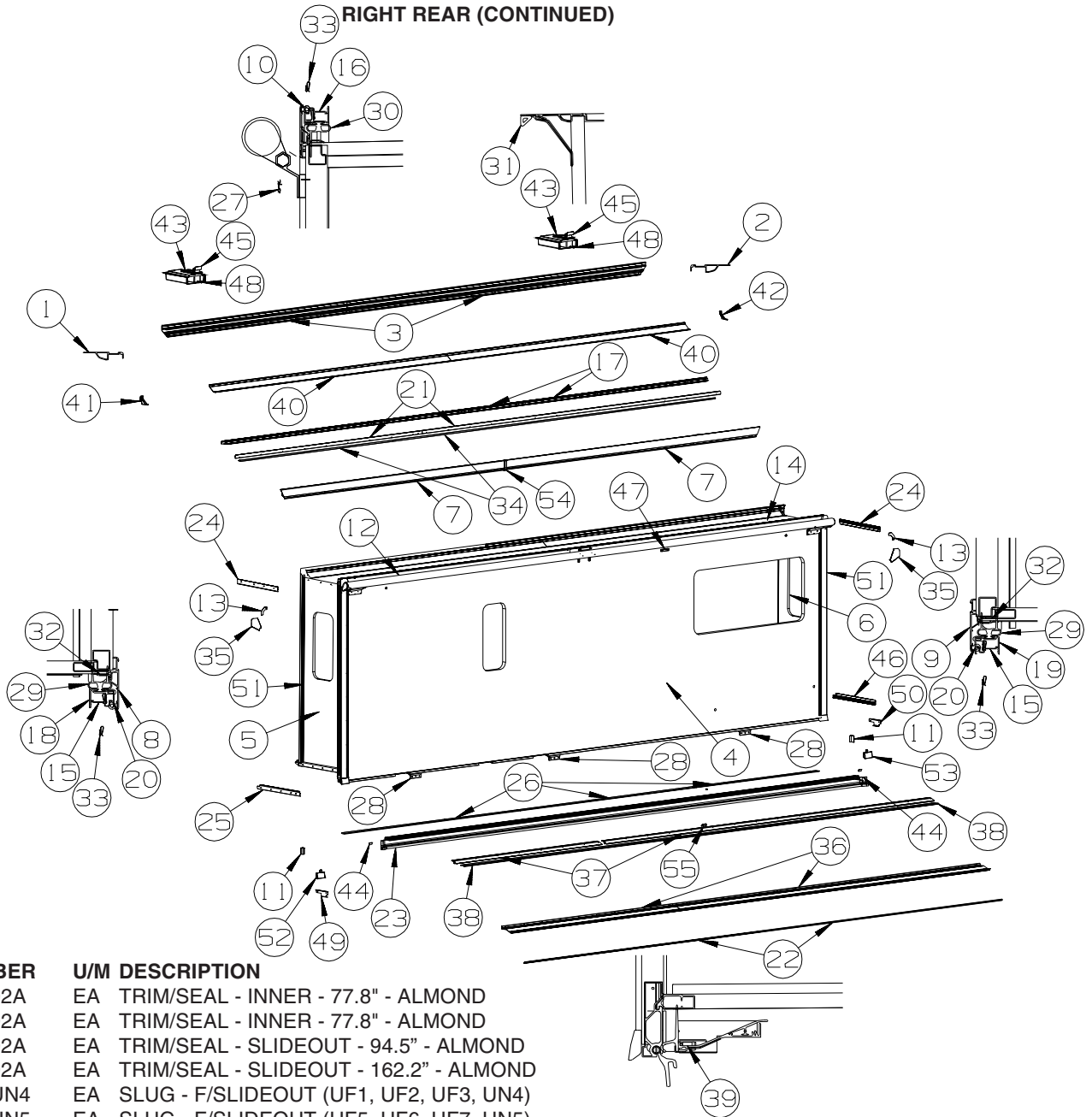
RIGHT REAR



KEY	PART NUMBER	U/M	DESCRIPTION
1	157103-01-000	EA	SLIDEOUT - HYDRAULIC - 24" RAM - RIGHT HAND - NOT ILLUSTRATED FROM: 00-00-00 THRU: 01-07-07
1	163493-01-000	EA	SLIDEOUT - HYDRAULIC - 24" RAM - RIGHT HAND FROM: 01-08-07 THRU: 99-99-99
	143738-01-000	EA	WRENCH - SLIDE ROOM RETRACT - RATCHET - 13/16" X 7/8"
2	157103-02-000	EA	SLIDEOUT - HYDRAULIC - 24" RAM - LEFT HAND - NOT ILLUSTRATED FROM: 00-00-00 THRU: 01-07-07
2	163493-02-000	EA	SLIDEOUT - HYDRAULIC - 24" RAM - LEFT HAND FROM: 01-08-07 THRU: 99-99-99
	143738-01-000	EA	WRENCH - SLIDE ROOM RETRACT - RATCHET - 13/16" X 7/8"
3	157103-04-000	EA	SLIDEOUT - HYDRAULIC - 24" - W/O CYLINDER/RETRACT ROD
	143738-01-000	EA	WRENCH - SLIDE ROOM RETRACT - RATCHET - 13/16" X 7/8"
4	155944-01-02B	EA	BRACKET/SLIDEOUT - ARM/REAR - E-COATED FROM: 00-00-00 THRU: 03-18-07
5	138077-14-UJ1	EA	COVER/RAM - 9.4" X 12.2" - W/INNER PLATE
	138077-05-01A	EA	COVER/RAM - 9.4" X 12.2" - W/O TUBE - BRIGHT WHITE
6	145262-09-02B	EA	BRACKET - RAM COVER - E-COATED - NOT ILLUSTRATED FROM: 00-00-00 THRU: 09-17-06
6	161304-01-02B	EA	BRACKET - RAM COVER - E-COATED FROM: 09-18-06 THRU: 99-99-99
7	136995-08-02B	EA	PLATE W/BOLTS - 5.3" X 3/4" W/1/4" X 1" BOLTS
8	122922-02-02B	EA	BRACKET/CYLINDER SUPPORT - E-COATED
9	152741-04-02B	EA	BRACKET - MOUNT - SLIDEOUT - E-COATED
10	155476-03-000	EA	HOSE KIT - SLIDEOUT
11	157103-03-000	EA	SLIDEOUT KIT - MOUNTING HARDWARE/SYNCH CYLINDER/NO HOSES - NOT ILLUSTRATED FROM: 00-00-00 THRU: 12-10-06
11	163102-03-000	EA	SLIDEOUT - HYDRAULIC - 29" FROM: 12-11-06 THRU: 99-99-99
	163324-02-000	EA	BRACKETS/HARDWARE - 24"/29" RAM/SYNCH CYLINDER
12	160167-01-01A	EA	SEAT BELT - 2" X 102" - BLACK
13	154093-02-01B	EA	BRACKET/HOLD DOWN - CHAIR - W/NUT-SERT - GALVANIZED

EXTERIOR SLIDEOUT GROUP (CONTINUED)

RIGHT REAR (CONTINUED)



KEY	PART NUMBER	U/M DESCRIPTION
1	139624-45-02A	EA TRIM/SEAL - INNER - 77.8" - ALMOND
2	139624-44-02A	EA TRIM/SEAL - INNER - 77.8" - ALMOND
3	154780-06-02A	EA TRIM/SEAL - SLIDEOUT - 94.5" - ALMOND
3	154780-05-02A	EA TRIM/SEAL - SLIDEOUT - 162.2" - ALMOND
4	160006-11-UN4	EA SLUG - F/SLIDEOUT (UF1, UF2, UF3, UN4)
4	160006-11-UN5	EA SLUG - F/SLIDEOUT (UF5, UF6, UF7, UN5)
4	160006-11-UN6	EA SLUG - F/SLIDEOUT (UG1, UG2, UG3, UN6)
5	158818-01-UN4	EA PANEL END - F/SLIDEOUT (UF1, UF2, UF3, UN4)
5	158818-02-UN4	EA PANEL END - F/SLIDEOUT (UF1, UF2, UF3, UN4) FROM: 00-00-00 THRU: 10-29-06
5	158818-01-UJ5	EA PANEL END - F/SLIDEOUT (UF5, UF6, UF7, UN5) FROM: 10-30-06 THRU: 99-99-99
5	158818-02-UN5	EA PANEL END - F/SLIDEOUT (UF5, UF6, UF7, UN5) FROM: 00-00-00 THRU: 10-29-06
5	158818-01-UN6	EA PANEL END - F/SLIDEOUT (UF5, UF6, UF7, UN5) FROM: 10-30-06 THRU: 99-99-99
5	158818-01-UN6	EA PANEL END - F/SLIDEOUT (UG1, UG2, UG3, UN6) FROM: 00-00-00 THRU: 10-29-06
5	158818-02-UN6	EA PANEL END - F/SLIDEOUT (UG1, UG2, UG3, UN6) FROM: 10-30-06 THRU: 99-99-99
6	158817-02-UN4	EA PANEL END - F/SLIDEOUT (UF1, UF2, UF3, UN4)
6	158817-02-UN5	EA PANEL END - F/SLIDEOUT (UF5, UF6, UF7, UN5)
6	158817-02-UN6	EA PANEL END - F/SLIDEOUT (UG1, UG2, UG3, UN6)
7	156417-41-02A	EA TRIM/SEAL - W/MITERED ENDS - 138.9" - BLACK
7	156417-46-02A	EA TRIM/SEAL - W/MITERED ENDS - 121.9" - BLACK
8	156417-33-02A	EA TRIM/SEAL - W/MITERED ENDS - 80.8" - BLACK
9	156417-32-02A	EA TRIM/SEAL - W/MITERED ENDS - 80.8" - BLACK

EXTERIOR SLIDEOUT GROUP (CONTINUED)
RIGHT REAR (CONTINUED)

KEY	PART NUMBER	U/M	DESCRIPTION
10	158297-01-000	FT	SEAL - D-SECTION/BULB/TEE - ADHESIVE BACK - BLACK
11	156480-01-01A	EA	SEAL/BLOCK - SLIDEOUT - 2.6"W X 1.6"H X 1.6"D - BLACK
12			SLIDEOUT AWNING

ORDER AWNINGS & REPAIR PARTS FROM DOMETIC. CALL #800-366-3842.

**THE DOMETIC AWNING INFORMATION YOU WILL NEED IS LOCATED ON THE MOTOR HOME NEAR
 THE TOP OF THE AWNING RAIL.**

13	156416-01-02B	EA	TRIM/KEY CORNER - SLIDEOUT - 3.1" X 3.1" - E-COATED - NOT ILLUSTRATED FROM: 00-00-00 THRU: 01-06-07
13	160421-01-01A	EA	CORNER TRIM/SLIDEOUT - 3.1" X 3.1" - BLACK FROM: 01-07-07 THRU: 99-99-99
14	157171-02-UN4	EA	ROOF - F/SLIDEOUT
15	142718-38-01A	EA	RETAINER - SIDEWALL/SLIDEOUT - 79"
16	142718-44-01A	EA	RETAINER - SIDEWALL/SLIDEOUT - 262"
17	154756-01-02A	EA	TRIM/SIDEWALL - TOP/SLIDEOUT - 101.6" - ALMOND
17	154756-03-02A	EA	TRIM/SIDEWALL - TOP/SLIDEOUT - 162.3" - ALMOND
18	151760-10-02A	EA	TRIM - SIDEWALL/SLIDEOUT - 80.6" - ALMOND
19	151760-11-02A	EA	TRIM - SIDEWALL/SLIDEOUT - 80.6" - ALMOND
20	136824-49-02A	EA	TRIM - SIDEWALL/SLIDEOUT - 80.9" - BLACK
21	154757-01-02A	EA	TRIM/SIDEWALL - TOP/SLIDEOUT - 101.7" - BLACK
21	154757-03-02A	EA	TRIM/SIDEWALL - TOP/SLIDEOUT - 162.4" - BLACK
22	153109-09-01A	EA	ANGLE/RETAINER - SEAL - .5" X .5" X 129.9" - MILL
23	152446-01-000	FT	SEAL - SLIDEOUT/FLOOR
24	158375-04-02A	EA	TRIM - FEATURE STRIP - 24.6" - BLACK
25	158349-05-02A	EA	TRIM - FEATURE - LOWER - 26.7" - BLACK
26	152641-01-000	EA	SKID/GLIDE - SLIDEOUT ROOM - 1/4"X2"X95.5"- POLYETHYLENE
27	105312-01-13A	FT	INSERT - FEATURE STRIP - VINYL - BLACK
28	153104-01-01A	EA	BRACKET/MOUNT - 1.7" X 3.2" X 5.9"
29	153161-01-01A	FT	SEAL - SLIDEOUT - DOUBLE WIPE LIP - BLACK
30	136978-02-01A	FT	SEAL - SLIDEOUT/TOP - SINGLE WIPE LIP - BLACK
31	146056-01-000	FT	SEAL - TRIANGLE - W/PSA
32	146606-66-02A	EA	TRIM/RETAINER - 75.8" - BLACK
33	142549-01-000	EA	CLIP - "S" TYPE
34	146606-02-02A	EA	TRIM/RETAINER - 82.9" - BLACK
34	146606-45-02A	EA	TRIM/RETAINER - 175.4" - BLACK
35	156151-01-01A	EA	PROTECTOR - CORNER - SLIDEOUT - BLACK
36	152602-05-01A	EA	RAMP - SLIDEOUT - FLOOR/COACH - 167.4" - BRIGHT WHITE
36	152602-13-02A	EA	RAMP - SLIDEOUT - FLOOR/COACH - 92.9" - BRIGHT WHITE
37	153106-01-01A	EA	COVER - RAMP/FLOOR - VINYL/CARPET - 3.2" X 178.3" - BRT WHT
37	153106-08-01A	EA	COVER - RAMP/FLOOR - VINYL/CARPET - 3.2" X 81.9" - BRT WHT
38	153108-02-01A	EA	SPACER - RAMP - SLIDEOUT FLOOR - 117.9" - MILL
38	153108-08-01A	EA	SPACER - RAMP - SLIDEOUT FLOOR - 138.4" - MILL
39	156475-01-000	EA	FILTER/FOAM - DRAIN HOLE COVER/SEAL - 60PPI - 1/4"X1"X3"
40	153114-10-02A	EA	TRIM/RETAINER - 129.3" - BLACK
41	153115-01-01A	EA	COVER - TRIM - SLIDEOUT - INNER/TOP/RH - BLACK
42	153115-02-01A	EA	COVER - TRIM - SLIDEOUT - INNER/TOP/LH - BLACK
43*	153651-02-01A	EA	LOCK/LATCH - TRAVEL/SLIDEOUT - W/MOTOR - LEFT HAND - BLACK - NOT ILLUSTRATED FROM: 00-00-00 THRU: 09-25-06
43	153651-04-01A	EA	LOCK/LATCH - TRAVEL/SLIDEOUT - W/MOTOR - LEFT HAND - BLACK FROM: 09-26-06 THRU: 99-99-99
44	089275-02-000	FT	STRIP - 3/4" X 84" BLACK POLYETHYLENE
45	156015-01-01A	EA	TAPE/PROTECTION - .06" X 1.25" X 3.5" - W/PSA - NATURAL WHT
46	158349-06-02A	EA	TRIM - FEATURE - LOWER - 26.7" - BLACK
47	150962-02-02A	EA	SPACER - AWNING - SLIDE COVER - 3/4" X 2" - BLACK
48	155262-01-01A	EA	TUBE/DRAIN - LATCH/TRAVEL/ROOF - BLACK
49	153800-01-02B	EA	BRACKET - CLOSEOUT/RH - SLIDEOUT - E-COATED
50	153800-02-02B	EA	BRACKET - CLOSEOUT/LH - SLIDEOUT - E-COATED
51	093681-39-01A	FT	FILM - 3.1" - FLAT BLACK
52	148593-01-02A	EA	CAP - F/SLIDEOUT TRIM - BLACK
53	148593-02-02A	EA	CAP - F/SLIDEOUT TRIM - BLACK
54	154930-01-02A	EA	SPLICE - TRIM/SLIDEOUT - BLACK
55	016604-10-000	EA	BRACE - ANGLE - 2 1/2" - BLACK

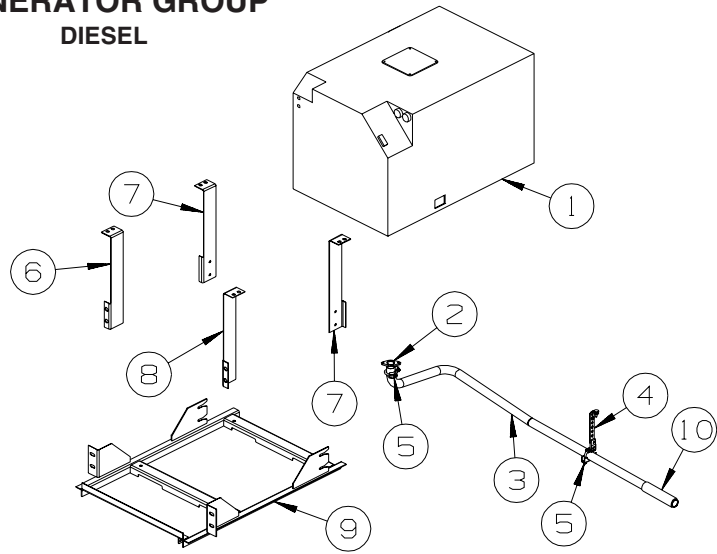
***COMPONENT PARTS LISTED LATER IN THIS GROUP**

EXTERIOR SLIDEOUT GROUP (CONTINUED)
COMPONENT PARTS FOR RIGHT REAR

153651-02-01A

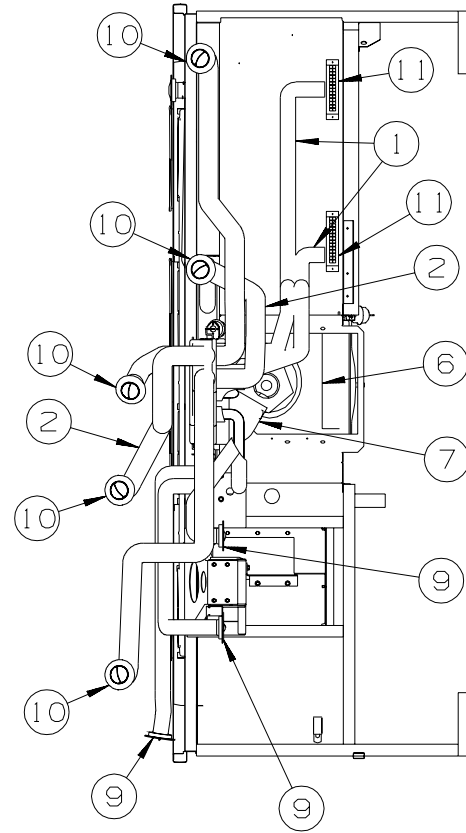
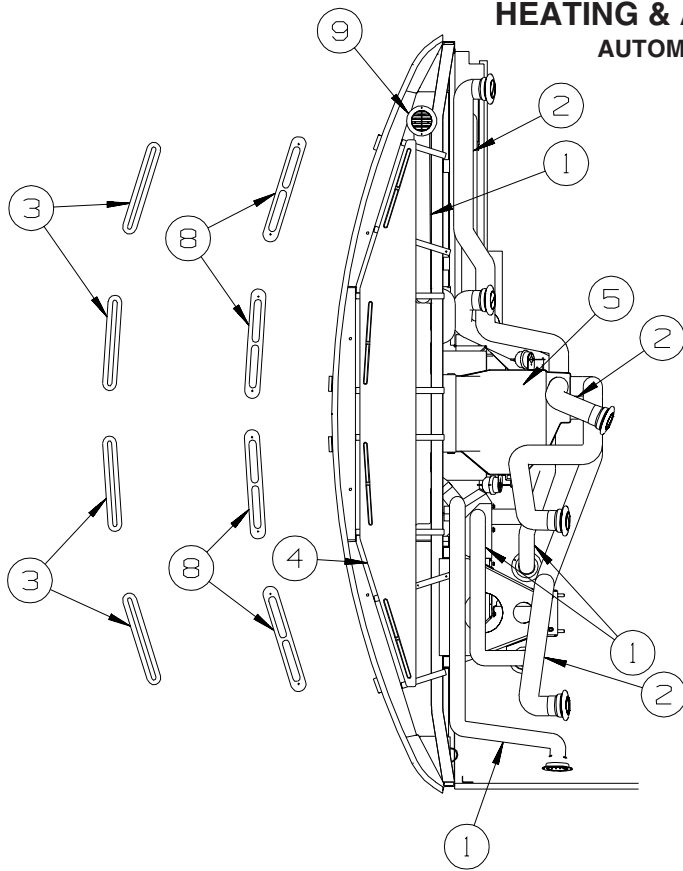
KEY	PART NUMBER	U/M	DESCRIPTION	VENDOR NO.
	153651-01-701	EA	LIMIT - SWITCH	1812996
	153651-01-702	EA	COVER/BOOT - SEAL	1612011
	153651-02-700	EA	MOTOR/LH - F/TRAVEL LOCK	1820131
	153651-02-701	EA	BRACKET/MOUNTING - MOTOR	1102223

GENERATOR GROUP DIESEL



KEY	PART NUMBER	U/M	DESCRIPTION
1	158258-01-000	EA	GENERATOR - 8.0KW DIESEL - ONAN #HDKAK/1145
2	106235-01-000	EA	ADAPTOR - GENERATOR EXHAUST
3	116381-13-000	EA	PIPE - EXHAUST - GENERATOR
4	007131-01-000	EA	HANGER - TAILPIPE - 6 SLOTS
5	007125-03-000	EA	CLAMP - MUFFLER - 1.5" DIAMETER
6	153251-02-02B	EA	HANGER - RIGHT/FRONT - E-COATE
7	153252-02-02B	EA	HANGER - RIGHT/REAR - E-COATED
8	153251-04-02B	EA	HANGER - LEFT/FRONT - E-COATED
9	153259-01-02B	EA	CRADLE - GENERATOR - E-COATED
10	138246-01-01A	EA	EXTENSION - TAILPIPE - 1.6"ID X 7.7"

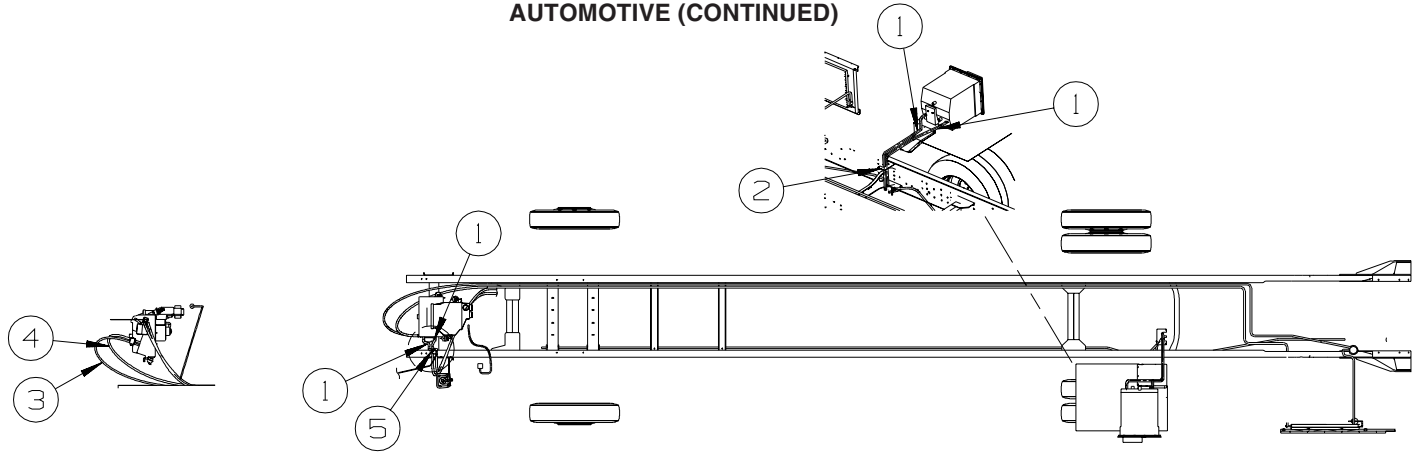
HEATING & A/C GROUP AUTOMOTIVE



KEY	PART NUMBER	U/M	DESCRIPTION
1	007076-01-000	EA	HOSE - FLEXIBLE PVC - 2" ID - INCREMENTS OF 50'
2	007281-01-000	EA	HOSE - FLEXIBLE PVC - 2 1/2" ID X 50'
3	077075-01-000	EA	GASKET - INSTRUMENT PANEL/DEFROSTER PLENUM - .6" X 10.2"
4	103017-03-000	EA	PLENUM - DEFROSTER
5*	103930-58-000	EA	CONTROL/PLENUM - LARGE ROTARY
6*	103930-55-000	EA	EVAPORATOR/HEATER - NONCHARGED - SINGLE OUTPUT
7	134275-01-01A	EA	PLENUM - TRANSITION
8	135265-01-06A	EA	VENT - DEFROSTER - PLASTIC - CASHMERE
8	135265-01-08A	EA	VENT - DEFROSTER - PLASTIC - BRIARWOOD
9	157225-01-01A	EA	OUTLET - DEFROSTER - W/SWIVEL - 2" SLEEVE/4"OD - BLACK
9	157225-01-06A	EA	OUTLET - DEFROSTER - W/SWIVEL - 2" SLEEVE/4"OD - CASHMERE
9	157225-01-07A	EA	OUTLET - DEFROSTER - W/SWIVEL - 2" SLEEVE/4"OD - BRIARWOOD
10	146504-01-01A	EA	LOUVER - ROUND 2.5" - BLACK
11	146505-01-01A	EA	LOUVER - RECTANGULAR - 1.5" X 8" - BLACK
	113452-02-000	FT	SEAL/TRIM - FRONT - VINYL W/WIRE CARRIER - .027" - WHERE HOSES CROSS METAL

***COMPONENT PARTS LISTED LATER IN THIS GROUP**

HEATING & A/C GROUP (CONTINUED)
AUTOMOTIVE (CONTINUED)



KEY	PART NUMBER	U/M	DESCRIPTION
1	007108-01-000	FT	HOSE - HEATER - 5/8"ID - HI-TEMP
2	150528-01-02B	EA	PLATE - W/HOLES - E-COATED
3*	072342-24-000	EA	HOSE/#6 - 48" LONG (DRIER TO EVAPORATOR)
3*	072342-27-000	EA	HOSE - #6-DRIER TO EVAP - 48"-PRESSURE SWITCH W/CONNECTOR
4*	103930-59-000	EA	HOSE/#12 - 80" LONG (EVAPORATOR TO COMPRESSOR)
5	103930-24-000	EA	VALVE/WATER CONTROL - 4 PORT/VACUUM CONTROLLED
	113452-02-000	FT	SEAL/TRIM - FRONT - VINYL W/WIRE CARRIER - .027" - WHERE WIRES & HOSES CROSS METAL

***COMPONENT PARTS LISTED LATER IN THIS GROUP**

COMPONENT PARTS FOR AUTOMOTIVE

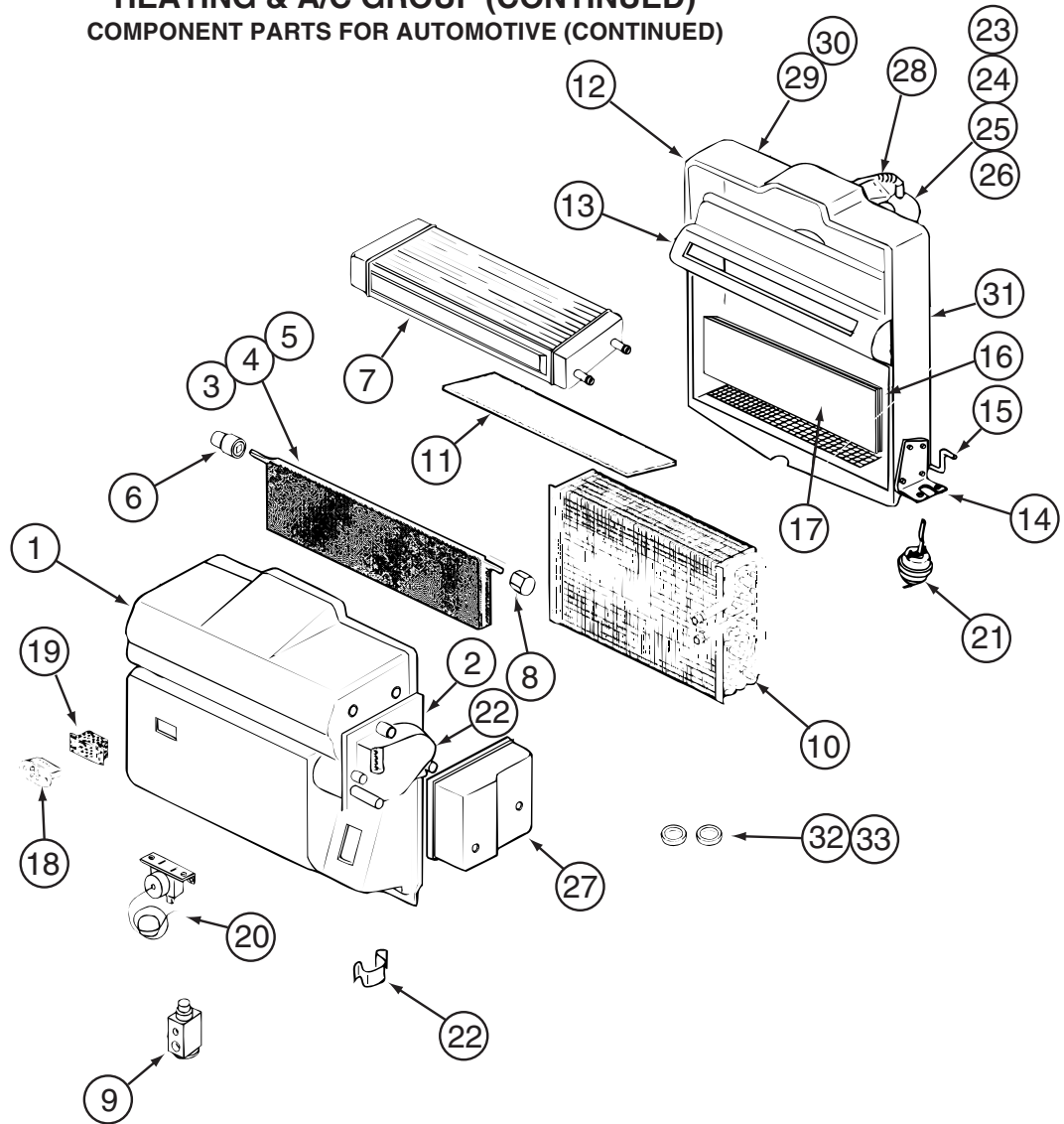
072342-24-000

KEY	PART NUMBER	U/M	DESCRIPTION	VENDOR NO.
	072342-24-700	EA	HOSE - A/C-#6 DRIER TO EVAP	085-0573
	103930-01-716	EA	SWITCH-PRESSURE/COND. FAN	032-0036
	103930-12-708	EA	SWITCH-BINARY-HI/LOW CUTOUT	032-0048
	103930-12-709	EA	FITTING-QUICK CONNECT	032-0120
	110279-02-702	EA	O'RING #12	045-0125
	113245-01-711	EA	O'RING #6	045-0129

072342-27-000

KEY	PART NUMBER	U/M	DESCRIPTION	VENDOR NO.
	072342-26-700	EA	SWITCH-BINARY W/PACKARD CONN	032-00384

HEATING & A/C GROUP (CONTINUED)
COMPONENT PARTS FOR AUTOMOTIVE (CONTINUED)



103930-55-000

KEY	PART NUMBER	U/M	DESCRIPTION	VENDOR NO.
1	103930-55-701	EA	CASE - FRONT	062-0658
2	103930-30-701	EA	PLATE - MOTOR MOUNT	062-0544
3	103930-55-705	EA	DOOR - BLEND AIR	071-0892
6	103930-30-702	EA	BUSHING/DRIVE (BLEND DOOR)	062-0168
7	103930-55-706	EA	CORE - HEATER - W/GASKET	084-0271
8	103930-30-709	EA	COUPLING - BLEND DOOR SHAFT	062-0634
9	103930-20-700	EA	VALVE-EXPANSION-BLOCK, 2 TON	034-0032
10	103930-55-700	EA	CORE-EVAPORATOR	041-00168
12	103930-55-702	EA	CASE-REAR	062-0657
14	103930-01-708	EA	BRACKET-VACUUM MOTOR	070-0113
15	103930-20-704	EA	ROD-DOOR-RECIRCULATING	073-0018
16	103930-55-707	EA	DOOR - RECIRCULATION	071-0891
18	103930-01-710	EA	RESISTOR-FUSED, A/C 4 TERM	035-0006
20	103930-01-711	EA	THERMOSTAT	033-0003
21	103930-02-708	EA	MOTOR-VACUUM SERVO, A/C	030-0025
22	103930-30-703	EA	MOTOR - SERVO	030-0104
23	103930-20-707	EA	HOUSING-BLOWER	062-0145
24	103930-55-703	EA	MOTOR-BLOWER W/O PIGTAIL	030-0137
25	103930-01-717	EA	WHEEL-BLOWER, CLOCKWISE	062-0010
26	103930-20-708	EA	CLIP-MOTOR SHAFT	022-0001
27	103930-30-704	EA	COVER - SERVO	062-0545
32	113245-01-707	EA	O'RING #8	045-0126
33	103930-17-702	EA	O'RING #10	045-0127
	103930-55-704	EA	CORE-HEATER	042-0059
	110279-01-703	EA	HOSE-VENT F/BLOWER MOTOR	051-0034

CONTACT WINNEBAGO PART SALES FOR UNLISTED COMPONENT(S)

HEATING & A/C GROUP (CONTINUED)
COMPONENT PARTS FOR AUTOMOTIVE (CONTINUED)

103930-58-000

KEY	PART NUMBER	U/M	DESCRIPTION	VENDOR NO
	103930-02-707	EA	RELAY-BOSCH W/RESISTER	031-0001
	103930-02-708	EA	MOTOR-VACUUM SERVO, A/C	030-0025
	103930-02-710	EA	CANISTER-VACUUM	054-0002
	103930-33-701	EA	MOTOR - VACUUM, 3 STAGE	030-0105
	103930-33-703	EA	VACUUM HARNESS	036-0466
	103930-33-705	EA	LIGHT BULBS	035-0030
	103930-49-701	EA	HARNESS - WIRE W/BULBS	036-0557
	103930-49-703	EA	CONTROL PANEL ASM. - DRIVER	083-0223
	103930-49-704	EA	SWITCH - BLOWER	032-0332
	103930-49-705	EA	POTENTIOMETER	032-0182
	103930-49-706	EA	SWITCH - VACUUM	032-0185
	103930-49-707	EA	DECAL CONTROL PANEL-N/RECESS	058-0144
	103930-49-708	EA	KNOB - BLOWER - NONRECESSED	062-0617
	103930-58-700	EA	PLENUM CASE - UPPER	060-0687
	103930-58-701	EA	DOOR/DIVERTOR - DEFROSTER	071-0929
	103930-58-702	EA	ROD - DEFROSTER DIVERTOR DR	073-0080
	103930-58-703	EA	DOOR/DIVERTOR - A/C-HEAT	071-0930
	103930-58-704	EA	ROD - A/C-HEAT DOOR	073-0079
	103930-58-705	EA	PLENUM CASE - LOWER	060-0688

103930-59-000

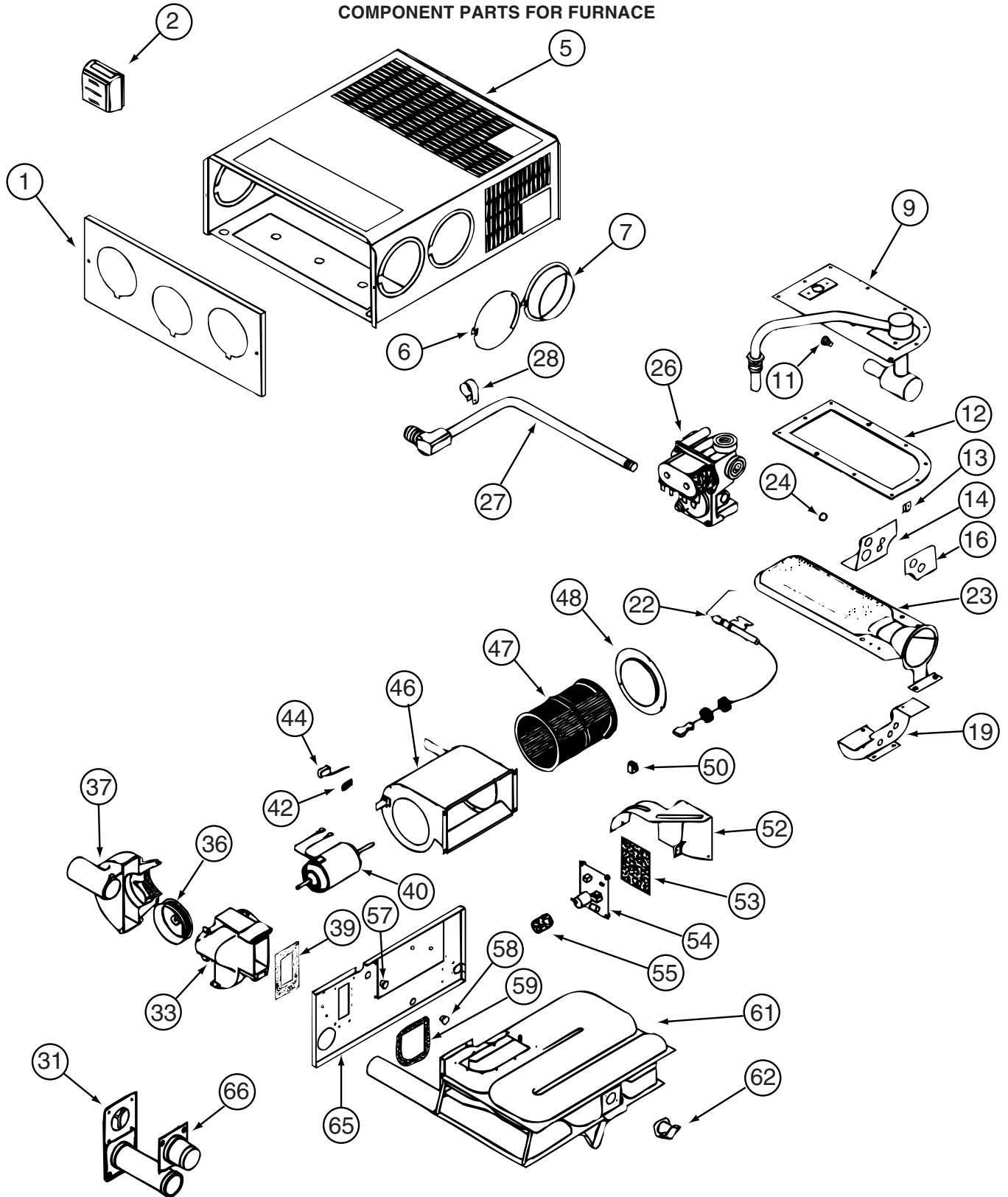
KEY	PART NUMBER	U/M	DESCRIPTION	VENDOR NO
	103930-17-702	EA	O'RING #10	045-0127
	103930-59-700	EA	HOSE - A/C-#12EVAP/COMP 80"	085-0574
	113245-01-710	EA	O'RING, #12	045-0128

HEATING & A/C GROUP (CONTINUED)
FURNACE

KEY	PART NUMBER	U/M	DESCRIPTION
*	143563-08-000	EA	FURNACE - 40000 BTU DUAL QUIET - SUBURBAN SHD-2542
*	139980-01-000	EA	FURNACE - 25000 BTU - SF QUIET - SUBURBAN SF-25 2320J
	009198-01-000	FT	DUCT - HEAT - FLEXIBLE - 4" ID X 25'
	009198-02-000	FT	DUCT - HEAT - FLEXIBLE - 2" ID X 25'
	009200-01-000	EA	TAPE - FURNACE - 1 1/2"
	069636-02-000	EA	CONNECTOR - DUCT - 4" ID
	092776-01-000	EA	ADAPTER - DUCT - 2"
	092776-03-000	EA	ADAPTER - DUCT 2" X 4" X 3"
	093614-01-02A	EA	GRILLE - AIR RETURN - 15.9" X 7.9" - BEIGE
	093614-02-02A	EA	GRILLE - AIR RETURN - 9.9" X 9.9" - BEIGE
	098668-23-000	EA	DOOR - ACCESS - FURNACE - BRIGHT WHITE
	133323-01-01A	EA	SHROUD - FURNACE - BRIGHT WHITE
	137965-02-02A	EA	REGISTER - 11.2" X 3.6"(9.7 X 2.1"R/O) W/DAMPER - ANT PWTR
	137965-03-02A	EA	REGISTER - 11.2" X 3.6"(9.7 X 2.1"R/O) W/O DAMPER-ANT PWTR
	137965-04-02A	EA	REGISTER - 11.2" X 3.6"(9.7 X 2.1"R/O) W/DAMPER - ANT PWTR
	137965-06-02A	EA	REGISTER - 15.3" X 3.6"(13.9"X2.1"R/O) W/O DAMPER-ANT PWTR
	137965-10-02A	EA	REGISTER - 15.3" X 3.6"(13.8"X2.1"R/O) W/O DAMPER-ANT PWTR
	139980-07-000	EA	ADAPTOR - VENT BOTTOM SF-30/35
	139980-08-000	EA	GASKET - BOTTOM VENT SF-30/35
	143563-04-000	EA	PLATE END - COLLAR
	143563-05-000	EA	GASKET - FIBERGLASS - SUBURBAN #071018
	126693-05-02B	EA	PANEL - EXHAUST/FURNACE - E-COATED
	145895-04-02B	EA	PANEL - CLOSEOUT - FURNACE - E-COATED
	141337-01-01A	EA	GASKET - FURNACE
	158710-01-000	EA	ELBOW/DUCT - 2 1/4" X 14"
	105620-18-000	EA	THERMOSTAT - FURNACE/HEAT PUMP-A/C

***COMPONENT PARTS LISTED LATER IN THIS GROUP**

HEATING & A/C GROUP (CONTINUED)
COMPONENT PARTS FOR FURNACE

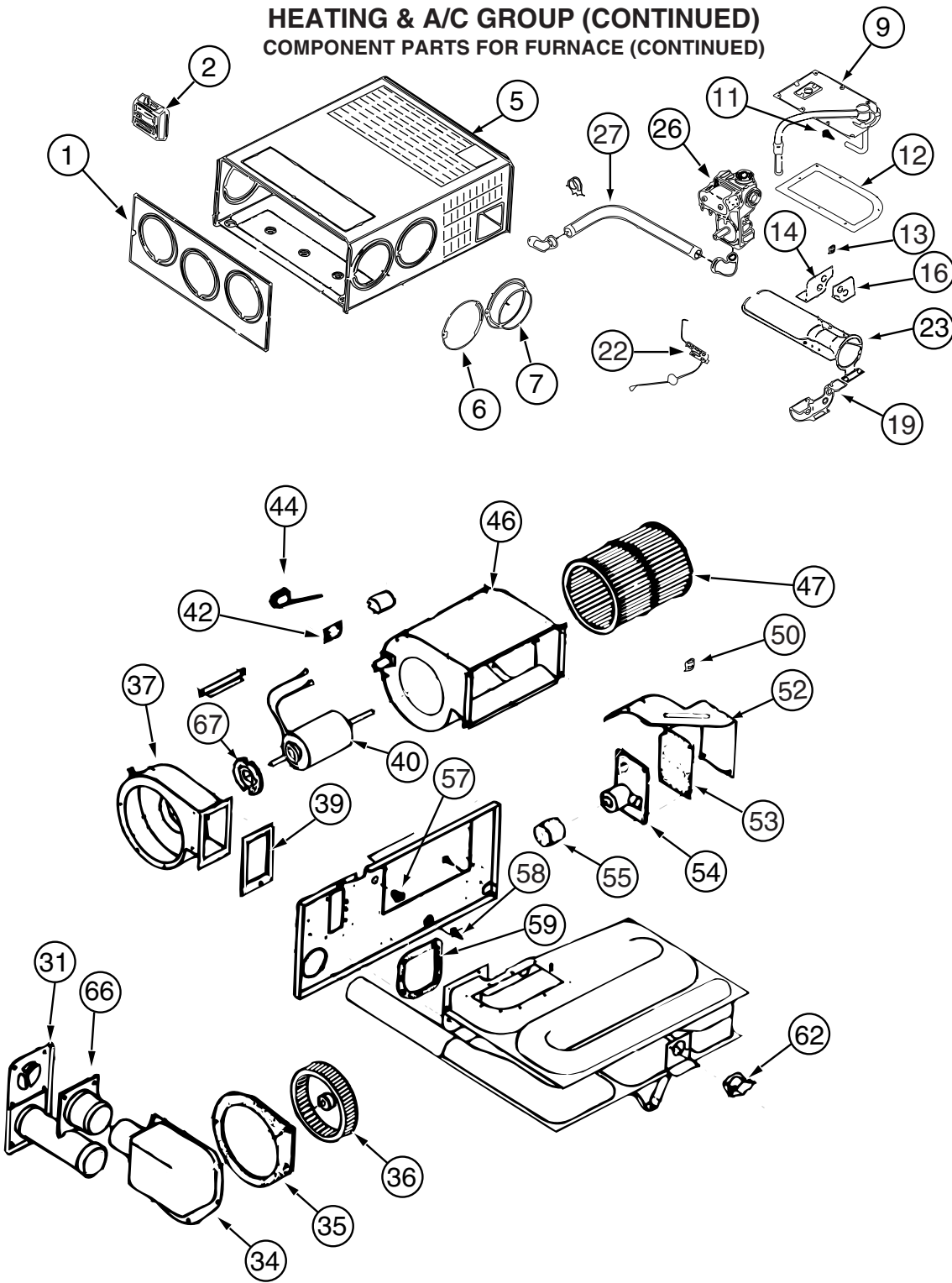


139980-01-000

HEATING & A/C GROUP (CONTINUED)
COMPONENT PARTS FOR FURNACE (CONTINUED)
139980-01-000 (CONTINUED)

KEY	PART NUMBER	U/M	DESCRIPTION	VENDOR NO.
9	139980-01-700	EA	MANIFOLD ASSEMBLY	171571
11	090039-01-703	EA	ORIFICE-MAIN BURNER	180193
12	098668-22-703	EA	GASKET - BURNER ACCESS COVER	070811
22	139980-01-701	EA	ELECTRODE	232286
23	098668-01-703	EA	BURNER ASSEMBLY	010762
26	098668-01-718	EA	VALVE-GAS SF S.N.974903079	161122
27	139980-01-702	EA	PIPE ASSEMBLY/GAS INLET	171574
31	098668-01-707	EA	TUBE ASSEMBLY, EXHAUST W/CAP	260231
33	139980-01-703	EA	HOUSING/COMB. - FRONT/HALF	390852
36	098668-01-706	EA	WHEEL-COMBUSTION AIR	350184
37	139980-01-704	EA	HOUSING/COMB. - REAR/HALF	390848
39	139980-01-705	EA	GASKET/FIREWALL-COMB AIR	071084
40	139980-01-706	EA	MOTOR ASSEMBLY W/GASKET	232682
42	101990-01-714	EA	GASKET-MICROSWITCH	230877
44	098668-21-700	EA	SWITCH-MICRO-W/O FLAG 3 1/4"	232261
46	139980-01-708	EA	BLOWER ASSEMBLY - ROOM AIR	390739BK
47	098668-01-711	EA	WHEEL-BLOWER, ROOM AIR	350129
48	139980-01-709	EA	ORFICE RING	390696
50	139980-01-710	EA	SWITCH - ON/OFF	232351
52	139980-01-711	EA	PANEL ASSEMBLY-MODULE BD	101663
53	139980-01-712	EA	INSULATOR - MODULE BD	070807
54	098668-22-705	EA	MODULE BD W/RELAY TIME DELAY	520820
55	139980-01-713	EA	CAP/INSULATOR-MODULE BD	070973
57	139980-01-714	EA	BUSHING - UNIVERSAL	070362
58	139980-01-715	EA	BUSHING - STRAIN RELIEF	231809
59	098668-01-716	EA	GASKET-FIREWALL,CHAMBER SIDE	070808
61	139980-01-716	EA	CHAMBER ASSEMBLY - FINAL	021149BK
62	098668-21-701	EA	SWITCH - LIMIT	232504
66	098668-01-713	EA	TUBE ASSEMBLY, INTAKE	051248
	098668-19-700	EA	DOOR/CABINET ACCESS	101888
	139980-02-700	EA	BLOWER ASM-1/2 HOUSING/OUTER	390851
	139980-02-701	EA	BLOWER ASM-1/2 HOUSING/INNER	390872
			CONTACT WINNEBAGO PART SALES FOR UNLISTED COMPONENT(S)	

HEATING & A/C GROUP (CONTINUED)
COMPONENT PARTS FOR FURNACE (CONTINUED)



143563-08-000

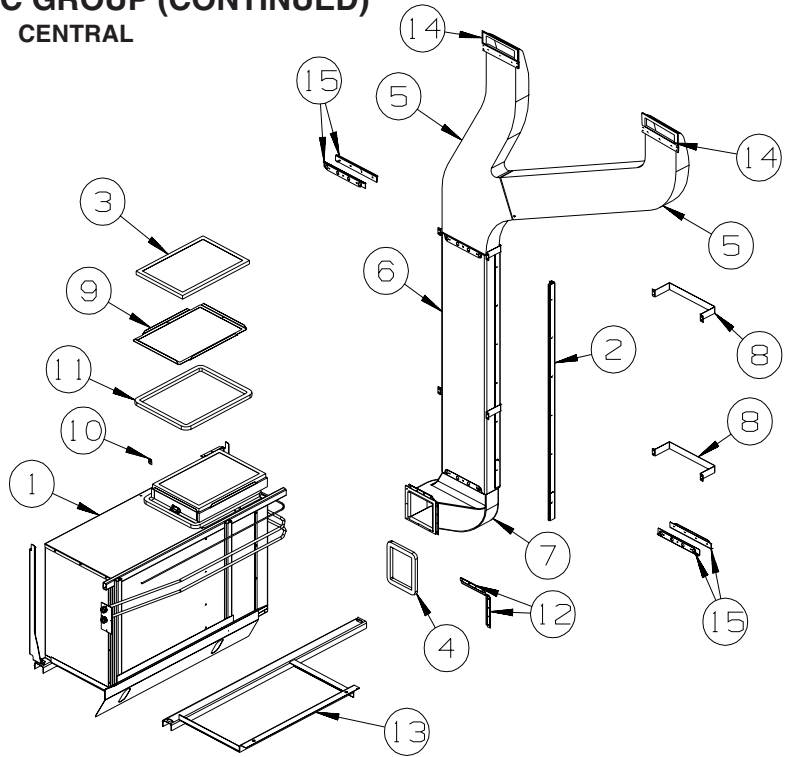
HEATING & A/C GROUP (CONTINUED)
COMPONENT PARTS FOR FURNACE (CONTINUED)

143563-08-000 (CONTINUED)

KEY	PART NUMBER	U/M	DESCRIPTION	VENDOR NO.
1	143563-01-700	EA	CABINET - FRONT	101907
5	143563-08-700	EA	CABINET	102102
7	075696-02-703	EA	COLLAR - DUCT	050715
9	143563-08-701	EA	MANIFOLD ASSEMBLY	171638
11	143563-02-701	EA	ORFICE - MAIN BURNER	180309
12	098668-22-703	EA	GASKET - BURNER ACCESS COVER	070811
14	143563-02-702	EA	PLATE - SECONDARY AIR/TOP BACK	063198
16	143563-02-703	EA	PLATE - SECONDARY AIR/TOP FRT	062933
19	143563-02-704	EA	PLATE - SECONDARY AIR/BOTTOM	062935
22	139980-01-701	EA	ELECTRODE	232286
23	098668-11-701	EA	BURNER ASSEMBLY, SF-42F	010799
26	143563-08-702	EA	VALVE-GAS	161192
27	143563-08-703	EA	PIPE ASSEMBLY (GAS INLET)	171655
31	098668-01-707	EA	TUBE ASSEMBLY, EXHAUST W/CAP	260231
32	098668-01-713	EA	TUBE ASSEMBLY, INTAKE	051248
34	139980-01-703	EA	HOUSING/COMB. - FRONT/HALF	390852
37	139980-01-704	EA	HOUSING/COMB. - REAR/HALF	390848
38	098668-22-702	EA	WHEEL-COMBUSTION AIR	350183
39	139980-01-705	EA	GASKET/FIREWALL-COMB AIR	071084
40	143563-08-704	EA	MOTOR ASSEMBLY W/GASKET	232850
42	143563-08-705	EA	BLOWER ASM(ROOM AIR)FRONT1/2	390873
44	143563-08-706	EA	BLOWER ASM(ROOM AIR)REAR 1/2	
45	143563-08-707	EA	SWITCH-SAIL	232868
48	139980-01-710	EA	SWITCH - ON/OFF	232351
49	139980-01-712	EA	INSULATOR - MODULE BD	070807
50	098668-22-705	EA	MODULE BD W/RELAY TIME DELAY	520820
51	139980-01-713	EA	CAP/INSULATOR-MODULE BD	070973
52	098668-01-711	EA	WHEEL-BLOWER, ROOM AIR	350129
54	139980-01-714	EA	BUSHING - UNIVERSAL	070362
56	143563-08-708	EA	BUSHING - STRAIN RELIEF	230216
57	098668-01-716	EA	GASKET-FIREWALL,CHAMBER SIDE070808	
58	143563-02-707	EA	CHAMBER ASM. - FINAL	021172BK
59	098668-22-706	EA	SWITCH/LIMIT-195 TRIP TEMP	232505
65	143563-05-709	EA	PANEL ASSEMBLY-MODULE BD	102078
67	143563-08-710	EA	MODULE BOARD - DUAL CONTROL	232806

CONTACT WINNEBAGO PART SALES FOR UNLISTED COMPONENT(S)

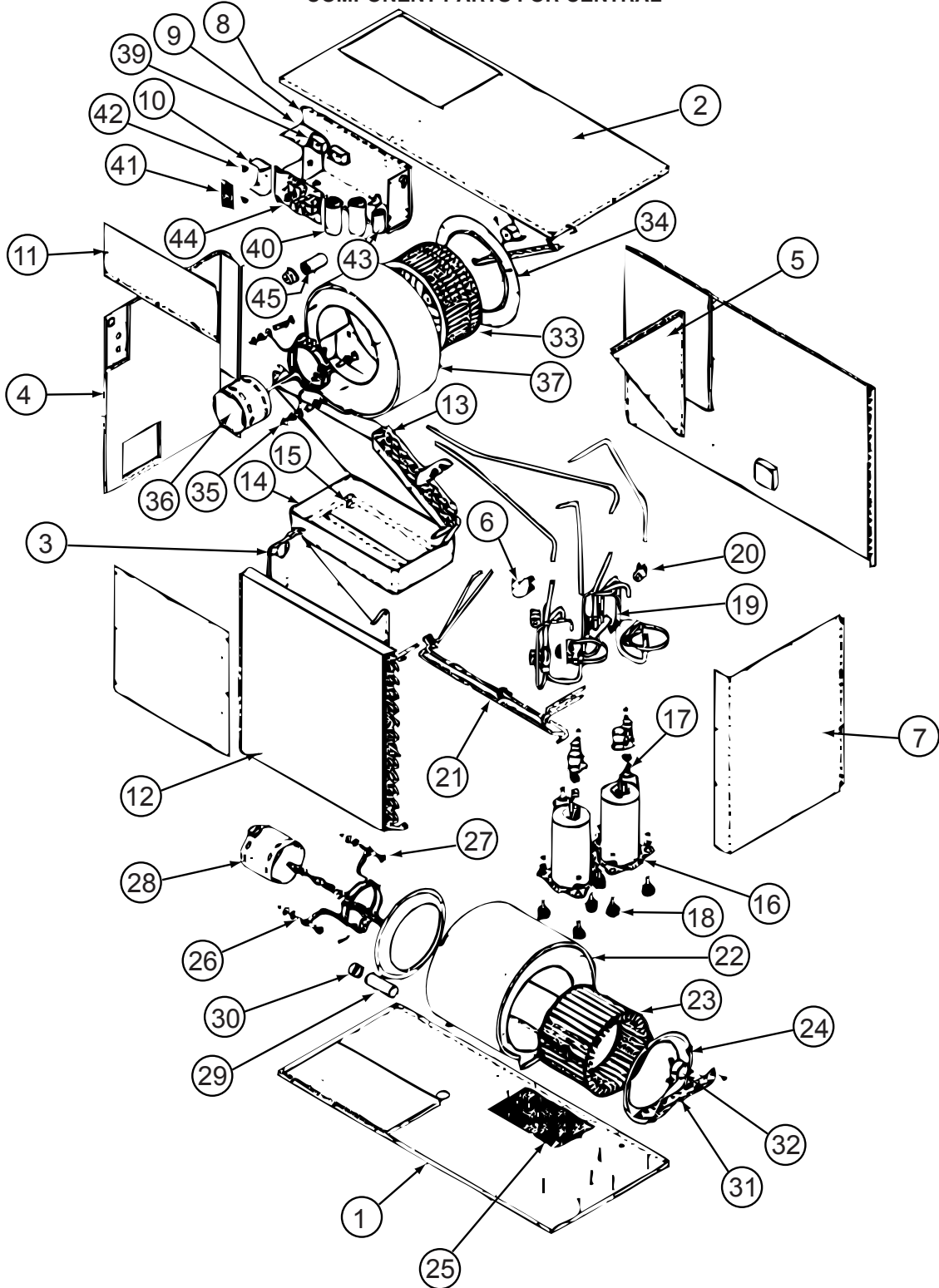
HEATING & A/C GROUP (CONTINUED) CENTRAL



KEY	PART NUMBER	U/M	DESCRIPTION
1*	105620-16-000	EA	A/C - CENTRAL - RIGHT HAND/HEAT PUMP - TOP RETURN
2	159408-03-01A	EA	CORNER-W/HOLES,MILL,1373 MM
			FROM: 07-31-06 THRU: 99-99-99
3	109050-02-000	EA	FILTER/FURNACE-AC - FIBERGLASS - 1" X 14" X 20"
4	134588-02-000	EA	GASKET - DUCT - 13.9" X 18.2" IS - 15.9" X 20.2" OS
5	M09204-01-000	EA	DUCT/AC - UPPER RIGHT HAND/LEFT HAND
5	105290-01-000	SF	INSULATION - AIR POCKET W/FOIL
6	117870-12-01A	EA	PLENUM - A/C - 54.8"
			FROM: 00-00-00 THRU: 07-30-06
6	159404-03-000	EA	PLENUM-A/C
			FROM: 07-31-06 THRU: 99-99-99
7	P47621-01-000	EA	DUCT - CENTRAL AIR/FORCED - LOWER
7	105290-01-000	SF	INSULATION - AIR POCKET W/FOIL
8	129047-01-02B	EA	STRAP/MOUNTING - AIR DUCT - E-COATED
9	139757-01-02B	EA	PANEL - TRAY - A/C FILTER - E-COATED
10	107721-07-000	FT	SEAL - ACCESS DOOR - .9"WIDE X 1.1"HIGH
11	134588-04-000	EA	GASKET - DUCT - 13.9" X 18.2" IS - 15.9" X 20.2" OS
12	130481-01-01A	EA	BRACKET - ZEE W/HOLES - 7"
13	147613-01-02B	EA	CRADLE - A/C - E-COATED
14	104692-01-000	FT	SEAL - ADHESIVE BACKED FOAM - 3/4" THICK X 3/4" WIDE X 25'
15	115886-11-02A	EA	RETAINER - SIDEWALL - BRIGHT WHITE - 11.8" - NOT ILLUSTRATED
			FROM: 00-00-00 THRU: 07-30-06
15	160755-01-02B	EA	U-CHANNEL-W/HOLES
			FROM: 07-31-06 THRU: 99-99-99
	130262-02-000	EA	PROTECTOR - CORNER - .7" X .7" X 17.7"
			FROM: 00-00-00 THRU: 07-30-06
	130262-03-000	EA	PROTECTOR - CORNER - .75" X .75"
			FROM: 00-00-00 THRU: 07-30-06
	100128-02-000	FT	SEAL - FOAM/ADHESIVE BACK - .37" WIDE X .37" THICK X 60'
			FROM: 00-00-00 THRU: 07-30-06

*COMPONENT PARTS LISTED LATER IN THIS GROUP

HEATING & A/C GROUP (CONTINUED)
COMPONENT PARTS FOR CENTRAL



105620-16-000

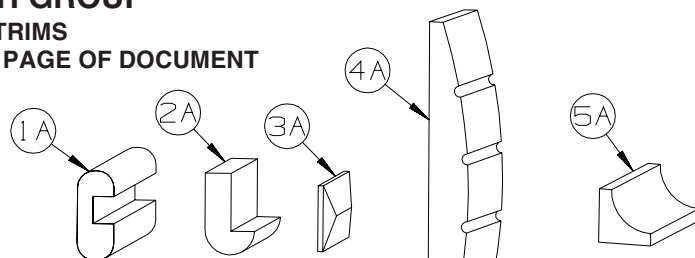
HEATING & A/C GROUP (CONTINUED)
COMPONENT PARTS FOR CENTRAL (CONTINUED)

105620-16-000 (CONTINUED)

KEY	PART NUMBER	U/M	DESCRIPTION	VENDOR NO.
10	105620-01-733	EA	ISOLATOR-HIGH VOLTAGE	6795-117
10	105620-12-704	EA	COMPRESSOR (TECHUMSEH)	1450-2149
12	105620-16-700	EA	CONDENSOR COIL	1452-1681
13	105620-16-701	EA	EVAPORATOR COIL	14521671
14	105620-16-702	EA	DRAIN PAN	6537-104
15	105620-12-703	EA	VALVE - DRAIN	6795-200
16	105620-12-723	EA	COMPRESSOR (PANASONIC)	1450-2229
17	105620-16-703	EA	OVERLOAD	1450-0161
18	105620-01-706	EA	MOUNTING PKG.,COMP., 3 PER	6759-3081
19	105620-16-704	EA	REVERSING VALVE	6537-5321
20	105620-12-708	EA	COIL - SOLENOID	1460-1081
21	105620-16-705	EA	BY-FLO RESTRICTOR	1454-2561
22	105620-10-718	EA	BLOWER HOUSING/OUTSIDE AIR	6536-515
23	105620-01-713	EA	WHEEL-BLOWER/OUTSIDE AIR	1472-1011
24	105620-01-714	EA	VENTURI-BLOWER/OUTSIDE AIR	6795A150
26	105620-01-715	EA	MOUNT-BLOWER/OUTSIDE AIR	6795A3011
27	105620-01-716	EA	SLEEVE & GROMMET, 4 PER PKG	6795A3031
28	105620-10-721	EA	MOTOR/BLOWER-8 3/4" SHAFT	1468A3029
29	105620-01-718	EA	CAPACITOR-FAN(OUTDOOR MOTOR)	1499-5631
30	105620-10-715	EA	RUBBER CAPACITOR BOOT	1499-951
31	105620-12-713	EA	BRACKET/BEARING-O/S AIR BLWR	6536-514
32	105620-10-701	EA	BEARING/PILLOW BLOCK-O/S AIR	6536-3011
33	105620-11-701	EA	BLOWER WHEEL/INSIDE AIR	1472-1151
34	105620-12-715	EA	BLOWER VENTURI/INSIDE AIR	6535A287
35	105620-01-723	EA	MOUNT-BLOWER MOTOR - I/S AIR	6795-302
36	105620-12-716	EA	BLOWER MTR/IN AIR/REVERSIBLE	1468-3219
37	105620-16-707	EA	BLOWER HOUSING/INSIDE AIR	6537-590
38	105620-12-719	EA	COIL SENSOR	7330A3231
39	105620-01-729	EA	RELAY-COMPRESSOR -4 TERMINAL	1460-1131
40	105620-12-725	EA	COMPRESSOR RUN CAPACITOR	1499-5731
41	105620-16-708	EA	BOARD/TERMINAL- HIGH VOLTAGE	6795-3151
43	105620-10-705	EA	PTCR (START DEVICE) - W/CAP.	8333A9021
45	093763-01-704	EA	CAPACITOR-FAN (INDOOR MOTOR)	1499-5461
	105620-12-720	EA	KIT-CIRCUIT BD (6535-SERIES)	6535-3201

CONTACT WINNEBAGO PART SALES FOR UNLISTED COMPONENTS

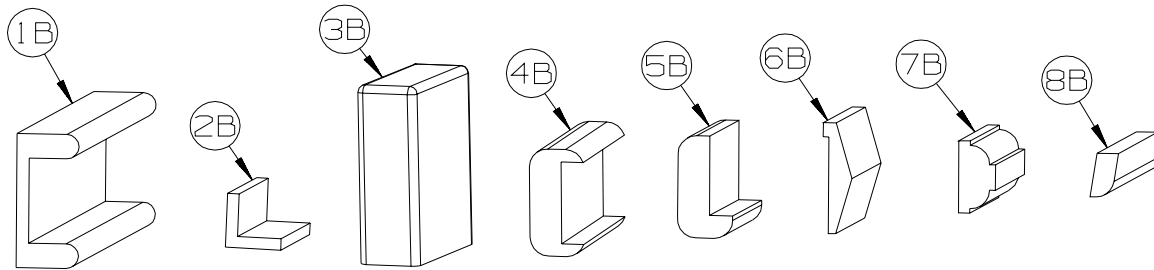
INTERIOR FINISH GROUP
MOLDINGS & TRIMS
LIST WOOD TONES FROM 1ST PAGE OF DOCUMENT



KEY	PART NUMBER	U/M	DESCRIPTION
1A	M09412-62-N42	EA	MOLDING/SHELF EDGE - .6" X 1.3" X 96" - PORTSMOUTH OAK
1A	M09412-62-M52	EA	MOLDING/SHELF EDGE - .6" X 1.3" X 96" - CHERRY - CONCERT CHERRY
1A	M09412-62-M62	EA	MOLDING/SHELF EDGE - .6" X 1.3" X 96" - WASHED MAPLE - WASHED MAPLE
1A	M09412-62-RC3	EA	MOLDING/SHELF EDGE - .6" X 1.3" X 96" - HONEY CHERRY - HONEY CHERRY
1A	M09412-62-SA3	EA	MOLDING/SHELF EDGE - .6" X 1.3" X 96" - MAPLE - SIERRA MAPLE
2A	M09450-77-PC0	EA	MOLDING - TRIM/HDWD W/LIP -.4"X3.2"X79.6" - PORTSMOUTH OAK
2A	M09450-77-PC1	EA	MOLDING - TRIM/HDWD W/LIP -.4"X3.2"X79.6" - CONCERT CHERRY
2A	M09450-77-PC2	EA	MOLDING - TRIM/HDWD W/LIP -.4"X3.2"X79.6" - WASHED MAPLE
2A	M09450-77-RC3	EA	MOLDING - TRIM/HDWD W/LIP -.4"X3.2"X79.6" - HONEY CHERRY
2A	M09501-32-TG1	EA	MOLDING/TRIM - W/NOTCH - .8" X 2.5" X 86.2"-CONCERT CHERRY
2A	M09501-32-TG2	EA	MOLDING/TRIM - W/NOTCH - .8" X 2.5" X 86.2" - WASHED MAPLE,
2A	M09501-32-TD3	EA	MOLDING/TRIM - W/NOTCH - .8" X 2.5" X 86.2" - SIERRA MAPLE
2A	M09503-52-T77	EA	MOLDING/TRIM - .75" X 1.2" X 86.5" - PORTSMOUTH OAK
2A	M09503-52-T78	EA	MOLDING/TRIM - .75" X 1.2" X 86.5" - CONCERT CHERRY
2A	M09503-52-T79	EA	MOLDING/TRIM - .75" X 1.2" X 86.5" - WASHED MAPLE
2A	M09503-52-T80	EA	MOLDING/TRIM - .75" X 1.2" X 86.5" - SIERRA MAPLE
2A	M09511-43-T78	EA	MOLDING - TRIM - W/NOTCH - .8" X 1.4" X 86.3" - CONCERT CHERRY
2A	M09525-80-UM1	EA	MOLDING - TRIM - W/NOTCH - .8"X 1.4"X 86.5" - CONCERT CHERRY
2A	M09511-43-T79	EA	MOLDING - TRIM - W/NOTCH - .8" X 1.4" X 86.3" - WASHED MAPLE
2A	M09525-80-U91	EA	MOLDING - TRIM - W/NOTCH - .8" X 1.4" X 86.5" - WASHED MAPLE
2A	M09511-43-T80	EA	MOLDING - TRIM - W/NOTCH - .8" X 1.4" X 86.3" - SIERRA MAPLE
2A	M09525-80-U92	EA	MOLDING - TRIM - W/NOTCH - .8" X 1.4" X 86.5" - SIERRA MAPLE
2A	M09438-25-RA3	EA	MOLDING - HARDWOOD-W/NOTCH - 1.4"X 80.2" - HONEY CHERRY
2A	M09515-72-TD1	EA	MOLDING/TRIM - .8" X 2.2" X 86.1" - CONCERT CHERRY
2A	M09515-72-TD2	EA	MOLDING/TRIM - .8" X 2.2" X 86.1" - WASHED MAPLE
2A	M09515-72-TD3	EA	MOLDING/TRIM - .8" X 2.2" X 86.1" - SIERRA MAPLE
3A	M09471-91-R69	EA	MOLDING - TRIM/VEE - .2" X 1" X 34.4" - CONCERT CHERRY
3A	M09471-91-R76	EA	MOLDING - TRIM/VEE - .2" X 1" X 34.4" - WASHED MAPLE
3A	M09471-91-SA3	EA	MOLDING - TRIM/VEE - .2" X 1" X 34.4" - SIERRA MAPLE
3A	M09477-88-S34	EA	MOLDING - TRIM/VEE - .2" X 1" X 19.9" - WASHED MAPLE
3A	M09477-88-S35	EA	MOLDING - TRIM/VEE - .2" X 1" X 19.9" - SIERRA MAPLE
3A	M09501-30-SD2	EA	MOLDING - TRIM/VEE - .2" X 1" X 35.1" - WASHED MAPLE
3A	M09501-30-SD3	EA	MOLDING - TRIM/VEE - .2" X 1" X 35.1" - HONEY CHERRY
3A	M09501-37-TG1	EA	MOLDING - TRIM/VEE - .2" X 1" X 19.2" - CONCERT CHERRY
3A	M09501-37-TG2	EA	MOLDING - TRIM/VEE - .2" X 1" X 19.2" - WASHED MAPLE
3A	M09501-37-TD3	EA	MOLDING - TRIM/VEE - .2" X 1" X 19.2" - SIERRA MAPLE
3A	M09501-37-TG3	EA	MOLDING - TRIM/VEE - .2" X 1" X 19.2" - HONEY CHERRY
3A	M09501-63-T78	EA	MOLDING - TRIM/VEE - .2" X 1" X 15" - CONCERT CHERRY
3A	M09501-63-T79	EA	MOLDING - TRIM/VEE - .2" X 1" X 15" - WASHED MAPLE
3A	M09501-63-T80	EA	MOLDING - TRIM/VEE - .2" X 1" X 15" - SIERRA MAPLE
3A	M09503-62-TG1	EA	MOLDING - TRIM/VEE - .2" X 1" X 26.3" - CONCERT CHERRY
3A	M09503-62-TG2	EA	MOLDING - TRIM/VEE - .2" X 1" X 26.3" - WASHED MAPLE
3A	M09503-62-TG3	EA	MOLDING - TRIM/VEE - .2" X 1" X 26.3" - HONEY CHERRY
3A	M09511-90-TG1	EA	MOLDING - TRIM/VEE - .2" X 1" X 42.1" - CONCERT CHERRY
3A	M09511-90-TG3	EA	MOLDING - TRIM/VEE - .2" X 1" X 42.1" - HONEY CHERRY
3A	M09511-90-TG2	EA	MOLDING - TRIM/VEE - .2" X 1" X 42.1" - WASHED MAPLE
3A	M09520-15-TD1	EA	MOLDING - TRIM/VEE - .2" X 1" X 15.3" - CONCERT CHERRY
3A	M09520-15-TD2	EA	MOLDING - TRIM/VEE - .2" X 1" X 15.3" - WASHED MAPLE
3A	M09520-15-TD3	EA	MOLDING - TRIM/VEE - .2" X 1" X 15.3" - SIERRA MAPLE
3A	M09520-96-T59	EA	MOLDING - TRIM/VEE - .2" X 1" X 32.7" - PORTSMOUTH OAK
3A	M09520-96-T60	EA	MOLDING - TRIM/VEE - .2" X 1" X 32.7" - CONCERT CHERRY
3A	M09520-96-T61	EA	MOLDING - TRIM/VEE - .2" X 1" X 32.7" - WASHED MAPLE
3A	M09520-96-TP0	EA	MOLDING - TRIM/VEE - .2" X 1" X 32.7" - SIERRA MAPLE

INTERIOR FINISH GROUP (CONTINUED)
MOLDINGS & TRIMS (CONTINUED)

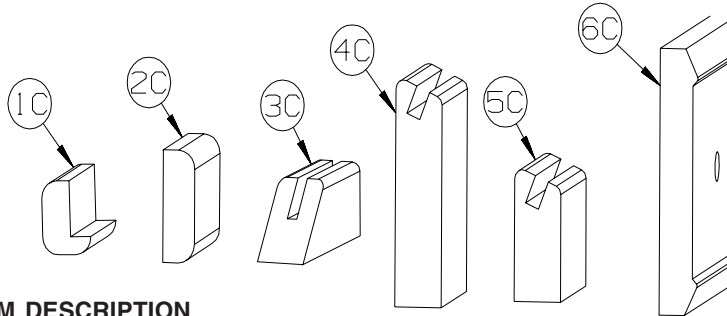
KEY	PART NUMBER	U/M	DESCRIPTION
3A	M09525-96-TA0	EA	MOLDING - TRIM/VEE - .2" X 1" X 36.2" - PORTSMOUTH OAK
3A	M09525-96-TA1	EA	MOLDING - TRIM/VEE - .2" X 1" X 36.2" - CONCERT CHERRY
3A	M09525-96-TA2	EA	MOLDING - TRIM/VEE - .2" X 1" X 36.2" - WASHED MAPLE
3A	M09525-96-TA3	EA	MOLDING - TRIM/VEE - .2" X 1" X 36.2" - SIERRA MAPLE
3A	M09534-08-T01	EA	MOLDING - TRIM/VEE - .2" X 1" X 24.5" - SIERRA MAPLE
3A	M09534-08-T02	EA	MOLDING - TRIM/VEE - .2" X 1" X 24.5" - HONEY CHERRY
3A	M09511-32-T78	EA	MOLDING - TRIM/VEE - .4" X 1" X 26.8" - CONCERT CHERRY
3A	M09511-32-T79	EA	MOLDING - TRIM/VEE - .4" X 1" X 26.8" - WASHED MAPLE
3A	M09511-32-T80	EA	MOLDING - TRIM/VEE - .4" X 1" X 26.8" - SIERRA MAPLE
3A	M09511-86-T78	EA	MOLDING - TRIM/VEE - .4" X 1" X 28.3" - CONCERT CHERRY
3A	M09511-86-T79	EA	MOLDING - TRIM/VEE - .4" X 1" X 28.3" - WASHED MAPLE
3A	M09511-86-T80	EA	MOLDING - TRIM/VEE - .4" X 1" X 28.3" - SIERRA MAPLE
3A	M09477-63-S46	EA	MOLDING - TRIM/VEE - .4" X 1" X 64.1" - PORTSMOUTH OAK - BATH DOOR TRIM
3A	M09477-63-SR0	EA	MOLDING - TRIM/VEE - .4" X 1" X 64.1" - SIERRA MAPLE - BATH DOOR TRIM
3A	M09477-64-S46	EA	MOLDING - TRIM/VEE - .4" X 1" X 14.9" - PORTSMOUTH OAK - BATH DOOR TRIM
3A	M09477-64-SR0	EA	MOLDING - TRIM/VEE - .4" X 1" X 14.9" - SIERRA MAPLE - BATH DOOR TRIM
4A	M09462-54-R90	EA	MOLDING - FLUTED, CURVED - .6" X 6" X 82.7" - CONCERT CHERRY
4A	M09462-54-R91	EA	MOLDING - FLUTED, CURVED - .6" X 6" X 82.7" - WASHED MAPLE
4A	M09462-54-RE3	EA	MOLDING - FLUTED, CURVED - .6" X 6" X 82.7" - HONEY CHERRY
5A	M09471-79-R38	EA	MOLDING - TRIM/COVE - .8" X .8" X 95.8" - OAK/PORTS OAK - PORTSMOUTH OAK
5A	M09471-79-R39	EA	MOLDING - TRIM/COVE - .8" X .8" X 95.8" - CHERRY/CHERRY - CONCERT CHERRY
5A	M09471-79-R46	EA	MOLDING - TRIM/COVE - .8" X .8" X 95.8" - MAPLE/MAPLE - WASHED MAPLE
5A	M09471-79-RE0	EA	MOLDING - TRIM/COVE - .8" X .8" X 95.8" - HONEY/CHERRY- HONEY CHERRY
5A	M09471-79-SA3	EA	MOLDING - TRIM/COVE - .8" X .8" X 95.8" - HONEY/MAPLE - SIERRA MAPLE



KEY	PART NUMBER	U/M	DESCRIPTION
1B	M09501-84-TG0	EA	MOLDING/TRIM - CAP/WALL - 2.2" X 85.9" - PORTSMOUTH OAK
1B	M09501-84-TG1	EA	MOLDING/TRIM - CAP/WALL - 2.2" X 85.9" - CONCERT CHERRY
1B	M09501-84-TG2	EA	MOLDING/TRIM - CAP/WALL - 2.2" X 85.9" - WASHED MAPLE
1B	M09520-07-TD3	EA	MOLDING/TRIM - CAP/WALL - 2.2" X 80.5" - SIERRA MAPLE
1B	M09501-84-TG3	EA	MOLDING/TRIM - CAP/WALL - 2.2" X 85.9" - HONEY CHERRY
2B	M09511-81-TA1	EA	MOLDING/TRIM - L SHAPE - .8"X .8"X 80.2" - CONCERT CHERRY
2B	M09511-81-TA2	EA	MOLDING/TRIM - L SHAPE - .8"X .8"X 80.2" - WASHED MAPLE
2B	M09511-81-TA3	EA	MOLDING/TRIM - L SHAPE - .8"X .8"X 80.2" - SIERRA MAPLE
3B	M09515-81-T01	EA	MOLDING/HARDWOOD STRAIGHT - 74.3" - WASHED MAPLE
3B	M09515-81-T02	EA	MOLDING/HARDWOOD STRAIGHT - 74.3" - HONEY CHERRY
4B	M09511-42-T77	EA	MOLDING - TRIM - W/NOTCH - 1.5" X 86.4" - PORTSMOUTH OAK
4B	M09511-42-T78	EA	MOLDING - TRIM - W/NOTCH - 1.5" X 86.4" - CONCERT CHERRY
4B	M09511-42-T79	EA	MOLDING - TRIM - W/NOTCH - 1.5" X 86.4" - WASHED MAPLE
4B	M09511-42-T80	EA	MOLDING - TRIM - W/NOTCH - 1.5" X 86.4" - SIERRA MAPLE
5B	M09515-18-T78	EA	MOLDING - HARDWOOD-W/NOTCH - 1.4"X 86.2" - CONCERT CHERRY
5B	M09515-18-T79	EA	MOLDING - HARDWOOD-W/NOTCH - 1.4"X 86.2" - WASHED MAPLE
5B	M09515-18-T80	EA	MOLDING - HARDWOOD-W/NOTCH - 1.4"X 86.2" - SIERRA MAPLE
6B	M09515-52-TG1	EA	MOLDING - TRIM/VEE - 1.5" X 73.9" - CONCERT CHERRY
6B	M09515-52-TG2	EA	MOLDING - TRIM/VEE - 1.5" X 73.9" - WASHED MAPLE
6B	M09515-52-TG3	EA	MOLDING - TRIM/VEE - 1.5" X 73.9" - HONEY CHERRY
7B	Y00076-32-438	EA	MOLDING/TRIM - .5" X 1" X 96" - CHERRY (UNSTAINED)
7B	Y00076-22-438	EA	MOLDING/TRIM - .5" X 1" X 96" - MAPLE (UNSTAINED)
8B	Y00086-72-438	EA	MOLDING - VINYL WRAP - .7" X 1.6" X 96" - PORTSMOUTH OAK - PORTSMOUTH OAK
8B	Y00086-62-438	EA	MOLDING - 96" - CONCERT CHERRY (U90/94/98/A1/A5/B1/C1/C5/D1/D5/E1/E5/F1/F5/G1/G5/H1/H5)
8B	Y00086-D2-438	EA	MOLDING - VINYL WRAP - .7" X 1.6" X 96" - CONCERT CHERRY (UM1 THRU UM9, UN1 THRU UN9)
8B	Y00086-A2-438	EA	MOLDING - VINYL WRAP - .7" X 1.6" X 96" - WASHED MAPLE
8B	Y00086-92-438	EA	MOLDING - VINYL WRAP - .7" X 1.6" X 96" - SIERRA MAPLE - SIERRA MAPLE

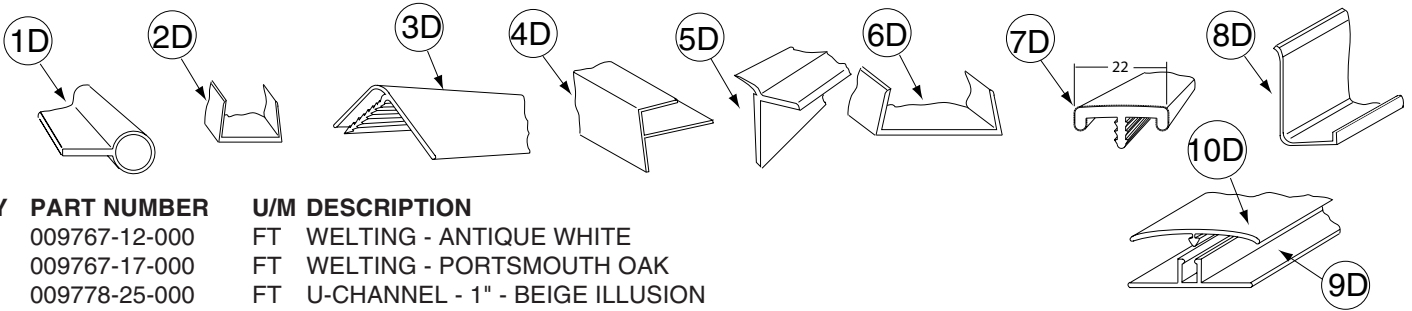
INTERIOR FINISH GROUP (CONTINUED)
MOLDINGS & TRIMS (CONTINUED)

KEY	PART NUMBER	U/M DESCRIPTION
8B	Y00087-62-438	EA MOLDING - 96" - CONCERT CHERRY (U90/94/98/A1/A5/B1/C1/C5/D1/D5/E1/E5/F1/F5/G1/G5/H1/H5)
8B	Y00087-D2-438	EA MOLDING - VINYL WRAP - .7" X 2.9" X 96" - CONCERT CHERRY (UM1 THRU UM9, UN1 THRU UN9)
8B	Y00087-A2-438	EA MOLDING - VINYL WRAP - .7" X 2.9" X 96" - WASHED MAPLE
8B	Y00087-92-438	EA MOLDING - VINYL WRAP - .7" X 2.9" X 96" - SIERRA MAPLE
8B	Y00300-62-438	EA MOLDING - 96" - CONCERT CHERRY (U90/94/98/A1/A5/B1/C1/C5/D1/D5/E1/E5/F1/F5/G1/G5/H1/H5)
8B	Y00300-D2-438	EA MOLDING - VINYL WRAP - .3" X .6" X 96" - CONCERT CHERRY (UM1 THRU UM9, UN1 THRU UN9)
8B	Y00300-A2-438	EA MOLDING - VINYL WRAP - .3" X .6" X 96" - WASHED MAPLE
8B	Y00300-92-438	EA MOLDING - VINYL WRAP - .3" X .6" X 96" - SIERRA MAPLE



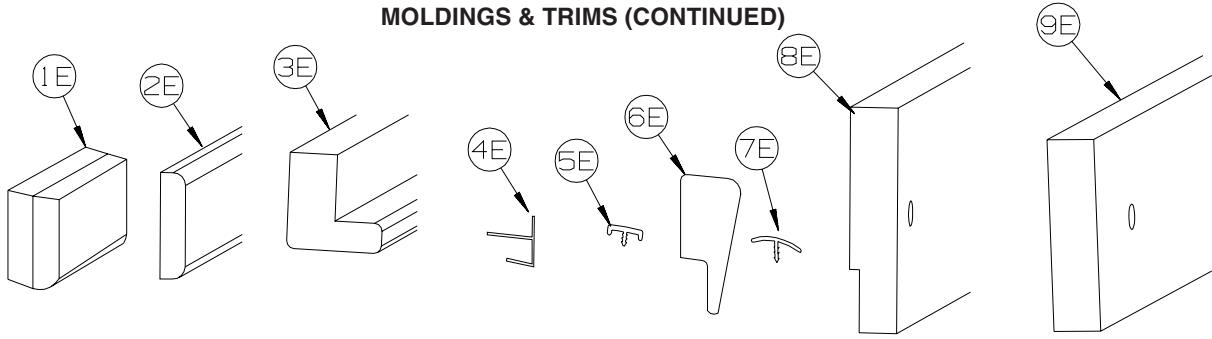
KEY	PART NUMBER	U/M DESCRIPTION
1C	M09520-19-TD1	EA MOLDING - TRIM - W/NOTCH - 1" X 86.3" - CONCERT CHERRY
1C	M09520-19-TD2	EA MOLDING - TRIM - W/NOTCH - 1" X 86.3" - WASHED MAPLE
1C	M09520-19-TD3	EA MOLDING - TRIM - W/NOTCH - 1" X 86.3" - HONEY CHERRY
1C	M09525-27-UF1	EA MOLDING - HARDWOOD - .75" X 1.4" X 32.4" - CONCERT CHERRY
1C	M09525-27-UF2	EA MOLDING - HARDWOOD - .75" X 1.4" X 32.4" - WASHED MAPLE
1C	M09525-27-UF3	EA MOLDING - HARDWOOD - .75" X 1.4" X 32.4" - SIERRA MAPLE
2C	M09511-46-T77	EA MOLDING/TRIM - .5" X 1.5" X 86.5" - PORTSMOUTH OAK
2C	M09511-46-T78	EA MOLDING/TRIM - .5" X 1.5" X 86.5" - CONCERT CHERRY
2C	M09511-46-T79	EA MOLDING/TRIM - .5" X 1.5" X 86.5" - WASHED MAPLE
2C	M09511-46-T80	EA MOLDING/TRIM - .5" X 1.5" X 86.5" - SIERRA MAPLE
3C	Y00223-42-438	EA MOLDING - HARDWOOD/OAK - .7" X 1" X 96"
3C	Y00223-32-438	EA MOLDING - HARDWOOD/CHERRY - .7" X 1" X 96"
3C	Y00223-22-438	EA MOLDING - HARDWOOD/MAPLE - .7" X 1" X 96"
4C	Y00054-62-438	EA MOLDING- 96" - CONCERT CHERRY (U90/94/98/A1/A5/B1/C1/C5/D1/D5/E1/E5/F1/F5/G1/G5/H1/H5)
4C	Y00054-D2-438	EA MOLDING/VYL WRP-BVLD-.73" X 3.1" X 96" - CONCERT CHERRY (UM1 THRU UM9, UN1 THRU UN9)
4C	Y00054-A2-438	EA MOLDING/VINYL WRAP-BEVELED ENDS-.73"X3.1"X96" - WASHED MAPLE
4C	Y00054-92-438	EA MOLDING/VINYL WRAP-BEVELED-.73" X 3.1" X 96" - SIERRA MAPLE
4C	Y00258-62-438	EA MOLDING/VYL 96" - CONCERT CHERRY (U90/94/98/A1/A5/B1/C1/C5/D1/D5/E1/E5/F1/F5/G1/G5/H1/H5)
4C	Y00258-D2-438	EA MOLDING/VINYL WRP-BVLD-.73" X 3.1" X 96" - CONCERT CHERRY (UM1 THRU UM9, UN1 THRU UN9)
4C	Y00258-A2-438	EA MOLDING/VINYL WRAP-BEVELED ENDS-.73"X3.1"X96" - WASHED MAPLE
4C	Y00258-92-438	EA MOLDING/VINYL WRAP-BEVELED-.73" X 3.1" X 96" - SIERRA MAPLE
5C	Y00259-62-438	EA MOLDING/VYL 96" - CONCERT CHERRY (U90/94/98/A1/A5/B1/C1/C5/D1/D5/E1/E5/F1/F5/G1/G5/H1/H5)
5C	Y00259-D2-438	EA MOLDING/VINYL WRP-BVLD-.73" X 1.8" X 96" - CONCERT CHERRY (UM1 THRU UM9, UN1 THRU UN9)
5C	Y00259-A2-438	EA MOLDING/VINYL WRAP-BEVELED-.73"X1.8"X96" - WASHED MAPLE
5C	Y00259-92-438	EA MOLDING/VINYL WRAP-BEVELED-.73"X1.8"X96" - SIERRA MAPLE
6C	Y00152-A2-438	EA MOLDING/TRIM - VINYL - .6" X 3.5" X 96" - WASHED MAPLE
6C	Y00152-92-438	EA MOLDING/TRIM - VINYL - .6" X 3.5" X 96" - SIERRA MAPLE

INTERIOR FINISH GROUP (CONTINUED)
MOLDINGS & TRIMS (CONTINUED)



KEY	PART NUMBER	U/M	DESCRIPTION
1D	009767-12-000	FT	WELTING - ANTIQUE WHITE
1D	009767-17-000	FT	WELTING - PORTSMOUTH OAK
2D	009778-25-000	FT	U-CHANNEL - 1" - BEIGE ILLUSION
2D	009778-26-000	FT	U-CHANNEL - 1 1/4" - BEIGE ILLUSION
2D	009778-38-000	FT	U-CHANNEL - 1" - BONE
2D	009778-32-000	FT	U-CHANNEL - 1" - PORTSMOUTH OAK
2D	009778-34-000	FT	U-CHANNEL - 1" - CONCERT CHERRY
2D	009778-27-000	FT	U-CHANNEL - 1" - WASHED MAPLE
2D	009778-35-000	FT	U-CHANNEL - 1" - HONEY CHERRY
2D	009778-36-000	FT	U-CHANNEL - 1" - SIERRA MAPLE
3D	009809-30-000	EA	MOLDING - CORNER - OUTSIDE - 1" X 84" - BEIGE ILLUSION
3D	009809-37-000	EA	MOLDING - CORNER - OUTSIDE - 1" X 84" - BONE
3D	009809-32-000	EA	MOLDING - CORNER - OUTSIDE - 1" X 84" - PORTSMOUTH OAK
3D	009809-33-000	EA	MOLDING - CORNER - OUTSIDE - 1" X 84" - CONCERT CHERRY
3D	009809-31-000	EA	MOLDING - CORNER - OUTSIDE - 1" X 84" - WASHED MAPLE
3D	009809-34-000	EA	MOLDING - CORNER - OUTSIDE - 1" X 84" - HONEY CHERRY
3D	009809-35-000	EA	MOLDING - CORNER - OUTSIDE - 1" X 84" - SIERRA MAPLE
4D	009812-31-000	EA	MOLDING - CORNER - 1/2" W/1/4"CHAN X 84" - BEIGE ILLUSION
4D	009812-40-000	EA	MOLDING - CORNER - 1/2" W/1/4"CHAN X 84" - BONE
4D	009812-35-000	EA	MOLDING - CORNER - 1/2" W/1/4"CHAN X 84" - PORTSMOUTH OAK
4D	009812-36-000	EA	MOLDING - CORNER - 1/2" W/1/4"CHAN X 84" - CONCERT CHERRY
4D	009812-33-000	EA	MOLDING - CORNER - 1/2" W/1/4"CHAN X 84" - WASHED MAPLE
4D	009812-37-000	EA	MOLDING - CORNER - 1/2" W/1/4"CHAN X 84" - HONEY CHERRY
4D	009812-38-000	EA	MOLDING - CORNER - 1/2" W/1/4"CHAN X 84" - SIERRA MAPLE
5D	022992-11-000	FT	MOLDING - REVERSE COVE - T-SHAPED - IVORY
5D	022992-18-000	FT	MOLDING - REVERSE COVE - T-SHAPED - BONE
5D	022992-14-000	FT	MOLDING - REVERSE COVE - T-SHAPED - BRIGHT WHITE
6D	070504-42-000	FT	U-CHANNEL - PLASTIC - .13" X 84" - BEIGE ILLUSION
6D	070504-69-000	FT	U-CHANNEL - PLASTIC - .13" X 84" - BONE
6D	070504-43-000	FT	U-CHANNEL - PLASTIC - .9" X 96" - BEIGE ILLUSION
6D	070504-70-000	FT	U-CHANNEL - PLASTIC - .8" X 84" - BONE
6D	070504-57-000	FT	U-CHANNEL - PLASTIC - .13" X 84" - PORTSMOUTH OAK
6D	070504-58-000	FT	U-CHANNEL - PLASTIC - .9" X 84" - PORTSMOUTH OAK
6D	070504-60-000	FT	U-CHANNEL - PLASTIC - .13" X 84" - CONCERT CHERRY
6D	070504-61-000	FT	U-CHANNEL - PLASTIC - .9" X 84" - CONCERT CHERRY
6D	070504-50-000	FT	U-CHANNEL - PLASTIC - .13" X 96" - WASHED MAPLE
6D	070504-51-000	FT	U-CHANNEL - PLASTIC - .9" X 96" - WASHED MAPLE
6D	070504-62-000	FT	U-CHANNEL - PLASTIC - 1.65" X 84" - HONEY CHERRY
6D	070504-63-000	FT	U-CHANNEL - PLASTIC - .9" X 84" - HONEY CHERRY
6D	070504-65-000	FT	U-CHANNEL - PLASTIC - 1.65" X 84" - SIERRA MAPLE
6D	070504-66-000	FT	U-CHANNEL - PLASTIC - .9" X 84" - SIERRA MAPLE
7D	083620-15-000	FT	MOLDING-T - W/EDGE LIP - 7/8" FACE - BEIGE ILLUSION
7D	083620-25-000	FT	MOLDING-T - W/EDGE LIP - 7/8" FACE - BONE
7D	083620-20-000	FT	MOLDING-T - W/EDGE LIP - 7/8" FACE - PORTSMOUTH OAK
7D	083620-21-000	FT	MOLDING-T - W/EDGE LIP - 7/8" FACE - CONCERT CHERRY
7D	083620-19-000	FT	MOLDING-T - W/EDGE LIP - 7/8" FACE - WASHED MAPLE
7D	083620-24-000	FT	MOLDING-T - W/EDGE LIP - 7/8" FACE - HONEY CHERRY
7D	083620-22-000	FT	MOLDING-T - W/EDGE LIP - 7/8" FACE - SIERRA MAPLE
8D	085746-04-000	FT	TRIM-J - CARPET 1.2" X .5" ANGLE - 12' LONG - OFF WHITE
9D	086229-01-000	EA	RETAINER - BATTEN - .75" X 92.1" - ANY COLOR
10D	086229-20-000	EA	BATTEN - 1" X 96" - BEIGE

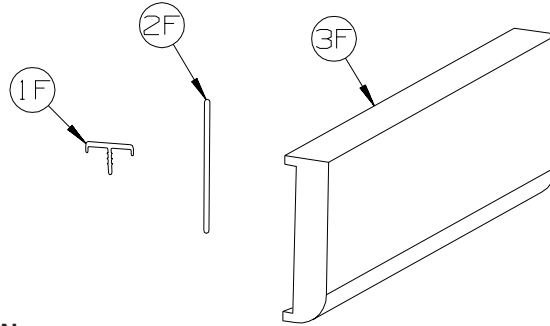
INTERIOR FINISH GROUP (CONTINUED)
MOLDINGS & TRIMS (CONTINUED)



KEY	PART NUMBER	U/M	DESCRIPTION
1E	100659-30-N75	EA	MOLDING - TRIM - 8' - PORTSMOUTH OAK
1E	100659-30-N74	EA	MOLDING - TRIM - 8' - CONCERT CHERRY
1E	100659-30-M84	EA	MOLDING - TRIM - 8' - WASHED MAPLE
1E	100659-27-RA3	EA	MOLDING - TRIM - HONEY CHERRY
1E	100659-31-SA3	EA	MOLDING - TRIM - SIERRA MAPLE
2E	100818-01-12A	EA	MOLDING - VINYL WRAPPED - 1.6" X .4" X 84" - PORTSMOUTH OAK
2E	100818-01-13A	EA	MOLDING - VYL 84" - CONCERT CHERRY (U90/94/98/A1/A5/B1/C1/C5/D1/D5/E1/E5/F1/F5/G1/G5/H1/H5)
2E	100818-01-23A	EA	MOLDING - VINYL WRPPD - 1.6" X .4" X 84" - CONCERT CHERRY (UM1 THRU UM9, UN1 THRU UN9)
2E	100818-01-21A	EA	MOLDING - VINYL WRAPPED - 1.6" X .4" X 84" - WASHED MAPLE
2E	100818-01-14A	EA	MOLDING - VINYL WRAPPED - 1.6" X .4" X 84" - HONEY CHERRY
2E	100818-01-22A	EA	MOLDING - VINYL WRAPPED - 1.6" X .4" X 84" - SIERRA MAPLE
3E	100819-01-12A	EA	MOLDING - VINYL WRAPPED-L-SHAPED-1.5"X1.5"X84" - PORTSMOUTH OAK
3E	100819-01-13A	EA	MOLDING - VYL 84" - CONCERT CHERRY (U90/94/98/A1/A5/B1/C1/C5/D1/D5/E1/E5/F1/F5/G1/G5/H1/H5)
3E	100819-01-23A	EA	MOLDING - VYL WRPPD-L-SHPD-1.5"X1.5"X84" - CONCERT CHERRY (UM1 THRU UM9, UN1 THRU UN9)
3E	100819-01-21A	EA	MOLDING - VINYL WRAPPED-L-SHAPED-1.5"X1.5"X84" - WASHED MAPLE
3E	100819-01-14A	EA	MOLDING - VINYL WRAPPED-L-SHAPED-1.5"X1.5"X84" - HONEY CHERRY
3E	100819-01-22A	EA	MOLDING - VINYL WRAPPED-L-SHAPED-1.5"X1.5"X84" - SIERRA MAPLE
4E	103186-01-07A	FT	MOLDING/PLASTIC - 3/8" U-CHANNEL-3/4" FACE -BEIGE ILLUSION
4E	103186-01-09A	FT	MOLDING/PLASTIC - 3/8" U-CHAN'L-3/4" FACE - PORTSMOUTH OAK
4E	103186-01-10A	FT	MOLDING/PLASTIC - 3/8" U-CHAN'L-3/4" FACE - CONCERT CHERRY
4E	103186-01-08A	FT	MOLDING/PLASTIC - 3/8" U-CHANNEL-3/4"FACE-WASHED MAPLE 8' - WASHED MAPLE
4E	103186-01-11A	FT	MOLDING/PLASTIC - 3/8" U-CHAN'L-3/4" FACE - HONEY CHERRY
4E	103186-01-12A	FT	MOLDING/PLASTIC - 3/8" U-CHAN'L-3/4" FACE - SIERRA MAPLE
4E	103186-02-07A	FT	MOLDING/PLASTIC-1" U-CHAN'L-1 3/8" FACE - BEIGE ILLUSION
4E	103186-02-09A	FT	MOLDING/PLASTIC - 1" U-CHAN'L-1 3/8" FACE - PORTSMOUTH OAK
4E	103186-02-10A	FT	MOLDING/PLASTIC - 1" U-CHAN'L-1 3/8" FACE - CONCERT CHERRY
4E	103186-02-08A	FT	MOLDING/PLASTIC - 1" U-CHANNEL-1 3/8"FACE - WASHED MAPLE
4E	103186-02-11A	FT	MOLDING/PLASTIC - 1" U-CHAN'L-1 3/8" FACE - HONEY CHERRY
4E	103186-02-12A	FT	MOLDING/PLASTIC - 1" U-CHAN'L-1 3/8" FACE - SIERRA MAPLE
5E	104676-02-08A	FT	MOLDING-T - W/EDGE LIP - 11/16" FACE - PORTSMOUTH OAK
5E	104676-02-09A	FT	MOLDING-T - W/EDGE LIP - 11/16" FACE - CONCERT CHERRY
5E	104676-02-06A	FT	MOLDING-T - W/EDGE LIP - 11/16" FACE - WASHED MAPLE
5E	104676-02-10A	FT	MOLDING-T - W/EDGE LIP - 11/16" FACE - HONEY CHERRY
5E	104676-02-12A	FT	MOLDING-T - W/EDGE LIP - 11/16" FACE - SIERRA MAPLE
6E	105004-01-12A	EA	MOLDING - VINYL WRAPPED - 1" X 96" - PORTSMOUTH OAK
6E	105004-01-13A	EA	MOLDING - V W 8' - CONCERT CHERRY (U90/94/98/A1/A5/B1/C1/C5/D1/D5/E1/E5/F1/F5/G1/G5/H1/H5)
6E	105004-01-23A	EA	MOLDING - VINYL WRAPPD 1" X 8' - CONCERT CHERRY (UM1 THRU UM9, UN1 THRU UN9)
6E	105004-01-21A	EA	MOLDING - VINYL WRAPPED - 1" X 8' - WASHED MAPLE
6E	105004-01-24A	EA	MOLDING - VINYL WRAPPED - 1" X 8' - HONEY CHERRY
6E	105004-01-22A	EA	MOLDING - VINYL WRAPPED - 1" X 8' - SIERRA MAPLE
7E	105709-02-000	FT	MOLDING-T - W/EDGE LIP 3/4" FACE - BEIGE ILLUSION
8E	116951-45-R68	EA	MOLDING - TRIM - 3" X 30.3" - PORTSMOUTH OAK
8E	116951-45-R69	EA	MOLDING - TRIM - 3" X 30.3" - CONCERT CHERRY
8E	116951-45-R76	EA	MOLDING - TRIM - 3" X 30.3" - WASHED MAPLE
8E	116951-45-SA3	EA	MOLDING - TRIM - 3" X 30.3" - SIERRA MAPLE
9E	116951-37-R68	EA	MOLDING - TRIM - 3.5" X 38.6" - PORTSMOUTH OAK
9E	116951-37-R69	EA	MOLDING - TRIM - 3.5" X 38.6" - CONCERT CHERRY
9E	116951-37-R76	EA	MOLDING - TRIM - 3.5" X 38.6" - WASHED MAPLE
9E	116951-37-SA3	EA	MOLDING - TRIM - 3.5" X 38.6" - SIERRA MAPLE
9E	116951-51-SA0	EA	MOLDING - TRIM - 3.5" X 47.3" - PORTSMOUTH OAK
9E	116951-51-SA1	EA	MOLDING - TRIM - 3.5" X 47.3" - CONCERT CHERRY
9E	116951-51-SA2	EA	MOLDING - TRIM - 3.5" X 47.3" - WASHED MAPLE
9E	116951-51-SA3	EA	MOLDING - TRIM - 3.5" X 47.3" - SIERRA MAPLE

INTERIOR FINISH GROUP (CONTINUED)
MOLDINGS & TRIMS (CONTINUED)

KEY	PART NUMBER	U/M	DESCRIPTION
9E	116951-55-TD0	EA	MOLDING - TRIM - 4.5" X 52.3" - PORTSMOUTH OAK
9E	116951-55-TD1	EA	MOLDING - TRIM - 4.5" X 52.3" - CONCERT CHERRY
9E	116951-55-TD2	EA	MOLDING - TRIM - 4.5" X 52.3" - WASHED MAPLE
9E	116951-55-TD3	EA	MOLDING - TRIM - 4.5" X 52.3" - SIERRA MAPLE
9E	116951-56-TD0	EA	MOLDING - TRIM - 4.5" X 52.3" - PORTSMOUTH OAK
9E	116951-56-TD1	EA	MOLDING - TRIM - 4.5" X 52.3" - CONCERT CHERRY
9E	116951-56-TD2	EA	MOLDING - TRIM - 4.5" X 52.3" - WASHED MAPLE
9E	116951-56-TD3	EA	MOLDING - TRIM - 4.5" X 52.3" - SIERRA MAPLE

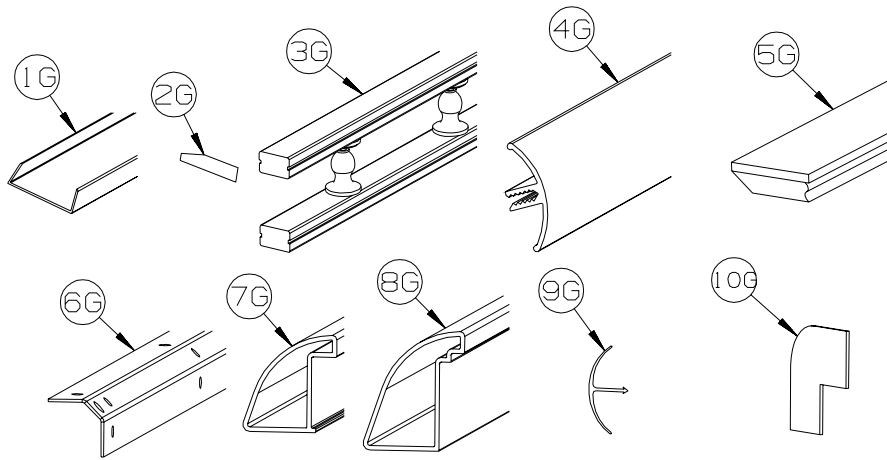


KEY	PART NUMBER	U/M	DESCRIPTION
1F	119520-01-01A	FT	MOLDING-T - OFFSET W/EDGE LIP - 1.3" FACE - OFF WHITE
1F	119520-03-03A	FT	MOLDING-T - OFFSET W/EDGE LIP - 1" FACE - WASHED MAPLE
1F	119520-03-06A	FT	MOLDING-T - OFFSET W/EDGE LIP - 1" FACE - HONEY CHERRY
2F	127842-01-01A	FT	SEAL - SIGHT SHIELD - 2" BLACK
	137885-A2-438	EA	LUMBER - VYL .75" - CONCERT CHERRY (U90/94/98/A1/A5/B1/C1/C5/D1/D5/E1/E5/F1/F5/G1/G5/H1/H5)
	160300-A2-438	EA	LUMBER - VINYL WRAPPED - .7" X .75" X 96" - CONCERT CHERRY (UM1 THRU UM9, UN1 THRU UN9)
	137885-J2-438	EA	LUMBER - VYL1.5" - CONCERT CHERRY (U90/94/98/A1/A5/B1/C1/C5/D1/D5/E1/E5/F1/F5/G1/G5/H1/H5)
	160300-D2-438	EA	LUMBER - VINYL WRAPPED - .7" X 1.5" X 96" - CONCERT CHERRY (UM1 THRU UM9, UN1 THRU UN9)
	137885-E2-438	EA	LUMBER - VYL2" -CONCERT CHERRY (U90/94/98/A1/A5/B1/C1/C5/D1/D5/E1/E5/F1/F5/G1/G5/H1/H5)
	160300-E2-438	EA	LUMBER - VINYL WRAPPED - .7" X 2" X 96" - CONCERT CHERRY (UM1 THRU UM9, UN1 THRU UN9)
	137885-F2-438	EA	LUMBER - VYL2.5" - CONCERT CHERRY (U90/94/98/A1/A5/B1/C1/C5/D1/D5/E1/E5/F1/F5/G1/G5/H1/H5)
	160300-F2-438	EA	LUMBER - VINYL WRAPPED - .7" X 2.5" X 96" - CONCERT CHERRY (UM1 THRU UM9, UN1 THRU UN9)
	137885-G2-438	EA	LUMBER - VYL3" - CONCERT CHERRY (U90/94/98/A1/A5/B1/C1/C5/D1/D5/E1/E5/F1/F5/G1/G5/H1/H5)
	160300-G2-438	EA	LUMBER - VINYL WRAPPED - .7" X 3" X 96" - CONCERT CHERRY (UM1 THRU UM9, UN1 THRU UN9)
	137885-H2-438	EA	LUMBER - VYL3.5" - CONCERT CHERRY (U90/94/98/A1/A5/B1/C1/C5/D1/D5/E1/E5/F1/F5/G1/G5/H1/H5)
	160300-H2-438	EA	LUMBER - VINYL WRAPPED - .7" X 3.5" X 96" - CONCERT CHERRY (UM1 THRU UM9, UN1 THRU UN9)
	137885-I2-438	EA	LUMBER - VYL5.5" - CONCERT CHERRY (U90/94/98/A1/A5/B1/C1/C5/D1/D5/E1/E5/F1/F5/G1/G5/H1/H5)
	160300-J2-438	EA	LUMBER - VINYL WRAPPED - .7" X 5.5" X 96" - CONCERT CHERRY (UM1 THRU UM9, UN1 THRU UN9)
	137885-J2-743	EA	LUMBER - VYL5.5" - CONCERT CHERRY (U90/94/98/A1/A5/B1/C1/C5/D1/D5/E1/E5/F1/F5/G1/G5/H1/H5)
	160300-J2-743	EA	LUMBER - VINYL WRAPPED - .7" X 5.5" X 108" - CONCERT CHERRY (UM1 THRU UM9, UN1 THRU UN9)
	137885-K2-438	EA	LUMBER - VYL3.9" - CONCERT CHERRY (U90/94/98/A1/A5/B1/C1/C5/D1/D5/E1/E5/F1/F5/G1/G5/H1/H5)
	160300-K2-438	EA	LUMBER - VINYL WRAPPED - .7" X 3.9" X 96" - CONCERT CHERRY (UM1 THRU UM9, UN1 THRU UN9)
	137885-R2-438	EA	LUMBER - VYL 3" - CONCERT CHERRY (U90/94/98/A1/A5/B1/C1/C5/D1/D5/E1/E5/F1/F5/G1/G5/H1/H5)
	160300-R2-438	EA	LUMBER - VINYL WRAPPED - .7" X 3" X 96" - CONCERT CHERRY (UM1 THRU UM9, UN1 THRU UN9)
3F	137887-D2-134	EA	MOLDING - 1.6" X 84" - CONCERT CHERRY (U90/94/98/A1/A5/B1/C1/C5/D1/D5/E1/E5/F1/F5/G1/G5/H1/H5)
3F	160301-D2-134	EA	MOLDING -VINYL WRAPPED - .7" X 1.6" X 84" - CONCERT CHERRY (UM1 THRU UM9, UN1 THRU UN9)
3F	137887-D2-743	EA	MLDG - 1.6" X 108" - CONCERT CHERRY (U90/94/98/A1/A5/B1/C1/C5/D1/D5/E1/E5/F1/F5/G1/G5/H1/H5)
3F	160301-D2-743	EA	MOLDING - VINYL WRAPPED - .7" X 1.6" X 108" - CONCERT CHERRY (UM1 THRU UM9, UN1 THRU UN9)
3F	137887-F2-134	EA	MLDNG - 2.5" X 84" - CONCERT CHERRY (U90/94/98/A1/A5/B1/C1/C5/D1/D5/E1/E5/F1/F5/G1/G5/H1/H5)
3F	160301-F2-134	EA	MOLDING - VINYL WRAPPED - .7" X 2.5" X 84" - CONCERT CHERRY (UM1 THRU UM9, UN1 THRU UN9)
3F	137887-F2-743	EA	MLDG - 2.5" X 108" - CONCERT CHERRY (U90/94/98/A1/A5/B1/C1/C5/D1/D5/E1/E5/F1/F5/G1/G5/H1/H5)
3F	160301-F2-743	EA	MOLDING - VINYL WRPPD - .7" X 2.5" X 108" - CONCERT CHERRY (UM1 THRU UM9, UN1 THRU UN9)
3F	137887-F2-438	EA	MLDG - 2.5" X 96" - CONCERT CHERRY (U90/94/98/A1/A5/B1/C1/C5/D1/D5/E1/E5/F1/F5/G1/G5/H1/H5)
3F	160301-F2-438	EA	MOLDING - VINYL WRPPD - .7" X 2.5" X 96" - CONCERT CHERRY (UM1 THRU UM9, UN1 THRU UN9)
	137894-A2-438	EA	LUMBER - VINYL WRAPPED - .7" X .75" X 96" - PORTSMOUTH OAK
	137894-D2-438	EA	LUMBER - VINYL WRAPPED - .7" X 1.5" X 96" - PORTSMOUTH OAK
	137894-E2-438	EA	LUMBER - VINYL WRAPPED - .7" X 2" X 96" - PORTSMOUTH OAK
	137894-F2-438	EA	LUMBER - VINYL WRAPPED - .7" X 2.5" X 96" - PORTSMOUTH OAK
	137894-G2-438	EA	LUMBER - VINYL WRAPPED - .7" X 3" X 96" - PORTSMOUTH OAK
	137894-H2-438	EA	LUMBER - VINYL WRAPPED - .7" X 3.5" X 96" - PORTSMOUTH OAK
	137894-J2-438	EA	LUMBER - VINYL WRAPPED - .7" X 5.5" X 80.2" - PORTSMOUTH OAK
	137894-J2-743	EA	LUMBER - VINYL WRAPPED - .7" X 5.5" X 96" - PORTSMOUTH OAK
	137894-K2-438	EA	LUMBER - VINYL WRAPPED - .7" X 3.9" X 96" - PORTSMOUTH OAK
	137894-R2-438	EA	LUMBER - VINYL WRAPPED - .7" X 3" X 96" - PORTSMOUTH OAK

INTERIOR FINISH GROUP (CONTINUED)
MOLDINGS & TRIMS (CONTINUED)

KEY	PART NUMBER	U/M	DESCRIPTION
3F	137895-D2-134	EA	MOLDING - VINYL WRAPPED - .7" X 1.6" X 84"-PORTSMOUTH OAK
3F	137895-D2-743	EA	MOLDING - VINYL WRAPPED - .7" X 1.6" X 108"-PORTSMOUTH OAK
3F	137895-F2-438	EA	MOLDING - VINYL WRAPPED - .7" X 2.5" X 96" - PORTSMOUTH OAK
3F	137895-F2-743	EA	MOLDING - VINYL WRAPPED - .7" X 2.5" X 108" - PORTSMOUTH OAK
	146419-A2-438	EA	LUMBER - VINYL WRAPPED - .7" X .75" X 96" - HONEY CHERRY
	146419-D2-438	EA	LUMBER - VINYL WRAPPED - .7" X 1.5" X 96" - HONEY CHERRY
	146419-E2-438	EA	LUMBER - VINYL WRAPPED - .7" X 2" X 96" - HONEY CHERRY
	146419-F2-438	EA	LUMBER - VINYL WRAPPED - .7" X 2.5" X 96" - HONEY CHERRY
	146419-G2-438	EA	LUMBER - VINYL WRAPPED - .7" X 3" X 96" - HONEY CHERRY
	146419-H2-438	EA	LUMBER - VINYL WRAPPED - .7" X 3.5" X 96" - HONEY CHERRY
	146419-J2-438	EA	LUMBER - VINYL WRAPPED - .7" X 5.5" X 96" - HONEY CHERRY
	146419-J2-743	EA	LUMBER - VINYL WRAPPED - .7" X 5.5" X 108" - HONEY CHERRY
	146419-K2-438	EA	LUMBER - VINYL WRAPPED - .7" X 3.9" X 96" - HONEY CHERRY
	146419-R2-438	EA	LUMBER - VINYL WRAPPED - .7" X 3" X 96" - HONEY CHERRY
	146419-S2-438	EA	LUMBER - VINYL WRAPPED/FULL - .7"X 3.5"X 96"- HONEY CHERRY
	146419-T2-438	EA	LUMBER - VINYL WRAPPED/FULL - .7"X 5.5"X 96"- HONEY CHERRY
3F	146425-D2-134	EA	MOLDING - VINYL WRAPPED - .7" X 1.6" X 83.9" - HONEY CHERRY
3F	146425-F2-438	EA	MOLDING - VINYL WRAPPED - .7" X 2.6" X 96" - HONEY CHERRY
	149325-A2-438	EA	LUMBER - VINYL WRAPPED - .7" X .75" X 96" - WASHED MAPLE
	149325-D2-438	EA	LUMBER - VINYL WRAPPED - .7" X 1.5" X 96" - WASHED MAPLE
	149325-E2-438	EA	LUMBER - VINYL WRAPPED - .7" X 2" X 96" - WASHED MAPLE
	149325-F2-438	EA	LUMBER - VINYL WRAPPED - .7" X 2.5" X 96" - WASHED MAPLE
	149325-G2-438	EA	LUMBER - VINYL WRAPPED - .7" X 3" X 96" - WASHED MAPLE
	149325-H2-438	EA	LUMBER - VINYL WRAPPED - .7" X 3.5" X 96" - WASHED MAPLE
	149325-J2-438	EA	LUMBER - VINYL WRAPPED - .7" X 5.5" X 96" - WASHED MAPLE
	149325-J2-743	EA	LUMBER - VINYL WRAPPED - .7" X 5.5" X 108" - WASHED MAPLE
	149325-K2-438	EA	LUMBER - VINYL WRAPPED - .7" X 3.9" X 96" - WASHED MAPLE
	149325-R2-438	EA	LUMBER - VINYL WRAPPED - .7" X 3" X 96" - WASHED MAPLE
3F	149326-D2-134	EA	MOLDING - VINYL WRAPPED - .7" X 1.5" X 83.9" - WASHED MAPLE
3F	149326-D2-743	EA	MOLDING - VINYL WRAPPED - .7" X 1.5" X 108" - WASHED MAPLE
3F	149326-F2-134	EA	MOLDING - VINYL WRAPPED - .7" X 2.5" X 83.9" - WASHED MAPLE
3F	149326-F2-438	EA	MOLDING - VINYL WRAPPED - .7" X 2.5" X 96" - WASHED MAPLE
3F	149326-F2-743	EA	MOLDING - VINYL WRAPPED - .7" X 2.5" X 108" - WASHED MAPLE
	149330-A2-438	EA	LUMBER - VINYL WRAPPED - .7" X .75" X 96" - SIERRA MAPLE
	149330-D2-438	EA	LUMBER - VINYL WRAPPED - .7" X 1.5" X 96" - SIERRA MAPLE
	149330-E2-438	EA	LUMBER - VINYL WRAPPED - .7" X 2" X 96" - SIERRA MAPLE
	149330-F2-438	EA	LUMBER - VINYL WRAPPED - .7" X 2.5" X 96" - SIERRA MAPLE
	149330-G2-438	EA	LUMBER - VINYL WRAPPED - .7" X 3" X 96" - SIERRA MAPLE
	149330-H2-438	EA	LUMBER - VINYL WRAPPED - .7" X 3.5" X 96" - SIERRA MAPLE
	149330-J2-438	EA	LUMBER - VINYL WRAPPED - .7" X 5.5" X 96" - SIERRA MAPLE
	149330-J2-743	EA	LUMBER - VINYL WRAPPED - .7" X 5.5" X 108" - SIERRA MAPLE
	149330-K2-438	EA	LUMBER - VINYL WRAPPED - .7" X 3.9" X 96" - SIERRA MAPLE
	149330-R2-438	EA	LUMBER - VINYL WRAPPED - .7" X 3" X 96" - SIERRA MAPLE
3F	149331-D2-134	EA	MOLDING - VINYL WRAPPED - .7" X 1.5" X 83.9" - SIERRA MAPLE
3F	149331-D2-743	EA	MOLDING - VINYL WRAP - .7" X 1.5" X 108" - SIERRA MAPLE
3F	149331-F2-134	EA	MOLDING - VINYL WRAPPED - .7" X 2.5" X 83.9" - SIERRA MAPLE
3F	149331-F2-438	EA	MOLDING - VINYL WRAPPED - .7" X 2.5" X 96" - SIERRA MAPLE
3F	149331-F2-743	EA	MOLDING - VINYL WRAPPED - .7" X 2.5" X 108" - SIERRA MAPLE

INTERIOR FINISH GROUP (CONTINUED)
MOLDINGS & TRIMS (CONTINUED)



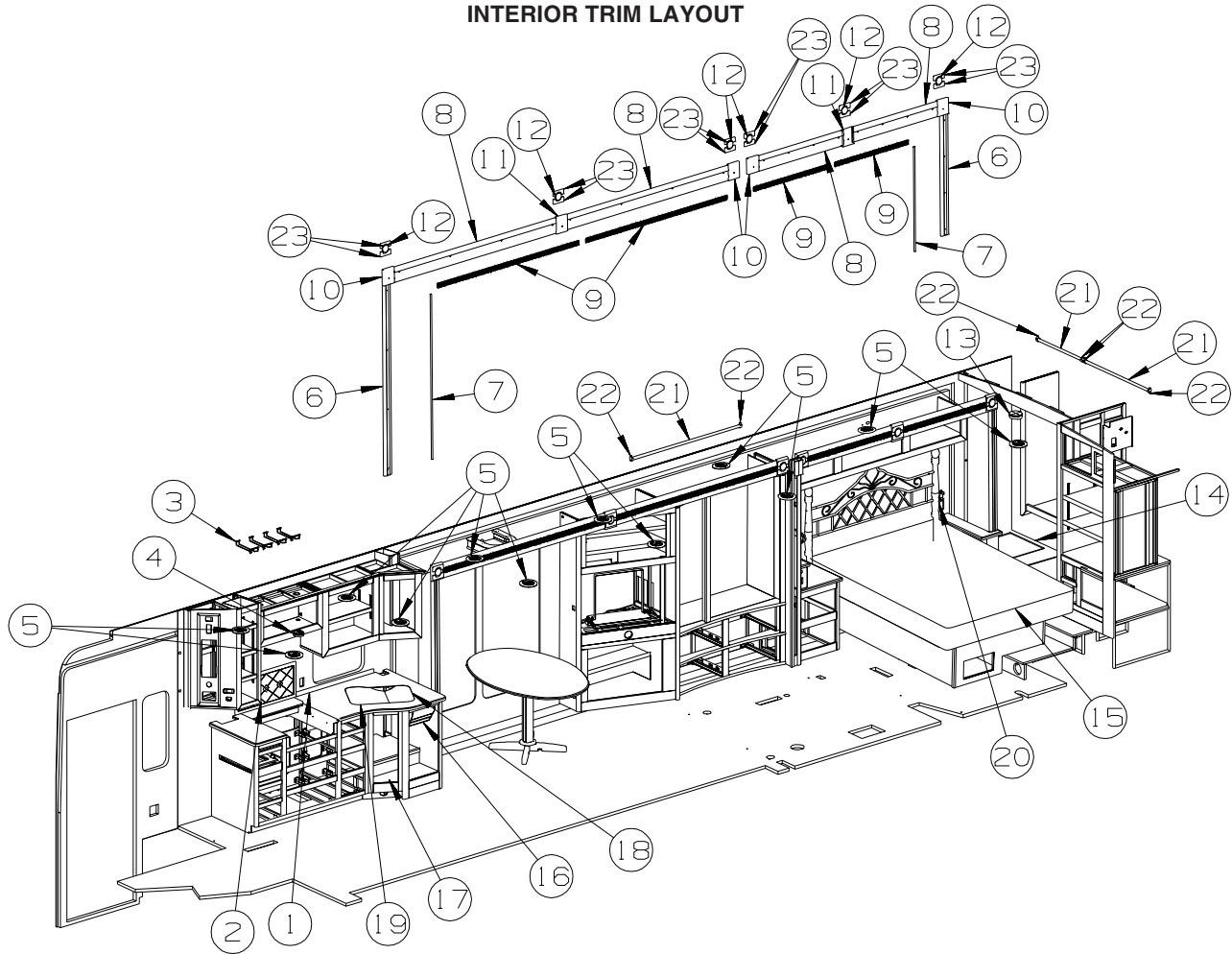
KEY	PART NUMBER	U/M	DESCRIPTION
1G	141260-01-01A	FT	U-CHANNEL - 1" - VILLAGE OAK
1G	141260-01-02A	FT	U-CHANNEL - 1" - GRADY BROWN
1G	141260-02-01A	FT	U-CHANNEL - 1 1/8" - VILLAGE OAK
1G	141260-02-02A	FT	U-CHANNEL - 1 1/8" - GRADY BROWN
2G	146306-01-01A	FT	TRANSITION - CARPET/TILE
3G	150167-01-07A	EA	RAIL - DECORATIVE - 96" W/O REVERSE SIDE GROOVE - PORTSMOUTH OAK
3G	150167-01-02A	EA	RAIL - DECORATIVE - 96" W/O REVERSE SIDE GROOVE - SALEM CHERRY - CONCERT CHERRY
3G	150167-01-03A	EA	RAIL - DECORATIVE - 96" W/O REVERSE SIDE GROOVE - WASHED MAPLE
3G	150167-01-09A	EA	RAIL - DECORATIVE - 96" W/O REVERSE SIDE GROOVE - SIERRA MAPLE
4G	151653-10-02A	EA	TRIM/RADIUS - CABINET CORNER - 79.6" - DULL METALLIC
4G	151653-13-02A	EA	TRIM/RADIUS - CABINET CORNER - 79.8" - DULL METALLIC
5G	151676-26-S46	EA	MOLDING/TRIM - .75" X 1.6" X 80.2" - PORTSMOUTH OAK
5G	151676-26-S47	EA	MOLDING/TRIM - .75" X 1.6" X 80.2" - CONCERT CHERRY
5G	151676-26-S48	EA	MOLDING/TRIM - .75" X 1.6" X 80.2" - WASHED MAPLE
5G	151676-26-SR0	EA	MOLDING/TRIM - .75" X 1.6" X 80.2" - SIERRA MAPLE
6G	151861-05-02B	EA	ANGLE - SUPPORT/CORNER - 1.4" X 78.6" - E-COATED
7G	151893-01-02A	EA	TRIM/RADIUS - CABINET BOTTOM - 72.6" - DULL METALLIC
8G	152077-01-02A	EA	TRIM/RADIUS - CABINET BOTTOM - 27.7" - DULL METALLIC
9G	156464-01-01A	FT	MOLDING - CORNER - RADIUS/PLASTIC - 8' - HONEY CHERRY
9G	156464-01-02A	FT	MOLDING - CORNER - RADIUS/PLASTIC - 8' - WASHED MAPLE
9G	156464-01-03A	FT	MOLDING - CORNER - RADIUS/PLASTIC - 8' - BONE
10G	160989-01-06A	FT	CAP - CORNER - RADIUS MOLDING - PLASTIC - WASHED MAPLE
10G	160989-01-07A	FT	CAP - CORNER - RADIUS MOLDING - PLASTIC - HONEY CHERRY

INTERIOR FINISH GROUP (CONTINUED)
PANELING & LAMINATES

KEY	PART NUMBER	U/M	DESCRIPTION
	000885-C3-000	SF	PARTICLE BOARD - 3/8" X 4' X 8' - WHITE THATCH EMB-1 SIDED
	000885-A5-000	SF	PARTICLE BOARD - 3/8" X 4' X 8'- WHT PEB EMBOSSED-1 SIDED
	000885-C1-000	SF	PARTICLE BOARD - 1/2" X 4' X 8'- NEW CONC CHERRY - 2 SIDED - CONCERT CHERRY
	000885-C0-000	SF	PARTICLE BOARD - 3/4" X 4' X 8'- NEW CONC CHERRY - 2 SIDED - CONCERT CHERRY
	000885-B8-000	SF	PARTICLE BOARD - 3/8" X 4' X 8'- NEW CONC CHERRY - 2 SIDED - CONCERT CHERRY
	000885-B9-000	SF	PARTICLE BOARD - 3/8" X 4' X 8'- NEW CONC CHERRY - 1 SIDED - CONCERT CHERRY
	000885-B5-000	SF	PARTICLE BOARD - 3/8" X 4' X 8'- WASHED MAPLE - 1 SIDED - WASHED MAPLE
	000885-B7-000	SF	PARTICLE BOARD - 1/2" X 4' X 8'- WASHED MAPLE - 2 SIDED - WASHED MAPLE
	000885-B6-000	SF	PARTICLE BOARD - 3/4" X 4' X 8'- WASHED MAPLE - 2 SIDED - WASHED MAPLE
	000885-B4-000	SF	PARTICLE BOARD - 3/8" X 4' X 8'- WASHED MAPLE - 2 SIDED - WASHED MAPLE
	000885-B1-000	SF	PARTICLE BOARD - 3/8" X 4' X 8' - SIERRA MAPLE - 1 SIDED - SIERRA MAPLE
	000885-B3-000	SF	PARTICLE BOARD - 1/2" X 4' X 8' - SIERRA MAPLE - 2 SIDED - SIERRA MAPLE
	000885-B2-000	SF	PARTICLE BOARD - 3/4" X 4' X 8' - SIERRA MAPLE - 2 SIDED - SIERRA MAPLE
	000885-B0-000	SF	PARTICLE BOARD - 3/8" X 4' X 8' - SIERRA MAPLE - 2 SIDED - SIERRA MAPLE
	P26866-11-N74	EA	HANDLE - DOOR/TAMBOUR - 20.8" - CHERRY - CONCERT CHERRY
	P26866-11-N84	EA	HANDLE - DOOR/TAMBOUR - 20.8" - WASHED MAPLE
	P26866-11-SA3	EA	HANDLE - DOOR/TAMBOUR - 20.8" - MAPLE/HONEY - SIERRA MAPLE
	074498-A2-000	SF	LAMINATE - PLASTIC - PHANTOM GRAY - 5' X 8'
	074498-96-000	SF	LAMINATE - PLASTIC - CHERRY - 4' X 8' - CONCERT CHERRY FROM: 00-00-00 THRU: 10-02-06
	074498-C2-000	SF	LAMINATE - PLASTIC - CHERRY - 4' X 8' - CONCERT CHERRY FROM: 10-01-06 THRU: 99-99-99
	074498-A6-000	SF	LAMINATE - PLASTIC - HARDROCK MAPLE - 5' X 8' - WASHED MAPLE
	074498-A8-000	SF	LAMINATE - PLASTIC - SUEDE/HONEY MAPLE - 5' X 8' - SIERRA MAPLE
	088272-M9-000	SF	PANELING - WHITE THATCHED - 4' X 8'
	088272-H9-000	SF	PANELING - PEBBLE EMBOSSED - WHITE - 4' X 7'
	088272-M0-000	SF	PANELING - SISAL/CHICORY - 4' X 7.4' (UF1,UF2,UF3)
	088272-N1-000	SF	PANELING - OASIS/RATTAN - 4' X 7.4' (UF5,UF6,UF7) FROM: 00-00-00 THRU: 03-27-07
	088272-M7-000	SF	PANELING - KURTA/CANVAS - 4' X 7.4' (UF5,UF6,UF7) FROM: 03-28-07 THRU: 99-99-99
	088272-M1-000	SF	PANELING - MORITZ/TUSCANY - 4' X 7.4' (UG1,UG2,UG3)
	088263-J6-000	EA	BATT STRIP - DECORATIVE - SISAL/CHICORY (UF1,UF2,UF3)
	088263-K7-000	EA	BATT STRIP - DECORATIVE - RATTAN - 8' (UF5,UF6,UF7) FROM: 00-00-00 THRU: 03-27-07
	088263-K3-000	EA	BATT STRIP - DECORATIVE - KURTA/CANVAS - 8' (UF5,UF6,UF7) FROM: 03-28-07 THRU: 99-99-99
	088263-J7-000	EA	BATT STRIP - DECORATIVE - MORITZ/TUSCANY (UG1,UG2,UG3)
	085284-K0-000	FT	BATT TAPE - ADHESIVE BACKED - DECORATIVE - SISAL/CHICORY (UF1,UF2,UF3)
	085284-L1-000	FT	BATT TAPE - ADHESIVE BACKED - DECORATIVE - RATTAN (UF5,UF6,UF7) FROM: 00-00-00 THRU: 03-27-07
	085284-K7-000	FT	BATT TAPE - ADHESIVE BACKED - DECORATIVE - KURTA/CANVAS (UF5,UF6,UF7) FROM: 03-28-07 THRU: 99-99-99
	085284-K1-000	FT	BATT TAPE - ADHESIVE BACKED - DECORATIVE - MORITZ/TUSCANY (UG1,UG2,UG3)
	080215-17-000	SF	PANELING-PAPER WRAP - 2 SIDED/N CON CHERRY-3/16" X 4' X 8' - CONCERT CHERRY
	080215-18-000	SF	PANELING/PAPER WRAP - 2 SIDED/WASHED MAPLE-3/16" X 4' X 8' - WASHED MAPLE
	080215-19-000	SF	PANELING/PAPER WRAP - 2 SIDED/SIERRA MAPLE-3/16" X 4' X 8' - SIERRA MAPLE
	074497-50-000	SF	PANELING - NEW CONCERT CHERRY - 1/8" X 4' X 8' - CONCERT CHERRY
	076773-21-000	SF	PANELING - 2 SIDED/NEW CONC CHERRY - 1/8" X 4' X 8' - CONCERT CHERRY
	076773-26-000	SF	PANELING - 1 SIDE/N-CONCERT CHERRY - 1/8" X 4' X 7' - CONCERT CHERRY
	074497-49-000	SF	PANELING - WASHED MAPLE - 1/8" X 4' X 8' - WASHED MAPLE
	076773-20-000	SF	PANELING - 2 SIDED/WASHED MAPLE - 1/8" X 4' X 8' - WASHED MAPLE
	076773-25-000	SF	PANELING - 1 SIDE/NEAT WASHED MAPLE - 1/8" X 4' X 7' - WASHED MAPLE
	074497-48-000	SF	PANELING - SIERRA MAPLE - 1/8" X 4' X 8' - SIERRA MAPLE
	076773-19-000	SF	PANELING - 2 SIDED/SIERRA MAPLE - 1/8" X 4' X 8' - SIERRA MAPLE
	076773-24-000	SF	PANELING - 1 SIDE/SIERRA MAPLE - 1/8" X 4' X 7' - SIERRA MAPLE
	079666-03-000	SF	PANELING - CLOSET - CEDAR - 4' X 7'
	079666-04-000	SF	PANELING - CLOSET - CEDAR - 4' X 8'

INTERIOR FINISH GROUP (CONTINUED)

INTERIOR TRIM LAYOUT

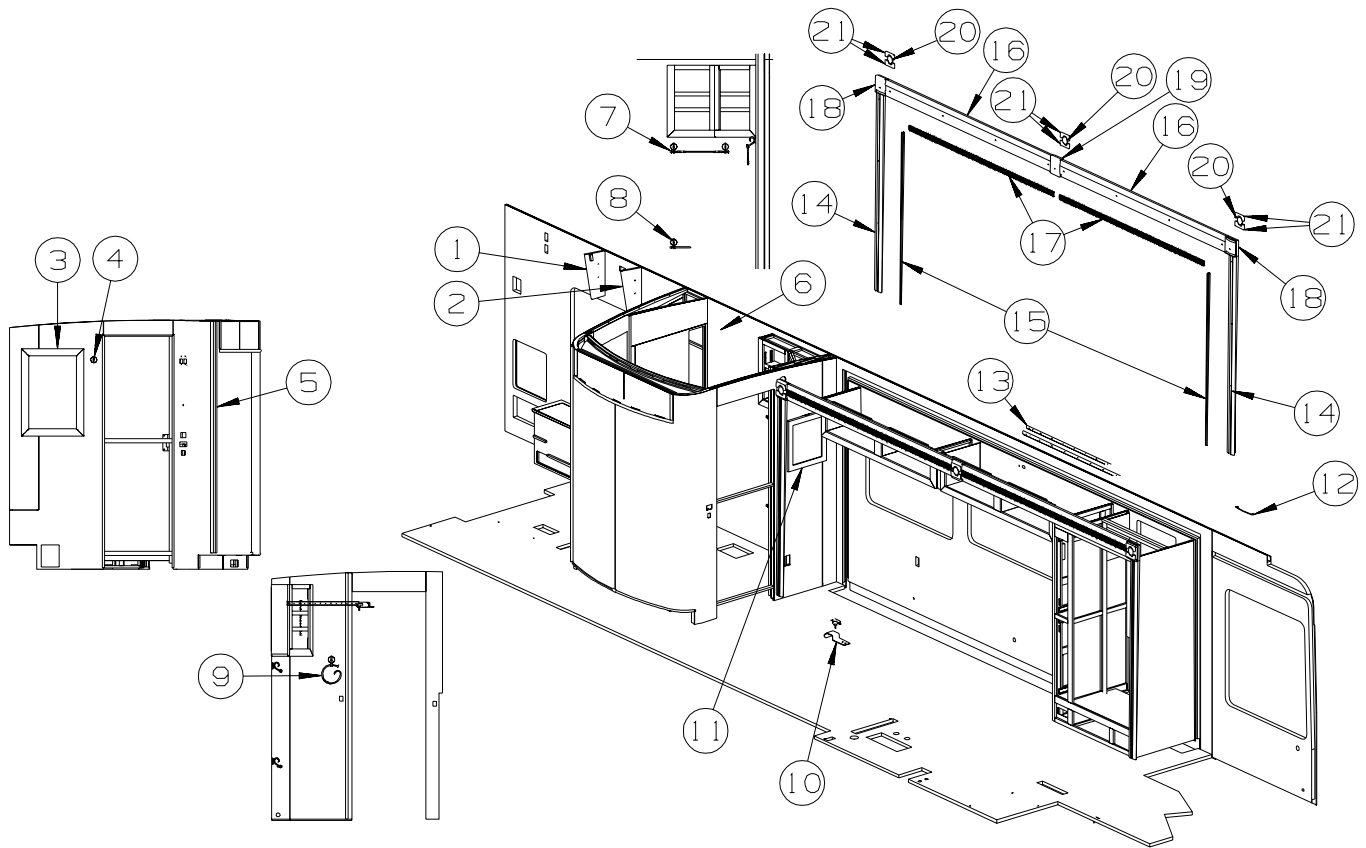


KEY	PART NUMBER	U/M	DESCRIPTION
1	130813-D3-09C	EA	BACKSPLASH/COUNTERTOP - 1/2" VENDURA -BUTTER BRICKLE GLOSS FROM: 00-00-00 THRU: 01-21-07
1	161216-23-UM1	EA	BACKSPLASH/COUNTERTOP - 1/2" VENDURA -BUTTER BRICKLE GLOSS FROM: 01-22-07 THRU: 99-99-99
2	160644-01-UF1	EA	BACKSPLASH - W/ACCENTS - STOVE - BUTTER BRICKLE GLOSS FROM: 00-00-00 THRU: 10-29-06
2	160644-09-UF1	EA	BACKSPLASH - W/ACCENTS - STOVE - BUTTER BRICKLE GLOSS FROM: 10-30-06 THRU: 99-99-99
3	159480-01-01A	EA	RACK - GLASS/STEMWARE HANGER - 10" - CHROME
4	072852-01-000	EA	DETECTOR - SMOKE - W/9 VOLT BATTERY
4	072852-02-000	EA	DETECTOR - SMOKE - W/9 VOLT BATTERY - CANADIAN
5	120134-01-02A	EA	REGISTER - W/DAMPER - 4" PIPE/6.4" O.D. FACE - WHITE
5	120134-02-01A	EA	REGISTER - TRIM RING - WHITE
6	Y00328-D2-438	EA	MOLDING - VINYL/CURVED - 3.5" X 96" - CONCERT CHERRY
6	Y00328-A2-438	EA	MOLDING - VINYL/CURVED - 3.5" X 96" - WASHED MAPLE
6	Y00328-92-438	EA	MOLDING - VINYL/CURVED - 3.5" X 96" - SIERRA MAPLE
7	Y00326-D2-438	EA	MOLDING - VINYL/CONCAVED - .7" X 96" - CONCERT CHERRY
7	Y00326-A2-438	EA	MOLDING - VINYL/CONCAVED - .7" X 96" - WASHED MAPLE
7	Y00326-92-438	EA	MOLDING - VINYL/CONCAVED - .7" X 96" - SIERRA MAPLE
8	Y00337-D2-438	EA	MOLDING/TRIM - VINYL/CURVED-5.9"X 96"- CONCERT CHERRY
8	Y00337-A2-438	EA	MOLDING/TRIM - VINYL/CURVED - 5.9" X 96" - WASHED MAPLE
8	Y00337-92-438	EA	MOLDING/TRIM - VINYL/CURVED - 5.9" X 96" - SIERRA MAPLE
9	Y00329-52-438	EA	MOLDING/TRIM - FLUTED - 2" X 96" - UNSTAINED
10	155370-03-TD1	EA	MOLDING/BLOCK - 5.1" X 6.1" - W/INSERT - CONCERT CHERRY
10	155370-03-TD2	EA	MOLDING/BLOCK - 5.1" X 6.1" - W/INSERT - WASHED MAPLE
10	155370-03-TD3	EA	MOLDING/BLOCK - 5.1" X 6.1" - W/INSERT - SIERRA MAPLE
11	155370-04-TD1	EA	MOLDING/BLOCK - 5.1" X 6.4" - W/INSERT - CONCERT CHERRY
11	155370-04-TD2	EA	MOLDING/BLOCK - 5.1" X 6.4" - W/INSERT - WASHED MAPLE
11	155370-04-TD3	EA	MOLDING/BLOCK - 5.1" X 6.4" - W/INSERT - SIERRA MAPLE

INTERIOR FINISH GROUP (CONTINUED)
INTERIOR TRIM LAYOUT (CONTINUED)

KEY	PART NUMBER	U/M	DESCRIPTION
12	P53402-02-TD1	EA	MOLDING/TRIM - ROSETTE/CORNER/ROUND - CONCERT CHERRY
12	P53402-02-TD2	EA	MOLDING/TRIM - ROSETTE/CORNER/ROUND - WASHED MAPLE
12	P53402-02-TD3	EA	MOLDING/TRIM - ROSETTE/CORNER/ROUND - SIERRA MAPLE
13	125136-02-000	EA	DETECTOR/CO - GAS MODEL - 9 VOLT
14	099717-05-000	EA	STRAP - W/16.5" FEMALE STRAP AND 17.7" MALE STRAP
15	154430-02-000	EA	MATTRESS - INNERSPRING - 60" X 79.5"
15	142411-02-000	EA	MATTRESS/AIR - 60" X 80" - SELECT COMFORT - SLEEP NUMBER BED-QUEEN SIZE
	142411-03-000	EA	AIR PUMP W/CONTROLS - F/SELECT COMFORT MATTRESS - SLEEP NUMBER BED-QUEEN SIZE
16	093605-02-01A	EA	RACK - TOWEL/WIRE - ALMOND
17	159032-01-01A	EA	CONTAINER - WASTEBASKET - 14.3 QT - WHITE
18	137489-02-09C	EA	COVER-SINK/SMALL-9.6"X15.7"X1/4" VENDURA-GLOSS BTR BRICKLE FROM: 00-00-00 THRU: 01-21-07
18	161218-02-UM1	EA	COVER - SINK/SMALL - 9.6" X 15.7" X VENDURA - GLOSS BUTTER BRICKLE FROM: 01-22-07 THRU: 99-99-99
19	137489-01-09C	EA	COVER-SINK/LARGE-13.8"X17"X1/4" VENDURA-GLOSS BTR BRICKLE FROM: 00-00-00 THRU: 01-21-07
19	161218-01-UM1	EA	COVER - SINK/LARGE - 13.8" X 16.9" X VENDURA - GLOSS BUTTER BRICKLE FROM: 01-22-07 THRU: 99-99-99
20	142411-05-000	EA	HOLDER - F/CONTROL (SELECT COMFORT) - SLEEP NUMBER BED-QUEEN SIZE
21	Y00136-21-218	EA	DOWEL - WOOD - CLOTHES ROD - 1"DIAMETER X 4'
	041953-12-000	FT	CONDUIT - CONVOLUTE SOLID - 1.1" ID - NYLON
22	152301-01-01A	EA	FLANGE - PLASTIC - 1" CLOTHES ROD HOLDER - WHITE

INTERIOR FINISH GROUP (CONTINUED)
INTERIOR TRIM LAYOUT (CONTINUED)



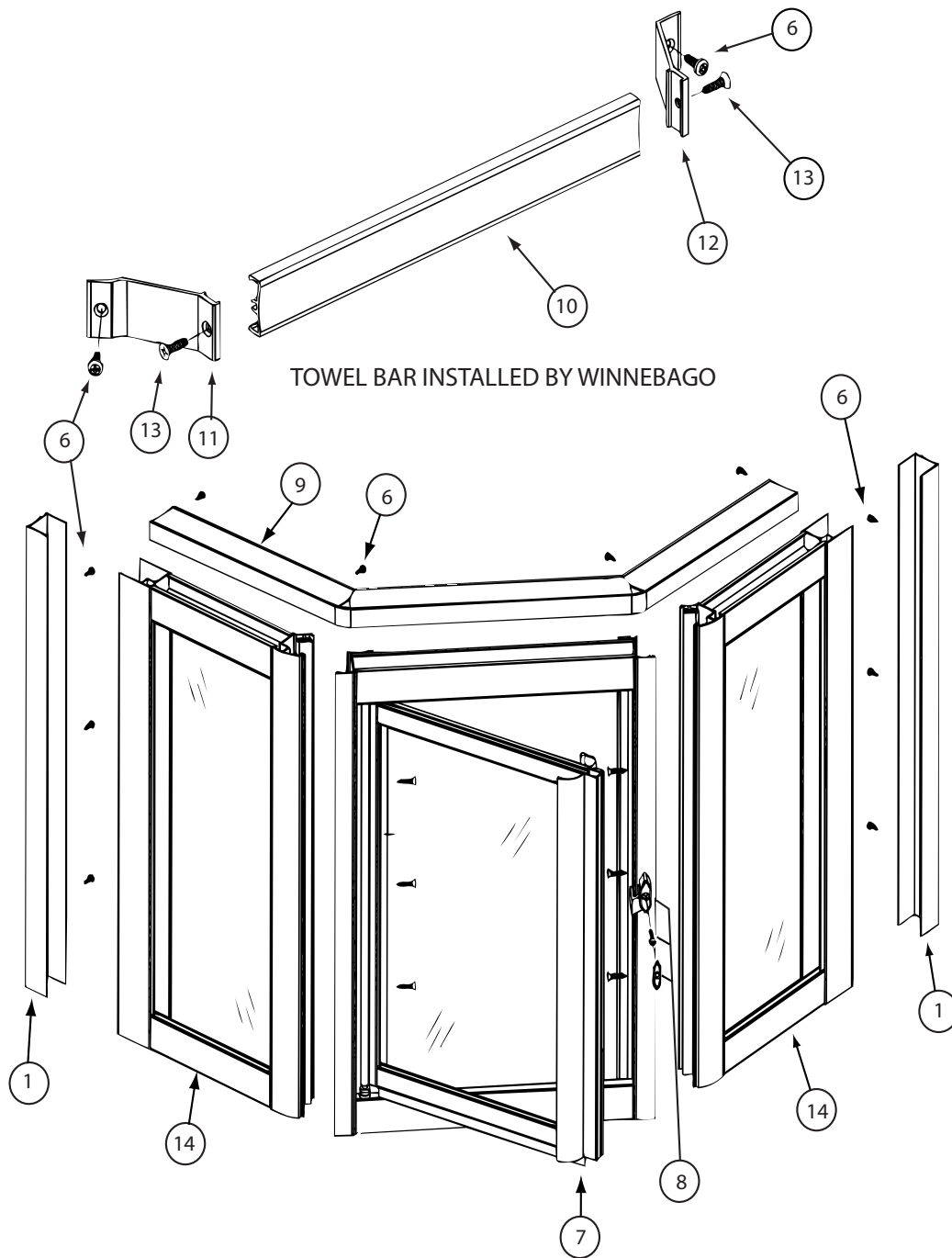
KEY	PART NUMBER	U/M	DESCRIPTION
1	159284-02-UF1	EA	END CAP - OVERHEAD/CABINET - CONCERT CHERRY
1	159284-02-UF2	EA	END CAP - OVERHEAD/CABINET - WASHED MAPLE
1	159284-02-UF3	EA	END CAP - OVERHEAD/CABINET - SIERRA MAPLE
2	159284-01-UF1	EA	END CAP - OVERHEAD/CABINET - CONCERT CHERRY
2	159284-01-UF2	EA	END CAP - OVERHEAD/CABINET - WASHED MAPLE
2	159284-01-UF3	EA	END CAP - OVERHEAD/CABINET - SIERRA MAPLE
3	150825-02-SD1	EA	FRAME/MIRROR - 30.5" X 21.7" - CONCERT CHERRY
3	150825-02-SD2	EA	FRAME/MIRROR - 30.5" X 21.7" - WASHED MAPLE
3	150825-02-TD3	EA	FRAME/MIRROR - 30.5" X 21.7" - SIERRA MAPLE
3	140374-51-000	EA	MIRROR - SAFETY GLASS - 19.2" X 26.5"
4	149140-01-01A	EA	HOOK - ROBE - CHROME
5	160388-01-05A	EA	TRIM - SIGHT SHIELD - SISAL CHICORY (UF2, UF3, UN4)
5	160388-01-02A	EA	TRIM - SIGHT SHIELD - OASIS RATTAN (UF6, UF7, UN5)
5	160388-01-06A	EA	TRIM - SIGHT SHIELD - MORITZ TUSCANY (UG2, UG3, UN6)
6*	158076-04-01A	EA	DOOR - SHOWER - NEO ANGLE - 66.4" TALL - NICKEL/AQUA
	158076-05-01A	EA	LATCH KIT - TRAVEL/SAFETY - RIGHT HINGED
	158076-07-01A	EA	SCREW - F/TRAVEL LATCH - 6-32 X .25" PPH
	158076-08-01A	EA	NUT-HEX - F/TRAVEL LATCH - 6X32 SST - W/NYLON INSERT
	158076-09-01A	EA	LABEL - TRAVEL LATCH - SILVER FOIL
7	149142-01-01A	EA	BAR - TOWEL - 18" - CHROME
8	149139-01-01A	EA	HOLDER - TOILET TISSUE - CHROME
9	149141-01-01A	EA	RING - TOWEL - CHROME
10	143956-02-04B	EA	BRACKET/TIEDOWN - EURO CHAIR - BLACK - LOUNGE CHAIR W/CABINET
10	134194-02-01A	EA	KNOB - HOLD DOWN/RECLINER - BLACK - LOUNGE CHAIR W/CABINET
11	131493-02-39A	EA	PICTURE - DECORATIVE - 13" X 15" - CASUAL ELEGANCE
11	130120-01-01A	EA	BRACKET/MOUNTING - MIRROR
12	138359-01-01A	FT	COVER - ROOF BREAK - PEARL CREAM/PLASTIC - 96"
13	138403-01-01A	EA	TRIM - ROOF - MILL
14	Y00328-D2-438	EA	MOLDING - VINYL/CURVED - 3.5" X 96" - CONCERT CHERRY
14	Y00328-A2-438	EA	MOLDING - VINYL/CURVED - 3.5" X 96" - WASHED MAPLE
14	Y00328-92-438	EA	MOLDING - VINYL/CURVED - 3.5" X 96" - SIERRA MAPLE

INTERIOR FINISH GROUP (CONTINUED)
INTERIOR TRIM LAYOUT (CONTINUED)

KEY	PART NUMBER	U/M	DESCRIPTION
15	Y00326-D2-438	EA	MOLDING - VINYL/CONCAVED - .7" X 96" - CONCERT CHERRY
15	Y00326-A2-438	EA	MOLDING - VINYL/CONCAVED - .7" X 96" - WASHED MAPLE
15	Y00326-92-438	EA	MOLDING - VINYL/CONCAVED - .7" X 96" - SIERRA MAPLE
16	Y00337-D2-438	EA	MOLDING/TRIM - VINYL/CURVED-5.9"X 96"- CONCERT CHERRY
16	Y00337-A2-438	EA	MOLDING/TRIM - VINYL/CURVED - 5.9" X 96" - WASHED MAPLE
16	Y00337-92-438	EA	MOLDING/TRIM - VINYL/CURVED - 5.9" X 96" - SIERRA MAPLE
17	M09511-71-TD1	EA	MOLDING/TRIM - FLUTED - 2" X 92.5" - CONCERT CHERRY
17	M09511-71-TD2	EA	MOLDING/TRIM - FLUTED - 2" X 92.5" - WASHED MAPLE
17	M09511-71-TD3	EA	MOLDING/TRIM - FLUTED - 2" X 92.5" - SIERRA MAPLE
18	155370-03-TD1	EA	MOLDING/BLOCK - 5.1" X 6.1" - W/INSERT - CONCERT CHERRY
18	155370-03-TD2	EA	MOLDING/BLOCK - 5.1" X 6.1" - W/INSERT - WASHED MAPLE
18	155370-03-TD3	EA	MOLDING/BLOCK - 5.1" X 6.1" - W/INSERT - SIERRA MAPLE
	153421-04-TD1	EA	MOLDING/BLOCK - 5.1" X 6.1" - W/O INSERT - CONCERT CHERRY
	153421-04-TD2	EA	MOLDING/BLOCK - 5.1" X 6.1" - W/O INSERT - WASHED MAPLE
	153421-04-TD3	EA	MOLDING/BLOCK - 5.1" X 6.1" - W/O INSERT - SIERRA MAPLE
	153422-01-TD1	EA	MOLDING/INSERT - 1/2 MOON - 1.8"X 4.7" - CONCERT CHERRY
	153422-01-TD2	EA	MOLDING/INSERT - 1/2 MOON - 1.8"X 4.7" - WASHED MAPLE
	153422-01-TD3	EA	MOLDING/INSERT - 1/2 MOON - 1.8"X 4.7" - SIERRA MAPLE
19	155370-04-TD1	EA	MOLDING/BLOCK - 5.1" X 6.4" - W/INSERT - CONCERT CHERRY
19	155370-04-TD2	EA	MOLDING/BLOCK - 5.1" X 6.4" - W/INSERT - WASHED MAPLE
19	155370-04-TD3	EA	MOLDING/BLOCK - 5.1" X 6.4" - W/INSERT - SIERRA MAPLE
	P53421-06-TE5	EA	MOLDING/BLOCK - 5.1" X 6.4" - W/O INSERT - CONCERT CHERRY
	P53421-06-TE6	EA	MOLDING/BLOCK - 5.1" X 6.4" - W/O INSERT - WASHED MAPLE
	P53421-06-TE7	EA	MOLDING/BLOCK - 5.1" X 6.4" - W/O INSERT - SIERRA MAPLE
	153422-01-TD1	EA	MOLDING/INSERT - 1/2 MOON - 1.8"X 4.7" - CONCERT CHERRY
	153422-01-TD2	EA	MOLDING/INSERT - 1/2 MOON - 1.8"X 4.7" - WASHED MAPLE
	153422-01-TD3	EA	MOLDING/INSERT - 1/2 MOON - 1.8"X 4.7" - SIERRA MAPLE
20	P53402-02-TD1	EA	MOLDING/TRIM - ROSETTE/CORNER/ROUND - CONCERT CHERRY
20	P53402-02-TD2	EA	MOLDING/TRIM - ROSETTE/CORNER/ROUND - WASHED MAPLE
20	P53402-02-TD3	EA	MOLDING/TRIM - ROSETTE/CORNER/ROUND - SIERRA MAPLE

***COMPONENT PARTS LISTED LATER IN THIS GROUP**

INTERIOR FINISH GROUP (CONTINUED)
COMPONENT PARTS FOR INTERIOR TRIM LAYOUT



158076-04-01A

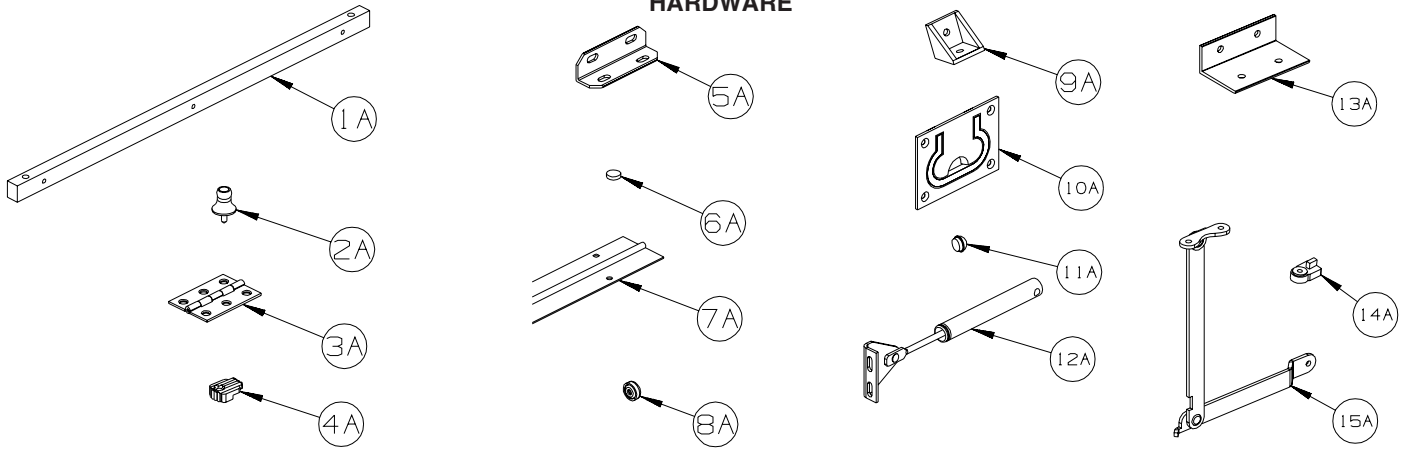
KEY	PART NUMBER	U/M	DESCRIPTION	VENDOR NO
1	158076-03-700	EA	JAMB - WALL - NICKEL	201N
2	158076-03-701	EA	PIVOT PIN	CP201
3	158076-03-702	EA	PIVOT BUSHING	CP209
4	158076-03-703	EA	PIVOT WASHER - PLASTIC	FW 10-093
5	139047-01-709	EA	STRIP/MAGNETIC- 55" (NARROW)	98-42
6	158076-02-701	EA	SCREW - ADJUSTMENT - NICKEL	638PHPT-N
7	158076-03-704	FT	VINYL SWEEP	C176B
8	089318-01-707	EA	LATCH/CATCH-TURN-SAFETY-BLK	9730N
9	158076-03-705	EA	HEADER CAP	247N
10	115011-03-714	EA	TOWEL BAR - NICKEL	136N
11	158076-03-706	EA	BRACKET/TOWEL BAR-LH/FACING	246N
12	158076-03-707	EA	BRACKET/TOWEL BAR-RH/FACING	199N
13	115011-03-716	EA	SCREW F/TOWEL BAR - NICKEL	612F-N
14	158076-04-700	EA	WING PNL-RT/LT-FRAMED GLASS	WB423N-AWP

INTERIOR FINISH GROUP (CONTINUED)
FLOOR COVERINGS

KEY	PART NUMBER	U/M	DESCRIPTION
	075233-01-000	SY	PAD - CARPET - 3/8" X 6' ROLL
	089275-02-000	FT	STRIP - 3/4" X 84" BLACK POLYETHYLENE
	093486-01-000	SY	CARPET - COMPARTMENT - 72" WIDE - DARK GRAY
	152251-02-05A	SY	CARPET - 4 SQUARE YARD INCREMENTS - TORNADO VALLEY (UF1,UF2,UF3,UN4)
	152251-02-03A	SY	CARPET - 4 SQUARE YARD INCREMENTS - TANNED HIDE (UF5,UF6,UF7,UN5)
	152251-07-01A	SY	CARPET - 4 SQUARE YARD INCREMENTS - SAFFRON (UG1,UG2,UG3,UN6)
	131711-01-08A	EA	TILE/FLOOR - VINYL - 12" X 12" - MUSHROOM

INTERIOR FINISH GROUP (CONTINUED)

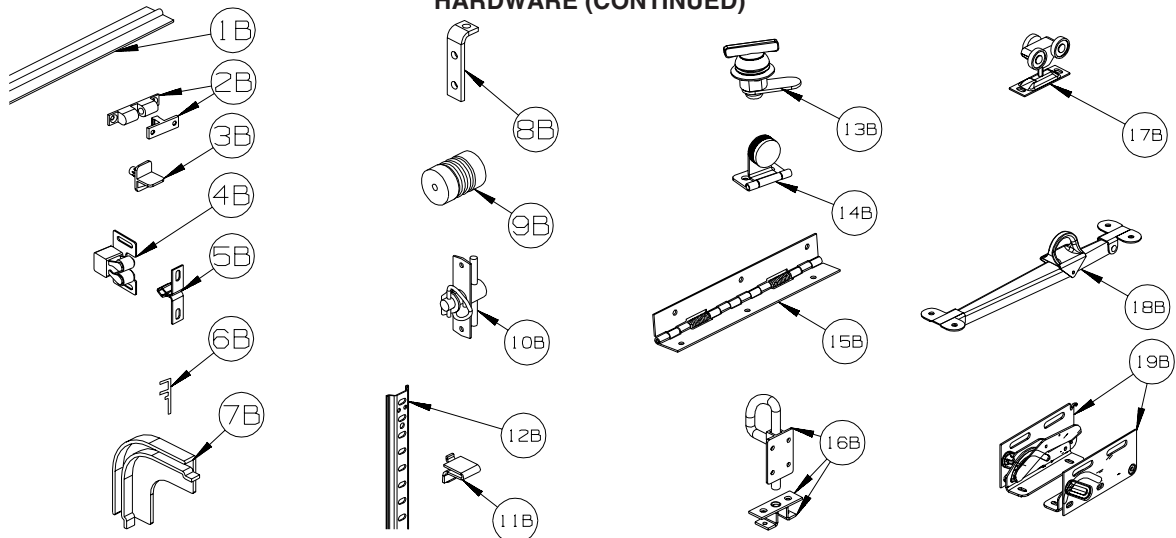
HARDWARE



KEY	PART NUMBER	U/M	DESCRIPTION
1A	P34509-01-N01	EA	RAIL END - RH/LH - TOWEL RACK - PORTSMOUTH
1A	P34509-01-P14	EA	RAIL END - RH/LH - TOWEL RACK - CONCERT CHERRY
1A	P34509-01-J70	EA	RAIL END - RH/LH - TOWEL RACK - WASHED MAPLE
1A	P34509-01-RE0	EA	RAIL END - RH/LH - TOWEL RACK - HONEY CHERRY
1A	P34509-01-SA3	EA	RAIL END - RH/LH - TOWEL RACK - SIERRA MAPLE
2A	009013-01-000	EA	CATCH - BULLDOG - MALE/FEMALE
3A	009059-01-000	EA	HINGE - DOOR - 2" X 1.4" - BRASS
3A	009059-02-000	EA	HINGE - DOOR - 2" X 2.7" - BRASS
3A	009059-03-000	EA	HINGE - BRASS - 1.75"
3A	009059-04-000	EA	HINGE - 2" - ZINC
4A	009089-01-000	EA	CLIP - MIRROR
5A	016604-01-000	EA	BRACE - ANGLE - 2 1/2" - UNPAINTED METAL
5A	016604-05-000	EA	BRACE - ANGLE - 2 1/2" - OFF WHITE METAL
5A	016604-10-000	EA	BRACE - SEAT ANGLE - 2.5" - BLACK
6A	023320-01-000	EA	PAD - FELT 3/8" DIAMETER
7A	041389-19-000	EA	HINGE - PIANO - 1 1/2" X 71.9" - UNPAINTED
7A	041389-25-000	EA	HINGE - PIANO - 1 1/2" X 55" - UNPAINTED
7A	041389-32-000	EA	HINGE - PIANO - 68" - OFF WHITE
8A	057671-01-000	EA	COVER - SCREW - #8 - OFF WHITE
8A	057671-15-000	EA	COVER - SCREW - #8 - BRIGHT WHITE
8A	057671-16-000	EA	COVER - SCREW - #8 - SOFT WHITE
8A	057671-18-000	EA	COVER - SCREW - #8 - OFF WHITE
9A	065740-01-000	EA	BRACE - CABINET/CORNER - PLASTIC
10A	072871-01-000	EA	PULL - FLUSH - CHROME
11A	074045-13-000	EA	PLUG - OAK - 3/8" DOWEL-1/2" HEAD - PORTSMOUTH OAK
11A	074045-08-000	EA	PLUG - OAK - 3/8" DOWEL-1/2" HEAD - CONCERT CHERRY
11A	074045-12-000	EA	PLUG - OAK - 3/8" DOWEL-1/2" HEAD - WASHED MAPLE
11A	074045-14-000	EA	PLUG - OAK - 3/8" DOWEL-1/2" HEAD - HONEY CHERRY
11A	074045-15-000	EA	PLUG - OAK - 3/8" DOWEL-1/2" HEAD - SIERRA MAPLE
12A	074493-02-000	EA	SUPPORT - PISTON SPRING - CABINET DOOR - 26 LBS
12A	074493-03-000	EA	SUPPORT - PISTON SPRING - CABINET DOOR - 12 LBS
12A	074493-04-000	EA	SUPPORT - PISTON SPRING - CABINET DOOR - 32LBS
13A	156732-01-01A	EA	BRACE - ANGLE/COUCH - 2.5" - MILL
13A	156732-01-02A	EA	BRACE - ANGLE/COUCH - 2.5" - OFF WHITE
13A	156732-03-01A	EA	BRACE - ANGLE/COUCH - BLACK
14A	083204-03-000	EA	BUTTON - RETAINING MIRROR 5/16" TIP
15A	084412-01-000	EA	SUPPORT/HINGE KIT (LEFT & RIGHT HINGES)

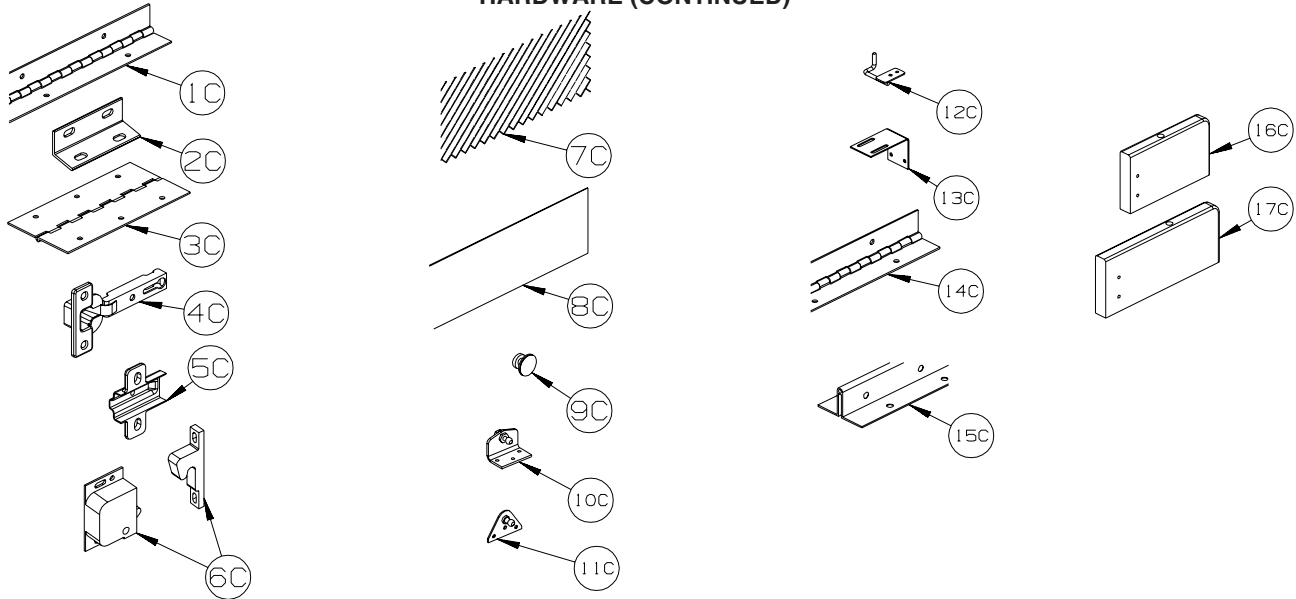
INTERIOR FINISH GROUP (CONTINUED)

HARDWARE (CONTINUED)



KEY	PART NUMBER	U/M	DESCRIPTION
1B	084413-01-000	EA	HINGE - 1" X 72" - ALUMINUM - W/HOLES
2B	084451-01-000	EA	CATCH & LATCH - 1.7" - BRASS
3B	092907-01-000	EA	SUPPORT - SHELF - PIN - 1/4" - CLEAR PLASTIC
4B	093586-03-000	EA	CATCH - SPRING ROLLER - .377"
4B	093586-06-000	EA	CATCH - SPRING ROLLER - .236"
5B	093586-04-000	EA	STRIKE - SPRING STEEL - 1.14"
6B	093622-01-000	EA	TRACK - DOOR - TAMBOUR - PLASTIC - 8' LENGTHS
7B	093623-01-000	EA	CORNER - TRACK - TAMBOUR DOOR
8B	096826-01-01A	EA	BRACE-CABINET E-COATED
9B	097872-04-000	EA	DOWEL - WOOD - 1" DIAMETER X 1.38" LONG - UNFINISHED
10B	098196-01-000	EA	LATCH - 1/4 TURN - T-BAR
11B	098979-01-000	EA	CLIP - ADJUSTABLE SHELF
12B	098980-01-000	EA	PILASTER - ADJUSTABLE SHELF - 18"
12B	098980-02-000	EA	PILASTER - ADJUSTABLE SHELF - 12"
12B	098980-03-000	EA	PILASTER - ADJUSTABLE SHELF - 9"
12B	098980-04-000	EA	PILASTER - ADJUSTABLE SHELF - 48"
12B	098980-05-000	EA	PILASTER - ADJUSTABLE SHELF - 15"
12B	098980-06-000	EA	PILASTER - ADJUSTABLE SHELF - 24"
13B	100710-01-02A	EA	LOCK - GLASS DOOR/TWIST TYPE - NICKEL
14B	100711-01-02A	EA	HINGE - GLASS DOOR - NICKEL
15B	102920-01-01A	EA	HINGE - SPRING LOADED - BRASS
15B	102920-01-02A	EA	HINGE - SPRING LOADED - NICKEL
15B	129753-01-01A	EA	HINGE - SPRING LOADED - 19" X 19" - BLACK
16B	103256-01-000	EA	LATCH COMPLETE (SLIDE)
17B	103874-01-000	EA	HANGER - SLIDING DOOR
18B	104181-01-01A	EA	SUPPORT - LEAF 5.3" EXTENDS TO 7.5" - SAFETY RING - METAL
19B	108126-01-000	EA	TRAY HINGE SET (QTY. 2 PER SET)

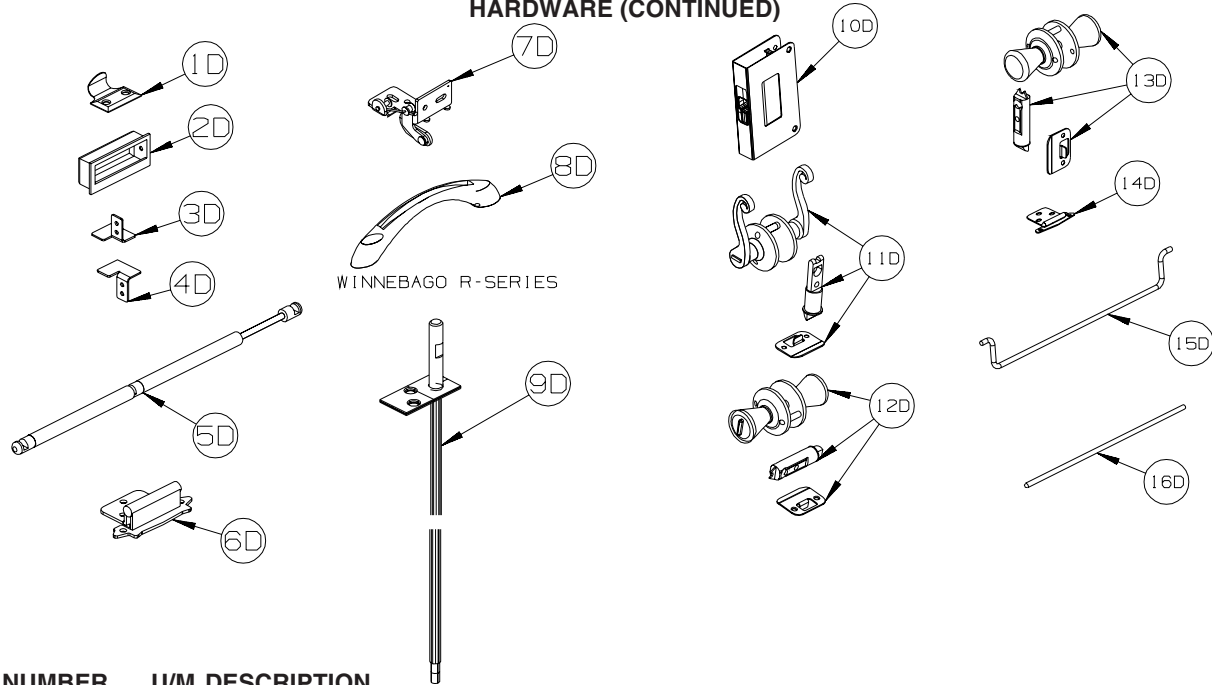
INTERIOR FINISH GROUP (CONTINUED)
HARDWARE (CONTINUED)



KEY	PART NUMBER	U/M	DESCRIPTION
1C	110496-01-01A	EA	HINGE - BRASS - 2" X 32"
1C	110496-01-02A	EA	HINGE - NICKEL - 2" X 32"
1C	110496-05-02A	EA	HINGE - NICKEL - 2" X 11.5"
1C	110496-06-02A	EA	HINGE - NICKEL - 2" X 9.5"
2C	111866-01-02A	EA	BRACE - SEAT - ANGLE - OFF WHITE
3C	114278-02-000	EA	HINGE - CONTINUOUS - 3" WIDE
4C	114443-02-01A	EA	HINGE - CABINET DOOR - W/O CLIP - SILVER
5C	114443-03-01A	EA	CLIP - HINGE/CABINET DOOR - SILVER
6C	117095-01-01A	EA	LATCH - DOOR - GRABBER W/KEEPER - PLASTIC - BLK-5 LB PULL
6C	117095-02-01A	EA	LATCH - DOOR - GRABBER W/KEEPER - PLASTIC - BLK-10 LB PULL
6C	117095-03-01A	EA	LATCH - DOOR - GRABBER W/KEEPER - PLASTIC - BLK-15 LB PULL
7C	118200-01-01A	SF	MESH - PLASTIC 1/2" - 48" X LENGTH = SF - BLACK
8C	122717-06-01A	FT	PAD - NON-SKID - PSA - 5"W
9C	125221-01-01A	EA	PULL - MIRROR - W/ROUND HANDLE
10C	126263-06-02B	EA	BRACKET - GAS SPRING W/INSIDE BALL STUD - E-COATED
11C	126263-05-02B	EA	BRACKET - GAS SPRING W/BALL STUD - E-COATED
11C	126263-08-02B	EA	BRACKET - GAS SPRING W/CENTERED BALL STUD - E-COATED
11C	126263-19-02B	EA	BRACKET - GAS SPRING W/BALL STUD - E-COATED
12C	130798-01-02B	EA	GUIDE - POCKET DOOR - E-COATED
13C	132871-02-02B	EA	BRACKET/L-ANGLE W/HOLES - 1.9" X 2.8" - E-COATED
14C	134099-01-02A	EA	HINGE - PIANO - WRAP AROUND - 15.7" - NICKEL PLATED
15C	135538-03-02A	EA	HINGE - PIANO - FULL WRAP - 15.7" - CHROME
16C	137445-02-P46	EA	STOP - F/SLIDING DOOR - CONCERT CHERRY
16C	137445-02-P56	EA	STOP - F/SLIDING DOOR - WASHED MAPLE
16C	137445-02-S67	EA	STOP - F/SLIDING DOOR - SIERRA MAPLE
17C	137445-03-T78	EA	STOP - F/SLIDING DOOR - CONCERT CHERRY
17C	137445-03-T79	EA	STOP - F/SLIDING DOOR - WASHED MAPLE
17C	137445-03-T80	EA	STOP - F/SLIDING DOOR - SIERRA MAPLE

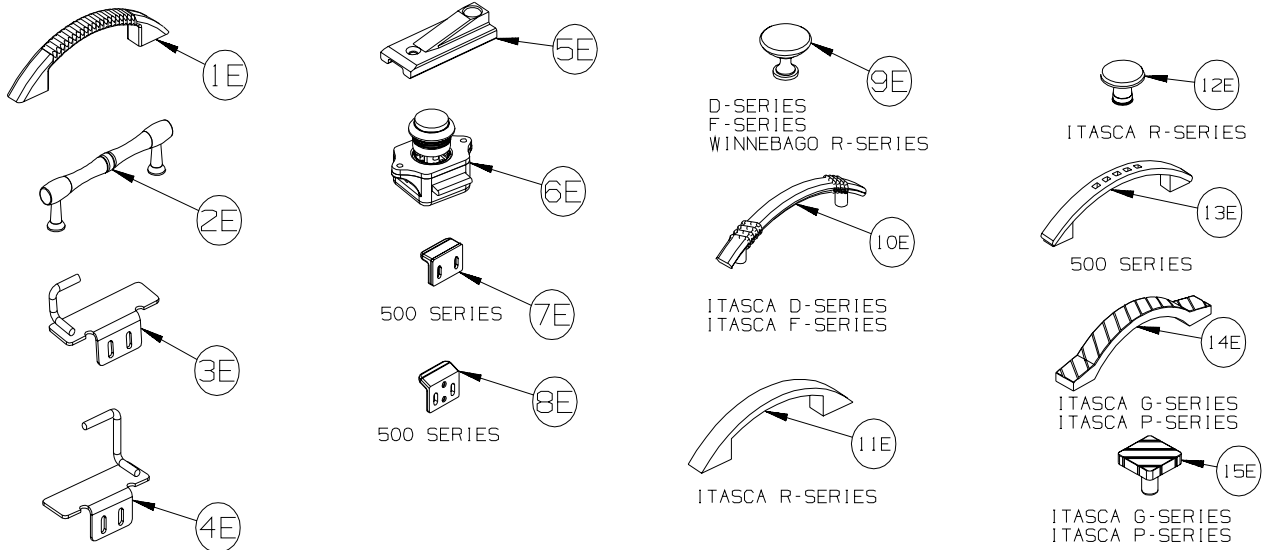
INTERIOR FINISH GROUP (CONTINUED)

HARDWARE (CONTINUED)



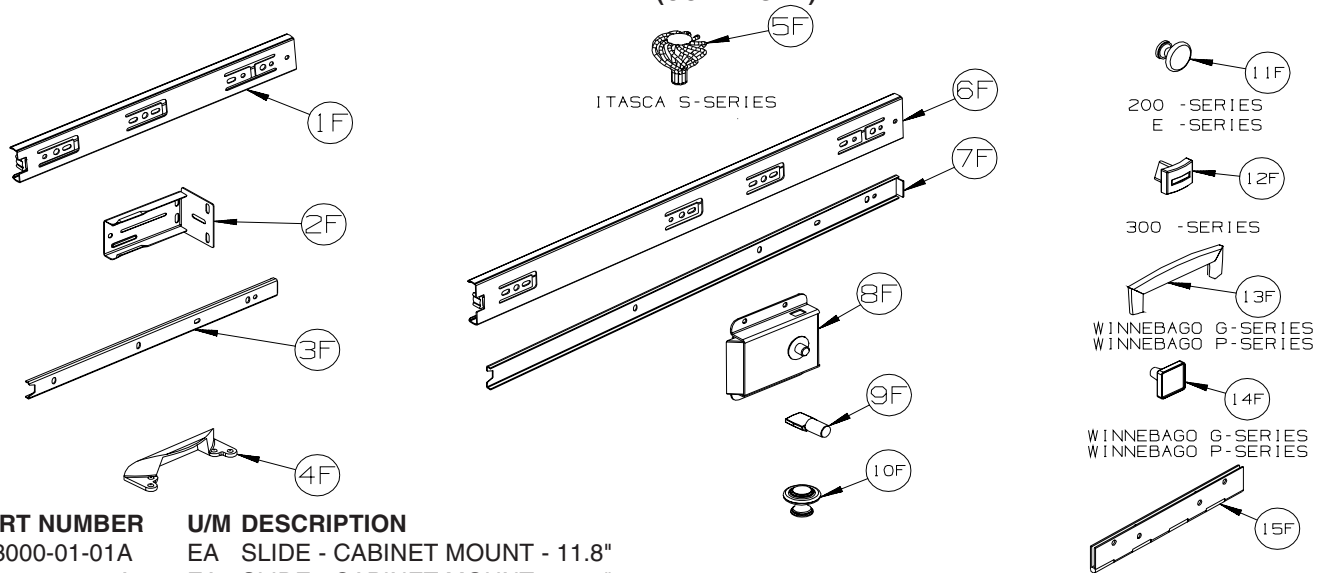
KEY	PART NUMBER	U/M	DESCRIPTION
1D	137463-01-02A	EA	LIFT - HOOK - PEWTER
2D	139136-01-02A	EA	HANDLE - .75" RECESSED - PEWTER
2D	139136-02-02A	EA	HANDLE - .35" RECESSED - PEWTER
3D	139264-01-02B	EA	STOP - DOOR - TAMBOUR/RH HAND - E-COATED
4D	139264-02-02B	EA	STOP - DOOR - TAMBOUR/LH HAND - E-COATED
5D	142569-07-000	EA	SPRING/GAS - 20 LB - 20" EXTENDED/12" COMPRESSED
5D	142569-15-000	EA	SPRING/GAS - 120 LB - 20" EXTENDED/12" COMPRESSED
5D	142569-16-000	EA	SPRING/GAS - 90 LB - 20" EXTENDED/12" COMPRESSED
5D	142569-29-000	EA	SPRING/GAS - 20 LB - 9.9" EXTENDED/5.9" COMPRESSED
6D	143468-02-03A	EA	HINGE - SELF CLOSING - SATIN NICKEL
7D	144488-01-02A	EA	HINGE - CABINET - NICKEL
8D	144917-01-01A	EA	PULL - DRAWER - SATIN NICKEL - TOUR R-SERIES
9D	145939-03-01A	EA	ROD/LATCH - AISLE DOOR - BRASS
			FROM: 00-00-00 THRU: 04-16-06
9D	145939-05-01A	EA	ROD/LATCH - AISLE DOOR - BRASS - NOT ILLUSTRATED
			FROM: 04-17-06 THRU: 07-30-06
9D	145939-05-02A	EA	ROD/LATCH - AISLE DOOR - NICKEL - NOT ILLUSTRATED
			FROM: 07-31-06 THRU: 99-99-99
10D	145939-04-02A	EA	LATCH/SLIDE - AISLE DOOR(1" THICK DOOR)-NICKEL/BLACK SLIDE
11D	146064-01-02A	EA	LOCK/PRIVACY (LOCKING) LEVER STYLE - SATIN PEWTER
12D	146064-05-01A	EA	LOCK/PRIVACY (LOCKING) KNOB STYLE - SATIN NICKEL
13D	146064-06-01A	EA	LOCK/PASSAGE (NON LOCKING) KNOB STYLE - SATIN NICKEL
14D	146553-01-01A	EA	HINGE - CABINET DOOR - BURNISHED BRASS
14D	146553-01-03A	EA	HINGE - CABINET DOOR - SATIN NICKEL
15D	146801-01-01A	EA	ROD/TOWEL BAR (OFFSET) - BRASS
15D	146801-01-02A	EA	ROD/TOWEL BAR (OFFSET) - PEWTER
16D	146840-03-01A	EA	ROD - .25" X 11.7" - BRASS
16D	146840-03-02A	EA	ROD - .25" X 11.7" - PEWTER
16D	146840-04-01A	EA	ROD - .25" X 13.1" - BRASS
16D	146840-04-02A	EA	ROD - .25" X 13.1" - PEWTER
16D	146840-05-01A	EA	ROD - .25" X 14.8" - BRASS
16D	146840-05-02A	EA	ROD - .25" X 14.8" - PEWTER
16D	146840-07-01A	EA	ROD - .25" X 4.2" - BRASS
16D	146840-07-02A	EA	ROD - .25" X 4.2" - PEWTER

INTERIOR FINISH GROUP (CONTINUED) HARDWARE (CONTINUED)



KEY	PART NUMBER	U/M	DESCRIPTION
1E	148816-01-02A	EA	PULL - CABINET DOOR - NICKEL - ASPECT, CAMBRIA 700-SERIES
2E	149090-01-02A	EA	PULL - CABINET DOOR - NICKEL - SIGHTSEER D-SERIES, VOYAGE F-SERIES
3E	149607-01-02B	EA	GUIDE - F/POCKET DOOR - 1.6" BENT ROD - E-COATED
3E	149607-03-02B	EA	GUIDE - F/POCKET DOOR - 2.9" BENT ROD - E-COATED
4E	149607-04-02B	EA	GUIDE - F/POCKET DOOR - E-COATED
5E	150983-01-01A	EA	STRIKE/BLOCK - WEDGE STYLE - F/SLIDE DOOR - 3" X 1.2" - BLACK
6E	151380-01-01A	EA	LATCH - CABINET DOOR - PUSH BUTTON - VIEW & NAVION 500-SERIES
7E	151380-02-01A	EA	STRIKE - CABINET DOOR - VIEW & NAVION 500-SERIES
8E	151380-03-01A	EA	STRIKE - CABINET DOOR - VIEW & NAVION 500-SERIES
9E	152080-01-01A	EA	PULL-NICKEL - SIGHTSEER & SUNOVA D-SERIES, VOYAGE & SUNRISE F-SERIES, TOUR R-SERIES
10E	152302-01-01A	EA	PULL - CABINET DOOR - SATIN NICKEL - SUNOVA D-SERIES, SUNRISE F-SERIES
11E	152304-01-01A	EA	PULL - CABINET DOOR - BRONZE- ELLIPSE R-SERIES
12E	152305-01-01A	EA	KNOB - DOOR/DRAWER - BRONZE - ELLIPSE R-SERIES
13E	152950-01-01A	EA	PULL - DOOR/DRAWER - BRUSHED NICKEL - VIEW & NAVION 500-SERIES
14E	152951-01-01A	EA	PULL - DOOR/DRAWER - PEWTER - SUNCRUISER G-SERIES, MERIDIAN P-SERIES
15E	152952-01-01A	EA	PULL - KNOB/DRAWER - PEWTER - SUNCRUISER G-SERIES, MERIDIAN P-SERIES

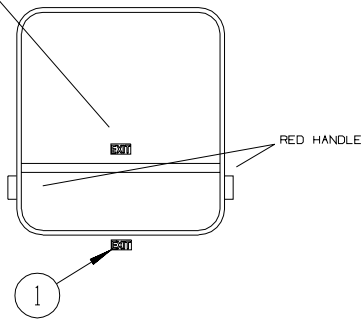
INTERIOR FINISH GROUP (CONTINUED) HARDWARE (CONTINUED)



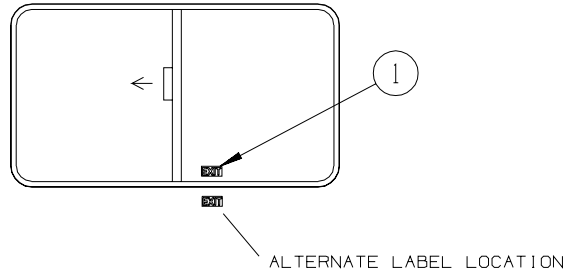
KEY	PART NUMBER	U/M	DESCRIPTION
1F	153000-01-01A	EA	SLIDE - CABINET MOUNT - 11.8"
1F	153000-03-01A	EA	SLIDE - CABINET MOUNT - 13.8"
1F	153000-05-01A	EA	SLIDE - CABINET MOUNT - 15.7"
1F	153000-07-01A	EA	SLIDE - CABINET MOUNT - 17.7"
1F	153000-09-01A	EA	SLIDE - CABINET MOUNT - 19.7"
1F	153000-11-01A	EA	SLIDE - CABINET MOUNT - 21.6"
1F	153000-14-01A	EA	SLIDE - CABINET MOUNT - 23.6"
1F	153000-18-01A	EA	SLIDE - CABINET MOUNT - 9.8"
1F	153000-20-01A	EA	SLIDE - CABINET MOUNT - 25.6"
2F	153000-13-01A	EA	BACKSOCKET - DRAWER SLIDE
3F	153000-02-01A	EA	SLIDE - DRAWER MOUNT - 11.8"
3F	153000-04-01A	EA	SLIDE - DRAWER MOUNT - 13.8"
3F	153000-06-01A	EA	SLIDE - DRAWER MOUNT - 15.7"
3F	153000-08-01A	EA	SLIDE - DRAWER MOUNT - 17.7"
3F	153000-10-01A	EA	SLIDE - DRAWER MOUNT - 19.7"
3F	153000-12-01A	EA	SLIDE - DRAWER MOUNT - 21.6"
3F	153000-15-01A	EA	SLIDE - DRAWER MOUNT - 23.4"
3F	153000-19-01A	EA	SLIDE - DRAWER MOUNT - 9.8"
3F	153000-21-01A	EA	SLIDE - DRAWER MOUNT - 25.4"
4F	153308-01-01A	EA	PULL - VANITY STOOL - SATIN NICKEL
5F	153335-01-02A	EA	PULL - KNOB - DOOR/DRAWER - FLAT BLACK - HORIZON S-SERIES
6F	153352-01-01A	EA	SLIDE - PANTRY - 19.7" - CABINET MOUNT
6F	153352-03-01A	EA	SLIDE - EXT ENTERTAINMENT CNTR - 13.8" - CABINET MOUNT
7F	153352-02-01A	EA	SLIDE - PANTRY - 19.5" - DRAWER MOUNT
7F	153352-04-01A	EA	SLIDE - EXT ENTERTAINMENT CNTR - 13.6" - DRAWER MOUNT
8F	153353-01-01A	EA	LATCH - SLIDING/FLUSH - BLACK
9F	154385-01-02A	EA	PIN - SUPPORT/GLASS DOOR - 1/4" - NICKEL
10F	155803-01-01A	EA	KNOB CABINET DOOR - WROUGHT IRON
11F	155925-01-01A	EA	KNOB - DOOR/DRAWER - SATIN NICKEL - ACCESS & IMPULSE 200-SERIES
12F	156579-01-01A	EA	KNOB - DOOR/DRAWER - PEWTER - OUTLOOK & SPIRIT 300-SERIES
13F	157246-01-01A	EA	PULL - CABINET DOOR/DRAWER - SATIN NICKEL - ADVENTURER G-SERIES, JOURNEY P-SERIES
14F	157246-02-01A	EA	KNOB - CABINET DOOR/DRAWER - SATIN NICKEL - ADVENTURER G-SERIES, JOURNEY P-SERIES
15F	158982-01-04B	EA	HINGE - CONTINUOUS - 2" X 8" - BLACK
	158982-01-01A	EA	HINGE - CONTINUOUS - 2" X 8" - ZINC

LABELS GROUP

ALTERNATE LABEL LOCATION

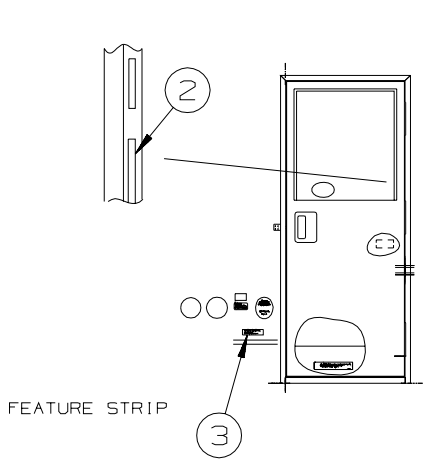


EXIT WINDOW
(HINGE STYLE)

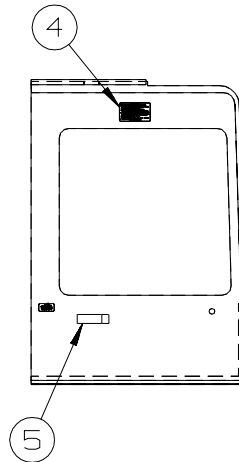


EXIT WINDOW
(SLIDER STYLE)

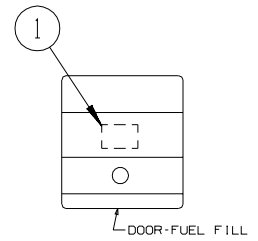
KEY	PART NUMBER	U/M	DESCRIPTION
1	039290-01-000	EA	LABEL - WARNING - EXIT



ENTRANCE DOOR



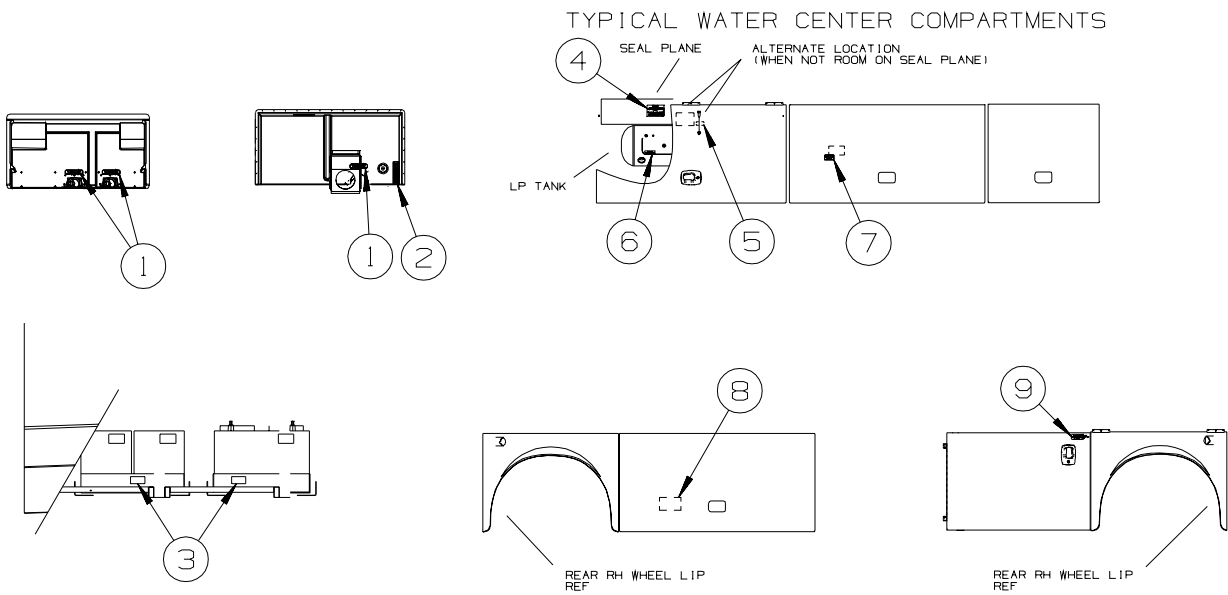
DRIVERS WINDOW



DOOR-FUEL FILL

KEY	PART NUMBER	U/M	DESCRIPTION
1	068383-01-000	EA	LABEL - DIESEL FUEL
2	135869-01-01A	EA	LABEL - MERCURY CONTENT - BLACK ON CLEAR
2	135869-01-02A	EA	LABEL - MERCURY CONTENT - WHITE ON CLEAR
3	099509-01-000	EA	LABEL - AWNING INSTALLATION
4	056259-01-000	EA	LABEL - SAFETY CHECK LIST
5	099689-01-000	EA	LABEL - WARNING - CANCER/TOXICITY

LABELS GROUP (CONTINUED)




KEY	PART NUMBER	U/M	DESCRIPTION
1	123562-01-000	EA	LABEL - SERVICE/UTILITY ACCESS
2	147845-01-01A	EA	LABEL - DRIP VALVE
3	065748-01-000	EA	LABEL - WARNING - BATTERY CHARGING - UL
4	124520-01-01A	EA	LABEL - LP GAS ONLY - BLACK ON CLEAR
4	124520-01-02A	EA	LABEL - LP GAS ONLY - WHITE ON CLEAR
4	023769-01-000	EA	LABEL - WARNING - LPG - CANADIAN
5	124519-01-01A	EA	LABEL - WARNING/REFUELING - BLACK ON CLEAR
5	124519-01-02A	EA	LABEL - WARNING/REFUELING - WHITE ON CLEAR
5	124519-02-01A	EA	LABEL - WARNING/REFUELING - BLACK ON CLEAR - CSA
5	124519-02-02A	EA	LABEL - WARNING/REFUELING - WHITE ON CLEAR - CSA
6	079965-01-000	EA	LABEL - LPG - 80% CAPACITY
7	125306-04-01A	EA	LABEL - ELECTRICAL ENTRANCE-120/20V 50 AMP-BLACK ON CLEAR
7	125306-04-02A	EA	LABEL - ELECTRICAL ENTRANCE-120/240V 50 AMP-WHITE ON CLEAR
8	155040-01-01A	EA	LABEL - AWNING - DOOR CLOSED - BLACK/CLEAR
9	160384-01-01A	EA	LABEL - SLIDEOUT - DOOR CLOSED - BLACK/CLEAR

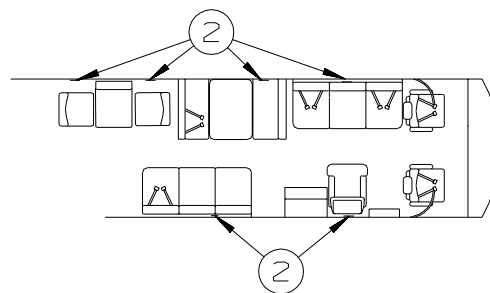
R40FD
R40KD

R40TD ONLY

TYPICAL SEAT AND BELT CONFIGURATIONS



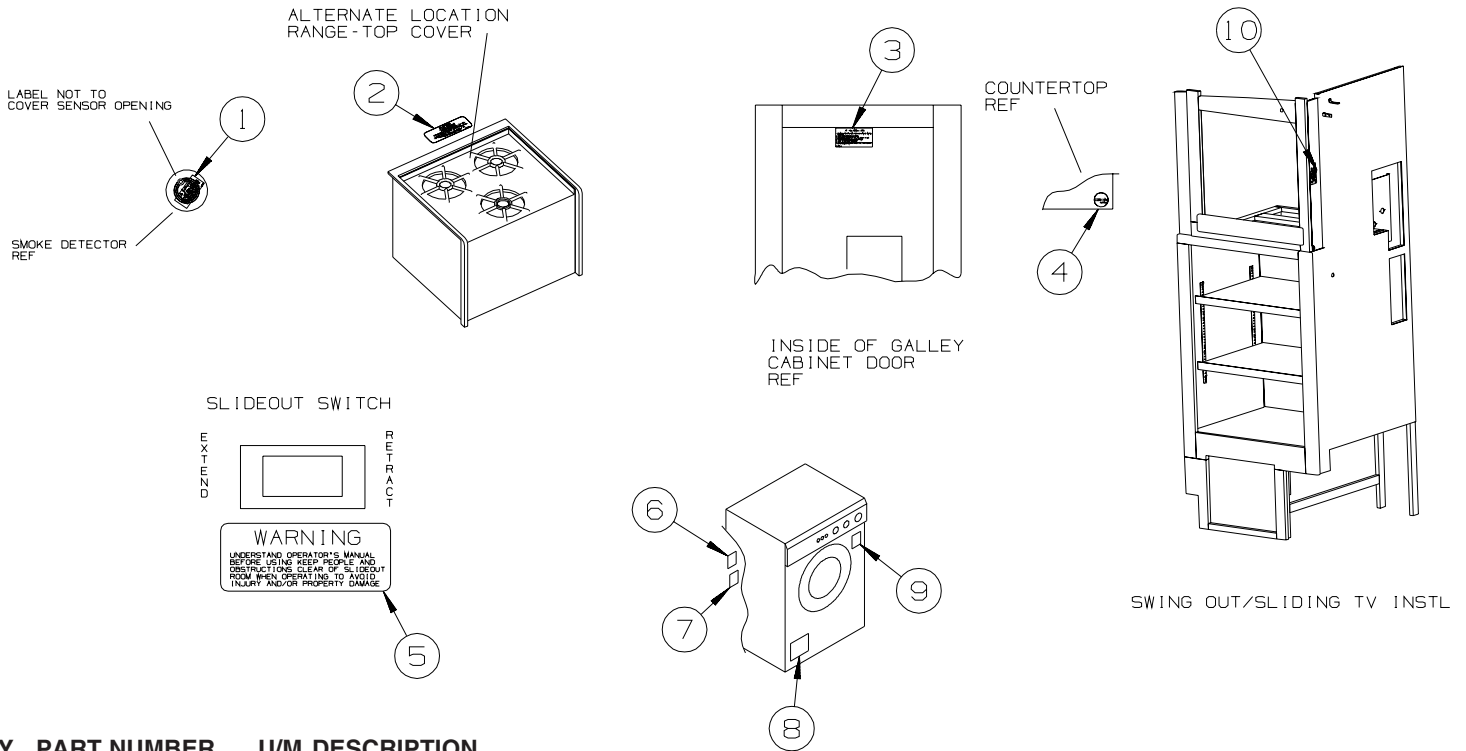
FOLDING CHAIRS



ATTACH LABEL ON OR NEXT TO:
 +ANY SINGLE CHAIR WITHOUT BELTS.
 +ANY DINETTE SEAT WITHOUT BELTS.
 +ANY COUCH WITHOUT BELTS OR ANY SEATING POSITION ON THAT COUCH.
 DO NOT ATTACH LABEL IF:
 +DINETTE SEAT HAS AT LEAST ONE SET OF BELTS INSTALLED.

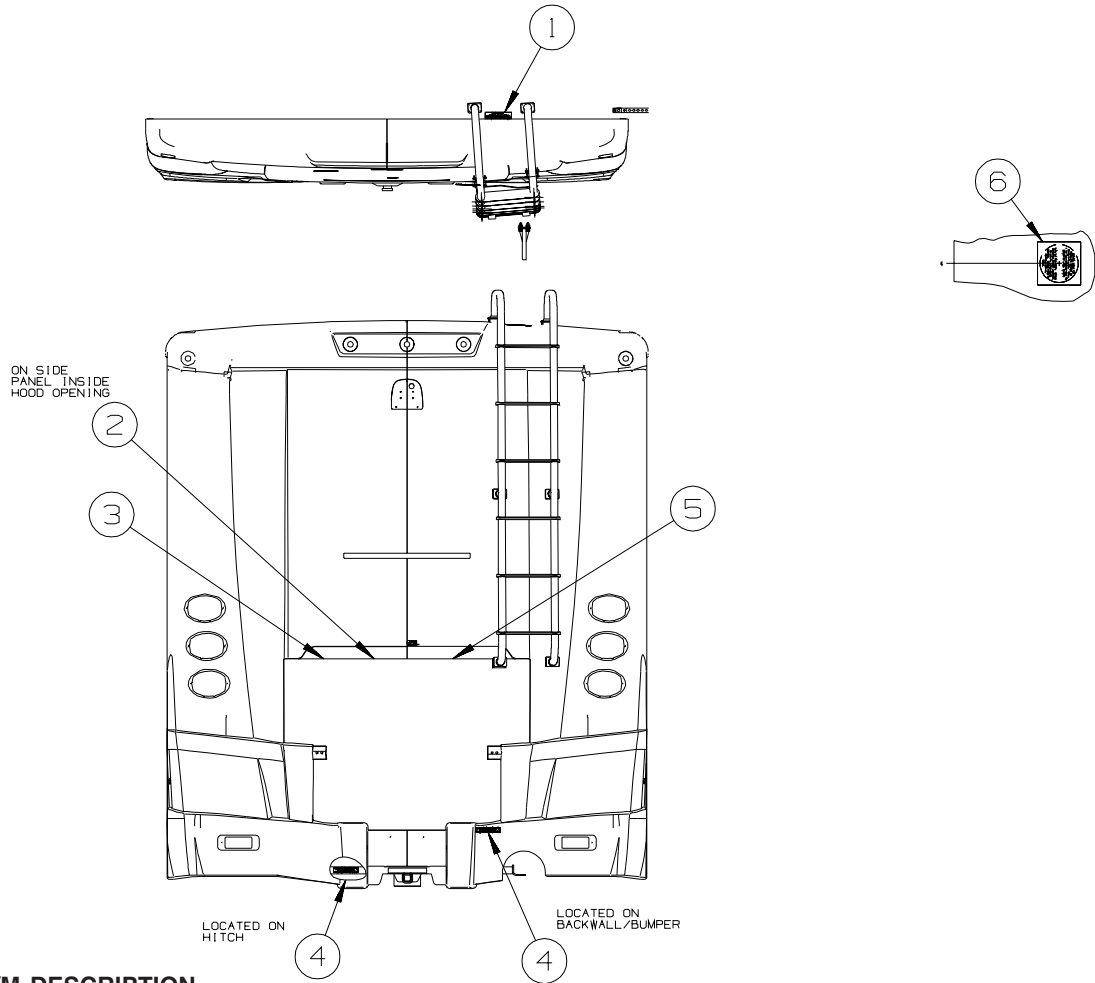
KEY	PART NUMBER	U/M	DESCRIPTION
1	134537-01-01A	EA	LABEL - OCCUPANCY - CHAIR - US
1	134537-02-01A	EA	LABEL - OCCUPANCY - CHAIR - CSA
2	134538-01-01A	EA	LABEL - OCCUPANCY - NO SEAT BELT - BLACK ON CLEAR - US
2	134538-02-01A	EA	LABEL - OCCUPANCY - NO SEAT BELT - BLACK ON CLEAR - CSA

LABELS GROUP (CONTINUED)

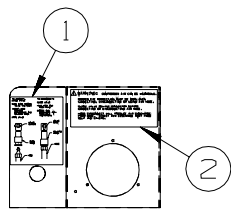


KEY	PART NUMBER	U/M	DESCRIPTION
1	077956-01-000	EA	LABEL - WARNING/SMOKE DETECTOR
2	134539-01-01A	EA	LABEL - WARNING - STOVE/HEATING - US - BLACK ON CLEAR
2	134540-01-01A	EA	LABEL - WARNING - STOVE/HEATING - CSA - BLACK ON CLEAR
3	073998-01-000	EA	LABEL - LPG/ODOR WARNING
4	144040-02-02A	EA	MEDALLION/ROUND - COUNTERTOP/CORIAN - NICKEL
5	116549-02-000	EA	LABEL - WARNING - SLIDEOUT
6	147525-01-000	EA	LABEL - DRYER VENT CUTOUT
7	147524-01-000	EA	LABEL - DRYER VENTING
8	130670-01-01A	EA	LABEL - CAUTION DRYER VENTING - BLACK ON CLEAR
9	153640-01-01A	EA	LABEL - WINTERIZATION - WASHER/DRYER
10	079966-01-000	EA	LABEL - WARNING - STOWED - MOTION

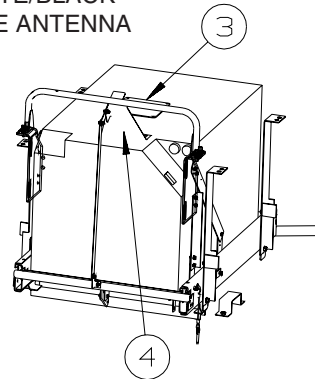
LABELS GROUP (CONTINUED)



KEY	PART NUMBER	U/M DESCRIPTION
1	128218-01-01A	EA LABEL - WARNING - SLIPPERY ROOF
2	116756-03-000	EA LABEL - WARNING - ETHER/STARTING - RED W/WHITE BACKGROUND
3	134359-01-01A	EA LABEL - WARNING - DRIVE BELTS
4	129669-02-01A	EA LABEL - HITCH/VEHICLE RATE - 500 - WHITE ON CLEAR
4	129669-02-02A	EA LABEL - HITCH/VEHICLE RATE - 500 - BLACK ON CLEAR
5	156213-01-01A	EA LABEL - CHASSIS BATTERY DISCONNECT - WHITE/BLACK
6	120431-01-000	EA LABEL - LOCATION - COAXIAL CABLE/SATELLITE ANTENNA

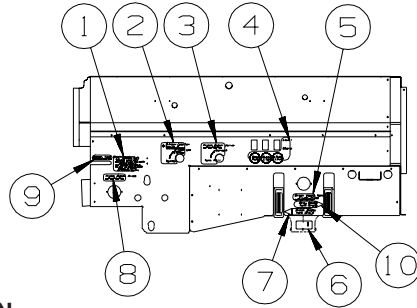


AIR ACCESS PANEL



KEY	PART NUMBER	U/M DESCRIPTION
1	142773-01-01A	EA LABEL - CONNECT/COMPRESSED AIR - WHITE LETTERING ON CLEAR
2	142771-01-01A	EA LABEL - WARNING/COMPRESSED AIR - WHITE LETTERING ON CLEAR
3	116273-01-000	EA LABEL - WARNING - GENERATOR
4	131779-01-01A	EA LABEL - GENERATOR

LABELS GROUP (CONTINUED)



KEY	PART NUMBER	U/M	DESCRIPTION
1	128725-02-01A	EA	LABEL - POTABLE WATER ONLY - BLACK ON CLEAR
2	152545-01-01A	EA	LABEL - WINTERIZATION
3	152548-01-01A	EA	LABEL - VALVE/FRESH
4	152544-04-01A	EA	LABEL - SWITCHES - WTR PUMP/LIGHT/AUTO LVL-W/STORE/LVL UP
5	152546-02-01A	EA	LABEL - TANK FLUSH - PANTONE/CLEAR
6	144649-01-01A	EA	LABEL - ADJUSTABLE VALVE - WHITE ON CLEAR
7	152543-01-01A	EA	LABEL - BLACK WASTE - BLACK/CLEAR
8	152538-02-01A	EA	LABEL - FRESH WATER - PANTONE/CLEAR
9	152547-01-01A	EA	LABEL - TANK DRAIN
10	152541-02-01A	EA	LABEL - GRAY WASTE - COOL GRAY/CLEAR

**LP GROUP
LP SYSTEM**

KEY	PART NUMBER	U/M	DESCRIPTION
	045703-01-000	EA	HOSE - LP - 3/8"ID X 24" - 3/8"MPT X 1/2"F SWIVEL - US
	045703-02-000	EA	HOSE - LP - 3/8"ID X 24" - 3/8"MPT X 1/2"F SWIVEL - CSA
	045703-14-000	EA	HOSE - LP - 3/8"ID X 157.5" - 1/2"F SWIVEL X 1/2"F SWIVEL
	045703-19-000	EA	HOSE - LP - 3/8"ID X 102" - 1/2"F SWIVELX3/8"F SWVL US/CSA
	045703-24-000	EA	HOSE - LP - 3/8"ID X 228.3"-1/2"F SWIVELX3/8"F SWVL US/CSA
	045703-25-000	EA	HOSE - LP - 3/8"ID X 177" - 1/2"F SWIVEL X 3/8"M FL US/CSA
	045703-26-000	EA	HOSE - LP - 3/8"ID X 24" - 1/4"MPTX3/8"F FLARE SWVL US/CSA
	146989-01-000	EA	HOSE - LP 1/2"ID X 132"(11') - 5/8" FEMALE SWIVEL
	146065-01-000	EA	HOSE - HIGH PRESSURE - WIRE BRAIDED - 110"
	146065-02-000	EA	HOSE - HIGH PRESSURE - WIRE BRAIDED - 90"
	106150-06-000	EA	REGULATOR - TWO STAGE
	144485-01-000	EA	COVER - LP REGULATOR
	010326-01-000	EA	ADAPTER - FLARE - W/CONE GASKET - 3/8"F X 1/2"F
	010329-01-000	EA	ADAPTER - BRASS - 1/2"F X 1/2"MPT
	010377-02-000	EA	NUT - BRASS - 3/8" FLARE - FORGED
	010380-02-000	EA	NUT - BRASS - 1/2" FLARE - FORGED
	010589-01-000	EA	NIPPLE - PIPE - 1/2" X 1 1/2" - BLACK
	010589-03-000	EA	NIPPLE - PIPE - 1/2" X 2 1/2" - BLACK
*	144251-01-000	EA	TANK - LP - 100 LB - 12" DIAMETER X 69" LONG
	146635-01-000	EA	ADAPTOR - PIPE - AWAY
	040440-03-000	EA	TRANSMITTER - DIAL/SNAP-ON - 0-90 OHM 2 TERM(POWER/GROUND)
	145518-01-01A	EA	BRACKET - REMOTE FILL - GREY
	156026-01-02B	EA	BRACKET/SUPPORT - LP HOSE - E-COATED
	097372-06-01A	EA	SWITCH-BLANK

***COMPONENT PARTS LISTED LATER IN THIS GROUP**

**COMPONENT PARTS FOR LP
144251-01-000**

KEY	PART NUMBER	U/M	DESCRIPTION	VENDOR NO.
	040421-01-713	EA	VALVE-RELIEF 1" W/SPRING 7"	V12560/V21207
	144251-01-700	EA	VALVE - OUTAGE	V13399
	144251-01-701	EA	VALVE/FILL 80% W/YELLOW CAP	V13415
	144251-01-702	EA	VALVE - SERVICE/VAPOR	V20533.1
	144251-01-703	EA	SENDING UNIT F/SNAP ON GAUGE	G13060

SEALANTS & FASTENERS GROUP
SEALANTS & ADHESIVES

KEY	PART NUMBER	U/M	DESCRIPTION
	004001-02-000	EA	GUN - PLEXUS ADHESIVE - W/O NOZZLE
	004001-05-000	EA	ADHESIVE - SCOTCH-WELD - 3M DP100 - CLEAR - 50ML
	004011-01-000	EA	ADHESIVE-3M-4475 TUBE
	010405-02-000	EA	TAPE - THREAD SEALING - 3/8"
	064075-07-000	FT	SEAL - BULB - W/WIRED U CHANNEL - .3" X .5" CHANNEL-BLACK
	067788-01-000	EA	ADHESIVE - SPRAY - 3M - 19.5 OZ AEROSOL CAN
	069640-01-000	FT	SEALER - RIBBON - 1/4"DIAMETER X 30 FT - BLACK OR GRAY
	069640-02-000	FT	SEALER - TAPE - 1/8"THICK X 1/2"WIDE X 60 FT - GRAY
	069640-03-000	FT	SEALER - TAPE - 1/8"THICK X 3/4"WIDE X 60 FT - BLACK
	069640-07-000	FT	SEALER - TAPE - 3/32"THICK X 2"WIDE X 45 FT - GRAY
	069640-09-000	FT	SEALER - TAPE - 1/32"THICK X 2 1/2"WIDE X 80 FT - BRT WHT
	069640-10-000	FT	SEALER - TAPE - 1/32"THICK X 1 1/2"WIDE X 90 FT - BRT WHT
	069640-11-000	FT	SEALER - TAPE - 3/16"THICK X 3/8"WIDE X 40 FT - BLACK
	069640-13-000	FT	SEALER - TAPE - 3/32"THICK X 2"WIDE X 45 FT - BLACK
	069640-14-000	FT	SEALER - TAPE - 1/16"THICK X 1"WIDE X 100 FT - BLACK
	069640-15-000	FT	SEALER - TAPE - 1/16"THICK X 3/8"WIDE X 100 FT - BRT WHT
	069640-17-000	FT	SEALER - TAPE - 1/32"THICK X 1"WIDE X 150 FT - GRAY
	069640-18-000	FT	SEALER - TAPE - 1/8"THICK X 1/2"WIDE X 60 FT - BRT WHT
	069640-19-000	FT	SEALER - TAPE - 1/8"THICK X 3/4"WIDE X 60 FT - BRT WHT
	069640-20-000	FT	SEALER - TAPE - 1/8"THICK X 1/2"WIDE X 60 FT - BLACK
	069640-21-000	FT	SEALER - TAPE - 1/16"THICK X 1/2"WIDE X 100 FT - BRT WHT
	069640-22-000	FT	SEALER - TAPE - 1/32"THICK X 1/4"WIDE X 200 FT - BRT WHT
	069640-23-000	FT	SEALER - TAPE - 1/16"THICK X 3/4"WIDE X 100 FT - BRT WHT
	069640-27-000	FT	SEALER - TAPE - 1/16"THICK X 2 1/4"WIDE X 50 FT - BRT WHT
	069640-28-000	FT	SEALER - TAPE - 1/32"THICK X 1 7/8"WIDE X 90 FT - GRAY
	069640-30-000	FT	SEALER - TAPE - 1/32"THICK X 5/8"WIDE X 50 FT - GRAY
	069640-31-000	FT	SEALER - TAPE - 1/4"THICK X 3/4"WIDE X 15 FT - BLACK
	069640-32-000	FT	SEALER - TAPE - 1/16"THICK X 3/8"WIDE X 100 FT - BLACK
	069640-33-000	FT	SEALER - RIBBON - 3/8"DIAMETER X 20 FT - BLACK
	069640-34-000	FT	SEALER - RIBBON - 1/4"DIAMETER X 30 FT - BRIGHT WHITE
	072889-28-000	EA	SEALANT/URETHANE-10 OZ TUBE W/NOZZLE-SELF LEVELING-BRT WHT
	076322-01-000	FT	TAPE-DOUBLE COATED/ADHESIVE BK-.03"THK X .8"W X 216' - WHT
	076322-02-000	FT	TAPE-DOUBLE COATED/ADHESIVE BK-.05"THK X 1"W X 108' - WHT
	076322-03-000	FT	TAPE-DOUBLE COATED/ADHESIVE BK-.05"THK X .5"W X 108' - WHT
	076322-05-000	FT	TAPE-DOUBLE COATED/ADHESIVE BK-.05"THK X .8"W X 108' - WHT
	076322-07-000	FT	TAPE-DOUBLE COATED/ADHESIVE BK-.05"THK X .5"W X 200' - BLK
	076322-13-000	FT	TAPE - FOAM/DOUBLE COATED - .020"THK X .75"W - CLEAR
	076322-21-000	FT	TAPE - FOAM/DOUBLE COATED - .045"THK X .50"W
	076322-22-000	FT	TAPE - FOAM/DOUBLE COATED - .045"THK X .75"W
	076322-23-000	FT	TAPE - FOAM/DOUBLE COATED - .045"THK X 1"W
	076322-25-000	FT	TAPE - FOAM/DOUBLE COATED - .025"THK X .5"W
	086276-01-000	EA	TAPE - DOUBLE SIDED - 1/2" WIDE X 108' LONG (SOLD BY ROLL)
	088479-01-000	EA	TAPE - ALUMINUM - 3"
	090340-01-000	FT	SEAL - FOAM - CLOSED CELL - 1/4" X 1/2" X 50'
	091255-02-000	FT	SEAL - ADHESIVE BACKED/FOAM - 3/64"THICK X 3/16"W X 1000'
	091255-03-000	FT	SEAL - ADHESIVE BACKED/FOAM - 1/4" THICK X 1/4"W X 1000'
	094401-01-000	EA	SEALER - BODY SEAM - FLEXICLEAR
	094401-04-000	EA	SEALER - BODY SEAM - CLEAR
	094401-05-000	EA	SEALER - BODY SEAM - 20OZ BLACK
	094401-06-000	EA	SEALER - BODY SEAM - 12OZ BLACK
	094401-07-000	EA	SEALER - BODY SEAM - CLEAR
	098408-01-000	FT	SEAL - SPONGE RUBBER - CLOSED CELL
	099069-01-000	FT	SEAL - RUBBER - CLOSED SPONGE - .5" WIDE X .12" THICK-BLK
	099418-01-000	FT	SEAL - D-SECTION/ADHESIVE BACK - .44" X .44" - BLK RUBBER
	107828-01-000	EA	SEALANT - SB - 190 EVERSEAL
	112864-01-000	FT	SEAL - FOAM/BUTYL COVERED - 3/8" X 35'
	112864-02-000	FT	FOAM - BUTYL COVERED - 5/16" X 44'
	112864-04-000	FT	FOAM - BUTYL COVERED - 3/8" X 1/8"
	112901-02-000	EA	ADHESIVE - PLEXUS - MA330 - 50ML - GRAY
	112901-03-000	EA	ADHESIVE - PLEXUS - MA300 - 50ML - WHITE
	112902-01-000	EA	NOZZLE - ELEMENT - 3/8" X 24
	112902-03-000	EA	MIXER NOZZLE - F/GUN #00400102000 - SCOTCH-WELD & PLEXUS
	112902-04-000	EA	NOZZLE - ELEMENT - 1/4" X 3.5"
	112902-05-000	EA	NOZZLE - BAYONET - 3/8" X 18

SEALANTS & FASTENERS GROUP (CONTINUED)

SEALANTS & ADHESIVES (CONTINUED)

KEY	PART NUMBER	U/M	DESCRIPTION
	112902-06-000	EA	NOZZLE - ELEMENT - 1/2" X 32
	113366-01-000	EA	ADHESIVE - INSTANT - 1 OZ
	120074-02-03A	EA	SILICONE - TUBE - W/O NOZZLE - LOW ODOR - SMOKEY WHITE
	120534-01-01A	EA	TAPE - SCOTCH - 3M - 1/2" FINE LINE
	123244-01-000	FT	TAPE - DOUBLE SIDED/FOAM - 5/64"THICK X 3/4"WIDE X 108'
	123816-01-000	FT	TAPE - DOUBLE SIDED - 1" X .020" X 200' - CLEAR
	123816-02-000	FT	TAPE - DOUBLE SIDED - 1/2" X .035" X 200' - CLEAR
	123816-03-000	FT	TAPE - DOUBLE SIDED - 1/2" X .020" X 200' - CLEAR
	123816-04-000	FT	TAPE - DOUBLE SIDED - 6" X .0035" X 750' - CLEAR
	123816-06-000	FT	TAPE - DOUBLE SIDED - 3/4" X 3/4" X 200' - CLEAR
	123816-07-000	FT	TAPE - DOUBLE SIDED - 1 3/4" X 200' - CLEAR
	126427-01-000	EA	ADHESIVE - ALL PURPOSE - ABS/PVC
	126427-02-000	EA	PRIMER - CLEANER - FLEX PIPING
	131264-01-11A	EA	SILICONE - TUBE - W/NOZZLE - BEIGE
	131264-01-12A	EA	SILICONE - TUBE - W/NOZZLE - BONE
	131264-01-13A	EA	SILICONE - TUBE - W/NOZZLE - TRANSLUCENT
	131264-02-01A	EA	SILICONE - TUBE - W/NOZZLE - VW GRAY - BATH ONLY
	131264-03-01A	EA	SILICONE - TUBE - W/O NOZZLE - SELF LEVELING -BRIGHT WHITE
	131264-04-01A	EA	SILICONE/SEALANT/ADHESIVE - FAST CURE F/GLASS/VINYL - B/W
	131264-04-02A	EA	SILICONE/SEALANT/ADHESIVE-FAST CURE F/GLASS/VINYL-SOFT WHT
	131264-05-01A	EA	SILICONE/SEALANT - ODORLESS - TUBE - W/NOZZLE - BLACK
	131264-05-02A	EA	SILICONE/SEALANT - ODORLESS - TUBE - W/NOZZLE - CLEAR
	131384-01-000	EA	ADHESIVE - JET WELD - 10 OZ CARTRIDGE
	132892-07-01A	FT	SEAL - BULB/SINGLE - W/U CHANNEL - .5" X 1" - BLACK
	152038-01-01A	EA	TAPE - PRESERVATION SEAL - 2" X 36YD ROLL - BLACK
	154585-01-01A	FT	SEAL - FOAM TAPE - ADHESIVE BACK - 3/8" X 3/8" - BLACK
	154585-02-01A	FT	SEAL - FOAM TAPE - ADHESIVE BACK - 3/4" X 1/2" - BLACK
	154585-03-01A	FT	SEAL - FOAM TAPE - ADHESIVE 2 SIDED - 1/8" X 3/4" - BLACK
	154585-04-01A	FT	SEAL - FOAM TAPE - ADHESIVE BACK - 5/8" X 1/8" - WHITE

BOLTS, NUTS AND WASHERS

KEY	PART NUMBER	U/M	DESCRIPTION
	0MD54F-06-000	EA	NUT - HEX W/SERATED FLANGE
	000C12-04-08B	EA	BOLT - HEX - 1/4-20 X 1/2 - GRADE #5 - ZINC
	000C12-04-40B	EA	BOLT - HEX - 1/4-20 X 2 1/2 - GRADE #5 ZINC
	000C12-04-20F	EA	BOLT - HEX - 1/4-20 X 1 1/4 - GRADE #5 - STAINLESS STEEL
	000C12-04-12A	EA	BOLT - HEX - 1/4-20 X 3/4 - PLAIN 5
	000C12-05-16B	EA	BOLT - HEX - 5/16 - 18X1 - GRADE #5 - ZINC
	000C12-05-40B	EA	BOLT - HEX - 5/16"-18 X 2.5" - GRADE #5 - ZINC
	000C12-06-28B	EA	BOLT-HEX-3/8-16X13/4 ZN 5 - 5185-01
	000C12-08-44B	EA	BOLT - HEX - 1/2-13 X 2 3/4 - GRADE #5 - ZINC
	000C12-08-24B	EA	BOLT - HEX - 1/2-13 X 1 1/2 - GRADE #5 - ZINC
	000C12-08-28B	EA	BOLT - HEX - 1/2-13 X 1 3/4 - GRADE #5 - ZINC
	000C13-07-40B	EA	BOLT - HEX - 7/16-20 X 2 1/2 - GRADE #5 - ZINC
	000C13-07-48B	EA	BOLT - HEX - 7/16-20 X 3 - GRADE #5 - ZINC
	000C13-07-72B	EA	BOLT - HEX - 7/16-20 X 4.5" - GRADE #5 - ZINC
	000C16-07-16B	EA	BOLT - CARRIAGE - ASSIST HANDLE - 7/16-14 X 1
	000C18-05-40A	EA	BOLT - ELEVATOR - 5/16-18 X 2 1/2 - PL
	000C26-04-18B	EA	BOLT - HEX - SERRATED FLANGE - 1/4-20 X 1 1/8 - ZINC
	000C26-04-14B	EA	BOLT - HEX - SERRATED FLANGE - 1/4-20 X 7/8 - ZINC
	000C26-04-12F	EA	BOLT - HEX - SERRATED FLANGE -1/4-20 X 3/4-STAINLESS STEEL
	000C26-04-10B	EA	BOLT - HEX - SERRATED FLANGE - 1/4-20 X 5/8 - ZINC
	000C26-04-40F	EA	BOLT - HEX - SERRATED FLANGE -1/4-20 X 2.5-STAINLESS STEEL
	000C26-05-12B	EA	BOLT - HEX - SERRATED FLANGE - 5/16-18 X 3/4 - ZINC
	000C26-06-12B	EA	BOLT - HEX - SERRATED FLANGE - 3/8-16 X 3/4 - ZINC
	000C26-06-20B	EA	BOLT - HEX - SERRATED FLANGE - 3/8-16 X 1 1/4 - ZINC
	000C26-06-28B	EA	BOLT - HEX - SERRATED FLANGE - 3/8-16 X 1 3/4 - ZINC
	000C26-06-40B	EA	BOLT - HEX - SERRATED FLANGE - 3/8-16 X 2 1/2 - ZINC
	000C26-08-28B	EA	BOLT - HEX - SERRATED FLANGE - 1/2-13 X 1 3/4 - ZINC
	000C26-08-24B	EA	BOLT - HEX - SERRATED FLANGE - 1/2-13 X 1 1/2 - ZINC
	000C26-08-40B	EA	BOLT - HEX - SERRATED FLANGE - 1/2-13 X 2 1/2-GRADE #5 ZINC
	000C27-08-48B	EA	BOLT-CARR 1/2-13X3.00 GR5 - 97 M-SERIES
	000C27-08-64B	EA	BOLT - CARRIAGE - 1/2-13 X 4 - GRADE 5
	000D16-07-00B	EA	NUT - HEX - 7/16-14 - ZINC

SEALANTS & FASTENERS GROUP (CONTINUED)
BOLTS, NUTS AND WASHERS (CONTINUED)

KEY	PART NUMBER	U/M	DESCRIPTION
	000D24-10-00B	EA	NUT - HEX - SELF LOCKING - 10-32 - ZINC
	000D27-05-00B	EA	NUT - HEX LOCK - 5-40 - ZINC
	000D28-10-00B	EA	NUT - HEX - W/NYLON LOCK - 10-32 - ZINC
	000D29-04-00F	EA	NUT - HEX - SELF LOCKING - 1/4 X 20 - STAINLESS STEEL
	000D29-04-00B	EA	NUT - HEX - SELF LOCKING - 1/4 X 20 - ZINC
	000D29-06-00B	EA	NUT - HEX - W/NYLON LOCK - 3/8-16 - ZINC
	000D29-09-00B	EA	NUT - HEX - SELF LOCKING - 9/16-12 - ZINC
	000D34-04-00B	EA	NUT - HEX - LOCKING - 1/4-20 - ZINC
	000D34-06-00B	EA	NUT - HEX - LOCKING - 3/8-16 GRADE C - ZINC
	000D39-04-00B	EA	NUT - HEX - LOCKING W/SERRATED FLANGE - 1/4-20 - ZINC
	000D39-05-00B	EA	NUT - HEX - LOCKING W/SERRATED FLANGE - 5/16-18 - ZINC
	000D39-06-00B	EA	NUT - HEX - LOCKING W/SERRATED FLANGE - 3/8-18 - ZINC
	000D39-06-00D	EA	NUT - HEX - LOCKING W/SERRATED FLANGE - 3/8"-16 BLACK
	000D39-07-00B	EA	NUT - HEX - LOCKING W/SERRATED FLANGE - 7/16-14 - ZINC
	000D39-08-00B	EA	NUT - HEX - LOCKING W/SERRATED FLANGE - 1/2-13 - ZINC
	000D39-09-00B	EA	NUT - HEX - LOCKING W/SERRATED FLANGE - 9/16-12 - ZINC
	000D44-04-00B	EA	NUT - HEX - LOCKING W/SERRATED FLANGE - 1/4-28 - ZINC
	000D44-07-00B	EA	NUT - HEX - LOCKING W/SERRATED FLANGE - 7/16-20 - ZINC
	000D44-08-00B	EA	NUT - HEX - LOCKING W/SERRATED FLANGE - 1/2-20 - ZINC
	000D46-04-00A	EA	NUT - HEX - WELD - 1/4-20 - PLAIN
	000D65-08-00B	EA	NUT - HEX - LOCKING W/SERRATED FLANGE - 8-32 - ZINC
	000D73-08-00C	EA	NUT - HEX FLANGE - 1/2-13
	000D75-09-00B	EA	NUT - HEX LOCKING - 9/16-12 - ZINC
	000D76-06-00B	EA	NUT - HEX FLANGE - 3/8-16
	000E11-04-00F	EA	WASHER - LOCKING - 1/4 MED SPLIT - STAINLESS STEEL
	000E11-07-00B	EA	WASHER - LOCKING - 7/16 MED SPLIT - ZINC
	000E11-08-00B	EA	WASHER - LOCKING - 1/2 MED SPLIT - ZINC
	000E13-17-00B	EA	WASHER - FLAT - 3/8 AR - ZINC
	000E13-18-00B	EA	WASHER - FLAT - 3/8 WIDE - ZINC
	000E13-20-00B	EA	WASHER - FLAT - 7/16 WIDE - ZINC
	000E13-22-00B	EA	WASHER - FLAT - 1/2 WIDE - ZINC
	000E13-26-00B	EA	WASHER - FLAT - 5/8 WIDE - ZINC
	000E14-10-00B	EA	WASHER - LOCKING - #10 EXTERNAL TOOTH - ZINC
	000E16-10-00B	EA	WASHER - HARDENED - 5/8 - FLAT - ZINC
	000G45-05-16B	EA	BOLT - LAG - 5/16-9 X 1 - ZINC
	005081-01-000	EA	NUT - SPEED - C-TYPE - #8 SCREW
	039715-01-000	EA	NUT-SERT - 1/4" DIAMETER - 20 THREADS
	040921-01-000	EA	NUT - SPEED - U TYPE - #10-24 - BLACK
	040921-03-000	EA	NUT - SPEED - U TYPE - #10
	040921-04-000	EA	NUT - SPEED - U TYPE - #8-.59" LENGTH X .44" WIDTH
	040921-05-000	EA	NUT - SPEED - U-TYPE - 8-.67" X .44" WIDE
	040921-11-000	EA	NUT - SPEED - U-TYPE - 8-.59" LENGTH X .44" WIDTH - BLACK
	041322-01-000	EA	WASHER - FLANGE - 15/32"ID X 2 3/8"OD - F/SEAT BELT MTG
	044364-02-000	EA	NUT - SPEED - FLAT - ROUND
	044533-01-000	EA	WASHER - 1 3/8"OD - FOR BUTTONS - PLASTIC
	051387-06-000	EA	BOLT - CARRIAGE W/O HOLE - 5/16-18 X 9 1/2 - ZINC
	058716-02-000	EA	WASHER - FLAT NYLON
	064081-03-000	EA	NUT - WING 3/8-16 - W/WELD NUT
	077071-01-000	EA	WASHER - FENDER - 3/16"ID X 1"OD
	087234-01-000	EA	NUT - JACK - 1/4 X 20 THD - MOLLY
	088787-12-000	EA	STUD - WELD - 1/4 - 20 X 1.0 LG - MN
	102540-02-000	EA	SEAL - SCREW
	106956-03-000	EA	BOLT - HEX TAP - 1/2-13NC X 3 - GRADE 5 - FULL THREAD/ZINC
	106956-10-000	EA	BOLT - HEX TAP - 9/16-12NC X 3 5/8 -GRD 5-FULL THREAD/ZINC
	106956-11-000	EA	BOLT - HEX TAP - 1/2-13NC X 2 1/2 - GRD 5-FULL THREAD/ZINC
	106956-13-000	EA	BOLT - HEX TAP - 1/2-20 X 2 1/2 - GRD 5-FULL THREAD/ZINC
	107397-01-000	EA	WASHER - FENDER - 3/4"ID X 1"OD
	108067-03-000	EA	STUD - WELD - 1/4 - 20 X 1/2 CD
	109917-03-000	EA	WASHER - 1" X .50"
	109917-04-000	EA	WASHER - 1" X .75"
	128444-01-000	EA	WASHER - SPRING - CONICAL
	135092-02-01A	EA	BOLT - HEX - SERRATED FLANGE - 1/2-20 X 2 1/2-GRADE 5 ZINC
	135092-05-01A	EA	BOLT - HEX - SERRATED FLANGE - 1/2-20 X 1 - GRADE 5 ZINC
	143399-01-01A	EA	NUT/RETAINING - 3/8" - 24 NFT

SEALANTS & FASTENERS GROUP (CONTINUED)
BOLTS, NUTS AND WASHERS (CONTINUED)

KEY	PART NUMBER	U/M	DESCRIPTION
	144904-01-01A	EA	BOLT - ADJUSTMENT - HEADLAMP
	147284-02-000	EA	NUT/SELF RETAINING - 5/16"-18
	148817-01-000	EA	WASHER/SPUR - LOCKING

SCREWS

KEY	PART NUMBER	U/M	DESCRIPTION
	0G1208-12-170	EA	SCREW - 8-18 X 3/4 POH - BRIGHT WHITE
	0G3908-08-170	EA	SCREW - SF/DR - 8-18 X 1/2 PPH - BRIGHT WHITE
	0G3908-08-410	EA	SCREW - SF/DR - 8-18 X 1/2 PPH - PARCHMENT
	0G3908-16-170	EA	SCREW - SF/DR - 8-18 X 1 PPH - BRIGHT WHITE
	0G3908-24-170	EA	SCREW - SF/DR - 8-18 X 1 1/2 PPH - BRIGHT WHITE
	0G3910-10-330	EA	SCREW - SF/DR - 20-16 X 5/8 PPH - PUTTY
	0G3910-12-170	EA	SCREW - SF/DR - 10-16 X 3/4 PPH - BRIGHT WHITE
	0G3910-12-240	EA	SCREW - SF/DR - 10-16 X .75 PPH - VW LIGHT GRAY
	0G3910-12-380	EA	SCREW - SF/DR - 10-16 X .75 PPH - CASHMERE
	0G3910-12-370	EA	SCREW - SF/DR - 10-16 X .75 PPH - RIVERSTONE
	0G3910-24-170	EA	SCREW - SF/DR - 10-16 X 1 1/2 PPH - BRIGHT WHITE
	0G3910-32-330	EA	SCREW - SF/DR - 10-16 X 2.00 PPH - PUTTY
	0G5508-08-380	EA	SCREW - SF/DR - 8-18 X .5 PWH - CASHMERE
	0G5508-08-370	EA	SCREW - SF/DR - 8-18 X .5 PWH - RIVERSTONE
	0G5508-12-170	EA	SCREW - SF/DR - 8-18 X 3/4 PWH - BRIGHT WHITE
	0G5508-12-320	EA	SCREW - SF/DR - 8-18 X 3/4 PWH - GLACIER
	0G5508-12-330	EA	SCREW - SF/DR - 8-18 X 3/4 PWH - PUTTY
	0G6008-16-170	EA	SCREW - SF/DR - 8-18 X 1 POH - BRIGHT WHITE
	0G5508-16-250	EA	SCREW - SF/DR - 8-18 X 1 PWH - VW DARK GRAY
	0G5508-16-330	EA	SCREW - SF/DR - 8-18 X 1 PWH - PUTTY
	0G5508-16-370	EA	SCREW - SF/DR - 8-18 X 1 PWH - RIVERSTONE
	0G5508-16-380	EA	SCREW - SF/DR - 8-18 X 1 PWH - CASHMERE
	0G5508-16-410	EA	SCREW - SF/DR - 8-18 X 1 PWH - MEDIUM PARCHMENT
	0G6012-32-170	EA	SCREW - SF/DR - 12-14 X 2 POH - BRIGHT WHITE
	0G6710-08-170	EA	SCREW - 10-12 X 1/2 PPH - BRIGHT WHITE
	0G6710-12-170	EA	SCREW - 10-12 X 3/4 PPH - BRIGHT WHITE
	0G6806-16-170	EA	SCREW - 6-18 X 1 POH - BRIGHT WHITE
	0G6810-24-280	EA	SCREW - 10-12 X 1 1/2 POH - SOFT WHITE
	000C20-06-24T	EA	SCREW - 3/8-16 X 1 1/2 - FLAT SOCKET
	000C28-05-24D	EA	CAPSCREW/BUTTON HEAD - 5/16-18 X 1 1/2 - #8-BLK PHOSPHATE
	000G11-06-08B	EA	SCREW - 6-20 X 1/2 PPH - ZINC
	000G11-06-10B	EA	SCREW - 6-20 X 5/8 PPH - ZINC
	000G11-06-10J	EA	SCREW - 6-20 X 5/8 PPH - BRASS
	000G11-07-08B	EA	SCREW - 7-19 X 1/2 PPH - ZINC
	000G11-08-06B	EA	SCREW - 8-18 X 3/8 PPH - ZINC
	000G11-08-08T	EA	SCREW - 8-18 X 1/2 PPH - FLUOROCARBON COATING
	000G11-08-12B	EA	SCREW - 8-18 X 3/4 PPH - ZINC
	000G11-08-12P	EA	SCREW - 8-18 X 3/4 PPH - DARK BROWN
	000G11-08-12S	EA	SCREW - 8-18 X 3/4 PPH - OFF WHITE
	000G11-08-12T	EA	SCREW - 8-18 X 3/4 PPH - BLACK MAGNESIUM
	000G11-08-20B	EA	SCREW - 8-18 X 1 1/4 PPH - ZINC
	000G11-08-20G	EA	SCREW - 8-18 X 1 1/4 - ANTIQUE BRASS
	000G11-10-12D	EA	SCREW - 10-16 X 3/4 PPH - BLACK
	000G12-06-08T	EA	SCREW - 6-20 X 1/2 POH - BLACK
	000G12-06-12J	EA	SCREW - 6-20 X .75 POH - BRASS
	000G12-10-16F	EA	SCREW - 10-16 X 1 POH - STAINLESS STEEL
	000G13-05-10B	EA	SCREW - 5-12 X 5/8 PFH - ZINC
	000G13-06-08B	EA	SCREW - 6-20 X 1/2 PFH - ZINC
	000G13-06-08G	EA	SCREW - 6-20 X 1/2 PFH - ANTIQUE BRASS
	000G13-06-10G	EA	SCREW - 6-20 X 5/8 PFH - ANTIQUE BRASS
	000G13-06-16J	EA	SCREW - 6-20 X 1 PFH - BRASS
	000G13-06-169	EA	SCREW - SF/DR - 6-20 X 1 PFH - SILVER
	000G13-06-24J	EA	SCREW - 6-20 X 1 1/2 PFH - BRASS
	000G13-07-10H	EA	SCREW - 7-19 X 5/8 PFH - BLACK
	000G13-07-12B	EA	SCREW - 7-19 X 3/4 PFH - ZINC
	000G13-08-109	EA	SCREW - 8-18 X 5/8 PFH
	000G13-08-10B	EA	SCREW - 8-18 X 5/8 PFH - ZINC
	000G13-08-16B	EA	SCREW - 8-18 X 1 PFH - ZINC

SEALANTS & FASTENERS GROUP (CONTINUED)
SCREWS (CONTINUED)

KEY	PART NUMBER	U/M	DESCRIPTION
	000G13-08-24B	EA	SCREW - 8-18 X 1 1/2 PFH - ZINC
	000G16-04-24B	EA	SCREW - MACHINE - 1/4-20 X 1 1/2 PPH
	000G18-08-12B	EA	SCREW - MACHINE - 8-32 X 3/4 PPH - ZINC
	000G18-08-16B	EA	SCREW - MACHINE - 8-32 X 1 PPH - ZINC
	000G18-08-24B	EA	SCREW - MACHINE - 8-32 X 1 1/2 PPH - ZINC
	000G18-08-22B	EA	SCREW - MACHINE - 8-32 X 1 3/8 PPH - ZINC
	000G19-10-08B	EA	SCREW - MACHINE - 10-32 X 1/2 PPH - ZINC
	000G19-10-10B	EA	SCREW - MACHINE - 10-32 X 5/8 - PPH - ZINC
	000G19-10-12F	EA	SCREW - MACHINE - 10-32 X 3/4 PPH - STAINLESS STEEL
	000G19-10-20B	EA	SCREW - MACHINE - 10-32 X 1 1/2 PPH - ZINC
	000G32-10-06B	EA	SCREW - 10-32 X 3/8 PPH - ZINC
	000G34-05-12B	EA	SCREW - HEX HEAD TAPPING - 5/16 X 3/4 LONG
	000G36-10-12T	EA	SCREW - 10-24X 3/4 PFH TYPE 23 - BLACK
	000G39-06-10T	EA	SCREW - SF/DR - 6-20 X 5/8 PPH - BLACK
	000G39-06-16T	EA	SCREW - SF/DR - 6-20 X 1 PPH - BLACK
	000G39-08-06B	EA	SCREW - SF/DR - 8-18 X 3/8 PPH - ZINC
	000G39-08-08B	EA	SCREW - SF/DR - 8-18 X 1/2 PPH - ZINC
	000G39-08-08S	EA	SCREW - SF/DR - 8-18 X 1/2 PPH - OFF WHITE
	000G39-08-08T	EA	SCREW - SF/DR - 8-18 X 1/2 PPH - BLACK
	000G39-08-12T	EA	SCREW - SF/DR - 8-18 X 3/4 PPH - BLACK
	000G39-08-16B	EA	SCREW - SF/DR - 8-18 X 1 PPH - ZINC
	000G39-08-16T	EA	SCREW - SF/DR - 6-20 X 1 PPH - BLACK
	000G39-08-24B	EA	SCREW - SF/DR - 8-18 X 1 1/2 PPH - ZINC
	000G39-08-24S	EA	SCREW - SF/DR - 8-18 X 1 1/2 - OFF WHITE
	000G39-08-24T	EA	SCREW - SF/DR - 8-18 X 1 1/2 PPH - BLACK
	000G39-08-32B	EA	SCREW - SF/DR - 8-18 X 2 PPH - ZINC
	000G39-10-08B	EA	SCREW - SF/DR - 10-16 X 1/2 PPH - ZINC
	000G39-10-10B	EA	SCREW - SF/DR - 10-16 X 5/8 PPH - ZINC
	000G39-10-12B	EA	SCREW - SF/DR - 10-16 X 3/4 PPH - ZINC
	000G39-10-129	EA	SCREW - SF/DR - 10-16 X 3/4 PPH - FLUOROCARBON SILVER
	000G39-10-169	EA	SCREW - SF/DR - 10-16 X 1 PPH - FLUOROCARBON SILVER
	000G39-10-20B	EA	SCREW - SF/DR - 10-16 X 1 1/4 PPH - ZINC
	000G39-10-20T	EA	SCREW - SF/DR - 10-16 X 1 1/4 PPH - BLACK
	000G39-10-24T	EA	SCREW - SF/DR - 10-16 X 1 1/2" PPH - BLACK
	000G39-10-28T	EA	SCREW - SF/DR - 10-16 X 1 3/4" PPH - BLACK
	000G39-10-32B	EA	SCREW - SF/DR - 10-16 X 2 - PPH - ZINC
	000G39-10-48B	EA	SCREW - SF/DR - 10-16 X 3 - PPH - ZINC
	000G39-10-48T	EA	SCREW - SF/DR - 10-16 X 3 PPH - BLACK
	000G42-04-16B	EA	SCREW - SF/DR - 1/4-14 X 1 HWH - ZINC
	000G42-04-24B	EA	SCREW - SF/DR - 1/4-14 X 1 1/2 - ZINC
	000G46-08-24T	EA	SCREW - MACHINE - 8-32 X 1 1/2 PFH - ZINC
	000G52-06-05B	EA	SCREW - MACHINE - 6-32 X 5/16 PTH - ZINC
	000G52-06-06B	EA	SCREW - MACHINE - 6-32 X 3/8 PTH - ZINC
	000G54-04-14B	EA	SCREW - 1/4-20 X 7/8 PTH - TYPE 23 - ZINC PLATED
	000G55-08-12T	EA	SCREW - SF/DR - 8-18 X 3/4 PWH - BLACK
	000G55-08-124	EA	SCREW - SF/DR - 8-18 X 3/4 PWH - ASH GRAY
	000G55-08-16T	EA	SCREW - SF/DR - 8-18 X 1 PWH - BLACK
	000G56-12-48B	EA	SCREW - WOOD - 12-11 X 3 POH - SPECIAL HARDENED
	000G57-14-64B	EA	SCREW - 14-10 X 4 PFH ZINC
	000G60-08-16E	EA	SCREW - SF/DR - 8-1 X 1 POH - CHROME
	000G60-08-20F	EA	SCREW - SF/DR - 8-19X1.25 POH
	000G60-08-22B	EA	SCREW - SF/DR - 8-18 X 1.38 POH - ZINC
	000G60-10-16J	EA	SCREW - SF/DR - 10-16 X 1 POH - BRIGHT BRASS
	000G60-10-20B	EA	SCREW - SF/DR - 10-16 X 1 1/4 POH - ZINC
	000G60-10-209	EA	SCREW - SF/DR - 10-16 X 1 1/4 POH - SILVER STALGAARD
	000G60-10-28T	EA	SCREW - SF/DR - 10-16 X 1 3/4 - BLACK
	000G62-06-24I	EA	SCREW - SF/DR - 8-18 X 1.5 PPH - BLACK
	000G62-06-249	EA	SCREW - SF/DR - 8-18 X 1.5 PPH - SILVER
	000G62-08-24B	EA	SCREW - SF/DR - 8-18 X 1 1/2 PFH
	000G67-08-32B	EA	SCREW - 8-15 X 2 PPH - ZINC
	000G67-10-08B	EA	SCREW - 10-12 X 1/2 PPH - ZINC
	000G67-10-08S	EA	SCREW - 10-12 X 1/2 PPH - OFF WHITE
	000G67-10-10B	EA	SCREW - 10-12 X 5/8 PPH - ZINC - TYPE A
	000G67-10-10S	EA	SCREW - 10-12 X 5/8 PPH - OFF WHITE

SEALANTS & FASTENERS GROUP (CONTINUED)
SCREWS (CONTINUED)

KEY	PART NUMBER	U/M	DESCRIPTION
	000G67-10-10T	EA	SCREW - 10-12 X 5/8 PPH - BLACK
	000G67-10-10P	EA	SCREW - 10-12 X 5/8 PPH - DARK BROWN
	000G67-10-12P	EA	SCREW - 10-12 X 3/4 PPH - DARK BROWN
	000G67-10-24B	EA	SCREW - 10-12 X 1 1/2 PPH - ZINC
	000G67-10-24S	EA	SCREW - 10-12 X 1 1/2 PPH - OFF WHITE
	000G67-10-32J	EA	SCREW-10-12X2 PPH - BRIGHT BRASS
	000G68-06-10J	EA	SCREW - 6-18 X 5/8 POH - BRASS
	000G68-06-12B	EA	SCREW - 6-18 X 3/4 POH - ZINC & CLEAR
	000G68-06-12J	EA	SCREW - 6-18 X 3/4 POH - BRASS
	000G68-06-12S	EA	SCREW - 6-18 X 3/4 POH
	029130-01-000	EA	SCREW - SNAP STUD - #8-16 X 5/8" LONG
	029130-03-000	EA	SCREW - SNAP STUD - #8-16 X 1" LONG
	049465-01-000	EA	SCREW - 10-16 PTH W/WASHER - DARK BROWN
	049465-03-000	EA	SCREW - 10-16 X 1 POH W/WASHER - OFF WHITE
	049465-13-000	EA	SCREW - 10-16 X 1 PTH W/WASHER - ASH GRAY
	049465-17-000	EA	SCREW - 10-16 X 1 POH W/WASHER - BRIGHT WHITE
	049465-18-000	EA	SCREW - 10-16 X 1 POH W/WASHER - VW GRAY
	054434-02-000	EA	SCREW - SF/DR - 10-16 X 2 - ZINC
	054434-03-000	EA	SCREW - SF/DR - 10-16 X 2 - PWH - ZINC
	075908-01-000	EA	SCREW - MACHINE - 10-32 X .56 PTH - EXTERNAL TOOTH - ZINC
	076790-01-000	EA	SCREW - 6-20 X 1 1/4 PPH - BLACK
	076790-05-000	EA	SCREW - 6-20 X 1/2 PPH - BLACK - THREAD CUTTING/WOOD
	083554-01-000	EA	SCREW - DRYWALL - 8 X 1 1/4
	083554-04-000	EA	SCREW - DRYWALL - 8 X 2 1/2
	087721-01-000	EA	SCREW - FLAT HEAD - TAPPING - 1/4" X 1 1/4" LONG - ZINC
	095772-01-000	EA	SOCKET-SNAP FASTNER1" SF/DR - SELF DRIVER
	097974-01-000	EA	SCREW - PARTICLE BOARD - 7-9 X 3/4 PPH
	097974-02-000	EA	SCREW-PART BD 8-9X.75 PFH - BEIGE
	101618-01-000	EA	SCREW - 1/4-20 X 3/4 HEX - TAPPING - STALGARD TYPE F
	113563-01-01A	EA	SCREW - 8 X 5/8 LONG SHOULDER/WASHER HEAD
	113563-01-02A	EA	SCREW - 8 X 5/8 LONG SHOULDER/WASHER HEAD - BRIGHT WHITE
	118383-01-09A	EA	RETAINER/RECESSED - F/.22" SCREW - GLACIER
	118383-01-12A	EA	RETAINER/RECESSED - F/.22" SCREW - RIVERSTONE
	118383-01-10A	EA	RETAINER/RECESSED - F/.22" SCREW - STORM GRAY
	118383-01-11A	EA	RETAINER/RECESSED - F/.22" SCREW - CASHMERE
	118383-02-10A	EA	RETAINER/RECESSED - F/.27" SCREW - RIVERSTONE
	118383-02-11A	EA	RETAINER/RECESSED - F/.27" SCREW - CASHMERE
	118383-02-13A	EA	RETAINER/RECESSED - F/.27" SCREW - OFF WHITE
	118383-03-09A	EA	RETAINER/RECESSED - F/.32" SCREW - GLACIER
	118383-04-04A	EA	CAP - F/RECESSED RETAINER - BRIGHT WHITE
	118383-04-09A	EA	CAP - F/RECESSED RETAINER - GLACIER
	118383-04-10A	EA	CAP - F/RECESSED RETAINER - RIVERSTONE
	118383-04-11A	EA	CAP - F/RECESSED RETAINER - CASHMERE
	118383-04-12A	EA	CAP - F/RECESSED RETAINER - STORM GRAY
	118383-04-13A	EA	CAP - F/RECESSED RETAINER - OFF WHITE
	134126-01-01A	EA	SCREW/NAIL - HEX HEAD - 3/4"
	140040-01-000	EA	SCREW - 1/4-20 X 1 - BUTTON HEAD/SOCKET - W/LOCTITE
	149753-01-01A	EA	RETAINER/RECESSED - F/.22" SCREW - BLACK
	149753-01-02A	EA	RETAINER/RECESSED - F/.22" SCREW - BRIGHT WHITE
	149753-02-01A	EA	CAP - F/RECESSED RETAINER - BLACK
	149753-02-02A	EA	CAP - F/RECESSED RETAINER - BRIGHT WHITE
	154938-01-01A	EA	SCREW - SF/DR - 10-16 X 3/4 PPH - W/SELF SEAL - BRIGHT WHITE
	154938-01-02A	EA	SCREW - SF/DR - 10-16 X 3/4 PPH - W/SELF SEAL - BLACK
	154938-02-01A	EA	SCREW - SF/DR - 8-18 X 1 PFH - W/SELF SEAL - BRIGHT WHITE
	154938-02-02A	EA	SCREW - SF/DR - 8-18 X 1 PFH - W/SELF SEAL - BLACK
	154938-02-03A	EA	SCREW - SF/DR - 8-18 X 1 PFH - W/SELF SEAL - SILVER
	154938-03-01A	EA	SCREW - SF/DR - 8-18 X 5/8 PFH - W/SELF SEAL - BRT WHT
	154935-03-02A	EA	SCREW - SF/DR - 8-18 X 5/8 PFH - W/SELF SEAL - BLACK
	154938-04-01A	EA	SCREW - SF/DR - 10-16 X 1" TPH - W/SELF SEAL - BRT WHT
	154938-04-02A	EA	SCREW - SF/DR - 10-16 X 1" TPH - W/SELF SEAL - BLACK
	154938-05-03A	EA	SCREW - SF/DR - 8-18 X 1.25" PFH - W/SELF SEAL - SILVER

SEALANTS & FASTENERS GROUP (CONTINUED)

CLAMPS, CLIPS, GROMMETS, RIVETS & PLUGS

KEY	PART NUMBER	U/M	DESCRIPTION
	000H16-04-06R	EA	RIVET - POP ALUMINUM - 1/8 X .313 - .375
	000H16-06-10R	EA	RIVET - POP ALUMINUM - 3/16 X .501 - .625
	007161-01-000	EA	CLAMP - HOSE - SPRING TYPE - 1/2"
	008386-01-000	EA	GROMMET - SNAP - 3/8" DIAMETER - NYLON
	010495-01-000	EA	CLAMP - CABLE - 9/16"ID - BLACK
	010495-02-000	EA	CLAMP - CABLE - 3/8"ID - BLACK
	010495-04-000	EA	CLAMP - CABLE - 11/16"ID - WHITE
	010497-01-000	EA	CLAMP - CLOSED - 5/8"ID
	010497-02-000	EA	CLAMP - CLOSED - 1.5"ID
	010497-03-000	EA	CLAMP - CLOSED - 1"ID - CUSHIONED
	010497-04-000	EA	CLAMP - CLOSED - 1 5/8"ID
	010497-05-000	EA	CLAMP - CLOSED - 1/2"ID
	010497-07-000	EA	CLAMP - CLOSED - 3/8"ID
	010497-09-000	EA	CLAMP - CLOSED - 5/16"ID
	010497-10-000	EA	CLAMP - CLOSED - 7/8"ID
	010499-01-000	EA	CLAMP - CLOSED - 3/8"ID
	016188-03-000	EA	GROMMET - LP LINE - 3/8"HOLE X 2 1/2"LONG - RUBBER
	016188-04-000	EA	GROMMET - LP LINE - 1/2"HOLE X 2 1/2"LONG - RUBBER
	016188-05-000	EA	GROMMET - LP LINE - 3/8"HOLE X 1 1/4"LONG - RUBBER
	016188-06-000	EA	GROMMET - LP LINE - 3/8"HOLE X 3 1/4"LONG - RUBBER
	016188-07-000	EA	GROMMET - L/P LINE - 1/2"HOLE X 3 1/4"LONG
	016188-08-000	EA	GROMMET - LP LINE - 1/2"HOLE X 1 1/4"LONG - RUBBER
	016188-09-000	EA	GROMMET - LP LINE - .68"HOLE X 1 1/4"LONG - RUBBER
	016188-10-000	EA	GROMMET - LP GAS - .68" X 2.5"
	023942-01-000	EA	GROMMET - RUBBER - 2"OD
	041930-11-000	EA	RIVET - POP ALUMINUM - 1/8 X .188 - .250 - BRIGHT WHITE
	061420-04-000	EA	PLUG/PLASTIC - 1 1/4" DIAMETER
	061420-05-000	EA	PLUG/PLASTIC - 1 1/2" DIAMETER
	061420-09-000	EA	PLUG/PLASTIC - 1.00" DIAMETER
	061420-10-000	EA	PLUG/PLASTIC - 1 1/2" DIAMETER - BLACK
	061420-12-000	EA	PLUG/PLASTIC - 1.50" DIAMETER - RED
	061420-13-000	EA	PLUG/PLASTIC - 3/8" - FLUSH
	061420-14-000	EA	PLUG/PLASTIC - 7/8" DIAMETER - BLACK
	061420-15-000	EA	PLUG/PLASTIC - 2" DIAMETER - BLACK
	061420-16-000	EA	PLUG/PLASTIC - 2 1/8" DIAMETER - BLACK
	062401-01-000	EA	CLAMP - HOSE - WORMGEAR - .25" - 1"
	062401-02-000	EA	CLAMP - HOSE - WORMGEAR - 1.56" - 2.5" ID
	062401-03-000	EA	CLAMP - HOSE - WORMGEAR - .22" - 1" ID
	062401-04-000	EA	CLAMP - HOSE - WORMGEAR - .69" - 1.25" ID
	062401-05-000	EA	CLAMP - HOSE - WORMGEAR - 2" - 3" ID
	062401-06-000	EA	CLAMP - HOSE - WORMGEAR - .22" - .62" ID
	062401-09-000	EA	CLAMP - HOSE - WORMGEAR - 2.8" - 3.75" ID
	062401-11-000	EA	CLAMP - HOSE - WORMGEAR - 3.50" - 4.50" ID
	062401-13-000	EA	CLAMP - HOSE - WORMGEAR
	063729-12-000	EA	RIVNUT - 5/16 - 18 UNCUT - FLATHEAD - STAINLESS
	071015-01-000	EA	GROMMET - RUBBER - .5"ID X 1"OD-W/.38" GROOVE - BLACK
	071015-11-000	EA	GROMMET - RUBBER - 1"ID FITS .12 MATERIAL - BLACK
	071015-13-000	EA	GROMMET - RUBBER - .62"ID X 1"OD W/.09" GROOVE - BLACK
	071015-22-000	EA	GROMMET - RUBBER - .62"ID X 1.12"OD W/.19" GROOVE - BLACK
	071015-26-000	EA	GROMMET - RUBBER - 1.5"ID X 2.1"OD W/.06" GROOVE - BLACK
	071015-29-000	EA	GROMMET - RUBBER - .3"ID X 1.3"OD W/.12" GROOVE - BLACK
	071015-30-000	EA	GROMMET - RUBBER - .3"ID X .81"OD W/.12" GROOVE - BLACK
	071015-39-000	EA	GROMMET - .75 ID FITS .06 MTL
	071015-41-000	EA	GROMMET - .125 ID FITS .188 MTL
	071015-42-000	EA	GROMMET - .25 ID FITS .06 MTL
	075148-02-000	EA	CLAMP - GROUNDING - BRONZE SCREWS
	077955-01-000	EA	CLIP/J - 3/8" - VINYL COATED
	080734-02-000	EA	CLIP - WIRE NYLON
	081211-01-000	EA	PLUG - PLASTIC - .31"DIA - BLACK
	081211-03-000	EA	PLUG - PLASTIC - .50"DIAMETER - TRUSS HEAD - BLACK
	081211-04-000	EA	PLUG - PLASTIC - .46"DIAMETER - TRUSS HEAD - BLACK
	083609-01-000	EA	CLAMP - WIRE - DUAL - EQUAL DIAMETERS - 5/8"
	083610-01-000	EA	CLAMP - WIRE - DUAL - UNEQUAL DIAMETERS - 3/4" & 1 1/4"
	083610-02-000	EA	CLAMP - WIRE - DUAL - UNEQUAL DIAMETERS - 3/4" & 2"

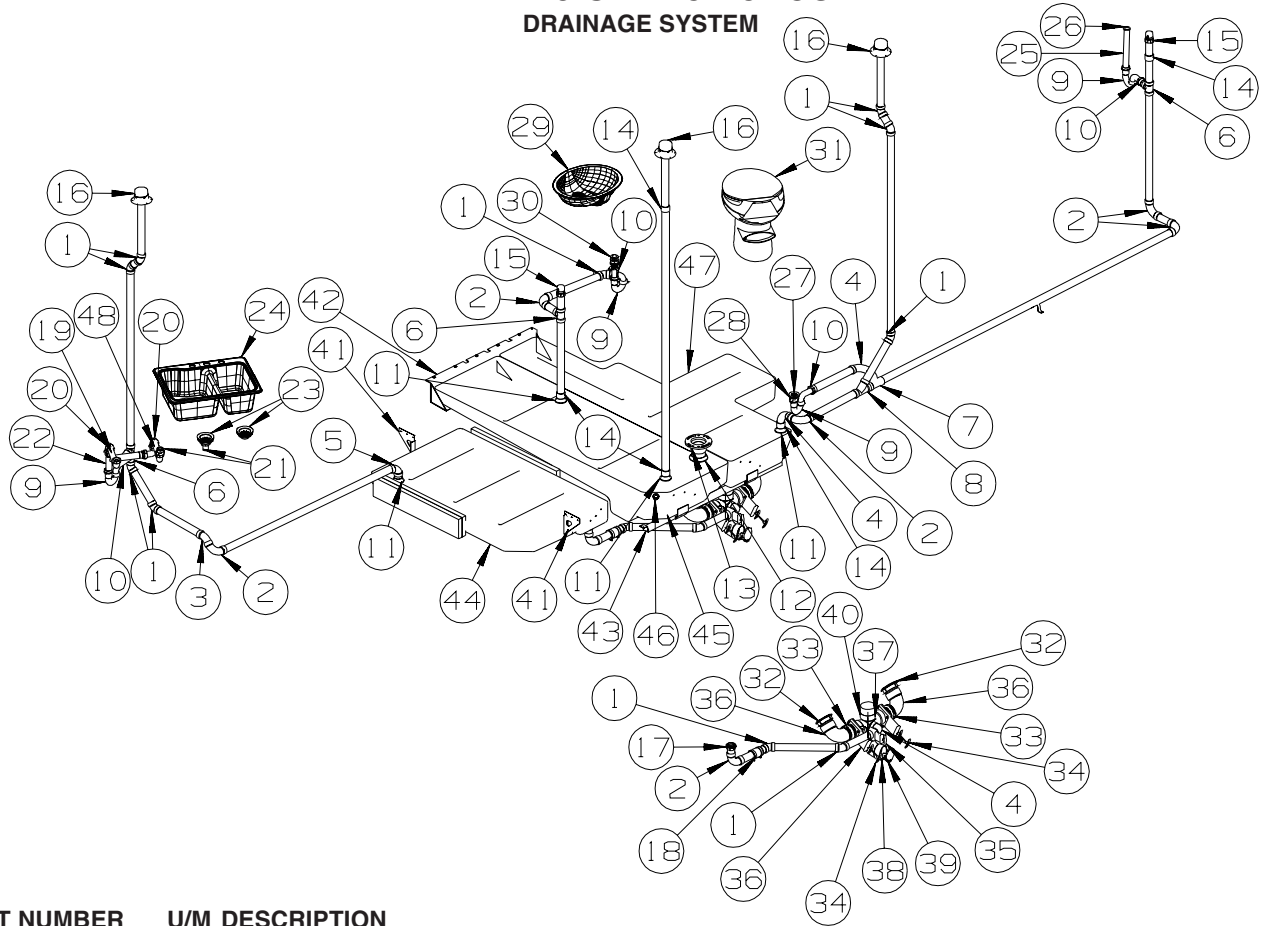
SEALANTS & FASTENERS GROUP (CONTINUED)
CLAMPS, CLIPS, GROMMETS, RIVETS & PLUGS (CONTINUED)

KEY	PART NUMBER	U/M	DESCRIPTION
	083610-03-000	EA	CLAMP - WIRE - DUAL - EQUAL DIAMETERS - 2"
	088756-01-000	EA	GROMMET - WEB - 1 1/8"ID
	089329-02-000	EA	CLIP - SPRING
	091952-01-000	EA	CLIP - GRIPPER - 1" - BLACK VINYL COATED
	091952-02-000	EA	CLIP - GRIPPER - 3/4" - BLACK VINYL COATED
	091952-03-000	EA	CLIP - GRIPPER - 1/2" - BLACK VINYL COATED
	094362-02-000	EA	CLIP - XMAS TREE - BINDER HEAD - .9" LONG/ANY COLOR
	094362-05-000	EA	CLIP - XMAS TREE - ROUND HEAD - 1.4" LONG/ANY COLOR
	113133-02-01A	EA	RIVET - POP - ALUMINUM - 3/16 X .252 - .504 - BLACK
	114208-05-000	EA	GROMMET - EDGE LINER - FITS 2"
	118626-01-02A	EA	RIVET/POP - ALUMINUM - 3/16 X .08 - .375
	118626-01-01A	EA	RIVET/POP - ALUMINUM - 3/16 X 1.2"(GRIP RANGE .1"-.4")
	118626-02-01A	EA	RIVET/POP - ALUMINUM - 3/16 X .500 - .750
	118626-03-01A	EA	RIVET/POP - STAINLESS STEEL - 3/16 X .500 - .750
	137014-01-02A	EA	GROMMET - CABLE - BROWN
	137014-01-01A	EA	GROMMET - CABLE - ALMOND
	137014-01-03A	EA	GROMMET - CABLE - BLACK
	139118-02-01A	EA	GROMMET - SCREW - PLASTIC
	155498-01-01A	EA	CLAMP - CLOSED - 7/8"ID - VINYL DIP/GALVONIZED - BLACK

MISCELLANEOUS FASTENERS

KEY	PART NUMBER	U/M	DESCRIPTION
	008343-01-000	EA	TIE - WIRE - 6"
	008343-02-000	EA	TIE - WIRE - 14"
	008343-03-000	EA	TIE - WIRE - 7 1/2" - BLACK
	029094-04-000	YD	VELCRO TAPE/LOOP - 1"WIDE - W/ADHESIVE BACK - BLACK
	029096-04-000	YD	VELCRO TAPE/HOOK - 1"WIDE - BLACK - W/ADHESIVE BACK (PSA)
	048394-02-000	YD	VELCRO TAPE - HOOK - ADHESIVE BACK - 3/4" WIDE - BEIGE
	085774-01-000	FT	FASTENER - DUAL LOCK - 1" WIDE - ADHESIVE BACK - BLACK
	085774-02-000	FT	FASTENER - DUAL HOOK - 1" WIDE - ADHESIVE BACK - BLACK
	088792-02-000	YD	VELCRO TAPE - LOOP - 3/4" - ADHESIVE BACK - BEIGE
	088792-04-000	YD	VELCRO TAPE - HOOK - 5/8" - NON-ADHESIVE BACK - WHITE
	088792-05-000	YD	VELCRO TAPE - LOOP - 5/8" - NON-ADHESIVE BACK - WHITE
	108046-02-000	EA	CABLE TIE - SCREW MOUNT 15"

WATER & SEWAGE GROUP DRAINAGE SYSTEM

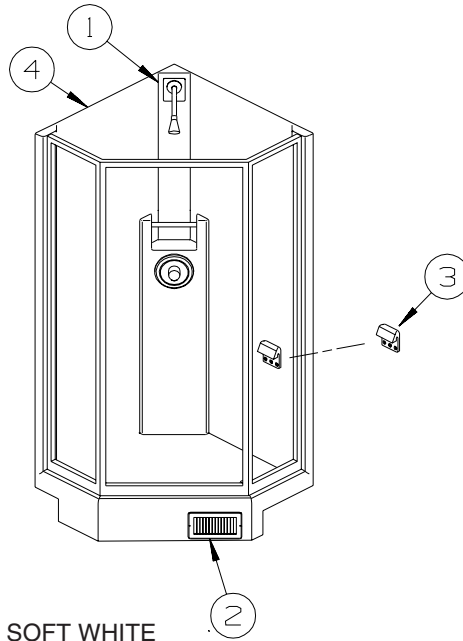


KEY	PART NUMBER	U/M	DESCRIPTION
1	010006-01-000	EA	ELBOW - 45 DEGREE - 1 1/2" HUB X HUB - PLASTIC
2	010008-01-000	EA	ELBOW - 90 DEGREE - 1 1/2" HUB X HUB - PLASTIC
3	010051-01-000	EA	ELBOW - 45 DEGREE - 1 1/2" SPIGOT X HUB - PLASTIC
4	033761-01-000	EA	ELBOW - 90 DEGREE - TURN - 1 1/2" HUB X 1 1/2" SPIGOT
5	034250-01-000	EA	ELBOW - 90 DEGREE - LONG TURN - 1 1/2" HUB X HUB - ABS
6	010071-01-000	EA	TEE - SANITARY - 1 1/2" HUB X HUB X HUB - PLASTIC
7	031365-02-000	EA	TEE - 1 1/2" EXTRA LONG TURN - PLASTIC
8	010073-01-000	EA	WYE - 45 DEGREE - 1 1/2" HUB X HUB X HUB - PLASTIC
9	107538-02-000	EA	P-TRAP - PLASTIC - 1 1/2" W/EXTENSION ARM
9	011071-01-000	EA	P-TRAP - 1 1/2" - CSA - PLASTIC - CANADIAN
10	152146-01-000	EA	CONNECTOR - 1 1/2"P X 1 1/2"MPT
11	061607-01-000	EA	GROMMET - HOLDING TANK - 1 1/2" NPS
12	061607-02-000	EA	GROMMET - HOLDING TANK - 3" NPS
13	024676-01-000	EA	FLANGE/CLOSET - 4" X 3" - BLACK PLASTIC
14	010115-01-000	EA	COUPLING - 1 1/2" HUB X HUB - PLASTIC
15	079968-01-000	EA	VENT - MECHANICAL/TRAP ARM - ANTI-SIPHON-2" X 7.3" PLASTIC
16	083558-03-000	EA	VENT - W/COVER - F/PLUMBING STACK - OFF WHITE
17	102024-01-000	EA	NIPPLE - PLASTIC - 1.5" X 2.62" TOE
18	089355-01-000	EA	COUPLER - RUBBER - 1 1/2" X 1 1/2"
19	126588-01-000	EA	ARM - WASTE - 1 1/2" X 9 1/2" - FEMALE
20	125569-01-000	EA	ELBOW - 1 1/2" X 90 DEGREE - DOUBLE SLIP
21	011069-03-000	EA	TAILPIECE - TUB/SHOWER - 1 1/2" X 1 3/4" - PLASTIC
22	011091-02-000	EA	WASTE - CONTINUOUS - DOUBLE SINK
23	092303-01-000	EA	STRAINER - W/BASKET - GALLEY SINK - 4" OD
24	148870-01-01A	EA	SINK/DOUBLE - LRG/SML BASIN - 25" X 19" X 7"
25	126588-02-000	EA	ARM - WASTE - 1 1/2" X 20" - FEMALE
26	061420-10-000	EA	PLUG/PLASTIC - 1 1/2" DIAMETER - BLACK
27	066440-01-000	EA	STRAINER - SHOWER DRAIN - W/RUBBER WASHER
27	127440-02-01A	EA	WASHER - RUBBER - 1.8" X .1"
28	011069-06-000	EA	TAILPIECE - 1 1/2" X 1 1/4" X 2 1/2" - BRASS
	130403-01-000	EA	NUT - SLIP - W/WINGS 1 1/2"

WATER & SEWAGE GROUP (CONTINUED)
DRAINAGE SYSTEM (CONTINUED)

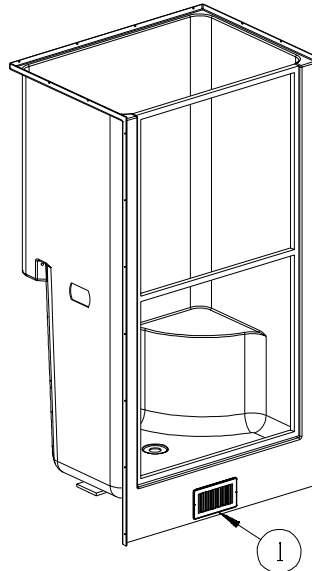
KEY	PART NUMBER	U/M	DESCRIPTION
29	155318-01-01A	EA	SINK - LAVATORY - OVAL - 19.5" X 16" X 6.1" - CREAM
30	151556-01-02A	EA	DRAIN/TAILPIECE - W/POP-UP/LIFT ROD/OVERFLOW - CHROME
31*	152830-01-01A	EA	TOILET/AQUA MAGIC STYLE PLUS - 20"TALL - W/O SPRAY - WHITE
32	010129-03-000	EA	NIPPLE - 3" X 3" TOE - PLASTIC
33	078406-01-000	EA	COUPLER - 3" X 3" W/CLAMPS - RUBBER
34	062418-03-000	EA	VALVE - 3" SPIGOT X 3" SPIGOT
35	062421-01-000	EA	VALVE/DUMP W/HANDLE - 1 1/2" HUB X 1 1/2" SPIGOT
36	010062-01-000	EA	ELBOW - 3 90 SPIGOT X HUB - PLASTIC
37	155751-01-000	EA	TEE - DOUBLE 3" - W/SIDE INLET
38	109450-01-000	EA	ADAPTER - SEWER HOSE - PLASTIC
39*	062415-01-000	EA	CAP - SEWER - 3" DIAMETER
	139513-02-000	EA	HOSE - SEWER - 3" X 20' - W/BAYONET TYPE ADAPTER
	062416-01-000	EA	ADAPTER - SEWER HOSE TO 3" PIPE
*	144728-01-000	EA	VALVE - SEWER HOSE - 3"
40	155752-01-000	EA	CAP - 3"
41	112628-05-02B	EA	BRACKET/TIEDOWN - WATER TANK - E-COATED
42	158968-01-02B	EA	BRACKET - TANK DRAIN - E-COATED
43	152487-01-02B	EA	SUPPORT - HOLDING TANK - E-COATED
44	158705-01-700	EA	TANK - HOLDING - 31 GALLON - W/1.5" NIPPLE - W/O FITTINGS
	102024-01-000	EA	NIPPLE - PLASTIC - 1.5" X 2.62" TOE
	049032-01-000	EA	PATCH - SPINWELD - 3/8" - PLASTIC
45	158706-01-700	EA	TANK - HOLDING - 50 GALLON - W/3" NIPPLE - W/O FITTINGS
	049032-01-000	EA	PATCH - SPINWELD - 3/8" - PLASTIC
	125697-02-000	EA	NOZZLE - WELD-A-FLUSH
46	114429-02-000	EA	ELBOW - 1/2"P X 1/2"MPT
47	158707-01-700	EA	TANK - HOLDING - 50 GALLON - W/O FITTINGS
	010232-01-000	EA	FITTING - SPINWELD - PLASTIC 3FPT
	049032-01-000	EA	PATCH - SPINWELD - 3/8" - PLASTIC
48	126588-01-000	EA	ARM - WASTE - 1 1/2" X 9 1/2" - FEMALE
			FROM: 00-00-00 THRU: 11-05-06
48	126588-01-000	EA	ARM - WASTE - 1 1/2" X 9 1/2" - FEMALE
			FROM: 11-06-06 THRU: 99-99-99

WATER & SEWAGE GROUP (CONTINUED)
DRAINAGE SYSTEM (CONTINUED)



40FD,40TD

KEY	PART NUMBER	U/M	DESCRIPTION
1	143218-01-02A	EA	PLATE/COVER - SHOWER HEAD - SOFT WHITE
2	089326-02-000	EA	GRILLE - FLOOR - HEATING - 9.3" X 5.3" - SOFT WHITE
3	135607-03-01A	EA	SEAT - SHOWER/FOLDING - WHITE
4	142017-01-01A	EA	SHOWER - FIBERGLASS - SOFT WHITE



36LD,40KD

KEY	PART NUMBER	U/M	DESCRIPTION
1	089326-02-000	EA	GRILLE - FLOOR - HEATING - 9.3" X 5.3" - SOFT WHITE

WATER & SEWAGE GROUP (CONTINUED)

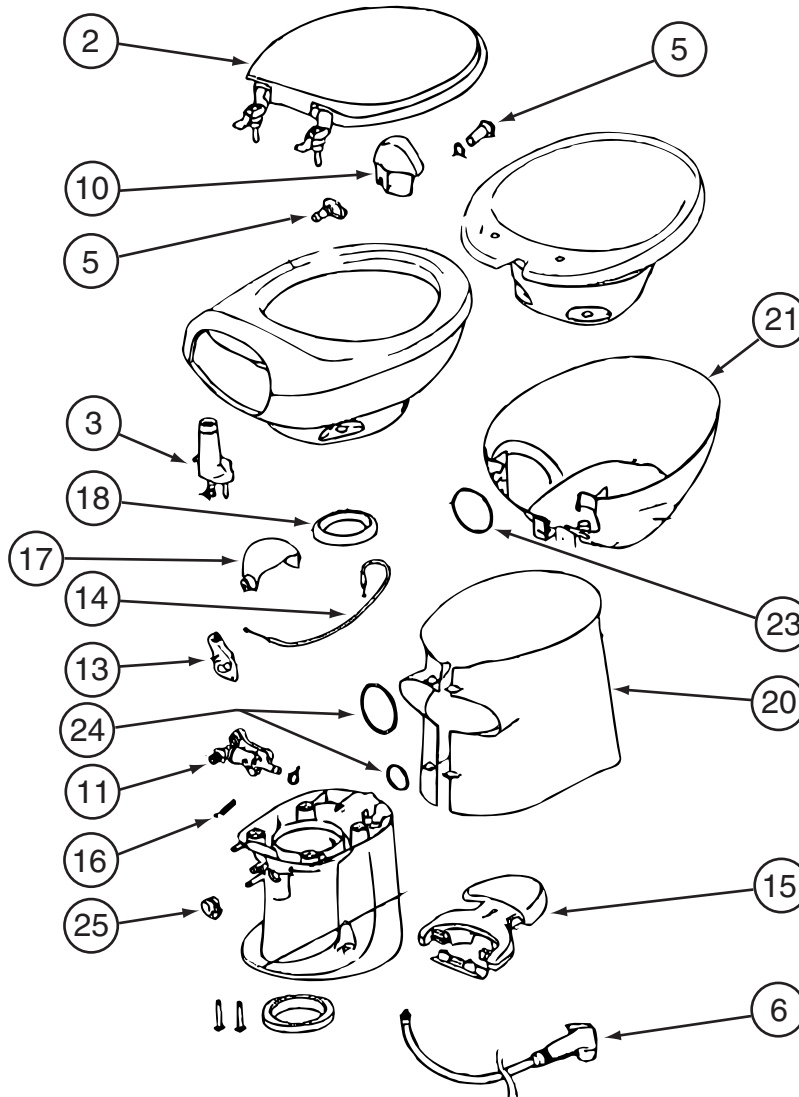
COMPONENT PARTS FOR DRAINAGE SYSTEM

062415-01-000

KEY	PART NUMBER	U/M DESCRIPTION	VENDOR NO.
	062415-01-700	EA STRING-SEWER CAP	V#SV7 STRAP

144728-01-000

KEY	PART NUMBER	U/M DESCRIPTION	VENDOR NO.
	144728-01-700	EA GASKET-RUBBER, INSIDE VALVE	9667310-11
	144728-01-701	EA GASKET-RUBBER, OUTSIDE	9667310-10



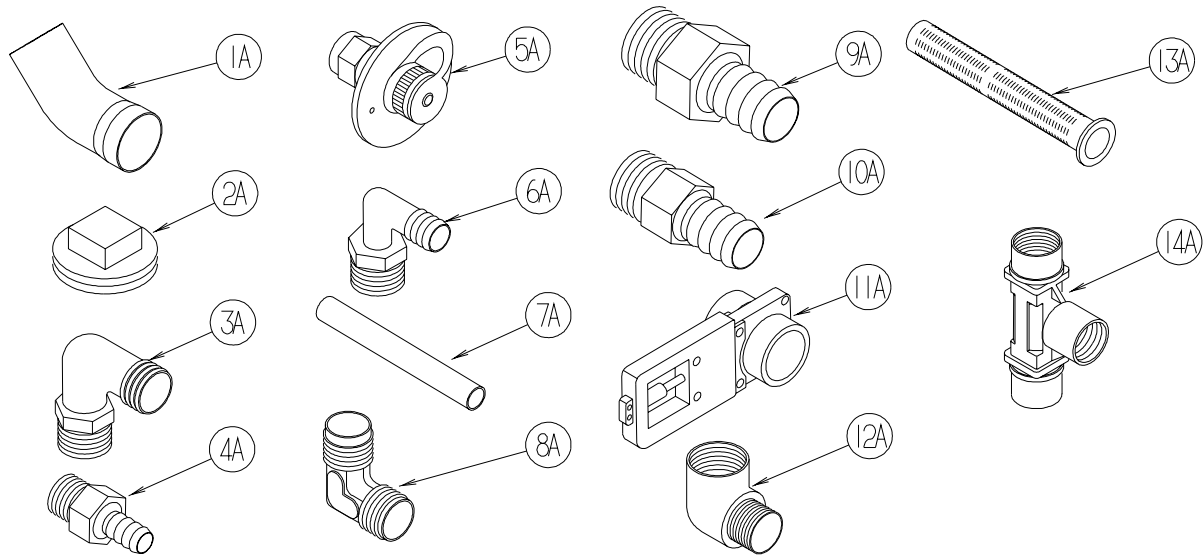
152830-01-01A

KEY	PART NUMBER	U/M DESCRIPTION	VENDOR NO.
2	152829-01-700	EA SEAT/COVER ASSEMBLY - WHITE	34144
3	152829-01-708	EA VACUUM BREAKER	34122
5	152830-01-701	EA FLUSH NOZZLE - WHITE	34127
11	152829-01-701	EA WATER VALVE	34100
13	152829-01-703	EA WATER VALVE DRIVE ARM	34104
14	152829-01-704	EA CABLE - F/PEDAL	34106
15	152830-01-700	EA PEDAL PACKAGE - WHITE	34114
16	152829-01-705	EA SPRING/RETURN-F/WATER VALVE	34110
17	152829-01-706	EA WASTE BALL - WHITE	34117
18	152829-01-707	EA SEAL - F/WASTE BALL	34120
20	152830-01-703	EA SHROUD - TALL/WHITE	34138
24	152830-01-702	EA O-RING PKG - F/SHROUD	34136
25	152829-01-702	EA WASTE BALL DRIVE ARM	34102

CONTACT WINNEBAGO PART SALES FOR UNLISTED COMPONENT(S)

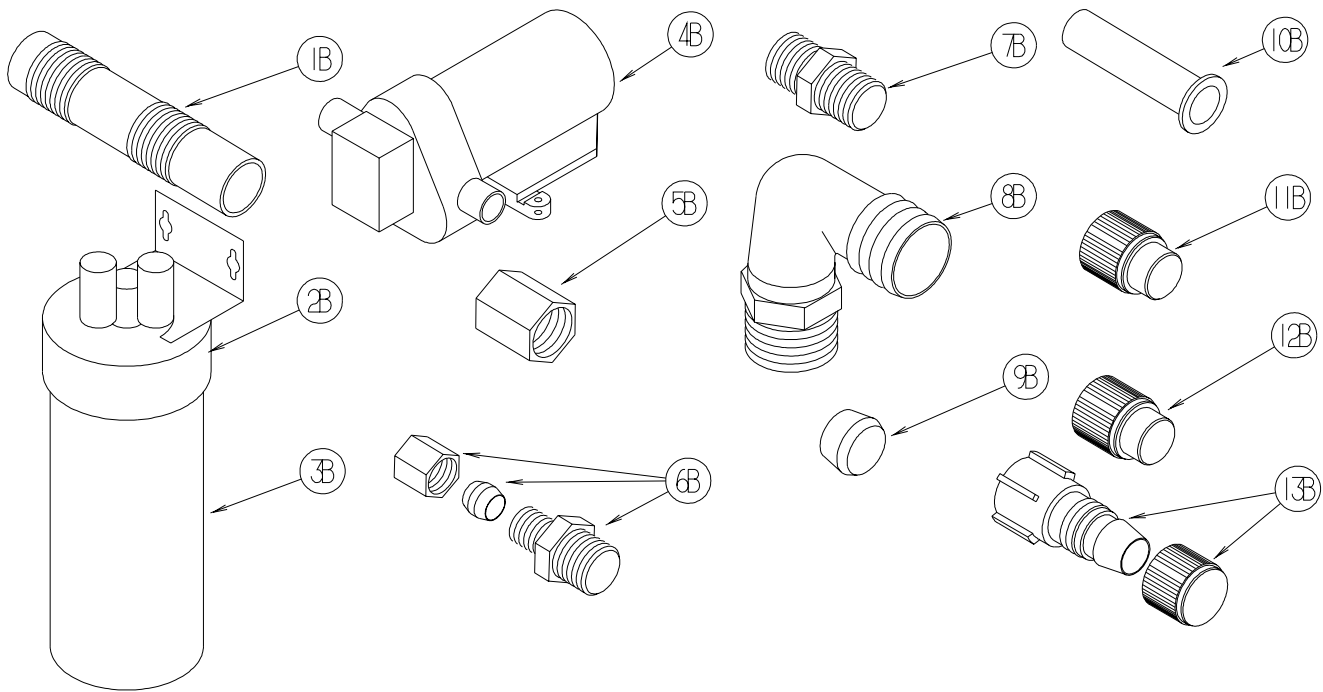
WATER & SEWAGE GROUP (CONTINUED)

WATER SYSTEM



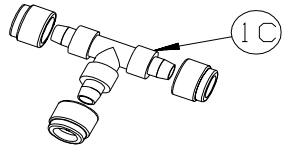
KEY	PART NUMBER	U/M	DESCRIPTION
1A	010009-01-000	EA	ELBOW - 90 DEGREE - 1/4 BEND - 1 1/2" PLASTIC
2A	010166-01-000	EA	PLUG/THREADED - 1 1/4"MPT - PLASTIC - BLACK - UL
3A	010219-01-000	EA	ELBOW - 1 1/4 MPT X 1 1/4 BARB - WATER FILL - PLASTIC
4A	010224-01-000	EA	ADAPTER - HOSE TO PIPE - 3/8 MPT X 3/8 BARB - PLASTIC
5A	010230-06-000	EA	FILL - CITY WATER - W/CHECK VALVE - MPT - BRUSHED ALUM
6A	035539-01-000	EA	ELBOW - 3/8 MPT X 3/8 BARB - PLASTIC
7A	039800-04-000	FT	TUBING - POLYBUTYL - 1/4"OD
7A	074462-02-000	FT	TUBING - VINYL - 3/8 ID X 20' - CLEAR
7A	112176-01-000	FT	TUBING - VINYL - REINFORCED - 1/2" ID
7A	124188-01-000	FT	TUBING - PEX - 1/2" ID X 20' - BLUE(COLD)
7A	124188-02-000	FT	TUBING - PEX - 1/2" ID X 20' - RED(HOT)
8A	039808-03-000	EA	ELBOW - 1/2" MPT X 1/2" MPT - PLASTIC
9A	044927-01-000	EA	ADAPTER - HOSE TO PIPE-1 1/4 MPTX1 1/4 BARB-BLACK PLASTIC
10A	044927-02-000	EA	ADAPTER - REDUCING - 1" MPT X 1.3" BARB - PLASTIC
11A	062421-03-000	EA	VALVE/DUMP W/O HANDLE - 1 1/2" X 1 1/2" HUB
	062421-05-000	EA	CABLE/ROD - F/DUMP VALVE - W/HANDLE - 48"
	062421-07-000	EA	CABLE/ROD - F/DUMP VALVE - W/HANDLE - 144"
	062421-08-000	EA	CABLE/ROD - F/DUMP VALVE - W/HANDLE - 108"
12A	065318-02-000	EA	ELBOW - 90 DEGREE - 3/8" MPT TO 3/8" FPT
13A	077954-02-000	EA	FILTER - WATER TANK - W/SCREEN IN TANK
14A	039798-01-000	EA	TEE - 1/2"MPT X 1/2"MPT X 1/2"MPT - PLASTIC

WATER & SEWAGE GROUP (CONTINUED)
WATER SYSTEM (CONTINUED)

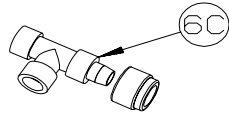


KEY	PART NUMBER	U/M	DESCRIPTION
1B	079381-01-000	FT	TUBING - RIBBED FLEXIBLE - WATER FILL - 1.4" ID
2B	087200-01-000	EA	FILTER-WATER PURIFCATION, EVERPURE QC2-AC
3B	087200-02-000	EA	CARTRIDGE-WATER FILTER,AC - EVERPURE 9601-11
4B*	098607-01-000	EA	PUMP - WATER - W/.5" MPT FITTING - FLOW 2.8 GPM
			FROM: 00-00-00 THRU: 06-21-06
4B	160702-01-000	EA	PUMP - WATER - 3.0 GPM - W/1/2" MPT
			FROM: 06-22-06 THRU: 99-99-99
5B	101814-01-000	EA	COUPLING - FEMALE - 1/2" X 1/2" FPT - GRAY
6B	103798-01-000	EA	CONNECTOR - 1/4 OD X 3/8 MPT
7B	110438-02-000	EA	VALVE - CHECK - BRASS - 1/2 MPT X 1/2 MPT
8B	111223-02-000	EA	ELBOW - 1/2" MPT X 3/8" BARB - PLASTIC
8B	111223-03-000	EA	ELBOW - 3/4" MPT X 1/2" BARB - PLASTIC
8B	111223-04-000	EA	ELBOW - 1/2" MPT X 1/2" BARB - PLASTIC
9B	111888-01-000	EA	FERRULE - PLASTIC - .250 ID X .375 OD
10B	111888-02-000	EA	INSERT - BRASS - 1/4 COMP
11B	113697-01-000	EA	CAP - 3/8"P
12B	114427-01-000	EA	CAP - 1/2"P
13B	114427-02-000	EA	PLUG - W/COMP NUT - 1/2" PLASTIC PIPE/1/2" FLAIR-IT

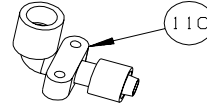
WATER & SEWAGE GROUP (CONTINUED)
WATER SYSTEM (CONTINUED)



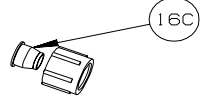
1C



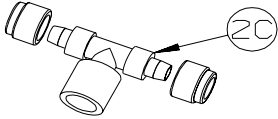
6C



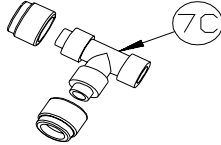
11C



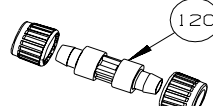
16C



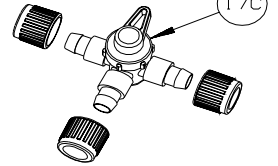
2C



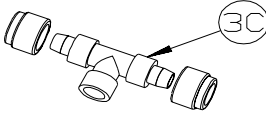
7C



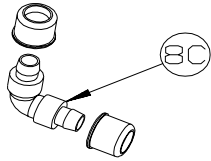
12C



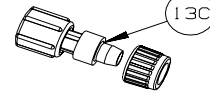
17C



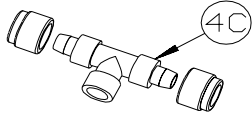
3C



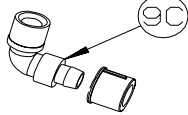
8C



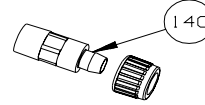
13C



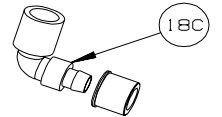
4C



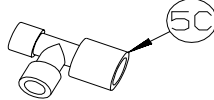
9C



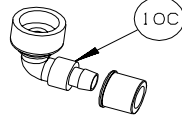
14C



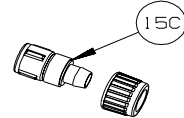
18C



5C



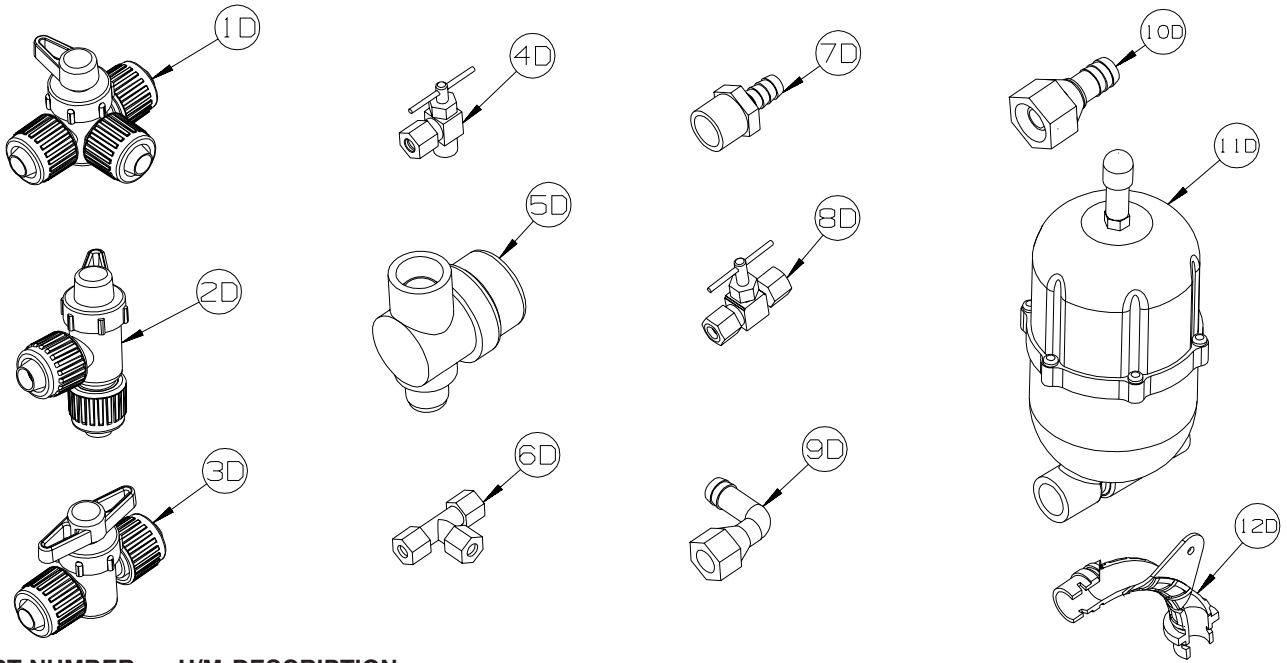
10C



15C

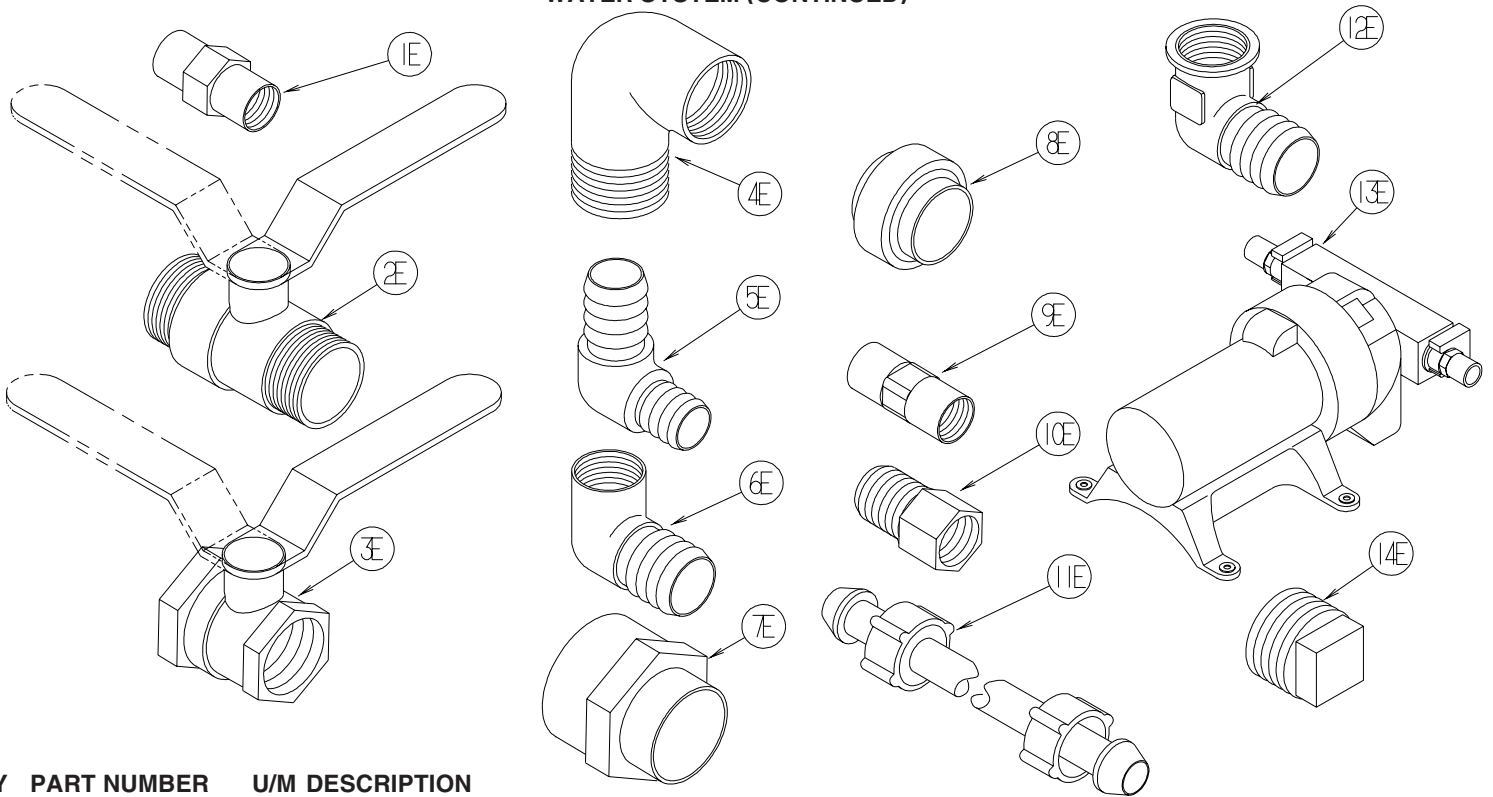
KEY	PART NUMBER	U/M	DESCRIPTION
1C	114428-01-000	EA	TEE - 1/2"P X 1/2"P X 1/2"P
2C	114428-02-000	EA	TEE - SWIVEL - 1/2"P X 1/2"P X 1/2"FPT
3C	114428-03-000	EA	TEE - 1/2"P X 1/2"P X 1/2"MPT
4C	114428-04-000	EA	TEE - 1/2"P X 1/2"P X 1/8"FPT
5C	114428-05-000	EA	TEE - 1/2" SWIVEL X 1/2" MPT X 1/2" MPT
6C	114428-06-000	EA	TEE - 1/2" P X 1/2" MPT X 1/2" MPT
7C	114428-07-000	EA	TEE - 1/2" P X 1/2" MPT X 1/2" P
8C	114429-01-000	EA	ELBOW - 1/2"P X 1/2"P
9C	114429-02-000	EA	ELBOW - 1/2"P X 1/2"MPT
9C	114429-04-000	EA	ELBOW - 1/2"P X 3/8"MPT
9C	114429-05-000	EA	ELBOW - 1/2"P X 3/4"MPT
9C	114429-10-000	EA	ELBOW - SWIVEL - 1/2"MPT X 1/2"FPT
10C	114429-06-000	EA	ELBOW - SWIVEL - 1/2"P X 3/4"FPT
10C	114429-08-000	EA	ELBOW - SWIVEL - 1/2"P X 1/2"FPT
11C	114429-09-000	EA	ELBOW - 1/2"P X 1/2"FPT DROP EAR
12C	114430-01-000	EA	ADAPTER - 1/2"P X 1/2"P
13C	114430-02-000	EA	ADAPTER - SWIVEL - 1/2"P X 1/2"FPT
13C	114430-04-000	EA	ADAPTER - SWIVEL - 1/2"P X 3/8"MPT
14C	114430-03-000	EA	ADAPTER - 1/2"P X 1/2"MPT
15C	114430-06-000	EA	ADAPTER - 1/2"P X 3/8"FPT
15C	114430-09-000	EA	ADAPTER - 1/2"P X 1/2"FPT
16C	114430-10-000	EA	ADAPTER - NUT - PIPE CONNECTION - 1/2"
17C	114431-01-000	EA	VALVE - 180 DEGREE/CENTER DRAIN - 1/2"P - THREE WAY
18C	114429-11-000	EA	ELBOW - 1/2"P X 1/2"FPT

WATER & SEWAGE GROUP (CONTINUED)
WATER SYSTEM (CONTINUED)



KEY	PART NUMBER	U/M	DESCRIPTION
1D	114431-02-000	EA	VALVE - WATER BYPASS - 1/2"P - THREE WAY (WATER HEATER)
2D	114431-03-000	EA	VALVE - 90 DEGREE DRAIN - 1/2"P
3D	114431-04-000	EA	VALVE - "INLINE SHUT-OFF" - 1/2"P
4D	114431-05-000	EA	VALVE - NEEDLE - 1/8" MPT X 1/4" COMPRESSION (ICE MAKER)
5D	152925-01-01A	EA	FILTER - IN LINE - TWIST ON - 1/2" - BLACK
6D	118423-01-000	EA	FITTING - BRASS-TEE - 1/4C X 1/4C X 1/4C
7D	118809-01-000	EA	ADAPTER - 1/2" MPT X 3/8" BARB - PLASTIC
7D	118809-02-000	EA	ADAPTER - 1/2" MPT X 1/2" BARB - PLASTIC
8D	120868-01-000	EA	VALVE - NEEDLE - 1/4" COMPRESSION X 1/4" COMPRESSION
9D	123150-01-000	EA	ELBOW - 1/2 FPT X 1/2 BARB - SWIVEL
10D	123152-01-000	EA	ADAPTER - 1/2 FPT X 1/2 BARB - SWIVEL
11D	123243-01-000	EA	TANK - ACCUMULATOR - 24 OZ
	123317-01-000	EA	TANK - ACCUMULATOR - 2 GALLON
12D	124184-01-000	EA	SUPPORT - WATER LINE - BEND

WATER & SEWAGE GROUP (CONTINUED)
WATER SYSTEM (CONTINUED)



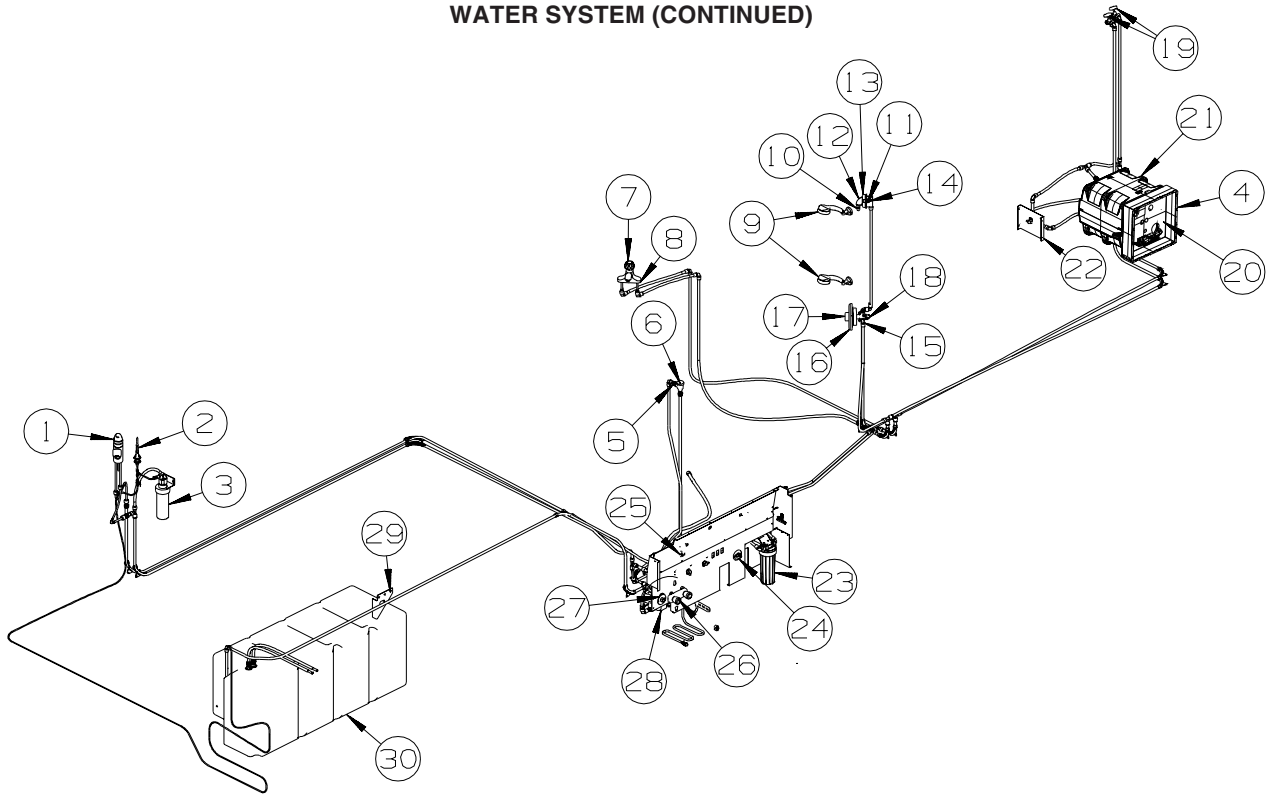
KEY	PART NUMBER	U/M	DESCRIPTION
1E	132148-01-000	EA	CONNECTOR - 1/2" X 1/2"MPT - BRASS
2E	132483-01-000	EA	VALVE/BALL - 1" - THREADED ENDS
3E	132483-02-000	EA	VALVE/BALL - 1/2" - BRASS - FPT
4E	132484-01-000	EA	ELBOW - 90 DEGREE - 1MPT X 1FPT - PLASTIC
5E	132781-01-000	EA	ELBOW - 1.3" BARB X 1.3" BARB - 90 DEGREE - PLASTIC
6E	132782-01-000	EA	ELBOW - 1"FPT X 1.3" BARB - 90 DEGREE - PLASTIC
7E	133835-01-000	EA	ADAPTER - REDUCING - 1 1/2" X 1 1/4"
8E	133889-01-000	EA	UNION - 1 1/2 DOUBLE SLIP - PVC
9E	135386-01-000	EA	NIPPLE - 1/2"
10E	136333-01-000	EA	ADAPTER - BRASS - 1/2"MPT X 1/2"FPT
11E	140821-01-000	EA	TUBE - WATER SUPPLY - 3/8" X 24"
11E	140821-02-000	EA	TUBE - WATER SUPPLY - 3/8" X 30"
11E	140821-03-000	EA	TUBE - WATER SUPPLY - 3/8" X 36"
11E	140821-04-000	EA	TUBE - WATER SUPPLY - 3/8" X 48"
11E	140821-05-000	EA	TUBE - WATER SUPPLY - 3/8" X 54"
11E	140821-06-000	EA	TUBE - WATER SUPPLY - 3/8" X 60"
11E	140821-07-000	EA	TUBE - WATER SUPPLY - 3/8" X 72"
11E	140821-08-000	EA	TUBE - WATER SUPPLY - 1/2" X 24"
11E	140821-09-000	EA	TUBE - WATER SUPPLY - 1/2" X 36"
11E	140821-10-000	EA	TUBE - WATER SUPPLY - 1/2" X 48"
12E	142812-01-000	EA	ELBOW - BRASS - 1/2"MPT X 1/2"FPT
13E*	144215-01-000	EA	PUMP - WATER - 5.7 GPM - W/1/2" MPT

FROM: 00-00-00 THRU: 02-05-06

14E 145609-01-000 EA PLUG - BRASS - 1/2" MPT/HEX HEAD

***COMPONENT PARTS LISTED LATER IN THIS GROUP**

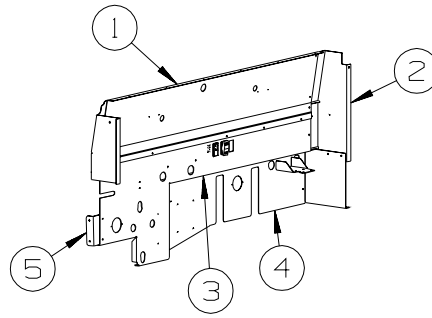
WATER & SEWAGE GROUP (CONTINUED)
WATER SYSTEM (CONTINUED)



KEY	PART NUMBER	U/M	DESCRIPTION
1*	123744-03-01A	EA	FAUCET - GALLEY/SINGLE CONTROL W/SPRAYER HEAD - CHROME
2*	103635-01-000	EA	FAUCET - SINGLE CONTROL/DRINKING WATER
3	087200-02-000	EA	CARTRIDGE - WATER FILTER
3	087200-01-000	EA	FILTER - WATER PURIFICATION
4	152239-02-02A	EA	FLANGE/MOUNTING/RECESSED - 19.3" X 19.1" - BLACK
5	125697-03-000	EA	CHECK VALVE - F/FLUSHING SYSTEM
6	125697-04-000	EA	BREAKER/VACUUM - F/FLUSHING SYSTEM
7	152311-01-01A	EA	FAUCET - LAVATORY - SINGLE CONTROL - CHROME
8	105218-01-01A	EA	SPACER - FAUCET/LAVATORY SINK - 2" X 5.9" - ABS PLASTIC
9*	129390-03-02A	EA	SHOWER HEAD - W/HOSE & BRACKET - CHROME
10	128974-01-02A	EA	VALVE - SHOWER HEAD/WATER SAVER (ON/OFF) - CHROME
11	135386-01-000	EA	NIPPLE - 1/2"
12	135028-02-02A	EA	DROP ELL - F/HAND HELD SHOWER HEAD/OVAL - W/1/2"IPS-CHROME
13	130041-01-02A	EA	SPACER/SHOWER HEAD - SOFT WHITE
14	143101-01-01A	EA	BRACKET - SHOWER HEAD
15	114429-07-000	EA	ELBOW - 1/2"P X 1/2"FPT
16	144596-02-02A	EA	TRIM KIT - (KNOB & PLATE) - CHATEAU - CHROME
17*	144596-01-01A	EA	VALVE ONLY - FAUCET/SHOWER - W/TEMP LIMIT STOP(MOEN 62300)
18	145609-01-000	EA	PLUG - BRASS - 1/2" MPT/HEX HEAD
19	098419-01-000	EA	FAUCET - 90 DEGREE
20	125420-05-03A	EA	DOOR - WATER HEATER - 18" X 17.7" - BLACK
	076767-03-000	EA	CABLE - STAINLESS STEEL - 18.5"
21*	145541-01-000	EA	WATER HEATER/MOTOR AID-GAS/ELECT IGN - GCH10A-4E - 10 GAL
22	159640-01-02B	EA	PLATE/MOUNTING - VALVE/BYPASS - E-COATED
23	155482-01-01A	EA	PREFILTER/WATER SYSTEM - HOUSING/FILTER CARTRIDGE/WRENCH
24	125697-05-000	EA	INLET/WATER - F/FLUSHING SYSTEM
25	131383-01-02A	EA	SHOWER HEAD - W/60" HOSE & BRACKET - WHITE
26*	075241-06-000	EA	FAUCET/SHOWER -.5"MPT W/1.9" INLET PIPES- EXTERIOR/BRT WHT
27	010230-06-000	EA	FILL - CITY WATER - W/CHECK VALVE - MPT - BRUSHED ALUM
28	160702-01-000	EA	PUMP - WATER - 3.0 GPM - W/1/2" MPT
29	112628-05-02B	EA	BRACKET/TIEDOWN - WATER TANK - E-COATED
30	158114-02-000	EA	TANK - WATER - 100 GALLON - W/FITTINGS
	042989-03-000	EA	FITTING - SPINWELD - 1 1/4"NPT - PLASTIC
	042989-05-000	EA	FITTING - SPINWELD - 1/2"FPT - PLASTIC
	049032-01-000	EA	PATCH - SPINWELD - 3/8" - PLASTIC
	077954-02-000	EA	FILTER - WATER TANK - W/SCREEN IN TANK

*COMPONENT PARTS LISTED LATER IN THIS GROUP

WATER & SEWAGE GROUP (CONTINUED)
WATER SYSTEM (CONTINUED)



SERVICE CENTER

KEY	PART NUMBER	U/M	DESCRIPTION
1	146194-01-12B	EA	PANEL - SERVICE CENTER - UPPER - BRIGHT WHITE
2	145317-01-12B	EA	PANEL - SERVICE CENTER - REAR - BRIGHT WHITE
3	145726-07-12B	EA	PANEL - SERVICE CENTER/MIDDLE - BRIGHT WHITE
4	155894-02-12B	EA	PANEL - SERVICE CENTER/MIDDLE - BRIGHT WHITE
5	147351-01-12B	EA	BRACKET/SUPPORT - SERVICE CENTER - BRIGHT WHITE

COMPONENT PARTS FOR WATER SYSTEM

075241-04-000, 075241-05-000, 075241-06-000

KEY	PART NUMBER	U/M	DESCRIPTION	VENDOR NO.
	075240-05-700	EA	CARTRIDGE - WASHERLESS	9-P42

103635-01-000

KEY	PART NUMBER	U/M	DESCRIPTION	VENDOR NO.
	103635-01-703	EA	CARTRIDGE - 10"	ADC-959201

123744-03-01A

KEY	PART NUMBER	U/M	DESCRIPTION	VENDOR NO.
	135027-01-700	EA	CLIP - RETAINER	883
	135027-01-705	EA	CARTRIDGE F/SGL LEVER FAUCET	1225

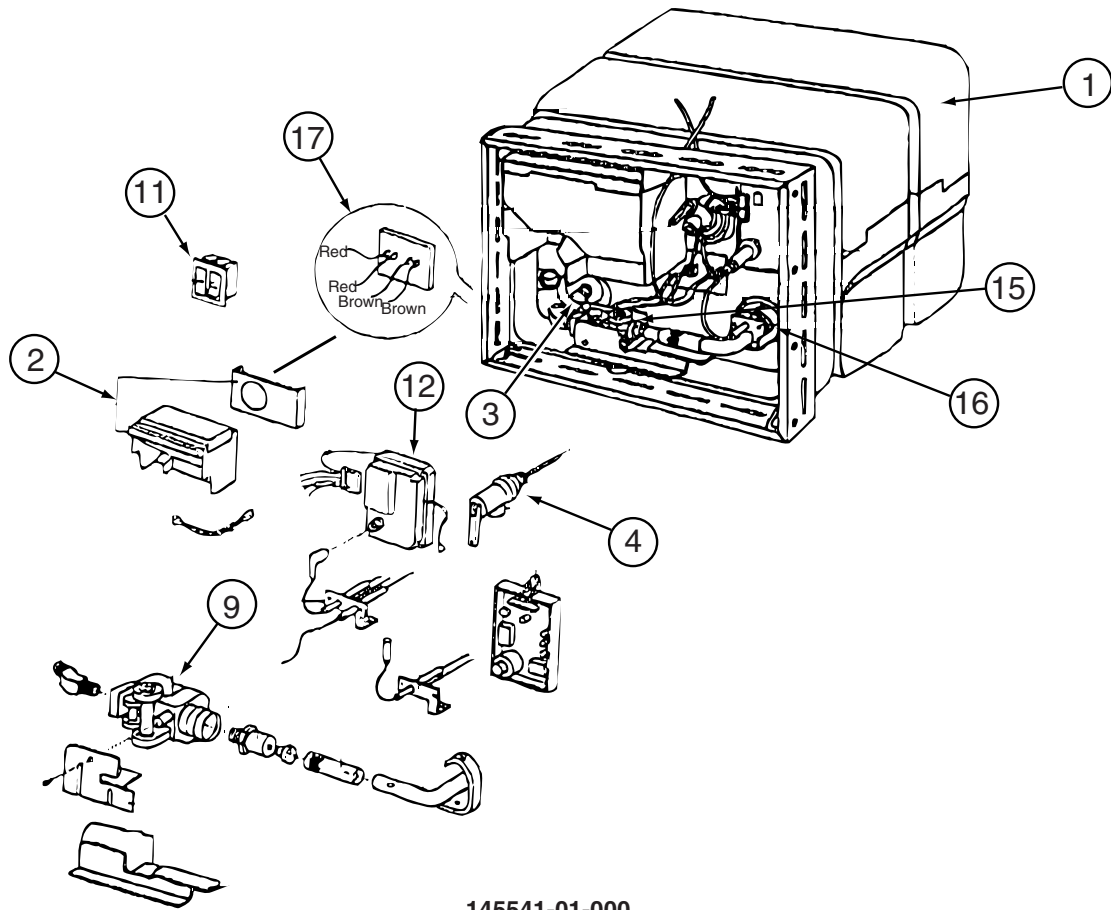
129390-03-02A

KEY	PART NUMBER	U/M	DESCRIPTION	VENDOR NO.
	129390-03-702	EA	CONNECTOR-SWIVEL - CHROME	A-4002-CPK

144596-01-01A

KEY	PART NUMBER	U/M	DESCRIPTION	VENDOR NO.
	144596-01-700	EA	CARTRIDGE (REPLACEMENT)	1222

WATER & SEWAGE GROUP (CONTINUED)
COMPONENT PARTS FOR WATER SYSTEM (CONTINUED)



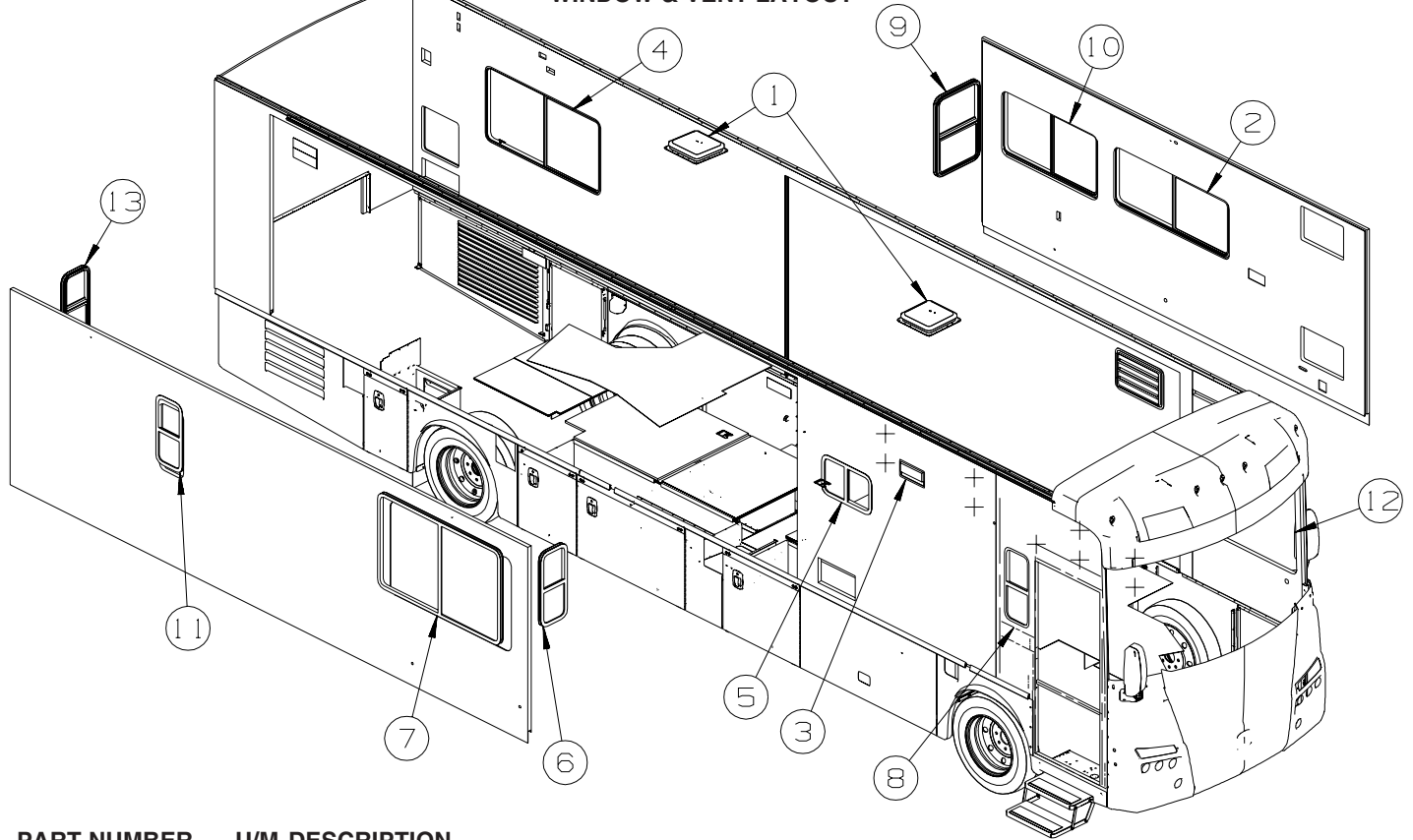
145541-01-000

KEY	PART NUMBER	U/M	DESCRIPTION	VENDOR NO.
1	145541-01-700	EA	TANK - W/INSULATION - 10 GAL	91028
2	051391-04-707	EA	KIT-EXHAUST, (FLUE & GASKET)	90960
3	051391-01-715	EA	PLUG-DRAIN, 1 EA = 2 PER PKG	91857
4	051391-01-704	EA	VALVE-RELIEF, 1/2" FITTING	91604
9	051393-01-726	EA	VALVE/SOLENOID - W/O BRACKET	93870
11	145541-01-701	EA	SWITCH - ON/OFF - WHITE	91859
12	145541-01-702	EA	CIRCUIT BOARD	91226
15	145541-01-703	EA	SWITCH - THERMAL CUT OFF	93866
16	051393-01-725	EA	ELECTRODE-SGL SPADE CONNECT.	93868
17	051393-01-721	EA	THERMOSTAT W/ECO, 140 FRT MT	91447
	051391-05-706	EA	ELEMENT-HEATING 1500 WATT	92249 W/GASKET
	051393-01-701	EA	SWITCH - REMOTE - W/LIGHT	91959
	145541-01-704	EA	RELAY	90061
	145541-01-705	EA	JUNCTION BOX(PLASTIC) 10 GAL	91224

CONTACT WINNEBAGO PARTS SALES FOR UNLISTED COMPONENT(S)

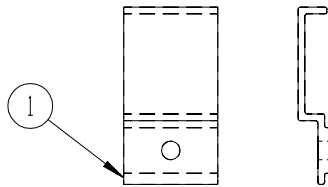
WINDOW & VENTS GROUP

WINDOW & VENT LAYOUT



KEY	PART NUMBER	U/M	DESCRIPTION
1*	123780-10-01A	EA	FANTASTIC VENT-4"ROOF-W/FAN/PWR LIFT/DBL DOME-W/O THERM
	009440-01-000	EA	GEAR/ARM - LIFT - ROOF VENT COVER
2*	150648-07-01A	E	WINDOW-HORIZ SLIDER/FLUSH/THERMO/LH - 23.8" X 57.7"
3	138983-01-02A	EA	VENT - MICROWAVE/OUTER - BLACK
3	138983-03-01A	EA	COVER - VENT MICROWAVE/OUTER - BRIGHT WHITE
4*	150648-20-01A	EA	WINDOW-HORIZ SLIDER/FLUSH/THERMO/LH - 30.7" X 57.7"
5*	150648-08-01A	EA	WINDOW-HORIZ SLIDER/FLUSH/THERMO/RH - 15.2" X 24"
6*	150649-25-01A	EA	WINDOW - VERT SLIDER/FLUSH/THERMO - 29.6" X 12.2"
7*	150656-05-01A	EA	WINDOW - TIPOUT/FLUSH/THERMO - 56.1" X 26.7"
			FROM: 00-00-00 THRU: 10-01-06
7*	161452-02-01A	EA	WINDOW - TIPOUT/FLUSH/THERMO - 56.1" X 26.7"
			FROM: 10-02-06 THRU: 99-99-99
7*	150648-14-01A	EA	WINDOW-HORIZ SLIDER/FLUSH/THERMO/RH - 37.9" X 60.4" - DINETTE
8*	150649-05-01A	EA	WINDOW - VERT SLIDER/FLUSH/THERMO - 29.6" X 12.3"
9*	150649-19-01A	EA	WINDOW - VERT SLIDER/FLUSH/THERMO - 31.7" X 21.1"
10*	150648-35-01A	E	WINDOW-HORIZ SLIDER/ESCAPE/FLUSH/THERMO/RH - 26.3" X 47.9"
11*	150649-11-01A	EA	WINDOW - VERT SLIDER/FLUSH/THERMO - 27.2" X 12.2
12*	151069-03-01A	EA	WINDOW - CAB/LEFT HAND/FLUSH/THERMO - 43.6" X 44.9"/43.6"
13*	150649-22-01A	EA	WINDOW - VERT SLIDER/FLUSH/THERMO - 27.2" X 12.2"

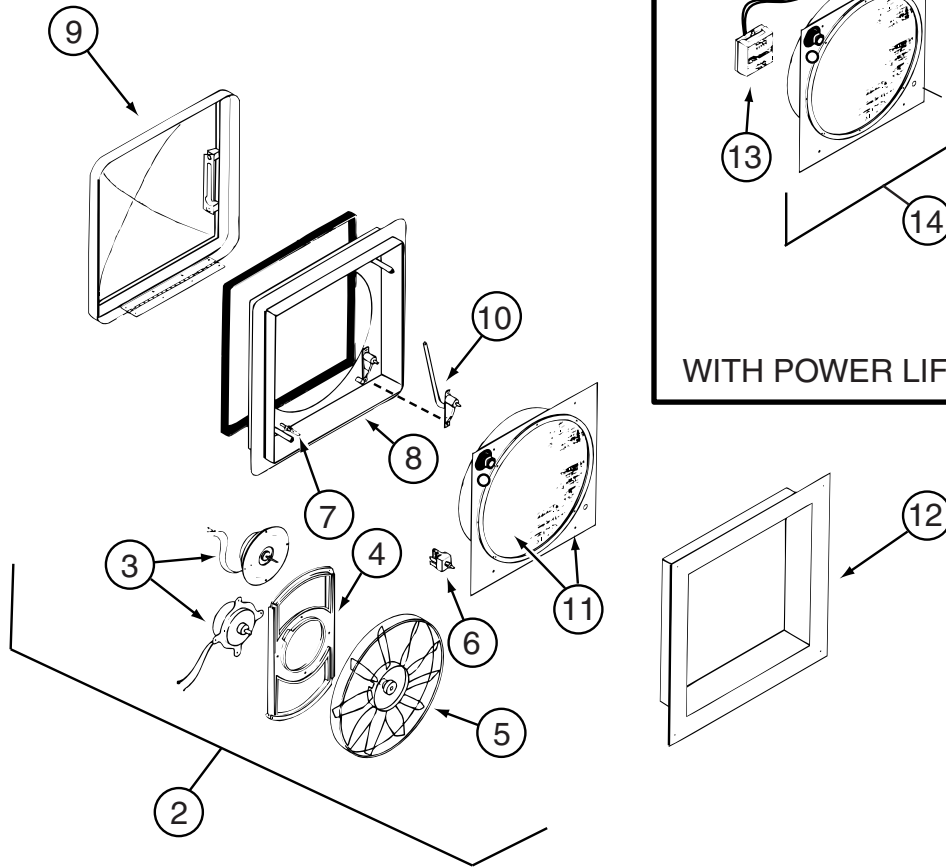
***COMPONENT PARTS LISTED LATER IN THIS GROUP**



SCREEN RETAINER

KEY	PART NUMBER	U/M	DESCRIPTION
1	151905-01-01A	EA	CLIP/BRACKET - SCREEN RETAINER - BLACK

WINDOW & VENTS GROUP (CONTINUED)
COMPONENT PARTS FOR WINDOW & VENT LAYOUT

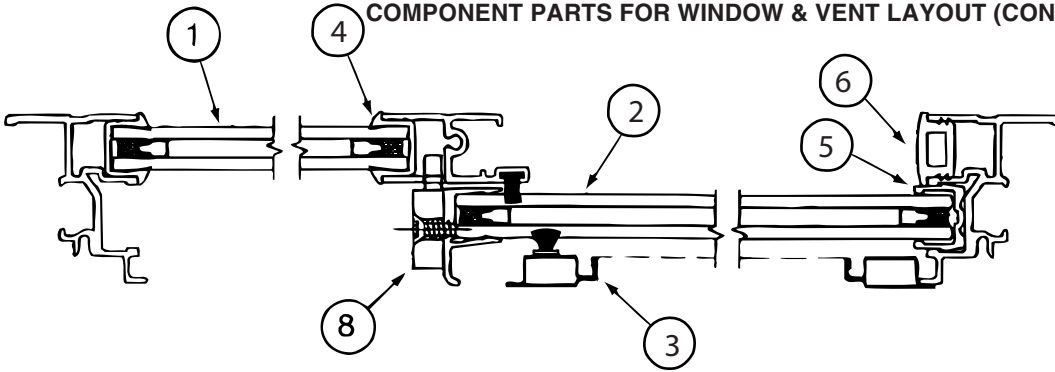


123780-10-01A

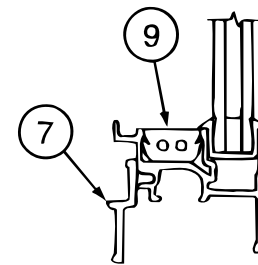
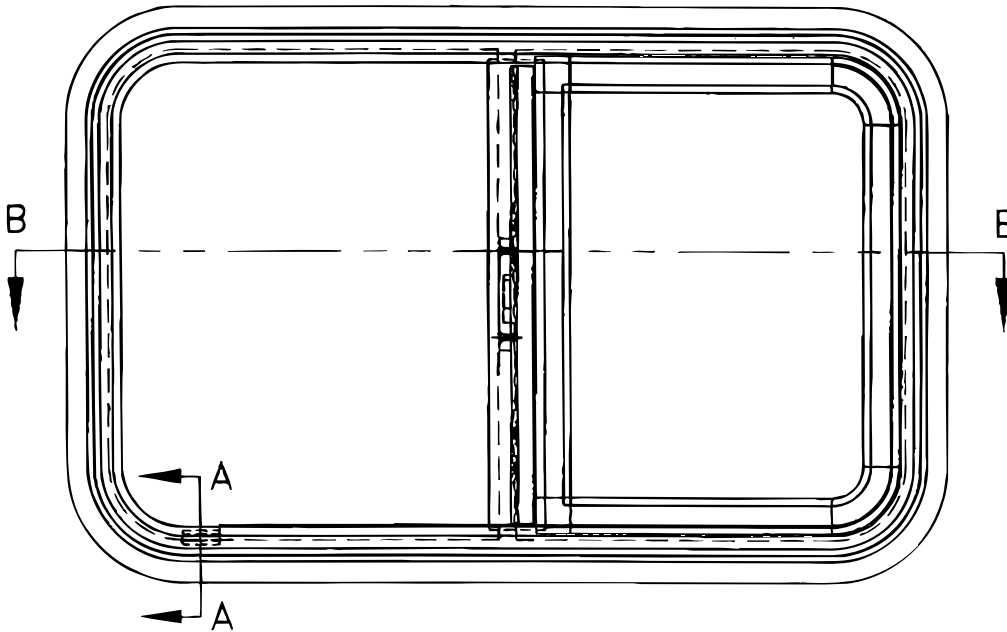
KEY	PART NUMBER	U/M	DESCRIPTION	VENDOR NO.
2	084079-11-700	EA	MOTOR & FAN BLADE W/BRACKET	K4017-09
3	084079-01-705	EA	MOTOR/EXT BRKT/FAN BLADE KIT	1080-00
4	084079-01-711	EA	MOTOR MOUNT (BOWTIE)	1015-00
5	084079-01-704	EA	BLADE-FAN	1138-00
6	084079-01-709	EA	SWITCH - MAIN - 3 SPEED	1031-05
7	084079-01-707	EA	SWITCH - SAFETY	1122-05
8	123780-05-700	EA	BASE/MAIN-BRT WHT W/GASKET	1010-81
9	123780-09-700	EA	DOME (DOUBLE)WHT TRANSPARENT	K2020-82
11	123780-01-702	EA	SCREEN INSERT (SCREEN RING)	K1035-81
12	123780-03-700	EA	GARNISH - INT. 3"-4" BRT/WHT	2040-81
13	084079-01-710	EA	THERMOSTAT(WALL MT)ANY COLOR	9988-81
14	123780-05-701	EA	SCREEN INT W/ALL SWITCHES	KIT-81
15	084079-11-703	EA	MOTOR/AUTO LIFT OFF/WHT CAP	6050-80 OS
15	084079-11-705	EA	MOTOR - LIFT (BC MOTOR)	5050-40
15	084079-11-707	EA	MOTOR-AUTO LIFT-WHT CAP NS	6050-81 NS

CONTACT WINNEBAGO PART SALES FOR UNLISTED COMPONENT(S)

WINDOW & VENTS GROUP (CONTINUED)
COMPONENT PARTS FOR WINDOW & VENT LAYOUT (CONTINUED)



CROSS SECTION B-B



**CROSS SECTION
A-A**

150648-07-01A, 150648-22-01A

KEY	PART NUMBER	U/M	DESCRIPTION	VENDOR NO
1	150648-07-701	EA	GLASS - STATIONARY	390-028314
2	150648-07-700	EA	GLASS-SLIDING W/SASH & LATCH	FH3000G8
3	150648-01-702	EA	SCREEN ASM	410-031156
4	112795-01-705	FT	VINYL - GLAZING	132-027331
5	151069-01-700	EA	CHANNEL-RUN, SLIDING	122-030627
6	150648-01-703	EA	PLUG - FILLER	132-030308
7	150648-01-707	EA	RETAINER - TRIM	H493-67
8	150648-01-700	EA	LATCH-HORIZONTAL SLIDE-BLK	FH3000-CK
8	150648-01-701	EA	LATCH-HORIZONTAL SLIDE-RED	FH3003-CK
9	150648-01-704	EA	SLIDE STOP	132-030866
	150648-05-702	FT	FIN SEAL-F/LOCKING RAIL-BLK	171-062348

WINDOW & VENTS GROUP (CONTINUED)
COMPONENT PARTS FOR WINDOW & VENT LAYOUT (CONTINUED)

150648-08-01A & 150648-09-01A

KEY	PART NUMBER	U/M	DESCRIPTION	VENDOR NO
1	112795-78-700	EA	GLASS - STATIONARY	390-028338
2	150648-08-700	EA	GLASS-SLIDING W/SASH & LATCH	FH3015G8
3	150648-09-700	EA	SCREEN ASM	410-035336
4	112795-01-705	FT	VINYL - GLAZING	132-027331
5	151069-01-700	EA	CHANNEL-RUN, SLIDING	122-030627
6	150648-01-703	EA	PLUG - FILLER	132-030308
7	098674-06-704	EA	RETAINER - TRIM	B969-67
8	150648-01-700	EA	LATCH-HORIZONTAL SLIDE-BLK	FH3000-CK
8	150648-01-701	EA	LATCH-HORIZONTAL SLIDE-RED	FH3003-CK
9	150648-01-704	EA	SLIDE STOP	132-030866
	150648-05-702	FT	FIN SEAL-F/LOCKING RAIL-BLK	171-062348

150648-14-01A, 150648-27-01A, 150648-34-01A

KEY	PART NUMBER	U/M	DESCRIPTION	VENDOR NO
1	150648-14-701	EA	GLASS - STATIONARY	390-036160
2	150648-14-702	EA	GLASS-SLIDING W/SASH & LATCH	FH3010G8
3	150648-14-700	EA	SCREEN ASM	410-035333
4	112795-01-705	FT	VINYL - GLAZING	132-027331
5	151069-01-700	EA	CHANNEL-RUN, SLIDING	122-030627
6	150648-01-703	EA	PLUG - FILLER	132-030308
7	150648-14-703	EA	RETAINER - TRIM	H442-67
8	150648-01-700	EA	LATCH-HORIZONTAL SLIDE-BLK	FH3000-CK
8	150648-01-701	EA	LATCH-HORIZONTAL SLIDE-RED	FH3003-CK
9	150648-01-704	EA	SLIDE STOP	132-030866
	150648-05-702	FT	FIN SEAL-F/LOCKING RAIL-BLK	171-062348

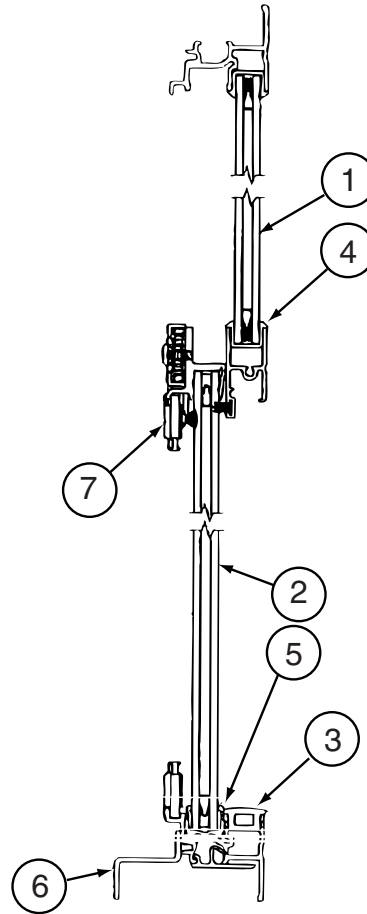
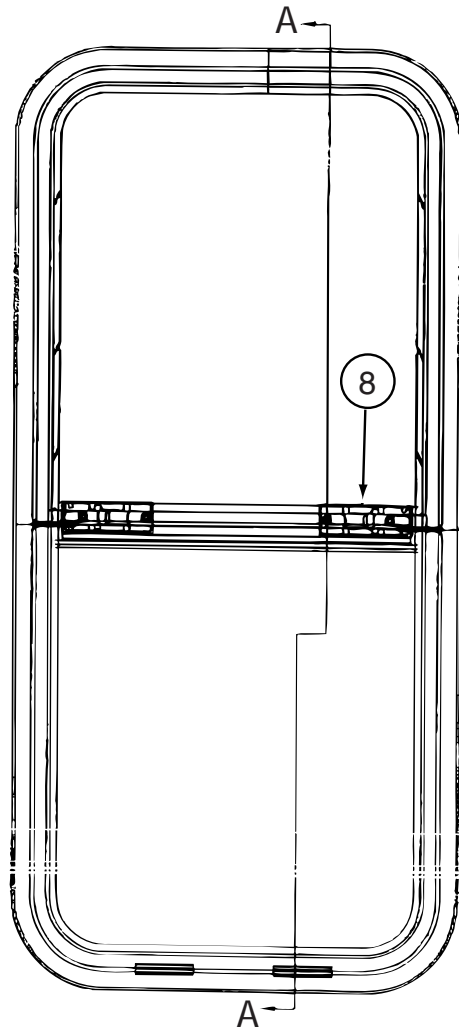
150648-20-01A, 150648-30-01A

KEY	PART NUMBER	U/M	DESCRIPTION	VENDOR NO
1	112795-76-700	EA	GLASS - STATIONARY	390-028347
2	150648-20-700	EA	GLASS-SLIDING W/SASH & LATCH	FH3014G8
3	150648-20-701	EA	SCREEN ASM	410-035331
4	112795-01-705	FT	VINYL - GLAZING	132-027331
5	151069-01-700	FT	CHANNEL-RUN, SLIDING	122-030627
6	150648-01-703	FT	PLUG - FILLER	132-030308
7	098647-01-704	EA	RETAINER - TRIM	H112-67
8	150648-01-701	EA	LATCH-HORIZONTAL SLIDE-RED	FH3003-CK
8	150658-01-700	EA	LATCH-HORIZONTAL SLIDE-BLK	FH3000-CK
9	150648-01-704	EA	SLIDE STOP	132-030866
	150648-05-702	FT	FIN SEAL-F/LOCKING RAIL-BLK	171-062348

150648-35-01A

KEY	PART NUMBER	U/M	DESCRIPTION	VENDOR NO
1	112795-74-700	EA	GLASS - STATIONARY	390-028337
2	150648-06-700	EA	SEALS/LATCH-COMMON PARTS-FH	FH HORIZ SLIDERS
3	156048-06-701	EA	SCREEN ASM	410-035329
4	112795-01-705	FT	VINYL - GLAZING	132-027331
5	151069-01-700	FT	CHANNEL-RUN, SLIDING	122-030627
6	150648-01-703	FT	PLUG - FILLER	132-030308
7	150648-06-702	EA	RETAINER - TRIM	H303-67
8	150648-01-701	EA	LATCH-HORIZONTAL SLIDE-RED	FH3003-CK
9	150648-01-704	EA	SLIDE STOP	132-030866
	150649-05-702	FT	FIN SEAL-F/LOCKING RAIL-BLK	171-062348

WINDOW & VENTS GROUP (CONTINUED)
COMPONENT PARTS FOR WINDOW & VENT LAYOUT (CONTINUED)



CROSS SECTION A-A

150649-05-01A

KEY	PART NUMBER	U/M	DESCRIPTION	VENDOR NO
1	150649-05-704	EA	GLASS - STATIONARY	390-035648
2	150649-05-705	EA	GLASS-SLIDING W/PULL & LATCH	FH3054A9
3	150648-01-703	EA	PLUG - FILLER	132-030308
4	112795-01-705	FT	VINYL-GLAZING	132-027331
5	151069-01-700	EA	CHANNEL-RUN, SLIDING	122-030627
6	150649-05-700	EA	RETAINER - TRIM	H754-67
7	150649-05-703	EA	SCREEN ASM	410-035633
8	150649-01-700	EA	LATCH KIT - F/VERTICAL SLIDE - BLACK	FH3016-CK
	150649-05-702	EA	FIN SEAL-F/LOCKING RAIL-BLK	171-062348

150649-11-01A

KEY	PART NUMBER	U/M	DESCRIPTION	VENDOR NO
1	150649-11-700	EA	GLASS - STATIONARY	390-035486
2	150649-11-701	EA	GLASS-SLIDING W/PULL & LATCH	FH3055G8
3	150648-01-703	EA	PLUG - FILLER	132-030308
4	112795-01-705	FT	VINYL-GLAZING	132-027331
5	151069-01-700	EA	FIN CHANNEL-RUN, SLIDING	122-030627
6	098644-03-704	EA	RETAINER - TRIM	H298-67
7	150649-11-702	EA	SCREEN ASM	FH3055G8
8	150649-01-700	EA	LATCH KIT - F/VERTICAL SLIDE - BLACK	FH3016-CK

WINDOW & VENTS GROUP (CONTINUED)
COMPONENT PARTS FOR WINDOW & VENT LAYOUT (CONTINUED)

150649-19-01A

KEY	PART NUMBER	U/M	DESCRIPTION	VENDOR NO
1	112898-26-700	EA	GLASS - STATIONARY	390-028343
2	150649-10-700	EA	GLASS-SLIDING W/PULL & LATCH	FH3019G8
3	150648-01-703	EA	PLUG - FILLER	132-030308
4	112795-01-705	FT	VINYL-GLAZING	132-027331
5	151069-01-700	EA	FIN CHANNEL-RUN, SLIDING	122-030627
6	150649-19-700	EA	RETAINER - TRIM	H332-61
7	150649-10-701	EA	SCREEN ASM	410-035465
8	150649-01-700	EA	LATCH-VERTICLE SLIDE-BLK	FH3016-CK

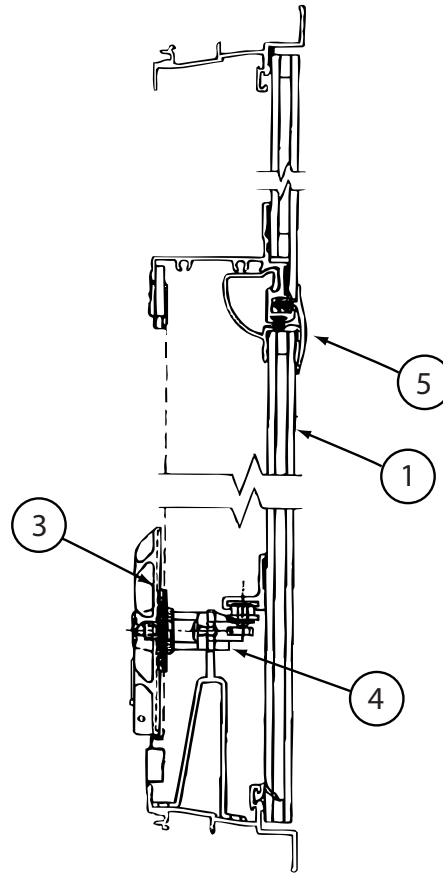
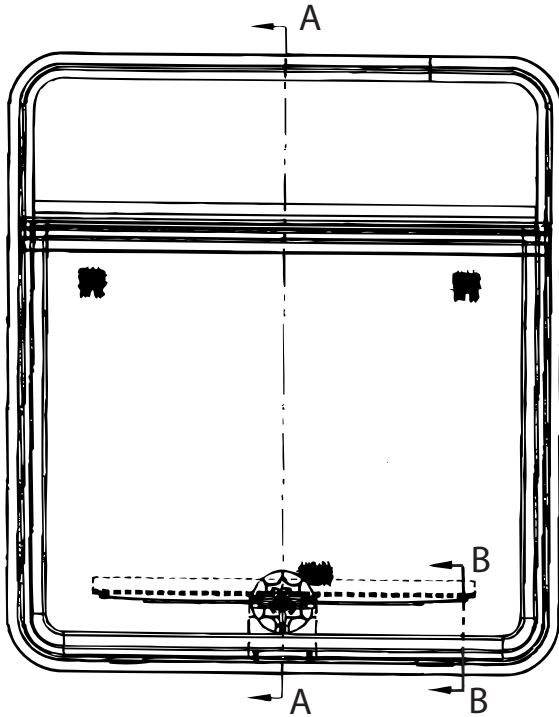
150649-22-01A

KEY	PART NUMBER	U/M	DESCRIPTION	VENDOR NO
1	150649-11-700	EA	GLASS - STATIONARY	390-035486
2	150649-77-701	EA	GLASS-SLIDING W/PULL & LATCH	FH3055G8
3	150648-01-703	EA	PLUG - FILLER	132-030308
4	112795-01-705	FT	VINYL-GLAZING	132-027331
5	151069-01-700	EA	FIN CHANNEL-RUN, SLIDING	122-030627
6	150649-20-700	EA	RETAINER - TRIM	H298-61
7	150649-11-702	EA	SCREEN ASM	410-035634
8	150649-01-700	EA	LATCH-VERTICLE SLIDE-BLK	FH3016-CK

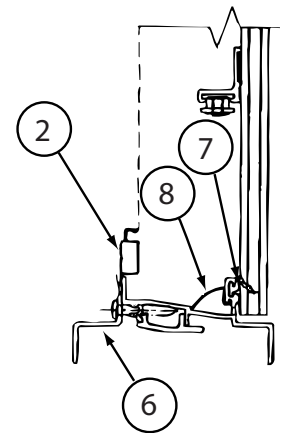
150649-25-01A

KEY	PART NUMBER	U/M	DESCRIPTION	VENDOR NO
1	150649-25-700	EA	GLASS - STATIONARY	390-036289
2	150649-25-701	EA	GLASS-SLIDING W/PULL & LATCH	FH3054G8
3	150648-01-703	EA	PLUG - FILLER	132-030308
4	112795-01-705	FT	VINYL-GLAZING	132-027331
5	151069-01-700	EA	FIN CHANNEL-RUN, SLIDING	122-030627
6	150649-25-702	EA	RETAINER - TRIM	H754-61
7	150649-05-703	EA	SCREEN ASM	410-035633
8	150649-01-700	EA	LATCH KIT - F/VERTICAL SLIDE - BLACK	FH3016-CK
	150649-05-702	EA	FIN SEAL-F/LOCKING RAIL-BLK	171-062348

WINDOW & VENTS GROUP (CONTINUED)
COMPONENT PARTS FOR WINDOW & VENT LAYOUT (CONTINUED)



CROSS SECTION A-A

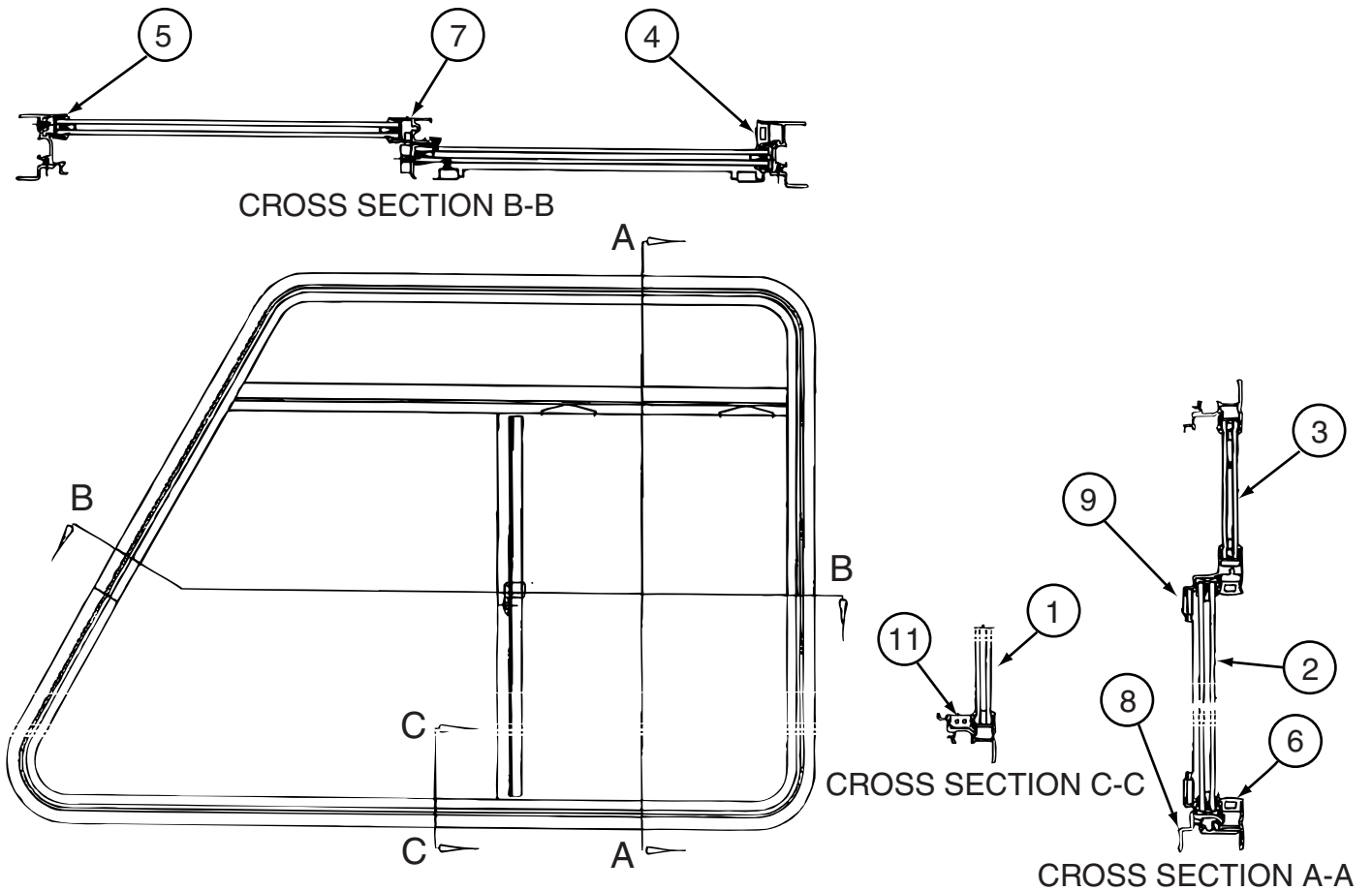


CROSS SECTION B-B

150656-05-01A

KEY	PART NUMBER	U/M	DESCRIPTION	VENDOR NO
1	150656-05-700	EA	GLASS-TIPOUT ASM	DTH3043G8
2	150656-05-701	EA	SCREEN ASM	410-035640
3	150656-02-702	EA	HANDLE-DIAL	410-016081E
4	150656-08-701	EA	OPERATOR - TIPOUT/LARGE	410-036141
5	150656-08-700	EA	SEAL/DUAL - WINDOW - 100"	132-030725
6	150656-05-702	EA	RETAINER - TRIM	DTH035-56
7	100322-01-701	EA	SEAL-VENT	122-016071
8	150651-03-702	EA	COVER - DRAIN SLOT	132-030723

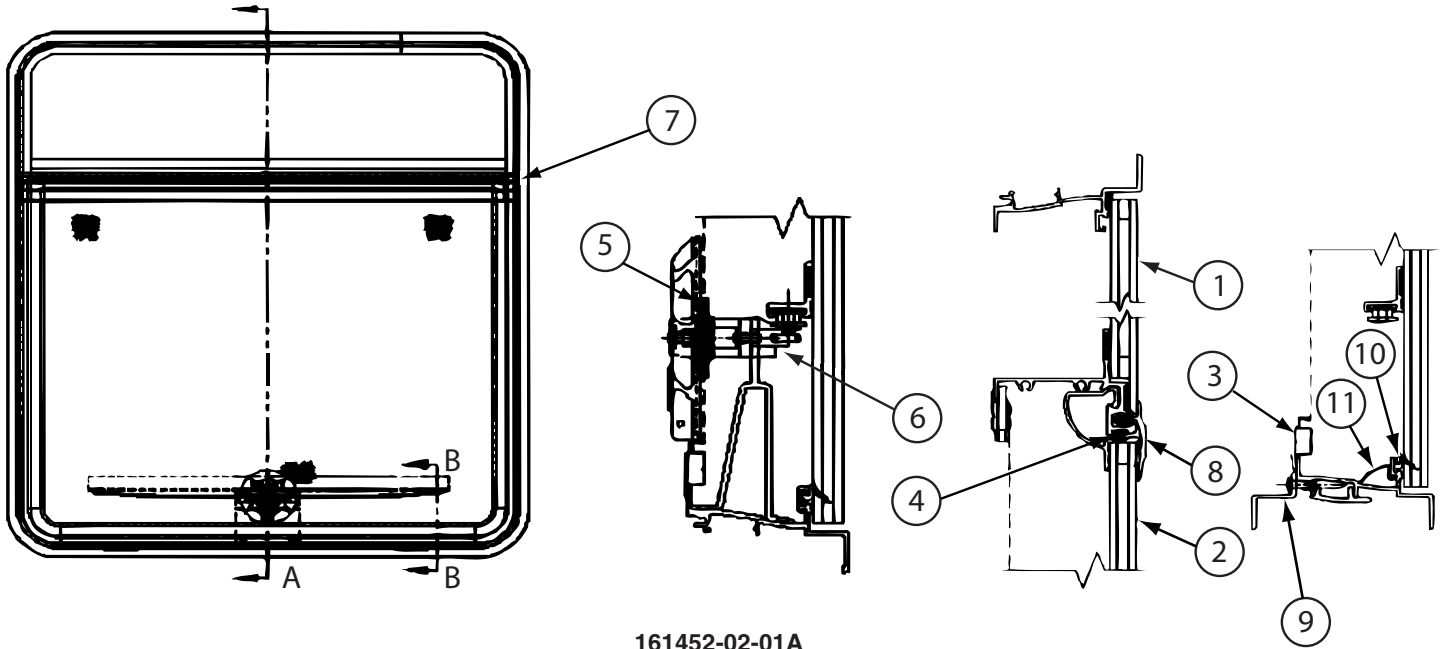
WINDOW & VENTS GROUP (CONTINUED)
COMPONENT PARTS FOR WINDOW & VENT LAYOUT (CONTINUED)



151069-03-01A

KEY	PART NUMBER	U/M	DESCRIPTION	VENDOR NO
1	151069-03-702	EA	GLASS - STATIONARY - LOWER	390-027478
2	151069-03-701	EA	GLASS-SLIDING W/SASH & LATCH	FH3041A9L
3	151069-03-703	EA	GLASS - STATIONARY - UPPER	390-035508
4	150648-01-703	FT	PLUG - FILLER	132-030308
5	151069-03-705	EA	VINYL GLAZING - F/STATIONARY	DH567-12 MITER/WELD
5	151069-03-706	EA	VINYL GLAZING - F/STATIONARY	DH373-12 MITER/WELD
6	151069-01-700	FT	CHANNEL-RUN, SLIDING	122-030627
7	098644-01-706	FT	WEATHERSTRIP - GLASS	171-010668
8	151069-03-704	EA	RETAINER - TRIM	H671-67L
9	151069-03-700	EA	SCREEN ASM	410-035962
10	150648-01-700	EA	LATCH-HORIZONTAL SLIDE-BLK	FH3000-CK
11	112795-01-701	EA	SLIDE-STOP	132-019092
	151069-01-703	EA	COVER - DRAIN SLOT - LH	130-030398 LEFT

WINDOW & VENTS GROUP (CONTINUED)
COMPONENT PARTS FOR WINDOW & VENT LAYOUT (CONTINUED)



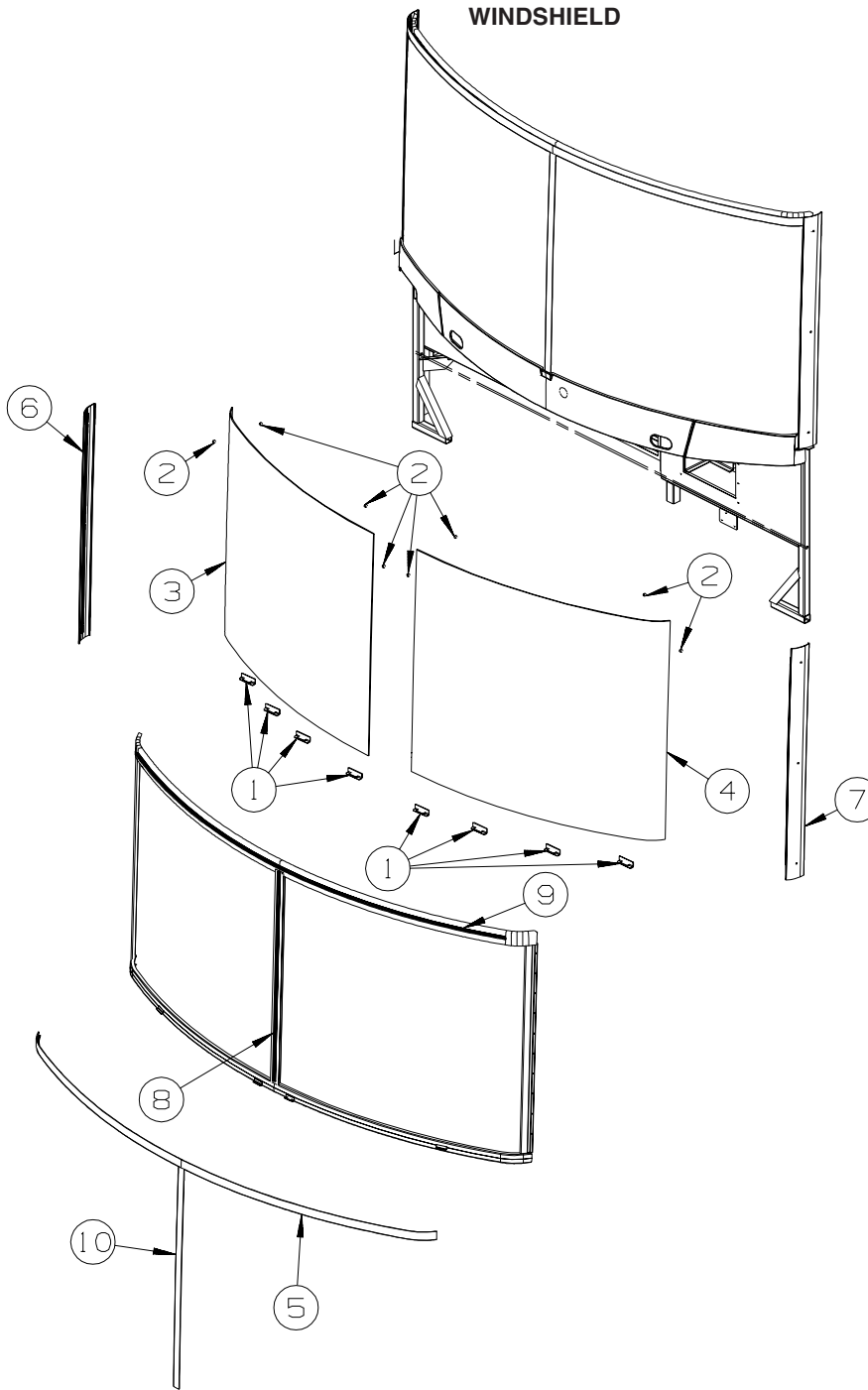
161452-02-01A

KEY	PART NUMBER	U/M	DESCRIPTION	VENDOR NO.
3	150656-05-701	EA	SCREEN ASM	410-035640
4	098644-01-706	FT	WEATHERSTRIP - GLASS	171-010668
5	100322-01-718	EA	HANDLE-DIAL	410-016081
6	150656-08-701	EA	OPERATOR - TIPOUT/LARGE	410-036141
7	161452-01-700	FT	FELT SEAL	160-014688
9	150656-05-702	EA	RETAINER - TRIM	DTH035-56
10	100322-01-701	FT	SEAL-VENT	122-016071
11	150651-03-702	FT	COVER - DRAIN SLOT	132-030723

CONTACT WINNEBAGO PARTS SALES FOR FOR UNLISTED COMPONENTS

WINDSHIELD & WIPER GROUP

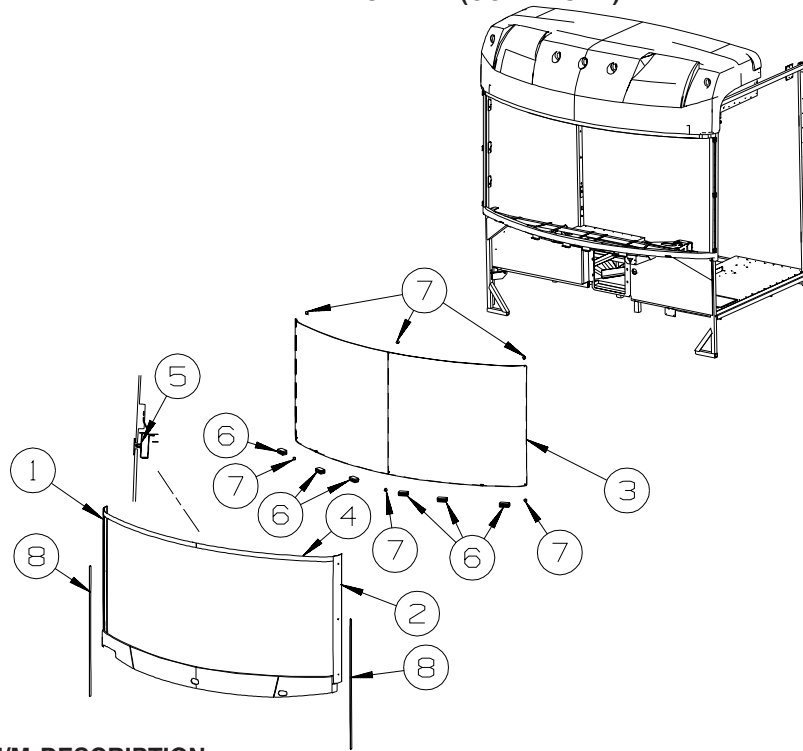
WINDSHIELD



2 PIECE WINDSHIELD

KEY	PART NUMBER	U/M	DESCRIPTION
1	002328-03-000	EA	BLOCK - WINDSHIELD - .125" X .5" X .98"
2	081914-02-000	EA	BUMPER - RUBBER - ROUND - 5/16" DIA. X 13/64" THICK
3	131244-01-000	EA	WINDSHIELD - PASSENGER - 52.5" X 44.4" (CURVED)
4	131244-02-000	EA	WINDSHIELD - DRIVER - 52.5" X 44.4" (CURVED)
5	120533-01-000	FT	MOLDING - REVEAL - WINDSHIELD
6	144054-01-02A	EA	TRIM - WINDSHIELD - A PILLAR - RIGHT HAND - BLACK
	144054-01-01A	EA	TRIM - WINDSHIELD - A PILLAR - RIGHT HAND
7	144054-02-02A	EA	TRIM - WINDSHIELD - A PILLAR - LEFT HAND - BLACK
	144054-02-01A	EA	TRIM - WINDSHIELD - A PILLAR - LEFT HAND
8	127862-06-000	EA	CARRIER/REVEAL - WINDSHIELD - 41.9"
9	127862-01-000	EA	CARRIER/REVEAL - WINDSHIELD - 47.2"
10	118586-01-000	FT	MOLDING - REVEAL - WINDSHILED (CENTER POST)

WINDSHIELD & WIPER GROUP (CONTINUED)
WINDSHIELD (CONTINUED)

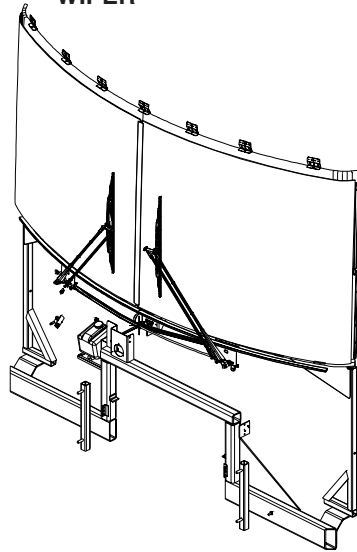
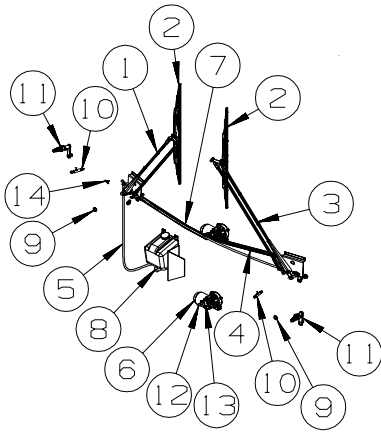


1PIECE WINDSHIELD

KEY	PART NUMBER	U/M	DESCRIPTION
1	144054-01-02A	EA	TRIM - WINDSHIELD - A PILLAR - RIGHT HAND - BLACK
	144054-01-01A	EA	TRIM - WINDSHIELD - A PILLAR - RIGHT HAND
2	144054-02-02A	EA	TRIM - WINDSHIELD - A PILLAR - LEFT HAND - BLACK
	144054-02-01A	EA	TRIM - WINDSHIELD - A PILLAR - LEFT HAND
3	159448-01-000	EA	WINDSHIELD - SOLID/1 PIECE - 98.7"W X 44.7"H
4	120533-01-000	FT	MOLDING - REVEAL - WINDSHIELD
5	127862-01-000	EA	CARRIER/REVEAL - WINDSHIELD - 47.2"
6	002328-03-000	EA	BLOCK - WINDSHIELD - .125" X .5" X .98"
7	081914-02-000	EA	BUMPER - RUBBER - ROUND - 5/16" DIA. X 13/64" THICK
8	158297-01-000	FT	SEAL - BULB - .5" X .7" - ADHESIVE BACK - BLACK

WINDSHIELD & WIPER GROUP (CONTINUED)

WIPER



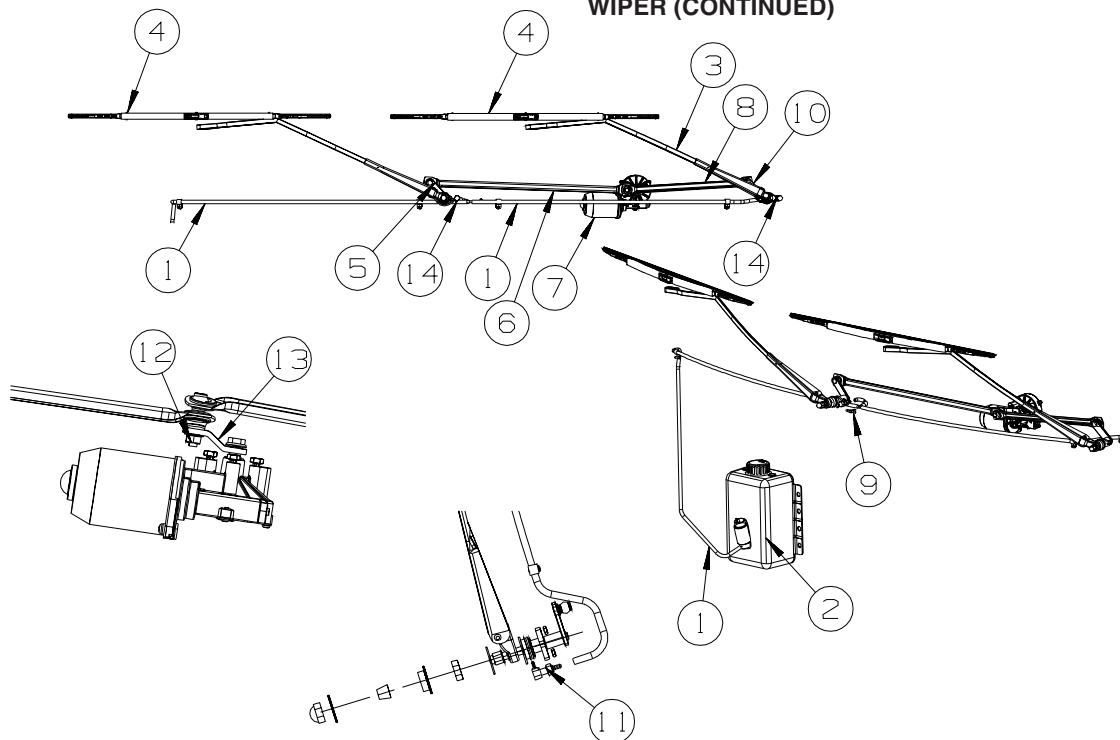
2 PIECE WINDSHIELD

KEY	PART NUMBER	U/M	DESCRIPTION
1*	149402-04-000	EA	ARM - WINDSHIELD WIPER/PANTOGRAPH - DRIVER - 28"
2	149399-01-000	EA	BLADE - WINDSHIELD WIPER - 24"
3*	149402-03-000	EA	ARM - WINDSHIELD WIPER/PANTOGRAPH - PASSENGER - 28"
4	149403-02-000	EA	LINK/CONNECTING-WINDSHIELD WIPER - OPEN/CLOSED GROMMET-24"
5	045794-01-000	FT	HOSE - WINDSHIELD WASHER - 5/32"ID - BLACK
6	149409-01-000	EA	MOTOR - WINDSHIELD WIPER - DYNAMIC PARK
7	149403-01-000	EA	LINK/CONNECTING-WINDSHIELD WIPER - CLOSED/CLOSED - 24"
8	157507-01-000	EA	RESERVOIR/PUMP - WINDSHIELD WASHER
9	110742-03-000	EA	GASKET - WIPER ADAPTER SHAFT
10	145698-01-01A	EA	SHAFT/IDLER - PANTOGRAPH - W/WASHER DIVERTER - STAINLESS
11*	149401-02-000	EA	SHAFT/PIVOT - WINDSHIELD WIPER - 4.1" OVERALL
12	149395-01-000	EA	STUD/DOUBLE BALL CRANK - WIPER MOTOR
13	149408-01-000	EA	ARM - DRIVE/WIPER MOTOR
14	146486-01-000	EA	TEE - PLASTIC - 5/32" X 5/32" X 5/32"

***COMPONENT PARTS LISTED LATER IN THIS GROUP**

WINDSHIELD & WIPER GROUP (CONTINUED)

WIPER (CONTINUED)



1PIECE WINDSHIELD

KEY	PART NUMBER	U/M	DESCRIPTION
1	045794-01-000	FT	HOSE - WINDSHIELD WASHER - 5/32"ID - BLACK
2	157507-01-000	EA	RESERVOIR/PUMP - WINDSHIELD WASHER
3*	157531-01-000	EA	ARM - WIPER - RADIAL - 28"
4	157532-01-000	EA	BLADE - WINDSHIELD WIPER - 28"
5*	157512-01-000	EA	SHAFT/PIVOT - WINDSHIELD WIPER - DRIVER/PASSENGER
6	157521-02-000	EA	LINK/WIPER - CONNECTING - PASSENGER
7	157508-01-000	EA	WIPER MOTOR - WINDSHIELD
8	157521-01-000	EA	LINK/WIPER - CONNECTING - DRIVER
9	146486-01-000	EA	TEE - PLASTIC - 5/32" X 5/32" X 5/32"
10*	149401-02-000	EA	SHAFT/PIVOT - WINDSHIELD WIPER - 4.1" OVERALL
11	157533-01-000	EA	FITTING/WIPER - BRASS - COWL
			FROM: 00-00-00 THRU: 02-20-07
11	157533-02-000	EA	FITTING/WIPER - COWL/TALL
			FROM: 02-21-07 THRU: 99-99-99
12	149395-01-000	EA	STUD/DOUBLE BALL CRANK - WIPER MOTOR
13	157578-01-000	EA	ARM/DRIVE - WIPER MOTOR
14	110742-03-000	EA	GASKET - WIPER ADAPTER SHAFT

*COMPONENT PARTS LISTED LATER IN THIS GROUP

COMPONENT PARTS FOR WIPER

149401-01-000,149401-02-000

KEY	PART NUMBER	U/M	DESCRIPTION	VENDOR NO.
	096505-02-703	EA	NUT/ACORN - HD W/.687 BRL	51065-40-NT27WC
	149401-01-700	EA	HARDWARE PKG - F/SHAFT&PIVOT	PSHWKIT
	149401-01-701	EA	SEAL CAP/RUBBER GROMMET	300749

149402-03-000 & 149402-04-000

KEY	PART NUMBER	U/M	DESCRIPTION	VENDOR NO.
	149402-03-700	EA	WASHER NOZZLE KIT W/HDWR	19476
	149402-03-701	EA	COVER/CAP - BLACK	200342

157512-01-000

KEY	PART NUMBER	U/M	DESCRIPTION	VENDOR NO.
	096505-02-703	EA	NUT/ACORN - HD W/.687 BRL	51065-40-NT27WC
	149401-01-700	EA	HARDWARE PKG - F/SHAFT&PIVOT	PSHWKIT

157531-01-000

KEY	PART NUMBER	U/M	DESCRIPTION	VENDOR NO.
	157531-01-700	EA	WASHER NOZZLE KIT W/HDW	19475