

2005 VECTRA WKS40AD

PORTSMOUTH OAK

- SD0 TERRACE VIEW - TAUPE
- SD4 HAZELNUT - CHOCOLATE
- SE0 BARCELONA SAGE - GREEN
- CONCERT CHERRY**
- SD1 TERRACE VIEW - TAUPE
- SD5 HAZELNUT - CHOCOLATE
- SE1 BARCELONA SAGE - GREEN
- WASHED MAPLE**
- SD2 TERRACE VIEW - TAUPE
- SD6 HAZELNUT - CHOCOLATE
- SE2 BARCELONA SAGE - GREEN
- HONEY CHERRY**
- SD3 TERRACE VIEW - TAUPE
- SD7 HAZELNUT - CHOCOLATE
- SE3 BARCELONA SAGE - GREEN

STAINLESS STEEL PACKAGE

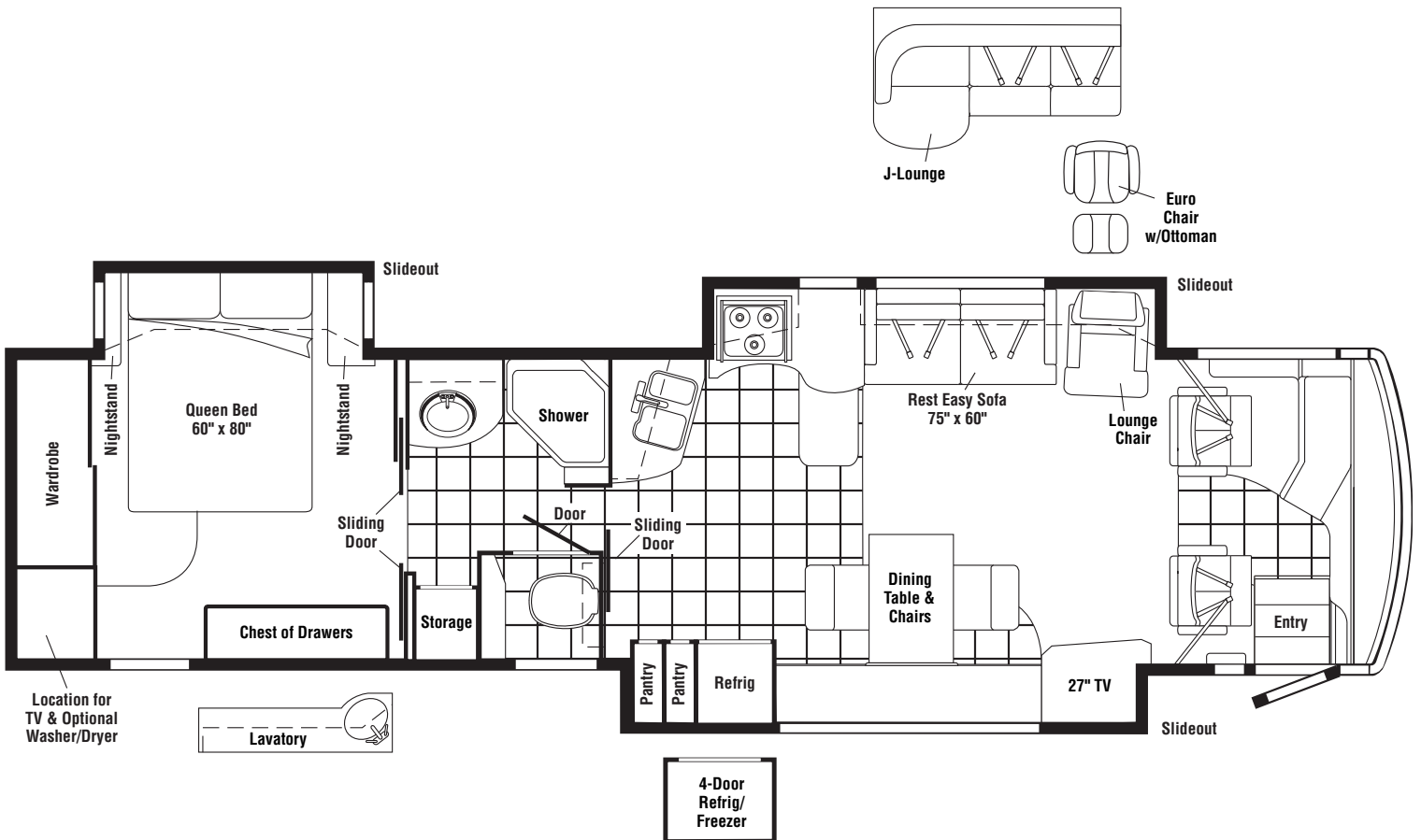
PORTSMOUTH OAK

- ST0 TERRACE VIEW - TAUPE
- ST4 HAZELNUT - CHOCOLATE
- SV0 BARCELONA SAGE - GREEN
- CONCERT CHERRY**
- ST1 TERRACE VIEW - TAUPE
- ST5 HAZELNUT - CHOCOLATE
- SV1 BARCELONA SAGE - GREEN
- WASHED MAPLE**
- ST2 TERRACE VIEW - TAUPE
- ST6 HAZELNUT - CHOCOLATE
- SV2 BARCELONA SAGE - GREEN
- HONEY CHERRY**
- ST3 TERRACE VIEW - TAUPE
- ST7 HAZELNUT - CHOCOLATE
- SV3 BARCELONA SAGE - GREEN

DASH ACCENT COLORS

SD0, SD1, SD2, SD3, ST0, ST1, ST2, ST3 - RIVERSTONE

SD4, SD5, SD6, SD7, SE0, SE1, SE2, SE3, ST4, ST5, ST6, ST7, SV0, SV1, SV2, SV3 - CASHMERE



FLOORPLAN

CONTENTS

FLOORPLAN	1
ACCESSORIES GROUP	8
OPERATORS MANUAL	8
AUDIO VIDEO GROUP	9
RADIO SYSTEM	9
REAR MONITOR	9
CABINET & APPLIANCE GROUP	10
CABINET & APPLIANCE LAYOUT	10
APPLIANCES	10
COMPONENT PARTS FOR APPLIANCES	24
108186-02-000	24
108186-03-000	24
119267-12-01A	24
119267-12-02A	25
119267-13-01A	25
119296-03-01A	26
120075-12-01A, 120075-13-01A, 120075-14-01A, 120075-15-01A	28
120075-16-01A, 120075-17-01A, 120075-18-01A, 120075-19-01A, 120075-21-01A, 122075-22-01A	34
120075-20-01A	40
125242-02-01A	46
125242-03-01A	56
135065-03-01A, 135065-03-03A, 135065-04-01A	66
135066-02-01A	68
135066-03-01A, 135066-03-04A, 150778-01-01A	72
151277-03-01A, 151279-01-01A, 151279-02-01A/02A, 151279-03-01A	74
BATH	79
BEDROOM	82
DINETTE	88
GALLEY	90
LOUNGE	97
CHASSIS GROUP	99
FRAME	99
FRONT END	101
INSULATION	103
STEPWELL COVER	105
COMPONENT PARTS FOR STEPWELL COVER	105
145122-01-01A	105
EXHAUST	106
HITCH	106
REAR MUD GUARD	107
FUEL	107
HYDRAULIC LEVELING	108
COMPONENT PARTS FOR HYDRAULIC LEVELING	109
100536-47-000	109
144226-26-000	109
144226-27-000	109
144226-41-000	109
144226-42-000	110
144226-43-000	110
144226-44-000	110
WHEEL, TIRE, COVERS &/OR LINERS	110

CONTENTS (CONTINUED)

CURTAIN & CUSHION GROUP	111
NOTICE	111
CUSHION LAYOUT	112
BUCKET SEATS	114
COMPONENT PARTS FOR BUCKET SEATS	115
122611-02-000	115
LOUNGE CHAIR	116
SOFA	117
COMPONENT PARTS FOR SOFA	124
136534-13-000, 136534-15-000, 136534-28-000, 136534-29-000	124
136534-07-000, 136534-17-000	124
148226-01-000, 148226-02-000, 148226-03-000	124
WINDOW TREATMENT	125
HARDWARE	127
FABRICS	129
DRIVERS COMPARTMENT GROUP	131
DASH	131
FRONT INTERIOR	132
COMPONENT PARTS FOR FRONT INTERIOR	137
091990-08-01A	137
094499-02-000	137
CABINETS	138

CONTENTS (CONTINUED)

ELECTRICAL GROUP	145
110V BODY WIRING	145
12V BODY WIRING	147
EXTERIOR LAMPS	155
FRONT END WIRING	157
TRIP COMPUTER	160
GPS	160
FRONT TV/VCR	161
SIDE TV/VCR	162
COMPONENT PARTS FOR WIRING	164
076319-23-000	164
076319-25-000	164
086280-01-000	164
091937-08-000	165
091937-09-000	165
093575-33-01A	165
093575-33-03A	165
102756-03-000	165
105620-15-000	165
108354-01-01A	165
115504-01-000	165
121935-01-01A	165
123775-01-01A	165
123775-01-02A	165
129561-01-01A	165
129561-02-01A	165
130672-01-02A	165
133004-02-01A	166
133004-05-01A	166
133416-02-000	167
136119-01-000	167
137135-02-000	168
137417-01-01A, 137417-03-01A	169
137424-01-000	169
141454-03-01A	169
143591-05-000	170
144377-01-000	170
146298-01-000	170
146298-02-000	170
146299-01-000	170
146299-02-000	170
146396-02-000 & 146396-03-000	170
148113-01-000, 148113-03-000	170
148231-01-000	170
149049-01-000,149049-02-000	170
151458-01-000	170
CIRCUIT BREAKERS, FUSES, & RELAYS	171
CONVERTER, INVERTER, & LOAD CENTERS	172
BOXES & CORDS	173
COMPONENT PARTS FOR BOXES AND CORDS	173
144858-02-000	173
WIRE ASSEMBLIES	174
CONNECTORS & CONDUIT	175
CHASSIS	176

CONTENTS (CONTINUED)

EXTERIOR BODY GROUP	177
AIR HORN	177
COMPONENT PARTS FOR AIR HORN	177
077497-06-000	177
GRAPHICS & PAINT	178
PANELS & TRIMS	180
COMPONENT PARTS FOR PANELS & TRIMS	184
131431-07-01A, 131431-08-01A	184
142721-01-01A, 142721-02-01A	184
FRONT END	185
LADDER	187
STRUCTURAL COMPONENTS	188
AWNINGS	189
EXTERIOR DOORS & COMPARTMENTS GROUP	190
DOOR & COMPARTMENT LAYOUT	190
COMPONENT PARTS FOR DOOR & COMPARTMENT LAYOUT	195
094707-03-01A	195
142226-02-01A	195
COMPARTMENT DOOR PIECE PARTS	196
ENTRY	198
COMPONENT PARTS FOR ENTRY	199
128913-12-03A	199
EXTERIOR SLIDEOUT GROUP	203
FRONT LEFT	203
COMPONENT PARTS FOR FRONT LEFT	206
100536-52-000	206
145494-02-000	206
FRONT RIGHT	206
COMPONENT PARTS FOR FRONT RIGHT	208
100536-42-000	208
145736-01-000	208
145736-02-000	209
REAR LEFT	209
COMPONENT PARTS FOR REAR LEFT	211
100536-51-000	211
137390-01-000	211
GENERATOR GROUP	212
DIESEL	212
COMPONENT PARTS FOR DIESEL	212
130294-04-01A	212
HEATING & A/C GROUP	213
AUTOMOTIVE	213
COMPONENT PARTS FOR AUTOMOTIVE	215
072342-24-000	215
103930-55-000	216
103930-58-000	217
103930-59-000	217
FURNACE	218
COMPONENT PARTS FOR FURNACE	219
139980-01-000	219
143563-02-000	221
CENTRAL	223
COMPONENT PARTS FOR CENTRAL	224
105620-16-000	224

CONTENTS (CONTINUED)

INTERIOR FINISH GROUP	226
MOLDINGS & TRIMS	226
PANELING & LAMINATES	237
INTERIOR TRIM LAYOUT	238
COMPONENT PARTS FOR INTERIOR TRIM LAYOUT	240
139047-01-01A/02A, 139047-02-01A/02A, 139049-03-01A/02A/03A, 139047-04-02A/03A, 139047-05-01A	240
139047-01-05A, 139047-03-04A & 139047-05-02A	241
FLOOR COVERINGS	242
HARDWARE	242
LABELS GROUP	249
LP GROUP	254
LP SYSTEM	254
COMPONENT PARTS FOR LP SYSTEM	254
144251-01-000	254
SEALANTS & FASTENERS GROUP	255
SEALANTS & ADHESIVES	255
BOLTS, NUTS, & WASHERS	256
SCREWS	258
CLAMPS, CLIPS, GROMMETS, RIVETS, & PLUGS	261
MISCELLANEOUS FASTENERS	263
WATER & SEWAGE GROUP	264
DRAINAGE SYSTEM	264
COMPONENT PARTS FOR DRAINAGE SYSTEM	267
136729-01-01A	267
WATER SYSTEM	268
COMPONENT PARTS FOR WATER SYSTEM	276
075241-04-000, 075241-05-000, 075241-06-000	276
098607-01-000	276
103635-01-000	276
123744-03-01A	276
125420-01-02A, 125420-01-03A, 125420-03-03A, 125420-04-03A	276
128997-01-01A, 128997-01-02A	276
136915-01-000	276
142675-01-01A	276
144215-01-000	277
144215-02-000	277
144596-01-01A	277
144596-02-01A, 144596-03-01A	277
145541-01-000	278
WINDOWS & VENTS GROUP	279
WINDOW & VENT LAYOUT	279
COMPONENT PARTS FOR WINDOW & VENT LAYOUT	281
106466-14-01A	281
112795-86-01A	282
112795-87-01A	283
112898-21-01A	284
112898-27-01A	285
123780-10-01A	286
123780-16-01A	287
129929-13-01A	288
134004-03-01A	289
145909-02-01A	290
150648-18-01A	290
150648-19-01A	290
150649-05-01A	291
150649-07-01A	291
150650-01-01A	291
150656-08-01A	291
151069-03-01A	291

CONTENTS (CONTINUED)

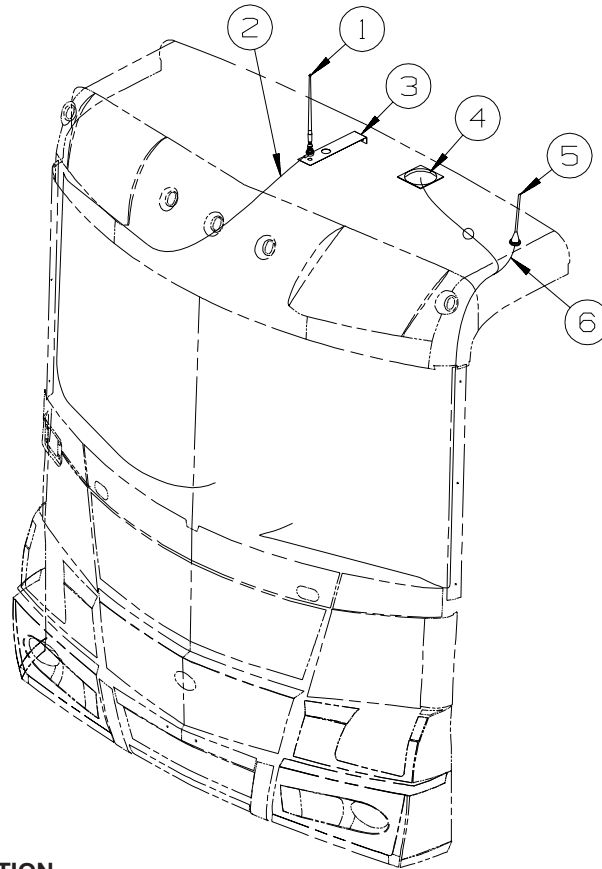
WINDSHIELD & WIPER GROUP	292
WINDSHIELD	292
WIPER	293
COMPONENT PARTS FOR WIPER	293
145270-01-000	293

ACCESSORIES GROUP
OPERATORS MANUAL

KEY	PART NUMBER	U/M	DESCRIPTION
	129079-04-01A	EA	CASE - VINYL/BLK-EXPANDABLE ACCORDION SIDES-11"WX9"HX14"L
	132000-22-005	EA	MANUAL/OWNER - VECTRA - 2005
	148970-01-000	DW	TOP LEVEL-S,2005

AUDIO VIDEO GROUP RADIO SYSTEM

KEY	PART NUMBER	U/M	DESCRIPTION
	135420-07-000	EA	MOUNTING KIT - RADIO - A-BODY
	135420-09-000	EA	RADIO-AM/FM/CASS/CD COMBO-AUX/CD CHANGER INPUT-REMOTE COMP FROM: 00-00-00 THRU: 05-09-04
	135420-13-000	EA	RADIO-AM/FM/CASS/CD COMBO-AUX/CD CHANGER INPUT-IR REMOTE FROM: 05-10-04 THRU: 99-99-99
	135420-10-000	EA	REMOTE CONTROL/RADIO (CREDIT CARD SIZE)
	135420-11-000	EA	REMOTE CONTROL/RADIO (STEERING WHEEL MOUNT) FROM: 05-12-04 THRU: 99-99-99
	135420-12-000	EA	REMOTE CONTROL/RADIO(STEERING WHEEL MT W/BUTTON CD CHANGER - CD CHANGER) FROM: 05-12-04 THRU: 99-99-99
	135420-14-000	EA	RECEIVER - INFRARED FROM: 05-10-04 THRU: 99-99-99
	148134-01-000	EA	CHANGER - COMPACT DISC - SANYO EAX-510
	151935-01-000	EA	RADIO/CB - 40 CHANNEL - COBRA C75WXST



KEY	PART NUMBER	U/M	DESCRIPTION
1	090944-02-000	EA	ANTENNA - RADIO - 16" RUBBER - W/O LEAD WIRE
2	090944-03-000	EA	CABLE - ANTENNA
3	140600-06-01B	EA	BRACKET/ANTENNA MOUNT - MILL FINISH
4	147190-01-000	EA	ANTENNA/SATELLITE-RADIO/SIRIUS-W/GRD PLANE PLATE/6" LEAD FROM: 00-00-00 THRU: 09-03-04
4	152780-01-000	EA	ANTENNA/SATELLITE - RADIO/SIRIUS FROM: 09-04-04 THRU: 99-99-99
5	123256-01-000	EA	ANTENNA - CB - W/O CABLE
6	123256-02-000	EA	CABLE - CB - COAX

REAR MONITOR

KEY	PART NUMBER	U/M	DESCRIPTION
	143363-01-000	EA	MONITOR/REAR - COLOR - W/BRACKET - SONY VCB-MH1
	137919-02-01A	EA	SHROUD - CAMERA/OUTER - BRIGHT WHITE
	143363-03-000	EA	CABLE - MONITOR/CAMERA - COLOR - SONY VCB-MHC20
	143363-05-000	EA	CAMERA - REAR - COLOR W/BRACKET - SONY VCB-MH3

**SEE 12V BODY WIRING IN THE ELECTRICAL GROUP FOR LOCATION OF OTHER
AUDIO VIDEO COMPONENTS**

CABINET & APPLIANCE GROUP

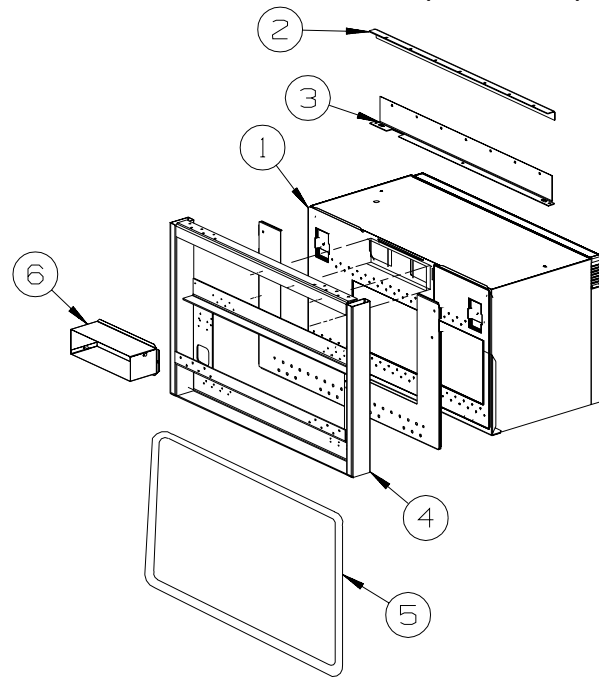
CABINET & APPLIANCE LAYOUT

APPLIANCES

KEY	PART NUMBER	U/M	DESCRIPTION
	107752-04-01A	EA	DISHWASHER - 18" - BLACK - DISHWASHER/BUILT-IN
	146340-01-01A	EA	DISHWASHER - DRAWER STYLE/NO FACE - DISHWASHER DRAWER STYLE
*	119296-03-01A	EA	FREEZER - PORTABLE - DUAL PLUG
*	135065-03-01A	EA	RANGE-3 BURNER (SEALED)-W/O OVEN-NEW STYLE KNOBS-BLK GLASS
*	135065-03-03A	EA	RANGE-3 BURNER(SEALED)-W/O OVEN-NEW STL KNOBS-STAINLESS - STAINLESS STEEL
*	135065-04-01A	EA	RANGE - 3 BURNER (SEALED) - W/O OVEN - CSA - BLACK TOP - CANADIAN
*	135066-03-01A	EA	RANGE-3 BURN(SEALED)-W/OVEN-NEW STL KNOBS-BLK/BLK GLASS - RANGE W/OVEN FROM: 00-00-00 THRU: 06-14-04
*	151279-02-01A	EA	RANGE-22"-3 BURNER/SEALED-MERCURY FREE-BLK DOOR/GLASS - RANGE W/OVEN FROM: 06-15-04 THRU: 99-99-99
*	135066-03-04A	EA	RANGE-3 BURNER (SEALED)-W/OVEN-NEW STYLE KNOBS - RANGE W/OVEN, STAINLESS STEEL FROM: 00-00-00 THRU: 05-17-04
*	151279-02-02A	EA	RANGE-22"-3 BURNER/SEALED-MERCURY FREE-SST DR/GLASS- RANGE W/OVEN, STAINLESS STEEL FROM: 05-18-04 THRU: 99-99-99
*	135066-02-01A	EA	RANGE - 3 BURNER (SEALED) - W/OVEN - BLACK - CSA - RANGE W/OVEN, CANADIAN FROM: 00-00-00 THRU: 02-22-04
*	150778-01-01A	EA	RANGE - 3 BURNER (SEALED) - W/OVEN - BLACK - CSA - RANGE W/OVEN, CANADIAN FROM: 02-23-04 THRU: 06-06-04
*	151279-03-01A	EA	RANGE-22"-3 BURNER/SEALED-MERCURY FREE-BLK DR/GLASS-CSA - RANGE W/OVEN, CANADIAN FROM: 06-07-04 THRU: 99-99-99
	137943-01-000	EA	SAFE - STEEL - 9.8" X 9.8" FACE / 7.7" X 8.7" X 8.7" R.O.
	138584-02-01A	EA	COFFEEMAKER/COUNTERTOP - AROME PLUS/BLACK - KRUPS 466-42
	145832-01-000	EA	STRAP - TIEDOWN - COFFEEMAKER
	144713-01-03A	EA	COVER - STOVE TOP -1/2" CORIAN/FOSSIL-10.2"X22.2" (SD0 THRU SD3, ST0 THRU ST3)
	144713-01-04A	EA	COVER - STOVE TOP -1/2" CORIAN/CANYON-10.2"X22.2"(SD4 THRU SD7, ST4 THRU ST7)
	144713-01-05A	EA	COVER - STOVE TOP-1/2" CORIAN/WILLOW-10.2" X 22.2"(SE0 THRU SE3, SV0 THRU SV3)
	144713-02-03A	EA	COVER-STOVETOP-1/2" CORIAN/FOSSIL-10.2"X22.2"(SD0 THRU SD3, ST0 THRU ST3)- RANGE W/OVEN
	144713-02-04A	EA	CVR-STOVETOP-CORIAN/CANYON - 10.2"X22.2" (SD4 THRU SD7, ST4 THRU ST7) - RANGE W/OVEN
	144713-02-05A	EA	COVER-STOVETOP-CORIAN/WILLOW - 10.2"X22.2" (SE0 THRU SE3, SV0 THRU SV3) - RANGE W/OVEN
	144713-03-03A	EA	CVR-STVETP-1/2"CORIAN/FOSIL-10.8"X15.1"X22.2"(SD0THRUSD3,ST0THRUST3)- S36RD, S40AD,S40FD
	144713-03-04A	EA	CVR-STVTP-1/2"CORIAN/CAYON-10.8"X15.1"X22.2"(SD4THRUSD7,ST4THRUST7)- S36RD, S40AD,S40FD
	144713-03-05A	EA	CVR-STVTP-1/2"CORIAN/WILOW-10.8"X15.1"X22.2"(SE0THRUSE3,SV0THRUSV3)- S36RD, S40AD,S40FD
	144713-04-03A	EA	CVR-STVTOP-CORIAN/FOSSIL-7.9"X10.5"X22.2"(SD0 THRU SD3,ST0 THRU ST3)- S36GD,S40KD
	144713-04-04A	EA	CVR-STVTOP-CORIAN/CANYN-7.9"X10.5"X22.2"(SD4 THRU SD7,ST4 THRU ST7)- S36GD,S40KD
	144713-04-05A	EA	CVR-STVTOP-CORIAN/WILLW-7.9"X10.5"X22.2"(SE0 THRU SE3,SV0 THRU SV3)- S36GD,S40KD
	144823-01-04B	EA	BRACKET/STOVE TIEDOWN - BLACK - LEFT HAND - S36RD, S40AD, S40FD
	144823-02-04B	EA	BRACKET/STOVE TIEDOWN - BLACK - RIGHT HAND - S36RD, S40AD, S40FD
	144823-05-04B	EA	BRACKET/STOVE TIEDOWN - BLACK - LEFT HAND - S36GD
	144823-06-04B	EA	BRACKET/STOVE TIEDOWN - BLACK - RIGHT HAND - S36GD
	144823-13-04B	EA	BRACKET/STOVE TIEDOWN - BLACK - LEFT HAND - S40KD
	144823-14-04B	EA	BRACKET/STOVE TIEDOWN - BLACK - RIGHT HAND - S40KD
	144823-03-04B	EA	BRACKET/STOVE TIEDOWN - BLACK - LEFT HAND - RANGE W/OVEN - S36RD, S40AD, S40FD
	144823-04-04B	EA	BRACKET/STOVE TIEDOWN - BLACK - RIGHT HAND - RANGE W/OVEN - S36RD, S40AD, S40FD
	144823-07-04B	EA	BRACKET/STOVE TIEDOWN - BLACK - LEFT HAND - RANGE W/OVEN - S36GD
	144823-08-04B	EA	BRACKET/STOVE TIEDOWN - BLACK - RIGHT HAND - RANGE W/OVEN - S36GD
	144823-15-04B	EA	BRACKET/STOVE TIEDOWN - BLACK - LEFT HAND - RANGE W/OVEN - S40KD
	144823-16-04B	EA	BRACKET/STOVE TIEDOWN - BLACK - RIGHT HAND - RANGE W/OVEN - S40KD

*COMPONENT PARTS LISTED LATER IN THIS GROUP

CABINET & APPLIANCE GROUP (CONTINUED)
CABINET & APPLIANCE LAYOUT (CONTINUED)



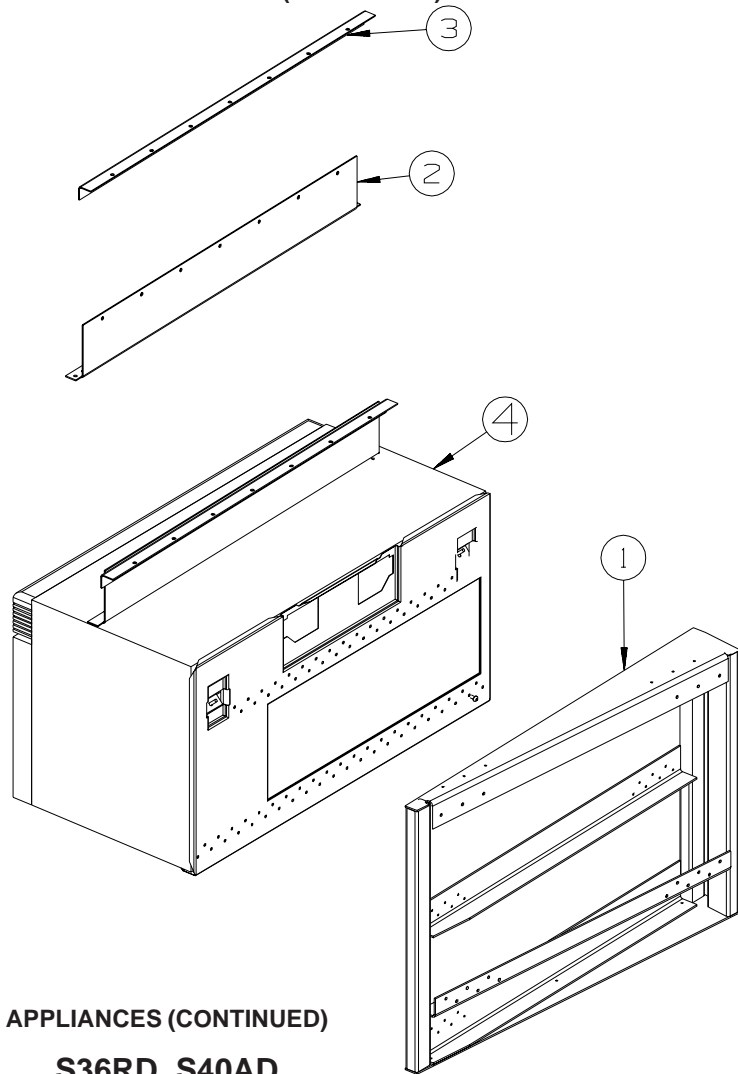
APPLIANCES (CONTINUED)

S36GD, S40FD
MICROWAVE/CONVECTION OVEN/SPEEDCOOK OVEN

KEY	PART NUMBER	U/M	DESCRIPTION
1*	119267-12-01A	EA	OVEN - MICROWAVE/CONVECTION W/HOOD US - #R-1875
1*	119267-12-02A	EA	OVEN - MICROWAVE/CONVECTION W/HOOD US - #R-1874 - STAINLESS STEEL PKG
1*	119267-13-01A	EA	OVEN - MICROWAVE/CONVECTION W/HOOD CSA - #R-1875A - CANADIAN
1*	119267-13-01A	EA	OVEN - MICROWAVE/CONVECTION W/HOOD CSA - #R-1875A - STAINLESS STEEL PKG/CANADIAN FROM: 00-00-00 THRU: 01-16-05
1*	119267-12-02A	EA	OVEN - MICROWAVE/CONVECTION W/HOOD US - #R-1874 - STAINLESS STEEL PKG/CANADIAN FROM: 01-17-05 THRU: 99-99-99
1*	140147-02-01A	EA	OVEN/MICROWAVE - 1.4 CUBIC FT - ADVANTIUM/BLACK - SPEEDCOOK OVEN FROM: 00-00-00 THRU: 03-01-04
1*	140147-02-02A	EA	OVEN/MICROWAVE - 1.4 CUBIC FT - ADVANTIUM/BLACK - SPEEDCOOK OVEN FROM: 03-02-04 THRU: 99-99-99
1*	140147-04-02A	EA	OVEN/MICROWAVE-1.4 CU FT-ADVANTIUM/STNLSS STL - SPEEDCOOK OVEN,STAINLESS STEEL PKG
2	NOT USED		
3	NOT USED		
4	NOT USED		
5	NOT USED		
6	NOT USED		

*COMPONENT PARTS LISTED LATER IN THIS GROUP

CABINET & APPLIANCE GROUP (CONTINUED)
CABINET & APPLIANCE LAYOUT (CONTINUED)



APPLIANCES (CONTINUED)
S36RD, S40AD
MICROWAVE/CONVECTION OVEN

KEY	PART NUMBER	U/M	DESCRIPTION
1	139201-02-02B	EA	BRACKET - MICROWAVE - E-COATED
2	129836-04-02B	EA	ANGLE - W/HOLES - .7" X 2.2" X 28.3" - E-COATED
3	129836-02-02B	EA	ANGLE - W/HOLES - .7" X 1" X 29.5" - E-COATED
4*	119267-12-01A	EA	OVEN - MICROWAVE/CONVECTION W/HOOD US - #R-1875
4*	119267-12-02A	EA	OVEN - MICROWAVE/CONVECTION W/HOOD US - #R-1874 - STAINLESS STEEL PKG
1*	119267-13-01A	EA	OVEN - MICROWAVE/CONVECTION W/HOOD CSA - #R-1875A - CANADIAN
1*	119267-13-01A	EA	OVEN - MICROWAVE/CONVECTION W/HOOD CSA - #R-1875A - STAINLESS STEEL PKG/CANADIAN
			FROM: 00-00-00 THRU: 01-16-05
1*	119267-12-02A	EA	OVEN - MICROWAVE/CONVECTION W/HOOD US - #R-1874 - STAINLESS STEEL PKG/CANADIAN
			FROM: 01-17-05 THRU: 99-99-99

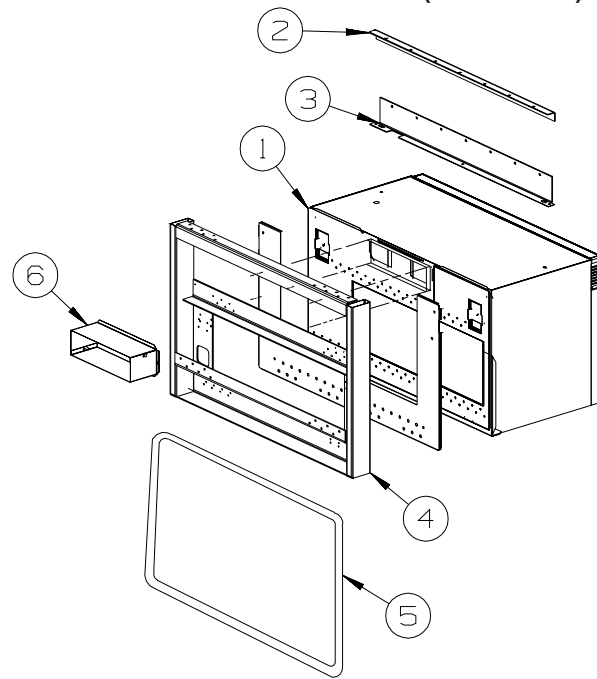
***COMPONENT PARTS LISTED LATER IN THIS GROUP**

S36RD, S40AD
SPEEDCOOK OVEN

KEY	PART NUMBER	U/M	DESCRIPTION
1	139201-02-02B	EA	BRACKET - MICROWAVE - E-COATED
2	129836-06-02B	EA	AANGLE - W/HOLES - 1" X 1.8" X 29.5" - E-COATED
3	129836-02-02B	EA	ANGLE - W/HOLES - 1" X .8" X 29.5" - E-COATED
4*	140147-02-01A	EA	OVEN/MICROWAVE - 1.4 CUBIC FT - ADVANTIUM/BLACK
			FROM: 00-00-00 THRU: 03-01-04
4*	140147-02-02A	EA	OVEN/MICROWAVE - 1.4 CUBIC FT - ADVANTIUM/BLACK
			FROM: 03-02-04 THRU: 99-99-99
4*	140147-04-02A	EA	OVEN/MICROWAVE-1.4 CU FT-ADVANTIUM/STAINLESS STEEL - STAINLESS STEEL PKG

***COMPONENT PARTS LISTED LATER IN THIS GROUP**

CABINET & APPLIANCE GROUP (CONTINUED)
CABINET & APPLIANCE LAYOUT (CONTINUED)



APPLIANCES (CONTINUED)

S40KD
MICROWAVE/CONVECTION OVEN

KEY	PART NUMBER	U/M	DESCRIPTION
1*	119267-12-01A	EA	OVEN - MICROWAVE/CONVECTION W/HOOD US - #R-1875
1*	119267-12-02A	EA	OVEN - MICROWAVE/CONVECTION W/HOOD US - #R-1874 - STAINLESS STEEL PKG
1*	119267-13-01A	EA	OVEN - MICROWAVE/CONVECTION W/HOOD CSA - #R-1875A - CANADIAN
1*	119267-13-01A	EA	OVEN - MICROWAVE/CONVECTION W/HOOD CSA - #R-1875A - STAINLESS STEEL PKG/CANADIAN
			FROM: 00-00-00 THRU: 01-16-05
1*	119267-12-02A	EA	OVEN - MICROWAVE/CONVECTION W/HOOD US - #R-1874 - STAINLESS STEEL PKG/CANADIAN
			FROM: 01-17-05 THRU: 99-99-99
3	129836-02-02B	EA	ANGLE - W/HOLES - .7" X 1" X 29.5" - E-COATED
3	129836-05-02B	EA	ANGLE - W/HOLES - 2.6" X 3" X 29.5" - E-COATED
4	137824-02-02B	EA	BRACKET - MICROWAVE - E-COATED
5	NOT USED		
6	140093-01-02B	EA	DUCT ASM, E-CT

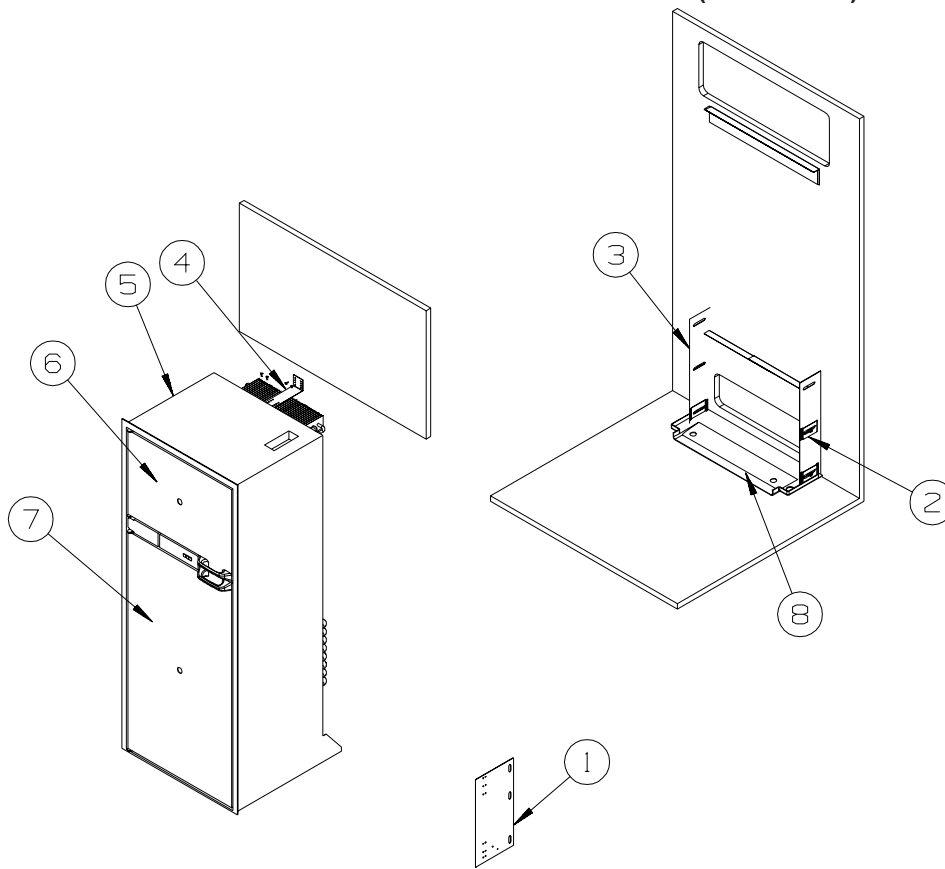
***COMPONENT PARTS LISTED LATER IN THIS GROUP**

S40KD
SPEEDCOOK OVEN

KEY	PART NUMBER	U/M	DESCRIPTION
1*	140147-02-01A	EA	OVEN/MICROWAVE - 1.4 CUBIC FT - ADVANTIUM/BLACK
			FROM: 00-00-00 THRU: 03-01-04
1*	140147-02-02A	EA	OVEN/MICROWAVE - 1.4 CUBIC FT - ADVANTIUM/BLACK
			FROM: 03-02-04 THRU: 99-99-99
1*	140147-04-02A	EA	OVEN/MICROWAVE-1.4 CU FT-ADVANTIUM/STNLSS STL - STAINLESS STEEL PKG
3	129836-02-02B	EA	ANGLE - W/HOLES - .7" X 1" X 29.5" - E-COATED
3	129836-05-02B	EA	ANGLE - W/HOLES - 2.6" X 3" X 29.5" - E-COATED
4	137824-02-02B	EA	BRACKET - MICROWAVE - E-COATED
5	NOT USED		
6	140093-04-02B	EA	DUCT ASM, E-CT

***COMPONENT PARTS LISTED LATER IN THIS GROUP**

CABINET & APPLIANCE GROUP (CONTINUED)
CABINET & APPLIANCE LAYOUT (CONTINUED)



FROM: 00-00-00
THRU: 08-17-04

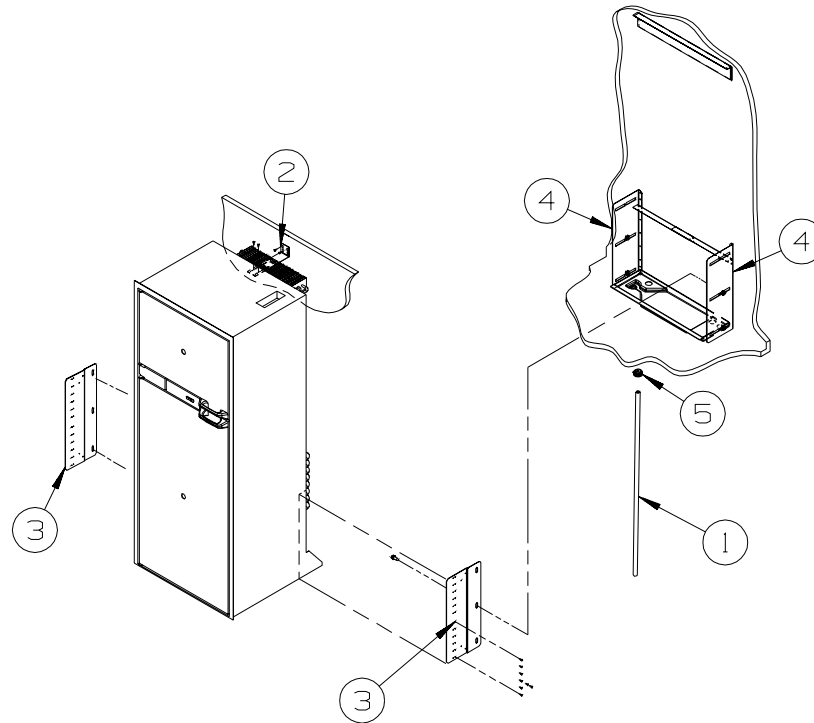
APPLIANCES (CONTINUED)

S36GD, S40KD

KEY	PART NUMBER	U/M	DESCRIPTION
1	141975-04-02B	EA	PLATE/TIEDOWN - REFRIGERATOR - E-COATED
2	141550-01-02B	EA	BRACKET/TIEDOWN - REFRIGERATOR - E-COATED
3	141550-02-02B	EA	BRACKET/TIEDOWN - REFRIGERATOR - E-COATED
4	145445-02-02B	EA	STRAP - REFRIGERATOR - E-COATED
5*	120075-13-01A	EA	REFRIGERATOR-LGE DBL DR-2-WAY/RH/ICE MAKER/FLUSH HDL-BLACK
5*	120075-18-01A	EA	REFRIGERATOR-LGE DBL DR SST DR/RH/W/FAN-RAISED HANDLE(WINN) - STAINLESS STEEL PKG
6	145488-16-SD0	EA	PANEL/INSERT - FREEZER DOOR - 21.7" X 15.4" - PORTSMOUTH OAK
6	145488-16-SD1	EA	PANEL/INSERT - FREEZER DOOR - 21.7" X 15.4" - CONCERT CHERRY
6	145488-16-SD2	EA	PANEL/INSERT - FREEZER DOOR - 21.7" X 15.4" - WASHED MAPLE
6	145488-16-SD3	EA	PANEL/INSERT - FREEZER DOOR - 21.7" X 15.4" - HONEY CHERRY
7	145488-17-SD0	EA	PANEL/INSERT - REFRIGERATOR DOOR - 21.7" X 39.5" - PORTSMOUTH OAK
7	145488-17-SD1	EA	PANEL/INSERT - REFRIGERATOR DOOR - 21.7" X 39.5" - CONCERT CHERRY
7	145488-17-SD2	EA	PANEL/INSERT - REFRIGERATOR DOOR - 21.7" X 39.5" - WASHED MAPLE
7	145488-17-SD3	EA	PANEL/INSERT - REFRIGERATOR DOOR - 21.7" X 39.5" - HONEY CHERRY
8	112176-01-000	FT	TUBING - VINYL - REINFORCED - 1/2" ID
	054450-01-000	EA	LEVEL - REFRIGERATOR
	090329-01-000	FT	SEAL- "T" - REFRIGERATOR CABINET
	116751-02-01A	EA	TRAY - REFRIGERATOR - BLACK

***COMPONENT PARTS LISTED LATER IN THIS GROUP**

CABINET & APPLIANCE GROUP (CONTINUED)
CABINET & APPLIANCE LAYOUT (CONTINUED)



FROM: 08-18-04
THRU: 99-99-99

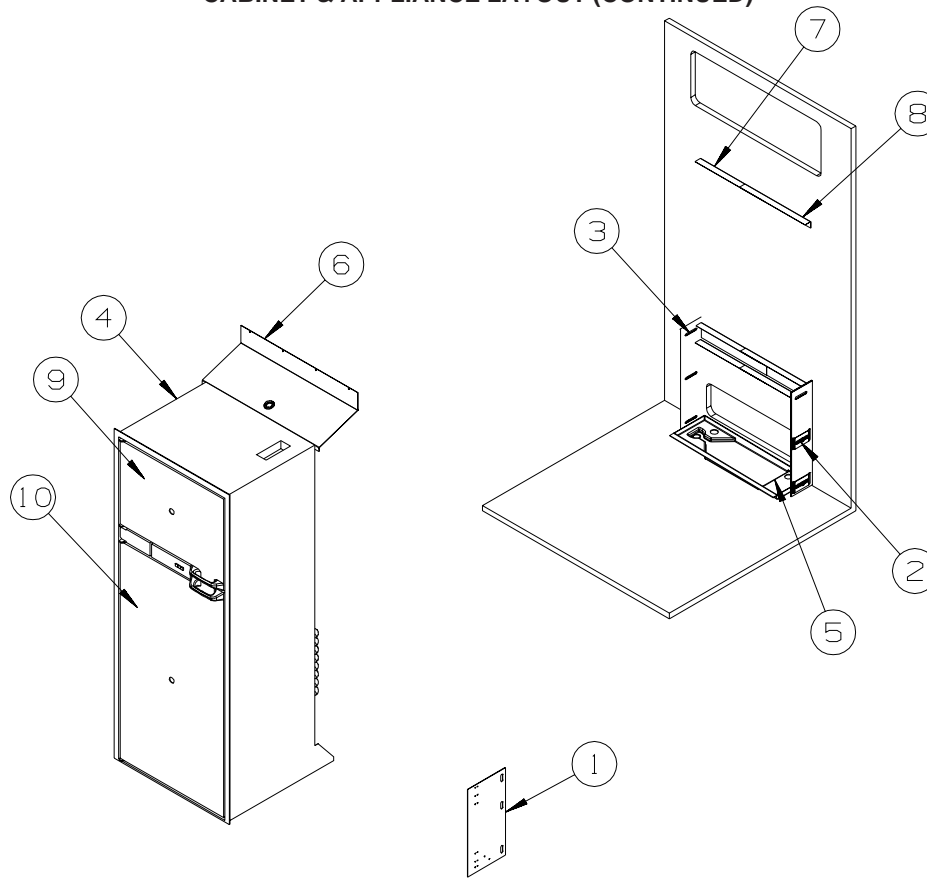
APPLIANCES (CONTINUED)

S36GD, S40KD

KEY	PART NUMBER	U/M	DESCRIPTION
1	112176-01-000	FT	TUBING - VINYL - REINFORCED - 1/2" ID
2	145445-02-02B	EA	STRAP - REFRIGERATOR - E-COATED
3	150740-01-02B	EA	BRACKET - REFRIGERATOR - E-COATED
4	150740-02-02B	EA	BRACKET - REFRIGERATOR - E-COATED
5	152417-01-01A	EA	CLAMP/RATCHET - F/REFRIDGERATOR DRIP TRAY HOSE - BLACK
*	120075-13-01A	EA	REFRIGERATOR-LGE DBL DR-2-WAY/RH/ICE MAKER/FLUSH HDL-BLACK
*	120075-18-01A	EA	REFRIGERATOR-LGE DBL DR SST DR/RH/W/FAN-RAISED HANDLE(WINN) - STAINLESS STEEL PKG
	145488-16-SD0	EA	PANEL/INSERT - FREEZER DOOR - 21.7" X 15.4" - PORTSMOUTH OAK
	145488-16-SD1	EA	PANEL/INSERT - FREEZER DOOR - 21.7" X 15.4" - CONCERT CHERRY
	145488-16-SD2	EA	PANEL/INSERT - FREEZER DOOR - 21.7" X 15.4" - WASHED MAPLE
	145488-16-SD3	EA	PANEL/INSERT - FREEZER DOOR - 21.7" X 15.4" - HONEY CHERRY
	145488-17-SD0	EA	PANEL/INSERT - REFRIGERATOR DOOR - 21.7" X 39.5" - PORTSMOUTH OAK
	145488-17-SD1	EA	PANEL/INSERT - REFRIGERATOR DOOR - 21.7" X 39.5" - CONCERT CHERRY
	145488-17-SD2	EA	PANEL/INSERT - REFRIGERATOR DOOR - 21.7" X 39.5" - WASHED MAPLE
	145488-17-SD3	EA	PANEL/INSERT - REFRIGERATOR DOOR - 21.7" X 39.5" - HONEY CHERRY
	054450-01-000	EA	LEVEL - REFRIGERATOR
	090329-01-000	FT	SEAL- "T" - REFRIGERATOR CABINET
	116751-02-01A	EA	TRAY - REFRIGERATOR - BLACK

***COMPONENT PARTS LISTED LATER IN THIS GROUP**

CABINET & APPLIANCE GROUP (CONTINUED)
CABINET & APPLIANCE LAYOUT (CONTINUED)



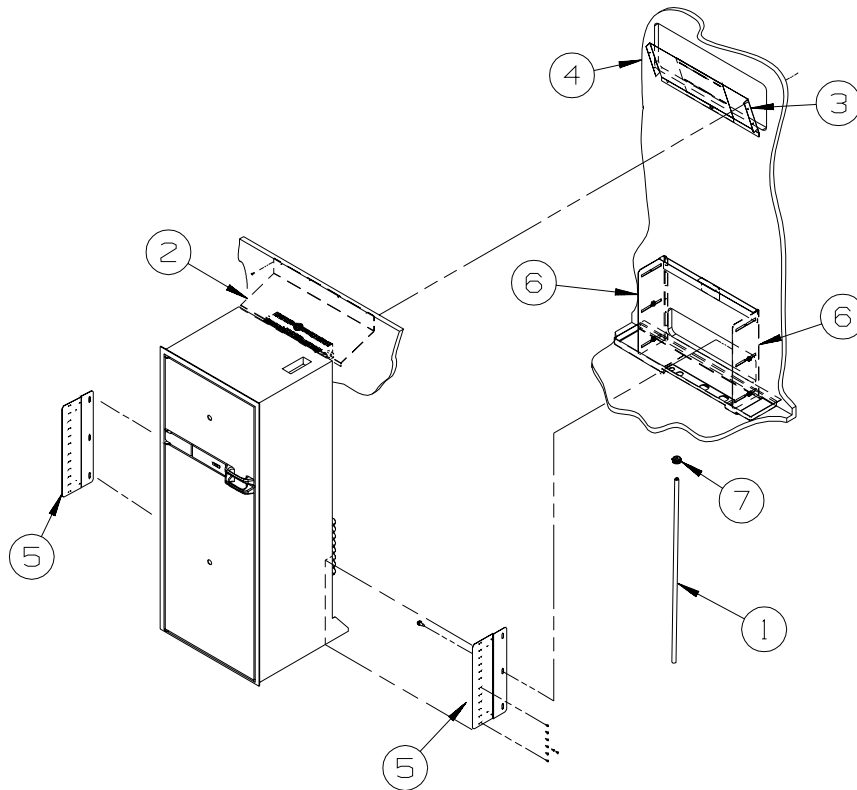
FROM: 00-00-00
THRU: 08-17-04

APPLIANCES (CONTINUED)
S36RD, S40AD, S40FD

KEY	PART NUMBER	U/M	DESCRIPTION
1	141975-04-02B	EA	PLATE/TIEDOWN - REFRIGERATOR - E-COATED
2	141550-01-02B	EA	BRACKET/TIEDOWN - REFRIGERATOR - E-COATED
3	141550-02-02B	EA	BRACKET/TIEDOWN - REFRIGERATOR - E-COATED
4*	120075-20-01A	EA	REFRIGERATOR-LGE DBL DR-2-WAY/RH/ICE MAKER/FLUSH HDL-BLACK
4*	120075-18-01A	EA	REFRIGERATOR-LGE DBL DR SST DR/RH/W/FAN-RAISED HANDLE(WINN) - STAINLESS STEEL PKG
5			NOT USED
6	136966-04-02B	EA	BAFFLE - REFRIGERATOR - E-COATED
7	143195-01-02B	EA	BAFFLE - REFRIGERATOR - E-COATED
8	143195-02-02B	EA	BAFFLE - REFRIGERATOR - E-COATED
9	145488-18-SD0	EA	PANEL/INSERT - FREEZER DOOR - 21.7" X 15.4" - PORTSMOUTH OAK
9	145488-18-SD1	EA	PANEL/INSERT - FREEZER DOOR - 21.7" X 15.4" - CONCERT CHERRY
9	145488-18-SD2	EA	PANEL/INSERT - FREEZER DOOR - 21.7" X 15.4" - WASHED MAPLE
9	145488-18-SD3	EA	PANEL/INSERT - FREEZER DOOR - 21.7" X 15.4" - HONEY CHERRY
10	145488-19-SD0	EA	PANEL/INSERT - REFRIGERATOR DOOR - 21.7" X 39.5" - PORTSMOUTH OAK
10	145488-19-SD1	EA	PANEL/INSERT - REFRIGERATOR DOOR - 21.7" X 39.5" - CONCERT CHERRY
10	145488-19-SD2	EA	PANEL/INSERT - REFRIGERATOR DOOR - 21.7" X 39.5" - WASHED MAPLE
10	145488-19-SD3	EA	PANEL/INSERT - REFRIGERATOR DOOR - 21.7" X 39.5" - HONEY CHERRY
	054450-01-000	EA	LEVEL - REFRIGERATOR
	090329-01-000	FT	SEAL - "T" - REFRIGERATOR CABINET
	136907-01-01A	EA	TRAY - REFRIGERATOR - BLACK - S36RD
			FROM: 00-00-00 THRU: 08-08-04
	152552-02-01A	EA	TRAY - REFRIGERATOR - BLACK - S36RD
			FROM: 08-09-04 THRU: 99-99-99
	145669-01-01A	EA	TRAY - REFRIGERATOR - BLACK - S40AD
	136907-01-01A	EA	TRAY - REFRIGERATOR - BLACK - S40FD

***COMPONENT PARTS LISTED LATER IN THIS GROUP**

CABINET & APPLIANCE GROUP (CONTINUED)
CABINET & APPLIANCE LAYOUT (CONTINUED)



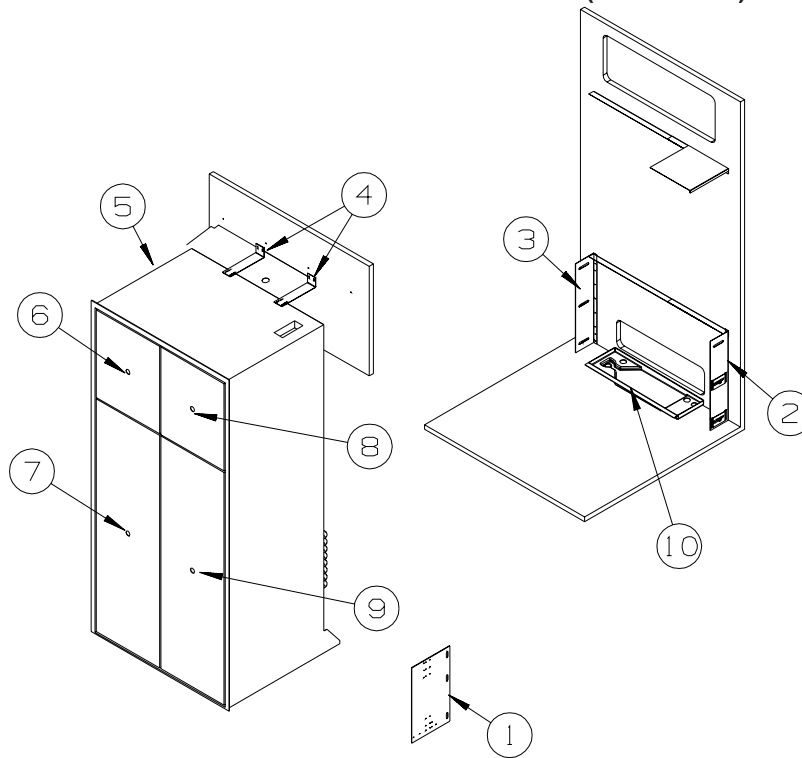
FROM: 08-18-04
THRU: 99-99-99

APPLIANCES (CONTINUED)
S36RD, S40AD, S40FD

KEY	PART NUMBER	U/M DESCRIPTION
1	112176-01-000	FT TUBING - VINYL - REINFORCED - 1/2" ID
2	136966-04-02B	EA BAFFLE - REFRIGERATOR - E-COATED
3	143195-01-02B	EA BAFFLE - REFRIGERATOR - E-COATED
4	143195-02-02B	EA BAFFLE - REFRIGERATOR - E-COATED
5	150740-01-02B	EA BRACKET - REFRIGERATOR - E-COATED
6	150740-02-02B	EA BRACKET - REFRIGERATOR - E-COATED
7	152417-01-01A	EA CLAMP/RATCHET - F/REFRIDGERATOR DRIP TRAY HOSE - BLACK
*	120075-20-01A	EA REFRIGERATOR-LGE DBL DR-2-WAY/RH/ICE MAKER/FLUSH HDL-BLACK
*	120075-18-01A	EA REFRIGERATOR-LGE DBL DR SST DR/RH/W/FAN-RAISED HANDLE(WINN) - STAINLESS STEEL PKG
	145488-18-SD0	EA PANEL/INSERT - FREEZER DOOR - 21.7" X 15.4" - PORTSMOUTH OAK
	145488-18-SD1	EA PANEL/INSERT - FREEZER DOOR - 21.7" X 15.4" - CONCERT CHERRY
	145488-18-SD2	EA PANEL/INSERT - FREEZER DOOR - 21.7" X 15.4" - WASHED MAPLE
	145488-18-SD3	EA PANEL/INSERT - FREEZER DOOR - 21.7" X 15.4" - HONEY CHERRY
	145488-19-SD0	EA PANEL/INSERT - REFRIGERATOR DOOR - 21.7" X 39.5" - PORTSMOUTH OAK
	145488-19-SD1	EA PANEL/INSERT - REFRIGERATOR DOOR - 21.7" X 39.5" - CONCERT CHERRY
	145488-19-SD2	EA PANEL/INSERT - REFRIGERATOR DOOR - 21.7" X 39.5" - WASHED MAPLE
	145488-19-SD3	EA PANEL/INSERT - REFRIGERATOR DOOR - 21.7" X 39.5" - HONEY CHERRY
	054450-01-000	EA LEVEL - REFRIGERATOR
	090329-01-000	FT SEAL - "T" - REFRIGERATOR CABINET
	152552-02-01A	EA TRAY - REFRIGERATOR - BLACK - S36RD
	145669-01-01A	EA TRAY - REFRIGERATOR - BLACK - S40AD
	136907-01-01A	EA TRAY - REFRIGERATOR - BLACK - S40FD

***COMPONENT PARTS LISTED LATER IN THIS GROUP**

CABINET & APPLIANCE GROUP (CONTINUED)
CABINET & APPLIANCE LAYOUT (CONTINUED)



FROM: 00-00-00
THRU: 08-17-04

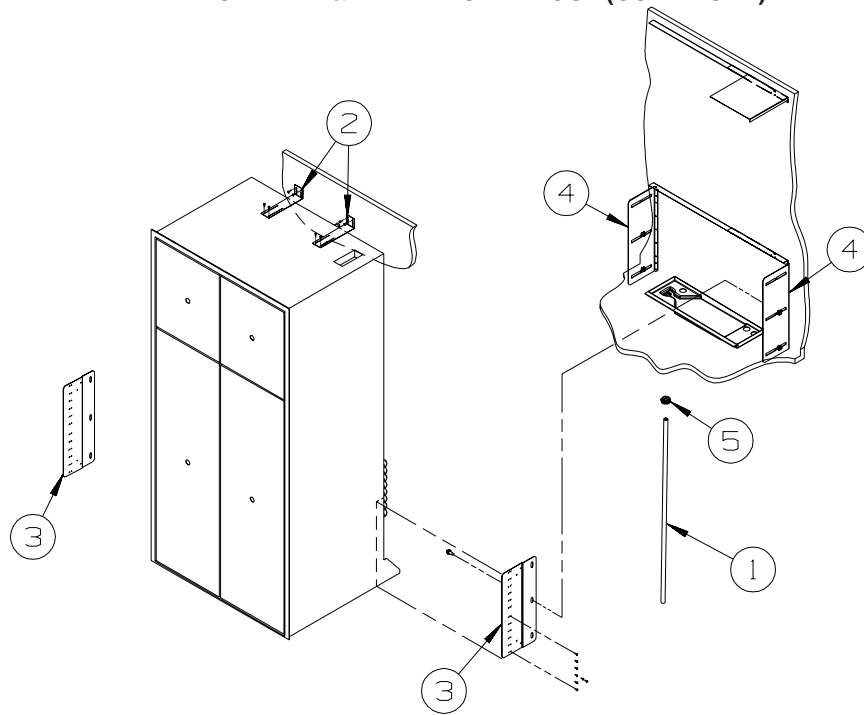
APPLIANCES (CONTINUED)

S36GD, S40KD

KEY	PART NUMBER	U/M	DESCRIPTION
1	141975-01-02B	EA	PLATE/TIEDOWN - E-COATED
2	141550-01-02B	EA	BRACKET/TIEDOWN - REFRIGERATOR - E-COATED
3	141550-02-02B	EA	BRACKET/TIEDOWN - REFRIGERATOR - E-COATED
4	145445-02-02B	EA	STRAP - REFRIGERATOR - E-COATED
5*	125242-02-01A	EA	REFRIGERATOR - 4 DR W/ICE MAKER/CONTOURED HDL-NORCOLD 1201
5*	125242-03-01A	EA	REFRIGERATOR - 4 DOOR - W/ICE MAKER - STAINLESS STEEL - STAINLESS STEEL PKG
6	145488-12-SD0	EA	PANEL/INSERT - FREEZER DOOR/LH - 16.3"X19.3" - PORTSMOUTH OAK
6	145488-12-SD1	EA	PANEL/INSERT - FREEZER DOOR/LH - 16.3"X19.3" - CONCERT CHERRY
6	145488-12-SD2	EA	PANEL/INSERT - FREEZER DOOR/LH - 16.3"X19.3" - WASHED MAPLE
6	145488-12-SD3	EA	PANEL/INSERT - FREEZER DOOR/LH - 16.3"X19.3" - HONEY CHERRY
7	145488-14-SD0	EA	PANEL/INSERT - REFRIGERATOR DOOR/LH - 16.3" X 42" - PORTSMOUTH OAK
7	145488-14-SD1	EA	PANEL/INSERT - REFRIGERATOR DOOR/LH - 16.3" X 42" - CONCERT CHERRY
7	145488-14-SD2	EA	PANEL/INSERT - REFRIGERATOR DOOR/LH - 16.3" X 42" - WASHED MAPLE
7	145488-14-SD3	EA	PANEL/INSERT - REFRIGERATOR DOOR/LH - 16.3" X 42" - HONEY CHERRY
8	145488-13-SD0	EA	PANEL/INSERT - FREEZER DOOR/RH - 16.3"X19.3" - PORTSMOUTH OAK
8	145488-13-SD1	EA	PANEL/INSERT - FREEZER DOOR/RH - 16.3"X19.3" - CONCERT CHERRY
8	145488-13-SD2	EA	PANEL/INSERT - FREEZER DOOR/RH - 16.3"X19.3" - WASHED MAPLE
8	145488-13-SD3	EA	PANEL/INSERT - FREEZER DOOR/RH - 16.3"X19.3" - HONEY CHERRY
9	145488-15-SD0	EA	PANEL/INSERT - REFRIGERATOR DOOR/RH - 16.3" X 42" - PORTSMOUTH OAK
9	145488-15-SD1	EA	PANEL/INSERT - REFRIGERATOR DOOR/RH - 16.3" X 42" - CONCERT CHERRY
9	145488-15-SD2	EA	PANEL/INSERT - REFRIGERATOR DOOR/RH - 16.3" X 42" - WASHED MAPLE
9	145488-15-SD3	EA	PANEL/INSERT - REFRIGERATOR DOOR/RH - 16.3" X 42" - HONEY CHERRY
10	112176-01-000	FT	TUBING - VINYL - REINFORCED - 1/2" ID
	054450-01-000	EA	LEVEL - REFRIGERATOR
	090329-01-000	FT	SEAL - "T" - REFRIGERATOR CABINET
	118871-05-01A	EA	TRAY - REFRIGERATOR - SIDE/SIDE - BLACK - 35.5" LONG

***COMPONENT PARTS LISTED LATER IN THIS GROUP**

CABINET & APPLIANCE GROUP (CONTINUED)
CABINET & APPLIANCE LAYOUT (CONTINUED)



FROM: 08-18-04
THRU: 99-99-99

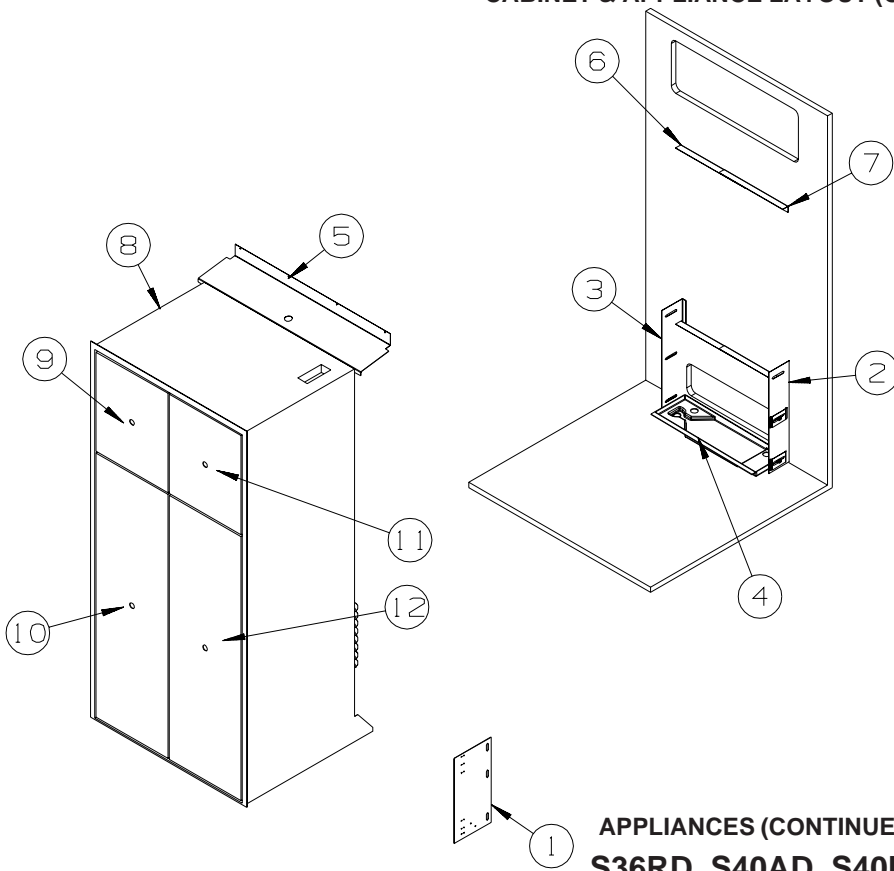
APPLIANCES (CONTINUED)

S36GD, S40KD

KEY	PART NUMBER	U/M	DESCRIPTION
1	112176-01-000	FT	TUBING - VINYL - REINFORCED - 1/2" ID
2	145445-02-02B	EA	STRAP - REFRIGERATOR - E-COATED
3	150740-01-02B	EA	BRACKET - REFRIGERATOR - E-COATED
4	150740-02-02B	EA	BRACKET - REFRIGERATOR - E-COATED
5	152417-01-01A	EA	CLAMP/RATCHET - F/REFRIDGERATOR DRIP TRAY HOSE - BLACK
*	125242-02-01A	EA	REFRIGERATOR - 4 DR W/ICE MAKER/CONTOURED HDL-NORCOLD 1201
*	125242-03-01A	EA	REFRIGERATOR - 4 DOOR - W/ICE MAKER - STAINLESS STEEL - STAINLESS STEEL PKG
	145488-12-SD0	EA	PANEL/INSERT - FREEZER DOOR/LH - 16.3"X19.3" - PORTSMOUTH OAK
	145488-12-SD1	EA	PANEL/INSERT - FREEZER DOOR/LH - 16.3"X19.3" - CONCERT CHERRY
	145488-12-SD2	EA	PANEL/INSERT - FREEZER DOOR/LH - 16.3"X19.3" - WASHED MAPLE
	145488-12-SD3	EA	PANEL/INSERT - FREEZER DOOR/LH - 16.3"X19.3" - HONEY CHERRY
	145488-13-SD0	EA	PANEL/INSERT - FREEZER DOOR/RH - 16.3"X19.3" - PORTSMOUTH OAK
	145488-13-SD1	EA	PANEL/INSERT - FREEZER DOOR/RH - 16.3"X19.3" - CONCERT CHERRY
	145488-13-SD2	EA	PANEL/INSERT - FREEZER DOOR/RH - 16.3"X19.3" - WASHED MAPLE
	145488-13-SD3	EA	PANEL/INSERT - FREEZER DOOR/RH - 16.3"X19.3" - HONEY CHERRY
	145488-14-SD0	EA	PANEL/INSERT - REFRIGERATOR DOOR/LH - 16.3" X 42" - PORTSMOUTH OAK
	145488-14-SD1	EA	PANEL/INSERT - REFRIGERATOR DOOR/LH - 16.3" X 42" - CONCERT CHERRY
	145488-14-SD2	EA	PANEL/INSERT - REFRIGERATOR DOOR/LH - 16.3" X 42" - WASHED MAPLE
	145488-14-SD3	EA	PANEL/INSERT - REFRIGERATOR DOOR/LH - 16.3" X 42" - HONEY CHERRY
	145488-15-SD0	EA	PANEL/INSERT - REFRIGERATOR DOOR/RH - 16.3" X 42" - PORTSMOUTH OAK
	145488-15-SD1	EA	PANEL/INSERT - REFRIGERATOR DOOR/RH - 16.3" X 42" - CONCERT CHERRY
	145488-15-SD2	EA	PANEL/INSERT - REFRIGERATOR DOOR/RH - 16.3" X 42" - WASHED MAPLE
	145488-15-SD3	EA	PANEL/INSERT - REFRIGERATOR DOOR/RH - 16.3" X 42" - HONEY CHERRY
	054450-01-000	EA	LEVEL - REFRIGERATOR
	090329-01-000	FT	SEAL - "T" - REFRIGERATOR CABINET
	118871-05-01A	EA	TRAY - REFRIGERATOR - SIDE/SIDE - BLACK - 35.5" LONG

***COMPONENT PARTS LISTED LATER IN THIS GROUP**

CABINET & APPLIANCE GROUP (CONTINUED)
CABINET & APPLIANCE LAYOUT (CONTINUED)



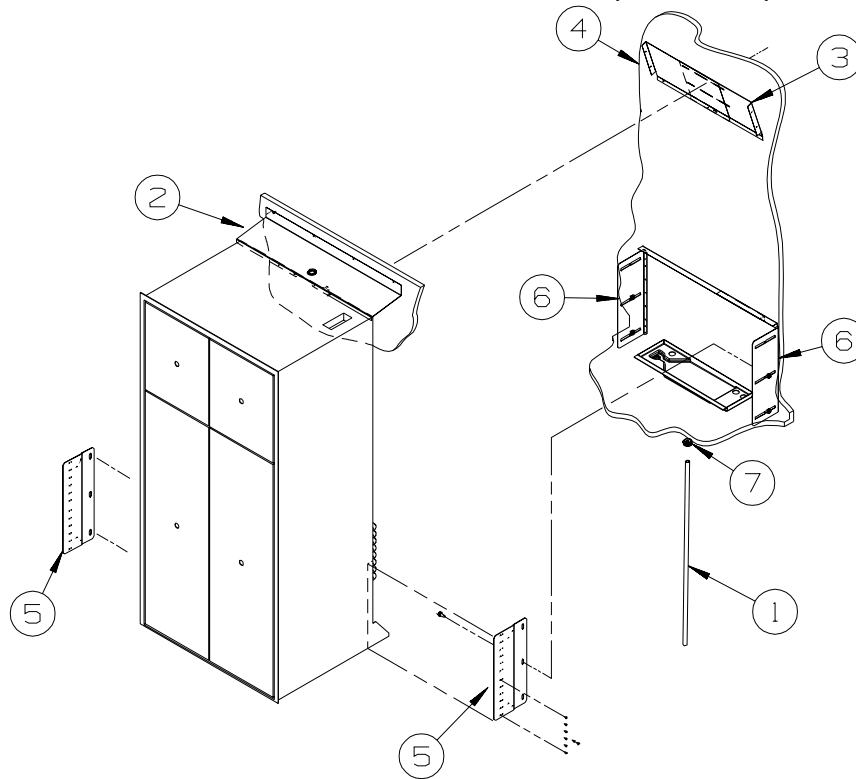
FROM: 00-00-00
THRU: 08-17-04

APPLIANCES (CONTINUED)
S36RD, S40AD, S40FD

KEY	PART NUMBER	U/M	DESCRIPTION
1	141975-04-02B	EA	PLATE/TIEDOWN - REFRIGERATOR - E-COATED
2	141550-01-02B	EA	BRACKET/TIEDOWN - REFRIGERATOR - E-COATED
3	141550-02-02B	EA	BRACKET/TIEDOWN - REFRIGERATOR - E-COATED
4	NOT USED		
5	136966-05-02B	EA	BAFFLE - REFRIGERATOR - E-COATED
6	143195-01-02B	EA	BAFFLE - REFRIGERATOR - E-COATED
7	143195-02-02B	EA	BAFFLE - REFRIGERATOR - E-COATED
8*	125242-02-01A	EA	REFRIGERATOR - 4 DR W/ICE MAKER/CONTOURED HDL-NORCOLD 1201
8*	125242-03-01A	EA	REFRIGERATOR - 4 DOOR - W/ICE MAKER - STAINLESS STEEL - STAINLESS STEEL PKG
9	145488-12-SD0	EA	PANEL/INSERT - FREEZER DOOR/LH - 16.3"X19.3" - PORTSMOUTH OAK
9	145488-12-SD1	EA	PANEL/INSERT - FREEZER DOOR/LH - 16.3"X19.3" - CONCERT CHERRY
9	145488-12-SD2	EA	PANEL/INSERT - FREEZER DOOR/LH - 16.3"X19.3" - WASHED MAPLE
9	145488-12-SD3	EA	PANEL/INSERT - FREEZER DOOR/LH - 16.3"X19.3" - HONEY CHERRY
10	145488-14-SD0	EA	PANEL/INSERT - REFRIGERATOR DOOR/LH - 16.3" X 42" - PORTSMOUTH OAK
10	145488-14-SD1	EA	PANEL/INSERT - REFRIGERATOR DOOR/LH - 16.3" X 42" - CONCERT CHERRY
10	145488-14-SD2	EA	PANEL/INSERT - REFRIGERATOR DOOR/LH - 16.3" X 42" - WASHED MAPLE
10	145488-14-SD3	EA	PANEL/INSERT - REFRIGERATOR DOOR/LH - 16.3" X 42" - HONEY CHERRY
11	145488-13-SD0	EA	PANEL/INSERT - FREEZER DOOR/RH - 16.3"X19.3" - PORTSMOUTH OAK
11	145488-13-SD1	EA	PANEL/INSERT - FREEZER DOOR/RH - 16.3"X19.3" - CONCERT CHERRY
11	145488-13-SD2	EA	PANEL/INSERT - FREEZER DOOR/RH - 16.3"X19.3" - WASHED MAPLE
11	145488-13-SD3	EA	PANEL/INSERT - FREEZER DOOR/RH - 16.3"X19.3" - HONEY CHERRY
12	145488-15-SD0	EA	PANEL/INSERT - REFRIGERATOR DOOR/RH - 16.3" X 42" - PORTSMOUTH OAK
12	145488-15-SD1	EA	PANEL/INSERT - REFRIGERATOR DOOR/RH - 16.3" X 42" - CONCERT CHERRY
12	145488-15-SD2	EA	PANEL/INSERT - REFRIGERATOR DOOR/RH - 16.3" X 42" - WASHED MAPLE
12	145488-15-SD3	EA	PANEL/INSERT - REFRIGERATOR DOOR/RH - 16.3" X 42" - HONEY CHERRY
	054450-01-000	EA	LEVEL - REFRIGERATOR
	090329-01-000	FT	SEAL - "T" - REFRIGERATOR CABINET
	137495-01-01A	EA	TRAY - REFRIGERATOR - BLACK - S36RD
			FROM: 00-00-00 THRU: 08-08-04
	152552-01-01A	EA	TRAY - REFRIGERATOR - BLACK - S36RD
			FROM: 08-09-04 THRU: 99-99-99
	145670-01-01A	EA	TRAY - REFRIGERATOR - BLACK - S40AD
	137495-01-01A	EA	TRAY - REFRIGERATOR - BLACK - S40FD

***COMPONENT PARTS LISTED LATER IN THIS GROUP**

CABINET & APPLIANCE GROUP (CONTINUED)
CABINET & APPLIANCE LAYOUT (CONTINUED)



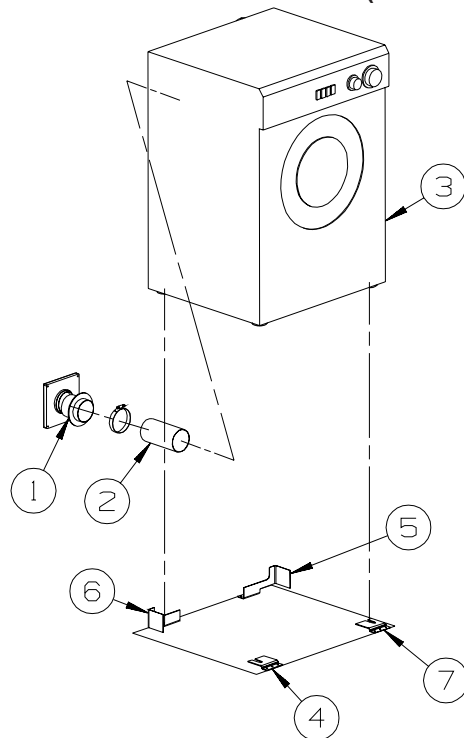
FROM: 08-18-04
THRU: 99-99-99

APPLIANCES (CONTINUED)
S36RD, S40AD, S40FD

KEY	PART NUMBER	U/M	DESCRIPTION
1	112176-01-000	FT	TUBING - VINYL - REINFORCED - 1/2" ID
2	136966-05-02B	EA	BAFFLE - REFRIGERATOR - E-COATED
3	143195-01-02B	EA	BAFFLE - REFRIGERATOR - E-COATED
4	143195-02-02B	EA	BAFFLE - REFRIGERATOR - E-COATED
5	150740-01-02B	EA	BRACKET - REFRIGERATOR - E-COATED
6	150740-02-02B	EA	BRACKET - REFRIGERATOR - E-COATED
7	152417-01-01A	EA	CLAMP/RATCHET - F/REFRIDGERATOR DRIP TRAY HOSE - BLACK
*	125242-02-01A	EA	REFRIGERATOR - 4 DR W/ICE MAKER/CONTOURED HDL-NORCOLD 1201
*	125242-03-01A	EA	REFRIGERATOR - 4 DOOR - W/ICE MAKER - STAINLESS STEEL - STAINLESS STEEL PKG
	145488-12-SD0	EA	PANEL/INSERT - FREEZER DOOR/LH - 16.3"X19.3" - PORTSMOUTH OAK
	145488-12-SD1	EA	PANEL/INSERT - FREEZER DOOR/LH - 16.3"X19.3" - CONCERT CHERRY
	145488-12-SD2	EA	PANEL/INSERT - FREEZER DOOR/LH - 16.3"X19.3" - WASHED MAPLE
	145488-12-SD3	EA	PANEL/INSERT - FREEZER DOOR/LH - 16.3"X19.3" - HONEY CHERRY
	145488-14-SD0	EA	PANEL/INSERT - REFRIGERATOR DOOR/LH - 16.3" X 42" - PORTSMOUTH OAK
	145488-14-SD1	EA	PANEL/INSERT - REFRIGERATOR DOOR/LH - 16.3" X 42" - CONCERT CHERRY
	145488-14-SD2	EA	PANEL/INSERT - REFRIGERATOR DOOR/LH - 16.3" X 42" - WASHED MAPLE
	145488-14-SD3	EA	PANEL/INSERT - REFRIGERATOR DOOR/LH - 16.3" X 42" - HONEY CHERRY
	145488-13-SD0	EA	PANEL/INSERT - FREEZER DOOR/RH - 16.3"X19.3" - PORTSMOUTH OAK
	145488-13-SD1	EA	PANEL/INSERT - FREEZER DOOR/RH - 16.3"X19.3" - CONCERT CHERRY
	145488-13-SD2	EA	PANEL/INSERT - FREEZER DOOR/RH - 16.3"X19.3" - WASHED MAPLE
	145488-13-SD3	EA	PANEL/INSERT - FREEZER DOOR/RH - 16.3"X19.3" - HONEY CHERRY
	145488-15-SD0	EA	PANEL/INSERT - REFRIGERATOR DOOR/RH - 16.3" X 42" - PORTSMOUTH OAK
	145488-15-SD1	EA	PANEL/INSERT - REFRIGERATOR DOOR/RH - 16.3" X 42" - CONCERT CHERRY
	145488-15-SD2	EA	PANEL/INSERT - REFRIGERATOR DOOR/RH - 16.3" X 42" - WASHED MAPLE
	145488-15-SD3	EA	PANEL/INSERT - REFRIGERATOR DOOR/RH - 16.3" X 42" - HONEY CHERRY
	054450-01-000	EA	LEVEL - REFRIGERATOR
	090329-01-000	FT	SEAL - "T" - REFRIGERATOR CABINET
	152552-01-01A	EA	TRAY - REFRIGERATOR - BLACK - S36RD
	145670-01-01A	EA	TRAY - REFRIGERATOR - BLACK - S40AD
	137495-01-01A	EA	TRAY - REFRIGERATOR - BLACK - S40FD

***COMPONENT PARTS LISTED LATER IN THIS GROUP**

CABINET & APPLIANCE GROUP (CONTINUED)
CABINET & APPLIANCE LAYOUT (CONTINUED)



APPLIANCES (CONTINUED)

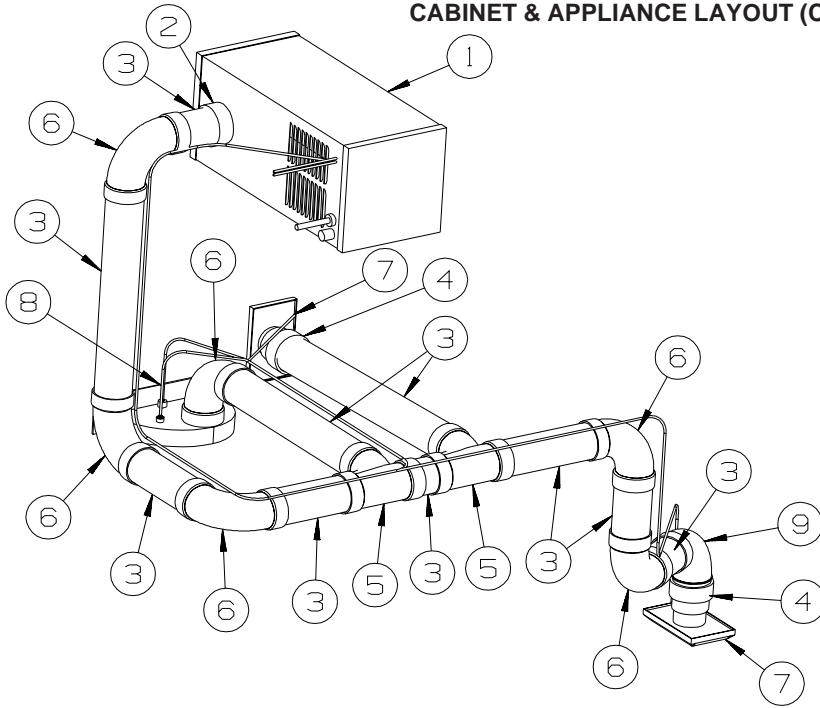
S36GD, S40FD, S40AD, S40KD

KEY	PART NUMBER	U/M	DESCRIPTION
1	146292-01-01A	EA	COVER - DRYER VENT - BRIGHT WHITE
1	146292-01-02A	EA	COVER - DRYER VENT - BLACK
1	146292-02-01A	EA	DRYER VENT - INNER - BRIGHT WHITE
1	146292-02-02A	EA	DRYER VENT - INNER - BLACK
2	116653-02-000	FT	DUCT - FLEXIBLE - 3' COMPRESSED/8' EXTENDED
3	107753-04-01A	EA	WASHER/DRYER - VENTED - UL/CSA - WHITE
			FROM: 00-00-00 THRU: 11-21-04
3	107753-05-01A	EA	WASHER - DRYER - VENTED - UL/CSA - WHITE
			FROM: 11-22-04 THRU: 99-99-99
4	111913-02-04B	EA	BRACKET/WASHER - TIE DOWN - BLACK
5	113795-01-02B	EA	BRACKET - WASHER - E-COATED
6	113795-02-02B	EA	BRACKET - WASHER - E-COATED
7	111913-03-04B	EA	BRACKET/WASHER - TIE DOWN - BLACK
	141523-01-01A	EA	LABEL - WASHER/DRYER BRACKETS - BLACK/WHITE

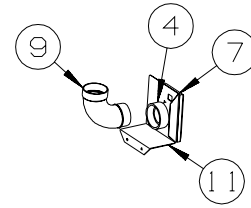
S36RD

KEY	PART NUMBER	U/M	DESCRIPTION
1	146292-01-01A	EA	COVER - DRYER VENT - BRIGHT WHITE
1	146292-01-02A	EA	COVER - DRYER VENT - BLACK
1	146292-02-01A	EA	DRYER VENT - INNER - BRIGHT WHITE
1	146292-02-02A	EA	DRYER VENT - INNER - BLACK
2	116653-02-000	FT	DUCT - FLEXIBLE - 3' COMPRESSED/8' EXTENDED
3	107753-04-01A	EA	WASHER - DRYER - VENTED - UL/CSA - WHITE
			FROM: 00-00-00 THRU: 11-22-04
3	107753-05-01A	EA	WASHER - DRYER - VENTED - UL/CSA - WHITE
			FROM: 11-24-04 THRU: 99-99-99
4	111913-02-04B	EA	BRACKET/WASHER - TIE DOWN - BLACK
5	113795-03-02B	EA	BRACKET - WASHER - E-COATED
6	113795-04-02B	EA	BRACKET - WASHER - E-COATED
7	111913-03-04B	EA	BRACKET/WASHER - TIE DOWN - BLACK
	141523-01-01A	EA	LABEL - WASHER/DRYER BRACKETS - BLACK/WHITE

CABINET & APPLIANCE GROUP (CONTINUED)
CABINET & APPLIANCE LAYOUT (CONTINUED)



FROM: 00-00-00
THRU: 02-27-05



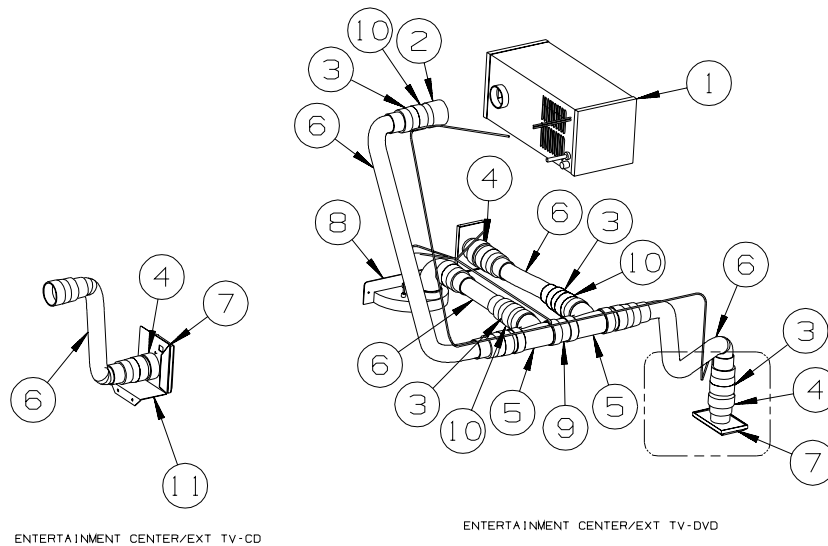
ENTERTAINMENT CENTER/EXT TV-CD

APPLIANCES (CONTINUED)

KEY	PART NUMBER	U/M	DESCRIPTION
1*	108186-03-000	EA	VACUUM CLEANER - BUILT IN - W/O HOSE/TOOL KIT
1*	108186-02-000	EA	TOOL SET - VACUUM - W/O POWER BRUSH W/30' HOSE
2	108187-03-000	EA	COUPLING - 2" PVC - VACUUM SYSTEM
FROM: 07-19-04 THRU: 99-99-99			
3	108187-01-000	EA	PIPE - 2" X 8' - VACUUM SYSTEM - PVC
4	108187-06-000	EA	INLET - REDUCER
5	108187-10-000	EA	TEE - 90 DEGREE - TY 2"
6	108187-12-000	EA	ELBOW - 90 DEGREE - 2"SPGXSPG
7	108187-13-000	EA	VALVE/INLET - VACUUM CLEANER - WHITE
8	142348-01-000	EA	VACPAN-WHITE
9	108187-02-000	EA	ELBOW - 90 DEGREE STREET - VACUUM SYSTEM - PVC
10	146946-03-02B	EA	BRACKET - CENTRAL VACUUM - E-COATED

***COMPONENT PARTS LISTED LATER IN THIS GROUP**

CABINET & APPLIANCE GROUP (CONTINUED)
CABINET & APPLIANCE LAYOUT (CONTINUED)



FROM: 02-28-05
THRU: 99-99-99

APPLIANCES (CONTINUED)

KEY	PART NUMBER	U/M	DESCRIPTION
1*	108186-03-000	EA	VACUUM CLEANER - BUILT IN - W/O HOSE/TOOL KIT
1*	108186-02-000	EA	TOOL SET - VACUUM - W/O POWER BRUSH W/30' HOSE
2	108187-03-000	EA	COUPLING - 2" PVC - VACUUM SYSTEM
3	108187-01-000	EA	PIPE - 2" X 8' - VACUUM SYSTEM - PVC
4	108187-06-000	EA	INLET - REDUCER
5	108187-10-000	EA	TEE - 90 DEGREE - TY 2"
6	108187-14-000	FT	HOSE - FLEX - 1 1/4" - VACUUM CLEANER
7	108187-13-000	EA	VALVE/INLET - VACUUM CLEANER - WHITE
8	142348-01-000	EA	VACPAN-WHITE
9	108187-04-000	EA	COUPLING - STOP - MALE
10	108187-15-000	EA	CONNECTOR - FLEX HOSE KIT (3 FITTINGS)
11	146946-03-02B	EA	BRACKET - CENTRAL VACUUM - E-COATED

***COMPONENT PARTS LISTED LATER IN THIS GROUP**

COMPONENT PARTS FOR APPLIANCES

108186-02-000				
KEY	PART NUMBER	U/M	DESCRIPTION	VENDOR NO.
	092304-02-702	EA	TOOL-RUG	4982
	092304-02-707	EA	TOOL-UPHOLSTERY	7029
	092304-02-708	EA	WAND-PLASTIC	4978
	092304-02-709	EA	HOSE ASM., 30' COMPLETE	4988-30-G

108186-03-000				
KEY	PART NUMBER	U/M	DESCRIPTION	VENDOR NO.
	092304-02-700	EA	BRUSH-POWER, VACUUM (RUGRAT)	6970
	092304-02-702	EA	TOOL-RUG	4982
	092304-02-707	EA	TOOL-UPHOLSTERY	7029
	092304-02-708	EA	WAND-PLASTIC	4978
	092304-02-709	EA	HOSE ASM., 30' COMPLETE	4988-30-G
	092304-02-710	EA	SECONDARY FILTER	4929
	108186-03-700	EA	PAPER BAG - 3-PKG	7767
	108186-03-701	EA	MOTOR F/RV2000	7756
	108186-03-702	EA	REDUCER	5531
	108186-03-703	EA	VALVE - INLET - WHITE	4935
	108186-03-704	EA	BRUSH - TURBINE (HAND HELD)	7834-B

119267-12-01A				
KEY	PART NUMBER	U/M	DESCRIPTION	VENDOR NO.
	119267-04-700	EA	FILTER-GREASE	BOO2
	119267-04-703	EA	PLATE - MOUNTING	FANGTB003MRY0
	119267-04-704	EA	LIGHT COVER-F/MOD R1480/1850	FANGKB009MRYO
	119267-12-700	EA	LOUVER-EXHAUST	PDIF-BO32MRFO

CABINET & APPLIANCE GROUP (CONTINUED)

CABINET & APPLIANCE LAYOUT (CONTINUED)

COMPONENT PARTS FOR APPLIANCES (CONTINUED)

119267-12-02A

KEY	PART NUMBER	U/M	DESCRIPTION	VENDOR NO.
	119267-04-700	EA	FILTER-GREASE	BOO2
	119267-04-703	EA	PLATE - MOUNTING	FANGTB003MRY0
	119267-04-704	EA	LIGHT COVER-F/MOD R1480/1850	FANGKB009MRYO
	119267-04-705	EA	SCREW	LX-BZB011MREO
	119267-12-700	EA	LOUVER-EXHAUST	PDIF-BO32MRFO
	119267-12-701	EA	SUPPORT - F/GLASS TRAY	FROLPB020MRKO
	119267-12-702	EA	RACK - HIGH	FAMI-B006MR0
	119267-12-703	EA	RACK - LOW	FAMI-B005MR0

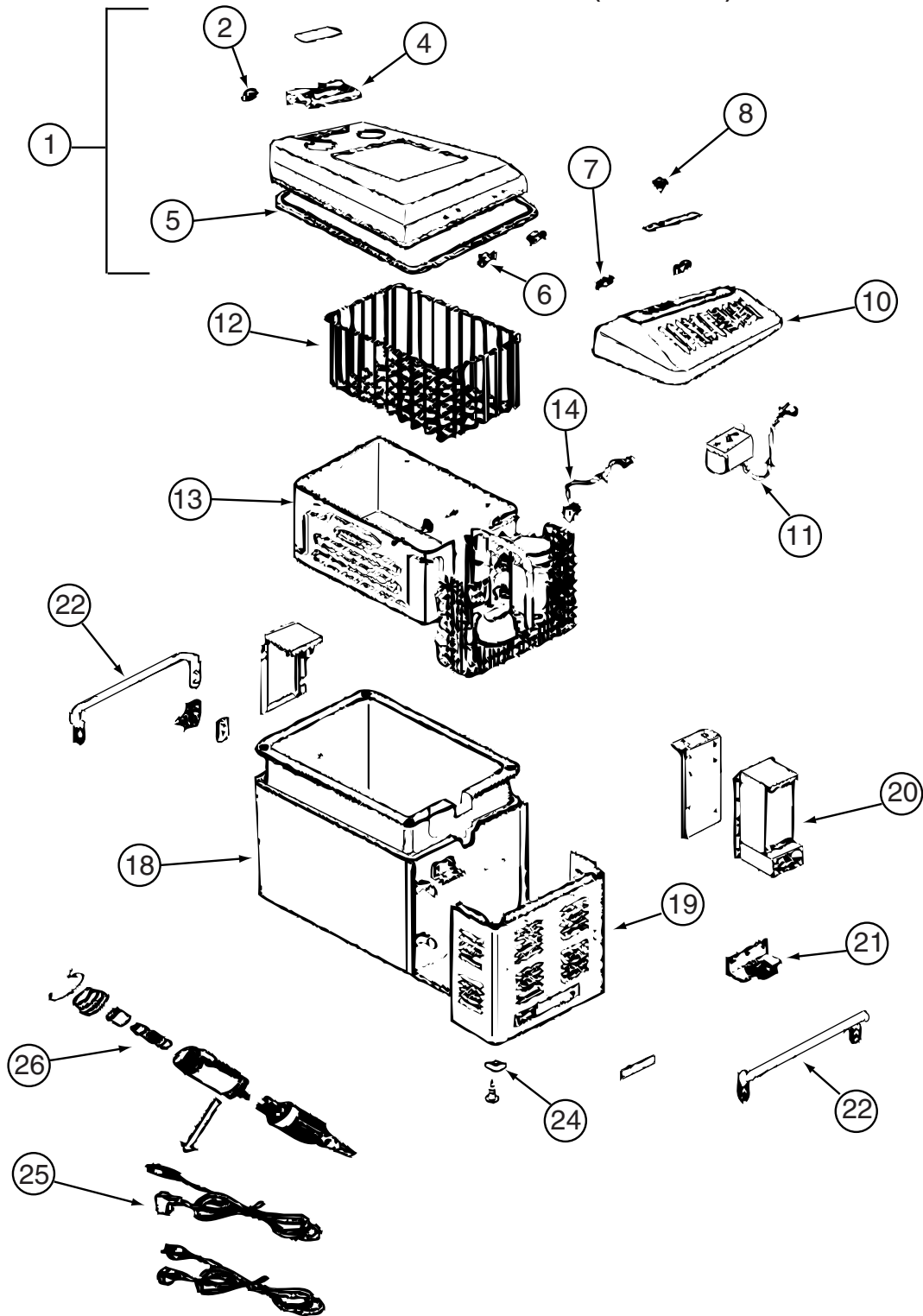
119267-13-01A

KEY	PART NUMBER	U/M	DESCRIPTION	VENDOR NO.
	119267-04-700	EA	FILTER-GREASE	BOO2

CABINET & APPLIANCE GROUP (CONTINUED)

CABINET & APPLIANCE LAYOUT (CONTINUED)

COMPONENT PARTS FOR APPLIANCES (CONTINUED)



119296-03-01A

CABINET & APPLIANCE GROUP (CONTINUED)

CABINET & APPLIANCE LAYOUT (CONTINUED)

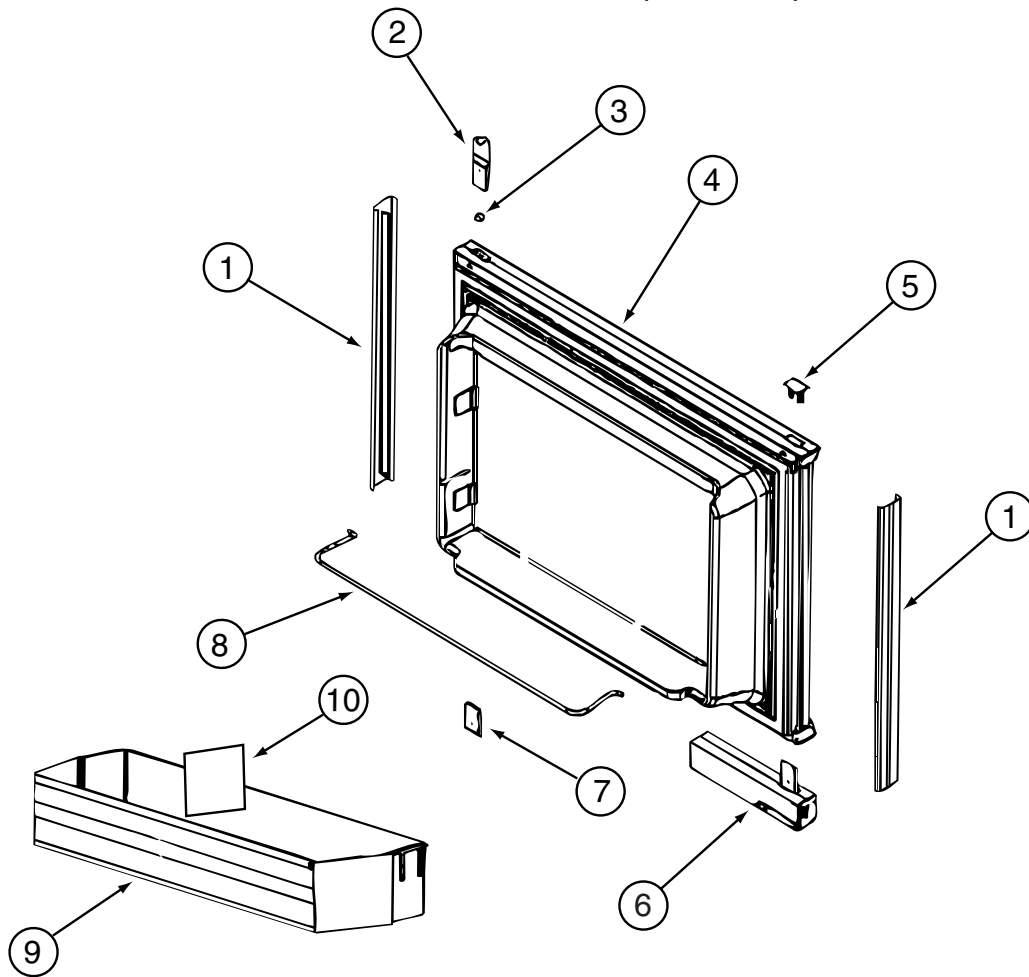
COMPONENT PARTS FOR APPLIANCES (CONTINUED)

119296-03-01A (CONTINUED)

KEY	PART NUMBER	U/M	DESCRIPTION	VENDOR NO.
1	119296-03-700	EA	DOOR ASSEMBLYSTAT/EVAPORATOR	160044800
2	119296-03-701	EA	LATCH ASSEMBLY	160935600
4	119296-01-702	EA	HANDLE-DOOR	422500401
5	119296-03-702	EA	DOOR GASKET	414803100
6	119296-03-703	EA	HINGE ASSEMBLY SET	160934500
8	119296-01-709	EA	DIAL ASSEMBLY, THERMOSTAT	160206700
10	119296-03-704	EA	MOTOR COVER ASSEMBLY	160220300
11	119296-03-705	EA	THERMOSTAT	160116910
12	119296-03-706	EA	BASKET	523003800
13	119296-03-707	EA	COOLING UNIT	161011610
14	119296-02-703	EA	THERMISTER - EVAPORATOR	605505410
18	119296-03-708	EA	CABINET ASSEMBLY	160044700
19	119296-03-709	EA	COVER ASSEMBLY-CASE	160934700
20	119296-03-710	EA	POWER SUPPLY	160116810
21	119296-02-706	EA	FAN ASSEMBLY	160928900
22	119296-03-711	EA	HANDLE-CABINET	32330100
24	119296-03-712	EA	CUSHION-CORNER	427400930
25	119296-03-713	EA	CORD ASSEMBLY-DC	191240400
26	119296-03-714	EA	FUSE-SPECIAL TERMINAL	160300200

CONTACT WINNEBAGO PART SALES FOR UNLISTED COMPONENT(S)

CABINET & APPLIANCE GROUP (CONTINUED)
CABINET & APPLIANCE LAYOUT (CONTINUED)

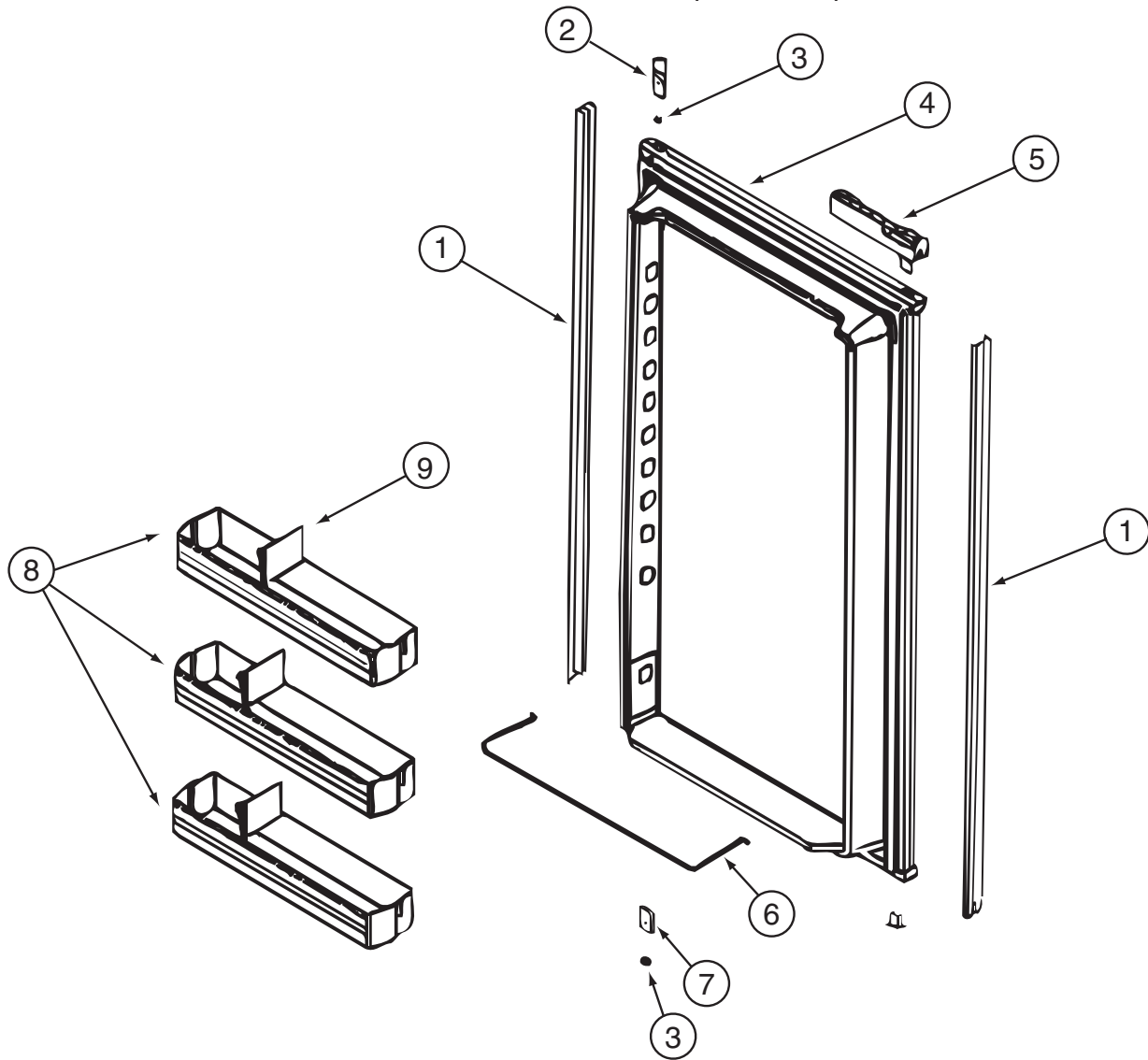


COMPONENT PARTS FOR APPLIANCES (CONTINUED)

120075-12-01A, 120075-13-01A, 120075-14-01A, 120075-15-01A

KEY	PART NUMBER	U/M	DESCRIPTION	VENDOR NO.
1	121568-03-700	EA	RETAINER - DOOR PANEL/BLACK	619558
2	120075-01-701	EA	HINGE-TOP RH/BOTTOM LH(DOOR)	618511
3	121568-03-701	EA	BUSHING - HINGE PIN/GRAY	619671
4	121568-03-702	EA	DOOR LINER - W/TRIM/BLACK	619627 - SMALL DOOR
5	120075-01-702	EA	CAP, (HINGE PLUG)	618160
6	120075-12-700	EA	HANDLE(CONTOUR)TOP LH/BTM RH	621105
	120075-12-702	EA	HANDLE/HOUSING-TOP-LH/BTM RH	618159GEN
6	120075-12-701	EA	HANDLE(CONTOUR)TOP RH/BTM LH	621104
	120075-12-707	EA	LATCH	619648
	120075-12-709	EA	HANDLE/HOUSING-BTM LH/TOP RH	618122GEN
6	121568-03-703	EA	HANDLE/FLUSH-TOP/RH-LWR/LH	619865
6	121568-03-708	EA	HANDLE/FLUSH-TOP/LH-LWR/RH	619866
7	120075-01-705	EA	HINGE-TOP LH/BOTTOM RH(DOOR)	618510
8	121568-01-700	EA	RAIL - DOOR UPPER	618618
9	120075-07-700	EA	DOOR BIN - CLEAR	619006
10	120075-07-701	EA	DIVIDER/DOOR BIN CLEAR	619008
	121568-03-704	EA	TRAVEL LATCH - GRAY	619647
	121568-03-705	EA	STORAGE LATCH - GRAY	619648

CABINET & APPLIANCE GROUP (CONTINUED)
CABINET & APPLIANCE LAYOUT (CONTINUED)

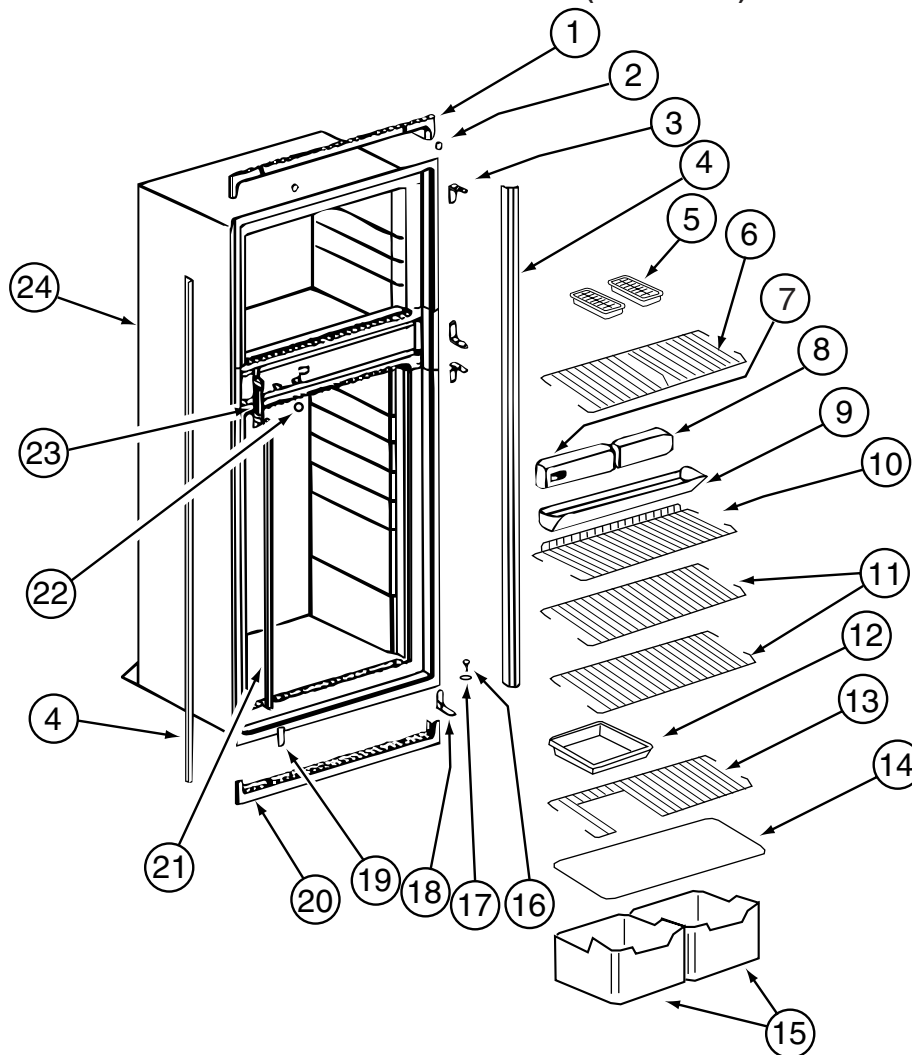


COMPONENT PARTS FOR APPLIANCES (CONTINUED)

120075-12-01A, 120075-13-01A, 120075-14-01A, 120075-15-01A (CONTINUED)

KEY	PART NUMBER	U/M	DESCRIPTION	VENDOR NO.
1	120075-07-702	EA	RETAINER - DOOR PANEL/BLACK	619560
2	120075-01-701	EA	HINGE-TOP RH/BOTTOM LH(DOOR)	618511
3	121568-03-701	EA	BUSHING - HINGE PIN/GRAY	619671
4	120075-07-703	EA	DOOR LINER - BLACK	619631 - LARGE DOOR
5	120075-12-700	EA	HANDLE(CONTOUR)TOP LH/BTM RH	621105
	120075-12-702	EA	HANDLE/HOUSING-TOP-LH/BTM RH	618159GEN
5	120075-12-701	EA	HANDLE(CONTOUR)TOP RH/BTM LH	621104
	120075-12-707	EA	LATCH	619648
	120075-12-709	EA	HANDLE/HOUSING-BTM LH/TOP RH	618122GEN
5	121568-03-703	EA	HANDLE/FLUSH-TOP/RH-LWR/LH	619865
5	121568-03-708	EA	HANDLE/FLUSH-TOP/LH-LWR/RH	619866
6	121568-01-704	EA	RAIL - DOOR LOWER	618578
7	120075-01-705	EA	HINGE-TOP LH/BOTTOM RH(DOOR)	618510
8	120075-07-700	EA	DOOR BIN - CLEAR	619006
8	120075-07-704	EA	DOOR BIN - LARGE/CLEAR	619005
9	120075-07-701	EA	DIVIDER/DOOR BIN CLEAR	619008
	121568-03-704	EA	TRAVEL LATCH - GRAY	619647
	121568-03-705	EA	STORAGE LATCH - GRAY	619648

CABINET & APPLIANCE GROUP (CONTINUED)
CABINET & APPLIANCE LAYOUT (CONTINUED)

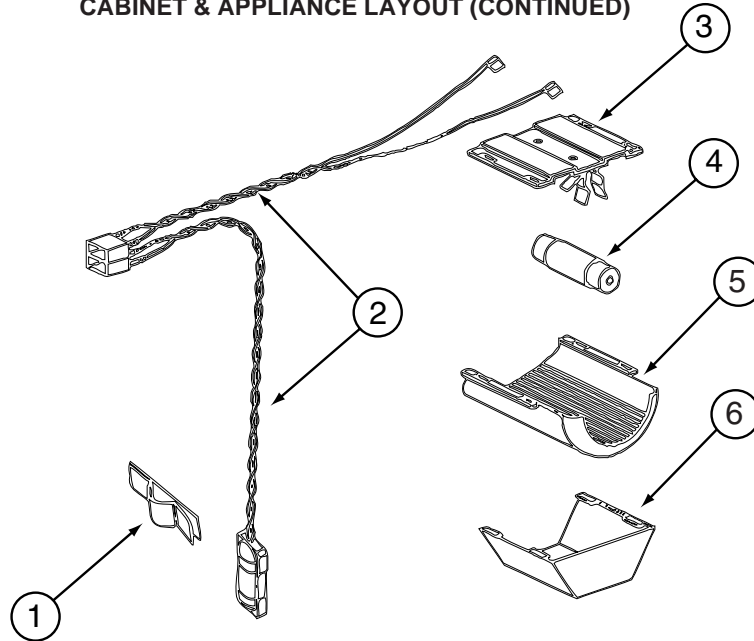


COMPONENT PARTS FOR APPLIANCES (CONTINUED)

120075-12-01A, 120075-13-01A, 120075-14-01A, 120075-15-01A (CONTINUED)

KEY	PART NUMBER	U/M DESCRIPTION	VENDOR NO.
1	121568-03-709	EA TRIM - TOP/BLACK	619687
2	120075-01-714	EA PLUG-HOLE (BLACK)	618170
3	121568-03-710	EA HINGE/CABINET-TOP/RH-LWR/LH	619335
4	120075-07-705	EA TRIM - SIDE - BLACK	622296
5	104137-06-724	EA ICE TRAY	61630422
6	120075-07-706	EA SHELF - WIRE/FREEZER	620249
7	120075-07-707	EA CONTROL BOX - BLACK	619665
8	121568-03-713	EA FRONT BOX/DECORATIVE-BLACK	619282
9	120075-01-720	EA TRAY-DRIP	618137
10	120075-01-722	EA SHELF-WIRE, SHORT	620269
11	120075-01-723	EA SHELF-WIRE	620270
12	104137-06-718	EA SHELF-TRAY, WHITE, W/CUTOUT	617756
13	120075-01-724	EA SHELF-WIRE, W/CUTOUT	618177
14	120075-01-725	EA COVER-CRISPER	618158
15	120075-07-708	EA CRISPER/ICE BIN	619007
16	120075-01-727	EA PIN-HINGE	618145
17	121568-03-701	EA BUSHING - HINGE PIN/GRAY	619671
18	121568-03-715	EA HINGE/CABINET-TOP/LH-LWR/RH	619336
19	121568-03-716	EA COVER - HINGE HOLES	619301
20	120075-01-729	EA TRIM-BOTTOM PIECE	620958
21	120075-01-730	EA RETAINER-SHELF(SER#926684 DN	618181
22	121568-03-717	EA HOLE PLUG - WHITE	619561
23	120075-01-732	EA PLATE-STRIKE	618167
24	120075-09-700	EA CABINET - FOAMED	619660
	120075-01-721	EA LOUVER-DRIP TRAY	618176

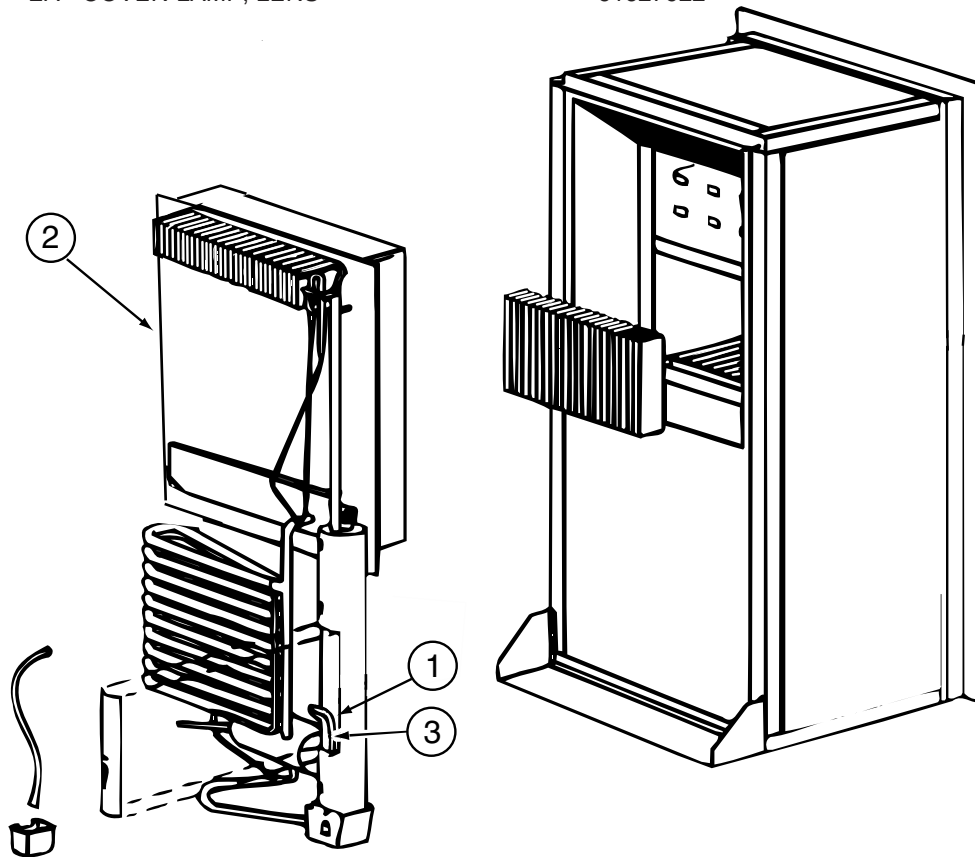
CABINET & APPLIANCE GROUP (CONTINUED)
CABINET & APPLIANCE LAYOUT (CONTINUED)



COMPONENT PARTS FOR APPLIANCES (CONTINUED)

120075-12-01A, 120075-13-01A, 120075-14-01A, 120075-15-01A (CONTINUED)

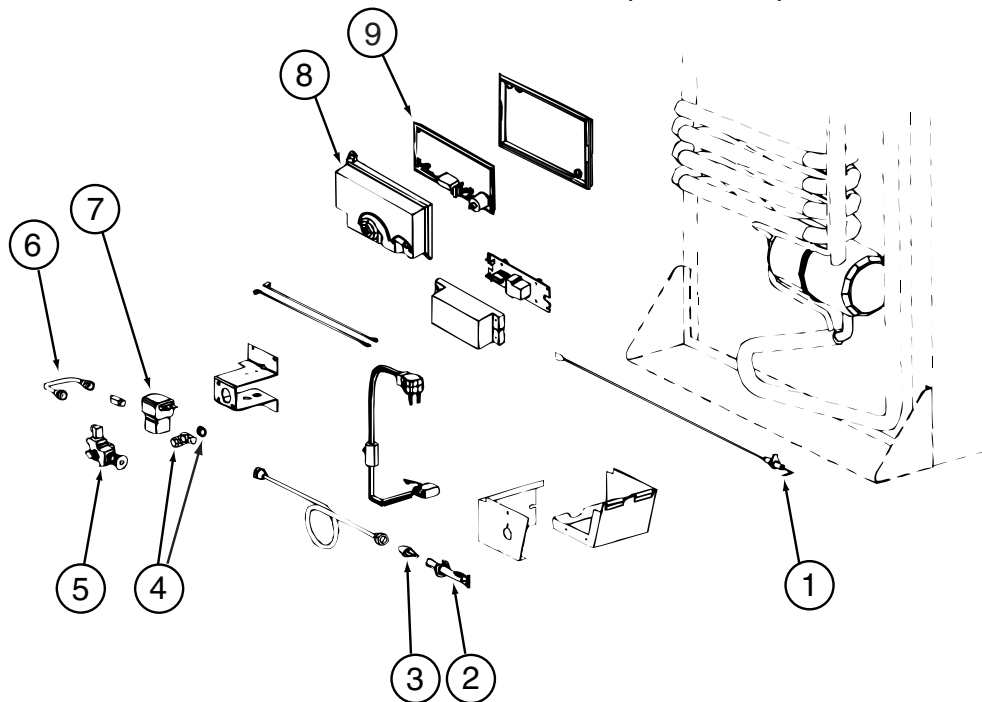
KEY	PART NUMBER	U/M	DESCRIPTION	VENDOR NO.
1	084880-01-760	EA	CLIP (THERMISTER)	61689122
2	120075-01-735	EA	THERMISTER W/LAMP & WIRE/ASM	618548
3	084880-03-705	EA	BRACKET-LIGHT-INTERIOR	61629722
4	084880-03-706	EA	BULB-LAMP	61628922
5	120075-01-734	EA	COVER-LENS	618190
6	084880-03-707	EA	COVER-LAMP, LENS	61627922



120075-12-01A, 120075-13-01A, 120075-14-01A, 120075-15-01A (CONTINUED)

KEY	PART NUMBER	U/M	DESCRIPTION	VENDOR NO.
1	088248-01-710	EA	HEATER DC (HORIZONTAL)	61562822
2	120075-01-736	EA	COOLING UNIT, SERVICE PACK	618542
3	088248-01-709	EA	HEATER-AC (HORIZONTAL)	61562722

CABINET & APPLIANCE GROUP (CONTINUED)
CABINET & APPLIANCE LAYOUT (CONTINUED)

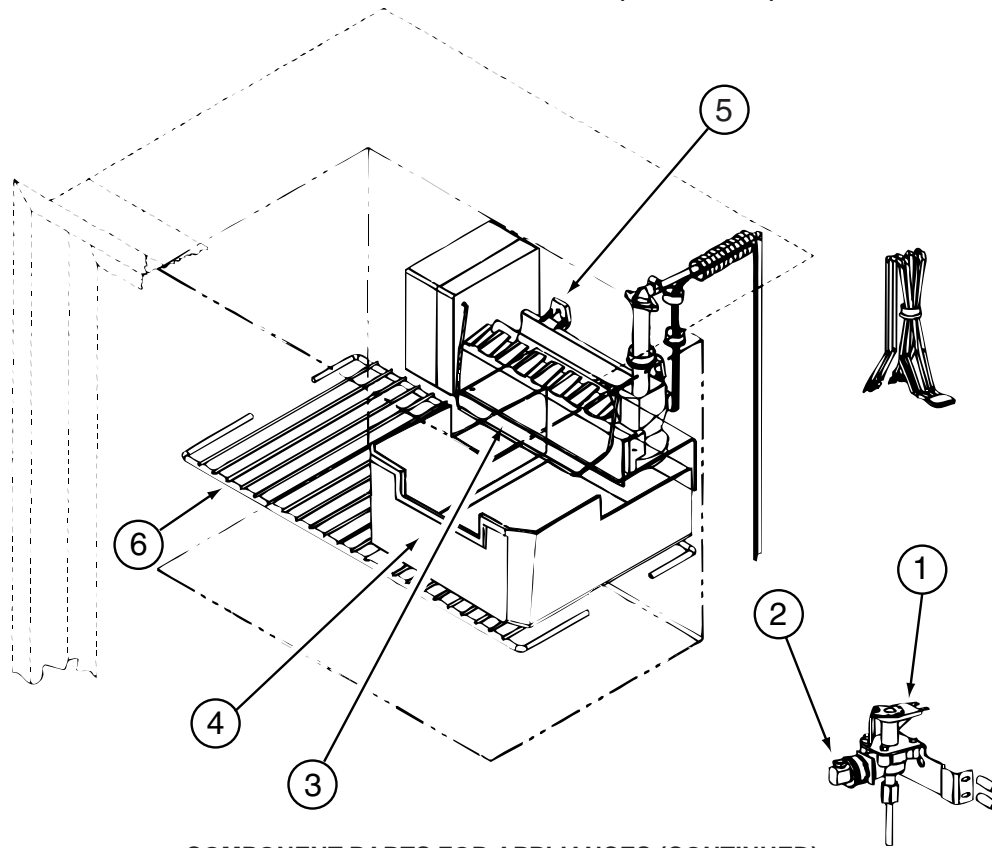


COMPONENT PARTS FOR APPLIANCES (CONTINUED)

120075-12-01A, 120075-13-01A, 120075-14-01A, 120075-15-01A (CONTINUED)

KEY	PART NUMBER	U/M	DESCRIPTION	VENDOR NO.
1	104137-06-715	EA	ELECTRODE-SPARK/SENSOR, SGL	61692222
2	104137-06-714	EA	BURNER ASSEMBLY, 5-SLOT	61705222
3	120075-01-737	EA	ORIFICE - JEWEL - .0155	618284
4	113737-01-702	EA	PLUG 1/8" F/PRESSURE TAP	61445322
4	113737-01-716	EA	TAP-PRESSURE	61594422
5	104137-06-734	EA	VALVE-SHUT OFF/MAN-NEW STYLE	618696
6	113737-01-750	EA	TUBE-UNION	61694622
7	084880-01-718	EA	VALVE-GAS, (ASCO)	621447
8	120075-01-738	EA	COVER-POWER BOARD	618185
9	120075-07-710	EA	POWER - BOARD - 2-WAY	619360 = 621269
	120075-01-744	EA	KIT - GAS VALVE/BURNER TUBE	620609

CABINET & APPLIANCE GROUP (CONTINUED)
CABINET & APPLIANCE LAYOUT (CONTINUED)

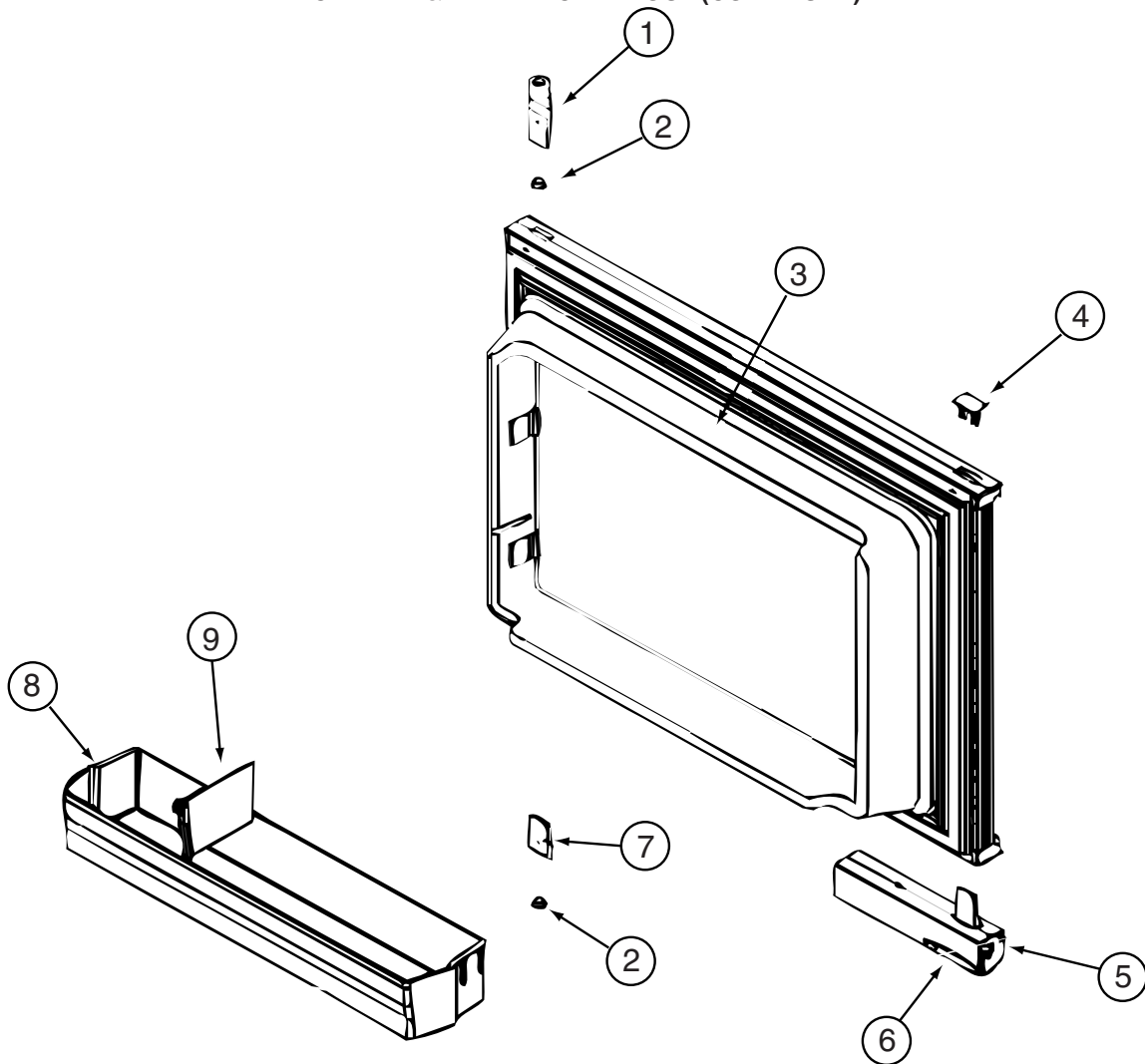


COMPONENT PARTS FOR APPLIANCES (CONTINUED)

120075-13-01A, 120075-14-01A (CONTINUED)

KEY	PART NUMBER	U/M	DESCRIPTION	VENDOR NO.
1	120075-09-701	EA	WATER VALVE W/BACKET	618253
2	120075-03-702	EA	NUT/COMPRESSION - FITTING	61678722
3	120075-03-703	EA	ARM-SHUT OFF	61656922
4	120075-03-704	EA	BIN-ICE CUBE	618154
5	094039-07-706	EA	ICE MAKER W/O PLATES	61656522
6	120075-01-717	EA	SHELF-FREEZER, WIRE	618172

CABINET & APPLIANCE GROUP (CONTINUED)
CABINET & APPLIANCE LAYOUT (CONTINUED)

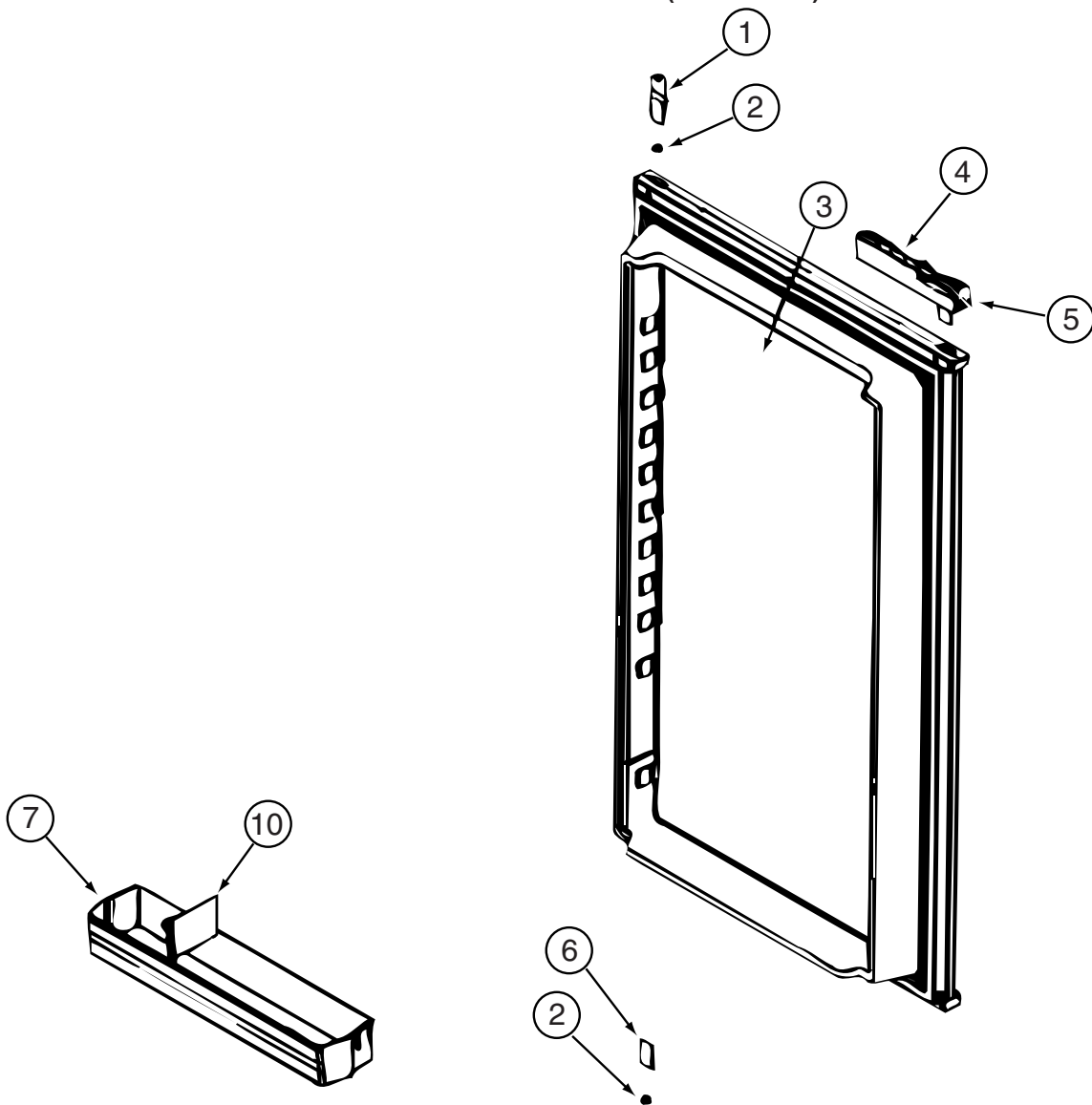


COMPONENT PARTS FOR APPLIANCES (CONTINUED)

120075-16-01A, 120075-17-01A, 120075-18-01A, 120075-19-01A, 120075-21-01A, 120075-22-01A

KEY	PART NUMBER	U/M	DESCRIPTION	VENDOR NO.
1	120075-01-701	EA	HINGE-TOP RH/BOTTOM LH(DOOR)	618511
2	121568-03-701	EA	BUSHING - HINGE PIN/GRAY	619671
3	120075-16-700	EA	LINER/DOOR-UPR WRAPPED SS	623272
4	120075-01-702	EA	CAP, (HINGE PLUG)	618160
5	120075-12-700	EA	HANDLE(CONTOUR) TOP LH/BTM RH	621105
5	120075-12-701	EA	HANDLE(CONTOUR) TOP RH/BTM LH	621104
6	121568-03-705	EA	STORAGE LATCH - GRAY	619648
7	120075-01-705	EA	HINGE-TOP LH/BOTTOM RH(DOOR)	618510
8	120075-07-700	EA	DOOR BIN - SMALL/CLEAR	619006
9	120075-07-701	EA	DIVIDER/DOOR BIN CLEAR	619008

CABINET & APPLIANCE GROUP (CONTINUED)
CABINET & APPLIANCE LAYOUT (CONTINUED)

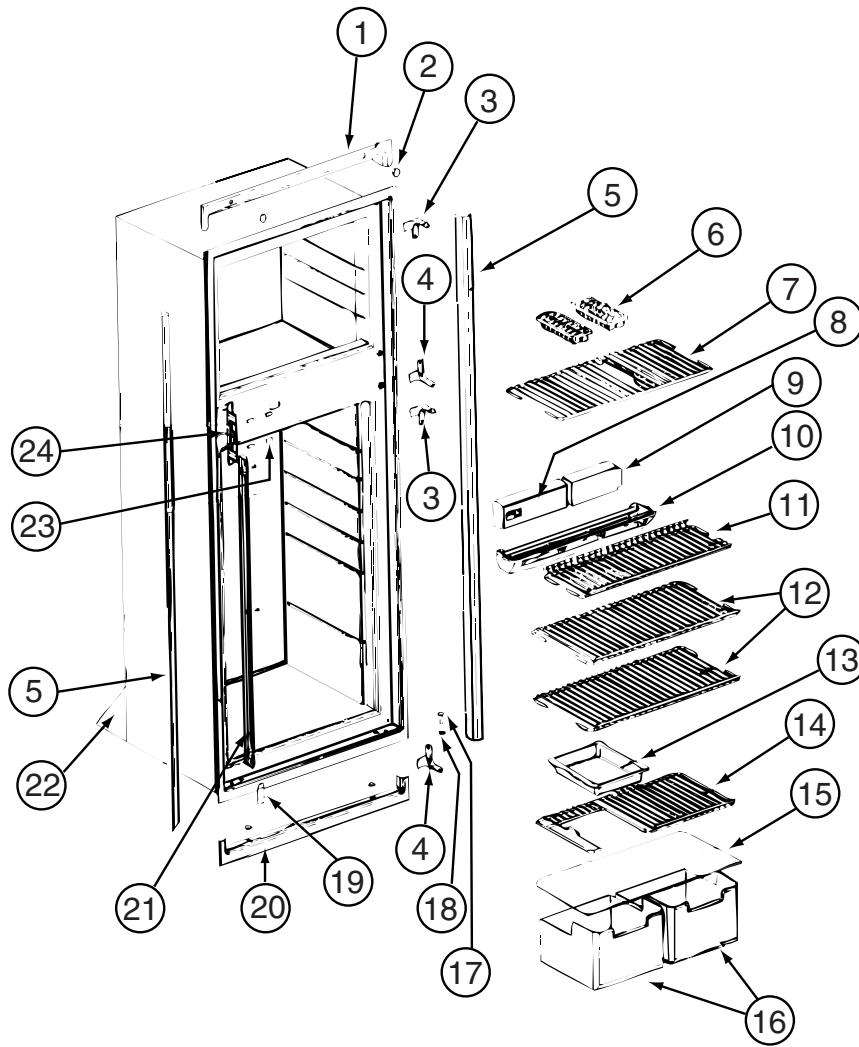


COMPONENT PARTS FOR APPLIANCES (CONTINUED)

120075-16-01A, 120075-17-01A, 120075-18-01A, 120075-19-01A, 120075-21-01A, 120075-22-01A (CONTINUED)

KEY	PART NUMBER	U/M	DESCRIPTION	VENDOR NO.
1	120075-01-701	EA	HINGE-TOP RH/BOTTOM LH(DOOR)	618511
2	121568-03-701	EA	BUSHING - HINGE PIN/GRAY	619671
3	120075-16-701	EA	LINER/DOOR-LWR WRAPPED SS	623273
4	120075-12-700	EA	HANDLE(CONTOUR) TOP LH/BTM RH	621105
4	120075-12-701	EA	HANDLE(CONTOUR) TOP RH/BTM LH	621104
5	121568-03-705	EA	STORAGE LATCH - GRAY	619648
6	120075-01-705	EA	HINGE-TOP LH/BOTTOM RH(DOOR)	618510
7	120075-07-700	EA	DOOR BIN - SMALL/CLEAR	619006
7	120075-07-704	EA	DOOR BIN - LARGE/CLEAR	619005
10	120075-07-701	EA	DIVIDER/DOOR BIN CLEAR	619008

CABINET & APPLIANCE GROUP (CONTINUED)
CABINET & APPLIANCE LAYOUT (CONTINUED)



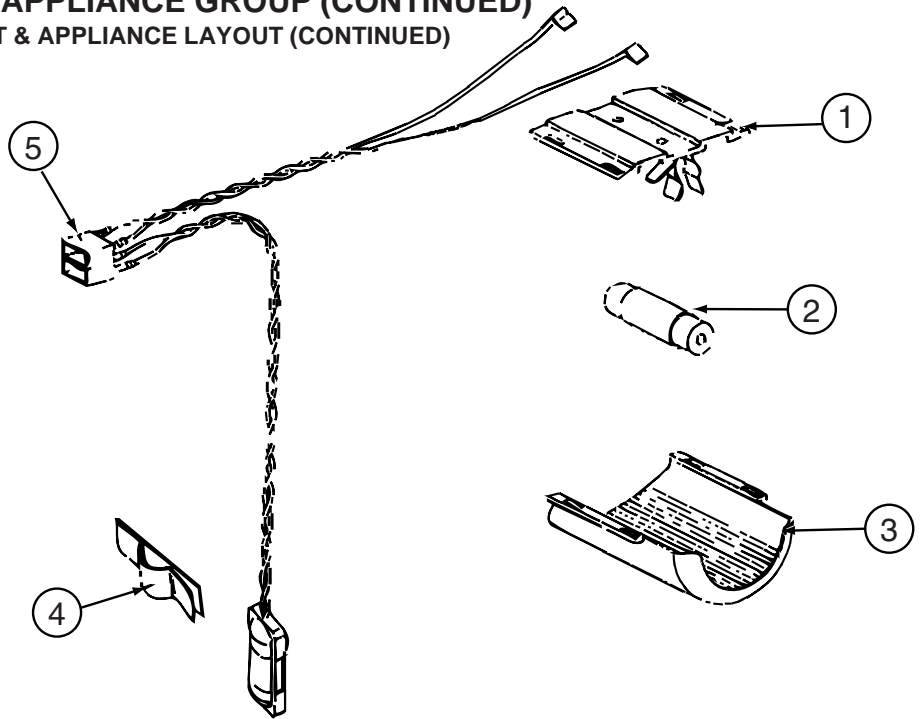
COMPONENT PARTS FOR APPLIANCES (CONTINUED)

120075-16, 120075-17, 120075-18, 120075-19, 120075-20, 120075-21, 120075-22, 120075-23-01A (CONTINUED)

KEY	PART NUMBER	U/M	DESCRIPTION	VENDOR NO.
1	120075-20-700	EA	TRIM/TOP ASM W/INSERTS-BLACK	622319
2	120075-01-714	EA	PLUG-HOLE (BLACK)	618170
3	121568-03-710	EA	HINGE/CABINET-TOP/RH-LWR/LH	619335
4	121568-03-715	EA	HINGE/CABINET-TOP/LH-LWR/RH	619336
5	120075-07-705	EA	TRIM - SIDE - BLACK	622296
6	104137-06-724	EA	ICE TRAY	61630422
7	121568-03-712	EA	SHELF-WIRE FREEZER	620250
7	120075-07-706	EA	SHELF-WIRE F/ICEMAKER MODELS	620250
8	120075-07-707	EA	CONTROL BOX - BLACK	619665
9	121568-03-713	EA	FRONT BOX/DECORATIVE-BLACK	619282
10	120075-20-701	EA	TRAY/DRIP(INSIDE 1 PC)LOUVER	623250
11	120075-01-722	EA	SHELF-WIRE, SHORT	620269
12	120075-01-723	EA	SHELF-WIRE	620270
13	104137-06-718	EA	SHELF-TRAY, WHITE, W/CUTOUT	617756
14	120075-20-703	EA	SHELF - WIRE W/CUTOUT	620268
15	120075-01-725	EA	COVER-CRISPER	618158
16	120075-07-708	EA	CRISPER/ICE BIN	619007
17	120075-01-727	EA	PIN-HINGE	618145
18	121568-03-701	EA	BUSHING - HINGE PIN/GRAY	619671
19	121568-03-716	EA	COVER - HINGE HOLES	619301
20	120075-20-702	EA	TRIM PC(FOAM/TAPE)BTM BLACK	622323
21	120075-01-730	EA	RETAINER-SHELF(SER#926684 DN	618181
21	125242-02-720	EA	RETAINER/SHELF(SER#926685 UP	622033
23	121568-06-703	EA	HOLE PLUG - WHITE	620282
24	120075-01-732	EA	PLATE-STRIKE	618167

CONTACT WINNEBAGO PART SALES FOR UNLISTED COMPONENT(S)

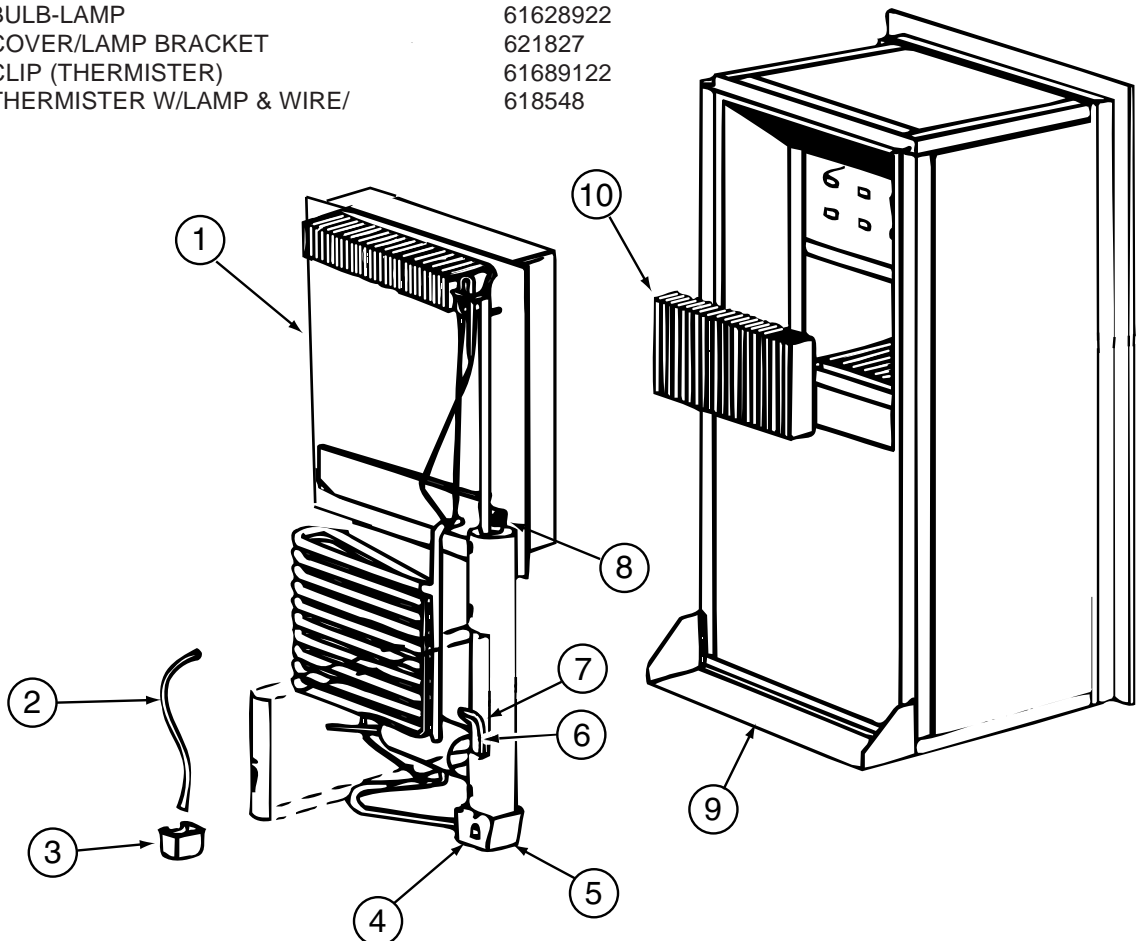
CABINET & APPLIANCE GROUP (CONTINUED)
CABINET & APPLIANCE LAYOUT (CONTINUED)



COMPONENT PARTS FOR APPLIANCES (CONTINUED)

120075-16, 120075-17, 120075-18, 120075-19, 120075-20, 120075-21, 120075-22, 120075-23-01A (CONTINUED)

KEY	PART NUMBER	U/M	DESCRIPTION	VENDOR NO.
1	084880-03-705	EA	BRACKET-LIGHT-INTERIOR	61629722
2	084880-03-706	EA	BULB-LAMP	61628922
3	125242-02-708	EA	COVER/LAMP BRACKET	621827
4	084880-01-760	EA	CLIP (THERMISTER)	61689122
5	120075-01-735	EA	THERMISTER W/LAMP & WIRE/	618548

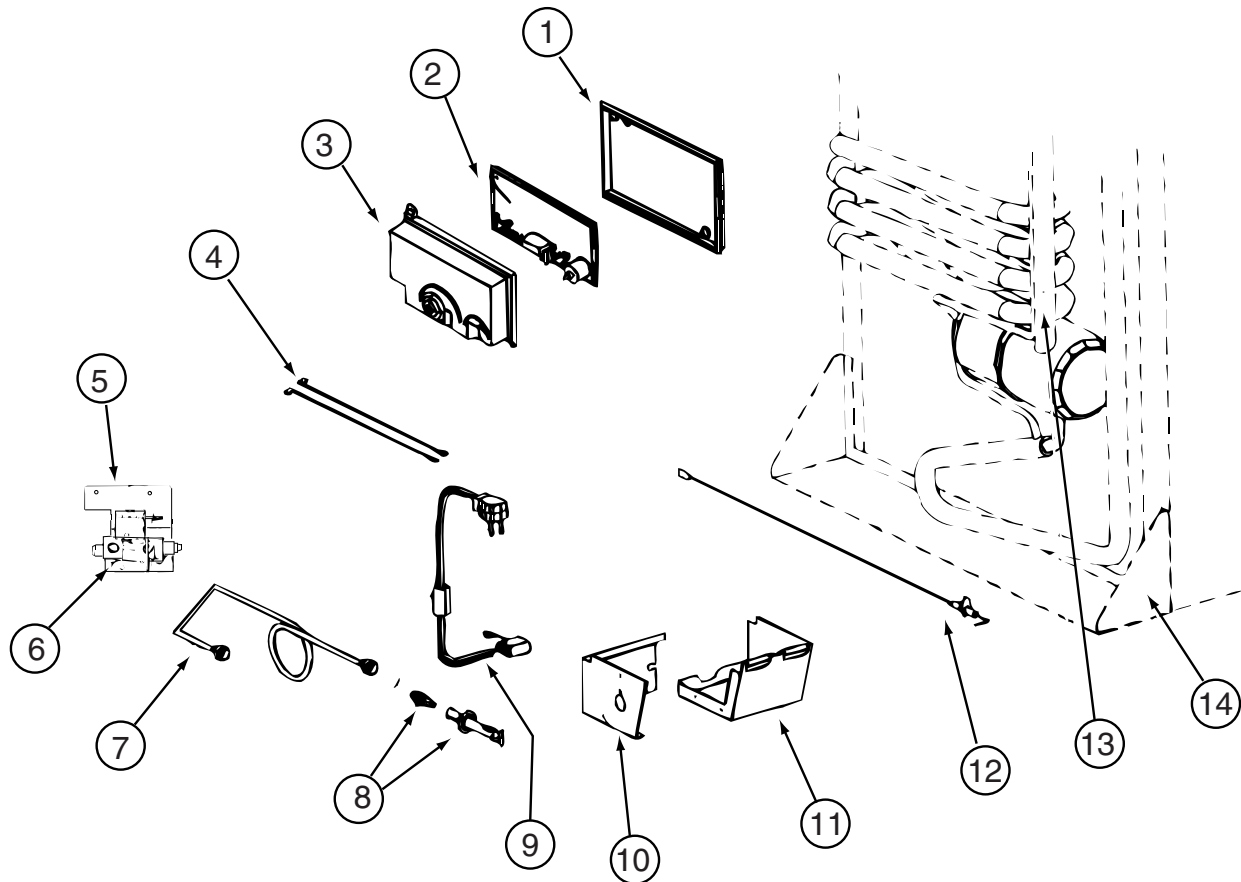


120075-16, 120075-17, 120075-18, 120075-19, 120075-20, 120075-21, 120075-22, 120075-23-01A (CONTINUED)

KEY	PART NUMBER	U/M	DESCRIPTION	VENDOR NO.
1	120075-01-736	EA	COOLING UNIT, SERVICE PACK	618542
6	121568-06-704	EA	HEATER-AC/300W/120VAC	621702

CONTACT WINNEBAGO PART SALES FOR UNLISTED COMPONENT(S)

CABINET & APPLIANCE GROUP (CONTINUED)
CABINET & APPLIANCE LAYOUT (CONTINUED)



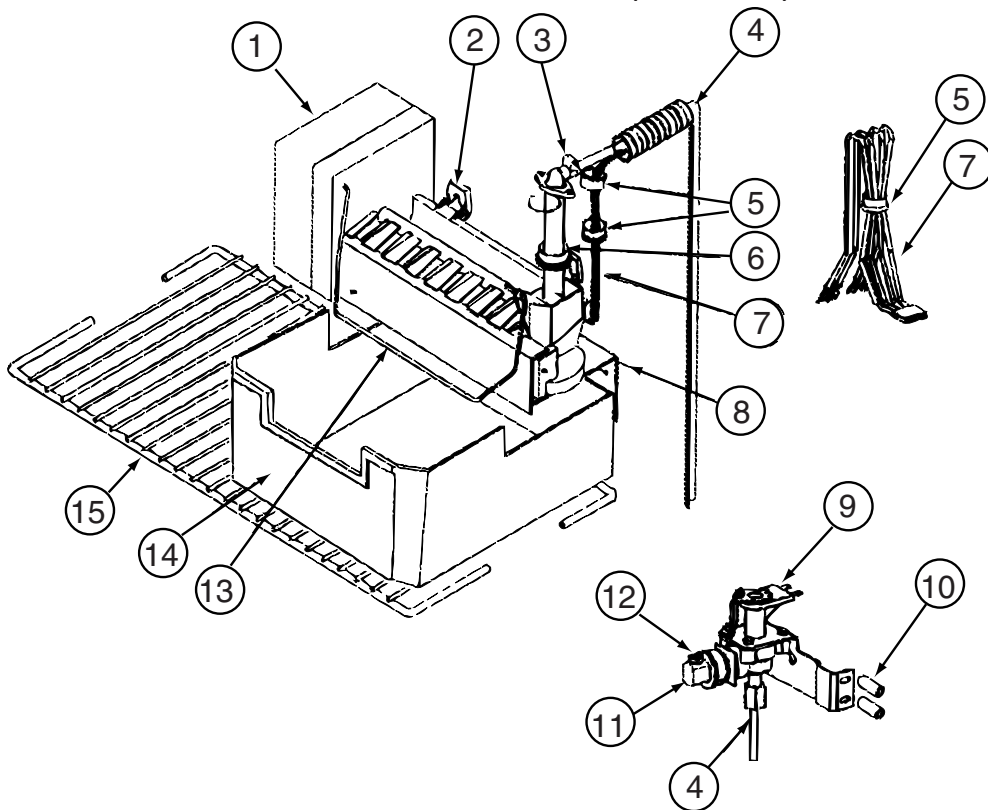
COMPONENT PARTS FOR APPLIANCES (CONTINUED)

120075-16, 120075-17, 120075-18, 120075-19, 120075-20, 120075-21, 120075-22, 120075-23-01A (CONTINUED)

KEY	PART NUMBER	U/M	DESCRIPTION	VENDOR NO.
1	120075-01-740	EA	COVER-BASE, POWER BOARD	618186
2	120075-20-704	EA	KIT-POWER BOARD/EG2-2 WAY	621269001
3	120075-01-738	EA	COVER-POWER BOARD	618185
4	125242-02-709	EA	WIRE/WHITE/9"/GAS VALVE	621448
5	125242-02-710	EA	GAS VALVE/BRKT/WIRES COMB.	621334
6	121568-06-706	EA	GAS VALVE-COMBO/WRENCH FLAT	621329
7	120075-20-705	EA	TUBE/BURNER - N8/N6	620033
8	121568-06-708	EA	BURNER/ORFICE-ADAPTER KIT	621957
12	104137-06-715	EA	ELECTRODE-SPARK/SENSOR, SGL	61692222

CONTACT WINNEBAGO PART SALES FOR UNLISTED COMPONENT(S)

CABINET & APPLIANCE GROUP (CONTINUED)
CABINET & APPLIANCE LAYOUT (CONTINUED)



COMPONENT PARTS FOR APPLIANCES (CONTINUED)

120075-16-01A, 120075-17-01A, 120075-18-01A, 120075-19-01A, 120075-20-01A, 120075-23-01A (CONTINUED)

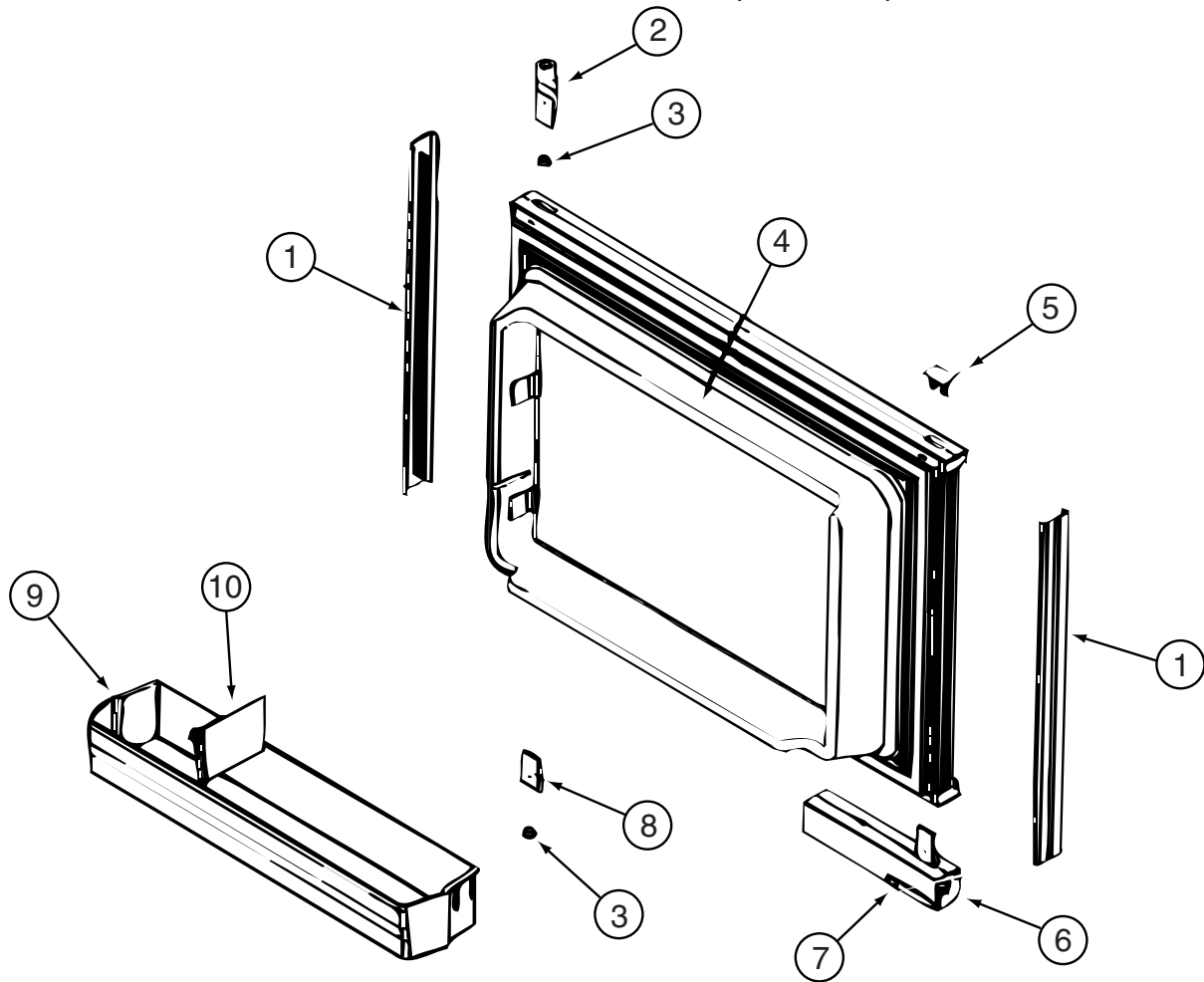
KEY	PART NUMBER	U/M	DESCRIPTION	VENDOR NO.
2	094039-07-706	EA	ICE MAKER W/O PLATES	61656522
9	120075-03-701	EA	VALVE ASM., WATER, W/BRACKET	618253
13	120075-03-703	EA	ARM-SHUT OFF	61656922
14	120075-07-708	EA	CRISPER/ICE BIN	619007
15	120075-07-706	EA	SHELF-WIRE F/ICEMAKER MODELS	620249

CONTACT WINNEBAGO PART SALES FOR UNLISTED COMPONENT(S)

120075-18-01A, 120075-19-01A, 120075-20-01A (CONTINUED)

KEY	PART NUMBER	U/M	DESCRIPTION	VENDOR NO.
	113737-01-754	EA	THERMOSTAT (FAN 12V DC)	618093
	125242-01-729	EA	FAN-EXTERNAL DC	618856
	125242-01-730	EA	BRACKET-DC FAN	618857

CABINET & APPLIANCE GROUP (CONTINUED)
CABINET & APPLIANCE LAYOUT (CONTINUED)

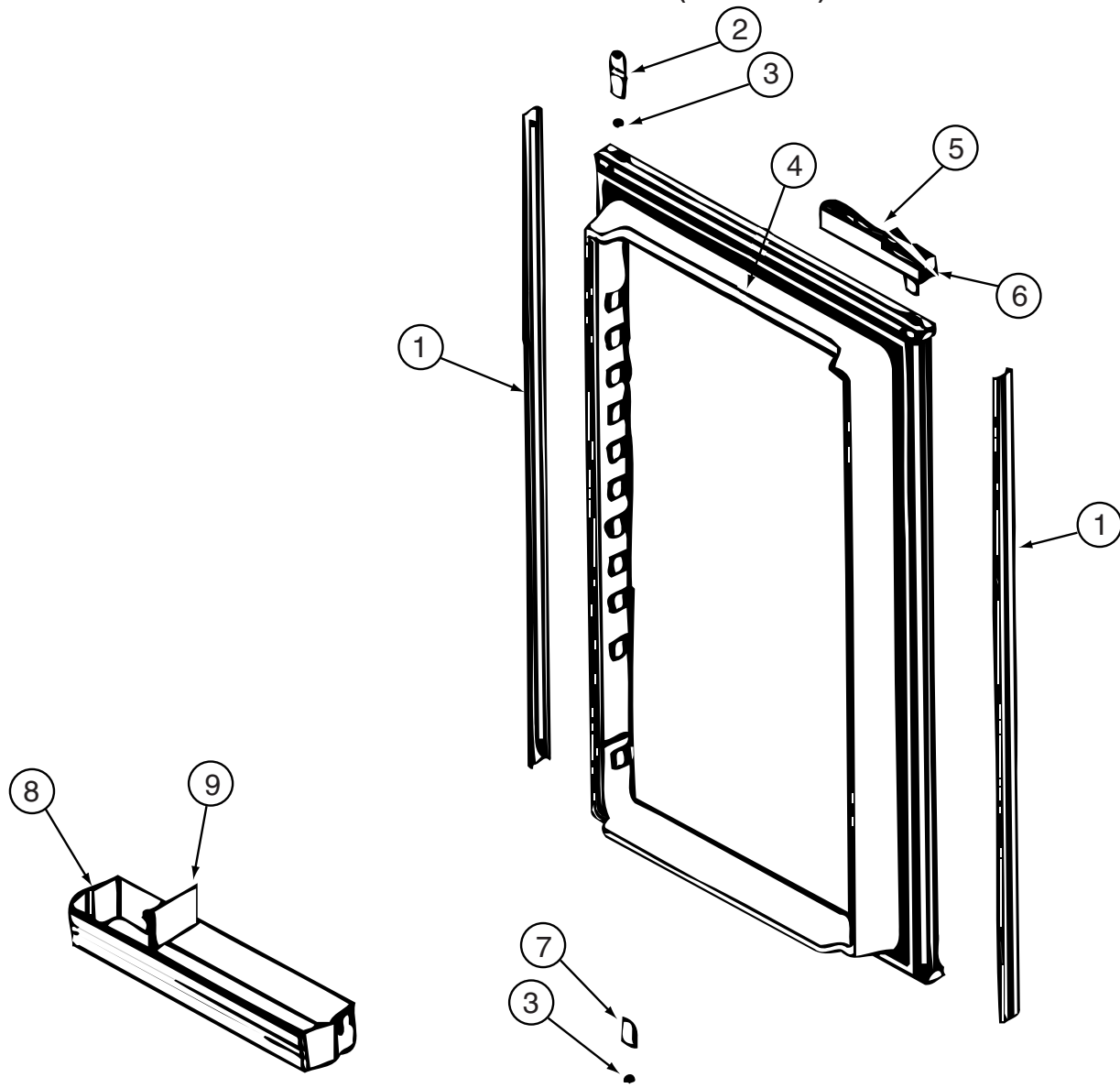


COMPONENT PARTS FOR APPLIANCES (CONTINUED)

120075-20-01A

KEY	PART NUMBER	U/M	DESCRIPTION	VENDOR NO.
1	121568-03-700	EA	RETAINER - DOOR PANEL/BLACK	619558
2	120075-01-701	EA	HINGE-TOP RH/BOTTOM LH(DOOR)	618511
3	121568-03-701	EA	BUSHING - HINGE PIN/GRAY	619671
4	121568-03-702	EA	DOOR LINER - W/TRIM/BLACK	619627 - SMALL DOOR
5	120075-01-702	EA	CAP, (HINGE PLUG)	618160
6	120075-12-700	EA	HANDLE(CONTOUR)TOP LH/BTM RH	621105
7	121568-03-705	EA	STORAGE LATCH - GRAY	619648
8	120075-01-705	EA	HINGE-TOP LH/BOTTOM RH(DOOR)	618510
9	120075-07-700	EA	DOOR BIN - CLEAR	619006
10	120075-07-701	EA	DIVIDER/DOOR BIN CLEAR	619008

CABINET & APPLIANCE GROUP (CONTINUED)
CABINET & APPLIANCE LAYOUT (CONTINUED)

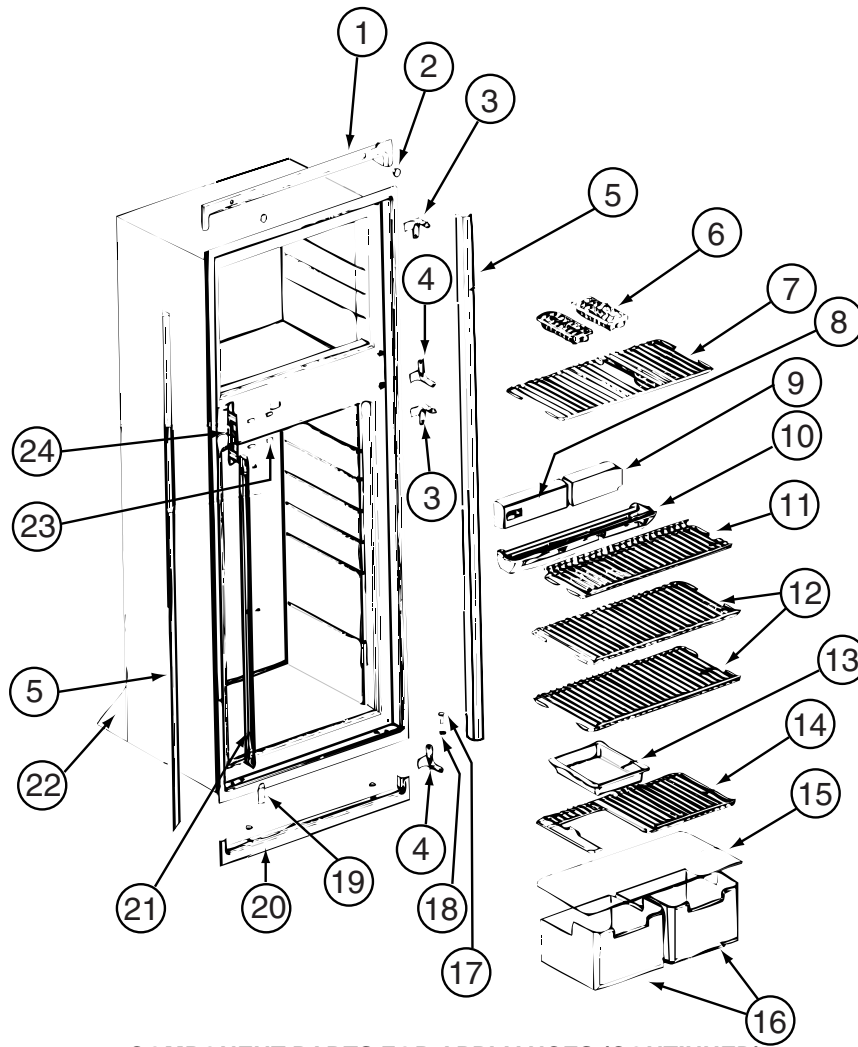


COMPONENT PARTS FOR APPLIANCES (CONTINUED)

120075-20-01A (CONTINUED)

KEY	PART NUMBER	U/M	DESCRIPTION	VENDOR NO.
1	120075-07-702	EA	RETAINER - DOOR PANEL/BLACK	619560
2	120075-01-701	EA	HINGE-TOP RH/BOTTOM LH(DOOR)	618511
3	121568-03-701	EA	BUSHING - HINGE PIN/GRAY	619671
4	120075-07-703	EA	DOOR LINER - BLACK	619631 - LARGE DOOR
5	120075-12-701	EA	HANDLE(CONTOUR)TOP RH/BTM LH	621104
6	121568-03-705	EA	STORAGE LATCH - GRAY	619648
7	120075-01-705	EA	HINGE-TOP LH/BOTTOM RH(DOOR)	618510
8	120075-07-700	EA	DOOR BIN - SMALL/CLEAR	619006
8	120075-07-704	EA	DOOR BIN - LARGE/CLEAR	619005
9	120075-07-701	EA	DIVIDER/DOOR BIN CLEAR	619008

CABINET & APPLIANCE GROUP (CONTINUED)
CABINET & APPLIANCE LAYOUT (CONTINUED)



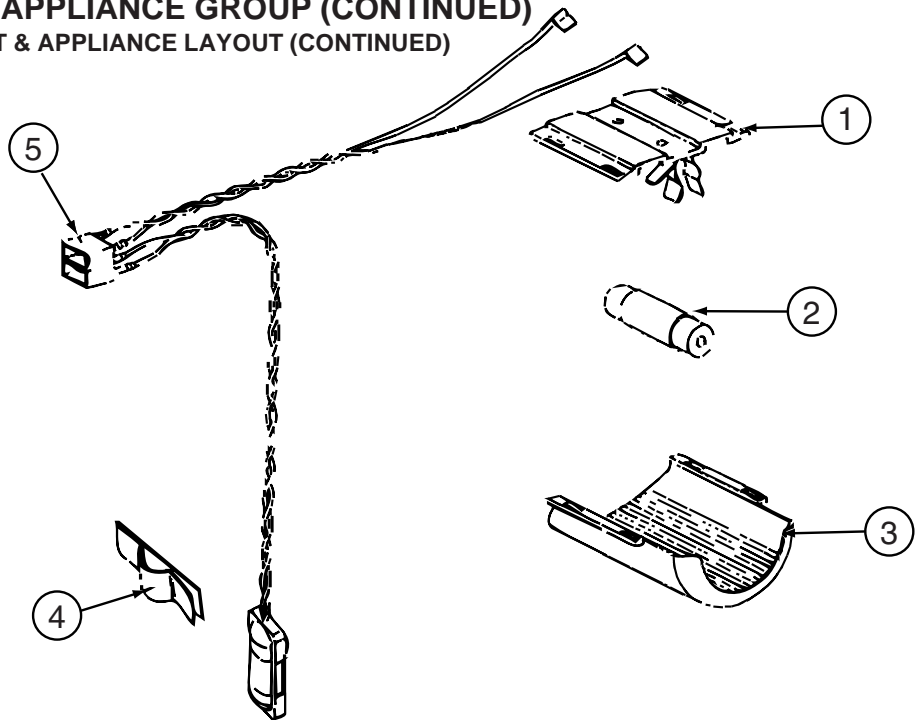
COMPONENT PARTS FOR APPLIANCES (CONTINUED)

120075-16, 120075-17, 120075-18, 120075-19, 120075-20, 120075-21, 120075-22, 120075-23-01A (CONTINUED)

KEY	PART NUMBER	U/M	DESCRIPTION	VENDOR NO.
1	120075-20-700	EA	TRIM/TOP ASM W/INSERTS-BLACK	622319
2	120075-01-714	EA	PLUG-HOLE (BLACK)	618170
3	121568-03-710	EA	HINGE/CABINET-TOP/RH-LWR/LH	619335
4	121568-03-715	EA	HINGE/CABINET-TOP/LH-LWR/RH	619336
5	120075-07-705	EA	TRIM - SIDE - BLACK	622296
6	104137-06-724	EA	ICE TRAY	61630422
7	121568-03-712	EA	SHELF-WIRE FREEZER	620250
7	120075-07-706	EA	SHELF-WIRE F/ICEMAKER MODELS	620250
8	120075-07-707	EA	CONTROL BOX - BLACK	619665
9	121568-03-713	EA	FRONT BOX/DECORATIVE-BLACK	619282
10	120075-20-701	EA	TRAY/DRIP(INSIDE 1 PC)LOUVER	623250
11	120075-01-722	EA	SHELF-WIRE, SHORT	620269
12	120075-01-723	EA	SHELF-WIRE	620270
13	104137-06-718	EA	SHELF-TRAY, WHITE, W/CUTOUT	617756
14	120075-20-703	EA	SHELF - WIRE W/CUTOUT	620268
15	120075-01-725	EA	COVER-CRISPER	618158
16	120075-07-708	EA	CRISPER/ICE BIN	619007
17	120075-01-727	EA	PIN-HINGE	618145
18	121568-03-701	EA	BUSHING - HINGE PIN/GRAY	619671
19	121568-03-716	EA	COVER - HINGE HOLES	619301
20	120075-20-702	EA	TRIM PC(FOAM/TAPE)BTM BLACK	622323
21	120075-01-730	EA	RETAINER-SHELF(SER#926684 DN	618181
21	125242-02-720	EA	RETAINER/SHELF(SER#926685 UP	622033
23	121568-06-703	EA	HOLE PLUG - WHITE	620282
24	120075-01-732	EA	PLATE-STRIKE	618167

CONTACT WINNEBAGO PART SALES FOR UNLISTED COMPONENT(S)

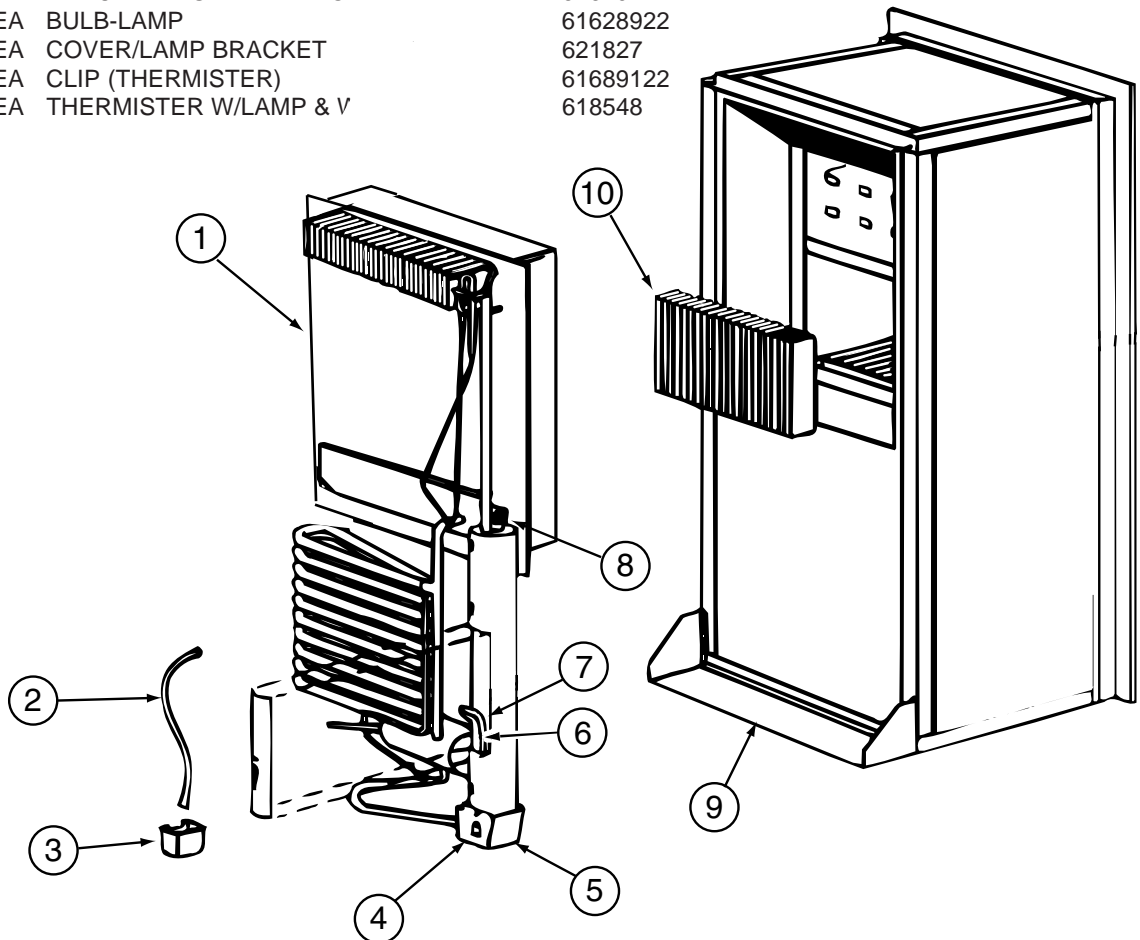
CABINET & APPLIANCE GROUP (CONTINUED)
CABINET & APPLIANCE LAYOUT (CONTINUED)



COMPONENT PARTS FOR APPLIANCES (CONTINUED)

120075-16, 120075-17, 120075-18, 120075-19, 120075-20, 120075-21, 120075-22, 120075-23-01A (CONTINUED)

KEY	PART NUMBER	U/M	DESCRIPTION	VENDOR NO.
1	084880-03-705	EA	BRACKET-LIGHT-INTERIOR	61629722
2	084880-03-706	EA	BULB-LAMP	61628922
3	125242-02-708	EA	COVER/LAMP BRACKET	621827
4	084880-01-760	EA	CLIP (THERMISTER)	61689122
5	120075-01-735	EA	THERMISTER W/LAMP & V	618548

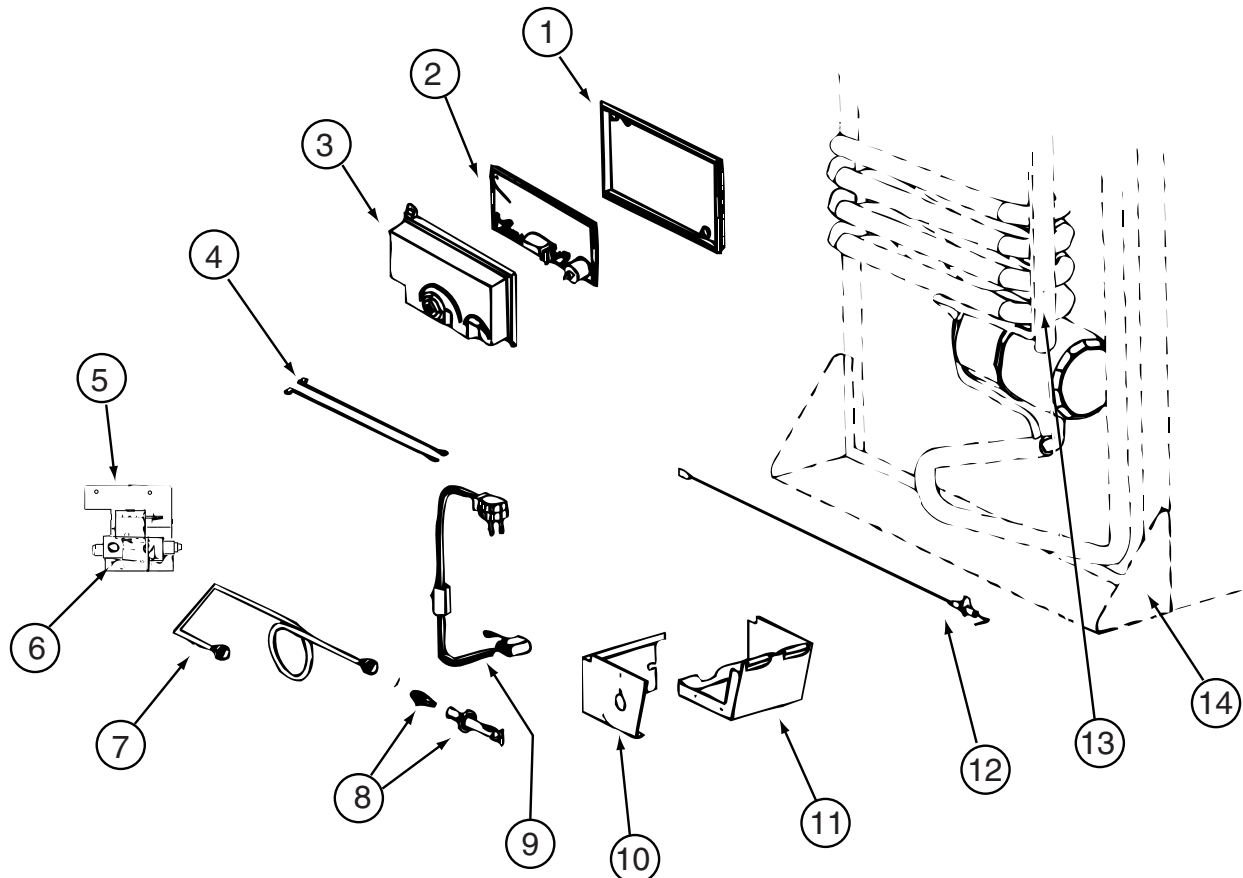


120075-16, 120075-17, 120075-18, 120075-19, 120075-20, 120075-21, 120075-22, 120075-23-01A (CONTINUED)

KEY	PART NUMBER	U/M	DESCRIPTION	VENDOR NO.
1	120075-01-736	EA	COOLING UNIT, SERVICE PACK	618542
6	121568-06-704	EA	HEATER-AC/300W/120VAC	621702

CONTACT WINNEBAGO PART SALES FOR UNLISTED COMPONENT(S)

CABINET & APPLIANCE GROUP (CONTINUED)
CABINET & APPLIANCE LAYOUT (CONTINUED)



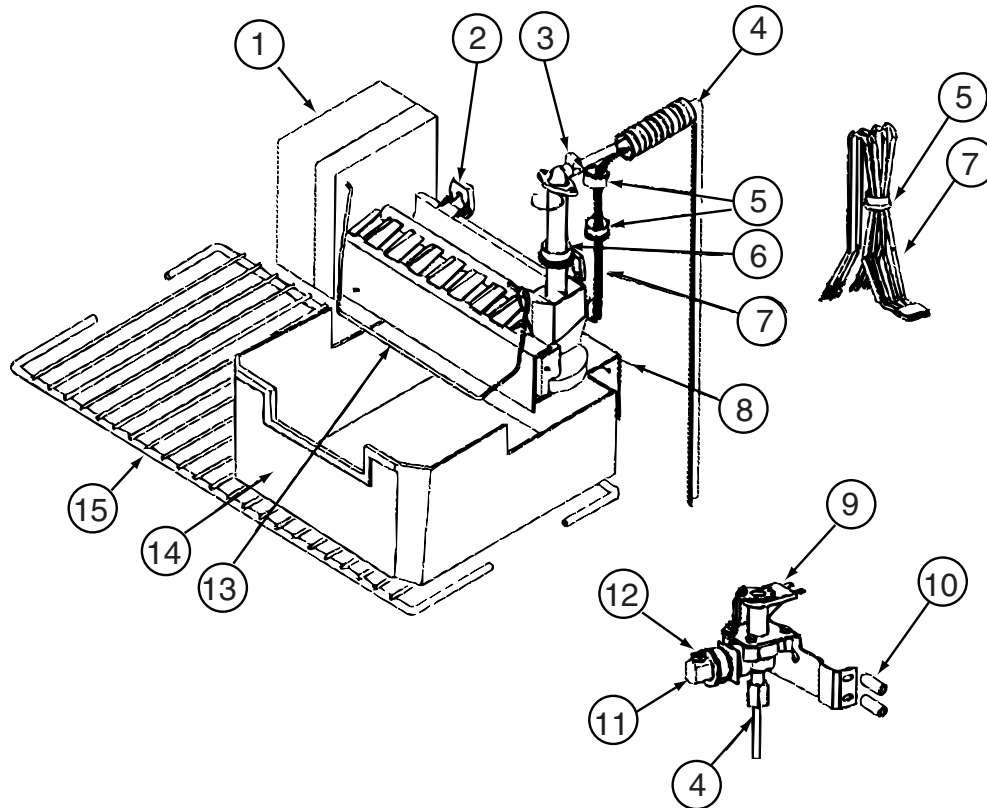
COMPONENT PARTS FOR APPLIANCES (CONTINUED)

120075-16, 120075-17, 120075-18, 120075-19, 120075-20, 120075-21, 120075-22, 120075-23-01A (CONTINUED)

KEY	PART NUMBER	U/M	DESCRIPTION	VENDOR NO.
1	120075-01-740	EA	COVER-BASE, POWER BOARD	618186
2	120075-20-704	EA	KIT-POWER BOARD/EG2-2 WAY	621269001
3	120075-01-738	EA	COVER-POWER BOARD	618185
4	125242-02-709	EA	WIRE/WHITE/9"/GAS VALVE	621448
5	125242-02-710	EA	GAS VALVE/BRKT/WIRES COMB.	621334
6	121568-06-706	EA	GAS VALVE-COMBO/WRENCH FLAT	621329
7	120075-20-705	EA	TUBE/BURNER - N8/N6	620033
8	121568-06-708	EA	BURNER/ORFICE-ADAPTER KIT	621957
12	104137-06-715	EA	ELECTRODE-SPARK/SENSOR, SGL	61692222

CONTACT WINNEBAGO PART SALES FOR UNLISTED COMPONENT(S)

CABINET & APPLIANCE GROUP (CONTINUED)
CABINET & APPLIANCE LAYOUT (CONTINUED)



COMPONENT PARTS FOR APPLIANCES (CONTINUED)

120075-16-01A, 120075-17-01A, 120075-18-01A, 120075-19-01A, 120075-20-01A, 120075-23-01A (CONTINUED)

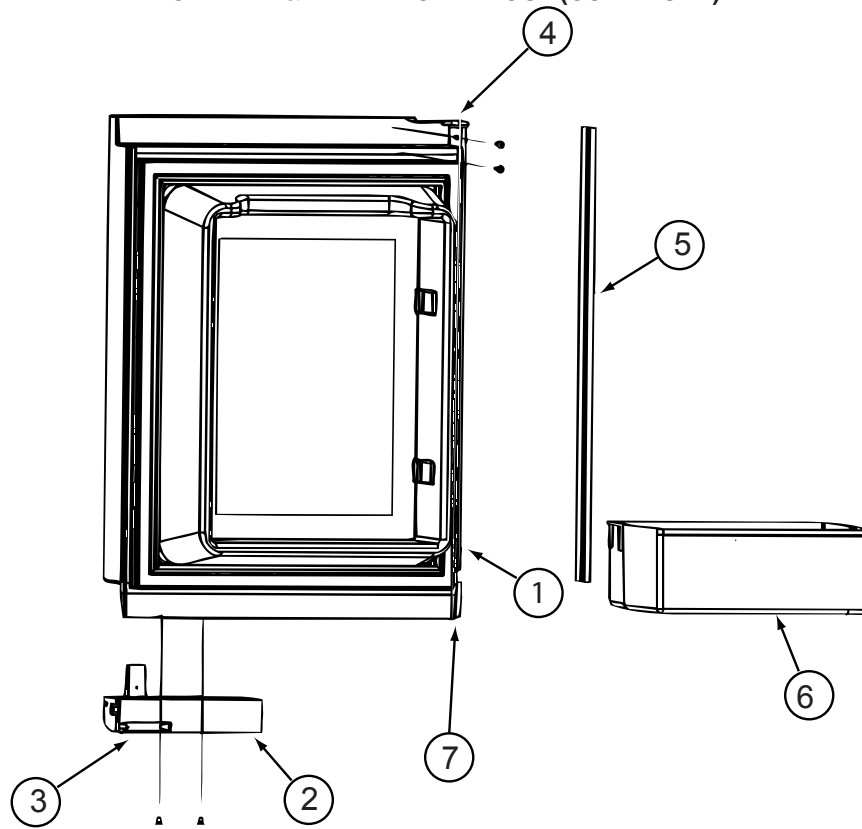
KEY	PART NUMBER	U/M	DESCRIPTION	VENDOR NO.
2	094039-07-706	EA	ICE MAKER W/O PLATES	61656522
9	120075-03-701	EA	VALVE ASM., WATER, W/BRACKET	618253
13	120075-03-703	EA	ARM-SHUT OFF	61656922
14	120075-07-708	EA	CRISPER/ICE BIN	619007
15	120075-07-706	EA	SHELF-WIRE F/ICEMAKER MODELS	620249

CONTACT WINNEBAGO PART SALES FOR UNLISTED COMPONENT(S)

120075-18-01A, 120075-19-01A, 120075-20-01A (CONTINUED)

KEY	PART NUMBER	U/M	DESCRIPTION	VENDOR NO.
	113737-01-754	EA	THERMOSTAT (FAN 12V DC)	618093
	125242-01-729	EA	FAN-EXTERNAL DC	618856
	125242-01-730	EA	BRACKET-DC FAN	618857

CABINET & APPLIANCE GROUP (CONTINUED)
CABINET & APPLIANCE LAYOUT (CONTINUED)

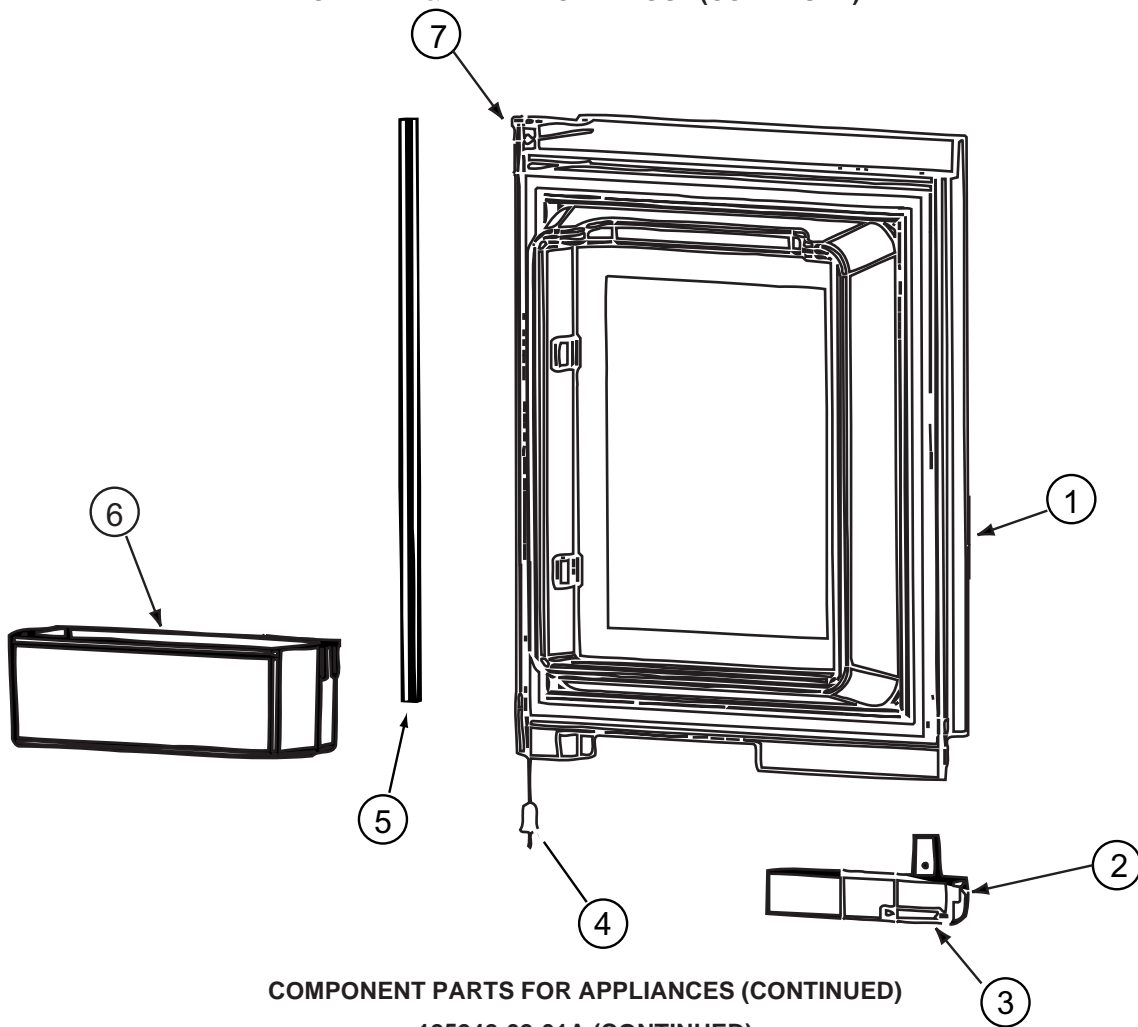


COMPONENT PARTS FOR APPLIANCES (CONTINUED)

125242-02-01A

KEY	PART NUMBER	U/M	DESCRIPTION	VENDOR NO.
1	125242-01-762	EA	LINER/FOAMED-UPPER/LH-WHITE	619839
1	125242-02-734	EA	LINER/FOAMED-UPPER/LH-BLACK	625212 AFT #1291390
2	125242-02-700	EA	HANDLE(CONTOUR)TOP LH BTM RH	621107
3	125242-02-722	EA	LATCH-STORAGE DR/BLK POINTED	619374
4	125242-02-724	EA	HINGE - DOOR	618792
5	125242-02-723	EA	RETAINER/PANEL-UPPER DOOR	623166
6	125242-03-704	EA	DOOR BIN	622831
7	125242-01-704	EA	BUSHING-HINGE MIDDLE	618746
	125242-02-725	EA	DOOR ASM/UPR LH/WHITE GASKET	621148
	125242-02-735	EA	DOOR ASM/UPR LH/BLACK GASKET	625220 AFT #1291390
	125242-01-719	EA	RETAINER-UPPER PANEL	618825 = 623166

CABINET & APPLIANCE GROUP (CONTINUED)
CABINET & APPLIANCE LAYOUT (CONTINUED)

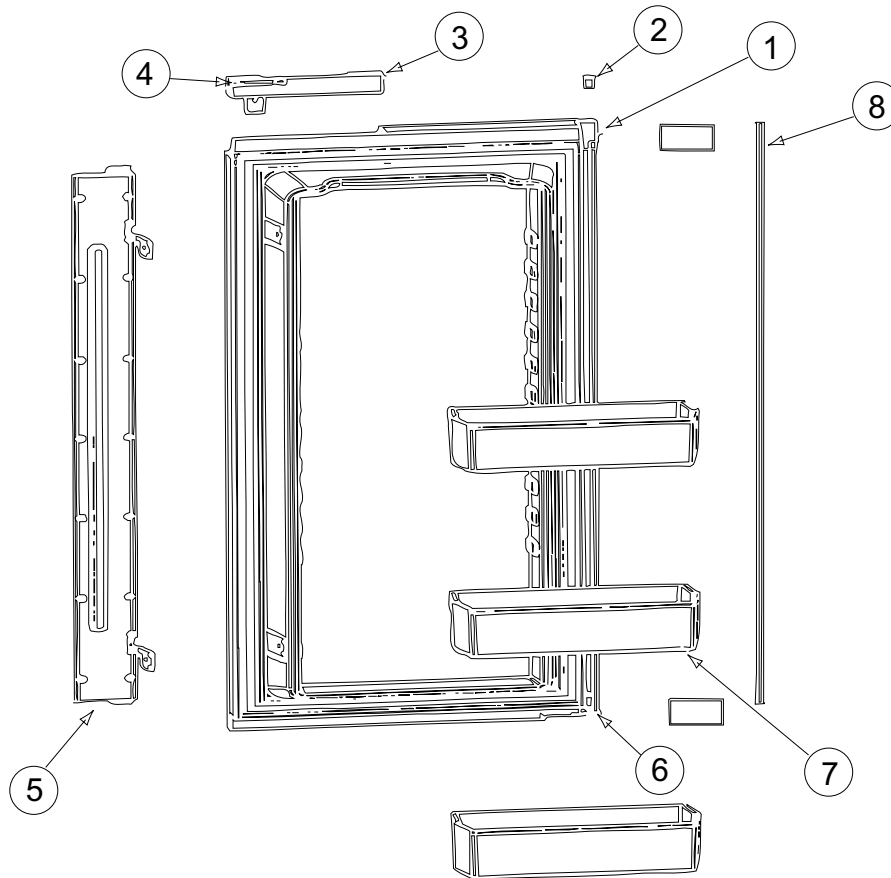


COMPONENT PARTS FOR APPLIANCES (CONTINUED)

125242-02-01A (CONTINUED)

KEY	PART NUMBER	U/M	DESCRIPTION	VENDOR NO.
1	125242-01-763	EA	LINER/FOAMED-UPPER/RH-WHITE	619840
1	125242-02-733	EA	LINER/FOAMED-UPPER/RH-BLACK	625213 1291391 & UP
2	125242-02-701	EA	HANDLE(CONTOUR)TOP RH LWR LH	621106
3	125242-02-722	EA	LATCH-STORAGE DR/BLK POINTED	619374
4	125242-01-704	EA	BUSHING-HINGE MIDDLE	618746
5	125242-02-723	EA	RETAINER/PANEL-UPPER DOOR	623166
6	125242-03-704	EA	BIN - DOOR SHELF	622831
7	125242-02-724	EA	HINGE - DOOR	618792
	125242-02-721	EA	DOOR ASM-UPR/RH/WHITE GASKET	621149
	125242-02-732	EA	DOOR ASM-UPR/RH/BLACK GASKET	625221 1291391 & UP
	125242-01-719	EA	RETAINER-UPPER PANEL	618825 = 623166

CABINET & APPLIANCE GROUP (CONTINUED)
CABINET & APPLIANCE LAYOUT (CONTINUED)

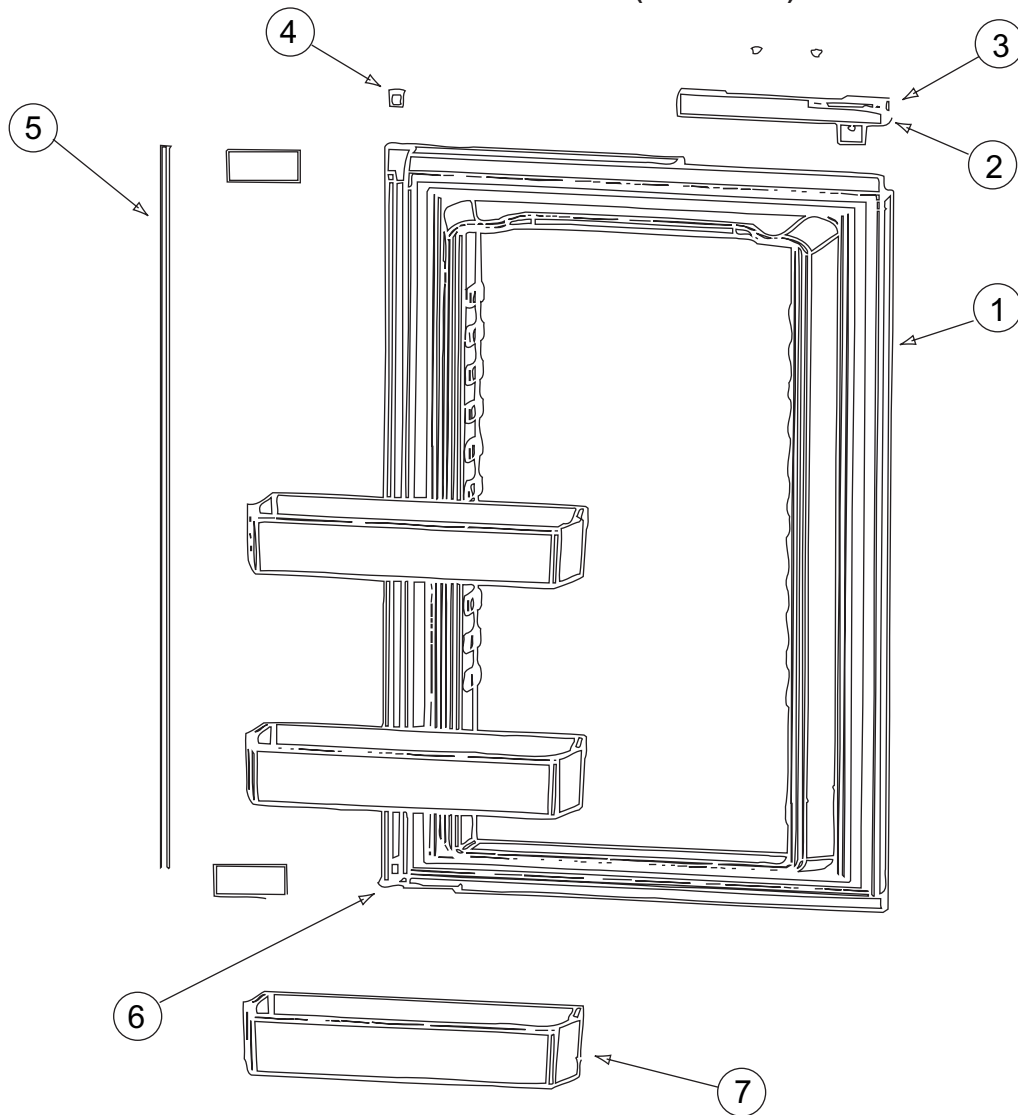


COMPONENT PARTS FOR APPLIANCES (CONTINUED)

125242-02-01A (CONTINUED)

KEY	PART NUMBER	U/M	DESCRIPTION	VENDOR NO.
1	125242-01-765	EA	LINER/FOAMED-LOWER-LH-WHITE	619837
1	125242-02-739	EA	LINER/FOAMED-LOWER-LH-BLACK	625214 1291390 & UP
2	125242-01-704	EA	BUSHING-HINGE MIDDLE	618746
3	125242-02-701	EA	HANDLE(CONTOUR)TOP RH LWR LH	621106
4	125242-02-722	EA	LATCH-STORAGE DR/BLK POINTED	619374
5	125242-02-727	EA	FLAPPER/DBL POLE (SER#540295) UP	619845
5	125242-02-740	EA	FLAPPER/DBL POLE SER#1291391	623887 1291391 & UP
6	125242-02-724	EA	HINGE - DOOR	618792
7	125242-03-704	EA	BIN - DOOR SHELF	622831
8	125242-02-728	EA	RETAINER/PANEL - LOWER	623167
	125242-02-726	EA	DOOR ASM-LWR LH/WHITE GASKET	621150
	125242-02-738	EA	DOOR ASM-LWR LH/BLACK GASKET	625222 1291390 & UP
	125242-02-716	EA	GUIDE ASM LWR(SER#540294 DN)	620042
	125242-02-717	EA	GUIDE ASM LWR(SER#540295 UP)	620043
	125242-03-706	EA	PROBE - CONTACT/LARGE	620689

CABINET & APPLIANCE GROUP (CONTINUED)
CABINET & APPLIANCE LAYOUT (CONTINUED)

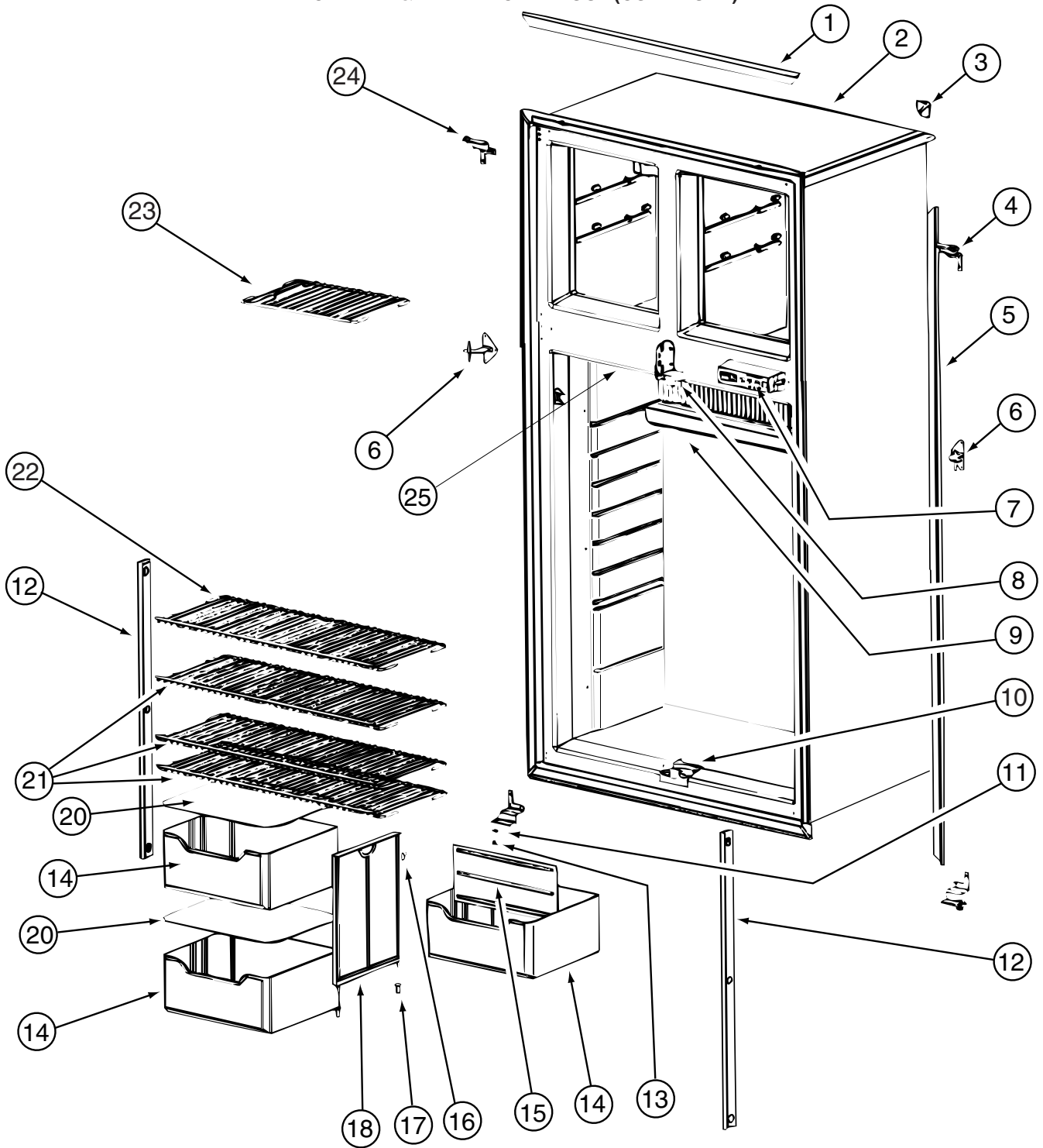


COMPONENT PARTS FOR APPLIANCES (CONTINUED)

125242-02-01A (CONTINUED)

KEY	PART NUMBER	U/M	DESCRIPTION	VENDOR NO.
1	125242-01-764	EA	LINER/FOAMED-LOWER/RH-WHITE	619838
1	125242-02-737	EA	LINER/FOAMED-LOWER/RH-BLACK	625215 F/1291391&UP
2	125242-02-700	EA	HANDLE(CONTOUR)TOP LH BTM RH	621107
3	125242-02-722	EA	LATCH-STORAGE DR/BLK POINTED	619374
4	125242-01-704	EA	BUSHING-HINGE MIDDLE	618746
5	125242-02-728	EA	RETAINER/PANEL - LOWER	623167
6	125242-02-724	EA	HINGE - DOOR	618792
7	125242-03-704	EA	BIN - DOOR SHELF	622831
	125242-02-729	EA	DOOR ASM-LWR RH/WHITE GASKET	621151
	125242-02-736	EA	DOOR ASM-LWR RH/BLACK GASKET	625223 F/1291391&UP
	125242-02-716	EA	GUIDE ASM LWR(SER#540294 DN)	620042
	125242-02-717	EA	GUIDE ASM LWR(SER#540295 UP)	620043

CABINET & APPLIANCE GROUP (CONTINUED)
CABINET & APPLIANCE LAYOUT (CONTINUED)



COMPONENT PARTS FOR APPLIANCES (CONTINUED)

125242-02-01A (CONTINUED)

CABINET & APPLIANCE GROUP (CONTINUED)

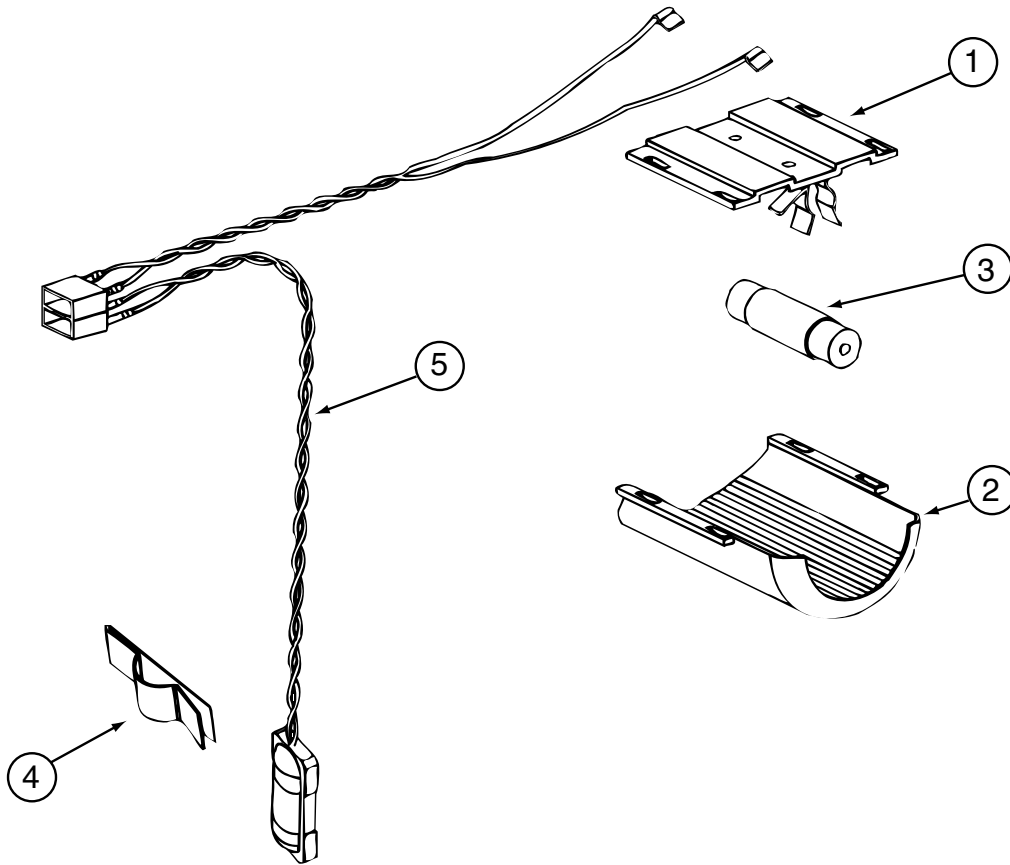
CABINET & APPLIANCE LAYOUT (CONTINUED)

COMPONENT PARTS FOR APPLIANCES (CONTINUED)

125242-02-01A (CONTINUED)

KEY	PART NUMBER	U/M	DESCRIPTION	VENDOR NO.
1	125242-01-723	EA	TRIM-HORIZONTAL-FRT SNAP ON	618845
1	125242-02-730	EA	TRIM - TOP/BOTTOM - SCREW ON	623255
2	125242-01-748	EA	CABINET/FOAMED ASSEMBLY	618748
3	125242-01-722	EA	TRIM-CORNER	618844
3	125242-01-767	EA	KIT INSTALL(U TRIM PCS)HDW	623528
4	125242-01-715	EA	HINGE - TOP RH/BOTTOM LH	618798
5	125242-01-724	EA	TRIM-LT/RT-FRT VERT SNAPON	618846
5	125242-01-766	EA	TRIM-LT/RT HAND-SCREW ON	623254
6	125242-01-713	EA	HINGE-MIDDLE (PAINTED)	618794
7	125242-02-704	EA	DISPLAY ASM (SER#832172) UP	621188
8	125242-01-751	EA	BLOCK - GUIDE - UPPER	618789
9	125242-01-712	EA	DRIP TRAY	618774
10	125242-01-752	EA	BLOCK - GUIDE - LOWER	618788
11	120075-01-708	EA	BUSHING-DOOR HINGE	618144
12	120075-01-730	EA	RETAINER-SHELF(SER#926684 DN	618181
12	125242-02-720	EA	RETAINER/SHELF(SER#926685 UP	622033
13	120075-01-727	EA	PIN-HINGE	618145
14	125242-01-734	EA	CRISPER/BOTTLE BIN	618878
15	125242-01-733	EA	DIVIDER-BOTTLE CRISPER	618877
16	125242-01-750	EA	CLIP	61409622
17	113737-01-701	EA	BUSHING-HINGE	61742022
18	125242-01-749	EA	SUPPORT - WALL	618840
20	125242-01-706	EA	COVER-CRISPER	618757
21	125242-01-726	EA	SHELF-WIRE (LONG)	618848
22	125242-01-727	EA	SHELF-WIRE (SHORT)	618849
23	125242-01-725	EA	SHELF-FREEZER (WIRE)	618847
24	125242-01-714	EA	HINGE - TOP LH/BOTTOM RH	618796
25	125242-01-735	EA	SWITCH - DOOR LIGHT	618884
25	125242-01-768	EA	SWITCH - DOOR LIGHT	623918
	120075-01-714	EA	PLUG-HOLE (BLACK)	618170
	125242-01-728	EA	CAP-SCREW WHITE	618853

CABINET & APPLIANCE GROUP (CONTINUED)
CABINET & APPLIANCE LAYOUT (CONTINUED)

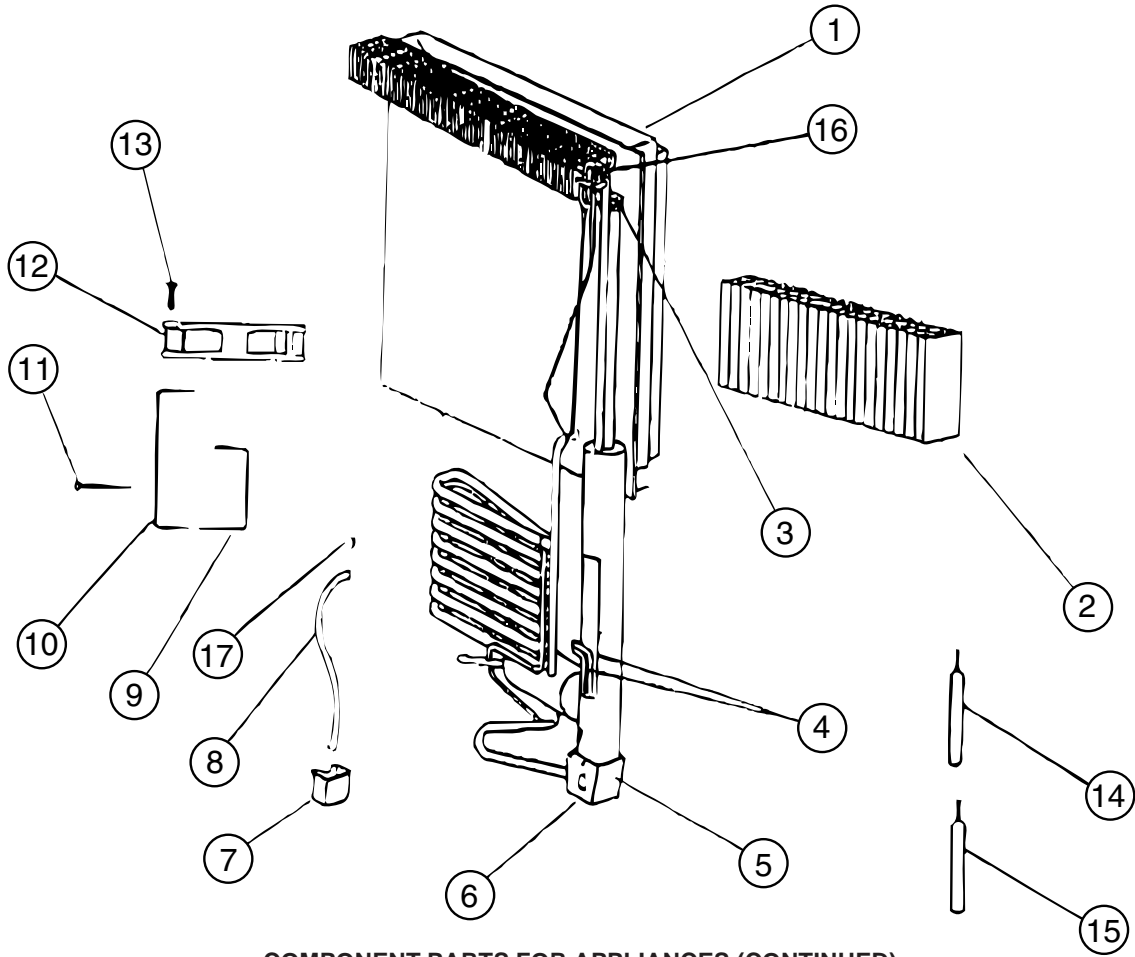


COMPONENT PARTS FOR APPLIANCES (CONTINUED)

125242-02-01A (CONTINUED)

KEY	PART NUMBER	U/M	DESCRIPTION	VENDOR NO.
1	084880-03-705	EA	BRACKET-LIGHT-INTERIOR	61629722
2	120075-01-734	EA	COVER-LENS	618190
3	084880-03-706	EA	BULB-LAMP	61628922
4	084880-01-760	EA	CLIP (THERMISTER)	61689122
5	120075-01-735	EA	THERMISTER W/LAMP & WIRE/ASM	618548
	125242-02-706	EA	LAMP/WIRE ASM/SER#849677 UP	620871
	125242-02-707	EA	LAMP/WIRE ASM SER#849677 DWN	621742

CABINET & APPLIANCE GROUP (CONTINUED)
CABINET & APPLIANCE LAYOUT (CONTINUED)



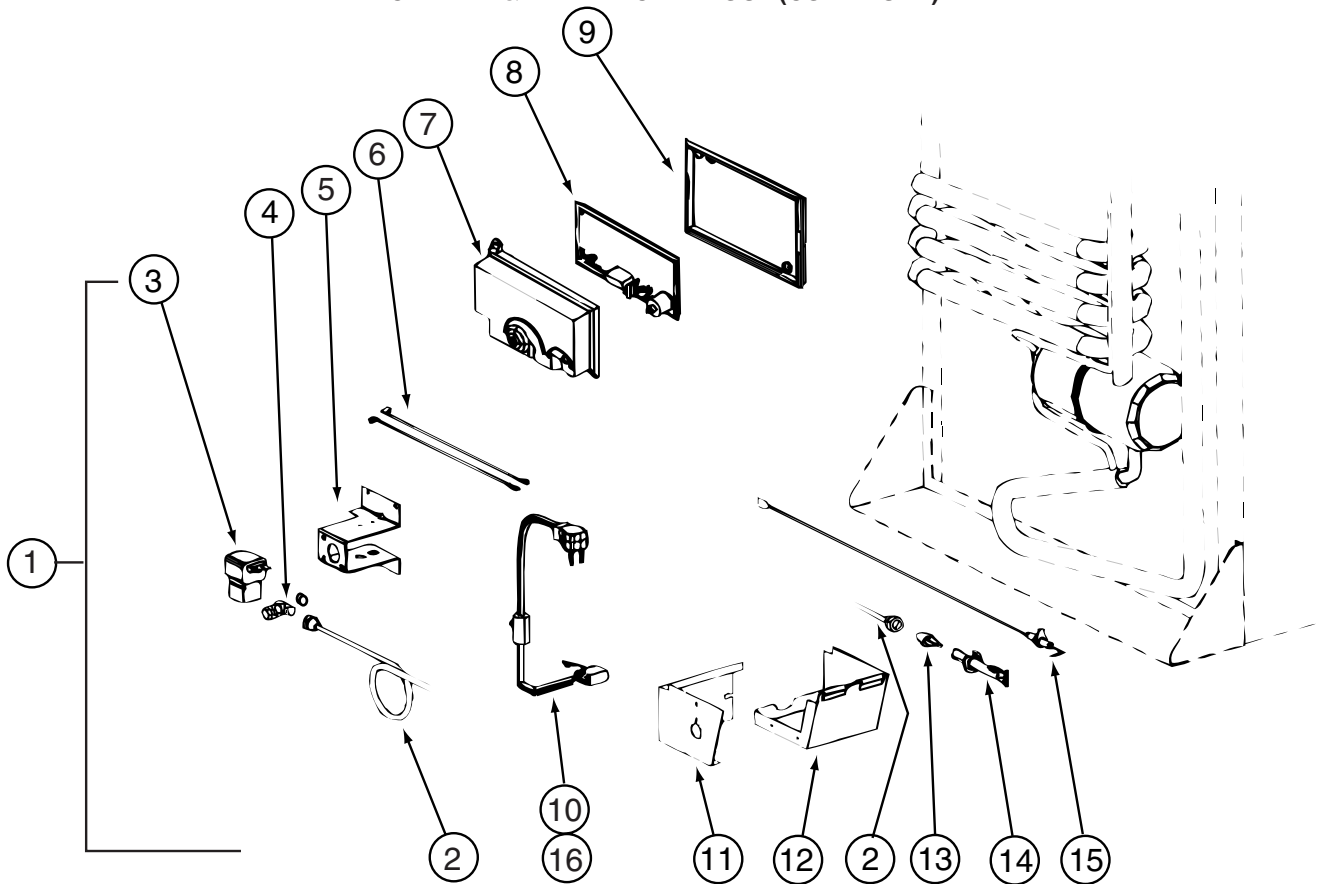
COMPONENT PARTS FOR APPLIANCES (CONTINUED)

125242-02-01A (CONTINUED)

KEY	PART NUMBER	U/M	DESCRIPTION	VENDOR NO.
1	125242-01-746	EA	COOLING UNIT - 1200	618964
4	125242-01-732	EA	HEATER AC - 225W/110VAC	618872
5	125242-01-739	EA	BASE-BURNER BOX	618902
6	125242-01-740	EA	COVER-BURNER BOX	618910
9	125242-01-730	EA	BRACKET-DC FAN	618857
10	125242-01-741	EA	SUPPORT-DC FAN	618912
12	125242-01-729	EA	FAN-EXTERNAL DC	618856
16	113737-01-754	EA	THERMOSTAT (FAN 12V DC)	618093

CONTACT WINNEBAGO PART SALES FOR UNLISTED COMPONENT(S)

CABINET & APPLIANCE GROUP (CONTINUED)
CABINET & APPLIANCE LAYOUT (CONTINUED)



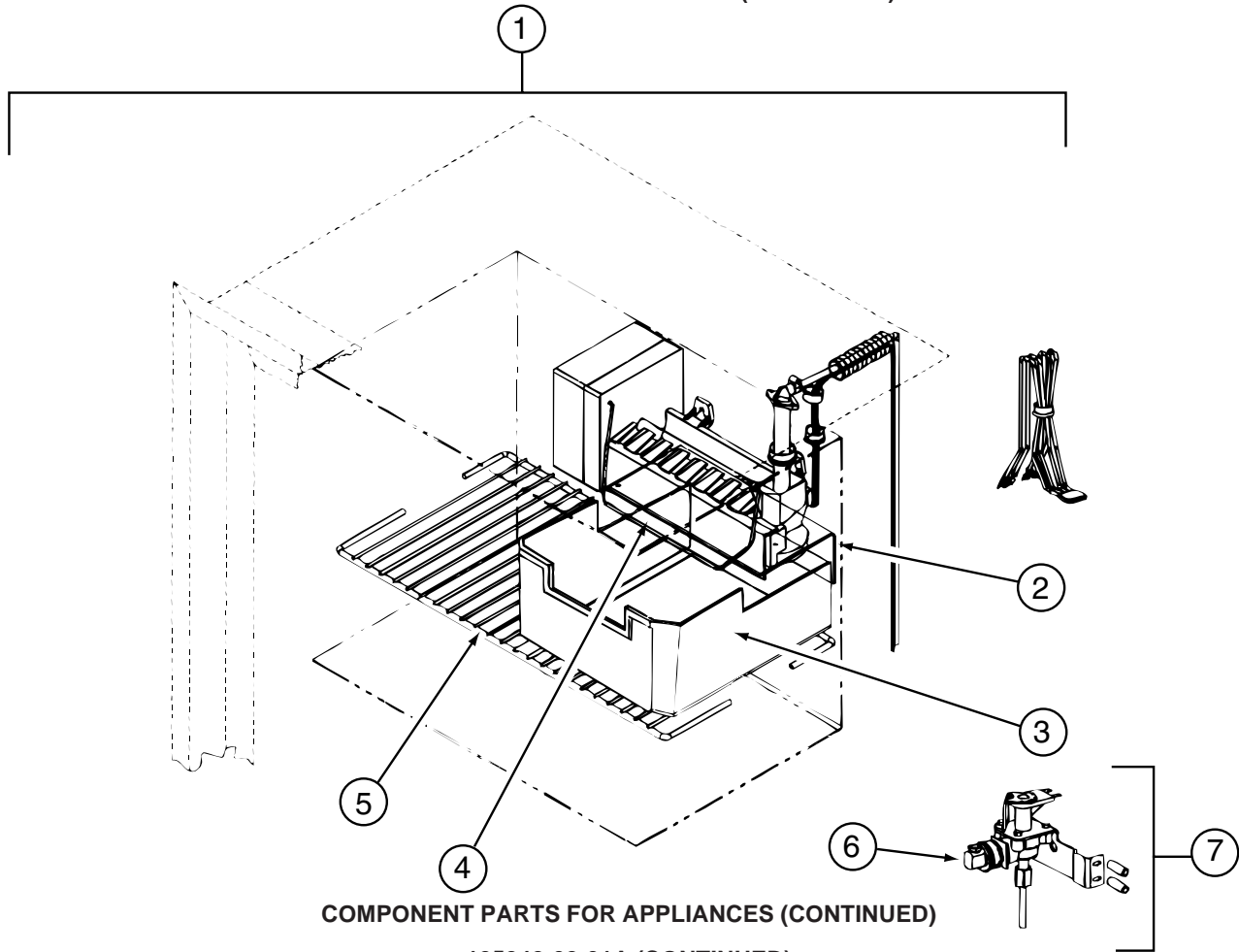
COMPONENT PARTS FOR APPLIANCES (CONTINUED)

125242-02-01A (CONTINUED)

KEY	PART NUMBER	U/M	DESCRIPTION	VENDOR NO.
1	125242-01-753	EA	KIT-GAS VALVE/SOLENOID/TUBE	621445
2	125242-01-744	EA	BURNER TUBE	618937
4	113737-01-716	EA	TAP-PRESSURE	61594422
7	120075-01-738	EA	COVER-POWER BOARD	618185
8	125242-02-703	EA	POWER BOARD (SER #832171 UP)	621271
9	120075-01-740	EA	COVER-BASE, POWER BOARD	618186
11	125242-01-740	EA	COVER-BURNER BOX	618910
12	125242-01-739	EA	BASE-BURNER BOX	618902
13	125242-01-717	EA	ORIFICE-JEWEL	618814
14	125242-01-743	EA	BURNER - 8 SLOT	618932
15	104137-06-715	EA	ELECTRODE-SPARK/SENSOR, SGL	61692222

CONTACT WINNEBAGO PART SALES FOR UNLISTED COMPONENT(S)

CABINET & APPLIANCE GROUP (CONTINUED)
CABINET & APPLIANCE LAYOUT (CONTINUED)

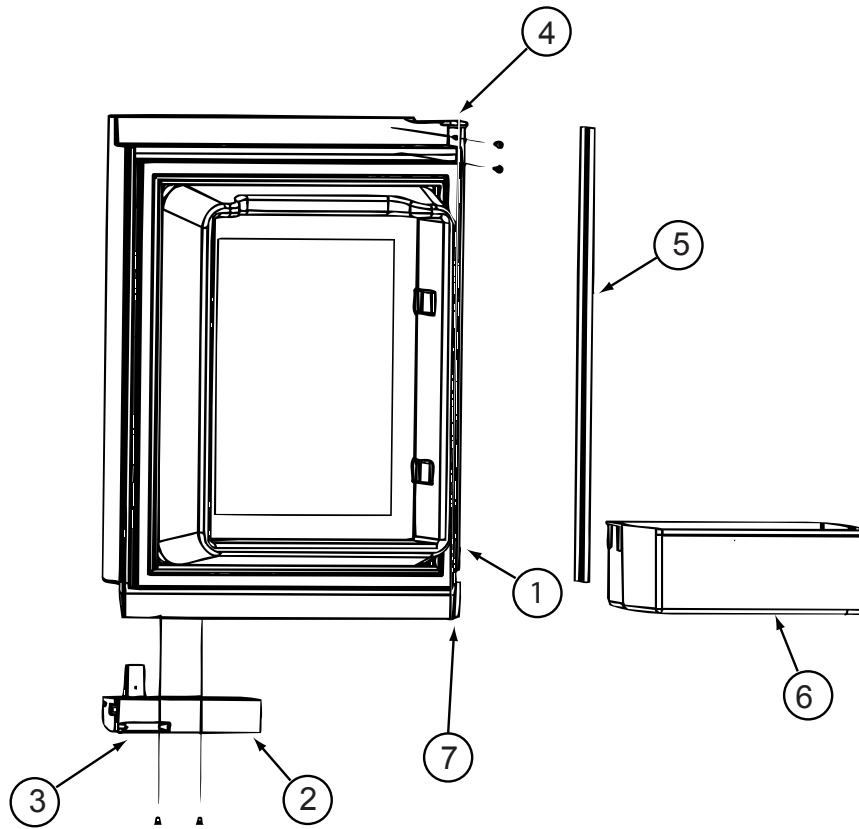


COMPONENT PARTS FOR APPLIANCES (CONTINUED)

125242-02-01A (CONTINUED)

KEY	PART NUMBER	U/M	DESCRIPTION	VENDOR NO.
1	094039-07-706	EA	ICE MAKER W/O PLATES	61656522
2	125242-01-737	EA	BRACKET-MOUNTING (ICE MAKER)	618894/620890
3	125242-01-716	EA	ICE BIN	618803
4	120075-03-703	EA	ARM-SHUT OFF	61656922
5	125242-01-725	EA	SHELF-FREEZER (WIRE)	618847
6	120075-03-702	EA	NUT/COMPRESSION - FITTING	61678722
7	120075-03-701	EA	VALVE ASM., WATER, W/BRACKET	618253

CABINET & APPLIANCE GROUP (CONTINUED)
CABINET & APPLIANCE LAYOUT (CONTINUED)

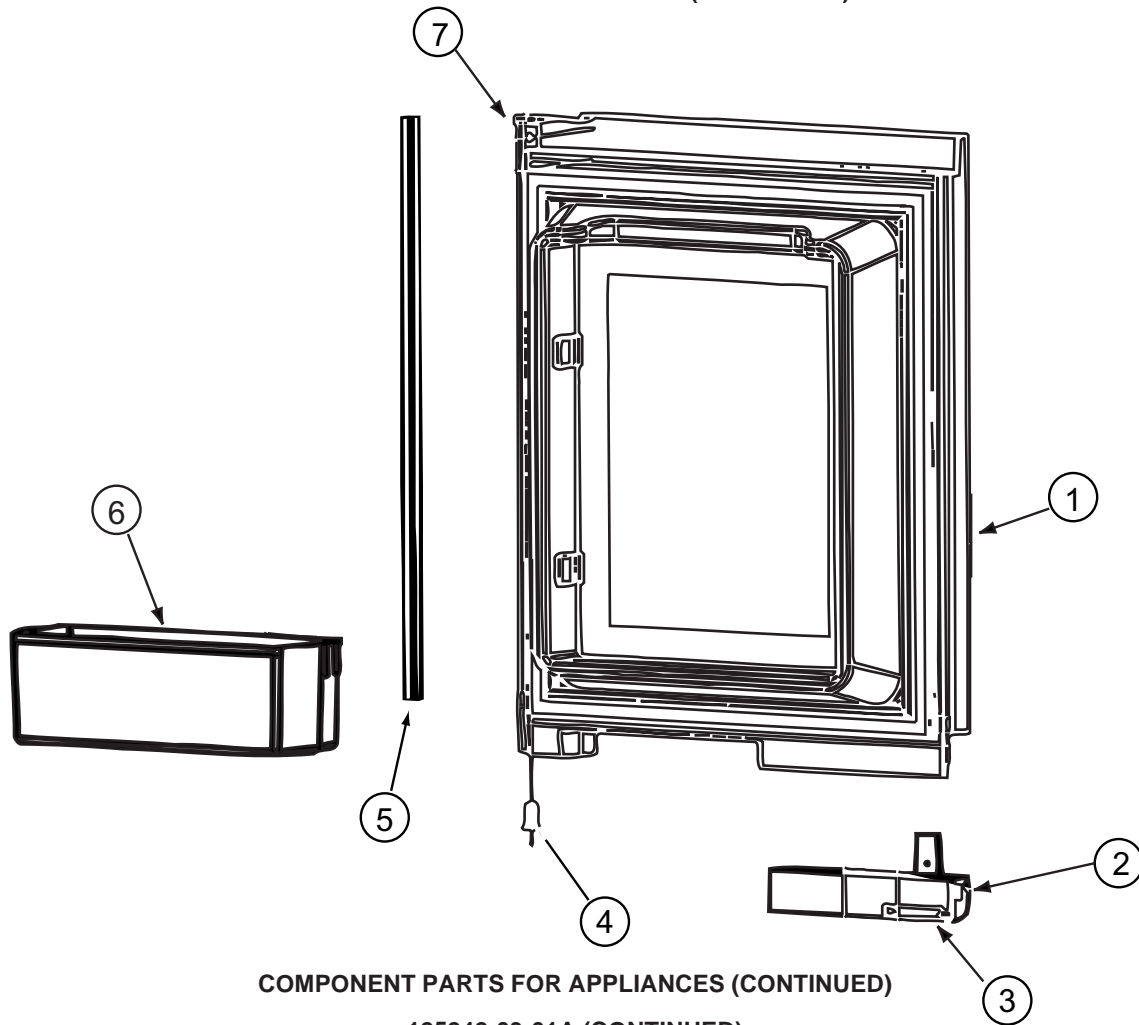


COMPONENT PARTS FOR APPLIANCES (CONTINUED)

125242-03-01A

KEY	PART NUMBER	U/M	DESCRIPTION	VENDOR NO.
1	125242-03-708	EA	LINER-FOAMED/UPPER LH/SS	623811
2	125242-02-700	EA	HANDLE(CONTOUR)TOP LH BTM RH	621107
3	125242-02-722	EA	LATCH-STORAGE DR/BLK POINTED	619374
4	125242-02-724	EA	HINGE - DOOR	618792
5	125242-02-723	EA	RETAINER/PANEL-UPPER DOOR	623166
6	125242-03-704	EA	BIN - DOOR SHELF	622831
7	125242-01-704	EA	BUSHING-HINGE MIDDLE	618746
	125242-03-700	EA	DOOR-COMP UPR/LH(SS WRAPPED)	623924

CABINET & APPLIANCE GROUP (CONTINUED)
CABINET & APPLIANCE LAYOUT (CONTINUED)

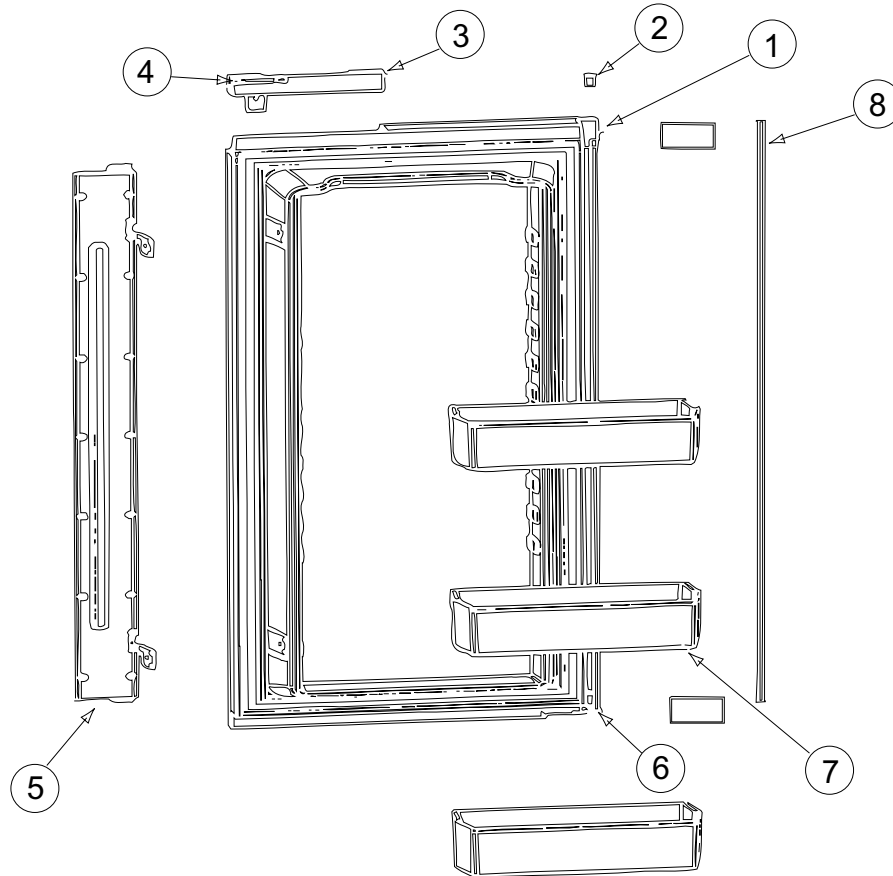


COMPONENT PARTS FOR APPLIANCES (CONTINUED)

125242-03-01A (CONTINUED)

KEY	PART NUMBER	U/M	DESCRIPTION	VENDOR NO.
1	125242-03-707	EA	LINER-FOAMED/UPPER RH/SS	623812
2	125242-02-701	EA	HANDLE(CONTOUR)TOP RH LWR LH	621106
3	125242-02-722	EA	LATCH-STORAGE DR/BLK POINTED	619374
4	125242-01-704	EA	BUSHING-HINGE MIDDLE	618746
5	125242-02-723	EA	RETAINER/PANEL-UPPER DOOR	623166
6	125242-03-704	EA	BIN - DOOR SHELF	622831
7	125242-02-724	EA	HINGE - DOOR	618792
	125242-03-701	EA	DOOR-COMP UPR/RH(SS WRAPPED)	623925

CABINET & APPLIANCE GROUP (CONTINUED)
CABINET & APPLIANCE LAYOUT (CONTINUED)

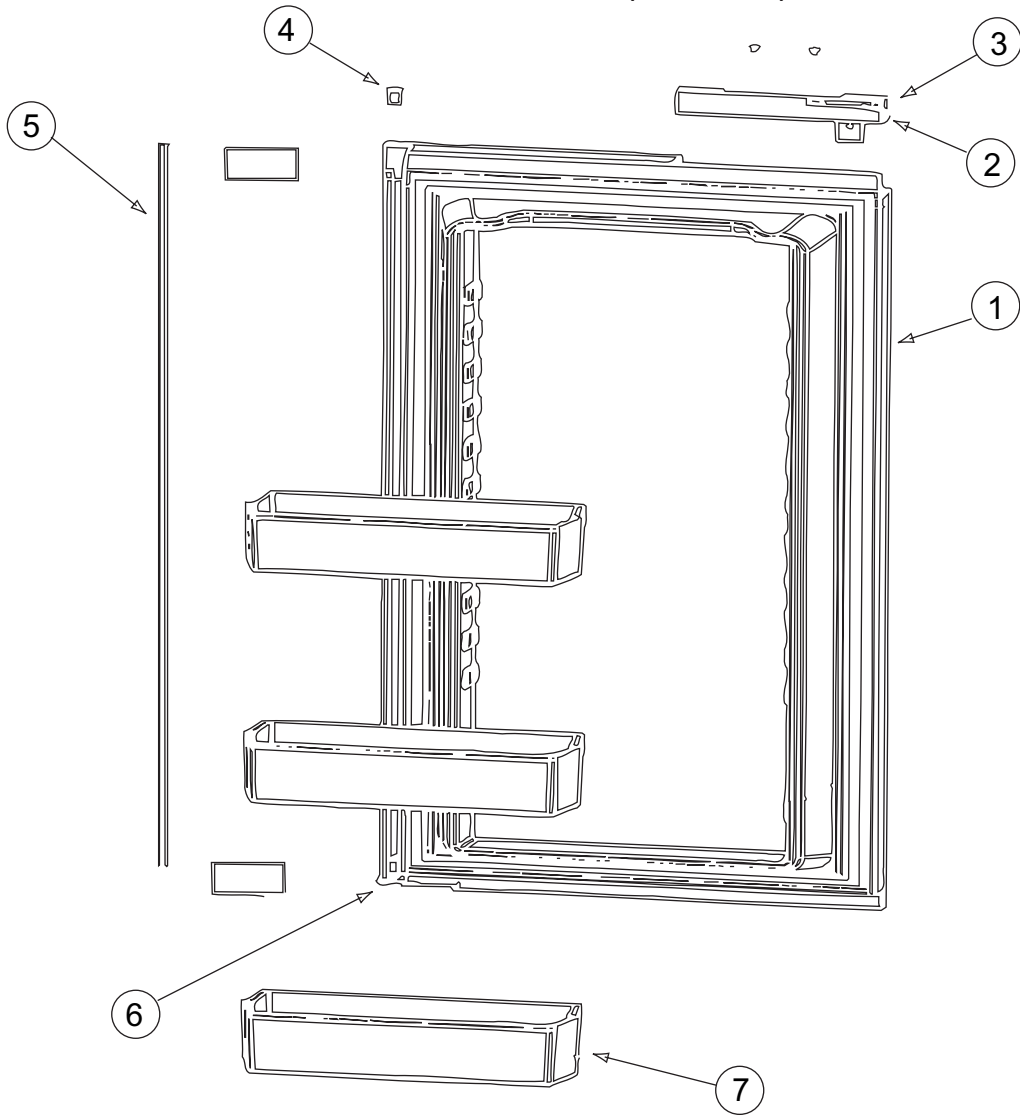


COMPONENT PARTS FOR APPLIANCES (CONTINUED)

125242-03-01A (CONTINUED)

KEY	PART NUMBER	U/M	DESCRIPTION	VENDOR NO.
1	125242-03-710	EA	LINER-FOAMED/LOWER LH/SS	623813
2	125242-01-704	EA	BUSHING-HINGE MIDDLE	618746
3	125242-02-701	EA	HANDLE(CONTOUR)TOP RH LWR LH	621106
4	125242-02-722	EA	LATCH-STORAGE DR/BLK POINTED	619374
5	125242-03-705	EA	FLAPPER ASM.-DBL POLE BLACK	623887
6	125242-02-724	EA	HINGE - DOOR	618792
7	125242-03-704	EA	BIN - DOOR SHELF	622831
8	125242-02-728	EA	RETAINER/PANEL - LOWER	623167
	125242-03-702	EA	DOOR-COMP LWR/LH(SS WRAPPED)	623926
	125242-03-706	EA	PROBE - CONTACT/LARGE	620689

CABINET & APPLIANCE GROUP (CONTINUED)
CABINET & APPLIANCE LAYOUT (CONTINUED)

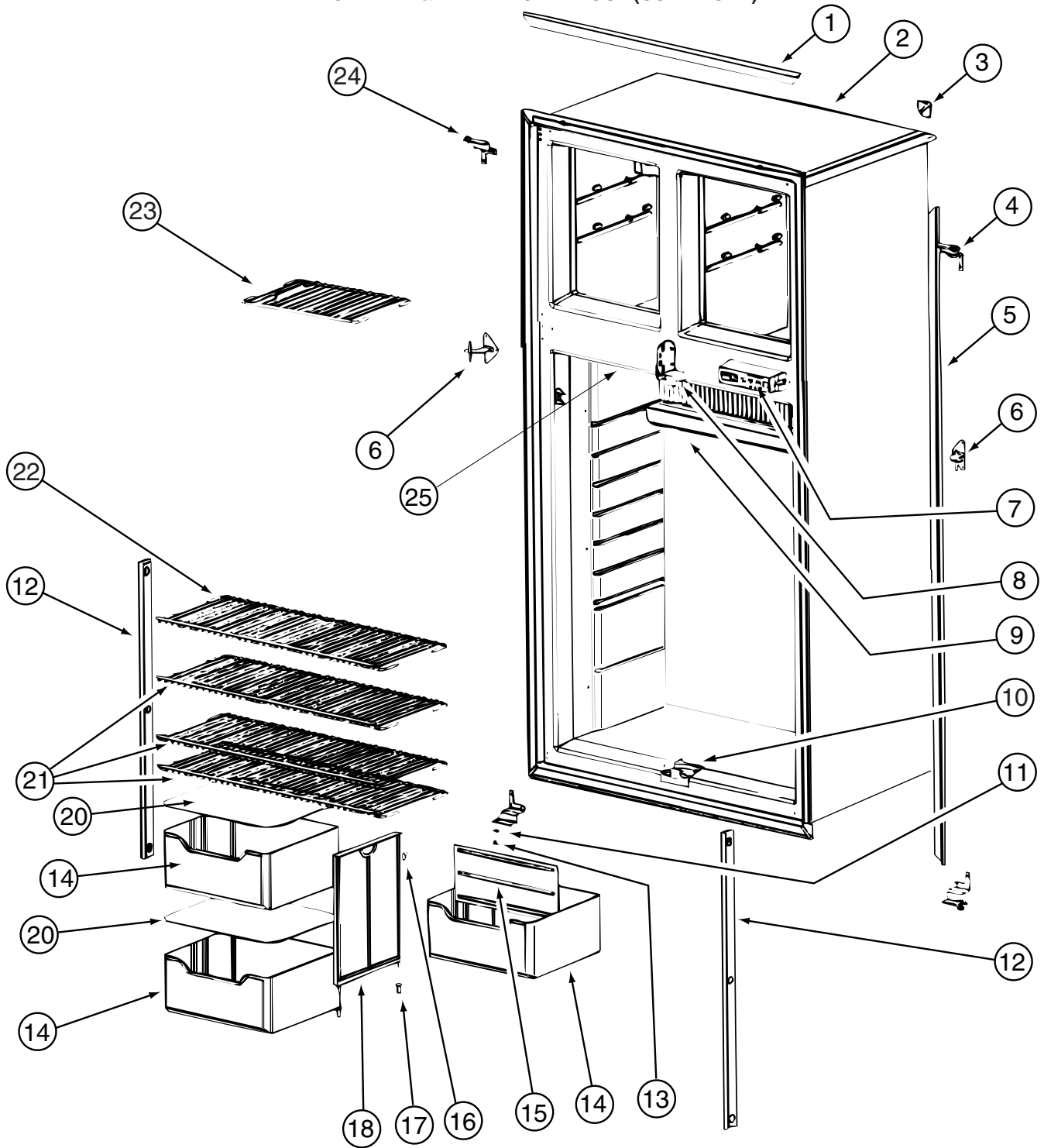


COMPONENT PARTS FOR APPLIANCES (CONTINUED)

125242-03-01A (CONTINUED)

KEY	PART NUMBER	U/M	DESCRIPTION	VENDOR NO.
1	125242-03-709	EA	LINER-FOAMED/LOWER RH/SS	623814
2	125242-02-700	EA	HANDLE(CONTOUR)TOP LH BTM RH	621107
3	125242-02-722	EA	LATCH-STORAGE DR/BLK POINTED	619374
4	125242-01-704	EA	BUSHING-HINGE MIDDLE	618746
5	125242-02-728	EA	RETAINER/PANEL - LOWER	623167
6	125242-02-724	EA	HINGE - DOOR	618792
7	125242-03-704	EA	BIN - DOOR SHELF	622831
	125242-03-703	EA	DOOR-COMP LWR/RH(SS WRAPPED)	623927

CABINET & APPLIANCE GROUP (CONTINUED)
CABINET & APPLIANCE LAYOUT (CONTINUED)



COMPONENT PARTS FOR APPLIANCES (CONTINUED)

125242-03-01A (CONTINUED)

CABINET & APPLIANCE GROUP (CONTINUED)

CABINET & APPLIANCE LAYOUT (CONTINUED)

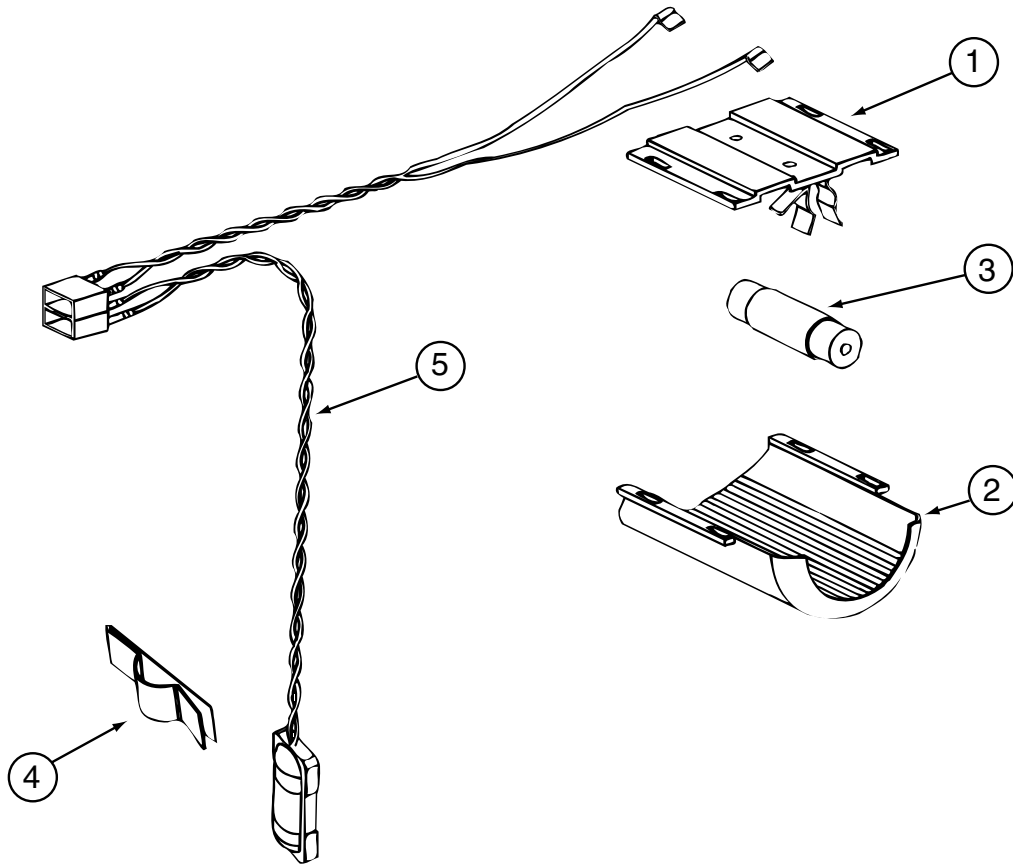
COMPONENT PARTS FOR APPLIANCES (CONTINUED)

125242-03-01A (CONTINUED)

KEY	PART NUMBER	U/M	DESCRIPTION	VENDOR NO.
1	125242-02-730	EA	TRIM - TOP/BOTTOM - SCREW ON	623255
4	125242-03-711	EA	HINGE-UPR RH/LWR LH WRAP/DRS	623824
5	125242-01-766	EA	TRIM-LT/RT HAND-SCREW ON	623254
6	125242-01-713	EA	HINGE-MIDDLE (PAINTED)	618794
7	125242-02-704	EA	DISPLAY ASM (SER#832172) UP	621188
7	125242-03-712	EA	CONTROL-OPT/GRAY-SN832172 UP	624868
8	125242-01-721	EA	STRIKE PLATE	618835
9	125242-01-712	EA	DRIP TRAY	618774
10	125242-03-713	EA	GUIDE BLOCK/FLAPPER/BTM BLK	624140
11	120075-01-708	EA	BUSHING-DOOR HINGE	618144
12	120075-01-730	EA	RETAINER-SHELF(SER#926684 DN	618181
12	125242-02-720	EA	RETAINER/SHEF(SER#926685 UP	622033
13	125242-03-715	EA	HINGE PIN/UPR-WRAPPED DOORS	623899
14	125242-01-734	EA	CRISPER/BOTTLE BIN	618878
15	125242-01-733	EA	DIVIDER-BOTTLE CRISPER	618877
16	125242-01-750	EA	CLIP	61409622
17	120075-01-708	EA	BUSHING-DOOR HINGE	618144
18	125242-01-749	EA	SUPPORT - WALL	618840
20	125242-01-706	EA	COVER-CRISPER	618757
21	125242-01-726	EA	SHELF-WIRE (LONG)	618848
22	125242-01-727	EA	SHELF-WIRE (SHORT)	618849
23	125242-01-725	EA	SHELF-FREEZER (WIRE)	618847
24	125242-03-716	EA	HINGE-TOP LH/WRAPPED DOORS	623823
25	125242-01-735	EA	SWITCH - DOOR LIGHT	618884
	120075-01-714	EA	PLUG-HOLE (BLACK)	618170
	125242-02-741	EA	STRIP-FREEZER-BLACK #1291391 & UP	625210
	125242-03-714	EA	GUIDE-FLAPPERTOP/BLACK	624141

CONTACT WINNEBAGO PART SALES FOR UNLISTED COMPONENT(S)

CABINET & APPLIANCE GROUP (CONTINUED)
CABINET & APPLIANCE LAYOUT (CONTINUED)

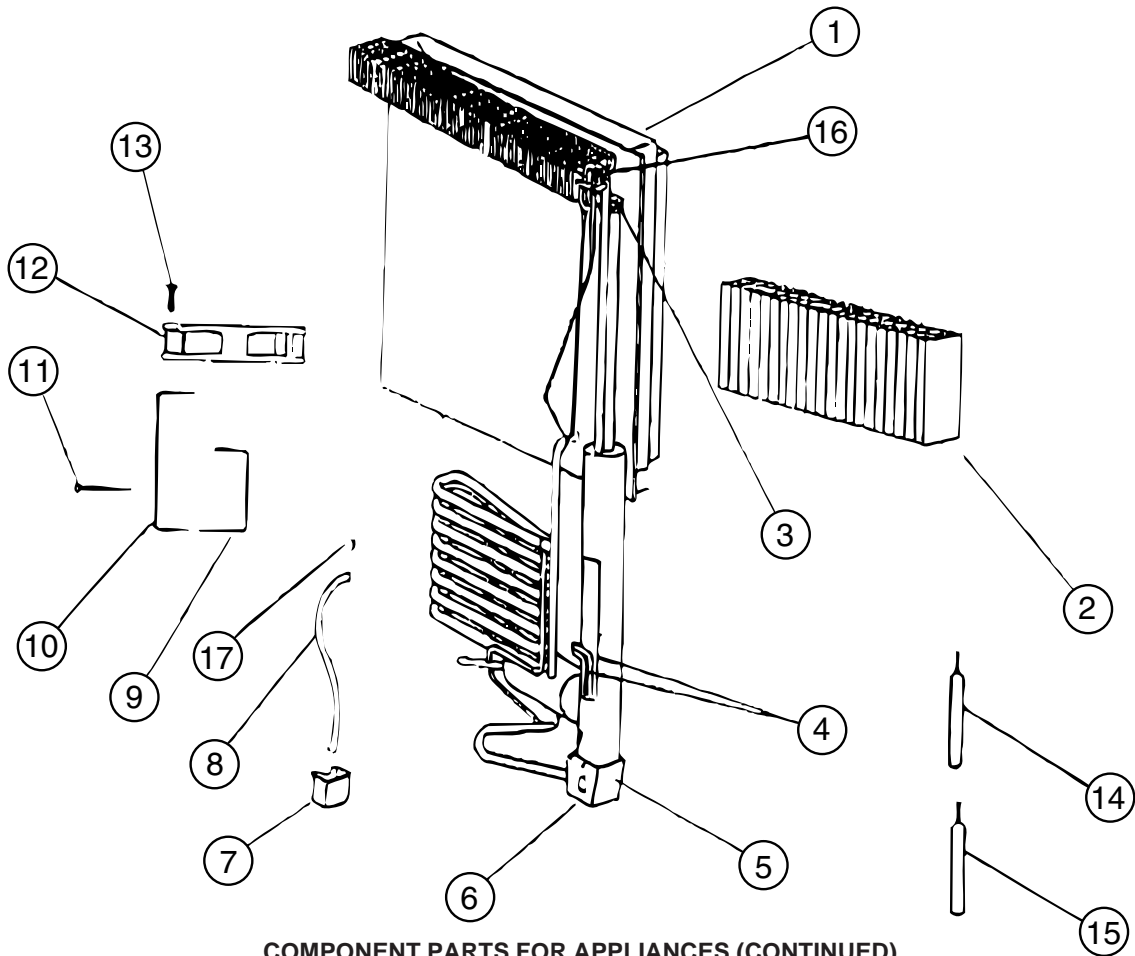


COMPONENT PARTS FOR APPLIANCES (CONTINUED)

125242-03-01A (CONTINUED)

KEY	PART NUMBER	U/M	DESCRIPTION	VENDOR NO.
1	084880-03-705	EA	BRACKET-LIGHT-INTERIOR	61629722
2	120075-01-734	EA	COVER-LENS	618190
3	084880-03-706	EA	BULB-LAMP	61628922
4	084880-01-760	EA	CLIP (THERMISTER)	61689122
5	120075-01-735	EA	THERMISTER W/LAMP & WIRE/ASM	618548
	125242-02-706	EA	LAMP/WIRE ASM/SER#849677 UP	620871
	125242-02-707	EA	LAMP/WIRE ASM SER#849677 DWN	621742

CABINET & APPLIANCE GROUP (CONTINUED)
CABINET & APPLIANCE LAYOUT (CONTINUED)



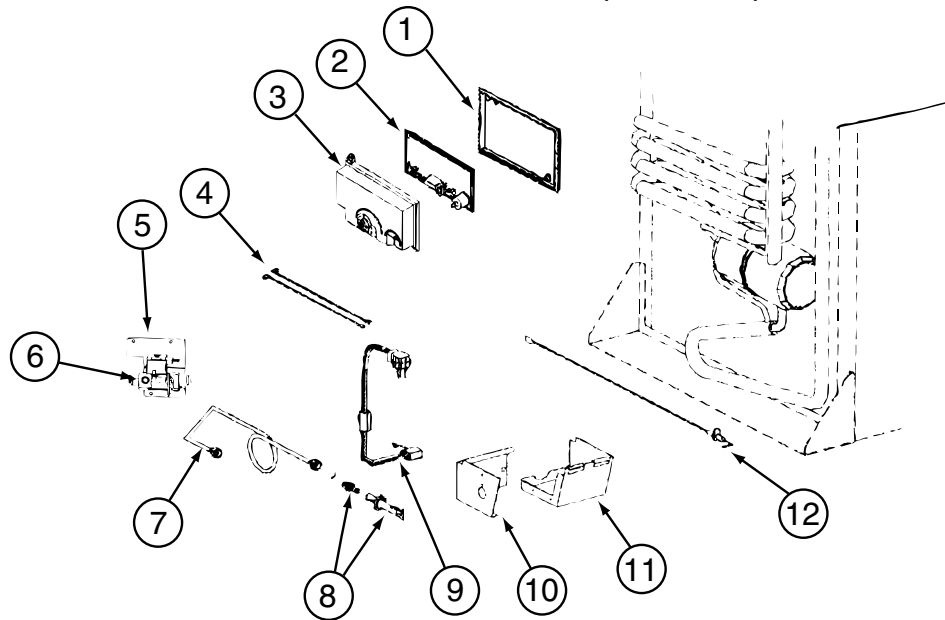
COMPONENT PARTS FOR APPLIANCES (CONTINUED)

125242-03-01A (CONTINUED)

KEY	PART NUMBER	U/M	DESCRIPTION	VENDOR NO.
1	125242-01-746	EA	COOLING UNIT - 1200	618964
4	125242-01-732	EA	HEATER AC - 225W/110VAC	618872
5	125242-01-739	EA	BASE-BURNER BOX	618902
6	125242-01-740	EA	COVER-BURNER BOX	618910
9	125242-01-730	EA	BRACKET-DC FAN	618857
10	125242-01-741	EA	SUPPORT-DC FAN	618912
12	125242-01-729	EA	FAN-EXTERNAL DC	618856
16	113737-01-754	EA	THERMOSTAT (FAN 12V DC)	618093
	125242-01-742	EA	WIRE ASM.-BAFFLE 55.15"	618915

CONTACT WINNEBAGO PART SALES FOR UNLISTED COMPONENT(S)

CABINET & APPLIANCE GROUP (CONTINUED)
CABINET & APPLIANCE LAYOUT (CONTINUED)



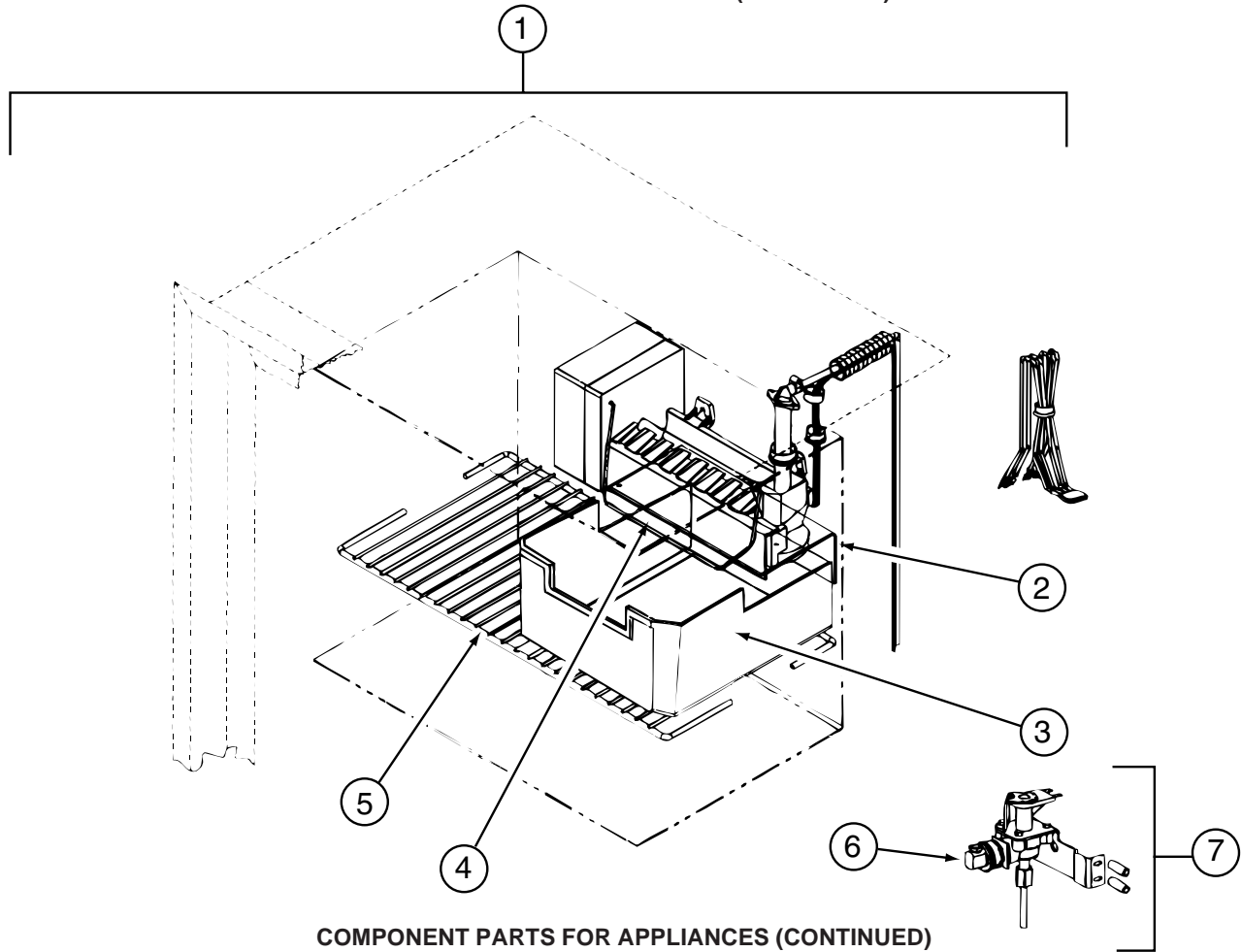
COMPONENT PARTS FOR APPLIANCES (CONTINUED)

125242-03-01A (CONTINUED)

KEY	PART NUMBER	U/M	DESCRIPTION	VENDOR NO.
1	120075-01-740	EA	COVER-BASE, POWER BOARD	618186
2	125242-01-720	EA	POWER BOARD (SER#832170 DN)	619819
2	125242-02-731	EA	POWER BD KIT SER#832172 UP	621271001
3	120075-01-738	EA	COVER-POWER BOARD	618185
4	125242-02-709	EA	WIRE/WHITE/9"/GAS VALVE	621448
6	121568-06-706	EA	GAS VALVE-COMBO/WRENCH FLAT	621329
7	125242-02-711	EA	BURNER TUBE	620034
8	125242-02-712	EA	BURNER ORFICE ADAPTER ASSY	621959
10	125242-01-740	EA	COVER-BURNER BOX	618910
11	125242-01-739	EA	BASE-BURNER BOX	618902
12	104137-06-715	EA	ELECTRODE-SPARK/SENSOR, SGL	61692222
	121568-01-713	EA	KIT-GAS VALVE/BURNER TUBE	621444

CONTACT WINNEBAGO PART SALES FOR UNLISTED COMPONENT(S)

CABINET & APPLIANCE GROUP (CONTINUED)
CABINET & APPLIANCE LAYOUT (CONTINUED)

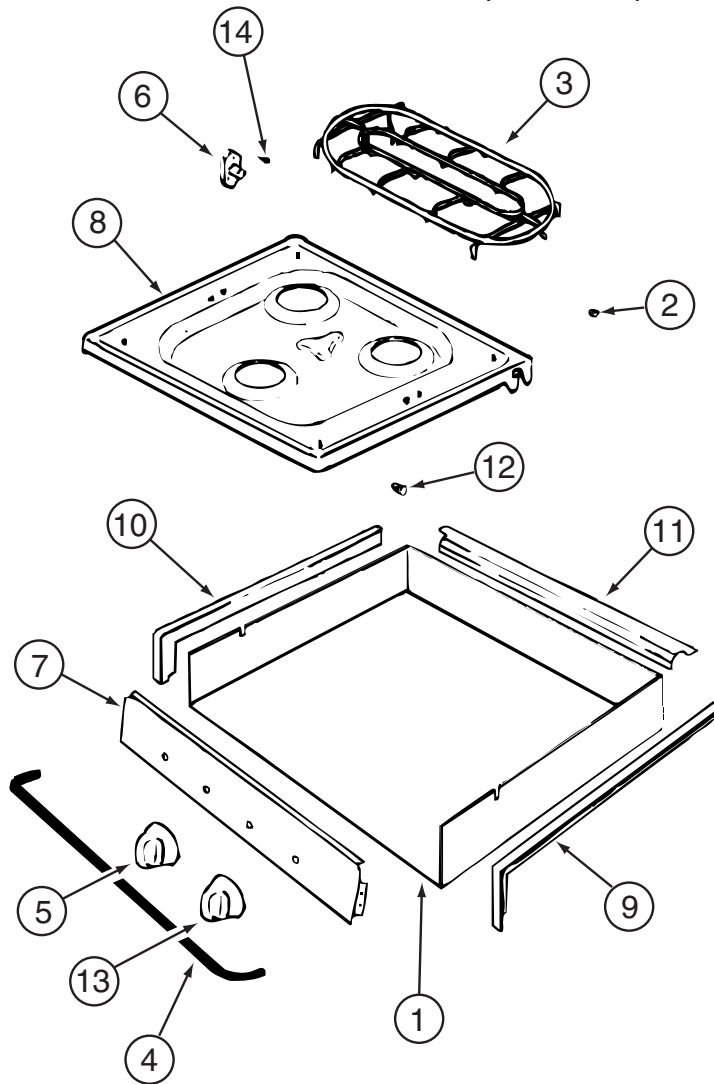


COMPONENT PARTS FOR APPLIANCES (CONTINUED)

125242-01-01A, 125242-02-01A & 125242-03-01A (CONTINUED)

KEY	PART NUMBER	U/M	DESCRIPTION	VENDOR NO.
1	094039-07-706	EA	ICE MAKER W/O PLATES	61656522
2	125242-01-737	EA	BRACKET-MOUNTING (ICE MAKER)	618894/620890
3	125242-01-716	EA	ICE BIN	618803
4	120075-03-703	EA	ARM-SHUT OFF	61656922
5	125242-01-725	EA	SHELF-FREEZER (WIRE)	618847
6	120075-03-702	EA	NUT/COMPRESSION - FITTING	61678722
7	120075-03-701	EA	VALVE ASM., WATER, W/BRACKET	618253
	094039-07-707	EA	GARDEN HOSE ADAP W/BRASS NUT	61679622
	094039-07-708	EA	NUT - COMPRESSION	622991

CABINET & APPLIANCE GROUP (CONTINUED)
CABINET & APPLIANCE LAYOUT (CONTINUED)



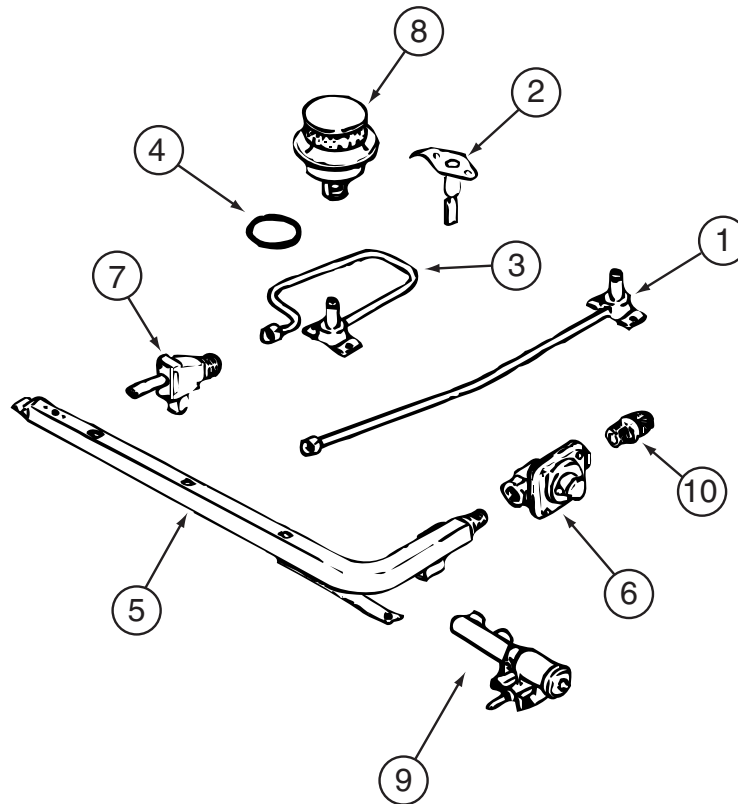
COMPONENT PARTS FOR APPLIANCES (CONTINUED)

135065-03-01A, 135065-03-03A, 135065-04-01A

KEY	PART NUMBER	U/M	DESCRIPTION	VENDOR NO.
2	102020-01-709	EA	BUMPER-GRATE	8007-P020-60
3	135065-03-703	EA	GRATE - BLACK(SEALED BURNER)	74007304
4	114030-02-700	EA	GUARD/FABRIC - TOWEL BAR	3609F006-70
5	128728-01-701	EA	KNOB - BURNER - REAR	74003941
5	128728-01-702	EA	KNOB - BURNER - FRONT	74003942
6	128728-01-703	EA	PIN/T-NUT F/HINGE	7103P109-60
7	135065-03-704	EA	PANEL - MANIFOLD (BLACK)	74007330
8	128728-01-705	EA	TOP - MAIN - BLACK	74003928
8	135065-03-715	EA	TOP - MAIN - STAINLESS STEEL	74007299
9	114030-01-704	EA	TRIM - RIGHT/BLACK TEXTURED	74002839
10	114030-01-705	EA	TRIM - LEFT/BLACK TEXTURED	74002840
11	114030-01-706	EA	TRIM - REAR/BLACK TEXTURED	74002841
12	102020-01-724	EA	BUMPER-MAIN TOP	8003P008-60
13	128728-01-707	EA	KNOB - IGNITOR	74003944

CONTACT WINNEBAGO PART SALES FOR UNLISTED COMPONENT(S)

CABINET & APPLIANCE GROUP (CONTINUED)
CABINET & APPLIANCE LAYOUT (CONTINUED)

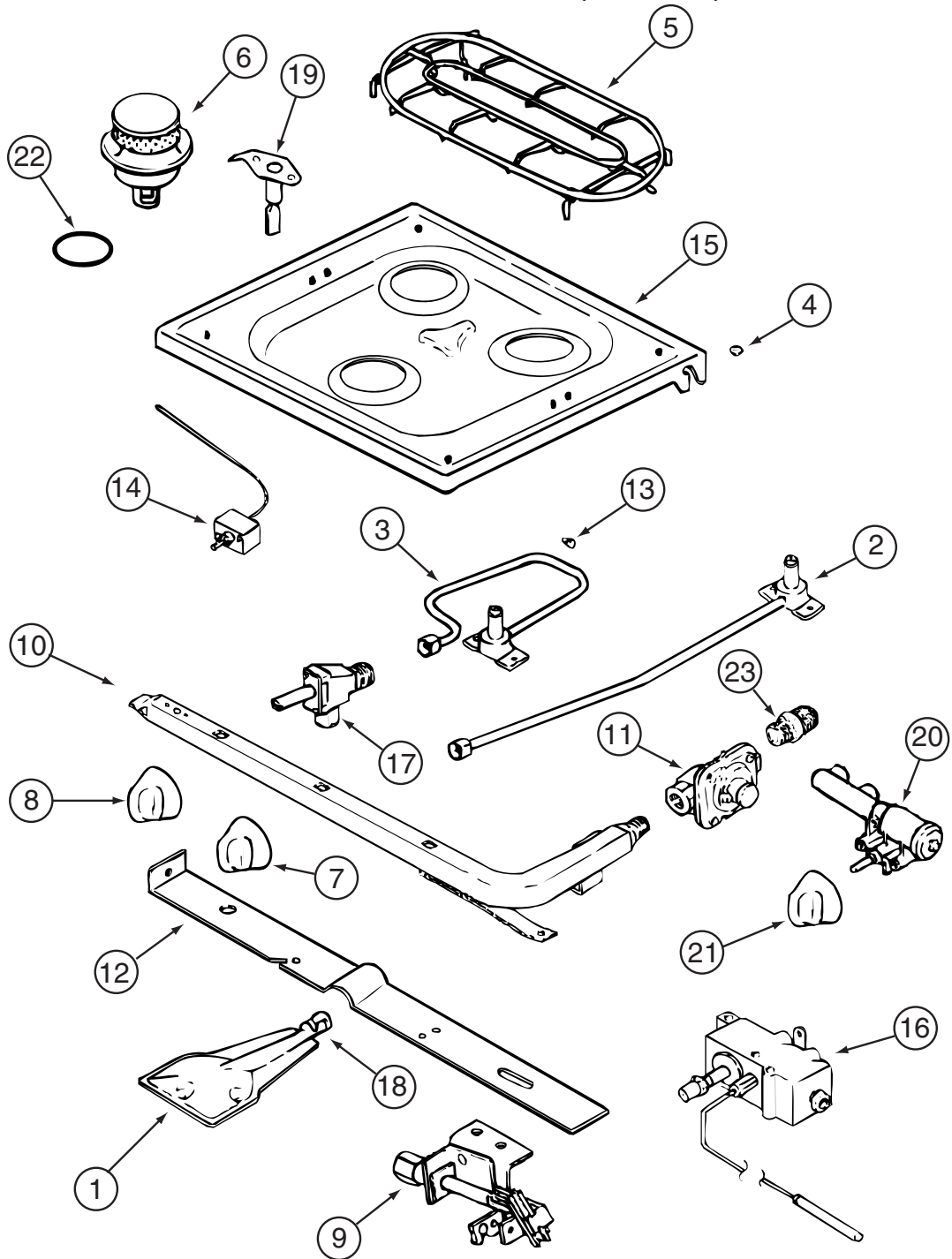


COMPONENT PARTS FOR APPLIANCES (CONTINUED)

135065-03-01A, 135065-03-03A, 135065-04-01A (CONTINUED)

KEY	PART NUMBER	U/M	DESCRIPTION	VENDOR NO.
1	128728-01-708	EA	FITTING W/ORFICE/TUBE - REAR	74003931
2	135065-01-701	EA	IGNITOR/PORCELAIN-TOP BURNER	74004053
3	128728-01-710	EA	FITTING W/ORFICE/TUBE - FRT	74003930
4	135065-03-700	EA	FITTING - HALF UNION	74004234
5	135065-01-702	EA	PIPE/MANIFOLD	74004642
6	126023-02-703	EA	REGULATOR - PRESSURE	74004235
7	135065-01-703	EA	VALVE/BURNER - REAR	74004643
7	135065-01-704	EA	VALVE/BURNER-FRT-HI	74004644
7	135065-03-701	EA	SCREW - VALVE	71003231
8	135065-03-702	EA	SEALED BURNER ASM.(BLACK) RV	74003967
9	128728-01-716	EA	BURNER - IGNITOR	74003946
9	128728-01-717	EA	WIRES - IGNITOR	74003947

CABINET & APPLIANCE GROUP (CONTINUED)
CABINET & APPLIANCE LAYOUT (CONTINUED)



COMPONENT PARTS FOR APPLIANCES (CONTINUED)

135066-02-01A

CABINET & APPLIANCE GROUP (CONTINUED)

CABINET & APPLIANCE LAYOUT (CONTINUED)

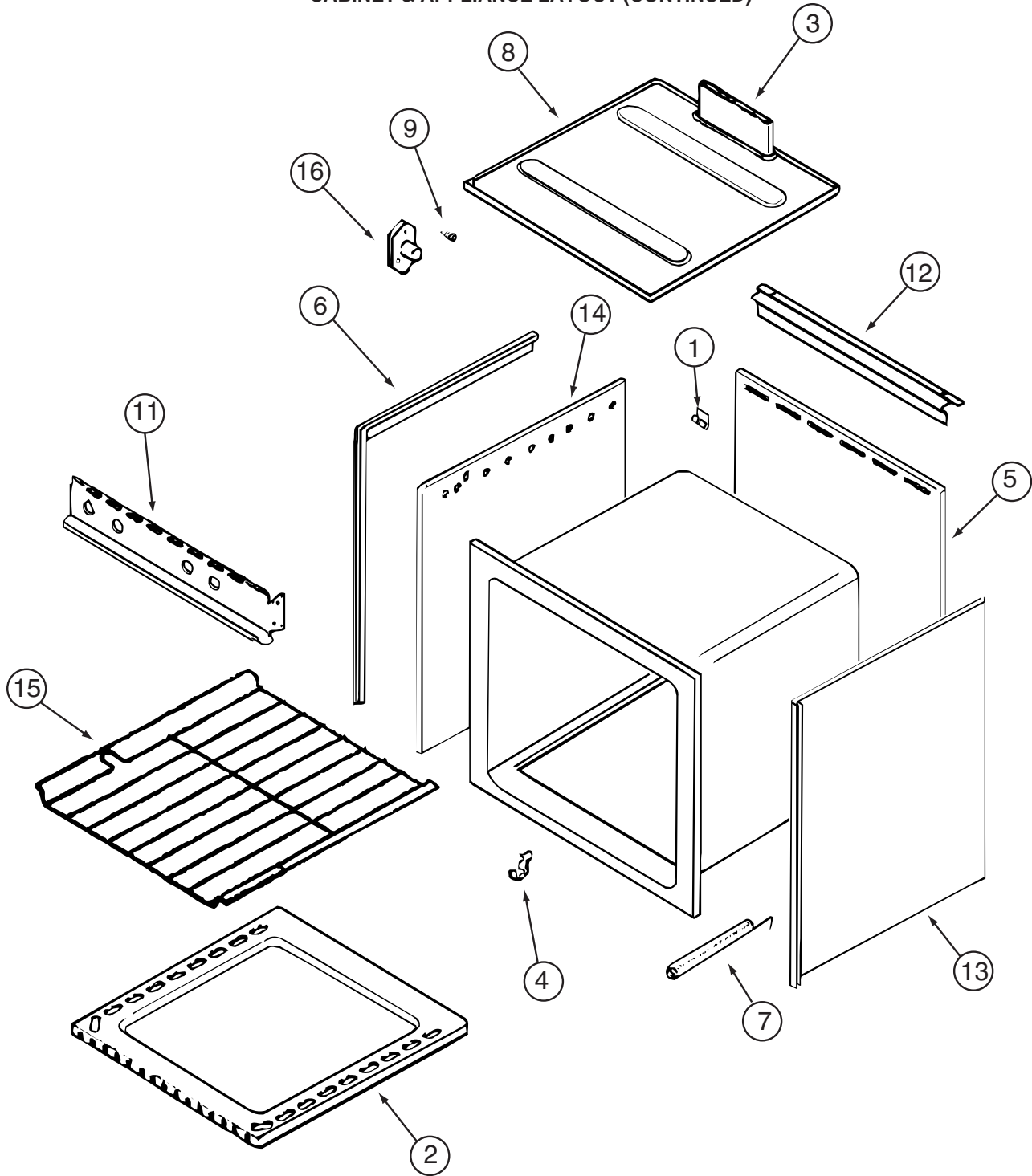
COMPONENT PARTS FOR APPLIANCES (CONTINUED)

135066-02-01A (CONTINUED)

KEY	PART NUMBER	U/M	DESCRIPTION	VENDOR NO.
1	126023-01-717	EA	BURNER - OVEN	74003343
2	128728-01-708	EA	FITTING W/ORFICE/TUBE - REAR	74003931
3	128728-01-710	EA	FITTING W/ORFICE/TUBE - FRT	74003930
4	102020-01-709	EA	BUMPER-GRATE	8007-P020-60
5	128728-01-700	EA	GRATE - BURNER	74003948
6	135065-01-705	EA	BURNER/SEALED ASSEMBLY	12001497
7	112881-01-705	EA	KNOB-TOP BURNER	7733P072-60
7	112881-01-718	EA	KNOB - TOP BURNER HI-OUTPUT	74001794
8	135656-01-700	EA	KNOB/THERMOSTAT	74002529
9	126023-02-701	EA	PILOT - OVEN	74004586
10	126023-02-702	EA	PIPE - MANIFOLD	74004360
11	135066-02-700	EA	REGULATOR - PRESSURE	74004236
13	102020-01-724	EA	BUMPER-MAIN TOP	8003P008-60
14	126023-01-734	EA	THERMOSTAT/OVEN SERIES #11	74006332
15	128728-01-705	EA	TOP - MAIN - BLACK	74003928
16	126023-02-704	EA	VALVE/OVEN - MERCURY	74004585
17	135065-01-703	EA	VALVE/BURNER - REAR	74004643
17	135065-01-704	EA	VALVE/BURNER-FRT-HI	74004644
18	135656-01-701	EA	MIXER/AIR	3411F003-34
19	135065-01-701	EA	IGNITOR/PORCELAIN-TOP BURNER	74004053
20	128728-01-716	EA	BURNER - IGNITOR	74003946
20	128728-01-717	EA	WIRES - IGNITOR	74003947
21	126023-01-720	EA	KNOB - IGNITER	74002414

CONTACT WINNEBAGO PART SALES FOR UNLISTED COMPONENTS

CABINET & APPLIANCE GROUP (CONTINUED)
CABINET & APPLIANCE LAYOUT (CONTINUED)



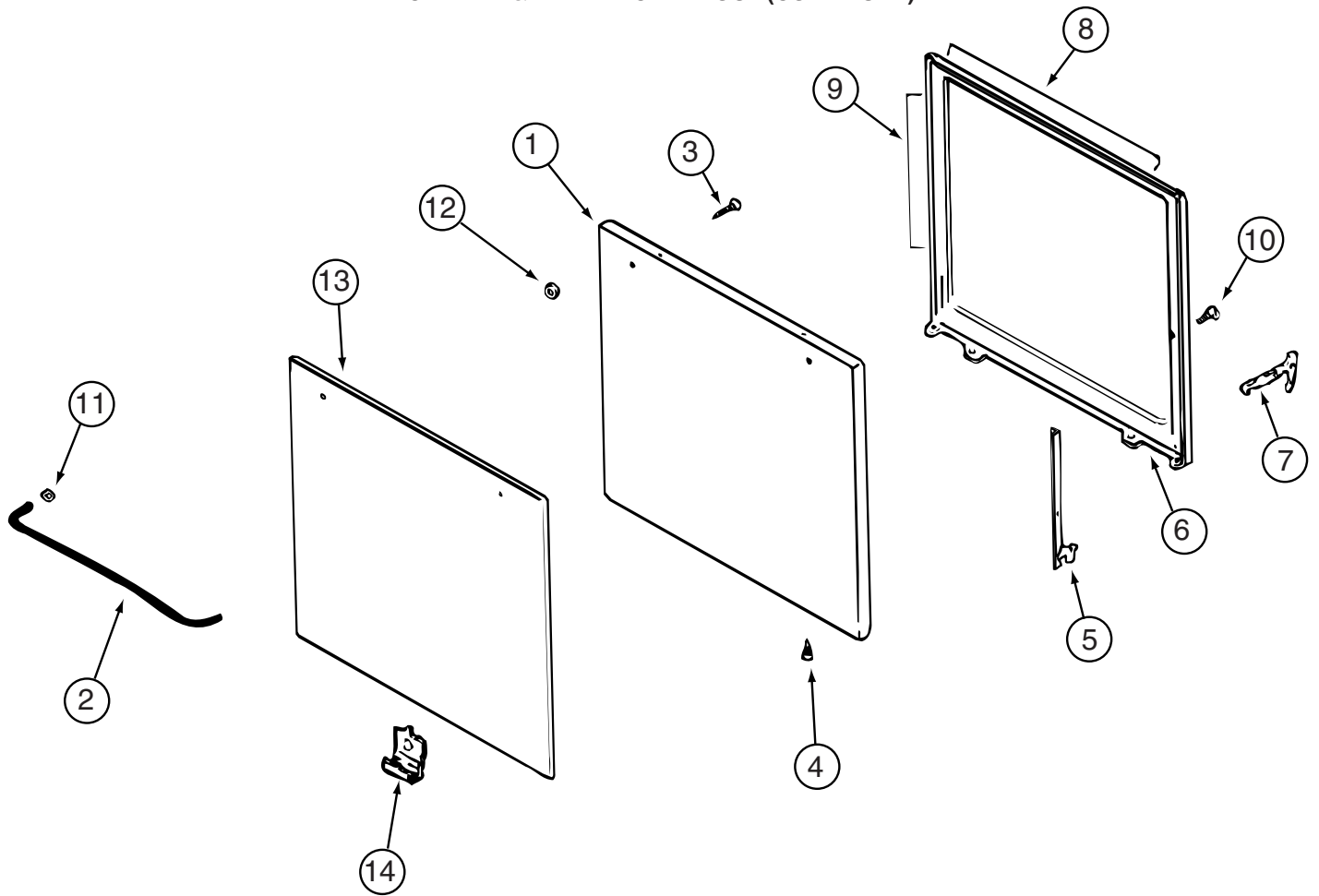
COMPONENT PARTS FOR APPLIANCES (CONTINUED)

135066-01-01A, 135066-01-02A, 135066-02-01A (CONTINUED)

KEY	PART NUMBER	U/M	DESCRIPTION	VENDOR NO.
1	112881-03-702	EA	CLIP - MAIN TOP	74003998
2	126023-01-731	EA	BOTTOM - OVEN	2205F016-19
3	126023-01-718	EA	FLUE BOX ASSEMBLY	4006W075-80
6	126023-01-713	EA	TRIM - SIDE (RIGHT)	74002827
6	126023-01-714	EA	TRIM - SIDE (LEFT)	74002828
11	126023-01-729	EA	PANEL - MANIFOLD	74003351
15	126023-01-716	EA	RACK - OVEN	74003106
	126023-01-738	EA	CLIP - GLASS OVEN/BLACK	7112P093-60

CONTACT WINNEBAGO PART SALES FOR UNLISTED COMPONENTS

CABINET & APPLIANCE GROUP (CONTINUED)
CABINET & APPLIANCE LAYOUT (CONTINUED)



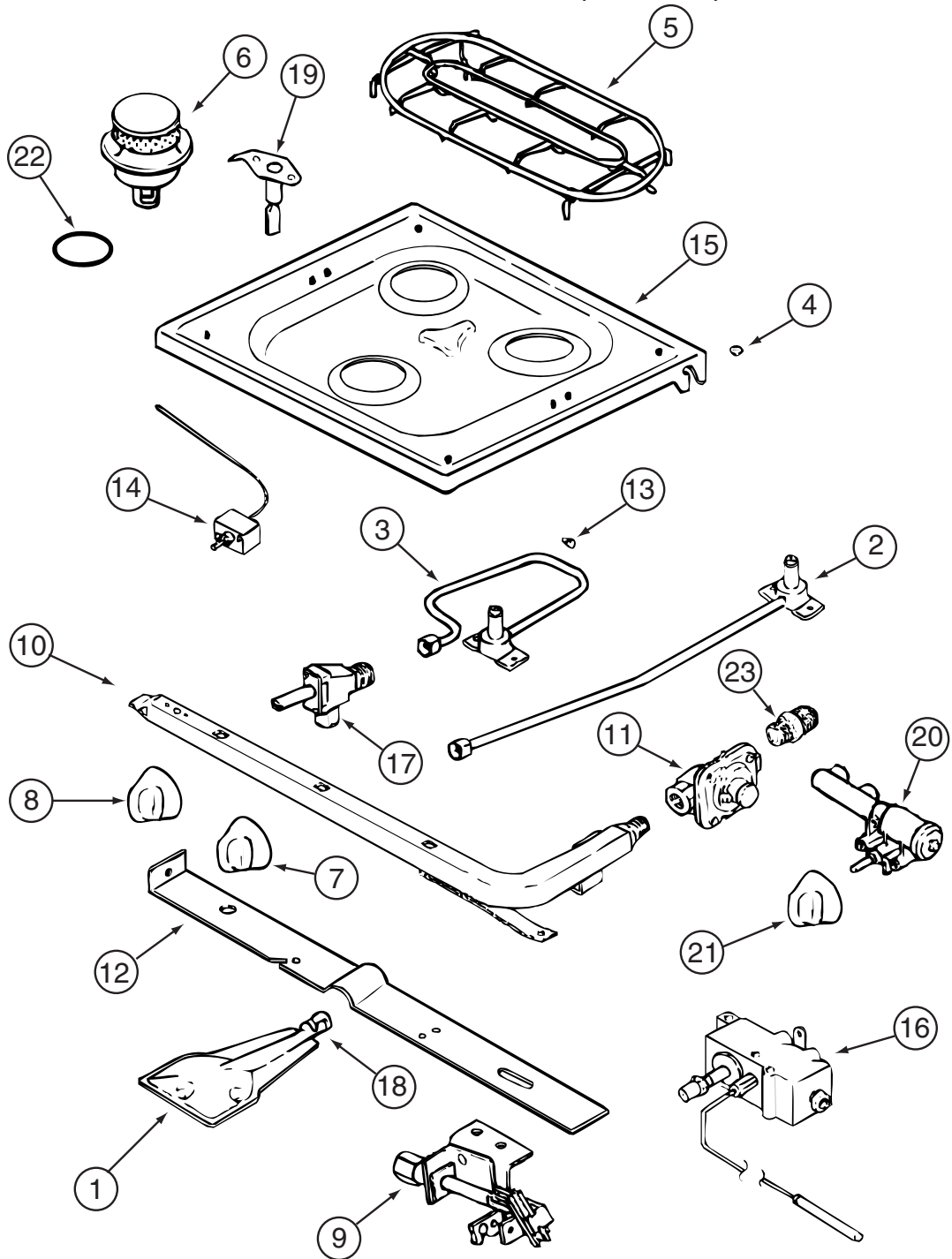
COMPONENT PARTS FOR APPLIANCES (CONTINUED)

135066-01-01A, 135066-01-02A, 135066-02-01A (CONTINUED)

KEY	PART NUMBER	U/M	DESCRIPTION	VENDOR NO.
1	126023-01-712	EA	PANEL - DOOR (BLACK)	74001190
2	102020-01-701	EA	HANDLE,DOOR	7701P092-60
8	126023-01-732	EA	SEAL/OVEN DR TOP	7212P014-60
9	126023-01-733	EA	SEAL/OVEN DR SIDES(2PCS)	7212P038-60
13	102020-01-725	EA	GLASS OUTER	7902P266-60

CONTACT WINNEBAGO PART SALES FOR UNLISTED COMPONENTS

CABINET & APPLIANCE GROUP (CONTINUED)
CABINET & APPLIANCE LAYOUT (CONTINUED)



COMPONENT PARTS FOR APPLIANCES (CONTINUED)

135066-03-01A, 135066-03-04A, 150778-01-01A

CABINET & APPLIANCE GROUP (CONTINUED)

CABINET & APPLIANCE LAYOUT (CONTINUED)

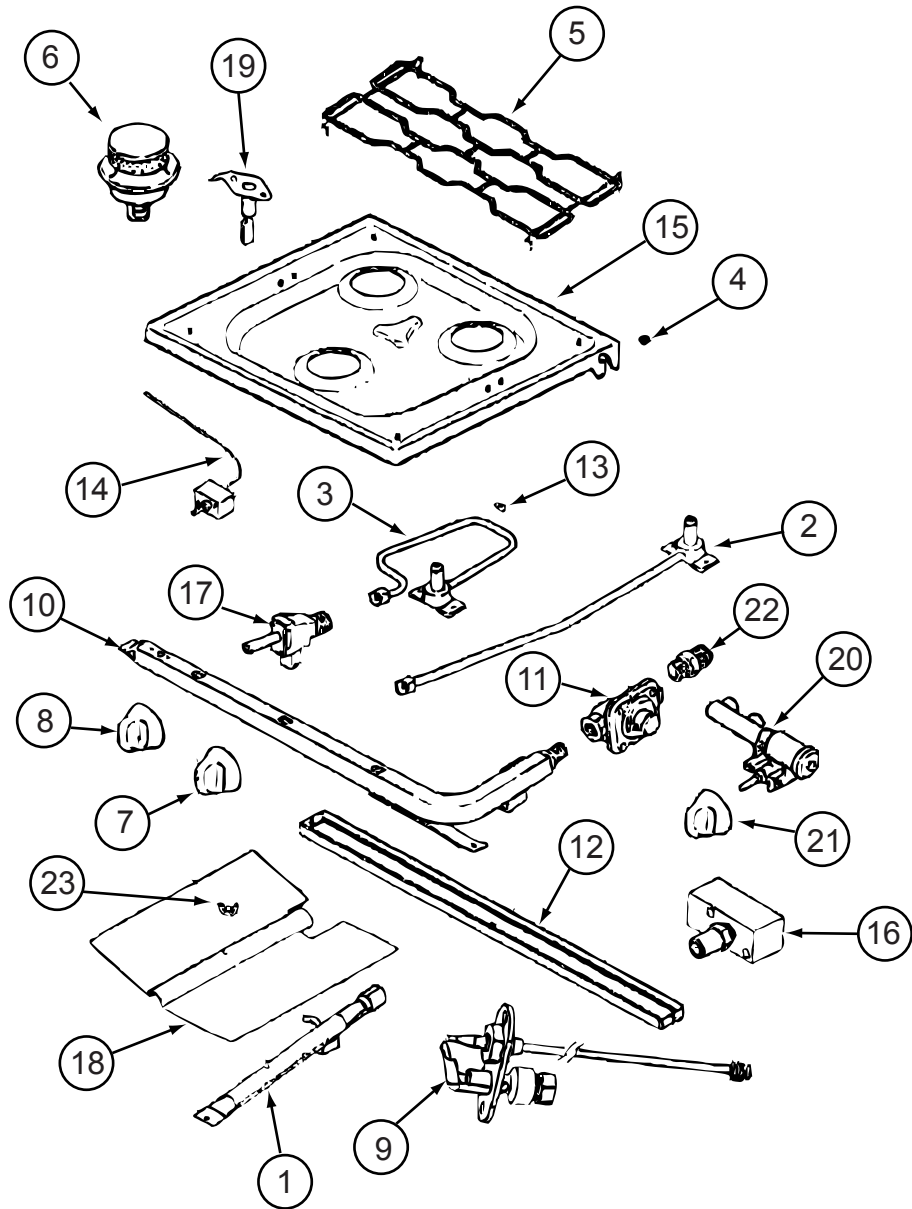
COMPONENT PARTS FOR APPLIANCES (CONTINUED)

135066-03-01A, 135066-03-04A, 150778-01-01A (CONTINUED)

KEY	PART NUMBER	U/M	DESCRIPTION	VENDOR NO.
1	126023-01-717	EA	BURNER - OVEN	74003343
2	128728-01-708	EA	FITTING W/ORFICE/TUBE - REAR	74003931
3	128728-01-710	EA	FITTING W/ORFICE/TUBE - FRT	74003930
4	102020-01-709	EA	BUMPER-GRATE	8007-P020-60
5	135065-03-703	EA	GRATE - BLACK(SEALED BURNER)	74007304
6	135065-03-702	EA	SEALED BURNER ASM.(BLACK) RV	74003967
7	128728-01-701	EA	KNOB - BURNER - REAR	74003941
7	128728-01-702	EA	KNOB - BURNER - FRONT	74003942
8	112881-04-703	EA	KNOB - THERMOSTAT - BLACK	74004645
9	112881-04-706	EA	PILOT - OVEN	74006334
10	126023-02-702	EA	PIPE - MANIFOLD	74004360
11	126023-02-703	EA	REGULATOR - PRESSURE	74004235
13	102020-01-724	EA	BUMPER-MAIN TOP	8003P008-60
14	126023-01-734	EA	THERMOSTAT/OVEN SERIES #11	74006332
15	128728-01-705	EA	TOP - MAIN - BLACK	74003928
15	135065-03-705	EA	TOP - MAIN - BLACK F/1512790201A ONLY	74007300
15	135065-03-715	EA	TOP - MAIN - STAINLESS STEEL	74007299
16	112881-04-704	EA	VALVE - OVEN	74006333
17	135065-01-703	EA	VALVE/BURNER - REAR	74004643
17	135065-01-704	EA	VALVE/BURNER-FRT-HI	74004644
17	135065-03-701	EA	SCREW - VALVE	71003231
18	135656-01-701	EA	MIXER/AIR	3411F003-34
19	135065-01-701	EA	IGNITOR/PORCELAIN-TOP BURNER	74004053
20	128728-01-716	EA	BURNER - IGNITOR	74003946
20	128728-01-717	EA	WIRES - IGNITOR	74003947
21	128728-01-707	EA	KNOB - IGNITOR	74003944
22	135065-03-700	EA	FITTING - HALF UNION	74004234

CONTACT WINNEBAGO PART SALES FOR UNLISTED COMPONENTS

CABINET & APPLIANCE GROUP (CONTINUED)
CABINET & APPLIANCE LAYOUT (CONTINUED)



COMPONENT PARTS FOR APPLIANCES (CONTINUED)

151277-03-01A, 151279-01-01A, 151279-02-01A/02A, 151279-03-01A

CABINET & APPLIANCE GROUP (CONTINUED)

CABINET & APPLIANCE LAYOUT (CONTINUED)

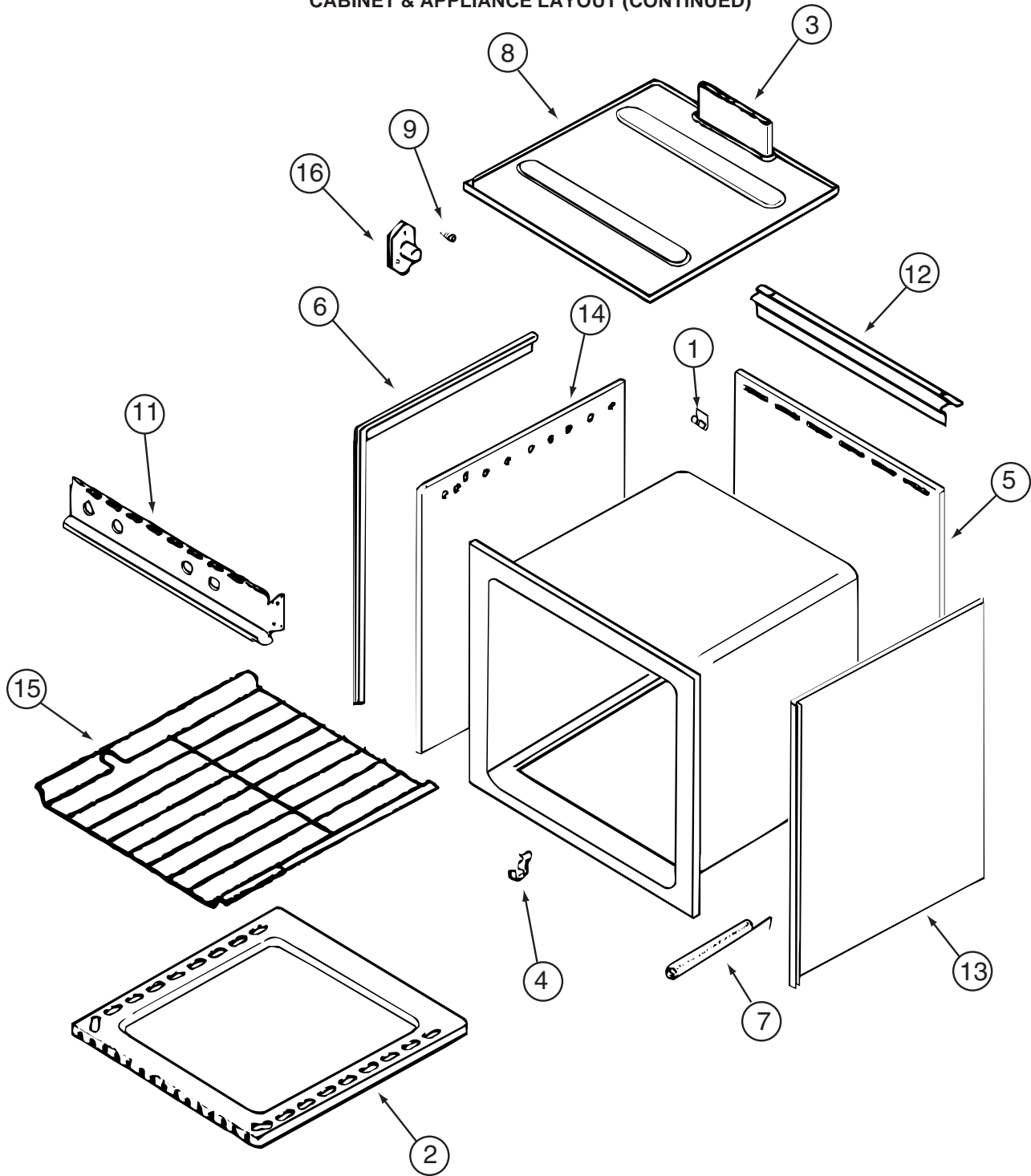
COMPONENT PARTS FOR APPLIANCES (CONTINUED)

151277-03-01A, 151279-01-01A, 151279-02-01A/02A, 151279-03-01A (CONTINUED)

KEY	PART NUMBER	U/M	DESCRIPTION	VENDOR NO.
1	151279-02-700	EA	BURNER - OVEN - W/SHUTTER	74009853
2	128728-01-708	EA	FITTING W/ORFICE/TUBE - REAR	74003931
3	128728-01-710	EA	FITTING W/ORFICE/TUBE - FRT	74003930
4	102020-01-709	EA	BUMPER-GRATE	8007P020-60
5	135065-03-703	EA	GRATE - BLACK(SEALED BURNER)	74007304
6	135065-03-702	EA	SEALED BURNER ASM.(BLACK) RV	74003967
7	128728-01-701	EA	KNOB - BURNER - REAR	74003941 (1 PER)
7	128728-01-702	EA	KNOB - BURNER - FRONT	74003942 (2 PER)
8	151279-02-701	EA	KNOB - THERMOSTAT - BLACK	74009858
9	112881-04-706	EA	PILOT-OVEN (151279-01-01A ONLY)	74006334
9	151279-01-700	EA	PILOT-BURNER- 16" (151279-01-01A ONLY)	74009852
9	151279-02-705	EA	PILOT - OVEN - 22" SERIES	74010544
10	151279-02-702	EA	PIPE - MANIFOLD	74009856
11	126023-02-703	EA	REGULATOR - PRESSURE	74004235
11	112881-03-701	EA	REGULATOR KIT W/FITTINGS	12001285
13	102020-01-724	EA	BUMPER-MAIN TOP	8003P008-60
14	151279-02-703	EA	THERMOSTAT	74009855
15	128728-01-705	EA	TOP - MAIN - BLACK	74003928
15	135065-03-715	EA	TOP - MAIN - STAINLESS STEEL	74007299
16	151279-02-704	EA	ELBOW BLOCK ASM (VALVE-OVEN)	74009864
17	135065-01-703	EA	VALVE/BURNER - REAR	74004643
17	135065-01-704	EA	VALVE/BURNER-FRT-HI	74004644
18	135656-01-701	EA	MIXER/AIR	3411F003-34
19	135065-01-701	EA	IGNITOR/PORCELAIN-TOP BURNER	74004053
20	128728-01-716	EA	IGNITOR - F/BURNERS	74003946
20	128728-01-717	EA	WIRES - IGNITOR	74003947
21	128728-01-707	EA	KNOB - IGNITOR	74003944
22	135065-03-700	EA	FITTING - HALF UNION	74004234

CONTACT WINNEBAGO PART SALES FOR UNLISTED COMPONENT(S)

CABINET & APPLIANCE GROUP (CONTINUED)
CABINET & APPLIANCE LAYOUT (CONTINUED)



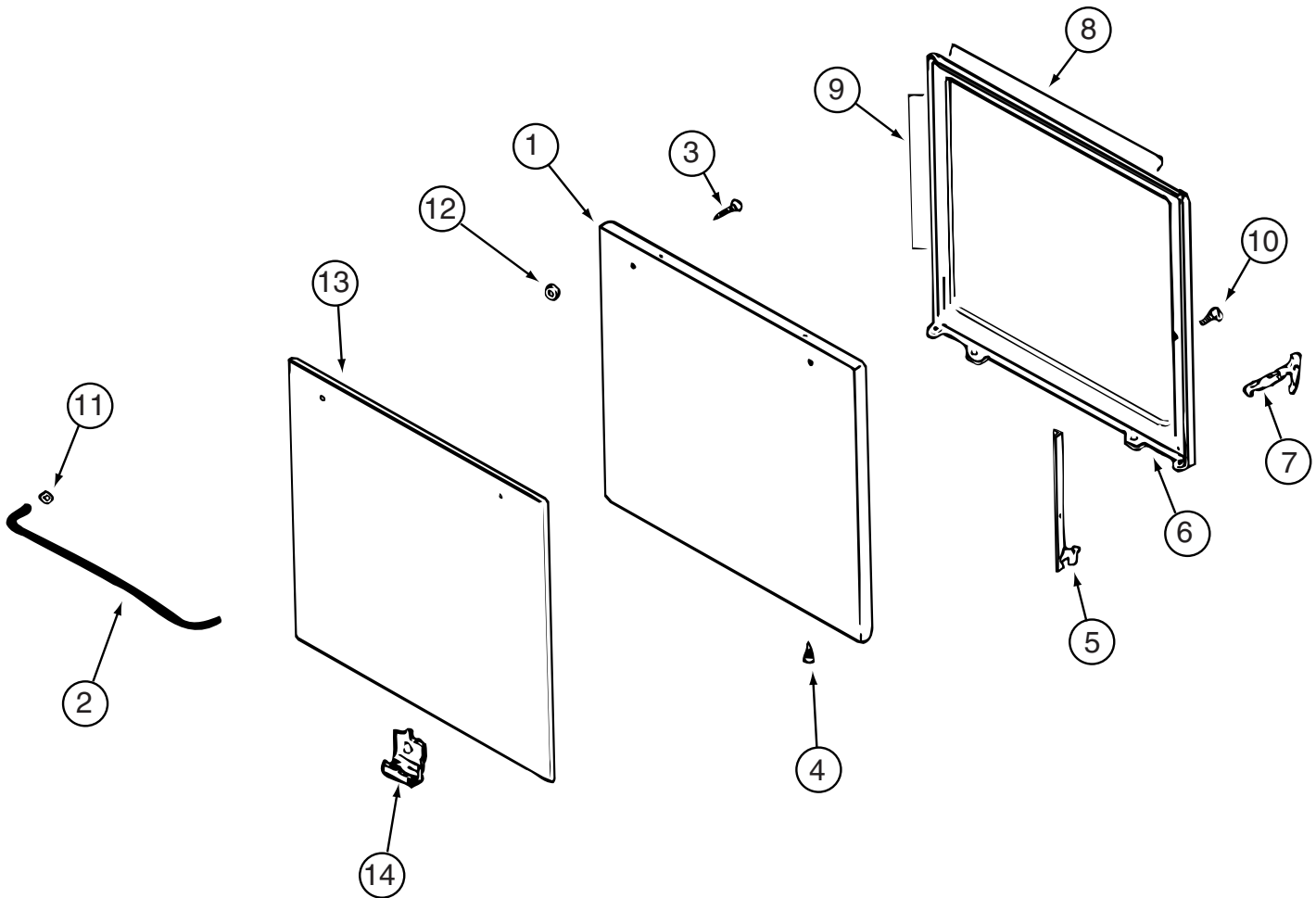
COMPONENT PARTS FOR APPLIANCES (CONTINUED)

135066-03-01A/04A, 150778-01-01A, 151277-03-01A, 151279-02-01A/02A, 151279-03-01A (CONTINUED)

KEY	PART NUMBER	U/M DESCRIPTION	VENDOR NO.
1	112881-03-702	EA CLIP - MAIN TOP	74003998
2	126023-01-731	EA BOTTOM - OVEN	2205F016-19
3	126023-01-718	EA FLUE BOX ASSEMBLY	4006W075-80
6	126023-01-713	EA TRIM - SIDE (RIGHT)	74002827
6	126023-01-714	EA TRIM - SIDE (LEFT)	74002828
7	135066-03-708	EA SPRING - OVEN DOOR	7803P053-60
9	128728-01-703	EA PIN/T-NUT F/HINGE	7103P109-60
11	135066-03-701	EA PANEL - MANIFOLD - BLACK	74007306
12	112881-01-721	EA DEFLECTOR/FLUE-BLK-SEALED BR	74002829
15	126023-01-716	EA RACK - OVEN	74003106

CONTACT WINNEBAGO PART SALES FOR UNLISTED COMPONENT(S)

CABINET & APPLIANCE GROUP (CONTINUED)
CABINET & APPLIANCE LAYOUT (CONTINUED)



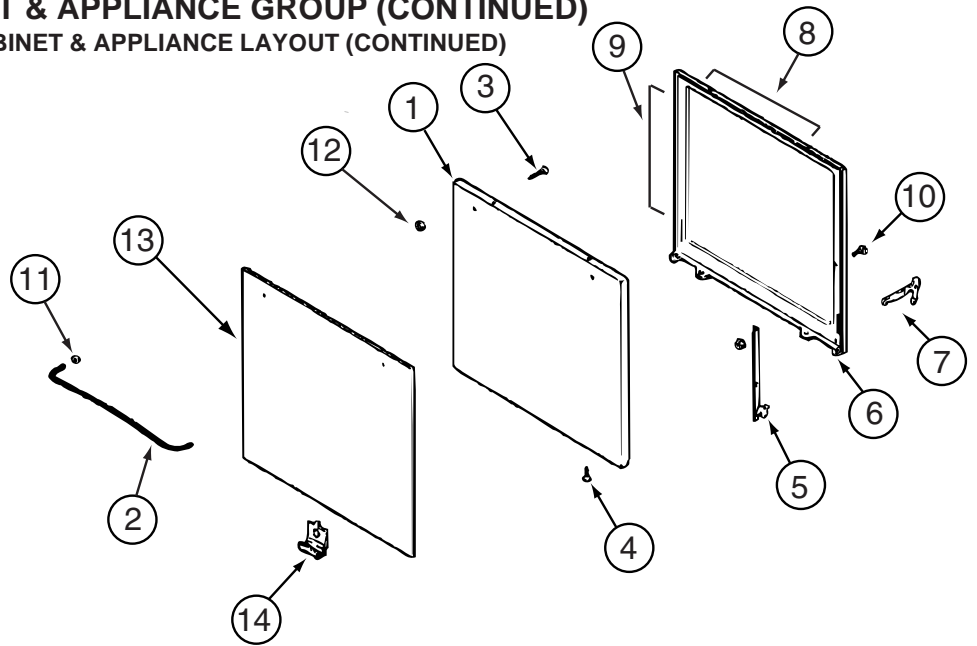
COMPONENT PARTS FOR APPLIANCES (CONTINUED)

135066-03-01A, 135066-03-04A (CONTINUED)

KEY	PART NUMBER	U/M	DESCRIPTION	VENDOR NO.
1	126023-01-712	EA	PANEL - DOOR (BLACK)	74001190
1	135066-03-702	EA	PANEL - DOOR - STAINLESS STEEL	74007313
2	102020-01-701	EA	HANDLE,DOOR	7701P092-60
8	126023-01-732	EA	SEAL/OVEN DR TOP	7212P014-60
9	126023-01-733	EA	SEAL/OVEN DR SIDES(2PCS)	7212P038-60
13	102020-01-725	EA	GLASS OUTER	7902P266-60

CONTACT WINNEBAGO PART SALES FOR UNLISTED COMPONENT(S)

CABINET & APPLIANCE GROUP (CONTINUED)
CABINET & APPLIANCE LAYOUT (CONTINUED)

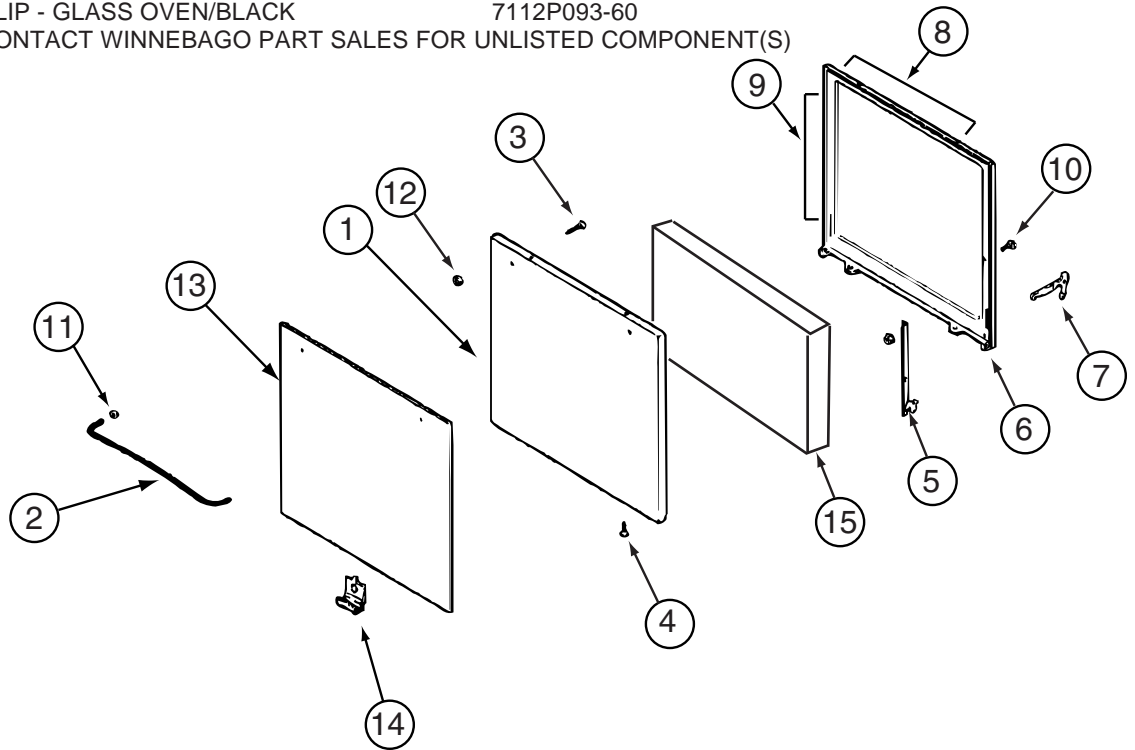


COMPONENT PARTS FOR APPLIANCES (CONTINUED)

150778-01-01A, 151277-03-01A, 151279-02-01A, 151279-03-01A (CONTINUED)

KEY	PART NUMBER	U/M	DESCRIPTION	VENDOR NO.
1	126023-01-712	EA	PANEL - DOOR (BLACK)	74001190
2	128727-01-701	EA	HANDLE - OVEN DOOR	74003929
5	151277-01-704	EA	HINGE KIT-OVEN DR/LT	12400028
5	151277-01-705	EA	HINGE KIT-OVEN DR/RT	12400029
8	126023-01-732	EA	SEAL/OVEN DR TOP	7212P014-60
9	135066-03-714	EA	SEAL - OVEN DOOR SIDES	7212P039-60
13	102020-01-725	EA	GLASS OUTER	7902P266-60
14	126023-01-738	EA	CLIP - GLASS OVEN/BLACK	7112P093-60

CONTACT WINNEBAGO PART SALES FOR UNLISTED COMPONENT(S)

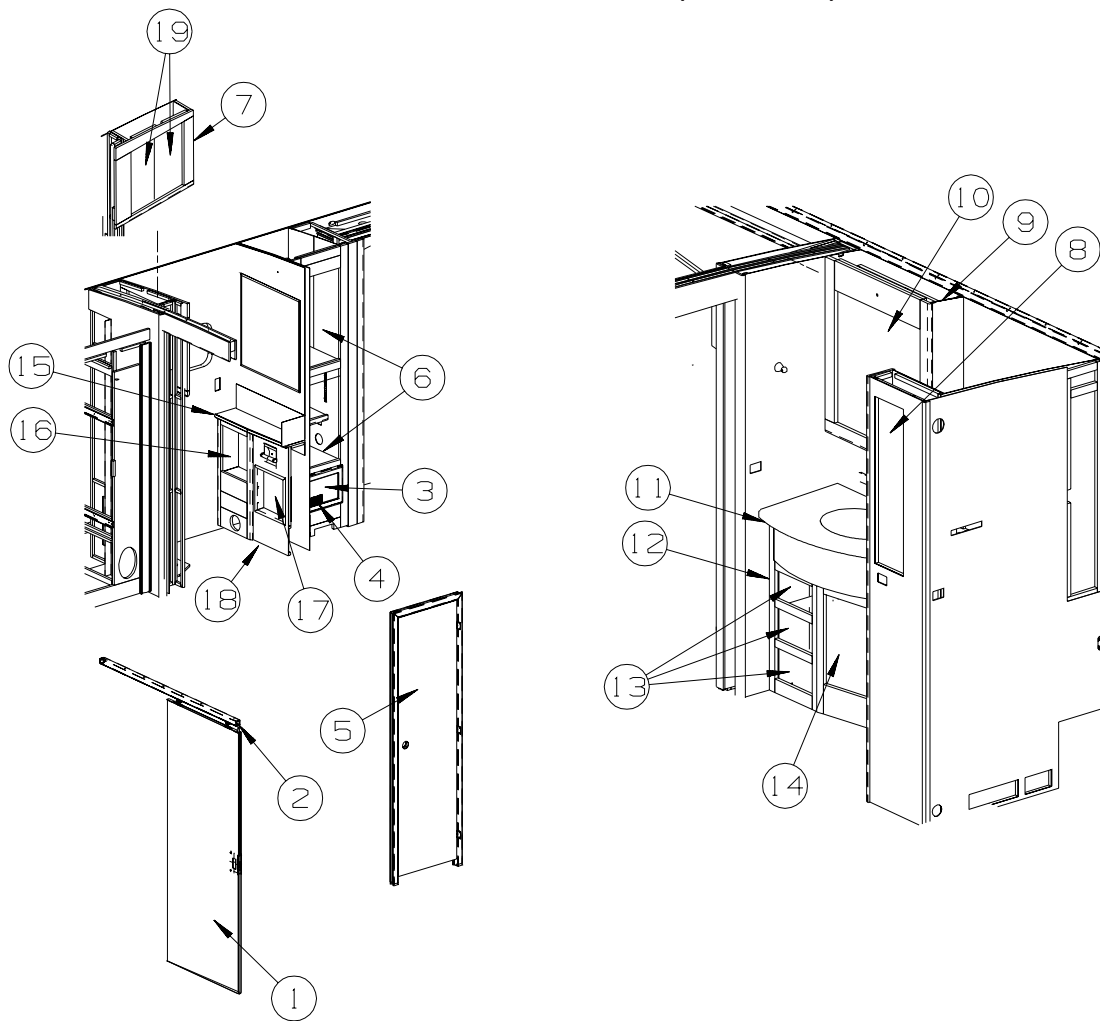


151279-02-02A (CONTINUED)

KEY	PART NUMBER	U/M	DESCRIPTION	VENDOR NO.
1	126023-01-712	EA	PANEL - DOOR (BLACK)	74001190
2	128727-01-701	EA	HANDLE - OVEN DOOR	74003929
8	126023-01-732	EA	SEAL/OVEN DR TOP	7212P014-60
9	135066-03-714	EA	SEAL - OVEN DOOR SIDES	7212P039-60
13	135066-03-702	EA	PANEL-DOOR - STAINLESS STEEL	74007313

CONTACT WINNEBAGO PART SALES FOR UNLISTED COMPONENT(S)

CABINET & APPLIANCE GROUP (CONTINUED)
CABINET & APPLIANCE LAYOUT (CONTINUED)



BATH

KEY	PART NUMBER	U/M	DESCRIPTION
1	151060-01-SD0	EA	DOOR - SLIDING - W/HARDWARE - PORTSMOUTH OAK
1	151060-01-SD1	EA	DOOR - SLIDING - W/HARDWARE - CONCERT CHERRY
1	151060-01-SD2	EA	DOOR - SLIDING - W/HARDWARE - WASHED MAPLE
1	151060-01-SD3	EA	DOOR - SLIDING - W/HARDWARE - HONEY CHERRY
1	151060-01-SE4	EA	DOOR - SLIDING - W/HARDWARE - PORTSMOUTH OAK - STAINLESS STEEL PKG
1	151060-01-SE5	EA	DOOR - SLIDING - W/HARDWARE - CONCERT CHERRY - STAINLESS STEEL PKG
1	151060-01-SE6	EA	DOOR - SLIDING - W/HARDWARE - WASHED MAPLE - STAINLESS STEEL PKG
1	151060-01-SE7	EA	DOOR - SLIDING - W/HARDWARE - HONEY CHERRY - STAINLESS STEEL PKG
2	145608-02-01A	EA	TRACK - DOOR - 56.1" - OFF WHITE
3	140283-08-R83	EA	DOOR - W/GRILL - OGEE EDGE - 10.7" X 14.2" - W/O HDW - PORTSMOUTH OAK
3	140283-08-R84	EA	DOOR - W/GRILL - OGEE EDGE - 10.7" X 14.2" - W/O HDW - CONCERT CHERRY
3	140283-08-R91	EA	DOOR - W/GRILL - OGEE EDGE - 10.7" X 14.2" - W/O HDW - WASHED MAPLE
3	140283-08-RE0	EA	DOOR - W/GRILL - OGEE EDGE - 10.7" X 14.2" - W/O HDW - HONEY CHERRY
4	140594-20-01A	EA	GRILL - RETURN AIR - 11.5" X 8" - BLACK
5	151308-03-SD0	EA	DOOR - BATH - 25.6" X 74" - W/LOCK/JAMB/HINGES - PORTSMOUTH OAK
5	151308-03-SD1	EA	DOOR - BATH - 25.6" X 74" - W/LOCK/JAMB/HINGES - CONCERT CHERRY
5	151308-03-SD2	EA	DOOR - BATH - 25.6" X 74" - W/LOCK/JAMB/HINGES - WASHED MAPLE
5	151308-03-SD3	EA	DOOR - BATH - 25.6" X 74" - W/LOCK/JAMB/HINGES - HONEY CHERRY
5	151308-03-SE4	EA	DOOR - BATH - 25.6" X 74" - W/LOCK/JAMB/HINGES - PORTSMOUTH OAK - STAINLESS STEEL PKG
5	151308-03-SE5	EA	DOOR - BATH - 25.6" X 74" - W/LOCK/JAMB/HINGES - CONCERT CHERRY - STAINLESS STEEL PKG
5	151308-03-SE6	EA	DOOR - BATH - 25.6" X 74" - W/LOCK/JAMB/HINGES - WASHED MAPLE - STAINLESS STEEL PKG
5	151308-03-SE7	EA	DOOR - BATH - 25.6" X 74" - W/LOCK/JAMB/HINGES - HONEY CHERRY - STAINLESS STEEL PKG

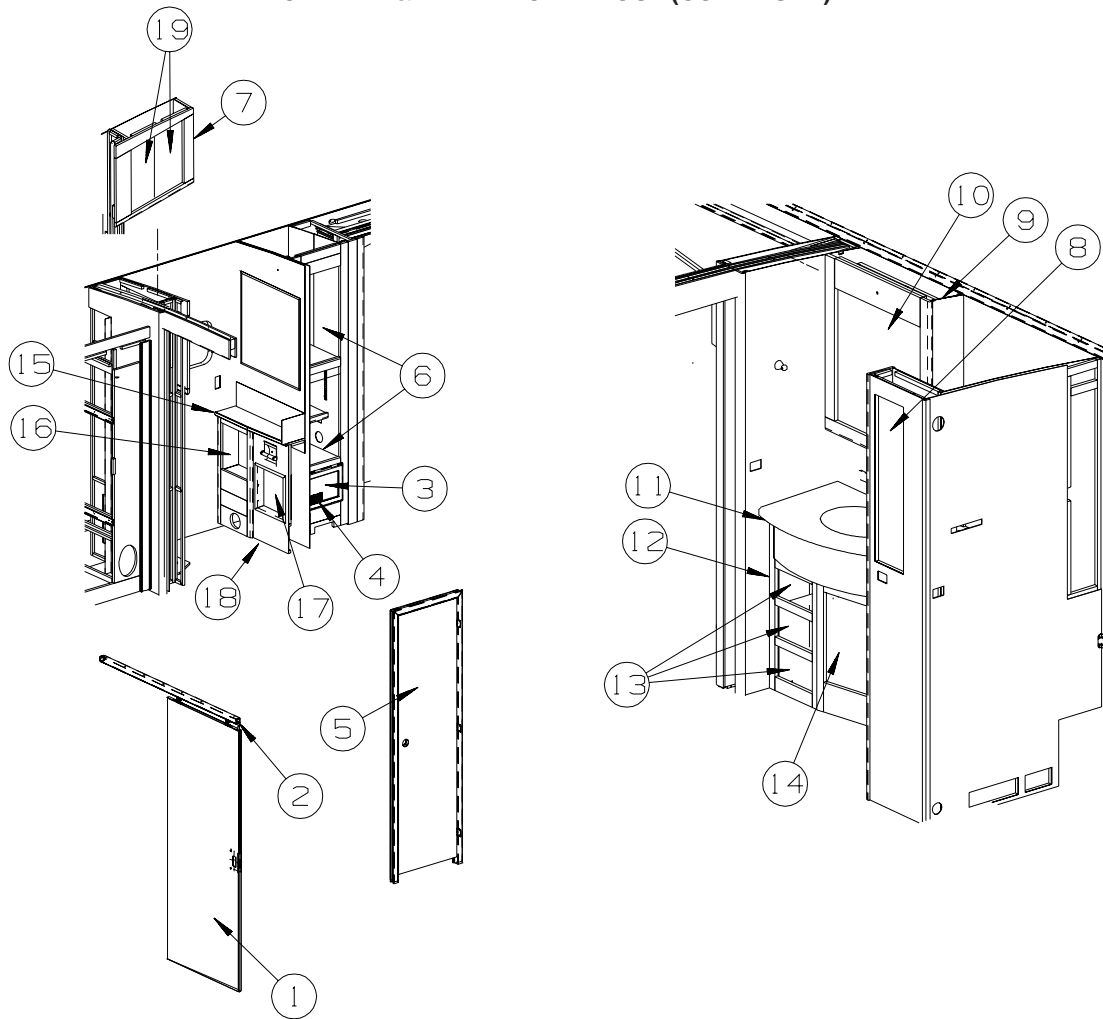
CABINET & APPLIANCE GROUP (CONTINUED)

CABINET & APPLIANCE LAYOUT (CONTINUED)

BATH (CONTINUED)

KEY	PART NUMBER	U/M	DESCRIPTION
6	148998-A9-SD0	EA	DOOR - RAISED PANEL/OGEE EDGE - 14.3" X 26.7" - W/O HDW - PORTSMOUTH OAK
6	148998-A9-SD1	EA	DOOR - RAISED PANEL/OGEE EDGE - 14.3" X 26.7" - W/O HDW - CONCERT CHERRY
6	148998-A9-SD2	EA	DOOR - RAISED PANEL/OGEE EDGE - 14.3" X 26.7" - W/O HDW - WASHED MAPLE
6	148998-A9-SD3	EA	DOOR - RAISED PANEL/OGEE EDGE - 14.3" X 26.7" - W/O HDW - HONEY CHERRY
6	148998-A9-ST0	EA	DOOR-RAISED PNL/OGEE EDGE-14.3"X26.7"-W/O HDW - PORTSMOUTH OAK - STAINLESS STEEL PKG
6	148998-A9-ST1	EA	DOOR-RAISED PNL/OGEE EDGE-14.3"X26.7"-W/O HDW - CONCERT CHERRY - STAINLESS STEEL PKG
6	148998-A9-ST2	EA	DOOR - RAISED PNL/OGEE EDGE -14.3"X26.7" - W/O HDW - WASHED MAPLE - STAINLESS STEEL PKG
6	148998-A9-ST3	EA	DOOR - RAISED PNL/OGEE EDGE -14.3"X26.7" - W/O HDW - HONEY CHERRY - STAINLESS STEEL PKG
7	140191-02-R83	EA	CABINET - OVERHEAD/BATH - W/O DOORS/HARDWARE - PORTSMOUTH OAK
7	140191-02-R84	EA	CABINET - OVERHEAD/BATH - W/O DOORS/HARDWARE - CONCERT CHERRY
7	140191-02-RW5	EA	CABINET - OVERHEAD/BATH - W/O DOORS/HARDWARE - WASHED MAPLE
7	140191-02-RE0	EA	CABINET - OVERHEAD/BATH - W/O DOORS/HARDWARE - HONEY CHERRY
	140191-18-N70	EA	SHELF - W/MOLDING - PORTSMOUTH OAK
	140191-18-N85	EA	SHELF - W/MOLDING - CONCERT CHERRY
	140191-18-RW7	EA	SHELF - W/MOLDING - WASHED MAPLE
	140191-18-RE0	EA	SHELF - W/MOLDING - HONEY CHERRY
8	137602-C9-R83	EA	POCKET - MONITOR PANEL - PORTSMOUTH OAK
8	137602-C9-R84	EA	POCKET - MONITOR PANEL - CONCERT CHERRY
8	137602-C9-RW5	EA	POCKET - MONITOR PANEL - WASHED MAPLE
8	137602-C9-RE0	EA	POCKET - MONITOR PANEL - HONEY CHERRY
9	149549-01-SD0	EA	CABINET - MEDICINE - W/O DOORS/HARDWARE - PORTSMOUTH OAK
9	149549-01-SD1	EA	CABINET - MEDICINE - W/O DOORS/HARDWARE - CONCERT CHERRY
9	149549-01-SD2	EA	CABINET - MEDICINE - W/O DOORS/HARDWARE - WASHED MAPLE
9	149549-01-SD3	EA	CABINET - MEDICINE - W/O DOORS/HARDWARE - HONEY CHERRY
10	145576-05-R83	EA	DOOR - W/MIRROR - 24.5" X 25.9" - W/O HARDWARE- PORTSMOUTH OAK
10	145576-05-R84	EA	DOOR - W/MIRROR - 24.5" X 25.9" - W/O HARDWARE - CONCERT CHERRY
10	145576-05-SD2	EA	DOOR - W/MIRROR - 24.5" X 25.9" - W/O HARDWARE - WASHED MAPLE
10	145576-05-RE0	EA	DOOR - W/MIRROR - 24.5" X 25.9" - W/O HARDWARE - HONEY CHERRY
10	145576-05-R89	EA	DOOR - W/MIRROR - 24.5" X 25.9" - W/O HARDWARE- PORTSMOUTH OAK - STAINLESS STEEL PKG
10	145576-05-R90	EA	DOOR - W/MIRROR - 24.5" X 25.9" - W/O HARDWARE - CONCERT CHERRY - STAINLESS STEEL PKG
10	145576-05-R91	EA	DOOR - W/MIRROR - 24.5" X 25.9" - W/O HARDWARE - WASHED MAPLE - STAINLESS STEEL PKG
10	145576-05-RE3	EA	DOOR - W/MIRROR - 24.5" X 25.9" - W/O HARDWARE - HONEY CHERRY - STAINLESS STEEL PKG
	093606-46-000	EA	MIRROR - BEVELED EDGE - 24.5" X 25.9"
10	076767-04-000	EA	CABLE - STAINLESS STEEL - 5.9"
11	138786-15-03A	EA	COUNTERTOP - 1/2" CORIAN - FOSSIL (SD0, SD1, SD2, SD3, ST0, ST1, ST2, ST3)
11	138786-15-04A	EA	COUNTERTOP - 1/2" CORIAN - CANYON (SD4, SD5, SD6, SD7, ST4, ST5, ST6, ST7)
11	138786-15-05A	EA	COUNTERTOP - 1/2" CORIAN - WILLOW (SE0, SE1, SE2, SE3, SV0, SV1, SV2, SV3)
12	P49466-01-SD0	EA	CABINET - LAVATORY - W/O COUNTERTOP/DOORS/DRAWERS/HDW - PORTSMOUTH OAK
12	P49466-01-SD1	EA	CABINET - LAVATORY - W/O COUNTERTOP/DOORS/DRAWERS/HDW - CONCERT CHERRY
12	P49466-01-SD2	EA	CABINET - LAVATORY - W/O COUNTERTOP/DOORS/DRAWERS/HDW - WASHED MAPLE
12	P49466-01-SD3	EA	CABINET - LAVATORY - W/O COUNTERTOP/DOORS/DRAWERS/HDW - HONEY CHERRY
13	145386-38-R83	EA	DRAWER - OGEE EDGE - 9.6"W X 15.7"D - W/O SLIDES HDW - PORTSMOUTH OAK
13	145386-38-R84	EA	DRAWER - OGEE EDGE - 9.6"W X 15.7"D - W/O SLIDES HDW - CONCERT CHERRY
13	145386-38-SD2	EA	DRAWER - OGEE EDGE - 9.6"W X 15.7"D - W/O SLIDES HDW - WASHED MAPLE
13	145386-38-RE0	EA	DRAWER - OGEE EDGE - 9.6"W X 15.7"D - W/O SLIDES HDW - HONEY CHERRY
14	148998-A4-SD0	EA	DOOR - RAISED PANEL/OGEE EDGE - 14.3" X 18" - W/O HDW - PORTSMOUTH OAK
14	148998-A4-SD1	EA	DOOR - RAISED PANEL/OGEE EDGE - 14.3" X 18" - W/O HDW - CONCERT CHERRY
14	148998-A4-SD2	EA	DOOR - RAISED PANEL/OGEE EDGE - 14.3" X 18" - W/O HDW - WASHED MAPLE
14	148998-A4-SD3	EA	DOOR - RAISED PANEL/OGEE EDGE - 14.3" X 18" - W/O HDW - HONEY CHERRY
14	148998-A4-ST0	EA	DOOR - RAISED PNL/OGEE EDGE -14.3"X18"-W/O HDW - PORTSMOUTH OAK - STAINLESS STEEL PKG
14	148998-A4-ST1	EA	DOOR - RAISED PNL/OGEE EDGE -14.3"X18"-W/O HDW - CONCERT CHERRY - STAINLESS STEEL PKG
14	148998-A4-ST2	EA	DOOR - RAISED PNL/OGEE EDGE - 14.3" X 18" - W/O HDW - WASHED MAPLE - STAINLESS STEEL PKG
14	148998-A4-ST3	EA	DOOR - RAISED PNL/OGEE EDGE - 14.3" X 18" - W/O HDW - HONEY CHERRY - STAINLESS STEEL PKG
15	149296-05-SD0	EA	COUNTERTOP - LAMINATED - PORTSMOUTH OAK
15	149296-05-SD1	EA	COUNTERTOP - LAMINATED - CONCERT CHERRY
15	149296-05-SD2	EA	COUNTERTOP - LAMINATED - WASHED MAPLE
15	149296-05-SD3	EA	COUNTERTOP - LAMINATED - HONEY CHERRY

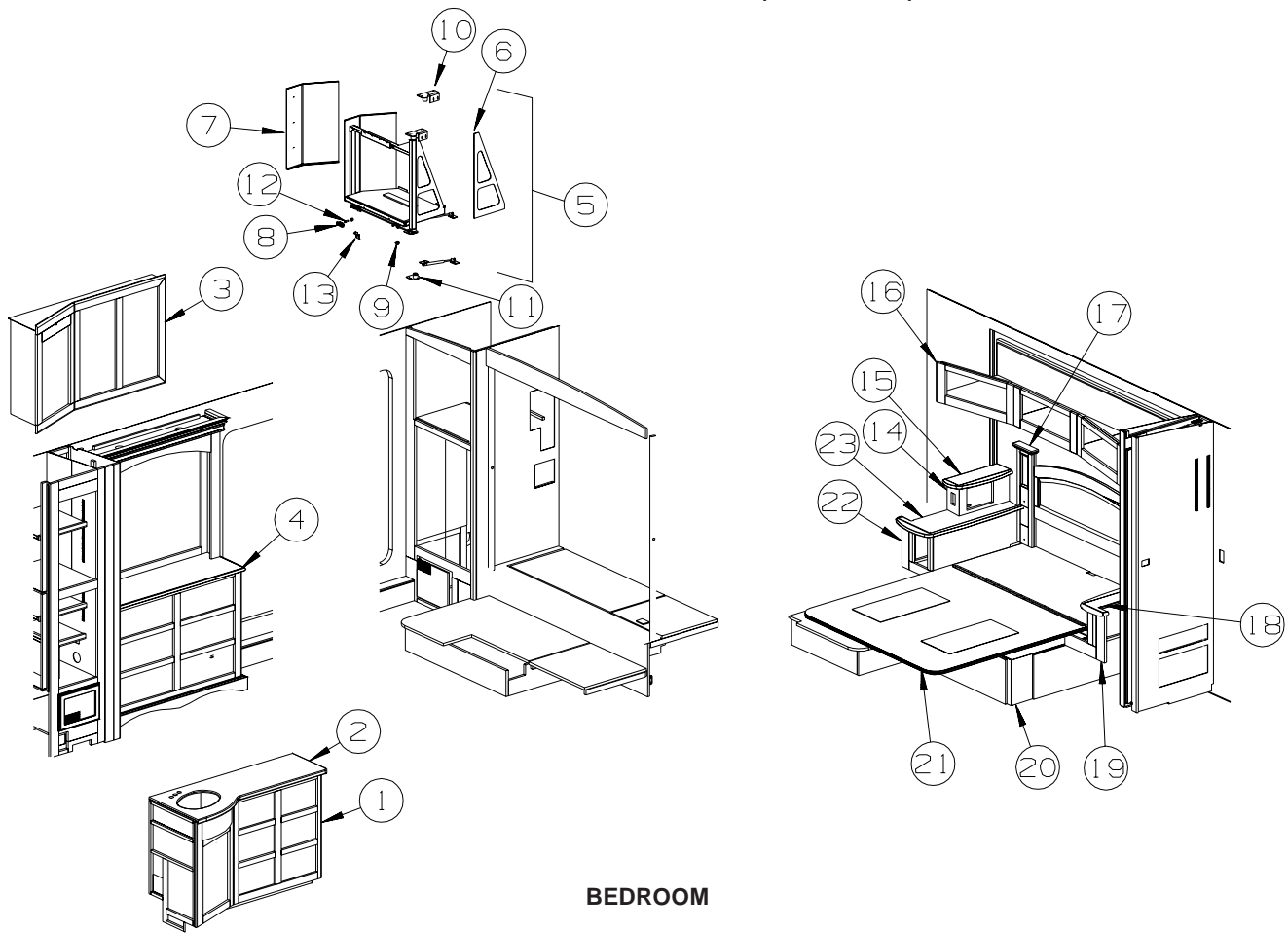
CABINET & APPLIANCE GROUP (CONTINUED)
CABINET & APPLIANCE LAYOUT (CONTINUED)



BATH (CONTINUED)

KEY	PART NUMBER	U/M	DESCRIPTION
16	148998-80-SD0	EA	DOOR - RAISED PANEL/OGEE EDGE - 12.4" X 14.3" - W/O HDW - PORTSMOUTH OAK
16	148998-80-SD1	EA	DOOR - RAISED PANEL/OGEE EDGE - 12.4" X 14.3" - W/O HDW - CONCERT CHERRY
16	148998-80-SD2	EA	DOOR - RAISED PANEL/OGEE EDGE - 12.4" X 14.3" - W/O HDW - WASHED MAPLE
16	148998-80-SD3	EA	DOOR - RAISED PANEL/OGEE EDGE - 12.4" X 14.3" - W/O HDW - HONEY CHERRY
16	148998-80-ST0	EA	DOOR-RAISED PNL/OGEE EDGE-12.4"X14.3"-W/O HDW - PORTSMOUTH OAK - STAINLESS STEEL PKG
16	148998-80-ST1	EA	DOOR-RAISED PNL/OGEE EDGE-12.4"X14.3"-W/O HDW - CONCERT CHERRY - STAINLESS STEEL PKG
16	148998-80-ST2	EA	DOOR - RAISED PNL/OGEE EDGE -12.4"X14.3" - W/O HDW - WASHED MAPLE - STAINLESS STEEL PKG
16	148998-80-ST3	EA	DOOR - RAISED PNL/OGEE EDGE -12.4"X14.3" - W/O HDW - HONEY CHERRY - STAINLESS STEEL PKG
17	137602-07-N01	EA	POCKET - MAGAZINE - PORTSMOUTH OAK
17	137602-07-P46	EA	POCKET - MAGAZINE - CONCERT CHERRY
17	137602-07-RW1	EA	POCKET - MAGAZINE - WASHED MAPLE
17	137602-07-RE0	EA	POCKET - MAGAZINE - HONEY CHERRY
17	137602-07-R89	EA	POCKET - MAGAZINE - PORTSMOUTH OAK - STAINLESS STEEL PKG
17	137602-07-R90	EA	POCKET - MAGAZINE - CONCERT CHERRY - STAINLESS STEEL PKG
17	137602-07-RW5	EA	POCKET - MAGAZINE - WASHED MAPLE - STAINLESS STEEL PKG
17	137602-07-RE3	EA	POCKET - MAGAZINE - HONEY CHERRY - STAINLESS STEEL PKG
18	145183-01-R83	EA	CABINET - VANITY - W/O COUNTERTOP/DRAWERS/HARDWARE - PORTSMOUTH OAK
18	145183-01-R84	EA	CABINET - VANITY - W/O COUNTERTOP/DRAWERS/HARDWARE - CONCERT CHERRY
18	145183-01-R91	EA	CABINET - VANITY - W/O COUNTERTOP/DRAWERS/HARDWARE - WASHED MAPLE
18	145183-01-RE0	EA	CABINET - VANITY - W/O COUNTERTOP/DRAWERS/HARDWARE - HONEY CHERRY
19	148998-31-SD0	EA	DOOR - RAISED PANEL/OGEE EDGE - 10.2" X 21.4" - W/O HDW - PORTSMOUTH OAK
19	148998-31-SD1	EA	DOOR - RAISED PANEL/OGEE EDGE - 10.2" X 21.4" - W/O HDW - CONCERT CHERRY
19	148998-31-SD2	EA	DOOR - RAISED PANEL/OGEE EDGE - 10.2" X 21.4" - W/O HDW - WASHED MAPLE
19	148998-31-SD3	EA	DOOR - RAISED PANEL/OGEE EDGE - 10.2" X 21.4" - W/O HDW - HONEY CHERRY
19	148998-31-ST0	EA	DOOR-RAISED PNL/OGEE EDGE-10.2"X21.4"-W/O HDW - PORTSMOUTH OAK - STAINLESS STEEL PKG
19	148998-31-ST1	EA	DOOR-RAISED PNL/OGEE EDGE-10.2"X21.4"-W/O HDW - CONCERT CHERRY - STAINLESS STEEL PKG
19	148998-31-ST2	EA	DOOR - RAISED PNL/OGEE EDGE -10.2"X21.4" - W/O HDW - WASHED MAPLE - STAINLESS STEEL PKG
19	148998-31-ST3	EA	DOOR - RAISED PNL/OGEE EDGE -10.2"X21.4" - W/O HDW - HONEY CHERRY - STAINLESS STEEL PKG

CABINET & APPLIANCE GROUP (CONTINUED)
CABINET & APPLIANCE LAYOUT (CONTINUED)



KEY	PART NUMBER	U/M	DESCRIPTION
1	P49565-01-SD0	EA	CABINET - LAVATORY - W/O COUNTERTOP/DOORS/DRAWERS/HARDWARE - PORTSMOUTH OAK
1	P49565-01-SD1	EA	CABINET - LAVATORY - W/O COUNTERTOP/DOORS/DRAWERS/HARDWARE - CONCERT CHERRY
1	P49565-01-SD2	EA	CABINET - LAVATORY - W/O COUNTERTOP/DOORS/DRAWERS/HARDWARE - WASHED MAPLE
1	P49565-01-SD3	EA	CABINET - LAVATORY - W/O COUNTERTOP/DOORS/DRAWERS/HARDWARE - HONEY CHERRY
2	138786-31-03A	EA	COUNTERTOP - 1/2" CORIAN - FOSSIL (SD0, SD1, SD2, SD3, ST0, ST1, ST2, ST3)
2	138786-31-04A	EA	COUNTERTOP - 1/2" CORIAN - CANYON (SD4, SD5, SD6, SD7, ST4, ST5, ST6, ST7)
2	138786-31-05A	EA	COUNTERTOP - 1/2" CORIAN - WILLOW (SE0, SE1, SE2, SE3, SV0, SV1, SV2, SV3)
3	149570-01-SD0	EA	CABINET - MEDICINE - W/O DOORS/HARDWARE - PORTSMOUTH OAK
3	149570-01-SD1	EA	CABINET - MEDICINE - W/O DOORS/HARDWARE - CONCERT CHERRY
3	149570-01-SD2	EA	CABINET - MEDICINE - W/O DOORS/HARDWARE - WASHED MAPLE
3	149570-01-SD3	EA	CABINET - MEDICINE - W/O DOORS/HARDWARE - HONEY CHERRY
4	145212-05-R83	EA	COUNTERTOP - LAMINATED - OAK - PORTSMOUTH OAK
4	145212-05-R84	EA	COUNTERTOP - LAMINATED - CHERRY/CHERRY IV - CONCERT CHERRY
4	145212-05-R91	EA	COUNTERTOP - LAMINATED - MAPLE - WASHED MAPLE
4	145212-05-RC3	EA	COUNTERTOP - LAMINATED - OAK - HONEY CHERRY
5	149295-01-SD0	EA	CAGE/SWINGOUT ASM - F/TV/REAR
	149539-01-SD0	EA	CAGE/FRAME - SWINGOUT - F/TV - W/O HARDWARE
6	149482-01-01A	EA	SUPPORT-TV, SIDE
7	149652-01-10A	EA	COVER/SIDE - F/TV/SWINGOUT - PLASTIC - BLACK
8	150082-02-000	EA	LATCH/TV - W/O KEEPER/BRACKET/ROD
	150082-04-000	EA	BRACKET - F/TV LATCH-KEEPER
	150082-05-000	EA	ROD - F/TV LATCH-KEEPER
9	150109-01-01A	EA	KNOB - F/TV SWINGOUT - BLACK
10	149479-01-SD0	EA	BRACKET - TOP - F/TV INSTALLATION
	149478-01-01A	EA	BRACKET-TV, TOP
11	149481-01-SD0	EA	BRACKET - BOTTOM - F/TV INSTALLATION
	149480-01-01A	EA	BRACKET-TV, BOTTOM
12	150082-03-000	EA	KEEPER - W/O TV LATCH
12	150082-06-000	EA	NUT - F/TV LATCH-KEEPER
12	150082-07-000	EA	WASHER - F/TV LATCH-KEEPER
13	150214-01-02B	EA	BRACKET/KEEPER - E-COATED

CABINET & APPLIANCE GROUP (CONTINUED)

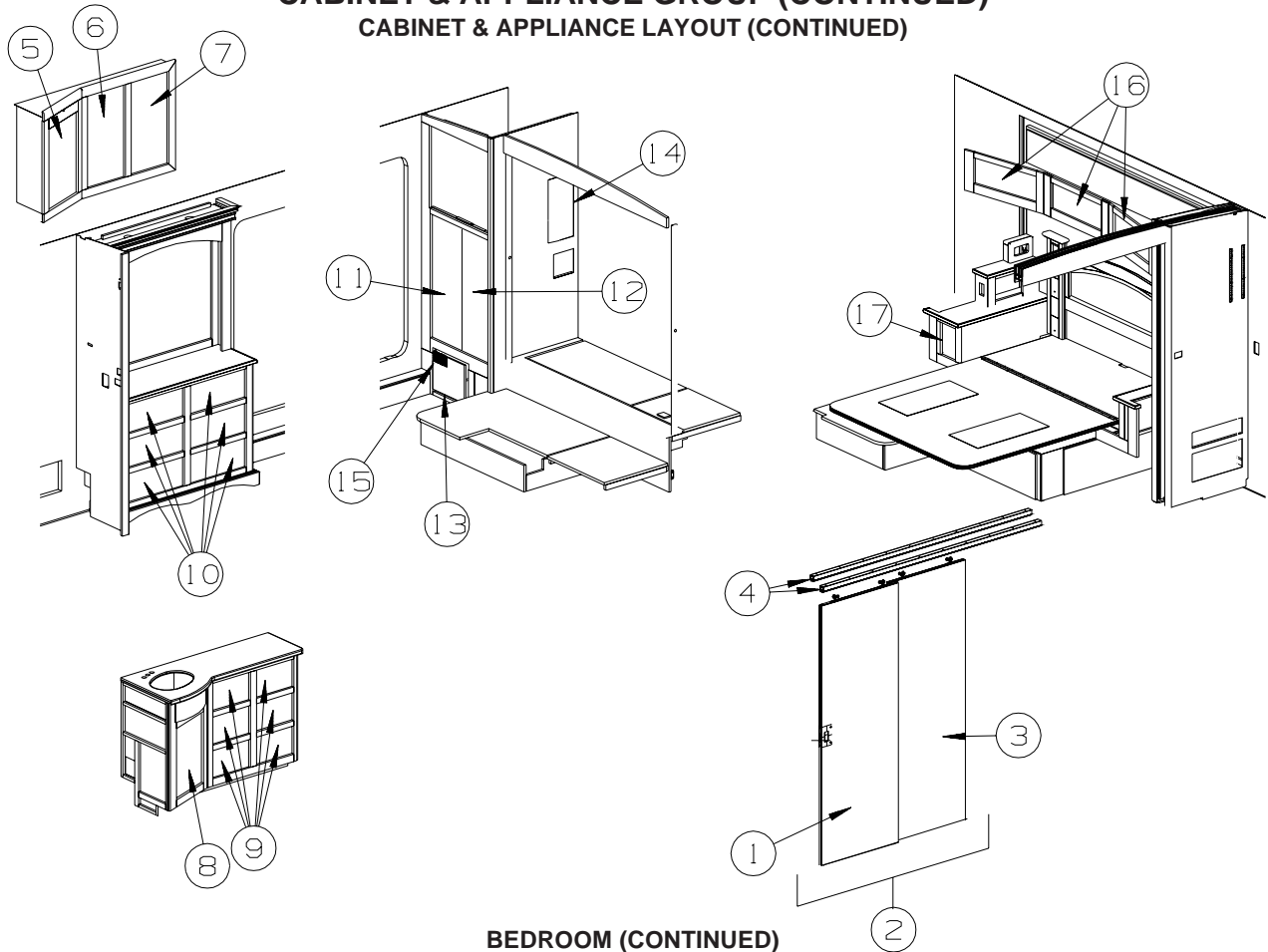
CABINET & APPLIANCE LAYOUT (CONTINUED)

BEDROOM (CONTINUED)

KEY	PART NUMBER	U/M	DESCRIPTION
14	140452-03-P78	EA	CABINET - F/RADIO - W/O HARDWARE - PORTSMOUTH OAK
14	140452-03-P79	EA	CABINET - F/RADIO - W/O HARDWARE - CONCERT CHERRY
14	140452-03-P28	EA	CABINET - F/RADIO - W/O HARDWARE - WASHED MAPLE
14	140452-03-RE0	EA	CABINET - F/RADIO - W/O HARDWARE - HONEY CHERRY
15	149296-03-SD0	EA	COUNTERTOP - LAMINATED - PORTSMOUTH OAK
15	149296-03-SD1	EA	COUNTERTOP - LAMINATED - CONCERT CHERRY
15	149296-03-SD2	EA	COUNTERTOP - LAMINATED - WASHED MAPLE
15	149296-03-SD3	EA	COUNTERTOP - LAMINATED - HONEY CHERRY
16	149632-02-SD0	EA	CABINET - OVERHEAD/REAR - W/O DOORS/HARDWARE - PORTSMOUTH OAK
16	149632-02-SD1	EA	CABINET - OVERHEAD/REAR - W/O DOORS/HARDWARE - CONCERT CHERRY
16	149632-02-SD2	EA	CABINET - OVERHEAD/REAR - W/O DOORS/HARDWARE - WASHED MAPLE
16	149632-02-SD3	EA	CABINET - OVERHEAD/REAR - W/O DOORS/HARDWARE - HONEY CHERRY
16	149632-01-SD0	EA	CABINET - OVERHEAD/REAR - W/O DRS/HDW - PORTSMOUTH OAK - REAR STEREO SYS W/CD
16	149632-01-SD1	EA	CABINET - OVERHEAD/REAR - W/O DRS/HDW - CONCERT CHERRY - REAR STEREO SYS W/CD
16	149632-01-SD2	EA	CABINET - OVERHEAD/REAR - W/O DOORS/HDW - WASHED MAPLE - REAR STEREO SYS W/CD
16	149632-01-SD3	EA	CABINET - OVERHEAD/REAR - W/O DOORS/HDW - HONEY CHERRY - REAR STEREO SYS W/CD
17	140843-01-N95	EA	CABINET/HEADBOARD - QUEEN - W/O HARDWARE - PORTSMOUTH OAK
17	140843-01-N94	EA	CABINET/HEADBOARD - QUEEN - W/O HARDWARE - CONCERT CHERRY
17	140843-01-RW5	EA	CABINET/HEADBOARD - QUEEN - W/O HARDWARE - WASHED MAPLE
17	140843-01-RE0	EA	CABINET/HEADBOARD - QUEEN - W/O HARDWARE - HONEY CHERRY
18	149296-04-SD0	EA	COUNTERTOP - LAMINATED - PORTSMOUTH OAK
18	149296-04-SD1	EA	COUNTERTOP - LAMINATED - CONCERT CHERRY
18	149296-04-SD2	EA	COUNTERTOP - LAMINATED - WASHED MAPLE
18	149296-04-SD3	EA	COUNTERTOP - LAMINATED - HONEY CHERRY
19	140558-02-R83	EA	CABINET - NIGHTSTAND - W/O COUNTERTOP/DOORS/DRAWERS/HDW - PORTSMOUTH OAK
19	140558-02-R84	EA	CABINET - NIGHTSTAND - W/O COUNTERTOP/DOORS/DRAWERS/HDW - CONCERT CHERRY
19	140558-02-R91	EA	CABINET - NIGHTSTAND - W/O COUNTERTOP/DOORS/DRAWERS/HDW - WASHED MAPLE
19	140558-02-RE0	EA	CABINET - NIGHTSTAND - W/O COUNTERTOP/DOORS/DRAWERS/HDW - HONEY CHERRY
20	149735-01-SD0	EA	CABINET/BASE - W/O DOORS/DRAWERS/HARDWARE - F/QUEEN BED - PORTSMOUTH OAK
20	149735-01-SD1	EA	CABINET/BASE - W/O DOORS/DRAWERS/HARDWARE - F/QUEEN BED - CONCERT CHERRY
20	149735-01-SD2	EA	CABINET/BASE - W/O DOORS/DRAWERS/HARDWARE - F/QUEEN BED - WASHED MAPLE
20	149735-01-SD3	EA	CABINET/BASE - W/O DOORS/DRAWERS/HARDWARE - F/QUEEN BED - HONEY CHERRY
20	149735-02-SD0	EA	CABINET/BASE -W/O DRS/DRW/HDW - F/QUEEN - PORTSMOUTH OAK - REAR STEREO SYS W/CD
20	149735-02-SD1	EA	CABINET/BASE -W/O DRS/DRW/HDW - F/QUEEN - CONCERT CHERRY - REAR STEREO SYS W/CD
20	149735-02-SD2	EA	CABINET/BASE-W/O DRS/DRW/HDW-F/QUEEN BED - WASHED MAPLE - REAR STEREO SYS W/CD
20	149735-02-SD3	EA	CABINET/BASE-W/O DRS/DRW/HDW-F/QUEEN BED - HONEY CHERRY - REAR STEREO SYS W/CD
	149735-29-SD0	EA	PANEL/ACCESS - BED BASE - PORTSMOUTH OAK FROM: 10-11-04 THRU: 99-99-99
	149735-29-SD1	EA	PANEL/ACCESS - BED BASE - CONCERT CHERRY FROM: 10-11-04 THRU: 99-99-99
	149735-29-SD2	EA	PANEL/ACCESS - BED BASE - WASHED MAPLE FROM: 10-11-04 THRU: 99-99-99
	149735-29-SD3	EA	PANEL/ACCESS - BED BASE - HONEY CHERRY FROM: 10-11-04 THRU: 99-99-99
21	137406-04-N52	EA	BEDBOARD - W/HINGE/T-MOLDING/SLIPNOT - FLIP-UP
21	096764-02-000	FT	SLIPNOT - ANTISLIP - 1' WIDE (180' ROLLS) - WHITE
22	146516-01-R83	EA	CABINET - NIGHTSTAND - W/O COUNTERTOP/DOORS/DRAWERS/HDW - PORTSMOUTH OAK
22	146516-01-R84	EA	CABINET - NIGHTSTAND - W/O COUNTERTOP/DOORS/DRAWERS/HDW - CONCERT CHERRY
22	146516-01-R91	EA	CABINET - NIGHTSTAND - W/O COUNTERTOP/DOORS/DRAWERS/HDW - WASHED MAPLE
22	146516-01-RE0	EA	CABINET - NIGHTSTAND - W/O COUNTERTOP/DOORS/DRAWERS/HDW - HONEY CHERRY
23	149296-01-SD0	EA	COUNTERTOP - LAMINATED - PORTSMOUTH OAK
23	149296-01-SD1	EA	COUNTERTOP - LAMINATED - CONCERT CHERRY
23	149296-01-SD2	EA	COUNTERTOP - LAMINATED - WASHED MAPLE
23	149296-01-SD3	EA	COUNTERTOP - LAMINATED - HONEY CHERRY
23	149296-02-SD0	EA	COUNTERTOP - LAMINATED - PORTSMOUTH OAK - REAR STEREO SYS W/CD
23	149296-02-SD1	EA	COUNTERTOP - LAMINATED - CONCERT CHERRY - REAR STEREO SYS W/CD
23	149296-02-SD3	EA	COUNTERTOP - LAMINATED - WASHED MAPLE - REAR STEREO SYS W/CD
23	149296-02-SD3	EA	COUNTERTOP - LAMINATED - HONEY CHERRY - REAR STEREO SYS W/CD
24	149215-33-SD0	EA	SHELF - W/WOOD MOLDING - PORTSMOUTH OAK
24	149215-33-SD1	EA	SHELF - W/WOOD MOLDING - CONCERT CHERRY
24	149215-33-SD2	EA	SHELF - W/WOOD MOLDING - WASHED MAPLE
24	149215-33-SD3	EA	SHELF - W/WOOD MOLDING - HONEY CHERRY

CABINET & APPLIANCE GROUP (CONTINUED)

CABINET & APPLIANCE LAYOUT (CONTINUED)



BEDROOM (CONTINUED)

KEY	PART NUMBER	U/M	DESCRIPTION
1	151059-11-SD0	EA	PANEL - SLIDING DOOR - W/O HARDWARE - PORTSMOUTH OAK
1	151059-11-SD1	EA	PANEL - SLIDING DOOR - W/O HARDWARE - CONCERT CHERRY
1	151059-11-SD2	EA	PANEL - SLIDING DOOR - W/O HARDWARE - WASHED MAPLE
1	151059-11-SD3	EA	PANEL - SLIDING DOOR - W/O HARDWARE - HONEY CHERRY
2	151059-01-SD0	EA	DOOR - SLIDING/DOUBLE - W/O HARDWARE - PORTSMOUTH OAK
2	151059-01-SD1	EA	DOOR - SLIDING/DOUBLE - W/O HARDWARE - CONCERT CHERRY
2	151059-01-SD2	EA	DOOR - SLIDING/DOUBLE - W/O HARDWARE - WASHED MAPLE
2	151059-01-SD3	EA	DOOR - SLIDING/DOUBLE - W/O HARDWARE - HONEY CHERRY
2	151059-01-SE4	EA	DOOR - SLIDING/DOUBLE - W/O HARDWARE - PORTSMOUTH OAK - STAINLESS STEEL PKG
2	151059-01-SE5	EA	DOOR - SLIDING/DOUBLE - W/O HARDWARE - CONCERT CHERRY - STAINLESS STEEL PKG
2	151059-01-SE6	EA	DOOR - SLIDING/DOUBLE - W/O HARDWARE - WASHED MAPLE - STAINLESS STEEL PKG
2	151059-01-SE7	EA	DOOR - SLIDING/DOUBLE - W/O HARDWARE - HONEY CHERRY - STAINLESS STEEL PKG
3	151059-14-SD0	EA	PANEL - SLIDING DOOR - W/O HARDWARE - PORTSMOUTH OAK
3	151059-14-SD1	EA	PANEL - SLIDING DOOR - W/O HARDWARE - CONCERT CHERRY
3	151059-14-SD2	EA	PANEL - SLIDING DOOR - W/O HARDWARE - WASHED MAPLE
3	151059-14-SD3	EA	PANEL - SLIDING DOOR - W/O HARDWARE - HONEY CHERRY
4	145608-09-01A	EA	TRACK - DOOR - 73.6" - OFF WHITE
5	145576-06-R83	EA	DOOR - W/MIRROR - 15.96" X 25.9" - W/O HARDWARE - PORTSMOUTH OAK
5	145576-06-R84	EA	DOOR - W/MIRROR - 15.96" X 25.9" - W/O HARDWARE - CONCERT CHERRY
5	145576-06-RC2	EA	DOOR - W/MIRROR - 15.96" X 25.9" - W/O HARDWARE - WASHED MAPLE
5	145576-06-RC3	EA	DOOR - W/MIRROR - 15.96" X 25.9" - W/O HARDWARE - HONEY CHERRY
5	145576-06-R89	EA	DOOR - W/MIRROR - 15.96" X 25.9" - W/O HARDWARE - PORTSMOUTH OAK - STAINLESS STEEL PKG
5	145576-06-R90	EA	DOOR - W/MIRROR - 15.96" X 25.9" - W/O HARDWARE - CONCERT CHERRY - STAINLESS STEEL PKG
5	145576-06-R91	EA	DOOR - W/MIRROR - 15.96" X 25.9" - W/O HARDWARE - WASHED MAPLE - STAINLESS STEEL PKG
5	145576-06-RE3	EA	DOOR - W/MIRROR - 15.96" X 25.9" - W/O HARDWARE - HONEY CHERRY - STAINLESS STEEL PKG
	093606-36-000	EA	MIRROR - BEVELED EDGE - 16" X 26"
5	076767-04-000	EA	CABLE - STAINLESS STEEL - 5.9"

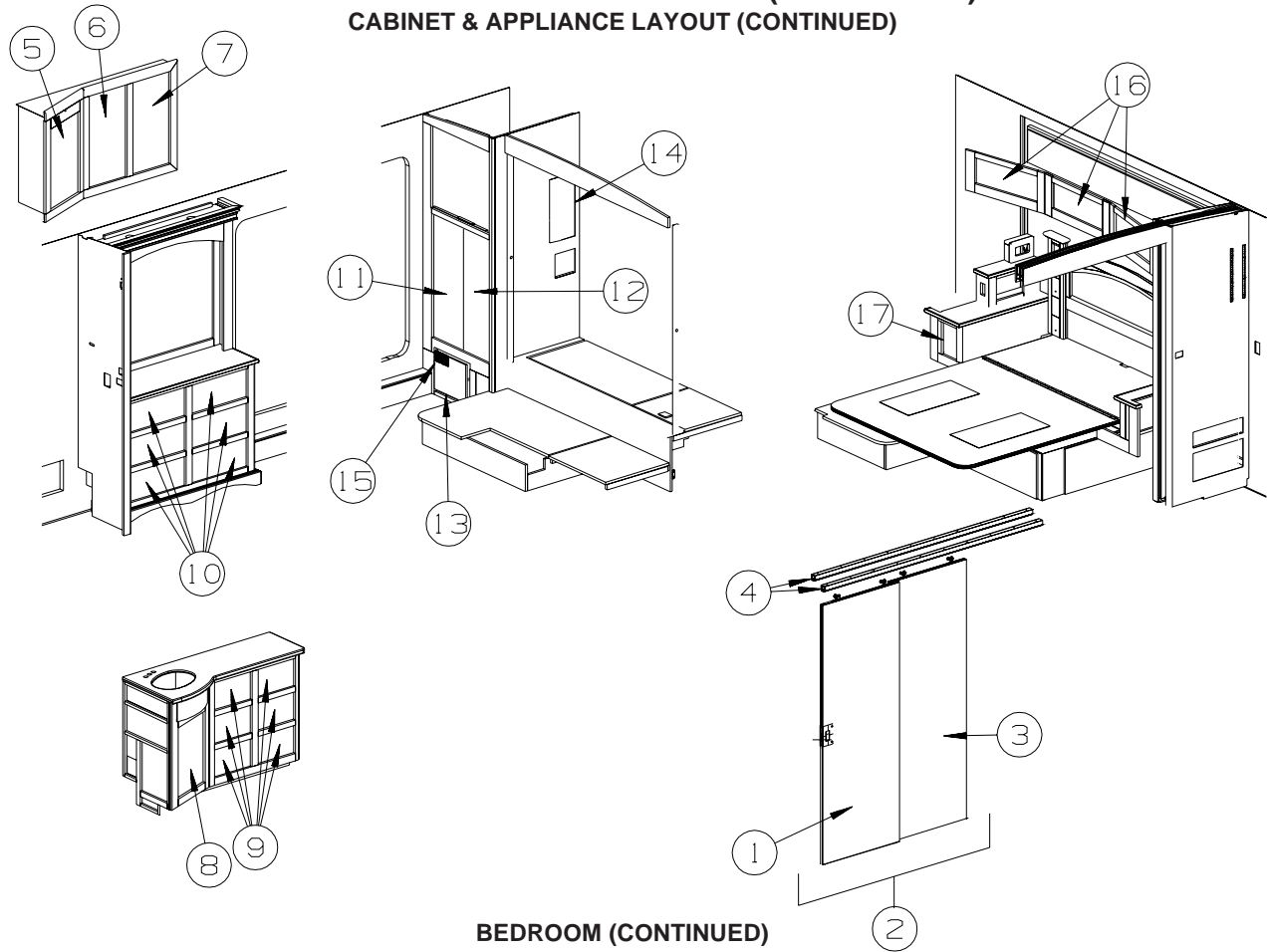
CABINET & APPLIANCE GROUP (CONTINUED)

CABINET & APPLIANCE LAYOUT (CONTINUED)

BEDROOM (CONTINUED)

KEY	PART NUMBER	U/M	DESCRIPTION
6	148998-93-SD0	EA	DOOR - RAISED PANEL/OGEE EDGE - 13.6" X 27" - W/O HDW - PORTSMOUTH OAK
6	148998-93-SD1	EA	DOOR - RAISED PANEL/OGEE EDGE - 13.6" X 27" - W/O HDW - CONCERT CHERRY
6	148998-93-SD2	EA	DOOR - RAISED PANEL/OGEE EDGE - 13.6" X 27" - W/O HDW - WASHED MAPLE
6	148998-93-SD3	EA	DOOR - RAISED PANEL/OGEE EDGE - 13.6" X 27" - W/O HDW - HONEY CHERRY
6	148998-93-ST0	EA	DOOR - RAISED PNL/OGEE EDGE-13.6"X27" -W/O HDW - PORTSMOUTH OAK - STAINLESS STEEL PKG
6	148998-93-ST1	EA	DOOR - RAISED PNL/OGEE EDGE-13.6"X27" -W/O HDW - CONCERT CHERRY - STAINLESS STEEL PKG
6	148998-93-ST2	EA	DOOR - RAISED PNL/OGEE EDGE - 13.6" X 27" - W/O HDW - WASHED MAPLE - STAINLESS STEEL PKG
6	148998-93-ST3	EA	DOOR - RAISED PNL/OGEE EDGE - 13.6" X 27" - W/O HDW - HONEY CHERRY - STAINLESS STEEL PKG
7	148998-92-SD0	EA	DOOR - RAISED PANEL/OGEE EDGE - 13.6" X 27" - W/O HDW - PORTSMOUTH OAK
7	148998-92-SD1	EA	DOOR - RAISED PANEL/OGEE EDGE - 13.6" X 27" - W/O HDW - CONCERT CHERRY
7	148998-92-SD2	EA	DOOR - RAISED PANEL/OGEE EDGE - 13.6" X 27" - W/O HDW - WASHED MAPLE
7	148998-92-SD3	EA	DOOR - RAISED PANEL/OGEE EDGE - 13.6" X 27" - W/O HDW - HONEYCHERRY
7	148998-92-ST0	EA	DOOR - RAISED PNL/OGEE EDGE-13.6"X27" -W/O HDW - PORTSMOUTH OAK - STAINLESS STEEL PKG
7	148998-92-ST1	EA	DOOR - RAISED PNL/OGEE EDGE-13.6"X27" -W/O HDW - CONCERT CHERRY - STAINLESS STEEL PKG
7	148998-92-ST2	EA	DOOR - RAISED PNL/OGEE EDGE - 13.6" X 27" - W/O HDW - WASHED MAPLE - STAINLESS STEEL PKG
7	148998-92-ST3	EA	DOOR - RAISED PNL/OGEE EDGE - 13.6" X 27" - W/O HDW - HONEYCHERRY - STAINLESS STEEL PKG
8	148998-B9-SD0	EA	DOOR - RAISED PANEL/OGEE EDGE - 14.9" X 21.8" - W/O HDW - PORTSMOUTH OAK
8	148998-B9-SD1	EA	DOOR - RAISED PANEL/OGEE EDGE - 14.9" X 21.8" - W/O HDW - CONCERT CHERRY
8	148998-B9-SD2	EA	DOOR - RAISED PANEL/OGEE EDGE - 14.9" X 21.8" - W/O HDW - WASHED MAPLE
8	148998-B9-SD3	EA	DOOR - RAISED PANEL/OGEE EDGE - 14.9" X 21.8" - W/O HDW - HONEY CHERRY
8	148998-B9-ST0	EA	DOOR-RAISED PNL/OGEE EDGE-14.9"X21.8"-W/O HDW - PORTSMOUTH OAK - STAINLESS STEEL PKG
8	148998-B9-ST1	EA	DOOR-RAISED PNL/OGEE EDGE-14.9"X21.8"-W/O HDW - CONCERT CHERRY - STAINLESS STEEL PKG
8	148998-B9-ST2	EA	DOOR - RAISED PNL/OGEE EDGE -14.9"X21.8" - W/O HDW - WASHED MAPLE - STAINLESS STEEL PKG
8	148998-B9-ST3	EA	DOOR - RAISED PNL/OGEE EDGE -14.9"X21.8" - W/O HDW - HONEY CHERRY - STAINLESS STEEL PKG
9	146084-05-R83	EA	DRAWER - OGEE EDGE - 12"W X 12"D - W/O HARDWARE - PORTSMOUTH OAK
9	146084-05-R84	EA	DRAWER - OGEE EDGE - 12"W X 12"D - W/O HARDWARE - CONCERT CHERRY
9	146084-05-SD2	EA	DRAWER - OGEE EDGE - 12"W X 12"D - W/O HARDWARE - WASHED MAPLE
9	146084-05-RE0	EA	DRAWER - OGEE EDGE - 12"W X 12"D - W/O HARDWARE - HONEY CHERRY
10	146084-03-R83	EA	DRAWER - OGEE EDGE - 18.2"W X 12"D - W/O SLIDES/HARDWARE - PORTSMOUTH OAK
10	146084-03-R84	EA	DRAWER - OGEE EDGE - 18.2"W X 12"D - W/O SLIDES/HARDWARE - CONCERT CHERRY
10	146084-03-SD2	EA	DRAWER - OGEE EDGE - 18.2"W X 12"D - W/O SLIDES/HARDWARE - WASHED MAPLE
10	146084-03-RE0	EA	DRAWER - OGEE EDGE - 18.2"W X 12"D - W/O SLIDES/HARDWARE - HONEY CHERRY
11	144855-02-R68	EA	DOOR - LOUVERED/OGEE EDGE/LEFT HAND - 12.4" X 36" - PORTSMOUTH OAK
11	144855-02-R69	EA	DOOR - LOUVERED/OGEE EDGE/LEFT HAND - 12.4" X 36" - CONCERT CHERRY
11	144855-02-SD2	EA	DOOR - LOUVERED/OGEE EDGE/LEFT HAND - 12.4" X 36" - WASHED MAPLE
11	144855-02-RE0	EA	DOOR - LOUVERED/OGEE EDGE/LEFT HAND - 12.4" X 36" - HONEY CHERRY
11	144855-02-SN0	EA	DOOR - LVERED/OGEE EDGE/LEFT HAND - 12.4" X 36" - PORTSMOUTH OAK - STAINLESS STEEL PKG
11	144855-02-SN1	EA	DOOR - LVERED/OGEE EDGE/LEFT HAND - 12.4" X 36" - CONCERT CHERRY - STAINLESS STEEL PKG
11	144855-02-SN2	EA	DOOR - LVERED/OGEE EDGE/LEFT HAND - 12.4" X 36" - WASHED MAPLE - STAINLESS STEEL PKG
11	144855-02-ST3	EA	DOOR - LVERED/OGEE EDGE/LEFT HAND - 12.4" X 36" - HONEY CHERRY - STAINLESS STEEL PKG
12	144854-02-R68	EA	DOOR - LOUVERED/OGEE EDGE/RIGHT HAND - 12.4" X 36" - PORTSMOUTH OAK
12	144854-02-R69	EA	DOOR - LOUVERED/OGEE EDGE/RIGHT HAND - 12.4" X 36" - CONCERT CHERRY
12	144854-02-SD2	EA	DOOR - LOUVERED/OGEE EDGE/RIGHT HAND - 12.4" X 36" - WASHED MAPLE
12	144854-02-RE0	EA	DOOR - LOUVERED/OGEE EDGE/RIGHT HAND - 12.4" X 36" - HONEY CHERRY
12	144854-02-SN0	EA	DOOR - LVRED/OGEE EDGE/RIGHT HAND - 12.4" X 36" - PORTSMOUTH OAK - STAINLESS STEEL PKG
12	144854-02-SN1	EA	DOOR - LVRED/OGEE EDGE/RIGHT HAND - 12.4" X 36" - CONCERT CHERRY - STAINLESS STEEL PKG
12	144854-02-SN2	EA	DOOR - LVRED/OGEE EDGE/RIGHT HAND - 12.4" X 36" - WASHED MAPLE - STAINLESS STEEL PKG
12	144854-02-ST3	EA	DOOR - LVRED/OGEE EDGE/RIGHT HAND - 12.4" X 36" - HONEY CHERRY - STAINLESS STEEL PKG
13	140283-09-R83	EA	DOOR - W/GRILL - OGEE EDGE - 13.4" X 15.7" - W/O HARDWARE - PORTSMOUTH OAK
13	140283-09-R84	EA	DOOR - W/GRILL - OGEE EDGE - 13.4" X 15.7" - W/O HARDWARE - CONCERT CHERRY
13	140283-09-R91	EA	DOOR - W/GRILL - OGEE EDGE - 13.4" X 15.7" - W/O HARDWARE - WASHED MAPLE
13	140283-09-RE0	EA	DOOR - W/GRILL - OGEE EDGE - 13.4" X 15.7" - W/O HARDWARE - HONEY CHERRY
14	148998-28-SD0	EA	DOOR - RAISED PANEL/OGEE EDGE - 10.2" X 29.5" - W/O HDW - PORTSMOUTH OAK
14	148998-28-SD1	EA	DOOR - RAISED PANEL/OGEE EDGE - 10.2" X 29.5" - W/O HDW - CONCERT CHERRY
14	148998-28-SD2	EA	DOOR - RAISED PANEL/OGEE EDGE - 10.2" X 29.5" - W/O HDW - WASHED MAPLE
14	148998-28-SD3	EA	DOOR - RAISED PANEL/OGEE EDGE - 10.2" X 29.5" - W/O HDW - HONEY CHERRY
14	148998-28-ST0	EA	DOOR-RAISED PNL/OGEE EDGE-10.2"X29.5"-W/O HDW - PORTSMOUTH OAK - STAINLESS STEEL PKG
14	148998-28-ST1	EA	DOOR-RAISED PNL/OGEE EDGE-10.2"X29.5"-W/O HDW - CONCERT CHERRY - STAINLESS STEEL PKG
14	148998-28-ST2	EA	DOOR - RAISED PNL/OGEE EDGE -10.2"X29.5" - W/O HDW - WASHED MAPLE - STAINLESS STEEL PKG
14	148998-28-ST3	EA	DOOR - RAISED PNL/OGEE EDGE -10.2"X29.5" - W/O HDW - HONEY CHERRY - STAINLESS STEEL PKG
15	140594-06-01A	EA	GRILLE - RETURN AIR - 13" X 10.8" - BLACK

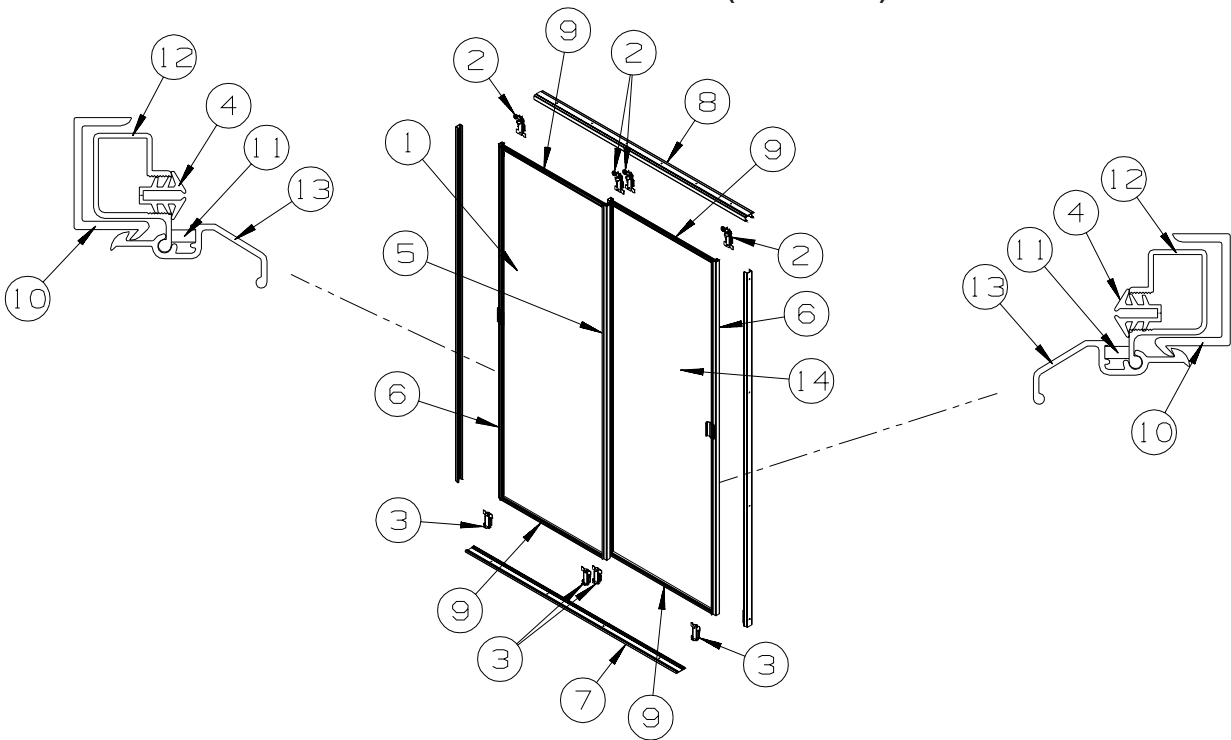
CABINET & APPLIANCE GROUP (CONTINUED)
CABINET & APPLIANCE LAYOUT (CONTINUED)



BEDROOM (CONTINUED)

KEY	PART NUMBER	U/M	DESCRIPTION
16	148998-07-SD0	EA	DOOR - RAISED PANEL/OGEE EDGE - 9.2" X 21.8" - W/O HDW - PORTSMOUTH OAK
16	148998-07-SD1	EA	DOOR - RAISED PANEL/OGEE EDGE - 9.2" X 21.8" - W/O HDW - CONCERT CHERRY
16	148998-07-SD2	EA	DOOR - RAISED PANEL/OGEE EDGE - 9.2" X 21.8" - W/O HDW - WASHED MAPLE
16	148998-07-SD3	EA	DOOR - RAISED PANEL/OGEE EDGE - 9.2" X 21.8" - W/O HDW - HONEY CHERRY
16	148998-07-ST0	EA	DOOR - RAISED PNL/OGEE EDGE-9.2"X21.8"-W/O HDW - PORTSMOUTH OAK - STAINLESS STEEL PKG
16	148998-07-ST1	EA	DOOR - RAISED PNL/OGEE EDGE-9.2"X21.8"-W/O HDW - CONCERT CHERRY - STAINLESS STEEL PKG
16	148998-07-ST2	EA	DOOR - RAISED PNL/OGEE EDGE - 9.2"X21.8" - W/O HDW - WASHED MAPLE - STAINLESS STEEL PKG
16	148998-07-ST3	EA	DOOR - RAISED PNL/OGEE EDGE - 9.2"X21.8" - W/O HDW - HONEY CHERRY - STAINLESS STEEL PKG
17	145386-H6-R83	EA	DRAWER - OGEE EDGE - 5.7"W X 13.8"D - W/O SLIDES/HDW - PORTSMOUTH OAK
17	145386-H6-R84	EA	DRAWER - OGEE EDGE - 5.7"W X 13.8"D - W/O SLIDES/HDW - CONCERT CHERRY
17	145386-H6-SD2	EA	DRAWER - OGEE EDGE - 5.7"W X 13.8"D - W/O SLIDES/HDW - WASHED MAPLE
17	145386-H6-RE0	EA	DRAWER - OGEE EDGE - 5.7"W X 13.8"D - W/O SLIDES/HDW - HONEY CHERRY

CABINET & APPLIANCE GROUP (CONTINUED)
CABINET & APPLIANCE LAYOUT (CONTINUED)

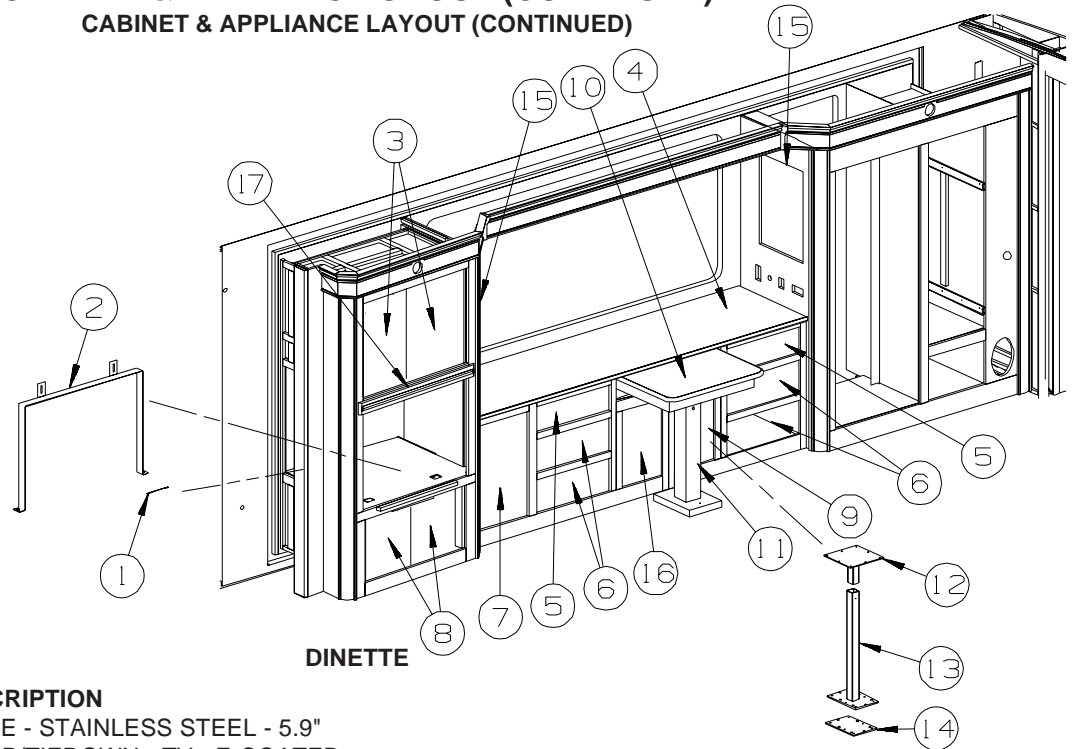


BEDROOM (CONTINUED)

KEY	PART NUMBER	U/M	DESCRIPTION
1	136681-21-N84	EA	DOOR - MİRRORED/WARDROBE - LH - W/HANGERS/GUIDES/LATCH
2	107390-02-000	EA	CORNER HANGER (DOUBLE ROLLER W/BRACKET) (SOLD AS 1 EACH)
3	107391-01-000	EA	GUIDE - BOTTOM - BY-PASS (4 USED PER DOOR)
4	111575-01-01A	FT	CHANNEL - GLAZING - SWING DOOR
5	114104-21-01A	EA	STILE - DOOR - SLIDING - 57.9" - TERRATONE
6	114104-22-01A	EA	STILE - DOOR - SLIDING - 57.9" - TERRATONE
7	114105-18-01A	EA	TRACK - SLIDING DOOR - LOWER - 67.2" - TERRATONE
8	114106-18-01A	EA	TRACK - SLIDING DOOR - UPPER - 67.2" - TERRATONE
9	114107-03-01A	EA	RAIL - DOOR/SLIDING - UPPER/LOWER - 34.1" - TERRATONE
10	115538-12-01A	EA	JAMB - DOOR - WARDROBE/MİRRORED - BLACK
11	115541-01-000	EA	SPRING - DOOR - SLIDING
12	123655-01-000	FT	SEAL - CLOSED CELL/FOAM
13	149252-01-01A	EA	LATCH - WARDROBE DOOR - TERRA COTTA
14	136680-21-N84	EA	DOOR - MİRRORED/WARDROBE - RH - W/HANGERS/GUIDES/LATCH

CABINET & APPLIANCE GROUP (CONTINUED)

CABINET & APPLIANCE LAYOUT (CONTINUED)



DINETTE

KEY	PART NUMBER	U/M	DESCRIPTION
1	076767-04-000	EA	CABLE - STAINLESS STEEL - 5.9"
2	146656-01-02B	EA	STRAP/TIEDOWN - TV - E-COATED
3	146028-36-SD0	EA	DOOR -GLASS INSERT/PENCIL-14.9" X 21.8" - W/O HDW - PORTSMOUTH OAK
3	146028-36-SD1	EA	DOOR -GLASS INSERT/PENCIL-14.9" X 21.8" - W/O HDW - CONCERT CHERRY
3	146028-36-SD2	EA	DOOR -GLASS INSERT/PENCIL-14.9" X 21.8" - W/O HDW - WASHED MAPLE
3	146028-36-SD3	EA	DOOR -GLASS INSERT/PENCIL-14.9" X 21.8" - W/O HDW - HONEY CHERRY
3	146028-36-ST0	EA	DOOR-GLASS INSERT/PENCIL-14.9" X 21.8" - W/O HDW - PORTSMOUTH OAK - STAINLESS STEEL PKG
3	146028-36-ST1	EA	DOOR-GLASS INSERT/PENCIL-14.9" X 21.8" - W/O HDW - CONCERT CHERRY - STAINLESS STEEL PKG
3	146028-36-ST2	EA	DOOR-GLASS INSERT/PENCIL-14.9" X 21.8" - W/O HDW - WASHED MAPLE - STAINLESS STEEL PKG
3	146028-36-ST3	EA	DOOR-GLASS INSERT/PENCIL-14.9" X 21.8" - W/O HDW - HONEY CHERRY - STAINLESS STEEL PKG
	140054-03-01A	EA	PANEL/INSERT - LEAD GLASS/FLAT - 12.2" X 19.1"
4	145212-06-R83	EA	COUNTERTOP - LAMINATED - OAK/PORTSMOUTH OAK - PORTSMOUTH OAK
4	145212-06-R84	EA	COUNTERTOP - LAMINATED - CHERRY/CHERRY IV - CONCERT CHERRY
4	145212-06-R91	EA	COUNTERTOP - LAMINATED - MAPLE/WASHED MAPLE - WASHED MAPLE
4	145212-06-RE0	EA	COUNTERTOP - LAMINATED - OAK/HONEY - HONEY CHERRY
4	133539-75-03A	EA	CTRTP - 1/2" CORIAN - FOSSIL - (SD0, SD1, SD2, SD3, ST0, ST1, ST2, ST3) - CTRTP-SOLID SURFACE
4	133539-75-04A	EA	CTRTP - 1/2" CORIAN - CANYON- (SD4, SD5, SD6, SD7, ST4, ST5, ST6, ST7) - CTRTP-SOLID SURFACE
4	133539-75-05A	EA	CTRTP - 1/2" CORIAN - WILLOW - (SE0, SE1, SE2, SE3, SV0, SV1, SV2, SV3) - CTRTP-SOLID SURFACE
5	145386-86-R83	EA	DRAWER - OGEE EDGE - 19.8"W X 17.7"D - W/O SLIDES/HDW - PORTSMOUTH OAK
5	145386-86-R84	EA	DRAWER - OGEE EDGE - 19.8"W X 17.7"D - W/O SLIDES/HDW - CONCERT CHERRY
5	145386-86-SD2	EA	DRAWER - OGEE EDGE - 19.8"W X 17.7"D - W/O SLIDES/HDW - WASHED MAPLE
5	145386-86-RE0	EA	DRAWER - OGEE EDGE - 19.8"W X 17.7"D - W/O SLIDES/HDW - HONEY CHERRY
6	145386-85-R83	EA	DRAWER - OGEE EDGE - 19.8"W X 17.7"D - W/O SLIDES/HDW - PORTSMOUTH OAK
6	145386-85-R84	EA	DRAWER - OGEE EDGE - 19.8"W X 17.7"D - W/O SLIDES/HDW - CONCERT CHERRY
6	145386-85-SD2	EA	DRAWER - OGEE EDGE - 19.8"W X 17.7"D - W/O SLIDES/HDW - WASHED MAPLE
6	145386-85-RE0	EA	DRAWER - OGEE EDGE - 19.8"W X 17.7"D - W/O SLIDES/HDW - HONEY CHERRY
7	148998-C2-SD0	EA	DOOR - RAISED PANEL/OGEE - 15.3" X 25.5" - W/O HDW-PORTSMOUTH OAK
7	148998-C2-SD1	EA	DOOR - RAISED PANEL/OGEE - 15.3" X 25.5" - W/O HDW-CONCERT CHERRY
7	148998-C2-SD2	EA	DOOR - RAISED PANEL/OGEE - 15.3" X 25.5" - W/O HDW-WASHED MAPLE
7	148998-C2-SD3	EA	DOOR - RAISED PANEL/OGEE - 15.3" X 25.5" - W/O HDW-HONEY CHERRY
7	148998-C2-ST0	EA	DOOR - RAISED PANEL/OGEE - 15.3" X 25.5" - W/O HDW-PORTSMOUTH OAK - STAINLESS STEEL PKG
7	148998-C2-ST1	EA	DOOR - RAISED PANEL/OGEE - 15.3" X 25.5" - W/O HDW-CONCERT CHERRY - STAINLESS STEEL PKG
7	148998-C2-ST2	EA	DOOR - RAISED PANEL/OGEE - 15.3" X 25.5" - W/O HDW-WASHED MAPLE - STAINLESS STEEL PKG
7	148998-C2-ST3	EA	DOOR - RAISED PANEL/OGEE - 15.3" X 25.5" - W/O HDW-HONEY CHERRY - STAINLESS STEEL PKG
8	143959-32-R83	EA	DOOR -RAISED PANEL/PENCIL-14.3" X 14.3"-W/O HDW - PORTSMOUTH OAK
8	143959-32-R84	EA	DOOR -RAISED PANEL/PENCIL-14.3" X 14.3"-W/O HDW - CONCERT CHERRY
8	143959-32-SD2	EA	DOOR -RAISED PANEL/PENCIL-14.3" X 14.3"-W/O HDW - WASHED MAPLE
8	143959-32-RE0	EA	DOOR -RAISED PANEL/PENCIL-14.3" X 14.3"-W/O HDW - HONEY CHERRY
8	143959-32-ST0	EA	DOOR -RAISED PANEL/PENCIL-14.3" X 14.3"-W/O HDW - PORTSMOUTH OAK - STAINLESS STEEL PKG
8	143959-32-ST1	EA	DOOR -RAISED PANEL/PENCIL-14.3" X 14.3"-W/O HDW -CONCERT CHERRY - STAINLESS STEEL PKG
8	143959-32-ST2	EA	DOOR -RAISED PANEL/PENCIL-14.3" X 14.3"-W/O HDW - WASHED MAPLE - STAINLESS STEEL PKG
8	143959-32-ST3	EA	DOOR -RAISED PANEL/PENCIL-14.3" X 14.3"-W/O HDW - HONEY CHERRY - STAINLESS STEEL PKG

CABINET & APPLIANCE GROUP (CONTINUED)

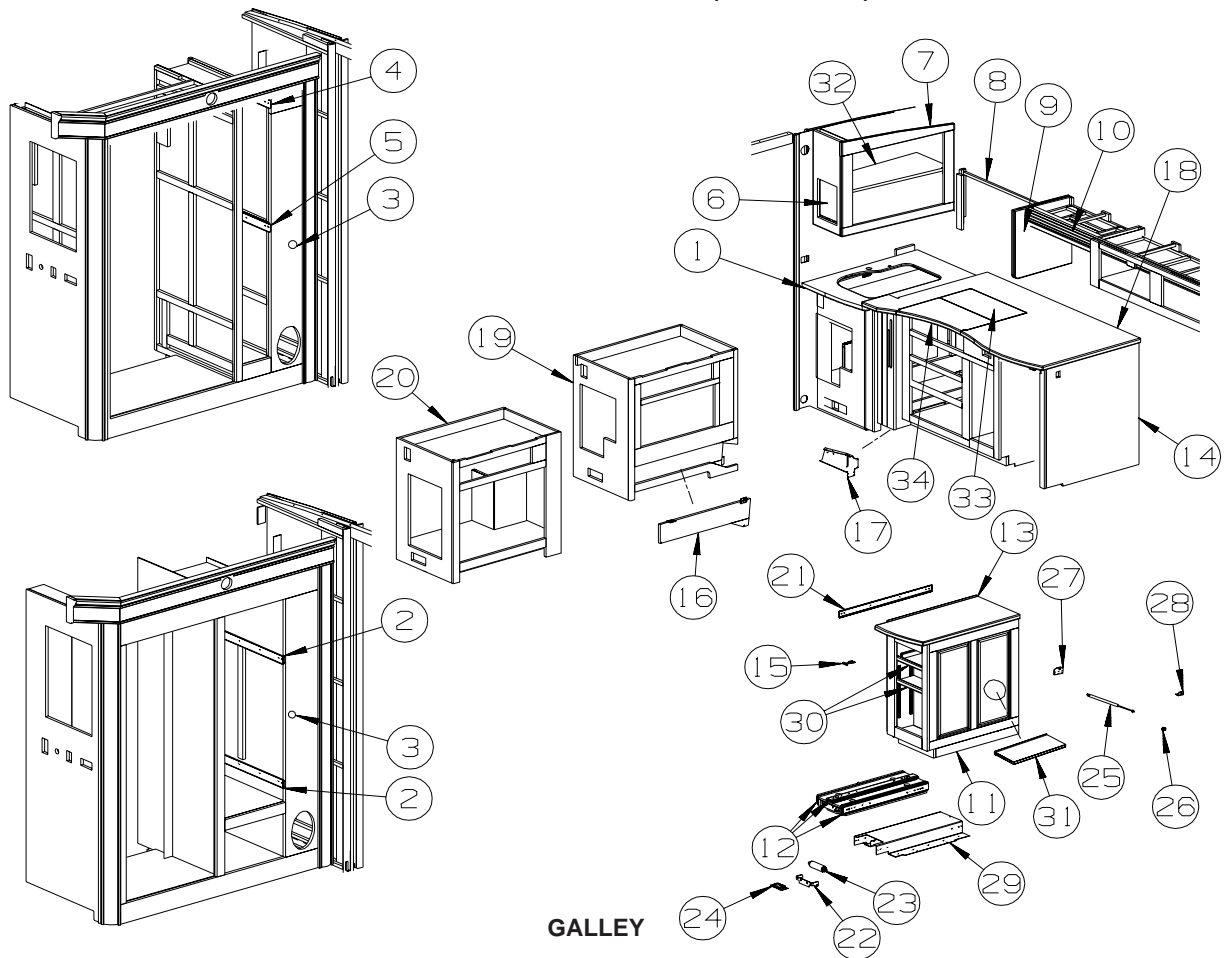
CABINET & APPLIANCE LAYOUT (CONTINUED)

DINETTE (CONTINUES)

KEY	PART NUMBER	U/M	DESCRIPTION
9	148998-65-SD0	EA	DOOR - RAISED PANEL/OGEE - 12" X 18.8" - W/O HDW - PORTSMOUTH OAK
9	148998-65-SD1	EA	DOOR - RAISED PANEL/OGEE - 12" X 18.8" - W/O HDW - CONCERT CHERRY
9	148998-65-SD2	EA	DOOR - RAISED PANEL/OGEE - 12" X 18.8" - W/O HDW - WASHED MAPLE
9	148998-65-SD3	EA	DOOR - RAISED PANEL/OGEE - 12" X 18.8" - W/O HDW - HONEY CHERRY
9	148998-65-ST0	EA	DOOR - RAISED PANEL/OGEE - 12" X 18.8" - W/O HDW - PORTSMOUTH OAK - STAINLESS STEEL PKG
9	148998-65-ST1	EA	DOOR - RAISED PANEL/OGEE - 12" X 18.8" - W/O HDW - CONCERT CHERRY - STAINLESS STEEL PKG
9	148998-65-ST2	EA	DOOR - RAISED PANEL/OGEE - 12" X 18.8" - W/O HDW - WASHED MAPLE - STAINLESS STEEL PKG
9	148998-65-ST3	EA	DOOR - RAISED PANEL/OGEE - 12" X 18.8" - W/O HDW - HONEY CHERRY - STAINLESS STEEL PKG
10	139294-01-04A	EA	TABLE - DINETTE - FREE STANDING - PORTSMOUTH OAK
10	139294-01-03A	EA	TABLE - DINETTE - FREE STANDING - CONCERT CHERRY
10	139294-01-02A	EA	TABLE - DINETTE - FREE STANDING - WASHED MAPLE
10	139294-01-05A	EA	TABLE - DINETTE - FREE STANDING - HONEY CHERRY
11	139294-04-04A	EA	TABLE BASE - DINETTE - PORTSMOUTH OAK
11	139294-04-03A	EA	TABLE BASE - DINETTE - CONCERT CHERRY
11	139294-04-02A	EA	TABLE BASE - DINETTE - WASHED MAPLE
11	139294-04-05A	EA	TABLE BASE - DINETTE - HONEY CHERRY
12	139459-01-02B	EA	SUPPORT/TABLE - DINETTE - E-COATED
13	139466-01-02B	EA	SUPPORT/TABLE - UPPER - E-COATED
14	139469-02-02B	EA	PLATE/BASE - TABLE - DINETTE - E-COATED
15	147597-01-R83	EA	CABINET - LIGHT POCKET - PORTSMOUTH OAK
15	147597-01-R84	EA	CABINET - LIGHT POCKET - CONCERT CHERRY
15	147597-01-SD2	EA	CABINET - POCKET LIGHT - WASHED MAPLE
15	147597-01-RE0	EA	CABINET - LIGHT POCKET - HONEY CHERRY
16	148998-66-SD0	EA	DOOR - RAISED PANEL/OGEE - 12" X 18.8" - W/O HDW - PORTSMOUTH OAK
16	148998-66-SD1	EA	DOOR - RAISED PANEL/OGEE - 12" X 18.8" - W/O HDW - CONCERT CHERRY
16	148998-66-SD2	EA	DOOR - RAISED PANEL/OGEE - 12" X 18.8" - W/O HDW - WASHED MAPLE
16	148998-66-SD3	EA	DOOR - RAISED PANEL/OGEE - 12" X 18.8" - W/O HDW - HONEY CHERRY
16	148998-66-ST0	EA	DOOR - RAISED PANEL/OGEE - 12" X 18.8" - W/O HDW - PORTSMOUTH OAK - STAINLESS STEEL PKG
16	148998-66-ST1	EA	DOOR - RAISED PANEL/OGEE - 12" X 18.8" - W/O HDW - CONCERT CHERRY - STAINLESS STEEL PKG
16	148998-66-ST2	EA	DOOR - RAISED PANEL/OGEE - 12" X 18.8" - W/O HDW - WASHED MAPLE - STAINLESS STEEL PKG
16	148998-66-ST3	EA	DOOR - RAISED PANEL/OGEE - 12" X 18.8" - W/O HDW - HONEY CHERRY - STAINLESS STEEL PKG
17	145462-52-R83	EA	LUMBER - STAINED - 1/2" X 3" - 33.6" - PORTSMOUTH OAK
17	145462-52-R84	EA	LUMBER - STAINED - 1/2" X 3" - 33.6" - CONCERT CHERRY
17	145462-52-R91	EA	LUMBER - STAINED - 1/2" X 3" - 33.6" - WASHED MAPLE
17	145462-52-RE0	EA	LUMBER - STAINED - 1/2" X 3" - 33.6" - HONEY CHERRY

CABINET & APPLIANCE GROUP (CONTINUED)

CABINET & APPLIANCE LAYOUT (CONTINUED)



KEY	PART NUMBER	U/M	DESCRIPTION
1	138775-07-03A	EA	COUNTERTOP - 1/2" CORIAN - FOSSIL (SD0, SD1, SD2, SD3, ST0, ST1, ST2, ST3)
1	138775-07-04A	EA	COUNTERTOP - 1/2" CORIAN - CANYON (SD4, SD5, SD6, SD7, ST4, ST5, ST6, ST7)
1	138775-07-05A	EA	COUNTERTOP - 1/2" CORIAN - WILLOW (SE0, SE1, SE2, SE3, SV0, SV1, SV2, SV3)
2	122360-01-000	EA	SLIDE - PANTRY - W/LOCK - LEFT HAND (FACING PANEL)
3	123673-01-01A	EA	KNOB - PANTRY SLIDE
4	122360-02-000	EA	SLIDE - PANTRY - W/O LOCK - RIGHT/LEFT HAND
5	122360-03-000	EA	SLIDE - PANTRY - W/LOCK - RIGHT HAND (FACING PANEL)
6	137602-53-N95	EA	POCKET - THERMOSTAT - PORTSMOUTH OAK
6	137602-53-N94	EA	POCKET - THERMOSTAT - CONCERT CHERRY
6	137602-53-RW5	EA	POCKET - THERMOSTAT - WASHED MAPLE
6	137602-53-RA3	EA	POCKET - THERMOSTAT - HONEY CHERRY
7	144521-05-SD0	EA	CABINET - OVERHEAD/GALLEY - W/O DOORS/HARDWARE - PORTSMOUTH OAK
7	144521-05-SD1	EA	CABINET - OVERHEAD/GALLEY - W/O DOORS/HARDWARE - CONCERT CHERRY
7	144521-05-SD2	EA	CABINET - OVERHEAD/GALLEY - W/O DOORS/HARDWARE - WASHED MAPLE
7	144521-05-SD3	EA	CABINET - OVERHEAD/GALLEY - W/O DOORS/HARDWARE - HONEY CHERRY
8	146483-02-R83	EA	TRIM - MICROWAVE - PORTSMOUTH OAK
8	146483-02-R84	EA	TRIM - MICROWAVE - CONCERT CHERRY
8	146483-02-R91	EA	TRIM - MICROWAVE - WASHED MAPLE
8	146483-02-RE0	EA	TRIM - MICROWAVE - HONEY CHERRY
8	146483-01-R83	EA	TRIM - MICROWAVE - PORTSMOUTH OAK - SPEEDCOOK OVEN
8	146483-01-R84	EA	TRIM - MICROWAVE - CONCERT CHERRY - SPEEDCOOK OVEN
8	146483-01-R91	EA	TRIM - MICROWAVE - WASHED MAPLE - SPEEDCOOK OVEN
8	146483-01-RE0	EA	TRIM - MICROWAVE - HONEY CHERRY - SPEEDCOOK OVEN
9	144861-11-R83	EA	END CAP - OVERHEAD CABINET - PORTSMOUTH OAK
9	144861-11-R84	EA	END CAP - OVERHEAD CABINET - CONCERT CHERRY
9	144861-11-SD2	EA	END CAP - OVERHEAD CABINET - WASHED MAPLE
9	144861-11-RE0	EA	END CAP - OVERHEAD CABINET - HONEY CHERRY
10	144861-01-R83	EA	CABINET - OVERHEAD/WINDOW - SLIDEOUT - W/O DOORS/HARDWARE - PORTSMOUTH OAK
10	144861-01-R84	EA	CABINET - OVERHEAD/WINDOW - SLIDEOUT - W/O DOORS/HARDWARE - CONCERT CHERRY
10	144861-01-SD2	EA	CABINET - OVERHEAD/WINDOW - SLIDEOUT - W/O DOORS/HARDWARE - WASHED MAPLE
10	144861-01-RE0	EA	CABINET - OVERHEAD/WINDOW - SLIDEOUT - W/O DOORS/HARDWARE - HONEY CHERRY

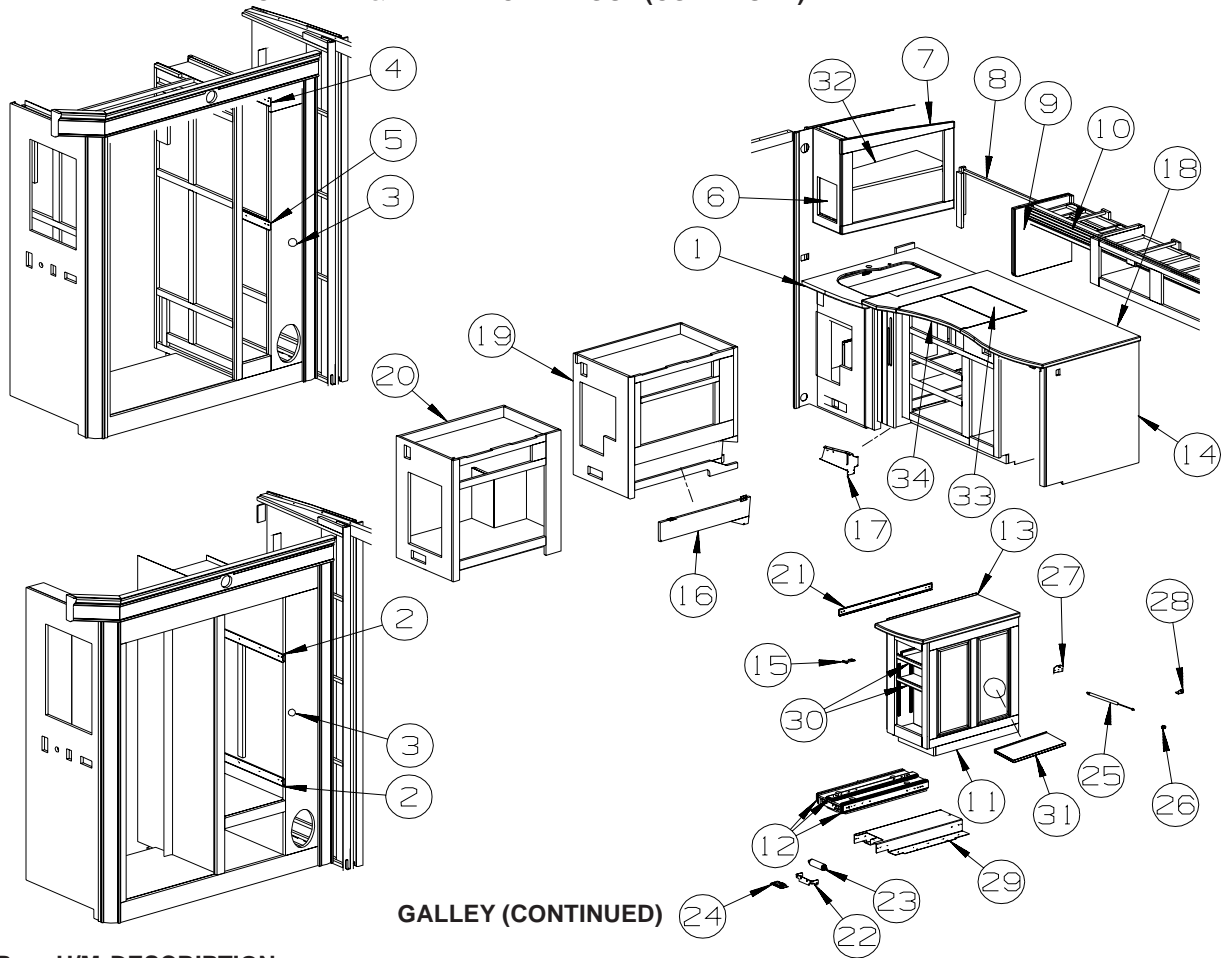
CABINET & APPLIANCE GROUP (CONTINUED)

CABINET & APPLIANCE LAYOUT (CONTINUED)

GALLEY (CONTINUED)

KEY	PART NUMBER	U/M	DESCRIPTION
11	P44683-01-R83	EA	CABINET - GALLEY - F/SLIDEOUT-W/O CTRTP/DOORS/DWRS/HDW - PORTSMOUTH OAK FROM: 00-00-00 THRU: 05-16-04
11	P50620-01-SD0	EA	CABINET - PULLOUT/GALLEY - W/O COUNTERTOP/DOORS/HDW - PORTSMOUTH OAK FROM: 05-17-04 THRU: 99-99-99
11	P44683-01-R84	EA	CABINET - GALLEY - F/SLIDEOUT-W/O CTRTP/DOORS/DWRS/HDW - CONCERT CHERRY FROM: 00-00-00 THRU: 05-16-04
11	P50620-01-SD1	EA	CABINET - PULLOUT/GALLEY - W/O COUNTERTOP/DOORS/HDW - CONCERT CHERRY FROM: 05-17-04 THRU: 99-99-99
11	P44683-01-RW5	EA	CABINET - GALLEY - F/SLIDEOUT-W/O CTRTP/DOORS/DWRS/HDW - WASHED MAPLE FROM: 00-00-00 THRU: 05-16-04
11	P50620-01-SD2	EA	CABINET - PULLOUT/GALLEY - W/O COUNTERTOP/DOORS/HDW - WASHED MAPLE FROM: 05-17-04 THRU: 99-99-99
11	P44683-01-RE0	EA	CABINET - GALLEY - F/SLIDEOUT-W/O CTRTP/DOORS/DWRS/HDW - HONEY CHERRY FROM: 00-00-00 THRU: 05-16-04
11	P50620-01-SD3	EA	CABINET - PULLOUT/GALLEY - W/O COUNTERTOP/DOORS/HDW - HONEY CHERRY FROM: 05-17-04 THRU: 99-99-99
12	143913-01-000	EA	SLIDE - PANTRY - 28"
13	138775-06-03A	EA	COUNTERTOP - 1/2" CORIAN - FOSSIL (SD0, SD1, SD2, SD3, ST0, ST1, ST2, ST3)
13	138775-06-04A	EA	COUNTERTOP - 1/2" CORIAN - CANYON (SD4, SD5, SD6, SD7, ST4, ST5, ST6, ST7)
13	138775-06-05A	EA	COUNTERTOP - 1/2" CORIAN - WILLOW (SE0, SE1, SE2, SE3, SV0, SV1, SV2, SV3)
14	P44517-01-R83	EA	CABINET - GALLEY - W/O CNTP/DRS/DRWS/HDW - PORTSMOUTH OAK
14	P44517-01-R84	EA	CABINET - GALLEY - W/O CNTP/DRS/DRWS/HDW - CONCERT CHERRY
14	P44517-01-SD2	EA	CABINET - GALLEY - W/O CNTP/DRS/DRWS/HDW - WASHED MAPLE
14	P44517-01-RE0	EA	CABINET - GALLEY - W/O CNTP/DRS/DRWS/HDW - HONEY CHERRY
14	P44517-02-R83	EA	CABINET - GALLEY - W/O CNTP/DOORS/DRAWERS/HDW - PORTSMOUTH OAK - RANGE W/OVEN
14	P44517-02-R84	EA	CABINET - GALLEY - W/O CNTP/DOORS/DRAWERS/HDW - CONCERT CHERRY - RANGE W/OVEN
14	P44517-02-SD2	EA	CABINET - GALLEY - W/O CNTP/DOORS/DRAWERS/HDW - WASHED MAPLE - RANGE W/OVEN
14	P44517-02-RE0	EA	CABINET - GALLEY - W/O CNTP/DOORS/DRAWERS/HDW - HONEY CHERRY - RANGE W/OVEN
14	P44517-03-R83	EA	CABINET - GALLEY - W/O CNTP/DRS/DRWS/HDW - PORTSMOUTH OAK - DISHWASHER
14	P44517-03-R84	EA	CABINET - GALLEY - W/O CNTP/DRS/DRWS/HDW - CONCERT CHERRY - DISHWASHER
14	P44517-03-SD2	EA	CABINET - GALLEY - W/O CNTP/DRS/DRWS/HDW - WASHED MAPLE - DISHWASHER
14	P44517-03-RE0	EA	CABINET - GALLEY - W/O CNTP/DRS/DRWS/HDW - HONEY CHERRY - DISHWASHER
15	151546-01-000	EA	HANDLE-T - W/4' CABLE/MOLDED BRACKET
16	144725-33-R83	EA	DOOR - GALLEY CABINET - 6" X 18.7" - W/O HARDWARE - PORTSMOUTH OAK
16	144725-33-R84	EA	DOOR - GALLEY CABINET - 6" X 18.7" - W/O HARDWARE - CONCERT CHERRY
16	144725-33-R91	EA	DOOR - GALLEY CABINET - 6" X 18.7" - W/O HARDWARE - WASHED MAPLE
16	144725-33-RE0	EA	DOOR - GALLEY CABINET - 6" X 18.7" - W/O HARDWARE - HONEY CHERRY
17	138709-01-02B	EA	BRACKET - COVER - PLUMBING - E-COATED
18	138775-05-03A	EA	COUNTERTOP - 1/2" CORIAN - FOSSIL (SD0, SD1, SD2, SD3, ST0, ST1, ST2, ST3)
18	138775-05-04A	EA	COUNTERTOP - 1/2" CORIAN - CANYON (SD4, SD5, SD6, SD7, ST4, ST5, ST6, ST7)
18	138775-05-05A	EA	COUNTERTOP - 1/2" CORIAN - WILLOW (SE0, SE1, SE2, SE3, SV0, SV1, SV2, SV3)
19	P44725-01-R83	EA	CABINET - GALLEY - W/O CNTRTP/DRS/DRWS/HDW - PORTSMOUTH OAK - DISHWASHER
19	P44725-01-R84	EA	CABINET - GALLEY - W/O CNTRTP/DRS/DRWS/HDW - CONCERT CHERRY - DISHWASHER
19	P44725-01-RW5	EA	CABINET - GALLEY - W/O CNTRTP/DRS/DRWS/HDW - WASHED MAPLE - DISHWASHER
19	P44725-01-RE0	EA	CABINET - GALLEY - W/O CNTRTP/DRS/DRWS/HDW - HONEY CHERRY - DISHWASHER
	115661-01-000	FT	SHOE/GLIDE - SLIDEOUT ROOM - 1/16" X 3" - POLYETHYLENE
	057534-04-000	EA	TIEBACK - CLEAR PLASTIC - 20"
20	P44931-01-R83	EA	CABINET - GALLEY - W/O COUNTERTOP/DOORS/DRAWERS/HDW-F/SINK - PORTSMOUTH OAK
20	P44931-01-R84	EA	CABINET - GALLEY - W/O COUNTERTOP/DOORS/DRAWERS/HDW-F/SINK - CONCERT CHERRY
20	P44931-01-RW5	EA	CABINET - GALLEY - W/O COUNTERTOP/DOORS/DRAWERS/HDW-F/SINK - WASHED MAPLE
20	P44931-01-RE0	EA	CABINET - GALLEY - W/O COUNTERTOP/DOORS/DRAWERS/HDW-F/SINK - HONEY CHERRY
21	122360-05-000	EA	SLIDE - PANTRY W/O LOCK
22	139517-09-02B	EA	BRACKET - ROLLER - F/SLIDEOUT ROOM - E-COATED FROM: 00-00-00 THRU: 05-16-04
23	127033-02-01A	EA	ROLLER - GUIDE FROM: 00-00-00 THRU: 05-16-04
24	150629-01-01A	EA	ROLLER ASSEMBLY - F/PULLOUT CABINET - GALVANIZED FROM: 05-17-04 THRU: 99-99-99
25	151544-01-000	EA	SPRING/GAS - LOCKING - W/O RELEASE HEAD - SLIDING GALLEY FROM: 05-17-04 THRU: 99-99-99
26	151544-02-000	EA	RELEASE HEAD - F/LOCKING GAS SPRING - SLIDING GALLEY FROM: 05-17-04 THRU: 99-99-99

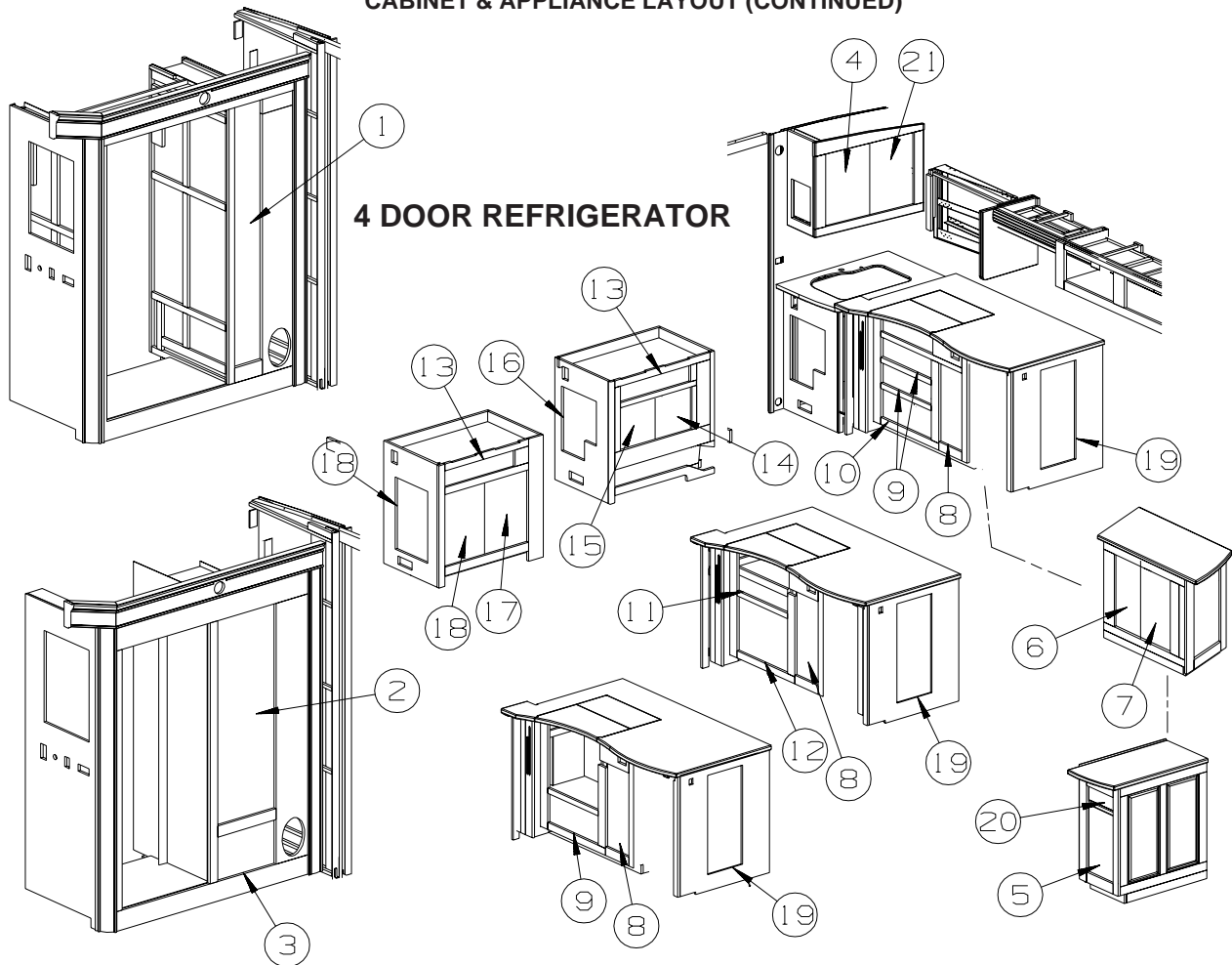
CABINET & APPLIANCE GROUP (CONTINUED)
CABINET & APPLIANCE LAYOUT (CONTINUED)



GALLEY (CONTINUED)

KEY	PART NUMBER	U/M	DESCRIPTION
27	151582-04-02B	EA	BRACKET/GAS SPRING - E-COATED FROM: 05-17-04 THRU: 99-99-99
28	126263-02-02B	EA	BRACKET - GAS SPRING W/BALL STUD - E-COATED FROM: 00-00-00 THRU: 05-16-04
28	151582-02-02B	EA	BRACKET/GAS SPRING - E-COATED FROM: 05-17-04 THRU: 99-99-99
29	150718-01-02B	EA	BASE/SLIDE - F/PULLOUT CABINET - E-COATED
30	150620-20-SD0	EA	SHELF - W/WOOD MOLDING - PORTSMOUTH OAK
30	150620-20-SD1	EA	SHELF - W/WOOD MOLDING - CONCERT CHERRY
30	150620-20-SD2	EA	SHELF - W/WOOD MOLDING - WASHED MAPLE
30	150620-20-SD3	EA	SHELF - W/WOOD MOLDING - HONEY CHERRY
31	150620-38-SD0	EA	SHELF - W/WOOD MOLDING - PORTSMOUTH OAK FROM: 06-14-04 THRU: 99-99-99
31	150620-38-SD1	EA	SHELF - W/WOOD MOLDING - CONCERT CHERRY FROM: 06-14-04 THRU: 99-99-99
31	150620-38-SD2	EA	SHELF - W/WOOD MOLDING - WASHED MAPLE FROM: 06-14-04 THRU: 99-99-99
31	150620-38-SD3	EA	SHELF - W/WOOD MOLDING - HONEY CHERRY FROM: 06-14-04 THRU: 99-99-99
32	144521-18-R83	EA	SHELF - W/WOOD MOLDING - PORTSMOUTH OAK
32	144521-18-R84	EA	SHELF - W/WOOD MOLDING - CONCERT CHERRY
32	144521-18-SD2	EA	SHELF - W/WOOD MOLDING - WASHED MAPLE
32	144521-18-RE0	EA	SHELF - W/WOOD MOLDING - HONEY CHERRY
33	144713-01-03A	EA	COVER - STOVE TOP - CORIAN - FOSSIL (SD0, SD1, SD2, SD3, ST0, ST1, ST2, ST3)
33	144713-01-04A	EA	COVER - STOVE TOP - CORIAN - CANYON (SD4, SD5, SD6, SD7, ST4, ST5, ST6, ST7)
33	144713-01-05A	EA	COVER - STOVE TOP - CORIAN - WILLOW (SE0, SE1, SE2, SE3, SP0, SP1, SP2, SP3)
33	144713-02-03A	EA	COVER-STOVE TOP-W/CUTOUT-FOSSIL (SD0, SD1, SD2, SD3, ST0, ST1, ST2, ST3) - RANGE W/OVEN
33	144713-02-04A	EA	COVER-STOVE TOP-W/CUTOUT-CANYON (SD4, SD5, SD6, SD7, ST4, ST5, ST6, ST7) - RANGE W/OVEN
33	144713-02-05A	EA	COVER-STOVE TOP-W/CUTOUT-WILLOW (SE0, SE1, SE2, SE3, SP0, SP1, SP2, SP3) - RANGE W/OVEN
34	144713-03-03A	EA	COVER-STOVE TOP-CORIAN-10.8"X15.1"X22.2"-FOSSIL (SD0, SD1, SD2, SD3, ST0, ST1, ST2, ST3)
34	144713-03-04A	EA	COVER-STOVE TOP-CORIAN-10.8"X15.1"X22.2"-CANYON (SD4, SD5, SD6, SD7, ST4, ST5, ST6, ST7)
34	144713-03-05A	EA	COVER-STOVE TOP-CORIAN-10.8"X15.1"X22.2"-WILLOW (SE0, SE1, SE2, SE3, SP0, SP1, SP2, SP3)

CABINET & APPLIANCE GROUP (CONTINUED)
CABINET & APPLIANCE LAYOUT (CONTINUED)



KEY	PART NUMBER	U/M	DESCRIPTION
1	143959-30-R53	EA	DOOR - RAISED PNL/OGEE - 8.1" X 60.7" - W/O HDW - PORTSMOUTH OAK
1	143959-30-R54	EA	DOOR - RAISED PNL/OGEE - 8.1" X 60.7" - W/O HDW - CONCERT CHERRY
1	143959-30-SD2	EA	DOOR - RAISED PNL/OGEE - 8.1" X 60.7" - W/O HDW - WASHED MAPLE
1	143959-30-RE0	EA	DOOR - RAISED PNL/OGEE - 8.1" X 60.7" - W/O HDW - HONEY CHERRY
1	143959-30-ST0	EA	DOOR-RSD PNL/OGEE-W/O HDW-PORTSMOUTH OAK - STAINLESS STEEL
1	143959-30-ST1	EA	DOR-RSD PNL/OGEE-W/O HDW-CONCERT CHERRY- STAINLESS STEEL
1	143959-30-ST2	EA	DOR-RSD PNL/OGEE-W/O HDW- WASHED MAPLE - STAINLESS STEEL
1	143959-30-ST3	EA	DOOR-RSD PNL/OGEE-W/O HDW- HONEY CHERRY - STAINLESS STEEL
2	148998-D9-SD0	EA	DOOR - RAISED PANEL/OGEE EDGE - 16.7" X 48" - W/O HDW - PORTSMOUTH OAK
2	148998-D9-SD1	EA	DOOR - RAISED PANEL/OGEE EDGE - 16.7" X 48" - W/O HDW - CONCERT CHERRY
2	148998-D9-SD2	EA	DOOR - RAISED PANEL/OGEE EDGE - 16.7" X 48" - W/O HDW - WASHED MAPLE
2	148998-D9-SD3	EA	DOOR - RAISED PANEL/OGEE EDGE - 16.7" X 48" - W/O HDW - HONEY CHERRY
2	148998-D9-ST0	EA	DOOR - RAISED PNL/OGEE - 16.7" X 48" - W/O HDW - PORTSMOUTH OAK - STAINLESS STEEL PKG
2	148998-D9-ST1	EA	DOOR - RAISED PNL/OGEE - 16.7" X 48" - W/O HDW - CONCERT CHERRY - STAINLESS STEEL PKG
2	148998-D9-ST2	EA	DOOR - RAISED PNL/OGEE - 16.7" X 48" - W/O HDW - WASHED MAPLE - STAINLESS STEEL PKG
2	148998-D9-ST3	EA	DOOR - RAISED PNL/OGEE - 16.7" X 48" - W/O HDW - HONEY CHERRY - STAINLESS STEEL PKG
3	145386-53-R83	EA	DRAWER - OGEE EDGE - 15.2"W X 21.6"D - W/O SLIDES/HARDWARE - PORTSMOUTH OAK
3	145386-53-R84	EA	DRAWER - OGEE EDGE - 15.2"W X 21.6"D - W/O SLIDES/HARDWARE - CONCERT CHERRY
3	145386-53-SD2	EA	DRAWER - OGEE EDGE - 15.2"W X 21.6"D - W/O SLIDES/HDW - WASHED MAPLE
3	145386-53-RE0	EA	DRAWER - OGEE EDGE - 15.2"W X 21.6"D - W/O SLIDES/HARDWARE - HONEY CHERRY
4	146028-34-SD0	EA	DOOR - GLASS INSERT/OGEE EDGE - 14.4" X 21.8" - W/O HDW - PORTSMOUTH OAK
4	146028-34-SD1	EA	DOOR - GLASS INSERT/OGEE EDGE - 14.4" X 21.8" - W/O HDW - CONCERT CHERRY
4	146028-34-SD2	EA	DOOR - GLASS INSERT/OGEE EDGE - 14.4" X 21.8" - W/O HDW - WASHED MAPLE
4	146028-34-SD3	EA	DOOR - GLASS INSERT/OGEE EDGE - 14.4" X 21.8" - W/O HDW - HONEY CHERRY
4	146028-34-ST0	EA	DOOR - GLASS INSERT/OG - 14.4" X 21.8" - W/O HDW - PORTSMOUTH OAK - STAINLESS STEEL PKG
4	146028-34-ST1	EA	DOOR - GLASS INSERT/OG - 14.4" X 21.8" - W/O HDW - CONCERT CHERRY - STAINLESS STEEL PKG
4	146028-34-ST2	EA	DOOR - GLASS INSERT/OG - 14.4" X 21.8" - W/O HDW - WASHED MAPLE - STAINLESS STEEL PKG
4	146028-34-ST3	EA	DOOR - GLASS INSERT/OG - 14.4" X 21.8" - W/O HDW - HONEY CHERRY - STAINLESS STEEL PKG
	140054-06-01A	EA	PANEL/INSERT - LEAD GLASS/FLAT - 10.7" X 18.2"

CABINET & APPLIANCE GROUP (CONTINUED)

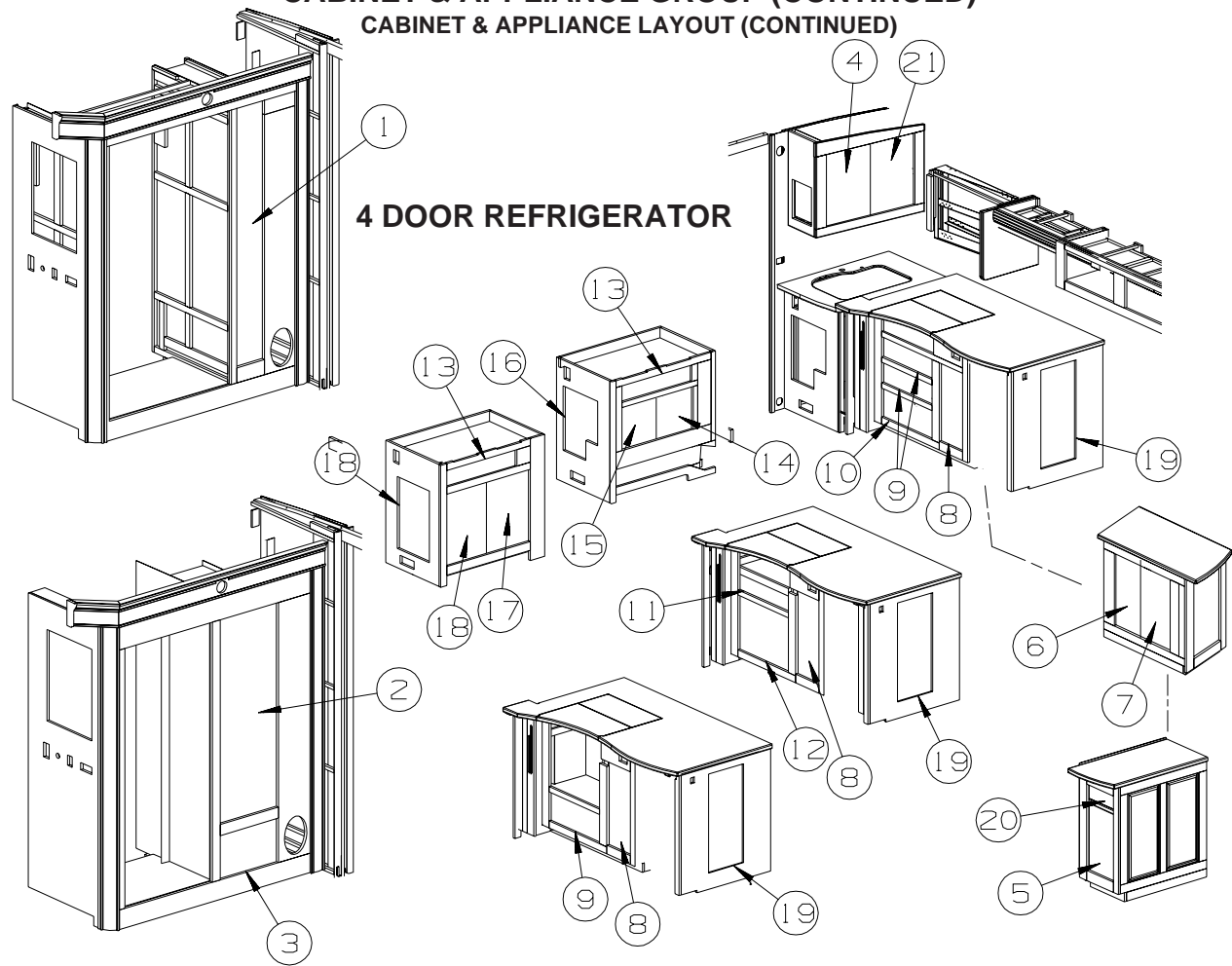
CABINET & APPLIANCE LAYOUT (CONTINUED)

GALLEY (CONTINUED)

KEY	PART NUMBER	U/M	DESCRIPTION
5	148998-72-SD0	EA	DOOR - RAISED PNL/OGEE - 12" X 26" - W/O HDW - PORTSMOUTH OAK FROM: 00-00-00 THRU: 05-16-04
5	148998-66-SD0	EA	DOOR - RAISED PNL/OGEE - 12" X 18.8" - W/O HDW - PORTSMOUTH OAK FROM: 05-17-04 THRU: 99-99-99
5	148998-72-SD1	EA	DOOR - RAISED PNL/OGEE - 12" X 26" - W/O HDW - CONCERT CHERRY FROM: 00-00-00 THRU: 05-16-04
5	148998-66-SD1	EA	DOOR - RAISED PNL/OGEE - 12" X 18.8" - W/O HDW - CONCERT CHERRY FROM: 05-17-04 THRU: 99-99-99
5	148998-72-SD2	EA	DOOR - RAISED PNL/OGEE - 12" X 26" - W/O HDW - WASHED MAPLE FROM: 00-00-00 THRU: 05-16-04
5	148998-66-SD2	EA	DOOR - RAISED PNL/OGEE - 12" X 18.8" - W/O HDW - WASHED MAPLE FROM: 05-17-04 THRU: 99-99-99
5	148998-72-SD3	EA	DOOR - RAISED PNL/OGEE - 12" X 26" - W/O HDW - HONEY CHERRY FROM: 00-00-00 THRU: 05-16-04
5	148998-66-SD3	EA	DOOR - RAISED PNL/OGEE - 12" X 18.8" - W/O HDW - HONEY CHERRY FROM: 05-17-04 THRU: 99-99-99
5	148998-72-ST0	EA	DOOR - RAISED PNL/OGEE - 12" X 26" - W/O HDW - PORTSMOUTH OAK - STAINLESS STEEL PKG FROM: 00-00-00 THRU: 05-16-04
5	148998-66-ST0	EA	DOOR - RAISED PNL/OGEE - 12" X 18.8" - W/O HDW - PORTSMOUTH OAK - STAINLESS STEEL PKG FROM: 05-17-04 THRU: 99-99-99
5	148998-72-ST1	EA	DOOR - RAISED PNL/OGEE - 12" X 26" - W/O HDW - CONCERT CHERRY - STAINLESS STEEL PKG FROM: 00-00-00 THRU: 05-16-04
5	148998-66-ST1	EA	DOOR - RAISED PNL/OGEE - 12" X 18.8" - W/O HDW - CONCERT CHERRY - STAINLESS STEEL PKG FROM: 05-17-04 THRU: 99-99-99
5	148998-72-ST2	EA	DOOR - RAISED PNL/OGEE - 12" X 26" - W/O HDW - WASHED MAPLE - STAINLESS STEEL PKG FROM: 00-00-00 THRU: 05-16-04
5	148998-66-ST2	EA	DOOR - RAISED PNL/OGEE - 12" X 18.8" - W/O HDW - WASHED MAPLE - STAINLESS STEEL PKG FROM: 05-17-04 THRU: 99-99-99
5	148998-72-ST3	EA	DOOR - RAISED PNL/OGEE - 12" X 26" - W/O HDW - HONEY CHERRY - STAINLESS STEEL PKG FROM: 00-00-00 THRU: 05-16-04
5	148998-66-ST3	EA	DOOR - RAISED PNL/OGEE - 12" X 18.8" - W/O HDW - HONEY CHERRY - STAINLESS STEEL PKG FROM: 05-17-04 THRU: 99-99-99
6	148998-08-SD0	EA	DOOR - RAISED PNL/OGEE - 9.2" X 21.8" - W/O HDW - PORTSMOUTH OAK
6	148998-08-SD1	EA	DOOR - RAISED PNL/OGEE - 9.2" X 21.8" - W/O HDW - CONCERT CHERRY
6	148998-08-SD2	EA	DOOR - RAISED PNL/OGEE - 9.2" X 21.8" - W/O HDW - WASHED MAPLE
6	148998-08-SD3	EA	DOOR - RAISED PNL/OGEE - 9.2" X 21.8" - W/O HDW - HONEY CHERRY
6	148998-08-ST0	EA	DOOR - RAISED PNL/OGEE - 9.2" X 21.8" - W/O HDW - PORTSMOUTH OAK - STAINLESS STEEL PKG
6	148998-08-ST1	EA	DOOR - RAISED PNL/OGEE - 9.2" X 21.8" - W/O HDW - CONCERT CHERRY - STAINLESS STEEL PKG
6	148998-08-ST2	EA	DOOR - RAISED PNL/OGEE - 9.2" X 21.8" - W/O HDW - WASHED MAPLE - STAINLESS STEEL PKG
6	148998-08-ST3	EA	DOOR - RAISED PNL/OGEE - 9.2" X 21.8" - W/O HDW - HONEY CHERRY - STAINLESS STEEL PKG
7	148998-09-SD0	EA	DOOR - RAISED PNL/OGEE - 9.2" X 21.8" - W/O HDW - PORTSMOUTH OAK
7	148998-09-SD1	EA	DOOR - RAISED PNL/OGEE - 9.2" X 21.8" - W/O HDW - CONCERT CHERRY
7	148998-09-SD2	EA	DOOR - RAISED PNL/OGEE - 9.2" X 21.8" - W/O HDW - WASHED MAPLE
7	148998-09-SD3	EA	DOOR - RAISED PNL/OGEE - 9.2" X 21.8" - W/O HDW - HONEY CHERRY
7	148998-09-ST0	EA	DOOR - RAISED PNL/OGEE - 9.2" X 21.8" - W/O HDW - PORTSMOUTH OAK - STAINLESS STEEL PKG
7	148998-09-ST1	EA	DOOR - RAISED PNL/OGEE - 9.2" X 21.8" - W/O HDW - CONCERT CHERRY - STAINLESS STEEL PKG
7	148998-09-ST2	EA	DOOR - RAISED PNL/OGEE - 9.2" X 21.8" - W/O HDW - WASHED MAPLE - STAINLESS STEEL PKG
7	148998-09-ST3	EA	DOOR - RAISED PNL/OGEE - 9.2" X 21.8" - W/O HDW - HONEY CHERRY - STAINLESS STEEL PKG
8	148998-45-SD0	EA	DOOR - RAISED PNL/OGEE - 10.8" X 23.9" - W/O HDW - PORTSMOUTH OAK
8	148998-45-SD1	EA	DOOR - RAISED PNL/OGEE - 10.8" X 23.9" - W/O HDW - CONCERT CHERRY
8	148998-45-SD2	EA	DOOR - RAISED PNL/OGEE - 10.8" X 23.9" - W/O HDW - WASHED MAPLE
8	148998-45-SD3	EA	DOOR - RAISED PNL/OGEE - 10.8" X 23.9" - W/O HDW - HONEY CHERRY
8	148998-45-ST0	EA	DOOR - RAISED PNL/OGEE - 10.8" X 23.9" - W/O HDW - PORTSMOUTH OAK - STAINLESS STEEL PKG
8	148998-45-ST1	EA	DOOR - RAISED PNL/OGEE - 10.8" X 23.9" - W/O HDW - CONCERT CHERRY - STAINLESS STEEL PKG
8	148998-45-ST2	EA	DOOR - RAISED PNL/OGEE - 10.8" X 23.9" - W/O HDW - WASHED MAPLE - STAINLESS STEEL PKG
8	148998-45-ST3	EA	DOOR - RAISED PNL/OGEE - 10.8" X 23.9" - W/O HDW - HONEY CHERRY - STAINLESS STEEL PKG
9	145386-49-R83	EA	DRAWER - OGEE EDGE - 20.2"W X 21.6"D - W/O SLIDES/HARDWARE - PORTSMOUTH OAK
9	145386-49-R84	EA	DRAWER - OGEE EDGE - 20.2"W X 21.6"D - W/O SLIDES/HARDWARE - CONCERT CHERRY
9	145386-49-SD2	EA	DRAWER - OGEE EDGE - 20.2"W X 21.6"D - W/O SLIDES/HDW - WASHED MAPLE
9	145386-49-RE0	EA	DRAWER - OGEE EDGE - 20.2"W X 21.6"D - W/O SLIDES/HARDWARE - HONEY CHERRY
10	145386-50-R83	EA	DRAWER - OGEE EDGE - 20.2"W X 21.6"D - W/O SLIDES/HARDWARE - PORTSMOUTH OAK
10	145386-50-R84	EA	DRAWER - OGEE EDGE - 20.2"W X 21.6"D - W/O SLIDES/HARDWARE - CONCERT CHERRY

CABINET & APPLIANCE GROUP (CONTINUED)

CABINET & APPLIANCE LAYOUT (CONTINUED)



4 DOOR REFRIGERATOR

GALLEY (CONTINUED)

KEY	PART NUMBER	U/M	DESCRIPTION
10	145386-50-SD2	EA	DRAWER - OGEE EDGE - 20.2"W X 21.6"D - W/O SLIDES/HARDWARE - WASHED MAPLE
10	145386-50-RE0	EA	DRAWER - OGEE EDGE - 20.2"W X 21.6"D - W/O SLIDES/HARDWARE - HONEY CHERRY
11	145386-94-R83	EA	DRAWER - OGEE EDGE - 23"W X 21.6"D - W/O SLIDES/HARDWARE - PORTSMOUTH OAK
11	145386-94-R84	EA	DRAWER - OGEE EDGE - 23"W X 21.6"D - W/O SLIDES/HARDWARE - CONCERT CHERRY
11	145386-94-SD2	EA	DRAWER - OGEE EDGE - 23"W X 21.6"D - W/O SLIDES/HARDWARE - WASHED MAPLE
11	145386-94-RE0	EA	DRAWER - OGEE EDGE - 23"W X 21.6"D - W/O SLIDES/HARDWARE - HONEY CHERRY
12	143959-22-R83	EA	DOOR - RAISED PNL/OGEE - 24.8" X 16.1" - W/O HDW - PORTSMOUTH OAK
12	143959-22-R84	EA	DOOR - RAISED PNL/OGEE - 24.8" X 16.1" - W/O HDW - CONCERT CHERRY
12	143959-22-SD2	EA	DOOR - RAISED PNL/OGEE - 24.8" X 16.1" - W/O HDW - WASHED MAPLE
12	143959-22-RE0	EA	DOOR - RAISED PNL/OGEE - 24.8" X 16.1" - W/O HDW - HONEY CHERRY
12	143959-22-ST0	EA	DOOR - RAISED PNL/OGEE - 24.8" X 16.1" - W/O HDW - PORTSMOUTH OAK - STAINLESS STEEL PKG
12	143959-22-ST1	EA	DOOR - RAISED PNL/OGEE - 24.8" X 16.1" - W/O HDW - CONCERT CHERRY - STAINLESS STEEL PKG
12	143959-22-ST2	EA	DOOR - RAISED PNL/OGEE - 24.8" X 16.1" - W/O HDW - WASHED MAPLE - STAINLESS STEEL PKG
12	143959-22-ST3	EA	DOOR - RAISED PNL/OGEE - 24.8" X 16.1" - W/O HDW - HONEY CHERRY - STAINLESS STEEL PKG
13	146910-01-R83	EA	DRAWER - TIPOUT - W/HIDDEN TRAY - PORTSMOUTH OAK
13	146910-01-R84	EA	DRAWER - TIPOUT - W/HIDDEN TRAY - CONCERT CHERRY
13	146910-01-SD2	EA	DRAWER - TIPOUT - W/HIDDEN TRAY - WASHED MAPLE
13	146910-01-RE0	EA	DRAWER - TIPOUT - W/HIDDEN TRAY - HONEY CHERRY
13	146910-01-ST0	EA	DRAWER - TIPOUT - W/HIDDEN TRAY - PORTSMOUTH OAK - STAINLESS STEEL PKG
13	146910-01-ST1	EA	DRAWER - TIPOUT - W/HIDDEN TRAY - CONCERT CHERRY - STAINLESS STEEL PKG
13	146910-01-ST2	EA	DRAWER - TIPOUT - W/HIDDEN TRAY - WASHED MAPLE - STAINLESS STEEL PKG
13	146910-01-ST3	EA	DRAWER - TIPOUT - W/HIDDEN TRAY - HONEY CHERRY - STAINLESS STEEL PKG
	108127-01-01A	EA	CAP - TRAY
	108128-01-01A	EA	TRAY - HIDDEN
14	148998-81-SD0	EA	DOOR - RAISED PANEL/OGEE EDGE - 12.4" X 14.3" - W/O HDW - PORTSMOUTH OAK
14	148998-81-SD1	EA	DOOR - RAISED PANEL/OGEE EDGE - 12.4" X 14.3" - W/O HDW - CONCERT CHERRY
14	148998-81-SD2	EA	DOOR - RAISED PANEL/OGEE EDGE - 12.4" X 14.3" - W/O HDW - WASHED MAPLE
14	148998-81-SD3	EA	DOOR - RAISED PANEL/OGEE EDGE - 12.4" X 14.3" - W/O HDW - HONEY CHERRY
14	148998-81-ST0	EA	DOOR - RAISED PANEL/OG - 12.4" X 14.3" - W/O HDW - PORTSMOUTH OAK - STAINLESS STEEL PKG

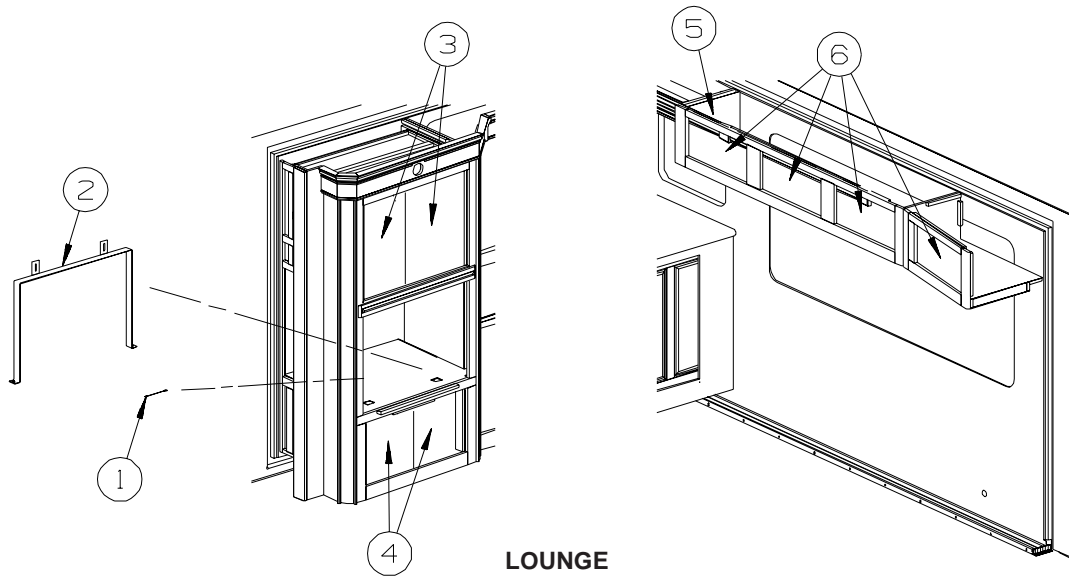
CABINET & APPLIANCE GROUP (CONTINUED)

CABINET & APPLIANCE LAYOUT (CONTINUED)

GALLEY (CONTINUED)

KEY	PART NUMBER	U/M	DESCRIPTION
14	148998-81-ST1	EA	DOOR - RAISED PANEL/OG - 12.4" X 14.3" - W/O HDW - CONCERT CHERRY - STAINLESS STEEL PKG
14	148998-81-ST2	EA	DOOR - RAISED PANEL/OG - 12.4" X 14.3" - W/O HDW - WASHED MAPLE - STAINLESS STEEL PKG
14	148998-81-ST3	EA	DOOR - RAISED PANEL/OG - 12.4" X 14.3" - W/O HDW - HONEY CHERRY - STAINLESS STEEL PKG
15	148998-80-SD0	EA	DOOR - RAISED PANEL/OGEE EDGE - 12.4" X 14.3" - W/O HDW - PORTSMOUTH OAK
15	148998-80-SD1	EA	DOOR - RAISED PANEL/OGEE EDGE - 12.4" X 14.3" - W/O HDW - CONCERT CHERRY
15	148998-80-SD2	EA	DOOR - RAISED PANEL/OGEE EDGE - 12.4" X 14.3" - W/O HDW - WASHED MAPLE
15	148998-80-SD3	EA	DOOR - RAISED PANEL/OGEE EDGE - 12.4" X 14.3" - W/O HDW - HONEY CHERRY
15	148998-80-ST0	EA	DOOR - RAISED PANEL/OG - 12.4" X 14.3" - W/O HDW - PORTSMOUTH OAK - STAINLESS STEEL PKG
15	148998-80-ST1	EA	DOOR - RAISED PANEL/OG - 12.4" X 14.3" - W/O HDW - CONCERT CHERRY - STAINLESS STEEL PKG
15	148998-80-ST2	EA	DOOR - RAISED PANEL/OG - 12.4" X 14.3" - W/O HDW - WASHED MAPLE - STAINLESS STEEL PKG
15	148998-80-ST3	EA	DOOR - RAISED PANEL/OG - 12.4" X 14.3" - W/O HDW - HONEY CHERRY - STAINLESS STEEL PKG
16	148998-D1-SD0	EA	DOOR - RAISED PANEL/OGEE EDGE - 15.7" X 20.4" - W/O HDW - PORTSMOUTH OAK
16	148998-D1-SD1	EA	DOOR - RAISED PANEL/OGEE EDGE - 15.7" X 20.4" - W/O HDW - CONCERT CHERRY
16	148998-D1-SD2	EA	DOOR - RAISED PANEL/OGEE EDGE - 15.7" X 20.4" - W/O HDW - WASHED MAPLE
16	148998-D1-SD3	EA	DOOR - RAISED PANEL/OGEE EDGE - 15.7" X 20.4" - W/O HDW - HONEY CHERRY
16	148998-D1-ST0	EA	DOOR - RAISED PANEL/OG - 15.7" X 20.4" - W/O HDW - PORTSMOUTH OAK - STAINLESS STEEL PKG
16	148998-D1-ST1	EA	DOOR - RAISED PANEL/OG - 15.7" X 20.4" - W/O HDW - CONCERT CHERRY - STAINLESS STEEL PKG
16	148998-D1-ST2	EA	DOOR - RAISED PANEL/OG - 15.7" X 20.4" - W/O HDW - WASHED MAPLE - STAINLESS STEEL PKG
16	148998-D1-ST3	EA	DOOR - RAISED PANEL/OG - 15.7" X 20.4" - W/O HDW - HONEY CHERRY - STAINLESS STEEL PKG
17	148998-A8-SD0	EA	DOOR - RAISED PANEL/OGEE EDGE - 14.3" X 21.8" - W/O HDW - PORTSMOUTH OAK
17	148998-A8-SD1	EA	DOOR - RAISED PANEL/OGEE EDGE - 14.3" X 21.8" - W/O HDW - CONCERT CHERRY
17	148998-A8-SD2	EA	DOOR - RAISED PANEL/OGEE EDGE - 14.3" X 21.8" - W/O HDW - WASHED MAPLE
17	148998-A8-SD3	EA	DOOR - RAISED PANEL/OGEE EDGE - 14.3" X 21.8" - W/O HDW - HONEY CHERRY
17	148998-A8-ST0	EA	DOOR - RAISED PANEL/OG - 14.3" X 21.8" - W/O HDW - PORTSMOUTH OAK - STAINLESS STEEL PKG
17	148998-A8-ST1	EA	DOOR - RAISED PANEL/OG - 14.3" X 21.8" - W/O HDW - CONCERT CHERRY - STAINLESS STEEL PKG
17	148998-A8-ST2	EA	DOOR - RAISED PANEL/OG - 14.3" X 21.8" - W/O HDW - WASHED MAPLE - STAINLESS STEEL PKG
17	148998-A8-ST3	EA	DOOR - RAISED PANEL/OG - 14.3" X 21.8" - W/O HDW - HONEY CHERRY - STAINLESS STEEL PKG
18	148998-A7-SD0	EA	DOOR - RAISED PANEL/OGEE EDGE - 14.3" X 21.8" - W/O HDW - PORTSMOUTH OAK
18	148998-A7-SD1	EA	DOOR - RAISED PANEL/OGEE EDGE - 14.3" X 21.8" - W/O HDW - CONCERT CHERRY
18	148998-A7-SD2	EA	DOOR - RAISED PANEL/OGEE EDGE - 14.3" X 21.8" - W/O HDW - WASHED MAPLE
18	148998-A7-SD3	EA	DOOR - RAISED PANEL/OGEE EDGE - 14.3" X 21.8" - W/O HDW - HONEY CHERRY
18	148998-A7-ST0	EA	DOOR - RAISED PANEL/OG - 14.3" X 21.8" - W/O HDW - PORTSMOUTH OAK - STAINLESS STEEL PKG
18	148998-A7-ST1	EA	DOOR - RAISED PANEL/OG - 14.3" X 21.8" - W/O HDW - CONCERT CHERRY - STAINLESS STEEL PKG
18	148998-A7-ST2	EA	DOOR - RAISED PANEL/OG - 14.3" X 21.8" - W/O HDW - WASHED MAPLE - STAINLESS STEEL PKG
18	148998-A7-ST3	EA	DOOR - RAISED PANEL/OG - 14.3" X 21.8" - W/O HDW - HONEY CHERRY - STAINLESS STEEL PKG
19	143959-63-SD0	EA	DOOR - RAISED PANEL/OGEE EDGE - 15.5" X 30.3" - W/O HDW - PORTSMOUTH OAK
19	143959-63-SD1	EA	DOOR - RAISED PANEL/OGEE EDGE - 15.5" X 30.3" - W/O HDW - CONCERT CHERRY
19	143959-63-SD2	EA	DOOR - RAISED PANEL/OGEE EDGE - 15.5" X 30.3" - W/O HDW - WASHED MAPLE
19	143959-63-SD3	EA	DOOR - RAISED PANEL/OGEE EDGE - 15.5" X 30.3" - W/O HDW - HONEY CHERRY
20	145386-N3-SD0	EA	DRAWER - OGEE EDGE - 10.4"W X 13.8"D - W/O SLIDES/HDW - PORTSMOUTH OAK FROM: 05-17-04 THRU: 99-99-99
20	145386-N3-SD1	EA	DRAWER - OGEE EDGE - 10.4"W X 13.8"D - W/O SLIDES/HDW - CONCERT CHERRY FROM: 05-17-04 THRU: 99-99-99
20	145386-N3-SD2	EA	DRAWER - OGEE EDGE - 10.4"W X 13.8"D - W/O SLIDES/HDW - WASHED MAPLE FROM: 05-17-04 THRU: 99-99-99
20	145386-N3-SD3	EA	DRAWER - OGEE EDGE - 10.4"W X 13.8"D - W/O SLIDES/HDW - HONEY CHERRY FROM: 05-17-04 THRU: 99-99-99
21	146028-35-SD0	EA	DOOR - GLASS INSERT/OGEE EDGE - 14.4" X 21.8" - W/O HDW - PORTSMOUTH OAK
21	146028-35-SD1	EA	DOOR - GLASS INSERT/OGEE EDGE - 14.4" X 21.8" - W/O HDW - CONCERT CHERRY
21	146028-35-SD2	EA	DOOR - GLASS INSERT/OGEE EDGE - 14.4" X 21.8" - W/O HDW - WASHED MAPLE
21	146028-35-SD3	EA	DOOR - GLASS INSERT/OGEE EDGE - 14.4" X 21.8" - W/O HDW - HONEY CHERRY
21	146028-35-ST0	EA	DOOR - GLASS INSERT/OG - 14.4" X 21.8" - W/O HDW - PORTSMOUTH OAK - STAINLESS STEEL PKG
21	146028-35-ST1	EA	DOOR - GLASS INSERT/OG - 14.4" X 21.8" - W/O HDW - CONCERT CHERRY - STAINLESS STEEL PKG
21	146028-35-ST2	EA	DOOR - GLASS INSERT/OG - 14.4" X 21.8" - W/O HDW - WASHED MAPLE - STAINLESS STEEL PKG
21	146028-35-ST3	EA	DOOR - GLASS INSERT/OG - 14.4" X 21.8" - W/O HDW - HONEY CHERRY - STAINLESS STEEL PKG

CABINET & APPLIANCE GROUP (CONTINUED)
CABINET & APPLIANCE LAYOUT (CONTINUED)



LOUNGE

KEY	PART NUMBER	U/M	DESCRIPTION
1	076767-04-000	EA	CABLE - STAINLESS STEEL - 5.9"
2	146656-01-02B	EA	STRAP/TIEDOWN - TV - E-COATED
3	146028-34-SD0	EA	DOOR - GLASS INSERT/OGEE EDGE - 14.4" X 21.8" - W/O HDW - PORTSMOUTH OAK
3	146028-34-SD1	EA	DOOR - GLASS INSERT/OGEE EDGE - 14.4" X 21.8" - W/O HDW - CONCERT CHERRY
3	146028-34-SD2	EA	DOOR - GLASS INSERT/OGEE EDGE - 14.4" X 21.8" - W/O HDW - WASHED MAPLE
3	146028-34-SD3	EA	DOOR - GLASS INSERT/OGEE EDGE - 14.4" X 21.8" - W/O HDW - HONEY CHERRY
3	146028-34-ST0	EA	DOOR - GLASS INSERT/OGEE - 14.4" X 21.8" - PORTSMOUTH OAK - STAINLESS STEEL PKG
3	146028-34-ST1	EA	DOOR - GLASS INSERT/OGEE - 14.4" X 21.8" - CONCERT CHERRY - STAINLESS STEEL PKG
3	146028-34-ST2	EA	DOOR - GLASS INSERT/OGEE EDGE - 14.4" X 21.8" - WASHED MAPLE - STAINLESS STEEL PKG
3	146028-34-ST3	EA	DOOR - GLASS INSERT/OGEE EDGE - 14.4" X 21.8" - HONEY CHERRY - STAINLESS STEEL PKG
	140054-06-01A	EA	PANEL/INSERT - LEAD GLASS/FLAT - 10.7" X 18.2"
4	143959-32-R83	EA	DOOR - RAISED PANEL/PENCIL EDGE - 14.3" X 14.3" - W/O HDW - PORTSMOUTH OAK
4	143959-32-R84	EA	DOOR - RAISED PANEL/PENCIL EDGE - 14.3" X 14.3" - W/O HDW - CONCERT CHERRY
4	143959-32-SD2	EA	DOOR - RAISED PANEL/PENCIL EDGE - 14.3" X 14.3" - W/O HDW - WASHED MAPLE
4	143959-32-RE0	EA	DOOR - RAISED PANEL/PENCIL EDGE - 14.3" X 14.3" - W/O HDW - HONEY CHERRY
4	143959-32-ST0	EA	DOOR - RAISED PANEL/PENCIL EDGE - 14.3" X 14.3" - PORTSMOUTH OAK - STAINLESS STEEL PKG
4	143959-32-ST1	EA	DOOR - RAISED PANEL/PENCIL EDGE - 14.3" X 14.3" - CONCERT CHERRY - STAINLESS STEEL PKG
4	143959-32-ST2	EA	DOOR - RAISED PANEL/PENCIL EDGE - 14.3" X 14.3" - WASHED MAPLE - STAINLESS STEEL PKG
4	143959-32-ST3	EA	DOOR - RAISED PANEL/PENCIL EDGE - 14.3" X 14.3" - HONEY CHERRY - STAINLESS STEEL PKG
5	144449-01-R83	EA	CABINET/OVERHEAD - FRONT/LEFT HAND - W/O DOORS/HARDWARE - PORTSMOUTH OAK FROM: 00-00-00 THRU: 10-17-04
5	144480-01-R83	EA	CABINET - OVERHEAD/FRONT/LEFT HAND - W/O DOORS/HARDWARE - PORTSMOUTH OAK FROM: 00-00-00 THRU: 10-17-04
5	150966-01-SD0	EA	CABINET - OVERHEAD/FRONT - W/O DOORS/HARDWARE - PORTSMOUTH OAK FROM: 10-18-04 THRU: 99-99-99
5	144449-01-R84	EA	CABINET/OVERHEAD - FRONT/LEFT HAND - W/O DOORS/HARDWARE - CONCERT CHERRY FROM: 00-00-00 THRU: 10-17-04
5	144480-01-R84	EA	CABINET - OVERHEAD/FRONT/LEFT HAND - W/O DOORS/HARDWARE - CONCERT CHERRY FROM: 00-00-00 THRU: 10-17-04
5	150966-01-SD1	EA	CABINET - OVERHEAD/FRONT - W/O DOORS/HARDWARE - CONCERT CHERRY FROM: 10-18-04 THRU: 99-99-99
5	144449-01-SD2	EA	CABINET/OVERHEAD - FRONT/LEFT HAND - W/O DOORS/HARDWARE - WASHED MAPLE FROM: 00-00-00 THRU: 10-17-04
5	144480-01-SD2	EA	CABINET - OVERHEAD/FRONT/LEFT HAND - W/O DOORS/HARDWARE - WASHED MAPLE FROM: 00-00-00 THRU: 10-17-04
5	150966-01-SD2	EA	CABINET - OVERHEAD/FRONT - W/O DOORS/HARDWARE - WASHED MAPLE FROM: 10-18-04 THRU: 99-99-99
5	144449-01-RE0	EA	CABINET/OVERHEAD - FRONT/LEFT HAND - W/O DOORS/HARDWARE - HONEY CHERRY FROM: 00-00-00 THRU: 10-17-04
5	144480-01-RE0	EA	CABINET - OVERHEAD/FRONT/LEFT HAND - W/O DOORS/HARDWARE - HONEY CHERRY FROM: 00-00-00 THRU: 10-17-04
5	150966-01-SD3	EA	CABINET - OVERHEAD/FRONT - W/O DOORS/HARDWARE - HONEY CHERRY FROM: 10-18-04 THRU: 99-99-99

CABINET & APPLIANCE GROUP (CONTINUED)

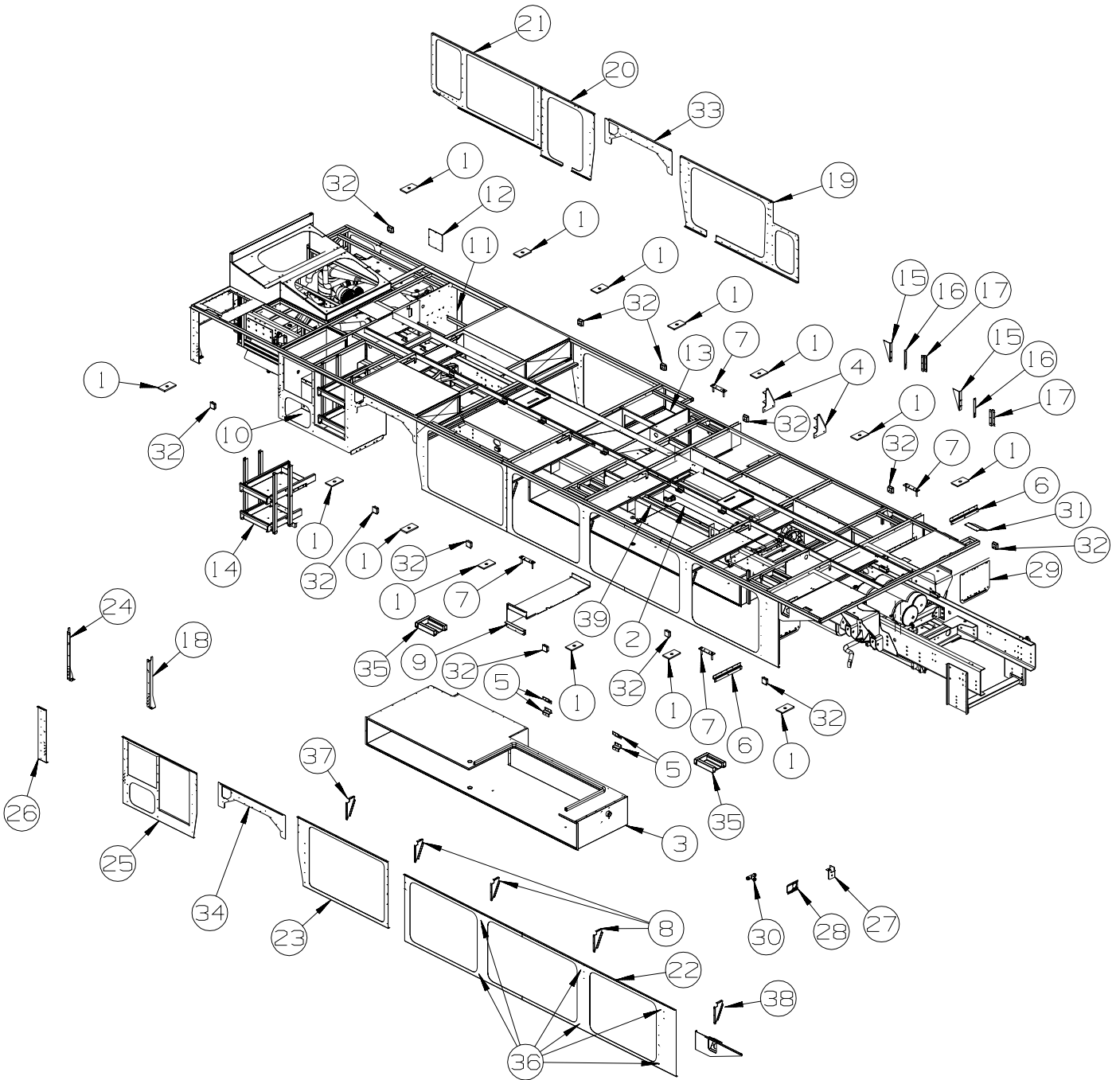
CABINET & APPLIANCE LAYOUT (CONTINUED)

LOUNGE (CONTINUED)

KEY	PART NUMBER	U/M	DESCRIPTION
6	148998-31-SD0	EA	DOOR - RAISED PANEL/OGEE EDGE - 10.2" X 21.4" - W/O HDW - PORTSMOUTH OAK
6	148998-31-SD1	EA	DOOR - RAISED PANEL/OGEE EDGE - 10.2" X 21.4" - W/O HDW - CONCERT CHERRY
6	148998-31-SD2	EA	DOOR - RAISED PANEL/OGEE EDGE - 10.2" X 21.4" - W/O HDW - WASHED MAPLE
6	148998-31-SD3	EA	DOOR - RAISED PANEL/OGEE EDGE - 10.2" X 21.4" - W/O HDW - HONEY CHERRY
6	148998-31-ST0	EA	DOOR - RAISED PANEL/OGEE - 0.2" X 21.4" - W/O HDW - PORTSMOUTH OAK - STAINLESS STEEL PKG
6	148998-31-ST1	EA	DOOR - RAISED PANEL/OGEE - 0.2" X 21.4" - W/O HDW - CONCERT CHERRY - STAINLESS STEEL PKG
6	148998-31-ST2	EA	DOOR - RAISED PANEL/OGEE - 0.2" X 21.4" - W/O HDW - WASHED MAPLE - STAINLESS STEEL PKG
6	148998-31-ST3	EA	DOOR - RAISED PANEL/OGEE - 0.2" X 21.4" - W/O HDW - HONEY CHERRY - STAINLESS STEEL PKG

CHASSIS GROUP

FRAME



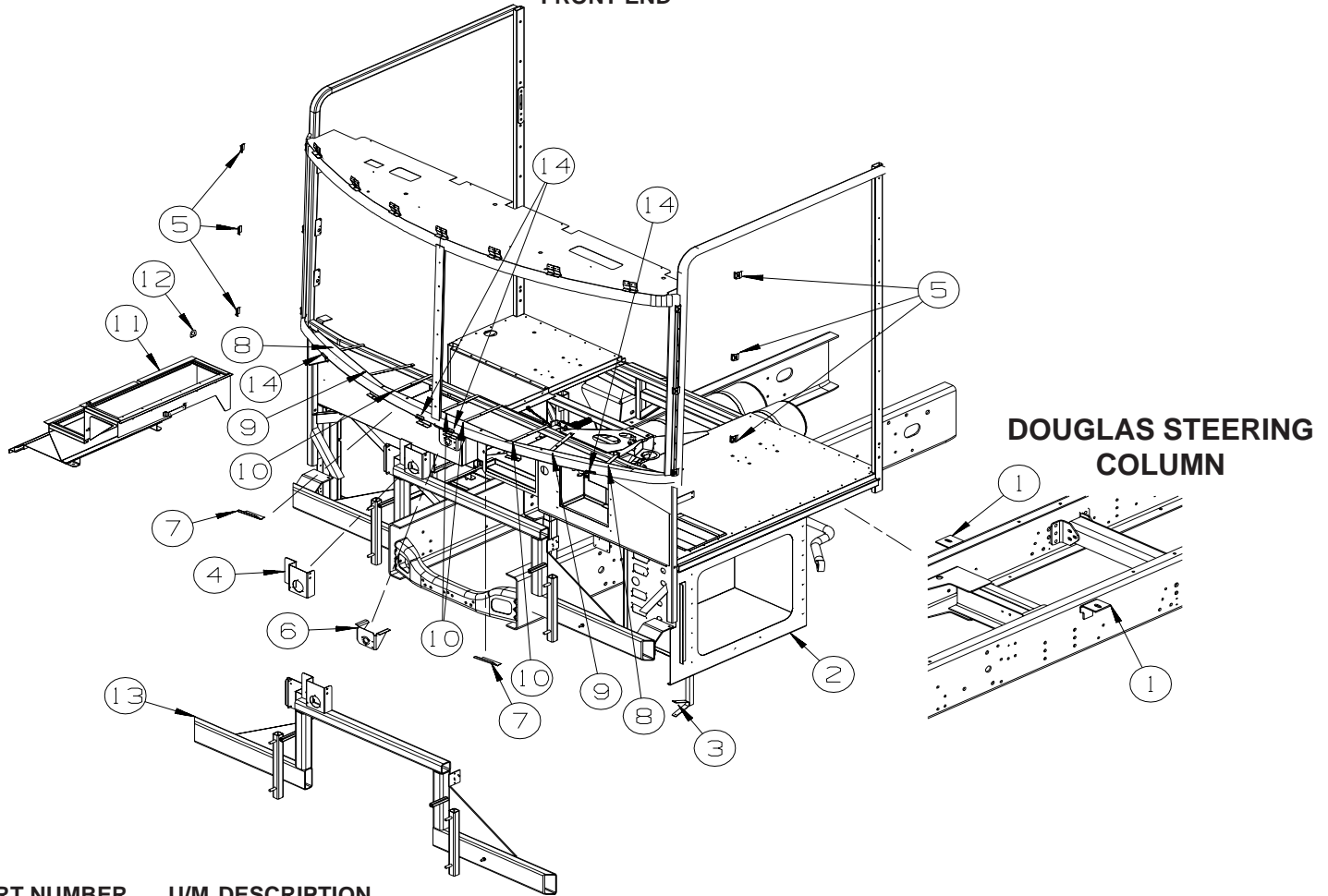
KEY	PART NUMBER	U/M	DESCRIPTION
1	135712-01-02B	EA	PLATE - BODY MOUNT - E-COATED
	128310-01-02B	EA	SHIM -BODY - MOUNT - 11GA - E-COATED
2	144192-01-02B	EA	COMPARTMENT - WATER - E-COATED
	105290-01-001	EA	INSULATION - AIR POCKET W/FOIL
3	149734-01-SD0	EA	COMPARTMENT - CENTER
3	149734-02-SD0	EA	COMPARTMENT - CENTER BAY - COMPARTMENT TRAY SLIDEOUT
	010122-01-000	EA	BUSHING/PLASTIC - REDUCER - 1 1/2"SMTH X 1 1/4"THD - BLACK
	062421-05-000	EA	CABLE/ROD - F/DUMP VALVE - W/HANDLE - 48"
	143994-01-12B	EA	BRACKET/MOUNTING - VALVE - BRIGHT WHITE
	127170-01-000	EA	LABEL - WATER TANK DRAIN
4	144237-01-02B	EA	BRACKET - LP - E-COATED
5	116104-09-02B	EA	BRACKET - ZEE W/HOLES - 3.9" - E-COATED
6	140273-01-02B	EA	BRACE - ROCK GUARD - E-COATED
7	136995-02-02B	EA	PLATE W/BOLTS - 8.3" X 2" W/1/2" X 3" BOLTS
			FROM: 00-00-00 THRU: 12-30-04
7	134460-01-02B	EA	PLATE - MOUNTING - E-COATED
			FROM: 12-31-04 THRU: 99-99-99

CHASSIS GROUP (CONTINUED)
FRAME (CONTINUED)

KEY	PART NUMBER	U/M	DESCRIPTION
8	123440-04-02B	EA	SUPPORT - PANEL - 9.9"/7.6" X 4.7" - SLIDEOUT - E-COATED
9	144907-02-02B	EA	COVER - RAM - E-COATED
10	144252-01-RS2	EA	COMPARTMENT - WATER HEATER
	105290-01-000	EA	INSULATION - AIR POCKET W/FOIL - 4' WIDE
11	144120-01-02B	EA	COMPARTMENT - POWER CORD - E-COATED
			FROM: 00-00-00 THRU: 07-11-04
11	144120-03-02B	EA	COMPARTMENT - POWER CORD - E-COATED
			FROM: 07-12-04 THRU: 99-99-99
12	134297-02-02B	EA	PLATE - COVER - E-COATED
13	144906-01-RS2	EA	COMPARTMENT
14	138866-01-01A	EA	SLIDE - BATTERY TRAY
15	131531-01-02B	EA	GUSSET - SLIDEOUT - E-COATED
16	131531-04-02B	EA	GUSSET - SLIDEOUT - E-COATED
17	116104-06-02B	EA	BRACKET - ZEE W/HOLES - 7.9" - E-COATED
18	141649-01-02B	EA	BRACKET - A/C - E-COATED
19	144899-01-02B	EA	PLATE/SEAL - LEFT HAND - E-COATED
20	144047-01-02B	EA	PLATE SEAL - E-COATED
21	144048-01-02B	EA	PLATE SEAL - E-COATED
22	149425-01-02B	EA	SEAL PLANE - E-COATED
23	143902-01-02B	EA	PLATE - SEAL - E-COATED
24	141649-02-02B	EA	BRACKET - A/C - E-COATED
25	144089-02-02B	EA	PLATE - SEAL - REAR - E-COATED
26	141650-02-02B	EA	PLATE/SEAL - E-COATED
27	143994-01-12B	EA	BRACKET/MOUNTING - VALVE - BRIGHT WHITE
28	146093-01-02B	EA	RETAINER - DUMP VALVE - E-COATED
29	136391-02-02B	EA	GUARD/ROCK - STEEL - W/ANGLE - 18"W X 15"H - E-COATED
30	145714-01-000	EA	TEE - PLASTIC - 1 1/4" BARB
31	143530-01-02B	EA	COVER/HOLE - SEAL ACCESS/SLIDEOUT - E-COATED
32	119845-01-01A	EA	PLUG/PLASTIC - 1 1/2" SQUARE - BLACK
33	119750-09-02B	EA	PANEL/SEAL PLANE - WHEELWELL - E-COATED
34	119750-10-02B	EA	PANEL/SEAL PLANE - WHEELWELL - E-COATED
35	147997-01-02B	EA	BRACKET - F/SLIDEOUT - E-COATED
			FROM: 03-20-04 THRU: 99-99-99
36	063729-12-000	EA	RIVNUT - 5/16 - 18 UNCUT - FLATHEAD - STAINLESS
			FROM: 03-04-04 THRU: 99-99-99
37	123440-15-02B	EA	SUPPORT - PANEL - 9.9"/9.8" X 9.9" - E-COATED
			FROM: 03-01-04 THRU: 99-99-99
38	123440-13-02B	EA	SUPPORT-PANEL, E-CT
			FROM: 03-01-04 THRU: 99-99-99
39	151600-01-SD0	EA	COMPARTMENT - WATER TANK

CHASSIS GROUP (CONTINUED)

FRONT END

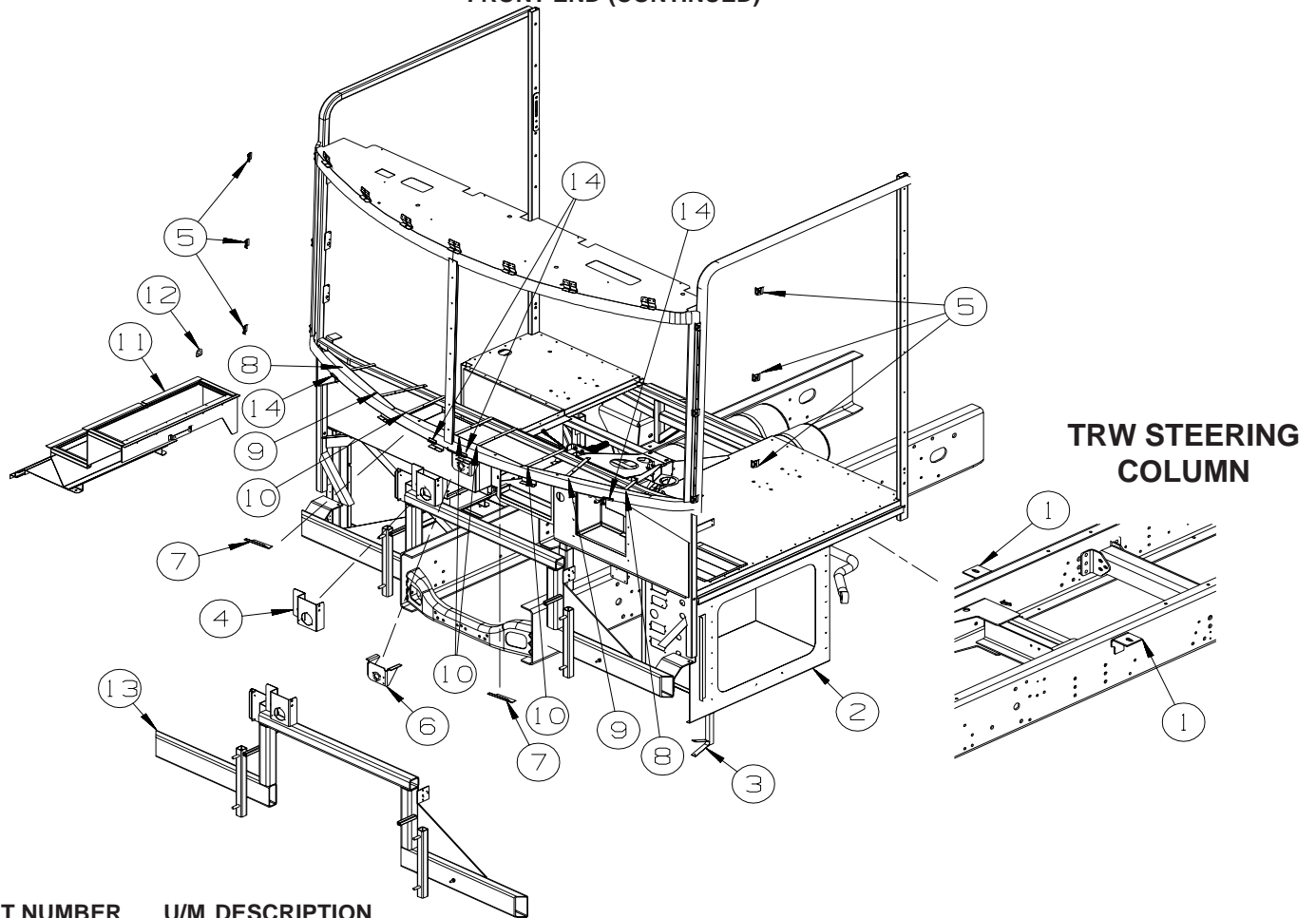


KEY	PART NUMBER	U/M	DESCRIPTION
1	117154-04-02B	EA	MOUNT - FRAME RAIL/FLOOR
2	145992-01-02B	EA	PANEL - SEAL - FRONT - E-COATED
2	123764-06-02B	EA	COMPARTMENT/LUGGAGE - E-COATED
3	115023-01-000	EA	ISOLATOR - RUBBER
4	142478-01-01B	EA	BRACKET - GAUGE - AIR SOURCE - MILL
5	120363-01-01B	EA	BRACKET - WINDSHIELD
5	148935-01-01B	EA	BRACKET - WINDSHIELD, MILL
6	134506-01-01B	EA	BRACKET - WIPER MOTOR
7	134202-01-01B	EA	REINFORCEMENT - SUPPORT - LOWER WINDSHIELD/MIDDLE
8	137047-06-01B	EA	STRAP - DEFROSTER PLENUM
9	137047-05-01B	EA	STRAP - DEFROSTER PLENUM
10	137047-04-01B	EA	STRAP - DEFROSTER PLENUM
11	144034-01-02B	EA	STEP - ENTRANCE DOOR - E-COATED
12	099418-01-000	FT	SEAL - D-SECTION/ADHESIVE BACK - .44" X .44" - BLK RUBBER
13	135808-03-02B	EA	SUPPORT - FRONT - E-COATED
14	126289-65-01B	EA	ANGLE - FORMED

FROM: 00-00-00 THRU: 04-02-04

FROM: 04-03-04 THRU: 99-99-99

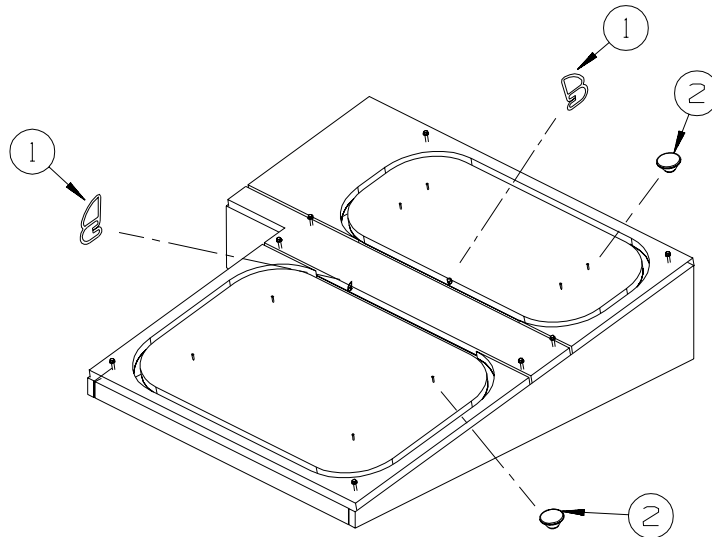
CHASSIS GROUP (CONTINUED)
FRONT END (CONTINUED)



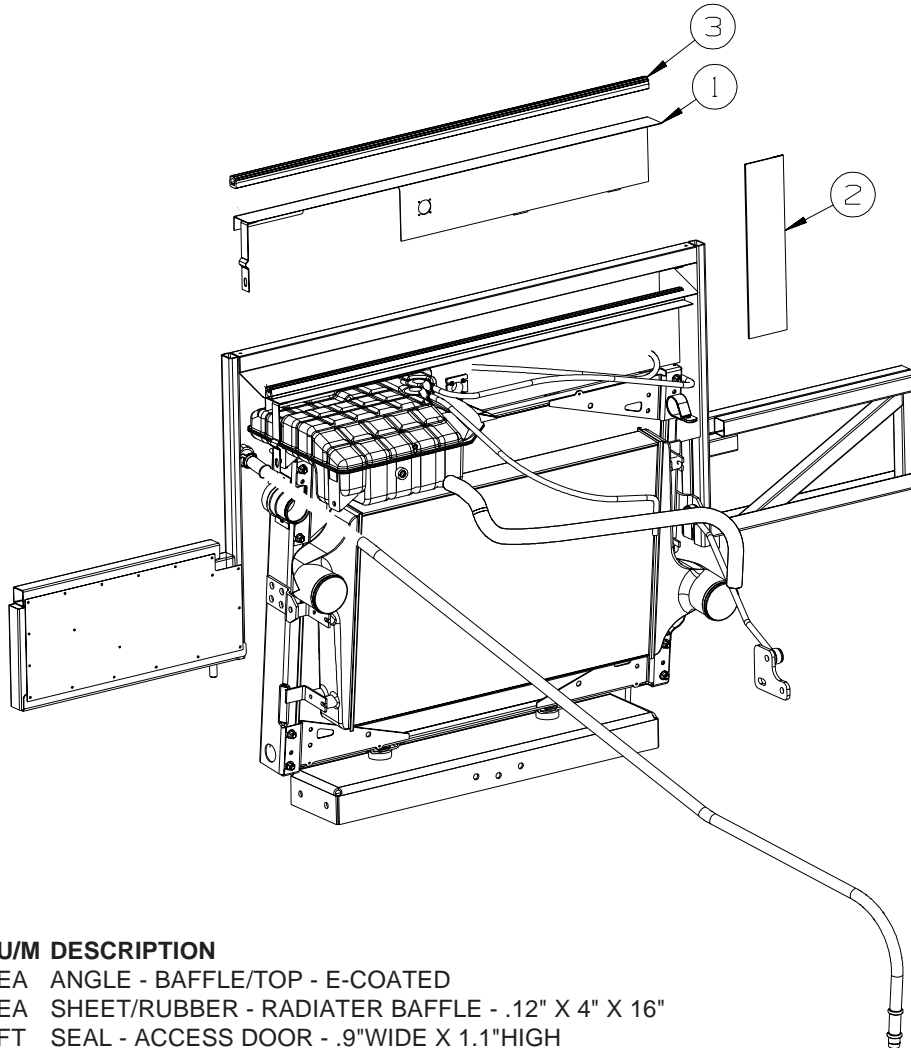
KEY	PART NUMBER	U/M	DESCRIPTION
1	117154-04-02B	EA	MOUNT - FRAME RAIL/FLOOR
2	145992-01-02B	EA	PANEL - SEAL - FRONT - E-COATED
2	123764-07-02B	EA	COMPARTMENT/LUGGAGE - E-COATED
			FROM: 00-00-00 THRU: 07-09-04
2	123764-06-02B	EA	COMPARTMENT/LUGGAGE - E-COATED
			FROM: 07-10-04 THRU: 99-99-99
3	115023-01-000	EA	ISOLATOR - RUBBER
4	142478-01-01B	EA	BRACKET - GAUGE - AIR SOURCE - MILL
5	148935-01-01B	EA	BRACKET - WINDSHIELD, MILL
6	134506-01-01B	EA	BRACKET - WIPER MOTOR
7	134202-01-01B	EA	REINFORCEMENT - SUPPORT - LOWER WINDSHIELD/MIDDLE
8	137047-06-01B	EA	STRAP - DEFROSTER PLENUM
9	137047-05-01B	EA	STRAP - DEFROSTER PLENUM
10	137047-04-01B	EA	STRAP - DEFROSTER PLENUM
11	144034-01-02B	EA	STEP - ENTRANCE DOOR - E-COATED
12	099418-01-000	FT	SEAL - D-SECTION/ADHESIVE BACK - .44" X .44" - BLK RUBBER
13	135808-03-02B	EA	SUPPORT - FRONT - E-COATED
14	126289-65-01B	EA	ANGLE - FORMED

CHASSIS GROUP (CONTINUED)

INSULATION



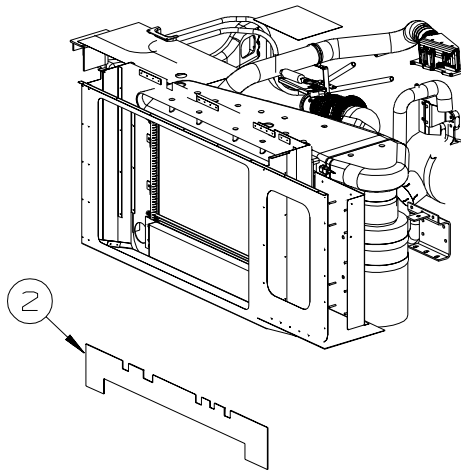
KEY	PART NUMBER	U/M DESCRIPTION
1	039623-01-000	FT SEAL - MOTOR COVER - RUBBER BULB TYPE
2	106648-01-000	EA CAP - STUD - .120 TO .130 DIAMETER
	072877-03-000	EA INSULATION - SOUND BARRIER- 1" X 36" X 57" - ADHESIVE BACK



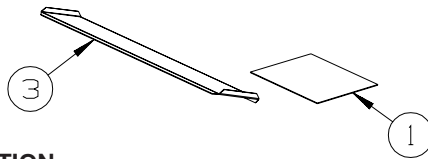
REAR RADIATOR

KEY	PART NUMBER	U/M DESCRIPTION
1	134068-05-02B	EA ANGLE - BAFFLE/TOP - E-COATED
2	076310-05-000	EA SHEET/RUBBER - RADIATOR BAFFLE - .12" X 4" X 16"
3	107721-07-000	FT SEAL - ACCESS DOOR - .9"WIDE X 1.1"HIGH

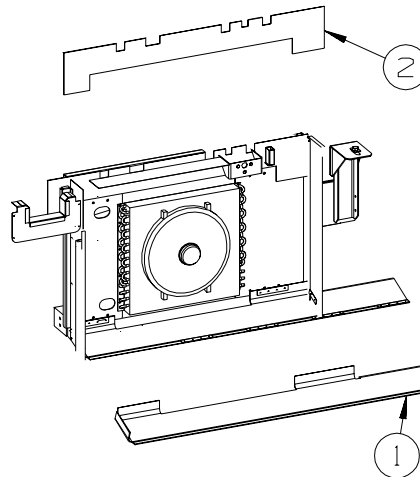
CHASSIS GROUP (CONTINUED)
INSULATION (CONTINUED)



SIDE RADIATOR



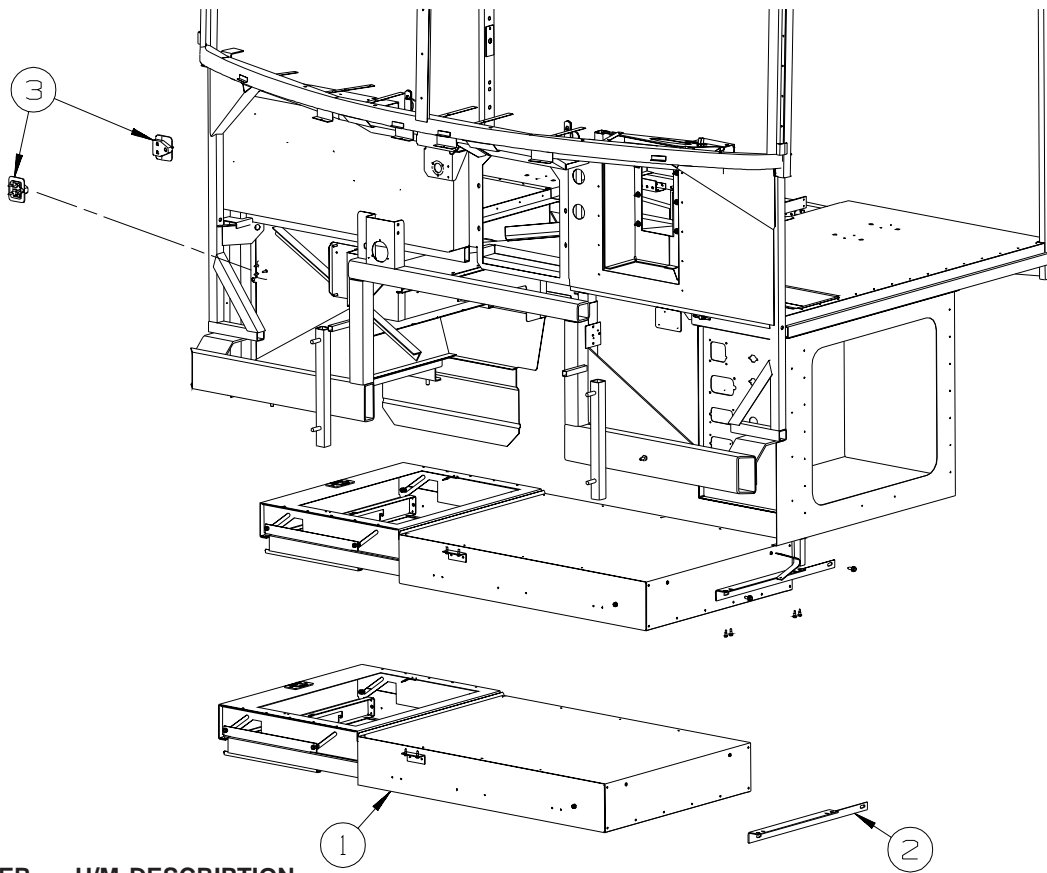
KEY	PART NUMBER	U/M	DESCRIPTION
1	076310-07-000	EA	SHEET/RUBBER - RADIATER BAFFLE - .12" X 12" X 18.5" FROM: 00-00-00 THRU: 08-08-04
1	076310-13-000	EA	SHEET/RUBBER - RADIATER BAFFLE - .12" X 11.8" X 13.8" FROM: 08-09-04 THRU: 99-99-99
2	146844-01-000	EA	SHEET/RUBBER - 7.9" X 49.9"
3	146200-01-000	EA	SHEET/RUBBER - 12.8" X 50.9" FROM: 00-00-00 THRU: 06-27-04
3	146200-02-000	EA	SHEET/RUBBER - 11" X 50.9" FROM: 06-28-04 THRU: 99-99-99



SIDE RADIATOR

KEY	PART NUMBER	U/M	DESCRIPTION
1	149047-01-000	EA	RUBBER-SHEET
2	146844-01-000	EA	SHEET/RUBBER - 7.9" X 49.9"

CHASSIS GROUP (CONTINUED) STEPWELL COVER



KEY	PART NUMBER	U/M	DESCRIPTION
1*	145122-01-01A	EA	STEP COVER - SLIDING
2	145661-03-02B	EA	BRACKET - STEP COVER - E-COATED
			FROM: 00-00-00 THRU: 06-13-04
2	145661-02-02B	EA	BRACKET - STEP COVER - E-COATED
			FROM: 06-14-04 THRU: 99-99-99
3	142499-02-01A	EA	BLOCK/SUPPORT (STEP COVER)

***COMPONENT PARTS LISTED LATER IN THIS GROUP**

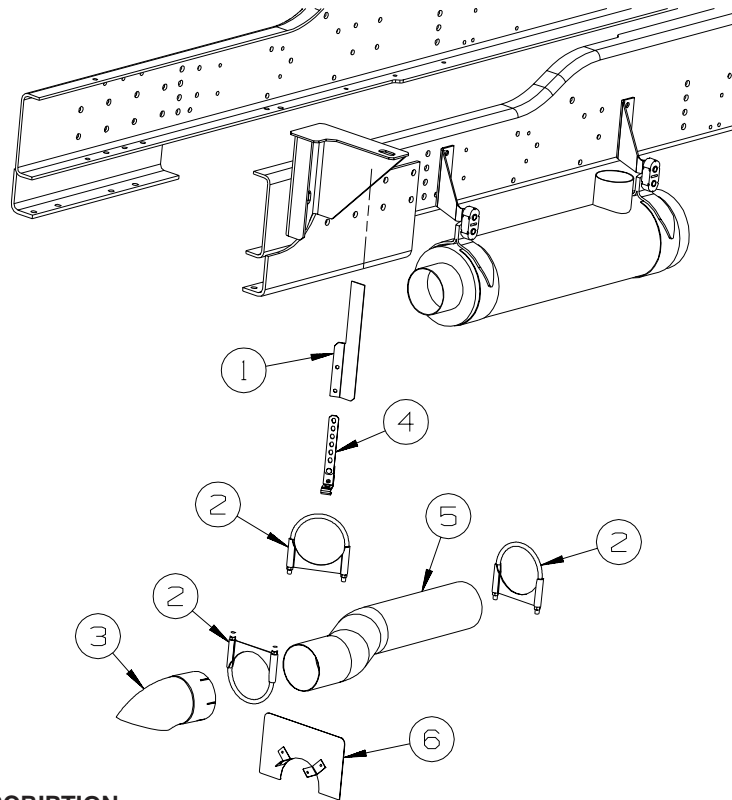
COMPONENT PARTS FOR STEPWELL COVER

145122-01-01A

KEY	PART NUMBER	U/M	DESCRIPTION	VENDOR NO.
	141691-01-703	EA	LATCH-CABLE RELEASE	1912125
	141691-01-704	EA	SPRING - CABLE PRELOAD	1217507
	141691-01-708	EA	MOTOR W/9 TOOTH PINION	1820122
	145122-01-700	EA	CABLE - 80" W/STOPS	1218753
	145122-01-701	EA	CABLE - 54" W/STOPS	1218754
	145122-01-702	EA	CAP/END - F/DRUM - PLASTIC	1612535
	145122-01-703	EA	BUSHING - .6"ID X .8"OD	1614003
	145122-01-704	EA	HARNESS/ADAPTER	1809938
	145122-01-705	EA	CABLE/RELEASE - 8" W/EYE	1213000
	145122-01-706	EA	COVER - EMERGENCY RETRACT	1612532
	145122-01-707	EA	SHOE/CABLE - PLASTIC	1612533
	145122-01-708	EA	GUIDE/ARM SLIDE - PLASTIC	1612542
	145122-01-709	EA	BUSHING/BRONZE - .38" X .50"	1614007

CHASSIS GROUP (CONTINUED)

EXHAUST



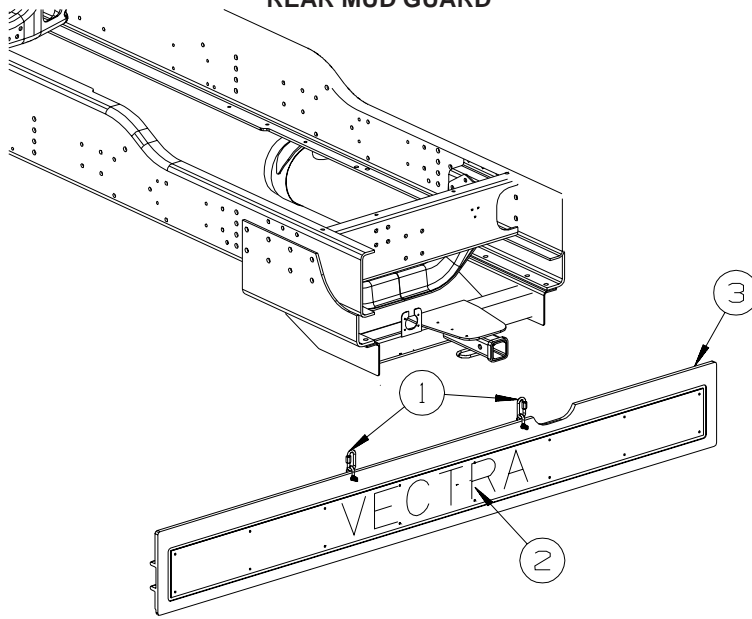
KEY	PART NUMBER	U/M	DESCRIPTION
1	144916-01-02B	EA	BRACKET/HANGER - TAILPIPE - E-COATED - SIDE RADIATOR
2	094918-08-000	EA	CLAMP - EXHAUST - 5"
3	116425-02-000	EA	EXTENSION - EXHAUST - CHROMED - 5"
3	116425-04-000	EA	EXTENSION - EXHAUST - CHROMED - 5" FROM: 00-00-00 THRU: 04-20-04 FROM: 04-21-04 THRU: 99-99-99
4	007131-01-000	EA	HANGER - TAILPIPE - 6 SLOTS
5	114869-14-000	EA	PIPE - EXHAUST - SIDE RADIATOR
5	114869-15-000	EA	PIPE - EXHAUST - REAR RADIATOR
6	143766-02-02B	EA	SHIELD - EXHAUST/TAILPIPE - E-COATED

HITCH

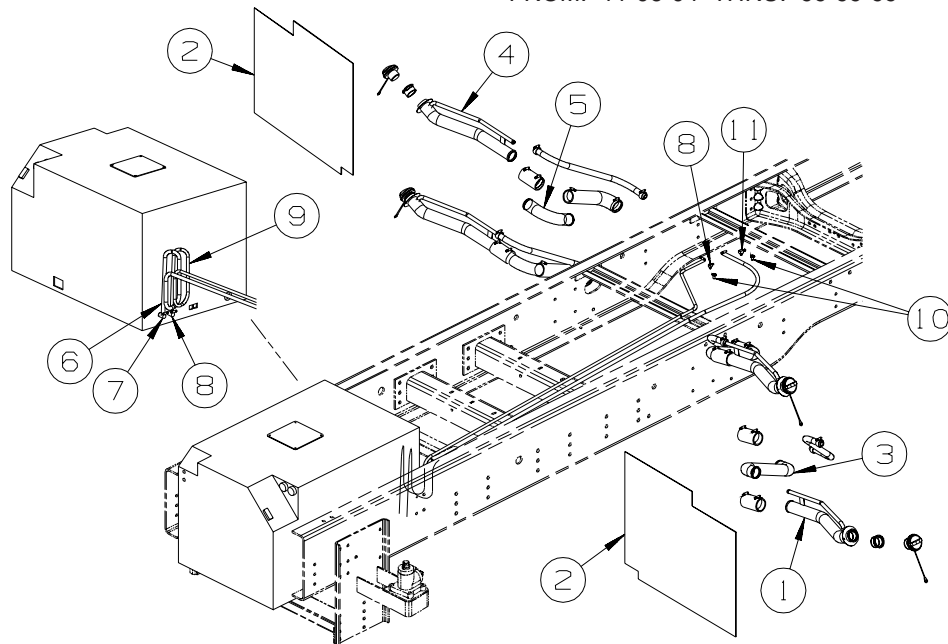
KEY	PART NUMBER	U/M	DESCRIPTION
	134016-03-01A	EA	DRAWBAR/HITCH - CLASS 4

CHASSIS GROUP (CONTINUED)

REAR MUD GUARD



KEY	PART NUMBER	U/M DESCRIPTION
1	139818-01-01A	EA LINK - QUICK - STAINLESS STEEL
2	149830-01-01A	EA LOGO - "VECTRA" - FOR MUDFLAP - CHROME/BLACK
3	143924-05-01A	EA MUD FLAP/REAR - "BLANK" - RUBBER W/BRUSHED STAINLESS STEEL FROM: 00-00-00 THRU: 11-05-04
3	151908-02-01A	EA MUD FLAP - REAR - 10.6" X 93.9" - BRUSHED ALUMINUM FROM: 11-06-04 THRU: 99-99-99

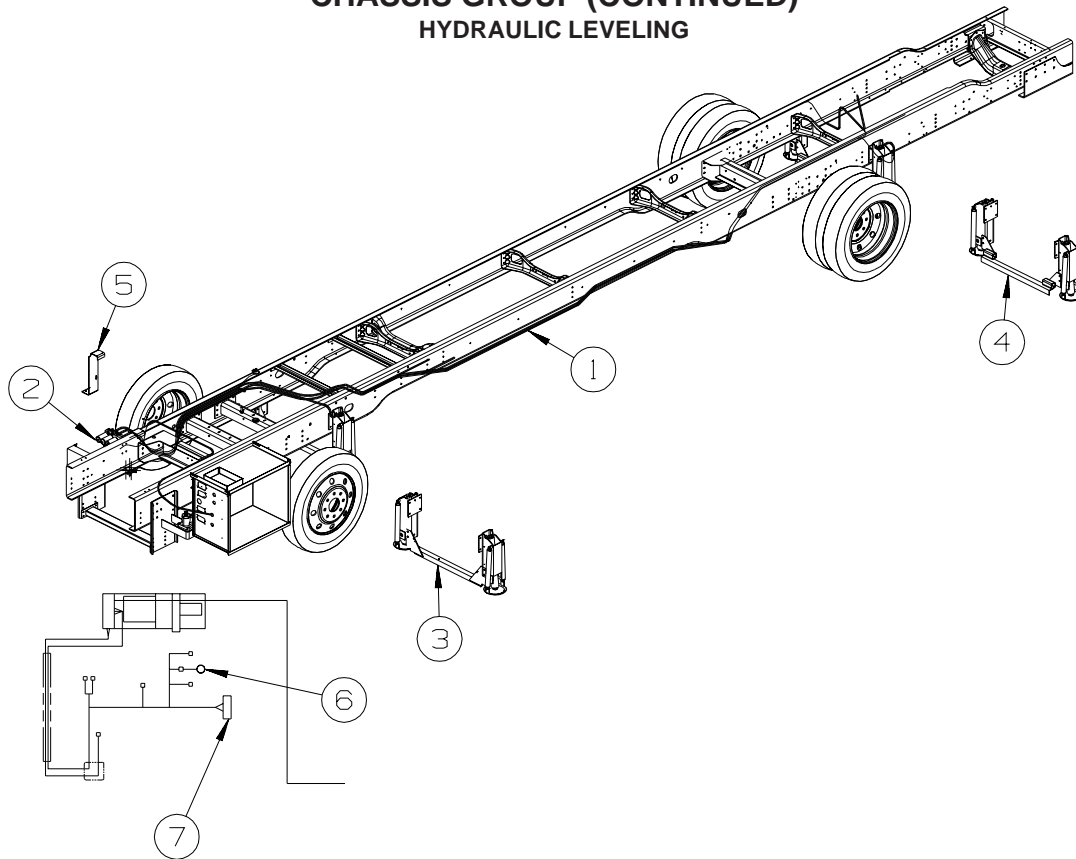


FUEL

KEY	PART NUMBER	U/M DESCRIPTION
1	144990-01-000	EA NECK - FUEL FILL - LEFT HAND
2	118726-05-000	EA BAFFLE - FUEL FILL
3	100140-09-000	EA TUBE-FUEL INLET
4	144990-02-000	EA NECK - FUEL FILL - RIGHT HAND
5	145835-02-000	EA ELBOW - FUEL FILL
6	024138-01-000	FT HOSE - FUEL - 5/16" ID
7	114253-04-000	EA ELBOW - 5/16 SINGLE BARB X 1/8 MPT
8	114253-01-000	EA ELBOW - 1/4 SINGLE BARB X 1/8 MPT
9	128139-03-000	FT HOSE - FUEL - LOW PERMEABILITY - 1/4" DIAMETER
10	068382-06-000	EA BUSHING - 3/8"MPT X 1/8"FPT - BRASS
11	114253-02-000	EA ELBOW - 5/16 SINGLE BARB X 1/4 MPT

CHASSIS GROUP (CONTINUED)

HYDRAULIC LEVELING



KEY	PART NUMBER	U/M	DESCRIPTION
1*	100536-47-000	EA	HOSE KIT - LEVELING JACKS - 228" WHEELBASE
1	100536-50-000	EA	HOSE KIT - LEVELING JACKS - 267" WHEELBASE
2*	144226-41-000	EA	LEVELING SYSTEM - 325 SYSTEM W/4 SLIDEOUTS - FREIGHTLINER - 4 SLIDEOUT ROOMS
2*	144226-26-000	EA	LEVELING SYSTEM - 325 SYSTEM W/3 SLIDEOUTS - FREIGHTLINER - 3 SLIDEOUT ROOMS
2*	144226-27-000	EA	LEVELING SYSTEM - 325 SYSTEM W/2 SLIDEOUTS - FREIGHTLINER - 2 SLIDEOUT ROOMS
2*	144226-42-000	EA	LEVELING SYSTEM - 625 SYSTEM W/4 SLIDEOUTS - FREIGHTLINER - 4 SLIDEOUT ROOMS
2*	144226-43-000	EA	LEVELING SYSTEM - 625 SYSTEM W/3 SLIDEOUTS - FREIGHTLINER - 3 SLIDEOUT ROOMS
2*	144226-44-000	EA	LEVELING SYSTEM - 625 SYSTEM W/2 SLIDEOUTS - FREIGHTLINER - 2 SLIDEOUT ROOMS
3	128411-06-02B	EA	BRACKET - JACK - E-COATED
			FROM: 00-00-00 THRU: 05-12-04
3	128411-07-02B	EA	BRACKET - JACK - E-COATED
			FROM: 05-13-04 THRU: 99-99-99
4	114748-05-02B	EA	CROSSMEMBER - REAR JACK MOUNTING - 8.9L CUMMINS ENGINE
			FROM: 00-00-00 THRU: 03-26-04
4	114748-08-02B	EA	BRACKET - JACKS/REAR - E-COATED - 7.2L CAT ENGINE
			FROM: 00-00-00 THRU: 03-26-04
4	128411-06-02B	EA	BRACKET - JACK - E-COATED
			FROM: 03-27-04 THRU: 05-10-04
4	114748-08-02B	EA	BRACKET - JACKS/REAR - E-COATED
			FROM: 05-11-04 THRU: 99-99-99
5	144224-01-01A	EA	BRACKET - PUMP/LEVELING - BLACK
6	134092-05-000	EA	CHIME KIT - LEVELING SYSTEM - 325/625
7	107889-06-000	EA	PANEL - CONTROL - 625 AIR DUMP
7	107889-09-000	EA	PANEL - CONTROL - 325 AIR DUMP

*COMPONENT PARTS LISTED LATER IN THIS GROUP

CHASSIS GROUP (CONTINUED)
COMPONENT PARTS FOR HYDRAULIC LEVELING

100536-47-000

KEY	PART NUMBER	U/M	DESCRIPTION	VENDOR NO.
	100536-31-701	EA	HOSE - HYDRAULIC - 96"	RAP5352
	100536-47-700	EA	HOSE-HYDRAULIC - 1/4" X 416"	RAP91507
	100536-47-701	EA	HOSE-HYDRAULIC - 1/4" X 378"	RAP91501
	115767-01-704	EA	HOSE-HYDRAULIC - 1/4" X 146"	RAP90004/AP2443

144226-26-000

KEY	PART NUMBER	U/M	DESCRIPTION	VENDOR NO.
	100532-03-717	EA	VALVE-PRESS., RETURN SHUTTLE	RAP7964
	100532-09-704	EA	VALVE-PRESS SOLENOID(LARGE)	RAP0642
	100532-09-710	EA	SOLENOID-INTERMITENT DUTY	RAP0533
	105532-12-707	EA	SPRING KIT (PAIR)	R3847
	100532-25-702	EA	CYLINDER ONLY (12,000# JACK)	RAP9517/AP29042
	100532-25-705	EA	SPRING KIT JACK 12,000#	R91642
	100532-32-701	EA	BUZZER KIT-JACK DOWN WARNING	AP0325
	100532-32-703	EA	BUZZER - JACK WARNING	RAP90403
	100532-32-704	EA	CHIME - JACK WARNING	RAP90681/AP19812
	107889-09-700	EA	PANEL-CONTROL,325,AIR DUMP	RAP91258
	131306-02-701	EA	FOOT/JACK - 9K & 12K	RAP8464/AP17525
	131306-09-700	EA	VELOCITY VALVE ASM.W/4 VALVE	AP90280
	131306-09-701	EA	VELOCITY VALVE - SINGLE	RAP90279/AP11578
	131603-11-704	EA	PRESSURE SWITCH - 50 PSI	RAP2082
	131306-12-702	EA	VALVE-PRESS SOLENOID (SMALL)	RAP90729/AP24604
	144226-01-700	EA	SWITCH - WARNING/MAGNETIC	RAP90968/AP26641
	144226-01-701	EA	PUMP MOTOR/TANK ASM-MONRACH	RAP91169/AP30349
	144226-03-700	EA	MOTOR ONLY - 4 1/2" MONARCH	RAP90415
	144226-08-702	EA	SENSOR/BI-AXIS - PROGRAMABLE	RAP91172/AP28010
	144226-26-700	EA	PUMP MOTOR/TANK ASM-PARKER	RAP91243/AP29808
	144226-26-701	EA	ENCLOSURE BOX W/SENSING UNIT	RAP91263/AP31343
	144226-26-702	EA	PUMP MOTOR ONLY - PARKER	RAP91244/AP31771

144226-27-000

KEY	PART NUMBER	U/M	DESCRIPTION	VENDOR NO.
	100532-03-717	EA	VALVE-PRESS., RETURN SHUTTLE	RAP7964
	100532-09-704	EA	VALVE-PRESS SOLENOID(LARGE)	RAP0642
	100532-09-710	EA	SOLENOID-INTERMITENT DUTY	RAP0533
	100532-12-707	EA	SPRING KIT (PAIR)	R3847
	100532-25-702	EA	CYLINDER ONLY (12,000# JACK)	RAP9517
	100532-25-705	EA	SPRING KIT JACK 12,000#	R91642
	100532-32-704	EA	CHIME - JACK WARNING	RAP90681/AP19812
	107889-09-700	EA	PANEL-CONTROL,325,AIR DUMP	RAP91258
	131306-02-701	EA	FOOT/JACK - 9K & 12K	RAP8464/AP17525
	131306-09-700	EA	VELOCITY VALVE ASM.W/4 VALVE	RAP90280
	131306-09-701	EA	VELOCITY VALVE - SINGLE	RAP90279/AP11578
	131306-11-704	EA	PRESSURE SWITCH - 50 PSI	RAP2082
	131306-12-702	EA	VALVE-PRESS SOLENOID (SMALL)	RAP90729/AP24604
	131306-26-700	EA	MANIFOLD ASM. - 2 ROOM	RAP90870/AP20550
	144226-01-700	EA	SWITCH - WARNING/MAGNETIC	RAP90968/AP26641
	144226-01-701	EA	PUMP MOTOR/TANK ASM-MONRACH	RAP91169/AP30349
	144226-03-700	EA	MOTOR ONLY - 4 1/2" MONARCH	RAP90415
	144226-25-700	EA	ENCLOSURE BOX W/SENSING UNIT	AP91262/AP31348
	144226-26-700	EA	PUMP MOTOR/TANK ASM-PARKER	RAP91243/AP29808
	144226-26-702	EA	PUMP MOTOR ONLY - PARKER	RAP91244/AP31771

144226-41-000

KEY	PART NUMBER	U/M	DESCRIPTION	VENDOR NO.
	105532-12-707	EA	SPRING KIT (PAIR)	R3847
	100532-25-702	EA	CYLINDER ONLY (12,000# JACK)	RAP9517/AP29042
	100532-25-705	EA	SPRING KIT JACK 12,000#	R91642
	107889-09-700	EA	PANEL-CONTROL,325,AIR DUMP	RAP91258
	131306-02-701	EA	FOOT/JACK - 9K & 12K	RAP8464/AP17525
	144226-01-700	EA	SWITCH - WARNING/MAGNETIC	RAP90968/AP26641
	144226-08-702	EA	SENSOR/BI - AXIS - PROGRAMABLE	RAP91172/AP28010
	144226-26-701	EA	ENCLOSURE BOX W/SENSING UNIT	RAP91263/AP31343

CHASSIS GROUP (CONTINUED)
COMPONENT PARTS FOR HYDRAULIC LEVELING (CONTINUED)

144226-42-000

KEY	PART NUMBER	U/M	DESCRIPTION	VENDOR NO.
	100532-03-726	EA	SWITCH - PRESSURE	RAP8003
	100532-12-707	EA	SPRING KIT (PAIR)	R3847
	100532-25-702	EA	CYLINDER ONLY (12,000# JACK)	RAP9517/AP29042
	100532-25-705	EA	SPRING KIT JACK 12,000#	R91642
	107889-06-700	EA	CONTROL PANEL - 625/AIR DUMP	RAP91186/AP25650
	131306-02-701	EA	FOOT/JACK - 9K & 12K	RAP8464/AP17525
	144226-01-700	EA	SWITCH - WARNING/MAGNETIC	RAP90968/AP26641
	144226-42-700	EA	CONTROL BOX W/SENSING UNIT	RAP91267/AP30126

144226-43-000

KEY	PART NUMBER	U/M	DESCRIPTION	VENDOR NO.
	100532-03-726	EA	SWITCH - PRESSURE	RAP8003
	105532-12-707	EA	SPRING KIT (PAIR)	R3847
	100532-25-702	EA	CYLINDER ONLY (12,000# JACK)	RAP9517/AP29042
	100532-25-705	EA	SPRING KIT JACK 12,000#	R91642
	107889-06-700	EA	CONTROL PANEL - 625/AIR DUMP	RAP91186/AP25650
	131306-02-701	EA	FOOT/JACK - 9K & 12K	RAP8464/AP17525
	144226-01-700	EA	SWITCH - WARNING/MAGNETIC	RAP90968/AP26641
	144226-08-702	EA	SENSOR/BI-AXIS - PROGRAMABLE	RAP91172/AP28010
	144226-42-700	EA	CONTROL BOX W/SENSING UNIT	RAP91267/AP30126

144226-44-000

KEY	PART NUMBER	U/M	DESCRIPTION	VENDOR NO.
	100532-03-726	EA	SWITCH - PRESSURE	RAP8003
	105532-12-707	EA	SPRING KIT (PAIR)	R3847
	100532-25-702	EA	CYLINDER ONLY (12,000# JACK)	RAP9517/AP29042
	100532-25-705	EA	SPRING KIT JACK 12,000#	R91642
	107889-06-700	EA	CONTROL PANEL - 625/AIR DUMP	RAP91186/AP25650
	131306-02-701	EA	FOOT/JACK - 9K & 12K	RAP8464/AP17525
	144226-01-700	EA	SWITCH - WARNING/MAGNETIC	RAP90968/AP26641

WHEEL, TIRE, COVERS &/OR LINERS

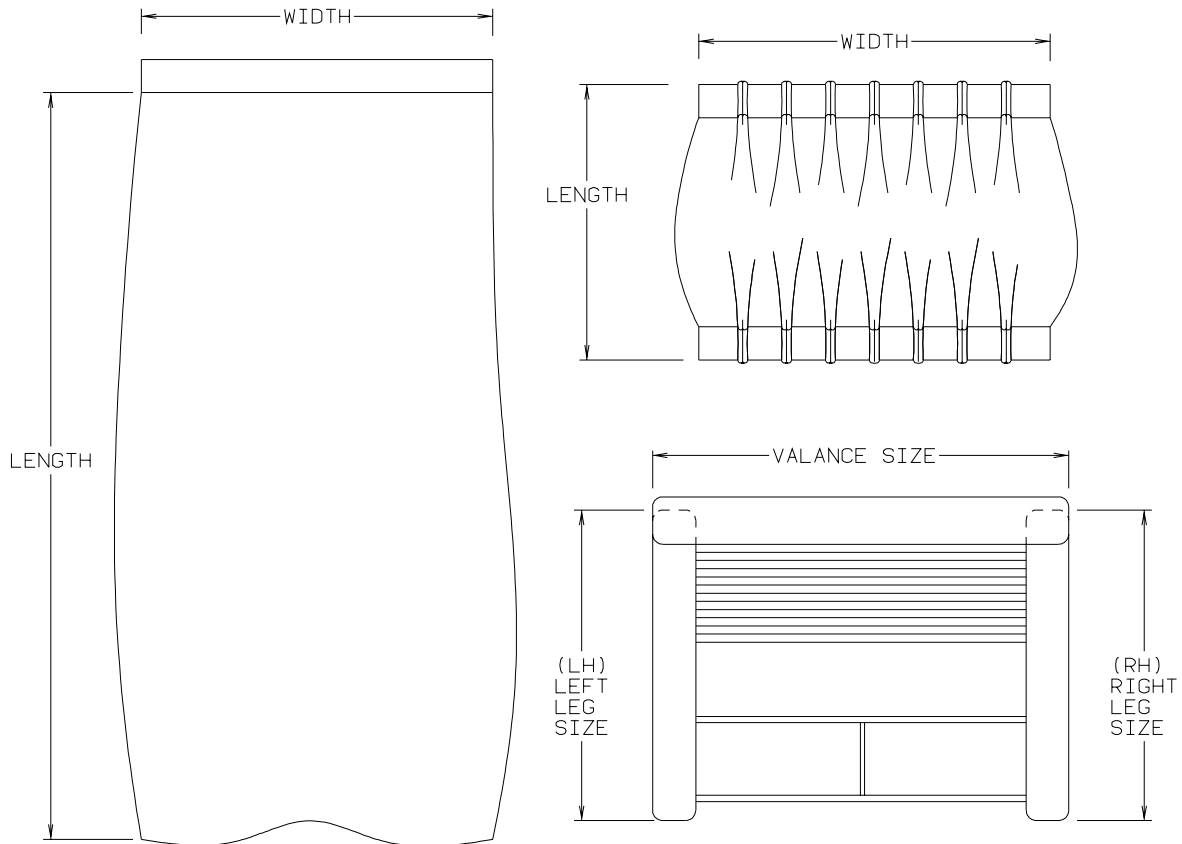
KEY	PART NUMBER	U/M	DESCRIPTION
	080208-04-000	EA	LUG WRENCH - 1.2"/1.3" SOCKETS X 13.8" LONG- OSHKOSH/SPART
	080208-05-000	EA	BAR/LEVERAGE - LUG WRENCH - .75" DIA. - OSHKOSH/SPARTAN

CURTAIN & CUSHION GROUP

NOTICE

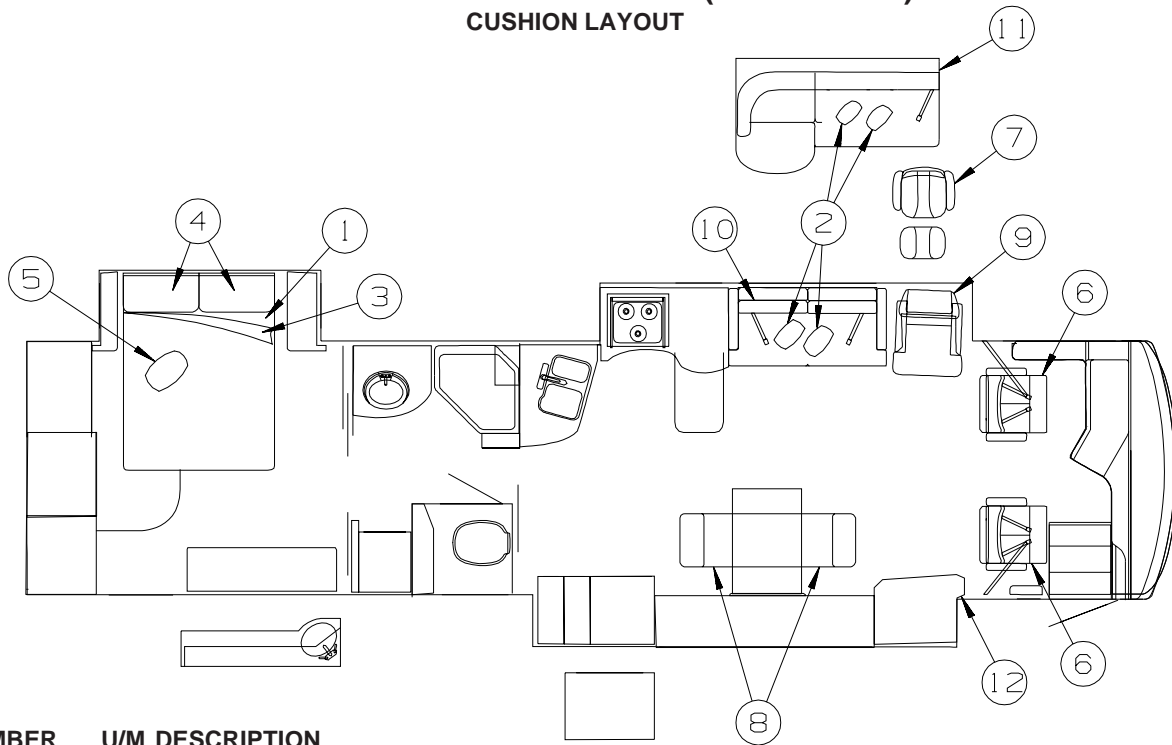
IN ORDER TO ASSIST OUR PARTS SALES DEPT. IN PROVIDING INTERIOR SOFTWARE ITEMS, PLEASE INCLUDE THE SERIAL NUMBER AND THE COLOR CODE NUMBER FROM THE VEHICLE CERTIFICATION LABEL WHEN ORDERING. THIS LABEL IS LOCATED ON THE LEFT SIDEWALL AT THE END OF THE DASH (A-BODY), OR ON THE DRIVER'S DOOR LATCH PLATE (C-BODY).

AN EXAMPLE OF A COLOR CODE NUMBER IS B07, WHICH DESIGNATES AN OVERALL COLOR SCHEME OF A PARTICULAR UNIT. THE COLOR LISTED AFTER THE ITEM DESCRIPTION ON THE MICROFICHE, INDICATES THE OVERALL UNIT COLOR. ORDER THE ITEM YOU DESIRE ACCORDING TO UNIT COLOR CODE. IF ALL COLORS USE THE SAME ITEM NO COLOR CODE WILL BE NOTED.



NOTE: USE THIS ILLUSTRATION WHEN DETERMINING LENGTH AND WIDTH MEASUREMENTS FOR CURTAINS. YOU WILL NOTE THE WIDTH MEASUREMENT IS TAKEN ON THE TOP OF THE CURTAIN WITH THE CURTAIN FULLY EXTENDED. THE LENGTH MEASUREMENT IS TAKEN FROM TOP TO BOTTOM. LEFT AND RIGHT WINDOW LEGS ARE DETERMINED WHEN FACING THE WINDOW.

CURTAIN & CUSHION GROUP (CONTINUED)
CUSHION LAYOUT



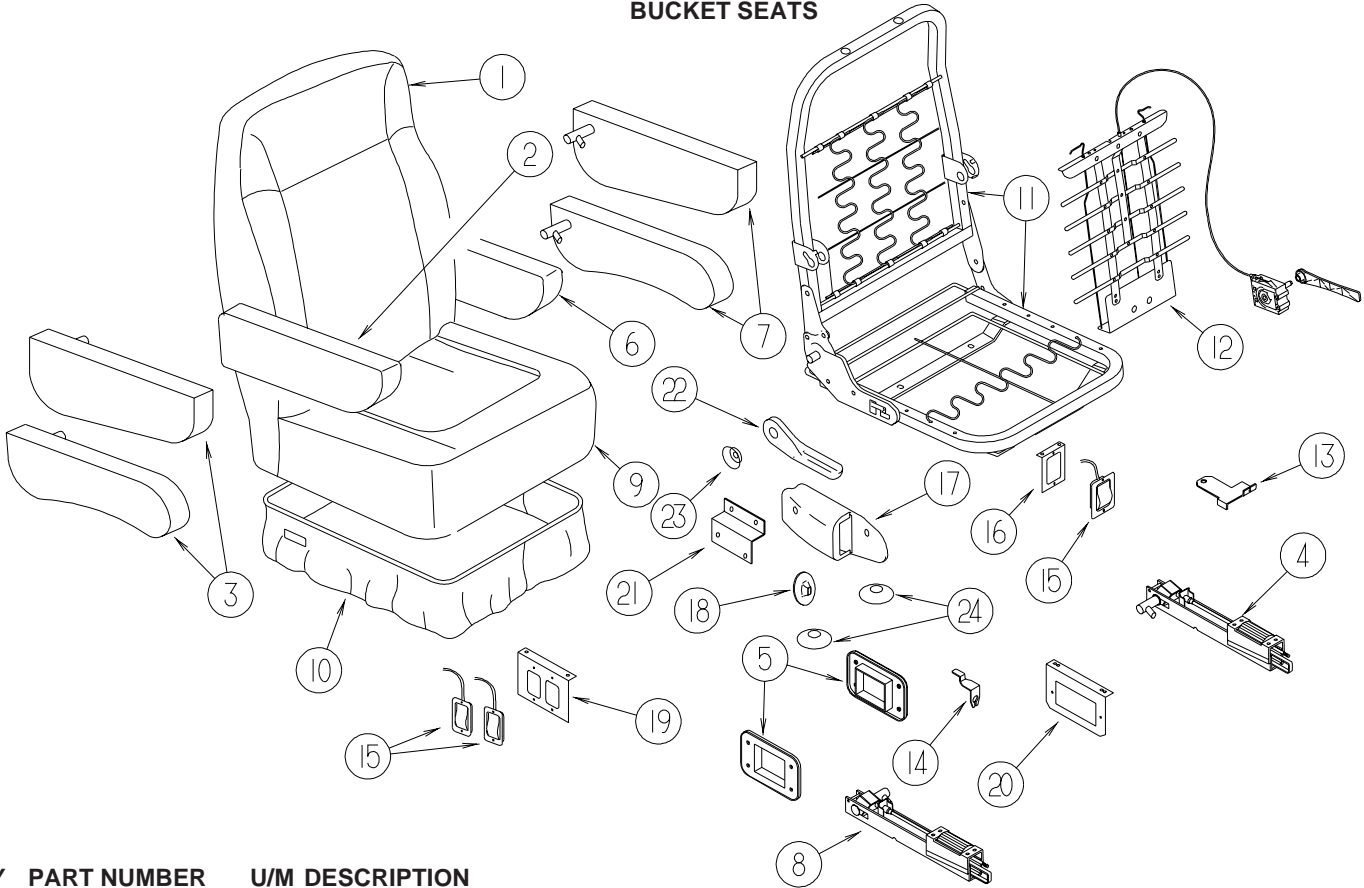
KEY	PART NUMBER	U/M	DESCRIPTION
1	123015-07-000	EA	MATTRESS - INNERSPRING - 60" X 79.5" FROM: 00-00-00 THRU: 01-02-05
1	154430-02-000	EA	MATTRESS - INNERSPRING - 60" X 79.5" FROM: 01-03-05 THRU: 99-99-99
1	142411-02-000	EA	MATTRESS/AIR - 60" X 80" - SELECT COMFORT - SLEEP NUMBER BED
	142411-03-000	EA	AIR PUMP W/CONTROLS - F/SELECT COMFORT MATTRESS - SLEEP NUMBER BED
2	132338-36-SD0	EA	PILLOW - 15" X 25" (SD0, SD1, SD2, SD3, ST0, ST1, ST2, ST3)
2	132338-37-SD4	EA	PILLOW - 15" X 25" (SD4, SD5, SD6, SD7, ST4, ST5, ST6, ST7)
2	132338-36-SE0	EA	PILLOW - 15" X 25" (SE0, SE1, SE2, SE3, SV0, SV1, SV2, SV3)
3	119141-31-SD0	EA	BEDSPREAD/THROW - 60" X 80" (SD0, SD1, SD2, SD3, ST0, ST1, ST2, ST3)
3	119141-31-SD4	EA	BEDSPREAD/THROW - 60" X 80" (SD4, SD5, SD6, SD7, ST4, ST5, ST6, ST7)
3	119141-31-SE0	EA	BEDSPREAD/THROW - 60" X 80" (SE0, SE1, SE2, SE3, SV0, SV1, SV2, SV3)
4	119249-01-000	EA	PILLOW - 20" X 33" - QUEEN
5	132319-73-SD0	EA	PILLOW - 17" - W/SQUARE BOW TIE (SD0, SD1, SD2, SD3, ST0, ST1, ST2, ST3)
5	132319-74-SD4	EA	PILLOW - 17" - W/SQUARE BOW TIE (SD4, SD5, SD6, SD7, ST4, ST5, ST6, ST7)
5	132319-73-SE0	EA	PILLOW - 17" - W/SQUARE BOW TIE (SE0, SE1, SE2, SE3, SV0, SV1, SV2, SV3)
6	146707-05-SD0	EA	SEAT - BUCKET W/LUMBAR - DRIVER/PASSENGER (SD0, SD1, SD2, SD3, ST0, ST1, ST2, ST3)
6	146707-05-SD4	EA	SEAT - BUCKET W/LUMBAR - DRIVER/PASSENGER (SD4, SD5, SD6, SD7, ST4, ST5, ST6, ST7)
6	146707-05-SE0	EA	SEAT - BUCKET W/LUMBAR - DRIVER/PASSENGER (SE0, SE1, SE2, SE3, SV0, SV1, SV2, SV3)
6	146707-07-SD0	EA	SEAT - BCKT W/LMBR (SD0, SD1, SD2, SD3, ST0, ST1, ST2, ST3) - LEATHER FACED
6	146707-07-SD4	EA	SEAT - BKT (SD4 THRU SD7, SE0 THRU SE3, ST4 THRU ST7, SV0 THRU SV3) - LEATHER FACED
	152337-01-000	EA	PROTECTOR - SEAT - CLEAR VINYL
7	150958-01-SD0	EA	CHAIR/EURO - RECLINER W/OTTOMAN - LEATHER (SD0, ST0)
7	150958-01-SD1	EA	CHAIR/EURO - RECLINER W/OTTOMAN - LEATHER (SD1, ST1)
7	150958-01-SD2	EA	CHAIR/EURO - RECLINER W/OTTOMAN - LEATHER (SD2, ST2)
7	150958-01-SD3	EA	CHAIR/EURO - RECLINER W/OTTOMAN - LEATHER (SD3, ST3)
7	150958-01-SA0	EA	CHAIR/EURO - RECLINER W/OTTOMAN - LEATHER (SD4, SE0, ST4, SV0)
7	150958-01-SA1	EA	CHAIR/EURO - RECLINER W/OTTOMAN - LEATHER (SD5, SE1, ST5, SV1)
7	150958-01-SA2	EA	CHAIR/EURO - RECLINER W/OTTOMAN - LEATHER (SD6, SE2, ST6, SV2)
7	150958-01-SD7	EA	CHAIR/EURO - RECLINER W/OTTOMAN - LEATHER (SD7, SE3, ST7, SV3)
8	150451-01-SD0	EA	CHAIR - DINING (SD0, ST0)
8	150451-01-SD1	EA	CHAIR - DINING (SD1, ST1)
8	150451-01-SD2	EA	CHAIR - DINING (SD2, ST2)
8	150451-01-SD3	EA	CHAIR - DINING (SD3, ST3)
8	150451-02-SD4	EA	CHAIR - DINING (SD4, ST4)
8	150451-02-SD5	EA	CHAIR - DINING (SD5, ST5)
8	150451-02-SD6	EA	CHAIR - DINING (SD6, ST6)
8	150451-02-SD7	EA	CHAIR - DINING (SD7, ST7)
8	150451-01-SE0	EA	CHAIR - DINING (SE0, SV0)
8	150451-01-SE1	EA	CHAIR - DINING (SE1, SV1)

CURTAIN & CUSHION GROUP (CONTINUED)
CUSHION LAYOUT (CONTINUED)

KEY	PART NUMBER	U/M	DESCRIPTION
8	150451-01-SE2	EA	CHAIR - DINING (SE2, SV2)
8	150451-01-SE3	EA	CHAIR - DINING (SE3, SV3)
	135600-U8-000	EA	CHAIR - FOLDING - TERRRACE VIEW LINEN/PORTSMOUTH OAK (SD0, ST0)
	135600-U9-000	EA	CHAIR - FOLDING - TERRRACE VIEW LINEN/CONCERT CHERRY (SD1, ST1)
	135600-V0-000	EA	CHAIR - FOLDING - TERRRACE VIEW LINEN/WASHED MAPLE (SD2, ST2)
	135600-V1-000	EA	CHAIR - FOLDING - TERRRACE VIEW LINEN/HONEY CHERRY (SD3, ST3)
	135600-V2-000	EA	CHAIR - FOLDING - CHESTNUT/PORTSMOUTH OAK (SD4, ST4)
	135600-V3-000	EA	CHAIR - FOLDING - CHESTNUT/CONCERT CHERRY (SD5 , ST5)
	135600-V4-000	EA	CHAIR - FOLDING - CHESTNUT/WASHED MAPLE (SD6, ST6)
	135600-V5-000	EA	CHAIR - FOLDING - CHESTNUT/HONEY CHERRY (SD7, ST7)
	135600-V6-000	EA	CHAIR - FOLDING - BISQUE/PORTSMOUTH OAK (SE0, SV0)
	135600-V7-000	EA	CHAIR - FOLDING - BISQUE/CONCERT CHERRY (SE1, SV1)
	135600-V8-000	EA	CHAIR - FOLDING - BISQUE/WASHED MAPLE (SE2, SV2)
	135600-V9-000	EA	CHAIR - FOLDING - BISQUE/HONEY CHERRY (SE3, SV3)
9	142959-04-SD0	EA	CHAIR - RECLINER/GLIDER - W/SWIVEL BASE/FOOTREST (SD0, SD1, SD2, SD3, ST0, ST1, ST2, ST3)
9	142959-04-SD4	EA	CHAIR - RECLINER/GLIDER - W/SWIVEL BASE/FOOTREST (SD4, SD5, SD6, SD7, ST4, ST5, ST6, ST7)
9	142959-04-SE0	EA	CHAIR - RECLINER/GLIDER - W/SWIVEL BASE/FOOTREST (SE0, SE1, SE2, SE3, SV0, SV1, SV2, SV3)
9	142959-05-SD0	EA	CHAIR - RECLINER/GLIDER - W/SWVL BS/FRST (SD0, SD1, SD2, SD3, ST0, ST1, ST2, ST3) - LEATHER
9	142959-05-SD4	EA	CHAIR (SD4, SD5, SD6, SD7, SE0, SE1, SE2, SE3, ST4, ST5, ST6, ST7, SV0, SV1, SV2, SV3) - LEATHER
10	150407-01-SD0	EA	SOFA/SLEEPER - #828/824 ARMS-30"F-W/TRAY (SD0, SD1, SD2, SD3, ST0, ST1, ST2, ST3)
10	150407-01-SD4	EA	SOFA/SLEEPER - #828/824 ARMS-30"F-W/TRAY (SD4, SD5, SD6, SD7, ST4, ST5, ST6, ST7)
10	150407-01-SE0	EA	SOFA/SLEEPER - #828/824 ARMS-30"F-W/TRAY (SE0, SE1, SE2, SE3, SV0, SV1, SV2, SV3)
10	150407-05-SD0	EA	SOFA-#828/824 ARMS-30"F-W/TRAY (SD0, SD1, SD2, SD3, ST0, ST1, ST2, ST3) - LEATHER FACED
10	150407-05-SD4	EA	SOFA (SD4 THRU SD7, SE0, THRU SE3, ST4 THRU ST7, SV0 THRU SV3) - LEATHER FACED
10	150411-01-SD0	EA	SOFA/SLEEPER - #828/824 ARMS-30"FF (SD0, SD1, SD2, SD3, ST0, ST1, ST2, ST3) - DUAL CONTROL
10	150411-01-SD4	EA	SOFA/SLEEPER - #828/824 ARMS-30"FF (SD4, SD5, SD6, SD7, ST4, ST5, ST6, ST7) - DUAL CONTROL
10	150411-01-SE0	EA	SOFA/SLEEPER - #828/824 ARMS-30"FF (SE0, SE1, SE2, SE3, SV0, SV1, SV2, SV3) - DUAL CONTROL
10	150411-05-SD0	EA	SOFA/#828/824 ARMS-30"FF (SD0, SD1, SD2, SD3, ST0, ST1, ST2, ST3) - DUAL CONTROL/LEATHER
10	150411-05-SD4	EA	SOFA (SD4 THRU SD7, SE0 THRU SE3, ST4 THRU ST7, SV0 THRU SV3) - DUAL CONTROL/LEATHER
11	147215-01-SD0	EA	SOFA/J-LOUNGE - 104" - FLAT FLOOR (SD0, SD1, SD2, SD3, ST0, ST1, ST2, ST3)
11	147215-01-SD4	EA	SOFA/J-LOUNGE - 104" - FLAT FLOOR (SD4, SD5, SD6, SD7, ST4, ST5, ST6, ST7)
11	147215-01-SE0	EA	SOFA/J-LOUNGE - 104" - FLAT FLOOR (SE0, SE1, SE2, SE3, SV0, SV1, SV2, SV3)
11	147215-12-SD0	EA	SOFA/J-LOUNGE - 104" - FLAT FLOOR (SD0, SD1, SD2, SD3, ST0, ST1, ST2, ST3) - LEATHER
11	147215-12-SD4	EA	SOFA/J (SD4, SD5, SD6, SD7, SE0, SE1, SE2, SE3, ST4, ST5, ST6, ST7, SV0, SV1, SV2, SV3) - LEATHER
12	145181-01-000	EA	COVER - PLEATED/SLIDEOUT

CURTAIN & CUSHION GROUP (CONTINUED)

BUCKET SEATS

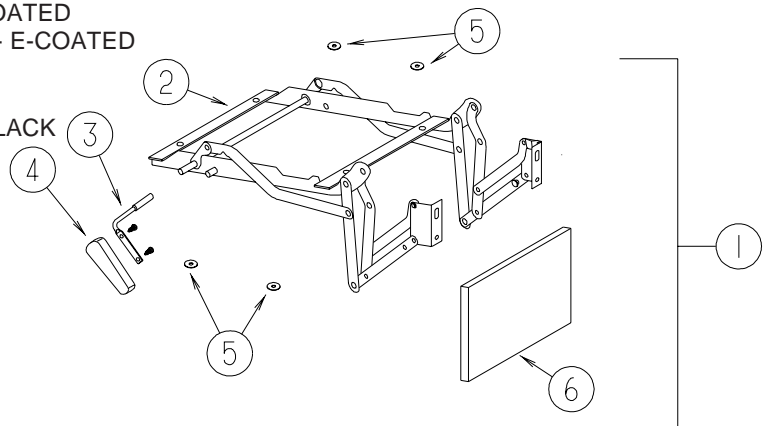


KEY	PART NUMBER	U/M	DESCRIPTION
1	M05962-J4-SD0	EA	COVER/BACK (SD0, SD1, SD2, SD3, ST0, ST1, ST2, ST3)
1	M05962-J4-SD4	EA	COVER/BACK (SD4, SD5, SD6, SD7, ST4, ST5, ST6, ST7)
1	M05962-J4-SE0	EA	COVER/BACK (SE0, SE1, SE2, SE3, SV0, SV1, SV2, SV3)
1	M05962-J6-SD0	EA	COVER/BACK - LEATHER (SD0, SD1, SD2, SD3, ST0, ST1, ST2, ST3) - LEATHER FACED
1	M05962-J6-SD4	EA	COVER/BACK (SD4 THRU SD7, SE0 THRU SE3, ST4 THRU ST7, SV0 THRU SV3) - LEATHER FACED
2	148705-01-SD0	EA	ARMREST - RIGHT (SD0, SD1, SD2, SD3, ST0, ST1, ST2, ST3)
2	148705-01-SD4	EA	ARMREST - RIGHT (SD4, SD5, SD6, SD7, ST4, ST5, ST6, ST7)
2	148705-01-SE0	EA	ARMREST - RIGHT (SE0, SE1, SE2, SE3, SV0, SV1, SV2, SV3)
2	148705-03-S72	EA	ARMREST - RIGHT - LEATHER (SD0, SD1, SD2, SD3, ST0, ST1, ST2, ST3) - LEATHER FACED
2	148705-03-SA0	EA	ARMREST/RH (SD4 THRU SD7, SE0 THRU SE3, ST4 THRU ST7, SV0 THRU SV3) - LEATHER FACED
	P48705-01-SD0	EA	COVER/ARMREST - RIGHT (SD0, SD1, SD2, SD3, ST0, ST1, ST2, ST3)
	P48705-01-SD4	EA	COVER/ARMREST - RIGHT (SD4, SD5, SD6, SD7, ST4, ST5, ST6, ST7)
	P48705-01-SE0	EA	COVER/ARMREST - RIGHT (SE0, SE1, SE2, SE3, SV0, SV1, SV2, SV3)
	P48705-03-S72	EA	COVER/ARMREST - RIGHT - LEATHER (SD0, SD1, SD2, SD3, ST0, ST1, ST2, ST3) - LEATHER FACED
	P48705-03-SA0	EA	CVR/ARMRST/RH (SD4 THRU SD7, SE0 THRU SE3, ST4 THRU ST7, SV0 THRU SV3) - LEATHER FACED
3	NOT USED		
4	148751-01-000	EA	BRACKET - RIGHT (ADJUSTABLE) W/ROLLER
5	148751-03-000	EA	BRACKET - ROLLER TRIM PLATE
6	148705-02-SD0	EA	ARMREST - LEFT (SD0, SD1, SD2, SD3, ST0, ST1, ST2, ST3)
6	148705-02-SD4	EA	ARMREST - LEFT (SD4, SD5, SD6, SD7, ST4, ST5, ST6, ST7)
6	148705-02-SE0	EA	ARMREST - LEFT (SE0, SE1, SE2, SE3, SV0, SV1, SV2, SV3)
6	148705-04-S72	EA	ARMREST - LEFT - LEATHER (SD0, SD1, SD2, SD3, ST0, ST1, ST2, ST3) - LEATHER FACED
6	148705-04-SA0	EA	ARMREST - LEFT (SD4 THRU SD7, SE0 THRU SE3, ST4 THRU ST7, SV0 THRU SV3) - LEATHER FACED
	P48705-02-SD0	EA	COVER/ARMREST - LEFT (SD0, SD1, SD2, SD3, ST0, ST1, ST2, ST3)
	P48705-02-SD4	EA	COVER/ARMREST - LEFT (SD4, SD5, SD6, SD7, ST4, ST5, ST6, ST7)
	P48705-02-SE0	EA	COVER/ARMREST - LEFT (SE0, SE1, SE2, SE3, SV0, SV1, SV2, SV3)
	P48705-04-S72	EA	COVER/ARMREST - LEFT - LEATHER (SD0, SD1, SD2, SD3, ST0, ST1, ST2, ST3) - LEATHER FACED
	P48705-04-SA0	EA	CVR/ARMRST/LH (SD4 THRU SD7, SE0 THRU SE3, ST4 THRU ST7, SV0 THRU SV3) - LEATHER FACED
7	NOT USED		
8	148751-02-000	EA	BRACKET - LEFT (ADJUSTABLE) W/ROLLER
9	M05962-J5-SD0	EA	COVER/SEAT (SD0, SD1, SD2, SD3, ST0, ST1, ST2, ST3)
9	M05962-J5-SD4	EA	COVER/SEAT (SD4, SD5, SD6, SD7, ST4, ST5, ST6, ST7)
9	M05962-J5-SE0	EA	COVER/SEAT (SE0, SE1, SE2, SE3, SV0, SV1, SV2, SV3)
9	M05962-J7-SD0	EA	COVER/SEAT - LEATHER (SD0, SD1, SD2, SD3, ST0, ST1, ST2, ST3) - LEATHER FACED
9	M05962-J7-SD4	EA	COVER/SEAT (SD4 THRU SD7, SE0 THRU SE3, ST4 THRU ST7, SV0 THRU SV3) - LEATHER FACED

CURTAIN & CUSHION GROUP (CONTINUED)
BUCKET SEATS (CONTINUED)

KEY	PART NUMBER	U/M	DESCRIPTION
10	148630-01-SD0	EA	SKIRT - W/SEAT BELT SLOT (SD0, SD1, SD2, SD3, ST0, ST1, ST2, ST3)
10	148630-01-SD4	EA	SKIRT - W/SEAT BELT SLOT (SD4, SD5, SD6, SD7, ST4, ST5, ST6, ST7)
10	148630-01-SE0	EA	SKIRT - W/SEAT BELT SLOT (SE0, SE1, SE2, SE3, SV0, SV1, SV2, SV3)
10	148630-02-S72	EA	SKIRT - W/SEAT BELT SLOT (SD0, SD1, SD2, SD3, ST0, ST1, ST2, ST3) - LEATHER FACED
10	148630-02-SA0	EA	SKIRT - W/SLOT (SD4 THRU SD7, SE0 THRU SE3, ST4 THRU ST7, SV0 THRU SV3) - LEATHER FACED
10	148630-05-SD0	EA	SKIRT - W/SLOT & FOOTREST (SD0, SD1, SD2, SD3, ST0, ST1, ST2, ST3)
10	148630-05-SD4	EA	SKIRT - W/SLOT & FOOTREST (SD4, SD5, SD6, SD7, ST4, ST5, ST6, ST7)
10	148630-05-SE0	EA	SKIRT - W/SLOT & FOOTREST (SE0, SE1, SE2, SE3, SV0, SV1, SV2, SV3)
10	148630-06-SD0	EA	SKIRT - W/SLOT & FOOTREST (SD0, SD1, SD2, SD3, ST0, ST1, ST2, ST3) - LEATHER FACED
10	148630-06-SA0	EA	SKIRT - W/FTRET (SD4 THRU SD7, SE0 THRU SE3, ST4 THRU ST7, SV0 THRU SV3) - LEATHER FACED
10	148630-03-SD0	EA	SKIRT (SD0, SD1, SD2, SD3, ST0, ST1, ST2, ST3) - SEAT PEDESTAL 6-WAY POWERED
10	148630-03-SD4	EA	SKIRT (SD4, SD5, SD6, SD7, ST4, ST5, ST6, ST7) - SEAT PEDESTAL 6-WAY POWERED
10	148630-03-SE0	EA	SKIRT (SE0, SE1, SE2, SE3, SV0, SV1, SV2, SV3) - SEAT PEDESTAL 6-WAY POWERED
10	148630-04-S72	EA	SKIRT (SD0, SD1, SD2, SD3, ST0, ST1, ST2, ST3) - SEAT PEDESTAL 6-WAY POWERED/LEATHER
10	148630-04-SA0	EA	SKIRT (SD4 THRU SD7, SE0 THRU SE3, ST4 THRU ST7, SV0 THRU SV3) - PDL 6-WAY PWR/LEATHER
10	148630-07-SD0	EA	SKIRT/W/FOOTREST (SD0, SD1, SD2, SD3, ST0, ST1, ST2, ST3) - SEAT PEDESTAL 6-WAY POWERED
10	148630-07-SD4	EA	SKIRT/W/FOOTREST (SD4, SD5, SD6, SD7, ST4, ST5, ST6, ST7) - SEAT PEDESTAL 6-WAY POWERED
10	148630-07-SE0	EA	SKIRT/W/FOOTREST (SE0, SE1, SE2, SE3, SV0, SV1, SV2, SV3) - SEAT PEDESTAL 6-WAY POWERED
10	148630-08-SD0	EA	SKIRT (SD0, SD1, SD2, SD3, ST0, ST1, ST2, ST3) - SEAT PEDESTAL 6-WAY POWERED/LEATHER
10	148630-08-SA0	EA	SKIRT/W/FTRST(SD4 THRU SD7, SE0 THRU SE3, ST4 THRU ST7, SV0 THRU SV3) - 6-WAY/LEATHER
11	134532-01-000	EA	FRAME - SEAT/HIGH BACK
12*	122611-02-000	EA	LUMBAR - W/LEVER
13	117125-01-02B	EA	BRACKET - CABLE MOUNT - ADJUSTER W/LOCK
14	108049-02-000	EA	CLIP - CABLE/PEDESTAL
15	108049-04-000	EA	CABLE - W/MINI LEVER ACTION SWITCH - 28" SHEATH/30" CABLE
16	127159-01-02B	EA	BRACKET - SEAT RELEASE - SINGLE REMOTE - E-COATED - SEAT PEDESTAL 6-WAY POWERED
17	NOT USED		
18	NOT USED		
19	127159-02-02B	EA	BRACKET - SEAT RELEASE - DUAL REMOTE - E-COATED
20	128699-01-02B	EA	BRACKET - SEAT SWITCH - E-COATED
21	147457-01-02B	EA	BRACKET - ZEE W/HOLES - 2.8" - E-COATED
22	130802-02-000	EA	LEVER - RIGHT HAND
23	130802-03-000	EA	SCREW F/LEVER
	148668-01-01A	EA	CUP/TRIM COVER - F/LEVER - BLACK
24	NOT USED		

*COMPONENT PARTS LISTED LATER IN THIS GROUP



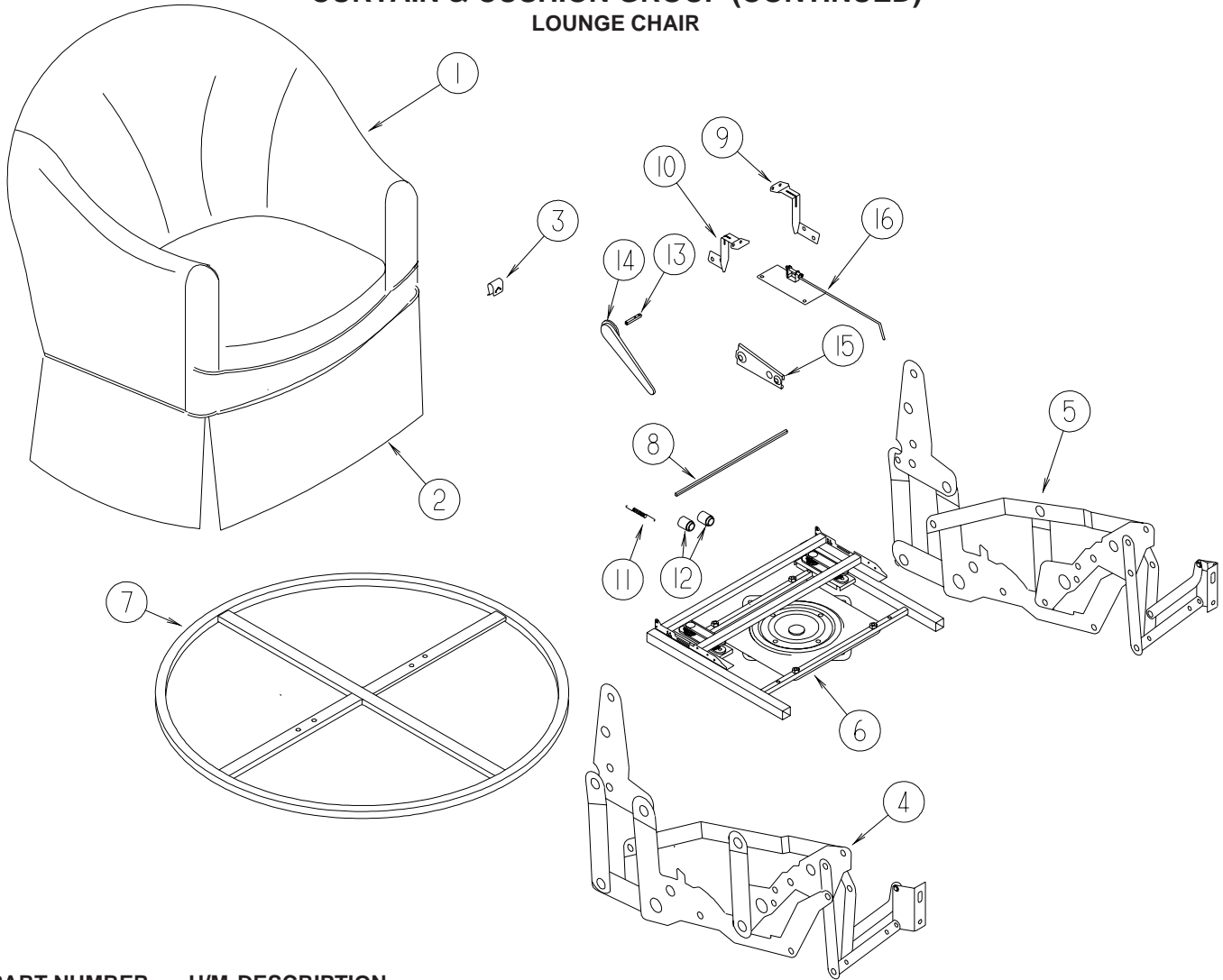
KEY	PART NUMBER	U/M	DESCRIPTION
1	131613-01-SD0	EA	FOOTREST - BUCKET SEAT/PASSENGER (SD0, SD1, SD2, SD3, ST0, ST1, ST2, ST3)
1	131613-01-SD4	EA	FOOTREST - BUCKET SEAT/PASSENGER (SD4, SD5, SD6, SD7, ST4, ST5, ST6, ST7)
1	131613-01-SE0	EA	FOOTREST - BUCKET SEAT/PASSENGER (SE0, SE1, SE2, SE3, SV0, SV1, SV2, SV3)
1	131613-04-SD0	EA	FOOTREST - BUCKET SEAT/PASS (SD0, SD1, SD2, SD3, ST0, ST1, ST2, ST3) - LEATHER FACED
1	131613-04-SA0	EA	FOOTREST/PASS (SD4 THRU SD7, SE0 THRU SE3, ST4 THRU ST7, SV0 THRU SV3) - LEATHER FACED
2	131566-01-000	EA	FOOTREST - MECHANICAL
3	131566-02-000	EA	ROD/LEVER - FOOT-REST EXTENSION
4	131566-03-000	EA	WOOD HANDLE
5	131566-05-000	EA	WASHER - SLIDE SPACER
6	131613-99-000	EA	FOOTREST/WOOD - W/T-NUT

COMPONENT PARTS FOR BUCKET SEATS

122611-02-000

KEY	PART NUMBER	U/M	DESCRIPTION	VENDOR NO.
	122611-02-701	EA	LUMBAR - LEVER	412
	122611-02-702	EA	LUMBAR MECHANISM	24395-FLEXSTEEL

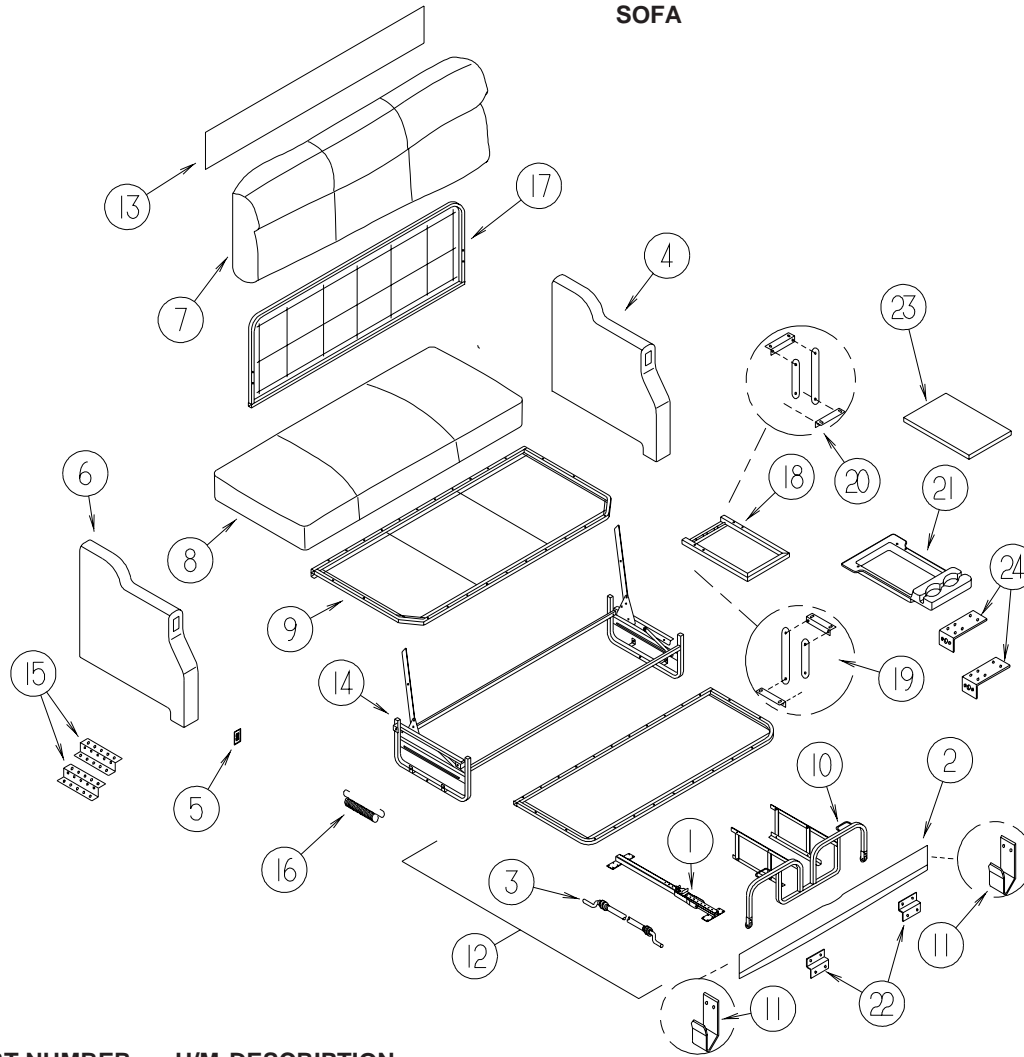
CURTAIN & CUSHION GROUP (CONTINUED) LOUNGE CHAIR



KEY	PART NUMBER	U/M	DESCRIPTION
1	P42959-04-SD0	EA	COVER/CHAIR - RECLINER - W/FOOTREST (SD0, SD1, SD2, SD3, ST0, ST1, ST2, ST3)
1	P42959-04-SD4	EA	COVER/CHAIR - RECLINER - W/FOOTREST (SD4, SD5, SD6, SD7, ST4, ST5, ST6, ST7)
1	P42959-04-SE0	EA	COVER/CHAIR - RECLINER - W/FOOTREST (SE0, SE1, SE2, SE3, SV0, SV1, SV2, SV3)
1	P42959-05-SD0	EA	COVER/CHAIR - RECLINER - W/FOOTREST (SD0, SD1, SD2, SD3, ST0, ST1, ST2, ST3) - LEATHER
1	P42959-05-SD4	EA	COVER (SD4, SD5, SD6, SD7, SE0, SE1, SE2, SE3, ST4, ST5, ST6, ST7, SV0, SV1, SV2, SV3) - LEATHER
2	NOT USED		
3	029134-01-000	EA	CLIP - FINISH - UPHOLSTERY
4	133126-01-000	EA	RECLINER MECHANISM - RIGHT HAND (WHEN SITTING IN CHAIR)
5	133126-02-000	EA	RECLINER MECHANISM - LEFT HAND (WHEN SITTING IN CHAIR)
6	133126-03-000	EA	BASE - SWIVEL/ROCKER - W/O FLOOR RING
7	133126-04-000	EA	FLOOR RING - 24" DIAMETER
8	133126-05-000	EA	HANDLE TUBE/DRIVE - 23.3" LONG (JOINS OPERATORS)
9	133126-06-000	EA	BRACKET - OTTOMAN/FIXED MID - RIGHT HAND
10	133126-07-000	EA	BRACKET - OTTOMAN/FIXED MID - LEFT HAND
11	133126-08-000	EA	SPRING/LOCKING
12	133126-09-000	EA	BUSHING - F/HANDLE TUBE - PLASTIC
13	133126-10-000	EA	HANDLE MOUNTING TUBE - 3.3" LONG
14	133126-11-000	EA	HANDLE/RECLINE - PLASTIC
15	133126-12-000	EA	BRACKET - BACK SLEEVE
16	147314-01-000	EA	LOCKOUT - ROCKER/RECLINER

CURTAIN & CUSHION GROUP (CONTINUED)

SOFA



REST EASY

KEY	PART NUMBER	U/M	DESCRIPTION
1*	148226-01-000	EA	SLIDE RAIL - W/LATCH MECH/PLATES/STOP F/30" FLAT FLOOR
2	150407-04-SD0	EA	PANEL/FRONT KICK - SOFA/SLEEPER - 59.5" - FABRIC CVR (SD0, SD1, SD2, SD3, ST0, ST1, ST2, ST3)
2	150407-04-SD4	EA	PANEL/FRONT KICK - SOFA/SLEEPER - 59.5" - FABRIC CVR (SD4, SD5, SD6, SD7, ST4, ST5, ST6, ST7)
2	150407-04-SE0	EA	PANEL/FRONT KICK - SOFA/SLEEPER - 59.5" - FABRIC CVR (SE0, SE1, SE2, SE3, SV0, SV1, SV2, SV3)
2	150407-08-SD0	EA	PANEL/FRONT KICK - SOFA - 59.5" (SD0, SD1, SD2, SD3, ST0, ST1, ST2, ST3) - LEATHER FACED
2	150407-08-SD4	EA	PANEL/FT KICK (SD4 THRU SD7, SE0 THRU SE3, ST4 THRU ST7, SV0 THRU SV3) - LEATHER FACED
3	148225-01-000	EA	CABLE ONLY - REMOTE - 31.9" W/Z-ENDS
4	150408-02-SD0	EA	ARMREST - LEFT HAND - W/SWITCH (SD0, SD1, SD2, SD3, ST0, ST1, ST2, ST3)
4	150408-02-SD4	EA	ARMREST - LEFT HAND - W/SWITCH (SD4, SD5, SD6, SD7, ST4, ST5, ST6, ST7)
4	150408-02-SE0	EA	ARMREST - LEFT HAND - W/SWITCH (SE0, SE1, SE2, SE3, SV0, SV1, SV2, SV3)
4	150408-04-SD0	EA	ARMREST - LH - W/SWITCH (SD0, SD1, SD2, SD3, ST0, ST1, ST2, ST3) - LEATHER FACED
4	150408-04-S64	EA	ARMREST - LH (SD4 THRU SD7, SE0 THRU SE3, ST4 THRU ST7, SV0 THRU SV3) - LEATHER FACED
	P50408-02-SD0	EA	COVER/ARMREST - LEFT HAND (SD0, SD1, SD2, SD3, ST0, ST1, ST2, ST3)
	P50408-02-SD4	EA	COVER/ARMREST - LEFT HAND (SD4, SD5, SD6, SD7, ST4, ST5, ST6, ST7)
	P50408-02-SE0	EA	COVER/ARMREST - LEFT HAND (SE0, SE1, SE2, SE3, SV0, SV1, SV2, SV3)
	P50408-04-SD0	EA	COVER/ARMREST - LEFT HAND (SD0, SD1, SD2, SD3, ST0, ST1, ST2, ST3) - LEATHER FACED
	P50408-04-SA0	EA	COVER/ARM - LH (SD4 THRU SD7, SE0 THRU SE3, ST4 THRU ST7, SV0 THRU SV3) - LEATHER FACED
5	136118-01-000	EA	SWITCH - SOFA/RECLINER
6	150408-01-SD0	EA	ARMREST - RIGHT HAND - W/SWITCH (SD0, SD1, SD2, SD3, ST0, ST1, ST2, ST3)
6	150408-01-SD4	EA	ARMREST - RIGHT HAND - W/SWITCH (SD4, SD5, SD6, SD7, ST4, ST5, ST6, ST7)
6	150408-01-SE0	EA	ARMREST - RIGHT HAND - W/SWITCH (SE0, SE1, SE2, SE3, SV0, SV1, SV2, SV3)
6	150408-03-SD0	EA	ARMREST - RIGHT HAND - W/SWITCH (SD0, SD1, SD2, SD3, ST0, ST1, ST2, ST3) - LEATHER FACED
6	150408-03-S64	EA	ARMREST - RH (SD4 THRU SD7, SE0 THRU SE3, ST4 THRU ST7, SV0 THRU SV3) - LEATHER FACED
	P50408-01-SD0	EA	COVER/ARMREST - RIGHT HAND (SD0, SD1, SD2, SD3, ST0, ST1, ST2, ST3)
	P50408-01-SD4	EA	COVER/ARMREST - RIGHT HAND (SD4, SD5, SD6, SD7, ST4, ST5, ST6, ST7)
	P50408-01-SE0	EA	COVER/ARMREST - RIGHT HAND (SE0, SE1, SE2, SE3, SV0, SV1, SV2, SV3)
	P50408-03-SD0	EA	COVER/ARMREST - RIGHT HAND (SD0, SD1, SD2, SD3, ST0, ST1, ST2, ST3) - LEATHER FACED
	P50408-03-SA0	EA	COVER/ARM RH (SD4 THRU SD7, SE0 THRU SE3, ST4 THRU ST7, SV0 THRU SV3) - LEATHER FACED

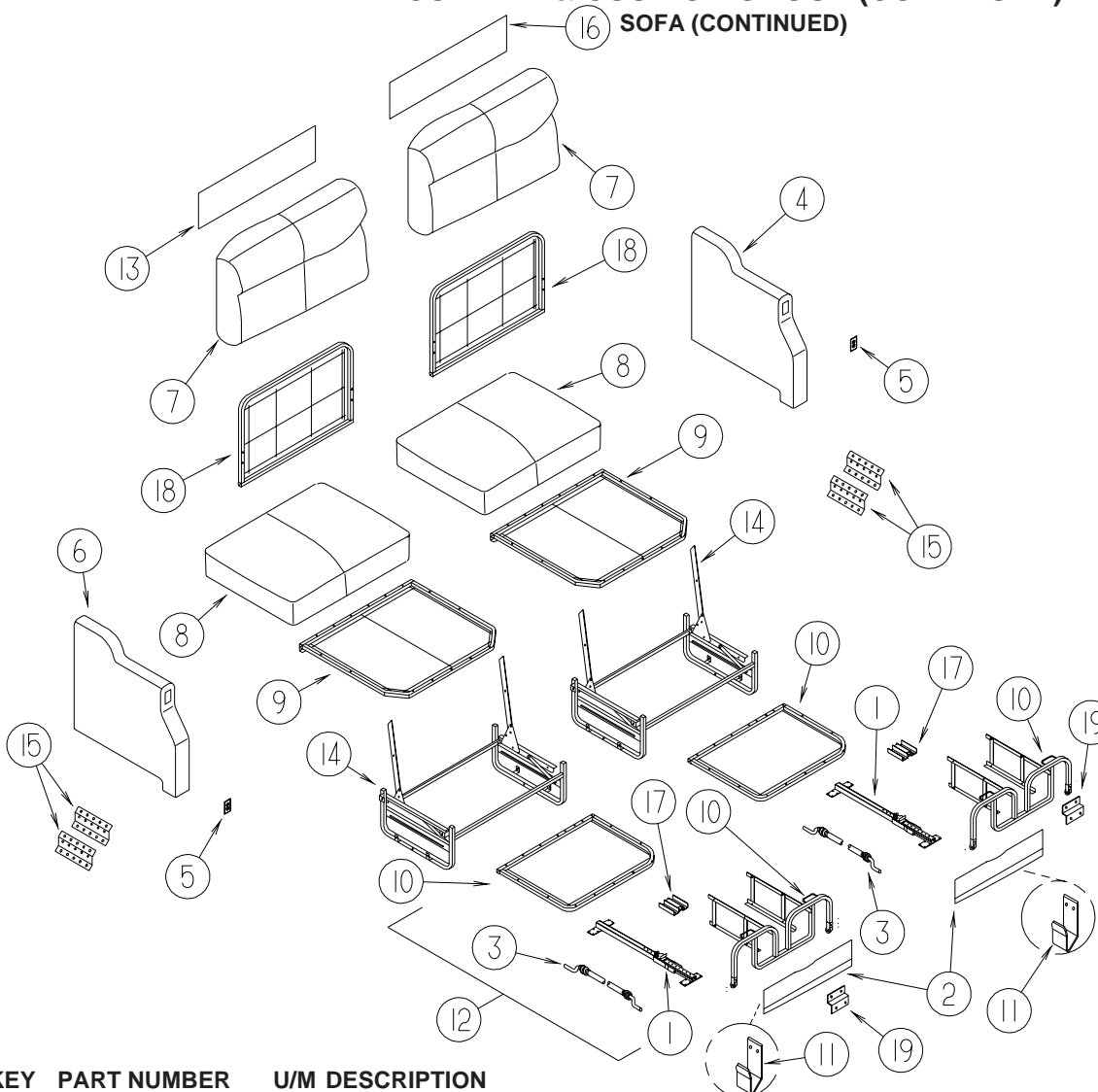
CURTAIN & CUSHION GROUP (CONTINUED)
SOFA (CONTINUED)

KEY	PART NUMBER	U/M	DESCRIPTION
7	150407-02-SD0	EA	BACK - SOFA/SLEEPER - W/BEVERAGE TRAY (SD0, SD1, SD2, SD3, ST0, ST1, ST2, ST3)
7	150407-02-SD4	EA	BACK - SOFA/SLEEPER - W/BEVERAGE TRAY (SD4, SD5, SD6, SD7, ST4, ST5, ST6, ST7)
7	150407-02-SE0	EA	BACK - SOFA/SLEEPER - W/BEVERAGE TRAY (SE0, SE1, SE2, SE3, SV0, SV1, SV2, SV3)
7	150407-06-SD0	EA	BACK - SOFA - W/BEVERAGE TRAY (SD0, SD1, SD2, SD3, ST0, ST1, ST2, ST3) - LEATHER FACED
7	150407-06-SD4	EA	BACK/BVG TRAY (SD4 THRU SD7, SE0 THRU SE3, ST4 THRU ST7, SV0 THRU SV3) - LEATHER FACED
	P50407-02-SD0	EA	COVER/BACK - W/BEVERAGE TRAY (SD0, SD1, SD2, SD3, ST0, ST1, ST2, ST3)
	P50407-02-SD4	EA	COVER/BACK - W/BEVERAGE TRAY (SD4, SD5, SD6, SD7, ST4, ST5, ST6, ST7)
	P50407-02-SE0	EA	COVER/BACK - W/BEVERAGE TRAY (SE0, SE1, SE2, SE3, SV0, SV1, SV2, SV3)
	P50407-06-SD0	EA	COVER/BACK - W/BEVERAGE TRAY (SD0, SD1, SD2, SD3, ST0, ST1, ST2, ST3) - LEATHER FACED
	P50407-06-SD4	EA	COVER/BACK (SD4 THRU SD7, SE0 THRU SE3, ST4 THRU ST7, SV0 THRU SV3) - LEATHER FACED
8	150407-03-SD0	EA	SEAT - SOFA/SLEEPER REST EASY (SD0, SD1, SD2, SD3, ST0, ST1, ST2, ST3)
8	150407-03-SD4	EA	SEAT - SOFA/SLEEPER REST EASY (SD4, SD5, SD6, SD7, ST4, ST5, ST6, ST7)
8	150407-03-SE0	EA	SEAT - SOFA/SLEEPER REST EASY (SE0, SE1, SE2, SE3, SV0, SV1, SV2, SV3)
8	150407-07-SD0	EA	SEAT - SOFA/SLEEPER REST EASY (SD0, SD1, SD2, SD3, ST0, ST1, ST2, ST3) - LEATHER FACED
8	150407-07-SD4	EA	SEAT - SOFA (SD4 THRU SD7, SE0 THRU SE3, ST4 THRU ST7, SV0 THRU SV3) - LEATHER FACED
	P50407-03-SD0	EA	COVER/SEAT - SOFA/SLEEPER REST EASY (SD0, SD1, SD2, SD3, ST0, ST1, ST2, ST3)
	P50407-03-SD4	EA	COVER/SEAT - SOFA/SLEEPER REST EASY (SD4, SD5, SD6, SD7, ST4, ST5, ST6, ST7)
	P50407-03-SE0	EA	COVER/SEAT - SOFA/SLEEPER REST EASY (SE0, SE1, SE2, SE3, SV0, SV1, SV2, SV3)
	P50407-07-SD0	EA	COVER/SEAT - SOFA (SD0, SD1, SD2, SD3, ST0, ST1, ST2, ST3) - LEATHER FACED
	P50407-07-SD4	EA	COVER/SEAT (SD4 THRU SD7, SE0 THRU SE3, ST4 THRU ST7, SV0 THRU SV3) - LEATHER FACED
9	151290-04-000	EA	FRAME - SEAT - 60"
10*	136534-17-000	EA	TRUNDLE FRAME - 17.5" X 55" - W/LINKAGE, LATCH & HANDLE
11	121906-01-02B	EA	BRACKET - KICKBOARD - E-COATED
12	135822-17-SD0	EA	TRUNDLE - SOFA/SLEEPER (SD0, SD1, SD2, SD3, ST0, ST1, ST2, ST3)
12	135822-17-SD4	EA	TRUNDLE - SOFA/SLEEPER (SD4, SD5, SD6, SD7, ST4, ST5, ST6, ST7)
12	135822-17-SE0	EA	TRUNDLE - SOFA/SLEEPER (SE0, SE1, SE2, SE3, SV0, SV1, SV2, SV3)
12	135822-18-S72	EA	TRUNDLE - SOFA/SLEEPER (SD0, SD1, SD2, SD3, ST0, ST1, ST2, ST3) - LEATHER FACED
12	135822-18-S64	EA	TRUNDLE (SD4 THRU SD7, SE0 THRU SE3, ST4 THRU ST7, SV0 THRU SV3) - LEATHER FACED
	P35822-17-SD0	EA	COVER/TRUNDLE - SOFA/SLEEPER (SD0, SD1, SD2, SD3, ST0, ST1, ST2, ST3)
	P35822-17-SD4	EA	COVER/TRUNDLE - SOFA/SLEEPER (SD4, SD5, SD6, SD7, ST4, ST5, ST6, ST7)
	P35822-17-SE0	EA	COVER/TRUNDLE - SOFA/SLEEPER (SE0, SE1, SE2, SE3, SV0, SV1, SV2, SV3)
	P35822-18-S72	EA	COVER - SOFA/TRUNDLE (SD0, SD1, SD2, SD3, ST0, ST1, ST2, ST3) - LEATHER FACED
	P35822-18-S64	EA	CVR/TRUNDLE (SD4 THRU SD7, SE0 THRU SE3, ST4 THRU ST7, SV0 THRU SV3) - LEATHER FACED
	NOT USED		
13			
14*	136534-15-000	EA	BASE - 27.5" X 60" - POWERED CL - W/10.5" OVERHANG
15	116104-04-02B	EA	BRACKET - ZEE W/HOLES - 3.2" - E-COATED
16	136534-33-000	EA	SPRING/ASSIST - 1/2" X 7" W/HOOK ENDS - REST EASY SOFAS
17	136534-20-000	EA	BACK - FRAME - BEVERAGE TRAY
18	136534-21-000	EA	FRAME - BEVERAGE TRAY
19	136534-22-000	EA	HINGE - RIGHT
20	136534-23-000	EA	HINGE - LEFT
21	139758-01-01A	EA	TRAY-BEVERAGE
22	101926-01-02A	EA	BRACKET - ZEE - 2" - BLACK
23	150976-01-SD0	EA	PANEL/FILLER - COUCH - FABRIC COVERED (SD0, SD1, SD2, SD3, ST0, ST1, ST2, ST3)
23	150976-01-SD4	EA	PANEL/FILLER - COUCH - FABRIC COVERED (SD4, SD5, SD6, SD7, ST4, ST5, ST6, ST7)
23	150976-01-SE0	EA	PANEL/FILLER - COUCH - FABRIC COVERED (SE0, SE1, SE2, SE3, SV0, SV1, SV2, SV3)
23	150976-02-SD0	EA	PANEL/FILLER - COUCH (SD0, SD1, SD2, SD3, ST0, ST1, ST2, ST3) - LEATHER FACED
23	150976-02-SD4	EA	PANEL/FILLER (SD4 THRU SD7, SE0 THRU SE3, ST4 THRU ST7, SV0 THRU SV3) - LEATHER FACED
24	152034-01-02B	EA	BRACKET - HOLD DOWN/COUCH - E-COATED

***COMPONENT PARTS LISTED LATER IN THIS GROUP**

CURTAIN & CUSHION GROUP (CONTINUED)

SOFA (CONTINUED)



**DUAL
REST EASY**

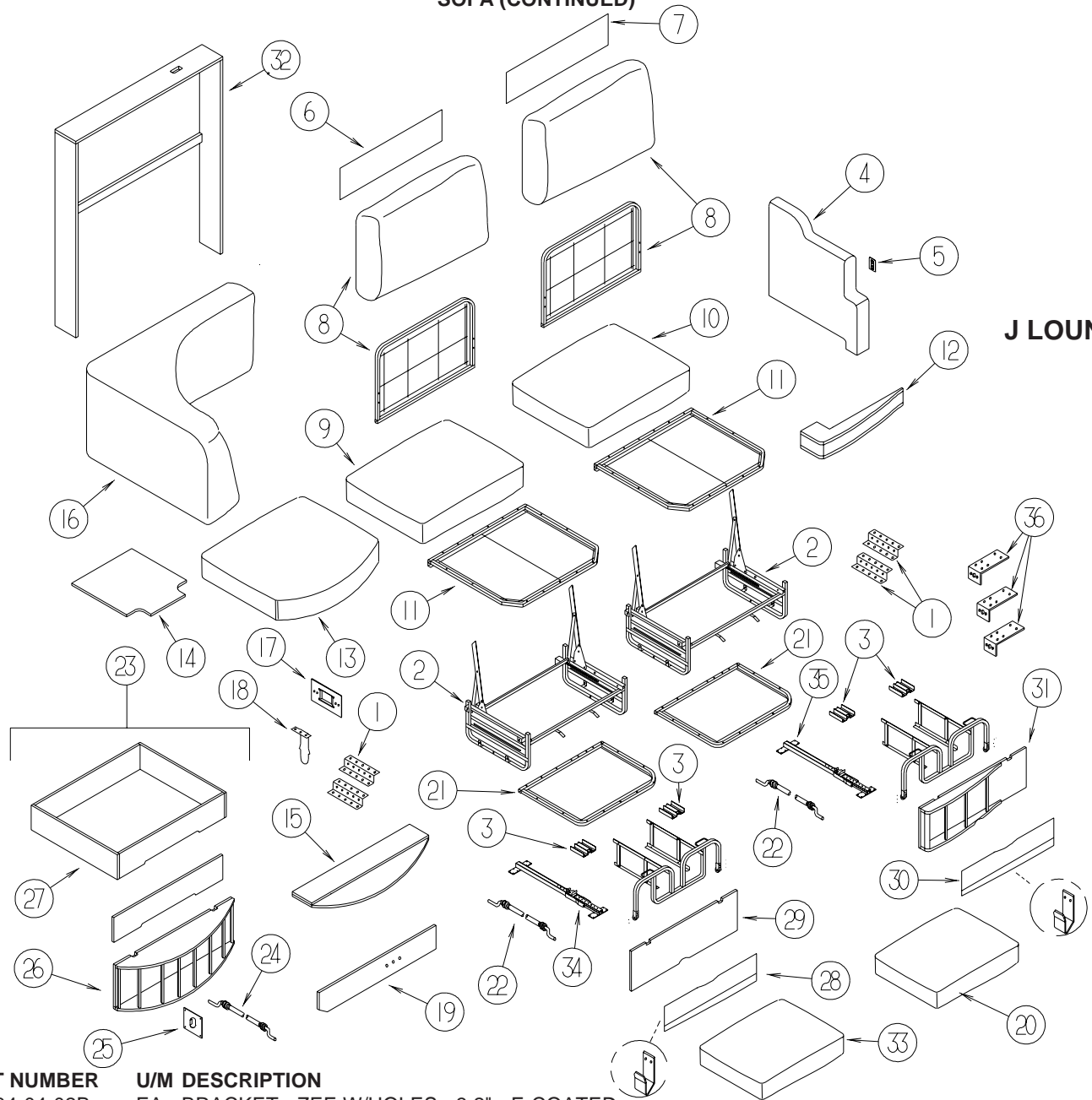
KEY	PART NUMBER	U/M	DESCRIPTION
1*	148226-01-000	EA	SLIDE RAIL - W/LATCH MECH/PLATES/STOP F/30" FLAT FLOOR
2	150411-04-SD0	EA	PANEL/FRONT KICK (DUAL) - 11" (SD0, SD1, SD2, SD3, ST0, ST1, ST2, ST3)
2	150411-04-SD4	EA	PANEL/FRONT KICK (DUAL) - 11" (SD4, SD5, SD6, SD7, ST4, ST5, ST6, ST7)
2	150411-04-SE0	EA	PANEL/FRONT KICK (DUAL) - 11" (SE0, SE1, SE2, SE3, SV0, SV1, SV2, SV3)
2	150411-08-SD0	EA	PANEL/FRONT KICK (DUAL) - 11" (SD0, SD1, SD2, SD3, ST0, ST1, ST2, ST3) - LEATHER
2	150411-08-SD4	EA	PANEL/FRONT KICK - 11" (SD4 THRU SD7, SE0 THRU SE3, ST4 THRU ST7, SV0 THRU SV3) - LEATHER
3	148225-01-000	EA	CABLE ONLY - REMOTE - 31.9" W/Z-ENDS
4	150408-05-SD0	EA	ARMREST - LH - W/SWITCH (SD0, SD1, SD2, SD3, ST0, ST1, ST2, ST3)
4	150408-05-SD4	EA	ARMREST - LH - W/SWITCH (SD4, SD5, SD6, SD7, ST4, ST5, ST6, ST7)
4	150408-05-SE0	EA	ARMREST - LH - W/SWITCH (SE0, SE1, SE2, SE3, SV0, SV1, SV2, SV3)
4	150408-06-SD0	EA	ARMREST - LH - W/SWITCH (SD0, SD1, SD2, SD3, ST0, ST1, ST2, ST3) - LEATHER
4	150408-06-S64	EA	ARMREST - LH - W/SW (SD4 THRU SD7, SE0 THRU SE3, ST4 THRU ST7, SV0 THRU SV3) - LEATHER
	P50408-02-SD0	EA	COVER/ARMREST - LH (SD0, SD1, SD2, SD3, ST0, ST1, ST2, ST3)
	P50408-02-SD4	EA	COVER/ARMREST - LH (SD4, SD5, SD6, SD7, ST4, ST5, ST6, ST7)
	P50408-02-SE0	EA	COVER/ARMREST - LH (SE0, SE1, SE2, SE3, SV0, SV1, SV2, SV3)
	P50408-04-SD0	EA	COVER/ARMREST - LH (SD0, SD1, SD2, SD3, ST0, ST1, ST2, ST3) - LEATHER
	P50408-04-SA0	EA	COVER/ARMREST - LH (SD4 THRU SD7, SE0 THRU SE3, ST4 THRU ST7, SV0 THRU SV3) - LEATHER
5	136118-01-000	EA	SWITCH - SOFA/RECLINER
6	150408-15-SD0	EA	ARMREST - RH - W/SWITCH (SD0, SD1, SD2, SD3, ST0, ST1, ST2, ST3)
6	150408-15-SD4	EA	ARMREST - RH - W/SWITCH (SD4, SD5, SD6, SD7, ST4, ST5, ST6, ST7)
6	150408-15-SE0	EA	ARMREST - RH - W/SWITCH (SE0, SE1, SE2, SE3, SV0, SV1, SV2, SV3)
6	150408-16-SD0	EA	ARMREST - RH - W/SWITCH (SD0, SD1, SD2, SD3, ST0, ST1, ST2, ST3) - LEATHER
6	150408-16-S64	EA	ARMREST - RH - W/SW (SD4 THRU SD7, SE0 THRU SE3, ST4 THRU ST7, SV0 THRU SV3) - LEATHER
	P50408-01-SD0	EA	COVER/ARMREST - RH (SD0, SD1, SD2, SD3, ST0, ST1, ST2, ST3)
	P50408-01-SD4	EA	COVER/ARMREST - RH (SD4, SD5, SD6, SD7, ST4, ST5, ST6, ST7)
	P50408-01-SE0	EA	COVER/ARMREST - RH (SE0, SE1, SE2, SE3, SV0, SV1, SV2, SV3)
	P50408-03-SD0	EA	COVER/ARMREST - RH (SD0, SD1, SD2, SD3, ST0, ST1, ST2, ST3) - LEATHER
	P50408-03-SA0	EA	COVER/ARMREST - RH (SD4 THRU SD7, SE0 THRU SE3, ST4 THRU ST7, SV0 THRU SV3) - LEATHER

CURTAIN & CUSHION GROUP (CONTINUED)
SOFA (CONTINUED)

KEY	PART NUMBER	U/M	DESCRIPTION
7	150411-02-SD0	EA	BACK - SOFA -DUAL CONTROLS (SD0, SD1, SD2, SD3, ST0, ST1, ST2, ST3)
7	150411-02-SD4	EA	BACK - SOFA -DUAL CONTROLS (SD4, SD5, SD6, SD7, ST4, ST5, ST6, ST7)
7	150411-02-SE0	EA	BACK - SOFA -DUAL CONTROLS (SE0, SE1, SE2, SE3, SV0, SV1, SV2, SV3)
7	150411-06-SD0	EA	BACK - SOFA -DUAL CONTROLS (SD0, SD1, SD2, SD3, ST0, ST1, ST2, ST3) - LEATHER
7	150411-06-SD4	EA	BACK - SOFA (SD4 THRU SD7, SE0 THRU SE3, ST4 THRU ST7, SV0 THRU SV3) - LEATHER
	P50411-02-SD0	EA	COVER/DUAL BACK (SD0, SD1, SD2, SD3, ST0, ST1, ST2, ST3)
	P50411-02-SD4	EA	COVER/DUAL BACK (SD4, SD5, SD6, SD7, ST4, ST5, ST6, ST7)
	P50411-02-SE0	EA	COVER/DUAL BACK (SE0, SE1, SE2, SE3, SV0, SV1, SV2, SV3)
	P50411-06-SD0	EA	COVER/DUAL BACK (SD0, SD1, SD2, SD3, ST0, ST1, ST2, ST3) - LEATHER
	P50411-06-SD4	EA	COVER/DUAL BACK (SD4 THRU SD7, SE0 THRU SE3, ST4 THRU ST7, SV0 THRU SV3) - LEATHER
8	150411-03-SD0	EA	SEAT - SOFA -DUAL CONTROLS (SD0, SD1, SD2, SD3, ST0, ST1, ST2, ST3)
8	150411-03-SD4	EA	SEAT - SOFA -DUAL CONTROLS (SD4, SD5, SD6, SD7, ST4, ST5, ST6, ST7)
8	150411-03-SE0	EA	SEAT - SOFA -DUAL CONTROLS (SE0, SE1, SE2, SE3, SV0, SV1, SV2, SV3)
8	150411-07-SD0	EA	SEAT - SOFA -DUAL CONTROLS (SD0, SD1, SD2, SD3, ST0, ST1, ST2, ST3) - LEATHER
8	150411-07-SD4	EA	SEAT - SOFA (SD4 THRU SD7, SE0 THRU SE3, ST4 THRU ST7, SV0 THRU SV3) - LEATHER
	P50411-03-SD0	EA	COVER/DUAL SEAT (SD0, SD1, SD2, SD3, ST0, ST1, ST2, ST3)
	P50411-03-SD4	EA	COVER/DUAL SEAT (SD4, SD5, SD6, SD7, ST4, ST5, ST6, ST7)
	P50411-03-SE0	EA	COVER/DUAL SEAT (SE0, SE1, SE2, SE3, SV0, SV1, SV2, SV3)
	P50411-07-SD0	EA	COVER/DUAL SEAT (SD0, SD1, SD2, SD3, ST0, ST1, ST2, ST3) - LEATHER
	P50411-07-SD4	EA	COVER/DUAL SEAT (SD4 THRU SD7, SE0 THRU SE3, ST4 THRU ST7, SV0 THRU SV3) - LEATHER
9	151290-02-000	EA	FRAME - SEAT - 30"
10	136534-27-000	EA	TRUNDLE FRAME - 26" WIDE/DUAL - W/LINKAGE, LATCH & HANDLE
11	121906-01-02B	EA	BRACKET - KICKBOARD - E-COATED
12	138647-22-SD0	EA	TRUNDLE - SOFA - DUAL CNTD (SD0, SD1, SD2, SD3, ST0, ST1, ST2, ST3)
12	138647-22-SD4	EA	TRUNDLE - SOFA - /DUAL CNTD (SD4, SD5, SD6, SD7, ST4, ST5, ST6, ST7)
12	138647-22-SE0	EA	TRUNDLE - SOFA - /DUAL CNTD (SE0, SE1, SE2, SE3, SV0, SV1, SV2, SV3)
12	138647-04-S72	EA	TRUNDLE - SOFA - /DUAL CNTD (SD0, SD1, SD2, SD3, ST0, ST1, ST2, ST3) - LEATHER
12	138647-04-SA0	EA	TRUNDLE - SOFA (SD4 THRU SD7, SE0 THRU SE3, ST4 THRU ST7, SV0 THRU SV3) - LEATHER
	P38647-22-SD0	EA	COVER/TRUNDLE - /DUAL CNTD - SOFA (SD0, SD1, SD2, SD3, ST0, ST1, ST2, ST3)
	P38647-22-SD4	EA	COVER/TRUNDLE - /DUAL CNTD - SOFA (SD4, SD5, SD6, SD7, ST4, ST5, ST6, ST7)
	P38647-22-SE0	EA	COVER/TRUNDLE - /DUAL CNTD - SOFA (SE0, SE1, SE2, SE3, SV0, SV1, SV2, SV3)
	P38647-04-S72	EA	COVER/TRUNDLE - /DUAL CNTD - SOFA (SD0, SD1, SD2, SD3, ST0, ST1, ST2, ST3) - LEATHER
	P38647-04-SA0	EA	COVER/TRUNDLE - SOFA (SD4 THRU SD7, SE0 THRU SE3, ST4 THRU ST7, SV0 THRU SV3) - LEATHER
13	139716-16-SD0	EA	SIGHT SHIELD - DUAL BACK/RH (SD0, SD1, SD2, SD3, ST0, ST1, ST2, ST3)
13	139716-16-SD4	EA	SIGHT SHIELD - DUAL BACK/RH (SD4, SD5, SD6, SD7, ST4, ST5, ST6, ST7)
13	139716-16-SE0	EA	SIGHT SHIELD - DUAL BACK/RH (SE0, SE1, SE2, SE3, SV0, SV1, SV2, SV3)
13	139716-14-S72	EA	SIGHT SHIELD - DUAL BACK/RH (SD0, SD1, SD2, SD3, ST0, ST1, ST2, ST3) - LEATHER
13	139716-14-S64	EA	SIGHT SHIELD - RH (SD4 THRU SD7, SE0 THRU SE3, ST4 THRU ST7, SV0 THRU SV3) - LEATHER
14*	136534-29-000	EA	BASE - 27.25" X 30" - POWERED/DUAL - FLAT
			FROM: 00-00-00 THRU: 12-05-04
	136534-15-002	EA	CABLE - 10.75" F/DRIVE MOTOR - REST EASY SOFA
	151290-14-000	EA	FRAME - BASE - 27.25" X 30" X 10.5" - LEFT
			FROM: 12-06-04 THRU: 99-99-99
	151290-15-000	EA	FRAME - BASE - 27.25" X 30" X 10.5" - RIGHT
			FROM: 12-06-04 THRU: 99-99-99
	136534-15-001	EA	MOTOR - DRIVE - REST EASY SOFA
	136534-15-002	EA	CABLE - 10.75" F/DRIVE MOTOR - REST EASY SOFA
15	116104-04-02B	EA	BRACKET - ZEE W/HOLES - 3.2" - E-COATED
16	139716-15-SD0	EA	SIGHT SHIELD - DUAL BACK/LH (SD0, SD1, SD2, SD3, ST0, ST1, ST2, ST3)
16	139716-15-SD4	EA	SIGHT SHIELD - DUAL BACK/LH (SD4, SD5, SD6, SD7, ST4, ST5, ST6, ST7)
16	139716-15-SE0	EA	SIGHT SHIELD - DUAL BACK/LH (SE0, SE1, SE2, SE3, SV0, SV1, SV2, SV3)
16	139716-13-S72	EA	SIGHT SHIELD - DUAL BACK/LH (SD0, SD1, SD2, SD3, ST0, ST1, ST2, ST3) - LEATHER
16	139716-13-S64	EA	SIGHT SHIELD - BACK/LH (SD4 THRU SD7, SE0 THRU SE3, ST4 THRU ST7, SV0 THRU SV3) - LEATHER
17	136534-32-000	EA	BRACKET - DUAL BASE
18	136534-25-000	EA	FRAME/BACK - FOR DUAL REST EASY SOFA - ONE SIDE ONLY
19	101926-01-02A	EA	BRACKET - ZEE - 2" - BLACK

*COMPONENT PARTS LISTED LATER IN THIS GROUP

CURTAIN & CUSHION GROUP (CONTINUED)
SOFA (CONTINUED)



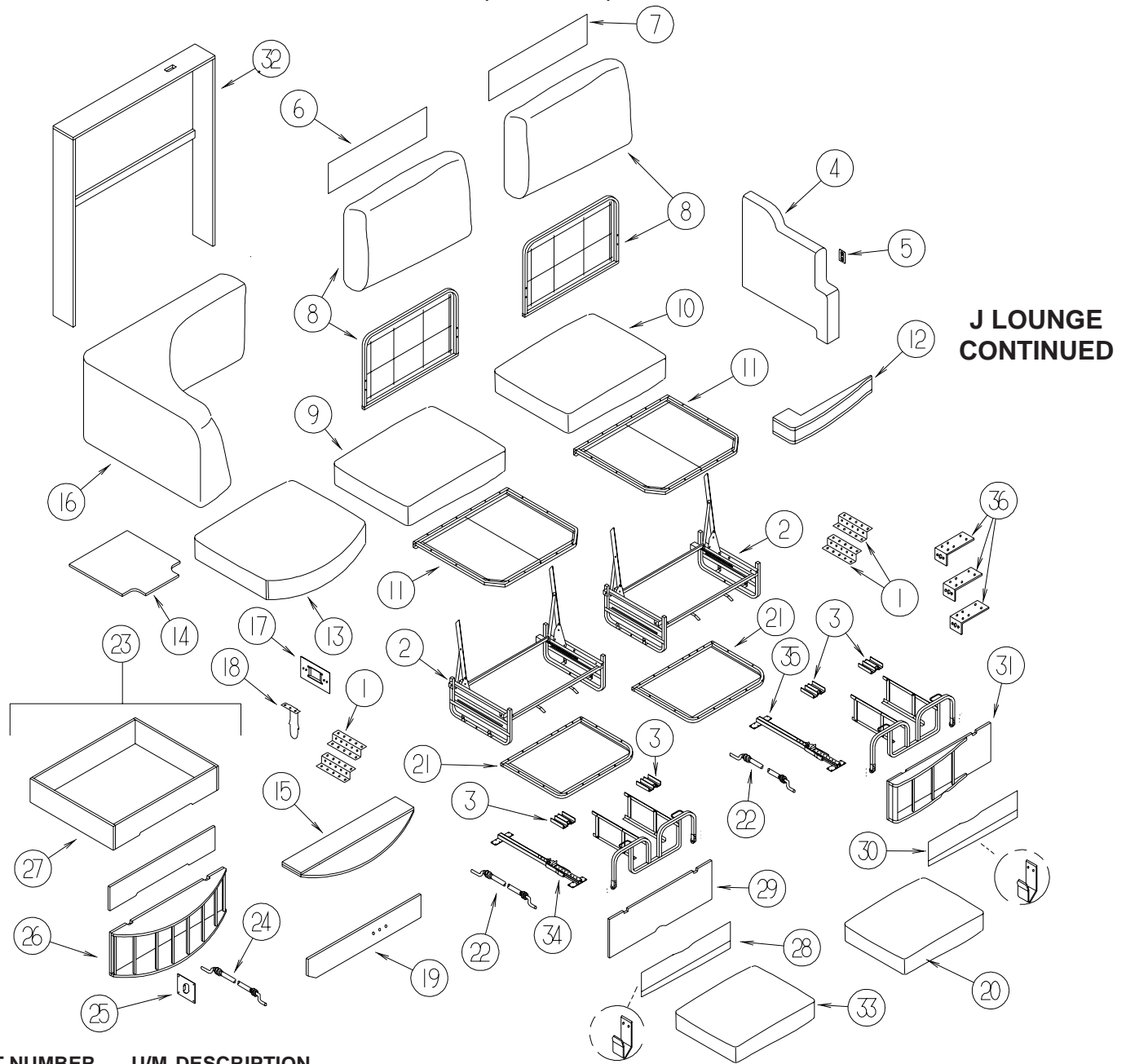
J LOUNGE

KEY	PART NUMBER	U/M	DESCRIPTION
1	116104-04-02B	EA	BRACKET - ZEE W/HOLES - 3.2" - E-COATED
2*	136534-29-000	EA	BASE - 27.25" X 30" - POWERED/DUAL - FLAT
			FROM: 00-00-00 THRU: 12-05-04
	136534-15-002	EA	CABLE - 10.75" F/DRIVE MOTOR - REST EASY SOFA
	151290-14-000	EA	FRAME - BASE - 27.25" X 30" X 10.5" - LEFT
			FROM: 12-06-04 THRU: 99-99-99
	151290-15-000	EA	FRAME - BASE - 27.25" X 30" X 10.5" - RIGHT
			FROM: 12-06-04 THRU: 99-99-99
	136534-15-001	EA	MOTOR - DRIVE - REST EASY SOF
	136534-15-002	EA	CABLE - 10.75" F/DRIVE MOTOR - REST EASY SOFA
3	136534-32-000	EA	BRACKET - DUAL BASE
4	138644-27-SD0	EA	ARMREST - LEFT HAND (SD0, SD1, SD2, SD3, ST0, ST1, ST2, ST3)
4	138644-27-SD4	EA	ARMREST - LEFT HAND (SD4, SD5, SD6, SD7, ST4, ST5, ST6, ST7)
4	138644-27-SE0	EA	ARMREST - LEFT HAND (SE0, SE1, SE2, SE3, SV0, SV1, SV2, SV3)
4	138644-28-SD0	EA	ARMREST - LH (SD0, SD1, SD2, SD3, ST0, ST1, ST2, ST3) - LEATHER
4	138644-28-SD4	EA	ARMREST - LH (SD4 THRU SD7, SE0 THRU SE3, ST4 THRU ST7, SV0 THRU SV3) - LEATHER
	P38644-27-SD0	EA	COVER/ARMREST - LEFT HAND (SD0, SD1, SD2, SD3, ST0, ST1, ST2, ST3)
	P38644-27-SD4	EA	COVER/ARMREST - LEFT HAND (SD4, SD5, SD6, SD7, ST4, ST5, ST6, ST7)
	P38644-27-SE0	EA	COVER/ARMREST - LEFT HAND (SE0, SE1, SE2, SE3, SV0, SV1, SV2, SV3)
	P38644-28-SD0	EA	COVER/ARMREST - LH (SD0, SD1, SD2, SD3, ST0, ST1, ST2, ST3) - LEATHER
	P38644-28-SD4	EA	COVER/ARMREST - LH (SD4 THRU SD7, SE0 THRU SE3, ST4 THRU ST7, SV0 THRU SV3) - LEATHER

CURTAIN & CUSHION GROUP (CONTINUED)
SOFA (CONTINUED)

KEY	PART NUMBER	U/M	DESCRIPTION
5	136118-01-000	EA	SWITCH - SOFA/RECLINER
6	139716-09-SD0	EA	SIGHT SHIELD - 43" - DUAL BACK/RIGHT HAND (SD0, SD1, SD2, SD3, ST0, ST1, ST2, ST3)
6	139716-09-SD4	EA	SIGHT SHIELD - 43" - DUAL BACK/RIGHT HAND (SD4, SD5, SD6, SD7, ST4, ST5, ST6, ST7)
6	139716-09-SE0	EA	SIGHT SHIELD - 43" - DUAL BACK/RIGHT HAND (SE0, SE1, SE2, SE3, SV0, SV1, SV2, SV3)
6	139716-11-S72	EA	SIGHT SHIELD - 43" - DUAL BACK/RH (SD0, SD1, SD2, SD3, ST0, ST1, ST2, ST3) - LEATHER
6	139716-11-SA0	EA	SIGHT SHIELD - 43" - RH (SD4 THRU SD7, SE0 THRU SE3, ST4 THRU ST7, SV0 THRU SV3) - LEATHER
7	139716-10-SD0	EA	SIGHT SHIELD - 43" - DUAL BACK/LEFT HAND (SD0, SD1, SD2, SD3, ST0, ST1, ST2, ST3)
7	139716-10-SD4	EA	SIGHT SHIELD - 43" - DUAL BACK/LEFT HAND (SD4, SD5, SD6, SD7, ST4, ST5, ST6, ST7)
7	139716-10-SE0	EA	SIGHT SHIELD - 43" - DUAL BACK/LEFT HAND (SE0, SE1, SE2, SE3, SV0, SV1, SV2, SV3)
7	139716-12-S72	EA	SIGHT SHIELD - 43" - DUAL BACK/LH (SD0, SD1, SD2, SD3, ST0, ST1, ST2, ST3) - LEATHER
7	139716-12-SA0	EA	SIGHT SHIELD - 43" - LH (SD4 THRU SD7, SE0 THRU SE3, ST4 THRU ST7, SV0 THRU SV3) - LEATHER
8	147215-02-SD0	EA	BACK - 104" - J-LOUNGE (SD0, SD1, SD2, SD3, ST0, ST1, ST2, ST3)
8	147215-02-SD4	EA	BACK - 104" - J-LOUNGE (SD4, SD5, SD6, SD7, ST4, ST5, ST6, ST7)
8	147215-02-SE0	EA	BACK - 104" - J-LOUNGE (SE0, SE1, SE2, SE3, SV0, SV1, SV2, SV3)
8	147215-13-SD0	EA	BACK - 104" - J-LOUNGE (SD0, SD1, SD2, SD3, ST0, ST1, ST2, ST3) - LEATHER
8	147215-13-SD4	EA	BACK - 104" (SD4 THRU SD7, SE0 THRU SE3, ST4 THRU ST7, SV0 THRU SV3) - LEATHER
	P47215-02-SD0	EA	COVER/BACK - J-LOUNGE (SD0, SD1, SD2, SD3, ST0, ST1, ST2, ST3)
	P47215-02-SD4	EA	COVER/BACK - J-LOUNGE (SD4, SD5, SD6, SD7, ST4, ST5, ST6, ST7)
	P47215-02-SE0	EA	COVER/BACK - J-LOUNGE (SE0, SE1, SE2, SE3, SV0, SV1, SV2, SV3)
	P47215-13-SD0	EA	COVER/DUAL BACKS - J-LOUNGE (SD0, SD1, SD2, SD3, ST0, ST1, ST2, ST3) - LEATHER
	P47215-13-SD4	EA	COVER/DUAL BACKS (SD4 THRU SD7, SE0 THRU SE3, ST4 THRU ST7, SV0 THRU SV3) - LEATHER
9	147215-03-SD0	EA	SEAT - CENTER - J-LOUNGE (SD0, SD1, SD2, SD3, ST0, ST1, ST2, ST3)
9	147215-03-SD4	EA	SEAT - CENTER - J-LOUNGE (SD4, SD5, SD6, SD7, ST4, ST5, ST6, ST7)
9	147215-03-SE0	EA	SEAT - CENTER - J-LOUNGE (SE0, SE1, SE2, SE3, SV0, SV1, SV2, SV3)
9	147215-14-SD0	EA	SEAT - CENTER - J-LOUNGE (SD0, SD1, SD2, SD3, ST0, ST1, ST2, ST3) - LEATHER
9	147215-14-SD4	EA	SEAT - CENTER (SD4 THRU SD7, SE0 THRU SE3, ST4 THRU ST7, SV0 THRU SV3) - LEATHER
	P47215-03-SD0	EA	COVER/SEAT - J-LOUNGE (SD0, SD1, SD2, SD3, ST0, ST1, ST2, ST3)
	P47215-03-SD4	EA	COVER/SEAT - J-LOUNGE (SD4, SD5, SD6, SD7, ST4, ST5, ST6, ST7)
	P47215-03-SE0	EA	COVER/SEAT - J-LOUNGE (SE0, SE1, SE2, SE3, SV0, SV1, SV2, SV3)
	P47215-14-SD0	EA	COVER/CENTER DUAL SEAT - J-LOUNGE (SD0, SD1, SD2, SD3, ST0, ST1, ST2, ST3) - LEATHER
	P47215-14-SD4	EA	COVER/CTR DUAL SEAT (SD4 THRU SD7, SE0 THRU SE3, ST4 THRU ST7, SV0 THRU SV3) - LEATHER
10	147215-04-SD0	EA	SEAT - LEFT - J-LOUNGE (SD0, SD1, SD2, SD3, ST0, ST1, ST2, ST3)
10	147215-04-SD4	EA	SEAT - LEFT - J-LOUNGE (SD4, SD5, SD6, SD7, ST4, ST5, ST6, ST7)
10	147215-04-SE0	EA	SEAT - LEFT - J-LOUNGE (SE0, SE1, SE2, SE3, SV0, SV1, SV2, SV3)
10	147215-15-SD0	EA	SEAT - LEFT - J-LOUNGE (SD0, SD1, SD2, SD3, ST0, ST1, ST2, ST3) - LEATHER
10	147215-15-SD4	EA	SEAT - LEFT (SD4 THRU SD7, SE0 THRU SE3, ST4 THRU ST7, SV0 THRU SV3) - LEATHER
	P47215-04-SD0	EA	COVER/CORNER BACK - J-LOUNGE (SD0, SD1, SD2, SD3, ST0, ST1, ST2, ST3)
	P47215-04-SD4	EA	COVER/CORNER BACK - J-LOUNGE (SD4, SD5, SD6, SD7, ST4, ST5, ST6, ST7)
	P47215-04-SE0	EA	COVER/CORNER BACK - J-LOUNGE (SE0, SE1, SE2, SE3, SV0, SV1, SV2, SV3)
	P47215-15-SD0	EA	COVER/LEFT DUAL SEAT - J-LOUNGE (SD0, SD1, SD2, SD3, ST0, ST1, ST2, ST3) - LEATHER
	P47215-15-SD4	EA	COVER/LEFT DUAL SEAT (SD4 THRU SD7, SE0 THRU SE3, ST4 THRU ST7, SV0 THRU SV3) - LEATHER
11	136534-26-000	EA	FRAME/SEAT - FOR DUAL REST EASY SOFA - ONE SIDE ONLY
12	148858-02-000	EA	EXTENSION - SEAT - F/J-LOUNGE
13	147215-05-SD0	EA	SEAT - CORNER/RIGHT - J-LOUNGE (SD0, SD1, SD2, SD3, ST0, ST1, ST2, ST3)
13	147215-05-SD4	EA	SEAT - CORNER/RIGHT - J-LOUNGE (SD4, SD5, SD6, SD7, ST4, ST5, ST6, ST7)
13	147215-05-SE0	EA	SEAT - CORNER/RIGHT - J-LOUNGE (SE0, SE1, SE2, SE3, SV0, SV1, SV2, SV3)
13	147215-16-SD0	EA	SEAT - CORNER/RIGHT - J-LOUNGE (SD0, SD1, SD2, SD3, ST0, ST1, ST2, ST3) - LEATHER
13	147215-16-SD4	EA	SEAT - CORNER/RIGHT (SD4 THRU SD7, SE0 THRU SE3, ST4 THRU ST7, SV0 THRU SV3) - LEATHER
	P47215-05-SD0	EA	COVER/CORNER SEAT - J-LOUNGE' (SD0, SD1, SD2, SD3, ST0, ST1, ST2, ST3)
	P47215-05-SD4	EA	COVER/CORNER SEAT - J-LOUNGE' (SD4, SD5, SD6, SD7, ST4, ST5, ST6, ST7)
	P47215-05-SE0	EA	COVER/CORNER SEAT - J-LOUNGE' (SE0, SE1, SE2, SE3, SV0, SV1, SV2, SV3)
	P47215-16-SD0	EA	COVER/CORNER SEAT - J-LOUNGE (SD0, SD1, SD2, SD3, ST0, ST1, ST2, ST3) - LEATHER
	P47215-16-SD4	EA	COVER/CORNER SEAT (SD4 THRU SD7, SE0 THRU SE3, ST4 THRU ST7, SV0 THRU SV3) - LEATHER
14	148858-05-000	EA	COVER - CORNER SEAT - F/J-LOUNGE
15	148858-09-000	EA	EXTENSION - RIGHT SEAT - F/J-LOUNGE
16	147215-06-SD0	EA	BOLSTER - RIGHT/CORNER - J-LOUNGE (SD0, SD1, SD2, SD3, ST0, ST1, ST2, ST3)
16	147215-06-SD4	EA	BOLSTER - RIGHT/CORNER - J-LOUNGE (SD4, SD5, SD6, SD7, ST4, ST5, ST6, ST7)
16	147215-06-SE0	EA	BOLSTER - RIGHT/CORNER - J-LOUNGE (SE0, SE1, SE2, SE3, SV0, SV1, SV2, SV3)
16	147215-17-SD0	EA	BOLSTER - CORNER/RIGHT - J-LOUNGE (SD0, SD1, SD2, SD3, ST0, ST1, ST2, ST3) - LEATHER
16	147215-17-SD4	EA	BOLSTER - RIGHT (SD4 THRU SD7, SE0 THRU SE3, ST4 THRU ST7, SV0 THRU SV3) - LEATHER
	P47215-06-SD0	EA	COVER/CORNER BOLSTER - J-LOUNGE (SD0, SD1, SD2, SD3, ST0, ST1, ST2, ST3)
	P47215-06-SD4	EA	COVER/CORNER BOLSTER - J-LOUNGE (SD4, SD5, SD6, SD7, ST4, ST5, ST6, ST7)
	P47215-06-SE0	EA	COVER/CORNER BOLSTER - J-LOUNGE (SE0, SE1, SE2, SE3, SV0, SV1, SV2, SV3)
	P47215-17-SD0	EA	COVER/CORNER BOLSTER - J-LOUNGE (SD0, SD1, SD2, SD3, ST0, ST1, ST2, ST3) - LEATHER

CURTAIN & CUSHION GROUP (CONTINUED)
SOFA (CONTINUED)



KEY	PART NUMBER	U/M	DESCRIPTION
	P47215-17-SD4	EA	COVER/BOLSTER (SD4 THRU SD7, SE0 THRU SE3, ST4 THRU ST7, SV0 THRU SV3) - LEATHER
17	127335-08-000	EA	BRACKET - REMOVABLE ARMREST/SOFA
18	127335-09-000	EA	BRACKET - REMOVABLE ARMREST/CUSHION
19	148858-06-000	EA	BOLSTER BOARD - CORNER - F/J-LOUNGE
20	147215-07-SD0	EA	CUSHION - TRUNDLE - J-LOUNGE (SD0, SD1, SD2, SD3, ST0, ST1, ST2, ST3)
20	147215-07-SD4	EA	CUSHION - TRUNDLE - J-LOUNGE (SD4, SD5, SD6, SD7, ST4, ST5, ST6, ST7)
20	147215-07-SE0	EA	CUSHION - TRUNDLE - J-LOUNGE (SE0, SE1, SE2, SE3, SV0, SV1, SV2, SV3)
20	147215-18-SD0	EA	CUSHION - TRUNDLE - J-LOUNGE (SD0, SD1, SD2, SD3, ST0, ST1, ST2, ST3) - LEATHER
20	147215-18-SD4	EA	CUSHION - TRUNDLE (SD4 THRU SD7, SE0 THRU SE3, ST4 THRU ST7, SV0 THRU SV3) - LEATHER
	P47215-07-SD0	EA	COVER/TRUNDLE - J-LOUNGE (SD0, SD1, SD2, SD3, ST0, ST1, ST2, ST3)
	P47215-07-SD4	EA	COVER/TRUNDLE - J-LOUNGE (SD4, SD5, SD6, SD7, ST4, ST5, ST6, ST7)
	P47215-07-SE0	EA	COVER/TRUNDLE - J-LOUNGE (SE0, SE1, SE2, SE3, SV0, SV1, SV2, SV3)
	P47215-18-SD0	EA	COVER/TRUNDLE - J-LOUNGE (SD0, SD1, SD2, SD3, ST0, ST1, ST2, ST3) - LEATHER
	P47215-18-SD4	EA	COVER/TRUNDLE (SD4 THRU SD7, SE0 THRU SE3, ST4 THRU ST7, SV0 THRU SV3) - LEATHER
21	136534-27-000	EA	TRUNDLE FRAME - 26" WIDE/DUAL - W/LINKAGE, LATCH & HANDLE
22	148225-01-000	EA	CABLE ONLY - REMOTE - 31.9" W/Z-ENDS
23	147215-08-SD0	EA	PANEL/FRONT KICK - CORNER/DRAWER - J-LOUNGE (SD0, SD1, SD2, SD3, ST0, ST1, ST2, ST3)
23	147215-08-SD4	EA	PANEL/FRONT KICK - CORNER/DRAWER - J-LOUNGE (SD4, SD5, SD6, SD7, ST4, ST5, ST6, ST7)
23	147215-08-SE0	EA	PANEL/FRONT KICK - CORNER/DRAWER - J-LOUNGE (SE0, SE1, SE2, SE3, SV0, SV1, SV2, SV3)
23	147215-19-SD0	EA	PANEL/FRONT KICK - CORNER/DWR (SD0, SD1, SD2, SD3, ST0, ST1, ST2, ST3) - LEATHER

CURTAIN & CUSHION GROUP (CONTINUED)
SOFA (CONTINUED)

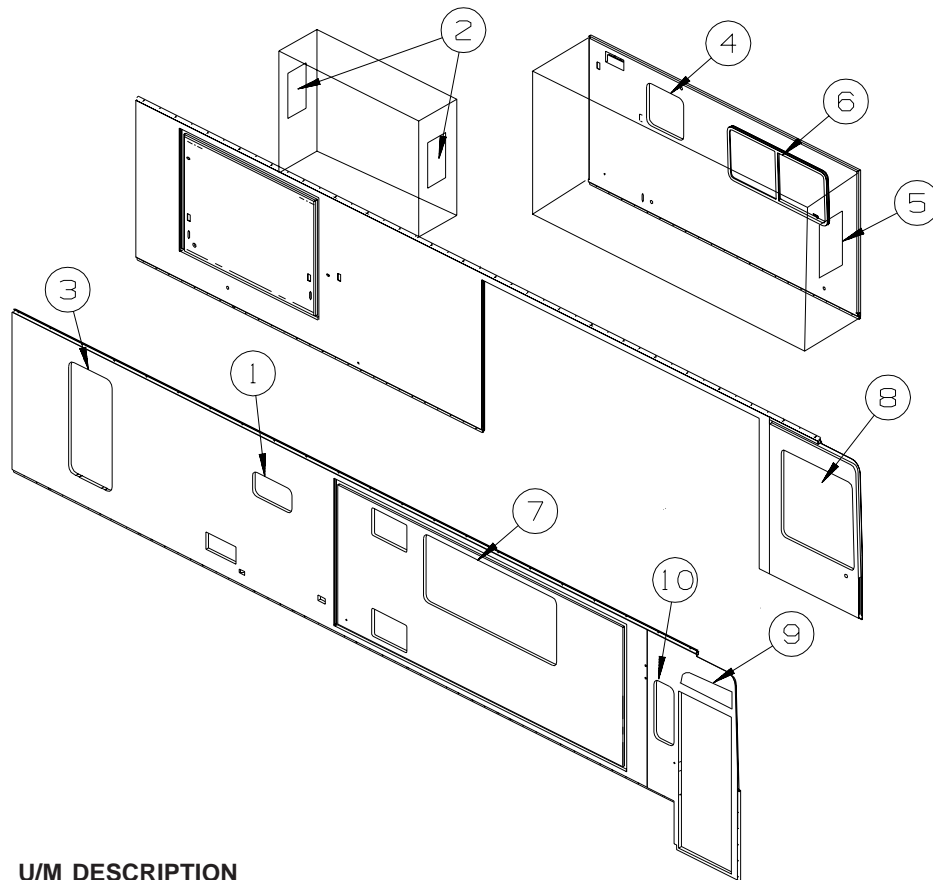
KEY	PART NUMBER	U/M	DESCRIPTION
23	147215-19-SD4	EA	PANEL/FT KICK (SD4 THRU SD7, SE0 THRU SE3, ST4 THRU ST7, SV0 THRU SV3) - LEATHER
24	136534-01-000	EA	CABLE - REMOTE 54" W/Z END & LEVER - REST EASY
25	136777-01-02B	EA	BRACKET - SEAT RELEASE - SINGLE REMOTE - E-COATED
26	148858-04-000	EA	DRAWER FACE - RIGHT - F/J-LOUNGE
27	148858-07-000	EA	DRAWER - F/J-LOUNGE
28	147215-09-SD0	EA	PANEL/FRONT KICK - CENTER - J-LOUNGE (SD0, SD1, SD2, SD3, ST0, ST1, ST2, ST3)
28	147215-09-SD4	EA	PANEL/FRONT KICK - CENTER - J-LOUNGE (SD4, SD5, SD6, SD7, ST4, ST5, ST6, ST7)
28	147215-09-SE0	EA	PANEL/FRONT KICK - CENTER - J-LOUNGE (SE0, SE1, SE2, SE3, SV0, SV1, SV2, SV3)
28	147215-20-SD0	EA	PANEL/FRONT KICK - CENTER - J-LOUNGE (SD0, SD1, SD2, SD3, ST0, ST1, ST2, ST3) - LEATHER
28	147215-20-SD4	EA	PANEL/FT KICK - CTR (SD4 THRU SD7, SE0 THRU SE3, ST4 THRU ST7, SV0 THRU SV3) - LEATHER
29	148858-03-000	EA	KICKBOARD - F/J-LOUNGE
30	147215-10-SD0	EA	PANEL/FRONT KICK - LEFT HAND - J-LOUNGE (SD0, SD1, SD2, SD3, ST0, ST1, ST2, ST3)
30	147215-10-SD4	EA	PANEL/FRONT KICK - LEFT HAND - J-LOUNGE (SD4, SD5, SD6, SD7, ST4, ST5, ST6, ST7)
30	147215-10-SE0	EA	PANEL/FRONT KICK - LEFT HAND - J-LOUNGE (SE0, SE1, SE2, SE3, SV0, SV1, SV2, SV3)
30	147215-21-SD0	EA	PANEL/FRONT KICK - LEFT - J-LOUNGE (SD0, SD1, SD2, SD3, ST0, ST1, ST2, ST3) - LEATHER
30	147215-21-SD4	EA	PANEL/FRONT KICK - LT (SD4 THRU SD7, SE0 THRU SE3, ST4 THRU ST7, SV0 THRU SV3) - LEATHER
31	148858-01-000	EA	DRAWER FACE - F/J-LOUNGE
32	147215-11-SD0	EA	BOLSTER - WALL/SHELF - J-LOUNGE (SD0, SD1, SD2, SD3, ST0, ST1, ST2, ST3)
32	147215-11-SD4	EA	BOLSTER - WALL/SHELF - J-LOUNGE (SD4, SD5, SD6, SD7, ST4, ST5, ST6, ST7)
32	147215-11-SE0	EA	BOLSTER - WALL/SHELF - J-LOUNGE (SE0, SE1, SE2, SE3, SV0, SV1, SV2, SV3)
32	147215-22-SD0	EA	BOLSTER - WALL/SHELF - J-LOUNGE (SD0, SD1, SD2, SD3, ST0, ST1, ST2, ST3) - LEATHER
32	147215-22-SD4	EA	BOLSTER - WALL/SHELF (SD4 THRU SD7, SE0 THRU SE3, ST4 THRU ST7, SV0 THRU SV3) - LEATHER
	148858-08-000	EA	SUPPORT - BACK - F/J-LOUNGE
33	147215-34-SD0	EA	CUSHION - TRUNDLE/CENTER - J-LOUNGE (SD0, SD1, SD2, SD3, ST0, ST1, ST2, ST3)
33	147215-34-SD4	EA	CUSHION - TRUNDLE/CENTER - J-LOUNGE (SD4, SD5, SD6, SD7, ST4, ST5, ST6, ST7)
33	147215-34-SE0	EA	CUSHION - TRUNDLE/CENTER - J-LOUNGE (SE0, SE1, SE2, SE3, SV0, SV1, SV2, SV3)
33	147215-35-SD0	EA	CUSHION - TRUNDLE/CENTER - J-LOUNGE (SD0, SD1, SD2, SD3, ST0, ST1, ST2, ST3) - LEATHER
33	147215-35-SD4	EA	CUSHION - TRDL/CTR (SD4 THRU SD7, SE0 THRU SE3, ST4 THRU ST7, SV0 THRU SV3) - LEATHER
	P47215-07-SD0	EA	COVER/TRUNDLE - J-LOUNGE (SD0, SD1, SD2, SD3, ST0, ST1, ST2, ST3)
	P47215-07-SD4	EA	COVER/TRUNDLE - J-LOUNGE (SD4, SD5, SD6, SD7, ST4, ST5, ST6, ST7)
	P47215-07-SE0	EA	COVER/TRUNDLE - J-LOUNGE (SE0, SE1, SE2, SE3, SV0, SV1, SV2, SV3)
	P47215-18-SD0	EA	COVER/TRUNDLE - J-LOUNGE (SD0, SD1, SD2, SD3, ST0, ST1, ST2, ST3) - LEATHER
	P47215-18-SD4	EA	COVER/TRUNDLE (SD4 THRU SD7, SE0 THRU SE3, ST4 THRU ST7, SV0 THRU SV3) - LEATHER
34*	148226-01-000	EA	SLIDE RAIL - W/LATCH MECH/PLATES/STOP F/30" FLAT FLOOR
35*	148226-02-000	EA	SLIDE RAIL - W/LATCH MECH/PLATES/STOP F/30" RAISED FLOOR
36	152034-01-02B	EA	BRACKET - HOLD DOWN/COUCH - E-COATED

*COMPONENT PARTS LISTED LATER IN THIS GROUP

COMPONENT PARTS FOR SOFA

136534-13-000, 136534-15-000, 136534-28-000, 136534-29-000			
KEY	PART NUMBER	U/M	DESCRIPTION
	136534-02-700	EA	MOTOR
	136534-02-701	EA	CABLE/DRV MTR-REST EASY SOFA
			VENDOR NO.
			9PL-MO-W/T-1
			9PL-FCA27.75
136534-07-000, 136534-17-000			
KEY	PART NUMBER	U/M	DESCRIPTION
	136534-07-701	EA	WHEEL - NYLON - 1 5/8", 9WHEEL-1.62
			VENDOR NO.
148226-01-000, 148226-02-000, 148226-03-000			
KEY	PART NUMBER	U/M	DESCRIPTION
	148226-01-700	EA	BUSHING/GUIDE - F/MECHANISM
	148226-01-701	EA	SLIDE MECHANISM ASM W/LATCH
			VENDOR NO.
			9TN-SLD-GR-1
			PTN-SLD-BUSH1

CURTAIN & CUSHION GROUP (CONTINUED)
WINDOW TREATMENT



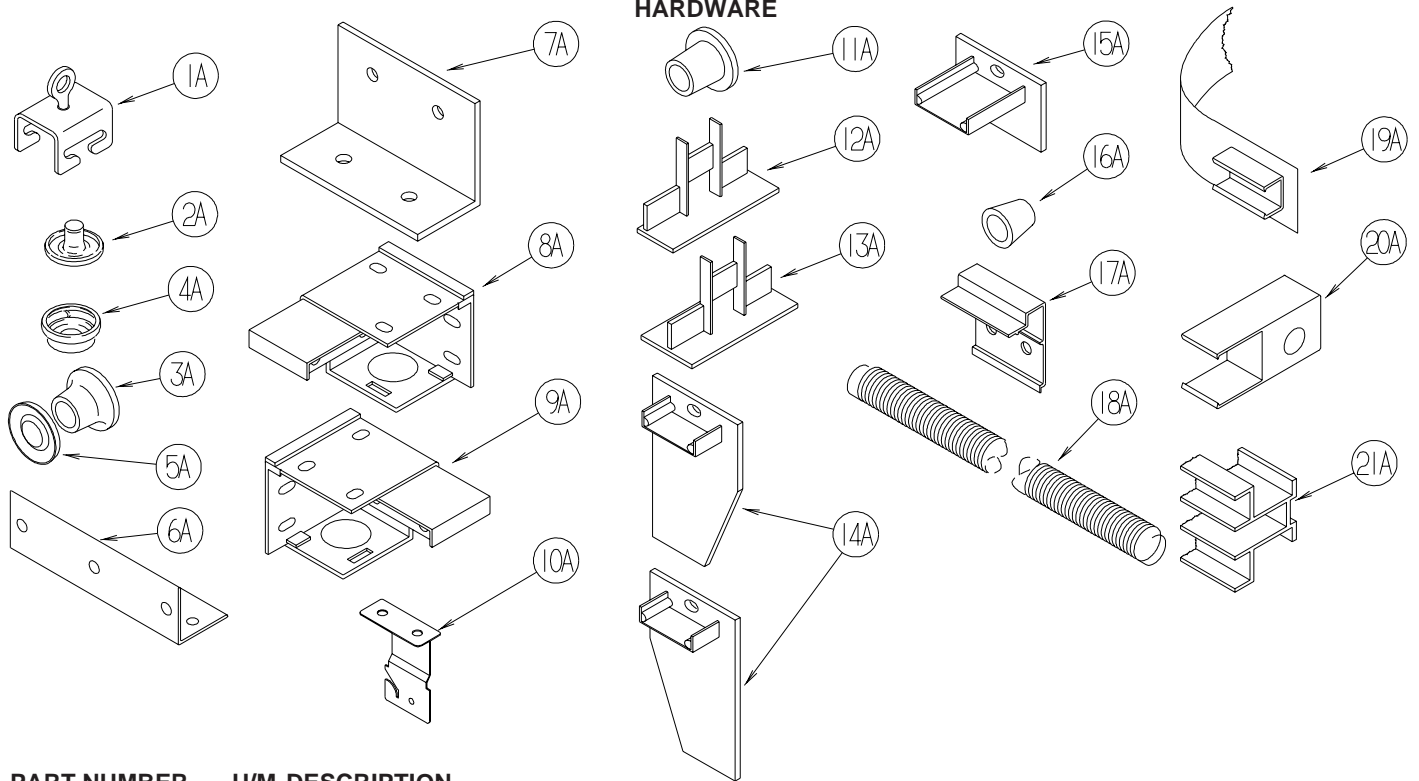
KEY	PART NUMBER	U/M	DESCRIPTION
1	146724-15-SD0	EA	VALANCE - BOW TIE - 27" (SD0, SD1, SD2, SD3, ST0, ST1, ST2, ST3)
1	146724-18-SD4	EA	VALANCE - BOW TIE - 27" (SD4, SD5, SD6, SD7, ST4, ST5, ST6, ST7)
1	146724-21-SE0	EA	VALANCE - BOW TIE - 27" (SE0, SE1, SE2, SE3, SV0, SV1, SV2, SV3)
1	111861-20-01A	EA	BLIND - MINI - 26" X 15" - ALABASTER PEARL
2	146724-14-SD0	EA	VALANCE - BOW TIE - 26" (SD0, SD1, SD2, SD3, ST0, ST1, ST2, ST3)
2	146724-17-SD4	EA	VALANCE - BOW TIE - 26" (SD4, SD5, SD6, SD7, ST4, ST5, ST6, ST7)
2	146724-20-SE0	EA	VALANCE - BOW TIE - 26" (SE0, SE1, SE2, SE3, SV0, SV1, SV2, SV3)
2	136988-59-SD0	EA	LEG - RIGHT - 22" (SD0, SD1, SD2, SD3, ST0, ST1, ST2, ST3)
2	136988-85-SD4	EA	LEG - RIGHT - 21.5" (SD4, SD5, SD6, SD7, ST4, ST5, ST6, ST7)
2	136988-59-SE0	EA	LEG - RIGHT - 22" (SE0, SE1, SE2, SE3, SV0, SV1, SV2, SV3)
2	136988-60-SD0	EA	LEG - LEFT - 22" (SD0, SD1, SD2, SD3, ST0, ST1, ST2, ST3)
2	136988-86-SD4	EA	LEG - LEFT - 21.5" (SD4, SD5, SD6, SD7, ST4, ST5, ST6, ST7)
2	136988-60-SE0	EA	LEG - LEFT - 22" (SE0, SE1, SE2, SE3, SV0, SV1, SV2, SV3)
2	140789-07-SD0	EA	BLIND - DAY/NIGHTER - 22.5" X 23"
3	142437-09-SD0	EA	VALANCE - ASHWELL - 29" (SD0, SD1, SD2, SD3, ST0, ST1, ST2, ST3)
3	142437-10-SD4	EA	VALANCE - ASHWELL - 29" (SD4, SD5, SD6, SD7, ST4, ST5, ST6, ST7)
3	142437-11-SE0	EA	VALANCE - ASHWELL - 29" (SE0, SE1, SE2, SE3, SV0, SV1, SV2, SV3)
3	140789-39-SD0	EA	BLIND - DAY/NIGHTER - 28" X 57"
4	146693-43-SD0	EA	VALANCE - PHOENIX - 26" (SD0, SD1, SD2, SD3, ST0, ST1, ST2, ST3)
4	146693-30-SD4	EA	VALANCE - PHOENIX - 26" (SD4, SD5, SD6, SD7, ST4, ST5, ST6, ST7)
4	146693-30-SE0	EA	VALANCE - PHOENIX - 26" (SE0, SE1, SE2, SE3, SV0, SV1, SV2, SV3)
4	111861-22-01A	EA	BLIND - MINI - 24.5" X 25" - ALABASTER PEARL
5	146693-43-SD0	EA	VALANCE - PHOENIX - 26" (SD0, SD1, SD2, SD3, ST0, ST1, ST2, ST3)
5	146693-30-SD4	EA	VALANCE - PHOENIX - 26" (SD4, SD5, SD6, SD7, ST4, ST5, ST6, ST7)
5	146693-30-SE0	EA	VALANCE - PHOENIX - 26" (SE0, SE1, SE2, SE3, SV0, SV1, SV2, SV3)
5	136988-21-SD0	EA	LEG - RIGHT - 21.5" (SD0, SD1, SD2, SD3, ST0, ST1, ST2, ST3)
5	136988-41-SD4	EA	LEG - RIGHT - 21.5" (SD4, SD5, SD6, SD7, ST4, ST5, ST6, ST7)
5	136988-41-SE0	EA	LEG - RIGHT - 21.5" (SE0, SE1, SE2, SE3, SV0, SV1, SV2, SV3)
5	136988-22-SD0	EA	LEG - LEFT - 21.5" (SD0, SD1, SD2, SD3, ST0, ST1, ST2, ST3)
5	136988-42-SD4	EA	LEG - LEFT - 21.5" (SD4, SD5, SD6, SD7, ST4, ST5, ST6, ST7)
5	136988-42-SE0	EA	LEG - LEFT - 21.5" (SE0, SE1, SE2, SE3, SV0, SV1, SV2, SV3)
5	140789-07-SD0	EA	BLIND - DAY/NIGHTER - 22.5" X 23"

CURTAIN & CUSHION GROUP (CONTINUED)
WINDOW TREATMENT (CONTINUED)

KEY	PART NUMBER	U/M	DESCRIPTION
6	146693-45-SD0	EA	LAMBREQUIN - PHOENIX - 63" (SD0, SD1, SD2, SD3, ST0, ST1, ST2, ST3)
6	146693-27-SD4	EA	LAMBREQUIN - PHOENIX - 63" (SD4, SD5, SD6, SD7, ST4, ST5, ST6, ST7)
6	146693-27-SE0	EA	LAMBREQUIN - PHOENIX - 63" (SE0, SE1, SE2, SE3, SV0, SV1, SV2, SV3)
6	140789-14-SD0	EA	BLIND - DAY/NIGHTER - 61" X 28.5"
7	146693-46-SD0	EA	LAMBREQUIN - PHOENIX - 85" (SD0, SD1, SD2, SD3, ST0, ST1, ST2, ST3)
7	146693-29-SD4	EA	LAMBREQUIN - PHOENIX - 85" (SD4, SD5, SD6, SD7, ST4, ST5, ST6, ST7)
7	146693-29-SE0	EA	LAMBREQUIN - PHOENIX - 85" (SE0, SE1, SE2, SE3, SV0, SV1, SV2, SV3)
7	140789-59-SD0	EA	BLIND - DAY/NIGHTER - 25.5" X 36" - 2 USED
7	140789-60-SD0	EA	BLIND - DAY/NIGHTER - 31" X 36"
8	139479-09-01A	EA	CURTAIN - DRIVER WRAP/PRIVACY/STEPPED - 42.75" X 90"
9	139479-10-01A	EA	CURTAIN - PASSENGER WRAP/PRIVACY/FRONT - 42" X 120"
10	139479-11-01A	EA	CURTAIN - PASSENGER WRAP/PRIVACY/REAR - 43.5" X 75"

CURTAIN & CUSHION GROUP (CONTINUED)

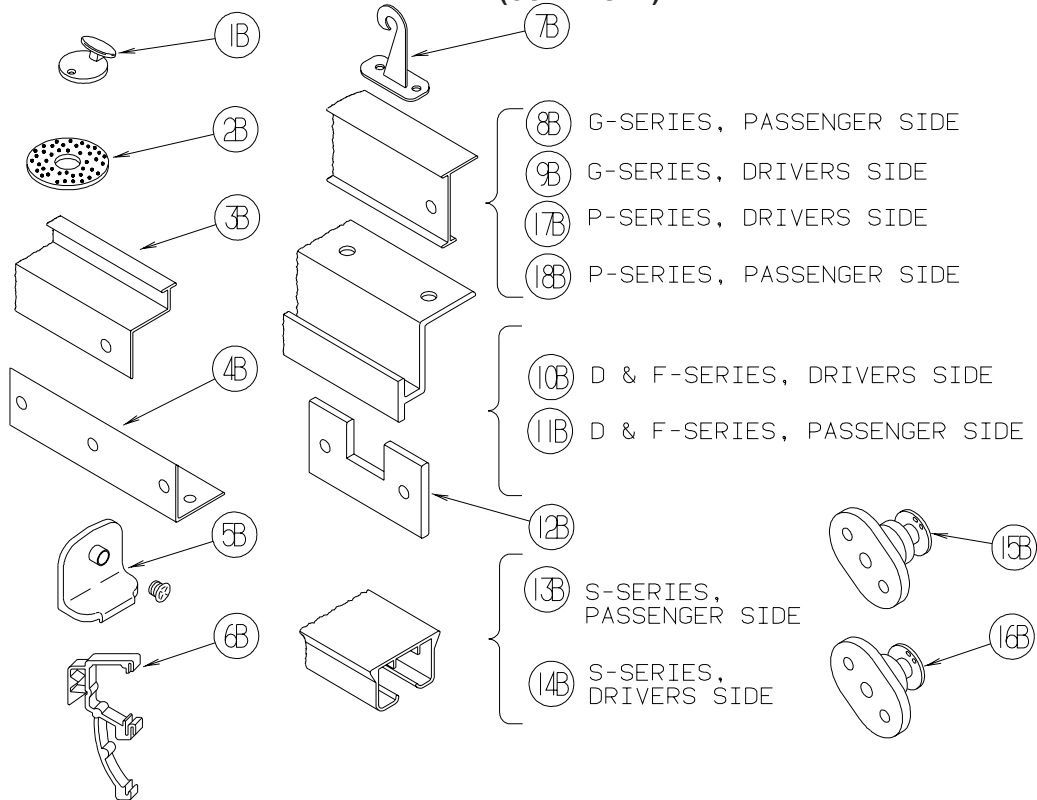
HARDWARE



KEY	PART NUMBER	U/M	DESCRIPTION
1A	009702-01-000	EA	END STOP - CURTAIN CARRIER - L ROD
2A	029155-01-000	EA	CAP - SNAP - 5/32" OUTSIDE DIAMETER OF PIN
3A	029156-01-000	EA	SOCKET - SNAP - 9/16" O.D.
4A	046867-02-000	EA	WASHER - HANDY BUTTON #3
5A	046867-03-000	EA	GROMMET - HANDY BUTTON #3
6A	075943-10-000	EA	BRACE - VALANCE - 20" - OFF WHITE
7A	083125-08-000	EA	BRACE - WINDOW MOUNT - .75" - OFF WHITE
8A	083170-01-000	EA	BRACKET/BLIND - LEFT SIDE WHEN FACING WINDOW - CLEAR
9A	083170-02-000	EA	BRACKET/BLIND - RIGHT SIDE WHEN FACING WINDOW - CLEAR
10A	084434-01-000	EA	BRACKET - MOUNTING - ROLLER SHADE - 1 3/8"
11A	094896-02-000	EA	GROMMET - CORD/PLEATED BLIND - NYLON - GRAY
12A	094907-02-000	EA	END CAP - PLEATED BLIND/TOP - RH/LH - GRAY PLASTIC
13A	094907-04-000	EA	END CAP - PLEATED BLIND/BOTTOM - RH/LH
14A	094907-05-000	EA	END CAP - PLEATED BLIND/BOTTOM - PULL TYPE - PLASTIC
15A	094907-06-000	EA	END CAP/BLIND - TOP RH/LH
16A	097564-03-000	EA	HANDLE - KNOB - E-Z LIFT SHADE - TAN
16A	097564-06-000	EA	HANDLE - KNOB - E-Z LIFT SHADE - ALABASTER
	097593-02-000	FT	CORD - BLIND - PLEATED - GRAY
	097593-06-000	FT	CORD - BLIND - PLEATED - PEWTER
	097593-10-000	FT	CORD - BLIND - PLEATED - VANILLA
	109353-09-01A	EA	BLIND - SLAT - 21' - ALABASTER PEARL
17A	097565-01-000	EA	BRACKET - MOUNTING - PLEATED BLIND
18A	097591-01-000	EA	SPRING - EXTENSION - PLEATED BLIND
19A	101031-01-000	YD	TAPE/GLIDE - 4.25" SPACING
20A	101033-02-000	EA	END CAP - LOW PROFILE TRACK - CLEAR
21A	101033-08-000	EA	TRACK/WALL - 75" - FRT BUNK WINDOW MINNIE/SPIRIT 300-SERIES
21A	101033-09-000	EA	TRACK/WALL - 32" - SIDE BUNK WINDOW MINNIE/SPIRIT 300-SERIES

CURTAIN & CUSHION GROUP (CONTINUED)

HARDWARE (CONTINUED)



KEY	PART NUMBER	U/M DESCRIPTION
1B	102555-03-000	EA BRACKET - (CLEAT TYPE) - F/BLIND HOLDOWN - MILKY WHITE
2B	103242-01-000	EA VELCRO HOOK - BEIGE 7/8" ROUND W/CENTER HOLE
2B	103242-02-000	EA VELCRO HOOK - BLACK 7/8" ROUND W/CENTER HOLE
3B	105450-14-01A	EA TRACK - CURTAIN - 90" - OFF WHITE - FRONT BUNK PRIVACY MINNIE/SPIRIT 300-SERIES
4B	105648-01-02A	EA BRACE - VALANCE - OFF/WHITE - 14"
5B	106544-01-000	EA PULL - SHADE/BRASS
5B	106544-01-001	EA SCREW - SHADE/BRASS
5B	106544-02-000	EA PULL-SHADE - NICKEL
6B	109353-04-000	EA CLIP - VALANCE SLAT MOUNTING - CLEAR PLASTIC
7B	109441-03-000	EA BRACKET/HOOK - BLIND HOLD DOWN - NEW DESIGN/CLEAR
8B	126456-03-04A	EA TRACK/WRAPAROUND - PASSENGER - GLACIER - ADVENTURER/SUNCRUISER G-SERIES
9B	126456-04-04A	EA TRACK/WRAPAROUND - DRIVER - GLACIER - ADVENTURER/SUNCRUISER G-SERIES
10B	127254-04-05A	EA TRACK/WRAPAROUND-DRVR-GLACIER - SIGHTSEER/SUNOVA D-SERIES, BRAVE/SUNRISE F-SERIES
11B	127254-14-03A	EA TRACK/WRAPAROUND-PASS-GLACIER - SIGHTSEER/SUNOVA D-SERIES, BRAVE/SUNRISE F-SERIES
12B	130549-01-01A	EA STOP - CURTAIN TRACK
13B	138460-07-02A	EA TRACK/CURTAIN - PASSENGER -W/BRACKET/CARRIER/PULLEY - WHT - VECTRA/HORIZON S-SERIES
14B	138460-08-02A	EA TRACK/CURTAIN - DRIVER - W/BRACKET/CARRIER/PULLEY - WHT - VECTRA/HORIZON S-SERIES
15B	141634-01-000	EA BRACKET-(BOBBIN TYPE) 7/8"H HOLDUPBASE(OVAL)-2 HOLE-CLEAR
16B	143805-01-000	EA BRACKET-(BOBBIN TYPE) 1/2"H HOLDUPBASE(OVAL)-2 HOLES CLEAR
17B	146591-01-01A	EA TRACK - CURTAIN - LEFT HAND - GLACIER - JOURNEY/MERIDIAN P-SERIES
18B	146591-02-01A	EA TRACK - CURTAIN - RIGHT HAND - GLACIER - JOURNEY/MERIDIAN P-SERIES

CURTAIN & CUSHION GROUP (CONTINUED)
FABRICS

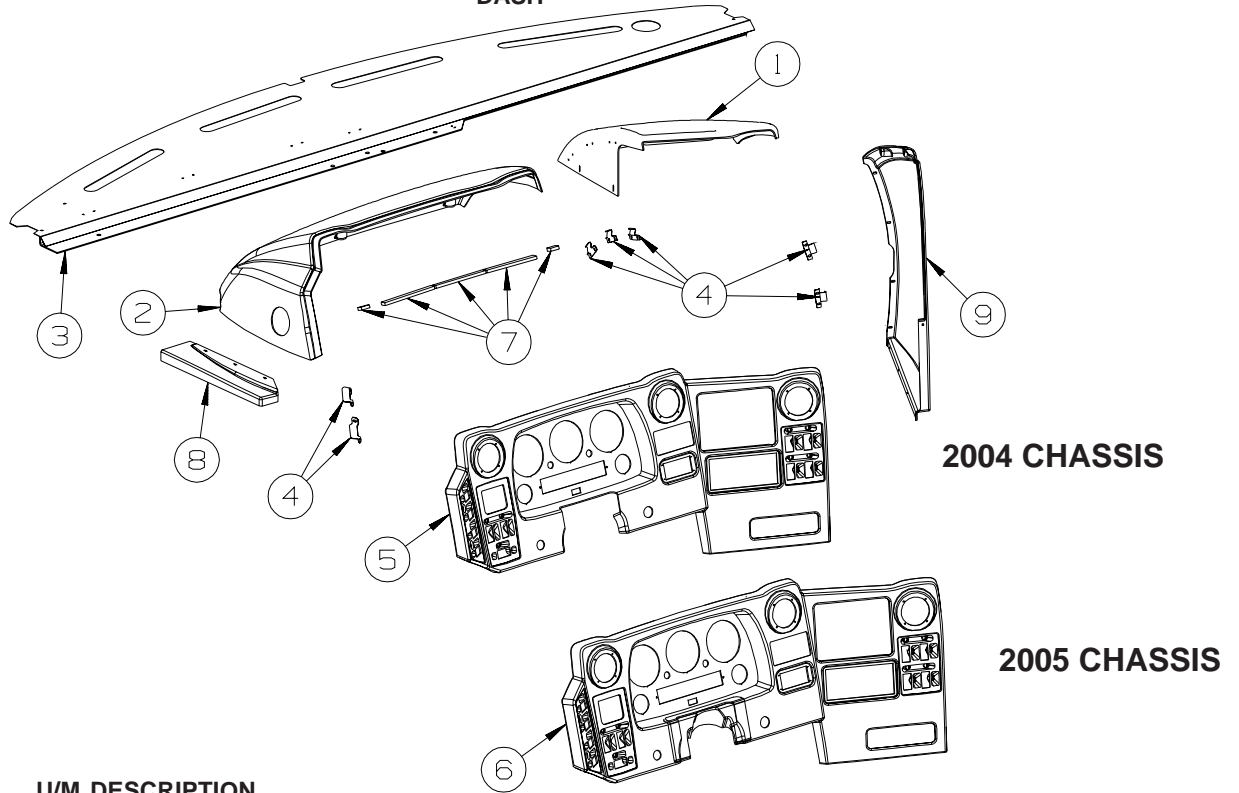
FAMILY	SD0/SD1/SD2/SD3	SD4/SD5/SD6/SD7	SE0/SE1/SE2/SE3
VECTRA	TERRACE VIEW	HAZLENUT	BARCELONA SAGE
BUCKET	582HC W/ADJ. ARMS DR/PASS. 148797-22-000 *OPT. PUTTY - 142523-03	582HC W/ADJ. ARMS DR/PASS. 148797-24-000 *OPT. DRIFTWOOD - 142523-04	582HC W/ADJ. ARMS DR/PASS. 148797-26-000 *OPT. DRIFTWOOD - 142523-04
DINETTE	725 PULL THRU BCK/728 SEAT 148797-21-000	725 PULL THRU BCK/728 SEAT 148797-23-000	725 PULL THRU BCK/728 SEAT 148797-26-000
DINETTE WRAP	148797-22-000	148797-24-000	148797-27-000
DINETTE CHAIRS & REM FOLDING	FLEX. C2114 DINETTE CHAIR REM FC200 FOLDING CHAIR 148797-21-000	FLEX. C2114 DINETTE CHAIR REM FC200 FOLDING CHAIR 148797-25-000	FLEX. C2114 DINETTE CHAIR REM FC200 FOLDING CHAIR 148797-26-000
SOFA	828 W/826 OR 828 ARMS 148797-21-000 *OPT. PUTTY 142523-03-000	828 W/826 OR 828 ARMS 148797-23-000 *OPT. DRIFTWOOD 142523-04-000	828 W/826 OR 828 ARMS 148797-26-000 *OPT. DRIFTWOOD 142523-04-000
BANQUETTE	678 W/828 ARMS 148797-21-000 *OPT. PUTTY 142523-03-000	678 W/828 ARMS 148797-23-000 *OPT. DRIFTWOOD 142523-04-000	678 W/828 ARMS 148797-26-000 *OPT. DRIFTWOOD 142523-04-000
LOUNGE CHAIR	475-1 HOOP W/FOOTREST 148797-22-000 *OPT. PUTTY 142523-03-000	475-1 HOOP W/FOOTREST 148797-24-000 *OPT. DRIFTWOOD 142523-04-000	475-1 HOOP W/FOOTREST 148797-27-000 *OPT. DRIFTWOOD 142523-04-000
EURO RECLINER (FLEXSTEEL)	EURO W/WOOD BOTTOM *OPT. PUTTY 142523-03-000	EURO W/WOOD BOTTOM *OPT. DRIFTWOOD 142523-04-000	EURO W/WOOD BOTTOM *OPT. DRIFTWOOD 142523-04-000
LOUNGE WINDOWS	PHOENIX LAMBREQUIN WRAP-148797-21-000 GATH.CRN-148797-22-000 TRIM - 139041-57-000	PHOENIX LAMBREQUIN WRAP - 148797-24-000 GATH.CRN-148797-23-000 TRIM - 139056-59-000	PHOENIX LAMBREQUIN WRAP-148797-27-000 GATH.CRN-148797-26-000 TRIM - 139056-61-000
LOUNGE PILLOWS 2 PER SOFA/BANQ.	(2) 15X24 PHOENIX BODY & BACK 148797-22-000 CORNER OVLY - 148797-21-000 CORD (DIAG. FRONT) 139041-57 FRINGE ENDS - 139041-56	(2) 15X24 PHOENIX BODY & BACK 148797-25-000 CORNER OVLY - 148797-24-000 CORD (DIAG. FRONT) 139041-59 FRINGE ENDS - 139041-58	(2) 15X24 PHOENIX BODY & BACK 148797-27-000 CORNER OVLY - 148797-26-000 CORD (DIAG. FRONT) 139041-61 FRINGE ENDS - 139041-60

CURTAIN & CUSHION GROUP (CONTINUED)
FABRICS (CONTINUED)

FAMILY WINN. S's	SD0/SD1/SD2/SD3	SD4/SD5/SD6/SD7	SE0/SE1/SE2/SE3
VECTRA	TERRACE VIEW	HAZLENUT	BARCELONA SAGE
BEDSPREAD	BLANKET EDGE BEDCAP	BLANKET EDGE BEDCAP	BLANKET EDGE BEDCAP
CHANNEL QUILT	W/REVERSE SHAM	W/REVERSE SHAM	W/REVERSE SHAM
	137813-C8-000	137813-F0-000	137813-D0-000
	EDGE - 137813-E9-000	EDGE - 137813-F1-000	EDGE - 137813-D1-000
	CORD - 139041-57-000	CORD - 139041-59-000	CORD - 139041-61-000
BEDROOM/BATH	BOW-TIE VALANCE	BOW-TIE VALANCE	BOW-TIE VALANCE
WINDOWS	WRAP - 137813-C8-000	WRAP - 137813-F1-000	WRAP - 137813-D0-000
	GATH. BOW OVLY - 137813-E9	GATH. BOW OVLY - 137813-F0	GATH. BOW OVLY - 137813-D0
*NO LEGS IN BATH	CENTER BOW - 137813-E9-000	CENTER BOW - 137813-F0-000	CENTER BOW - 137813-D0-000
	BOW TRIM - 139041-57-000	BOW TRIM - 139041-59-000	BOW TRIM - 139041-61-000
	LEGS - 137813-C8-000	LEGS - 137813-F1-000	LEGS - 137813-D0-000
ASHWELL	BODY - 137813-C8-000	BODY - 137813-F1-000	BODY - 137813-D0-000
*WHEN NEEDED	¼ WELT - 137813-E9-000	¼ WELT - 137813-F0-000	¼ WELT - 137813-D0-000
BEDROOM	(1) 17" SQUARE BOW-TIE	(1) 17" SQUARE BOW-TIE	(1) 17" SQUARE BOW-TIE
PILLOW	BODY - 137813-E9	BODY - 137813-F0	BODY - 137813-D1
	BOW TIE OVLY - 137813-C8	BOW TIE OVLY - 137813-F0	BOW TIE OVLY - 137813-D0
	CTR. BOW - 137813-E9	CTR. BOW - 137813-F0-000	CTR. BOW - 137813-D1-000
	WELT - 137813-C8-000	WELT - 137813-F0-000	WELT - 137813-D0-000
	TASSEL - 139727-18-000	TASSEL - 139727-19-000	TASSEL - 139727-20-000
SUITE CHAIRS	137813-E9-000	137813-F1-000	148797-27-000
(FLEXSTEEL)			
HEADBOARD	NOT NEEDED	NOT NEEDED	NOT NEEDED
BEDBOARD	137813-C8-000	137813-F0-000	137813-D0-000
DAY-NITERS	TUSCANY BONE/PEARL	TUSCANY BONE/PEARL	TUSCANY BONE/PEARL
LGE. & BEDROOM	094911-65-000/094911-64-000	094911-65-000/094911-64-000	094911-65-000/094911-64-000
GALLEY&BATH	ALABASTER PEARL	ALABASTER PEARL	ALABASTER PEARL
OVHD. INSERTS	LOUNGE - 148797-22-000	LOUNGE - 148797-24-000	LOUNGE - 148797-27-000
LOUNGE&BEDRM.	BEDROOM - 137813-E9-000	BEDROOM - 137813-F1-000	BEDROOM - 137813-D1-000
FRONT WRAP	PURCHASED PLEATED	PURCHASED PLEATED	PURCHASED PLEATED
FLOOR MAT	CARPET 139056-31-000	CARPET 139056-30-000	CARPET 139056-29-000
DRIVER'S ONLY			

DRIVERS COMPARTMENT GROUP

DASH



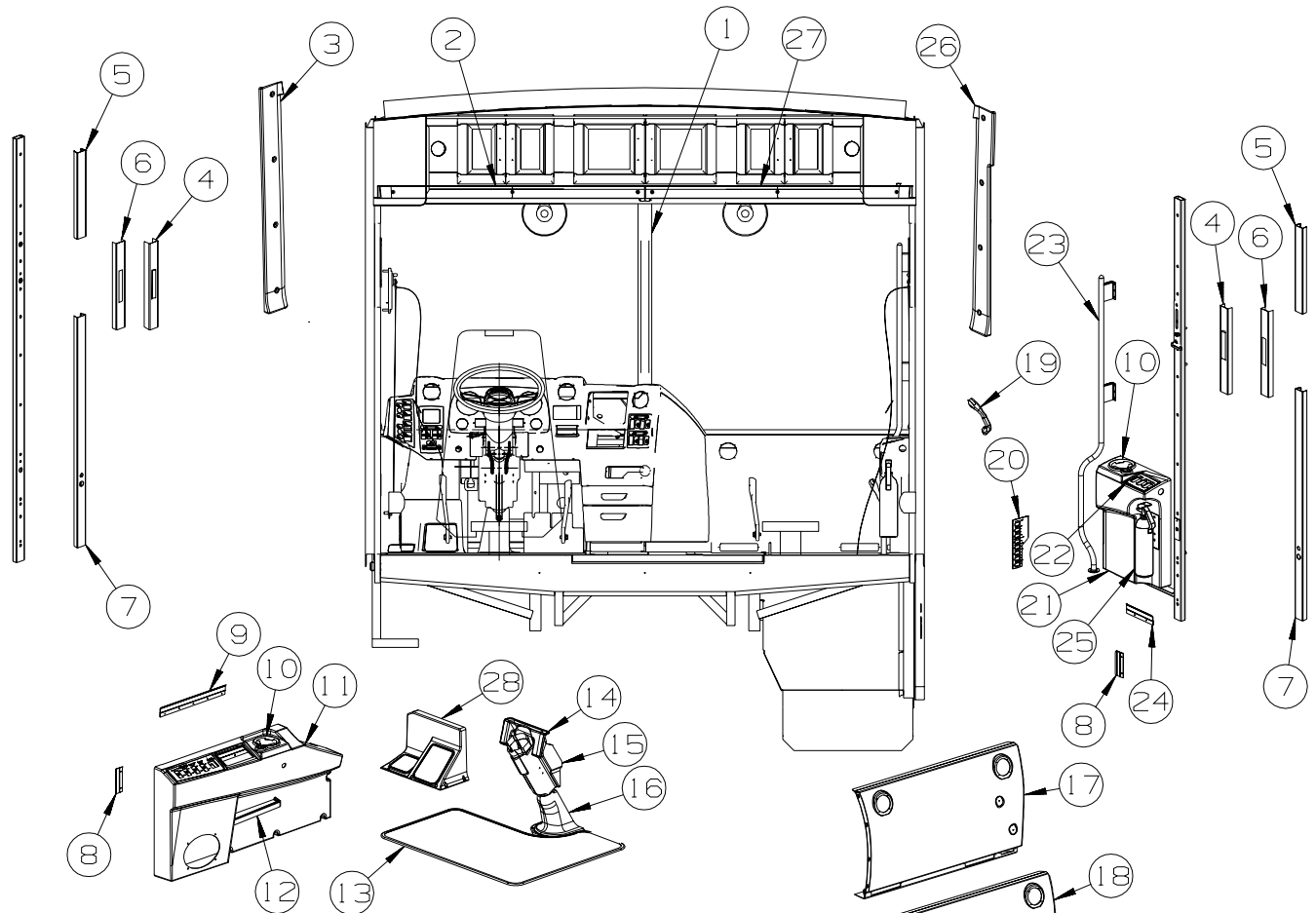
2004 CHASSIS

2005 CHASSIS

KEY	PART NUMBER	U/M	DESCRIPTION
1	144235-01-02A	EA	POD - INSTRUMENT PANEL - RIGHT HAND - RIVERSTONE
1	144235-01-03A	EA	POD - INSTRUMENT PANEL - RIGHT HAND - CASHMERE
2	144234-01-02A	EA	POD - INSTRUMENT PANEL - RIVERSTONE
2	144234-01-03A	EA	POD - INSTRUMENT PANEL - CASHMERE
3	118101-12-02B	EA	DASH PANEL/TOP ONLY - E-COATED
3	106569-09-06A	EA	VINYL - LAMINATE - ALLANTE DOESKIN - 1/4" X 25" X 100"
4	073050-04-000	EA	CLIP/MOUNTING - VALANCE PANEL
5	144236-03-03A	EA	BEZEL - INSTRUMENT PANEL - RIVERSTONE - DOUGLAS STEERING COLUMN FROM: 00-00-00 THRU: 03-19-04
5	144236-04-01A	EA	BEZEL - INSTRUMENT PANEL - RIVERSTONE - DOUGLAS STEERING COLUMN FROM: 03-20-04 THRU: 99-99-99
5	144236-03-04A	EA	BEZEL - INSTRUMENT PANEL - CASHMERE - DOUGLAS STEERING COLUMN FROM: 00-00-00 THRU: 03-19-04
5	144236-04-02A	EA	BEZEL - INSTRUMENT PANEL - CASHMERE - DOUGLAS STEERING COLUMN FROM: 03-20-04 THRU: 99-99-99
6	144236-05-01A	EA	BEZEL - INSTRUMENT PANEL - RIVERSTONE - TRW STEERING COLUMN FROM: 03-20-04 THRU: 99-99-99
6	144236-05-02A	EA	BEZEL - INSTRUMENT PANEL - CASHMERE - TRW STEERING COLUMN FROM: 03-20-04 THRU: 99-99-99
7	110530-01-000	FT	SEAL - SPONGE - .31" X .62"
8	145604-01-04A	EA	PANEL/TRIM - DASH/LEFT HAND - RIVERSTONE
8	145604-01-05A	EA	PANEL/TRIM - DASH/LEFT HAND - CASHMERE
9	145041-01-02A	EA	PANEL - CENTER CONSOLE - RIGHT HAND - RIVERSTONE
9	145041-01-03A	EA	PANEL - CENTER CONSOLE - RIGHT HAND - CASHMERE

DRIVERS COMPARTMENT GROUP (CONTINUED)

FRONT INTERIOR

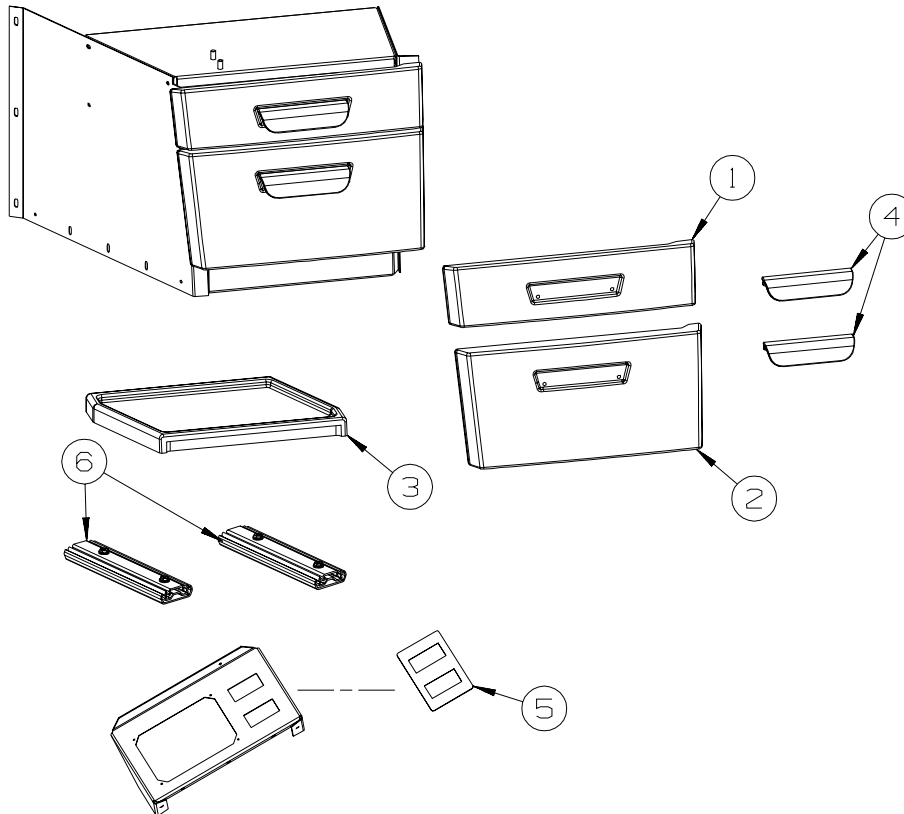


KEY	PART NUMBER	U/M	DESCRIPTION
1	118452-09-04A	EA	TRIM - WINDSHIELD/CENTER - GLACIER
2	129004-02-05A	EA	TRIM - WINDSHIELD - INTERIOR/DRIVER TOP - GLACIER
3	131792-01-04A	EA	TRIM - A-PILLAR - INTERIOR/DRIVER - GLACIER
3	151370-01-01A	EA	TRIM - A-PILLAR/DRIVER - INTERIOR - GLACIER FROM: 00-00-00 THRU: 05-02-04 FROM: 05-03-04 THRU: 99-99-99
4	140151-01-01A	EA	COVER - SEAT BELT - OFF WHITE
4	140151-02-01A	EA	COVER - SCREW - OFF WHITE
5	024700-58-000	EA	COVER - ROLL BAR - SIDEWALL - 16.5" - OFF WHITE
6	140151-03-01A	EA	COVER - SLIDING - F/SEATBELT - BLACK
7	024700-59-000	EA	COVER - ROLL BAR - SIDEWALL - 44.1" - OFF WHITE
8	130034-03-02B	EA	CLIP - TRIM - E-COATED
9	130034-10-02B	EA	CLIP - TRIM - E-COATED
10	133831-01-01A	EA	HOLDER - CUP W/THREE CENTERLINE RUBBER FINGERS
11	145231-01-03A	EA	PANEL/TRIM - INNER/LEFT HAND - RIVERSTONE
11	145231-01-04A	EA	PANEL/TRIM - INNER/LEFT HAND - CASHMERE
12	147266-01-02A	EA	SHELF - DRIVER CONSOLE - LEFT HAND - SANDSTONE
13	148646-01-SD0	EA	MAT - FLOOR/DRIVER (SD0, SD1, SD2, SD3, ST0, ST1, ST2, ST3)
13	148646-01-SD4	EA	MAT - FLOOR/DRIVER (SD4, SD5, SD6, SD7, ST4, ST5, ST6, ST7)
13	148646-01-SE0	EA	MAT - FLOOR/DRIVER (SE0, SE1, SE2, SE3, SV0, SV1, SV2, SV3)
14	151048-01-01A	EA	COVER - STEERING COLUMN - UPPER/FRONT - TRW STEERING COLUMN, 2005 CHASSIS
15	147432-01-03A	EA	COVER - STEERING COLUMN/LOWER - BLACK - DOUGLAS STEERING COLUMN, 2004 CHASSIS
16	148023-01-01A	EA	COVER - STEERING SHAFT - BLACK
17	145040-01-02A	EA	PANEL/TRIM - DASH/RIGHT/LOWER - RIVERSTONE - RADIOS, TWO-WAY WITHOUT
17	145040-01-03A	EA	PANEL/TRIM - DASH/LOWER RIGHT - CASHMERE - RADIOS, TWO-WAY WITHOUT
18	145040-02-02A	EA	PANEL/TRIM - DASH/RIGHT/LOWER - W/RADIO - RIVERSTONE - RADIOS TWO-WAY (4)
18	145040-02-03A	EA	PANEL/TRIM - DASH/LOWER RIGHT - W/RADIO - CASHMERE - RADIOS TWO-WAY (4)
19	123246-01-06A	EA	HANDLE - GRAB - RIVERSTONE
19	123246-01-07A	EA	HANDLE - GRAB - CASHMERE
20	145926-04-02B	EA	INSERT - SWITCH PLATE - 8 HOLE - E-COATED
20	144722-05-03A	EA	APPLIQUE - PANEL - RIGHT HAND/LOWER - DARK RIVERSTONE

DRIVERS COMPARTMENT GROUP (CONTINUED)
FRONT INTERIOR (CONTINUED)

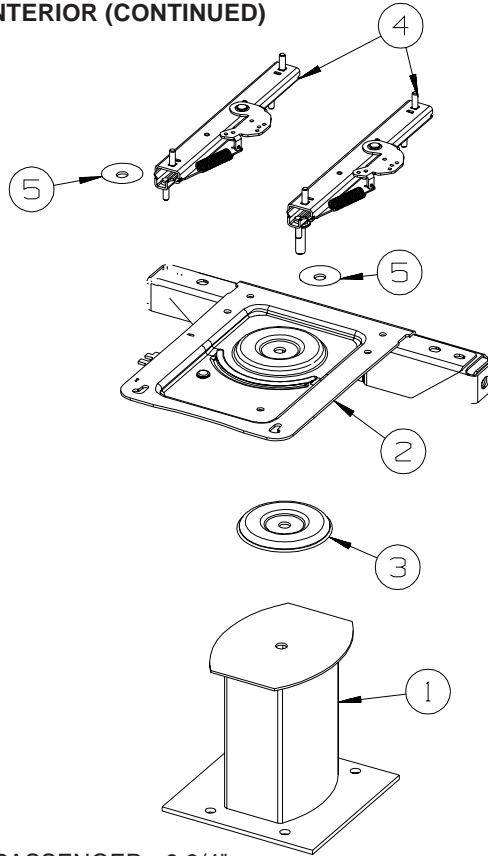
KEY	PART NUMBER	U/M	DESCRIPTION
21	145219-01-03A	EA	PANEL/TRIM - INNER/RIGHT HAND - RIVERSTONE
21	145219-01-04A	EA	PANEL/TRIM - INNER/RIGHT HAND - CASHMERE
22	145926-02-02B	EA	INSERT - SWITCH PLATE - 3 HOLE - E-COATED
22	144722-04-03A	EA	APPLIQUE - PANEL - RIGHT HAND/UPPER - DARK RIVERSTONE
23	123577-01-01A	EA	HANDRAIL - ASSIST - ENTRY
24	130034-02-02B	EA	CLIP - TRIM - E-COATED
25*	094499-02-000	EA	EXTINGUISHER/FIRE - DRY - 10BC - W/GAUGE - CANADIAN
25	094499-03-000	EA	EXTINGUISHER/FIRE - DRY - 10BC - W/GAUGE/BRACKET
25	094499-04-000	EA	STRAP - FIRE EXTINGUISHER MOUNTING - METAL
26	146842-01-01A	EA	TRIM - A PILLAR - INTERIOR/PASSENGER - GLACIER
			FROM: 00-00-00 THRU: 05-02-04
26	151369-01-01A	EA	TRIM - A-PILLAR/PASSENGER - INTERIOR - GLACIER
			FROM: 05-03-04 THRU: 99-99-99
27	129004-01-05A	EA	TRIM - WINDSHIELD - INTERIOR/PASSENGER TOP - GLACIER
28	151302-01-01A	EA	PANEL/FOOTREST - DRIVER - W/TREAD INSERTS - BLACK
			FROM: 09-10-04 THRU: 99-99-99

***COMPONENT PARTS LISTED LATER IN THIS GROUP**



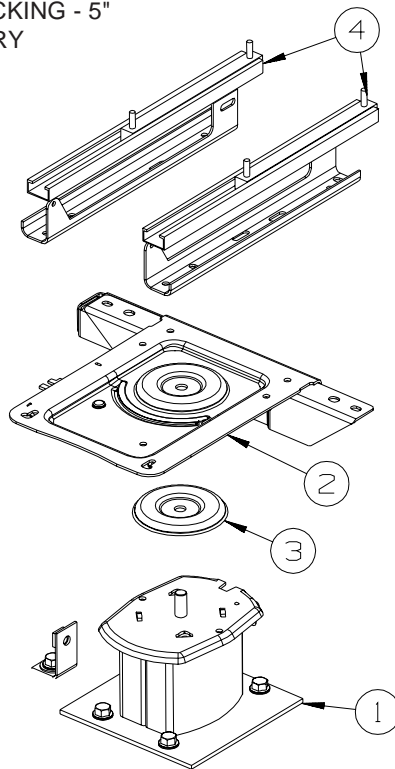
KEY	PART NUMBER	U/M	DESCRIPTION
1	146144-01-03A	EA	PANEL/DRAWER FACE - F/CONSOLE - PORTSMOUTH OAK
1	146144-01-04A	EA	PANEL/DRAWER FACE - F/CONSOLE - CONCERT CHERRY
1	146144-01-07A	EA	PANEL/DRAWER FACE - F/CONSOLE - WASHED MAPLE
1	146144-01-06A	EA	PANEL/DRAWER FACE - F/CONSOLE - HONEY CHERRY
2	146144-02-03A	EA	PANEL/DRAWER FACE - F/CONSOLE - PORTSMOUTH OAK
2	146144-02-04A	EA	PANEL/DRAWER FACE - F/CONSOLE - CONCERT CHERRY
2	146144-02-07A	EA	PANEL/DRAWER FACE - F/CONSOLE - WASHED MAPLE
2	146144-02-06A	EA	PANEL/DRAWER FACE - F/CONSOLE - HONEY CHERRY
3	146145-01-02A	EA	TRAY - CENTER CONSOLE - SANDSTONE
4	074762-01-000	EA	PULL - CABINET - 4.8" X .9" - BLACK PLASTIC
5	132946-05-01A	EA	APPLIQUE - SWITCH - F/SLIDEOUT
6	146260-01-01A	EA	SLIDE - FULL EXTENSION 8"

DRIVERS COMPARTMENT GROUP (CONTINUED)
FRONT INTERIOR (CONTINUED)



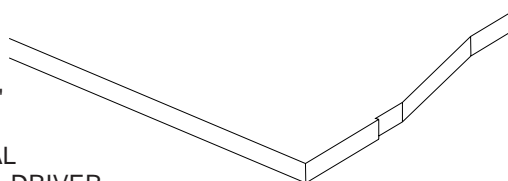
**DRIVER
MANUAL**

KEY	PART NUMBER	U/M	DESCRIPTION
1	133408-01-000	EA	PEDESTAL - SEAT - DRIVER/PASSENGER - 9 3/4"
2	133408-08-000	EA	TOP PLATE - W/BAR
3	107921-06-000	EA	BEARING KIT - PEDESTAL
4	131566-04-000	EA	SLIDE/SEAT - HEAVY DUTY LOCKING - 5"
	119952-07-000	EA	WIRE - LATCH RELEASE/ROTARY
5	131566-05-000	EA	WASHER - SLIDE SPACER

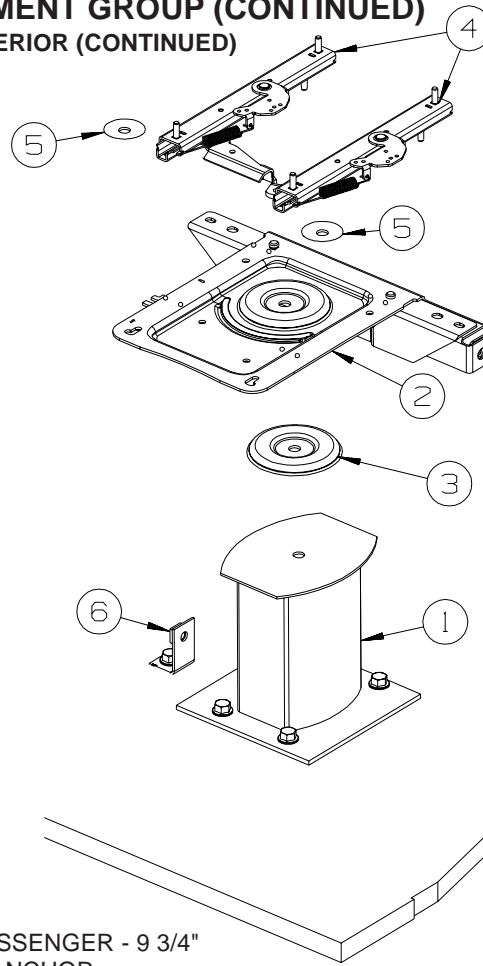


**DRIVER
POWERED**

KEY	PART NUMBER	U/M	DESCRIPTION
1	133408-05-000	EA	PEDESTAL - SEAT - 5.75"
2	133408-08-000	EA	TOP PLATE - W/BAR
3	107921-06-000	EA	BEARING KIT - PEDESTAL
4	147767-01-000	EA	SEAT - POWER - 6-WAY - DRIVER

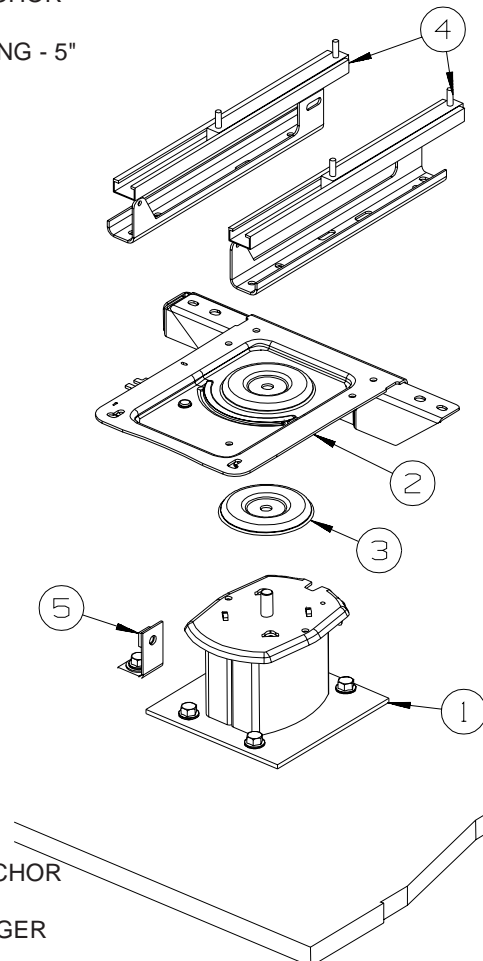


DRIVERS COMPARTMENT GROUP (CONTINUED)
FRONT INTERIOR (CONTINUED)



**PASSENGER
 MANUAL**

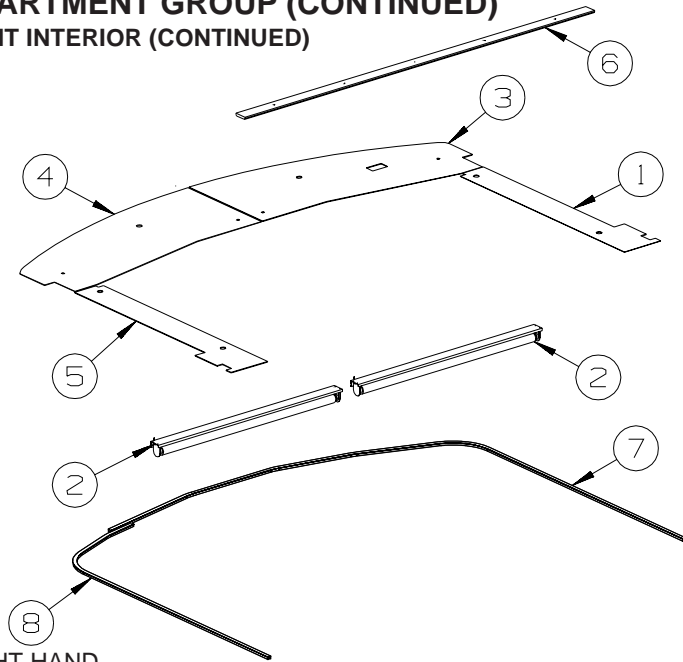
KEY	PART NUMBER	U/M	DESCRIPTION
1	133408-01-000	EA	PEDESTAL - SEAT - DRIVER/PASSENGER - 9 3/4"
2	133408-20-000	EA	TOP PLATE - PASSENGER - W/ANCHOR
3	107921-06-000	EA	BEARING KIT - PEDESTAL
4	131566-04-000	EA	SLIDE/SEAT - HEAVY DUTY LOCKING - 5"
	119952-07-000	EA	WIRE - LATCH RELEASE/ROTARY
5	131566-05-000	EA	WASHER - SLIDE SPACER
6	133408-04-000	EA	BRACKET - ANCHOR/FLOOR



**PASSENGER
 POWERED**

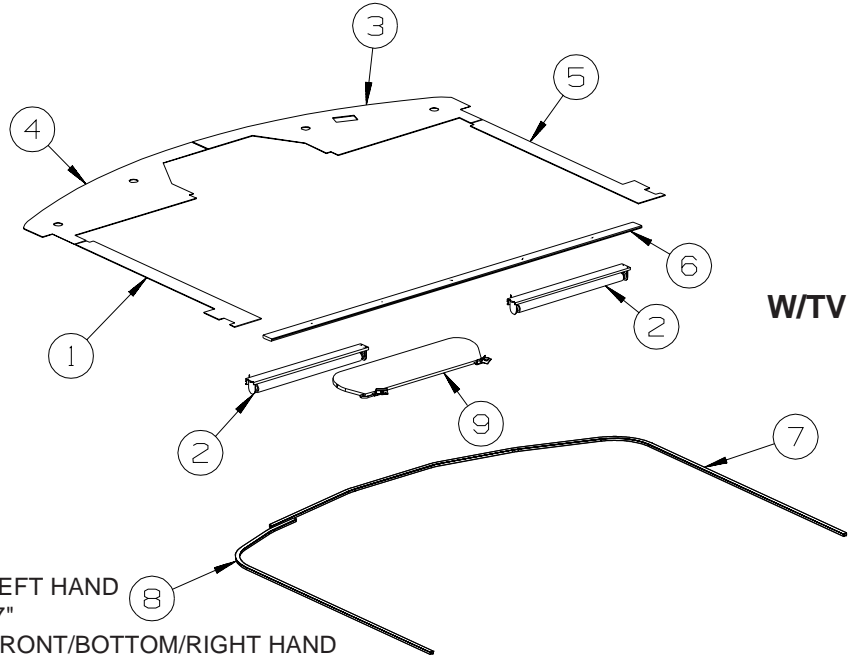
KEY	PART NUMBER	U/M	DESCRIPTION
1	133408-05-000	EA	PEDESTAL - SEAT - 5.75"
2	133408-20-000	EA	TOP PLATE - PASSENGER - W/ANCHOR
3	107921-06-000	EA	BEARING KIT - PEDESTAL
4	147767-02-000	EA	SEAT - POWER - 6-WAY - PASSENGER
5	133408-04-000	EA	BRACKET - ANCHOR/FLOOR

DRIVERS COMPARTMENT GROUP (CONTINUED)
FRONT INTERIOR (CONTINUED)



W/O TV

KEY	PART NUMBER	U/M	DESCRIPTION
1	145842-01-R83	EA	PANEL - OVERHEAD/RIGHT HAND
2	142380-02-01A	EA	SHADE - POWER - 41.2"
3	145721-01-R83	EA	PANEL - OVERHEAD/FRONT/BOTTOM/RIGHT HAND - W/O HARDWARE
4	145721-02-R83	EA	PANEL - OVERHEAD/FRONT/BOTTOM/LEFT HAND - W/O HARDWARE
5	145842-02-R83	EA	PANEL - OVERHEAD/LEFT HAND
6	133771-01-N75	EA	MOLDING - CAP - PORTSMOUTH OAK
6	133771-01-L85	EA	MOLDING - CAP - CONCERT CHERRY
6	133771-01-L84	EA	MOLDING - CAP - WASHED MAPLE
6	133771-01-RE0	EA	MOLDING - CAP - HONEY CHERRY
	042356-01-000	EA	PLUG - MAHOGANY - 3/8" DOWEL X 1/2" HEAD
7	138460-07-02A	EA	TRACK/CURTAIN - PASSENGER - W/BRACKET/CARRIER/PULLEY - WHT
8	138460-08-02A	EA	TRACK/CURTAIN - DRIVER - W/BRACKET/CARRIER/PULLEY - WHT

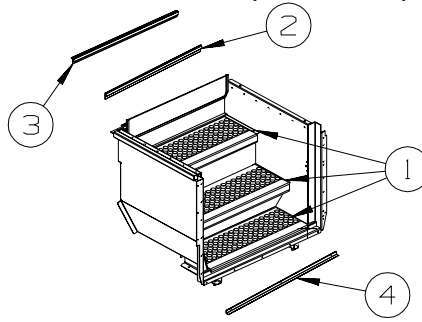


W/TV

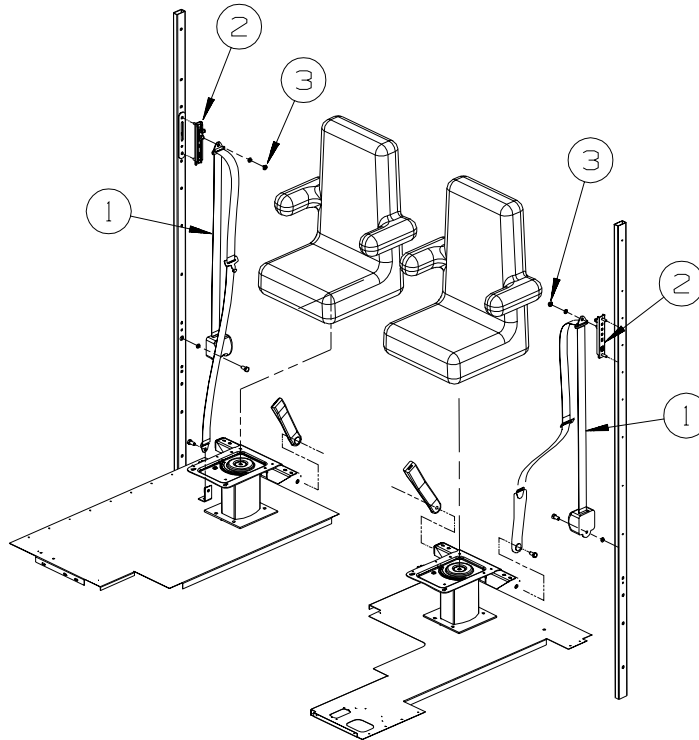
KEY	PART NUMBER	U/M	DESCRIPTION
1	146600-02-R68	EA	PANEL - OVERHEAD/LEFT HAND
2	142380-01-01A	EA	SHADE - POWER - 25.7"
3	133017-05-R68	EA	PANEL - OVERHEAD/FRONT/BOTTOM/RIGHT HAND
4	133017-06-R68	EA	PANEL - OVERHEAD/FRONT/BOTTOM/LEFT HAND
5	146600-01-R68	EA	PANEL - OVERHEAD/RIGHT HAND
6	133771-04-R68	EA	MOLDING - CAP - PORTSMOUTH OAK
6	133771-04-R69	EA	MOLDING - CAP - CONCERT CHERRY
6	133771-04-R76	EA	MOLDING - CAP - WASHED MAPLE
6	133771-04-RE0	EA	MOLDING - CAP - HONEY CHERRY
	042356-01-000	EA	PLUG - MAHOGANY - 3/8" DOWEL X 1/2" HEAD
7	138460-07-02A	EA	TRACK/CURTAIN - PASSENGER - W/BRACKET/CARRIER/PULLEY - WHT
8	138460-08-02A	EA	TRACK/CURTAIN - DRIVER - W/BRACKET/CARRIER/PULLEY - WHT
9	123298-05-01A	EA	SUNVISOR - 8" X 30" - GLACIER

DRIVERS COMPARTMENT GROUP (CONTINUED)

FRONT INTERIOR (CONTINUED)



KEY	PART NUMBER	U/M	DESCRIPTION
1	120231-01-02A	EA	FLOORING - RUBBER - 66.4" X 19.8"
2	136839-07-01A	EA	TRIM-J - CARPET EDGE/SLIDEOUT - 28.3" - BLACK
3	139955-19-03A	EA	TRIM - STEP/ENTRY - 29.5" - BLACK
4	136002-63-03A	EA	ANGLE-W/HOLES,BLK



KEY	PART NUMBER	U/M	DESCRIPTION
1*	091990-08-01A	EA	SEAT BELT - 3 POINT - .766" DIAMETER HOLE IN D-LOOP BRKT
2	127598-01-01A	EA	ADJUSTER - SEATBELT - D-LOOP
3	127598-02-000	EA	NUT - HEX FLANGE - M10 X 1.5 - CLASS 10

*COMPONENT PARTS LISTED LATER IN THIS GROUP

COMPONENT PARTS FOR FRONT INTERIOR

091990-08-01A

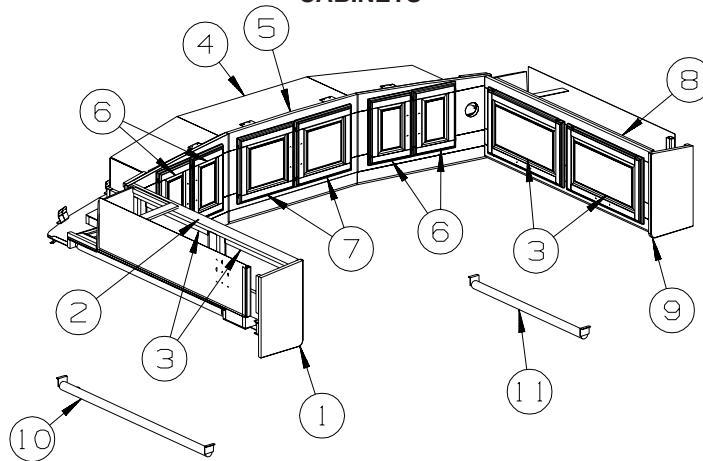
KEY	PART NUMBER	U/M	DESCRIPTION	VENDOR NO.
	091990-01-701	EA	EXTENDER 9" FOR A8408 3 PT	I-1331-02
	091990-01-703	EA	RECEIVER/FEMALE END-SEATBELT	I-1159-02
	091990-05-700	EA	SLEEVE/BUCKLE COVER-PLASTIC	209S-2
	091990-05-701	EA	CAP/COVER - BOLT HOLE COVER	209SC-02
	091990-05-702	EA	SLEEVE/RETRACTABLE COVER	309C-02

094499-02-000

KEY	PART NUMBER	U/M	DESCRIPTION	VENDOR NO
	094499-01-700	EA	BRACKET MTG. W/PLAS. STRAP	294039

DRIVERS COMPARTMENT GROUP (CONTINUED)

CABINETS



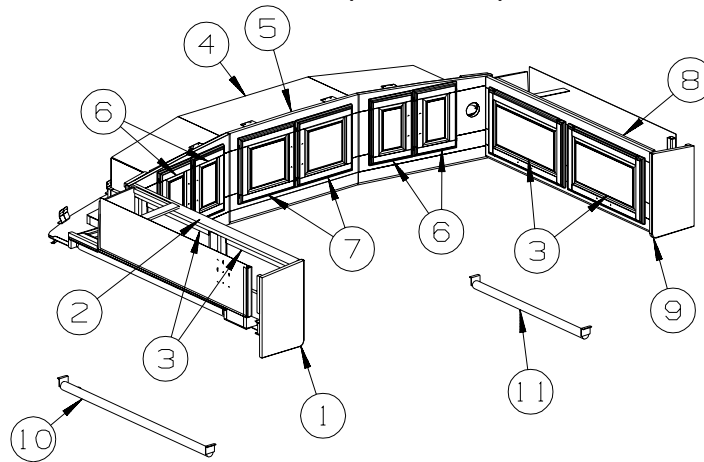
W/O TV

KEY	PART NUMBER	U/M	DESCRIPTION
1	145719-21-R83	EA	END CAP - OVERHEAD CABINET - PORTSMOUTH OAK
1	145719-21-R84	EA	END CAP - OVERHEAD CABINET - CONCERT CHERRY
1	145719-21-R91	EA	END CAP - OVERHEAD CABINET - WASHED MAPLE
1	145719-21-RE0	EA	END CAP - OVERHEAD CABINET - HONEY CHERRY
2	145719-01-R83	EA	CABINET - OVERHEAD/FRONT/LEFT HAND - W/O DOORS/HARDWARE - PORTSMOUTH OAK
2	145719-01-R84	EA	CABINET - OVERHEAD/FRONT/LEFT HAND - W/O DOORS/HARDWARE - CONCERT CHERRY
2	145719-01-SD2	EA	CABINET - OVERHEAD/FRONT/LEFT HAND - W/O DOORS/HARDWARE - WASHED MAPLE
2	145719-01-RE0	EA	CABINET - OVERHEAD/FRONT/LEFT HAND - W/O DOORS/HARDWARE - HONEY CHERRY
3	143959-56-SD0	EA	DOOR - RAISED PANEL/OGEE EDGE - 12.4" X 20.8" - W/O HDW - PORTSMOUTH OAK FROM: 00-00-00 THRU: 05-02-04
3	143959-69-SD0	EA	DOOR - RAISED PANEL/OGEE EDGE - 12.4" X 20.8" - W/O HDW - PORTSMOUTH OAK FROM: 05-03-04 THRU: 99-99-99
3	143959-56-SD1	EA	DOOR - RAISED PANEL/OGEE EDGE - 12.4" X 20.8" - W/O HDW - CONCERT CHERRY FROM: 00-00-00 THRU: 05-02-04
3	143959-69-SD1	EA	DOOR - RAISED PANEL/OGEE EDGE - 12.4" X 20.8" - W/O HDW - CONCERT CHERRY FROM: 05-03-04 THRU: 99-99-99
3	143959-56-SD2	EA	DOOR - RAISED PANEL/OGEE EDGE - 12.4" X 20.8" - W/O HDW - WASHED MAPLE FROM: 00-00-00 THRU: 05-02-04
3	143959-69-SD2	EA	DOOR - RAISED PANEL/OGEE EDGE - 12.4" X 20.8" - W/O HDW - WASHED MAPLE FROM: 05-03-04 THRU: 99-99-99
3	143959-56-SD3	EA	DOOR - RAISED PANEL/OGEE EDGE - 12.4" X 20.8" - W/O HDW - HONEY CHERRY FROM: 00-00-00 THRU: 05-02-04
3	143959-69-SD3	EA	DOOR - RAISED PANEL/OGEE EDGE - 12.4" X 20.8" - W/O HDW - HONEY CHERRY FROM: 05-03-04 THRU: 99-99-99
3	143959-56-ST0	EA	DOOR - RAISED PNL/OGEE EDGE-12.4"X20.8"-W/O HDW-PORTSMOUTH OAK - STAINLESS STEEL PKG FROM: 00-00-00 THRU: 05-02-04
3	143959-69-ST0	EA	DOOR - RAISED PNL/OGEE EDGE-12.4"X20.8"-W/O HDW-PORTSMOUTH OAK - STAINLESS STEEL PKG FROM: 05-03-04 THRU: 99-99-99
3	143959-56-ST1	EA	DOOR - RAISED PNL/OGEE EDGE-12.4"X20.8"-W/O HDW-CONCERT CHERRY - STAINLESS STEEL PKG FROM: 00-00-00 THRU: 05-02-04
3	143959-69-ST1	EA	DOOR - RAISED PNL/OGEE EDGE-12.4"X20.8"-W/O HDW-CONCERT CHERRY - STAINLESS STEEL PKG FROM: 05-03-04 THRU: 99-99-99
3	143959-56-ST2	EA	DOOR - RAISED PANEL/OGEE EDGE-12.4"X20.8"-W/O HDW-WASHED MAPLE - STAINLESS STEEL PKG FROM: 00-00-00 THRU: 05-02-04
3	143959-69-ST2	EA	DOOR - RAISED PANEL/OGEE EDGE-12.4"X20.8"-W/O HDW-WASHED MAPLE - STAINLESS STEEL PKG FROM: 05-03-04 THRU: 99-99-99
3	143959-56-ST3	EA	DOOR - RAISED PANEL/OGEE EDGE-12.4"X20.8"-W/O HDW-HONEY CHERRY - STAINLESS STEEL PKG FROM: 00-00-00 THRU: 05-02-04
3	143959-69-ST3	EA	DOOR - RAISED PANEL/OGEE EDGE-12.4"X20.8"-W/O HDW-HONEY CHERRY - STAINLESS STEEL PKG FROM: 05-03-04 THRU: 99-99-99
4	145729-01-R83	EA	PANEL-CLOSEOUT/OVERHEAD/FRONT- SAT SYS IN-MOTION W/O RCVR/SATELLITE DISH-AUTOMATIC
4	145729-02-R83	EA	PANEL/CLOSEOUT - OVERHEAD/FRONT - SATELLITE DISH & ELEV SENSOR
5	145717-01-R83	EA	CABINET - OVERHEAD/FRONT - W/O DOORS/HARDWARE - PORTSMOUTH OAK
5	145717-01-R84	EA	CABINET - OVERHEAD/FRONT - W/O DOORS/HARDWARE - CONCERT CHERRY
5	145717-01-SD2	EA	CABINET - OVERHEAD/FRONT - W/O DOORS/HARDWARE - WASHED MAPLE
5	145717-01-RE0	EA	CABINET - OVERHEAD/FRONT - W/O DOORS/HARDWARE - HONEY CHERRY

DRIVERS COMPARTMENT GROUP (CONTINUED)
CABINETS (CONTINUED)

KEY	PART NUMBER	U/M	DESCRIPTION
6	143959-54-SD0	EA	DOOR - RAISED PANEL/OGEE EDGE - 8.6" X 12.4" - W/O HDW - PORTSMOUTH OAK FROM: 00-00-00 THRU: 05-02-04
6	143959-70-SD0	EA	DOOR - RAISED PANEL/OGEE EDGE - 8.7" X 12.4" - W/O HDW - PORTSMOUTH OAK FROM: 05-03-04 THRU: 99-99-99
6	143959-54-SD1	EA	DOOR - RAISED PANEL/OGEE EDGE - 8.6" X 12.4" - W/O HDW - CONCERT CHERRY FROM: 00-00-00 THRU: 05-02-04
6	143959-70-SD1	EA	DOOR - RAISED PANEL/OGEE EDGE - 8.7" X 12.4" - W/O HDW - CONCERT CHERRY FROM: 05-03-04 THRU: 99-99-99
6	143959-54-SD2	EA	DOOR - RAISED PANEL/OGEE EDGE - 8.6" X 12.4" - W/O HDW - WASHED MAPLE FROM: 00-00-00 THRU: 05-02-04
6	143959-70-SD2	EA	DOOR - RAISED PANEL/OGEE EDGE - 8.7" X 12.4" - W/O HDW - WASHED MAPLE FROM: 05-03-04 THRU: 99-99-99
6	143959-54-SD3	EA	DOOR - RAISED PANEL/OGEE EDGE - 8.6" X 12.4" - W/O HDW - HONEY CHERRY FROM: 00-00-00 THRU: 05-02-04
6	143959-70-SD3	EA	DOOR - RAISED PANEL/OGEE EDGE - 8.7" X 12.4" - W/O HDW - HONEY CHERRY FROM: 05-03-04 THRU: 99-99-99
6	143959-54-ST0	EA	DOOR - RAISED PNL/OGEE EDGE-8.6"X12.4"-W/O HDW - PORTSMOUTH OAK - STAINLESS STEEL PKG FROM: 00-00-00 THRU: 05-02-04
6	143959-70-ST0	EA	DOOR - RAISED PNL/OGEE EDGE-8.7"X12.4"-W/O HDW - PORTSMOUTH OAK - STAINLESS STEEL PKG FROM: 05-03-04 THRU: 99-99-99
6	143959-54-ST1	EA	DOOR - RAISED PNL/OGEE EDGE-8.6"X12.4"-W/O HDW - CONCERT CHERRY - STAINLESS STEEL PKG FROM: 00-00-00 THRU: 05-02-04
6	143959-70-ST1	EA	DOOR - RAISED PNL/OGEE EDGE-8.7"X12.4"-W/O HDW - CONCERT CHERRY - STAINLESS STEEL PKG FROM: 05-03-04 THRU: 99-99-99
6	143959-54-ST2	EA	DOOR - RAISED PANEL/OGEE EDGE-8.6"X12.4"-W/O HDW - WASHED MAPLE - STAINLESS STEEL PKG FROM: 00-00-00 THRU: 05-02-04
6	143959-70-ST2	EA	DOOR - RAISED PANEL/OGEE EDGE-8.7"X12.4"-W/O HDW - WASHED MAPLE - STAINLESS STEEL PKG FROM: 05-03-04 THRU: 99-99-99
6	143959-54-ST3	EA	DOOR - RAISED PANEL/OGEE EDGE-8.6"X12.4"-W/O HDW - HONEY CHERRY - STAINLESS STEEL PKG FROM: 00-00-00 THRU: 05-02-04
6	143959-70-ST3	EA	DOOR - RAISED PANEL/OGEE EDGE-8.7"X12.4"-W/O HDW - HONEY CHERRY - STAINLESS STEEL PKG FROM: 05-03-04 THRU: 99-99-99
7	143959-55-SD0	EA	DOOR - RAISED PANEL/OGEE EDGE - 12.6" X 12.4" - W/O HDW - PORTSMOUTH OAK FROM: 00-00-00 THRU: 05-02-04
7	143959-71-SD0	EA	DOOR - RAISED PANEL/OGEE EDGE - 8.7" X 12.4" - W/O HDW - PORTSMOUTH OAK FROM: 05-03-04 THRU: 99-99-99
7	143959-55-SD1	EA	DOOR - RAISED PANEL/OGEE EDGE - 12.6" X 12.4" - W/O HDW - CONCERT CHERRY FROM: 00-00-00 THRU: 05-02-04
7	143959-71-SD1	EA	DOOR - RAISED PANEL/OGEE EDGE - 8.7" X 12.4" - W/O HDW - CONCERT CHERRY FROM: 05-03-04 THRU: 99-99-99
7	143959-55-SD2	EA	DOOR - RAISED PANEL/OGEE EDGE - 12.6" X 12.4" - W/O HDW - WASHED MAPLE FROM: 00-00-00 THRU: 05-02-04
7	143959-71-SD2	EA	DOOR - RAISED PANEL/OGEE EDGE - 8.7" X 12.4" - W/O HDW - WASHED MAPLE FROM: 05-03-04 THRU: 99-99-99
7	143959-55-SD3	EA	DOOR - RAISED PANEL/OGEE EDGE - 12.6" X 12.4" - W/O HDW - HONEY CHERRY FROM: 00-00-00 THRU: 05-02-04
7	143959-71-SD3	EA	DOOR - RAISED PANEL/OGEE EDGE - 8.7" X 12.4" - W/O HDW - HONEY CHERRY FROM: 05-03-04 THRU: 99-99-99
7	143959-55-ST0	EA	DOOR - RAISED PNL/OGEE EDGE-12.6"X12.4"-W/O HDW-PORTSMOUTH OAK - STAINLESS STEEL PKG FROM: 00-00-00 THRU: 05-02-04
7	143959-71-ST0	EA	DOOR - RAISED PNL/OGEE EDGE-8.7"X12.4"-W/O HDW - PORTSMOUTH OAK - STAINLESS STEEL PKG FROM: 05-03-04 THRU: 99-99-99
7	143959-55-ST1	EA	DOOR - RAISED PNL/OGEE EDGE-12.6"X12.4"-W/O HDW-CONCERT CHERRY - STAINLESS STEEL PKG FROM: 00-00-00 THRU: 05-02-04
7	143959-71-ST1	EA	DOOR - RAISED PNL/OGEE EDGE-8.7"X12.4"-W/O HDW - CONCERT CHERRY - STAINLESS STEEL PKG FROM: 05-03-04 THRU: 99-99-99
7	143959-55-ST2	EA	DOOR - RAISED PANEL/OGEE EDGE-12.6"X12.4"-W/O HDW-WASHED MAPLE - STAINLESS STEEL PKG FROM: 00-00-00 THRU: 05-02-04
7	143959-71-ST2	EA	DOOR - RAISED PANEL/OGEE EDGE-8.7"X12.4"-W/O HDW - WASHED MAPLE - STAINLESS STEEL PKG FROM: 05-03-04 THRU: 99-99-99
7	143959-55-ST3	EA	DOOR - RAISED PANEL/OGEE EDGE-12.6"X12.4"-W/O HDW-HONEY CHERRY - STAINLESS STEEL PKG FROM: 00-00-00 THRU: 05-02-04
7	143959-71-ST3	EA	DOOR - RAISED PANEL/OGEE EDGE-8.7"X12.4"-W/O HDW - HONEY CHERRY - STAINLESS STEEL PKG FROM: 05-03-04 THRU: 99-99-99

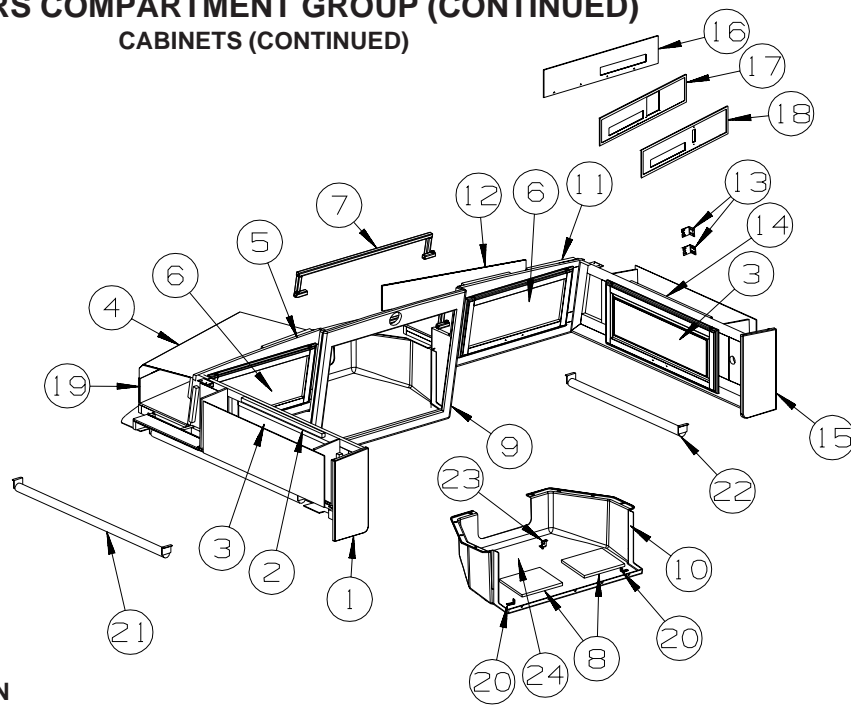
DRIVERS COMPARTMENT GROUP (CONTINUED)
CABINETS (CONTINUED)



W/O TV

KEY	PART NUMBER	U/M	DESCRIPTION
8	145718-01-R83	EA	CABINET - OVERHEAD/FRONT/RIGHT HAND - W/O DOORS/HARDWARE - PORTSMOUTH OAK
8	145718-01-R84	EA	CABINET - OVERHEAD/FRONT/RIGHT HAND - W/O DOORS/HARDWARE - CONCERT CHERRY
8	145718-01-SD2	EA	CABINET - OVERHEAD/FRONT/RIGHT HAND - W/O DOORS/HARDWARE - WASHED MAPLE
8	145718-01-RE0	EA	CABINET - OVERHEAD/FRONT/RIGHT HAND - W/O DOORS/HARDWARE - HONEY CHERRY
9	145718-22-R83	EA	END CAP - OVERHEAD CABINET - PORTSMOUTH OAK
9	145718-22-R84	EA	END CAP - OVERHEAD CABINET - CONCERT CHERRY
9	145718-22-R91	EA	END CAP - OVERHEAD CABINET - WASHED MAPLE
9	145718-22-RE0	EA	END CAP - OVERHEAD CABINET - HONEY CHERRY
10	126841-03-000	EA	SHADE - PULL - CHARCOAL MESH - 40.3" X 60"
10	126841-09-000	EA	SHADE - PULL - CHARCOAL MESH - 40.25" X 60" - STAINLESS STEEL PKG
11	126841-04-000	EA	SHADE - PULL - CHARCOAL MESH - 30.3" X 60"
11	126841-05-000	EA	SHADE - PULL - CHARCOAL MESH - 30.3" X 60" - STAINLESS STEEL PKG

DRIVERS COMPARTMENT GROUP (CONTINUED)
CABINETS (CONTINUED)



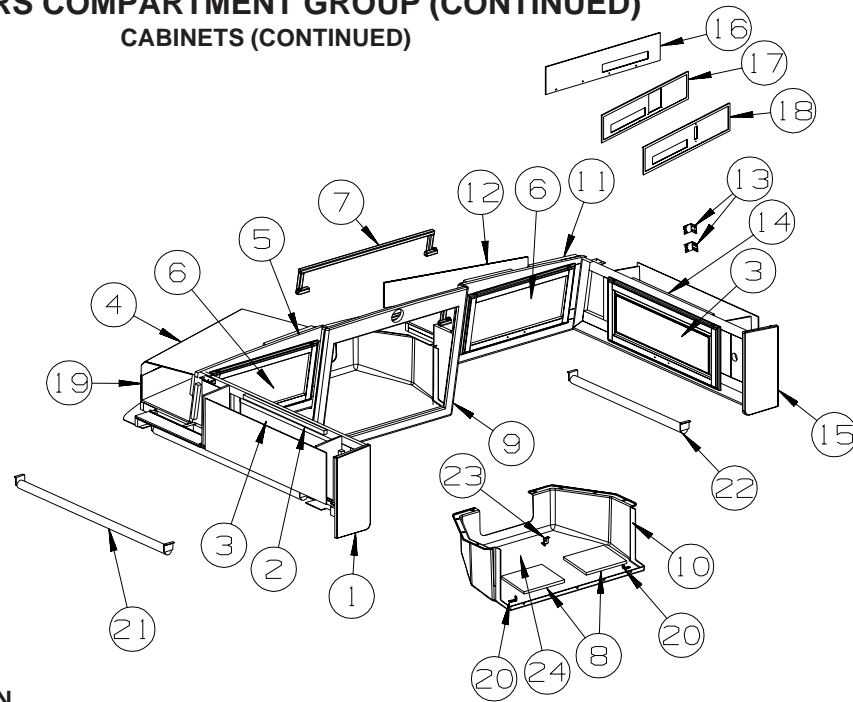
KEY	PART NUMBER	U/M	DESCRIPTION
1	146568-36-R83	EA	END CAP - OVERHEAD CABINET - PORTSMOUTH OAK
1	146568-36-R84	EA	END CAP - OVERHEAD CABINET - CONCERT CHERRY
1	146568-36-R91	EA	END CAP - OVERHEAD CABINET - WASHED MAPLE
1	146568-36-RE0	EA	END CAP - OVERHEAD CABINET - HONEY CHERRY
2	146568-02-SD0	EA	CABINET - FRONT/DRIVER SIDE - W/O DOORS/HARDWARE (SD0, ST0)
2	146568-02-SD1	EA	CABINET - FRONT/DRIVER SIDE - W/O DOORS/HARDWARE (SD1, ST1)
2	146568-02-SD2	EA	CABINET - FRONT/DRIVER SIDE - W/O DOORS/HARDWARE (SD2, ST2)
2	146568-02-SD3	EA	CABINET - FRONT/DRIVER SIDE - W/O DOORS/HARDWARE (SD3, ST3)
2	146568-02-SD4	EA	CABINET - FRONT/DRIVER SIDE - W/O DOORS/HARDWARE (SD4, ST4)
2	146568-02-SD5	EA	CABINET - FRONT/DRIVER SIDE - W/O DOORS/HARDWARE (SD5, ST5)
2	146568-02-SD6	EA	CABINET - FRONT/DRIVER SIDE - W/O DOORS/HARDWARE (SD6, ST6)
2	146568-02-SD7	EA	CABINET - FRONT/DRIVER SIDE - W/O DOORS/HARDWARE (SD7, ST7)
2	146568-02-SE0	EA	CABINET - FRONT/DRIVER SIDE - W/O DOORS/HARDWARE (SE0, SV0)
2	146568-02-SE1	EA	CABINET - FRONT/DRIVER SIDE - W/O DOORS/HARDWARE (SE1, SV1)
2	146568-02-SE2	EA	CABINET - FRONT/DRIVER SIDE - W/O DOORS/HARDWARE (SE2, SV2)
2	146568-02-SE3	EA	CABINET - FRONT/DRIVER SIDE - W/O DOORS/HARDWARE (SE3, SV3)
3	143959-57-SD0	EA	DOOR - RAISED PANEL/OGEE EDGE - 12" X 30.3" - W/O HDW - PORTSMOUTH OAK FROM: 00-00-00 THRU: 05-02-04
3	143959-61-SD0	EA	DOOR - RAISED PANEL/OGEE EDGE - 12" X 30.3" - W/O HDW - PORTSMOUTH OAK FROM: 05-03-04 THRU: 99-99-99
3	143959-57-SD1	EA	DOOR - RAISED PANEL/OGEE EDGE - 12" X 30.3" - W/O HDW - CONCERT CHERRY FROM: 00-00-00 THRU: 05-02-04
3	143959-61-SD1	EA	DOOR - RAISED PANEL/OGEE EDGE - 12" X 30.3" - W/O HDW - CONCERT CHERRY FROM: 05-03-04 THRU: 99-99-99
3	143959-57-SD2	EA	DOOR - RAISED PANEL/OGEE EDGE - 12" X 30.3" - W/O HDW - WASHED MAPLE FROM: 00-00-00 THRU: 05-02-04
3	143959-61-SD2	EA	DOOR - RAISED PANEL/OGEE EDGE - 12" X 30.3" - W/O HDW - WASHED MAPLE FROM: 05-03-04 THRU: 99-99-99
3	143959-57-SD3	EA	DOOR - RAISED PANEL/OGEE EDGE - 12" X 30.3" - W/O HDW - HONEY CHERRY FROM: 00-00-00 THRU: 05-02-04
3	143959-61-SD3	EA	DOOR - RAISED PANEL/OGEE EDGE - 12" X 30.3" - W/O HDW - HONEY CHERRY FROM: 05-03-04 THRU: 99-99-99
3	143959-57-ST0	EA	DOOR - RAISED PANEL/OGEE EDGE-12"X30.3"-W/O HDW-PORTSMOUTH OAK- STAINLESS STEEL PKG FROM: 00-00-00 THRU: 05-02-04
3	143959-61-ST0	EA	DOOR - RAISED PANEL/OGEE EDGE-12"X30.3"-W/O HDW-PORTSMOUTH OAK- STAINLESS STEEL PKG FROM: 05-03-04 THRU: 99-99-99
3	143959-57-ST1	EA	DOOR - RAISED PANEL/OGEE EDGE-12"X30.3"-W/O HDW-CONCERT CHERRY- STAINLESS STEEL PKG FROM: 00-00-00 THRU: 05-02-04
3	143959-61-ST1	EA	DOOR - RAISED PANEL/OGEE EDGE-12"X30.3"-W/O HDW-CONCERT CHERRY- STAINLESS STEEL PKG FROM: 05-03-04 THRU: 99-99-99
3	143959-57-ST2	EA	DOOR - RAISED PANEL/OGEE EDGE - 12"X30.3"- W/O HDW - WASHED MAPLE- STAINLESS STEEL PKG FROM: 00-00-00 THRU: 05-02-04

DRIVERS COMPARTMENT GROUP (CONTINUED)
CABINETS (CONTINUED)

KEY	PART NUMBER	U/M	DESCRIPTION
3	143959-61-ST2	EA	DOOR - RAISED PANEL/OGEE EDGE - 12"X30.3" - W/O HDW - WASHED MAPLE- STAINLESS STEEL PKG FROM: 05-03-04 THRU: 99-99-99
3	143959-57-ST3	EA	DOOR - RAISED PANEL/OGEE EDGE - 12"X30.3" - W/O HDW - HONEY CHERRY- STAINLESS STEEL PKG FROM: 00-00-00 THRU: 05-02-04
3	143959-61-ST3	EA	DOOR - RAISED PANEL/OGEE EDGE - 12"X30.3" - W/O HDW - HONEY CHERRY- STAINLESS STEEL PKG FROM: 05-03-04 THRU: 99-99-99
4	132909-10-SD0	EA	PANEL - VINYL COVERED
5	145656-04-R83	EA	CABINET - OVERHEAD/FRONT - W/O DOORS/HARDWARE - PORTSMOUTH OAK
5	145656-04-R84	EA	CABINET - OVERHEAD/FRONT - W/O DOORS/HARDWARE - CONCERT CHERRY
5	145656-04-SD2	EA	CABINET - OVERHEAD/FRONT - W/O DOORS/HARDWARE - WASHED MAPLE
5	145656-04-RE0	EA	CABINET - OVERHEAD/FRONT - W/O DOORS/HARDWARE - HONEY CHERRY
6	146028-01-R38	EA	DOOR - GLASS INSERT/OGEE EDGE - 12" X 23.8" - W/O HDW - PORTSMOUTH OAK FROM: 00-00-00 THRU: 05-02-04
6	146028-33-SD0	EA	DOOR - GLASS INSERT/OGEE EDGE - 12" X 23.8" - W/O HDW - PORTSMOUTH OAK FROM: 05-03-04 THRU: 99-99-99
6	146028-01-R39	EA	DOOR - GLASS INSERT/OGEE EDGE - 12" X 23.8" - W/O HDW - CONCERT CHERRY FROM: 00-00-00 THRU: 05-02-04
6	146028-33-SD1	EA	DOOR - GLASS INSERT/OGEE EDGE - 12" X 23.8" - W/O HDW - CONCERT CHERRY FROM: 05-03-04 THRU: 99-99-99
6	146028-01-SD2	EA	DOOR - GLASS INSERT/OGEE EDGE - 12" X 23.8" - W/O HDW - WASHED MAPLE FROM: 00-00-00 THRU: 05-02-04
6	146028-33-SD2	EA	DOOR - GLASS INSERT/OGEE EDGE - 12" X 23.8" - W/O HDW - WASHED MAPLE FROM: 05-03-04 THRU: 99-99-99
6	146028-01-RE0	EA	DOOR - GLASS INSERT/OGEE EDGE - 12" X 23.8" - W/O HDW - HONEY CHERRY FROM: 00-00-00 THRU: 05-02-04
6	146028-33-SD3	EA	DOOR - GLASS INSERT/OGEE EDGE - 12" X 23.8" - W/O HDW - HONEY CHERRY FROM: 05-03-04 THRU: 99-99-99
6	146028-01-ST0	EA	DOOR - GLASS INSERT/OGEE EDGE-12"X23.8"-W/O HDW-PORTSMOUTH OAK- STAINLESS STEEL PKG FROM: 00-00-00 THRU: 05-02-04
6	146028-33-ST0	EA	DOOR - GLASS INSERT/OGEE EDGE-12"X23.8"-W/O HDW-PORTSMOUTH OAK- STAINLESS STEEL PKG FROM: 05-03-04 THRU: 99-99-99
6	146028-01-ST1	EA	DOOR - GLASS INSERT/OGEE EDGE-12"X23.8"-W/O HDW-CONCERT CHERRY- STAINLESS STEEL PKG FROM: 00-00-00 THRU: 05-02-04
6	146028-33-ST1	EA	DOOR - GLASS INSERT/OGEE EDGE-12"X23.8"-W/O HDW-CONCERT CHERRY- STAINLESS STEEL PKG FROM: 05-03-04 THRU: 99-99-99
6	146028-01-ST2	EA	DOOR - GLASS INSERT/OGEE EDGE-12"X23.8"- W/O HDW - WASHED MAPLE - STAINLESS STEEL PKG FROM: 00-00-00 THRU: 05-02-04
6	146028-33-ST2	EA	DOOR - GLASS INSERT/OGEE EDGE-12"X23.8"- W/O HDW - WASHED MAPLE - STAINLESS STEEL PKG FROM: 05-03-04 THRU: 99-99-99
6	146028-01-ST2	EA	DOOR - GLASS INSERT/OGEE EDGE-12"X23.8"- W/O HDW - HONEY CHERRY - STAINLESS STEEL PKG FROM: 00-00-00 THRU: 05-02-04
6	146028-33-ST2	EA	DOOR - GLASS INSERT/OGEE EDGE-12"X23.8"- W/O HDW - HONEY CHERRY - STAINLESS STEEL PKG FROM: 05-03-04 THRU: 99-99-99
	100708-32-000	EA	DOOR/GLASS - TV CABINET - 9.24" X 21.03" - W/O HARDWARE FROM: 00-00-00 THRU: 05-02-04
	100708-48-000	EA	DOOR - GLASS, TV CABINET 202 X 502 FROM: 05-03-04 THRU: 99-99-99
	133790-18-02B	EA	STRAP- TIEDOWN - TV - E-COATED FROM: 00-00-00 THRU: 07-25-04
7	151954-02-02B	EA	BRACKET/HOLD DOWN - TV - E-COATED FROM: 07-26-04 THRU: 99-99-99
	152665-01-01A	EA	CAP - TUBE - 3/4" X 3/4" X 1" - RUBBER/BLACK
8	140364-01-01A	EA	FOAM - PAD - .5" X 8" X 8" FROM: 00-00-00 THRU: 07-25-04
9	145658-02-R38	EA	CABINET/FACE - TV/FRONT OVERHEAD - W/O DOORS/HARDWARE - PORTSMOUTH OAK FROM: 00-00-00 THRU: 07-25-04
9	151804-02-SA0	EA	CABINET/FACE - TV - W/O HARDWARE - PORTSMOUTH OAK FROM: 07-26-04 THRU: 99-99-99
9	145658-02-R39	EA	CABINET/FACE - TV/FRONT OVERHEAD - W/O DOORS/HARDWARE - CONCERT CHERRY FROM: 00-00-00 THRU: 07-25-04
9	151804-02-SA1	EA	CABINET/FACE - TV - W/O HARDWARE - CONCERT CHERRY FROM: 07-26-04 THRU: 99-99-99

DRIVERS COMPARTMENT GROUP (CONTINUED)

CABINETS (CONTINUED)



W/TV

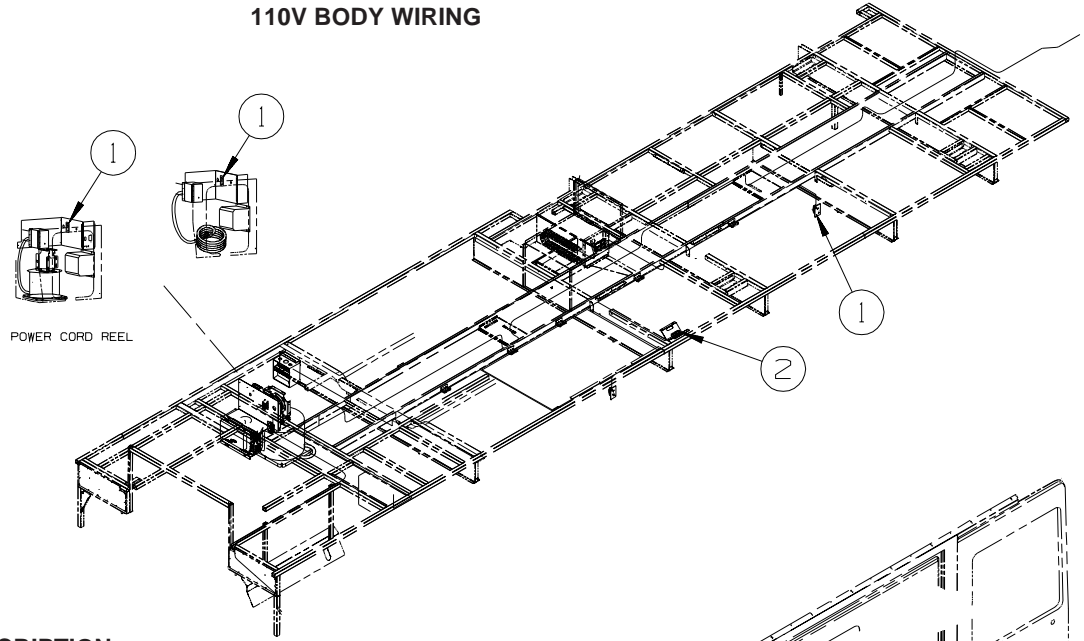
KEY	PART NUMBER	U/M	DESCRIPTION
9	145658-02-R46	EA	CABINET/FACE - TV/FRONT OVERHEAD - W/O DOORS/HARDWARE - WASHED MAPLE FROM: 00-00-00 THRU: 07-25-04
9	151804-02-SA2	EA	CABINET/FACE - TV - W/O HARDWARE - WASHED MAPLE FROM: 07-26-04 THRU: 99-99-99
9	145658-02-RE0	EA	CABINET/FACE - TV/FRONT OVERHEAD - W/O DOORS/HARDWARE - HONEY CHERRY FROM: 00-00-00 THRU: 07-25-04
9	151804-02-SD3	EA	CABINET/FACE - TV - W/O HARDWARE - HONEY CHERRY FROM: 07-26-04 THRU: 99-99-99
10	145659-01-01A	EA	COVER - FRONT TV/OVERHEAD - GLACIER
11	145656-03-R83	EA	CABINET - OVERHEAD/FRONT - W/O DOORS/HARDWARE - PORTSMOUTH OAK
11	145656-03-R84	EA	CABINET - OVERHEAD/FRONT - W/O DOORS/HARDWARE - CONCERT CHERRY
11	145656-03-SD2	EA	CABINET - OVERHEAD/FRONT - W/O DOORS/HARDWARE - WASHED MAPLE
11	145656-03-RE0	EA	CABINET - OVERHEAD/FRONT - W/O DOORS/HARDWARE - HONEY CHERRY
12	132909-04-R83	EA	PANEL - VINYL COVERED
13	140309-03-02B	EA	ANGLE - FURNACE DOOR - E-COATED
14	146568-01-SD0	EA	CABINET - FRONT/PASSENGER SIDE - W/O DOORS/HARDWARE (SD0, ST0)
14	146568-01-SD1	EA	CABINET - FRONT/PASSENGER SIDE - W/O DOORS/HARDWARE (SD1, ST1)
14	146568-01-SD2	EA	CABINET - FRONT/PASSENGER SIDE - W/O DOORS/HARDWARE (SD2, ST2)
14	146568-01-SD3	EA	CABINET - FRONT/PASSENGER SIDE - W/O DOORS/HARDWARE (SD3, ST3)
14	146568-01-SD4	EA	CABINET - FRONT/PASSENGER SIDE - W/O DOORS/HARDWARE (SD4, ST4)
14	146568-01-SD5	EA	CABINET - FRONT/PASSENGER SIDE - W/O DOORS/HARDWARE (SD5, ST5)
14	146568-01-SD6	EA	CABINET - FRONT/PASSENGER SIDE - W/O DOORS/HARDWARE (SD6, ST6)
14	146568-01-SD7	EA	CABINET - FRONT/PASSENGER SIDE - W/O DOORS/HARDWARE (SD7, ST7)
14	146568-01-SE0	EA	CABINET - FRONT/PASSENGER SIDE - W/O DOORS/HARDWARE (SE0, SV0)
14	146568-01-SE1	EA	CABINET - FRONT/PASSENGER SIDE - W/O DOORS/HARDWARE (SE1, SV1)
14	146568-01-SE2	EA	CABINET - FRONT/PASSENGER SIDE - W/O DOORS/HARDWARE (SE2, SV2)
14	146568-01-SE3	EA	CABINET - FRONT/PASSENGER SIDE - W/O DOORS/HARDWARE (SE3, SV3)
15	146568-24-R83	EA	END CAP - OVERHEAD CABINET - PORTSMOUTH OAK
15	146568-24-R84	EA	END CAP - OVERHEAD CABINET - CONCERT CHERRY
15	146568-24-R91	EA	END CAP - OVERHEAD CABINET - WASHED MAPLE
15	146568-24-RE0	EA	END CAP - OVERHEAD CABINET - HONEY CHERRY
16	144652-03-R83	EA	PANEL/VINYL COVERED - WIRE HOLE CUT (SATELLITE SYSTEM)
17	144652-08-R83	EA	PANEL/VINYL COVERED - WIRE HOLE CUT (SATELLITE DISH POWER) - AUTOMATIC SATELLITE DISH
18	144652-09-R83	EA	PANEL/VINYL COVERED - WIRE HOLE CUT(SATELLITE SYS MOTION)-IN-MOTION SATELLITE SYSTEM FROM: 00-00-00 THRU: 12-12-04
18	144652-15-S64	EA	PANEL/VINYL COVERED-IN-MOTION SATELLITE SYSTEM FROM: 12-13-04 THRU: 99-99-99
19	132909-08-R83	EA	PANEL - VINYL COVERED
	146030-01-02B	EA	ANGLE/FORMED - W/STUD WELD - E-COATED FROM: 00-00-00 THRU: 07-25-04
20	152168-01-02B	EA	ANGLE/FORMED - W/SLOT - E-COATED FROM: 07-26-04 THRU: 99-99-99

DRIVERS COMPARTMENT GROUP (CONTINUED)
CABINETS (CONTINUED)

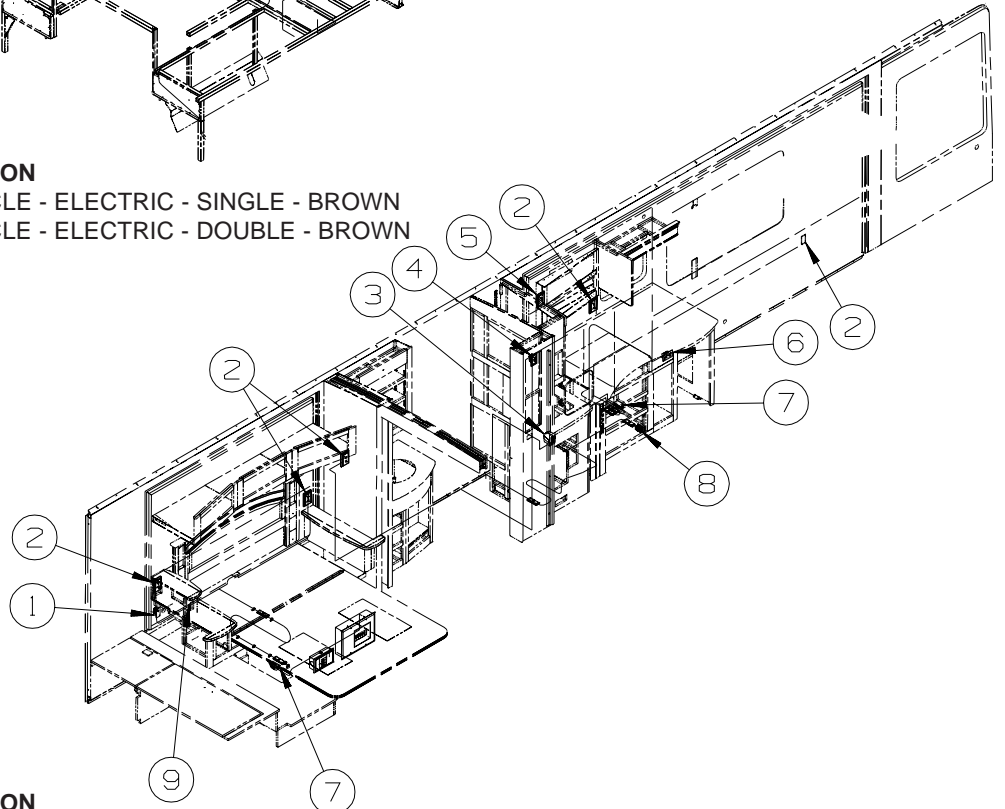
KEY	PART NUMBER	U/M	DESCRIPTION
21	126841-03-000	EA	SHADE - PULL - CHARCOAL MESH - 40.3" X 60"
21	126841-09-000	EA	SHADE - PULL - CHARCOAL MESH - 40.25" X 60" - STAINLESS STEEL PKG
22	126841-04-000	EA	SHADE - PULL - CHARCOAL MESH - 30.3" X 60"
22	126841-05-000	EA	SHADE - PULL - CHARCOAL MESH - 30.3" X 60" - STAINLESS STEEL PKG FROM: 07-26-04 THRU: 99-99-99
23	152025-02-02B	EA	ANGLE/FORMED - W/O STUD - E-COATED FROM: 07-26-04 THRU: 99-99-99
24	152175-01-SA0	EA	PANEL - TV, OVHD - FRONT - PORTSMOUTH OAK FROM: 07-26-04 THRU: 99-99-99
24	152175-01-SA1	EA	PANEL - TV, OVHD - FRONT - CONCERT CHERRY FROM: 07-26-04 THRU: 99-99-99
24	152175-01-SA2	EA	PANEL - TV, OVHD - FRONT - WASHED MAPLE FROM: 07-26-04 THRU: 99-99-99
24	152175-01-SD3	EA	PANEL - TV, OVHD - FRONT - HONEY CHERRY FROM: 07-26-04 THRU: 99-99-99

ELECTRICAL GROUP

110V BODY WIRING



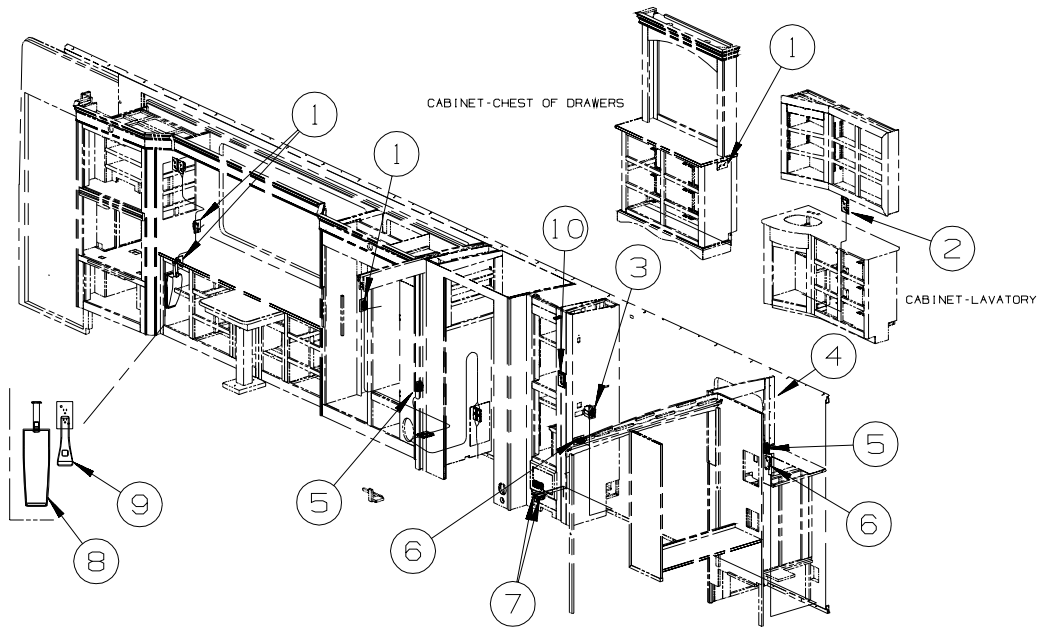
KEY	PART NUMBER	U/M	DESCRIPTION
1	058708-05-000	EA	RECEPTACLE - ELECTRIC - SINGLE - BROWN
2	058708-01-000	EA	RECEPTACLE - ELECTRIC - DOUBLE - BROWN



KEY	PART NUMBER	U/M	DESCRIPTION
1	058707-01-000	EA	RECEPTACLE - ELECTRIC - SINGLE - BROWN
2	133713-20-SD0	EA	SPACER/RECEPTACLE - SOLID - OAK/PORTSMOUTH OAK - PORTSMOUTH OAK
2	133713-20-SD1	EA	SPACER/RECEPTACLE - SOLID - CHERRY/CHERRY IV - CONCERT CHERRY
2	133713-20-SD2	EA	SPACER/RECEPTACLE - SOLID - MAPLE/WASHED MAPLE - WASHED MAPLE
2	133713-20-SD3	EA	SPACER/RECEPTACLE - SOLID - CHERRY/HONEY - HONEY CHERRY
2	058708-06-000	EA	RECEPTACLE - DUPLEX - WHITE
3	147446-01-02A	EA	RECEPTACLE - GFCI - 15A 125V - BROWN
3	147450-01-02A	EA	PLATE - ELECTRICAL OUTLET - BROWN
4	084420-01-000	EA	SWITCH - TOGGLE - 15 AMP/120 VOLT - BROWN
4	083588-02-000	EA	LABEL - ON/OFF - ENGINE HEATER
5	133713-20-SD0	EA	SPACER/RECEPTACLE - SOLID - OAK/PORTSMOUTH OAK - PORTSMOUTH OAK
5	133713-20-SD1	EA	SPACER/RECEPTACLE - SOLID - CHERRY/CHERRY IV - CONCERT CHERRY
5	133713-20-SD2	EA	SPACER/RECEPTACLE - SOLID - MAPLE/WASHED MAPLE - WASHED MAPLE
5	133713-20-SD3	EA	SPACER/RECEPTACLE - SOLID - CHERRY/HONEY - HONEY CHERRY
5	058708-05-000	EA	RECEPTACLE - ELECTRIC - SINGLE - BROWN
6	058708-01-000	EA	RECEPTACLE - ELECTRIC - DOUBLE - BROWN
7	058707-02-000	EA	RECEPTACLE - BLANK - JUNCTION BOX
8	058708-05-000	EA	RECEPTACLE - ELECTRIC - SINGLE - BROWN
9	133713-25-SD0	EA	SPACER/RECEPTACLE - 110V/12V-PHONE - SOLID - OAK/PORTS OAK - PORTSMOUTH OAK
9	133713-25-SD1	EA	SPACER/RECEPTACLE - 110V/12V-PHONE - SOLID - CHERRY/CHERRY - CONCERT CHERRY
9	133713-25-SD2	EA	SPACER/RECEPTACLE - 110V/12V-PHONE - SOLID-MAPLE/WASHED MPL - WASHED MAPLE
9	133713-25-SD3	EA	SPACER/RECEPTACLE - 110V/12V-PHONE - SOLID - CHERRY/HONEY - HONEY CHERRY

ELECTRICAL GROUP (CONTINUED)

110V BODY WIRING (CONTINUED)

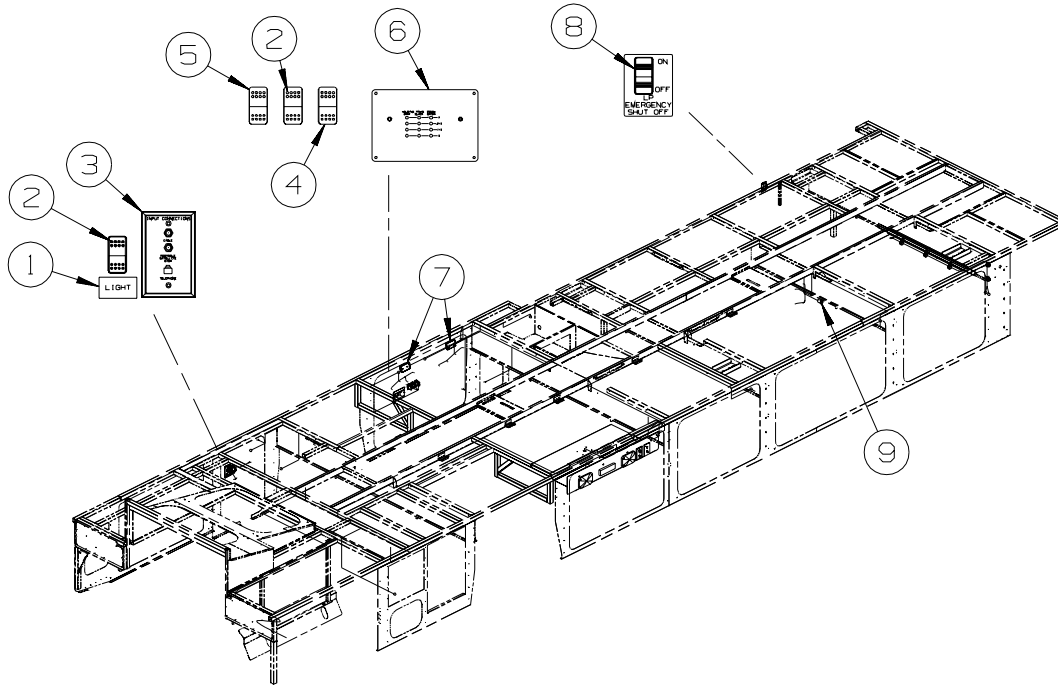


KEY	PART NUMBER	U/M	DESCRIPTION
1	058708-01-000	EA	RECEPTACLE - ELECTRIC - DOUBLE - BROWN
2	133713-20-SD0	EA	SPACER/RECEPTACLE - SOLID - OAK/PORTSMOUTH OAK - PORTSMOUTH OAK
2	133713-20-SD1	EA	SPACER/RECEPTACLE - SOLID - CHERRY/CHERRY IV - CONCERT CHERRY
2	133713-20-SD2	EA	SPACER/RECEPTACLE - SOLID - MAPLE/WASHED MAPLE - WASHED MAPLE
2	133713-20-SD3	EA	SPACER/RECEPTACLE - SOLID - CHERRY/HONEY - HONEY CHERRY
2	058708-06-000	EA	RECEPTACLE - DUPLEX - WHITE
3	147446-01-02A	EA	RECEPTACLE - GFCI - 15A 125V - BROWN
3	147450-01-02A	EA	PLATE - ELECTRICAL OUTLET - BROWN
4*	149049-01-000	EA	TV - 20" COLOR/STEREO - FLAT - SONY KV-20FS100
5	058707-01-000	EA	RECEPTACLE - ELECTRIC - SINGLE - BROWN
6	058708-05-000	EA	RECEPTACLE - ELECTRIC - SINGLE - BROWN
7	058707-02-000	EA	RECEPTACLE - BLANK - JUNCTION BOX
8	144676-01-000	EA	VACUUM CLEANER - RECHARGEABLE - EUREKA 77A
9	143981-01-000	EA	FLASHLIGHT - RECHARGEABLE - 13.3" X 6.8" X 3.5"
10	058708-06-000	EA	RECEPTACLE - DUPLEX - WHITE

***COMPONENT PARTS LISTED LATER IN THIS GROUP**

ELECTRICAL GROUP (CONTINUED)

12V BODY WIRING

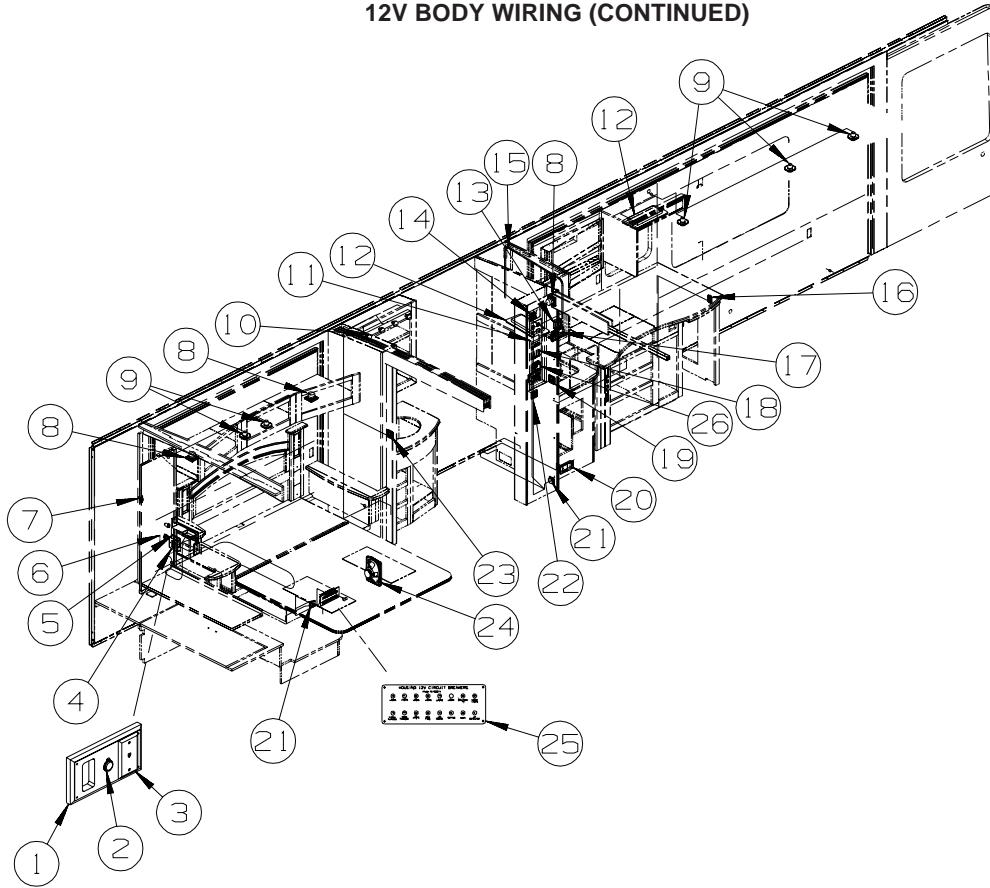


KEY	PART NUMBER	U/M	DESCRIPTION
1	130170-05-000	EA	LABEL - SWITCH PANEL
2	108357-05-000	EA	SWITCH - ROCKER - SPDT - ON/NONE/ON - 3 TERM - W/O COVER
2	108356-02-01A	EA	COVER/ACTUATOR SWITCH - 2 ROWS DIMPLES - BLACK
2	108355-01-000	EA	HOUSING - SWITCH
3	149557-01-01A	EA	PLATE/WALL - PHONE/DUAL COAXIAL/VERTICAL - WHITE
4	108357-15-000	EA	SWITCH - ROCKER - DPDT - ON/NONE/ON - W/LIGHT W/O COVER
4	108356-04-01A	EA	COVER/ACTUATOR SWITCH - 2 ROWS DIMPLES W/LENS - BLACK
4	108355-01-000	EA	HOUSING - SWITCH
5	108357-09-000	EA	SWITCH - ROCKER - SPDT - ON/NONE/MOM - 3 TERM - W/O COVER
5	108356-02-01A	EA	COVER/ACTUATOR SWITCH - 2 ROWS DIMPLES - BLACK
5	108355-01-000	EA	HOUSING - SWITCH
6*	129561-01-01A	EA	PANEL/MONITOR - READ OUT ONLY - HOLDING/WATER TANK FROM: 00-00-00 THRU: 05-16-04
6*	129561-02-01A	EA	PANEL/MONITOR - READ OUT ONLY - HOLDING/WATER TANK FROM: 05-17-04 THRU: 99-99-99
7*	086280-01-000	EA	LIGHT - SURFACE MOUNT - 12 VOLT
8	108357-01-000	EA	SWITCH - ROCKER - SPST - ON/OFF - 2 TERMINAL - W/O COVER
8	108356-02-01A	EA	COVER/ACTUATOR SWITCH - 2 ROWS DIMPLES - BLACK
8	108355-01-000	EA	HOUSING - SWITCH
8	130170-04-000	EA	LABEL - SWITCH PANEL
9	132958-01-000	EA	RECEPTACLE - 12 VOLT - MOUNTING FLANGE - BLACK - REFRIGERATOR/FREEZER PORTABLE

*COMPONENT PARTS LISTED LATER IN THIS GROUP

ELECTRICAL GROUP (CONTINUED)

12V BODY WIRING (CONTINUED)



KEY	PART NUMBER	U/M	DESCRIPTION
1	133713-25-SD0	EA	SPACER/RECEPTACLE - 110V/12V-PHONE - SOLID - OAK/PORTS OAK - PORTSMOUTH OAK
1	133713-25-SD1	EA	SPACER/RECEPTACLE - 110V/12V-PHONE - SOLID - CHERRY/CHERRY - CONCERT CHERRY
1	133713-25-SD2	EA	SPACER/RECEPTACLE - 110V/12V-PHONE - SOLID-MAPLE/WASHED MPL - WASHED MAPLE
1	133713-25-SD3	EA	SPACER/RECEPTACLE - 110V/12V-PHONE - SOLID - CHERRY/HONEY - HONEY CHERRY
2	132958-01-000	EA	RECEPTACLE - 12 VOLT - MOUNTING FLANGE - BLACK
3	093253-01-02A	EA	PLATE - WALL - TELEPHONE - BROWN
4	150140-01-000	EA	CROSSOVER BOX - STANDARD STEREO TO DELUXE SOUND
5	133307-02-000	EA	RADIO - WALL MOUNT - CD W/ALARM - AUDIOVOX AWN-930
6	150140-02-000	EA	CROSSOVER COIL - F/SUBWOOFER SPEAKER/LOW FREQUENCY
7	041250-01-000	EA	SWITCH - PUSH BUTTON/DOOR JAMB - METAL/CHROME
8	148026-03-01A	EA	SPEAKER - CUBE - W/O CASE
8	148026-02-01A	EA	SPEAKER GRILLE - CUBE - SILVER
9	132427-01-01A	EA	LIGHT - READING/SWIVEL - ROUND - BRASS
9	132427-01-02A	EA	LIGHT - READING/SWIVEL - ROUND - NICKEL - STAINLESS STEEL PACKAGE
9	123917-01-000	EA	BULB - 12V - HALOGEN SPOT
10	138116-02-01A	EA	LIGHT/MAKE UP - 4 BULB - CURVED - W/O BULB - BRASS
10	138116-02-02A	EA	LIGHT/MAKE UP - 4 BULB - CURVED - W/O BULB - SATIN NICKEL - STAINLESS STEEL PACKAGE
10	123918-01-000	EA	BULB - 12V - MAKEUP - WHITE
11	127002-05-000	EA	PANEL/MONITOR - ENERGY MANAGEMENT SYSTEMS CTRL - W/PLUG FROM: 00-00-00 THRU: 11-07-04
11	127002-10-000	EA	PANEL/MONITOR - ENERGY MANAGEMENT SYSTEMS CTRL - W/3 PLUG FROM: 11-08-04 THRU: 99-99-99
12*	091937-09-000	EA	LIGHT-FLOURESCENT-12V/16W-RECESSED - 7.3" X 16.1" W/SWITCH FROM: 00-00-00 THRU: 11-07-04
12	153464-02-01A	EA	LIGHT-FLUORESCENT 12" - RECESSED/CURVED-W/SWITCH - WHITE FROM: 11-08-04 THRU: 99-99-99
13*	105620-15-000	EA	THERMOSTAT - FURNACE/HEAT PUMP-A/C - W/CHOKE MODULE FROM: 00-00-00 THRU: 04-24-05
13	105620-18-000	EA	THERMOSTAT - FURNACE/HEAT PUMP-A/C - W/CHOKE MODULE FROM: 04-25-05 THRU: 99-99-99
14	135740-01-01A	EA	SWITCH - ROCKER - SPST - ON/OFF - BROWN - LP
14	135740-02-01A	EA	SWITCH - ROCKER - SPDT - ON/ON - BROWN - WATER
14	135741-02-01A	EA	SWITCH - BASE - DOUBLE - BROWN
14	135742-34-02A	EA	BEZEL - SWITCH - WATER HEATER/LP - BROWN

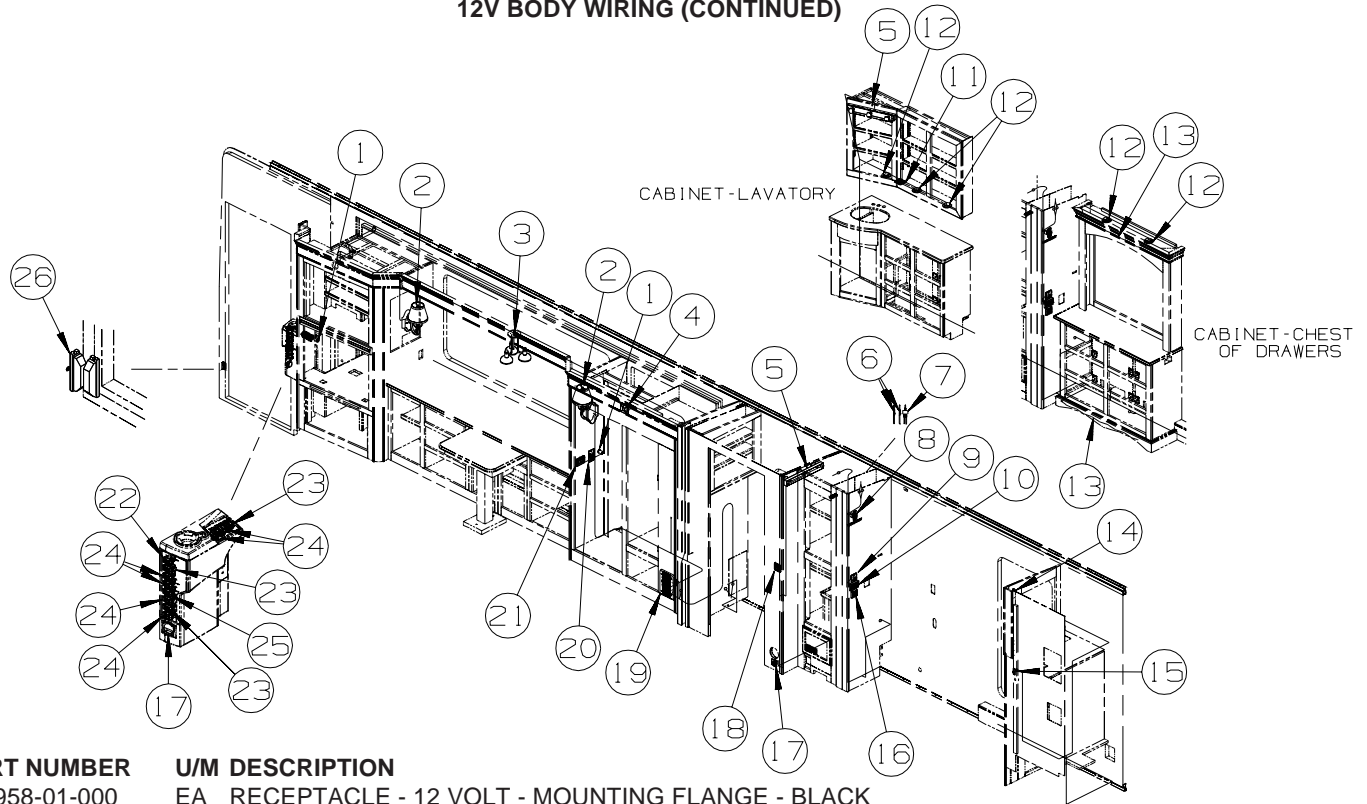
ELECTRICAL GROUP (CONTINUED)
12V BODY WIRING (CONTINUED)

KEY	PART NUMBER	U/M	DESCRIPTION
15	146514-01-000	FT	LIGHT - FLEX/ROUND W/STRIP
15	146514-02-000	EA	CONNECTOR - LIGHT
16	135740-01-01A	EA	SWITCH - ROCKER - SPST - ON/OFF - BROWN
16	135741-01-01A	EA	SWITCH - BASE - SINGLE - BROWN
16	135742-07-02A	EA	BEZEL - SWITCH - CEILING - BROWN
17	135740-01-01A	EA	SWITCH - ROCKER - SPST - ON/OFF - BROWN
17	135741-01-01A	EA	SWITCH - BASE - SINGLE - BROWN
17	135742-01-01A	EA	BEZEL - SWITCH - SINGLE - BROWN
18*	133004-02-01A	EA	PANEL/MONITOR-2 TANK-DIGITAL VOLT MT/SOLAR-W/WATER HTR SWT FROM: 00-00-00 THRU: 05-02-04
18*	133004-05-01A	EA	PANEL/MONITOR-2 TANK-DIGITAL VOLT MT/SOLAR-W/WATER HTR SWT FROM: 05-03-04 THRU: 99-99-99
19	135740-01-01A	EA	SWITCH - ROCKER - SPST - ON/OFF - BROWN - GALLEY
19	135740-02-01A	EA	SWITCH - ROCKER - SPDT - ON/ON - BROWN - LOUNGE
19	135741-02-01A	EA	SWITCH - BASE - DOUBLE - BROWN
19	135742-18-02A	EA	BEZEL - SWITCH - LOUNGE/GALLEY - BROWN
20	150138-01-02A	EA	DETECTOR - LP GAS - BROWN
21*	108354-01-01A	EA	LIGHT - COURTESY
22	135740-01-01A	EA	SWITCH - ROCKER - SPST - ON/OFF - BROWN - MONITOR
22	135740-02-01A	EA	SWITCH - ROCKER - SPDT - ON/ON - BROWN - CEILING
22	135741-02-01A	EA	SWITCH - BASE - DOUBLE - BROWN
22	135742-31-02A	EA	BEZEL - SWITCH - CEILING/MONITOR - BROWN
23	135740-01-01A	EA	SWITCH - ROCKER - SPST - ON/OFF - BROWN
23	135741-02-01A	EA	SWITCH - BASE - DOUBLE - BROWN
23	135742-20-02A	EA	BEZEL - SWITCH - SHOWER/MAKEUP - BROWN
24	124884-01-000	EA	SPEAKER - 6" X 9" - SUB-WOOFER - W/O GRILLE
24	124885-01-000	EA	GRILLE - SPEAKER - 6" X 9" - SUB WOOFER FROM: 00-00-00 THRU: 05-16-04
24	151844-01-01A	EA	GRILLE - SPEAKER - 6" X 9" - SUB WOOFER - BLACK FROM: 05-17-04 THRU: 99-99-99
25	139067-05-02B	EA	PLATE - CIRCUIT BREAKER/HOUSE - E-COATED
25	092547-13-000	EA	LABEL - CIRCUIT BREAKER
26	130974-01-01A	EA	THERMOSTAT - FURNACE - GRAY FROM: 00-00-00 THRU: 09-26-04
26	115764-01-02A	EA	THERMOSTAT - FURNACE - GRAY FROM: 09-27-04 THRU: 99-99-99

*COMPONENT PARTS LISTED LATER IN THIS GROUP

ELECTRICAL GROUP (CONTINUED)

12V BODY WIRING (CONTINUED)



KEY	PART NUMBER	U/M	DESCRIPTION
1	132958-01-000	EA	RECEPTACLE - 12 VOLT - MOUNTING FLANGE - BLACK
2	119258-40-01A	EA	LAMP - WALL - UL/CSA - BRASS
2	065201-09-000	EA	SHADE - LAMP - FABRIC/PARCHMENT - 4.1"T X 6.1"H X 7.1"B
2	119258-46-01A	EA	LAMP - WALL - UL/CSA - NICKEL/BLACK - STAINLESS STEEL PACKAGE
2	119257-21-01A	EA	SHADE - LAMP - WHITE - STAINLESS STEEL PACKAGE
2	117805-02-000	EA	BULB - 12V - #921 - 1.4 AMPS
3	093575-28-01A	EA	LIGHT - CEILING/TRIPLE - BRASS
3	093575-36-01A	EA	LIGHT - CEILING/DOUBLE - NICKLE/BLACK - STAINLESS STEEL PACKAGE
3	117805-01-000	EA	BULB - 12V - #921F - 1.4 AMPS
4	148026-03-01A	EA	SPEAKER - CUBE - W/O CASE
4	148026-02-01A	EA	SPEAKER GRILLE - CUBE - SILVER
5	138116-01-01A	EA	LIGHT/MAKE UP - 3 BULB - CURVED - W/O BULB - BRASS
5	138116-01-02A	EA	LIGHT/MAKE UP - 3 BULB - CURVED - W/O BULB - SATIN NICKEL - STAINLESS STEEL PACKAGE
5	123918-01-000	EA	BULB - 12V - MAKEUP - WHITE
6	082134-01-000	EA	ADAPTER - TV - CABLE TO CABLE
7	086756-01-000	EA	SPLITTER - TV/2 WAY
8	144363-09-02B	EA	PLATE - SWITCH - E-COATED
8	108357-06-000	EA	SWITCH - ROCKER - DPDT - MOM/OFF/MOM - 6 TERM - W/O COVER
8	108356-02-01A	EA	COVER/ACTUATOR SWITCH - 2 ROWS DIMPLES - BLACK
8	108355-01-000	EA	HOUSING - SWITCH
8	116220-01-000	EA	APPLIQUE - SWITCH/SLIDEOUT
8	116549-01-000	EA	LABEL - WARNING - SLIDEOUT
9	137889-01-000	EA	SWITCH - LIGHT DIMMER
10	135740-01-01A	EA	SWITCH - ROCKER - SPST - ON/OFF - BROWN - CEILING
10	135740-02-01A	EA	SWITCH - ROCKER - SPDT - ON/ON - BROWN - HALL/AISLE
10	135741-03-01A	EA	SWITCH - BASE - TRIPLE - BROWN
10	135742-25-02A	EA	BEZEL - SWITCH - CEILING/AISLE/HALL - BROWN
11	135740-01-01A	EA	SWITCH - ROCKER - SPST - ON/OFF - BROWN - MONITOR
11	135740-02-01A	EA	SWITCH - ROCKER - SPDT - ON/ON - BROWN - CEILING
11	135741-02-01A	EA	SWITCH - BASE - DOUBLE - BROWN
12*	123775-01-01A	EA	LIGHT - HALOGEN - ROUND
12*	123775-01-02A	EA	LIGHT - HALOGEN - ROUND - SATIN NICKEL - STAINLESS STEEL PACKAGE
13	146514-01-000	FT	LIGHT - FLEX/ROUND W/STRIP
13	146514-02-000	EA	CONNECTOR - LIGHT

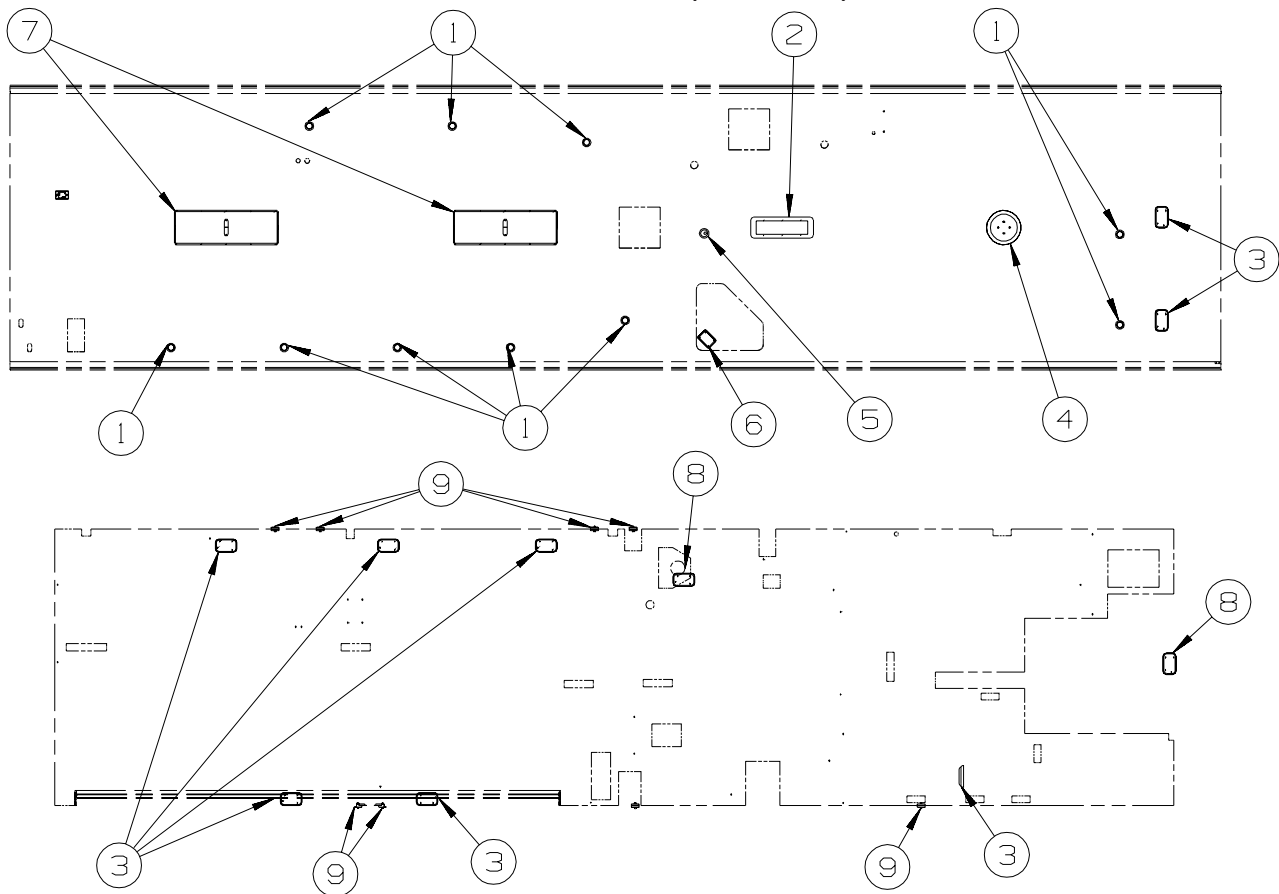
ELECTRICAL GROUP (CONTINUED)
12V BODY WIRING (CONTINUED)

KEY	PART NUMBER	U/M	DESCRIPTION
14	149750-01-000	EA	RECEIVER - (INFRA RED SIGNAL) - W/6"LEAD/PLUG
14	149750-02-000	EA	CABLE - (RECEIVER TO MODULE) - 45'
14	149750-03-000	EA	TRANSMITTER - F/INFRA RED RECEIVER
15	041250-01-000	EA	SWITCH - PUSH BUTTON/DOOR JAMB - METAL/CHROME
16	135740-01-01A	EA	SWITCH - ROCKER - SPST - ON/OFF - BROWN
16	135741-02-01A	EA	SWITCH - BASE - DOUBLE - BROWN
16	135742-36-02A	EA	BEZEL - SWITCH - ACCENT/VALANCE - BROWN
17*	108354-01-01A	EA	LIGHT - COURTESY
18	135740-01-01A	EA	SWITCH - ROCKER - SPST - ON/OFF - BROWN
18	135741-02-01A	EA	SWITCH - BASE - DOUBLE - BROWN
18	135742-38-02A	EA	BEZEL - SWITCH - MAKEUP/FAN - BROWN
19	124884-01-000	EA	SPEAKER - 6" X 9" - SUB-WOOFER - W/O GRILLE
19	124885-01-000	EA	GRILLE - SPEAKER - 6" X 9" - SUB WOOFER
19	151844-01-01A	EA	GRILLE - SPEAKER - 6" X 9" - SUB WOOFER - BLACK FROM: 00-00-00 THRU: 05-16-04 FROM: 05-17-04 THRU: 99-99-99
20	093253-01-02A	EA	PLATE - WALL - TELEPHONE - BROWN
21	135740-01-01A	EA	SWITCH - ROCKER - SPST - ON/OFF - BROWN - CEILING/VALANCE
21	135740-02-01A	EA	SWITCH - ROCKER - SPDT - ON/ON - BROWN - AISLE
21	135741-03-01A	EA	SWITCH - BASE - TRIPLE - BROWN
21	135742-22-02A	EA	BEZEL - SWITCH - AISLE/VALANCE/CEILING
22	145638-10-01A	EA	SWITCH/ROCKER - SPDT (ON/ON) - LIGHTED - BLACK
23	145638-01-01A	EA	SWITCH/ROCKER - SPST (ON/OFF) - BLACK
24	145638-09-01A	EA	SWITCH/ROCKER - DPDT (ON/OFF/ON) - BLACK
25	145638-07-01A	EA	SWITCH/ROCKER - DPDT (ON/ON) - BLACK
26	116995-02-000	EA	SWITCH/MAGNET - ELECTRIC STEP - BLACK/WHITE- NORMALLY OPEN FROM: 00-00-00 THRU: 07-11-04
26	116995-03-000	EA	SWITCH/MAGNET - ELECTRIC STEP FROM: 07-12-04 THRU: 99-99-99

*COMPONENT PARTS LISTED LATER IN THIS GROUP

ELECTRICAL GROUP (CONTINUED)

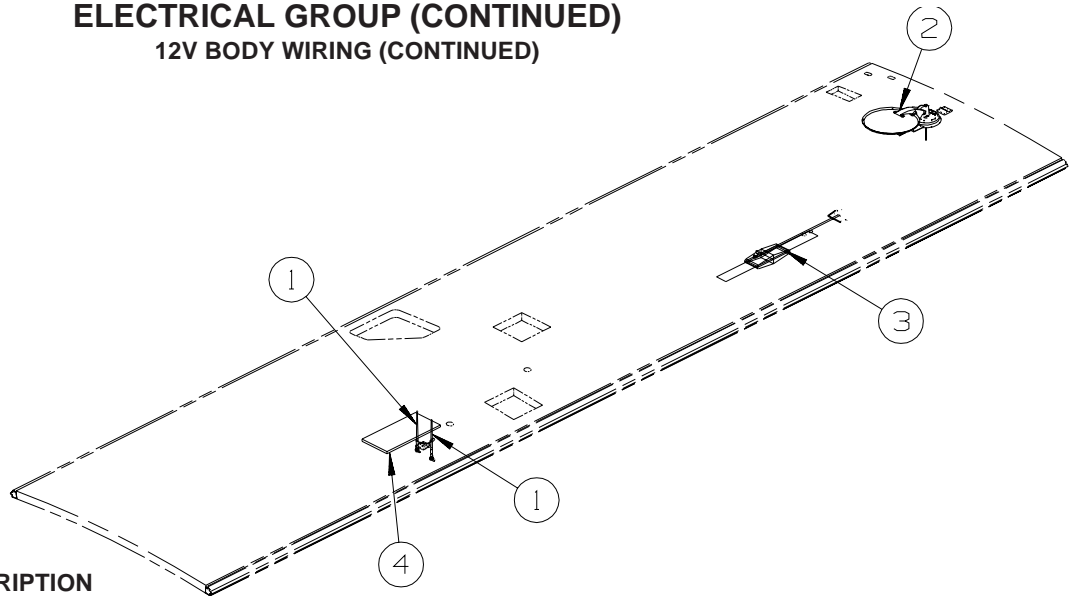
12V BODY WIRING (CONTINUED)



KEY	PART NUMBER	U/M	DESCRIPTION
1*	123775-01-01A	EA	LIGHT - HALOGEN - ROUND
1	123775-01-02A	EA	LIGHT - HALOGEN - ROUND - SATIN NICKEL - STAINLESS STEEL PACKAGE
2*	091937-08-000	EA	LIGHT-FLOURESCENT-12V/30W-RECESSED-7.3" X 21.8" W/O SWITCH FROM: 00-00-00 THRU: 11-07-04
2	091937-03-000	EA	BULB - FLUORESCENT LIGHT - 12 VOLT FROM: 00-00-00 THRU: 11-07-04
2	153464-03-01A	EA	LIGHT-FLUORESCENT 18" - RECESSED/CURVED-NO SWITCH - WHITE FROM: 11-08-04 THRU: 99-99-99
3*	137417-03-01A	EA	LIGHT - DOME - SINGLE - W/O SWITCH - W/FROSTED LENS-WHITE
4*	093575-33-01A	EA	LIGHT - CEILING/ROUND - W/O BULBS - BRASS
4*	093575-33-03A	EA	LIGHT - CEILING/ROUND - W/O BULBS - SATIN NICKEL - STAINLESS STEEL PACKAGE
5	146048-01-01A	EA	LIGHT - HALOGEN/ADJUSTABLE - WHITE
6*	121935-01-01A	EA	LIGHT - DOME - SHOWER
7*	133416-02-000	EA	LIGHT - FLUORESCENT W/O LENS - 36" - 1 BULB
8*	137417-01-01A	EA	LIGHT - DOME - SINGLE - W/SWITCH/FROSTED LENS - WHITE
9	041250-01-000	EA	SWITCH - PUSH BUTTON/DOOR JAMB - METAL/CHROME
9	138494-01-02B	EA	BRACKET - SWITCH/LIGHT - E-COATED

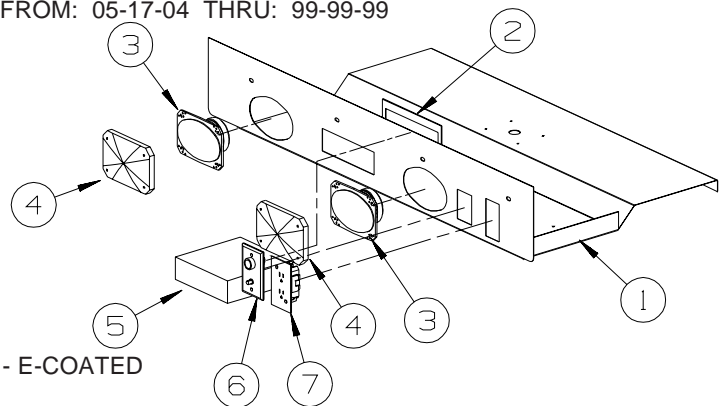
***COMPONENT PARTS LISTED LATER IN THIS GROUP**

ELECTRICAL GROUP (CONTINUED)
12V BODY WIRING (CONTINUED)



KEY	PART NUMBER	U/M	DESCRIPTION
1	090944-01-000	EA	ANTENNA - RADIO - 16" RUBBER - W/72" LEAD WIRE
1	109889-04-000	EA	EXTENDER - ANTENNA SHAFT - 3.7"
1	147741-01-09B	EA	BRACKET - ANTENNA GROUND - GALVANIZED
2*	144377-01-000	EA	ANTENNA/MOBILE TELEVISION SATELLITE - "SEARCH IN MOTION" - IN MOTION SATELLITE FROM: 00-00-00 THRU: 12-12-04
2	154474-01-01A	EA	ANTENNA/SATELLITE - DISH IN DOME/SEARCH IN MOTION - WHITE - IN MOTION SATELLITE FROM: 12-13-04 THRU: 99-99-99
2	154474-01-02A	EA	ANTENNA/SAT. - DISH IN DOME/SRCH IN MOTION - BLACK- IN MOTION SATELLITE/FULL BODY PAINT FROM: 12-13-04 THRU: 99-99-99
2	154474-02-000	EA	CONTROL/SATELLITE KIT - IDB BOX/IDD BOX-POWER SUPPLY-CABLE - IN MOTION SATELLITE FROM: 12-13-04 THRU: 99-99-99
2	154474-03-000	EA	CABLE - SATELLITE - RG6 COAX - 7' W/CONNECTORS - IN MOTION SATELLITE FROM: 12-13-04 THRU: 99-99-99
2	146488-01-000	EA	PLATE - ROOF - CABLE ENTRY - IN MOTION SATELLITE FROM: 12-13-04 THRU: 99-99-99
2*	141454-03-01A	EA	ANTENNA/SATELLITE - "AUTO SEARCH WHILE PARKED/GPS SYSTEM" - SAT DISH - AUTOMATIC
2*	137135-02-000	EA	ANTENNA - SATELLITE DSS - W/SENSOR - SATELLITE DISH & ELEV. SENSOR
3*	076319-23-000	EA	ANTENNA - TV ROOF MOUNT - 44.5" MAST
3*	076319-25-000	EA	KIT - HARDWARE INTERIOR
3	069726-02-000	EA	BUMPER - .88" OD X .40" THICK - BLACK
4*	115504-01-000	EA	PANEL - SOLAR 10 WATT - 12.2"W X 26.9"L X 1.2"H FROM: 00-00-00 THRU: 05-16-04
4	151647-01-000	EA	PANEL - SOLAR 10 WATT FROM: 05-17-04 THRU: 99-99-99

*COMPONENT PARTS LISTED LATER IN THIS GROUP

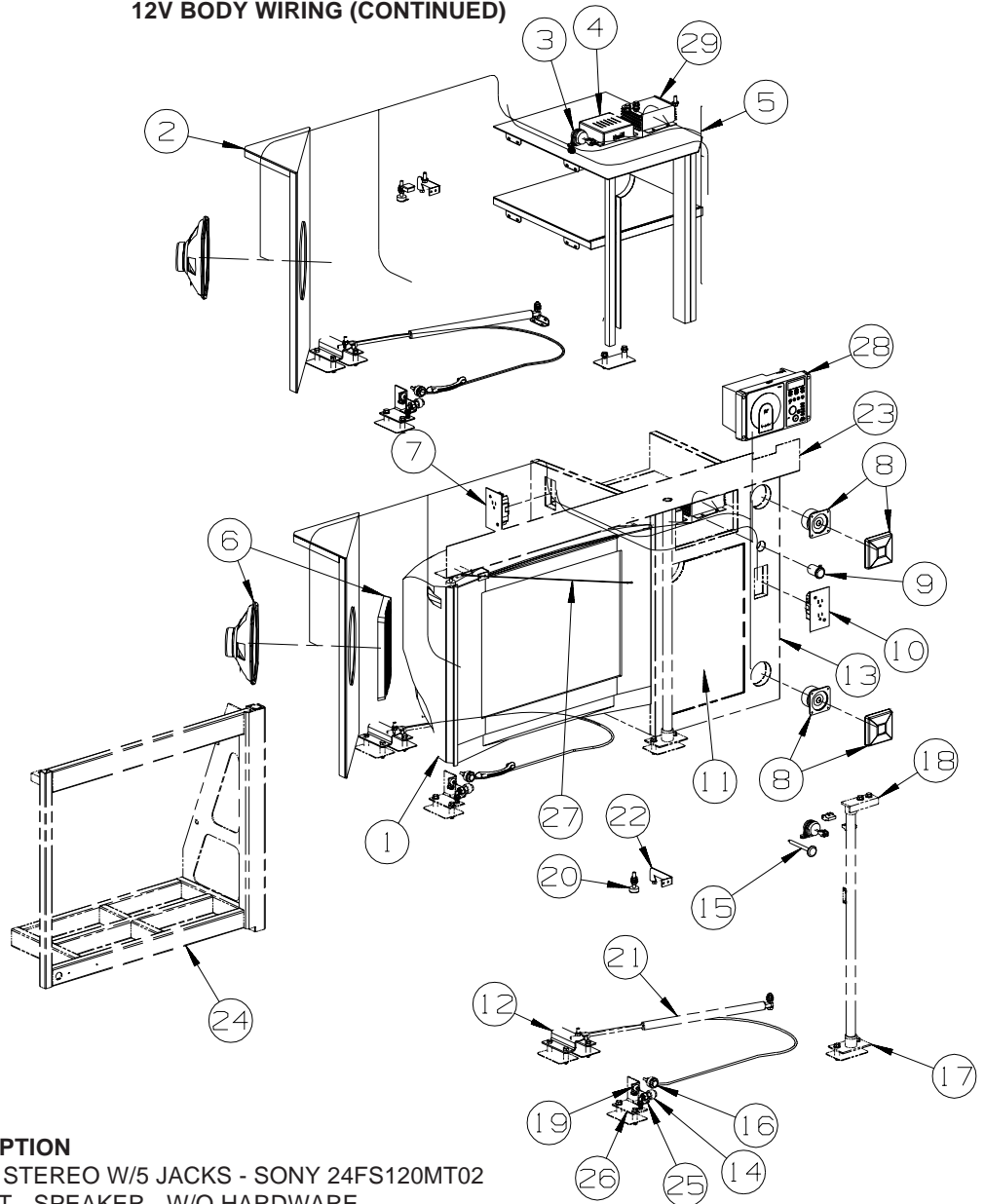


KEY	PART NUMBER	U/M	DESCRIPTION
1	145905-01-02B	EA	PANEL - ENTERTAINMENT CENTER - E-COATED
2	146214-01-02B	EA	SPACER - RADIO - E-COATED FROM: 00-00-00 THRU: 02-17-05
3	110469-01-000	EA	SPEAKER - 4" X 6" OVAL - COAXIAL
4	110470-01-01A	EA	GRILLE - 4" X 6" - OVAL SPEAKER - BLACK
5*	148231-01-000	EA	RADIO - AM/FM CD W/REMOTE - MAGNADYNE M3100CD FROM: 00-00-00 THRU: 04-11-05
5	155619-01-000	EA	RADIO - AM/FM CD - W/REMOTE - MAGNADYNE M3200CD FROM: 04-12-05 THRU: 99-99-99
6	076319-09-000	EA	WALLPLATE - TV CABLE RECEPTACLE - SINGLE - BROWN
7	058708-01-000	EA	RECEPTACLE - ELECTRIC - DOUBLE - BROWN

*COMPONENT PARTS LISTED LATER IN THIS GROUP

ELECTRICAL GROUP (CONTINUED)

12V BODY WIRING (CONTINUED)



KEY	PART NUMBER	U/M	DESCRIPTION
1*	146299-02-000	EA	TV - 24" STEREO W/5 JACKS - SONY 24FS120MT02
2	152654-01-SD0	EA	CABINET - SPEAKER - W/O HARDWARE
3	150140-02-000	EA	CROSSOVER COIL - F/SUBWOOFER SPEAKER/LOW FREQUENCY
4	150140-01-000	EA	CROSSOVER BOX - STANDARD STEREO TO DELUXE SOUND
5	117420-02-000	EA	CABLE - W/MALE RCA ENDS - SHIELDED - 4'
6	110469-01-000	EA	SPEAKER - 4" X 6" OVAL - COAXIAL
6	151844-01-01A	EA	GRILLE - SPEAKER - 6" X 9" - SUB WOOFER - BLACK
7	058708-05-000	EA	RECEPTACLE - ELECTRIC - SINGLE - BROWN
8	148026-03-01A	EA	SPEAKER - CUBE - W/O CASE
8	148026-02-01A	EA	SPEAKER GRILLE - CUBE - SILVER
9	132958-01-000	EA	RECEPTACLE - 12 VOLT - MOUNTING FLANGE - BLACK
10	058708-01-000	EA	RECEPTACLE - ELECTRIC - DOUBLE - BROWN
11	151495-12-SD0	EA	DOOR - ENTERTAINMENT CENTER
12	152410-02-02B	EA	BRACKET - CYLINDER/FLOOR - E-COATED
			FROM: 00-00-00 THRU: 11-01-04
12	154183-02-02B	EA	BRACKET - CYLINDER/FLOOR - E-COATED
			FROM: 11-02-04 THRU: 99-99-99
13	151495-01-SD0	EA	CABINET - ENTERTAINMENT CENTER - W/O DOORS/HDW
14	152519-01-01A	EA	ROLLER - F/SWINGOUT TV TRAY - 1/2" X 1" - BLACK
15	058786-03-000	EA	BOLT - ADJUSTING - 5/16"-18 X 3 5/8" - RUBBER HEAD
16	152535-01-01A	EA	ACTUATOR/PUSH BUTTON - CLEAR ANODIZE
17	152477-01-SD0	EA	BRACKET - TV - BOTTOM

ELECTRICAL GROUP (CONTINUED)

12V BODY WIRING (CONTINUED)

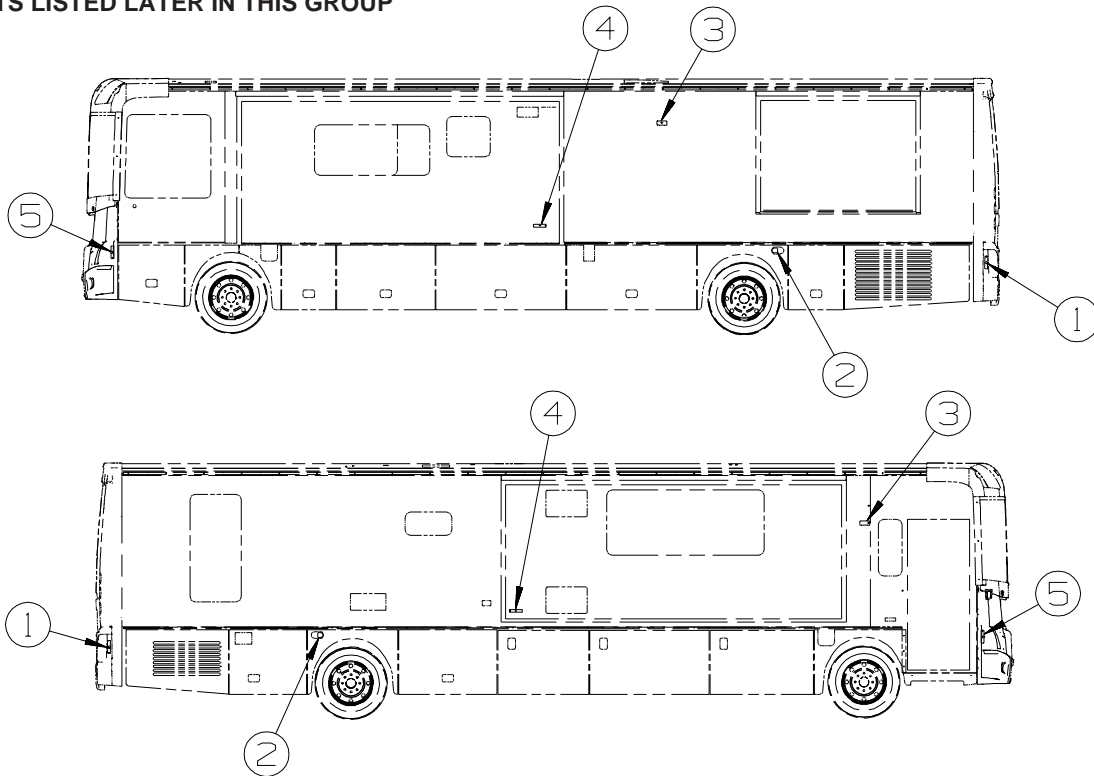
18	152474-01-SD0	EA	BRACKET - TV - TOP
19	120863-05-000	EA	BUMPER - RUBBER/RADIUS TOP - 3/4" X 3/8"
20	058786-01-000	EA	BOLT - HOOD ADJUSTMENT - 5/16"-18 X 1.5"-2"- W/BLACK PAD
21	151544-01-000	EA	SPRING/GAS - LOCKING - W/O RELEASE HEAD - SLIDING GALLEY
21	151544-02-000	EA	RELEASE HEAD - F/LOCKING GAS SPRING - SLIDING GALLEY
22	154184-01-02B	EA	BRACKET - TV/TOP - E-COATED
KEY	PART NUMBER	U/M	DESCRIPTION
23	152412-01-02B	EA	ANGLE/BRACKET - FORMED/UPPER/TV - E-COATED
24	152475-01-SD0	EA	CAGE/FRAME - SWINGOUT - F/TV - W/O HARDWARE
25	152407-01-02B	EA	BRACKET/CAM - F/ROLLER - E-COATED
26	152408-01-02B	EA	ANGLE/SUPPORT - F/ROLLER - E-COATED
27	076767-03-000	EA	CABLE - STAINLESS STEEL - 18.5"
28	151976-01-000	EA	RADIO - WALL MOUNT - DVD/CASSETTE - MAGNADYNE LS5000DVD
29	153206-01-000	EA	AMPLIFIER - STEREO 2 CHANNEL W/PLUGS

*COMPONENT PARTS LISTED LATER IN THIS GROUP

EXTERIOR LAMPS

KEY	PART NUMBER	U/M	DESCRIPTION
*	130672-01-02A	EA	SPOTLIGHT - POWER/REMOTE - BLACK

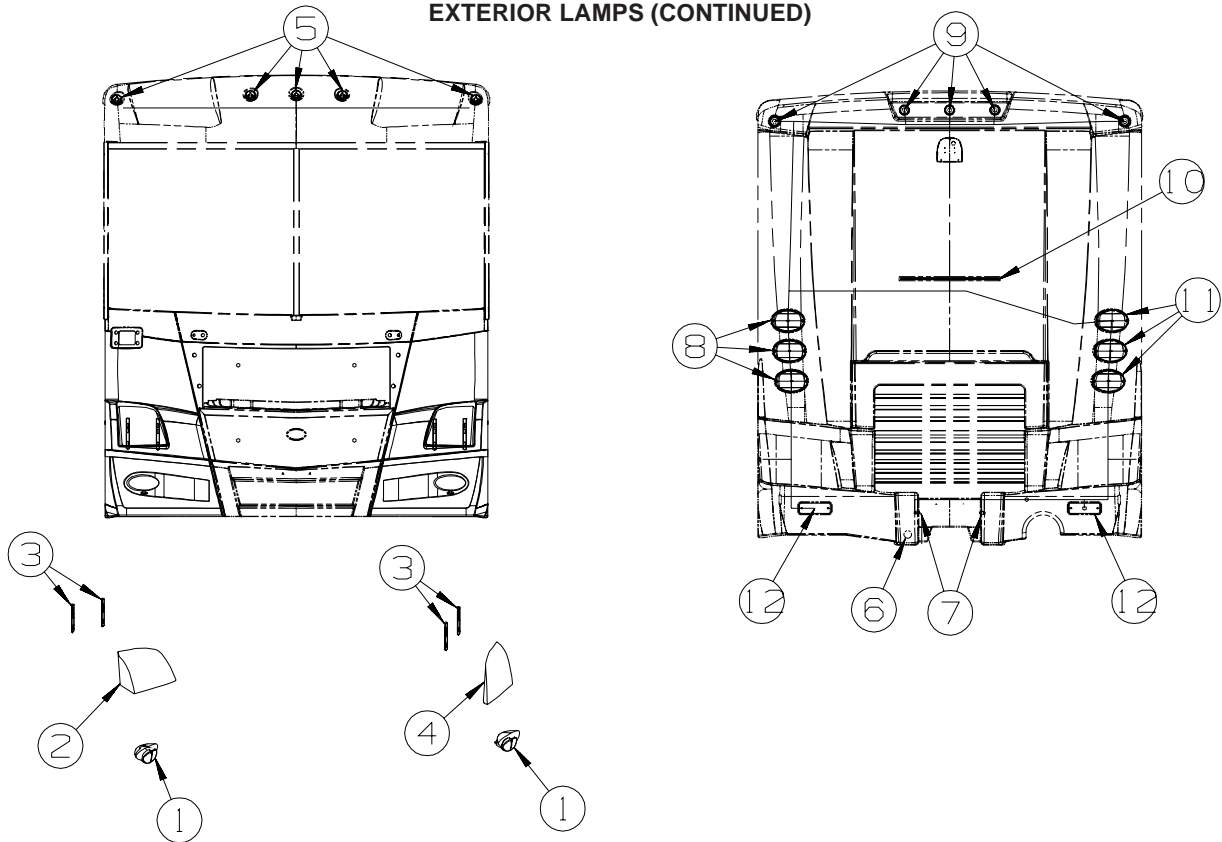
*COMPONENT PARTS LISTED LATER IN THIS GROUP



KEY	PART NUMBER	U/M	DESCRIPTION
1	117826-01-000	EA	LAMP/SIDE MARKER ASSEMBLY - RED
1	117826-03-000	EA	GASKET/SIDE MARKER LIGHT
1	036196-01-000	EA	BULB - 12V - #194 - .27 AMP - BAYONETTE
1	067789-02-000	EA	SOCKET - LAMP
2	129746-01-000	EA	LAMP - DOCKING/DRIVING W/MOUNT BRACKET
2	120494-03-02B	EA	SHIM - STRIKER - LUGGAGE DOOR - .20 - E-COATED
3	097917-01-08A	EA	LIGHT/PORCH - CHROME
	008215-01-000	EA	BULB - 12 VOLT - #1003 - .94 AMP
4	111102-02-000	EA	LENS - AMBER - MARKER LAMP
4	111102-01-000	EA	BASE - MARKER LAMP
	036196-01-000	EA	BULB - 12V - #194 - .27 AMP - BAYONETTE
5	117826-02-000	EA	LAMP/SIDE MARKER ASSEMBLY - AMBER
5	117826-03-000	EA	GASKET/SIDE MARKER LIGHT
5	036196-01-000	EA	BULB - 12V - #194 - .27 AMP - BAYONETTE
5	067789-02-000	EA	SOCKET - LAMP

ELECTRICAL GROUP (CONTINUED)

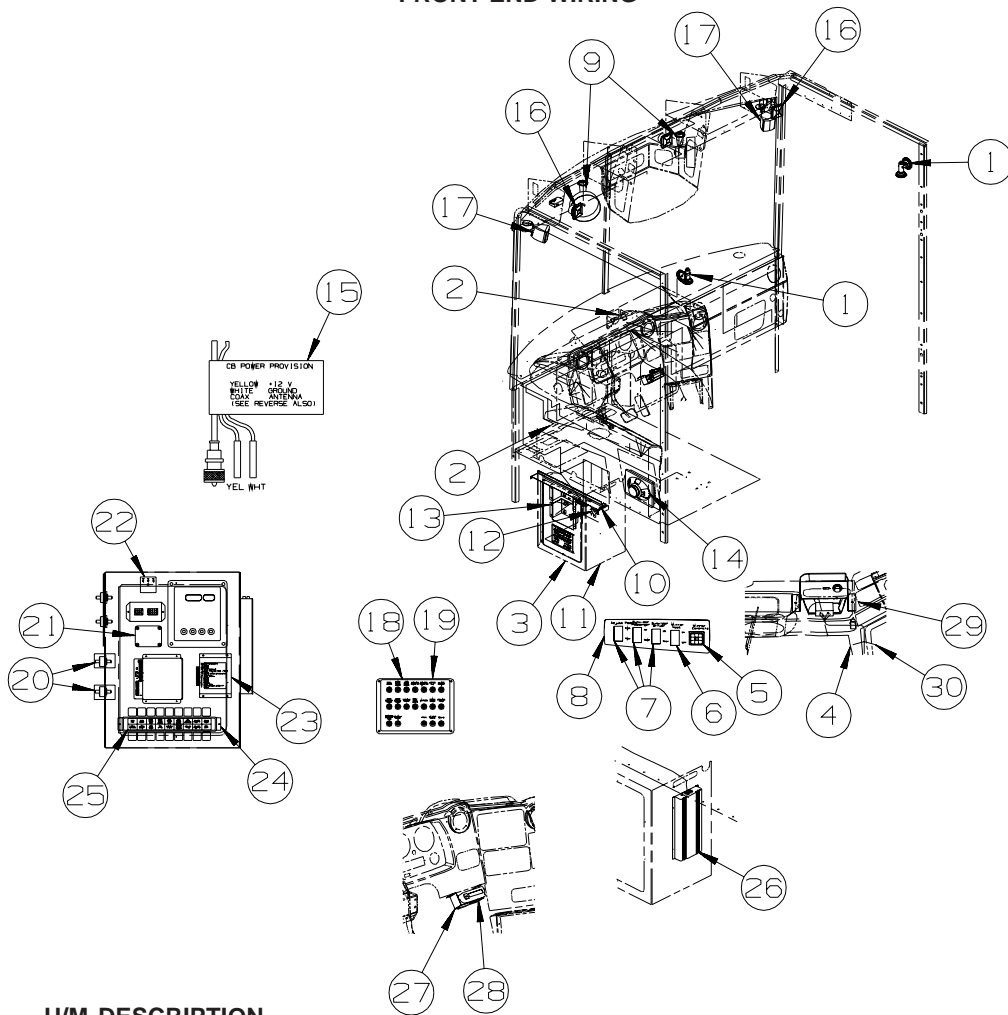
EXTERIOR LAMPS (CONTINUED)



KEY	PART NUMBER	U/M	DESCRIPTION
1	146087-01-000	EA	LAMP - FOG - CLEAR/OVAL
2	146088-01-000	EA	HEADLAMP - W/PARK&TURN - RIGHT HAND - FORD IL2X-13008-EC
3	144385-01-01A	EA	RETAINER - HEADLAMP - BLACK
3	049359-01-000	EA	SPRING - RETAINER - HEADLAMP - GM #496096
4	146088-02-000	EA	HEADLAMP - W/PARK&TURN - LEFT HAND - FORD IL2X-13008-ED
5	138996-01-000	EA	LAMP - CLEARANCE - AMBER
5	138996-03-000	EA	BRACKET - CLEARANCE LIGHT
5	138996-04-000	EA	CONNECTOR - LAMP
6	146246-01-000	EA	CONNECTOR/PLUG - TRAILER - 7 PIN
7	087201-01-000	EA	LIGHT - HALF ROUND - 1" X 1.7" - PLASTIC - BLACK OR WHITE
8	146205-02-000	EA	LAMP - STOP/TURN/TAIL - LEFT
8	112708-01-000	EA	BULB - 12 VOLT - #3157 - .59/2.10 AMP
8	146205-03-000	EA	SOCKET - LAMP - 3 WIRE
9	138996-02-000	EA	LAMP - CLEARANCE - RED
9	138996-03-000	EA	BRACKET - CLEARANCE LIGHT
9	138996-04-000	EA	CONNECTOR - LAMP
10	146204-01-000	EA	LIGHT - THIRD BRAKE - LED
11	146205-01-000	EA	LAMP - STOP/TURN/TAIL - RIGHT
11	112708-01-000	EA	BULB - 12 VOLT - #3157 - .59/2.10 AMP
11	146205-03-000	EA	SOCKET - LAMP - 3 WIRE
12	106688-01-000	EA	LIGHT - BACK-UP W/WHITE LENS (LENS/BACK PAN)
12	037934-01-000	EA	BULB - 12V - #1156 - 2.1 AMP - CLEAR GLASS
12	106687-01-000	EA	SOCKET - LIGHT - 2-WIRE

ELECTRICAL GROUP (CONTINUED)

FRONT END WIRING



KEY	PART NUMBER	U/M	DESCRIPTION
1	128786-02-01A	EA	LIGHT - READING/SWIVEL - W/O SWITCH - BRASS
1	128786-02-02A	EA	LIGHT - READING/SWIVEL - W/O SWITCH - SATIN NICKEL - STAINLESS STEEL PKG
1	123917-01-000	EA	BULB - 12V - HALOGEN SPOT
2	111414-01-000	EA	RECEPTACLE/SOCKET - 12 VOLT
3	145066-03-02B	EA	DOOR - ELECTRICAL COMPARTMENT - E-COATED
4	147190-03-000	EA	CABLE/ANTENNA-SAT RADIO SIRIUS-22"W/O RADIO END CONNECTOR
4	152780-02-000	EA	CABLE/ANTENNA - SATELLITE RADIO SIRIUS FROM: 00-00-00 THRU: 09-01-04 FROM: 09-02-04 THRU: 99-99-99
5	088246-01-000	EA	SWITCH/REMOTE MIRROR - W/2PIN & 6 PIN CONNECTORS/PIGTAIL
5	108355-01-000	EA	HOUSING - SWITCH
6	145638-02-01A	EA	SWITCH/ROCKER - SPST (ON/OFF) - LIGHTED - BLACK
6	108355-02-000	EA	HOUSING - SWITCH - 12 POSITION
7	145638-09-01A	EA	SWITCH/ROCKER - DPDT (ON/OFF/ON) - BLACK
7	108355-02-000	EA	HOUSING - SWITCH - 12 POSITION
8	144722-06-03A	EA	APPLIQUE - PANEL - LEFT HAND - DARK RIVERSTONE
8	145926-06-02B	EA	INSERT - SWITCH PLATE - 9 HOLE/RELAY SLOT - E-COATED
8	103603-01-000	EA	BULB - 12V - #74 - .12A WEDGE - GE 22-25 USED IN DASH
9	122856-01-01A	EA	FAN-DEFROSTER-2 SPEED W/SWIVEL BASE/NON-OSCILLATING-CHROME
10	145061-01-02B	EA	COVER - WIRE - LUGGAGE COMPARTMENT - E-COATED
11	145063-01-02B	EA	PANEL - CLOSEOUT/ELECTRICAL - E-COATED
12	041250-01-000	EA	SWITCH - PUSH BUTTON/DOOR JAMB - METAL/CHROME
13*	086280-01-000	EA	LIGHT - SURFACE MOUNT - 12 VOLT
14	124884-01-000	EA	SPEAKER - 6" X 9" - SUB-WOOFER - W/O GRILLE
14	124885-01-000	EA	GRILLE - SPEAKER - 6" X 9" - SUB WOOFER FROM: 00-00-00 THRU: 05-16-04
14	151844-01-01A	EA	GRILLE - SPEAKER - 6" X 9" - SUB WOOFER - BLACK FROM: 05-17-04 THRU: 99-99-99
15	104678-01-000	EA	LABEL - CB PREP

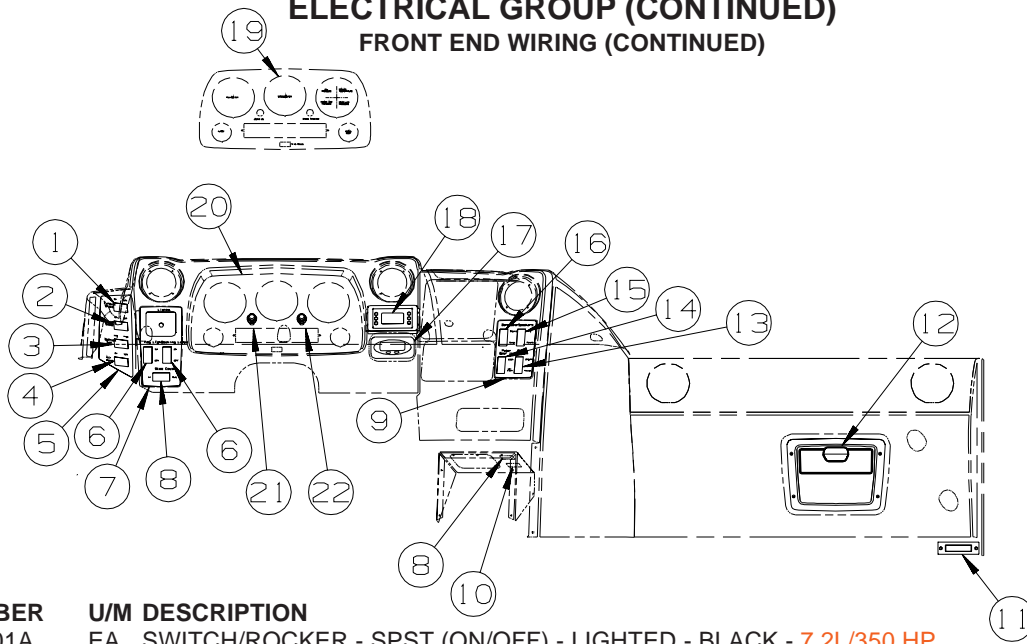
ELECTRICAL GROUP (CONTINUED)

FRONT END WIRING (CONTINUED)

KEY	PART NUMBER	U/M	DESCRIPTION
16	148026-03-01A	EA	SPEAKER - CUBE - W/O CASE - 2 NEEDED W/TV-27" COLOR,STEREO W/REMOTE
16	148026-02-01A	EA	SPEAKER GRILLE - CUBE - SILVER - 2 NEEDED W/TV-27" COLOR,STEREO W/REMOTE
17	148026-01-01A	EA	SPEAKER - CUBE - W/FIXED BRACKET - SILVER - TV-24" COLOR,STEREO W/REMOTE
18	093236-32-000	EA	LABEL - CIRCUIT BREAKER
19	139067-07-02B	EA	PLATE - CIRCUIT BREAKER/HOUSE - E-COATED
20	118571-03-000	EA	BRACKET - MOUNTING
20	118571-04-000	EA	GASKET
21	128074-02-000	EA	FILTER - NOISE - 12 VOLT DC W/PLUGS
22	133535-01-000	EA	MODULE - TIMER 20 SECOND - WARNING LIGHT - TS61120P
23*	102756-03-000	EA	KEYLESS ENTRY SYSTEM - ENTRY DOOR & CARGO DOORS - W/REMOTE FROM: 00-00-00 THRU: 05-09-04
23*	151458-01-000	EA	KEYLESS ENTRY SYSTEM - ENTRY DOOR & CARGO DOORS - W/REMOTE FROM: 05-10-04 THRU: 99-99-99
24	136120-02-02B	EA	BRACKET - RELAY - E-COATED
25	136161-02-01A	EA	LABEL - RELAY - BLACK/WHITE
26	124881-02-000	EA	AMPLIFIER - AUDIO - MTS Q SURROUND - ORANGE LABEL (LATEST)
27	148113-02-000	EA	CRADLE - RADIO - KENWOOD FROM: 00-00-00 THRU: 06-04-04
27	148113-04-000	EA	CRADLE - RADIO - KENWOOD FROM: 06-05-04 THRU: 99-99-99
28*	148113-01-000	EA	RADIO - SATELLITE - SIRIUS - KENWOOD FROM: 00-00-00 THRU: 06-04-04
28*	148113-03-000	EA	RADIO - SATELLITE - SIRIUS - KENWOOD FROM: 06-05-04 THRU: 99-99-99
29	148798-01-02B	EA	BRACKET - MOUNT - SIRIUS SATELITE RADIO
30	148114-01-000	EA	CABLE - AUDIO - 1/8" TO RCA STEREO
	007093-01-000	EA	SIGNAL FLASHER
	113452-01-000	FT	SEAL/TRIM - FRONT - VINYL W/WIRE CARRIER - .020" - TO PROTECT WIRES FROM SHARP EDGES

*COMPONENT PARTS LISTED LATER IN THIS GROUP

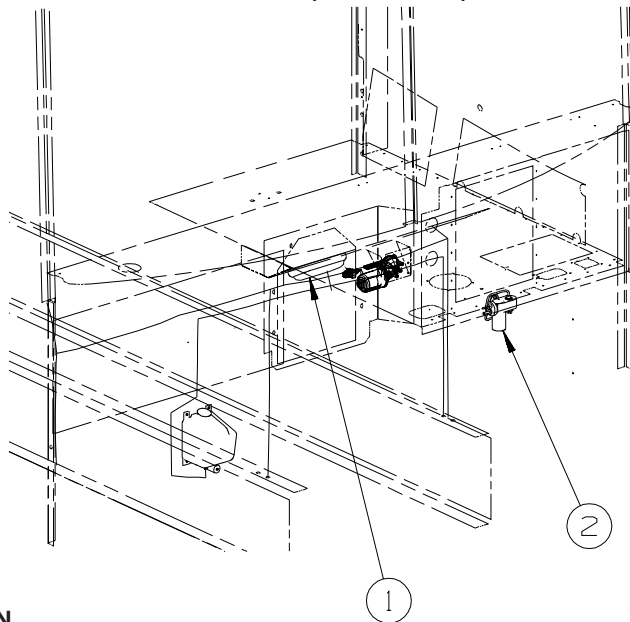
ELECTRICAL GROUP (CONTINUED) FRONT END WIRING (CONTINUED)



KEY	PART NUMBER	U/M	DESCRIPTION
1	145638-02-01A	EA	SWITCH/ROCKER - SPST (ON/OFF) - LIGHTED - BLACK - 7.2L/350 HP FROM: 00-00-00 THRU: 10-19-04
1	145638-08-01A	EA	SWITCH/ROCKER - DPDT (ON/ON) - LIGHTED - BLACK - 7.2L/350 HP FROM: 10-20-04 THRU: 99-99-99
1	145638-11-01A	EA	SWITCH/ROCKER - DPDT (ON/OFF/ON) - LIGHTED - BLACK - 8.9L/400 HP
1	108355-02-000	EA	HOUSING - SWITCH - 12 POSITION
2	145638-04-01A	EA	SWITCH/ROCKER - SPDT (ON/ON) -BLACK
2	108355-02-000	EA	HOUSING - SWITCH - 12 POSITION
3	145638-03-01A	EA	SWITCH/ROCKER - SPDT (ON/OFF/ON) -BLACK
3	108355-02-000	EA	HOUSING - SWITCH - 12 POSITION
4	145638-08-01A	EA	SWITCH/ROCKER - DPDT (ON/ON) -LIGHTED - BLACK
4	108355-02-000	EA	HOUSING - SWITCH - 12 POSITION
5	144722-02-03A	EA	APPLIQUE - BEZEL - LEFT - 7.2L/350 HP
5	144722-08-03A	EA	APPLIQUE/BEZEL - LEFT - DARK RIVERSTONE - 8.9L/400 HP
5	103603-01-000	EA	BULB - 12V - #74 - .12A WEDGE - GE 22-25 USED IN DASH
6	145638-02-01A	EA	SWITCH/ROCKER - SPST (ON/OFF) - LIGHTED - BLACK
6	108355-02-000	EA	HOUSING - SWITCH - 12 POSITION
7	144722-03-03A	EA	APPLIQUE - BEZEL - CENTER/LEFT - DARK RIVERSTONE
7	103603-01-000	EA	BULB - 12V - #74 - .12A WEDGE - GE 22-25 USED IN DASH
8	145638-09-01A	EA	SWITCH/ROCKER - DPDT (ON/OFF/ON) - BLACK
8	108355-02-000	EA	HOUSING - SWITCH - 12 POSITION
9	144722-01-03A	EA	APPLIQUE - BEZEL - RIGHT - DARK RIVERSTONE
9	103603-01-000	EA	BULB - 12V - #74 - .12A WEDGE - GE 22-25 USED IN DASH
10	145638-09-01A	EA	SWITCH/ROCKER - DOUBLE PULL/DOUBLE THROW - BLACK - SLIDEOUT ROOM - FRONT RIGHT
10	108355-01-000	EA	HOUSING - SWITCH
10	145754-01-01A	EA	SWITCH - BLANK - BLACK
11	061424-01-000	EA	LIGHT - AISLE - 12 VOLT - RECTANGULAR
	036196-01-000	EA	BULB - 12V - #194 - .27 AMP - BAYONETTE
12	141679-03-000	EA	CHARGER/DOCK STATION ONLY - FOR #GMRS100 TWO-WAY RADIO
12	141679-04-000	EA	RADIO/TWO-WAY W/BATTERY (EACH = 1) - 5 MILE - ASA GMRS100
13	145638-07-01A	EA	SWITCH/ROCKER - DPDT (ON/ON) - BLACK
13	108355-02-000	EA	HOUSING - SWITCH - 12 POSITION
14	145638-05-01A	EA	SWITCH/ROCKER - SPDT (ON/OFF/ON) - BLACK
14	108355-02-000	EA	HOUSING - SWITCH - 12 POSITION
15	145638-01-01A	EA	SWITCH/ROCKER - SPST (ON/OFF) - BLACK
15	108355-02-000	EA	HOUSING - SWITCH - 12 POSITION
16	145638-06-01A	EA	SWITCH/ROCKER - SPDT (ON/OFF/ON) - LIGHTED - BLACK
16	108355-02-000	EA	HOUSING - SWITCH - 12 POSITION
17*	136119-01-000	EA	COMPASS/THERMOMETER - ELECTRONIC- 4.5" X 2.3" DISPLAY FACE
18	147844-01-01A	EA	BEZEL - INFO CENTER DISPLAY - BLACK
19	149032-01-01A	EA	SPEEDOMETER/KM - FACE/BEZEL - 5" - BLACK - CANADIAN
20	144722-07-03A	EA	APPLIQUE/BEZEL - INSTRUMENT CONTROL - DARK RIVERSTONE
20	103603-01-000	EA	BULB - 12V - #74 - .12A WEDGE - GE 22-25 USED IN DASH
21	133534-01-000	EA	LIGHT - RED INDICATOR WITH 1/4" TERMINALS
22	133534-02-000	EA	LIGHT - AMBER INDICATOR WITH 1/4" TERMINALS

*COMPONENT PARTS LISTED LATER IN THIS GROUP

ELECTRICAL GROUP (CONTINUED)
FRONT END WIRING (CONTINUED)



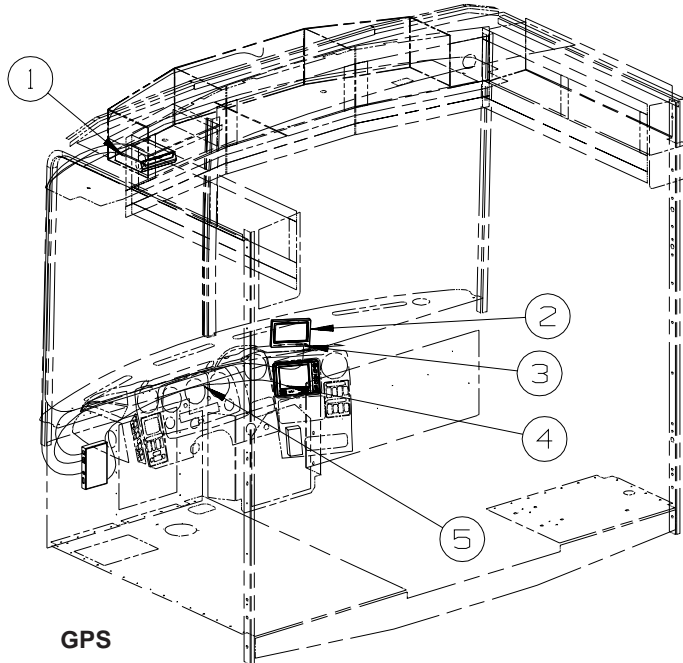
KEY	PART NUMBER	U/M	DESCRIPTION
1*	137417-01-01A	EA	LIGHT - DOME - SINGLE - W/SWITCH/FROSTED LENS - WHITE
2	114802-01-000	EA	PUMP - VACUUM - 12V

***COMPONENT PARTS LISTED LATER IN THIS GROUP**

TRIP COMPUTER

KEY	PART NUMBER	U/M	DESCRIPTION
	143591-04-000	EA	CABLE - CAMERA INTERFACE - F/COLOR MONITOR
*	143591-05-000	EA	COMPUTER - TRIP/ENGINE MONITOR - F/COLOR MONITOR - #2500-3 FROM: 00-00-00 THRU: 08-19-04
	143591-06-000	EA	COMPUTER - TRIP/ENGINE MONITOR - F/COLOR MONITOR- #2510-3W FROM: 08-20-04 THRU: 99-99-99

***COMPONENT PARTS LISTED LATER IN THIS GROUP**



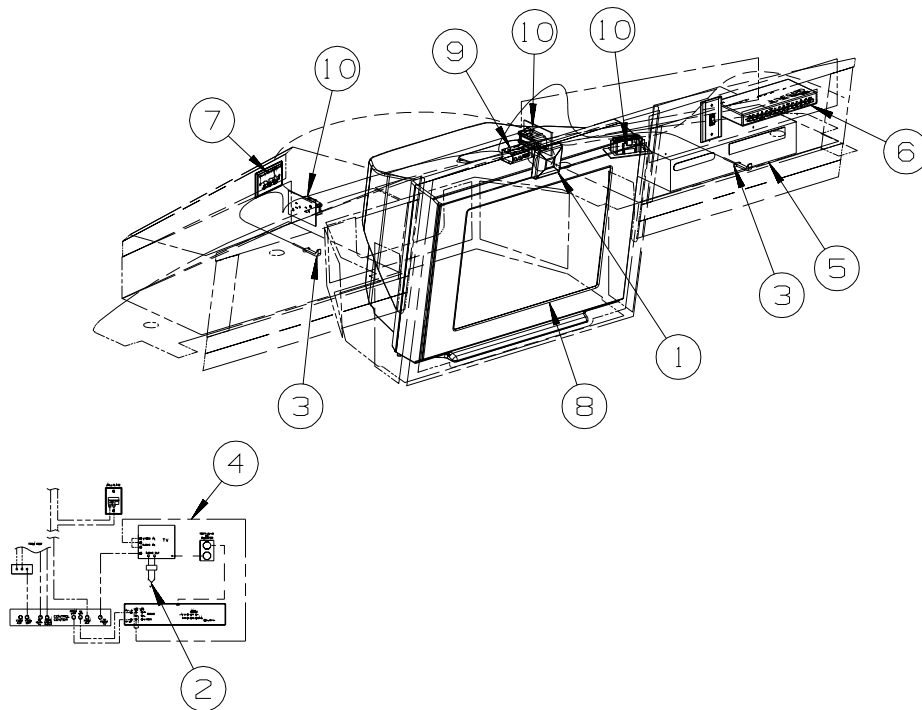
GPS

KEY	PART NUMBER	U/M	DESCRIPTION
1*	137424-01-000	EA	GPS-NAVAGATION SYS-W/DVD DIVIT/MAPS/GPS ANT & WIRE HARNESS
2	137424-03-000	EA	MONITOR/LCD - COLOR FROM: 00-00-00 THRU: 07-21-04
2	137424-05-000	EA	MONITOR/LCD - COLOR - 6.5" FROM: 07-22-04 THRU: 99-99-99
3	137424-04-000	EA	BRACKET - MONITOR
4	148112-01-000	EA	CABLE - MONITOR - SONY AUX
5	148591-01-000	EA	CABLE - RCA MALE/RCA MALE - RIVER PARK 55-862-1

***COMPONENT PARTS LISTED LATER IN THIS GROUP**

ELECTRICAL GROUP (CONTINUED)

FRONT TV/VCR

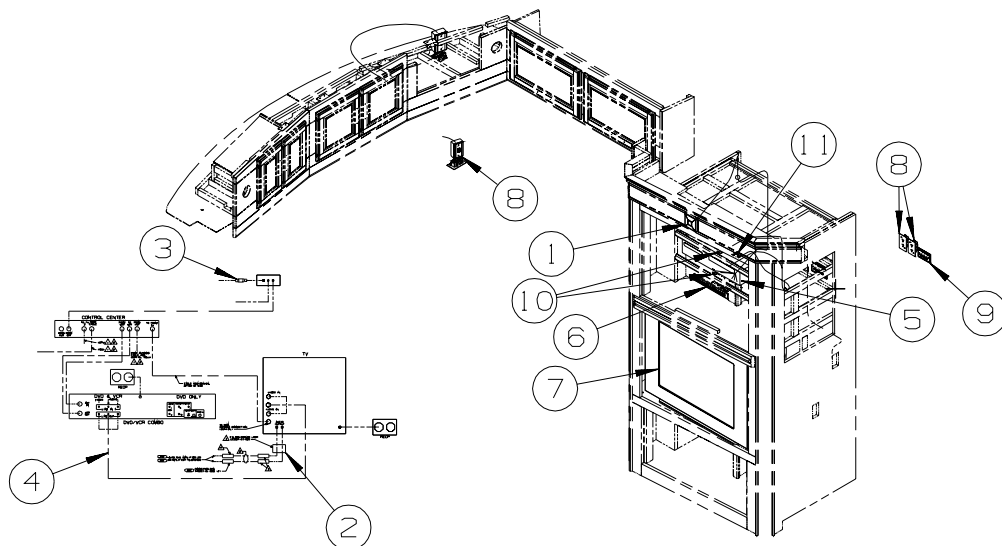


KEY	PART NUMBER	U/M	DESCRIPTION
1	148026-02-01A	EA	SPEAKER GRILLE - CUBE - SILVER
1	148026-03-01A	EA	SPEAKER - CUBE - W/O CASE
2	NOT USED		
3	149750-03-000	EA	TRANSMITTER - F/INFRA RED RECEIVER
4	136860-01-000	EA	CABLE - RCA - #3 MALE TO #12F MALE CONNECTOR
5*	146396-02-000	EA	DVD/VCR PLAYER - SONY SLV-D300P
6	142258-01-000	EA	SWITCH - VIDEO/ANTENNA POWER SUPPLY
7	149557-04-01A	EA	PLATE/WALL - TRIPLE COAXIAL/HORIZONTAL - WHITE
8*	146299-01-000	EA	TV - 24" STEREO W/5 JACKS - SONY 24FS100
			FROM: 00-00-00 THRU: 07-25-04
8*	146299-02-000	EA	TV - 24" STEREO W/5 JACKS - SONY 24FS120MT02
			FROM: 07-26-04 THRU: 99-99-99
9	149750-04-000	EA	MODULE/INTERFACE - INFRA RED (RECEIVER TO TRANSMITTER)
10	058708-01-000	EA	RECEPTACLE - ELECTRIC - DOUBLE - BROWN

***COMPONENT PARTS LISTED LATER IN THIS GROUP**

ELECTRICAL GROUP (CONTINUED)

SIDE TV/VCR

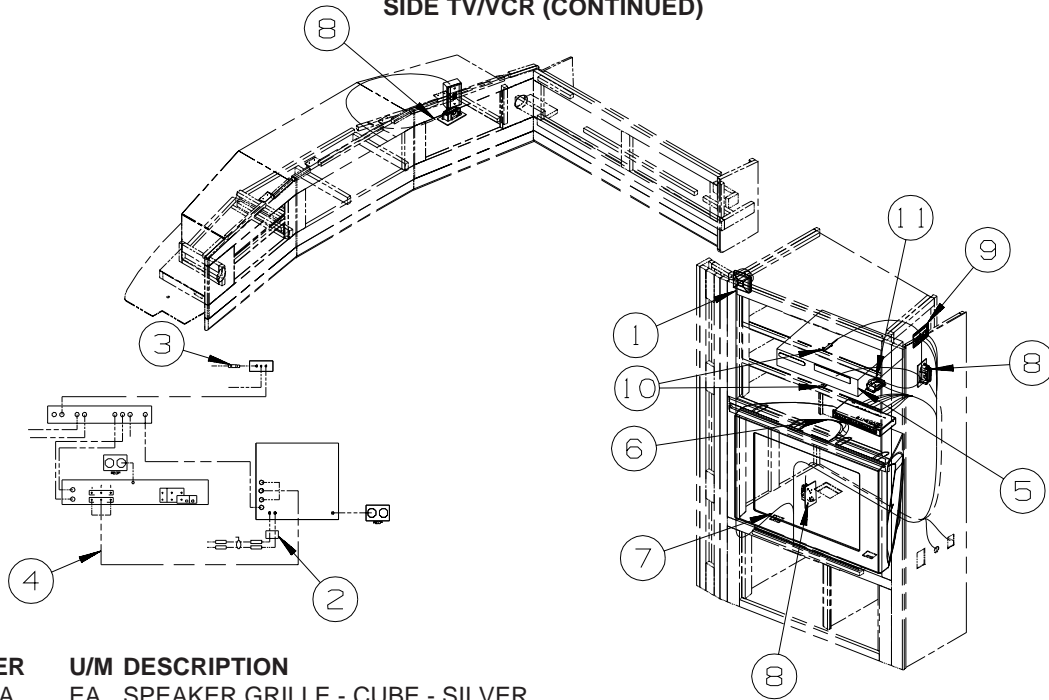


S40AD

KEY	PART NUMBER	U/M	DESCRIPTION
1	148026-02-01A	EA	SPEAKER GRILLE - CUBE - SILVER
1	148026-03-01A	EA	SPEAKER - CUBE - W/O CASE
2	123324-01-000	EA	FILTER - GROUND LOOP
3	082134-01-000	EA	ADAPTER - TV - CABLE TO CABLE
4	136860-01-000	EA	CABLE - RCA - #3 MALE TO #12F MALE CONNECTOR
5*	146396-02-000	EA	DVD/VCR PLAYER - SONY SLV-D300P
5*	146396-03-000	EA	DVD/VCR PLAYER - SONY SLV-D350P
			FROM: 00-00-00 THRU: 07-11-04
			FROM: 07-12-04 THRU: 99-99-99
6	142258-01-000	EA	SWITCH - VIDEO/ANTENNA POWER SUPPLY
7*	146298-01-000	EA	TV - 27" STEREO W/5 JACKS - SONY 27FS100
			FROM: 00-00-00 THRU: 05-30-04
7*	146298-02-000	EA	TV - 27" STEREO W/5 JACKS - SONY 27FS120
			FROM: 05-31-04 THRU: 99-99-99
8	058708-01-000	EA	RECEPTACLE - ELECTRIC - DOUBLE - BROWN
9	149557-04-01A	EA	PLATE/WALL - TRIPLE COAXIAL/HORIZONTAL - WHITE
10	149750-03-000	EA	TRANSMITTER - F/INFRA RED RECEIVER
11	149750-04-000	EA	MODULE/INTERFACE - INFRA RED (RECEIVER TO TRANSMITTER)

*COMPONENT PARTS LISTED LATER IN THIS GROUP

ELECTRICAL GROUP (CONTINUED)
SIDE TV/VCR (CONTINUED)

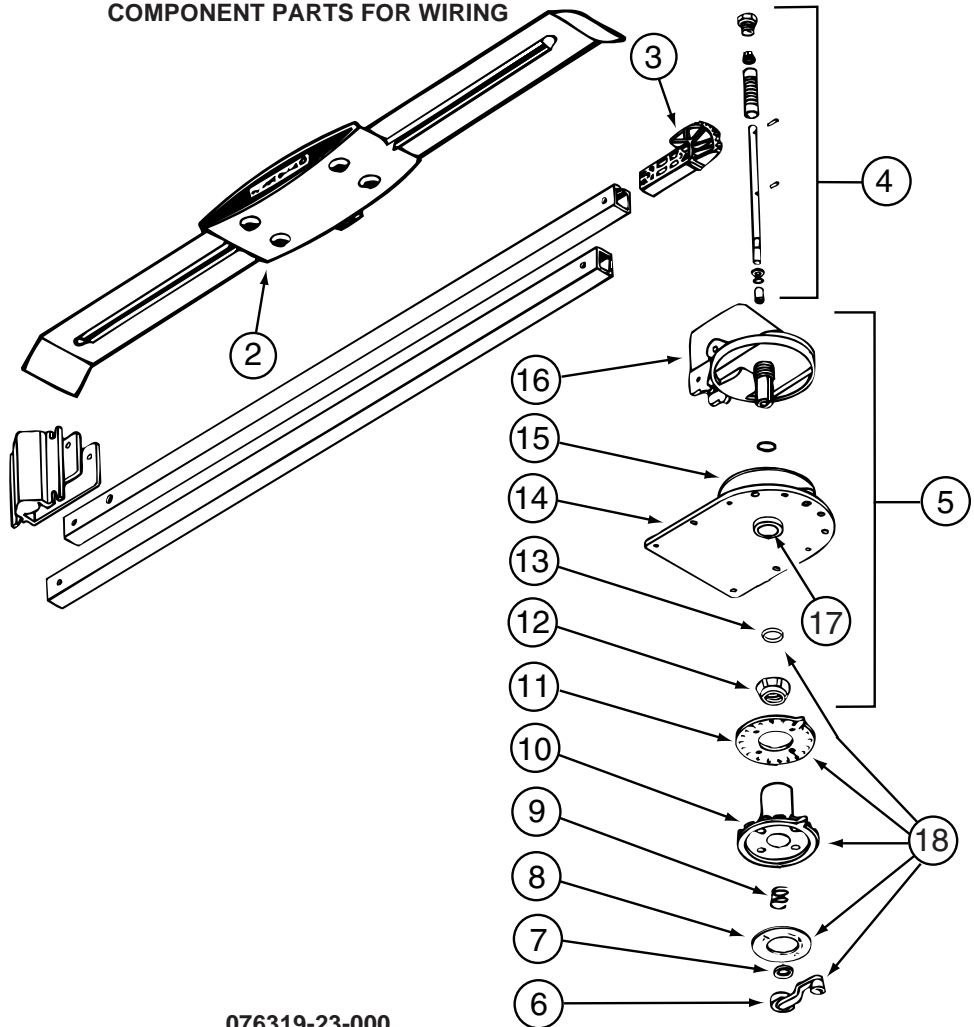


S40FD

KEY	PART NUMBER	U/M	DESCRIPTION
1	148026-02-01A	EA	SPEAKER GRILLE - CUBE - SILVER
1	148026-03-01A	EA	SPEAKER - CUBE - W/O CASE
2	123324-01-000	EA	FILTER - GROUND LOOP
3	082134-01-000	EA	ADAPTER - TV - CABLE TO CABLE
4	136860-01-000	EA	CABLE - RCA - #3 MALE TO #12F MALE CONNECTOR
5*	146396-02-000	EA	DVD/VCR PLAYER - SONY SLV-D300P
			FROM: 00-00-00 THRU: 07-11-04
5*	146396-03-000	EA	DVD/VCR PLAYER - SONY SLV-D350P
			FROM: 07-12-04 THRU: 99-99-99
6	142258-01-000	EA	SWITCH - VIDEO/ANTENNA POWER SUPPLY
7*	146298-01-000	EA	TV - 27" STEREO W/5 JACKS - SONY 27FS100
			FROM: 00-00-00 THRU: 05-30-04
7*	146298-02-000	EA	TV - 27" STEREO W/5 JACKS - SONY 27FS120
			FROM: 05-31-04 THRU: 99-99-99
8	058708-01-000	EA	RECEPTACLE - ELECTRIC - DOUBLE - BROWN
9	149557-04-01A	EA	PLATE/WALL - TRIPLE COAXIAL/HORIZONTAL - WHITE
10	149750-03-000	EA	TRANSMITTER - F/INFRA RED RECEIVER
11	149750-04-000	EA	MODULE/INTERFACE - INFRA RED (RECEIVER TO TRANSMITTER)

***COMPONENT PARTS LISTED LATER IN THIS GROUP**

ELECTRICAL GROUP (CONTINUED)
COMPONENT PARTS FOR WIRING



076319-23-000

KEY	PART NUMBER	U/M	DESCRIPTION	VENDOR NO.
2	076319-01-700	EA	HEAD-ANTENNA, AMPLIFIED	RVSA U/V
3	076319-01-701	EA	GEAR-ELEVATING, PLASTIC	2200046
4	076319-01-702	EA	SHAFT ASM-ELEVATING	RP-4000
5	076319-01-711	EA	BASE & LIFT ASM	2762802
7	076319-01-705	EA	GROMMET-NYLON, 7/8"ID	3200658
8	076319-01-708	EA	DECAL-CRANK	5413002
9	076319-01-707	EA	SPRING-HANDLE	2160822
11	076319-01-712	EA	PLATE - CEILING	3200608
12	076319-01-715	EA	NUT (GEAR HOUSING)	2200047
14	076319-01-713	EA	PLATE-BASE, STEEL	3100523
15	076319-01-703	EA	BEARING-NYLON, 5"OD	3200656
16	076319-01-714	EA	HOUSING, ROTATING GEAR	2200049
17	076319-01-704	EA	BEARING-NYLON, 1.25"OD	3200657
18	076319-01-709	EA	HANDLE-HEAD DIRECTIONAL	200644
	076319-01-716	EA	TUBING, ELEVATING	RP-2900

CONTACT WINNEBAGO PART SALES FOR UNLISTED COMPONENT(S)

076319-25-000

KEY	PART NUMBER	U/M	DESCRIPTION	VENDOR NO.
6	076319-01-706	EA	CRANK-W/SET SCREW UNIV/BEIGE	2750897
6	120233-01-710	EA	HANDLE-CRANK W/SCREW - WHITE	RP-6795
8	076319-01-708	EA	DECAL-CRANK	5413002
10	076319-25-700	EA	DIRECTIONAL HANDLE(WHITE)	3200612
11	076319-25-701	EA	PLATE - CEILING(WHITE)	3200609
13	120233-01-709	EA	WASHER-NYLON	RP-2658

CONTACT WINNEBAGO PART SALES FOR UNLISTED COMPONENT(S)

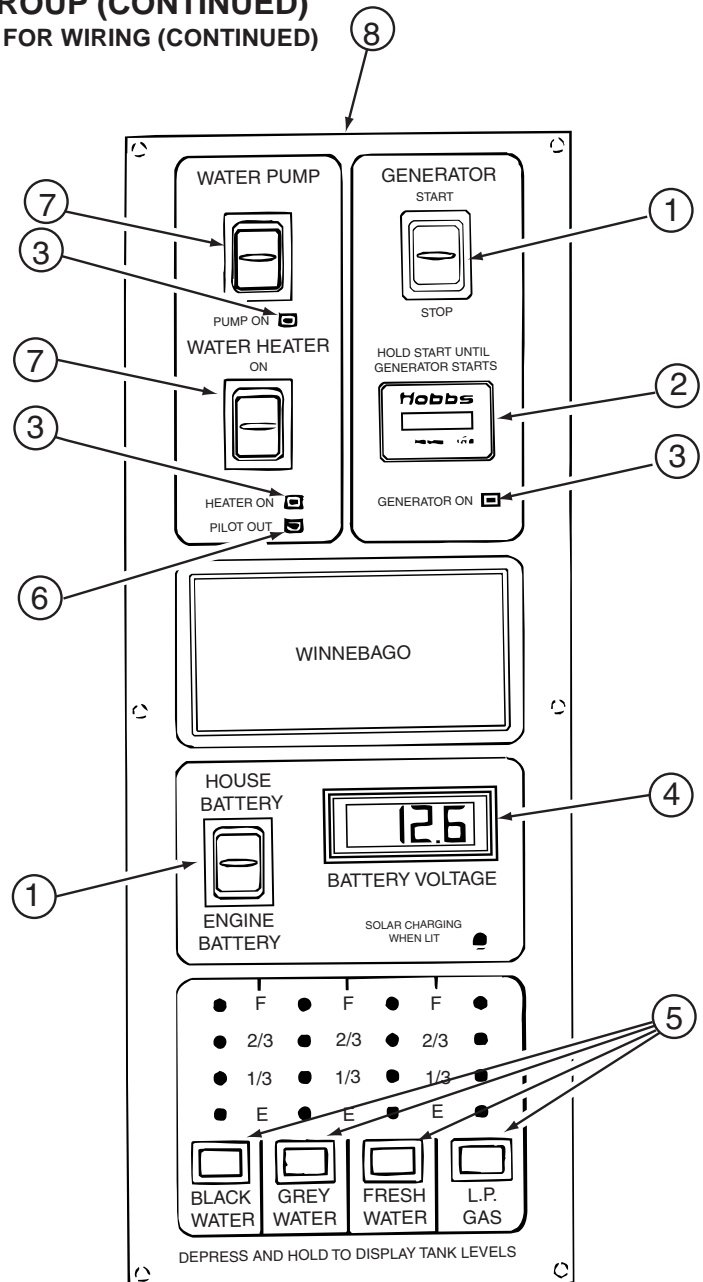
086280-01-000

KEY	PART NUMBER	U/M	DESCRIPTION	VENDOR NO.
	086280-01-700	EA	BULB,12V	ARP1089

ELECTRICAL GROUP (CONTINUED)
COMPONENT PARTS FOR WIRING (CONTINUED)

091937-08-000			
KEY	PART NUMBER	U/M DESCRIPTION	VENDOR NO.
	091937-08-700	EA LENS - LIGHT - FLUORESCENT	D-766
091937-09-000			
KEY	PART NUMBER	U/M DESCRIPTION	VENDOR NO.
	091937-09-700	EA LENS - LIGHT - FLUORESCENT	D-762
093575-33-01A			
KEY	PART NUMBER	U/M DESCRIPTION	VENDOR NO.
	093575-33-700	EA FINIAL (MOON BALL) BRASS	12-139-1
	093575-33-701	EA GLASS(WHITE SWIRL)W/IND HOLE	9111
093575-33-03A			
KEY	PART NUMBER	U/M DESCRIPTION	VENDOR NO.
	093575-33-701	EA GLASS(WHITE SWIRL)W/IND HOLE	9111
	093575-33-702	EA FINIAL (MOON BALL)SATIN NICKL	12-139-TY
102756-03-000			
KEY	PART NUMBER	U/M DESCRIPTION	VENDOR NO.
	102756-02-702	EA BATTERY-12 VOLT	402-1002
	102756-03-700	EA MODULE BOARD	202-3219
	102756-03-701	EA REMOTE-KEYLESS ENTRY	412-1115
	102756-03-702	EA RELAY- 30AMP - SPDT	463-1000
	102756-03-703	EA WIRE HARNESS - KEYLESS ENTRY	203-6879
105620-15-000			
KEY	PART NUMBER	U/M DESCRIPTION	VENDOR NO.
	105620-15-700	EA FUSE/BUSS (2AMP/250V) 3 PER PK	8330-3343
108354-01-01A			
KEY	PART NUMBER	U/M DESCRIPTION	VENDOR NO.
	108354-01-700	EA BULB-COURTESY LIGHT	395-B
115504-01-000			
KEY	PART NUMBER	U/M DESCRIPTION	VENDOR NO.
	115504-01-700	EA PLUG & CABLE, 10 WATT PANEL	600-016
121935-01-01A			
KEY	PART NUMBER	U/M DESCRIPTION	VENDOR NO.
	121935-01-700	EA LENS ONLY	809511
123775-01-01A			
KEY	PART NUMBER	U/M DESCRIPTION	VENDOR NO
	123775-01-700	EA BULB - 10 WATT - HALOGEN	71-JC10
	123775-01-701	EA BEZEL/LENS - RECESSED LIGHT	
123775-01-02A			
KEY	PART NUMBER	U/M DESCRIPTION	VENDOR NO
	123775-01-702	EA BEZEL/LENS - SATIN NICKEL	99 953470
129561-01-01A			
KEY	PART NUMBER	U/M DESCRIPTION	VENDOR NO.
	129561-01-700	EA PC BOARD	L5097-09
	129561-01-701	EA CHASSIS SCREENED	C00399
	129561-01-702	EA LABEL	L0451-0
	129561-01-703	EA HARNESS	L7694-00
129561-02-01A			
KEY	PART NUMBER	U/M DESCRIPTION	VENDOR NO.
	129561-01-701	EA CHASSIS SCREENED	C00399
	129561-01-703	EA HARNESS	L7694-00
	129561-02-700	EA PC BOARD	L5132-02
130672-01-02A			
KEY	PART NUMBER	U/M DESCRIPTION	VENDOR NO.
	130672-02-700	EA REMOTE-WHITE BEZEL(GOLIGHT)	7900T
	130672-02-701	EA HEAD	49250
	130672-02-702	EA BULB	49000

ELECTRICAL GROUP (CONTINUED)
COMPONENT PARTS FOR WIRING (CONTINUED)



133004-02-01A

KEY	PART NUMBER	U/M	DESCRIPTION	VENDOR NO.
1	133004-01-702	EA	SWITCH/DPDT MOM=ON-OFF-ON	L1011-00
2	100258-10-701	EA	GAUGE-HR METER ONLY (LCD)	L0775-00
3	133004-01-706	EA	L.E.D. GREEN-PANEL MOUNT	L0785
4	133004-01-704	EA	METER/VOLT-DIGITAL - LCD	L1008-00
5	133004-01-705	EA	SWITCH/MOM ON - PUSH BUTTON	L0950-00
6	133004-01-703	EA	L.E.D. RED-PANEL MOUNT	L1009-00
7	133004-01-701	EA	SWITCH/DPDT ON-ON/MAINTAINED	L1025-00
8	133004-02-701	EA	SCREENED - CHASSIS	CC0547-00
	133004-02-700	EA	BOARD - PC	L5113-03

133004-05-01A

KEY	PART NUMBER	U/M	DESCRIPTION	VENDOR NO.
1	133004-01-702	EA	SWITCH/DPDT MOM=ON-OFF-ON	L1011-00
2	100258-10-701	EA	GAUGE-HR METER ONLY (LCD)	L0775-00
3	133004-01-706	EA	L.E.D. GREEN-PANEL MOUNT	L0785
4	133004-01-704	EA	METER/VOLT-DIGITAL - LCD	L1008-00
5	133004-01-705	EA	SWITCH/MOM ON - PUSH BUTTON	L0950-00
6	130004-01-703	EA	L.E.D. RED-PANEL MOUNT	L1009-00
7	133004-01-701	EA	SWITCH/DPDT ON-ON/MAINTAINED	L1025-00
8	133004-05-700	EA	SCREENED CHASSIS	CC0563-00
	133004-05-701	EA	BOARD - PC	L5130-02

ELECTRICAL GROUP (CONTINUED)
COMPONENT PARTS FOR WIRING (CONTINUED)

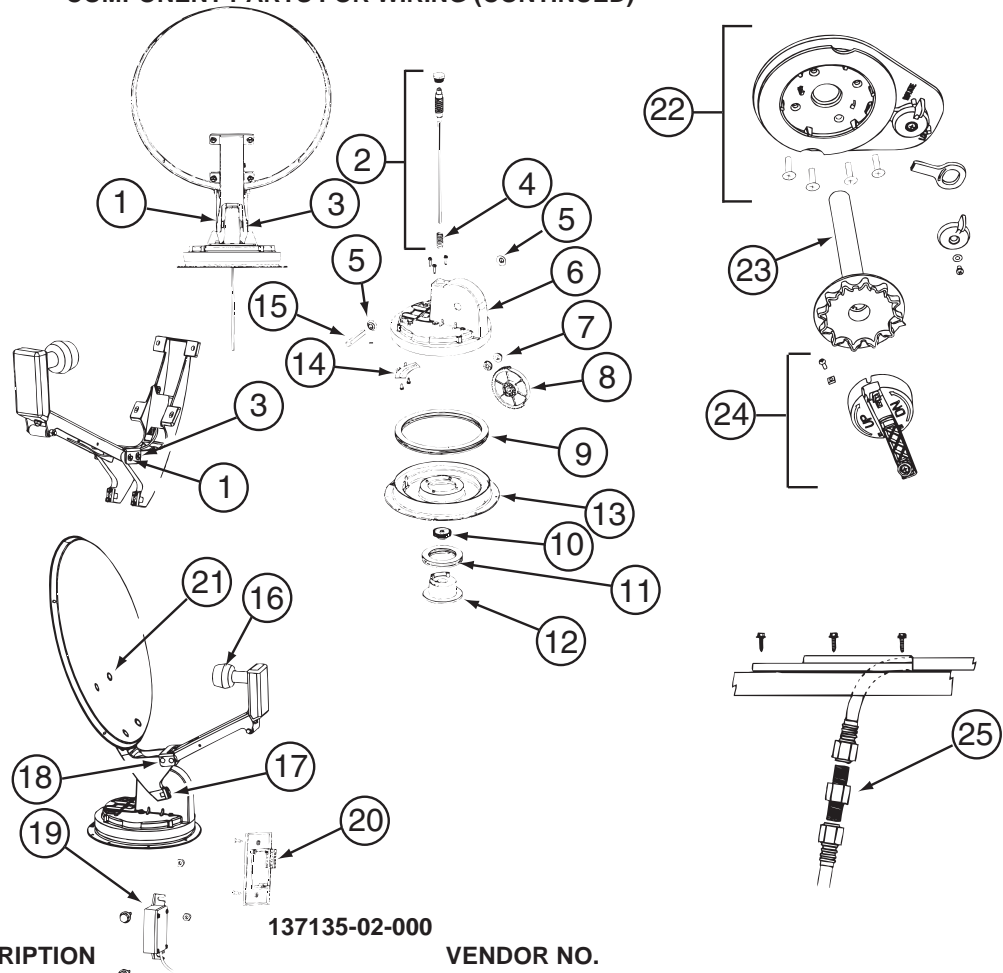
133416-02-000

KEY	PART NUMBER	U/M	DESCRIPTION	VENDOR NO.
	133416-02-700	EA	BULB/FLOURESCENT - 36"	F30T8-CW

136119-01-000

KEY	PART NUMBER	U/M	DESCRIPTION	VENDOR NO.
	136119-01-700	EA	COMPASS SENSOR (BLACK BOX)	AP-SUB-005
	136119-01-701	EA	PROBE/TEMPERATURE SENSOR(V1)	AP-SUB-004A
	136119-01-702	EA	DISPLAY MODULE-LED (V1)	AP-SUB-004B
	136119-01-703	EA	HARNESS - COMPASS POWER	AP-HRN-175
	136119-01-704	EA	HARNESS - COMPASS ENGINE	AP-HRN-176
	136119-01-705	EA	HRNSS-COMP.TEMP SENSOR V1	AP-HRN-177
	136119-01-706	EA	PROBE/TEMPERATURE SENSOR (V2)	AP-SUB-006
	136119-01-707	EA	DISPLAY MODULE - VISUAL (V2)	AP-SUB-007
	136119-01-708	EA	HARNESS/COMP. COMP/THERM(V2)	AP-HRN-239 W/PACKRD

ELECTRICAL GROUP (CONTINUED)
COMPONENT PARTS FOR WIRING (CONTINUED)



137135-02-000

KEY	PART NUMBER	U/M	DESCRIPTION	VENDOR NO.
1	120233-01-714	EA	CLIP-E	5160818
2	137135-01-703	EA	KIT ELEV - SHAFT/GEAR/SPRING	RP-4400
3	137135-01-704	EA	PIN - 1/4" X 3.25"	2160813
4	137135-01-705	EA	SPRING	2160818
5	137135-01-707	EA	SEAL - PIVOT SHAFT	2200852
6	137135-01-708	EA	TURRET	3100728
7	137135-01-709	EA	PIVOT BEARING	2200470
8	137135-01-711	EA	GEAR - ELEVATING	2200464
9	137135-01-712	EA	BEARING - OUTER	2590347
10	137135-01-714	EA	GEAR - ELEVATING SHAFT	2200465
11	137135-01-715	EA	BEARING - INNER	2590348
12	137135-01-716	EA	HUB	3100731
13	137135-01-713	EA	TURRET BASE	3100730
14	137135-01-710	EA	PLATE - ROTATE LIMIT	3720052
16	137135-02-703	EA	LOW NOISE BLOCK FILTER	LB-6000 - DUAL
17	137135-01-722	EA	CLAMP	2590343
18	137135-01-719	EA	BRACKET - PIVOT	2744945
19	137135-01-720	EA	DE-SENSOR UNIT W/43" CABLE	DM4000
20	137135-02-701	EA	BOX - SURFACE MOUNT	SM-100
21	137135-01-717	EA	BOLT - FLAT HEAD	2160362
22	120233-01-737	EA	PLATE/INT-W/DIRECTIONAL HDLE	RK-CEIL
23	120233-01-704	EA	DIAL/DIRECTIONAL 4"W/SPRING	3200364
24	120233-01-738	EA	HDW PKG-HANDLE/SPRING/WASHER	RK-HAND
25	137135-01-701	EA	CONNECTOR - F - MALE TO MALE	FS-8100
	120233-04-700	EA	KIT-WALL PLATE/CABLE - GRAY	DM4000
	137135-01-700	EA	ROOF WEDGE W/GASKET	RW-5000
	137135-01-706	EA	KIT-TURRET/SEAL/BEARING/GEAR	RP-RM30
	137135-01-718	EA	REFLECTOR/WHITE-46CM W/HDW	RP-35RM
	137135-02-700	EA	DE-SENSOR	2780096
	137135-02-704	EA	KIT-UPDATE DIRECTIONAL HDL	RP-RMDH
	137135-02-705	EA	KIT-TURRET & SHAFT COMPLETE	RP-RM46

CONTACT WINNEBAGO PART SALES FOR UNLISTED COMPONENT(S)

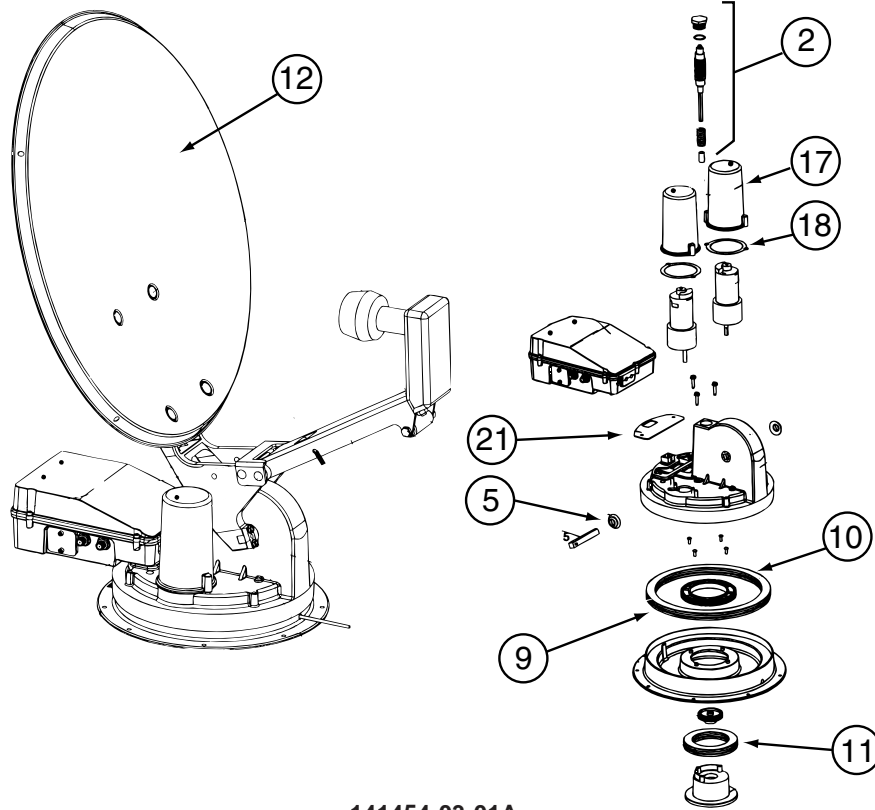
ELECTRICAL GROUP (CONTINUED)
COMPONENT PARTS FOR WIRING (CONTINUED)

137417-01-01A, 137417-03-01A

KEY	PART NUMBER	U/M DESCRIPTION	VENDOR NO.
	137417-01-700	EA LENS - SINGLE (FROSTED)	810868

137424-01-000

KEY	PART NUMBER	U/M DESCRIPTION	VENDOR NO.
	137424-01-700	EA DISC - SETUP - DVD	NVD-A131
	137424-01-701	EA REMOTE	RUE-4190



141454-03-01A

KEY	PART NUMBER	U/M DESCRIPTION	VENDOR NO.
2	141454-01-700	EA KIT ELEV-SHAFT/GEARS/SPRING	RP-RM20
4	137135-01-705	EA SPRING	2160818
5	137135-01-707	EA SEAL - PIVOT SHAFT	2200852
9	137135-01-712	EA BEARING - OUTER	2590347
10	137135-01-714	EA GEAR - ELEVATING SHAFT	2200465
10	141454-01-712	EA GEAR - ROTATE	2200469
11	137135-01-715	EA BEARING - INNER	2590348
12	137135-01-718	EA REFLECTOR/WHITE-46CM W/HDWE	RP-35RM
13	137135-01-713	EA TURRET BASE	3100730
17	141454-01-705	EA HOUSING - MOTOR	3200260
18	141454-01-706	EA GASKET - MOTOR HOUSING	2240054
21	141454-01-709	EA GASKET	2240056
	120233-01-714	EA CLIP-E	5160818
	137135-01-704	EA PIN - 1/4" X 3.25"	2160813
	137135-01-719	EA BRACKET - PIVOT	2744945
	137135-01-722	EA CLAMP	2590343
	137135-01-723	EA SUPPORT/FRAME-BACKUP-W/HDWE	RP-RM00
	137135-02-703	EA LOW NOISE BLOCK FILTER	LB-6000 - DUAL
	141454-01-701	EA KIT - GEAR/MOTOR-GEAR/ROTATE	RP-RM25
	141454-01-702	EA HOUSING/ELECTRONICS - UPPER	RP-RM10
	141454-01-703	EA HOUSING/ELECTRONICS - LOWER	RP-RM15
	141454-01-704	EA KIT LIFT ASSEMBLY COMPLETE	RP-RM05
	141454-03-700	EA MOTOR (AZIMUTH)	2665042
	141454-03-701	EA MOTOR (ELEVATION)	2665041
	141454-03-702	EA CIRCUIT BOARD(CONTROL BOARD)	RP-RM80
	141454-03-703	EA CONTRL PANEL W/BOX (AS2003)	RP-AS85

CONTACT WINNEBAGO PART SALES FOR UNLISTED COMPONENT(S)

ELECTRICAL GROUP (CONTINUED)
COMPONENT PARTS FOR WIRING (CONTINUED)

143591-05-000			
KEY	PART NUMBER	U/M DESCRIPTION	VENDOR NO.
	143591-05-700	EA TOUCH PAD W/WIRE/CIRCUIT BRD	TRIP TEK #01-02002
144377-01-000			
KEY	PART NUMBER	U/M DESCRIPTION	VENDOR NO.
	144377-01-700	EA SWITCH	2400101
	144377-01-701	EA PLATE F/SWITCH	3202239
	144377-01-702	EA DOME W/NOTCHES	2780402
146298-01-000			
KEY	PART NUMBER	U/M DESCRIPTION	VENDOR NO.
	146298-01-700	EA REMOTE - TV	1-477-119-21
146298-02-000			
KEY	PART NUMBER	U/M DESCRIPTION	VENDOR NO.
	146298-02-700	EA REMOTE - TV	1-478-707-11
146299-01-000			
KEY	PART NUMBER	U/M DESCRIPTION	VENDOR NO.
	146299-01-700	EA REMOTE - TV	1-476-680-11
146299-02-000			
KEY	PART NUMBER	U/M DESCRIPTION	VENDOR NO.
	146299-02-700	EA REMOTE - TV	1-468-835-11
146396-02-000 & 146396-03-000			
KEY	PART NUMBER	U/M DESCRIPTION	VENDOR NO.
	146396-02-700	EA REMOTE	9-885-035-23
148113-01-000, 148113-03-000			
KEY	PART NUMBER	U/M DESCRIPTION	VENDOR NO.
	148113-01-700	EA REMOTE - SIRIUS RADIO	0111202P00
148231-01-000			
KEY	PART NUMBER	U/M DESCRIPTION	VENDOR NO.
	148231-01-700	EA REMOTE	RC3100
149049-01-000,149049-02-000			
KEY	PART NUMBER	U/M DESCRIPTION	VENDOR NO.
	149049-01-700	EA REMOTE (TV)	RM-Y1735
151458-01-000			
KEY	PART NUMBER	U/M DESCRIPTION	VENDOR NO.
	102756-02-702	EA BATTERY - 12 VOLT	402-1002
	102756-03-701	EA REMOTE-KEYLESS ENTRY	412-1115
	102756-03-702	EA RELAY- 30AMP - SPDT	463-1000
	151458-01-700	EA MODULE BOARD	202-3227
	151458-01-701	EA WIRE HARNESS - KEYLESS ENTRY	203-6908

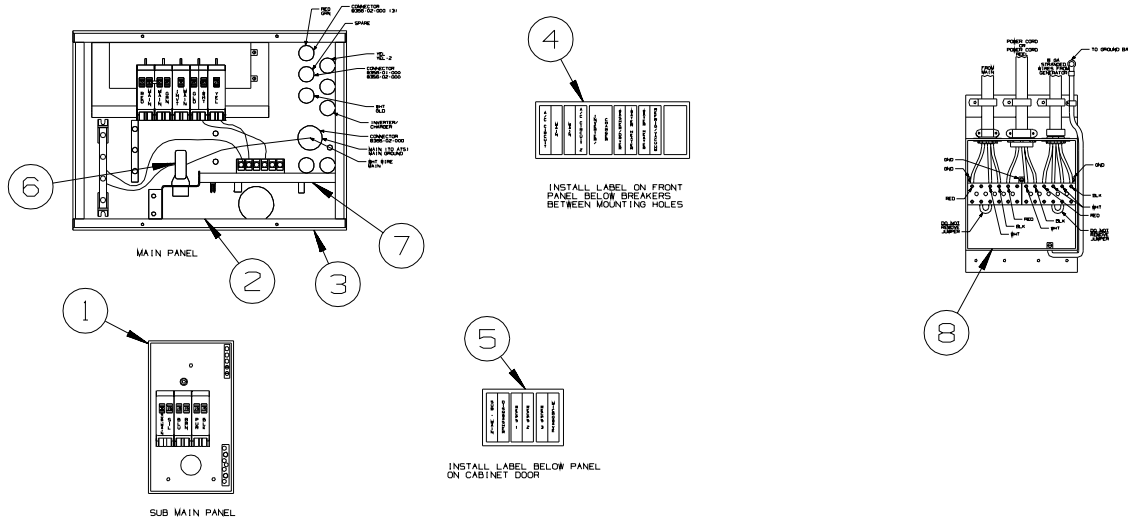
ELECTRICAL GROUP (CONTINUED)
CIRCUIT BREAKERS, FUSES, & RELAYS

KEY	PART NUMBER	U/M	DESCRIPTION
	008235-01-000	EA	FUSE - 15 AMP/12VOLT - AUTOMOTIVE
	033573-01-000	EA	CIRCUIT BREAKER W/MOUNT-20A, 12V - FASCO 1711-2026
	062901-02-000	EA	FUSE - 5 AMP - AUTOMOTIVE
	062901-04-000	EA	FUSE - 10 AMP - AUTOMOTIVE
	062901-05-000	EA	FUSE - 15 AMP - AUTOMOTIVE
	062901-06-000	EA	FUSE - 20 AMP - AUTOMOTIVE
	062901-07-000	EA	FUSE - 25 AMP - AUTOMOTIVE
	062901-08-000	EA	FUSE - 30 AMP - AUTOMOTIVE
	063910-01-000	EA	HOUSING - RELAY
	063912-02-000	EA	RELAY - CANISTER - SPDT
	083209-01-000	EA	CIRCUIT BREAKER - 15 AMP - 120 VOLT - CANADIAN
	083209-02-000	EA	CIRCUIT BREAKER - 15/15 AMP - 120 VOLT
	083209-03-000	EA	CIRCUIT BREAKER - 15/20 AMP - 120 VOLT
	083209-04-000	EA	CIRCUIT BREAKER - 30 AMP - 120 VOLT
	083209-05-000	EA	CIRCUIT BREAKER - 20 AMP - 120 VOLT
	083209-06-000	EA	CIRCUIT BREAKER - 30/15 AMP - 120 VOLT
	083209-07-000	EA	CIRCUIT BREAKER - 20/20 AMP - 120 VOLT
	083209-10-000	EA	CIRCUIT BREAKER - 20/30 AMP - 120 VOLT
	083209-11-000	EA	CIRCUIT BREAKER - 20/15 AMP - 120 VOLT
	092786-03-000	EA	BUSS BAR - 6.9" LONG
	092786-06-000	EA	BUSS BAR
	093654-01-000	EA	CIRCUIT BREAKER - 6 AMP - 12 VOLT - PUSH BUTTON - WHITE
	093654-02-000	EA	CIRCUIT BREAKER - 15 AMP - 12 VOLT - PUSH BUTTON - WHITE
	093654-03-000	EA	CIRCUIT BREAKER - 20 AMP - 12 VOLT - PUSH BUTTON - WHITE
	093654-11-000	EA	COVER - RESET BUTTON
	093655-01-000	EA	CIRCUIT BREAKER - 25 AMP - 12 VOLT - PUSH BUTTON - WHITE
	093655-02-000	EA	CIRCUIT BREAKER - 30 AMP - 12 VOLT - PUSH BUTTON - WHITE
	093655-03-000	EA	CIRCUIT BREAKER - 40 AMP - 12 VOLT - PUSH BUTTON - WHITE
	097611-01-000	EA	CIRCUIT BREAKER - 10 AMP
	097611-02-000	EA	CIRCUIT BREAKER - 30 AMP
	097611-03-000	EA	CIRCUIT BREAKER - 20 AMP
	097611-04-000	EA	CIRCUIT BREAKER - 25 AMP
	100341-01-000	EA	FUSE HOLDER - IN LINE TYPE
	106656-01-000	EA	FUSE BLOCK - 4 CAVITY - AUTOFUSE
	108567-01-000	EA	CIRCUIT BREAKER - 40 AMP - 12 VOLT - TYPE II
	111683-01-000	EA	FUSE - HOLDER - GLASS - 1/4" X 1 1/4"
	113482-01-000	EA	CIRCUIT BREAKER - 55 AMP - MANUAL
	115187-01-000	EA	FUSE - 300 AMP - NON-DELAY
	115187-02-000	EA	FUSE HOLDER - BUSS ANN/ANL BLOCK
	119930-01-000	EA	CAPACITOR - ELECTROLYTIC
	122811-01-000	EA	CIRCUIT BREAKER - 20/50/50/20 AMP - 250V
	125986-02-000	EA	FUSE - 5 AMP - AUTO - MINI BLADE
	125986-04-000	EA	FUSE - 10 AMP - AUTO - MINI BLADE
	125986-05-000	EA	FUSE - 15 AMP - AUTO - MINI BLADE
	125986-06-000	EA	FUSE - 20 AMP - AUTO - MINI BLADE
	125986-07-000	EA	FUSE - 25 AMP - AUTO - MINI BLADE
	134127-01-000	EA	CIRCUIT BREAKER - 10 AMP - MINI
	141789-01-000	EA	SPACER - CIRCUIT BREAKER

ELECTRICAL GROUP (CONTINUED)

CONVERTER, INVERTER, & LOAD CENTERS

KEY	PART NUMBER	U/M	DESCRIPTION
	148254-01-000	EA	INVERTER - CHARGER - 2000W AC
	148254-02-000	EA	REMOTE PANEL - INVERTER/CHARGER
			FROM: 00-00-00 THRU: 03-06-05
	148254-05-000	EA	REMOTE/PANEL - INVERTER/CHARGER
			FROM: 03-07-05 THRU: 99-99-99
	148254-03-000	EA	CABLE/INVERTOR - W/8 PIN MODULAR PHONE JACK - 50'-DIMEN



KEY	PART NUMBER	U/M	DESCRIPTION
1	109677-01-000	EA	LOAD CENTER - 120 VOLT - 40 AMP
2	141258-01-000	EA	LOAD CENTER - 120/240 - 50 AMP
3	141258-02-000	EA	LOAD CENTER - COVER
4	095721-45-000	EA	LABEL - CONTROL CENTER - 50 AMP
			FROM: 00-00-00 THRU: 11-07-04
4	095721-42-000	EA	LABEL - CONTROL CENTER - 50 AMP
			FROM: 11-08-04 THRU: 99-99-99
5	095721-20-000	EA	LABEL - CONTROL CENTER W/INVERTER
			FROM: 00-00-00 THRU: 11-07-04
5	095721-43-000	EA	LABEL - CONTROL CENTER - 50 AMP
			FROM: 11-08-04 THRU: 99-99-99
6	127002-07-000	EA	SENSOR - CURRENT
7	127002-08-000	EA	MODULE - EMS CENTER - W/REMOTE SENSOR - #620
			FROM: 00-00-00 THRU: 11-07-04
7	127002-11-000	EA	MODULE - EMS CENTER - W/REMOTE SENSOR
			FROM: 11-08-04 THRU: 99-99-99
8	106071-06-000	EA	SWITCH - AUTOMATIC TRANSFER - PARALLAX 5070 - 50 AMP

ELECTRICAL GROUP (CONTINUED)
BOXES & CORDS

KEY	PART NUMBER	U/M	DESCRIPTION
	091910-01-000	EA	BOX - ELECTRIC - 3.8" X 3.5" X 1.8" - PLASTIC
	091910-02-000	EA	BOX - ELECTRIC - 2.2" X 3.5" X 1.8" - PLASTIC
	106071-06-000	EA	SWITCH - AUTOMATIC TRANSFER - PARALLAX 5070 - 50 AMP
	108934-02-000	EA	CORD - POWER - 50 AMP - 4-WIRE - 36'
	109172-01-000	EA	CORD - POWER - 13 AMP - 3 WIRE - 4'
	115832-01-000	FT	CORD - HEAVY DUTY - 14-2 W/GROUND
	131679-01-000	EA	BOX/ELECTRIC-WATERPROOF-4" X 4" - W/4 3/4"OUTLETS-UL/CSA
	133070-01-000	EA	BOX - ELECTRIC/PLASTIC - 3" X 2" X 2.8" - UL
	133070-02-000	EA	BOX - ELECTRIC/PLASTIC - 3" X 2" X 2.8" - CSA
	131680-01-000	EA	COVER - F/ELECTRIC BOX W/GASKET 4" X 4" - UL/CSA
*	144858-02-000	EA	REEL - POWERED

*COMPONENT PARTS LISTED LATER IN THIS GROUP

COMPONENT PARTS FOR BOXES AND CORDS

KEY	PART NUMBER	U/M	DESCRIPTION	144858-02-000	VENDOR NO.
	144858-01-700	EA	POWER HEAD		04017
	144858-01-701	EA	CORD/POWER - 36'		04132-A
	144858-01-702	EA	COLLAR F/POWER CORD		85446
	144858-01-703	EA	MOTOR W/DRIVE GEAR		20409 W/52405
	144858-01-704	EA	CONTAINER F/POWER CORD		85448
	144858-01-705	EA	CAGE/REEL		19700-1
	144858-01706	EA	HITCH PIN		70405
	144858-01-707	EA	CLEVIS PIN		70406
	144858-01-708	EA	ROLLER		85459 - 1 ONLY

ELECTRICAL GROUP (CONTINUED)

WIRE ASSEMBLIES

KEY	PART NUMBER	U/M	DESCRIPTION
	077069-02-000	EA	CABLE/EXTENSION - RADIO ANTENNA - 96"
	077069-03-000	EA	CABLE/EXTENSION - RADIO ANTENNA - 260"
	117420-02-000	EA	CABLE - W/MALE RCA ENDS - SHIELDED - 4'
	117420-03-000	EA	CABLE - W/MALE RCA ENDS - SHIELDED - 20'
	117420-04-000	EA	CABLE - RCA - (MALE/MALE) - 50 FT
	149750-02-000	EA	CABLE - (RECEIVER TO MODULE) - 45'
	097618-01-000	EA	WIRE ASSEMBLY/MONITOR PANEL - 3 WIRES & RESISTOR - 15.7"
	097618-02-000	EA	WIRE ASSEMBLY/MONITOR PANEL - 3 WIRES & RESISTOR - 102.4" - WATER TANK FROM: 00-00-00 THRU: 05-02-04
	129560-01-000	EA	WIRE ASM/MONITOR PANEL - 3 WIRES (2 WHT/BRN & SOLID BRN)- WATER TANK FROM: 00-00-00 THRU: 05-02-04
	129619-01-000	EA	WIRE F/SENSORS - BLACK WATER - MAIN HOLDING TANK FROM: 00-00-00 THRU: 05-02-04
	151317-02-000	EA	WIRE ASM-W/NO CONTACT SENSORS - FRESH WATER/BLK TANK - MALE PLUG - 23.6" FROM: 05-03-04 THRU: 99-99-99
	124336-01-000	EA	WIRE - REAR STEREO - 12 PIN
	124882-09-000	EA	WIRE LOOM - AMPLIFIER - Q SURROUND
	125853-04-000	EA	WIRE LOOM - ENTERTAINMENT CENTER
	125853-07-000	EA	WIRE LOOM - ENTERTAINMENT CENTER
	129620-01-000	EA	WIRE F/SENSORS - GREY WATER FROM: 00-00-00 THRU: 05-02-04
	151316-02-000	EA	WIRE ASM - W/NO CONTACT SENSORS - GREY WATER - FEMALE PLUG - 23.6" FROM: 05-03-04 THRU: 99-99-99
	132267-01-000	EA	WIRE ASM-DOOR LOCK
	135131-01-000	EA	WIRE LOOM - THERMOSTAT
	135420-02-000	EA	WIRE LOOM - RADIO
	136028-01-000	EA	WIRE ASM-SOFA, REST EASY
	137135-03-000	EA	WIRE LOOM - DIGITAL ELEVATION SENSOR
	137135-04-000	EA	WIRE HARNESS - POWER - DIGITAL ELEVATION SENSOR
	139297-01-000	EA	RESISTOR - 10 OHM/10W CERAMIC
	139583-01-000	EA	WIRE LOOM - SOFA/DOUBLE REST EASY
	139583-02-000	EA	WIRE LOOM - SOFA/REAR SWITCH
	140167-01-000	EA	WIRE LOOM - GPS ADAPTER
	140195-01-000	EA	WIRE LOOM - RESISTOR/FAN
	141454-04-000	EA	WIRE - SATELLITE - AUTOMATIC
	142258-02-000	EA	WIRE LOOM - VIDEO SWITCH/POWER SUPPLY
	143545-01-000	EA	WIRE ASSEMBLY - REAR MONITOR
	143591-02-000	EA	WIRE LOOM - COMPUTER TRIP/ENGINE MONITOR-TRIP TEK 02-04007 FROM: 00-00-00 THRU: 08-27-04
	143591-07-000	EA	WIRE LOOM - COMPUTER TRIP/ENGINE MONITOR-TRIP TEK 02-04020 FROM: 08-28-04 THRU: 99-99-99
	145778-02-000	EA	WIRE - WINDSHIELD WIPER/WASHER - F/FL MMDC ELECTRICAL SYST
	148115-01-000	EA	WIRE/POWER CABLE
	151317-01-000	EA	WIRE ASM-W/NON CONTACT SENSORS-FRESH WATER/BLK TANK-3.9"
	151808-01-000	EA	WIRE ADAPTER W/DIODE PACK - 2/M & 3/F SOCKET - GRAY TANK FROM: 05-10-04 THRU: 99-99-99
	151808-02-000	EA	WIRE ADAPTER W/DIODE PACK-2/F & 3/M SOCKET- WATER/BLK TANK FROM: 05-10-04 THRU: 99-99-99

ELECTRICAL GROUP (CONTINUED)
CONNECTORS & CONDUIT

KEY	PART NUMBER	U/M	DESCRIPTION
	007940-01-000	EA	RECEPTACLE/SLIDE 16 TO 12 AWG - FEMALE END
	007940-02-000	EA	RECEPTACLE-SLIDE 10 AWG - AMP 180351-2
	007954-01-000	EA	RECEPTACLE - HOUSING - 6 POSITION
	007956-05-000	EA	INSULATOR - SHRINK - 1/4"ID X 1 1/2"
	008058-01-000	EA	ADAPTER - POWER CORD - 30 AMP TO 15 AMP
	008311-01-000	EA	CONNECTOR - WIRE NUT - INSULATED - RED
	008312-01-000	EA	CONNECTOR - WIRE NUT - INSULATED - BLUE
	008313-01-000	EA	CONNECTOR - WIRE NUT - INSULATED - YELLOW
	008314-01-000	EA	CONNECTOR - WIRE NUT - INSULATED - GRAY
	008326-01-000	EA	TERMINAL - RING - 16/14 WIRE - 3/8" STUD
	008328-01-000	EA	TERMINAL - RING - 12/10 WIRE - #10 STUD FIT
	008331-01-000	EA	TERMINAL - RING - TONGUE - #4 WIRE - 3/8" STUD - COPPER
	008348-01-000	EA	TERMINAL - RING - 3/8" STUD 2 GA. WIRE
	008355-01-000	EA	CONNECTOR - CABLE CLAMPING - 3/4"
	008356-01-000	EA	CONNECTOR - PLASTIC - 3/8"
	008356-02-000	EA	CONNECTOR - PLASTIC - 21/32"
	008394-01-000	FT	CONDUIT - FLEXIBLE - 1/2"
	008398-01-000	EA	CONNECTOR - 1/2" X 90 DEGREE - FLEX CONDUIT - UL & CSA
	035416-04-000	EA	TERMINAL - RING - #10 STUD FIT - INSULATED BARREL #16/14
	041953-01-000	FT	CONDUIT - CONVOLUTE SLIT - .5" ID - POLYETHYLENE
	041953-03-000	FT	CONDUIT - CONVOLUTE SLIT - 1" ID (CLOTHES ROD COVER)
	041953-06-000	FT	CONDUIT - CONVOLUTE SLIT - .4" ID - POLYETHYLENE
	041953-07-000	FT	CONDUIT - CONVOLUTE SLIT - .25" ID - POLYETHYLENE
	041953-08-000	FT	CONDUIT - CONVOLUTE SLIT - 1.5" ID - POLYETHYLENE
	041953-09-000	FT	CONDUIT - CONVOLUTE SLIT - .5" ID - NYLON
	041953-10-000	FT	CONDUIT - CONVOLUTE SLIT - .75" ID - NYLON
	041953-11-000	FT	CONDUIT - CONVOLUTE SLIT - 1.06" ID - NYLON
	041953-12-000	FT	CONDUIT - CONVOLUTE SOLID - 1.1" ID - NYLON
	041953-13-000	FT	CONDUIT - CONVOLUTE SLIT - 1.25" ID
	041953-14-000	FT	CONDUIT - CONVOLUTE SLIT - 1.5" ID
	041953-15-000	FT	CONDUIT - CONVOLUTE SLIT - 2"
	041953-16-000	FT	CONDUIT - CONVOLUTE SLIT - 2"
	047443-01-000	EA	TERMINAL - .250 RECEPTACLE FIT - INSULATED - 16/14 AWG
	047443-02-000	EA	TERMINAL - .250 RECEPTACLE FIT - INSULATED - 12/10 AWG
	058028-01-000	EA	CONNECTOR - ELECTRICAL PIGTAIL - NYLON - CLEAR
	062036-01-000	EA	TERMINAL - PACK - CON - 12/10 AWG
	077479-01-000	EA	BOOT - BATTERY TERMINAL - DOUBLE CABLE
	077479-02-000	EA	BOOT - BATTERY TERMINAL - SINGLE CABLE
	080015-02-000	EA	RECEPTACLE - FLAG - .185 - 16/14 GAUGE
	080015-03-000	EA	RECEPTACLE - FLAG - .250 - 14/16 GAUGE
	082109-01-000	EA	HOUSING - CONNECTOR - PACKARD
	082741-01-000	EA	CONNECTOR BODY - 2 CONNECTOR MALE
	087225-01-000	FT	SLEEVEING - 1/2" - TYPE H
	087949-01-000	EA	BUSS BAR - 2 POSITION - .6" X 1.5"
	087949-03-000	EA	BUSS BAR - 4 POSITION
	088473-01-000	EA	HOUSING - PIN - 12 CAVITY (3 ROWS OF 4)
	088473-02-000	EA	HOUSING - PIN - 15 CAVITY (3 ROWS OF 5)
	088473-03-000	EA	HOUSING - PIN - 9 CAVITY (3 ROWS OF 3)
	088473-04-000	EA	HOUSING - PIN - 8 CAVITY IN-LINE
	088473-06-000	EA	HOUSING - PIN - 6 CAVITY (2 ROWS OF 3)
	088473-07-000	EA	HOUSING - PIN - 5 CAVITY - IN-LINE
	088473-08-000	EA	HOUSING - PIN - 4 CAVITY - IN-LINE
	088473-09-000	EA	HOUSING - PIN - 3 CAVITY - IN-LINE
	088473-10-000	EA	HOUSING - PIN - 2 CAVITY - IN LINE
	088474-01-000	EA	HOUSING - SOCKET - 12 CAVITY
	088474-02-000	EA	HOUSING - SOCKET - 15 CAVITY
	088474-03-000	EA	HOUSING - SOCKET - 9 CAVITY
	088474-06-000	EA	HOUSING - SOCKET - 6 CAVITY
	088474-07-000	EA	HOUSING - SOCKET - 5 CAVITY
	088474-08-000	EA	HOUSING - SOCKET - 4 CAVITY
	088474-09-000	EA	HOUSING - SOCKET - 3 CAVITY
	088474-10-000	EA	HOUSING - SOCKET - 2 CAVITY

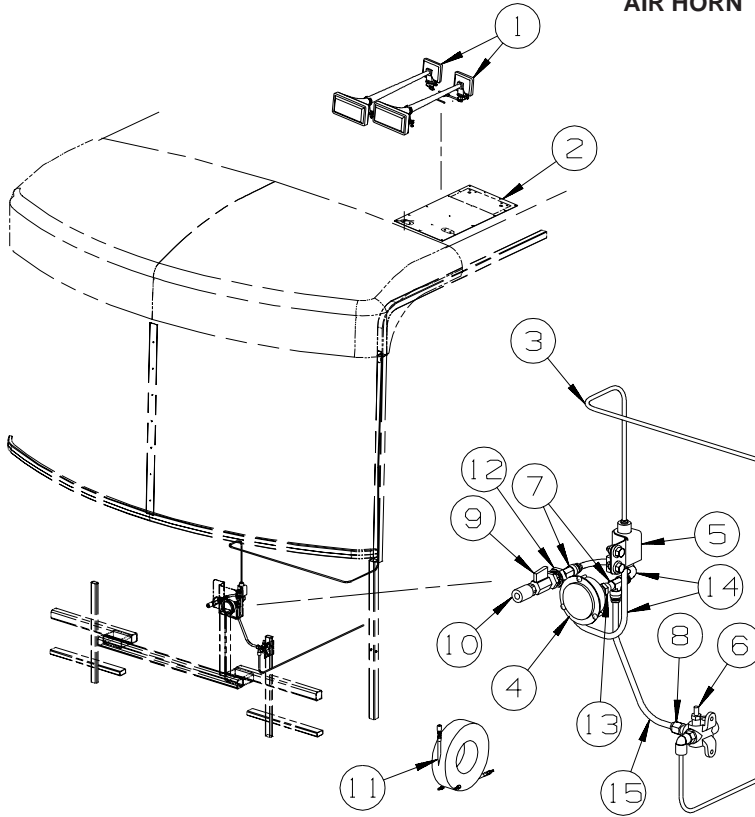
ELECTRICAL GROUP (CONTINUED)
CONNECTORS & CONDUIT (CONTINUED)

KEY	PART NUMBER	U/M	DESCRIPTION
	088475-01-000	EA	PIN - CONNECTOR - 14-20 AWG
	088475-02-000	EA	PIN - CONNECTOR - 10-12 AWG
	088476-01-000	EA	TERMINAL - ELECTRICAL
	088476-02-000	EA	SOCKET - CONNECTOR - 12-10 GA - PRE-TIN
	098261-01-000	EA	SOCKET - CONNECTOR - WEATHERPACK - 12 AWG
	098261-02-000	EA	SOCKET - CONNECTOR - WEATHERPACK - 14-18 AWG
	098262-01-000	EA	SEAL - CONNECTOR - WEATHERPACK
	098264-01-000	EA	HOUSING - 2 PIN - WEATHER PACK - MALE W/FEMALE PINS
	098264-02-000	EA	HOUSING - 2 PIN - WEATHER PACK - FEMALE W/MALE PINS
	098265-02-000	EA	PIN - CONNECTOR - WEATHER PACK
	102777-02-000	EA	TERMINAL - RING - #6 STUD - 10 AWG
	103608-01-000	EA	SOCKET - WEDGE BASE W/LEADS
	104100-01-000	EA	HOUSING - 1 POSITION - 75 AMPS
	104100-03-000	EA	TERMINAL - 75 AMP
	110178-01-000	EA	HOUSING - WIPER MOTOR
	112823-01-000	EA	SPLICE - REDUCER - 16-14 TO 18-22
	113135-01-000	EA	TERMINAL - FEMALE - M/P - 14-16 - F/SEALED TERMINAL
	113308-01-000	EA	TERMINAL - FEMALE - M/P - 14-16 - 280
	113468-01-000	EA	HOUSING - 2 POSITION-FEMALE-USED ON WIPER/WASHER WIRE ASM
	115931-02-000	EA	COVER - CONNECTOR - 50 AMP W/LOCKING RING
	115932-01-000	EA	CONNECTOR - FEMALE - 30 AMP/120 VOLT
	116811-01-000	EA	TERMINAL - .110 RECEPTACLE - 16-14 AWG
	118571-01-000	EA	CONNECTOR - 3-WAY - MALE/SEALED
	118571-02-000	EA	CONNECTOR - 3-WAY - FEMALE/SEALED
	118571-05-000	EA	LOCK - SECONDARY - FEMALE/SEALED
	118571-06-000	EA	LOCK - SECONDARY - MALE
	118599-02-000	EA	TERMINAL - MALE - M/P - 280/14-12
	118820-01-000	EA	INSULATOR - TERMINAL
	129233-01-000	EA	HOUSING - 2-POSITION/FEMALE - 280-SERIES
	129233-02-000	EA	HOUSING - 2-POSITION/FEMALE - 280-SERIES
	131681-01-000	EA	CONNECTOR - 3/4" SO CORD - UL/CS
	137207-01-000	EA	HOUSING - PIN - 2 CAVITY/HIGH AMP
	137208-01-000	EA	HOUSING - SOCKET - 2 CAVITY/HIGH AMP
	137209-01-000	EA	PIN - CONNECTOR - 10AWG/HIGH AMP
	137210-01-000	EA	SOCKET - CONNECTOR - 10 AWG/HIGH AMP
	138419-03-000	EA	SOCKET - TURN SIGNAL LAMP - 3 WIRE
	142520-01-000	EA	TERMINAL - FEMALE - MINI-FIT 16
	142522-01-000	EA	HOUSING - 4 PIN/MALE - MINI FIT
	142524-01-000	EA	HOUSING - 4 PIN/FEMALE - WEATHER PACK
	142524-02-000	EA	HOUSING - 4 PIN/FEMALE - WEATHER PACK
	144283-01-000	EA	CONNECTOR - 110V - F/USE WITH SOW WIRE - BLUE
	144283-02-000	EA	CONNECTOR - 110V - F/USE WITH NM ROMEX WIRE - CLEAR
	145171-01-000	EA	CONNECTOR - COAXIAL
	149687-01-000	EA	HOUSING - 2 POSITION/MALE - PACKARD
	149687-02-000	EA	LOCK - F/2 POSITION HOUSING - PACKARD
	149688-01-000	EA	TERMINAL - MALE - 16 GAUGE WIRE

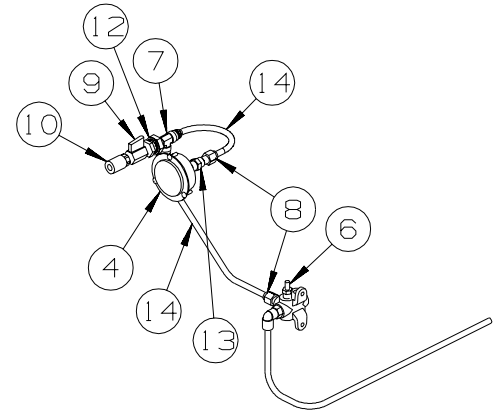
CHASSIS

KEY	PART NUMBER	U/M	DESCRIPTION
	008188-02-000	EA	SOLENOID - VENTED - HEAVY DUTY
	063910-01-000	EA	HOUSING - RELAY
	063912-02-000	EA	RELAY - CANISTER - SPDT
	086233-01-000	EA	STUD - ISOLATED - 3/8" X 7/8" LONG
	086273-01-000	EA	RELAY - BATTERY DISCONNECT
	093236-31-000	EA	LABEL - CIRCUIT BREAKER
	098379-04-000	EA	LABEL - ELECTRICAL BOX - SIDE
	098379-07-000	EA	LABEL - ELECTRICAL BOX - BLACK/WHITE
			FROM: 03-09-05 THRU: 99-99-99
	098379-08-000	EA	LABEL - ELECTRICAL BOX - BLACK/WHITE
			FROM: 03-09-05 THRU: 99-99-99
	138914-01-02B	EA	STRAP - BATTERY TIE DOWN - E-COATED

EXTERIOR BODY GROUP AIR HORN



W/Air Horns



W/O Air Horns

KEY	PART NUMBER	U/M	DESCRIPTION
1*	077497-06-000	EA	HORN - AIR - CHROME - TWIN
2	125123-01-12B	EA	PLATE/MOUNT - AIR HORN - 25" X 13" - BRIGHT WHITE
3	071390-04-000	FT	TUBING - AIR BRAKE - 1/4" OD-BLK WEATHERHEAD(BRKS & HORN)
4	142609-01-000	EA	GAUGE/AIR - 2.5" MOUNTING FLANGE - 1/4" MPT
5	077497-11-000	EA	SOLENOID - HORN - REMOTE MOUNT
6	086241-01-000	EA	VALVE - AIR - 1/4 MPT X TIRE STEM
7	142570-01-000	EA	TEE - 3/8" T X 1/4" P
8	142571-01-000	EA	CONNECTOR - 3/8" T X 1/4" P
9	142597-01-000	EA	VALVE - BALL - AIR - 1/4" MFPT
10	142595-01-000	EA	COUPLER - QUICK CONNECT - AIR - 1/4" MPT
11	142607-03-000	EA	HOSE - AIR - 50'
12	071374-03-000	EA	FITTING - BULKHEAD - 1/4" X 1/4" MNPT
13	075155-03-000	EA	COUPLING-PIPE, 1/4 BRASS
14	071390-07-000	FT	TUBING - AIR BRAKE - 3/8" - BLACK
15	071390-06-000	FT	TUBING - FUEL/DIESEL - 3/8" - BLUE (AIR HORNS) - S-SERIES

*COMPONENT PARTS LISTED LATER IN THIS GROUP

COMPONENT PARTS FOR AIR HORN

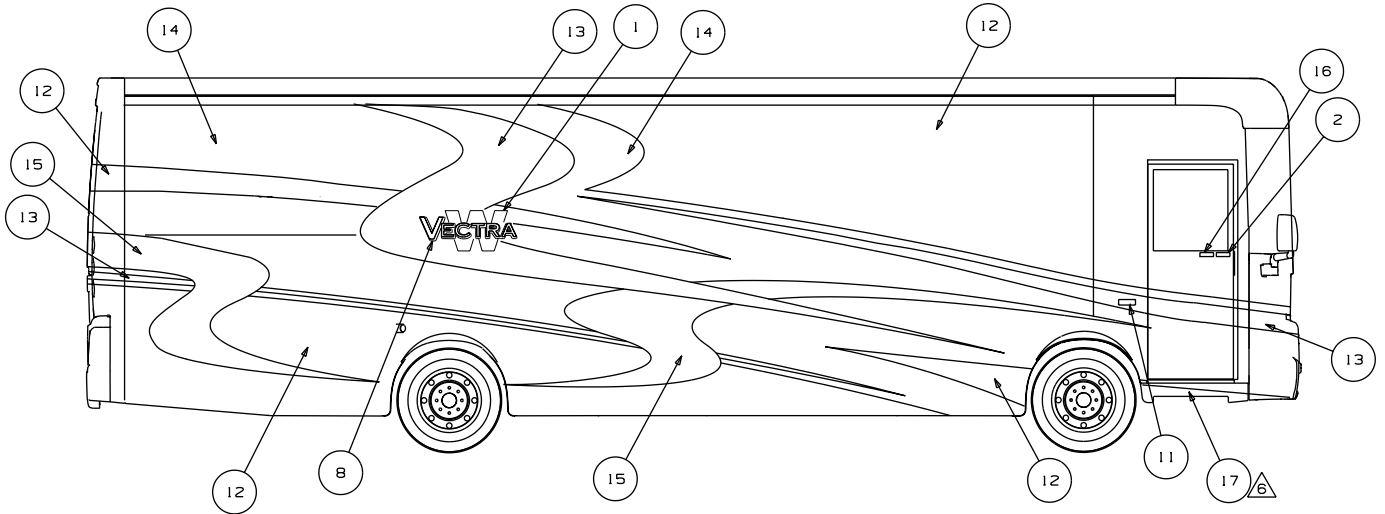
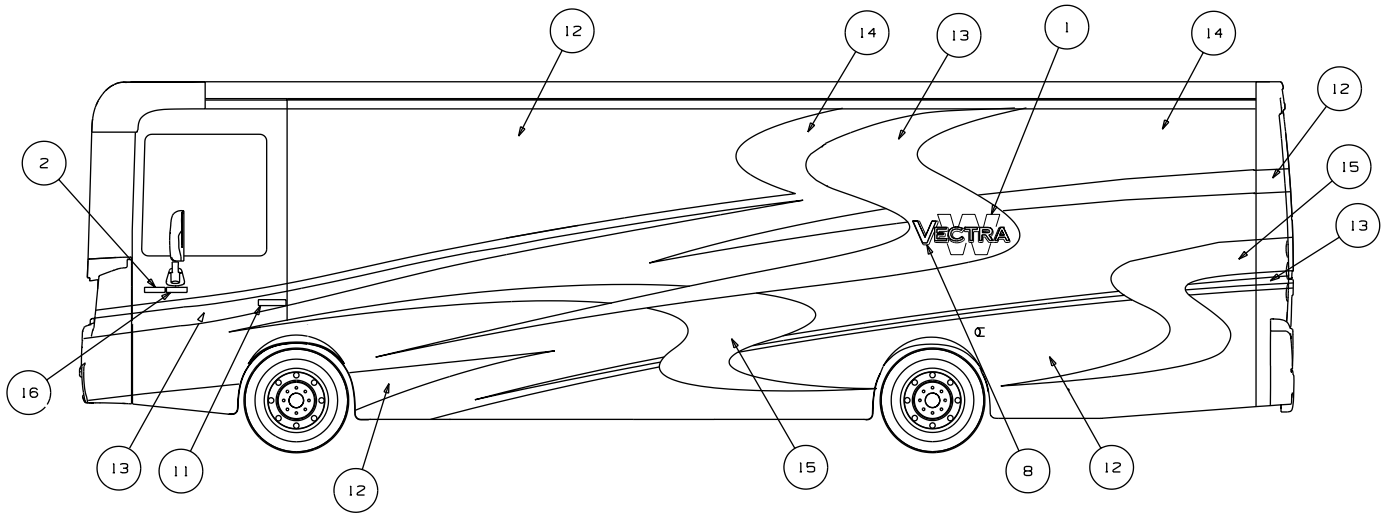
077497-06-000

KEY	PART NUMBER	U/M	DESCRIPTION	VENDOR NO.
	077497-01-701	EA	SWITCH - COMPRESSOR	13940-S
	077497-01-702	EA	SWITCH - TOGGLE - W/WIRE	12949-S

EXTERIOR BODY GROUP (CONTINUED)

GRAPHICS & PAINT

KEY	PART NUMBER	U/M DESCRIPTION
	041561-03-000	EA PAINT/SPRAY - 12 OZ. NET - OFF WHITE
	093681-39-01A	FT FILM - 3.1" - MATTE BLACK



6. FILM USED TO PROTECT BOTTOM OF DOOR FROM SCUFF MARKS.

5. DIE CUT ACRYLIC 3M FILM USED TO PROTECT FULL BODY PAINTED UNITS.

4. ON FULL BODY PAINTED UNITS, USE 145487-02-000 (100 FT) TO COVER UNSEALED ROOF SEAMS.

3. CLEAR COAT TO BE APPLIED ON ENTIRE UNIT TO PROTECT PAINT.

2. CENTER ON UNIT.

1. APPLY PROTECTOR 116424-01-000 TO WATER HEATER HATCH.

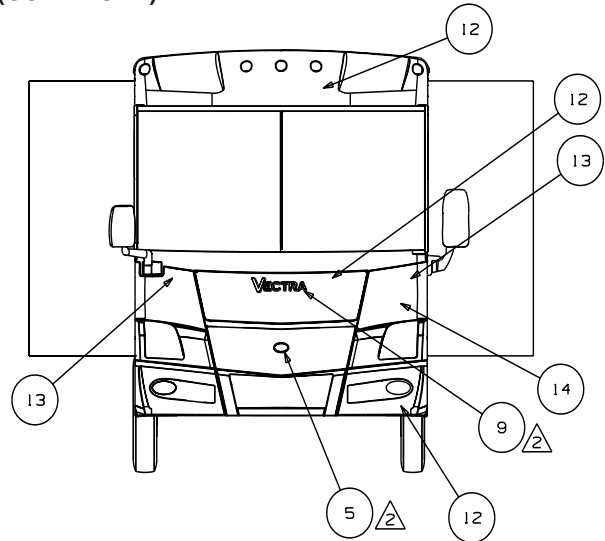
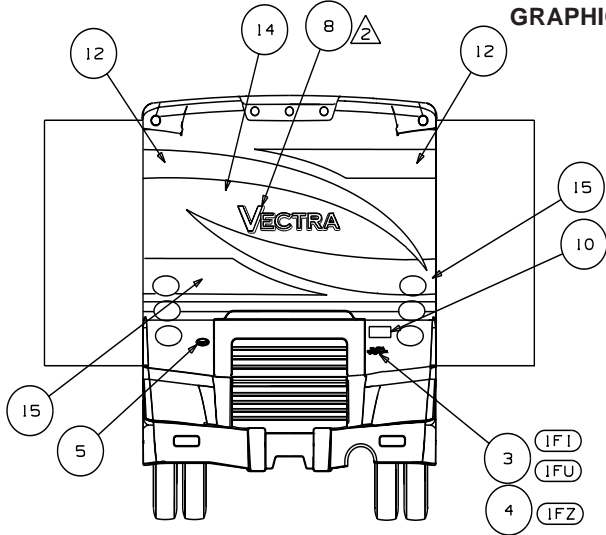
NOTES:

24P	MASK FRONT EXT PROTECTIVE
24C	EXT FULL BODY PAINT PKG # 3
92A	EXT FULL BODY PAINT PKG # 2
27A	EXT FULL BODY PAINT PKG #1
1F1	FRTL 27,910 350HP 7.2L 6SPD
1FU	FRTL 32,000 350HP 7.2L 6 SPD
1FZ	FRTL 400HP 8.9L 6SPD AL WHLS

**DUPONT COLOR CODES ARE NOW FOUND IN THE PAINT CODE MANUAL.
YOU CAN FIND THIS MANUAL ON YOUR DEALER INDEX WEBPAGE UNDER SERVICE.**

EXTERIOR BODY GROUP (CONTINUED)

GRAPHICS & PAINT (CONTINUED)

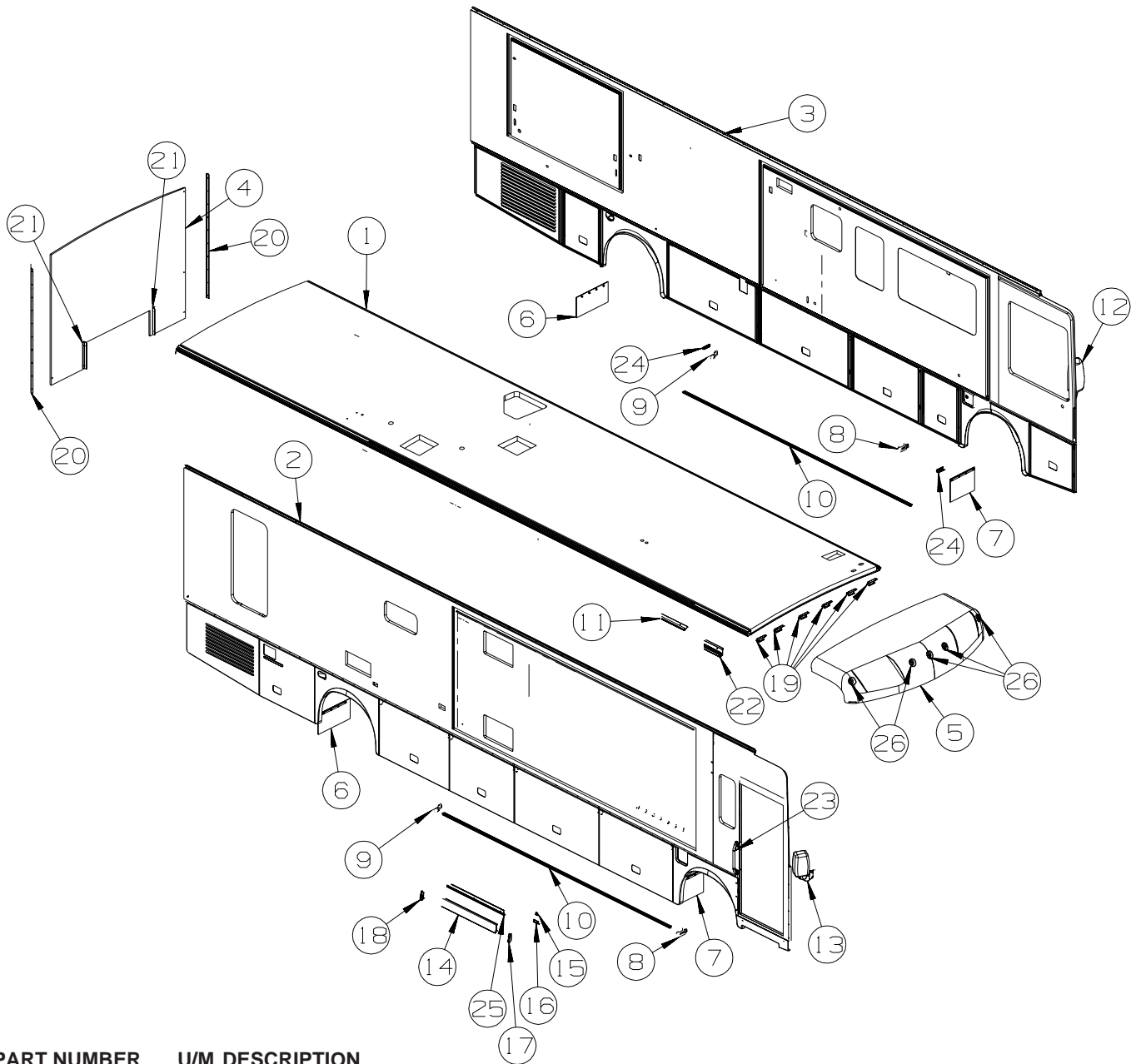


(92A) KEY	PART NUMBER	U/M	DESCRIPTION - TAUPE
1	120700-12-CHT(01A)	EA	DECAL-LOGO,W - FROSTY JACK
2	132664-01-CHT(01A)	EA	DECAL-WINNEBAGO,DOMED - GOLD CHROME/BLACK
(IFU) (IF1) 3	135089-01-000(01A)	EA	DECAL-HORSEPOWER,350
(IFZ) 4	135089-05-000(01A)	EA	DECAL-HORSEPOWER,400
5	137618-01-CHT(01A)	EA	DECAL-BEZEL,DOMED,GRILLE,LOGO - BLACK/GOLD
6	143366-68-000	GL	PAINT-VARIO CLEAR #8000 SPIES 295-80005-5L
(3) 7	147281-01-000	EA	KIT-3M PAINT PROTECTION
(24P) 8	146735-03-CHT(01A)	EA	DECAL-LOGO,DOMED,VECTRA,LG - CHROME/GOLD/BLACK/WHITE
9	146735-04-CHT(01A)	EA	DECAL-LOGO,DOMED,VECTRA,SML - CHROME/GOLD/BLACK/WHITE
10	-----	EA	PLATE-FREIGHTLINER,LG - (CHASSIS SUPPLIED)
11	-----	EA	PLATE-FREIGHTLINER,SML - (CHASSIS SUPPLIED)
12	-----	GL	PAINT-LT KHAKI MET - SHERWIN WILLIAMS #64023
13	-----	GL	PAINT-CHESTNUT MET - SHERWIN WILLIAMS #62447
14	-----	GL	PAINT-CHAMPAGNE MET - SHERWIN WILLIAMS #63027
15	-----	GL	PAINT-WARM GRAY MET - SHERWIN WILLIAMS #57714
16	148636-01-CHT(01A)	EA	DECAL-LOGO,EVOLUTION CHASSIS - CHROME/BLACK/RED
17	109506-01-000	EA	FILM-URETHANE PROTECTION

(27A) KEY	PART NUMBER	U/M	DESCRIPTION - CANYON MIST
1	120700-12-CHT(01A)	EA	DECAL-LOGO,W - FROSTY JACK
2	132664-01-CHT(01A)	EA	DECAL-WINNEBAGO,DOMED - GOLD CHROME/BLACK
(IFU) (IF1) 3	135089-01-000(01A)	EA	DECAL-HORSEPOWER,350
(IFZ) 4	135089-05-000(01A)	EA	DECAL-HORSEPOWER,400
5	137618-01-CHT(01A)	EA	DECAL-BEZEL,DOMED,GRILLE,LOGO - BLACK/GOLD
6	143366-68-000	GL	PAINT-VARIO CLEAR #8000 SPIES 295-80005-5L
(3) 7	147281-01-000	EA	KIT-3M PAINT PROTECTION
(24P) 8	146735-03-CHT(01A)	EA	DECAL-LOGO,DOMED,VECTRA,LG - CHROME/GOLD/BLACK/WHITE
9	146735-04-CHT(01A)	EA	DECAL-LOGO,DOMED,VECTRA,SML - CHROME/GOLD/BLACK/WHITE
10	-----	EA	PLATE-FREIGHTLINER,LG - (CHASSIS SUPPLIED)
11	-----	EA	PLATE-FREIGHTLINER,SML - (CHASSIS SUPPLIED)
12	-----	GL	PAINT-STEEL BLUE MET - SHERWIN WILLIAMS #63302
13	-----	GL	PAINT-ORCHID MET - SHERWIN WILLIAMS #50271
14	-----	GL	PAINT-ATHENS SILVER MET - SHERWIN WILLIAMS #45366
15	-----	GL	PAINT-GALAXY BLUE MET - SHERWIN WILLIAMS #51238
16	148636-01-CHT(01A)	EA	DECAL-LOGO,EVOLUTION CHASSIS - CHROME/BLACK/RED
17	109506-01-000	EA	FILM-URETHANE PROTECTION

(24C) KEY	PART NUMBER	U/M	DESCRIPTION - WATER CRESS
1	120700-12-CHT(01A)	EA	DECAL-LOGO,W - FROSTY JACK
2	132664-01-CHT(01A)	EA	DECAL-WINNEBAGO,DOMED - GOLD CHROME/BLACK
(IFU) (IF1) 3	135089-01-000(01A)	EA	DECAL-HORSEPOWER,350
(IFZ) 4	135089-05-000(01A)	EA	DECAL-HORSEPOWER,400
5	137618-01-CHT(01A)	EA	DECAL-BEZEL,DOMED,GRILLE,LOGO - BLACK/GOLD
6	143366-68-000	GL	PAINT-VARIO CLEAR #8000 SPIES 295-80005-5L
(3) 7	147281-01-000	EA	KIT-3M PAINT PROTECTION
(24P) 8	146735-03-CHT(01A)	EA	DECAL-LOGO,DOMED,VECTRA,LG - CHROME/GOLD/BLACK/WHITE
9	146735-04-CHT(01A)	EA	DECAL-LOGO,DOMED,VECTRA,SML - CHROME/GOLD/BLACK/WHITE
10	-----	EA	PLATE-FREIGHTLINER,LG - (CHASSIS SUPPLIED)
11	-----	EA	PLATE-FREIGHTLINER,SML - (CHASSIS SUPPLIED)
12	-----	GL	PAINT-DESERT SILVER MET - SHERWIN WILLIAMS #63569
13	-----	GL	PAINT-BAMBOO GREEN MET - SHERWIN WILLIAMS #64567
14	-----	GL	PAINT-LT.MINERAL GRAY MET - SHERWIN WILLIAMS #62290
15	-----	GL	PAINT-CATALINA BLUE MET - SHERWIN WILLIAMS #64136
16	148636-01-CHT(01A)	EA	DECAL-LOGO,EVOLUTION CHASSIS - CHROME/BLACK/RED
17	109506-01-000	EA	FILM-URETHANE PROTECTION

EXTERIOR BODY GROUP (CONTINUED) PANELS & TRIMS

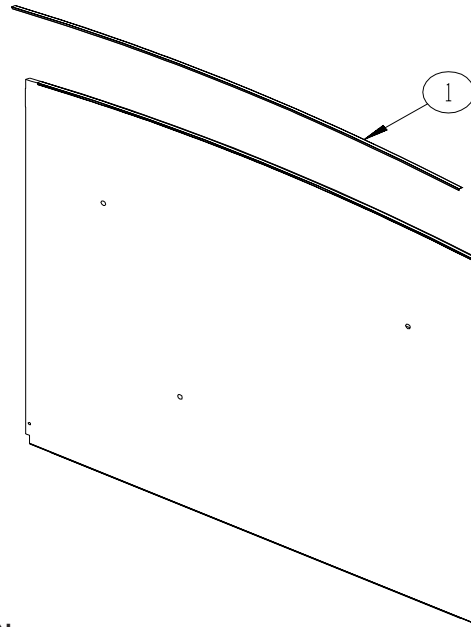


KEY	PART NUMBER	U/M	DESCRIPTION
1	149452-01-SD0	EA	ROOF - W/O LIGHTS/VENTS - W/WIRING
2	149450-01-SD0	EA	SIDEWALL - PASS (SD0, SD1, SD2, SD3, SD4, SD5, SD6, SD7, ST0, ST1, ST2, ST3, ST4, ST5, ST6, ST7)
2	149450-01-SE0	EA	SIDEWALL - PASSENGER - W/O WINDOWS/TRIMS (SE0,SE1,SE2,SE3,SV0,SV1,SV2,SV3)
3	149451-01-SD0	EA	SIDEWALL - DR (SD0, SD1, SD2, SD3, SD4, SD5, SD6, SD7, ST0, ST1, ST2, ST3, ST4, ST5, ST6, ST7)
3	149451-01-SE0	EA	SIDEWALL - DRIVER - W/O WINDOWS/TRIMS (SE0,SE1,SE2,SE3,SV0,SV1,SV2,SV3)
4	150276-01-SD0	EA	BACKWALL (SD0, SD1, SD2, SD3, SD4, SD5, SD6, SD7, ST0, ST1, ST2, ST3, ST4, ST5, ST6, ST7)
4	150276-01-SE0	EA	BACKWALL - W/O WINDOW/TRIMS (SE0,SE1,SE2,SE3,SV0,SV1,SV2,SV3)
5	143622-02-R83	EA	CAP - ROOF/FRONT - W/O LIGHTS/WIRING
6	017516-09-000	EA	MUD FLAP - 23.5"W X 12.2"H - RUBBER - BLACK
6	017516-07-000	EA	MUD FLAP - 14"H X 23.5"W - RUBBER - BLACK
7	017516-01-000	EA	MUD FLAP - 14"H X 18"W - W/O MOUNTING HOLES - RUBBER - BLK
7	140922-01-02B	EA	RETAINER - MUD FLAP - 1" X 17.7" - E-COATED/BLACK
8	143219-01-01A	EA	SEAL - CORNER - F/REAR SLIDEOUT
9	143219-02-01A	EA	SEAL - CORNER - F/REAR SLIDEOUT
10	143905-01-000	FT	SEAL - LOWER - F/SLIDEOUT
11	142123-02-02A	EA	RAIL/AWNING - 232" - BLACK

EXTERIOR BODY GROUP (CONTINUED)
PANELS & TRIMS (CONTINUED)

KEY	PART NUMBER	U/M	DESCRIPTION
12*	142721-02-01A	EA	MIRROR - EXTERIOR REMOTE/HEAT/DRVR - (BREAKAWAY) - BLACK
13*	131431-07-01A	EA	MIRROR - EXTERIOR/REMOTE/HEAT/PASSENGER-W/TURN SIGNAL-BLK FROM: 00-00-00 THRU: 05-09-04
13*	131431-08-01A	EA	MIRROR - EXTERIOR/REMOTE/HEAT/PASSENGER-W/TURN SIGNAL-BLK FROM: 05-10-04 THRU: 99-99-99
	133379-01-01A	EA	SCREW - MACHINE - 5/16-18 X 2.00 - TORX
	108825-03-000	EA	GASKET - MIRROR
14	146550-01-02A	EA	TRIM COVER - SIDEWALL - 182" - BLACK
15	143143-01-01A	EA	ANGLE - SUPPORT/TRIM
16	143143-02-01A	EA	ANGLE - SUPPORT/TRIM
17	146576-01-02A	EA	END CAP/TRIM - RIGHT HAND - BLACK
18	146576-02-02A	EA	END CAP/TRIM - LEFT HAND - BLACK
19	134774-01-02B	EA	BRACKET - CAB ATTACHMENT - E-COATED
20	132273-01-02B	EA	BRACKET - REAR TRIM - E-COATED
21	104692-01-000	FT	SEAL - ADHESIVE BACKED FOAM - 3/4" THICK X 3/4" WIDE X 25'
22	131483-01-01A	EA	RAIL - AWNING - 192" - BRIGHT WHITE
23	132442-06-01A	EA	HANDLE - ASSIST/CLEAR-BLANK/LIGHTED - 20" - W/CHROME ENDS
24	142043-01-01A	EA	TRIM SEAL - FLOOR/SLIDEOUT-W/SLOTS - 1.2"X 1.4"X 4.6"-MILL
25	146548-01-01A	EA	TRIM - RETAINER FROM: 00-00-00 THRU: 05-09-04
25	151782-01-01A	EA	TRIM - RETAINER FROM: 05-10-04 THRU: 99-99-99
26	138423-01-12B	EA	PLATE/BACKING - LITE - BRIGHT WHITE

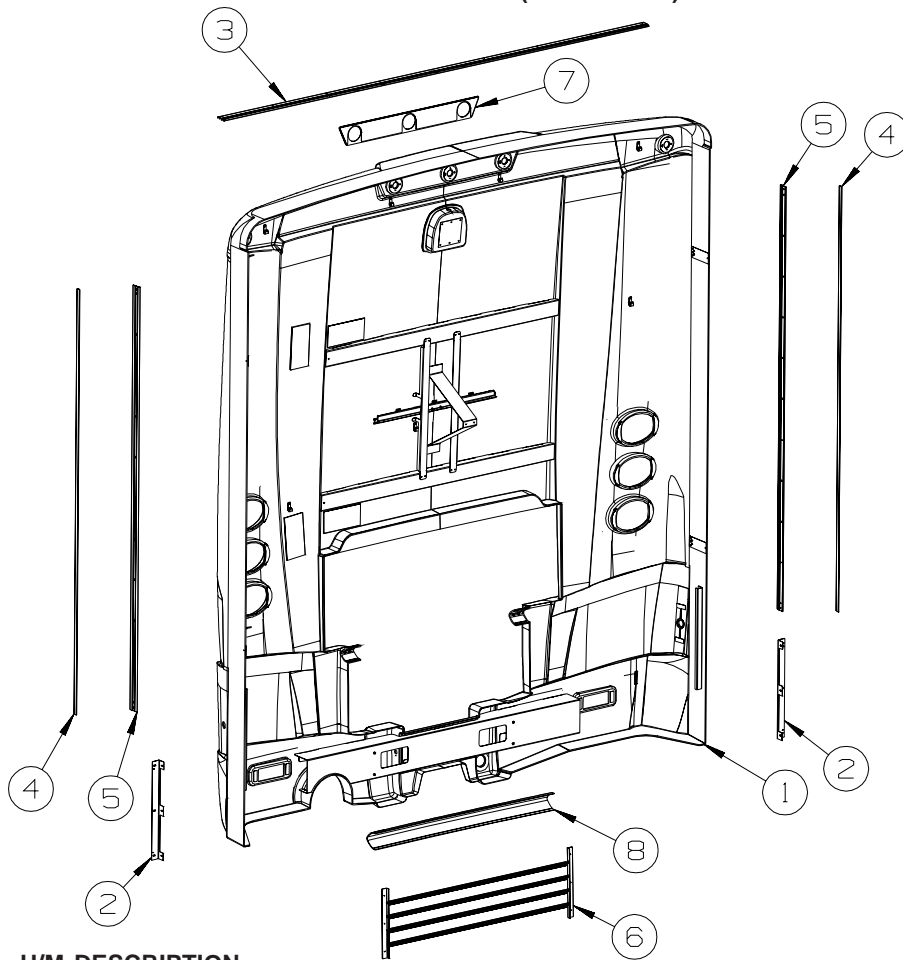
***COMPONENT PARTS LISTED LATER IN THIS GROUP**



BACKWALL

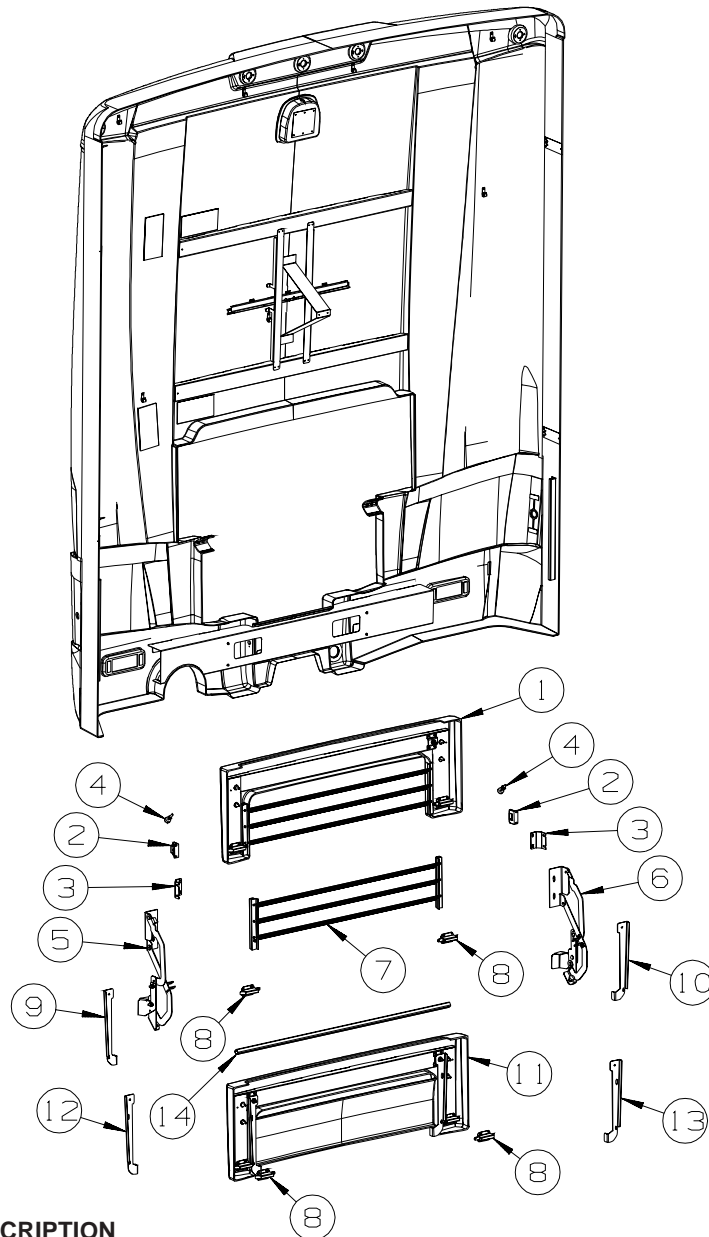
KEY	PART NUMBER	U/M	DESCRIPTION
1	114248-02-01A	EA	ANGLE - PLASTIC - 96.6"

EXTERIOR BODY GROUP (CONTINUED)
PANELS & TRIMS (CONTINUED)



KEY	PART NUMBER	U/M DESCRIPTION
1	145156-01-R83	EA PANEL - REAR CAP
2	138789-02-02B	EA ANGLE/MOUNT - WHEEL LIP - E-COATED
3	083805-23-000	EA TRIM - ROOF CAP - 92.1" - BRIGHT WHITE
4	091985-01-07A	EA INSERT - TRIM - REAR CAP TO SIDEWALL - .66" - BRIGHT WHITE
5	092041-09-01A	EA TRIM - FRONT/REAR CAP (SIDEWALL) - 77.3" - BRIGHT WHITE
6	144171-01-R83	EA GRILLE - REAR CAP
7	145389-01-01A	EA TRIM - LIGHTS - REAR - BRUSHED STAINLESS STEEL
8	145388-01-01A	EA TRIM - BUMPER - REAR - BRUSHED STAINLESS STEEL

EXTERIOR BODY GROUP (CONTINUED) PANELS & TRIMS (CONTINUED)



KEY	PART NUMBER	U/M	DESCRIPTION
1	P44163-01-R83	EA	DOOR - REAR ENGINE W/HARDWARE & GRILLE - REAR RADIATOR
2	130053-01-01A	EA	STRIKER - LUGGAGE DOOR - FLUSH - BLACK
3	145539-01-02B	EA	BRACKET - DOOR CATCH - E-COATED
4	058786-01-000	EA	BOLT - HOOD ADJUSTMENT - 5/16"-18 X 1.5"-2"- W/BLACK PAD
5	146226-01-01A	EA	HINGE/DOOR - REAR - RIGHT HAND - BLACK
6	146226-02-01A	EA	HINGE/DOOR - REAR - LEFT HAND - BLACK
7	144165-01-R83	EA	GRILLE - TRUNK DOOR
8	113908-02-000	EA	LATCH/PLUNGER - F/HOOD/REAR TRUNK/ENGINE DOOR
9	145540-01-02B	EA	HANDLE - DOOR LATCH - RIGHT HAND - E-COATED - REAR RADIATOR
10	145540-02-02B	EA	HANDLE - DOOR LATCH - LEFT HAND - E-COATED - REAR RADIATOR
11	P48209-01-R83	EA	DOOR - REAR ENGINE W/HARDWARE/GRILLE - SIDE RADIATOR
12	145540-03-02B	EA	HANDLE - DOOR LATCH - RIGHT HAND - E-COATED - SIDE RADIATOR
13	145540-04-02B	EA	HANDLE - DOOR LATCH - LEFT HAND - E-COATED - SIDE RADIATOR
14	137300-05-02B	EA	TUBE/TIMING - HOOD - 46" - E-COATED

EXTERIOR BODY GROUP (CONTINUED)
COMPONENT PARTS FOR PANELS & TRIMS

131431-07-01A, 131431-08-01A

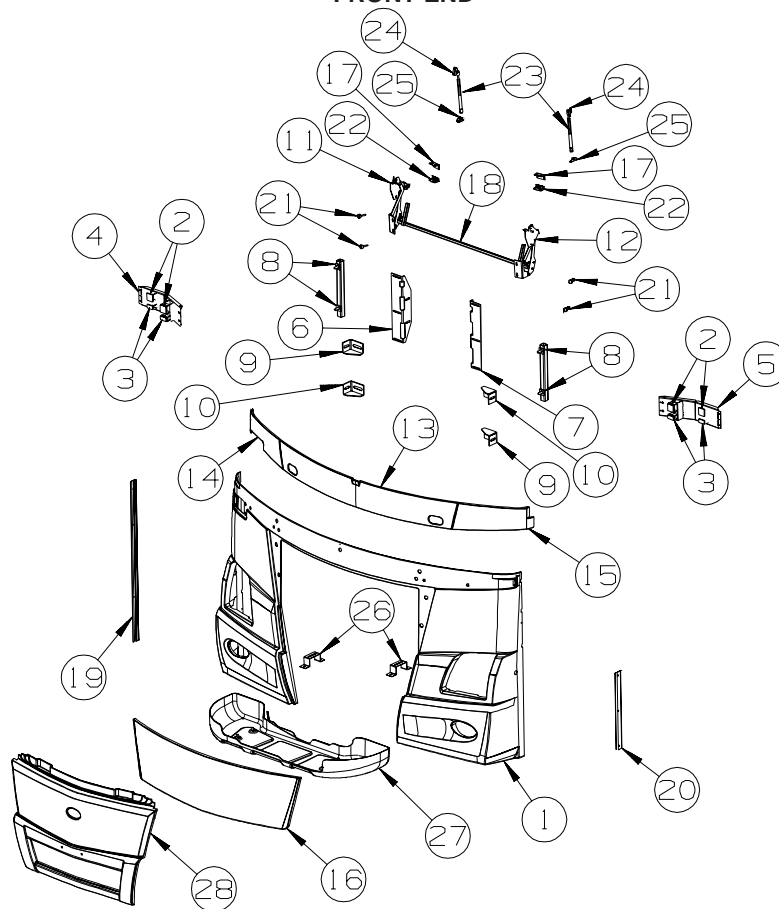
KEY	PART NUMBER	U/M	DESCRIPTION	VENDOR NO.
	106015-16-700	EA	GLASS-FLAT W/HEAT ELEMENT	709450
	106015-18-700	EA	GLASS/CONVEX	709650
	106015-18-701	EA	ACTUATOR - CONVEX GLASS	7475410
	106015-18-702	EA	MOTOR - FLAT GLASS	7471180
	106015-18-703	EA	GLASS/CONVEX-ACT/HOUSING	709651
	131431-03-700	EA	LIGHT/TURN SIGNAL - AMBER	7475510
	131431-07-700	EA	KIT(SCREW CVR BLK)ROUND/OVAL	748344

142721-01-01A, 142721-02-01A

KEY	PART NUMBER	U/M	DESCRIPTION	VENDOR NO.
	106015-16-700	EA	GLASS/FLAT-W/HEAT ELEMENT	709450
	106015-18-700	EA	GLASS/CONVEX	709650
	106015-18-702	EA	MOTOR - FLAT GLASS	7471180
	106015-18-703	EA	GLASS/CONVEX-ACT/HOUSING	709651
	131431-03-700	EA	LIGHT/TURN SIGNAL - AMBER	7475510
	142721-01-700	EA	COVER/CAP - BOTTOM	Q709678
	142721-01-701	EA	CAP - RECTANGULAR (VELVAC)	709557
	142721-01-702	EA	BRACKET/MOUNT - MIRROR	7096800
	142721-01-703	EA	GASKET/MOUNT - MIRROR	7094700
	142721-01-704	EA	SET SCREW - 5/16"-18 X 1.25"	4082140

EXTERIOR BODY GROUP (CONTINUED)

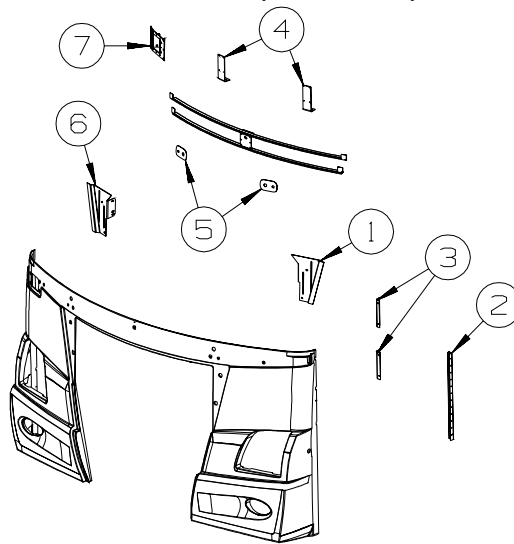
FRONT END



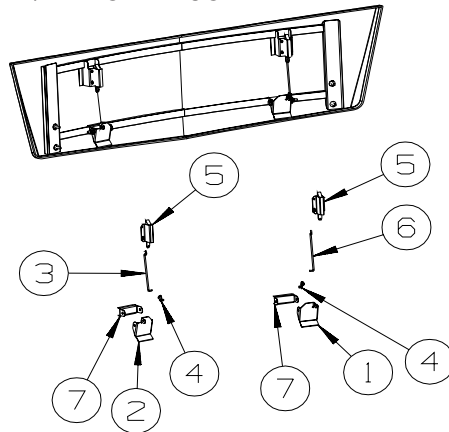
KEY	PART NUMBER	U/M	DESCRIPTION
1	144001-04-SD0	EA	PANEL - FRONT/LOWER
2	148217-01-01A	EA	PAD - URETHANE FOAM - W/ADHESIVE BACK-1/4"X 2"X 2" - BLACK
3	148217-02-01A	EA	PAD - URETHANE FOAM - W/ADHESIVE BACK-1/4"X 2"X 1" - BLACK
4	144142-01-02B	EA	SUPPORT - HEADLAMP - RIGHT HAND - E-COATED
5	144142-02-02B	EA	SUPPORT - HEADLAMP - LEFT HAND - E-COATED
6	114396-07-02B	EA	ANGLE - BUMPER MOUNT/PASSENGER - E-COATED
7	114396-08-02B	EA	ANGLE - BUMPER MOUNT/DRIVER - E-COATED
8	116617-02-02B	EA	SPACER - BUMPER
9	128455-01-02B	EA	BRACKET - BUMPER - E-COATED
10	128455-02-02B	EA	BRACKET - BUMPER - E-COATED
11	137072-07-01A	EA	HINGE - HOOD - PASSENGER - BLACK
12	137072-08-01A	EA	HINGE - HOOD - DRIVER - BLACK
13	143973-01-01A	EA	COWL - WINDSHIELD - CENTER - BLACK
14	143977-01-01A	EA	COWL - WINDSHIELD - PASSENGER - BLACK
15	143977-02-01A	EA	COWL - WINDSHIELD - DRIVER - BLACK
16	144187-01-R83	EA	HOOD - FRONT
17	144209-01-02B	EA	ANGLE/STRIKER - HOOD - E-COATED
18	144395-01-02B	EA	TUBE/TIMING - HOOD - E-COATED
19	140447-02-01A	EA	TRIM - GRILLE PANEL/SIDEWALL - 47.4" - BRIGHT WHITE
20	140447-01-01A	EA	TRIM - GRILLE PANEL/SIDEWALL - 22" - BRIGHT WHITE
21	058786-01-000	EA	BOLT - HOOD ADJUSTMENT - 5/16"-18 X 1.5"-2" - W/BLACK PAD
22	130053-01-01A	EA	STRIKER - LUGGAGE DOOR - FLUSH - BLACK
23	142569-08-000	EA	SPRING/GAS - 45 LB. - 18.5" EXTENDED/11"COMPRESSED
24	126263-02-02B	EA	BRACKET - GAS SPRING W/BALL STUD - E-COATED
25	126263-03-02B	EA	BRACKET - GAS SPRING W/BALL STUD - E/COATED
26	146357-02-02B	EA	BRACKET/PLATE - SKID - E-COATED
27	146365-01-01A	EA	BELLY PAN - FRONT LOWER - PLASTIC - BLACK
28	144025-02-R83	EA	PANEL/DOOR - GENERATOR - F/CENTER/GRILLE PANEL

EXTERIOR BODY GROUP (CONTINUED)

FRONT END (CONTINUED)



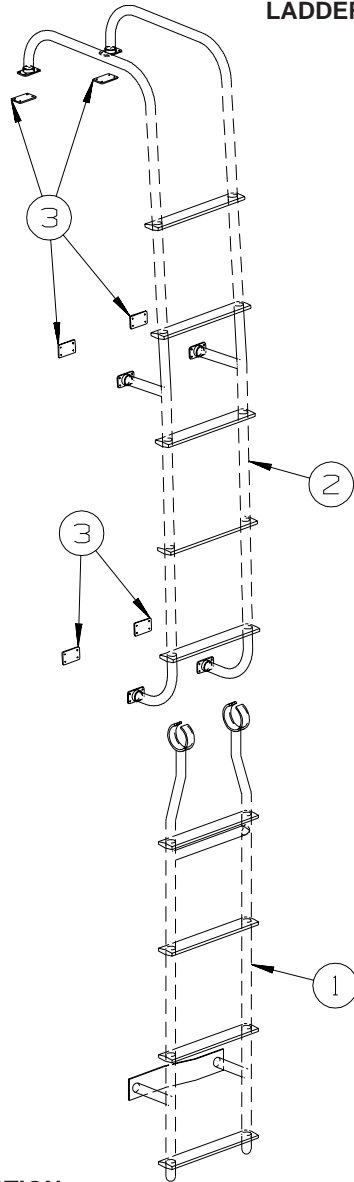
KEY	PART NUMBER	U/M	DESCRIPTION
1	144367-04-02B	EA	SUPPORT - HINGE - LEFT HAND - E-COATED
2	132071-01-02B	EA	BRACKET - BUMPER - FRONT/REAR - E-COATED
3	113041-16-02B	EA	ANGLE/MOUNT - BUMPER - E-COATED
4	144208-01-02B	EA	BRACKET/STRIKER - HOOD - E-COATED
5	145222-01-01A	EA	BOOT/COWL
6	144367-03-02B	EA	SUPPORT - HINGE - RIGHT HAND - E-COATED
7	120850-04-02B	EA	PLATE - SUPPORT/MIRROR - E-COATED



KEY	PART NUMBER	U/M	DESCRIPTION
1	147388-01-02B	EA	LATCH/PADDLE - E-COAT
2	147388-02-02B	EA	LATCH/PADDLE - E-COAT
3	145521-04-01A	EA	ROD - HOOD LATCH
4	102265-01-000	EA	CLIP/ROD END - 5/32" - BLACK PLASTIC
5	113908-02-000	EA	LATCH/PLUNGER - F/HOOD/REAR TRUNK/ENGINE DOOR
6	145521-03-01A	EA	ROD - HOOD LATCH
7	139160-01-01A	EA	BRACKET - LATCH - PADDLE

EXTERIOR BODY GROUP (CONTINUED)

LADDER



KEY	PART NUMBER	U/M	DESCRIPTION
1	150785-04-01A	EA	LADDER - LOWER - 47.6 ¹ / ₄ STEP W/DOG LEG - HINGED STANDOFF
2	145614-01-01A	EA	LADDER - UPPER - BRUSHED ALUMINUM
3	129375-02-000	EA	SEAL - LADDER BRACKET

EXTERIOR BODY GROUP (CONTINUED)
STRUCTURAL COMPONENTS

KEY	PART NUMBER	U/M	DESCRIPTION
	002726-01-001	EA	GARNISH - U-CHANNEL - 1.38" X 19' - SERRATED
	089297-01-000	SF	PLYWOOD - LUAN - OVERLAY GRADE - 4' X 8'
	092776-03-000	EA	ADAPTER - DUCT 2" X 4" X 3"
	100619-01-000	BF	FOAM - EXPANDED POLYSTYRENE - 1.34" X 48" X 96"
	100619-02-000	BF	FOAM - EXPANDED POLYSTYRENE - 1.5" X 48" X 96"
	100619-05-000	BF	FOAM - EXPANDED POLYSTYRENE - .75" X 48" X 96"-1.5"DENSITY
	100619-13-000	BF	FOAM - EXPANDED POLYSTYRENE-.34" X 34.7" X 96"-2" DENSITY
	100619-16-000	BF	FOAM - EXPANDED POLYSTYRENE - .75" X 48" X 96"-2" DENSITY
	100619-27-000	BF	FOAM - EXPANDED POLYSTYRENE - 3" X 48" X 92.8"
	113192-06-02A	EA	FIBERGLASS/LUAN LAMINATED - .2"X79"X446"- GRAY SANDING GEL
	116942-03-700	EA	ALUMINUM - .019 X 43" X 240", PART (ROOF - FLOOR)
	120107-01-000	EA	FOAM - ROOF COVE - 2.8" X 48" LONG
	120107-02-000	EA	FOAM - PLUG - ROOF TUBE - 2.2" X 2.9" X 1.8" LONG
	120107-03-000	EA	FOAM - PLUG - SIDEWALL TUBE - 1.2" X 2.1" X 1.8" LONG
	120107-07-000	EA	FOAM - ROOF COVE
	120107-08-000	EA	FOAM - PLUG - ROOF TUBE
	108535-05-03A	SF	FIBERGLASS SHEET - 108" X 500' ROLL - BRIGHT WHITE
	128782-03-01A	EA	FIBERGLASS SHEET - 26.1" X 68.2" - HIGH GLOSS/SLIDEOUT-B/W
	128782-07-01A	EA	FIBERGLASS SHEET - 79" X 456" - HIGH GLOSS - BRIGHT WHITE
	128782-08-01A	EA	FIBERGLASS SHEET - 22" X 68.3" - HIGH GLOSS - BRIGHT WHITE
	128782-09-01A	EA	FIBERGLASS SHEET - 31" X 68.2" - HIGH GLOSS - BRIGHT WHITE
	128782-10-01A	EA	FIBERGLASS SHEET - 25" X 48" - HIGH GLOSS - BRIGHT WHITE
	148884-20-01A	EA	FIBERGLASS SHEET - 4" X 93.8" - HIGH GLOSS - BRIGHT WHITE
	148884-22-01A	EA	FIBERGLASS SHEET - 47.9" X 95.8" - HIGH GLOSS-BRIGHT WHITE

EXTERIOR BODY GROUP (CONTINUED)

AWNINGS

PATIO AWNINGS - FULL BODY PAINT

MODEL	COLOR CODE	AWNING COLOR	HARDWARE COLOR	PATIO ROLLER	AWNING LENGTH	PATIO HARDWARE	SPACER KIT	PATIO ELECTRICAL KIT
<u>27A</u>								
S40AD	CANYON MIST	NAVY	SILVER	143181-12-55F	20'	143181-10-03A	143181-11-03A	143181-02-01A
S40KD	CANYON MIST	NAVY	SILVER	143181-13-55F	19'	143181-10-03A	143181-11-03A	143181-02-01A
S40FD	CANYON MIST	NAVY	SILVER	143181-12-55F	20'	143181-10-03A	143181-11-03A	143181-02-01A
S36GD	CANYON MIST	NAVY	SILVER	143181-09-55F	20'	143181-01-03A	N/A	143181-02-01A
S36RD	CANYON MIST	NAVY	SILVER	143181-12-55F	20'	143181-10-03A	143181-11-03A	143181-02-01A
<u>92A & 24C</u>								
S40AD	TAUPE & WATER CRESS	TAUPE	CHAMPAGNE	143181-12-41E	20'	143181-10-02A	143181-11-02A	143181-02-01A
S40KD	TAUPE & WATER CRESS	TAUPE	CHAMPAGNE	143181-13-41E	19'	143181-10-02A	143181-11-02A	143181-02-01A
S40FD	TAUPE & WATER CRESS	TAUPE	CHAMPAGNE	143181-12-41E	20'	143181-10-02A	143181-11-02A	143181-02-01A
S36GD	TAUPE & WATER CRESS	TAUPE	CHAMPAGNE	143181-09-41E	20'	143181-01-02A	N/A	143181-02-01A
S36RD	TAUPE & WATER CRESS	TAUPE	CHAMPAGNE	143181-12-41E	20'	143181-10-02A	143181-11-02A	143181-02-01A

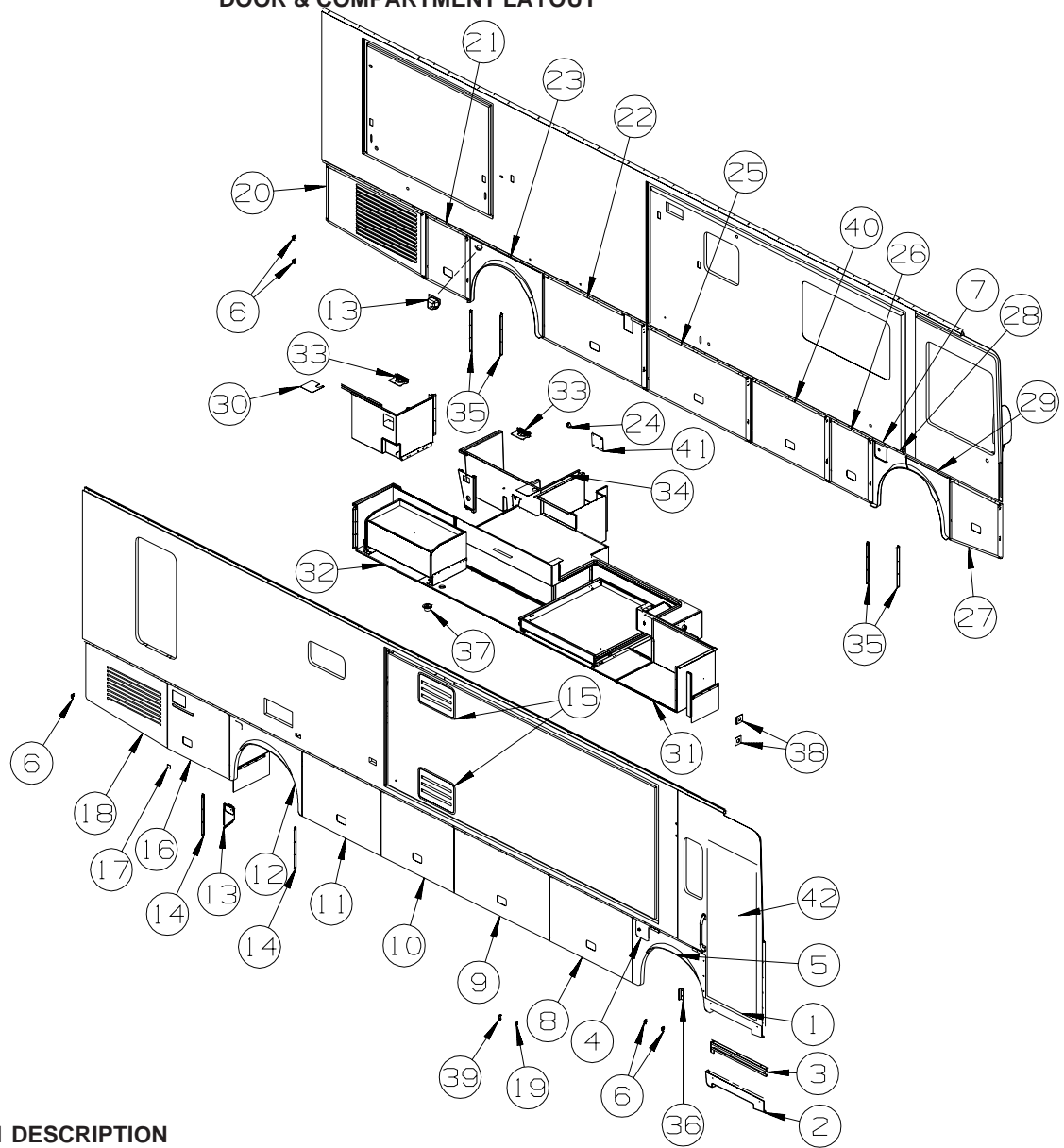
ENTRY DOOR AND WINDOW AWNINGS - FULL BODY PAINT

MODEL	COLOR CODE	AWNG COLOR	HRDWR COLOR	DOOR	WINDOW LT FRONT ROLLER	WINDOW LT FRONT HARDWARE	WINDOW LT MID ROLLER	WINDOW LT MID HARDWARE	WINDOW RT REAR ROLLER	WINDOW RT REAR HARDWARE
<u>27A CANYON MIST</u>										
S40AD	WITH J-LOUNGE COUCH	NAVY	SILVER	<u>ALL 27A</u>	142199-10-55F	142199-01-03A	N/A	N/A	142199-05-55F	142199-02-03A
S40AD	WITH LOUNGE CHAIR	NAVY	SILVER	THRU: 06-06-04	142199-07-55F	142199-01-03A	N/A	N/A	142199-05-55F	142199-02-03A
S40KD	WITH BEDROOM LAVATORY	NAVY	SILVER	136767-02-55F	142199-10-55F	142199-01-03A	142199-03-55F	142199-01-03A	142199-05-55F	142199-02-03A
S40KD	WITH BEDROOM DRESSER	NAVY	SILVER		142199-10-55F	142199-01-03A	142199-03-55F	142199-01-03A	142199-11-55F	142199-02-03A
S40FD		NAVY	SILVER	<u>ALL 27A</u>	142199-13-55F	142199-01-03A	N/A	N/A	142199-14-55F	142199-02-03A
S36GD		NAVY	SILVER	FROM: 06-07-04	142199-08-55F	142199-01-03A	142199-03-55F	142199-01-03A	142199-05-55F	142199-02-03A
S36RD		NAVY	SILVER	136767-05-55F	142199-07-55F	142199-01-03A	142199-03-55F	142199-01-03A	142199-03-55F	142199-01-03A
<u>92A & 24C</u>										
<u>TAUPE & WATER CRESS</u>										
S40AD	WITH J-LOUNGE COUCH	TAUPE	CHAMPAGNE	<u>ALL 92A & 24C</u>	142199-10-41E	142199-01-02A	N/A	N/A	142199-05-41E	142199-02-02A
S40AD	WITH LOUNGE CHAIR	TAUPE	CHAMPAGNE	THRU: 06-06-04	142199-07-41E	142199-01-02A	N/A	N/A	142199-05-41E	142199-02-02A
S40KD	WITH BEDROOM LAVATORY	TAUPE	CHAMPAGNE	136767-02-41E	142199-10-41E	142199-01-02A	142199-03-41E	142199-01-02A	142199-05-41E	142199-02-02A
S40KD	WITH BEDROOM DRESSER	TAUPE	CHAMPAGNE		142199-10-41E	142199-01-02A	142199-03-41E	142199-01-02A	142199-11-41E	142199-02-02A
S40FD		TAUPE	CHAMPAGNE	<u>ALL 92A & 24C</u>	142199-13-41E	142199-01-02A	N/A	N/A	142199-14-41E	142199-02-02A
S36GD		TAUPE	CHAMPAGNE	FROM: 06-07-04	142199-08-41E	142199-01-02A	142199-03-41E	142199-01-02A	142199-05-41E	142199-02-02A
S36RD		TAUPE	CHAMPAGNE	136767-05-41E	142199-07-41E	142199-01-02A	142199-03-41E	142199-01-02A	142199-03-41E	142199-01-02A

KEY	PART NUMBER	U/M	DESCRIPTION
	113874-11-01A	EA	SCREW/LAG - AWNING - 1/4" X 1" STAINLESS STEEL - PATIO
	136770-03-02A	EA	SPACER - AWNING - 2" - BLACK - ENTRANCE DOOR
	137029-01-02A	EA	BRACKET - AWNING - BLACK - ENTRANCE DOOR
	146457-01-02A	EA	BRACKET - AWNING - BLACK - PATIO
	154099-01-01A	EA	SUNSCREEN/REMOVABLE/BL-18'X72"-F/19'-20' ELEC AWNING-W/HDW
	153149-01-01A	EA	SPACER - AWNING/WINDOW - BLACK - S40FD
	153149-02-01A	EA	SPACER - AWNING/WINDOW - BLACK - S40FD

EXTERIOR DOORS & COMPARTMENTS GROUP

DOOR & COMPARTMENT LAYOUT

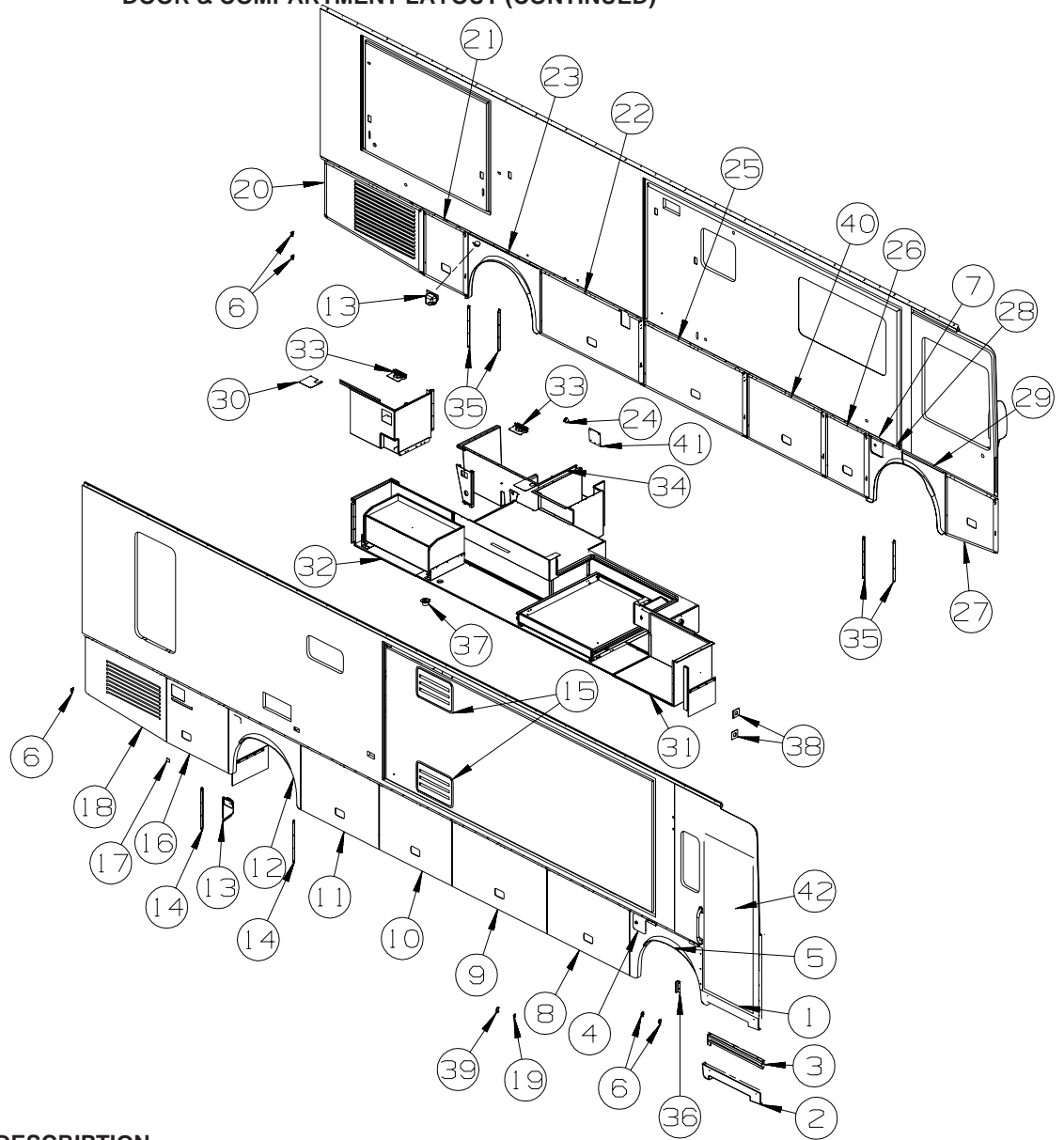


KEY	PART NUMBER	U/M	DESCRIPTION
1*	094707-03-01A	EA	STEP - ELECTRIC DOUBLE - W/BLACK CONTROL BOX - KWIKEE
2	131900-04-R83	EA	VALANCE/PANEL - ENTRY DOOR - PLASTIC - BLACK
	143362-02-02B	EA	CLIP - TRIM - E-COATED
3	134125-04-02B	EA	SUPPORT - DOOR/VALANCE - E-COATED
4	131905-07-R83	EA	PANEL/DOOR - FUEL FILL - W/O LOCK - BLACK
	153306-01-01A	EA	HINGE - PIANO - 1 1/2" X 5" - UNPAINTED
	138290-01-000	EA	CASE - W/CAM - W/O CYLINDER/KEY
5	144658-01-R83	EA	PANEL/WHEEL LIP - FRONT/PASSENGER
	139793-03-01A	EA	HINGE - CENTER/VALANCE DOOR - W/O BALL STUD
	140309-03-02B	EA	ANGLE - FURNACE DOOR - E-COATED
			FROM: 00-00-00 THRU: 11-07-04
	113904-11-02B	EA	ANGLE - ATTACHMENT/WHEEL LIP - 21.6" - E-COAT
			FROM: 11-08-04 THRU: 99-99-99
7	131905-05-N70	EA	PANEL/DOOR - FUEL FILL - BLACK
	153306-01-01A	EA	HINGE - PIANO - 1 1/2" X 5" - UNPAINTED
	138290-01-000	EA	CASE - W/CAM - W/O CYLINDER/KEY
8	149405-02-SD0	EA	DOOR/VALANCE - W/O PADDLE LATCH/HARDWARE - 54.1" X 33.9"
	151390-01-01B	EA	ROD - LATCH - 10.6"
	142569-06-000	EA	SPRING/GAS - 25 LB - 14.8" EXTENDED/8.9" COMPRESSED
	132892-04-01A	FT	SEAL - DOUBLE BULB - W/WIRED U CHANNEL - 1.3" X .8"-BLACK
9	149405-01-SD0	EA	DOOR/VALANCE - W/O PADDLE LATCH/HARDWARE - 62.4" X 33.9"
	151390-01-01B	EA	ROD - LATCH - 10.6"
	142569-06-000	EA	SPRING/GAS - 25 LB - 14.8" EXTENDED/8.9" COMPRESSED
	132892-04-01A	FT	SEAL - DOUBLE BULB - W/WIRED U CHANNEL - 1.3" X .8"-BLACK

EXTERIOR DOORS & COMPARTMENTS GROUP (CONTINUED)
DOOR & COMPARTMENT LAYOUT (CONTINUED)

KEY	PART NUMBER	U/M	DESCRIPTION
10	149405-03-SD0	EA	DOOR/VALANCE - W/O PADDLE LATCH/HARDWARE - 47.7" X 33.9"
	151390-01-01B	EA	ROD - LATCH - 10.6"
	142569-06-000	EA	SPRING/GAS - 25 LB - 14.8" EXTENDED/8.9" COMPRESSED
	132892-04-01A	FT	SEAL - DOUBLE BULB - W/WIRED U CHANNEL - 1.3" X .8"-BLACK
11	144342-04-R83	EA	VALANCE/DOOR - W/O LATCH/HDWR - 51.4" X 34.2"
			FROM: 00-00-00 THRU: 09-19-04
11	147614-05-SD0	EA	VALANCE/DOOR - W/O LATCH/HDW - 51.4" X 34.2"
			FROM: 09-20-04 THRU: 99-99-99
	142569-14-000	EA	SPRING/GAS - 100 LB. - 20" EXTENDED/12"COMPRESSED
			FROM: 00-00-00 THRU: 09-19-04
	142569-01-000	EA	SPRING/GAS - 100 LB - 21.1" EXTENDED/12.6" COMPRESSED
			FROM: 09-20-04 THRU: 99-99-99
	132892-02-01A	FT	SEAL - BULB - W/WIRED U CHANNEL - 1.3" X 1" - BLACK
			FROM: 00-00-00 THRU: 01-23-05
	132892-08-01A	FT	SEAL - BULB/SINGLE - W/U CHANNEL - BLACK
			FROM: 01-24-04 THRU: 99-99-99
12	144658-03-R83	EA	PANEL/WHEEL LIP - REAR/PASSENGER
	139793-03-01A	EA	HINGE - CENTER/VALANCE DOOR - W/O BALL STUD
13	129301-03-01A	EA	COVER - DOCKING LIGHT - BLACK
			FROM: 00-00-00 THRU: 05-23-04
13	129301-04-01A	EA	COVER - DOCKING LIGHT - BLACK
			FROM: 05-24-04 THRU: 99-99-99
14	113904-13-02B	EA	ANGLE - ATTACHMENT/WHEEL LIP - 15.7" - E-COAT
			FROM: 00-00-00 THRU: 11-07-04
14	113904-11-02B	EA	ANGLE - ATTACHMENT/WHEEL LIP - 21.6" - E-COAT
			FROM: 11-08-04 THRU: 99-99-99
15	137395-01-01A	EA	DOOR - REFRIGERATOR VENT - 21.6" X 13.9" - BRIGHT WHITE
16	144442-06-R83	EA	VALANCE/PANEL - W/O LATCH/HARDWARE - 40.5" X 34.2"
	142569-16-000	EA	SPRING/GAS - 90 LB - 20" EXTENDED/12" COMPRESSED
	132892-02-01A	FT	SEAL - BULB - W/WIRED U CHANNEL - 1.3" X 1" - BLACK
			FROM: 00-00-00 THRU: 01-23-05
	132892-08-01A	FT	SEAL - BULB/SINGLE - W/U CHANNEL - BLACK
			FROM: 01-24-04 THRU: 99-99-99
17	115620-01-12B	EA	PLATE - BACKING - BRIGHT WHITE
18	144442-10-R83	EA	VALANCE/PANEL - PASS W/O LATCH/HINGE - 34" X 53.3" X 29.7"
	145993-01-000	FT	SEAL - "D SECTION" W/ADHESIVE BACK
19	149357-02-02B	EA	PLATE - STRIKER BOLT - E-COAT - USE W/ 149358-01-01A BOLT-STRIKER
20	144442-01-R83	EA	VALANCE/PANEL - DRIVER REAR W/GRILLE - 34" X 65" X 29.8"
21	144342-08-R83	EA	VALANCE/DOOR - W/O LATCH/HDWR - 28.9" X 34.2"
	076767-14-000	EA	CABLE - STAINLESS STEEL - 14.9"
	142569-16-000	EA	SPRING/GAS - 90 LB - 20" EXTENDED/12" COMPRESSED
	107721-07-000	FT	SEAL - ACCESS DOOR - .9"WIDE X 1.1"HIGH
22	144442-04-R83	EA	VALANCE/PANEL - W/O LATCH/HARDWARE - W/NOTCH- 67.9"X 34.2"
	142569-03-000	EA	SPRING/GAS - 100 LB - 21.1" EXTENDED/12.6" COMPRESSED
	107721-07-000	FT	SEAL - ACCESS DOOR - .9"WIDE X 1.1"HIGH
23	144658-06-R83	EA	PANEL/WHEEL LIP - REAR/DRIVER
	139793-03-01A	EA	HINGE - CENTER/VALANCE DOOR - W/O BALL STUD
	129961-06-02B	EA	BRACKET - DOCKING LIGHT - E-COATED
24	131383-03-02A	EA	BRACKET - SHOWER HEAD - WHITE
25	144342-06-R83	EA	VALANCE/DOOR - W/O LATCH/HDW - 67.9" X 34.2"
	142569-03-000	EA	SPRING/GAS - 100 LB - 21.1" EXTENDED/12.6" COMPRESSED
	132892-02-01A	FT	SEAL - BULB - W/WIRED U CHANNEL - 1.3" X 1" - BLACK
			FROM: 00-00-00 THRU: 01-23-05
	132892-08-01A	FT	SEAL - BULB/SINGLE - W/U CHANNEL - BLACK
			FROM: 01-24-04 THRU: 99-99-99
26	144342-09-R83	EA	VALANCE/DOOR - W/O LATCH/HDWR - 28.2" X 34.2"
	142569-16-000	EA	SPRING/GAS - 90 LB - 20" EXTENDED/12" COMPRESSED
	132892-02-01A	FT	SEAL - BULB - W/WIRED U CHANNEL - 1.3" X 1" - BLACK
			FROM: 00-00-00 THRU: 01-23-05
	132892-08-01A	FT	SEAL - BULB/SINGLE - W/U CHANNEL - BLACK
			FROM: 01-24-04 THRU: 99-99-99

EXTERIOR DOORS & COMPARTMENTS GROUP (CONTINUED)
DOOR & COMPARTMENT LAYOUT (CONTINUED)



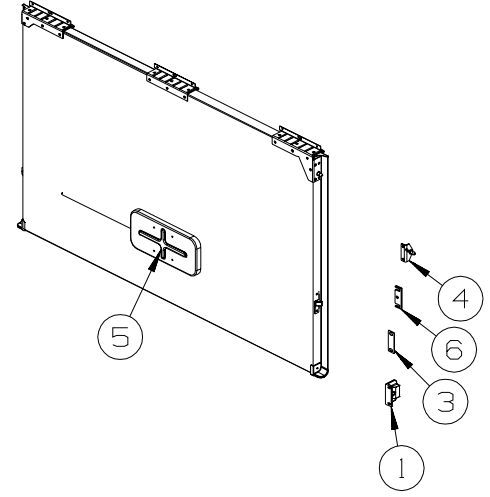
KEY	PART NUMBER	U/M	DESCRIPTION
27	144442-05-R83	EA	VALANCE/PANEL - PASS W/O LATCH/HDW - 32.3" X 34.4" X 28.7"
	142569-22-000	EA	SPRING/GAS - 90 LB - 17" EXTENDED/12" COMPRESSED
	132892-02-01A	FT	SEAL - BULB - W/WIRED U CHANNEL - 1.3" X 1" - BLACK
			FROM: 00-00-00 THRU: 01-23-05
	132892-08-01A	FT	SEAL - BULB/SINGLE - W/U CHANNEL - BLACK
			FROM: 01-24-04 THRU: 99-99-99
28	144658-05-R83	EA	PANEL/WHEEL LIP - FRONT/LEFT HAND
	139793-03-01A	EA	HINGE - CENTER/VALANCE DOOR - W/O BALL STUD
29	144658-04-R83	EA	PANEL/WHEEL LIP - FRONT/LEFT HAND
	139793-03-01A	EA	HINGE - CENTER/VALANCE DOOR - W/O BALL STUD
	113904-11-02B	EA	ANGLE - ATTACHMENT/WHEEL LIP - 21.6" - E-COAT
30	142436-02-02B	EA	PLATE - COVER - E-COATED
31	144347-01-RS2	EA	COMPARTMENT
32	144347-02-RS2	EA	COMPARTMENT
32	144347-03-R83	EA	COMPARTMENT - SLIDING STORAGE BOX
32	144347-08-SD0	EA	COMPARTMENT - ENT CTR EXT W/TV-DVD
33*	142226-02-01A	EA	HATCH - POWER
34	145131-01-R83	EA	COMPARTMENT - DRAINAGE
	145132-01-01A	EA	COMPARTMENT - DRAINAGE
35	113904-11-02B	EA	ANGLE - ATTACHMENT/WHEEL LIP - 21.6" - E-COAT
36	113041-15-02B	EA	ANGLE-MOUNT - BUMPER - E-COATED
37	009426-01-000	EA	HATCH-POWER CORD-WHITE
38	151743-01-02B	EA	PLATE-SEAL - E-COATED

EXTERIOR DOORS & COMPARTMENTS GROUP (CONTINUED)

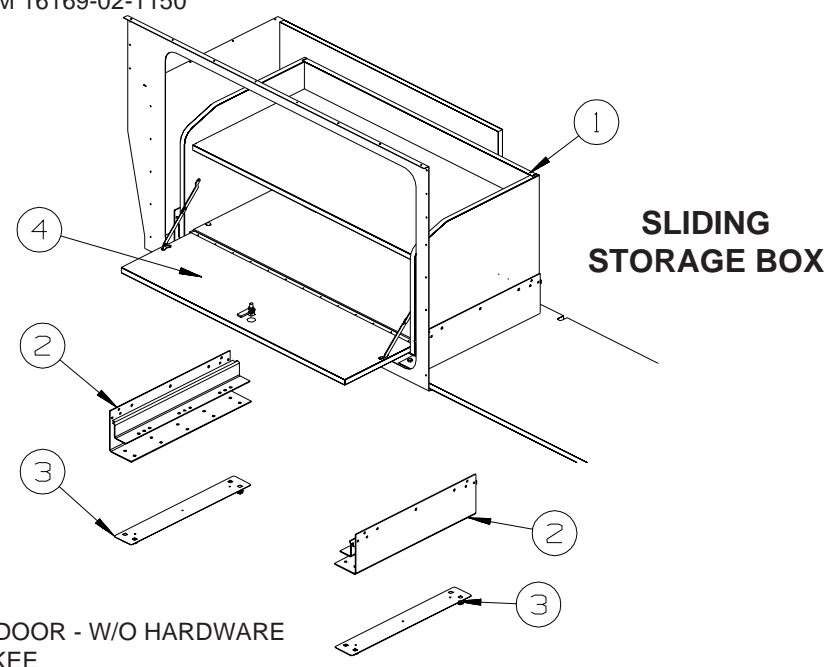
DOOR & COMPARTMENT LAYOUT (CONTINUED)

KEY	PART NUMBER	U/M	DESCRIPTION
39	149356-02-02B	EA	MOUNT - STRIKER BOLT - E-COATED - USE 149358-01-01A BOLT-STRIKER
40	144342-04-R83	EA	VALANCE/DOOR - W/O LATCH/HDWR - 51.4" X 34.2"
	139793-03-01A	EA	HINGE - CENTER/VALANCE DOOR - W/O BALL STUD
	142569-14-000	EA	SPRING/GAS - 100 LB. - 20" EXTENDED/12" COMPRESSED
	132892-02-01A	FT	SEAL - BULB - W/WIRED U CHANNEL - 1.3" X 1" - BLACK
			FROM: 00-00-00 THRU: 01-23-05
	132892-08-01A	FT	SEAL - BULB/SINGLE - W/U CHANNEL - BLACK
			FROM: 01-24-04 THRU: 99-99-99
41	145746-01-02B	EA	PLATE - BACKING - PUMP - E-COATED
42*	128913-12-03A	EA	DOOR - ENTRY/FRONT - POWER LOCK

***COMPONENT PARTS LISTED LATER IN THIS GROUP**

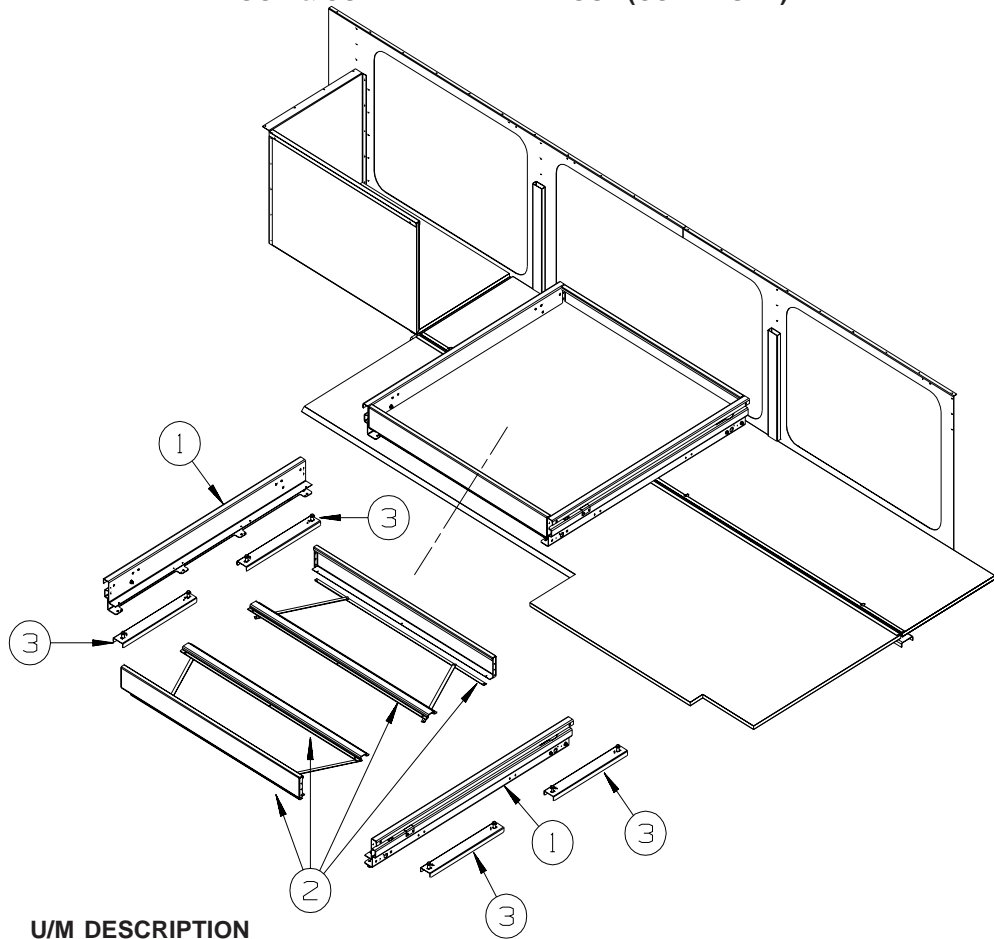


KEY	PART NUMBER	U/M	DESCRIPTION
1	130053-01-01A	EA	STRIKER - LUGGAGE DOOR - FLUSH - BLACK
2	130053-02-01A	EA	STRIKER - LUGGAGE DOOR - OFF SET - BLACK
3	143793-01-01A	EA	SHIM/STRIKER - LUGGAGE - 1.5" - BLACK
4	126263-02-02B	EA	BRACKET - GAS SPRING W/BALL STUD - E-COATED
5	138289-01-000	EA	CYLINDER/LOCK - ACCESS DOORS
5	138289-02-000	EA	CYLINDER/LOCK - ACCESS DOORS
5	138289-03-000	EA	CYLINDER/LOCK - ACCESS DOORS
5	138289-04-000	EA	CYLINDER/LOCK - ACCESS DOORS
5	138289-05-000	EA	CYLINDER/LOCK - ACCESS DOORS
5	138289-06-000	EA	CYLINDER/LOCK - ACCESS DOORS
5	138289-07-000	EA	CYLINDER/LOCK - ACCESS DOORS
5	138289-08-000	EA	CYLINDER/LOCK - ACCESS DOORS
5	138289-09-000	EA	CYLINDER/LOCK - ACCESS DOORS
5	138289-10-000	EA	CYLINDER/LOCK - ACCESS DOORS
	138288-01-000	EA	KEY - REVERSIBLE - #1151 - T/M 16169-02-1151
	138288-02-000	EA	KEY - REVERSIBLE - #1152 - T/M 16169-02-1152
	138288-03-000	EA	KEY - REVERSIBLE - #1153 - T/M 16169-02-1153
	138288-04-000	EA	KEY - REVERSIBLE - #1154 - T/M 16169-02-1154
	138288-05-000	EA	KEY - REVERSIBLE - #1155 - T/M 16169-02-1155
	138288-06-000	EA	KEY - REVERSIBLE - #1156 - T/M 16169-02-1156
	138288-07-000	EA	KEY - REVERSIBLE - #1157 - T/M 16169-02-1157
	138288-08-000	EA	KEY - REVERSIBLE - #1158 - T/M 16169-02-1158
	138288-09-000	EA	KEY - REVERSIBLE - #1159 - T/M 16169-02-1159
	138288-10-000	EA	KEY - REVERSIBLE - #1150 - T/M 16169-02-1150
	138292-01-000	EA	SEAL - LOCK CYLINDER
6	NOT USED		



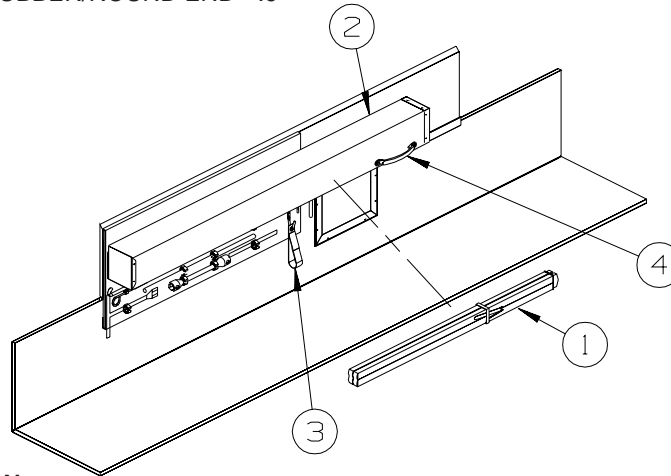
KEY	PART NUMBER	U/M	DESCRIPTION
1	148728-01-R83	EA	CABINET - STORAGE BOX - W/DOOR - W/O HARDWARE
2	145663-01-000	EA	SLIDE - TRAY/LUGGAGE - KWIKEE
3	147393-01-02B	EA	RETAINER - COMPARTMENT - E-COATED
4	148728-11-R83	EA	DOOR - LAMINATED - F/EXTERIOR STORAGE CABINET - W/O HDW

EXTERIOR DOORS & COMPARTMENTS GROUP (CONTINUED)
DOOR & COMPARTMENT LAYOUT (CONTINUED)



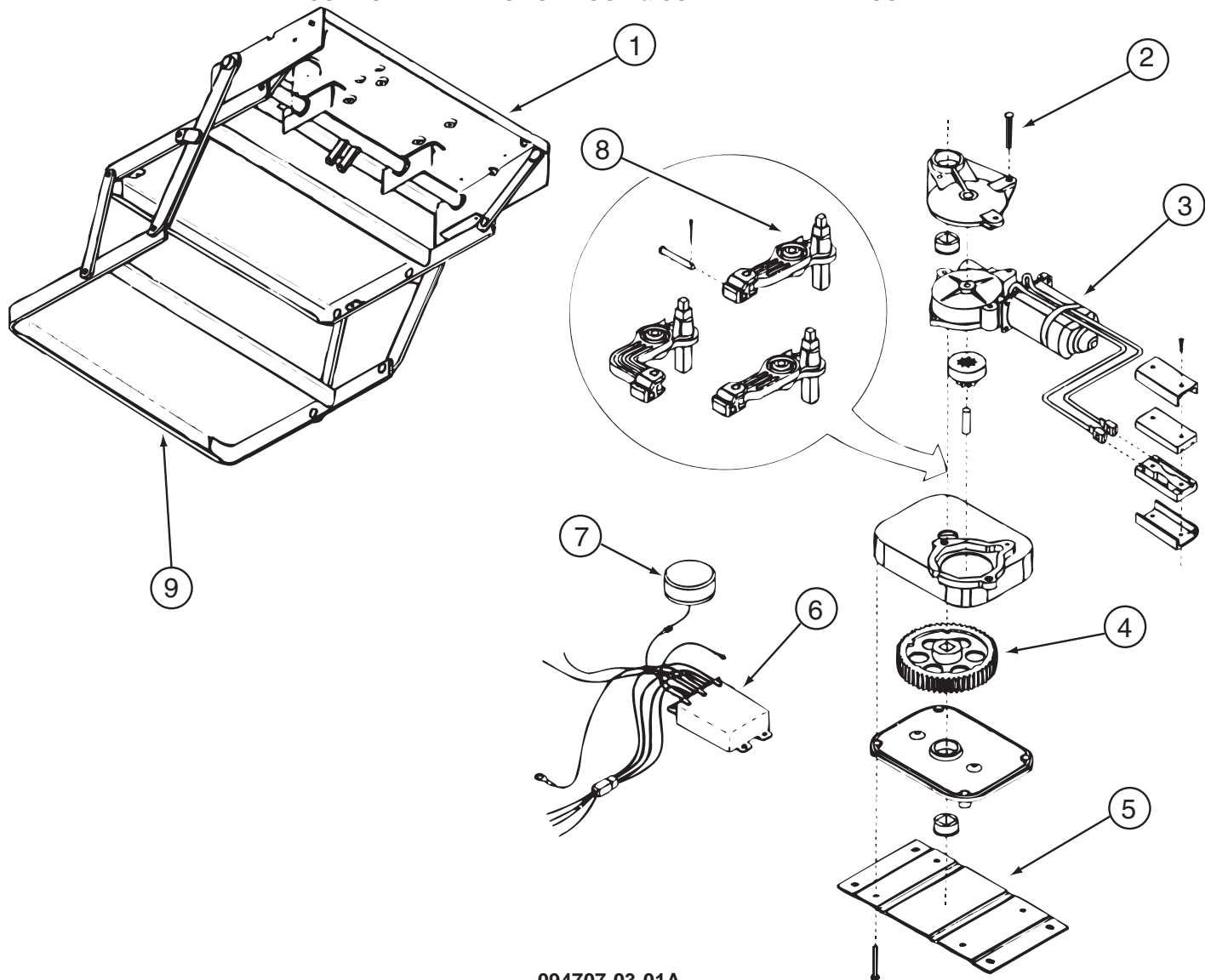
SLIDING TRAY

KEY	PART NUMBER	U/M	DESCRIPTION
1	148027-01-000	EA	SLIDES - LUGGAGE RAILS
2	148027-02-000	EA	SLIDE - LUGGAGE TRIM KIT
3	147393-02-02B	EA	RETAINER - COMPARTMENT - E-COATED
	117046-01-000	EA	BUMPER - RUBBER/ROUND END - .9"



KEY	PART NUMBER	U/M	DESCRIPTION
1	148880-01-01A	EA	LADDER - FOLDING - ALUMINUM - S36GD, S36RD, S40KD
1	148880-02-01A	EA	LADDER - FOLDING - ALUMINUM - S40AD, S40FD
2	148788-02-R83	EA	CABINET - LADDER BOX - S36GD, S36RD, S40KD
2	148788-01-R83	EA	CABINET - LADDER BOX - S40AD, S40FD
3	143505-01-01A	EA	STRAP - RETAINING W/VELCRO - BLACK
3	143506-01-000	EA	HOOK - J
4	009126-03-000	EA	HANDLE - ASSIST - BLACK TEXTURED
	115661-01-000	FT	SHOE/GLIDE - SLIDEOUT ROOM - 1/16" X 3" - POLYETHYLENE

EXTERIOR DOORS & COMPARTMENTS GROUP (CONTINUED)
COMPONENT PARTS FOR DOOR & COMPARTMENT LAYOUT



094707-03-01A

KEY	PART NUMBER	U/M	DESCRIPTION	VENDOR NO.
1	094707-01-702	EA	FRAME W/DBL STEP,3200 SERIES	908032
2	094707-02-703	EA	BEARING & PINS	909530
3	094707-02-700	EA	MOTOR - "UT" ASM W/BRGS/PIN	909520
4	094707-02-702	EA	GEAR KIT(GEAR-BEARING-PINS)	909525
5	094707-02-704	EA	CONNECTOR-MOTOR ASM.W/PLATES	909537
6	094707-03-700	EA	KIT CONTROL/SWITCH-RETROFIT	909506005
7	088746-01-705	EA	LIGHT-UNDER STEP	9004
7	088733-01-700	EA	BULB	9004
8	094707-02-701	EA	LINKAGE ASM. W/BEARINGS-PINS	909534
9	094707-02-707	EA	TREAD - NON-SKID - BLACK	909333
	094707-02-706	EA	GEAR BOX ASM. W/O MOTOR	9524
	094707-02-708	EA	TREAD - NON-SKID - YELLOW	909331
	094707-03-701	EA	PLUG - 4-WAY - PACKARD	909306

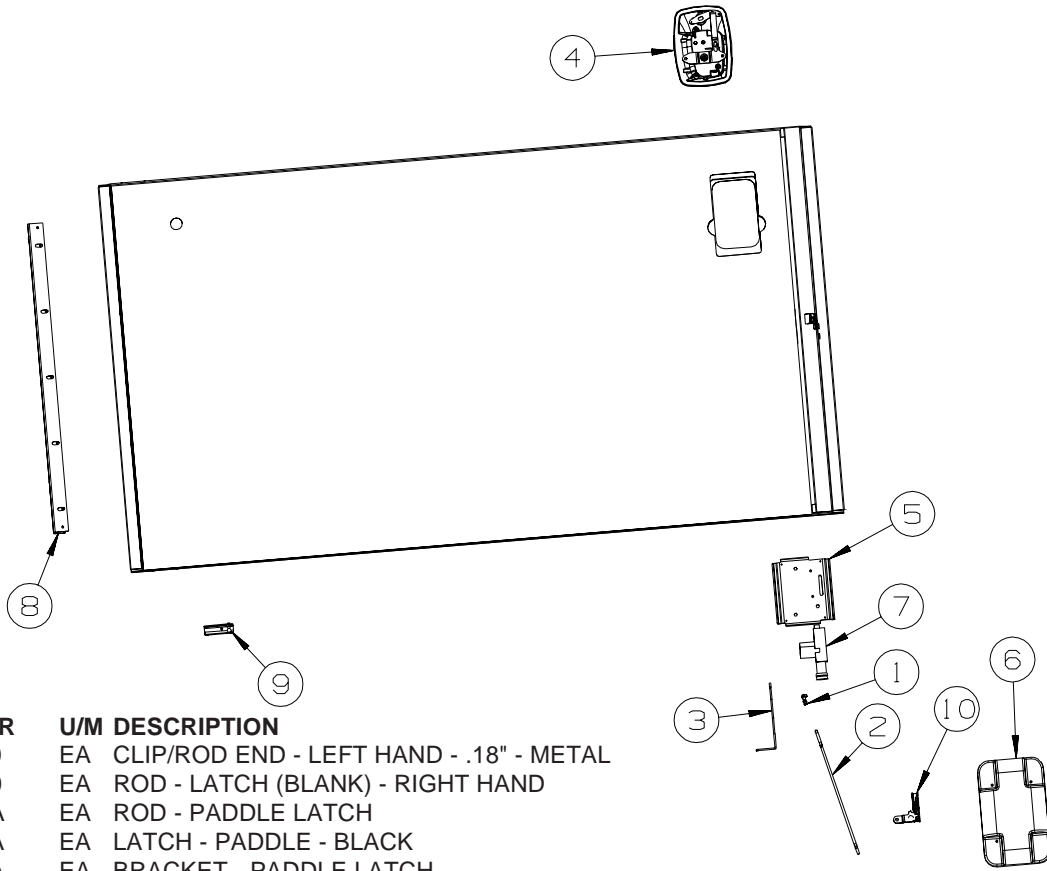
CONTACT WINNEBAGO PART SALES FOR UNLISTED COMPONENT(S)

142226-02-01A

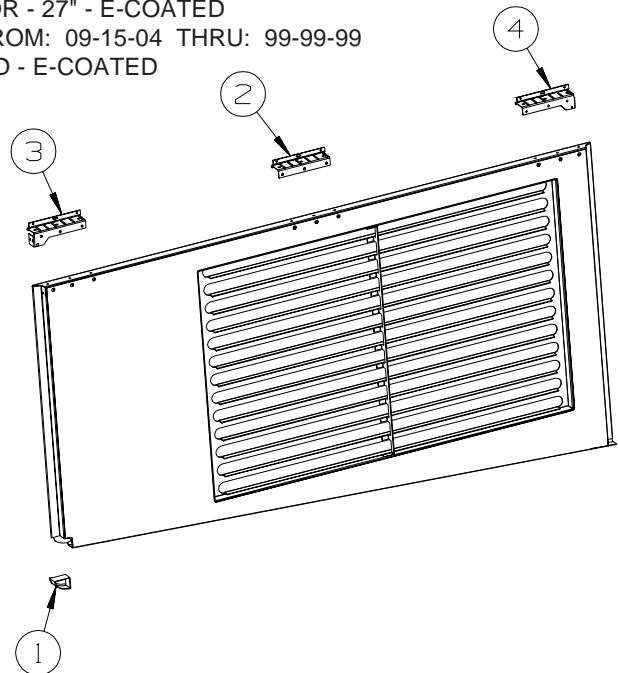
KEY	PART NUMBER	U/M	DESCRIPTION	VENDOR NO
	142226-02-700	EA	TAB/LOCKING - ESCAPE (RED)	9667709

EXTERIOR DOORS & COMPARTMENTS GROUP (CONTINUED)

COMPARTMENT DOOR PIECE PARTS

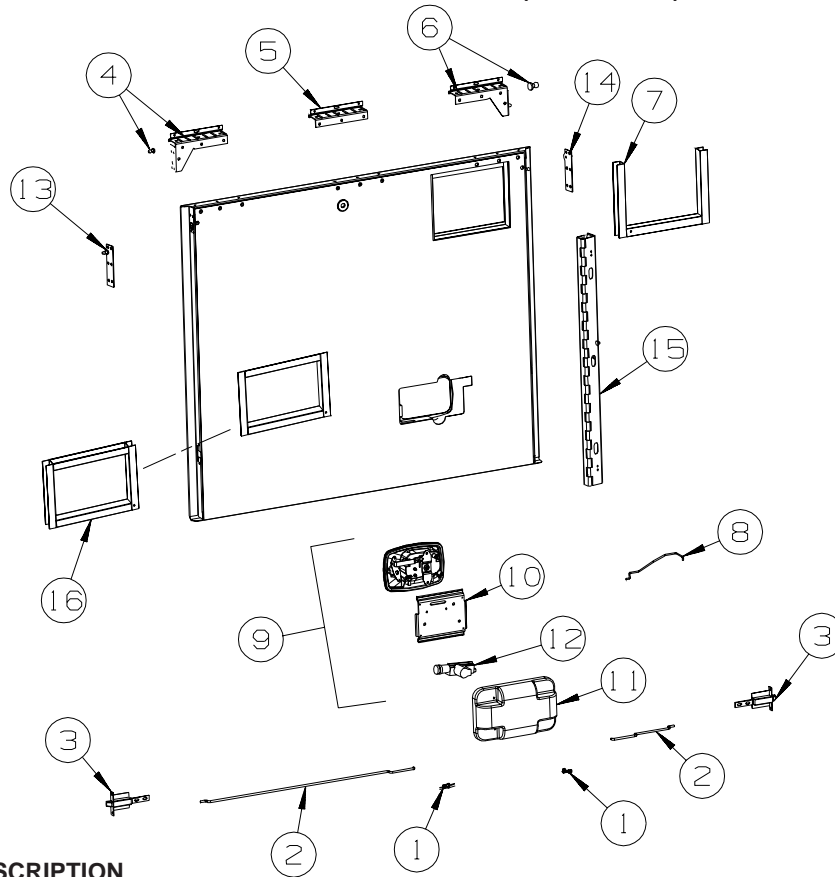


KEY	PART NUMBER	U/M	DESCRIPTION
1	102265-03-000	EA	CLIP/ROD END - LEFT HAND - .18" - METAL
2	132873-01-000	EA	ROD - LATCH (BLANK) - RIGHT HAND
3	141940-03-01A	EA	ROD - PADDLE LATCH
4	141940-01-01A	EA	LATCH - PADDLE - BLACK
5	141940-04-01A	EA	BRACKET - PADDLE LATCH
6	144172-01-01A	EA	COVER - LATCH - BRIGHT WHITE
7	138898-01-000	EA	ACTUATOR/LOCK - ELECTRIC
8	137228-04-02B	EA	HINGE - PIANO - COMPARTMENT DOOR - 27" - E-COATED
			FROM: 00-00-00 THRU: 09-14-04
8	137228-05-02B	EA	HINGE - PIANO - COMPARTMENT DOOR - 27" - E-COATED
			FROM: 09-15-04 THRU: 99-99-99
9	126263-17-02B	EA	BRACKET - GAS SPRING W/BALL STUD - E-COATED
10	149359-01-01A	EA	LATCH - SINGLE ROTOR



KEY	PART NUMBER	U/M	DESCRIPTION
1	138643-01-01A	EA	CORNER - VAL DOOR, REAR, RH, BLK
	138643-02-01A	EA	CORNER - VAL DOOR, REAR, LH, BLK
2	139793-03-01A	EA	HINGE - CENTER/VALANCE DOOR - W/O BALL STUD
3	139793-05-01A	EA	HINGE - LEFT HAND/VALANCE DOOR - W/O BALL STUD
4	139793-04-01A	EA	HINGE - RIGHT HAND/VALANCE DOOR - W/O BALL STUD

EXTERIOR DOORS & COMPARTMENTS GROUP (CONTINUED)
COMPARTMENT DOOR PIECE PARTS (CONTINUED)



KEY	PART NUMBER	U/M	DESCRIPTION
1	102265-03-000	EA	CLIP/ROD END - LEFT HAND - .18" - METAL
2	132873-01-000	EA	ROD - LATCH (BLANK) - RIGHT HAND
3	121947-01-01A	EA	BOLT - SLIDE/LATCH - W/PLASTIC PLUNGER
4	139793-02-01A	EA	HINGE - LEFT HAND/VALANCE DOOR - W/BALL STUD
	139793-05-01A	EA	HINGE - LEFT HAND/VALANCE DOOR - W/O BALL STUD
5	139793-03-01A	EA	HINGE - CENTER/VALANCE DOOR - W/O BALL STUD
6	139793-01-01A	EA	HINGE - RIGHT HAND/VALANCE DOOR - W/BALL STUD
	139793-04-01A	EA	HINGE - RIGHT HAND/VALANCE DOOR - W/O BALL STUD
7	146925-01-R83	EA	TRIM - WATER HEATER COVER
			FROM: 00-00-00 THRU: 01-24-05
7	133049-12-R83	EA	TRIM - WATER HEATER COVER
			FROM: 01-25-05 THRU: 99-99-99
8	141940-03-01A	EA	ROD - PADDLE LATCH
9	141940-01-01A	EA	LATCH - PADDLE - BLACK
	141940-02-01A	EA	LATCH - PADDLE - NON LOCKING - BLACK
10	141940-04-01A	EA	BRACKET - PADDLE LATCH
11	144172-01-01A	EA	COVER - LATCH - BRIGHT WHITE
12	138898-01-000	EA	ACTUATOR/LOCK - ELECTRIC
13	147513-02-01A	EA	BALL STUD
14	147513-01-01A	EA	BALL STUD
15	137228-04-02B	EA	HINGE - PIANO - COMPARTMENT DOOR - 27" - E-COATED
			FROM: 00-00-00 THRU: 09-14-04
15	137228-05-02B	EA	HINGE - PIANO - COMPARTMENT DOOR - 27" - E-COATED
			FROM: 09-15-04 THRU: 99-99-99
16	133049-01-L76	EA	TRIM - COVER - WATER HEATER
			FROM: 00-00-00 THRU: 01-23-05
16	133049-09-R32	EA	TRIM - COVER - WATER HEATER
			FROM: 01-24-05 THRU: 99-99-99

EXTERIOR DOORS & COMPARTMENTS GROUP (CONTINUED)

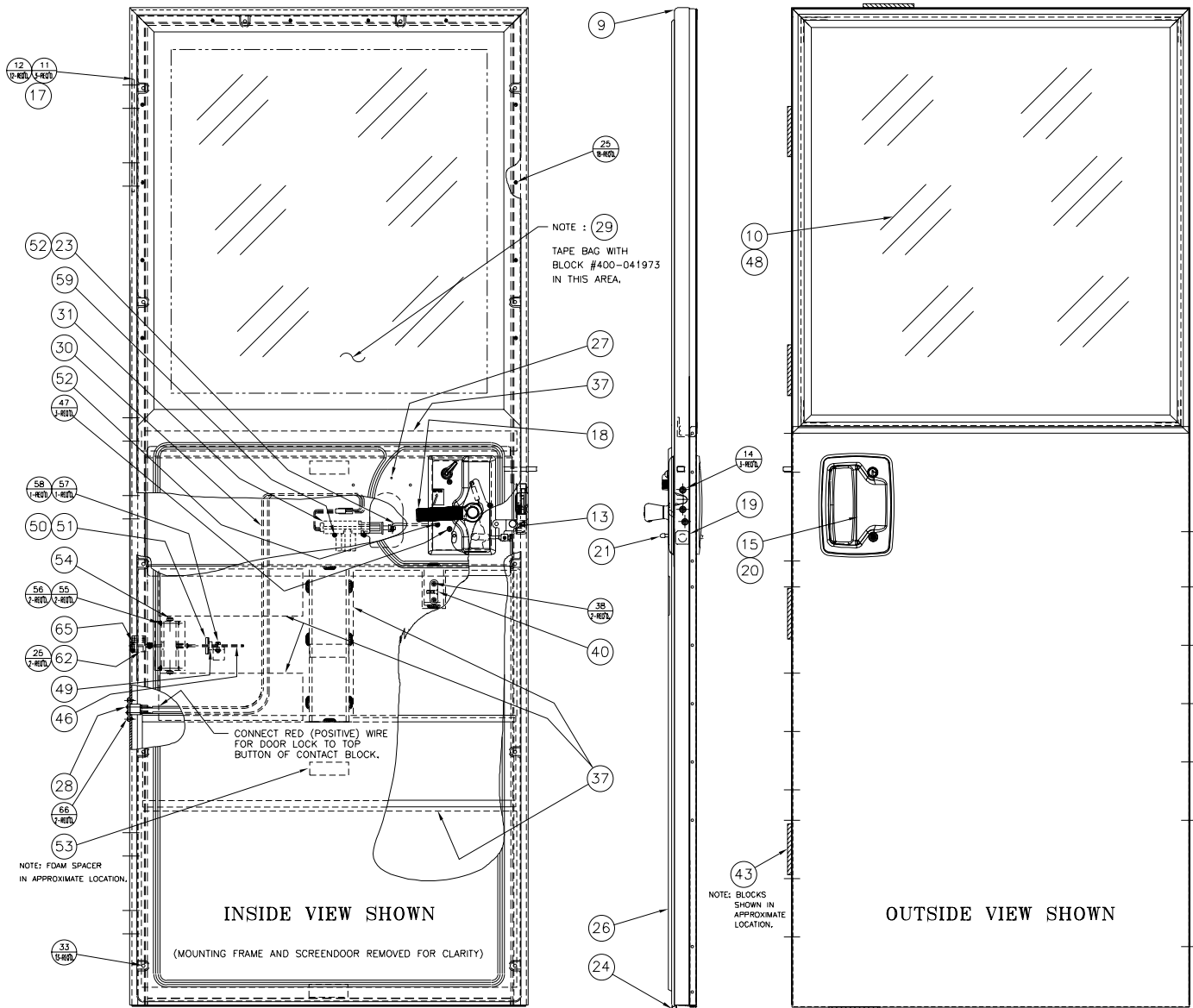
ENTRY

KEY	PART NUMBER	U/M	DESCRIPTION
*	128913-12-03A	EA	DOOR - ENTRY/FRONT - POWER LOCK
	112782-04-01A	EA	GASKET
	112782-15-01A	EA	LATCH - SINGLE ROTOR
			FROM: 00-00-00 THRU: 05-30-04
	112782-22-01A	EA	LATCH - SINGLE ROTOR
			FROM: 05-31-04 THRU: 99-99-99
	112782-16-01A	EA	LATCH - INTERIOR PLATE
			FROM: 00-00-00 THRU: 05-30-04
	112782-21-01A	EA	LATCH - INTERIOR PLATE
			FROM: 05-31-04 THRU: 99-99-99
	112782-18-01A	EA	LATCH - EXTERIOR - W/O LOCK CYLINDER W/ICON-REVERSIBLE KEY
			FROM: 00-00-00 THRU: 05-30-04
	112782-20-01A	EA	LATCH - EXTERIOR - W/O LOCK CYLINDER W/ICON-REVERSIBLE KEY
			FROM: 05-31-04 THRU: 99-99-99
	134450-02-01A	EA	TAPE - ANTI SLIP - 1.25" X 29.9" - BLACK
	138287-01-000	EA	CYLINDER/LOCK - ENTRY DOOR (MASTER)
	138287-02-000	EA	CYLINDER/LOCK - ENTRY DOOR (MASTER)
	138287-03-000	EA	CYLINDER/LOCK - ENTRY DOOR (MASTER)
	138287-04-000	EA	CYLINDER/LOCK - ENTRY DOOR (MASTER)
	138287-05-000	EA	CYLINDER/LOCK - ENTRY DOOR (MASTER)
	138287-06-000	EA	CYLINDER/LOCK - ENTRY DOOR (MASTER)
	138287-07-000	EA	CYLINDER/LOCK - ENTRY DOOR (MASTER)
	138287-08-000	EA	CYLINDER/LOCK - ENTRY DOOR (MASTER)
	138287-09-000	EA	CYLINDER/LOCK - ENTRY DOOR (MASTER)
	138287-10-000	EA	CYLINDER/LOCK - ENTRY DOOR (MASTER)
	138288-01-000	EA	KEY - REVERSIBLE - #1151 - T/M 16169-02-1151
	138288-02-000	EA	KEY - REVERSIBLE - #1152 - T/M 16169-02-1152
	138288-03-000	EA	KEY - REVERSIBLE - #1153 - T/M 16169-02-1153
	138288-04-000	EA	KEY - REVERSIBLE - #1154 - T/M 16169-02-1154
	138288-05-000	EA	KEY - REVERSIBLE - #1155 - T/M 16169-02-1155
	138288-06-000	EA	KEY - REVERSIBLE - #1156 - T/M 16169-02-1156
	138288-07-000	EA	KEY - REVERSIBLE - #1157 - T/M 16169-02-1157
	138288-08-000	EA	KEY - REVERSIBLE - #1158 - T/M 16169-02-1158
	138288-09-000	EA	KEY - REVERSIBLE - #1159 - T/M 16169-02-1159
	138288-10-000	EA	KEY - REVERSIBLE - #1150 - T/M 16169-02-1150
	138292-01-000	EA	SEAL - LOCK CYLINDER

***COMPONENT PARTS LISTED LATER IN THIS GROUP**

EXTERIOR DOORS & COMPARTMENTS GROUP (CONTINUED)

COMPONENT PARTS FOR ENTRY



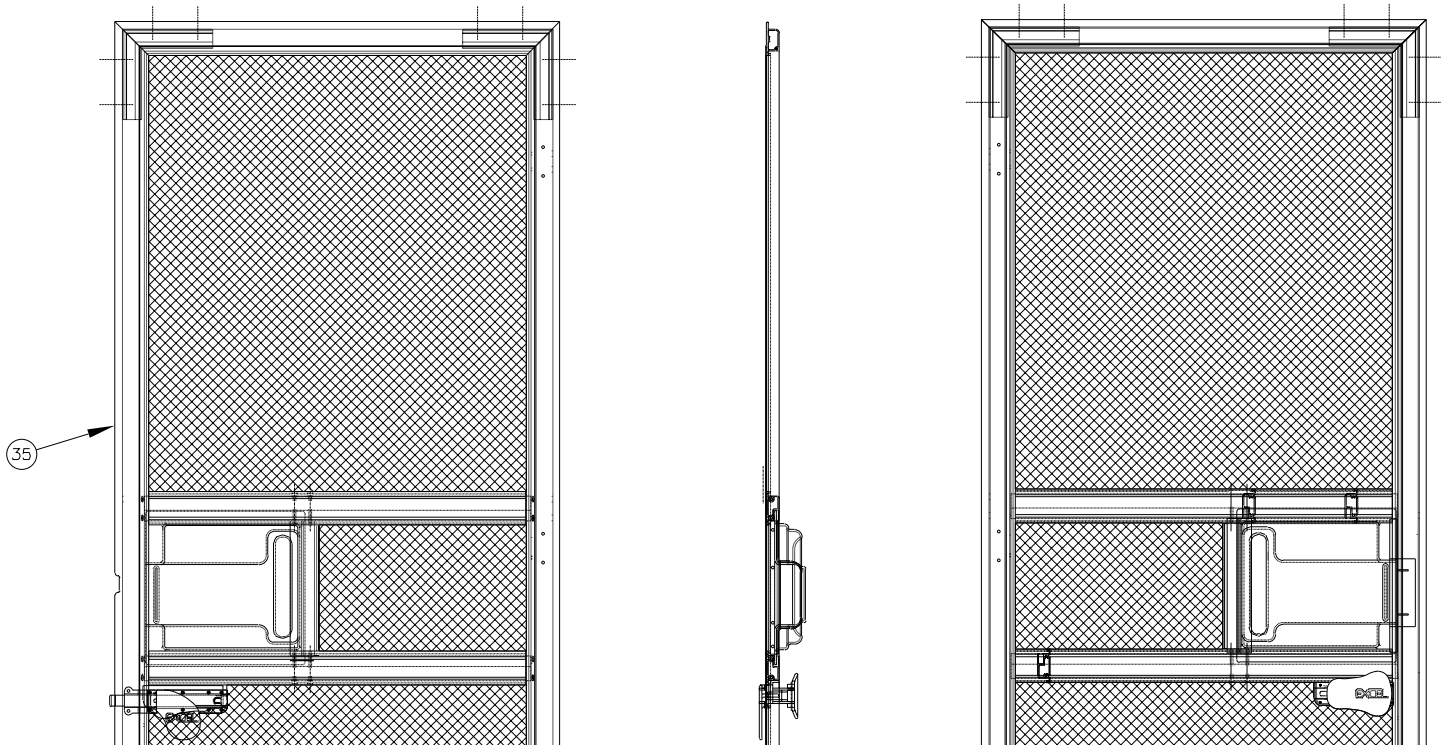
128913-12-03A

EXTERIOR DOORS & COMPARTMENTS GROUP (CONTINUED)
COMPONENT PARTS FOR ENTRY (CONTINUED)

128913-12-03A (CONTINUED)

KEY	PART NUMBER	U/M	DESCRIPTION	VENDOR NO.
9	128913-12-704	EA	FRAME/DOOR-SUB ASM BLACK	490488
10	128913-12-709	EA	WINDOW-DUAL PANE	490751
10	128913-12-700	FT	SEAL - GLAZING	132-030529
19	128913-12-714	EA	COVER - BOLT HOLE - BLACK	292-042339
21	128913-04-717	EA	CAP - VINYL - RED	130-042257
23	128913-12-710	EA	ROD/LOCK - (POWER)	203-042371/17770-01
24	128913-01-744	EA	SEAL/BULB-STICK ON/THRESHOLD	122-042230
25	128913-13-701	EA	SCREW/BUMPER RETAININ	274-040492
26	128913-12-708	EA	PANEL - INNER PLASTIC	490749
28	128913-01-714	EA	CONTACT - MALE/2-POSITION	400-041934
29	128913-01-713	EA	CONTACT - FEMALE/2-POSITION	400-041973
30	128913-01-712	EA	WIRE HARNESS-POWER DOOR LOCK	400-041935
31	128913-01-702	EA	ACTUATOR	410-041096
40	128913-01-710	EA	STRIKER - LATCH/SCREEN DOOR	130-041815
46	128913-10-703	EA	SLIDE BAR ASSEMBLY	490660
47	128913-01-746	EA	SCREW #8 X 3/4" OVAL HEAD	276-042030
48	128913-04-700	FT	TAPE/BUTYL - FOAM CORE	154-041549
49	128913-02-712	EA	PIN - COILED SPRING	248-042237
50	128913-02-713	EA	BUMPER STOP	V196-24
52	106469-05-700	EA	ROD CLIP	231-041095
54	128913-01-733	EA	DOOR CHECK KIT - ADJ SUB ASM	V196-04
57	128913-01-705	EA	BOLT - SHOULDER - #10 X 1/4	268-042011
62	128913-02-714	EA	GUIDE BLOCK - DOOR CHECK	146-042045
65	128913-04-709	EA	PIN/CLEVIS-GROOVED W/E-RING	245-042260
39	128913-13-700	EA	BUMPER/RUBBER - ENTRY/SCREEN	490792

CONTACT WINNEBAGO PARTS SALES FOR UNLISTED COMPONENT(S)

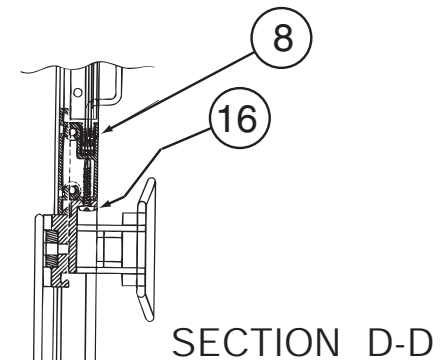
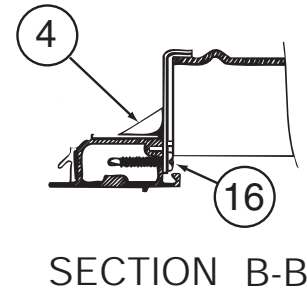
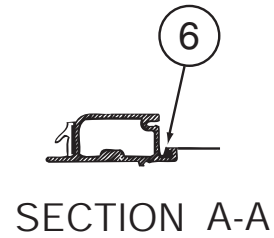
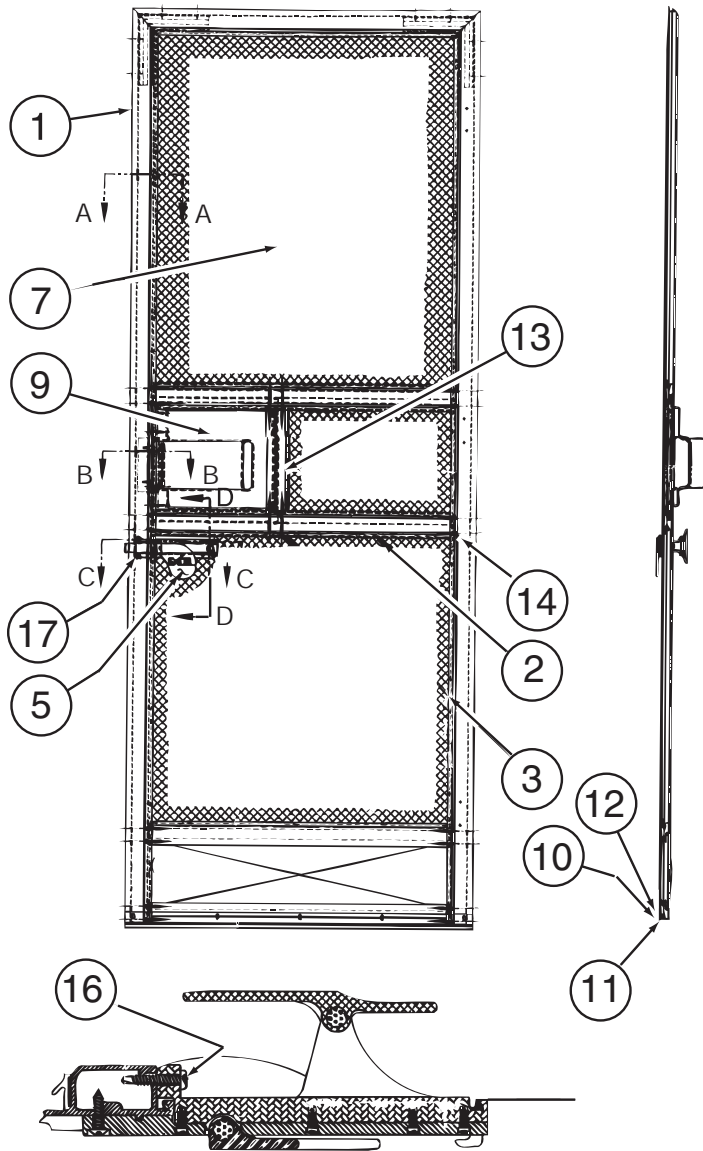


128913-12-03A (CONTINUED)

KEY	PART NUMBER	U/M	DESCRIPTION	VENDOR NO.
35	128913-12-707	EA	SCREEN DOOR - BLACK	490740

CONTACT WINNEBAGO PARTS SALES FOR UNLISTED COMPONENT(S)

EXTERIOR DOORS & COMPARTMENTS GROUP (CONTINUED)
COMPONENT PARTS FOR ENTRY (CONTINUED)



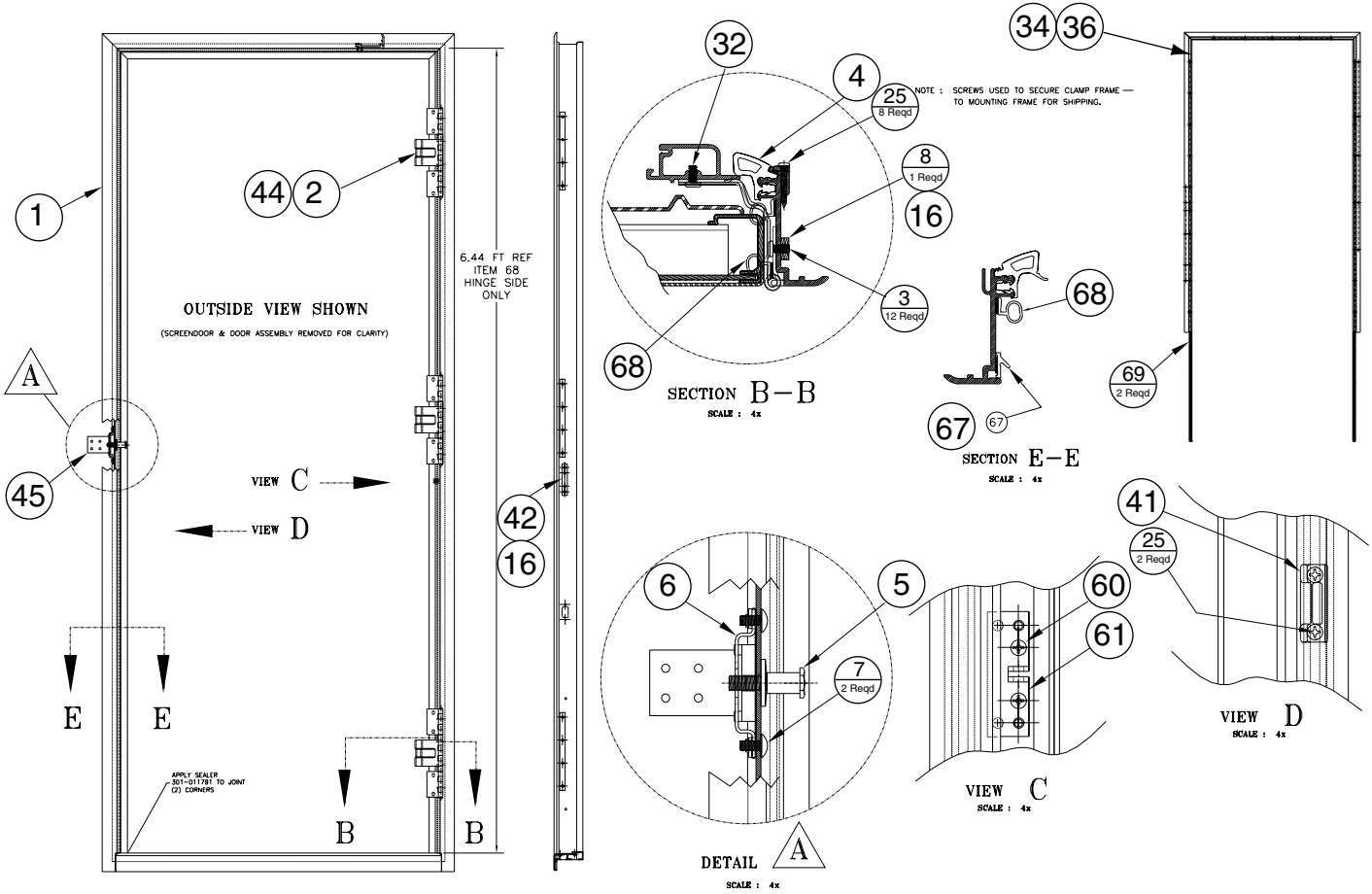
SECTION C-C

128913-12-03A, 128913-14-01A, 128913-14-02A, 128913-14-03A (CONTINUED)

KEY	PART NUMBER	U/M	DESCRIPTION	VENDOR NO.
4	128913-12-713	EA	END CAP/SLIDER - BLK/SMOKE	490319
5	128913-01-731	EA	LATCH - SCREEN DOOR	146-041950
6	128913-01-742	FT	SPLINE - SCREEN	132-041775
7	128913-01-741	EA	SCREEN ONLY - SCREENDOOR	110-041928
8	128913-01-740	FT	RUN CHANNEL-SCREEN DR SLIDER	170-041263
9	128913-12-712	EA	SLIDER/SCREENDOOR-BLK/SMOKE	490320
10	128913-12-711	EA	SWEEPER/SCREENDOOR-BLACK	490742
11	128913-01-736	FT	WEATHERSTRIP-SCREEN DOOR	171-041284
13	128913-01-738	FT	WEATHERSTRIP - SLIDER	171-041285
	128913-13-704	EA	BACKER-F/SCREEN LATCH-BLACK	130-041818

CONTACT WINNEBAGO PARTS SALES FOR UNLISTED COMPONENT(S)

EXTERIOR DOORS & COMPARTMENTS GROUP (CONTINUED)
COMPONENT PARTS FOR ENTRY (CONTINUED)



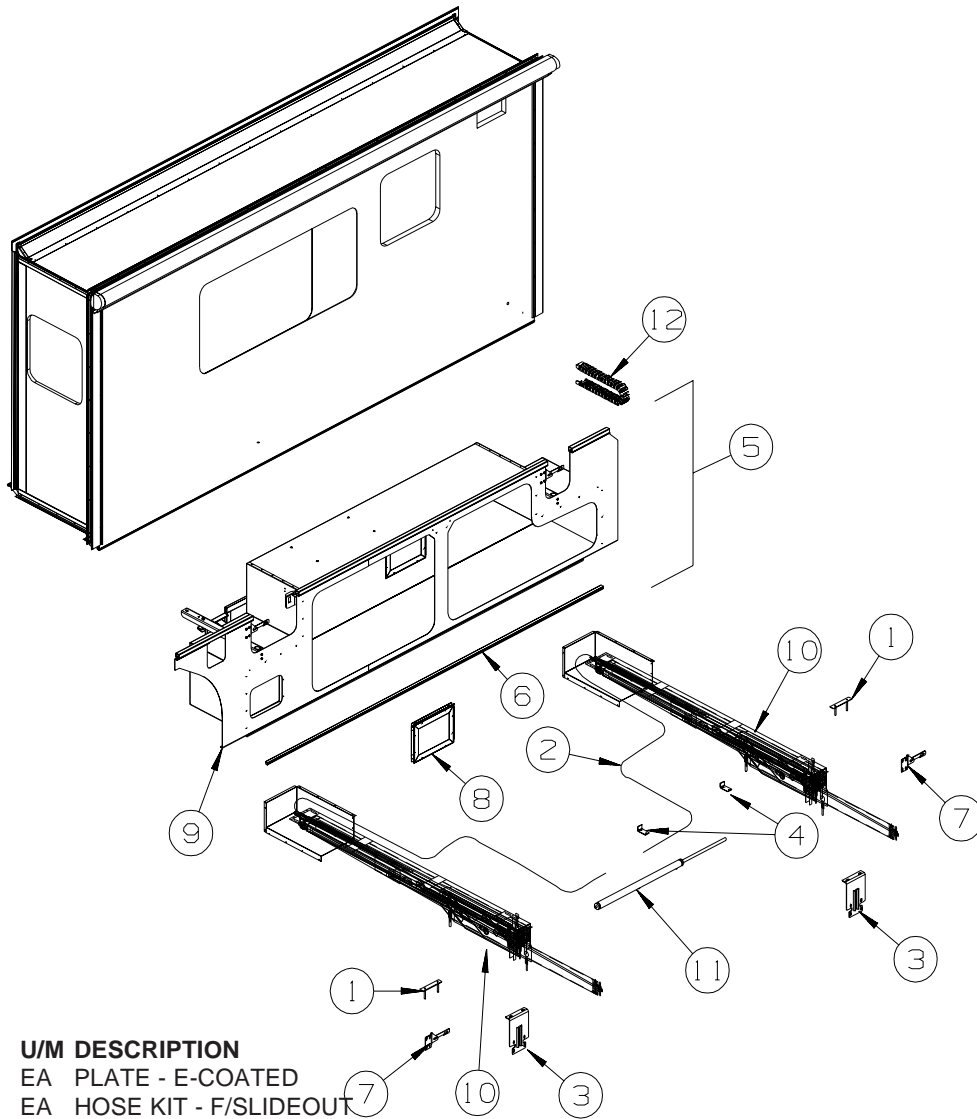
128913-12-03A (CONTINUED)

KEY	PART NUMBER	U/M	DESCRIPTION	VENDOR NO.
1	128913-12-702	EA	FRAME/MOUNTING-SUB ASM BLACK	490486
2	128913-12-703	EA	HINGE (TAKES 3)	490487
4	128913-01-728	EA	SEAL - DOOR/CORNER- MITERED	122-041917
5	128913-01-727	EA	STRIKER BOLT - SPEC COATING	490780/TM11628-01
6	106469-04-704	EA	NUT ASSMEMBLY-CAGED W/STRIKER	11920-16
36	128913-10-700	EA	FRAME/CLAMP - WELD ASM BLACK	490195
41	128913-01-709	EA	STRIKER-SCREEN DR/FRAME MT	130-041824
44	128913-03-708	EA	SEAL/HINGE (3 PER DOOR)	124-042236
45	128913-02-700	EA	LATCH - BRACKET	210-042215
61	128913-01-704	EA	BRACKET - PIVOT/BRASS	370-042315
67	128913-01-732	FT	SEAL - LAZY T	122-041986
68	128913-01-748	FT	SEAL/BULB	132-042483

CONTACT WINNEBAGO PARTS SALES FOR UNLISTED COMPONENT(S)

EXTERIOR SLIDEOUT GROUP

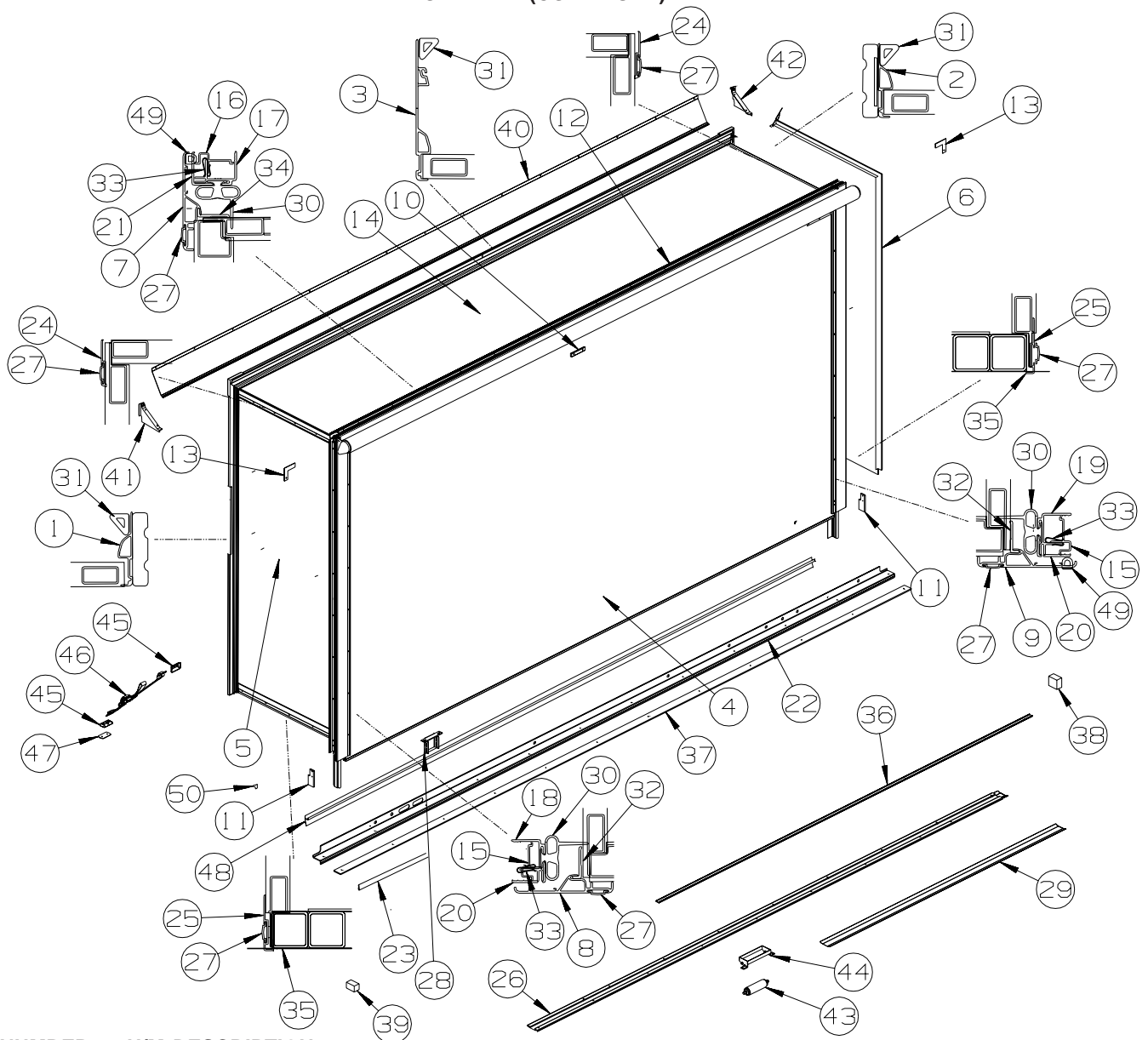
FRONT LEFT



KEY	PART NUMBER	U/M	DESCRIPTION
1	136995-05-02B	EA	PLATE - E-COATED
2*	100536-52-000	EA	HOSE KIT - F/SLIDEOUT
3	145179-01-02B	EA	BRACKET - F/SLIDEOUT - E-COATED
			FROM: 00-00-00 THRU: 10-03-04
3	152144-01-02B	EA	BRACKET - F/SLIDEOUT - E-COATED
			FROM: 10-04-04 THRU: 99-99-99
	143738-01-000	EA	WRENCH - RATCHET - 13/16" X 7/8" (TO TURN ROD FOR MANUAL RETRACT)
4	122922-02-02B	EA	BRACKET/CYLINDER SUPPORT - E-COATED
5	145173-01-R83	EA	COMPARTMENT - F/SLIDEOUT
6	126516-01-01A	FT	TRIM - VINYL/EXTRUDED - 8'
7	143183-02-02B	EA	BRACKET - SLIDEOUT COMPARTMENT - E-COATED
8	145973-01-R83	EA	DOOR/ACCESS - COMPARTMENT - 13.5" X 9.6"
9	145175-01-02B	EA	SEAL PLANE - F/SLIDEOUT - E-COATED
10*	145494-02-000	EA	SLIDEOUT - HYDRAULIC
			FROM: 00-00-00 THRU: 10-03-04
10	152314-02-000	EA	SLIDEOUT - HYDRAULIC - FLAT 29" - RIGHT
			FROM: 10-04-04 THRU: 99-99-99
10	151323-02-000	EA	BOLT - HANGER/STOREMORE - LONG - 1/2" THREADS
11	145494-03-000	EA	SLIDEOUT - HYDRAULIC KIT
12	143541-01-01A	EA	CARRIER/WIRING - F/SLIDE-OUT ROOM - 29 LINKS
13	145983-01-02B	EA	BRACKET - LP SWITCH - E-COATED

*COMPONENT PARTS LISTED LATER IN THIS GROUP

EXTERIOR SLIDEOUT GROUP (CONTINUED)
FRONT LEFT (CONTINUED)



KEY	PART NUMBER	U/M	DESCRIPTION
1	139624-18-01A	EA	TRIM/SEAL - INNER/RIGHT HAND - 71.3" - BRIGHT WHITE
2	139624-19-01A	EA	TRIM/SEAL - INNER/LEFT HAND - 71.3" - BRIGHT WHITE
3	148916-03-01A	EA	TRIM/SEAL - W/MITERED CORNERS - F/SLIDEOUT - 170.2" - B/W
4	149451-11-SD0	EA	SLUG - SLIDEOUT (SD0, SD1, SD2, SD3, SD4, SD5, SD6, SD7, ST0, ST1, ST2, ST3, ST4, ST5, ST6, ST7)
4	149451-11-SE0	EA	SLUG - F/SLIDEOUT (SE0, SE1, SE2, SE3, SV0, SV1, SV2, SV3)
5	141972-02-SD0	EA	PANEL/Front (SD0, SD1, SD2, SD3, SD4, SD5, SD6, SD7, ST0, ST1, ST2, ST3, ST4, ST5, ST6, ST7)
5	141972-02-SE0	EA	PANEL/Front - F/Front SLIDEOUT (SE0, SE1, SE2, SE3, SV0, SV1, SV2, SV3)
5	141972-04-SD0	EA	PANEL/Front - F/Front SLIDEOUT (SD0, SD4, ST0, ST4) - J-LOUNGE
5	141972-04-SD1	EA	PANEL/Front - F/Front SLIDEOUT (SD1, SD5, ST1, ST5) - J-LOUNGE
5	141972-04-SD2	EA	PANEL/Front - F/Front SLIDEOUT (SD2, SD6, ST2, ST6) - J-LOUNGE
5	141972-04-SD3	EA	PANEL/Front - F/Front SLIDEOUT (SD3, SD7, ST3, ST7) - J-LOUNGE
5	141972-04-SE0	EA	PANEL/Front - F/Front SLIDEOUT (SE0, SV0) - J-LOUNGE
5	141972-04-SE1	EA	PANEL/Front - F/Front SLIDEOUT (SE1, SV1) - J-LOUNGE
5	141972-04-SE2	EA	PANEL/Front - F/Front SLIDEOUT (SE2, SV2) - J-LOUNGE
5	141972-04-SE3	EA	PANEL/Front - F/Front SLIDEOUT (SE3, SV3) - J-LOUNGE
6	141973-03-SD0	EA	PANEL END (SD0, SD1, SD2, SD3, SD4, SD5, SD6, SD7, ST0, ST1, ST2, ST3, ST4, ST5, ST6, ST7)
6	141973-03-SE0	EA	PANEL END - F/SLIDEOUT (SE0, SE1, SE2, SE3, SV0, SV1, SV2, SV3)
7	139625-27-02A	EA	TRIM/SEAL - TOP/W/MITERED ENDS - 171.7" - BLACK
8	139625-44-02A	EA	TRIM/SEAL - TOP W/RH MITERED END - 75.9" - BLACK
9	139625-45-02A	EA	TRIM/SEAL - TOP W/LH MITERED END - 75.9" - BLACK
10	150962-01-02A	EA	SPACER - AWNING - SLIDE COVER - 3/4" X 4" - BLACK
11	126546-01-02A	EA	COVER - END/SIDEWALL SLIDEOUT - BRIGHT WHITE

EXTERIOR SLIDEOUT GROUP (CONTINUED)
FRONT LEFT (CONTINUED)

KEY PART NUMBER U/M DESCRIPTION
12 SLIDEOUT ROOM AWNINGS

MODEL	COLOR CODE	AWNING COLOR	HARDWARE COLOR	SLIDEROOM LT FRONT	SLIDEROOM LT REAR	SLIDEROOM RT FRONT	SLIDEROOM RT REAR
27A							
S40AD	CANYON MIST	NAVY	SILVER	150913-04-03A	150913-01-03A	150913-09-03A	N/A
S40KD	CANYON MIST	NAVY	SILVER	150913-10-03A	150913-08-03A	150913-11-03A	N/A
S40FD	CANYON MIST	NAVY	SILVER	150913-04-03A	150913-01-03A	150913-09-03A	150913-07-03A
S36GD	CANYON MIST	NAVY	SILVER	150913-02-03A	150913-07-03A	N/A	N/A
S36RD	CANYON MIST	NAVY	SILVER	150913-03-03A	150913-07-03A	150913-11-03A	150913-06-03A

92A & 24C							
S40AD	TAUPE & WATER CRESS	TAUPE	CHAMPAGNE	150913-04-02A	150913-01-02A	150913-09-02A	N/A
S40KD	TAUPE & WATER CRESS	TAUPE	CHAMPAGNE	150913-10-02A	150913-08-02A	150913-11-02A	N/A
S40FD	TAUPE & WATER CRESS	TAUPE	CHAMPAGNE	150913-04-02A	150913-01-02A	150913-09-02A	150913-07-02A
S36GD	TAUPE & WATER CRESS	TAUPE	CHAMPAGNE	150913-02-02A	150913-07-02A	N/A	N/A
S36RD	TAUPE & WATER CRESS	TAUPE	CHAMPAGNE	150913-03-02A	150913-07-02A	150913-11-02A	150913-06-02A

KEY PART NUMBER U/M DESCRIPTION

13	116444-04-02B	EA	TRIM/KEY CORNER - SLIDEOUT - 3.1"X3.1" - BLACK
14	145801-01-R83	EA	ROOF - F/SLIDEOUT
15	142718-01-01A	EA	RETAINER - SIDEWALL/SLIDEOUT - 72.8"
16	142718-15-01A	EA	RETAINER - SIDEWALL/SLIDEOUT - 169.5"
17	142719-12-01A	EA	TRIM - SIDEWALL/TOP/SLIDEOUT - 171.2" - BRIGHT WHITE
17	151761-05-01A	EA	TRIM - SIDEWALL/TOP/SLIDEOUT - 171.2" - BRIGHT WHITE
18	142720-02-01A	EA	TRIM - SIDEWALL/SLIDEOUT - 74.8" - BRIGHT WHITE
18	151760-02-01A	EA	TRIM - SIDEWALL/SLIDEOUT - 74.8" - BRIGHT WHITE
19	142720-01-01A	EA	TRIM - SIDEWALL/SLIDEOUT - 74.8" - BRIGHT WHITE
19	151760-01-01A	EA	TRIM - SIDEWALL/SLIDEOUT - 74.8" - BRIGHT WHITE
20	136824-38-02A	EA	TRIM - SIDEWALL/SLIDEOUT - 74.6" - BLACK
21	136824-22-02A	EA	TRIM - SIDEWALL/SLIDEOUT - 171.2" - BLACK
22	131520-24-01A	EA	EXTRUSION/ZEE - F/SLIDEOUT - 165.8"
23	123012-01-000	FT	SEAL - SLIDEOUT - .09"/.13" THICK X 1.3" - W/ADHESIVE
24	138659-01-02A	EA	TRIM/FEATURE STRIP - 181.7" - BLACK
25	125051-03-02A	EA	TRIM - FEATURE STRIP/LOWER - 29.3" - BLACK
26	115325-15-01A	EA	RAIL - FLOOR/SLIDEOUT ROOM - 100.6" LONG - BLACK
27	105312-01-13A	FT	INSERT - FEATURE STRIP - VINYL - BLACK
28	133233-01-02B	EA	BRACKET - SLIDEOUT - E-COATED
29	115661-01-000	FT	SHOE/GLIDE - SLIDEOUT ROOM - 1/16" X 3" - POLYETHYLENE
30	136978-01-01A	FT	SEAL - SLIDEOUT - BLACK
31	146056-01-000	FT	SEAL - TRIANGLE - W/PSA
32	133954-16-02A	EA	TRIM/SEAL - W/MITERED ENDS - 71.2" - BLACK
33	142549-01-000	EA	CLIP-S TYPE
34	133954-15-02A	EA	TRIM/SEAL - W/MITERED ENDS - 166.5" - BLACK
35	075673-05-000	FT	SEAL - PILE - ADHESIVE BACK - BLACK
36	131358-04-01A	EA	RETAINER - U-CHANNEL - 107.7" - BLACK
37	137343-03-02B	EA	STRAP - W/HOLES - E-COATED
38	134588-02-000	EA	GASKET - DUCT - 6.4" X 7.4" IS - 8.3" X 9.4" OS
39	137408-02-000	EA	SEAL - BLOCK - F/SLIDEOUT - 1.4"
40	148915-03-02A	EA	RETAINER/TRIM - 166" - BLACK
41	150647-01-01A	EA	COVER/TRIM - RH - F/SLIDEOUT - BLACK
42	150647-02-01A	EA	COVER/TRIM - LH - F/SLIDEOUT - BLACK
43	127033-02-01A	EA	ROLLER - GUIDE
44	140928-03-02B	EA	BRACKET - ROLLER - E-COATED
45	135619-02-01A	EA	PLATE - TIEDOWN - SLIDEOUT ROOM
46	135619-01-01A	EA	STRAP - TIEDOWN - SLIDEOUT ROOM
47	135622-01-02B	EA	PLATE - TIEDOWN - SLIDEOUT ROOM
48	139850-02-01A	EA	SEAL/SWIPE - F/SLIDEOUT FLOOR - 169.3" LONG - GRAY
49	099418-01-000	FT	SEAL - D-SECTION/ADHESIVE BACK - .44" X .44" - BLK RUBBER
50	151258-01-000	FT	SEAL - FOAM/WIPE - CLOSED CELL

EXTERIOR SLIDEOUT GROUP (CONTINUED)

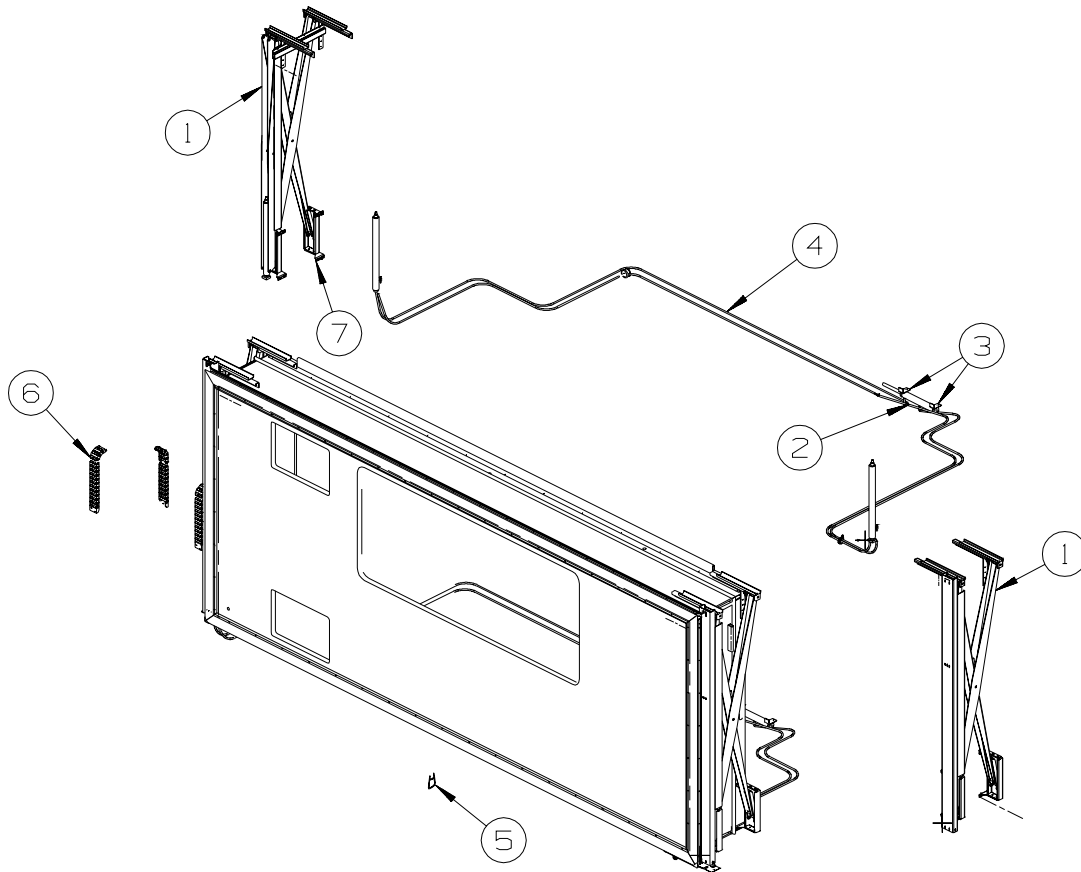
COMPONENT PARTS FOR FRONT LEFT

100536-52-000

KEY	PART NUMBER	U/M	DESCRIPTION	VENDOR NO.
	100536-52-700	EA	HOSE-HYDRAULIC - 1/4" X 207"	RAP90119/AP11212
	100536-52-701	EA	HOSE-HYDRAULIC 1/4" X 228"	AP5924

145494-02-000

KEY	PART NUMBER	U/M	DESCRIPTION	VENDOR NO.
	128599-06-702	EA	BEARING PAD - 2.6" X 2"	P10370
	131360-01-704	EA	STUD/COMPT MOUNT-3 3/8" LONG	P19715
	131360-01-705	EA	STUD/COMPT MOUNT-4 5/8" LONG	P19716
	131360-01-709	EA	PIN/UPPER MOUNT - FLAT FLOOR	P19685
	131360-01-711	EA	STUD KIT - COMPT.MOUNT	RAP91341
	134855-01-800	EA	BEARING PAD - .8" X2" W/LEG	P14811
	145494-02-700	EA	ROD - THREADED F/RETRACTING	AP27277
	145494-02-701	EA	BLOCK/BUSHING- THREADED	P26340
	145494-02-702	EA	BEARING PAD/RH - TRIANGULAR	P18229
	145494-02-703	EA	BEARING PAD/LH - TRIANGULAR	P18230
	145494-02-704	EA	RAM/CYLINDER - SLIDEOUT ROOM	RAP91371/AP28614
	145494-02-705	EA	KIT - ROOM RETRACTING	RAP91357
	145494-02-706	EA	BEARING PAD - 2.6" X 2"	P10636
	145494-02-707	EA	STUD - ROOM ADJUSTING	P28598
	145494-02-708	EA	NUT/JAMB - 3/4"-10	H117502

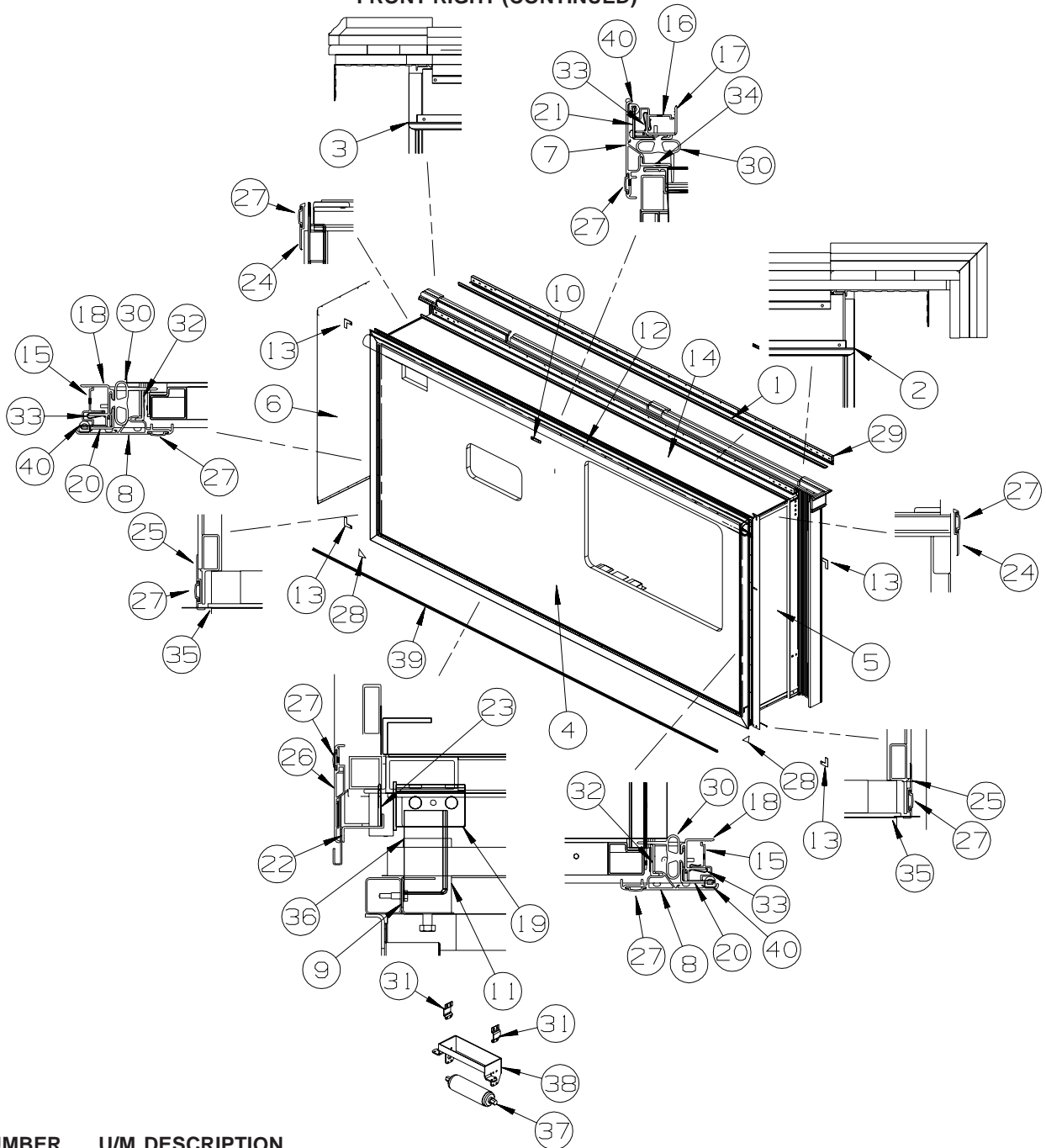


FRONT RIGHT

KEY	PART NUMBER	U/M	DESCRIPTION
1*	145736-01-000	EA	SLIDEOUT - X ARM - 14"
2*	145736-02-000	EA	SLIDEOUT - X ARM KIT
3	122922-02-02B	EA	BRACKET/CYLINDER SUPPORT - E-COATED
4*	100536-42-000	EA	HOSE KIT - PUMP TO SLIDE-OUT VALVE
5	113452-01-000	FT	SEAL/TRIM - FRONT - VINYL W/WIRE CARRIER - .020"
6	143541-01-01A	EA	CARRIER/WIRING - F/SLIDE-OUT ROOM - 29 LINKS
7	115075-03-000	FT	SEAL - WIPE - .25" X 2.9"

***COMPONENT PARTS LISTED LATER IN THIS GROUP**

EXTERIOR SLIDEOUT GROUP (CONTINUED)
FRONT RIGHT (CONTINUED)



KEY	PART NUMBER	U/M	DESCRIPTION
1	141429-08-01A	EA	TRIM/SEAL - INNER - W/MITERED ENDS - BRIGHT WHITE
2	141429-01-01A	EA	TRIM/SEAL - INNER - W/MITERED ENDS - 71.8"
3	141429-02-01A	EA	TRIM/SEAL - INNER - W/MITERED ENDS - 71.8"
4	149450-11-SD0	EA	SLUG - F/SLIDEOUT (SD0 THRU SD7, ST0 THRU ST7)
4	149450-11-SE0	EA	SLUG - F/SLIDEOUT (SE0, SE1, SE2, SE3, SV0, SV1, SV2, SV3)
5	145616-01-SD0	EA	PANEL - FRONT (SD0, SD1, SD2, SD3, SD4, SD5, SD6, SD7, ST0, ST1, ST2, ST3, ST4, ST5, ST6, ST7)
5	145616-01-SE0	EA	PANEL - FRONT - F/FRONT SLIDEOUT (SE0, SE1, SE2, SE3, SV0, SV1, SV2, SV3)
6	145617-01-SD0	EA	PANEL - REAR (SD0, SD1, SD2, SD3, SD4, SD5, SD6, SD7, ST0, ST1, ST2, ST3, ST4, ST5, ST6, ST7)
6	145617-01-SE0	EA	PANEL - REAR - F/FRONT SLIDEOUT (SE0, SE1, SE2, SE3, SV0, SV1, SV2, SV3)
7	139625-39-02A	EA	TRIM/SEAL - TOP/W/MITERED ENDS
8	139625-11-02A	EA	TRIM/SEAL - TOP/W/MITERED ENDS - 75.8" - BLACK
9	142488-01-02B	EA	ADJUSTER - SLIDE - E-COATED
10	150962-01-02A	EA	SPACER - AWNING - SLIDE COVER - 3/4" X 4" - BLACK
11	142529-01-02B	EA	GUIDE - F/SLIDEOUT ROOM - E-COATED

EXTERIOR SLIDEOUT GROUP (CONTINUED)
FRONT RIGHT (CONTINUED)

KEY PART NUMBER U/M DESCRIPTION

12 SLIDEOUT ROOM AWNINGS

MODEL	COLOR CODE	AWNING COLOR	HARDWARE COLOR	SLIDEROOM LT FRONT	SLIDEROOM LT REAR	SLIDEROOM RT FRONT	SLIDEROOM RT REAR
27A							
S40AD	CANYON MIST	NAVY	SILVER	150913-04-03A	150913-01-03A	150913-09-03A	N/A
S40KD	CANYON MIST	NAVY	SILVER	150913-10-03A	150913-08-03A	150913-11-03A	N/A
S40FD	CANYON MIST	NAVY	SILVER	150913-04-03A	150913-01-03A	150913-09-03A	150913-07-03A
S36GD	CANYON MIST	NAVY	SILVER	150913-02-03A	150913-07-03A	N/A	N/A
S36RD	CANYON MIST	NAVY	SILVER	150913-03-03A	150913-07-03A	150913-11-03A	150913-06-03A

92A & 24C

S40AD	TAUPE & WATER CRESS	TAUPE	CHAMPAGNE	150913-04-02A	150913-01-02A	150913-09-02A	N/A
S40KD	TAUPE & WATER CRESS	TAUPE	CHAMPAGNE	150913-10-02A	150913-08-02A	150913-11-02A	N/A
S40FD	TAUPE & WATER CRESS	TAUPE	CHAMPAGNE	150913-04-02A	150913-01-02A	150913-09-02A	150913-07-02A
S36GD	TAUPE & WATER CRESS	TAUPE	CHAMPAGNE	150913-02-02A	150913-07-02A	N/A	N/A
S36RD	TAUPE & WATER CRESS	TAUPE	CHAMPAGNE	150913-03-02A	150913-07-02A	150913-11-02A	150913-06-02A

KEY PART NUMBER U/M DESCRIPTION

13	116444-04-02B	EA	TRIM/KEY CORNER - SLIDEOUT - 3.1"X3.1" - BLACK
14	145502-01-R83	EA	ROOF - F/SLIDEOUT
15	142718-01-01A	EA	RETAINER - SIDEWALL/SLIDEOUT - 72.8"
16	142718-29-01A	EA	RETAINER - SIDEWALL/SLIDEOUT - 178.5"
17	142719-23-01A	EA	TRIM - SIDEWALL/TOP/SLIDEOUT - 181.2" - BRIGHT WHITE FROM: 00-00-00 THRU: 05-23-04
17	151761-10-01A	EA	TRIM - SIDEWALL/TOP/SLIDEOUT - 180.9" - BRIGHT WHITE FROM: 05-24-04 THRU: 99-99-99
18	142720-11-01A	EA	TRIM - SIDEWALL/SLIDEOUT - 72.9" - BRIGHT WHITE FROM: 00-00-00 THRU: 05-23-04
18	151760-05-01A	EA	TRIM - SIDEWALL/SLIDEOUT - 72.9" - BRIGHT WHITE FROM: 05-24-04 THRU: 99-99-99
19	128599-03-000	EA	PAD - F/SLIDEOUT
20	136824-16-02A	EA	TRIM - SIDEWALL/SLIDEOUT - 72.7" - BLACK
21	136824-40-02A	EA	TRIM - SIDEWALL/SLIDEOUT - 181.2" - BLACK
22	141174-11-01A	EA	TRIM/ZEE - SIDEWALL - 180.7" - BLACK
23	123012-03-000	FT	SEAL - SLIDEOUT - .09"/.13" THICK X 1.75" - W/ADHESIVE
24	138659-01-02A	EA	TRIM/FEATURE STRIP - 181.7" - BLACK
25	125051-08-02A	EA	TRIM - FEATURE STRIP/LOWER -13.8" - BLACK
26	142233-12-02A	EA	TRIM/SEAL - W/MITERED ENDS - 181.3" - BLACK
27	105312-01-13A	FT	INSERT - FEATURE STRIP - VINYL - BLACK
28	135275-01-01A	EA	PROTECTOR - CORNER - SLIDEOUT - WHITE
29	141927-04-01A	EA	TRIM/SEAL - INNER/TOP - BRIGHT WHITE
30	136978-01-01A	FT	SEAL - SLIDEOUT - BLACK
31	143017-01-02B	EA	ZEE - FORMED/RETAINER - ROLLER - E-COATED
32	133954-23-02A	EA	TRIM/SEAL - W/MITERED ENDS - 68.3" - BLACK
33	142549-01-000	EA	CLIP-S TYPE
34	133954-45-02A	EA	TRIM/SEAL - W/MITERED ENDS - 176.1" - BLACK
35	075673-05-000	FT	SEAL - PILE - ADHESIVE BACK - BLACK
36	143240-01-000	EA	SEAL - SPONGE RUBBER
37	127033-02-01A	EA	ROLLER - GUIDE
38	140928-02-02B	EA	BRACKET - ROLLER - E-COATED
39	149821-11-01A	EA	TRIM/ANGLE - SIDEWALL - BLACK - 1/2" X 1/2" X 177.4"
40	099418-01-000	FT	SEAL - D-SECTION/ADHESIVE BACK - .44" X .44" - BLK RUBBER

COMPONENT PARTS FOR FRONT RIGHT

100536-42-000

KEY	PART NUMBER	U/M	DESCRIPTION	VENDOR NO.
	100536-42-700	EA	HOSE/HYDRAULIC - 180" - PRESS	RAP90120/AP5965
	100536-42-701	EA	HOSE/HYDRAULIC - 175" - RETURN	RAP90350/AP7358

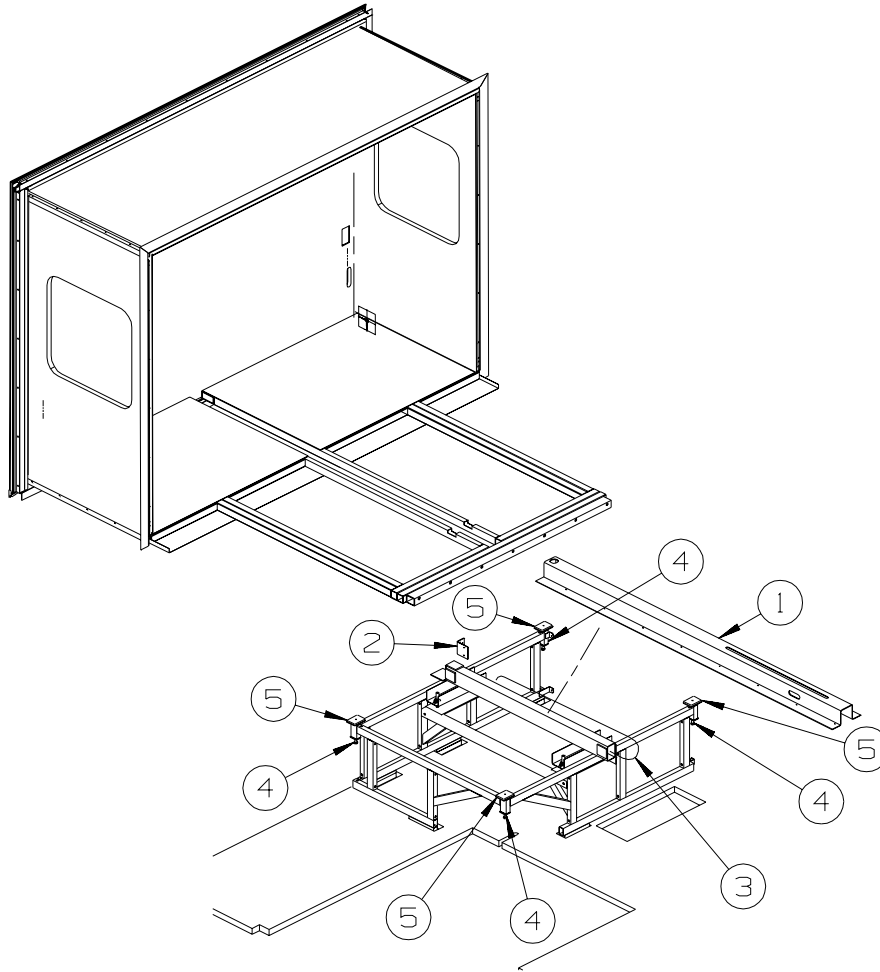
145736-01-000

KEY	PART NUMBER	U/M	DESCRIPTION	VENDOR NO.
	145736-01-700	EA	CYLINDER - X-ARM	RAP91211/AP29203

EXTERIOR SLIDEOUT GROUP (CONTINUED)
COMPONENT PARTS FOR FRONT RIGHT (CONTINUED)

145736-02-000

KEY	PART NUMBER	U/M	DESCRIPTION	VENDOR NO.
	135250-01-710	EA	COUPLING/FEMALE - HYD HOSE	RAP90788/P21533
	135250-01-711	EA	COUPLING/MALE - HYD HOSE	RAP90789/P21534
	143071-01-700	EA	HOSE - HYDRAULIC 1/8" X 192"	RAP90821/AP24652
	145736-02-700	EA	CYLINDER - SYNCRONIZING	RAP90524/AP14881
	145736-02-701	EA	HOSE - HYDRAULIC	AP24671

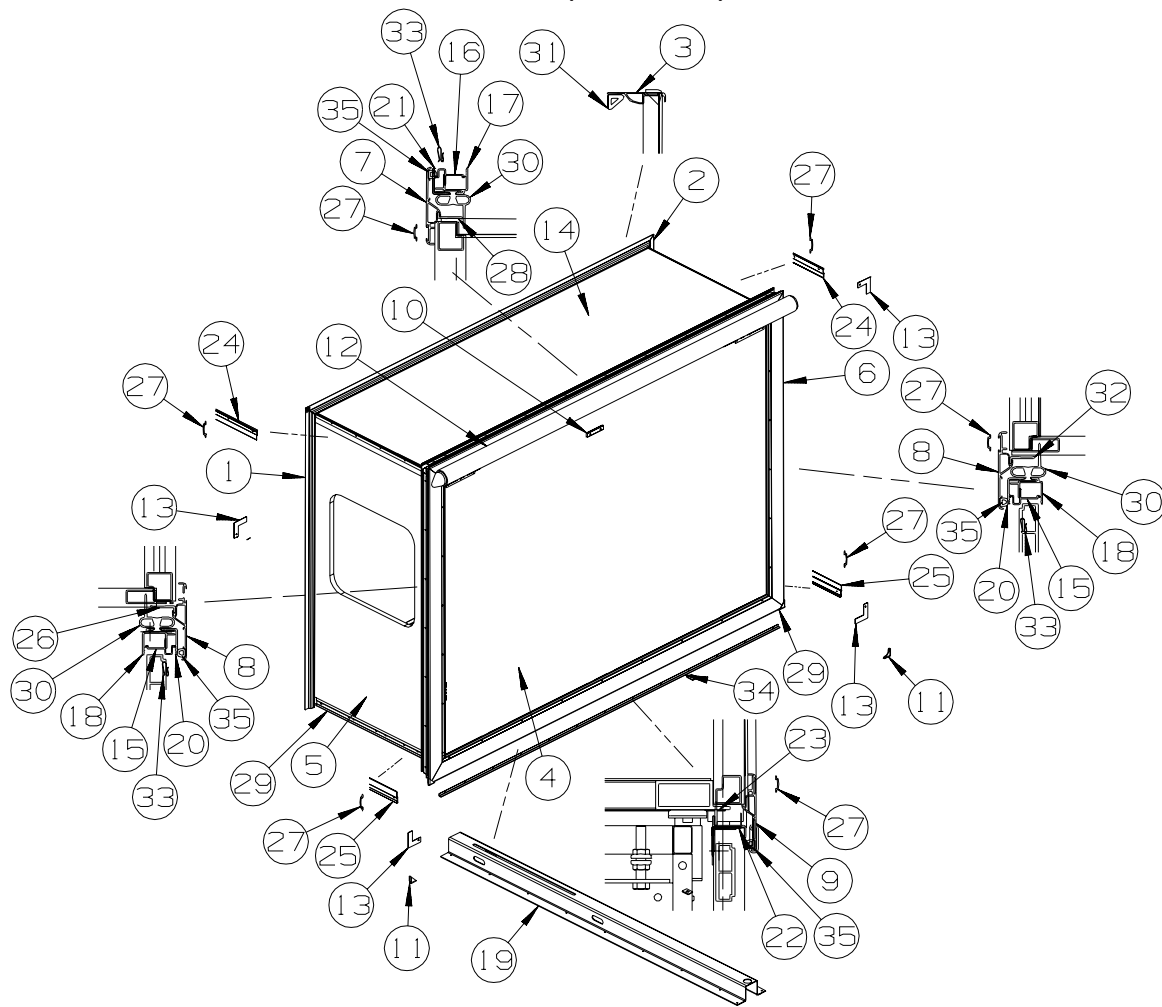


REAR LEFT

KEY	PART NUMBER	U/M	DESCRIPTION
1*	137390-01-000	EA	HYDRAULIC/BED - F/SLIDEOUT
2	142889-01-02B	EA	ANGLE/SUPPORT - SIDEWALL - E-COATED
3*	100536-51-000	EA	HOSE KIT - F/SLIDEOUT
4	126313-11-02B	EA	SUPPORT - ROLLER - SLIDE-OUT ROOM - E-COATED
5	128599-03-000	EA	PAD - F/SLIDEOUT

***COMPONENT PARTS LISTED LATER IN THIS GROUP**

EXTERIOR SLIDEOUT GROUP (CONTINUED)
REAR LEFT (CONTINUED)



KEY	PART NUMBER	U/M	DESCRIPTION
1	139624-20-01A	EA	TRIM/SEAL - INNER/RIGHT HAND W/NOTCH - 60.6" - BRIGHT WHITE
2	139624-21-01A	EA	TRIM/SEAL - INNER/LEFT HAND W/NOTCH - 60.6" - BRIGHT WHITE
3	139624-29-01A	EA	TRIM/SEAL - INNER/TOP - 85.5" - BRIGHT WHITE
4	149775-12-SD0	EA	SLUG (SD0, SD1, SD2, SD3, SD4, SD5, SD6, SD7, ST0, ST1, ST2, ST3, ST4, ST5, ST6, ST7)
4	149775-12-SE0	EA	SLUG - F/SLIDEOUT (SE0, SE1, SE2, SE3, SV0, SV1, SV2, SV3)
5	146085-02-SD0	EA	PANEL/REAR (SD0, SD1, SD2, SD3, SD4, SD5, SD6, SD7, ST0, ST1, ST2, ST3, ST4, ST5, ST6, ST7)
5	146085-02-SE0	EA	PANEL/REAR - F/REAR SLIDEOUT (SE0, SE1, SE2, SE3, SV0, SV1, SV2, SV3)
6	146083-02-SD0	EA	PANEL/FRONT (SD0, SD1, SD2, SD3, SD4, SD5, SD6, SD7, ST0, ST1, ST2, ST3, ST4, ST5, ST6, ST7)
6	146083-02-SE0	EA	PANEL/FRONT - F/REAR SLIDEOUT (SE0, SE1, SE2, SE3, SV0, SV1, SV2, SV3)
7	139625-36-02A	EA	TRIM/SEAL - TOP/W/MITERED ENDS - 87.1" - BLACK
8	139625-26-02A	EA	TRIM/SEAL - TOP/W/MITERED ENDS - 63.3" - BLACK
9	142233-03-02A	EA	TRIM/SEAL - W/MITERED ENDS - 87.1" - BLACK
10	150962-01-02A	EA	SPACER - AWNING - SLIDE COVER - 3/4" X 4" - BLACK
11	135275-01-01A	EA	PROTECTOR - CORNER - SLIDEOUT - WHITE

EXTERIOR SLIDEOUT GROUP (CONTINUED)
REAR LEFT (CONTINUED)

KEY PART NUMBER U/M DESCRIPTION
 12 SLIDEOUT AWNING - SEE TABLE BELOW
SLIDEOUT ROOM AWNINGS

MODEL	COLOR CODE	AWNING COLOR	HARDWARE COLOR	SLIDEROOM LT FRONT	SLIDEROOM LT REAR	SLIDEROOM RT FRONT	SLIDEROOM RT REAR
27A							
S40AD	CANYON MIST	NAVY	SILVER	150913-04-03A	150913-01-03A	150913-09-03A	N/A
S40KD	CANYON MIST	NAVY	SILVER	150913-10-03A	150913-08-03A	150913-11-03A	N/A
S40FD	CANYON MIST	NAVY	SILVER	150913-04-03A	150913-01-03A	150913-09-03A	150913-07-03A
S36GD	CANYON MIST	NAVY	SILVER	150913-02-03A	150913-07-03A	N/A	N/A
S36RD	CANYON MIST	NAVY	SILVER	150913-03-03A	150913-07-03A	150913-11-03A	150913-06-03A
92A & 24C							
S40AD	TAUPE & WATER CRESS	TAUPE	CHAMPAGNE	150913-04-02A	150913-01-02A	150913-09-02A	N/A
S40KD	TAUPE & WATER CRESS	TAUPE	CHAMPAGNE	150913-10-02A	150913-08-02A	150913-11-02A	N/A
S40FD	TAUPE & WATER CRESS	TAUPE	CHAMPAGNE	150913-04-02A	150913-01-02A	150913-09-02A	150913-07-02A
S36GD	TAUPE & WATER CRESS	TAUPE	CHAMPAGNE	150913-02-02A	150913-07-02A	N/A	N/A
S36RD	TAUPE & WATER CRESS	TAUPE	CHAMPAGNE	150913-03-02A	150913-07-02A	150913-11-02A	150913-06-02A

KEY	PART NUMBER	U/M	DESCRIPTION
13	116444-04-02B	EA	TRIM/KEY CORNER - SLIDEOUT - 3.1"X3.1" - BLACK
14	140336-02-R83	EA	ROOF - SLIDEOUT - W/O LIGHTS/VENTS - W/WIRING
15	142718-26-01A	EA	RETAINER - SIDEWALL/SLIDEOUT - 60.2"
16	142718-11-01A	EA	RETAINER - SIDEWALL/SLIDEOUT - 84.4"
17	142719-13-01A	EA	TRIM - SIDEWALL/TOP/SLIDEOUT - 86.6" - BRIGHT WHITE FROM: 00-00-00 THRU: 05-23-04
17	151761-06-01A	EA	TRIM - SIDEWALL/TOP/SLIDEOUT - 86.6" - BRIGHT WHITE FROM: 05-24-04 THRU: 99-99-99
18	142720-13-01A	EA	TRIM - SIDEWALL/SLIDEOUT - 60.5" - BRIGHT WHITE FROM: 00-00-00 THRU: 05-23-04
18	151760-06-01A	EA	TRIM - SIDEWALL/SLIDEOUT - 60.5" - BRIGHT WHITE FROM: 05-24-04 THRU: 99-99-99
19	137390-02-000	EA	CHANNEL - HYDRAULIC - F/SLIDEOUT
20	136824-19-02A	EA	TRIM - SIDEWALL/SLIDEOUT - 60.6" - BLACK
21	136824-20-02A	EA	TRIM - SIDEWALL/SLIDEOUT - 86.6" - BLACK
22	141174-09-01A	EA	TRIM/ZEE - SIDEWALL - 86.8" - BLACK
23	123012-01-000	FT	SEAL - SLIDEOUT - .09"/.13" THICK X 1.25" - W/ADHESIVE
24	138659-01-02A	EA	TRIM/FEATURE STRIP - 181.7" - BLACK
25	125051-03-02A	EA	TRIM - FEATURE STRIP/LOWER - 29.3" - BLACK
26	133954-54-02A	EA	TRIM/SEAL - 56.7" - BLACK
27	105312-01-13A	FT	INSERT - FEATURE STRIP - VINYL - BLACK
28	133954-33-02A	EA	TRIM/SEAL - W/MITERED ENDS - 81.8" - BLACK
29	075673-05-000	FT	SEAL - PILE - ADHESIVE BACK - BLACK
30	136978-01-01A	FT	SEAL - SLIDEOUT - BLACK
31	146056-01-000	FT	SEAL - TRIANGLE - W/PSA
32	133954-54-02A	EA	TRIM/SEAL - 56.7" - BLACK
33	142549-01-000	EA	CLIP - "S" TYPE
34	149821-09-01A	EA	TRIM/ANGLE - SIDEWALL - BLACK - 1/2" X 1/2" X 83.3"
35	099418-01-000	FT	SEAL - D-SECTION/ADHESIVE BACK - .44" X .44" - BLK RUBBER

COMPONENT PARTS FOR REAR LEFT

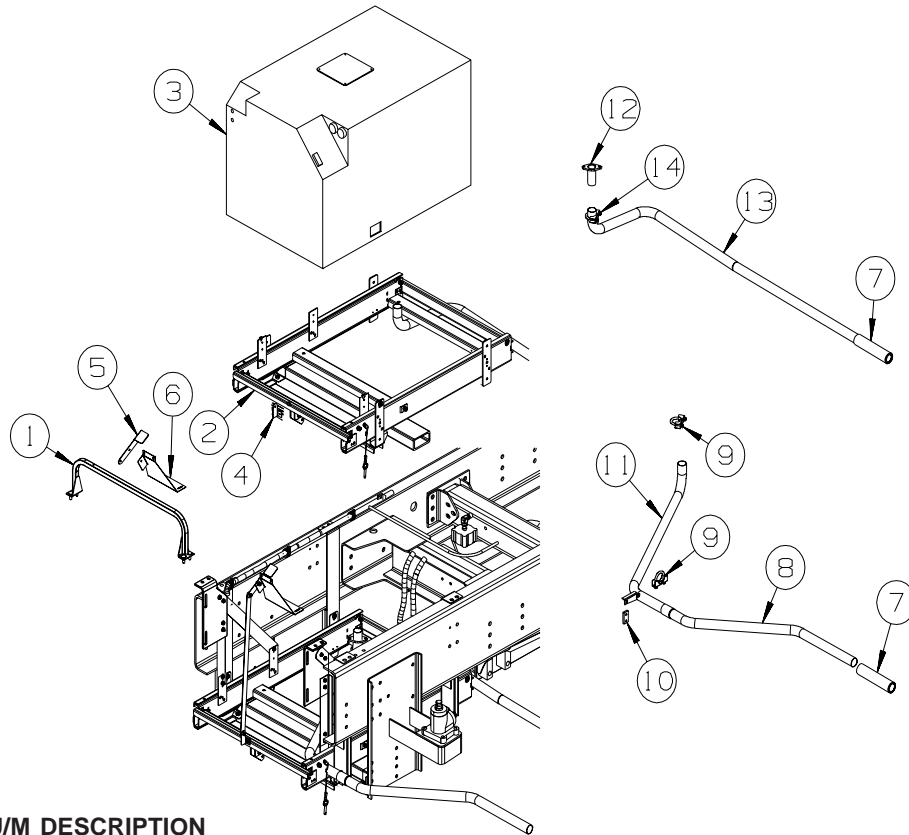
100536-51-000

KEY	PART NUMBER	U/M	DESCRIPTION	VENDOR NO.
	100536-51-700	EA	HOSE-HYDRAULIC - 1/4" X 444"	RAP91509
	100536-51-701	EA	HOSE-HYDRAULIC 1/4" X 456"	RAP6217

137390-01-000

KEY	PART NUMBER	U/M	DESCRIPTION	VENDOR NO.
	128599-06-700	EA	HOSE/HYDRAULIC -1/8" X 72"	AP24635
	128599-06-701	EA	HOSE/HYDRAULIC - 1/8" X 84"	AP24636
	128599-06-703	EA	BEARING KIT - SLIDE-OUT TUBE	RAP90698
	128599-06-704	EA	BEARING PAD - SLIDE-OUT	P14811
	137390-01-700	EA	RAM/CYLINDER - SLIDEOUT ROOM	RAP90876/AP23425
	137390-01-701	EA	CYLINDER NUT KIT - SLIDEOUT	RAP90947
	137390-01-702	EA	SLOT COVER ASM. - RUBBER	AP26959
	137390-01-703	EA	RAM/CYLINDER - SLIDEOUT RM	RAP91209/AP28686

GENERATOR GROUP DIESEL



KEY	PART NUMBER	U/M	DESCRIPTION	
1	114169-02-02B	EA	HANDLE - BUMPER MOUNT - E-COATED	
2*	130294-04-01A	EA	SLIDE - GENERATOR - MANUAL	
3	122425-01-000	EA	GENERATOR - DIESEL - 7.5	
4	131696-02-02B	EA	BRACKET - GENERATOR - E-COATED	
5	131696-01-02B	EA	BRACKET - GENERATOR - E-COATED	
6	131507-01-02B	EA	BRACKET - GENERATOR - E-COATED	
7	138246-01-01A	EA	EXTENSION - TAILPIPE - 1.6"ID X 7.7" - STAINLESS STEEL	
8	116381-12-000	EA	PIPE - EXHAUST - GENERATOR	
9	007125-03-000	EA	CLAMP - MUFFLER - 1.5" DIAMETER	FROM: 00-00-00 THRU: 03-28-05
10	007131-03-000	EA	HANGER - TAILPIPE	FROM: 00-00-00 THRU: 03-28-05
11	116381-11-000	EA	PIPE - EXHAUST - GENERATOR	FROM: 00-00-00 THRU: 03-28-05
12	106235-01-000	EA	ADAPTOR - STRAIGHT W/FLANGE - GENERATOR EXHAUST	FROM: 00-00-00 THRU: 03-28-05
13	116381-13-000	EA	PIPE - EXHAUST - GENERATOR	FROM: 03-29-05 THRU: 00-00-00

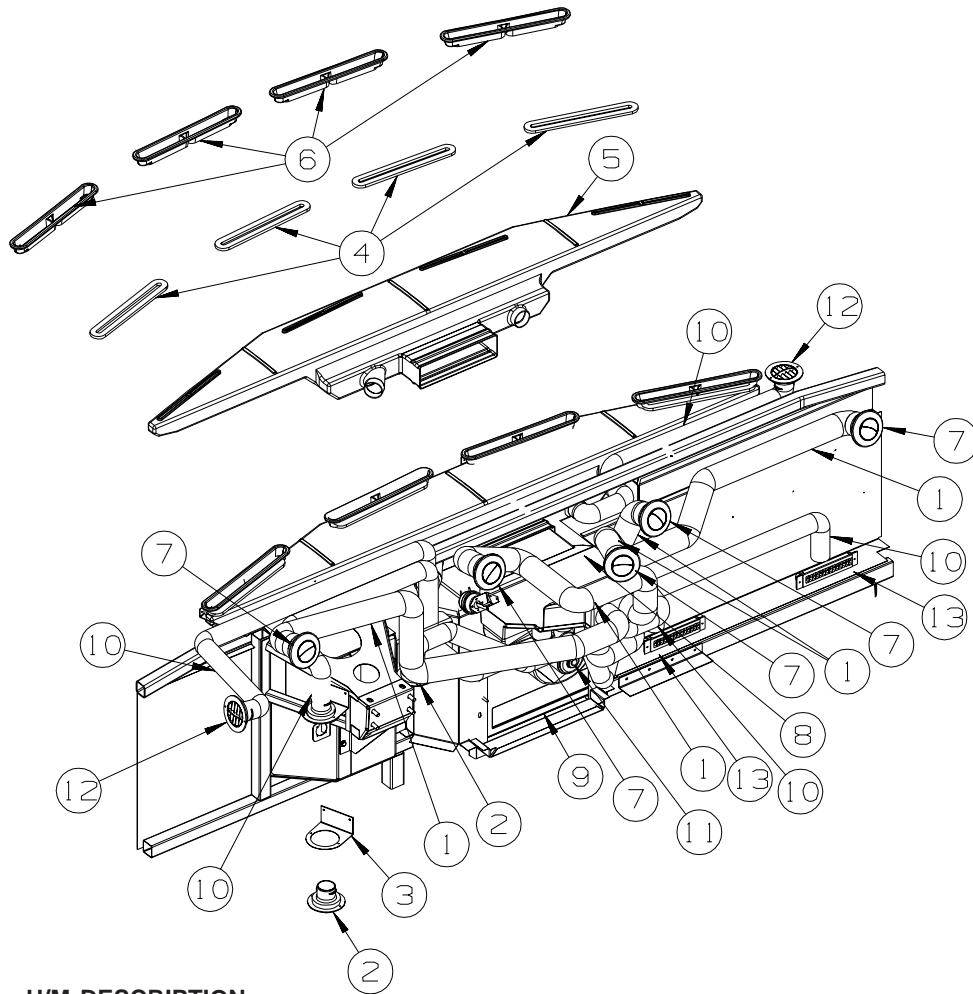
*COMPONENT PARTS LISTED LATER IN THIS GROUP

COMPONENT PARTS FOR DIESEL

130294-04-01A

KEY	PART NUMBER	U/M	DESCRIPTION	VENDOR NO.
	130294-02-700	EA	PIN/QUICK RELEASE	1213100
	130294-04-700	EA	SCREW - 5/16" X 1 1/2"	1202060
	130294-04-701	EA	BOLT - 3/8" X 3/8" SHOULDER	1202300
	130294-04-702	EA	BOLT/SHOULDER - 3/8" X 3/8"	1202735
	130294-04-703	EA	GUIDE BUTTON - POP-IN	1612690
	130294-04-704	EA	HANDLE ASM - PAINTED	3624650
	131682-01-700	EA	ROLLER - (BEARING)	1912040
	131682-01-702	EA	SPRING - (LEFT HAND)	1217901
	131682-01-703	EA	SPRING - (RIGHT HAND)	1217911
	143709-01-701	EA	BUMPER - BLACK (RUBBER STOP)	1602000

HEATING & A/C GROUP AUTOMOTIVE

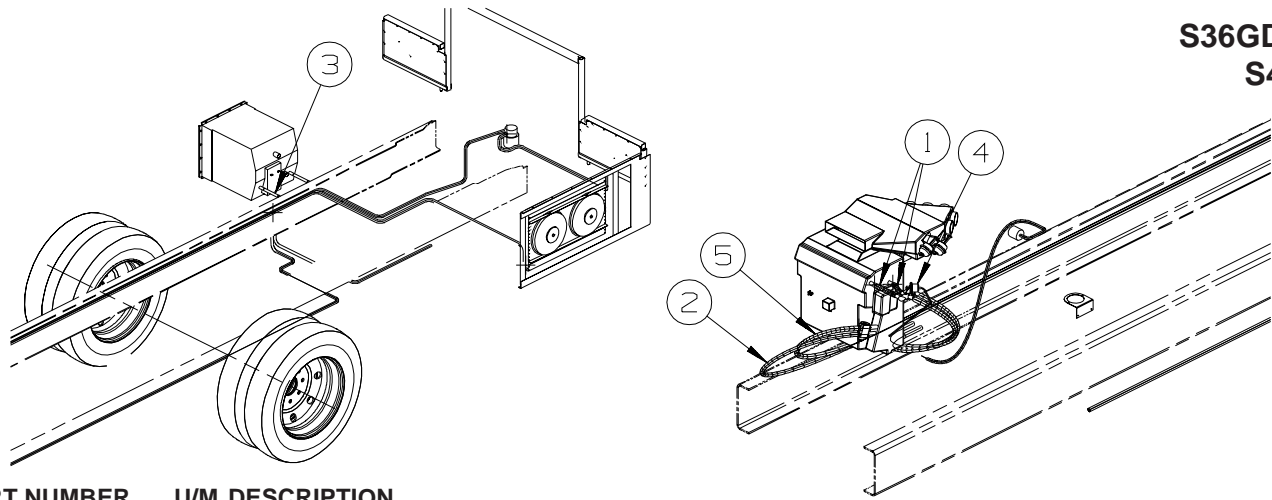


KEY	PART NUMBER	U/M	DESCRIPTION
1	007281-01-000	EA	HOSE - FLEXIBLE PVC - 2 1/2" ID X 50'
2	024990-05-000	EA	OUTLET - DEFROSTER - W/SWIVEL - 2" SLEEVE/4" OD - BLACK
3	136157-03-02B	EA	BRACKET - HEATER - E-COATED
4	077075-01-000	EA	GASKET - INSTRUMENT PANEL/DEFROSTER PLENUM - .6" X 10.2"
5	103017-04-000	EA	PLENUM - DEFROSTER W/SIDE VENT
	103017-03-000	EA	PLENUM - DEFROSTER
6	135265-01-04A	EA	VENT - DEFROSTER - PLASTIC - GLACIER
7	146504-01-01A	EA	LOUVER - ROUND 2.5" - BLACK
8*	103930-58-000	EA	CONTROL/PLENUM - LARGE ROTARY
9*	103930-55-000	EA	EVAPORATOR/HEATER - NONCHARGED - SINGLE OUTPUT
10	007076-01-000	EA	HOSE - FLEXIBLE PVC - 2" ID - INCREMENTS OF 50'
11	134275-01-01A	EA	PLENUM - TRANSITION
12	024990-12-000	EA	OUTLET - DEFROSTER - W/SWIVEL - 2" SLEEVE/4" OD - GLACIER
13	146505-01-01A	EA	LOUVER - RECTANGULAR - 1.5" X 8" - BLACK
	103930-54-000	EA	MANUAL - OWNERS - HEATER/AC
	113452-02-000	FT	SEAL/TRIM - FRONT - VINYL W/WIRE CARRIER - .027" - OVER SHARP EDGES THAT HOSES CROSS

*COMPONENT PARTS LISTED LATER IN THIS GROUP

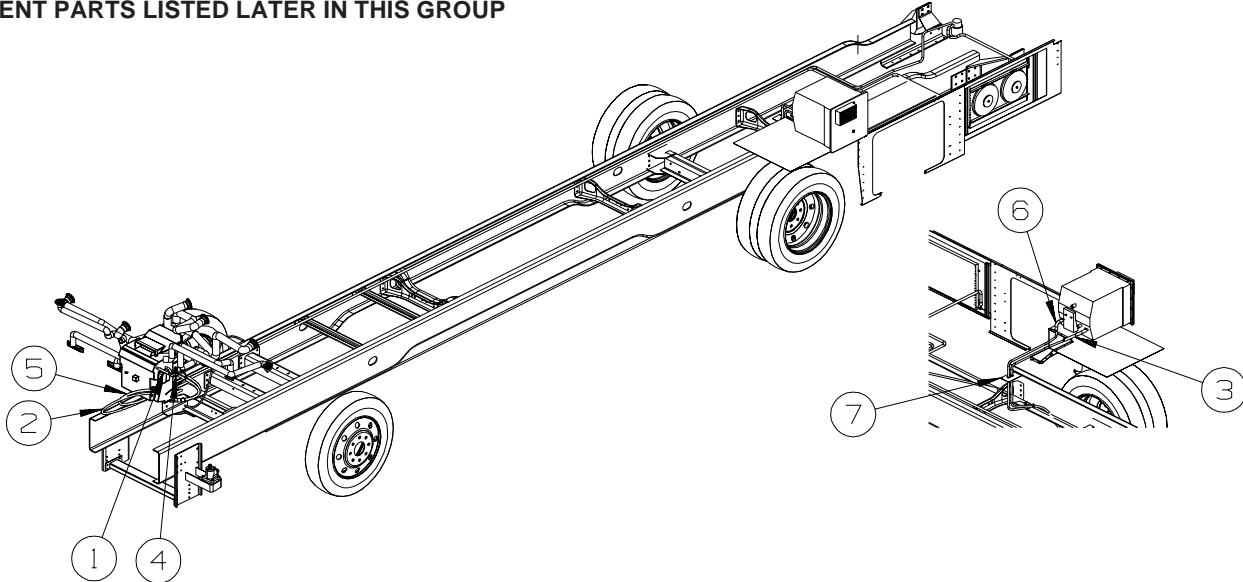
HEATING & A/C GROUP (CONTINUED) AUTOMOTIVE (CONTINUED)

**S36GD, S40AD,
S40KD**



KEY	PART NUMBER	U/M	DESCRIPTION
1	007108-01-000	FT	HOSE - HEATER - 5/8" ID - HI-TEMP
2*	072342-24-000	EA	HOSE/#6 - 48" LONG (DRIER TO EVAPORATOR)
3	079059-01-000	EA	HOSE - 90 DEGREE - 5/8"ID X 4" X 36"
4	103930-24-000	EA	VALVE/WATER CONTROL - 4 PORT/VACUUM CONTROLLED
5*	103930-59-000	EA	HOSE/#12 - 80" LONG (EVAPORATOR TO COMPRESSOR)
	113452-02-000	FT	SEAL/TRIM - FRONT - VINYL W/WIRE CARRIER - .027" - OVER SHARP EDGES THAT HOSES CROSS

***COMPONENT PARTS LISTED LATER IN THIS GROUP**

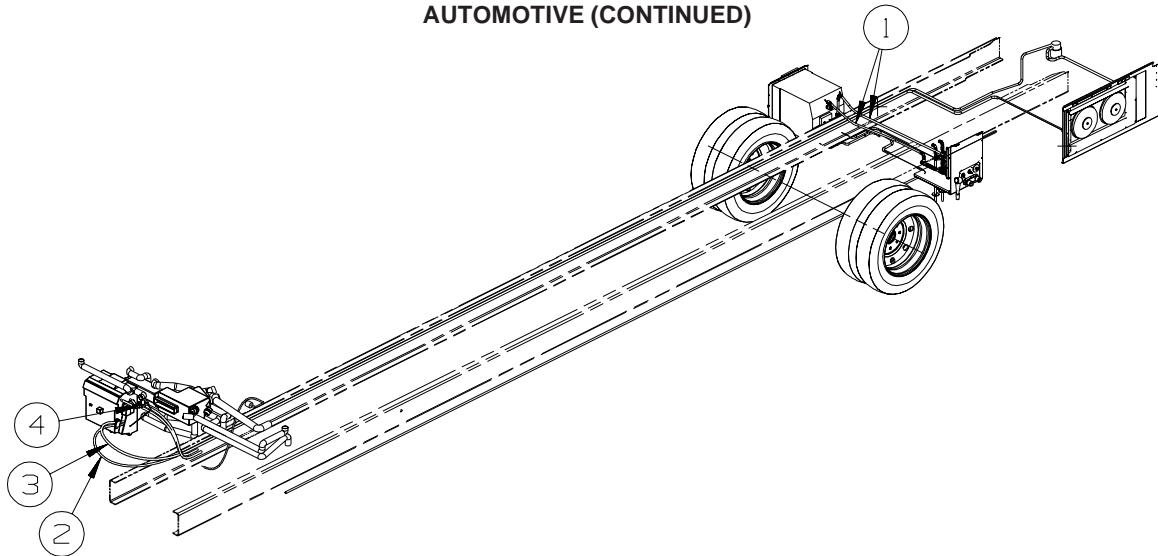


S36RD

KEY	PART NUMBER	U/M	DESCRIPTION
1	007108-01-000	FT	HOSE - HEATER - 5/8" ID - HI-TEMP
2*	072342-24-000	EA	HOSE/#6 - 48" LONG (DRIER TO EVAPORATOR)
3	007108-01-000	FT	HOSE - HEATER - 5/8" ID - HI-TEMP
4	103930-24-000	EA	VALVE/WATER CONTROL - 4 PORT/VACUUM CONTROLLED
5*	103930-59-000	EA	HOSE/#12 - 80" LONG (EVAPORATOR TO COMPRESSOR)
6	007108-01-000	FT	HOSE - HEATER - 5/8" ID - HI-TEMP
7	150528-01-02B	EA	PLATE - W/HOLES - E-COATED
	113452-02-000	FT	SEAL/TRIM - FRONT - VINYL W/WIRE CARRIER - .027" - OVER SHARP EDGES THAT HOSES CROSS

***COMPONENT PARTS LISTED LATER IN THIS GROUP**

HEATING & A/C GROUP (CONTINUED)
AUTOMOTIVE (CONTINUED)



S40FD

KEY	PART NUMBER	U/M	DESCRIPTION
1	007108-01-000	FT	HOSE - HEATER - 5/8" ID - HI-TEMP
2*	072342-24-000	EA	HOSE/#6 - 48" LONG (DRIER TO EVAPORATOR)
3*	103930-59-000	EA	HOSE/#12 - 80" LONG (EVAPORATOR TO COMPRESSOR)
4	103930-24-000	EA	VALVE/WATER CONTROL - 4 PORT/VACUUM CONTROLLED
	113452-02-000	FT	SEAL/TRIM - FRONT - VINYL W/WIRE CARRIER - .027" - OVER SHARP EDGES THAT HOSES CROSS

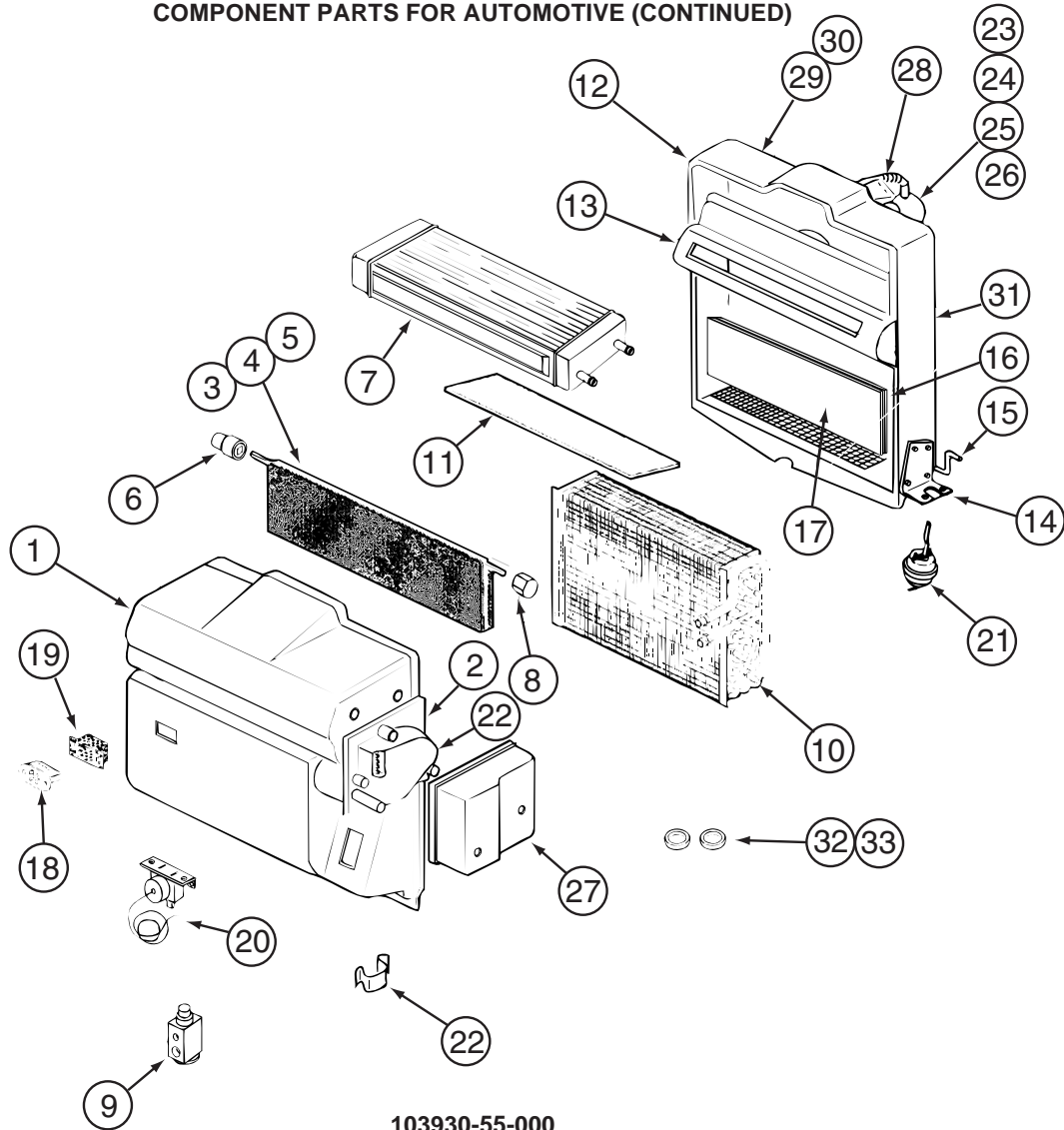
***COMPONENT PARTS LISTED LATER IN THIS GROUP**

COMPONENT PARTS FOR AUTOMOTIVE

072342-24-000

KEY	PART NUMBER	U/M	DESCRIPTION	VENDOR NO.
	072342-24-700	EA	HOSE - A/C-#6 DRIER TO EVAP	085-0573
	103930-01-716	EA	SWITCH-PRESSURE/COND. FAN	032-0036
	103930-12-708	EA	SWITCH-BINARY-HI/LOW CUTOUT	032-0048
	103930-12-709	EA	FITTING-QUICK CONNECT	032-0120
	110279-02-702	EA	O'RING #12	045-0125
	113245-01-711	EA	O'RING #6	045-0129

HEATING & A/C GROUP (CONTINUED)
COMPONENT PARTS FOR AUTOMOTIVE (CONTINUED)



103930-55-000

KEY	PART NUMBER	U/M	DESCRIPTION	VENDOR NO.
1	103930-55-701	EA	CASE - FRONT	062-0658
2	103930-30-701	EA	PLATE - MOTOR MOUNT	062-0544
3	103930-55-705	EA	DOOR - BLEND AIR	071-0892
6	103930-30-702	EA	BUSHING/DRIVE (BLEND DOOR)	062-0168
7	103930-55-706	EA	CORE - HEATER - W/GASKET	084-0271
8	103930-30-709	EA	COUPLING - BLEND DOOR SHAFT	062-0634
9	103930-20-700	EA	VALVE-EXPANSION-BLOCK, 2 TON	034-0032
10	103930-55-700	EA	CORE-EVAPORATOR	041-00168
12	103930-55-702	EA	CASE-REAR	062-0657
14	103930-01-708	EA	BRACKET-VACUUM MOTOR	070-0113
15	103930-20-704	EA	ROD-DOOR-RECIRCULATING	073-0018
16	103930-55-707	EA	DOOR - RECIRCULATION	071-0891
18	103930-01-710	EA	RESISTOR-FUSED, A/C 4 TERM	035-0006
20	103930-01-711	EA	THERMOSTAT	033-0003
21	103930-02-708	EA	MOTOR-VACUUM SERVO, A/C	030-0025
22	103930-30-703	EA	MOTOR - SERVO	030-0104
23	103930-20-707	EA	HOUSING-BLOWER	062-0145
24	103930-55-703	EA	MOTOR-BLOWER W/O PIGTAIL	030-0137
25	103930-01-717	EA	WHEEL-BLOWER, CLOCKWISE	062-0010
26	103930-20-708	EA	CLIP-MOTOR SHAFT	022-0001
27	103930-30-704	EA	COVER - SERVO	062-0545
32	113245-01-707	EA	O'RING #8	045-0126
33	103930-17-702	EA	O'RING #10	045-0127
	103930-55-704	EA	CORE-HEATER	042-0059
	110279-01-703	EA	HOSE-VENT F/BLOWER MOTOR	051-0034

CONTACT WINNEBAGO PART SALES FOR UNLISTED COMPONENT(S)

HEATING & A/C GROUP (CONTINUED)
COMPONENT PARTS FOR AUTOMOTIVE (CONTINUED)

103930-58-000

KEY	PART NUMBER	U/M	DESCRIPTION	VENDOR NO
	103930-49-703	EA	CONTROL PANEL ASM. - DRIVER	083-0223
	103930-49-705	EA	POTENTIOMETER	032-0182
	103930-58-700	EA	PLENUM CASE - UPPER	060-0687
	103930-58-701	EA	DOOR/DIVERTOR - DEFROSTER	071-0929
	103930-58-702	EA	ROD - DEFROSTER DIVERTOR DR	073-0080
	103930-58-703	EA	DOOR/DIVERTOR - A/C-HEAT	071-0930
	103930-58-704	EA	ROD - A/C-HEAT DOOR	073-0079
	103930-58-705	EA	PLENUM CASE - LOWER	060-0688

103930-59-000

KEY	PART NUMBER	U/M	DESCRIPTION	VENDOR NO
	103930-17-702	EA	O'RING #10	045-0127
	103930-59-700	EA	HOSE - A/C-#12EVAP/COMP 80"	085-0574
	113245-01-710	EA	O'RING, #12	045-0128

HEATING & A/C GROUP (CONTINUED)

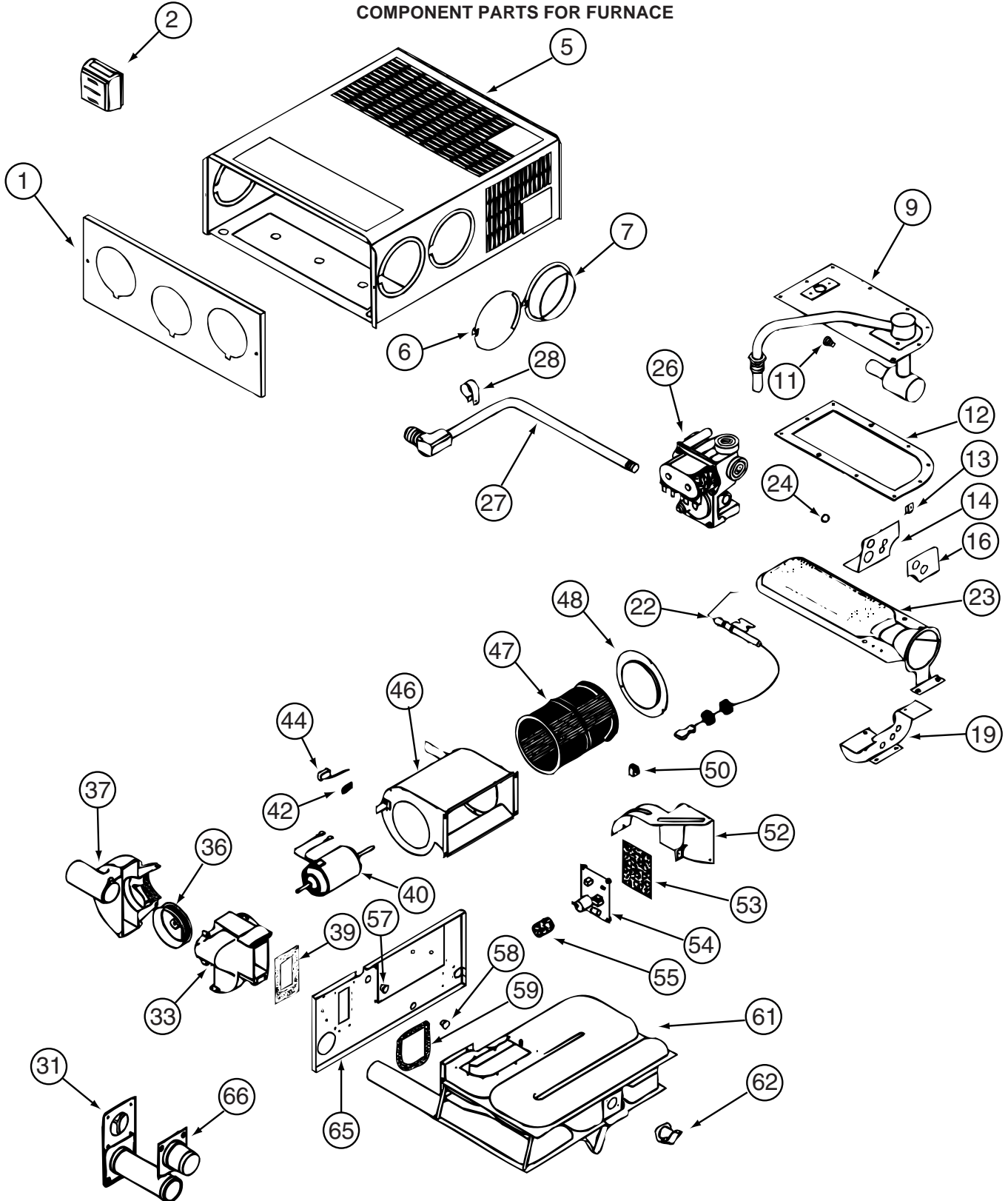
FURNACE

KEY	PART NUMBER	U/M	DESCRIPTION
	009198-01-000	FT	DUCT - HEAT - FLEXIBLE - 4" ID X 25'
	009198-02-000	FT	DUCT - HEAT - FLEXIBLE - 2" ID X 25'
	009200-01-000	EA	TAPE - FURNACE - 1 1/2"
	056464-10-000	EA	REGISTER W/O DAMPER - 4" DIAMETER - PLASTIC - BEIGE
	137965-01-01A	EA	REGISTER - 11.2" X 3.6"(9.7 X 2.1"R/O) W/O DAMPER- ANT BRS
	137965-01-02A	EA	REGISTER - 11.2" X 3.6"(9.7 X 2.1"R/O) W/O DAMPER- ANT PWTR - STAINLESS STEEL PKG
	137965-02-01A	EA	REGISTER - 11.2" X 3.6"(9.7 X 2.1"R/O) W/DAMPER - ANT BRS
	137965-02-02A	EA	REGISTER - 11.2" X 3.6"(9.7 X 2.1"R/O) W/DAMPER - ANT PWTR - STAINLESS STEEL PKG
	137965-03-01A	EA	REGISTER - 11.2" X 3.6"(9.7 X 2.1"R/O) W/O DAMPER- ANT BRS
	137965-03-02A	EA	REGISTER - 11.2" X 3.6"(9.7 X 2.1"R/O) W/O DAMPER-ANT PWTR - STAINLESS STEEL PKG
	137965-04-01A	EA	REGISTER - 11.2" X 3.6"(9.7 X 2.1"R/O) W/DAMPER - ANT BRS
	137965-04-02A	EA	REGISTER - 11.2" X 3.6"(9.7 X 2.1"R/O) W/DAMPER - ANT PWTR - STAINLESS STEEL PKG
	137965-06-01A	EA	REGISTER - 15.3" X 3.6"(13.9"X2.1"R/O) W/O DAMPER-ANT BR
	137965-06-02A	EA	REGISTER - 15.3" X 3.6"(13.9"X2.1"R/O) W/O DAMPER-ANT PWTR - STAINLESS STEEL PKG
	137965-07-01A	EA	REGISTER - 9.5" X 5.3"(7.8" X 3.8"R/O) W/O DAMPER- ANT BRS
	137965-07-02A	EA	REGISTER - 9.5" X 5.3"(7.8" X 3.8"R/O) W/O DAMPER-ANT PWTR - STAINLESS STEEL PKG
	069636-02-000	EA	CONNECTOR - DUCT - 4" ID
	089367-02-000	EA	TEE - 4" X 2" X 4"
	092776-01-000	EA	ADAPTER - DUCT - 2"
	139980-07-000	EA	ADAPTOR - VENT BOTTOM SF-30/35
	093614-08-02A	EA	GRILLE - AIR RETURN - 9.8" X 13.9" - BEIGE
	093614-10-01A	EA	GRILLE - AIR RETURN-13.9" X 7.9"/11.6" X 5.6" OPENING-BEIGE
	093614-11-01A	EA	GRILLE - AIR RETURN - 13.9" X 7.9" - BEIGE
	093741-01-000	EA	BOX - BOOT - FLOOR REGISTER
	098668-16-000	EA	VENT - INTAKE
	098668-23-000	EA	DOOR - ACCESS - FURNACE - BRIGHT WHITE - SECONDARY FURNACE
	112091-01-000	FT	SEAL/D - NEOPRENE - HEAT ACTIVE ADHESIVE - .9" X 7"
	126693-05-02B	EA	PANEL - EXHAUST/FURNACE - E-COATED
	145895-02-02B	EA	PANEL - CLOSEOUT - FURNACE - E-COATED - S40KD
	133323-01-01A	EA	SHROUD - FURNACE - BRIGHT WHITE
*	139980-01-000	EA	FURNACE - 25000 BTU - SF QUIET - SUBURBAN SF-25 2320J - SECONDARY FURNACE
*	143563-02-000	EA	FURNACE - 40000 BTU HIGH QUIET - SUBURBAN SH-40 2322
	139980-08-000	EA	GASKET - BOTTOM VENT SF-30/35
	141337-01-01A	EA	GASKET - FURNACE
	143563-05-000	EA	GASKET - FIBERGLASS - SUBURBAN #071018
	143563-04-000	EA	PLATE END - COLLAR
	146608-01-01B	EA	TUBE - EXTENSION/INTAKE - SUBURBAN
	146608-02-01B	EA	TUBE - EXTENSION/EXHAUST - SUBURBAN

*COMPONENT PARTS LISTED LATER IN THIS GROUP

HEATING & A/C GROUP (CONTINUED)

COMPONENT PARTS FOR FURNACE



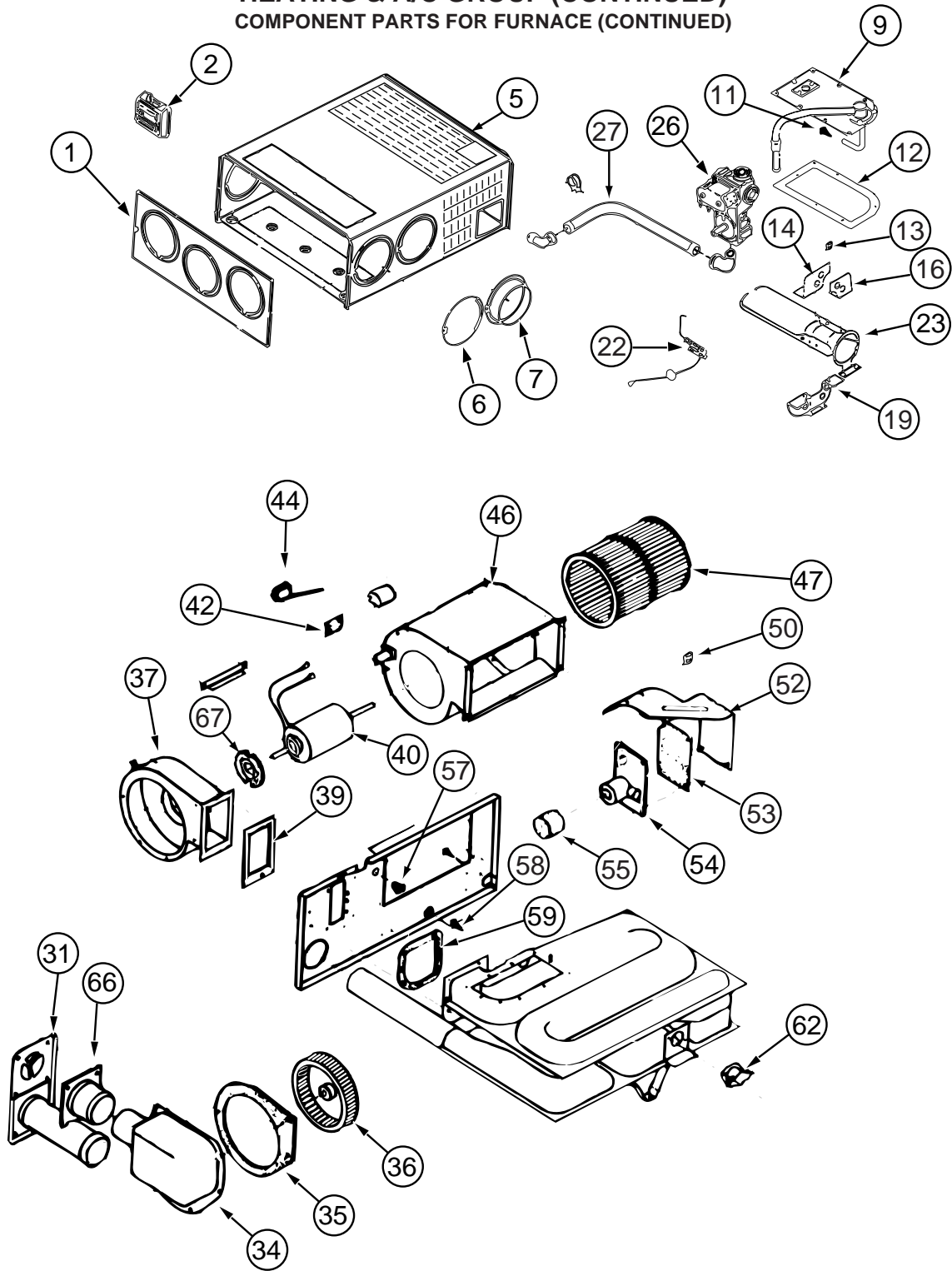
139980-01-000

HEATING & A/C GROUP (CONTINUED)
COMPONENT PARTS FOR FURNACE (CONTINUED)

139980-01-000 (CONTINUED)

KEY	PART NUMBER	U/M	DESCRIPTION	VENDOR NO.
9	139980-01-700	EA	MANIFOLD ASSEMBLY	171571
11	090039-01-703	EA	ORIFICE-MAIN BURNER	180193
12	098668-22-703	EA	GASKET - BURNER ACCESS COVER	070811
22	139980-01-701	EA	ELECTRODE	232286
23	098668-01-703	EA	BURNER ASSEMBLY	010762
26	098668-01-718	EA	VALVE-GAS SF S.N.974903079	161122
27	139980-01-702	EA	PIPE ASSEMBLY/GAS INLET	171574
31	098668-01-707	EA	TUBE ASSEMBLY, EXHAUST W/CAP	260231
33	139980-01-703	EA	HOUSING/COMB. - FRONT/HALF	390852
36	098668-01-706	EA	WHEEL-COMBUSTION AIR	350184
37	139980-01-704	EA	HOUSING/COMB. - REAR/HALF	390848
39	139980-01-705	EA	GASKET/FIREWALL-COMB AIR	071084
40	139980-01-706	EA	MOTOR ASSEMBLY W/GASKET	232682
42	101990-01-714	EA	GASKET-MICROSWITCH	230877
44	098668-21-700	EA	SWITCH-MICRO-W/O FLAG 3 1/4"	232261
46	139980-01-708	EA	BLOWER ASSEMBLY - ROOM AIR	390739BK
47	098668-01-711	EA	WHEEL-BLOWER, ROOM AIR	350129
48	139980-01-709	EA	ORFICE RING	390696
50	139980-01-710	EA	SWITCH - ON/OFF	232351
52	139980-01-711	EA	PANEL ASSEMBLY-MODULE BD	101663
53	139980-01-712	EA	INSULATOR - MODULE BD	070807
54	098668-22-705	EA	MODULE BD W/RELAY TIME DELAY	520820
55	139980-01-713	EA	CAP/INSULATOR-MODULE BD	070973
57	139980-01-714	EA	BUSHING - UNIVERSAL	070362
58	139980-01-715	EA	BUSHING - STRAIN RELIEF	231809
59	098668-01-716	EA	GASKET-FIREWALL,CHAMBER SIDE	070808
61	139980-01-716	EA	CHAMBER ASSEMBLY - FINAL	021149BK
62	098668-21-701	EA	SWITCH - LIMIT	232504
66	098668-01-713	EA	TUBE ASSEMBLY, INTAKE	051248
	098668-19-700	EA	DOOR/CABINET ACCESS	101888
			CONTACT WINNEBAGO PART SALES FOR UNLISTED COMPONENT(S)	

HEATING & A/C GROUP (CONTINUED)
COMPONENT PARTS FOR FURNACE (CONTINUED)



143563-02-000

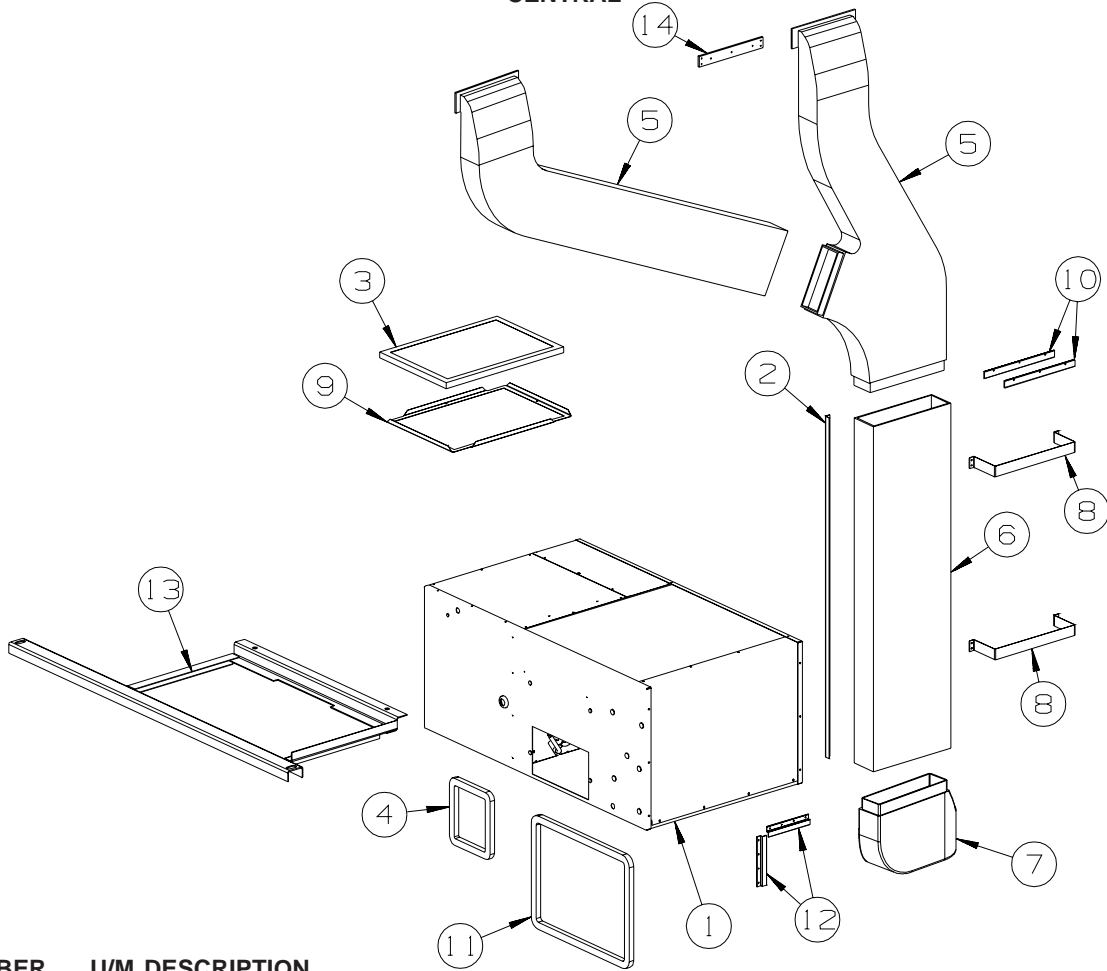
HEATING & A/C GROUP (CONTINUED)
COMPONENT PARTS FOR FURNACE (CONTINUED)

143563-02-000 (CONTINUED)

KEY	PART NUMBER	U/M	DESCRIPTION	VENDOR NO.
1	143563-01-700	EA	CABINET - FRONT	101907
2			SEE 12 VOLT WIRING AREAS FOR CORRECT THERMOSTAT	
5	143563-02-700	EA	CABINET	101915
7	075696-02-703	EA	COLLAR - DUCT	050715
9	143563-01-702	EA	MANIFOLD ASSEMBLY	171599
11	143563-02-701	EA	ORFICE - MAIN BURNER	180309
12	098668-22-703	EA	GASKET - BURNER ACCESS COVER	070811
14	143563-02-702	EA	PLATE - SECONDARY AIR/TOP BACK	063198
16	143563-02-703	EA	PLATE - SECONDARY AIR/TOP FRT	062933
19	143563-02-704	EA	PLATE - SECONDARY AIR/BOTTOM	062935
22	139980-01-701	EA	ELECTRODE	232286
23	098668-11-701	EA	BURNER ASSEMBLY, SF-42F	010799
26	098668-01-718	EA	VALVE-GAS SF S.N.974903079	161122
27	143563-01-707	EA	PIPE ASSEMBLY (GAS INLET)	171603
31	098668-01-707	EA	TUBE ASSEMBLY, EXHAUST W/CAP	260231
34	143563-01-708	EA	BOX ASM (COMB. AIR INTAKE)	051430BK
35	143563-01-709	EA	GASKET (COMB. AIR HOUSING)	071108
36	143563-01-710	EA	WHEEL (COMBUSTION AIR)	350199
37	143563-01-711	EA	HOUSING (COMBUSTION AIR)	390862BK
39	143563-01-715	EA	GASKET-FIREWALL/COMB. AIR	071107
40	143563-02-705	EA	MOTOR ASSEMBLY	232726
42	101990-01-714	EA	GASKET-MICROSWITCH	230877
44	098668-21-700	EA	SWITCH-MICRO-W/O FLAG 3 1/4"	232261
46	143563-01-713	EA	BLOWER ASSEMBLY(ROOM AIR)	390867BK
47	143563-01-714	EA	WHEEL - ROOM AIR	350198
50	139980-01-710	EA	SWITCH - ON/OFF	232351
52	139980-01-711	EA	PANEL ASSEMBLY-MODULE BD	101663
53	139980-01-712	EA	INSULATOR - MODULE BD	070807
54	098668-22-705	EA	MODULE BD W/RELAY TIME DELAY	520820
55	139980-01-713	EA	CAP/INSULATOR-MODULE BD	070973
57	139980-01-714	EA	BUSHING - UNIVERSAL	070362
58	139980-01-715	EA	BUSHING - STRAIN RELIEF	231809
59	098668-01-716	EA	GASKET-FIREWALL,CHAMBER SIDE	070808
62	143563-02-706	EA	SWITCH - LIMIT	232735
66	098668-01-713	EA	TUBE ASSEMBLY, INTAKE	051248
67	075697-07-703	EA	GASKET - MOTOR	070448
	143563-02-707	EA	CHAMBER ASM. - FINAL	021172BK
			CONTACT WINNEBAGO PART SALES FOR UNLISTED COMPONENT(S)	

HEATING & A/C GROUP (CONTINUED)

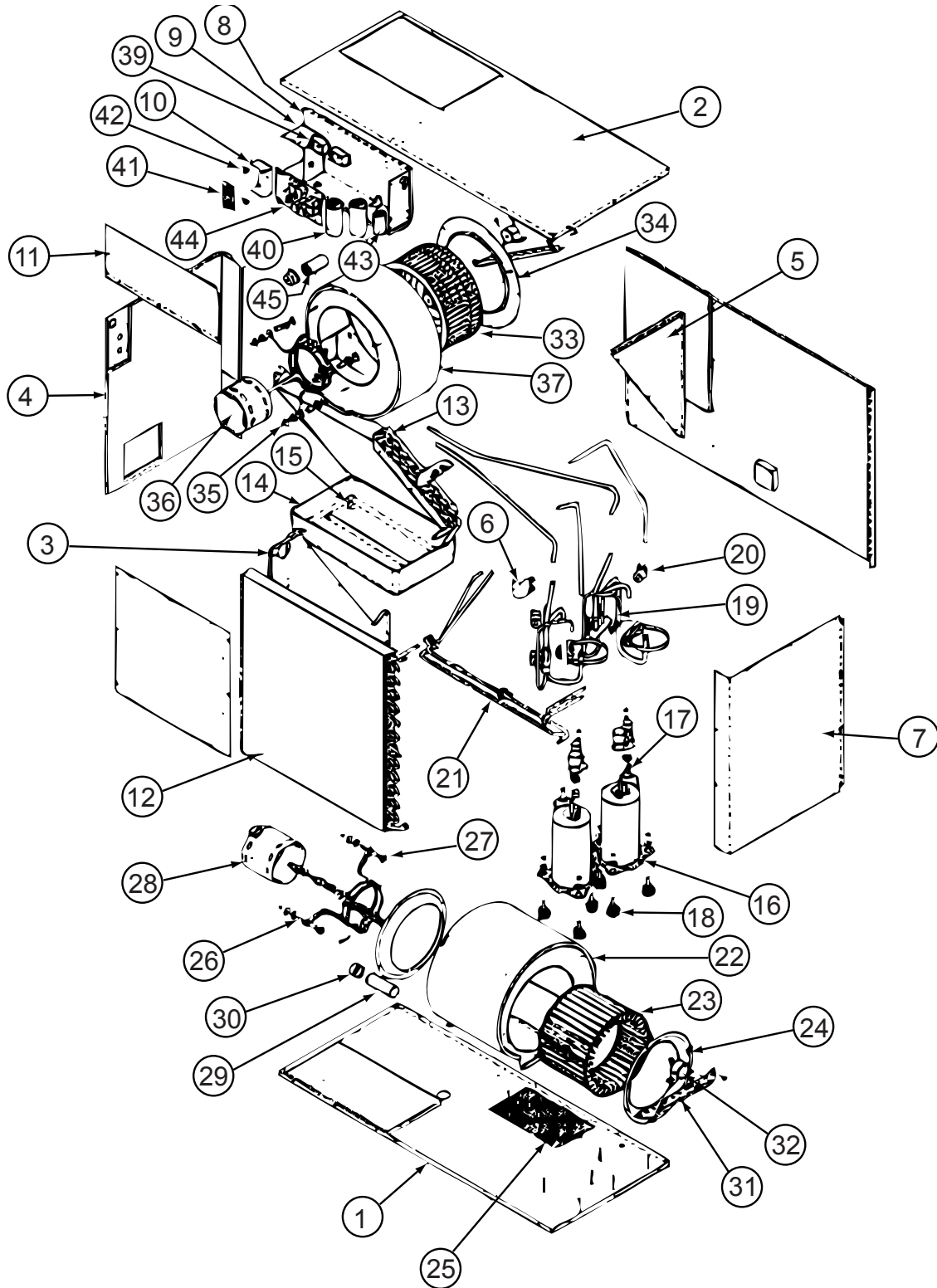
CENTRAL



KEY	PART NUMBER	U/M	DESCRIPTION
1*	105620-16-000	EA	A/C - CENTRAL - RIGHT HAND/HEAT PUMP - TOP RETURN
2	130262-01-000	EA	PROTECTOR - CORNER SAVER - .7" X .7" X 48"
3	109050-02-000	EA	FILTER/FURNACE-AC - FIBERGLASS - 1" X 14" X 20"
4	134588-02-000	EA	GASKET - DUCT - 6.4" X 7.4" IS - 8.3" X 9.4" OS
5	M09204-01-000	EA	DUCT/AC - UPPER RIGHT HAND/LEFT HAND
	128862-01-000	EA	DUCT/AIR - UPPER LEFT HAND
	128868-01-000	EA	DUCT/AIR - UPPER RIGHT HAND
5	105290-01-000	SF	INSULATION - AIR POCKET W/FOIL
6	117870-10-01A	EA	PLENUM - A/C - 48.5"
7	147621-01-01A	EA	DUCT - CENTRAL AIR/FORCED - LOWER
7	105290-01-000	SF	INSULATION - AIR POCKET W/FOIL
8	129047-01-02B	EA	STRAP/MOUNTING - AIR DUCT - E-COATED
9	139757-01-02B	EA	PANEL - TRAY - A/C FILTER - E-COATED
10	115886-11-02A	EA	RETAINER - SIDEWALL - BRIGHT WHITE - 11.8"
11	134588-04-000	EA	GASKET - DUCT - 13.9" X 18.2" IS - 15.9" X 20.2" OS
12	130481-01-01A	EA	BRACKET - ZEE W/HOLES - 7"
13	147613-01-02B	EA	CRADLE - A/C - E-COATED
14	129051-01-01A	EA	STRAP - MOUNTING, AIR DUCT, MILL

*COMPONENT PARTS LISTED LATER IN THIS GROUP

HEATING & A/C GROUP (CONTINUED)
COMPONENT PARTS FOR CENTRAL



105620-16-000

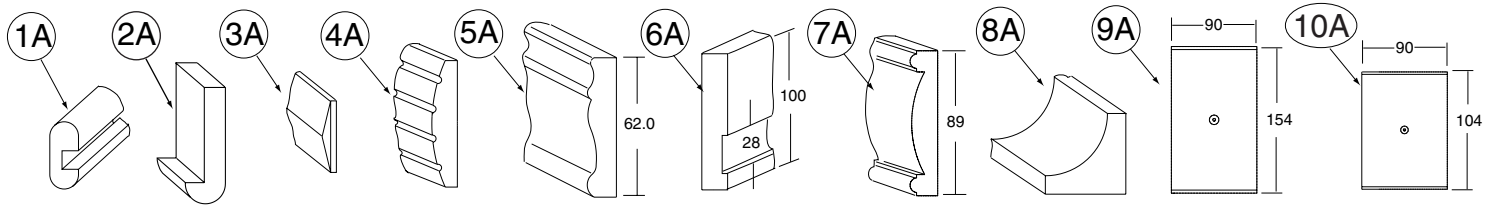
**HEATING & A/C GROUP (CONTINUED)
COMPONENT PARTS FOR CENTRAL (CONTINUED)**

105620-16-000 (CONTINUED)

KEY	PART NUMBER	U/M	DESCRIPTION	VENDOR NO.
10	105620-01-733	EA	ISOLATOR-HIGH VOLTAGE	6795-117
12	105620-16-700	EA	CONDENSOR COIL	1452-1681
13	105620-16-701	EA	EVAPORATOR COIL	14521671
14	105620-16-702	EA	DRAIN PAN	6537-104
15	105620-12-703	EA	VALVE - DRAIN	6795-200
16	105620-12-723	EA	COMPRESSOR (PANASONIC)	1450-2229
17	105620-16-703	EA	OVERLOAD	1450-0161
18	105620-01-706	EA	MOUNTING PKG.,COMP., 3 PER	6759-3081
19	105620-16-704	EA	REVERSING VALVE	6537-5321
20	105620-12-708	EA	COIL - SOLENOID	1460-1081
21	105620-16-705	EA	BY-FLO RESTRICTOR	1454-2561
22	105620-10-718	EA	BLW HOSING/OUTSIDE AIR	6536-515
23	105620-01-713	EA	WHEEL-BLOWER/OUTSIDE AIR	1472-1011
24	105620-01-714	EA	VENTURI-BLOWER/OUTSIDE AIR	6795A150
26	105620-01-715	EA	MOUNT-BLOWER/OUTSIDE AIR	6795A3011
27	105620-01-716	EA	SLEEVE & GROMMET, 4 PER PKG	6795A3031
28	105620-10-721	EA	MOTOR/BLOWER-8 3/4" SHAFT	1468A3029
29	105620-01-718	EA	CAPACITOR-FAN(OUTDOOR MOTOR)	1499-5631
30	105620-10-715	EA	RUBBER CAPACITOR BOOT	1499-951
31	105620-10-700	EA	BEARING BRACKET/OUTSIDE AIR	6536-514
32	105620-10-701	EA	BEARING/PILLOW BLOCK-O/S AIR	6536-3011
33	105620-11-701	EA	BLOWER WHEEL/INSIDE AIR	1472-1151
34	105620-12-715	EA	BLOWER VENTURI/INSIDE AIR	6535A287
35	105620-01-723	EA	MOUNT-BLOWER MOTOR - I/S AIR	6795-302
36	105620-12-716	EA	BLOWER MTR/IN AIR/REVERSIBLE	1468-3219
37	105620-16-707	EA	BLOWER HOUSING/INSIDE AIR	6537-590
38	105620-12-719	EA	COIL SENSOR	7330A3231
39	105620-01-729	EA	RELAY-COMPRESSOR -4 TERMINAL	1460-1131
40	105620-12-725	EA	COMPRESSOR RUN CAPACITOR	1499-5731
41	105620-16-708	EA	BOARD/TERMINAL- HIGH VOLTAGE	6795-3151
43	105620-10-705	EA	PTCR (START DEVICE) - W/CAP.	8333A9021
45	093763-01-704	EA	CAPACITOR-FAN (INDOOR MOTOR)	1499-5461
	105620-16-709	EA	CIRCUIT BOARD	6636-3201

CONTACT WINNEBAGO PART SALES FOR UNLISTED COMPONENTS

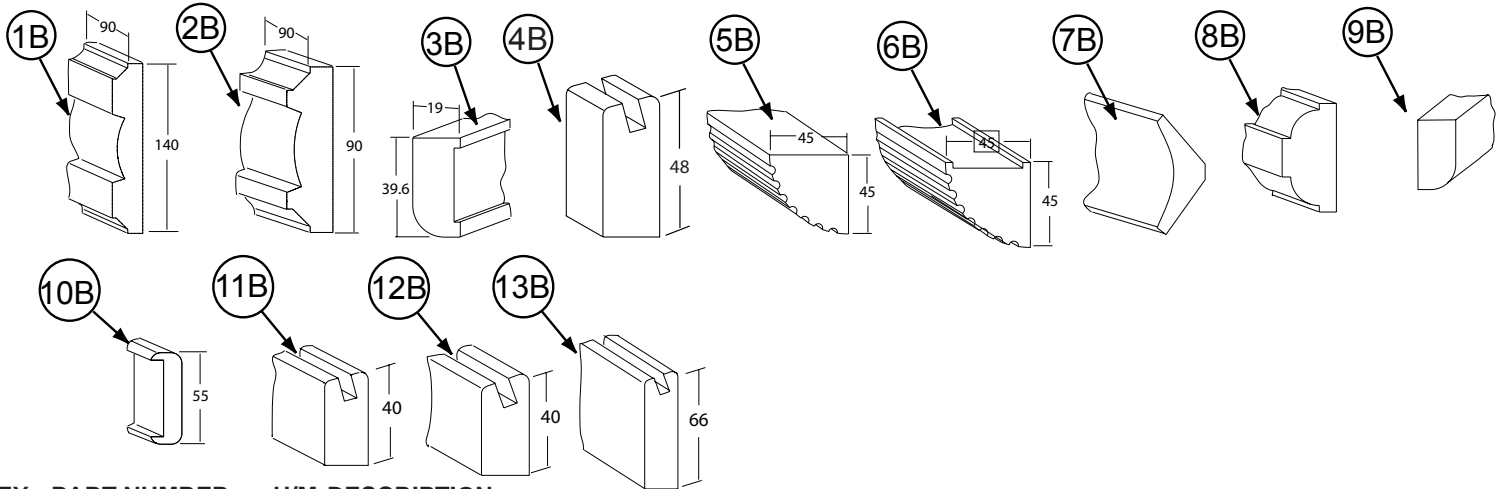
INTERIOR FINISH GROUP
MOLDINGS & TRIMS
PORTSMOUTH OAK, CONCERT CHERRY, WASHED MAPLE, HONEY CHERRY



KEY	PART NUMBER	U/M	DESCRIPTION
1A	M09412-62-N42	EA	MOLDING/SHELF EDGE - .6" X 1.3" X 96" - PORTSMOUTH OAK
1A	M09412-62-M52	EA	MOLDING/SHELF EDGE - .6" X 1.3" X 96" - CHERRY - CONCERT CHERRY
1A	M09412-62-M62	EA	MOLDING/SHELF EDGE - .6" X 1.3" X 96" - WASHED MAPLE - WASHED MAPLE
1A	M09412-62-RC3	EA	MOLDING/SHELF EDGE - .6" X 1.3" X 96" - HONEY CHERRY - HONEY CHERRY
1A	M09412-62-SA3	EA	MOLDING/SHELF EDGE - .6" X 1.3" X 96" - MAPLE - SIERRA MAPLE
2A	M09438-25-N95	EA	MOLDING - HARDWOOD-W/NOTCH - 1.4"X 80.2" - OAK/PORTS OAK - PORTSMOUTH OAK
2A	M09438-25-N94	EA	MOLDING - HARDWOOD-W/NOTCH - 1.4"X 80.2" - CHERRY/CHERRY IV - CONCERT CHERRY
2A	M09438-25-NQ0	EA	MOLDING - HARDWOOD-W/NOTCH - 1.4"X 80.2" - MAPLE/WASHED MP - WASHED MAPLE
2A	M09438-25-RA3	EA	MOLDING - HARDWOOD-W/NOTCH - 1.4"X 80.2" - CHERRY/HONEY - HONEY CHERRY
2A	M09454-33-PC0	EA	MOLDING - HARDWOOD-W/NOTCH - 1"X 77.6" - OAK/PORTS OAK - PORTSMOUTH OAK
2A	M09454-33-PC1	EA	MOLDING - HARDWOOD-W/NOTCH - 1"X 77.6" - CHERRY/CHERRY IV - CONCERT CHERRY
2A	M09454-33-PC2	EA	MOLDING - HARDWOOD-W/NOTCH - 1"X 77.6" - MAPLE/WASHED MP - WASHED MAPLE
2A	M09454-33-RA3	EA	MOLDING - HARDWOOD-W/NOTCH - 1"X 77.6" - CHERRY/HONEY - HONEY CHERRY
3A	M09454-62-P54	EA	MOLDING - TRIM/VEE - .2" X 1" X 3.5" - OAK - PORTSMOUTH OAK
3A	M09454-62-P55	EA	MOLDING - TRIM/VEE - .2" X 1" X 3.5" - CHERRY - CONCERT CHERRY
3A	M09454-62-P56	EA	MOLDING - TRIM/VEE - .2" X 1" X 3.5" - MAPLE - WASHED MAPLE
3A	M09454-62-RE0	EA	MOLDING - TRIM/VEE - .2" X 1" X 3.5" - CHERRY - HONEY CHERRY
3A	M09462-50-R74	EA	MOLDING - TRIM/VEE - .2" X 1" X 93.5" - PORTSMOUTH OAK
3A	M09462-50-R75	EA	MOLDING - TRIM/VEE - .2" X 1" X 93.5" - CHERRY/CHERRY - CONCERT CHERRY
3A	M09462-50-R76	EA	MOLDING - TRIM/VEE - .2" X 1" X 93.5" - MAPLE/MAPLE - WASHED MAPLE
3A	M09462-50-SD3	EA	MOLDING - TRIM/VEE - .2" X 1" X 93.5" - HONEY/CHERRY - HONEY CHERRY
3A	M09462-50-S67	EA	MOLDING - TRIM/VEE - .2" X 1" X 93.5" - SIERRA/MAPLE - SIERRA MAPLE
4A	M09462-54-R89	EA	MOLDING - FLUTED, CURVED - .6" X 6" X 82.7" - PORTSMOUTH OAK
4A	M09462-54-R90	EA	MOLDING - FLUTED, CURVED - .6" X 6" X 82.7" - CONCERT CHERRY
4A	M09462-54-R91	EA	MOLDING - FLUTED, CURVED - .6" X 6" X 82.7" - WASHED MAPLE
4A	M09462-54-RE3	EA	MOLDING - FLUTED, CURVED - .6" X 6" X 82.7" - HONEY CHERRY
4A	M09471-09-R89	EA	MOLDING - STAINED - 4" X 8' - PORTSMOUTH OAK
4A	M09471-09-R90	EA	MOLDING - STAINED - 4" X 8' - CONCERT CHERRY
4A	M09471-09-R91	EA	MOLDING - STAINED - 4" X 8' - WASHED MAPLE
4A	M09471-09-RE3	EA	MOLDING - STAINED - 4" X 8' - HONEY CHERRY
4A	Y00202-42-438	EA	MOLDING - FLUTED - .75" X 3.5" X 96" - UNSTAINED - OAK
4A	Y00202-32-438	EA	MOLDING - FLUTED - .75" X 3.5" X 96" - UNSTAINED - CHERRY
4A	Y00202-22-438	EA	MOLDING - FLUTED - .75" X 3.5" X 96" - UNSTAINED - MAPLE
5A	M09462-66-R74	EA	TRIM - RAIL - .5" X 2.4" X 96" - PORTSMOUTH OAK
5A	M09462-66-R75	EA	TRIM - RAIL - .5" X 2.4" X 96" - CONCERT CHERRY
5A	M09462-66-R76	EA	TRIM - RAIL - .5" X 2.4" X 96" - WASHED MAPLE
5A	M09462-66-RE0	EA	TRIM - RAIL - .5" X 2.4" X 96" - HONEY CHERRY
5A	M09462-66-SA3	EA	TRIM - RAIL - .5" X 2.4" X 96" - SIERRA MAPLE
6A	M09471-20-R83	EA	MOLDING - STAINED - .75" X 4" X 74.6" - PORTSMOUTH OAK
6A	M09471-20-R84	EA	MOLDING - STAINED - .75" X 4" X 74.6" - CONCERT CHERRY
6A	M09471-20-R91	EA	MOLDING - STAINED - .75" X 4" X 74.6" - WASHED MAPLE
6A	M09471-20-RE0	EA	MOLDING - STAINED - .75" X 4" X 74.6" - HONEY CHERRY
7A	M09471-40-R83	EA	MOLDING - STAINED - .7" X 3.5" X 70.4" - PORTSMOUTH OAK
7A	M09471-40-R84	EA	MOLDING - STAINED - .7" X 3.5" X 70.4" - CONCERT CHERRY
7A	M09471-40-SD2	EA	MOLDING - STAINED - .7" X 3.5" X 70.4" - WASHED MAPLE
7A	M09471-40-RE0	EA	MOLDING - STAINED - .7" X 3.5" X 70.4" - HONEY CHERRY
8A	M09471-79-R38	EA	MOLDING - TRIM/COVE - .8" X .8" X 95.8" - OAK/PORTS OAK - PORTSMOUTH OAK
8A	M09471-79-R39	EA	MOLDING - TRIM/COVE - .8" X .8" X 95.8" - CHERRY/CHERRY - CONCERT CHERRY
8A	M09471-79-R46	EA	MOLDING - TRIM/COVE - .8" X .8" X 95.8" - MAPLE/MAPLE - WASHED MAPLE
8A	M09471-79-RE0	EA	MOLDING - TRIM/COVE - .8" X .8" X 95.8" - HONEY/CHERRY - HONEY CHERRY
8A	M09471-79-SA3	EA	MOLDING - TRIM/COVE - .8" X .8" X 95.8" - HONEY/MAPLE - SIERRA MAPLE
9A	P49186-01-SA0	EA	MOLDING/BLOCK - PORTSMOUTH OAK
9A	P49186-01-SA1	EA	MOLDING/BLOCK - CONCERT CHERRY
9A	P49186-01-SA2	EA	MOLDING/BLOCK - WASHED MAPLE
9A	P49186-01-SA3	EA	MOLDING/BLOCK - SIERRA MAPLE

INTERIOR FINISH GROUP (CONTINUED)
MOLDINGS & TRIMS (CONTINUED)

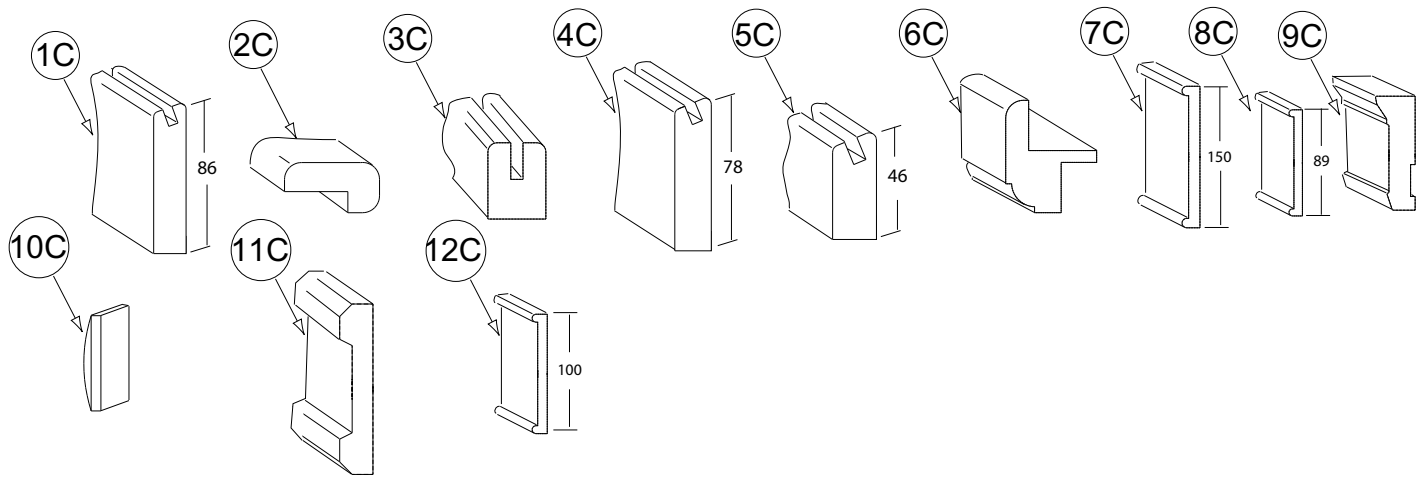
KEY	PART NUMBER	U/M	DESCRIPTION
10A	P49186-02-SA0	EA	MOLDING/BLOCK - PORTSMOUTH OAK
10A	P49186-02-SA1	EA	MOLDING/BLOCK - CONCERT CHERRY
10A	P49186-02-SA2	EA	MOLDING/BLOCK - WASHED MAPLE
10A	P49186-02-SA3	EA	MOLDING/BLOCK - SIERRA MAPLE



KEY	PART NUMBER	U/M	DESCRIPTION
1B	P49188-01-SA0	EA	MOLDING/BLOCK - PORTSMOUTH OAK
1B	P49188-01-SA1	EA	MOLDING/BLOCK - CONCERT CHERRY
1B	P49188-01-SA2	EA	MOLDING/BLOCK - WASHED MAPLE
1B	P49188-01-SA3	EA	MOLDING/BLOCK - SIERRA MAPLE
2B	P49188-02-SA0	EA	MOLDING/BLOCK - PORTSMOUTH OAK
2B	P49188-02-SA1	EA	MOLDING/BLOCK - CONCERT CHERRY
2B	P49188-02-SA2	EA	MOLDING/BLOCK - WASHED MAPLE
2B	P49188-02-SA3	EA	MOLDING/BLOCK - SIERRA MAPLE
3B	Y00007-42-438	EA	MOLDING - 12.7 RADIUS OAK - UNSTAINED
3B	Y00007-32-438	EA	MOLDING - 12.7 RADIUS CHERRY - UNSTAINED
3B	Y00007-22-438	EA	MOLDING - 12.7 RADIUS MAPLE - UNSTAINED
3B	Y00287-42-438	EA	MOLDING - 6.0 RADIUS OAK - UNSTAINED
3B	Y00287-32-438	EA	MOLDING - 6.0 RADIUS CHERRY - UNSTAINED
3B	Y00287-22-438	EA	MOLDING - 6.0 RADIUS MAPLE - UNSTAINED
4B	Y00054-72-438	EA	MOLDING - VINYL - W/SLOT - .7" X 1.9" X 96" - PORTSMOUTH OAK
4B	Y00054-62-438	EA	MOLDING - VINYL - W/SLOT - .7" X 1.9" X 96" - CONCERT CHERRY
4B	Y00054-A2-438	EA	MOLDING - VINYL - W/SLOT - .7" X 1.9" X 96" - WASHED MAPLE
4B	Y00054-92-438	EA	MOLDING - VINYL - W/SLOT - .7" X 1.9" X 96" - SIERRA MAPLE
5B	Y00070-42-438	EA	MOLDING/FLUTED - OAK - 96"
5B	Y00070-32-438	EA	MOLDING/FLUTED - CHERRY - 96"
5B	Y00070-22-438	EA	MOLDING/FLUTED - MAPLE - 96"
6B	Y00071-42-438	EA	MOLDING/FLUTED - W/NOTCH - OAK/UNSTAINED - 96"
6B	Y00071-32-438	EA	MOLDING/FLUTED - W/NOTCH - CHERRY/UNSTAINED - 96"
6B	Y00071-22-438	EA	MOLDING/FLUTED - W/NOTCH - MAPLE/UNSTAINED - 96"
7B	Y00074-72-438	EA	MOLDING/CROWN - VINYL WRAPPED - PORTSMOUTH OAK - 96" - PORTSMOUTH OAK
7B	Y00074-62-438	EA	MOLDING/CROWN - VINYL WRAPPED - CONCERT CHERRY - 96" - CONCERT CHERRY
7B	Y00074-A2-438	EA	MOLDING/CROWN - VINYL WRAPPED - MAPLE - 96" - WASHED MAPLE
7B	Y00074-92-438	EA	MOLDING/CROWN - VINYL WRAPPED - SIERRA MAPLE - 96" - SIERRA MAPLE
8B	Y00076-42-438	EA	MOLDING/TRIM - .5" X 1" X 96" - OAK (UNSTAINED)
8B	Y00076-32-438	EA	MOLDING/TRIM - .5" X 1" X 96" - CHERRY (UNSTAINED)
8B	Y00076-22-438	EA	MOLDING/TRIM - .5" X 1" X 96" - MAPLE (UNSTAINED)
9B	Y00086-72-438	EA	MOLDING - VINYL WRAP - .7" X 1.6" X 96" - PORTSMOUTH OAK - PORTSMOUTH OAK
9B	Y00086-62-438	EA	MOLDING - VINYL WRAP - .7" X 1.6" X 96" - CHERRY - CONCERT CHERRY
9B	Y00086-A2-438	EA	MOLDING - VINYL WRAP - .7" X 1.6" X 96" - WASHED MAPLE
9B	Y00086-82-438	EA	MOLDING - VINYL WRAP - .7" X 1.6" X 96" - HONEY CHERRY - HONEY CHERRY
9B	Y00086-92-438	EA	MOLDING - VINYL WRAP - .7" X 1.6" X 96" - SIERRA MAPLE - SIERRA MAPLE
9B	Y00087-A2-438	EA	MOLDING - VINYL WRAP - .7" X 2.9" X 96" - WASHED MAPLE
9B	Y00087-62-438	EA	MOLDING - VINYL WRAP - .7" X 2.9" X 96" - CONCERT CHERRY
9B	Y00087-72-438	EA	MOLDING - VINYL WRAP - .7" X 2.9" X 96" - PORTSMOUTH OAK
9B	Y00087-82-438	EA	MOLDING - VINYL WRAP - .7" X 2.9" X 96" - HONEY CHERRY
9B	Y00087-92-438	EA	MOLDING - VINYL WRAP - .7" X 2.9" X 96" - SIERRA MAPLE
9B	Y00267-72-438	EA	MOLDING - VINYL WRAP/MITERED - .6" X 96" - PORTSMOUTH OAK

INTERIOR FINISH GROUP (CONTINUED)
MOLDINGS & TRIMS (CONTINUED)

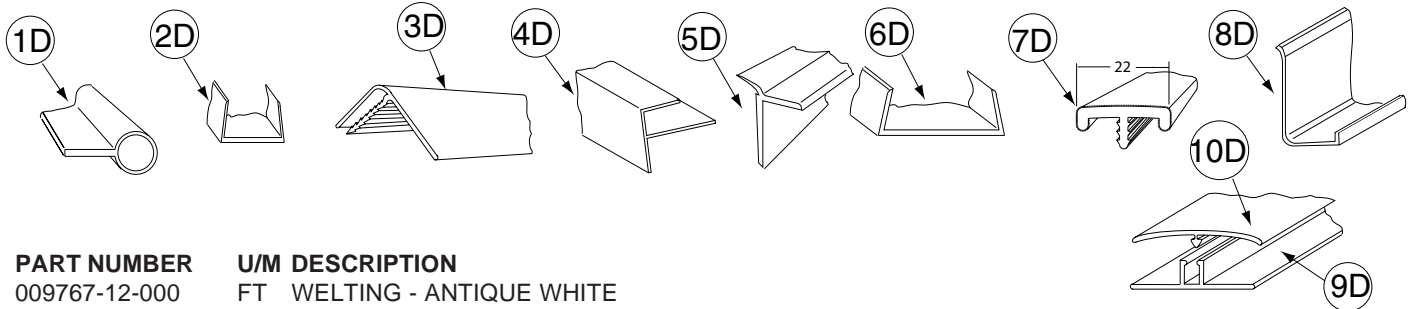
KEY	PART NUMBER	U/M	DESCRIPTION
9B	Y00267-62-438	EA	MOLDING - VINYL WRAP/MITERED - .6" X 96" - CONCERT CHERRY
9B	Y00267-A2-438	EA	MOLDING - VINYL WRAP/MITERED - .6" X 96" - WASHED MAPLE
9B	Y00267-A2-438	EA	MOLDING - VINYL WRAP/MITERED - .6" X 96" - SIERRA MAPLE
10B	Y00103-42-438	EA	MOLDING - STRAIGHT - .75" X 2.16" X 96" - UNSTAINED - OAK
10B	Y00103-32-438	EA	MOLDING - STRAIGHT - .75" X 2.16" X 96" - UNSTAINED - CHERRY
10B	Y00103-22-438	EA	MOLDING - STRAIGHT - .75" X 2.16" X 96" - UNSTAINED - MAPLE
11B	Y00203-72-438	EA	MOLDING - VINYL/BEVELED - 96" - PORTSMOUT OAK
11B	Y00203-62-438	EA	MOLDING - VINYL/BEVELED - 96" - CONCERT CHERRY
11B	Y00203-A2-438	EA	MOLDING - VINYL/BEVELED - 96" - WASHED MAPLE
11B	Y00203-82-438	EA	MOLDING - VINYL/BEVELED - 96" - HONEY CHERRY
12B	Y00204-72-438	EA	MOLDING - VINYL/BEVELED - 96" - PORTSMOUT OAK
12B	Y00204-62-438	EA	MOLDING - VINYL/BEVELED - 96" - CONCERT CHERRY
12B	Y00204-A2-438	EA	MOLDING - VINYL/BEVELED - 96" - WASHED MAPLE
12B	Y00204-82-438	EA	MOLDING - VINYL/BEVELED - 96" - HONEY CHERRY
13B	Y00205-72-438	EA	MOLDING - VINYL/BEVELED - 96" - PORTSMOUT OAK
13B	Y00205-62-438	EA	MOLDING - VINYL/BEVELED - 96" - CONCERT CHERRY
13B	Y00205-A2-438	EA	MOLDING - VINYL/BEVELED - WASHED MAPLE
13B	Y00205-82-438	EA	MOLDING - VINYL/BEVELED - 96" - HONEY CHERRY



KEY	PART NUMBER	U/M	DESCRIPTION
1C	Y00206-72-438	EA	MOLDING - VINYL/BEVELED - 96" - PORTSMOUT OAK
1C	Y00206-62-438	EA	MOLDING - VINYL/BEVELED - 96" - CONCERT CHERRY
1C	Y00206-A2-438	EA	MOLDING - VINYL/BEVELED - 96" - WASHED MAPLE
1C	Y00206-82-438	EA	MOLDING - VINYL/BEVELED - 96" - HONEY CHERRY
2C	M09494-38-SD0	EA	MOLDING - TRIM - W/NOTCH - 1" X 79.6" - OAK/PORTSMOUTH OAK - PORTSMOUTH OAK
2C	M09494-38-SD1	EA	MOLDING - TRIM - W/NOTCH - 1" X 79.6" - CHERRY/CHERRY - CONCERT CHERRY
2C	M09494-38-SD2	EA	MOLDING - TRIM - W/NOTCH - 1" X 79.6" - MAPLE/WASHED MAPLE - WASHED MAPLE
2C	M09494-38-SD3	EA	MOLDING - TRIM - W/NOTCH - 1" X 79.6" - HONEY/CHERRY - HONEY CHERRY
2C	Y00207-42-438	EA	MOLDING - .75" X 1.4" X 96" - UNSTAINED OAK
2C	Y00207-32-438	EA	MOLDING - .75" X 1.4" X 96" - UNSTAINED CHERRY
2C	Y00207-22-438	EA	MOLDING - .75" X 1.4" X 96" - UNSTAINED MAPLE
3C	Y00223-42-438	EA	MOLDING - HARDWOOD/OAK - .7" X 1" X 96"
3C	Y00223-32-438	EA	MOLDING - HARDWOOD/CHERRY - .7" X 1" X 96"
3C	Y00223-22-438	EA	MOLDING - HARDWOOD/MAPLE - .7" X 1" X 96"
4C	Y00258-72-438	EA	MOLDING/VINYL WRAP-BEVELED-.73" X 3.1" X 96" - PORTSMOUTH OAK
4C	Y00258-62-438	EA	MOLDING/VINYL WRAP-BEVELED-.73" X 3.1" X 96" - CONCERT CHERRY
4C	Y00258-A2-438	EA	MOLDING/VINYL WRAP-BEVELED ENDS-.73"X3.1"X96" - WASHED MAPLE
4C	Y00258-92-438	EA	MOLDING/VINYL WRAP-BEVELED-.73" X 3.1" X 96" - SIERRA MAPLE
5C	Y00259-72-438	EA	MOLDING/VINYL WRAP-BEVELED-.73" X 1.8" X 96" - PORTSMOUTH OAK
5C	Y00259-62-438	EA	MOLDING/VINYL WRAP-BEVELED-.73" X 1.8" X 96" - CONCERT CHERRY
5C	Y00259-A2-438	EA	MOLDING/VINYL WRAP-BEVELED-.73"X1.8"X96" - WASHED MAPLE
5C	Y00259-92-438	EA	MOLDING/VINYL WRAP-BEVELED-.73"X1.8"X96" - SIERRA MAPLE
6C	Y00266-42-438	EA	MOLDING - .75" X 1.5" X 96" OAK - .7" X 1" X 96"
6C	Y00266-32-438	EA	MOLDING - .75" X 1.5" X 96" CHERRY - .7" X 1" X 96"
6C	Y00266-22-438	EA	MOLDING - .75" X 1.5" X 96" MAPLE - .7" X 1" X 96"
7C	Y00280-74-174	EA	MOLDING/TRIM - VINYL - F/SLIDEOUT - 164.1" - PORTSMOUTH OAK
7C	Y00280-64-174	EA	MOLDING/TRIM - VINYL - F/SLIDEOUT - 164.1" - CONCERT CHERRY

INTERIOR FINISH GROUP (CONTINUED)
MOLDINGS & TRIMS (CONTINUED)

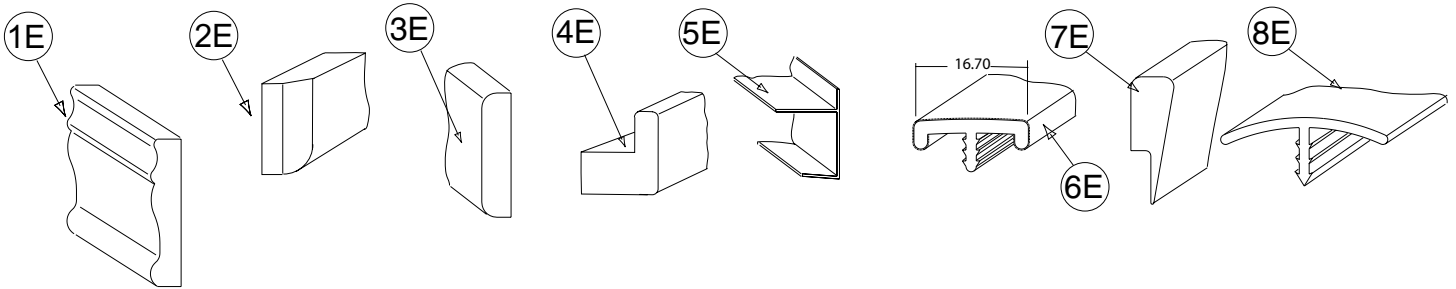
KEY	PART NUMBER	U/M	DESCRIPTION
7C	Y00280-A4-174	EA	MOLDING/TRIM - VINYL - F/SLIDEOUT - 164.1" - WASHED MAPLE
7C	Y00280-94-174	EA	MOLDING/TRIM - VINYL - F/SLIDEOUT - 164.1" - SIERRA MAPLE
8C	Y00281-72-438	EA	MOLDING/TRIM - VINYL - F/SLIDEOUT - 96" - PORTSMTH OAK
8C	Y00281-62-438	EA	MOLDING/TRIM - VINYL - F/SLIDEOUT - 96" - CONCERT CHERRY
8C	Y00281-A2-438	EA	MOLDING/TRIM - VINYL - F/SLIDEOUT - 96" - WASHED MAPLE
8C	Y00281-92-438	EA	MOLDING/TRIM - VINYL - F/SLIDEOUT - 96" - SIERRA MAPLE
9C	Y00282-72-438	EA	MOLDING - SLIDEOUT/VINYL WRAP - 3.9" X 96" - PORTSMOUTH OAK
9C	Y00282-62-438	EA	MOLDING - SLIDEOUT/VINYL WRAP - 3.9" X 96" - CONCERT CHERRY
9C	Y00282-A2-438	EA	MOLDING - SLIDEOUT/VINYL WRAP - 3.9" X 96" - WASHED MAPLE
10C	Y00284-42-438	EA	MOLDING - STRAIGHT - .2" X 1.5" X 96" - UNSTAINED OAK
10C	Y00284-32-438	EA	MOLDING - STRAIGHT - .2" X 1.5" X 96" - UNSTAINED CHERRY
10C	Y00284-22-438	EA	MOLDING - STRAIGHT - .2" X 1.5" X 96" - UNSTAINED MAPLE
11C	Y00285-42-438	EA	MOLDING - STRAIGHT - .63" X 3.2" X 96" - UNSTAINED OAK
11C	Y00285-32-438	EA	MOLDING - STRAIGHT - .63" X 3.2" X 96" - UNSTAINED CHERRY
11C	Y00285-22-438	EA	MOLDING - STRAIGHT - .63" X 3.2" X 96" - UNSTAINED MAPLE
12C	Y00291-72-438	EA	MOLDING - VINYL WRAPPED - 4" X 96" - PORTSMTH OAK
12C	Y00291-62-438	EA	MOLDING - VINYL WRAPPED - 4" X 96" - CONCERT CHERRY
12C	Y00291-A2-438	EA	MOLDING - VINYL WRAPPED - 4" X 96" - WASHED MAPLE
12C	Y00291-92-438	EA	MOLDING - VINYL WRAPPED - 4" X 96" - SIERRA MAPLE



KEY	PART NUMBER	U/M	DESCRIPTION
1D	009767-12-000	FT	WELTING - ANTIQUE WHITE
2D	009778-25-000	FT	U-CHANNEL - 1" - BEIGE ILLUSION
2D	009778-32-000	FT	U-CHANNEL - 1" - PORTSMOUTH OAK
2D	009778-34-000	FT	U-CHANNEL - 1" - CONCERT CHERRY
2D	009778-35-000	FT	U-CHANNEL - 1" - HONEY CHERRY
2D	009778-36-000	FT	U-CHANNEL - 1" - SIERRA MAPLE
2D	009778-27-000	FT	U-CHANNEL - 1" - WASHED MAPLE
3D	009809-30-000	EA	MOLDING - CORNER - OUTSIDE - 1" X 84" - BEIGE ILLUSION
3D	009809-32-000	EA	MOLDING - CORNER - OUTSIDE - 1" X 84" - PORTSMOUTH OAK
3D	009809-33-000	EA	MOLDING - CORNER - OUTSIDE - 1" X 84" - CONCERT CHERRY
3D	009809-35-000	EA	MOLDING - CORNER - OUTSIDE - 1" X 84" - SIERRA MAPLE
3D	009809-34-000	EA	MOLDING - CORNER - OUTSIDE - 1" X 84" - HONEY CHERRY
3D	009809-31-000	EA	MOLDING - CORNER - OUTSIDE - 1" X 84" - WASHED MAPLE
4D	009812-31-000	EA	MOLDING - CORNER - 1/2" W/1/4"CHAN X 84" - BEIGE ILLUSION
4D	009812-34-000	EA	MOLDING - CORNER - 1/2" W/1/4"CHAN X 84" - VW LIGHT GRAY
4D	009812-35-000	EA	MOLDING - CORNER - 1/2" W/1/4"CHAN X 84" - PORTSMOUTH OAK
4D	009812-36-000	EA	MOLDING - CORNER - 1/2" W/1/4"CHAN X 84" - CONCERT CHERRY
4D	009812-37-000	EA	MOLDING - CORNER - 1/2" W/1/4"CHAN X 84" - HONEY CHERRY
4D	009812-38-000	EA	MOLDING - CORNER - 1/2" W/1/4"CHAN X 84" - SIERRA MAPLE
4D	009812-33-000	EA	MOLDING - CORNER - 1/2" W/1/4"CHAN X 84" - WASHED MAPLE
5D	022992-11-000	FT	MOLDING - REVERSE COVE - T-SHAPED - IVORY
5D	022992-14-000	FT	MOLDING - REVERSE COVE - T-SHAPED - BRIGHT WHITE
5D	022992-15-000	FT	MOLDING - REVERSE COVE - T-SHAPED - VW GRAY
6D	070504-42-000	FT	U-CHANNEL - PLASTIC - .13" X 84" - BEIGE ILLUSION
6D	070504-43-000	FT	U-CHANNEL - PLASTIC - .9" X 96" - BEIGE ILLUSION
6D	070504-57-000	FT	U-CHANNEL - PLASTIC - .13" X 84" - PORTSMOUTH OAK
6D	070504-58-000	FT	U-CHANNEL - PLASTIC - .9" X 84" - PORTSMOUTH OAK
6D	070504-60-000	FT	U-CHANNEL - PLASTIC - .13" X 84" - CONCERT CHERRY
6D	070504-61-000	FT	U-CHANNEL - PLASTIC - .9" X 84" - CONCERT CHERRY
6D	070504-62-000	FT	U-CHANNEL - PLASTIC - 1.65" X 84" - HONEY CHERRY
6D	070504-63-000	FT	U-CHANNEL - PLASTIC - .9" X 84" - HONEY CHERRY
6D	070504-65-000	FT	U-CHANNEL - PLASTIC - 1.65" X 84" - SIERRA MAPLE
6D	070504-66-000	FT	U-CHANNEL - PLASTIC - .9" X 84" - SIERRA MAPLE
6D	070504-50-000	FT	U-CHANNEL - PLASTIC - .13" X 96" - WASHED MAPLE
6D	070504-51-000	FT	U-CHANNEL - PLASTIC - .9" X 96" - WASHED MAPLE

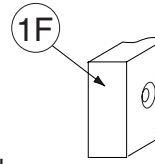
INTERIOR FINISH GROUP (CONTINUED)
MOLDINGS & TRIMS (CONTINUED)

KEY	PART NUMBER	U/M DESCRIPTION
7D	083620-15-000	FT MOLDING-T - W/EDGE LIP - 7/8" FACE - BEIGE ILLUSION
7D	083620-20-000	FT MOLDING-T - W/EDGE LIP - 7/8" FACE - PORTSMOUTH OAK
7D	083620-21-000	FT MOLDING-T - W/EDGE LIP - 7/8" FACE - CONCERT CHERRY/HONEY CHERRY
7D	083620-22-000	FT MOLDING-T - W/EDGE LIP - 7/8" FACE - SIERRA MAPLE
7D	083620-19-000	FT MOLDING-T - W/EDGE LIP - 7/8" FACE - WASHED MAPLE
8D	085746-04-000	FT TRIM-J - CARPET 1.2" X .5" ANGLE - 12' LONG - OFF WHITE
9D	086229-01-000	EA RETAINER - BATTEN - .75" X 92.1" - ANY COLOR
10D	086229-20-000	EA BATTEN - 1" X 96" - BEIGE



KEY	PART NUMBER	U/M DESCRIPTION
1E	100182-10-N47	EA TRIM/WOOD - CHAIR RAIL - 2.5" X 8' - PORTSMOUTH OAK
1E	100182-10-P85	EA TRIM/WOOD - CHAIR RAIL - 2.5" X 8' - CONCERT CHERRY
1E	100182-10-J70	EA TRIM/WOOD - CHAIR RAIL - 2.5" X 8' - WASHED MAPLE
1E	100182-10-RA3	EA TRIM/WOOD - CHAIR RAIL - 2.5" X 8' - HONEY CHERRY
1E	100182-10-S67	EA TRIM/WOOD - CHAIR RAIL - 2.5" X 8' - SIERRA MAPLE
2E	100659-30-N75	EA MOLDING - TRIM - 8' - PORTSMOUTH OAK
2E	100659-30-N74	EA MOLDING - TRIM - 8' - CONCERT CHERRY
2E	100659-30-M84	EA MOLDING - TRIM - 8' - WASHED MAPLE
2E	100659-27-RA3	EA MOLDING - TRIM - HONEY CHERRY
2E	100659-31-SA3	EA MOLDING - TRIM - SIERRA MAPLE
3E	100818-01-12A	EA MOLDING - VINYL WRAPPED - 1.6" X .4" X 84" - PORTSMOUTH OAK
3E	100818-01-13A	EA MOLDING - VINYL WRAPPED - 1.6" X .4" X 84" - CONCERT CHERRY
3E	100818-01-14A	EA MOLDING - VINYL WRAPPED - 1.6" X .4" X 84" - HONEY CHERRY
3E	100818-01-21A	EA MOLDING - VINYL WRAPPED - 1.6" X .4" X 84" - WASHED MAPLE
3E	100818-01-22A	EA MOLDING - VINYL WRAPPED - 1.6" X .4" X 84" - SIERRA MAPLE
4E	100819-01-12A	EA MOLDING - VINYL WRAPPED-L-SHAPED-1.5"X1.5"X84" - PORTSMOUTH OAK
4E	100819-01-13A	EA MOLDING - VINYL WRAPPED-L-SHAPED-1.5"X1.5"X84" - CONCERT CHERRY
4E	100819-01-14A	EA MOLDING - VINYL WRAPPED-L-SHAPED-1.5"X1.5"X84" - HONEY CHERRY
4E	100819-01-21A	EA MOLDING - VINYL WRAPPED-L-SHAPED-1.5"X1.5"X84" - WASHED MAPLE
4E	100819-01-22A	EA MOLDING - VINYL WRAPPED-L-SHAPED-1.5"X1.5"X84" - SIERRA MAPLE
5E	103186-01-07A	FT MOLDING/PLASTIC - 3/8" U-CHANNEL-3/4" FACE -BEIGE ILLUSION
5E	103186-01-09A	FT MOLDING/PLASTIC - 3/8" U-CHAN'L-3/4" FACE - PORTSMOUTH OAK
5E	103186-01-10A	FT MOLDING/PLASTIC - 3/8" U-CHAN'L-3/4" FACE - CONCERT CHERRY
5E	103186-01-11A	FT MOLDING/PLASTIC - 3/8" U-CHAN'L-3/4" FACE - HONEY CHERRY
5E	103186-01-12A	FT MOLDING/PLASTIC - 3/8" U-CHAN'L-3/4" FACE - SIERRA MAPLE
5E	103186-01-08A	FT MOLDING/PLASTIC - 3/8" U-CHANNEL-3/4"FACE-WASHED MAPLE 8' - WASHED MAPLE
5E	103186-02-07A	FT MOLDING/PLASTIC-1" U-CHAN'L-1 3/8" FACE - BEIGE ILLUSION
5E	103186-02-09A	FT MOLDING/PLASTIC - 1" U-CHAN'L-1 3/8" FACE - PORTSMOUTH OAK
5E	103186-02-10A	FT MOLDING/PLASTIC - 1" U-CHAN'L-1 3/8" FACE - CONCERT CHERRY
5E	103186-02-11A	FT MOLDING/PLASTIC - 1" U-CHAN'L-1 3/8" FACE - HONEY CHERRY
5E	103186-02-12A	FT MOLDING/PLASTIC - 1" U-CHAN'L-1 3/8" FACE - SIERRA MAPLE
5E	103186-02-08A	FT MOLDING/PLASTIC - 1" U-CHANNEL-1 3/8"FACE - WASHED MAPLE
6E	104676-02-08A	FT MOLDING-T - W/EDGE LIP - 11/16" FACE - PORTSMOUTH OAK
6E	104676-02-09A	FT MOLDING-T - W/EDGE LIP - 11/16" FACE - CONCERT CHERRY
6E	104676-02-10A	FT MOLDING-T - W/EDGE LIP - 11/16" FACE - HONEY CHERRY
6E	104676-02-06A	FT MOLDING-T - W/EDGE LIP - 11/16" FACE - WASHED MAPLE
6E	104676-02-12A	FT MOLDING-T - W/EDGE LIP - 11/16" FACE - SIERRA MAPLE
7E	105004-01-12A	EA MOLDING - VINYL WRAPPED - 1" X 96" - PORTSMOUTH OAK
7E	105004-01-13A	EA MOLDING - VINYL WRAPPED 1" X 8' - CONCERT CHERRY/HONEY CHERRY
7E	105004-01-21A	EA MOLDING - VINYL WRAPPED - 1" X 8' - WASHED MAPLE
7E	105004-01-22A	EA MOLDING - VINYL WRAPPED - 1" X 8' - SIERRA MAPLE
8E	105709-02-000	FT MOLDING-T - W/EDGE LIP 3/4" FACE - BEIGE ILLUSION

INTERIOR FINISH GROUP (CONTINUED)
MOLDINGS & TRIMS (CONTINUED)

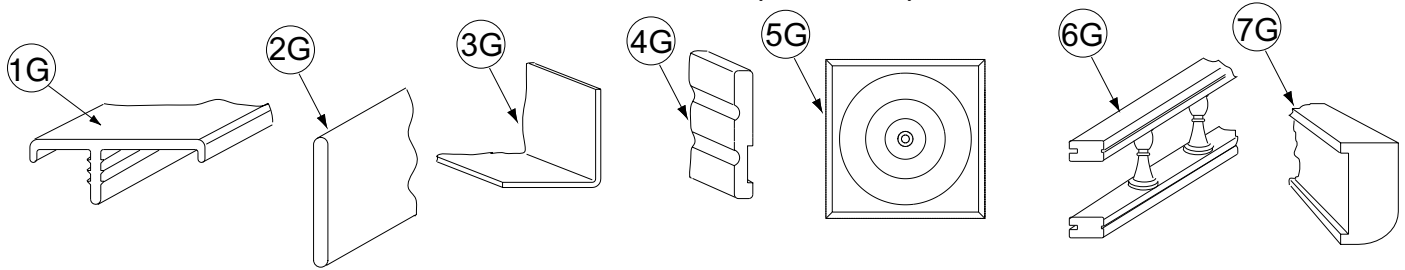


KEY	PART NUMBER	U/M	DESCRIPTION
1F	116951-11-N95	EA	MOLDING - TRIM - 3.5" X 75.9" - PORTSMOUTH
1F	116951-11-KQ1	EA	MOLDING - TRIM - 3.5" X 75.9" - CONCERT CHERRY
1F	116951-11-RE0	EA	MOLDING - TRIM - 3.5" X 75.8" - HONEY CHERRY
1F	116951-23-R83	EA	MOLDING - TRIM - 3.5" X 74.6" - PORTSMOUTH OAK
1F	116951-23-R84	EA	MOLDING - TRIM - 3.5" X 74.6" - CONCERT CHERRY
1F	116951-23-R91	EA	MOLDING - TRIM - 3.5" X 74.6" - WASHED MAPLE
1F	116951-23-RE0	EA	MOLDING - TRIM - 3.5" X 74.6" - HONEY CHERRY
1F	116951-24-R83	EA	MOLDING - TRIM - 3.5" X 74.6" - PORTSMOUTH OAK
1F	116951-24-R84	EA	MOLDING - TRIM - 3.5" X 74.6" - CONCERT CHERRY
1F	116951-24-R91	EA	MOLDING - TRIM - 3.5" X 74.6" - WASHED MAPLE
1F	116951-24-RE0	EA	MOLDING - TRIM - 3.5" X 74.6" - HONEY CHERRY
1F	116951-25-SD0	EA	MOLDING - TRIM - 5.5" X 69.8" - PORTSMOUTH OAK
1F	116951-25-SD1	EA	MOLDING - TRIM - 5.5" X 69.8" - CONCERT CHERRY
1F	116951-25-SD2	EA	MOLDING - TRIM - 5.5" X 69.8" - WASHED MAPLE
1F	116951-25-SD3	EA	MOLDING - TRIM - 5.5" X 69.8" - HONEY CHERRY
1F	116951-27-N75	EA	MOLDING - TRIM - 3.5" X 46.8" - PORTSMOUTH OAK
1F	116951-27-N85	EA	MOLDING - TRIM - 3.5" X 46.8" - CONCERT CHERRY
1F	116951-27-N84	EA	MOLDING - TRIM - 3.5" X 46.8" - WASHED MAPLE
1F	116951-28-N75	EA	MOLDING - TRIM - 3.5" X 79.4" - PORTSMOUTH OAK
1F	116951-28-N85	EA	MOLDING - TRIM - 3.5" X 79.4" - CONCERT CHERRY
1F	116951-28-N84	EA	MOLDING - TRIM - 3.5" X 79.4" - WASHED MAPLE
1F	116951-29-N70	EA	MOLDING - TRIM - 5.5" X 30.4" - PORTSMOUTH OAK
1F	116951-29-N85	EA	MOLDING - TRIM - 5.5" X 30.4" - CONCERT CHERRY
1F	116951-29-N84	EA	MOLDING - TRIM - 5.5" X 30.4" - WASHED MAPLE
1F	116951-29-RC3	EA	MOLDING - TRIM - 5.5" X 30.4" - HONEY CHERRY
1F	116951-29-SA3	EA	MOLDING - TRIM - 5.5" X 30.4" - SIERRA MAPLE
1F	116951-32-P75	EA	MOLDING - TRIM - 1.5" X 33.4" - PORTSMOUTH OAK
1F	116951-32-P25	EA	MOLDING - TRIM - 1.5" X 33.4" - CONCERT CHERRY
1F	116951-32-P28	EA	MOLDING - TRIM - 1.5" X 33.4" - WASHED MAPLE
1F	116951-32-RE0	EA	MOLDING - TRIM - 1.5" X 33.4" - HONEY CHERRY
1F	116951-34-P78	EA	MOLDING - TRIM - 3.5" X 44.3" - PORTSMOUTH OAK
1F	116951-34-P79	EA	MOLDING - TRIM - 3.5" X 44.3" - CONCERT CHERRY
1F	116951-34-P28	EA	MOLDING - TRIM - 3.5" X 44.3" - WASHED MAPLE
1F	116951-34-RE0	EA	MOLDING - TRIM - 3.5" X 44.3" - HONEY CHERRY
1F	116951-35-P78	EA	MOLDING - TRIM - 3.5" X 96" - PORTSMOUTH OAK
1F	116951-35-P79	EA	MOLDING - TRIM - 3.5" X 96" - CONCERT CHERRY
1F	116951-35-P28	EA	MOLDING - TRIM - 3.5" X 96" - WASHED MAPLE
1F	116951-35-RE0	EA	MOLDING - TRIM - 3.5" X 96" - HONEY CHERRY
1F	116951-36-R68	EA	MOLDING - TRIM - 3.5" X 48.8" - PORTSMOUTH OAK
1F	116951-36-R69	EA	MOLDING - TRIM - 3.5" X 48.8" - CONCERT CHERRY
1F	116951-36-R76	EA	MOLDING - TRIM - 3.5" X 48.8" - WASHED MAPLE
1F	116951-37-R68	EA	MOLDING - TRIM - 3.5" X 38.6" - PORTSMOUTH OAK
1F	116951-37-R69	EA	MOLDING - TRIM - 3.5" X 38.6" - CONCERT CHERRY
1F	116951-37-R76	EA	MOLDING - TRIM - 3.5" X 38.6" - WASHED MAPLE
1F	116951-38-R83	EA	MOLDING - TRIM - 3.5" X 82.6" - PORTSMOUTH OAK
1F	116951-38-R84	EA	MOLDING - TRIM - 3.5" X 82.6" - CONCERT CHERRY
1F	116951-38-R91	EA	MOLDING - TRIM - 3.5" X 82.6" - WASHED MAPLE
1F	116951-38-RE0	EA	MOLDING - TRIM - 3.5" X 82.6" - HONEY CHERRY
1F	116951-39-R83	EA	MOLDING - TRIM - 3.5" X 73.9" - PORTSMOUTH OAK
1F	116951-39-R84	EA	MOLDING - TRIM - 3.5" X 73.9" - CONCERT CHERRY
1F	116951-39-R91	EA	MOLDING - TRIM - 3.5" X 73.9" - WASHED MAPLE
1F	116951-39-RE0	EA	MOLDING - TRIM - 3.5" X 73.9" - HONEY CHERRY
1F	116951-40-R83	EA	MOLDING - TRIM - 4.5" X 81.9" - PORTSMOUTH OAK
1F	116951-40-R84	EA	MOLDING - TRIM - 4.5" X 81.9" - CONCERT CHERRY
1F	116951-40-R91	EA	MOLDING - TRIM - 4.5" X 81.9" - WASHED MAPLE
1F	116951-40-RE0	EA	MOLDING - TRIM - 4.5" X 81.9" - HONEY CHERRY
1F	116951-41-R83	EA	MOLDING - TRIM - 3.5" X 36.8" - PORTSMOUTH OAK
1F	116951-41-R84	EA	MOLDING - TRIM - 3.5" X 36.8" - CONCERT CHERRY
1F	116951-41-R91	EA	MOLDING - TRIM - 3.5" X 36.8" - WASHED MAPLE
1F	116951-41-RE0	EA	MOLDING - TRIM - 3.5" X 36.8" - HONEY CHERRY

INTERIOR FINISH GROUP (CONTINUED)
MOLDINGS & TRIMS (CONTINUED)

KEY	PART NUMBER	U/M	DESCRIPTION
1F	116951-42-R83	EA	MOLDING - TRIM - 3.5" X 46.8" - PORTSMOUTH OAK
1F	116951-42-R84	EA	MOLDING - TRIM - 3.5" X 46.8" - CONCERT CHERRY
1F	116951-42-R91	EA	MOLDING - TRIM - 3.5" X 46.8" - WASHED MAPLE
1F	116951-42-RE0	EA	MOLDING - TRIM - 3.5" X 46.8" - HONEY CHERRY
1F	116951-43-R83	EA	MOLDING - TRIM - 3.5" X 86.5" - PORTSMOUTH OAK
1F	116951-43-R84	EA	MOLDING - TRIM - 3.5" X 86.5" - CONCERT CHERRY
1F	116951-43-R91	EA	MOLDING - TRIM - 3.5" X 86.5" - WASHED MAPLE
1F	116951-43-RE0	EA	MOLDING - TRIM - 3.5" X 86.5" - HONEY CHERRY
1F	116951-44-R83	EA	MOLDING - TRIM - 3.5" X 76.1" - PORTSMOUTH OAK
1F	116951-44-R84	EA	MOLDING - TRIM - 3.5" X 76.1" - CONCERT CHERRY
1F	116951-44-R91	EA	MOLDING - TRIM - 3.5" X 76.1" - WASHED MAPLE
1F	116951-44-RE0	EA	MOLDING - TRIM - 3.5" X 76.1" - HONEY CHERRY
1F	116951-45-R68	EA	MOLDING - TRIM - 3" X 30.3" - PORTSMOUTH OAK
1F	116951-45-R69	EA	MOLDING - TRIM - 3" X 30.3" - CONCERT CHERRY
1F	116951-45-R76	EA	MOLDING - TRIM - 3" X 30.3" - WASHED MAPLE
1F	116951-46-R83	EA	MOLDING - TRIM - 4.5" X 72.3" - PORTSMOUTH OAK
1F	116951-46-R84	EA	MOLDING - TRIM - 4.5" X 72.3" - CONCERT CHERRY
1F	116951-46-R91	EA	MOLDING - TRIM - 4.5" X 72.3" - WASHED MAPLE
1F	116951-46-RE0	EA	MOLDING - TRIM - 4.5" X 72.3" - HONEY CHERRY
1F	116951-48-R83	EA	MOLDING - TRIM - 4.5" X 76.1" - PORTSMOUTH OAK
1F	116951-48-R84	EA	MOLDING - TRIM - 4.5" X 76.1" - CONCERT CHERRY
1F	116951-48-R91	EA	MOLDING - TRIM - 4.5" X 76.1" - WASHED MAPLE
1F	116951-48-RE0	EA	MOLDING - TRIM - 4.5" X 76.1" - HONEY CHERRY
1F	116951-49-R83	EA	MOLDING - TRIM - 4.5" X 69.8" - PORTSMOUTH OAK
1F	116951-49-R84	EA	MOLDING - TRIM - 4.5" X 69.8" - CONCERT CHERRY
1F	116951-49-R91	EA	MOLDING - TRIM - 4.5" X 69.8" - WASHED MAPLE
1F	116951-49-RE0	EA	MOLDING - TRIM - 4.5" X 69.8" - HONEY CHERRY
1F	116951-51-SA3	EA	MOLDING - TRIM - 3.5" X 47.3" - SIERRA MAPLE
1F	116951-51-SA2	EA	MOLDING - TRIM - 3.5" X 47.3" - WASHED MAPLE
1F	116951-51-SA0	EA	MOLDING - TRIM - 3.5" X 47.3" - PORTSMOUTH OAK
1F	116951-51-SA1	EA	MOLDING - TRIM - 3.5" X 47.3" - CONCERT CHERRY
1F	116951-52-SD0	EA	MOLDING - TRIM - 4.5" X 73.3" - PORTSMOUTH OAK
1F	116951-52-SD1	EA	MOLDING - TRIM - 4.5" X 73.3" - CONCERT CHERRY
1F	116951-52-SD2	EA	MOLDING - TRIM - 4.5" X 73.3" - WASHED MAPLE
1F	116951-52-SD3	EA	MOLDING - TRIM - 4.5" X 73.3" - HONEY CHERRY
1F	116951-53-SD0	EA	MOLDING - TRIM - 4.5" X 53.4" - PORTSMOUTH OAK
1F	116951-53-SD1	EA	MOLDING - TRIM - 4.5" X 53.4" - CONCERT CHERRY
1F	116951-53-SD2	EA	MOLDING - TRIM - 4.5" X 53.4" - WASHED MAPLE
1F	116951-53-SD3	EA	MOLDING - TRIM - 4.5" X 53.4" - HONEY CHERRY

INTERIOR FINISH GROUP (CONTINUED)
MOLDINGS & TRIMS (CONTINUED)

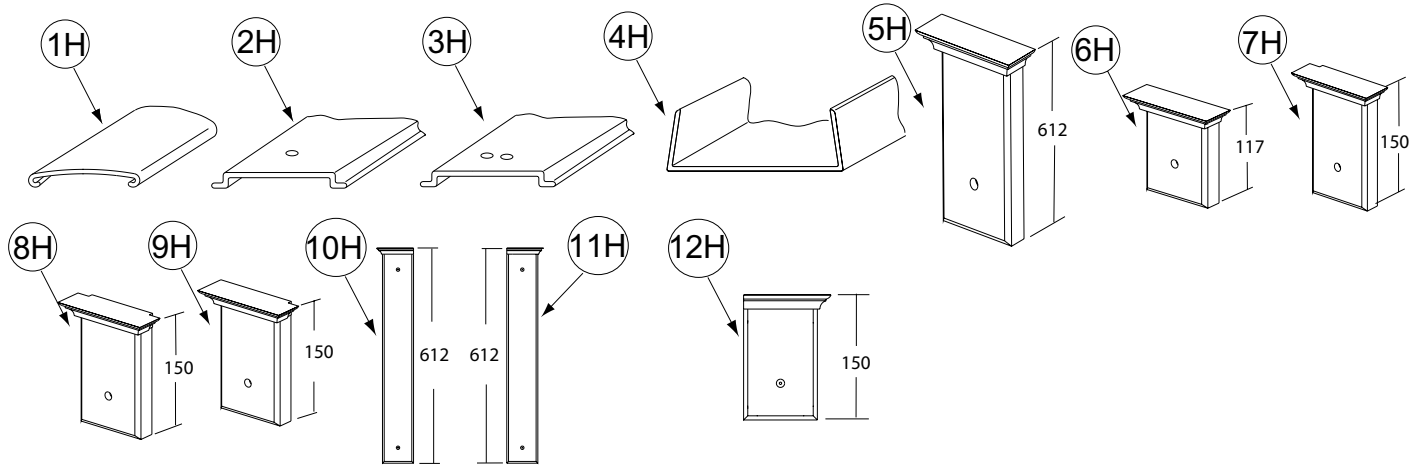


KEY	PART NUMBER	U/M	DESCRIPTION
1G	119520-01-01A	FT	MOLDING-T/OFFSET - W/EDGE LIP - 1"FACE - OFF WHITE
1G	119520-01-04A	FT	MOLDING-T - OFFSET W/EDGE LIP - 1"FACE - PORTSMOUTH OAK
1G	119520-01-02A	FT	MOLDING-T - OFFSET W/EDGE LIP - 1"FACE - CONCERT CHERRY/HONEY CHERRY
1G	119520-01-03A	FT	MOLDING-T - OFFSET W/EDGE LIP - 1"FACE - WASHED MAPLE
2G	127842-01-01A	FT	SEAL - SIGHT SHIELD - 2" BLACK
3G	130262-01-000	EA	PROTECTOR - CORNER SAVER - .7" X .7" X 48"
3G	130262-03-000	EA	PROTECTOR - CORNER - .75" X .75"
3G	130262-04-000	EA	PROTECTOR - CORNER SAVER - .4" X .7" X 48"
4G	132663-03-08A	EA	MOLDING-VINYL WRAP/PRE DRILLED-.6"X3.8"X150.6" - PORTSMOUTH OAK
4G	132663-11-07A	EA	MOLDING-VINYL WRAP/PRE DRILLED-.6"X3.8"X110.5" - CONCERT CHERRY/HONEY CHERRY
4G	132663-11-21A	EA	MOLDING-VINYL WRAP/PRE DRILLED-.6"X3.4"X57.9" - WASHED MAPLE
4G	132663-11-22A	EA	MOLDING-VINYL WRAP/PRE DRILLED-.6"X3.4"X57.9" - SIERRA MAPLE
4G	132663-09-08A	EA	MOLDING-VINYL WRAP/PRE DRILLED-.6"X3.4"X96.5" - PORTSMOUTH OAK
4G	132663-09-07A	EA	MOLDING-VINYL WRAP/PRE DRILLED-.6"X3.4"X96.5" - CONCERT CHERRY/ HONEY CHERRY
4G	132663-18-21A	EA	MOLDING-VINYL WRAP/PRE DRILLED-.6" X 3.4" X 73.1" - WASHED MAPLE
4G	132663-18-22A	EA	MOLDING-VINYL WRAP/PRE DRILLED-.6" X 3.4" X 73.1" - SIERRA MAPLE
4G	132663-15-08A	EA	MOLDING-VINYL WRAP/PRE DRILLED-.6"X3"X96" - PORTSMOUTH OAK
4G	132663-15-07A	EA	MOLDING-VINYL WRAP/PRE DRILLED-.6"X3"X96" - CONCERT CHERRY/HONEY CHERRY
4G	132663-04-21A	EA	MOLDING-VINYL WRAP/PRE DRILLED - .6" X 3" X 70.2" - WASHED MAPLE
4G	132663-04-22A	EA	MOLDING-VINYL WRAP/PRE DRILLED - .6" X 3" X 70.2" - SIERRA MAPLE
5G	132844-01-08A	EA	BLOCK - CORNER - 3.9" X 3.9" - PORTSMOUTH OAK
5G	132844-01-02A	EA	BLOCK - CORNER - 3.9" X 3.9" - CONCERT CHERRY/HONEY CHERRY
5G	132844-01-21A	EA	BLOCK - CORNER - 3.9" X 3.9" - WASHED MAPLE
5G	132844-01-22A	EA	BLOCK - CORNER - 3.9" X 3.9" - SIERRA MAPLE
5G	132844-02-08A	EA	BLOCK - CORNER - 3.5" X 3.5" - PORTSMOUTH OAK
5G	132844-02-02A	EA	BLOCK - CORNER - 3.5" X 3.5" - CONCERT CHERRY/HONEY CHERRY
5G	132844-02-21A	EA	BLOCK - CORNER - 3.5" X 3.5" - WASHED MAPLE
5G	132844-02-22A	EA	BLOCK - CORNER - 3.5" X 3.5" - SIERRA MAPLE
6G	137108-01-07A	EA	RAIL - DECORATIVE - 96" - PORTSMOUTH OAK
6G	137108-01-02A	EA	RAIL - DECORATIVE - 96" - CONCERT CHERRY
6G	137108-01-03A	EA	RAIL - DECORATIVE - 96" - WASHED MAPLE
6G	137108-01-08A	EA	RAIL - DECORATIVE - 96" - HONEY CHERRY
6G	137108-01-09A	EA	RAIL - DECORATIVE - 96" W/O REVERSE SIDE GROOVE - SIERRA MAPLE
6G	150167-01-07A	EA	RAIL - DECORATIVE - 96" W/O REVERSE SIDE GROOVE - PORTSMOUTH OAK
6G	150167-01-02A	EA	RAIL - DECORATIVE - 96" W/O REVERSE SIDE GROOVE - SALEM CHERRY - CONCERT CHERRY
6G	150167-01-03A	EA	RAIL - DECORATIVE - 96" W/O REVERSE SIDE GROOVE - WASHED MAPLE
6G	150167-01-09A	EA	RAIL - DECORATIVE - 96" W/O REVERSE SIDE GROOVE - SIERRA MAPLE
	137885-A2-438	EA	LUMBER - VINYL WRAPPED - .7" X .75" X 96" - CONCERT CHERRY
	137885-D2-438	EA	LUMBER - VINYL WRAPPED - .7" X 1.5" X 96" - CONCERT CHERRY
	137885-E2-438	EA	LUMBER - VINYL WRAPPED - .7" X 2" X 96" - CONCERT CHERRY
	137885-F2-438	EA	LUMBER - VINYL WRAPPED - .7" X 2.5" X 96" - CONCERT CHERRY
	137885-G2-438	EA	LUMBER - VINYL WRAPPED - .7" X 3" X 96" - CONCERT CHERRY
	137885-H2-438	EA	LUMBER - VINYL WRAPPED - .7" X 3.5" X 96" - CONCERT CHERRY
	137885-J2-438	EA	LUMBER - VINYL WRAPPED - .7" X 5.5" X 96" - CONCERT CHERRY
	137885-J2-743	EA	LUMBER - VINYL WRAPPED - .7" X 5.5" X 108" - CONCERT CHERRY
	137885-K2-438	EA	LUMBER - VINYL WRAPPED - .7" X 3.9" X 96" - CONCERT CHERRY
	137885-R2-438	EA	LUMBER - VINYL WRAPPED - .7" X 3" X 96" - CONCERT CHERRY
7G	137887-D2-134	EA	MOLDING - VINYL WRAPPED - .7" X 1.6" X 84" - CONCERT CHERRY
7G	137887-D2-743	EA	MOLDING - VINYL WRAPPED - .7" X 1.6" X 108" - CONCERT CHERRY
7G	137887-F2-134	EA	MOLDING - VINYL WRAPPED - .7" X 2.5" X 84" - CONCERT CHERRY
7G	137887-F2-743	EA	MOLDING - VINYL WRAPPED - .7" X 2.5" X 108" - CONCERT CHERRY
7G	137887-F2-438	EA	MOLDING - VINYL WRAPPED - .7" X 2.5" X 96" - CONCERT CHERRY

INTERIOR FINISH GROUP (CONTINUED)
MOLDINGS & TRIMS (CONTINUED)

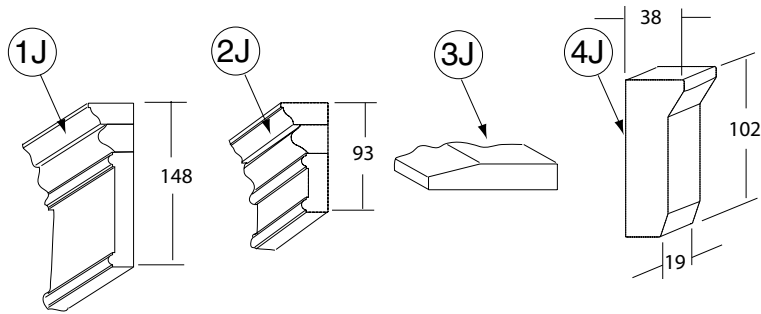
KEY	PART NUMBER	U/M	DESCRIPTION
	137894-A2-438	EA	LUMBER - VINYL WRAPPED - .7" X .75" X 96" - PORTSMOUTH OAK
	137894-D2-438	EA	LUMBER - VINYL WRAPPED - .7" X 1.5" X 96" - PORTSMOUTH OAK
	137894-E2-438	EA	LUMBER - VINYL WRAPPED - .7" X 2" X 96" - PORTSMOUTH OAK
	137894-F2-438	EA	LUMBER - VINYL WRAPPED - .7" X 2.5" X 96" - PORTSMOUTH OAK
	137894-G2-438	EA	LUMBER - VINYL WRAPPED - .7" X 3" X 96" - PORTSMOUTH OAK
	137894-H2-438	EA	LUMBER - VINYL WRAPPED - .7" X 3.5" X 96" - PORTSMOUTH OAK
	137894-J2-438	EA	LUMBER - VINYL WRAPPED - .7" X 5.5" X 96" - PORTSMOUTH OAK
	137894-J2-743	EA	LUMBER - VINYL WRAPPED - .7" X 5.5" X 96" - PORTSMOUTH OAK
	137894-K2-438	EA	LUMBER - VINYL WRAPPED - .7" X 3.9" X 96" - PORTSMOUTH OAK
	137894-R2-438	EA	LUMBER - VINYL WRAPPED - .7" X 3" X 96" - PORTSMOUTH OAK
7G	137895-D2-134	EA	MOLDING - VINYL WRAPPED - .7" X 1.6" X 84"-PORTSMOUTH OAK
7G	137895-D2-743	EA	MOLDING - VINYL WRAPPED - .7" X 1.6" X 108"-PORTSMOUTH OAK
7G	137895-F2-743	EA	MOLDING - VINYL WRAPPED - .7" X 2.5" X 108" - PORTSMOUTH OAK
	146419-A2-438	EA	LUMBER - VINYL WRAPPED - .7" X .75" X 96" - HONEY CHERRY
	146419-D2-438	EA	LUMBER - VINYL WRAPPED - .7" X 1.5" X 96" - HONEY CHERRY
	146419-E2-438	EA	LUMBER - VINYL WRAPPED - .7" X 2" X 96" - HONEY CHERRY
	146419-F2-438	EA	LUMBER - VINYL WRAPPED - .7" X 2.5" X 96" - HONEY CHERRY
	146419-G2-438	EA	LUMBER - VINYL WRAPPED - .7" X 3" X 96" - HONEY CHERRY
	146419-H2-438	EA	LUMBER - VINYL WRAPPED - .7" X 3.5" X 96" - HONEY CHERRY
	146419-J2-438	EA	LUMBER - VINYL WRAPPED - .7" X 5.5" X 96" - HONEY CHERRY
	146419-J2-743	EA	LUMBER - VINYL WRAPPED - .7" X 5.5" X 108" - HONEY CHERRY
	146419-K2-438	EA	LUMBER - VINYL WRAPPED - .7" X 3.9" X 96" - HONEY CHERRY
	146419-R2-438	EA	LUMBER - VINYL WRAPPED - .7" X 3" X 96" - HONEY CHERRY
7G	146425-D2-134	EA	MOLDING - VINYL WRAPPED - .7" X 1.6" X 96" - HONEY CHERRY
7G	146425-F2-134	EA	MOLDING - VINYL WRAPPED - .7" X 2.5" X 84" - HONEY CHERRY
7G	146425-F2-134	EA	MOLDING - VINYL WRAPPED - .7" X 2.5" X 96" - HONEY CHERRY
7G	146425-F2-743	EA	MOLDING - VINYL WRAPPED - .7" X 2.5" X 108" - HONEY CHERRY
	149325-A2-438	EA	LUMBER - VINYL WRAPPED - .7" X .75" X 96" - WASHED MAPLE
	149325-D2-438	EA	LUMBER - VINYL WRAPPED - .7" X 1.5" X 96" - WASHED MAPLE
	149325-E2-438	EA	LUMBER - VINYL WRAPPED - .7" X 2" X 96" - WASHED MAPLE
	149325-F2-438	EA	LUMBER - VINYL WRAPPED - .7" X 2.5" X 96" - WASHED MAPLE
	149325-G2-438	EA	LUMBER - VINYL WRAPPED - .7" X 3" X 96" - WASHED MAPLE
	149325-H2-438	EA	LUMBER - VINYL WRAPPED - .7" X 3.5" X 96" - WASHED MAPLE
	149325-J2-438	EA	LUMBER - VINYL WRAPPED - .7" X 5.5" X 96" - WASHED MAPLE
	149325-J2-743	EA	LUMBER - VINYL WRAPPED - .7" X 5.5" X 108" - WASHED MAPLE
	149325-K2-438	EA	LUMBER - VINYL WRAPPED - .7" X 3.9" X 96" - WASHED MAPLE
	149325-R2-438	EA	LUMBER - VINYL WRAPPED - .7" X 3" X 96" - WASHED MAPLE
7G	149326-D2-134	EA	MOLDING - VINYL WRAPPED - .7" X 1.6" X 84" - WASHED MAPLE
7G	149326-F2-134	EA	MOLDING - VINYL WRAPPED - .7" X 2.5" X 84" - WASHED MAPLE
7G	149326-F2-438	EA	MOLDING - VINYL WRAPPED - .7" X 2.5" X 96" - WASHED MAPLE
7G	149326-F2-743	EA	MOLDING - VINYL WRAPPED - .7" X 2.5" X 108" - WASHED MAPLE
	149330-A2-438	EA	LUMBER - VINYL WRAPPED - .7" X .75" X 96" - SIERRA MAPLE
	149330-D2-438	EA	LUMBER - VINYL WRAPPED - .7" X 1.5" X 96" - SIERRA MAPLE
	149330-E2-438	EA	LUMBER - VINYL WRAPPED - .7" X 2" X 96" - SIERRA MAPLE
	149330-F2-438	EA	LUMBER - VINYL WRAPPED - .7" X 2.5" X 96" - SIERRA MAPLE
	149330-G2-438	EA	LUMBER - VINYL WRAPPED - .7" X 3" X 96" - SIERRA MAPLE
	149330-H2-438	EA	LUMBER - VINYL WRAPPED - .7" X 3.5" X 96" - SIERRA MAPLE
	149330-J2-438	EA	LUMBER - VINYL WRAPPED - .7" X 5.5" X 96" - SIERRA MAPLE
	149330-J2-743	EA	LUMBER - VINYL WRAPPED - .7" X 5.5" X 108" - SIERRA MAPLE
	149330-K2-438	EA	LUMBER - VINYL WRAPPED - .7" X 3.9" X 96" - SIERRA MAPLE
	149330-R2-438	EA	LUMBER - VINYL WRAPPED - .7" X 3" X 96" - SIERRA MAPLE
7G	149331-D2-134	EA	MOLDING - VINYL WRAPPED - .7" X 1.6" X 96" - SIERRA MAPLE
7G	149331-F2-134	EA	MOLDING - VINYL WRAPPED - .7" X 2.5" X 84" - SIERRA MAPLE
7G	149331-F2-439	EA	MOLDING - VINYL WRAPPED - .7" X 2.5" X 96" - SIERRA MAPLE
7G	149331-F2-743	EA	MOLDING - VINYL WRAPPED - .7" X 2.5" X 108" - SIERRA MAPLE

INTERIOR FINISH GROUP (CONTINUED)
MOLDINGS & TRIMS (CONTINUED)



KEY	PART NUMBER	U/M	DESCRIPTION
1H	138359-01-01A	FT	COVER - ROOF BREAK - PEARL CREAM/PLASTIC - 96"
2H	138403-01-01A	EA	TRIM - ROOF - MILL
3H	138403-03-01A	EA	TRIM - ROOF - MILL
4H	141260-01-01A	FT	U-CHANNEL - 1" - VILLAGE OAK - PORTSMOUTH OAK/WASHED MAPLE/SIERRA MAPLE
4H	141260-01-02A	FT	U-CHANNEL - 1" - GRADY BROWN - CONCERT CHERRY/HONEY CHERRY
5H	141303-02-N53	EA	MOLDING - CROWN/BLOCK - PORTSMOUTH OAK
5H	141303-02-N52	EA	MOLDING - CROWN/BLOCK - CONCERT CHERRY
5H	141303-02-N62	EA	MOLDING - CROWN/BLOCK - WASHED MAPLE
5H	141303-02-RA3	EA	MOLDING - CROWN/BLOCK - HONEY CHERRY
6H	141303-03-N53	EA	MOLDING - CROWN/BLOCK - PORTSMOUTH OAK
6H	141303-03-N52	EA	MOLDING - CROWN/BLOCK - CONCERT CHERRY
6H	141303-03-N62	EA	MOLDING - CROWN/BLOCK - WASHED MAPLE
6H	141303-03-RA3	EA	MOLDING - CROWN/BLOCK - HONEY CHERRY
7H	141303-05-R89	EA	MOLDING - CROWN/BLOCK - PORTSMOUTH OAK
7H	141303-05-R91	EA	MOLDING - CROWN/BLOCK - WASHED MAPLE
7H	141303-05-R90	EA	MOLDING - CROWN/BLOCK - CONCERT CHERRY
7H	141303-05-RE3	EA	MOLDING - CROWN/BLOCK - HONEY CHERRY
8H	141303-06-R89	EA	MOLDING - CROWN/BLOCK - PORTSMOUTH OAK
8H	141303-06-R90	EA	MOLDING - CROWN/BLOCK - CONCERT CHERRY
8H	141303-06-R91	EA	MOLDING - CROWN/BLOCK - WASHED MAPLE
8H	141303-06-RE3	EA	MOLDING - CROWN/BLOCK - HONEY CHERRY
9H	141303-07-R89	EA	MOLDING - CROWN/BLOCK - PORTSMOUTH OAK
9H	141303-07-R90	EA	MOLDING - CROWN/BLOCK - CONCERT CHERRY
9H	141303-07-R91	EA	MOLDING - CROWN/BLOCK - WASHED MAPLE
9H	141303-07-RE3	EA	MOLDING - CROWN/BLOCK - HONEY CHERRY
10H	141303-08-R83	EA	MOLDING - CROWN/BLOCK - PORTSMOUTH OAK
10H	141303-08-R84	EA	MOLDING - CROWN/BLOCK - CONCERT CHERRY
10H	141303-08-R91	EA	MOLDING - CROWN/BLOCK - WASHED MAPLE
10H	141303-08-RE0	EA	MOLDING - CROWN/BLOCK - HONEY CHERRY
11H	141303-09-R83	EA	MOLDING - CROWN/BLOCK - PORTSMOUTH OAK
11H	141303-09-R84	EA	MOLDING - CROWN/BLOCK - CONCERT CHERRY
11H	141303-09-R91	EA	MOLDING - CROWN/BLOCK - WASHED MAPLE
11H	141303-09-RE0	EA	MOLDING - CROWN/BLOCK - HONEY CHERRY
12H	141303-10-R89	EA	MOLDING - CROWN/BLOCK - PORTSMOUTH OAK
12H	141303-10-R90	EA	MOLDING - CROWN/BLOCK - CONCERT CHERRY
12H	141303-10-R91	EA	MOLDING - CROWN/BLOCK - WASHED MAPLE
12H	141303-10-RE3	EA	MOLDING - CROWN/BLOCK - HONEY CHERRY

INTERIOR FINISH GROUP (CONTINUED)
MOLDINGS & TRIMS (CONTINUED)



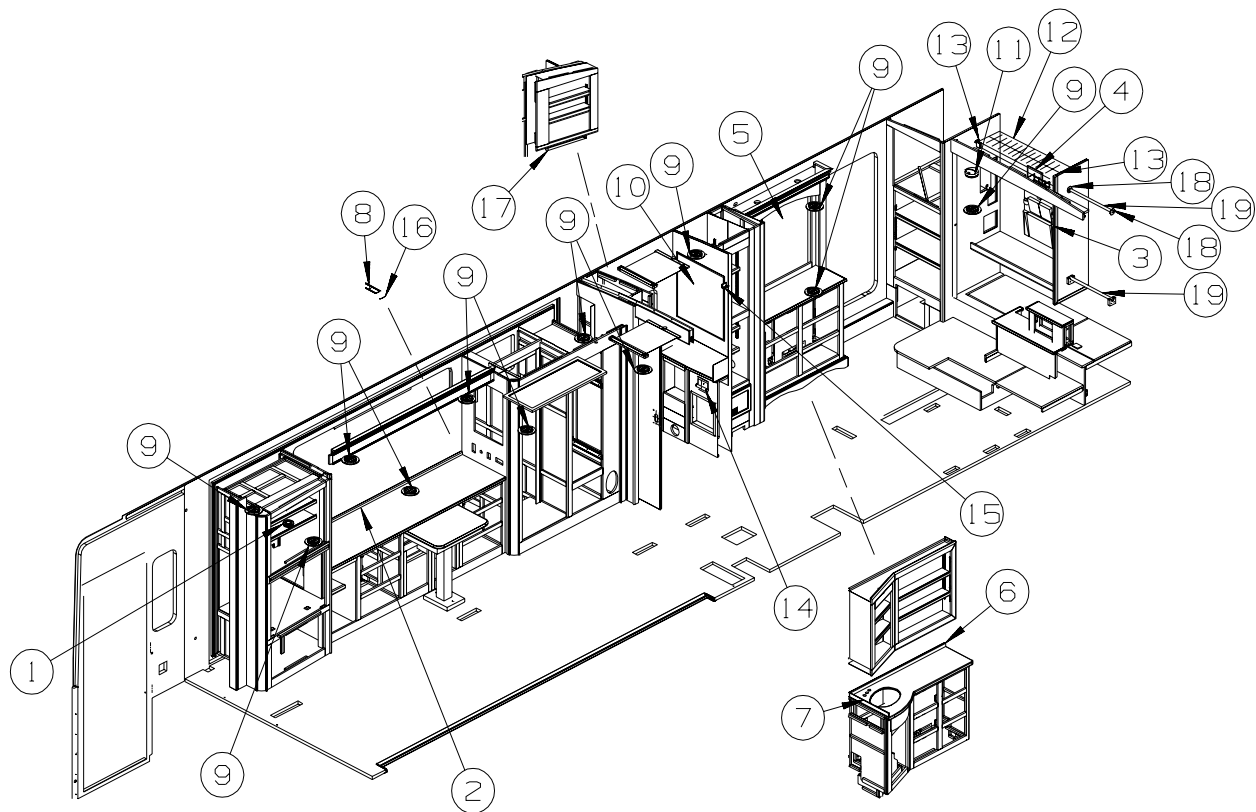
KEY	PART NUMBER	U/M	DESCRIPTION
1J	144885-14-R83	EA	MOLDING - F/SLIDEOUT - 86.5" - PORTSMOUTH OAK
1J	144885-14-R84	EA	MOLDING - F/SLIDEOUT - 86.5" - CHERRY
1J	144885-14-RE0	EA	MOLDING - F/SLIDEOUT - 86.5" - HONEY CHERRY
1J	144885-07-SD2	EA	MOLDING - F/SLIDEOUT - 82.5" - WASHED MAPLE
2J	145379-01-R83	EA	MOLDING/TRIM - 47.48" - PORTSMOUTH OAK
2J	145379-01-R84	EA	MOLDING/TRIM - 47.48" - CONCERT CHERRY
2J	145379-01-RE0	EA	MOLDING/TRIM - 47.48" - HONEY CHERRY
2J	145379-01-SD2	EA	MOLDING/TRIM - 47.48" - WASHED MAPLE
2J	145379-02-R83	E A	MOLDING/TRIM - 7.87" W/RIGHT SIDE ANGLE CUT - PORTSMOUTH OAK
2J	145379-02-R84	EA	MOLDING/TRIM - 7.87" W/RIGHT SIDE ANGLE CUT - CONCERT CHERRY
2J	145379-02-RE0	EA	MOLDING/TRIM - 7.87" W/RIGHT SIDE ANGLE CUT - HONEY CHERRY
2J	145379-02-SD2	EA	MOLDING/TRIM - 7.87" W/RIGHT SIDE ANGLE CUT - WASHED MAPLE
2J	145379-03-R83	EA	MOLDING/TRIM - 7.87" W/LEFT SIDE ANGLE CUT - PORTSMOUTH OAK
2J	145379-03-R84	EA	MOLDING/TRIM - 7.87" W/LEFT SIDE ANGLE CUT - CONCERT CHERRY
2J	145379-03-RE0	EA	MOLDING/TRIM - 7.87" W/LEFT SIDE ANGLE CUT - HONEY CHERRY
2J	145379-03-SD2	EA	MOLDING/TRIM - 7.87" W/LEFT SIDE ANGLE CUT - WASHED MAPLE
2J	145379-05-R83	EA	MOLDING/TRIM - 102.75" - PORTSMOUTH OAK
2J	145379-05-R84	EA	MOLDING/TRIM - 102.75" - CONCERT CHERRY
2J	145379-05-SD2	EA	MOLDING/TRIM - 102.75" - WASHED MAPLE
2J	145379-05-RE0	EA	MOLDING/TRIM - 102.75" - HONEY CHERRY
3J	146306-01-01A	FT	TRANSITION - CARPET/TILE
4J	149151-01-S46	EA	MOLDING - BLOCK - PORTSMOUTH OAK
4J	149151-01-S47	EA	MOLDING - BLOCK - CONCERT CHERRY
4J	149151-01-S48	EA	MOLDING - BLOCK - WASHED MAPLE

INTERIOR FINISH GROUP (CONTINUED)
PANELING & LAMINATES

KEY	PART NUMBER	U/M	DESCRIPTION
	000885-A5-000	SF	PARTICLE BOARD - 3/8" X 4' X 8' - WHITE PEB EMB - 1 SIDED
	000885-92-000	SF	PARTICLE BOARD - 3/8" X 4' X 8' - PORTSMOUTH OAK - 1-SIDED - PORTSMOUTH OAK
	000885-93-000	SF	PARTICLE BOARD - 3/8" X 4' X 8' - PORTSMOUTH OAK - 2-SIDED - PORTSMOUTH OAK
	000885-95-000	SF	PARTICLE BOARD - 3/4" X 4' X 8' - PORTSMOUTH OAK - 2-SIDED - PORTSMOUTH OAK
	000885-B9-000	SF	PARTICLE BOARD - 3/8" X 4' X 8'- NEW CONC CHERRY - 1 SIDED - CONCERT CHERRY
	000885-B8-000	SF	PARTICLE BOARD - 3/8" X 4' X 8'- NEW CONC CHERRY - 2 SIDED - CONCERT CHERRY
	000885-C0-000	SF	PARTICLE BOARD - 3/4" X 4' X 8'- NEW CONC CHERRY - 2 SIDED - CONCERT CHERRY
	000885-B5-000	SF	PARTICLE BOARD - 3/8" X 4' X 8'- WASHED MAPLE - 1-SIDED - WASHED MAPLE
	000885-B4-000	SF	PARTICLE BOARD - 3/8" X 4' X 8'- WASHED MAPLE - 2 SIDED - WASHED MAPLE
	000885-B6-000	SF	PARTICLE BOARD - 3/4" X 4' X 8'- WASHED MAPLE - 2 SIDED - WASHED MAPLE
	000885-A8-000	SF	PARTICLE BOARD - 3/8" X 4' X 8' - HONEY CHERRY - 1 SIDED - HONEY CHERRY
	000885-A9-000	SF	PARTICLE BOARD - 3/8" X 4' X 8' - HONEY CHERRY - 2 SIDED - HONEY CHERRY
	000885-A7-000	SF	PARTICLE BOARD - 3/4" X 4' X 8' - HONEY CHERRY - 2 SIDED - HONEY CHERRY
	057882-04-000	SF	TAMBOUR - 48" X 96" SHEET - UNFINISHED - PORTSMOUTH OAK
	057882-06-000	SF	TAMBOUR - 48" X 96" SHEET - CONCERT CHERRY/HONEY CHERRY
	057882-05-000	SF	TAMBOUR - 48" X 96" SHEET - UNFINISHED - WASHED MAPLE
	P26866-11-N75	EA	HANDLE - DOOR/TAMBOUR - 20.8" - PORTSMOUTH OAK
	P26866-11-N74	EA	HANDLE - DOOR/TAMBOUR - 20.8" - CHERRY
	P26866-11-N84	EA	HANDLE - DOOR/TAMBOUR - 20.8" - WASHED MAPLE
	P26866-11-RC3	EA	HANDLE - DOOR/TAMBOUR - 20.8" - HONEY CHERRY
	088272-H9-000	SF	PANELING - PEBBLE EMBOSSED - WHITE - 4' X 7'
	088272-K0-000	SF	PANELING - TAYLOR MINK - 4' X 7' (SD0 THRU SD7, ST0 THRU ST7) - LOUNGE AREA FROM: 00-00-00 THRU: 11-21-04
	088272-L7-000	SF	PANELING - TAYLOR MINK - 4' X 7' (SD0 THRU SD7, ST0 THRU ST7) - LOUNGE AREA FROM: 11-22-04 THRU: 99-99-99
	088272-L0-000	SF	PANELING - D'VINCI ALMOND - 1/8" X 4' X 7' (SD0 THRU SD7, ST0 THRU ST7) - BATH/BED AREAS
	088272-K8-000	SF	PANELING - FRANCISCO FERN - 4' X 8' (SE0, SE1, SE2, SE3, SV0, SV1, SV2, SV3) FROM: 00-00-00 THRU: 11-21-04
	088272-L9-000	SF	PANELING - FRANCISCO FERN - 4' X 7.4' (SE0, SE1, SE2, SE3, SV0, SV1, SV2, SV3) FROM: 11-22-04 THRU: 99-99-99
	074497-42-000	SF	PANELING - PORTSMOUTH OAK - 1/8" X 4' X 8' - PORTSMOUTH OAK
	076773-15-000	SF	PANELING - 2 SIDED/PORTSMOUTH OAK - 1/8" X 4' X 8 - PORTSMOUTH OAK
	074497-50-000	SF	PANELING - NEW CONCERT CHERRY - 1/8" X 4' X 8' - CONCERT CHERRY
	076773-21-000	SF	PANELING - 2 SIDED/NEW CONC CHERRY - 1/8" X 4' X 8' - CONCERT CHERRY
	074497-49-000	SF	PANELING - WASHED MAPLE - 1/8" X 4' X 8' - WASHED MAPLE
	076773-20-000	SF	PANELING - 2 SIDED/WASHED MAPLE - 1/8" X 4' X 8' - WASHED MAPLE
	074497-47-000	SF	PANELING - HONEY CHERRY - 1/8" X 4' X 8' - HONEY CHERRY
	076773-18-000	SF	PANELING - 2 SIDED/HONEY CHERRY - 1/8" X 4' X 8' - HONEY CHERRY
	079666-03-000	SF	PANELING - CLOSET - CEDAR - 4' X 7'
	074498-A2-000	SF	LAMINATE - PLASTIC - PHANTOM GRAY - 5' X 8'
	074498-95-000	SF	LAMINATE - PLASTIC - PORTSMOUTH OAK - 4' X 8' - PORTSMOUTH OAK
	074498-96-000	SF	LAMINATE - PLASTIC - CHERRY - 4' X 8' - CONCERT CHERRY
	074498-A6-000	SF	LAMINATE - PLASTIC - HARDROCK MAPLE - 5' X 8' - WASHED MAPLE
	074498-A7-000	SF	LAMINATE - PLASTIC - GRAND ISLE - 5' X 8' - HONEY CHERRY
	085284-J2-000	FT	BATT TAPE-ADHSV BCK-DECORATIVE-TAYLOR MINK(SD0 THRU SD7, ST0 THRU ST7)- LOUNGE AREA
	085284-J3-000	FT	BATT TAPE-ADHSV BCK-DECOR-D'VINCI ALMOND(SD0 THRU SD7, ST0 THRU ST7)- BATH/BED AREAS
	085284-J0-000	FT	BATT TAPE - ADHESIVE BACKED - DECORATIVE - FRANCISCO FERN (SE0 THRU SE3, SV0 THRU SV3)
	088263-H9-000	EA	BATT STRIP - DECORATIVE - TAYLOR MINK (SD0 THRU SD7, ST0 THRU ST7) - LOUNGE AREA
	088263-J0-000	EA	BATT STRIP - DECORATIVE - D'VINCI ALMOND (SD0 THRU SD7, ST0 THRU ST7) - BATH/BED AREAS
	088263-H7-000	EA	BATT STRIP - DECORATIVE - FRANCISCO FERN (SE0, SE1, SE2, SE3, SV0, SV1, SV2, SV3)

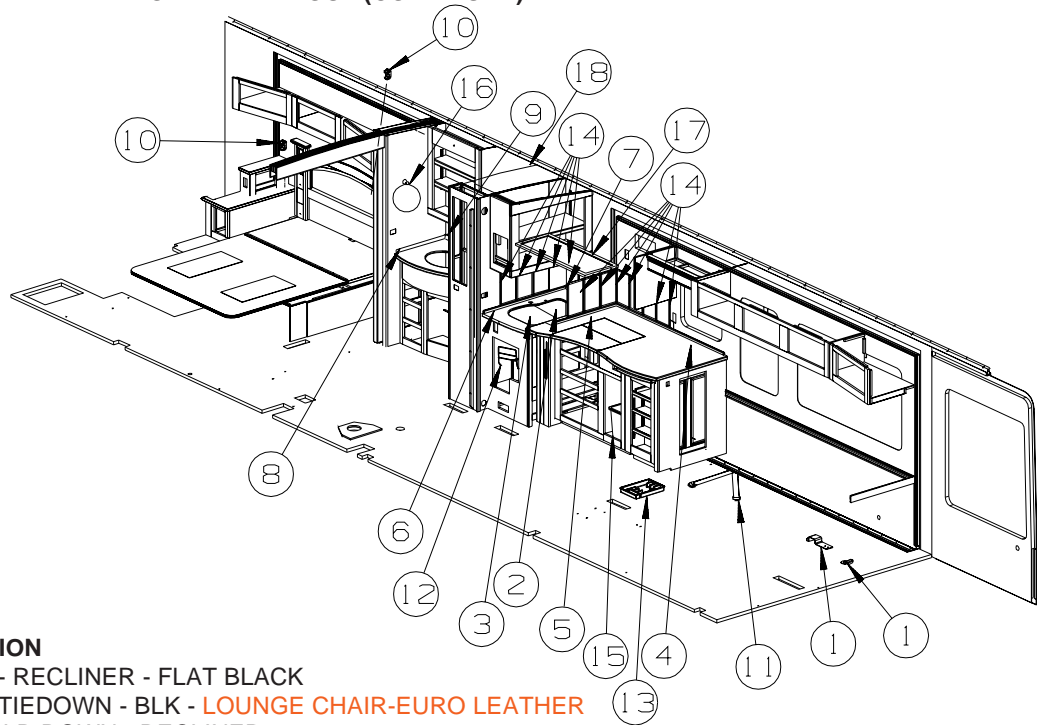
INTERIOR FINISH GROUP (CONTINUED)

INTERIOR TRIM LAYOUT



KEY	PART NUMBER	U/M	DESCRIPTION
1	072852-01-000	EA	DETECTOR - SMOKE - W/9 VOLT BATTERY
1	072852-02-000	EA	DETECTOR - SMOKE - W/9 VOLT BATTERY - CANADIAN
2	142772-28-03A	EA	BACKSPLASH - FOSSIL (SD0,SD1,SD2,SD3,ST0,ST1,ST2,ST3) - SOLID SURFACE COUNTERTOP
2	142772-28-04A	EA	BACKSPLASH - CANYON (SD4,SD5,SD6,SD7,ST4,ST5,ST6,ST7) - SOLID SURFACE COUNTERTOP
2	142772-28-05A	EA	BACKSPLASH - WILLOW (SE0,SE1,SE2,SE3,SV0,SV1,SV2,SV3) - SOLID SURFACE COUNTERTOP
3	108186-05-000	EA	BAG/CANVAS - CADDY W/POCKETS
4	108186-06-000	EA	RACK - VACUUM HOSE/CADDY
5	140374-63-000	EA	MIRROR - SAFETY GLASS - 42.5" X 38.4"
6	139855-14-03A	EA	BACKSPLASH - CORIAN - FOSSIL (SD0, SD1, SD2, SD3, ST0, ST1, ST2, ST3)
6	139855-14-04A	EA	BACKSPLASH - CORIAN - CANYON (SD4, SD5, SD6, SD7, ST4, ST5, ST6, ST7)
6	139855-14-05A	EA	BACKSPLASH - CORIAN - WILLOW (SE0, SE1, SE2, SE3, SV0, SV1, SV2, SV3)
7	139855-16-03A	EA	BACKSPLASH - CORIAN - FOSSIL (SD0, SD1, SD2, SD3, ST0, ST1, ST2, ST3)
7	139855-16-04A	EA	BACKSPLASH - CORIAN - CANYON (SD4, SD5, SD6, SD7, ST4, ST5, ST6, ST7)
7	139855-16-05A	EA	BACKSPLASH - CORIAN - WILLOW (SE0, SE1, SE2, SE3, SV0, SV1, SV2, SV3)
8	138403-01-01A	EA	TRIM - ROOF - MILL
9	120134-01-02A	EA	REGISTER - W/DAMPER - 4" PIPE/6.4" O.D. FACE - WHITE
9	120134-02-01A	EA	REGISTER - TRIM RING - WHITE
10	093606-46-000	EA	MIRROR - BEVELED EDGE - 24.5" X 25.9"
11	125136-02-000	EA	DETECTOR/CO - GAS MODEL - 9 VOLT
12	136891-01-01A	EA	SHELF & ROD - 12" X 143.8" - W/O ENDS
13	136891-50-01A	EA	BRACKET/END - F/SHELF
13	136891-52-01A	EA	END CAP - SMALL - F/SHELF
13	136891-53-01A	EA	BRACKET - U/CLAMP MOUNTING - F/SHELF
14	145980-02-01A	EA	HOLDER - TOILET TISSUE - RECESSED - BRASS
14	145980-02-02A	EA	HOLDER - TOILET TISSUE - RECESSED - NICKEL - STAINLESS STEEL PKG
15	145849-03-01A	EA	HOOK - ROBE - TWIN - BRASS
15	145849-03-02A	EA	HOOK - ROBE - CHROME - STAINLESS STEEL PKG
16	138359-01-01A	FT	COVER - ROOF BREAK - PEARL CREAM/PLASTIC - 96"
17	140849-01-01A	EA	BAR - TOWEL - 18" - BRASS
17	140849-01-02A	EA	BAR - TOWEL - 18" - CHROME - STAINLESS STEEL PKG
18	152301-01-01A	EA	FLANGE - PLASTIC - 1" CLOTHES ROD HOLDER - WHITE
19	Y00136-21-218	EA	DOWEL - WOOD - CLOTHES ROD - 1"DIAMETER X 4'

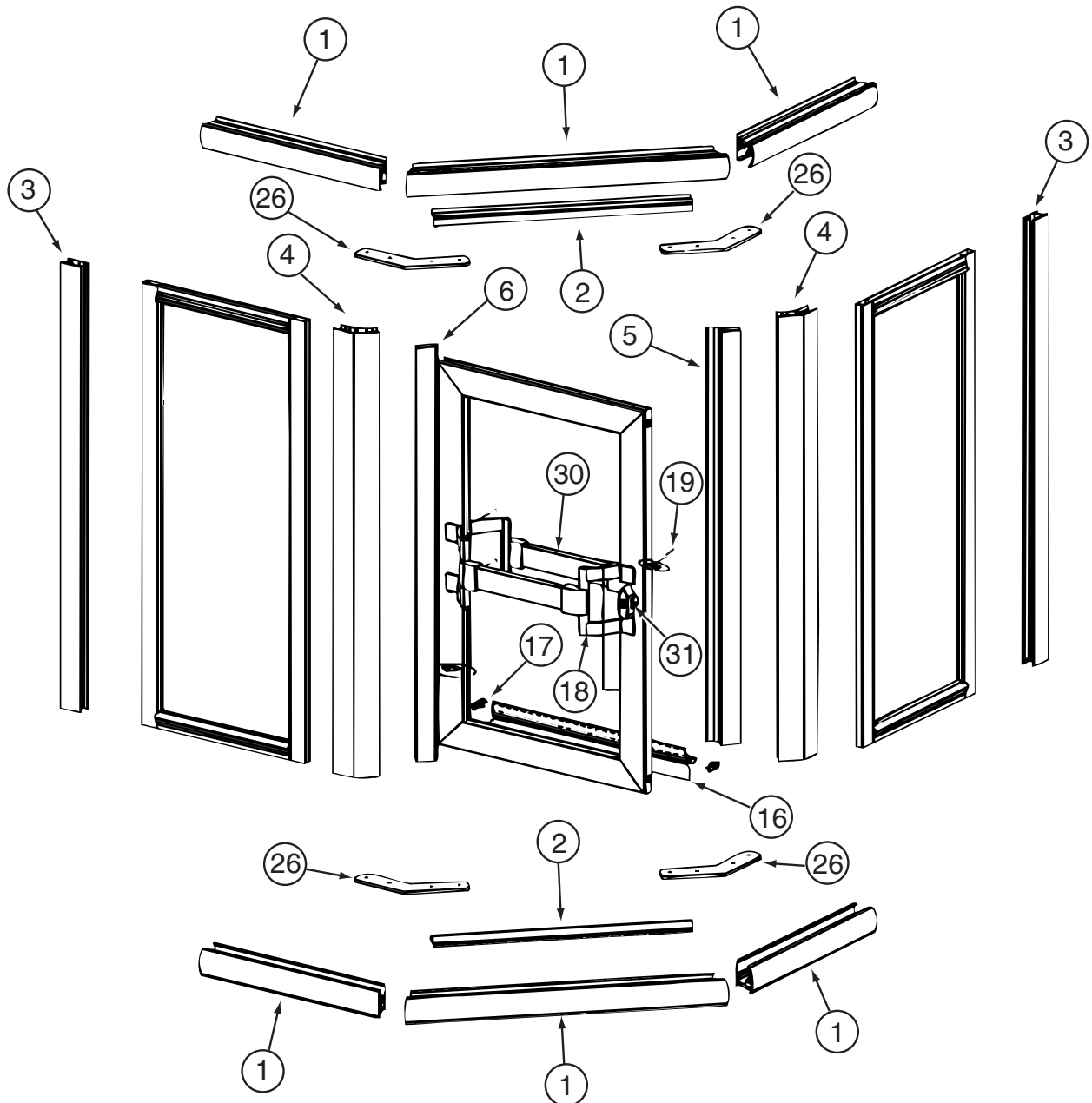
INTERIOR FINISH GROUP (CONTINUED)
INTERIOR TRIM LAYOUT (CONTINUED)



KEY	PART NUMBER	U/M	DESCRIPTION
1	134057-02-11B	EA	BRACKET - RECLINER - FLAT BLACK
1	143956-02-04B	EA	BRACKET/TIEDOWN - BLK - LOUNGE CHAIR-EURO LEATHER
	140334-01-01A	EA	KNOB - HOLD DOWN - RECLINER
2	107044-09-03A	EA	COVER - RECESSED SINK - 10.1" X 14" - CORIAN - FOSSIL (SD0, SD1, SD2, SD3, ST0, ST1, ST2, ST3)
2	107044-09-04A	EA	COVER - RECESSED SINK - 10.1" X 14" - CORIAN - CANYON (SD4, SD5, SD6, SD7, ST4, ST5, ST6, ST7)
2	107044-09-05A	EA	COVER - RECESSED SINK - 10.1" X 14" - CORIAN - WILLOW (SE0, SE1, SE2, SE3, SV0, SV1, SV2, SV3)
3	107044-10-03A	EA	COVER - RECESSED SINK - 13.2" X 16.4" - CORIAN - FOSSIL (SD0, SD1, SD2, SD3, ST0, ST1, ST2, ST3)
3	107044-10-04A	EA	COVER - RECESSED SINK - 13.2" X 16.4" - CORIAN - CANYON (SD4, SD5, SD6, SD7, ST4, ST5, ST6, ST7)
3	107044-10-05A	EA	COVER - RECESSED SINK - 13.2" X 16.4" - CORIAN - WILLOW (SE0, SE1, SE2, SE3, SV0, SV1, SV2, SV3)
4	142772-10-03A	EA	BACKSPLASH - COUNTERTOP - CORIAN - FOSSIL (SD0, SD1, SD2, SD3, ST0, ST1, ST2, ST3)
4	142772-10-04A	EA	BACKSPLASH - COUNTERTOP - CORIAN - CANYON (SD4, SD5, SD6, SD7, ST4, ST5, ST6, ST7)
4	142772-10-05A	EA	BACKSPLASH - COUNTERTOP - CORIAN - WILLOW (SE0, SE1, SE2, SE3, SV0, SV1, SV2, SV3)
5	142772-11-03A	EA	BACKSPLASH - COUNTERTOP - CORIAN - FOSSIL (SD0, SD1, SD2, SD3, ST0, ST1, ST2, ST3)
5	142772-11-04A	EA	BACKSPLASH - COUNTERTOP - CORIAN - CANYON (SD4, SD5, SD6, SD7, ST4, ST5, ST6, ST7)
5	142772-11-05A	EA	BACKSPLASH - COUNTERTOP - CORIAN - WILLOW (SE0, SE1, SE2, SE3, SV0, SV1, SV2, SV3)
6	142772-12-03A	EA	BACKSPLASH - COUNTERTOP - CORIAN - FOSSIL (SD0, SD1, SD2, SD3, ST0, ST1, ST2, ST3)
6	142772-12-04A	EA	BACKSPLASH - COUNTERTOP - CORIAN - CANYON (SD4, SD5, SD6, SD7, ST4, ST5, ST6, ST7)
6	142772-12-05A	EA	BACKSPLASH - COUNTERTOP - CORIAN - WILLOW (SE0, SE1, SE2, SE3, SV0, SV1, SV2, SV3)
7	142772-13-03A	EA	BACKSPLASH - COUNTERTOP - CORIAN - FOSSIL (SD0, SD1, SD2, SD3, ST0, ST1, ST2, ST3)
7	142772-13-04A	EA	BACKSPLASH - COUNTERTOP - CORIAN - CANYON (SD4, SD5, SD6, SD7, ST4, ST5, ST6, ST7)
7	142772-13-05A	EA	BACKSPLASH - COUNTERTOP - CORIAN - WILLOW (SE0, SE1, SE2, SE3, SV0, SV1, SV2, SV3)
8	139855-08-03A	EA	BACKSPLASH - COUNTERTOP - CORIAN - FOSSIL (SD0, SD1, SD2, SD3, ST0, ST1, ST2, ST3)
8	139855-08-04A	EA	BACKSPLASH - COUNTERTOP - CORIAN - CANYON (SD4, SD5, SD6, SD7, ST4, ST5, ST6, ST7)
8	139855-08-05A	EA	BACKSPLASH - COUNTERTOP - CORIAN - WILLOW (SE0, SE1, SE2, SE3, SV0, SV1, SV2, SV3)
9	139855-09-03A	EA	BACKSPLASH - COUNTERTOP - CORIAN - FOSSIL (SD0, SD1, SD2, SD3, ST0, ST1, ST2, ST3)
9	139855-09-04A	EA	BACKSPLASH - COUNTERTOP - CORIAN - CANYON (SD4, SD5, SD6, SD7, ST4, ST5, ST6, ST7)
9	139855-09-05A	EA	BACKSPLASH - COUNTERTOP - CORIAN - WILLOW (SE0, SE1, SE2, SE3, SV0, SV1, SV2, SV3)
10	142411-05-000	EA	HOLDER - F/CONTROL (SELECT COMFORT)
11	056271-01-000	EA	SEAT BELT - 2" X 102" - BLACK
12	093605-02-01A	EA	RACK - TOWEL/WIRE - ALMOND
13	100081-01-01A	EA	TRAY - SILVERWARE - 9" X 13.3" RUBBERMAID ALMOND PLASTIC
14	113195-43-02A	EA	MIRROR - BEVELED SAFETY GLASS - 7.4" X 12.6"
15	130818-02-01A	EA	TRASH CONTAINER - 20 QUART ALMOND
16	132046-03-01A	EA	RING - TOWEL - BRASS
16	132046-03-02A	EA	RING - TOWEL - CHROME - STAINLESS STEEL PKG
17	145979-02-R83	EA	CABINET - OVERHEAD/LIGHT - PORTSMOUTH OAK
17	145979-02-R84	EA	CABINET - OVERHEAD/LIGHT - CONCERT CHERRY
17	145979-02-SD2	EA	CABINET - OVERHEAD/LIGHT - WASHED MAPLE
17	145979-02-RE0	EA	CABINET - OVERHEAD/LIGHT - HONEY CHERRY
	133312-01-01A	EA	LENS - CLEAR DIFFUSER - 23.7" X 47.8"
18*	139047-05-01A	EA	DOOR - SHOWER - NEO ANGLE - 66.4" TALL - GOLD/AQUA
18*	139047-05-02A	EA	DOOR - SHOWER - NEO ANGLE - 66.4" TALL - CHROME/RAIN - STAINLESS STEEL PKG

*COMPONENT PARTS LISTED LATER IN THIS GROUP

INTERIOR FINISH GROUP (CONTINUED)
COMPONENT PARTS FOR INTERIOR TRIM LAYOUT



139047-01-01A/02A, 139047-02-01A/02A, 139049-03-01A/02A/03A, 139047-04-02A/03A, 139047-05-01A

KEY	PART NUMBER	U/M	DESCRIPTION	VENDOR NO.
1	139047-01-700	EA	HEADER/SILL - 30" (PAIR)	900
2	139047-01-701	EA	DAM STRIP-TOP/BOTTOM-35.4"	901
3	139047-01-702	EA	JAMB - WALL - 65.9"	903
4	139047-01-703	EA	CORNER POST-45 DEGREE- 65.9"	909
5	139047-01-704	EA	STRIKE - JAMB - 64.6"	926
6	139047-01-705	EA	HINGE/POST - DOOR - 64.5"	920
16	139047-01-710	EA	VINYL SWEEP	C176G
17	139047-01-711	EA	PLUG - DRIP CAP (SET)	CP933
18	092574-01-701	EA	BRACKET-DOOR PULL/TOWEL BAR	8141G
19	092574-01-710	EA	SCREW-GOLD, FOR TOWEL BAR	83212G
26	139047-01-712	EA	HEADER - CORNER BRACKET	313.45C
30	116814-01-700	EA	BAR-TOWEL 17 5/16"	68G
31	089318-01-707	EA	LATCH/CATCH - SAFETY - BLACK	9730N
	139047-01-706	EA	HINGE PINS	CP932
	139047-01-707	EA	WASHERS - HINGE	CP148TW
	139047-01-708	EA	HINGE - SLEEVE - 61.5"	C921B
	139047-01-709	EA	STRIP - MAGNETIC- 55"	98-42
	139047-01-713	EA	RAIL DRIP - 31.6"	927G

CONTACT WINNEBAGO PART SALES FOR UNLISTED COMPONENT(S)

INTERIOR FINISH GROUP (CONTINUED)
COMPONENT PARTS FOR INTERIOR TRIM LAYOUT (CONTINUED)

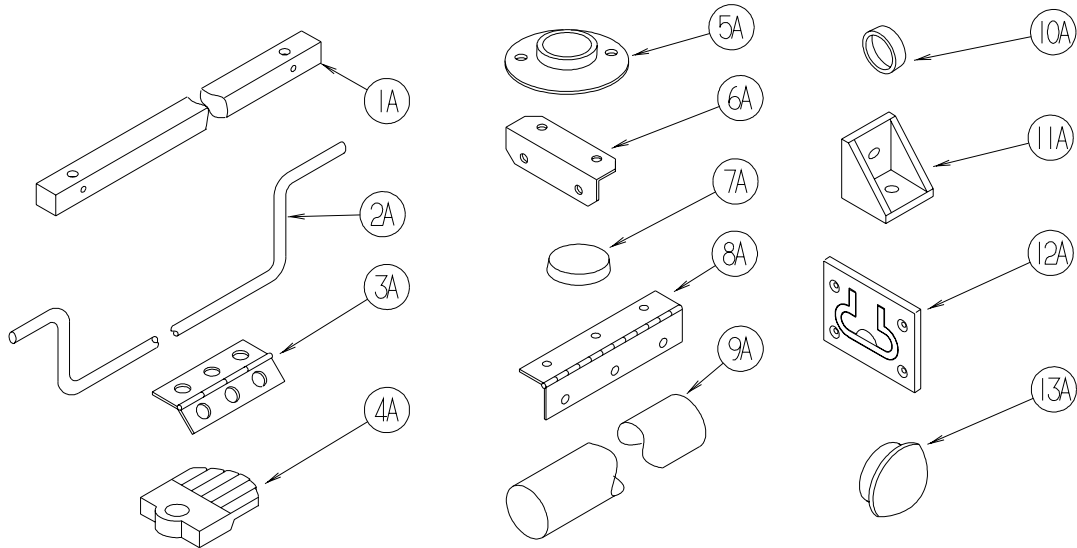
139047-01-05A, 139047-03-04A & 139047-05-02A

KEY	PART NUMBER	U/M	DESCRIPTION	VENDOR NO.
1	139047-03-700	EA	HEADER/SILL - 30" (PAIR)	900B
2	139047-03-701	EA	DAM STRIP-TOP/BOTTOM-35.4"	901B
3	139047-03-702	EA	JAMB - WALL - 65.9"	903B
4	139047-03-703	EA	CORNER POST-45 DEGREE- 65.9"	909B
5	139047-03-704	EA	STRIKE - JAMB - 64.6"	926B
6	139047-03-705	EA	HINGE/POST - DOOR - 64.5"	920B
16	139047-01-710	EA	VINYL SWEEP	C176G
17	139047-01-711	EA	PLUG - DRIP CAP (SET)	CP933
18	147577-01-701	EA	BRACKET-DOOR PULL/TOWEL BAR	8141B
19	147577-01-706	EA	SCREW-FOR TOWEL BAR	83212B
26	139047-01-712	EA	HEADER - CORNER BRACKET	313.45C
30	147577-01-708	EA	BAR-TOWEL 17 5/16"	68B
31	089318-01-707	EA	LATCH/CATCH - SAFETY - BLACK	9730N
	139047-01-706	EA	HINGE PINS	CP932
	139047-01-707	EA	WASHERS - HINGE	CP148TW
	139047-01-708	EA	HINGE - SLEEVE - 61.5"	C921B
	139047-01-709	EA	STRIP - MAGNETIC- 55"	98-42
	147577-01-704	EA	RAIL DRIP - SWEEP	927B
			CONTACT WINNEBAGO PART SALES FOR UNLISTED COMPONENT(S)	

INTERIOR FINISH GROUP (CONTINUED)

FLOOR COVERINGS

KEY	PART NUMBER	U/M	DESCRIPTION
	075233-01-000	SY	PAD - CARPET - 3/8" X 6' ROLL
	089275-02-000	FT	STRIP - 3/4" X 84" BLACK POLYETHYLENE
	093486-01-000	SY	CARPET - COMPARTMENT - 72" WIDE - DARK GRAY
	139056-31-000	SY	CARPET - SWISS COCOA - 4 SQUARE YARD INCREMENTS (SD0 THRU SD3, ST0 THRU ST3)
	139056-30-000	SY	CARPET - BRITISH TAN - 4 SQUARE YARD INCREMENTS (SD4 THRU SD7, ST4 THRU ST7)
	139056-29-000	SY	CARPET - BLUSH BEIGE - 4 SQUARE YARD INCREMENTS (SE0 THRU SE3, SV0 THRU SV3)
	093873-01-01A	EA	TRIM - CARPET - L-ANGLE 1.1" X 1.3" X 12' - GRAY VINYL
	123994-06-01A	EA	GROUT KIT - FLOOR TILE - CREAM COLOR - 13 LB PKG
	123994-09-01A	EA	TILE - FLOOR - CERAMIC - 12" X 12" - BIANCO

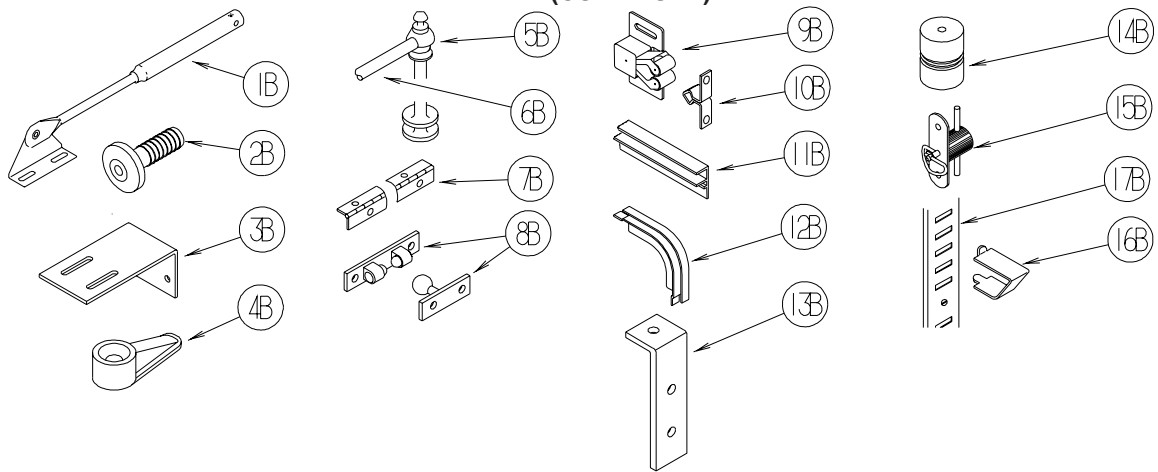


HARDWARE

KEY	PART NUMBER	U/M	DESCRIPTION
1A	P34509-01-N01	EA	RAIL END - RH/LH - TOWEL RACK - PORTSMOUTH
1A	P34509-01-P14	EA	RAIL END - RH/LH - TOWEL RACK - CONCERT CHERRY
1A	P34509-01-J70	EA	RAIL END - RH/LH - TOWEL RACK - WASHED MAPLE
1A	P34509-01-RE0	EA	RAIL END - RH/LH - TOWEL RACK - HONEY CHERRY
1A	P34509-01-SA3	EA	RAIL END - RH/LH - TOWEL RACK - SIERRA MAPLE
2A	146801-01-01A	EA	ROD/TOWEL BAR (OFFSET) - BRASS
2A	146801-01-02A	EA	ROD/TOWEL BAR (OFFSET) - PEWTER
3A	009059-01-000	EA	HINGE - DOOR - 2" X 1.4" - BRASS
3A	009059-02-000	EA	HINGE - DOOR - 2" X 2.7" - BRASS
3A	009059-03-000	EA	HINGE - BRASS - 1.75"
3A	009059-04-000	EA	HINGE - 2" - ZINC
4A	009089-01-000	EA	CLIP - MIRROR
5A	009112-01-000	EA	FLANGE - PLASTIC - 1" CLOTHES ROD - OFF WHITE
5A	152301-01-01A	EA	FLANGE - PLASTIC - 1" CLOTHES ROD HOLDER - WHITE
6A	016604-05-000	EA	BRACE - ANGLE - 2 1/2" - OFF WHITE METAL
6A	016604-10-000	EA	BRACE - SEAT ANGLE - 2.5" - BLACK
7A	023320-01-000	EA	PAD - FELT 3/8" DIAMETER
8A	041389-25-000	EA	HINGE - PIANO - 1 1/2" X 55" - UNPAINTED
9A	042438-02-000	EA	DOWEL - WOOD - 2" DIAMETER X 2'
10A	057671-01-000	EA	COVER - SCREW - #8 - OFF WHITE
10A	057671-15-000	EA	COVER - SCREW - #8 - BRIGHT WHITE
10A	057671-16-000	EA	COVER - SCREW - #8 - SOFT WHITE
10A	057671-17-000	EA	COVER - SCREW - VW LT GRAY - #8
11A	065740-01-000	EA	BRACE - CABINET/CORNER - PLASTIC
12A	072871-01-000	EA	PULL - FLUSH - CHROME
13A	074045-08-000	EA	PLUG - OAK - 3/8" DOWEL-1/2" HEAD - CONCERT CHERRY
13A	074045-12-000	EA	PLUG - OAK - 3/8" DOWEL-1/2" HEAD - WASHED MAPLE
13A	074045-13-000	EA	PLUG - OAK - 3/8" DOWEL-1/2" HEAD - PORTSMOUTH OAK
13A	074045-14-000	EA	PLUG - OAK - 3/8" DOWEL-1/2" HEAD - HONEY CHERRY
13A	074045-15-000	EA	PLUG - OAK - 3/8" DOWEL-1/2" HEAD - SIERRA MAPLE

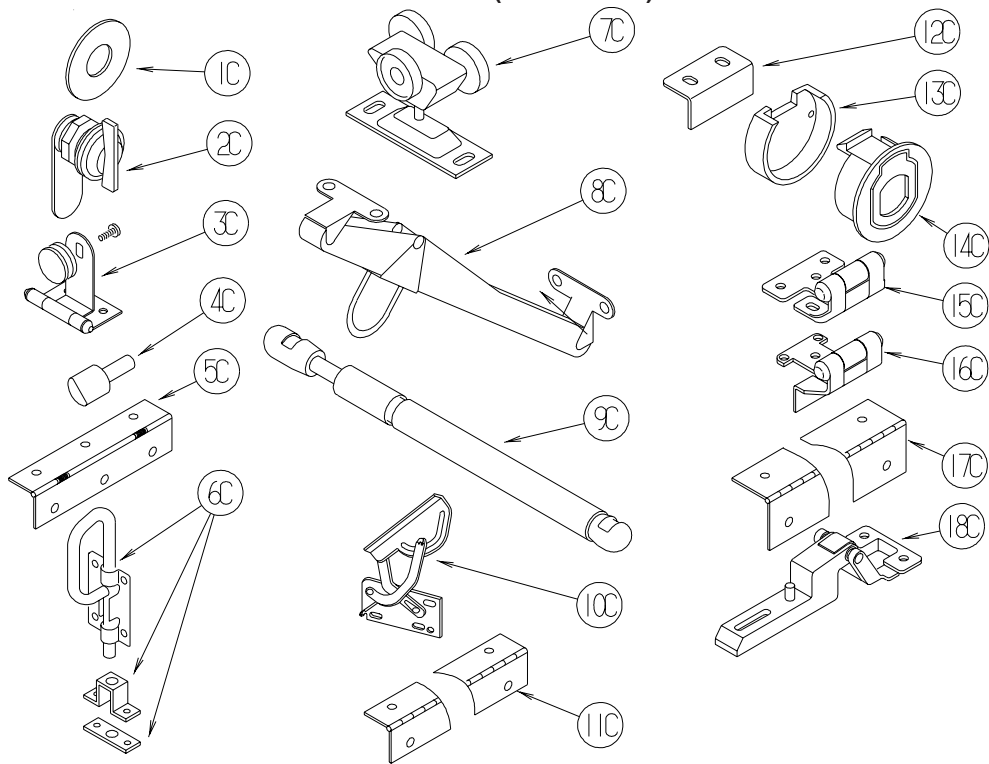
INTERIOR FINISH GROUP (CONTINUED)

HARDWARE (CONTINUED)



KEY	PART NUMBER	U/M	DESCRIPTION
1B	074493-02-000	EA	SUPPORT - PISTON SPRING - CABINET DOOR - 26 LBS
1B	074493-03-000	EA	SUPPORT - PISTON SPRING - CABINET DOOR - 12 LBS
2B	079921-01-000	EA	ROLLER - NYLON - W/STEEL SHAFT - BARBED
3B	083125-07-000	EA	BRACE - ANGLE/COUCH - 2.5" - OFF WHITE
4B	083204-03-000	EA	BUTTON - RETAINING MIRROR 5/16" TIP
5B	084070-03-000	EA	POST - END - 2.4" - SHINY BRASS
6B	084071-20-000	EA	ROD - BRASS - 9.8"
6B	146840-03-01A	EA	ROD - .25" DIAMETER - BRASS
6B	146840-03-02A	EA	ROD - .25" DIAMETER - PEWTER
6B	146840-04-01A	EA	ROD - .25" DIAMETER - BRASS
6B	146840-04-02A	EA	ROD - .25" DIAMETER - PEWTER
6B	146840-05-01A	EA	ROD - .25" DIAMETER - BRASS
6B	146840-05-02A	EA	ROD - .25" DIAMETER - PEWTER
7B	084413-01-000	EA	HINGE - 1" X 72" - ALUMINUM - W/HOLES
8B	084451-01-000	EA	CATCH & LATCH - 1.7" - BRASS
9B	093586-03-000	EA	CATCH - SPRING ROLLER - .377"
9B	093586-06-000	EA	CATCH - SPRING ROLLER - .236"
10B	093586-04-000	EA	STRIKE - SPRING STEEL - 1.14"
10B	093586-05-000	EA	STRIKE - SPRING STEEL - .943"
11B	093622-01-000	EA	TRACK - DOOR - TAMBOUR - PLASTIC - 8' LENGTHS
12B	093623-01-000	EA	CORNER - TRACK - TAMBOUR DOOR
13B	096826-01-01A	EA	BRACE-CABINET E-COATED
14B	097872-04-000	EA	DOWEL - WOOD - 1" DIAMETER X 1.38" LONG - UNFINISHED
15B	098196-01-000	EA	LATCH - 1/4 TURN - T-BAR
16B	098979-01-000	EA	CLIP - ADJUSTABLE SHELF
17B	098980-01-000	EA	PILASTER - ADJUSTABLE SHELF - 18"
17B	098980-02-000	EA	PILASTER - ADJUSTABLE SHELF - 12"
17B	098980-03-000	EA	PILASTER - ADJUSTABLE SHELF - 9"
17B	098980-04-000	EA	PILASTER - ADJUSTABLE SHELF - 48"
17B	098980-05-000	EA	PILASTER - ADJUSTABLE SHELF - 15"
17B	098980-06-000	EA	PILASTER - ADJUSTABLE SHELF - 24"

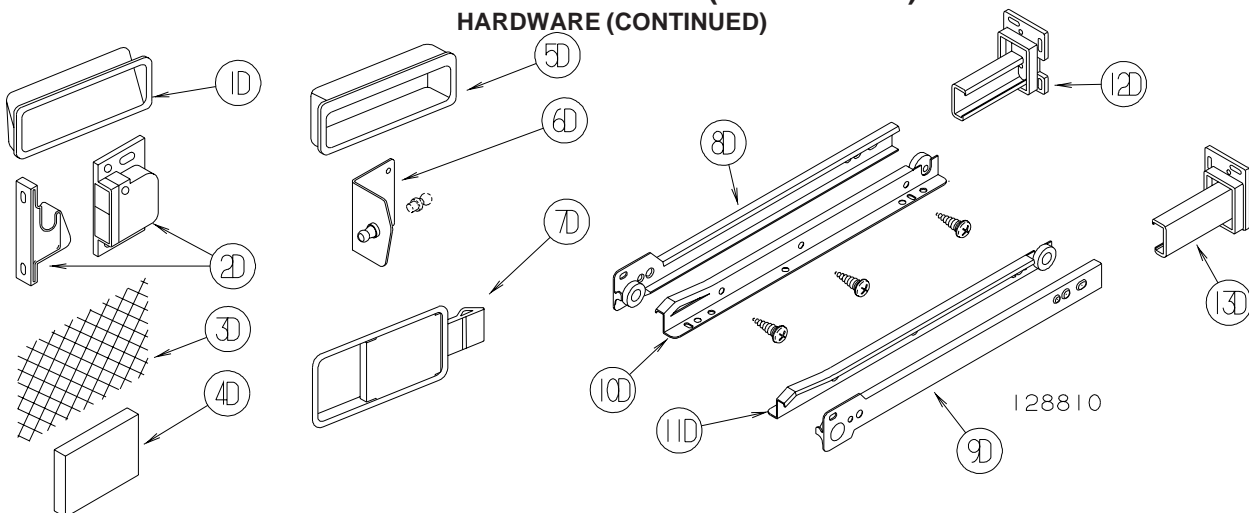
INTERIOR FINISH GROUP (CONTINUED)
HARDWARE (CONTINUED)



KEY	PART NUMBER	U/M	DESCRIPTION
1C	100707-01-000	EA	SPACER - GLASS DOOR - .8" DIA - .3" HOLE - PLASTIC
2C	100710-01-01A	EA	LOCK - GLASS DOOR/TWIST TYPE - BRASS
3C	100711-01-01A	EA	HINGE - GLASS DOOR
4C	101766-01-000	EA	PIN - SUPPORT/GLASS DOOR
5C	102920-01-01A	EA	HINGE - SPRING LOADED - BRASS
6C	103256-01-000	EA	LATCH COMPLETE (SLIDE)
7C	103874-01-000	EA	HANGER - SLIDING DOOR
8C	104181-01-01A	EA	SUPPORT - LEAF 5.3" EXTENDS TO 7.5" - SAFETY RING - METAL
9C	142569-15-000	EA	SPRING/GAS - 12" COMPRESSED/20" EXTENDED - 120 LB.
9C	142569-16-000	EA	SPRING/GAS - 12" COMPRESSED/20" EXTENDED - 90 LB
10C	108126-01-000	EA	TRAY HINGE SET (QTY. 2 PER SET)
11C	110496-01-01A	EA	HINGE - BRASS
12C	113375-02-01A	EA	STRIKE - DOOR - CHROME
13C	113375-05-01A	EA	LATCH - SLAM - BACK - .8" THICK
14C	113375-06-01A	EA	LATCH - SLAM - FACE - .7" THICK
15C	113676-01-01A	EA	HINGE - OVERLAY - VARIABLE - BURNISHED BRASS
16C	113677-01-01A	EA	HINGE - SELF CLOSING
17C	114278-02-000	EA	HINGE - CONTINUOUS - 3" WIDE
18C	114443-01-01A	EA	HINGE - CABINET DOOR

INTERIOR FINISH GROUP (CONTINUED)

HARDWARE (CONTINUED)



KEY	PART NUMBER	U/M	DESCRIPTION
1D	115994-01-01A	EA	HANDLE - POCKET
2D	117095-01-01A	EA	LATCH - DOOR - GRABBER W/KEEPER - PLASTIC - BLK-5 LB PULL
2D	117095-02-01A	EA	LATCH - DOOR - GRABBER W/KEEPER - PLASTIC - BLK-10 LB PULL
3D	118200-01-01A	SF	MESH - PLASTIC 1/2" - 48" X LENGTH = SF - BLACK
4D	122717-06-01A	FT	PAD - NON-SKID - PSA - 5"W
5D	124311-01-01A	EA	HANDLE - RECESSED - BRASS
6D	126263-06-02B	EA	BRACKET - GAS SPRING W/INSIDE BALL STUD - E-COATED
6D	057460-02-000	EA	BALL STUD - F/GAS SPRING .39" - 5/16" - 18
6D	126263-08-02B	EA	BRACKET - GAS SPRING W/CENTERED BALL STUD - E-COATED
7D	127349-01-01A	EA	LATCH - PADDLE

FROM: 00-00-00 THRU: 01-03-05

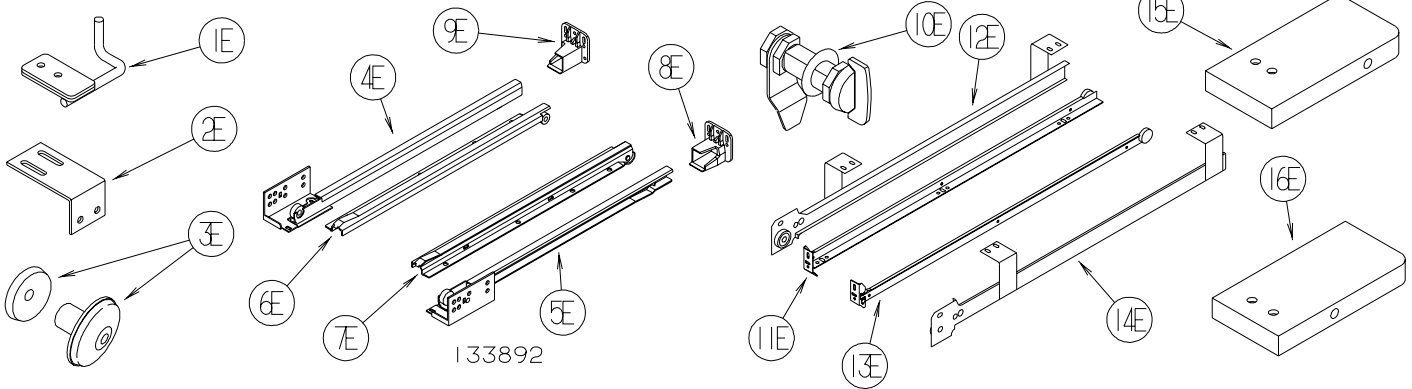
8D	128810-01-01A	EA	SLIDE - DRAWER - 12" - LEFT CABINET
8D	128810-05-01A	EA	SLIDE - DRAWER - 14" - LEFT CABINET
8D	128810-09-01A	EA	SLIDE - DRAWER - 16" - LEFT CABINET
8D	128810-13-01A	EA	SLIDE - DRAWER - 18" - LEFT CABINET
8D	128810-17-01A	EA	SLIDE - DRAWER - 20" - LEFT CABINET
8D	128810-21-01A	EA	SLIDE - DRAWER - 22" - LEFT CABINET
8D	128810-25-01A	EA	SLIDE - DRAWER - 24" - LEFT CABINET
9D	128810-02-01A	EA	SLIDE - DRAWER - 12" - RIGHT CABINET
9D	128810-06-01A	EA	SLIDE - DRAWER - 14" - RIGHT CABINET
9D	128810-10-01A	EA	SLIDE - DRAWER - 16" - RIGHT CABINET
9D	128810-14-01A	EA	SLIDE - DRAWER - 18" - RIGHT CABINET
9D	128810-18-01A	EA	SLIDE - DRAWER - 20" - RIGHT CABINET
9D	128810-22-01A	EA	SLIDE - DRAWER - 22" - RIGHT CABINET
9D	128810-26-01A	EA	SLIDE - DRAWER - 24" - RIGHT CABINET
10D	128810-03-01A	EA	SLIDE - DRAWER - 12" - LEFT DRAWER
10D	128810-07-01A	EA	SLIDE - DRAWER - 14" - LEFT DRAWER
10D	128810-11-01A	EA	SLIDE - DRAWER - 16" - LEFT DRAWER
10D	128810-15-01A	EA	SLIDE - DRAWER - 18" - LEFT DRAWER
10D	128810-19-01A	EA	SLIDE - DRAWER - 20" - LEFT DRAWER
10D	128810-23-01A	EA	SLIDE - DRAWER - 22" - LEFT DRAWER
10D	128810-27-01A	EA	SLIDE - DRAWER - 24" - LEFT DRAWER
11D	128810-04-01A	EA	SLIDE - DRAWER - 12" - RIGHT DRAWER
11D	128810-08-01A	EA	SLIDE - DRAWER - 14" - RIGHT DRAWER
11D	128810-12-01A	EA	SLIDE - DRAWER - 16" - RIGHT DRAWER
11D	128810-16-01A	EA	SLIDE - DRAWER - 18" - RIGHT DRAWER
11D	128810-20-01A	EA	SLIDE - DRAWER - 20" - RIGHT DRAWER
11D	128810-24-01A	EA	SLIDE - DRAWER - 22" - RIGHT DRAWER
11D	128810-28-01A	EA	SLIDE - DRAWER - 24" - RIGHT DRAWER
12D	128811-01-02A	EA	BACKSOCKET - ADJUSTABLE - LEFT
13D	128811-02-02A	EA	BACKSOCKET - ADJUSTABLE - RIGHT

FROM: 01-04-05 THRU: 99-99-99

153000-01-01A	EA	SLIDE - CABINET MOUNT - 11.8"
153000-02-01A	EA	SLIDE - DRAWER MOUNT - 11.8"
153000-03-01A	EA	SLIDE - CABINET MOUNT - 13.8"
153000-04-01A	EA	SLIDE - DRAWER MOUNT - 13.8"
153000-05-01A	EA	SLIDE - CABINET MOUNT - 15.7"
153000-06-01A	EA	SLIDE - DRAWER MOUNT - 15.7"

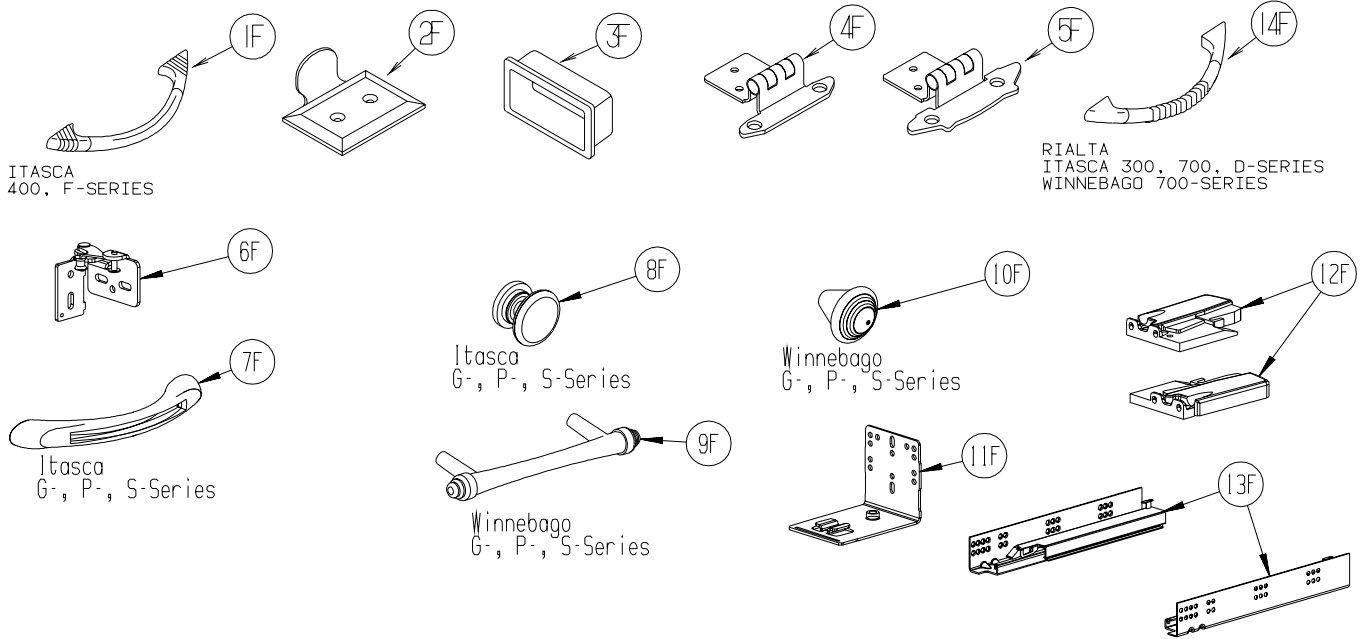
INTERIOR FINISH GROUP (CONTINUED) HARDWARE (CONTINUED)

KEY	PART NUMBER	U/M	DESCRIPTION
	153000-07-01A	EA	SLIDE - CABINET MOUNT - 17.7"
	153000-08-01A	EA	SLIDE - DRAWER MOUNT - 17.7"
	153000-09-01A	EA	SLIDE - CABINET MOUNT - 19.7"
	153000-10-01A	EA	SLIDE - DRAWER MOUNT - 19.7"
	153000-11-01A	EA	SLIDE - CABINET MOUNT - 21.6"
	153000-12-01A	EA	SLIDE - DRAWER MOUNT - 21.6"
	153000-14-01A	EA	SLIDE - CABINET MOUNT - 23.6"
	153000-15-01A	EA	SLIDE - DRAWER MOUNT - 23.4"
	153000-16-01A	EA	SLIDE - CABINET MOUNT - 7.9"
	153000-17-01A	EA	SLIDE - DRAWER MOUNT - 7.7"
	153000-18-01A	EA	SLIDE - CABINET MOUNT - 9.8"
	153000-19-01A	EA	SLIDE - DRAWER MOUNT - 9.6"
	153000-13-01A	EA	BACKSOCKET - DRAWER SLIDE



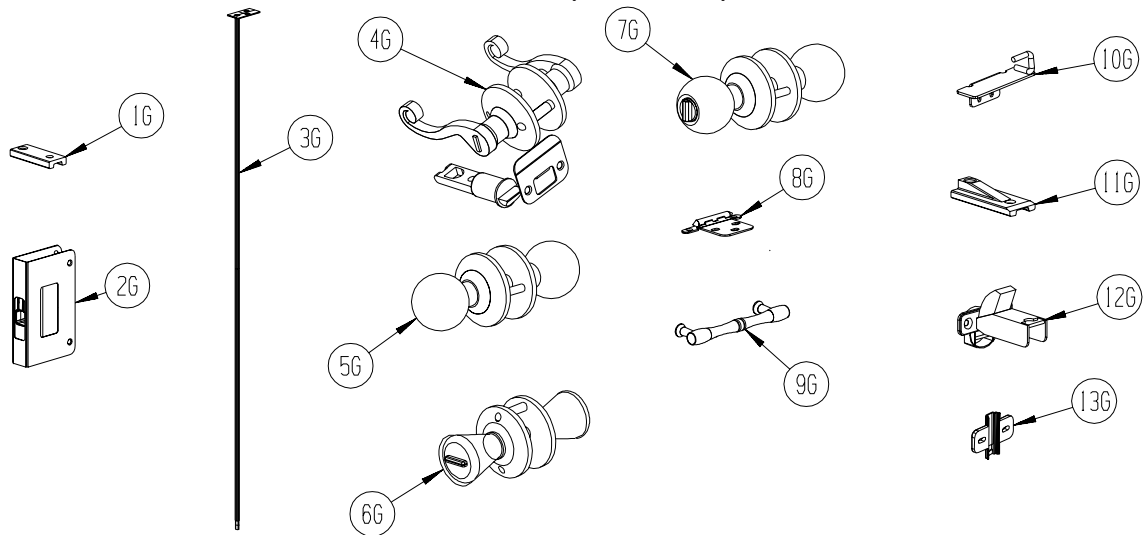
KEY	PART NUMBER	U/M	DESCRIPTION
1E	130798-01-02B	EA	GUIDE - POCKET DOOR - E-COATED
2E	132871-02-02B	EA	BRACKET/L-ANGLE W/HOLES - 1.9" X 2.8" - E-COATED
3E	133313-01-02A	EA	PULL - DOOR/DRAWER - BRIGHT BRASS - MINNIE, MINNIE WINNIE, BRAVE & SPIRIT
3E	133313-01-03A	EA	PULL - DOOR/DWR - CHROME/BRASS - SUNDANCER AND SUNRISE
4E	133892-01-01A	EA	SLIDE - DRAWER - 16" - LEFT CABINET
4E	133892-06-01A	EA	SLIDE - DRAWER - 22" - LEFT CABINET
4E	133892-10-01A	EA	SLIDE - DRAWER - 12" - LEFT CABINET
4E	133892-14-01A	EA	SLIDE - DRAWER - 18" - LEFT CABINET
5E	133892-02-01A	EA	SLIDE - DRAWER - 16" - RIGHT CABINET
5E	133892-07-01A	EA	SLIDE - DRAWER - 22" - RIGHT CABINET
5E	133892-11-01A	EA	SLIDE - DRAWER - 12" - RIGHT CABINET
5E	133892-15-01A	EA	SLIDE - DRAWER - 18" - RIGHT CABINET
6E	133892-03-01A	EA	SLIDE - DRAWER - 16" - LEFT DRAWER
6E	133892-08-01A	EA	SLIDE - DRAWER - 22" - LEFT DRAWER
6E	133892-12-01A	EA	SLIDE - DRAWER - 12" - LEFT DRAWER
6E	133892-16-01A	EA	SLIDE - DRAWER - 18" - LEFT DRAWER
7E	133892-04-01A	EA	SLIDE - DRAWER - 16" - RIGHT DRAWER
7E	133892-09-01A	EA	SLIDE - DRAWER - 22" - RIGHT DRAWER
7E	133892-13-01A	EA	SLIDE - DRAWER - 12" - RIGHT DRAWER
7E	133892-17-01A	EA	SLIDE - DRAWER - 18" - RIGHT DRAWER
8E	133907-01-01A	EA	BACKSOCKET - RIGHT HAND
9E	133907-02-01A	EA	BACKSOCKET - LEFT HAND
10E	135231-01-01A	EA	LATCH - COMPRESSION - BLACK
11E	136944-01-01A	EA	SLIDE - DRAWER/RIGHT HAND - 13.8"
12E	136944-02-01A	EA	SLIDE - CABINET/RIGHT HAND - 13.8"
13E	136944-03-01A	EA	SLIDE - DRAWER/LEFT HAND - 13.8"
14E	136944-04-01A	EA	SLIDE - CABINET/LEFT HAND - 13.8"
15E	137445-01-N42	EA	STOP - F/SLIDING DOOR - PORTSMOUTH OAK
15E	137445-01-P46	EA	STOP - F/SLIDING DOOR - CONCERT CHERRY
15E	137445-01-P56	EA	STOP - F/SLIDING DOOR - WASHED MAPLE
15E	137445-01-S67	EA	STOP - F/SLIDING DOOR - HONEY CHERRY
16E	137445-02-P45	EA	STOP - F/SLIDING DOOR - PORTSMOUTH OAK
16E	137445-02-P46	EA	STOP - F/SLIDING DOOR - CONCERT CHERRY
16E	137445-02-P56	EA	STOP - F/SLIDING DOOR - WASHED MAPLE
16E	137445-02-S67	EA	STOP - F/SLIDING DOOR - HONEY CHERRY

INTERIOR FINISH GROUP (CONTINUED) HARDWARE (CONTINUED)



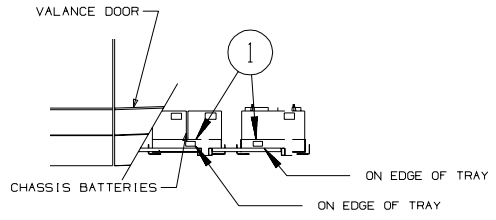
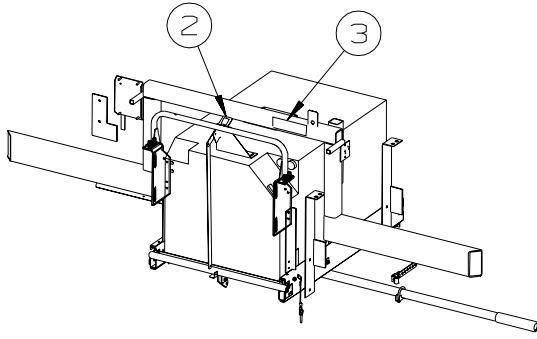
KEY	PART NUMBER	U/M	DESCRIPTION
1F	137446-01-01A	EA	PULL - CABINET - CHROME/BRASS - SUNDANCER, SUNRISE
2F	137463-01-01A	EA	LIFT - HOOK - SATIN BRASS
2F	137463-01-02A	EA	LIFT - HOOK - PEWTER
3F	139136-01-01A	EA	HANDLE - RECESSED .7" - BRASS
3F	139136-02-01A	EA	HANDLE - RECESSED .35" - BRASS
3F	139136-02-02A	EA	HANDLE - RECESSED .35" - PEWTER
4F	143468-01-02A	EA	HINGE - SELF CLOSING - POLISHED BRASS
5F	143468-02-03A	EA	HINGE - SELF CLOSING - SATIN NICKEL
6F	144488-01-02A	EA	HINGE - CABINET - NICKEL - HORIZON
7F	144917-01-01A	EA	PULL - DRAWER - SATIN NICKEL - SUNCRUISER, MERIDIAN, HORIZON
8F	144918-01-01A	EA	PULL - DRAWER/KNOB - SATIN NICKEL - SUNCRUISER, MERIDIAN, HORIZON
9F	145172-01-01A	EA	PULL - CABINET DOOR - BRASS - ADVENTURER, JOURNEY, VECTRA
9F	145172-01-02A	EA	PULL - CABINET DOOR - CHROME - ADVENTURER, JOURNEY, VECTRA
10F	145172-02-01A	EA	KNOB - CABINET DOOR - BRASS - ADVENTURER, JOURNEY, VECTRA
10F	145172-02-02A	EA	KNOB - CABINET DOOR - CHROME - ADVENTURER, JOURNEY, VECTRA
11F	145739-01-000	EA	BRACKET - REAR MOUNT
12F	145739-02-000	EA	LOCKING MECHANISM - LEFT
12F	145739-03-000	EA	LOCKING MECHANISM - RIGHT
13F	145739-04-000	EA	SLIDE - DRAWER - 12"
14F	148816-01-01A	EA	PULL - CABINET DOOR - BRASS - RIALTA, SUNDANCER, SUNOVA
14F	148816-01-02A	EA	PULL - CABINET DOOR - NICKEL - ASPECT, CAMBRIA

INTERIOR FINISH GROUP (CONTINUED)
HARDWARE (CONTINUED)

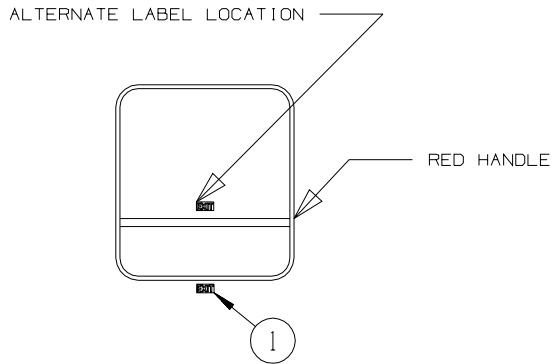


KEY	PART NUMBER	U/M	DESCRIPTION
1G	145815-01-000	EA	BLOCK - DOOR TRACK - 3" X 1.2" - BLACK
2G	145939-01-01A	EA	LATCH - SLIDE - AISLE DOOR(1" THICK DOOR) - BRASS
2G	145939-01-02A	EA	LATCH - SLIDE - AISLE DOOR(1" THICK DOOR) - NICKEL
3G	145939-03-01A	EA	ROD/LATCH - AISLE DOOR - BRASS
3G	145939-03-02A	EA	ROD/LATCH - AISLE DOOR - NICKEL
4G	146064-01-01A	EA	LOCK/PRIVACY (LOCKING) LEVER STYLE - POLISHED BRASS
4G	146064-01-02A	EA	LOCK/PRIVACY (LOCKING) LEVER STYLE - SATIN PEWTER
5G	146064-04-01A	EA	LOCK/PASSAGE (NON LOCKING) KNOB STYLE - POLISHED BRASS
6G	146064-05-01A	EA	LOCK/PRIVACY (LOCKING) KNOB STYLE - SATIN NICKEL
7G	146064-06-01A	EA	LOCK/PASSAGE (NON LOCKING) KNOB STYLE - SATIN NICKEL
8G	146553-01-01A	EA	HINGE - CABINET DOOR - BURNISHED BRASS
8G	146553-01-02A	EA	HINGE - CABINET DOOR - BRIGHT BRASS
8G	146553-01-03A	EA	HINGE - CABINET DOOR - SATIN NICKEL
9G	149090-01-01A	EA	PULL - CABINET DOOR - BRASS - MINNIE, MINNIE WINNIE, BRAVE, SIGHTSEER
10G	149607-01-02B	EA	GUIDE - F/POCKET DOOR - 1.6" BENT ROD - E-COATED
10G	149607-03-02B	EA	GUIDE - F/POCKET DOOR - 2.9" BENT ROD - E-COATED
11G	150983-01-01A	EA	BLOCK - DOOR TRACK - 3" X 1.2" - BLACK
12G	151305-01-01A	EA	HINGE - CONCEALED/SELF CLOSING - BRASS
13G	151305-02-01A	EA	PLATE/MOUNTING - F/HINGE - WHITE

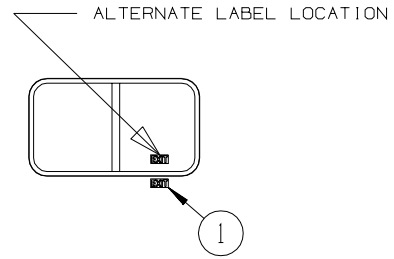
LABELS GROUP



KEY	PART NUMBER	U/M	DESCRIPTION
1	065748-01-000	EA	LABEL - WARNING - BATTERY CHARGING - UL
2	131779-01-01A	EA	LABEL - GENERATOR
3	116273-01-000	EA	LABEL - WARNING - GENERATOR



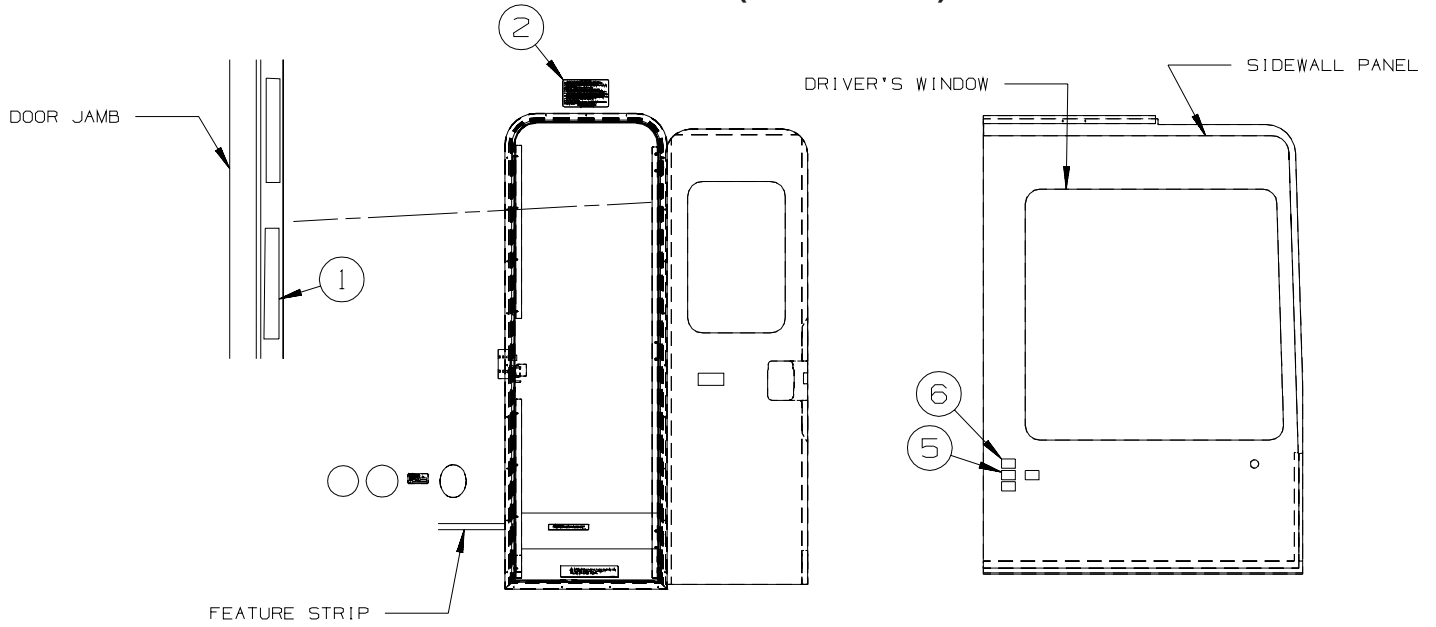
EXIT WINDOW (HINGE STYLE)



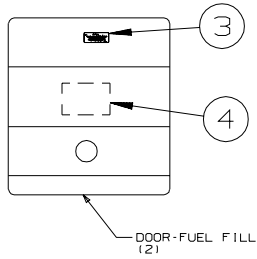
EXIT WINDOW (SLIDER STYLE)

KEY	PART NUMBER	U/M	DESCRIPTION
1	039290-01-000	EA	LABEL - WARNING - EXIT

LABELS GROUP (CONTINUED)

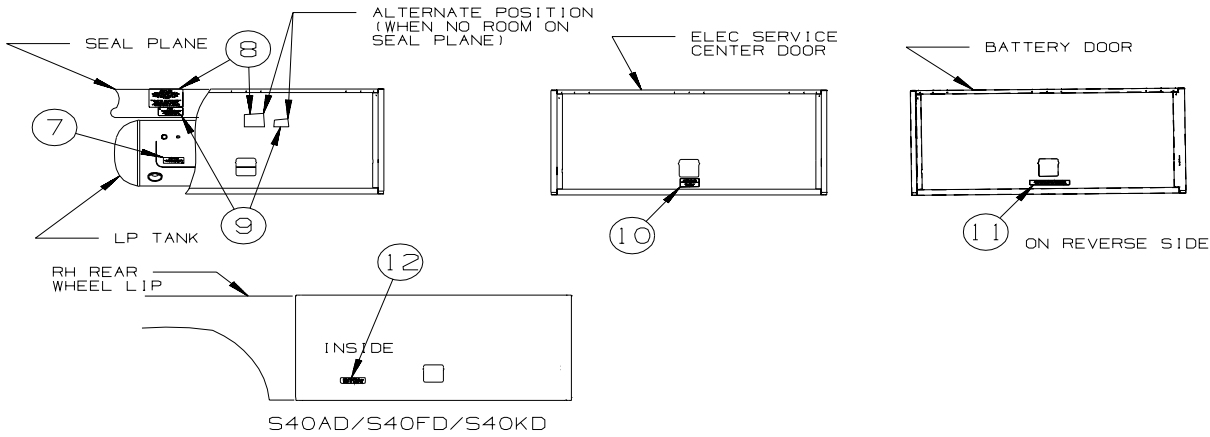
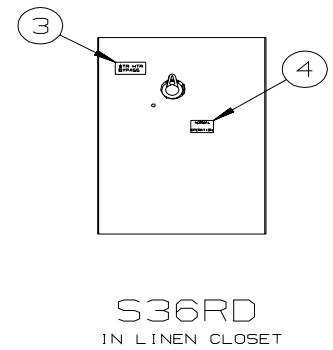
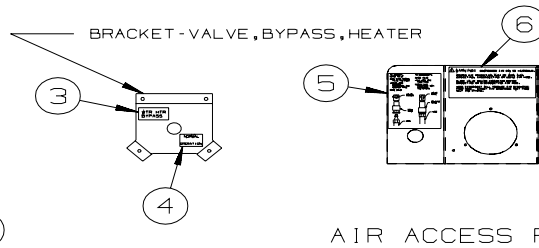
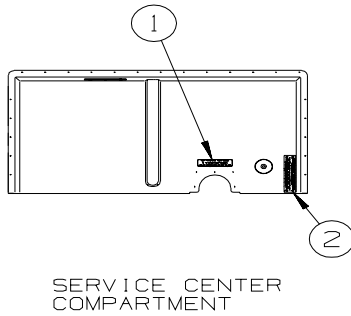


ENTRANCE DOOR

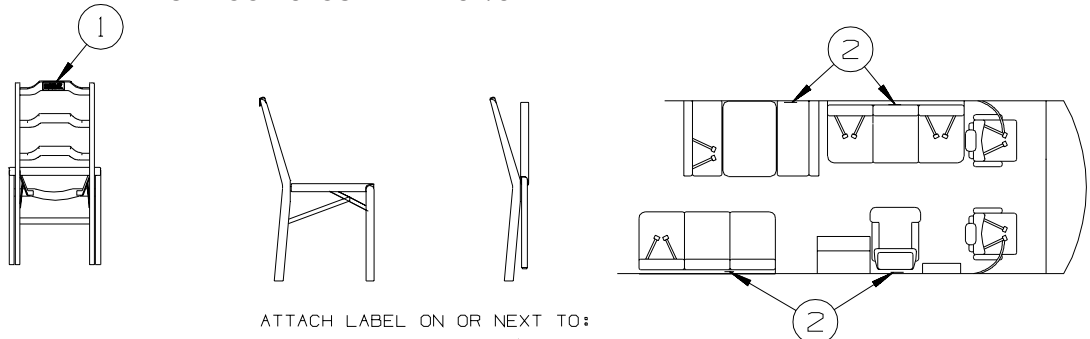


KEY	PART NUMBER	U/M	DESCRIPTION
1	135869-01-02A	EA	LABEL - MERCURY CONTENT - WHITE ON CLEAR
2	056259-01-000	EA	LABEL - SAFETY CHECK LIST
3	124519-01-02A	EA	LABEL - WARNING/REFUELING - WHITE ON CLEAR
3	124519-02-02A	EA	LABEL - WARNING/REFUELING - WHITE ON CLEAR - CSA - CANADIAN
4			CHASSIS SUPPLIED
4	068383-01-000	EA	LABEL - DIESEL FUEL - ALTERNATE LABEL
5	111802-01-000	EA	LABEL - CFC WARNING
6	099689-01-000	EA	LABEL - WARNING - CANCER/TOXICITY

LABELS GROUP (CONTINUED)



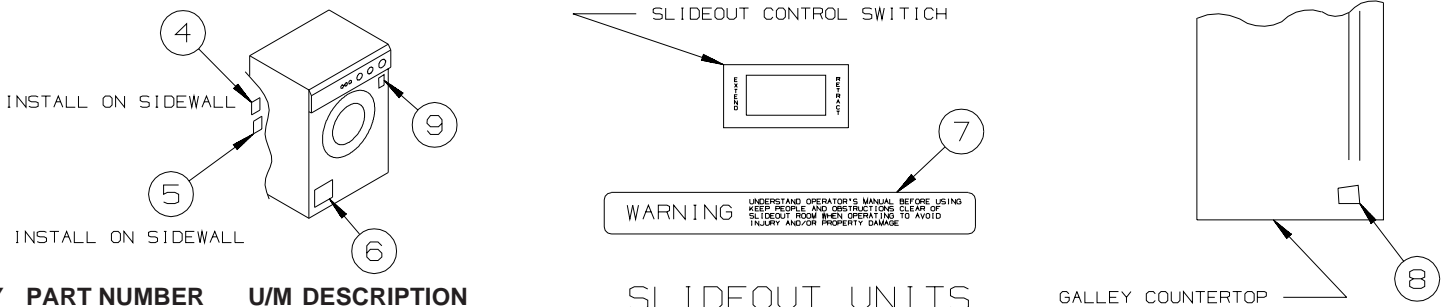
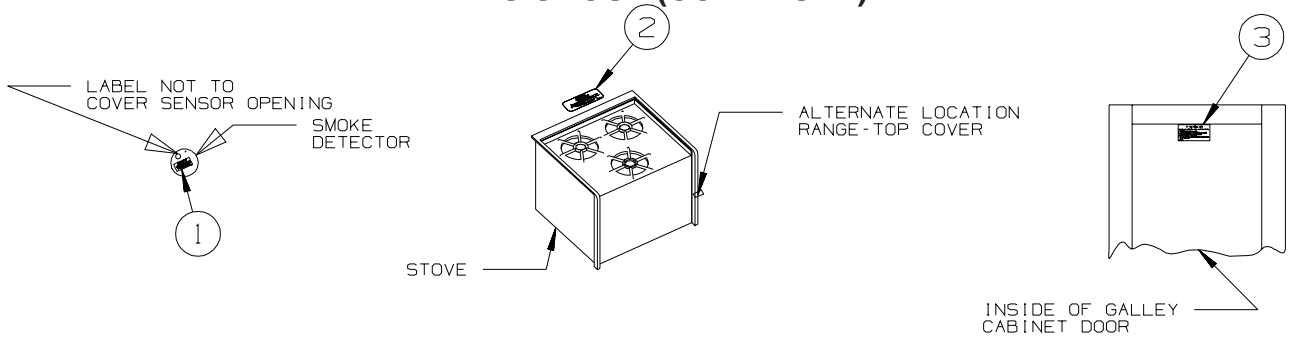
KEY	PART NUMBER	U/M DESCRIPTION
1	123562-01-000	EA LABEL - SERVICE/UTILITY ACCESS
2	147845-01-01A	EA LABEL - DRIP VALVE
3	133424-03-01A	EA LABEL - WATER HEATER BYPASS - BLACK/CLEAR
4	133424-02-01A	EA LABEL - NORMAL OPERATION
5	142773-01-01A	EA LABEL - CONNECT/COMPRESSED AIR - WHITE LETTERING ON CLEAR
6	142771-01-01A	EA LABEL - WARNING/COMPRESSED AIR - WHITE LETTERING ON CLEAR
7	079965-01-000	EA LABEL - LPG - 80% CAPACITY
8	124520-01-02A	EA LABEL - LP GAS ONLY - WHITE ON CLEAR
8	023769-01-000	EA LABEL - WARNING - LPG - CANADIAN - CANADIAN
9	124519-01-02A	EA LABEL - WARNING/REFUELING - WHITE ON CLEAR
9	124519-02-02A	EA LABEL - WARNING/REFUELING - WHITE ON CLEAR - CSA - CANADIAN
10	125306-04-01A	EA LABEL - ELECTRICAL ENTRANCE-120/20V 50 AMP-BLACK ON CLEAR
11	065748-01-000	EA LABEL - WARNING - BATTERY CHARGING - UL
11	065748-02-000	EA LABEL - WARNING - BATTERY CHARGING - CSA - CANADIAN
12	155040-01-01A	EA LABEL - AWNING - DOOR CLOSED - BLACK/CLEAR



ATTACH LABEL ON OR NEXT TO:
 +ANY SINGLE CHAIR WITHOUT BELTS.
 +ANY DINETTE SEAT WITHOUT BELTS.
 +ANY COUCH WITHOUT BELTS OR ANY SEATING POSITION ON THAT COUCH.
 DO NOT ATTACH LABEL IF:
 +DINETTE SEAT HAS AT LEAST ONE SET OF BELTS INSTALLED.

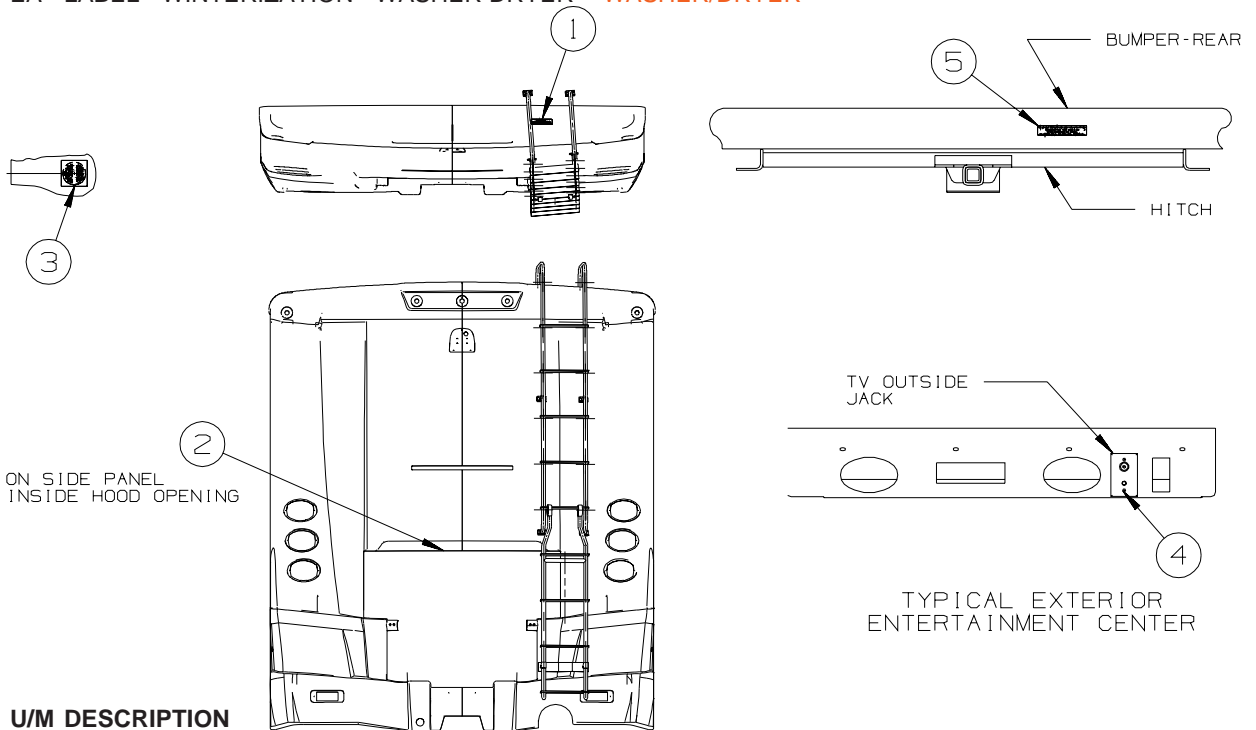
KEY	PART NUMBER	U/M DESCRIPTION	TYPICAL SEAT AND BELT CONFIGURATIONS
1	134537-01-01A	EA LABEL - OCCUPANCY - CHAIR - US	
1	134537-02-01A	EA LABEL - OCCUPANCY - CHAIR - CSA - CANADIAN	
2	134538-01-01A	EA LABEL - OCCUPANCY - NO SEAT BELT - BLACK ON CLEAR - US	
2	134538-02-01A	EA LABEL - OCCUPANCY - NO SEAT BELT - BLACK ON CLEAR - CSA - CANADIAN	

LABELS GROUP (CONTINUED)



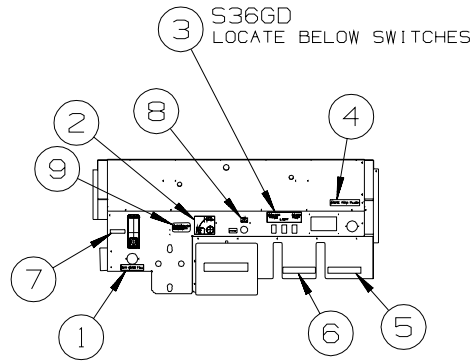
KEY	PART NUMBER	U/M	DESCRIPTION
1	077956-01-000	EA	LABEL - WARNING/SMOKE DETECTOR
2	134539-01-01A	EA	LABEL - WARNING - STOVE/HEATING - US - BLACK ON CLEAR
2	134540-01-01A	EA	LABEL - WARNING - STOVE/HEATING - CSA - BLACK ON CLEAR - CANADIAN
3	073998-01-000	EA	LABEL - LPG/ODOR WARNING
4	147525-01-000	EA	LABEL - DRYER VENT CUTOUT
5	147524-01-000	EA	LABEL - DRYER VENTING
6	130670-01-01A	EA	LABEL - CAUTION DRYER VENTING - BLACK ON CLEAR - WASHER/DRYER
7	116549-01-000	EA	LABEL - WARNING - SLIDEOUT
8	144040-01-01A	EA	COUNTERTOP - MEDALLION/GOLD - CORIAN
9	153640-01-01A	EA	LABEL - WINTERIZATION - WASHER DRYER - WASHER/DRYER

SLIDEOUT UNITS



KEY	PART NUMBER	U/M	DESCRIPTION
1	128218-01-01A	EA	LABEL - WARNING - SLIPPERY ROOF
2	116756-03-000	EA	LABEL - WARNING - ETHER/STARTING - RED W/WHITE BACKGROUND
3	120431-01-000	EA	LABEL - LOCATION - COAXIAL CABLE/SATELLITE ANTENNA
4	087236-02-000	EA	LABEL - TV OUTLET
5	129669-02-01A	EA	LABEL - HITCH/VEHICLE RATE - 500 - WHITE ON CLEAR

LABELS GROUP (CONTINUED)



TYPICAL SERVICE PANEL

KEY	PART NUMBER	U/M	DESCRIPTION
1	126249-03-000	EA	LABEL - CITY WATER FILL-BLK LETTERS/CLEAR BACKGROUND .31"
2	117629-01-000	EA	LABEL - WATER PUMP/FILL - BLK LETTER/CLEAR BACKGROUND-.24"
3	130170-01-000	EA	LABEL - SWITCH PANEL - BLK/CLEAR BACKGROUND-1.8"H X 5.9"L
4	130168-01-000	EA	LABEL - WASTE TANK FLUSH
5	126247-05-000	EA	LABEL-GRAY HOLDING TANK-BLACK LETTERS/CLEAR BACKGROUND - S36GD, S40AD, S40FD, S40KD
5	126247-06-000	EA	LABEL - BLACK HOLDING TANK-BLACK LETTERS/CLEAR BACKGROUND - S36RD
6	126247-06-000	EA	LABEL-BLACK HOLDING TANK-BLACK LETTERS/CLEAR BACKGROUND-S36GD, S40AD, S40FD, S40KD
6	126247-05-000	EA	LABEL - GRAY HOLDING TANK-BLACK LETTERS/CLEAR BACKGROUND - S36RD
7	151655-01-01A	EA	LABEL - WATER TANK - BLACK/CLEAR - S36RD, S40FD
8	133424-02-01A	EA	LABEL - NORMAL OPERATION
9	154292-01-01A	EA	LABEL - TANK FILL VALVE

**LP GROUP
LP SYSTEM**

KEY	PART NUMBER	U/M	DESCRIPTION	
	010326-01-000	EA	ADAPTER - FLARE - W/CONE GASKET - 3/8"F X 1/2"F	
	010329-01-000	EA	ADAPTER - 1/2"F X 1/2"MPT - BRASS	
	146635-01-000	EA	ADAPTOR - PIPE - AWAY	
	010377-02-000	EA	NUT - 3/8" FLARE - FORGED - BRASS	
	010380-02-000	EA	NUT - 1/2" FLARE - FORGED - BRASS	
	010589-01-000	EA	NIPPLE - PIPE - 1/2" X 1 1/2" - BLACK	
	040440-03-000	EA	TRANSMITTER - DIAL/SNAP-ON - 0-90 OHM 2 TERM(POWER/GROUND)	
	045703-01-000	EA	HOSE - LP - 3/8"ID X 24" - 3/8"MPT X 1/2"F SWIVEL - U.S.	
	045703-02-000	EA	HOSE - LP - 3/8"ID X 24" - 3/8"MPT X 1/2"F SWIVEL - CSA	
	045703-13-000	EA	HOSE - LP - 3/8"ID X 120" - 3/8"F SWIVEL X 1/2"F SWIVEL US	
	045703-14-000	EA	HOSE - LP - 3/8"ID X 157.5" - 1/2"F SWIVEL X 1/2"F SWIVEL	
	045703-15-000	EA	HOSE - LP - 3/8"ID X 142" - 1/2"F SWIVEL X 3/8"F SWIVEL	
	045703-18-000	EA	HOSE - LP - 3/8"ID X 28" W/1/2" FEMALE SWIVELS	
	045703-19-000	EA	HOSE - LP - 3/8"ID X 102" - 1/2"F SWIVELX3/8"F SWVL US/CSA	
	045703-21-000	EA	HOSE - LP - 3/8"ID X 60" - 1/2"F SWIVEL X3/8"F SWVL US/CSA	
	045703-24-000	EA	HOSE - LP - 3/8"ID X 228.3"-1/2"F SWIVELX3/8" F SWVL US/CSA	
	045703-25-000	EA	HOSE - LP - 3/8"ID X 177" - 1/2"F SWIVEL X 3/8"M FL US/CSA	
	045703-26-000	EA	HOSE - LP - 3/8"ID X 24" - 1/4"MPTX3/8"F FLARE SWVL US/CSA	
	129467-01-000	EA	HOSE - LPG - WIRE BRAIDED - 158"	
	146989-01-000	EA	HOSE - LP 1/2"ID X 132"(11') - 5/8" FEMALE SWIVEL	
	146989-02-000	EA	HOSE - LP 1/2"ID X 132"(11') - 5/8" FEMALE SWIVEL	
	146065-01-000	EA	HOSE - HIGH PRESSURE - WIRE BRAIDED - 110"	
	146065-02-000	EA	HOSE - HIGH PRESSURE - WIRE BRAIDED - 90"	
	106150-06-000	EA	REGULATOR - TWO STAGE	
	130377-01-000	EA	TUBE/DRAIN - KAZOO - 1 1/4" X 4"	
				FROM: 00-00-00 THRU: 09-24-04
	130377-02-000	EA	TUBE/DRAIN - KAZOO - 1 1/2" X 4"	
				FROM: 09-25-04 THRU: 99-99-99
*	144251-01-000	EA	TANK - LP	
	144485-01-000	EA	COVER - LP REGULATOR	
	145518-01-01A	EA	BRACKET - REMOTE FILL - GREY	

***COMPONENT PARTS LISTED LATER IN THIS GROUP**

COMPONENT PARTS FOR LP SYSTEM

144251-01-000

KEY	PART NUMBER	U/M	DESCRIPTION	VENDOR NO.
	040421-01-713	EA	VALVE-RELIEF 1" W/SPRING 7"	V-20479
	144251-01-700	EA	VALVE - OUTAGE	V13399
	144251-01-701	EA	VALVE/FILL 80% W/YELLOW CAP	V13415
	144251-01-702	EA	VALVE - SERVICE/VAPOR	V20533
	144251-01-703	EA	SENDING UNIT F/SNAP ON GAUGE	G13060

SEALANTS & FASTENERS GROUP
SEALANTS & ADHESIVES

KEY	PART NUMBER	U/M	DESCRIPTION
	004001-02-000	EA	GUN - PLEXUS ADHESIVE - W/O NOZZLE
	004001-05-000	EA	ADHESIVE - SCOTCH-WELD - 3M DP100 - CLEAR - 50ML
	004001-06-000	EA	FASTWELD PIN TIPS
	004011-01-000	EA	ADHESIVE-3M-4475 TUBE
	010405-02-000	EA	TAPE - THREAD SEALING - 3/8"
	034552-06-000	EA	SILICONE - TUBE - W/O NOZZLE - OFF WHITE
	034552-15-000	EA	SILICONE - TUBE - W/O NOZZLE - BRIGHT WHITE
	063642-01-000	FT	TAPE - ADHESIVE - .4" X 1.5" X 180'
	064075-07-000	FT	SEAL - BULB - W/WIRED U CHANNEL - .3" X .5" CHANNEL-BLACK
	067788-01-000	EA	ADHESIVE - SPRAY - 3M - 19.5 OZ AEROSOL CAN
	069640-01-000	FT	SEALER - TAPE - .25" DIAMETER X 30' - BLACK OR GRAY
	069640-02-000	FT	SEALER - TAPE - .13" THICK X .5" WIDE X 60' - GRAY
	069640-03-000	FT	SEALER - TAPE - .13" THICK X .75" WIDE X 60' - BLACK
	069640-07-000	FT	SEALER - TAPE - .09" THICK X 2" WIDE X 45' - GRAY
	069640-09-000	FT	SEALER - TAPE - .03" THICK X 2.50" WIDE X 80' - GRAY
	069640-10-000	FT	SEALER - TAPE - .03" THICK X 1.50" WIDE X 90' - GRAY
	069640-11-000	FT	SEALER - TAPE - .19" THICK X .38" WIDE X 40' - BLACK
	069640-13-000	FT	SEALER - TAPE - .03" THICK X 2" WIDE X 45' - BLACK
	069640-14-000	FT	SEALER - TAPE - .06" THICK X 1" WIDE X 100' - GRAY
	069640-15-000	FT	SEALER - TAPE - .06" THICK X .38" WIDE X 100' - GRAY
	069640-17-000	FT	SEALER - TAPE - .03" THICK X 1" WIDE X 90' - GRAY
	069640-18-000	FT	SEALER - TAPE - .50" THICK X .13" WIDE X 60' - BRT WHITE
	069640-19-000	FT	SEALER - TAPE - .75" THICK X .13" WIDE X 60' - BRT WHITE
	069640-20-000	FT	SEALER - TAPE - .50" THICK X .5" WIDE X 60' - BLACK
	069640-21-000	FT	SEALER - TAPE - .50" THICK X .06" WIDE X 100' - BRT WHITE
	069640-22-000	FT	SEALER - TAPE - 1/32"THICK X 1/4"WIDE X 200 FT - BRT WHT
	069640-23-000	FT	SEALER - TAPE - 1/16"THICK X 3/4"WIDE X 100 FT - BRT WHT
	069640-27-000	FT	SEALER - TAPE - .06" THICK X 2.25" WIDE - BRIGHT WHITE
	069640-28-000	FT	SEALER - TAPE - .25" THICK X 1.86" WIDE X 90' - GRAY
	069640-30-000	FT	SEALER - TAPE - .03" THICK X .625" WIDE X 50' - GRAY
	069640-31-000	FT	SEALER - TAPE - .25"THICK X .75" WIDE X 15' - BLACK
	069640-32-000	FT	SEALER - RIBBON - 1/16" X 3/8" X 100' - BLACK
	069640-33-000	FT	SEALER - RIBBON - 3/8"DIAMETER X 20' - BLACK
	072889-01-000	EA	SEALANT - URETHANE - BLACK - TUBE W/NOZZLE TIP
	072889-10-000	EA	SEALANT - URETHANE - BRIGHT WHITE - TUBE W/NOZZLE TIP
	072889-27-000	EA	SEALANT - URETHANE - SILVER - 10 OZ TUBE W/NOZZLE TIP
	076322-01-000	FT	TAPE-DOUBLE COATED/ADHESIVE BK-.03"THK X .8"W X 216'- WHT
	076322-02-000	FT	TAPE-DOUBLE COATED/ADHESIVE BK-.05"THK X 1"W X 108' - WHT
	076322-03-000	FT	TAPE-DOUBLE COATED/ADHESIVE BK-.05"THK X .5"W X 108' - WHT
	076322-04-000	FT	TAPE-DOUBLE COATED/ADHESIVE BK-.05"THK X .8"W X 108' - WHT
	076322-05-000	FT	TAPE-DOUBLE COATED/ADHESIVE BK-.05"THK X .8"W X 108' - WHT
	076322-07-000	FT	TAPE-DOUBLE COATED/ADHESIVE BK-.05"THK X .5"W X 200' - BLK
	076322-11-000	FT	TAPE-DOUBLE COATED/ADHESIVE BK-.02"THK X 1"W X 216' - CLR
	076322-21-000	FT	TAPE - FOAM/DOUBLE COATED - .5"
	076322-22-000	FT	TAPE - FOAM/DOUBLE COATED - .045" X .75"
	076322-23-000	FT	TAPE - FOAM/DOUBLE COATED - .045" X 1"
	076322-24-000	FT	TAPE - FOAM/DOUBLE COATED - .025" X 1"
	076322-25-000	FT	TAPE - FOAM/DOUBLE COATED - .025" X .5"
	076813-02-000	FT	SEAL-D BULB, .5" X .7" - MEDIUM SPONGE RUBBER - BLACK
	086276-01-000	EA	TAPE - DOUBLE SIDED - 1/2" WIDE X 108' LONG (SOLD BY ROLL)
	088479-01-000	EA	TAPE - ALUMINUM - 3"
	090340-01-000	FT	SEAL - FOAM - CLOSED CELL - 1/4" X 1/2" X 50'
	091255-02-000	FT	SEAL - ADHESIVE BACKED/FOAM - 3/64" THICK X 3/16"W X 1000'
	091255-03-000	FT	SEAL - ADHESIVE BACKED/FOAM - 1/4" THICK X 1/4"W X 1000'
	094401-01-000	EA	SEALER - BODY SEAM - FLEXICLEAR
	094401-03-000	EA	SEALER - BODY SEAM - BLACK
	094401-04-000	EA	SEALER - BODY SEAM - CLEAR
	094401-05-000	EA	SEALER - BODY SEAM - 20OZ BLACK
	094401-06-000	EA	SEALER - BODY SEAM - 12OZ BLACK
	098408-01-000	FT	SEAL - SPONGE RUBBER - CLOSED CELL
	099069-01-000	FT	SEAL - RUBBER - CLOSED SPONGE - .5" WIDE X .12" THICK -BLK
	099418-01-000	FT	SEAL - D-SECTION/ADHESIVE BACK - .44" X .44"- BLK RUBBER
	099418-02-000	FT	SEAL - D-SECTION/ADHESIVE BACK - .44" X .44"- WHITE RUBBER
	100128-02-000	FT	SEAL - FOAM/ADHESIVE BACK - .37" WIDE X .37" THICK

SEALANTS & FASTENERS GROUP (CONTINUED)

SEALANTS & ADHESIVES (CONTINUED)

KEY	PART NUMBER	U/M	DESCRIPTION
	104692-01-000	FT	SEAL - ADHESIVE BACKED FOAM - 3/4" THICK X 3/4" WIDE X 25'
	104692-03-000	FT	SEAL - ADHESIVE BACKED FOAM - 1" THICK X 1 3/16"WIDE X 15'
	107828-01-000	EA	SEALANT - SB - 190 EVERSEAL
	109506-01-000	EA	FILM - URETHANE - PROTECTANT - 4.25" X 26.75"
	109506-12-000	EA	FILM/ABRASION-RESISTANT - TRANSPARENT - 1" DIA.
	109506-13-000	EA	FILM/ABRASION-RESISTANT - TRANSPARENT - 1" DIA.
	110274-01-000	FT	TAPE - DOUBLE SIDED/FOAM - .45" X 1" X 216' - BLACK
	112481-02-000	EA	ADHESIVE - PLEXUS ETHACRYLATE - CARTRIDGE
	112864-01-000	FT	SEAL - FOAM/BUTYL COVERED - 3/8" X 35'
	112864-02-000	FT	FOAM - BUTYL COVERED - 5/16" X 44'
	112864-04-000	FT	FOAM - BUTYL COVERED - 3/8" X 1/8"
	112901-02-000	EA	ADHESIVE - PLEXUS - MA330 - 50ML - GRAY
	112901-03-000	EA	ADHESIVE - PLEXUS - MA300 - 50ML - WHITE
	112902-01-000	EA	NOZZLE - ELEMENT - 3/8 X 24
	112902-03-000	EA	MIXER NOZZLE - F/GUN #00400102000 - SCOTCH-WELD & PLEXUS
	112902-04-000	EA	NOZZLE - ELEMENT - 1/4" X 3.5"
	113366-01-000	EA	ADHESIVE - INSTANT - 1 OZ
	113452-02-000	FT	SEAL/TRIM - FRONT - VINYL W/WIRE CARRIER - .027"
	115933-01-000	FT	TAPE - 1/64" X 3/8" X 100'
	120074-02-03A	EA	SILICONE - TUBE - W/O NOZZLE - LOW ODOR - SMOKEY WHITE
	120074-02-02A	EA	SILICONE - TUBE - W/O NOZZLE - LOW ODOR - SOFT WHITE
	120534-01-01A	EA	TAPE - SCOTCH - 3M - 1/2" FINE LINE
	123244-01-000	FT	TAPE - DOUBLE SIDED/FOAM - 5/64" THICK X 3/4" WIDE X 108'
	123816-01-000	FT	TAPE - DOUBLE SIDED - 1" X 3/4" X 200'
	123816-02-000	FT	TAPE - DOUBLE SIDED - 1/2" X 1 1/3" X 200'
	123816-03-000	FT	TAPE - DOUBLE SIDED - 1/2" X 3/4" X 200'
	123816-04-000	FT	TAPE - DOUBLE SIDED - 6" X 750'
	126427-01-000	EA	ADHESIVE - ALL PURPOSE - ABS/PVC
	126427-02-000	EA	PRIMER - CLEANER - FLEX PIPING
	131264-01-02A	EA	SILICONE - TUBE - W/O NOZZLE - CLEAR
	131264-01-01A	EA	SILICONE - TUBE - W/O NOZZLE - BLACK
	131264-02-01A	EA	SILICONE - TUBE - W/O NOZZLE - VW GRAY - BATH ONLY
	131264-03-01A	EA	SILICONE - TUBE - W/O NOZZLE- SELF LEVELING - BRIGHT WHITE
	131264-04-01A	EA	SILICONE/SEALANT/ADHESIVE - FAST CURE F/GLASS/VINYL - B/W
	131264-05-01A	EA	SILICONE/SEALANT - ODORLESS - TUBE - W/NOZZLE - BLACK
	131264-05-02A	EA	SILICONE/SEALANT - ODORLESS - TUBE - W/NOZZLE - CLEAR
	131384-01-000	EA	ADHESIVE - JET WELD
	134651-01-000	FT	SEAL - 1/2" X 3/4" PSA 1 SIDE
	900390-01-000	EA	NOZZLE - SILICONE TUBE - 2.5" LONG - W/EXTERNAL THREADS
	900390-03-000	EA	NOZZLE - SILICONE TUBE - 4.3" LONG W/INTERNAL THREADS
	900563-17-000	EA	TAPE - 2 SIDED, 2" X 36 YDS

BOLTS, NUTS, & WASHERS

KEY	PART NUMBER	U/M	DESCRIPTION
	OMC05K-08-055	EA	BOLT - HEX - M08 X 1.25 X 2.2
	OMD16K-10-000	EA	NUT - HEX PREV TORQUE M10 X 1 1/2 CLASS 8
	OMD39K-12-000	EA	NUT - HEX W/NYLON LOCK - M12 X 1 3/4
	OMD40K-14-000	EA	NUT - HEX W/NYLON LOCK - M14 X 2
	OMD54F-06-000	EA	NUT-HEX SER FLG M6X1,0 SS - DIN6923A2M6
	OME06K-14-280	EA	WASHER - FLAT - 14 ID X 28 OD
	000C12-04-08B	EA	BOLT - HEX - 1/4-20 X 1/2 - GRADE #5 - ZINC
	000C12-04-12A	EA	BOLT - HEX - 1/4-20 X 3/4 - PLAIN 5
	000C12-04-40B	EA	BOLT - HEX - 1/4-20 X 2 1/2 - GRADE #5 ZINC
	000C12-05-16B	EA	BOLT - HEX - 5/16 - 18X1 - GRADE #5 - ZINC
	000C12-05-40B	EA	BOLT - HEX - 5/16"-18 X 2.5" - GRADE #5 - ZINC
	000C12-06-44B	EA	BOLT - HEX - 3/8-16 X 2 3/4 - GRADE 5 - ZINC
	000C12-06-16B	EA	BOLT - HEX - 3/8 - 16X1 - GRADE #5 - ZINC
	000C12-08-28B	EA	BOLT - HEX - 1/2-13 X 1 3/4 - GRADE #5 - ZINC
	000C12-08-24B	EA	BOLT - HEX - 1/2 - 13X1 1/2 - GRADE #5 - ZINC
	000C12-08-16B	EA	BOLT - HEX - 1/2-13 X 1 - GRADE #5 - ZINC
	000C12-10-24B	EA	BOLT - HEX - 5/8 - 11X1 1/2 - GRADE #5 - ZINC
	000C13-07-48B	EA	BOLT - HEX - 7/16-20 X 3 - GRADE #5 - ZINC
	000C13-07-40B	EA	BOLT - HEX - 7/16-20 X 2 1/2 - GRADE #5 - ZINC
	000C14-07-28B	EA	BOLT - HEX - 7/16-14 X 1 3/4 - GRADE #8 - ZINC

SEALANTS & FASTENERS GROUP (CONTINUED)
BOLTS, NUTS AND WASHERS (CONTINUED)

KEY	PART NUMBER	U/M	DESCRIPTION
	000C14-10-32K	EA	BOLT - HEX - 5/8-11 X 2 - GRADE #8 - ZINC
	000C16-07-16B	EA	BOLT - CARRIAGE - ASSIST HANDLE - 7/16-14 X 1
	000C18-05-40A	EA	BOLT - ELEVATOR - 5/16-18 X 2 1/2 - PL
	000C26-04-10B	EA	BOLT - HEX - SERRATED FLANGE - 1/4-20 X 5/8 - ZINC
	000C26-04-18B	EA	BOLT - HEX - SERRATED FLANGE - 1/4-20 X 1 1/8 - ZINC
	000C26-04-14B	EA	BOLT - HEX - SERRATED FLANGE - 1/4-20 X 7/8 - ZINC
	000C26-05-20B	EA	BOLT - HEX - SERRATED FLANGE - 5/16-18 X 1 1/4 - ZINC
	000C26-05-12B	EA	BOLT - HEX - SERRATED FLANGE - 5/16-18 X 3/4 - ZINC
	000C26-06-40B	EA	BOLT - HEX - SERRATED FLANGE - 3/8-16 X 2 1/2 - ZINC
	000C26-06-28B	EA	BOLT - HEX - SERRATED FLANGE - 3/8-16 X 1 3/4 - ZINC
	000C26-06-20B	EA	BOLT - HEX - SERRATED FLANGE - 3/8-16 X 1 1/4 - ZINC
	000C26-06-12B	EA	BOLT - HEX - SERRATED FLANGE - 3/8-16 X 3/4 - ZINC
	000C26-08-24B	EA	BOLT - HEX - SERRATED FLANGE - 1/2-13 X 1 1/2 - ZINC
	000C27-04-40B	EA	BOLT - CARRIAGE - 1/4-20 X 2 1/2 - ZINC
	000C27-07-40B	EA	BOLT - CARRIAGE - 7/16-14 X 2 1/2 - GRADE #5
	000C27-08-48B	EA	BOLT - CARRIAGE - 1/2-13 X 3 - GRADE #5
	000D16-07-00B	EA	NUT - HEX - 7/16-14 - ZINC
	000D20-07-00B	EA	NUT - ACORN - ASSIST HANDLE - 7/16 - 14
	000D23-04-00B	EA	NUT - HEX SF/LK #4-40
	000D24-10-00B	EA	NUT - HEX - SELF LOCKING - 10-32 - ZINC
	000D25-06-00B	EA	NUT-3/8" W/BURR - FASTENER HOUSE
	000D28-10-00B	EA	NUT - HEX - W/NYLON LOCK - 10-32 ZINC
	000D29-04-00B	EA	NUT - HEX - SELF LOCKING - 1/4 X 20 - ZINC
	000D29-06-00B	EA	NUT - HEX - W/NYLON LOCK - 3/8-16 - ZINC
	000D29-09-00B	EA	NUT - HEX - SELF LOCKING - 9/16-12 - ZINC
	000D30-07-00B	EA	NUT - HEX LOCK - NYLON 7/16 X 20
	000D34-04-00B	EA	NUT - HEX - LOCKING - 1/4-20 - ZINC
	000D34-06-00B	EA	NUT - HEX - LOCKING - 3/8-16 GRADE C - ZINC
	000D39-04-00B	EA	NUT - HEX - LOCKING W/SERRATED FLANGE - 1/4-20 - ZINC
	000D39-05-00B	EA	NUT - HEX - LOCKING W/SERRATED FLANGE - 5/16-18 - ZINC
	000D39-06-00B	EA	NUT - HEX - LOCKING W/SERRATED FLANGE - 3/8-18 - ZINC
	000D39-07-00B	EA	NUT - HEX - LOCKING W/SERRATED FLANGE - 7/16-14 - ZINC
	000D39-08-00B	EA	NUT - HEX - LOCKING W/SERRATED FLANGE - 1/2-13 - ZINC
	000D44-04-00B	EA	NUT - HEX - LOCKING W/SERRATED FLANGE - 1/4-28 - ZINC
	000D44-07-00B	EA	NUT - HEX - LOCKING W/SERRATED FLANGE - 7/16-20 - ZINC
	000D44-08-00B	EA	NUT - HEX - LOCKING W/SERRATED FLANGE - 1/2-20 - ZINC
	000D46-04-00A	EA	NUT - HEX - WELD - 1/4-20 - PLAIN
	000D58-06-00A	EA	NUT - HEX - WELD 3/8-16 - PLAIN
	000D65-08-00B	EA	NUT - HEX - LOCKING W/SERRATED FLANGE - 8-32 - ZINC
	000D67-10-00B	EA	NUT - HEX - LOCK - 5/8-11 - ZINC
	000D73-08-00C	EA	NUT - HEX FLANGE - 1/2-13
	000D75-09-00B	EA	NUT - HEX LOCKING - 9/16-12 - ZINC
	000D76-06-00B	EA	NUT - HEX FLANGE - 3/8-16
	000E11-04-00F	EA	WASHER - LOCKING - 1/4 MED SPLIT - STAINLESS STEEL
	000E11-07-00B	EA	WASHER - LOCKING - 7/16 MED SPLIT - ZINC
	000E11-08-00B	EA	WASHER - LOCKING - 1/2 MED SPLIT - ZINC
	000E13-17-00B	EA	WASHER - FLAT - 3/8 AR - ZINC
	000E13-18-00B	EA	WASHER - FLAT - 3/8 WIDE - ZINC
	000E13-20-00B	EA	WASHER - FLAT - 7/16 WIDE - ZINC
	000E13-22-00B	EA	WASHER - FLAT - 1/2 WIDE - ZINC
	000E13-26-00B	EA	WASHER - FLAT - 5/8 WIDE - ZINC
	000E14-10-00B	EA	WASHER - LOCKING - #10 EXTERNAL TOOTH - ZINC
	000E16-10-00B	EA	WASHER - HARDENED - 5/8 - FLAT - ZINC
	000G45-05-16B	EA	BOLT - LAG - 5/16-9 X 1 - ZINC
	002329-01-000	EA	WASHER-FLAT, 9/32" ID X 5/8" OD - NYLON
	005081-01-000	EA	NUT - SPEED - C-TYPE - #8 SCREW
	040921-01-000	EA	NUT - SPEED - U TYPE - #10-24 - BLACK
	040921-03-000	EA	NUT - SPEED - U TYPE - #10
	040921-04-000	EA	NUT - SPEED - U TYPE - #8-.59" LENGTH X .44" WIDTH
	040921-05-000	EA	NUT - SPEED - U-TYPE - 8-.67" X .44" WIDE
	041322-01-000	EA	WASHER - FLANGE - 15/32 ID X 2 3/8 OD - F/SEAT BELT MTG
	044364-02-000	EA	NUT - SPEED - FLAT - ROUND
	044533-01-000	EA	WASHER - 1 3/8"OD - FOR BUTTONS - PLASTIC
	051387-06-000	EA	BOLT - CARRIAGE W/O HOLE - 5/16-18 X 9 1/2 - ZINC

SEALANTS & FASTENERS GROUP (CONTINUED)
BOLTS, NUTS AND WASHERS (CONTINUED)

KEY	PART NUMBER	U/M	DESCRIPTION
	058716-02-000	EA	WASHER - FLAT NYLON
	064081-03-000	EA	NUT - WING 3/8-16 - W/WELD NUT
	077071-01-000	EA	WASHER - FENDER - 3/16"ID X 1"OD
	084406-01-000	EA	NUT - CAPPED - CROSS RECESSED - BLACK - 1/4-20 THD
	087234-01-000	EA	NUT - JACK - 1/4 X 20 THD - MOLLY
	087718-01-000	EA	MONOBOLT - STEEL - 3/16 DIAMETER
	088787-12-000	EA	STUD - WELD - 1/4 - 20 X 1.0 LG - MN
	102333-01-06A	EA	BOLT - CARRIAGE - 7/16-14 STAINLESS STEEL CAP
	103020-02-000	EA	BOLT-U - #8-32 - GRADE 5 ZINC
	106956-03-000	EA	BOLT - HEX TAP - 1/2-12NC X 3 - GRADE 5 - FULL THREAD/ZINC
	107397-01-000	EA	WASHER - FENDER - 3/4"ID X 1"OD
	108067-03-000	EA	STUD - WELD - 1/4 - 20 X 1/2 CD
	109917-01-000	EA	WASHER - 1.5" X 1.25"
	109917-03-000	EA	WASHER - 1" X .50"
	109917-04-000	EA	WASHER - 1" X .75"
	110794-01-000	EA	WASHER - FLAT - 1"ID X 1 3/4"OD
	113985-02-000	EA	BOLT - FLANGE - M10-1 1/2 X 30CL 10.9
	114259-05-000	EA	BOLT - 7/16-20 X 1 1/4 W/WASHER
	128444-01-000	EA	WASHER - SPRING - CONICAL
	131377-01-000	EA	NUT-HEX HEAD W/WASHER-1/4-20 X 2" STEEL W/3/4" OD WASHER
	135092-02-01A	EA	BOLT - HEX - SERRATED FLANGE - 1/2-20 X 2 1/2-GRADE 5 ZINC
	143399-01-01A	EA	NUT/RETAINING - 3/8" - 24 NFT
	144904-01-01A	EA	BOLT - ADJUSTMENT - HEADLAMP
	147284-01-000	EA	NUT/SELF RETAINING - 3/8"-16
	147284-02-000	EA	NUT/SELF RETAINING - 5/16"-18
	148817-01-000	EA	WASHER/SPUR - LOCKING

SCREWS

KEY	PART NUMBER	U/M	DESCRIPTION
	0G1106-06-160	EA	SCREW - 6-20 X 3/8 PPH
	0G1106-08-240	EA	SCREW - 6-20 X 1/2 PPH - VW LIGHT GRAY
	0G1208-12-170	EA	SCREW - 8-18 X 3/4 POH - BRIGHT WHITE
	0G3804-22-180	EA	SCREW - MACHINE - 1/4-20 X 1 3/8 PFH - BLACK
	0G3908-08-170	EA	SCREW - SF/DR - 8-18 X 1/2 PPH - BRIGHT WHITE
	0G3908-08-160	EA	SCREW - SF/DR - 8-18 X 1/2 PPH - VW WHITE
	0G3908-12-250	EA	SCREW - SF/DR - 8-18 X 3/4 PPH - DARK GRAY
	0G3908-16-170	EA	SCREW - SF/DR - 8-18 X 1 PPH - BRIGHT WHITE
	0G3908-24-170	EA	SCREW - SF/DR - 8-18 X 1 1/2 PPH - BRIGHT WHITE
	0G3910-10-330	EA	SCREW - SF/DR - 20-16 X 5/8 PPH - PUTTY
	0G3910-10-320	EA	SCREW - SF/DR - 10-16 X 5/8 PPH - GLACIER
	0G3910-12-240	EA	SCREW - SF/DR - 10-16 X .75 PPH - VW LIGHT GRAY
	0G3910-12-170	EA	SCREW - SF/DR - 10-16 X 3/4 PPH - BRIGHT WHITE
	0G3910-12-320	EA	SCREW - SF/DR - 10-16 X 3/4 PPH - GLACIER
	0G5508-08-380	EA	SCREW - SF/DR - 8-18 X .5 PWH - CASHMERE
	0G5508-08-370	EA	SCREW - SF/DR - 8-18 X .5 PWH - RIVERSTONE
	0G5508-12-240	EA	SCREW - SF/DR - 8-18 X 3/4 PWH - VW LIGHT GRAY
	0G5508-12-170	EA	SCREW - SF/DR - 8-18 X 3/4 PWH - BRIGHT WHITE
	0G5508-12-330	EA	SCREW - SF/DR - 8-18 X 3/4 PWH - PUTTY
	0G5508-12-320	EA	SCREW - SF/DR - 8-18 X 3/4 PWH - GLACIER
	0G5508-12-270	EA	SCREW - SF/DR - 8-18 X 3/4 PWH - TITANIUM
	0G5508-16-250	EA	SCREW - SF/DR - 8-18 X 1 PWH - VW DARK GRAY
	0G5508-16-320	EA	SCREW - SF/DR - 8-18 X 1 PWH - GLACIER
	0G6008-16-170	EA	SCREW - SF/DR - 8-18 X 1 POH - BRIGHT WHITE
	0G6710-08-130	EA	SCREW - 10-12 X 1/2 PPH - TAUPE
	0G6710-08-170	EA	SCREW - 10-12 X 1/2 PPH - BRIGHT WHITE
	0G6710-08-240	EA	SCREW - 10-12 X 1/2 PPH - VW LIGHT GRAY
	0G6710-12-170	EA	SCREW - 10-12 X 3/4 PPH - BRIGHT WHITE
	0G6806-16-170	EA	SCREW - 6-18 X 1 POH - BRIGHT WHITE
	0G6810-24-280	EA	SCREW - 10-12 X 1 1/2 POH - SOFT WHITE
	000C20-05-28F	EA	SCREW - 5/16-18 X 1 3/4 FLAT SOC - STAINLESS STEEL
	000C20-06-24T	EA	SCREW - 3/8-16 X 1 1/2 - FLAT SOCKET
	000G11-06-10J	EA	SCREW - 6-20 X 5/8 PPH - BRASS

SEALANTS & FASTENERS GROUP (CONTINUED)
SCREWS (CONTINUED)

KEY	PART NUMBER	U/M	DESCRIPTION
	000G11-06-08B	EA	SCREW - 6-20 X 1/2 PPH - ZINC
	000G11-06-10B	EA	SCREW - 6-20 X 5/8 PPH - ZINC
	000G11-07-08B	EA	SCREW - 7-19 X 1/2 PPH - ZINC
	000G11-08-20G	EA	SCREW - 8-18 X 1 1/4 - ANTIQUE BRASS
	000G11-08-20B	EA	SCREW - 8-18 X 1 1/4 PPH - ZINC
	000G11-08-12T	EA	SCREW - 8-18 X 3/4 PPH - BLACK MAGNESIUM
	000G11-08-12P	EA	SCREW - 8-18 X 3/4 PPH - DARK BROWN
	000G11-08-12S	EA	SCREW - 8-18 X 3/4 PPH - OFF WHITE
	000G11-08-12B	EA	SCREW - 8-18 X 3/4 PPH - ZINC
	000G11-08-08T	EA	SCREW - 8-18 X 1/2 PPH - FLUOROCARBON COATING
	000G11-08-06B	EA	SCREW - 8-18 X 3/8 PPH - ZINC
	000G11-10-12D	EA	SCREW - 10-16 X 3/4 PPH - BLACK
	000G12-06-12J	EA	SCREW - 6-20 X .75 POH - BRASS
	000G12-06-08T	EA	SCREW - 6-20 X 1/2 POH - BLACK
	000G13-05-10B	EA	SCREW - 5-12 X 5/8 PFH - ZINC
	000G13-06-08G	EA	SCREW - 6-20 X 1/2 PFH - ANTIQUE BRASS
	000G13-06-08B	EA	SCREW - 6-20 X 1/2 PFH - ZINC
	000G13-06-06I	EA	SCREW - 6-20 X 3/8 PFH - BLACK ZINC
	000G13-06-24J	EA	SCREW - 6-20 X 1 1/2 PFH - BRASS
	000G13-06-16J	EA	SCREW - 6-20 X 1 PFH - BRASS
	000G13-06-10J	EA	SCREW - 6-20 X 5/8 PFH - BRASS
	000G13-06-10G	EA	SCREW - 6-20 X 5/8 PFH - ANTIQUE BRASS
	000G13-07-10H	EA	SCREW - 7-19 X 5/8 PFH - BLACK
	000G13-07-12B	EA	SCREW - 7-19 X 3/4 PFH - ZINC
	000G13-08-16B	EA	SCREW - 8-18 X 1 PFH - ZINC
	000G13-08-109	EA	SCREW - 8-18 X 5/8 PFH
	000G13-08-10B	EA	SCREW - 8-18 X 5/8 PFH - ZINC
	000G13-08-24B	EA	SCREW - 8-18 X 1 1/2 PFH - ZINC
	000G16-04-24B	EA	SCREW - MACHINE - 1/4-20 X 1 1/2 PPH
	000G18-04-12B	EA	SCREW - MACHINE - 4-40 X 3/4 PPH - ZINC
	000G18-08-12B	EA	SCREW - MACHINE - 8-32 X 3/4 PPH - ZINC
	000G18-08-16B	EA	SCREW - MACHINE - 8-32 X 1 PPH - ZINC
	000G18-08-24B	EA	SCREW - MACHINE - 8-32 X 1 1/2 PPH - ZINC
	000G18-08-22B	EA	SCREW - MACHINE - 8-32 X 1 3/8 PPH - ZINC
	000G19-10-10B	EA	SCREW - MACHINE - 10-32 X 5/8 - PPH - ZINC
	000G19-10-08B	EA	SCREW - MACHINE - 10-32 X 1/2 PPH - ZINC
	000G19-10-20B	EA	SCREW - MACHINE - 10-32 X 1 1/2 PPH - ZINC
	000G19-10-40B	EA	SCREW-MACH,10-32X2.50 PPH ZN
	000G19-10-12F	EA	SCREW - MACHINE - 10-32 X 3/4 PPH - STAINLESS STEEL
	000G32-10-06B	EA	SCREW - 10-32 X 3/8 PPH - ZINC
	000G36-10-12T	EA	SCREW - 10-24X 3/4 PFH TYPE 23 - BLACK
	000G39-06-06J	EA	SCREW - 6-20 X 3/8 PPH - BRASS
	000G39-06-10T	EA	SCREW - SF/DR - 6-20 X 5/8 PPH - BLACK
	000G39-06-16T	EA	SCREW - SF/DR - 6-20 X 1 PPH - BLACK
	000G39-08-08S	EA	SCREW - SF/DR - 8-18 X 1/2 PPH - OFF WHITE
	000G39-08-08B	EA	SCREW - SF/DR - 8-18 X 1/2 PPH - ZINC
	000G39-08-08T	EA	SCREW - SF/DR - 8-18 X 1/2 PPH - BLACK
	000G39-08-06B	EA	SCREW - SF/DR - 8-18 X 3/8 PPH - ZINC
	000G39-08-32B	EA	SCREW - SF/DR - 8-18 X 2 PPH - ZINC
	000G39-08-24T	EA	SCREW - SF/DR - 8-18 X 1 1/2 PPH - BLACK
	000G39-08-24S	EA	SCREW - SF/DR - 8-18 X 1 1/2 - OFF WHITE
	000G39-08-24B	EA	SCREW - SF/DR - 8-18 X 1 1/2 PPH - ZINC
	000G39-08-16T	EA	SCREW - SF/DR - 6-20 X 1 PPH - BLACK
	000G39-08-16B	EA	SCREW - SF/DR - 8-18 X 1 PPH - ZINC
	000G39-08-12B	EA	SCREW - SF/DR - 8-18 X 3/4 PPH - ZINC
	000G39-08-12T	EA	SCREW - SF/DR - 8-18 X 3/4 PPH - BLACK
	000G39-10-48T	EA	SCREW - SF/DR - 10-16 X 3 PPH - BLACK
	000G39-10-48B	EA	SCREW - SF/DR - 10-16 X 3 - PPH - ZINC
	000G39-10-40D	EA	SCREW - SF/DR - 10-16 X 2 1/2 PPH - BLACK
	000G39-10-32B	EA	SCREW - SF/DR - 10-16 X 2 - PPH - ZINC
	000G39-10-20T	EA	SCREW - SF/DR - 10-16 X 1 1/4 PPH - BLACK
	000G39-10-20B	EA	SCREW - SF/DR - 10-16 X 1 1/4 PPH - ZINC
	000G39-10-169	EA	SCREW - SF/DR - 10-16 X 1 PPH - FLUOROCARBON SILVER
	000G39-10-129	EA	SCREW - SF/DR - 10-16 X 3/4 PPH - FLUOROCARBON SILVER

SEALANTS & FASTENERS GROUP (CONTINUED)
SCREWS (CONTINUED)

KEY	PART NUMBER	U/M	DESCRIPTION
	000G39-10-12T	EA	SCREW - SF/DR - 10-16 X 3/4 - BLACK
	000G39-10-10T	EA	SCREW - SF/DR - 10-16 X 5/8 - BLACK
	000G39-10-10B	EA	SCREW - SF/DR - 10-16 X 5/8 PPH - ZINC
	000G39-10-08B	EA	SCREW - SF/DR - 10-16 X 1/2 PPH - ZINC
	000G39-12-12E	EA	SCREW - SF/DR - 12 - 14 X 3/4 PPH - CHROME
	000G42-04-24B	EA	SCREW - SF/DR - 1/4-14 X 1 1/2 - ZINC
	000G42-04-16B	EA	SCREW - SF/DR - 1/4-14 X 1 HWH - ZINC
	000G42-04-24B	EA	SCREW - SF/DR - 1/4-14 X 1 1/2 - ZINC
	000G46-08-24T	EA	SCREW - MACHINE - 8-32 X 1 1/2 PFH - BLACK
	000G50-04-08B	EA	SCREW - MACHINE - 1/4-20 X 1/2 PTH - ZINC
	000G52-06-05B	EA	SCREW - MACHINE - 6-32 X 5/16 PTH ZINC
	000G52-06-06B	EA	SCREW - MACHINE - 6-32 X 3/8 PIN - ZINC
	000G54-04-14B	EA	SCREW - 1/4-20 X 7/8 PTH - TYPE 23 - ZINC PLATED
	000G55-08-124	EA	SCREW - SF/DR - 8-18 X 3/4 PWH - ASH GRAY
	000G55-08-16T	EA	SCREW - SF/DR - 8-18 X 1 PWH - BLACK
	000G56-12-48B	EA	SCREW - WOOD - 12-11 X 3 POH - SPECIAL HARDENED
	000G57-14-64B	EA	SCREW - 14-10 X 4 PFH ZINC
	000G60-08-20F	EA	SCREW - SF/DR - 8-19X1.25 POH
	000G60-08-16E	EA	SCREW - SF/DR - 8-1 X 1 POH - CHROME
	000G60-08-22B	EA	SCREW - SF/DR - 8-18 X 1.38 POH - ZINC
	000G60-10-209	EA	SCREW - SF/DR - 10-16 X 1 1/4 POH - SILVER STALGAARD
	000G60-10-20B	EA	SCREW - SF/DR - 10-16 X 1 1/4 POH - ZINC
	000G60-10-16J	EA	SCREW - SF/DR - 10-16 X 1 POH - BRIGHT BRASS
	000G60-10-28T	EA	SCREW - SF/DR - 10-16 X 1 3/4 - BLACK
	000G62-08-24B	EA	SCREW - SF/DR - 8-18 X 1 1/2 PFH
	000G67-08-32B	EA	SCREW - 8-15 X 2 PPH - ZINC
	000G67-10-08B	EA	SCREW - 10-12 X 1/2 PPH - ZINC
	000G67-10-32J	EA	SCREW-10-12X2 PPH - BRIGHT BRASS
	000G67-10-24S	EA	SCREW - 10-12 X 1 1/2 PPH - OFF WHITE
	000G67-10-24B	EA	SCREW - 10-12 X 1 1/2 PPH - ZINC
	000G67-10-20D	EA	SCREW - 10-12 X 1 1/4 PPH - BLACK
	000G67-10-12P	EA	SCREW - 10-12 X 3/4 PPH - DARK BROWN
	000G67-10-12B	EA	SCREW - 10-12 X 3/4 PPH - ZINC
	000G67-10-10T	EA	SCREW - 10-12 X 5/8 PPH - BLACK
	000G67-10-10S	EA	SCREW - 10-12 X 5/8 PPH - OFF WHITE
	000G67-10-10P	EA	SCREW - 10-12 X 5/8 PPH - DARK BROWN
	000G67-10-10B	EA	SCREW - 10-12 X 5/8 PPH - ZINC - TYPE A
	000G67-10-08S	EA	SCREW - 10-12 X 1/2 PPH - OFF WHITE
	000G68-06-12B	EA	SCREW - 6-18 X 3/4 POH - ZINC & CLEAR
	000G68-06-10J	EA	SCREW - 6-18 X 5/8 POH - BRASS
	000G68-06-10G	EA	SCREW - 6-18 X 5/8 POH - ANTIQUE BRASS
	000G68-06-12J	EA	SCREW - 6-18 X 3/4 POH - BRASS
	029130-01-000	EA	SCREW - SNAP STUD - #8-16 X 5/8" LONG
	029130-03-000	EA	SCREW - SNAP STUD - #8-16 X 1" LONG
	049465-01-000	EA	SCREW - 10-16 PTH W/WASHER - DARK BROWN
	049465-03-000	EA	SCREW - 10-16 X 1 POH W/WASHER - OFF WHITE
	049465-04-000	EA	SCREW - 10-16 X 1 PTH W/WASHER - BEIGE
	049465-13-000	EA	SCREW-10+16X1 PTH W/WASHER - *ASH GRAY
	049465-17-000	EA	SCREW - 10-16 X 1 POH W/WASHER - BRIGHT WHITE
	054434-03-000	EA	SCREW - SF/DR - 10-16 X 2 - PWH - ZINC
	075908-01-000	EA	SCREW - MACHINE - 10-32 X .56 PTH - EXTERNAL TOOTH - ZINC
	076790-01-000	EA	SCREW - 6-20 X 1 1/4 PPH - BLACK
	076790-05-000	EA	SCREW - 6-20 X 1/2 PPH - BLACK - THREAD CUTTING/WOOD
	083554-01-000	EA	SCREW - DRYWALL - 8 X 1 1/4
	083554-04-000	EA	SCREW - DRYWALL - 8 X 2 1/2
	087721-01-000	EA	SCREW - FLAT HEAD - TAPPING - 1/4 X 1 1/4 LONG - ZINC
	087721-02-000	EA	SCREW - FLAT HEAD - TAPPING - 1/4" X 2 1/4" LONG - ZINC
	090033-02-000	EA	SCREW - 1/4-20 X 5/8 - ROUND WASHER HEAD - OFF/WHITE
	097974-01-000	EA	SCREW - PARTICLE BOARD - 7-9 X 3/4 PPH
	101618-01-000	EA	SCREW - 1/4-20 X 3/4 HEX - TAPPING - STALGARD TYPE F
	109235-01-05A	FT	COVER - SCREW - BRIGHT WHITE
	109235-01-01A	FT	COVER - SCREW - MAT BLACK
	113563-01-01A	EA	SCREW - 8 X 5/8 LONG SHOULDER/WASHER HEAD
	116111-02-01A	EA	SCREW - TAPTITE - 1/4-20 X 3/8 PPH - ZINC

SEALANTS & FASTENERS GROUP (CONTINUED)
SCREWS (CONTINUED)

KEY	PART NUMBER	U/M	DESCRIPTION
	117478-01-04A	EA	SCREW - 8-18 X 3/4 PPH W/WASHER - VW LIGHT GRAY
	118383-01-09A	EA	RETAINER/RECESSED - F/.22" SCREW - GLACIER
	118383-01-06A	EA	RETAINER/RECESSED - F/.22" SCREW - ALLANTE ANTELOPE
	118383-01-04A	EA	RETAINER/RECESSED - F/.22" SCREW - BRIGHT WHITE
	118383-02-09A	EA	RETAINER/RECESSED - F/.27" SCREW - GLACIER
	118383-02-05A	EA	RETAINER/RECESSED - F/.27" SCREW - VW LIGHT GRAY
	118383-02-10A	EA	RETAINER/RECESSED - F/.27" SCREW - RIVERSTONE
	118383-02-11A	EA	RETAINER/RECESSED - F/.27" SCREW - CASHMERE
	118383-03-09A	EA	RETAINER/RECESSED - F/.32" SCREW - GLACIER
	118383-04-04A	EA	CAP - F/RECESSED RETAINER - BRIGHT WHITE
	118383-04-08A	EA	CAP - F/RECESSED RETAINER - CADDY CREAM
	118383-04-05A	EA	CAP - F/RECESSED RETAINER - VW LIGHT GRAY
	118383-04-11A	EA	CAP - F/RECESSED RETAINER - CASHMERE
	118383-04-10A	EA	CAP - F/RECESSED RETAINER - RIVERSTONE
	118383-04-09A	EA	CAP - F/RECESSED RETAINER - GLACIER
	134126-01-01A	EA	SCREW/NAIL - HEX HEAD - 3/4"
	140040-01-000	EA	SCREW - 1/4-20 X 1 - BUTTON HEAD/SOCKET - W/LOCTITE
	144078-01-01A	EA	SCREW - HEX/FLANGE HEAD CAP-1" W/.75" THREAD LENGTH-ZINC
	149753-01-02A	EA	RETAINER/RECESSED - F/.22" SCREW - BRIGHT WHITE
	149753-01-01A	EA	RETAINER/RECESSED - F/.22" SCREW - BLACK
	149753-02-02A	EA	CAP - F/RECESSED RETAINER - BRIGHT WHITE
	149753-02-01A	EA	CAP - F/RECESSED RETAINER - BLACK

CLAMPS, CLIPS, GROMMETS, RIVETS, & PLUGS

KEY	PART NUMBER	U/M	DESCRIPTION
	000F10-06-32B	EA	PIN - COTTER - 3/16" X 2" - ZINC
	000H14-06-06R	EA	RIVET-MANDREL BLIND,3/16 AL - CHERRY BSP-66
	000H16-04-06R	EA	RIVET - POP ALUMINUM - 1/8 X .313 - .375
	000H16-06-10R	EA	RIVET - POP ALUMINUM - 3/16 X .501 - .625
	007161-01-000	EA	CLAMP - HOSE - SPRING TYPE - 1/2"
	008386-01-000	EA	GROMMET - SNAP - 3/8" DIAMETER - NYLON
	010495-01-000	EA	CLAMP - CABLE - 9/16"ID - BLACK
	010495-02-000	EA	CLAMP - CABLE - 3/8"ID - BLACK
	010495-04-000	EA	CLAMP - CABLE - 11/16"ID - WHITE
	010497-01-000	EA	CLAMP - CLOSED - 5/8"ID
	010497-02-000	EA	CLAMP - CLOSED - 1.5"ID
	010497-03-000	EA	CLAMP - CLOSED - 1"ID - CUSHIONED
	010497-04-000	EA	CLAMP - CLOSED - 1 5/8"ID
	010497-05-000	EA	CLAMP - CLOSED - 1/2"ID
	010497-07-000	EA	CLAMP - CLOSED - 3/8"ID
	010497-09-000	EA	CLAMP - CLOSED - 5/16"ID
	010497-10-000	EA	CLAMP - CLOSED - 7/8"ID
	010499-01-000	EA	CLAMP - CLOSED - 3/8"ID
	016188-03-000	EA	GROMMET - LP LINE - 3/8"HOLE X 2 1/2"LONG - RUBBER
	016188-04-000	EA	GROMMET - LP LINE - 1/2"HOLE X 2 1/2"LONG - RUBBER
	016188-05-000	EA	GROMMET - LP LINE - 3/8"HOLE X 1 1/4"LONG - RUBBER
	016188-06-000	EA	GROMMET - L/P LINE - 3/8"HOLE X 3 1/4"LONG - RUBBER
	016188-08-000	EA	GROMMET - LP LINE - 1/2"HOLE X 1 1/4"LONG - RUBBER
	016188-09-000	EA	GROMMET - LP LINE - .68"HOLE X 1 1/4"LONG - RUBBER
	016188-10-000	EA	GROMMET - LP LINE - .68"HOLE X 2.5"LONG - RUBBER
	023942-01-000	EA	GROMMET - RUBBER - 2" OD
	034141-02-000	EA	PLUG/NYLON - .38" - BLACK
	061420-01-000	EA	PLUG/PLASTIC - 1 3/4" DIAMETER - BROWN
	061420-04-000	EA	PLUG/PLASTIC - 1 1/4" DIAMETER
	061420-05-000	EA	PLUG/PLASTIC - 1 1/2" DIAMETER
	061420-08-000	EA	PLUG/PLASTIC - 2 1/2" DIAMETER
	061420-09-000	EA	PLUG/PLASTIC - 1.00" - DIAMETER
	061420-10-000	EA	PLUG/PLASTIC - 1 1/2" DIAMETER - BLACK
	061420-14-000	EA	PLUG/PLASTIC - 7/8" DIAMETER - BLACK
	061420-15-000	EA	PLUG/PLASTIC - 2" DIAMETER - BLACK
	062401-01-000	EA	CLAMP - HOSE - WORMGEAR - .25" - 1"
	062401-02-000	EA	CLAMP - HOSE - WORMGEAR - 1.56" - 2.5"
	062401-03-000	EA	CLAMP - HOSE - WORMGEAR - .22" - 1"

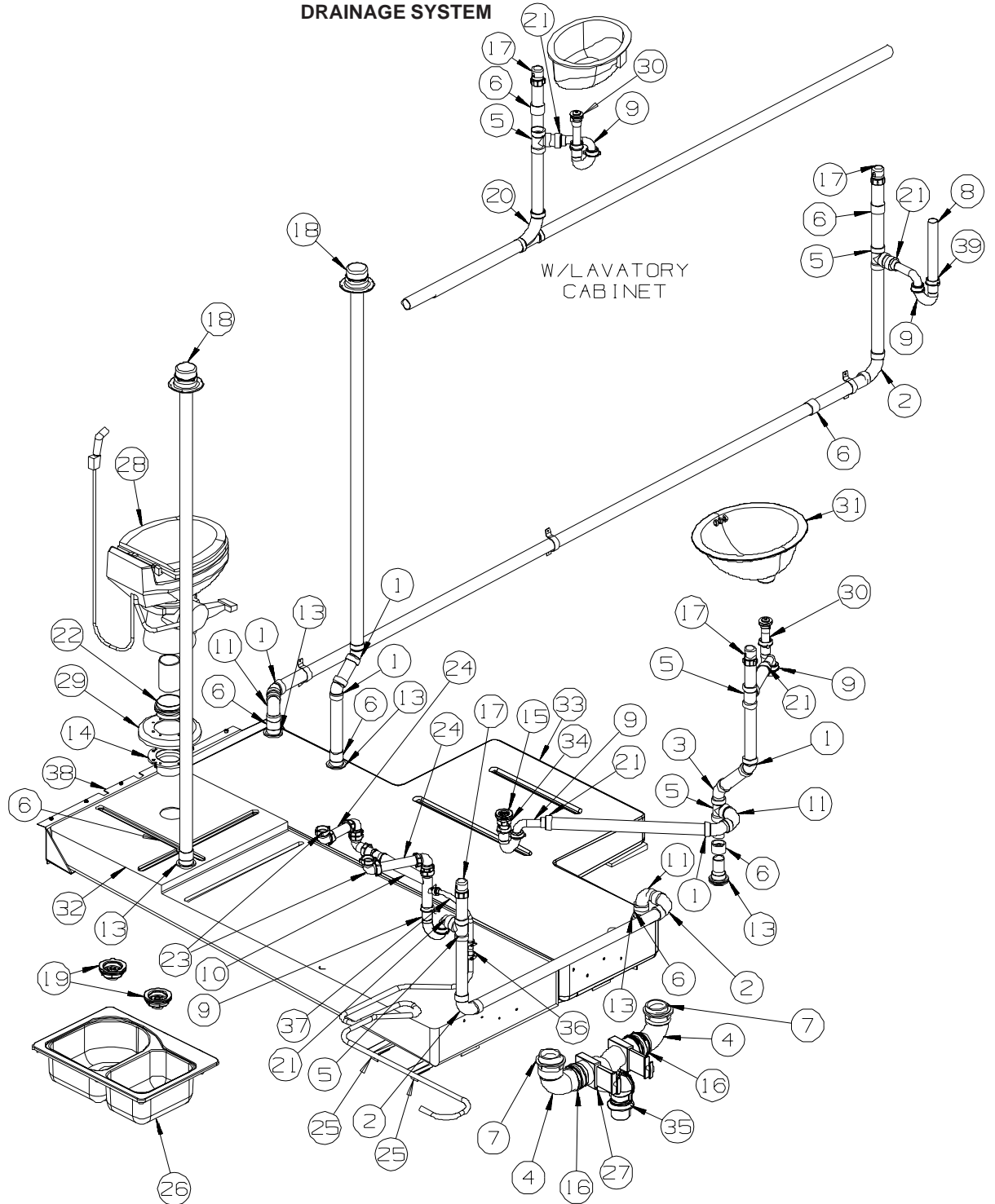
SEALANTS & FASTENERS GROUP (CONTINUED)
CLAMPS, CLIPS, GROMMETS, RIVETS, & PLUGS (CONTINUED)

KEY	PART NUMBER	U/M	DESCRIPTION
	062401-04-000	EA	CLAMP - HOSE - WORMGEAR - .69" - 1.25"
	062401-05-000	EA	CLAMP - HOSE - WORMGEAR - 2" - 3" ID
	062401-06-000	EA	CLAMP - HOSE - WORMGEAR - .22" - .62" ID
	062401-09-000	EA	CLAMP - HOSE - WORMGEAR - 2.8" - 3.75"
	062401-11-000	EA	CLAMP - HOSE - WORMGEAR - 3.50" - 4.50"
	062401-12-000	EA	CLAMP - HOSE - WORMGEAR - .79" X 1.26"
	062401-13-000	EA	CLAMP - HOSE - WORMGEAR
	071015-01-000	EA	GROMMET - RUBBER - .5"ID X 1"OD-W/.38" GROOVE - BLACK
	071015-11-000	EA	GROMMET - RUBBER - 1 ID - FITS .12 MATERIAL - BLACK
	071015-13-000	EA	GROMMET - RUBBER - .62 ID - FITS .09 GROOVE - BLACK
	071015-19-000	EA	GROMMET - RUBBER - .38 ID - FITS .06 MATERIAL - BLACK
	071015-26-000	EA	GROMMET - RUBBER - 1.5" ID X 2.1" OD W/.06" GROOVE-BLACK
	071015-29-000	EA	GROMMET - RUBBER - .3"ID X 1.3"OD W/.12" GROOVE - BLACK
	071015-30-000	EA	GROMMET - RUBBER - .3"ID X .81"OD W/.12" GROOVE - BLACK
	071015-32-000	EA	GROMMET - RUBBER - .75"ID X 1.375"OD W/.187" GROOVE-BLK
	071015-37-000	EA	GROMMET - .81 ID FITS .56 MTL
	071015-39-000	EA	GROMMET - .75 ID FITS .06 MTL
	071015-40-000	EA	GROMMET - .38 ID FITS .09 MTL
	071015-41-000	EA	GROMMET - .125 ID FITS .188 MTL
	071015-42-000	EA	GROMMET - RUBBER - .25 ID - FITS .06 MATERIAL - BLACK
	075148-02-000	EA	CLAMP - GROUNDING - BRONZE SCREWS
	077955-01-000	EA	CLIP/J - 3/8" - VINYL COATED
	080211-03-000	EA	CLIP - XMAS TREE W/PANEL RETAINING HEAD - 3/4" SHANK
	080734-02-000	EA	CLIP - WIRE NYLON
	081211-01-000	EA	PLUG - PLASTIC - .31"DIA - BLACK
	081211-03-000	EA	PLUG/PLASTIC - .50" DIAMETER - TRUSS HEAD - BLACK
	081211-04-000	EA	PLUG/PLASTIC - .46 DIAMETER - TRUSS HEAD - BLACK
	083609-01-000	EA	CLAMP - WIRE - DUAL - EQUAL DIAMETERS - 5/8"
	083610-01-000	EA	CLAMP - WIRE - DUAL - UNEQUAL DIAMETERS - 3/4" & 1 1/4"
	083610-02-000	EA	CLAMP - WIRE - DUAL - UNEQUAL DIAMETERS - 3/4" & 2"
	083610-03-000	EA	CLAMP - WIRE - DUAL - EQUAL DIAMETERS - 2"
	088756-01-000	EA	GROMMET - WEB - 1 1/8 " I.D.
	089329-02-000	EA	CLIP - SPRING
	091952-01-000	EA	CLIP - GRIPPER - 1"
	091952-02-000	EA	CLIP - GRIPPER - 3/4"
	091952-03-000	EA	CLIP - GRIPPER - 1/2" - BLACK VINYL COATED
	094362-02-000	EA	CLIP - XMAS TREE - BINDER HEAD - .9" LONG
	094362-05-000	EA	CLIP - XMAS TREE - ROUND HEAD - 1.4" LONG
	113133-02-01A	EA	RIVET - POP - ALUMINUM - 3/16 X .252 - .504 - BLACK
	114208-01-000	EA	GROMMET - EDGE LINER - FITS 1 3/4"
	114208-05-000	EA	GROMMET - EDGE LINER - FITS 2"
	115361-01-01A	EA	PLUG/PLASTIC - 1/2" DIAMETER
	118626-01-02A	EA	RIVET - POP - ALUMINUM - 3/16 X .08 - .375
	118626-01-01A	EA	RIVET - POP - ALUMINUM - 3/16 X .08 - .375
	137014-01-02A	EA	GROMMET - CABLE - BROWN
	137014-01-01A	EA	GROMMET - CABLE - ALMOND
	137014-01-03A	EA	GROMMET - CABLE - BLACK
	139118-02-01A	EA	GROMMET - SCREW - PLASTIC
	140171-01-000	EA	CLAMP - HOSE - STEPLESS EAR - .312

SEALANTS & FASTENERS GROUP (CONTINUED)
MISCELLANEOUS FASTENERS

KEY	PART NUMBER	U/M	DESCRIPTION
	008343-01-000	EA	TIE - WIRE - 6"
	008343-02-000	EA	TIE - WIRE - 14"
	008343-03-000	EA	TIE - WIRE - 7 1/2" - BLACK
	029094-04-000	YD	VELCRO TAPE - LOOP - 1" WIDE - BLACK
	029096-03-000	YD	VELCRO TAPE - HOOK - 1" WIDE - BLACK
	029096-04-000	YD	VELCRO TAPE/HOOK - 1" WIDE - BLACK - W/ADHESIVE BACK (PSA)
	048394-02-000	YD	VELCRO TAPE - HOOK - ADHESIVE BACK - 3/4" WIDE - BEIGE
	085774-01-000	FT	FASTENER - DUAL LOCK - 1" WIDE - ADHESIVE BACK - BLACK
	085774-02-000	FT	FASTENER - DUAL HOOK - 1" WIDE - ADHESIVE BACK - BLACK
	085774-03-000	FT	FASTENER - DUAL LOCK - 1/2" WIDE - ADHESIVE BACK - BLACK
	085774-04-000	FT	FASTENER - DUAL HOOK - 1/2" WIDE - ADHESIVE BACK - BLACK
	088792-02-000	YD	VELCRO TAPE - LOOP - 3/4" - ADHESIVE BACK - BEIGE
	088792-04-000	YD	VELCRO TAPE - HOOK - 5/8" - NON-ADHESIVE BACK - WHITE
	088792-05-000	YD	VELCRO TAPE - LOOP - 5/8" - NON-ADHESIVE BACK - WHITE
	108046-01-000	EA	CABLE TIE - SCREW MOUNT 8"
	108046-02-000	EA	CABLE TIE - SCREW MOUNT 15"
	110943-01-000	FT	FELT STRIP - 3/8" - ADHESIVE BACK - BLACK - 75' PER ROLL
	110943-02-000	FT	FELT STRIP - 3/8" - ADHESIVE BACK - WHITE
	127960-01-01A	EA	RETAINER - 3/8" - STAINLESS STEEL

WATER & SEWAGE GROUP DRAINAGE SYSTEM



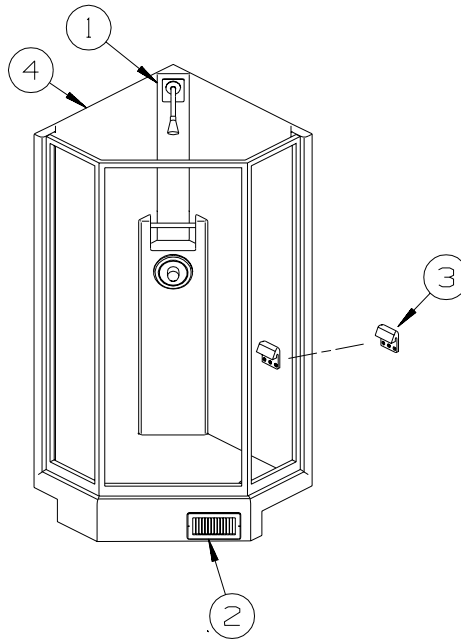
KEY	PART NUMBER	U/M DESCRIPTION
1	010006-01-000	EA ELBOW - 45 DEGREE - 1 1/2" HUB X HUB - PLASTIC
2	010008-01-000	EA ELBOW - 90 DEGREE - 1 1/2" HUB X HUB - PLASTIC
3	010051-01-000	EA ELBOW - 45 DEGREE - 1 1/2" SPIGOT X HUB - PLASTIC
4	010062-01-000	EA ELBOW - 3 90 SPIGOT X HUB - PLASTIC
5	010071-01-000	EA TEE - SANITARY - 1 1/2" HUB X HUB X HUB - PLASTIC
6	010115-01-000	EA COUPLING - 1 1/2" HUB X HUB - PLASTIC
7	010129-03-000	EA NIPPLE - 3" X 3" TOE - PLASTIC
8	126588-02-000	EA ARM - WASTE - 1 1/2" X 20" - FEMALE
9	061420-01-000	EA PLUG/PLASTIC - 1 3/4" DIAMETER - BROWN
9	107538-01-000	EA P-TRAP - PLASTIC - 1 1/4" W/EXTENSION ARM
		FROM: 00-00-00 THRU: 10-12-04
9	107538-02-000	EA P-TRAP - PLASTIC - 1 1/2" W/EXTENSION ARM
		FROM: 10-13-04 THRU: 99-99-99
9	011071-01-000	EA P-TRAP - PLASTIC - 1 1/2" - CSA - CANADIAN

WATER & SEWAGE GROUP (CONTINUED)
DRAINAGE SYSTEM (CONTINUED)

KEY	PART NUMBER	U/M	DESCRIPTION
10	011091-02-000	EA	WASTE - CONTINUOUS - DOUBLE SINK
10	011091-04-000	EA	WASTE - CONTINUOUS - DOUBLE SINK - DISHWASHER
11	033761-01-000	EA	ELBOW - 90 DEGREE - TURN - 1 1/2" HUB X 1 1/2" SPIGOT
12	034250-01-000	EA	ELBOW - 90 DEGREE - LONG TURN - 1 1/2" HUB X HUB - ABS
13	061607-01-000	EA	GROMMET - HOLDING TANK - 1 1/2" NPS
14	116644-01-000	EA	FLANGE/CLOSET - 3" FEMALE - 4 BOLT
15	066440-01-000	EA	STRAINER - SHOWER DRAIN - W/RUBBER WASHER
	127440-02-01A	EA	WASHER - RUBBER - 1.8" X .1"
	130403-01-000	EA	NUT - SLIP - W/WINGS 1 1/2"
16	078406-01-000	EA	COUPLER - 3" X 3" W/CLAMPS - RUBBER
17	079968-01-000	EA	VENT - MECHANICAL/TRAP ARM - ANTI-SIPHON-2" X 7.3" PLASTIC
18	083558-03-000	EA	VENT W/COVER F/PLUMBING STACK - OFF WHITE
19	092303-01-000	EA	STRAINER - W/BASKET - GALLEY SINK - 4" OD
	127440-02-01A	EA	WASHER - RUBBER - 1.8" X .1"
	130403-01-000	EA	NUT - SLIP - W/WINGS 1 1/2"
20	031365-02-000	EA	TEE - 1 1/2" EXTRA LONG TURN - PLASTIC
21	109571-01-000	EA	ADAPTER - P-TRAP - 1 1/2" P X 1 1/4" MPT
			FROM: 00-00-00 THRU: 10-12-04
21	152146-01-000	EA	CONNECTOR - 1 1/2" P X 1 1/2" MPT
			FROM: 10-13-04 THRU: 99-99-99
22	061607-02-000	EA	GROMMET - HOLDING TANK - 3" NPS
23	125569-01-000	EA	ELBOW - 1 1/2" X 90 DEGREE - DOUBLE SLIP
24	126588-01-000	EA	ARM - WASTE - 1 1/2" X 9 1/2" - FEMALE
25	132871-03-02B	EA	BRACKET/L ANGLE W/HOLES - 1.2" X 2.8" - E-COATED
26	134851-01-01A	EA	SINK - DOUBLE/GALLEY - LARGE/SMALL - 25" X 18" X 6.9"D-WHT
27	136143-01-000	EA	VALVE - DUAL - 3" X 3"
28*	136729-01-01A	EA	TOILET - CHINA - STANDARD W/SPRAYER - WHITE
29	131786-03-01A	EA	SPACER - TOILET - ROUND - 10" DIAM. X 1.3" HIGH - SOFT WHT
	147759-01-01A	EA	CAP - DOME - 1/4" HEX
30	110760-04-000	EA	TAILPIECE W/POP-UP DRAIN MECHANISM - POLISHED BRASS
			FROM: 00-00-00 THRU: 05-02-04
30	151556-01-01A	EA	DRAIN/TAILPIECE - W/POP-UP/LIFT ROD/OVERFLOW-POLISH BRASS
			FROM: 05-03-04 THRU: 99-99-99
30	151556-01-02A	EA	DRAIN/TAILPIECE - W/POP-UP/LIFT ROD/OVERFLOW - CHROME - STAINLESS STEEL PACKAGE
			FROM: 05-03-04 THRU: 99-99-99
31	143310-01-01A	EA	SINK - LAVATORY - OVAL - 19" X 16" - WHITE
			FROM: 00-00-00 THRU: 03-06-05
31	155318-01-01A	EA	SINK - LAVATORY - OVAL - 14" X 17" - OFF WHITE
			FROM: 03-07-05 THRU: 99-99-99
32	140193-01-700	EA	TANK - HOLDING - 52 GALLON - W/3" NIPPLE
	010232-01-000	EA	FITTING - SPINWELD - PLASTIC 3FPT
33	132408-01-700	EA	TANK - HOLDING - 47 GALLON - W/3" NIPPLE - W/O FITTINGS
	010232-01-000	EA	FITTING - SPINWELD - PLASTIC 3FPT
34	011069-06-000	EA	TAILPIECE - 1 1/2" X 1 1/4" X 2 1/2"
35	139513-02-000	EA	HOSE - SEWER - 3" X 20' - W/ADAPTER
	062416-01-000	EA	ADAPTER - SEWER HOSE TO 3" PIPE
	144728-01-000	EA	VALVE - SEWER HOSE - 3"
	147845-01-01A	EA	LABEL - DRIP VALVE
36	139571-01-000	EA	COUPLING - REDUCING - 1" X 1 3/4" - DISHWASHER
37	139567-01-000	FT	HOSE - DISHWASHER - 7/18" DIAMETER - DISHWASHER
38	152411-01-02B	EA	BRACKET - TANK DRAIN - E-COATED
39	061420-01-000	EA	PLUG/PLASTIC - 1 3/4" DIAMETER - BROWN

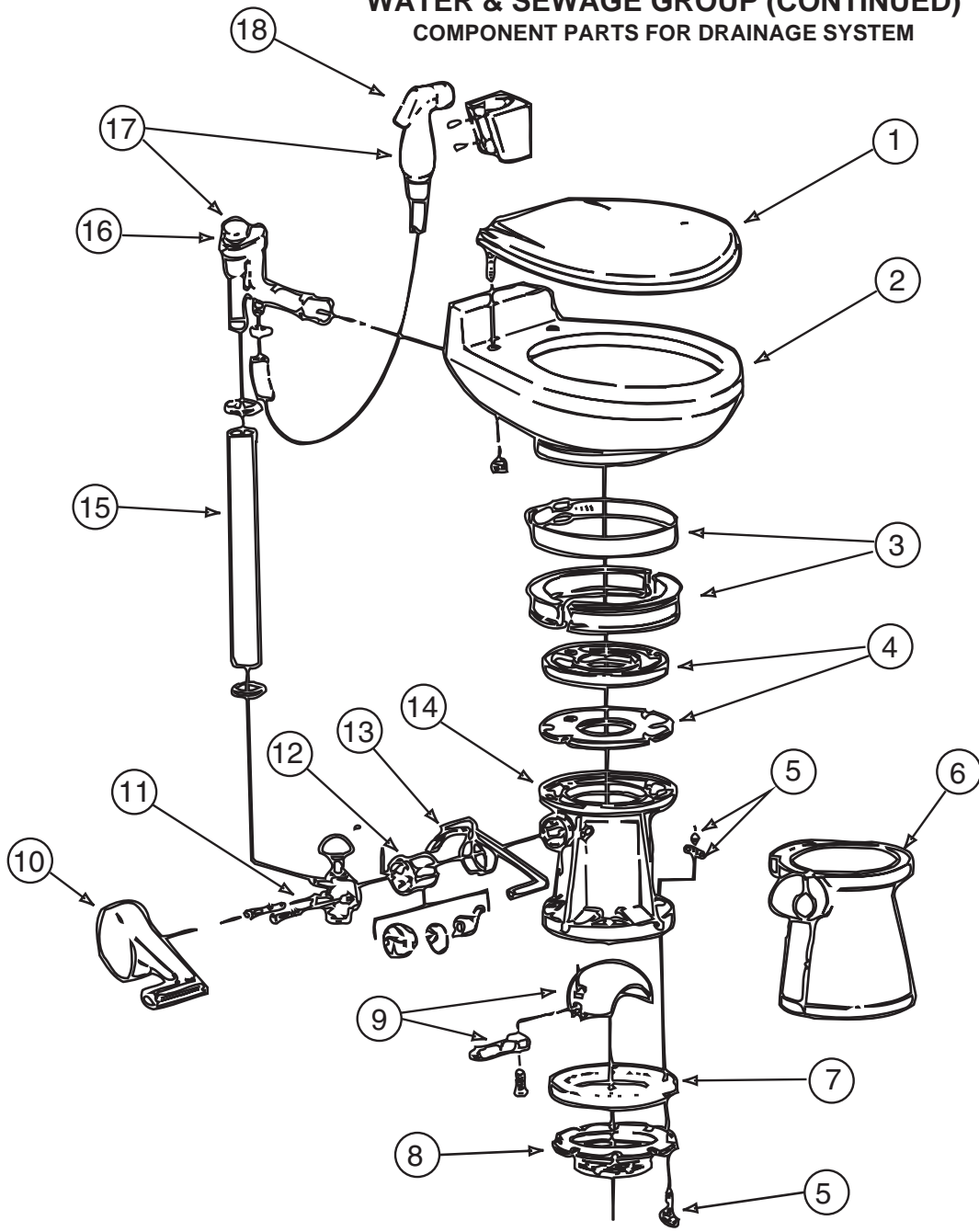
*COMPONENT PARTS LISTED LATER IN THIS GROUP

WATER & SEWAGE GROUP (CONTINUED)
DRAINAGE SYSTEM (CONTINUED)



KEY	PART NUMBER	U/M	DESCRIPTION
1	143218-01-02A	EA	PLATE/COVER - SHOWER HEAD - SOFT WHITE
2	089326-02-000	EA	GRILLE - FLOOR - HEATING - 9.3" X 5.3" - SOFT WHITE
3	135607-03-01A	EA	SEAT - SHOWER/FOLDING(FOR REPLACEMENT OR OPTION INST ONLY)
4	142017-01-01A	EA	SHOWER - FIBERGLASS - SOFT WHITE

WATER & SEWAGE GROUP (CONTINUED)
COMPONENT PARTS FOR DRAINAGE SYSTEM



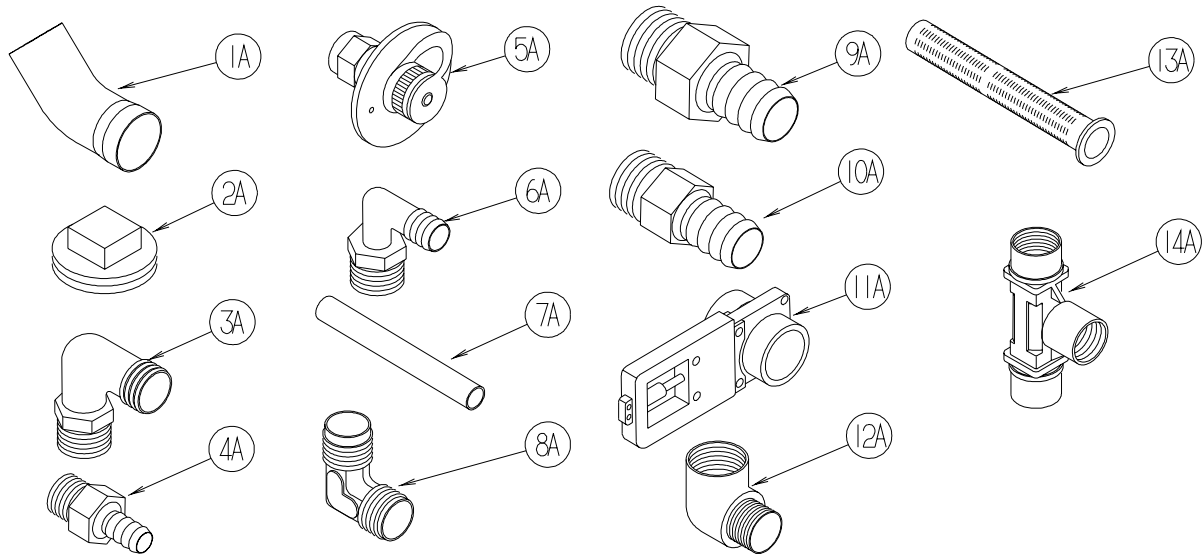
136729-01-01A

KEY	PART NUMBER	U/M	DESCRIPTION	VENDOR NO.
1	136729-01-700	EA	SEAT ASSEMBLY - WHITE	343829
2	136729-01-701	EA	BOWL/CHINA - WHITE	310739
3	140798-01-702	EA	RING & HALF CLAMP KIT-WHITE	385310025
4	085330-01-704	EA	TEFLON & RUBBER SEAL KIT	385316140
5	085330-01-717	EA	HARDWARE KIT - BASE MOUNTING	310064
6	085330-09-704	EA	PEDESTAL COVER - WHITE	310111
7	085330-01-714	EA	SEAL-FLANGE, FLOOR	390343892
8	085330-01-716	EA	FLANGE-FLOOR, 3" MPT	345889
10	085330-09-702	EA	COVER/PEDAL KIT - WHITE	310114
11	085330-01-709	EA	VALVE-WATER	385314349
12	085330-01-707	EA	CARTRIDGE SPRING ASSEMBLY	381236096
13	085330-06-703	EA	LEVER-FLUSH	340873
14	085330-09-703	EA	BASE KIT - WHITE	310120
16	085330-06-701	EA	BREAKER-VACUUM/DIVERTER(900)	230335
18	085330-04-701	EA	HAND SPRAY W/HOSE WHT500/900	340683 - WHITE
18	136729-01-702	EA	HAND SPRAY W/HOSE "PLATINUM"	385310809
	085330-04-708	EA	BRACKET F/HAND SPRAY - WHITE	385230319
	136729-01-703	EA	BRACKET F/HAND SPAY - CHROME	385311131

CONTACT WINNEBAGO PART SALES FOR UNLISTED COMPONENTS

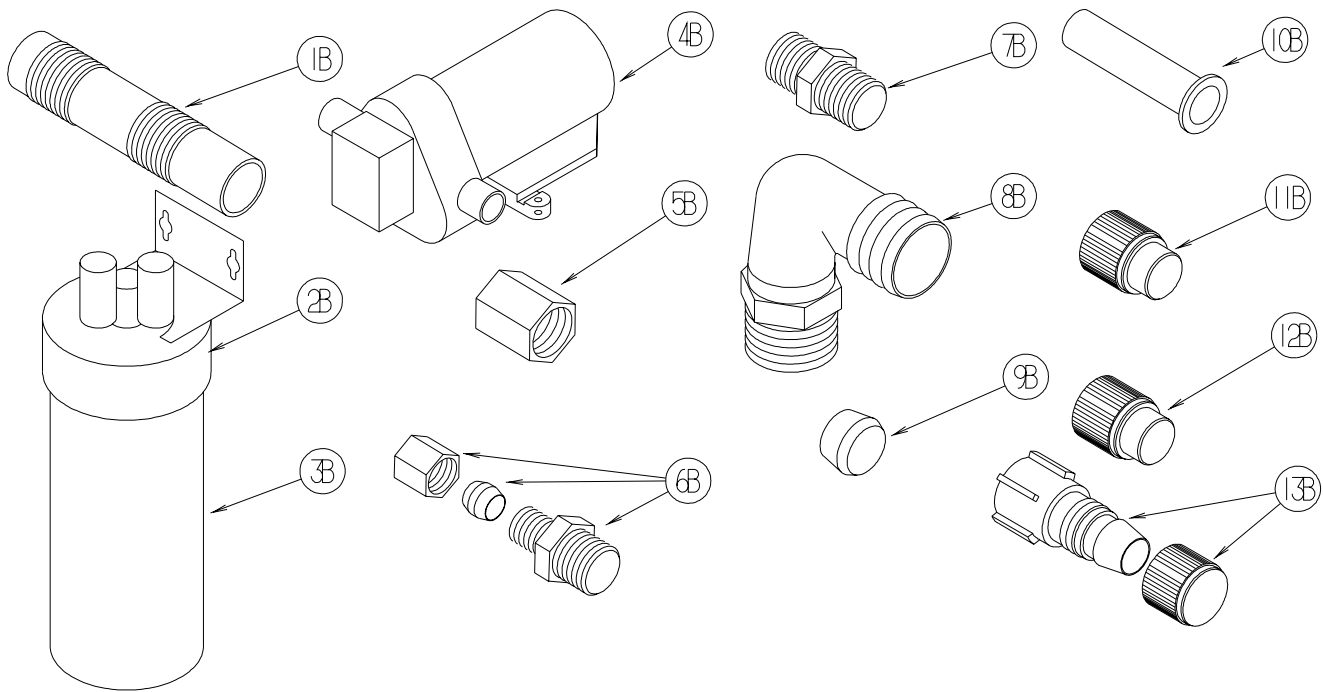
WATER & SEWAGE GROUP (CONTINUED)

WATER SYSTEM



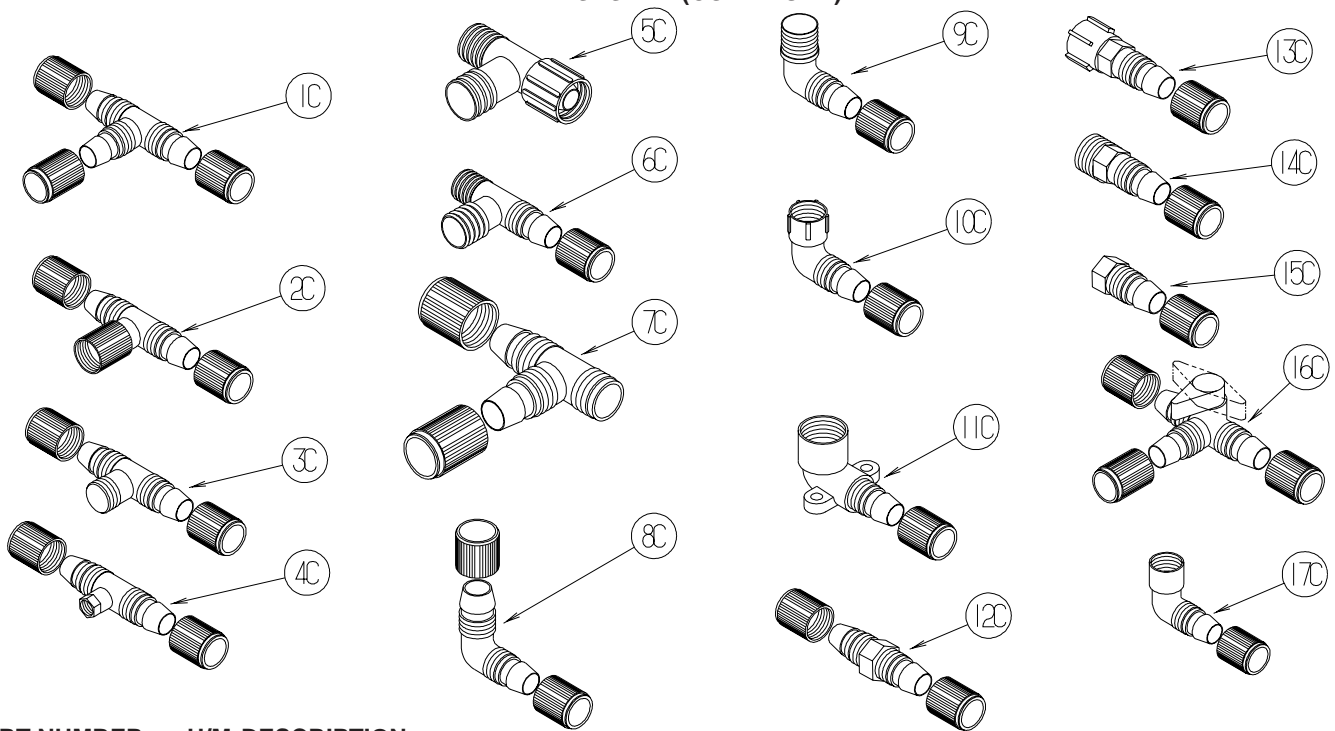
KEY	PART NUMBER	U/M	DESCRIPTION
1A	010009-01-000	EA	ELBOW - 90 DEGREE - 1/4 BEND - 1 1/2" PLASTIC
2A	010166-01-000	EA	PLUG/THREADED - 1 1/4"MPT - PLASTIC - BLACK - UL
3A	010219-01-000	EA	ELBOW - 1 1/4 MPT X 1 1/4 BARB - WATER FILL - PLASTIC
4A	010224-01-000	EA	ADAPTER - HOSE TO PIPE - 3/8 MPT X 3/8 BARB - PLASTIC
5A	010230-06-000	EA	FILL - CITY WATER - W/CHECK VALVE - MPT - BRUSHED ALUM
6A	035539-01-000	EA	ELBOW - 3/8 MPT X 3/8 BARB - PLASTIC
7A	039800-04-000	FT	TUBING - POLYBUTYL - 1/4"OD
7A	074462-02-000	FT	TUBING - VINYL - 3/8 ID X 20' - CLEAR
7A	112176-01-000	FT	TUBING - VINYL - REINFORCED - 1/2" ID
7A	124188-01-000	FT	TUBING - PEX - 1/2" ID X 20' - BLUE(COLD)
7A	124188-02-000	FT	TUBING - PEX - 1/2" ID X 20' - RED(HOT)
8A	039808-03-000	EA	ELBOW - 1/2" MPT X 1/2" MPT - PLASTIC
9A	044927-01-000	EA	ADAPTER - HOSE TO PIPE-1 1/4 MPTX1 1/4 BARB-BLACK PLASTIC
10A	044927-02-000	EA	ADAPTER - REDUCING - 1" MPT X 1.3" BARB - PLASTIC
11A	062421-03-000	EA	VALVE/DUMP W/O HANDLE - 1 1/2" X 1 1/2" HUB
	062421-05-000	EA	CABLE/ROD - F/DUMP VALVE - W/HANDLE - 48"
	062421-07-000	EA	CABLE/ROD - F/DUMP VALVE - W/HANDLE - 144"
	062421-08-000	EA	CABLE/ROD - F/DUMP VALVE - W/HANDLE - 108"
12A	065318-02-000	EA	ELBOW - 90 DEGREE - 3/8" MPT TO 3/8" FPT
13A	077954-02-000	EA	FILTER - WATER TANK - W/SCREEN IN TANK
14A	039798-01-000	EA	TEE - 1/2"MPT X 1/2"MPT X 1/2"MPT - PLASTIC

WATER & SEWAGE GROUP (CONTINUED)
WATER SYSTEM (CONTINUED)



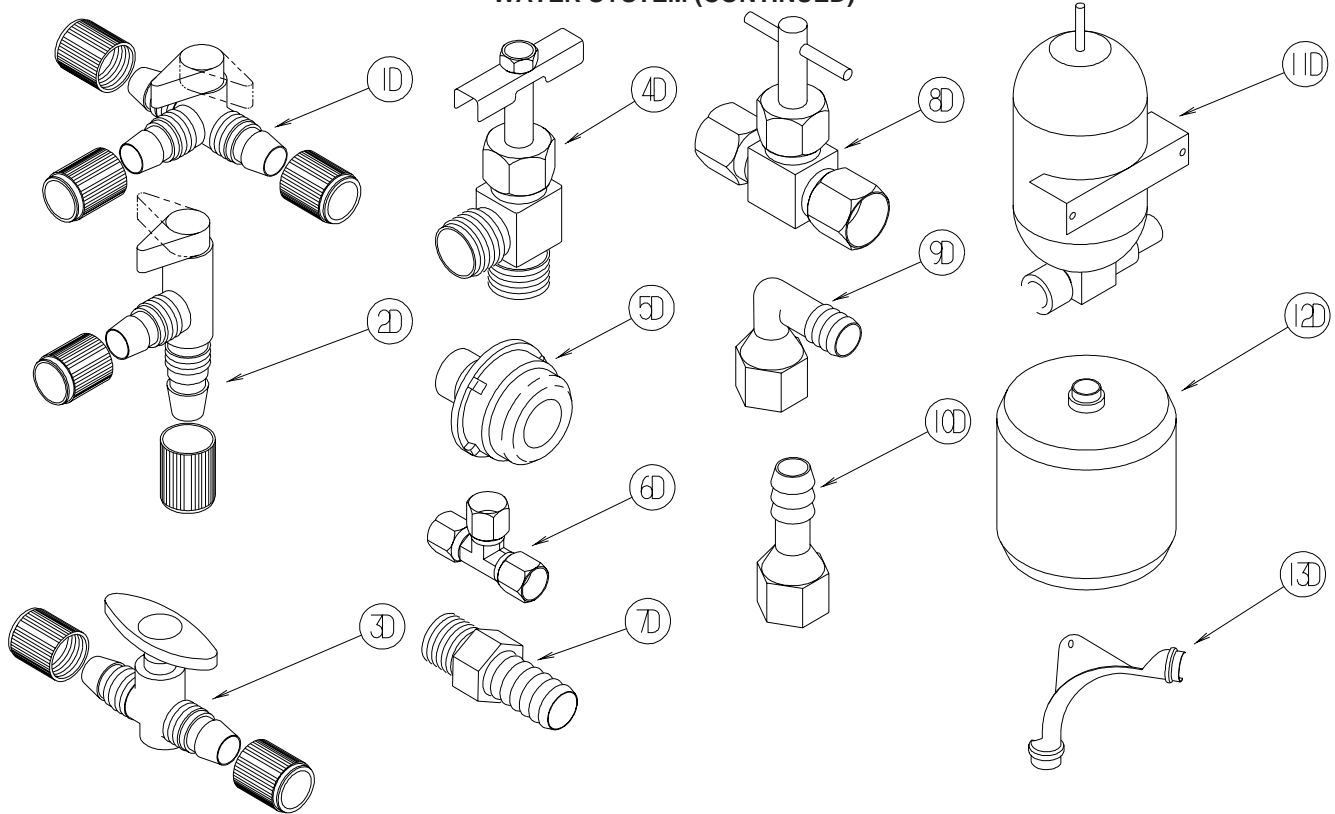
KEY	PART NUMBER	U/M	DESCRIPTION
1B	079381-01-000	FT	TUBING - RIBBED FLEXIBLE - WATER FILL - 1.4" ID
2B	087200-01-000	EA	FILTER-WATER PURIFCATION, EVERPURE QC2-AC
3B	087200-02-000	EA	CARTRIDGE-WATER FILTER,AC - EVERPURE 9601-11
4B*	098607-01-000	EA	PUMP - WATER - W/.5" MPT FITTING - FLOW 2.8 GPM
5B	101814-01-000	EA	COUPLING - FEMALE - 1/2" X 1/2" FPT - GRAY
6B	103798-01-000	EA	CONNECTOR - 1/4 OD X 3/8 MPT
7B	110438-02-000	EA	VALVE - CHECK - BRASS - 1/2 MPT X 1/2 MPT
8B	111223-02-000	EA	ELBOW - 1/2" MPT X 3/8" BARB - PLASTIC
8B	111223-03-000	EA	ELBOW - 3/4" MPT X 1/2" BARB - PLASTIC
8B	111223-04-000	EA	ELBOW - 1/2" MPT X 1/2" BARB - PLASTIC
9B	111888-01-000	EA	FERRULE - PLASTIC - .250 ID X .375 OD
10B	111888-02-000	EA	INSERT - BRASS - 1/4 COMP
11B	113697-01-000	EA	CAP - 3/8"P
12B	114427-01-000	EA	CAP - 1/2"P
13B	114427-02-000	EA	PLUG - W/COMP NUT - 1/2" PLASTIC PIPE/1/2" FLAIR-IT

WATER & SEWAGE GROUP (CONTINUED)
WATER SYSTEM (CONTINUED)



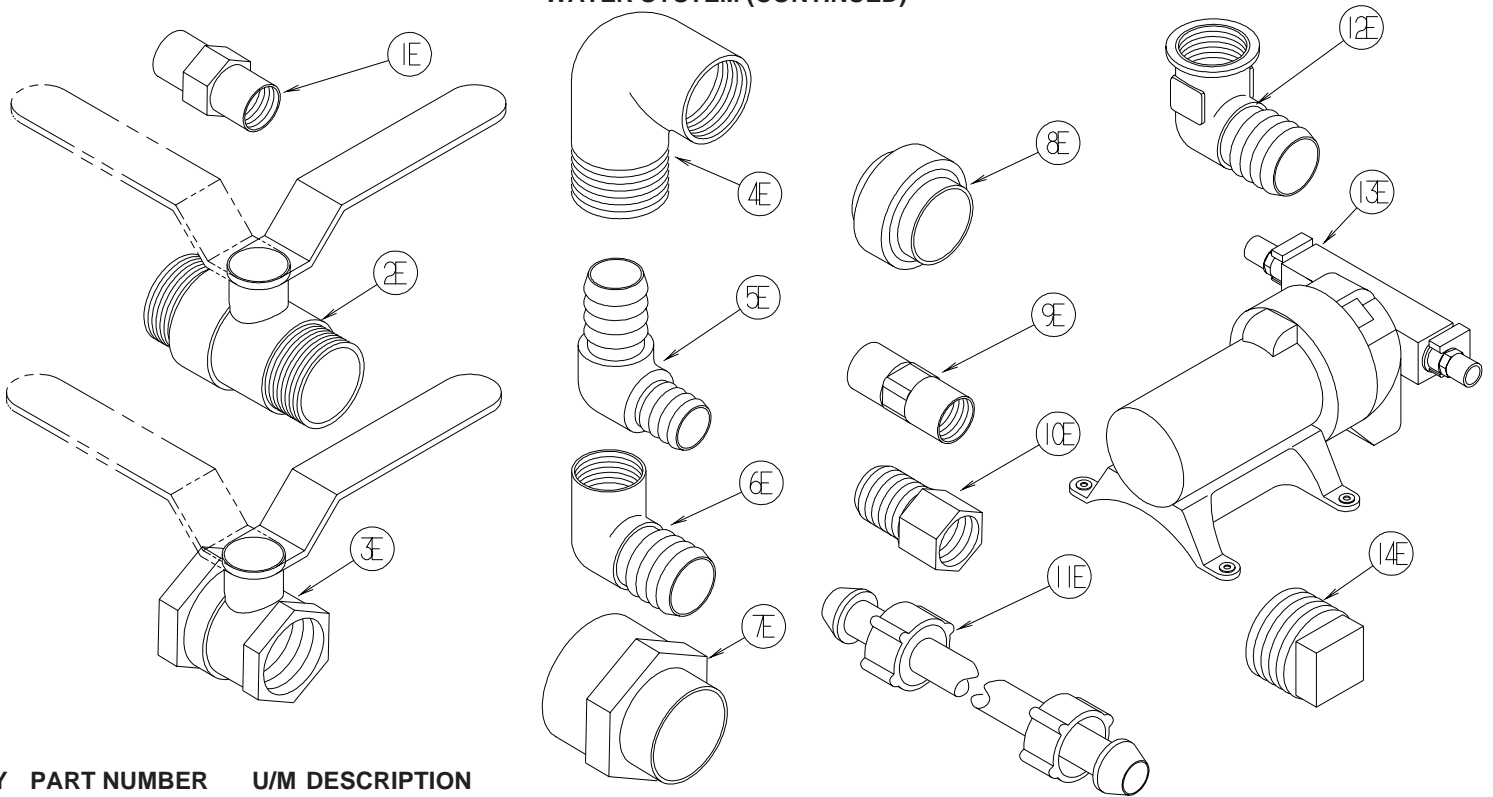
KEY	PART NUMBER	U/M	DESCRIPTION
1C	114428-01-000	EA	TEE - 1/2"P X 1/2"P X 1/2"P
2C	114428-02-000	EA	TEE - SWIVEL - 1/2"P X 1/2"P X 1/2"FPT
3C	114428-03-000	EA	TEE - 1/2"P X 1/2"P X 1/2"MPT
4C	114428-04-000	EA	TEE - 1/2"P X 1/2"P X 1/8"FPT
5C	114428-05-000	EA	TEE - 1/2" SWIVEL X 1/2" MPT X 1/2" MPT
6C	114428-06-000	EA	TEE - 1/2" P X 1/2" MPT X 1/2" MPT
7C	114428-07-000	EA	TEE - 1/2" P X 1/2" MPT X 1/2" P
8C	114429-01-000	EA	ELBOW - 1/2"P X 1/2"P
9C	114429-02-000	EA	ELBOW - 1/2"P X 1/2"MPT
9C	114429-04-000	EA	ELBOW - 1/2"P X 3/8"MPT
9C	114429-05-000	EA	ELBOW - 1/2"P X 3/4"MPT
9C	114429-10-000	EA	ELBOW - SWIVEL - 1/2"MPT X 1/2"FPT
10C	114429-06-000	EA	ELBOW - SWIVEL - 1/2"P X 3/4"FPT
10C	114429-08-000	EA	ELBOW - SWIVEL - 1/2"P X 1/2"FPT
11C	114429-09-000	EA	ELBOW - 1/2"P X 1/2"FPT DROP EAR
12C	114430-01-000	EA	ADAPTER - 1/2"P X 1/2"P
13C	114430-02-000	EA	ADAPTER - SWIVEL - 1/2"P X 1/2"FPT
13C	114430-04-000	EA	ADAPTER - SWIVEL - 1/2"P X 3/8"MPT
14C	114430-03-000	EA	ADAPTER - 1/2"P X 1/2"MPT
15C	114430-06-000	EA	ADAPTER - 1/2"P X 3/8"FPT
15C	114430-09-000	EA	ADAPTER - 1/2"P X 1/2"FPT
16C	114431-01-000	EA	VALVE - 180 DEGREE/CENTER DRAIN - 1/2"P - THREE WAY
17C	114429-11-000	EA	ELBOW - 1/2"P X 1/2"FPT

WATER & SEWAGE GROUP (CONTINUED)
WATER SYSTEM (CONTINUED)



KEY	PART NUMBER	U/M	DESCRIPTION
1D	114431-02-000	EA	VALVE - WATER BYPASS - 1/2"P - THREE WAY (WATER HEATER)
2D	114431-03-000	EA	VALVE - 90 DEGREE DRAIN - 1/2"P
3D	114431-04-000	EA	VALVE - "INLINE SHUT-OFF" - 1/2"P
4D	114431-05-000	EA	VALVE - NEEDLE - 1/8" MPT X 1/4" COMPRESSION (ICE MAKER)
5D	114966-01-000	EA	FILTER - IN LINE - TWIST ON - 1/2"
			FROM: 00-00-00 THRU: 09-26-04
5D	152925-01-01A	EA	FILTER - IN LINE - TWIST ON - 1/2" - BLACK
			FROM: 09-27-04 THRU: 99-99-99
6D	118423-01-000	EA	FITTING - BRASS-TEE - 1/4C X 1/4C X 1/4C
7D	118809-01-000	EA	ADAPTER - 1/2" MPT X 3/8" BARB - PLASTIC
7D	118809-02-000	EA	ADAPTER - 1/2" MPT X 1/2" BARB - PLASTIC
8D	120868-01-000	EA	VALVE - NEEDLE - 1/4" COMPRESSION X 1/4" COMPRESSION
9D	123150-01-000	EA	ELBOW - 1/2 FPT X 1/2 BARB - SWIVEL
10D	123152-01-000	EA	ADAPTER - 1/2 FPT X 1/2 BARB - SWIVEL
11D	123243-01-000	EA	TANK - ACCUMULATOR - 24 OZ
12D	123317-01-000	EA	TANK - ACCUMULATOR - 2 GALLON
13D	124184-01-000	EA	SUPPORT - WATER LINE - BEND

WATER & SEWAGE GROUP (CONTINUED)
WATER SYSTEM (CONTINUED)

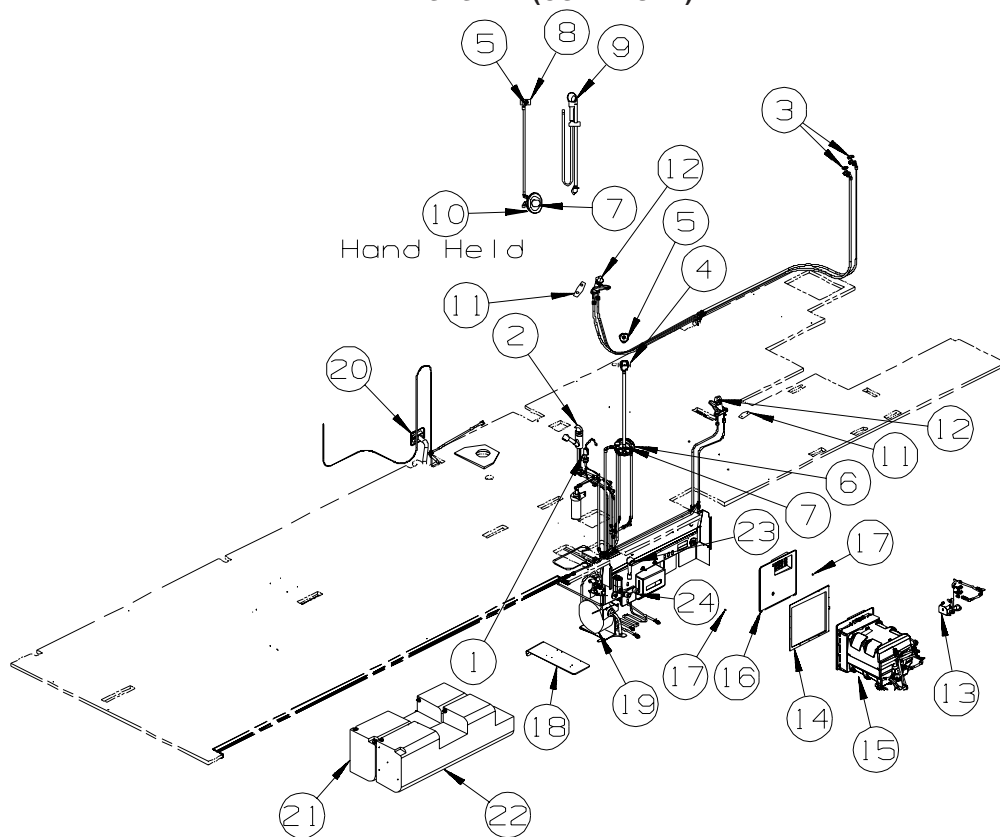


KEY	PART NUMBER	U/M	DESCRIPTION
1E	132148-01-000	EA	CONNECTOR - 1/2" X 1/2"MPT - BRASS
2E	132483-01-000	EA	VALVE/BALL - 1" - THREADED ENDS
3E	132483-02-000	EA	VALVE/BALL - 1/2" - BRASS - FPT
4E	132484-01-000	EA	ELBOW - 90 DEGREE - 1MPT X 1FPT - PLASTIC
5E	132781-01-000	EA	ELBOW - 1.3" BARB X 1.3" BARB - 90 DEGREE - PLASTIC
6E	132782-01-000	EA	ELBOW - 1"FPT X 1.3" BARB - 90 DEGREE - PLASTIC
7E	133835-01-000	EA	ADAPTER - REDUCING - 1 1/2" X 1 1/4"
8E	133889-01-000	EA	UNION - 1 1/2 DOUBLE SLIP - PVC
9E	135386-01-000	EA	NIPPLE - 1/2"
10E	136333-01-000	EA	ADAPTER - BRASS - 1/2"MPT X 1/2"FPT
11E	140821-01-000	EA	TUBE - WATER SUPPLY - 3/8" X 24"
11E	140821-02-000	EA	TUBE - WATER SUPPLY - 3/8" X 30"
11E	140821-03-000	EA	TUBE - WATER SUPPLY - 3/8" X 36"
11E	140821-04-000	EA	TUBE - WATER SUPPLY - 3/8" X 48"
11E	140821-05-000	EA	TUBE - WATER SUPPLY - 3/8" X 54"
11E	140821-06-000	EA	TUBE - WATER SUPPLY - 3/8" X 60"
11E	140821-07-000	EA	TUBE - WATER SUPPLY - 3/8" X 72"
12E	142812-01-000	EA	ELBOW - BRASS - 1/2"MPT X 1/2"FPT
13E*	144215-01-000	EA	PUMP - WATER - 5.7 GPM - W/1/2" MPT
*	144215-02-000	EA	STRAINER - WATER PUMP
14E	145609-01-000	EA	PLUG - BRASS - 1/2" MPT/HEX HEAD

***COMPONENT PARTS LISTED LATER IN THIS GROUP**

WATER & SEWAGE GROUP (CONTINUED)

WATER SYSTEM (CONTINUED)

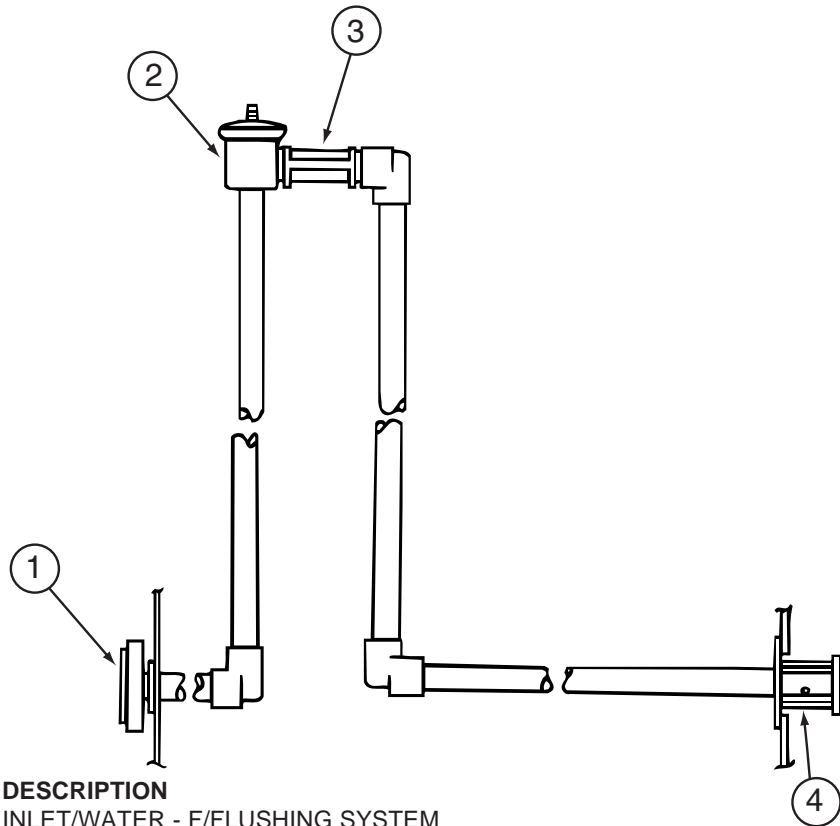


KEY	PART NUMBER	U/M	DESCRIPTION
1*	103635-01-000	EA	FAUCET - SINGLE CONTROL/DRINKING WATER
2*	123744-03-01A	EA	FAUCET - GALLEY/SINGLE CONTROL W/SPRAYER HEAD - CHROME
3	098419-01-000	EA	FAUCET - 90 DEGREE
4	143101-01-01A	EA	BRACKET - SHOWER HEAD
5	128974-01-01A	EA	VALVE - SHOWER HEAD/WATER SAVER (ON/OFF) - BRIGHT BRASS
5	128974-01-02A	EA	VALVE - SHOWER HEAD - CHROME - STAINLESS STEEL PKG
6*	144596-03-01A	EA	TRIM KIT - (KNOB/HANDLE/PLATE/SHOWER HEAD & ARM) - BRASS
6	144596-03-02A	EA	TRIM KIT - (KNOB/HANDLE/PLATE/SHOWER HEAD & ARM) - CHROME - STAINLESS STEEL PKG
7*	144596-01-01A	EA	FAUCET/VALVE ONLY - SHOWER - W/TEMP LIMIT STOP(MOEN 62300)
8	135028-01-01A	EA	DROP ELL - F/HAND HELD SHOWER HEAD - W/1/2"IPS - BRASS
8	135028-02-01A	EA	DROP ELL - F/HAND HELD SHOWER HEAD/OVAL - W/1/2"IPS-BRASS
			FROM: 00-00-00 THRU: 05-09-04
8	135028-01-02A	EA	DROP ELL - F/HAND HELD SHOWER HEAD - W/1/2"IPS - CHROME - STAINLESS STEEL PKG
			FROM: 00-00-00 THRU: 04-25-04
8	135028-02-02A	EA	DROP ELL - F/HAND HELD SHOWER HEAD/OVAL - W/1/2"IPS-CHROME - STAINLESS STEEL PKG
			FROM: 04-26-04 THRU: 99-99-99
8	130041-01-02A	EA	SPACER/SHOWER HEAD - SOFT WHITE
			FROM: 00-00-00 THRU: 05-09-04
8	130041-03-18A	EA	SPACER/SHOWER HEAD
			FROM: 05-10-04 THRU: 99-99-99
9	143525-01-01A	EA	SHOWER - HAND HELD - W/SLIDE BAR - BRASS
9	143525-01-02A	EA	SHOWER - HAND HELD - W/SLIDE BAR - CHROME - STAINLESS STEEL PKG
10*	144596-02-01A	EA	TRIM KIT - (KNOB & PLATE) - CHATEAU - POLISHED BRASS
10	144596-02-02A	EA	TRIM KIT - (KNOB & PLATE) - CHATEAU - CHROME - STAINLESS STEEL PKG
11	105218-01-01A	EA	SPACER - FAUCET/LAVATORY SINK - 2" X 5.9" - ABS PLASTIC
12*	128997-01-01A	EA	FAUCET - LAVATORY - SINGLE CONTROL - POLISHED BRASS
12*	128997-01-02A	EA	FAUCET - LAVATORY - SINGLE CONTROL - CHROME - STAINLESS STEEL PKG
13	138618-01-12B	EA	COVER - VALVE - BYPASS - BRIGHT WHITE
14	133224-01-02B	EA	PLATE - WATER HEATER - E-COATED
15*	145541-01-000	EA	WATER HEATER/MOTOR AID-GAS/ELECT IGN - GCH10A-4E - 10 GAL
16*	125420-01-03A	EA	DOOR - WATER HEATER - 10 GALLON - 18" X 17.7" - BLACK
17	117047-02-000	EA	BUMPER - RUBBER/WASHER INSERT
18	145758-01-02B	EA	BRACKET - HOSE REEL - WATER - E-COATED
19*	142675-01-01A	EA	HOSE REEL/WATER - POWERED - RETRIEVAL/STORAGE

WATER & SEWAGE GROUP (CONTINUED)
WATER SYSTEM (CONTINUED)

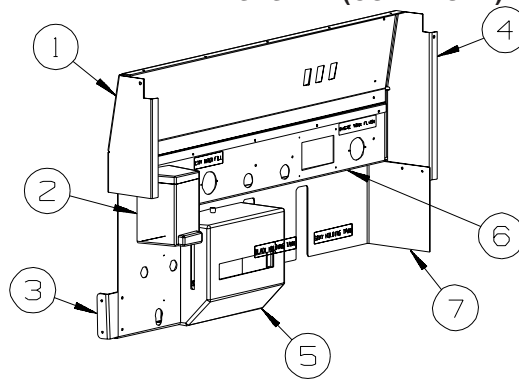
KEY	PART NUMBER	U/M	DESCRIPTION
20	137169-01-01A	EA	WATER FILL/GRAVITY - W/DOOR - W/O LOCK - BRIGHT WHITE
	137169-02-01A	EA	ADAPTER/LOCK - (WASHER) F/GRAVITY WATERFILL
21	145169-02-01A	EA	TANK - WATER - 40 GALLON - W/FITTINGS
			FROM: 00-00-00 THRU: 04-29-04
21	145169-04-01A	EA	TANK - WATER - 40 GALLON - W/FITTINGS
			FROM: 04-30-04 THRU: 99-99-99
	042989-03-000	EA	FITTING - SPINWELD - 1 1/4"NPT - PLASTIC
	042989-05-000	EA	FITTING - SPINWELD - 1/2"FPT - PLASTIC
	049032-01-000	EA	PATCH - SPINWELD - 3/8" - PLASTIC
22	145169-03-01A	EA	TANK - WATER - 40 GALLON - W/FITTINGS
	042989-03-000	EA	FITTING - SPINWELD - 1 1/4"NPT - PLASTIC
	042989-05-000	EA	FITTING - SPINWELD - 1/2"FPT - PLASTIC
	049032-01-000	EA	PATCH - SPINWELD - 3/8" - PLASTIC
23	131383-01-02A	EA	SHOWER HEAD - W/60" HOSE & BRACKET - WHITE
24*	075241-06-000	EA	FAUCET/SHOWER -.5" MPT W/1.9" INLET PIPES- EXTERIOR/BRT WHT
	146297-01-000	EA	CONNECTOR - BRASS - 3/8" X 1/2"MPT

***COMPONENT PARTS LISTED LATER IN THIS GROUP**



KEY	PART NUMBER	U/M	DESCRIPTION
1	125697-05-000	EA	INLET/WATER - F/FLUSHING SYSTEM
2	125697-04-000	EA	BREAKER/VACUUM - F/FLUSHING SYSTEM
3	125697-03-000	EA	CHECK VALVE - F/FLUSHING SYSTEM
4	125697-02-000	EA	NOZZLE - WELD-A-FLUSH
	125697-06-000	EA	INSTRUCTIONS - USER - F/FLUSHING SYSTEM
	125697-07-000	EA	LABEL - CAUTION - F/FLUSHING SYSTEM

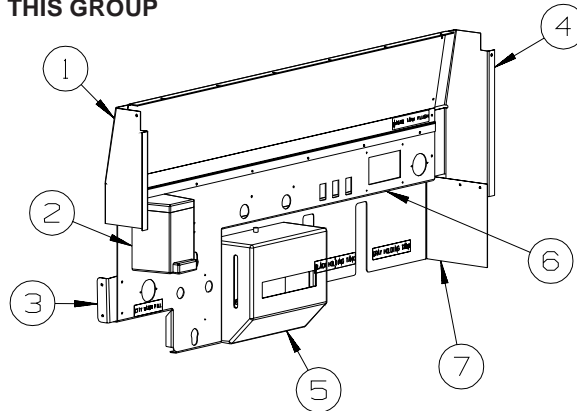
WATER & SEWAGE GROUP (CONTINUED)
WATER SYSTEM (CONTINUED)



S36GD

KEY	PART NUMBER	U/M	DESCRIPTION
1	146194-02-12B	EA	PANEL - SERVICE CENTER - BRIGHT WHITE
2	149894-01-01A	EA	DISPENSER/LIQUID SOAP - 200 ML - WHITE
3	147351-01-12B	EA	BRACKET/SUPPORT - SERVICE CENTER - BRIGHT WHITE
4	145317-01-12B	EA	PANEL - SERVICE CENTER - REAR - BRIGHT WHITE
5*	136915-01-000	EA	DISPENSER - TOWEL/PAPER - 9"H X 10.8"L X 4.8"D - WHITE
6	145726-02-12B	EA	PANEL - SERVICE CENTER - MIDDLE - BRIGHT WHITE
7	145336-02-12B	EA	PANEL - SERVICE CENTER - SHIELD - BRIGHT WHITE

***COMPONENT PARTS LISTED LATER IN THIS GROUP**



S36RD, S40FD

KEY	PART NUMBER	U/M	DESCRIPTION
1	146194-01-12B	EA	PANEL - SERVICE CENTER - UPPER - BRIGHT WHITE
2	149894-01-01A	EA	DISPENSER/LIQUID SOAP - 200 ML - WHITE
3	147351-01-12B	EA	BRACKET/SUPPORT - SERVICE CENTER - BRIGHT WHITE
4	145317-01-12B	EA	PANEL - SERVICE CENTER - REAR - BRIGHT WHITE
5*	136915-01-000	EA	DISPENSER - TOWEL/PAPER - 9"H X 10.8"L X 4.8"D - WHITE
6	145726-03-12B	EA	PANEL - SERVICE CENTER - MIDDLE - BRIGHT WHITE
7	145336-01-12B	EA	PANEL - SERVICE CENTER - SHIELD - BRIGHT WHITE

***COMPONENT PARTS LISTED LATER IN THIS GROUP**

S40AD, S40KD

KEY	PART NUMBER	U/M	DESCRIPTION
1	146194-01-12B	EA	PANEL - SERVICE CENTER - UPPER - BRIGHT WHITE
2	149894-01-01A	EA	DISPENSER/LIQUID SOAP - 200 ML - WHITE
3	147351-01-12B	EA	BRACKET/SUPPORT - SERVICE CENTER - BRIGHT WHITE
4	145317-01-12B	EA	PANEL - SERVICE CENTER - REAR - BRIGHT WHITE
5*	136915-01-000	EA	DISPENSER - TOWEL/PAPER - 9"H X 10.8"L X 4.8"D - WHITE
6	145726-01-12B	EA	PANEL - SERVICE CENTER - MIDDLE - BRIGHT WHITE
7	145336-01-12B	EA	PANEL - SERVICE CENTER - SHIELD - BRIGHT WHITE

***COMPONENT PARTS LISTED LATER IN THIS GROUP**

WATER & SEWAGE GROUP (CONTINUED)

COMPONENT PARTS FOR WATER SYSTEM

075241-04-000, 075241-05-000, 075241-06-000

KEY	PART NUMBER	U/M	DESCRIPTION	VENDOR NO.
	075240-05-700	EA	CARTRIDGE - WASHERLESS	9-P42

098607-01-000

KEY	PART NUMBER	U/M	DESCRIPTION	VENDOR NO.
	098607-01-702	EA	DIAPHRAGM/DRIVE ASSEMBLY KIT	94-238-04
	098607-01-703	EA	VALVE KIT	94-232-00
	098607-01-705	EA	VALVE-CHECK, KIT	94-237-00
	098607-01-706	EA	HOUSING, W/SWITCH ONLY	94-231-20
	098607-01-707	EA	MOTOR W/BASEPLATE	11-148-04

103635-01-000

KEY	PART NUMBER	U/M	DESCRIPTION	VENDOR NO.
	103635-01-703	EA	CARTRIDGE - 10"	ADC-959201

123744-03-01A

KEY	PART NUMBER	U/M	DESCRIPTION	VENDOR NO.
	135027-01-700	EA	CLIP - RETAINER	883
	135027-01-705	EA	CARTRIDGE F/SGL LEVER FAUCET	1225

125420-01-02A, 125420-01-03A, 125420-03-03A, 125420-04-03A

KEY	PART NUMBER	U/M	DESCRIPTION	VENDOR NO.
	051391-01-705	EA	FASTENER - CAMLOCK	92609

128997-01-01A, 128997-01-02A

KEY	PART NUMBER	U/M	DESCRIPTION	VENDOR NO.
	119677-01-712	EA	AERATOR - SPOUT - BATHTUB	50-19PB
	131340-01-700	EA	BUTTON - HOT/COLD	N1201-16
	131340-01-701	EA	KNOB - CLEAR	N1201-9
	131340-02-700	EA	CARTRIDGE	6-1201-5-0WB

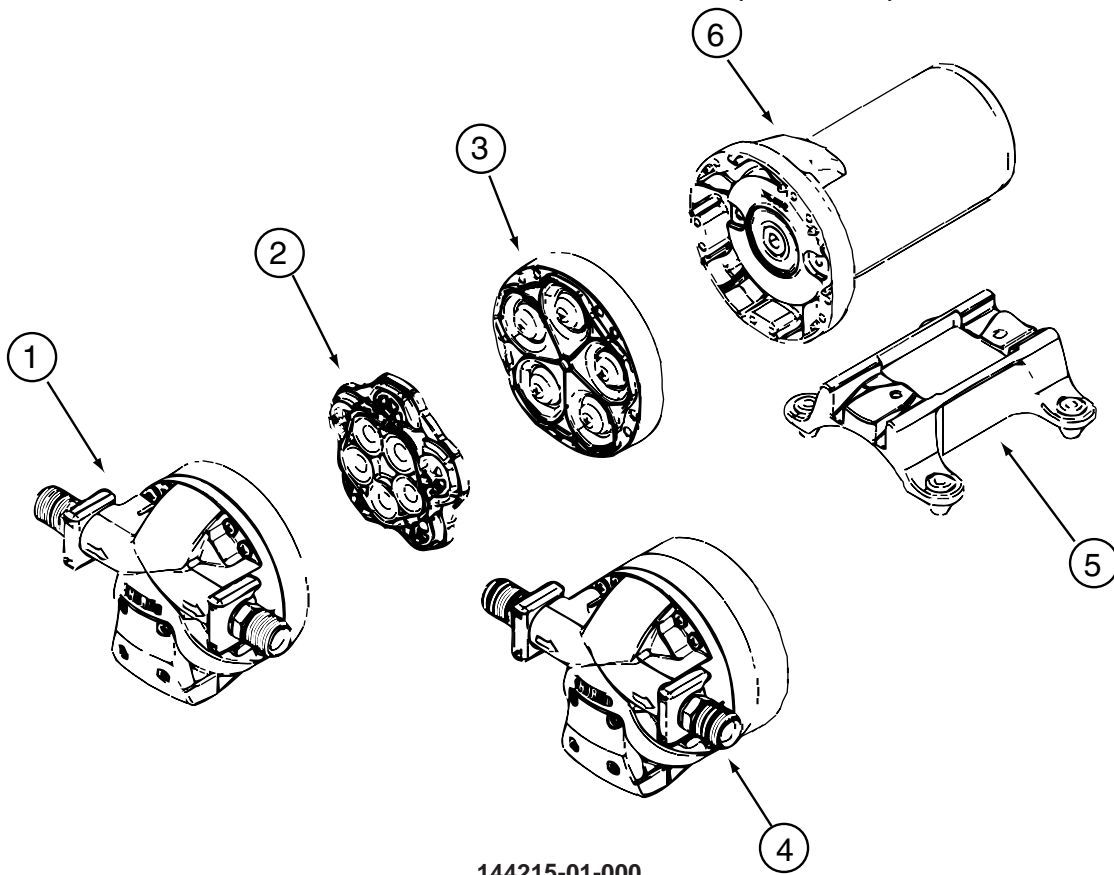
136915-01-000

KEY	PART NUMBER	U/M	DESCRIPTION	VENDOR NO.
	136915-01-700	EA	TOWEL - PAPER/FOLDING PKG.	1999

142675-01-01A

KEY	PART NUMBER	U/M	DESCRIPTION	VENDOR NO.
	142675-01-700	EA	SWITCH ASM - HOSE REEL	19553- 1GLENDINNING
	142675-01-701	EA	HOSE WHEEL ASM W/35" HOSE	19551 GLENDINNING
	142675-01-702	EA	MOTOR W/DRIVE GEAR	20550 W/52553

WATER & SEWAGE GROUP (CONTINUED)
COMPONENT PARTS FOR WATER SYSTEM (CONTINUED)



144215-01-000

KEY	PART NUMBER	U/M	DESCRIPTION	VENDOR NO.
	144215-01-700	EA	VALVE ASSEMBLY	94-030-01
	144215-01-701	EA	DRIVE ASSEMBLY	94-030-02
	144215-01-702	EA	FITTING KIT - W/ORINGS	94-615-06
			CONTACT WINNEBAGO PARTS SALES FOR UNLISTED COMPONENT(S)	

144215-02-000

KEY	PART NUMBER	U/M	DESCRIPTION	VENDOR NO.
	144215-02-700	EA	FITTING KIT- COUPLER W/ORING	94-637-00

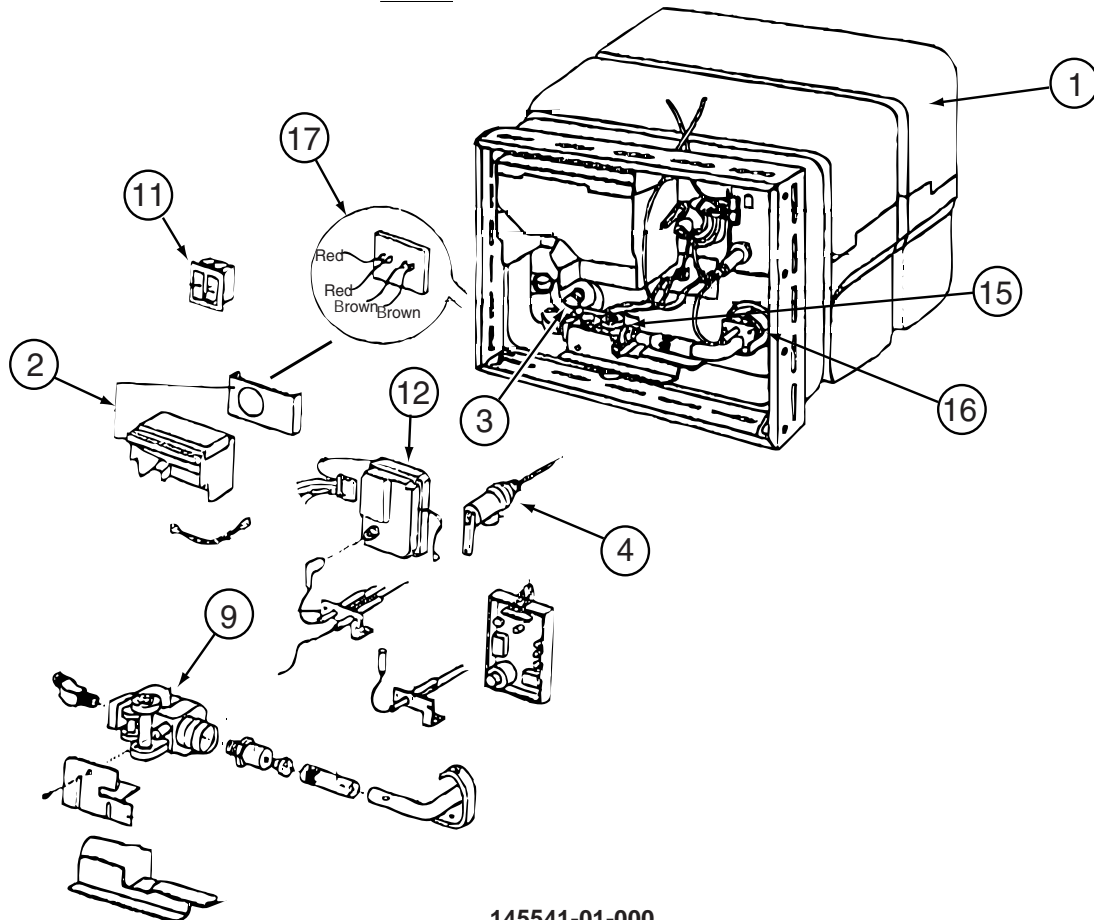
144596-01-01A

KEY	PART NUMBER	U/M	DESCRIPTION	VENDOR NO.
	144596-01-700	EA	CARTRIDGE (REPLACEMENT)	1222

144596-02-01A, 144596-03-01A

KEY	PART NUMBER	U/M	DESCRIPTION	VENDOR NO.
	144596-03-700	EA	KNOB (INSERT KIT) WHITE/GOLD	M0-91754

WATER & SEWAGE GROUP (CONTINUED)
COMPONENT PARTS FOR WATER SYSTEM (CONTINUED)



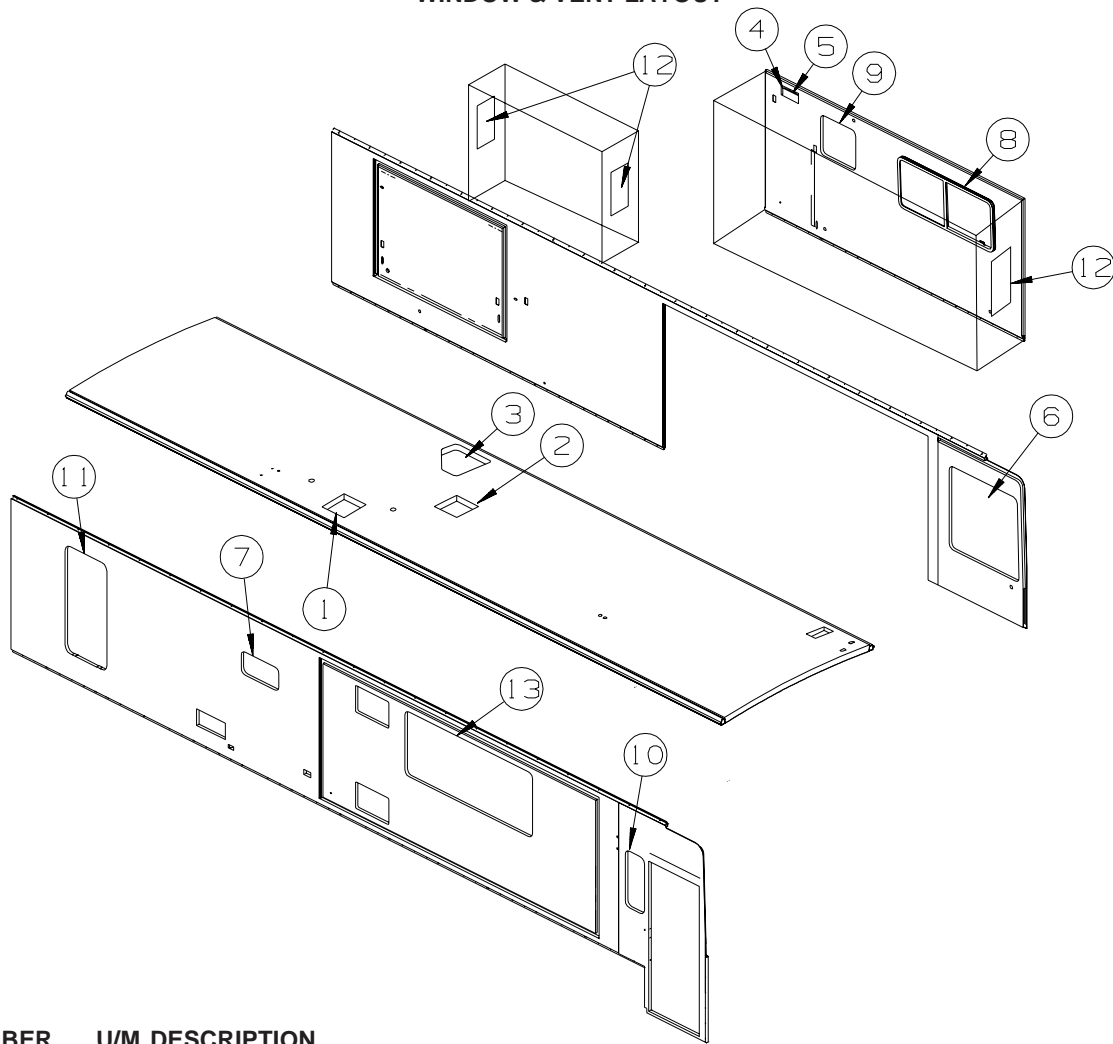
145541-01-000

KEY	PART NUMBER	U/M	DESCRIPTION	VENDOR NO.
1	145541-01-700	EA	TANK - W/INSULATION - 10 GAL	91028
2	051391-04-707	EA	KIT-EXHAUST, (FLUE & GASKET)	90960
3	051391-01-715	EA	PLUG-DRAIN, 1 EA = 2 PER PKG	91857
4	051391-01-704	EA	VALVE-RELIEF, 1/2" FITTING	91604
9	051393-01-726	EA	VALVE/SOLENOID - W/O BRACKET	93870
11	145541-01-701	EA	SWITCH - ON/OFF - WHITE	91859
12	145541-01-702	EA	CIRCUIT BOARD	91226
15	145541-01-703	EA	SWITCH - THERMAL CUT OFF	93866
16	051393-01-725	EA	ELECTRODE-SGL SPADE CONNECT.	93868
17	051393-01-721	EA	THERMOSTAT W/ECO, 140 FRT MT	91447
	051391-05-706	EA	ELEMENT-HEATING 1500 WATT	92249 W/GASKET
	051393-01-701	EA	SWITCH - REMOTE - W/LIGHT	91959
	145541-01-704	EA	RELAY	90061
	145541-01-705	EA	JUNCTION BOX(PLASTIC) 10 GAL	91224

CONTACT WINNEBAGO PARTS SALES FOR UNLISTED COMPONENT(S)

WINDOWS & VENTS GROUP

WINDOW & VENT LAYOUT



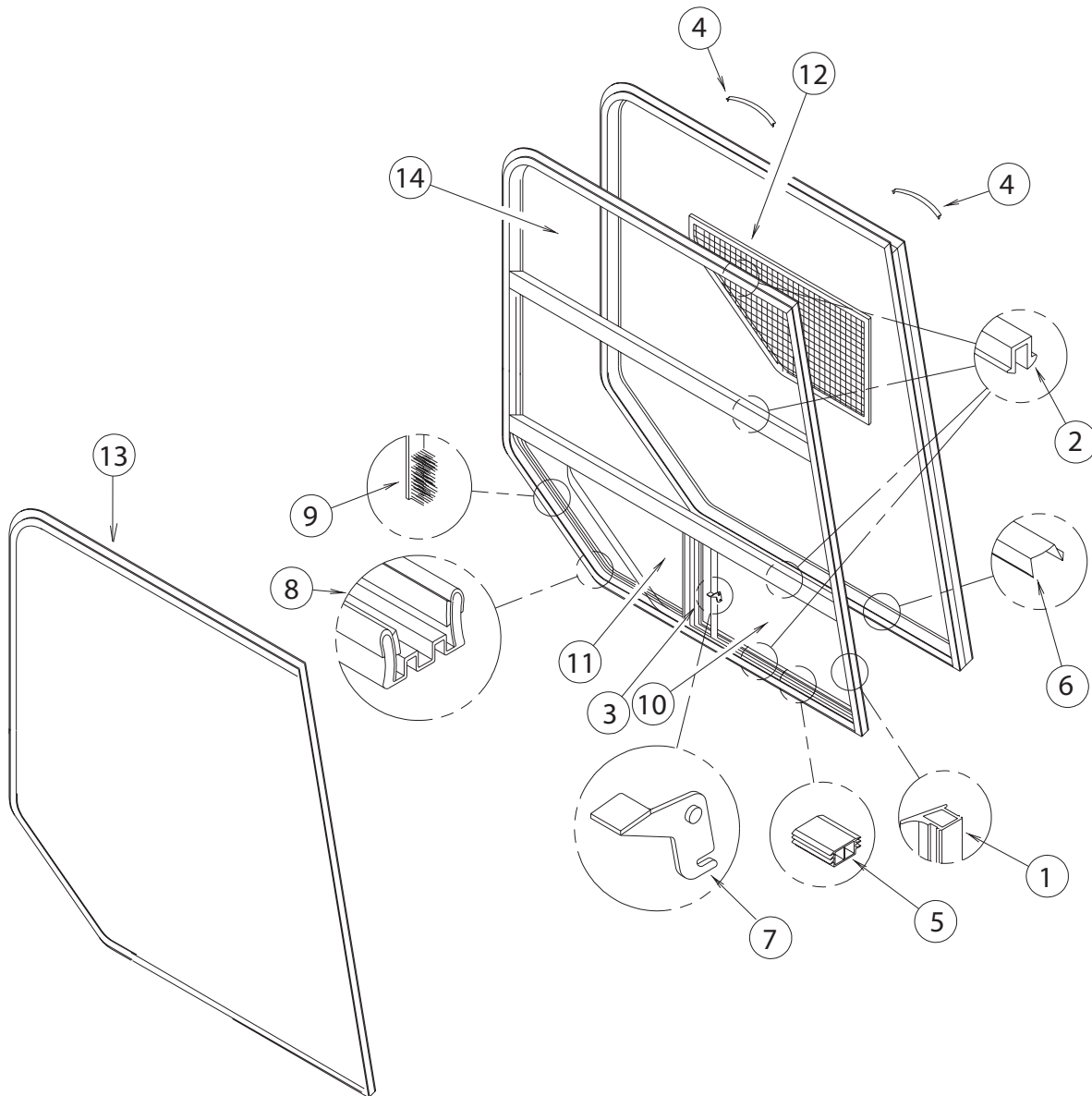
KEY	PART NUMBER	U/M	DESCRIPTION
1*	123780-10-01A	EA	FANTASTIC VENT-4"ROOF-W/FAN/PWR LIFT/DBL DOME-W/O THERM
	009440-01-000	EA	GEAR/ARM - LIFT - ROOF VENT COVER
2*	123780-16-01A	EA	FANTASTIC VENT-4"ROOF-W/FAN/PWR LIFT/DBL DOME/THERM-WHT
	009440-01-000	EA	GEAR/ARM - LIFT - ROOF VENT COVER
3	122214-01-02A	EA	PANEL - SKYLITE - INNER - W/ANGLED CORNER - WHITE
3	138372-01-02B	EA	TRIM - CORNER - SKYLIGHT - E-COATED
3	139411-01-01A	EA	PANEL/SKYLITE - OUTER - NEO ANGLE - WHITE
4	138983-01-02A	EA	VENT - MICROWAVE/OUTER - BLACK
5	138983-03-01A	EA	COVER - VENT MICROWAVE/OUTER - BRIGHT WHITE
6*	106466-14-01A	EA	WINDOW - DRVR CAB/THERMO W/RETAINER-44.6"T X 44.7"H X 46"B
			FROM: 00-00-00 THRU: 05-02-04
6*	151069-03-01A	EA	WINDOW - CAB/LEFT HAND/FLUSH/THERMO - 43.6" X 44.9"/43.6"
			FROM: 05-03-04 THRU: 99-99-99
7*	112795-86-01A	EA	WINDOW - PASS HORIZ SLIDER/THERMO W/TRIM - 12.3" X 24.2"
			FROM: 00-00-00 THRU: 05-02-04
7*	150648-18-01A	EA	WINDOW-HORIZ SLIDER/FLUSH/THERMO/RH - 12.2" X 24.2"
			FROM: 05-03-04 THRU: 99-99-99
8*	112795-87-01A	EA	WINDOW-DRVR HORIZ SLIDER/THERMO/ESC W/TRIM - 26.3" X 59.9"
			FROM: 00-00-00 THRU: 05-02-04
8*	150648-19-01A	EA	WINDOW-HORIZ SLIDER/FLUSH/THERMO/LH - 26.3" X 59.9"
			FROM: 05-03-04 THRU: 99-99-99
9*	112898-21-01A	EA	WINDOW - VERTICAL SLIDER/THERMO-W/TRIM - 21.1" X 22.7"
			FROM: 00-00-00 THRU: 05-02-04
9	150656-12-01A	EA	WINDOW - TIPOUT/FLUSH/THERMO - 21" X 22.7"
			FROM: 05-03-04 THRU: 99-99-99
10*	112898-27-01A	EA	WINDOW - VERTICAL SLIDER/THERMO-W/TRIM - 12" X 29.4"
			FROM: 00-00-00 THRU: 05-02-04
10*	150649-05-01A	EA	WINDOW - VERT SLIDER/FLUSH/THERMO - 29.6" X 12.3"
			FROM: 05-03-04 THRU: 99-99-99

WINDOW & VENTS GROUP (CONTNUED)
WINDOW & VENT LAYOUT (CONTINUED)

KEY	PART NUMBER	U/M	DESCRIPTION
11*	129929-13-01A	EA	WINDOW - TIPOUT/THERMO/ESCAPE W/TRIM - 56.1" X 26.7" FROM: 00-00-00 THRU: 05-02-04
11*	150656-08-01A	EA	WINDOW - TIPOUT/FLUSH/ESCAPE/THERMO - 56.1" X 26.7" FROM: 05-03-04 THRU: 99-99-99
12*	134004-03-01A	EA	WINDOW - VERT SLIDER/FLUSH O/S-THERMO W/TRIM - 21" X 19.8" FROM: 00-00-00 THRU: 05-02-04
12*	150649-07-01A	EA	WINDOW - VERT SLIDER/FLUSH/THERMO - 19.8" X 20.8" FROM: 05-03-04 THRU: 99-99-99
13*	145909-02-01A	EA	WINDOW-DOUBLE TIPOUT/THERMO/VERT MUL/TINTED- 81.7" X 33.8" FROM: 00-00-00 THRU: 05-02-04
13*	150650-01-01A	EA	WINDOW - DBL TIPOUT/FLUSH/ESCAPE/THERMO/BLACK-33.2"X 30.2" FROM: 05-03-04 THRU: 99-99-99
	151905-01-01A	EA	CLIP/BRACKET - SCREEN RETAINER - BLACK FROM: 05-24-04 THRU: 99-99-99

***COMPONENT PARTS LISTED LATER IN THIS GROUP**

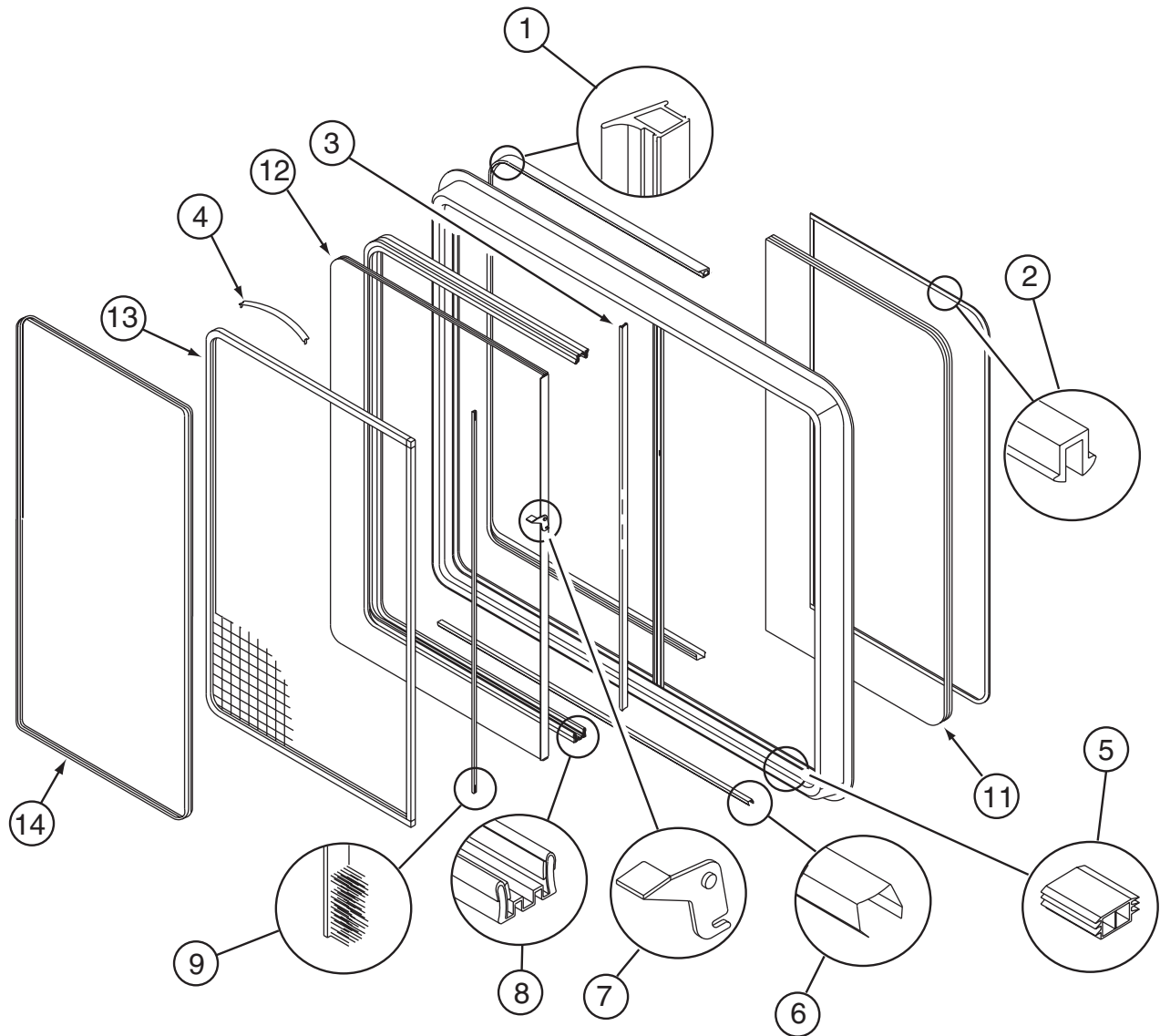
WINDOWS & VENTS GROUP (CONTINUED)
COMPONENT PARTS FOR WINDOW & VENT LAYOUT



106466-14-01A

KEY	PART NUMBER	U/M	DESCRIPTION	VENDOR NO.
1	112795-01-704	FT	PLUG FILLER (DOUBLE GLAZED)	122-018737
2	112795-01-705	FT	VINYL - GLAZING	132-027331
3	098644-01-706	FT	WEATHERSTRIP - GLASS	171-010668
4	098644-01-713	EA	CLIP - SCREEN - METAL	226-016966
4	125582-01-701	EA	CLIP - SCREEN - PLASTIC	130-005153
5	112795-01-701	EA	SLIDE-STOP	132-019092
6	098644-01-710	FT	TRACK - SCREEN SPACER 12'	132-017135
7	112795-01-700	EA	LATCH ASM., BLK.,(BOLT ON)	DH287-CK
8	112795-01-703	IN	CHANNEL-RUN (INCHES)	122-027566
9	075673-05-000	FT	SEAL-PILE ADH BACK,BLK	AMESBURY
10	106466-14-701	EA	GLASS - STATIONERY - LOWER	390-027478
11	106466-14-702	EA	GLASS-SLIDING W/SASH & LATCH	DH567-A9L
12	125582-04-701	EA	SCREEN ASM - W/SEALS & CLIPS	410-026544
13	106466-13-703	EA	RETAINER - TRIM	H671-66L
14	106466-14-700	EA	GLASS - STATIONERY - UPPER	390-027477
	098644-01-717	FT	SPLINE - SCREEN	132-004716
	125582-01-708	EA	WEEPHOLE COVER - RIGHT HAND	130-026598
	125582-01-709	EA	WEEPHOLE COVER - LEFT HAND	130-026599

WINDOWS & VENTS GROUP (CONTINUED)
COMPONENT PARTS FOR WINDOW & VENT LAYOUT (CONTINUED)



112795-86-01A

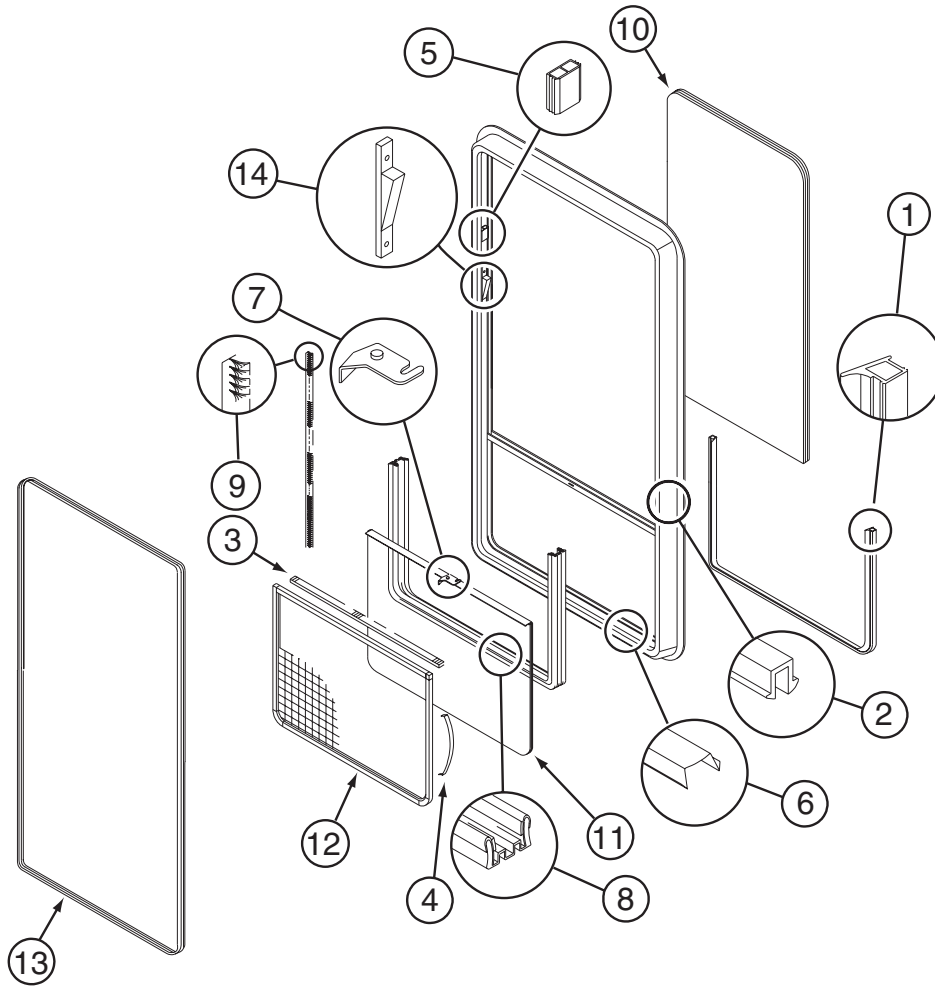
KEY	PART NUMBER	U/M	DESCRIPTION	VENDOR NO.
1	112795-01-704	FT	PLUG FILLER (DOUBLE GLAZED)	122-018737
2	112795-01-705	FT	VINYL - GLAZING	132-027331
3	098644-01-706	FT	WEATHERSTRIP - GLASS	171-010668
4	125582-01-701	EA	CLIP - SCREEN - PLASTIC	130-005153
4	098644-01-713	EA	CLIP - SCREEN - METAL	226-016966
5	112795-01-701	EA	SLIDE-STOP	132-019092
6	098644-01-710	FT	TRACK - SCREEN SPACER 12'	132-017135
7	112795-01-700	EA	LATCH ASM., BLK.,(BOLT ON)	DH287-CK
8	112795-01-703	IN	CHANNEL-RUN (INCHES)	122-027566
9	098644-01-711	FT	WEATHERSTRIP - SCREEN BLACK	171-016965
11	112795-86-700	EA	GLASS - STATIONARY	390-030058
12	112795-86-701	EA	GLASS-SLIDING W/SASH & LATCH	DB951-G8
13	112795-86-702	EA	SCREEN ASM W/SEALS & CLIPS	410-030059
14	112795-86-703	EA	RETAINER - TRIM	B951-66
	098644-01-717	FT	SPLINE - SCREEN	132-004716

WINDOWS & VENTS GROUP (CONTINUED)
COMPONENT PARTS FOR WINDOW & VENT LAYOUT (CONTINUED)

112795-87-01A

KEY	PART NUMBER	U/M	DESCRIPTION	VENDOR NO.
1	112795-01-704	FT	PLUG FILLER (DOUBLE GLAZED)	122-018737
2	112795-01-705	FT	VINYL - GLAZING	132-027331
3	098644-01-706	FT	WEATHERSTRIP - GLASS	171-010668
4	125582-01-701	EA	CLIP - SCREEN - PLASTIC	130-005153
4	098644-01-713	EA	CLIP - SCREEN - METAL	226-016966
5	112795-01-701	EA	SLIDE-STOP	132-019092
6	098644-01-710	FT	TRACK - SCREEN SPACER 12'	132-017135
7	112795-01-700	EA	LATCH ASM., BLK.,(BOLT ON)	DH287-CK
8	112795-01-703	IN	CHANNEL-RUN (INCHES)	122-027566
9	098644-01-711	FT	WEATHERSTRIP - SCREEN BLACK	171-016965
11	112795-68-700	EA	GLASS - STATIONARY	390-028353
12	112795-87-700	EA	GLASS-SLIDING W/SASH & LATCH	DH334G8L
13	098647-23-704	EA	SCREEN ASM - W/SEALS & CLIPS	410-019066
14	098647-27-704	EA	RETAINER - TRIM	H287-66
	098644-01-717	FT	SPLINE - SCREEN	132-004716

WINDOWS & VENTS GROUP (CONTINUED)
COMPONENT PARTS FOR WINDOW & VENT LAYOUT (CONTINUED)



112898-21-01A

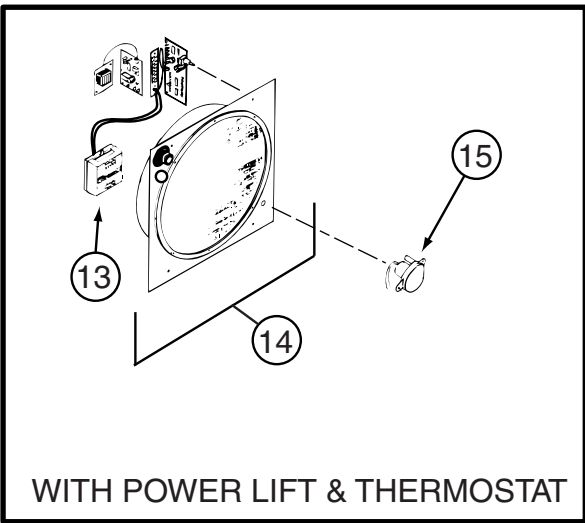
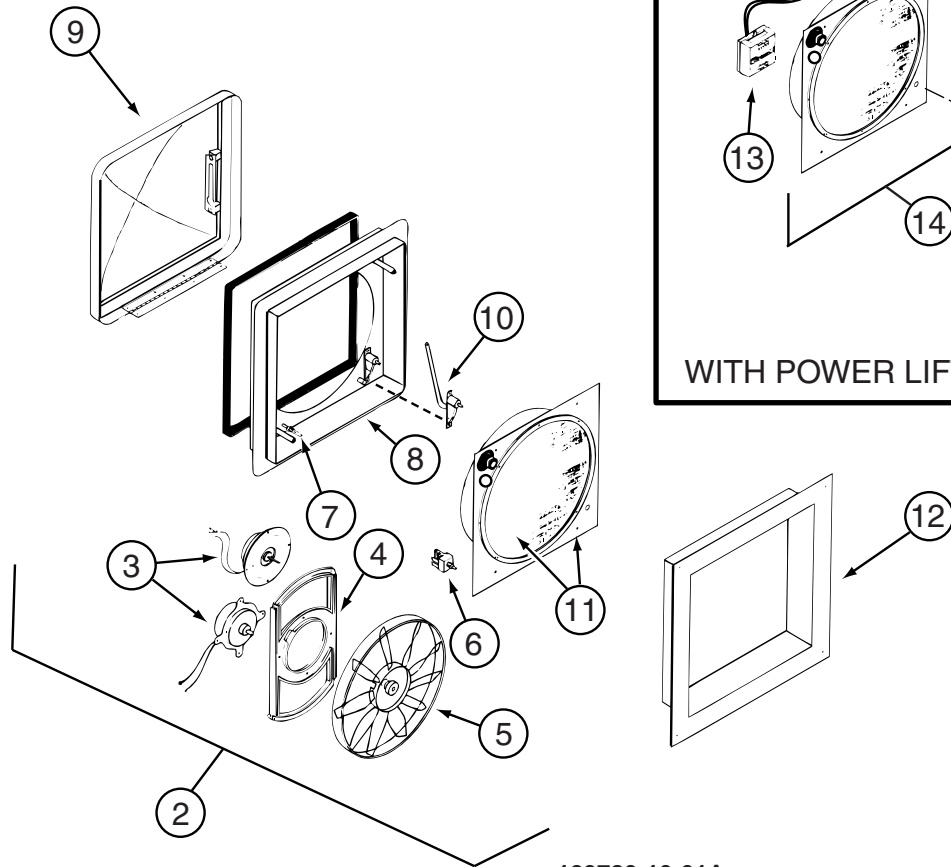
KEY	PART NUMBER	U/M	DESCRIPTION	VENDOR NO.
1	112795-01-704	FT	PLUG FILLER (DOUBLE GLAZED)	122-018737
2	112795-01-705	FT	VINYL - GLAZING	132-025736
3	098644-01-706	FT	WEATHERSTRIP - GLASS	171-010668
4	098644-01-713	EA	CLIP - SCREEN - METAL	226-016966
4	125582-01-701	EA	CLIP - SCREEN - PLASTIC	130-005153
5	112795-01-701	EA	SLIDE-STOP	132-019092
6	098644-01-710	FT	TRACK - SCREEN SPACER 12'	132-017135
7	112795-01-700	EA	LATCH ASM., BLK.,(BOLT ON)	DH287-CK
8	112795-01-703	IN	CHANNEL-RUN (INCHES)	122-018736
9	098644-01-711	FT	WEATHERSTRIP - SCREEN BLACK	171-016965
10	112898-21-700	EA	GLASS - STATIONARY	390-028342
11	112898-21-701	EA	GLASS-SLIDING W/SASH & LATCH	DH439-G8
12	112898-07-704	EA	SCREEN ASM - W/SEALS & CLIPS	410-019475
13	112898-07-705	EA	RETAINER - TRIM	CH91-66
14	112898-04-703	EA	VERTICAL LATCH (SASH KIT)	DH343-CK
	098644-01-717	FT	SPLINE - SCREEN	132-004716

WINDOWS & VENTS GROUP (CONTINUED)
COMPONENT PARTS FOR WINDOW & VENT LAYOUT (CONTINUED)

112898-27-01A

KEY	PART NUMBER	U/M	DESCRIPTION	VENDOR NO.
1	112795-01-704	FT	PLUG FILLER (DOUBLE GLAZED)	122-018737
2	112795-01-705	FT	VINYL - GLAZING	132-027331
3	098644-01-706	FT	WEATHERSTRIP - GLASS	171-010668
4	098644-01-713	EA	CLIP - SCREEN - METAL	226-016966
4	125582-01-701	EA	CLIP - SCREEN - PLASTIC	130-005153
5	112795-01-701	EA	SLIDE-STOP	132-019092
6	098644-01-710	FT	TRACK - SCREEN SPACER 12'	132-017135
7	112795-01-700	EA	LATCH ASM., BLK.,(BOLT ON)	DH287-CK
8	112795-01-703	IN	CHANNEL-RUN (INCHES)	122-027566
9	075673-05-000	FT	SEAL-PILE ADH BACK,BLK	AMESBURY
10	112898-27-700	EA	GLASS - STATIONARY	390-029191
11	112898-27-701	EA	GLASS-SLIDING W/SASH & LATCH	DH755-G8
12	112898-27-702	EA	SCREEN ASM W/SEALS & CLIPS	410-029193
13	113733-13-701	EA	RETAINER - TRIM	H754-66
14	112898-04-703	EA	VERTICAL LATCH (SASH KIT)	DH343-CK
	098644-01-717	FT	SPLINE - SCREEN	132-004716

WINDOWS & VENTS GROUP (CONTINUED)
COMPONENT PARTS FOR WINDOW & VENT LAYOUT (CONTINUED)



123780-10-01A

KEY	PART NUMBER	U/M	DESCRIPTION	VENDOR NO.
2	084079-11-700	EA	MOTOR & FAN BLADE W/BRACKET	K4017-09
3	084079-01-705	EA	MOTOR/EXT BRKT/FAN BLADE KIT	1080-00
4	084079-01-711	EA	MOTOR MOUNT (BOWTIE)	1015-00
5	084079-01-704	EA	BLADE-FAN	1138-00
6	084079-01-709	EA	SWITCH - MAIN - 3 SPEED	1031-05
7	084079-01-707	EA	SWITCH - SAFETY	1122-05
8	123780-05-700	EA	BASE/MAIN-BRT WHT W/GASKET	1010-81
9	123780-09-700	EA	DOME (DOUBLE)WHT TRANSPARENT	K2020-82
11	123780-01-702	EA	SCREEN INSERT (SCREEN RING)	K1035-81
12	123780-03-700	EA	GARNISH - INT. 3"-4" BRT/WHT	2040-81
13	084079-01-710	EA	THERMOSTAT(WALL MT)ANY COLOR	9988-81
14	123780-05-701	EA	SCREEN INT W/ALL SWITCHES	KIT-81
15	084079-11-703	EA	MOTOR/AUTO LIFT OFF/WHT CAP	6050-80 OS
15	084079-11-705	EA	MOTOR - LIFT (BC MOTOR)	5050-40
15	084079-11-707	EA	MOTOR-AUTO LIFT-WHT CAP NS	6050-81 NS

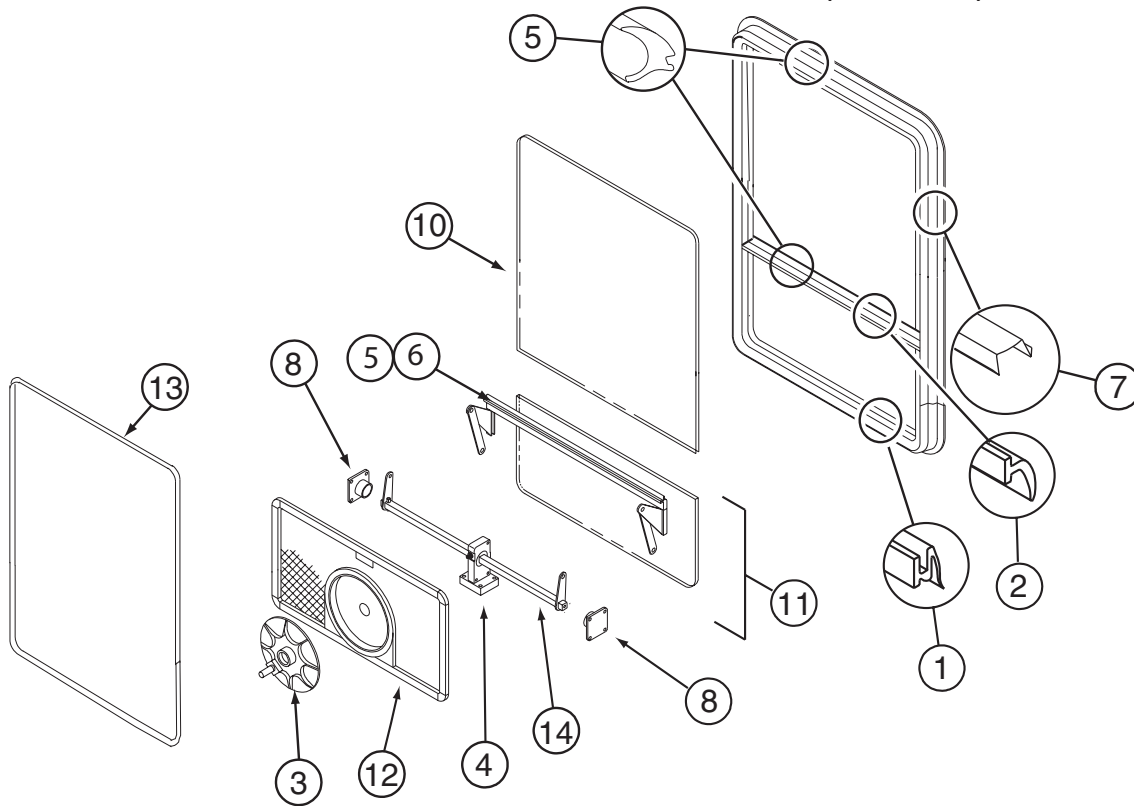
CONTACT WINNEBAGO PART SALES FOR UNLISTED COMPONENT(S)

WINDOWS & VENTS GROUP (CONTINUED)
COMPONENT PARTS FOR WINDOW & VENT LAYOUT (CONTINUED)

123780-16-01A

KEY	PART NUMBER	U/M	DESCRIPTION	VENDOR NO.
2	084079-11-700	EA	MOTOR & FAN BLADE W/BRACKET	K4017-09
4	084079-01-711	EA	MOTOR MOUNT (BOWTIE)	1015-00
5	084079-01-704	EA	BLADE-FAN	1138-00
6	084079-01-709	EA	SWITCH - MAIN - 3 SPEED	1031-05
7	084079-01-707	EA	SWITCH - SAFETY	1122-05
8	123780-05-700	EA	BASE/MAIN-BRT WHT W/GASKET	1010-81
9	123780-09-700	EA	DOME (DOUBLE)WHT TRANSPARENT	K2020-82
11	123780-01-702	EA	SCREEN INSERT (SCREEN RING)	K1035-81
12	123780-03-700	EA	GARNISH - INT. 3"-4" BRT/WHT	2040-81
13	084079-01-710	EA	THERMOSTAT(WALL MT)ANY COLOR	9988-81
14	123780-05-701	EA	SCREEN INT W/ALL SWITCHES	KIT-81
15	084079-11-703	EA	MOTOR/AUTO LIFT OFF/WHT CAP	6050-80 OS
15	084079-11-705	EA	MOTOR - LIFT (BC MOTOR)	5050-40
	123780-16-700	EA	KNOB-BLK/AUTOMATIC LIFT MTR	K1140-09
	123780-16-701	EA	THERMAL PROTECTOR	1031-00
	123780-16-702	EA	SWITCH-ROCKER-OFF/ON BLACK	9023-09
			CONTACT WINNEBAGO PART SALES FOR UNLISTED COMPONENT(S)	

WINDOWS & VENTS GROUP (CONTINUED)
COMPONENT PARTS FOR WINDOW & VENT LAYOUT (CONTINUED)

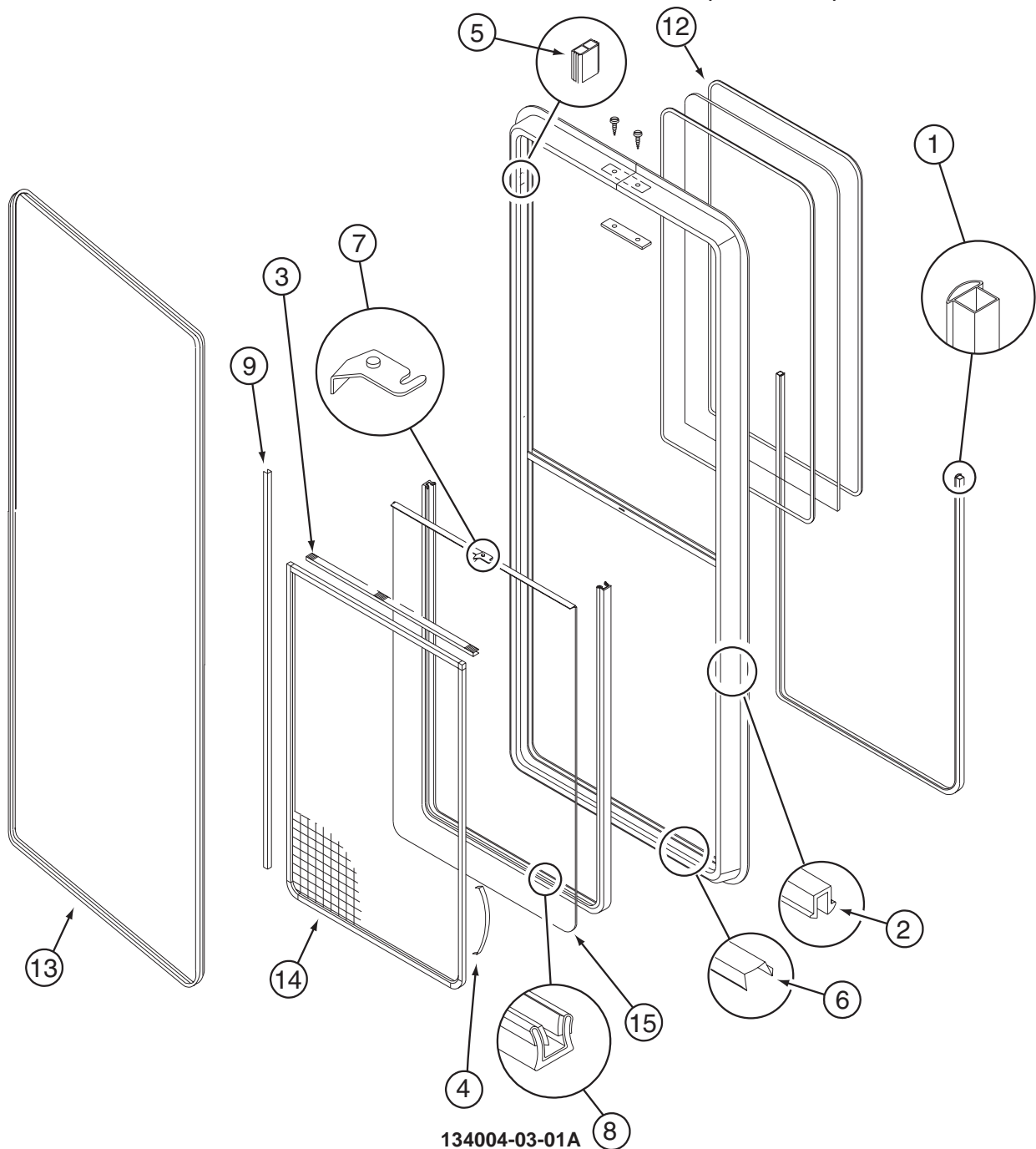


129929-13-01A

KEY	PART NUMBER	U/M	DESCRIPTION	VENDOR NO .
1	100322-01-701	FT	SEAL-VENT	122-016071
3	100322-01-718	EA	HANDLE-DIAL	410-016081
4	129929-01-710	EA	TORQUE-CTR SUPPORT (2 HOLE)	410-026806
5	129929-01-705	FT	GLAZING VINYL	132-026811
6	129929-01-707	FT	COVER/SCREW-FILLER STRIP	132-026808
8	129929-01-708	EA	SUPPORT - TORQUE BAR - RT/LT	130-026804
10	129929-13-700	EA	GLASS - STATIONARY	390-030042
11	129929-13-701	EA	VENT GLASS ASSEMBLY	DTH028-G8
12	129929-13-702	EA	SCREEN ASM - W/SEALS & CLIPS	410-030044
13	129929-13-703	EA	RETAINER - TRIM	DTH028-62
14	129929-13-704	EA	OPERATOR BAR	DTH028-18
	129929-13-705	EA	OPRTR BAR ASM - INCLUDES KEYS 4 & 14	DTH028-15
	100322-01-717	EA	E-RING	245-015975
	129929-01-706	FT	SEAL - TOP F/CENTER EGRESS	132-026811
	129929-02-706	FT	SEAL - FOAM	140-027022
	112898-06-704	EA	HANDLE/RH-(TIPOUT)ESCAPE-RED	182-11293
	112898-06-705	EA	HANDLE-LH-(TIPOUT)ESCAPE-RED	182-11294

CONTACT WINNEBAGO PART SALES FOR UNLISTED COMPONENTS

WINDOWS & VENTS GROUP (CONTINUED)
COMPONENT PARTS FOR WINDOW & VENT LAYOUT (CONTINUED)

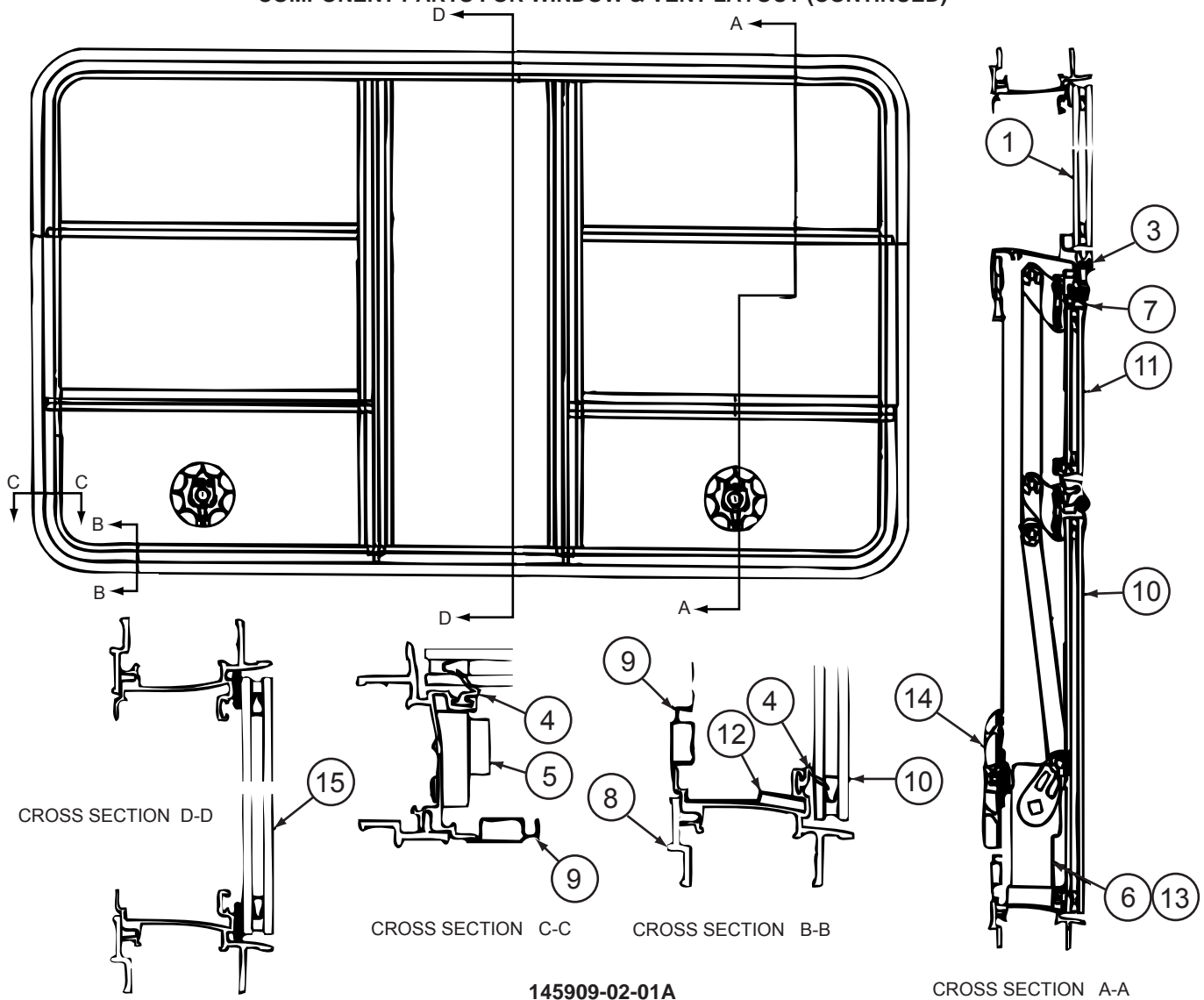


134004-03-01A

KEY	PART NUMBER	U/M	DESCRIPTION	VENDOR NO
1	112795-01-704	FT	PLUG FILLER (DOUBLE GLAZED)	122-018737
2	112795-01-705	FT	VINYL - GLAZING	132-027331
3	098644-01-706	FT	WEATHERSTRIP - GLASS	171-010668
4	098644-01-713	EA	CLIP - SCREEN - METAL	226-016966
4	125582-01-701	EA	CLIP - SCREEN - PLASTIC	130-005153
5	112795-01-701	EA	SLIDE-STOP	132-019092
6	098644-01-710	FT	TRACK - SCREEN SPACER 12'	132-017135
7	112795-01-700	EA	LATCH ASM., BLK.,(BOLT ON)	DH287-CK
8	112795-01-703	IN	CHANNEL-RUN (INCHES)	122-027566
9	075673-05-000	FT	SEAL-PILE ADH BACK,BLK	AMESBURY
12	134004-03-700	EA	GLASS - STATIONARY	390-028662
13	134004-03-702	EA	RETAINER - TRIM	H702-56
14	098644-13-702	EA	SCREEN ASM W/SEALS & CLIPS	410-028663
15	134004-03-701	EA	GLASS-SLIDING W/SASH & LATCH	DH702-G8
	098644-01-717	FT	SPLINE - SCREEN	132-004716
	112898-04-703	EA	VERTICAL LATCH (SASH KIT)	DH343-CK

CONTACT WINNEBAGO PART SALES FOR UNLISTED COMPONENTS

WINDOWS & VENTS GROUP (CONTINUED)
COMPONENT PARTS FOR WINDOW & VENT LAYOUT (CONTINUED)



145909-02-01A

CROSS SECTION A-A

KEY	PART NUMBER	U/M	DESCRIPTION	VENDOR NO.
1	145909-02-702	EA	GLASS-UPPER RH/LH	390-035112
3	129929-01-707	FT	COVER/SCREW-FILLER STRIP	132-026808
4	100322-01-701	FT	SEAL-VENT	122-016071
5	129929-01-708	EA	SUPPORT - TORQUE BAR - RT/LT	130-026804
6	145909-01-704	EA	OPERATOR BAR ASSEMBLY	DTH032-15
8	145909-01-706	EA	TRIM - RETAINER	DTH032-62
9	145909-01-707	EA	SCREEN ASM - RIGHT	410-030821 (RH)
9	145909-01-708	EA	SCREEN ASM - LEFT	410-030822 (LH)
11	145909-01-700	EA	GLASS-TIPOUT/UPPER 8.2"X24"	390-030818
11	145909-01-710	EA	GLASS-TIPOUT/UPPER/RIGHT	DTH032G8R (RIGHT)
10	145909-01-702	EA	GLASS-TIPOUT/LOWER/RH OR LH	390-030819
10	145909-01-711	EA	GLASS-TIPOUT/LOWER/RIGHT	DTH032G6R (RIGHT)
12	145909-01-709	EA	COVER - DRAIN SLOT	132-026809
13	129929-01-710	EA	TORQUE-CTR SUPPORT (2 HOLE)	410-026806
14	100322-01-718	EA	HANDLE-DIAL	410-016081
15	145909-02-703	EA	GLASS-STATIONARY/CENTER	390-035111

150648-18-01A

KEY	PART NUMBER	U/M	DESCRIPTION	VENDOR NO
	151069-01-700	EA	CHANNEL-RUN, SLIDING	122-030627

150648-19-01A

KEY	PART NUMBER	U/M	DESCRIPTION	VENDOR NO
	150648-19-700	EA	SCREEN ASM	410-031157
	151069-01-700	EA	CHANNEL-RUN, SLIDING	122-030627

WINDOWS & VENTS GROUP (CONTINUED)
COMPONENT PARTS FOR WINDOW & VENT LAYOUT (CONTINUED)

150649-05-01A

KEY	PART NUMBER	U/M	DESCRIPTION	VENDOR NO
	112795-01-705	FT	VINYL-GLAZING	132-027331
	150649-01-700	EA	LATCH KIT - F/VERTICLE SLIDE WINDOW - BLACK	FH3016-CK
	150649-05-700	EA	RETAINER - TRIM	H754-67
	150649-05-702	EA	FIN SEAL-F/LOCKING RAIL-BLK	171-062348

150649-07-01A

KEY	PART NUMBER	U/M	DESCRIPTION	VENDOR NO
	112898-04-703	EA	VERTICAL LATCH/HOLD UP/OPEN	DH343-CK
	150649-01-700	EA	LATCH-VERTICLE SLIDE-BLK	FH3016-CK
	150649-01-701	EA	CLIP - SCREEN RETAINER	132-035820

150650-01-01A

KEY	PART NUMBER	U/M	DESCRIPTION	VENDOR NO
	15065001700	EA	SCREEN ASM-RH HAND F/INSIDE	410-035617-RH HAND
	15065001701	EA	SCREEN ASM-LH HAND F/INSIDE	410-031045-LH HAND
	15065608700	EA	SEAL/DUAL - WINDOW - 100"	132-030725

150656-08-01A

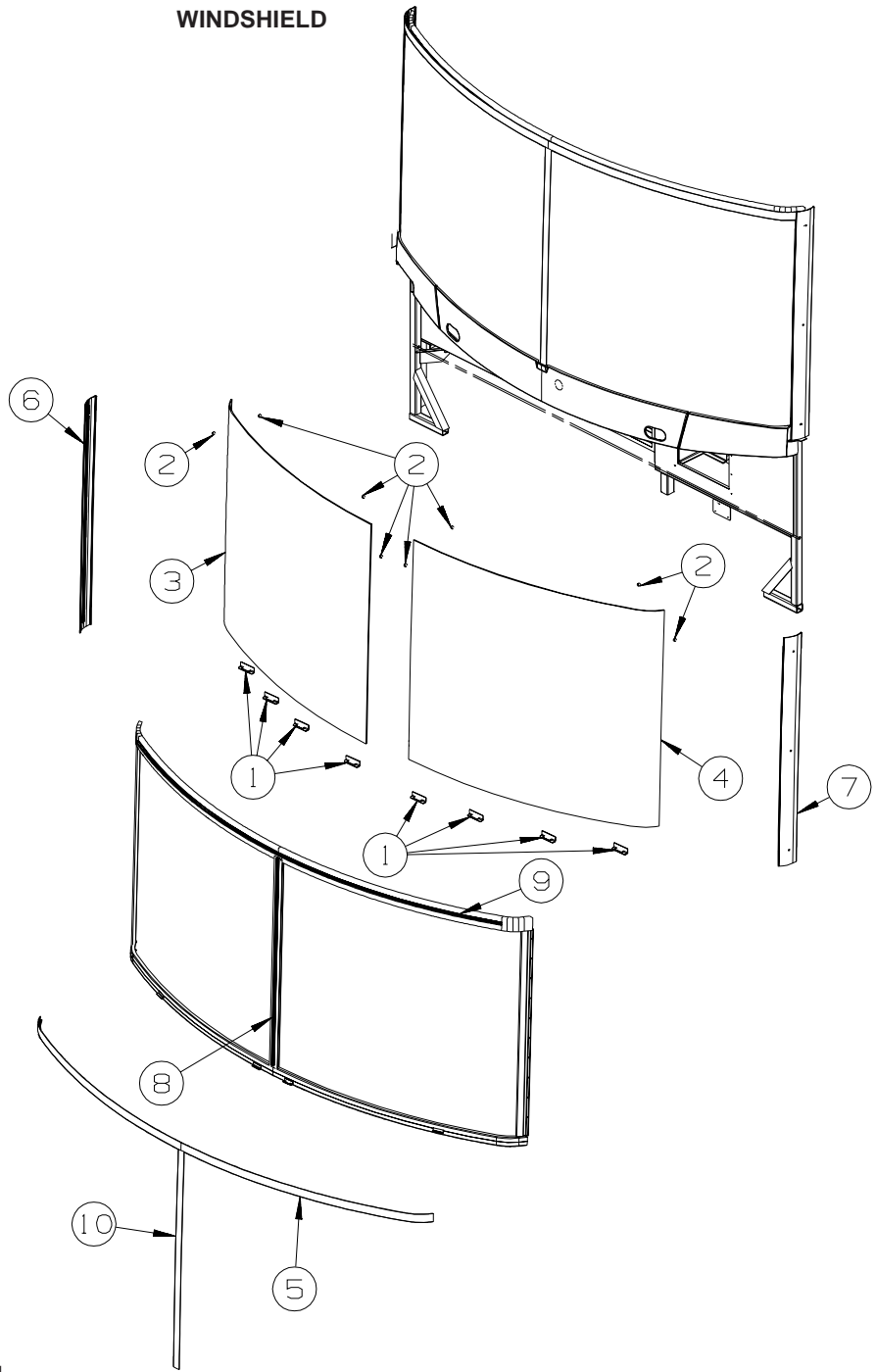
KEY	PART NUMBER	U/M	DESCRIPTION	VENDOR NO
	100322-01-701	FT	SEAL - VINYL - F/VENT GLASS	122-016071
	150656-08-700	EA	SEAL/DUAL - WINDOW - 100"	132-030725
	150656-08-701	EA	OPERATOR - TIPOUT/LARGE	410-036141

151069-03-01A

KEY	PART NUMBER	U/M	DESCRIPTION	VENDOR NO
	151069-01-700	EA	CHANNEL - RUN - SLIDING	122-030627
	151069-01-703	EA	COVER - DRAIN SLOT - LH HAND	130-030398 LEFT
	151069-03-700	EA	SCREEN ASM	410-035509
	151069-03-701	EA	GLASS - SLIDING - W/SASH & LATCH	FH3041A9L
	151069-03-702	EA	GLASS - STATIONARY - LOWER	390-027478
	151069-03-703	EA	GLASS - STATIONARY - UPPER	390-035508

WINDSHIELD & WIPER GROUP

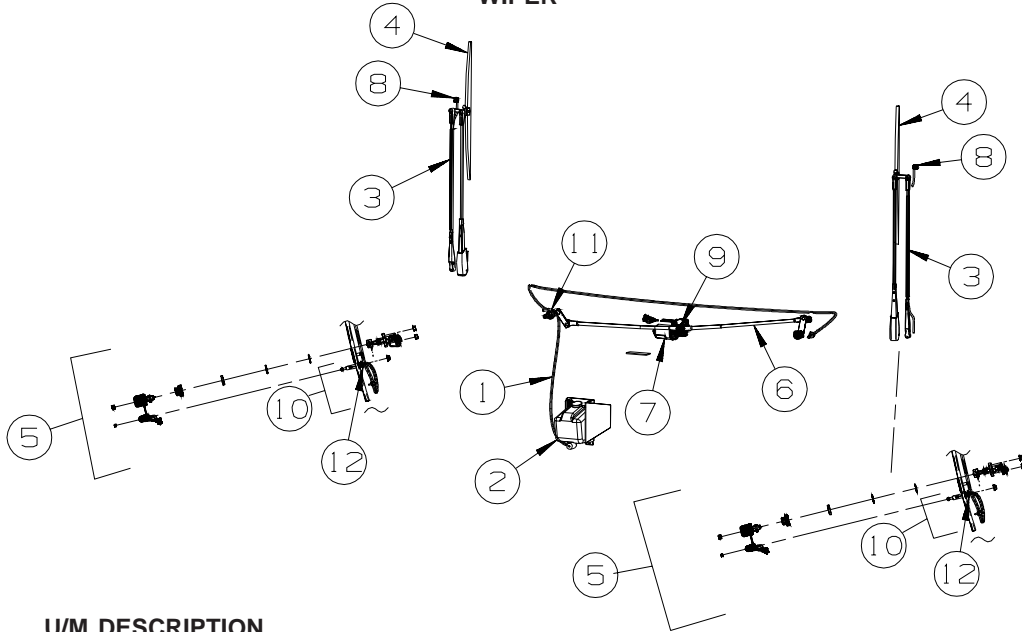
WINDSHIELD



KEY	PART NUMBER	U/M	DESCRIPTION
1	002328-02-000	EA	BLOCK - WINDSHIELD - .062" X .5" X .98"
2	081914-02-000	EA	BUMPER - RUBBER - ROUND - 5/16" DIA. X 13/64" THICK
3	131244-01-000	EA	WINDSHIELD - PASSENGER - 52.5" X 44.4" (CURVED)
4	131244-02-000	EA	WINDSHIELD - DRIVER - 52.5" X 44.4" (CURVED)
5	120533-01-000	FT	MOLDING - REVEAL - WINDSHIELD
6	144054-01-02A	EA	TRIM - WINDSHIELD - A PILLAR - RIGHT HAND - BLACK
	144054-01-01A	EA	TRIM - WINDSHIELD - A PILLAR - RIGHT HAND
7	144054-02-02A	EA	TRIM - WINDSHIELD - A PILLAR - LEFT HAND - BLACK
	144054-02-01A	EA	TRIM - WINDSHIELD - A PILLAR - LEFT HAND
8	127862-06-000	EA	CARRIER/REVEAL - WINDSHIELD - 41.9"
9	127862-01-000	EA	CARRIER/REVEAL - WINDSHIELD - 47.2"
10	118586-01-000	FT	MOLDING - REVEAL - WINDSHILED (CENTER POST)

WINDSHIELD & WIPER GROUP (CONTINUED)

WIPER



KEY	PART NUMBER	U/M	DESCRIPTION
1	045794-01-000	FT	HOSE - WINDSHIELD WASHER - 5/32"ID - BLACK
2	117766-02-000	EA	RESERVOIR/PUMP - WINDSHIELD WASHER
3*	145270-01-000	EA	ARM - WIPER - PANTOGRAPH - 28"
4	145277-01-000	EA	BLADE - WINDSHIELD WIPER - 24"
5	145623-01-000	EA	SHAFT/PIVOT - WINDSHIELD WIPER
6	145624-01-000	EA	LINK/WIPER DRIVE ASM. - DRV CRANK,DOUBLE BALL,RH & LH LINK
7	145321-01-000	EA	MOTOR - WIPER
7	145627-01-000	EA	SCREW - WIPER MOTOR MOUNTING - M6 1.25 X 5/8"
8	145631-01-000	EA	SCREW - F/JET NOZZLE - #4 X 1/4" PAN HEAD/SELF TAPPING
9	145637-01-000	EA	NUT/RETAINING - WIPER MOTOR TO DRIVE ARM - M8 1.25
10	145698-01-01A	EA	SHAFT/IDLER - PANTOGRAPH - W/WASHER DIVERTER - STAINLESS
11	146486-01-000	EA	TEE - PLASTIC - 5/32" X 5/32" X 5/32"
12	110742-03-000	EA	GASKET - WIPER

*COMPONENT PARTS LISTED LATER IN THIS GROUP

COMPONENT PARTS FOR WIPER

145270-01-000

KEY	PART NUMBER	U/M	DESCRIPTION	VENDOR NO.
	145270-01-700	EA	WASHER JET W/HOSE & TEE	AW-PJ96
	145270-01-701	EA	COVER/HEAD - LOWER WIPER ARM	AW-RPHC
	145270-01-702	EA	COVER/BRG - UPPER WIPER ARM	AW-RBC
	145270-01-703	EA	COVER/ARM & HOSE - WIPER ARM	AW-PWAC
	145270-01-704	EA	SCREW - WIPER ARM/BLADE	AW-946BS
	145270-01-705	EA	NUT/LOCK - WIPER ARM/BLADE	AW-946NN
	145270-01-706	EA	BOLT & NUT KIT - WIPER ARM	PART SALES