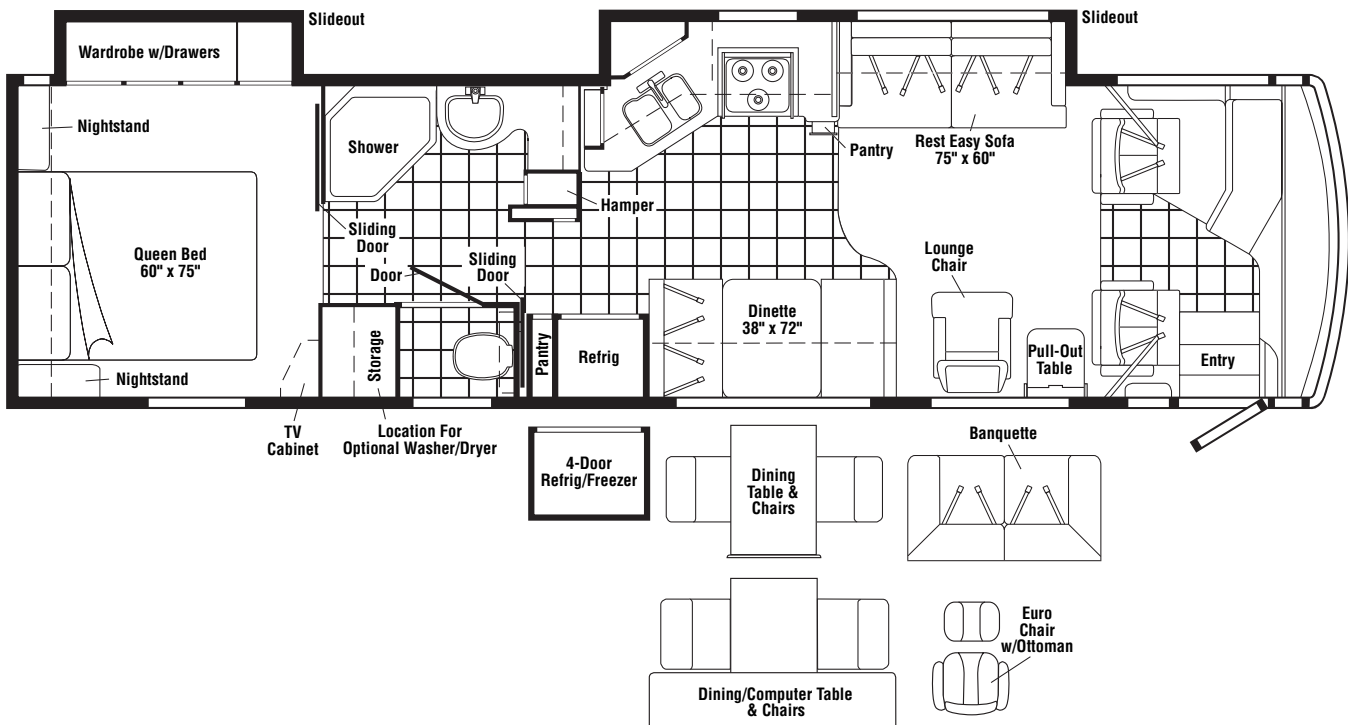


**2005  
JOURNEY  
WKP34H  
P-SERIES**

**PORTSMOUTH OAK**  
 SA0 RIVERIA - BLUE  
 SA4 LIMESTONE - GREEN  
 SB0 STONE HARBOR - BEIGE  
**CONCERT CHERRY**  
 SA1 RIVERIA - BLUE  
 SA5 LIMESTONE - GREEN  
 SB1 STONE HARBOR - BEIGE  
**WASHED MAPLE**  
 SA2 RIVERIA - BLUE  
 SA6 LIMESTONE - GREEN  
 SB2 STONE HARBOR - BEIGE  
**SIERRA MAPLE**  
 SA3 RIVERIA - BLUE  
 SA7 LIMESTONE - GREEN  
 SB3 STONE HARBOR - BEIGE

**STAINLESS STEEL PACKAGE**  
**PORTSMOUTH OAK**  
 SN0 RIVERIA - BLUE  
 SN4 LIMESTONE - GREEN  
 SP0 STONE HARBOR - BEIGE  
**CONCERT CHERRY**  
 SN1 RIVERIA - BLUE  
 SN5 LIMESTONE - GREEN  
 SP1 STONE HARBOR - BEIGE  
**WASHED MAPLE**  
 SN2 RIVERIA - BLUE  
 SN6 LIMESTONE - GREEN  
 SP2 STONE HARBOR - BEIGE  
**SIERRA MAPLE**  
 SN3 RIVERIA - BLUE  
 SN7 LIMESTONE - GREEN  
 SP3 STONE HARBOR - BEIGE



**FLOORPLAN**

# CONTENTS

<b>FLOORPLAN</b> .....	<b>1</b>
<b>ACCESSORIES GROUP</b> .....	<b>7</b>
OPERATORS MANUAL .....	7
<b>AUDIO VIDEO GROUP</b> .....	<b>8</b>
RADIO SYSTEM .....	8
REAR MONITOR .....	8
<b>CABINET &amp; APPLIANCE GROUP</b> .....	<b>9</b>
CABINET & APPLIANCE LAYOUT .....	9
APPLIANCES .....	9
COMPONENT PARTS FOR APPLIANCE .....	17
119267-10-01A .....	17
119267-12-02A .....	17
119267-13-01A .....	17
120075-12-01A, 120075-13-01A, 120075-14-01A, 120075-15-01A .....	17
120075-16-01A, 120075-17-01A, 120075-18-01A, 120075-19-01A, 120075-21-01A, 122075-22-01A .....	24
121569-05-01A, 121569-06-01A & 121569-07-01A .....	38
125242-02-01A .....	44
125242-03-01A .....	54
126022-01-01A, 126022-02-01A, 126022-03-01A .....	63
135065-03-01A, 135065-03-03A, 135065-04-01A .....	64
135066-02-01A .....	66
135066-03-01A, 135066-03-04A, 150778-01-01A .....	70
135066-03-01A, 135066-03-04A, 150778-01-01A .....	74
BATH .....	78
BEDROOM .....	82
DINETTE .....	86
GALLEY .....	92
LOUNGE .....	97
<b>CHASSIS GROUP</b> .....	<b>98</b>
FRAME .....	98
FRONT END .....	100
AIR INTAKE .....	101
INSULATION .....	102
STEPWELL COVER .....	108
COMPONENT PARTS FOR STEPWELL COVER .....	108
141691-01-01A .....	108
EXHAUST .....	109
HITCH .....	109
REAR BUMPER .....	110
FUEL .....	112
HYDRAULIC LEVELING .....	113
COMPONENT PARTS FOR HYDRAULIC LEVELING .....	113
144226-13-000 .....	113
144226-14-000 .....	113
144226-25-000 .....	113
WHEEL, TIRE, COVERS &/OR LINERS .....	114
COMPONENT PARTS FOR WHEEL, TIRE, COVERS &/OR LINERS .....	114
145580-05-000 .....	114

# CONTENTS (CONTINUED)

<b>CURTAIN &amp; CUSHION GROUP .....</b>	<b>115</b>
NOTICE .....	115
CUSHION LAYOUT .....	116
BUCKET SEATS .....	118
COMPONENT PARTS FOR BUCKET SEATS .....	119
122611-02-000 .....	119
LOUNGE CHAIR .....	120
SOFA .....	121
COMPONENT PARTS FOR SOFA .....	125
136534-13-000, 136534-15-000, 136534-28-000, 136534-29-000 .....	125
136534-07-000, 136534-17-000 .....	125
136534-28-000 .....	125
148226-01-000, 148226-02-000, 148226-03-000 .....	125
WINDOW TREATMENT .....	126
HARDWARE .....	127
ACCESSORIES .....	129
FABRICS .....	130
<b>DRIVERS COMPARTMENT GROUP .....</b>	<b>133</b>
DASH .....	133
FRONT INTERIOR .....	134
COMPONENT PARTS FOR FRONT INTERIOR .....	140
091990-08-01A .....	140
094499-02-000 .....	140
CABINETS .....	141

# CONTENTS (CONTINUED)

<b>ELECTRICAL GROUP</b> .....	<b>144</b>
110V BODY WIRING .....	144
12V BODY WIRING .....	145
EXTERIOR LAMPS .....	153
FRONT END .....	156
TRIP COMPUTER .....	159
GPS .....	160
FRONT TV/VCR .....	161
COMPONENT PARTS FOR WIRING .....	162
076319-23-000 .....	162
076319-25-000 .....	162
086280-01-000 .....	163
087694-01-000 .....	163
091206-04-000 .....	163
091937-08-000 .....	163
091937-09-000 .....	163
093575-29-01A .....	163
093575-33-01A .....	163
093575-33-03A .....	163
102756-03-000 .....	163
108354-01-01A .....	163
113589-02-000 .....	163
115504-01-000 .....	163
119258-43-01A .....	163
121935-01-01A .....	163
123775-01-01A .....	163
123775-01-02A .....	163
133004-02-01A .....	164
133004-05-01A .....	164
133054-03-000 .....	165
133054-04-000 .....	165
133068-01-000 .....	165
136119-01-000 .....	165
137135-02-000 .....	166
137417-01-01A, 137417-03-01A .....	167
137417-06-01A .....	167
139134-01-02A .....	167
139134-01-03A .....	167
141454-03-01A .....	168
142612-04-01A .....	169
142612-05-01A .....	169
144377-01-000 .....	169
146299-01-000 .....	169
146396-02-000 & 146396-03-000 .....	169
148113-01-000, 148113-03-000 .....	169
148158-01-000 .....	169
148231-01-000 .....	169
149040-01-000 .....	169
149040-02-000 .....	169
150934-01-000 .....	169
151458-01-000 .....	169
CIRCUIT BREAKERS, FUSES & RELAYS .....	170
CONVERTER, INVERTER, LOAD CENTERS .....	171
BOXES & CORDS .....	172
WIRE ASSEMBLIES .....	172
CONNECTORS & CONDUIT .....	173
CHASSIS .....	174

# CONTENTS (CONTINUED)

<b>EXTERIOR BODY GROUP .....</b>	<b>175</b>
AIR HORN .....	175
COMPONENT PARTS FOR AIR HORN .....	175
077497-06-000 .....	175
GRAPHICS & PAINT .....	176
PANELS & TRIMS .....	180
COMPONENT PARTS FOR PANELS & TRIMS .....	182
131431-07-01A, 131431-08-01A .....	182
142721-01-01A, 142721-02-01A .....	182
FRONT END .....	183
LADDER .....	186
STRUCTURAL COMPONENTS .....	186
AWNINGS .....	187
COMPONENT PARTS FOR AWNINGS .....	189
113874-01-02A .....	189
<b>EXTERIOR DOORS &amp; COMPARTMENTS GROUP .....</b>	<b>190</b>
DOOR & COMPARTMENT LAYOUT .....	190
COMPARTMENT DOOR PIECE PARTS .....	195
COMPONENT PARTS FOR DOOR & COMPARTMENT LAYOUT .....	197
084103-08-000 .....	197
094708-03-01A .....	197
142226-02-01A .....	198
ENTRY .....	199
COMPONENT PARTS FOR ENTRY .....	200
128913-12-02A .....	200
128913-12-03A .....	203
<b>EXTERIOR SLIDEOUT GROUP .....</b>	<b>208</b>
FRONT LEFT .....	208
COMPONENT PARTS FOR FRONT LEFT SLIDEOUT .....	212
100536-52-000 .....	212
LEFT REAR .....	213
COMPONENT PARTS FOR LEFT REAR SLIDEOUT .....	216
100536-46-000 .....	216
139507-01-000 .....	216
<b>GENERATOR GROUP .....</b>	<b>217</b>
GAS .....	217
DIESEL .....	217
<b>HEATING &amp; A/C GROUP .....</b>	<b>218</b>
AUTOMOTIVE .....	218
COMPONENT PARTS FOR AUTOMOTIVE .....	222
072342-15-000 .....	222
072342-16-000 .....	222
072342-17-000 .....	222
072342-18-000 .....	223
103930-36-000 .....	224
103930-41-000 .....	225
103930-55-000 .....	226
FURNACE .....	227
COMPONENT PARTS FOR FURNACE .....	228
143563-01-000 .....	228
143563-02-000 .....	230
CENTRAL .....	232
COMPONENT PARTS FOR CENTRAL .....	233
105620-16-000 .....	233

# CONTENTS (CONTINUED)

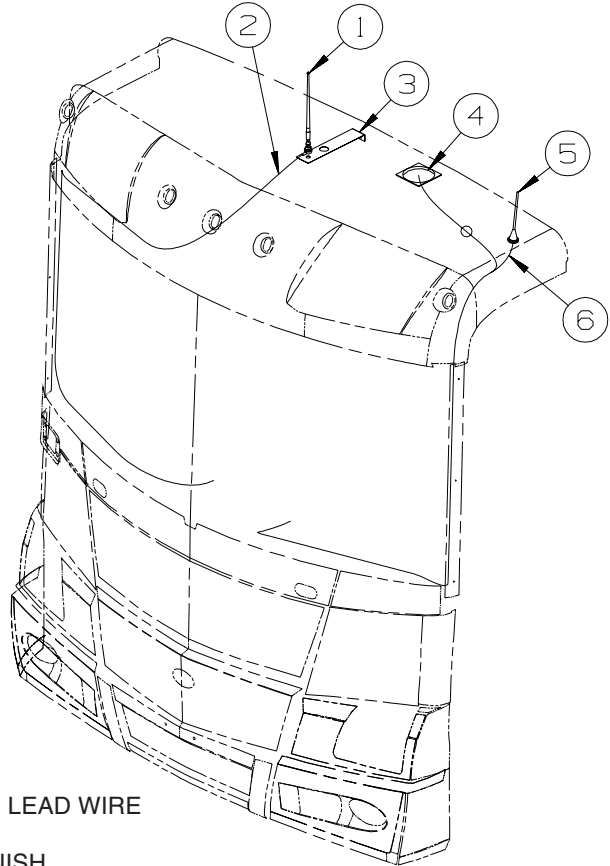
<b>INTERIOR FINISH GROUP .....</b>	<b>235</b>
MOLDINGS & TRIMS .....	235
PANELING & LAMINATES .....	246
INTERIOR TRIM LAYOUT .....	247
COMPONENT PARTS FOR INTERIOR TRIM LAYOUT .....	250
089318-01-000 .....	250
139047-01-01A/02A, 139047-02-01A/02A, 139049-03-01A/02A/03A, 139047-04-02A/03A, 139047-05-01A .....	251
FLOOR COVERINGS .....	252
HARDWARE .....	253
<b>LABELS GROUP .....</b>	<b>260</b>
<b>LP GROUP .....</b>	<b>266</b>
LP SYSTEM .....	266
LP COMPONENTS .....	266
144116-02-000, 144116-06-000, 144116-07-000 & 144116-08-000 .....	266
<b>SEALANTS &amp; FASTENERS GROUP .....</b>	<b>267</b>
SEALANTS & ADHESIVES .....	267
BOLTS, NUTS AND WASHERS .....	268
SCREWS .....	270
CLAMPS, CLIPS, GROMMETS, RIVETS & PLUGS .....	273
MISCELLANEOUS FASTENERS .....	274
<b>WATER &amp; SEWAGE GROUP .....</b>	<b>276</b>
DRAINAGE SYSTEM .....	276
COMPONENT PARTS FOR DRAINAGE SYSTEM .....	278
136729-01-01A .....	278
WATER SYSTEM .....	279
COMPONENT PARTS FOR WATER SYSTEM .....	286
075241-04-000, 075241-05-000, 075241-06-000 .....	286
098607-01-000 .....	286
103635-01-000 .....	286
125420-01-02A, 125420-01-03A, 125420-03-03A, 125420-04-03A .....	286
128997-01-01A, 128997-01-02A .....	286
129390-03-01A .....	287
144215-01-000 .....	287
144215-02-000 .....	287
144596-01-01A .....	287
144596-02-01A, 144596-03-01A .....	287
145541-01-000 .....	288
<b>WINDOW &amp; VENTS GROUP .....</b>	<b>289</b>
WINDOW & VENT LAYOUT .....	289
COMPONENT PARTS FOR WINDOW & VENT LAYOUT .....	291
106466-14-01A .....	291
112795-69-01A .....	292
112795-72-01A .....	293
112795-81-01A .....	293
112795-83-01A .....	293
112795-85-01A .....	294
112898-27-01A .....	295
123780-09-01A .....	296
123780-10-01A .....	297
129929-08-01A .....	298
137867-04-01A .....	299
150648-01-01A .....	299
150656-07-01A .....	299
151069-03-01A .....	300
<b>WINDSHIELD &amp; WIPER GROUP .....</b>	<b>301</b>
WINDSHIELD .....	301
WIPER .....	302
COMPONENT PARTS FOR WIPER .....	302
149401-01-000 .....	302
149402-01-000, 149402-02-000, 149402-03-000, 149402-04-000 .....	302

**ACCESSORIES GROUP**  
**OPERATORS MANUAL**

<b>KEY</b>	<b>PART NUMBER</b>	<b>U/M</b>	<b>DESCRIPTION</b>
	148972-01-000	DW	TOP LEVEL-P,2005
	129079-04-01A	EA	CASE - VINYL/BLK-EXPANDABLE ACCORDION SIDES-11"WX9"HX14"L
	132000-09-005	EA	MANUAL/OWNER - JOURNEY - 2005

## AUDIO VIDEO GROUP RADIO SYSTEM

KEY	PART NUMBER	U/M DESCRIPTION
	135420-07-000	EA MOUNTING KIT - RADIO - A-BODY
	135420-09-000	EA RADIO-AM/FM/CASS/CD COMBO-AUX/CD CHANGER INPUT-REMOTE COMP FROM: 00-00-00 THRU: 05-02-04
	135420-13-000	EA RADIO-AM/FM/CASS/CD COMBO-AUX/CD CHANGER INPUT-IR REMOTE FROM: 05-03-04 THRU: 99-99-99
	135420-10-000	EA REMOTE CONTROL/RADIO (CREDIT CARD SIZE)
	135420-11-000	EA REMOTE CONTROL/RADIO (STEERING WHEEL MOUNT) FROM: 05-05-04 THRU: 99-99-99
	135420-12-000	EA REMOTE CONTROL/RADIO(STEERING WHEEL MT W/BUTTON CD CHANGER - <b>CD CHANGER</b> ) FROM: 05-05-04 THRU: 99-99-99
	135420-14-000	EA RECEIVER - INFRARED FROM: 05-03-04 THRU: 99-99-99
	148134-01-000	EA CHANGER - COMPACT DISC - SANYO EAX-510



KEY	PART NUMBER	U/M DESCRIPTION
1	090944-02-000	EA ANTENNA - RADIO - 16" RUBBER - W/O LEAD WIRE
2	090944-03-000	EA CABLE - ANTENNA
3	140600-06-01B	EA BRACKET/ANTENNA MOUNT - MILL FINISH
4	147190-01-000	EA ANTENNA/SATELLITE-RADIO/SIRIUS-W/GRD PLANE PLATE/6" LEAD FROM: 00-00-00 THRU: 09-03-04
4	152780-01-000	EA ANTENNA/SATELLITE - RADIO/SIRIUS FROM: 09-04-04 THRU: 99-99-99
5	123256-01-000	EA ANTENNA - CB - W/O CABLE
6	123256-02-000	EA CABLE - CB - COAX

### REAR MONITOR

KEY	PART NUMBER	U/M DESCRIPTION
	143363-01-000	EA MONITOR/REAR - COLOR - W/BRACKET - SONY VCB-MH1
	143363-03-000	EA CABLE - MONITOR/CAMERA - COLOR - SONY VCB-MHC20
	143363-05-000	EA CAMERA - REAR - COLOR W/BRACKET - SONY VCB-MH3
	148773-01-01A	EA SHROUD/CAMERA - OUTER - BRIGHT WHITE FROM: 00-00-00 THRU: 03-11-04
	137919-02-01A	EA SHROUD - CAMERA/OUTER - BRIGHT WHITE FROM: 03-12-04 THRU: 99-99-99

**SEE 12V BODY WIRING IN THE ELECTRICAL GROUP FOR LOCATION OF OTHER  
AUDIO VIDEO COMPONENTS**



# CABINET & APPLIANCE GROUP

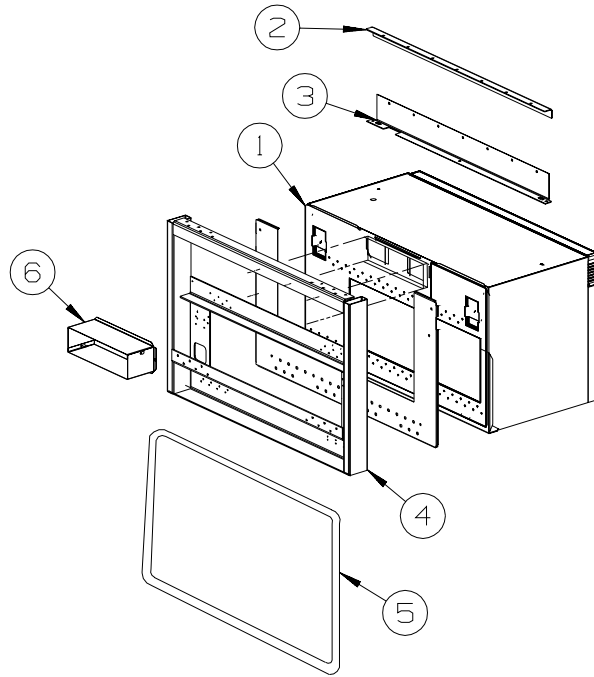
## CABINET & APPLIANCE LAYOUT

### APPLIANCES

KEY	PART NUMBER	U/M	DESCRIPTION
*	135066-02-01A	EA	RANGE - 3 BURNER W/OVEN - SEALED BURNERS - 22" - CSA - RANGE W/OVEN CANADIAN FROM: 00-00-00 THRU: 02-22-04
*	150778-01-01A	EA	RANGE - 3 BURNER (SEALED) - W/OVEN - BLACK - CSA - RANGE W/OVEN CANADIAN FROM: 02-23-04 THRU: 06-06-04
*	151279-03-01A	EA	RANGE-22"-3 BURNER/SEALED-MERCURY FREE-BLK DOOR/GLASS-CSA-RANGE W/OVEN CANADIAN FROM: 06-07-04 THRU: 99-99-99
*	135065-04-01A	EA	RANGE - 3 BURNER (SEALED) - W/O OVEN - CSA - BLACK TOP - RANGE TOP CANADIAN
*	135065-03-01A	EA	RANGE - 3 SEALED BURNERS/NEW STYLE KNOBS-GRATES - BLACK - RANGE TOP
*	135065-03-03A	EA	RANGE - 3 BURNER (SEALED)-W/O OVEN-NEW STYLE KNOBS - RANGE TOP-STAINLESS STEEL PKG
*	135066-03-01A	EA	RANGE-3 BURN(SEALED)-W/OVEN-NEW STL KNOBS-BLK/BLK GLASS - RANGE W/OVEN FROM: 00-00-00 THRU: 06-14-04
*	151279-02-01A	EA	RANGE-22"-3 BURNER/SEALED-MERCURY FREE-BLK DOOR/GLASS - RANGE W/OVEN FROM: 06-15-04 THRU: 99-99-99
*	135066-03-04A	EA	RANGE-3 BURNER (SEALED)-W/OVEN-NEW STYLE KNOBS - RANGE W/OVEN-STAINLESS STEEL PKG FROM: 00-00-00 THRU: 04-25-04
*	151279-02-02A	EA	RANGE-22"-3 BURN/SEALED-MERCURY FREE-BLK DR/GLS-RANGE W/OVEN-STAINLESS STEEL PKG FROM: 04-26-04 THRU: 99-99-99
	136382-01-04B	EA	BRACKET - TIEDOWN/OVEN - BLACK - FRONT - RANGE W/OVEN - P34H
	136382-02-04B	EA	BRACKET - TIEDOWN/OVEN - BLACK - BACK - RANGE W/OVEN - P34H
	136382-05-04B	EA	BRACKET - TIEDOWN/OVEN - BLACK - FRONT - RANGE W/OVEN - P36G
	136382-06-04B	EA	BRACKET - TIEDOWN/OVEN - BLACK - BACK - RANGE W/OVEN - P36G
	136382-08-04B	EA	BRACKET - TIEDOWN/OVEN - BLACK - RANGE W/OVEN - P32T
	137915-01-04B	EA	BRACKET - TIEDOWN - BLACK - RANGE W/OVEN - P32T
	136382-13-04B	EA	BRACKET - TIEDOWN - OVEN - BLACK - RANGE W/OVEN - P39K
	136382-14-04B	EA	BRACKET - TIEDOWN - OVEN - BLACK - RANGE W/OVEN - P39K
	136382-19-04B	EA	BRACKET - TIEDOWN - OVEN - BLACK - RANGE W/OVEN - P39F
	136382-20-04B	EA	BRACKET - TIEDOWN - OVEN - BLACK - RANGE W/OVEN - P39F
	106936-21-04B	EA	BRACKET - STOVE TIEDOWN/FRONT - BLACK - RANGE TOP - P34H
	106936-22-04B	EA	BRACKET - STOVE TIEDOWN/REAR - BLACK - RANGE TOP - P34H
	106936-35-04B	EA	BRACKET - STOVE TIEDOWN/FRONT - BLACK - RANGE TOP - P36G
	106936-36-04B	EA	BRACKET - STOVE TIEDOWN/REAR - BLACK - RANGE TOP - P36G
	106936-43-04B	EA	BRACKET - TIEDOWN - RANGE - BLACK - RANGE TOP - P39K
	106936-44-04B	EA	BRACKET - TIEDOWN - RANGE - BLACK - RANGE TOP - P39K
	106936-47-04B	EA	BRACKET - TIEDOWN - RANGE/FRONT - BLACK - RANGE TOP - P39F
	106936-48-04B	EA	BRACKET - TIEDOWN - RANGE/FRONT - BLACK - RANGE TOP - P39F
	137915-02-04B	EA	BRACKET - TIEDOWN - BLACK - RANGE TOP - P32T
	139031-01-04B	EA	BRACKET - TIEDOWN - STOVE - BLACK - RANGE TOP - P32T
*	126022-01-01A	EA	COVER - RANGE/BI-FOLD - 16" & 22" - BLACK TEXTURED
	130816-06-03A	EA	COUNTERTOP/STOVE LID - 1/4" VENDURA - ALMONDINE
	130816-03-03A	EA	COUNTERTOP/STOVE LID-3.1" X 24.3" 1/4" VENDURA-ALMONDINE - P32T
	149094-01-02A	EA	COVER/STOVE TOP - 1/2" VENDURA - ALMONDINE

\*COMPONENT PARTS LISTED LATER IN THIS GROUP

**CABINET & APPLIANCE GROUP (CONTINUED)**  
**CABINET & APPLIANCE LAYOUT (CONTINUED)**



**APPLIANCES (CONTINUED)**

**P36G & P32T**

KEY	PART NUMBER	U/M	DESCRIPTION
1*	119267-10-01A	EA	OVEN - MICROWAVE/NON CONVECTION W/HOOD US- #R-1500/#R-1510
1*	119267-10-02A	EA	OVEN - MICROWAVE/NON CONVECTION W/HOOD US - #R-1514 - <b>STAINLESS STEEL PKG</b>
	119267-14-000	EA	VENT - KIT - F/1510
1*	119267-12-01A	EA	OVEN - MICROWAVE/CONVECTION W/HOOD US - #R-1875 - <b>CONVECTION</b>
1*	119267-12-02A	EA	OVEN - MICROWAVE/CONVECTION W/HOOD US - #R-1874 - <b>CONVECTION/STAINLESS STEEL PKG</b>
1*	119267-13-01A	EA	OVEN - MICROWAVE/CONVECTION W/HOOD CSA - #R-1875A - <b>CONVECTION/CANADIAN</b>
1*	119267-13-01A	EA	OVEN - CONVECTION W/HOOD CSA - #R-1875A - <b>CONVECTION/STAINLESS STEEL PKG/CANADIAN</b> FROM: 00-00-00 THRU: 01-16-05
1*	119267-12-02A	EA	OVEN - CONVECTION W/HOOD US - #R-1874 - <b>CONVECTION/STAINLESS STEEL PKG/CANADIAN</b> FROM: 01-17-05 THRU: 99-99-99
2	NOT USED		
3	NOT USED		
4	NOT USED		
5	NOT USED		
6	NOT USED		

\*COMPONENT PARTS LISTED LATER IN THIS GROUP

**P34H**

KEY	PART NUMBER	U/M	DESCRIPTION
1*	119267-10-01A	EA	OVEN - MICROWAVE/NON CONVECTION W/HOOD US- #R-1500/#R-1510
1*	119267-10-02A	EA	OVEN - MICROWAVE/NON CONVECTION W/HOOD US - #R-1514 - <b>STAINLESS STEEL PKG</b>
	119267-14-000	EA	VENT - KIT - F/1510
1*	119267-12-01A	EA	OVEN - MICROWAVE/CONVECTION W/HOOD US - #R-1875 - <b>CONVECTION</b>
1*	119267-12-02A	EA	OVEN - MICROWAVE/CONVECTION W/HOOD US - #R-1874 - <b>CONVECTION/STAINLESS STEEL PKG</b>
1*	119267-13-01A	EA	OVEN - MICROWAVE/CONVECTION W/HOOD CSA - #R-1875A - <b>CONVECTION/CANADIAN</b>
1*	119267-13-01A	EA	OVEN - CONVECTION W/HOOD CSA - #R-1875A - <b>CONVECTION/STAINLESS STEEL PKG/CANADIAN</b> FROM: 00-00-00 THRU: 01-16-05
1*	119267-12-02A	EA	OVEN - CONVECTION W/HOOD US - #R-1874 - <b>CONVECTION/STAINLESS STEEL PKG/CANADIAN</b> FROM: 01-17-05 THRU: 99-99-99
2	129836-02-02B	EA	ANGLE - W/HOLES - .7" X 1" X 29.5" - E-COATED
3	129836-01-02B	EA	ANGLE - W/HOLES - .7" X 1" X 28.3" - E-COATED
4	137824-03-02B	EA	BRACKET - MICROWAVE - E-COATED
5	NOT USED		
6	140093-03-02B	EA	DUCT - E-COATED

\*COMPONENT PARTS LISTED LATER IN THIS GROUP

## CABINET & APPLIANCE GROUP (CONTINUED)

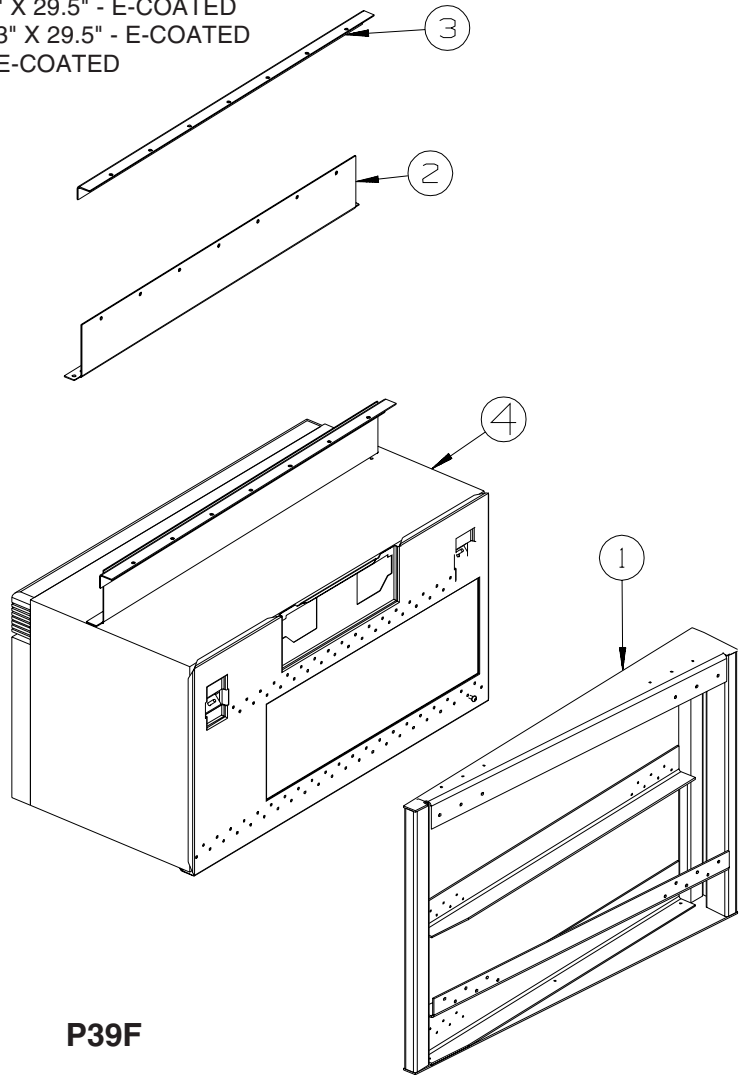
### CABINET & APPLIANCE LAYOUT (CONTINUED)

#### APPLIANCES (CONTINUED)

#### P39K

KEY	PART NUMBER	U/M	DESCRIPTION
1*	119267-10-01A	EA	OVEN - MICROWAVE/NON CONVECTION W/HOOD US- #R-1500/#R-1510
1*	119267-10-02A	EA	OVEN - MICROWAVE/NON CONVECTION W/HOOD US - #R-1514 - <b>STAINLESS STEEL PKG</b>
	119267-14-000	EA	VENT - KIT - F/1510
1*	119267-12-01A	EA	OVEN - MICROWAVE/CONVECTION W/HOOD US - #R-1875 - <b>CONVECTION</b>
1*	119267-12-02A	EA	OVEN - MICROWAVE/CONVECTION W/HOOD US - #R-1874 - <b>CONVECTION/STAINLESS STEEL PKG</b>
1*	119267-13-01A	EA	OVEN - MICROWAVE/CONVECTION W/HOOD CSA - #R-1875A - <b>CONVECTION/CANADIAN</b>
1*	119267-13-01A	EA	OVEN - CONVECTION W/HOOD CSA - #R-1875A - <b>CONVECTION/STAINLESS STEEL PKG/CANADIAN</b>
			FROM: 00-00-00 THRU: 01-16-05
1*	119267-12-02A	EA	OVEN - CONVECTION W/HOOD US - #R-1874 - <b>CONVECTION/STAINLESS STEEL PKG/CANADIAN</b>
			FROM: 01-17-05 THRU: 99-99-99
2	129836-02-02B	EA	ANGLE - W/HOLES - .7" X 1" X 29.5" - E-COATED
3	129836-05-02B	EA	ANGLE - W/HOLES - 2.6" X 3" X 29.5" - E-COATED
4	137824-02-02B	EA	BRACKET - MICROWAVE - E-COATED
5	NOT USED		
6	140093-01-02B	EA	DUCT - E-COATED

**\*COMPONENT PARTS LISTED LATER IN THIS GROUP**

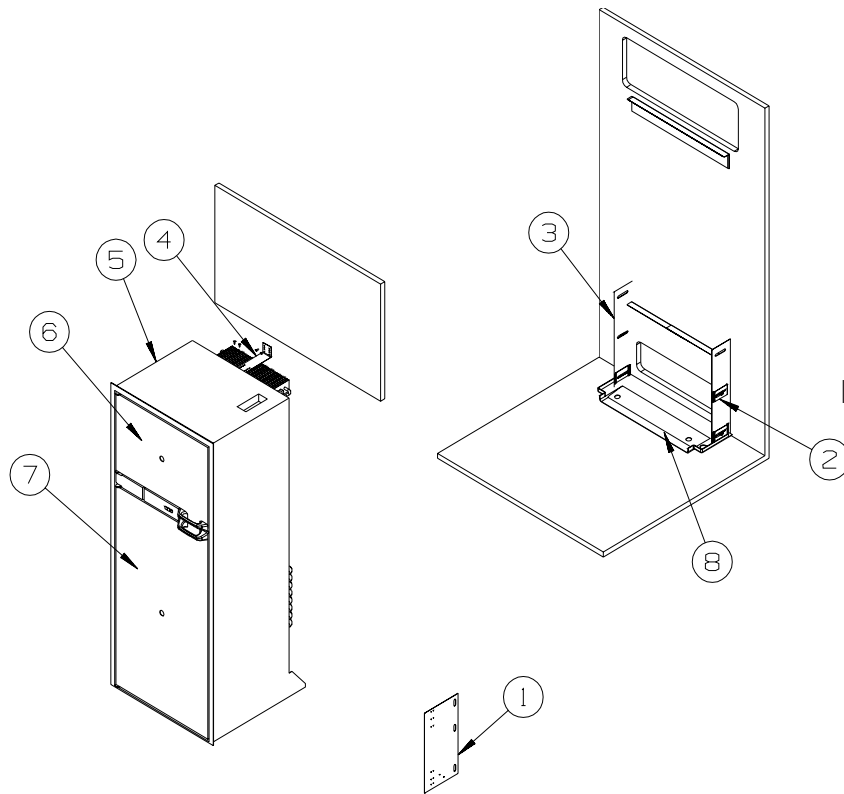


#### P39F

KEY	PART NUMBER	U/M	DESCRIPTION
1	139201-02-02B	EA	BRACKET - MICROWAVE - E-COATED
2	129836-04-02B	EA	ANGLE - W/HOLES - .7" X 2.2" X 28.3" - E-COATED
3	129836-02-02B	EA	ANGLE - W/HOLES - .7" X 1" X 29.5" - E-COATED
4*	119267-12-01A	EA	OVEN - MICROWAVE/CONVECTION W/HOOD US - #R-1875
4*	119267-12-02A	EA	OVEN - MICROWAVE/CONVECTION W/HOOD US - #R-1874 - <b>STAINLESS STEEL PKG</b>
4*	119267-13-01A	EA	OVEN - MICROWAVE/CONVECTION W/HOOD CSA - #R-1875A - <b>CANADIAN</b>
			FROM: 00-00-00 THRU: 01-16-05
4*	119267-12-02A	EA	OVEN - MICROWAVE/CONVECTION W/HOOD US - #R-1874 - <b>STAINLESS STEEL PKG/CANADIAN</b>
			FROM: 01-17-05 THRU: 99-99-99
4*	119267-10-01A	EA	OVEN - MICROWAVE/NON CONVECTION W/HOOD US- #R-1500/#R-1510
4*	119267-10-02A	EA	OVEN - MICROWAVE/NON CONVECTION W/HOOD US - #R-1514 - <b>OVEN W/FAN/STAINLESS STEEL PKG</b>
	119267-14-000	EA	VENT - KIT - F/1510 - <b>OVEN W/FAN</b>

**\*COMPONENT PARTS LISTED LATER IN THIS GROUP**

**CABINET & APPLIANCE GROUP (CONTINUED)**  
**CABINET & APPLIANCE LAYOUT (CONTINUED)**



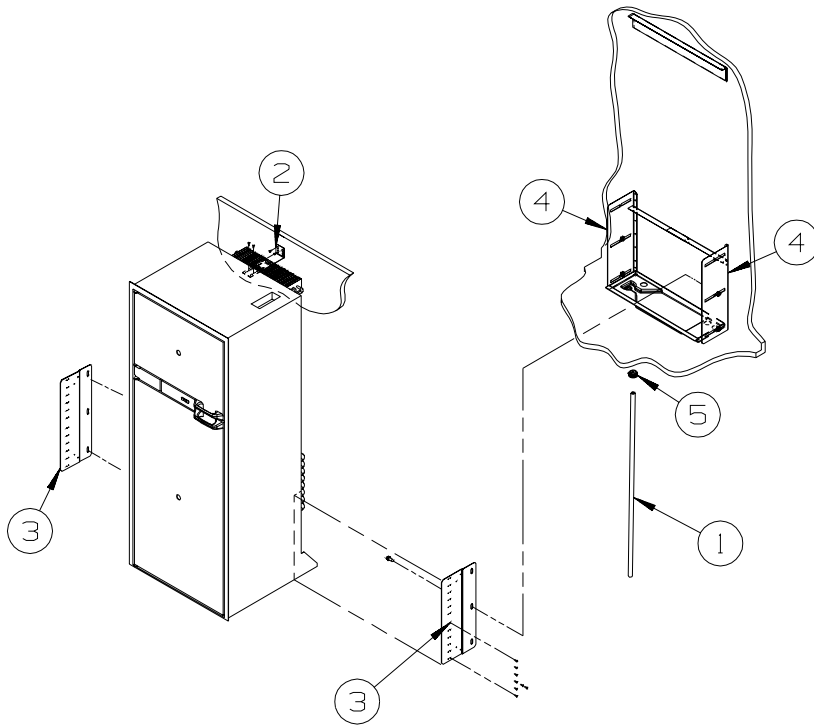
**FROM: 00-00-00 THRU: 08-17-04**

**APPLIANCES (CONTINUED)**

KEY	PART NUMBER	U/M	DESCRIPTION
1	141975-04-02B	EA	PLATE - TIEDOWN/REFRIGERATOR
2	141550-01-02B	EA	BRACKET - TIEDOWN/REFRIGERATOR - RIGHT HAND
3	141550-02-02B	EA	BRACKET - TIEDOWN/REFRIGERATOR - LEFT HAND
4	145445-02-02B	EA	STRAP - REFRIGERATOR
5*	120075-16-01A	EA	REFRIGERATOR-LARGE DBL SST DR/RH/RAISED HANDLE- <b>STAINLESS STEEL PKG-W/ICE MAKER</b>
5*	120075-13-01A	EA	REFRIGERATOR-LARGE DOUBLE DOOR/RH - 2-WAY - ICE MAKER- <b>BLACK - W/ICE MAKER</b>
5*	120075-21-01A	EA	REFRIGERATOR-LARGE DOUBLE SST DOOR/RH/RAISED HANDLE(WINN)- <b>STAINLESS STEEL PKG</b>
5*	120075-23-01A	EA	REFRIGERATOR-LGE DBL DR-2-WAY/LH/ICE MAKER/FLUSH HDL- <b>BLACK</b>
5*	120075-14-01A	EA	REFRIGERATOR-LGE DBL DR-2-WAY/LH/ICE MAKER/FLUSH HDL- <b>BLACK - P32T</b>
5*	121569-05-01A	EA	REFRIGERATOR-LARGE DBL DOOR/2 WAY/NON-FLUSH HANDLE- <b>BLK RH</b>
5*	121569-06-01A	EA	REFRIGERATOR - LARGE DBL DOOR/2 WAY - <b>BLACK</b>
5*	121569-07-01A	EA	REFRIGERATOR - LARGE DBL DOOR/LEFT HAND -2 WAY- F/SLIDEOUT - <b>P32T</b>
6	P34457-03-N47	EA	PANEL - INSERT RAISED MEMBRANE - 21.5" X 14.5" - PORTSMOUTH OAK
6	P34457-03-L85	EA	PANEL - INSERT RAISED MEMBRANE - 21.5" X 14.5" - CONCERT CHERRY
6	P34457-03-L94	EA	PANEL - INSERT RAISED MEMBRANE - 21.5" X 14.5" - WASHED MAPLE
6	P34457-03-SA3	EA	PANEL - INSERT RAISED MEMBRANE - 21.5" X 14.5" - SIERRA MAPLE
7	P34457-04-N47	EA	PANEL - INSERT RAISED MEMBRANE - 21.5" X 38.5" - PORTSMOUTH OAK
7	P34457-04-L85	EA	PANEL - INSERT RAISED MEMBRANE - 21.5" X 38.5" - CONCERT CHERRY
7	P34457-04-L94	EA	PANEL - INSERT RAISED MEMBRANE - 21.5" X 38.5" - WASHED MAPLE
7	P34457-04-SA3	EA	PANEL - INSERT RAISED MEMBRANE - 21.5" X 38.5" - SIERRA MAPLE
8	112176-01-000	FT	TUBING - VINYL - REINFORCED - 1/2" ID
	116751-02-01A	EA	TRAY - REFRIGERATOR - <b>BLACK</b>
	136907-01-01A	EA	TRAY - REFRIGERATOR - <b>BLACK - P32T</b>
	090329-01-000	FT	SEAL/T - REFRIGERATOR CABINET
	054450-01-000	EA	LEVEL - REFRIGERATOR
	136966-04-02B	EA	BAFFLE - REFRIGERATOR - E-COATED - <b>P32T</b>
	143195-01-02B	EA	BAFFLE - REFRIGERATOR - E-COATED - <b>P32T</b>
	143195-02-02B	EA	BAFFLE - REFRIGERATOR - E-COATED - <b>P32T</b>

**\*COMPONENT PARTS LISTED LATER IN THIS GROUP**

**CABINET & APPLIANCE GROUP (CONTINUED)**  
**CABINET & APPLIANCE LAYOUT (CONTINUED)**



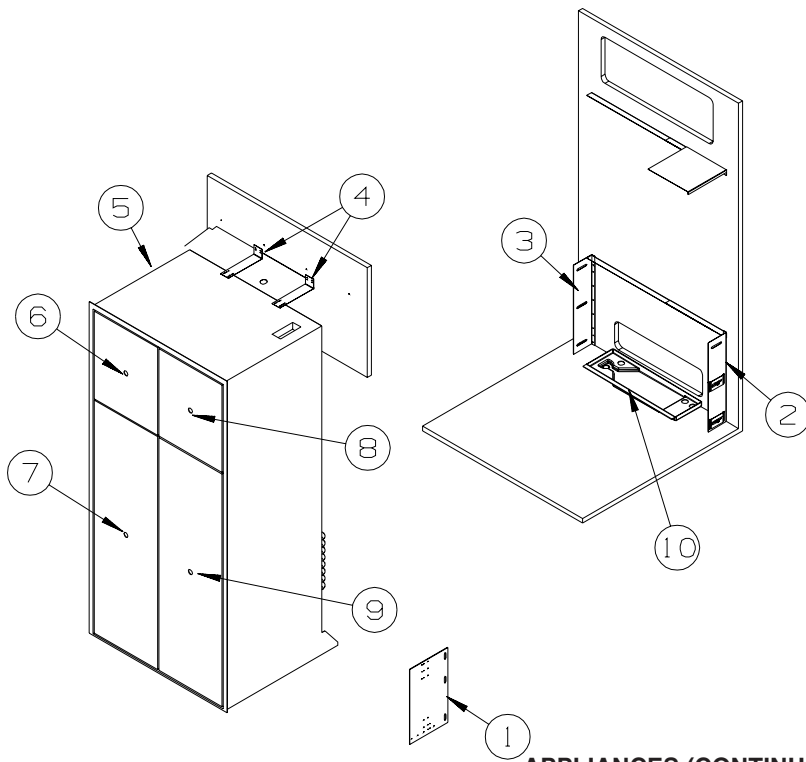
**FROM: 08-18-04 THRU: 99-99-99**

**APPLIANCES (CONTINUED)**

KEY	PART NUMBER	U/M	DESCRIPTION
1	112176-01-000	FT	TUBING - VINYL - REINFORCED - 1/2" ID
2	145445-02-02B	EA	STRAP - REFRIGERATOR - E-COATED
3	150740-01-02B	EA	BRACKET - REFRIGERATOR - E-COATED
4	150740-02-02B	EA	BRACKET - REFRIGERATOR - E-COATED
5	152417-01-01A	EA	CLAMP/RATCHET - F/REFRIDGERATOR DRIP TRAY HOSE - BLACK
*	120075-16-01A	EA	REFRIGERATOR-LARGE DBL SST DR/RH/RAISED HANDLE- <b>STAINLESS STEEL PKG-W/ICE MAKER</b>
*	120075-13-01A	EA	REFRIGERATOR-LARGE DOUBLE DOOR/RH - 2-WAY - ICE MAKER- <b>BLACK - W/ICE MAKER</b>
*	120075-21-01A	EA	REFRIGERATOR-LARGE DOUBLE SST DOOR/RH/RAISED HANDLE(WINN)- <b>STAINLESS STEEL PKG</b>
*	120075-23-01A	EA	REFRIGERATOR-LGE DBL DR-2-WAY/LH/ICE MAKER/FLUSH HDL-BLACK
*	120075-14-01A	EA	REFRIGERATOR-LGE DBL DR-2-WAY/LH/ICE MAKER/FLUSH HDL-BLACK - <b>P32T</b>
*	121569-05-01A	EA	REFRIGERATOR-LARGE DBL DOOR/2 WAY/NON-FLUSH HANDLE-BLK RH
*	121569-06-01A	EA	REFRIGERATOR - LARGE DBL DOOR/2 WAY - BLACK
*	121569-07-01A	EA	REFRIGERATOR - LARGE DBL DOOR/LEFT HAND -2 WAY- F/SLIDEOUT - <b>P32T</b>
	P34457-03-N47	EA	PANEL - INSERT RAISED MEMBRANE - 21.5" X 14.5" - PORTSMOUTH OAK
	P34457-03-L85	EA	PANEL - INSERT RAISED MEMBRANE - 21.5" X 14.5" - CONCERT CHERRY
	P34457-03-L94	EA	PANEL - INSERT RAISED MEMBRANE - 21.5" X 14.5" - WASHED MAPLE
	P34457-03-SA3	EA	PANEL - INSERT RAISED MEMBRANE - 21.5" X 14.5" - SIERRA MAPLE
	P34457-04-N47	EA	PANEL - INSERT RAISED MEMBRANE - 21.5" X 38.5" - PORTSMOUTH OAK
	P34457-04-L85	EA	PANEL - INSERT RAISED MEMBRANE - 21.5" X 38.5" - CONCERT CHERRY
	P34457-04-L94	EA	PANEL - INSERT RAISED MEMBRANE - 21.5" X 38.5" - WASHED MAPLE
	P34457-04-SA3	EA	PANEL - INSERT RAISED MEMBRANE - 21.5" X 38.5" - SIERRA MAPLE
	116751-02-01A	EA	TRAY - REFRIGERATOR - BLACK
	136907-01-01A	EA	TRAY - REFRIGERATOR - BLACK - <b>P32T</b>
	090329-01-000	FT	SEAL/T - REFRIGERATOR CABINET
	054450-01-000	EA	LEVEL - REFRIGERATOR
	136966-04-02B	EA	BAFFLE - REFRIGERATOR - E-COATED - <b>P32T</b>
	143195-01-02B	EA	BAFFLE - REFRIGERATOR - E-COATED - <b>P32T</b>
	143195-02-02B	EA	BAFFLE - REFRIGERATOR - E-COATED - <b>P32T</b>

**\*COMPONENT PARTS LISTED LATER IN THIS GROUP**

**CABINET & APPLIANCE GROUP (CONTINUED)**  
**CABINET & APPLIANCE LAYOUT (CONTINUED)**



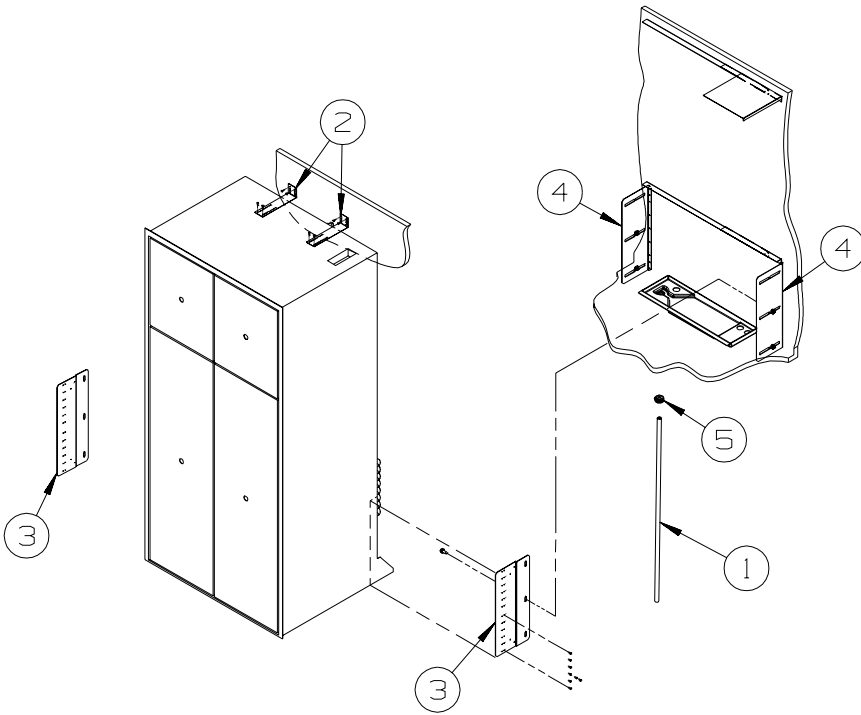
**FROM: 00-00-00 THRU: 08-17-04**

**APPLIANCES (CONTINUED)**

KEY	PART NUMBER	U/M	DESCRIPTION
1	141975-01-02B	EA	PLATE - TIEDOWN/REFRIGERATOR
2	141550-01-02B	EA	BRACKET - TIEDOWN/REFRIGERATOR - RIGHT HAND
3	141550-02-02B	EA	BRACKET - TIEDOWN/REFRIGERATOR - LEFT HAND
4	145445-02-02B	EA	STRAP - REFRIGERATOR
5*	125242-02-01A	EA	REFRIGERATOR-4 DR-W/ICE MKR-W/CONTOURED HANDLE-NORCOLD1201
5*	125242-03-01A	EA	REFRIGERATOR - 4 DOOR - W/ICE MAKER - STAINLESS STEEL- <b>STAINLESS STEEL PKG</b>
6	P34457-01-N75	EA	PANEL - INSERT RAISED MEMBRANE - 16.1" X 18.3" - PORTSMOUTH OAK
6	P34457-01-LQ1	EA	PANEL - INSERT RAISED MEMBRANE - 16.1" X 18.3" - CONCERT CHERRY
6	P34457-01-L94	EA	PANEL - INSERT RAISED MEMBRANE - 16.1" X 18.3" - WASHED MAPLE
6	P34457-01-SA3	EA	PANEL - INSERT RAISED MEMBRANE - 16.1" X 18.3" - SIERRA MAPLE
7	P34457-02-N75	EA	PANEL - INSERT RAISED MEMBRANE - 16.1" X 41.1" - PORTSMOUTH OAK
7	P34457-02-LQ1	EA	PANEL - INSERT RAISED MEMBRANE - 16.1" X 41.1" - CONCERT CHERRY
7	P34457-02-L94	EA	PANEL - INSERT RAISED MEMBRANE - 16.1" X 41.1" - WASHED MAPLE
7	P34457-02-SA3	EA	PANEL - INSERT RAISED MEMBRANE - 16.1" X 41.1" - SIERRA MAPLE
8	P34457-01-N75	EA	PANEL - INSERT RAISED MEMBRANE - 16.1" X 18.3" - PORTSMOUTH OAK
8	P34457-01-LQ1	EA	PANEL - INSERT RAISED MEMBRANE - 16.1" X 18.3" - CONCERT CHERRY
8	P34457-01-L94	EA	PANEL - INSERT RAISED MEMBRANE - 16.1" X 18.3" - WASHED MAPLE
8	P34457-01-SA3	EA	PANEL - INSERT RAISED MEMBRANE - 16.1" X 18.3" - SIERRA MAPLE
9	P34457-02-N75	EA	PANEL - INSERT RAISED MEMBRANE - 16.1" X 41.1" - PORTSMOUTH OAK
9	P34457-02-LQ1	EA	PANEL - INSERT RAISED MEMBRANE - 16.1" X 41.1" - CONCERT CHERRY
9	P34457-02-L94	EA	PANEL - INSERT RAISED MEMBRANE - 16.1" X 41.1" - WASHED MAPLE
9	P34457-02-SA3	EA	PANEL - INSERT RAISED MEMBRANE - 16.1" X 41.1" - SIERRA MAPLE
10	112176-01-000	FT	TUBING - VINYL - REINFORCED - 1/2" ID
	090329-01-000	FT	SEAL/T - REFRIGERATOR CABINET
	054450-01-000	EA	LEVEL - REFRIGERATOR
	118871-02-01A	EA	TRAY - REFRIGERATOR - SIDE/SIDE - BLACK - 34.4" LONG
	118871-05-01A	EA	TRAY - REFRIGERATOR - SIDE/SIDE - BLACK - 35.5" LONG - <b>P36G</b>
	137495-01-01A	EA	TRAY - REFRIGERATOR - BLACK - <b>P32T</b>
	136966-03-02B	EA	BAFFLE - REFRIGERATOR - E-COATED - <b>P32T</b>
	143195-01-02B	EA	BAFFLE - REFRIGERATOR - E-COATED - <b>P32T</b>
	143195-02-02B	EA	BAFFLE - REFRIGERATOR - E-COATED - <b>P32T</b>

**\*COMPONENT PARTS LISTED LATER IN THIS GROUP**

**CABINET & APPLIANCE GROUP (CONTINUED)**  
**CABINET & APPLIANCE LAYOUT (CONTINUED)**



**FROM: 08-18-04 THRU: 99-99-99**

**APPLIANCES (CONTINUED)**

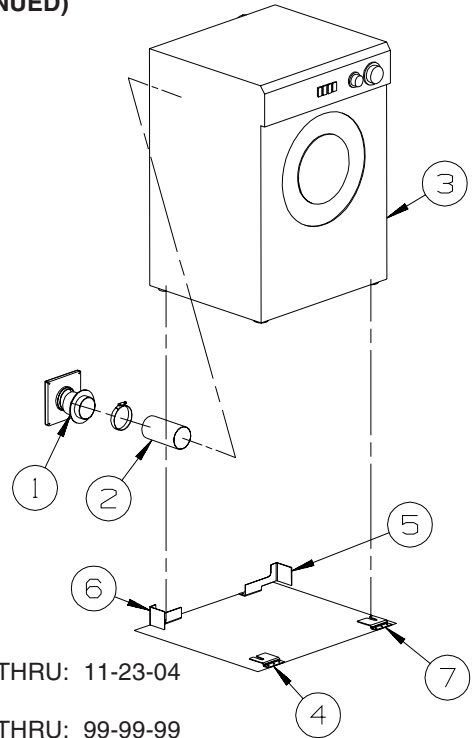
KEY	PART NUMBER	U/M	DESCRIPTION
1	112176-01-000	FT	TUBING - VINYL - REINFORCED - 1/2" ID
2	145445-02-02B	EA	STRAP - REFRIGERATOR - E-COATED
3	150740-01-02B	EA	BRACKET - REFRIGERATOR - E-COATED
4	150740-02-02B	EA	BRACKET - REFRIGERATOR - E-COATED
5	152417-01-01A	EA	CLAMP/RATCHET - F/REFRIDGERATOR DRIP TRAY HOSE - BLACK
*	125242-02-01A	EA	REFRIGERATOR-4 DR-W/ICE MKR-W/CONTOURED HANDLE-NORCOLD1201
*	125242-03-01A	EA	REFRIGERATOR - 4 DOOR - W/ICE MAKER - STAINLESS STEEL- <b>STAINLESS STEEL PKG</b>
	P34457-01-N75	EA	PANEL - INSERT RAISED MEMBRANE - 16.1" X 18.3" - PORTSMOUTH OAK
	P34457-01-LQ1	EA	PANEL - INSERT RAISED MEMBRANE - 16.1" X 18.3" - CONCERT CHERRY
	P34457-01-L94	EA	PANEL - INSERT RAISED MEMBRANE - 16.1" X 18.3" - WASHED MAPLE
	P34457-01-SA3	EA	PANEL - INSERT RAISED MEMBRANE - 16.1" X 18.3" - SIERRA MAPLE
	P34457-02-N75	EA	PANEL - INSERT RAISED MEMBRANE - 16.1" X 41.1" - PORTSMOUTH OAK
	P34457-02-LQ1	EA	PANEL - INSERT RAISED MEMBRANE - 16.1" X 41.1" - CONCERT CHERRY
	P34457-02-L94	EA	PANEL - INSERT RAISED MEMBRANE - 16.1" X 41.1" - WASHED MAPLE
	P34457-02-SA3	EA	PANEL - INSERT RAISED MEMBRANE - 16.1" X 41.1" - SIERRA MAPLE
	090329-01-000	FT	SEAL/T - REFRIGERATOR CABINET
	054450-01-000	EA	LEVEL - REFRIGERATOR
	118871-02-01A	EA	TRAY - REFRIGERATOR - SIDE/SIDE - BLACK - 34.4" LONG
	118871-05-01A	EA	TRAY - REFRIGERATOR - SIDE/SIDE - BLACK - 35.5" LONG - <b>P36G</b>
	137495-01-01A	EA	TRAY - REFRIGERATOR - BLACK - <b>P32T</b>
	136966-03-02B	EA	BAFFLE - REFRIGERATOR - E-COATED - <b>P32T</b>
	143195-01-02B	EA	BAFFLE - REFRIGERATOR - E-COATED - <b>P32T</b>
	143195-02-02B	EA	BAFFLE - REFRIGERATOR - E-COATED - <b>P32T</b>

**\*COMPONENT PARTS LISTED LATER IN THIS GROUP**

**CABINET & APPLIANCE GROUP (CONTINUED)**  
**CABINET & APPLIANCE LAYOUT (CONTINUED)**

KEY	PART NUMBER	U/M	DESCRIPTION
1	146292-01-01A	EA	COVER - DRYER VENT - BRIGHT WHITE
1	146292-01-02A	EA	COVER - DRYER VENT - BLACK - <b>FULL BODY PAINT</b>
1	146292-02-01A	EA	DRYER VENT - INNER - BRIGHT WHITE
1	146292-02-02A	EA	DRYER VENT - INNER - BLACK - <b>FULL BODY PAINT</b>
2	116653-02-000	FT	DUCT - FLEXIBLE - 3' COMPRESSED/8' EXTENDED
3	107753-04-01A	EA	WASHER - DRYER - VENTED - UL/CSA - WHITE
			FROM: 00-00-00 THRU: 11-23-04
3	107753-05-01A	EA	WASHER - DRYER - VENTED - UL/CSA - WHITE
			FROM: 11-24-04 THRU: 99-99-99
4	111913-02-04B	EA	BRACKET/WASHER - TIE DOWN - BLACK
5	113795-01-02B	EA	BRACKET - WASHER - E-COATED
6	113795-02-02B	EA	BRACKET - WASHER - E-COATED
7	111913-03-04B	EA	BRACKET/WASHER - TIE DOWN - BLACK
	141523-01-01A	EA	LABEL - WASHER/DRYER BRACKETS - BLACK/WHITE

**APPLIANCES (CONTINUED)**





# CABINET & APPLIANCE GROUP (CONTINUED)

## CABINET & APPLIANCE LAYOUT (CONTINUED)

### COMPONENT PARTS FOR APPLIANCE

119267-10-01A

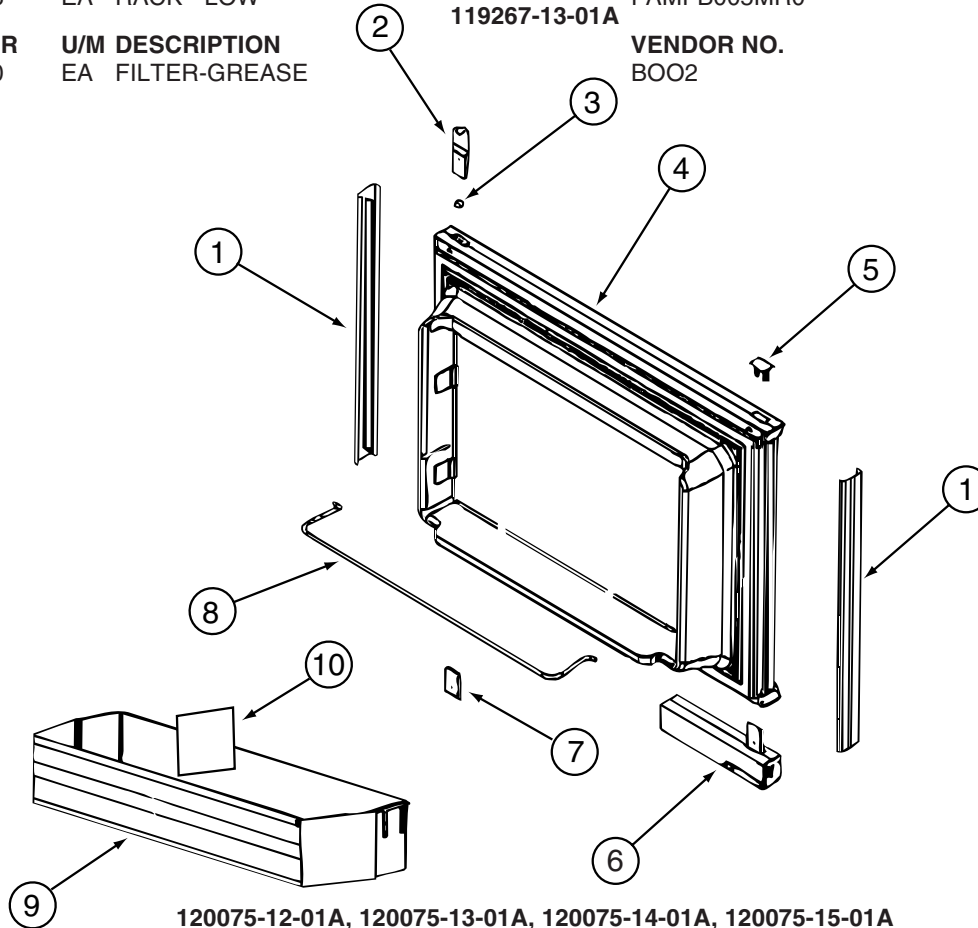
KEY	PART NUMBER	U/M	DESCRIPTION	VENDOR NO.
	119267-04-700	EA	FILTER-GREASE	BOO2
	119267-10-700	EA	BRACKET/MOUNTING	FANGTB005MRY0

119267-12-02A

KEY	PART NUMBER	U/M	DESCRIPTION	VENDOR NO.
	119267-04-700	EA	FILTER-GREASE	BOO2
	119267-04-703	EA	PLATE - MOUNTING	FANGTB003MRY0
	119267-04-704	EA	LIGHT COVER-F/MOD R1480/1850	FANGKB009MRYO
	119267-04-705	EA	SCREW	LX-BZB011MREO
	119267-12-700	EA	LOUVER-EXHAUST	PDIF-BO32MRFO
	119267-12-701	EA	SUPPORT - F/GLASS TRAY	FROLPB020MRKO
	119267-12-702	EA	RACK - HIGH	FAMI-B006MR0
	119267-12-703	EA	RACK - LOW	FAMI-B005MR0

119267-13-01A

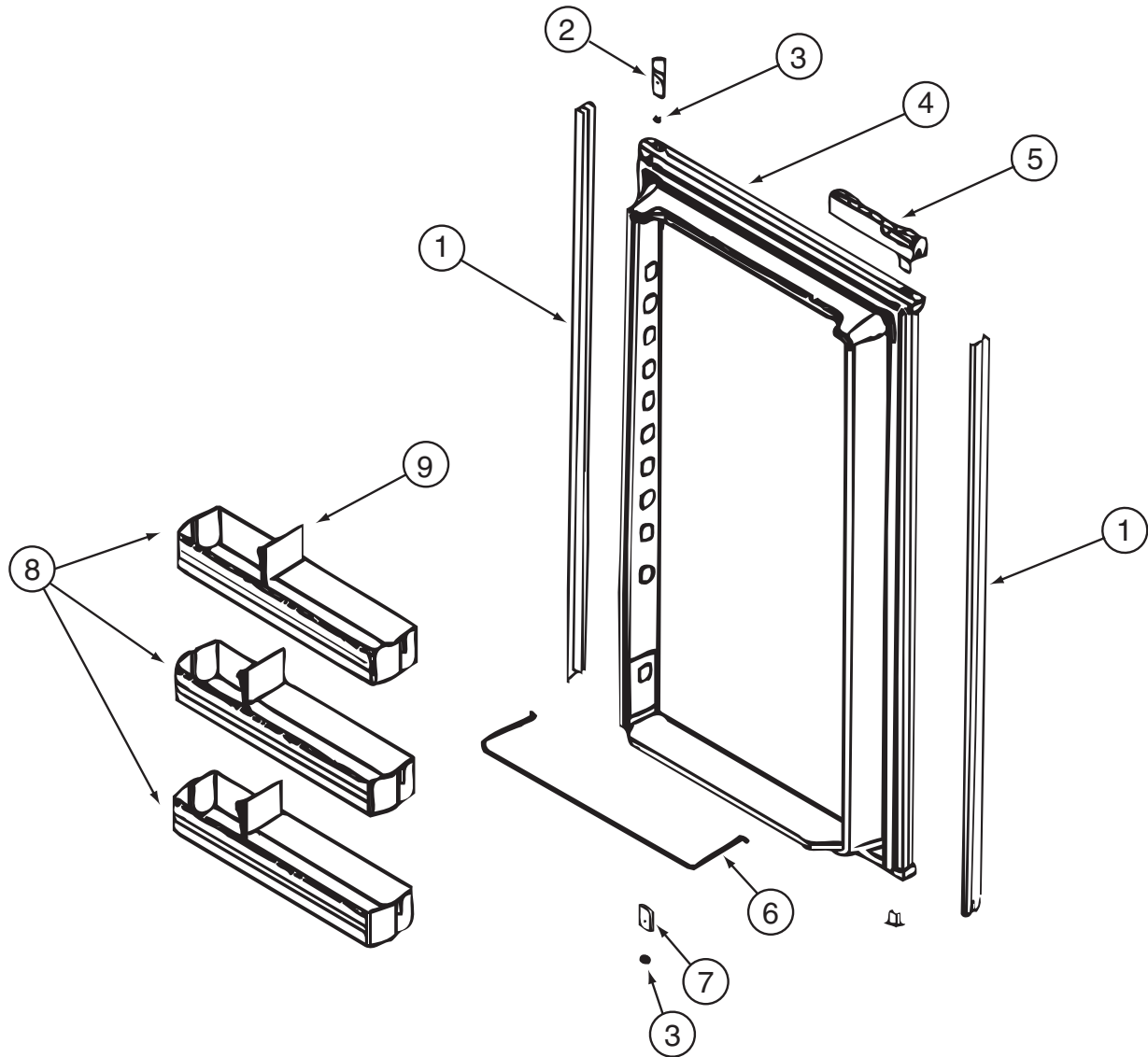
KEY	PART NUMBER	U/M	DESCRIPTION	VENDOR NO.
	119267-04-700	EA	FILTER-GREASE	BOO2



120075-12-01A, 120075-13-01A, 120075-14-01A, 120075-15-01A

KEY	PART NUMBER	U/M	DESCRIPTION	VENDOR NO.
1	121568-03-700	EA	RETAINER - DOOR PANEL/BLACK	619558
2	120075-01-701	EA	HINGE-TOP RH/BOTTOM LH(DOOR)	618511
3	121568-03-701	EA	BUSHING - HINGE PIN/GRAY	619671
4	121568-03-702	EA	DOOR LINER - W/TRIM/BLACK	619627 - SMALL DOOR
5	120075-01-702	EA	CAP, (HINGE PLUG)	618160
6	120075-12-700	EA	HANDLE(CONTOUR)TOP LH/BTM RH	621105
	120075-12-702	EA	HANDLE/HOUSING-TOP-LH/BTM RH	618159GEN
6	120075-12-701	EA	HANDLE(CONTOUR)TOP RH/BTM LH	621104
	120075-12-707	EA	LATCH	619648
	120075-12-709	EA	HANDLE/HOUSING-BTM LH/TOP RH	618122GEN
6	121568-03-703	EA	HANDLE/FLUSH-TOP/RH-LWR/LH	619865
6	121568-03-708	EA	HANDLE/FLUSH-TOP/LH-LWR/RH	619866
7	120075-01-705	EA	HINGE-TOP LH/BOTTOM RH(DOOR)	618510
8	121568-01-700	EA	RAIL - DOOR UPPER	618618
9	120075-07-700	EA	DOOR BIN - CLEAR	619006
10	120075-07-701	EA	DIVIDER/DOOR BIN CLEAR	619008
	121568-03-704	EA	TRAVEL LATCH - GRAY	619647
	121568-03-705	EA	STORAGE LATCH - GRAY	619648

**CABINET & APPLIANCE GROUP (CONTINUED)**  
**CABINET & APPLIANCE LAYOUT (CONTINUED)**

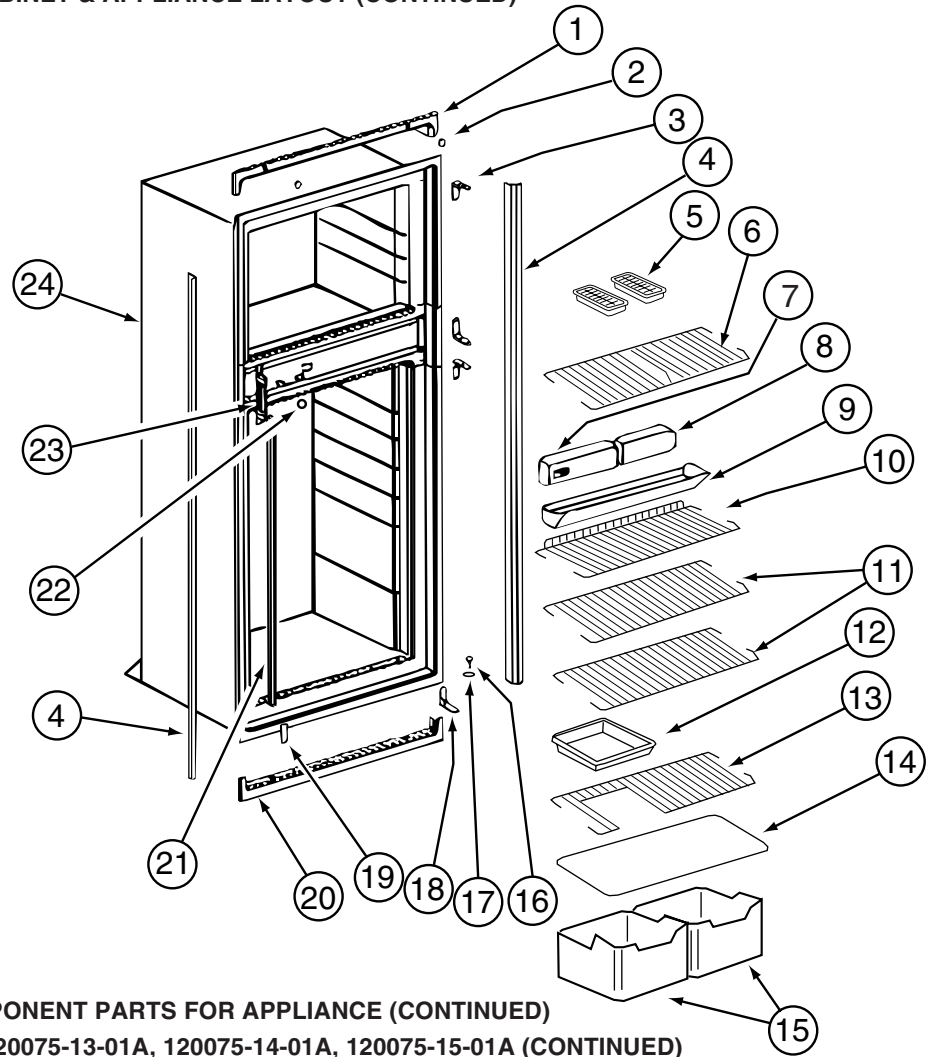


**COMPONENT PARTS FOR APPLIANCE (CONTINUED)**

120075-12-01A, 120075-13-01A, 120075-14-01A, 120075-15-01A (CONTINUED)

KEY	PART NUMBER	U/M	DESCRIPTION	VENDOR NO.
1	120075-07-702	EA	RETAINER - DOOR PANEL/BLACK	619560
2	120075-01-701	EA	HINGE-TOP RH/BOTTOM LH(DOOR)	618511
3	121568-03-701	EA	BUSHING - HINGE PIN/GRAY	619671
4	120075-07-703	EA	DOOR LINER - BLACK	619631 - LARGE DOOR
5	120075-12-700	EA	HANDLE(CONTOUR)TOP LH/BTM RH	621105
	120075-12-702	EA	HANDLE/HOUSING-TOP-LH/BTM RH	618159GEN
5	120075-12-701	EA	HANDLE(CONTOUR)TOP RH/BTM LH	621104
	120075-12-707	EA	LATCH	619648
	120075-12-709	EA	HANDLE/HOUSING-BTM LH/TOP RH	618122GEN
5	121568-03-703	EA	HANDLE/FLUSH-TOP/RH-LWR/LH	619865
5	121568-03-708	EA	HANDLE/FLUSH-TOP/LH-LWR/RH	619866
6	121568-01-704	EA	RAIL - DOOR LOWER	618578
7	120075-01-705	EA	HINGE-TOP LH/BOTTOM RH(DOOR)	618510
8	120075-07-700	EA	DOOR BIN - CLEAR	619006
8	120075-07-704	EA	DOOR BIN - LARGE/CLEAR	619005
9	120075-07-701	EA	DIVIDER/DOOR BIN CLEAR	619008
	121568-03-704	EA	TRAVEL LATCH - GRAY	619647
	121568-03-705	EA	STORAGE LATCH - GRAY	619648

**CABINET & APPLIANCE GROUP (CONTINUED)**  
**CABINET & APPLIANCE LAYOUT (CONTINUED)**

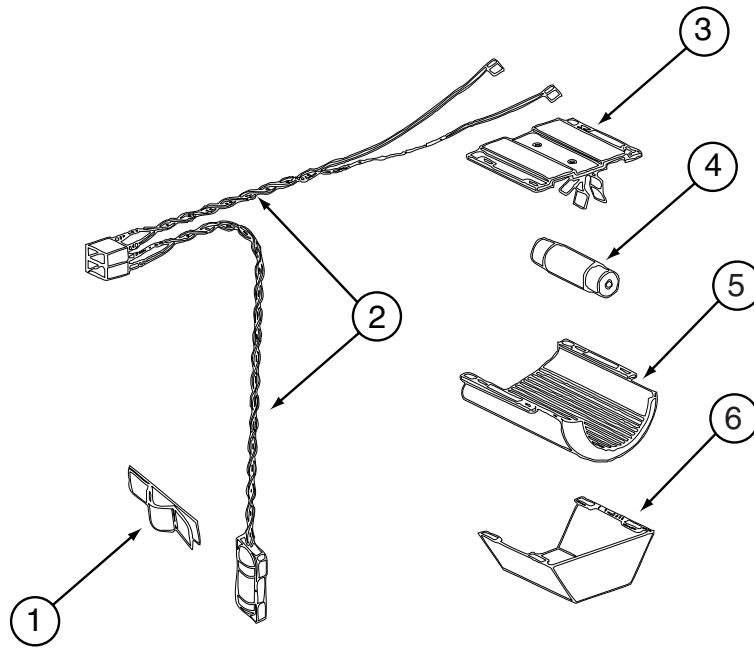


**COMPONENT PARTS FOR APPLIANCE (CONTINUED)**

120075-12-01A, 120075-13-01A, 120075-14-01A, 120075-15-01A (CONTINUED)

KEY	PART NUMBER	U/M	DESCRIPTION	VENDOR NO.
1	121568-03-709	EA	TRIM - TOP/BLACK	619687
2	120075-01-714	EA	PLUG-HOLE (BLACK)	618170
3	121568-03-710	EA	HINGE/CABINET-TOP/RH-LWR/LH	619335
4	120075-07-705	EA	TRIM - SIDE - BLACK	622296
5	104137-06-724	EA	ICE TRAY	61630422
6	120075-07-706	EA	SHELF - WIRE/FREEZER	620249
7	120075-07-707	EA	CONTROL BOX - BLACK	619665
8	121568-03-713	EA	FRONT BOX/DECORATIVE-BLACK	619282
9	120075-01-720	EA	TRAY-DRIP	618137
10	120075-01-722	EA	SHELF-WIRE, SHORT	620269
11	120075-01-723	EA	SHELF-WIRE	620270
12	104137-06-718	EA	SHELF-TRAY, WHITE, W/CUTOUT	617756
13	120075-01-724	EA	SHELF-WIRE, W/CUTOUT	618177
14	120075-01-725	EA	COVER-CRISPER	618158
15	120075-07-708	EA	CRISPER/ICE BIN	619007
16	120075-01-727	EA	PIN-HINGE	618145
17	121568-03-701	EA	BUSHING - HINGE PIN/GRAY	619671
18	121568-03-715	EA	HINGE/CABINET-TOP/LH-LWR/RH	619336
19	121568-03-716	EA	COVER - HINGE HOLES	619301
20	120075-01-729	EA	TRIM-BOTTOM PIECE	620958
21	120075-01-730	EA	RETAINER-SHELF(SER#926684 DN	618181
22	121568-03-717	EA	HOLE PLUG - WHITE	619561
23	120075-01-732	EA	PLATE-STRIKE	618167
24	120075-09-700	EA	CABINET - FOAMED	619660
	120075-01-721	EA	LOUVER-DRIP TRAY	618176

**CABINET & APPLIANCE GROUP (CONTINUED)**  
**CABINET & APPLIANCE LAYOUT (CONTINUED)**

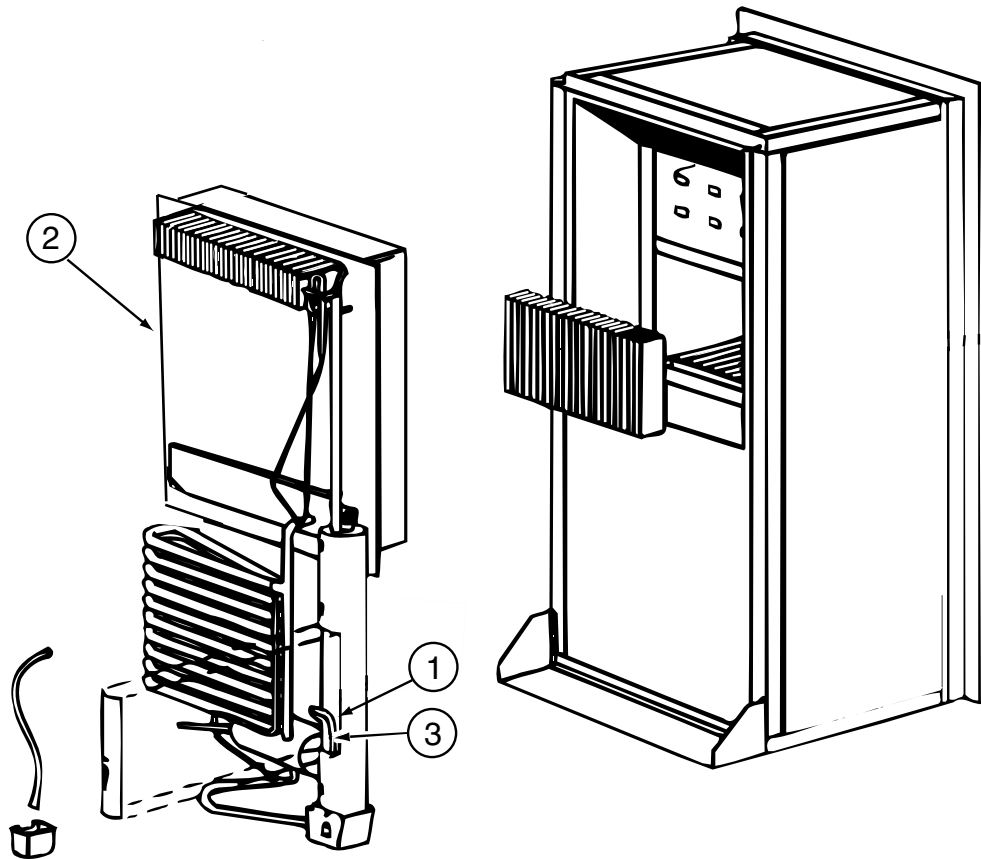


**COMPONENT PARTS FOR APPLIANCE (CONTINUED)**

120075-12-01A, 120075-13-01A, 120075-14-01A, 120075-15-01A (CONTINUED)

KEY	PART NUMBER	U/M	DESCRIPTION	VENDOR NO.
1	084880-01-760	EA	CLIP (THERMISTER)	61689122
2	120075-01-735	EA	THERMISTER W/LAMP & WIRE/ASM	618548
3	084880-03-705	EA	BRACKET-LIGHT-INTERIOR	61629722
4	084880-03-706	EA	BULB-LAMP	61628922
5	120075-01-734	EA	COVER-LENS	618190
6	084880-03-707	EA	COVER-LAMP, LENS	61627922

**CABINET & APPLIANCE GROUP (CONTINUED)**  
**CABINET & APPLIANCE LAYOUT (CONTINUED)**

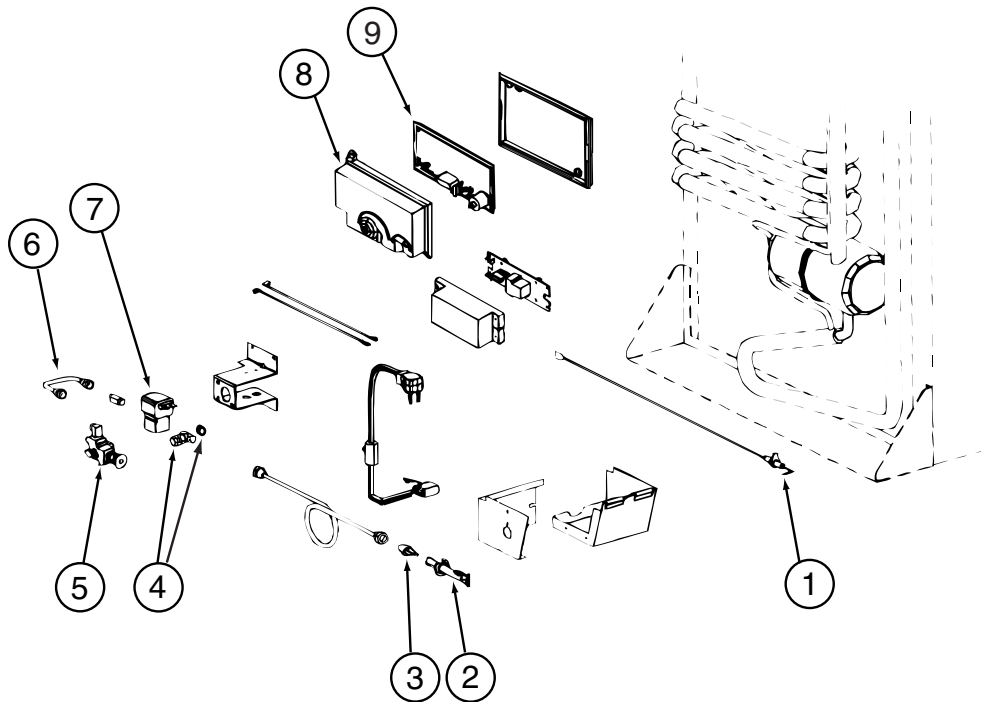


**COMPONENT PARTS FOR APPLIANCE (CONTINUED)**

120075-12-01A, 120075-13-01A, 120075-14-01A, 120075-15-01A (CONTINUED)

KEY	PART NUMBER	U/M	DESCRIPTION	VENDOR NO.
1	088248-01-710	EA	HEATER DC (HORIZONTAL)	61562822
2	120075-01-736	EA	COOLING UNIT, SERVICE PACK	618542
3	088248-01-709	EA	HEATER-AC (HORIZONTAL)	61562722

**CABINET & APPLIANCE GROUP (CONTINUED)**  
**CABINET & APPLIANCE LAYOUT (CONTINUED)**

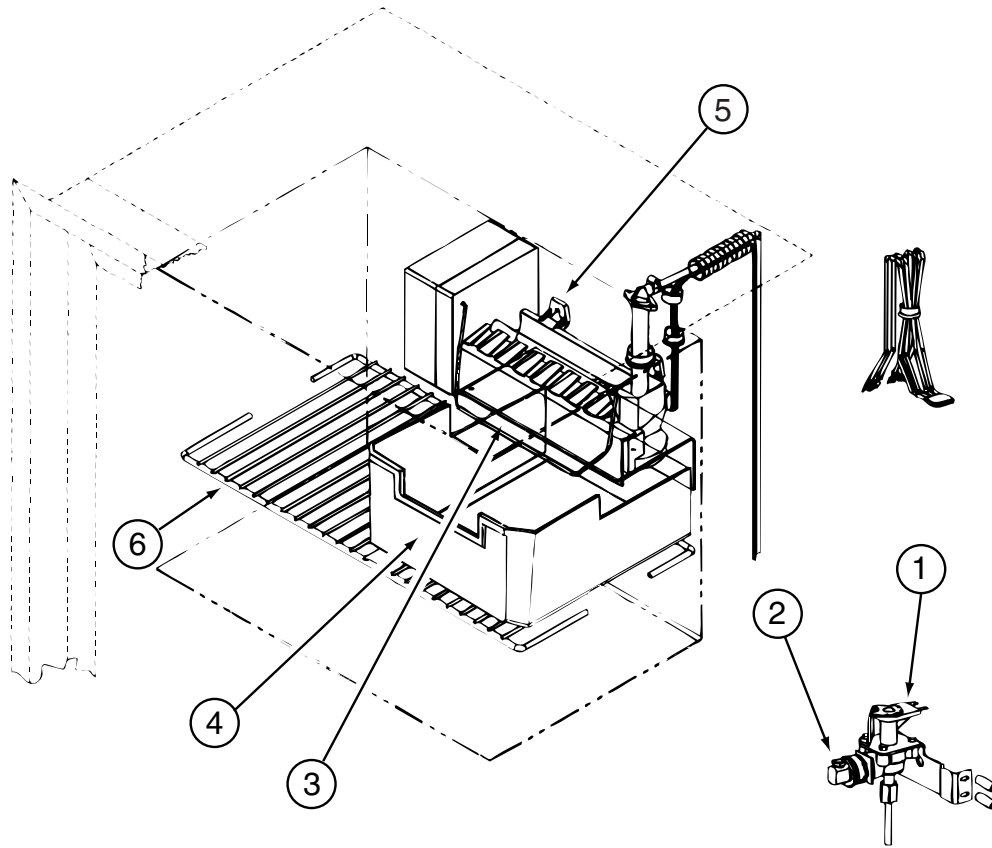


**COMPONENT PARTS FOR APPLIANCE (CONTINUED)**

120075-12-01A, 120075-13-01A, 120075-14-01A, 120075-15-01A (CONTINUED)

KEY	PART NUMBER	U/M	DESCRIPTION	VENDOR NO.
1	104137-06-715	EA	ELECTRODE-SPARK/SENSOR, SGL	61692222
2	104137-06-714	EA	BURNER ASSEMBLY, 5-SLOT	61705222
3	120075-01-737	EA	ORIFICE - JEWEL - .0155	618284
4	113737-01-702	EA	PLUG 1/8" F/PRESSURE TAP	61445322
4	113737-01-716	EA	TAP-PRESSURE	61594422
5	104137-06-734	EA	VALVE-SHUT OFF/MAN-NEW STYLE	618696
6	113737-01-750	EA	TUBE-UNION	61694622
7	084880-01-718	EA	VALVE-GAS, (ASCO)	621447
8	120075-01-738	EA	COVER-POWER BOARD	618185
9	120075-07-710	EA	POWER - BOARD - 2-WAY	619360 = 621269
	120075-01-744	EA	KIT - GAS VALVE/BURNER TUBE	620609

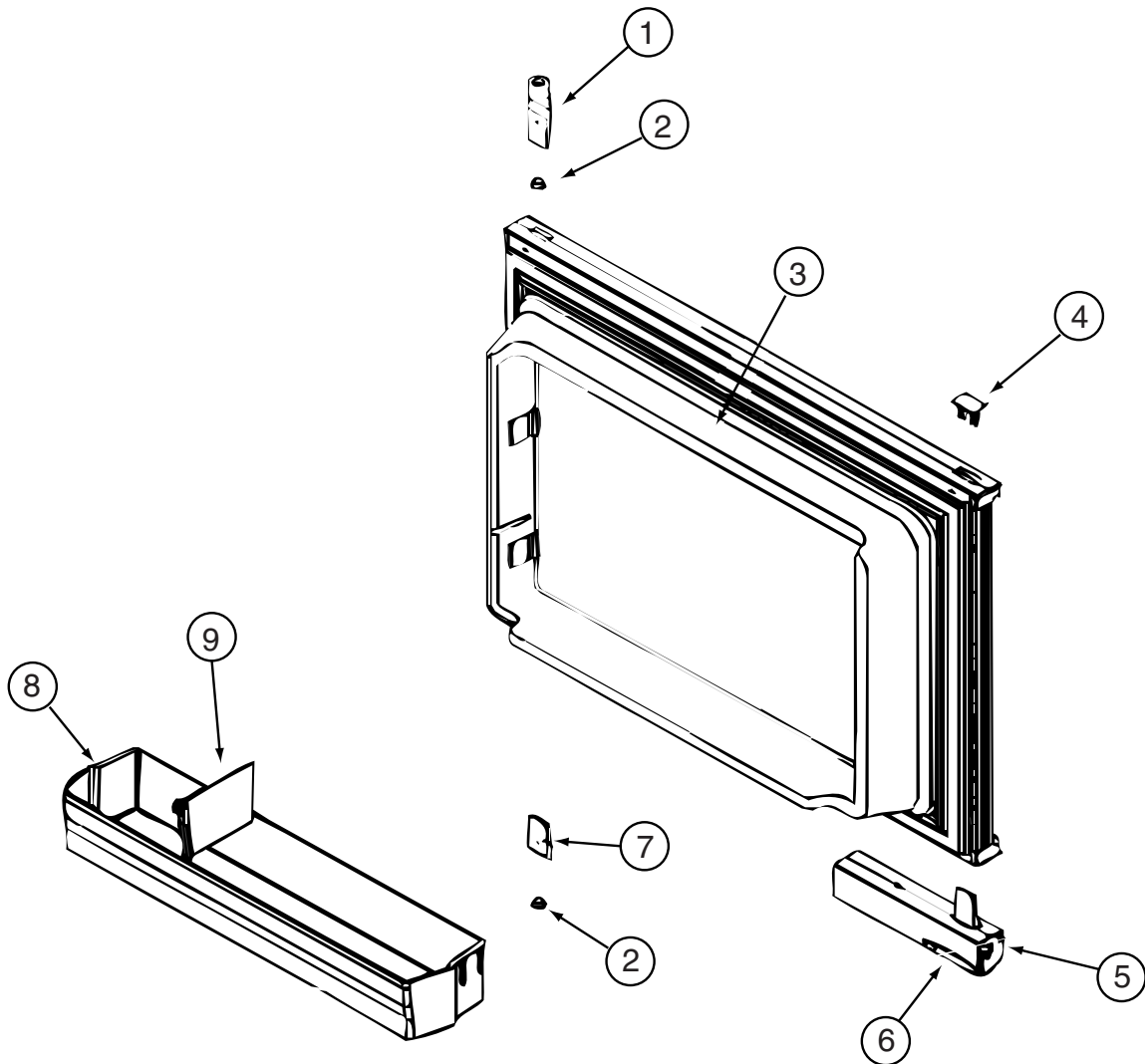
**CABINET & APPLIANCE GROUP (CONTINUED)**  
**CABINET & APPLIANCE LAYOUT (CONTINUED)**



**COMPONENT PARTS FOR APPLIANCE (CONTINUED)**  
**120075-13-01A, 120075-14-01A (CONTINUED)**

KEY	PART NUMBER	U/M	DESCRIPTION	VENDOR NO.
1	120075-09-701	EA	WATER VALVE W/BRACKET	618253
2	120075-03-702	EA	NUT/COMPRESSION - FITTING	61678722
3	120075-03-703	EA	ARM-SHUT OFF	61656922
4	120075-03-704	EA	BIN-ICE CUBE	618154
5	094039-07-706	EA	ICE MAKER W/O PLATES	61656522
6	120075-01-717	EA	SHELF-FREEZER, WIRE	618172

**CABINET & APPLIANCE GROUP (CONTINUED)**  
**CABINET & APPLIANCE LAYOUT (CONTINUED)**



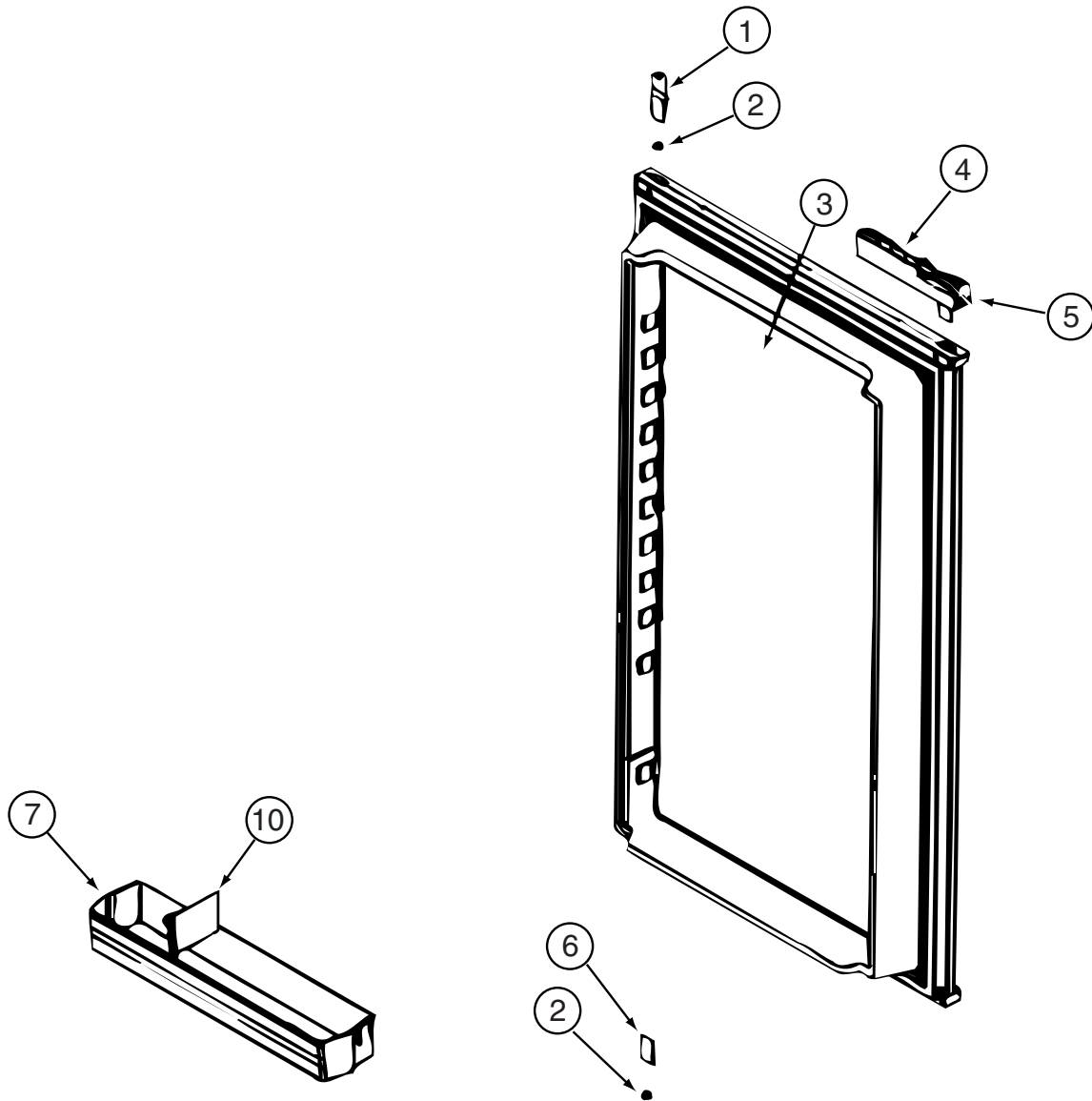
**COMPONENT PARTS FOR APPLIANCE (CONTINUED)**

120075-16-01A, 120075-17-01A, 120075-18-01A, 120075-19-01A, 120075-21-01A, 122075-22-01A

KEY	PART NUMBER	U/M	DESCRIPTION	VENDOR NO.
1	120075-01-701	EA	HINGE-TOP RH/BOTTOM LH(DOOR)	618511
2	121568-03-701	EA	BUSHING - HINGE PIN/GRAY	619671
3	120075-16-700	EA	LINER/DOOR-UPR WRAPPED SS	623272
4	120075-01-702	EA	CAP, (HINGE PLUG)	618160
5	120075-12-700	EA	HANDLE(CONTOUR) TOP LH/BTM RH	621105
5	120075-12-701	EA	HANDLE(CONTOUR) TOP RH/BTM LH	621104
6	121568-03-705	EA	STORAGE LATCH - GRAY	619648
7	120075-01-705	EA	HINGE-TOP LH/BOTTOM RH(DOOR)	618510
8	120075-07-700	EA	DOOR BIN - SMALL/CLEAR	619006
9	120075-07-701	EA	DIVIDER/DOOR BIN CLEAR	619008



**CABINET & APPLIANCE GROUP (CONTINUED)**  
**CABINET & APPLIANCE LAYOUT (CONTINUED)**

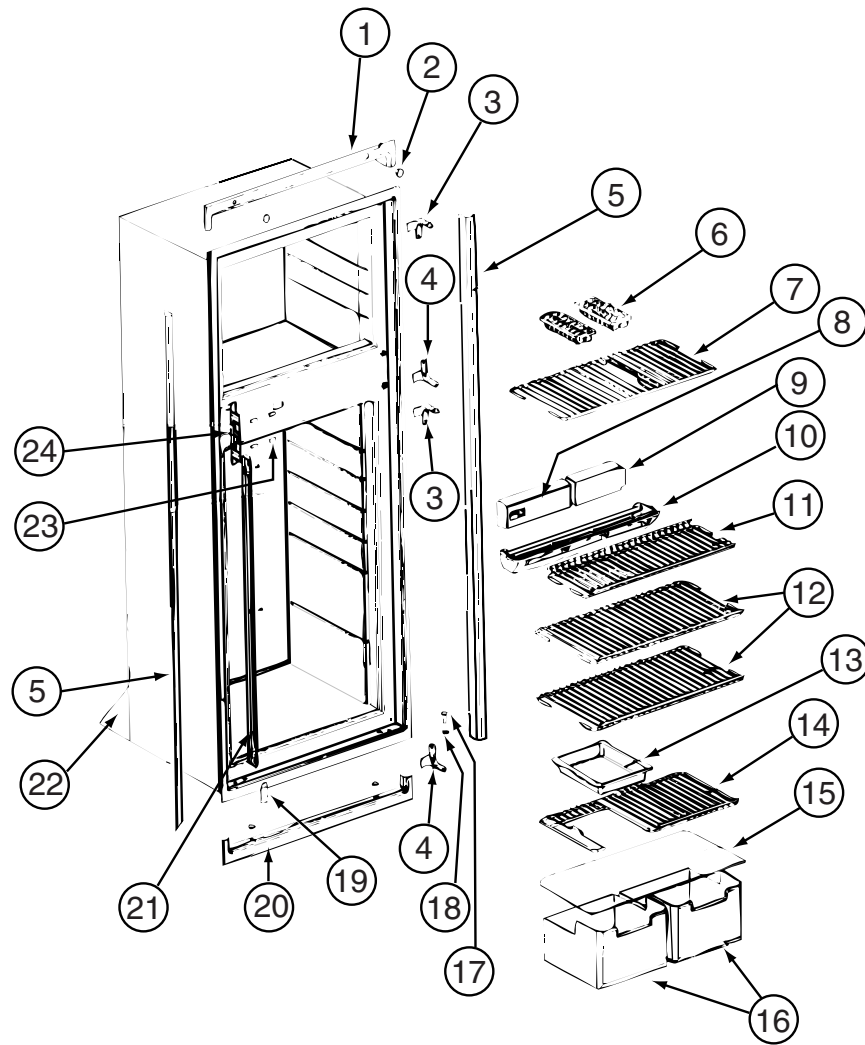


**COMPONENT PARTS FOR APPLIANCE (CONTINUED)**

120075-16-01A, 120075-17-01A, 120075-18-01A, 120075-19-01A, 120075-21-01A, 120075-22-01A (CONTINUED)

KEY	PART NUMBER	U/M	DESCRIPTION	VENDOR NO.
1	120075-01-701	EA	HINGE-TOP RH/BOTTOM LH(DOOR)	618511
2	121568-03-701	EA	BUSHING - HINGE PIN/GRAY	619671
3	120075-16-701	EA	LINER/DOOR-LWR WRAPPED SS	623273
4	120075-12-700	EA	HANDLE(CONTOUR) TOP LH/BTM RH	621105
4	120075-12-701	EA	HANDLE(CONTOUR) TOP RH/BTM LH	621104
5	121568-03-705	EA	STORAGE LATCH - GRAY	619648
6	120075-01-705	EA	HINGE-TOP LH/BOTTOM RH(DOOR)	618510
7	120075-07-700	EA	DOOR BIN - SMALL/CLEAR	619006
7	120075-07-704	EA	DOOR BIN - LARGE/CLEAR	619005
10	120075-07-701	EA	DIVIDER/DOOR BIN CLEAR	619008

**CABINET & APPLIANCE GROUP (CONTINUED)**  
**CABINET & APPLIANCE LAYOUT (CONTINUED)**



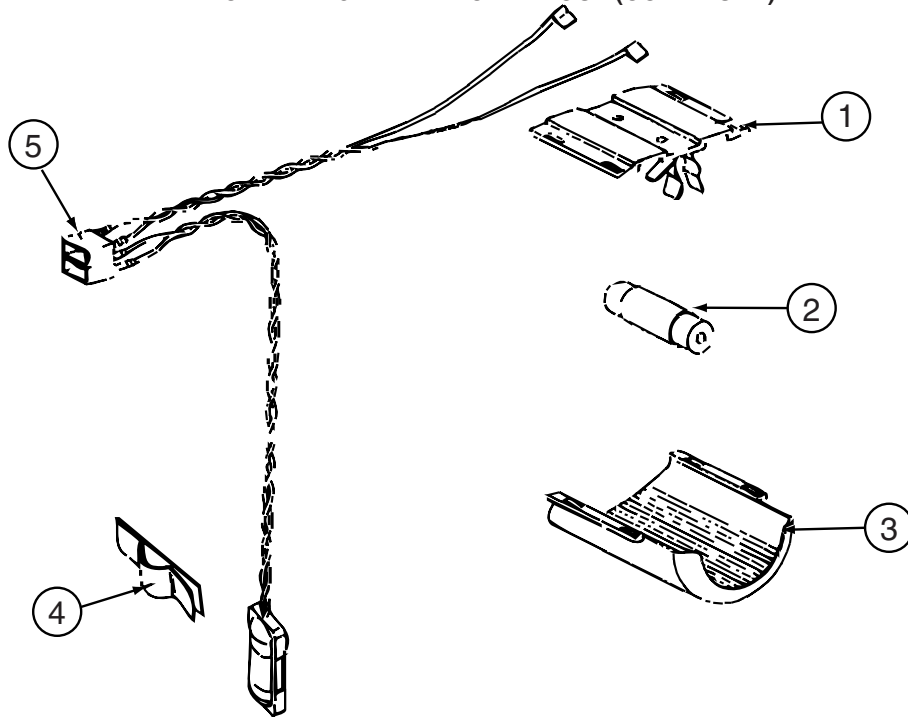
**COMPONENT PARTS FOR APPLIANCE (CONTINUED)**

120075-16, 120075-17, 120075-18, 120075-19, 120075-20, 120075-21, 120075-22, 120075-23-01A (CONTINUED)

KEY	PART NUMBER	U/M	DESCRIPTION	VENDOR NO.
1	120075-20-700	EA	TRIM/TOP ASM W/INSERTS-BLACK	622319
2	120075-01-714	EA	PLUG-HOLE (BLACK)	618170
3	121568-03-710	EA	HINGE/CABINET-TOP/RH-LWR/LH	619335
4	121568-03-715	EA	HINGE/CABINET-TOP/LH-LWR/RH	619336
5	120075-07-705	EA	TRIM - SIDE - BLACK	622296
6	104137-06-724	EA	ICE TRAY	61630422
7	121568-03-712	EA	SHELF-WIRE FREEZER	620250
7	120075-07-706	EA	SHELF-WIRE F/ICEMAKER MODELS	620250
8	120075-07-707	EA	CONTROL BOX - BLACK	619665
9	121568-03-713	EA	FRONT BOX/DECORATIVE-BLACK	619282
10	120075-20-701	EA	TRAY/DRIP(INSIDE 1 PC)LOUVER	623250
11	120075-01-722	EA	SHELF-WIRE, SHORT	620269
12	120075-01-723	EA	SHELF-WIRE	620270
13	104137-06-718	EA	SHELF-TRAY, WHITE, W/CUTOUT	617756
14	120075-20-703	EA	SHELF - WIRE W/CUTOUT	620268
15	120075-01-725	EA	COVER-CRISPER	618158
16	120075-07-708	EA	CRISPER/ICE BIN	619007
17	120075-01-727	EA	PIN-HINGE	618145
18	121568-03-701	EA	BUSHING - HINGE PIN/GRAY	619671
19	121568-03-716	EA	COVER - HINGE HOLES	619301
20	120075-20-702	EA	TRIM PC(FOAM/TAPE)BTM BLACK	622323
21	120075-01-730	EA	RETAINER-SHELF(SER#926684 DN	618181
21	125242-02-720	EA	RETAINER/SHELF(SER#926685 UP	622033
23	121568-06-703	EA	HOLE PLUG - WHITE	620282
24	120075-01-732	EA	PLATE-STRIKE	618167

CONTACT WINNEBAGO PART SALES FOR UNLISTED COMPONENT(S)

**CABINET & APPLIANCE GROUP (CONTINUED)**  
**CABINET & APPLIANCE LAYOUT (CONTINUED)**

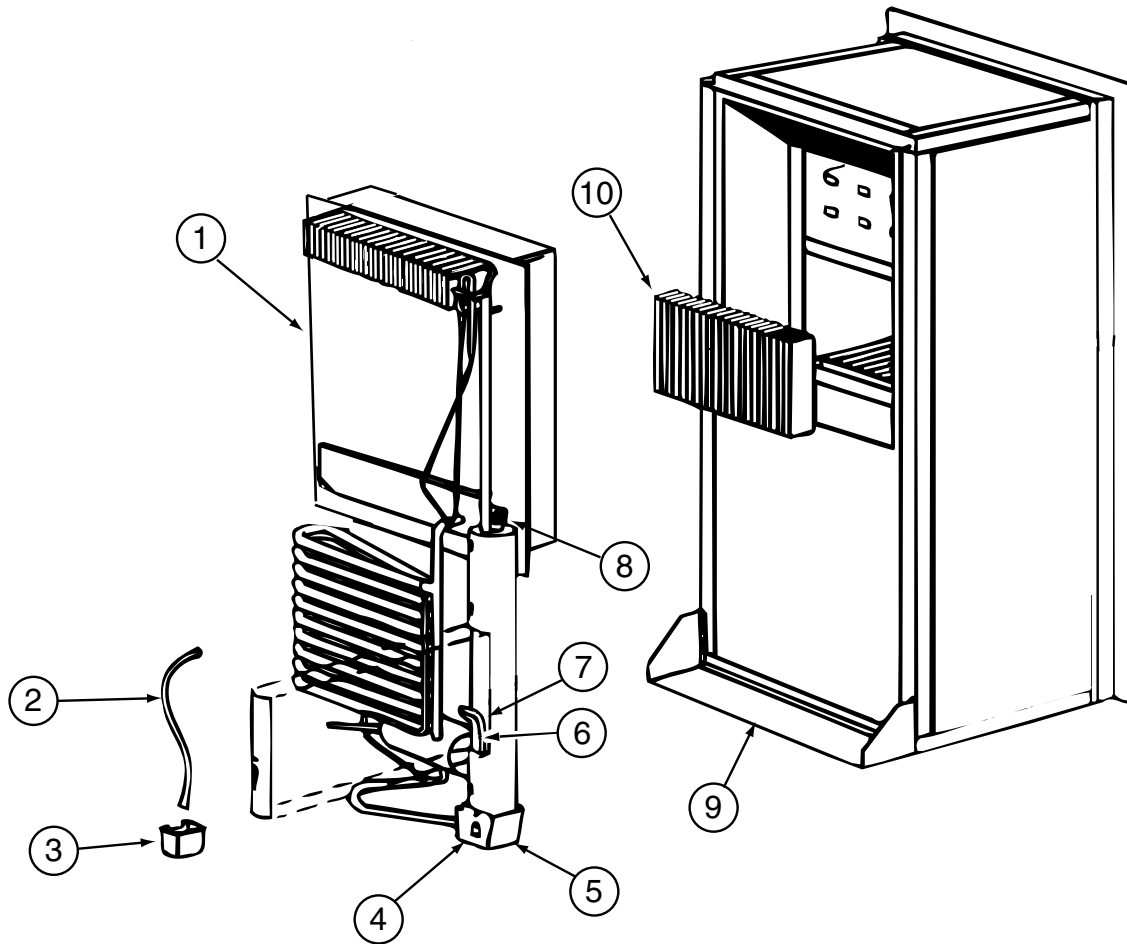


**COMPONENT PARTS FOR APPLIANCE (CONTINUED)**

120075-16, 120075-17, 120075-18, 120075-19, 120075-20, 120075-21, 120075-22, 120075-23-01A (CONTINUED)

KEY	PART NUMBER	U/M	DESCRIPTION	VENDOR NO.
1	084880-03-705	EA	BRACKET-LIGHT-INTERIOR	61629722
2	084880-03-706	EA	BULB-LAMP	61628922
3	125242-02-708	EA	COVER/LAMP BRACKET	621827
4	084880-01-760	EA	CLIP (THERMISTER)	61689122
5	120075-01-735	EA	THERMISTER W/LAMP & WIRE/ASM	618548

**CABINET & APPLIANCE GROUP (CONTINUED)**  
**CABINET & APPLIANCE LAYOUT (CONTINUED)**

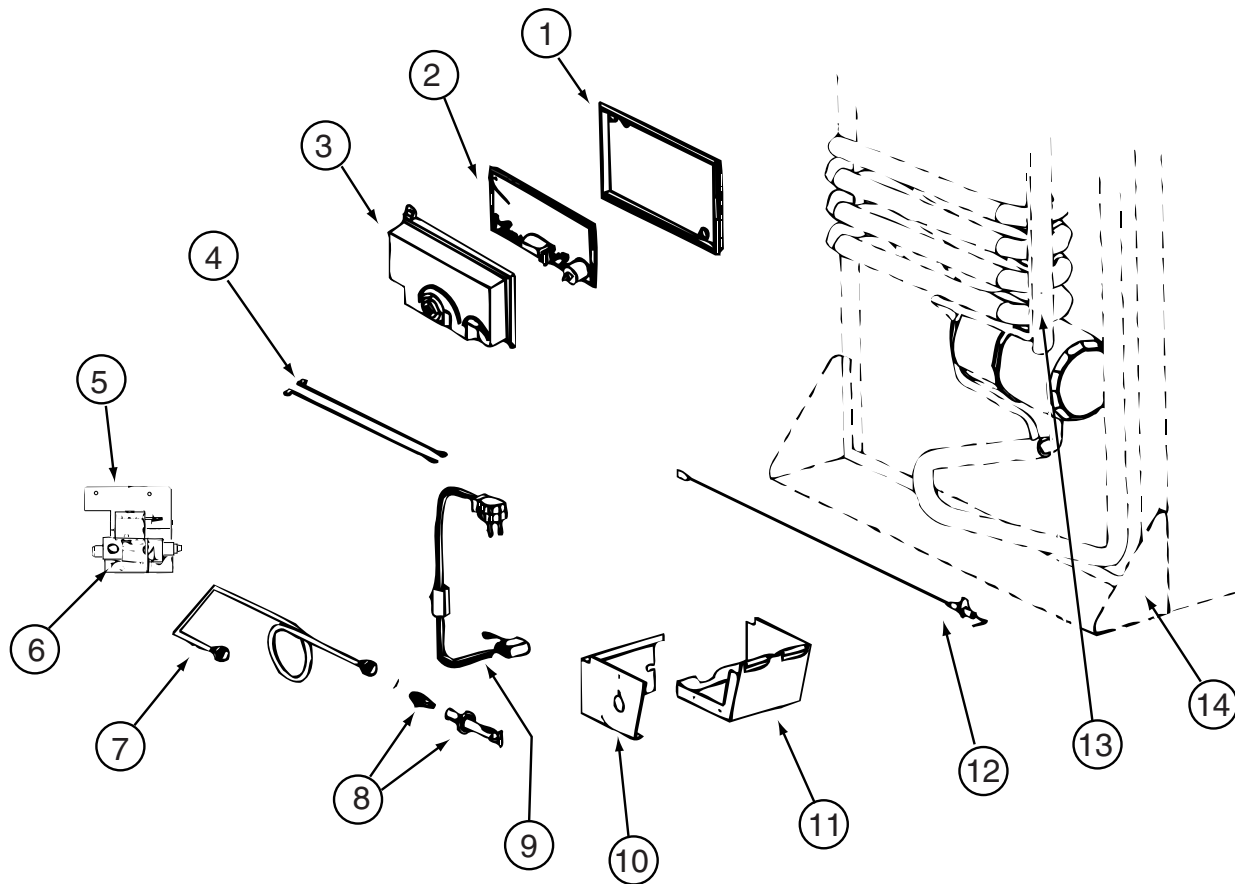


**COMPONENT PARTS FOR APPLIANCE (CONTINUED)**

120075-16, 120075-17, 120075-18, 120075-19, 120075-20, 120075-21, 120075-22, 120075-23-01A (CONTINUED)

KEY	PART NUMBER	U/M	DESCRIPTION	VENDOR NO.
1	120075-01-736	EA	COOLING UNIT, SERVICE PACK	618542
6	121568-06-704	EA	HEATER-AC/300W/120VAC	621702
CONTACT WINNEBAGO PART SALES FOR UNLISTED COMPONENT(S)				

**CABINET & APPLIANCE GROUP (CONTINUED)**  
**CABINET & APPLIANCE LAYOUT (CONTINUED)**



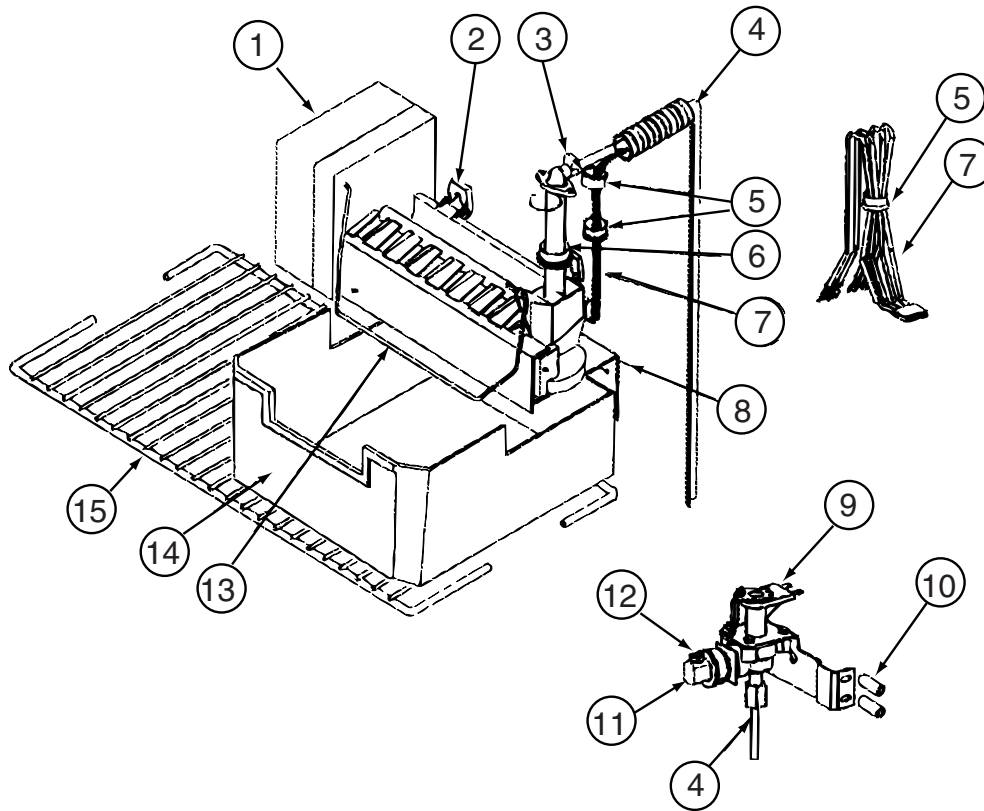
**COMPONENT PARTS FOR APPLIANCE (CONTINUED)**

120075-16, 120075-17, 120075-18, 120075-19, 120075-20, 120075-21, 120075-22, 120075-23-01A (CONTINUED)

KEY	PART NUMBER	U/M	DESCRIPTION	VENDOR NO.
1	120075-01-740	EA	COVER-BASE, POWER BOARD	618186
2	120075-20-704	EA	KIT-POWER BOARD/EG2-2 WAY	621269001
3	120075-01-738	EA	COVER-POWER BOARD	618185
4	125242-02-709	EA	WIRE/WHITE/9"/GAS VALVE	621448
5	125242-02-710	EA	GAS VALVE/BRKT/WIRES COMB.	621334
6	121568-06-706	EA	GAS VALVE-COMBO/WRENCH FLAT	621329
7	120075-20-705	EA	TUBE/BURNER - N8/N6	620033
8	121568-06-708	EA	BURNER/ORFICE-ADAPTER KIT	621957
12	104137-06-715	EA	ELECTRODE-SPARK/SENSOR, SGL	61692222

CONTACT WINNEBAGO PART SALES FOR UNLISTED COMPONENT(S)

**CABINET & APPLIANCE GROUP (CONTINUED)**  
**CABINET & APPLIANCE LAYOUT (CONTINUED)**



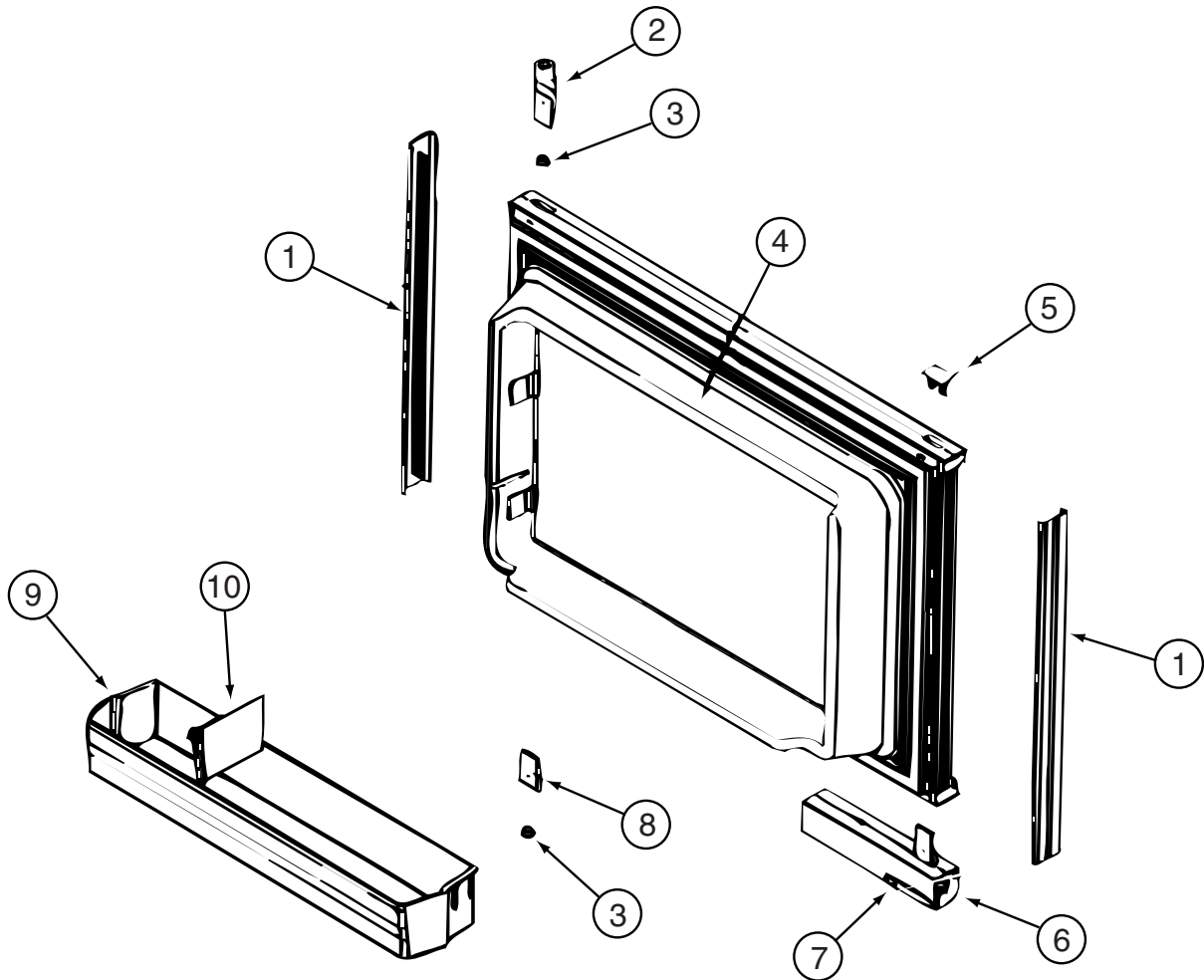
**COMPONENT PARTS FOR APPLIANCE (CONTINUED)**

120075-16-01A, 120075-17-01A, 120075-18-01A, 120075-19-01A, 120075-20-01A, 120075-23-01A (CONTINUED)

KEY	PART NUMBER	U/M	DESCRIPTION	VENDOR NO.
2	094039-07-706	EA	ICE MAKER W/O PLATES	61656522
9	120075-03-701	EA	VALVE ASM., WATER, W/BRACKET	618253
13	120075-03-703	EA	ARM-SHUT OFF	61656922
14	120075-07-708	EA	CRISPER/ICE BIN	619007
15	120075-07-706	EA	SHELF-WIRE F/ICEMAKER MODELS	620249

CONTACT WINNEBAGO PART SALES FOR UNLISTED COMPONENT(S)

**CABINET & APPLIANCE GROUP (CONTINUED)**  
**CABINET & APPLIANCE LAYOUT (CONTINUED)**

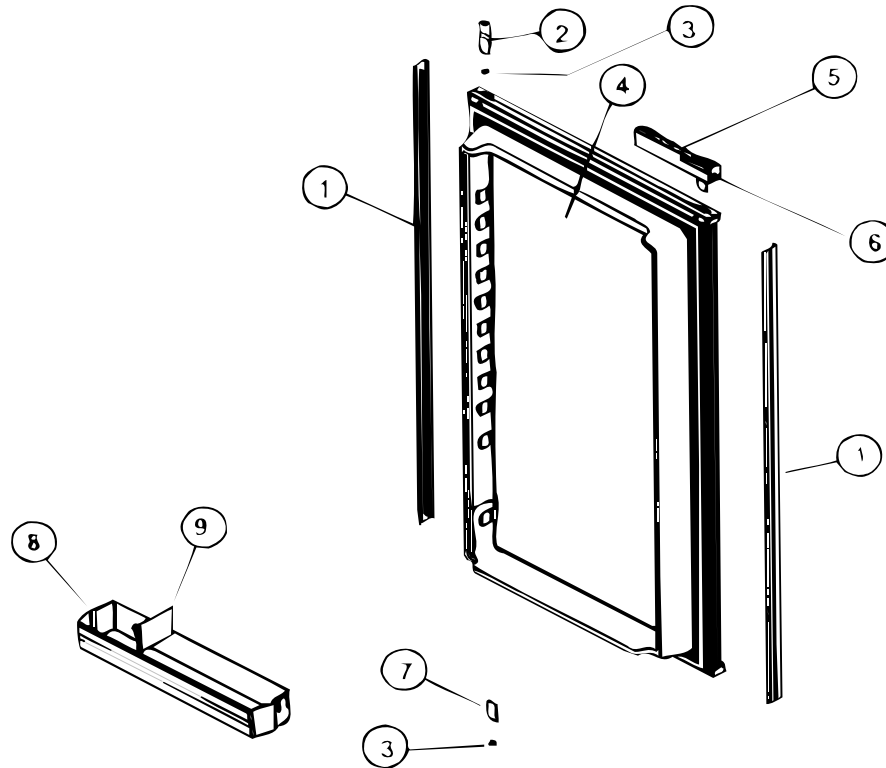


**COMPONENT PARTS FOR APPLIANCE (CONTINUED)**

120075-23-01A

KEY	PART NUMBER	U/M	DESCRIPTION	VENDOR NO.
1	121568-03-700	EA	RETAINER - DOOR PANEL/BLACK	619558
2	120075-01-701	EA	HINGE-TOP RH/BOTTOM LH(DOOR)	618511
3	121568-03-701	EA	BUSHING - HINGE PIN/GRAY	619671
4	121568-03-702	EA	DOOR LINER - W/TRIM/BLACK	619627 - SMALL DOOR
5	120075-01-702	EA	CAP, (HINGE PLUG)	618160
6	120075-12-700	EA	HANDLE(CONTOUR)TOP LH/BTM RH	621105
6	120075-12-701	EA	HANDLE(CONTOUR)TOP RH/BTM LH	621104
7	121568-03-705	EA	STORAGE LATCH - GRAY	619648
8	120075-01-705	EA	HINGE-TOP LH/BOTTOM RH(DOOR)	618510
9	120075-07-700	EA	DOOR BIN - SMALL/CLEAR	619006
10	120075-07-701	EA	DIVIDER/DOOR BIN CLEAR	619008

**CABINET & APPLIANCE GROUP (CONTINUED)**  
**CABINET & APPLIANCE LAYOUT (CONTINUED)**

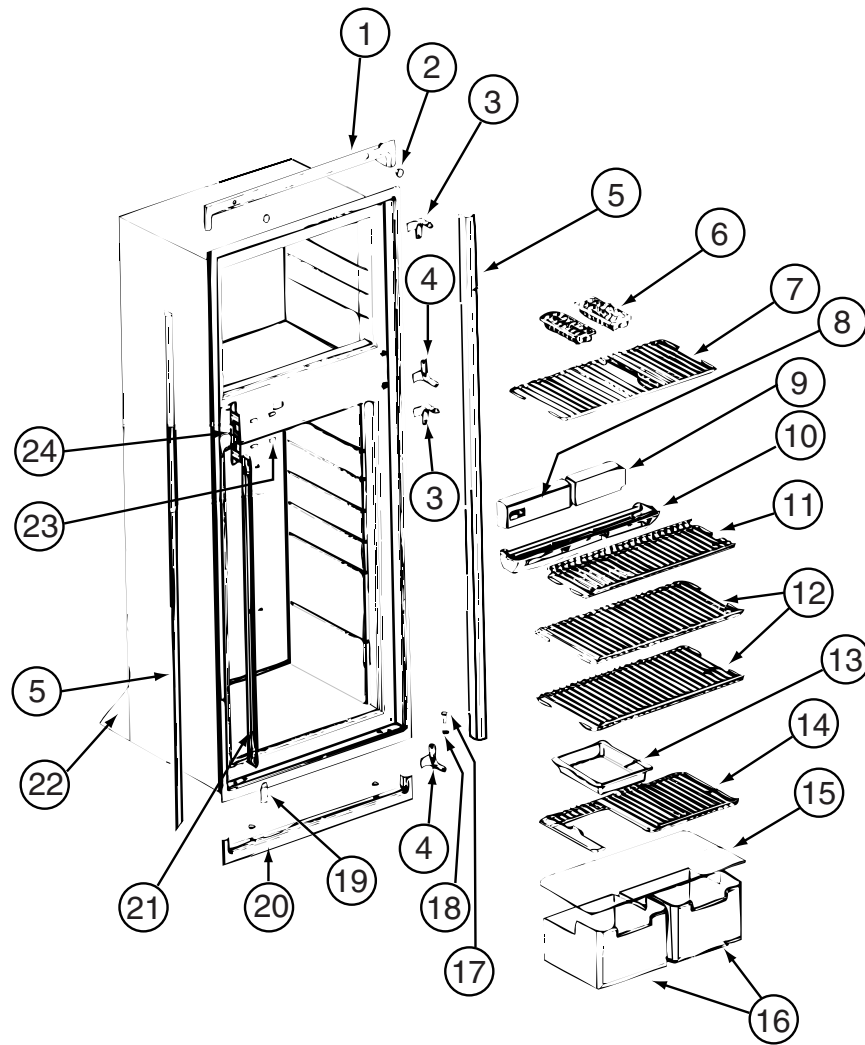


**COMPONENT PARTS FOR APPLIANCE (CONTINUED)**  
**120075-23-01A (CONTINUED)**

KEY	PART NUMBER	U/M	DESCRIPTION	VENDOR NO.
1	120075-07-702	EA	RETAINER - DOOR PANEL/BLACK	619560
2	120075-01-701	EA	HINGE-TOP RH/BOTTOM LH(DOOR)	618511
3	121568-03-701	EA	BUSHING - HINGE PIN/GRAY	619671
4	120075-07-703	EA	DOOR LINER - BLACK	619631 - LARGE DOOR
5	120075-12-700	EA	HANDLE(CONTOUR)TOP LH/BTM RH	621105
5	120075-12-701	EA	HANDLE(CONTOUR)TOP RH/BTM LH	621104
6	121568-03-705	EA	STORAGE LATCH - GRAY	619648
7	120075-01-705	EA	HINGE-TOP LH/BOTTOM RH(DOOR)	618510
8	120075-07-700	EA	DOOR BIN - SMALL/CLEAR	619006
8	120075-07-704	EA	DOOR BIN - LARGE/CLEAR	619005
9	120075-07-701	EA	DIVIDER/DOOR BIN CLEAR	619008



**CABINET & APPLIANCE GROUP (CONTINUED)**  
**CABINET & APPLIANCE LAYOUT (CONTINUED)**



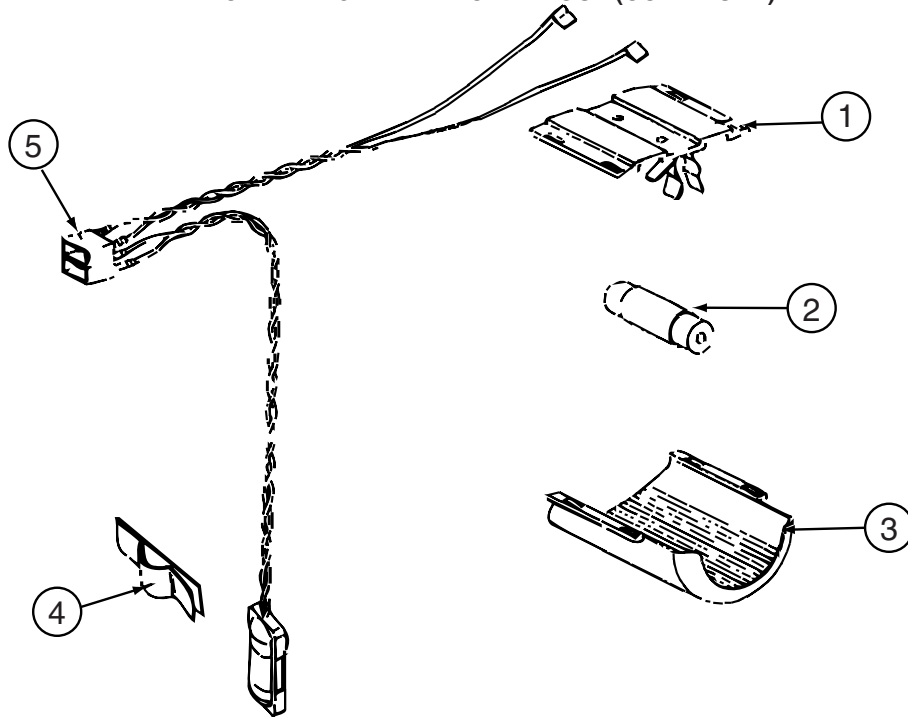
**COMPONENT PARTS FOR APPLIANCE (CONTINUED)**

120075-16, 120075-17, 120075-18, 120075-19, 120075-20, 120075-21, 120075-22, 120075-23-01A (CONTINUED)

KEY	PART NUMBER	U/M	DESCRIPTION	VENDOR NO.
1	120075-20-700	EA	TRIM/TOP ASM W/INSERTS-BLACK	622319
2	120075-01-714	EA	PLUG-HOLE (BLACK)	618170
3	121568-03-710	EA	HINGE/CABINET-TOP/RH-LWR/LH	619335
4	121568-03-715	EA	HINGE/CABINET-TOP/LH-LWR/RH	619336
5	120075-07-705	EA	TRIM - SIDE - BLACK	622296
6	104137-06-724	EA	ICE TRAY	61630422
7	121568-03-712	EA	SHELF-WIRE FREEZER	620250
7	120075-07-706	EA	SHELF-WIRE F/ICEMAKER MODELS	620250
8	120075-07-707	EA	CONTROL BOX - BLACK	619665
9	121568-03-713	EA	FRONT BOX/DECORATIVE-BLACK	619282
10	120075-20-701	EA	TRAY/DRIP(INSIDE 1 PC)LOUVER	623250
11	120075-01-722	EA	SHELF-WIRE, SHORT	620269
12	120075-01-723	EA	SHELF-WIRE	620270
13	104137-06-718	EA	SHELF-TRAY, WHITE, W/CUTOUT	617756
14	120075-20-703	EA	SHELF - WIRE W/CUTOUT	620268
15	120075-01-725	EA	COVER-CRISPER	618158
16	120075-07-708	EA	CRISPER/ICE BIN	619007
17	120075-01-727	EA	PIN-HINGE	618145
18	121568-03-701	EA	BUSHING - HINGE PIN/GRAY	619671
19	121568-03-716	EA	COVER - HINGE HOLES	619301
20	120075-20-702	EA	TRIM PC(FOAM/TAPE)BTM BLACK	622323
21	120075-01-730	EA	RETAINER-SHELF(SER#926684 DN	618181
21	125242-02-720	EA	RETAINER/SHELF(SER#926685 UP	622033
23	121568-06-703	EA	HOLE PLUG - WHITE	620282
24	120075-01-732	EA	PLATE-STRIKE	618167

CONTACT WINNEBAGO PART SALES FOR UNLISTED COMPONENT(S)

**CABINET & APPLIANCE GROUP (CONTINUED)**  
**CABINET & APPLIANCE LAYOUT (CONTINUED)**

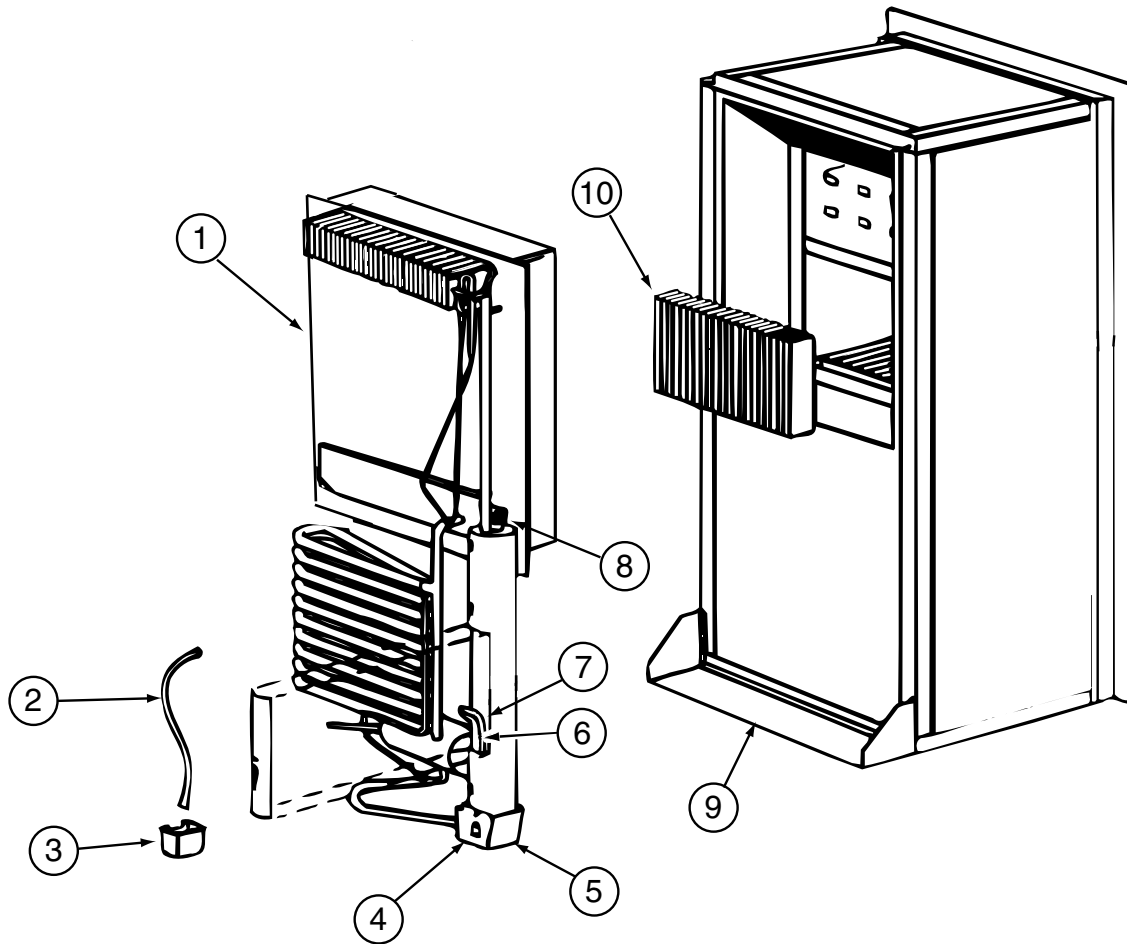


**COMPONENT PARTS FOR APPLIANCE (CONTINUED)**

120075-16, 120075-17, 120075-18, 120075-19, 120075-20, 120075-21, 120075-22, 120075-23-01A (CONTINUED)

KEY	PART NUMBER	U/M	DESCRIPTION	VENDOR NO.
1	084880-03-705	EA	BRACKET-LIGHT-INTERIOR	61629722
2	084880-03-706	EA	BULB-LAMP	61628922
3	125242-02-708	EA	COVER/LAMP BRACKET	621827
4	084880-01-760	EA	CLIP (THERMISTER)	61689122
5	120075-01-735	EA	THERMISTER W/LAMP & WIRE/ASM	618548

**CABINET & APPLIANCE GROUP (CONTINUED)**  
**CABINET & APPLIANCE LAYOUT (CONTINUED)**

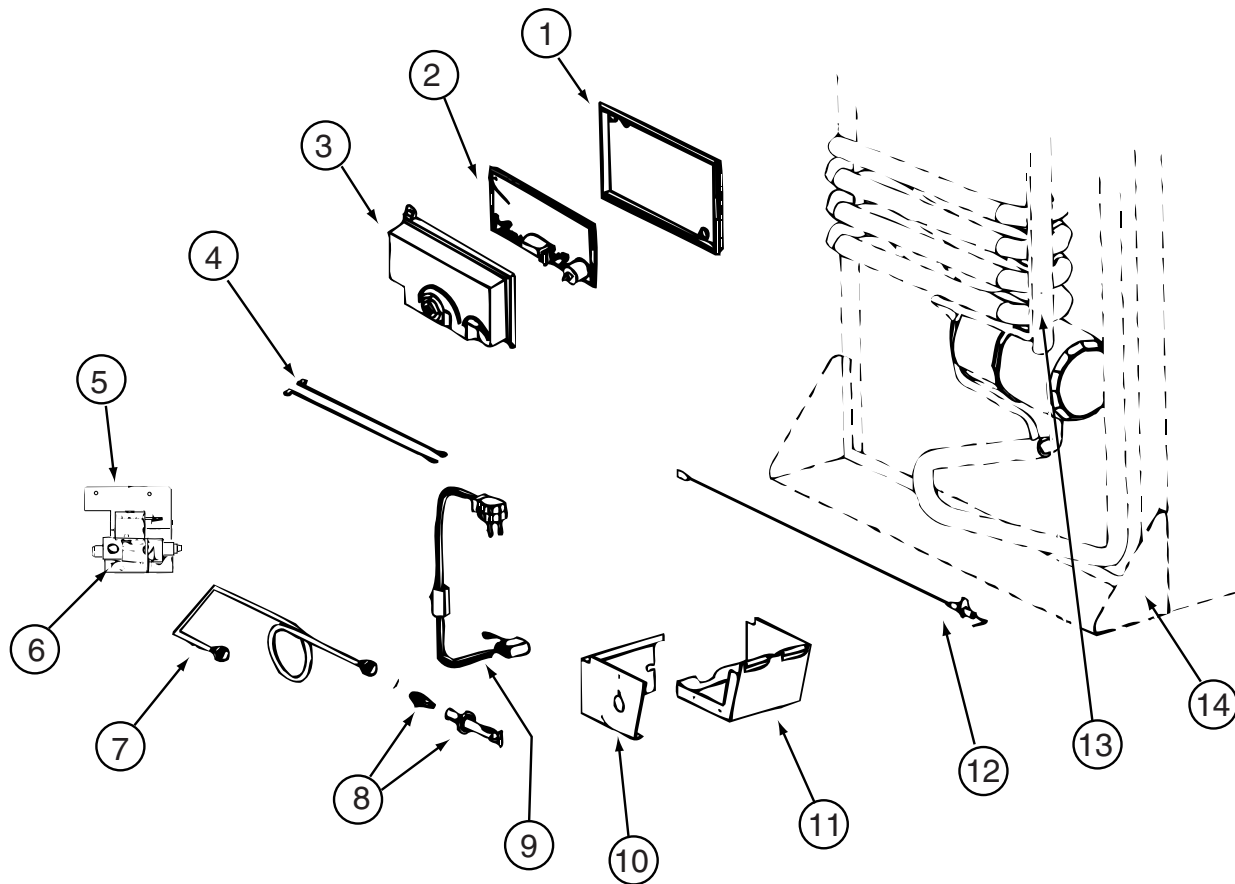


**COMPONENT PARTS FOR APPLIANCE (CONTINUED)**

120075-16, 120075-17, 120075-18, 120075-19, 120075-20, 120075-21, 120075-22, 120075-23-01A (CONTINUED)

KEY	PART NUMBER	U/M	DESCRIPTION	VENDOR NO.
1	120075-01-736	EA	COOLING UNIT, SERVICE PACK	618542
6	121568-06-704	EA	HEATER-AC/300W/120VAC	621702
CONTACT WINNEBAGO PART SALES FOR UNLISTED COMPONENT(S)				

**CABINET & APPLIANCE GROUP (CONTINUED)**  
**CABINET & APPLIANCE LAYOUT (CONTINUED)**



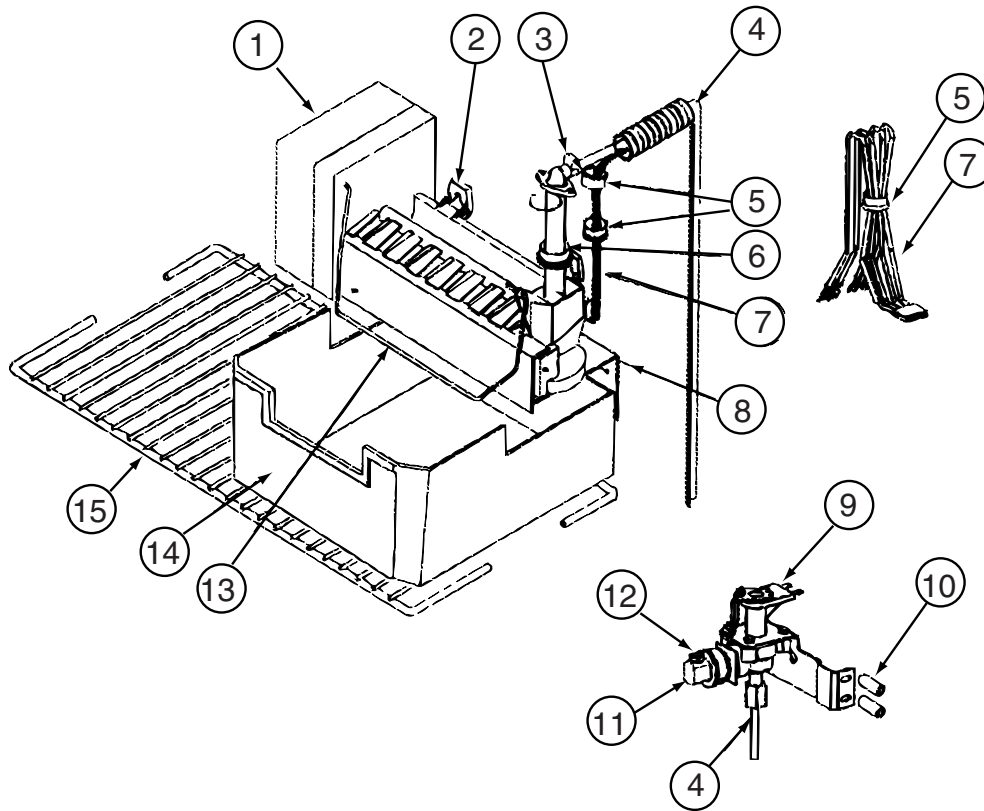
**COMPONENT PARTS FOR APPLIANCE (CONTINUED)**

120075-16, 120075-17, 120075-18, 120075-19, 120075-20, 120075-21, 120075-22, 120075-23-01A (CONTINUED)

KEY	PART NUMBER	U/M	DESCRIPTION	VENDOR NO.
1	120075-01-740	EA	COVER-BASE, POWER BOARD	618186
2	120075-20-704	EA	KIT-POWER BOARD/EG2-2 WAY	621269001
3	120075-01-738	EA	COVER-POWER BOARD	618185
4	125242-02-709	EA	WIRE/WHITE/9"/GAS VALVE	621448
5	125242-02-710	EA	GAS VALVE/BRKT/WIRES COMB.	621334
6	121568-06-706	EA	GAS VALVE-COMBO/WRENCH FLAT	621329
7	120075-20-705	EA	TUBE/BURNER - N8/N6	620033
8	121568-06-708	EA	BURNER/ORFICE-ADAPTER KIT	621957
12	104137-06-715	EA	ELECTRODE-SPARK/SENSOR, SGL	61692222

CONTACT WINNEBAGO PART SALES FOR UNLISTED COMPONENT(S)

**CABINET & APPLIANCE GROUP (CONTINUED)**  
**CABINET & APPLIANCE LAYOUT (CONTINUED)**



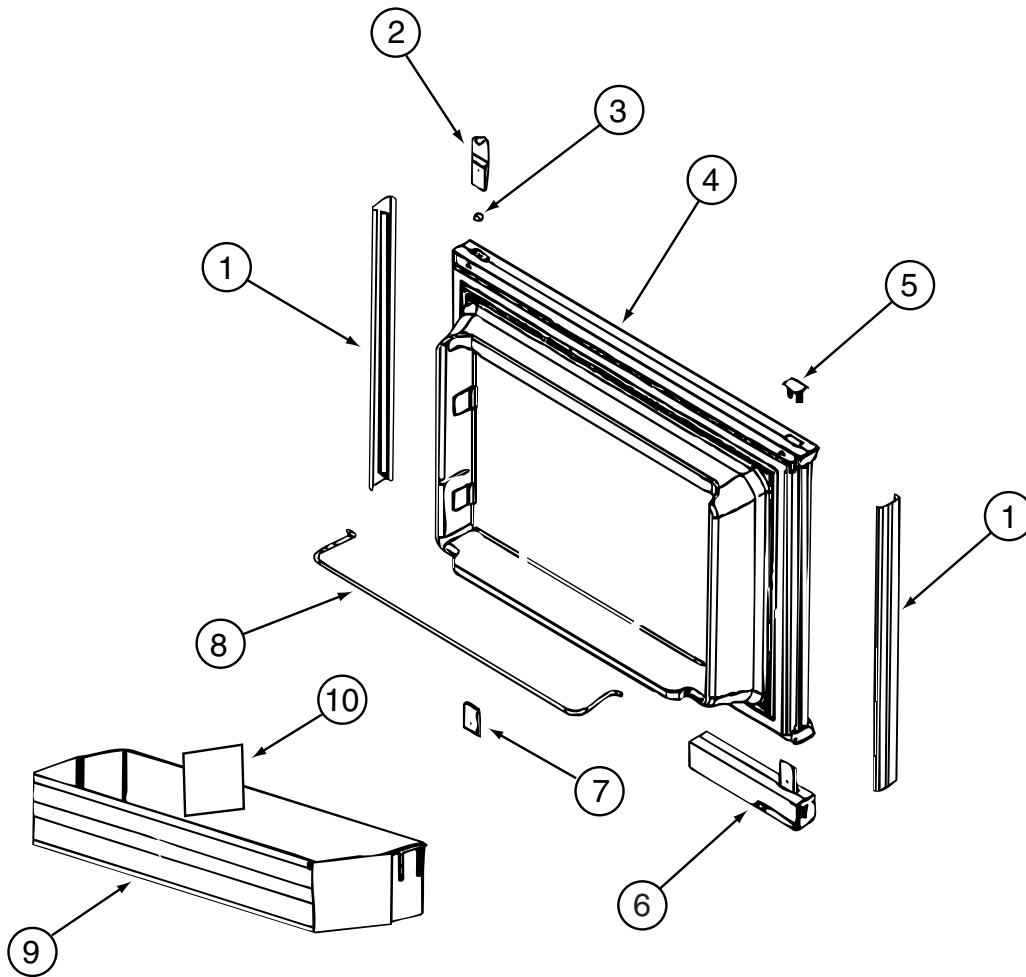
**COMPONENT PARTS FOR APPLIANCE (CONTINUED)**

120075-16-01A, 120075-17-01A, 120075-18-01A, 120075-19-01A, 120075-20-01A, 120075-23-01A (CONTINUED)

KEY	PART NUMBER	U/M	DESCRIPTION	VENDOR NO.
2	094039-07-706	EA	ICE MAKER W/O PLATES	61656522
9	120075-03-701	EA	VALVE ASM., WATER, W/BRACKET	618253
13	120075-03-703	EA	ARM-SHUT OFF	61656922
14	120075-07-708	EA	CRISPER/ICE BIN	619007
15	120075-07-706	EA	SHELF-WIRE F/ICEMAKER MODELS	620249

CONTACT WINNEBAGO PART SALES FOR UNLISTED COMPONENT(S)

**CABINET & APPLIANCE GROUP (CONTINUED)**  
**CABINET & APPLIANCE LAYOUT (CONTINUED)**

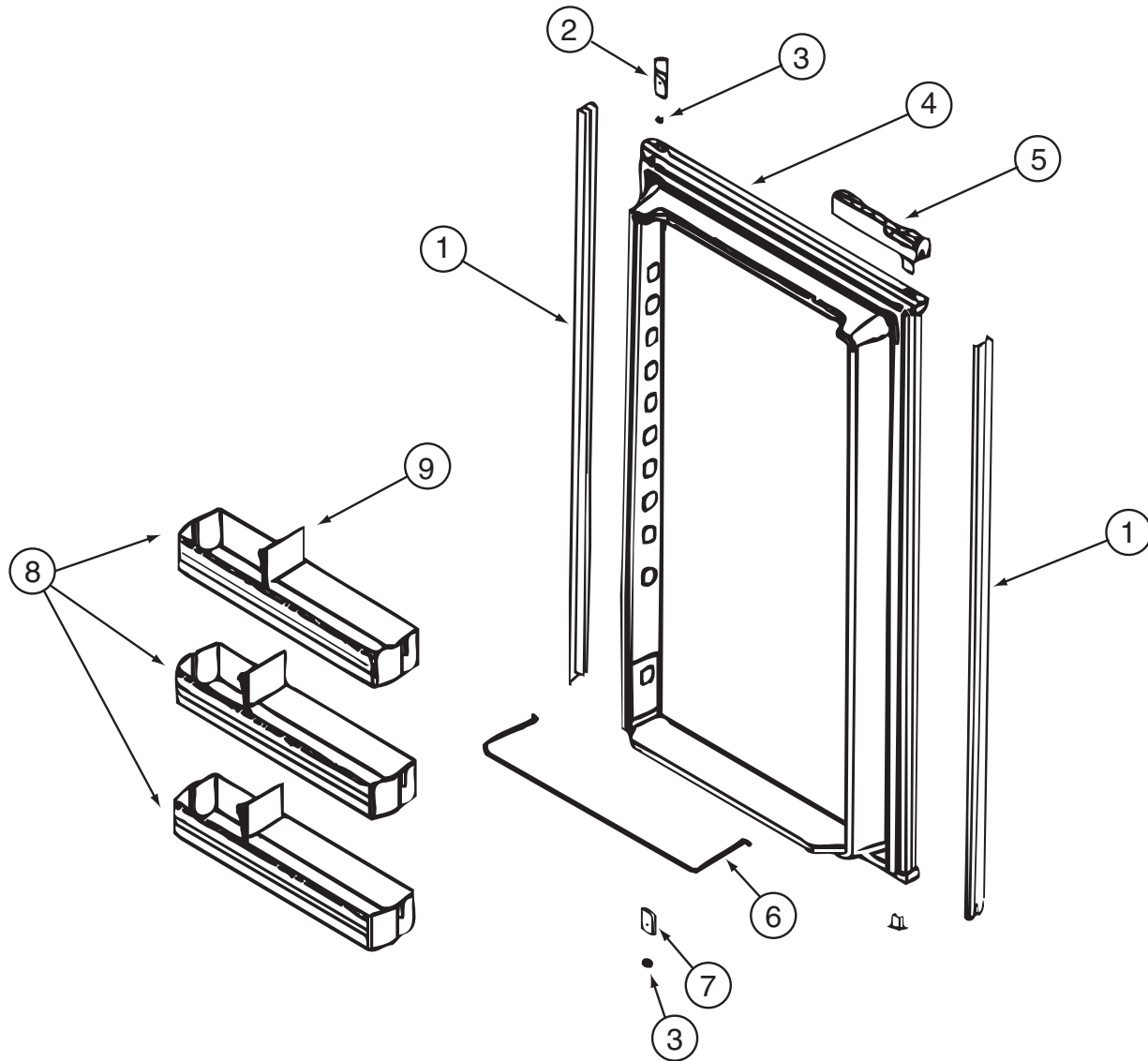


**COMPONENT PARTS FOR APPLIANCE (CONTINUED)**

121569-05-01A, 121569-06-01A & 121569-07-01A

KEY	PART NUMBER	U/M	DESCRIPTION	VENDOR NO.
1	121568-03-700	EA	RETAINER - DOOR PANEL/BLACK	619558
2	120075-01-701	EA	HINGE-TOP RH/BOTTOM LH(DOOR)	618511
3	121568-03-701	EA	BUSHING - HINGE PIN/GRAY	619671
4	121568-03-702	EA	DOOR LINER - W/TRIM/BLACK	619627 - SMALL DOOR
5	120075-01-702	EA	CAP, (HINGE PLUG)	618160
6	120075-12-700	EA	HANDLE(CONTOUR)TOP LH/BTM RH	621105
7	120075-01-705	EA	HINGE-TOP LH/BOTTOM RH(DOOR)	618510
8	121568-01-700	EA	RAIL - DOOR UPPER	618618
9	120075-07-700	EA	DOOR BIN - CLEAR	619006
10	120075-07-701	EA	DIVIDER/DOOR BIN CLEAR	619008
	121568-03-705	EA	STORAGE LATCH - GRAY	619648

**CABINET & APPLIANCE GROUP (CONTINUED)**  
**CABINET & APPLIANCE LAYOUT (CONTINUED)**

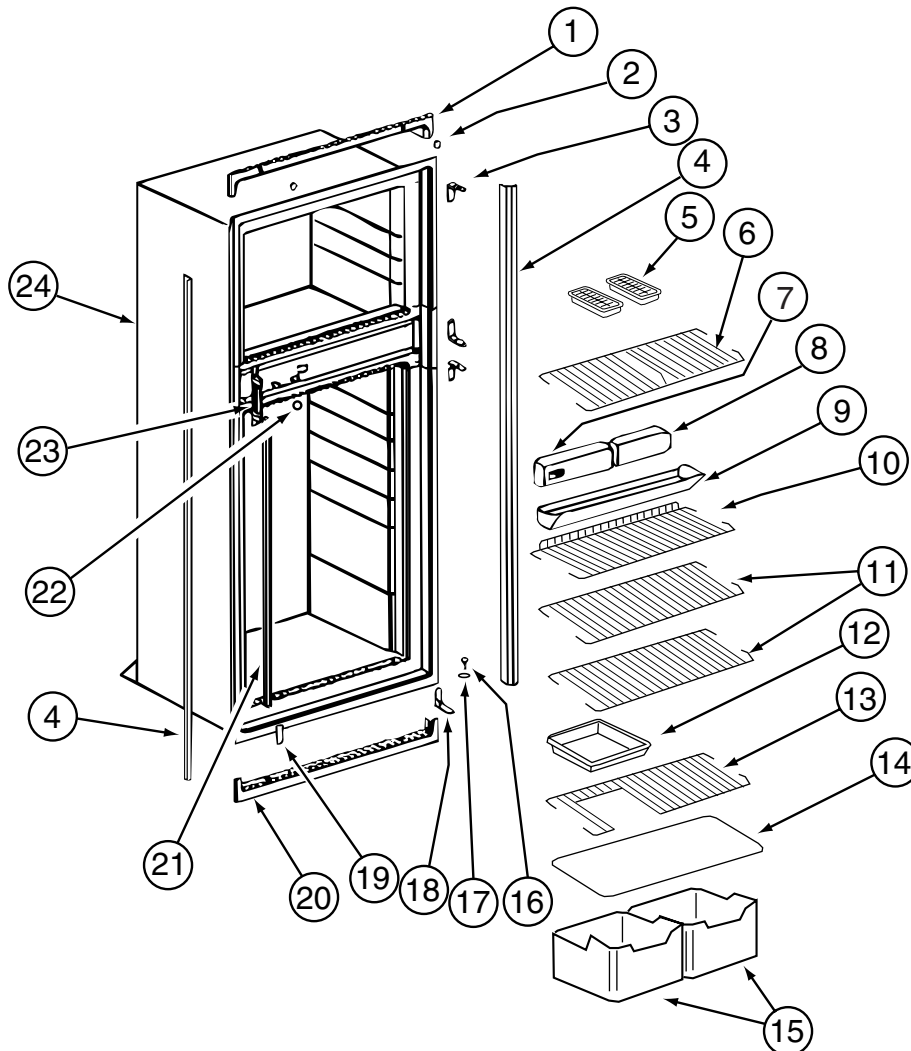


**COMPONENT PARTS FOR APPLIANCE (CONTINUED)**

121569-05-01A, 121569-06-01A & 121569-07-01A (CONTINUED)

KEY	PART NUMBER	U/M	DESCRIPTION	VENDOR NO.
1	120075-07-702	EA	RETAINER - DOOR PANEL/BLACK	619560
2	120075-01-701	EA	HINGE-TOP RH/BOTTOM LH(DOOR)	618511
3	121568-03-701	EA	BUSHING - HINGE PIN/GRAY	619671
4	121568-03-707	EA	DOOR LINER - W/BLACK TRIM	619629
5	120075-12-701	EA	HANDLE(CONTOUR)TOP RH/BTM LH	621104
6	121568-01-704	EA	RAIL - DOOR LOWER	618578
7	120075-01-705	EA	HINGE-TOP LH/BOTTOM RH(DOOR)	618510
8	121568-01-701	EA	BIN - DOOR WHITE	618619
9	120075-07-701	EA	DIVIDER/DOOR BIN CLEAR	619008
	121568-03-705	EA	STORAGE LATCH - GRAY	619648

**CABINET & APPLIANCE GROUP (CONTINUED)**  
**CABINET & APPLIANCE LAYOUT (CONTINUED)**



**COMPONENT PARTS FOR APPLIANCE (CONTINUED)**

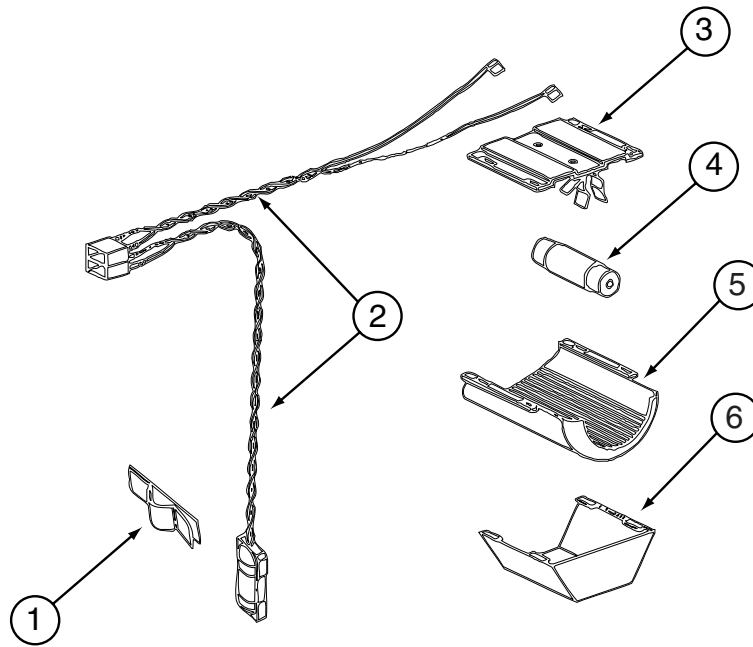
121569-05-01A, 121569-06-01A & 121569-07-01A (CONTINUED)

KEY	PART NUMBER	U/M	DESCRIPTION	VENDOR NO.
1	121568-03-709	EA	TRIM - TOP/BLACK	619687
2	120075-01-714	EA	PLUG-HOLE	618170
3	121568-03-710	EA	HINGE/CABINET-TOP/RH-LWR/LH	619335
4	120075-07-705	EA	TRIM - SIDE - BLACK	619802
6	121568-03-712	EA	SHELF - WIRE/FREEZER	620250
7	121568-03-714	EA	CONTROL ASM - 2 WAY BLACK	619350
8	121568-03-713	EA	FRONT BOX/DECORATIVE-BLACK	619282
9	120075-01-720	EA	TRAY-DRIP	618137
10	121568-01-707	EA	SHELF - WIRE - SHORT	618624
11	121568-01-708	EA	SHELF - WIRE	618589
14	120075-01-725	EA	COVER-CRISPER	618158
15	121568-01-709	EA	CRISPER	618571
16	120075-01-727	EA	PIN-HINGE	618145
18	121568-03-715	EA	HINGE/CABINET-TOP/LH-LWR/RH	619336
19	121568-03-716	EA	COVER - HINGE HOLES	619301
20	120075-01-729	EA	TRIM-BOTTOM PIECE	618136
21	120075-01-730	EA	RETAINER-SHELF	618181
22	121568-03-717	EA	HOLE PLUG - WHITE	619561
23	120075-01-732	EA	PLATE-STRIKE	618167
24	120075-07-709	EA	CABINET - FOAMED	619347
	120075-01-721	EA	LOUVER-DRIP TRAY	618176

CONTACT WINNEBAGO PART SALES FOR UNLISTED COMPONENTS



**CABINET & APPLIANCE GROUP (CONTINUED)**  
**CABINET & APPLIANCE LAYOUT (CONTINUED)**



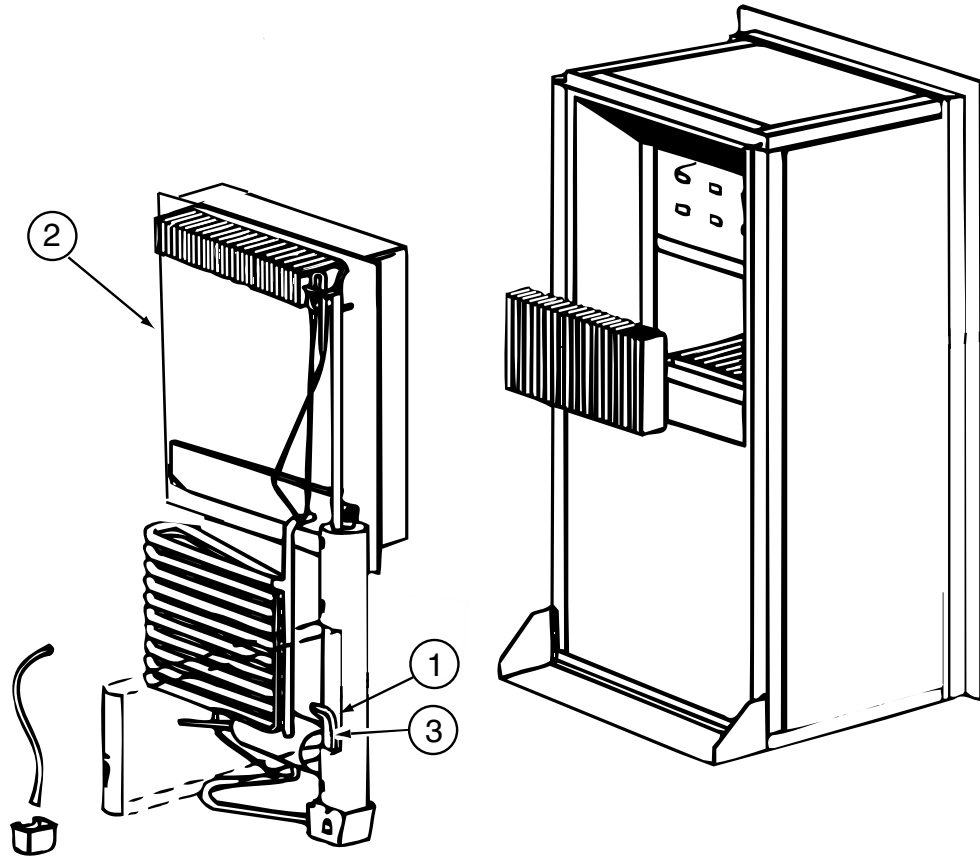
**COMPONENT PARTS FOR APPLIANCE (CONTINUED)**

121569-05-01A, 121569-06-01A & 121569-07-01A (CONTINUED)

KEY	PART NUMBER	U/M	DESCRIPTION	VENDOR NO.
1	084880-01-760	EA	CLIP (THERMISTER)	61689122
2	120075-01-735	EA	THERMISTER W/LAMP & WIRE/ASM	618548
3	084880-03-705	EA	BRACKET-LIGHT-INTERIOR	61629722
4	084880-03-706	EA	BULB-LAMP	61628922
6	084880-03-707	EA	COVER-LAMP, LENS	61627922

CONTACT WINNEBAGO PART SALES FOR UNLISTED COMPONENTS

**CABINET & APPLIANCE GROUP (CONTINUED)**  
**CABINET & APPLIANCE LAYOUT (CONTINUED)**



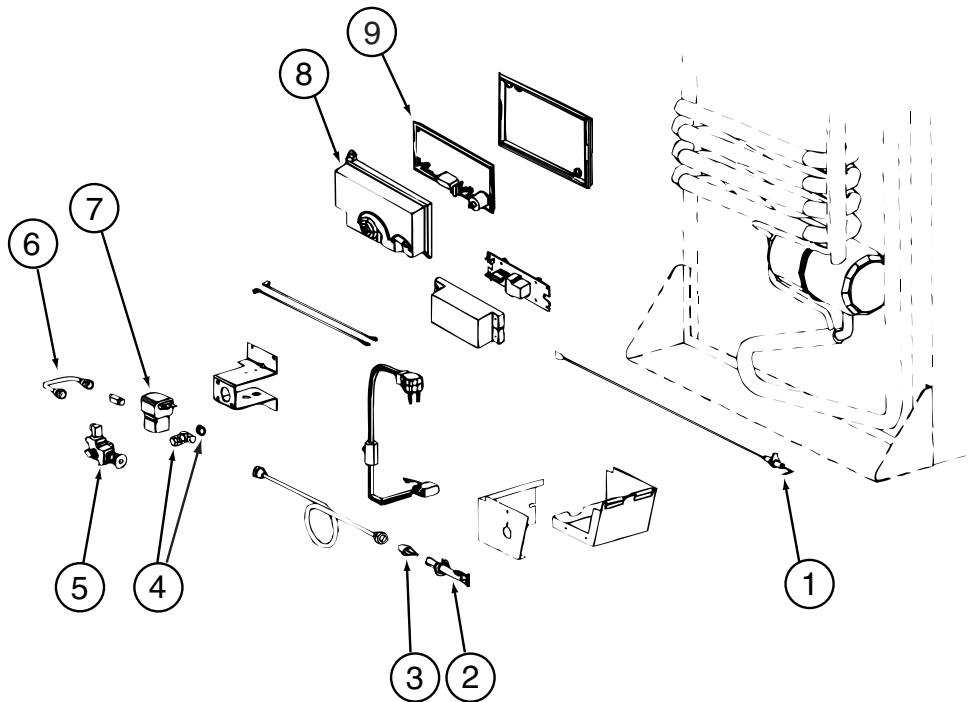
**COMPONENT PARTS FOR APPLIANCE (CONTINUED)**

121569-05-01A, 121569-06-01A & 121569-07-01A (CONTINUED)

KEY	PART NUMBER	U/M	DESCRIPTION	VENDOR NO.
2	120075-01-736	EA	COOLING UNIT, SERVICE PACK	618542
3	088248-01-709	EA	HEATER-AC (HORIZONTAL)	61562722
	120075-01-744	EA	KIT - GAS VALVE/BURNER TUBE	620609

CONTACT WINNEBAGO PART SALES FOR UNLISTED COMPONENTS

**CABINET & APPLIANCE GROUP (CONTINUED)**  
**CABINET & APPLIANCE LAYOUT (CONTINUED)**



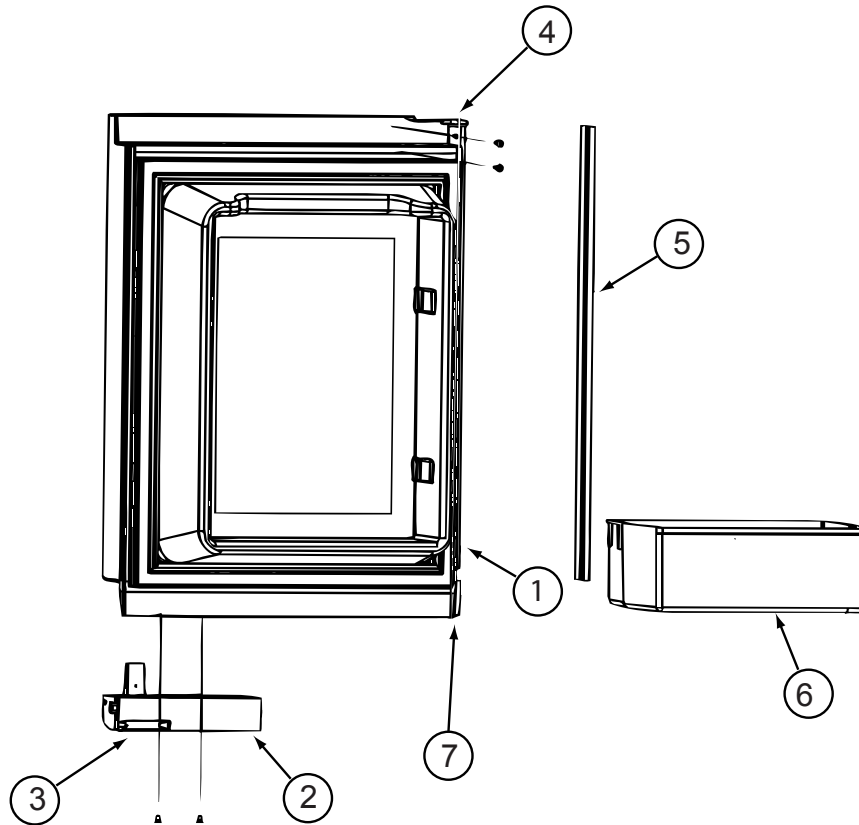
**COMPONENT PARTS FOR APPLIANCE (CONTINUED)**

121569-05-01A, 121569-06-01A & 121569-07-01A (CONTINUED)

KEY	PART NUMBER	U/M	DESCRIPTION	VENDOR NO.
1	104137-06-715	EA	ELECTRODE-SPARK/SENSOR, SGL	61692222
2	104137-06-714	EA	BURNER ASSEMBLY, 5-SLOT	61705222
3	120075-01-737	EA	ORIFICE - JEWEL - .0155	618284
4	113737-01-702	EA	PLUG 1/8" F/PRESSURE TAP	61445322
4	113737-01-716	EA	TAP-PRESSURE	61594422
6	113737-01-750	EA	TUBE-UNION	61694622
7	084880-01-718	EA	VALVE-GAS, (ASCO)	61551822
8	120075-01-738	EA	COVER-POWER BOARD	618185
9	121568-03-719	EA	POWER - BOARD - 2-WAY	619353
	121568-03-720	EA	VALVE/SHUT OF-MANUAL ELECT.	618696

CONTACT WINNEBAGO PART SALES FOR UNLISTED COMPONENTS

**CABINET & APPLIANCE GROUP (CONTINUED)**  
**CABINET & APPLIANCE LAYOUT (CONTINUED)**

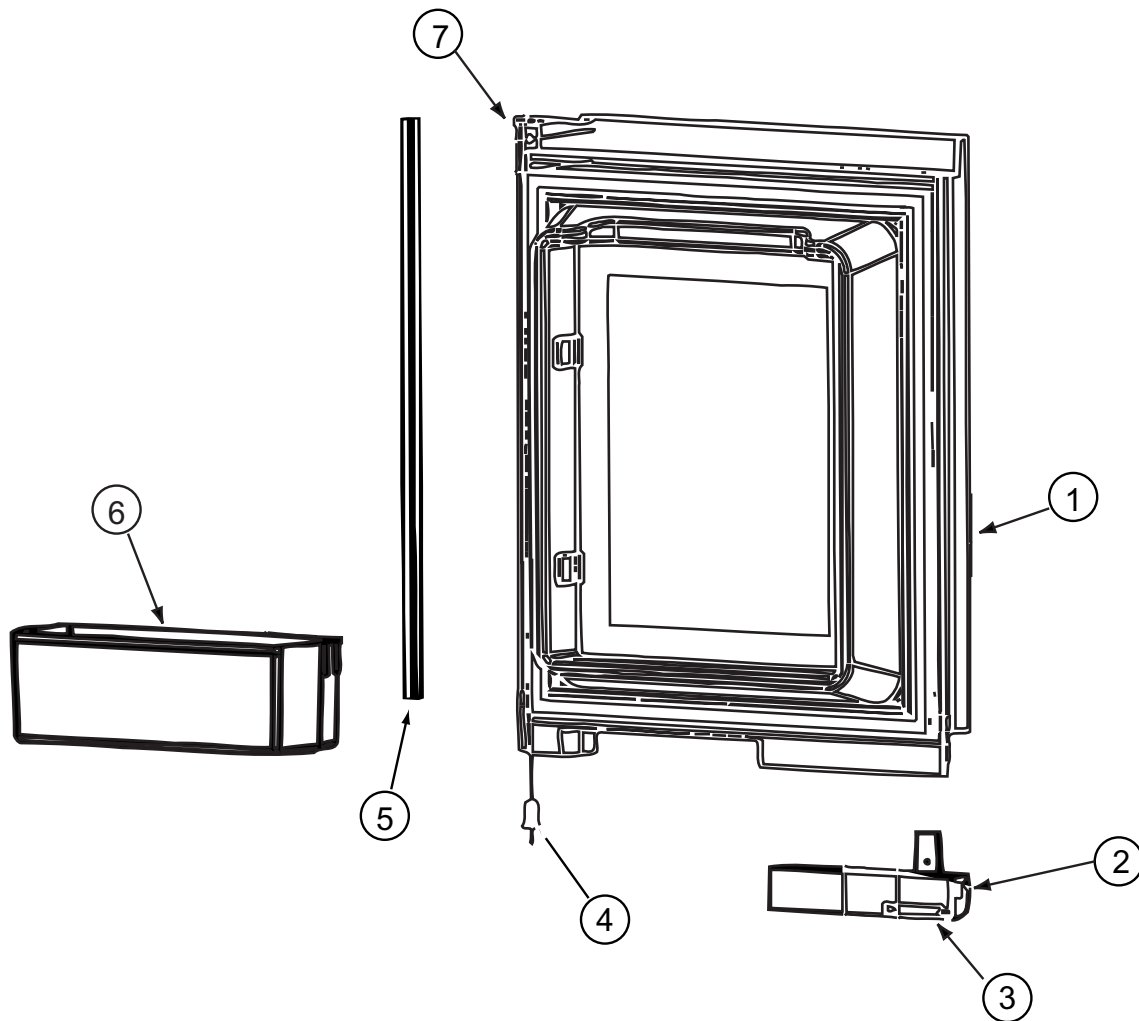


**COMPONENT PARTS FOR APPLIANCE (CONTINUED)**

125242-02-01A

KEY	PART NUMBER	U/M	DESCRIPTION	VENDOR NO.
1	125242-01-762	EA	LINER/FOAMED-UPPER/LH-WHITE	619839
1	125242-02-734	EA	LINER/FOAMED-UPPER/LH-BLACK	625212 AFT #1291390
2	125242-02-700	EA	HANDLE(CONTOUR)TOP LH BTM RH	621107
3	125242-02-722	EA	LATCH-STORAGE DR/BLK POINTED	619374
4	125242-02-724	EA	HINGE - DOOR	618792
5	125242-02-723	EA	RETAINER/PANEL-UPPER DOOR	623166
6	125242-03-704	EA	DOOR BIN	622831
7	125242-01-704	EA	BUSHING-HINGE MIDDLE	618746
	125242-02-725	EA	DOOR ASM/UPR LH/WHITE GASKET	621148
	125242-02-735	EA	DOOR ASM/UPR LH/BLACK GASKET	625220 AFT #1291390
	125242-01-719	EA	RETAINER-UPPER PANEL	618825 = 623166

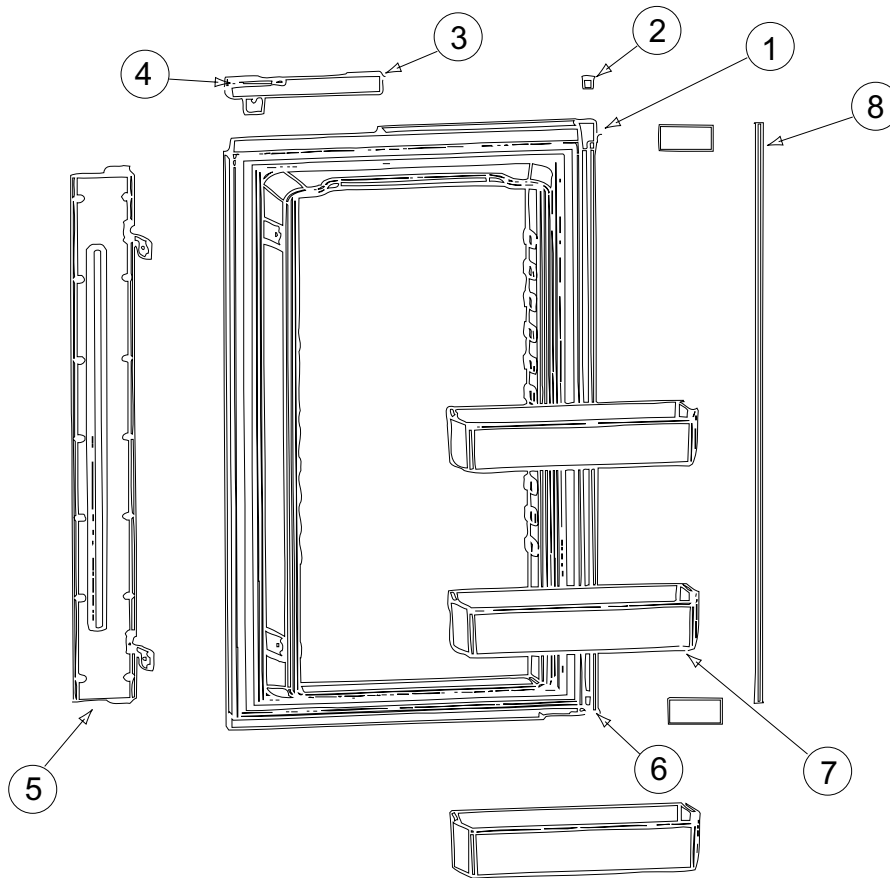
**CABINET & APPLIANCE GROUP (CONTINUED)**  
**CABINET & APPLIANCE LAYOUT (CONTINUED)**



**COMPONENT PARTS FOR APPLIANCE (CONTINUED)**  
**125242-02-01A (CONTINUED)**

KEY	PART NUMBER	U/M	DESCRIPTION	VENDOR NO.
1	125242-01-763	EA	LINER/FOAMED-UPPER/RH-WHITE	619840
1	125242-02-733	EA	LINER/FOAMED-UPPER/RH-BLACK	625213 1291391 & UP
2	125242-02-701	EA	HANDLE(CONTOUR)TOP RH LWR LH	621106
3	125242-02-722	EA	LATCH-STORAGE DR/BLK POINTED	619374
4	125242-01-704	EA	BUSHING-HINGE MIDDLE	618746
5	125242-02-723	EA	RETAINER/PANEL-UPPER DOOR	623166
6	125242-03-704	EA	BIN - DOOR SHELF	622831
7	125242-02-724	EA	HINGE - DOOR	618792
	125242-02-721	EA	DOOR ASM-UPR/RH/WHITE GASKET	621149
	125242-02-732	EA	DOOR ASM-UPR/RH/BLACK GASKET	625221 1291391 & UP
	125242-01-719	EA	RETAINER-UPPER PANEL	618825 = 623166

**CABINET & APPLIANCE GROUP (CONTINUED)**  
**CABINET & APPLIANCE LAYOUT (CONTINUED)**

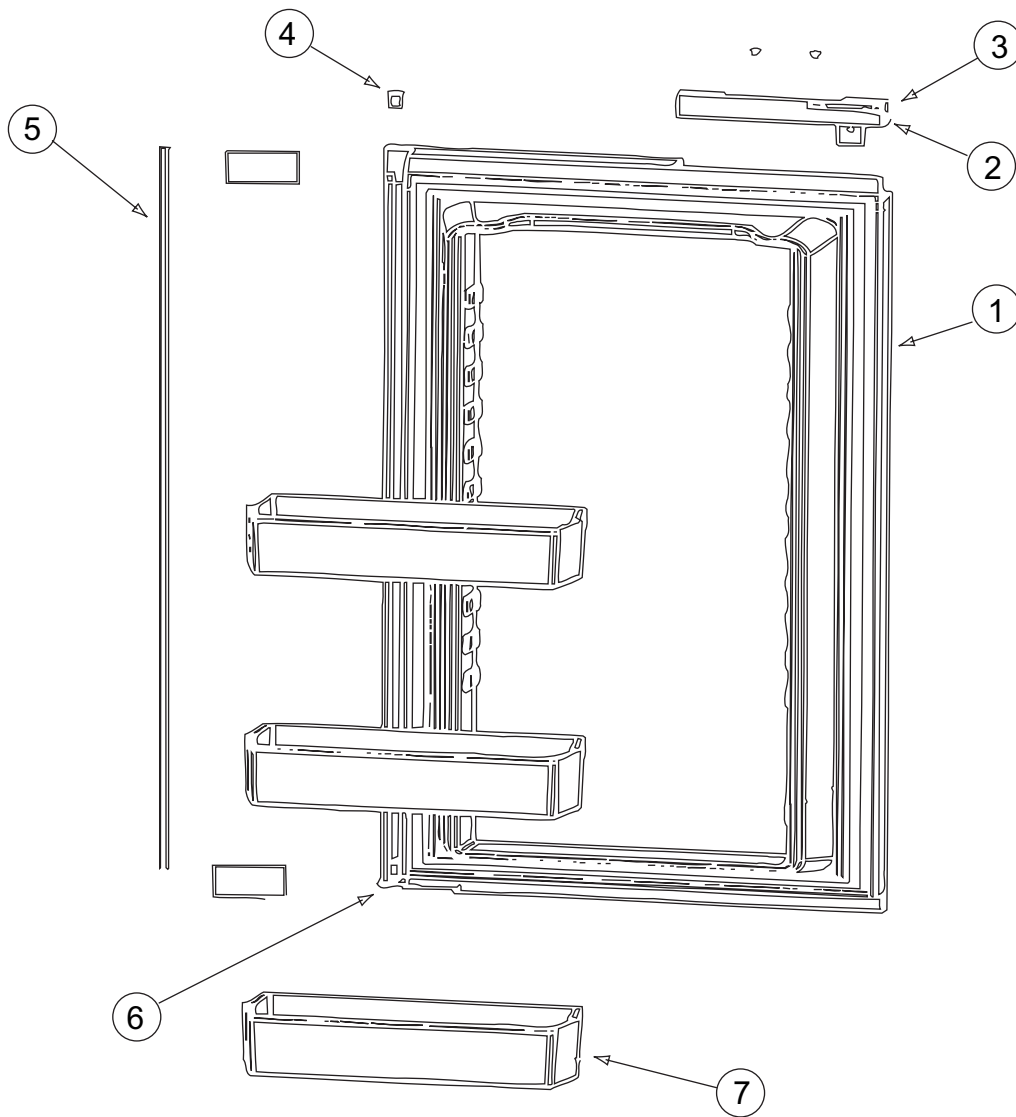


**COMPONENT PARTS FOR APPLIANCE (CONTINUED)**

**125242-02-01A (CONTINUED)**

KEY	PART NUMBER	U/M	DESCRIPTION	VENDOR NO.
1	125242-01-765	EA	LINER/FOAMED-LOWER-LH-WHITE	619837
1	125242-02-739	EA	LINER/FOAMED-LOWER-LH-BLACK	625214 1291390 & UP
2	125242-01-704	EA	BUSHING-HINGE MIDDLE	618746
3	125242-02-701	EA	HANDLE(CONTOUR)TOP RH LWR LH	621106
4	125242-02-722	EA	LATCH-STORAGE DR/BLK POINTED	619374
5	125242-02-727	EA	FLAPPER/DBL POLE (SER#540295) UP	619845
5	125242-02-740	EA	FLAPPER/DBL POLE SER#1291391	623887 1291391 & UP
6	125242-02-724	EA	HINGE - DOOR	618792
7	125242-03-704	EA	BIN - DOOR SHELF	622831
8	125242-02-728	EA	RETAINER/PANEL - LOWER	623167
	125242-02-726	EA	DOOR ASM-LWR LH/WHITE GASKET	621150
	125242-02-738	EA	DOOR ASM-LWR LH/BLACK GASKET	625222 1291390 & UP
	125242-02-716	EA	GUIDE ASM LWR(SER#540294 DN)	620042
	125242-02-717	EA	GUIDE ASM LWR(SER#540295 UP)	620043
	125242-03-706	EA	PROBE - CONTACT/LARGE	620689

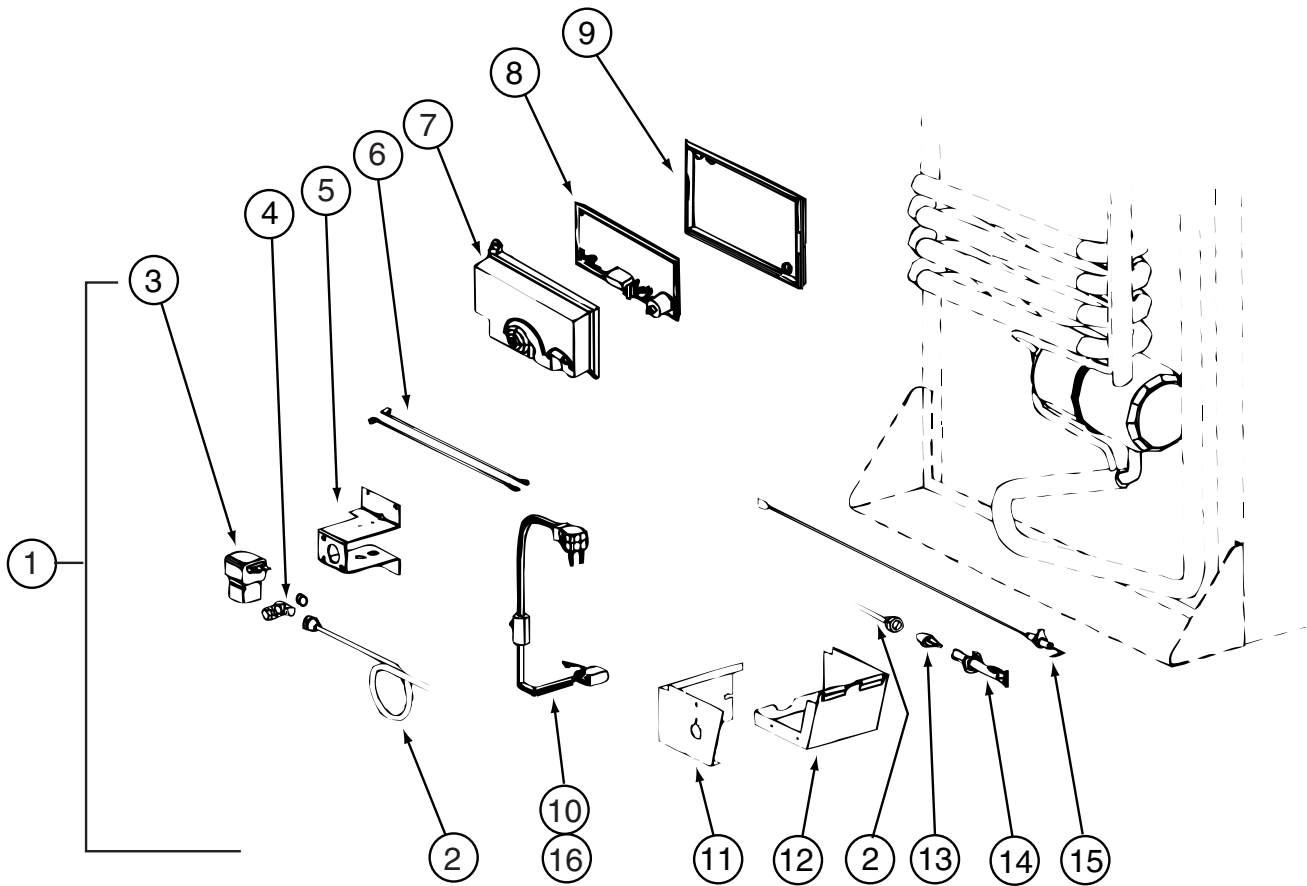
**CABINET & APPLIANCE GROUP (CONTINUED)**  
**CABINET & APPLIANCE LAYOUT (CONTINUED)**



**COMPONENT PARTS FOR APPLIANCE (CONTINUED)**  
**125242-02-01A (CONTINUED)**

KEY	PART NUMBER	U/M	DESCRIPTION	VENDOR NO.
1	125242-01-764	EA	LINER/FOAMED-LOWER/RH-WHITE	619838
1	125242-02-737	EA	LINER/FOAMED-LOWER/RH-BLACK	625215 F/1291391&UP
2	125242-02-700	EA	HANDLE(CONTOUR)TOP LH BTM RH	621107
3	125242-02-722	EA	LATCH-STORAGE DR/BLK POINTED	619374
4	125242-01-704	EA	BUSHING-HINGE MIDDLE	618746
5	125242-02-728	EA	RETAINER/PANEL - LOWER	623167
6	125242-02-724	EA	HINGE - DOOR	618792
7	125242-03-704	EA	BIN - DOOR SHELF	622831
	125242-02-729	EA	DOOR ASM-LWR RH/WHITE GASKET	621151
	125242-02-736	EA	DOOR ASM-LWR RH/BLACK GASKET	625223 F/1291391&UP
	125242-02-716	EA	GUIDE ASM LWR(SER#540294 DN)	620042
	125242-02-717	EA	GUIDE ASM LWR(SER#540295 UP)	620043

**CABINET & APPLIANCE GROUP (CONTINUED)**  
**CABINET & APPLIANCE LAYOUT (CONTINUED)**



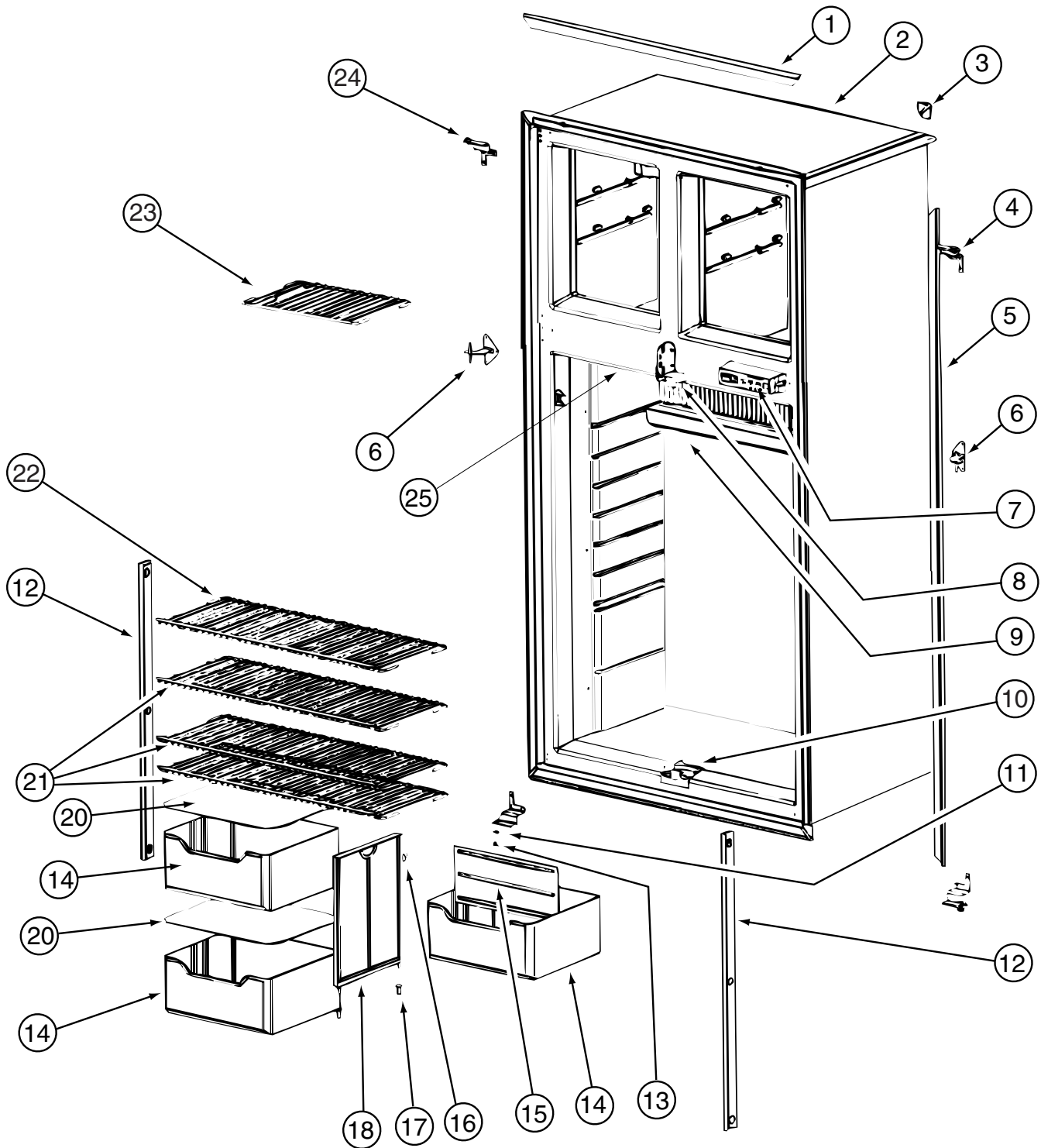
**COMPONENT PARTS FOR APPLIANCE (CONTINUED)**  
**125242-02-01A (CONTINUED)**

KEY	PART NUMBER	U/M	DESCRIPTION	VENDOR NO.
1	125242-01-753	EA	KIT-GAS VALVE/SOLENOID/TUBE	621445
2	125242-01-744	EA	BURNER TUBE	618937
4	113737-01-716	EA	TAP-PRESSURE	61594422
7	120075-01-738	EA	COVER-POWER BOARD	618185
8	125242-02-703	EA	POWER BOARD (SER #832171 UP)	621271
9	120075-01-740	EA	COVER-BASE, POWER BOARD	618186
11	125242-01-740	EA	COVER-BURNER BOX	618910
12	125242-01-739	EA	BASE-BURNER BOX	618902
13	125242-01-717	EA	ORIFICE-JEWELED	618814
14	125242-01-743	EA	BURNER - 8 SLOT	618932
15	104137-06-715	EA	ELECTRODE-SPARK/SENSOR, SGL	61692222

CONTACT WINNEBAGO PART SALES FOR UNLISTED COMPONENT(S)



**CABINET & APPLIANCE GROUP (CONTINUED)**  
**CABINET & APPLIANCE LAYOUT (CONTINUED)**

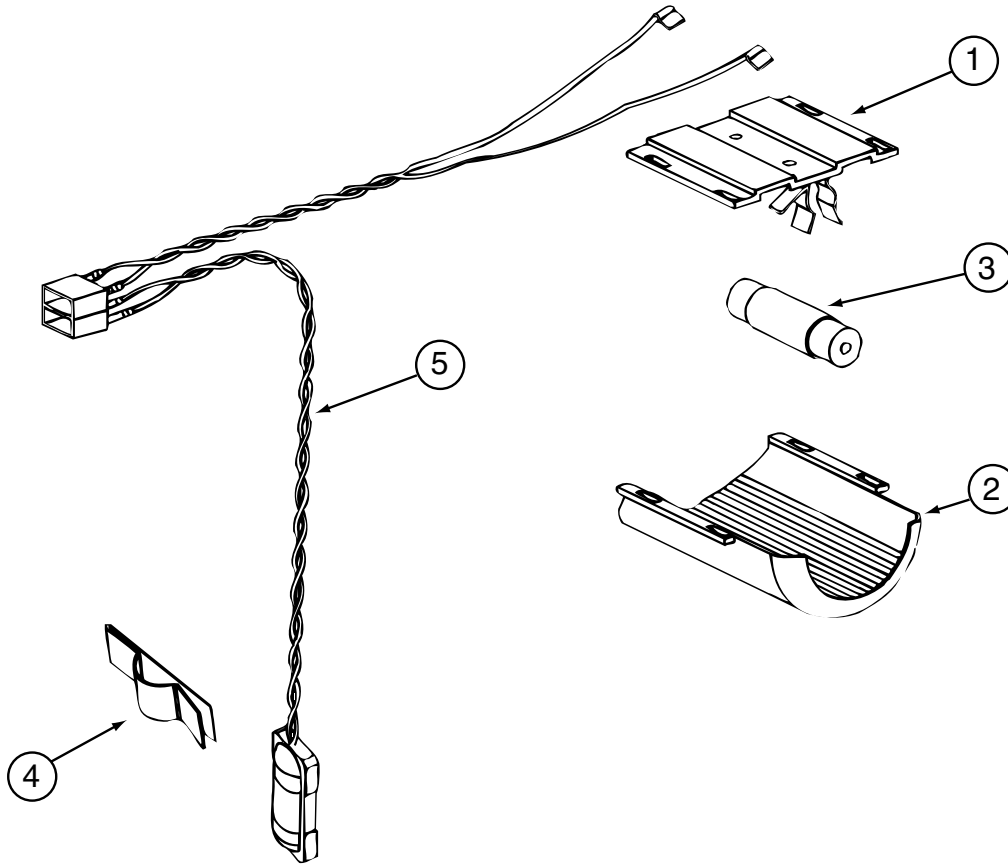


**COMPONENT PARTS FOR APPLIANCE (CONTINUED)**  
**125242-02-01A (CONTINUED)**

**CABINET & APPLIANCE GROUP (CONTINUED)****CABINET & APPLIANCE LAYOUT (CONTINUED)****COMPONENT PARTS FOR APPLIANCE (CONTINUED)****125242-02-01A (CONTINUED)**

<b>KEY</b>	<b>PART NUMBER</b>	<b>U/M</b>	<b>DESCRIPTION</b>	<b>VENDOR NO.</b>
1	125242-01-723	EA	TRIM-HORIZONTAL-FRT SNAP ON	618845
1	125242-02-730	EA	TRIM - TOP/BOTTOM - SCREW ON	623255
2	125242-01-748	EA	CABINET/FOAMED ASSEMBLY	618748
3	125242-01-722	EA	TRIM-CORNER	618844
3	125242-01-767	EA	KIT INSTALL(U TRIM PCS)HDW	623528
4	125242-01-715	EA	HINGE - TOP RH/BOTTOM LH	618798
5	125242-01-724	EA	TRIM-LT/RT-FRT VERT SNAPON	618846
5	125242-01-766	EA	TRIM-LT/RT HAND-SCREW ON	623254
6	125242-01-713	EA	HINGE-MIDDLE (PAINTED)	618794
7	125242-02-704	EA	DISPLAY ASM (SER#832172) UP	621188
8	125242-01-751	EA	BLOCK - GUIDE - UPPER	618789
9	125242-01-712	EA	DRIP TRAY	618774
10	125242-01-752	EA	BLOCK - GUIDE - LOWER	618788
11	120075-01-708	EA	BUSHING-DOOR HINGE	618144
12	120075-01-730	EA	RETAINER-SHELF(SER#926684 DN	618181
12	125242-02-720	EA	RETAINER/SHELF(SER#926685 UP	622033
13	120075-01-727	EA	PIN-HINGE	618145
14	125242-01-734	EA	CRISPER/BOTTLE BIN	618878
15	125242-01-733	EA	DIVIDER-BOTTLE CRISPER	618877
16	125242-01-750	EA	CLIP	61409622
17	113737-01-701	EA	BUSHING-HINGE	61742022
18	125242-01-749	EA	SUPPORT - WALL	618840
20	125242-01-706	EA	COVER-CRISPER	618757
21	125242-01-726	EA	SHELF-WIRE (LONG)	618848
22	125242-01-727	EA	SHELF-WIRE (SHORT)	618849
23	125242-01-725	EA	SHELF-FREEZER (WIRE)	618847
24	125242-01-714	EA	HINGE - TOP LH/BOTTOM RH	618796
25	125242-01-735	EA	SWITCH - DOOR LIGHT	618884
25	125242-01-768	EA	SWITCH - DOOR LIGHT	623918
	120075-01-714	EA	PLUG-HOLE (BLACK)	618170
	125242-01-728	EA	CAP-SCREW WHITE	618853

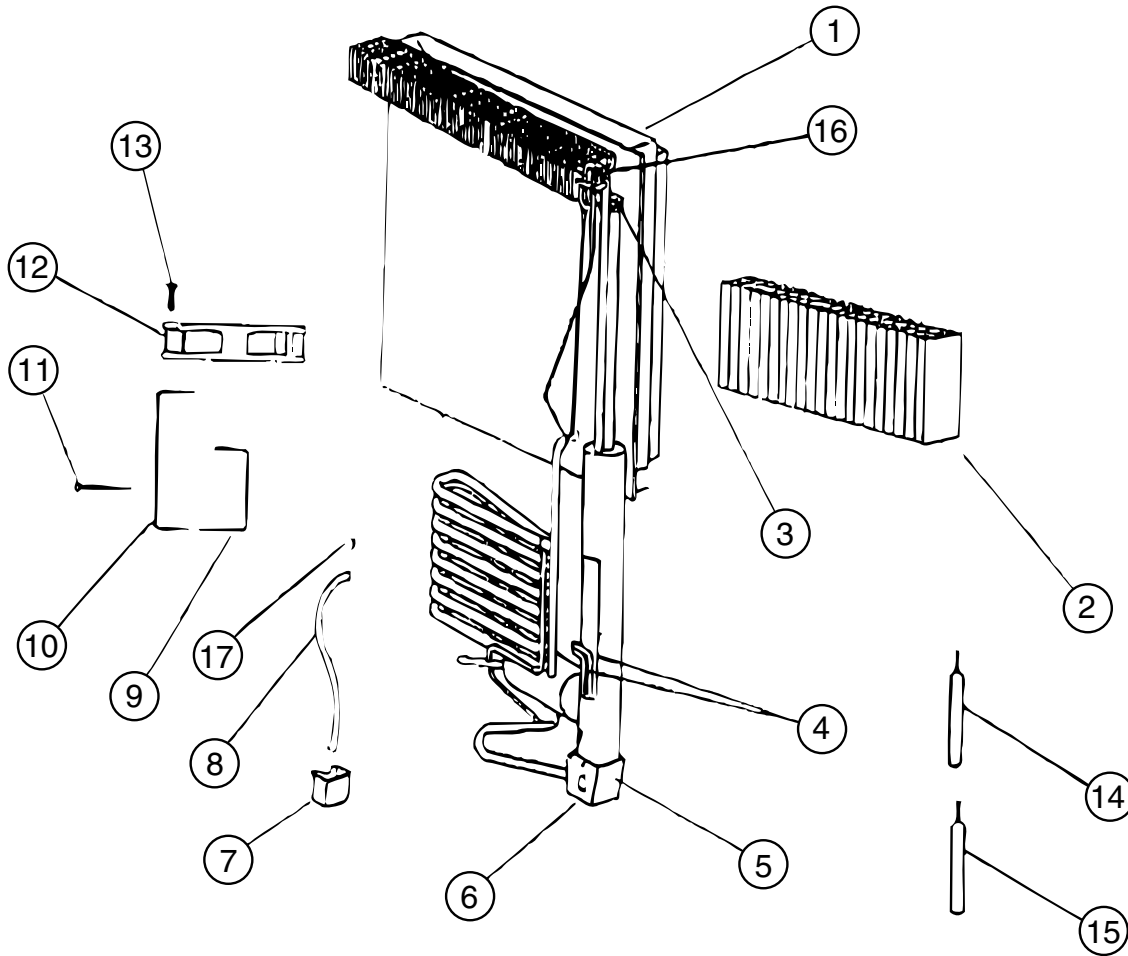
**CABINET & APPLIANCE GROUP (CONTINUED)**  
**CABINET & APPLIANCE LAYOUT (CONTINUED)**



**COMPONENT PARTS FOR APPLIANCE (CONTINUED)**  
**125242-02-01A (CONTINUED)**

KEY	PART NUMBER	U/M	DESCRIPTION	VENDOR NO.
1	084880-03-705	EA	BRACKET-LIGHT-INTERIOR	61629722
2	120075-01-734	EA	COVER-LENS	618190
3	084880-03-706	EA	BULB-LAMP	61628922
4	084880-01-760	EA	CLIP (THERMISTER)	61689122
5	120075-01-735	EA	THERMISTER W/LAMP & WIRE/ASM	618548
	125242-02-706	EA	LAMP/WIRE ASM/SER#849677 UP	620871
	125242-02-707	EA	LAMP/WIRE ASM SER#849677 DWN	621742

**CABINET & APPLIANCE GROUP (CONTINUED)**  
**CABINET & APPLIANCE LAYOUT (CONTINUED)**



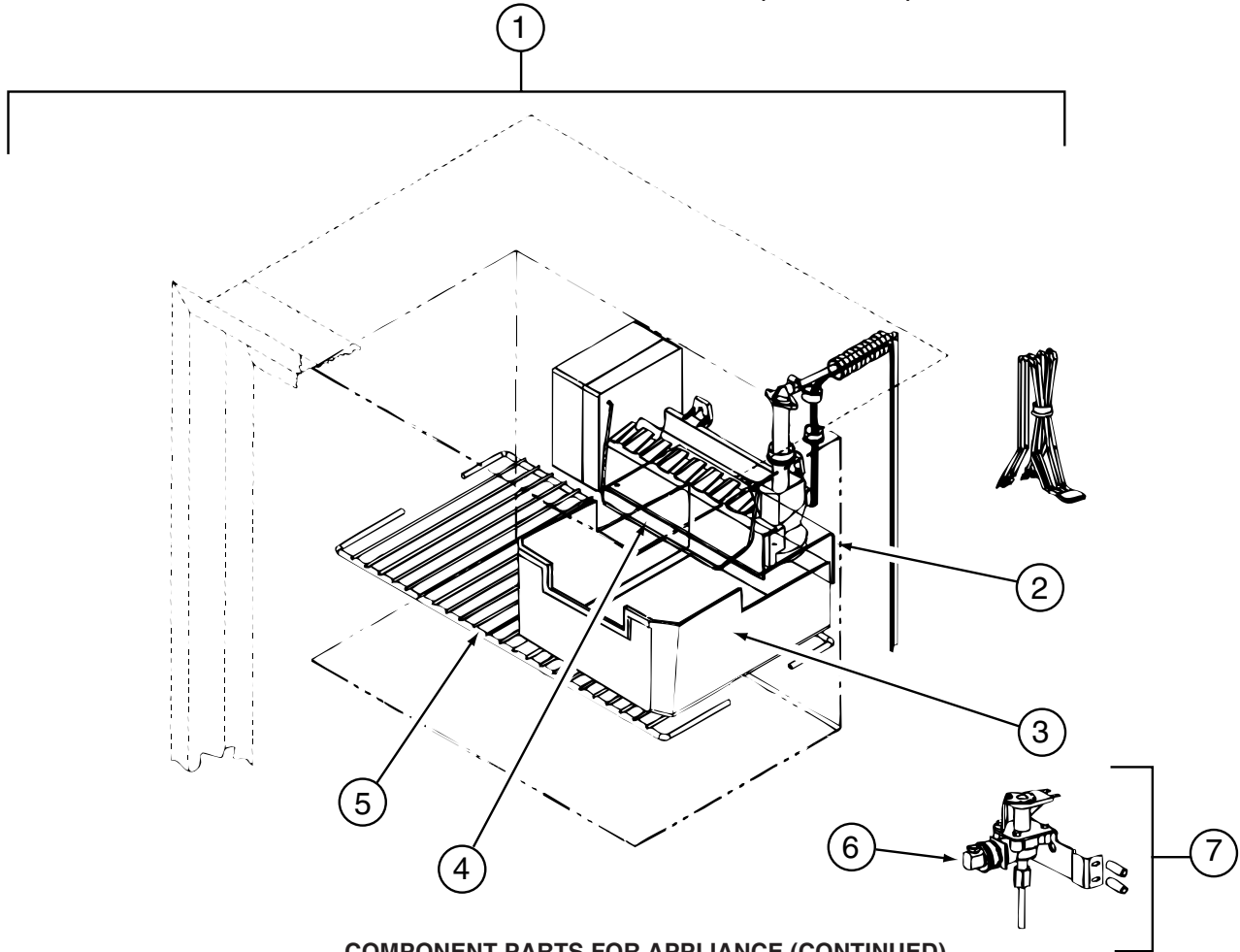
**COMPONENT PARTS FOR APPLIANCE (CONTINUED)**

125242-02-01A (CONTINUED)

KEY	PART NUMBER	U/M	DESCRIPTION	VENDOR NO.
1	125242-01-746	EA	COOLING UNIT - 1200	618964
4	125242-01-732	EA	HEATER AC - 225W/110VAC	618872
5	125242-01-739	EA	BASE-BURNER BOX	618902
6	125242-01-740	EA	COVER-BURNER BOX	618910
9	125242-01-730	EA	BRACKET-DC FAN	618857
10	125242-01-741	EA	SUPPORT-DC FAN	618912
12	125242-01-729	EA	FAN-EXTERNAL DC	618856
16	113737-01-754	EA	THERMOSTAT (FAN 12V DC)	618093

CONTACT WINNEBAGO PART SALES FOR UNLISTED COMPONENTS

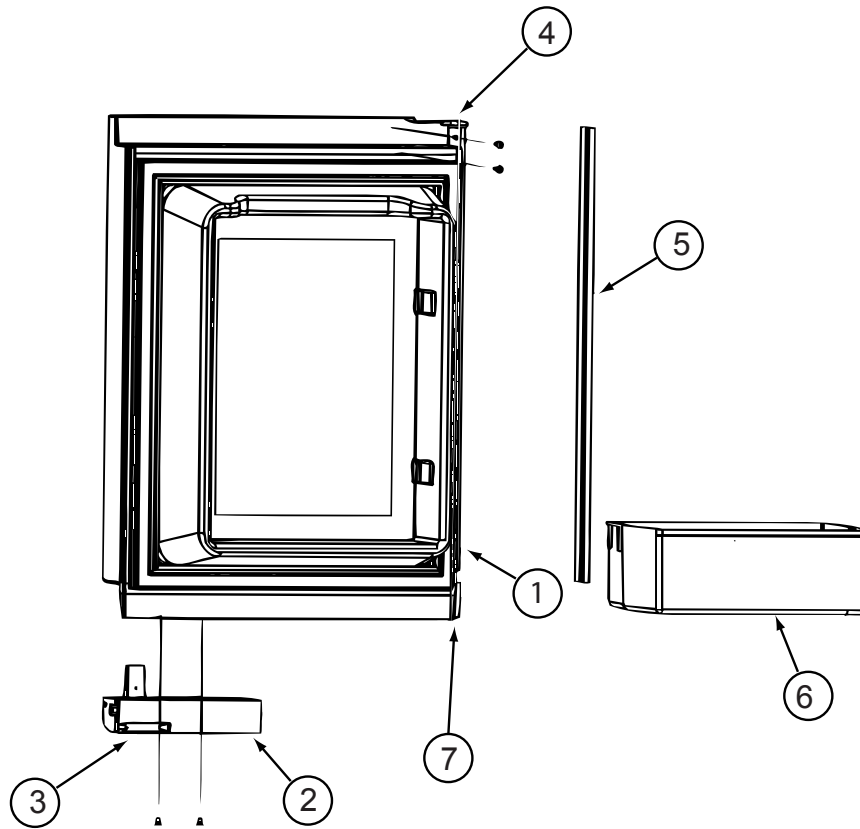
**CABINET & APPLIANCE GROUP (CONTINUED)**  
**CABINET & APPLIANCE LAYOUT (CONTINUED)**



**COMPONENT PARTS FOR APPLIANCE (CONTINUED)**  
**125242-02-01A (CONTINUED)**

KEY	PART NUMBER	U/M	DESCRIPTION	VENDOR NO.
1	094039-07-706	EA	ICE MAKER W/O PLATES	61656522
2	125242-01-737	EA	BRACKET-MOUNTING (ICE MAKER)	618894/620890
3	125242-01-716	EA	ICE BIN	618803
4	120075-03-703	EA	ARM-SHUT OFF	61656922
5	125242-01-725	EA	SHELF-FREEZER (WIRE)	618847
6	120075-03-702	EA	NUT/COMPRESSION - FITTING	61678722
7	120075-03-701	EA	VALVE ASM., WATER, W/BRACKET	618253

**CABINET & APPLIANCE GROUP (CONTINUED)**  
**CABINET & APPLIANCE LAYOUT (CONTINUED)**

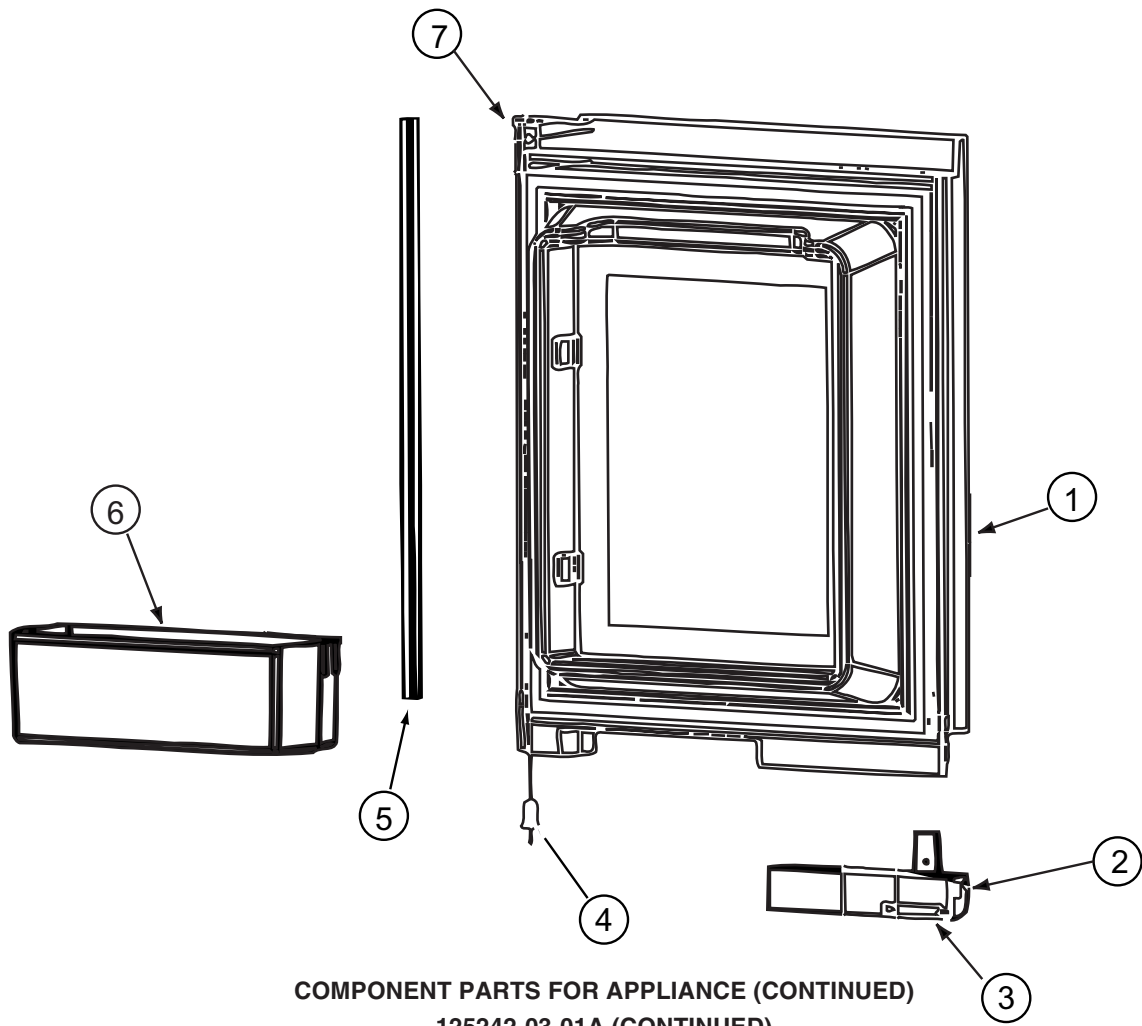


**COMPONENT PARTS FOR APPLIANCE (CONTINUED)**

125242-03-01A

KEY	PART NUMBER	U/M	DESCRIPTION	VENDOR NO.
1	125242-03-708	EA	LINER-FOAMED/UPPER LH/SS	623811
2	125242-02-700	EA	HANDLE(CONTOUR)TOP LH BTM RH	621107
3	125242-02-722	EA	LATCH-STORAGE DR/BLK POINTED	619374
4	125242-02-724	EA	HINGE - DOOR	618792
5	125242-02-723	EA	RETAINER/PANEL-UPPER DOOR	623166
6	125242-03-704	EA	BIN - DOOR SHELF	622831
7	125242-01-704	EA	BUSHING-HINGE MIDDLE	618746
	125242-03-700	EA	DOOR-COMP UPR/LH(SS WRAPPED)	623924

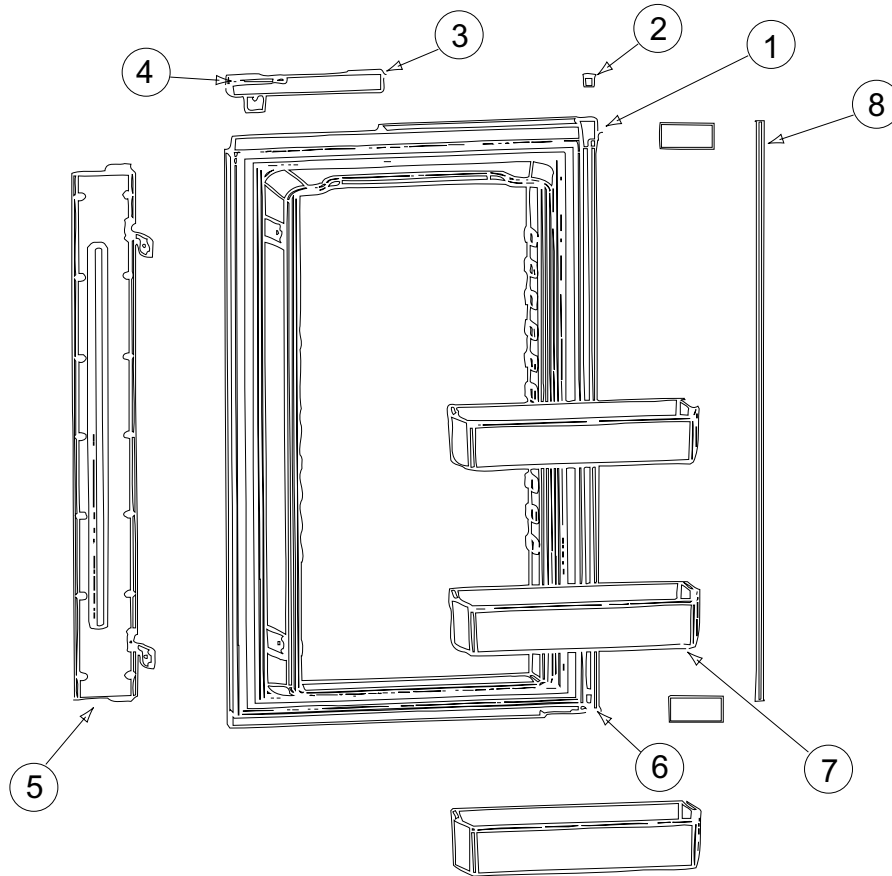
**CABINET & APPLIANCE GROUP (CONTINUED)**  
**CABINET & APPLIANCE LAYOUT (CONTINUED)**



**COMPONENT PARTS FOR APPLIANCE (CONTINUED)**  
**125242-03-01A (CONTINUED)**

KEY	PART NUMBER	U/M	DESCRIPTION	VENDOR NO.
1	125242-03-707	EA	LINER-FOAMED/UPPER RH/SS	623812
2	125242-02-701	EA	HANDLE(CONTOUR)TOP RH LWR LH	621106
3	125242-02-722	EA	LATCH-STORAGE DR/BLK POINTED	619374
4	125242-01-704	EA	BUSHING-HINGE MIDDLE	618746
5	125242-02-723	EA	RETAINER/PANEL-UPPER DOOR	623166
6	125242-03-704	EA	BIN - DOOR SHELF	622831
7	125242-02-724	EA	HINGE - DOOR	618792
	125242-03-701	EA	DOOR-COMP UPR/RH(SS WRAPPED)	623925

**CABINET & APPLIANCE GROUP (CONTINUED)**  
**CABINET & APPLIANCE LAYOUT (CONTINUED)**

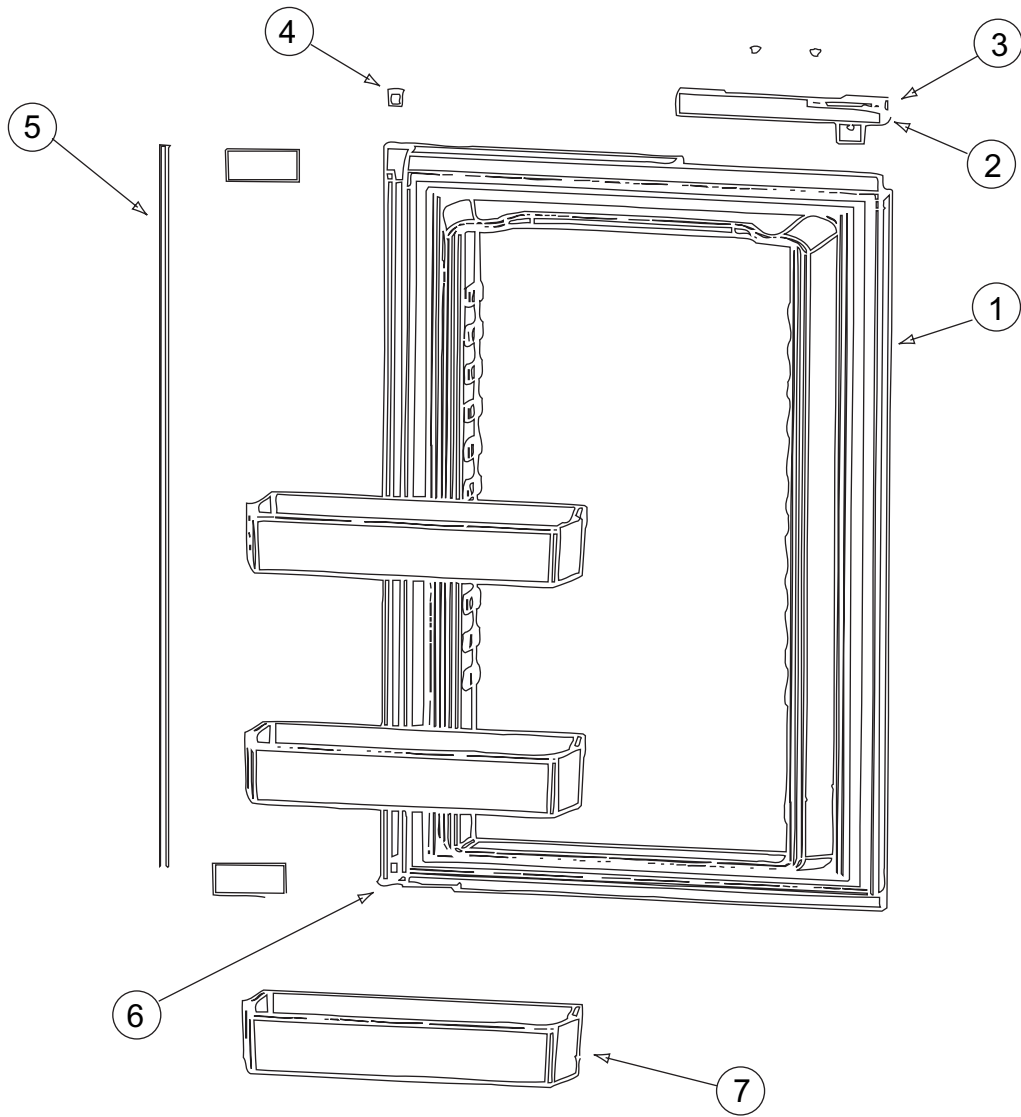


**COMPONENT PARTS FOR APPLIANCE (CONTINUED)**  
**125242-03-01A (CONTINUED)**

KEY	PART NUMBER	U/M	DESCRIPTION	VENDOR NO.
1	125242-03-710	EA	LINER-FOAMED/LOWER LH/SS	623813
2	125242-01-704	EA	BUSHING-HINGE MIDDLE	618746
3	125242-02-701	EA	HANDLE(CONTOUR)TOP RH LWR LH	621106
4	125242-02-722	EA	LATCH-STORAGE DR/BLK POINTED	619374
5	125242-03-705	EA	FLAPPER ASM.-DBL POLE BLACK	623887
6	125242-02-724	EA	HINGE - DOOR	618792
7	125242-03-704	EA	BIN - DOOR SHELF	622831
8	125242-02-728	EA	RETAINER/PANEL - LOWER	623167
	125242-03-702	EA	DOOR-COMP LWR/LH(SS WRAPPED)	623926
	125242-03-706	EA	PROBE - CONTACT/LARGE	620689



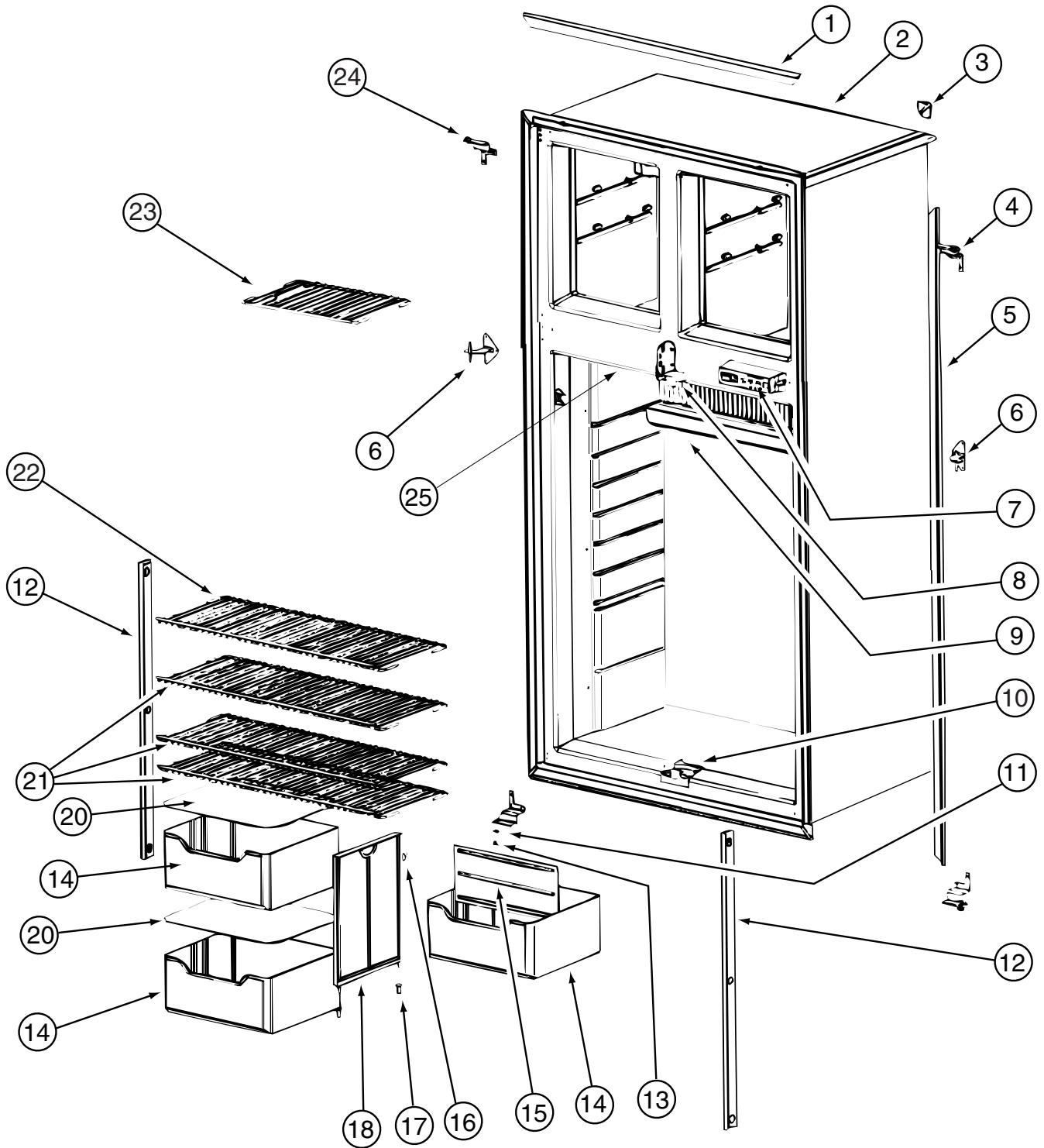
**CABINET & APPLIANCE GROUP (CONTINUED)**  
**CABINET & APPLIANCE LAYOUT (CONTINUED)**



**COMPONENT PARTS FOR APPLIANCE (CONTINUED)**  
**125242-03-01A (CONTINUED)**

KEY	PART NUMBER	U/M	DESCRIPTION	VENDOR NO.
1	125242-03-709	EA	LINER-FOAMED/LOWER RH/SS	623814
2	125242-02-700	EA	HANDLE(CONTOUR)TOP LH BTM RH	621107
3	125242-02-722	EA	LATCH-STORAGE DR/BLK POINTED	619374
4	125242-01-704	EA	BUSHING-HINGE MIDDLE	618746
5	125242-02-728	EA	RETAINER/PANEL - LOWER	623167
6	125242-02-724	EA	HINGE - DOOR	618792
7	125242-03-704	EA	BIN - DOOR SHELF	622831
	125242-03-703	EA	DOOR-COMP LWR/RH(SS WRAPPED)	623927

**CABINET & APPLIANCE GROUP (CONTINUED)**  
**CABINET & APPLIANCE LAYOUT (CONTINUED)**



**COMPONENT PARTS FOR APPLIANCE (CONTINUED)**  
**125242-03-01A (CONTINUED)**

# CABINET & APPLIANCE GROUP (CONTINUED)

## CABINET & APPLIANCE LAYOUT (CONTINUED)

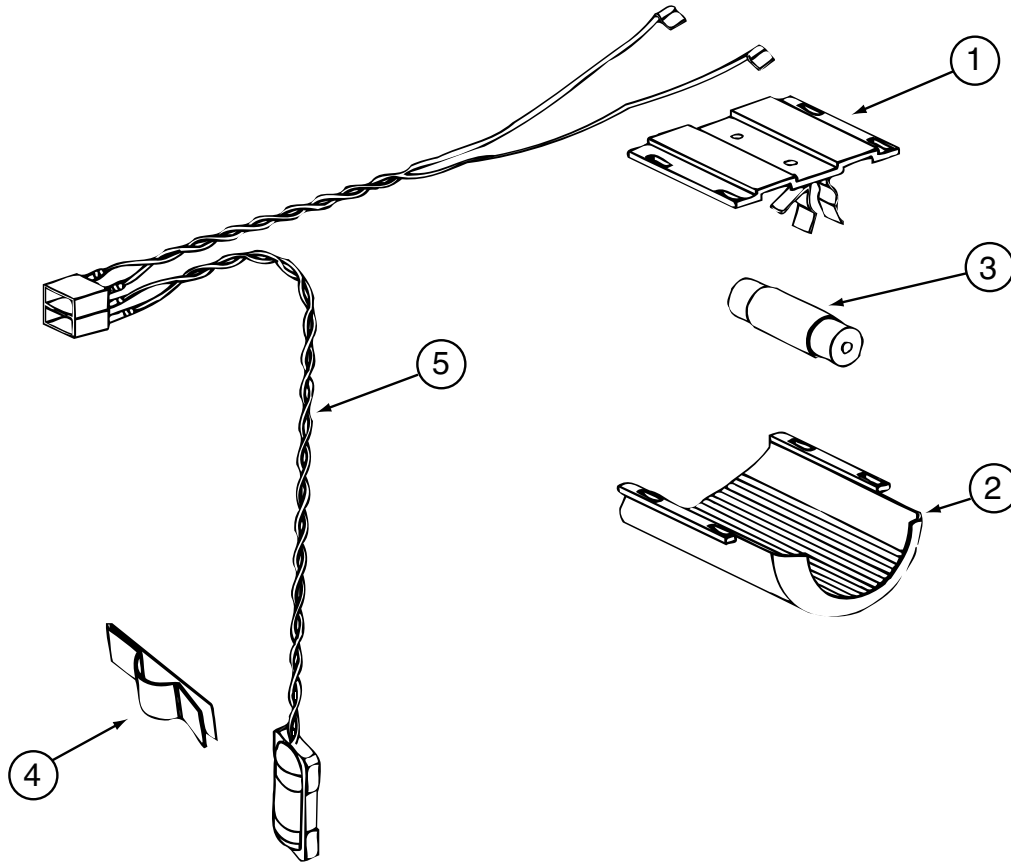
### COMPONENT PARTS FOR APPLIANCE (CONTINUED)

#### 125242-03-01A (CONTINUED)

KEY	PART NUMBER	U/M	DESCRIPTION	VENDOR NO.
1	125242-02-730	EA	TRIM - TOP/BOTTOM - SCREW ON	623255
4	125242-03-711	EA	HINGE-UPR RH/LWR LH WRAP/DRS	623824
5	125242-01-766	EA	TRIM-LT/RT HAND-SCREW ON	623254
6	125242-01-713	EA	HINGE-MIDDLE (PAINTED)	618794
7	125242-02-704	EA	DISPLAY ASM (SER#832172) UP	621188
7	125242-03-712	EA	CONTROL-OPT/GRAY-SN832172 UP	624868
8	125242-01-721	EA	STRIKE PLATE	618835
9	125242-01-712	EA	DRIP TRAY	618774
10	125242-03-713	EA	GUIDE BLOCK/FLAPPER/BTM BLK	624140
11	120075-01-708	EA	BUSHING-DOOR HINGE	618144
12	120075-01-730	EA	RETAINER-SHELF(SER#926684 DN	618181
12	125242-02-720	EA	RETAINER/SHEF(SER#926685 UP	622033
13	125242-03-715	EA	HINGE PIN/UPR-WRAPPED DOORS	623899
14	125242-01-734	EA	CRISPER/BOTTLE BIN	618878
15	125242-01-733	EA	DIVIDER-BOTTLE CRISPER	618877
16	125242-01-750	EA	CLIP	61409622
17	120075-01-708	EA	BUSHING-DOOR HINGE	618144
18	125242-01-749	EA	SUPPORT - WALL	618840
20	125242-01-706	EA	COVER-CRISPER	618757
21	125242-01-726	EA	SHELF-WIRE (LONG)	618848
22	125242-01-727	EA	SHELF-WIRE (SHORT)	618849
23	125242-01-725	EA	SHELF-FREEZER (WIRE)	618847
24	125242-03-716	EA	HINGE-TOP LH/WRAPPED DOORS	623823
25	125242-01-735	EA	SWITCH - DOOR LIGHT	618884
	120075-01-714	EA	PLUG-HOLE (BLACK)	618170
	125242-02-741	EA	STRIP-FREEZER-BLACK #1291391 & UP	625210
	125242-03-714	EA	GUIDE-FLAPPERTOP/BLACK	624141

CONTACT WINNEBAGO PART SALES FOR UNLISTED COMPONENT(S)

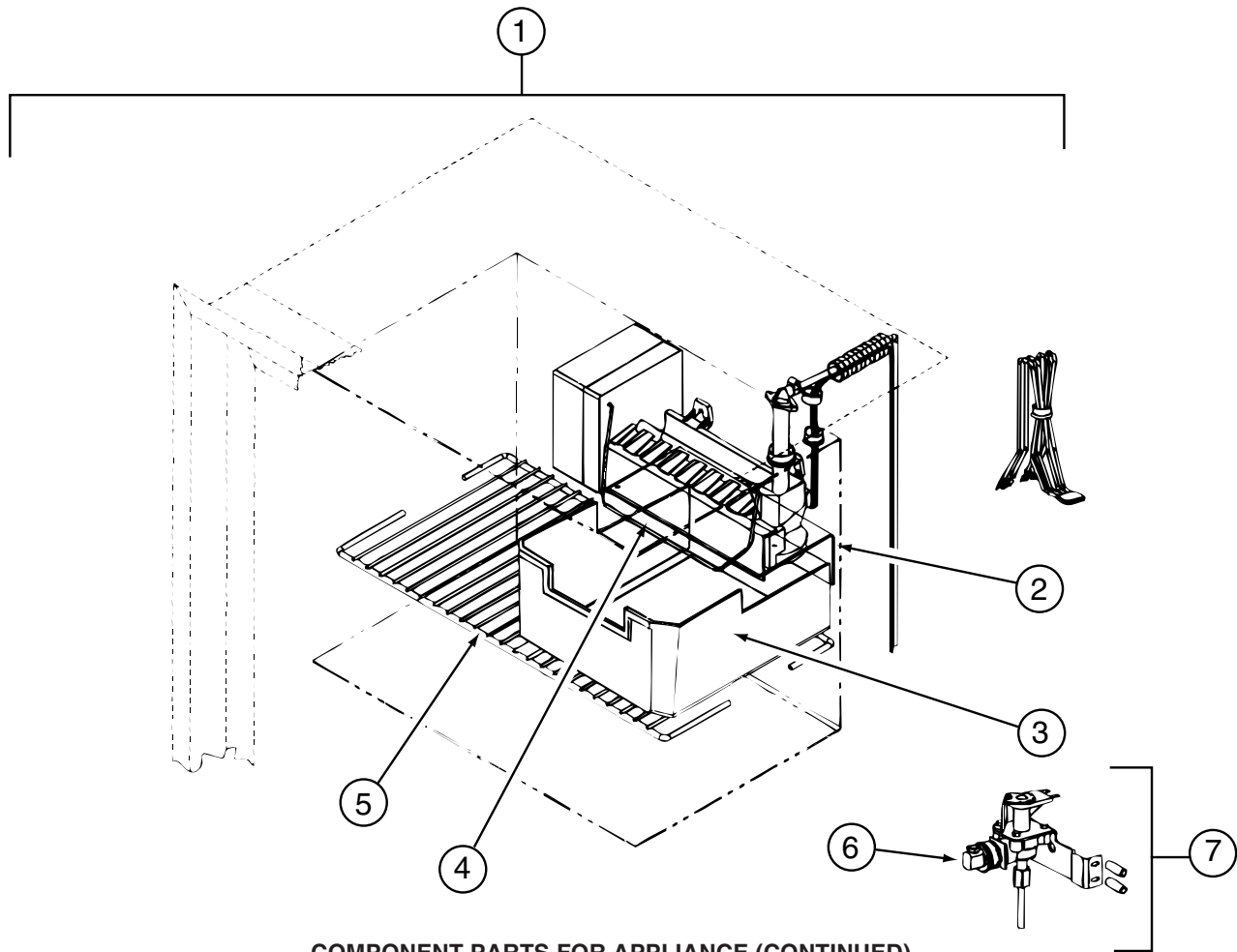
**CABINET & APPLIANCE GROUP (CONTINUED)**  
**CABINET & APPLIANCE LAYOUT (CONTINUED)**



**COMPONENT PARTS FOR APPLIANCE (CONTINUED)**  
**125242-03-01A (CONTINUED)**

KEY	PART NUMBER	U/M	DESCRIPTION	VENDOR NO.
1	084880-03-705	EA	BRACKET-LIGHT-INTERIOR	61629722
2	120075-01-734	EA	COVER-LENS	618190
3	084880-03-706	EA	BULB-LAMP	61628922
4	084880-01-760	EA	CLIP (THERMISTER)	61689122
5	120075-01-735	EA	THERMISTER W/LAMP & WIRE/ASM	618548
	125242-02-706	EA	LAMP/WIRE ASM/SER#849677 UP	620871
	125242-02-707	EA	LAMP/WIRE ASM SER#849677 DWN	621742

**CABINET & APPLIANCE GROUP (CONTINUED)**  
**CABINET & APPLIANCE LAYOUT (CONTINUED)**

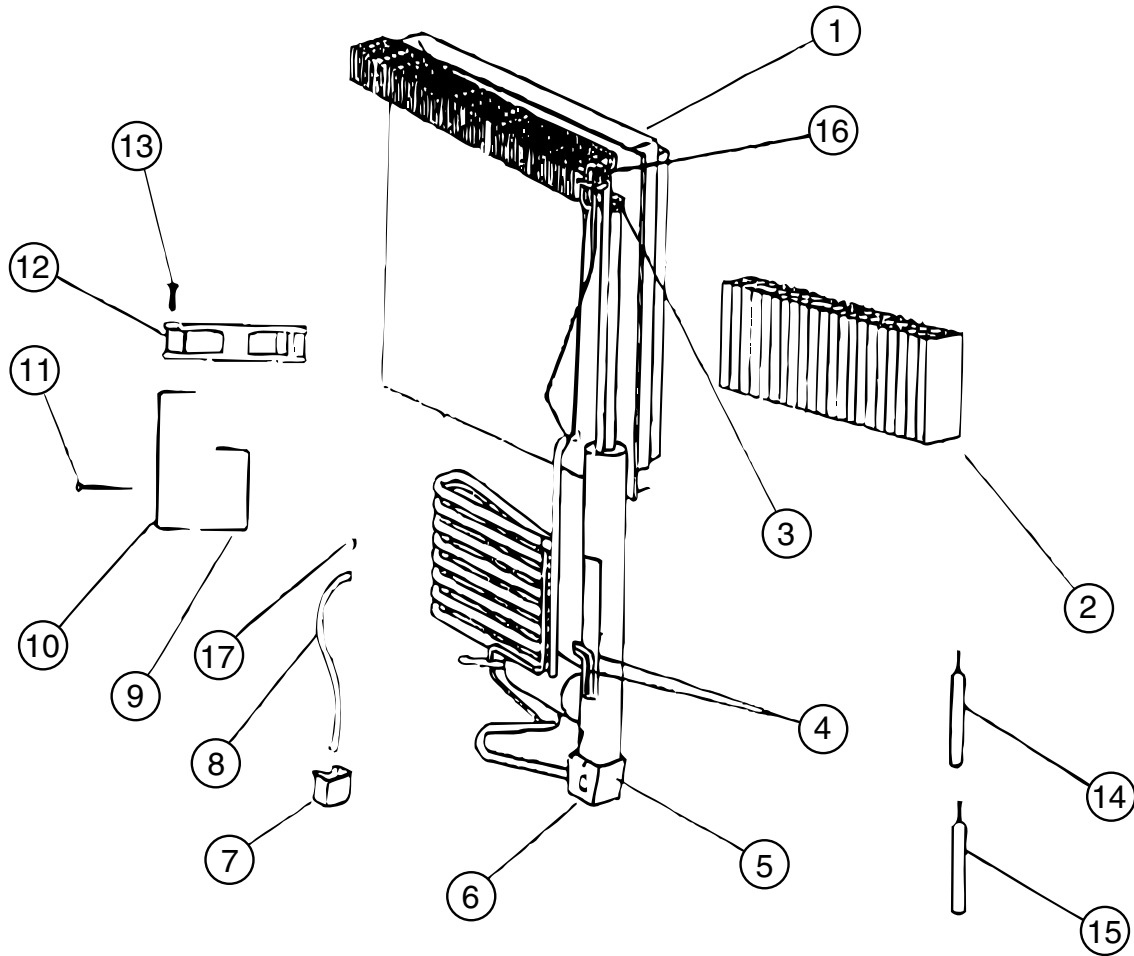


**COMPONENT PARTS FOR APPLIANCE (CONTINUED)**

125242-01-01A, 125242-02-01A & 125242-03-01A (CONTINUED)

KEY	PART NUMBER	U/M	DESCRIPTION	VENDOR NO.
1	094039-07-706	EA	ICE MAKER W/O PLATES	61656522
2	125242-01-737	EA	BRACKET-MOUNTING (ICE MAKER)	618894/620890
3	125242-01-716	EA	ICE BIN	618803
4	120075-03-703	EA	ARM-SHUT OFF	61656922
5	125242-01-725	EA	SHELF-FREEZER (WIRE)	618847
6	120075-03-702	EA	NUT/COMPRESSION - FITTING	61678722
7	120075-03-701	EA	VALVE ASM., WATER, W/BRACKET	618253
	094039-07-707	EA	GARDEN HOSE ADAP W/BRASS NUT	61679622
	094039-07-708	EA	NUT - COMPRESSION	622991

**CABINET & APPLIANCE GROUP (CONTINUED)**  
**CABINET & APPLIANCE LAYOUT (CONTINUED)**

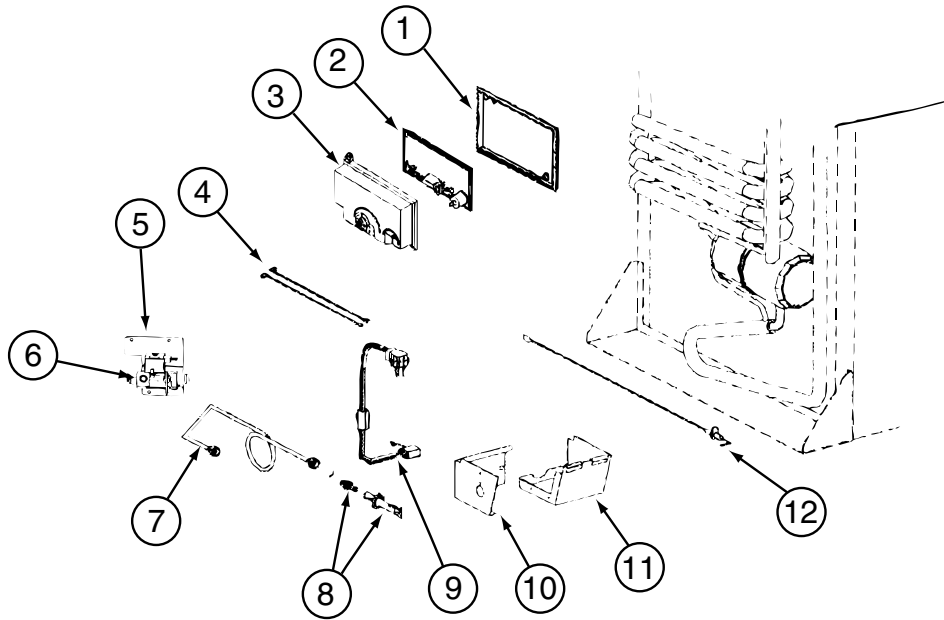


**COMPONENT PARTS FOR APPLIANCE (CONTINUED)**  
**125242-03-01A (CONTINUED)**

KEY	PART NUMBER	U/M	DESCRIPTION	VENDOR NO.
1	125242-01-746	EA	COOLING UNIT - 1200	618964
4	125242-01-732	EA	HEATER AC - 225W/110VAC	618872
5	125242-01-739	EA	BASE-BURNER BOX	618902
6	125242-01-740	EA	COVER-BURNER BOX	618910
9	125242-01-730	EA	BRACKET-DC FAN	618857
10	125242-01-741	EA	SUPPORT-DC FAN	618912
12	125242-01-729	EA	FAN-EXTERNAL DC	618856
16	113737-01-754	EA	THERMOSTAT (FAN 12V DC)	618093
	125242-01-742	EA	WIRE ASM.-BAFFLE 55.15"	618915

CONTACT WINNEBAGO PART SALES FOR UNLISTED COMPONENT(S)

**CABINET & APPLIANCE GROUP (CONTINUED)**  
**CABINET & APPLIANCE LAYOUT (CONTINUED)**



**COMPONENT PARTS FOR APPLIANCE (CONTINUED)**

**125242-03-01A (CONTINUED)**

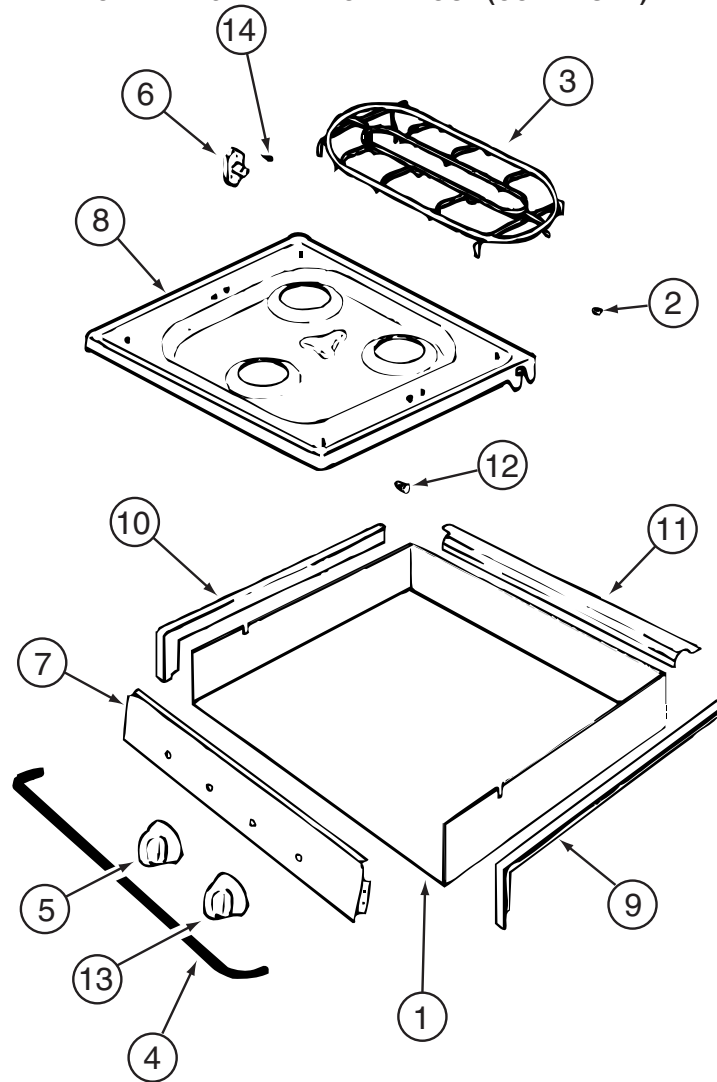
KEY	PART NUMBER	U/M	DESCRIPTION	VENDOR NO.
1	120075-01-740	EA	COVER-BASE, POWER BOARD	618186
2	125242-01-720	EA	POWER BOARD (SER#832170 DN)	619819
2	125242-02-731	EA	POWER BD KIT SER#832172 UP	621271001
3	120075-01-738	EA	COVER-POWER BOARD	618185
4	125242-02-709	EA	WIRE/WHITE/9"/GAS VALVE	621448
6	121568-06-706	EA	GAS VALVE-COMBO/WRENCH FLAT	621329
7	125242-02-711	EA	BURNER TUBE	620034
8	125242-02-712	EA	BURNER ORFICE ADAPTER ASSY	621959
10	125242-01-740	EA	COVER-BURNER BOX	618910
11	125242-01-739	EA	BASE-BURNER BOX	618902
12	104137-06-715	EA	ELECTRODE-SPARK/SENSOR, SGL	61692222
	121568-01-713	EA	KIT-GAS VALVE/BURNER TUBE	621444

CONTACT WINNEBAGO PART SALES FOR UNLISTED COMPONENT(S)

**126022-01-01A, 126022-02-01A, 126022-03-01A**

KEY	PART NUMBER	U/M	DESCRIPTION	VENDOR NO.
	114030-01-707	EA	PLUG BUTTON BLACK	74002628
	126022-01-700	EA	BUMPER - RANGE BIFOLD COVER	MAGIC 8003P007-60
	126022-01-701	EA	HINGE-RANGE BIFOLD COVER-22"	MAGIC 3418F067-34

**CABINET & APPLIANCE GROUP (CONTINUED)**  
**CABINET & APPLIANCE LAYOUT (CONTINUED)**



**COMPONENT PARTS FOR APPLIANCE (CONTINUED)**

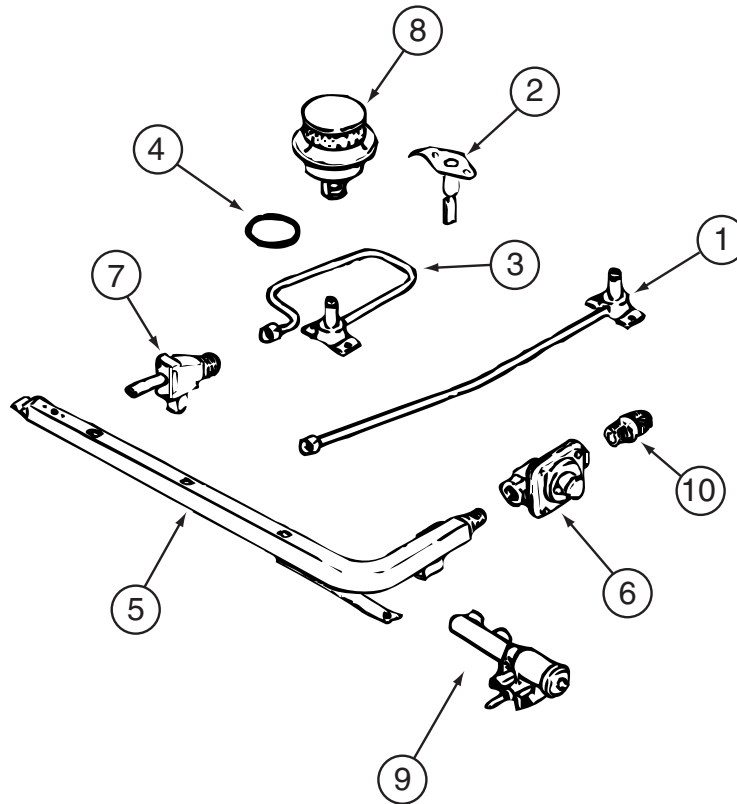
135065-03-01A, 135065-03-03A, 135065-04-01A

KEY	PART NUMBER	U/M	DESCRIPTION	VENDOR NO.
2	102020-01-709	EA	BUMPER-GRATE	8007-P020-60
3	135065-03-703	EA	GRATE - BLACK(SEALED BURNER)	74007304
4	114030-02-700	EA	GUARD/FABRIC - TOWEL BAR	3609F006-70
5	128728-01-701	EA	KNOB - BURNER - REAR	74003941
5	128728-01-702	EA	KNOB - BURNER - FRONT	74003942
6	128728-01-703	EA	PIN/T-NUT F/HINGE	7103P109-60
7	135065-03-704	EA	PANEL - MANIFOLD (BLACK)	74007330
8	128728-01-705	EA	TOP - MAIN - BLACK	74003928
8	135065-03-715	EA	TOP - MAIN - STAINLESS STEEL	74007299
9	114030-01-704	EA	TRIM - RIGHT/BLACK TEXTURED	74002839
10	114030-01-705	EA	TRIM - LEFT/BLACK TEXTURED	74002840
11	114030-01-706	EA	TRIM - REAR/BLACK TEXTURED	74002841
12	102020-01-724	EA	BUMPER-MAIN TOP	8003P008-60
13	128728-01-707	EA	KNOB - IGNITOR	74003944

CONTACT WINNEBAGO PART SALES FOR UNLISTED COMPONENT(S)



**CABINET & APPLIANCE GROUP (CONTINUED)**  
**CABINET & APPLIANCE LAYOUT (CONTINUED)**

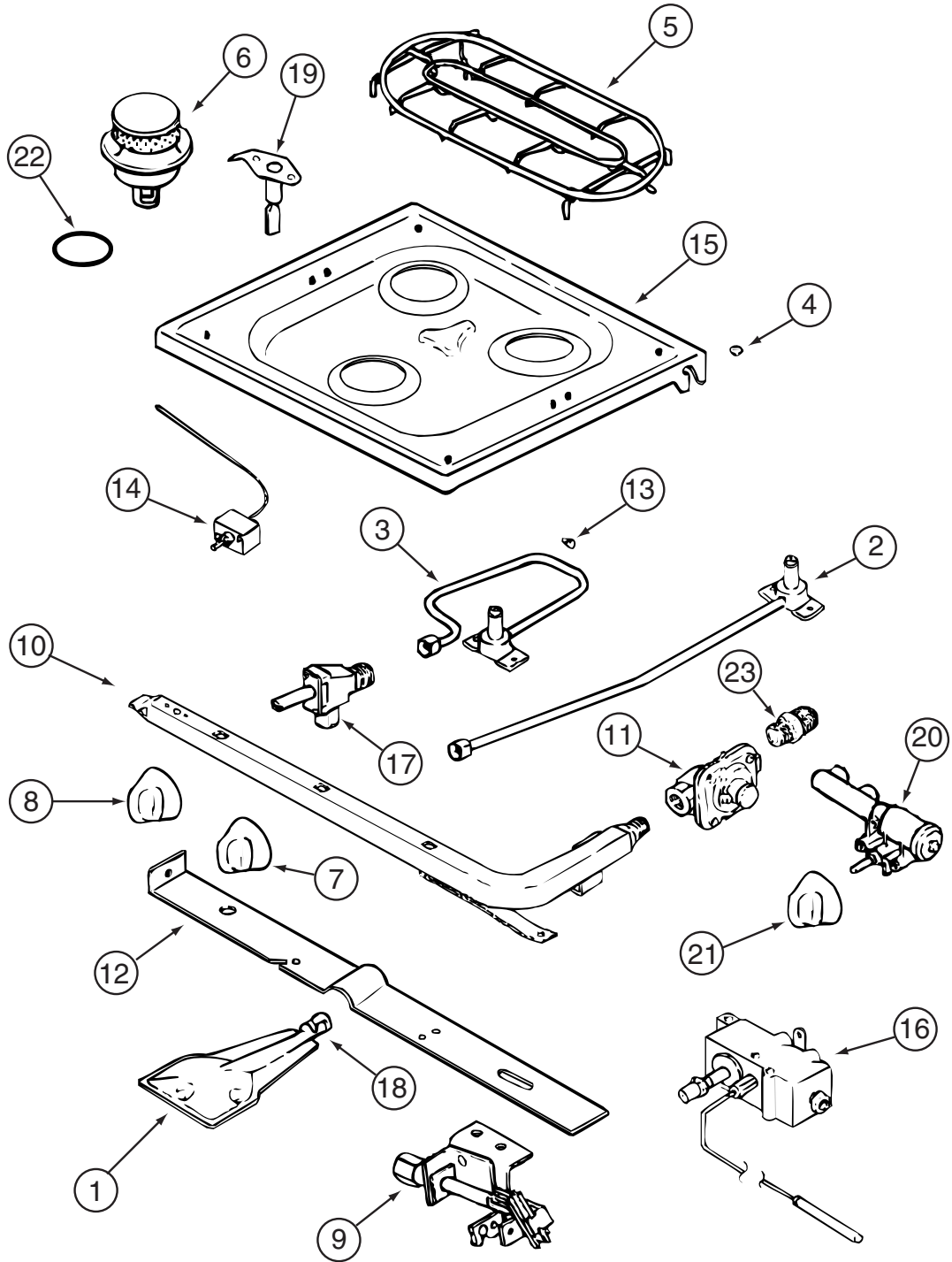


**COMPONENT PARTS FOR APPLIANCE (CONTINUED)**

**135065-03-01A, 135065-03-03A, 135065-04-01A (CONTINUED)**

KEY	PART NUMBER	U/M	DESCRIPTION	VENDOR NO.
1	128728-01-708	EA	FITTING W/ORFICE/TUBE - REAR	74003931
2	135065-01-701	EA	IGNITOR/PORCELAIN-TOP BURNER	74004053
3	128728-01-710	EA	FITTING W/ORFICE/TUBE - FRT	74003930
4	135065-03-700	EA	FITTING - HALF UNION	74004234
5	135065-01-702	EA	PIPE/MANIFOLD	74004642
6	126023-02-703	EA	REGULATOR - PRESSURE	74004235
7	135065-01-703	EA	VALVE/BURNER - REAR	74004643
7	135065-01-704	EA	VALVE/BURNER-FRT-HI	74004644
7	135065-03-701	EA	SCREW - VALVE	71003231
8	135065-03-702	EA	SEALED BURNER ASM.(BLACK) RV	74003967
9	128728-01-716	EA	BURNER - IGNITOR	74003946
9	128728-01-717	EA	WIRES - IGNITOR	74003947

**CABINET & APPLIANCE GROUP (CONTINUED)**  
**CABINET & APPLIANCE LAYOUT (CONTINUED)**



**COMPONENT PARTS FOR APPLIANCE (CONTINUED)**  
135066-02-01A

# CABINET & APPLIANCE GROUP (CONTINUED)

## CABINET & APPLIANCE LAYOUT (CONTINUED)

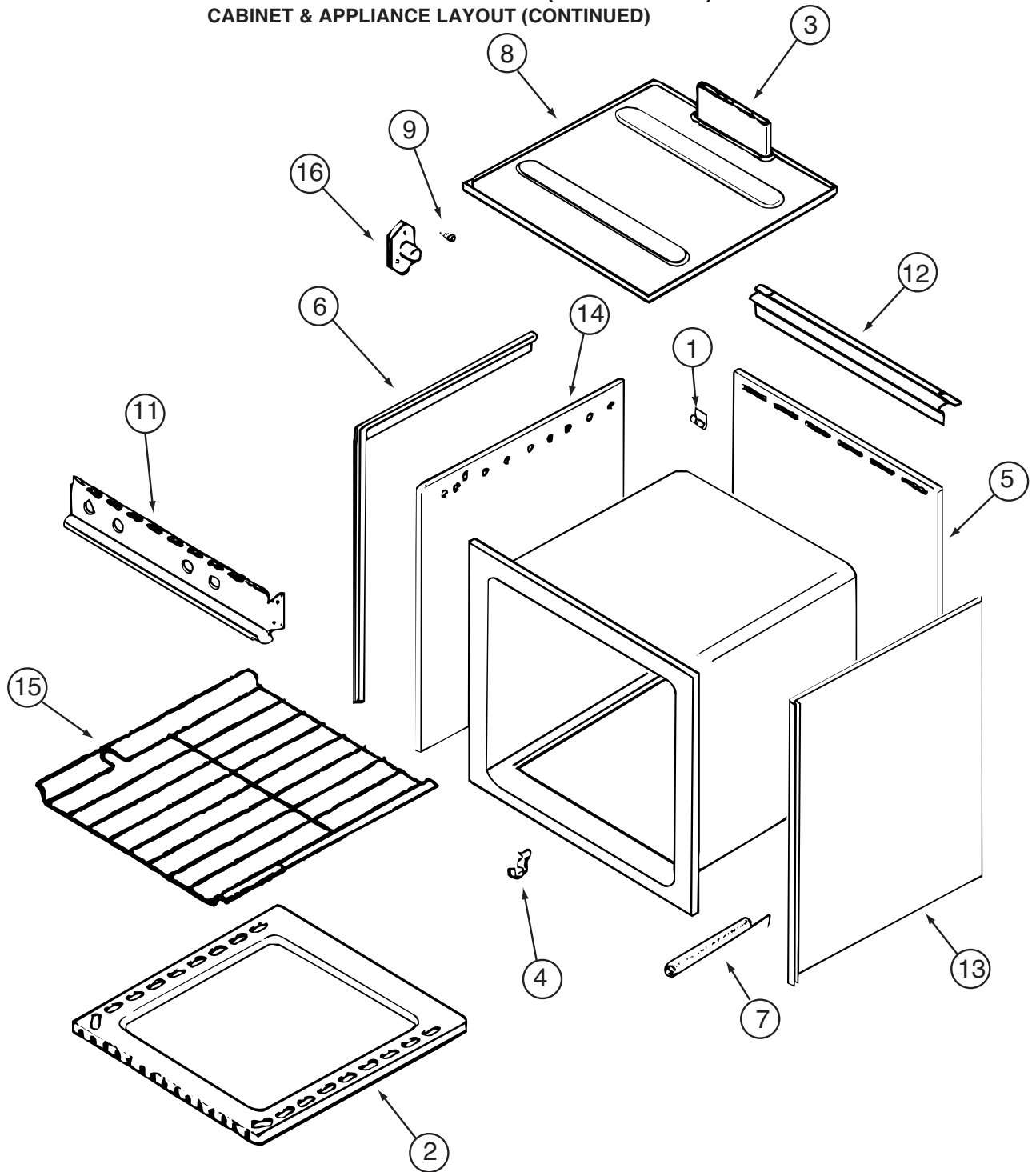
### COMPONENT PARTS FOR APPLIANCE (CONTINUED)

#### 135066-02-01A (CONTINUED)

KEY	PART NUMBER	U/M	DESCRIPTION	VENDOR NO.
1	126023-01-717	EA	BURNER - OVEN	74003343
2	128728-01-708	EA	FITTING W/ORFICE/TUBE - REAR	74003931
3	128728-01-710	EA	FITTING W/ORFICE/TUBE - FRT	74003930
4	102020-01-709	EA	BUMPER-GRATE	8007-P020-60
5	128728-01-700	EA	GRATE - BURNER	74003948
6	135065-01-705	EA	BURNER/SEALED ASSEMBLY	12001497
7	112881-01-705	EA	KNOB-TOP BURNER	7733P072-60
7	112881-01-718	EA	KNOB - TOP BURNER HI-OUTPUT	74001794
8	135656-01-700	EA	KNOB/THERMOSTAT	74002529
9	126023-02-701	EA	PILOT - OVEN	74004586
10	126023-02-702	EA	PIPE - MANIFOLD	74004360
11	135066-02-700	EA	REGULATOR - PRESSURE	74004236
13	102020-01-724	EA	BUMPER-MAIN TOP	8003P008-60
14	126023-01-734	EA	THERMOSTAT/OVEN SERIES #11	74006332
15	128728-01-705	EA	TOP - MAIN - BLACK	74003928
16	126023-02-704	EA	VALVE/OVEN - MERCURY	74004585
17	135065-01-703	EA	VALVE/BURNER - REAR	74004643
17	135065-01-704	EA	VALVE/BURNER-FRT-HI	74004644
18	135656-01-701	EA	MIXER/AIR	3411F003-34
19	135065-01-701	EA	IGNITOR/PORCELAIN-TOP BURNER	74004053
20	128728-01-716	EA	BURNER - IGNITOR	74003946
20	128728-01-717	EA	WIRES - IGNITOR	74003947
21	126023-01-720	EA	KNOB - IGNITER	74002414

CONTACT WINNEBAGO PART SALES FOR UNLISTED COMPONENTS

**CABINET & APPLIANCE GROUP (CONTINUED)**  
**CABINET & APPLIANCE LAYOUT (CONTINUED)**



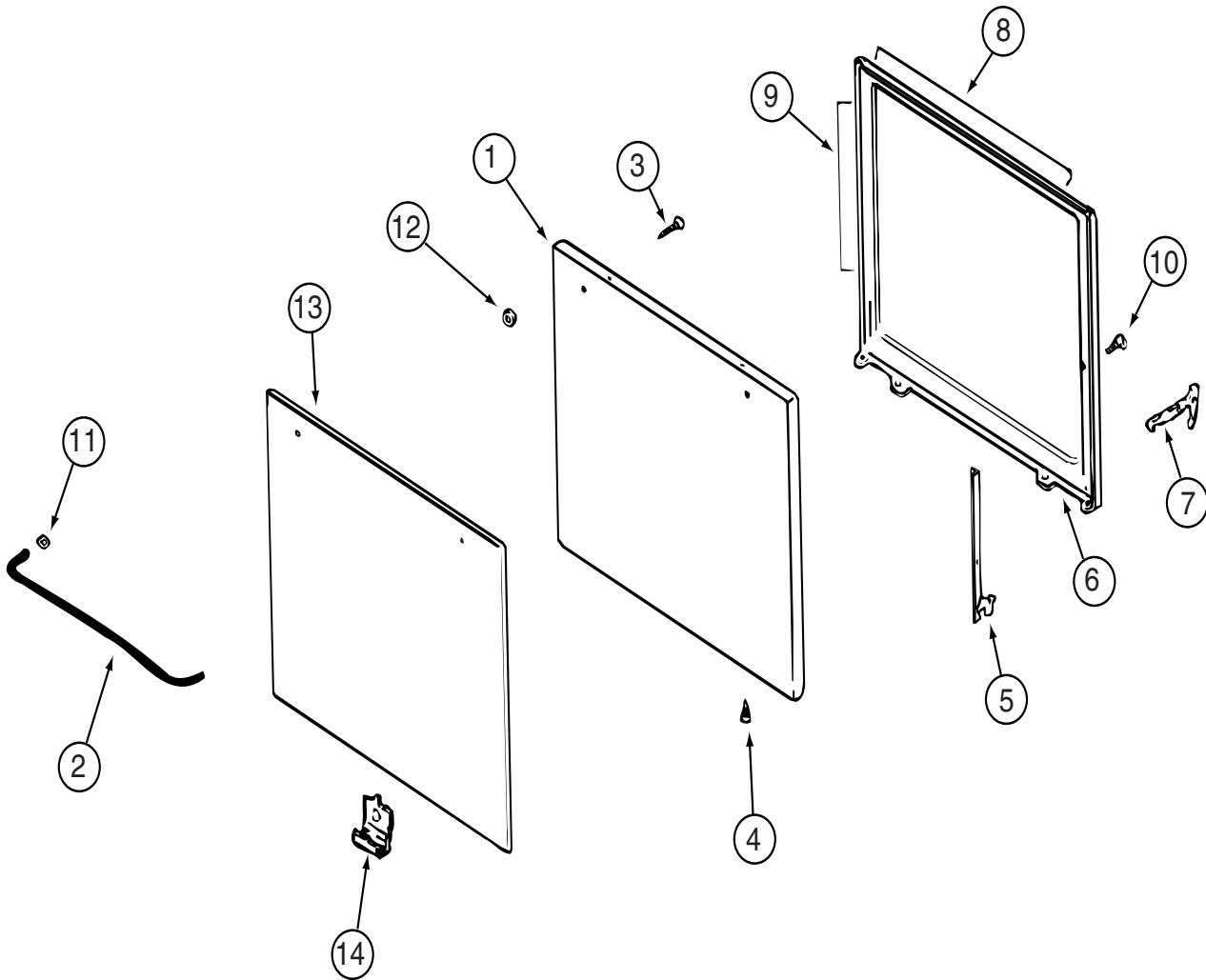
**COMPONENT PARTS FOR APPLIANCE (CONTINUED)**

135066-01-01A, 135066-01-02A, 135066-02-01A (CONTINUED)

KEY	PART NUMBER	U/M	DESCRIPTION	VENDOR NO.
1	112881-03-702	EA	CLIP - MAIN TOP	74003998
2	126023-01-731	EA	BOTTOM - OVEN	2205F016-19
3	126023-01-718	EA	FLUE BOX ASSEMBLY	4006W075-80
6	126023-01-713	EA	TRIM - SIDE (RIGHT)	74002827
6	126023-01-714	EA	TRIM - SIDE (LEFT)	74002828
11	126023-01-729	EA	PANEL - MANIFOLD	74003351
15	126023-01-716	EA	RACK - OVEN	74003106
	126023-01-738	EA	CLIP - GLASS OVEN/BLACK	7112P093-60

CONTACT WINNEBAGO PART SALES FOR UNLISTED COMPONENTS

**CABINET & APPLIANCE GROUP (CONTINUED)**  
**CABINET & APPLIANCE LAYOUT (CONTINUED)**



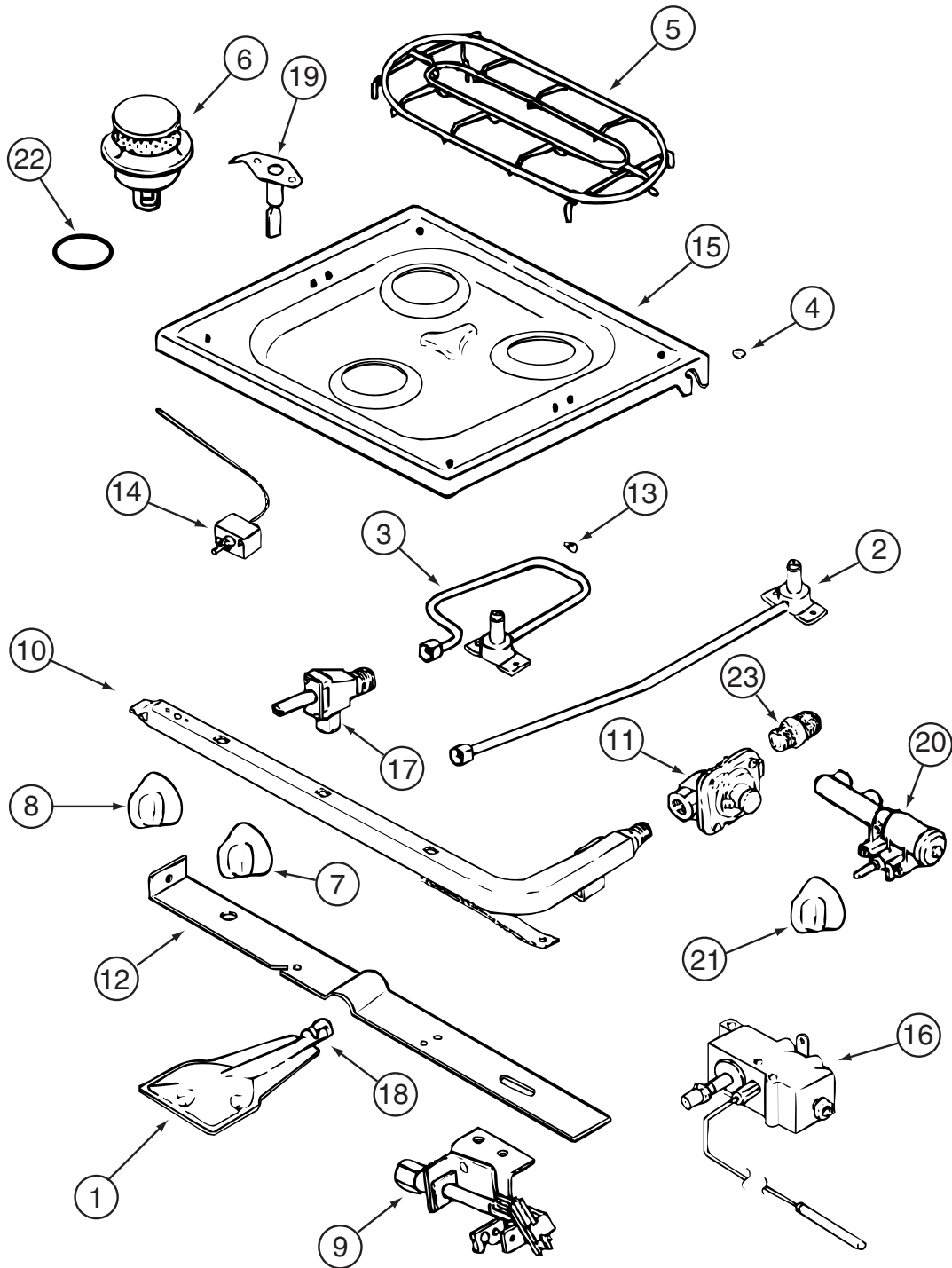
**COMPONENT PARTS FOR APPLIANCE (CONTINUED)**

135066-01-01A, 135066-01-02A, 135066-02-01A (CONTINUED)

KEY	PART NUMBER	U/M	DESCRIPTION	VENDOR NO.
1	126023-01-712	EA	PANEL - DOOR (BLACK)	74001190
2	102020-01-701	EA	HANDLE,DOOR	7701P092-60
8	126023-01-732	EA	SEAL/OVEN DR TOP	7212P014-60
9	126023-01-733	EA	SEAL/OVEN DR SIDES(2PCS)	7212P038-60
13	102020-01-725	EA	GLASS OUTER	7902P266-60

CONTACT WINNEBAGO PART SALES FOR UNLISTED COMPONENTS

**CABINET & APPLIANCE GROUP (CONTINUED)**  
**CABINET & APPLIANCE LAYOUT (CONTINUED)**



**COMPONENT PARTS FOR APPLIANCE (CONTINUED)**  
135066-03-01A, 135066-03-04A, 150778-01-01A

## CABINET & APPLIANCE GROUP (CONTINUED)

### CABINET & APPLIANCE LAYOUT (CONTINUED)

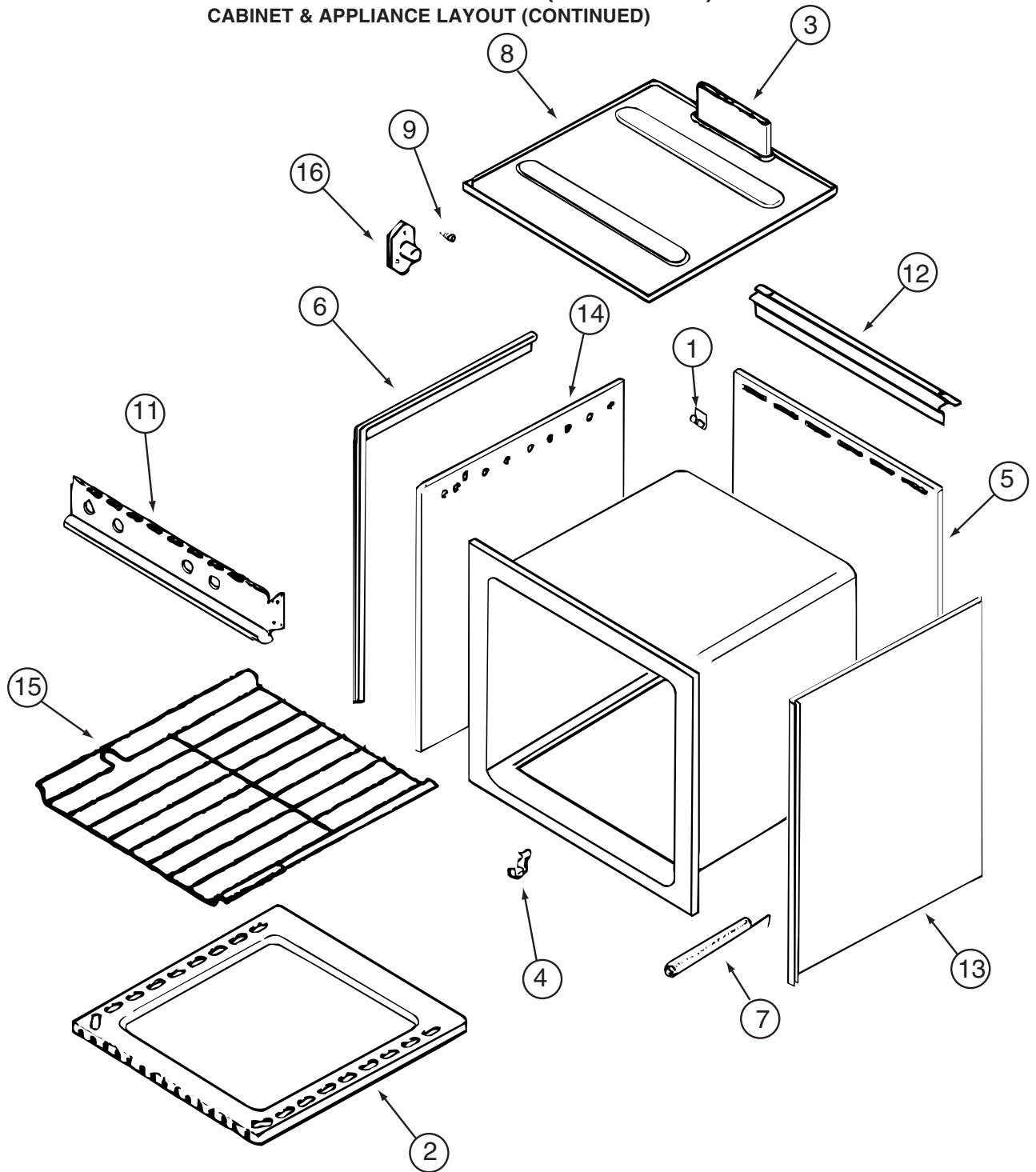
#### COMPONENT PARTS FOR APPLIANCE (CONTINUED)

135066-03-01A, 135066-03-04A, 150778-01-01A (CONTINUED)

KEY	PART NUMBER	U/M	DESCRIPTION	VENDOR NO.
1	126023-01-717	EA	BURNER - OVEN	74003343
2	128728-01-708	EA	FITTING W/ORFICE/TUBE - REAR	74003931
3	128728-01-710	EA	FITTING W/ORFICE/TUBE - FRT	74003930
4	102020-01-709	EA	BUMPER-GRATE	8007-P020-60
5	135065-03-703	EA	GRATE - BLACK(SEALED BURNER)	74007304
6	135065-03-702	EA	SEALED BURNER ASM.(BLACK) RV	74003967
7	128728-01-701	EA	KNOB - BURNER - REAR	74003941
7	128728-01-702	EA	KNOB - BURNER - FRONT	74003942
8	112881-04-703	EA	KNOB - THERMOSTAT - BLACK	74004645
9	112881-04-706	EA	PILOT - OVEN	74006334
10	126023-02-702	EA	PIPE - MANIFOLD	74004360
11	126023-02-703	EA	REGULATOR - PRESSURE	74004235
13	102020-01-724	EA	BUMPER-MAIN TOP	8003P008-60
14	126023-01-734	EA	THERMOSTAT/OVEN SERIES #11	74006332
15	128728-01-705	EA	TOP - MAIN - BLACK	74003928
15	135065-03-705	EA	TOP - MAIN - BLACK F/1512790201A ONLY	74007300
15	135065-03-715	EA	TOP - MAIN - STAINLESS STEEL	74007299
16	112881-04-704	EA	VALVE - OVEN	74006333
17	135065-01-703	EA	VALVE/BURNER - REAR	74004643
17	135065-01-704	EA	VALVE/BURNER-FRT-HI	74004644
17	135065-03-701	EA	SCREW - VALVE	71003231
18	135656-01-701	EA	MIXER/AIR	3411F003-34
19	135065-01-701	EA	IGNITOR/PORCELAIN-TOP BURNER	74004053
20	128728-01-716	EA	BURNER - IGNITOR	74003946
20	128728-01-717	EA	WIRES - IGNITOR	74003947
21	128728-01-707	EA	KNOB - IGNITOR	74003944
22	135065-03-700	EA	FITTING - HALF UNION	74004234

CONTACT WINNEBAGO PART SALES FOR UNLISTED COMPONENTS

**CABINET & APPLIANCE GROUP (CONTINUED)**  
**CABINET & APPLIANCE LAYOUT (CONTINUED)**



**COMPONENT PARTS FOR APPLIANCE (CONTINUED)**

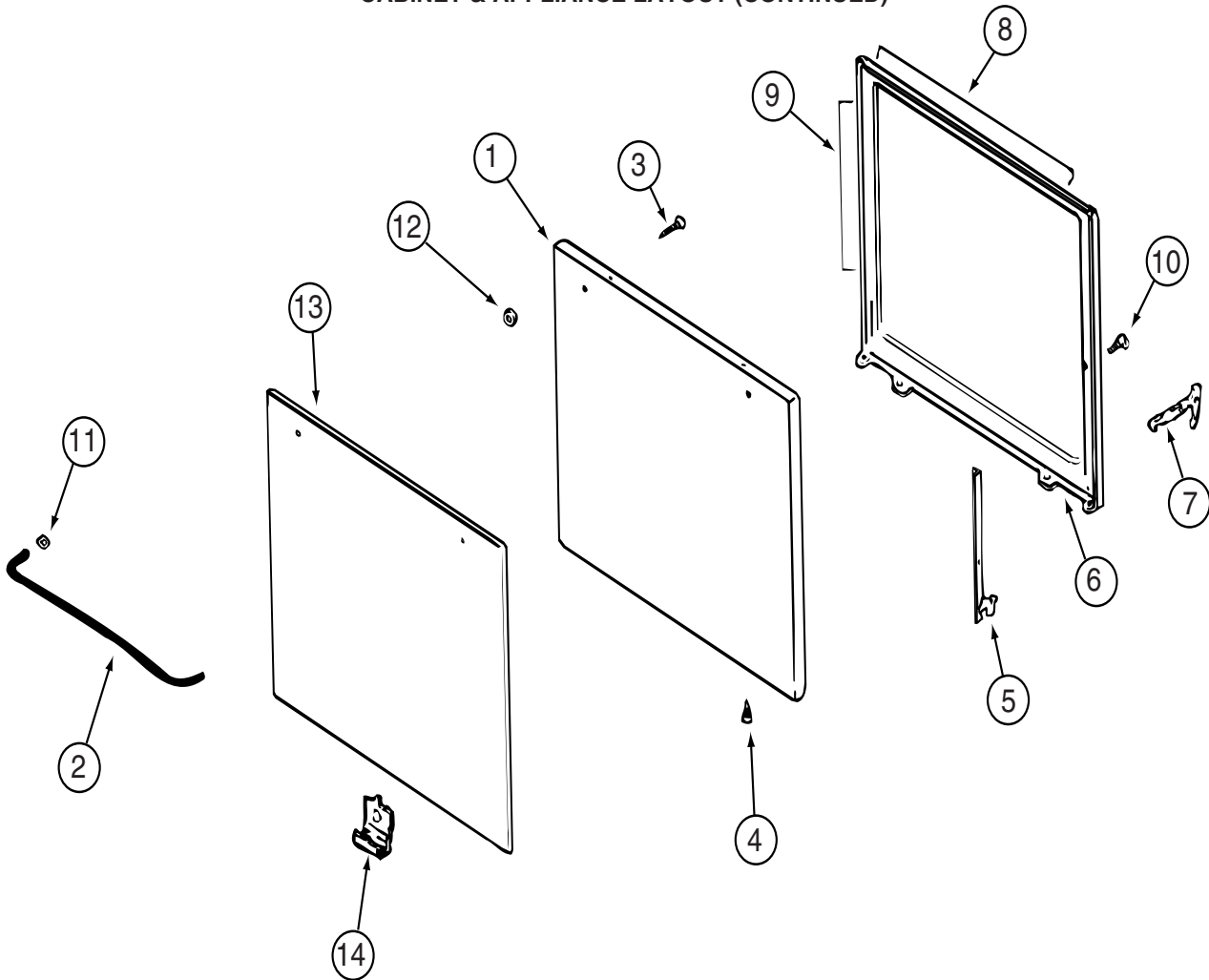
135066-03-01A/04A, 150778-01-01A, 151277-03-01A, 151279-02-01A/02A, 151279-03-01A (CONTINUED)

KEY	PART NUMBER	U/M	DESCRIPTION	VENDOR NO.
1	112881-03-702	EA	CLIP - MAIN TOP	74003998
2	126023-01-731	EA	BOTTOM - OVEN	2205F016-19
3	126023-01-718	EA	FLUE BOX ASSEMBLY	4006W075-80
6	126023-01-713	EA	TRIM - SIDE (RIGHT)	74002827
6	126023-01-714	EA	TRIM - SIDE (LEFT)	74002828
7	135066-03-708	EA	SPRING - OVEN DOOR	7803P053-60
9	128728-01-703	EA	PIN/T-NUT F/HINGE	7103P109-60
11	135066-03-701	EA	PANEL - MANIFOLD - BLACK	74007306
12	112881-01-721	EA	DEFLECTOR/FLUE-BLK-SEALED BR	74002829
15	126023-01-716	EA	RACK - OVEN	74003106

CONTACT WINNEBAGO PART SALES FOR UNLISTED COMPONENT(S)



**CABINET & APPLIANCE GROUP (CONTINUED)**  
**CABINET & APPLIANCE LAYOUT (CONTINUED)**

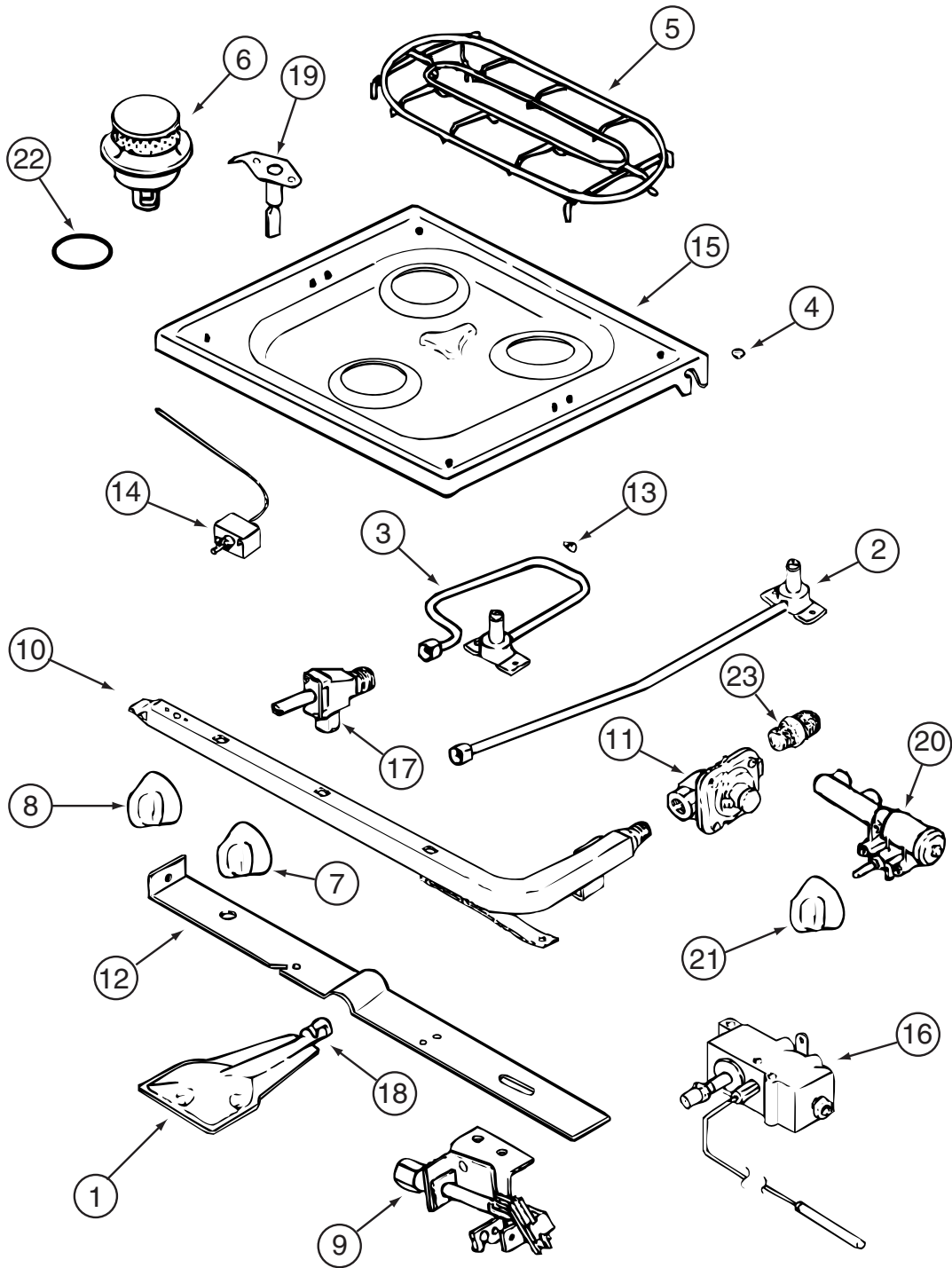


**COMPONENT PARTS FOR APPLIANCE (CONTINUED)**

135066-03-01A, 135066-03-04A (CONTINUED)

KEY	PART NUMBER	U/M	DESCRIPTION	VENDOR NO.
1	126023-01-712	EA	PANEL - DOOR (BLACK)	74001190
1	135066-03-702	EA	PANEL - DOOR - STAINLESS STEEL	74007313
2	102020-01-701	EA	HANDLE,DOOR	7701P092-60
8	126023-01-732	EA	SEAL/OVEN DR TOP	7212P014-60
9	126023-01-733	EA	SEAL/OVEN DR SIDES(2PCS)	7212P038-60
13	102020-01-725	EA	GLASS OUTER	7902P266-60
			CONTACT WINNEBAGO PART SALES FOR UNLISTED COMPONENT(S)	

**CABINET & APPLIANCE GROUP (CONTINUED)**  
**CABINET & APPLIANCE LAYOUT (CONTINUED)**



**COMPONENT PARTS FOR APPLIANCE (CONTINUED)**

135066-03-01A, 135066-03-04A, 150778-01-01A

# CABINET & APPLIANCE GROUP (CONTINUED)

## CABINET & APPLIANCE LAYOUT (CONTINUED)

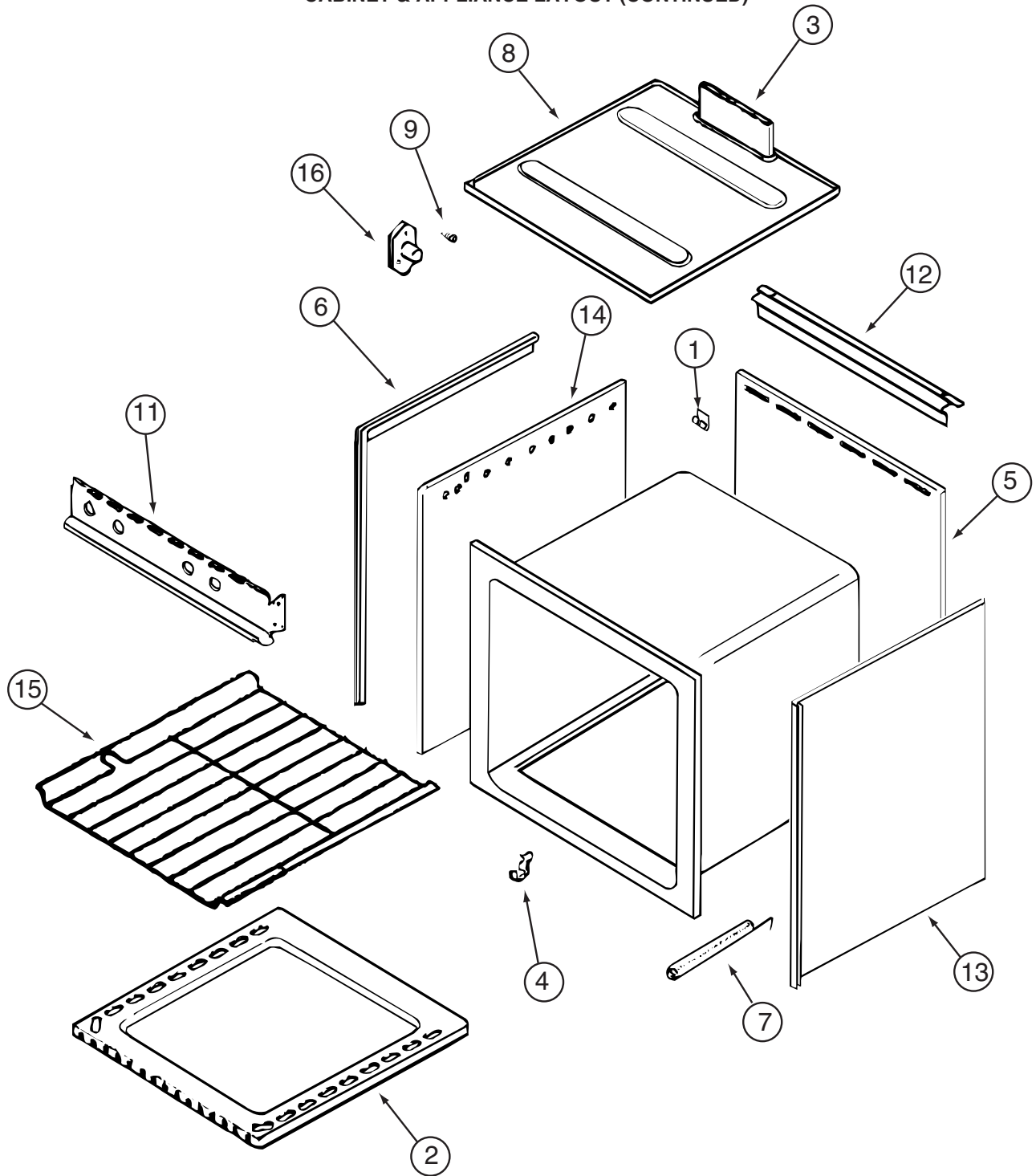
### COMPONENT PARTS FOR APPLIANCE (CONTINUED)

135066-03-01A, 135066-03-04A, 150778-01-01A (CONTINUED)

KEY	PART NUMBER	U/M	DESCRIPTION	VENDOR NO.
1	126023-01-717	EA	BURNER - OVEN	74003343
2	128728-01-708	EA	FITTING W/ORFICE/TUBE - REAR	74003931
3	128728-01-710	EA	FITTING W/ORFICE/TUBE - FRT	74003930
4	102020-01-709	EA	BUMPER-GRATE	8007-P020-60
5	135065-03-703	EA	GRATE - BLACK(SEALED BURNER)	74007304
6	135065-03-702	EA	SEALED BURNER ASM.(BLACK) RV	74003967
7	128728-01-701	EA	KNOB - BURNER - REAR	74003941
7	128728-01-702	EA	KNOB - BURNER - FRONT	74003942
8	112881-04-703	EA	KNOB - THERMOSTAT - BLACK	74004645
9	112881-04-706	EA	PILOT - OVEN	74006334
10	126023-02-702	EA	PIPE - MANIFOLD	74004360
11	126023-02-703	EA	REGULATOR - PRESSURE	74004235
13	102020-01-724	EA	BUMPER-MAIN TOP	8003P008-60
14	126023-01-734	EA	THERMOSTAT/OVEN SERIES #11	74006332
15	128728-01-705	EA	TOP - MAIN - BLACK	74003928
15	135065-03-705	EA	TOP - MAIN - BLACK F/1512790201A ONLY	74007300
15	135065-03-715	EA	TOP - MAIN - STAINLESS STEEL	74007299
16	112881-04-704	EA	VALVE - OVEN	74006333
17	135065-01-703	EA	VALVE/BURNER - REAR	74004643
17	135065-01-704	EA	VALVE/BURNER-FRT-HI	74004644
17	135065-03-701	EA	SCREW - VALVE	71003231
18	135656-01-701	EA	MIXER/AIR	3411F003-34
19	135065-01-701	EA	IGNITOR/PORCELAIN-TOP BURNER	74004053
20	128728-01-716	EA	BURNER - IGNITOR	74003946
20	128728-01-717	EA	WIRES - IGNITOR	74003947
21	128728-01-707	EA	KNOB - IGNITOR	74003944
22	135065-03-700	EA	FITTING - HALF UNION	74004234

CONTACT WINNEBAGO PART SALES FOR UNLISTED COMPONENTS

**CABINET & APPLIANCE GROUP (CONTINUED)**  
**CABINET & APPLIANCE LAYOUT (CONTINUED)**



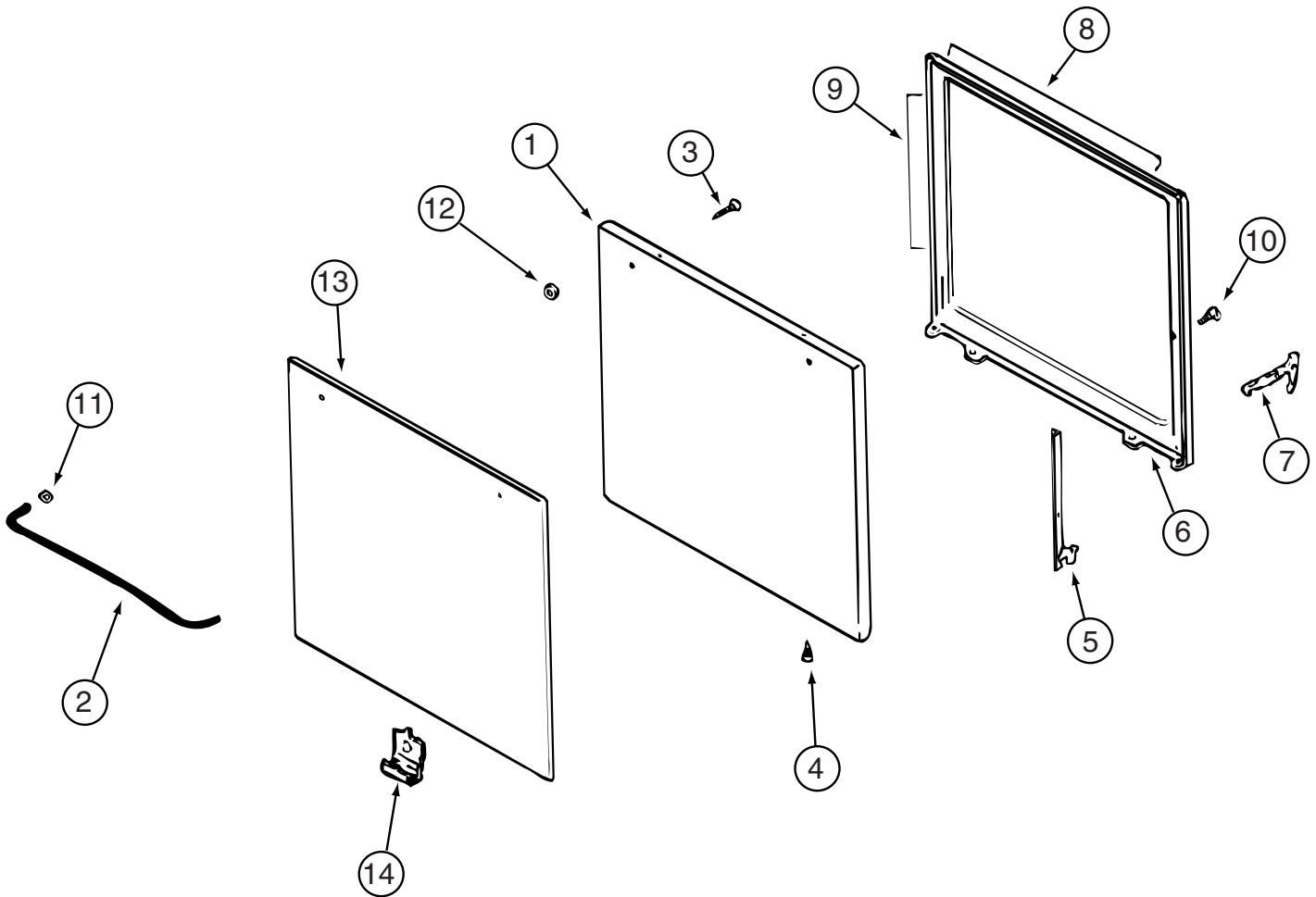
**COMPONENT PARTS FOR APPLIANCE (CONTINUED)**

135066-03-01A/04A, 150778-01-01A, 151277-03-01A, 151279-02-01A/02A, 151279-03-01A (CONTINUED)

KEY	PART NUMBER	U/M	DESCRIPTION	VENDOR NO.
1	112881-03-702	EA	CLIP - MAIN TOP	74003998
2	126023-01-731	EA	BOTTOM - OVEN	2205F016-19
3	126023-01-718	EA	FLUE BOX ASSEMBLY	4006W075-80
6	126023-01-713	EA	TRIM - SIDE (RIGHT)	74002827
6	126023-01-714	EA	TRIM - SIDE (LEFT)	74002828
7	135066-03-708	EA	SPRING - OVEN DOOR	7803P053-60
9	128728-01-703	EA	PIN/T-NUT F/HINGE	7103P109-60
11	135066-03-701	EA	PANEL - MANIFOLD - BLACK	74007306
12	112881-01-721	EA	DEFLECTOR/FLUE-BLK-SEALED BR	74002829
15	126023-01-716	EA	RACK - OVEN	74003106

CONTACT WINNEBAGO PART SALES FOR UNLISTED COMPONENT(S)

**CABINET & APPLIANCE GROUP (CONTINUED)**  
**CABINET & APPLIANCE LAYOUT (CONTINUED)**



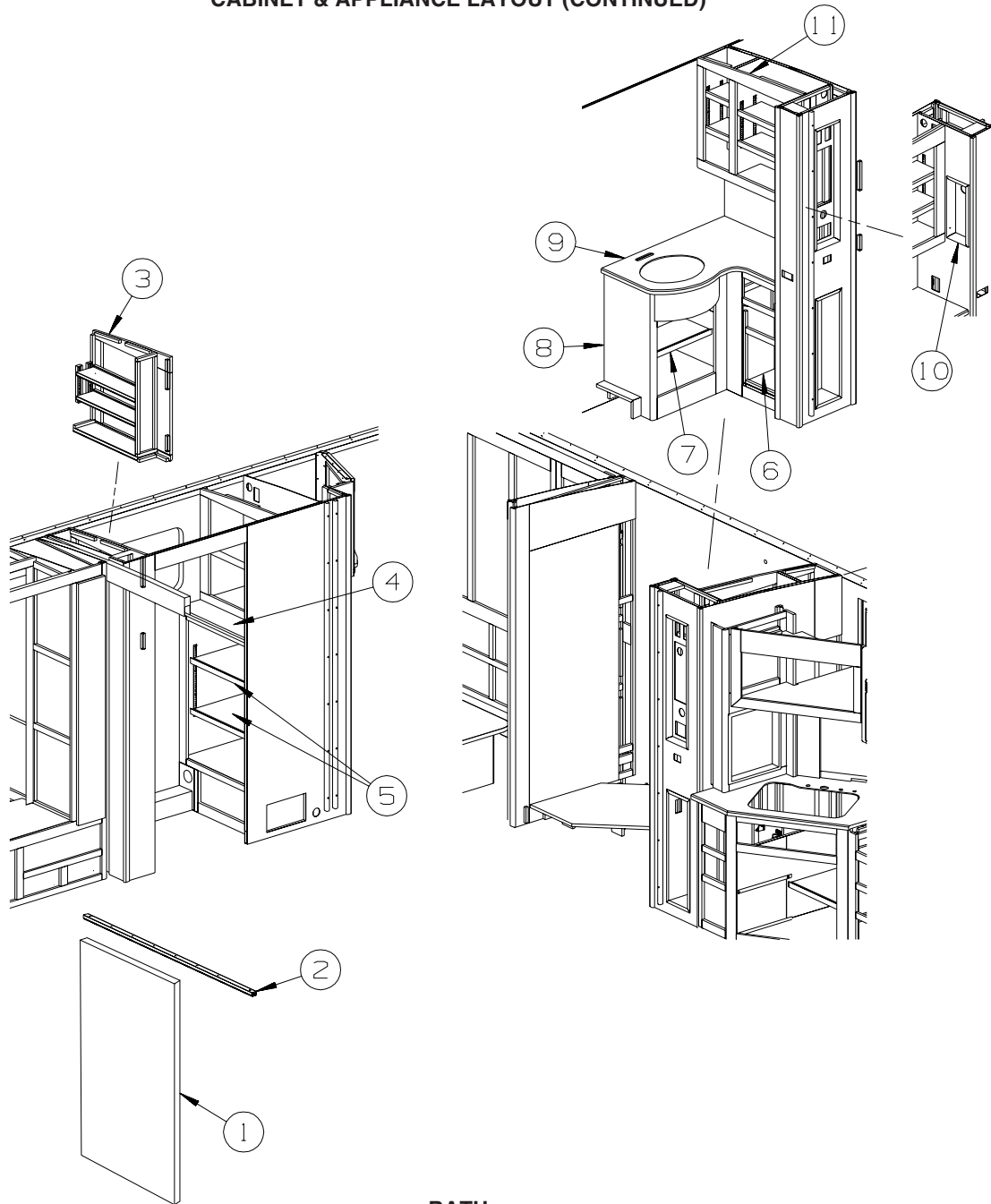
**COMPONENT PARTS FOR APPLIANCE (CONTINUED)**

135066-03-01A, 135066-03-04A (CONTINUED)

KEY	PART NUMBER	U/M	DESCRIPTION	VENDOR NO.
1	126023-01-712	EA	PANEL - DOOR (BLACK)	74001190
1	135066-03-702	EA	PANEL - DOOR - STAINLESS STEEL	74007313
2	102020-01-701	EA	HANDLE,DOOR	7701P092-60
8	126023-01-732	EA	SEAL/OVEN DR TOP	7212P014-60
9	126023-01-733	EA	SEAL/OVEN DR SIDES(2PCS)	7212P038-60
13	102020-01-725	EA	GLASS OUTER	7902P266-60

CONTACT WINNEBAGO PART SALES FOR UNLISTED COMPONENT(S)

**CABINET & APPLIANCE GROUP (CONTINUED)**  
**CABINET & APPLIANCE LAYOUT (CONTINUED)**



**BATH**

KEY	PART NUMBER	U/M	DESCRIPTION
1	146047-04-R68	EA	DOOR - SLIDING - W/O HARDWARE - PORTSMOUTH OAK
1	146047-04-R69	EA	DOOR - SLIDING - W/O HARDWARE - CONCERT CHERRY
1	146047-04-RW7	EA	DOOR - SLIDING - W/O HARDWARE - WASHED MAPLE
1	146047-04-SA3	EA	DOOR - SLIDING - W/O HARDWARE - SIERRA MAPLE
1	146047-04-R89	EA	DOOR - SLIDING - W/O HARDWARE - PORTSMOUTH OAK - <b>STAINLESS STEEL PKG</b>
1	146047-04-R90	EA	DOOR - SLIDING - W/O HARDWARE - CONCERT CHERRY - <b>STAINLESS STEEL PKG</b>
1	146047-04-R91	EA	DOOR - SLIDING - W/O HARDWARE - WASHED MAPLE - <b>STAINLESS STEEL PKG</b>
1	146047-04-SN3	EA	DOOR - SLIDING - W/O HARDWARE - SIERRA MAPLE - <b>STAINLESS STEEL PKG</b>
2	145608-05-01A	EA	TRACK - DOOR - 51.8" - OFF WHITE
3	140191-01-N70	EA	CABINET - OVERHEAD/BATH - W/O DOORS/HARDWARE - PORTSMOUTH OAK
3	140191-01-N85	EA	CABINET - OVERHEAD/BATH - W/O DOORS/HARDWARE - CONCERT CHERRY
3	140191-01-RW7	EA	CABINET - OVERHEAD/BATH - W/O DOORS/HARDWARE - WASHED MAPLE
3	140191-01-SA3	EA	CABINET - OVERHEAD/BATH - W/O DOORS/HARDWARE - SIERRA MAPLE
	140191-18-N70	EA	SHELF - W/MOLDING - PORTSMOUTH OAK
	140191-18-N85	EA	SHELF - W/MOLDING - CONCERT CHERRY
	140191-18-RW7	EA	SHELF - W/MOLDING - WASHED MAPLE
	140191-18-SA3	EA	SHELF - W/MOLDING - SIERRA MAPLE

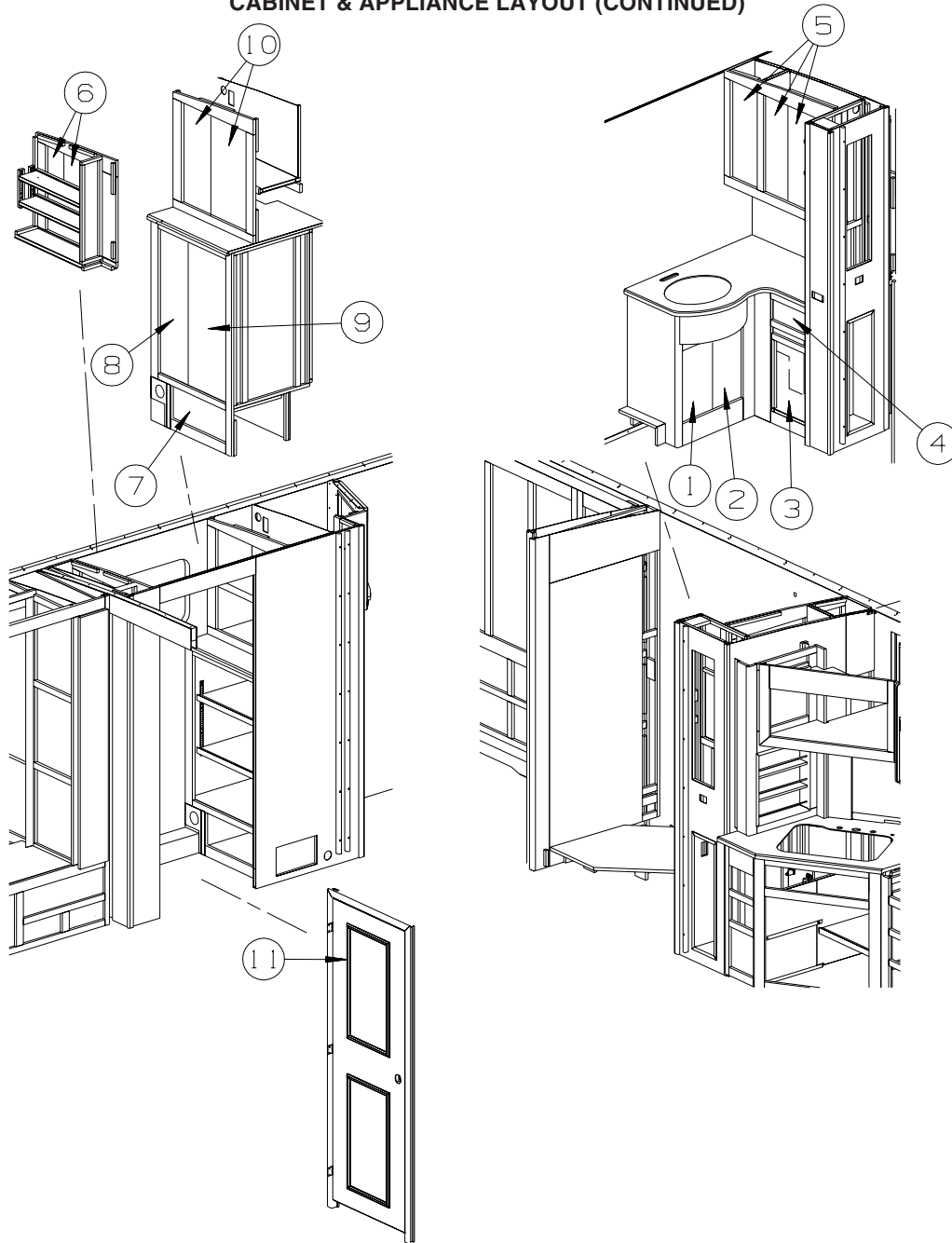
# CABINET & APPLIANCE GROUP (CONTINUED)

## CABINET & APPLIANCE LAYOUT (CONTINUED)

### BATH (CONTINUED)

KEY	PART NUMBER	U/M	DESCRIPTION
4	133655-48-P82	EA	COUNTERTOP - LAMINATED - GRAY TRANQUILITY/PORTSMOUTH OAK (SA0, SN0)
4	133655-48-P83	EA	COUNTERTOP - LAMINATED - GRAY TRANQUILITY/CHERRY IV (SA1, SN1)
4	133655-48-R76	EA	COUNTERTOP - LAMINATED - GRAY TRANQUILITY/WASHED MAPLE (SA2, SN2)
4	133655-48-SA3	EA	COUNTERTOP - LAMINATED - GRAY TRANQUILITY/HONEY (SA3, SN3)
4	133655-48-R70	EA	COUNTERTOP - LAMINATED - LINO FRIEZE/PORTSMOUTH OAK (SA4, SN4)
4	133655-48-R71	EA	COUNTERTOP - LAMINATED - LINO FRIEZE/CHERRY (SA5, SN5)
4	133655-48-R79	EA	COUNTERTOP - LAMINATED - LINO FRIEZE/WASHED MAPLE (SA6, SN6)
4	133655-48-SA7	EA	COUNTERTOP - LAMINATED - LINO FRIEZE/HONEY (SA7, SN7)
4	133655-48-R72	EA	COUNTERTOP - LAMINATED - ROCKY MT HIGH/PORTSMOUTH OAK (SB0, SP0)
4	133655-48-R73	EA	COUNTERTOP - LAMINATED - ROCKY MT HIGH/CHERRY (SB1, SP1)
4	133655-48-R82	EA	COUNTERTOP - LAMINATED - ROCKY MT HIGH/WASHED MAPLE (SB2, SP2)
4	133655-48-SB3	EA	COUNTERTOP - LAMINATED - ROCKY MT HIGH/HONEY (SB3, SP3)
5	149957-32-SA0	EA	SHELF - W/PLASTIC EDGE MOLDING - PORTSMOUTH OAK
5	149957-32-SA1	EA	SHELF - W/PLASTIC EDGE MOLDING - CONCERT CHERRY
5	149957-32-SA2	EA	SHELF - W/PLASTIC MOLDING - WASHED MAPLE
5	149957-32-SA3	EA	SHELF - W/PLASTIC MOLDING - SIERRA MAPLE
6	144376-01-R68	EA	CABINET - HAMPER - W/O DOORS/HARDWARE - PORTSMOUTH OAK
6	144376-01-R69	EA	CABINET - HAMPER - W/O DOORS/HARDWARE - CONCERT CHERRY
6	144376-01-RW7	EA	CABINET - HAMPER - W/O DOORS/HARDWARE - WASHED MAPLE
6	144376-01-SA3	EA	CABINET - HAMPER - W/O DOORS/HARDWARE - SIERRA MAPLE
7	144344-18-R68	EA	SHELF - W/PLASTIC EDGE MOLDING
8	P44344-01-R68	EA	CABINET - LAVATORY - W/O COUNTERTOP/DOORS/DRAWERS/HARDWARE - PORTSMOUTH OAK
8	P44344-01-R69	EA	CABINET - LAVATORY - W/O COUNTERTOP/DOORS/DRAWERS/HARDWARE - CONCERT CHERRY
8	P44344-01-RW7	EA	CABINET - LAVATORY - W/O COUNTERTOP/DOORS/DRAWERS/HARDWARE - WASHED MAPLE
8	P44344-01-SA3	EA	CABINET - LAVATORY - W/O COUNTERTOP/DOORS/DRAWERS/HARDWARE - SIERRA MAPLE
9	149105-07-02A	EA	COUNTERTOP - 1/4" VENDURA - ALMONDINE
10	137602-51-N70	EA	POCKET - F/HAIR DRYER - PORTSMOUTH OAK
10	137602-51-N85	EA	POCKET - F/HAIR DRYER - CONCERT CHERRY
10	137602-51-RW7	EA	POCKET - F/HAIR DRYER - WASHED MAPLE
10	137602-51-SA3	EA	POCKET - F/HAIR DRYER - MAPLE/HONEY - BRASS ROD - SIERRA MAPLE
10	137602-51-R89	EA	POCKET - F/HAIR DRYER - PORTSMOUTH OAK - <b>STAINLESS STEEL PKG</b>
10	137602-51-R90	EA	POCKET - F/HAIR DRYER - CONCERT CHERRY - <b>STAINLESS STEEL PKG</b>
10	137602-51-SB6	EA	POCKET - F/HAIR DRYER - MAPLE - PEWTER ROD - WASHED MAPLE - <b>STAINLESS STEEL PKG</b>
10	137602-51-SB7	EA	POCKET - F/HAIR DRYER - MAPLE/HONEY - PEWTER ROD - SIERRA MAPLE - <b>STAINLESS STEEL PKG</b>
11	140310-01-N70	EA	CABINET - OVERHEAD/LAVATORY - W/O DOORS/HARDWARE - PORTSMOUTH OAK
11	140310-01-N85	EA	CABINET - OVERHEAD/LAVATORY - W/O DOORS/HARDWARE - CONCERT CHERRY
11	140310-01-RW7	EA	CABINET - OVERHEAD/LAVATORY - W/O DOORS/HARDWARE - WASHED MAPLE
11	140310-01-SA3	EA	CABINET - OVERHEAD/LAVATORY - W/O DOORS/HARDWARE - SIERRA MAPLE

**CABINET & APPLIANCE GROUP (CONTINUED)**  
**CABINET & APPLIANCE LAYOUT (CONTINUED)**



**BATH (CONTINUED)**

KEY	PART NUMBER	U/M	DESCRIPTION
1	136954-23-R68	EA	DOOR - RAISED PANEL/OGEE EDGE - 10" X 19.1" - W/O HDW - PORTSMOUTH OAK
1	136954-23-R69	EA	DOOR - RAISED PANEL/OGEE EDGE - 10" X 19.1" - W/O HDW - CONCERT CHERRY
1	136954-23-SA2	EA	DOOR - RAISED PANEL/OGEE EDGE - 10" X 19.1" - W/O HDW - WASHED MAPLE
1	136954-23-SA3	EA	DOOR - RAISED PANEL/OGEE EDGE - 10" X 19.1" - W/O HDW - SIERRA MAPLE
1	136954-23-SN0	EA	DOOR - RAISED PNL/OGEE EDGE -10"X19.1"-W/O HDW - PORTSMOUTH OAK - <b>STAINLESS STEEL PKG</b>
1	136954-23-SN1	EA	DOOR - RAISED PNL/OGEE EDGE -10"X19.1"-W/O HDW - CONCERT CHERRY - <b>STAINLESS STEEL PKG</b>
1	136954-23-SN2	EA	DOOR - RAISED PNL/OGEE EDGE - 10" X 19.1" - W/O HDW - WASHED MAPLE - <b>STAINLESS STEEL PKG</b>
1	136954-23-SN3	EA	DOOR - RAISED PNL/OGEE EDGE - 10" X 19.1" - W/O HDW - SIERRA MAPLE - <b>STAINLESS STEEL PKG</b>
2	136954-24-R68	EA	DOOR - RAISED PANEL/OGEE EDGE - 10" X 19.1" - W/O HDW - PORTSMOUTH OAK
2	136954-24-R69	EA	DOOR - RAISED PANEL/OGEE EDGE - 10" X 19.1" - W/O HDW - CONCERT CHERRY
2	136954-24-SA2	EA	DOOR - RAISED PANEL/OGEE EDGE - 10" X 19.1" - W/O HDW - WASHED MAPLE
2	136954-24-SA3	EA	DOOR - RAISED PANEL/OGEE EDGE - 10" X 19.1" - W/O HDW - SIERRA MAPLE
2	136954-24-SN0	EA	DOOR - RAISED PNL/OGEE EDGE -10"X19.1"-W/O HDW - PORTSMOUTH OAK - <b>STAINLESS STEEL PKG</b>
2	136954-24-SN1	EA	DOOR - RAISED PNL/OGEE EDGE -10"X19.1"-W/O HDW - CONCERT CHERRY - <b>STAINLESS STEEL PKG</b>
2	136954-24-SN2	EA	DOOR - RAISED PNL/OGEE EDGE - 10" X 19.1" - W/O HDW - WASHED MAPLE - <b>STAINLESS STEEL PKG</b>
2	136954-24-SN3	EA	DOOR - RAISED PNL/OGEE EDGE - 10" X 19.1" - W/O HDW - SIERRA MAPLE - <b>STAINLESS STEEL PKG</b>



## CABINET & APPLIANCE GROUP (CONTINUED)

### CABINET & APPLIANCE LAYOUT (CONTINUED)

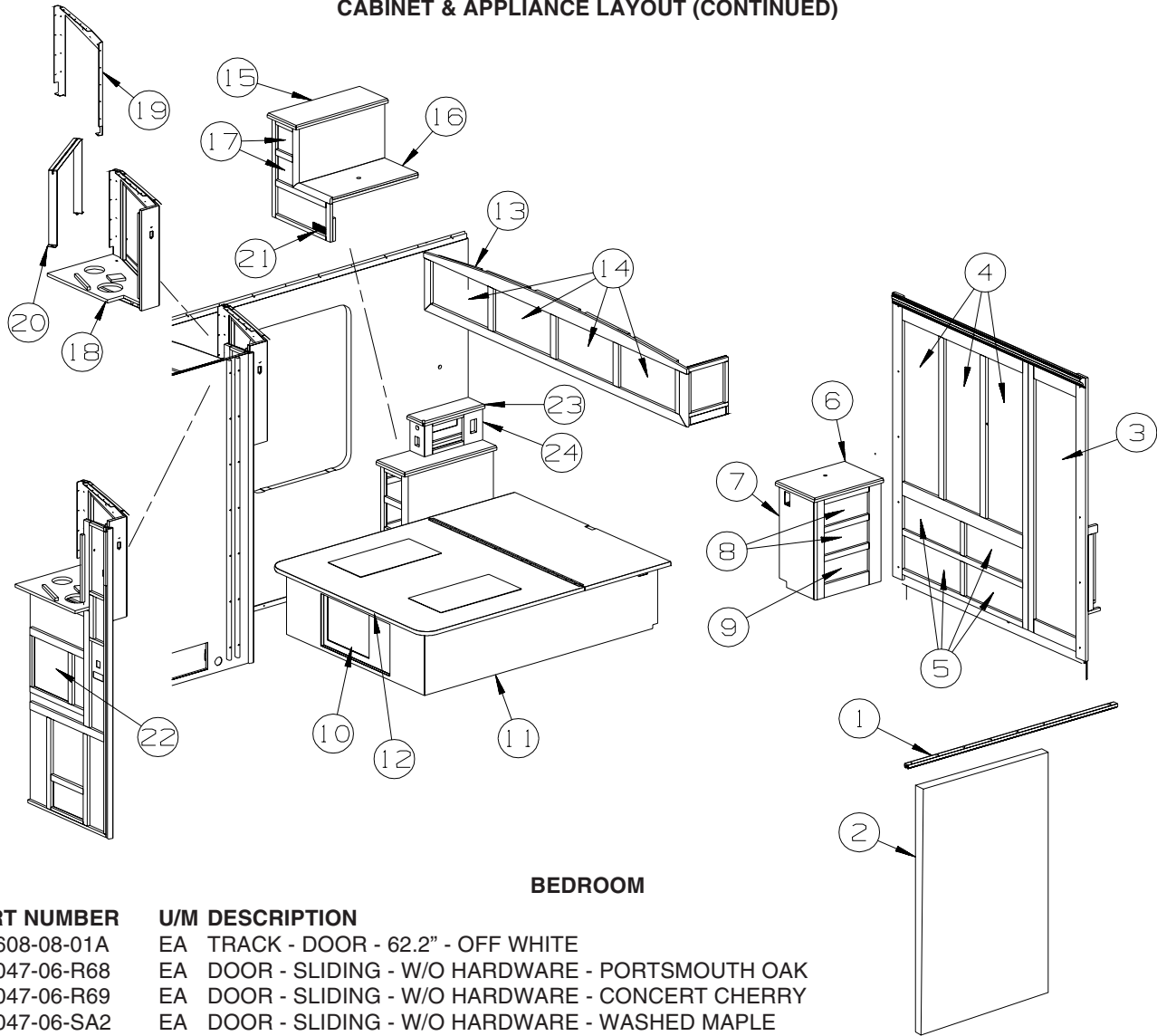
#### BATH (CONTINUED)

KEY	PART NUMBER	U/M	DESCRIPTION
3	145268-17-R68	EA	DOOR - RAISED PANEL/OGEE EDGE - 21.8" X 13.4" - W/O HDW - PORTSMOUTH OAK
3	145268-17-R69	EA	DOOR - RAISED PANEL/OGEE EDGE - 21.8" X 13.4" - W/O HDW - CONCERT CHERRY
3	145268-17-SA2	EA	DOOR - RAISED PANEL/OGEE EDGE - 21.8" X 13.4" - W/O HDW - WASHED MAPLE
3	145268-17-SA3	EA	DOOR - RAISED PANEL/OGEE EDGE - 21.8" X 13.4" - W/O HDW - SIERRA MAPLE
3	145268-17-SN0	EA	DOOR-RAISED PNL/OGEE EDGE-21.8"X13.4"-W/O HDW - PORTSMOUTH OAK - <b>STAINLESS STEEL PKG</b>
3	145268-17-SN1	EA	DOOR-RAISED PNL/OGEE EDGE-21.8"X13.4"-W/O HDW - CONCERT CHERRY - <b>STAINLESS STEEL PKG</b>
3	145268-17-SN2	EA	DOOR - RAISED PNL/OGEE EDGE -21.8"X13.4" - W/O HDW - WASHED MAPLE - <b>STAINLESS STEEL PKG</b>
3	145268-17-SN3	EA	DOOR - RAISED PNL/OGEE EDGE - 21.8"X13.4" - W/O HDW - SIERRA MAPLE - <b>STAINLESS STEEL PKG</b>
4	145492-M3-R68	EA	DRAWER - OGEE EDGE - 11.1"W X 11.8"D - W/O SLIDES/HDW - PORTSMOUTH OAK
4	145492-M3-R69	EA	DRAWER - OGEE EDGE - 11.1"W X 11.8"D - W/O SLIDES/HDW - CONCERT CHERRY
4	145492-M3-SA2	EA	DRAWER - OGEE EDGE - 11.1"W X 11.8"D - W/O SLIDES/HDW - WASHED MAPLE
4	145492-M3-SA3	EA	DRAWER - OGEE EDGE - 11.1"W X 11.8"D - W/O SLIDES/HDW - SIERRA MAPLE
5	136954-25-R68	EA	DOOR - RAISED PANEL/OGEE EDGE - 10" X 25.2" - W/O HDW - PORTSMOUTH OAK
5	136954-25-R69	EA	DOOR - RAISED PANEL/OGEE EDGE - 10" X 25.2" - W/O HDW - CONCERT CHERRY
5	136954-25-SA2	EA	DOOR - RAISED PANEL/OGEE EDGE - 10" X 25.2" - W/O HDW - WASHED MAPLE
5	136954-25-SA3	EA	DOOR - RAISED PANEL/OGEE EDGE - 10" X 25.2" - W/O HDW - SIERRA MAPLE
5	136954-25-SN0	EA	DOOR - RAISED PNL/OGEE EDGE -10"X25.2"-W/O HDW - PORTSMOUTH OAK - <b>STAINLESS STEEL PKG</b>
5	136954-25-SN1	EA	DOOR - RAISED PNL/OGEE EDGE -10"X25.2"-W/O HDW - CONCERT CHERRY - <b>STAINLESS STEEL PKG</b>
5	136954-25-SN2	EA	DOOR - RAISED PNL/OGEE EDGE - 10" X 25.2" - W/O HDW - WASHED MAPLE - <b>STAINLESS STEEL PKG</b>
5	136954-25-SN3	EA	DOOR - RAISED PNL/OGEE EDGE - 10" X 25.2" - W/O HDW - SIERRA MAPLE - <b>STAINLESS STEEL PKG</b>
6	136954-31-R68	EA	DOOR - RAISED PANEL/OGEE EDGE - 10.2" X 21.5" - W/O HDW - PORTSMOUTH OAK
6	136954-31-R69	EA	DOOR - RAISED PANEL/OGEE EDGE - 10.2" X 21.5" - W/O HDW - CONCERT CHERRY
6	136954-31-SA2	EA	DOOR - RAISED PANEL/OGEE EDGE - 10.2" X 21.5" - W/O HDW - WASHED MAPLE
6	136954-31-SA3	EA	DOOR - RAISED PANEL/OGEE EDGE - 10.2" X 21.5" - W/O HDW - SIERRA MAPLE
6	136954-31-SN0	EA	DOOR-RAISED PNL/OGEE EDGE-10.2"X21.5"-W/O HDW - PORTSMOUTH OAK - <b>STAINLESS STEEL PKG</b>
6	136954-31-SN1	EA	DOOR-RAISED PNL/OGEE EDGE-10.2"X21.5"-W/O HDW - CONCERT CHERRY - <b>STAINLESS STEEL PKG</b>
6	136954-31-SN2	EA	DOOR - RAISED PNL/OGEE EDGE -10.2"X21.5" - W/O HDW - WASHED MAPLE - <b>STAINLESS STEEL PKG</b>
6	136954-31-SN3	EA	DOOR - RAISED PNL/OGEE EDGE - 10.2"X21.5" - W/O HDW - SIERRA MAPLE - <b>STAINLESS STEEL PKG</b>
7	145492-F8-R68	EA	DRAWER - OGEE EDGE - 18.6"W X 15.7"D - W/O SLIDES/HDW - PORTSMOUTH OAK
7	145492-F8-R69	EA	DRAWER - OGEE EDGE - 18.6"W X 15.7"D - W/O SLIDES/HDW - CONCERT CHERRY
7	145492-F8-SA2	EA	DRAWER - OGEE EDGE - 18.6"W X 15.7"D - W/O SLIDES/HDW - WASHED MAPLE
7	145492-F8-SA3	EA	DRAWER - OGEE EDGE - 18.6"W X 15.7"D - W/O SLIDES/HDW - SIERRA MAPLE
8	144855-02-R68	EA	DOOR - LOUVERED/OGEE EDGE/LEFT HAND - 12.4" X 36" - PORTSMOUTH OAK
8	144855-02-R69	EA	DOOR - LOUVERED/OGEE EDGE/LEFT HAND - 12.4" X 36" - CONCERT CHERRY
8	144855-02-SD2	EA	DOOR - LOUVERED/OGEE EDGE/LEFT HAND - 12.4" X 36" - WASHED MAPLE
8	144855-02-SA3	EA	DOOR - LOUVERED/OGEE EDGE/LEFT HAND - 12.4" X 36" - SIERRA MAPLE
8	144855-02-SN0	EA	DOOR -LOUVERED/OGEE EDGE/LEFT HAND-12.4"X36" - PORTSMOUTH OAK - <b>STAINLESS STEEL PKG</b>
8	144855-02-SN1	EA	DOOR -LOUVERED/OGEE EDGE/LEFT HAND-12.4"X36" - CONCERT CHERRY - <b>STAINLESS STEEL PKG</b>
8	144855-02-SN2	EA	DOOR - LOUVERED/OGEE EDGE/LEFT HAND - 12.4" X 36" - WASHED MAPLE - <b>STAINLESS STEEL PKG</b>
8	144855-02-SN3	EA	DOOR - LOUVERED/OGEE EDGE/LEFT HAND - 12.4" X 36" - SIERRA MAPLE - <b>STAINLESS STEEL PKG</b>
9	144854-02-R68	EA	DOOR - LOUVERED/OGEE EDGE/RIGHT HAND - 12.4" X 36" - PORTSMOUTH OAK
9	144854-02-R69	EA	DOOR - LOUVERED/OGEE EDGE/RIGHT HAND - 12.4" X 36" - CONCERT CHERRY
9	144854-02-SD2	EA	DOOR - LOUVERED/OGEE EDGE/RIGHT HAND - 12.4" X 36" - WASHED MAPLE
9	144854-02-SA3	EA	DOOR - LOUVERED/OGEE EDGE/RIGHT HAND - 12.4" X 36" - SIERRA MAPLE
9	144854-02-SN0	EA	DOOR - LOUVERED/OGEE EDGE/RT HAND - 12.4"X36" - PORTSMOUTH OAK - <b>STAINLESS STEEL PKG</b>
9	144854-02-SN1	EA	DOOR - LOUVERED/OGEE EDGE/RT HAND - 12.4"X36" - CONCERT CHERRY - <b>STAINLESS STEEL PKG</b>
9	144854-02-SN2	EA	DOOR - LOUVERED/OGEE EDGE/RIGHT HAND - 12.4"X36" - WASHED MAPLE - <b>STAINLESS STEEL PKG</b>
9	144854-02-SN3	EA	DOOR - LOUVERED/OGEE EDGE/RIGHT HAND - 12.4" X 36" - SIERRA MAPLE - <b>STAINLESS STEEL PKG</b>
10	136954-70-R68	EA	DOOR - RAISED PANEL/OGEE EDGE - 12" X 26" - W/O HDW - PORTSMOUTH OAK
10	136954-70-R69	EA	DOOR - RAISED PANEL/OGEE EDGE - 12" X 26" - W/O HDW - CONCERT CHERRY
10	136954-70-S66	EA	DOOR - RAISED PANEL/OGEE EDGE - 12" X 26" - W/O HDW - WASHED MAPLE
10	136954-70-S67	EA	DOOR - RAISED PANEL/OGEE EDGE - 12" X 26" - W/O HDW - SIERRA MAPLE
10	136954-70-SN0	EA	DOOR - RAISED PNL/OGEE EDGE - 12"X26" - W/O HDW - PORTSMOUTH OAK - <b>STAINLESS STEEL PKG</b>
10	136954-70-SN1	EA	DOOR - RAISED PNL/OGEE EDGE - 12"X26" - W/O HDW - CONCERT CHERRY - <b>STAINLESS STEEL PKG</b>
10	136954-70-SN2	EA	DOOR - RAISED PNL/OGEE EDGE - 12" X 26" - W/O HDW - WASHED MAPLE - <b>STAINLESS STEEL PKG</b>
10	136954-70-SN3	EA	DOOR - RAISED PNL/OGEE EDGE - 12" X 26" - W/O HDW - SIERRA MAPLE - <b>STAINLESS STEEL PKG</b>
11	144645-04-R13	EA	DOOR - BATH - W/O TOWEL RACK/HARDWARE - PORTSMOUTH OAK
11	144645-04-R14	EA	DOOR - BATH - W/O TOWEL RACK/HARDWARE - CONCERT CHERRY
11	144645-04-RW1	EA	DOOR - BATH - W/O TOWEL RACK/HARDWARE - WASHED MAPLE
11	144645-04-S67	EA	DOOR - BATH - W/O TOWEL RACK/HARDWARE - SIERRA MAPLE

**SEE DRAINAGE SYSTEM IN THE WATER & SEWAGE GROUP FOR SHOWER**

# CABINET & APPLIANCE GROUP (CONTINUED)

## CABINET & APPLIANCE LAYOUT (CONTINUED)



### BEDROOM

KEY	PART NUMBER	U/M	DESCRIPTION
1	145608-08-01A	EA	TRACK - DOOR - 62.2" - OFF WHITE
2	146047-06-R68	EA	DOOR - SLIDING - W/O HARDWARE - PORTSMOUTH OAK
2	146047-06-R69	EA	DOOR - SLIDING - W/O HARDWARE - CONCERT CHERRY
2	146047-06-SA2	EA	DOOR - SLIDING - W/O HARDWARE - WASHED MAPLE
2	146047-06-SA3	EA	DOOR - SLIDING - W/O HARDWARE - SIERRA MAPLE
2	146047-06-SN0	EA	DOOR - SLIDING - W/O HARDWARE - PORTSMOUTH OAK - <b>STAINLESS STEEL PKG</b>
2	146047-06-SN1	EA	DOOR - SLIDING - W/O HARDWARE - CONCERT CHERRY - <b>STAINLESS STEEL PKG</b>
2	146047-06-SN2	EA	DOOR - SLIDING - W/O HARDWARE - WASHED MAPLE - <b>STAINLESS STEEL PKG</b>
2	146047-06-SN3	EA	DOOR - SLIDING - W/O HARDWARE - SIERRA MAPLE - <b>STAINLESS STEEL PKG</b>
3	141506-01-R68	EA	DOOR - MIRRORED/OGEE EDGE - 16.1" X 65.3" - W/O HARDWARE - PORTSMOUTH OAK
3	141506-01-R69	EA	DOOR - MIRRORED/OGEE EDGE - 16.1" X 65.3" - W/O HARDWARE - CONCERT CHERRY
3	141506-01-SA2	EA	DOOR - MIRRORED/OGEE EDGE - 16.1" X 65.3" - W/O HARDWARE - WASHED MAPLE
3	141506-01-SA3	EA	DOOR - MIRRORED/OGEE EDGE - 16.1" X 65.3" - W/O HARDWARE - SIERRA MAPLE
3	141506-01-SN0	EA	DOOR - MIRRORED/OGEE EDGE-16.1"X65.3"-W/O HDW - PORTSMOUTH OAK - <b>STAINLESS STEEL PKG</b>
3	141506-01-SN1	EA	DOOR - MIRRORED/OGEE EDGE-16.1"X65.3"-W/O HDW - CONCERT CHERRY - <b>STAINLESS STEEL PKG</b>
3	141506-01-SN2	EA	DOOR - MIRRORED/OGEE EDGE - 16.1"X65.3" - W/O HDW - WASHED MAPLE - <b>STAINLESS STEEL PKG</b>
3	141506-01-SN3	EA	DOOR - MIRRORED/OGEE EDGE - 16.1"X65.3" - W/O HDW - SIERRA MAPLE - <b>STAINLESS STEEL PKG</b>
	140374-11-000	EA	MIRROR - SAFETY GLASS - 12.9" X 62"
4	136954-E2-R68	EA	DOOR - RAISED PANEL/OGEE EDGE - 14.3" X 45.4" - W/O HDW - PORTSMOUTH OAK
4	136954-E2-R69	EA	DOOR - RAISED PANEL/OGEE EDGE - 14.3" X 45.4" - W/O HDW - CONCERT CHERRY
4	136954-E2-SA2	EA	DOOR - RAISED PANEL/OGEE EDGE - 14.3" X 45.4" - W/O HDW - WASHED MAPLE
4	136954-E2-SA3	EA	DOOR - RAISED PANEL/OGEE EDGE - 14.3" X 45.4" - W/O HDW - SIERRA MAPLE
4	136954-E2-SN0	EA	DOOR-RAISED PNL/OGEE EDGE-14.3"X45.4"-W/O HDW - PORTSMOUTH OAK - <b>STAINLESS STEEL PKG</b>
4	136954-E2-SN1	EA	DOOR-RAISED PNL/OGEE EDGE-14.3"X45.4"-W/O HDW - CONCERT CHERRY - <b>STAINLESS STEEL PKG</b>
4	136954-E2-SN2	EA	DOOR - RAISED PNL/OGEE EDGE -14.3"X45.4" - W/O HDW - WASHED MAPLE - <b>STAINLESS STEEL PKG</b>
4	136954-E2-SN3	EA	DOOR - RAISED PNL/OGEE EDGE - 14.3"X45.4" - W/O HDW - SIERRA MAPLE - <b>STAINLESS STEEL PKG</b>

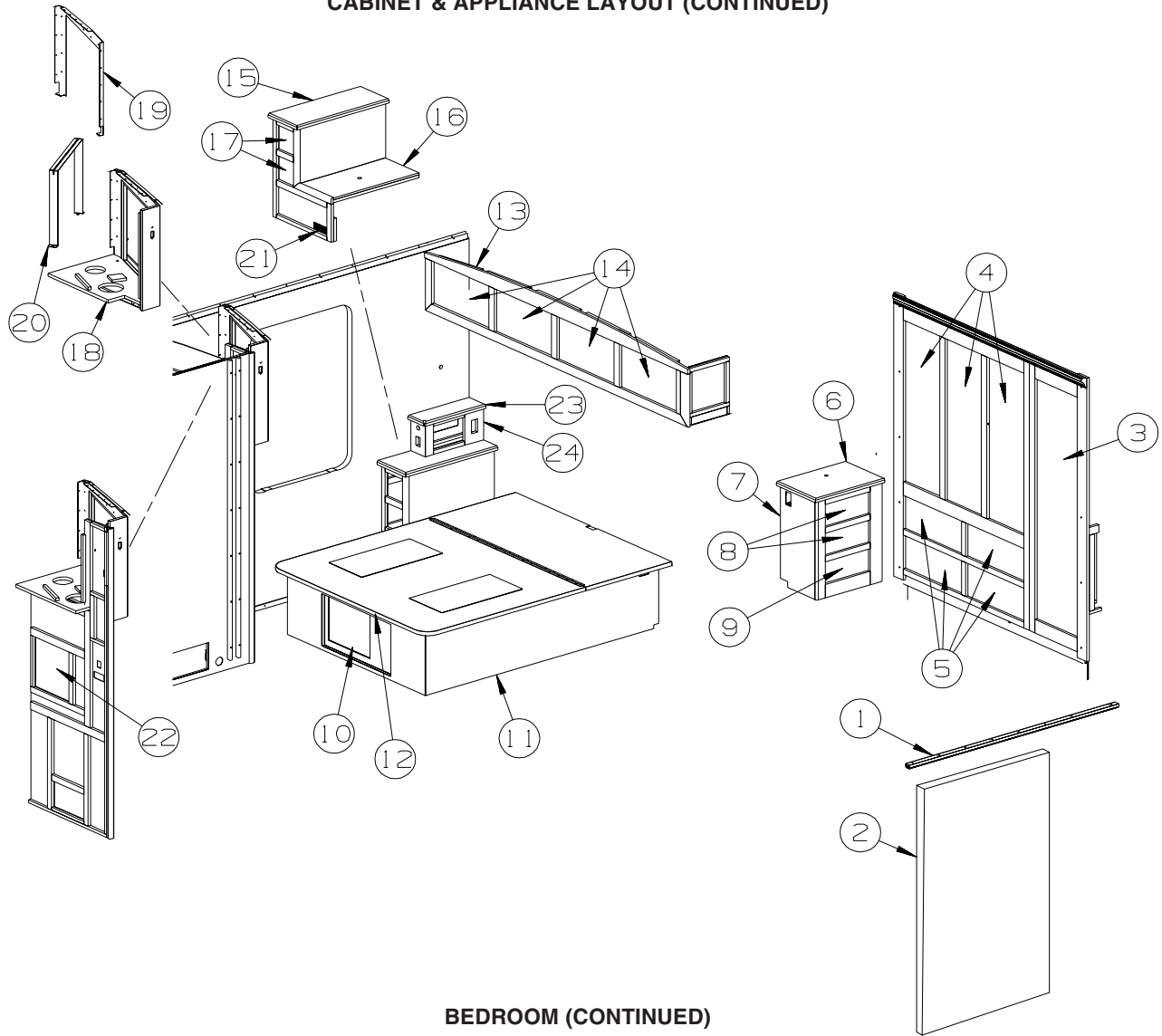
# CABINET & APPLIANCE GROUP (CONTINUED)

## CABINET & APPLIANCE LAYOUT (CONTINUED)

### BEDROOM (CONTINUED)

KEY	PART NUMBER	U/M	DESCRIPTION
5	145492-K3-R68	EA	DRAWER - OGEE EDGE - 20.2"W X 17.7"D - W/O SLIDES/HDW - PORTSMOUTH OAK
5	145492-K3-R69	EA	DRAWER - OGEE EDGE - 20.2"W X 17.7"D - W/O SLIDES/HDW - CONCERT CHERRY
5	145492-K3-SA2	EA	DRAWER - OGEE EDGE - 20.2"W X 17.7"D - W/O SLIDES/HDW - WASHED MAPLE
5	145492-K3-SA3	EA	DRAWER - OGEE EDGE - 20.2"W X 17.7"D - W/O SLIDES/HDW - SIERRA MAPLE
6	133655-75-P82	EA	COUNTERTOP - LAMINATED - GRAY TRANQUILITY/PORTSMOUTH OAK (SA0, SN0)
6	133655-75-P83	EA	COUNTERTOP - LAMINATED - GRAY TRANQUILITY/CHERRY (SA1, SN1)
6	133655-75-R76	EA	COUNTERTOP - LAMINATED - GREY TRANQUILITY/WASHED MAPLE (SA2, SN2)
6	133655-75-SA3	EA	COUNTERTOP - LAMINATED - GRAY TRANQUILITYHONEY (SA3, SN3)
6	133655-75-R70	EA	COUNTERTOP - LAMINATED - LINO FRIEZE/PORTSMOUTH OAK (SA4, SN4)
6	133655-75-R71	EA	COUNTERTOP - LAMINATED - LINO FRIEZE/CHERRY (SA5, SN5)
6	133655-75-R79	EA	COUNTERTOP - LAMINATED - LINO FRIEZE/WASHED MAPLE (SA6, SN6)
6	133655-75-SA7	EA	COUNTERTOP - LAMINATED - LINO FRIEZE/HONEY (SA7, SN7)
6	133655-75-R72	EA	COUNTERTOP - LAMINATED - ROCKY MT HIGH/PORTSMOUTH OAK (SB0, SP0)
6	133655-75-R73	EA	COUNTERTOP - LAMINATED - ROCKY MT HIGH/CHERRY (SB1, SP1)
6	133655-75-R82	EA	COUNTERTOP - LAMINATED - ROCKY MT HIGH/CHERRY (SB2, SP2)
6	133655-75-SB3	EA	COUNTERTOP - LAMINATED - ROCKY MT HIGH/CHERRY (SB3, SP3)
7	149015-01-R68	EA	CABINET - NIGHTSTAND/LH - W/O COUNTERTOP/DOORS/DRAWERS/HDW - PORTSMOUTH OAK
7	149015-01-R69	EA	CABINET - NIGHTSTAND/LH - W/O COUNTERTOP/DOORS/DRAWERS/HDW - CONCERT CHERRY
7	149015-01-RW7	EA	CABINET - NIGHTSTAND/LH - W/O COUNTERTOP/DOORS/DRAWERS/HDW - WASHED MAPLE
7	149015-01-SA3	EA	CABINET - NIGHTSTAND/LH - W/O COUNTERTOP/DOORS/DRAWERS/HDW - SIERRA MAPLE
7	149015-02-R68	EA	CABINET - NIGHTSTAND/LH-W/O C-TOP/DRS/DWRS/HDW - PORTSMOUTH OAK - SLEEP NUMBER BED
7	149015-02-R69	EA	CABINET - NIGHTSTAND/LH-W/O C-TOP/DRS/DWRS/HDW - CONCERT CHERRY - SLEEP NUMBER BED
7	149015-02-RW7	EA	CABINET - NIGHTSTAND/LH - W/O C-TOP/DRS/DWRS/HDW - WASHED MAPLE - SLEEP NUMBER BED
7	149015-02-SA3	EA	CABINET - NIGHTSTAND/LH - W/O C-TOP/DRS/DWRS/HDW - SIERRA MAPLE - SLEEP NUMBER BED
8	145492-V8-R68	EA	DRAWER - OGEE EDGE - 12.3" X 11.8" - W/O SLIDES/HDW - PORTSMOUTH OAK
8	145492-V8-R69	EA	DRAWER - OGEE EDGE - 12.3" X 11.8" - W/O SLIDES/HDW - CONCERT CHERRY
8	145492-V8-SA2	EA	DRAWER - OGEE EDGE - 12.3" X 11.8" - W/O SLIDES/HDW - WASHED MAPLE
8	145492-V8-SA3	EA	DRAWER - OGEE EDGE - 12.3" X 11.8" - W/O SLIDES/HDW - SIERRA MAPLE
9	145492-V8-R68	EA	DRAWER - OGEE EDGE - 12.3" X 11.8" - W/O SLIDES/HDW - PORTSMOUTH OAK
9	145492-V8-R69	EA	DRAWER - OGEE EDGE - 12.3" X 11.8" - W/O SLIDES/HDW - CONCERT CHERRY
9	145492-V8-SA2	EA	DRAWER - OGEE EDGE - 12.3" X 11.8" - W/O SLIDES/HDW - WASHED MAPLE
9	145492-V8-SA3	EA	DRAWER - OGEE EDGE - 12.3" X 11.8" - W/O SLIDES/HDW - SIERRA MAPLE
9	144803-CX-R83	EA	FACE/DRWR-SOLID PNL/OGEE EDGE-6.7"X14.5"-W/O HDW-PORTSMOUTH OAK - SLEEP NUMBER BED
9	144803-CX-R84	EA	FACE/DRWR-SOLID PNL/OGEE EDGE-6.7"X14.5"-W/O HDW-CONCERT CHERRY - SLEEP NUMBER BED
9	144803-CX-SA2	EA	FACE/DRAWER-SOLID PNL/OGEE EDGE-6.7"X14.5"-W/O HDW-WASHED MAPLE - SLEEP NUMBER BED
9	144803-CX-R84	EA	FACE/DRAWER-SOLID PNL/OGEE EDGE-6.7"X14.5"-W/O HDW - SIERRA MAPLE - SLEEP NUMBER BED
10	136954-A9-R68	EA	DOOR - RAISED PANEL/OGEE EDGE - 14.4" X 26.8" - W/O HDW - PORTSMOUTH OAK
10	136954-A9-R69	EA	DOOR - RAISED PANEL/OGEE EDGE - 14.4" X 26.8" - W/O HDW - CONCERT CHERRY
10	136954-A9-SA2	EA	DOOR - RAISED PANEL/OGEE EDGE - 14.4" X 26.8" - W/O HDW - WASHED MAPLE
10	136954-A9-SA3	EA	DOOR - RAISED PANEL/OGEE EDGE - 14.4" X 26.8" - W/O HDW - SIERRA MAPLE
10	136954-A9-SN0	EA	DOOR-RAISED PNL/OGEE EDGE-14.4"X26.8"-W/O HDW - PORTSMOUTH OAK - STAINLESS STEEL PKG
10	136954-A9-SN1	EA	DOOR-RAISED PNL/OGEE EDGE-14.4"X26.8"-W/O HDW - CONCERT CHERRY - STAINLESS STEEL PKG
10	136954-A9-SN2	EA	DOOR - RAISED PNL/OGEE EDGE -14.4"X26.8" - W/O HDW - WASHED MAPLE - STAINLESS STEEL PKG
10	136954-A9-SN3	EA	DOOR - RAISED PNL/OGEE EDGE - 14.4"X26.8" - W/O HDW - SIERRA MAPLE - STAINLESS STEEL PKG
11	P49016-01-R68	EA	CABINET/BASE - F/QUEEN BED - W/O DOORS/DRAWERS/HARDWARE - PORTSMOUTH OAK
11	P49016-01-R69	EA	CABINET/BASE - F/QUEEN BED - W/O DOORS/DRAWERS/HARDWARE - CONCERT CHERRY
11	P49016-01-RW7	EA	CABINET/BASE - F/QUEEN BED - W/O DOORS/DRAWERS/HARDWARE - WASHED MAPLE
11	P49016-01-SA3	EA	CABINET/BASE - F/QUEEN BED - W/O DOORS/DRAWERS/HARDWARE - SIERRA MAPLE
11	P49016-02-R68	EA	CABINET/BASE-F/QUEEN BD-W/O DRS/DWRS/HDW-PORTSMOUTH OAK -INVERTER/CHARGER 2.0 KW
11	P49016-02-R69	EA	CABINET/BASE-F/QUEEN BD-W/O DRS/DWRS/HDW-CONCERT CHERRY -INVERTER/CHARGER 2.0 KW
11	P49016-02-RW7	EA	CABINET/BASE-F/QUEEN BED-W/O DRS/DWRS/HDW - WASHED MAPLE - INVERTER/CHARGER 2.0 KW
11	P49016-02-SA3	EA	CABINET/BASE - F/QUEEN BED-W/O DRS/DWRS/HDW - SIERRA MAPLE - INVERTER/CHARGER 2.0 KW
12	137406-05-P13	EA	BEDBOARD - W/HINGE/T-MOLDING/SLIPNOT - FLIP-UP
13	141261-01-P75	EA	CABINET - OVERHEAD/REAR - W/O DOORS/HARDWARE - PORTSMOUTH OAK
13	141261-01-P25	EA	CABINET - OVERHEAD/REAR - W/O DOORS/HARDWARE - CONCERT CHERRY
13	141261-01-SA2	EA	CABINET - OVERHEAD/REAR - W/O DOORS/HARDWARE - WASHED MAPLE
13	141261-01-SA3	EA	CABINET - OVERHEAD/REAR - W/O DOORS/HARDWARE - SIERRA MAPLE
13	141261-02-SA0	EA	CABINET - OVERHEAD/REAR - W/O DRS/HDW - PORTSMOUTH OAK - STEREO SYSTEM W/CD REAR
13	141261-02-SA1	EA	CABINET - OVERHEAD/REAR - W/O DRS/HDW - CONCERT CHERRY - STEREO SYSTEM W/CD REAR
13	141261-02-SA2	EA	CABINET - OVERHEAD/REAR - W/O DRS/HDW - WASHED MAPLE - STEREO SYSTEM W/CD REAR
13	141261-02-SA3	EA	CABINET - OVERHEAD/REAR - W/O DRS/HDW - SIERRA MAPLE - STEREO SYSTEM W/CD REAR

**CABINET & APPLIANCE GROUP (CONTINUED)**  
**CABINET & APPLIANCE LAYOUT (CONTINUED)**



**BEDROOM (CONTINUED)**

KEY	PART NUMBER	U/M	DESCRIPTION
14	136954-85-R68	EA	DOOR - RAISED PANEL/OGEE EDGE - 12.8" X 21.8" - W/O HDW - PORTSMOUTH OAK
14	136954-85-R69	EA	DOOR - RAISED PANEL/OGEE EDGE - 12.8" X 21.8" - W/O HDW - CONCERT CHERRY
14	136954-85-SA2	EA	DOOR - RAISED PANEL/OGEE EDGE - 12.8" X 21.8" - W/O HDW - WASHED MAPLE
14	136954-85-SA3	EA	DOOR - RAISED PANEL/OGEE EDGE - 12.8" X 21.8" - W/O HDW - SIERRA MAPLE
14	136954-85-SN0	EA	DOOR-RAISED PNL/OGEE EDGE-12.8"X21.8"-W/O HDW - PORTSMOUTH OAK - <b>STAINLESS STEEL PKG</b>
14	136954-85-SN1	EA	DOOR-RAISED PNL/OGEE EDGE-12.8"X21.8"-W/O HDW - CONCERT CHERRY - <b>STAINLESS STEEL PKG</b>
14	136954-85-SN2	EA	DOOR - RAISED PNL/OGEE EDGE -12.8"X21.8" - W/O HDW - WASHED MAPLE - <b>STAINLESS STEEL PKG</b>
14	136954-85-SN3	EA	DOOR - RAISED PNL/OGEE EDGE - 12.8"X21.8" - W/O HDW - SIERRA MAPLE - <b>STAINLESS STEEL PKG</b>
15	133655-07-P82	EA	COUNTERTOP - LAMINATED - GRAY TRANQUILITY/PORTSMOUTH OAK (SA0, SN0)
15	133655-07-P83	EA	COUNTERTOP - LAMINATED - GRAY TRANQUILITY/CHERRY (SA1, SN1)
15	133655-07-R76	EA	COUNTERTOP - LAMINATED - GRAY TRANQUILITY/WASHED MAPLE (SA2, SN2)
15	133655-07-SA3	EA	COUNTERTOP - LAMINATED - GRAY TRANQUILITY/SIERRA MAPLE (SA3, SN3)
15	133655-07-R70	EA	COUNTERTOP - LAMINATED - LINO FRIEZE/PORTSMOUTH OAK (SA4, SN4)
15	133655-07-R71	EA	COUNTERTOP - LAMINATED - LINO FRIEZE/CHERRY (SA5, SN5)
15	133655-07-R79	EA	COUNTERTOP - LAMINATED - LINO FRIEZE/WASHED MAPLE (SA6, SN6)
15	133655-07-SA7	EA	COUNTERTOP - LAMINATED - LINO FRIEZE/SIERRA MAPLE (SA7, SN7)
15	133655-07-R72	EA	COUNTERTOP - LAMINATED - ROCKY MT HIGH/PORTSMOUTH OAK (SB0, SP0)
15	133655-07-R73	EA	COUNTERTOP - LAMINATED - ROCKY MT HIGH/CHERRY (SB1, SP1)
15	133655-07-R82	EA	COUNTERTOP - LAMINATED - ROCKY MT HIGH/WASHED MAPLE (SB2, SP2)
15	133655-07-SB3	EA	COUNTERTOP - LAMINATED - ROCKY MT HIGH/SIERRA MAPLE (SB3, SP3)

# CABINET & APPLIANCE GROUP (CONTINUED)

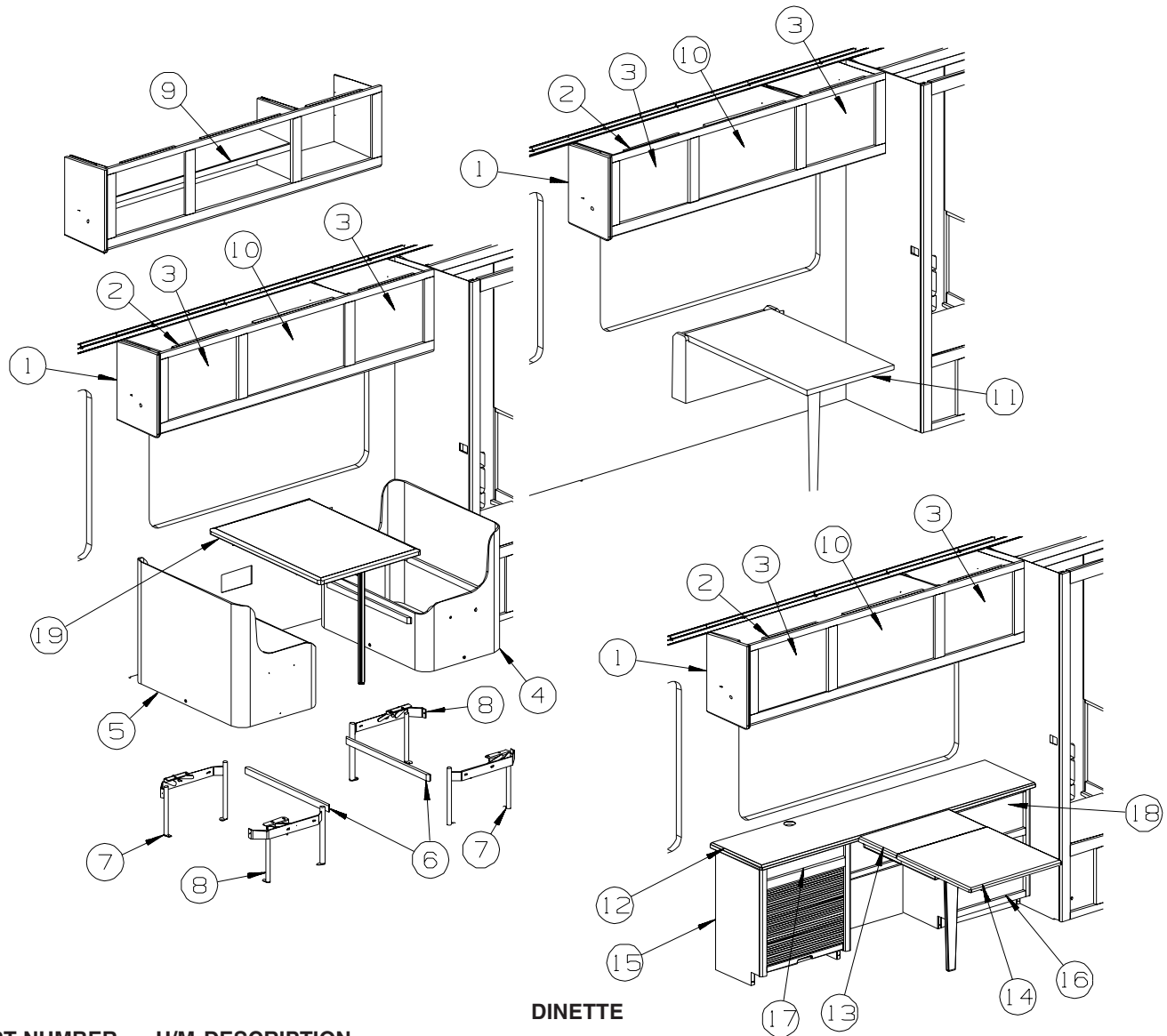
## CABINET & APPLIANCE LAYOUT (CONTINUED)

### BEDROOM (CONTINUED)

KEY	PART NUMBER	U/M	DESCRIPTION
16	149014-01-SA0	EA	CABINET - NIGHTSTAND/RH - W/O COUNTERTOP/DOORS/DRAWERS/HDW (SA0, SN0)
16	149014-01-SA1	EA	CABINET - NIGHTSTAND/RH - W/O COUNTERTOP/DOORS/DRAWERS/HDW (SA1, SN1)
16	149014-01-SA2	EA	CABINET - NIGHTSTAND/RH - W/O COUNTERTOP/DOORS/DRAWERS/HDW (SA2, SN2)
16	149014-01-SA3	EA	CABINET - NIGHTSTAND/RH - W/O COUNTERTOP/DOORS/DRAWERS/HDW (SA3, SN3)
16	149014-01-R72	EA	CABINET - NIGHTSTAND/RH - W/O COUNTERTOP/DOORS/DRAWERS/HDW (SA4, SN4)
16	149014-01-R73	EA	CABINET - NIGHTSTAND/RH - W/O COUNTERTOP/DOORS/DRAWERS/HDW (SA5, SN5)
16	149014-01-RW4	EA	CABINET - NIGHTSTAND/RH - W/O COUNTERTOP/DOORS/DRAWERS/HDW (SA6, SN6)
16	149014-01-SA7	EA	CABINET - NIGHTSTAND/RH - W/O COUNTERTOP/DOORS/DRAWERS/HDW (SA7, SN7)
16	149014-01-SB0	EA	CABINET - NIGHTSTAND/RH - W/O COUNTERTOP/DOORS/DRAWERS/HDW (SB0, SP0)
16	149014-01-SB1	EA	CABINET - NIGHTSTAND/RH - W/O COUNTERTOP/DOORS/DRAWERS/HDW (SB1, SP1)
16	149014-01-SB2	EA	CABINET - NIGHTSTAND/RH - W/O COUNTERTOP/DOORS/DRAWERS/HDW (SB2, SP2)
16	149014-01-SB3	EA	CABINET - NIGHTSTAND/RH - W/O COUNTERTOP/DOORS/DRAWERS/HDW (SB3, SP3)
17	145492-C3-R68	EA	DRAWER - OGEE EDGE - 5.2"W X 19.7"D - W/O SLIDES/HDW - PORTSMOUTH OAK
17	145492-C3-R69	EA	DRAWER - OGEE EDGE - 5.2"W X 19.7"D - W/O SLIDES/HDW - CONCERT CHERRY
17	145492-C3-SA2	EA	DRAWER - OGEE EDGE - 5.2"W X 19.7"D - W/O SLIDES/HDW - WASHED MAPLE
17	145492-C3-SA3	EA	DRAWER - OGEE EDGE - 5.2"W X 19.7"D - W/O SLIDES/HDW - SIERRA MAPLE
18	149952-01-SA0	EA	CABINET - OVERHEAD/TV - W/O DOORS/HARDWARE - PORTSMOUTH OAK
18	149952-01-SA1	EA	CABINET - OVERHEAD/TV - W/O DOORS/HARDWARE - CONCERT CHERRY
18	149952-01-SA2	EA	CABINET - OVERHEAD/TV - W/O DOORS/HARDWARE - WASHED MAPLE
18	149952-01-SA3	EA	CABINET - OVERHEAD/TV - W/O DOORS/HARDWARE - SIERRA MAPLE
19	149520-02-02B	EA	BRACKET - TV FACE - E-COATED
20	133790-26-02B	EA	STRAP - TIEDOWN - TV - E-COATED
			FROM: 00-00-00 THRU: 03-14-04
20	148247-05-02B	EA	STRAP/TIEDOWN - TV - E-COATED
			FROM: 03-15-04 THRU: 99-99-99
21	140594-17-01A	EA	GRILLE - RETURN AIR - 9" X 18.8" - BLACK
22	136954-A0-R38	EA	DOOR - RAISED PANEL/OGEE EDGE - 14.4" X 14.4" - W/O HDW - PORTSMOUTH OAK
22	136954-A0-R39	EA	DOOR - RAISED PANEL/OGEE EDGE - 14.4" X 14.4" - W/O HDW - CONCERT CHERRY
22	136954-A0-S66	EA	DOOR - RAISED PANEL/OGEE EDGE - 14.4" X 14.4" - W/O HDW - WASHED MAPLE
22	136954-A0-S67	EA	DOOR - RAISED PANEL/OGEE EDGE - 14.4" X 14.4" - W/O HDW - SIERRA MAPLE
22	136954-A0-SN0	EA	DOOR-RAISED PNL/OGEE EDGE-14.4"X14.4"-W/O HDW - PORTSMOUTH OAK - STAINLESS STEEL PKG
22	136954-A0-SN1	EA	DOOR-RAISED PNL/OGEE EDGE-14.4"X14.4"-W/O HDW - CONCERT CHERRY - STAINLESS STEEL PKG
22	136954-A0-SN2	EA	DOOR - RAISED PNL/OGEE EDGE -14.4"X14.4" - W/O HDW - WASHED MAPLE - STAINLESS STEEL PKG
22	136954-A0-SN3	EA	DOOR - RAISED PNL/OGEE EDGE - 14.4"X14.4" - W/O HDW - SIERRA MAPLE - STAINLESS STEEL PKG
23	133655-67-P82	EA	COUNTERTOP - LAMINATED - GRAY TRANQUILITY/PORTSMOUTH OAK (SA0, SN0)
23	133655-67-P83	EA	COUNTERTOP - LAMINATED - GRAY TRANQUILITY/CHERRY (SA1, SN1)
23	133655-67-SA2	EA	COUNTERTOP - LAMINATED - GRAY TRANQUILITY/WASHED MAPLE (SA2, SN2)
23	133655-67-SA3	EA	COUNTERTOP - LAMINATED - GRAY TRANQUILITY/SIERRA MAPLE (SA3, SN3)
23	133655-67-SA4	EA	COUNTERTOP - LAMINATED - LINO FRIEZE/PORTSMOUTH OAK (SA4, SN4)
23	133655-67-SA5	EA	COUNTERTOP - LAMINATED - LINO FRIEZE/CHERRY (SA5, SN5)
23	133655-67-SA6	EA	COUNTERTOP - LAMINATED - LINO FRIEZE/WASHED MAPLE (SA6, SN6)
23	133655-67-SA7	EA	COUNTERTOP - LAMINATED - LINO FRIEZE/HONEY (SA7, SN7)
23	133655-67-SB0	EA	COUNTERTOP - LAMINATED - ROCKY MT HIGH/PORTSMOUTH OAK (SB0, SP0)
23	133655-67-SB1	EA	COUNTERTOP - LAMINATED - ROCKY MT HIGH/CHERRY (SB1, SP1)
23	133655-67-SB2	EA	COUNTERTOP - LAMINATED - ROCKY MT HIGH/WASHED MAPLE (SB2, SP2)
23	133655-67-SB3	EA	COUNTERTOP - LAMINATED - ROCKY MT HIGH/HONEY (SB3, SP3)
24	140452-03-P78	EA	CABINET - F/RADIO - W/O HARDWARE - PORTSMOUTH OAK
24	140452-03-P79	EA	CABINET - F/RADIO - W/O HARDWARE - CONCERT CHERRY
24	140452-03-P28	EA	CABINET - F/RADIO - W/O HARDWARE - WASHED MAPLE
24	140452-03-SA3	EA	CABINET - F/RADIO - W/O HARDWARE - SIERRA MAPLE

## CABINET & APPLIANCE GROUP (CONTINUED)

### CABINET & APPLIANCE LAYOUT (CONTINUED)



KEY	PART NUMBER	U/M	DESCRIPTION
1	144108-28-R68	EA	END CAP - OVERHEAD CABINET - PORTSMOUTH OAK
1	144108-28-R69	EA	END CAP - OVERHEAD CABINET - CONCERT CHERRY
1	144108-28-R76	EA	END CAP - OVERHEAD CABINET - WASHED MAPLE
1	144108-28-SA3	EA	END CAP - OVERHEAD CABINET - SIERRA MAPLE
1	P38119-03-N75	EA	END CAP - OVERHEAD CABINET - PORTSMOUTH OAK
1	P38119-03-N74	EA	END CAP - OVERHEAD CABINET - CONCERT CHERRY
1	P38119-03-N84	EA	END CAP - OVERHEAD CABINET - WASHED MAPLE
1	P38119-03-SA3	EA	END CAP - OVERHEAD CABINET - SIERRA MAPLE
2	144108-03-SA0	EA	CABINET - OVERHEAD/DINETTE - W/O DOORS/HDW - PORTSMOUTH OAK
2	144108-03-SA1	EA	CABINET - OVERHEAD/DINETTE - W/O DOORS/HDW - CONCERT CHERRY
2	144108-03-SA2	EA	CABINET - OVERHEAD/DINETTE - W/O DOORS/HDW - WASHED MAPLE
2	144108-03-SA3	EA	CABINET - OVERHEAD/DINETTE - W/O DOORS/HDW - SIERRA MAPLE
2	144108-04-SA0	EA	CABINET - OVERHEAD/DINETTE - W/O DOORS/HDW - PORTSMOUTH OAK - SURROUND SOUND
2	144108-04-SA1	EA	CABINET - OVERHEAD/DINETTE - W/O DOORS/HDW - CONCERT CHERRY - SURROUND SOUND
2	144108-04-SA2	EA	CABINET - OVERHEAD/DINETTE - W/O DOORS/HDW - WASHED MAPLE - SURROUND SOUND
2	144108-04-SA3	EA	CABINET - OVERHEAD/DINETTE - W/O DOORS/HDW - SIERRA MAPLE - SURROUND SOUND
3	136954-D0-R68	EA	DOOR - RAISED PANEL/OGEE EDGE - 15.7" X 20.5" - W/O HDW (SA0, SA4, SB0)
3	136954-D0-R69	EA	DOOR - RAISED PANEL/OGEE EDGE - 15.7" X 20.5" - W/O HDW (SA1, SA5, SB1)
3	136954-D0-SA2	EA	DOOR - RAISED PANEL/OGEE EDGE - 15.7" X 20.5" - W/O HDW (SA2, SA6, SB2)
3	136954-D0-SA3	EA	DOOR - RAISED PANEL/OGEE EDGE - 15.7" X 20.5" - W/O HDW (SA3, SA7, SB3)
3	136954-D0-SN0	EA	DOOR - RAISED PANEL/OGEE EDGE - 15.7" X 20.5" - W/O HDW (SN0, SN4, SP0)
3	136954-D0-SN1	EA	DOOR - RAISED PANEL/OGEE EDGE - 15.7" X 20.5" - W/O HDW (SN1, SN5, SP1)
3	136954-D0-SN2	EA	DOOR - RAISED PANEL/OGEE EDGE - 15.7" X 20.5" - W/O HDW (SN2, SN6, SP2)
3	136954-D0-SN3	EA	DOOR - RAISED PANEL/OGEE EDGE - 15.7" X 20.5" - W/O HDW (SN3, SN7, SP3)

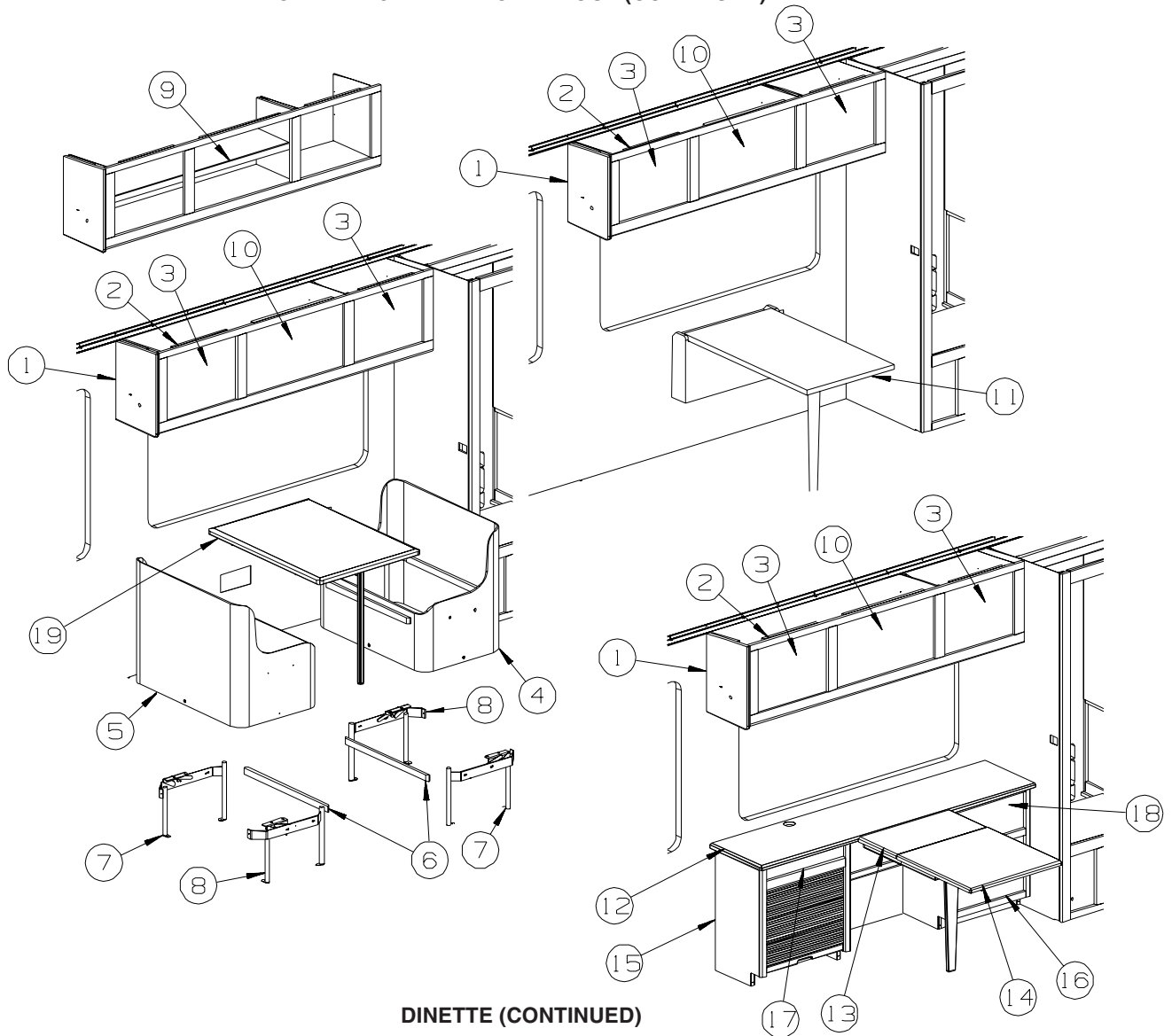
## CABINET & APPLIANCE GROUP (CONTINUED)

### CABINET & APPLIANCE LAYOUT (CONTINUED)

#### DINETTE (CONTINUED)

KEY	PART NUMBER	U/M	DESCRIPTION
4	141859-05-SA0	EA	CABINET/DINETTE W/BACK(WRAPPED)-RIGHT HAND - W/O DOORS/HDW (SA0, SN0)
4	141859-05-SA1	EA	CABINET/DINETTE W/BACK(WRAPPED)-RIGHT HAND - W/O DOORS/HDW (SA1, SN1)
4	141859-05-SA2	EA	CABINET/DINETTE W/BACK(WRAPPED)-RIGHT HAND - W/O DOORS/HDW (SA2, SN2)
4	141859-05-SA3	EA	CABINET/DINETTE W/BACK(WRAPPED)-RIGHT HAND - W/O DOORS/HDW (SA3, SN3)
4	141859-05-SA4	EA	CABINET/DINETTE W/BACK(WRAPPED)-RIGHT HAND - W/O DOORS/HDW (SA4, SN4)
4	141859-05-SA5	EA	CABINET/DINETTE W/BACK(WRAPPED)-RIGHT HAND - W/O DOORS/HDW (SA5, SN5)
4	141859-05-SA6	EA	CABINET/DINETTE W/BACK(WRAPPED)-RIGHT HAND - W/O DOORS/HDW (SA6, SN6)
4	141859-05-SA7	EA	CABINET/DINETTE W/BACK(WRAPPED)-RIGHT HAND - W/O DOORS/HDW (SA7, SN7)
4	141859-05-R83	EA	CABINET/DINETTE W/BACK(WRAPPED)-RIGHT HAND - W/O DOORS/HDW (SB0, SP0)
4	141859-05-R84	EA	CABINET/DINETTE W/BACK(WRAPPED)-RIGHT HAND - W/O DOORS/HDW (SB1, SP1)
4	141859-05-SB2	EA	CABINET/DINETTE W/BACK(WRAPPED)-RIGHT HAND - W/O DOORS/HDW (SB2, SP2)
4	141859-05-RE0	EA	CABINET/DINETTE W/BACK(WRAPPED)-RIGHT HAND - W/O DOORS/HDW (SB3, SP3)
5	141859-06-SA0	EA	CABINET/DINETTE W/BACK(WRAPPED)-LEFT HAND - W/O DOORS/HDW (SA0, SN0)
5	141859-06-SA1	EA	CABINET/DINETTE W/BACK(WRAPPED)-LEFT HAND - W/O DOORS/HDW (SA1, SN1)
5	141859-06-SA2	EA	CABINET/DINETTE W/BACK(WRAPPED)-LEFT HAND - W/O DOORS/HDW (SA2, SN2)
5	141859-06-SA3	EA	CABINET/DINETTE W/BACK(WRAPPED)-LEFT HAND - W/O DOORS/HDW (SA3, SN3)
5	141859-06-SA4	EA	CABINET/DINETTE W/BACK(WRAPPED)-LEFT HAND - W/O DOORS/HDW (SA4, SN4)
5	141859-06-SA5	EA	CABINET/DINETTE W/BACK(WRAPPED)-LEFT HAND - W/O DOORS/HDW (SA5, SN5)
5	141859-06-SA6	EA	CABINET/DINETTE W/BACK(WRAPPED)-LEFT HAND - W/O DOORS/HDW (SA6, SN6)
5	141859-06-SA7	EA	CABINET/DINETTE W/BACK(WRAPPED)-LEFT HAND - W/O DOORS/HDW (SA7, SN7)
5	141859-06-R83	EA	CABINET/DINETTE W/BACK(WRAPPED)-LEFT HAND - W/O DOORS/HDW (SB0, SP0)
5	141859-06-R84	EA	CABINET/DINETTE W/BACK(WRAPPED)-LEFT HAND - W/O DOORS/HDW (SB1, SP1)
5	141859-06-SB2	EA	CABINET/DINETTE W/BACK(WRAPPED)-LEFT HAND - W/O DOORS/HDW (SB2, SP2)
5	141859-06-RE0	EA	CABINET/DINETTE W/BACK(WRAPPED)-LEFT HAND - W/O DOORS/HDW (SB3, SP3)
6	081295-01-N70	EA	SUPPORT - BED/DINETTE - 28" LONG - PORTSMOUTH OAK
6	081295-01-M52	EA	SUPPORT - BED/DINETTE - 28" LONG - CONCERT CHERRY
6	081295-01-H37	EA	SUPPORT - BED/DINETTE - 28" LONG - WASHED MAPLE
6	081295-01-RE0	EA	SUPPORT - BED/DINETTE - 28" LONG - SIERRA MAPLE
7	142033-02-000	EA	BRACKET - DINETTE - LEFT HAND
8	142033-01-000	EA	BRACKET - DINETTE - RIGHT HAND
9	144108-22-R68	EA	SHELF - W/PLASTIC EDGE MOLDING - PORTSMOUTH OAK
9	144108-22-R69	EA	SHELF - W/PLASTIC EDGE MOLDING - CONCERT CHERRY
9	144108-22-RW7	EA	SHELF - W/PLASTIC EDGE MOLDING - WASHED MAPLE
9	144108-22-SA3	EA	SHELF - W/PLASTIC EDGE MOLDING - SIERRA MAPLE
10	136954-D3-R68	EA	DOOR - RAISED PANEL/OGEE EDGE - 15.7" X 28" - W/O HDW (SA0, SA4, SB0)
10	136954-D3-R69	EA	DOOR - RAISED PANEL/OGEE EDGE - 15.7" X 28" - W/O HDW (SA1, SA5, SB1)
10	136954-D3-SA2	EA	DOOR - RAISED PANEL/OGEE EDGE - 15.7" X 28" - W/O HDW (SA2, SA6, SB2)
10	136954-D3-SA3	EA	DOOR - RAISED PANEL/OGEE EDGE - 15.7" X 28" - W/O HDW (SA3, SA7, SB3)
10	136954-D3-SN0	EA	DOOR - RAISED PANEL/OGEE EDGE - 15.7" X 28" - W/O HDW (SN0, SN4, SP0)
10	136954-D3-SN1	EA	DOOR - RAISED PANEL/OGEE EDGE - 15.7" X 28" - W/O HDW (SN1, SN5, SP1)
10	136954-D3-SN2	EA	DOOR - RAISED PANEL/OGEE EDGE - 15.7" X 28" - W/O HDW (SN2, SN6, SP2)
10	136954-D3-SN3	EA	DOOR - RAISED PANEL/OGEE EDGE - 15.7" X 28" - W/O HDW (SN3, SN7, SP3)
11	131637-01-N75	EA	TABLE COMPLETE - W/LEG & WALL MOUNT - PORTSMOUTH OAK
11	131637-01-M94	EA	TABLE COMPLETE - W/LEG & WALL MOUNT - CONCERT CHERRY
11	131637-01-RW7	EA	TABLE COMPLETE - W/LEG & WALL MOUNT - WASHED MAPLE
11	131637-01-SA3	EA	TABLE COMPLETE - W/LEG & WALL MOUNT - SIERRA MAPLE
	131637-11-N75	EA	TABLE TOP - LARGE HINGED SECTION - PORTSMOUTH OAK
	131637-11-M94	EA	TABLE TOP - LARGE HINGED SECTION - CONCERT CHERRY
	131637-11-RW7	EA	TABLE TOP - LARGE HINGED SECTION - WASHED MAPLE
	131637-11-SA3	EA	TABLE TOP - LARGE HINGED SECTION - SIERRA MAPLE
	131637-12-N75	EA	TABLE TOP - SMALL HINGED SECTION - PORTSMOUTH OAK
	131637-12-M94	EA	TABLE TOP - SMALL HINGED SECTION - CONCERT CHERRY
	131637-12-RW7	EA	TABLE TOP - SMALL HINGED SECTION - WASHED MAPLE
	131637-12-SA3	EA	TABLE TOP - SMALL HINGED SECTION - SIERRA MAPLE
	131637-23-M95	EA	SHELF - REAR OF TABLE TOP - PORTSMOUTH OAK
	131637-23-M94	EA	SHELF - REAR OF TABLE TOP - CONCERT CHERRY
	131637-23-RW7	EA	SHELF - REAR OF TABLE TOP - WASHED MAPLE
	131637-23-SA3	EA	SHELF - REAR OF TABLE TOP - SIERRA MAPLE
12	133655-81-P78	EA	COUNTERTOP-LAMINATED(WOOD GRAIN)-PORTSMOUTH OAK/PORTS OAK - PORTSMOUTH OAK
12	133655-81-P79	EA	COUNTERTOP-LAMINATED(WOOD GRAIN)-BROWN PLANK CHERRY/CHERRY - CONCERT CHERRY
12	133655-81-RW4	EA	COUNTERTOP-LAMINATED(WOOD GRAIN)-HARD ROCK MAPLE/W/MAPLE - WASHED MAPLE
12	133655-81-SA3	EA	COUNTERTOP-LAMINATED(WOOD GRAIN) - HONEY/HONEY - SIERRA MAPLE

**CABINET & APPLIANCE GROUP (CONTINUED)**  
**CABINET & APPLIANCE LAYOUT (CONTINUED)**



**DINETTE (CONTINUED)**

KEY	PART NUMBER	U/M	DESCRIPTION
13	133655-83-P78	EA	COUNTERTOP-LAMINATED(WOOD GRAIN)-PORTSMOUTH OAK/PORTS OAK - PORTSMOUTH OAK
13	133655-83-P79	EA	COUNTERTOP-LAMINATED(WOOD GRAIN)-BROWN PLANK CHERRY/CHERRY - CONCERT CHERRY
13	133655-83-RW4	EA	COUNTERTOP-LAMINATED(WOOD GRAIN)-HARDROCK MAPLE/WASHED MPL - WASHED MAPLE
13	133655-83-SA3	EA	COUNTERTOP-LAMINATED(WOOD GRAIN) - HONEY/HONEY - SIERRA MAPLE
14	133655-84-P78	EA	COUNTERTOP-LAMINATED(WOOD GRAIN)-PORTSMOUTH OAK/PORTS OAK - PORTSMOUTH OAK
14	133655-84-P79	EA	COUNTERTOP-LAMINATED(WOOD GRAIN)-BROWN PLANK CHERRY/CHERRY - CONCERT CHERRY
14	133655-84-RW4	EA	COUNTERTOP-LAMINATED(WOOD GRAIN)-HARDROCK MAPLE/WASHED MPL - WASHED MAPLE
14	133655-84-SA3	EA	COUNTERTOP-LAMINATED(WOOD GRAIN) - HONEY/HONEY - SIERRA MAPLE
15	P43782-01-P78	EA	CABINET - DINETTE/COMPUTER - W/O COUNTERTOPS/DRAWERS/HDW - PORTSMOUTH OAK
15	P43782-01-P79	EA	CABINET - DINETTE/COMPUTER - W/O COUNTERTOPS/DRAWERS/HDW - CONCERT CHERRY
15	P43782-01-RW4	EA	CABINET - DINETTE/COMPUTER - W/O COUNTERTOPS/DRAWERS/HDW - WASHED MAPLE
15	P43782-01-SA3	EA	CABINET - DINETTE/COMPUTER - W/O COUNTERTOPS/DRAWERS/HDW - SIERRA MAPLE
16	145386-69-R68	EA	DRAWER - OGEE EDGE - 19"W X 11.8"D - W/O SLIDES/HDW - PORTSMOUTH OAK
16	145386-69-R69	EA	DRAWER - OGEE EDGE - 19"W X 11.8"D - W/O SLIDES/HDW - CONCERT CHERRY
16	145386-69-SA2	EA	DRAWER - OGEE EDGE - 19"W X 11.8"D - W/O SLIDES/HDW - WASHED MAPLE
16	145386-69-SA3	EA	DRAWER - OGEE EDGE - 19"W X 11.8"D - W/O SLIDES/HDW - SIERRA MAPLE
17	P36353-02-R68	EA	DRAWER-KEYBOARD - W/DRAWER SLIDES - W/O CABINET SLIDES/HDW (SA0, SA4, SB0)
17	P36353-02-R69	EA	DRAWER-KEYBOARD - W/DRAWER SLIDES - W/O CABINET SLIDES/HDW (SA1, SA5, SB1)
17	P36353-02-SA2	EA	DRAWER-KEYBOARD - W/DRAWER SLIDES - W/O CABINET SLIDES/HDW (SA2, SA6, SB2)
17	P36353-02-SA3	EA	DRAWER-KEYBOARD - W/DRAWER SLIDES - W/O CABINET SLIDES/HDW (SA3, SA7, SB3)
17	P36353-02-SN0	EA	DRAWER-KEYBOARD - W/DRAWER SLIDES - W/O CABINET SLIDES/HDW (SN0, SN4, SP0)
17	P36353-02-SN1	EA	DRAWER-KEYBOARD - W/DRAWER SLIDES - W/O CABINET SLIDES/HDW (SN1, SN5, SP1)
17	P36353-02-SN2	EA	DRAWER-KEYBOARD - W/DRAWER SLIDES - W/O CABINET SLIDES/HDW (SN2, SN6, SP2)
17	P36353-02-SN3	EA	DRAWER-KEYBOARD - W/DRAWER SLIDES - W/O CABINET SLIDES/HDW (SN3, SN7, SP3)



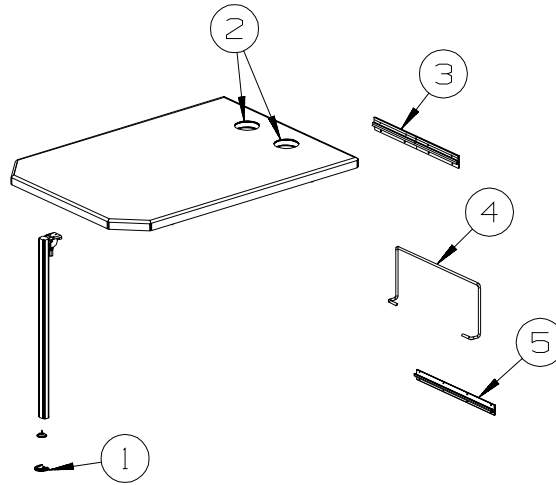
# CABINET & APPLIANCE GROUP (CONTINUED)

## CABINET & APPLIANCE LAYOUT (CONTINUED)

### DINETTE (CONTINUED)

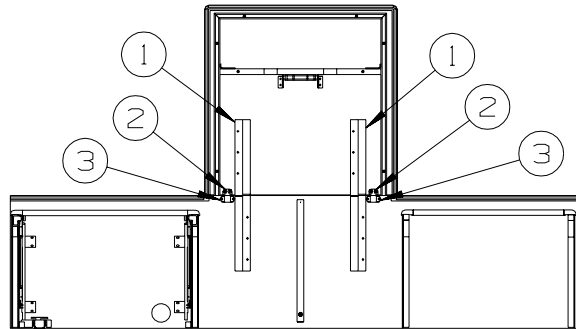
KEY	PART NUMBER	U/M	DESCRIPTION
18	145386-68-R68	EA	DRAWER - OGEE EDGE - 19"W X 11.8"D - W/O SLIDES/HDW - PORTSMOUTH OAK
18	145386-68-R69	EA	DRAWER - OGEE EDGE - 19"W X 11.8"D - W/O SLIDES/HDW - CONCERT CHERRY
18	145386-68-SA2	EA	DRAWER - OGEE EDGE - 19"W X 11.8"D - W/O SLIDES/HDW - WASHED MAPLE
18	145386-68-SA3	EA	DRAWER - OGEE EDGE - 19"W X 11.8"D - W/O SLIDES/HDW - SIERRA MAPLE
19	148659-03-SA0	EA	TABLE - DINETTE - 27.8"W X 37.7"D (SA0, SN0) FROM: 00-00-00 THRU: 02-26-04
19	143257-07-R68	EA	TABLE - 27.8" X 37.7" - GRAY TRANQUILITY/PORTSMOUTH OAK (SA0, SN0) FROM: 02-27-04 THRU: 99-99-99
19	148659-03-SA1	EA	TABLE - DINETTE - 27.8"W X 37.7"D (SA1, SN1) FROM: 00-00-00 THRU: 02-26-04
19	143257-07-R69	EA	TABLE - 27.8" X 37.7" - GRAY TRANQUILITY/CHERRY (SA1, SN1) FROM: 02-27-04 THRU: 99-99-99
19	148659-03-SA2	EA	TABLE - DINETTE - 27.8"W X 37.7"D (SA2, SN2) FROM: 00-00-00 THRU: 02-26-04
19	143257-07-R76	EA	TABLE - 27.8" X 37.7" - GREY TRANQUILITY/WASHED MAPLE (SA2, SN2) FROM: 02-27-04 THRU: 99-99-99
19	148659-03-SA3	EA	TABLE - DINETTE - 27.8"W X 37.7"D (SA3, SN3) FROM: 00-00-00 THRU: 02-26-04
19	143257-07-SA3	EA	TABLE - 27.8" X 37.7" - GRAY TRANQUILITY/HONEY MAPLE (SA3, SN3) FROM: 02-27-04 THRU: 99-99-99
19	148659-03-SA4	EA	TABLE - DINETTE - 27.8"W X 37.7"D (SA4, SN4) FROM: 00-00-00 THRU: 02-26-04
19	143257-07-R70	EA	TABLE - 27.8" X 37.7" - LINO FRIEZE/PORTSMOUTH OAK (SA4, SN4) FROM: 02-27-04 THRU: 99-99-99
19	148659-03-SA5	EA	TABLE - DINETTE - 27.8"W X 37.7"D (SA5, SN5) FROM: 00-00-00 THRU: 02-26-04
19	143257-07-R71	EA	TABLE - 27.8" X 37.7" - LINO FRIEZE/CHERRY (SA5, SN5) FROM: 02-27-04 THRU: 99-99-99
19	148659-03-SA6	EA	TABLE - DINETTE - 27.8"W X 37.7"D (SA6, SN6) FROM: 00-00-00 THRU: 02-26-04
19	143257-07-R79	EA	TABLE - 27.8" X 37.7" - LINO FRIEZE/WASHED MAPLE (SA6, SN6) FROM: 02-27-04 THRU: 99-99-99
19	148659-03-SA7	EA	TABLE - DINETTE - 27.8"W X 37.7"D (SA7, SN7) FROM: 00-00-00 THRU: 02-26-04
19	143257-07-SA7	EA	TABLE - 27.8" X 37.7" - LINO FRIEZE/HONEY MAPLE (SA7, SN7) FROM: 02-27-04 THRU: 99-99-99
19	148659-03-SB0	EA	TABLE - DINETTE - 27.8"W X 37.7"D (SB0, SP0) FROM: 00-00-00 THRU: 02-26-04
19	143257-07-R72	EA	TABLE - 27.8" X 37.7" - ROCKY MOUNTAIN HIGH/PORTSMOUTH OAK (SB0, SP0) FROM: 02-27-04 THRU: 99-99-99
19	148659-03-SB1	EA	TABLE - DINETTE - 27.8"W X 37.7"D (SB1, SP1) FROM: 00-00-00 THRU: 02-26-04
19	143257-07-R73	EA	TABLE - 27.8" X 37.7" - ROCKY MOUNTAIN HIGH/CHERRY (SB1, SP1) FROM: 02-27-04 THRU: 99-99-99
19	148659-03-SB2	EA	TABLE - DINETTE - 27.8"W X 37.7"D (SB2, SP2) FROM: 00-00-00 THRU: 02-26-04
19	143257-07-R82	EA	TABLE - 27.8" X 37.7" - ROCKY MOUNTAIN HIGH/WASHED MAPLE (SB2, SP2) FROM: 02-27-04 THRU: 99-99-99
19	148659-03-SB3	EA	TABLE - DINETTE - 27.8"W X 37.7"D (SB3, SP3) FROM: 00-00-00 THRU: 02-26-04
19	143257-07-SB3	EA	TABLE - 27.8" X 37.7" - ROCKY MOUNTAIN HIGH/HONEY MAPLE (SB3, SP3) FROM: 02-27-04 THRU: 99-99-99

**CABINET & APPLIANCE GROUP (CONTINUED)**  
**CABINET & APPLIANCE LAYOUT (CONTINUED)**

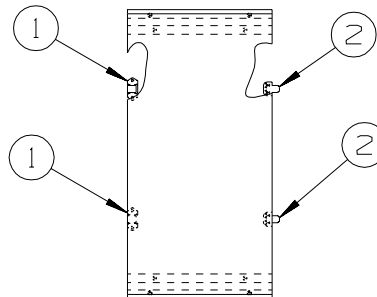


**DINETTE (CONTINUED)**

KEY	PART NUMBER	U/M DESCRIPTION
1	143798-01-01A	EA CATCH - FLOOR TO TABLE LEG - BRIGHT WHITE
2	NOT USED	
3	140921-02-01A	EA BRACKET/TABLE SUPPORT - 18.5" - OFF WHITE
4	024275-13-000	EA ROD - TABLE LIFT - OFF/WHITE
5	024281-15-000	EA BRACKET/TABLE - LIFT ROD/LOWER WALL MOUNTED - 17.1"

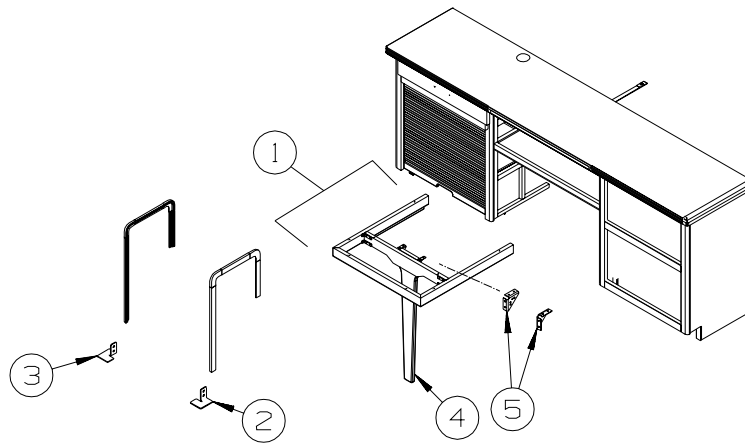


KEY	PART NUMBER	U/M DESCRIPTION
1	110749-01-000	EA SLIDE/EXTENSION - 19 3/4" TO 33 1/4"
2	009050-02-000	EA LEVELER - TABLE TOP - MALE END W/4 SCREWS - PLASTIC
3	009050-03-000	EA LEVELER - TABLE TOP - FEMALE END W/2 SCREWS - PLASTIC



KEY	PART NUMBER	U/M DESCRIPTION
1	009050-03-000	EA LEVELER - TABLE TOP - FEMALE END W/2 SCREWS - PLASTIC
2	009050-02-000	EA LEVELER - TABLE TOP - MALE END W/4 SCREWS - PLASTIC

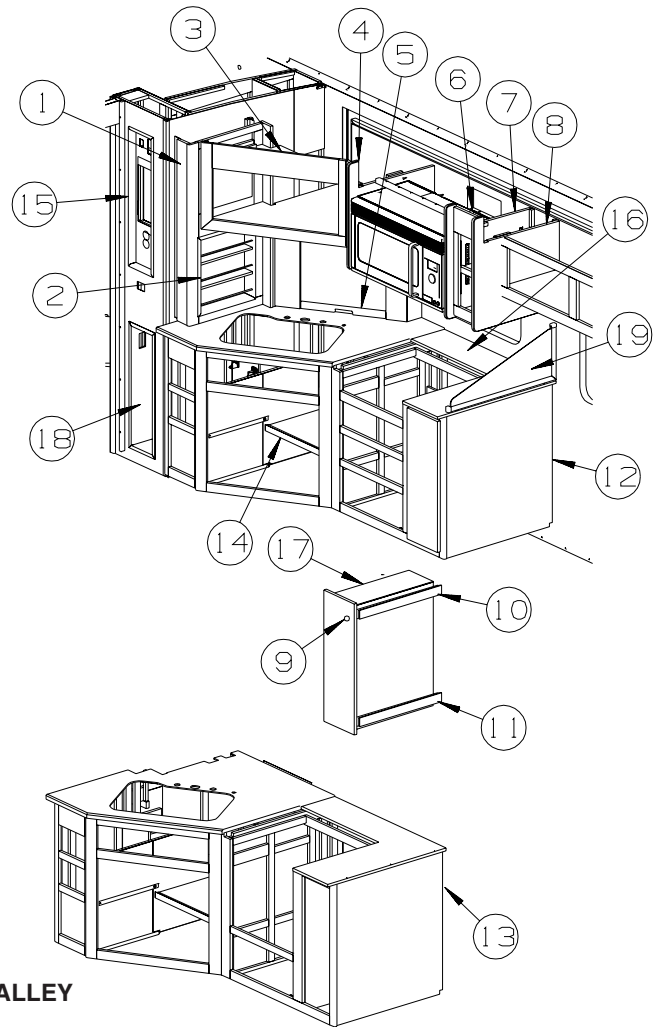
**CABINET & APPLIANCE GROUP (CONTINUED)**  
**CABINET & APPLIANCE LAYOUT (CONTINUED)**



**DINETTE (CONTINUED)**

KEY	PART NUMBER	U/M	DESCRIPTION
1	143782-34-PA0	EA	SUPPORT/FRAME - W/LEG - W/O TOP - PORTSMOUTH OAK FROM: 00-00-00 THRU: 02-06-05
1	155056-34-SA0	EA	SUPPORT/FRAME - W/LEG - W/O TOP - PORTSMOUTH OAK FROM: 02-07-05 THRU: 99-99-99
1	143782-34-PA1	EA	SUPPORT/FRAME - W/LEG - W/O TOP - CONCERT CHERRY FROM: 00-00-00 THRU: 02-06-05
1	155056-34-SA1	EA	SUPPORT/FRAME - W/LEG - W/O TOP - CONCERT CHERRY FROM: 02-07-05 THRU: 99-99-99
1	143782-34-PA2	EA	SUPPORT/FRAME - W/LEG - W/O TOP - WASHED MAPLE FROM: 00-00-00 THRU: 02-06-05
1	155056-34-SA2	EA	SUPPORT/FRAME - W/LEG - W/O TOP - WASHED MAPLE FROM: 02-07-05 THRU: 99-99-99
1	143782-34-SA3	EA	SUPPORT/FRAME - W/LEG - W/O TOP - SIERRA MAPLE FROM: 00-00-00 THRU: 02-06-05
1	155056-34-SA3	EA	SUPPORT/FRAME - W/LEG - W/O TOP - SIERRA MAPLE FROM: 02-07-05 THRU: 99-99-99
2	139264-01-02B	EA	STOP - DOOR - TAMBOUR - E-COATED
3	139264-02-02B	EA	STOP - DOOR - TAMBOUR - E-COATED
4	143782-39-PA0	EA	LEG - TABLE - PORTSMOUTH OAK - PORTSMOUTH OAK FROM: 00-00-00 THRU: 02-06-05
4	155056-39-SA0	EA	LEG - TABLE - PORTSMOUTH OAK - PORTSMOUTH OAK FROM: 02-07-05 THRU: 99-99-99
4	143782-39-PA1	EA	LEG - TABLE - CHERRY - CONCERT CHERRY FROM: 00-00-00 THRU: 02-06-05
4	155056-39-SA1	EA	LEG - TABLE - CONCERT CHERRY FROM: 02-07-05 THRU: 99-99-99
4	143782-39-PA2	EA	LEG - TABLE - WASHED MAPLE FROM: 00-00-00 THRU: 02-06-05
4	155056-39-SA2	EA	LEG - TABLE - WASHED MAPLE FROM: 02-07-05 THRU: 99-99-99
4	143782-39-SA3	EA	LEG - TABLE - SIERRA MAPLE FROM: 00-00-00 THRU: 02-06-05
4	155056-39-SA3	EA	LEG - TABLE - SIERRA MAPLE FROM: 02-07-05 THRU: 99-99-99
5	102810-01-04A	EA	BRACE - TABLE LEG - BLACK

**CABINET & APPLIANCE GROUP (CONTINUED)**  
**CABINET & APPLIANCE LAYOUT (CONTINUED)**



KEY	PART NUMBER	U/M	DESCRIPTION
1	140924-01-N70	EA	CABINET - SPICE RACK - W/O HARDWARE - PORTSMOUTH OAK
1	140924-01-N85	EA	CABINET - SPICE RACK - W/O HARDWARE - CONCERT CHERRY
1	140924-01-RW7	EA	CABINET - SPICE RACK - W/O HARDWARE - WASHED MAPLE
1	140924-01-SA3	EA	CABINET - SPICE RACK - W/O HARDWARE - SIERRA MAPLE
2	137602-E8-SA0	EA	POCKET - SPICE RACK - W/RAIL - PORTSMOUTH OAK
2	137602-E8-SB4	EA	POCKET - SPICE RACK - W/RAIL - PORTSMOUTH OAK - <b>STAINLESS STEEL PKG</b>
2	137602-E8-SA1	EA	POCKET - SPICE RACK - W/RAIL - CONCERT CHERRY
2	137602-E8-SB5	EA	POCKET - SPICE RACK - W/RAIL - CONCERT CHERRY - <b>STAINLESS STEEL PKG</b>
2	137602-E8-SA2	EA	POCKET - SPICE RACK - W/RAIL - WASHED MAPLE
2	137602-E8-SB6	EA	POCKET - SPICE RACK - W/RAIL - WASHED MAPLE - <b>STAINLESS STEEL PKG</b>
2	137602-E8-SA3	EA	POCKET - SPICE RACK - W/RAIL - SIERRA MAPLE
2	137602-E8-SB7	EA	POCKET - SPICE RACK - W/RAIL - SIERRA MAPLE - <b>STAINLESS STEEL PKG</b>
3	P40125-01-N70	EA	CABINET - OVERHEAD/GALLEY - W/O DOORS/HARDWARE - PORTSMOUTH OAK
3	P40125-01-N85	EA	CABINET - OVERHEAD/GALLEY - W/O DOORS/HARDWARE - CONCERT CHERRY
3	P40125-01-RW7	EA	CABINET - OVERHEAD/GALLEY - W/O DOORS/HARDWARE - WASHED MAPLE
3	P40125-01-SA3	EA	CABINET - OVERHEAD/GALLEY - W/O DOORS/HARDWARE - SIERRA MAPLE
4	P38119-25-N70	EA	END CAP - OVERHEAD CABINET - PORTSMOUTH OAK
4	P38119-25-N85	EA	END CAP - OVERHEAD CABINET - CONCERT CHERRY
4	P38119-25-N84	EA	END CAP - OVERHEAD CABINET - WASHED MAPLE
4	P38119-25-SA3	EA	END CAP - OVERHEAD CABINET - SIERRA MAPLE
5	140892-01-N70	EA	CABINET - STORAGE/APPLIANCE - W/TAMBOUR DOOR - W/O HDW - PORTSMOUTH OAK
5	140892-01-N85	EA	CABINET - STORAGE/APPLIANCE - W/TAMBOUR DOOR - W/O HDW - CONCERT CHERRY
5	140892-01-N84	EA	CABINET - STORAGE/APPLIANCE - W/TAMBOUR DOOR - W/O HDW - WASHED MAPLE
5	140892-01-SA3	EA	CABINET - STORAGE/APPLIANCE - W/TAMBOUR DOOR - W/O HDW - SIERRA MAPLE
6	P40398-01-SA0	EA	CABINET - OVERHEAD/GALLEY - W/O DOORS/HARDWARE - PORTSMOUTH OAK
6	P40398-01-SA1	EA	CABINET - OVERHEAD/GALLEY - W/O DOORS/HARDWARE - CONCERT CHERRY
6	P40398-01-RW7	EA	CABINET - OVERHEAD/GALLEY - W/O DOORS/HARDWARE - WASHED MAPLE
6	P40398-01-SA3	EA	CABINET - OVERHEAD/GALLEY - W/O DOORS/HARDWARE - SIERRA MAPLE

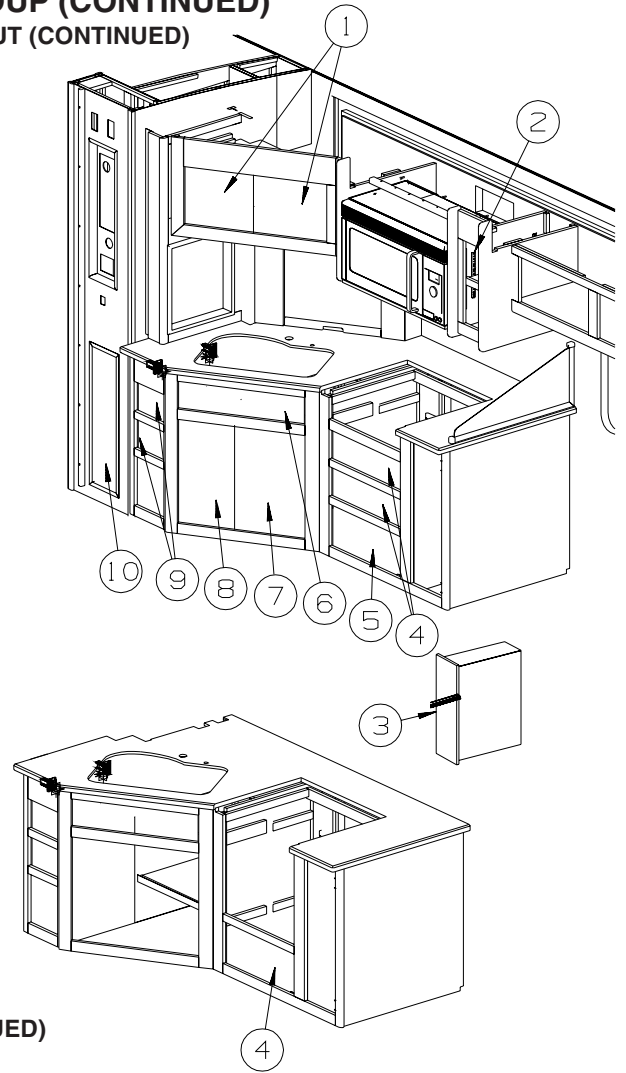
## CABINET & APPLIANCE GROUP (CONTINUED)

### CABINET & APPLIANCE LAYOUT (CONTINUED)

#### GALLEY (CONTINUED)

KEY	PART NUMBER	U/M	DESCRIPTION
7	140398-16-N70	EA	END CAP - OVERHEAD CABINET - PORTSMOUTH OAK
7	140398-16-N85	EA	END CAP - OVERHEAD CABINET - CONCERT CHERRY
7	140398-16-N84	EA	END CAP - OVERHEAD CABINET - WASHED MAPLE
7	140398-16-SA3	EA	END CAP - OVERHEAD CABINET - SIERRA MAPLE
8	140398-17-N70	EA	END CAP - OVERHEAD CABINET - PORTSMOUTH OAK
8	140398-17-N85	EA	END CAP - OVERHEAD CABINET - CONCERT CHERRY
8	140398-17-N84	EA	END CAP - OVERHEAD CABINET - WASHED MAPLE
8	140398-17-SA3	EA	END CAP - OVERHEAD CABINET - SIERRA MAPLE
9	123673-01-01A	EA	KNOB - PANTRY SLIDE
10	122360-01-000	EA	SLIDE - PANTRY - W/LOCK - LEFT HAND (FACING PANEL)
11	122360-02-000	EA	SLIDE - PANTRY - W/O LOCK - RIGHT/LEFT HAND
12	P44144-01-R68	EA	CABINET - GALLEY - W/O COUNTERTOP/DOORS/DRAWERS/HARDWARE - PORTSMOUTH OAK
12	P44144-01-R69	EA	CABINET - GALLEY - W/O COUNTERTOP/DOORS/DRAWERS/HARDWARE - CONCERT CHERRY
12	P44144-01-RW7	EA	CABINET - GALLEY - W/O COUNTERTOP/DOORS/DRAWERS/HARDWARE - WASHED MAPLE
12	P44144-01-SA3	EA	CABINET - GALLEY - W/O COUNTERTOP/DOORS/DRAWERS/HARDWARE - SIERRA MAPLE
13	P44144-02-R68	EA	CABINET - GALLEY - W/O COUNTERTOP/DOORS/DRAWERS/HARDWARE - PORTSMOUTH OAK
13	P44144-02-R69	EA	CABINET - GALLEY - W/O COUNTERTOP/DOORS/DRAWERS/HARDWARE - CONCERT CHERRY
13	P44144-02-RW7	EA	CABINET - GALLEY - W/O COUNTERTOP/DOORS/DRAWERS/HARDWARE - WASHED MAPLE
13	P44144-02-SA3	EA	CABINET - GALLEY - W/O COUNTERTOP/DOORS/DRAWERS/HARDWARE - SIERRA MAPLE
14	144144-36-R68	EA	SHELF - W/PLASTIC EDGE MOLDING
15	137602-C1-R68	EA	POCKET - MONITOR PANEL - PORTSMOUTH OAK - <b>INVERTER/CHARGER-1,500 WATT</b>
15	137602-C1-R69	EA	POCKET - MONITOR PANEL - CHERRY - CONCERT CHERRY - <b>INVERTER/CHARGER-1,500 WATT</b>
15	137602-C1-RW7	EA	POCKET - MONITOR PANEL - WASHED MAPLE - WASHED MAPLE - <b>INVERTER/CHARGER-1,500 WATT</b>
15	137602-C1-SA3	EA	POCKET - MONITOR PANEL - HONEY - SIERRA MAPLE - <b>INVERTER/CHARGER-1,500 WATT</b>
15	137602-C5-R68	EA	POCKET - MONITOR PANEL - PORTSMOUTH OAK - <b>INVERTER/CHARGER-DC/AC W/O</b>
15	137602-C5-R69	EA	POCKET - MONITOR PANEL - CHERRY - CONCERT CHERRY - <b>INVERTER/CHARGER-DC/AC W/O</b>
15	137602-C5-RW7	EA	POCKET - MONITOR PANEL - WASHED MAPLE - WASHED MAPLE - <b>INVERTER/CHARGER-DC/AC W/O</b>
15	137602-C5-SA3	EA	POCKET - MONITOR PANEL - HONEY - SIERRA MAPLE - <b>INVERTER/CHARGER-DC/AC W/O</b>
16	149086-17-02A	EA	COUNTERTOP - 1/4" VENDURA - ALMONDINE
17	130816-04-03A	EA	COUNTERTOP/PANTRY-8.4"X18.1" 1/4" VENDURA - ALMONDINE
18	140359-01-N70	EA	CABINET - STORAGE - W/O DOORS/HARDWARE - PORTSMOUTH OAK
18	140359-01-N85	EA	CABINET - STORAGE - W/O DOORS/HARDWARE - CONCERT CHERRY
18	140359-01-RW7	EA	CABINET - STORAGE - W/O DOORS/HARDWARE - WASHED MAPLE
18	140359-01-SA3	EA	CABINET - STORAGE - W/O DOORS/HARDWARE - SIERRA MAPLE
19	145211-01-P75	EA	SPLASHGUARD - W/GLASS - PORTSMOUTH OAK
19	145211-01-R69	EA	SPLASHGUARD - W/GLASS - CONCERT CHERRY
19	145211-01-P28	EA	SPLASHGUARD - W/GLASS - WASHED MAPLE
19	145211-01-SA3	EA	SPLASHGUARD - W/GLASS - SIERRA MAPLE
19	127117-01-01A	EA	GLASS - STATIONARY - SPLASHGUARD

**CABINET & APPLIANCE GROUP (CONTINUED)**  
**CABINET & APPLIANCE LAYOUT (CONTINUED)**



**GALLEY (CONTINUED)**

KEY	PART NUMBER	U/M	DESCRIPTION
1	136954-A3-R68	EA	DOOR - RAISED PANEL/OGEE EDGE - 14.4" X 17.9" - W/O HDW - PORTSMOUTH OAK
1	136954-A3-R69	EA	DOOR - RAISED PANEL/OGEE EDGE - 14.4" X 17.9" - W/O HDW - CONCERT CHERRY
1	136954-A3-S66	EA	DOOR - RAISED PANEL/OGEE EDGE - 14.4" X 17.9" - W/O HDW - WASHED MAPLE
1	136954-A3-S67	EA	DOOR - RAISED PANEL/OGEE EDGE - 14.4" X 17.9" - W/O HDW - SIERRA MAPLE
1	136954-A3-SN0	EA	DR-RAISED PANEL/OGEE EDGE-14.4" X 17.9"-W/O HDW-PORTSMOUTH OAK -STAINLESS STEEL PKG
1	136954-A3-SN1	EA	DR-RAISED PANEL/OGEE EDGE-14.4" X 17.9"-W/O HDW-CONCERT CHERRY-STAINLESS STEEL PKG
1	136954-A3-SN2	EA	DR-RAISED PANEL/OGEE EDGE-14.4" X 17.9"-W/O HDW-WASHED MAPLE-STAINLESS STEEL PKG
1	136954-A3-SN3	EA	DR-RAISED PANEL/OGEE EDGE-14.4" X 17.9"-W/O HDW-SIERRA MAPLE-STAINLESS STEEL PKG
2	145298-10-R68	EA	DOOR - SOLID PANEL/OGEE EDGE - 6.29" X 23.2" -W/O HARDWARE - PORTSMOUTH OAK
2	145298-10-R69	EA	DOOR - SOLID PANEL/OGEE EDGE - 6.29" X 23.2" -W/O HARDWARE - CONCERT CHERRY
2	145298-10-SA2	EA	DOOR - SOLID PANEL/OGEE EDGE - 6.29" X 23.2" -W/O HARDWARE - WASHED MAPLE
2	145298-10-SA3	EA	DOOR - SOLID PANEL/OGEE EDGE - 6.29" X 23.2" -W/O HARDWARE - SIERRA MAPLE
2	145298-10-SN0	EA	DR -SOLID PANEL/OGEE EDGE-6.29" X 23.2"-W/O HDW-PORTSMOUTH OAK -STAINLESS STEEL PKG
2	145298-10-SN1	EA	DR -SOLID PANEL/OGEE EDGE-6.29" X 23.2"-W/O HDW-CONCERT CHERRY-STAINLESS STEEL PKG
2	145298-10-SN2	EA	DR -SOLID PANEL/OGEE EDGE-6.29" X 23.2"-W/O HDW-WASHED MAPLE-STAINLESS STEEL PKG
2	145298-10-SN3	EA	DR -SOLID PANEL/OGEE EDGE-6.29" X 23.2"-W/O HDW-SIERRA MAPLE-STAINLESS STEEL PKG
3	145268-10-R68	EA	DOOR - RAISED PANEL/OGEE EDGE- 29.5" X 10" - W/O HDW - PORTSMOUTH OAK
3	145268-10-R69	EA	DOOR - RAISED PANEL/OGEE EDGE- 29.5" X 10" - W/O HDW - CONCERT CHERRY
3	145268-10-SA2	EA	DOOR - RAISED PANEL/OGEE EDGE- 29.5" X 10" - W/O HDW - WASHED MAPLE
3	145268-10-SA3	EA	DOOR - RAISED PANEL/OGEE EDGE- 29.5" X 10" - W/O HDW - SIERRA MAPLE
3	145268-10-SN0	EA	DR-RAISED PANEL/OGEE EDGE-29.5" X 10"- W/O HDW-PORTSMOUTH OAK -STAINLESS STEEL PKG
3	145268-10-SN1	EA	DR-RAISED PANEL/OGEE EDGE-29.5" X 10"- W/O HDW-CONCERT CHERRY -STAINLESS STEEL PKG
3	145268-10-SN2	EA	DR-RAISED PANEL/OGEE EDGE-29.5" X 10"- W/O HDW-WASHED MAPLE -STAINLESS STEEL PKG
3	145268-10-SN3	EA	DR-RAISED PANEL/OGEE EDGE-29.5" X 10"- W/O HDW-SIERRA MAPLE -STAINLESS STEEL PKG
4	145386-49-R83	EA	DRAWER - OGEE EDGE - 20.2"W X 21.6"D - W/O SLIDES/HARDWARE - PORTSMOUTH OAK
4	145386-49-R84	EA	DRAWER - OGEE EDGE - 20.2"W X 21.6"D - W/O SLIDES/HARDWARE - CONCERT CHERRY
4	145386-49-SD2	EA	DRAWER - OGEE EDGE - 20.2"W X 21.6"D - W/O SLIDES/HARDWARE - WASHED MAPLE
4	145386-49-S67	EA	DRAWER - OGEE EDGE - 20.2"W X 21.6"D - W/O SLIDES/HARDWARE - SIERRA MAPLE

# CABINET & APPLIANCE GROUP (CONTINUED)

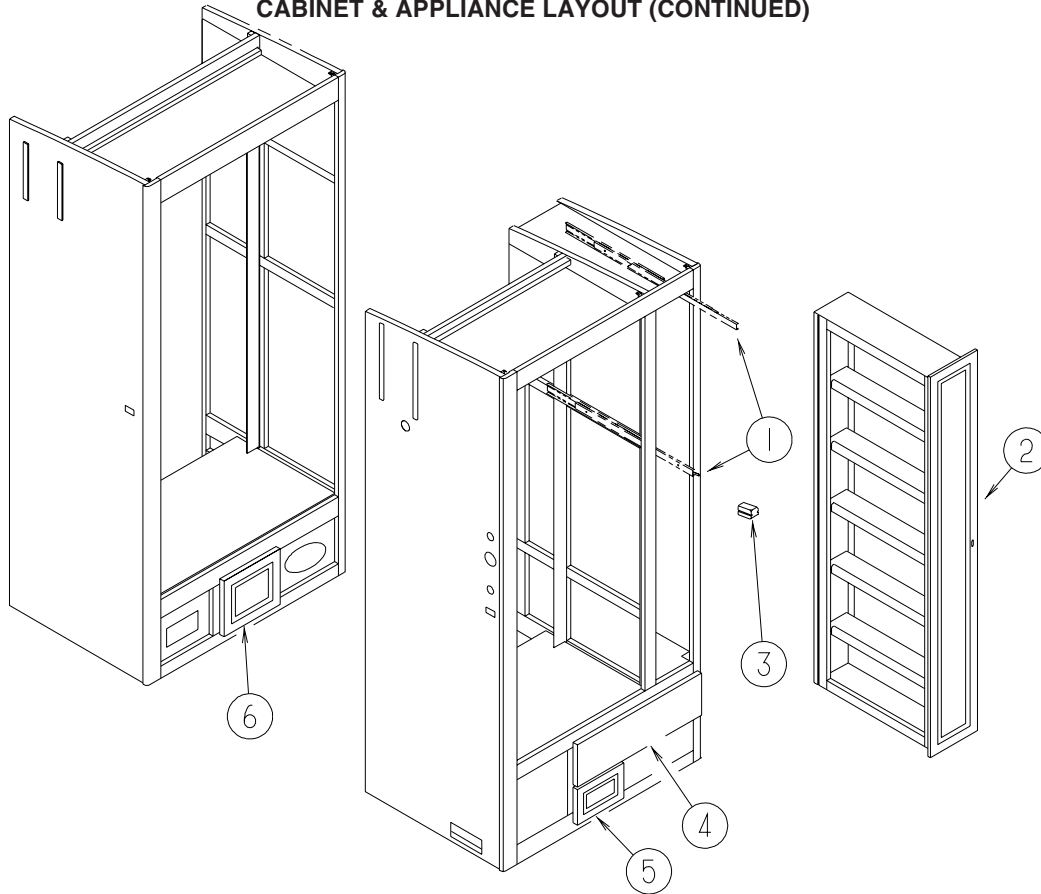
## CABINET & APPLIANCE LAYOUT (CONTINUED)

### GALLEY (CONTINUED)

KEY	PART NUMBER	U/M	DESCRIPTION
5	145386-50-R83	EA	DWR-OGEE EDGE-20.2"W X 21.6"D-W/O SLIDES/HDW-PORTSMOUTH OAK-STAINLESS STEEL PKG
5	145386-50-R84	EA	DWR-OGEE EDGE-20.2"W X 21.6"D-W/O SLIDES/HDW-CONCERT CHERRY-STAINLESS STEEL PKG
5	145386-50-SD2	EA	DWR-OGEE EDGE-20.2"W X 21.6"D-W/O SLIDES/HDW-WASHED MAPLE-STAINLESS STEEL PKG
5	145386-50-S67	EA	DWR-OGEE EDGE-20.2"W X 21.6"D-W/O SLIDES/HDW-SIERRA MAPLE-STAINLESS STEEL PKG
6	146910-15-SA0	EA	DRAWER - TIPOUT - W/HIDDEN TRAY - PORTSMOUTH OAK
6	146910-15-SA1	EA	DRAWER - TIPOUT - W/HIDDEN TRAY - CONCERT CHERRY
6	146910-15-SA2	EA	DRAWER - TIPOUT - W/HIDDEN TRAY - WASHED MAPLE
6	146910-15-SA3	EA	DRAWER - TIPOUT - W/HIDDEN TRAY - SIERRA MAPLE
6	146910-15-SN0	EA	DRAWER - TIPOUT - W/HIDDEN TRAY - PORTSMOUTH OAK-STAINLESS STEEL PKG
6	146910-15-SN1	EA	DRAWER - TIPOUT - W/HIDDEN TRAY - CONCERT CHERRY-STAINLESS STEEL PKG
6	146910-15-SN2	EA	DRAWER - TIPOUT - W/HIDDEN TRAY - WASHED MAPLE-STAINLESS STEEL PKG
6	146910-15-SN3	EA	DRAWER - TIPOUT - W/HIDDEN TRAY - SIERRA MAPLE-STAINLESS STEEL PKG
	108127-01-01A	EA	CAP - TRAY
	108128-01-01A	EA	TRAY - HIDDEN
7	136954-87-R68	EA	DOOR - RAISED PANEL/OGEE EDGE - 12.8" X 21.9" - W/O HDW - PORTSMOUTH OAK
7	136954-87-R69	EA	DOOR - RAISED PANEL/OGEE EDGE - 12.8" X 21.9" - W/O HDW - CONCERT CHERRY
7	136954-87-SA2	EA	DOOR - RAISED PANEL/OGEE EDGE - 12.8" X 21.9" - W/O HDW - WASHED MAPLE
7	136954-87-SA3	EA	DOOR - RAISED PANEL/OGEE EDGE - 12.8" X 21.9" - W/O HDW - SIERRA MAPLE
7	136954-87-SN0	EA	DR-RAISED PANEL/OGEE EDGE-12.8" X 21.9"-W/O HDW-PORTSMOUTH OAK -STAINLESS STEEL PKG
7	136954-87-SN1	EA	DR-RAISED PANEL/OGEE EDGE-12.8" X 21.9"-W/O HDW-CONCERT CHERRY -STAINLESS STEEL PKG
7	136954-87-SN2	EA	DR-RAISED PANEL/OGEE EDGE-12.8" X 21.9"-W/O HDW-WASHED MAPLE -STAINLESS STEEL PKG
7	136954-87-SN3	EA	DR-RAISED PANEL/OGEE EDGE-12.8" X 21.9"-W/O HDW-SIERRA MAPLE -STAINLESS STEEL PKG
8	136954-86-R68	EA	DOOR - RAISED PANEL/OGEE EDGE - 12.8" X 21.9" - W/O HDW - PORTSMOUTH OAK
8	136954-86-R69	EA	DOOR - RAISED PANEL/OGEE EDGE - 12.8" X 21.9" - W/O HDW - CONCERT CHERRY
8	136954-86-SA2	EA	DOOR - RAISED PANEL/OGEE EDGE - 12.8" X 21.9" - W/O HDW - WASHED MAPLE
8	136954-86-SA3	EA	DOOR - RAISED PANEL/OGEE EDGE - 12.8" X 21.9" - W/O HDW - SIERRA MAPLE
8	136954-86-SN0	EA	DR-RAISED PANEL/OGEE EDGE-12.8" X 21.9"-W/O HDW-PORTSMOUTH OAK -STAINLESS STEEL PKG
8	136954-86-SN1	EA	DR-RAISED PANEL/OGEE EDGE-12.8" X 21.9"-W/O HDW-CONCERT CHERRY -STAINLESS STEEL PKG
8	136954-86-SN2	EA	DR-RAISED PANEL/OGEE EDGE-12.8" X 21.9"-W/O HDW-WASHED MAPLE -STAINLESS STEEL PKG
8	136954-86-SN3	EA	DR-RAISED PANEL/OGEE EDGE-12.8" X 21.9"-W/O HDW-SIERRA MAPLE -STAINLESS STEEL PKG
9	145386-42-R68	EA	DRAWER - OGEE EDGE - 8"W X 15.7"D - W/O SLIDES/HARDWARE - PORTSMOUTH OAK
9	145386-42-R69	EA	DRAWER - OGEE EDGE - 8"W X 15.7"D - W/O SLIDES/HARDWARE - CONCERT CHERRY
9	145386-42-SA2	EA	DRAWER - OGEE EDGE - 8"W X 15.7"D - W/O SLIDES/HARDWARE - WASHED MAPLE
9	145386-42-SA3	EA	DRAWER - OGEE EDGE - 8"W X 15.7"D - W/O SLIDES/HARDWARE - SIERRA MAPLE
10	145298-12-R68	EA	DOOR - SOLID PANEL/OGEE EDGE - 9.8" X 33.4" -W/O HARDWARE - PORTSMOUTH OAK
10	145298-12-R69	EA	DOOR - SOLID PANEL/OGEE EDGE - 9.8" X 33.4" -W/O HARDWARE - CONCERT CHERRY
10	145298-12-SA2	EA	DOOR - SOLID PANEL/OGEE EDGE - 9.8" X 33.4" -W/O HARDWARE - WASHED MAPLE
10	145298-12-SA3	EA	DOOR - SOLID PANEL/OGEE EDGE - 9.8" X 33.4" -W/O HARDWARE - SIERRA MAPLE
10	145298-12-SN0	EA	DR-SOLID PANEL/OGEE EDGE-9.8" X 33.4"-W/O HDW-PORTSMOUTH OAK -STAINLESS STEEL PKG
10	145298-12-SN1	EA	DR-SOLID PANEL/OGEE EDGE-9.8" X 33.4"-W/O HDW-CONCERT CHERRY -STAINLESS STEEL PKG
10	145298-12-SN2	EA	DR-SOLID PANEL/OGEE EDGE-9.8" X 33.4"-W/O HDW-WASHED MAPLE -STAINLESS STEEL PKG
10	145298-12-SN3	EA	DR-SOLID PANEL/OGEE EDGE-9.8" X 33.4"-W/O HDW-SIERRA MAPLE -STAINLESS STEEL PKG

## CABINET & APPLIANCE GROUP (CONTINUED)

### CABINET & APPLIANCE LAYOUT (CONTINUED)

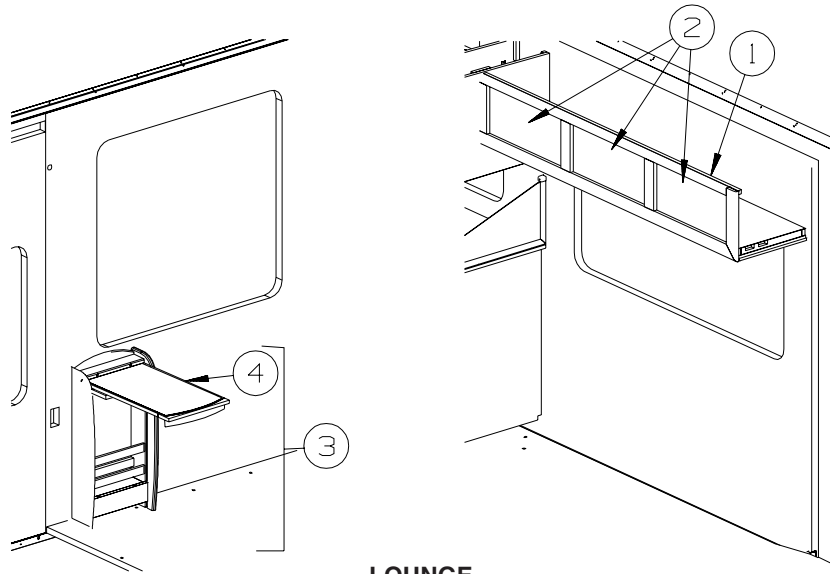


### GALLEY (CONTINUED)

KEY	PART NUMBER	U/M	DESCRIPTION
1	122360-02-000	EA	SLIDE - PANTRY - W/O LOCK - RIGHT/LEFT HAND
1	122360-03-000	EA	SLIDE - PANTRY - W/LOCK - RIGHT HAND (FACING PANEL)
2	145268-06-R68	EA	DOOR - RAISED PANEL/OGEE EDGE- 60.7" X 8.1" - W/O HDW - PORTSMOUTH OAK
2	145268-06-R69	EA	DOOR - RAISED PANEL/OGEE EDGE- 60.7" X 8.1" - W/O HDW - CONCERT CHERRY
2	145268-06-SA2	EA	DOOR - RAISED PANEL/OGEE EDGE- 60.7" X 8.1" - W/O HDW - WASHED MAPLE
2	145268-06-SA3	EA	DOOR - RAISED PANEL/OGEE EDGE- 60.7" X 8.1" - W/O HDW - SIERRA MAPLE
2	145268-06-SN0	EA	DR-RAISED PANEL/OGEE EDGE-60.7" X 8.1"-W/O HDW-PORTSMOUTH OAK-STAINLESS STEEL PKG
2	145268-06-SN1	EA	DR-RAISED PANEL/OGEE EDGE-60.7" X 8.1"-W/O HDW-CONCERT CHERRY-STAINLESS STEEL PKG
2	145268-06-SN2	EA	DR-RAISED PANEL/OGEE EDGE-60.7" X 8.1"-W/O HDW-WASHED MAPLE-STAINLESS STEEL PKG
2	145268-06-SN3	EA	DR-RAISED PANEL/OGEE EDGE-60.7" X 8.1"-W/O HDW-SIERRA MAPLE-STAINLESS STEEL PKG
3	123673-01-01A	EA	KNOB - PANTRY SLIDE
4	145492-X8-SA0	EA	DRAWER - OGEE EDGE - 22.5"W X 17.7"D - W/O SLIDES/HDW - PORTSMOUTH OAK
4	145492-X8-SA1	EA	DRAWER - OGEE EDGE - 22.5"W X 17.7"D - W/O SLIDES/HDW - CONCERT CHERRY
4	145492-X8-SA2	EA	DRAWER - OGEE EDGE - 22.5"W X 17.7"D - W/O SLIDES/HDW - WASHED MAPLE
4	145492-X8-SA3	EA	DRAWER - OGEE EDGE - 22.5"W X 17.7"D - W/O SLIDES/HDW - SIERRA MAPLE
5	145298-03-R68	EA	DOOR - SOLID PANEL/OGEE EDGE - 12.6" X 6.1" - W/O HARDWARE - PORTSMOUTH OAK
5	145298-03-R69	EA	DOOR - SOLID PANEL/OGEE EDGE - 12.6" X 6.1" - W/O HARDWARE - CONCERT CHERRY
5	145298-03-SA2	EA	DOOR - SOLID PANEL/OGEE EDGE - 12.6" X 6.1" - W/O HARDWARE - WASHED MAPLE
5	145298-03-SA3	EA	DOOR - SOLID PANEL/OGEE EDGE - 12.6" X 6.1" - W/O HARDWARE - SIERRA MAPLE
5	145298-03-SN0	EA	DOOR-SOLID PANEL/OGEE EDGE-12.6" X 6.1"-W/O HDW-PORTSMOUTH OAK-STAINLESS STEEL PKG
5	145298-03-SN1	EA	DOOR-SOLID PANEL/OGEE EDGE-12.6" X 6.1"-W/O HDW-CONCERT CHERRY-STAINLESS STEEL PKG
5	145298-03-SN2	EA	DOOR-SOLID PANEL/OGEE EDGE-12.6" X 6.1"-W/O HDW-WASHED MAPLE-STAINLESS STEEL PKG
5	145298-03-SN3	EA	DOOR-SOLID PANEL/OGEE EDGE-12.6" X 6.1"-W/O HDW-SIERRA MAPLE-STAINLESS STEEL PKG
6	145298-05-R68	EA	DOOR - SOLID PANEL/OGEE EDGE - 9.2" X 10.2" - W/O HARDWARE - PORTSMOUTH OAK
6	145298-05-R69	EA	DOOR - SOLID PANEL/OGEE EDGE - 9.2" X 10.2" - W/O HARDWARE - CONCERT CHERRY
6	145298-05-SA2	EA	DOOR - SOLID PANEL/OGEE EDGE - 9.2" X 10.2" - W/O HARDWARE - WASHED MAPLE
6	145298-05-SA3	EA	DOOR - SOLID PANEL/OGEE EDGE - 9.2" X 10.2" - W/O HARDWARE - SIERRA MAPLE
6	145298-05-SN0	EA	DOOR-SOLID PANEL/OGEE EDGE-9.2" X 10.2"-W/O HDW-PORTSMOUTH OAK-STAINLESS STEEL PKG
6	145298-05-SN1	EA	DOOR-SOLID PANEL/OGEE EDGE-9.2" X 10.2"-W/O HDW-CONCERT CHERRY-STAINLESS STEEL PKG
6	145298-05-SN2	EA	DOOR-SOLID PANEL/OGEE EDGE-9.2" X 10.2"-W/O HDW-WASHED MAPLE-STAINLESS STEEL PKG
6	145298-05-SN3	EA	DOOR-SOLID PANEL/OGEE EDGE-9.2" X 10.2"-W/O HDW-SIERRA MAPLE-STAINLESS STEEL PKG



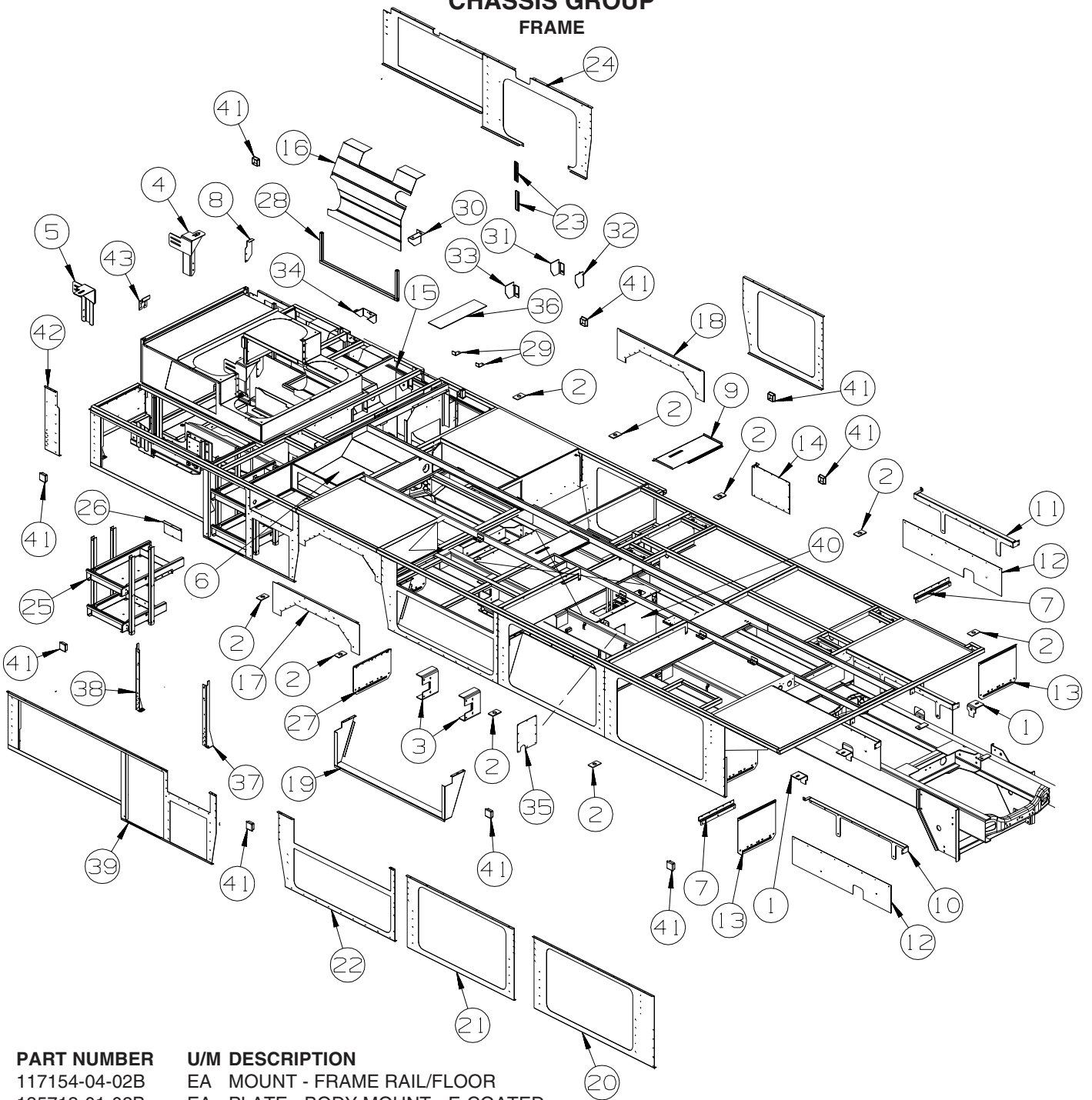
**CABINET & APPLIANCE GROUP (CONTINUED)**  
**CABINET & APPLIANCE LAYOUT (CONTINUED)**



**LOUNGE**

KEY	PART NUMBER	U/M	DESCRIPTION
1	142230-01-P78	EA	CABINET - OVERHEAD/FRONT/LEFT HAND - W/O DOORS/HARDWARE - PORTSMOUTH OAK
1	142230-01-P79	EA	CABINET - OVERHEAD/FRONT/LEFT HAND - W/O DOORS/HARDWARE - CONCERT CHERRY
1	142230-01-RW7	EA	CABINET - OVERHEAD/FRONT/LEFT HAND - W/O DOORS/HARDWARE - WASHED MAPLE
1	142230-01-SA3	EA	CABINET - OVERHEAD/FRONT/LEFT HAND - W/O DOORS/HARDWARE - SIERRA MAPLE
1	142230-02-P78	EA	CABINET-OVRHD/FRONT/LH-W/O DRS/HDW-PORTSMOUTH OAK - SOUND SYS. DLX. W/Q-SURROUND
1	142230-02-P79	EA	CABINET-OVRHD/FRONT/LH-W/O DRS/HDW-CONCERT CHERRY - SOUND SYS. DLX. W/Q-SURROUND
1	142230-02-RW7	EA	CABINET-OVRHD/FRONT/LH - W/O DRS/HDW - WASHED MAPLE - SOUND SYS. DLX. W/Q-SURROUND
1	142230-02-SA3	EA	CABINET-OVRHD/FRONT/LH - W/O DRS/HDW - SIERRAMAPLE - SOUND SYS. DLX. W/Q-SURROUND
2	136954-31-P68	EA	DOOR - RAISED PANEL/OGEE EDGE - 10.2" X 21.5" - W/O HDW - PORTSMOUTH OAK
2	136954-31-P69	EA	DOOR - RAISED PANEL/OGEE EDGE - 10.2" X 21.5" - W/O HDW - CONCERT CHERRY
2	136954-31-SA2	EA	DOOR - RAISED PANEL/OGEE EDGE - 10.2" X 21.5" - W/O HDW - WASHED MAPLE
2	136954-31-SA3	EA	DOOR - RAISED PANEL/OGEE EDGE - 10.2" X 21.5" - W/O HDW - SIERRA MAPLE
3	149044-01-S64	EA	CABINET - W/PULLOUT TABLE - PORTSMOUTH OAK
3	149044-01-S65	EA	CABINET - W/PULLOUT TABLE - CONCERT CHERRY
3	149044-01-S66	EA	CABINET - W/PULLOUT TABLE - WASHED MAPLE
3	149044-01-S67	EA	CABINET - W/PULLOUT TABLE - SIERRA MAPLE
4	149044-21-S64	EA	TABLE - F/PULLOUT CABINET - PORTSMOUTH OAK
4	149044-21-S65	EA	TABLE - F/PULLOUT CABINET - BROWN PLANK CHERRY - CONCERT CHERRY
4	149044-21-S66	EA	TABLE - F/PULLOUT CABINET - HARDROCK MAPLE - WASHED MAPLE
4	149044-21-S67	EA	TABLE - F/PULLOUT CABINET - HONEY MAPLE - SIERRA MAPLE

# CHASSIS GROUP FRAME



KEY	PART NUMBER	U/M	DESCRIPTION
1	117154-04-02B	EA	MOUNT - FRAME RAIL/FLOOR
2	135712-01-02B	EA	PLATE - BODY MOUNT - E-COATED
3	120867-01-02B	EA	MOUNT - LP TANK - E-COAT
4	131328-03-02B	EA	SUPPORT - REAR RISER - RIGHT HAND - E-COATED
5	131328-04-02B	EA	SUPPORT - REAR RISER - LEFT HAND - E-COATED
6	144842-01-02B	EA	COMPARTMENT - FURNACE - E-COATED
7	140273-01-02B	EA	BRACE - ROCK GUARD - E-COATED
8	141728-01-02B	EA	HANGER - EXHAUST - E-COATED
9	117804-13-02B	EA	PANEL - CLOSEOUT - HEAT DUCT - E-COATED
10	143916-01-02B	EA	BRACKET/SHIELD - SPLASH - E-COATED
11	143916-02-02B	EA	BRACKET/SHIELD - SPLASH - E-COATED
12	143917-01-01A	EA	SHIELD/SPLASH - WHEELWELL
13	136391-02-02B	EA	GUARD/ROCK - STEEL - W/ANGLE - 18"W X 15"H - E-COATED
	113452-01-000	FT	SEAL/TRIM - FRONT - VINYL W/WIRE CARRIER - .020"
14	132564-02-02B	EA	PANEL-CLOSEOUT,HLDNG TANK
15	144391-01-02B	EA	COMPARTMENT - POWER CORD - E-COATED
			FROM: 00-00-00 THRU: 01-10-04
15	150469-01-02B	EA	COMPARTMENT - POWER CORD - E-COATED
			FROM: 01-11-04 THRU: 99-99-99

**CHASSIS GROUP (CONTINUED)**  
**FRAME (CONTINUED)**

KEY	PART NUMBER	U/M	DESCRIPTION
16	139420-02-02B	EA	SHIELD - AC CONDENSOR - E-COATED
17	119750-04-02B	EA	SEAL PLANE/WHEEL WELL - RIGHT HAND - E-COATED
18	119750-05-02B	EA	SEAL PLANE/WHEEL WELL - LEFT HAND - E-COATED
19	140166-01-02B	EA	SUPPORT - SEAL PLANE - E-COATED
20	135643-02-02B	EA	PLATE - SEAL - E-COATED
21	136105-02-02B	EA	PLATE/SEAL - E-COATED
22	135642-01-02B	EA	PLATE/SEAL - E-COATED
23	130034-02-02B	EA	CLIP - TRIM - E-COATED
24	141223-02-02B	EA	SEAL PLANE - E-COATED
25	138866-01-01A	EA	SLIDE - BATTERY TRAY
26	139982-01-02B	EA	PANEL/COVER - ACCESS - RAM - E-COATED
27	136391-01-02B	EA	GUARD/ROCK - STEEL - W/ANGLE - 18"W X 11"H - E-COATED
28	134225-01-02B	EA	SUPPORT - CONDENSOR SHIELD - E-COATED
29	122922-02-02B	EA	BRACKET/CYLINDER SUPPORT - E-COATED
30	140045-02-02B	EA	BRACKET - CYLINDER - (RAM) - E-COATED
31	136910-04-02B	EA	BRACKET - CYLINDER (RAM) - E-COATED
32	136910-01-02B	EA	BRACKET - CYLINDER/RAM - RIGHT HAND - E-COATED
33	136910-02-02B	EA	BRACKET - CYLINDER/RAM - LEFT HAND - E-COATED
34	139409-02-02B	EA	BRACKET - MOUNTING - CYLINDER - E-COATED
35	133352-01-02B	EA	PANEL - ACCESS - WATER TANK - E-COATED
36	146245-01-000	EA	INSULATION - FIEBERGLASS/FOIL - 25"
37	141649-02-02B	EA	BRACKET - A/C - E-COATED
37	141649-03-02B	EA	BRACKET - A/C - E-COATED
38	141649-01-02B	EA	BRACKET - A/C - E-COATED
39	149117-01-02B	EA	PLATE - SEAL - E-COATED
40	P32937-06-000	EA	COMPARTMENT - WATER TANK
40	P51585-01-000	EA	COMPARTMENT - WATER TANK
41	143994-02-12B	EA	BRACKET/MOUNTING - VALVE - BRIGHT WHITE
42	119845-01-01A	EA	PLUG/PLASTIC - 1 1/2" SQUARE - BLACK
42	141650-03-02B	EA	PLATE/SEAL - E-COATED
43	149628-01-02B	EA	BRACKET - TOW POWER - CUMMINS

FROM: 00-00-00 THRU: 03-19-04

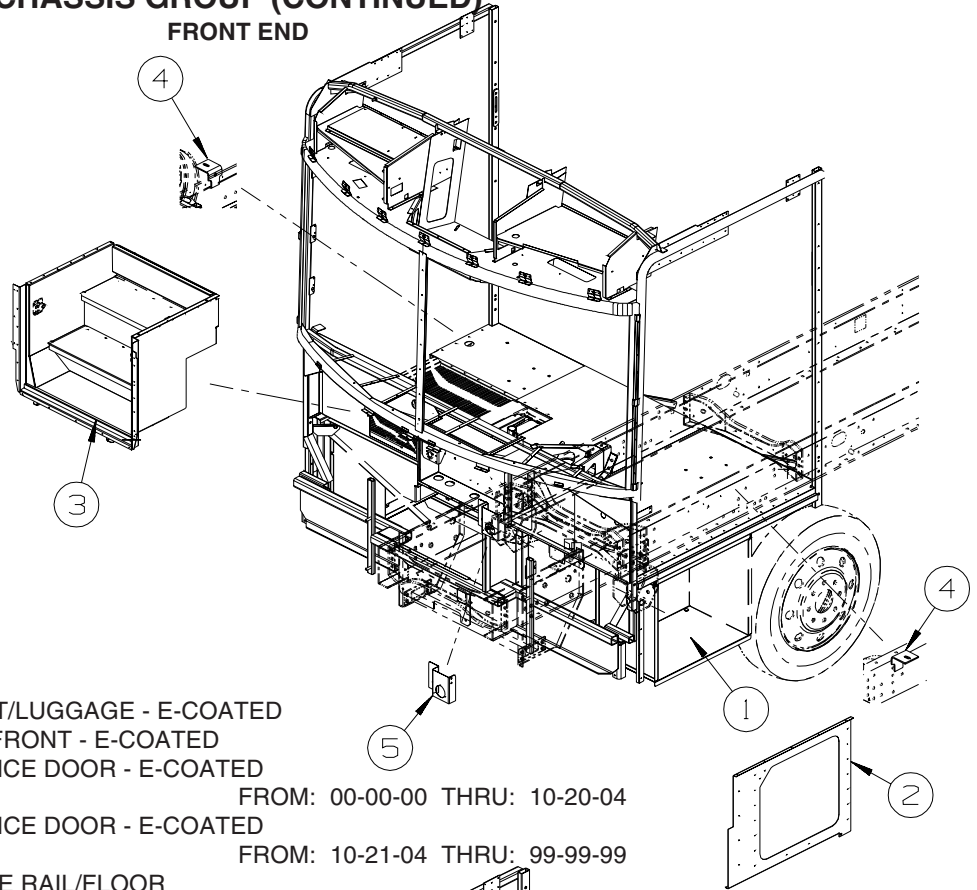
FROM: 03-20-04 THRU: 99-99-99

FROM: 00-00-00 THRU: 04-29-04

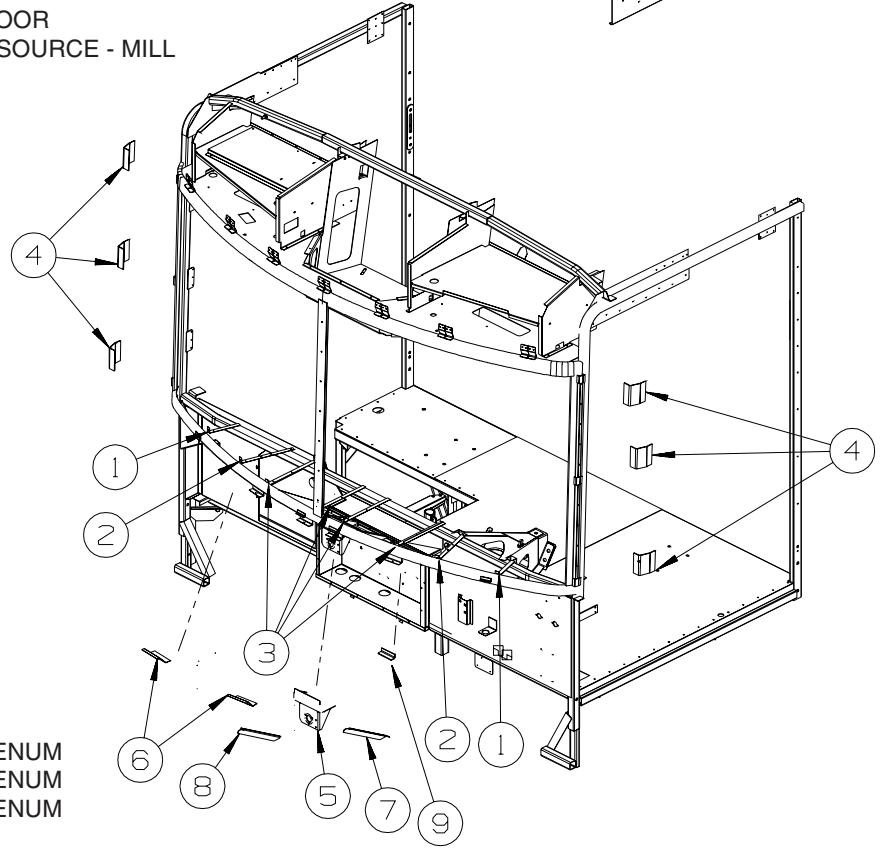
FROM: 04-30-04 THRU: 99-99-99

# CHASSIS GROUP (CONTINUED)

## FRONT END



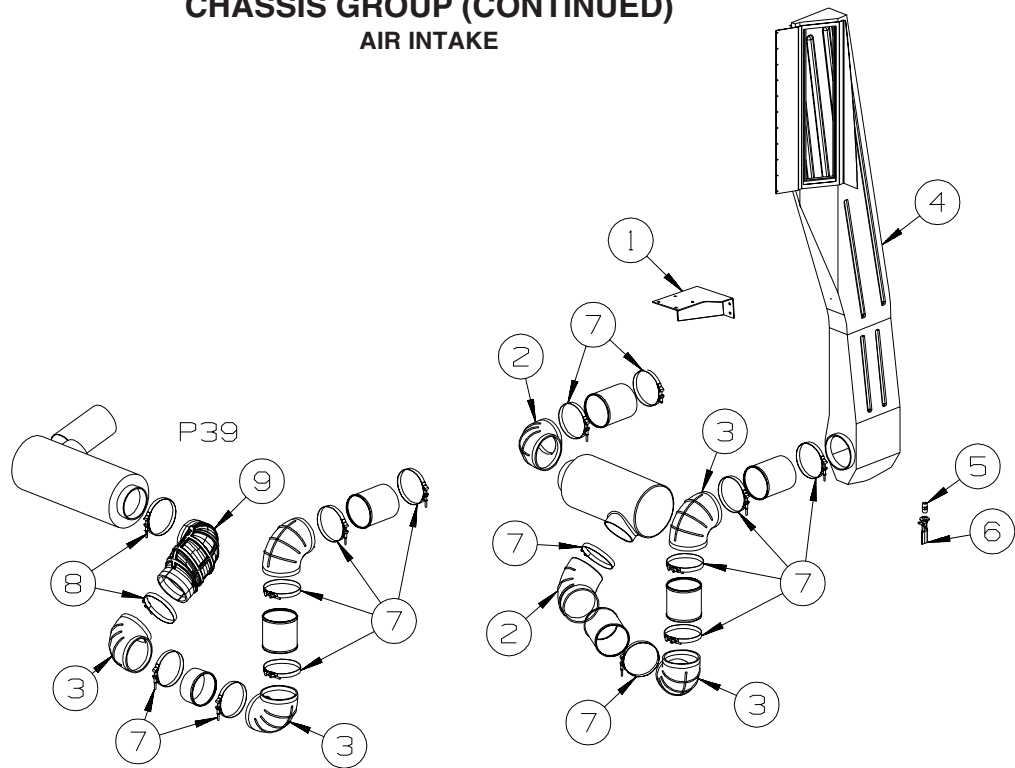
KEY	PART NUMBER	U/M	DESCRIPTION
1	123764-05-02B	EA	COMPARTMENT/LUGGAGE - E-COATED
2	136332-02-02B	EA	PANEL/SEAL - FRONT - E-COATED
3	144034-03-02B	EA	STEP - ENTRANCE DOOR - E-COATED
			FROM: 00-00-00 THRU: 10-20-04
3	144034-04-02B	EA	STEP - ENTRANCE DOOR - E-COATED
			FROM: 10-21-04 THRU: 99-99-99
4	117154-04-02B	EA	MOUNT - FRAME RAIL/FLOOR
5	142478-01-01B	EA	BRACKET - GAUGE - AIR SOURCE - MILL



KEY	PART NUMBER	U/M	DESCRIPTION
1	137047-06-01B	EA	STRAP - DEFROSTER PLENUM
2	137047-05-01B	EA	STRAP - DEFROSTER PLENUM
3	137047-04-01B	EA	STRAP - DEFROSTER PLENUM
4	120363-01-01B	EA	BRACKET - WINDSHIELD
			FROM: 00-00-00 THRU: 04-04-04
4	148935-01-01B	EA	BRACKET - WINDSHIELD
			FROM: 04-05-04 THRU: 99-99-99
5	134506-01-01B	EA	BRACKET - WIPER MOTOR
6	134202-01-01B	EA	REINFORCEMENT - SUPPORT - LOWER WINDSHIELD/MIDDLE
7	134371-01-01B	EA	ANGLE/MOUNT - WIPER MOTOR
8	134371-02-01B	EA	ANGLE/MOUNT - WIPER MOTOR
9	126289-65-01B	EA	ANGLE - FORMED

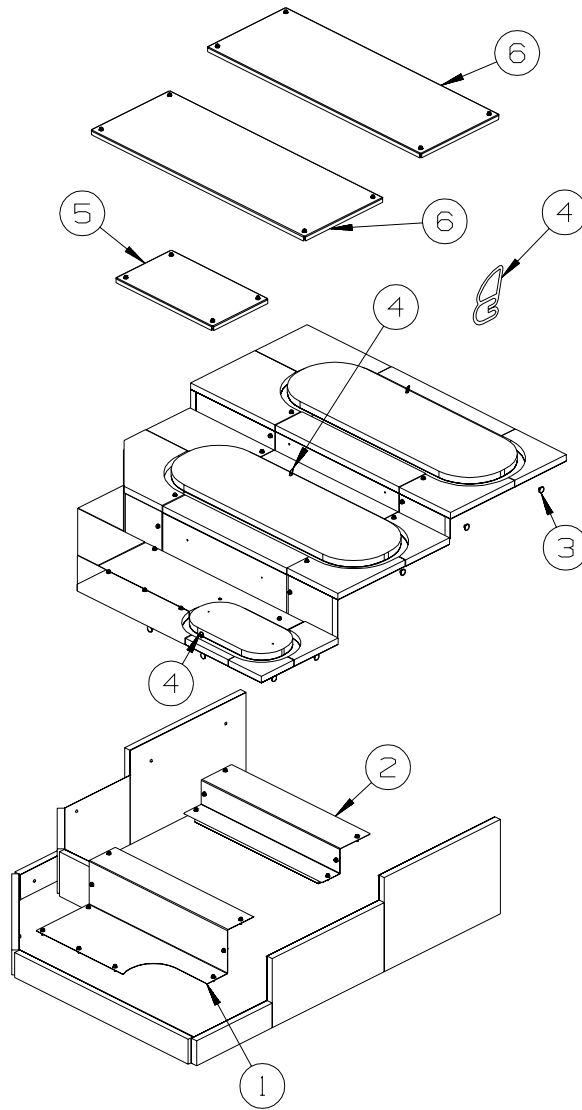
## CHASSIS GROUP (CONTINUED)

### AIR INTAKE



KEY	PART NUMBER	U/M	DESCRIPTION
1	136817-01-02B	EA	BRACKET/AIR FILTER - E-COATED - <b>P32T</b>
2	123362-03-000	EA	ELBOW - RUBBER - 68 DEGREE 6" ID
3	123362-02-000	EA	ELBOW - AIR INTAKE - RUBBER - 90 DEGREE 6" ID
4	129514-02-01A	EA	DUCT - INTAKE AIR - W/FITTING
	129514-01-01A	EA	DUCT - INTAKE AIR
5	135386-01-000	EA	NIPPLE - 1/2"
6	130377-01-000	EA	TUBE/DRAIN - KAZOO - 1 1/4" X 4"
7	125083-01-01A	EA	CLAMP - T BOLT - 6"
8	125083-03-01A	EA	CLAMP - T BOLT - 6.5"
9	150586-01-000	EA	ELBOW - RUBBER/COBRA HEAD - F/AIR INTAKE - 6" DIAMETER

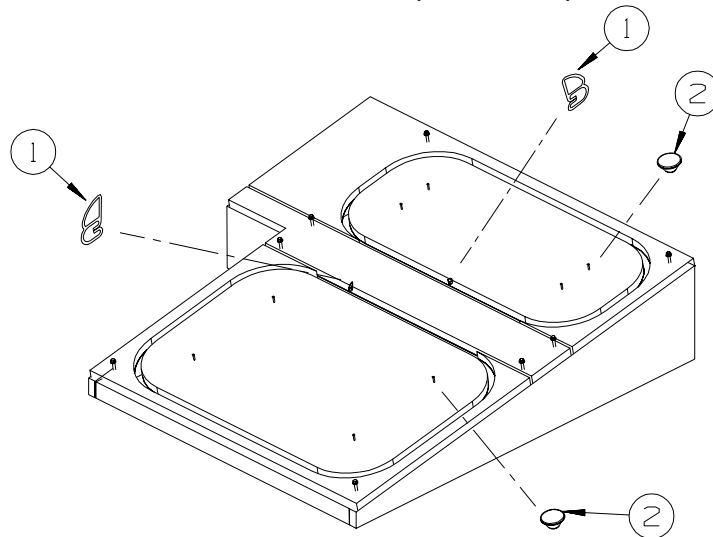
## CHASSIS GROUP (CONTINUED) INSULATION



**P39K & P39F**

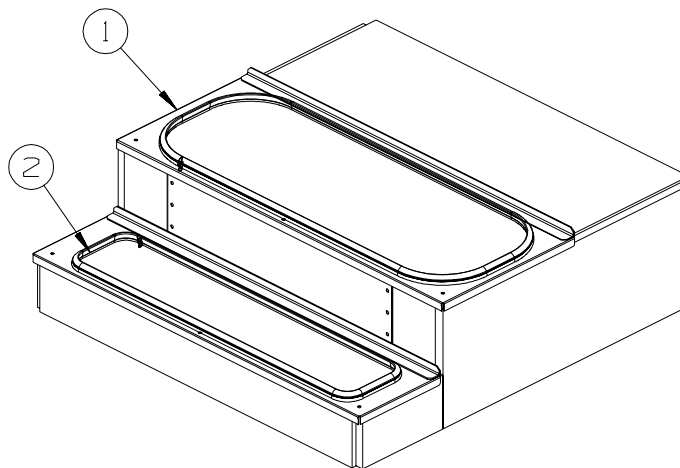
KEY	PART NUMBER	U/M	DESCRIPTION
1	140564-02-02B	EA	PANEL/ACCESS - ENGINE COMPARTMENT - E-COATED
2	140351-02-02B	EA	PANEL - ACCESS/COMPARTMENT - E-COATED
3	106648-01-000	EA	CAP - STUD - .120 TO .130 DIAMETER
4	039623-01-000	EA	SEAL - MOTOR COVER - RUBBER BULB TYPE
5	140420-01-02B	EA	COVER - ENGINE - E-COATED
6	140399-01-02B	EA	COVER - ENGINE - E-COATED
	072877-03-000	EA	INSULATION - SOUND BARRIER- 1" X 36" X 57" - ADHESIVE BACK

**CHASSIS GROUP (CONTINUED)**  
**INSULATION (CONTINUED)**



**P34H & P36G**

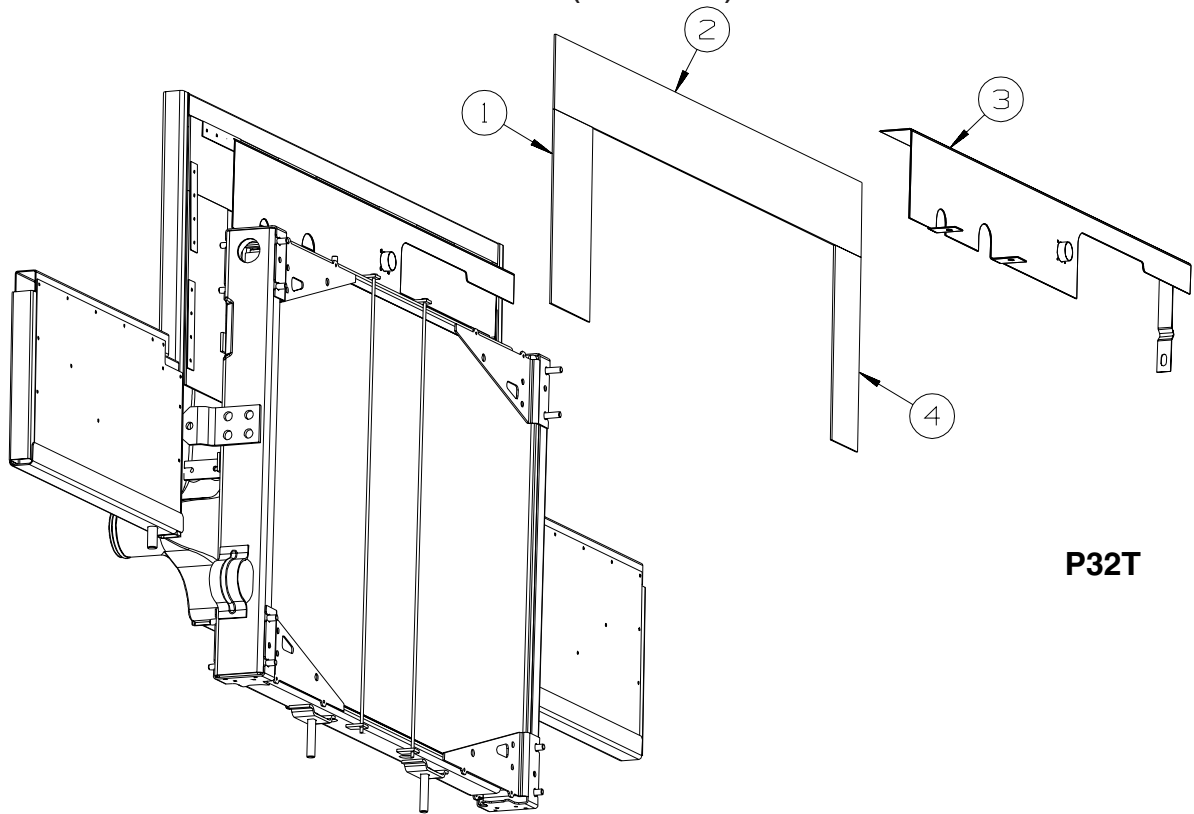
<b>KEY</b>	<b>PART NUMBER</b>	<b>U/M</b>	<b>DESCRIPTION</b>
1	039623-01-000	FT	SEAL - MOTOR COVER - RUBBER BULB TYPE
2	106648-01-000	EA	CAP - STUD - .120 TO .130 DIAMETER
	072877-03-000	EA	INSULATION - SOUND BARRIER- 1" X 36" X 57" - ADHESIVE BACK



**P32T**

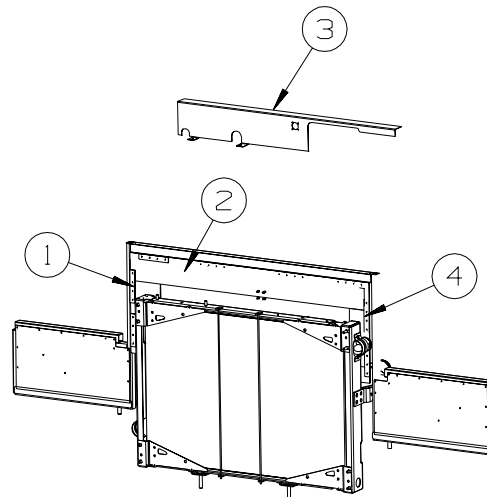
<b>KEY</b>	<b>PART NUMBER</b>	<b>U/M</b>	<b>DESCRIPTION</b>
1	138525-01-02B	EA	COVER - ENGINE - E-COATED
2	039623-01-000	FT	SEAL - MOTOR COVER - RUBBER BULB TYPE
	072877-03-000	EA	INSULATION - SOUND BARRIER- 1" X 36" X 57" - ADHESIVE BACK

**CHASSIS GROUP (CONTINUED)**  
**INSULATION (CONTINUED)**



**P32T**

KEY	PART NUMBER	U/M	DESCRIPTION
1	076310-10-000	EA	SHEET/RUBBER - RADIATER BAFFLE - 6" X 13" X .1"
2	076310-08-000	EA	SHEET/RUBBER - RADIATER BAFFLE - 5" X 48" X .1"
3	134068-03-02B	EA	ANGLE - BAFFLE/TOP - E-COATED
4	076310-09-000	EA	SHEET/RUBBER - RADIATER BAFFLE - 4" X 13" X .1"

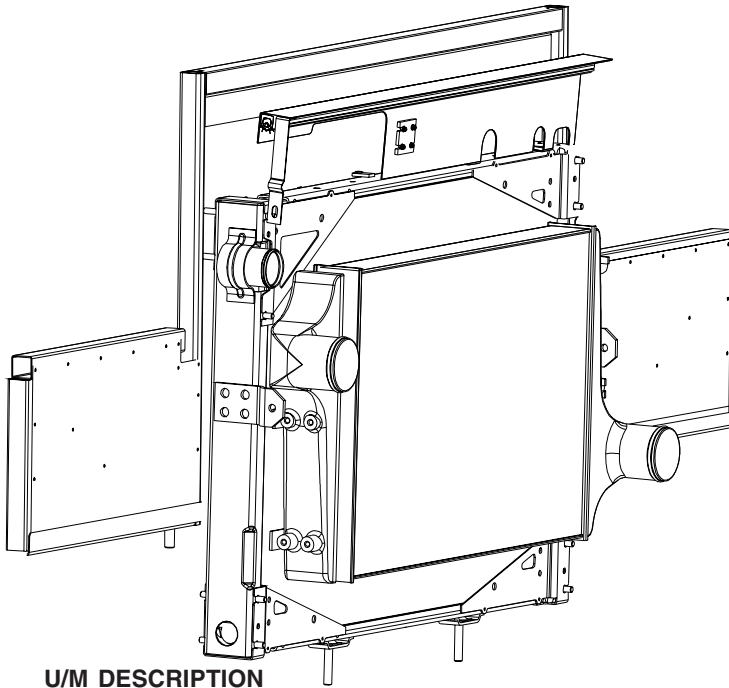
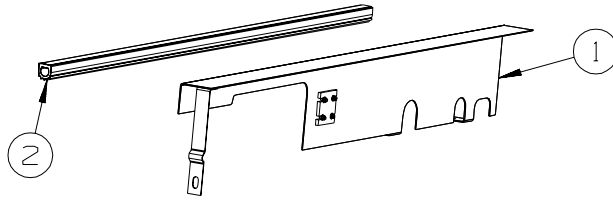


**P32T**  
**FREIGHTLINER**

KEY	PART NUMBER	U/M	DESCRIPTION
1	076310-12-000	EA	SHEET/RUBBER - RADIATER BAFFLE - .12" X 6" X 16.7"
2	076310-08-000	EA	SHEET/RUBBER - RADIATER BAFFLE - 5" X 48" X .1"
3	134068-06-02B	EA	ANGLE - BAFFLE/TOP - E-COATED
4	076310-09-000	EA	SHEET/RUBBER - RADIATER BAFFLE - 4" X 13" X .1"

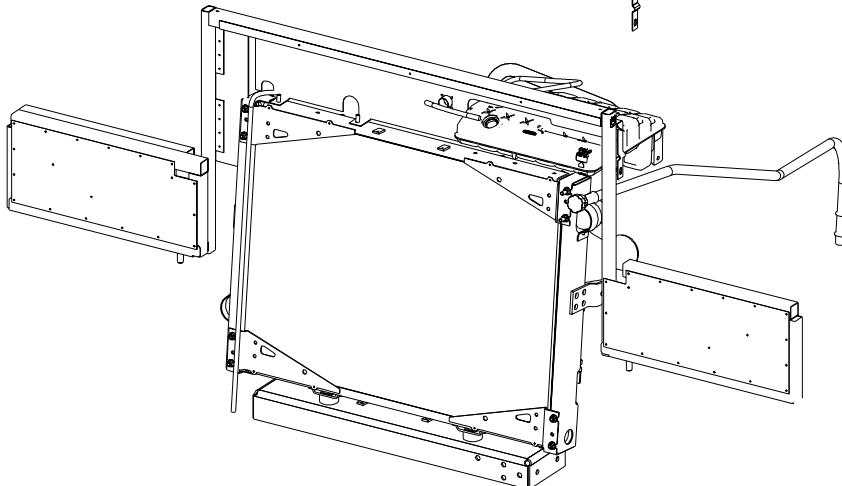
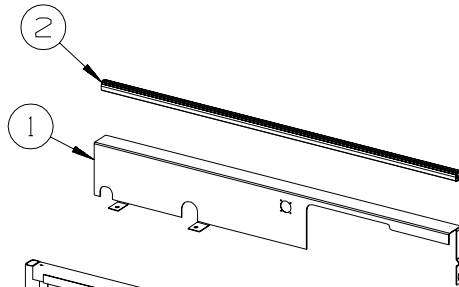


**CHASSIS GROUP (CONTINUED)**  
**INSULATION (CONTINUED)**



**FROM: 00-00-00 THRU: 06-13-04**  
**CUMMINS**  
**P34H, P36G**

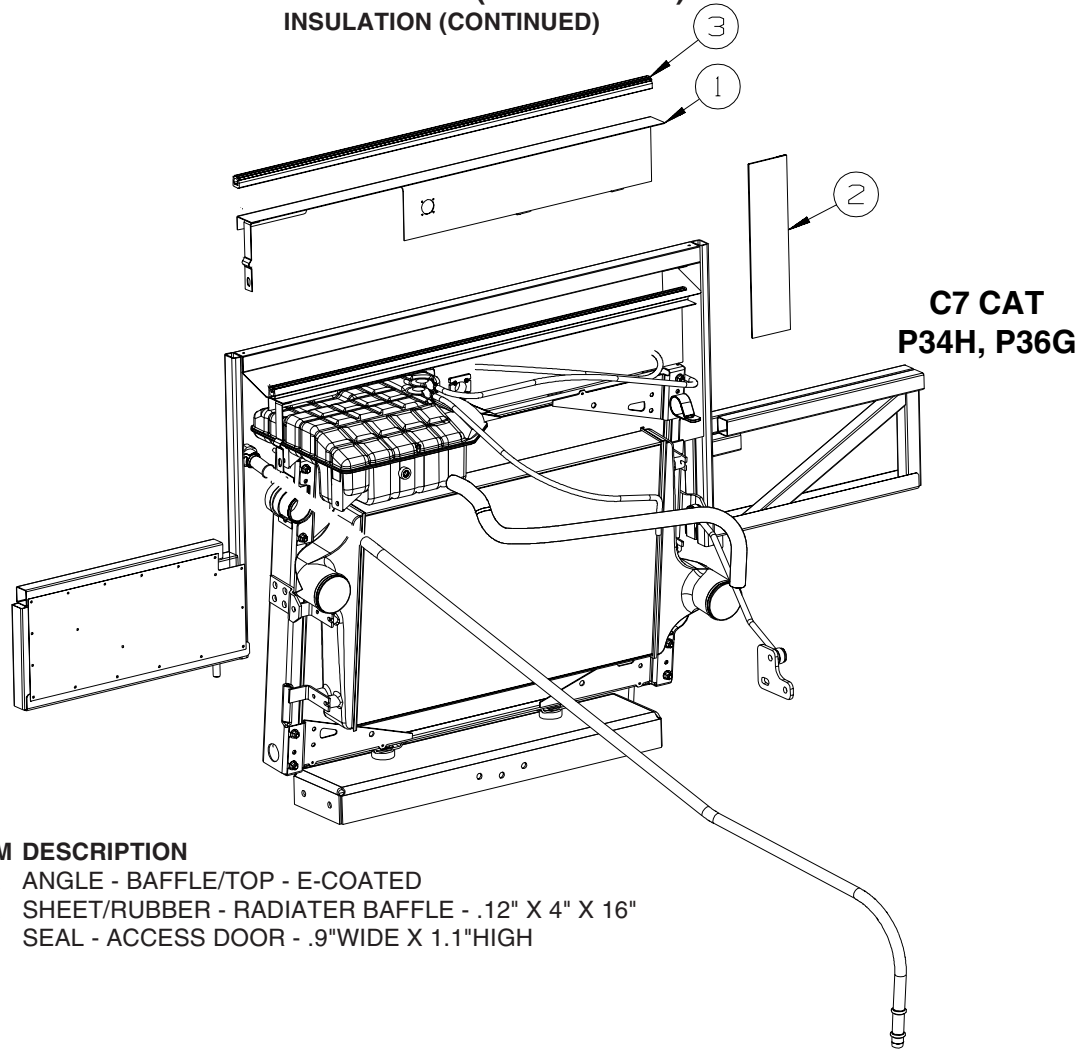
KEY	PART NUMBER	U/M	DESCRIPTION
1	134068-04-02B	EA	ANGLE - BAFFLE/TOP - E-COATED
2	107721-07-000	FT	SEAL - ACCESS DOOR - .9"WIDE X 1.1"HIGH



**FROM: 06-14-04 THRU: 99-99-99**  
**CUMMINS**  
**P34H, P36G**

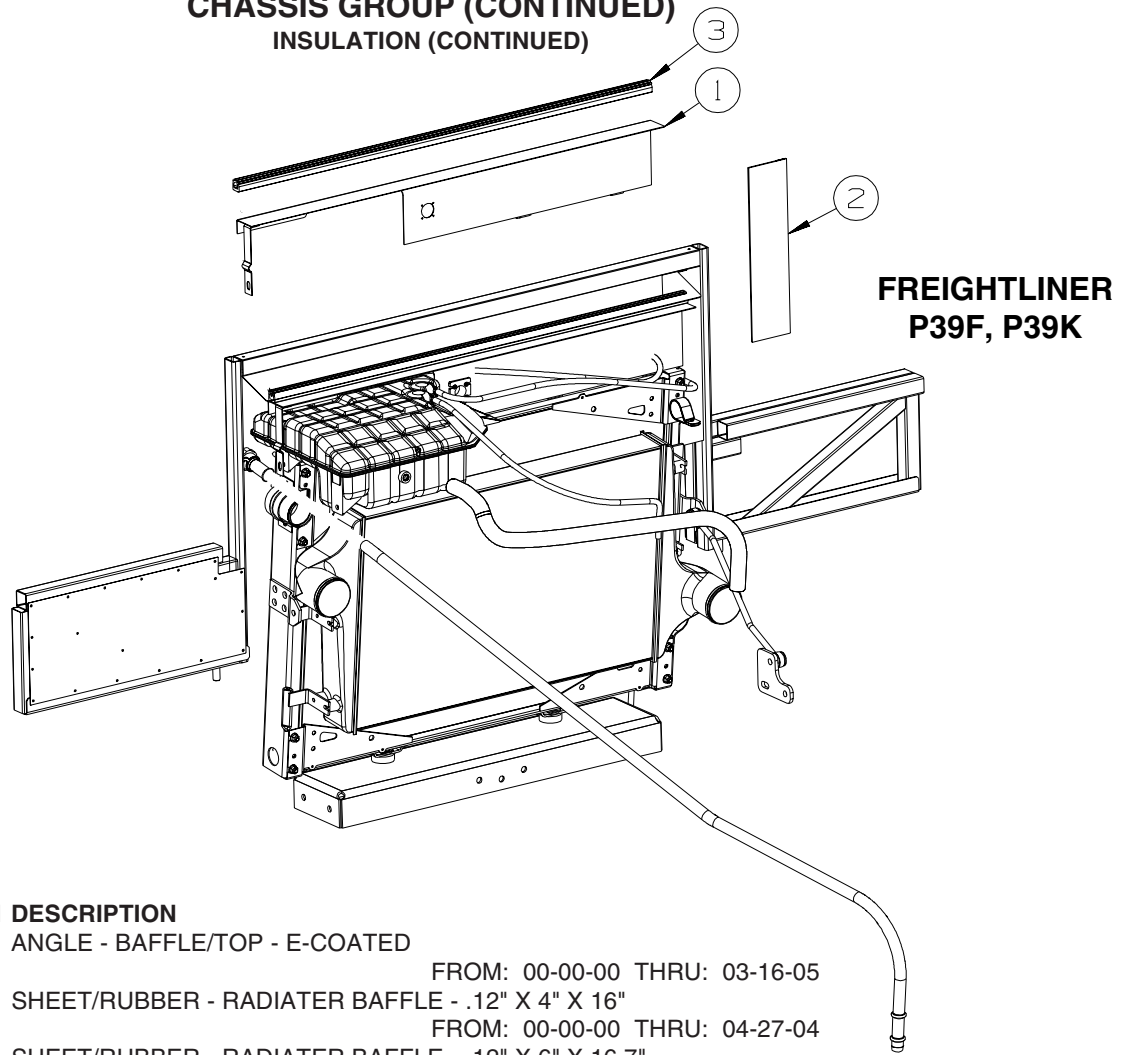
KEY	PART NUMBER	U/M	DESCRIPTION
1	134068-06-02B	EA	ANGLE - BAFFLE/TOP - E-COATED
2	107721-07-000	FT	SEAL - ACCESS DOOR - .9"WIDE X 1.1"HIGH

**CHASSIS GROUP (CONTINUED)**  
**INSULATION (CONTINUED)**



KEY	PART NUMBER	U/M	DESCRIPTION
1	134068-05-02B	EA	ANGLE - BAFFLE/TOP - E-COATED
2	076310-05-000	EA	SHEET/RUBBER - RADIATER BAFFLE - .12" X 4" X 16"
3	107721-07-000	FT	SEAL - ACCESS DOOR - .9"WIDE X 1.1"HIGH

**CHASSIS GROUP (CONTINUED)**  
**INSULATION (CONTINUED)**

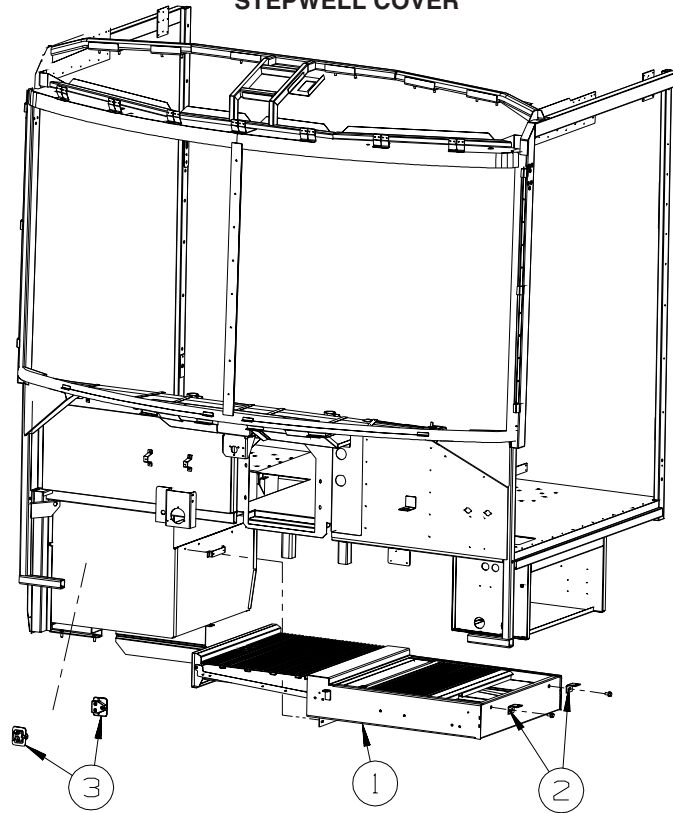


KEY	PART NUMBER	U/M	DESCRIPTION
1	134068-05-02B	EA	ANGLE - BAFFLE/TOP - E-COATED FROM: 00-00-00 THRU: 03-16-05
2	076310-05-000	EA	SHEET/RUBBER - RADIATER BAFFLE - .12" X 4" X 16" FROM: 00-00-00 THRU: 04-27-04
2	076310-12-000	EA	SHEET/RUBBER - RADIATER BAFFLE - .12" X 6" X 16.7" FROM: 04-28-04 THRU: 99-99-99
3	107721-07-000	FT	SEAL - ACCESS DOOR - .9"WIDE X 1.1"HIGH

**WORKHORSE  
P39F, P39K**

KEY	PART NUMBER	U/M	DESCRIPTION
	076310-11-000	EA	SHEET/RUBBER - RADIATER BAFFLE - .12" X 9" X 48.9"

**CHASSIS GROUP (CONTINUED)**  
**STEPWELL COVER**



KEY	PART NUMBER	U/M	DESCRIPTION
1*	141691-01-01A	EA	STEP COVER - SLIDING
2	142274-01-02B	EA	BRACKET - STEP COVER - E-COATED
3	142499-01-01A	EA	BLOCK/SUPPORT (STEP COVER)

\*COMPONENT PARTS LISTED LATER IN THIS GROUP

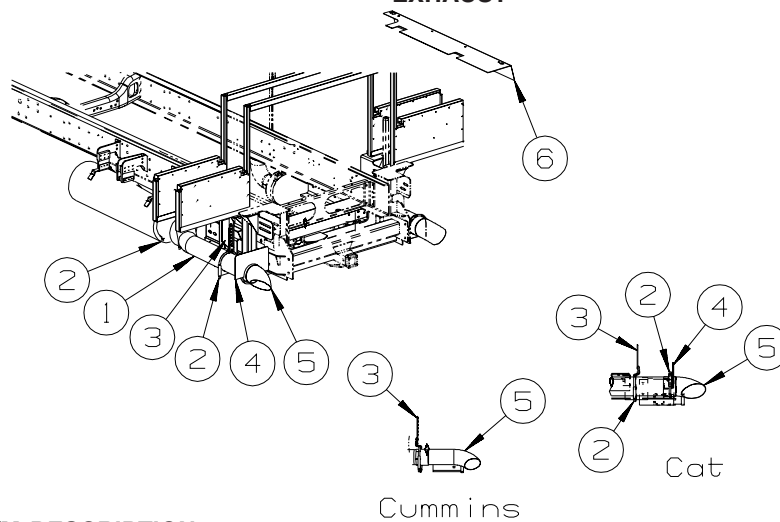
**COMPONENT PARTS FOR STEPWELL COVER**

141691-01-01A

KEY	PART NUMBER	U/M	DESCRIPTION	VENDOR NO.
	141691-01-700	EA	CABLE - 36"	1218751
	141691-01-701	EA	CABLE - 63"	1218752
	141691-01-702	EA	BEARING/ROLLER	1912040
	141691-01-703	EA	LATCH - CABLE RELEASE	1912125
	141691-01-704	EA	SPRING - CABLE PRELOAD	1217507
	141691-01-705	EA	DRUM - CABLE TO MOTOR	1612535
	141691-01-706	EA	BUSHING - .625" X .813"	1614003
	141691-01-707	EA	WIRE HARNESS - PACKARD END	1809938
	141691-01-708	EA	MOTOR W/9 TOOTH PINION	1820122
	141691-01-709	EA	BRACKET-SPRING DRAW BARCONN	3610586
	141691-01-710	EA	BRACKET-SPRING DRAW BAR CBL	3610599

## CHASSIS GROUP (CONTINUED)

### EXHAUST



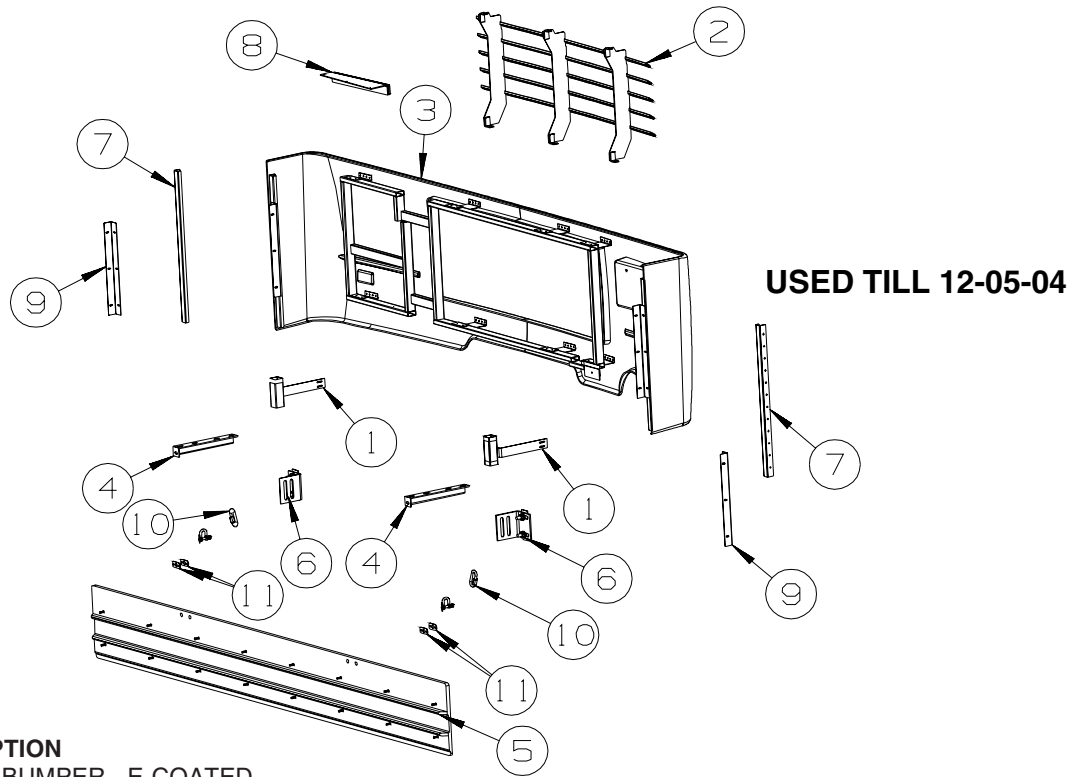
KEY	PART NUMBER	U/M	DESCRIPTION
1	114869-10-000	EA	PIPE - EXHAUST - CAT - P34H, P36G, P39F
1	114869-16-000	EA	PIPE - EXHAUST - CUMMINS - P39K
1	114869-06-000	EA	PIPE - EXHAUST - CUMMINS - P34H, P36G
1	114869-09-000	EA	PIPE - EXHAUST - CUMMINS - P32T
2	094918-08-000	EA	CLAMP - EXHAUST - 5" - P39F, P39K
2	094918-05-000	EA	CLAMP - EXHAUST - 4 7/16" - P34H, P36G, P32T
3	007131-01-000	EA	HANGER - TAILPIPE - 6 SLOTS
4	143766-02-02B	EA	SHIELD - EXHAUST/TAIPIPE - E-COATED - P39F, P39K, P34H, P36G
5	116425-02-000	EA	EXTENSION - EXHAUST - CHROMED - 5"
5	116425-04-000	EA	EXTENSION - EXHAUST - CHROMED - 5" FROM: 00-00-00 THRU: 10-31-04
5	116425-03-000	EA	EXTENSION - EXHAUST - CHROMED - 4" FROM: 11-01-04 THRU: 10-31-04
6	NOT USED		

### HITCH

KEY	PART NUMBER	U/M	DESCRIPTION
	130339-12-000	EA	DRAWBAR - HITCH/CLASS 3 - FREIGHTLINER 27,910 5 SPEED
	134016-03-01A	EA	DRAWBAR/HITCH - CLASS 4 - FREIGHTLINER
	134016-04-01A	EA	DRAWBAR/HITCH - CLASS 4 - WORKHORSE
	134016-01-01A	EA	HITCH RECEIVER - BOLT ON CLASS IIII - 10,000# - SPARTAN
	133706-02-02B	EA	SHIM - HITCH - SPARTAN

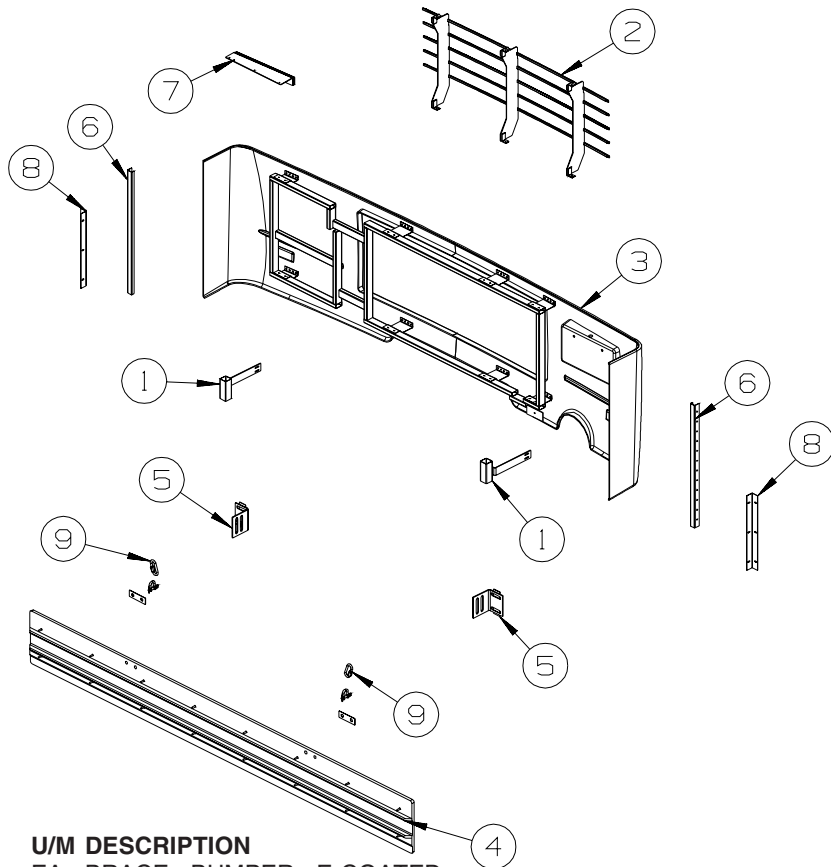
# CHASSIS GROUP (CONTINUED)

## REAR BUMPER



KEY	PART NUMBER	U/M	DESCRIPTION	
1	134007-01-02B	EA	BRACE - BUMPER - E-COATED	
2	132447-01-L76	EA	GRILL - REAR BUMPER	
3	131898-02-L76	EA	PANEL - BUMPER/REAR	
4	147866-01-02B	EA	BRACKET - MUDFLAP - E-COATED	
5	143924-03-01A	EA	MUD FLAP - REAR - BRUSHED/STAINLESS STEEL - BLANK(NO LOGO)	FROM: 00-00-00 THRU: 09-24-04
	142627-02-01A	EA	DECAL/LOGO - "WINNEBAGO" - MUDFLAP - CHROME/BLACK	
6	107524-03-000	EA	ANGLE - BUMPER - INNER/RIGHT & LEFT HAND	
7	132071-01-02B	EA	BRACKET - BUMPER - FRONT/REAR - E-COATED	
8	132857-02-R68	EA	SUPPORT - LOWER/LADDER	
9	113041-03-02B	EA	ANGLE - BUMPER MOUNT - E-COATED	
10	139818-01-01A	EA	LINK - QUICK - STAINLESS STEEL	FROM: 09-24-04 THRU: 12-05-04
11	153472-01-02B	EA	PLATE-REINFORCEMENT	FROM: 09-24-04 THRU: 12-05-04

**CHASSIS GROUP (CONTINUED)**  
**REAR BUMPER (CONTINUED)**

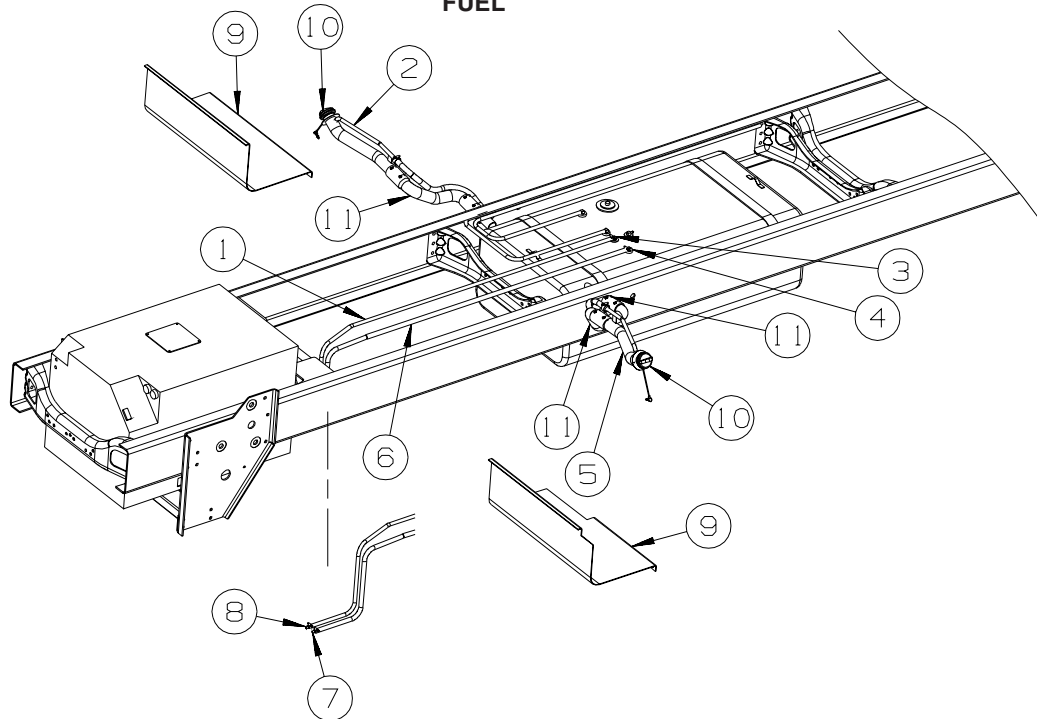


**USED FROM 12-06-04**

KEY	PART NUMBER	U/M	DESCRIPTION
1	134007-01-02B	EA	BRACE - BUMPER - E-COATED
2	132447-01-L76	EA	GRILL - REAR BUMPER
3	131898-02-L76	EA	PANEL - BUMPER/REAR
4	151908-01-01A	EA	MUD FLAP - REAR - 10.6" X 93.9" - BRUSHED ALUMINUM
	142627-02-01A	EA	DECAL/LOGO - "WINNEBAGO" - MUDFLAP - CHROME/BLACK
5	107524-03-000	EA	ANGLE - BUMPER - INNER/RIGHT & LEFT HAND
6	132071-01-02B	EA	BRACKET - BUMPER - FRONT/REAR - E-COATED
7	132857-02-R68	EA	SUPPORT - LOWER/LADDER
8	113041-03-02B	EA	ANGLE - BUMPER MOUNT - E-COATED
9	139818-01-01A	EA	LINK - QUICK - STAINLESS STEEL

## CHASSIS GROUP (CONTINUED)

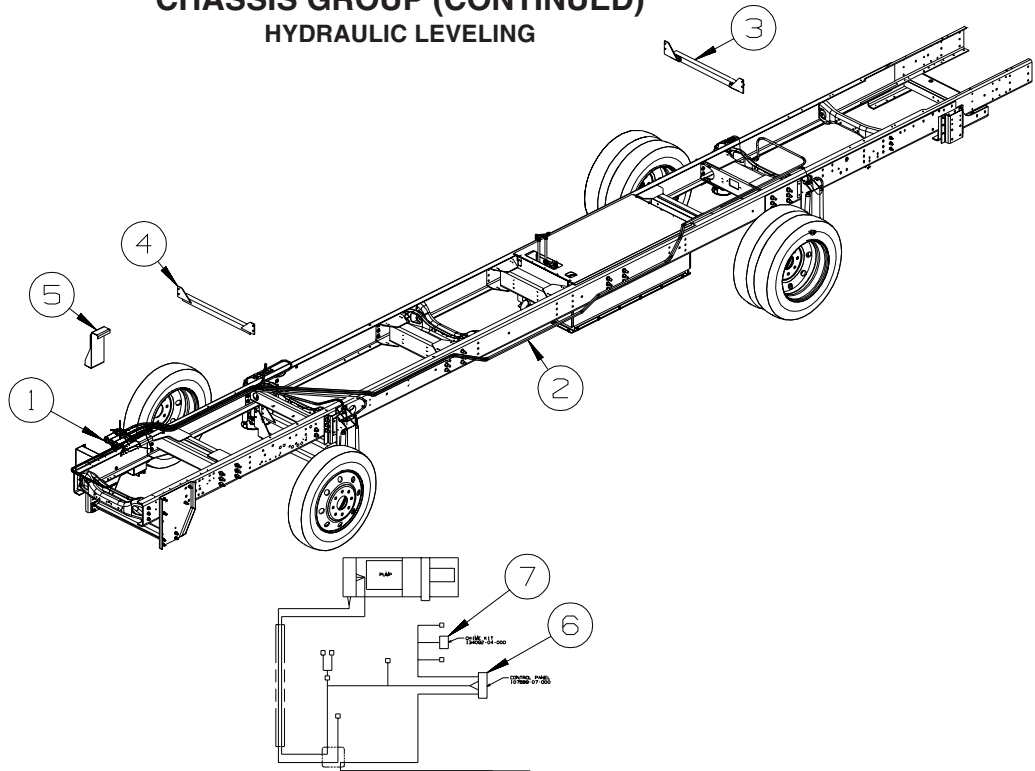
### FUEL



KEY	PART NUMBER	U/M	DESCRIPTION
1	128139-03-000	FT	HOSE - FUEL - LOW PERMEABILITY - 1/4" DIAMETER
2	149060-01-000	EA	NECK - FUEL FILL - RIGHT HAND
3	114253-01-000	EA	ELBOW - 1/4 SINGLE BARB X 1/8 MPT - <b>FREIGHTLINER</b>
3	068382-06-000	EA	BUSHING - BRASS - 3/8"MPT X 1/8"FPT - <b>FREIGHTLINER</b>
3	068382-05-000	EA	BUSHING - 1/2"MPT X 1/8"FPT - BRASS - <b>WORKHORSE</b>
3	114254-01-000	EA	ADAPTER - 1/4"BARB X 1/8"MPT - <b>WORKHORSE</b>
4	114253-02-000	EA	ELBOW - 5/16 SINGLE BARB X 1/4 MPT - <b>FREIGHTLINER</b>
4	068382-02-000	EA	BUSHING - 3/8"MPT X 1/4"FPT - BRASS - <b>FREIGHTLINER</b>
4	068382-05-000	EA	BUSHING - 1/2"MPT X 1/8"FPT - BRASS - <b>WORKHORSE</b>
4	114254-02-000	EA	ADAPTER - 5/16 SINGLE BARB X 1/8 MPT - <b>WORKHORSE</b>
5	149059-01-000	EA	NECK - FUEL FILL - LEFT HAND
6	024138-01-000	FT	HOSE - FUEL - 5/16" ID
7	114254-02-000	EA	ADAPTER - 5/16 SINGLE BARB X 1/8 MPT
8	114254-01-000	EA	ADAPTER - 1/4 BARB X 1/8 MPT
9	118726-05-000	EA	BAFFLE - FUEL FILL
10	073220-04-000	EA	CAP - FUEL FILL - NON LOCKING DIESEL - <b>WORKHORSE</b>
11	007111-02-000	EA	HOSE - FUEL FILL - 2" ID - <b>WORKHORSE</b>



## CHASSIS GROUP (CONTINUED) HYDRAULIC LEVELING



KEY	PART NUMBER	U/M	DESCRIPTION
1*	144226-25-000	EA	LEVELING SYSTEM - 325 SYSTEM W/2 SLIDEOUTS - <b>FREIGHTLINER - P32T, P34H, P36G</b>
1*	144226-13-000	EA	LEVELING SYSTEM - 325 SYSTEM W/3 SLIDEOUTS - <b>FREIGHTLINER - P39K</b>
1*	144226-14-000	EA	LEVELING SYSTEM - 325 SYSTEM W/3 SLIDEOUTS - <b>WORKHORSE - P39K</b>
2*	100536-47-000	EA	HOSE KIT - LEVELING JACKS - <b>P32T, P34H, P36G</b>
2	100536-50-000	EA	HOSE KIT - LEVELING JACKS - , <b>P39K</b>
3	114748-08-02B	EA	BRACKET - JACKS/REAR - E-COATED - <b>FREIGHTLINER</b>
3	148740-01-02B	EA	BRACKET - REAR JACKS - E-COATED - <b>WORKHORSE</b>
4	114748-02-02B	EA	CROSSMEMBER - REAR JACK MOUNTING - <b>FREIGHTLINER</b>
4	148740-02-02B	EA	BRACKET - FRONT JACKS - E-COATED - <b>WORKHORSE</b>
5	144224-02-01A	EA	BRACKET - PUMP/LEVELING - BLACK
6	107889-09-000	EA	PANEL - CONTROL - 325 AIR DUMP
7	134092-05-000	EA	CHIME KIT - LEVELING SYSTEM - 325/625

\*COMPONENT PARTS LISTED LATER IN THIS GROUP

### COMPONENT PARTS FOR HYDRAULIC LEVELING

#### 144226-13-000

KEY	PART NUMBER	U/M	DESCRIPTION	VENDOR NO.
	144226-01-700	EA	SWITCH - WARNING/MAGNETIC	RAP90968/AP26641
	144226-01-701	EA	PUMP MOTOR/TANK ASM-MONRACH	RAP91169/AP30349

#### 144226-14-000

KEY	PART NUMBER	U/M	DESCRIPTION	VENDOR NO.
	100532-12-707	EA	SPRING KIT (PAIR)	R3847
	100532-25-702	EA	CYLINDER ONLY (12,000# JACK)	RAP9517/AP29042
	131306-02-701	EA	FOOT/JACK - 9K & 12K	RAP8464/AP17525
	144226-01-700	EA	SWITCH - WARNING/MAGNETIC	RAP90968/AP26641
	144226-08-703	EA	PUMP MOTOR/TANK ASM-MONARCH	RAP90916/AP30348

#### 144226-25-000

KEY	PART NUMBER	U/M	DESCRIPTION	VENDOR NO.
	100532-12-707	EA	SPRING KIT (PAIR)	R3847
	100532-25-702	EA	CYLINDER ONLY (12,000# JACK)	RAP9517/AP29042
	100532-39-702	EA	CYLINDER - 9K	RAP9567
	107889-09-700	EA	PANEL-CONTROL,325,AIR DUMP	RAP91258
	131306-02-701	EA	FOOT/JACK - 9K & 12K	RAP8464/AP17525
	131306-26-700	EA	MANIFOLD ASM. - 2 ROOM	RAP90870/AP20550
	144226-01-700	EA	SWITCH - WARNING/MAGNETIC	RAP90968/AP26641
	144226-01-701	EA	PUMP MOTOR/TANK ASM-MONRACH	RAP91169/AP30349
	144226-08-702	EA	SENSOR/BI-AXIS - PROGRAMABLE	RAP91172/AP28010
	144226-25-700	EA	ENCLOSURE BOX W/SENSING UNIT	RAP91262/AP31348

## CHASSIS GROUP (CONTINUED)

### WHEEL, TIRE, COVERS &/OR LINERS

KEY	PART NUMBER	U/M	DESCRIPTION
	080208-04-000	EA	LUG WRENCH - 1 3/16" - OSHKOSH/SPARTAN
	080208-05-000	EA	BAR - LEVERAGE - LUG WRENCH - .75"DIA. - OSHKOSH/SPARTAN
	080208-06-000	EA	LUG WRENCH - 1"/1.1" SOCKETS X 16.4" LONG - P32
	080208-02-000	EA	BAR/LEVERAGE - LUG WRENCH - 13/16" DIA. - CHEVY/OSHKOSH - P32
*	145580-05-000	EA	LINER - WHEEL(SET OF 4) - 22.5"/10 BOLT
	077030-07-000	EA	EXTENSION - VALVE STEM - 5.9" LONG
	077030-09-000	EA	EXTENSION - VALVE STEM - .75" - METAL
	077030-10-000	EA	EXTENSION - VALVE STEM - .50" - METAL

\*COMPONENT PARTS LISTED LATER IN THIS GROUP

### COMPONENT PARTS FOR WHEEL, TIRE, COVERS &/OR LINERS

145580-05-000

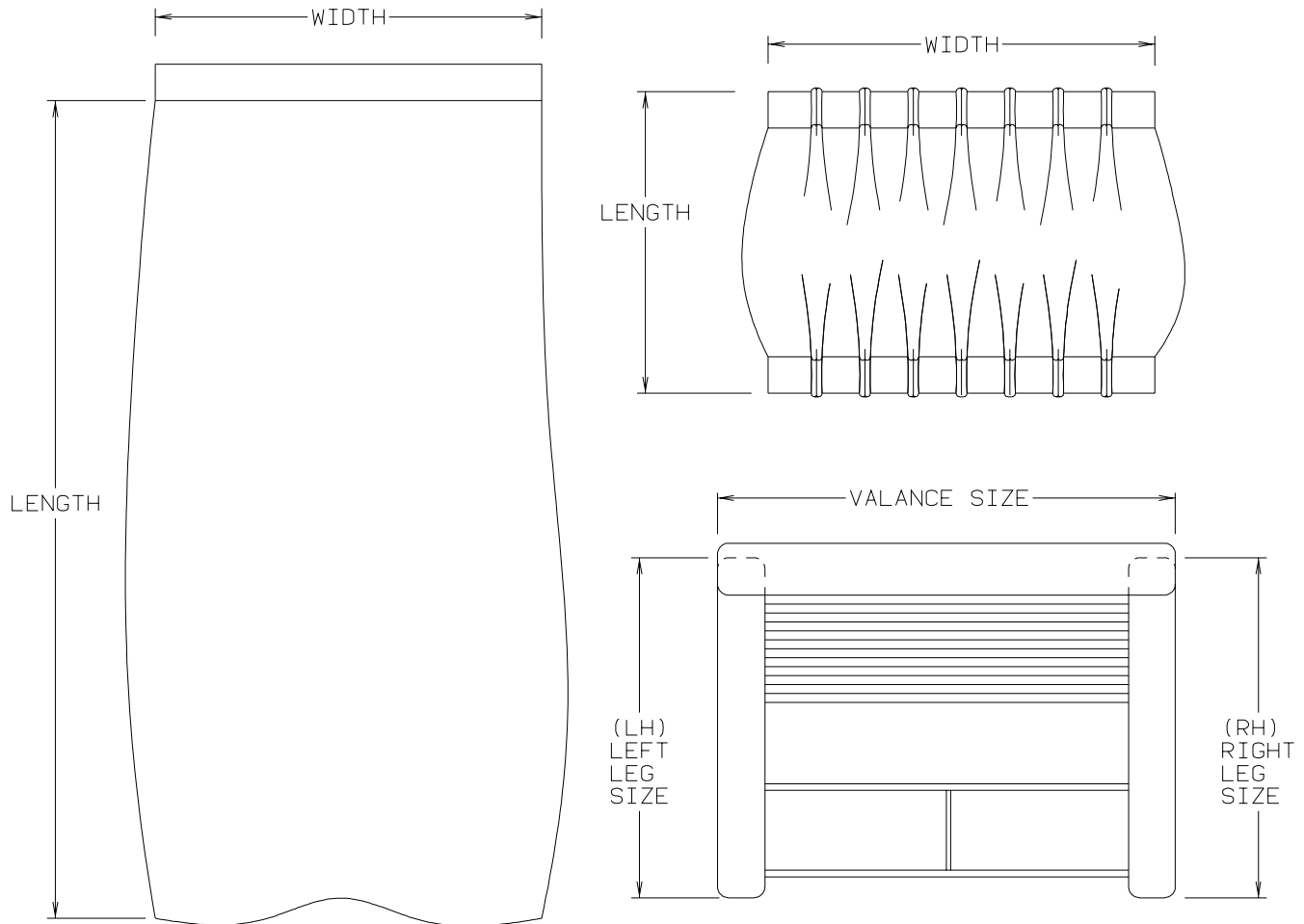
KEY	PART NUMBER	U/M	DESCRIPTION	VENDOR NO.
	110435-04-705	EA	DECAL-CTR HUB 2 3/4"	
	110435-05-700	EA	CAP-CENTER 4.50"D W/O DECAL	V22510-POC
	145580-01-702	EA	COVER-LUG NUT/JAM NUT 22M	V19582-EJN
	145580-01-703	EA	TOOL-INSTALLATION	V22501-TOL
	145580-05-700	EA	LINER - WHEEL/FRONT - 1EA=1	V22587-FWC
	145580-05-701	EA	LINER - WHEEL/REAR - 1EA=1	V22587-RWC

## CURTAIN & CUSHION GROUP

### NOTICE

IN ORDER TO ASSIST OUR PARTS SALES DEPT. IN PROVIDING INTERIOR SOFTWARE ITEMS, PLEASE INCLUDE THE SERIAL NUMBER AND THE COLOR CODE NUMBER FROM THE VEHICLE CERTIFICATION LABEL WHEN ORDERING. THIS LABEL IS LOCATED ON THE LEFT SIDEWALL AT THE END OF THE DASH (A-BODY), OR ON THE DRIVER'S DOOR LATCH PLATE (C-BODY).

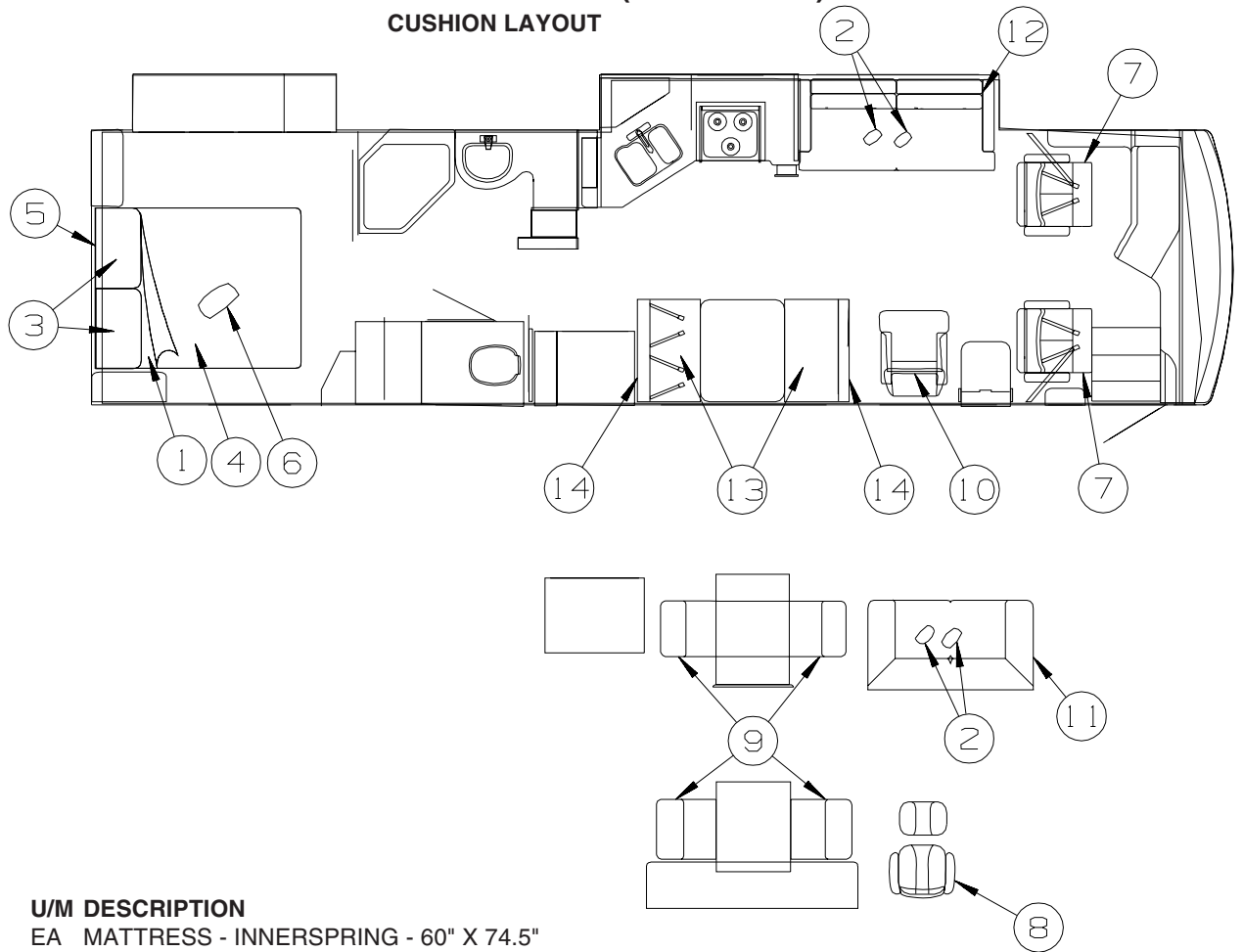
AN EXAMPLE OF A COLOR CODE NUMBER IS B07, WHICH DESIGNATES AN OVERALL COLOR SCHEME OF A PARTICULAR UNIT. THE COLOR LISTED AFTER THE ITEM DESCRIPTION ON THE MICROFICHE, INDICATES THE OVERALL UNIT COLOR. ORDER THE ITEM YOU DESIRE ACCORDING TO UNIT COLOR CODE. IF ALL COLORS USE THE SAME ITEM NO COLOR CODE WILL BE NOTED.



NOTE: USE THIS ILLUSTRATION WHEN DETERMINING LENGTH AND WIDTH MEASUREMENTS FOR CURTAINS. YOU WILL NOTE THE WIDTH MEASUREMENT IS TAKEN ON THE TOP OF THE CURTAIN WITH THE CURTAIN FULLY EXTENDED. THE LENGTH MEASUREMENT IS TAKEN FROM TOP TO BOTTOM. LEFT AND RIGHT WINDOW LEGS ARE DETERMINED WHEN FACING THE WINDOW.

# CURTAIN & CUSHION GROUP (CONTINUED)

## CUSHION LAYOUT



KEY	PART NUMBER	U/M	DESCRIPTION
1	123015-06-000	EA	MATTRESS - INNERSPRING - 60" X 74.5"
			FROM: 00-00-00 THRU: 01-02-05
1	154430-01-000	EA	MATTRESS - INNERSPRING - 60" X 74.5"
			FROM: 01-03-05 THRU: 99-99-99
1	142411-01-000	EA	MATTRESS/AIR - 60" X 75" - SELECT COMFORT - <b>SLEEP NUMBER BED</b>
	142411-03-000	EA	AIR PUMP W/CONTROLS - F/SELECT COMFORT MATTRESS - <b>SLEEP NUMBER BED</b>
2	149230-03-SA0	EA	PILLOW - VICTORIA - 18" (SA0, SA1, SA2, SA3, SN0, SN1, SN2, SN3)
2	149230-03-SA4	EA	PILLOW - VICTORIA - 18" (SA4, SA5, SA6, SA7, SN4, SN5, SN6, SN7)
2	149230-03-SB0	EA	PILLOW - VICTORIA - 18" (SB0, SB1, SB2, SB3, SP0, SP1, SP2, SP3)
3	126211-07-SA0	EA	PILLOW SHAM - 20" X 33" (SA0, SA1, SA2, SA3, SN0, SN1, SN2, SN3)
3	126211-07-SA4	EA	PILLOW SHAM - 20" X 33" (SA4, SA5, SA6, SA7, SN4, SN5, SN6, SN7)
3	126211-07-SB0	EA	PILLOW SHAM - 20" X 33" (SB0, SB1, SB2, SB3, SP0, SP1, SP2, SP3)
4	132336-05-SA0	EA	BEDSPREAD/CAP - 60" X 75" (SA0, SA1, SA2, SA3, SN0, SN1, SN2, SN3)
4	132336-05-SA4	EA	BEDSPREAD/CAP - 60" X 75" (SA4, SA5, SA6, SA7, SN4, SN5, SN6, SN7)
4	132336-05-SB0	EA	BEDSPREAD/CAP - 60" X 75" (SB0, SB1, SB2, SB3, SP0, SP1, SP2, SP3)
5	140489-03-SA0	EA	HEADBOARD - FABRIC COVERED - 25" X 62.5" (SA0, SA1, SA2, SA3, SN0, SN1, SN2, SN3)
5	140489-03-SA4	EA	HEADBOARD - FABRIC COVERED - 25" X 62.5" (SA4, SA5, SA6, SA7, SN4, SN5, SN6, SN7)
5	140489-03-SB0	EA	HEADBOARD - FABRIC COVERED - 25" X 62.5" (SB0, SB1, SB2, SB3, SP0, SP1, SP2, SP3)
6	150709-04-SA0	EA	PILLOW - 14" X 20" (SA0, SA1, SA2, SA3, SN0, SN1, SN2, SN3)
6	150709-04-SA4	EA	PILLOW - 14" X 20" (SA4, SA5, SA6, SA7, SN4, SN5, SN6, SN7)
6	150709-04-SB0	EA	PILLOW - 14" X 20" (SB0, SB1, SB2, SB3, SP0, SP1, SP2, SP3)
7	145291-03-SA0	EA	SEAT - BUCKET W/LUMBAR - DRIVER/PASSENGER (SA0, SA1, SA2, SA3, SN0, SN1, SN2, SN3)
7	145291-03-SA4	EA	SEAT - BUCKET W/LUMBAR - DRIVER/PASSENGER (SA4, SA5, SA6, SA7, SN4, SN5, SN6, SN7)
7	145291-03-SB0	EA	SEAT - BUCKET W/LUMBAR - DRIVER/PASSENGER (SB0, SB1, SB2, SB3, SP0, SP1, SP2, SP3)
7	145291-04-SA0	EA	SEAT - BUCKET W/LUMBAR - DRIVER/PASSENGER - <b>LEATHER FACED CAB SEAT</b>
8	150958-01-SA0	EA	CHAIR/EURO - RECLINER W/OTTOMAN - LEATHER - PORTSMOUTH OAK
8	150958-01-SA1	EA	CHAIR/EURO - RECLINER W/OTTOMAN - LEATHER - CONCERT CHERRY
8	150958-01-SA2	EA	CHAIR/EURO - RECLINER W/OTTOMAN - LEATHER - WASHED MAPLE
8	150958-01-SA3	EA	CHAIR/EURO - RECLINER W/OTTOMAN - LEATHER - SIERRA MAPLE
9	148710-02-SA0	EA	CHAIR - DINING (SA0, SN0)
9	148710-02-SA1	EA	CHAIR - DINING (SA1, SN1)
9	148710-02-SA2	EA	CHAIR - DINING (SA2, SN2)
9	148710-02-SA3	EA	CHAIR - DINING (SA3, SN3)
9	148710-02-SA4	EA	CHAIR - DINING (SA4, SN4)

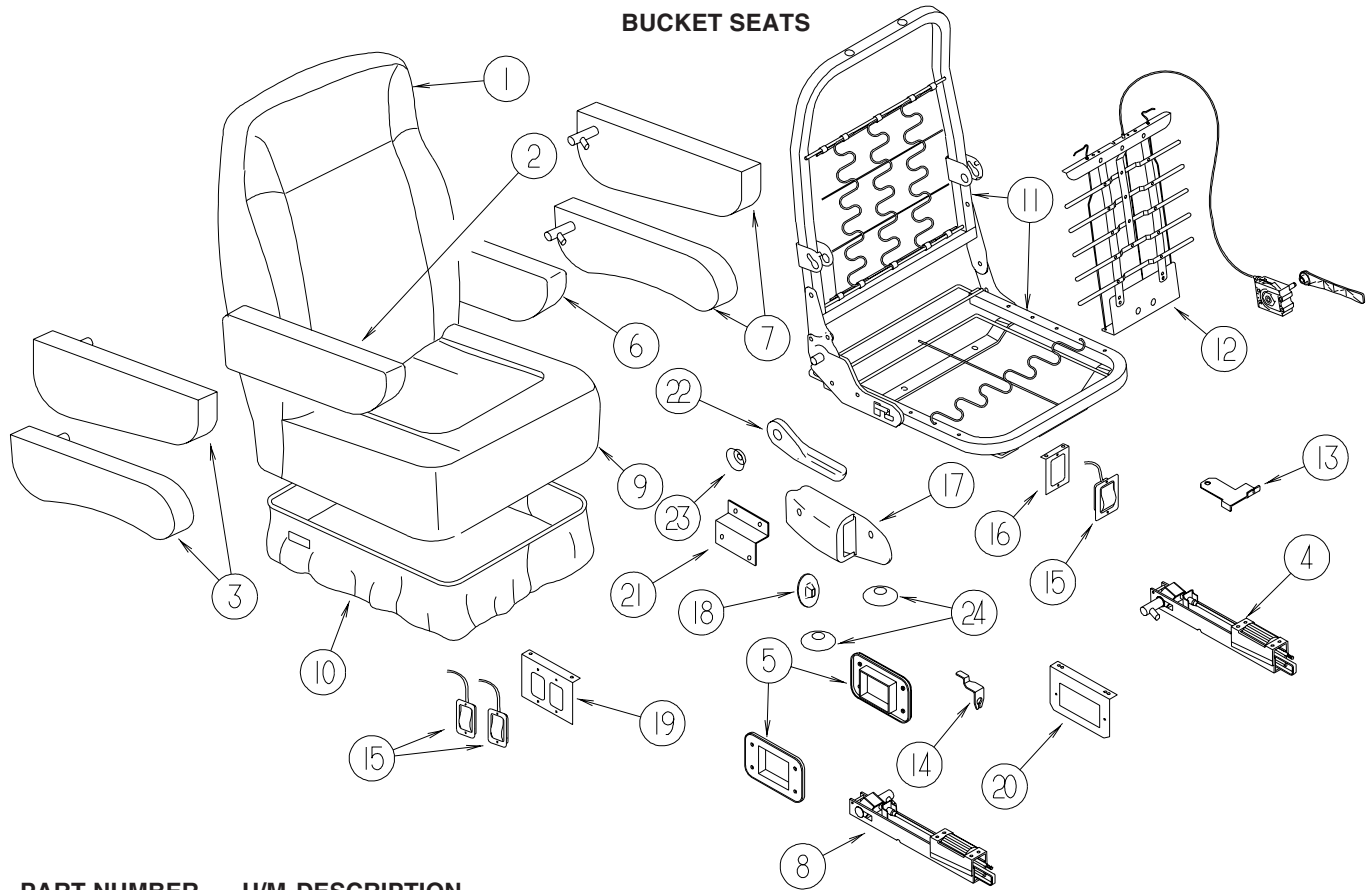
## CURTAIN & CUSHION GROUP (CONTINUED)

### CUSHION LAYOUT (CONTINUED)

KEY	PART NUMBER	U/M	DESCRIPTION
9	148710-02-SA5	EA	CHAIR - DINING (SA5, SN5)
9	148710-02-SA6	EA	CHAIR - DINING (SA6, SN6)
9	148710-02-SA7	EA	CHAIR - DINING (SA7, SN7)
9	148710-02-SB0	EA	CHAIR - DINING (SB0, SP0)
9	148710-02-SB1	EA	CHAIR - DINING (SB1, SP1)
9	148710-02-SB2	EA	CHAIR - DINING (SB2, SP2)
9	148710-02-SB3	EA	CHAIR - DINING (SB3, SP3)
	135600-M9-000	EA	CHAIR - FOLDING - BRIENNE LA-OASIS/PORTSMOUTH OAK (SA0, SN0)
	135600-N0-000	EA	CHAIR - FOLDING - BRIENNE LA-OASIS/CONCERT CHERRY (SA1, SN1)
	135600-N1-000	EA	CHAIR - FOLDING - BRIENNE LA-OASIS/WASHED MAPLE (SA2, SN2)
	135600-N2-000	EA	CHAIR - FOLDING - BRIENNE/SIERRA MAPLE (SA3, SN3)
	135600-N3-000	EA	CHAIR - FOLDING - PARABOLA/PORTSMOUTH OAK (SA4, SN4)
	135600-N4-000	EA	CHAIR - FOLDING - PARABOLA/CONCERT CHERRY (SA5, SN5)
	135600-N5-000	EA	CHAIR - FOLDING - PARABOLA/WASHED MAPLE (SA6, SN6)
	135600-N6-000	EA	CHAIR - FOLDING - PARABOLA/SIERRA MAPLE (SA7, SN7)
	135600-N7-000	EA	CHAIR - FOLDING - MUSHROOM/PORTSMOUTH OAK (SB0, SP0)
	135600-N8-000	EA	CHAIR - FOLDING - MUSHROOM/CONCERT CHERRY (SB1, SP1)
	135600-N9-000	EA	CHAIR - FOLDING - MUSHROOM/WASHED MAPLE (SB2, SP2)
	135600-P0-000	EA	CHAIR - FOLDING - MUSHROOM/SIERRA MAPLE (SB3, SP3)
10	149747-01-SA0	EA	CHAIR/RECLINER - W/FOOTREST (SA0, SA1, SA2, SA3, SN0, SN1, SN2, SN3)
10	149747-01-SA4	EA	CHAIR/RECLINER - W/FOOTREST (SA4, SA5, SA6, SA7, SN4, SN5, SN6, SN7)
10	149747-01-SB0	EA	CHAIR/RECLINER - W/FOOTREST (SB0, SB1, SB2, SB3, SP0, SP1, SP2, SP3)
10	149747-02-SA0	EA	CHAIR/RECLINER - W/FOOTREST - <b>LEATHER</b>
11	149950-01-SA0	EA	LOVE SEAT - 40" (SA0, SA1, SA2, SA3, SN0, SN1, SN2, SN3)
11	149950-01-SA4	EA	LOVE SEAT - 40" (SA4, SA5, SA6, SA7, SN4, SN5, SN6, SN7)
11	149950-01-SB0	EA	LOVE SEAT - 40" (SB0, SB1, SB2, SB3, SP0, SP1, SP2, SP3)
11	149950-05-SA0	EA	LOVE SEAT - 40" - <b>LEATHER FACED</b>
12	149744-10-SA0	EA	SOFA/SLPR - REST EASY 822/824 ARMS - 20"RF W/TRAY (SA0, SA1, SA2, SA3, SN0, SN1, SN2, SN3)
12	149744-10-SA4	EA	SOFA/SLPR - REST EASY 822/824 ARMS - 20"RF W/TRAY (SA4, SA5, SA6, SA7, SN4, SN5, SN6, SN7)
12	149744-10-SB0	EA	SOFA/SLPR - REST EASY 822/824 ARMS - 20"RF W/TRAY (SB0, SB1, SB2, SB3, SP0, SP1, SP2, SP3)
12	149744-11-SA0	EA	SOFA/SLPR - REST EASY 805/800 ARMS - 20"R W/TRAY - LEATHER - <b>LEATHER FACED</b>
12	149891-11-SA0	EA	SOFA/SLPR - R E/DUAL - 822/824 ARMS-20" RF (SA0 THRU SA3, SN0 THRU SN3) - <b>DUAL CONTROL</b>
12	149891-11-SA4	EA	SOFA/SLPR - R E/DUAL - 822/824 ARMS-20" RF (SA4 THRU SA7, SN4 THRU SN7) - <b>DUAL CONTROL</b>
12	149891-11-SB0	EA	SOFA/SLPR - R E/DUAL - 822/824 ARMS-20" RF (SB0 THRU SB3, SP0 THRU SP3) - <b>DUAL CONTROL</b>
12	149891-12-SA0	EA	SOFA/SLPR - R E/DUAL - 822/824 ARMS-20" RF - LEATHER - <b>DUAL CONTROL/LEATHER FACED</b>
13	142292-03-SA0	EA	SEAT - DINETTE CUSHION (SPRUNG) - 22" X 33.5" (SA0, SA1, SA2, SA3, SN0, SN1, SN2, SN3)
13	142292-03-SA4	EA	SEAT - DINETTE CUSHION (SPRUNG) - 22" X 33.5" (SA4, SA5, SA6, SA7, SN4, SN5, SN6, SN7)
13	142292-03-R83	EA	SEAT - DINETTE CUSHION (SPRUNG) - 22" X 33.5" (SB0, SB1, SB2, SB3, SP0, SP1, SP2, SP3)
	P42292-03-SA0	EA	COVER/SEAT - DINETTE CUSHION (SPRUNG) - 22" X 33.5" (SA0, SA1, SA2, SA3, SN0, SN1, SN2, SN3)
	P42292-03-SA4	EA	COVER/SEAT - DINETTE CUSHION (SPRUNG) - 22" X 33.5" (SA4, SA5, SA6, SA7, SN4, SN5, SN6, SN7)
	P42292-03-R83	EA	COVER/SEAT - DINETTE CUSHION (SPRUNG) - 22" X 33.5" (SB0, SB1, SB2, SB3, SP0, SP1, SP2, SP3)
	142366-04-000	EA	FRAME - SPRUNG - DINETTE SEAT
14	142431-02-SA0	EA	CUSHION - BACK - 13.5" X 36" (SA0, SA1, SA2, SA3, SN0, SN1, SN2, SN3)
14	142431-02-SA4	EA	CUSHION - BACK - 13.5" X 36" (SA4, SA5, SA6, SA7, SN4, SN5, SN6, SN7)
14	142431-02-R83	EA	CUSHION - BACK - 13.5" X 36" (SB0, SB1, SB2, SB3, SP0, SP1, SP2, SP3)
	P42431-02-SA0	EA	COVER/BACK - 13.5" X 36" (SA0, SA1, SA2, SA3, SN0, SN1, SN2, SN3)
	P42431-02-SA4	EA	COVER/BACK - 13.5" X 36" (SA4, SA5, SA6, SA7, SN4, SN5, SN6, SN7)
	P42431-02-R83	EA	COVER/BACK - 13.5" X 36" (SB0, SB1, SB2, SB3, SP0, SP1, SP2, SP3)
	143164-01-000	EA	CLIP - F/DINETTE CUSHION BACK
	143730-01-000	EA	CAP - F/DINETTE BRACKET TUBE - PLASTIC

# CURTAIN & CUSHION GROUP (CONTINUED)

## BUCKET SEATS



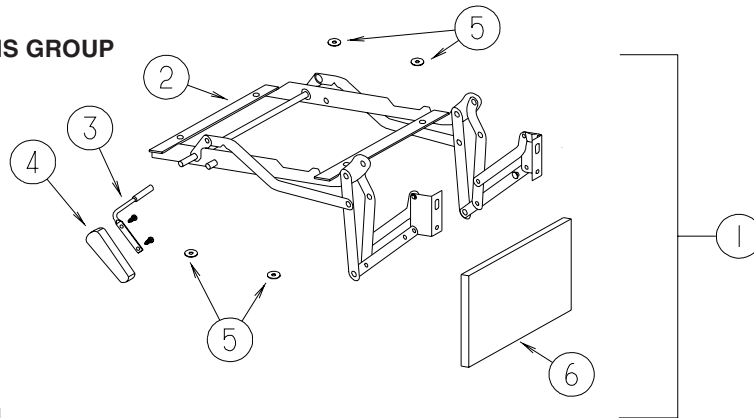
KEY	PART NUMBER	U/M	DESCRIPTION
1	M05962-G9-SA0	EA	COVER/BACK (SA0, SA1, SA2, SA3, SN0, SN1, SN2, SN3)
1	M05962-G9-SA4	EA	COVER/BACK (SA4, SA5, SA6, SA7, SN4, SN5, SN6, SN7)
1	M05962-G9-SB0	EA	COVER/BACK (SB0, SB1, SB2, SB3, SP0, SP1, SP2, SP3)
1	M05962-H1-SA0	EA	COVER/BACK - LEATHER - <b>LEATHER FACED CAB SEAT</b>
2	148705-01-SA0	EA	ARMREST - RIGHT (SA0, SA1, SA2, SA3, SN0, SN1, SN2, SN3)
2	148705-01-SA4	EA	ARMREST - RIGHT (SA4, SA5, SA6, SA7, SN4, SN5, SN6, SN7)
2	148705-01-R83	EA	ARMREST - RIGHT (SB0, SB1, SB2, SB3, SP0, SP1, SP2, SP3)
2	148705-03-SA0	EA	ARMREST - RIGHT - LEATHER - <b>LEATHER FACED CAB SEAT</b>
	P48705-01-SA0	EA	COVER/ARMREST - RIGHT (SA0, SA1, SA2, SA3, SN0, SN1, SN2, SN3)
	P48705-01-SA4	EA	COVER/ARMREST - RIGHT (SA4, SA5, SA6, SA7, SN4, SN5, SN6, SN7)
	P48705-01-R83	EA	COVER/ARMREST - RIGHT (SB0, SB1, SB2, SB3, SP0, SP1, SP2, SP3)
	P48705-03-SA0	EA	COVER/ARMREST - RIGHT - LEATHER - <b>LEATHER FACED CAB SEAT</b>
3			NOT USED
4	148751-01-000	EA	BRACKET - RIGHT (ADJUSTABLE) W/ROLLER
5	148751-03-000	EA	BRACKET - ROLLER TRIM PLATE
6	148705-02-SA0	EA	ARMREST - LEFT (SA0, SA1, SA2, SA3, SN0, SN1, SN2, SN3)
6	148705-02-SA4	EA	ARMREST - LEFT (SA4, SA5, SA6, SA7, SN4, SN5, SN6, SN7)
6	148705-02-R83	EA	ARMREST - LEFT (SB0, SB1, SB2, SB3, SP0, SP1, SP2, SP3)
6	148705-04-SA0	EA	ARMREST - LEFT - LEATHER - <b>LEATHER FACED CAB SEAT</b>
	P48705-02-SA0	EA	COVER/ARMREST - LEFT (SA0, SA1, SA2, SA3, SN0, SN1, SN2, SN3)
	P48705-02-SA4	EA	COVER/ARMREST - LEFT (SA4, SA5, SA6, SA7, SN4, SN5, SN6, SN7)
	P48705-02-R83	EA	COVER/ARMREST - LEFT (SB0, SB1, SB2, SB3, SP0, SP1, SP2, SP3)
	P48705-04-SA0	EA	COVER/ARMREST - LEFT - LEATHER - <b>LEATHER FACED CAB SEAT</b>
7			NOT USED
8	148751-02-000	EA	BRACKET - LEFT (ADJUSTABLE) W/ROLLER
9	M05962-H0-SA0	EA	COVER/SEAT (SA0, SA1, SA2, SA3, SN0, SN1, SN2, SN3)
9	M05962-H0-SA4	EA	COVER/SEAT (SA4, SA5, SA6, SA7, SN4, SN5, SN6, SN7)
9	M05962-H0-SB0	EA	COVER/SEAT (SB0, SB1, SB2, SB3, SP0, SP1, SP2, SP3)
9	M05962-H2-SA0	EA	COVER/SEAT - LEATHER - <b>LEATHER FACED CAB SEAT</b>

## CURTAIN & CUSHION GROUP (CONTINUED)

### BUCKET SEATS (CONTINUED)

KEY	PART NUMBER	U/M	DESCRIPTION
10	148630-01-SA0	EA	SKIRT - W/SEAT BELT SLOT (SA0, SA1, SA2, SA3, SN0, SN1, SN2, SN3)
10	148630-01-SA4	EA	SKIRT - W/SEAT BELT SLOT (SA4, SA5, SA6, SA7, SN4, SN5, SN6, SN7)
10	148630-01-R83	EA	SKIRT - W/SEAT BELT SLOT (SB0, SB1, SB2, SB3, SP0, SP1, SP2, SP3)
10	148630-02-SA0	EA	SKIRT - W/SEAT BELT SLOT - LEATHER - <b>LEATHER FACED CAB SEAT</b>
10	148630-03-SA0	EA	SKIRT - F/6-WAY POWER (SA0 THRU SA3, SN0 THRU SN3) - <b>SEAT PEDESTAL 6-WAY POWERED</b>
10	148630-03-SA4	EA	SKIRT - F/6-WAY POWER (SA4 THRU SA7, SN4 THRU SN7) - <b>SEAT PEDESTAL 6-WAY POWERED</b>
10	148630-03-SB0	EA	SKIRT - F/6-WAY POWER (SB0 THRU SB3, SP0 THRU SP3) - <b>SEAT PEDESTAL 6-WAY POWERED</b>
10	148630-04-SA0	EA	SKIRT - F/6-WAY POWER - LEATHER - <b>SEAT PEDESTAL 6-WAY POWERED/LEATHER FACED SEAT</b>
10	148630-05-SA0	EA	SKIRT - W/SLOT & FOOTREST (SA0 THRU SA3, SN0 THRU SN3) - <b>PASSENGER SEAT W/FOOTREST</b>
10	148630-05-SA4	EA	SKIRT - W/SLOT & FOOTREST (SA4 THRU SA7, SN4 THRU SN7) - <b>PASSENGER SEAT W/FOOTREST</b>
10	148630-05-R83	EA	SKIRT - W/SLOT & FOOTREST (SB0 THRU SB3, SP0 THRU SP3) - <b>PASSENGER SEAT W/FOOTREST</b>
10	148630-06-SA0	EA	SKIRT - W/SLOT & FOOTREST - LEATHER - <b>PASSENGER SEAT W/FOOTREST/LEATHER FACED SEAT</b>
10	148630-07-SA0	EA	SKIRT - PWR/FTRST (SA0 THRU SA3, SN0 THRU SN3) - <b>6-WAY POWERED/PASS SEAT W/FOOTREST</b>
10	148630-07-SA4	EA	SKIRT - PWR/FTRST (SA4 THRU SA7, SN4 THRU SN7) - <b>6-WAY POWERED/PASS SEAT W/FOOTREST</b>
10	148630-07-SB0	EA	SKIRT - PWR/FTRST (SB0 THRU SB3, SP0 THRU SP3) - <b>6-WAY POWERED/PASS SEAT W/FOOTREST</b>
10	148630-08-SA0	EA	SKIRT - PWR/FTRST - <b>6-WAY POWERED/PASS SEAT W/FOOTREST/LEATHER FACED</b>
11	134532-01-000	EA	FRAME - SEAT/HIGH BACK
12*	122611-02-000	EA	LUMBAR - W/LEVER
13	117125-01-02B	EA	BRACKET - CABLE MOUNT - ADJUSTER W/LOCK
14	108049-02-000	EA	CLIP - CABLE/PEDESTAL
15	108049-04-000	EA	CABLE - W/MINI LEVER ACTION SWITCH - 28" SHEATH/30" CABLE
16	127159-01-02B	EA	BRACKET - SEAT RELEASE - SINGLE REMOTE - E-COATED - <b>SEAT PEDESTAL 6-WAY POWERED</b>
17	NOT USED		
18	NOT USED		
19	127159-02-02B	EA	BRACKET - SEAT RELEASE - DUAL REMOTE - E-COATED
20	128699-01-02B	EA	BRACKET - SEAT SWITCH - E-COATED
21	147457-01-02B	EA	BRACKET - ZEE W/HOLES - 2.8" - E-COATED
22	130802-02-000	EA	LEVER - RIGHT HAND
23	130802-03-000	EA	SCREW F/LEVER
	148668-01-01A	EA	CUP/TRIM COVER - F/LEVER - BLACK
24	NOT USED		

\*COMPONENT PARTS LISTED LATER IN THIS GROUP



KEY	PART NUMBER	U/M	DESCRIPTION
1	131613-01-SA0	EA	FOOTREST - BUCKET SEAT/PASSENGER (SA0, SA1, SA2, SA3, SN0, SN1, SN2, SN3)
1	131613-01-SA4	EA	FOOTREST - BUCKET SEAT/PASSENGER (SA4, SA5, SA6, SA7, SN4, SN5, SN6, SN7)
1	131613-01-R83	EA	FOOTREST - BUCKET SEAT/PASSENGER (SB0, SB1, SB2, SB3, SP0, SP1, SP2, SP3)
1	131613-04-SA0	EA	FOOTREST - BUCKET SEAT/PASSENGER - <b>LEATHER FACED CAB SEAT</b>
2	131566-01-000	EA	FOOTREST - MECHANICAL
3	131566-02-000	EA	ROD/LEVER - FOOT-REST EXTENSION
4	131566-03-000	EA	WOOD HANDLE
5	131566-05-000	EA	WASHER - SLIDE SPACER
6	131613-99-000	EA	FOOTREST/WOOD - W/T-NUT

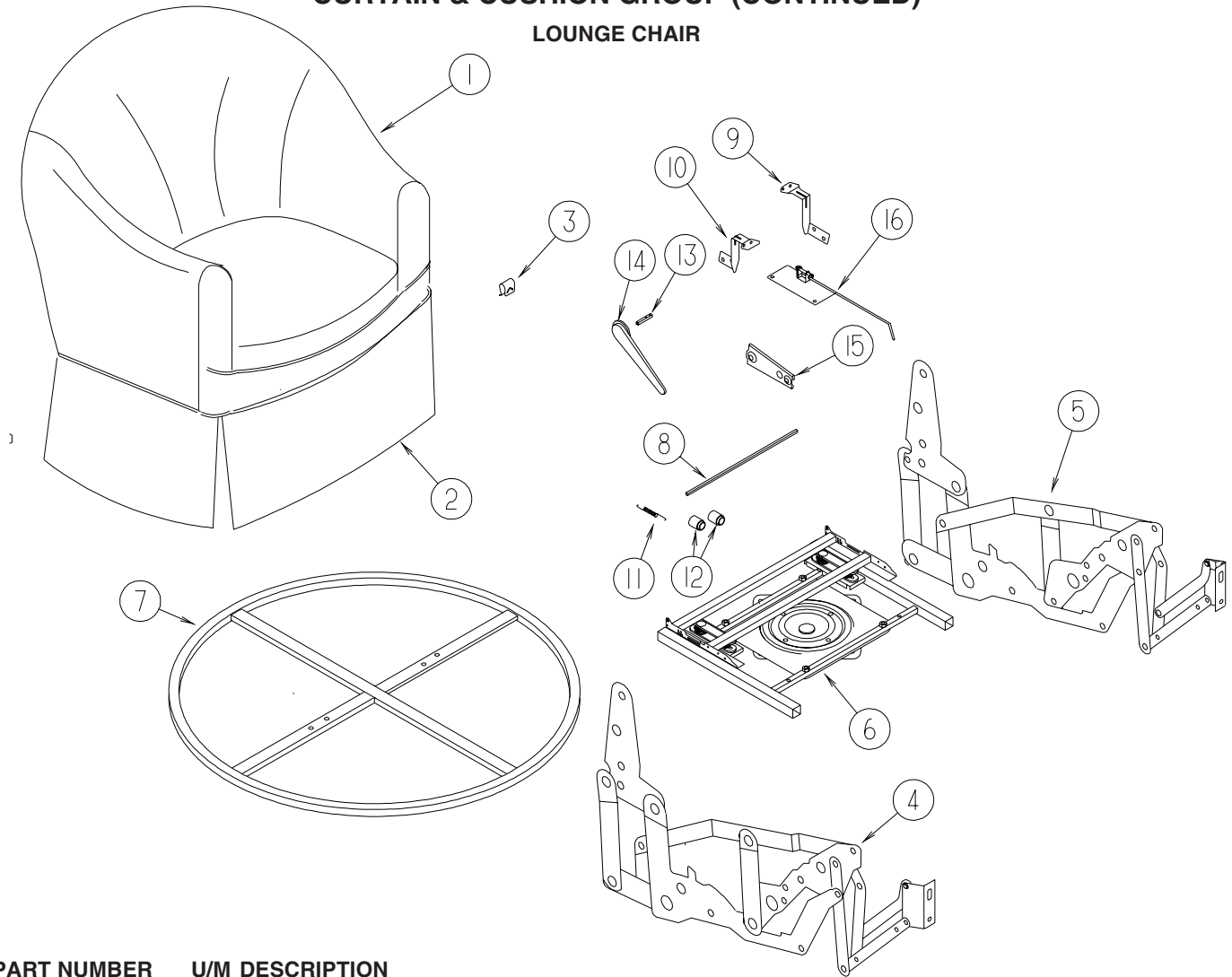
### COMPONENT PARTS FOR BUCKET SEATS

122611-02-000

KEY	PART NUMBER	U/M	DESCRIPTION	VENDOR NO.
	122611-02-701	EA	LUMBAR - LEVER	412
	122611-02-702	EA	LUMBAR MECHANISM	24395-FLEXSTEEL

# CURTAIN & CUSHION GROUP (CONTINUED)

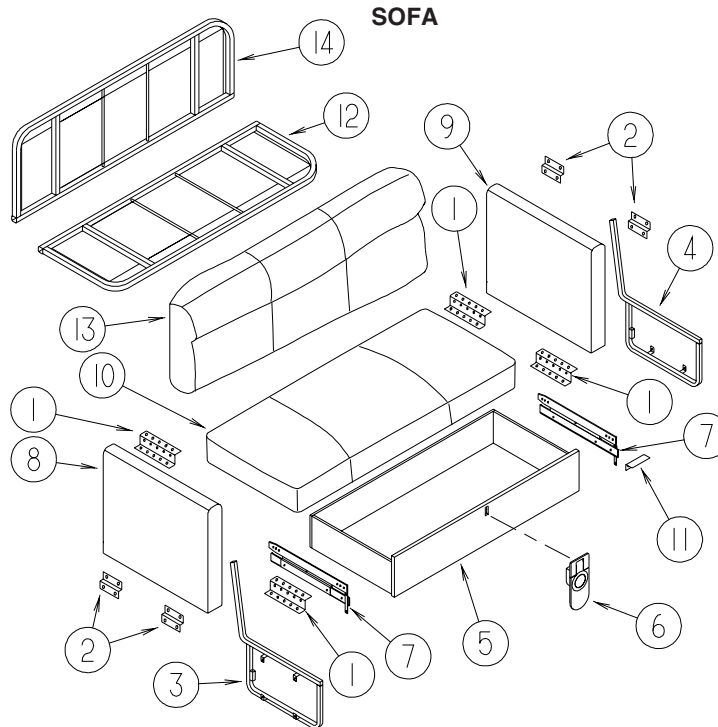
## LOUNGE CHAIR



KEY	PART NUMBER	U/M	DESCRIPTION
1	P49747-01-SA0	EA	COVER/CHAIR - RECLINER - W/FOOTREST (SA0, SA1, SA2, SA3, SN0, SN1, SN2, SN3)
1	P49747-01-SA4	EA	COVER/CHAIR - RECLINER - W/FOOTREST (SA4, SA5, SA6, SA7, SN4, SN5, SN6, SN7)
1	P49747-01-SB0	EA	COVER/CHAIR - RECLINER - W/FOOTREST (SB0, SB1, SB2, SB3, SP0, SP1, SP2, SP3)
1	P49747-02-SA0	EA	COVER/CHAIR - RECLINER - W/FOOTREST - <b>LEATHER</b>
2	NOT USED		
3	029134-01-000	EA	CLIP - FINISH - UPHOLSTERY
4	133126-01-000	EA	RECLINER MECHANISM - RIGHT HAND (WHEN SITTING IN CHAIR)
5	133126-02-000	EA	RECLINER MECHANISM - LEFT HAND (WHEN SITTING IN CHAIR)
6	133126-03-000	EA	BASE - SWIVEL/ROCKER - W/O FLOOR RING
7	133126-04-000	EA	FLOOR RING - 24" DIAMETER
8	133126-05-000	EA	HANDLE TUBE/DRIVE - 23.3" LONG (JOINS OPERATORS)
9	133126-06-000	EA	BRACKET - OTTOMAN/FIXED MID - RIGHT HAND
10	133126-07-000	EA	BRACKET - OTTOMAN/FIXED MID - LEFT HAND
11	133126-08-000	EA	SPRING/LOCKING
12	133126-09-000	EA	BUSHING - F/HANDLE TUBE - PLASTIC
13	133126-10-000	EA	HANDLE MOUNTING TUBE - 3.3" LONG
14	133126-11-000	EA	HANDLE/RECLINE - PLASTIC
15	133126-12-000	EA	BRACKET - BACK SLEEVE
16	147314-01-000	EA	LOCKOUT - ROCKER/RECLINER



## CURTAIN & CUSHION GROUP (CONTINUED)



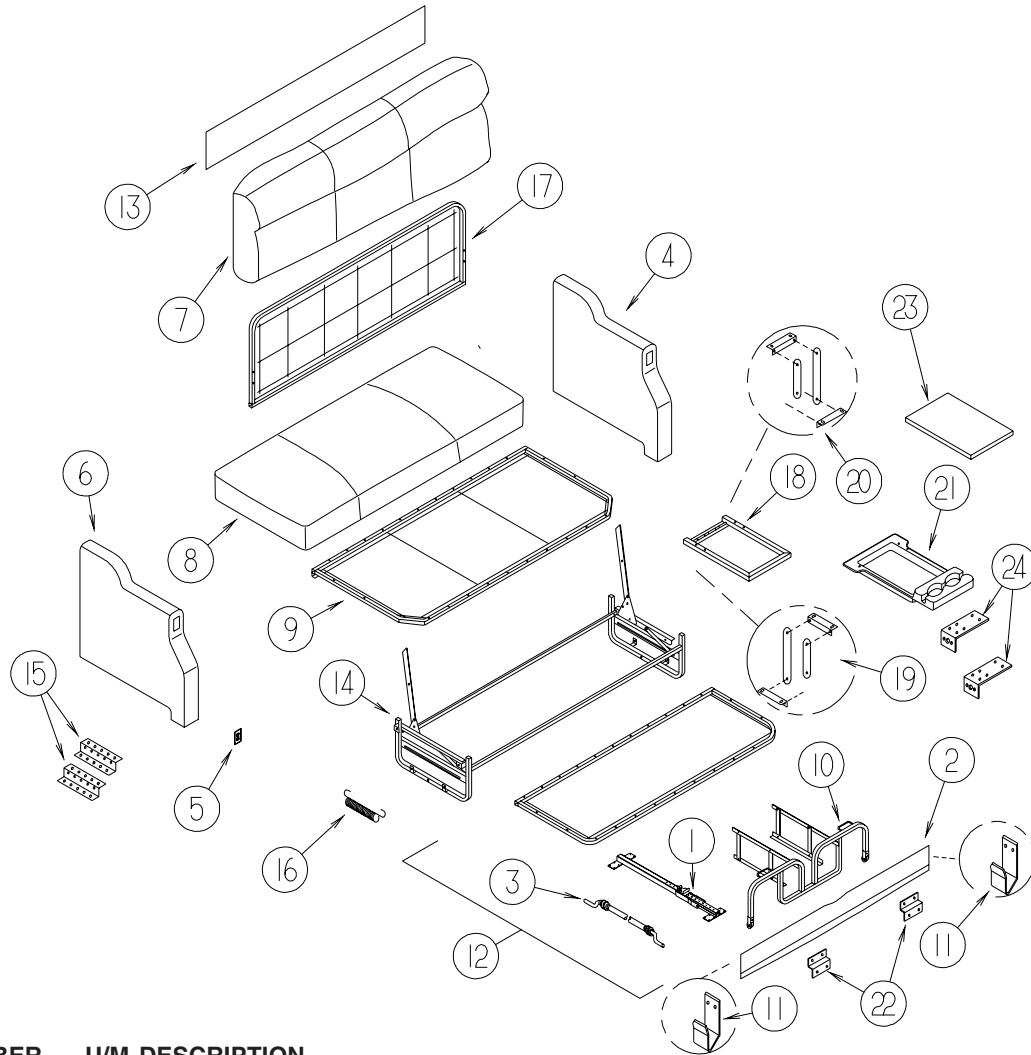
## BANQUETTE

KEY	PART NUMBER	U/M	DESCRIPTION
1	101926-01-02A	EA	BRACKET - ZEE - 2" - BLACK
2	116104-04-02B	EA	BRACKET - ZEE W/HOLES - 3.2" - E-COATED
3	134306-03-000	EA	LEG - RIGHT W/O DRAWER TRACK - 48"
4	134306-04-000	EA	LEG - LEFT W/O DRAWER TRACK - 48"
5	149950-04-SA0	EA	DRAWER - LOVE SEAT - 40" (SA0, SA1, SA2, SA3, SN0, SN1, SN2, SN3)
5	149950-04-SA4	EA	DRAWER - LOVE SEAT - 40" (SA4, SA5, SA6, SA7, SN4, SN5, SN6, SN7)
5	149950-04-SB0	EA	DRAWER - LOVE SEAT - 40" (SB0, SB1, SB2, SB3, SP0, SP1, SP2, SP3)
5	149950-08-SA0	EA	DRAWER - LOVE SEAT - 40" - <b>LEATHER FACED</b>
6	134511-01-000	EA	LATCH - BANQUETTE
7	134576-01-000	EA	SLIDE/RAIL KIT - HEAVY DUTY (PAIR) - 22"
8	149808-05-SA0	EA	ARMREST - RIGHT HAND (SA0, SA1, SA2, SA3, SN0, SN1, SN2, SN3)
8	149808-05-SA4	EA	ARMREST - RIGHT HAND (SA4, SA5, SA6, SA7, SN4, SN5, SN6, SN7)
8	149808-05-SB0	EA	ARMREST - RIGHT HAND (SB0, SB1, SB2, SB3, SP0, SP1, SP2, SP3)
8	149808-07-SA0	EA	ARMREST - RIGHT HAND - <b>LEATHER FACED</b>
	P49808-01-SA0	EA	COVER/ARMREST - RIGHT (SA0, SA1, SA2, SA3, SN0, SN1, SN2, SN3)
	P49808-01-SA4	EA	COVER/ARMREST - RIGHT (SA4, SA5, SA6, SA7, SN4, SN5, SN6, SN7)
	P49808-01-SB0	EA	COVER/ARMREST - RIGHT (SB0, SB1, SB2, SB3, SP0, SP1, SP2, SP3)
	P49808-03-SA0	EA	COVER/ARMREST - RIGHT - <b>LEATHER FACED</b>
9	149808-06-SA0	EA	ARMREST - LEFT HAND (SA0, SA1, SA2, SA3, SN0, SN1, SN2, SN3)
9	149808-06-SA4	EA	ARMREST - LEFT HAND (SA4, SA5, SA6, SA7, SN4, SN5, SN6, SN7)
9	149808-06-SB0	EA	ARMREST - LEFT HAND (SB0, SB1, SB2, SB3, SP0, SP1, SP2, SP3)
9	149808-08-SA0	EA	ARMREST - LEFT HAND - <b>LEATHER FACED</b>
	P49808-02-SA0	EA	COVER/ARMREST - LEFT (SA0, SA1, SA2, SA3, SN0, SN1, SN2, SN3)
	P49808-02-SA4	EA	COVER/ARMREST - LEFT (SA4, SA5, SA6, SA7, SN4, SN5, SN6, SN7)
	P49808-02-SB0	EA	COVER/ARMREST - LEFT (SB0, SB1, SB2, SB3, SP0, SP1, SP2, SP3)
	P49808-04-SA0	EA	COVER/ARMREST - LEFT - <b>LEATHER FACED</b>
10	149950-03-SA0	EA	SEAT - LOVE SEAT - 40" (SA0, SA1, SA2, SA3, SN0, SN1, SN2, SN3)
10	149950-03-SA4	EA	SEAT - LOVE SEAT - 40" (SA4, SA5, SA6, SA7, SN4, SN5, SN6, SN7)
10	149950-03-SB0	EA	SEAT - LOVE SEAT - 40" (SB0, SB1, SB2, SB3, SP0, SP1, SP2, SP3)
10	149950-07-SA0	EA	SEAT - LOVE SEAT - 40" - LEATHER - <b>LEATHER FACED</b>
	P49950-03-SA0	EA	COVER/SEAT - LOVE SEAT - 40" (SA0, SA1, SA2, SA3, SN0, SN1, SN2, SN3)
	P49950-03-SA4	EA	COVER/SEAT - LOVE SEAT - 40" (SA4, SA5, SA6, SA7, SN4, SN5, SN6, SN7)
	P49950-03-SB0	EA	COVER/SEAT - LOVE SEAT - 40" (SB0, SB1, SB2, SB3, SP0, SP1, SP2, SP3)
	P49950-07-SA0	EA	COVER/SEAT - LOVE SEAT - 40" - LEATHER - <b>LEATHER FACED</b>
11	128298-01-12B	EA	CATCH - F/LOCK - COMPARTMENT DOORS
	128298-01-01B	EA	ANGLE-W/HOLES - MILL
12	134306-07-000	EA	FRAME ASM-SEAT,676,40"

## CURTAIN & CUSHION GROUP (CONTINUED)

### SOFA (CONTINUED)

KEY	PART NUMBER	U/M	DESCRIPTION
13	149950-02-SA0	EA	BACK - LOVE SEAT - 40" (SA0, SA1, SA2, SA3, SN0, SN1, SN2, SN3)
13	149950-02-SA4	EA	BACK - LOVE SEAT - 40" (SA4, SA5, SA6, SA7, SN4, SN5, SN6, SN7)
13	149950-02-SB0	EA	BACK - LOVE SEAT - 40" (SB0, SB1, SB2, SB3, SP0, SP1, SP2, SP3)
13	149950-06-SA0	EA	BACK - LOVE SEAT - 40" - LEATHER - <b>LEATHER FACED</b>
	P49950-02-SA0	EA	COVER/BACK - LOVE SEAT - 40" (SA0, SA1, SA2, SA3, SN0, SN1, SN2, SN3)
	P49950-02-SA4	EA	COVER/BACK - LOVE SEAT - 40" (SA4, SA5, SA6, SA7, SN4, SN5, SN6, SN7)
	P49950-02-SB0	EA	COVER/BACK - LOVE SEAT - 40" (SB0, SB1, SB2, SB3, SP0, SP1, SP2, SP3)
	P49950-06-SA0	EA	COVER/BACK - LOVE SEAT - 40" - LEATHER - <b>LEATHER FACED</b>
14	134306-08-000	EA	FRAME ASM-BACK,676,40"



**REST EASY**

KEY	PART NUMBER	U/M	DESCRIPTION
1*	148226-03-000	EA	SLIDE RAIL - W/LATCH MECH/PLATES/STOP F/20" RAISED FLOOR
2	149744-04-SA0	EA	PANEL/FRONT KICK - SOFA/SLEEPER - 59.5" (SA0, SA1, SA2, SA3, SN0, SN1, SN2, SN3)
2	149744-04-SA4	EA	PANEL/FRONT KICK - SOFA/SLEEPER - 59.5" (SA4, SA5, SA6, SA7, SN4, SN5, SN6, SN7)
2	149744-04-SB0	EA	PANEL/FRONT KICK - SOFA/SLEEPER - 59.5" (SB0, SB1, SB2, SB3, SP0, SP1, SP2, SP3)
2	149744-09-S64	EA	PANEL/FRONT KICK - SOFA/SLEEPER - 59.5" - <b>LEATHER FACED</b>
3	148225-01-000	EA	CABLE ONLY - REMOTE - 31.9" W/Z-ENDS
4	150408-08-SA0	EA	ARMREST - LEFT HAND (SA0, SA1, SA2, SA3, SN0, SN1, SN2, SN3)
4	150408-08-SA4	EA	ARMREST - LEFT HAND (SA4, SA5, SA6, SA7, SN4, SN5, SN6, SN7)
4	150408-08-SB0	EA	ARMREST - LEFT HAND (SB0, SB1, SB2, SB3, SP0, SP1, SP2, SP3)
4	150408-10-SA0	EA	ARMREST - LEFT HAND - <b>LEATHER FACED</b>
	P50408-02-SA0	EA	COVER/ARMREST - LEFT (SA0, SA1, SA2, SA3, SN0, SN1, SN2, SN3)
	P50408-02-SA4	EA	COVER/ARMREST - LEFT (SA4, SA5, SA6, SA7, SN4, SN5, SN6, SN7)
	P50408-02-SB0	EA	COVER/ARMREST - LEFT (SB0, SB1, SB2, SB3, SP0, SP1, SP2, SP3)
	P50408-04-SA0	EA	COVER/ARMREST - LEFT - <b>LEATHER FACED</b>
5	136118-01-000	EA	SWITCH - SOFA/RECLINER

## CURTAIN & CUSHION GROUP (CONTINUED)

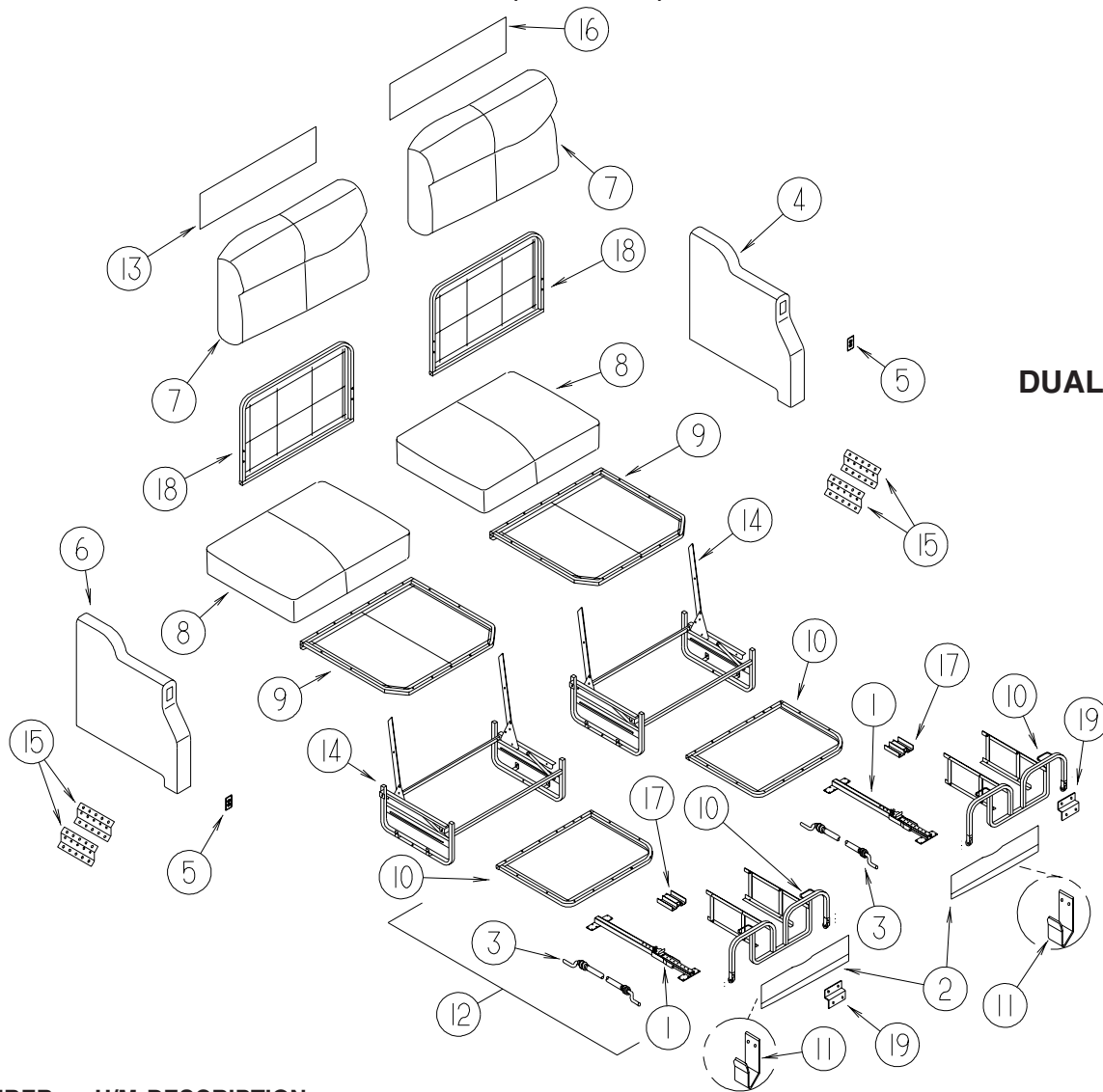
### SOFA (CONTINUED)

KEY	PART NUMBER	U/M	DESCRIPTION
6	150408-07-SA0	EA	ARMREST - RIGHT HAND (SA0, SA1, SA2, SA3, SN0, SN1, SN2, SN3)
6	150408-07-SA4	EA	ARMREST - RIGHT HAND (SA4, SA5, SA6, SA7, SN4, SN5, SN6, SN7)
6	150408-07-SB0	EA	ARMREST - RIGHT HAND (SB0, SB1, SB2, SB3, SP0, SP1, SP2, SP3)
6	150408-09-SA0	EA	ARMREST - RIGHT HAND - W/SWITCH - <b>LEATHER FACED</b>
	P50408-01-SA0	EA	COVER/ARMREST - RIGHT (SA0, SA1, SA2, SA3, SN0, SN1, SN2, SN3)
	P50408-01-SA4	EA	COVER/ARMREST - RIGHT (SA4, SA5, SA6, SA7, SN4, SN5, SN6, SN7)
	P50408-01-SB0	EA	COVER/ARMREST - RIGHT (SB0, SB1, SB2, SB3, SP0, SP1, SP2, SP3)
	P50408-03-SA0	EA	COVER/ARMREST - RIGHT - <b>LEATHER FACED</b>
7	149744-02-SA0	EA	BACK - SOFA/SLEEPER REST EASY W/BEVERAGE TRAY (SA0, SA1, SA2, SA3, SN0, SN1, SN2, SN3)
7	149744-02-SA4	EA	BACK - SOFA/SLEEPER REST EASY W/BEVERAGE TRAY (SA4, SA5, SA6, SA7, SN4, SN5, SN6, SN7)
7	149744-02-SB0	EA	BACK - SOFA/SLEEPER REST EASY W/BEVERAGE TRAY (SB0, SB1, SB2, SB3, SP0, SP1, SP2, SP3)
7	149744-07-S64	EA	BACK - SOFA/SLEEPER REST EASY - LEATHER W/BEVERAGE TRAY - <b>LEATHER FACED</b>
	P49744-02-SA0	EA	COVER/BACK - SOFA/SLPR RST EASY W/BEVERAGE TRAY (SA0, SA1, SA2, SA3, SN0, SN1, SN2, SN3)
	P49744-02-SA4	EA	COVER/BACK - SOFA/SLPR RST EASY W/BEVERAGE TRAY (SA4, SA5, SA6, SA7, SN4, SN5, SN6, SN7)
	P49744-02-SB0	EA	COVER/BACK - SOFA/SLPR RST EASY W/BEVERAGE TRAY (SB0, SB1, SB2, SB3, SP0, SP1, SP2, SP3)
	P49744-07-S64	EA	COVER/BACK - SOFA/SLPR RST EASY W/BEVERAGE TRAY - LEATHER - <b>LEATHER FACED</b>
8	149744-15-SA0	EA	SEAT - SOFA/SLEEPER REST EASY (SA0, SA1, SA2, SA3, SN0, SN1, SN2, SN3)
8	149744-15-SA4	EA	SEAT - SOFA/SLEEPER REST EASY (SA4, SA5, SA6, SA7, SN4, SN5, SN6, SN7)
8	149744-15-SB0	EA	SEAT - SOFA/SLEEPER REST EASY (SB0, SB1, SB2, SB3, SP0, SP1, SP2, SP3)
8	149744-16-S64	EA	SEAT - SOFA/SLEEPER REST EASY - LEATHER - LEATHER FACED
	P49744-15-SA0	EA	COVER/SEAT - SOFA/SLEEPER REST EASY (SA0, SA1, SA2, SA3, SN0, SN1, SN2, SN3)
	P49744-15-SA4	EA	COVER/SEAT - SOFA/SLEEPER REST EASY (SA4, SA5, SA6, SA7, SN4, SN5, SN6, SN7)
	P49744-15-SB0	EA	COVER/SEAT - SOFA/SLEEPER REST EASY (SB0, SB1, SB2, SB3, SP0, SP1, SP2, SP3)
	P49744-16-S64	EA	COVER/SEAT - SOFA/SLEEPER REST EASY - LEATHER - <b>LEATHER FACED</b>
9	151290-04-000	EA	FRAME - SEAT - 60"
10*	136534-17-000	EA	TRUNDLE FRAME - 17.5" X 55" - W/LINKAGE, LATCH & HANDLE
11	121906-01-02B	EA	BRACKET - KICKBOARD - E-COATED
12	135822-17-SA0	EA	TRUNDLE - SOFA/SLEEPER (SA0, SA1, SA2, SA3, SN0, SN1, SN2, SN3)
12	135822-17-SA4	EA	TRUNDLE - SOFA/SLEEPER (SA4, SA5, SA6, SA7, SN4, SN5, SN6, SN7)
12	135822-17-R83	EA	TRUNDLE - SOFA/SLEEPER (SB0, SB1, SB2, SB3, SP0, SP1, SP2, SP3)
12	135822-18-S64	EA	TRUNDLE - SOFA/SLEEPER REST EASY - <b>LEATHER FACED</b>
	P35822-17-SA0	EA	COVER/TRUNDLE - SOFA/SLEEPER (SA0, SA1, SA2, SA3, SN0, SN1, SN2, SN3)
	P35822-17-SA4	EA	COVER/TRUNDLE - SOFA/SLEEPER (SA4, SA5, SA6, SA7, SN4, SN5, SN6, SN7)
	P35822-17-R83	EA	COVER/TRUNDLE - SOFA/SLEEPER (SB0, SB1, SB2, SB3, SP0, SP1, SP2, SP3)
	P35822-18-S64	EA	COVER/TRUNDLE - SOFA/SLEEPER REST EASY - <b>LEATHER FACED</b>
13	NOT USED		
14*	136534-15-000	EA	BASE - 27.5" X 60" - POWERED CL - W/10.5" OVERHANG
15	116104-04-02B	EA	BRACKET - ZEE W/HOLES - 3.2" - E-COATED
16	136534-33-000	EA	SPRING/ASSIST - 1/2" X 7" W/HOOK ENDS - REST EASY SOFAS
17	136534-20-000	EA	BACK - FRAME - BEVERAGE TRAY
18	136534-21-000	EA	FRAME - BEVERAGE TRAY
19	136534-22-000	EA	HINGE - RIGHT
20	136534-23-000	EA	HINGE - LEFT
21	139758-01-01A	EA	TRAY-BEVERAGE
22	101926-01-02A	EA	BRACKET - ZEE - 2" - BLACK
23	150976-01-SA0	EA	PANEL/FILLER - COUCH - FABRIC COVERED (SA0, SA1, SA2, SA3, SN0, SN1, SN2, SN3)
23	150976-01-SA4	EA	PANEL/FILLER - COUCH - FABRIC COVERED (SA4, SA5, SA6, SA7, SN4, SN5, SN6, SN7)
23	150976-01-SB0	EA	PANEL/FILLER - COUCH - FABRIC COVERED (SB0, SB1, SB2, SB3, SP0, SP1, SP2, SP3)
23	150976-02-SD4	EA	PANEL/FILLER - COUCH - FABRIC COVERED - <b>LEATHER FACED</b>
24	152034-01-02B	EA	BRACKET - HOLD DOWN/COUCH - E-COATED

\*COMPONENT PARTS LISTED LATER IN THIS GROUP

# CURTAIN & CUSHION GROUP (CONTINUED)

## SOFA (CONTINUED)



**DUALREST EASY**

KEY	PART NUMBER	U/M	DESCRIPTION
1*	148226-03-000	EA	SLIDE RAIL - W/LATCH MECH/PLATES/STOP F/20" RAISED FLOOR
2	149891-04-SA0	EA	PANEL/FRONT KICK - SOFA REST EASY-DUAL CONTROLS (SA0, SA1, SA2, SA3, SN0, SN1, SN2, SN3)
2	149891-04-SA4	EA	PANEL/FRONT KICK - SOFA REST EASY-DUAL CONTROLS (SA4, SA5, SA6, SA7, SN4, SN5, SN6, SN7)
2	149891-04-SB0	EA	PANEL/FRONT KICK - SOFA REST EASY-DUAL CONTROLS (SB0, SB1, SB2, SB3, SP0, SP1, SP2, SP3)
2	149891-09-SA0	EA	PANEL/FRONT KICK - SOFA REST EASY-DUAL CONTROLS - <b>LEATHER</b>
3	148225-01-000	EA	CABLE ONLY - REMOTE - 31.9" W/Z-ENDS
4	150408-12-SA0	EA	ARMREST - LEFT HAND (SA0, SA1, SA2, SA3, SN0, SN1, SN2, SN3)
4	150408-12-SA4	EA	ARMREST - LEFT HAND (SA4, SA5, SA6, SA7, SN4, SN5, SN6, SN7)
4	150408-12-SB0	EA	ARMREST - LEFT HAND (SB0, SB1, SB2, SB3, SP0, SP1, SP2, SP3)
4	150408-14-SA0	EA	ARMREST - LEFT HAND - <b>LEATHER</b>
	P50408-02-SA0	EA	COVER/ARMREST - LEFT (SA0, SA1, SA2, SA3, SN0, SN1, SN2, SN3)
	P50408-02-SA4	EA	COVER/ARMREST - LEFT (SA4, SA5, SA6, SA7, SN4, SN5, SN6, SN7)
	P50408-02-SB0	EA	COVER/ARMREST - LEFT (SB0, SB1, SB2, SB3, SP0, SP1, SP2, SP3)
	P50408-04-SA0	EA	COVER/ARMREST - LEFT - <b>LEATHER</b>
5	136118-01-000	EA	SWITCH - SOFA/RECLINER
6	150408-11-SA0	EA	ARMREST - RIGHT HAND (SA0, SA1, SA2, SA3, SN0, SN1, SN2, SN3)
6	150408-11-SA4	EA	ARMREST - RIGHT HAND (SA4, SA5, SA6, SA7, SN4, SN5, SN6, SN7)
6	150408-11-SB0	EA	ARMREST - RIGHT HAND (SB0, SB1, SB2, SB3, SP0, SP1, SP2, SP3)
6	150408-13-SA0	EA	ARMREST - RIGHT HAND - W/SWITCH - <b>LEATHER</b>
	P50408-01-SA0	EA	COVER/ARMREST - RIGHT (SA0, SA1, SA2, SA3, SN0, SN1, SN2, SN3)
	P50408-01-SA4	EA	COVER/ARMREST - RIGHT (SA4, SA5, SA6, SA7, SN4, SN5, SN6, SN7)
	P50408-01-SB0	EA	COVER/ARMREST - RIGHT (SB0, SB1, SB2, SB3, SP0, SP1, SP2, SP3)
	P50408-03-SA0	EA	COVER/ARMREST - RIGHT - <b>LEATHER</b>

## CURTAIN & CUSHION GROUP (CONTINUED)

### SOFA (CONTINUED)

KEY	PART NUMBER	U/M	DESCRIPTION
7	149891-02-SA0	EA	BACK - SOFA REST EASY-DUAL CONTROLS (SA0, SA1, SA2, SA3, SN0, SN1, SN2, SN3)
7	149891-02-SA4	EA	BACK - SOFA REST EASY-DUAL CONTROLS (SA4, SA5, SA6, SA7, SN4, SN5, SN6, SN7)
7	149891-02-SB0	EA	BACK - SOFA REST EASY-DUAL CONTROLS (SB0, SB1, SB2, SB3, SP0, SP1, SP2, SP3)
7	149891-07-SA0	EA	BACK - SOFA REST EASY-DUAL CONTROLS-LEATHER - <b>LEATHER</b>
	P49891-02-SA0	EA	COVER/BACK - SOFA REST EASY-DUAL CONTROLS (SA0, SA1, SA2, SA3, SN0, SN1, SN2, SN3)
	P49891-02-SA4	EA	COVER/BACK - SOFA REST EASY-DUAL CONTROLS (SA4, SA5, SA6, SA7, SN4, SN5, SN6, SN7)
	P49891-02-SB0	EA	COVER/BACK - SOFA REST EASY-DUAL CONTROLS (SB0, SB1, SB2, SB3, SP0, SP1, SP2, SP3)
	P49891-07-SA0	EA	COVER/BACK - SOFA REST EASY-DUAL CONTROLS-LEATHER - <b>LEATHER</b>
8	149891-03-SA0	EA	SEAT - SOFA REST EASY-DUAL CONTROLS (SA0, SA1, SA2, SA3, SN0, SN1, SN2, SN3)
8	149891-03-SA4	EA	SEAT - SOFA REST EASY-DUAL CONTROLS (SA4, SA5, SA6, SA7, SN4, SN5, SN6, SN7)
8	149891-03-SB0	EA	SEAT - SOFA REST EASY-DUAL CONTROLS (SB0, SB1, SB2, SB3, SP0, SP1, SP2, SP3)
8	149891-08-SA0	EA	SEAT - SOFA REST EASY-DUAL CONTROLS-LEATHER - <b>LEATHER</b>
	P49891-03-SA0	EA	COVER/SEAT - SOFA REST EASY-DUAL CONTROLS (SA0, SA1, SA2, SA3, SN0, SN1, SN2, SN3)
	P49891-03-SA4	EA	COVER/SEAT - SOFA REST EASY-DUAL CONTROLS (SA4, SA5, SA6, SA7, SN4, SN5, SN6, SN7)
	P49891-03-SB0	EA	COVER/SEAT - SOFA REST EASY-DUAL CONTROLS (SB0, SB1, SB2, SB3, SP0, SP1, SP2, SP3)
	P49891-08-SA0	EA	COVER/SEAT - SOFA REST EASY-DUAL CONTROLS-LEATHER - <b>LEATHER</b>
9	151290-02-000	EA	FRAME - SEAT - 30"
10	136534-27-000	EA	TRUNDLE FRAME - 26" WIDE/DUAL - W/LINKAGE, LATCH & HANDLE
11	121906-01-02B	EA	BRACKET - KICKBOARD - E-COATED
12	138647-22-SA0	EA	TRUNDLE - SOFA - REST EASY/DUAL CONTROLS (SA0, SA1, SA2, SA3, SN0, SN1, SN2, SN3)
12	138647-22-SA4	EA	TRUNDLE - SOFA - REST EASY/DUAL CONTROLS (SA4, SA5, SA6, SA7, SN4, SN5, SN6, SN7)
12	138647-22-R83	EA	TRUNDLE - SOFA - REST EASY/DUAL CONTROLS (SB0, SB1, SB2, SB3, SP0, SP1, SP2, SP3)
12	138647-04-SA0	EA	TRUNDLE - SOFA - REST EASY/DUAL CONTROLS - <b>LEATHER</b>
	P38647-22-SA0	EA	COVER/TRUNDLE - REST EASY/DUAL CONTROLS - SOFA (SA0, SA1, SA2, SA3, SN0, SN1, SN2, SN3)
	P38647-22-SA4	EA	COVER/TRUNDLE - REST EASY/DUAL CONTROLS - SOFA (SA4, SA5, SA6, SA7, SN4, SN5, SN6, SN7)
	P38647-22-R83	EA	COVER/TRUNDLE - REST EASY/DUAL CONTROLS - SOFA (SB0, SB1, SB2, SB3, SP0, SP1, SP2, SP3)
	P38647-04-SA0	EA	COVER/TRUNDLE - REST EASY/DUAL CONTROLS - SOFA - <b>LEATHER</b>
13	139716-16-SA0	EA	SIGHT SHIELD - DUAL BACK/RIGHT HAND (SA0, SA1, SA2, SA3, SN0, SN1, SN2, SN3)
13	139716-16-SA4	EA	SIGHT SHIELD - DUAL BACK/RIGHT HAND (SA4, SA5, SA6, SA7, SN4, SN5, SN6, SN7)
13	139716-16-SB0	EA	SIGHT SHIELD - DUAL BACK/RIGHT HAND (SB0, SB1, SB2, SB3, SP0, SP1, SP2, SP3)
13	139716-14-S64	EA	SIGHT SHIELD - DUAL BACK/RIGHT HAND - <b>LEATHER</b>
14*	136534-28-000	EA	BASE - 27.25" X 30" - POWERED/DUAL - RAISED
			FROM: 00-00-00 THRU: 01-31-05
	151290-12-000	EA	FRAME - BASE - 27.25" X 30" X 8" - LEFT
			FROM: 02-01-05 THRU: 99-99-99
	151290-13-000	EA	FRAME - BASE - 27.25" X 30" X 8" - RIGHT
			FROM: 02-01-05 THRU: 99-99-99
15	116104-04-02B	EA	BRACKET - ZEE W/HOLES - 3.2" - E-COATED
16	139716-15-SA0	EA	SIGHT SHIELD - DUAL BACK/LEFT HAND (SA0, SA1, SA2, SA3, SN0, SN1, SN2, SN3)
16	139716-15-SA4	EA	SIGHT SHIELD - DUAL BACK/LEFT HAND (SA4, SA5, SA6, SA7, SN4, SN5, SN6, SN7)
16	139716-15-SB0	EA	SIGHT SHIELD - DUAL BACK/LEFT HAND (SB0, SB1, SB2, SB3, SP0, SP1, SP2, SP3)
16	139716-13-S64	EA	SIGHT SHIELD - DUAL BACK/LEFT HAND - <b>LEATHER</b>
17	136534-32-000	EA	BRACKET - DUAL BASE
18	136534-25-000	EA	FRAME/BACK - FOR DUAL REST EASY SOFA - ONE SIDE ONLY
19	101926-01-02A	EA	BRACKET - ZEE - 2" - BLACK

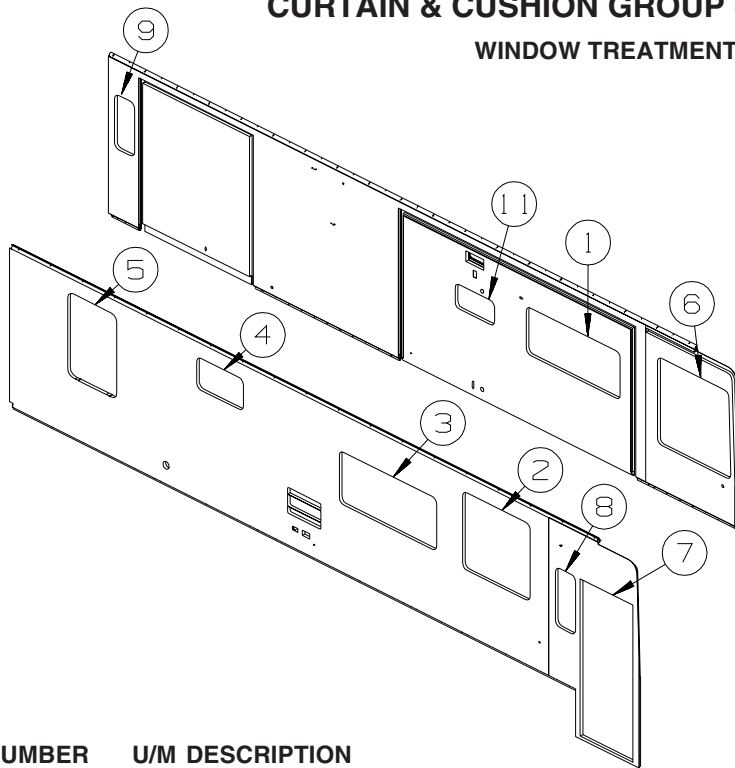
\*COMPONENT PARTS LISTED LATER IN THIS GROUP

### COMPONENT PARTS FOR SOFA

136534-13-000, 136534-15-000, 136534-28-000, 136534-29-000			
KEY	PART NUMBER	U/M	DESCRIPTION
	136534-02-700	EA	MOTOR
	136534-02-701	EA	CABLE/DRV MTR-REST EASY SOFA
			136534-07-000, 136534-17-000
KEY	PART NUMBER	U/M	DESCRIPTION
	136534-07-701	EA	WHEEL - NYLON - 1 5/8", 9WHEEL-1.62
			136534-28-000
KEY	PART NUMBER	U/M	DESCRIPTION
	136534-02-700	EA	MOTOR
	136534-02-701	EA	CABLE/DRV MTR-REST EASY SOFA
			148226-01-000, 148226-02-000, 148226-03-000
KEY	PART NUMBER	U/M	DESCRIPTION
	148226-01-700	EA	BUSHING/GUIDE - F/MECHANISM
	148226-01-701	EA	SLIDE MECHANISM ASM W/LATCH

## CURTAIN & CUSHION GROUP (CONTINUED)

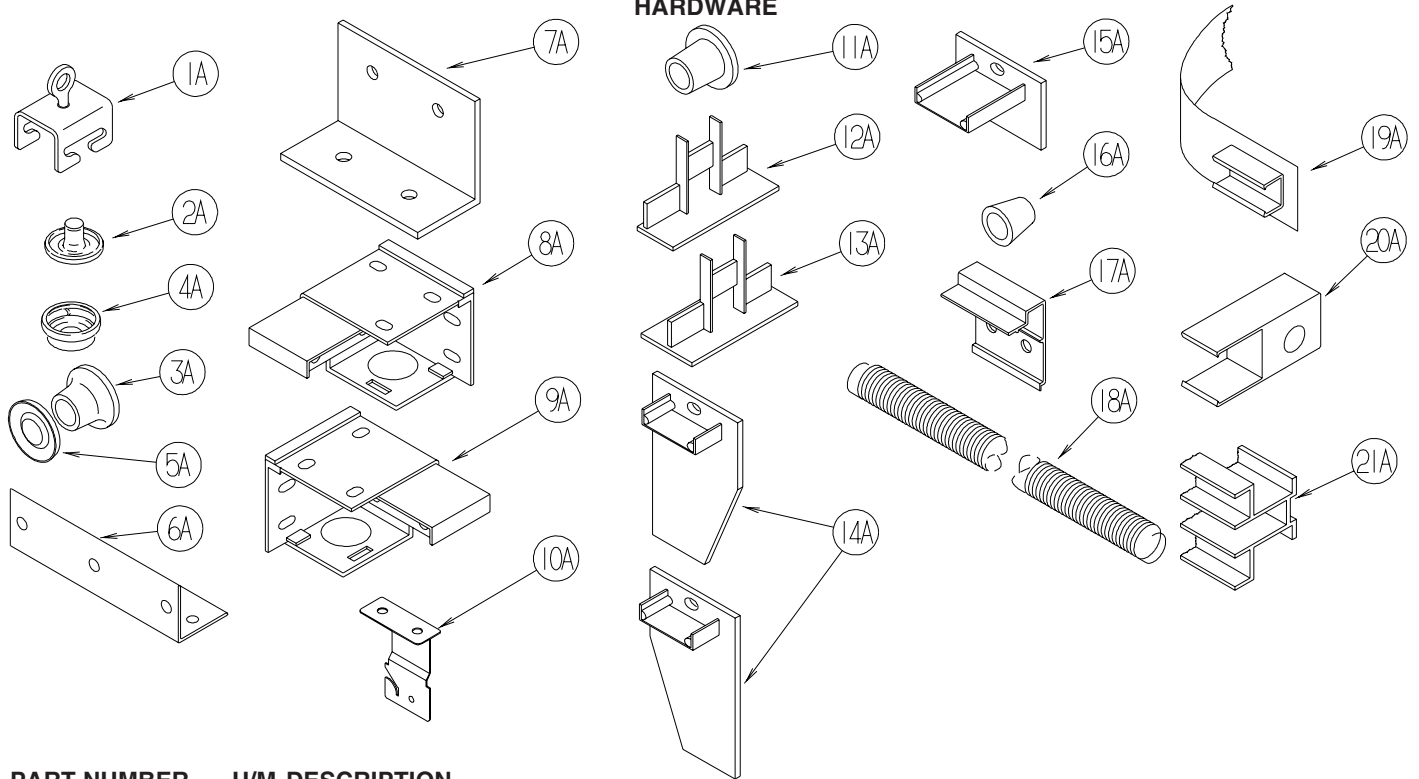
### WINDOW TREATMENT



KEY	PART NUMBER	U/M	DESCRIPTION
1	142635-33-SA0	EA	LAMBREQUIN - AVERY - 61" X 25" (SA0, SA1, SA2, SA3, SN0, SN1, SN2, SN3)
1	142635-52-SA4	EA	LAMBREQUIN - AVERY - 61" X 25" (SA4, SA5, SA6, SA7, SN4, SN5, SN6, SN7)
1	142635-43-SB0	EA	LAMBREQUIN - AVERY - 61" X 25" (SB0, SB1, SB2, SB3, SP0, SP1, SP2, SP3)
1	140789-08-N09	EA	BLIND - DAY/NIGHTER - 59" X 26.5" (SA0 THRU SA7, SN0 THRU SN7)
1	140789-08-N44	EA	BLIND - DAY/NIGHTER - 59" X 26.5" (SB0, SB1, SB2, SB3, SP0, SP1, SP2, SP3)
2	142635-36-SA0	EA	LAMBREQUIN - AVERY - 44.5" X 41" (SA0, SA1, SA2, SA3, SN0, SN1, SN2, SN3)
2	142635-55-SA4	EA	LAMBREQUIN - AVERY - 44.5" X 44.5" (SA4, SA5, SA6, SA7, SN4, SN5, SN6, SN7)
2	142635-46-SB0	EA	LAMBREQUIN - AVERY - 44.5" X 41" (SB0, SB1, SB2, SB3, SP0, SP1, SP2, SP3)
2	140789-16-N74	EA	BLIND - DAY/NIGHTER - 42.5" X 41" (SA0 THRU SA7, SN0 THRU SN7)
2	140789-16-N76	EA	BLIND - DAY/NIGHTER - 42.5" X 41" (SB0, SB1, SB2, SB3, SP0, SP1, SP2, SP3)
3	142635-35-SA0	EA	LAMBREQUIN - AVERY - 63" X 27" (SA0, SA1, SA2, SA3, SN0, SN1, SN2, SN3)
3	142635-54-SA4	EA	LAMBREQUIN - AVERY - 63" X 27" (SA4, SA5, SA6, SA7, SN4, SN5, SN6, SN7)
3	142635-45-SB0	EA	LAMBREQUIN - AVERY - 63" X 27" (SB0, SB1, SB2, SB3, SP0, SP1, SP2, SP3)
3	140789-14-N09	EA	BLIND - DAY/NIGHTER - 61" X 28.5" (SA0 THRU SA7, SN0 THRU SN7)
3	140789-14-N72	EA	BLIND - DAY/NIGHTER - 61" X 28.5" (SB0, SB1, SB2, SB3, SP0, SP1, SP2, SP3)
4	121410-A2-SA0	EA	VALANCE - MODERATE - 32" (SA0, SA1, SA2, SA3, SN0, SN1, SN2, SN3)
4	121410-A2-SA4	EA	VALANCE - MODERATE - 32" (SA4, SA5, SA6, SA7, SN4, SN5, SN6, SN7)
4	121410-E6-SB0	EA	VALANCE - MODERATE - 32" (SB0, SB1, SB2, SB3, SP0, SP1, SP2, SP3)
4	109041-44-02A	EA	BLIND - 30.5" X 18" (SA0 THRU SA7, SN0 THRU SN7)
4	109041-44-04A	EA	BLIND - 30.5" X 18" (SB0, SB1, SB2, SB3, SP0, SP1, SP2, SP3)
5	142635-40-SA0	EA	VALANCE - AVERY - 29.5" (SA0, SA1, SA2, SA3, SN0, SN1, SN2, SN3)
5	142635-40-SA4	EA	VALANCE - AVERY - 29.5" (SA4, SA5, SA6, SA7, SN4, SN5, SN6, SN7)
5	142635-40-SB0	EA	VALANCE - AVERY - 29.5" (SB0, SB1, SB2, SB3, SP0, SP1, SP2, SP3)
5	136988-35-SA0	EA	LEG - RIGHT - 45" (SA0, SA1, SA2, SA3, SN0, SN1, SN2, SN3)
5	136988-35-R72	EA	LEG - RIGHT - 45" (SA4, SA5, SA6, SA7, SN4, SN5, SN6, SN7)
5	136988-35-SB0	EA	LEG - RIGHT - 45" (SB0, SB1, SB2, SB3, SP0, SP1, SP2, SP3)
5	136988-36-SA0	EA	LEG - LEFT - 45" (SA0, SA1, SA2, SA3, SN0, SN1, SN2, SN3)
5	136988-36-R72	EA	LEG - LEFT - 45" (SA4, SA5, SA6, SA7, SN4, SN5, SN6, SN7)
5	136988-36-SB0	EA	LEG - LEFT - 45" (SB0, SB1, SB2, SB3, SP0, SP1, SP2, SP3)
5	140789-12-N70	EA	BLIND - DAY/NIGHTER - 32" X 46" (SA0 THRU SA7, SN0 THRU SN7)
5	140789-12-N72	EA	BLIND - DAY/NIGHTER - 32" X 46" (SB0, SB1, SB2, SB3, SP0, SP1, SP2, SP3)
6	147460-01-R68	EA	CURTAIN - DRVVR/WRAP/PRIVACY/PLEATED - 45" X 54"
7	147460-02-R68	EA	CURTAIN - PASS/FRONT WRAP/PRIVACY/PLEATED - 42.5" X 74.9"
8	147460-03-R68	EA	CURTAIN - PASS/REAR WRAP/PRIVACY/PLEATED - 42.5" X 74.9"
9	142437-08-SA0	EA	VALANCE - ASHWELL - 15.5" (SA0, SA1, SA2, SA3, SN0, SN1, SN2, SN3)
9	142437-08-SA4	EA	VALANCE - ASHWELL - 15.5" (SA4, SA5, SA6, SA7, SN4, SN5, SN6, SN7)
9	142437-08-SB0	EA	VALANCE - ASHWELL - 15.5" (SB0, SB1, SB2, SB3, SP0, SP1, SP2, SP3)
9	140789-58-S64	EA	BLIND - DAY/NIGHTER - 14.5" X 28.5" (SA0 THRU SA7, SN0 THRU SN7)
9	140789-58-S72	EA	BLIND - DAY/NIGHTER - 14.5" X 28.5" (SB0, SB1, SB2, SB3, SP0, SP1, SP2, SP3)
10	109041-72-02A	EA	BLIND - MINI - 26" X 13.5" (SA0 THRU SA7, SN0 THRU SN7)
10	109041-72-01A	EA	BLIND - MINI - 26" X 13.5" (SB0, SB1, SB2, SB3, SP0, SP1, SP2, SP3)

## CURTAIN & CUSHION GROUP (CONTINUED)

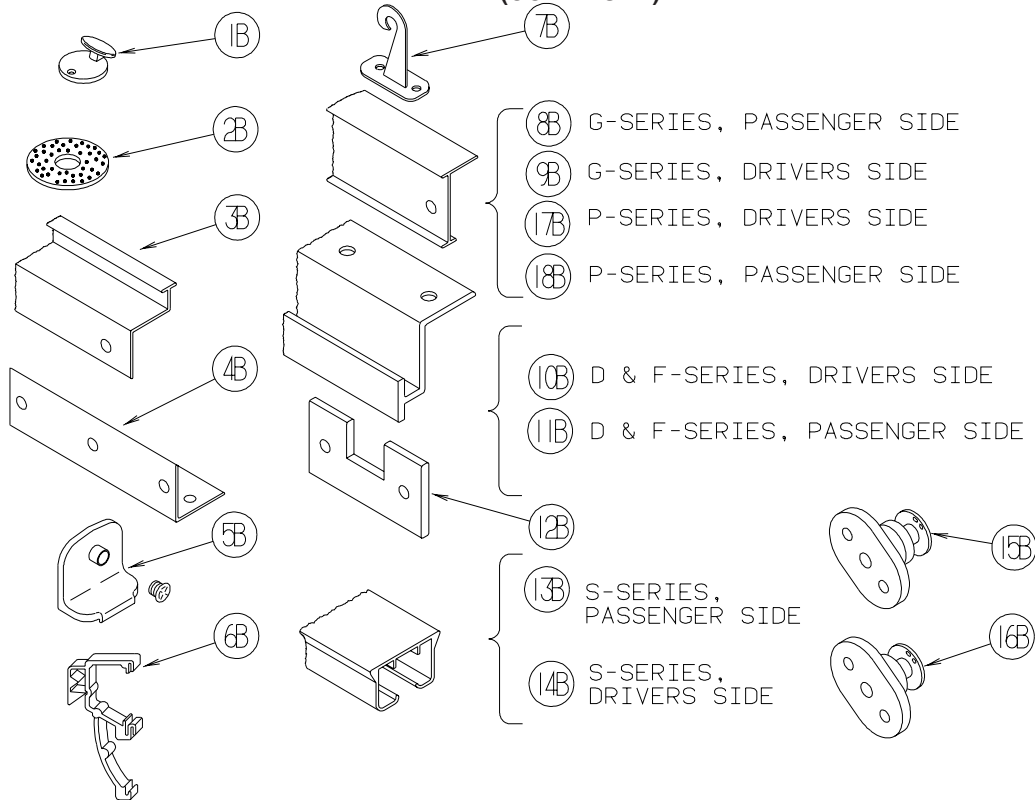
### HARDWARE



KEY	PART NUMBER	U/M	DESCRIPTION
1A	009702-01-000	EA	END STOP - CURTAIN CARRIER - L ROD
2A	029155-01-000	EA	CAP - SNAP - 5/32" OUTSIDE DIAMETER OF PIN
3A	029156-01-000	EA	SOCKET - SNAP - 9/16" O.D.
4A	046867-02-000	EA	WASHER - HANDY BUTTON #3
5A	046867-03-000	EA	GROMMET - HANDY BUTTON #3
6A	075943-10-000	EA	BRACE - VALANCE - 20" - OFF WHITE
7A	083125-08-000	EA	BRACE - WINDOW MOUNT - .75" - OFF WHITE
8A	083170-01-000	EA	BRACKET/BLIND - LEFT SIDE WHEN FACING WINDOW - CLEAR
9A	083170-02-000	EA	BRACKET/BLIND - RIGHT SIDE WHEN FACING WINDOW - CLEAR
10A	084434-01-000	EA	BRACKET - MOUNTING - ROLLER SHADE - 1 3/8"
11A	094896-02-000	EA	GROMMET - CORD/PLEATED BLIND - NYLON - GRAY
12A	094907-02-000	EA	END CAP - PLEATED BLIND/TOP - RH/LH - GRAY PLASTIC
13A	094907-04-000	EA	END CAP - PLEATED BLIND/BOTTOM - RH/LH
14A	094907-05-000	EA	END CAP - PLEATED BLIND/BOTTOM - PULL TYPE - PLASTIC
15A	094907-06-000	EA	END CAP/BLIND - TOP RH/LH
	094907-09-000	EA	END CAP/BLIND - CENTER RAIL - RH/LH
16A	097564-03-000	EA	HANDLE - KNOB - E-Z LIFT SHADE - TAN
16A	097564-06-000	EA	HANDLE - KNOB - E-Z LIFT SHADE - ALABASTER
	097593-02-000	FT	CORD - BLIND - PLEATED - GRAY
	097593-06-000	FT	CORD - BLIND - PLEATED - PEWTER
	097593-10-000	FT	CORD - BLIND - PLEATED - VANILLA
	109353-09-01A	EA	BLIND - SLAT - 21' - ALABASTER PEARL
17A	097565-01-000	EA	BRACKET - MOUNTING - PLEATED BLIND
18A	097591-01-000	EA	SPRING - EXTENSION - PLEATED BLIND
19A	101031-01-000	YD	TAPE/GLIDE - 4.25" SPACING
20A	101033-02-000	EA	END CAP - LOW PROFILE TRACK - CLEAR
21A	101033-08-000	EA	TRACK/WALL - 75" - <b>FRT BUNK WINDOW MINNIE/SPIRIT 300-SERIES</b>
21A	101033-09-000	EA	TRACK/WALL - 32" - <b>SIDE BUNK WINDOW MINNIE/SPIRIT 300-SERIES</b>

## CURTAIN & CUSHION GROUP (CONTINUED)

### HARDWARE (CONTINUED)



KEY	PART NUMBER	U/M	DESCRIPTION
1B	102555-03-000	EA	BRACKET - (CLEAT TYPE) - F/BLIND HOLDOWN - MILKY WHITE
2B	103242-01-000	EA	VELCRO HOOK - BEIGE 7/8" ROUND W/CENTER HOLE
2B	103242-02-000	EA	VELCRO HOOK - BLACK 7/8" ROUND W/CENTER HOLE
3B	105450-14-01A	EA	TRACK - CURTAIN - 90" - OFF WHITE - <b>FRONT BUNK PRIVACY MINNIE/SPIRIT 300-SERIES</b>
4B	105648-01-02A	EA	BRACE - VALANCE - OFF/WHITE - 14"
5B	106544-01-000	EA	PULL - SHADE/BRASS
5B	106544-01-001	EA	SCREW - SHADE/BRASS
5B	106544-02-000	EA	PULL-SHADE - NICKEL
6B	109353-04-000	EA	CLIP - VALANCE SLAT MOUNTING - CLEAR PLASTIC
7B	109441-03-000	EA	BRACKET/HOOK - BLIND HOLD DOWN - NEW DESIGN/CLEAR
8B	126456-03-04A	EA	TRACK/WRAPAROUND - PASSENGER - GLACIER - <b>ADVENTURER/SUNCRUISER G-SERIES</b>
9B	126456-04-04A	EA	TRACK/WRAPAROUND - DRIVER - GLACIER - <b>ADVENTURER/SUNCRUISER G-SERIES</b>
10B	127254-04-05A	EA	TRACK/WRAPAROUND-DRVR-GLACIER - <b>SIGHTSEER/SUNOVA D-SERIES, BRAVE/SUNRISE F-SERIES</b>
11B	127254-14-03A	EA	TRACK/WRAPAROUND-PASS-GLACIER - <b>SIGHTSEER/SUNOVA D-SERIES, BRAVE/SUNRISE F-SERIES</b>
12B	130549-01-01A	EA	STOP - CURTAIN TRACK
13B	138460-07-02A	EA	TRACK/CURTAIN - PASSENGER -W/BRACKET/CARRIER/PULLEY - WHT - <b>VECTRA/HORIZON S-SERIES</b>
14B	138460-08-02A	EA	TRACK/CURTAIN - DRIVER - W/BRACKET/CARRIER/PULLEY - WHT - <b>VECTRA/HORIZON S-SERIES</b>
15B	141634-01-000	EA	BRACKET-(BOBBIN TYPE) 7/8"H HOLDUPBASE(OVAL)-2 HOLE-CLEAR
16B	143805-01-000	EA	BRACKET-(BOBBIN TYPE) 1/2"H HOLDUPBASE(OVAL)-2 HOLES CLEAR
17B	146591-01-01A	EA	TRACK - CURTAIN - LEFT HAND - GLACIER - <b>JOURNEY/MERIDIAN P-SERIES</b>
18B	146591-02-01A	EA	TRACK - CURTAIN - RIGHT HAND - GLACIER - <b>JOURNEY/MERIDIAN P-SERIES</b>



**CURTAIN & CUSHION GROUP (CONTINUED)**  
**ACCESSORIES**

<b>KEY</b>	<b>PART NUMBER</b>	<b>U/M</b>	<b>DESCRIPTION</b>
	118337-20-SA0	EA	BUTTON - #60 - DOUBLE SIDED - FABRIC COVERED
	074494-04-000	EA	BUTTON - JOINED/PIVOT - W 3/4 TACK
	118337-12-SA0	EA	BUTTON - #36 - FABRIC COVERED (SA0, SA1, SA2, SA3, SN0, SN1, SN2, SN3)
	118337-12-SA4	EA	BUTTON - #36 - FABRIC COVERED (SA4, SA5, SA6, SA7, SN4, SN5, SN6, SN7)
	118337-12-SB0	EA	BUTTON - #36 - FABRIC COVERED (SB0, SB1, SB2, SB3, SP0, SP1, SP2, SP3)
	057534-08-000	EA	TIEBACK - CLEAR PLASTIC - 16"
	105402-03-000	EA	STRAP - DINING CHAIR/TIEDOWN - 18"

## CURTAIN & CUSHION GROUP (CONTINUED)

### FABRICS

FAMILY	SA0/SA1/SA2/SA3	SA4/SA5/SA6/SA7	SB0/SB1/SB2/SB3
JOURNEY WINN. P'S	RIVIERA	LIMESTONE GREEN	STONE HARBOR
<b>BUCKET</b>	586 W/ADJ. ARMS & LUMBAR	586 W/ADJ. ARMS & LUMBAR	586 W/ADJ. ARMS & LUMBAR
	DRIVER & PASSENGER	DRIVER & PASSENGER	DRIVER & PASSENGER
	148797-32-000	126883-U9-000	126883-U1-000
	<b>*OPT. DRIFTWOOD LEATHER</b>	<b>*OPT. DRIFTWOOD LEATHER</b>	<b>*OPT. DRIFTWOOD LEATHER</b>
	142523-04-000	142523-04-000	142523-04-000
<b>DINETTE</b>	725 PULL THRU BACK/728 SEAT	725 PULL THRU BACK/728 SEAT	725 PULL THRU BACK/728 SEAT
	148797-31-000	126883-X9-000	126883-T5-000
<b>DINETTE WRAP</b>	148797-32-000	126883-Y0-000	126883-U3-000
<b>DINETTE CHAIRS &amp; REM FOLDING</b>	REM CH112 DINETTE CHAIR	REM CH112 DINETTE CHAIR	REM CH112 DINETTE CHAIR
	REM FC200 FOLDING CHAIR	REM FC200 FOLDING CHAIR	REM FC200 FOLDING CHAIR
	148797-33-000	126883-Y0-000	126883-U3-000
<b>SOFA WKP32T/34H</b>	824 W/800 ARMS	824 W/800 ARMS	824 W/800 ARMS
	148797-31-000	126883-X9-000	126883-T5-000
	<b>*OPT. DRIFTWOOD LEATHER</b>	<b>*OPT. DRIFTWOOD LEATHER</b>	<b>*OPT. DRIFTWOOD LEATHER</b>
	142523-04-000	142523-04-000	142523-04-000
<b>SOFA WKP36G/39K/39X</b>	822 W/822 ARM	822 W/822 ARM	822 W/822 ARM
	148797-31-000	126883-X9-000	126883-T5-000
	<b>*OPT. DRIFTWOOD LEATHER</b>	<b>*OPT. DRIFTWOOD LEATHER</b>	<b>*OPT. DRIFTWOOD LEATHER</b>
	142523-04-000	142523-04-000	142523-04-000
<b>DUAL SOFA WKP32T/34H</b>	800 ARMS	800 ARMS	800 ARMS
	148797-31-000	126883-X9-000	126883-T5-000
	<b>*OPT. DRIFTWOOD LEATHER</b>	<b>*OPT. DRIFTWOOD LEATHER</b>	<b>*OPT. DRIFTWOOD LEATHER</b>
	142523-04-000	142523-04-000	142523-04-000
<b>DUAL SOFA WKP36G/39K/39X</b>	822 ARMS	822 ARMS	822 ARMS
	148797-31-000	126883-X9-000	126883-T5-000
	<b>*OPT. DRIFTWOOD LEATHER</b>	<b>*OPT. DRIFTWOOD LEATHER</b>	<b>*OPT. DRIFTWOOD LEATHER</b>
	142523-04-000	142523-04-000	142523-04-000
<b>BANQUETTE</b>	678 W/822 ARMS	678 W/822 ARMS	678 W/822 ARMS
	148797-31-000	126883-X9-000	126883-T5-000
	<b>*OPT. DRIFTWOOD LEATHER</b>	<b>*OPT. DRIFTWOOD LEATHER</b>	<b>*OPT. DRIFTWOOD LEATHER</b>
	142523-04-000	142523-04-000	142523-04-000
<b>LOUNGE CHAIR</b>	472 HOOP W/FOOTREST	472 HOOP W/FOOTREST	472 HOOP W/FOOTREST
	148797-33-000	126883-Y0-000	126883-U3-000
	<b>*OPT. DRIFTWOOD LEATHER</b>	<b>*OPT. DRIFTWOOD LEATHER</b>	<b>*OPT. DRIFTWOOD LEATHER</b>
	142523-04-000	142523-04-000	142523-04-000
<b>LOUNGE PILLOWS 2 PER SOFA/BANQ</b>	18X18 VICTORIA	18X18 VICTORIA	18X18 VICTORIA
	BODY & BUTTON 148797-32-000	BODY & BUTTON 126883-U9-000	BODY & BUTTON 126883-U1-000
	V-OVERLAY 14797-33-000	V-OVERLAY 126883-Y0-000	V-OVERLAY 126883-U3-000
	CORD 139041-34-000	CORD 084415-F4-000	CORD 139041-30-000

**CURTAIN & CUSHION GROUP (CONTINUED)**

**FABRICS (CONTINUED)**

<b>JOURNEY</b>	<b>SA0/SA1/SA2/SA3 RIVIERA</b>	<b>SA4/SA5/SA6/SA7 LIMESTONE GREEN</b>	<b>SB0/SB1/SB2/SB3 STONE HARBOR</b>
<b>LOUNGE WINDOWS</b>	AVERY STYLE	AVERY STYLE	AVERY STYLE
	UNDERLAY/TOP OVERLAY	UNDERLAY/TOP OVERLAY	UNDERLAY/TOP OVERLAY
	148797-31-000	126883-X9-000	126883-U3-000
	CENTER OVERLAY	CENTER OVERLAY	CENTER OVERLAY
	148797-32-000	126883-y0-000	126883-U1-000
<b>HALLWAY *P32T ONLY</b>	AVERY W/FLUSH LEGS	AVERY W/FLUSH LEGS	AVERY W/FLUSH LEGS
	UNDERLAY/TOP OVERLAY/ FLUSH LEGS 137813-D4-000	UNDERLAY/TOP OVERLAY/ FLUSH LEGS 137813-83-000	UNDERLAY/TOP OVERLAY/ FLUSH LEGS 137813-19-000
	CENTER OVERLAY/BUTTON	CENTER OVERLAY/BUTTON	CENTER OVERLAY/BUTTON
	137813-D3-000	137813-A9-000	137813-18-000
<b>GALLEY&amp;BATH</b>	C011 BEIGE	C011 BEIGE	386 SNO CAP
<b>GALLEY VAL.</b>	MODERATE	MODERATE	MODERATE
	148797-31-000	126883-X9-000	126883-T5-000
<b>BEDSPREAD 6" CHANNEL QUILT</b>	BEDCAP W/BRAID TRIM	BEDCAP W/BRAID TRIM	BEDCAP W/BRAID TRIM
	137813-D3-000/139041-34-000	137813-A9-000/084415-F4-000	137813-18-000/139041-30-000
<b>SHAMS</b>	DOUBLE FLANGE	DOUBLE FLANGE	DOUBLE FLANGE
	BODY 137813-D3-000	BODY 137813-A9-000	BODY 137813-18-000
	FLANGES 137813-D3/137813-D4	FLANGES 137813-A9/137813-83	FLANGES 137813-18/137813-19
	BRAID TRIM 139041-34-000	BRAID TRIM 084415-F4-000	BRAID TRIM 139041-30-000
<b>BEDROOM WINDOWS</b>	AVERY	AVERY	AVERY
	UNDERLAY/TOP OVLY	UNDERLAY/TOP OVLY	UNDERLAY/TOP OVLY
	137813-D3-000	137813-A9-000	137813-18-000
	CENTER OVERLAY&FLUSH LEGS	CENTER OVERLAY&FLUSH LEGS	CENTER OVERLAY&FLUSH LEGS
	137813-D4-000	137813-83-000	137813-19-000
<b>ASHWELL *WHEN NEEDED</b>	BODY 137813-D3-000	BODY 137813-A9-000	BODY 137813-18-000
	.25" WELT 137813-D4-000	.25" WELT 137813-83-000	.25" WELT 137813-19-000
<b>BEDRM. PILLOW</b>	10X17	10X17	10X17
	BODY 137813-D4-000	BODY 137813-83-000	BODY 137813-19-000
	CENTER OVERLAY 137813-D3-000	CENTER OVERLAY 137813-A9-000	CENTER OVERLAY 137813-18-000
	BRAID TRIM 139041-34-000	BRAID TRIM 084415-F4-000	BRAID TRIM 139041-30-000
	FRINGE TRIM 139041-35-000	FRINGE TRIM 084418-F5-000	FRINGE TRIM 139041-31-000
<b>HEADBOARD</b>	CAMEO W/CORD TRIM	CAMEO W/CORD TRIM	CAMEO W/CORD TRIM
	SIDES 137813-D4-000	SIDES 137813-83-000	SIDES 137813-19-000
	CENTER 137813-D3-000	CENTER 137813-A9-000	CENTER 17813-18-000
	CORD TRIM 139041-34-000	CORD TRIM 084415-F4-000	CORD TRIM 139041-30-000
<b>BED BOARD</b>	137813-D4-000	137813-83-000	137813-19-000

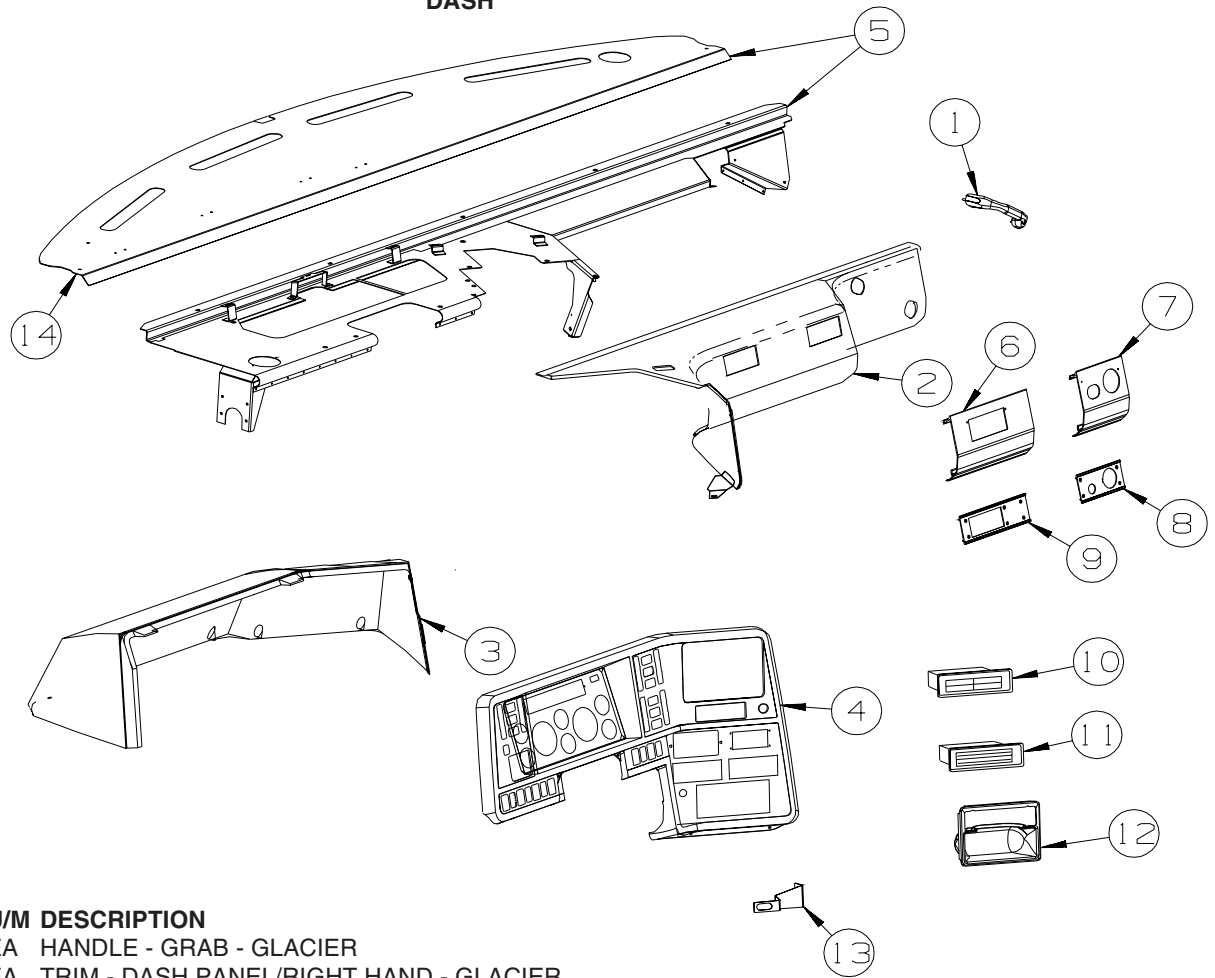
## CURTAIN & CUSHION GROUP (CONTINUED)

### FABRICS (CONTINUED)

JOURNEY	SA0/SA1/SA2/SA3 RIVIERA	SA4/SA5/SA6/SA7 LIMESTONE GREEN	SB0/SB1/SB2/SB3 STONE HARBOR
DAY-NITERS	PUTTY/WHITE DECO	PUTTY/WHITE DECO	EGGSHELL/WHITE DECO
LGE. & BEDROOM	094911-58-000/094911-50-000	094911-58-000/094911-50-000	094911-56-000/094911-50-000
OVHD. INSERTS	LOUNGE 148797-32-000	LOUNGE 126883-U9-000	LOUNGE 126883-U3-000
LOUNGE&BEDRM	BEDROOM 137813-D4-000	BEDROOM 137813-A9-000	BEDROOM 137813-18-000
BATH VALANCE	MODERATE 137813-D3-000	MODERATE 137813-A9-000	MODERATE 137813-19-000
	BRAID TRIM 139041-34-000	BRAID TRIM 084415-F4-000	BRAID TRIM 139041-30-000
FRONT WRAP	PURCHASED PLEATED	PURCHASED PLEATED	PURCHASED PLEATED
SUNVISORS	STD. 123298-04-05A GLACIER	STD. 123298-04-05A GLACIER	STD. 123298-04-05A GLACIER
	*OPT. 142380-01-01A POWER	*OPT. 142380-01-01A POWER	*OPT. 142380-01-01A POWER
FLOOR MAT	CARPET 139056-09-000	CARPET 096060-H1-000	CARPET 139056-11-000-000
DRIVER'S ONLY	TAPE 102695-12-000	TAPE 102695-12-000	TAPE 102695-18-000
HEADLINER			
MATERIAL	106569-14-01A SEA OYSTER	106569-14-01A SEA OYSTER	106569-14-01A SEA OYSTER
CEILING			
MATERIAL	113979-09-01A 102" SOFT GEO	113979-09-01A 102" SOFT GEO	113979-09-01A 102" SOFT GEO

# DRIVERS COMPARTMENT GROUP

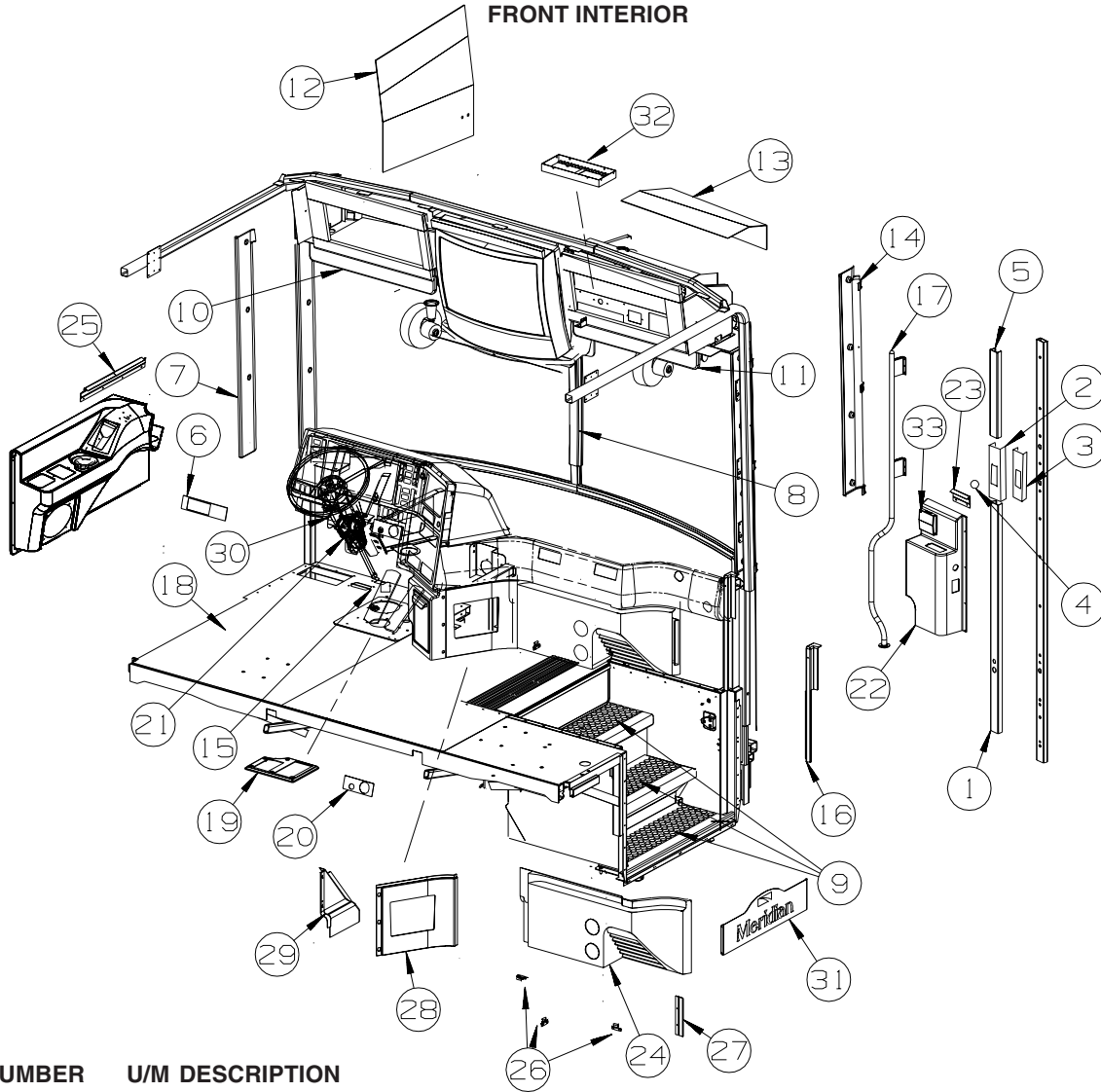
## DASH



KEY	PART NUMBER	U/M	DESCRIPTION
1	123246-01-05A	EA	HANDLE - GRAB - GLACIER
2	122853-02-N74	EA	TRIM - DASH PANEL/RIGHT HAND - GLACIER
3	107263-03-N74	EA	POD - INSTRUMENT PANEL - GLACIER - <b>REARVIEW MONITOR</b>
3	107263-04-N70	EA	POD - INSTRUMENT PANEL - GLACIER
4	107031-16-03A	EA	BEZEL - INSTRUMENT PANEL - CASHMERE
4	107031-17-03A	EA	BEZEL - INSTRUMENT PANEL - CASHMERE - <b>P39K</b>
5	P23278-01-000	EA	DASH - W/O VINYL - <b>WORKHORSE</b>
			FROM: 00-00-00 THRU: 04-30-04
5	P23278-04-000	EA	DASH - W/O VINYL - <b>WORKHORSE</b>
			FROM: 05-01-04 THRU: 99-99-99
5	P23278-02-000	EA	DASH - W/O VINYL - <b>FREIGHTLINER</b>
			FROM: 00-00-00 THRU: 04-30-04
5	P23278-03-000	EA	DASH - W/O VINYL - <b>FREIGHTLINER</b>
			FROM: 05-01-04 THRU: 99-99-99
	106569-09-06A	EA	VINYL - LAMINATE - ALLANTE DOESKIN - 1/4" X 25" X 100"
	106569-10-06A	EA	VINYL - LAMINATE - ALLANTE DOESKIN - 1/4" X 25" X 20"
6	117991-06-01A	EA	EXTENSION - DASH - DRIVER/LOWER/RIGHT HAND
7	117991-05-01A	EA	EXTENSION - DASH - DRIVER/LOWER/LEFT HAND
8	118024-07-06A	EA	TRIM - DASH - DRIVER/LOWER/RIGHT HAND - GLACIER
8	118024-06-06A	EA	TRIM - DASH - DRIVER/LOWER/RIGHT HAND - GLACIER - <b>P39K</b>
9	118024-05-06A	EA	TRIM - DASH - DRIVER/LOWER/LEFT HAND - GLACIER
10	096776-02-000	EA	STORAGE BOX - CASSETTE - 4 TAPE HOLDER - <b>W/O REARVIEW MONITOR</b>
11	096776-03-000	EA	STORAGE BOX - CD'S - 4 DISC HOLDER - <b>W/O REARVIEW MONITOR</b>
12	111350-01-20A	EA	POCKET - INSTRUMENT PANEL - UPPER - CASHMERE - <b>W/O REARVIEW MONITOR</b>
12	111350-01-19A	EA	POCKET - INSTRUMENT PANEL - UPPER - RIVERSTONE - <b>W/O REARVIEW MONITOR</b>
13	138721-01-02B	EA	BRACKET/SUPPORT - RADIO - E-COATED
14	118101-13-02B	EA	DASH PANEL/TOP ONLY - E-COATED

# DRIVERS COMPARTMENT GROUP (CONTINUED)

## FRONT INTERIOR



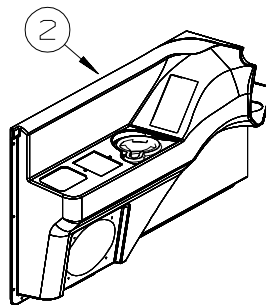
KEY	PART NUMBER	U/M	DESCRIPTION
1	024700-59-000	EA	COVER - ROLL BAR - SIDEWALL - 44.1" - OFF WHITE
2	140151-01-01A	EA	COVER - SEAT BELT - OFF WHITE
3	140151-03-01A	EA	COVER - SEAT BELT SLIDE - BLACK
4	140151-02-01A	EA	COVER - SCREW - OFF WHITE
5	024700-58-000	EA	COVER - ROLL BAR - SIDEWALL - 16.5" - OFF WHITE
6	118377-06-09A	EA	APPLIQUE - LOWER DASH - GM/OSH KOSH/SPARTAN - GLACIER
7	131792-01-04A	EA	TRIM - A-PILLAR - INTERIOR/DRIVER - GLACIER
7	151370-01-01A	EA	TRIM - A-PILLAR/DRIVER - INTERIOR - GLACIER FROM: 00-00-00 THRU: 05-02-04 FROM: 05-03-04 THRU: 99-99-99
8	118452-09-04A	EA	TRIM - WINDSHIELD/CENTER - GLACIER
9	120231-01-02A	EA	FLOORING - RUBBER - 66.4" X 19.8"
10	129004-02-05A	EA	TRIM - WINDSHIELD - INTERIOR/DRIVER TOP - GLACIER
11	129004-01-05A	EA	TRIM - WINDSHIELD - INTERIOR/PASSENGER TOP - GLACIER
12	132909-10-SA0	EA	PANEL - VINYL COVERED
13	132909-04-R38	EA	PANEL - VINYL COVERED
14	146842-01-01A	EA	TRIM - A PILLAR - INTERIOR/PASSENGER - GLACIER FROM: 00-00-00 THRU: 05-02-04
14	151369-01-01A	EA	TRIM - A-PILLAR/PASSENGER - INTERIOR - GLACIER FROM: 05-03-04 THRU: 99-99-99
15	103498-09-000	EA	BOOT - STEERING COLUMN - W/1/2 CIRCLE
16	129657-01-05A	EA	TRIM - A-PILLAR - INTERIOR/PASSENGER/LOWER - GLACIER
17	123577-01-01A	EA	HANDRAIL - ASSIST - ENTRY
18	105924-01-P82	EA	MAT/FLOOR - 18" X 27" (SA0,SA1,SA2,SA3,SN0,SN1,SN2,SN3)
18	105924-01-P41	EA	MAT/FLOOR - 18" X 27" (SA4,SA5,SA6,SA7,SN4,SN5,SN6,SN7)
18	105924-01-R59	EA	MAT/FLOOR - 18" X 27" (SB0,SB1,SB2,SB3,SP0,SP1,SP2,SP3)
19	116993-01-01A	EA	COVER - PEDALS - BLACK
20	149101-01-01A	EA	APPLIQUE - LOWER DASH - FREIGHTLINER - GLACIER

## DRIVERS COMPARTMENT GROUP (CONTINUED)

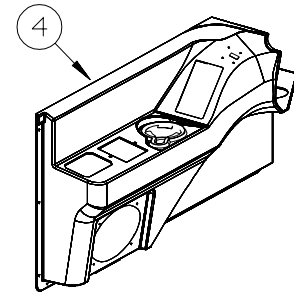
### FRONT INTERIOR (CONTINUED)

KEY	PART NUMBER	U/M	DESCRIPTION
21	109832-03-20A	EA	COVER - STEERING COLUMN - CASHMERE
22	142206-09-SA0	EA	PANEL/TRIM - INNER/RIGHT HAND
	130463-03-02B	EA	ANGLE - TRIM/BACKWALL - E-COATED
23	130034-03-02B	EA	CLIP - TRIM - E-COATED
24	133037-02-SA0	EA	PANEL - TRIM - HEATER/A/C - RIGHT HAND - CASHMERE
25	130034-04-02B	EA	CLIP - TRIM - E-COATED
26	073050-03-000	EA	MOUNTING CLIP - VALANCE PANEL
27	130034-02-02B	EA	CLIP - TRIM - E-COATED
28	133163-03-SA0	EA	PANEL - BEVERAGE TRAY - W/O CUTOUT - RIGHT HAND - CASHMERE
28	133163-04-SA0	EA	PANEL - BEVERAGE TRAY F/2 WAY RADIO - RIGHT HAND- CASHMERE
29	133164-02-SA0	EA	PANEL - BEVERAGE TRAY - LEFT HAND
30	095933-07-000	EA	STOP/TILT - STEERING COLUMN
31	NOT USED		
32	NOT USED		
33	118718-01-01A	EA	HOLDER/DRINK - COLLAPSIBLE MUG - BLACK PLASTIC
	094499-03-000	EA	EXTINGUISHER/FIRE - DRY - 10BC - W/GAUGE/BRACKET
*	094499-02-000	EA	EXTINGUISHER/FIRE - DRY - 10BC - W/GAUGE - CANADIAN
	094499-04-000	EA	STRAP - FIRE EXTINGUISHER MOUNTING - METAL

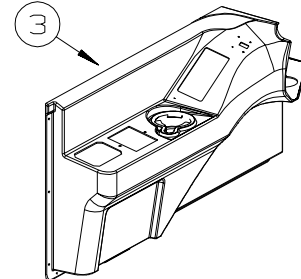
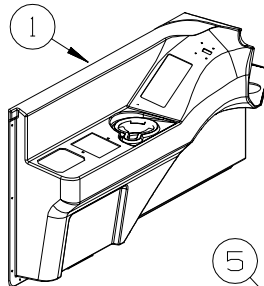
**\*COMPONENT PARTS LISTED LATER IN THIS GROUP**



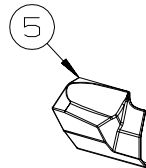
**W/SURROUND SOUND**



**W/SURROUND SOUND  
& TRIP COMPUTER**

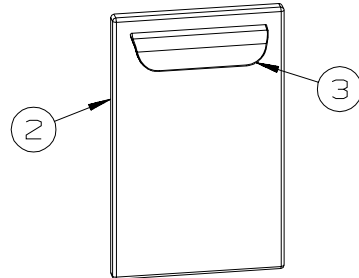
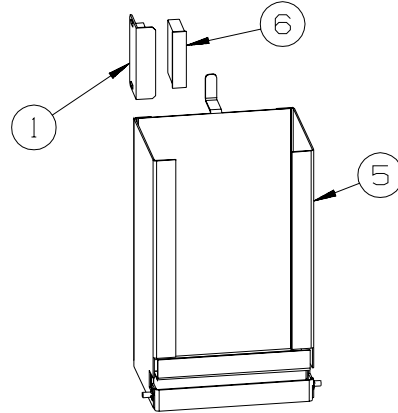
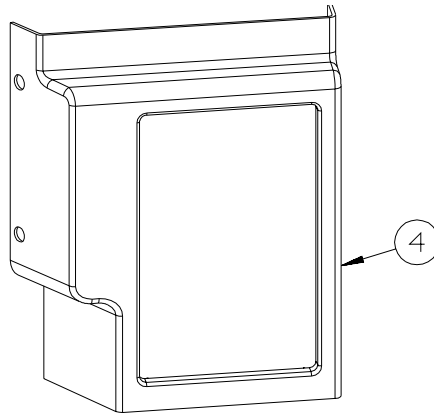


**W/TRIP COMPUTER**



KEY	PART NUMBER	U/M	DESCRIPTION
1	140578-14-P78	EA	PANEL/TRIM - INNER/LEFT HAND
2	140578-16-P78	EA	PANEL/TRIM - INNER/LEFT HAND
3	140578-22-P78	EA	PANEL/TRIM - INNER/LEFT HAND
4	140578-24-P78	EA	PANEL/TRIM - INNER/LEFT HAND
5	140580-01-01A	EA	PANEL/TRIM - INSERT - LEFT HAND
	133831-01-01A	EA	HOLDER - CUP W/THREE CENTERLINE RUBBER FINGERS

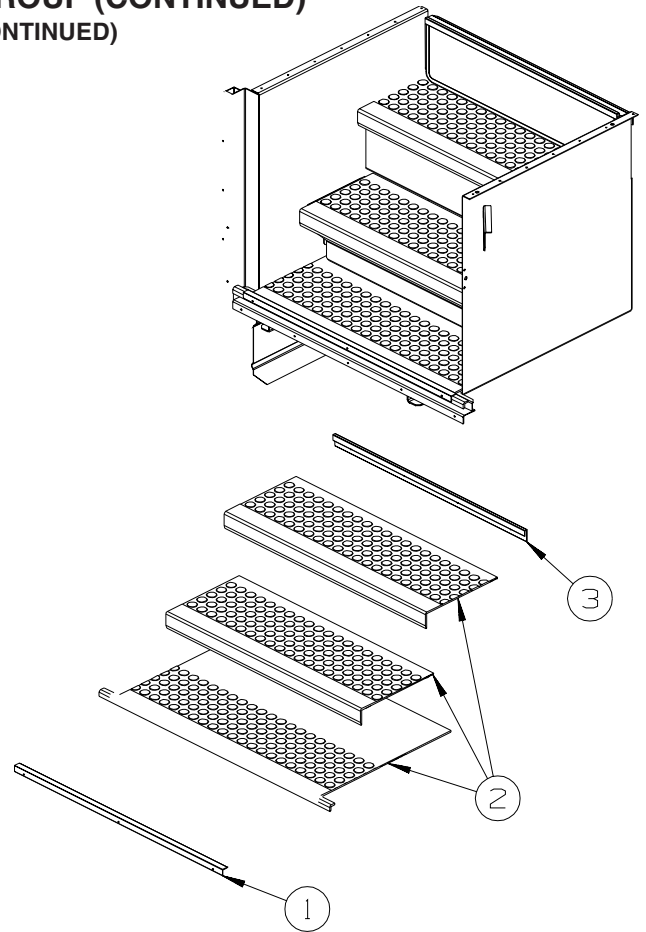
**DRIVERS COMPARTMENT GROUP (CONTINUED)**  
**FRONT INTERIOR (CONTINUED)**



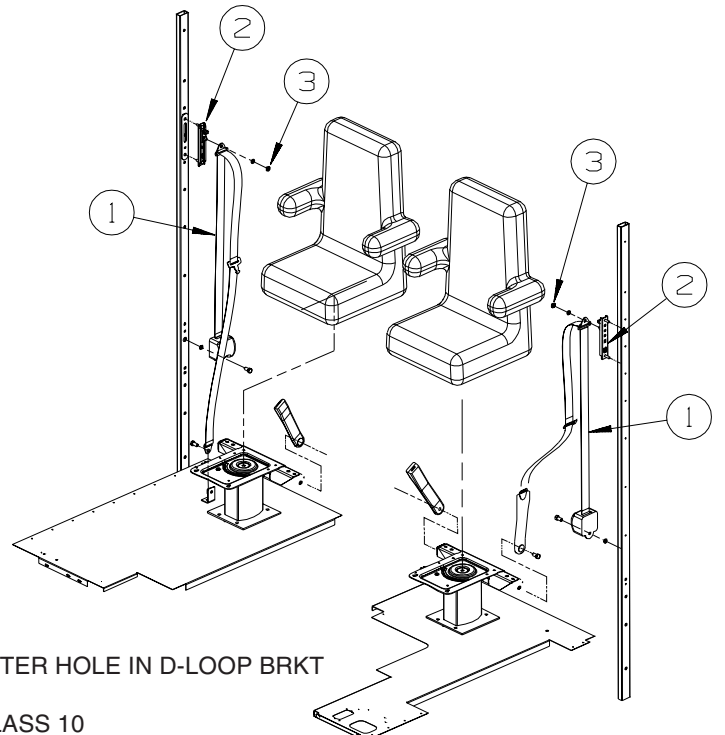
KEY	PART NUMBER	U/M	DESCRIPTION
1	137018-03-01A	EA	BRACKET - MOUNTING - 2"
2	142272-01-20A	EA	PANEL/DOOR - GLOVE COMPARTMENT - CASHMERE
3	074762-01-000	EA	PULL - CABINET - 4.8" X .9" - BLACK PLASTIC
4	142273-01-20A	EA	PANEL - DASH - LOWER - CASHMERE
5	142283-01-02B	EA	COMPARTMENT - GLOVE BOX - E-COATED
6	137018-01-01A	EA	CATCH - MAGNETIC - 1.6"



## DRIVERS COMPARTMENT GROUP (CONTINUED) FRONT INTERIOR (CONTINUED)



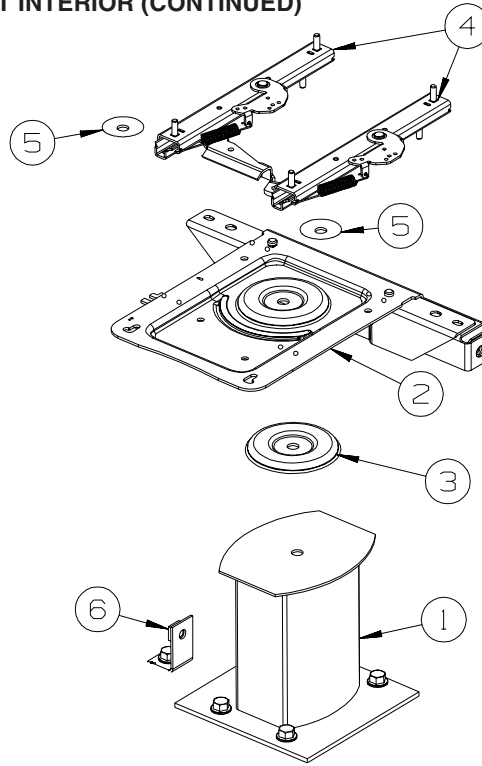
KEY	PART NUMBER	U/M	DESCRIPTION
1	136002-63-02A	EA	ANGLE - W/HOLES - BRIGHT WHITE - EXTERIOR GRAPHICS PACKAGE #1 & #2
1	136002-63-03A	EA	ANGLE - W/HOLES - BLACK - EXTERIOR PAINT-CDI
2	120231-01-02A	EA	FLOORING - RUBBER - 66.4" X 19.8"
3	136839-07-01A	EA	TRIM-J - CARPET EDGE/SLIDEOUT - 28.3" - BLACK



KEY	PART NUMBER	U/M	DESCRIPTION
1*	091990-08-01A	EA	SEAT BELT - 3 POINT - .766" DIAMETER HOLE IN D-LOOP BRKT
2	127598-01-01A	EA	ADJUSTER - SEATBELT - D-LOOP
3	127598-02-000	EA	NUT - HEX FLANGE - M10 X 1.5 - CLASS 10

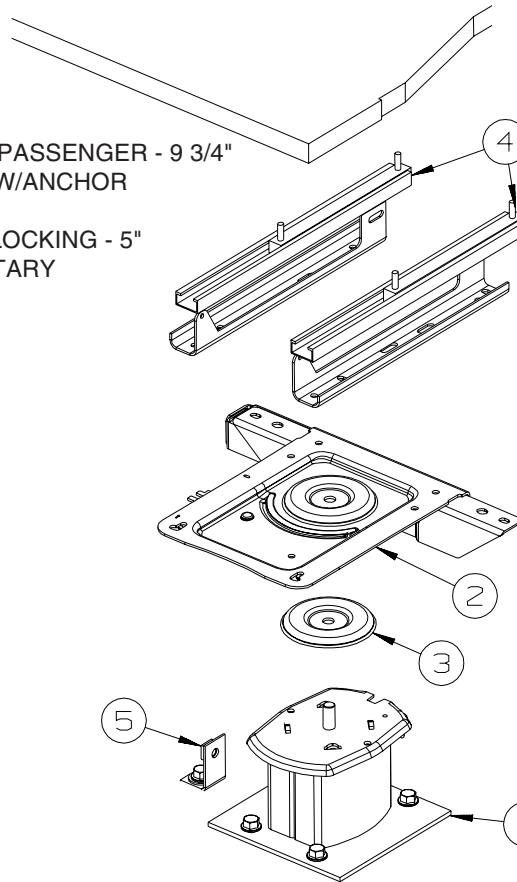
\*COMPONENT PARTS LISTED LATER IN THIS GROUP

**DRIVERS COMPARTMENT GROUP (CONTINUED)**  
**FRONT INTERIOR (CONTINUED)**



**PASSENGER  
 MANUAL**

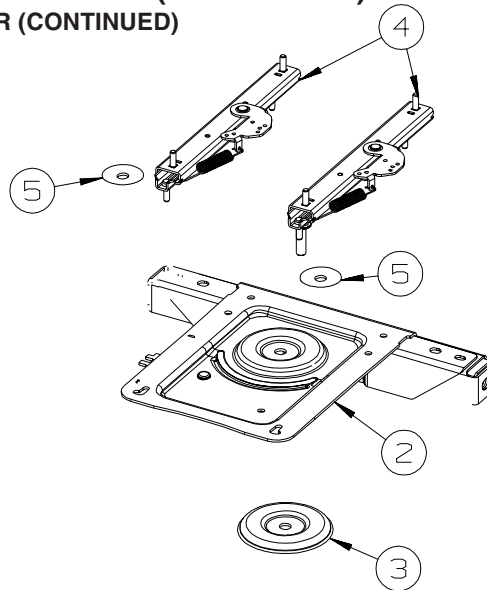
KEY	PART NUMBER	U/M	DESCRIPTION
1	133408-01-000	EA	PEDESTAL - SEAT - DRIVER/PASSENGER - 9 3/4"
2	133408-20-000	EA	TOP PLATE - PASSENGER - W/ANCHOR
3	107921-06-000	EA	BEARING KIT - PEDESTAL
4	131566-04-000	EA	SLIDE/SEAT - HEAVY DUTY LOCKING - 5"
	119952-07-000	EA	WIRE - LATCH RELEASE/ROTARY
5	131566-05-000	EA	WASHER - SLIDE SPACER
6	133408-04-000	EA	BRACKET - ANCHOR/FLOOR



**PASSENGER  
 POWERED**

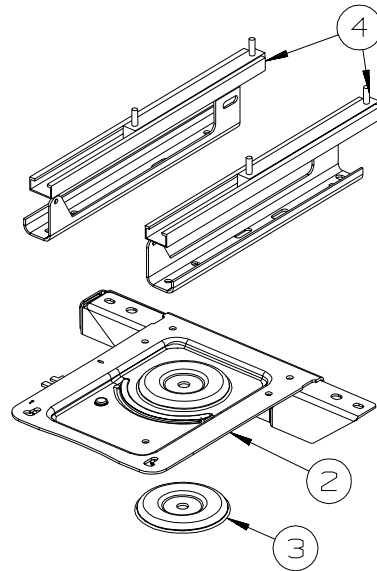
KEY	PART NUMBER	U/M	DESCRIPTION
1	133408-05-000	EA	PEDESTAL - SEAT - 5.75"
2	133408-20-000	EA	TOP PLATE - PASSENGER - W/ANCHOR
3	107921-06-000	EA	BEARING KIT - PEDESTAL
4	147767-02-000	EA	SEAT - POWER - 6-WAY - PASSENGER
5	133408-04-000	EA	BRACKET - ANCHOR/FLOOR

**DRIVERS COMPARTMENT GROUP (CONTINUED)**  
**FRONT INTERIOR (CONTINUED)**



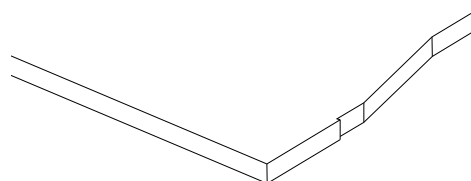
**DRIVERS  
 MANUAL**

KEY	PART NUMBER	U/M	DESCRIPTION
1	133408-01-000	EA	PEDESTAL - SEAT - DRIVER/PASSENGER - 9 3/4"
2	133408-08-000	EA	TOP PLATE - W/BAR
3	107921-06-000	EA	BEARING KIT - PEDESTAL
4	131566-04-000	EA	SLIDE/SEAT - HEAVY DUTY LOCKING - 5"
	119952-07-000	EA	WIRE - LATCH RELEASE/ROTARY
5	131566-05-000	EA	WASHER - SLIDE SPACER
	133408-04-000	EA	BRACKET - ANCHOR/FLOOR

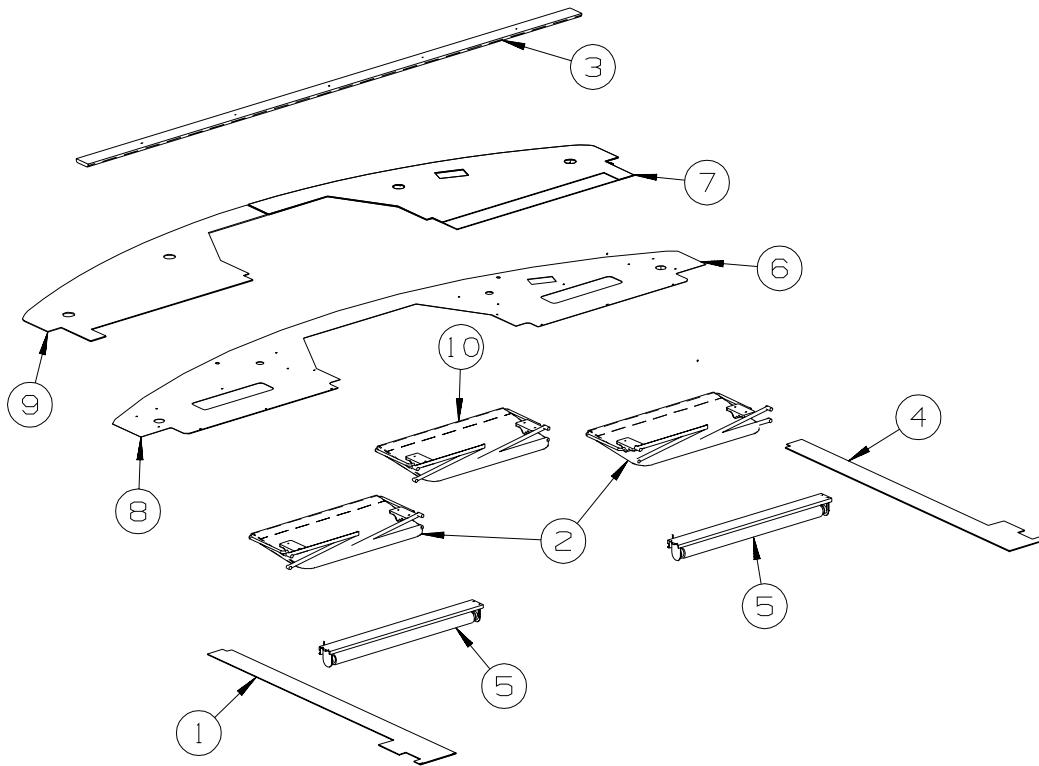


**DRIVER POWERED**

KEY	PART NUMBER	U/M	DESCRIPTION
1	133408-05-000	EA	PEDESTAL - SEAT - 5.75"
2	133408-08-000	EA	TOP PLATE - W/BAR
3	107921-06-000	EA	BEARING KIT - PEDESTAL
4	147767-01-000	EA	SEAT - POWER - 6-WAY - DRIVER



**DRIVERS COMPARTMENT GROUP (CONTINUED)**  
**FRONT INTERIOR (CONTINUED)**



KEY	PART NUMBER	U/M	DESCRIPTION
1	146600-02-R68	EA	PANEL - OVERHEAD/LEFT HAND
2	123298-04-05A	EA	SUNVISOR - 10.5" X 21" - DRIVER/PASSENGER - GLACIER
3	133771-04-R68	EA	MOLDING - CAP - PORTSMOUTH OAK
3	133771-04-R69	EA	MOLDING - CAP - CONCERT CHERRY
3	133771-04-R76	EA	MOLDING - CAP - WASHED MAPLE
3	133771-04-SA3	EA	MOLDING - CAP - SIERRA MAPLE
	042356-01-000	EA	PLUG - MAHOGANY - 3/8" DOWEL X 1/2" HEAD
4	146600-01-R68	EA	PANEL - OVERHEAD/RIGHT HAND
5	142380-01-01A	EA	SHADE - POWER - 25.7"
6	133017-03-R68	EA	PANEL - OVERHEAD/FRONT/BOTTOM/RIGHT HAND
7	133017-05-R68	EA	PANEL - OVERHEAD/FRONT/BOTTOM/RIGHT HAND - POWER SUNVISORS
8	133017-04-R68	EA	PANEL - OVERHEAD/FRONT/BOTTOM/LEFT HAND
9	133017-06-R68	EA	PANEL - OVERHEAD/FRONT/BOTTOM/LEFT HAND - POWER SUNVISORS
10	123298-05-01A	EA	SUNVISOR - 8" X 30" - GLACIER

**COMPONENT PARTS FOR FRONT INTERIOR**

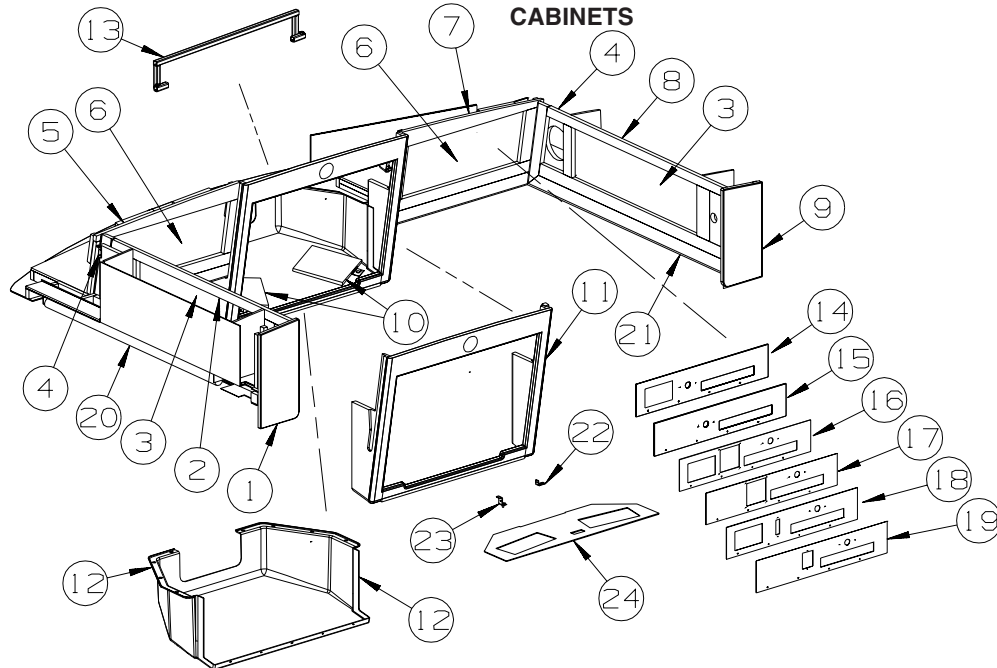
**091990-08-01A**

KEY	PART NUMBER	U/M	DESCRIPTION	VENDOR NO.
	091990-01-701	EA	EXTENDER 9" FOR A8408 3 PT	I-1331-02
	091990-01-703	EA	RECEIVER/FEMALE END-SEATBELT	I-1159-02
	091990-05-700	EA	SLEEVE/BUCKLE COVER-PLASTIC	209S-2
	091990-05-701	EA	CAP/COVER - BOLT HOLE COVER	209SC-02
	091990-05-702	EA	SLEEVE/RETRACTABLE COVER	309C-02

**094499-02-000**

KEY	PART NUMBER	U/M	DESCRIPTION	VENDOR NO
	094499-01-700	EA	BRACKET MTG. W/PLAS. STRAP	294039

## DRIVERS COMPARTMENT GROUP (CONTINUED)

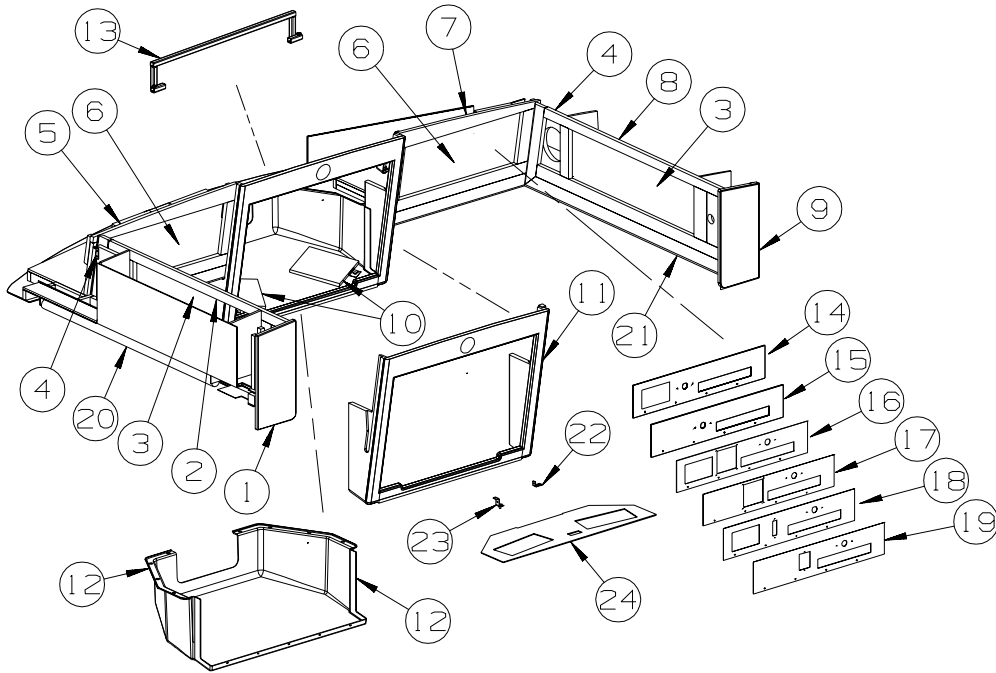


KEY	PART NUMBER	U/M	DESCRIPTION
1	146124-36-R68	EA	END CAP - OVERHEAD CABINET - PORTSMOUTH OAK
1	146124-36-R69	EA	END CAP - OVERHEAD CABINET - CONCERT CHERRY
1	146124-36-R76	EA	END CAP - OVERHEAD CABINET - WASHED MAPLE
1	146124-36-SA3	EA	END CAP - OVERHEAD CABINET - SIERRA MAPLE
2	146124-02-SA0	EA	CABINET - FRONT/SIDE - W/O DOORS/HARDWARE (SA0,SN0)
2	146124-02-SA1	EA	CABINET - FRONT/SIDE - W/O DOORS/HARDWARE (SA1,SN1)
2	146124-02-SA2	EA	CABINET - FRONT/SIDE - W/O DOORS/HARDWARE (SA2,SN2)
2	146124-02-SA3	EA	CABINET - FRONT/SIDE - W/O DOORS/HARDWARE (SA3,SN3)
2	146124-02-SA4	EA	CABINET - FRONT/SIDE - W/O DOORS/HARDWARE (SA4,SN4)
2	146124-02-SA5	EA	CABINET - FRONT/SIDE - W/O DOORS/HARDWARE (SA5,SN5)
2	146124-02-SA6	EA	CABINET - FRONT/SIDE - W/O DOORS/HARDWARE (SA6,SN6)
2	146124-02-SA7	EA	CABINET - FRONT/SIDE - W/O DOORS/HARDWARE (SA7,SN7)
2	146124-02-SB0	EA	CABINET - FRONT/SIDE - W/O DOORS/HARDWARE (SB0,SP0)
2	146124-02-SB1	EA	CABINET - FRONT/SIDE - W/O DOORS/HARDWARE (SB1,SP1)
2	146124-02-SB2	EA	CABINET - FRONT/SIDE - W/O DOORS/HARDWARE (SB2,SP2)
2	146124-02-SB3	EA	CABINET - FRONT/SIDE - W/O DOORS/HARDWARE (SB3,SP3)
3	145268-14-R68	EA	DOOR - RAISED PANEL/OGEE EDGE - 12" X 30.3" - W/O HDW (SA0,SA4,SB0)
3	146028-20-SA0	EA	DOOR - GLASS INSERT/OGEE EDGE - 12" X 23.8" - W/O HDW (SA0,SA4,SB0)
3	145268-14-R69	EA	DOOR - RAISED PANEL/OGEE EDGE - 12" X 30.3" - W/O HDW (SA1,SA5,SB1)
3	146028-20-SA1	EA	DOOR - GLASS INSERT/OGEE EDGE - 12" X 23.8" - W/O HDW (SA1,SA5,SB1)
3	145268-14-SA2	EA	DOOR - RAISED PANEL/OGEE EDGE - 12" X 30.3" - W/O HDW (SA2,SA6,SB2)
3	146028-20-SA2	EA	DOOR - GLASS INSERT/OGEE EDGE - 12" X 23.8" - W/O HDW (SA2,SA6,SB2)
3	145268-14-SA3	EA	DOOR - RAISED PANEL/OGEE EDGE - 12" X 30.3" - W/O HDW (SA3,SA7,SB3)
3	146028-20-SA3	EA	DOOR - GLASS INSERT/OGEE EDGE - 12" X 23.8" - W/O HDW (SA3,SA7,SB3)
3	145268-14-SN0	EA	DOOR-RAISED PANEL/OGEE EDGE-12"X 30.3"-W/O HDW (SN0,SN4,SP0)-STAINLESS STEEL PKG
3	146028-20-SN0	EA	DOOR-GLASS INSERT/OGEE EDGE-12"X23.8"-W/O HDW (SN0,SN4,SP0)-STAINLESS STEEL PKG
3	145268-14-SN1	EA	DOOR-RAISED PANEL/OGEE EDGE-12"X30.3"-W/O HDW (SN1,SN5,SP1)-STAINLESS STEEL PKG
3	146028-20-SN1	EA	DOOR-GLASS INSERT/OGEE EDGE-12"X23.8"-W/O HDW (SN1,SN5,SP1)-STAINLESS STEEL PKG
3	145268-14-SN2	EA	DOOR-RAISED PANEL/OGEE EDGE-12"X30.3"-W/O HDW (SN2,SN6,SP2)-STAINLESS STEEL PKG
3	146028-20-SN2	EA	DOOR-GLASS INSERT/OGEE EDGE-12"X23.8"-W/O HDW (SN2,SN6,SP2)-STAINLESS STEEL PKG
3	145268-14-SN3	EA	DOOR-RAISED PANEL/OGEE EDGE-12"X30.3"- W/O HDW (SN3,SN7,SP3)-STAINLESS STEEL PKG
3	146028-20-SN3	EA	DOOR-GLASS INSERT/OGEE EDGE-12"X23.8"-W/O HDW (SN3,SN7,SP3)-STAINLESS STEEL PKG
4	109216-03-000	EA	ANGLE - FURNACE DOOR
5	145656-02-R38	EA	CABINET - FRONT/OVERHEAD - W/O DOORS/HARDWARE - PORTSMOUTH OAK
5	145656-02-R39	EA	CABINET - FRONT/OVERHEAD - W/O DOORS/HARDWARE - CONCERT CHERRY
5	145656-02-RW4	EA	CABINET - FRONT/OVERHEAD - W/O DOORS/HARDWARE - WASHED MAPLE
5	145656-02-SA3	EA	CABINET - FRONT/OVERHEAD - W/O DOORS/HARDWARE - SIERRA MAPLE

**DRIVERS COMPARTMENT GROUP (CONTINUED)**  
**CABINETS (CONTINUED)**

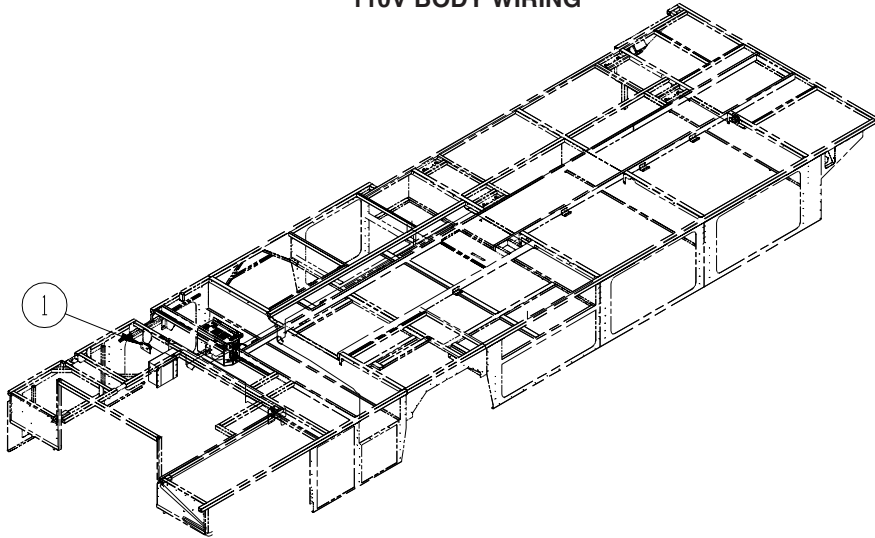
KEY	PART NUMBER	U/M	DESCRIPTION
6	146028-20-SA0	EA	DOOR - GLASS INSERT/OGEE EDGE - 12" X 23.8" - W/O HDW (SA0,SA4,SB0)
6	146028-20-SA1	EA	DOOR - GLASS INSERT/OGEE EDGE - 12" X 23.8" - W/O HDW (SA1,SA5,SB1)
6	146028-20-SA2	EA	DOOR - GLASS INSERT/OGEE EDGE - 12" X 23.8" - W/O HDW (SA2,SA6,SB2)
6	146028-20-SA3	EA	DOOR - GLASS INSERT/OGEE EDGE - 12" X 23.8" - W/O HDW (SA3,SA7,SB3)
6	146028-20-SN0	EA	DOOR-GLASS INSERT/OGEE EDGE-12"X 23.8"-W/O HDW (SN0,SN4,SP0)-STAINLESS STEEL PKG
6	146028-20-SN1	EA	DOOR-GLASS INSERT/OGEE EDGE-12"X 23.8"-W/O HDW (SN1,SN5,SP1)-STAINLESS STEEL PKG
6	146028-20-SN2	EA	DOOR-GLASS INSERT/OGEE EDGE-12"X 23.8"-W/O HDW (SN2,SN6,SP2)-STAINLESS STEEL PKG
6	146028-20-SN3	EA	DOOR-GLASS INSERT/OGEE EDGE-12"X 23.8"-W/O HDW (SN3,SN7,SP3)-STAINLESS STEEL PKG
7	145656-01-R38	EA	CABINET - FRONT/OVERHEAD - W/O DOORS/HARDWARE - PORTSMOUTH OAK
7	145656-01-R39	EA	CABINET - FRONT/OVERHEAD - W/O DOORS/HARDWARE - CONCERT CHERRY
7	145656-01-RW4	EA	CABINET - FRONT/OVERHEAD - W/O DOORS/HARDWARE - WASHED MAPLE
7	145656-01-SA3	EA	CABINET - FRONT/OVERHEAD - W/O DOORS/HARDWARE - SIERRA MAPLE
8	146124-01-SA0	EA	CABINET - FRONT/SIDE - W/O DOORS/HARDWARE (SA0,SN0)
8	146124-01-SA1	EA	CABINET - FRONT/SIDE - W/O DOORS/HARDWARE (SA1,SN1)
8	146124-01-SA2	EA	CABINET - FRONT/SIDE - W/O DOORS/HARDWARE (SA2,SN2)
8	146124-01-SA3	EA	CABINET - FRONT/SIDE - W/O DOORS/HARDWARE (SA3,SN3)
8	146124-01-SA4	EA	CABINET - FRONT/SIDE - W/O DOORS/HARDWARE (SA4,SN4)
8	146124-01-SA5	EA	CABINET - FRONT/SIDE - W/O DOORS/HARDWARE (SA5,SN5)
8	146124-01-SA6	EA	CABINET - FRONT/SIDE - W/O DOORS/HARDWARE (SA6,SN6)
8	146124-01-SA7	EA	CABINET - FRONT/SIDE - W/O DOORS/HARDWARE (SA7,SN7)
8	146124-01-SB0	EA	CABINET - FRONT/SIDE - W/O DOORS/HARDWARE (SB0,SP0)
8	146124-01-SB1	EA	CABINET - FRONT/SIDE - W/O DOORS/HARDWARE (SB1,SP1)
8	146124-01-SB2	EA	CABINET - FRONT/SIDE - W/O DOORS/HARDWARE (SB2,SP2)
8	146124-01-SB3	EA	CABINET - FRONT/SIDE - W/O DOORS/HARDWARE (SB3,SP3)
9	146124-24-R68	EA	END CAP - OVERHEAD CABINET - PORTSMOUTH OAK
9	146124-24-R69	EA	END CAP - OVERHEAD CABINET - CONCERT CHERRY
9	146124-24-R76	EA	END CAP - OVERHEAD CABINET - WASHED MAPLE
9	146124-24-SA3	EA	END CAP - OVERHEAD CABINET - SIERRA MAPLE
10	140364-01-01A	EA	FOAM - PAD - .5" X 8" X 8"
			FROM: 00-00-00 THRU: 07-25-04
10	140364-03-01A	EA	FOAM - PAD - .5" X 4" X 8"
11	149035-01-SA0	EA	CABINET/FACE - TV/FRONT OVERHEAD - W/O DOORS/HARDWARE - PORTSMOUTH OAK
			FROM: 00-00-00 THRU: 07-25-04
11	151804-01-SA0	EA	CABINET/FACE - TV - W/O HARDWARE - PORTSMOUTH OAK
			FROM: 07-26-04 THRU: 99-99-99
11	149035-01-SA1	EA	CABINET/FACE - TV/FRONT OVERHEAD - W/O DOORS/HARDWARE - CONCERT CHERRY
			FROM: 00-00-00 THRU: 07-25-04
11	151804-01-SA1	EA	CABINET/FACE - TV - W/O HARDWARE - CONCERT CHERRY
			FROM: 07-26-04 THRU: 99-99-99
11	149035-01-SA2	EA	CABINET/FACE - TV/FRONT OVERHEAD - W/O DOORS/HARDWARE - WASHED MAPLE
			FROM: 00-00-00 THRU: 07-25-04
11	151804-01-SA2	EA	CABINET/FACE - TV - W/O HARDWARE - WASHED MAPLE
			FROM: 07-26-04 THRU: 99-99-99
11	149035-01-SA3	EA	CABINET/FACE - TV/FRONT OVERHEAD - W/O DOORS/HARDWARE - SIERRA MAPLE
			FROM: 00-00-00 THRU: 07-25-04
11	151804-01-SA3	EA	CABINET/FACE - TV - W/O HARDWARE - SIERRA MAPLE
			FROM: 07-26-04 THRU: 99-99-99
11	145658-02-R38	EA	CABINET/FACE-TV/FRONT OVERHEAD-W/O DRS/HDW - PORTSMOUTH OAK - SURROUND SOUND
			FROM: 00-00-00 THRU: 07-25-04
11	151804-02-SA0	EA	CABINET/FACE - TV - W/O HARDWARE - PORTSMOUTH OAK - SURROUND SOUND
			FROM: 07-26-04 THRU: 99-99-99
11	145658-02-R39	EA	CABINET/FACE-TV/FRONT OVERHEAD-W/O DRS/HDW - CONCERT CHERRY - SURROUND SOUND
			FROM: 00-00-00 THRU: 07-25-04
11	151804-02-SA1	EA	CABINET/FACE - TV - W/O HARDWARE - CONCERT CHERRY - SURROUND SOUND
			FROM: 07-26-04 THRU: 99-99-99
11	145658-02-R46	EA	CABINET/FACE-TV/FRONT OVERHEAD-W/O DRS/HDW - WASHED MAPLE - SURROUND SOUND
			FROM: 00-00-00 THRU: 07-25-04
11	151804-02-SA2	EA	CABINET/FACE - TV - W/O HARDWARE - WASHED MAPLE - SURROUND SOUND
			FROM: 07-26-04 THRU: 99-99-99
11	145658-02-RE0	EA	CABINET/FACE-TV/FRONT OVERHEAD-W/O DRS/HDW - SIERRA MAPLE - SURROUND SOUND
			FROM: 00-00-00 THRU: 07-25-04
11	151804-02-SA3	EA	CABINET/FACE - TV - W/O HARDWARE - SIERRA MAPLE - SURROUND SOUND
			FROM: 07-26-04 THRU: 99-99-99

**DRIVERS COMPARTMENT GROUP (CONTINUED)**  
**CABINETS (CONTINUED)**

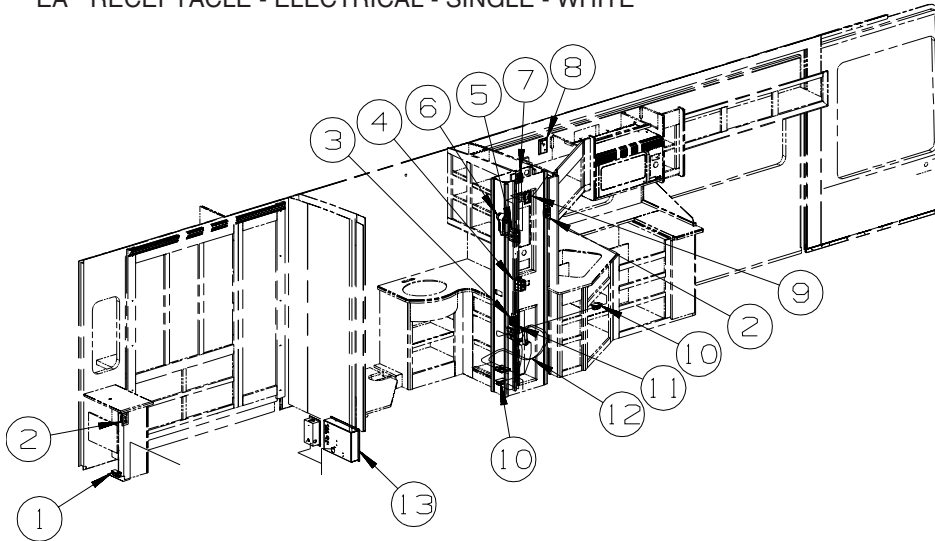


KEY	PART NUMBER	U/M	DESCRIPTION
12	145659-01-01A	EA	COVER - FRONT TV/OVERHEAD - GLACIER
	133790-18-02B	EA	STRAP/TIEDOWN - TV - E-COATED
			FROM: 00-00-00 THRU: 07-25-04
13	151954-02-02B	EA	BRACKET/HOLD DOWN - TV - E-COATED
			FROM: 07-26-04 THRU: 99-99-99
	152665-01-01A	EA	CAP - TUBE - 3/4" X 3/4" X 1" - RUBBER/BLACK
			FROM: 07-26-04 THRU: 99-99-99
14	144652-01-R38	EA	PANEL - VINYL COVERED - DC/AC INVERTER
15	144652-02-R38	EA	PANEL - VINYL COVERED
16	144652-04-R68	EA	PANEL - VINYL COVERED - DC/AC INVERTER/ AUTOMATIC SATELLITE DISH
17	144652-05-R68	EA	PANEL - VINYL COVERED - AUTOMATIC SATELLITE DISH
18	144652-06-R68	EA	PANEL - VINYL COVERED - DC/AC INVERTER/ IN-MOTION SATELLITE SYSTEM
			FROM: 00-00-00 THRU: 12-12-04
18	144652-13-SA0	EA	PANEL - VINYL COVERED - DC/AC INVERTER/ IN-MOTION SATELLITE SYSTEM
			FROM: 12-13-04 THRU: 99-99-99
19	144652-07-R68	EA	PANEL - VINYL COVERED - IN-MOTION SATELLITE SYSTEM
			FROM: 00-00-00 THRU: 12-12-04
19	144652-14-SA0	EA	PANEL - VINYL COVERED - IN-MOTION SATELLITE SYSTEM
			FROM: 12-13-04 THRU: 99-99-99
20	126841-03-000	EA	SHADE - PULL - CHARCOAL MESH - 40.3" X 60"
20	126841-09-000	EA	SHADE - PULL - CHARCOAL MESH - 40.25" X 60"-STAINLESS STEEL PKG
21	126841-04-000	EA	SHADE - PULL - CHARCOAL MESH - 30.3" X 60"
21	126841-05-000	EA	SHADE - PULL - CHARCOAL MESH - 30.3" X 60"-STAINLESS STEEL PKG
	146030-01-02B	EA	ANGLE/FORMED - W/STUD WELD - E-COATED
			FROM: 00-00-00 THRU: 07-25-04
22	152168-01-02B	EA	ANGLE/FORMED - W/STUD WELD - E-COATED
			FROM: 07-26-04 THRU: 99-99-99
23	152025-03-02B	EA	ANGLE/FORMED - W/O STUD - E-COATED
			FROM: 07-26-04 THRU: 99-99-99
24	152175-01-SA0	EA	PANEL - TV, OVHD - FRONT - PORTSMOUTH OAK
			FROM: 07-26-04 THRU: 99-99-99
24	152175-01-SA1	EA	PANEL - TV, OVHD - FRONT - CONCERT CHERRY
			FROM: 07-26-04 THRU: 99-99-99
24	152175-01-SA2	EA	PANEL - TV, OVHD - FRONT - WASHED MAPLE
			FROM: 07-26-04 THRU: 99-99-99
24	152175-01-SA3	EA	PANEL - TV, OVHD - FRONT - SIERRA MAPLE
			FROM: 07-26-04 THRU: 99-99-99

## ELECTRICAL GROUP 110V BODY WIRING



KEY	PART NUMBER	U/M	DESCRIPTION
1	058708-07-000	EA	RECEPTACLE - ELECTRICAL - SINGLE - WHITE



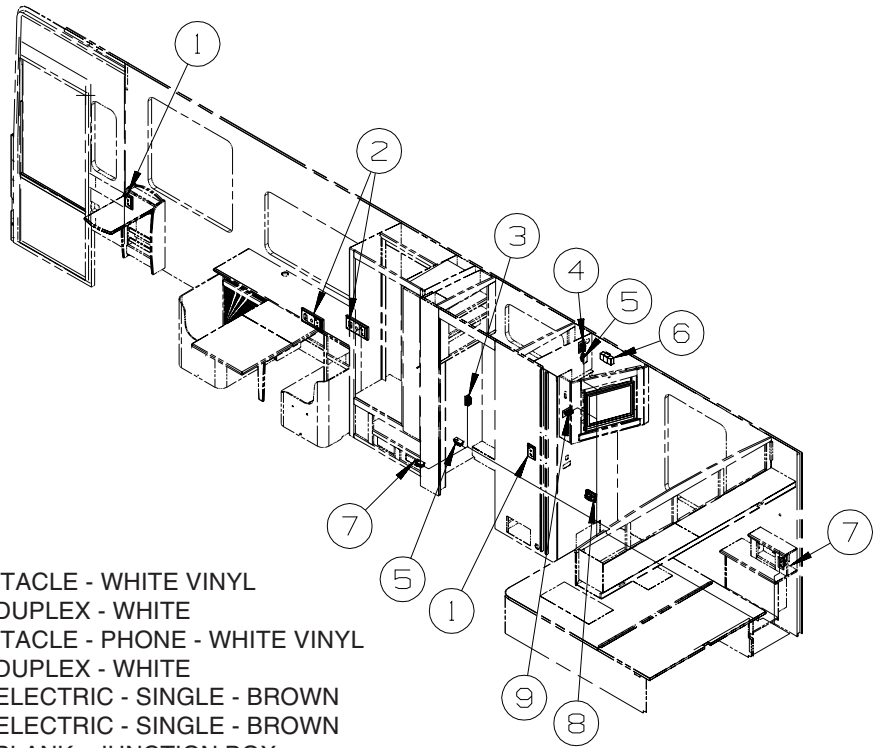
KEY	PART NUMBER	U/M	DESCRIPTION
1	131826-01-01A	EA	RECEPTACLE - EXTERIOR - W/COVER/GASKET - WHITE
2	058708-01-000	EA	RECEPTACLE - ELECTRIC - DOUBLE - BROWN
3	058708-01-000	EA	RECEPTACLE - ELECTRIC - DOUBLE - BROWN - <b>ACCESSORY PACKAGE</b>
4	147446-01-01A	EA	RECEPTACLE - GFCI - 15A 125V - WHITE
4	147450-01-01A	EA	PLATE - ELECTRICAL OUTLET - WHITE
5	147446-01-02A	EA	RECEPTACLE - GFCI - 15A 125V - BROWN
5	147450-01-02A	EA	PLATE - ELECTRICAL OUTLET - BROWN
6*	133068-01-000	EA	HAIR DRYER - 3 SPEED W/NIGHT LIGHT - WALL MOUNT
7	058708-05-000	EA	RECEPTACLE - ELECTRIC - SINGLE - BROWN
8	133713-01-20A	EA	SPACER/RECEPTACLE - WHITE VINYL
8	058708-06-000	EA	RECEPTACLE - DUPLEX - WHITE
9	084420-01-000	EA	SWITCH - TOGGLE - 15 AMP/120 VOLT - BROWN
9	083588-04-000	EA	LABEL - ON/OFF - ENGINE HEATER
10	058707-02-000	EA	RECEPTACLE - BLANK - JUNCTION BOX
11	143981-01-000	EA	FLASHLIGHT - RECHARGEABLE - 13.3" X 6.8" X 3.5"
12	144676-01-000	EA	VACUUM CLEANER - RECHARGEABLE - EUREKA 77A
13	095721-33-000	EA	LABEL - CONTROL CENTER - 50 AMP - US

**\*COMPONENT PARTS LISTED LATER IN THIS GROUP**



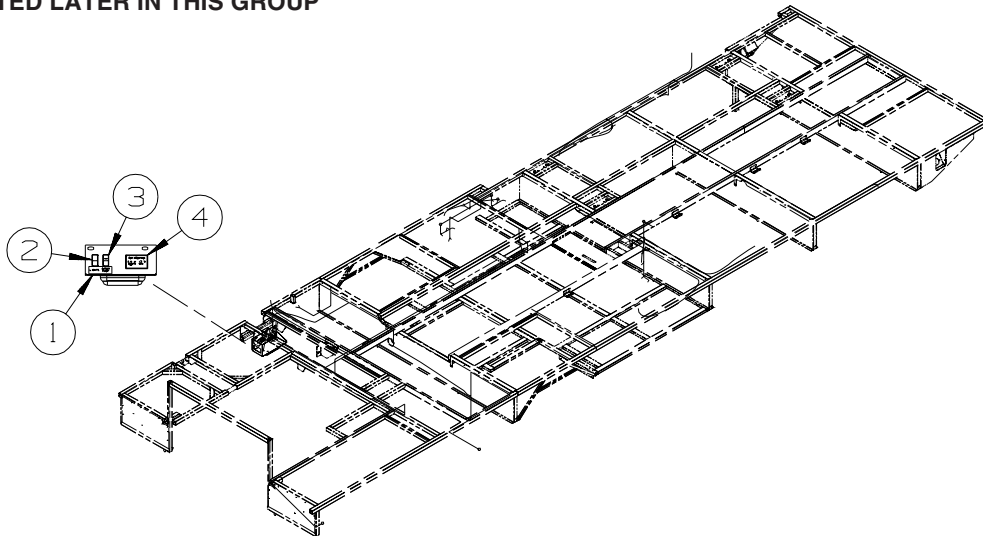
## ELECTRICAL GROUP (CONTINUED)

### 110V BODY WIRING (CONTINUED)



KEY	PART NUMBER	U/M	DESCRIPTION
1	133713-01-20A	EA	SPACER/RECEPTACLE - WHITE VINYL
1	058708-06-000	EA	RECEPTACLE - DUPLEX - WHITE
2	133713-06-20A	EA	SPACER/RECEPTACLE - PHONE - WHITE VINYL
2	058708-06-000	EA	RECEPTACLE - DUPLEX - WHITE
3	058707-01-000	EA	RECEPTACLE - ELECTRIC - SINGLE - BROWN
4	058708-05-000	EA	RECEPTACLE - ELECTRIC - SINGLE - BROWN
5	058707-02-000	EA	RECEPTACLE - BLANK - JUNCTION BOX
6*	149040-01-000	EA	TV/DVD COMBINATION- 20" FLAT SCREEN/STEREO - RCA BD20TF10 FROM: 00-00-00 THRU: 03-31-04
6*	149040-02-000	EA	TV - 20" FLAT SCREEN/STEREO - RCA 20F410T FROM: 04-01-04 THRU: 10-10-04
6*	150934-01-000	EA	TV - 20" FLAT SCREEN/LCD/STEREO - SHARP LC-20S1U-S FROM: 10-11-04 THRU: 99-99-99
7	058708-01-000	EA	RECEPTACLE - ELECTRIC - DOUBLE - BROWN
8	131826-01-01A	EA	RECEPTACLE - EXTERIOR - W/COVER/GASKET - WHITE

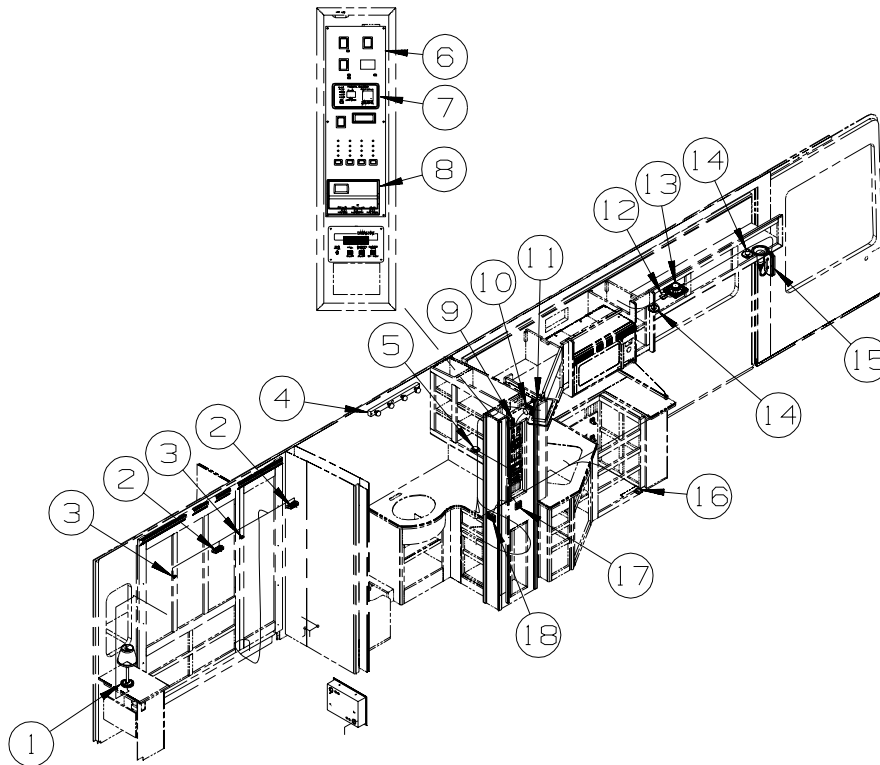
\*COMPONENT PARTS LISTED LATER IN THIS GROUP



### 12V BODY WIRING

KEY	PART NUMBER	U/M	DESCRIPTION
1	117628-02-000	EA	LABEL - SWITCH - WATER PUMP/LIGHTS-WHITE/CLEAR BACKGROUND
2	108357-01-000	EA	SWITCH - ROCKER - SPST - ON/OFF - 2 TERMINAL - W/O COVER
2	108356-02-01A	EA	COVER/ACTUATOR SWITCH - 2 ROWS DIMPLES - BLACK
2	108355-01-000	EA	HOUSING - SWITCH
3	108357-15-000	EA	SWITCH - ROCKER - DPDT - ON/NONE/ON - W/LIGHT W/O COVER
3	108356-04-01A	EA	COVER/ACTUATOR SWITCH - 2 ROWS DIMPLES W/LENS - BLACK
3	108355-01-000	EA	HOUSING - SWITCH
4	149557-02-01A	EA	PLATE/WALL - PHONE/DUAL COAXIAL/HORIZONTAL - WHITE

**ELECTRICAL GROUP (CONTINUED)**  
**12V BODY WIRING (CONTINUED)**



KEY	PART NUMBER	U/M	DESCRIPTION
1*	142612-04-01A	EA	LAMP/TABLE - BRASS
1*	142612-05-01A	EA	LAMP/TABLE - SATIN NICKEL - <b>STAINLESS STEEL PKG</b>
1	065201-09-000	EA	SHADE - LAMP - FABRIC/PARCHMENT - 4.1"T X 6.1"H X 7.1"B FROM: 00-00-00 THRU: 04-04-04
1	119257-19-01A	EA	SHADE - LAMP - WHISPER CHABLIS FROM: 04-05-04 THRU: 99-99-99
1	117805-02-000	EA	BULB - 12V - #921 - 1.4 AMPS
2*	087694-01-000	EA	LIGHT - WARDROBE/CLOSET - W/SWITCH
3	056264-01-000	EA	SWITCH - LEAF ACTUATOR
4	138116-02-01A	EA	LIGHT/MAKE UP - 4 BULB - CURVED - W/O BULB - BRASS
4	138116-02-02A	EA	LIGHT/MAKE UP - 4 BULB - CURVED - W/O BULB - SATIN NICKEL - <b>STAINLESS STEEL PKG</b>
4	123918-01-000	EA	BULB - 12V - MAKEUP - WHITE
5*	123775-01-01A	EA	LIGHT - HALOGEN - ROUND
5*	123775-01-02A	EA	LIGHT - HALOGEN - ROUND - SATIN NICKEL - <b>STAINLESS STEEL PKG</b>
5	123917-01-000	EA	BULB - 12V - HALOGEN SPOT
6*	133004-02-01A	EA	PANEL/MONITOR-2 TANK-DIGITAL VOLT MT/SOLAR-W/WATER HTR SWT FROM: 00-00-00 THRU: 05-02-04
6*	133004-05-01A	EA	PANEL/MONITOR-2 TANK-DIGITAL VOLT MT/SOLAR-W/WATER HTR SWT FROM: 05-03-04 THRU: 99-99-99
7	127002-05-000	EA	PANEL/MONITOR - ENERGY MANAGEMENT SYSTEMS CTRL - W/PLUG FROM: 00-00-00 THRU: 11-07-04
7	127002-10-000	EA	PANEL/MONITOR - ENERGY MANAGEMENT SYSTEMS CTRL - W/3 PLUG FROM: 11-08-04 THRU: 99-99-99
8	105620-15-000	EA	THERMOSTAT - FURNACE/HEAT PUMP-A/C - W/CHOKE MODULE
9	135740-06-01A	EA	SWITCH - ROCKER - ON/OFF - LIGHTED - RED
9	135741-01-01A	EA	SWITCH - BASE - SINGLE - BROWN
9	135742-35-02A	EA	BEZEL - SWITCH - WATER HEATER/110 VOLT - BROWN
10	148026-03-01A	EA	SPEAKER - CUBE - W/O CASE
10	148026-02-01A	EA	SPEAKER GRILLE - CUBE - SILVER
11*	091937-09-000	EA	LIGHT-FLOURESCENT-12V/16W-RECESSED - 7.3" X 16.1" W/SWITCH FROM: 00-00-00 THRU: 11-07-04
11	153464-02-01A	EA	LIGHT-FLUORESCENT 12" - RECESSED/CURVED-W/SWITCH - WHITE FROM: 11-08-04 THRU: 99-99-99
12	133089-01-000	EA	CONTROL - VOLUME - SPEAKER - <b>W/O SURROUND SOUND</b>
13	094097-01-000	EA	SPEAKER - RADIO/TV - W/O GRILLE - 5.25" DIAMETER - <b>W/O SURROUND SOUND</b>
13	089340-02-000	EA	GRILLE - SPEAKER - 6.5" SQUARE - <b>W/O SURROUND SOUND</b>

## ELECTRICAL GROUP (CONTINUED)

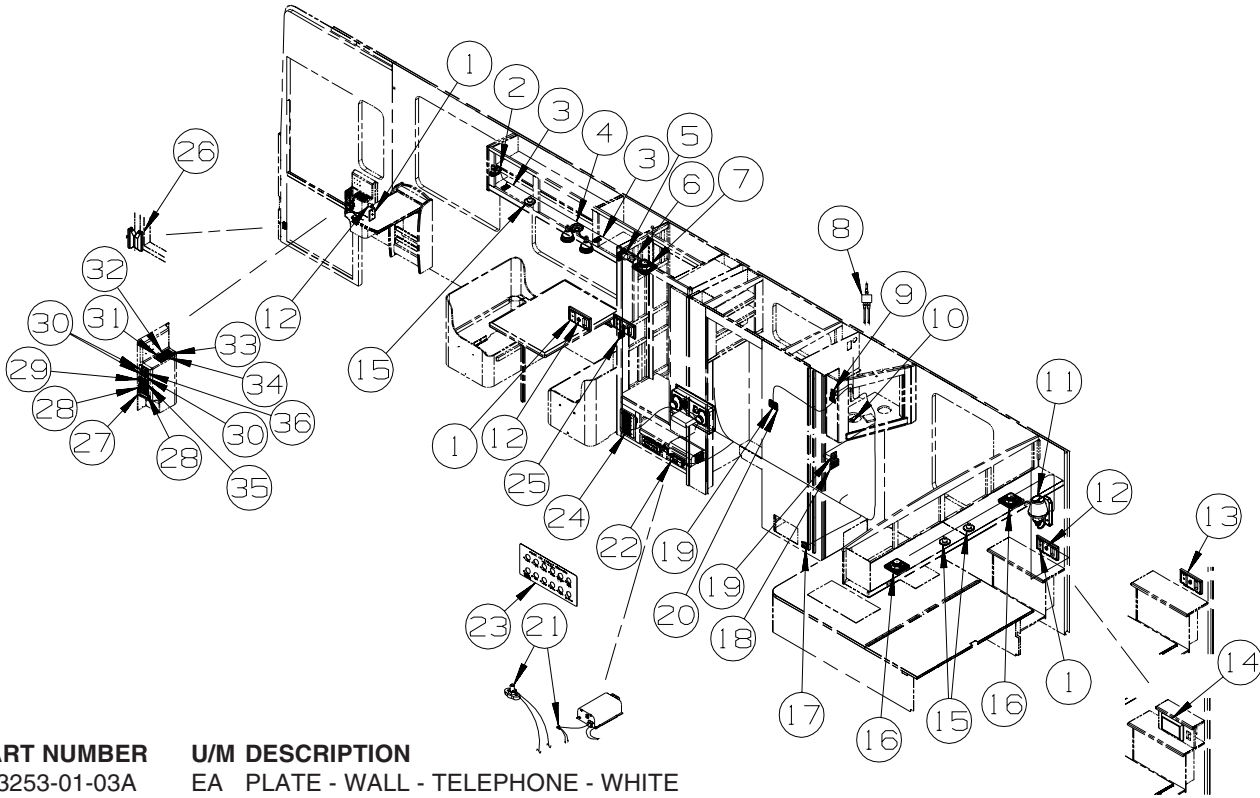
### 12V BODY WIRING (CONTINUED)

KEY	PART NUMBER	U/M	DESCRIPTION
14	132427-01-01A	EA	LIGHT - READING/SWIVEL - ROUND - BRASS
14	132427-01-02A	EA	LIGHT - READING/SWIVEL - ROUND - NICKEL - STAINLESS STEEL PKG
14	123917-01-000	EA	BULB - 12V - HALOGEN SPOT
15*	119258-43-01A	EA	LAMP - WALL - UL/CSA - BRASS
15	119258-44-01A	EA	LAMP - WALL - UL/CSA - SATIN NICKEL - STAINLESS STEEL PKG
15	117805-01-000	EA	BULB - 12V - #921F - 1.4 AMPS
16*	108354-01-01A	EA	LIGHT - COURTESY
17	135740-01-02A	EA	SWITCH - ROCKER - SPST - ON/OFF - WHITE
17	135741-02-02A	EA	SWITCH - BASE - DOUBLE - WHITE
17	135742-31-01A	EA	BEZEL - SWITCH - CEILING/MONITOR - WHITE
18	135740-01-02A	EA	SWITCH - ROCKER - SPST - ON/OFF - WHITE - MAKEUP/SHOWER
18	135740-02-02A	EA	SWITCH - ROCKER - SPDT - ON/ON - WHITE - CEILING
18	135741-03-02A	EA	SWITCH - BASE - TRIPLE - WHITE
18	135742-28-01A	EA	BEZEL - SWITCH - CEILING/SHOWER/MAKEUP - WHITE

\*COMPONENT PARTS LISTED LATER IN THIS GROUP

## ELECTRICAL GROUP (CONTINUED)

### 12V BODY WIRING (CONTINUED)



KEY	PART NUMBER	U/M	DESCRIPTION
1	093253-01-03A	EA	PLATE - WALL - TELEPHONE - WHITE
2	128786-02-01A	EA	LIGHT - READING/SWIVEL - W/O SWITCH - BRASS
2	128786-02-02A	EA	LIGHT - READING/SWIVEL - W/O SWITCH - SATIN NICKEL - <b>STAINLESS STEEL PKG</b>
	123917-01-000	EA	BULB - 12V - HALOGEN SPOT
3	135740-01-02A	EA	SWITCH - ROCKER - SPST - ON/OFF - WHITE
3	135741-01-02A	EA	SWITCH - BASE - SINGLE - WHITE
3	135742-01-02A	EA	BEZEL - SWITCH - SINGLE - WHITE
4*	093575-29-01A	EA	LIGHT - CEILING/DOUBLE - GOLD
4	093575-35-01A	EA	LIGHT - CEILING/DOUBLE - SATIN NICKEL - <b>STAINLESS STEEL PKG</b>
4	117805-01-000	EA	BULB - 12V - #921F - 1.4 AMPS
5	148026-03-01A	EA	SPEAKER - CUBE - W/O CASE - <b>W/SURROUND SOUND</b>
5	148026-02-01A	EA	SPEAKER GRILLE - CUBE - SILVER - <b>W/SURROUND SOUND</b>
6	133089-01-000	EA	CONTROL - VOLUME - SPEAKER - <b>W/O SURROUND SOUND</b>
7	094097-01-000	EA	SPEAKER - RADIO/TV - W/O GRILLE - 5.25" DIAMETER - <b>W/O SURROUND SOUND</b>
7	089340-02-000	EA	GRILLE - SPEAKER - 6.5" SQUARE - <b>W/O SURROUND SOUND</b>
8	086756-01-000	EA	SPLITTER - TV/2 WAY - <b>TV REAR - 20" COLOR, STEREO</b>
8	144363-09-02B	EA	PLATE - SWITCH - E-COATED
9	108357-06-000	EA	SWITCH - ROCKER - DPDT - MOM/OFF/MOM - 6 TERM - W/O COVER
9	108356-02-01A	EA	COVER/ACTUATOR SWITCH - 2 ROWS DIMPLES - BLACK
9	108355-01-000	EA	HOUSING - SWITCH
9	116220-01-000	EA	APPLIQUE - SWITCH/SLIDEOUT
9	116549-02-000	EA	LABEL - WARNING - SLIDEOUT
10	149750-01-000	EA	RECEIVER - (INFRA RED SIGNAL) - W/6" LEAD/PLUG
10	144734-03-000	EA	SPACER - COMPARTMENT DOOR LOCK - 29/32" DEEP
11	119258-42-01A	EA	LAMP - WALL - UL/CSA - BRASS
11	065201-09-000	EA	SHADE - LAMP - FABRIC/PARCHMENT - 4.1"T X 6.1"H X 7.1"B
			FROM: 00-00-00 THRU: 04-04-04
11	119257-19-01A	EA	SHADE - LAMP - WHISPER CHABLIS
			FROM: 04-05-04 THRU: 99-99-99
11	119258-33-01A	EA	LAMP - WALL - UL/CSA - <b>STAINLESS STEEL PKG</b>
			FROM: 00-00-00 THRU: 04-04-04
11	119258-45-01A	EA	LAMP - WALL - UL/CSA - SATIN NICKEL - <b>STAINLESS STEEL PKG</b>
			FROM: 04-05-04 THRU: 99-99-99
11	119257-16-01A	EA	SHADE - LAMP - WHISPER CHABLIS - <b>STAINLESS STEEL PKG</b>
11	117805-02-000	EA	BULB - 12V - #921 - 1.4 AMPS

## ELECTRICAL GROUP (CONTINUED)

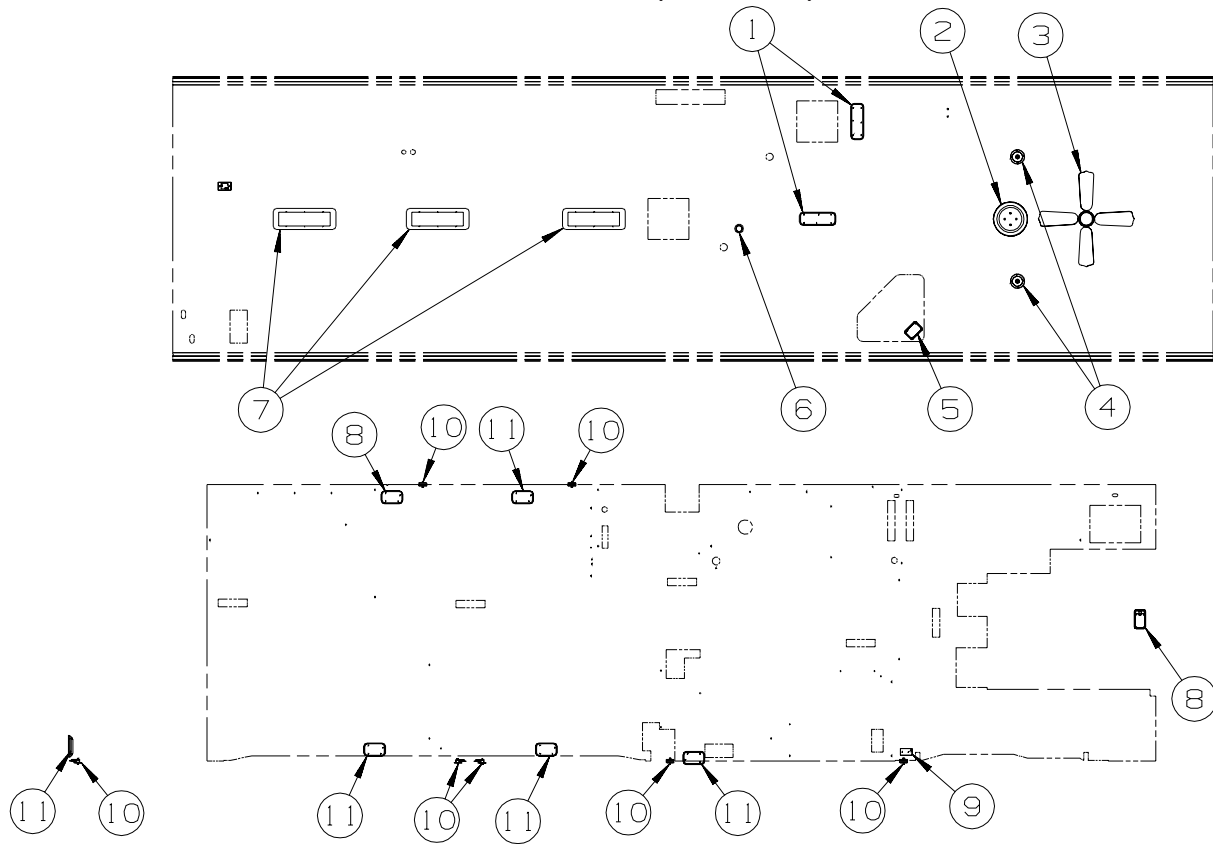
### 12V BODY WIRING (CONTINUED)

KEY	PART NUMBER	U/M	DESCRIPTION
12	132958-01-000	EA	RECEPTACLE - 12 VOLT - MOUNTING FLANGE - BLACK
13	133713-06-20A	EA	SPACER/RECEPTACLE - PHONE - WHITE VINYL - <b>W/O REAR STEREO</b>
14	133307-02-000	EA	RADIO - WALL MOUNT - CD W/ALARM - AUDIOVOX AWN-930 - <b>STEREO SYSTEM W/CD REAR</b>
15	132427-01-01A	EA	LIGHT - READING/SWIVEL - ROUND - BRASS
15	132427-01-02A	EA	LIGHT - READING/SWIVEL - ROUND - NICKEL - <b>STAINLESS STEEL PKG</b>
15	123917-01-000	EA	BULB - 12V - HALOGEN SPOT
16	094097-01-000	EA	SPEAKER - RADIO/TV - W/O GRILLE - 5.25" DIAMETER- <b>STEREO SYSTEM W/CD REAR</b>
16	089340-02-000	EA	GRILLE - SPEAKER - 6.5" SQUARE- <b>STEREO SYSTEM W/CD REAR</b>
17*	108354-01-01A	EA	LIGHT - COURTESY
18	135740-02-02A	EA	SWITCH - ROCKER - SPDT - ON/ON - WHITE - <b>CEILING/AISLE</b>
18	135740-04-02A	EA	SWITCH - ROCKER - SPDT - ON/OFF/ON - WHITE - <b>FAN</b>
18	135741-03-02A	EA	SWITCH - BASE - TRIPLE - WHITE
18	135742-23-01A	EA	BEZEL - SWITCH - CEILING/FAN/AISLE - WHITE
19	135740-01-02A	EA	SWITCH - ROCKER - SPST - ON/OFF - WHITE
19	135741-01-02A	EA	SWITCH - BASE - SINGLE - WHITE
19	135742-07-01A	EA	BEZEL - SWITCH - CEILING - WHITE
20	135740-01-02A	EA	SWITCH - ROCKER - SPST - ON/OFF - WHITE
20	135741-01-02A	EA	SWITCH - BASE - SINGLE - WHITE
20	135742-12-01A	EA	BEZEL - SWITCH - FAN - WHITE
21	086233-01-000	EA	STUD - ISOLATED - 3/8" X 7/8" LONG
22	150138-01-01A	EA	DETECTOR - LP GAS - WHITE
23	092547-12-000	EA	LABEL - CIRCUIT BREAKER
24	124884-01-000	EA	SPEAKER - 6" X 9" - SUB-WOOFER - W/O GRILLE - <b>W/SURROUND SOUND</b>
24	124885-01-000	EA	GRILLE - SPEAKER - 6" X 9" - SUB WOOFER - <b>W/SURROUND SOUND</b> FROM: 00-00-00 THRU: 05-16-04
24	151844-01-01A	EA	GRILLE - SPEAKER - 6" X 9" - SUB WOOFER - BLACK - <b>W/SURROUND SOUND</b> FROM: 05-17-04 THRU: 99-99-99
25	135740-02-02A	EA	SWITCH - ROCKER - SPDT - ON/ON - WHITE
25	135741-02-02A	EA	SWITCH - BASE - DOUBLE - WHITE
25	135742-13-01A	EA	BEZEL - SWITCH - CEILING/AISLE - WHITE
26	116995-02-000	EA	SWITCH/MAGNET - ELECTRIC STEP - BLACK/WHITE- NORMALLY OPEN
26	116995-03-000	EA	SWITCH/MAGNET - ELECTRIC STEP - <b>FULL BODY PAINT</b>
27	061424-01-000	EA	LIGHT - AISLE - 12 VOLT - RECTANGULAR
28	108357-07-000	EA	SWITCH - ROCKER - SPDT - MOM/OFF/MOM - 3 TERM - W/O COVER
28	108356-01-01A	EA	COVER/ACTUATOR SWITCH - 3 GROOVES - BLACK
28	108355-01-000	EA	HOUSING - SWITCH
29	108357-06-000	EA	SWITCH - ROCKER - DPDT - MOM/OFF/MOM - 6 TERM - W/O COVER - <b>AWNING ELECTRIC PACKAGE</b>
29	108356-12-01A	EA	COVER/ACTUATOR SWITCH - 3 GROOVES - AWNING/IN/OUT - <b>AWNING ELECTRIC PACKAGE</b>
29	108355-01-000	EA	HOUSING - SWITCH - <b>AWNING ELECTRIC PACKAGE</b>
30	132180-01-01A	EA	SWITCH - PADDLE - SPST - ON/OFF - BLACK
31	108357-06-000	EA	SWITCH - ROCKER - DPDT - MOM/OFF/MOM - 6 TERM - W/O COVER
31	108356-01-01A	EA	COVER/ACTUATOR SWITCH - 3 GROOVES - BLACK
31	108355-01-000	EA	HOUSING - SWITCH
32	108357-06-000	EA	SWITCH - ROCKER - DPDT - MOM/OFF/MOM - 6 TERM - W/O COVER - <b>SUNVISOR - POWERED</b>
32	108356-01-01A	EA	COVER/ACTUATOR SWITCH - 3 GROOVES - BLACK - <b>SUNVISOR - POWERED</b>
32	108355-01-000	EA	HOUSING - SWITCH - <b>SUNVISOR - POWERED</b>
32	096241-03-000	EA	SWITCH - BLANK - BLACK
33	108357-01-000	EA	SWITCH - ROCKER - SPST - ON/OFF - 2 TERMINAL - W/O COVER
33	108356-01-01A	EA	COVER/ACTUATOR SWITCH - 3 GROOVES - BLACK
33	108355-01-000	EA	HOUSING - SWITCH
34	142487-01-02B	EA	PLATE - SWITCH - E-COATED
34	142475-01-01A	EA	APPLIQUE/SWITCH - PASSENGER - BLACK VELVET FROM: 00-00-00 THRU: 07-25-04
34	142475-01-02A	EA	APPLIQUE/SWITCH - PASSENGER - DARK RIVERSTONE FROM: 07-26-04 THRU: 99-99-99
35	108357-08-000	EA	SWITCH - ROCKER - DPDT - ON/NONE/ON - 6 TERM - W/O COVER - <b>AWNING ELECTRIC PACKAGE</b>
35	108356-13-01A	EA	COVER/ACTUATOR SWITCH - 3 GROOVES - AWNING/PATIO/DOOR - <b>AWNING ELECTRIC PACKAGE</b>
35	108355-01-000	EA	HOUSING - SWITCH - <b>AWNING ELECTRIC PACKAGE</b>
36	132180-02-01A	EA	SWITCH - PADDLE - SPDT - ON/ON - BLACK

\*COMPONENT PARTS LISTED LATER IN THIS GROUP

## ELECTRICAL GROUP (CONTINUED)

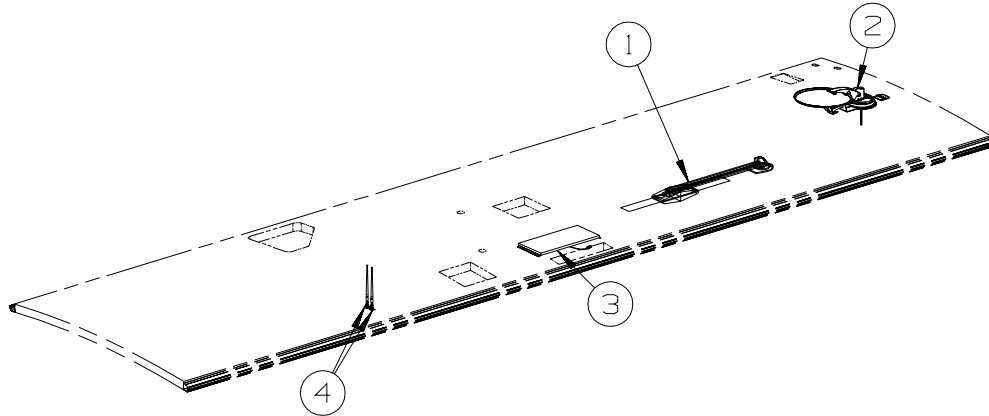
### 12V BODY WIRING (CONTINUED)



KEY	PART NUMBER	U/M	DESCRIPTION
1*	137417-06-01A	EA	LIGHT - DOME - DOUBLE - W/O SWITCH - W/FROSTED LENS-WHITE
2*	093575-33-01A	EA	LIGHT - CEILING/ROUND - W/O BULBS - BRASS
2*	093575-33-03A	EA	LIGHT - CEILING/ROUND - W/O BULBS - SATIN NICKEL - <b>STAINLESS STEEL PKG</b>
2	117805-02-000	EA	BULB - 12V - #921 - 1.4 AMPS
3*	139134-01-02A	EA	FAN - CEILING - 35" - BRIGHT BRASS - W/O SWITCH- #A70052BS
3*	139134-01-03A	EA	FAN - CEILING - 35" - SATIN/NICKEL - W/O SWITCH- #A70052NS - <b>STAINLESS STEEL PKG</b>
4	093575-27-01A	EA	LIGHT - CEILING/ROUND - BRASS - UL/CSA
4	093575-27-02A	EA	LIGHT - CEILING/ROUND - NICKEL - <b>STAINLESS STEEL PKG</b>
4	117805-02-000	EA	BULB - 12V - #921 - 1.4 AMPS
5*	121935-01-01A	EA	LIGHT - DOME - SHOWER
6	146048-01-01A	EA	LIGHT - HALOGEN/ADJUSTABLE - WHITE
7*	091937-08-000	EA	LIGHT-FLOURESCENT-12V/30W-RECESSED-7.3" X 21.8" W/O SWITCH FROM: 00-00-00 THRU: 11-07-04
7	091937-03-000	EA	BULB - FLUORESCENT LIGHT - 12 VOLT FROM: 00-00-00 THRU: 11-07-04
7	153464-03-01A	EA	LIGHT-FLUORESCENT 18" - RECESSED/CURVED-NO SWITCH - WHITE FROM: 11-08-04 THRU: 99-99-99
8*	137417-01-01A	EA	LIGHT - DOME - SINGLE - W/SWITCH/FROSTED LENS - WHITE
9*	086280-01-000	EA	LIGHT - SURFACE MOUNT - 12 VOLT
10	041250-01-000	EA	SWITCH - PUSH BUTTON/DOOR JAMB - METAL/CHROME
10	138494-01-02B	EA	BRACKET - SWITCH/LIGHT - E-COATED
11*	137417-03-01A	EA	LIGHT - DOME - SINGLE - W/O SWITCH - W/FROSTED LENS-WHITE

\*COMPONENT PARTS LISTED LATER IN THIS GROUP

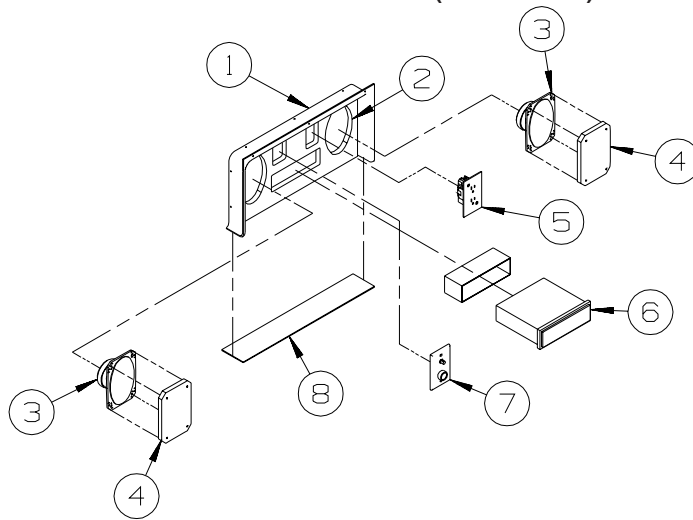
**ELECTRICAL GROUP (CONTINUED)**  
**12V BODY WIRING (CONTINUED)**



KEY	PART NUMBER	U/M	DESCRIPTION
1*	076319-23-000	EA	ANTENNA - TV ROOF MOUNT - 44.5" MAST
1*	076319-25-000	EA	KIT - HARDWARE INTERIOR
2*	144377-01-000	EA	ANTENNA/MOBILE TELEVISION SATELLITE - "SEARCH IN MOTION" - <b>IN MOTION SATELLITE</b> FROM: 00-00-00 THRU: 12-12-04
2	154474-01-01A	EA	ANTENNA/SATELLITE - DISH IN DOME/SEARCH IN MOTION - WHITE - <b>IN MOTION SATELLITE</b> FROM: 12-13-04 THRU: 99-99-99
2	154474-01-02A	EA	ANTENNA/SAT. - DISH IN DOME/SRCH IN MOTION - BLACK- <b>IN MOTION SATELLITE/FULL BODY PAINT</b> FROM: 12-13-04 THRU: 99-99-99
2	154474-02-000	EA	CONTROL/SATELLITE KIT - IDB BOX/IDD BOX-POWER SUPPLY-CABLE - <b>IN MOTION SATELLITE</b> FROM: 12-13-04 THRU: 99-99-99
2	154474-03-000	EA	CABLE - SATELLITE - RG6 COAX - 7' W/CONNECTORS - <b>IN MOTION SATELLITE</b> FROM: 12-13-04 THRU: 99-99-99
2	146488-01-000	EA	PLATE - ROOF - CABLE ENTRY - <b>IN MOTION SATELLITE</b> FROM: 12-13-04 THRU: 99-99-99
2*	141454-03-01A	EA	ANTENNA/SATELLITE - "AUTO SEARCH WHILE PARKED/GPS SYSTEM" - <b>SAT DISH - AUTOMATIC</b>
2*	137135-02-000	EA	ANTENNA - SATELLITE DSS - W/SENSOR - <b>SATELLITE DISH &amp; ELEV. SENSOR</b>
3*	115504-01-000	EA	PANEL - SOLAR 10 WATT - 12.2"W X 26.9"L X 1.2"H FROM: 00-00-00 THRU: 05-16-04
3	151647-01-000	EA	PANEL - SOLAR 10 WATT FROM: 05-17-04 THRU: 99-99-99
4	090944-01-000	EA	ANTENNA - RADIO - 16" RUBBER - W/72" LEAD WIRE
4	109889-04-000	EA	EXTENDER - ANTENNA SHAFT - 3.7"
4	147741-01-09B	EA	BRACKET - ANTENNA GROUND - GALVANIZED

**\*COMPONENT PARTS LISTED LATER IN THIS GROUP**

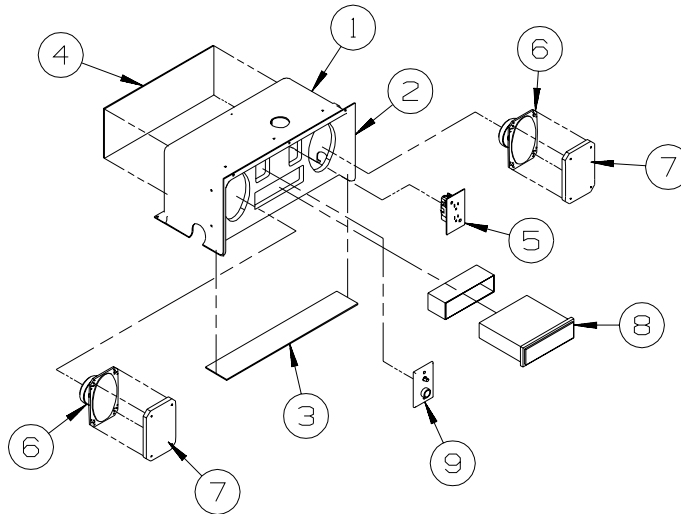
**ELECTRICAL GROUP (CONTINUED)**  
**12V BODY WIRING (CONTINUED)**



**P34H, P39K, P32T & P39F**

KEY	PART NUMBER	U/M	DESCRIPTION
1	124696-02-01A	EA	BOX-19.4"W X 10"H X 2.5"D - BRT WHT
	124696-01-01A	EA	BOX-19.4"W X 10"H X 10.2"D W/CUTOUTS
2	127409-02-L15	EA	PLATE - RADIO MOUNTING
3	110469-01-000	EA	SPEAKER - 4" X 6" OVAL - COAXIAL
4	110470-01-01A	EA	GRILLE - 4" X 6" - OVAL SPEAKER - BLACK
5	058708-01-000	EA	RECEPTACLE - ELECTRIC - DOUBLE - BROWN
6*	148231-01-000	EA	RADIO - AM/FM CD W/REMOTE - MAGNADYNE M3100CD FROM: 00-00-00 THRU: 04-11-05
6*	155619-01-000	EA	RADIO - AM/FM CD - W/REMOTE - MAGNADYNE M3200CD FROM: 04-12-05 THRU: 99-99-99
7	076319-09-000	EA	WALLPLATE - TV CABLE RECEPTACLE - SINGLE - BROWN
8	104898-01-02A	EA	PLATE - PLASTIC BOTTOM - BRIGHT WHITE

**\*COMPONENT PARTS LISTED LATER IN THIS GROUP**



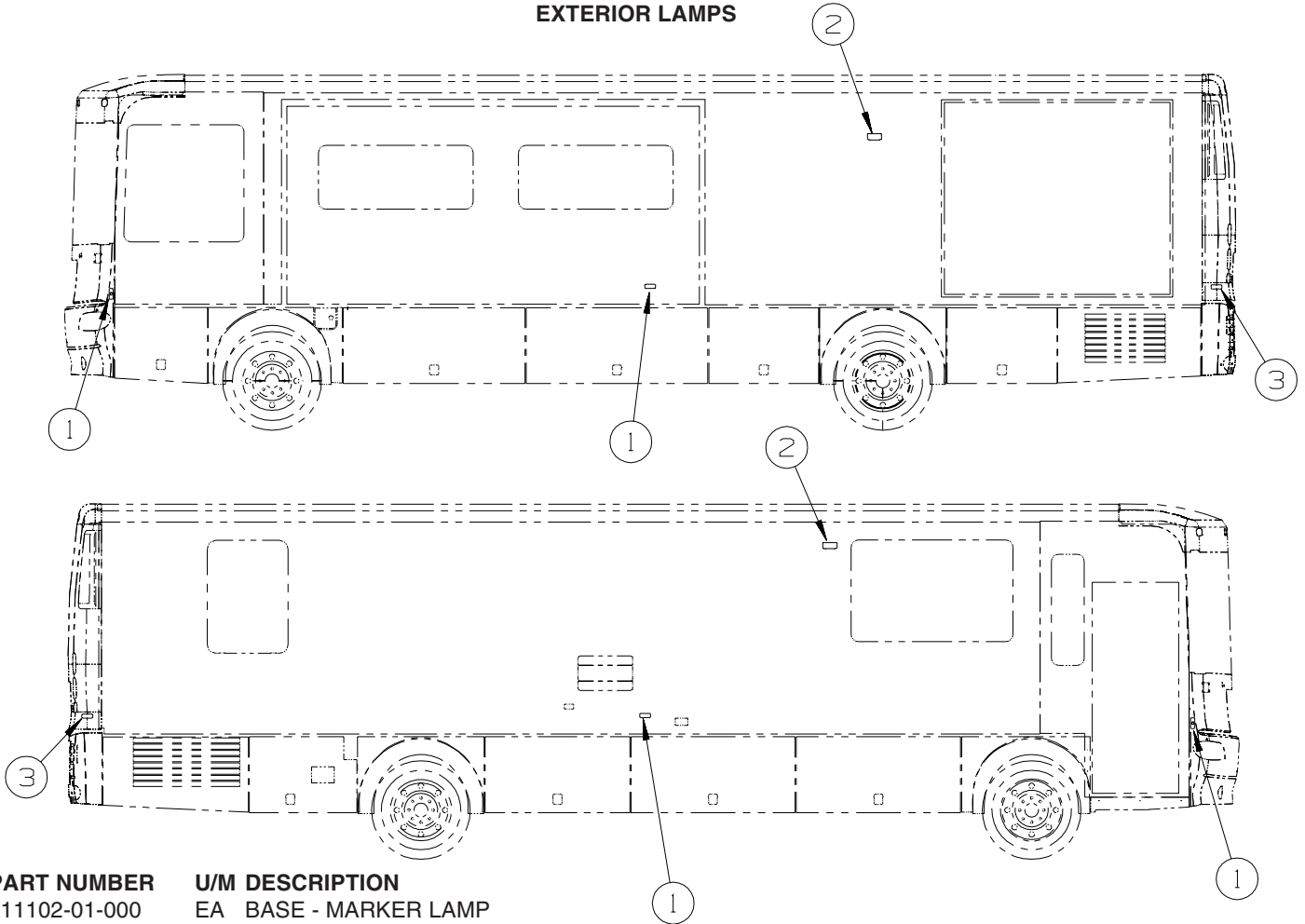
**P36G**

KEY	PART NUMBER	U/M	DESCRIPTION
1	124696-01-01A	EA	BOX-ENTERTAINMENT CTR/EXT-19.4"W X 10"H X 10.2"D W/CUTOUTS
2	127409-02-L15	EA	PLATE - RADIO MOUNTING
3	104898-01-02A	EA	PLATE - PLASTIC BOTTOM - BRIGHT WHITE
4	104898-02-02A	EA	PLATE - PLASTIC BACK - BRIGHT WHITE
5	058708-01-000	EA	RECEPTACLE - ELECTRIC - DOUBLE - BROWN
6	110469-01-000	EA	SPEAKER - 4" X 6" OVAL - COAXIAL
7	110470-01-01A	EA	GRILLE - 4" X 6" - OVAL SPEAKER - BLACK
8*	148231-01-000	EA	RADIO - AM/FM CD W/REMOTE - MAGNADYNE M3100CD FROM: 00-00-00 THRU: 04-11-05
8*	155619-01-000	EA	RADIO - AM/FM CD - W/REMOTE - MAGNADYNE M3200CD FROM: 04-12-05 THRU: 99-99-99
9	076319-09-000	EA	WALLPLATE - TV CABLE RECEPTACLE - SINGLE - BROWN

**\*COMPONENT PARTS LISTED LATER IN THIS GROUP**



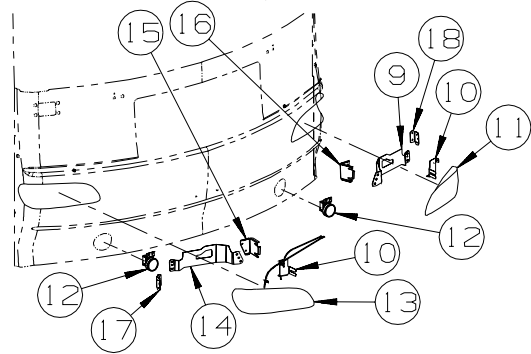
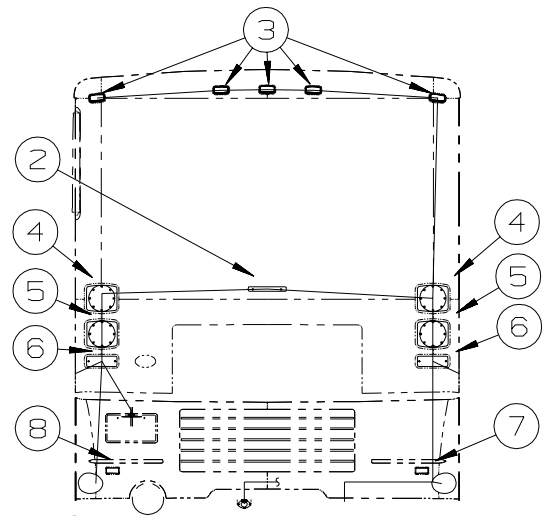
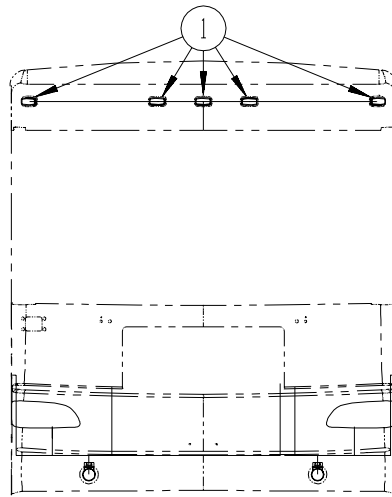
**ELECTRICAL GROUP (CONTINUED)**  
**EXTERIOR LAMPS**



KEY	PART NUMBER	U/M	DESCRIPTION
1	111102-01-000	EA	BASE - MARKER LAMP
1	111102-02-000	EA	LENS - AMBER - MARKER LAMP
	036196-01-000	EA	BULB - 12V - #194 - .27 AMP - BAYONETTE
2	097917-01-08A	EA	LIGHT/PORCH - CHROME
	008215-01-000	EA	BULB - 12 VOLT - #1003 - .94 AMP
3	111102-01-000	EA	BASE - MARKER LAMP
3	111102-03-000	EA	LENS - RED - MARKER LAMP
	036196-01-000	EA	BULB - 12V - #194 - .27 AMP - BAYONETTE

## ELECTRICAL GROUP (CONTINUED)

### EXTERIOR LAMPS (CONTINUED)



KEY	PART NUMBER	U/M	DESCRIPTION
1	133055-03-000	EA	BASE - F/CLEARANCE/MARKER - WHITE
1	133055-02-000	EA	LENS - AMBER - F/CLEARANCE/MARKER
	036196-01-000	EA	BULB - 12V - #194 - .27 AMP - BAYONETTE
	127536-02-000	EA	SOCKET - LIGHT - 194 WEDGE
2	136917-01-000	EA	LIGHT - BRAKE - CENTER MOUNT - OVAL
3	133055-03-000	EA	BASE - F/CLEARANCE/MARKER - WHITE
3	133055-01-000	EA	LENS - RED - F/CLEARANCE/MARKER
	036196-01-000	EA	BULB - 12V - #194 - .27 AMP - BAYONETTE
	127536-02-000	EA	SOCKET - LIGHT - 194 WEDGE
4*	133054-03-000	EA	LIGHT - STOP/TURN/TAILLIGHT - RED
4	037934-01-000	EA	BULB - 12V - #1156 - 2.1 AMP - CLEAR GLASS
5*	133054-04-000	EA	LIGHT - TURN - AMBER
5	037934-01-000	EA	BULB - 12V - #1156 - 2.1 AMP - CLEAR GLASS
6	106688-01-000	EA	LIGHT - BACK-UP W/WHITE LENS (LENS/BACK PAN)
6	037934-01-000	EA	BULB - 12V - #1156 - 2.1 AMP - CLEAR GLASS
7	106646-02-000	EA	REFLECTOR - STICK ON - RED
8	087201-01-000	EA	LIGHT - HALF ROUND - 1" X 1.7" - PLASTIC - BLACK OR WHITE
9	143903-02-01A	EA	BRACKET/HEADLAMP - DRIVER
10	145919-02-000	EA	CABLE - HEADLAMP - 21"
10	145919-01-000	EA	CABLE - HEADLAMP ADJUSTER - 16.9" LONG
10	145927-01-000	EA	CLAMP - CABLE - PLASTIC
10	147644-02-02B	EA	PLATE - HEADLAMP ADJUSTER - E-COATED - DRIVER
10	147644-01-02B	EA	PLATE - HEADLAMP ADJUSTER - E-COATED - PASSENGER
10	146101-02-02B	EA	BRACKET - HEADLAMP/ADJUST - LEFT - E-COATED - DRIVER
10	146101-01-02B	EA	BRACKET - HEADLAMP/ADJUST - RIGHT - E-COATED - PASSENGER
10	149559-02-02B	EA	BRACKET - CABLE/HEADLAMP - E-COATED - DRIVER
10	149559-01-02B	EA	BRACKET - CABLE/HEADLAMP - E-COATED - PASSENGER
11	144834-02-000	EA	HEADLAMP - W/PARK&TURN - DRIVER
11	037936-01-000	EA	BULB - 12V NUMBER 1157A - 2.10 AMP - AMBER GLASS
11	124187-01-000	EA	SOCKET/HOUSING - LOW BEAM HEADLAMP
11	124187-02-000	EA	SOCKET/HOUSING - HIGH BEAM HEADLAMP
11	145787-01-000	EA	SOCKET - PARK/TURN - GM# 12141302
12	138910-01-000	EA	LAMP - FOG - CLEAR/ROUND - CHECK TO BE A HELLA 88085W BEFORE ORDERING
12	151421-01-000	EA	LAMP - FOG - CLEAR/ROUND - CHECK TO BE A HAMSAR 831458/S BEFORE ORDERING
12	139686-01-02B	EA	ANGLE - MOUNT - FOG/LAMP - E-COATED
13	144834-01-000	EA	HEADLAMP - W/PARK&TURN - PASSENGER
13	037936-01-000	EA	BULB - 12V NUMBER 1157A - 2.10 AMP - AMBER GLASS
13	124187-01-000	EA	SOCKET/HOUSING - LOW BEAM HEADLAMP
13	124187-02-000	EA	SOCKET/HOUSING - HIGH BEAM HEADLAMP
13	145787-01-000	EA	SOCKET - PARK/TURN - GM# 12141302
14	143903-01-01A	EA	BRACKET/HEADLAMP - PASSENGER

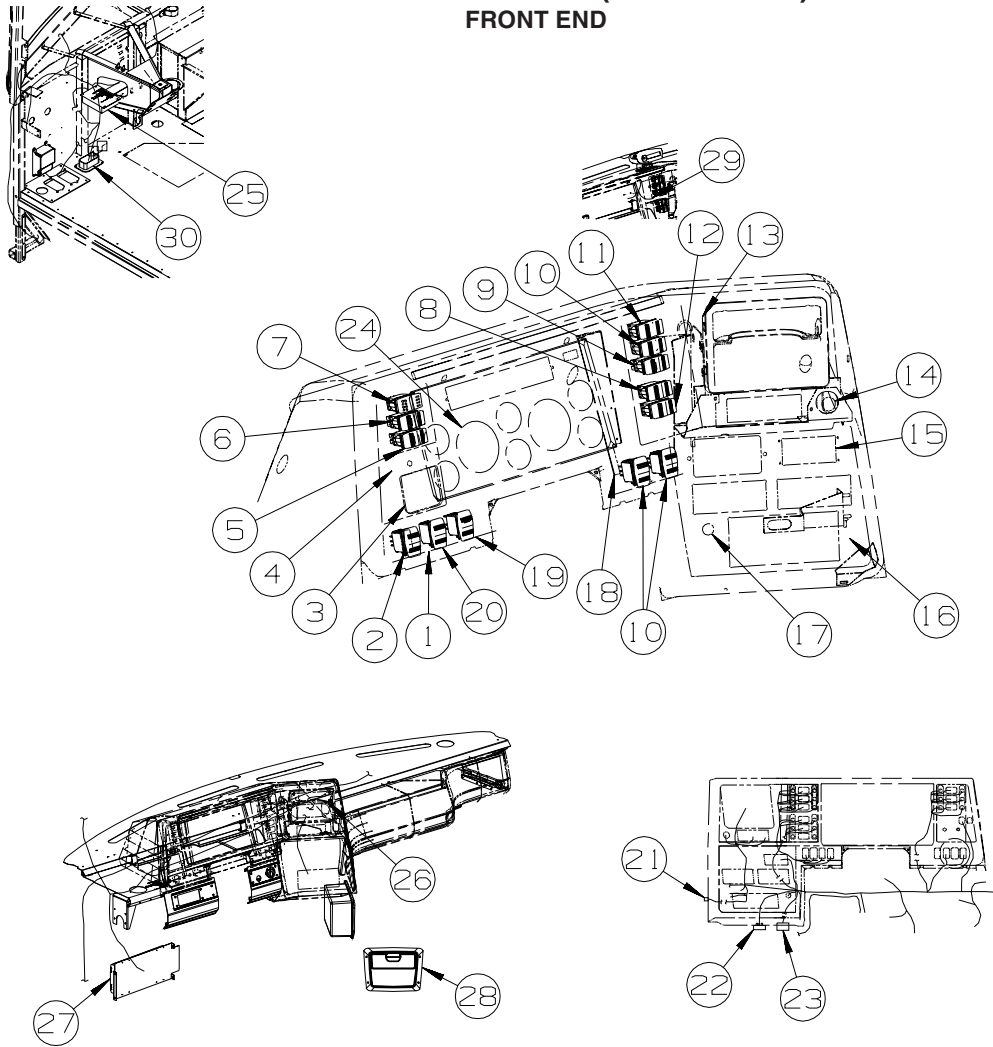
**ELECTRICAL GROUP (CONTINUED)**  
**EXTERIOR LAMPS (CONTINUED)**

<b>KEY</b>	<b>PART NUMBER</b>	<b>U/M</b>	<b>DESCRIPTION</b>	
15	144023-02-02B	EA	BRACKET ASM-HEADLAMP	
				FROM: 00-00-00 THRU: 05-10-04
15	151374-02-02B	EA	BRACKET - HEADLAMP MOUNT/INNER - E-COATED	
				FROM: 05-11-04 THRU: 99-99-99
16	144023-04-02B	EA	BRACKET ASM-HEADLAMP	
				FROM: 00-00-00 THRU: 05-10-04
16	151374-04-02B	EA	BRACKET - HEADLAMP MOUNT/INNER - E-COATED	
				FROM: 05-11-04 THRU: 99-99-99
17	144055-02-02B	EA	BRACKET ASM-HEADLAMP	
				FROM: 00-00-00 THRU: 05-10-04
17	151373-02-02B	EA	BRACKET - HEADLAMP MOUNT/OUTER - E-COATED	
				FROM: 05-11-04 THRU: 99-99-99
18	144055-04-02B	EA	BRACKET ASM-HEADLAMP	
				FROM: 00-00-00 THRU: 05-10-04
18	151373-04-02B	EA	BRACKET - HEADLAMP MOUNT/OUTER - E-COATED	
				FROM: 05-11-04 THRU: 99-99-99
	146246-01-000	EA	CONNECTOR/PLUG - TRAILER - 7 PIN	
*	113589-02-000	EA	CONNECTOR - SOCKET - TRAILER	

**\*COMPONENT PARTS LISTED LATER IN THIS GROUP**

## ELECTRICAL GROUP (CONTINUED)

### FRONT END



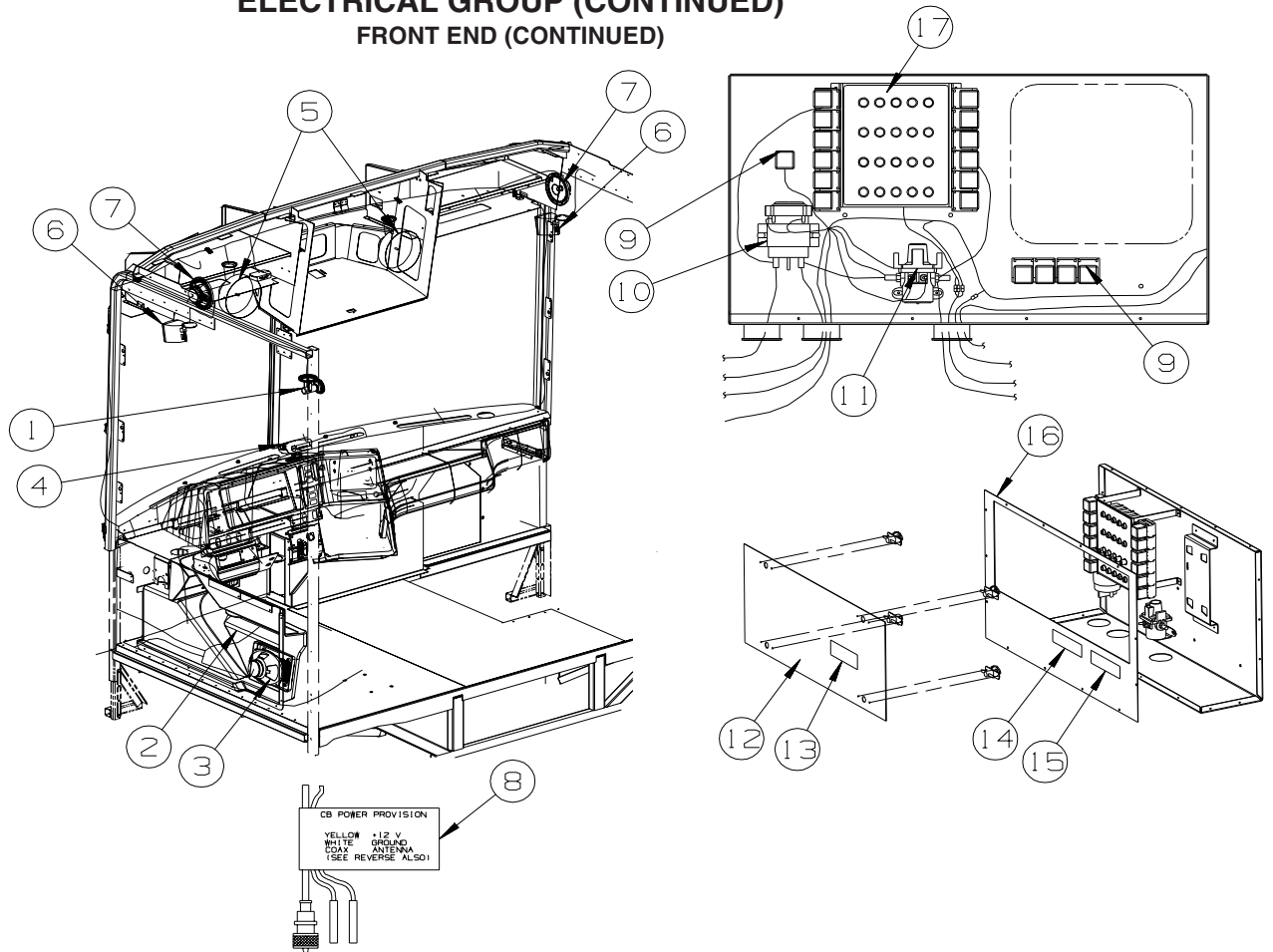
KEY	PART NUMBER	U/M	DESCRIPTION
1	104056-32-03A	EA	APPLIQUE - BEZEL - DRIVER/LOWER - RIVERSTONE - <b>FREIGHTLINER/ FRONT RIGHT SLIDEOUT</b>
1	104056-58-02A	EA	APPLIQUE - BEZEL - LOWER/DRIVER - DARK RIVERSTONE - <b>FREIGHTLINER</b>
1	104056-62-02A	EA	APPLIQUE - BEZEL/SWITCH - DRIVER - DARK RIVERSTONE - <b>WORKHORSE</b>
2	108357-08-000	EA	SWITCH - ROCKER DPDT - ON/NONE/ON - 6 TERMINAL - <b>FREIGHTLINER</b>
2	108356-01-01A	EA	COVER/ACTUATOR SWITCH - 3 GROOVES - CONTURA III - BLACK - <b>FREIGHTLINER</b>
2	108355-01-000	EA	HOUSING - SWITCH - <b>FREIGHTLINER</b>
2	108357-15-000	EA	SWITCH - ROCKER - DPDT - ON/NONE/ON - W/LIGHT W/O COVER - <b>WORKHORSE</b>
2	108356-03-01A	EA	COVER/ACTUATOR SWITCH - 3 GROOVES W/LENS - BLACK - <b>WORKHORSE</b>
2	108355-01-000	EA	HOUSING - SWITCH - <b>WORKHORSE</b>
3*	091206-04-000	EA	MODULE/WIPER CONTROL KIT - DYNAMIC PARK
4	104056-56-02A	EA	APPLIQUE - BEZEL/SWITCH - DRIVER - DARK RIVERSTONE - <b>FREIGHTLINER/6 SPEED</b>
4	104056-59-02A	EA	APPLIQUE - BEZEL/SWITCH - DRIVER - DARK RIVERSTONE - <b>WORKHORSE</b>
4	104056-61-02A	EA	APPLIQUE - BEZEL/SWITCH - DRIVER - DARK RIVERSTONE - <b>FREIGHTLINER/5 SPEED</b>
4	104056-63-02A	EA	APPLIQUE - BEZEL/SWITCH - DRIVER - DARK RIVERSTONE - <b>FREIGHTLINER/SMART WHEEL</b>
5	096241-03-000	EA	SWITCH - BLANK - BLACK
6	108357-14-000	EA	SWITCH - ROCKER - SPST - W/LIGHT - ON/OFF - 4 TERMINAL - <b>FOG LAMPS</b>
6	108356-03-01A	EA	COVER/ACTUATOR SWITCH -3 GROOVES W/LIGHT-CONTRA III-BLACK
6	108355-01-000	EA	HOUSING - SWITCH
6	096241-03-000	EA	SWITCH - BLANK - BLACK
7	108357-09-000	EA	SWITCH - ROCKER SPDT - ON/NONE/MOM - 3 TERMINAL - <b>AUXILIARY START</b>
7	108356-01-01A	EA	COVER/ACTUATOR SWITCH - 3 GROOVES - CONTURA III - BLACK
7	108355-01-000	EA	HOUSING - SWITCH
8	108357-03-000	EA	SWITCH - ROCKER SPDT - ON/OFF/ON - 3 TERMINAL - <b>AUXILIARY FANS</b>
8	108356-01-01A	EA	COVER/ACTUATOR SWITCH - 3 GROOVES - CONTURA III - BLACK
8	108355-01-000	EA	HOUSING - SWITCH
8	096241-03-000	EA	SWITCH - BLANK - BLACK
9	108357-10-000	EA	SWITCH - ROCKER SPDT - W/LIGHT - MOM/NONE/MOM - 5 TERMINAL - <b>GENERATOR</b>
9	108356-03-01A	EA	COVER/ACTUATOR SWITCH -3 GROOVES W/LIGHT-CONTRA III-BLACK
9	108355-01-000	EA	HOUSING - SWITCH

**ELECTRICAL GROUP (CONTINUED)**  
**FRONT END (CONTINUED)**

KEY	PART NUMBER	U/M	DESCRIPTION
10	108357-06-000	EA	SWITCH - ROCKER DPDT - MOM/OFF/MOM - 6 TERMINAL
10	108356-01-01A	EA	COVER/ACTUATOR SWITCH - 3 GROOVES - CONTURA III - BLACK
10	108355-01-000	EA	HOUSING - SWITCH
11	108357-08-000	EA	SWITCH - ROCKER - DPDT - ON/NONE/ON - 6 TERM - W/O COVER - <b>RADIO POWER</b>
11	108356-01-01A	EA	COVER/ACTUATOR SWITCH - 3 GROOVES - CONTURA III - BLACK
11	108355-01-000	EA	HOUSING - SWITCH
12	108357-01-000	EA	SWITCH - ROCKER - SPST - ON/OFF - 2 TERMINAL - W/O COVER - <b>AIR HORN</b>
12	108356-01-01A	EA	COVER/ACTUATOR SWITCH - 3 GROOVES - CONTURA III - BLACK
12	108355-01-000	EA	HOUSING - SWITCH
12	096241-03-000	EA	SWITCH - BLANK - BLACK
13	104056-40-03A	EA	APPLIQUE - BEZEL - PASS/UPR - 6-SWITCH - DARK RIVERSTONE
14	089294-01-000	EA	LIGHTER - CIGARETTE - W/SOCKET & WIRE
15*	136119-01-000	EA	COMPASS/THERMOMETER - ELECTRONIC
16	104056-52-02A	EA	APPLIQUE - BEZEL - PASSENGER/LOWER WING - DARK RIVERSTONE - <b>WORKHORSE</b>
16	104056-60-02A	EA	APPLIQUE - BEZEL - LOWER/PASS WING - DARK RIVERSTONE - <b>FREIGHTLINER</b>
17	133534-02-000	EA	LIGHT - AMBER INDICATOR WITH 1/4" TERMINALS
18	104056-42-03A	EA	APPLIQUE-BEZEL-PASS/LWR - F/SLIDEOUT/JACK - DARK RIVERSTONE
18	104056-57-02A	EA	APPLIQUE - BEZEL - LOWER/PASS - F/SLIDEOUT - DARK RIVERSTONE
19	108357-12-000	EA	SWITCH - ROCKER - DPST - MOM/NONE/OFF-6 TERM W/LT-W/O CVR - <b>WORKHORSE</b>
19	108356-03-01A	EA	COVER/ACTUATOR SWITCH - 3 GROOVES W/LENS - BLACK
19	108355-01-000	EA	HOUSING - SWITCH
20	108357-01-000	EA	SWITCH - ROCKER - SPST - ON/OFF - 2 TERMINAL - W/O COVER - <b>WORKHORSE</b>
20	108356-01-01A	EA	COVER/ACTUATOR SWITCH - 3 GROOVES - CONTURA III - BLACK
20	108355-01-000	EA	HOUSING - SWITCH
21	115539-01-000	EA	RELAY - RADIO/TV SPEAKER - SWITCH
22	133535-01-000	EA	MODULE - TIMER 20 SECOND
23	128074-02-000	EA	FILTER - NOISE - 12 VOLT DC W/PLUGS
24	133196-05-000	EA	SPEEDOMETER - FREIGHTLINER - KILOMETERS
25*	102756-03-000	EA	KEYLESS ENTRY SYSTEM - ENTRY DOOR & CARGO DOORS - W/REMOTE FROM: 00-00-00 THRU: 05-02-04
25*	151458-01-000	EA	KEYLESS ENTRY SYSTEM - ENTRY DOOR & CARGO DOORS - W/REMOTE FROM: 05-03-04 THRU: 99-99-99
26	063912-02-000	EA	RELAY - CANISTER - SPDT
27	124881-02-000	EA	AMPLIFIER - AUDIO - MTS Q SURROUND - ORANGE LABEL (LATEST)
28	141679-03-000	EA	CHARGER/DOCK STATION ONLY - FOR #GMRS100 TWO-WAY RADIO
28	141679-04-000	EA	RADIO/TWO-WAY W/BATTERY (EACH = 1) - 5 MILE - ASA GMRS100
29	148114-01-000	EA	CABLE - AUDIO - 1/8" TO RCA STEREO
30	118571-03-000	EA	BRACKET - MOUNTING
30	118571-04-000	EA	GASKET
	077031-03-000	EA	FILM - WHITE - .75" X 1"
	103603-01-000	EA	BULB - 12 VOLT - #74 - .12A WEDGE - GE 22-25 USED IN DASH
	103608-01-000	EA	SOCKET - WEDGE BASE W/LEADS

**\*COMPONENT PARTS LISTED LATER IN THIS GROUP**

## ELECTRICAL GROUP (CONTINUED) FRONT END (CONTINUED)



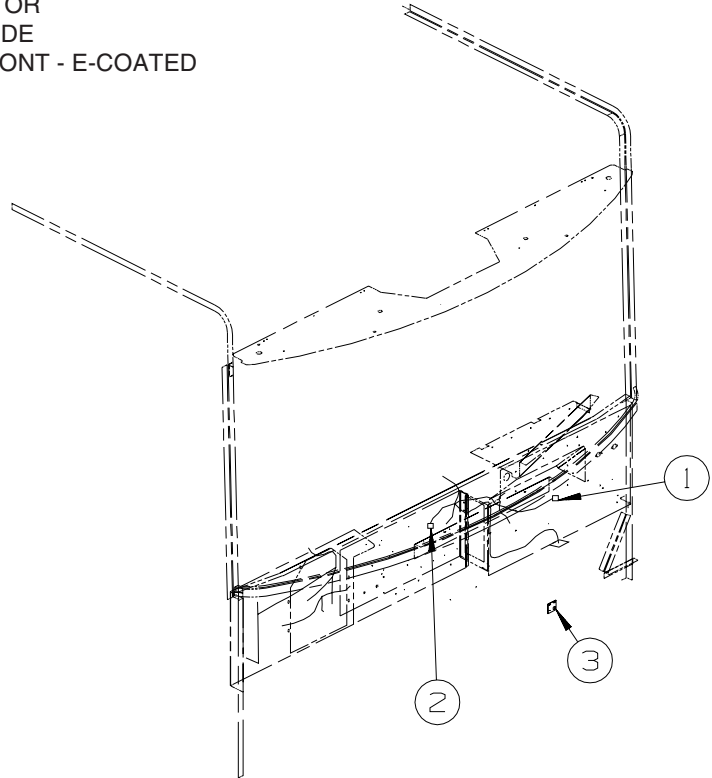
KEY	PART NUMBER	U/M	DESCRIPTION
1	128786-02-01A	EA	LIGHT - READING/SWIVEL - W/O SWITCH - BRASS
1	128786-02-02A	EA	LIGHT - READING/SWIVEL - W/O SWITCH - BRASS - <b>STAINLESS STEEL PKG</b>
	123917-01-000	EA	BULB - 12V - HALOGEN SPOT
2	118662-14-02B	EA	PLATE - SWITCH - WINDOW - E-COATED - <b>REMOTE POWER DOOR LOCKS</b>
2	108357-07-000	EA	SWITCH - ROCKER - SPDT - MOM/OFF/MOM - 3 TERMINAL - <b>REMOTE POWER DOOR LOCK</b>
2	108356-01-01A	EA	COVER/ACTUATOR SWITCH - 3 GROOVES - CONTURA III - BLACK - <b>REMOTE POWER DOOR LOCKS</b>
2	108355-01-000	EA	HOUSING - SWITCH - <b>REMOTE POWER DOOR LOCKS</b>
2	096241-03-000	EA	SWITCH - BLANK - BLACK
2	143057-01-02A	EA	APPLIQUE/SWITCH - DRIVER - DARK RIVERSTONE - <b>POWERED SUNVISORS</b>
2	108357-06-000	EA	SWITCH - ROCKER - DPDT - MOM/OFF/MOM - 6 TERMINAL - <b>POWERED SUNVISORS</b>
2	108356-01-01A	EA	COVER/ACTUATOR SWITCH - 3 GROOVES - CONTURA III - BLACK - <b>POWERED SUNVISORS</b>
2	108355-01-000	EA	HOUSING - SWITCH - <b>POWERED SUNVISORS</b>
2	088246-01-000	EA	SWITCH/REMOTE MIRROR - W/2PIN & 6 PIN CONNECTORS/PIGTAIL- <b>EXTERIOR MIRRORS W/DEFROST</b>
2	108357-14-000	EA	SWITCH - ROCKER SPDT - W/LIGHT - ON/OFF - 4 TERMINAL - <b>EXTERIOR MIRRORS W/DEFROST</b>
2	108356-03-01A	EA	COVER/ACTUATOR SWITCH-3 GROOVES W/LIGHT-CONTRA III-BLACK- <b>EXTE. MIRRORS W/DEFROST</b>
2	108355-01-000	EA	HOUSING - SWITCH - <b>MIRROR HEATER</b>
3	124884-01-000	EA	SPEAKER - 6" X 9" - SUB-WOOFER - W/O GRILLE
3	124885-01-000	EA	GRILLE - SPEAKER - 6" X 9" - SUB WOOFER
			FROM: 00-00-00 THRU: 06-07-04
3	151844-01-01A	EA	GRILLE - SPEAKER - 6" X 9" - SUB WOOFER - BLACK
			FROM: 06-08-04 THRU: 99-99-99
4*	148113-01-000	EA	RADIO - SATELLITE - SIRIUS
			FROM: 00-00-00 THRU: 09-03-04
4*	148113-03-000	EA	RADIO - SATELLITE - SIRIUS - KENWOOD
			FROM: 09-04-04 THRU: 99-99-99
4	148113-02-000	EA	CRADLE - RADIO - KENWOOD
			FROM: 00-00-00 THRU: 09-03-04
4	148113-04-000	EA	CRADLE - RADIO - KENWOOD
			FROM: 09-04-04 THRU: 99-99-99
4	147190-03-000	EA	CABLE/ANTENNA-SAT RADIO SIRIUS-22"W/O RADIO END CONNECTOR
			FROM: 00-00-00 THRU: 09-03-04
4	152780-02-000	EA	CABLE/ANTENNA - SATELLITE RADIO SIRIUS
			FROM: 09-04-04 THRU: 99-99-99

## ELECTRICAL GROUP (CONTINUED)

### FRONT END (CONTINUED)

KEY	PART NUMBER	U/M	DESCRIPTION
5	122856-01-01A	EA	FAN-DEFROSTER-2 SPEED W/SWIVEL BASE/NON-OSCILLATING-CHROME
6	148026-01-01A	EA	SPEAKER - CUBE - W/FIXED BRACKET - SILVER
7	094097-01-000	EA	SPEAKER - RADIO/TV - W/O GRILLE - 5.25" DIAMETER
8	104678-01-000	EA	LABEL - CB PREP
9	063912-02-000	EA	RELAY - CANISTER - SPDT
10	008188-02-000	EA	SOLENOID - VENTED - HEAVY DUTY
11	086273-01-000	EA	RELAY - BATTERY DISCONNECT
12	142209-03-02B	EA	DOOR - ELECTRICAL BOX - E-COATED
12	092492-17-000	EA	SEAL - ELECTRICAL BOX
13	098379-01-000	EA	LABEL - CIRCUIT BREAKER - FRONT BOX
			FROM: 00-00-00 THRU: 12-16-04
13	098379-03-000	EA	LABEL - ELECTRICAL BOX - FRONT
			FROM: 12-17-04 THRU: 99-99-99
14	116273-01-000	EA	LABEL - WARNING - GENERATOR
15	098379-04-000	EA	LABEL - ELECTRICAL BOX - SIDE
16	113029-06-02B	EA	PANEL - ELECTRICAL BOX FRONT - E-COATED
16	110080-05-000	EA	SEAL - ELECTRICAL BOX
17	093236-40-000	EA	LABEL - CIRCUIT BREAKER

**\*COMPONENT PARTS LISTED LATER IN THIS GROUP**



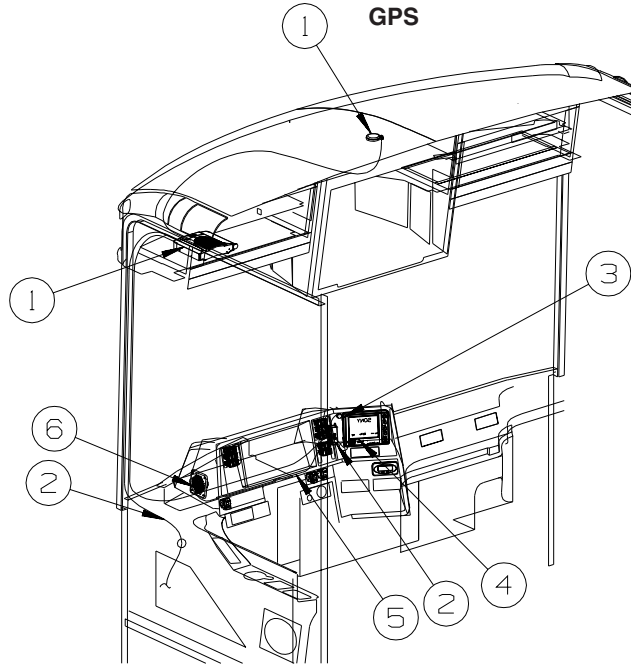
KEY	PART NUMBER	U/M	DESCRIPTION
1	114802-01-000	EA	PUMP - VACUUM - 12V
2*	137417-01-01A	EA	LIGHT - DOME - SINGLE - W/SWITCH/FROSTED LENS - WHITE
3	147428-02-02B	EA	BRACKET/ZEE - TEMPERATURE SENSOR - E-COATED
			FROM: 03-03-04 THRU: 99-99-99

**\*COMPONENT PARTS LISTED LATER IN THIS GROUP**

### TRIP COMPUTER

KEY	PART NUMBER	U/M	DESCRIPTION
	143591-03-000	EA	CABLE - CAMERA INTERFACE - F/BLACK & WHITE MONITOR
	143591-01-000	EA	COMPUTER - TRIP/ENGINE MONITOR - F/BLK/WHT - #2500-2
			FROM: 00-00-00 THRU: 09-03-04
	143591-06-000	EA	COMPUTER - TRIP/ENGINE MONITOR - F/COLOR MONITOR- #2510-3W
			FROM: 09-04-04 THRU: 99-99-99

## ELECTRICAL GROUP (CONTINUED)



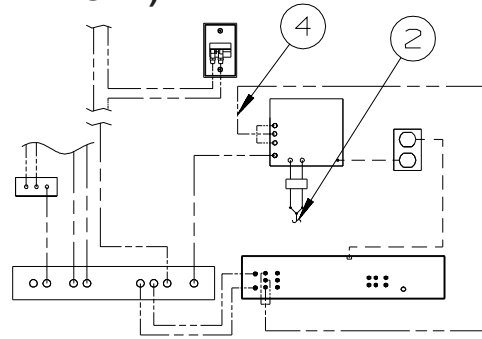
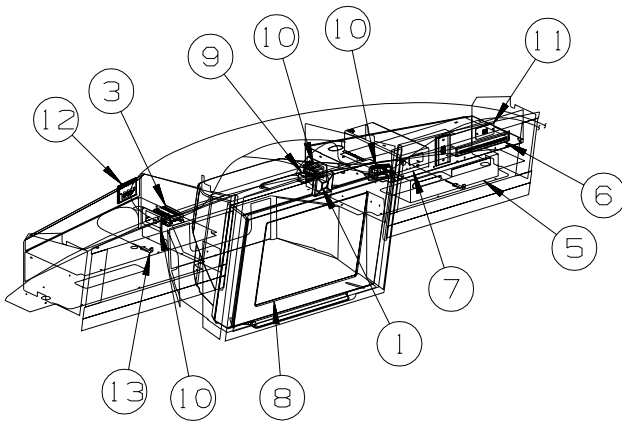
KEY	PART NUMBER	U/M	DESCRIPTION
1*	148158-01-000	EA	COMPUTER - GPS NAVIGATION SYS - (MAGELLAN MAGNK-01W) - INCLUDES ANTENNA
2	148158-02-000	EA	CABLES - F/GPS NAVIGATION SYS - (MAGELLAN MAGNK-02W) - INCLUDES MODULE, REMOTE EYE
3	144734-03-000	EA	SPACER
4	148112-01-000	EA	CABLE - MONITOR - SONY AUX
5	148592-01-000	EA	CABLE - RCA MALE-1/4 FEMALE SPADES - RIVER PARK SCB-RCA120
6	098819-01-000	EA	SPEAKER - 4" - 2 WATT - 8 OHM
6	093214-01-01A	EA	GRILLE - SPEAKER - 4" - BLACK

\*COMPONENT PARTS LISTED LATER IN THIS GROUP



## ELECTRICAL GROUP (CONTINUED)

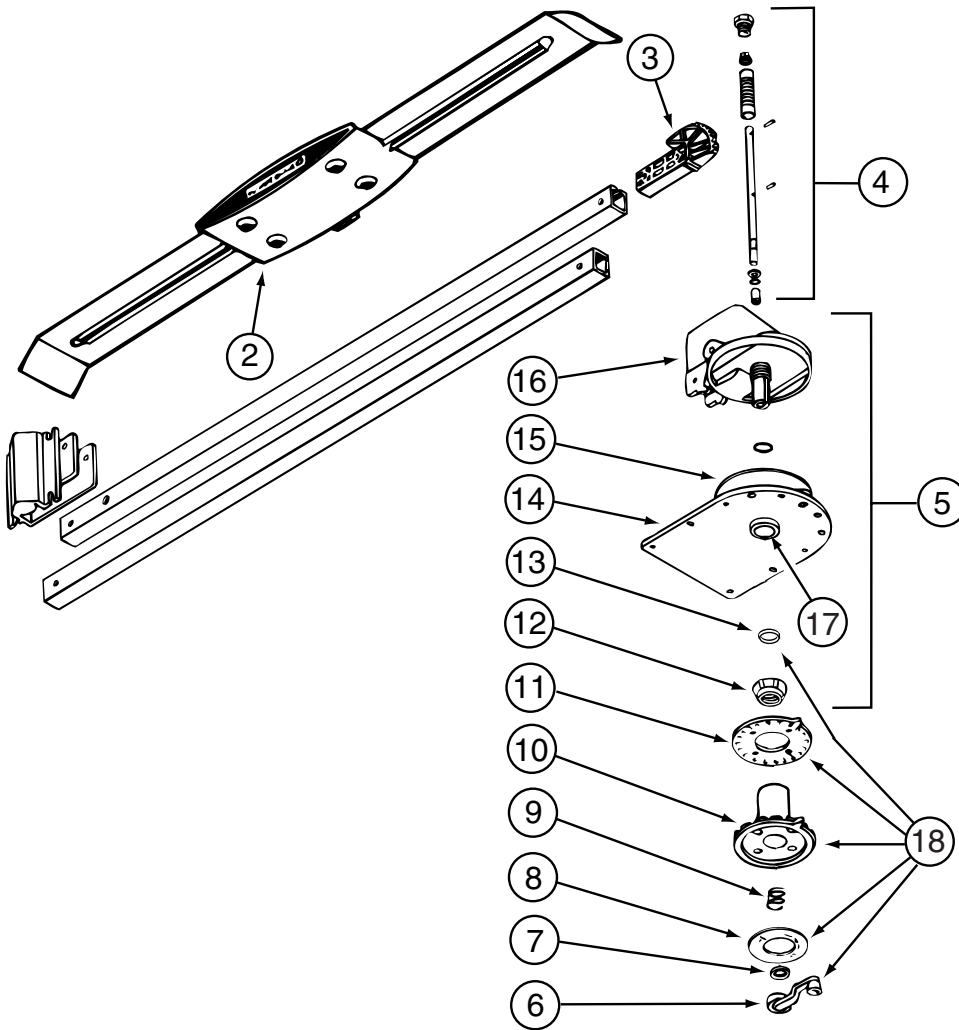
### FRONT TV/VCR



KEY	PART NUMBER	U/M	DESCRIPTION
1	148026-02-01A	EA	SPEAKER GRILLE - CUBE - SILVER
1	148026-03-01A	EA	SPEAKER - CUBE - W/O CASE
2	117420-01-000	EA	CABLE - W/MALE RCA ENDS - SHIELDED - 12"
3	147139-01-000	EA	AMPLIFIER - STEREO 2 CHANNEL
4	136860-01-000	EA	CABLE - RCA - #3 MALE TO #12F MALE CONNECTOR
5*	146396-02-000	EA	DVD/VCR PLAYER - SONY SLV-D300P
			FROM: 00-00-00 THRU: 07-18-04
5*	146396-03-000	EA	DVD/VCR PLAYER - SONY SLV-D350P
			FROM: 07-19-04 THRU: 99-99-99
6	142258-01-000	EA	SWITCH - VIDEO/ANTENNA POWER SUPPLY
7	099048-04-000	EA	INVERTER - 300 WATT
8*	146299-01-000	EA	TV - 24" STEREO W/5 JACKS - SONY 24FS100
			FROM: 00-00-00 THRU: 07-25-04
8*	146299-02-000	EA	TV - 24" STEREO W/5 JACKS - SONY 24FS120MT02
			FROM: 07-26-04 THRU: 99-99-99
9	149750-04-000	EA	MODULE/INTERFACE - INFRA RED (RECEIVER TO TRANSMITTER)
10	058708-01-000	EA	RECEPTACLE - ELECTRIC - DOUBLE - BROWN
11	079364-04-000	EA	SWITCH - ON/OFF ROCKER - 2 TERMINAL - BLACK
11	098351-09-01A	EA	PLATE/SWITCH - 1 GANG - POLISHED BRASS - SPEAKER SELECT/TV - BRASS
11	098351-09-02A	EA	PLATE/SWITCH - 1 GANG - CHROME - SPEAKER SELECT/TV - NICKEL
12	149557-04-01A	EA	PLATE/WALL - TRIPLE COAXIAL/HORIZONTAL - WHITE
13	149750-03-000	EA	TRANSMITTER - F/INFRA RED RECEIVER

\*COMPONENT PARTS LISTED LATER IN THIS GROUP

**ELECTRICAL GROUP (CONTINUED)**  
**COMPONENT PARTS FOR WIRING**



**076319-23-000**

KEY	PART NUMBER	U/M	DESCRIPTION	VENDOR NO.
2	076319-01-700	EA	HEAD-ANTENNA, AMPLIFIED	RVSA U/V
3	076319-01-701	EA	GEAR-ELEVATING, PLASTIC	2200046
4	076319-01-702	EA	SHAFT ASM-ELEVATING	RP-4000
5	076319-01-711	EA	BASE & LIFT ASM	2762802
7	076319-01-705	EA	GROMMET-NYLON, 7/8"ID	3200658
8	076319-01-708	EA	DECAL-CRANK	5413002
9	076319-01-707	EA	SPRING-HANDLE	2160822
11	076319-01-712	EA	PLATE - CEILING	3200608
12	076319-01-715	EA	NUT (GEAR HOUSING)	2200047
14	076319-01-713	EA	PLATE-BASE, STEEL	3100523
15	076319-01-703	EA	BEARING-NYLON, 5"OD	3200656
16	076319-01-714	EA	HOUSING, ROTATING GEAR	2200049
17	076319-01-704	EA	BEARING-NYLON, 1.25"OD	3200657
18	076319-01-709	EA	HANDLE-HEAD DIRECTIONAL	200644
	076319-01-716	EA	TUBING, ELEVATING	RP-2900

CONTACT WINNEBAGO PART SALES FOR UNLISTED COMPONENT(S)

**076319-25-000**

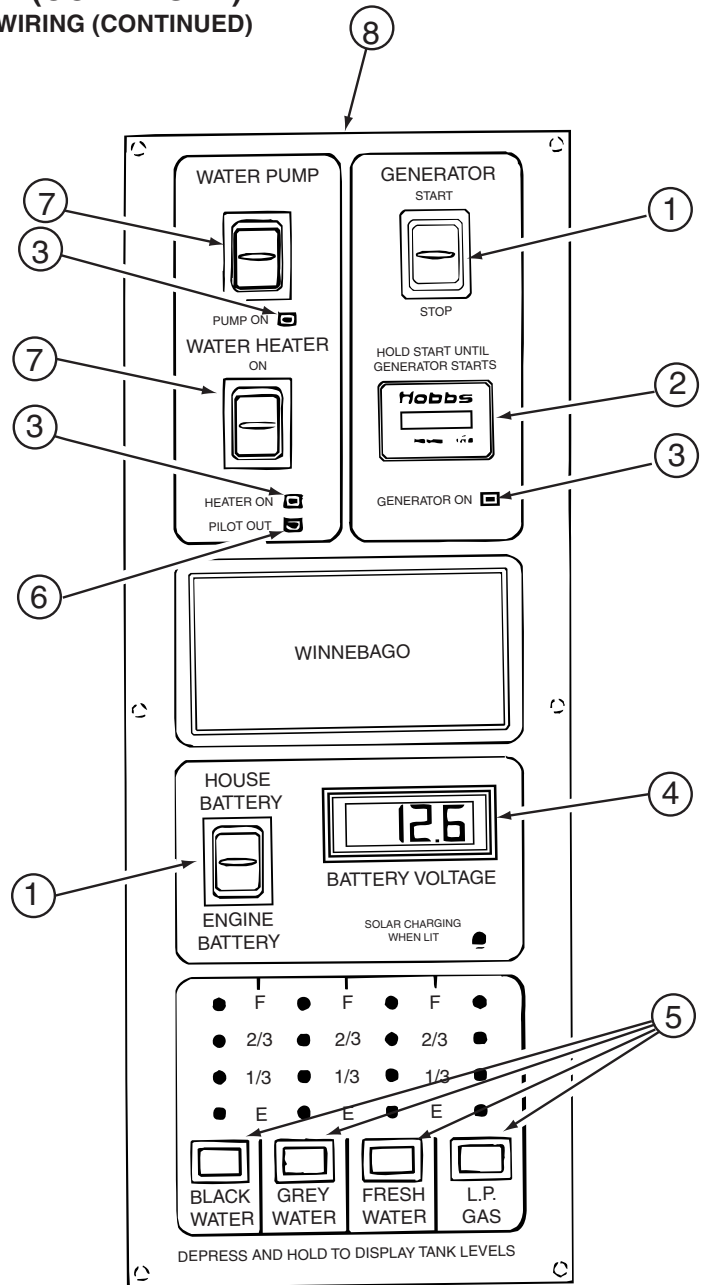
KEY	PART NUMBER	U/M	DESCRIPTION	VENDOR NO.
6	076319-01-706	EA	CRANK-W/SET SCREW UNIV/BEIGE	2750897
6	120233-01-710	EA	HANDLE-CRANK W/SCREW - WHITE	RP-6795
8	076319-01-708	EA	DECAL-CRANK	5413002
10	076319-25-700	EA	DIRECTIONAL HANDLE(WHITE)	3200612
11	076319-25-701	EA	PLATE - CEILING(WHITE)	3200609
13	120233-01-709	EA	WASHER-NYLON	RP-2658

CONTACT WINNEBAGO PART SALES FOR UNLISTED COMPONENT(S)

**ELECTRICAL GROUP (CONTINUED)**  
**COMPONENT PARTS FOR WIRING (CONTINUED)**

			<b>086280-01-000</b>	
<b>KEY</b>	<b>PART NUMBER</b>	<b>U/M DESCRIPTION</b>		<b>VENDOR NO.</b>
	086280-01-700	EA BULB,12V		ARP1089
			<b>087694-01-000</b>	
<b>KEY</b>	<b>PART NUMBER</b>	<b>U/M DESCRIPTION</b>		<b>VENDOR NO.</b>
	087694-01-700	EA BULB		GE561
			<b>091206-04-000</b>	
<b>KEY</b>	<b>PART NUMBER</b>	<b>U/M DESCRIPTION</b>		<b>VENDOR NO.</b>
	091206-02-700	EA KNOB-INNER		66C-00019
	091206-02-701	EA KNOB-OUTER		66C-00020
	091206-04-700	EA SWITCH ASSEM. ONLY		250-6623
	102362-03-700	EA MODULE-WIPER CONT., DYNAMIC		66D-00093
			<b>091937-08-000</b>	
<b>KEY</b>	<b>PART NUMBER</b>	<b>U/M DESCRIPTION</b>		<b>VENDOR NO.</b>
	091937-08-700	EA LENS - LIGHT - FLUORESCENT		D-766
			<b>091937-09-000</b>	
<b>KEY</b>	<b>PART NUMBER</b>	<b>U/M DESCRIPTION</b>		<b>VENDOR NO.</b>
	091937-09-700	EA LENS - LIGHT - FLUORESCENT		D-762
			<b>093575-29-01A</b>	
<b>KEY</b>	<b>PART NUMBER</b>	<b>U/M DESCRIPTION</b>		<b>VENDOR NO.</b>
	093575-29-700	EA GLOBE, GLASS		9099
			<b>093575-33-01A</b>	
<b>KEY</b>	<b>PART NUMBER</b>	<b>U/M DESCRIPTION</b>		<b>VENDOR NO.</b>
	093575-33-700	EA FINIAL (MOON BALL) BRASS		12-139-1
	093575-33-701	EA GLASS(WHITE SWIRL)W/IND HOLE		9111
			<b>093575-33-03A</b>	
<b>KEY</b>	<b>PART NUMBER</b>	<b>U/M DESCRIPTION</b>		<b>VENDOR NO.</b>
	093575-33-701	EA GLASS(WHITE SWIRL)W/IND HOLE		9111
	093575-33-702	EA FINIAL (MOON BALL)SATIN NICKL		12-139-TY
			<b>102756-03-000</b>	
<b>KEY</b>	<b>PART NUMBER</b>	<b>U/M DESCRIPTION</b>		<b>VENDOR NO.</b>
	102756-02-702	EA BATTERY-12 VOLT		402-1002
	102756-03-700	EA MODULE BOARD		202-3219
	102756-03-701	EA REMOTE-KEYLESS ENTRY		412-1115
	102756-03-702	EA RELAY- 30AMP - SPDT		463-1000
	102756-03-703	EA WIRE HARNESS - KEYLESS ENTRY		203-6879
			<b>108354-01-01A</b>	
<b>KEY</b>	<b>PART NUMBER</b>	<b>U/M DESCRIPTION</b>		<b>VENDOR NO.</b>
	108354-01-700	EA BULB-COURTESY LIGHT		395-B
			<b>113589-02-000</b>	
<b>KEY</b>	<b>PART NUMBER</b>	<b>U/M DESCRIPTION</b>		<b>VENDOR NO.</b>
	113589-03-700	EA ADAPTER 7 RND SPADE/4 FLAT		5290
			<b>115504-01-000</b>	
<b>KEY</b>	<b>PART NUMBER</b>	<b>U/M DESCRIPTION</b>		<b>VENDOR NO.</b>
	115504-01-700	EA PLUG & CABLE, 10 WATT PANEL		600-016
			<b>119258-43-01A</b>	
<b>KEY</b>	<b>PART NUMBER</b>	<b>U/M DESCRIPTION</b>		<b>VENDOR NO.</b>
	093575-29-700	EA GLOBE, GLASS		9099
			<b>121935-01-01A</b>	
<b>KEY</b>	<b>PART NUMBER</b>	<b>U/M DESCRIPTION</b>		<b>VENDOR NO.</b>
	121935-01-700	EA LENS ONLY		809511
			<b>123775-01-01A</b>	
<b>KEY</b>	<b>PART NUMBER</b>	<b>U/M DESCRIPTION</b>		<b>VENDOR NO</b>
	123775-01-700	EA BULB - 10 WATT - HALOGEN		71-JC10
	123775-01-701	EA BEZEL/LENS - RECESSED LIGHT		99 BEZEL/LENS-BRASS
			<b>123775-01-02A</b>	
<b>KEY</b>	<b>PART NUMBER</b>	<b>U/M DESCRIPTION</b>		<b>VENDOR NO</b>
	123775-01-702	EA BEZEL/LENS - SATIN NICKEL		99 953470

**ELECTRICAL GROUP (CONTINUED)**  
**COMPONENT PARTS FOR WIRING (CONTINUED)**



**133004-02-01A**

KEY	PART NUMBER	U/M	DESCRIPTION	VENDOR NO.
1	133004-01-702	EA	SWITCH/DPDT MOM=ON-OFF-ON	L1011-00
2	100258-10-701	EA	GAUGE-HR METER ONLY (LCD)	L0775-00
3	133004-01-706	EA	L.E.D. GREEN-PANEL MOUNT	L0785
4	133004-01-704	EA	METER/VOLT-DIGITAL - LCD	L1008-00
5	133004-01-705	EA	SWITCH/MOM ON - PUSH BUTTON	L0950-00
6	133004-01-703	EA	L.E.D. RED-PANEL MOUNT	L1009-00
7	133004-01-701	EA	SWITCH/DPDT ON-ON/MAINTAINED	L1025-00
8	133004-02-701	EA	SCREENED - CHASSIS	CC0547-00
	133004-02-700	EA	BOARD - PC	L5113-03

**133004-05-01A**

KEY	PART NUMBER	U/M	DESCRIPTION	VENDOR NO.
1	133004-01-702	EA	SWITCH/DPDT MOM=ON-OFF-ON	L1011-00
2	100258-10-701	EA	GAUGE-HR METER ONLY (LCD)	L0775-00
3	133004-01-706	EA	L.E.D. GREEN-PANEL MOUNT	L0785
4	133004-01-704	EA	METER/VOLT-DIGITAL - LCD	L1008-00
5	133004-01-705	EA	SWITCH/MOM ON - PUSH BUTTON	L0950-00
6	130004-01-703	EA	L.E.D. RED-PANEL MOUNT	L1009-00
7	133004-01-701	EA	SWITCH/DPDT ON-ON/MAINTAINED	L1025-00
8	133004-05-700	EA	SCREENED CHASSIS	CC0563-00
	133004-05-701	EA	BOARD - PC	L5130-02

**ELECTRICAL GROUP (CONTINUED)**  
**COMPONENT PARTS FOR WIRING (CONTINUED)**

**133054-03-000**

<b>KEY</b>	<b>PART NUMBER</b>	<b>U/M</b>	<b>DESCRIPTION</b>	<b>VENDOR NO</b>
	133054-03-700	EA	LENS	2011-0000-10
	133054-03-701	EA	GASKET - LIGHT MOUNTING	2004-0000-00
	133054-03-702	EA	GASKET - LENS	2003-0000-00

**133054-04-000**

<b>KEY</b>	<b>PART NUMBER</b>	<b>U/M</b>	<b>DESCRIPTION</b>	<b>VENDOR NO</b>
	133054-03-701	EA	GASKET - LIGHT MOUNTING	2004-0000-00
	133054-03-702	EA	GASKET - LENS	2003-0000-00
	133054-04-700	EA	LENS	2011-0000-20

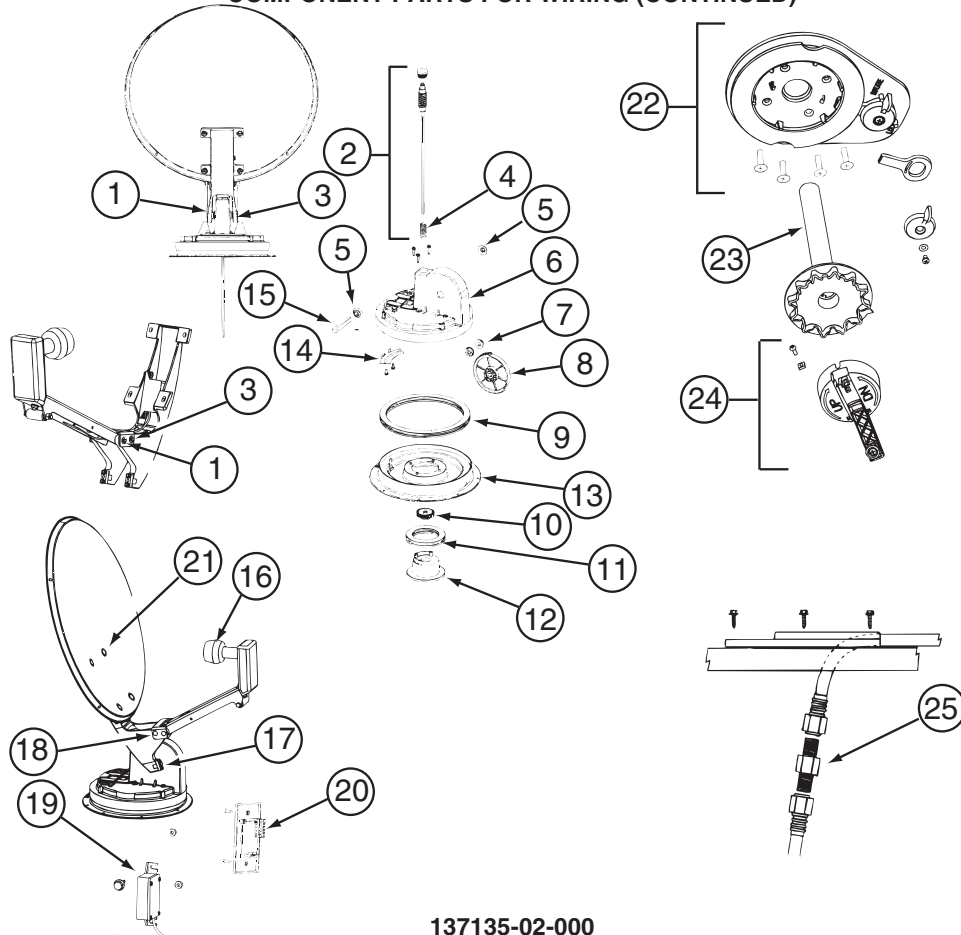
**133068-01-000**

<b>KEY</b>	<b>PART NUMBER</b>	<b>U/M</b>	<b>DESCRIPTION</b>	<b>VENDOR NO</b>
	133068-01-700	EA	BULB/HAIRDRYER	46048-004

**136119-01-000**

<b>KEY</b>	<b>PART NUMBER</b>	<b>U/M</b>	<b>DESCRIPTION</b>	<b>VENDOR NO.</b>
	136119-01-700	EA	COMPASS SENSOR (BLACK BOX )	AP-SUB-005
	136119-01-701	EA	PROBE/TEMPERATURE SENSOR(V1)	AP-SUB-004A
	136119-01-702	EA	DISPLAY MODULE-LED (V1)	AP-SUB-004B
	136119-01-703	EA	HARNESS - COMPASS POWER	AP-HRN-175
	136119-01-704	EA	HARNESS - COMPASS ENGINE	AP-HRN-176
	136119-01-705	EA	HRNSS-COMP.TEMP SENSOR V1	AP-HRN-177
	136119-01-706	EA	PROBE/TEMPERATURE SENSOR (V2)	AP-SUB-006
	136119-01-707	EA	DISPLAY MODULE - VISUAL (V2)	AP-SUB-007
	136119-01-708	EA	HARNESS/COMP. COMP/THERM(V2)	AP-HRN-239 W/PACKRD

**ELECTRICAL GROUP (CONTINUED)**  
**COMPONENT PARTS FOR WIRING (CONTINUED)**



137135-02-000

KEY	PART NUMBER	U/M	DESCRIPTION	VENDOR NO.
1	120233-01-714	EA	CLIP-E	5160818
2	137135-01-703	EA	KIT ELEV - SHAFT/GEAR/SPRING	RP-4400
3	137135-01-704	EA	PIN - 1/4" X 3.25"	2160813
4	137135-01-705	EA	SPRING	2160818
5	137135-01-707	EA	SEAL - PIVOT SHAFT	2200852
6	137135-01-708	EA	TURRET	3100728
7	137135-01-709	EA	PIVOT BEARING	2200470
8	137135-01-711	EA	GEAR - ELEVATING	2200464
9	137135-01-712	EA	BEARING - OUTER	2590347
10	137135-01-714	EA	GEAR - ELEVATING SHAFT	2200465
11	137135-01-715	EA	BEARING - INNER	2590348
12	137135-01-716	EA	HUB	3100731
13	137135-01-713	EA	TURRET BASE	3100730
14	137135-01-710	EA	PLATE - ROTATE LIMIT	3720052
16	137135-02-703	EA	LOW NOISE BLOCK FILTER	LB-6000 - DUAL
17	137135-01-722	EA	CLAMP	2590343
18	137135-01-719	EA	BRACKET - PIVOT	2744945
19	137135-01-720	EA	DE-SENSOR UNIT W/43" CABLE	DM4000
20	137135-02-701	EA	BOX - SURFACE MOUNT	SM-100
21	137135-01-717	EA	BOLT - FLAT HEAD	2160362
22	120233-01-737	EA	PLATE/INT-W/DIRECTIONAL HDLE	RK-CEIL
23	120233-01-704	EA	DIAL/DIRECTIONAL 4"W/SPRING	3200364
24	120233-01-738	EA	HDW PKG-HANDLE/SPRING/WASHER	RK-HAND
25	137135-01-701	EA	CONNECTOR - F - MALE TO MALE	FS-8100
	120233-04-700	EA	KIT-WALL PLATE/CABLE - GRAY	DM4000
	137135-01-700	EA	ROOF WEDGE W/GASKET	RW-5000
	137135-01-706	EA	KIT-TURRET/SEAL/BEARING/GEAR	RP-RM30
	137135-01-718	EA	REFLECTOR/WHITE-46CM W/HDW	RP-35RM
	137135-02-700	EA	DE-SENSOR	2780096
	137135-02-704	EA	KIT-UPDATE DIRECTIONAL HDL	RP-RMDH
	137135-02-705	EA	KIT-TURRET & SHAFT COMPLETE	RP-RM46

CONTACT WINNEBAGO PART SALES FOR UNLISTED COMPONENT(S)

**ELECTRICAL GROUP (CONTINUED)**  
**COMPONENT PARTS FOR WIRING (CONTINUED)**

137417-01-01A, 137417-03-01A

<b>KEY</b>	<b>PART NUMBER</b>	<b>U/M</b>	<b>DESCRIPTION</b>	<b>VENDOR NO.</b>
	137417-01-700	EA	LENS - SINGLE (FROSTED)	810868

137417-06-01A

<b>KEY</b>	<b>PART NUMBER</b>	<b>U/M</b>	<b>DESCRIPTION</b>	<b>VENDOR NO.</b>
	137417-06-700	EA	LENS - DOUBLE WHITE	810867

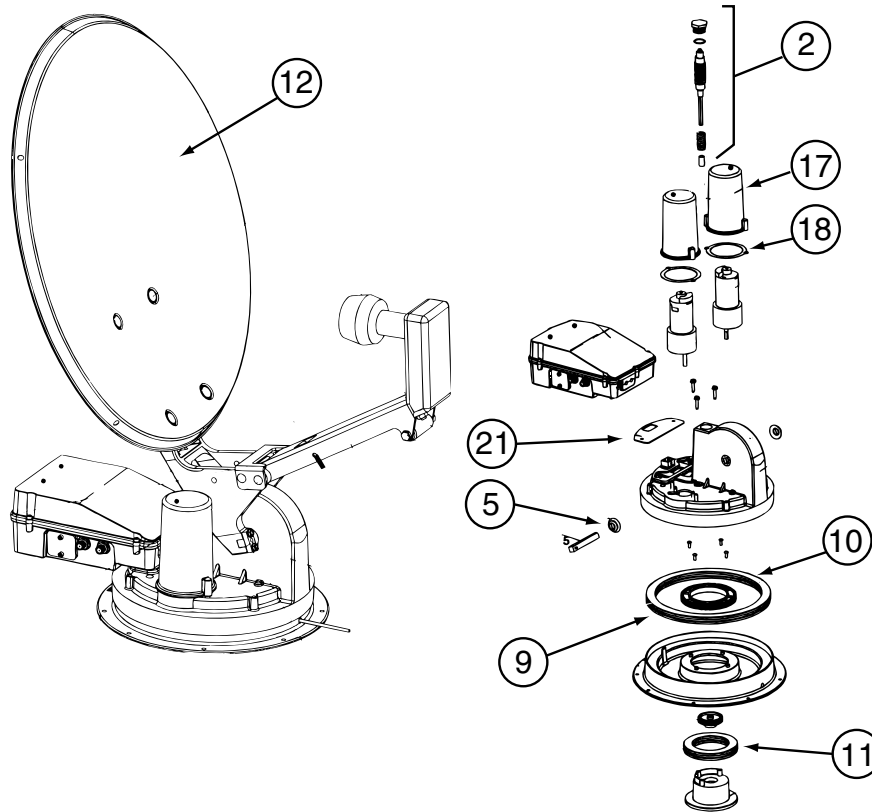
139134-01-02A

<b>KEY</b>	<b>PART NUMBER</b>	<b>U/M</b>	<b>DESCRIPTION</b>	<b>VENDOR NO.</b>
	139134-01-711	EA	BLADES (36") WHITE MATT	A70050-5W
	139134-01-712	EA	MOTOR	A70050-1
	139134-01-713	EA	HOLDER/BLADE	A70050-4B
	139134-01-714	EA	SWITCH/SLIDE-MOTOR HOUSING	A70050-6
	139134-01-715	EA	HOUSING/MOTOR	A7005202B
	139134-01-716	EA	SWITCH/WALL - ALMOND	A70611

139134-01-03A

<b>KEY</b>	<b>PART NUMBER</b>	<b>U/M</b>	<b>DESCRIPTION</b>	<b>VENDOR NO.</b>
	139134-01-711	EA	BLADES (36") WHITE MATT	A70050-5W
	139134-01-717	EA	MOTOR	A70055-1

**ELECTRICAL GROUP (CONTINUED)**  
**COMPONENT PARTS FOR WIRING (CONTINUED)**



141454-03-01A

KEY	PART NUMBER	U/M	DESCRIPTION	VENDOR NO.
2	141454-01-700	EA	KIT ELEV-SHAFT/GEARS/SPRING	RP-RM20
4	137135-01-705	EA	SPRING	2160818
5	137135-01-707	EA	SEAL - PIVOT SHAFT	2200852
9	137135-01-712	EA	BEARING - OUTER	2590347
10	137135-01-714	EA	GEAR - ELEVATING SHAFT	2200465
10	141454-01-712	EA	GEAR - ROTATE	2200469
11	137135-01-715	EA	BEARING - INNER	2590348
12	137135-01-718	EA	REFLECTOR/WHITE-46CM W/HDWE	RP-35RM
13	137135-01-713	EA	TURRET BASE	3100730
17	141454-01-705	EA	HOUSING - MOTOR	3200260
18	141454-01-706	EA	GASKET - MOTOR HOUSING	2240054
21	141454-01-709	EA	GASKET	2240056
	120233-01-714	EA	CLIP-E	5160818
	137135-01-704	EA	PIN - 1/4" X 3.25"	2160813
	137135-01-719	EA	BRACKET - PIVOT	2744945
	137135-01-722	EA	CLAMP	2590343
	137135-01-723	EA	SUPPORT/FRAME-BACKUP-W/HDWE	RP-RM00
	137135-02-703	EA	LOW NOISE BLOCK FILTER	LB-6000 - DUAL
	141454-01-701	EA	KIT - GEAR/MOTOR-GEAR/ROTATE	RP-RM25
	141454-01-702	EA	HOUSING/ELECTRONICS - UPPER	RP-RM10
	141454-01-703	EA	HOUSING/ELECTRONICS - LOWER	RP-RM15
	141454-01-704	EA	KIT LIFT ASSEMBLY COMPLETE	RP-RM05
	141454-03-700	EA	MOTOR (AZIMUTH)	2665042
	141454-03-701	EA	MOTOR (ELEVATION)	2665041
	141454-03-702	EA	CIRCUIT BOARD(CONTROL BOARD)	RP-RM80
	141454-03-703	EA	CONTRL PANEL W/BOX (AS2003)	RP-AS85

CONTACT WINNEBAGO PART SALES FOR UNLISTED COMPONENT(S)



**ELECTRICAL GROUP (CONTINUED)**  
**COMPONENT PARTS FOR WIRING (CONTINUED)**

**142612-04-01A**

<b>KEY</b>	<b>PART NUMBER</b>	<b>U/M</b>	<b>DESCRIPTION</b>	<b>VENDOR NO.</b>
	119258-01-701	EA	FINIAL (FLAT TOP) TIFFANY	12-028-1

**142612-05-01A**

<b>KEY</b>	<b>PART NUMBER</b>	<b>U/M</b>	<b>DESCRIPTION</b>	<b>VENDOR NO.</b>
	142612-05-700	EA	FINIAL - BALL - CHROME	12-038-4

**144377-01-000**

<b>KEY</b>	<b>PART NUMBER</b>	<b>U/M</b>	<b>DESCRIPTION</b>	<b>VENDOR NO.</b>
	144377-01-700	EA	SWITCH	2400101
	144377-01-701	EA	PLATE F/SWITCH	3202239
	144377-01-702	EA	DOME W/NOTCHES	2780402

**146299-01-000**

<b>KEY</b>	<b>PART NUMBER</b>	<b>U/M</b>	<b>DESCRIPTION</b>	<b>VENDOR NO.</b>
	146299-01-700	EA	REMOTE - TV	1-476-680-11

**146396-02-000 & 146396-03-000**

<b>KEY</b>	<b>PART NUMBER</b>	<b>U/M</b>	<b>DESCRIPTION</b>	<b>VENDOR NO.</b>
	146396-02-700	EA	REMOTE	9-885-035-23

**148113-01-000, 148113-03-000**

<b>KEY</b>	<b>PART NUMBER</b>	<b>U/M</b>	<b>DESCRIPTION</b>	<b>VENDOR NO.</b>
	148113-01-700	EA	REMOTE - SIRIUS RADIO	0111202P00

**148158-01-000**

<b>KEY</b>	<b>PART NUMBER</b>	<b>U/M</b>	<b>DESCRIPTION</b>	<b>VENDOR NO.</b>
	148158-01-700	EA	ANTENNA - F/GPS W/20' CABLE	DIS-CMP-ANTNGPS

**148231-01-000**

<b>KEY</b>	<b>PART NUMBER</b>	<b>U/M</b>	<b>DESCRIPTION</b>	<b>VENDOR NO.</b>
	148231-01-700	EA	REMOTE	RC3100

**149040-01-000**

<b>KEY</b>	<b>PART NUMBER</b>	<b>U/M</b>	<b>DESCRIPTION</b>	<b>VENDOR NO.</b>
	149040-01-700	EA	REMOTE (TV) UNIVERSAL	CRK76TW1

**149040-02-000**

<b>KEY</b>	<b>PART NUMBER</b>	<b>U/M</b>	<b>DESCRIPTION</b>	<b>VENDOR NO.</b>
	149040-02-700	EA	REMOTE - TV	RCR311TBM1-RCA

**150934-01-000**

<b>KEY</b>	<b>PART NUMBER</b>	<b>U/M</b>	<b>DESCRIPTION</b>	<b>VENDOR NO.</b>
	150934-01-700	EA	REMOTE - TV	RRMCGA174WJSA

**151458-01-000**

<b>KEY</b>	<b>PART NUMBER</b>	<b>U/M</b>	<b>DESCRIPTION</b>	<b>VENDOR NO.</b>
	102756-02-702	EA	BATTERY - 12 VOLT	402-1002
	102756-03-701	EA	REMOTE-KEYLESS ENTRY	412-1115
	102756-03-702	EA	RELAY- 30AMP - SPDT	463-1000
	151458-01-700	EA	MODULE BOARD	202-3227
	151458-01-701	EA	WIRE HARNESS - KEYLESS ENTRY	203-6908

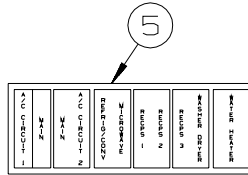
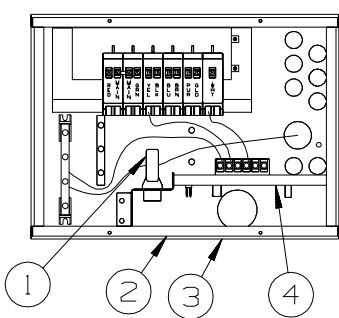
**ELECTRICAL GROUP (CONTINUED)**  
**CIRCUIT BREAKERS, FUSES & RELAYS**

KEY	PART NUMBER	U/M	DESCRIPTION
	008235-01-000	EA	FUSE - 15 AMP/12VOLT - AUTOMOTIVE
	033573-01-000	EA	CIRCUIT BREAKER W/MOUNT-20A, 12V - FASCO 1711-2026
	062901-02-000	EA	FUSE - 5 AMP - AUTOMOTIVE
	062901-04-000	EA	FUSE - 10 AMP - AUTOMOTIVE
	062901-05-000	EA	FUSE - 15 AMP - AUTOMOTIVE
	062901-06-000	EA	FUSE - 20 AMP - AUTOMOTIVE
	062901-07-000	EA	FUSE - 25 AMP - AUTOMOTIVE
	062901-08-000	EA	FUSE - 30 AMP - AUTOMOTIVE
	063910-01-000	EA	HOUSING - RELAY
	063912-02-000	EA	RELAY - CANISTER - SPDT
	083209-01-000	EA	CIRCUIT BREAKER - 15 AMP - 120 VOLT - CANADIAN
	083209-02-000	EA	CIRCUIT BREAKER - 15/15 AMP - 120 VOLT
	083209-03-000	EA	CIRCUIT BREAKER - 15/20 AMP - 120 VOLT
	083209-04-000	EA	CIRCUIT BREAKER - 30 AMP - 120 VOLT
	083209-05-000	EA	CIRCUIT BREAKER - 20 AMP - 120 VOLT
	083209-06-000	EA	CIRCUIT BREAKER - 30/15 AMP - 120 VOLT
	083209-07-000	EA	CIRCUIT BREAKER - 20/20 AMP - 120 VOLT
	083209-10-000	EA	CIRCUIT BREAKER - 20/30 AMP - 120 VOLT
	083209-11-000	EA	CIRCUIT BREAKER - 20/15 AMP - 120 VOLT
	092786-03-000	EA	BUSS BAR - 6.9" LONG
	092786-06-000	EA	BUSS BAR
	093654-01-000	EA	CIRCUIT BREAKER - 6 AMP - 12 VOLT - PUSH BUTTON - WHITE
	093654-02-000	EA	CIRCUIT BREAKER - 15 AMP - 12 VOLT - PUSH BUTTON - WHITE
	093654-03-000	EA	CIRCUIT BREAKER - 20 AMP - 12 VOLT - PUSH BUTTON - WHITE
	093654-11-000	EA	COVER - RESET BUTTON
	093655-01-000	EA	CIRCUIT BREAKER - 25 AMP - 12 VOLT - PUSH BUTTON - WHITE
	093655-02-000	EA	CIRCUIT BREAKER - 30 AMP - 12 VOLT - PUSH BUTTON - WHITE
	093655-03-000	EA	CIRCUIT BREAKER - 40 AMP - 12 VOLT - PUSH BUTTON - WHITE
	097611-01-000	EA	CIRCUIT BREAKER - 10 AMP
	097611-02-000	EA	CIRCUIT BREAKER - 30 AMP
	097611-03-000	EA	CIRCUIT BREAKER - 20 AMP
	097611-04-000	EA	CIRCUIT BREAKER - 25 AMP
	100341-01-000	EA	FUSE HOLDER - IN LINE TYPE
	106656-01-000	EA	FUSE BLOCK - 4 CAVITY - AUTOFUSE
	108567-01-000	EA	CIRCUIT BREAKER - 40 AMP - 12 VOLT - TYPE II
	111683-01-000	EA	FUSE - HOLDER - GLASS - 1/4" X 1 1/4"
	113482-01-000	EA	CIRCUIT BREAKER - 55 AMP - MANUAL
	115187-01-000	EA	FUSE - 300 AMP - NON-DELAY
	115187-02-000	EA	FUSE HOLDER - BUSS ANN/ANL BLOCK
	119930-01-000	EA	CAPACITOR - ELECTROLYTIC
	122811-01-000	EA	CIRCUIT BREAKER - 20/50/50/20 AMP - 250V
	125986-02-000	EA	FUSE - 5 AMP - AUTO - MINI BLADE
	125986-04-000	EA	FUSE - 10 AMP - AUTO - MINI BLADE
	125986-05-000	EA	FUSE - 15 AMP - AUTO - MINI BLADE
	125986-06-000	EA	FUSE - 20 AMP - AUTO - MINI BLADE
	125986-07-000	EA	FUSE - 25 AMP - AUTO - MINI BLADE
	134127-01-000	EA	CIRCUIT BREAKER - 10 AMP - MINI
	141789-01-000	EA	SPACER - CIRCUIT BREAKER

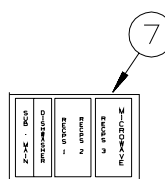
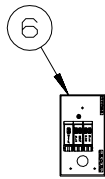
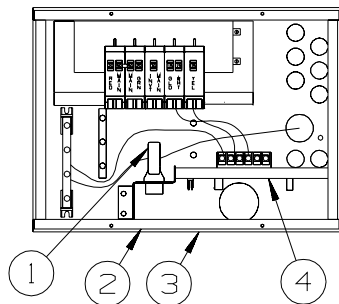
## ELECTRICAL GROUP (CONTINUED)

### CONVERTER, INVERTER, LOAD CENTERS

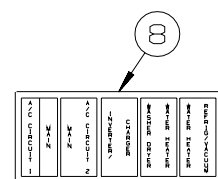
KEY	PART NUMBER	U/M	DESCRIPTION
	099048-04-000	EA	INVERTER - 300 WATT
	148254-02-000	EA	REMOTE PANEL - INVERTER/CHARGER
			FROM: 00-00-00 THRU: 03-06-05
	148254-05-000	EA	REMOTE/PANEL - INVERTER/CHARGER
			FROM: 03-07-05 THRU: 99-99-99
	148254-03-000	EA	CABLE - MODULAR JACK - 50'
	123058-01-000	EA	CONVERTER - 55 AMP - ELECTRONIC - 4 1/8"H X 7"W X 12 3/8"L



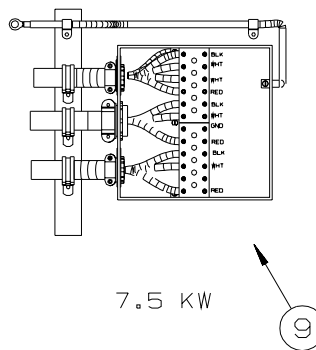
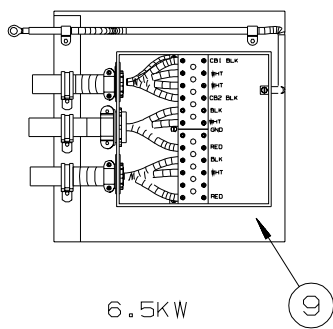
INSTALL LABEL ON FRONT PANEL BELOW BREAKERS BETWEEN MOUNTING HOLES



INSTALL LABEL BELOW PANEL ON CABINET DOOR



INSTALL LABEL ON FRONT PANEL BELOW BREAKERS BETWEEN MOUNTING HOLES



KEY	PART NUMBER	U/M	DESCRIPTION
1	127002-07-000	EA	SENSOR - CURRENT
2	141258-01-000	EA	LOAD CENTER - 120/240 - 50 AMP
3	141258-02-000	EA	LOAD CENTER - COVER
4	127002-08-000	EA	MODULE - EMS CENTER - W/REMOTE SENSOR - #620
			FROM: 00-00-00 THRU: 11-07-04
5	127002-11-000	EA	MODULE - EMS CENTER - W/REMOTE SENSOR
			FROM: 11-08-04 THRU: 99-99-99
5	095721-33-000	EA	LABEL - CONTROL CENTER - 50 AMP - US
6	109677-01-000	EA	LOAD CENTER - 120 VOLT - 40 AMP
7	095721-20-000	EA	LABEL - CONTROL CENTER W/INVERTER
8	095721-45-000	EA	LABEL - CONTROL CENTER - 50 AMP
9	106071-06-000	EA	SWITCH - AUTOMATIC TRANSFER - PARALLAX 5070 - 50 AMP

## ELECTRICAL GROUP (CONTINUED)

### BOXES & CORDS

KEY	PART NUMBER	U/M	DESCRIPTION
	091910-01-000	EA	BOX - ELECTRIC - 3.8" X 3.5" X 1.8" - PLASTIC
	091910-02-000	EA	BOX - ELECTRIC - 2.2" X 3.5" X 1.8" - PLASTIC
	092492-17-000	EA	SEAL - ELECTRICAL BOX
	108934-02-000	EA	CORD - POWER - 50 AMP - 4-WIRE - 36'
	113029-06-02B	EA	PANEL - ELECTRICAL BOX FRONT - E-COATED
	110080-05-000	EA	SEAL - ELECTRICAL BOX
	115832-01-000	FT	CORD - HEAVY DUTY - 14-2W GROUND
	131679-01-000	EA	BOX-ELEC-WATERPROOF SEALED 4" X 4" W/4 3/4"OUTLETS-UL/CSA
	131680-01-000	EA	COVER - W/GASKET FOR WATERPROOF 4" X 4" BOX - UL/CSA
	133070-01-000	EA	BOX - ELECTRIC/PLASTIC - 3" X 2" X 2.8" - UL
	133070-02-000	EA	BOX - ELECTRIC/PLASTIC - 3" X 2" X 2.8" - CSA
	142209-03-02B	EA	DOOR - ELECTRICAL BOX - E-COATED

### WIRE ASSEMBLIES

KEY	PART NUMBER	U/M	DESCRIPTION
	096449-01-000	EA	WIRE ASSEMBLY - WATER TANK TO MONITOR PANEL FROM: 00-00-00 THRU: 05-02-04
	151317-01-000	EA	WIRE ASM-W/NO CONTACT SENSORS - FRESH WATER/BLK TANK - MALE PLUG - 3.9" FROM: 05-03-04 THRU: 99-99-99
	096449-02-000	EA	WIRE ASSEMBLY - WATER TANK TO MONITOR PANEL FROM: 00-00-00 THRU: 05-02-04
	151317-05-000	EA	WIRE ASM-W/NO CONTACT SENSORS - FRESH WATER/BLK TANK - MALE PLUG - 70.8" FROM: 05-03-04 THRU: 99-99-99
	096450-05-000	EA	WIRE F/SENSORS - BLACK WATER - 23.6" FROM: 00-00-00 THRU: 05-02-04
	151317-02-000	EA	WIRE ASM-W/NO CONTACT SENSORS - FRESH WATER/BLK TANK - MALE PLUG - 23.6" FROM: 05-03-04 THRU: 99-99-99
	096451-07-000	EA	WIRE F/SENSORS - GREY WATER - 3.9" FROM: 00-00-00 THRU: 05-02-04
	151316-01-000	EA	WIRE ASM - W/NO CONTACT SENSORS - GREY WATER - FEMALE PLUG - 3.9" FROM: 05-03-04 THRU: 99-99-99
	077069-02-000	EA	CABLE/EXTENSION - RADIO ANTENNA - 96"
	077069-03-000	EA	CABLE/EXTENSION - RADIO ANTENNA - 260"
	149750-02-000	EA	CABLE - (RECEIVER TO MODULE) - 45'
	154474-03-000	EA	CABLE - SATELLITE - RG6 COAX - 7' W/CONNECTORS - SAT SYS IN-MOTION W/O RCVR FROM: 12-13-04 THRU: 99-99-99
	103991-01-000	EA	WIRE ASM-CRT BKR,POWER
	108029-05-000	EA	WIRE ASSEMBLY - POWER PASSENGER SEAT
	124336-01-000	EA	WIRE - REAR STEREO - 12 PIN
	124843-07-000	EA	WIRE ASSEMBLY - SPEAKER ADAPTER
	124843-08-000	EA	WIRE ASSEMBLY - SPEAKER ADAPTER
	124882-08-000	EA	WIRE LOOM - AMPLIFIER - Q SURROUND
	125853-04-000	EA	WIRE LOOM - ENTERTAINMENT CENTER
	129888-01-000	EA	WIRE LOOM - INSTRUMENT PANEL - AIR HORN
	132267-01-000	EA	WIRE ASM-DOOR LOCK
	135131-01-000	EA	WIRE LOOM - THERMOSTAT
	135420-02-000	EA	WIRE LOOM - RADIO
	136028-01-000	EA	WIRE ASM-SOFA,REST EASY
	137135-03-000	EA	WIRE LOOM - DIGITAL ELEVATION SENSOR
	137135-04-000	EA	WIRE HARNESS - POWER - DIGITAL ELEVATION SENSOR
	139297-01-000	EA	RESISTOR - 10 OHM/10W CERAMIC
	139583-01-000	EA	WIRE LOOM - SOFA/DOUBLE REST EASY
	139583-02-000	EA	WIRE LOOM - SOFA/REAR SWITCH
	140167-01-000	EA	WIRE LOOM - GPS ADAPTER
	140195-01-000	EA	WIRE LOOM - RESISTOR/FAN
	141454-04-000	EA	WIRE - SATELLITE - AUTOMATIC
	142258-02-000	EA	WIRE LOOM - VIDEO SWITCH/POWER SUPPLY
	143545-01-000	EA	WIRE ASSEMBLY - REAR MONITOR
	143591-02-000	EA	WIRE LOOM - COMPUTER TRIP/ENGINE MONITOR-TRIP TEK 02-04007
	147139-02-000	EA	WIRE - STEREO KIT - ASA 100ZXIHAR
	148115-01-000	EA	WIRE/POWER CABLE - SATELLITE RADIO
	149214-03-000	EA	WIRE - WINDSHIELD WIPER/WASHER - F/FL MMDC ELECTRICAL SYSTEM - W/O SMART WHEEL
	149214-04-000	EA	WIRE - WINDSHIELD WIPER/WASHER - W/SMART WHEEL
	151422-01-000	EA	PIGTAIL - F/FOG LIGHT

**ELECTRICAL GROUP (CONTINUED)**  
**CONNECTORS & CONDUIT**

KEY	PART NUMBER	U/M	DESCRIPTION
	007940-01-000	EA	RECEPTACLE/SLIDE 16 TO 12 AWG - FEMALE END
	007940-02-000	EA	RECEPTACLE-SLIDE 10 AWG - AMP 180351-2
	007954-01-000	EA	RECEPTACLE - HOUSING - 6 POSITION
	007956-05-000	EA	INSULATOR - SHRINK - 1/4"ID X 1 1/2"
	008058-01-000	EA	ADAPTER - POWER CORD - 30 AMP TO 15 AMP
	008311-01-000	EA	CONNECTOR - WIRE NUT - INSULATED - RED
	008312-01-000	EA	CONNECTOR - WIRE NUT - INSULATED - BLUE
	008313-01-000	EA	CONNECTOR - WIRE NUT - INSULATED - YELLOW
	008314-01-000	EA	CONNECTOR - WIRE NUT - INSULATED - GRAY
	008326-01-000	EA	TERMINAL - RING - 16/14 WIRE - 3/8" STUD
	008328-01-000	EA	TERMINAL - RING - 12/10 WIRE - #10 STUD FIT
	008331-01-000	EA	TERMINAL - RING - TONGUE - #4 WIRE - 3/8" STUD - COPPER
	008348-01-000	EA	TERMINAL - RING - 3/8" STUD 2 GA. WIRE
	008355-01-000	EA	CONNECTOR - CABLE CLAMPING - 3/4"
	008356-01-000	EA	CONNECTOR - PLASTIC - 3/8"
	008356-02-000	EA	CONNECTOR - PLASTIC - 21/32"
	008394-01-000	FT	CONDUIT - FLEXIBLE - 1/2"
	008398-01-000	EA	CONNECTOR - 1/2" X 90 DEGREE - FLEX CONDUIT - UL & CSA
	035416-04-000	EA	TERMINAL - RING - #10 STUD FIT - INSULATED BARREL #16/14
	041953-01-000	FT	CONDUIT - CONVOLUTE SLIT - .5" ID - POLYETHYLENE
	041953-03-000	FT	CONDUIT - CONVOLUTE SLIT - 1" ID (CLOTHES ROD COVER)
	041953-06-000	FT	CONDUIT - CONVOLUTE SLIT - .4" ID - POLYETHYLENE
	041953-07-000	FT	CONDUIT - CONVOLUTE SLIT - .25" ID - POLYETHYLENE
	041953-08-000	FT	CONDUIT - CONVOLUTE SLIT - 1.5" ID - POLYETHYLENE
	041953-09-000	FT	CONDUIT - CONVOLUTE SLIT - .5" ID - NYLON
	041953-10-000	FT	CONDUIT - CONVOLUTE SLIT - .75" ID - NYLON
	041953-11-000	FT	CONDUIT - CONVOLUTE SLIT - 1.06" ID - NYLON
	041953-12-000	FT	CONDUIT - CONVOLUTE SOLID - 1.1" ID - NYLON
	041953-13-000	FT	CONDUIT - CONVOLUTE SLIT - 1.25" ID
	041953-14-000	FT	CONDUIT - CONVOLUTE SLIT - 1.5" ID
	041953-15-000	FT	CONDUIT - CONVOLUTE SLIT - 2"
	041953-16-000	FT	CONDUIT - CONVOLUTE SLIT - 2"
	047443-01-000	EA	TERMINAL - .250 RECEPTACLE FIT - INSULATED - 16/14 AWG
	047443-02-000	EA	TERMINAL - .250 RECEPTACLE FIT - INSULATED - 12/10 AWG
	058028-01-000	EA	CONNECTOR - ELECTRICAL PIGTAIL - NYLON - CLEAR
	062036-01-000	EA	TERMINAL - PACK - CON - 12/10 AWG
	077479-01-000	EA	BOOT - BATTERY TERMINAL - DOUBLE CABLE
	077479-02-000	EA	BOOT - BATTERY TERMINAL - SINGLE CABLE
	080015-02-000	EA	RECEPTACLE - FLAG - .185 - 16/14 GAUGE
	080015-03-000	EA	RECEPTACLE - FLAG - .250 - 14/16 GAUGE
	082109-01-000	EA	HOUSING - CONNECTOR - PACKARD
	082741-01-000	EA	CONNECTOR BODY - 2 CONNECTOR MALE
	087225-01-000	FT	SLEEVING - 1/2" - TYPE H
	087949-01-000	EA	BUSS BAR - 2 POSITION - .6" X 1.5"
	087949-03-000	EA	BUSS BAR - 4 POSITION
	088473-01-000	EA	HOUSING - PIN - 12 CAVITY (3 ROWS OF 4)
	088473-02-000	EA	HOUSING - PIN - 15 CAVITY (3 ROWS OF 5)
	088473-03-000	EA	HOUSING - PIN - 9 CAVITY (3 ROWS OF 3)
	088473-04-000	EA	HOUSING - PIN - 8 CAVITY IN-LINE
	088473-06-000	EA	HOUSING - PIN - 6 CAVITY (2 ROWS OF 3)
	088473-07-000	EA	HOUSING - PIN - 5 CAVITY - IN-LINE
	088473-08-000	EA	HOUSING - PIN - 4 CAVITY - IN-LINE
	088473-09-000	EA	HOUSING - PIN - 3 CAVITY - IN-LINE
	088473-10-000	EA	HOUSING - PIN - 2 CAVITY - IN LINE
	088474-01-000	EA	HOUSING - SOCKET - 12 CAVITY
	088474-02-000	EA	HOUSING - SOCKET - 15 CAVITY
	088474-03-000	EA	HOUSING - SOCKET - 9 CAVITY
	088474-06-000	EA	HOUSING - SOCKET - 6 CAVITY
	088474-07-000	EA	HOUSING - SOCKET - 5 CAVITY
	088474-08-000	EA	HOUSING - SOCKET - 4 CAVITY
	088474-09-000	EA	HOUSING - SOCKET - 3 CAVITY
	088474-10-000	EA	HOUSING - SOCKET - 2 CAVITY

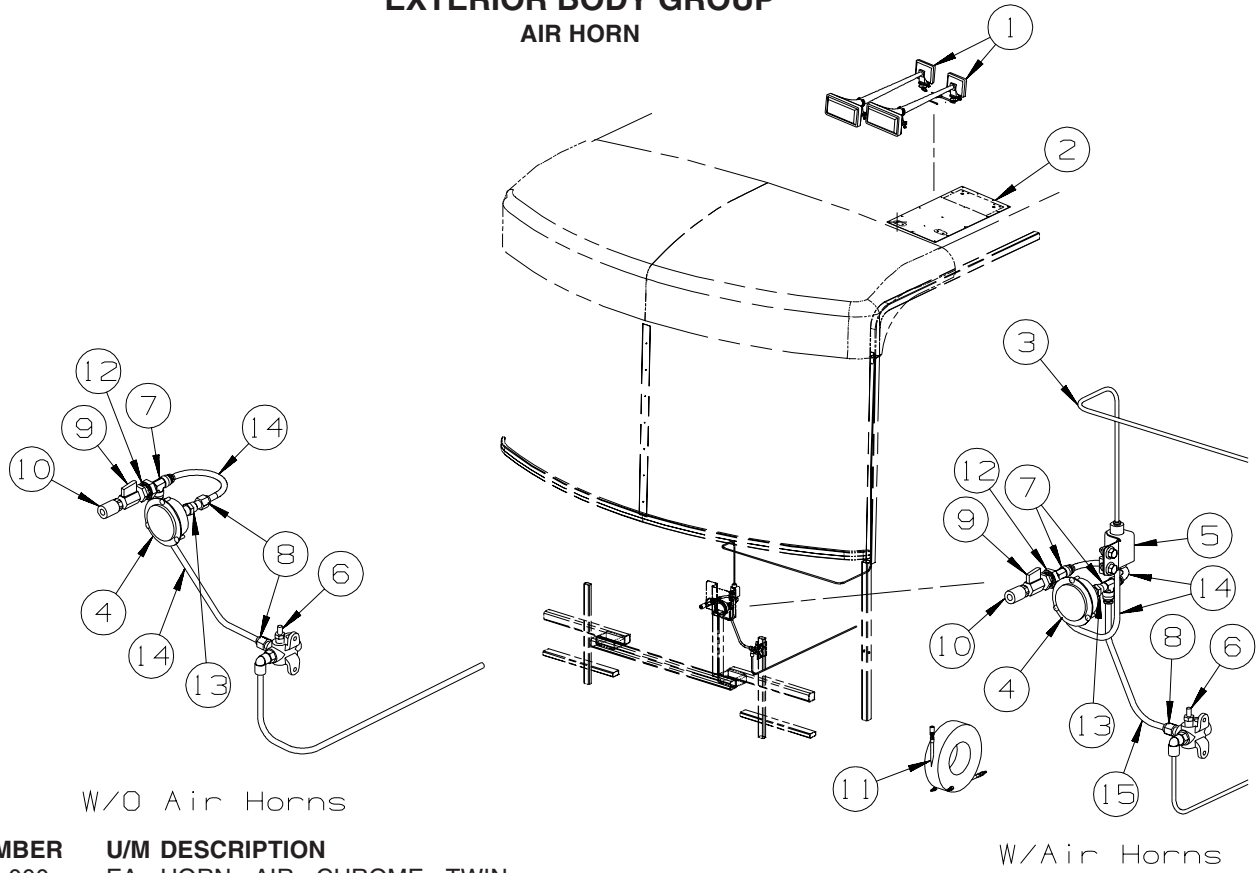
**ELECTRICAL GROUP (CONTINUED)**  
**CONNECTORS & CONDUIT (CONTINUED)**

KEY	PART NUMBER	U/M	DESCRIPTION
	088475-01-000	EA	PIN - CONNECTOR - 14-20 AWG
	088475-02-000	EA	PIN - CONNECTOR - 10-12 AWG
	088476-01-000	EA	TERMINAL - ELECTRICAL
	088476-02-000	EA	SOCKET - CONNECTOR - 12-10 GA - PRE-TIN
	098261-01-000	EA	SOCKET - CONNECTOR - WEATHERPACK - 12 AWG
	098261-02-000	EA	SOCKET - CONNECTOR - WEATHERPACK - 14-18 AWG
	098262-01-000	EA	SEAL - CONNECTOR - WEATHERPACK
	098264-01-000	EA	HOUSING - 2 PIN - WEATHER PACK - MALE W/FEMALE PINS
	098264-02-000	EA	HOUSING - 2 PIN - WEATHER PACK - FEMALE W/MALE PINS
	098265-02-000	EA	PIN - CONNECTOR - WEATHER PACK
	102777-02-000	EA	TERMINAL - RING - #6 STUD - 10 AWG
	103608-01-000	EA	SOCKET - WEDGE BASE W/LEADS
	104100-01-000	EA	HOUSING - 1 POSITION - 75 AMPS
	104100-03-000	EA	TERMINAL - 75 AMP
	110178-01-000	EA	HOUSING - WIPER MOTOR
	112823-01-000	EA	SPLICE - REDUCER - 16-14 TO 18-22
	113135-01-000	EA	TERMINAL - FEMALE - M/P - 14-16 - F/SEALED TERMINAL
	113308-01-000	EA	TERMINAL - FEMALE - M/P - 14-16 - 280
	113468-01-000	EA	HOUSING - 2 POSITION-FEMALE-USED ON WIPER/WASHER WIRE ASM
	115931-02-000	EA	COVER - CONNECTOR - 50 AMP W/LOCKING RING
	115932-01-000	EA	CONNECTOR - FEMALE - 30 AMP/120 VOLT
	116811-01-000	EA	TERMINAL - .110 RECEPTACLE - 16-14 AWG
	118571-01-000	EA	CONNECTOR - 3-WAY - MALE/SEALED
	118571-02-000	EA	CONNECTOR - 3-WAY - FEMALE/SEALED
	118571-05-000	EA	LOCK - SECONDARY - FEMALE/SEALED
	118571-06-000	EA	LOCK - SECONDARY - MALE
	118599-02-000	EA	TERMINAL - MALE - M/P - 280/14-12
	118820-01-000	EA	INSULATOR - TERMINAL
	129233-01-000	EA	HOUSING - 2-POSITION/FEMALE - 280-SERIES
	129233-02-000	EA	HOUSING - 2-POSITION/FEMALE - 280-SERIES
	131681-01-000	EA	CONNECTOR - 3/4" SO CORD - UL/CS
	137207-01-000	EA	HOUSING - PIN - 2 CAVITY/HIGH AMP
	137208-01-000	EA	HOUSING - SOCKET - 2 CAVITY/HIGH AMP
	137209-01-000	EA	PIN - CONNECTOR - 10AWG/HIGH AMP
	137210-01-000	EA	SOCKET - CONNECTOR - 10 AWG/HIGH AMP
	138419-03-000	EA	SOCKET - TURN SIGNAL LAMP - 3 WIRE
	142520-01-000	EA	TERMINAL - FEMALE - MINI-FIT 16
	142522-01-000	EA	HOUSING - 4 PIN/MALE - MINI FIT
	142524-01-000	EA	HOUSING - 4 PIN/FEMALE - WEATHER PACK
	142524-02-000	EA	HOUSING - 4 PIN/FEMALE - WEATHER PACK
	144283-01-000	EA	CONNECTOR - 110V - F/USE WITH SOW WIRE - BLUE
	144283-02-000	EA	CONNECTOR - 110V - F/USE WITH NM ROMEX WIRE - CLEAR
	145171-01-000	EA	CONNECTOR - COAXIAL
	149687-01-000	EA	HOUSING - 2 POSITION/MALE - PACKARD
	149687-02-000	EA	LOCK - F/2 POSITION HOUSING - PACKARD
	149688-01-000	EA	TERMINAL - MALE - 16 GAUGE WIRE

**CHASSIS**

KEY	PART NUMBER	U/M	DESCRIPTION
	086233-01-000	EA	STUD - ISOLATED - 3/8" X 7/8" LONG
			FROM: 00-00-00 THRU: 03-08-05
	008188-02-000	EA	SOLENOID - VENTED - HEAVY DUTY
	086273-01-000	EA	RELAY - BATTERY DISCONNECT
	098196-01-000	EA	LATCH - 1/4 TURN - T-BAR
	113452-02-000	FT	SEAL/TRIM - FRONT - VINYL W/WIRE CARRIER - .027"
	138914-01-02B	EA	STRAP - BATTERY TIE DOWN - E-COATED
	098379-06-000	EA	LABEL - ELECTRICAL BOX - BLACK/WHITE
			FROM: 03-09-05 THRU: 99-99-99

## EXTERIOR BODY GROUP AIR HORN



W/O Air Horns

W/Air Horns

KEY	PART NUMBER	U/M	DESCRIPTION
1*	077497-06-000	EA	HORN - AIR - CHROME - TWIN
2	125123-01-12B	EA	PLATE/MOUNT - AIR HORN - 25" X 13" - BRIGHT WHITE
3	071390-04-000	FT	TUBING - AIR BRAKE - 1/4" OD-BLK WEATHERHEAD(BRKS & HORN)
4	142609-01-000	EA	GAUGE/AIR - 2.5" MOUNTING FLANGE - 1/4" MPT
5	077497-11-000	EA	SOLENOID - HORN - REMOTE MOUNT
6	086241-01-000	EA	VALVE - AIR - 1/4 MPT X TIRE STEM
7	142570-01-000	EA	TEE - 3/8"T X 1/4"P
8	142571-01-000	EA	CONNECTOR - 3/8"T X 1/4"P
9	142597-01-000	EA	VALVE - BALL - AIR - 1/4"MFPT
10	142595-01-000	EA	COUPLER - QUICK CONNECT - AIR - 1/4"MPT
11	142607-03-000	EA	HOSE - AIR - 50'
12	071374-03-000	EA	FITTING - BULKHEAD - 1/4" X 1/4" MNPT
13	075155-03-000	EA	COUPLING-PIPE,1/4 BRASS
14	071390-07-000	FT	TUBING - AIR BRAKE - 3/8" - BLACK
15	071390-06-000	FT	TUBING - FUEL/DIESEL - 3/8" - BLUE (AIR HORNS) - <b>S-SERIES</b>

\*COMPONENT PARTS LISTED LATER IN THIS GROUP

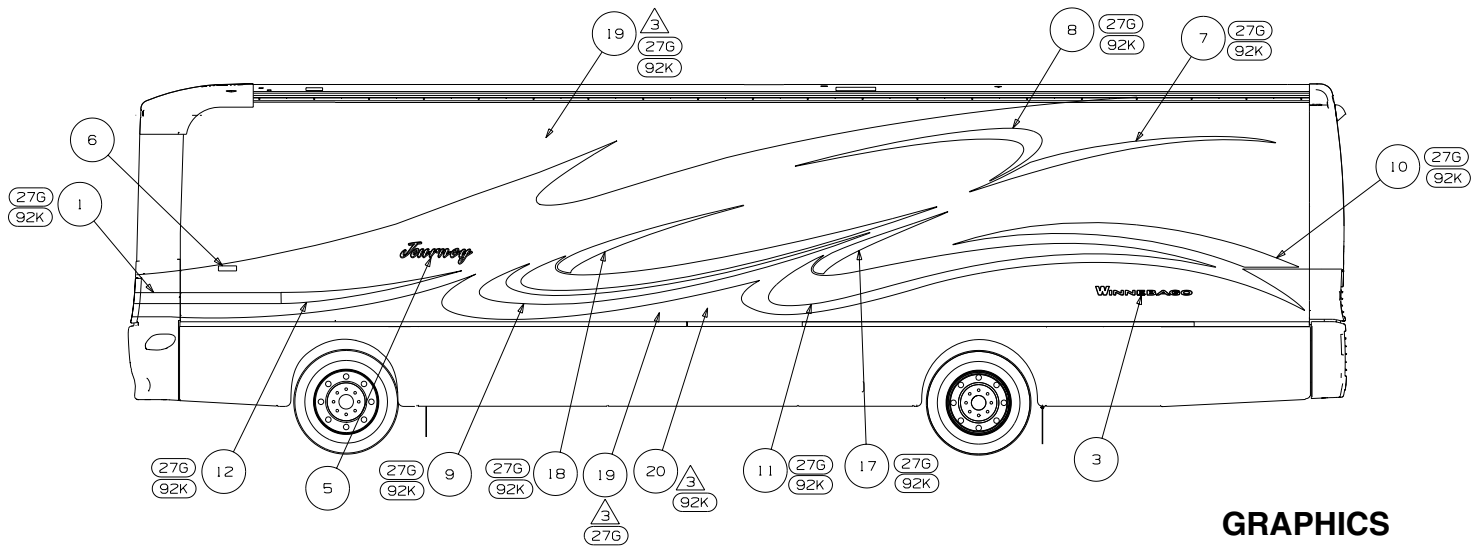
### COMPONENT PARTS FOR AIR HORN

077497-06-000

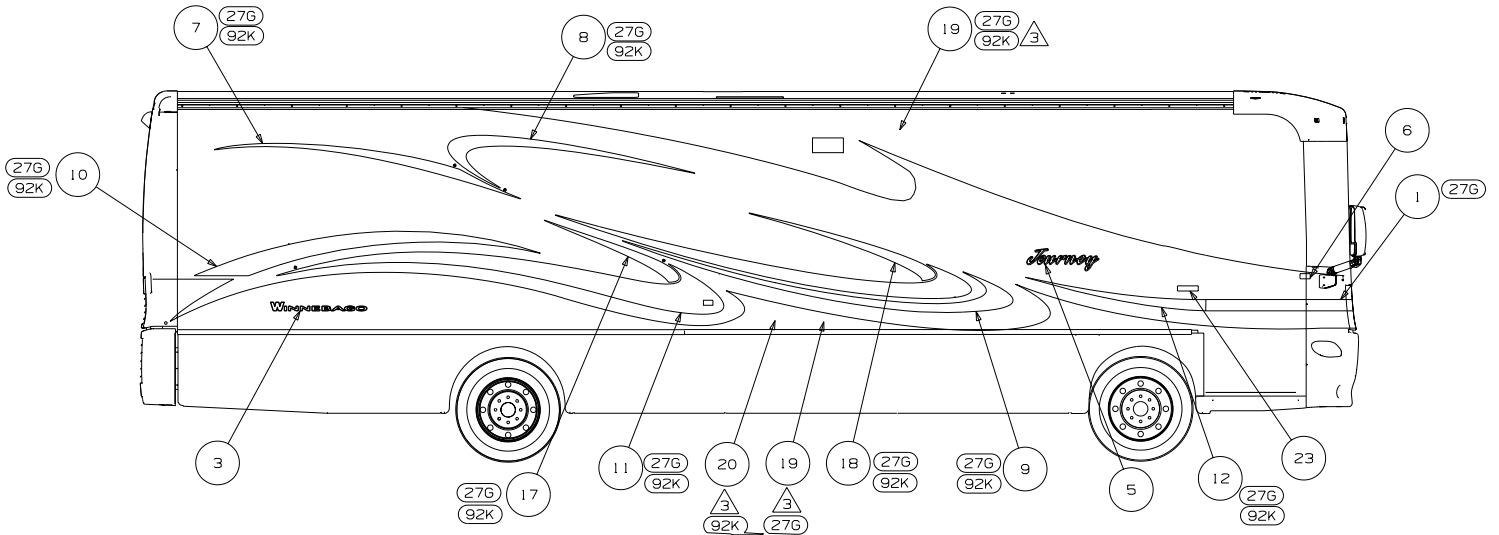
KEY	PART NUMBER	U/M	DESCRIPTION	VENDOR NO.
	077497-01-701	EA	SWITCH - COMPRESSOR	13940-S
	077497-01-702	EA	SWITCH - TOGGLE - W/WIRE	12949-S

# EXTERIOR BODY GROUP (CONTINUED)

## GRAPHICS & PAINT



## GRAPHICS



△ PROTECTIVE FILM 109506-01-000 (FULL BODY PAINT).

△ SATELLITE DOME TO BE PAINTED.

△ DIE CUT ACRYLIC 3M FILM USED TO PROTECT FULL BODY PAINTED UNITS.

4. ON FULL BODY PAINT UNITS, USE 145487-01-000 (100 FT) TO COVER UNDEALED ROOF SEAMS.

△ CLEAR COAT TO BE APPLIED ON PAINTED AREAS TO PROTECT PAINT.

△ CENTER ON UNIT.

1. APPLY PROTECTOR 116424-01-000 TO WATER HEATER LATCH.

NOTES:

(1PP) WORKHORSE29,500 330 8.3L 65P

(1F1) FRTL 27,910 350HP 7.2L 65PD

(1FB) FRTL 300HP 5.9L 65PD AL WHLS

(1FA) FRTL 27,910 300 5.9L 5-SP

(24P) MASK FRONT EXT PROTECTIVE

(24C) EXT FULL BODY PAINT PKG # 3

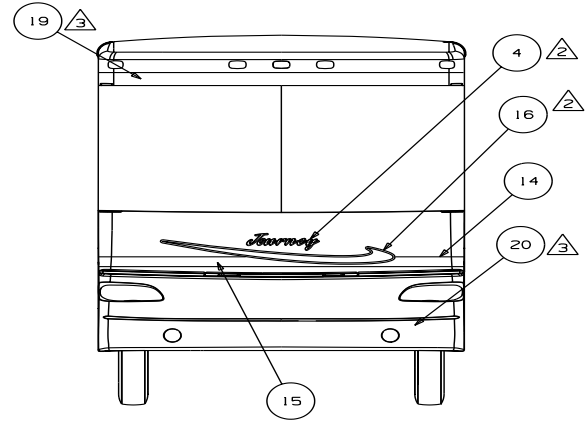
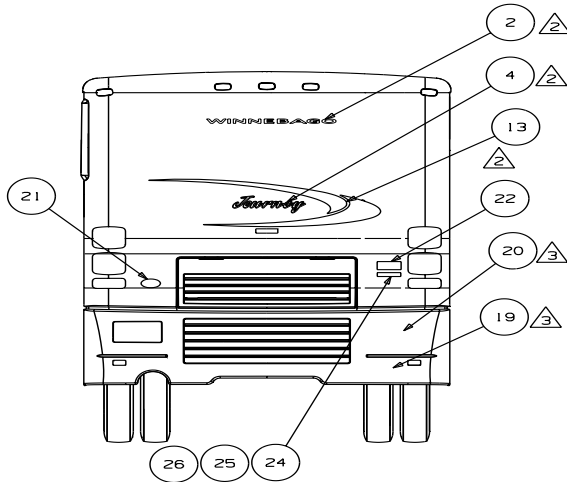
(92A) EXT FULL BODY PAINT PKG # 2

(27A) EXT FULL BODY PAINT PKG # 1



# EXTERIOR BODY GROUP (CONTINUED)

## GRAPHICS & PAINT (CONTINUED)



KEY	PART NUMBER	U/M	DESCRIPTION
(27G)	1 093681-68-CHT (06A)	FT	FILM-101.6MM - MED DK ROYAL BLUE
(92K)	1 093681-68-CHT (07A)	FT	FILM-101.6MM - LT EMERALD GREEN
(92K)	2 120702-03-CHT (138A)	EA	DECAL-WINNEBAGO - SAND
(92K)	2 120702-04-CHT (01A)	EA	DECAL-WINNEBAGO - BRT WHITE/BLACK/GRARY
(92K)	3 131947-05-CHT (01A)	EA	DECAL-JOURNEY,SML - BRT WHITE/BLACK/GREY
(92K)	4 131947-04-CHT (01A)	EA	DECAL-JOURNEY, LG - BRT WHITE/BLACK/GREY
(92K)	5 132664-01-CHT (101)	EA	DECAL-WINNEBAGO,DOMED - GOLD/CHROME/BLACK
(92K)	6 42081-01-CHT (04A)	EA	DECAL-SLASH,UPPER,RH - MED DK ROYAL BLUE
(92K)	7 42081-01-CHT (05A)	EA	DECAL-SLASH,UPPER,RH - LT EMERALD GREEN
(92K)	7 42081-02-CHT (04A)	EA	DECAL-SLASH,UPPER,LH - MED DK ROYAL BLUE
(92K)	7 42081-02-CHT (05A)	EA	DECAL-SLASH,UPPER,LH - LT EMERALD GREEN
(92K)	8 42082-01-CHT (04A)	EA	DECAL-SLASH,UPPER,FRT,RH - MED DK ROYAL BLUE
(92K)	8 42082-01-CHT (05A)	EA	DECAL-SLASH,UPPER,FRT,RH - LT EMERALD GREEN
(92K)	8 42082-02-CHT (04A)	EA	DECAL-SLASH,UPPER,FRT,LH - MED DK ROYAL BLUE
(92K)	8 42082-02-CHT (05A)	EA	DECAL-SLASH,UPPER,FRT,LH - LT EMERALD GREEN
(92K)	9 42083-01-CHT (04A)	EA	DECAL-SWEEP,FRT,LWR,RH - MED DK ROYAL BLUE/SAND/GREY CHARCOAL
(92K)	9 42083-01-CHT (05A)	EA	DECAL-SWEEP,FRT,LWR,RH - LT EMERALD GREEN/SAND/GREY CHARCOAL
(92K)	9 42083-02-CHT (04A)	EA	DECAL-SWEEP,FRT,LWR,LH - MED DK ROYAL BLUE/SAND/GREY CHARCOAL
(92K)	9 42083-02-CHT (05A)	EA	DECAL-SWEEP,FRT,LWR,LH - LT EMERALD GREEN/SAND/GREY CHARCOAL
(92K)	10 42085-01-CHT (04A)	EA	DECAL-SWEEP,RR,RH - MED DK ROYAL BLUE/SAND
(92K)	10 42085-01-CHT (05A)	EA	DECAL-SWEEP,RR,RH - LT EMERALD GREEN/SAND
(92K)	10 42085-02-CHT (04A)	EA	DECAL-SWEEP,RR,RH - MED DK ROYAL BLUE/SAND
(92K)	10 42085-02-CHT (05A)	EA	DECAL-SWEEP,RR,RH - LT EMERALD GREEN/SAND
(92K)	11 42086-01-CHT (04A)	EA	DECAL-SWEEP,MID,RH - GREY CHARCOAL/SAND
(92K)	11 42086-02-CHT (04A)	EA	DECAL-SWEEP,MID,LH - GREY CHARCOAL/SAND
(92K)	12 42087-01-CHT (04A)	EA	DECAL-SWEEP,STRIP, RH - MED DK ROYAL BLUE
(92K)	12 42087-01-CHT (05A)	EA	DECAL-SWEEP,STRIP, RH - LT EMERALD GREEN
(92K)	12 42087-02-CHT (04A)	EA	DECAL-SWEEP,STRIP, LH - MED DK ROYAL BLUE
(92K)	12 42087-02-CHT (05A)	EA	DECAL-SWEEP,STRIP, LH - LT EMERALD GREEN
(92K)	13 42088-01-CHT (04A)	EA	DECAL-SWEEP,BACKWALL - MED DK ROYAL BLUE/GREY CHARCOAL/SAND
(92K)	13 42088-01-CHT (05A)	EA	DECAL-SWEEP,BACKWALL - LT EMERALD GREEN/GREY CHARCOAL/SAND
(92K)	14 42089-01-CHT (04A)	EA	DECAL-CORNER,RH - MED DK ROYAL BLUE
(92K)	14 42089-01-CHT (05A)	EA	DECAL-CORNER,RH - LT EMERALD GREEN
(92K)	14 42089-02-CHT (04A)	EA	DECAL-CORNER,LH - MED DK ROYAL BLUE
(92K)	14 42089-02-CHT (05A)	EA	DECAL-CORNER,LH - LT EMERALD GREEN
(92K)	15 42090-01-CHT (04A)	EA	DECAL-HOOD STRIPE - MED DK ROYAL BLUE
(92K)	15 42090-01-CHT (05A)	EA	DECAL-HOOD STRIPE - LT EMERALD GREEN
(92K)	16 42091-01-CHT (04A)	EA	DECAL-SWEEP,HOOD - BRT WHITE/GREY CHARCOAL/SAND
(92K)	17 42094-03-CHT (01A)	EA	DECAL-POINT,MID,RH - SAND/GREY CHARCOAL
(92K)	17 42094-04-CHT (01A)	EA	DECAL-POINT,MID,LH - SAND/GREY CHARCOAL
(92K)	18 42095-03-CHT (01A)	EA	DECAL-POINT,FRT,RH - SAND/GREY CHARCOAL
(92K)	18 42095-04-CHT (01A)	EA	DECAL-POINT,FRT,LH - SAND/GREY CHARCOAL
(92K)	19 41599-32-000	GL	PAINT - TITANIUM MET - SPIES #98018
(92K)	20 41599-07-000	GL	PAINT - CYPRESS GREEN MET
(92K)	21 137618-01-CHT (01A)	EA	DECAL-BEZEL,DOMED GRILLE,LOGO - BLACK/GOLD
(92K)	22 -	EA	PLATE-FREIGHTLINER, LG - CHASSIS SUPPLIED
(92K)	23 -	EA	PLATE-FREIGHTLINER,SML - CHASSIS SUPPLIED
(IF1)	24 135089-01-CHT (01A)	EA	DECAL-DOMED,HORSEPOWER - 350
(IF2)	25 135089-02-CHT (01A)	EA	DECAL-DOMED,HORSEPOWER - 330
(IF2)	26 135089-03-CHT (01A)	EA	DECAL-DOMED,HORSEPOWER - 300
	27 109506-01-000	EA	FILM-URETHANE PROTECTION

## GRAPHICS

(A) PROTECTIVE FILM 109506-01-000 (FULL BODY PAINT).

(B) SATELLITE DOME TO BE PAINTED.

(C) DIE CUT ACRYLIC 3M FILM USED TO PROTECT FULL BODY PAINTED UNITS.

4. ON FULL BODY PAINT UNITS,USE 145487-01-000 (100 FT) TO COVER UNDECALED ROOF SEAMS.

(D) CLEAR COAT TO BE APPLIED ON PAINTED AREAS TO PROTECT PAINT.

(E) CENTER ON UNIT.

1. APPLY PROTECTOR 116424-01-000 TO WATER HEATER LATCH.

NOTES:

(IFP) WORKHORSE29,500 330 8.3L 6SP

(IF1) FRTL 27,910 350HP 7.2L 6SPD

(IF2) FRTL 300HP 5.9L 6SPD AL WHLS

(IFA) FRTL 27,910 300 5.9L 5-SP

(24P) MASK FRONT EXT PROTECTIVE

(24C) EXT FULL BODY PAINT PKG # 3

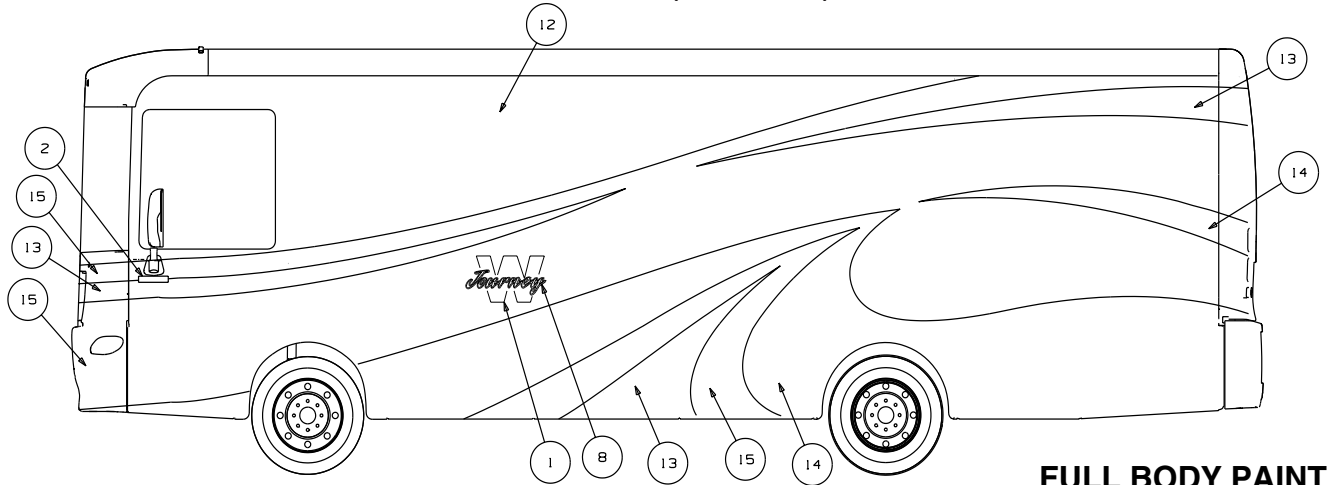
(92A) EXT FULL BODY PAINT PKG # 2

(27A) EXT FULL BODY PAINT PKG #1

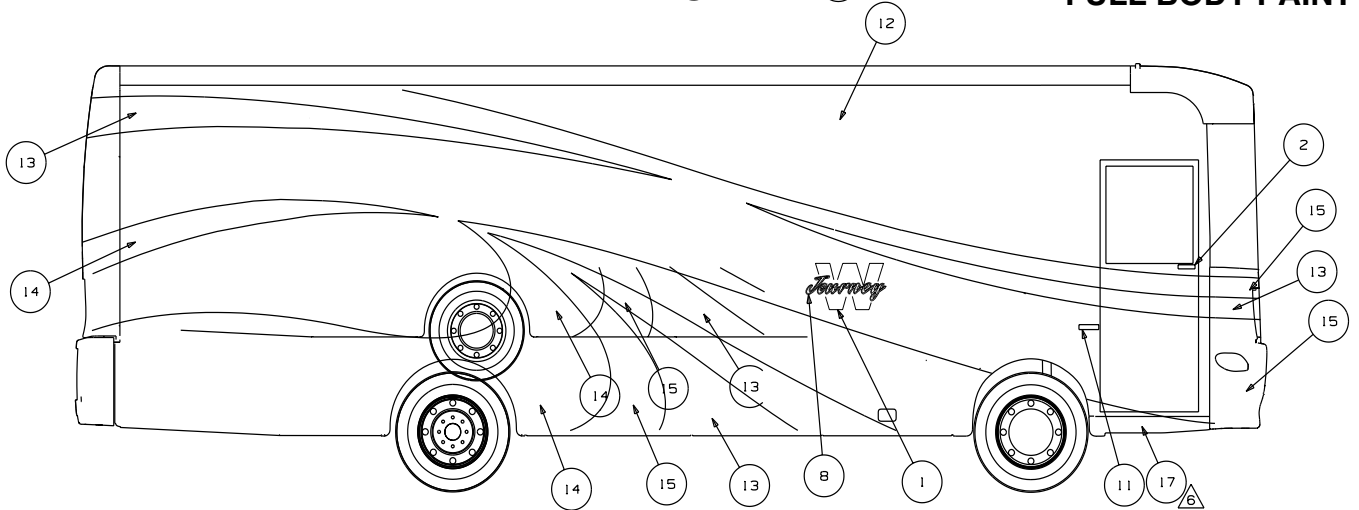
**DUPONT COLOR CODES ARE NOW FOUND IN THE PAINT CODE MANUAL.  
YOU CAN FIND THIS MANUAL ON YOUR DEALER INDEX WEBPAGE UNDER SERVICE.**

# EXTERIOR BODY GROUP (CONTINUED)

## GRAPHICS & PAINT (CONTINUED)



**FULL BODY PAINT**



- △ CLEAR COAT TO BE APPLIED ON PAINTED AREAS TO PROTECT PAINT.
- △ CENTER ON UNIT.

1. APPLY PROTECTOR 116424-01-000 TO WATER HEATER LATCH.

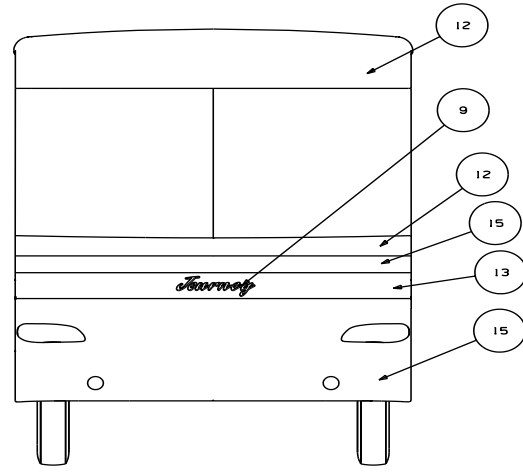
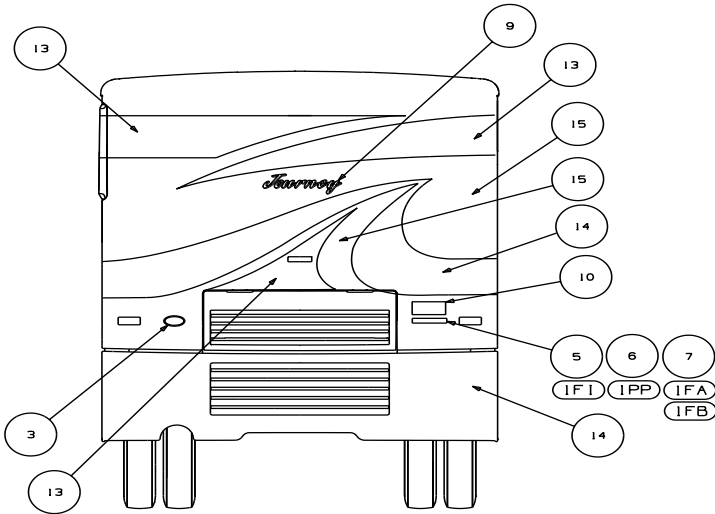
NOTES:

- △ FILM USED TO PROTECT BOTTOM OF DOOR FROM SCUFF MARKS.
- △ DIE CUT ACRYLIC 3M FILM USED TO PROTECT FULL BODY PAINTED UNITS.
- 4. ON FULL BODY PAINT UNITS, USE 1454B7-01-000 (100 FT) TO COVER UNSEALED ROOF SEAMS.

- (1PP) WORKHORSE 29500 330 8.3L 6SP
- (1F1) FRTL 27,910 350HP 7.2L 6SPD
- (1FB) FRTL 300HP 5.9L 6SPD AL. WHLS
- (1FA) FRTL 27,910 300 5.9L 5-SP
- (24P) MASK FRONT EXT PROTECTIVE
- (24C) EXT FULL BODY PAINT PKG # 3
- (92A) EXT FULL BODY PAINT PKG # 2
- (27A) EXT FULL BODY PAINT PKG # 1

# EXTERIOR BODY GROUP (CONTINUED)

## GRAPHICS & PAINT (CONTINUED)



### FULL BODY PAINT

KEY	PART NUMBER	U/M
1	120700-12-CHT(O1A)	EA
2	132664-01-CHT(O1A)	EA
3	137618-01-CHT(O1A)	EA
4	147279-01-000	EA
5	135089-01-000	EA
6	135089-02-000	EA
7	135089-03-000	EA
8	151309-01-CHT(O1A)	EA
9	151309-02-CHT(O1A)	EA
10	-----	EA
11	-----	EA
12	-----	GL
13	-----	GL
14	-----	GL
15	-----	GL
16	143366-68-000	GL
17	109506-01-000	EA

DESCRIPTION - DEEP BLUE
DECAL-LOGO,W - FROSTY JACK
DECAL-WINNEBAGO,DOMED - GOLD CHROME/BLACK
DECAL-BEZEL,DOMED,GRILLE,LOGO - BLACK/GOLD
KIT-3M PAINT PROTECTION
DECAL-HORSEPOWER,350
DECAL-HORSEPOWER,330
DECAL-HORSEPOWER,300
DECAL-LOGO,JOURNEY,LG - CHROME/BLACK/UMBRA
DECAL-LOGO,JOURNEY,SML - CHROME/BLACK/UMBRA
PLATE-FREIGHTLINER,LG - (CHASSIS SUPPLIED)
PLATE-FREIGHTLINER,SML - (CHASSIS SUPPLIED)
PAINT - BLUESTONE - SHERWIN WILLIAMS #60728
PAINT - CRYSTAL BLUE - SHERWIN WILLIAMS #64162
PAINT - GALAXY BLUE - SHERWIN WILLIAMS #51238
PAINT - STEEL BLUE - SHERWIN WILLIAMS #62485
PAINT - VARIO CLEAR #8000 - SPIES #295-80005-SL
FILM-URETHANE PROTECTION

KEY	PART NUMBER	U/M
1	120700-12-CHT(O1A)	EA
2	132664-01-CHT(O1A)	EA
3	137618-01-CHT(O1A)	EA
4	147279-01-000	EA
5	135089-01-000	EA
6	135089-02-000	EA
7	135089-03-000	EA
8	151309-01-CHT(O1A)	EA
9	151309-02-CHT(O1A)	EA
10	-----	EA
11	-----	EA
12	-----	GL
13	-----	GL
14	-----	GL
15	-----	GL
16	143366-38-000	GL
17	109506-01-000	EA

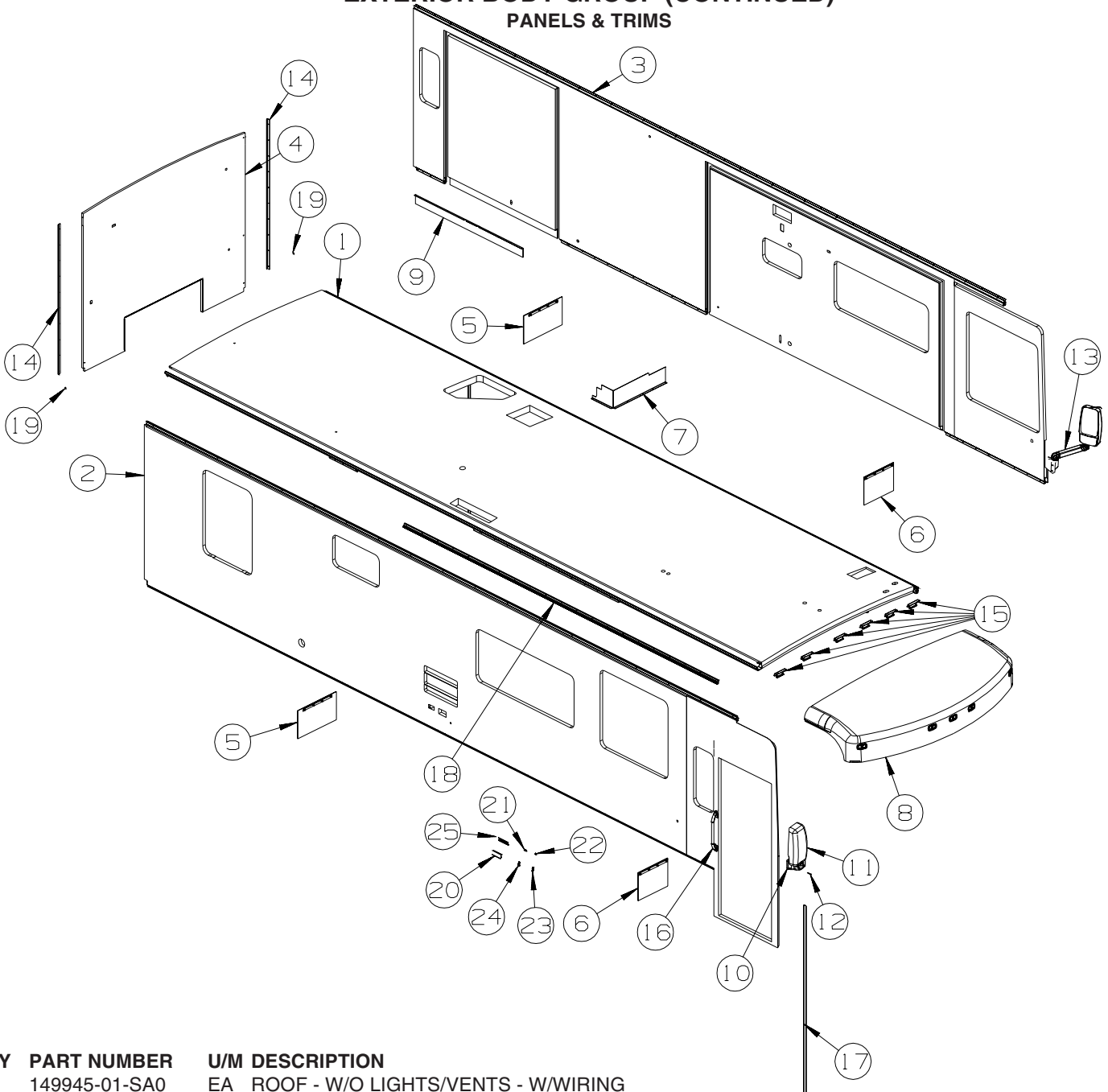
DESCRIPTION - FOREST
DECAL-LOGO,W - FROSTY JACK
DECAL-WINNEBAGO,DOMED - GOLD CHROME/BLACK
DECAL-BEZEL,DOMED,GRILLE,LOGO - BLACK/GOLD
KIT-3M PAINT PROTECTION
DECAL-HORSEPOWER,350
DECAL-HORSEPOWER,330
DECAL-HORSEPOWER,300
DECAL-LOGO,JOURNEY,LG - CHROME/BLACK/UMBRA
DECAL-LOGO,JOURNEY,SML - CHROME/BLACK/UMBRA
PLATE-FREIGHTLINER,LG - (CHASSIS SUPPLIED)
PLATE-FREIGHTLINER,SML - (CHASSIS SUPPLIED)
PAINT - SMOKED SILVER - SHERWIN WILLIAMS #60588
PAINT - SPARKLE PEWTER - SHERWIN WILLIAMS #63904
PAINT - FOREST GREEN - SHERWIN WILLIAMS #62494
PAINT - CANVAS BEIGE - SHERWIN WILLIAMS #64156
PAINT - VARIO CLEAR #8000 - SPIES #295-80005-SL
FILM-URETHANE PROTECTION

KEY	PART NUMBER	U/M
1	120700-12-CHT(O1A)	EA
2	132664-01-CHT(O1A)	EA
3	137618-01-CHT(O1A)	EA
4	147279-01-000	EA
5	135089-01-000	EA
6	135089-02-000	EA
7	135089-03-000	EA
8	151309-01-CHT(O1A)	EA
9	151309-02-CHT(O1A)	EA
10	-----	EA
11	-----	EA
12	-----	GL
13	-----	GL
14	-----	GL
15	-----	GL
16	143366-68-000	GL
17	109506-01-000	EA

DESCRIPTION - ALMOND 11
DECAL-LOGO,W - FROSTY JACK
DECAL-WINNEBAGO,DOMED - GOLD CHROME/BLACK
DECAL-BEZEL,DOMED,GRILLE,LOGO - BLACK/GOLD
KIT-3M PAINT PROTECTION
DECAL-HORSEPOWER,350
DECAL-HORSEPOWER,330
DECAL-HORSEPOWER,300
DECAL-LOGO,JOURNEY,LG - CHROME/UMBRA/BLACK
DECAL-LOGO,JOURNEY,SML - CHROME/UMBRA/BLACK
PLATE-FREIGHTLINER,LG - (CHASSIS SUPPLIED)
PLATE-FREIGHTLINER,SML - (CHASSIS SUPPLIED)
PAINT - WOODLAND BROWN - SHERWIN WILLIAMS #60160
PAINT - IRON GRAY - SHERWIN WILLIAMS #63300
PAINT - HAZELNUT - SHERWIN WILLIAMS #64211
PAINT - LT ALMOND - SHERWIN WILLIAMS #61894
PAINT - VARIO CLEAR #8000 - SPIES #295-80005-SL
FILM-URETHANE PROTECTION

## EXTERIOR BODY GROUP (CONTINUED)

### PANELS & TRIMS



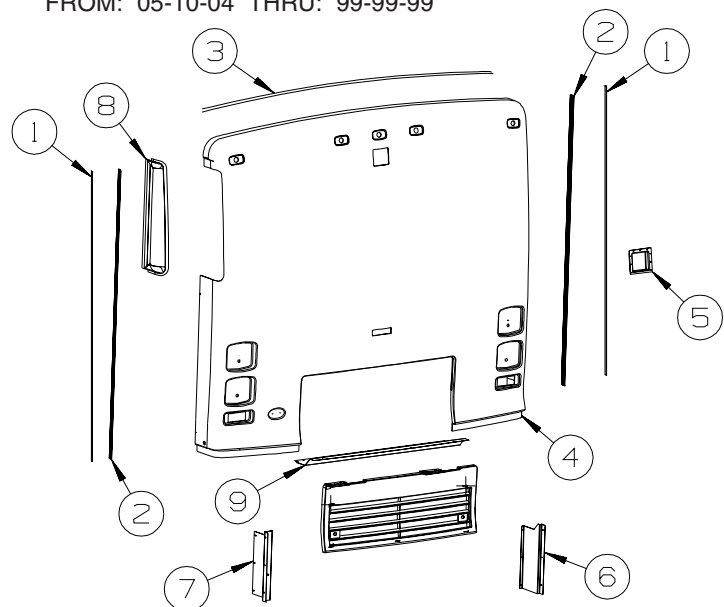
KEY	PART NUMBER	U/M	DESCRIPTION
1	149945-01-SA0	EA	ROOF - W/O LIGHTS/VENTS - W/WIRING
2	149943-01-SA0	EA	SIDEWALL - PASSENGER - W/O WINDOWS/TRIMS (SA0 THRU SA7, SN0 THRU SN7)
2	149943-01-SB0	EA	SIDEWALL - PASSENGER - W/O WINDOWS/TRIMS (SB0, SB1, SB2, SB3, SP0, SP1, SP2, SP3)
2	P49943-01-SA0	EA	SIDEWALL - PASSENGER - W/O WDO/TRIMS (SA0 THRU SA7, SN0 THRU SN7)-FULL BODY PAINT
2	P49943-01-SB0	EA	SIDEWALL - PASS. - W/O WDO/TRIMS (SB0, SB1, SB2, SB3, SP0, SP1, SP2, SP3)-FULL BODY PAINT
3	149944-01-SA0	EA	SIDEWALL - DRIVER - W/O WINDOWS/TRIMS (SA0 THRU SA7, SN0 THRU SN7)
3	149944-01-SB0	EA	SIDEWALL - DRIVER - W/O WINDOWS/TRIMS (SB0, SB1, SB2, SB3, SP0, SP1, SP2, SP3)
3	P49944-01-SA0	EA	SIDEWALL - DRIVER - W/O WINDOWS/TRIMS (SA0 THRU SA7, SN0 THRU SN7)-FULL BODY PAINT
3	P49944-01-SB0	EA	SIDEWALL - DR. - W/O WINDOWS/TRIMS (SB0, SB1, SB2, SB3, SP0, SP1, SP2, SP3)-FULL BODY PAINT
	149071-01-SA0	EA	BACKWALL - W/O WINDOW/TRIMS (SA0 THRU SA7, SN0 THRU SN7)
	149071-01-SB0	EA	BACKWALL - W/O WINDOW/TRIMS (SB0, SB1, SB2, SB3, SP0, SP1, SP2, SP3)
5	017516-07-000	EA	MUD FLAP - 14"H X 23.5"W - BLACK
	140922-01-02B	EA	PLATE - MUD FLAP - E-COATED
6	107516-01-000	EA	MUD FLAP - 14"H X 18"W - W/O MOUNTING HOLES - BLACK
	140922-01-02B	EA	PLATE - MUD FLAP - E-COATED
7	134811-01-02B	EA	PANEL - COVER - WATER SYSTEM - E-COATED
8	131635-02-L76	EA	CAP - ROOF - W/O LIGHTS/WIRING
9	136967-04-02B	EA	ANGLE - W/HOLES - F/SLIDEOUT - E-COATED
	146548-02-01A	EA	TRIM - RETAINER - 50.3" - MILL
10	108825-03-000	EA	GASKET - MIRROR

FROM: 02-07-05 THRU: 99-99-99

## EXTERIOR BODY GROUP (CONTINUED)

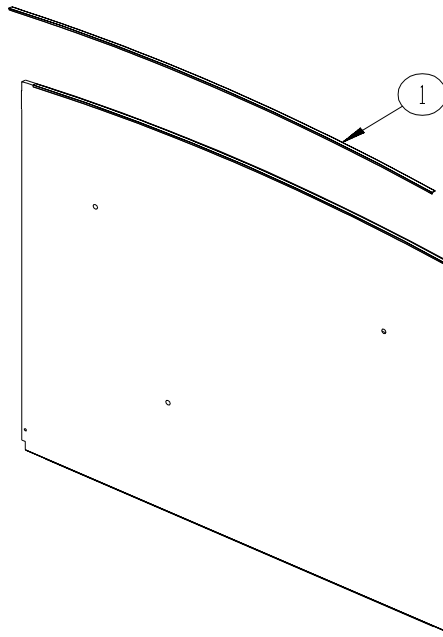
### PANELS & TRIMS (CONTINUED)

KEY	PART NUMBER	U/M	DESCRIPTION
11*	131431-07-01A	EA	MIRROR - EXTERIOR/REMOTE/HEAT/PASSENGER-W/TURN SIGNAL-BLK FROM: 00-00-00 THRU: 05-09-04
11*	131431-08-01A	EA	MIRROR - EXTERIOR/REMOTE/HEAT/PASSENGER-W/TURN SIGNAL-BLK FROM: 05-10-04 THRU: 99-99-99
12	133379-01-01A	EA	SCREW - MACHINE - 5/16-18 X 2.00 - TORX
13*	142721-02-01A	EA	MIRROR - EXTERIOR REMOTE/HEAT/DRVR - (BREAKAWAY) - BLACK
14	132273-01-02B	EA	BRACKET - REAR TRIM - E-COATED
15	134774-01-02B	EA	BRACKET - CAB ATTACHMENT - E-COATED
16	132442-02-01A	EA	HANDLE - ASSIST/CLEAR W/CHROME ENDS
17	093673-01-06A	FT	TRIM/MOLDING - 1.4" WIDE X 8' LONG - BRIGHT WHITE
18	131483-01-01A	EA	RAIL - AWNING - 192" - BRIGHT WHITE
19	104692-01-000	EA	SEAL - ADHESIVE BACKED FOAM - 3/4" THICK X 3/4" WIDE X 25'
20	146550-01-02A	EA	TRIM COVER - SIDEWALL
21	143143-01-01A	EA	ANGLE - SUPPORT/TRIM
22	143143-02-01A	EA	ANGLE - SUPPORT/TRIM
23	146576-01-02A	EA	CAP - END/TRIM - RIGHT HAND
24	146576-02-02A	EA	CAP - END/TRIM - LEFT HAND - BLACK
25	146548-01-01A	EA	TRIM - RETAINER
			FROM: 00-00-00 THRU: 05-09-04
25	151782-01-01A	EA	TRIM - RETAINER - 143.8"
			FROM: 05-10-04 THRU: 99-99-99



KEY	PART NUMBER	U/M	DESCRIPTION
1	091985-01-07A	FT	INSERT - TRIM - BRIGHT WHITE - 1"
2	092041-09-01A	EA	TRIM - FRONT/REAR CAP (SIDEWALL) - 77.3" - BRIGHT WHITE
3	083805-23-000	EA	TRIM - ROOF CAP - 92.1" - BRIGHT WHITE
4	131897-06-R68	EA	PANEL/REAR CAP - W/O DOOR/LIGHTS - W/SHROUD BACKING PLATE - REAR VIEW MONITOR
4	131897-06-SB4	EA	PAN./RR CAP-W/O DR/LTS-W/SHROUD PLATE-NON-PRIMED-REAR VIEW MONITOR/FULL BODY PAINT
4	131897-08-R68	EA	PANEL/REAR CAP - W/O DOOR/LIGHTS/SHROUD PLATE
4	131897-08-SA0	EA	PANEL/REAR CAP - W/O DOOR/LIGHTS/SHROUD PLATE - NON-PRIMED - FULL BODY PAINT
5	P23280-01-01A	EA	SHROUD - CAMERA - INNER
6	147729-01-02B	EA	SHIELD/ENGINE - SIDE/RIGHT HAND - E-COATED - WORKHORSE
6	134572-01-02B	EA	SHIELD/ENGINE - SIDE/RIGHT HAND - E-COATED - FREIGHTLINER
			FROM: 00-00-00 THRU: 12-05-04
6	147729-01-02B	EA	SHIELD/ENGINE - SIDE/RIGHT HAND - E-COATED - FREIGHTLINER
			FROM: 12-06-04 THRU: 99-99-99
7	132636-05-02B	EA	SHIELD/ENGINE - SIDE/LEFT HAND - E-COATED - WORKHORSE
7	132636-02-02B	EA	SHIELD/ENGINE - SIDE/LEFT HAND - E-COATED - FREIGHTLINER
			FROM: 00-00-00 THRU: 10-24-04
7	132636-05-02B	EA	SHIELD/ENGINE - SIDE/LEFT HAND - E-COATED - FREIGHTLINER
			FROM: 10-25-04 THRU: 99-99-99
8	131896-01-01A	EA	PANEL/AIR SCOOP - BRIGHT WHITE
8	131896-01-02A	EA	PANEL/AIR SCOOP - GRAY
9	132635-02-02B	EA	SHIELD-ENGINE - UPPER - E-COATED - WORKHORSE
9	132635-01-02B	EA	SHIELD-ENGINE - UPPER - E-COATED - FREIGHTLINER

**EXTERIOR BODY GROUP (CONTINUED)**  
**PANELS & TRIMS (CONTINUED)**



KEY	PART NUMBER	U/M	DESCRIPTION
1	114248-02-01A	EA	ANGLE - PLASTIC - 96.6"

**COMPONENT PARTS FOR PANELS & TRIMS**

**131431-07-01A, 131431-08-01A**

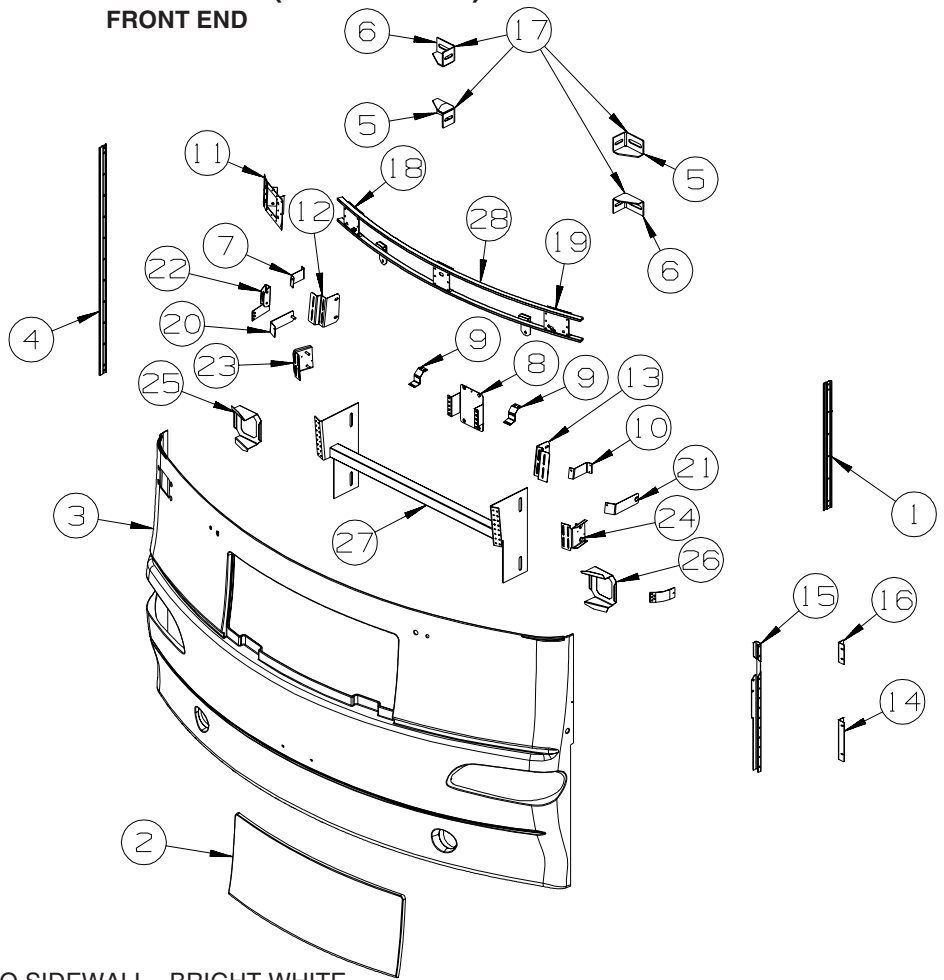
KEY	PART NUMBER	U/M	DESCRIPTION	VENDOR NO.
	106015-16-700	EA	GLASS-FLAT W/HEAT ELEMENT	709450
	106015-18-700	EA	GLASS/CONVEX	709650
	106015-18-701	EA	ACTUATOR - CONVEX GLASS	7475410
	106015-18-702	EA	MOTOR - FLAT GLASS	7471180
	106015-18-703	EA	GLASS/CONVEX-ACT/HOUSING	709651
	131431-03-700	EA	LIGHT/TURN SIGNAL - AMBER	7475510
	131431-07-700	EA	KIT(SCREW CVR BLK)ROUND/OVAL	748344

**142721-01-01A, 142721-02-01A**

KEY	PART NUMBER	U/M	DESCRIPTION	VENDOR NO.
	106015-16-700	EA	GLASS/FLAT-W/HEAT ELEMENT	709450
	106015-18-700	EA	GLASS/CONVEX	709650
	106015-18-702	EA	MOTOR - FLAT GLASS	7471180
	106015-18-703	EA	GLASS/CONVEX-ACT/HOUSING	709651
	131431-03-700	EA	LIGHT/TURN SIGNAL - AMBER	7475510
	142721-01-700	EA	COVER/CAP - BOTTOM	Q709678
	142721-01-701	EA	CAP - RECTANGULAR (VELVAC)	709557
	142721-01-702	EA	BRACKET/MOUNT - MIRROR	7096800
	142721-01-703	EA	GASKET/MOUNT - MIRROR	7094700
	142721-01-704	EA	SET SCREW - 5/16"-18 X 1.25"	4082140

# EXTERIOR BODY GROUP (CONTINUED)

FRONT END



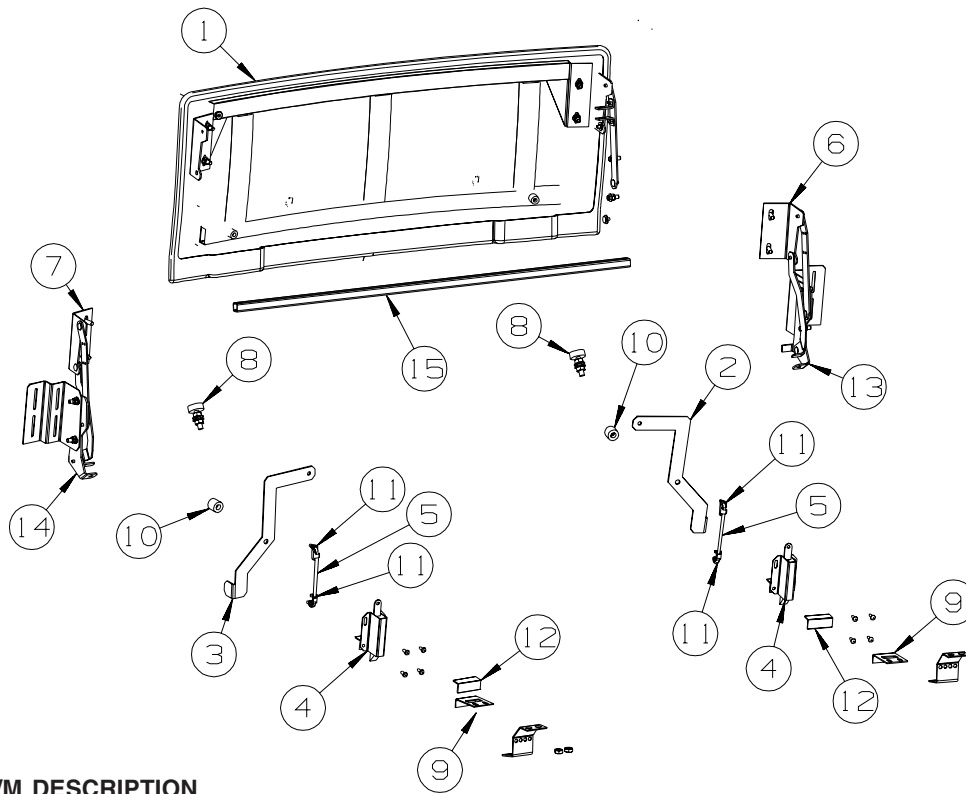
KEY	PART NUMBER	U/M	DESCRIPTION
1	092041-06-01A	EA	TRIM - REAR - CAP TO SIDEWALL - BRIGHT WHITE FROM: 00-00-00 THRU: 06-13-04
1	140447-01-01A	EA	TRIM - GRILLE PANEL/SIDEWALL - 22" - BRIGHT WHITE FROM: 06-14-04 THRU: 07-18-04
1	092041-15-01A	EA	TRIM - FRONT/REAR CAP (SIDEWALL) - 22" - BRIGHT WHITE FROM: 07-19-04 THRU: 99-99-99
1	091985-01-07A	FT	INSERT - TRIM - .65" WIDE - BRIGHT WHITE
2	137771-01-M76	EA	HOOD - FRONT - W/O HDW - NON-PRIMED
2	137771-01-SA0	EA	HOOD - FRONT - W/O HDW - NON-PRIMED - <b>FULL BODY PAINT</b>
3	143830-06-SA0	EA	PANEL - FRONT/LOWER - W/O HOOD/LIGHTS - NON-PRIMED
3	143830-06-SA1	EA	PANEL - FRONT/LOWER - W/O HOOD/LIGHTS - NON-PRIMED - <b>FULL BODY PAINT</b>
4	092041-07-01A	EA	TRIM - REAR - CAP TO SIDEWALL - BRIGHT WHITE FROM: 00-00-00 THRU: 06-13-04
4	140447-02-01A	EA	TRIM - GRILLE PANEL/SIDEWALL - 47.4" - BRIGHT WHITE FROM: 06-14-04 THRU: 07-18-04
4	092041-11-01A	EA	TRIM - FRONT/REAR CAP (SIDEWALL) - 45.4" - BRIGHT WHITE FROM: 07-19-04 THRU: 99-99-99
4	091985-01-07A	FT	INSERT - TRIM - .65" WIDE - BRIGHT WHITE
5	128455-03-02B	EA	BRACKET - BUMPER - RIGHT HAND UPPER/LEFT HAND LOWER
6	128455-04-02B	EA	BRACKET - BUMPER - LEFT HAND UPPER/RIGHT HAND LOWER
7	146103-02-02B	EA	PLATE - DRIVER HEADLAMP ADJUSTER - E-COATED
8	136446-02-02B	EA	BRACKET - WASHER TANK - E-COATED
9	134189-02-02B	EA	BRACKET - MOUNT/STRIKER - E-COATED
10	146103-01-02B	EA	PLATE - PASSENGER HEADLAMP ADJUSTER - E-COATED
11	120850-04-02B	EA	PLATE - SUPPORT/MIRROR - E-COATED
12	137703-01-02B	EA	SUPPORT - HINGE - RIGHT HAND - E-COATED FROM: 00-00-00 THRU: 11-24-04
12	137703-03-02B	EA	SUPPORT - HINGE - RIGHT HAND - E-COATED FROM: 11-25-04 THRU: 99-99-99
13	137703-02-02B	EA	SUPPORT - HINGE - LEFT HAND - E-COATED FROM: 00-00-00 THRU: 11-24-04
13	137703-04-02B	EA	SUPPORT - HINGE - LEFT HAND - E-COATED FROM: 11-25-04 THRU: 99-99-99

**EXTERIOR BODY GROUP (CONTINUED)**  
**FRONT END (CONTINUED)**

KEY	PART NUMBER	U/M	DESCRIPTION
14	113041-10-02B	EA	ANGLE - MOUNT - E-COATED
15	151375-01-02B	EA	BRACKET - HEADLAMP MOUNT - E-COATED FROM: 00-00-00 THRU: 06-27-04
15	150634-01-02B	EA	BRACKET - HEADLAMP MOUNT - E-COATED FROM: 06-28-04 THRU: 09-16-04
15	152134-01-02B	EA	BRACKET - HEADLAMP MOUNT - E-COATED FROM: 09-17-04 THRU: 99-99-99
16	113041-17-02B	EA	ANGLE/MOUNT - BUMPER - E-COATED
17	116617-02-02B	EA	SPACER - BUMPER
18	149788-02-02B	EA	SUPPORT - PIVOT SHAFT - E-COATED
19	149788-04-02B	EA	SUPPORT - PIVOT SHAFT - E-COATED
20	151401-02-02B	EA	BRACKET - HEADLAMP MOUNT/PASSENGER - E-COATED FROM: 00-00-00 THRU: 06-27-04
20	146627-02-02B	EA	BRACKET - HEADLAMP MOUNT - E-COATED FROM: 06-28-04 THRU: 09-16-04
20	152132-02-02B	EA	BRACKET - HEADLAMP MOUNT/PASSENGER - E-COATED FROM: 09-17-04 THRU: 99-99-99
21	151401-04-02B	EA	BRACKET - HEADLAMP MOUNT/DRIVER - E-COATED FROM: 00-00-00 THRU: 06-27-04
21	146627-04-02B	EA	BRACKET - HEADLAMP MOUNT - E-COATED FROM: 06-28-04 THRU: 09-16-04
21	152132-04-02B	EA	BRACKET - HEADLAMP MOUNT/DRIVER - E-COATED FROM: 09-17-04 THRU: 99-99-99
22	151383-01-02B	EA	BRACKET - HEADLAMP MOUNT - E-COATED FROM: 00-00-00 THRU: 06-27-04
22	144689-01-02B	EA	BRACKET - HEADLAMP MOUNT - E-COATED FROM: 06-28-04 THRU: 09-16-04
22	152133-01-02B	EA	BRACKET - HEADLAMP MOUNT - E-COATED FROM: 09-17-04 THRU: 99-99-99
23	151381-02-02B	EA	BRACKET - HEADLAMP MOUNT/PASSENGER - E-COATED FROM: 00-00-00 THRU: 06-27-04
23	144691-02-02B	EA	BRACKET - HEADLAMP MOUNT - E-COATED FROM: 06-28-04 THRU: 09-16-04
23	152142-02-02B	EA	BRACKET - HEADLAMP MOUNT/PASSENGER - E-COATED FROM: 09-17-04 THRU: 99-99-99
24	151381-04-02B	EA	BRACKET - HEADLAMP MOUNT/DRIVER - E-COATED FROM: 00-00-00 THRU: 06-27-04
24	144691-04-02B	EA	BRACKET - HEADLAMP MOUNT - E-COATED FROM: 06-28-04 THRU: 09-16-04
24	152142-04-02B	EA	BRACKET - HEADLAMP MOUNT/DRIVER - E-COATED FROM: 09-17-04 THRU: 99-99-99
25	139685-18-02B	EA	SUPPORT - FOGLAMP - RIGHT HAND - E-COATED
26	139685-20-02B	EA	SUPPORT - FOGLAMP - LEFT HAND - E-COATED
27	148232-01-02B	EA	SUPPORT - FRONT END - E-COATED
28	149784-01-SA0	EA	SUPPORT - WIPER



**EXTERIOR BODY GROUP (CONTINUED)**  
**FRONT END (CONTINUED)**



KEY	PART NUMBER	U/M	DESCRIPTION
1	137771-01-M76	EA	HOOD - FRONT - W/O HDW - NON-PRIMED
1	137771-01-SA0	EA	HOOD - FRONT - W/O HDW - NON-PRIMED - <b>FULL BODY PAINT</b>
2	131545-01-02B	EA	LATCH - HOOD HANDLE - RIGHT HAND - E-COATED
3	131545-02-02B	EA	LATCH - HOOD HANDLE - LEFT HAND - E-COATED
4	113908-01-000	EA	LATCH/PLUNGER - F/HOOD
5	131606-01-01A	EA	ROD - HOOD LATCH
6	137761-01-01A	EA	PLATE - HOOD - MOUNTING - RIGHT HAND
7	137761-02-01A	EA	PLATE - HOOD - MOUNTING - LEFT HAND
8	058786-01-000	EA	BOLT - HOOD ADJUSTMENT - 5/16"-18 X 1.5"-2"- W/BLACK PAD
9	134190-01-02B	EA	BRACKET - STRIKER/HOOD - E-COATED
10	120863-07-000	EA	BUMPER - RUBBER - .7" DIA X .7" THICK
11	102265-01-000	EA	CLIP - ROD END - 5/32" - BLACK PLASTIC
12	134189-02-02B	EA	BRACKET - MOUNT/STRIKER - E-COATED
13	137072-03-01A	EA	HINGE - HOOD - RIGHT HAND - BLACK
14	137072-04-01A	EA	HINGE - HOOD - LEFT HAND - BLACK
15	137300-02-02B	EA	TUBE/TIMING - HOOD - 38.5" - E-COATED

**EXTERIOR BODY GROUP (CONTINUED)**  
**LADDER**

KEY	PART NUMBER	U/M	DESCRIPTION
	132804-01-01A	EA	LADDER - UPPER - ANODIZED ALUMINUM
	150785-01-01A	EA	LADDER - LOWER - 47.6" / 4 STEP W/DOG LEG - HINGED STANDOFF
	129375-02-000	EA	SEAL - LADDER BRACKET

**STRUCTURAL COMPONENTS**

KEY	PART NUMBER	U/M	DESCRIPTION
	002754-01-001	EA	ANGLE - EXTRUDED - 3/4" X 3/4" X 16' - MILL ALUMINUM
	002766-01-001	EA	ANGLE - EXTRUDED - 1" X 1 1/2" X 17'
	068716-01-001	EA	BRACE - 90 DEGREE - L-ANGLE - 16'
	089297-01-000	SF	PLYWOOD - LUAN - OVERLAY GRADE - 4' X 8'
	089297-03-000	SF	PLYWOOD - LUAN - OVERLAY GRADE - 4' X 8.3'
	092776-03-000	EA	ADAPTER - DUCT 2" X 4" X 3"
	100619-01-000	BF	FOAM - EXPANDED POLYSTYRENE - 1.34" X 48" X 96"
	100619-02-000	BF	FOAM - EXPANDED POLYSTYRENE - 1.5" X 48" X 96"
	100619-04-000	BF	FOAM - EXPANDED POLYSTYRENE - .5" X 48" X 96"
	100619-05-000	BF	FOAM - EXPANDED POLYSTYRENE - .75" X 48" X 96"-1.5 DENSITY
	100619-13-000	BF	FOAM - EXPANDED POLYSTYRENE - .34" X 34.65" X 96"
	100619-16-000	BF	FOAM - EXPANDED POLYSTYRENE - .75" X 48" X 96"-2.0 DENSITY
	100619-27-000	BF	FOAM - EXPANDED POLYSTYRENE - 48" X 92.8" X 3"
	105077-08-000	EA	FOAM - PLUG - ROOF CAP
	120107-01-000	EA	FOAM - ROOF COVE - 2.8" X 48" LONG
	120107-02-000	EA	FOAM - PLUG - ROOF TUBE - 2.2" X 2.9" X 1.8" LONG
	120107-03-000	EA	FOAM - PLUG - SIDEWALL TUBE - 1.2" X 2.1" X 1.8" LONG
	120107-07-000	EA	FOAM - ROOF COVE
	120107-08-000	EA	FOAM - PLUG - ROOF TUBE
	108535-05-03A	SF	FIBERGLASS SHEET - 108" X 500' ROLL - BRIGHT WHITE
	128782-03-01A	EA	FIBERGLASS SHEET - 26.1" X 68.2" - HIGH GLOSS/SLIDEOUT-B/W
	128782-07-01A	EA	FIBERGLASS SHEET - 79" X 456" - HIGH GLOSS - BRIGHT WHITE
	113192-06-01A	EA	FIBERGLASS/LUAN LAMINATED - .2"X79"X446"- HIGH GLOSS - B/W FROM: 00-00-00 THRU: 05-09-04
	113192-06-02A	EA	FIBERGLASS/LUAN LAMINATED - .2"X79"X446"- GRAY SANDING GEL FROM: 05-10-04 THRU: 99-99-99
	128782-08-01A	EA	FIBERGLASS SHEET - 22" X 68.3" - HIGH GLOSS - BRIGHT WHITE
	128782-09-01A	EA	FIBERGLASS SHEET - 31" X 68.2" - HIGH GLOSS - BRIGHT WHITE
	128782-10-01A	EA	FIBERGLASS SHEET - 25" X 48" - HIGH GLOSS - BRIGHT WHITE
	148884-20-01A	EA	FIBERGLASS SHEET - 4" X 93.8" - HIGH GLOSS - BRIGHT WHITE
	148884-22-01A	EA	FIBERGLASS SHEET - 47.9" X 95.8" - HIGH GLOSS-BRIGHT WHITE
	151523-01-01A	EA	CEILING PANEL - 48" X 97.1" - LAMINATED VINYL/FOAM/LUAN FROM: 01-10-05 THRU: 99-99-99

# EXTERIOR BODY GROUP (CONTINUED)

## AWNINGS

FULL BODY PAINT			ENTRY DOOR & WINDOW AWNINGS								
FROM: 00-00-00 THRU: 06-06-04											
MODEL	COLOR CODE	AWNING COLOR	HARDWARE COLOR	DOOR	WINDOW LT FRONT ROLLER	WINDOW LT FRONT HARDWARE	WINDOW LT MID ROLLER	WINDOW LT MID HARDWARE	WINDOW LT REAR ROLLER	WINDOW LT REAR HARDWARE	WINDOW RT REAR ROLLER
WKP39F	DEEP BLUE	NAVY	SILVER	136767-02-55F	NA	NA	NA	NA	NA	NA	NA
WKP39K	DEEP BLUE	NAVY	SILVER	136767-02-55F	142199-08-55F	142199-01-03A	142199-03-55F	142199-01-03A	NA	NA	142199-05-55F
WKP36G	DEEP BLUE	NAVY	SILVER	136767-02-55F	142199-08-55F	142199-01-03A	142199-03-55F	142199-01-03A	NA	NA	142199-05-55F
WKP34H	DEEP BLUE	NAVY	SILVER	136767-02-55F	142199-07-55F	142199-01-03A	NA	NA	NA	NA	142199-05-55F
WKP32T	DEEP BLUE	NAVY	SILVER	136767-02-55F	142199-06-55F	142199-01-03A	142199-04-55F	142199-01-03A	NA	NA	142199-05-55F
<b>92A</b>											
WKP39F	FOREST	SPRUCE	CHAMPAGNE	136767-02-56E	NA	NA	NA	NA	NA	NA	NA
WKP39K	FOREST	SPRUCE	CHAMPAGNE	136767-02-56E	142199-08-56E	142199-01-02A	142199-03-56E	142199-01-02A	NA	NA	142199-05-56E
WKP36G	FOREST	SPRUCE	CHAMPAGNE	136767-02-56E	142199-08-56E	142199-01-02A	142199-03-56E	142199-01-02A	NA	NA	142199-05-56E
WKP34H	FOREST	SPRUCE	CHAMPAGNE	136767-02-56E	142199-07-56E	142199-01-02A	NA	NA	NA	NA	142199-05-56E
WKP32T	FOREST	SPRUCE	CHAMPAGNE	136767-02-56E	142199-06-56E	142199-01-02A	142199-04-56E	142199-01-02A	NA	NA	142199-05-56E
<b>24C</b>											
WKP39F	ALMOND 2	TAUPE	CHAMPAGNE	136767-02-41E	NA	NA	NA	NA	NA	NA	NA
WKP39K	ALMOND 2	TAUPE	CHAMPAGNE	136767-02-41E	142199-08-41E	142199-01-02A	142199-03-41E	142199-01-02A	NA	NA	142199-05-41E
WKP36G	ALMOND 2	TAUPE	CHAMPAGNE	136767-02-41E	142199-08-41E	142199-01-02A	142199-03-41E	142199-01-02A	NA	NA	142199-05-41E
WKP34H	ALMOND 2	TAUPE	CHAMPAGNE	136767-02-41E	142199-07-41E	142199-01-02A	NA	NA	NA	NA	142199-05-41E
WKP32T	ALMOND 2	TAUPE	CHAMPAGNE	136767-02-41E	142199-06-41E	142199-01-02A	142199-04-41E	142199-01-02A	NA	NA	142199-05-41E

FROM: 06-07-04 THRU: 99-99-99											
MODEL	COLOR CODE	AWNING COLOR	HARDWARE COLOR	DOOR	WINDOW LT FRONT ROLLER	WINDOW LT FRONT HARDWARE	WINDOW LT MID ROLLER	WINDOW LT MID HARDWARE	WINDOW LT REAR ROLLER	WINDOW LT REAR HARDWARE	WINDOW RT REAR ROLLER
WKP39F	DEEP BLUE	NAVY	SILVER	136767-05-55F	NA	NA	NA	NA	NA	NA	NA
WKP39K	DEEP BLUE	NAVY	SILVER	136767-05-55F	142199-08-55F	142199-01-03A	142199-03-55F	142199-01-03A	NA	NA	142199-05-55F
WKP36G	DEEP BLUE	NAVY	SILVER	136767-05-55F	142199-08-55F	142199-01-03A	142199-03-55F	142199-01-03A	NA	NA	142199-05-55F
WKP34H	DEEP BLUE	NAVY	SILVER	136767-05-55F	142199-07-55F	142199-01-03A	NA	NA	NA	NA	142199-05-55F
WKP32T	DEEP BLUE	NAVY	SILVER	136767-05-55F	142199-06-55F	142199-01-03A	142199-04-55F	142199-01-03A	NA	NA	142199-05-55F
<b>92A</b>											
WKP39F	FOREST	SPRUCE	CHAMPAGNE	136767-05-56E	NA	NA	NA	NA	NA	NA	NA
WKP39K	FOREST	SPRUCE	CHAMPAGNE	136767-05-56E	142199-08-56E	142199-01-02A	142199-03-56E	142199-01-02A	NA	NA	142199-05-56E
WKP36G	FOREST	SPRUCE	CHAMPAGNE	136767-05-56E	142199-08-56E	142199-01-02A	142199-03-56E	142199-01-02A	NA	NA	142199-05-56E
WKP34H	FOREST	SPRUCE	CHAMPAGNE	136767-05-56E	142199-07-56E	142199-01-02A	NA	NA	NA	NA	142199-05-56E
WKP32T	FOREST	SPRUCE	CHAMPAGNE	136767-05-56E	142199-06-56E	142199-01-02A	142199-04-56E	142199-01-02A	NA	NA	142199-05-56E
<b>24C</b>											
WKP39F	ALMOND 2	TAUPE	CHAMPAGNE	136767-05-41E	NA	NA	NA	NA	NA	NA	NA
WKP39K	ALMOND 2	TAUPE	CHAMPAGNE	136767-05-41E	142199-08-41E	142199-01-02A	142199-03-41E	142199-01-02A	NA	NA	142199-05-41E
WKP36G	ALMOND 2	TAUPE	CHAMPAGNE	136767-05-41E	142199-08-41E	142199-01-02A	142199-03-41E	142199-01-02A	NA	NA	142199-05-41E
WKP34H	ALMOND 2	TAUPE	CHAMPAGNE	136767-05-41E	142199-07-41E	142199-01-02A	NA	NA	NA	NA	142199-05-41E
WKP32T	ALMOND 2	TAUPE	CHAMPAGNE	136767-05-41E	142199-06-41E	142199-01-02A	142199-04-41E	142199-01-02A	NA	NA	142199-05-41E

### GRAPHICS PATIO AWNINGS

SERIES	MODEL	COLOR DESIGNATION	AWNING FABRIC	AWNING LENGTH	WEATHER WRAP	PART # MANUAL	PART # ELECTRIC
JOURNEY (27G)	P32T	GULF BLUE (DX)	VINYL	18'	MTL/BRT WHT	113874-07-39A	143181-07-39A
	P34H	GULF BLUE (DX)	VINYL	18'	MTL/BRT WHT	113874-07-39A	143181-07-39A
	P36GD	GULF BLUE (DX)	VINYL	20'	MTL/BRT WHT	113874-09-39A	143181-09-39A
	P39F	GULF BLUE (DX)	VINYL		MTL/BRT WHT	NA	
	P39K	GULF BLUE (DX)	VINYL	20'	MTL/BRT WHT	NA	143181-12-39A
JOURNEY (92K)	P32T	ALPINE GREEN (DY)	VINYL	18'	MTL/BRT WHT	113874-07-28A	143181-07-28A
	P34H	ALPINE GREEN (DY)	VINYL	18'	MTL/BRT WHT	113874-07-28A	143181-07-28A
	P36G	ALPINE GREEN (DY)	VINYL	20'	MTL/BRT WHT	113874-09-28A	143181-09-28A
	P39F	ALPINE GREEN (DY)	VINYL		MTL/BRT WHT	NA	
	P39K	ALPINE GREEN (DY)	VINYL	20'	MTL/BRT WHT	NA	143181-12-28A

**EXTERIOR BODY GROUP (CONTINUED)**  
**AWNINGS (CONTINUED)**

**FULL BODY PAINT**

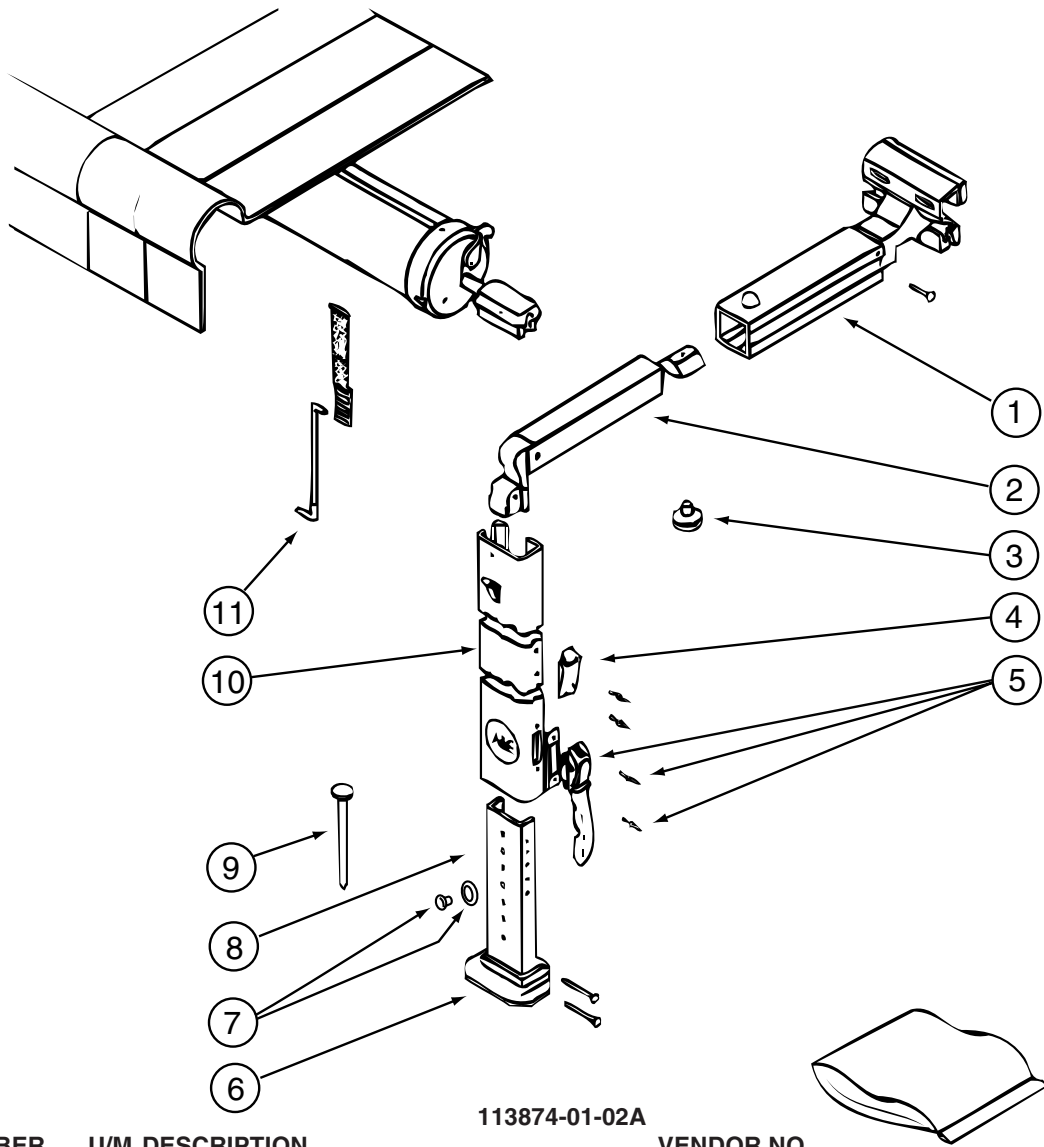
**PATIO AWNINGS**

MODEL	COLOR CODE	AWNING COLOR	HARDWARE COLOR	PATIO ROLLER	AWNING LENGTH	PATIO HARDWARE	SPACER KIT	PATIO ELECTRICAL KIT
<b>27A</b>								
WKP39F	DEEP BLUE	NAVY	SILVER	NA	NA	NA	143181-11-03A	143181-02-01A
WKP39K	DEEP BLUE	NAVY	SILVER	143181-12-55F	20'	143181-10-03A	143181-11-03A	143181-02-01A
WKP36G	DEEP BLUE	NAVY	SILVER	143181-09-55F	20'	143181-01-03A	NA	143181-02-01A
WKP34H	DEEP BLUE	NAVY	SILVER	143181-07-55F	18'	143181-01-03A	NA	143181-02-01A
WKP32T	DEEP BLUE	NAVY	SILVER	143181-07-55F	18'	143181-01-03A	NA	143181-02-01A
<b>92A</b>								
WKP39F	FOREST	SPRUCE	CHAMPAGNE	NA	NA	NA	143181-11-02A	143181-02-01A
WKP39K	FOREST	SPRUCE	CHAMPAGNE	143181-12-56E	20'	143181-10-02A	143181-11-02A	143181-02-01A
WKP36G	FOREST	SPRUCE	CHAMPAGNE	143181-09-56E	20'	143181-01-02A	NA	143181-02-01A
WKP34H	FOREST	SPRUCE	CHAMPAGNE	143181-07-56E	18'	143181-01-02A	NA	143181-02-01A
WKP32T	FOREST	SPRUCE	CHAMPAGNE	143181-07-56E	18'	143181-01-02A	NA	143181-02-01A
<b>24C</b>								
WKP39F	ALMOND 2	TAUPE	CHAMPAGNE	NA	NA	NA	143181-11-02A	143181-02-01A
WKP39K	ALMOND 2	TAUPE	CHAMPAGNE	143181-12-41E	20'	143181-10-02A	143181-11-02A	143181-02-01A
WKP36G	ALMOND 2	TAUPE	CHAMPAGNE	143181-09-41E	20'	143181-01-02A	NA	143181-02-01A
WKP34H	ALMOND 2	TAUPE	CHAMPAGNE	143181-07-41E	18'	143181-01-02A	NA	143181-02-01A
WKP32T	ALMOND 2	TAUPE	CHAMPAGNE	143181-07-41E	18'	143181-01-02A	NA	143181-02-01A

KEY	PART NUMBER	U/M	DESCRIPTION
	142199-02-03A	EA	HARDWARE - WINDOW AWNING - TALL LENGTH - SATIN - WINDOW
	142199-02-02A	EA	HARDWARE - WINDOW AWNING - TALL LENGTH - CHAMPAGNE - WINDOW
*	113874-01-02A	EA	HARDWARE KIT - AWNING - W/O STANDOFF BRACKET-BRIGHT WHITE - PATIO
	143181-01-01A	EA	HARDWARE/AWNING - WEATHERPROOF - BRIGHT WHITE - PATIO/ELECTRIC
	143181-01-02A	EA	HARDWARE/AWNING - WEATHERPROOF - CHAMPAGNE - PATIO/ELECTRIC
	113874-11-01A	EA	SCREW/LAG - AWNING - 1/4" X 1" STAINLESS STEEL
	113874-12-01A	EA	SCREW/LAG - AWNING - 1/4" X 2 3/4" STAINLESS STEEL
	137054-01-02A	EA	BRACKET - AWNING - BRIGHT WHITE - PATIO
	136767-01-01A	EA	AWNING/DOOR - 56" - MANUAL - WHITE VINYL
			FROM: 00-00-00 THRU: 06-06-04
	136767-04-01A	EA	AWNING/DOOR-MANUAL - VINYL/BRT WHITE-METAL CASE/BRT WHITE
			FROM: 06-07-04 THRU: 99-99-99
	136767-02-01A	EA	AWNING/DOOR - 56" - ELECTRIC - WHITE VINYL
			FROM: 00-00-00 THRU: 06-06-04
	136767-05-01A	EA	AWNING/DOOR-ELECTRIC-ACRYLIC/BRT WHITE-METAL CASE/BRT WHT
			FROM: 06-07-04 THRU: 99-99-99
	136770-03-01A	EA	SPACER - AWNING - 2" - BRIGHT WHITE - ENTRANCE DOOR
	136770-03-02A	EA	SPACER - AWNING - 2" - BLACK - ENTRANCE DOOR/ELECTRIC
	137029-01-01A	EA	BRACKET - AWNING - BRIGHT WHITE - ENTRANCE DOOR
	137029-01-02A	EA	BRACKET - AWNING - BLACK - PATIO
	143181-10-01A	EA	AWNING/WEATHERPROOF - HARDWARE KIT - BRIGHT WHITE - P39K
	143181-11-01A	EA	AWNING/WEATHERPROOF - SPACER KIT - BRIGHT WHITE - P39K
	146457-01-03A	EA	BRACKET - AWNING - BRIGHT WHITE - P39K
	146457-01-02A	EA	BRACKET - AWNING - BLACK - P39K
	154099-02-01A	EA	SUNSCREEN/REMOVABLE/BLK-16'X 72" - F/18' ELEC AWNING-W/HDW - P32T,P34H
	154099-01-01A	EA	SUNSCREEN/REMOVABLE/BL-18'X72"-F/19'-20' ELEC AWNING-W/HDW - P36G,P39K,P39F

\*COMPONENT PARTS LISTED LATER IN THIS GROUP

**EXTERIOR BODY GROUP (CONTINUED)**  
**COMPONENT PARTS FOR AWNINGS**

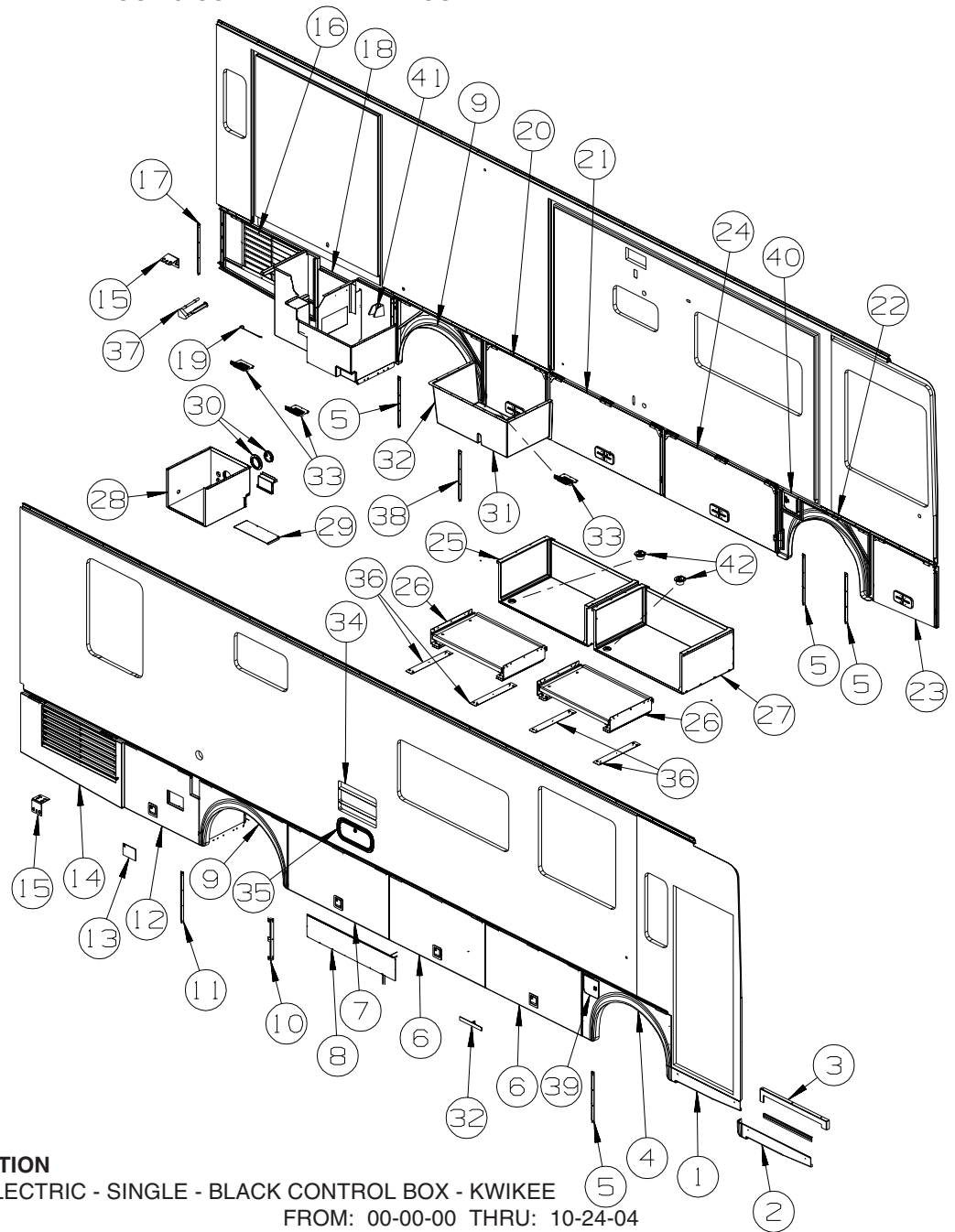


113874-01-02A

KEY	PART NUMBER	U/M	DESCRIPTION	VENDOR NO.
1	113874-01-714	EA	RAFTER - MAIN RH/LH BRT/WHT	830295.536F
2	113874-01-715	EA	RAFTER - SECONDARY BRT/WHT	830463.511F
3	113874-01-702	EA	KNOB - ADJUSTING	3105421.014
4	113874-01-706	EA	LOCK - TRAVEL	830587.001
5	113874-01-707	EA	HANDLE - LIFT W/RIVETS	830644
6	113874-01-712	EA	FOOT - PATIO	730366-001
7	113874-01-710	EA	PLUG-STOP KIT	830456
8	113874-01-717	EA	ARM - ADJUSTABLE BRT/WHT	830467.517/F
9	113874-01-709	EA	NAIL-SPIKE, 8"	113006
10	113874-01-716	EA	ARM - MAIN SUPPORT BRT/WHT	3104502.293/F
11	113874-01-703	EA	ROD-CENTER PULL W/ACCESSORY	830152.102

# EXTERIOR DOORS & COMPARTMENTS GROUP

## DOOR & COMPARTMENT LAYOUT

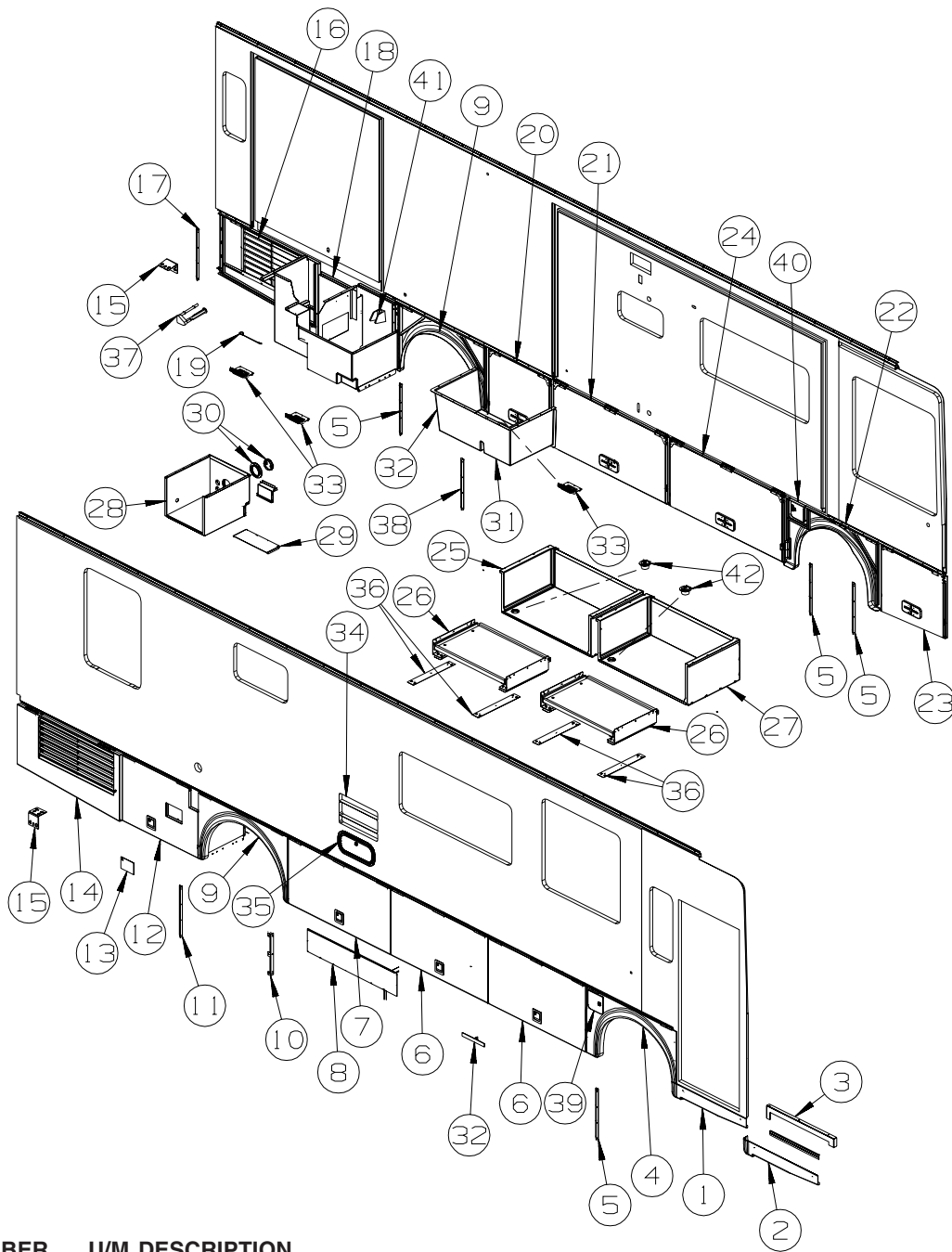


KEY	PART NUMBER	U/M	DESCRIPTION
1*	094708-03-01A	EA	STEP - ELECTRIC - SINGLE - BLACK CONTROL BOX - KWIKEE FROM: 00-00-00 THRU: 10-24-04
1	094708-04-01A	EA	STEP - ELECTRIC - SINGLE - BLACK - KWIKEE FROM: 10-25-04 THRU: 99-99-99
2	131900-02-P75	EA	VALANCE/PANEL - ENTRY DOOR - PLASTIC - BLACK
	143362-02-02B	EA	CLIP - TRIM - E-COATED
3	134125-04-02B	EA	SUPPORT - DOOR/VALANCE - E-COATED
4	131922-07-SA0	EA	PANEL/WHEEL LIP - FRONT/PASSENGER - 44.8" W/FUEL DOOR
5	113904-11-02B	EA	ANGLE - ATTACHMENT/WHEEL LIP - 21.6" - E-COAT
6	149777-04-SA0	EA	VALANCE/PANEL - W/O LATCH/HARDWARE
	132892-02-01A	FT	SEAL - BULB - W/WIRED U CHANNEL - 1.3" X 1" - BLACK FROM: 00-00-00 THRU: 01-23-05
	132892-08-01A	FT	SEAL - BULB/SINGLE - W/U CHANNEL - BLACK FROM: 01-24-05 THRU: 99-99-99
	142569-14-000	EA	SPRING/GAS - 100 LB - 20" EXTENDED/12" COMPRESSED
7	149777-05-SA0	EA	VALANCE/PANEL - W/O LATCH/HARDWARE
	132892-02-01A	FT	SEAL - BULB - W/WIRED U CHANNEL - 1.3" X 1" - BLACK FROM: 00-00-00 THRU: 01-23-05
	132892-08-01A	FT	SEAL - BULB/SINGLE - W/U CHANNEL - BLACK FROM: 01-24-05 THRU: 99-99-99
	142569-14-000	EA	SPRING/GAS - 100 LB - 20" EXTENDED/12" COMPRESSED

**EXTERIOR DOORS & COMPARTMENTS GROUP (CONTINUED)**  
**DOOR & COMPARTMENT LAYOUT (CONTINUED)**

KEY	PART NUMBER	U/M	DESCRIPTION
8	133386-01-02B	EA	PANEL - CLOSEOUT - HOLDING TANK - E-COATED
9	131922-03-L76	EA	PANEL/WHEEL LIP - REAR - 47.2"
	139793-03-01A	EA	HINGE - CENTER/VALANCE DOOR - W/O BALL STUD
10	138789-01-02B	EA	ANGLE/MOUNT - WHEEL LIP/BACKWALL - E-COATED
11	113904-13-02B	EA	ANGLE - ATTACHMENT/WHEEL LIP - 15.7" - E-COAT
12	149777-02-SA0	EA	VALANCE/PANEL - W/O LATCH/HARDWARE
	132892-02-01A	FT	SEAL - BULB - W/WIRED U CHANNEL - 1.3" X 1" - BLACK FROM: 00-00-00 THRU: 01-23-05
	132892-08-01A	FT	SEAL - BULB/SINGLE - W/U CHANNEL - BLACK FROM: 01-24-05 THRU: 99-99-99
	142569-15-000	EA	SPRING/GAS - 120 LB. - 20" EXTENDED/12" COMPRESSED
13	115620-01-12B	EA	PLATE - BACKING - BRIGHT WHITE
14	149777-10-SA0	EA	VALANCE/PANEL - W/O LATCH/HARDWARE
15	140309-03-02B	EA	ANGLE - FURNACE DOOR
16	149777-11-SA0	EA	VALANCE/PANEL - W/O LATCH/HARDWARE
17	113904-15-02B	EA	ANGLE - ATTACHMENT/WHEEL LIP - 9.4" - E-COAT
18	149777-09-SA0	EA	VALANCE/PANEL - W/O LATCH/HARDWARE
	107721-07-000	FT	SEAL - ACCESS DOOR - .9"WIDE X 1.1"HIGH
	137228-04-02B	EA	HINGE - PIANO - COMPARTMENT DOOR - 27" - E-COATED
19	076767-11-000	EA	CABLE - STAINLESS STEEL - 5.9"
20	149777-01-SA0	EA	VALANCE/PANEL - W/O LATCH/HARDWARE
	107721-07-000	FT	SEAL - ACCESS DOOR - .9"WIDE X 1.1"HIGH
	142569-21-000	EA	SPRING/GAS - 60 LB - 20" EXTENDED/12" COMPRESSED
21	149777-26-SA0	EA	VALANCE/PANEL - W/O LATCH/HARDWARE
	132892-02-01A	FT	SEAL - BULB - W/WIRED U CHANNEL - 1.3" X 1" - BLACK FROM: 00-00-00 THRU: 01-23-05
	132892-08-01A	FT	SEAL - BULB/SINGLE - W/U CHANNEL - BLACK FROM: 01-24-05 THRU: 99-99-99
	142569-14-000	EA	SPRING/GAS - 100 LB - 20" EXTENDED/12" COMPRESSED
22	131922-04-N70	EA	PANEL/WHEEL LIP - FRONT/DRIVER - 49" - BLACK
23	149777-08-SA0	EA	VALANCE/PANEL - W/O LATCH/HARDWARE
	132892-02-01A	FT	SEAL - BULB - W/WIRED U CHANNEL - 1.3" X 1" - BLACK FROM: 00-00-00 THRU: 01-23-05
	132892-08-01A	FT	SEAL - BULB/SINGLE - W/U CHANNEL - BLACK FROM: 01-24-05 THRU: 99-99-99
	142569-22-000	EA	SPRING/GAS - 90 LB - 17" EXTENDED/12" COMPRESSED FROM: 00-00-00 THRU: 11-21-04
	142569-27-000	EA	SPRING/GAS - 112 LB - 17.2" EXTENDED/10.9" COMPRESSED FROM: 11-22-04 THRU: 99-99-99
24	149777-06-SA0	EA	VALANCE/PANEL - W/O LATCH/HARDWARE
	132892-02-01A	FT	SEAL - BULB - W/WIRED U CHANNEL - 1.3" X 1" - BLACK FROM: 00-00-00 THRU: 01-23-05
	132892-08-01A	FT	SEAL - BULB/SINGLE - W/U CHANNEL - BLACK FROM: 01-24-05 THRU: 99-99-99
	142569-14-000	EA	SPRING/GAS - 100 LB - 20" EXTENDED/12" COMPRESSED
25	135927-08-N70	EA	COMPARTMENT - LUGGAGE
25	145874-01-R68	EA	COMPARTMENT - LUGGAGE - 49.4" - <b>SLIDEOUT COMPARTMENT TRAY</b>
	147393-01-02B	EA	RETAINER - COMPARTMENT - E-COATED
26	145663-01-000	EA	SLIDE - TRAY/LUGGAGE - KWIKEE
27	149509-04-SA0	EA	COMPARTMENT - LUGGAGE
27	149509-03-SA0	EA	COMPARTMENT - LUGGAGE - <b>SLIDEOUT COMPARTMENT TRAY</b>
28	132902-03-R68	EA	COMPARTMENT - LUGGAGE
29	142436-02-02B	EA	PLATE-COVER ,E-CT
30	092887-03-000	EA	HATCH/PLATE - 6.1" FLANGE/4.5" R.O. - BLACK
31	144932-01-R68	EA	COMPARTMENT - DRAINAGE
32	144523-01-01A	EA	COMPARTMENT - DRAINAGE
33*	142226-02-01A	EA	HATCH - POWER
34*	084103-08-000	EA	DOOR - VENT - REFRIGERATOR - W/O JAMB - BRIGHT WHITE
34	084104-08-000	EA	JAMB - VENT DOOR/REFRIGERATOR - BRIGHT WHITE
35	126945-09-N42	EA	DOOR/STORAGE - W/O HARDWARE - 18.3" X 9.9"
35	126945-09-R38	EA	DOOR/STORAGE - W/O HARDWARE - 18.3" X 9.9" - <b>FULL BODY PAINT</b>
36	147393-01-02B	EA	RETAINER - COMPARTMENT - E-COATED
37	129041-01-01A	EA	HOLDER - PAPER TOWEL
38	113041-15-02B	EA	ANGLE/MOUNT - BUMPER - E-COATED

**EXTERIOR DOORS & COMPARTMENTS GROUP (CONTINUED)**  
**DOOR & COMPARTMENT LAYOUT (CONTINUED)**



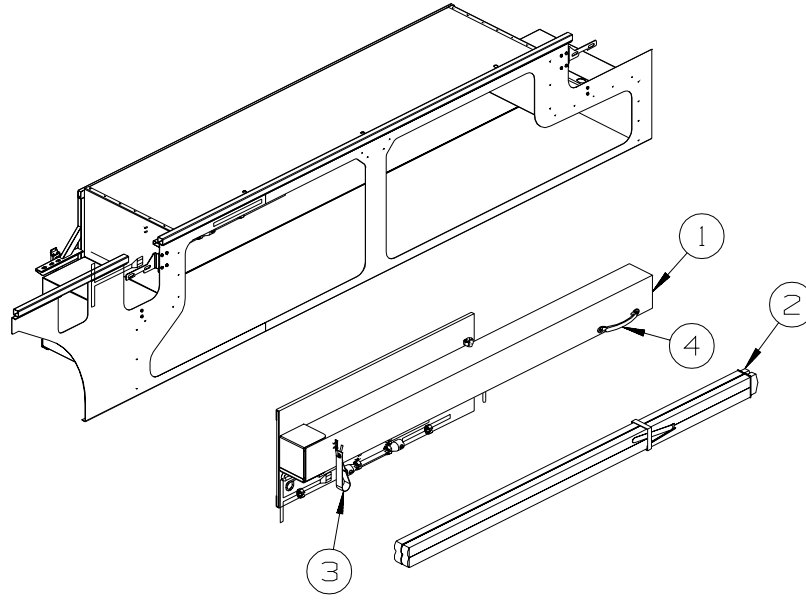
KEY	PART NUMBER	U/M	DESCRIPTION
39	131905-05-N70	EA	PANEL/DOOR - FUEL FILL - W/O LOCK - BLACK
	009065-01-000	EA	HINGE - ALUMINUM - 1 1/2" X 96" - UNPAINTED
	138290-01-000	EA	CASE - W/CAM - W/O CYLINDER/KEY
	139793-03-01A	EA	HINGE - CENTER/VALANCE DOOR - W/O BALL STUD
40	131905-07-R83	EA	PANEL/DOOR - FUEL FILL - W/O LOCK - BLACK
	009065-01-000	EA	HINGE - ALUMINUM - 1 1/2" X 96" - UNPAINTED
	138290-01-000	EA	CASE - W/CAM - W/O CYLINDER/KEY
	139793-03-01A	EA	HINGE - CENTER/VALANCE DOOR - W/O BALL STUD
	153306-01-01A	EA	HINGE - PIANO - 1 1/2" X 5" - UNPAINTED
41	131383-03-02A	EA	BRACKET - SHOWER HEAD - WHITE
42	009426-01-000	EA	HATCH - POWER CORD - WHITE

FROM: 12-13-04 THRU: 01-19-05

\*COMPONENT PARTS LISTED LATER IN THIS GROUP

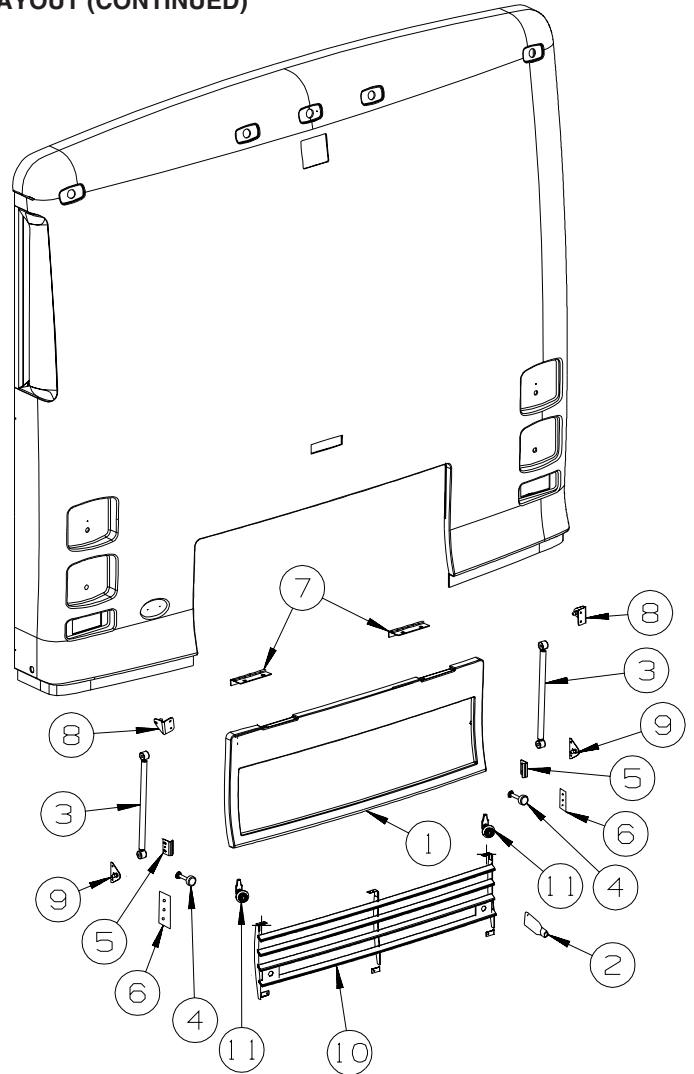


**EXTERIOR DOORS & COMPARTMENTS GROUP (CONTINUED)**  
**DOOR & COMPARTMENT LAYOUT (CONTINUED)**



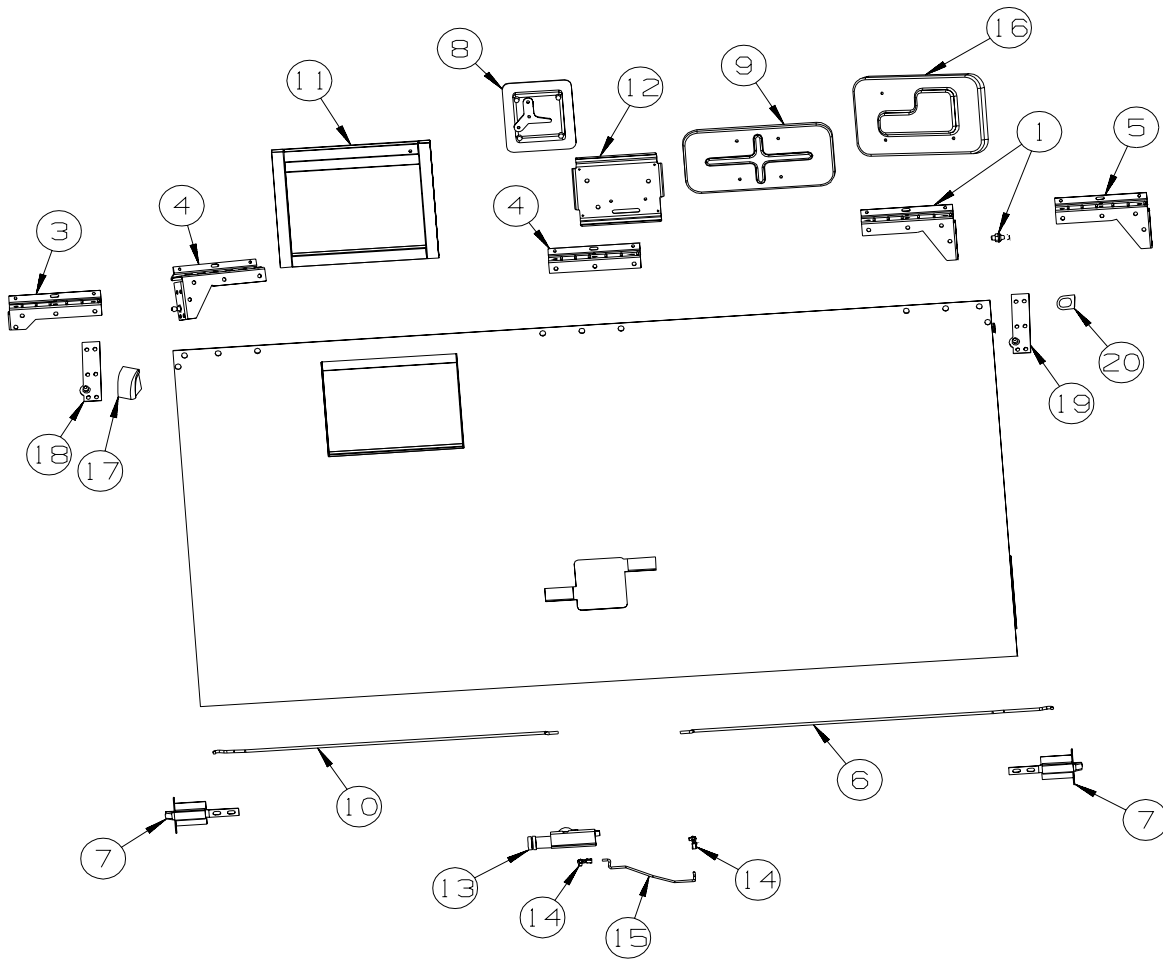
KEY	PART NUMBER	U/M	DESCRIPTION
1	148788-02-R83	EA	CABINET - LADDER BOX
2	148880-01-01A	EA	LADDER/FOLDING - ALUMINUM - FOLDED SIZE 3.5" X 4.5" X 75"
3	143505-01-01A	EA	STRAP - RETAINING W/VELCRO - BLACK
	143506-01-000	EA	HOOK - J
4	009126-03-000	EA	HANDLE - ASSIST - BLACK TEXTURED

**EXTERIOR DOORS & COMPARTMENTS GROUP (CONTINUED)**  
**DOOR & COMPARTMENT LAYOUT (CONTINUED)**



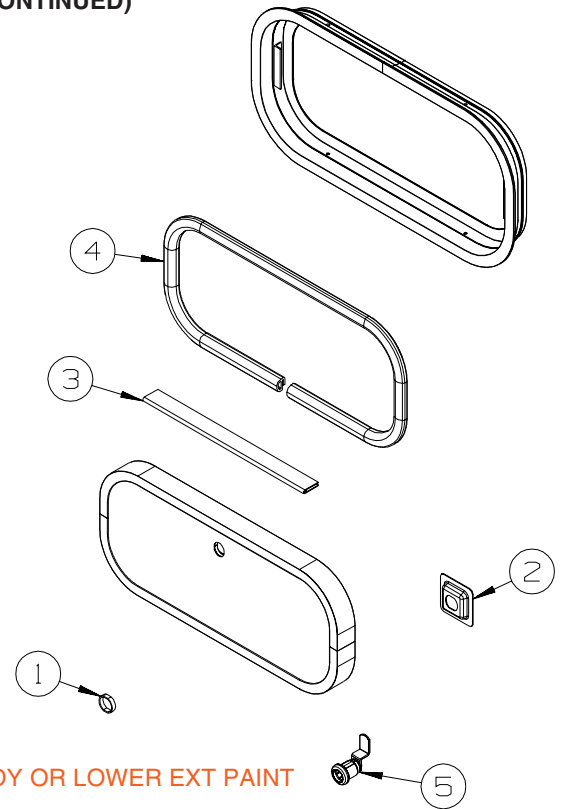
KEY	PART NUMBER	U/M	DESCRIPTION
1	132182-01-L76	EA	DOOR - REAR ENGINE - W/O HARDWARE - NON-PRIMED FROM: 00-00-00 THRU: 03-13-05
1	132182-01-SB4	EA	DOOR - REAR ENGINE - W/O HARDWARE - NON-PRIMED FROM: 03-14-05 THRU: 99-99-99
2	102328-01-000	EA	KEY - BARREL - NICKEL PLATED
3	142569-08-000	EA	SPRING/GAS - 45 LB - 18.5" EXTENDED/11" COMPRESSED
4	058786-01-000	EA	BOLT - HOOD ADJUSTMENT - 5/16"-18 X 1.5"-2"- W/BLACK PAD
5	107719-01-01A	EA	STRIKE - VALANCE DOOR
6	118931-01-02B	EA	SHIM - STRIKER - DOOR
7	102325-02-07A	EA	HINGE/TRUNK DOOR - 6" W/.6" OFF SET - BRIGHT WHITE FROM: 00-00-00 THRU: 04-03-05
7	102325-04-07A	EA	HINGE-TRUNK DOOR,BRT WHT FROM: 04-04-05 THRU: 99-99-99
8	126263-10-02B	EA	BRACKET - GAS SPRING W/BALL STUD - E-COATED
9	126263-08-02B	EA	BRACKET - GAS SPRING W/CENTERED BALL STUD - E-COATED
10	132412-01-L76	EA	GRILLE/DOOR - TRUNK
11	102330-02-000	EA	LATCH - VISE ACTION/KEY OPERATED

**EXTERIOR DOORS & COMPARTMENTS GROUP (CONTINUED)**  
**COMPARTMENT DOOR PIECE PARTS**

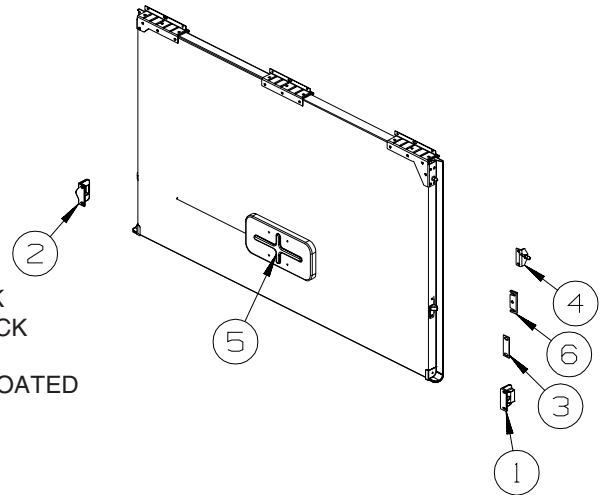


KEY	PART NUMBER	U/M	DESCRIPTION	
1	139793-01-01A	EA	HINGE - RIGHT HAND/VALANCE DOOR - W/BALL STUD	
2	139793-02-01A	EA	HINGE - LEFT HAND/VALANCE DOOR - W/BALL STUD	
3	139793-05-01A	EA	HINGE - LEFT HAND/VALANCE DOOR - W/O BALL STUD	
4	139793-03-01A	EA	HINGE - CENTER/VALANCE DOOR - W/O BALL STUD	
5	139793-04-01A	EA	HINGE - RIGHT HAND/VALANCE DOOR - W/O BALL STUD	
6	132873-01-000	EA	ROD - LATCH (BLANK) - RIGHT HAND	
7	121947-01-01A	EA	BOLT - SLIDE W/PLASTIC PLUNGER	
8	141940-01-01A	EA	LATCH - PADDLE - BLACK	
8	141940-02-01A	EA	LATCH - PADDLE - NON LOCKING - BLACK	
9	144172-01-01A	EA	COVER - LATCH - WHITE	
9	144172-01-02A	EA	COVER - LATCH - BLACK	
10	132873-02-000	EA	ROD - LATCH (BLANK) - LEFT HAND	
11	133049-01-L76	EA	TRIM - COVER/WATER HEATER	FROM: 00-00-00 THRU: 08-08-04
11	146925-02-SA0	EA	TRIM - COVER/WATER HEATER	FROM: 08-09-04 THRU: 02-27-05
11	133049-09-R32	EA	TRIM - COVER/WATER HEATER	FROM: 02-28-05 THRU: 99-99-99
12	141940-04-01A	EA	BRACKET - PADDLE LATCH	
13	138898-01-000	EA	ACTUATOR/LOCK - ELECTRIC	
14	102265-03-000	EA	CLIP/ROD END - LEFT HAND - .18" - METAL	
15	141940-03-01A	EA	ROD - PADDLE LATCH	
16	151904-01-01A	EA	COVER - LATCH/VALANCE DOOR - BRIGHT WHITE	
17	138643-01-01A	EA	CORNER - VAL DOOR - REAR - RIGHT - BLACK	
	138643-02-01A	EA	CORNER - VAL DOOR - REAR - LEFT - BLACK	
18	147513-01-01A	EA	BALL STUD	
19	147513-02-01A	EA	BALL STUD	
20	145993-01-000	FT	SEAL - "D SECTION" W/ADHESIVE BACK	

**EXTERIOR DOORS & COMPARTMENTS GROUP (CONTINUED)**  
**COMPARTMENT DOOR PIECE PARTS (CONTINUED)**



KEY	PART NUMBER	U/M	DESCRIPTION
1	139325-01-000	EA	SPACER - LOCK - 6MM
	139337-01-000	EA	GASKET - LOCK
2	097111-02-05A	EA	POCKET - LOCK - REAR DOOR - BRIGHT WHITE
2	097111-02-04A	EA	POCKET - LOCK - REAR DOOR - BLACK - <b>FULL BODY OR LOWER EXT PAINT</b>
3	081801-V3-000	EA	HINGE - DOOR - PIANO - 2" X 96" - BRIGHT WHITE
3	081801-FN-000	EA	HINGE - DOOR - PIANO - 2" X 96" - BLACK - <b>FULL BODY OR LOWER EXT PAINT</b>
4	106850-02-000	FT	SEAL-E - SPONGE RUBBER - .43" X .75"
5	138290-02-000	EA	CASE - W/CAM - W/O CYLINDER/KEY



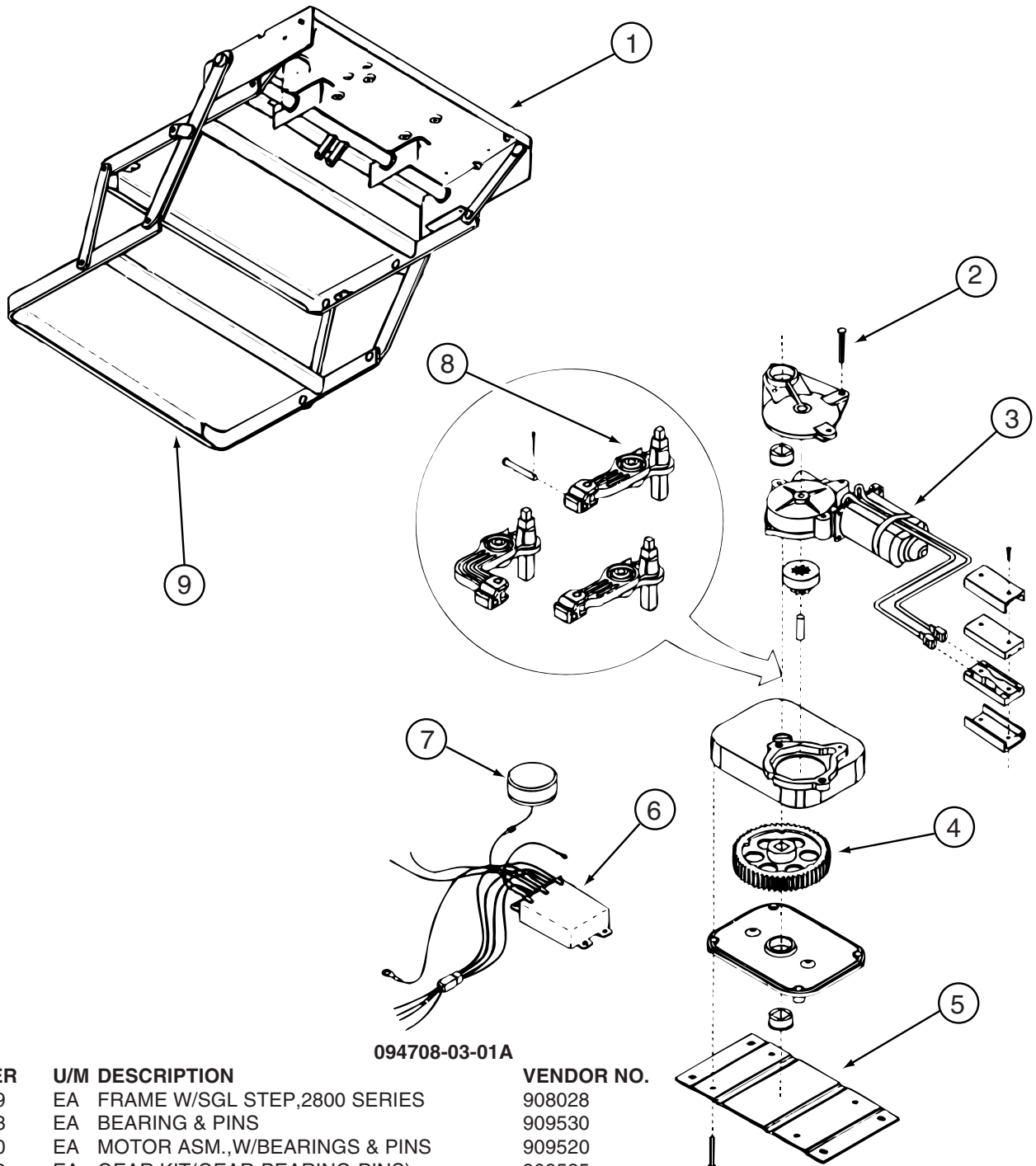
KEY	PART NUMBER	U/M	DESCRIPTION
1	130053-01-01A	EA	STRIKER - LUGGAGE DOOR - FLUSH - BLACK
2	130053-02-01A	EA	STRIKER - LUGGAGE DOOR - OFF SET - BLACK
3	143793-01-01A	EA	SHIM/STRIKER - LUGGAGE - 1.5" - BLACK
4	126263-02-02B	EA	BRACKET - GAS SPRING W/BALL STUD - E-COATED
5	138289-01-000	EA	CYLINDER - LOCKING
5	138289-02-000	EA	CYLINDER - LOCKING
5	138289-03-000	EA	CYLINDER - LOCKING
5	138289-04-000	EA	CYLINDER - LOCKING
5	138289-05-000	EA	CYLINDER - LOCKING
5	138289-06-000	EA	CYLINDER - LOCKING
5	138289-07-000	EA	CYLINDER - LOCKING
5	138289-08-000	EA	CYLINDER - LOCKING
5	138289-09-000	EA	CYLINDER - LOCKING
5	138289-10-000	EA	CYLINDER - LOCKING
	138288-01-000	EA	KEY - REVERSIBLE - #1151 - T/M 16169-02-1151
	138288-02-000	EA	KEY - REVERSIBLE - #1152 - T/M 16169-02-1152
	138288-03-000	EA	KEY - REVERSIBLE - #1153 - T/M 16169-02-1153
	138288-04-000	EA	KEY - REVERSIBLE - #1154 - T/M 16169-02-1154
	138288-05-000	EA	KEY - REVERSIBLE - #1155 - T/M 16169-02-1155
	138288-06-000	EA	KEY - REVERSIBLE - #1156 - T/M 16169-02-1156
	138288-07-000	EA	KEY - REVERSIBLE - #1157 - T/M 16169-02-1157
	138288-08-000	EA	KEY - REVERSIBLE - #1158 - T/M 16169-02-1158
	138288-09-000	EA	KEY - REVERSIBLE - #1159 - T/M 16169-02-1159
	138288-10-000	EA	KEY - REVERSIBLE - #1150 - T/M 16169-02-1150
6	120494-04-02B	EA	SHIM - STRIKER - LUGGAGE DOOR - .27 - E-COATED

# EXTERIOR DOORS & COMPARTMENTS GROUP (CONTINUED)

## COMPONENT PARTS FOR DOOR & COMPARTMENT LAYOUT

084103-08-000

KEY	PART NUMBER	U/M	DESCRIPTION	VENDOR NO.
	084104-01-700	EA	LOCK-MALE, FASTENER	201-721-010
	084104-01-701	EA	LOCK-FEMALE, FASTENER	201-802-010



094708-03-01A

KEY	PART NUMBER	U/M	DESCRIPTION	VENDOR NO.
1	088746-01-709	EA	FRAME W/SGL STEP,2800 SERIES	908028
2	094707-02-703	EA	BEARING & PINS	909530
3	094707-02-700	EA	MOTOR ASM.,W/BEARINGS & PINS	909520
4	094707-02-702	EA	GEAR KIT(GEAR-BEARING-PINS)	909525
5	094707-02-704	EA	CONNECTOR-MOTOR ASM.W/PLATES	909537
6	094707-03-700	EA	KIT CONTROL/SWITCH-RETROFIT	909506005
7	088733-01-700	EA	BULB	9004
7	088746-01-705	EA	LIGHT-UNDER STEP	9004
8	094708-03-700	EA	LINKAGE ASSEMBLY-SERIES 28	909533
9	094707-02-707	EA	TREAD - NON-SKID - BLACK	909333
	094707-03-701	EA	PLUG - 4-WAY - PACKARD	909306

**EXTERIOR DOORS & COMPARTMENTS GROUP (CONTINUED)**  
**COMPONENT PARTS FOR DOOR & COMPARTMENT LAYOUT (CONTINUED)**

142226-02-01A

<b>KEY</b>	<b>PART NUMBER</b>	<b>U/M</b>	<b>DESCRIPTION</b>	<b>VENDOR NO</b>
	142226-02-700	EA	TAB/LOCKING - ESCAPE (RED)	9667709

## EXTERIOR DOORS & COMPARTMENTS GROUP (CONTINUED)

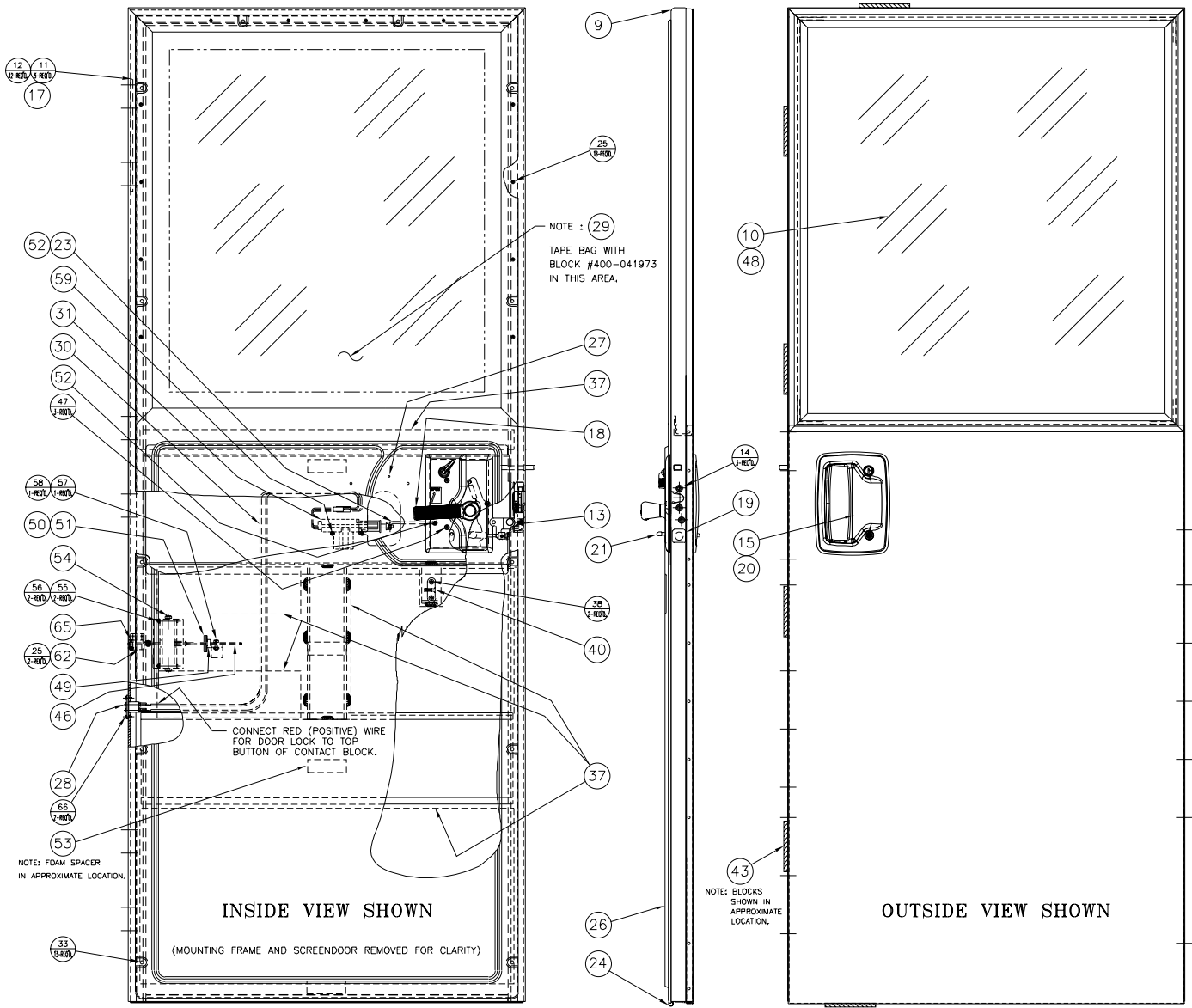
### ENTRY

KEY	PART NUMBER	U/M	DESCRIPTION
*	128913-12-02A	EA	DOOR - ENTRY/FRONT - POWER LOCK - WHITE
*	128913-12-03A	EA	DOOR - ENTRY/FRONT - POWER LOCK - BLACK
	112782-20-01A	EA	LATCH - EXTERIOR - W/O LOCK CYLINDER W/ICON-REVERSIBLE KEY
	112782-21-01A	EA	LATCH - INTERIOR PLATE
	112782-22-01A	EA	LATCH - SINGLE ROTOR
	112782-04-01A	EA	GASKET
	138898-01-000	EA	ACTUATOR/LOCK - ELECTRIC
	134450-02-01A	EA	TAPE - ANTI SLIP - 1.25" X 29.9" - BLACK
	138292-01-000	EA	SEAL - LOCK CYLINDER
	125724-01-000	EA	SHIM - DOOR - ENTRANCE
	039715-01-000	EA	NUT-SERT - 1/4" DIAMETER - 20 THREADS
	138287-01-000	EA	CYLINDER/LOCK - ENTRY DOOR (MASTER)
	138287-02-000	EA	CYLINDER/LOCK - ENTRY DOOR (MASTER)
	138287-03-000	EA	CYLINDER/LOCK - ENTRY DOOR (MASTER)
	138287-04-000	EA	CYLINDER/LOCK - ENTRY DOOR (MASTER)
	138287-05-000	EA	CYLINDER/LOCK - ENTRY DOOR (MASTER)
	138287-06-000	EA	CYLINDER/LOCK - ENTRY DOOR (MASTER)
	138287-07-000	EA	CYLINDER/LOCK - ENTRY DOOR (MASTER)
	138287-08-000	EA	CYLINDER/LOCK - ENTRY DOOR (MASTER)
	138287-09-000	EA	CYLINDER/LOCK - ENTRY DOOR (MASTER)
	138287-10-000	EA	CYLINDER/LOCK - ENTRY DOOR (MASTER)
	138288-01-000	EA	KEY - REVERSIBLE - #1151 - T/M 16169-02-3091
	138288-02-000	EA	KEY - REVERSIBLE - #1152 - T/M 16169-02-3092
	138288-03-000	EA	KEY - REVERSIBLE - #1153 - T/M 16169-02-3093
	138288-04-000	EA	KEY - REVERSIBLE - #1154 - T/M 16169-02-3094
	138288-05-000	EA	KEY - REVERSIBLE - #1155 - T/M 16169-02-3095
	138288-06-000	EA	KEY - REVERSIBLE - #1156 - T/M 16169-02-3096
	138288-07-000	EA	KEY - REVERSIBLE - #1157 - T/M 16169-02-3097
	138288-08-000	EA	KEY - REVERSIBLE - #1158 - T/M 16169-02-3098
	138288-09-000	EA	KEY - REVERSIBLE - #1159 - T/M 16169-02-3099
	138288-10-000	EA	KEY - REVERSIBLE - #1150 - T/M 16169-02-3100

\*COMPONENT PARTS LISTED LATER IN THIS GROUP

# EXTERIOR DOORS & COMPARTMENTS GROUP (CONTINUED)

## COMPONENT PARTS FOR ENTRY



128913-12-02A

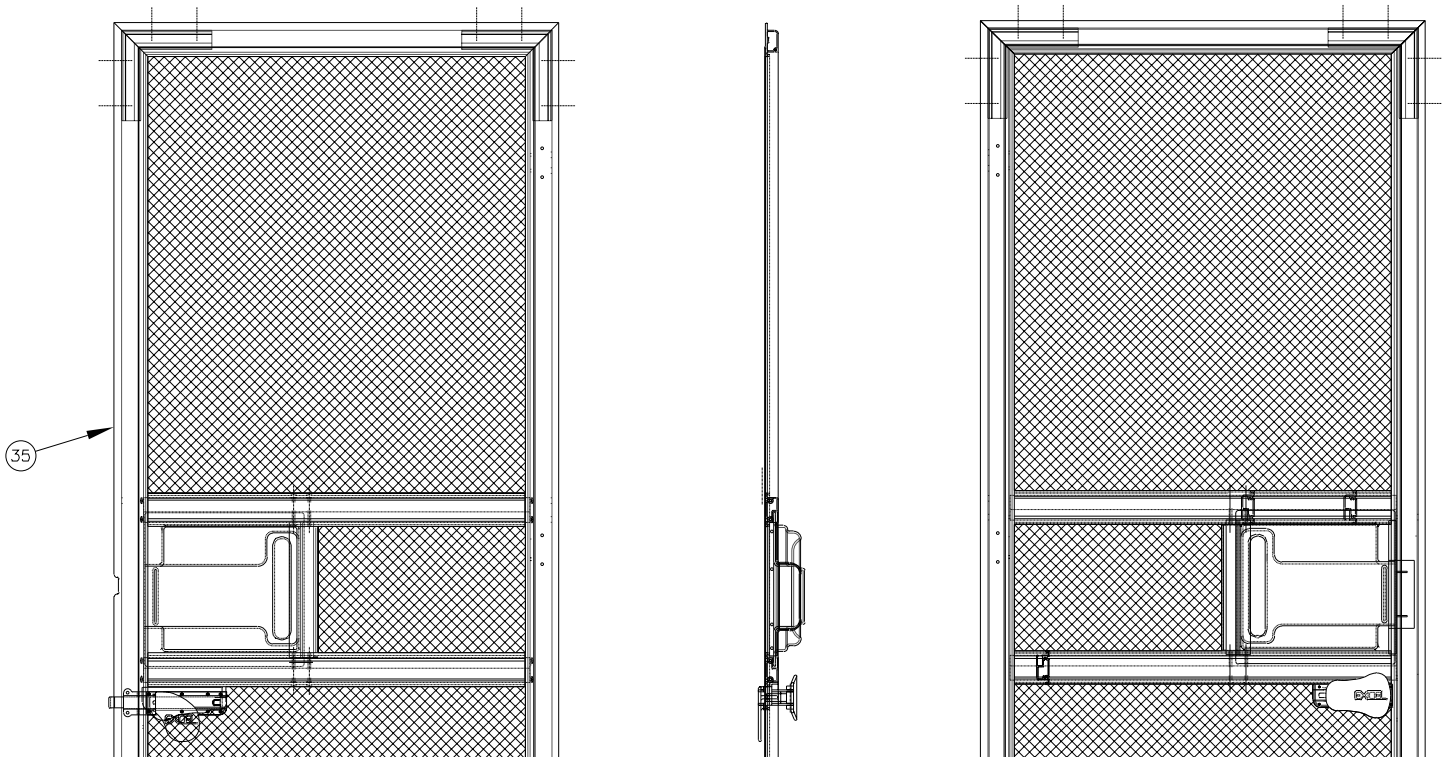


**EXTERIOR DOORS & COMPARTMENTS GROUP (CONTINUED)**  
**COMPONENT PARTS FOR ENTRY (CONTINUED)**

**128913-12-02A (CONTINUED)**

KEY	PART NUMBER	U/M	DESCRIPTION	VENDOR NO.
9	128913-12-706	EA	FRAME/DOOR-SUB ASM BRT WHT	490577
10	128913-12-701	EA	WINDOW-DUAL PANE	490505
10	128913-12-700	FT	SEAL - GLAZING	132-030529
13	128913-04-706	EA	LATCH/ROTARY - W/LINKAGE RH	B248-041726/T/M179
15	128913-08-701	EA	PADDLE ASM - OUTSIDE	490060
21	128913-04-717	EA	CAP - VINYL - RED	130-042257
23	128913-04-704	EA	ROD/LOCK - (POWER)	17705-01
24	128913-01-744	EA	SEAL/BULB-STICK ON/THRESHOLD	122-042230
26	128913-04-712	EA	PANEL - INNER PLASTIC	490057
28	128913-01-714	EA	CONTACT - MALE/2-POSITION	400-041934
30	128913-01-712	EA	WIRE HARNESS-POWER DOOR LOCK	400-041935
31	128913-01-702	EA	ACTUATOR	410-041096
40	128913-01-710	EA	STRIKER - LATCH/SCREEN DOOR	130-041815
46	128913-10-703	EA	SLIDE BAR ASSEMBLY	490660
47	128913-01-746	EA	SCREW #8 X 3/4" OVAL HEAD	276-042030
48	128913-04-700	FT	TAPE/BUTYL - FOAM CORE	154-041549
49	128913-02-712	EA	PIN - COILED SPRING	248-042237
50	128913-02-713	EA	BUMPER STOP	V196-24
52	106469-05-700	EA	ROD CLIP	231-041095
54	128913-01-733	EA	DOOR CHECK KIT - ADJ SUB ASM	V196-04
57	128913-01-705	EA	BOLT - SHOULDER - #10 X 1/4	268-042011
65	128913-04-709	EA	PIN/CLEVIS-GROOVED W/E-RING	245-042260

CONTACT WINNEBAGO PARTS SALES FOR UNLISTED COMPONENT(S)

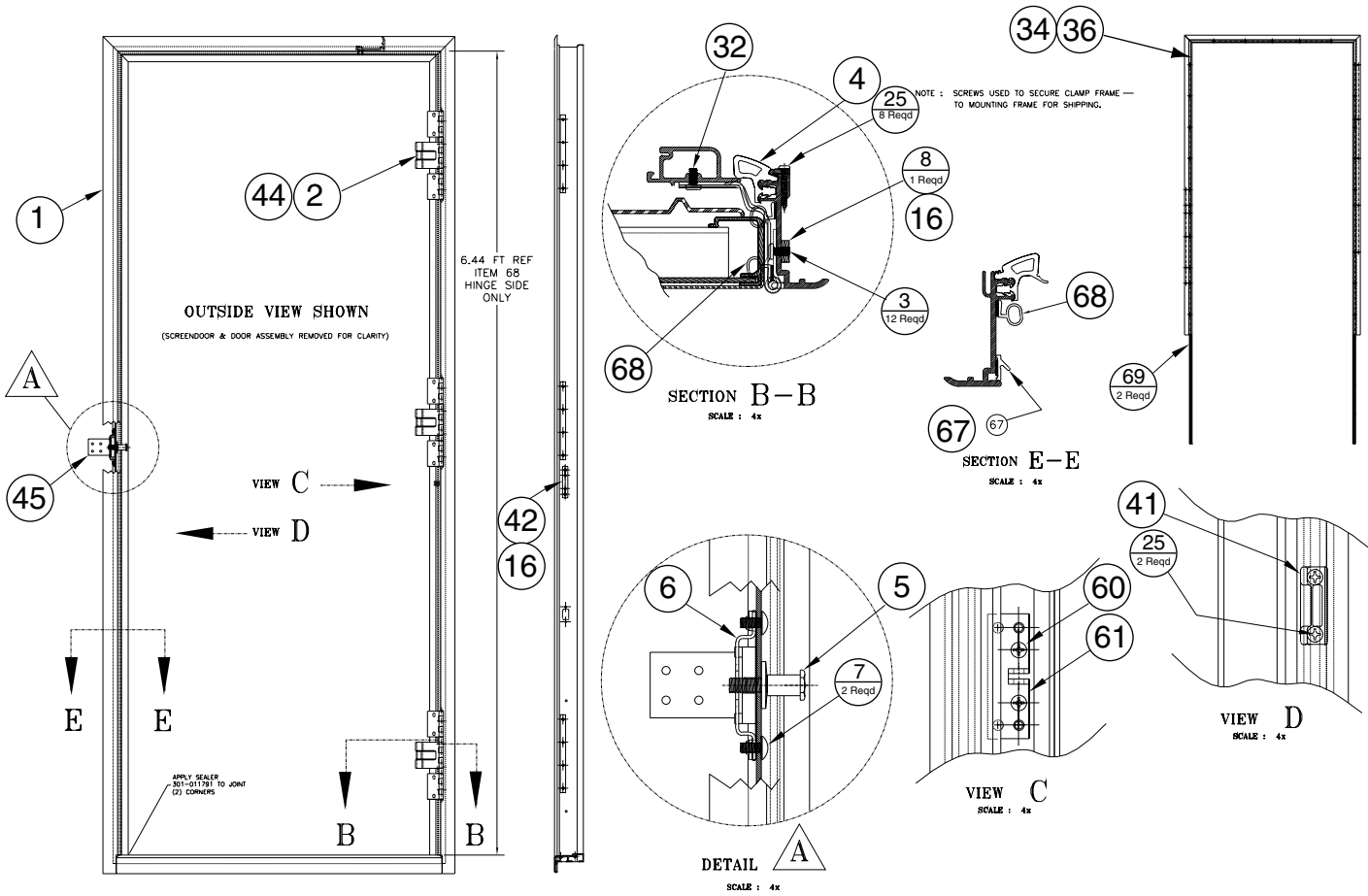


**128913-12-02A (CONTINUED)**

KEY	PART NUMBER	U/M	DESCRIPTION	VENDOR NO.
35	128913-09-700	EA	SCREEN DOOR ASSEMBLY	490056

CONTACT WINNEBAGO PARTS SALES FOR UNLISTED COMPONENT(S)

**EXTERIOR DOORS & COMPARTMENTS GROUP (CONTINUED)**  
**COMPONENT PARTS FOR ENTRY (CONTINUED)**



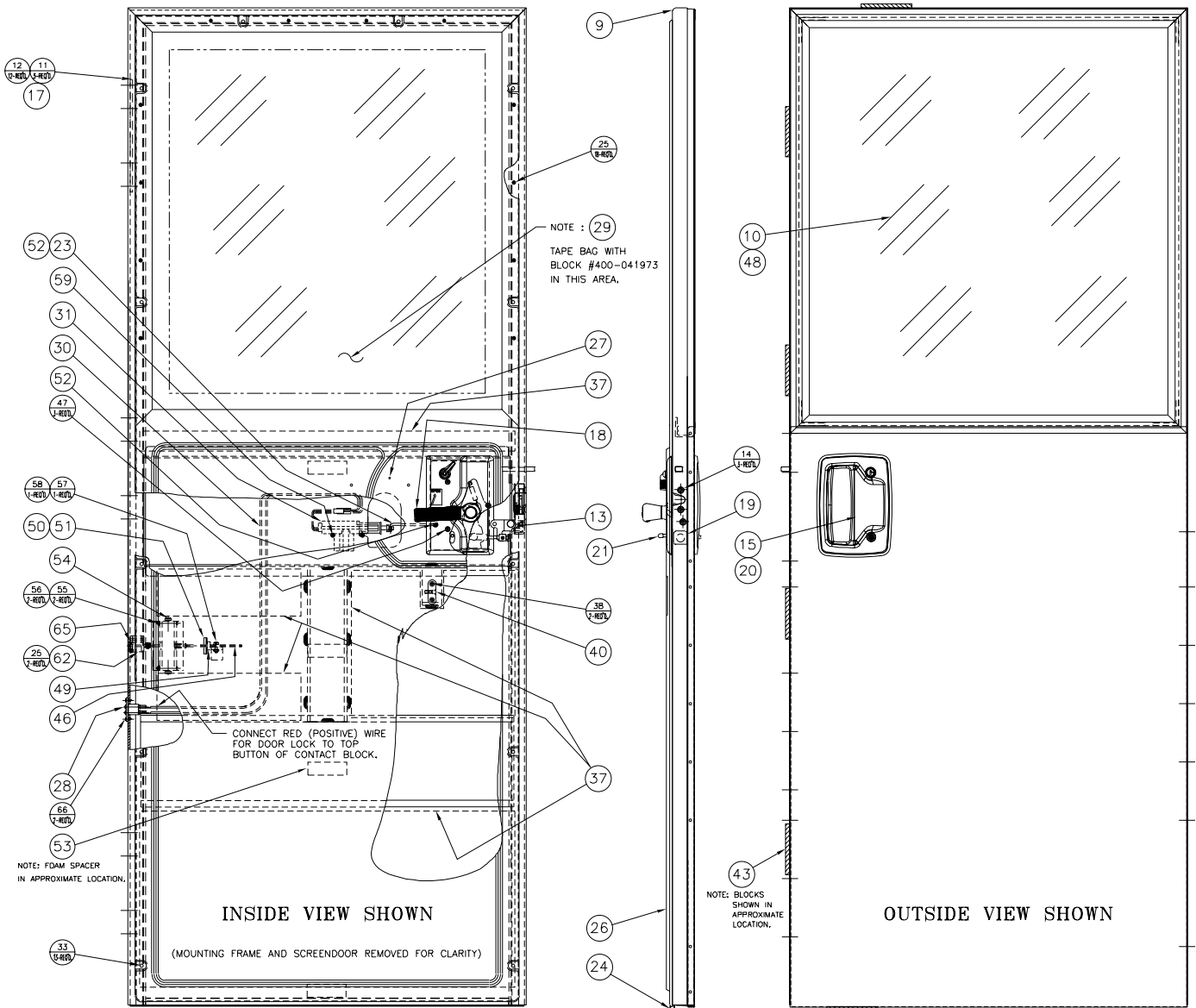
**128913-12-02A (CONTINUED)**

KEY	PART NUMBER	U/M	DESCRIPTION	VENDOR NO.
1	128913-12-705	EA	FRAME/MTG - SUB ASM BRT WHT	490538
2	128913-12-703	EA	HINGE (TAKES 3)	490487
4	128913-01-728	EA	SEAL - DOOR/CORNER- MITERED	122-041917
5	128913-01-727	EA	STRIKER - BOLT - LONG	11628-16
6	128913-01-726	EA	NUT ASSEMBLY-CAGED (STRIKER)	11920-16
36	128913-10-700	EA	FRAME/CLAMP - WELD ASM BLACK	490195
41	128913-01-709	EA	STRIKER-SCREEN DR/FRAME MT	130-041824
44	128913-03-708	EA	SEAL/HINGE (3 PER DOOR)	124-042236
45	128913-02-700	EA	LATCH - BRACKET	210-042215
61	128913-01-704	EA	BRACKET - PIVOT/BRASS	370-042315
67	128913-01-732	FT	SEAL - LAZY T	122-041986
68	128913-01-748	FT	SEAL/BULB	132-042483

CONTACT WINNEBAGO PARTS SALES FOR UNLISTED COMPONENT(S)

# EXTERIOR DOORS & COMPARTMENTS GROUP (CONTINUED)

## COMPONENT PARTS FOR ENTRY (CONTINUED)



128913-12-03A

## EXTERIOR DOORS & COMPARTMENTS GROUP (CONTINUED)

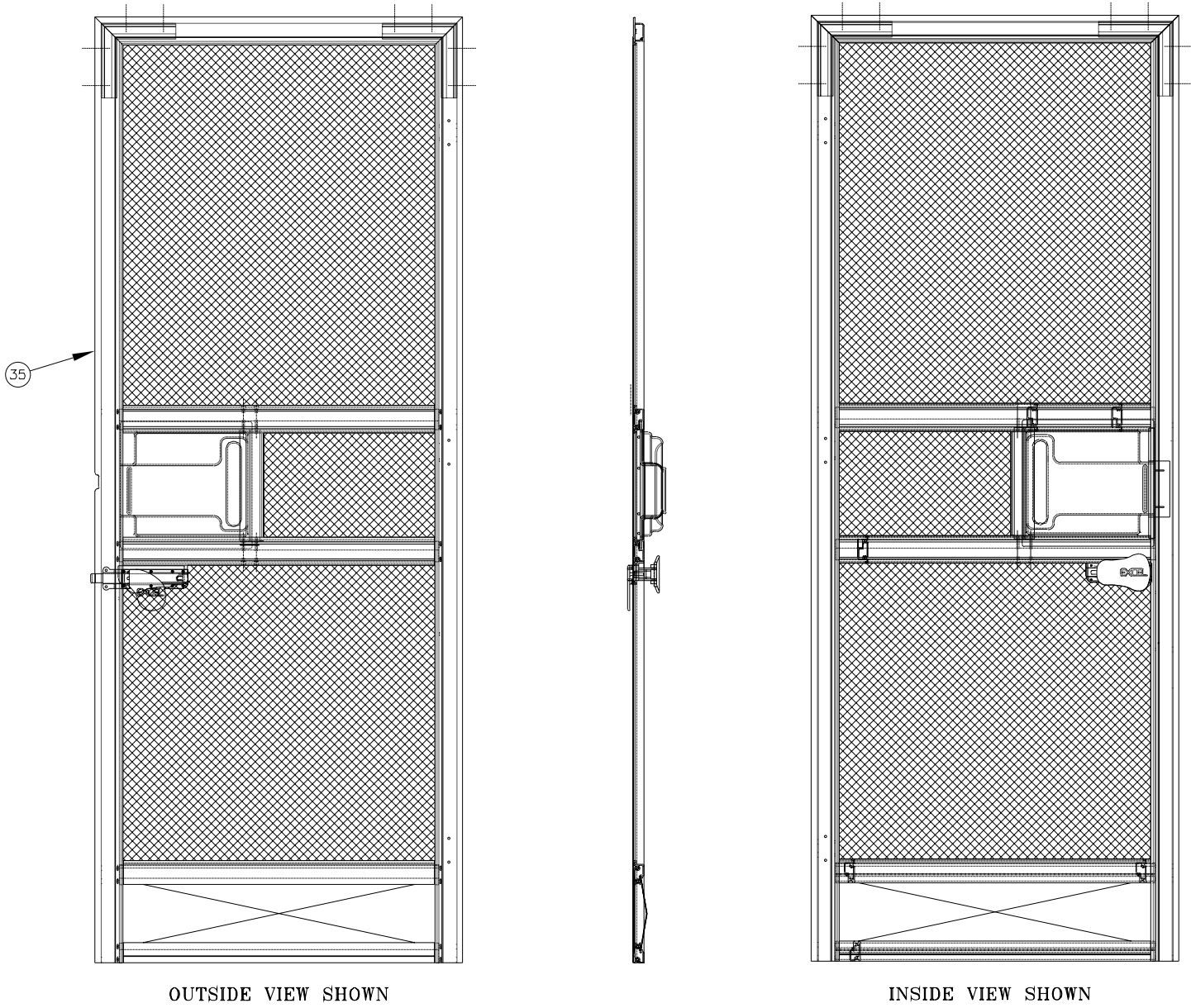
### COMPONENT PARTS FOR ENTRY (CONTINUED)

#### 128913-12-03A (CONTINUED)

KEY	PART NUMBER	U/M	DESCRIPTION	VENDOR NO.
9	128913-12-704	EA	FRAME/DOOR-SUB ASM BLACK	490488
10	128913-12-709	EA	WINDOW-DUAL PANE	490751
10	128913-12-700	FT	SEAL - GLAZING	132-030529
19	128913-12-714	EA	COVER - BOLT HOLE - BLACK	292-042339
21	128913-04-717	EA	CAP - VINYL - RED	130-042257
23	128913-12-710	EA	ROD/LOCK - (POWER)	203-042371/17770-01
24	128913-01-744	EA	SEAL/BULB-STICK ON/THRESHOLD	122-042230
25	128913-13-701	EA	SCREW/BUMPER RETAININ	274-040492
26	128913-12-708	EA	PANEL - INNER PLASTIC	490749
28	128913-01-714	EA	CONTACT - MALE/2-POSITION	400-041934
29	128913-01-713	EA	CONTACT - FEMALE/2-POSITION	400-041973
30	128913-01-712	EA	WIRE HARNESS-POWER DOOR LOCK	400-041935
31	128913-01-702	EA	ACTUATOR	410-041096
40	128913-01-710	EA	STRIKER - LATCH/SCREEN DOOR	130-041815
46	128913-10-703	EA	SLIDE BAR ASSEMBLY	490660
47	128913-01-746	EA	SCREW #8 X 3/4" OVAL HEAD	276-042030
48	128913-04-700	FT	TAPE/BUTYL - FOAM CORE	154-041549
49	128913-02-712	EA	PIN - COILED SPRING	248-042237
50	128913-02-713	EA	BUMPER STOP	V196-24
52	106469-05-700	EA	ROD CLIP	231-041095
54	128913-01-733	EA	DOOR CHECK KIT - ADJ SUB ASM	V196-04
57	128913-01-705	EA	BOLT - SHOULDER - #10 X 1/4	268-042011
62	128913-02-714	EA	GUIDE BLOCK - DOOR CHECK	146-042045
65	128913-04-709	EA	PIN/CLEVIS-GROOVED W/E-RING	245-042260
39	128913-13-700	EA	BUMPER/RUBBER - ENTRY/SCREEN	490792

CONTACT WINNEBAGO PARTS SALES FOR UNLISTED COMPONENT(S)

**EXTERIOR DOORS & COMPARTMENTS GROUP (CONTINUED)**  
**COMPONENT PARTS FOR ENTRY (CONTINUED)**



OUTSIDE VIEW SHOWN

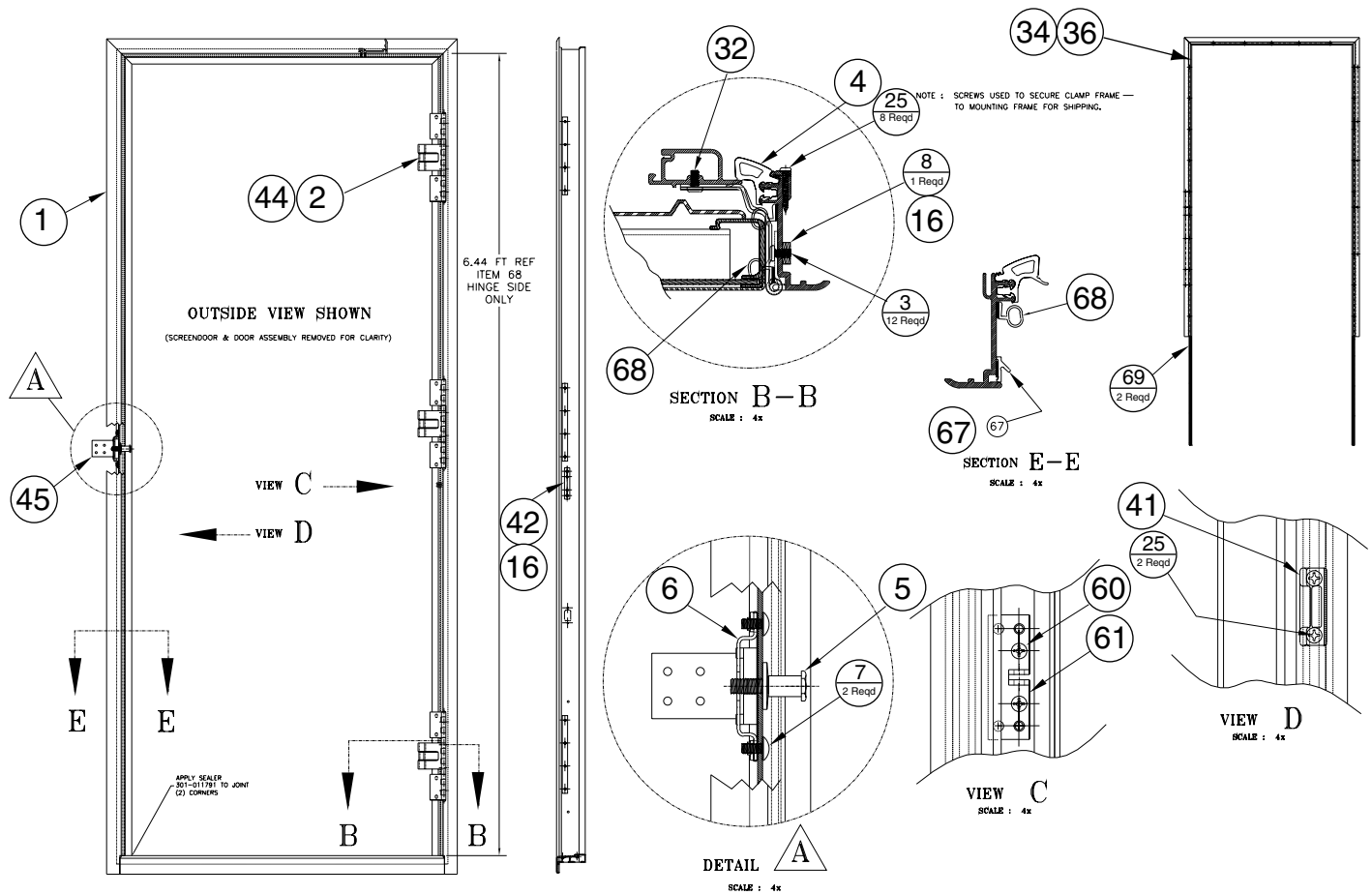
INSIDE VIEW SHOWN

**128913-12-03A (CONTINUED)**

KEY	PART NUMBER	U/M	DESCRIPTION	VENDOR NO.
35	128913-12-707	EA	SCREEN DOOR - BLACK	490740

CONTACT WINNEBAGO PARTS SALES FOR UNLISTED COMPONENT(S)

**EXTERIOR DOORS & COMPARTMENTS GROUP (CONTINUED)**  
**COMPONENT PARTS FOR ENTRY (CONTINUED)**

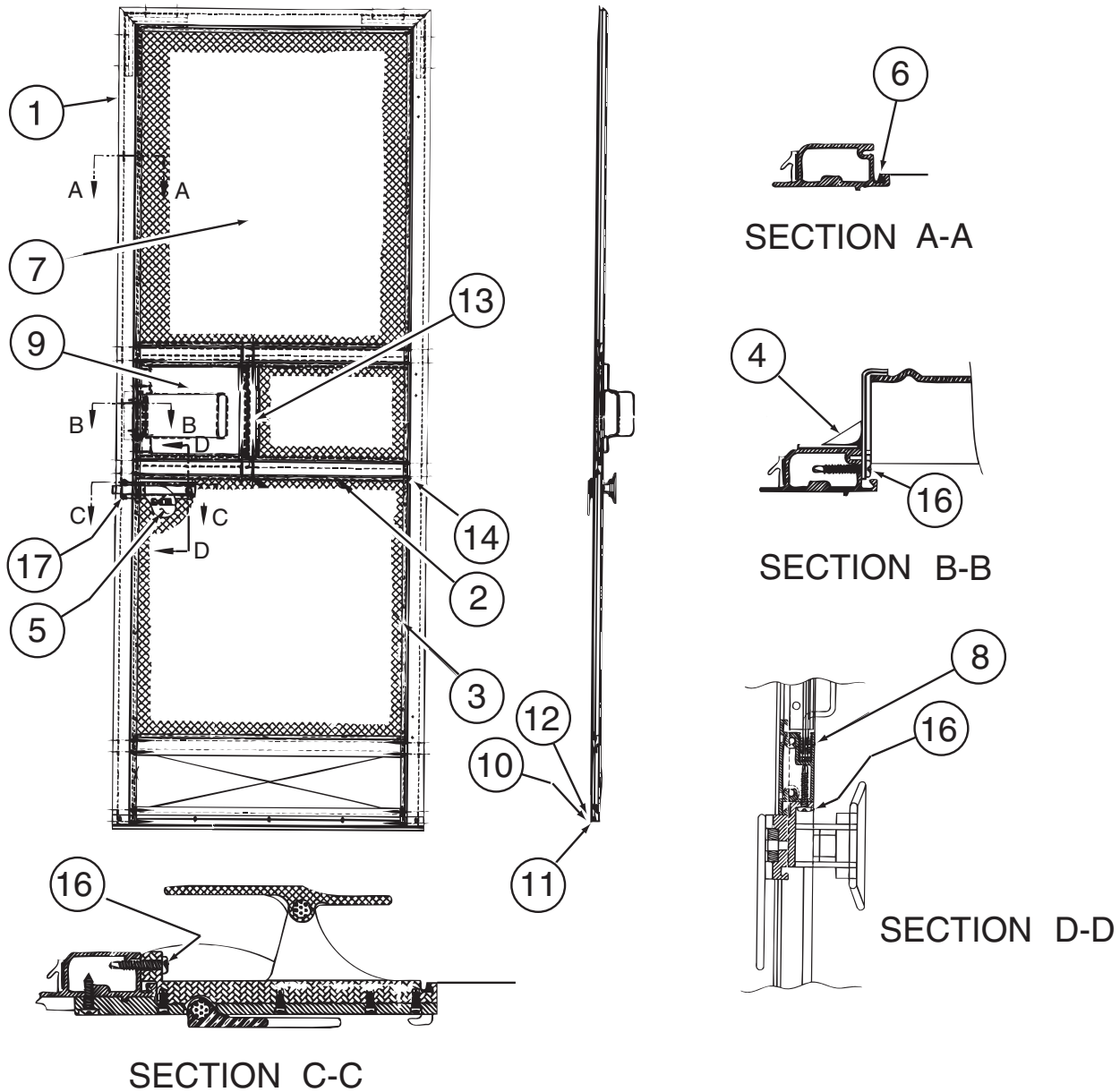


**128913-12-03A (CONTINUED)**

KEY	PART NUMBER	U/M	DESCRIPTION	VENDOR NO.
1	128913-12-702	EA	FRAME/MOUNTING-SUB ASM BLACK	490486
2	128913-12-703	EA	HINGE (TAKES 3)	490487
4	128913-01-728	EA	SEAL - DOOR/CORNER- MITERED	122-041917
5	128913-01-727	EA	STRIKER BOLT - SPEC COATING	490780/TM11628-01
6	106469-04-704	EA	NUT ASSMEMBLY-CAGED W/STRIKER	11920-16
36	128913-10-700	EA	FRAME/CLAMP - WELD ASM BLACK	490195
41	128913-01-709	EA	STRIKER-SCREEN DR/FRAME MT	130-041824
44	128913-03-708	EA	SEAL/HINGE (3 PER DOOR)	124-042236
45	128913-02-700	EA	LATCH - BRACKET	210-042215
61	128913-01-704	EA	BRACKET - PIVOT/BRASS	370-042315
67	128913-01-732	FT	SEAL - LAZY T	122-041986
68	128913-01-748	FT	SEAL/BULB	132-042483

CONTACT WINNEBAGO PARTS SALES FOR UNLISTED COMPONENT(S)

**EXTERIOR DOORS & COMPARTMENTS GROUP (CONTINUED)**  
**COMPONENT PARTS FOR ENTRY (CONTINUED)**



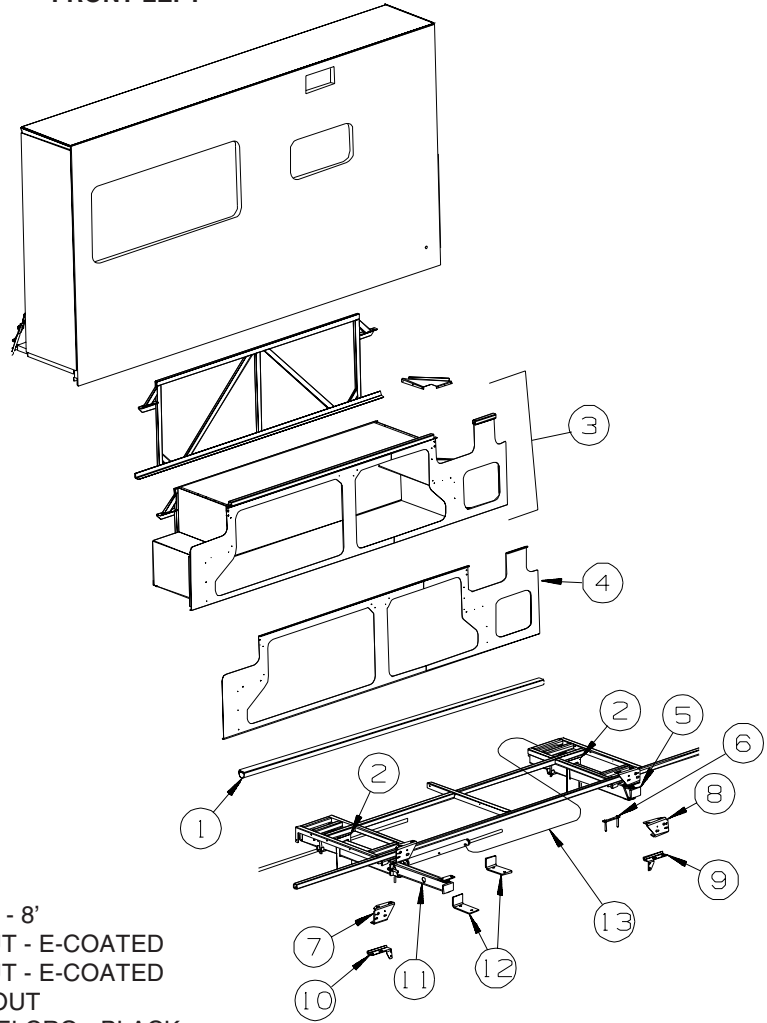
**128913-12-03A(CONTINUED)**

KEY	PART NUMBER	U/M	DESCRIPTION	VENDOR NO.
4	128913-12-713	EA	END CAP/SLIDER - BLK/SMOKE	490319
5	128913-01-731	EA	LATCH - SCREEN DOOR	146-041950
6	128913-01-742	FT	SPLINE - SCREEN	132-041775
7	128913-01-741	FT	SCREEN ONLY - SCREENDOOR	110-041928
8	128913-01-710	FT	RUN CHANNEL-SCREEN DR SLIDER	170-041263
9	128913-01-712	EA	WIRE HARNESS-POWER DOOR LOCK	400-041935
10	128913-12-711	EA	SWEEPER/SCREENDOOR-BLACK	490742
11	128913-01-736	FT	WEATHERSTRIP-SCREEN DOOR	171-041284
13	128913-01-738	FT	WEATHERSTRIP-SLIDER	171-041285
	128913-13-704	EA	BACKER-F/SCREEN LATCH-BLACK	130-041818

CONTACT WINNEBAGO PARTS SALES FOR UNLISTED COMPONENT(S)

# EXTERIOR SLIDEOUT GROUP

## FRONT LEFT

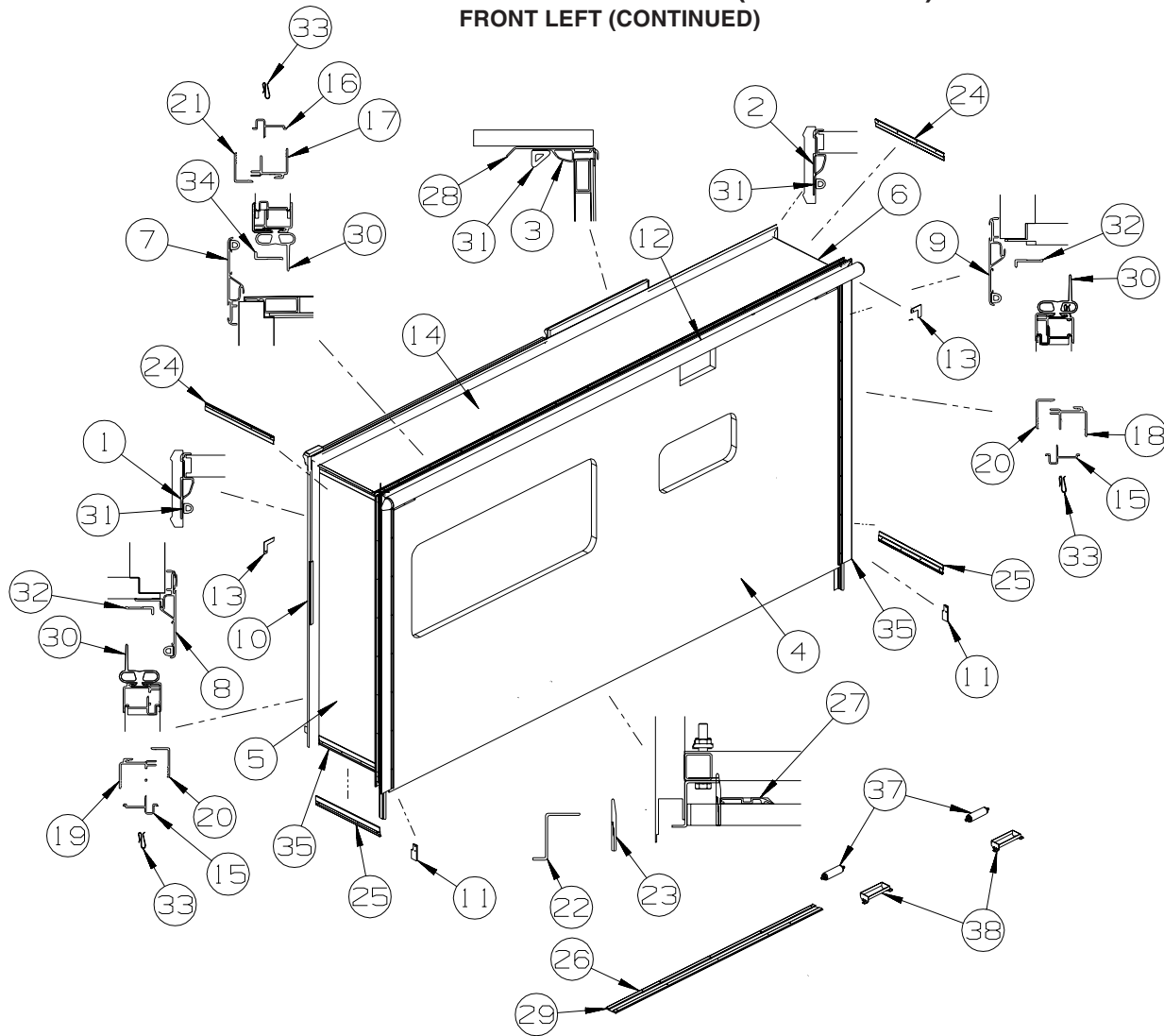


KEY	PART NUMBER	U/M	DESCRIPTION
1	126516-01-01A	EA	TRIM - VINYL/EXTRUDED - 8'
2	146959-01-02B	EA	FILLER/STEEL - SLIDEOUT - E-COATED
2	146959-02-02B	EA	FILLER/STEEL - SLIDEOUT - E-COATED
3	150131-01-SA0	EA	COMPARTMENT - SLIDEOUT
	143505-01-01A	EA	STRAP - RETAINING W/VELCRO - BLACK
4	142589-02-02B	EA	SEAL PLANE - F/SLIDEOUT - E-COATED
5	147649-02-000	EA	CYLINDER/RAM ASM. - 20" LEFT HAND - W/MANUAL RETRACT
	151323-01-000	EA	BOLT - HANGER/STOREMORE - SHORT - 1/2" THREADS
	147649-03-000	EA	SYCRONIZING CYLINDER PKG - W/HOSES & HARDWARE- F/20" SLIDE
6	136995-05-02B	EA	PLATE W/BOLTS - 5.9" X 1" W/7/16" X 3" BOLTS
7	147648-02-02B	EA	BRACKET - LEFT HAND - F/SLIDEOUT - E-COATED
8	147648-01-02B	EA	BRACKET - RIGHT HAND - F/SLIDEOUT - E-COATED
9	147716-02-02B	EA	BRACKET-SEAL PLANE,LH ,E-CT
10	147716-01-02B	EA	BRACKET-SEAL PLANE,RH ,E-CT
11	147649-01-000	EA	CYLINDER/RAM ASM. - 20" RIGHT HAND - W/MANUAL RETRACT
	151323-01-000	EA	BOLT - HANGER/STOREMORE - SHORT - 1/2" THREADS
	147649-03-000	EA	SYCRONIZING CYLINDER PKG - W/HOSES & HARDWARE- F/20" SLIDE
12	122922-02-02B	EA	BRACKET/CYLINDER SUPPORT - E-COATED
13*	100536-52-000	EA	HOSE KIT - F/SLIDEOUT

**\*COMPONENT PARTS LISTED LATER IN THIS GROUP**



**EXTERIOR SLIDEOUT GROUP (CONTINUED)**  
**FRONT LEFT (CONTINUED)**



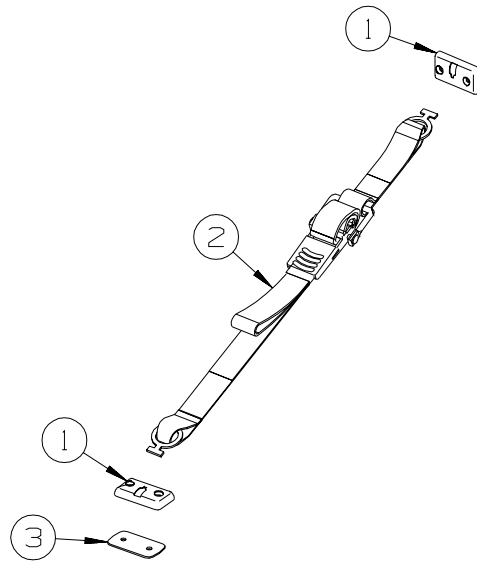
KEY	PART NUMBER	U/M	DESCRIPTION
1	139624-01-01A	EA	TRIM/SEAL - INNER/RIGHT HAND - 73.4" - BRIGHT WHITE
2	139624-02-01A	EA	TRIM/SEAL - INNER/LEFT HAND - 73.4" - BRIGHT WHITE
3	139624-06-01A	EA	TRIM/SEAL - INNER/TOP - 145.2" - BRIGHT WHITE
4	149944-11-SA0	EA	SLUG - F/SLIDEOUT (SA0 THRU SA7, SN0 THRU SN7)
4	149944-11-SB0	EA	SLUG - F/SLIDEOUT (SB0 THRU SB3, SP0 THRU SP3)
5	140825-01-SA0	EA	PANEL END - F/SLIDEOUT (SA0 THRU SA7, SN0 THRU SN7)
5	140825-01-SB0	EA	PANEL END - F/SLIDEOUT (SB0 THRU SB3, SP0 THRU SP3)
6	134729-02-SA0	EA	PANEL END - F/SLIDEOUT (SA0 THRU SA7, SN0 THRU SN7)
6	134729-02-SB0	EA	PANEL END - F/SLIDEOUT (SB0 THRU SB3, SP0 THRU SP3)
7	139625-06-01A	EA	TRIM/SEAL - TOP/W/MITERED ENDS - 147" - BRIGHT WHITE
7	139625-06-02A	EA	TRIM/SEAL - TOP/W/MITERED ENDS - 147" - BLACK - <b>FULL BODY PAINT</b>
	P05312-01-07A	EA	EXTR-INSERT,VINYL,BRIGHT WHT
8	139625-42-01A	EA	TRIM/SEAL - TOP W/RH MITERED END - 76.2" - BRIGHT WHITE
8	139625-42-02A	EA	TRIM/SEAL - TOP W/RH MITERED END - 76.2" - BLACK - <b>FULL BODY PAINT</b>
	P05312-01-07A	EA	EXTR-INSERT,VINYL,BRIGHT WHT
9	139625-43-01A	EA	TRIM/SEAL - W/LH MITERED END - 76.2" - BRIGHT WHITE
9	139625-43-02A	EA	TRIM/SEAL - W/LH MITERED END - 76.2" - BLACK
	P05312-01-07A	EA	EXTR-INSERT,VINYL,BRIGHT WHT
10	130262-05-000	EA	PROTECTOR - CORNER - .4" X .7"
	130262-04-000	EA	PROTECTOR - CORNER SAVER - .4" X .7" X 48"
11	126546-01-02A	EA	COVER - END/SIDEWALL SLIDEOUT - BRIGHT WHITE

## EXTERIOR SLIDEOUT GROUP (CONTINUED)

### FRONT LEFT (CONTINUED)

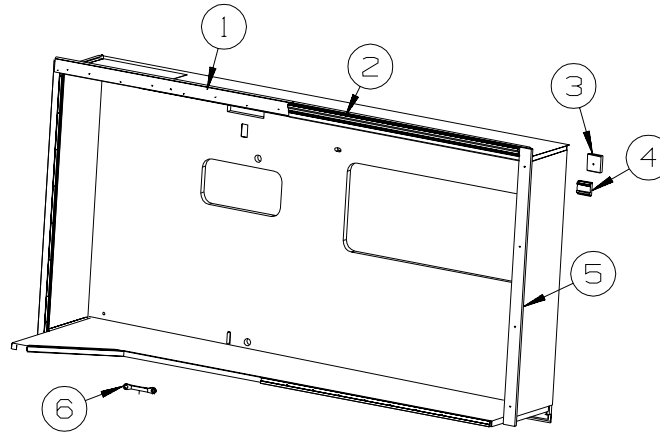
KEY	PART NUMBER	U/M	DESCRIPTION		
12			<b>SLIDEOUT ROOM AWNINGS</b>		
	<b>COLOR CODE GRAPHICS</b>	<b>AWNING COLOR</b>	<b>HARDWARE COLOR</b>	<b>SLIDEROOM LT FRONT</b>	<b>SLIDEROOM LT REAR</b>
	<b>27G &amp; 92K</b>	WHITE	SILVER	122977-07-03A	122977-18-03A
	<b>FULL BODY PAINT</b>				
	<b>27A</b>				
	DEEP BLUE	NAVY	SILVER	122977-07-07A	122977-18-07A
	<b>92A &amp; 24C</b>				
	FOREST & ALMOND	SPRUCE	CHAMPAGNE	122977-07-06A	122977-18-06A
<b>KEY</b>	<b>PART NUMBER</b>	<b>U/M</b>	<b>DESCRIPTION</b>		
13	116444-04-12B	EA	TRIM/KEY CORNER - SLIDEOUT - 3.1"X3.1" - BRT WHT		
13	116444-04-02B	EA	TRIM/KEY CORNER - SLIDEOUT - 3.1"X3.1" - E-COATED - <b>FULL BODY PAINT</b>		
14	140157-02-SA0	EA	ROOF - F/SLIDEOUT		
15	142718-01-01A	EA	RETAINER - SIDEWALL/SLIDEOUT - 72.8"		
16	142718-02-01A	EA	RETAINER - SIDEWALL/SLIDEOUT - 144.9" - MILL		
17	142719-01-01A	EA	TRIM/SIDEWALL - TOP/SLIDEOUT - 146.7" - BRIGHT WHITE		
			FROM: 00-00-00 THRU: 05-23-04		
17	151761-01-01A	EA	TRIM - SIDEWALL/SLIDEOUT/TOP - 146.4" - BRIGHT WHITE		
			FROM: 05-24-04 THRU: 99-99-99		
18	142720-06-01A	EA	TRIM - SIDEWALL/SLIDEOUT - 74.4" - BRIGHT WHITE		
			FROM: 00-00-00 THRU: 05-23-04		
18	151760-03-01A	EA	TRIM - SIDEWALL/SLIDEOUT - 74.5" - BRIGHT WHITE		
			FROM: 05-24-04 THRU: 99-99-99		
19	142720-08-01A	EA	TRIM - SIDEWALL/SLIDEOUT - 74.4" - BRIGHT WHITE		
			FROM: 00-00-00 THRU: 05-23-04		
19	151760-04-01A	EA	TRIM - SIDEWALL/SLIDEOUT - 74.5" - BRIGHT WHITE		
			FROM: 05-24-04 THRU: 99-99-99		
20	136824-45-01A	EA	TRIM - SIDEWALL/SLIDEOUT - 74.4"		
20	136824-45-02A	EA	TRIM - SIDEWALL/SLIDEOUT - 74.4" - BLACK - <b>FULL BODY PAINT</b>		
21	136824-05-01A	EA	TRIM - SIDEWALL/SLIDEOUT - 146.4" - BRIGHT WHITE		
21	136824-05-02A	EA	TRIM - SIDEWALL/SLIDEOUT - 146.4" - BLACK - <b>FULL BODY PAINT</b>		
22	128621-24-01A	EA	BRACKET/ZEE - SLIDEOUT - 140.6" - MILL		
23	115075-03-000	FT	SEAL - WIPE - .25" X 2.9"		
24	138659-01-01A	EA	TRIM/FEATURE STRIP - 181.7" - BRIGHT WHITE		
24	138659-01-02A	EA	TRIM/FEATURE STRIP - 181.7" - BLACK - <b>FULL BODY PAINT</b>		
	P05312-01-07A	EA	EXTR-INSERT,VINYL,BRIGHT WHT		
25	125051-01-01A	EA	TRIM - FEATURE STRIP/LOWER - 20.2" - BRIGHT WHITE		
25	125051-01-03A	EA	TRIM - FEATURE STRIP/LOWER - 20.2" - BLACK - <b>FULL BODY PAINT</b>		
	P05312-01-07A	EA	EXTR-INSERT,VINYL,BRIGHT WHT		
26	115325-03-02A	EA	RAIL - FLOOR/SLIDEOUT ROOM - BLACK - 64.5" LONG		
27	134837-01-01A	EA	RAMP - SLIDEOUT - BLACK PVC		
28	125466-02-02A	EA	SUPPORT - ROOF/INTERIOR - BRIGHT WHITE		
29	115661-01-000	FT	SHOE/GLIDE - SLIDEOUT ROOM - 1/16" X 3" - POLYETHYLENE		
30	136978-01-01A	FT	SEAL - SLIDEOUT - BLACK		
31	146056-01-000	FT	SEAL - TRIANGLE - W/PSA		
32	133954-09-01A	EA	TRIM/SEAL - W/MITERED ENDS - 71.6" - BRIGHT WHITE		
			FROM: 00-00-00 THRU: 12-12-04		
32	133954-16-01A	EA	TRIM/SEAL - 71.2" - BRIGHT WHITE		
			FROM: 12-13-04 THRU: 99-99-99		
32	133954-09-02A	EA	TRIM/SEAL - W/MITERED ENDS - 71.6" - BLACK - <b>FULL BODY PAINT</b>		
			FROM: 00-00-00 THRU: 12-12-04		
32	133954-16-02A	EA	TRIM/SEAL - 71.2" - BLACK - <b>FULL BODY PAINT</b>		
			FROM: 12-13-04 THRU: 99-99-99		
33	142549-01-000	EA	CLIP-S TYPE		
34	133954-07-01A	EA	TRIM/SEAL - W/MITERED ENDS - 141.8" - BRIGHT WHITE		
34	133954-07-02A	EA	TRIM/SEAL - W/MITERED ENDS - 141.7" - BLACK - <b>FULL BODY PAINT</b>		
35	075673-05-000	FT	SEAL - PILE - ADHESIVE BACK - BLACK		
36	151282-03-01A	EA	TRIM - CARPET EDGE/F-ANGLE - 69.6" - BLACK		
37	127033-02-01A	EA	ROLLER - GUIDE		
38	140928-01-02B	EA	BRACKET - ROLLER - E-COATED		

**EXTERIOR SLIDEOUT GROUP (CONTINUED)**  
**FRONT LEFT (CONTINUED)**



KEY	PART NUMBER	U/M	DESCRIPTION
1	135619-02-01A	EA	PLATE - TIEDOWN - SLIDEOUT ROOM
2	135619-01-01A	EA	STRAP - TIEDOWN - SLIDEOUT ROOM
3	135622-01-02B	EA	PLATE - TIEDOWN - SLIDEOUT ROOM

**EXTERIOR SLIDEOUT GROUP (CONTINUED)**  
**FRONT LEFT (CONTINUED)**



KEY	PART NUMBER	U/M	DESCRIPTION
1	116951-29-N70	EA	MOLDING - TRIM - 5.5" X 30.4" - PORTSMOUTH OAK
1	116951-29-N85	EA	MOLDING - TRIM - 5.5" X 30.4" - CONCERT CHERRY
1	116951-29-N84	EA	MOLDING - TRIM - 5.5" X 30.4" - WASHED MAPLE
1	116951-29-SA3	EA	MOLDING - TRIM - 5.5" X 30.4" - SIERRA MAPLE
1	149496-28-SA0	EA	TRIM - DECORATIVE - 1.6" X 30.4" - FABRIC COVERED (SA0 THRU SA3, SN0 THRU SN3)
1	149496-28-SA4	EA	TRIM - DECORATIVE - 1.6" X 30.4" - FABRIC COVERED (SA4 THRU SA7, SN4 THRU SN7)
1	149496-28-SB0	EA	TRIM - DECORATIVE - 1.6" X 30.4" - FABRIC COVERED (SB0 THRU SB3, SP0 THRU SP3)
2	150144-01-SA0	EA	MOLDING - F/SLIDEOUT - FABRIC COVERED
2	149496-12-SA0	EA	TRIM - DECORATIVE - 1.7" X 70.4" - FABRIC COVERED (SA0 THRU SA3, SN0 THRU SN3)
2	149496-12-SA4	EA	TRIM - DECORATIVE - 1.7" X 70.4" - FABRIC COVERED (SA4 THRU SA7, SN4 THRU SN7)
2	149496-12-SB0	EA	TRIM - DECORATIVE - 1.7" X 70.4" - FABRIC COVERED (SB0 THRU SB3, SP0 THRU SP3)
3	P49186-02-SA0	EA	MOLDING/BLOCK - CORNER - PORTSMOUTH OAK/OAK - PORTSMOUTH OAK FROM: 00-00-00 THRU: 04-18-04
3	P49186-06-SA0	EA	MOLDING/BLOCK - CORNER - PORTSMOUTH OAK/OAK - PORTSMOUTH OAK FROM: 04-19-04 THRU: 99-99-99
3	P49186-02-SA1	EA	MOLDING/BLOCK - CORNER - CHERRY IV/CHERRY - CONCERT CHERRY FROM: 00-00-00 THRU: 04-18-04
3	P49186-06-SA1	EA	MOLDING/BLOCK - CORNER - CHERRY IV/CHERRY - CONCERT CHERRY FROM: 04-19-04 THRU: 99-99-99
3	P49186-02-SA2	EA	MOLDING/BLOCK - CORNER - WASHED MAPLE/MAPLE - WASHED MAPLE FROM: 00-00-00 THRU: 04-18-04
3	P49186-06-SA2	EA	MOLDING/BLOCK - CORNER - WASHED MAPLE/MAPLE - WASHED MAPLE FROM: 04-19-04 THRU: 99-99-99
3	P49186-02-SA3	EA	MOLDING/BLOCK - CORNER - HONEY/MAPLE - SIERRA MAPLE FROM: 00-00-00 THRU: 04-18-04
3	P49186-06-SA3	EA	MOLDING/BLOCK - CORNER - HONEY/MAPLE - SIERRA MAPLE FROM: 04-19-04 THRU: 99-99-99
4	P49188-02-SA0	EA	MOLDING/BLOCK - PORTSMOUTH OAK/OAK - PORTSMOUTH OAK
4	P49188-02-SA1	EA	MOLDING/BLOCK - CHERRY IV/CHERRY - CONCERT CHERRY
4	P49188-02-SA2	EA	MOLDING/BLOCK - WASHED MAPLE/MAPLE - WASHED MAPLE
4	P49188-02-SA3	EA	MOLDING/BLOCK - HONEY/MAPLE - SIERRA MAPLE
5	149626-02-SA0	EA	MOLDING - F/SLIDEOUT - 3.5" X 70.2" - FABRIC COVERED
6	143738-01-000	EA	WRENCH - SLIDE ROOM RETRACT - RATCHET - 13/16" X 7/8" - <b>LOCATED IN INFO CASE</b>

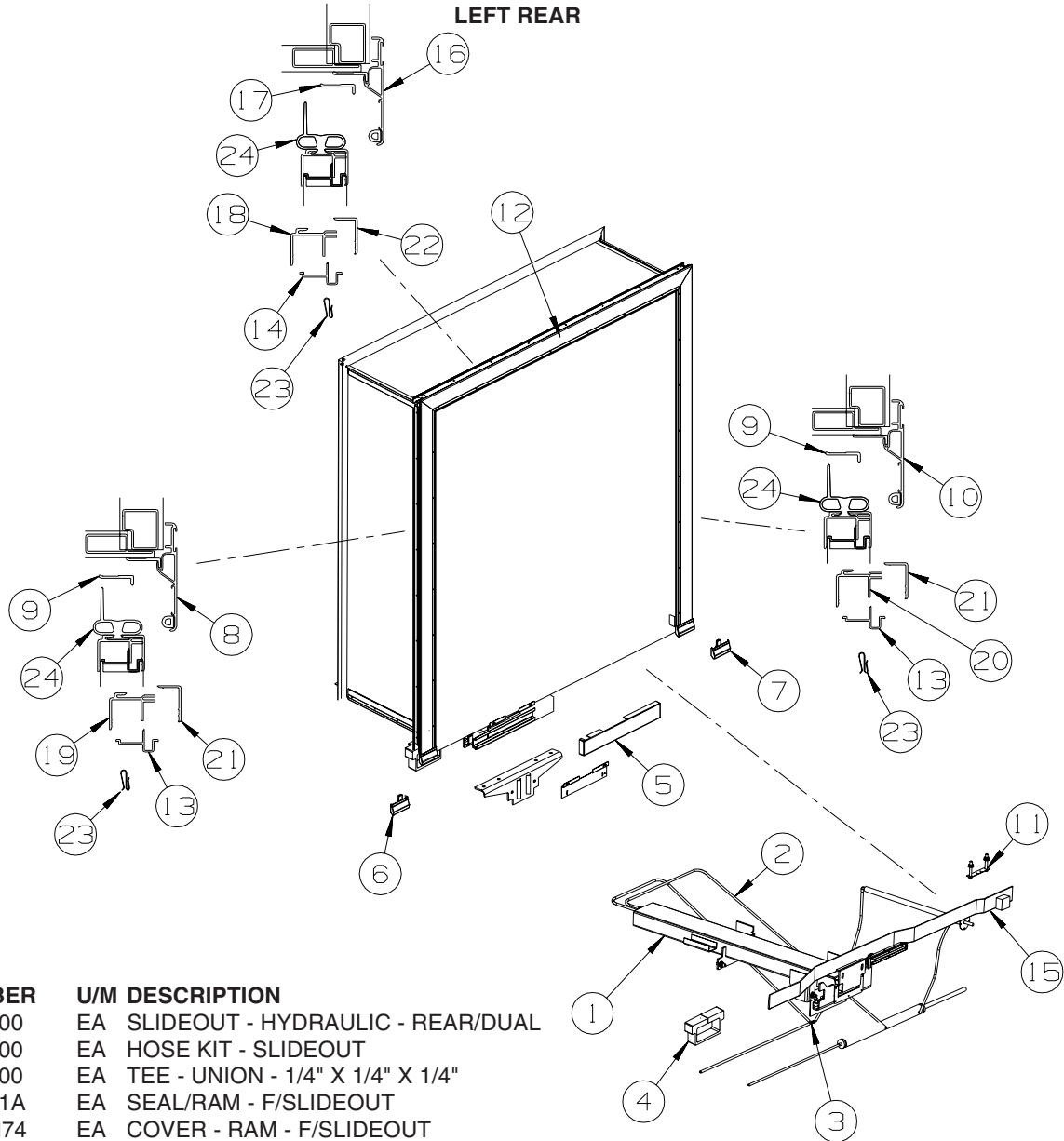
**COMPONENT PARTS FOR FRONT LEFT SLIDEOUT**

100536-52-000

KEY	PART NUMBER	U/M	DESCRIPTION	VENDOR NO.
	100536-52-700	EA	HOSE-HYDRAULIC - 1/4" X 207"	RAP90119/AP11212
	100536-52-701	EA	HOSE-HYDRAULIC 1/4" X 228"	AP5924

# EXTERIOR SLIDEOUT GROUP (CONTINUED)

LEFT REAR



KEY	PART NUMBER	U/M	DESCRIPTION
1*	139507-01-000	EA	SLIDEOUT - HYDRAULIC - REAR/DUAL
2*	100536-46-000	EA	HOSE KIT - SLIDEOUT
3	123264-01-000	EA	TEE - UNION - 1/4" X 1/4" X 1/4"
4	140664-01-01A	EA	SEAL/RAM - F/SLIDEOUT
5	137125-04-N74	EA	COVER - RAM - F/SLIDEOUT
6	139182-01-01A	EA	CAP - TRIM - F/SLIDEOUT - BRIGHT WHITE
			FROM: 00-00-00 THRU: 06-06-04
6	148593-01-01A	EA	CAP - F/SLIDEOUT TRIM - BRIGHT WHITE
			FROM: 06-07-04 THRU: 99-99-99
6	148593-01-02A	EA	CAP - F/SLIDEOUT TRIM - BLACK - FULL BODY PAINT
7	139182-02-01A	EA	CAP - TRIM - F/SLIDEOUT - BRIGHT WHITE
			FROM: 00-00-00 THRU: 06-06-04
7	148593-02-01A	EA	CAP - F/SLIDEOUT TRIM - BRIGHT WHITE
			FROM: 06-07-04 THRU: 99-99-99
7	148593-02-02A	EA	CAP - F/SLIDEOUT TRIM - BLACK - FULL BODY PAINT
8	139625-01-01A	EA	TRIM/SEAL - LEFT HAND - 76.4" - BRIGHT WHITE
			FROM: 00-00-00 THRU: 06-06-04
8	139625-42-01A	EA	TRIM/SEAL - W/RH MITERED END - 76.2" - BRIGHT WHITE
			FROM: 06-07-04 THRU: 99-99-99
8	139625-01-02A	EA	TRIM/SEAL - LEFT HAND - 76.4" - BLACK - FULL BODY PAINT
			FROM: 00-00-00 THRU: 06-06-04
8	139625-42-02A	EA	TRIM/SEAL - W/RH MITERED END - 76.2" - BLACK - FULL BODY PAINT
			FROM: 06-07-04 THRU: 99-99-99
	P05312-01-07A	EA	EXTR-INSERT,VINYL,BRIGHT WHT
9	133954-48-01A	EA	TRIM/SEAL - W/MITERED ENDS - 71.7" - BRIGHT WHITE
9	133954-48-02A	EA	TRIM/SEAL - W/MITERED ENDS - 71.7" - BLACK - FULL BODY PAINT

**EXTERIOR SLIDEOUT GROUP (CONTINUED)**  
**LEFT REAR (CONTINUED)**

KEY	PART NUMBER	U/M	DESCRIPTION
10	139625-02-01A	EA	TRIM/SEAL - RIGHT HAND - 76.4" - BRIGHT WHITE FROM: 00-00-00 THRU: 06-06-04
10	139625-43-01A	EA	TRIM/SEAL - W/LH MITERED END - 76.2" - BRIGHT WHITE FROM: 06-07-04 THRU: 99-99-99
10	139625-02-02A	EA	TRIM/SEAL - RIGHT HAND - 76.4" - BLACK - <b>FULL BODY PAINT</b> FROM: 00-00-00 THRU: 06-06-04
10	139625-43-02A	EA	TRIM/SEAL - W/LH MITERED END - 76.2" - BLACK - <b>FULL BODY PAINT</b> FROM: 06-07-04 THRU: 99-99-99
	P05312-01-07A	EA	EXTR-INSERT,VINYL,BRIGHT WHT
11	136995-07-02B	EA	PLATE W/BOLTS - 5.9" X 1" W/1/2" X 2" BOLTS FROM: 03-29-04 THRU: 99-99-99

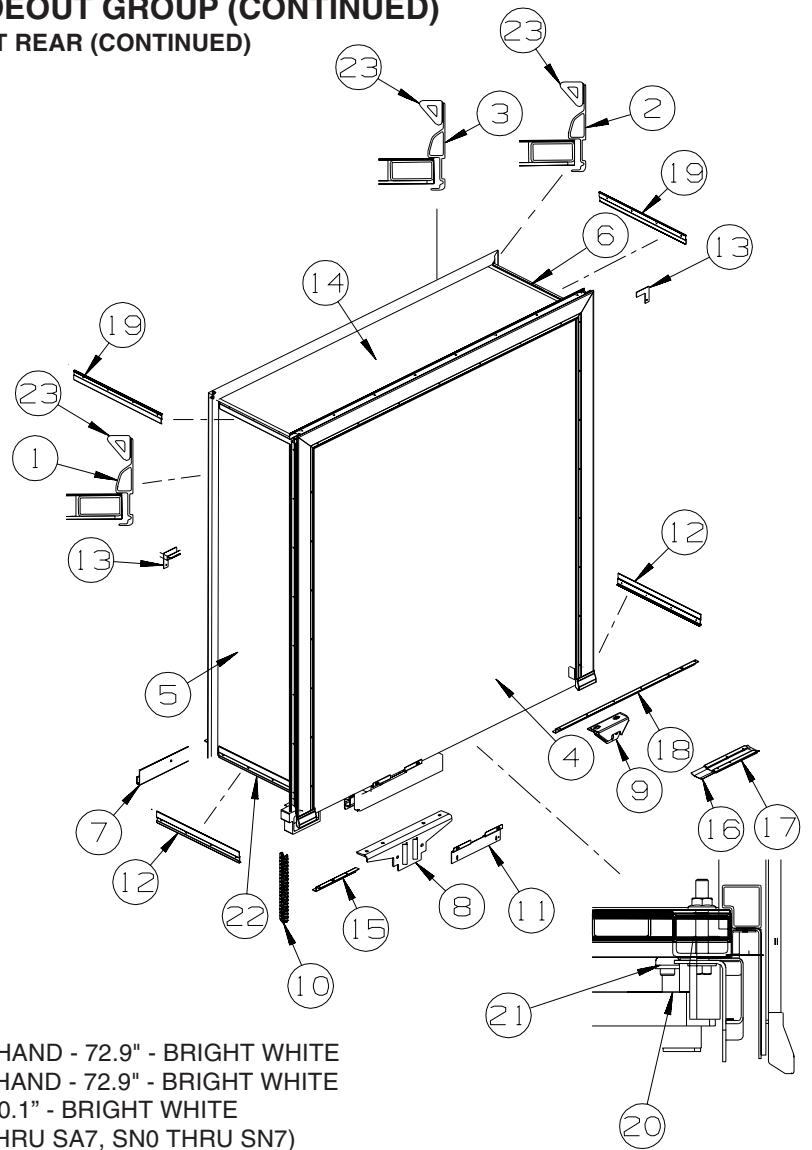
**SLIDEOUT ROOM AWNINGS**

COLOR CODE GRAPHICS	AWNING COLOR	HARDWARE COLOR	SLIDEROOM LT FRONT	SLIDEROOM LT REAR
<b>27G &amp; 92K</b>	WHITE	SILVER	122977-07-03A	122977-18-03A
<b>FULL BODY PAINT</b>				
<b>27A</b>				
DEEP BLUE	NAVY	SILVER	122977-07-07A	122977-18-07A
<b>92A &amp; 24C</b>				
FOREST & ALMOND	SPRUCE	CHAMPAGNE	122977-07-06A	122977-18-06A

KEY	PART NUMBER	U/M	DESCRIPTION
13	142718-01-01A	EA	RETAINER - SIDEWALL/SLIDEOUT - 72.8"
14	142718-21-01A	EA	RETAINER - SIDEWALL/SLIDEOUT - 69.5"
15	115075-03-000	FT	SEAL - WIPE - .25" X 2.9"
16	139625-09-01A	EA	TRIM/SEAL - TOP/W/MITERED ENDS - 71.8" - BRIGHT WHITE
16	139625-09-02A	EA	TRIM/SEAL - TOP/W/MITERED ENDS - 71.8" - BLACK - <b>FULL BODY PAINT</b>
	P05312-01-07A	EA	EXTR-INSERT,VINYL,BRIGHT WHT
17	133954-20-01A	EA	TRIM/SEAL - W/MITERED ENDS - 64.1" - BRIGHT WHITE
17	133954-20-02A	EA	TRIM/SEAL - W/MITERED ENDS - 64.1" - BLACK - <b>FULL BODY PAINT</b>
18	142719-07-01A	EA	TRIM/SIDEWALL - TOP/SLIDEOUT - 71.3" - BRIGHT WHITE FROM: 00-00-00 THRU: 05-23-04
18	151761-03-01A	EA	TRIM - SIDEWALL/SLIDEOUT/TOP - 71.3" - BRIGHT WHITE FROM: 05-24-04 THRU: 99-99-99
19	142720-08-01A	EA	TRIM - SIDEWALL/SLIDEOUT - 74.4" - BRIGHT WHITE FROM: 00-00-00 THRU: 05-23-04
19	151760-04-01A	EA	TRIM - SIDEWALL/SLIDEOUT - 74.5" - BRIGHT WHITE FROM: 05-24-04 THRU: 99-99-99
20	142720-06-01A	EA	TRIM - SIDEWALL/SLIDEOUT - 74.4" - BRIGHT WHITE FROM: 00-00-00 THRU: 05-23-04
20	151760-03-01A	EA	TRIM - SIDEWALL/SLIDEOUT - 74.5" - BRIGHT WHITE FROM: 05-24-04 THRU: 99-99-99
21	136824-38-01A	EA	TRIM - SIDEWALL/SLIDEOUT - 74.6" - BRIGHT WHITE
21	136824-38-02A	EA	TRIM - SIDEWALL/SLIDEOUT - 74.6" - BLACK - <b>FULL BODY PAINT</b>
22	136824-12-01A	EA	TRIM - SIDEWALL/SLIDEOUT - 71.5" - BRIGHT WHITE
22	136824-12-02A	EA	TRIM - SIDEWALL/SLIDEOUT - 71.4" - BLACK - <b>FULL BODY PAINT</b>
23	142549-01-000	EA	CLIP-S TYPE
24	136978-01-01A	FT	SEAL - SLIDEOUT - BLACK

**\*COMPONENT PARTS LISTED LATER IN THIS GROUP**

**EXTERIOR SLIDEOUT GROUP (CONTINUED)**  
**LEFT REAR (CONTINUED)**



KEY	PART NUMBER	U/M	DESCRIPTION
1	139624-15-01A	EA	TRIM/SEAL - INNER/RIGHT HAND - 72.9" - BRIGHT WHITE
2	139624-16-01A	EA	TTRIM/SEAL - INNER/LEFT HAND - 72.9" - BRIGHT WHITE
3	139624-08-01A	EA	TRIM/SEAL - INNER/TOP - 70.1" - BRIGHT WHITE
4	149944-12-SA0	EA	SLUG - F/SLIDEOUT (SA0 THRU SA7, SN0 THRU SN7)
4	149944-12-SB0	EA	SLUG - F/SLIDEOUT (SB0 THRU SB3, SP0 THRU SP3)
5	147957-01-SA0	EA	PANEL END - F/SLIDEOUT (SA0 THRU SA7, SN0 THRU SN7)
5	147957-01-SB0	EA	PANEL END - F/SLIDEOUT (SB0 THRU SB3, SP0 THRU SP3)
6	147958-01-SA0	EA	PANEL END - F/SLIDEOUT (SA0 THRU SA7, SN0 THRU SN7)
6	147958-01-SB0	EA	PANEL END - F/SLIDEOUT (SB0 THRU SB3, SP0 THRU SP3)
7	151282-06-01A	EA	TRIM - CARPET EDGE/F-ANGLE - 62.7" - BLACK
8	136963-01-02B	EA	BRACKET - SLIDEOUT - E-COATED
9	139407-03-02B	EA	BRACKET/MOUNT - F/SLIDEOUT - E-COATED
10	143172-01-01A	EA	CARRIER ASM-WIRE,BLACK
11	137112-02-02B	EA	BRACKET - COVER - SLIDEOUT - E-COATED
12	141435-05-01A	EA	TRIM - FEATURE - LOWER - 20" - BRIGHT WHITE
12	141435-05-02A	EA	TRIM - FEATURE - LOWER - 20" - BLACK - FULL BODY PAINT
	P05312-01-07A	EA	EXTR-INSERT,VINYL,BRIGHT WHT
13	116444-04-12B	EA	TRIM/KEY CORNER - SLIDEOUT - 3.1"X3.1" - BRT WHT
13	116444-04-02B	EA	TRIM/KEY CORNER - SLIDEOUT - 3.1"X3.1" - E-COATED - FULL BODY PAINT
14	141228-02-R83	EA	ROOF - F/SLIDEOUT
15	136968-13-02B	EA	ZEE - F/SLIDEOUT - 9.6" - E-COATED
16	115661-01-000	FT	SHOE/GLIDE - SLIDEOUT ROOM - 1/16" X 3" - POLYETHYLENE
17	115325-16-01A	EA	RAIL - FLOOR/SLIDEOUT ROOM - 9.8" LONG - BLACK
18	136968-10-02B	EA	ZEE - F/SLIDEOUT - 33.8" - E-COATED
19	138659-01-01A	EA	TRIM/FEATURE STRIP - 181.7" - BRIGHT WHITE
19	138659-01-02A	EA	TRIM/FEATURE STRIP - 181.7" - BLACK - FULL BODY PAINT
	P05312-01-07A	EA	EXTR-INSERT,VINYL,BRIGHT WHT
20	126313-09-02B	EA	SUPPORT - ROLLER - E-COATED
21	134855-01-000	EA	BEARING PAD - NARROW
22	075673-05-000	FT	SEAL - PILE - ADHESIVE BACK - BLACK
23	146056-01-000	FT	SEAL - TRIANGLE - W/PSA

**EXTERIOR SLIDEOUT GROUP (CONTINUED)**  
**COMPONENT PARTS FOR LEFT REAR SLIDEOUT**

**100536-46-000**

<b>KEY</b>	<b>PART NUMBER</b>	<b>U/M</b>	<b>DESCRIPTION</b>	<b>VENDOR NO.</b>
	100536-46-700	EA	HOSE/HYDRAULIC - 1/4" X 408"	RAP4669/AP4669
	100536-46-701	EA	HOSE/HYDRAULIC - 1/4" X 412"	AP7130

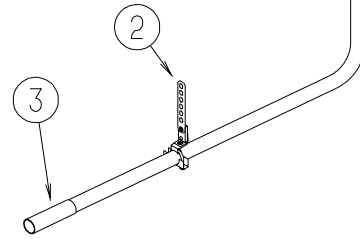
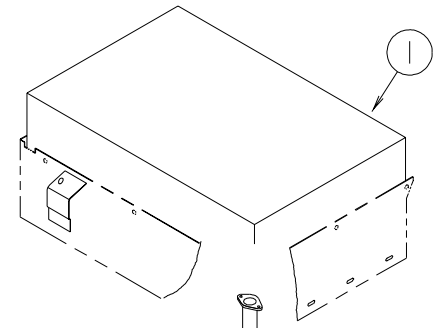
**139507-01-000**

<b>KEY</b>	<b>PART NUMBER</b>	<b>U/M</b>	<b>DESCRIPTION</b>	<b>VENDOR NO.</b>
	115767-01-703	EA	HOSE-HYD., 90" F/SLIDEOUT	RAP90001/AP2445
	139507-01-700	EA	CYLINDER - SYNCRONIZING	RAP90879/AP24825
	139507-01-701	EA	HOSE - HYDRAULIC 1/8" X 102"	AP23738
	139507-01-702	EA	CYLINDER - ASSIST	RAP90878/AP25743
	139507-01-703	EA	CYLINDER/RAM - MAIN	RAP90877/AP23286
	139507-01-704	EA	RESTRICTOR/PROPORTION VALVE	RAP90819/AP10195

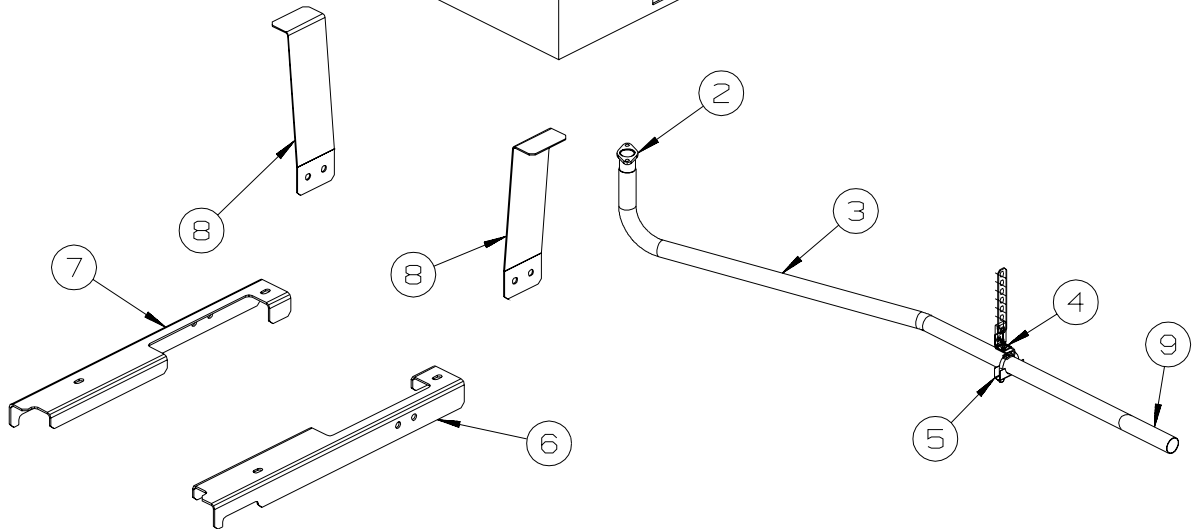
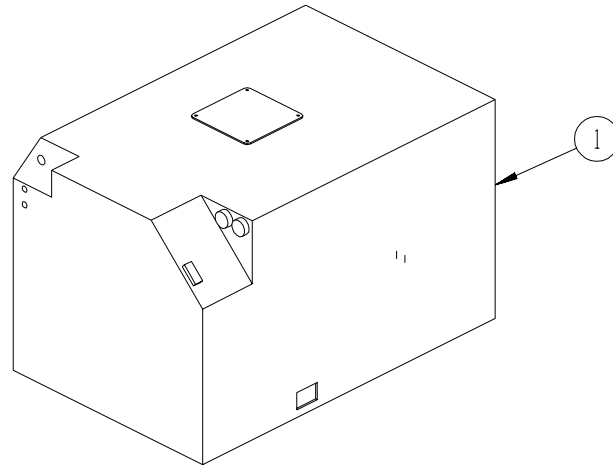


## GENERATOR GROUP GAS

KEY	PART NUMBER	U/M	DESCRIPTION
1	135707-03-000	EA	GENERATOR - 6.5 - 30/30 - LIQUID LP - MARQUIS GOLD
1	135707-04-000	EA	GENERATOR - 6.5 - 30/20 - LIQUID LP - MARQUIS GOLD
2	007131-01-000	EA	HANGER - TAILPIPE - 6 SLOTS
	007125-03-000	EA	CLAMP - MUFFLER - 1.5" DIAMETER
3	138246-01-01A	EA	EXTENSION - TAILPIPE - 1.6" I.D.
4	137330-02-000	EA	PIPE - EXHAUST - GENERATOR/LP

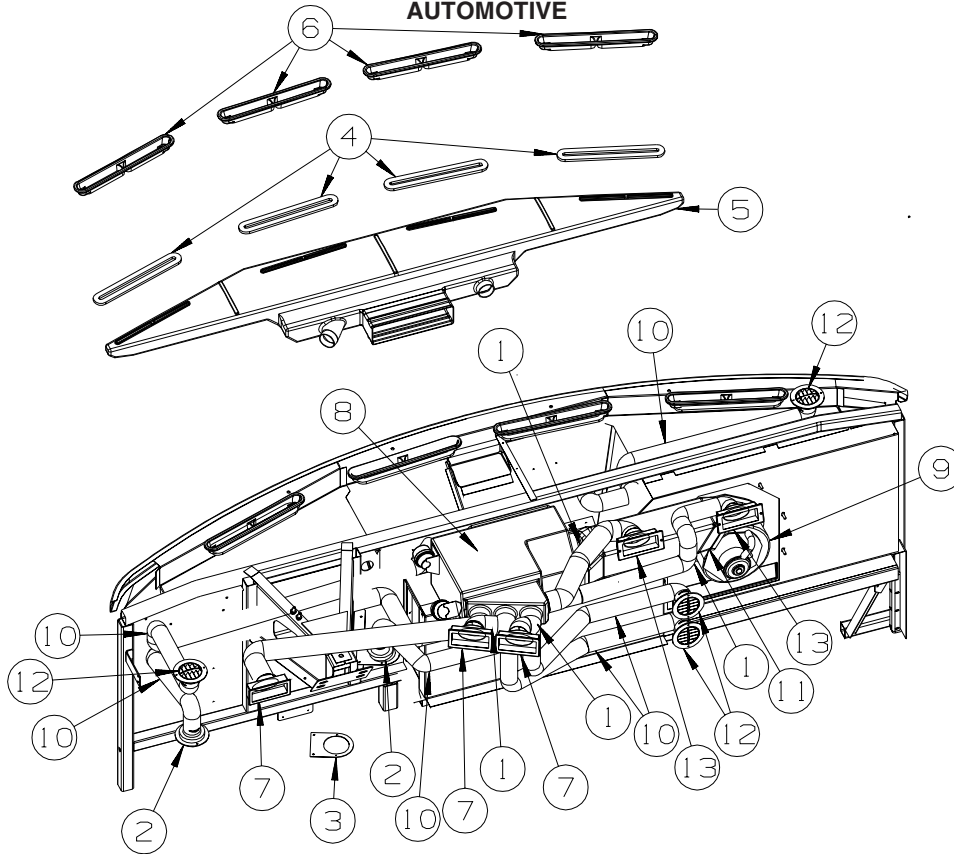


## DIESEL



KEY	PART NUMBER	U/M	DESCRIPTION
1	122425-01-000	EA	GENERATOR - DIESEL - 7.5
2	106235-01-000	EA	ADAPTOR - GENERATOR EXHAUST
3	137330-03-000	EA	PIPE - EXHAUST - GENERATOR/DIESEL
4	007131-01-000	EA	HANGER - TAILPIPE - 6 SLOTS
5	007125-03-000	EA	CLAMP - MUFFLER - 1.5" DIAMETER
6	137328-02-02B	EA	SUPPORT - GENERATOR - LH - E-COATED
7	137328-01-02B	EA	SUPPORT - GENERATOR - RH - E-COATED
8	137329-02-02B	EA	BRACKET - HANGAR/GENERATOR - E-COATED
9	138246-01-01A	EA	EXTENSION - TAILPIPE - 1.6"ID X 7.7"

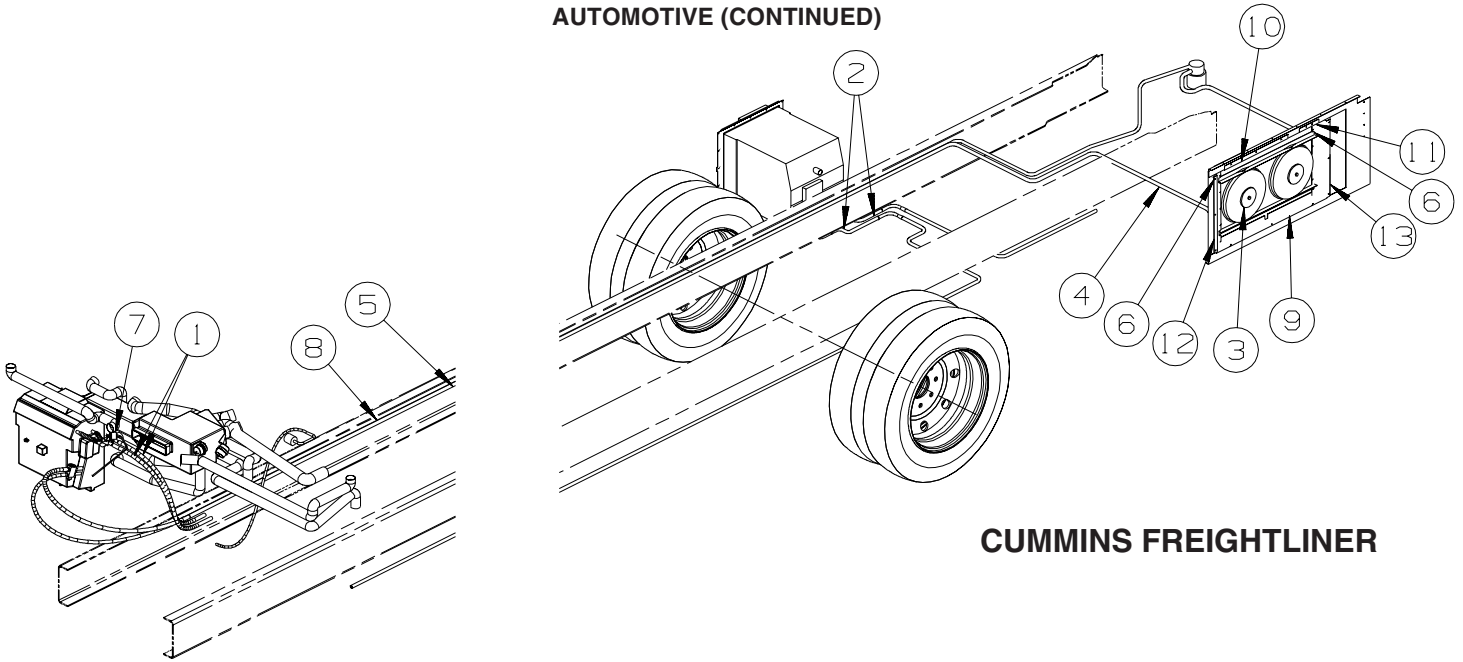
## HEATING & A/C GROUP AUTOMOTIVE



KEY	PART NUMBER	U/M	DESCRIPTION
1	007281-01-000	EA	HOSE - FLEXIBLE PVC - 2 1/2" ID X 50'
2	024990-05-000	EA	OUTLET - DEFROSTER - W/SWIVEL - 2" SLEEVE/4" OD - BLACK
3	136157-03-02B	EA	BRACKET - HEATER - E-COATED
4	077075-01-000	EA	GASKET - INSTRUMENT PANEL/DEFROSTER PLENUM - .6" X 10.2"
5	103017-04-000	EA	PLENUM - DEFROSTER W/SIDE VENT
5	103017-03-000	EA	PLENUM - DEFROSTER
6	135265-01-04A	EA	VENT - DEFROSTER - PLASTIC - GLACIER
7	135803-01-01A	EA	LOUVER - A/C - 2.5" X 5.2" - BLACK
8*	103930-36-000	EA	CONTROL/PLENUM - ROTARY CONTROL HEAD
9*	103930-55-000	EA	EVAPORATOR/HEATER - NONCHARGED - SINGLE OUTPUT
10	007076-01-000	EA	HOSE - FLEXIBLE PVC - 2" ID - INCREMENTS OF 50'
11	122822-01-01A	EA	PLENUM - TRANSITION
12	024990-12-000	EA	OUTLET - DEFROSTER - W/SWIVEL - 2" SLEEVE/4" OD - GLACIER
13	135803-02-01A	EA	LOUVER - A/C - 2.5" - 5.7" - W/SCREW HOLES - BLACK
	113452-02-000	FT	SEAL/TRIM - FRONT - VINYL W/WIRE CARRIER - .027" - <b>WHERE HOSES CROSS METAL</b>
	103930-54-000	EA	MANUAL - OWNERS - HEATER/AC

**\*COMPONENT PARTS LISTED LATER IN THIS GROUP**

**HEATING & A/C GROUP (CONTINUED)**  
**AUTOMOTIVE (CONTINUED)**

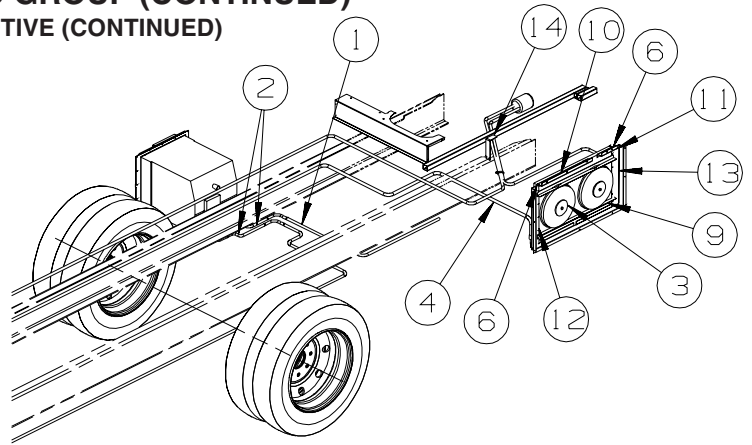
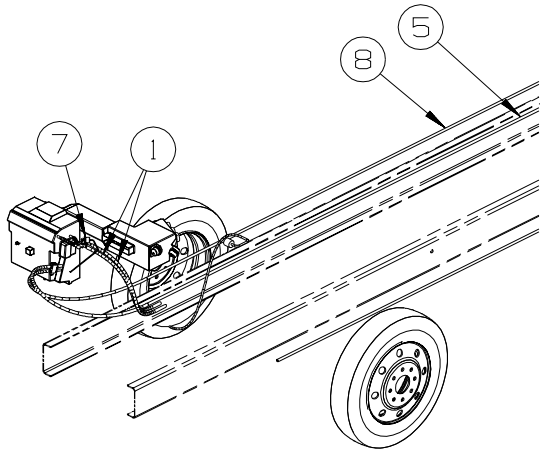


**CUMMINS FREIGHTLINER**

KEY	PART NUMBER	U/M	DESCRIPTION
1	007108-01-000	FT	HOSE - HEATER - 5/8" ID - HI-TEMP
2	079059-01-000	EA	HOSE - 90 DEGREE - 5/8"ID X 4" X 36"
3*	072342-15-000	EA	CONDENSER - W/FAN SIDE - NO HOSE
4*	072342-17-000	EA	HOSE - #8 - STRAIGHT END - CONDENSER/COMPRESSOR - 62"
5*	072342-18-000	EA	HOSE - #6 - REC DRIER/EVAPORATOR - 42.8' LONG W/SWITCHES
6	072368-02-000	EA	TRIM - VINYL - EDGE - BLACK
	113452-02-000	FT	SEAL/TRIM - FRONT - VINYL W/WIRE CARRIER - .027" - <b>WHERE HOSES CROSS METAL</b>
7	103930-24-000	EA	VALVE/WATER CONTROL - 4 PORT/VACUUM CONTROLLED
8*	103930-51-000	EA	HOSE KIT - #12 496" 90 DEGREE BEND - COMPRESSOR/EVAPORATOR
9	113572-01-02B	EA	BRACKET - CONDENSER - E-COATED
10	113572-02-02B	EA	BRACKET - CONDENSER - E-COATED
11	113572-03-02B	EA	BRACKET - CONDENSER - E-COATED
12	113574-01-02B	EA	BRACKET - CONDENSER/SIDE - RH - E-COAT
13	113574-02-02B	EA	BRACKET - CONDENSER/SIDE - LH - E-COAT

**\*COMPONENT PARTS LISTED LATER IN THIS GROUP**

**HEATING & A/C GROUP (CONTINUED)**  
**AUTOMOTIVE (CONTINUED)**



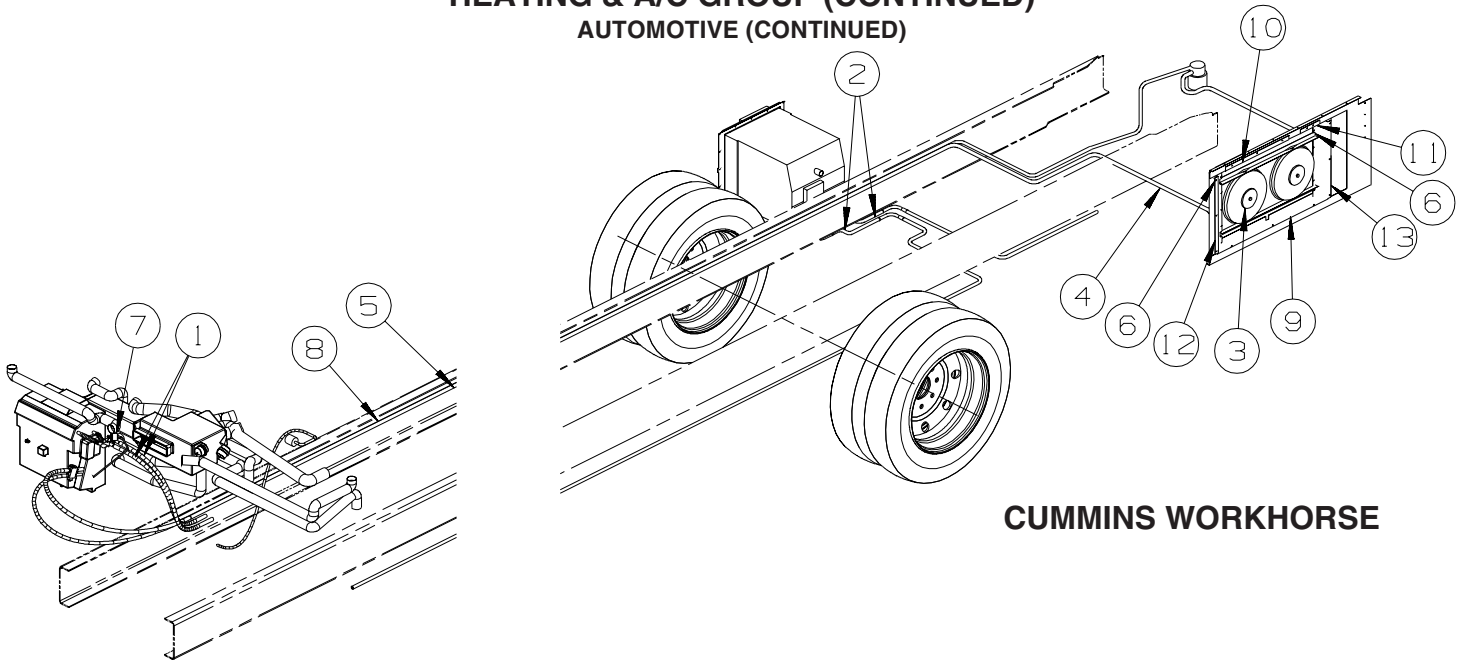
**CAT FREIGHTLINER**

KEY	PART NUMBER	U/M	DESCRIPTION
1	007108-01-000	FT	HOSE - HEATER - 5/8" ID - HI-TEMP
2	079059-01-000	EA	HOSE - 90 DEGREE - 5/8"ID X 4" X 36"
3*	072342-15-000	EA	CONDENSER - W/FAN SIDE - NO HOSE
4*	072342-16-000	EA	HOSE - #8 - CONDENSER/COMPRESSOR - 5.2' LONG
5*	072342-18-000	EA	HOSE - #6 - REC DRIER/EVAPORATOR - 42.8' LONG W/SWITCHES
6	072368-02-000	EA	TRIM - VINYL - EDGE - BLACK
	113452-02-000	FT	SEAL/TRIM - FRONT - VINYL W/WIRE CARRIER - .027" - <b>WHERE HOSES CROSS METAL</b>
7	103930-24-000	EA	VALVE/WATER CONTROL - 4 PORT/VACUUM CONTROLLED
8*	103930-41-000	EA	HOSE KIT - EVAPORATOR/COMPRESSOR #12 - 41.3'- STRAIGHT END
9	113572-01-02B	EA	BRACKET - CONDENSER - E-COATED
10	113572-02-02B	EA	BRACKET - CONDENSER - E-COATED
11	113572-03-02B	EA	BRACKET - CONDENSER - E-COATED
12	113574-01-02B	EA	BRACKET - CONDENSER/SIDE - RH - E-COAT
13	113574-02-02B	EA	BRACKET - CONDENSER/SIDE - LH - E-COAT
14	134317-03-02B	EA	BRACKET - ANGLE

FROM: 00-00-00 THRU: 04-23-04

**\*COMPONENT PARTS LISTED LATER IN THIS GROUP**

## HEATING & A/C GROUP (CONTINUED) AUTOMOTIVE (CONTINUED)

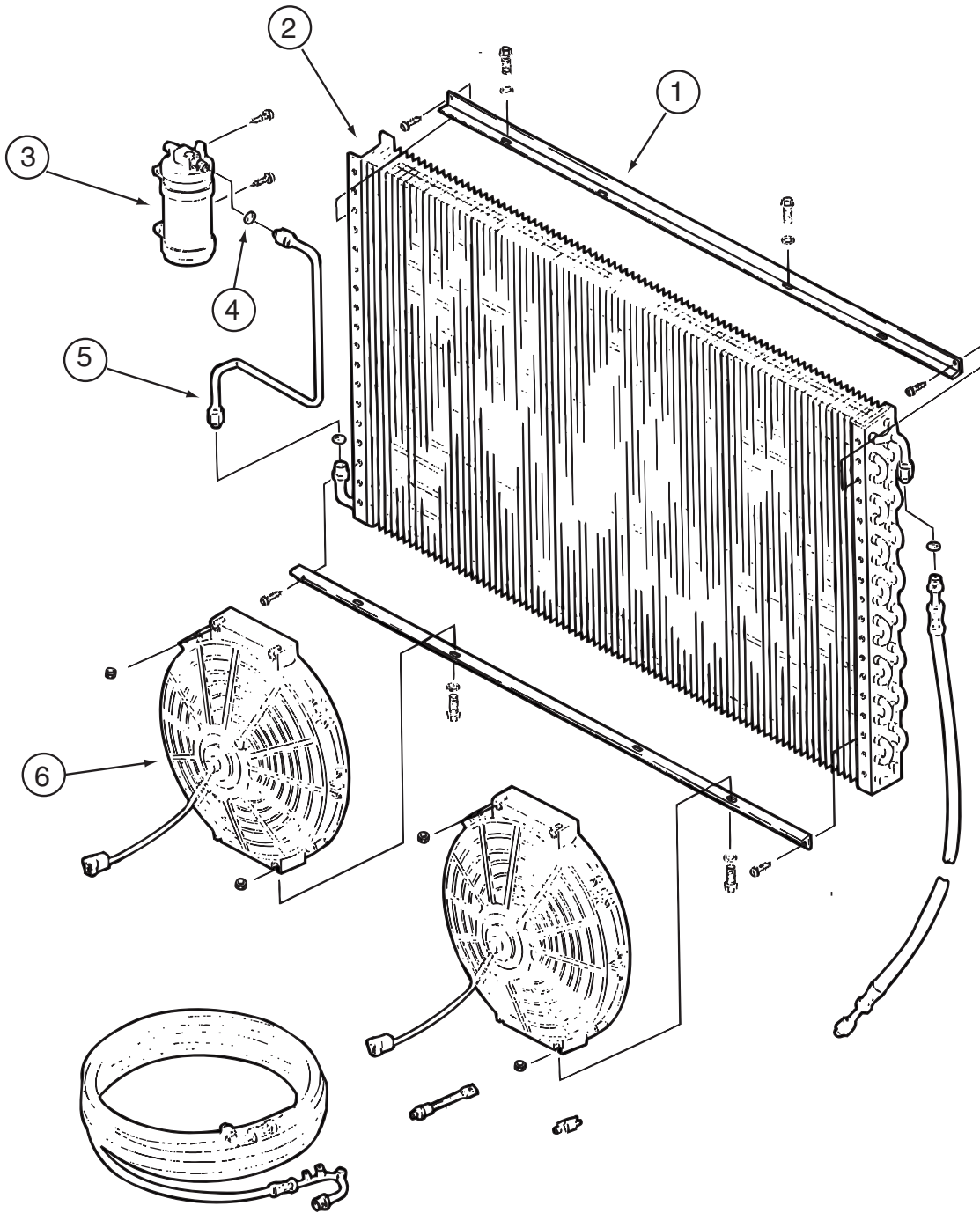


**CUMMINS WORKHORSE**

KEY	PART NUMBER	U/M	DESCRIPTION
1	007108-01-000	FT	HOSE - HEATER - 5/8" ID - HI-TEMP
2	079059-01-000	EA	HOSE - 90 DEGREE - 5/8"ID X 4" X 36"
3*	072342-15-000	EA	CONDENSER - W/FAN SIDE - NO HOSE
4*	072342-17-000	EA	HOSE - #8 - STRAIGHT END - CONDENSER/COMPRESSOR - 62"
5*	072342-18-000	EA	HOSE - #6 - REC DRIER/EVAPORATOR - 42.8' LONG W/SWITCHES
6	072368-02-000	EA	TRIM - VINYL - EDGE - BLACK
	113452-02-000	FT	SEAL/TRIM - FRONT - VINYL W/WIRE CARRIER - .027" - <b>WHERE HOSES CROSS METAL</b>
7	103930-24-000	EA	VALVE/WATER CONTROL - 4 PORT/VACUUM CONTROLLED
8*	103930-41-000	EA	HOSE KIT - EVAPORATOR/COMPRESSOR #12 - 41.3'- STRAIGHT END
9	113572-01-02B	EA	BRACKET - CONDENSER - E-COATED
10	113572-02-02B	EA	BRACKET - CONDENSER - E-COATED
11	113572-03-02B	EA	BRACKET - CONDENSER - E-COATED
12	113574-01-02B	EA	BRACKET - CONDENSER/SIDE - RH - E-COAT
13	113574-02-02B	EA	BRACKET - CONDENSER/SIDE - LH - E-COAT

**\*COMPONENT PARTS LISTED LATER IN THIS GROUP**

**HEATING & A/C GROUP (CONTINUED)**  
**COMPONENT PARTS FOR AUTOMOTIVE**



**072342-15-000**

KEY	PART NUMBER	U/M	DESCRIPTION	VENDOR NO.
1	072342-13-700	EA	BRACKET - CONDENSER FAN	070-0148
2	072342-12-700	EA	COIL-CONDENSER	040-0027
3	072342-12-703	EA	RECEIVER DRIER	054-0001
4	113245-01-711	EA	O'RING #6	045-0129
5	072342-13-703	EA	TUBE ASM. #6	052-0040
6	072342-08-703	EA	FAN BLADE/MOTOR & SHROUD 11"	062-0097

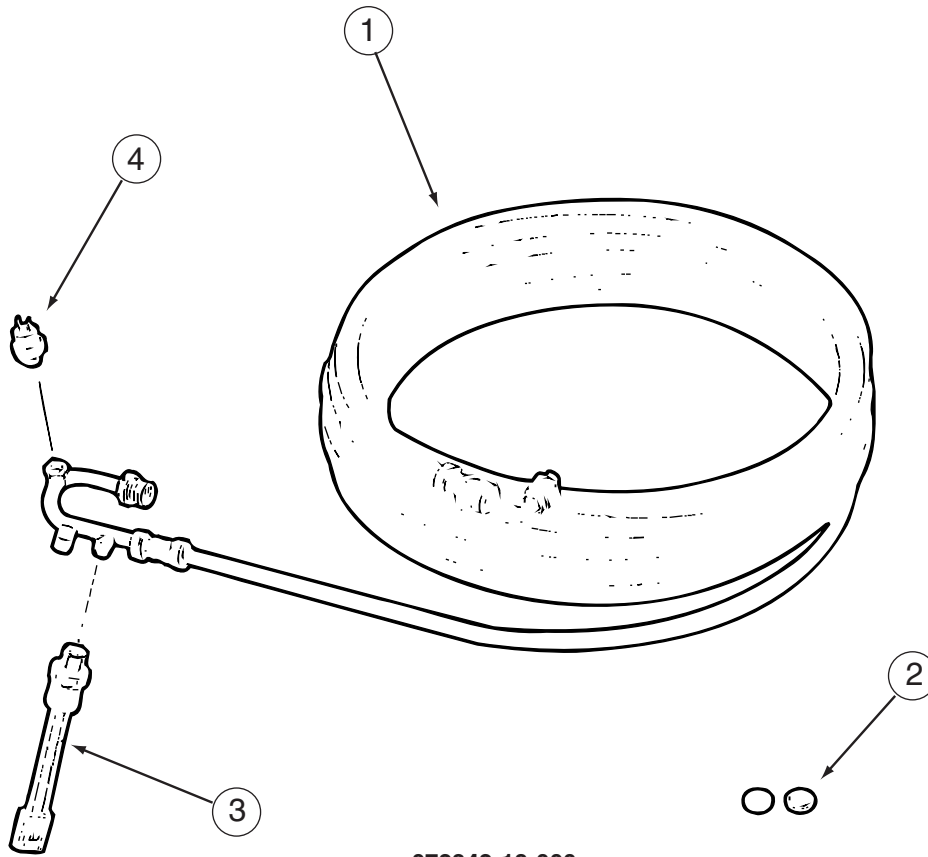
**072342-16-000**

KEY	PART NUMBER	U/M	DESCRIPTION	VENDOR NO.
	072342-13-701	EA	HOSE ASM. #8	085-0459
	113245-01-707	EA	O'RING #8	045-0126

**072342-17-000**

KEY	PART NUMBER	U/M	DESCRIPTION	VENDOR NO.
	072342-12-701	EA	HOSE ASM #8 CONDENSER/COMP	085-0142
	113245-01-707	EA	O'RING #8	045-0126

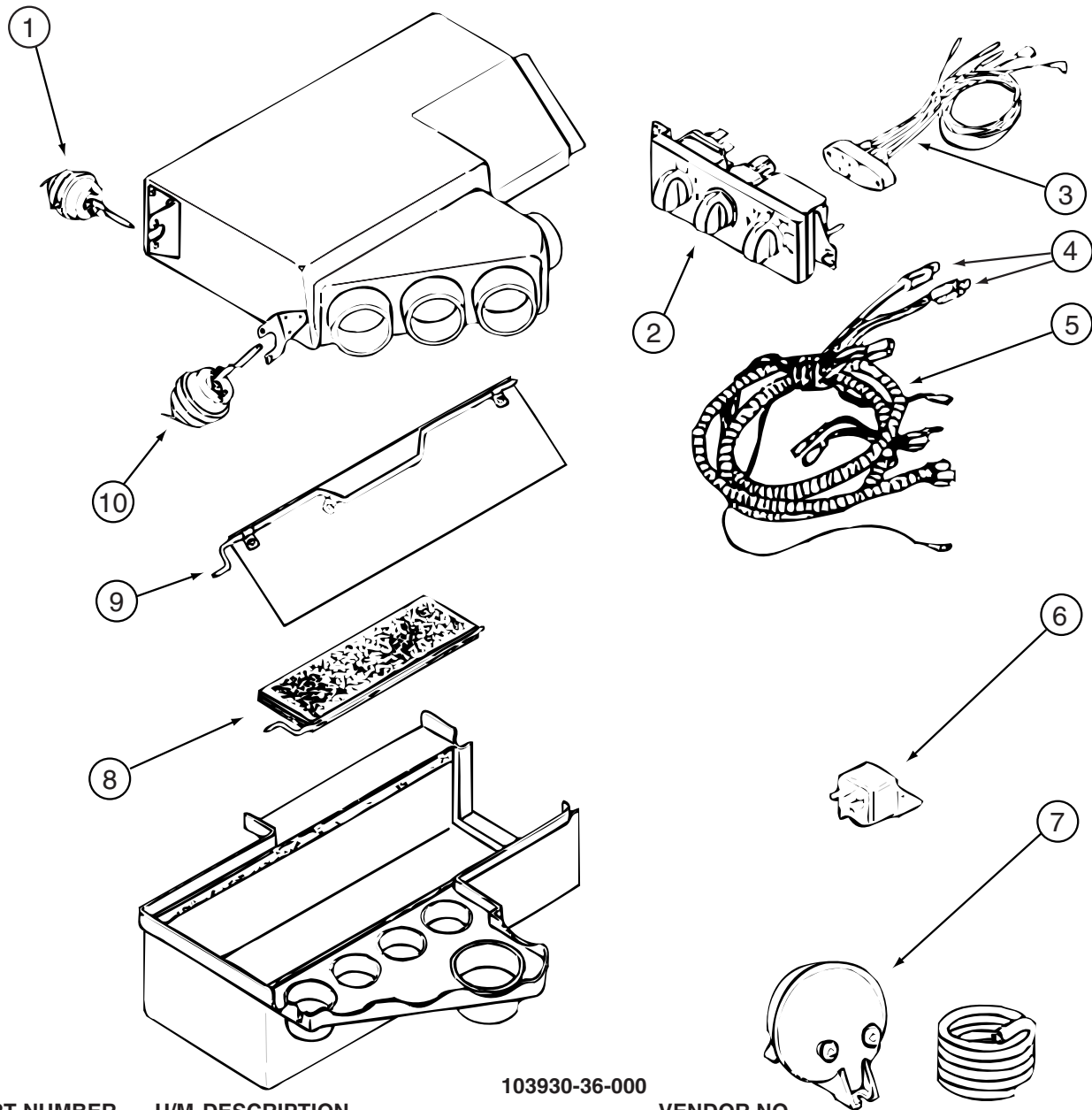
**HEATING & A/C GROUP (CONTINUED)**  
**COMPONENT PARTS FOR AUTOMOTIVE (CONTINUED)**



072342-18-000

KEY	PART NUMBER	U/M	DESCRIPTION	VENDOR NO.
1	072342-13-702	EA	HOSE ASM. #6	085-0460
2	113245-01-711	EA	O'RING #6	045-0129
3	103930-01-716	EA	SWITCH - PRESSURE - FAN	032-0036
4	103930-12-708	EA	SWITCH-BINARY-HI/LOW CUTOUT	032-0048

**HEATING & A/C GROUP (CONTINUED)**  
**COMPONENT PARTS FOR AUTOMOTIVE (CONTINUED)**



103930-36-000

KEY	PART NUMBER	U/M	DESCRIPTION	VENDOR NO.
	103930-36-000	EA	CONTROL/PLENUM - ROTARY CONTROL HEAD	
1	103930-33-701	EA	MOTOR - VACUUM, 3 STAGE	030-0105
2	103930-33-702	EA	CONTROL PANEL	083-0169
3	103930-33-703	EA	VACUUM HARNESS	036-0466
4	103930-33-705	EA	LIGHT BULBS	035-0030
5	103930-33-711	EA	WIRE HARNESS-W/BULBS(CAVITY)	036-0496
6	103930-02-707	EA	RELAY-BOSCH W/RESISTER	031-0001
7	103930-02-710	EA	CANISTER-VACUUM	054-0002
8	103930-36-701	EA	ROD - DOOR, AC	073-0062
9	103930-36-700	EA	ROD - DOOR, DEFROST	073-0061
10	103930-02-708	EA	MOTOR-VACUUM SERVO, A/C	030-0025
	103930-33-707	EA	SWITCH - BLOWER	032-00066
	103930-33-708	EA	SWITCH - POTENTIOMETER	032-0184
	103930-33-709	EA	SWITCH - VACUUM	032-0183
	103930-33-710	EA	DECAL F/CONTROL HEAD	058-0102
	103930-33-712	EA	KNOB - BLOWER	062-00539
	103930-33-713	EA	KNOB	062-0540
	103930-36-702	EA	PLENUM CASE - UPPER	060-0442
	103930-36-703	EA	PLENUM CASE - LOWER	060-0443
	103930-36-704	EA	SPRING	022-0119

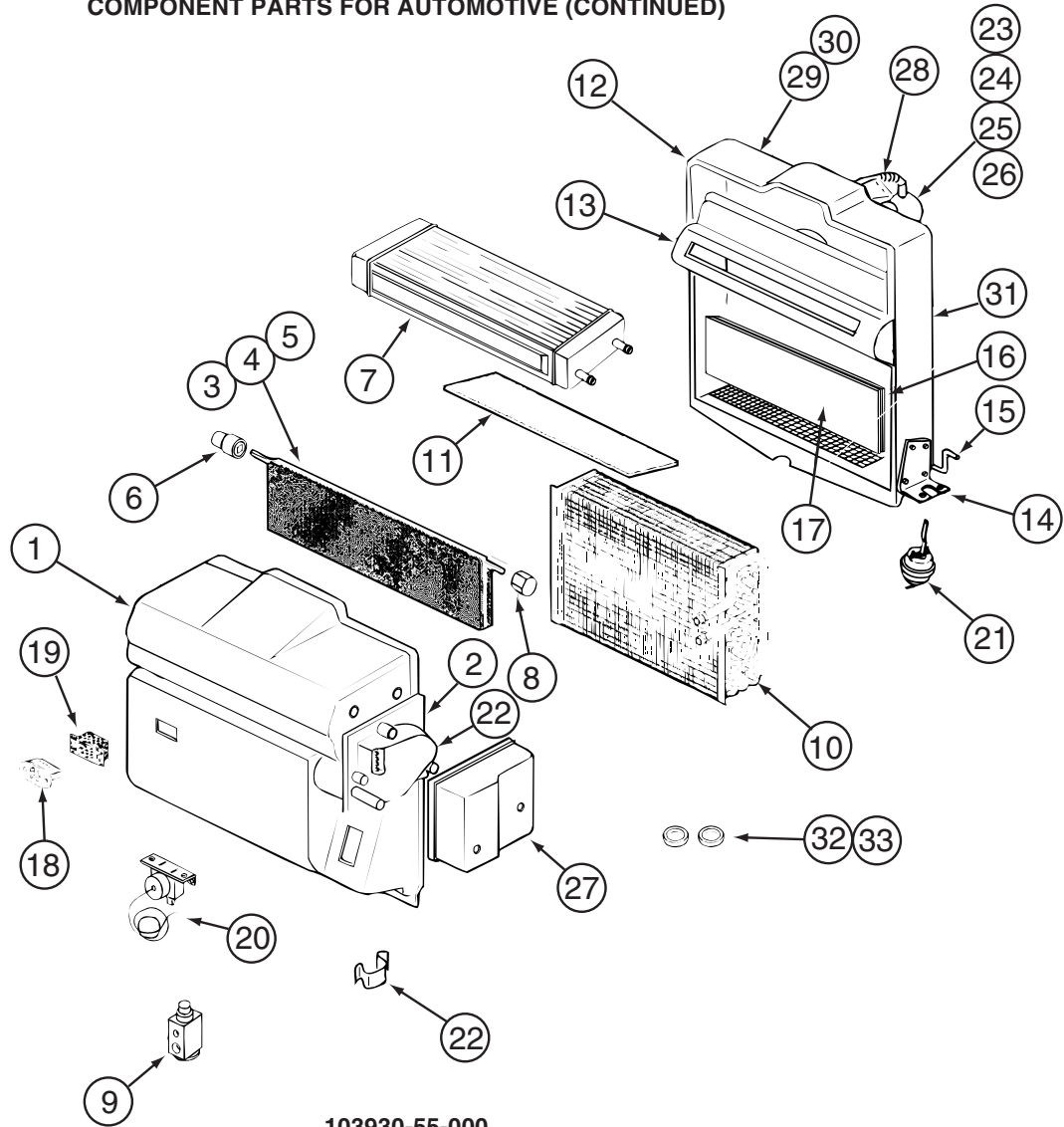


**HEATING & A/C GROUP (CONTINUED)**  
**COMPONENT PARTS FOR AUTOMOTIVE (CONTINUED)**

103930-41-000

<b>KEY</b>	<b>PART NUMBER</b>	<b>U/M</b>	<b>DESCRIPTION</b>	<b>VENDOR NO.</b>
	103930-17-702	EA	O'RING #10	045-0127

**HEATING & A/C GROUP (CONTINUED)**  
**COMPONENT PARTS FOR AUTOMOTIVE (CONTINUED)**



103930-55-000

KEY	PART NUMBER	U/M	DESCRIPTION	VENDOR NO.
1	103930-55-701	EA	CASE - FRONT	062-0658
2	103930-30-701	EA	PLATE - MOTOR MOUNT	062-0544
3	103930-55-705	EA	DOOR - BLEND AIR	071-0892
6	103930-30-702	EA	BUSHING/DRIVE (BLEND DOOR)	062-0168
7	103930-55-706	EA	CORE - HEATER - W/GASKET	084-0271
8	103930-30-709	EA	COUPLING - BLEND DOOR SHAFT	062-0634
9	103930-20-700	EA	VALVE-EXPANSION-BLOCK, 2 TON	034-0032
10	103930-55-700	EA	CORE-EVAPORATOR	041-00168
12	103930-55-702	EA	CASE-REAR	062-0657
14	103930-01-708	EA	BRACKET-VACUUM MOTOR	070-0113
15	103930-20-704	EA	ROD-DOOR-RECIRCULATING	073-0018
16	103930-55-707	EA	DOOR - RECIRCULATION	071-0891
18	103930-01-710	EA	RESISTOR-FUSED, A/C 4 TERM	035-0006
20	103930-01-711	EA	THERMOSTAT	033-0003
21	103930-02-708	EA	MOTOR-VACUUM SERVO, A/C	030-0025
22	103930-30-703	EA	MOTOR - SERVO	030-0104
23	103930-20-707	EA	HOUSING-BLOWER	062-0145
24	103930-55-703	EA	MOTOR-BLOWER W/O PIGTAIL	030-0137
25	103930-01-717	EA	WHEEL-BLOWER, CLOCKWISE	062-0010
26	103930-20-708	EA	CLIP-MOTOR SHAFT	022-0001
27	103930-30-704	EA	COVER - SERVO	062-0545
32	113245-01-707	EA	O'RING #8	045-0126
33	103930-17-702	EA	O'RING #10	045-0127
	103930-55-704	EA	CORE-HEATER	042-0059
	110279-01-703	EA	HOSE-VENT F/BLOWER MOTOR	051-0034

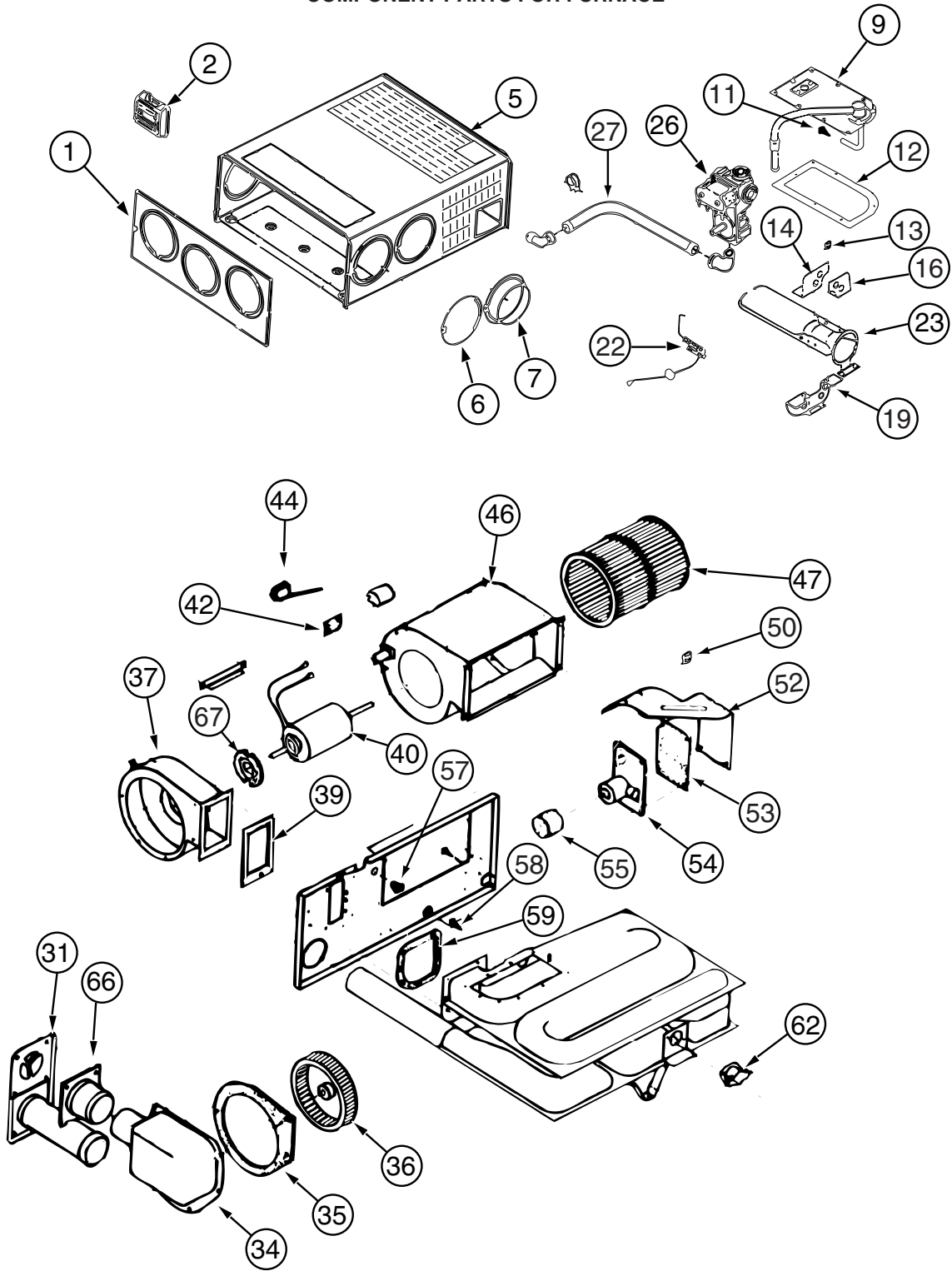
CONTACT WINNEBAGO PART SALES FOR UNLISTED COMPONENT(S)

**HEATING & A/C GROUP (CONTINUED)**  
**FURNACE**

<b>KEY</b>	<b>PART NUMBER</b>	<b>U/M</b>	<b>DESCRIPTION</b>
*	143563-01-000	EA	FURNACE - 35000 BTU/HIGH QUIET - SUBURBAN SH-35 2322
*	143563-02-000	EA	FURNACE - 40000 BTU HIGH QUIET - SUBURBAN SH-40 2322
	009198-02-000	FT	DUCT - HEAT - FLEXIBLE - 2" ID X 25'
	092776-01-000	EA	ADAPTER - DUCT - 2"
	092776-03-000	EA	ADAPTER - DUCT 2" X 4" X 3"
	093614-08-02A	EA	GRILLE - AIR RETURN - 9.8" X 13.9" - BEIGE
	093614-10-01A	EA	GRILLE -AIR RETURN-13.9" X 7.9"/11.6" X 5.6" OPENING-BEIGE
	098668-16-000	EA	VENT - INTAKE
	133323-01-01A	EA	SHROUD - FURNACE - BRIGHT WHITE
	137965-01-01A	EA	REGISTER - 2.25" X 10" - W/O DAMPER - ANTIQUE BRASS
	137965-01-02A	EA	REGISTER - 11.2" X 3.6"(9.7 X 2.1"R/O) W/O DAMPER-ANT PWTR
	137965-02-01A	EA	REGISTER - 2.25" X 10" - W/DAMPER - ANTIQUE BRASS
	137965-02-02A	EA	REGISTER - 11.2" X 3.6"(9.7 X 2.1"R/O) W/DAMPER - ANT PWTR
	137965-03-01A	EA	REGISTER - 11.2" X 3.6"(9.7 X 2.1"R/O) W/O DAMPER- ANT BRS
	137965-03-02A	EA	REGISTER - 11.2" X 3.6"(9.7 X 2.1"R/O) W/O DAMPER-ANT PWTR
	137965-04-01A	EA	REGISTER - 11.2" X 3.6"(9.7 X 2.1"R/O) W/DAMPER - ANT BRS
	137965-04-02A	EA	REGISTER - 11.2" X 3.6"(9.7 X 2.1"R/O) W/DAMPER - ANT PWTR
	137965-06-01A	EA	REGISTER - 2.25" X 14" - W/O DAMPER - ANTIQUE BRASS
	137965-06-02A	EA	REGISTER - 15.3" X 3.6"(13.9"X2.1"R/O) W/O DAMPER-ANT PWTR
	143563-04-000	EA	PLATE END - COLLAR
	143563-05-000	EA	GASKET - FIBERGLASS - SUBURBAN #071018

**\*COMPONENT PARTS LISTED LATER IN THIS GROUP**

HEATING & A/C GROUP (CONTINUED)  
COMPONENT PARTS FOR FURNACE

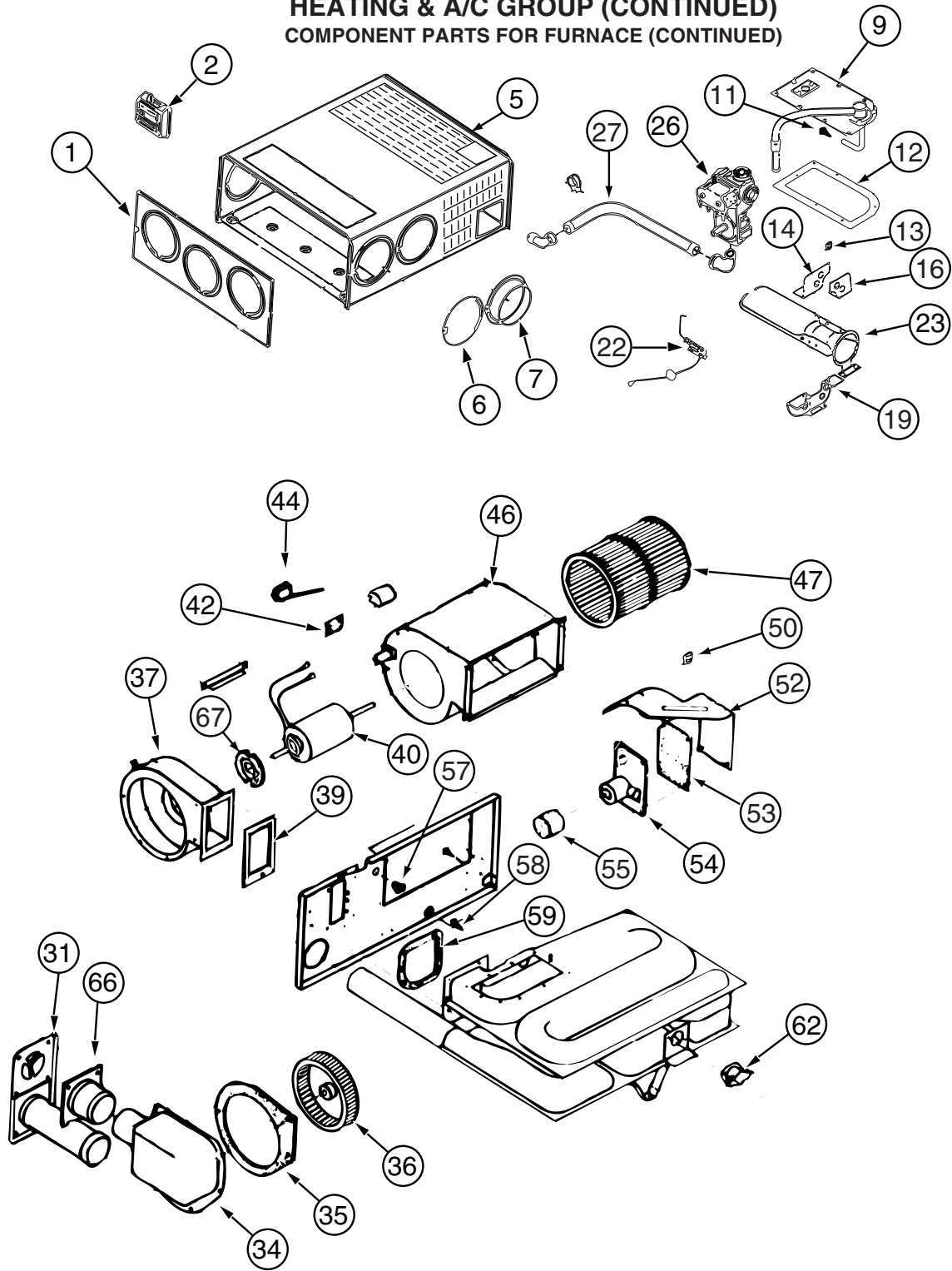


143563-01-000

**HEATING & A/C GROUP (CONTINUED)**  
**COMPONENT PARTS FOR FURNACE (CONTINUED)**  
**143563-01-000 (CONTINUED)**

KEY	PART NUMBER	U/M	DESCRIPTION	VENDOR NO.
1	143563-01-700	EA	CABINET - FRONT	101907
2			12 VOLT WIRING AREAS FOR CORRECT THERMOSTAT	
5	143563-01-701	EA	CABINET	101921
7	075696-02-703	EA	COLLAR - DUCT	050715
9	143563-01-702	EA	MANIFOLD ASSEMBLY	171599
11	143563-01-703	EA	ORFICE - MAIN BURNER	180308
12	098668-22-703	EA	GASKET - BURNER ACCESS COVER	070811
14	143563-01-704	EA	PLATE - SECONDARY AIR/TOP BACK	063199
16	143563-01-705	EA	PLATE - SECONDARY AIR/TOP FRT	062936
19	143563-01-706	EA	PLATE - SECONDARY AIR/BOTTOM	062938
22	139980-01-701	EA	ELECTRODE	232286
23	098668-02-700	EA	BURNER ASSEMBLY,SF-30 & SF35	010745
26	098668-01-718	EA	VALVE-GAS SF S.N.974903079	161122
27	143563-01-707	EA	PIPE ASSEMBLY (GAS INLET)	171603
31	098668-01-707	EA	TUBE ASSEMBLY, EXHAUST W/CAP	260231
34	143563-01-708	EA	BOX ASM (COMB. AIR INTAKE)	051430BK
35	143563-01-709	EA	GASKET (COMB. AIR HOUSING)	071108
36	143563-01-710	EA	WHEEL (COMBUSTION AIR)	350199
37	143563-01-711	EA	HOUSING (COMBUSTION AIR)	390862BK
39	143563-01-715	EA	GASKET-FIREWALL/COMB. AIR	071107
40	143563-01-712	EA	MOTOR ASSEMBLY	232727
42	101990-01-714	EA	GASKET-MICROSWITCH	230877
44	098668-21-700	EA	SWITCH-MICRO-W/O FLAG 3 1/4"	232261
46	143563-01-713	EA	BLOWER ASSEMBLY(ROOM AIR)	390867BK
47	143563-01-714	EA	WHEEL - ROOM AIR	350198
50	139980-01-710	EA	SWITCH - ON/OFF	232351
52	139980-01-711	EA	PANEL ASSEMBLY-MODULE BD	101663
53	139980-01-712	EA	INSULATOR - MODULE BD	070807
54	098668-22-705	EA	MODULE BD W/RELAY TIME DELAY	520820
55	139980-01-713	EA	CAP/INSULATOR-MODULE BD	070973
57	139980-01-714	EA	BUSHING - UNIVERSAL	070362
58	139980-01-715	EA	BUSHING - STRAIN RELIEF	231809
59	098668-01-716	EA	GASKET-FIREWALL,CHAMBER SIDE	070808
62	098668-21-701	EA	SWITCH - LIMIT	232504
66	098668-01-713	EA	TUBE ASSEMBLY, INTAKE	051248
67	075697-07-703	EA	GASKET - MOTOR	070448
	143563-01-716	EA	CHAMBER ASM. - FINAL	
			CONTACT WINNEBAGO PART SALES FOR UNLISTED COMPONENT(S)	

**HEATING & A/C GROUP (CONTINUED)**  
**COMPONENT PARTS FOR FURNACE (CONTINUED)**



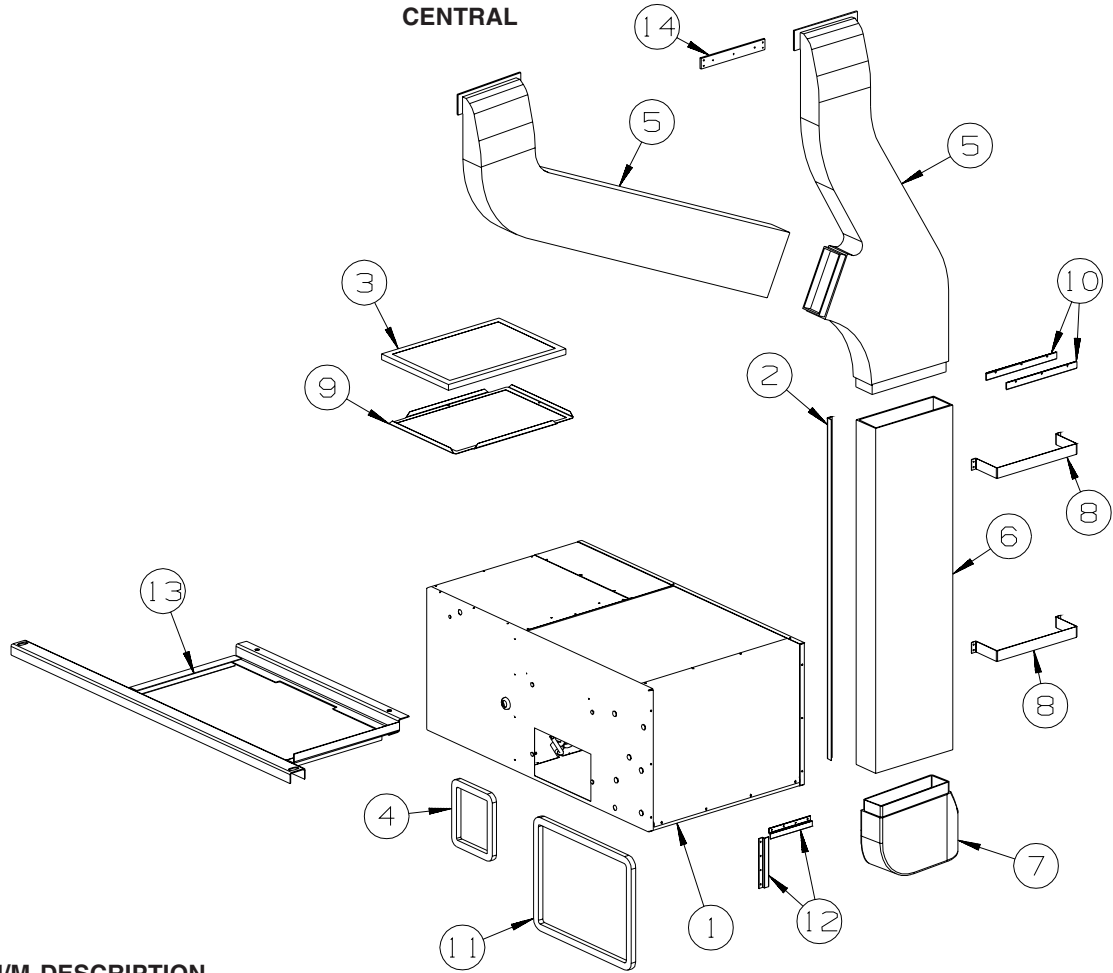
143563-02-000

**HEATING & A/C GROUP (CONTINUED)**  
**COMPONENT PARTS FOR FURNACE (CONTINUED)**  
**143563-02-000 (CONTINUED)**

KEY	PART NUMBER	U/M	DESCRIPTION	VENDOR NO.
1	143563-01-700	EA	CABINET - FRONT	101907
2			SEE 12 VOLT WIRING AREAS FOR CORRECT THERMOSTAT	
5	143563-02-700	EA	CABINET	101915
7	075696-02-703	EA	COLLAR - DUCT	050715
9	143563-01-702	EA	MANIFOLD ASSEMBLY	171599
11	143563-02-701	EA	ORFICE - MAIN BURNER	180309
12	098668-22-703	EA	GASKET - BURNER ACCESS COVER	070811
14	143563-02-702	EA	PLATE - SECONDARY AIR/TOP BACK	063198
16	143563-02-703	EA	PLATE - SECONDARY AIR/TOP FRT	062933
19	143563-02-704	EA	PLATE - SECONDARY AIR/BOTTOM	062935
22	139980-01-701	EA	ELECTRODE	232286
23	098668-11-701	EA	BURNER ASSEMBLY, SF-42F	010799
26	098668-01-718	EA	VALVE-GAS SF S.N.974903079	161122
27	143563-01-707	EA	PIPE ASSEMBLY (GAS INLET)	171603
31	098668-01-707	EA	TUBE ASSEMBLY, EXHAUST W/CAP	260231
34	143563-01-708	EA	BOX ASM (COMB. AIR INTAKE)	051430BK
35	143563-01-709	EA	GASKET (COMB. AIR HOUSING)	071108
36	143563-01-710	EA	WHEEL (COMBUSTION AIR)	350199
37	143563-01-711	EA	HOUSING (COMBUSTION AIR)	390862BK
39	143563-01-715	EA	GASKET-FIREWALL/COMB. AIR	071107
40	143563-02-705	EA	MOTOR ASSEMBLY	232726
42	101990-01-714	EA	GASKET-MICROSWITCH	230877
44	098668-21-700	EA	SWITCH-MICRO-W/O FLAG 3 1/4"	232261
46	143563-01-713	EA	BLOWER ASSEMBLY(ROOM AIR)	390867BK
47	143563-01-714	EA	WHEEL - ROOM AIR	350198
50	139980-01-710	EA	SWITCH - ON/OFF	232351
52	139980-01-711	EA	PANEL ASSEMBLY-MODULE BD	101663
53	139980-01-712	EA	INSULATOR - MODULE BD	070807
54	098668-22-705	EA	MODULE BD W/RELAY TIME DELAY	520820
55	139980-01-713	EA	CAP/INSULATOR-MODULE BD	070973
57	139980-01-714	EA	BUSHING - UNIVERSAL	070362
58	139980-01-715	EA	BUSHING - STRAIN RELIEF	231809
59	098668-01-716	EA	GASKET-FIREWALL,CHAMBER SIDE	070808
62	143563-02-706	EA	SWITCH - LIMIT	232735
66	098668-01-713	EA	TUBE ASSEMBLY, INTAKE	051248
67	075697-07-703	EA	GASKET - MOTOR	070448
	143563-02-707	EA	CHAMBER ASM. - FINAL	021172BK
			CONTACT WINNEBAGO PART SALES FOR UNLISTED COMPONENT(S)	

## HEATING & A/C GROUP (CONTINUED)

### CENTRAL

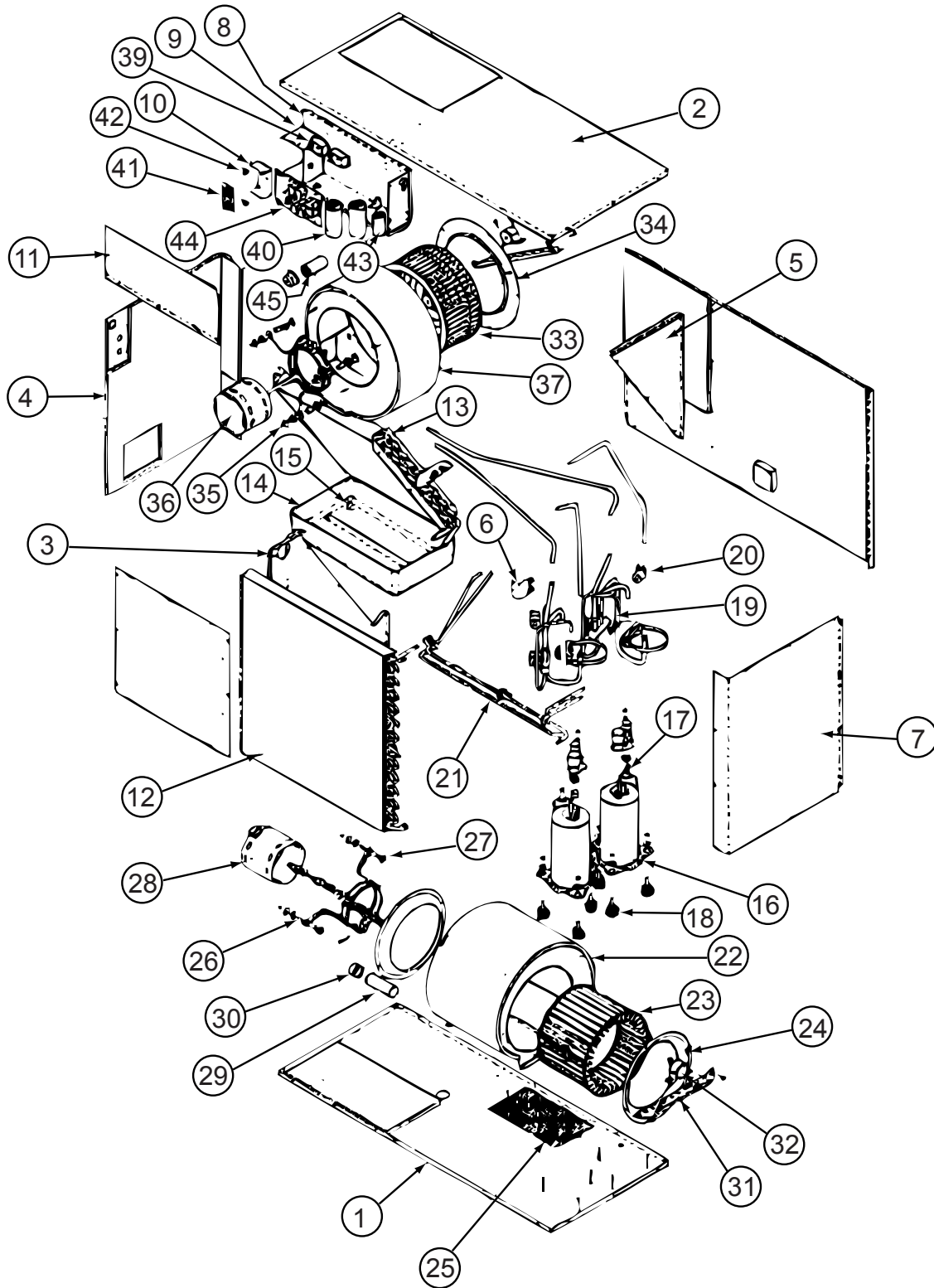


KEY	PART NUMBER	U/M	DESCRIPTION
1*	105620-16-000	EA	A/C - CENTRAL - RIGHT HAND/HEAT PUMP - TOP RETURN
2	130262-01-000	EA	PROTECTOR - CORNER SAVER - .7" X .7" X 48"
3	109050-02-000	EA	FILTER/FURNACE-AC - FIBERGLASS - 1" X 14" X 20"
4	134588-02-000	EA	GASKET - DUCT - 6.4" X 7.4" IS - 8.3" X 9.4" OS
5	M09204-01-000	EA	DUCT/AC - UPPER RIGHT HAND/LEFT HAND
	128862-01-000	EA	DUCT/AIR - UPPER LEFT HAND
	128868-01-000	EA	DUCT/AIR - UPPER RIGHT HAND
5	105290-01-000	SF	INSULATION - AIR POCKET W/FOIL
6	117870-10-01A	EA	PLENUM - A/C - 48.5"
7	147621-01-01A	EA	DUCT - CENTRAL AIR/FORCED - LOWER
7	105290-01-000	SF	INSULATION - AIR POCKET W/FOIL
8	129047-01-02B	EA	STRAP/MOUNTING - AIR DUCT - E-COATED
9	139757-01-02B	EA	PANEL - TRAY - A/C FILTER - E-COATED
10	115886-11-02A	EA	RETAINER - SIDEWALL - BRIGHT WHITE - 11.8"
11	134588-04-000	EA	GASKET - DUCT - 13.9" X 18.2" IS - 15.9" X 20.2" OS
12	130481-01-01A	EA	BRACKET - ZEE W/HOLES - 7"
13	147613-01-02B	EA	CRADLE - A/C - E-COATED
14	129051-01-01A	EA	STRAP - MOUNTING, AIR DUCT, MILL

\*COMPONENT PARTS LISTED LATER IN THIS GROUP



**HEATING & A/C GROUP (CONTINUED)**  
COMPONENT PARTS FOR CENTRAL



105620-16-000

**HEATING & A/C GROUP (CONTINUED)**  
**COMPONENT PARTS FOR CENTRAL (CONTINUED)**

105620-16-000 (CONTINUED)

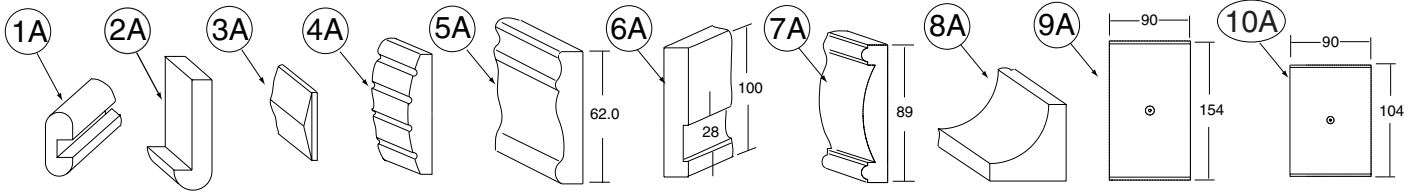
KEY	PART NUMBER	U/M	DESCRIPTION	VENDOR NO.
10	105620-01-733	EA	ISOLATOR-HIGH VOLTAGE	6795-117
12	105620-16-700	EA	CONDENSOR COIL	1452-1681
13	105620-16-701	EA	EVAPORATOR COIL	14521671
14	105620-16-702	EA	DRAIN PAN	6537-104
15	105620-12-703	EA	VALVE - DRAIN	6795-200
16	105620-12-723	EA	COMPRESSOR (PANASONIC)	1450-2229
17	105620-16-703	EA	OVERLOAD	1450-0161
18	105620-01-706	EA	MOUNTING PKG.,COMP., 3 PER	6759-3081
19	105620-16-704	EA	REVERSING VALVE	6537-5321
20	105620-12-708	EA	COIL - SOLENOID	1460-1081
21	105620-16-705	EA	BY-FLO RESTRICTOR	1454-2561
22	105620-10-718	EA	BLOWER HOUSING/OUTSIDE AIR	6536-515
23	105620-01-713	EA	WHEEL-BLOWER/OUTSIDE AIR	1472-1011
24	105620-01-714	EA	VENTURI-BLOWER/OUTSIDE AIR	6795A150
26	105620-01-715	EA	MOUNT-BLOWER/OUTSIDE AIR	6795A3011
27	105620-01-716	EA	SLEEVE & GROMMET, 4 PER PKG	6795A3031
28	105620-10-721	EA	MOTOR/BLOWER-8 3/4" SHAFT	1468A3029
29	105620-01-718	EA	CAPACITOR-FAN(OUTDOOR MOTOR)	1499-5631
30	105620-10-715	EA	RUBBER CAPACITOR BOOT	1499-951
31	105620-10-700	EA	BEARING BRACKET/OUTSIDE AIR	6536-514
32	105620-10-701	EA	BEARING/PILLOW BLOCK-O/S AIR	6536-3011
33	105620-11-701	EA	BLOWER WHEEL/INSIDE AIR	1472-1151
34	105620-12-715	EA	BLOWER VENTURI/INSIDE AIR	6535A287
35	105620-01-723	EA	MOUNT-BLOWER MOTOR - I/S AIR	6795-302
36	105620-12-716	EA	BLOWER MTR/IN AIR/REVERSIBLE	1468-3219
37	105620-16-707	EA	BLOWER HOUSING/INSIDE AIR	6537-590
38	105620-12-719	EA	COIL SENSOR	7330A3231
39	105620-01-729	EA	RELAY-COMPRESSOR -4 TERMINAL	1460-1131
40	105620-12-725	EA	COMPRESSOR RUN CAPACITOR	1499-5731
41	105620-16-708	EA	BOARD/TERMINAL- HIGH VOLTAGE	6795-3151
43	105620-10-705	EA	PTCR (START DEVICE) - W/CAP.	8333A9021
45	093763-01-704	EA	CAPACITOR-FAN (INDOOR MOTOR)	1499-5461
	105620-16-709	EA	CIRCUIT BOARD	6636-3201

CONTACT WINNEBAGO PART SALES FOR UNLISTED COMPONENTS

# INTERIOR FINISH GROUP

## MOLDINGS & TRIMS

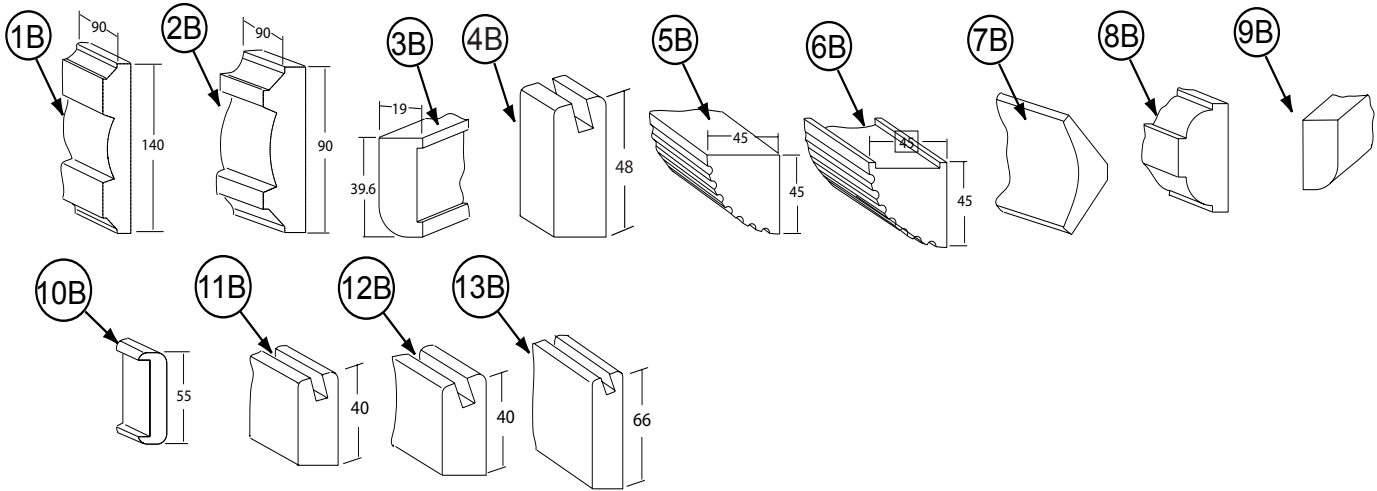
PORTSMOUTH OAK, CONCERT CHERRY, HONEY CHERRY, SIERRA MAPLE



KEY	PART NUMBER	U/M	DESCRIPTION
1A	M09412-62-N42	EA	MOLDING/SHELF EDGE - .6" X 1.3" X 96" - PORTSMOUTH OAK
1A	M09412-62-M52	EA	MOLDING/SHELF EDGE - .6" X 1.3" X 96" - CHERRY - CONCERT CHERRY
1A	M09412-62-M62	EA	MOLDING/SHELF EDGE - .6" X 1.3" X 96" - WASHED MAPLE - WASHED MAPLE
1A	M09412-62-RC3	EA	MOLDING/SHELF EDGE - .6" X 1.3" X 96" - HONEY CHERRY - HONEY CHERRY
1A	M09412-62-SA3	EA	MOLDING/SHELF EDGE - .6" X 1.3" X 96" - MAPLE - SIERRA MAPLE
2A	M09438-25-N95	EA	MOLDING - HARDWOOD-W/NOTCH - 1.4"X 80.2" - OAK/PORTS OAK - PORTSMOUTH OAK
2A	M09438-25-N94	EA	MOLDING - HARDWOOD-W/NOTCH - 1.4"X 80.2" - CHERRY/CHERRY IV - CONCERT CHERRY
2A	M09438-25-NQ0	EA	MOLDING - HARDWOOD-W/NOTCH - 1.4"X 80.2" - MAPLE/WASHED MP - WASHED MAPLE
2A	M09438-25-RA3	EA	MOLDING - HARDWOOD-W/NOTCH - 1.4"X 80.2" - CHERRY/HONEY - HONEY CHERRY
2A	M09454-33-PC0	EA	MOLDING - HARDWOOD-W/NOTCH - 1"X 77.6" - OAK/PORTS OAK - PORTSMOUTH OAK
2A	M09454-33-PC1	EA	MOLDING - HARDWOOD-W/NOTCH - 1"X 77.6" - CHERRY/CHERRY IV - CONCERT CHERRY
2A	M09454-33-PC2	EA	MOLDING - HARDWOOD-W/NOTCH - 1"X 77.6" - MAPLE/WASHED MP - WASHED MAPLE
2A	M09454-33-RA3	EA	MOLDING - HARDWOOD-W/NOTCH - 1"X 77.6" - CHERRY/HONEY - HONEY CHERRY
3A	M09454-62-P54	EA	MOLDING - TRIM/VEE - .2" X 1" X 3.5" - OAK - PORTSMOUTH OAK
3A	M09454-62-P55	EA	MOLDING - TRIM/VEE - .2" X 1" X 3.5" - CHERRY - CONCERT CHERRY
3A	M09454-62-P56	EA	MOLDING - TRIM/VEE - .2" X 1" X 3.5" - MAPLE - WASHED MAPLE
3A	M09454-62-RE0	EA	MOLDING - TRIM/VEE - .2" X 1" X 3.5" - CHERRY - HONEY CHERRY
3A	M09462-50-R74	EA	MOLDING - TRIM/VEE - .2" X 1" X 93.5" - PORTSMOUTH OAK
3A	M09462-50-R75	EA	MOLDING - TRIM/VEE - .2" X 1" X 93.5" - CHERRY/CHERRY - CONCERT CHERRY
3A	M09462-50-R76	EA	MOLDING - TRIM/VEE - .2" X 1" X 93.5" - MAPLE/MAPLE - WASHED MAPLE
3A	M09462-50-SD3	EA	MOLDING - TRIM/VEE - .2" X 1" X 93.5" - HONEY/CHERRY - HONEY CHERRY
3A	M09462-50-S67	EA	MOLDING - TRIM/VEE - .2" X 1" X 93.5" - SIERRA/MAPLE - SIERRA MAPLE
4A	M09462-54-R89	EA	MOLDING - FLUTED, CURVED - .6" X 6" X 82.7" - PORTSMOUTH OAK
4A	M09462-54-R90	EA	MOLDING - FLUTED, CURVED - .6" X 6" X 82.7" - CONCERT CHERRY
4A	M09462-54-R91	EA	MOLDING - FLUTED, CURVED - .6" X 6" X 82.7" - WASHED MAPLE
4A	M09462-54-RE3	EA	MOLDING - FLUTED, CURVED - .6" X 6" X 82.7" - HONEY CHERRY
4A	M09471-09-R89	EA	MOLDING - STAINED - 4" X 8' - PORTSMOUTH OAK
4A	M09471-09-R90	EA	MOLDING - STAINED - 4" X 8' - CONCERT CHERRY
4A	M09471-09-R91	EA	MOLDING - STAINED - 4" X 8' - WASHED MAPLE
4A	M09471-09-RE3	EA	MOLDING - STAINED - 4" X 8' - HONEY CHERRY
4A	Y00202-42-438	EA	MOLDING - FLUTED - .75" X 3.5" X 96" - UNSTAINED - OAK
4A	Y00202-32-438	EA	MOLDING - FLUTED - .75" X 3.5" X 96" - UNSTAINED - CHERRY
4A	Y00202-22-438	EA	MOLDING - FLUTED - .75" X 3.5" X 96" - UNSTAINED - MAPLE
5A	M09462-66-R74	EA	TRIM - RAIL - .5" X 2.4" X 96" - PORTSMOUTH OAK
5A	M09462-66-R75	EA	TRIM - RAIL - .5" X 2.4" X 96" - CONCERT CHERRY
5A	M09462-66-R76	EA	TRIM - RAIL - .5" X 2.4" X 96" - WASHED MAPLE
5A	M09462-66-RE0	EA	TRIM - RAIL - .5" X 2.4" X 96" - HONEY CHERRY
5A	M09462-66-SA3	EA	TRIM - RAIL - .5" X 2.4" X 96" - SIERRA MAPLE
6A	M09471-20-R83	EA	MOLDING - STAINED - .75" X 4" X 74.6" - PORTSMOUTH OAK
6A	M09471-20-R84	EA	MOLDING - STAINED - .75" X 4" X 74.6" - CONCERT CHERRY
6A	M09471-20-R91	EA	MOLDING - STAINED - .75" X 4" X 74.6" - WASHED MAPLE
6A	M09471-20-RE0	EA	MOLDING - STAINED - .75" X 4" X 74.6" - HONEY CHERRY
7A	M09471-40-R83	EA	MOLDING - STAINED - .7" X 3.5" X 70.4" - PORTSMOUTH OAK
7A	M09471-40-R84	EA	MOLDING - STAINED - .7" X 3.5" X 70.4" - CONCERT CHERRY
7A	M09471-40-SD2	EA	MOLDING - STAINED - .7" X 3.5" X 70.4" - WASHED MAPLE
7A	M09471-40-RE0	EA	MOLDING - STAINED - .7" X 3.5" X 70.4" - HONEY CHERRY
8A	M09471-79-R38	EA	MOLDING - TRIM/COVE - .8" X .8" X 95.8" - OAK/PORTS OAK - PORTSMOUTH OAK
8A	M09471-79-R39	EA	MOLDING - TRIM/COVE - .8" X .8" X 95.8" - CHERRY/CHERRY - CONCERT CHERRY
8A	M09471-79-R46	EA	MOLDING - TRIM/COVE - .8" X .8" X 95.8" - MAPLE/MAPLE - WASHED MAPLE
8A	M09471-79-RE0	EA	MOLDING - TRIM/COVE - .8" X .8" X 95.8" - HONEY/CHERRY - HONEY CHERRY
8A	M09471-79-SA3	EA	MOLDING - TRIM/COVE - .8" X .8" X 95.8" - HONEY/MAPLE - SIERRA MAPLE
9A	P49186-01-SA0	EA	MOLDING/BLOCK - PORTSMOUTH OAK
9A	P49186-01-SA1	EA	MOLDING/BLOCK - CONCERT CHERRY
9A	P49186-01-SA2	EA	MOLDING/BLOCK - WASHED MAPLE
9A	P49186-01-SA3	EA	MOLDING/BLOCK - SIERRA MAPLE

**INTERIOR FINISH GROUP (CONTINUED)**  
**MOLDINGS & TRIMS (CONTINUED)**

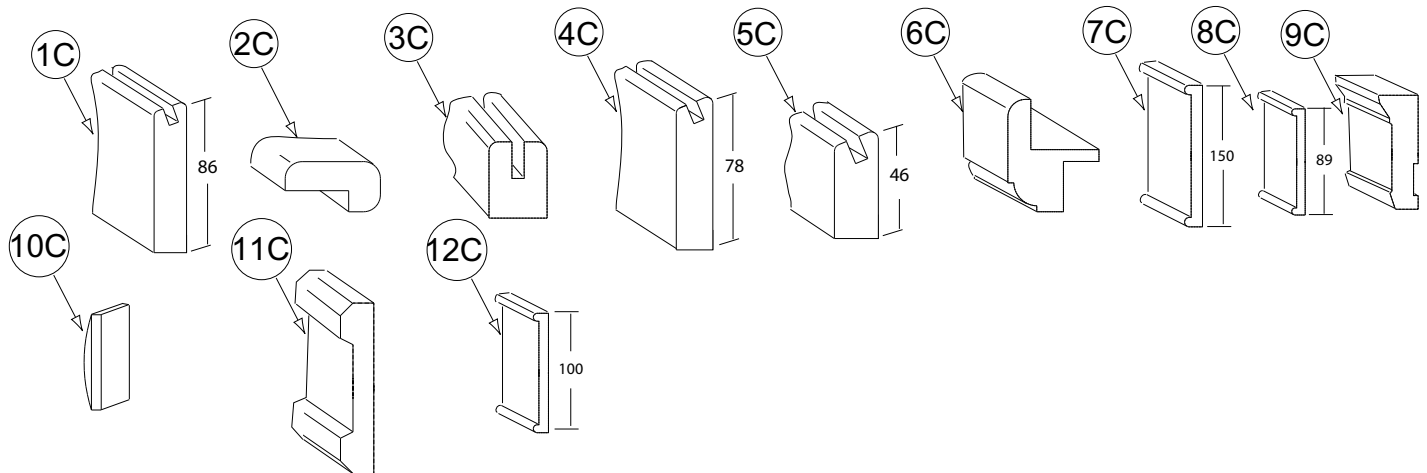
KEY	PART NUMBER	U/M	DESCRIPTION
10A	P49186-02-SA0	EA	MOLDING/BLOCK - PORTSMOUTH OAK
10A	P49186-02-SA1	EA	MOLDING/BLOCK - CONCERT CHERRY
10A	P49186-02-SA2	EA	MOLDING/BLOCK - WASHED MAPLE
10A	P49186-02-SA3	EA	MOLDING/BLOCK - SIERRA MAPLE



KEY	PART NUMBER	U/M	DESCRIPTION
1B	P49188-01-SA0	EA	MOLDING/BLOCK - PORTSMOUTH OAK
1B	P49188-01-SA1	EA	MOLDING/BLOCK - CONCERT CHERRY
1B	P49188-01-SA2	EA	MOLDING/BLOCK - WASHED MAPLE
1B	P49188-01-SA3	EA	MOLDING/BLOCK - SIERRA MAPLE
2B	P49188-02-SA0	EA	MOLDING/BLOCK - PORTSMOUTH OAK
2B	P49188-02-SA1	EA	MOLDING/BLOCK - CONCERT CHERRY
2B	P49188-02-SA2	EA	MOLDING/BLOCK - WASHED MAPLE
2B	P49188-02-SA3	EA	MOLDING/BLOCK - SIERRA MAPLE
3B	Y00007-42-438	EA	MOLDING - 12.7 RADIUS OAK - UNSTAINED
3B	Y00007-32-438	EA	MOLDING - 12.7 RADIUS CHERRY - UNSTAINED
3B	Y00007-22-438	EA	MOLDING - 12.7 RADIUS MAPLE - UNSTAINED
3B	Y00287-42-438	EA	MOLDING - 6.0 RADIUS OAK - UNSTAINED
3B	Y00287-32-438	EA	MOLDING - 6.0 RADIUS CHERRY - UNSTAINED
3B	Y00287-22-438	EA	MOLDING - 6.0 RADIUS MAPLE - UNSTAINED
4B	Y00054-72-438	EA	MOLDING - VINYL - W/SLOT - .7" X 1.9" X 96" - PORTSMOUTH OAK
4B	Y00054-62-438	EA	MOLDING - VINYL - W/SLOT - .7" X 1.9" X 96" - CONCERT CHERRY
4B	Y00054-A2-438	EA	MOLDING - VINYL - W/SLOT - .7" X 1.9" X 96" - WASHED MAPLE
4B	Y00054-92-438	EA	MOLDING - VINYL - W/SLOT - .7" X 1.9" X 96" - SIERRA MAPLE
5B	Y00070-42-438	EA	MOLDING/FLUTED - OAK - 96"
5B	Y00070-32-438	EA	MOLDING/FLUTED - CHERRY - 96"
5B	Y00070-22-438	EA	MOLDING/FLUTED - MAPLE - 96"
6B	Y00071-42-438	EA	MOLDING/FLUTED - W/NOTCH - OAK/UNSTAINED - 96"
6B	Y00071-32-438	EA	MOLDING/FLUTED - W/NOTCH - CHERRY/UNSTAINED - 96"
6B	Y00071-22-438	EA	MOLDING/FLUTED - W/NOTCH - MAPLE/UNSTAINED - 96"
7B	Y00074-72-438	EA	MOLDING/CROWN - VINYL WRAPPED - PORTSMOUTH OAK - 96" - PORTSMOUTH OAK
7B	Y00074-62-438	EA	MOLDING/CROWN - VINYL WRAPPED - CONCERT CHERRY - 96" - CONCERT CHERRY
7B	Y00074-A2-438	EA	MOLDING/CROWN - VINYL WRAPPED - MAPLE - 96" - WASHED MAPLE
7B	Y00074-92-438	EA	MOLDING/CROWN - VINYL WRAPPED - SIERRA MAPLE - 96" - SIERRA MAPLE
8B	Y00076-42-438	EA	MOLDING/TRIM - .5" X 1" X 96" - OAK (UNSTAINED)
8B	Y00076-32-438	EA	MOLDING/TRIM - .5" X 1" X 96" - CHERRY (UNSTAINED)
8B	Y00076-22-438	EA	MOLDING/TRIM - .5" X 1" X 96" - MAPLE (UNSTAINED)
9B	Y00086-72-438	EA	MOLDING - VINYL WRAP - .7" X 1.6" X 96" - PORTSMOUTH OAK - PORTSMOUTH OAK
9B	Y00086-62-438	EA	MOLDING - VINYL WRAP - .7" X 1.6" X 96" - CHERRY - CONCERT CHERRY
9B	Y00086-A2-438	EA	MOLDING - VINYL WRAP - .7" X 1.6" X 96" - WASHED MAPLE
9B	Y00086-82-438	EA	MOLDING - VINYL WRAP - .7" X 1.6" X 96" - HONEY CHERRY - HONEY CHERRY
9B	Y00086-92-438	EA	MOLDING - VINYL WRAP - .7" X 1.6" X 96" - SIERRA MAPLE - SIERRA MAPLE
9B	Y00087-A2-438	EA	MOLDING - VINYL WRAP - .7" X 2.9" X 96" - WASHED MAPLE
9B	Y00087-62-438	EA	MOLDING - VINYL WRAP - .7" X 2.9" X 96" - CONCERT CHERRY
9B	Y00087-72-438	EA	MOLDING - VINYL WRAP - .7" X 2.9" X 96" - PORTSMOUTH OAK
9B	Y00087-82-438	EA	MOLDING - VINYL WRAP - .7" X 2.9" X 96" - HONEY CHERRY
9B	Y00087-92-438	EA	MOLDING - VINYL WRAP - .7" X 2.9" X 96" - SIERRA MAPLE
9B	Y00267-72-438	EA	MOLDING - VINYL WRAP/MITERED - .6" X 96" - PORTSMOUTH OAK

**INTERIOR FINISH GROUP (CONTINUED)**  
**MOLDINGS & TRIMS (CONTINUED)**

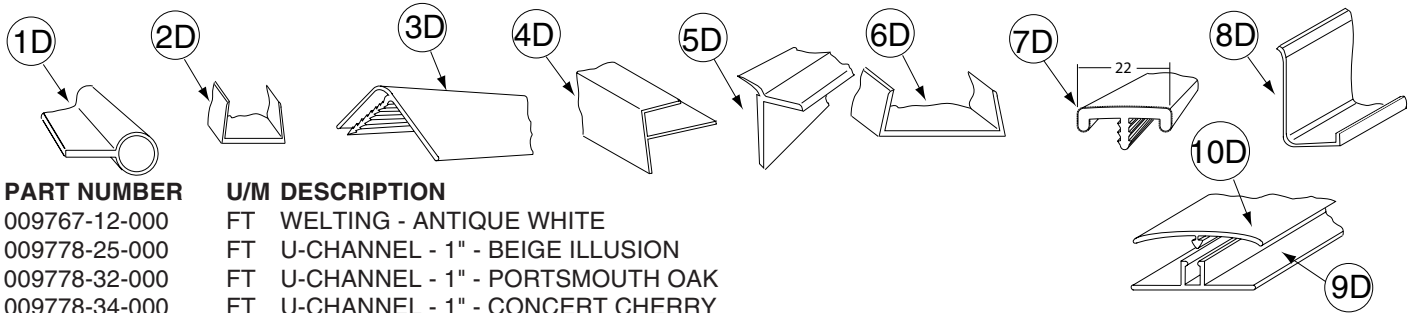
KEY	PART NUMBER	U/M	DESCRIPTION
9B	Y00267-62-438	EA	MOLDING - VINYL WRAP/MITERED - .6" X 96" - CONCERT CHERRY
9B	Y00267-A2-438	EA	MOLDING - VINYL WRAP/MITERED - .6" X 96" - WASHED MAPLE
9B	Y00267-A2-438	EA	MOLDING - VINYL WRAP/MITERED - .6" X 96" - SIERRA MAPLE
10B	Y00103-42-438	EA	MOLDING - STRAIGHT - .75" X 2.16" X 96" - UNSTAINED - OAK
10B	Y00103-32-438	EA	MOLDING - STRAIGHT - .75" X 2.16" X 96" - UNSTAINED - CHERRY
10B	Y00103-22-438	EA	MOLDING - STRAIGHT - .75" X 2.16" X 96" - UNSTAINED - MAPLE
11B	Y00203-72-438	EA	MOLDING - VINYL/BEVELED - 96" - PORTSMOUT OAK
11B	Y00203-62-438	EA	MOLDING - VINYL/BEVELED - 96" - CONCERT CHERRY
11B	Y00203-A2-438	EA	MOLDING - VINYL/BEVELED - 96" - WASHED MAPLE
11B	Y00203-82-438	EA	MOLDING - VINYL/BEVELED - 96" - HONEY CHERRY
12B	Y00204-72-438	EA	MOLDING - VINYL/BEVELED - 96" - PORTSMOUT OAK
12B	Y00204-62-438	EA	MOLDING - VINYL/BEVELED - 96" - CONCERT CHERRY
12B	Y00204-A2-438	EA	MOLDING - VINYL/BEVELED - 96" - WASHED MAPLE
12B	Y00204-82-438	EA	MOLDING - VINYL/BEVELED - 96" - HONEY CHERRY
13B	Y00205-72-438	EA	MOLDING - VINYL/BEVELED - 96" - PORTSMOUT OAK
13B	Y00205-62-438	EA	MOLDING - VINYL/BEVELED - 96" - CONCERT CHERRY
13B	Y00205-A2-438	EA	MOLDING - VINYL/BEVELED - WASHED MAPLE
13B	Y00205-82-438	EA	MOLDING - VINYL/BEVELED - 96" - HONEY CHERRY



KEY	PART NUMBER	U/M	DESCRIPTION
1C	Y00206-72-438	EA	MOLDING - VINYL/BEVELED - 96" - PORTSMOUT OAK
1C	Y00206-62-438	EA	MOLDING - VINYL/BEVELED - 96" - CONCERT CHERRY
1C	Y00206-A2-438	EA	MOLDING - VINYL/BEVELED - 96" - WASHED MAPLE
1C	Y00206-82-438	EA	MOLDING - VINYL/BEVELED - 96" - HONEY CHERRY
2C	M09494-38-SD0	EA	MOLDING - TRIM - W/NOTCH - 1" X 79.6" - OAK/PORTSMOUTH OAK - PORTSMOUTH OAK
2C	M09494-38-SD1	EA	MOLDING - TRIM - W/NOTCH - 1" X 79.6" - CHERRY/CHERRY - CONCERT CHERRY
2C	M09494-38-SD2	EA	MOLDING - TRIM - W/NOTCH - 1" X 79.6" - MAPLE/WASHED MAPLE - WASHED MAPLE
2C	M09494-38-SD3	EA	MOLDING - TRIM - W/NOTCH - 1" X 79.6" - HONEY/CHERRY - HONEY CHERRY
2C	Y00207-42-438	EA	MOLDING - .75" X 1.4" X 96" - UNSTAINED OAK
2C	Y00207-32-438	EA	MOLDING - .75" X 1.4" X 96" - UNSTAINED CHERRY
2C	Y00207-22-438	EA	MOLDING - .75" X 1.4" X 96" - UNSTAINED MAPLE
3C	Y00223-42-438	EA	MOLDING - HARDWOOD/OAK - .7" X 1" X 96"
3C	Y00223-32-438	EA	MOLDING - HARDWOOD/CHERRY - .7" X 1" X 96"
3C	Y00223-22-438	EA	MOLDING - HARDWOOD/MAPLE - .7" X 1" X 96"
4C	Y00258-72-438	EA	MOLDING/VINYL WRAP-BEVELED-.73" X 3.1" X 96" - PORTSMOUTH OAK
4C	Y00258-62-438	EA	MOLDING/VINYL WRAP-BEVELED-.73" X 3.1" X 96" - CONCERT CHERRY
4C	Y00258-A2-438	EA	MOLDING/VINYL WRAP-BEVELED ENDS-.73"X3.1"X96" - WASHED MAPLE
4C	Y00258-92-438	EA	MOLDING/VINYL WRAP-BEVELED-.73" X 3.1" X 96" - SIERRA MAPLE
5C	Y00259-72-438	EA	MOLDING/VINYL WRAP-BEVELED-.73" X 1.8" X 96" - PORTSMOUTH OAK
5C	Y00259-62-438	EA	MOLDING/VINYL WRAP-BEVELED-.73" X 1.8" X 96" - CONCERT CHERRY
5C	Y00259-A2-438	EA	MOLDING/VINYL WRAP-BEVELED-.73"X1.8"X96" - WASHED MAPLE
5C	Y00259-92-438	EA	MOLDING/VINYL WRAP-BEVELED-.73"X1.8"X96" - SIERRA MAPLE
6C	Y00266-42-438	EA	MOLDING - .75" X 1.5" X 96" OAK - .7" X 1" X 96"
6C	Y00266-32-438	EA	MOLDING - .75" X 1.5" X 96" CHERRY - .7" X 1" X 96"
6C	Y00266-22-438	EA	MOLDING - .75" X 1.5" X 96" MAPLE - .7" X 1" X 96"
7C	Y00280-74-174	EA	MOLDING/TRIM - VINYL - F/SLIDEOUT - 164.1" - PORTSMOUTH OAK
7C	Y00280-64-174	EA	MOLDING/TRIM - VINYL - F/SLIDEOUT - 164.1"- CONCERT CHERRY

**INTERIOR FINISH GROUP (CONTINUED)**  
**MOLDINGS & TRIMS (CONTINUED)**

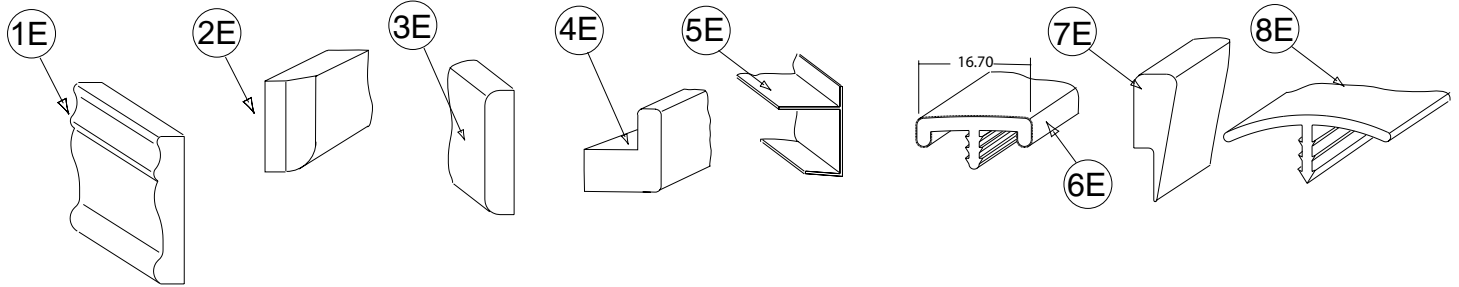
KEY	PART NUMBER	U/M	DESCRIPTION
7C	Y00280-A4-174	EA	MOLDING/TRIM - VINYL - F/SLIDEOUT - 164.1" - WASHED MAPLE
7C	Y00280-94-174	EA	MOLDING/TRIM - VINYL - F/SLIDEOUT - 164.1" - SIERRA MAPLE
8C	Y00281-72-438	EA	MOLDING/TRIM - VINYL - F/SLIDEOUT - 96" - PORTSMTH OAK
8C	Y00281-62-438	EA	MOLDING/TRIM - VINYL - F/SLIDEOUT - 96"- CONCERT CHERRY
8C	Y00281-A2-438	EA	MOLDING/TRIM - VINYL - F/SLIDEOUT - 96" - WASHED MAPLE
8C	Y00281-92-438	EA	MOLDING/TRIM - VINYL - F/SLIDEOUT - 96" - SIERRA MAPLE
9C	Y00282-72-438	EA	MOLDING - SLIDEOUT/VINYL WRAP - 3.9" X 96"- PORTSMOUTH OAK
9C	Y00282-62-438	EA	MOLDING - SLIDEOUT/VINYL WRAP - 3.9" X 96"- CONCERT CHERRY
9C	Y00282-A2-438	EA	MOLDING - SLIDEOUT/VINYL WRAP - 3.9" X 96"- WASHED MAPLE
10C	Y00284-42-438	EA	MOLDING - STRAIGHT - .2" X1.5" X 96"- UNSTAINED OAK
10C	Y00284-32-438	EA	MOLDING - STRAIGHT - .2" X1.5" X 96"- UNSTAINED CHERRY
10C	Y00284-22-438	EA	MOLDING - STRAIGHT - .2" X1.5" X 96"- UNSTAINED MAPLE
11C	Y00285-42-438	EA	MOLDING - STRAIGHT - .63" X 3.2" X 96"- UNSTAINED OAK
11C	Y00285-32-438	EA	MOLDING - STRAIGHT - .63" X 3.2" X 96"- UNSTAINED CHERRY
11C	Y00285-22-438	EA	MOLDING - STRAIGHT - .63" X 3.2" X 96"- UNSTAINED MAPLE
12C	Y00291-72-438	EA	MOLDING - VINYL WRAPPED - 4" X 96" - PORTSMTH OAK
12C	Y00291-62-438	EA	MOLDING - VINYL WRAPPED - 4" X 96" - CONCERT CHERRY
12C	Y00291-A2-438	EA	MOLDING - VINYL WRAPPED - 4" X 96" - WASHED MAPLE
12C	Y00291-92-438	EA	MOLDING - VINYL WRAPPED - 4" X 96" - SIERRA MAPLE



KEY	PART NUMBER	U/M	DESCRIPTION
1D	009767-12-000	FT	WELTING - ANTIQUE WHITE
2D	009778-25-000	FT	U-CHANNEL - 1" - BEIGE ILLUSION
2D	009778-32-000	FT	U-CHANNEL - 1" - PORTSMOUTH OAK
2D	009778-34-000	FT	U-CHANNEL - 1" - CONCERT CHERRY
2D	009778-35-000	FT	U-CHANNEL - 1" - HONEY CHERRY
2D	009778-36-000	FT	U-CHANNEL - 1" - SIERRA MAPLE
2D	009778-27-000	FT	U-CHANNEL - 1" - WASHED MAPLE
3D	009809-30-000	EA	MOLDING - CORNER - OUTSIDE - 1" X 84" - BEIGE ILLUSION
3D	009809-32-000	EA	MOLDING - CORNER - OUTSIDE - 1" X 84" - PORTSMOUTH OAK
3D	009809-33-000	EA	MOLDING - CORNER - OUTSIDE - 1" X 84" - CONCERT CHERRY
3D	009809-35-000	EA	MOLDING - CORNER - OUTSIDE - 1" X 84" - SIERRA MAPLE
3D	009809-34-000	EA	MOLDING - CORNER - OUTSIDE - 1" X 84" - HONEY CHERRY
3D	009809-31-000	EA	MOLDING - CORNER - OUTSIDE - 1" X 84" - WASHED MAPLE
4D	009812-31-000	EA	MOLDING - CORNER - 1/2" W/1/4"CHAN X 84" - BEIGE ILLUSION
4D	009812-34-000	EA	MOLDING - CORNER - 1/2" W/1/4"CHAN X 84" - VW LIGHT GRAY
4D	009812-35-000	EA	MOLDING - CORNER - 1/2" W/1/4"CHAN X 84" - PORTSMOUTH OAK
4D	009812-36-000	EA	MOLDING - CORNER - 1/2" W/1/4"CHAN X 84" - CONCERT CHERRY
4D	009812-37-000	EA	MOLDING - CORNER - 1/2" W/1/4"CHAN X 84" - HONEY CHERRY
4D	009812-38-000	EA	MOLDING - CORNER - 1/2" W/1/4"CHAN X 84" - SIERRA MAPLE
4D	009812-33-000	EA	MOLDING - CORNER - 1/2" W/1/4"CHAN X 84" - WASHED MAPLE
5D	022992-11-000	FT	MOLDING - REVERSE COVE - T-SHAPED - IVORY
5D	022992-14-000	FT	MOLDING - REVERSE COVE - T-SHAPED - BRIGHT WHITE
5D	022992-15-000	FT	MOLDING - REVERSE COVE - T-SHAPED - VW GRAY
6D	070504-42-000	FT	U-CHANNEL - PLASTIC - .13" X 84" - BEIGE ILLUSION
6D	070504-43-000	FT	U-CHANNEL - PLASTIC - .9" X 96" - BEIGE ILLUSION
6D	070504-57-000	FT	U-CHANNEL - PLASTIC - .13" X 84" - PORTSMOUTH OAK
6D	070504-58-000	FT	U-CHANNEL - PLASTIC - .9" X 84" - PORTSMOUTH OAK
6D	070504-60-000	FT	U-CHANNEL - PLASTIC - .13" X 84" - CONCERT CHERRY
6D	070504-61-000	FT	U-CHANNEL - PLASTIC - .9" X 84" - CONCERT CHERRY
6D	070504-62-000	FT	U-CHANNEL - PLASTIC - 1.65" X 84" - HONEY CHERRY
6D	070504-63-000	FT	U-CHANNEL - PLASTIC - .9" X 84" - HONEY CHERRY
6D	070504-65-000	FT	U-CHANNEL - PLASTIC - 1.65" X 84" - SIERRA MAPLE
6D	070504-66-000	FT	U-CHANNEL - PLASTIC - .9" X 84" - SIERRA MAPLE
6D	070504-50-000	FT	U-CHANNEL - PLASTIC - .13" X 96" - WASHED MAPLE
6D	070504-51-000	FT	U-CHANNEL - PLASTIC - .9" X 96" - WASHED MAPLE

**INTERIOR FINISH GROUP (CONTINUED)**  
**MOLDINGS & TRIMS (CONTINUED)**

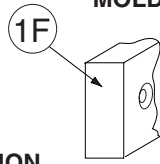
KEY	PART NUMBER	U/M	DESCRIPTION
7D	083620-15-000	FT	MOLDING-T - W/EDGE LIP - 7/8" FACE - BEIGE ILLUSION
7D	083620-20-000	FT	MOLDING-T - W/EDGE LIP - 7/8" FACE - PORTSMOUTH OAK
7D	083620-21-000	FT	MOLDING-T - W/EDGE LIP - 7/8" FACE - CONCERT CHERRY/HONEY CHERRY
7D	083620-22-000	FT	MOLDING-T - W/EDGE LIP - 7/8" FACE - SIERRA MAPLE
7D	083620-19-000	FT	MOLDING-T - W/EDGE LIP - 7/8" FACE - WASHED MAPLE
8D	085746-04-000	FT	TRIM-J - CARPET 1.2" X .5" ANGLE - 12' LONG - OFF WHITE
9D	086229-01-000	EA	RETAINER - BATTEN - .75" X 92.1" - ANY COLOR
10D	086229-20-000	EA	BATTEN - 1" X 96" - BEIGE



KEY	PART NUMBER	U/M	DESCRIPTION
1E	100182-10-N47	EA	TRIM/WOOD - CHAIR RAIL - 2.5" X 8' - PORTSMOUTH OAK
1E	100182-10-P85	EA	TRIM/WOOD - CHAIR RAIL - 2.5" X 8' - CONCERT CHERRY
1E	100182-10-J70	EA	TRIM/WOOD - CHAIR RAIL - 2.5" X 8' - WASHED MAPLE
1E	100182-10-RA3	EA	TRIM/WOOD - CHAIR RAIL - 2.5" X 8' - HONEY CHERRY
1E	100182-10-S67	EA	TRIM/WOOD - CHAIR RAIL - 2.5" X 8' - SIERRA MAPLE
2E	100659-30-N75	EA	MOLDING - TRIM - 8' - PORTSMOUTH OAK
2E	100659-30-N74	EA	MOLDING - TRIM - 8' - CONCERT CHERRY
2E	100659-30-M84	EA	MOLDING - TRIM - 8' - WASHED MAPLE
2E	100659-27-RA3	EA	MOLDING - TRIM - HONEY CHERRY
2E	100659-31-SA3	EA	MOLDING - TRIM - SIERRA MAPLE
3E	100818-01-12A	EA	MOLDING - VINYL WRAPPED - 1.6" X .4" X 84" - PORTSMOUTH OAK
3E	100818-01-13A	EA	MOLDING - VINYL WRAPPED - 1.6" X .4" X 84" - CONCERT CHERRY
3E	100818-01-14A	EA	MOLDING - VINYL WRAPPED - 1.6" X .4" X 84" - HONEY CHERRY
3E	100818-01-21A	EA	MOLDING - VINYL WRAPPED - 1.6" X .4" X 84" - WASHED MAPLE
3E	100818-01-22A	EA	MOLDING - VINYL WRAPPED - 1.6" X .4" X 84" - SIERRA MAPLE
4E	100819-01-12A	EA	MOLDING - VINYL WRAPPED-L-SHAPED-1.5"X1.5"X84" - PORTSMOUTH OAK
4E	100819-01-13A	EA	MOLDING - VINYL WRAPPED-L-SHAPED-1.5"X1.5"X84" - CONCERT CHERRY
4E	100819-01-14A	EA	MOLDING - VINYL WRAPPED-L-SHAPED-1.5"X1.5"X84" - HONEY CHERRY
4E	100819-01-21A	EA	MOLDING - VINYL WRAPPED-L-SHAPED-1.5"X1.5"X84" - WASHED MAPLE
4E	100819-01-22A	EA	MOLDING - VINYL WRAPPED-L-SHAPED-1.5"X1.5"X84" - SIERRA MAPLE
5E	103186-01-07A	FT	MOLDING/PLASTIC - 3/8" U-CHANNEL-3/4" FACE -BEIGE ILLUSION
5E	103186-01-09A	FT	MOLDING/PLASTIC - 3/8" U-CHAN'L-3/4" FACE - PORTSMOUTH OAK
5E	103186-01-10A	FT	MOLDING/PLASTIC - 3/8" U-CHAN'L-3/4" FACE - CONCERT CHERRY
5E	103186-01-11A	FT	MOLDING/PLASTIC - 3/8" U-CHAN'L-3/4" FACE - HONEY CHERRY
5E	103186-01-12A	FT	MOLDING/PLASTIC - 3/8" U-CHAN'L-3/4" FACE - SIERRA MAPLE
5E	103186-01-08A	FT	MOLDING/PLASTIC - 3/8" U-CHANNEL-3/4"FACE-WASHED MAPLE 8' - WASHED MAPLE
5E	103186-02-07A	FT	MOLDING/PLASTIC-1" U-CHAN'L-1 3/8" FACE - BEIGE ILLUSION
5E	103186-02-09A	FT	MOLDING/PLASTIC - 1" U-CHAN'L-1 3/8" FACE - PORTSMOUTH OAK
5E	103186-02-10A	FT	MOLDING/PLASTIC - 1" U-CHAN'L-1 3/8" FACE - CONCERT CHERRY
5E	103186-02-11A	FT	MOLDING/PLASTIC - 1" U-CHAN'L-1 3/8" FACE - HONEY CHERRY
5E	103186-02-12A	FT	MOLDING/PLASTIC - 1" U-CHAN'L-1 3/8" FACE - SIERRA MAPLE
5E	103186-02-08A	FT	MOLDING/PLASTIC - 1" U-CHANNEL-1 3/8"FACE - WASHED MAPLE
6E	104676-02-08A	FT	MOLDING-T - W/EDGE LIP - 11/16" FACE - PORTSMOUTH OAK
6E	104676-02-09A	FT	MOLDING-T - W/EDGE LIP - 11/16" FACE - CONCERT CHERRY
6E	104676-02-10A	FT	MOLDING-T - W/EDGE LIP - 11/16" FACE - HONEY CHERRY
6E	104676-02-06A	FT	MOLDING-T - W/EDGE LIP - 11/16" FACE - WASHED MAPLE
6E	104676-02-12A	FT	MOLDING-T - W/EDGE LIP - 11/16" FACE - SIERRA MAPLE
7E	105004-01-12A	EA	MOLDING - VINYL WRAPPED - 1" X 96" - PORTSMOUTH OAK
7E	105004-01-13A	EA	MOLDING - VINYL WRAPPED 1" X 8' - CONCERT CHERRY/HONEY CHERRY
7E	105004-01-21A	EA	MOLDING - VINYL WRAPPED - 1" X 8' - WASHED MAPLE
7E	105004-01-22A	EA	MOLDING - VINYL WRAPPED - 1" X 8' - SIERRA MAPLE
8E	105709-02-000	FT	MOLDING-T - W/EDGE LIP 3/4" FACE - BEIGE ILLUSION

## INTERIOR FINISH GROUP (CONTINUED)

### MOLDINGS & TRIMS (CONTINUED)



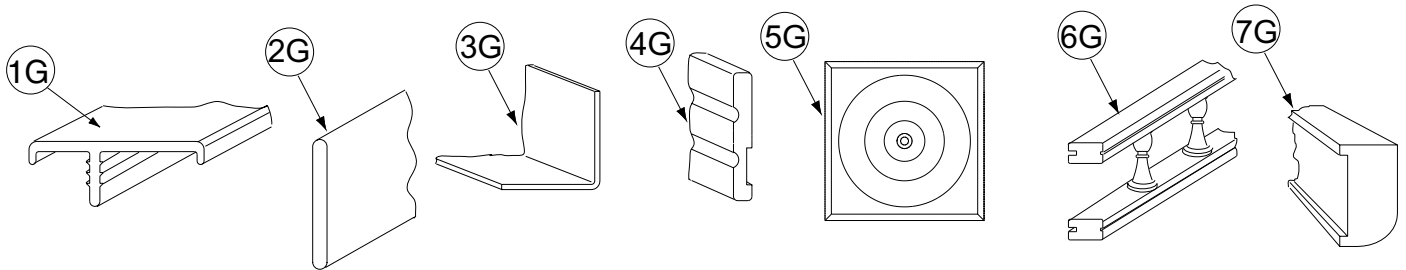
KEY	PART NUMBER	U/M	DESCRIPTION
1F	116951-11-N95	EA	MOLDING - TRIM - 3.5" X 75.9" - PORTSMOUTH
1F	116951-11-KQ1	EA	MOLDING - TRIM - 3.5" X 75.9" - CONCERT CHERRY
1F	116951-11-RE0	EA	MOLDING - TRIM - 3.5" X 75.8" - HONEY CHERRY
1F	116951-23-R83	EA	MOLDING - TRIM - 3.5" X 74.6" - PORTSMOUTH OAK
1F	116951-23-R84	EA	MOLDING - TRIM - 3.5" X 74.6" - CONCERT CHERRY
1F	116951-23-R91	EA	MOLDING - TRIM - 3.5" X 74.6" - WASHED MAPLE
1F	116951-23-RE0	EA	MOLDING - TRIM - 3.5" X 74.6" - HONEY CHERRY
1F	116951-24-R83	EA	MOLDING - TRIM - 3.5" X 74.6" - PORTSMOUTH OAK
1F	116951-24-R84	EA	MOLDING - TRIM - 3.5" X 74.6" - CONCERT CHERRY
1F	116951-24-R91	EA	MOLDING - TRIM - 3.5" X 74.6" - WASHED MAPLE
1F	116951-24-RE0	EA	MOLDING - TRIM - 3.5" X 74.6" - HONEY CHERRY
1F	116951-25-SD0	EA	MOLDING - TRIM - 5.5" X 69.8" - PORTSMOUTH OAK
1F	116951-25-SD1	EA	MOLDING - TRIM - 5.5" X 69.8" - CONCERT CHERRY
1F	116951-25-SD2	EA	MOLDING - TRIM - 5.5" X 69.8" - WASHED MAPLE
1F	116951-25-SD3	EA	MOLDING - TRIM - 5.5" X 69.8" - HONEY CHERRY
1F	116951-27-N75	EA	MOLDING - TRIM - 3.5" X 46.8" - PORTSMOUTH OAK
1F	116951-27-N85	EA	MOLDING - TRIM - 3.5" X 46.8" - CONCERT CHERRY
1F	116951-27-N84	EA	MOLDING - TRIM - 3.5" X 46.8" - WASHED MAPLE
1F	116951-28-N75	EA	MOLDING - TRIM - 3.5" X 79.4" - PORTSMOUTH OAK
1F	116951-28-N85	EA	MOLDING - TRIM - 3.5" X 79.4" - CONCERT CHERRY
1F	116951-28-N84	EA	MOLDING - TRIM - 3.5" X 79.4" - WASHED MAPLE
1F	116951-29-N70	EA	MOLDING - TRIM - 5.5" X 30.4" - PORTSMOUTH OAK
1F	116951-29-N85	EA	MOLDING - TRIM - 5.5" X 30.4" - CONCERT CHERRY
1F	116951-29-N84	EA	MOLDING - TRIM - 5.5" X 30.4" - WASHED MAPLE
1F	116951-29-RC3	EA	MOLDING - TRIM - 5.5" X 30.4" - HONEY CHERRY
1F	116951-29-SA3	EA	MOLDING - TRIM - 5.5" X 30.4" - SIERRA MAPLE
1F	116951-32-P75	EA	MOLDING - TRIM - 1.5" X 33.4" - PORTSMOUTH OAK
1F	116951-32-P25	EA	MOLDING - TRIM - 1.5" X 33.4" - CONCERT CHERRY
1F	116951-32-P28	EA	MOLDING - TRIM - 1.5" X 33.4" - WASHED MAPLE
1F	116951-32-RE0	EA	MOLDING - TRIM - 1.5" X 33.4" - HONEY CHERRY
1F	116951-34-P78	EA	MOLDING - TRIM - 3.5" X 44.3" - PORTSMOUTH OAK
1F	116951-34-P79	EA	MOLDING - TRIM - 3.5" X 44.3" - CONCERT CHERRY
1F	116951-34-P28	EA	MOLDING - TRIM - 3.5" X 44.3" - WASHED MAPLE
1F	116951-34-RE0	EA	MOLDING - TRIM - 3.5" X 44.3" - HONEY CHERRY
1F	116951-35-P78	EA	MOLDING - TRIM - 3.5" X 96" - PORTSMOUTH OAK
1F	116951-35-P79	EA	MOLDING - TRIM - 3.5" X 96" - CONCERT CHERRY
1F	116951-35-P28	EA	MOLDING - TRIM - 3.5" X 96" - WASHED MAPLE
1F	116951-35-RE0	EA	MOLDING - TRIM - 3.5" X 96" - HONEY CHERRY
1F	116951-36-R68	EA	MOLDING - TRIM - 3.5" X 48.8" - PORTSMOUTH OAK
1F	116951-36-R69	EA	MOLDING - TRIM - 3.5" X 48.8" - CONCERT CHERRY
1F	116951-36-R76	EA	MOLDING - TRIM - 3.5" X 48.8" - WASHED MAPLE
1F	116951-37-R68	EA	MOLDING - TRIM - 3.5" X 38.6" - PORTSMOUTH OAK
1F	116951-37-R69	EA	MOLDING - TRIM - 3.5" X 38.6" - CONCERT CHERRY
1F	116951-37-R76	EA	MOLDING - TRIM - 3.5" X 38.6" - WASHED MAPLE
1F	116951-38-R83	EA	MOLDING - TRIM - 3.5" X 82.6" - PORTSMOUTH OAK
1F	116951-38-R84	EA	MOLDING - TRIM - 3.5" X 82.6" - CONCERT CHERRY
1F	116951-38-R91	EA	MOLDING - TRIM - 3.5" X 82.6" - WASHED MAPLE
1F	116951-38-RE0	EA	MOLDING - TRIM - 3.5" X 82.6" - HONEY CHERRY
1F	116951-39-R83	EA	MOLDING - TRIM - 3.5" X 73.9" - PORTSMOUTH OAK
1F	116951-39-R84	EA	MOLDING - TRIM - 3.5" X 73.9" - CONCERT CHERRY
1F	116951-39-R91	EA	MOLDING - TRIM - 3.5" X 73.9" - WASHED MAPLE
1F	116951-39-RE0	EA	MOLDING - TRIM - 3.5" X 73.9" - HONEY CHERRY
1F	116951-40-R83	EA	MOLDING - TRIM - 4.5" X 81.9" - PORTSMOUTH OAK
1F	116951-40-R84	EA	MOLDING - TRIM - 4.5" X 81.9" - CONCERT CHERRY
1F	116951-40-R91	EA	MOLDING - TRIM - 4.5" X 81.9" - WASHED MAPLE
1F	116951-40-RE0	EA	MOLDING - TRIM - 4.5" X 81.9" - HONEY CHERRY
1F	116951-41-R83	EA	MOLDING - TRIM - 3.5" X 36.8" - PORTSMOUTH OAK
1F	116951-41-R84	EA	MOLDING - TRIM - 3.5" X 36.8" - CONCERT CHERRY
1F	116951-41-R91	EA	MOLDING - TRIM - 3.5" X 36.8" - WASHED MAPLE
1F	116951-41-RE0	EA	MOLDING - TRIM - 3.5" X 36.8" - HONEY CHERRY



**INTERIOR FINISH GROUP (CONTINUED)**  
**MOLDINGS & TRIMS (CONTINUED)**

KEY	PART NUMBER	U/M	DESCRIPTION
1F	116951-42-R83	EA	MOLDING - TRIM - 3.5" X 46.8" - PORTSMOUTH OAK
1F	116951-42-R84	EA	MOLDING - TRIM - 3.5" X 46.8" - CONCERT CHERRY
1F	116951-42-R91	EA	MOLDING - TRIM - 3.5" X 46.8" - WASHED MAPLE
1F	116951-42-RE0	EA	MOLDING - TRIM - 3.5" X 46.8" - HONEY CHERRY
1F	116951-43-R83	EA	MOLDING - TRIM - 3.5" X 86.5" - PORTSMOUTH OAK
1F	116951-43-R84	EA	MOLDING - TRIM - 3.5" X 86.5" - CONCERT CHERRY
1F	116951-43-R91	EA	MOLDING - TRIM - 3.5" X 86.5" - WASHED MAPLE
1F	116951-43-RE0	EA	MOLDING - TRIM - 3.5" X 86.5" - HONEY CHERRY
1F	116951-44-R83	EA	MOLDING - TRIM - 3.5" X 76.1" - PORTSMOUTH OAK
1F	116951-44-R84	EA	MOLDING - TRIM - 3.5" X 76.1" - CONCERT CHERRY
1F	116951-44-R91	EA	MOLDING - TRIM - 3.5" X 76.1" - WASHED MAPLE
1F	116951-44-RE0	EA	MOLDING - TRIM - 3.5" X 76.1" - HONEY CHERRY
1F	116951-45-R68	EA	MOLDING - TRIM - 3" X 30.3" - PORTSMOUTH OAK
1F	116951-45-R69	EA	MOLDING - TRIM - 3" X 30.3" - CONCERT CHERRY
1F	116951-45-R76	EA	MOLDING - TRIM - 3" X 30.3" - WASHED MAPLE
1F	116951-46-R83	EA	MOLDING - TRIM - 4.5" X 72.3" - PORTSMOUTH OAK
1F	116951-46-R84	EA	MOLDING - TRIM - 4.5" X 72.3" - CONCERT CHERRY
1F	116951-46-R91	EA	MOLDING - TRIM - 4.5" X 72.3" - WASHED MAPLE
1F	116951-46-RE0	EA	MOLDING - TRIM - 4.5" X 72.3" - HONEY CHERRY
1F	116951-48-R83	EA	MOLDING - TRIM - 4.5" X 76.1" - PORTSMOUTH OAK
1F	116951-48-R84	EA	MOLDING - TRIM - 4.5" X 76.1" - CONCERT CHERRY
1F	116951-48-R91	EA	MOLDING - TRIM - 4.5" X 76.1" - WASHED MAPLE
1F	116951-48-RE0	EA	MOLDING - TRIM - 4.5" X 76.1" - HONEY CHERRY
1F	116951-49-R83	EA	MOLDING - TRIM - 4.5" X 69.8" - PORTSMOUTH OAK
1F	116951-49-R84	EA	MOLDING - TRIM - 4.5" X 69.8" - CONCERT CHERRY
1F	116951-49-R91	EA	MOLDING - TRIM - 4.5" X 69.8" - WASHED MAPLE
1F	116951-49-RE0	EA	MOLDING - TRIM - 4.5" X 69.8" - HONEY CHERRY
1F	116951-51-SA3	EA	MOLDING - TRIM - 3.5" X 47.3" - SIERRA MAPLE
1F	116951-51-SA2	EA	MOLDING - TRIM - 3.5" X 47.3" - WASHED MAPLE
1F	116951-51-SA0	EA	MOLDING - TRIM - 3.5" X 47.3" - PORTSMOUTH OAK
1F	116951-51-SA1	EA	MOLDING - TRIM - 3.5" X 47.3" - CONCERT CHERRY
1F	116951-52-SD0	EA	MOLDING - TRIM - 4.5" X 73.3" - PORTSMOUTH OAK
1F	116951-52-SD1	EA	MOLDING - TRIM - 4.5" X 73.3" - CONCERT CHERRY
1F	116951-52-SD2	EA	MOLDING - TRIM - 4.5" X 73.3" - WASHED MAPLE
1F	116951-52-SD3	EA	MOLDING - TRIM - 4.5" X 73.3" - HONEY CHERRY
1F	116951-53-SD0	EA	MOLDING - TRIM - 4.5" X 53.4" - PORTSMOUTH OAK
1F	116951-53-SD1	EA	MOLDING - TRIM - 4.5" X 53.4" - CONCERT CHERRY
1F	116951-53-SD2	EA	MOLDING - TRIM - 4.5" X 53.4" - WASHED MAPLE
1F	116951-53-SD3	EA	MOLDING - TRIM - 4.5" X 53.4" - HONEY CHERRY

**INTERIOR FINISH GROUP (CONTINUED)**  
**MOLDINGS & TRIMS (CONTINUED)**

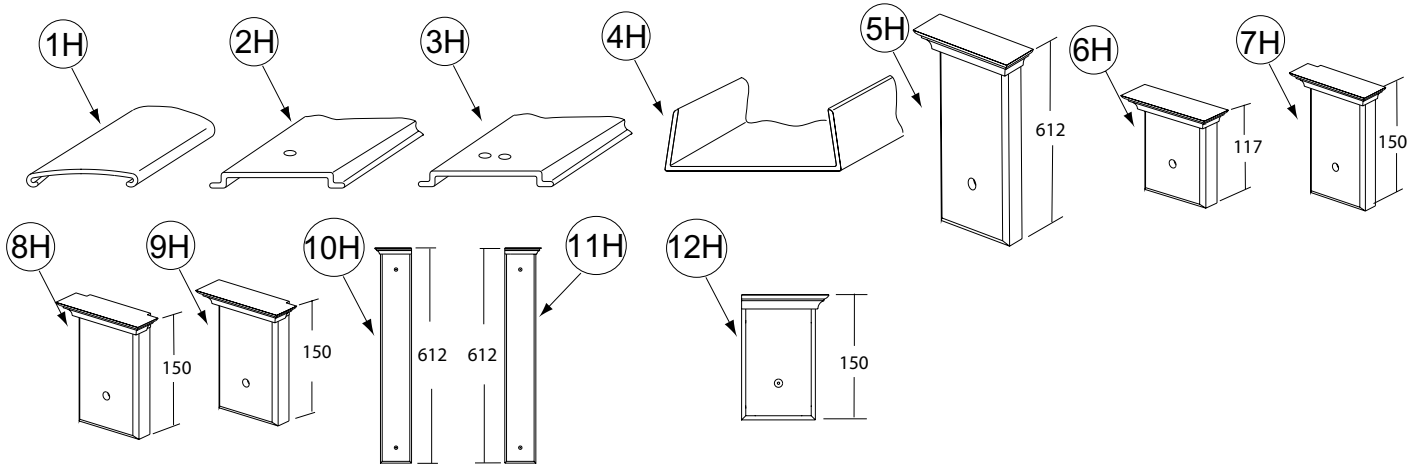


KEY	PART NUMBER	U/M	DESCRIPTION
1G	119520-01-01A	FT	MOLDING-T/OFFSET - W/EDGE LIP - 1"FACE - OFF WHITE
1G	119520-01-04A	FT	MOLDING-T - OFFSET W/EDGE LIP - 1"FACE - PORTSMOUTH OAK
1G	119520-01-02A	FT	MOLDING-T - OFFSET W/EDGE LIP - 1"FACE - CONCERT CHERRY/HONEY CHERRY
1G	119520-01-03A	FT	MOLDING-T - OFFSET W/EDGE LIP - 1"FACE - WASHED MAPLE
2G	127842-01-01A	FT	SEAL - SIGHT SHIELD - 2" BLACK
3G	130262-01-000	EA	PROTECTOR - CORNER SAVER - .7" X .7" X 48"
3G	130262-03-000	EA	PROTECTOR - CORNER - .75" X .75"
3G	130262-04-000	EA	PROTECTOR - CORNER SAVER - .4" X .7" X 48"
4G	132663-03-08A	EA	MOLDING-VINYL WRAP/PRE DRILLED-.6"X3.8"X150.6" - PORTSMOUTH OAK
4G	132663-11-07A	EA	MOLDING-VINYL WRAP/PRE DRILLED-.6"X3.8"X110.5" - CONCERT CHERRY/HONEY CHERRY
4G	132663-11-21A	EA	MOLDING-VINYL WRAP/PRE DRILLED-.6"X3.4"X57.9" - WASHED MAPLE
4G	132663-11-22A	EA	MOLDING-VINYL WRAP/PRE DRILLED-.6"X3.4"X57.9" - SIERRA MAPLE
4G	132663-09-08A	EA	MOLDING-VINYL WRAP/PRE DRILLED-.6"X3.4"X96.5" - PORTSMOUTH OAK
4G	132663-09-07A	EA	MOLDING-VINYL WRAP/PRE DRILLED-.6"X3.4"X96.5" - CONCERT CHERRY/ HONEY CHERRY
4G	132663-18-21A	EA	MOLDING-VINYL WRAP/PRE DRILLED-.6" X 3.4" X 73.1" - WASHED MAPLE
4G	132663-18-22A	EA	MOLDING-VINYL WRAP/PRE DRILLED-.6" X 3.4" X 73.1" - SIERRA MAPLE
4G	132663-15-08A	EA	MOLDING-VINYL WRAP/PRE DRILLED-.6"X3"X96" - PORTSMOUTH OAK
4G	132663-15-07A	EA	MOLDING-VINYL WRAP/PRE DRILLED-.6"X3"X96" - CONCERT CHERRY/HONEY CHERRY
4G	132663-04-21A	EA	MOLDING-VINYL WRAP/PRE DRILLED - .6" X 3" X 70.2" - WASHED MAPLE
4G	132663-04-22A	EA	MOLDING-VINYL WRAP/PRE DRILLED - .6" X 3" X 70.2" - SIERRA MAPLE
5G	132844-01-08A	EA	BLOCK - CORNER - 3.9" X 3.9" - PORTSMOUTH OAK
5G	132844-01-02A	EA	BLOCK - CORNER - 3.9" X 3.9" - CONCERT CHERRY/HONEY CHERRY
5G	132844-01-21A	EA	BLOCK - CORNER - 3.9" X 3.9" - WASHED MAPLE
5G	132844-01-22A	EA	BLOCK - CORNER - 3.9" X 3.9" - SIERRA MAPLE
5G	132844-02-08A	EA	BLOCK - CORNER - 3.5" X 3.5" - PORTSMOUTH OAK
5G	132844-02-02A	EA	BLOCK - CORNER - 3.5" X 3.5" - CONCERT CHERRY/HONEY CHERRY
5G	132844-02-21A	EA	BLOCK - CORNER - 3.5" X 3.5" - WASHED MAPLE
5G	132844-02-22A	EA	BLOCK - CORNER - 3.5" X 3.5" - SIERRA MAPLE
6G	137108-01-07A	EA	RAIL - DECORATIVE - 96" - PORTSMOUTH OAK
6G	137108-01-02A	EA	RAIL - DECORATIVE - 96" - CONCERT CHERRY
6G	137108-01-03A	EA	RAIL - DECORATIVE - 96" - WASHED MAPLE
6G	137108-01-08A	EA	RAIL - DECORATIVE - 96" - HONEY CHERRY
6G	137108-01-09A	EA	RAIL - DECORATIVE - 96" W/O REVERSE SIDE GROOVE - SIERRA MAPLE
6G	150167-01-07A	EA	RAIL - DECORATIVE - 96" W/O REVERSE SIDE GROOVE - PORTSMOUTH OAK
6G	150167-01-02A	EA	RAIL - DECORATIVE - 96" W/O REVERSE SIDE GROOVE - SALEM CHERRY - CONCERT CHERRY
6G	150167-01-03A	EA	RAIL - DECORATIVE - 96" W/O REVERSE SIDE GROOVE - WASHED MAPLE
6G	150167-01-09A	EA	RAIL - DECORATIVE - 96" W/O REVERSE SIDE GROOVE - SIERRA MAPLE
	137885-A2-438	EA	LUMBER - VINYL WRAPPED - .7" X .75" X 96" - CONCERT CHERRY
	137885-D2-438	EA	LUMBER - VINYL WRAPPED - .7" X 1.5" X 96" - CONCERT CHERRY
	137885-E2-438	EA	LUMBER - VINYL WRAPPED - .7" X 2" X 96" - CONCERT CHERRY
	137885-F2-438	EA	LUMBER - VINYL WRAPPED - .7" X 2.5" X 96" - CONCERT CHERRY
	137885-G2-438	EA	LUMBER - VINYL WRAPPED - .7" X 3" X 96" - CONCERT CHERRY
	137885-H2-438	EA	LUMBER - VINYL WRAPPED - .7" X 3.5" X 96" - CONCERT CHERRY
	137885-J2-438	EA	LUMBER - VINYL WRAPPED - .7" X 5.5" X 96" - CONCERT CHERRY
	137885-J2-743	EA	LUMBER - VINYL WRAPPED - .7" X 5.5" X 108" - CONCERT CHERRY
	137885-K2-438	EA	LUMBER - VINYL WRAPPED - .7" X 3.9" X 96" - CONCERT CHERRY
	137885-R2-438	EA	LUMBER - VINYL WRAPPED - .7" X 3" X 96" - CONCERT CHERRY
7G	137887-D2-134	EA	MOLDING - VINYL WRAPPED - .7" X 1.6" X 84" - CONCERT CHERRY
7G	137887-D2-743	EA	MOLDING - VINYL WRAPPED - .7" X 1.6" X 108" - CONCERT CHERRY
7G	137887-F2-134	EA	MOLDING - VINYL WRAPPED - .7" X 2.5" X 84" - CONCERT CHERRY
7G	137887-F2-743	EA	MOLDING - VINYL WRAPPED - .7" X 2.5" X 108" - CONCERT CHERRY
7G	137887-F2-438	EA	MOLDING - VINYL WRAPPED - .7" X 2.5" X 96" - CONCERT CHERRY

**INTERIOR FINISH GROUP (CONTINUED)**  
**MOLDINGS & TRIMS (CONTINUED)**

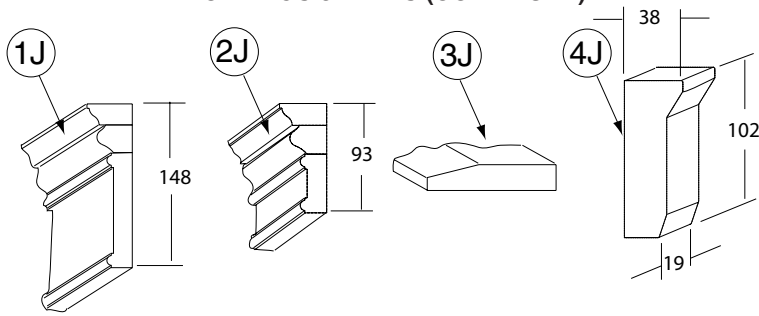
<b>KEY</b>	<b>PART NUMBER</b>	<b>U/M</b>	<b>DESCRIPTION</b>
	137894-A2-438	EA	LUMBER - VINYL WRAPPED - .7" X .75" X 96" - PORTSMOUTH OAK
	137894-D2-438	EA	LUMBER - VINYL WRAPPED - .7" X 1.5" X 96" - PORTSMOUTH OAK
	137894-E2-438	EA	LUMBER - VINYL WRAPPED - .7" X 2" X 96" - PORTSMOUTH OAK
	137894-F2-438	EA	LUMBER - VINYL WRAPPED - .7" X 2.5" X 96" - PORTSMOUTH OAK
	137894-G2-438	EA	LUMBER - VINYL WRAPPED - .7" X 3" X 96" - PORTSMOUTH OAK
	137894-H2-438	EA	LUMBER - VINYL WRAPPED - .7" X 3.5" X 96" - PORTSMOUTH OAK
	137894-J2-438	EA	LUMBER - VINYL WRAPPED - .7" X 5.5" X 96" - PORTSMOUTH OAK
	137894-J2-743	EA	LUMBER - VINYL WRAPPED - .7" X 5.5" X 96" - PORTSMOUTH OAK
	137894-K2-438	EA	LUMBER - VINYL WRAPPED - .7" X 3.9" X 96" - PORTSMOUTH OAK
	137894-R2-438	EA	LUMBER - VINYL WRAPPED - .7" X 3" X 96" - PORTSMOUTH OAK
7G	137895-D2-134	EA	MOLDING - VINYL WRAPPED - .7" X 1.6" X 84"-PORTSMOUTH OAK
7G	137895-D2-743	EA	MOLDING - VINYL WRAPPED - .7" X 1.6" X 108"-PORTSMOUTH OAK
7G	137895-F2-743	EA	MOLDING - VINYL WRAPPED - .7" X 2.5" X 108" - PORTSMOUTH OAK
	146419-A2-438	EA	LUMBER - VINYL WRAPPED - .7" X .75" X 96" - HONEY CHERRY
	146419-D2-438	EA	LUMBER - VINYL WRAPPED - .7" X 1.5" X 96" - HONEY CHERRY
	146419-E2-438	EA	LUMBER - VINYL WRAPPED - .7" X 2" X 96" - HONEY CHERRY
	146419-F2-438	EA	LUMBER - VINYL WRAPPED - .7" X 2.5" X 96" - HONEY CHERRY
	146419-G2-438	EA	LUMBER - VINYL WRAPPED - .7" X 3" X 96" - HONEY CHERRY
	146419-H2-438	EA	LUMBER - VINYL WRAPPED - .7" X 3.5" X 96" - HONEY CHERRY
	146419-J2-438	EA	LUMBER - VINYL WRAPPED - .7" X 5.5" X 96" - HONEY CHERRY
	146419-J2-743	EA	LUMBER - VINYL WRAPPED - .7" X 5.5" X 108" - HONEY CHERRY
	146419-K2-438	EA	LUMBER - VINYL WRAPPED - .7" X 3.9" X 96" - HONEY CHERRY
	146419-R2-438	EA	LUMBER - VINYL WRAPPED - .7" X 3" X 96" - HONEY CHERRY
7G	146425-D2-134	EA	MOLDING - VINYL WRAPPED - .7" X 1.6" X 96" - HONEY CHERRY
7G	146425-F2-134	EA	MOLDING - VINYL WRAPPED - .7" X 2.5" X 84" - HONEY CHERRY
7G	146425-F2-134	EA	MOLDING - VINYL WRAPPED - .7" X 2.5" X 96" - HONEY CHERRY
7G	146425-F2-743	EA	MOLDING - VINYL WRAPPED - .7" X 2.5" X 108" - HONEY CHERRY
	149325-A2-438	EA	LUMBER - VINYL WRAPPED - .7" X .75" X 96" - WASHED MAPLE
	149325-D2-438	EA	LUMBER - VINYL WRAPPED - .7" X 1.5" X 96" - WASHED MAPLE
	149325-E2-438	EA	LUMBER - VINYL WRAPPED - .7" X 2" X 96" - WASHED MAPLE
	149325-F2-438	EA	LUMBER - VINYL WRAPPED - .7" X 2.5" X 96" - WASHED MAPLE
	149325-G2-438	EA	LUMBER - VINYL WRAPPED - .7" X 3" X 96" - WASHED MAPLE
	149325-H2-438	EA	LUMBER - VINYL WRAPPED - .7" X 3.5" X 96" - WASHED MAPLE
	149325-J2-438	EA	LUMBER - VINYL WRAPPED - .7" X 5.5" X 96" - WASHED MAPLE
	149325-J2-743	EA	LUMBER - VINYL WRAPPED - .7" X 5.5" X 108" - WASHED MAPLE
	149325-K2-438	EA	LUMBER - VINYL WRAPPED - .7" X 3.9" X 96" - WASHED MAPLE
	149325-R2-438	EA	LUMBER - VINYL WRAPPED - .7" X 3" X 96" - WASHED MAPLE
7G	149326-D2-134	EA	MOLDING - VINYL WRAPPED - .7" X 1.6" X 84" - WASHED MAPLE
7G	149326-F2-134	EA	MOLDING - VINYL WRAPPED - .7" X 2.5" X 84" - WASHED MAPLE
7G	149326-F2-438	EA	MOLDING - VINYL WRAPPED - .7" X 2.5" X 96" - WASHED MAPLE
7G	149326-F2-743	EA	MOLDING - VINYL WRAPPED - .7" X 2.5" X 108" - WASHED MAPLE
	149330-A2-438	EA	LUMBER - VINYL WRAPPED - .7" X .75" X 96" - SIERRA MAPLE
	149330-D2-438	EA	LUMBER - VINYL WRAPPED - .7" X 1.5" X 96" - SIERRA MAPLE
	149330-E2-438	EA	LUMBER - VINYL WRAPPED - .7" X 2" X 96" - SIERRA MAPLE
	149330-F2-438	EA	LUMBER - VINYL WRAPPED - .7" X 2.5" X 96" - SIERRA MAPLE
	149330-G2-438	EA	LUMBER - VINYL WRAPPED - .7" X 3" X 96" - SIERRA MAPLE
	149330-H2-438	EA	LUMBER - VINYL WRAPPED - .7" X 3.5" X 96" - SIERRA MAPLE
	149330-J2-438	EA	LUMBER - VINYL WRAPPED - .7" X 5.5" X 96" - SIERRA MAPLE
	149330-J2-743	EA	LUMBER - VINYL WRAPPED - .7" X 5.5" X 108" - SIERRA MAPLE
	149330-K2-438	EA	LUMBER - VINYL WRAPPED - .7" X 3.9" X 96" - SIERRA MAPLE
	149330-R2-438	EA	LUMBER - VINYL WRAPPED - .7" X 3" X 96" - SIERRA MAPLE
7G	149331-D2-134	EA	MOLDING - VINYL WRAPPED - .7" X 1.6" X 96" - SIERRA MAPLE
7G	149331-F2-134	EA	MOLDING - VINYL WRAPPED - .7" X 2.5" X 84" - SIERRA MAPLE
7G	149331-F2-439	EA	MOLDING - VINYL WRAPPED - .7" X 2.5" X 96" - SIERRA MAPLE
7G	149331-F2-743	EA	MOLDING - VINYL WRAPPED - .7" X 2.5" X 108" - SIERRA MAPLE

**INTERIOR FINISH GROUP (CONTINUED)**  
**MOLDINGS & TRIMS (CONTINUED)**



KEY	PART NUMBER	U/M	DESCRIPTION
1H	138359-01-01A	FT	COVER - ROOF BREAK - PEARL CREAM/PLASTIC - 96"
2H	138403-01-01A	EA	TRIM - ROOF - MILL
3H	138403-03-01A	EA	TRIM - ROOF - MILL
4H	141260-01-01A	FT	U-CHANNEL - 1" - VILLAGE OAK - PORTSMOUTH OAK/WASHED MAPLE/SIERRA MAPLE
4H	141260-01-02A	FT	U-CHANNEL - 1" - GRADY BROWN - CONCERT CHERRY/HONEY CHERRY
5H	141303-02-N53	EA	MOLDING - CROWN/BLOCK - PORTSMOUTH OAK
5H	141303-02-N52	EA	MOLDING - CROWN/BLOCK - CONCERT CHERRY
5H	141303-02-N62	EA	MOLDING - CROWN/BLOCK - WASHED MAPLE
5H	141303-02-RA3	EA	MOLDING - CROWN/BLOCK - HONEY CHERRY
6H	141303-03-N53	EA	MOLDING - CROWN/BLOCK - PORTSMOUTH OAK
6H	141303-03-N52	EA	MOLDING - CROWN/BLOCK - CONCERT CHERRY
6H	141303-03-N62	EA	MOLDING - CROWN/BLOCK - WASHED MAPLE
6H	141303-03-RA3	EA	MOLDING - CROWN/BLOCK - HONEY CHERRY
7H	141303-05-R89	EA	MOLDING - CROWN/BLOCK - PORTSMOUTH OAK
7H	141303-05-R91	EA	MOLDING - CROWN/BLOCK - WASHED MAPLE
7H	141303-05-R90	EA	MOLDING - CROWN/BLOCK - CONCERT CHERRY
7H	141303-05-RE3	EA	MOLDING - CROWN/BLOCK - HONEY CHERRY
8H	141303-06-R89	EA	MOLDING - CROWN/BLOCK - PORTSMOUTH OAK
8H	141303-06-R90	EA	MOLDING - CROWN/BLOCK - CONCERT CHERRY
8H	141303-06-R91	EA	MOLDING - CROWN/BLOCK - WASHED MAPLE
8H	141303-06-RE3	EA	MOLDING - CROWN/BLOCK - HONEY CHERRY
9H	141303-07-R89	EA	MOLDING - CROWN/BLOCK - PORTSMOUTH OAK
9H	141303-07-R90	EA	MOLDING - CROWN/BLOCK - CONCERT CHERRY
9H	141303-07-R91	EA	MOLDING - CROWN/BLOCK - WASHED MAPLE
9H	141303-07-RE3	EA	MOLDING - CROWN/BLOCK - HONEY CHERRY
10H	141303-08-R83	EA	MOLDING - CROWN/BLOCK - PORTSMOUTH OAK
10H	141303-08-R84	EA	MOLDING - CROWN/BLOCK - CONCERT CHERRY
10H	141303-08-R91	EA	MOLDING - CROWN/BLOCK - WASHED MAPLE
10H	141303-08-RE0	EA	MOLDING - CROWN/BLOCK - HONEY CHERRY
11H	141303-09-R83	EA	MOLDING - CROWN/BLOCK - PORTSMOUTH OAK
11H	141303-09-R84	EA	MOLDING - CROWN/BLOCK - CONCERT CHERRY
11H	141303-09-R91	EA	MOLDING - CROWN/BLOCK - WASHED MAPLE
11H	141303-09-RE0	EA	MOLDING - CROWN/BLOCK - HONEY CHERRY
12H	141303-10-R89	EA	MOLDING - CROWN/BLOCK - PORTSMOUTH OAK
12H	141303-10-R90	EA	MOLDING - CROWN/BLOCK - CONCERT CHERRY
12H	141303-10-R91	EA	MOLDING - CROWN/BLOCK - WASHED MAPLE
12H	141303-10-RE3	EA	MOLDING - CROWN/BLOCK - HONEY CHERRY

**INTERIOR FINISH GROUP (CONTINUED)**  
**MOLDINGS & TRIMS (CONTINUED)**



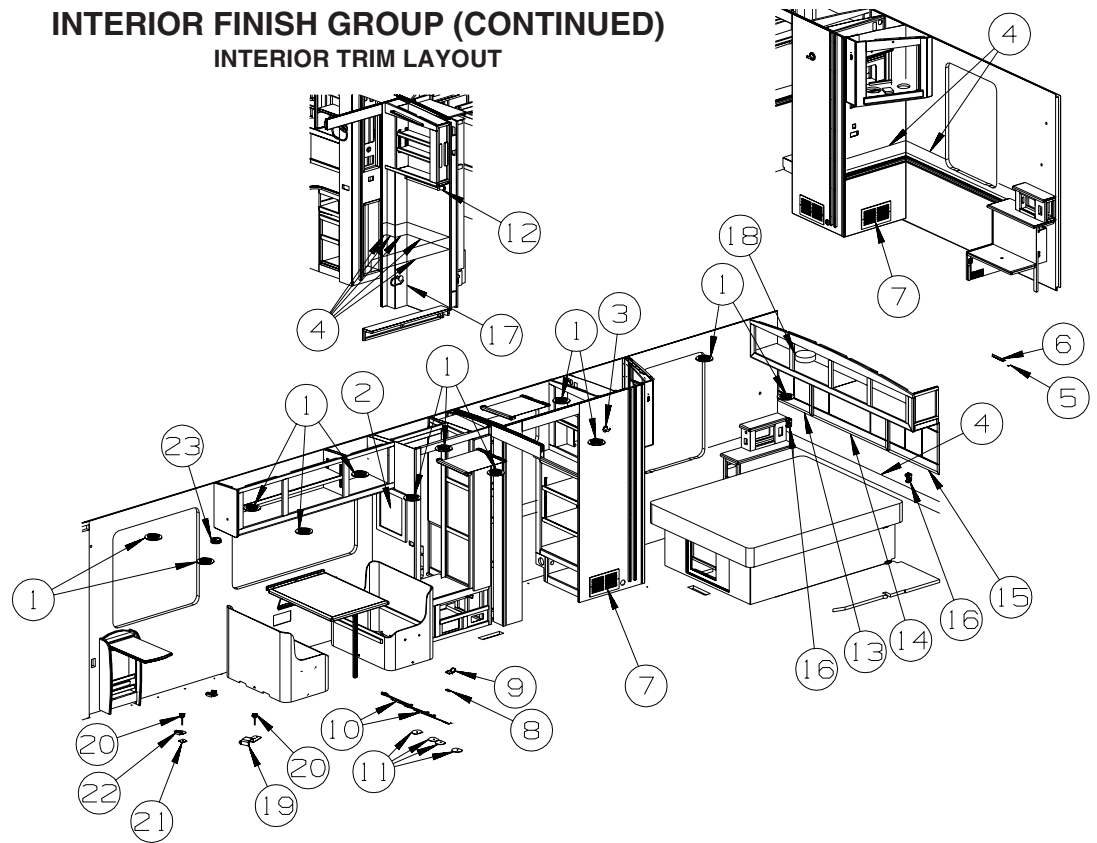
KEY	PART NUMBER	U/M	DESCRIPTION
1J	144885-14-R83	EA	MOLDING - F/SLIDEOUT - 86.5" - PORTSMOUTH OAK
1J	144885-14-R84	EA	MOLDING - F/SLIDEOUT - 86.5" - CHERRY
1J	144885-14-RE0	EA	MOLDING - F/SLIDEOUT - 86.5" - HONEY CHERRY
1J	144885-07-SD2	EA	MOLDING - F/SLIDEOUT - 82.5" - WASHED MAPLE
2J	145379-01-R83	EA	MOLDING/TRIM - 47.48" - PORTSMOUTH OAK
2J	145379-01-R84	EA	MOLDING/TRIM - 47.48" - CONCERT CHERRY
2J	145379-01-RE0	EA	MOLDING/TRIM - 47.48" - HONEY CHERRY
2J	145379-01-SD2	EA	MOLDING/TRIM - 47.48" - WASHED MAPLE
2J	145379-02-R83	E A	MOLDING/TRIM - 7.87" W/RIGHT SIDE ANGLE CUT - PORTSMOUTH OAK
2J	145379-02-R84	EA	MOLDING/TRIM - 7.87" W/RIGHT SIDE ANGLE CUT - CONCERT CHERRY
2J	145379-02-RE0	EA	MOLDING/TRIM - 7.87" W/RIGHT SIDE ANGLE CUT - HONEY CHERRY
2J	145379-02-SD2	EA	MOLDING/TRIM - 7.87" W/RIGHT SIDE ANGLE CUT - WASHED MAPLE
2J	145379-03-R83	EA	MOLDING/TRIM - 7.87" W/LEFT SIDE ANGLE CUT - PORTSMOUTH OAK
2J	145379-03-R84	EA	MOLDING/TRIM - 7.87" W/LEFT SIDE ANGLE CUT - CONCERT CHERRY
2J	145379-03-RE0	EA	MOLDING/TRIM - 7.87" W/LEFT SIDE ANGLE CUT - HONEY CHERRY
2J	145379-03-SD2	EA	MOLDING/TRIM - 7.87" W/LEFT SIDE ANGLE CUT - WASHED MAPLE
2J	145379-05-R83	EA	MOLDING/TRIM - 102.75" - PORTSMOUTH OAK
2J	145379-05-R84	EA	MOLDING/TRIM - 102.75" - CONCERT CHERRY
2J	145379-05-SD2	EA	MOLDING/TRIM - 102.75" - WASHED MAPLE
2J	145379-05-RE0	EA	MOLDING/TRIM - 102.75" - HONEY CHERRY
3J	146306-01-01A	FT	TRANSITION - CARPET/TILE
4J	149151-01-S46	EA	MOLDING - BLOCK - PORTSMOUTH OAK
4J	149151-01-S47	EA	MOLDING - BLOCK - CONCERT CHERRY
4J	149151-01-S48	EA	MOLDING - BLOCK - WASHED MAPLE

**INTERIOR FINISH GROUP (CONTINUED)**  
**PANELING & LAMINATES**

KEY	PART NUMBER	U/M	DESCRIPTION
	000885-A5-000	SF	PARTICLE BOARD - 3/8" X 4' X 8'- WHT PEB EMBOSSED-1 SIDED
	000885-92-000	SF	PARTICLE BOARD-3/8" X 4' X 8'-PORTSMOUTH OAK-VINYL 1 SIDED - PORTSMOUTH OAK
	000885-93-000	SF	PARTICLE BOARD - 3/8" X 4' X 8' - PORTSMOUTH OAK - 2-SIDED - PORTSMOUTH OAK
	000885-95-000	SF	PARTICLE BOARD - 3/4" X 4' X 8' - PORTSMOUTH OAK - 2-SIDED - PORTSMOUTH OAK
	000885-94-000	SF	PARTICLE BOARD - 1/2" X 4' X 8' - PORTSMOUTH OAK - 2 SIDED - PORTSMOUTH OAK
	000885-C1-000	SF	PARTICLE BOARD - 1/2" X 4' X 8'- NEW CONC CHERRY - 2 SIDED - CONCERT CHERRY
	000885-C0-000	SF	PARTICLE BOARD - 3/4" X 4' X 8'- NEW CONC CHERRY - 2 SIDED - CONCERT CHERRY
	000885-B8-000	SF	PARTICLE BOARD - 3/8" X 4' X 8'- NEW CONC CHERRY - 2 SIDED - CONCERT CHERRY
	000885-B5-000	SF	PARTICLE BOARD - 3/8" X 4' X 8'- WASHED MAPLE - 1 SIDED - WASHED MAPLE
	000885-B7-000	SF	PARTICLE BOARD - 1/2" X 4' X 8'- WASHED MAPLE - 2 SIDED - WASHED MAPLE
	000885-B6-000	SF	PARTICLE BOARD - 3/4" X 4' X 8'- WASHED MAPLE - 2 SIDED - WASHED MAPLE
	000885-B4-000	SF	PARTICLE BOARD - 3/8" X 4' X 8'- WASHED MAPLE - 2 SIDED - WASHED MAPLE
	000885-B1-000	SF	PARTICLE BOARD - 3/8" X 4' X 8' - SIERRA MAPLE - 1 SIDED - SIERRA MAPLE
	000885-B3-000	SF	PARTICLE BOARD - 1/2" X 4' X 8' - SIERRA MAPLE - 2 SIDED - SIERRA MAPLE
	000885-B2-000	SF	PARTICLE BOARD - 3/4" X 4' X 8' - SIERRA MAPLE - 2 SIDED - SIERRA MAPLE
	000885-B0-000	SF	PARTICLE BOARD - 3/8" X 4' X 8' - SIERRA MAPLE - 2 SIDED - SIERRA MAPLE
	057882-04-000	SF	TAMBOUR - 48" X 96" SHEET - UNFINISHED - PORTSMOUTH OAK
	P26866-11-N75	EA	HANDLE - DOOR/TAMBOUR - 20.8" - PORTSMOUTH OAK
	P26866-11-N74	EA	HANDLE - DOOR/TAMBOUR - 20.8" - CHERRY - CONCERT CHERRY
	P26866-11-N84	EA	HANDLE - DOOR/TAMBOUR - 20.8" - WASHED MAPLE
	P26866-11-SA3	EA	HANDLE - DOOR/TAMBOUR - 20.8" - MAPLE/HONEY - SIERRA MAPLE
	P26866-06-N70	EA	HANDLE - DOOR/TAMBOUR - 18.6" - OAK/PORTSMOUTH OAK - PORTSMOUTH OAK
	P26866-06-J30	EA	HANDLE - DOOR/TAMBOUR - 18.6" - CHERRY/CHERRY III - CONCERT CHERRY
	P26866-06-J60	EA	HANDLE - DOOR/TAMBOUR - 18.6" - MAPLE/WASHED MAPLE - WASHED MAPLE
	P26866-06-SA3	EA	HANDLE - DOOR/TAMBOUR - 18.6" - HONEY/MAPLE - SIERRA MAPLE
	074498-40-000	SF	LAMINATE - PLASTIC - OFF WHITE - 4' X 8'
	074498-97-000	SF	LAMINATE - PLASTIC - GRAY TRANQUILITY - 4' X 8' (SA0,SA1,SA2,SA3,SN0,SN1,SN2,SN3)
	074498-A1-000	SF	LAMINATE - PLASTIC - LINO FRIEZE - 5' X 8' (SA4,SA5,SA6,SA7,SN4,SN5,SN6,SN7)
	074498-A0-000	SF	LAMINATE - PLASTIC - ROCKY MOUNTAIN HIGH - 4' X 8' (SB0,SB1,SB2,SB3,SP0,SP1,SP2,SP3)
	074498-95-000	SF	LAMINATE - PLASTIC - PORTSMOUTH OAK - 4' X 8' - PORTSMOUTH OAK
	074498-96-000	SF	LAMINATE - PLASTIC - CHERRY - 4' X 8' - CONCERT CHERRY
	074498-A6-000	SF	LAMINATE - PLASTIC - HARDROCK MAPLE - 5' X 8' - WASHED MAPLE
	074498-A8-000	SF	LAMINATE - PLASTIC - SUEDE/HONEY MAPLE - 5' X 8' - SIERRA MAPLE
	088272-H9-000	SF	PANELING - PEBBLE EMBOSSED - WHITE - 4' X 7'
	088272-K6-000	SF	PANELING - CYPRESS - 4' X 7' (SA0 THRU SA3, SN0 THRU SN3, SA4 THRU SA7, SN4 THRU SN7)
	088272-K7-000	SF	PANELING - STONE - 4' X 7' (SB0 THRU SB3, SP0 THRU SP3)
	088263-H5-000	EA	BATT STRIP - DECORATIVE-CYPRESS (SA0 THRU SA3,SN0 THRU SN3,SA4 THRU SA7,SN4 THRU SN7)
	088263-H6-000	EA	BATT STRIP - DECORATIVE - STONE (SB0 THRU SB3, SP0 THRU SP3)
	085284-G8-000	FT	BATT TAPE - ADHESIVE BACKED/PAPER WRAP - PORTSMOUTH OAK
	085284-J7-000	FT	BATT TAPE - ADHESIVE BACKED - NEW CONCERT CHERRY
	085284-J5-000	FT	BATT TAPE - ADHESIVE BACKED - DECORATIVE-NEAT/WASHED MAPLE
	085284-J4-000	FT	BATT TAPE - ADHESIVE BACKED - DECORATIVE - SIERRA MAPLE
	085284-H9-000	FT	BATT TAPE-ADH. BACK-DEC.-CYP. (SA0 THRU SA3,SN0 THRU SN3,SA4 THRU SA7,SN4 THRU SN7)
	085284-H0-000	FT	BATT TAPE - ADHESIVE BACKED - DECORATIVE - STONE (SB0 THRU SB3, SP0 THRU SP3)
	074497-42-000	SF	PANELING - PORTSMOUTH OAK - 4' X 8' - PORTSMOUTH OAK
	076773-15-000	SF	PANELING - 2 SIDED/PORTSMOUTH OAK - 1/8" X 4' X 8' - PORTSMOUTH OAK
	074497-50-000	SF	PANELING - NEW CONCERT CHERRY - 1/8" X 4' X 8' - CONCERT CHERRY
	076773-21-000	SF	PANELING - 2 SIDED/NEW CONC CHERRY - 1/8" X 4' X 8' - CONCERT CHERRY
	074497-49-000	SF	PANELING - WASHED MAPLE - 1/8" X 4' X 8' - WASHED MAPLE
	076773-20-000	SF	PANELING - 2 SIDED/WASHED MAPLE - 1/8" X 4' X 8' - WASHED MAPLE
	074497-48-000	SF	PANELING - SIERRA MAPLE - 1/8" X 4' X 8' - SIERRA MAPLE
	076773-19-000	SF	PANELING - 2 SIDED/SIERRA MAPLE - 1/8" X 4' X 8' - SIERRA MAPLE
	126339-01-000	SF	BOARD - WHEAT - 60" X 72"
	132610-05-27A	FT	WALLPAPER - BORDER - 7" - SELF-ADHESIVE (SA0 THRU SA3, SN0 THRU SN3)
	132610-06-13A	FT	WALLPAPER - BORDER - 5 1/4" - SELF-ADHESIVE (SA4 THRU SA7, SN4 THRU SN7) FROM: 00-00-00 THRU: 10-09-04
	132610-05-28A	FT	WALLPAPER - BORDER - 7" - SELF-ADHESIVE (SA4 THRU SA7, SN4 THRU SN7) FROM: 10-10-04 THRU: 99-99-99
	132610-06-14A	FT	WALLPAPER - BORDER - 5 1/4" - SELF-ADHESIVE (SB0 THRU SB3, SP0 THRU SP3)

## INTERIOR FINISH GROUP (CONTINUED)

### INTERIOR TRIM LAYOUT

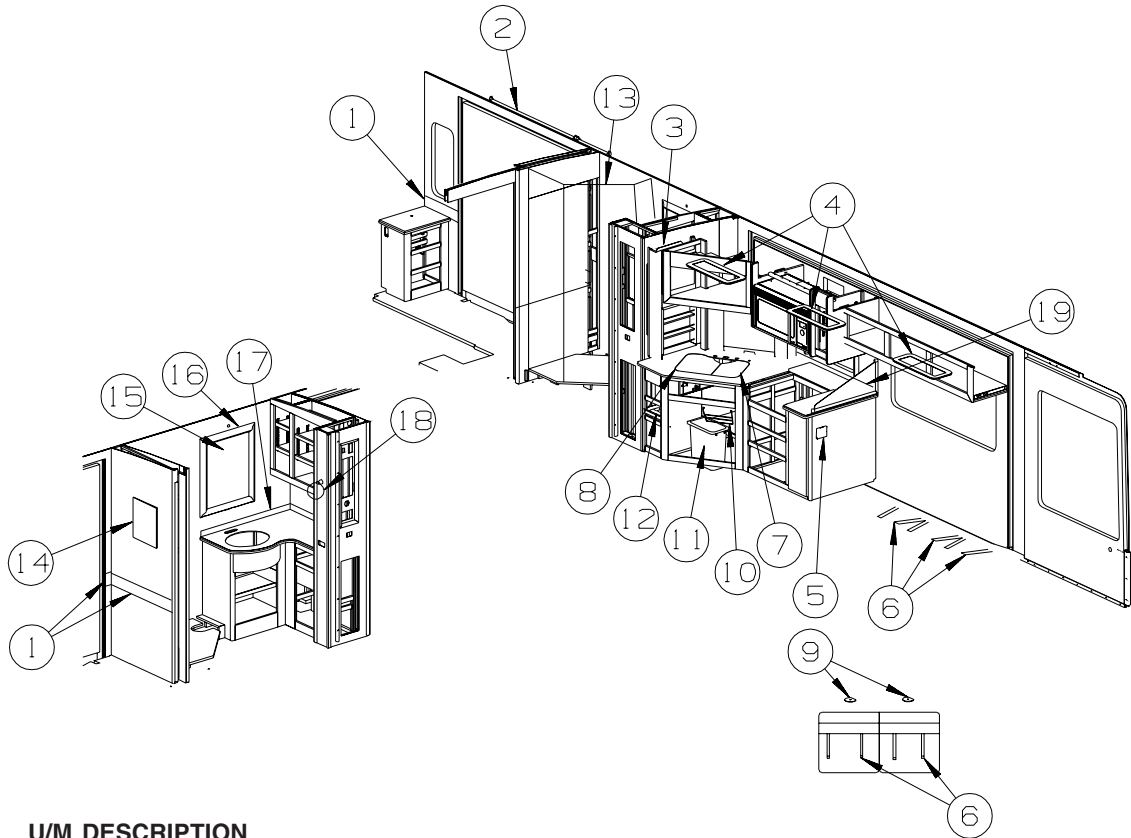


KEY	PART NUMBER	U/M	DESCRIPTION
1	120134-01-02A	EA	REGISTER - W/DAMPER - 4" PIPE/6.4" O.D. FACE - WHITE
1	120134-02-01A	EA	REGISTER - TRIM RING - WHITE
2	131493-02-19A	EA	PICTURE - DECORATIVE - 13" X 15" - DOGWOOD/WINESA (SA0 THRU SA7, SB0 THRU SB3)
2	131493-02-15A	EA	PICTURE - DECORATIVE - 13" X 15" - URNS (SA4 THRU SA7, SB0 THRU SB3)
2	131493-02-33A	EA	PICTURE - DECORATIVE - 13" X 15" - URNS (SN4 THRU SN7 SP0 THRU SP3)
2	131493-02-24A	EA	PICTURE - DECORATIVE - 13" X 15" - MAGNOLIA I (SN0, SN1, SN2, SN3)
2	131493-02-30A	EA	PICTURE - DECORATIVE - 13" X 15" - DOGWOOD (SN0 THRU SN7 SP0 THRU SP3)
2	131493-02-23A	EA	PICTURE - DECORATIVE - 13" X 15" - FLOWER I (SA0, SA1, SA2, SA3)
	130120-01-01A	EA	BRACKET/MOUNTING - MIRROR
3	145849-03-01A	EA	HOOK - ROBE - TWIN - BRASS
3	145849-03-02A	EA	HOOK - ROBE - TWIN - CHROME
4	132610-05-27A	FT	WALLPAPER - BORDER - 7" - SELF-ADHESIVE (SA0 SA1, SA2, SA3 SN0, SN1, SN2, SN3)
4	132610-05-28A	FT	WALLPAPER - BORDER - 7" - SELF-ADHESIVE (SA4, SA5, SA6, SA7, SN4, SN5, SN6, SN7)
4	132610-06-14A	FT	WALLPAPER - BORDER - 5 1/4" - SELF-ADHESIVE (SB0, SB1, SB2, SP0, SP1, SP2, SP3)
	150982-01-SD0	EA	TRIM - CABINET/TV FACE - PORTSMOUTH OAK
	150982-01-SD1	EA	TRIM - CABINET/TV FACE - CONCERT CHERRY
	150982-01-SD2	EA	TRIM - CABINET/TV FACE - WASHED MAPLE
	150982-01-SA3	EA	TRIM - CABINET/TV FACE - SIERRA MAPLE
5	138359-01-01A	FT	COVER - ROOF BREAK - PEARL CREAM/PLASTIC - 96"
6	138403-01-01A	EA	TRIM - ROOF - MILL
7	093614-11-01A	EA	GRILLE - AIR RETURN - 13.9" X 7.9" - BEIGE
8	150700-01-02B	EA	PLATE/MOUNTING - RESTRAINT/CHILD - 1" X 2.3" - E-COATED
			FROM: 04-01-04 THRU: 99-99-99
9	150697-01-02B	EA	BRACKET - RESTRAINT/CHILD - E-COATED
			FROM: 04-01-04 THRU: 99-99-99
10	056271-01-000	EA	SEAT BELT - 2" X 102" - BLACK
11	140221-01-02B	EA	WASHER - SEAT BELT - E-COAT
12	140849-01-01A	EA	BAR - TOWEL - 18" - BRASS
12	140849-01-02A	EA	BAR - TOWEL - 18" - CHROME
13	147282-01-01A	EA	MIRROR - BEVELED W/V-GROOVES - 10" X 21"
14	147282-02-01A	EA	MIRROR - BEVELED W/V-GROOVES - 44.4" X 21"
15	147282-03-01A	EA	MIRROR - BEVELED W/V-GROOVES - 30" X 21"
16	142411-05-000	EA	HOLDER - F/CONTROL (SELECT COMFORT)
17	140973-01-01A	EA	HOLDER - TOILET TISSUE - BRASS
17	140973-01-02A	EA	HOLDER - TOILET TISSUE - CHROME
18	125136-02-000	EA	DETECTOR/CO - GAS MODEL - 9 VOLT
19	143956-02-04B	EA	BRACKET/TIEDOWN - EURO CHAIR - BLACK

## INTERIOR FINISH GROUP (CONTINUED)

### INTERIOR TRIM LAYOUT (CONTINUED)

KEY	PART NUMBER	U/M	DESCRIPTION
20	134194-01-01A	EA	KNOB - HOLD DOWN/RECLINER - BLACK
21	134128-02-02B	EA	PLATE - W/HOLES - W/WELDNUT - E-COATED
22	134057-01-11B	EA	BRACKET - RECLINER - FLAT BLACK
23	072852-01-000	EA	DETECTOR - SMOKE - W/9 VOLT BATTERY - US
23	072852-02-000	EA	DETECTOR - SMOKE - W/9 VOLT BATTERY - CANADIAN



KEY	PART NUMBER	U/M	DESCRIPTION
1	132610-05-27A	FT	WALLPAPER - BORDER - 7" - SELF-ADHESIVE (SA0 SA1, SA2, SA3 SN0, SN1, SN2, SN3)
1	132610-05-28A	FT	WALLPAPER - BORDER - 7" - SELF-ADHESIVE (SA4, SA5, SA6, SA7, SN4, SN5, SN6, SN7)
1	132610-06-14A	FT	WALLPAPER - BORDER - 5 1/4" - SELF-ADHESIVE (SB0, SB1, SB2, SP0, SP1, SP2, SP3)
2	102075-21-03A	EA	ROD - SHOWER CURTAIN - 46.1" - MILL
3	131494-03-01A	EA	MIRROR - BEVELED/GLASS - OCTAGON - 1" X 20" X 36"
4	149160-01-05A	EA	TRIM - LIGHT RING - PORTSMOUTH OAK
4	149160-01-01A	EA	TRIM - LIGHT RING - CONCERT CHERRY
4	149160-01-03A	EA	TRIM - LIGHT RING - WASHED MAPLE
4	149160-01-04A	EA	TRIM - LIGHT RING - SIERRA MAPLE
5	131333-01-01A	EA	HOLDER - CUP - VERTICAL DROP/FLUSH MOUNT - BLACK
6	056271-01-000	EA	SEAT BELT - 2" X 102" - BLACK
7	137489-02-02A	EA	COVER - SINK/SMALL - 9.6" X 15.7" - 1/4" VENDURA/ALMONDINE
8	137489-01-02A	EA	COVER - SINK/LARGE - 13.8" X 17" - 1/4" VENDURA/ALMONDINE
9	140221-01-02B	EA	WASHER - SEAT BELT - E-COAT
10	093605-02-01A	EA	RACK - TOWEL/WIRE - ALMOND
11	130818-02-01A	EA	TRASH CONTAINER - 20 QUART ALMOND
12	100081-01-01A	EA	TRAY - SILVERWARE - 9" X 13.3" RUBBERMAID ALMOND PLASTIC
13*	139047-03-01A	EA	DOOR - SHOWER - NEO ANGLE - GOLD/AQUA - 66.4" TALL
13*	139047-03-04A	EA	DOOR - SHOWER - NEO ANGLE - 66.4" TALL - CHROME/RAIN - <b>STAINLESS STEEL PKG.</b>
14	131493-02-19A	EA	PICTURE - DECORATIVE - 13" X 15" - DOGWOOD/WINESA (SA0 THRU SA7, SB0 THRU SB3)
14	131493-02-15A	EA	PICTURE - DECORATIVE - 13" X 15" - URNS (SA4 THRU SA7, SB0 THRU SB3)
14	131493-02-33A	EA	PICTURE - DECORATIVE - 13" X 15" - URNS (SN4 THRU SN7 SP0 THRU SP3)
14	131493-02-24A	EA	PICTURE - DECORATIVE - 13" X 15" - MAGNOLIA I (SN0, SN1, SN2, SN3)
14	131493-02-30A	EA	PICTURE - DECORATIVE - 13" X 15" - DOGWOOD (SN0 THRU SN7 SP0 THRU SP3)
14	131493-02-23A	EA	PICTURE - DECORATIVE - 13" X 15" - FLOWER I (SA0, SA1, SA2, SA3)
15	140374-66-000	EA	MIRROR - SAFETY GLASS - 20.1" X 25.2"
16	142631-03-03A	EA	FRAME - MIRROR - 29.5"H X 24.4"W - PORTSMOUTH OAK
16	142631-03-01A	EA	FRAME - MIRROR - 29.5"H X 24.4"W - CONCERT CHERRY
16	142631-03-02A	EA	FRAME - MIRROR - 29.5"H X 24.4"W - WASHED MAPLE
16	142631-03-04A	EA	FRAME - MIRROR - 29.5"H X 24.4"W - SIERRA MAPLE



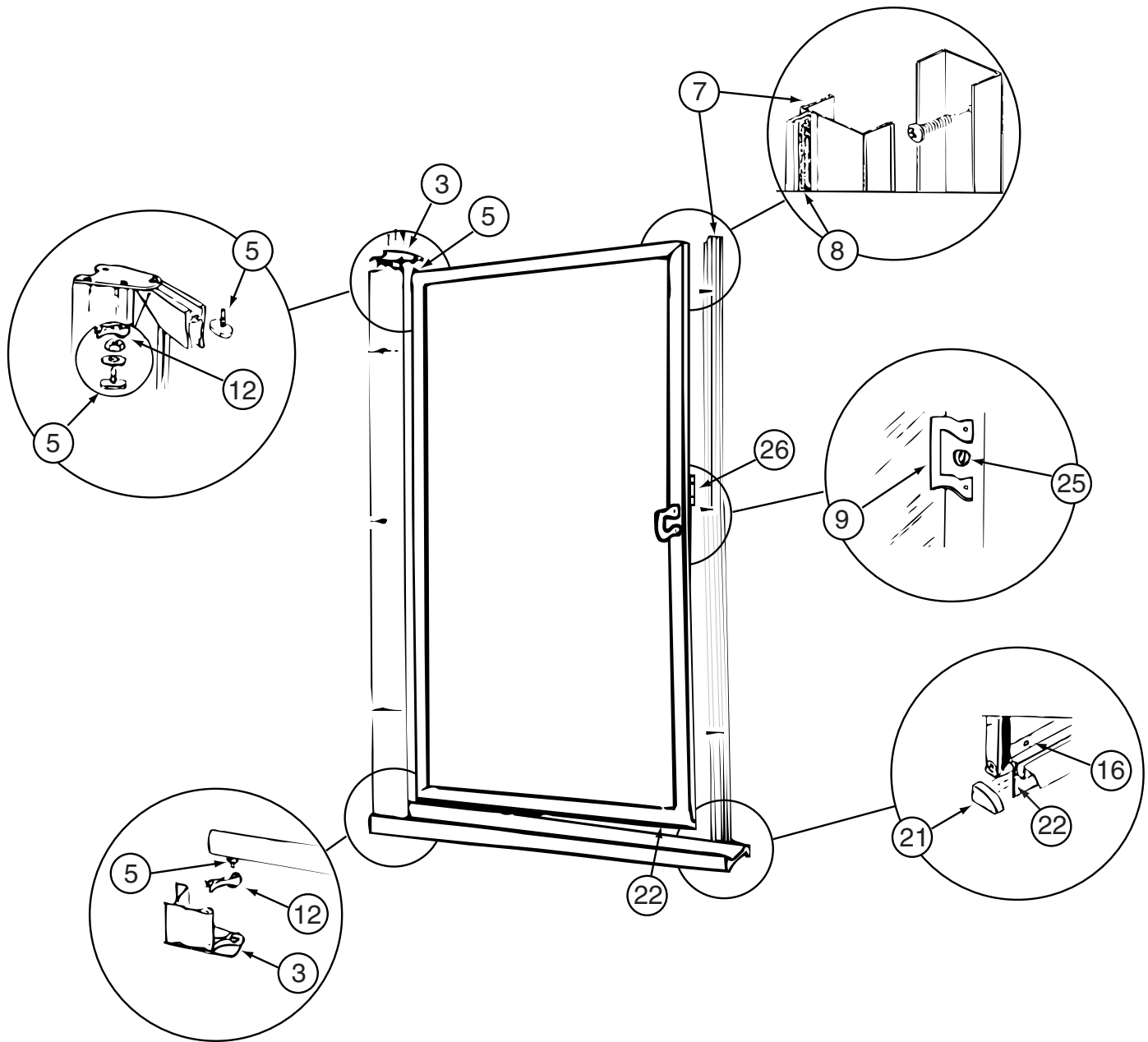
## INTERIOR FINISH GROUP (CONTINUED)

### INTERIOR TRIM LAYOUT (CONTINUED)

KEY	PART NUMBER	U/M	DESCRIPTION
17	130813-43-03A	EA	BACKSPLASH/COUNTERTOP - 1/2" VENDURA - ALMONDINE - 35" FROM: 00-00-00 THRU: 03-06-05
17	130813-B0-03A	EA	BACKSPLASH/COUNTERTOP - 1/2" VENDURA - ALMONDINE - 35" FROM: 03-07-05 THRU: 99-99-99
17	130813-44-03A	EA	BACKSPLASH/COUNTERTOP - 1/2" VENDURA - ALMONDINE - 39.8" FROM: 00-00-00 THRU: 03-06-05
17	130813-B1-03A	EA	BACKSPLASH/COUNTERTOP - 1/2" VENDURA - ALMONDINE - 39.8" FROM: 03-07-05 THRU: 99-99-99
18	132046-03-01A	EA	RING - TOWEL - BRASS
18	132046-03-02A	EA	RING - TOWEL - CHROME - <b>STAINLESS STEEL PKG.</b>
19	130813-24-03A	EA	BACKSPLASH/COUNTERTOP - 1/2" VENDURA - ALMONDINE - 43.8"

**\*COMPONENT PARTS LISTED LATER IN THIS GROUP**

**INTERIOR FINISH GROUP (CONTINUED)**  
**COMPONENT PARTS FOR INTERIOR TRIM LAYOUT**

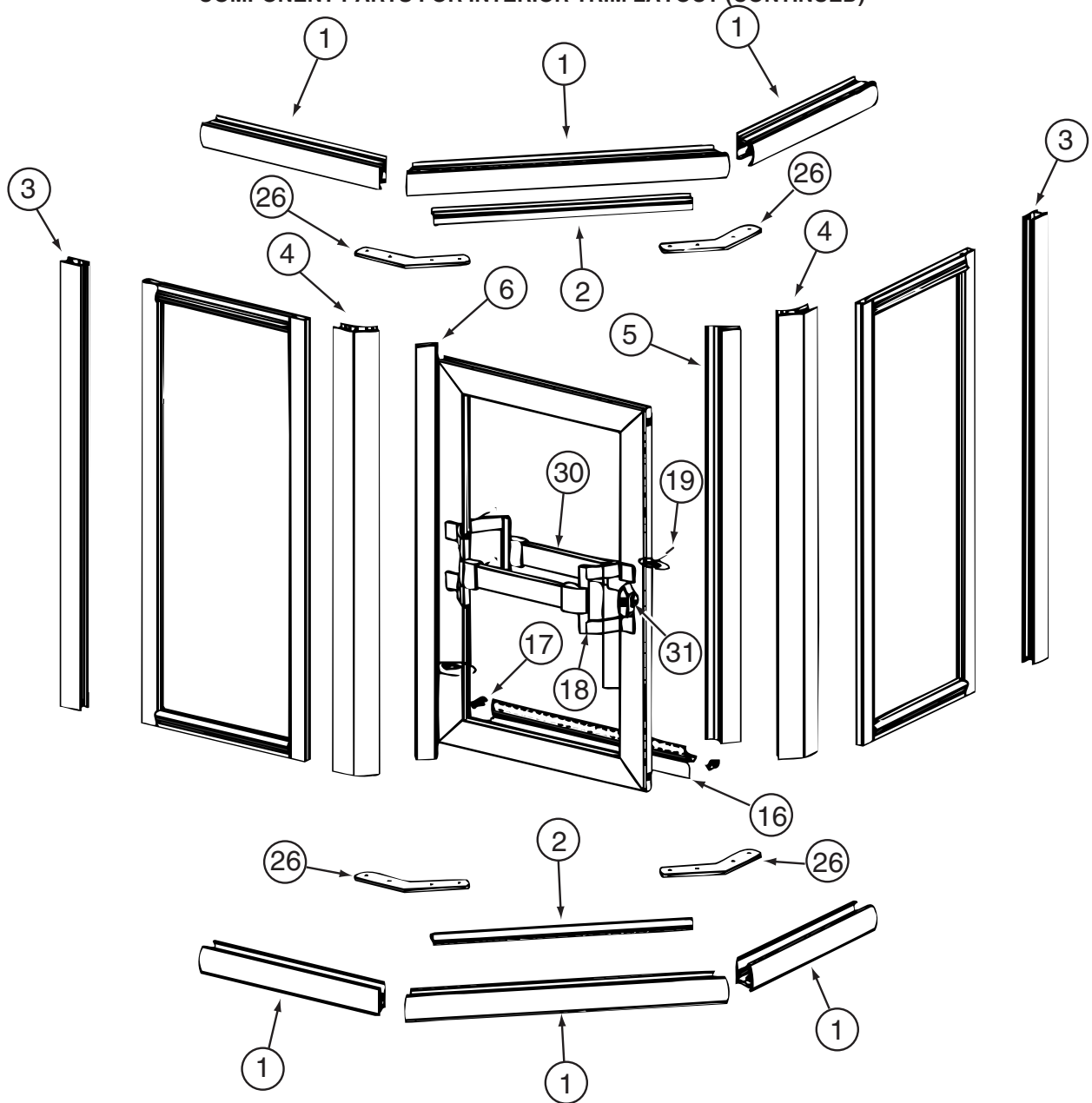


089318-01-000

KEY	PART NUMBER	U/M	DESCRIPTION	VENDOR NO.
3	089318-01-706	EA	PLATE - PIVOT (UPPER/LOWER)	796
5	089318-01-704	EA	BOLT-PIVOT, TOP OR BOTTOM	1428B
7	089318-01-703	EA	STRIKE-JAMB W/MAGNETIC STRIP	150G
8	092574-01-705	EA	STRIP-MAGNETIC, 66"	98-41G
9	092574-01-703	EA	BRACKET/DOOR PULL-W/O STUDS	8149G
12	089318-01-702	EA	BUSHING W/ARM, LOWER	18712A
12	092574-01-707	EA	BUSHING-PIVOT, TOP	18712B
16	092574-01-704	EA	SCREW-GOLD #6 3/8	638G
19	092574-01-708	EA	DRIP RAIL - (SWEEP)	927G-35"/OLD #34
21	107878-01-703	EA	CAP-DRIP, PLUG SET	CP933
22	089318-01-701	FT	SWEEP-VINYL	C171G 500FT RL
25	089318-01-707	EA	LATCH/CATCH - SAFETY - BLACK	9730N
25	092574-01-700	EA	KNOB/LATCH - SAFETY - BLACK	9728
26	092574-01-701	EA	BRACKET-DOOR PULL/TOWEL BAR	8141G
26	116814-01-700	EA	BAR-TOWEL 17 5/16"	68G
	092574-01-710	EA	SCREW-GOLD, FOR TOWEL BAR	83212G
	092574-01-711	EA	BRACKET/DOOR PULL - W/STUDS	8153G

CONTACT WINNEBAGO PART SALES FOR UNLISTED COMPONENT(S)

**INTERIOR FINISH GROUP (CONTINUED)**  
**COMPONENT PARTS FOR INTERIOR TRIM LAYOUT (CONTINUED)**



139047-01-01A/02A, 139047-02-01A/02A, 139049-03-01A/02A/03A, 139047-04-02A/03A, 139047-05-01A

KEY	PART NUMBER	U/M	DESCRIPTION	VENDOR NO.
1	139047-01-700	EA	HEADER/SILL - 30" (PAIR)	900
2	139047-01-701	EA	DAM STRIP-TOP/BOTTOM-35.4"	901
3	139047-01-702	EA	JAMB - WALL - 65.9"	903
4	139047-01-703	EA	CORNER POST-45 DEGREE- 65.9"	909
5	139047-01-704	EA	STRIKE - JAMB - 64.6"	926
6	139047-01-705	EA	HINGE/POST - DOOR - 64.5"	920
16	139047-01-710	EA	VINYL SWEEP	C176G
17	139047-01-711	EA	PLUG - DRIP CAP (SET)	CP933
18	092574-01-701	EA	BRACKET-DOOR PULL/TOWEL BAR	8141G
19	092574-01-710	EA	SCREW-GOLD, FOR TOWEL BAR	83212G
26	139047-01-712	EA	HEADER - CORNER BRACKET	313.45C
30	116814-01-700	EA	BAR-TOWEL 17 5/16"	68G
31	089318-01-707	EA	LATCH/CATCH - SAFETY - BLACK	9730N
	139047-01-706	EA	HINGE PINS	CP932
	139047-01-707	EA	WASHERS - HINGE	CP148TW
	139047-01-708	EA	HINGE - SLEEVE - 61.5"	C921B
	139047-01-709	EA	STRIP - MAGNETIC- 55"	98-42
	139047-01-713	EA	RAIL DRIP - 31.6"	927G

CONTACT WINNEBAGO PART SALES FOR UNLISTED COMPONENT(S)

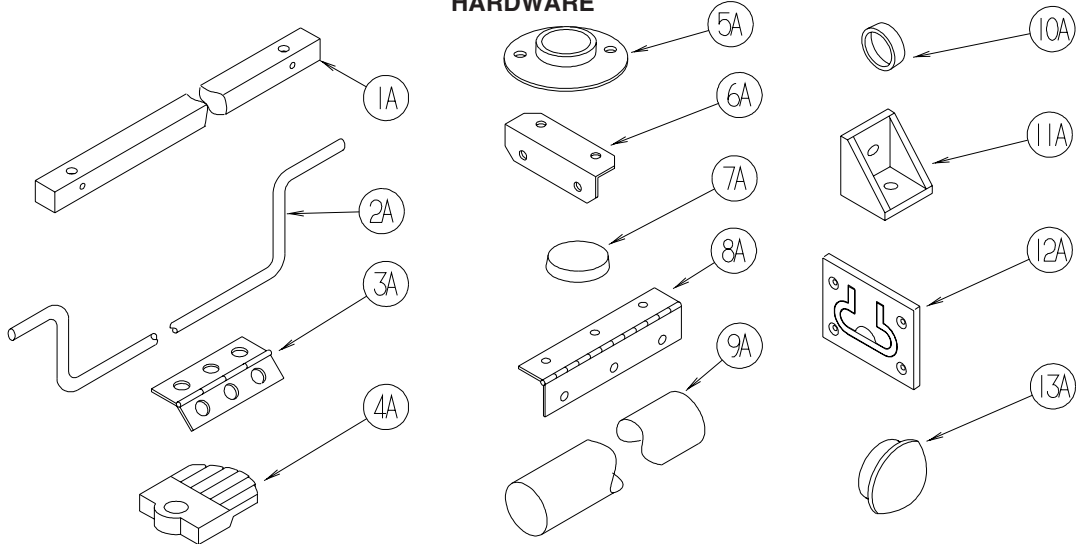
## INTERIOR FINISH GROUP (CONTINUED)

### FLOOR COVERINGS

KEY	PART NUMBER	U/M	DESCRIPTION
	075233-01-000	SY	PAD - CARPET - 3/8" X 6' ROLL
	089275-02-000	FT	STRIP - 3/4" X 84" BLACK POLYETHYLENE
	096060-H5-000	SY	CARPET - CHARCOAL - INCREMENTS OF 4 SQ YARDS
	093486-01-000	SY	CARPET - COMPARTMENT - 72" WIDE - DARK GRAY
	139056-09-000	SY	CARPET - WHEAT - 4 SQUARE YARD INCREMENTS (SA0,SA1,SA2,SA3,SN0,SN1,SN2,SN3)
	096060-H1-000	SY	CARPET - TAPIOCA - INCREMENTS OF 4 SQ YARDS (SA4,SA5,SA6,SA7,SN4,SN5,SN6,SN7)
			FROM: 00-00-00 THRU: 12-19-04
	152251-06-01A	SY	CARPET - 4 SQUARE YARD INCREMENTS - WHEAT (SA4,SA5,SA6,SA7,SN4,SN5,SN6,SN7)
			FROM: 12-20-04 THRU: 99-99-99
	139056-11-000	SY	CARPET - MUSLIN - 4 SQUARE YARD INCREMENTS (SB0,SB1,SB2,SB3,SP0,SP1,SP2,SP3)
	131711-01-05A	EA	TILE/FLOOR - VINYL - 12" X 12" - TAUPE

## INTERIOR FINISH GROUP (CONTINUED)

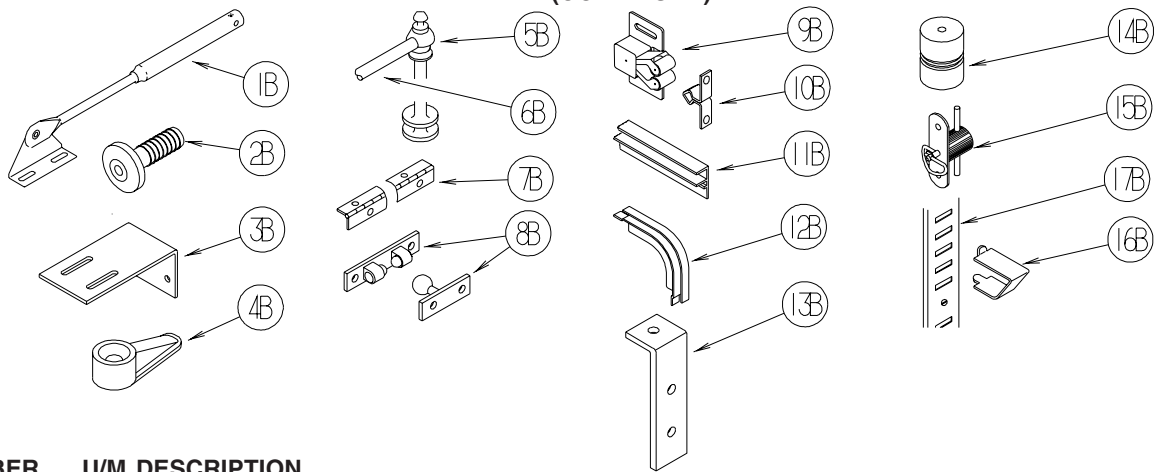
### HARDWARE



KEY	PART NUMBER	U/M	DESCRIPTION
1A	P34509-01-N01	EA	RAIL END - RH/LH - TOWEL RACK - PORTSMOUTH
1A	P34509-01-P14	EA	RAIL END - RH/LH - TOWEL RACK - CONCERT CHERRY
1A	P34509-01-J70	EA	RAIL END - RH/LH - TOWEL RACK - WASHED MAPLE
1A	P34509-01-RE0	EA	RAIL END - RH/LH - TOWEL RACK - HONEY CHERRY
1A	P34509-01-SA3	EA	RAIL END - RH/LH - TOWEL RACK - SIERRA MAPLE
2A	146801-01-01A	EA	ROD/TOWEL BAR (OFFSET) - BRASS
2A	146801-01-02A	EA	ROD/TOWEL BAR (OFFSET) - PEWTER
3A	009059-01-000	EA	HINGE - DOOR - 2" X 1.4" - BRASS
3A	009059-02-000	EA	HINGE - DOOR - 2" X 2.7" - BRASS
3A	009059-03-000	EA	HINGE - BRASS - 1.75"
3A	009059-04-000	EA	HINGE - 2" - ZINC
4A	009089-01-000	EA	CLIP - MIRROR
5A	009112-01-000	EA	FLANGE - PLASTIC - 1" CLOTHES ROD - OFF WHITE
5A	152301-01-01A	EA	FLANGE - PLASTIC - 1" CLOTHES ROD HOLDER - WHITE
6A	016604-05-000	EA	BRACE - ANGLE - 2 1/2" - OFF WHITE METAL
6A	016604-10-000	EA	BRACE - SEAT ANGLE - 2.5" - BLACK
7A	023320-01-000	EA	PAD - FELT 3/8" DIAMETER
8A	041389-25-000	EA	HINGE - PIANO - 1 1/2" X 55" - UNPAINTED
9A	042438-02-000	EA	DOWEL - WOOD - 2" DIAMETER X 2'
10A	057671-01-000	EA	COVER - SCREW - #8 - OFF WHITE
10A	057671-15-000	EA	COVER - SCREW - #8 - BRIGHT WHITE
10A	057671-16-000	EA	COVER - SCREW - #8 - SOFT WHITE
10A	057671-17-000	EA	COVER - SCREW - VW LT GRAY - #8
11A	065740-01-000	EA	BRACE - CABINET/CORNER - PLASTIC
12A	072871-01-000	EA	PULL - FLUSH - CHROME
13A	074045-08-000	EA	PLUG - OAK - 3/8" DOWEL-1/2" HEAD - CONCERT CHERRY
13A	074045-12-000	EA	PLUG - OAK - 3/8" DOWEL-1/2" HEAD - WASHED MAPLE
13A	074045-13-000	EA	PLUG - OAK - 3/8" DOWEL-1/2" HEAD - PORTSMOUTH OAK
13A	074045-14-000	EA	PLUG - OAK - 3/8" DOWEL-1/2" HEAD - HONEY CHERRY
13A	074045-15-000	EA	PLUG - OAK - 3/8" DOWEL-1/2" HEAD - SIERRA MAPLE

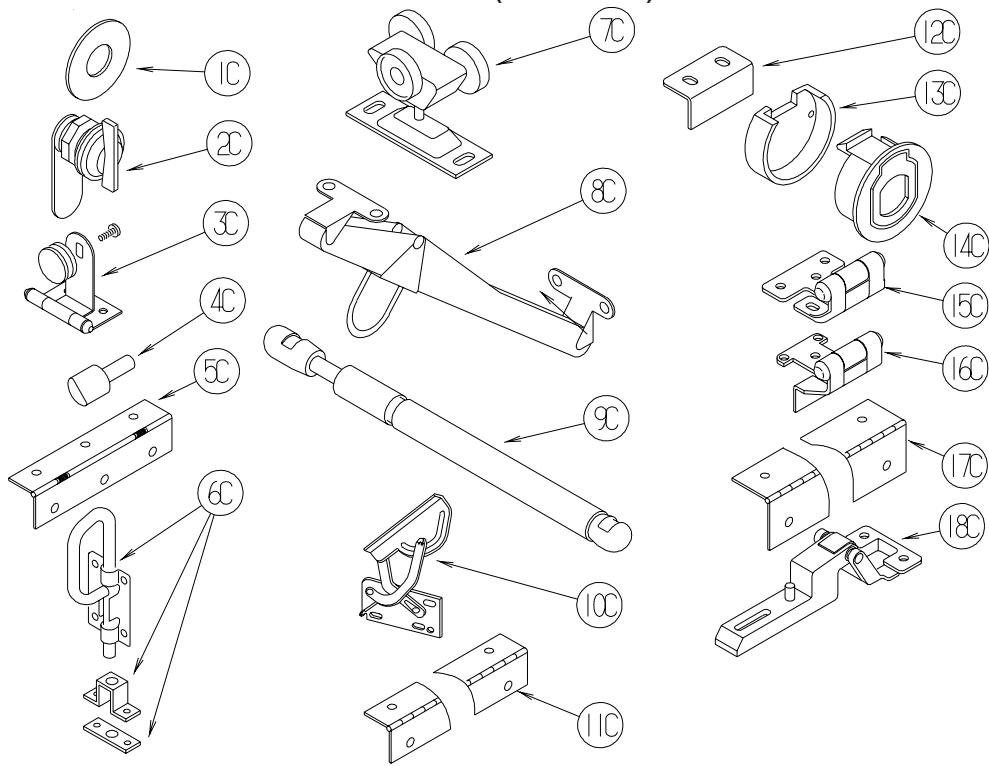
## INTERIOR FINISH GROUP (CONTINUED)

### HARDWARE (CONTINUED)



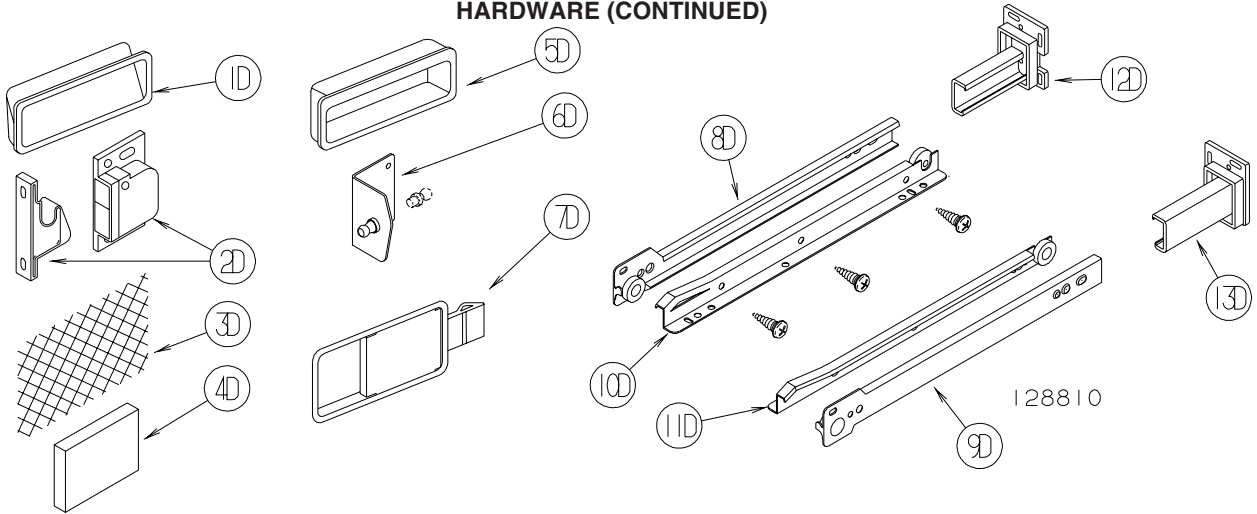
KEY	PART NUMBER	U/M	DESCRIPTION
1B	074493-02-000	EA	SUPPORT - PISTON SPRING - CABINET DOOR - 26 LBS
1B	074493-03-000	EA	SUPPORT - PISTON SPRING - CABINET DOOR - 12 LBS
2B	079921-01-000	EA	ROLLER - NYLON - W/STEEL SHAFT - BARBED
3B	083125-07-000	EA	BRACE - ANGLE/COUCH - 2.5" - OFF WHITE
4B	083204-03-000	EA	BUTTON - RETAINING MIRROR 5/16" TIP
5B	084070-03-000	EA	POST - END - 2.4" - SHINY BRASS
6B	084071-20-000	EA	ROD - BRASS - 9.8"
6B	146840-03-01A	EA	ROD - .25" DIAMETER - BRASS
6B	146840-03-02A	EA	ROD - .25" DIAMETER - PEWTER
6B	146840-04-01A	EA	ROD - .25" DIAMETER - BRASS
6B	146840-04-02A	EA	ROD - .25" DIAMETER - PEWTER
6B	146840-05-01A	EA	ROD - .25" DIAMETER - BRASS
6B	146840-05-02A	EA	ROD - .25" DIAMETER - PEWTER
7B	084413-01-000	EA	HINGE - 1" X 72" - ALUMINUM - W/HOLES
8B	084451-01-000	EA	CATCH & LATCH - 1.7" - BRASS
9B	093586-03-000	EA	CATCH - SPRING ROLLER - .377"
9B	093586-06-000	EA	CATCH - SPRING ROLLER - .236"
10B	093586-04-000	EA	STRIKE - SPRING STEEL - 1.14"
10B	093586-05-000	EA	STRIKE - SPRING STEEL - .943"
11B	093622-01-000	EA	TRACK - DOOR - TAMBOUR - PLASTIC - 8' LENGTHS
12B	093623-01-000	EA	CORNER - TRACK - TAMBOUR DOOR
13B	096826-01-01A	EA	BRACE-CABINET E-COATED
14B	097872-04-000	EA	DOWEL - WOOD - 1" DIAMETER X 1.38" LONG - UNFINISHED
15B	098196-01-000	EA	LATCH - 1/4 TURN - T-BAR
16B	098979-01-000	EA	CLIP - ADJUSTABLE SHELF
17B	098980-01-000	EA	PILASTER - ADJUSTABLE SHELF - 18"
17B	098980-02-000	EA	PILASTER - ADJUSTABLE SHELF - 12"
17B	098980-03-000	EA	PILASTER - ADJUSTABLE SHELF - 9"
17B	098980-04-000	EA	PILASTER - ADJUSTABLE SHELF - 48"
17B	098980-05-000	EA	PILASTER - ADJUSTABLE SHELF - 15"
17B	098980-06-000	EA	PILASTER - ADJUSTABLE SHELF - 24"

**INTERIOR FINISH GROUP (CONTINUED)**  
**HARDWARE (CONTINUED)**



KEY	PART NUMBER	U/M	DESCRIPTION
1C	100707-01-000	EA	SPACER - GLASS DOOR - .8" DIA - .3" HOLE - PLASTIC
2C	100710-01-01A	EA	LOCK - GLASS DOOR/TWIST TYPE - BRASS
3C	100711-01-01A	EA	HINGE - GLASS DOOR
4C	101766-01-000	EA	PIN - SUPPORT/GLASS DOOR
5C	102920-01-01A	EA	HINGE - SPRING LOADED - BRASS
6C	103256-01-000	EA	LATCH COMPLETE (SLIDE)
7C	103874-01-000	EA	HANGER - SLIDING DOOR
8C	104181-01-01A	EA	SUPPORT - LEAF 5.3" EXTENDS TO 7.5" - SAFETY RING - METAL
9C	142569-15-000	EA	SPRING/GAS - 12" COMPRESSED/20" EXTENDED - 120 LB.
9C	142569-16-000	EA	SPRING/GAS - 12" COMPRESSED/20" EXTENDED - 90 LB
10C	108126-01-000	EA	TRAY HINGE SET (QTY. 2 PER SET)
11C	110496-01-01A	EA	HINGE - BRASS
12C	113375-02-01A	EA	STRIKE - DOOR - CHROME
13C	113375-05-01A	EA	LATCH - SLAM - BACK - .8" THICK
14C	113375-06-01A	EA	LATCH - SLAM - FACE - .7" THICK
15C	113676-01-01A	EA	HINGE - OVERLAY - VARIABLE - BURNISHED BRASS
16C	113677-01-01A	EA	HINGE - SELF CLOSING
17C	114278-02-000	EA	HINGE - CONTINUOUS - 3" WIDE
18C	114443-01-01A	EA	HINGE - CABINET DOOR

**INTERIOR FINISH GROUP (CONTINUED)**  
**HARDWARE (CONTINUED)**



KEY	PART NUMBER	U/M	DESCRIPTION
1D	115994-01-01A	EA	HANDLE - POCKET
2D	117095-01-01A	EA	LATCH - DOOR - GRABBER W/KEEPER - PLASTIC - BLK-5 LB PULL
2D	117095-02-01A	EA	LATCH - DOOR - GRABBER W/KEEPER - PLASTIC - BLK-10 LB PULL
3D	118200-01-01A	SF	MESH - PLASTIC 1/2" - 48" X LENGTH = SF - BLACK
4D	122717-06-01A	FT	PAD - NON-SKID - PSA - 5"W
5D	124311-01-01A	EA	HANDLE - RECESSED - BRASS
6D	126263-06-02B	EA	BRACKET - GAS SPRING W/INSIDE BALL STUD - E-COATED
	057460-02-000	EA	BALL STUD - F/GAS SPRING .39" - 5/16" - 18
6D	126263-08-02B	EA	BRACKET - GAS SPRING W/CENTERED BALL STUD - E-COATED
7D	127349-01-01A	EA	LATCH - PADDLE

**FROM: 00-00-00 THRU: 01-03-05**

8D	128810-01-01A	EA	SLIDE - DRAWER - 12" - LEFT CABINET
8D	128810-05-01A	EA	SLIDE - DRAWER - 14" - LEFT CABINET
8D	128810-09-01A	EA	SLIDE - DRAWER - 16" - LEFT CABINET
8D	128810-13-01A	EA	SLIDE - DRAWER - 18" - LEFT CABINET
8D	128810-17-01A	EA	SLIDE - DRAWER - 20" - LEFT CABINET
8D	128810-21-01A	EA	SLIDE - DRAWER - 22" - LEFT CABINET
8D	128810-25-01A	EA	SLIDE - DRAWER - 24" - LEFT CABINET
9D	128810-02-01A	EA	SLIDE - DRAWER - 12" - RIGHT CABINET
9D	128810-06-01A	EA	SLIDE - DRAWER - 14" - RIGHT CABINET
9D	128810-10-01A	EA	SLIDE - DRAWER - 16" - RIGHT CABINET
9D	128810-14-01A	EA	SLIDE - DRAWER - 18" - RIGHT CABINET
9D	128810-18-01A	EA	SLIDE - DRAWER - 20" - RIGHT CABINET
9D	128810-22-01A	EA	SLIDE - DRAWER - 22" - RIGHT CABINET
9D	128810-26-01A	EA	SLIDE - DRAWER - 24" - RIGHT CABINET
10D	128810-03-01A	EA	SLIDE - DRAWER - 12" - LEFT DRAWER
10D	128810-07-01A	EA	SLIDE - DRAWER - 14" - LEFT DRAWER
10D	128810-11-01A	EA	SLIDE - DRAWER - 16" - LEFT DRAWER
10D	128810-15-01A	EA	SLIDE - DRAWER - 18" - LEFT DRAWER
10D	128810-19-01A	EA	SLIDE - DRAWER - 20" - LEFT DRAWER
10D	128810-23-01A	EA	SLIDE - DRAWER - 22" - LEFT DRAWER
10D	128810-27-01A	EA	SLIDE - DRAWER - 24" - LEFT DRAWER
11D	128810-04-01A	EA	SLIDE - DRAWER - 12" - RIGHT DRAWER
11D	128810-08-01A	EA	SLIDE - DRAWER - 14" - RIGHT DRAWER
11D	128810-12-01A	EA	SLIDE - DRAWER - 16" - RIGHT DRAWER
11D	128810-16-01A	EA	SLIDE - DRAWER - 18" - RIGHT DRAWER
11D	128810-20-01A	EA	SLIDE - DRAWER - 20" - RIGHT DRAWER
11D	128810-24-01A	EA	SLIDE - DRAWER - 22" - RIGHT DRAWER
11D	128810-28-01A	EA	SLIDE - DRAWER - 24" - RIGHT DRAWER
12D	128811-01-02A	EA	BACKSOCKET - ADJUSTABLE - LEFT
13D	128811-02-02A	EA	BACKSOCKET - ADJUSTABLE - RIGHT

**FROM: 01-04-05 THRU: 99-99-99**

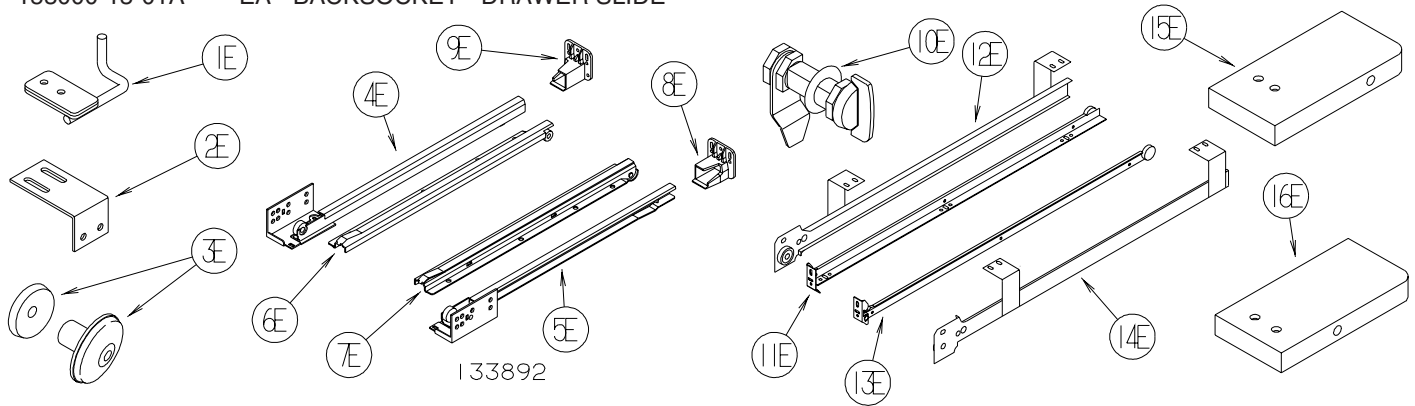
153000-01-01A	EA	SLIDE - CABINET MOUNT - 11.8"
153000-02-01A	EA	SLIDE - DRAWER MOUNT - 11.8"
153000-03-01A	EA	SLIDE - CABINET MOUNT - 13.8"
153000-04-01A	EA	SLIDE - DRAWER MOUNT - 13.8"
153000-05-01A	EA	SLIDE - CABINET MOUNT - 15.7"
153000-06-01A	EA	SLIDE - DRAWER MOUNT - 15.7"



## INTERIOR FINISH GROUP (CONTINUED)

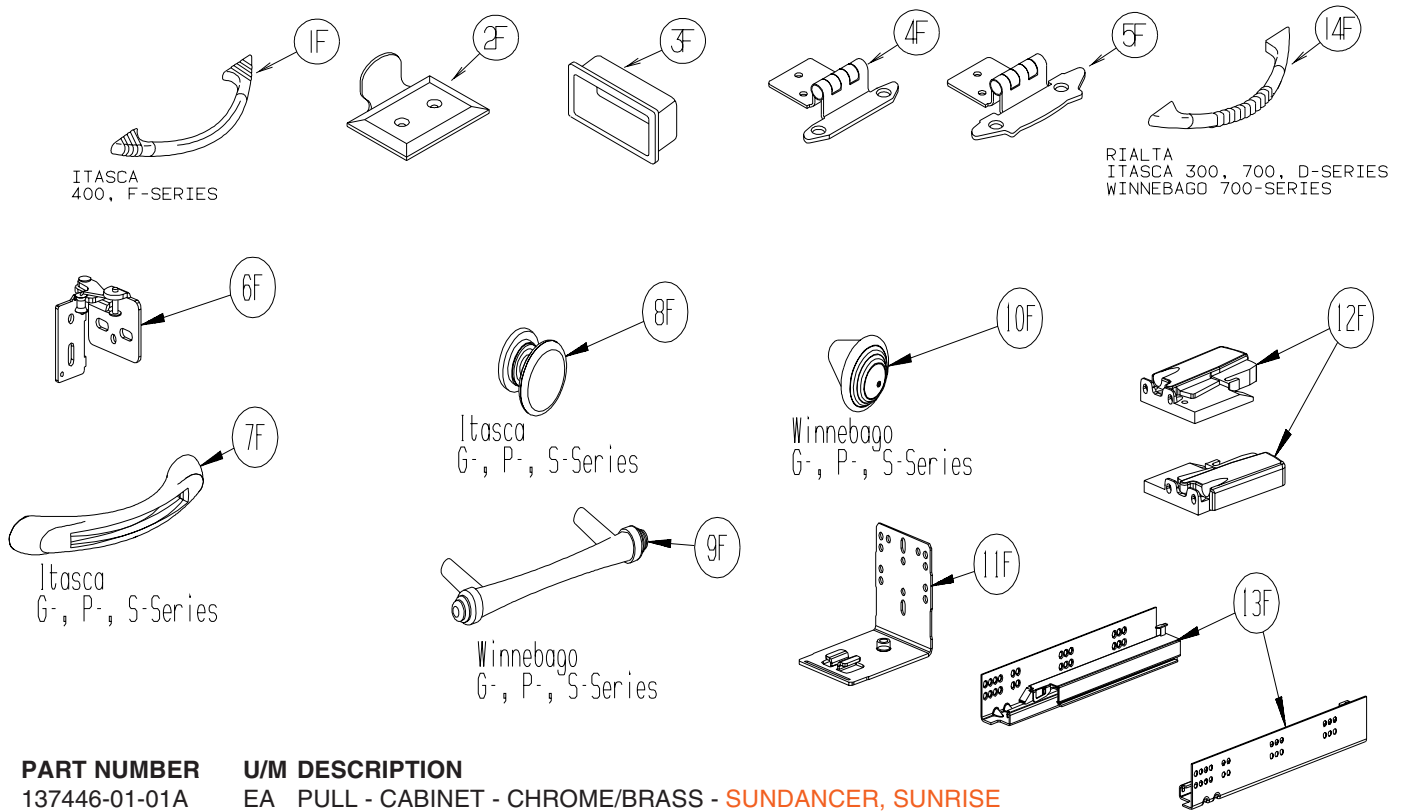
### HARDWARE (CONTINUED)

KEY	PART NUMBER	U/M	DESCRIPTION
	153000-07-01A	EA	SLIDE - CABINET MOUNT - 17.7"
	153000-08-01A	EA	SLIDE - DRAWER MOUNT - 17.7"
	153000-09-01A	EA	SLIDE - CABINET MOUNT - 19.7"
	153000-10-01A	EA	SLIDE - DRAWER MOUNT - 19.7"
	153000-11-01A	EA	SLIDE - CABINET MOUNT - 21.6"
	153000-12-01A	EA	SLIDE - DRAWER MOUNT - 21.6"
	153000-14-01A	EA	SLIDE - CABINET MOUNT - 23.6"
	153000-15-01A	EA	SLIDE - DRAWER MOUNT - 23.4"
	153000-16-01A	EA	SLIDE - CABINET MOUNT - 7.9"
	153000-17-01A	EA	SLIDE - DRAWER MOUNT - 7.7"
	153000-18-01A	EA	SLIDE - CABINET MOUNT - 9.8"
	153000-19-01A	EA	SLIDE - DRAWER MOUNT - 9.6"
	153000-13-01A	EA	BACKSOCKET - DRAWER SLIDE



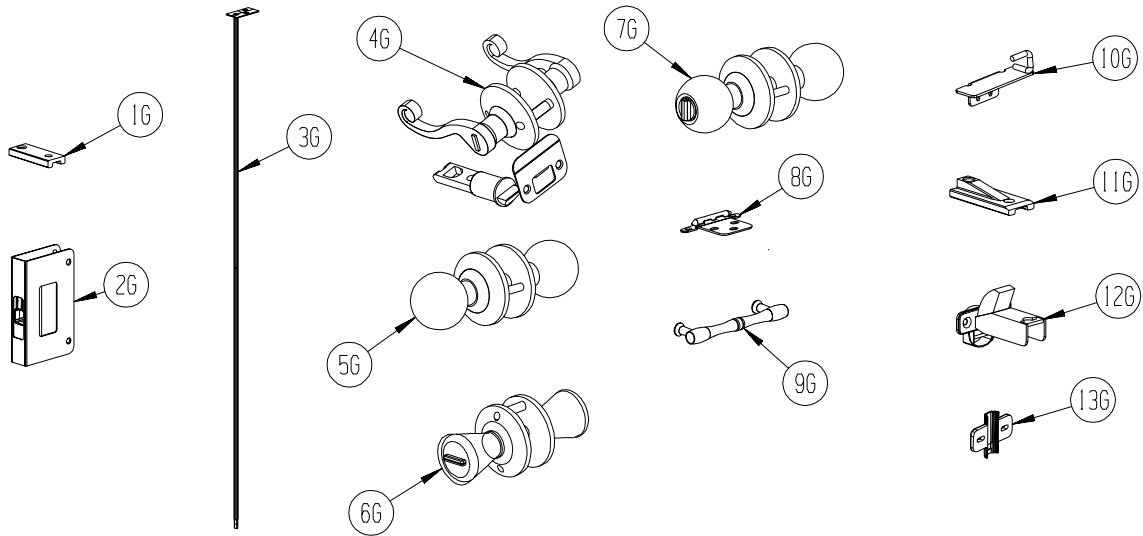
KEY	PART NUMBER	U/M	DESCRIPTION
1E	130798-01-02B	EA	GUIDE - POCKET DOOR - E-COATED
2E	132871-02-02B	EA	BRACKET/L-ANGLE W/HOLES - 1.9" X 2.8" - E-COATED
3E	133313-01-02A	EA	PULL - DOOR/DRAWER - BRIGHT BRASS - <b>MINNIE, MINNIE WINNIE, BRAVE &amp; SPIRIT</b>
3E	133313-01-03A	EA	PULL - DOOR/DWR - CHROME/BRASS - <b>SUNDANCER AND SUNRISE</b>
4E	133892-01-01A	EA	SLIDE - DRAWER - 16" - LEFT CABINET
4E	133892-06-01A	EA	SLIDE - DRAWER - 22" - LEFT CABINET
4E	133892-10-01A	EA	SLIDE - DRAWER - 12" - LEFT CABINET
4E	133892-14-01A	EA	SLIDE - DRAWER - 18" - LEFT CABINET
5E	133892-02-01A	EA	SLIDE - DRAWER - 16" - RIGHT CABINET
5E	133892-07-01A	EA	SLIDE - DRAWER - 22" - RIGHT CABINET
5E	133892-11-01A	EA	SLIDE - DRAWER - 12" - RIGHT CABINET
5E	133892-15-01A	EA	SLIDE - DRAWER - 18" - RIGHT CABINET
6E	133892-03-01A	EA	SLIDE - DRAWER - 16" - LEFT DRAWER
6E	133892-08-01A	EA	SLIDE - DRAWER - 22" - LEFT DRAWER
6E	133892-12-01A	EA	SLIDE - DRAWER - 12" - LEFT DRAWER
6E	133892-16-01A	EA	SLIDE - DRAWER - 18" - LEFT DRAWER
7E	133892-04-01A	EA	SLIDE - DRAWER - 16" - RIGHT DRAWER
7E	133892-09-01A	EA	SLIDE - DRAWER - 22" - RIGHT DRAWER
7E	133892-13-01A	EA	SLIDE - DRAWER - 12" - RIGHT DRAWER
7E	133892-17-01A	EA	SLIDE - DRAWER - 18" - RIGHT DRAWER
8E	133907-01-01A	EA	BACKSOCKET - RIGHT HAND
9E	133907-02-01A	EA	BACKSOCKET - LEFT HAND
10E	135231-01-01A	EA	LATCH - COMPRESSION - BLACK
11E	136944-01-01A	EA	SLIDE - DRAWER/RIGHT HAND - 13.8"
12E	136944-02-01A	EA	SLIDE - CABINET/RIGHT HAND - 13.8"
13E	136944-03-01A	EA	SLIDE - DRAWER/LEFT HAND - 13.8"
14E	136944-04-01A	EA	SLIDE - CABINET/LEFT HAND - 13.8"
15E	137445-01-N42	EA	STOP - F/SLIDING DOOR - PORTSMOUTH OAK
15E	137445-01-P46	EA	STOP - F/SLIDING DOOR - CONCERT CHERRY
15E	137445-01-P56	EA	STOP - F/SLIDING DOOR - WASHED MAPLE
15E	137445-01-S67	EA	STOP - F/SLIDING DOOR - HONEY CHERRY
16E	137445-02-P45	EA	STOP - F/SLIDING DOOR - PORTSMOUTH OAK
16E	137445-02-P46	EA	STOP - F/SLIDING DOOR - CONCERT CHERRY
16E	137445-02-P56	EA	STOP - F/SLIDING DOOR - WASHED MAPLE
16E	137445-02-S67	EA	STOP - F/SLIDING DOOR - HONEY CHERRY

## INTERIOR FINISH GROUP (CONTINUED) HARDWARE (CONTINUED)



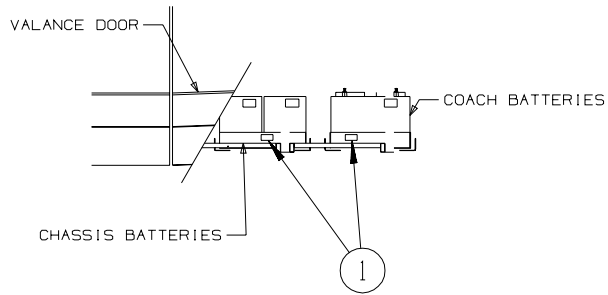
KEY	PART NUMBER	U/M	DESCRIPTION
1F	137446-01-01A	EA	PULL - CABINET - CHROME/BRASS - <b>SUNDANCER, SUNRISE</b>
2F	137463-01-01A	EA	LIFT - HOOK - SATIN BRASS
2F	137463-01-02A	EA	LIFT - HOOK - PEWTER
3F	139136-01-01A	EA	HANDLE - RECESSED .7" - BRASS
3F	139136-02-01A	EA	HANDLE - RECESSED .35" - BRASS
3F	139136-02-02A	EA	HANDLE - RECESSED .35" - PEWTER
4F	143468-01-02A	EA	HINGE - SELF CLOSING - POLISHED BRASS
5F	143468-02-03A	EA	HINGE - SELF CLOSING - SATIN NICKEL
6F	144488-01-02A	EA	HINGE - CABINET - NICKEL - <b>HORIZON</b>
7F	144917-01-01A	EA	PULL - DRAWER - SATIN NICKEL - <b>SUNCRUISER, MERIDIAN, HORIZON</b>
8F	144918-01-01A	EA	PULL - DRAWER/KNOB - SATIN NICKEL - <b>SUNCRUISER, MERIDIAN, HORIZON</b>
9F	145172-01-01A	EA	PULL - CABINET DOOR - BRASS - <b>ADVENTURER, JOURNEY, VECTRA</b>
9F	145172-01-02A	EA	PULL - CABINET DOOR - CHROME - <b>ADVENTURER, JOURNEY, VECTRA</b>
10F	145172-02-01A	EA	KNOB - CABINET DOOR - BRASS - <b>ADVENTURER, JOURNEY, VECTRA</b>
10F	145172-02-02A	EA	KNOB - CABINET DOOR - CHROME - <b>ADVENTURER, JOURNEY, VECTRA</b>
11F	145739-01-000	EA	BRACKET - REAR MOUNT
12F	145739-02-000	EA	LOCKING MECHANISM - LEFT
12F	145739-03-000	EA	LOCKING MECHANISM - RIGHT
13F	145739-04-000	EA	SLIDE - DRAWER - 12"
14F	148816-01-01A	EA	PULL - CABINET DOOR - BRASS - <b>RIALTA, SUNDANCER, SUNOVA</b>
14F	148816-01-02A	EA	PULL - CABINET DOOR - NICKEL - <b>ASPECT, CAMBRIA</b>

**INTERIOR FINISH GROUP (CONTINUED)**  
**HARDWARE (CONTINUED)**

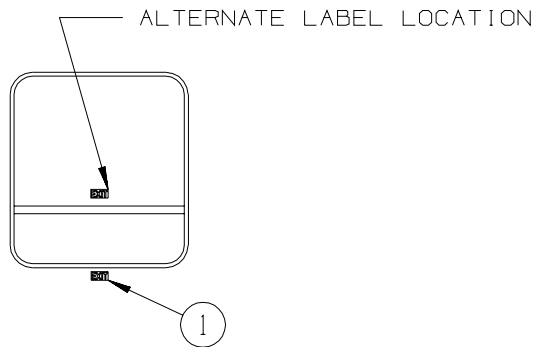


KEY	PART NUMBER	U/M	DESCRIPTION
1G	145815-01-000	EA	BLOCK - DOOR TRACK - 3" X 1.2" - BLACK
2G	145939-01-01A	EA	LATCH - SLIDE - AISLE DOOR(1" THICK DOOR) - BRASS
2G	145939-01-02A	EA	LATCH - SLIDE - AISLE DOOR(1" THICK DOOR) - NICKEL
3G	145939-03-01A	EA	ROD/LATCH - AISLE DOOR - BRASS
3G	145939-03-02A	EA	ROD/LATCH - AISLE DOOR - NICKEL
4G	146064-01-01A	EA	LOCK/PRIVACY (LOCKING) LEVER STYLE - POLISHED BRASS
4G	146064-01-02A	EA	LOCK/PRIVACY (LOCKING) LEVER STYLE - SATIN PEWTER
5G	146064-04-01A	EA	LOCK/PASSAGE (NON LOCKING) KNOB STYLE - POLISHED BRASS
6G	146064-05-01A	EA	LOCK/PRIVACY (LOCKING) KNOB STYLE - SATIN NICKEL
7G	146064-06-01A	EA	LOCK/PASSAGE (NON LOCKING) KNOB STYLE - SATIN NICKEL
8G	146553-01-01A	EA	HINGE - CABINET DOOR - BURNISHED BRASS
8G	146553-01-02A	EA	HINGE - CABINET DOOR - BRIGHT BRASS
8G	146553-01-03A	EA	HINGE - CABINET DOOR - SATIN NICKEL
9G	149090-01-01A	EA	PULL - CABINET DOOR - BRASS - <b>MINNIE, MINNIE WINNIE, BRAVE, SIGHTSEER</b>
10G	149607-01-02B	EA	GUIDE - F/POCKET DOOR - 1.6" BENT ROD - E-COATED
10G	149607-03-02B	EA	GUIDE - F/POCKET DOOR - 2.9" BENT ROD - E-COATED
11G	150983-01-01A	EA	BLOCK - DOOR TRACK - 3" X 1.2" - BLACK
12G	151305-01-01A	EA	HINGE - CONCEALED/SELF CLOSING - BRASS
13G	151305-02-01A	EA	PLATE/MOUNTING - F/HINGE - WHITE

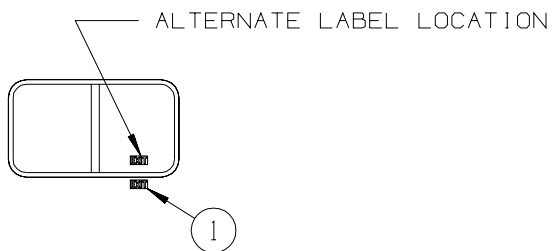
## LABELS GROUP



KEY	PART NUMBER	U/M	DESCRIPTION
1	065748-01-000	EA	LABEL - WARNING - BATTERY CHARGING - UL
1	065748-02-000	EA	LABEL - WARNING - BATTERY CHARGING - CSA



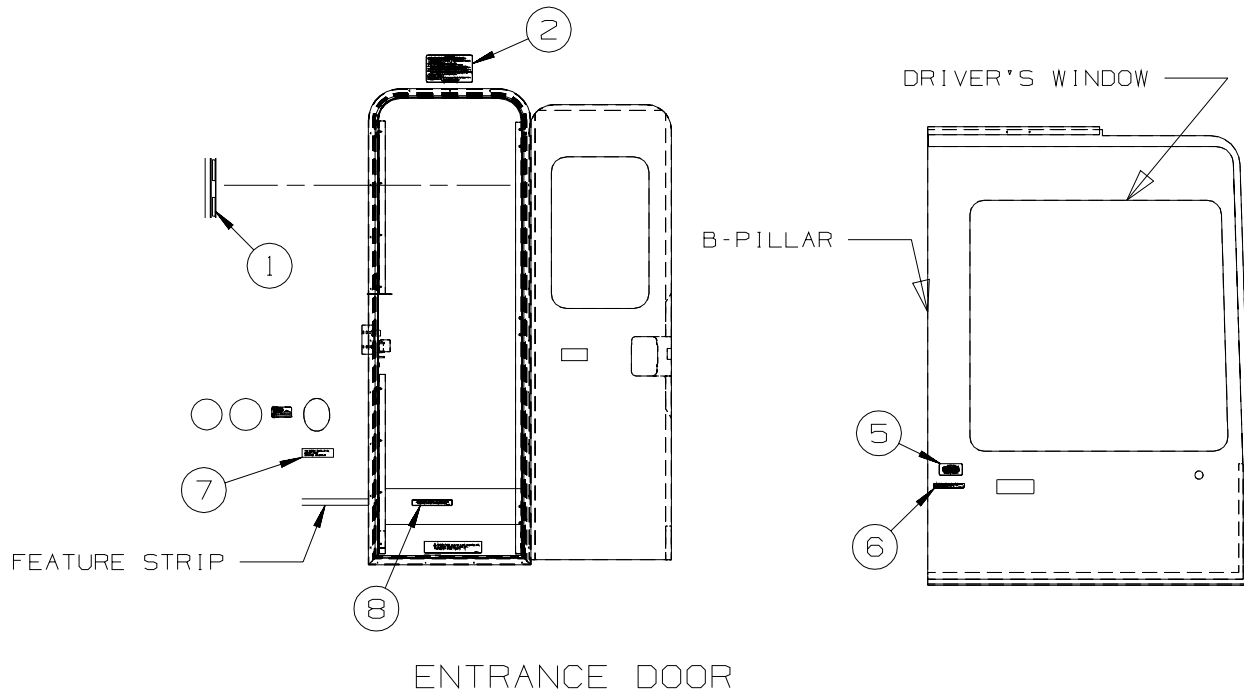
EXIT WINDOW-HINGE STYLE



EXIT WINDOW-SLIDER STYLE

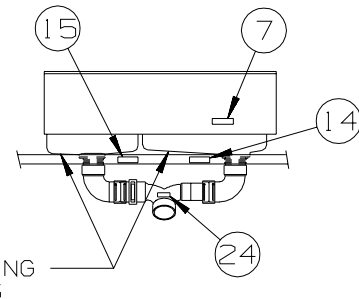
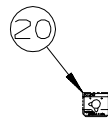
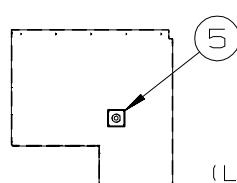
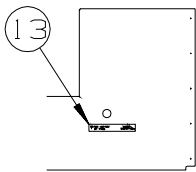
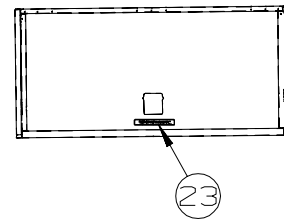
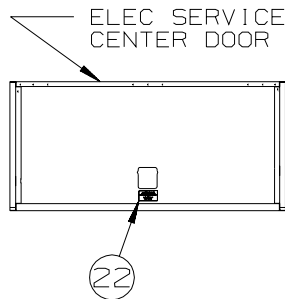
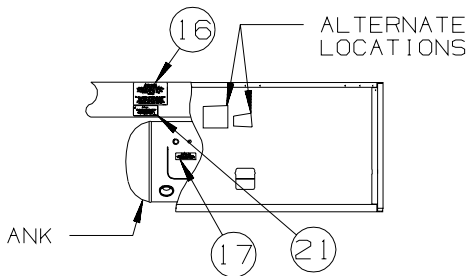
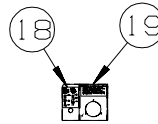
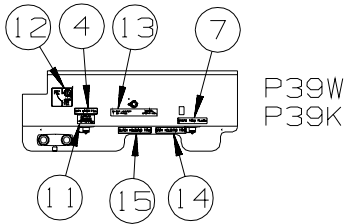
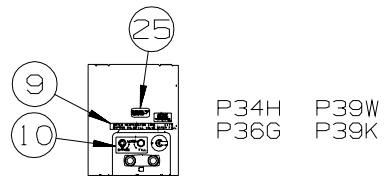
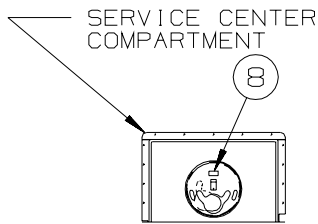
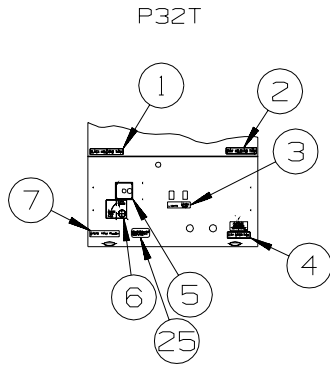
KEY	PART NUMBER	U/M	DESCRIPTION
1	039290-01-000	EA	LABEL - WARNING - EXIT

## LABELS GROUP (CONTINUED)



KEY	PART NUMBER	U/M	DESCRIPTION
1	135869-01-01A	EA	LABEL - MERCURY CONTENT - BLACK ON CLEAR
1	135869-01-02A	EA	LABEL - MERCURY CONTENT - WHITE ON CLEAR
2	056259-01-000	EA	LABEL - SAFETY CHECK LIST
3	124519-01-01A	EA	LABEL - WARNING/REFUELING - BLACK ON CLEAR
3	124519-01-02A	EA	LABEL - WARNING/REFUELING - WHITE ON CLEAR
3	124519-02-01A	EA	LABEL - WARNING/REFUELING - BLACK ON CLEAR - CSA
4	068383-01-000	EA	LABEL - DIESEL FUEL
5	099689-01-000	EA	LABEL - WARNING - CANCER/TOXICITY
6	111802-01-000	EA	LABEL - CFC WARNING
7	099509-01-000	EA	LABEL - AWNING INSTALLATION
8	065748-01-000	EA	LABEL - WARNING - BATTERY CHARGING - UL
8	065748-02-000	EA	LABEL - WARNING - BATTERY CHARGING - CSA

## LABELS GROUP (CONTINUED)



(MOUNTED IN RIGHT REAR COMPT)

P34B/BD

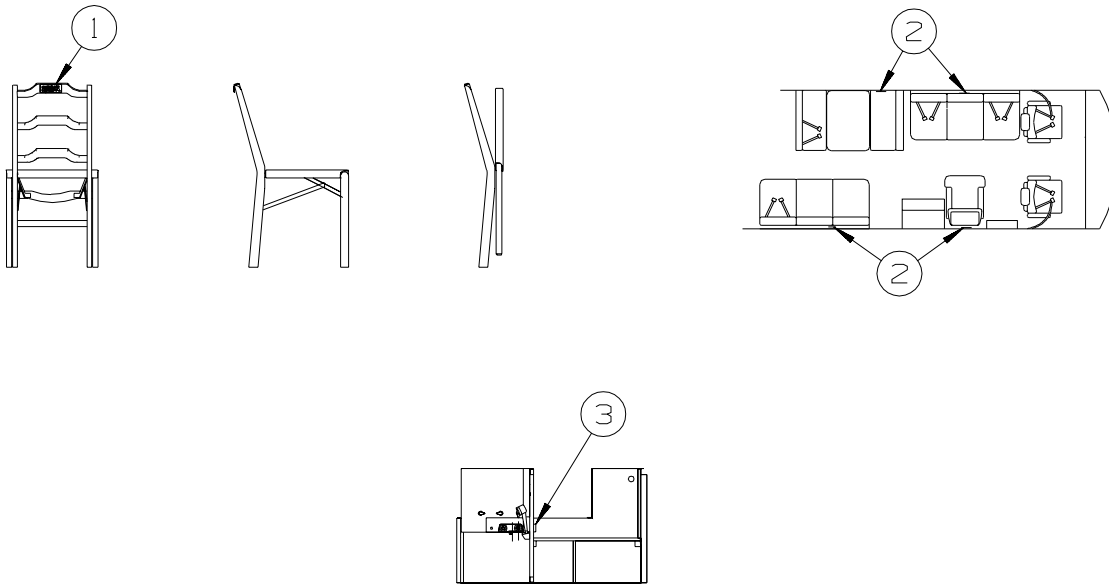
(LOCATED NEAR PUMP)

KEY	PART NUMBER	U/M	DESCRIPTION
1	126247-06-000	EA	LABEL - BLACK HOLDING TANK-BLACK LETTERS/CLEAR BACKGROUND
2	126247-05-000	EA	LABEL - GRAY HOLDING TANK-BLACK LETTERS/CLEAR BACKGROUND
3	130170-01-000	EA	LABEL - SWITCH PANEL - BLK/CLEAR BACKGROUND-1.8"H X 5.9"L
3	130170-02-000	EA	LABEL - SWITCH PANEL - BLK/CLEAR BACKGROUND- 1.4"H X 3.9"L
4	126249-03-000	EA	LABEL - CITY WATER FILL-BLK LETTERS/CLEAR BACKGROUND .31"
5	127170-01-000	EA	LABEL - WATER TANK DRAIN
6	117629-03-000	EA	LABEL - WATER PUMP/FILL-BLK LETTERS/CLEAR BACKGROUND-.31"
7	130168-01-000	EA	LABEL - WASTE TANK FLUSH
8	123562-01-000	EA	LABEL - SERVICE/UTILITY ACCESS
9	147582-01-01A	EA	LABEL - WATER CENTER - BLACK/CLEAR
10	147581-01-01A	EA	LABEL - WATERFILL/BYPASS - BLACK/CLEAR
11	128725-01-01A	EA	LABEL - POTABLE WATER ONLY - BLACK ON CLEAR
12	117629-04-000	EA	LABEL - CITY WATER/TANK FILL
13	133424-01-01A	EA	LABEL - WATER HEATER BYPASS - BLACK/CLEAR
14	126247-01-000	EA	LABEL - GRAY HOLDING TANK-WHITE LETTERS/CLEAR BACKGROUND
15	126247-02-000	EA	LABEL - BLACK HOLDING TANK-WHITE LETTERS/BLACK BACKGROUND

## LABELS GROUP (CONTINUED)

KEY	PART NUMBER	U/M	DESCRIPTION
16	124520-01-02A	EA	LABEL - LP GAS ONLY - WHITE ON CLEAR
16	023769-01-000	EA	LABEL - WARNING - LPG - CANADIAN
17	079965-01-000	EA	LABEL - LPG - 80% CAPACITY
18	142773-01-01A	EA	LABEL - CONNECT/COMPRESSED AIR - WHITE LETTERING ON CLEAR
19	142771-01-01A	EA	LABEL - WARNING/COMPRESSED AIR - WHITE LETTERING ON CLEAR
20	137997-01-01A	EA	LABEL - WINTERIZATION VALVE - BLACK/CLEAR
21	124519-01-01A	EA	LABEL - WARNING/REFUELING - BLACK ON CLEAR
21	124519-01-02A	EA	LABEL - WARNING/REFUELING - WHITE ON CLEAR
21	124519-02-01A	EA	LABEL - WARNING/REFUELING - BLACK ON CLEAR - CSA
22	125306-04-01A	EA	LABEL - ELECTRICAL ENTRANCE-120/20V 50 AMP-BLACK ON CLEAR
22	125306-01-01A	EA	LABEL - ELECTRICAL ENTRANCE - 110V 30 AMP - BLACK ON CLEAR
23	065748-01-000	EA	LABEL - WARNING - BATTERY CHARGING - UL
23	065748-02-000	EA	LABEL - WARNING - BATTERY CHARGING - CSA
24	144649-01-01A	EA	LABEL - ADJUSTABLE VALVE - WHITE ON CLEAR
25	154292-01-01A	EA	LABEL - TANK FILL VALVE


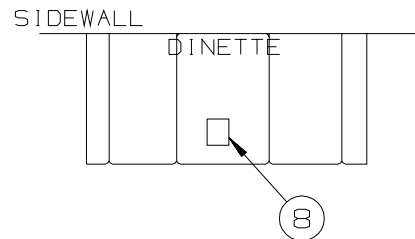
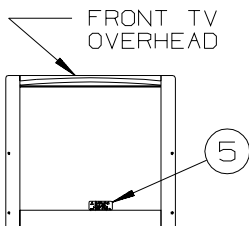
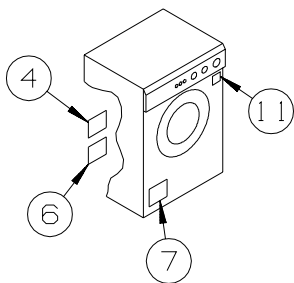
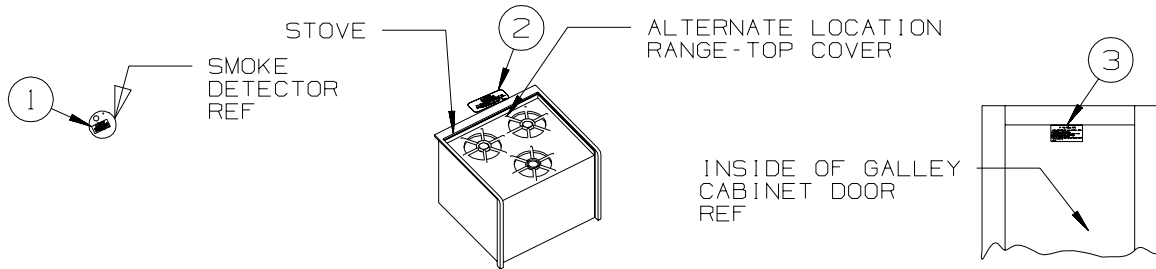
### TYPICAL SEAT AND BELT CONFIGURATIONS



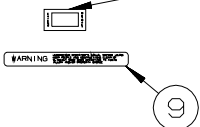
P36LD

KEY	PART NUMBER	U/M	DESCRIPTION
1	134537-01-01A	EA	LABEL - OCCUPANCY - CHAIR - US
1	134537-02-01A	EA	LABEL - OCCUPANCY - CHAIR - CSA
2	134538-01-01A	EA	LABEL - OCCUPANCY - NO SEAT BELT - BLACK ON CLEAR - US
2	134538-02-01A	EA	LABEL - OCCUPANCY - NO SEAT BELT - BLACK ON CLEAR - CSA
3	136047-01-01A	EA	LABEL - LIQUID SOAP

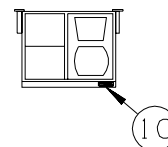
## LABELS GROUP (CONTINUED)



SLIDEOUT CONTROL SWITCH



SLIDEOUT UNITS



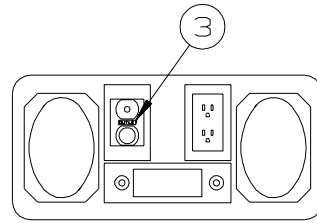
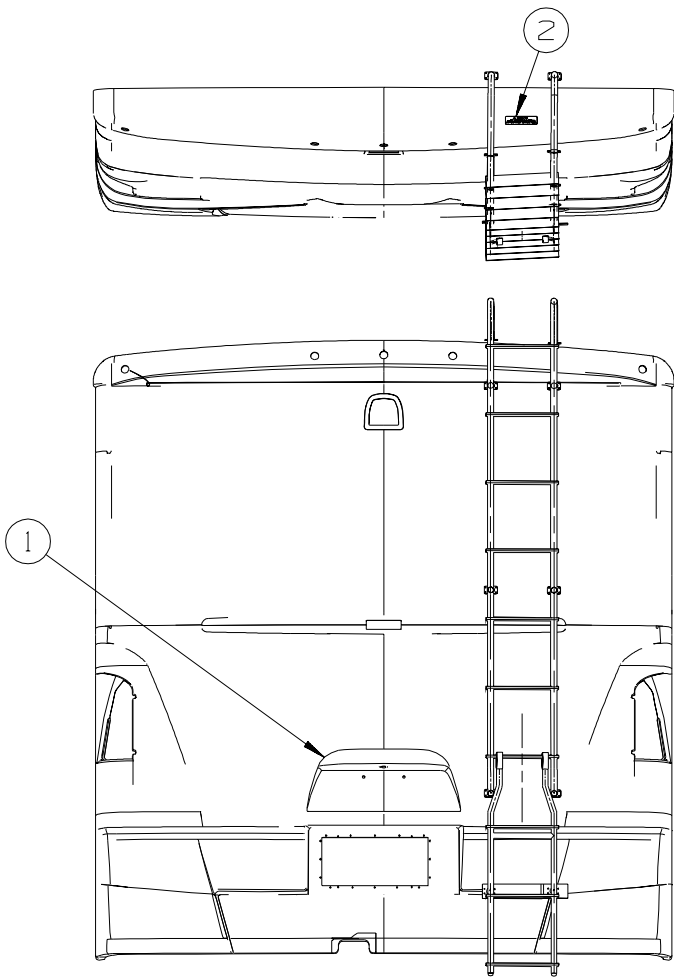
TO BE USED WITH COFFEEMAKERS  
WITHOUT SELF-SECURING CARAFES

KEY	PART NUMBER	U/M DESCRIPTION
1	077956-01-000	EA LABEL - WARNING/SMOKE DETECTOR
2	134539-01-01A	EA LABEL - WARNING - STOVE/HEATING - US - BLACK ON CLEAR
2	134540-01-01A	EA LABEL - WARNING - STOVE/HEATING - CSA - BLACK ON CLEAR
3	073998-01-000	EA LABEL - LPG/ODOR WARNING
4	147525-01-000	EA LABEL - DRYER VENT CUTOUT
5	079966-01-000	EA LABEL - WARNING - STOWED - MOTION
6	147524-01-000	EA LABEL - DRYER VENTING
7	130670-01-01A	EA LABEL - CAUTION DRYER VENTING - BLACK ON CLEAR
8	136164-01-07A	EA STICKER - STATIC CLING - JOURNEY
8	136164-01-13A	EA STICKER - STATIC CLING - HORIZON
9	116549-01-000	EA LABEL - WARNING - SLIDEOUT
10	116829-02-000	EA LABEL - COFFEEMAKER
11	153640-01-01A	EA LABEL - WINTERIZATION - WASHER/DRYER

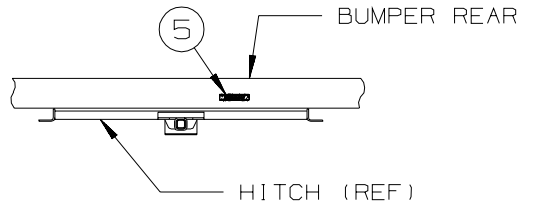
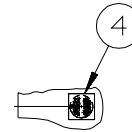
FROM: 10-25-04 THRU: 99-99-99



## LABELS GROUP (CONTINUED)



TYPICAL EXTERIOR  
ENTERTAINMENT CENTER



KEY	PART NUMBER	U/M	DESCRIPTION
1	116756-03-000	EA	LABEL - WARNING - ETHER/STARTING - RED W/WHITE BACKGROUND
2	128218-01-01A	EA	LABEL - WARNING - SLIPPERY ROOF
3	087236-02-000	EA	LABEL - TV OUTLET
4	120431-01-000	EA	LABEL - LOCATION - COAXIAL CABLE/SATELLITE ANTENNA
5	129669-02-01A	EA	LABEL - HITCH/VEHICLE RATE - 500 - WHITE ON CLEAR
5	129669-02-02A	EA	LABEL - HITCH/VEHICLE RATE - 500 - BLACK ON CLEAR

**LP GROUP  
LP SYSTEM**

<b>KEY</b>	<b>PART NUMBER</b>	<b>U/M</b>	<b>DESCRIPTION</b>	
	045703-03-000	EA	HOSE - LP - 3/8"ID X 18" - 3/8"MPT X 1/2"F SWIVEL - U.S.	
	045703-09-000	EA	HOSE - LP - 3/8"ID X 24" - 3/8"ID F SWIVEL X 3/8"ID F SWIV	
	045703-12-000	EA	HOSE - LP - 3/8"ID X 18" - 3/8"MPT X 1/2"F SWIVEL - CANADA	
	045703-13-000	EA	HOSE - LP - 3/8"ID X 120" - 3/8"F SWIVEL X 1/2"F SWIVEL US	
	045703-15-000	EA	HOSE - LP - 3/8"ID X 142" - 1/2"F SWIVEL X 3/8"F SWIVEL	
	106150-05-000	EA	REGULATOR - TWO STAGE	
	144485-01-000	EA	COMPARTMENT - LP REGULATOR	
	010251-02-000	EA	ELBOW - BRASS - 90 DEGREE - 3/8"F X 1/4"MPT	
	010515-03-000	EA	ELBOW - BLACK - 1/2 X 90 DEGREE STEEL	
	010265-01-000	EA	ELBOW - BRASS - 90 DEGREE - 3/8"F X 1/2"FPT	
	033759-01-000	EA	ELBOW - 90 DEGREE - 3/8" F X 3/8" F	
	010329-01-000	EA	ADAPTER - BRASS - 1/2"F X 1/2"MPT	
	010323-01-000	EA	ADAPTER - BRASS - 3/8"F X 1/2"MPT	
	010326-01-000	EA	ADAPTER - FLARE - W/CONE GASKET - 3/8"F X 1/2"F	
	106871-01-000	EA	BUSHING - 1/2 X 1/4 - BLACK	
	106846-01-000	EA	VALVE - RELIEF	
	010377-02-000	EA	NUT - BRASS - 3/8" FLARE - FORGED	
	010380-02-000	EA	NUT - BRASS - 1/2" FLARE - FORGED	
*	144116-08-000	EA	TANK - LP - 130 LB - 16"D X 47.5"LG	
				FROM: 00-00-00 THRU: 01-23-05
*	151784-02-000	EA	TANK - LP - 130 LB - 16"D X 47.5"LG - DUAL DRAW-W/O CRADLE	
				FROM: 01-24-05 THRU: 99-99-99
*	144116-07-000	EA	TANK - LP - 130 LB - 16"D X 47.5"LG	
				FROM: 00-00-00 THRU: 06-01-04
*	151784-01-000	EA	TANK - LP - 130 LB - 16"D X 47.5"L - VAPOR DRAW-W/O CRADLE	
				FROM: 06-02-04 THRU: 99-99-99
	151786-01-01A	EA	BRACKET - LP TANK MOUNTING	
				FROM: 05-10-04 THRU: 99-99-99
	151786-02-01A	EA	STRAP - LP TANK MOUNTING - 1.5"	
				FROM: 05-10-04 THRU: 99-99-99
	040440-03-000	EA	TRANSMITTER - DIAL/SNAP-ON - 0-90 OHM 2 TERM(POWER/GROUND)	
	150138-01-01A	EA	DETECTOR - LP GAS - WHITE	
	150138-01-02A	EA	DETECTOR - LP GAS - BROWN	

**\*COMPONENT PARTS LISTED LATER IN THIS GROUP**

**LP COMPONENTS**

**144116-02-000, 144116-06-000, 144116-07-000 & 144116-08-000**

<b>KEY</b>	<b>PART NUMBER</b>	<b>U/M</b>	<b>DESCRIPTION</b>	<b>VENDOR NO.</b>
	040421-01-712	EA	VALVE-SERV. W/O VAPOR RELIEF	29000853
	040421-01-713	EA	VALVE-RELIEF 1" W/SPRING 7"	V-20479
	088253-01-702	EA	FLOAT/SCREW IN-SNAP ON DIAL	SG16C0001442
	144116-01-700	EA	VALVE-OUTAGE(NO STEM REMOVE)	V20058
	144116-01-701	EA	VALVE/FILL 80 % W/YELLOW CAP	V13414

# SEALANTS & FASTENERS GROUP

## SEALANTS & ADHESIVES

KEY	PART NUMBER	U/M	DESCRIPTION
	004001-02-000	EA	GUN - PLEXUS ADHESIVE - W/O NOZZLE
	004001-05-000	EA	ADHESIVE - SCOTCH-WELD - 3M DP100 - CLEAR - 50ML
	004001-06-000	EA	FASTWELD PIN TIPS
	004011-01-000	EA	ADHESIVE-3M-4475 TUBE
	010405-02-000	EA	TAPE - THREAD SEALING - 3/8"
	034552-06-000	EA	SILICONE - TUBE - W/O NOZZLE - OFF WHITE
	034552-15-000	EA	SILICONE - TUBE - W/O NOZZLE - BRIGHT WHITE
	063642-01-000	FT	TAPE - ADHESIVE - .4" X 1.5" X 180'
	064075-07-000	FT	SEAL - BULB - W/WIRED U CHANNEL - .3" X .5" CHANNEL-BLACK
	067788-01-000	EA	ADHESIVE - SPRAY - 3M - 19.5 OZ AEROSOL CAN
	069640-01-000	FT	SEALER - TAPE - .25" DIAMETER X 30' - BLACK OR GRAY
	069640-02-000	FT	SEALER - TAPE - .13" THICK X .5" WIDE X 60' - GRAY
	069640-03-000	FT	SEALER - TAPE - .13" THICK X .75" WIDE X 60' - BLACK
	069640-07-000	FT	SEALER - TAPE - .09" THICK X 2" WIDE X 45' - GRAY
	069640-09-000	FT	SEALER - TAPE - .03" THICK X 2.50" WIDE X 80' - GRAY
	069640-10-000	FT	SEALER - TAPE - .03" THICK X 1.50" WIDE X 90' - GRAY
	069640-11-000	FT	SEALER - TAPE - .19" THICK X .38" WIDE X 40' - BLACK
	069640-13-000	FT	SEALER - TAPE - .03" THICK X 2" WIDE X 45' - BLACK
	069640-14-000	FT	SEALER - TAPE - .06" THICK X 1" WIDE X 100' - GRAY
	069640-15-000	FT	SEALER - TAPE - .06" THICK X .38" WIDE X 100' - GRAY
	069640-17-000	FT	SEALER - TAPE - .03" THICK X 1" WIDE X 90' - GRAY
	069640-18-000	FT	SEALER - TAPE - .50" THICK X .13" WIDE X 60' - BRT WHITE
	069640-19-000	FT	SEALER - TAPE - .75" THICK X .13" WIDE X 60' - BRT WHITE
	069640-20-000	FT	SEALER - TAPE - .50" THICK X .5" WIDE X 60' - BLACK
	069640-21-000	FT	SEALER - TAPE - .50" THICK X .06" WIDE X 100' - BRT WHITE
	069640-22-000	FT	SEALER - TAPE - 1/32"THICK X 1/4"WIDE X 200 FT - BRT WHT
	069640-23-000	FT	SEALER - TAPE - 1/16"THICK X 3/4"WIDE X 100 FT - BRT WHT
	069640-27-000	FT	SEALER - TAPE - .06" THICK X 2.25" WIDE - BRIGHT WHITE
	069640-28-000	FT	SEALER - TAPE - .25" THICK X 1.86" WIDE X 90' - GRAY
	069640-30-000	FT	SEALER - TAPE - .03" THICK X .625" WIDE X 50' - GRAY
	069640-31-000	FT	SEALER - TAPE - .25"THICK X .75" WIDE X 15' - BLACK
	069640-32-000	FT	SEALER - RIBBON - 1/16" X 3/8" X 100' - BLACK
	069640-33-000	FT	SEALER - RIBBON - 3/8"DIAMETER X 20' - BLACK
	072889-01-000	EA	SEALANT - URETHANE - BLACK - TUBE W/NOZZLE TIP
	072889-10-000	EA	SEALANT - URETHANE - BRIGHT WHITE - TUBE W/NOZZLE TIP
	072889-27-000	EA	SEALANT - URETHANE - SILVER - 10 OZ TUBE W/NOZZLE TIP
	076322-01-000	FT	TAPE-DOUBLE COATED/ADHESIVE BK-.03"THK X .8"W X 216'- WHT
	076322-02-000	FT	TAPE-DOUBLE COATED/ADHESIVE BK-.05"THK X 1"W X 108' - WHT
	076322-03-000	FT	TAPE-DOUBLE COATED/ADHESIVE BK-.05"THK X .5"W X 108' - WHT
	076322-04-000	FT	TAPE-DOUBLE COATED/ADHESIVE BK-.05"THK X .8"W X 108' - WHT
	076322-05-000	FT	TAPE-DOUBLE COATED/ADHESIVE BK-.05"THK X .8"W X 108' - WHT
	076322-07-000	FT	TAPE-DOUBLE COATED/ADHESIVE BK-.05"THK X .5"W X 200' - BLK
	076322-11-000	FT	TAPE-DOUBLE COATED/ADHESIVE BK-.02"THK X 1"W X 216' - CLR
	076322-21-000	FT	TAPE - FOAM/DOUBLE COATED - .5"
	076322-22-000	FT	TAPE - FOAM/DOUBLE COATED - .045" X .75"
	076322-23-000	FT	TAPE - FOAM/DOUBLE COATED - .045" X 1"
	076322-24-000	FT	TAPE - FOAM/DOUBLE COATED - .025" X 1"
	076322-25-000	FT	TAPE - FOAM/DOUBLE COATED - .025" X .5"
	076813-02-000	FT	SEAL-D BULB, .5" X .7" - MEDIUM SPONGE RUBBER - BLACK
	086276-01-000	EA	TAPE - DOUBLE SIDED - 1/2" WIDE X 108' LONG (SOLD BY ROLL)
	088479-01-000	EA	TAPE - ALUMINUM - 3"
	090340-01-000	FT	SEAL - FOAM - CLOSED CELL - 1/4" X 1/2" X 50'
	091255-02-000	FT	SEAL - ADHESIVE BACKED/FOAM - 3/64" THICK X 3/16"W X 1000'
	091255-03-000	FT	SEAL - ADHESIVE BACKED/FOAM - 1/4" THICK X 1/4"W X 1000'
	094401-01-000	EA	SEALER - BODY SEAM - FLEXICLEAR
	094401-03-000	EA	SEALER - BODY SEAM - BLACK
	094401-04-000	EA	SEALER - BODY SEAM - CLEAR
	094401-05-000	EA	SEALER - BODY SEAM - 20OZ BLACK
	094401-06-000	EA	SEALER - BODY SEAM - 12OZ BLACK
	098408-01-000	FT	SEAL - SPONGE RUBBER - CLOSED CELL
	099069-01-000	FT	SEAL - RUBBER - CLOSED SPONGE - .5" WIDE X .12" THICK -BLK
	099418-01-000	FT	SEAL - D-SECTION/ADHESIVE BACK - .44" X .44"- BLK RUBBER
	099418-02-000	FT	SEAL - D-SECTION/ADHESIVE BACK - .44" X .44"- WHITE RUBBER
	100128-02-000	FT	SEAL - FOAM/ADHESIVE BACK - .37" WIDE X .37" THICK

## SEALANTS & FASTENERS GROUP (CONTINUED)

### SEALANTS & ADHESIVES (CONTINUED)

KEY	PART NUMBER	U/M	DESCRIPTION
	104692-01-000	FT	SEAL - ADHESIVE BACKED FOAM - 3/4" THICK X 3/4" WIDE X 25'
	104692-03-000	FT	SEAL - ADHESIVE BACKED FOAM - 1" THICK X 1 3/16"WIDE X 15'
	107828-01-000	EA	SEALANT - SB - 190 EVERSEAL
	109506-01-000	EA	FILM - URETHANE - PROTECTANT - 4.25" X 26.75"
	109506-12-000	EA	FILM/ABRASION-RESISTANT - TRANSPARENT - 1" DIA.
	109506-13-000	EA	FILM/ABRASION-RESISTANT - TRANSPARENT - 1" DIA.
	110274-01-000	FT	TAPE - DOUBLE SIDED/FOAM - .45" X 1" X 216' - BLACK
	112481-02-000	EA	ADHESIVE - PLEXUS ETHACRYLATE - CARTRIDGE
	112864-01-000	FT	SEAL - FOAM/BUTYL COVERED - 3/8" X 35'
	112864-02-000	FT	FOAM - BUTYL COVERED - 5/16" X 44'
	112864-04-000	FT	FOAM - BUTYL COVERED - 3/8" X 1/8"
	112901-02-000	EA	ADHESIVE - PLEXUS - MA330 - 50ML - GRAY
	112901-03-000	EA	ADHESIVE - PLEXUS - MA300 - 50ML - WHITE
	112902-01-000	EA	NOZZLE - ELEMENT - 3/8 X 24
	112902-03-000	EA	MIXER NOZZLE - F/GUN #00400102000 - SCOTCH-WELD & PLEXUS
	112902-04-000	EA	NOZZLE - ELEMENT - 1/4" X 3.5"
	113366-01-000	EA	ADHESIVE - INSTANT - 1 OZ
	113452-02-000	FT	SEAL/TRIM - FRONT - VINYL W/WIRE CARRIER - .027"
	115933-01-000	FT	TAPE - 1/64" X 3/8" X 100'
	120074-02-03A	EA	SILICONE - TUBE - W/O NOZZLE - LOW ODOR - SMOKEY WHITE
	120074-02-02A	EA	SILICONE - TUBE - W/O NOZZLE - LOW ODOR - SOFT WHITE
	120534-01-01A	EA	TAPE - SCOTCH - 3M - 1/2" FINE LINE
	123244-01-000	FT	TAPE - DOUBLE SIDED/FOAM - 5/64" THICK X 3/4" WIDE X 108'
	123816-01-000	FT	TAPE - DOUBLE SIDED - 1" X 3/4" X 200'
	123816-02-000	FT	TAPE - DOUBLE SIDED - 1/2" X 1 1/3" X 200'
	123816-03-000	FT	TAPE - DOUBLE SIDED - 1/2" X 3/4" X 200'
	123816-04-000	FT	TAPE - DOUBLE SIDED - 6" X 750'
	126427-01-000	EA	ADHESIVE - ALL PURPOSE - ABS/PVC
	126427-02-000	EA	PRIMER - CLEANER - FLEX PIPING
	131264-01-02A	EA	SILICONE - TUBE - W/O NOZZLE - CLEAR
	131264-01-01A	EA	SILICONE - TUBE - W/O NOZZLE - BLACK
	131264-02-01A	EA	SILICONE - TUBE - W/O NOZZLE - VW GRAY - BATH ONLY
	131264-03-01A	EA	SILICONE - TUBE - W/O NOZZLE- SELF LEVELING - BRIGHT WHITE
	131264-04-01A	EA	SILICONE/SEALANT/ADHESIVE - FAST CURE F/GLASS/VINYL - B/W
	131264-05-01A	EA	SILICONE/SEALANT - ODORLESS - TUBE - W/NOZZLE - BLACK
	131264-05-02A	EA	SILICONE/SEALANT - ODORLESS - TUBE - W/NOZZLE - CLEAR
	131384-01-000	EA	ADHESIVE - JET WELD
	134651-01-000	FT	SEAL - 1/2" X 3/4" PSA 1 SIDE
	900390-01-000	EA	NOZZLE - SILICONE TUBE - 2.5" LONG - W/EXTERNAL THREADS
	900390-03-000	EA	NOZZLE - SILICONE TUBE - 4.3" LONG W/INTERNAL THREADS
	900563-17-000	EA	TAPE - 2 SIDED, 2" X 36 YDS

### BOLTS, NUTS AND WASHERS

KEY	PART NUMBER	U/M	DESCRIPTION
	OMC05K-08-055	EA	BOLT - HEX - M08 X 1.25 X 2.2
	OMD16K-10-000	EA	NUT - HEX PREV TORQUE M10 X 1 1/2 CLASS 8
	OMD39K-12-000	EA	NUT - HEX W/NYLON LOCK - M12 X 1 3/4
	OMD40K-14-000	EA	NUT - HEX W/NYLON LOCK - M14 X 2
	OMD54F-06-000	EA	NUT-HEX SER FLG M6X1,0 SS - DIN6923A2M6
	OME06K-14-280	EA	WASHER - FLAT - 14 ID X 28 OD
	000C12-04-08B	EA	BOLT - HEX - 1/4-20 X 1/2 - GRADE #5 - ZINC
	000C12-04-12A	EA	BOLT - HEX - 1/4-20 X 3/4 - PLAIN 5
	000C12-04-40B	EA	BOLT - HEX - 1/4-20 X 2 1/2 - GRADE #5 ZINC
	000C12-05-16B	EA	BOLT - HEX - 5/16 - 18X1 - GRADE #5 - ZINC
	000C12-05-40B	EA	BOLT - HEX - 5/16"-18 X 2.5" - GRADE #5 - ZINC
	000C12-06-44B	EA	BOLT - HEX - 3/8-16 X 2 3/4 - GRADE 5 - ZINC
	000C12-06-16B	EA	BOLT - HEX - 3/8 - 16X1 - GRADE #5 - ZINC
	000C12-08-28B	EA	BOLT - HEX - 1/2-13 X 1 3/4 - GRADE #5 - ZINC
	000C12-08-24B	EA	BOLT - HEX - 1/2 - 13X1 1/2 - GRADE #5 - ZINC
	000C12-08-16B	EA	BOLT - HEX - 1/2-13 X 1 - GRADE #5 - ZINC
	000C12-10-24B	EA	BOLT - HEX - 5/8 - 11X1 1/2 - GRADE #5 - ZINC
	000C13-07-48B	EA	BOLT - HEX - 7/16-20 X 3 - GRADE #5 - ZINC
	000C13-07-40B	EA	BOLT - HEX - 7/16-20 X 2 1/2 - GRADE #5 - ZINC
	000C14-07-28B	EA	BOLT - HEX - 7/16-14 X 1 3/4 - GRADE #8 - ZINC

**SEALANTS & FASTENERS GROUP (CONTINUED)**  
**BOLTS, NUTS AND WASHERS (CONTINUED)**

KEY	PART NUMBER	U/M	DESCRIPTION
	000C14-10-32K	EA	BOLT - HEX - 5/8-11 X 2 - GRADE #8 - ZINC
	000C16-07-16B	EA	BOLT - CARRIAGE - ASSIST HANDLE - 7/16-14 X 1
	000C18-05-40A	EA	BOLT - ELEVATOR - 5/16-18 X 2 1/2 - PL
	000C26-04-10B	EA	BOLT - HEX - SERRATED FLANGE - 1/4-20 X 5/8 - ZINC
	000C26-04-18B	EA	BOLT - HEX - SERRATED FLANGE - 1/4-20 X 1 1/8 - ZINC
	000C26-04-14B	EA	BOLT - HEX - SERRATED FLANGE - 1/4-20 X 7/8 - ZINC
	000C26-05-20B	EA	BOLT - HEX - SERRATED FLANGE - 5/16-18 X 1 1/4 - ZINC
	000C26-05-12B	EA	BOLT - HEX - SERRATED FLANGE - 5/16-18 X 3/4 - ZINC
	000C26-06-40B	EA	BOLT - HEX - SERRATED FLANGE - 3/8-16 X 2 1/2 - ZINC
	000C26-06-28B	EA	BOLT - HEX - SERRATED FLANGE - 3/8-16 X 1 3/4 - ZINC
	000C26-06-20B	EA	BOLT - HEX - SERRATED FLANGE - 3/8-16 X 1 1/4 - ZINC
	000C26-06-12B	EA	BOLT - HEX - SERRATED FLANGE - 3/8-16 X 3/4 - ZINC
	000C26-08-24B	EA	BOLT - HEX - SERRATED FLANGE - 1/2-13 X 1 1/2 - ZINC
	000C27-04-40B	EA	BOLT - CARRIAGE - 1/4-20 X 2 1/2 - ZINC
	000C27-07-40B	EA	BOLT - CARRIAGE - 7/16-14 X 2 1/2 - GRADE #5
	000C27-08-48B	EA	BOLT - CARRIAGE - 1/2-13 X 3 - GRADE #5
	000D16-07-00B	EA	NUT - HEX - 7/16-14 - ZINC
	000D20-07-00B	EA	NUT - ACORN - ASSIST HANDLE - 7/16 - 14
	000D23-04-00B	EA	NUT - HEX SF/LK #4-40
	000D24-10-00B	EA	NUT - HEX - SELF LOCKING - 10-32 - ZINC
	000D25-06-00B	EA	NUT-3/8" W/BURR - FASTENER HOUSE
	000D28-10-00B	EA	NUT - HEX - W/NYLON LOCK - 10-32 ZINC
	000D29-04-00B	EA	NUT - HEX - SELF LOCKING - 1/4 X 20 - ZINC
	000D29-06-00B	EA	NUT - HEX - W/NYLON LOCK - 3/8-16 - ZINC
	000D29-09-00B	EA	NUT - HEX - SELF LOCKING - 9/16-12 - ZINC
	000D30-07-00B	EA	NUT - HEX LOCK - NYLON 7/16 X 20
	000D34-04-00B	EA	NUT - HEX - LOCKING - 1/4-20 - ZINC
	000D34-06-00B	EA	NUT - HEX - LOCKING - 3/8-16 GRADE C - ZINC
	000D39-04-00B	EA	NUT - HEX - LOCKING W/SERRATED FLANGE - 1/4-20 - ZINC
	000D39-05-00B	EA	NUT - HEX - LOCKING W/SERRATED FLANGE - 5/16-18 - ZINC
	000D39-06-00B	EA	NUT - HEX - LOCKING W/SERRATED FLANGE - 3/8-18 - ZINC
	000D39-07-00B	EA	NUT - HEX - LOCKING W/SERRATED FLANGE - 7/16-14 - ZINC
	000D39-08-00B	EA	NUT - HEX - LOCKING W/SERRATED FLANGE - 1/2-13 - ZINC
	000D44-04-00B	EA	NUT - HEX - LOCKING W/SERRATED FLANGE - 1/4-28 - ZINC
	000D44-07-00B	EA	NUT - HEX - LOCKING W/SERRATED FLANGE - 7/16-20 - ZINC
	000D44-08-00B	EA	NUT - HEX - LOCKING W/SERRATED FLANGE - 1/2-20 - ZINC
	000D46-04-00A	EA	NUT - HEX - WELD - 1/4-20 - PLAIN
	000D58-06-00A	EA	NUT - HEX - WELD 3/8-16 - PLAIN
	000D65-08-00B	EA	NUT - HEX - LOCKING W/SERRATED FLANGE - 8-32 - ZINC
	000D67-10-00B	EA	NUT - HEX - LOCK - 5/8-11 - ZINC
	000D73-08-00C	EA	NUT - HEX FLANGE - 1/2-13
	000D75-09-00B	EA	NUT - HEX LOCKING - 9/16-12 - ZINC
	000D76-06-00B	EA	NUT - HEX FLANGE - 3/8-16
	000E11-04-00F	EA	WASHER - LOCKING - 1/4 MED SPLIT - STAINLESS STEEL
	000E11-07-00B	EA	WASHER - LOCKING - 7/16 MED SPLIT - ZINC
	000E11-08-00B	EA	WASHER - LOCKING - 1/2 MED SPLIT - ZINC
	000E13-17-00B	EA	WASHER - FLAT - 3/8 AR - ZINC
	000E13-18-00B	EA	WASHER - FLAT - 3/8 WIDE - ZINC
	000E13-20-00B	EA	WASHER - FLAT - 7/16 WIDE - ZINC
	000E13-22-00B	EA	WASHER - FLAT - 1/2 WIDE - ZINC
	000E13-26-00B	EA	WASHER - FLAT - 5/8 WIDE - ZINC
	000E14-10-00B	EA	WASHER - LOCKING - #10 EXTERNAL TOOTH - ZINC
	000E16-10-00B	EA	WASHER - HARDENED - 5/8 - FLAT - ZINC
	000G45-05-16B	EA	BOLT - LAG - 5/16-9 X 1 - ZINC
	002329-01-000	EA	WASHER-FLAT, 9/32" ID X 5/8" OD - NYLON
	005081-01-000	EA	NUT - SPEED - C-TYPE - #8 SCREW
	040921-01-000	EA	NUT - SPEED - U TYPE - #10-24 - BLACK
	040921-03-000	EA	NUT - SPEED - U TYPE - #10
	040921-04-000	EA	NUT - SPEED - U TYPE - #8-.59" LENGTH X .44" WIDTH
	040921-05-000	EA	NUT - SPEED - U-TYPE - 8-.67" X .44" WIDE
	041322-01-000	EA	WASHER - FLANGE - 15/32 ID X 2 3/8 OD - F/SEAT BELT MTG
	044364-02-000	EA	NUT - SPEED - FLAT - ROUND
	044533-01-000	EA	WASHER - 1 3/8"OD - FOR BUTTONS - PLASTIC
	051387-06-000	EA	BOLT - CARRIAGE W/O HOLE - 5/16-18 X 9 1/2 - ZINC

**SEALANTS & FASTENERS GROUP (CONTINUED)**  
**BOLTS, NUTS AND WASHERS (CONTINUED)**

KEY	PART NUMBER	U/M	DESCRIPTION
	058716-02-000	EA	WASHER - FLAT NYLON
	064081-03-000	EA	NUT - WING 3/8-16 - W/WELD NUT
	077071-01-000	EA	WASHER - FENDER - 3/16"ID X 1"OD
	084406-01-000	EA	NUT - CAPPED - CROSS RECESSED - BLACK - 1/4-20 THD
	087234-01-000	EA	NUT - JACK - 1/4 X 20 THD - MOLLY
	087718-01-000	EA	MONOBOLT - STEEL - 3/16 DIAMETER
	088787-12-000	EA	STUD - WELD - 1/4 - 20 X 1.0 LG - MN
	102333-01-06A	EA	BOLT - CARRIAGE - 7/16-14 STAINLESS STEEL CAP
	103020-02-000	EA	BOLT-U - #8-32 - GRADE 5 ZINC
	106956-03-000	EA	BOLT - HEX TAP - 1/2-12NC X 3 - GRADE 5 - FULL THREAD/ZINC
	107397-01-000	EA	WASHER - FENDER - 3/4"ID X 1"OD
	108067-03-000	EA	STUD - WELD - 1/4 - 20 X 1/2 CD
	109917-01-000	EA	WASHER - 1.5" X 1.25"
	109917-03-000	EA	WASHER - 1" X .50"
	109917-04-000	EA	WASHER - 1" X .75"
	110794-01-000	EA	WASHER - FLAT - 1"ID X 1 3/4"OD
	113985-02-000	EA	BOLT - FLANGE - M10-1 1/2 X 30CL 10.9
	114259-05-000	EA	BOLT - 7/16-20 X 1 1/4 W/WASHER
	128444-01-000	EA	WASHER - SPRING - CONICAL
	131377-01-000	EA	NUT-HEX HEAD W/WASHER-1/4-20 X 2" STEEL W/3/4" OD WASHER
	135092-02-01A	EA	BOLT - HEX - SERRATED FLANGE - 1/2-20 X 2 1/2-GRADE 5 ZINC
	143399-01-01A	EA	NUT/RETAINING - 3/8"- 24 NFT
	144904-01-01A	EA	BOLT - ADJUSTMENT - HEADLAMP
	147284-01-000	EA	NUT/SELF RETAINING - 3/8"-16
	147284-02-000	EA	NUT/SELF RETAINING - 5/16"-18
	148817-01-000	EA	WASHER/SPUR - LOCKING

**SCREWS**

KEY	PART NUMBER	U/M	DESCRIPTION
	0G1106-06-160	EA	SCREW - 6-20 X 3/8 PPH
	0G1106-08-240	EA	SCREW - 6-20 X 1/2 PPH - VW LIGHT GRAY
	0G1208-12-170	EA	SCREW - 8-18 X 3/4 POH - BRIGHT WHITE
	0G3804-22-180	EA	SCREW - MACHINE - 1/4-20 X 1 3/8 PFH - BLACK
	0G3908-08-170	EA	SCREW - SF/DR - 8-18 X 1/2 PPH - BRIGHT WHITE
	0G3908-08-160	EA	SCREW - SF/DR - 8-18 X 1/2 PPH - VW WHITE
	0G3908-12-250	EA	SCREW - SF/DR - 8-18 X 3/4 PPH - DARK GRAY
	0G3908-16-170	EA	SCREW - SF/DR - 8-18 X 1 PPH - BRIGHT WHITE
	0G3908-24-170	EA	SCREW - SF/DR - 8-18 X 1 1/2 PPH - BRIGHT WHITE
	0G3910-10-330	EA	SCREW - SF/DR - 20-16 X 5/8 PPH - PUTTY
	0G3910-10-320	EA	SCREW - SF/DR - 10-16 X 5/8 PPH - GLACIER
	0G3910-12-240	EA	SCREW - SF/DR - 10-16 X .75 PPH - VW LIGHT GRAY
	0G3910-12-170	EA	SCREW - SF/DR - 10-16 X 3/4 PPH - BRIGHT WHITE
	0G3910-12-320	EA	SCREW - SF/DR - 10-16 X 3/4 PPH - GLACIER
	0G5508-08-380	EA	SCREW - SF/DR - 8-18 X .5 PWH - CASHMERE
	0G5508-08-370	EA	SCREW - SF/DR - 8-18 X .5 PWH - RIVERSTONE
	0G5508-12-240	EA	SCREW - SF/DR - 8-18 X 3/4 PWH - VW LIGHT GRAY
	0G5508-12-170	EA	SCREW - SF/DR - 8-18 X 3/4 PWH - BRIGHT WHITE
	0G5508-12-330	EA	SCREW - SF/DR - 8-18 X 3/4 PWH - PUTTY
	0G5508-12-320	EA	SCREW - SF/DR - 8-18 X 3/4 PWH - GLACIER
	0G5508-12-270	EA	SCREW - SF/DR - 8-18 X 3/4 PWH - TITANIUM
	0G5508-16-250	EA	SCREW - SF/DR - 8-18 X 1 PWH - VW DARK GRAY
	0G5508-16-320	EA	SCREW - SF/DR - 8-18 X 1 PWH - GLACIER
	0G6008-16-170	EA	SCREW - SF/DR - 8-18 X 1 POH - BRIGHT WHITE
	0G6710-08-130	EA	SCREW - 10-12 X 1/2 PPH - TAUPE
	0G6710-08-170	EA	SCREW - 10-12 X 1/2 PPH - BRIGHT WHITE
	0G6710-08-240	EA	SCREW - 10-12 X 1/2 PPH - VW LIGHT GRAY
	0G6710-12-170	EA	SCREW - 10-12 X 3/4 PPH - BRIGHT WHITE
	0G6806-16-170	EA	SCREW - 6-18 X 1 POH - BRIGHT WHITE
	0G6810-24-280	EA	SCREW - 10-12 X 1 1/2 POH - SOFT WHITE
	000C20-05-28F	EA	SCREW - 5/16-18 X 1 3/4 FLAT SOC - STAINLESS STEEL
	000C20-06-24T	EA	SCREW - 3/8-16 X 1 1/2 - FLAT SOCKET
	000G11-06-10J	EA	SCREW - 6-20 X 5/8 PPH - BRASS

**SEALANTS & FASTENERS GROUP (CONTINUED)**  
**SCREWS (CONTINUED)**

<b>KEY</b>	<b>PART NUMBER</b>	<b>U/M</b>	<b>DESCRIPTION</b>
	000G11-06-08B	EA	SCREW - 6-20 X 1/2 PPH - ZINC
	000G11-06-10B	EA	SCREW - 6-20 X 5/8 PPH - ZINC
	000G11-07-08B	EA	SCREW - 7-19 X 1/2 PPH - ZINC
	000G11-08-20G	EA	SCREW - 8-18 X 1 1/4 - ANTIQUE BRASS
	000G11-08-20B	EA	SCREW - 8-18 X 1 1/4 PPH - ZINC
	000G11-08-12T	EA	SCREW - 8-18 X 3/4 PPH - BLACK MAGNESIUM
	000G11-08-12P	EA	SCREW - 8-18 X 3/4 PPH - DARK BROWN
	000G11-08-12S	EA	SCREW - 8-18 X 3/4 PPH - OFF WHITE
	000G11-08-12B	EA	SCREW - 8-18 X 3/4 PPH - ZINC
	000G11-08-08T	EA	SCREW - 8-18 X 1/2 PPH - FLUOROCARBON COATING
	000G11-08-06B	EA	SCREW - 8-18 X 3/8 PPH - ZINC
	000G11-10-12D	EA	SCREW - 10-16 X 3/4 PPH - BLACK
	000G12-06-12J	EA	SCREW - 6-20 X .75 POH - BRASS
	000G12-06-08T	EA	SCREW - 6-20 X 1/2 POH - BLACK
	000G13-05-10B	EA	SCREW - 5-12 X 5/8 PFH - ZINC
	000G13-06-08G	EA	SCREW - 6-20 X 1/2 PFH - ANTIQUE BRASS
	000G13-06-08B	EA	SCREW - 6-20 X 1/2 PFH - ZINC
	000G13-06-06I	EA	SCREW - 6-20 X 3/8 PFH - BLACK ZINC
	000G13-06-24J	EA	SCREW - 6-20 X 1 1/2 PFH - BRASS
	000G13-06-16J	EA	SCREW - 6-20 X 1 PFH - BRASS
	000G13-06-10J	EA	SCREW - 6-20 X 5/8 PFH - BRASS
	000G13-06-10G	EA	SCREW - 6-20 X 5/8 PFH - ANTIQUE BRASS
	000G13-07-10H	EA	SCREW - 7-19 X 5/8 PFH - BLACK
	000G13-07-12B	EA	SCREW - 7-19 X 3/4 PFH - ZINC
	000G13-08-16B	EA	SCREW - 8-18 X 1 PFH - ZINC
	000G13-08-109	EA	SCREW - 8-18 X 5/8 PFH
	000G13-08-10B	EA	SCREW - 8-18 X 5/8 PFH - ZINC
	000G13-08-24B	EA	SCREW - 8-18 X 1 1/2 PFH - ZINC
	000G16-04-24B	EA	SCREW - MACHINE - 1/4-20 X 1 1/2 PPH
	000G18-04-12B	EA	SCREW - MACHINE - 4-40 X 3/4 PPH - ZINC
	000G18-08-12B	EA	SCREW - MACHINE - 8-32 X 3/4 PPH - ZINC
	000G18-08-16B	EA	SCREW - MACHINE - 8-32 X 1 PPH - ZINC
	000G18-08-24B	EA	SCREW - MACHINE - 8-32 X 1 1/2 PPH - ZINC
	000G18-08-22B	EA	SCREW - MACHINE - 8-32 X 1 3/8 PPH - ZINC
	000G19-10-10B	EA	SCREW - MACHINE - 10-32 X 5/8 - PPH - ZINC
	000G19-10-08B	EA	SCREW - MACHINE - 10-32 X 1/2 PPH - ZINC
	000G19-10-20B	EA	SCREW - MACHINE - 10-32 X 1 1/2 PPH - ZINC
	000G19-10-40B	EA	SCREW-MACH,10-32X2.50 PPH ZN
	000G19-10-12F	EA	SCREW - MACHINE - 10-32 X 3/4 PPH - STAINLESS STEEL
	000G32-10-06B	EA	SCREW - 10-32 X 3/8 PPH - ZINC
	000G36-10-12T	EA	SCREW - 10-24X 3/4 PFH TYPE 23 - BLACK
	000G39-06-06J	EA	SCREW - 6-20 X 3/8 PPH - BRASS
	000G39-06-10T	EA	SCREW - SF/DR - 6-20 X 5/8 PPH - BLACK
	000G39-06-16T	EA	SCREW - SF/DR - 6-20 X 1 PPH - BLACK
	000G39-08-08S	EA	SCREW - SF/DR - 8-18 X 1/2 PPH - OFF WHITE
	000G39-08-08B	EA	SCREW - SF/DR - 8-18 X 1/2 PPH - ZINC
	000G39-08-08T	EA	SCREW - SF/DR - 8-18 X 1/2 PPH - BLACK
	000G39-08-06B	EA	SCREW - SF/DR - 8-18 X 3/8 PPH - ZINC
	000G39-08-32B	EA	SCREW - SF/DR - 8-18 X 2 PPH - ZINC
	000G39-08-24T	EA	SCREW - SF/DR - 8-18 X 1 1/2 PPH - BLACK
	000G39-08-24S	EA	SCREW - SF/DR - 8-18 X 1 1/2 - OFF WHITE
	000G39-08-24B	EA	SCREW - SF/DR - 8-18 X 1 1/2 PPH - ZINC
	000G39-08-16T	EA	SCREW - SF/DR - 6-20 X 1 PPH - BLACK
	000G39-08-16B	EA	SCREW - SF/DR - 8-18 X 1 PPH - ZINC
	000G39-08-12B	EA	SCREW - SF/DR - 8-18 X 3/4 PPH - ZINC
	000G39-08-12T	EA	SCREW - SF/DR - 8-18 X 3/4 PPH - BLACK
	000G39-10-48T	EA	SCREW - SF/DR - 10-16 X 3 PPH - BLACK
	000G39-10-48B	EA	SCREW - SF/DR - 10-16 X 3 - PPH - ZINC
	000G39-10-40D	EA	SCREW - SF/DR - 10-16 X 2 1/2 PPH - BLACK
	000G39-10-32B	EA	SCREW - SF/DR - 10-16 X 2 - PPH - ZINC
	000G39-10-20T	EA	SCREW - SF/DR - 10-16 X 1 1/4 PPH - BLACK
	000G39-10-20B	EA	SCREW - SF/DR - 10-16 X 1 1/4 PPH - ZINC
	000G39-10-169	EA	SCREW - SF/DR - 10-16 X 1 PPH - FLUOROCARBON SILVER
	000G39-10-129	EA	SCREW - SF/DR - 10-16 X 3/4 PPH - FLUOROCARBON SILVER

**SEALANTS & FASTENERS GROUP (CONTINUED)**  
**SCREWS (CONTINUED)**

KEY	PART NUMBER	U/M	DESCRIPTION
	000G39-10-12T	EA	SCREW - SF/DR - 10-16 X 3/4 - BLACK
	000G39-10-10T	EA	SCREW - SF/DR - 10-16 X 5/8 - BLACK
	000G39-10-10B	EA	SCREW - SF/DR - 10-16 X 5/8 PPH - ZINC
	000G39-10-08B	EA	SCREW - SF/DR - 10-16 X 1/2 PPH - ZINC
	000G39-12-12E	EA	SCREW - SF/DR - 12 - 14 X 3/4 PPH - CHROME
	000G42-04-24B	EA	SCREW - SF/DR - 1/4-14 X 1 1/2 - ZINC
	000G42-04-16B	EA	SCREW - SF/DR - 1/4-14 X 1 HWH - ZINC
	000G42-04-24B	EA	SCREW - SF/DR - 1/4-14 X 1 1/2 - ZINC
	000G46-08-24T	EA	SCREW - MACHINE - 8-32 X 1 1/2 PFH - BLACK
	000G50-04-08B	EA	SCREW - MACHINE - 1/4-20 X 1/2 PTH - ZINC
	000G52-06-05B	EA	SCREW - MACHINE - 6-32 X 5/16 PTH ZINC
	000G52-06-06B	EA	SCREW - MACHINE - 6-32 X 3/8 PIN - ZINC
	000G54-04-14B	EA	SCREW - 1/4-20 X 7/8 PTH - TYPE 23 - ZINC PLATED
	000G55-08-124	EA	SCREW - SF/DR - 8-18 X 3/4 PWH - ASH GRAY
	000G55-08-16T	EA	SCREW - SF/DR - 8-18 X 1 PWH - BLACK
	000G56-12-48B	EA	SCREW - WOOD - 12-11 X 3 POH - SPECIAL HARDENED
	000G57-14-64B	EA	SCREW - 14-10 X 4 PFH ZINC
	000G60-08-20F	EA	SCREW - SF/DR - 8-19X1.25 POH
	000G60-08-16E	EA	SCREW - SF/DR - 8-1 X 1 POH - CHROME
	000G60-08-22B	EA	SCREW - SF/DR - 8-18 X 1.38 POH - ZINC
	000G60-10-209	EA	SCREW - SF/DR - 10-16 X 1 1/4 POH - SILVER STALGAARD
	000G60-10-20B	EA	SCREW - SF/DR - 10-16 X 1 1/4 POH - ZINC
	000G60-10-16J	EA	SCREW - SF/DR - 10-16 X 1 POH - BRIGHT BRASS
	000G60-10-28T	EA	SCREW - SF/DR - 10-16 X 1 3/4 - BLACK
	000G62-08-24B	EA	SCREW - SF/DR - 8-18 X 1 1/2 PFH
	000G67-08-32B	EA	SCREW - 8-15 X 2 PPH - ZINC
	000G67-10-08B	EA	SCREW - 10-12 X 1/2 PPH - ZINC
	000G67-10-32J	EA	SCREW-10-12X2 PPH - BRIGHT BRASS
	000G67-10-24S	EA	SCREW - 10-12 X 1 1/2 PPH - OFF WHITE
	000G67-10-24B	EA	SCREW - 10-12 X 1 1/2 PPH - ZINC
	000G67-10-20D	EA	SCREW - 10-12 X 1 1/4 PPH - BLACK
	000G67-10-12P	EA	SCREW - 10-12 X 3/4 PPH - DARK BROWN
	000G67-10-12B	EA	SCREW - 10-12 X 3/4 PPH - ZINC
	000G67-10-10T	EA	SCREW - 10-12 X 5/8 PPH - BLACK
	000G67-10-10S	EA	SCREW - 10-12 X 5/8 PPH - OFF WHITE
	000G67-10-10P	EA	SCREW - 10-12 X 5/8 PPH - DARK BROWN
	000G67-10-10B	EA	SCREW - 10-12 X 5/8 PPH - ZINC - TYPE A
	000G67-10-08S	EA	SCREW - 10-12 X 1/2 PPH - OFF WHITE
	000G68-06-12B	EA	SCREW - 6-18 X 3/4 POH - ZINC & CLEAR
	000G68-06-10J	EA	SCREW - 6-18 X 5/8 POH - BRASS
	000G68-06-10G	EA	SCREW - 6-18 X 5/8 POH - ANTIQUE BRASS
	000G68-06-12J	EA	SCREW - 6-18 X 3/4 POH - BRASS
	029130-01-000	EA	SCREW - SNAP STUD - #8-16 X 5/8" LONG
	029130-03-000	EA	SCREW - SNAP STUD - #8-16 X 1" LONG
	049465-01-000	EA	SCREW - 10-16 PTH W/WASHER - DARK BROWN
	049465-03-000	EA	SCREW - 10-16 X 1 POH W/WASHER - OFF WHITE
	049465-04-000	EA	SCREW - 10-16 X 1 PTH W/WASHER - BEIGE
	049465-13-000	EA	SCREW-10+16X1 PTH W/WASHER - *ASH GRAY
	049465-17-000	EA	SCREW - 10-16 X 1 POH W/WASHER - BRIGHT WHITE
	054434-03-000	EA	SCREW - SF/DR - 10-16 X 2 - PWH - ZINC
	075908-01-000	EA	SCREW - MACHINE - 10-32 X .56 PTH - EXTERNAL TOOTH - ZINC
	076790-01-000	EA	SCREW - 6-20 X 1 1/4 PPH - BLACK
	076790-05-000	EA	SCREW - 6-20 X 1/2 PPH - BLACK - THREAD CUTTING/WOOD
	083554-01-000	EA	SCREW - DRYWALL - 8 X 1 1/4
	083554-04-000	EA	SCREW - DRYWALL - 8 X 2 1/2
	087721-01-000	EA	SCREW - FLAT HEAD - TAPPING - 1/4 X 1 1/4 LONG - ZINC
	087721-02-000	EA	SCREW - FLAT HEAD - TAPPING - 1/4" X 2 1/4" LONG - ZINC
	090033-02-000	EA	SCREW - 1/4-20 X 5/8 - ROUND WASHER HEAD - OFF/WHITE
	097974-01-000	EA	SCREW - PARTICLE BOARD - 7-9 X 3/4 PPH
	101618-01-000	EA	SCREW - 1/4-20 X 3/4 HEX - TAPPING - STALGARD TYPE F
	109235-01-05A	FT	COVER - SCREW - BRIGHT WHITE
	109235-01-01A	FT	COVER - SCREW - MAT BLACK
	113563-01-01A	EA	SCREW - 8 X 5/8 LONG SHOULDER/WASHER HEAD
	116111-02-01A	EA	SCREW - TAPTITE - 1/4-20 X 3/8 PPH - ZINC



## SEALANTS & FASTENERS GROUP (CONTINUED)

### SCREWS (CONTINUED)

KEY	PART NUMBER	U/M	DESCRIPTION
	117478-01-04A	EA	SCREW - 8-18 X 3/4 PPH W/WASHER - VW LIGHT GRAY
	118383-01-09A	EA	RETAINER/RECESSED - F/.22" SCREW - GLACIER
	118383-01-06A	EA	RETAINER/RECESSED - F/.22" SCREW - ALLANTE ANTELOPE
	118383-01-04A	EA	RETAINER/RECESSED - F/.22" SCREW - BRIGHT WHITE
	118383-02-09A	EA	RETAINER/RECESSED - F/.27" SCREW - GLACIER
	118383-02-05A	EA	RETAINER/RECESSED - F/.27" SCREW - VW LIGHT GRAY
	118383-02-10A	EA	RETAINER/RECESSED - F/.27" SCREW - RIVERSTONE
	118383-02-11A	EA	RETAINER/RECESSED - F/.27" SCREW - CASHMERE
	118383-03-09A	EA	RETAINER/RECESSED - F/.32" SCREW - GLACIER
	118383-04-04A	EA	CAP - F/RECESSED RETAINER - BRIGHT WHITE
	118383-04-08A	EA	CAP - F/RECESSED RETAINER - CADDY CREAM
	118383-04-05A	EA	CAP - F/RECESSED RETAINER - VW LIGHT GRAY
	118383-04-11A	EA	CAP - F/RECESSED RETAINER - CASHMERE
	118383-04-10A	EA	CAP - F/RECESSED RETAINER - RIVERSTONE
	118383-04-09A	EA	CAP - F/RECESSED RETAINER - GLACIER
	134126-01-01A	EA	SCREW/NAIL - HEX HEAD - 3/4"
	140040-01-000	EA	SCREW - 1/4-20 X 1 - BUTTON HEAD/SOCKET - W/LOCTITE
	144078-01-01A	EA	SCREW - HEX/FLANGE HEAD CAP-1" W/.75" THREAD LENGTH-ZINC
	149753-01-02A	EA	RETAINER/RECESSED - F/.22" SCREW - BRIGHT WHITE
	149753-01-01A	EA	RETAINER/RECESSED - F/.22" SCREW - BLACK
	149753-02-02A	EA	CAP - F/RECESSED RETAINER - BRIGHT WHITE
	149753-02-01A	EA	CAP - F/RECESSED RETAINER - BLACK

### CLAMPS, CLIPS, GROMMETS, RIVETS & PLUGS

KEY	PART NUMBER	U/M	DESCRIPTION
	000F10-06-32B	EA	PIN - COTTER - 3/16" X 2" - ZINC
	000H14-06-06R	EA	RIVET-MANDREL BLIND,3/16 AL - CHERRY BSP-66
	000H16-04-06R	EA	RIVET - POP ALUMINUM - 1/8 X .313 - .375
	000H16-06-10R	EA	RIVET - POP ALUMINUM - 3/16 X .501 - .625
	007161-01-000	EA	CLAMP - HOSE - SPRING TYPE - 1/2"
	008386-01-000	EA	GROMMET - SNAP - 3/8" DIAMETER - NYLON
	010495-01-000	EA	CLAMP - CABLE - 9/16"ID - BLACK
	010495-02-000	EA	CLAMP - CABLE - 3/8"ID - BLACK
	010495-04-000	EA	CLAMP - CABLE - 11/16"ID - WHITE
	010497-01-000	EA	CLAMP - CLOSED - 5/8"ID
	010497-02-000	EA	CLAMP - CLOSED - 1.5"ID
	010497-03-000	EA	CLAMP - CLOSED - 1"ID - CUSHIONED
	010497-04-000	EA	CLAMP - CLOSED - 1 5/8"ID
	010497-05-000	EA	CLAMP - CLOSED - 1/2"ID
	010497-07-000	EA	CLAMP - CLOSED - 3/8"ID
	010497-09-000	EA	CLAMP - CLOSED - 5/16"ID
	010497-10-000	EA	CLAMP - CLOSED - 7/8"ID
	010499-01-000	EA	CLAMP - CLOSED - 3/8"ID
	016188-03-000	EA	GROMMET - LP LINE - 3/8"HOLE X 2 1/2"LONG - RUBBER
	016188-04-000	EA	GROMMET - LP LINE - 1/2"HOLE X 2 1/2"LONG - RUBBER
	016188-05-000	EA	GROMMET - LP LINE - 3/8"HOLE X 1 1/4"LONG - RUBBER
	016188-06-000	EA	GROMMET - L/P LINE - 3/8"HOLE X 3 1/4"LONG - RUBBER
	016188-08-000	EA	GROMMET - LP LINE - 1/2"HOLE X 1 1/4"LONG - RUBBER
	016188-09-000	EA	GROMMET - LP LINE - .68"HOLE X 1 1/4"LONG - RUBBER
	016188-10-000	EA	GROMMET - LP LINE - .68"HOLE X 2.5"LONG - RUBBER
	023942-01-000	EA	GROMMET - RUBBER - 2" OD
	034141-02-000	EA	PLUG/NYLON - .38" - BLACK
	061420-01-000	EA	PLUG/PLASTIC - 1 3/4" DIAMETER - BROWN
	061420-04-000	EA	PLUG/PLASTIC - 1 1/4" DIAMETER
	061420-05-000	EA	PLUG/PLASTIC - 1 1/2" DIAMETER
	061420-08-000	EA	PLUG/PLASTIC - 2 1/2" DIAMETER
	061420-09-000	EA	PLUG/PLASTIC - 1.00" - DIAMETER
	061420-10-000	EA	PLUG/PLASTIC - 1 1/2" DIAMETER - BLACK
	061420-14-000	EA	PLUG/PLASTIC - 7/8" DIAMETER - BLACK
	061420-15-000	EA	PLUG/PLASTIC - 2" DIAMETER - BLACK
	062401-01-000	EA	CLAMP - HOSE - WORMGEAR - .25" - 1"
	062401-02-000	EA	CLAMP - HOSE - WORMGEAR - 1.56" - 2.5"
	062401-03-000	EA	CLAMP - HOSE - WORMGEAR - .22" - 1"
	062401-04-000	EA	CLAMP - HOSE - WORMGEAR - .69" - 1.25"

**SEALANTS & FASTENERS GROUP (CONTINUED)**  
**CLAMPS, CLIPS, GROMMETS, RIVETS & PLUGS (CONTINUED)**

KEY	PART NUMBER	U/M	DESCRIPTION
	062401-05-000	EA	CLAMP - HOSE - WORMGEAR - 2" - 3" ID
	062401-06-000	EA	CLAMP - HOSE - WORMGEAR - .22" - .62" ID
	062401-09-000	EA	CLAMP - HOSE - WORMGEAR - 2.8" - 3.75"
	062401-11-000	EA	CLAMP - HOSE - WORMGEAR - 3.50" - 4.50"
	062401-12-000	EA	CLAMP - HOSE - WORMGEAR - .79" X 1.26"
	062401-13-000	EA	CLAMP - HOSE - WORMGEAR
	071015-01-000	EA	GROMMET - RUBBER - .5"ID X 1"OD-W/.38" GROOVE - BLACK
	071015-11-000	EA	GROMMET - RUBBER - 1 ID - FITS .12 MATERIAL - BLACK
	071015-13-000	EA	GROMMET - RUBBER - .62 ID - FITS .09 GROOVE - BLACK
	071015-19-000	EA	GROMMET - RUBBER - .38 ID - FITS .06 MATERIAL - BLACK
	071015-26-000	EA	GROMMET - RUBBER - 1.5" ID X 2.1" OD W/.06" GROOVE-BLACK
	071015-29-000	EA	GROMMET - RUBBER - .3"ID X 1.3"OD W/.12" GROOVE - BLACK
	071015-30-000	EA	GROMMET - RUBBER - .3"ID X .81"OD W/.12" GROOVE - BLACK
	071015-32-000	EA	GROMMET - RUBBER - .75"ID X 1.375"OD W/.187" GROOVE-BLK
	071015-37-000	EA	GROMMET - .81 ID FITS .56 MTL
	071015-39-000	EA	GROMMET - .75 ID FITS .06 MTL
	071015-40-000	EA	GROMMET - .38 ID FITS .09 MTL
	071015-41-000	EA	GROMMET - .125 ID FITS .188 MTL
	071015-42-000	EA	GROMMET - RUBBER - .25 ID - FITS .06 MATERIAL - BLACK
	075148-02-000	EA	CLAMP - GROUNDING - BRONZE SCREWS
	077955-01-000	EA	CLIP/J - 3/8" - VINYL COATED
	080211-03-000	EA	CLIP - XMAS TREE W/PANEL RETAINING HEAD - 3/4" SHANK
	080734-02-000	EA	CLIP - WIRE NYLON
	081211-01-000	EA	PLUG - PLASTIC - .31"DIA - BLACK
	081211-03-000	EA	PLUG/PLASTIC - .50" DIAMETER - TRUSS HEAD - BLACK
	081211-04-000	EA	PLUG/PLASTIC - .46 DIAMETER - TRUSS HEAD - BLACK
	083609-01-000	EA	CLAMP - WIRE - DUAL - EQUAL DIAMETERS - 5/8"
	083610-01-000	EA	CLAMP - WIRE - DUAL - UNEQUAL DIAMETERS - 3/4" & 1 1/4"
	083610-02-000	EA	CLAMP - WIRE - DUAL - UNEQUAL DIAMETERS - 3/4" & 2"
	083610-03-000	EA	CLAMP - WIRE - DUAL - EQUAL DIAMETERS - 2"
	088756-01-000	EA	GROMMET - WEB - 1 1/8 " I.D.
	089329-02-000	EA	CLIP - SPRING
	091952-01-000	EA	CLIP - GRIPPER - 1"
	091952-02-000	EA	CLIP - GRIPPER - 3/4"
	091952-03-000	EA	CLIP - GRIPPER - 1/2" - BLACK VINYL COATED
	094362-02-000	EA	CLIP - XMAS TREE - BINDER HEAD - .9" LONG
	094362-05-000	EA	CLIP - XMAS TREE - ROUND HEAD - 1.4" LONG
	113133-02-01A	EA	RIVET - POP - ALUMINUM - 3/16 X .252 - .504 - BLACK
	114208-01-000	EA	GROMMET - EDGE LINER - FITS 1 3/4"
	114208-05-000	EA	GROMMET - EDGE LINER - FITS 2"
	115361-01-01A	EA	PLUG/PLASTIC - 1/2" DIAMETER
	118626-01-02A	EA	RIVET - POP - ALUMINUM - 3/16 X .08 - .375
	118626-01-01A	EA	RIVET - POP - ALUMINUM - 3/16 X .08 - .375
	137014-01-02A	EA	GROMMET - CABLE - BROWN
	137014-01-01A	EA	GROMMET - CABLE - ALMOND
	137014-01-03A	EA	GROMMET - CABLE - BLACK
	139118-02-01A	EA	GROMMET - SCREW - PLASTIC
	140171-01-000	EA	CLAMP - HOSE - STEPLESS EAR - .312

**MISCELLANEOUS FASTENERS**

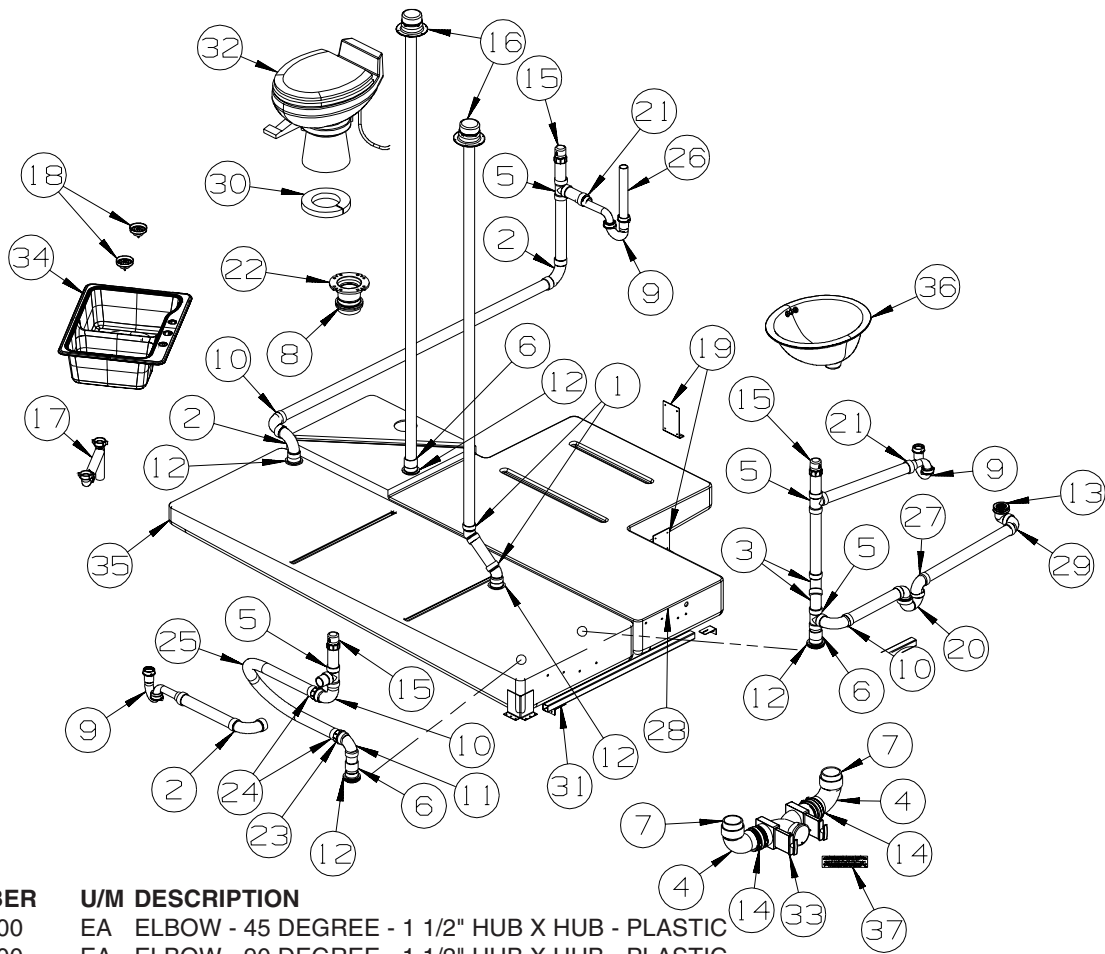
KEY	PART NUMBER	U/M	DESCRIPTION
	008343-01-000	EA	TIE - WIRE - 6"
	008343-02-000	EA	TIE - WIRE - 14"
	008343-03-000	EA	TIE - WIRE - 7 1/2" - BLACK
	029094-04-000	YD	VELCRO TAPE - LOOP - 1" WIDE - BLACK
	029096-03-000	YD	VELCRO TAPE - HOOK - 1" WIDE - BLACK
	029096-04-000	YD	VELCRO TAPE/HOOK - 1" WIDE - BLACK - W/ADHESIVE BACK (PSA)
	048394-02-000	YD	VELCRO TAPE - HOOK - ADHESIVE BACK - 3/4" WIDE - BEIGE
	085774-01-000	FT	FASTENER - DUAL LOCK - 1" WIDE - ADHESIVE BACK - BLACK
	085774-02-000	FT	FASTENER - DUAL HOOK - 1" WIDE - ADHESIVE BACK - BLACK
	085774-03-000	FT	FASTENER - DUAL LOCK - 1/2" WIDE - ADHESIVE BACK - BLACK
	085774-04-000	FT	FASTENER - DUAL HOOK - 1/2" WIDE - ADHESIVE BACK - BLACK
	088792-02-000	YD	VELCRO TAPE - LOOP - 3/4" - ADHESIVE BACK - BEIGE
	088792-04-000	YD	VELCRO TAPE - HOOK - 5/8" - NON-ADHESIVE BACK - WHITE

## SEALANTS & FASTENERS GROUP (CONTINUED)

### MISCELLANEOUS FASTENERS (CONTINUED)

KEY	PART NUMBER	U/M	DESCRIPTION
	088792-05-000	YD	VELCRO TAPE - LOOP - 5/8" - NON-ADHESIVE BACK - WHITE
	108046-01-000	EA	CABLE TIE - SCREW MOUNT 8"
	108046-02-000	EA	CABLE TIE - SCREW MOUNT 15"
	110943-01-000	FT	FELT STRIP - 3/8" - ADHESIVE BACK - BLACK - 75' PER ROLL
	110943-02-000	FT	FELT STRIP - 3/8" - ADHESIVE BACK - WHITE
	127960-01-01A	EA	RETAINER - 3/8" - STAINLESS STEEL

## WATER & SEWAGE GROUP DRAINAGE SYSTEM



KEY	PART NUMBER	U/M	DESCRIPTION
1	010006-01-000	EA	ELBOW - 45 DEGREE - 1 1/2" HUB X HUB - PLASTIC
2	010008-01-000	EA	ELBOW - 90 DEGREE - 1 1/2" HUB X HUB - PLASTIC
3	010051-01-000	EA	ELBOW - 45 DEGREE - 1 1/2" SPIGOT X HUB - PLASTIC
4	010062-01-000	EA	ELBOW - 3 90 SPIGOT X HUB - PLASTIC
5	010071-01-000	EA	TEE - SANITARY - 1 1/2" HUB X HUB X HUB - PLASTIC
6	010115-01-000	EA	COUPLING - 1 1/2" HUB X HUB - PLASTIC
7	010129-03-000	EA	NIPPLE - 3" X 3" TOE - PLASTIC
8	061607-02-000	EA	GROMMET - HOLDING TANK - 3" NPS
9	107538-01-000	EA	P-TRAP - PLASTIC - 1 1/4" W/EXTENSION ARM - USA FROM: 00-00-00 THRU: 10-12-04
9	107538-02-000	EA	P-TRAP - PLASTIC - 1 1/2" W/EXTENSION ARM - USA FROM: 10-13-04 THRU: 99-99-99
9	011071-01-000	EA	P-TRAP - PLASTIC - 1 1/2" - CSA - CANADIAN
10	033761-01-000	EA	ELBOW - 90 DEGREE - TURN - 1 1/2" HUB X 1 1/2" SPIGOT
11	034250-01-000	EA	ELBOW - 90 DEGREE - LONG TURN - 1 1/2" HUB X HUB - ABS
12	061607-01-000	EA	GROMMET - HOLDING TANK - 1 1/2" NPS
13	066440-01-000	EA	STRAINER - SHOWER DRAIN - W/RUBBER WASHER
	127440-02-01A	EA	WASHER - RUBBER - 1.8" X .1"
	130403-01-000	EA	NUT - SLIP - W/WINGS 1 1/2"
14	078406-01-000	EA	COUPLER - 3" X 3" W/CLAMPS - RUBBER
15	079968-01-000	EA	VENT - MECHANICAL/TRAP ARM - ANTI-SIPHON-2" X 7.3" PLASTIC
16	083558-03-000	EA	VENT W/COVER F/PLUMBING STACK - OFF WHITE
17	011091-02-000	EA	WASTE - CONTINUOUS - DOUBLE SINK
18	092303-01-000	EA	STRAINER - W/BASKET - GALLEY SINK - 4" OD
19	094756-02-01A	EA	BRACKET - L - 6.1" LONG X 3.9" WIDE - STEEL
20	037763-01-000	EA	P-TRAP - PLASTIC - 1 1/2 HXH W/UNION
21	109571-01-000	EA	ADAPTER - P-TRAP - 1 1/2"P X 1 1/4"MPT FROM: 00-00-00 THRU: 10-12-04
21	152146-01-000	EA	CONNECTOR - 1 1/2"P X 1 1/2"MPT FROM: 10-13-04 THRU: 99-99-99
22	116644-01-000	EA	FLANGE/CLOSET - 3" FEMALE - 4 BOLT
23	126424-01-000	EA	ADAPTER - 1 1/2" MPT X 1 1/2" HUB
24	126425-02-000	EA	ADAPTER - SWIVEL - 1 1/2 FPT X SPIGOT
25	126426-01-000	FT	PIPE - 1 1/2" FLEXIBLE

**WATER & SEWAGE GROUP (CONTINUED)**  
**DRAINAGE SYSTEM (CONTINUED)**

KEY	PART NUMBER	U/M	DESCRIPTION
26	126588-02-000	EA	ARM - WASTE - 1 1/2" X 20" - FEMALE
27	010009-01-000	EA	ELBOW - 90 DEGREE - 1/4 BEND - 1 1/2" - PLASTIC
27	010009-01-000	EA	ELBOW - 90 DEGREE - 1/4 BEND - 1 1/2" - PLASTIC
28	140050-01-700	EA	TANK - HOLDING
	010232-01-000	EA	FITTING - SPINWELD - PLASTIC 3FPT
	049032-01-000	EA	PATCH - SPINWELD - 3/8" - PLASTIC
29	131486-01-000	EA	ELBOW - DRAIN 1 1/2" - LOW PROFILE - TUB DRAIN
30	131786-03-01A	EA	SPACER/TOILET - ROUND - 10" DIAM. X 1.25" HIGH - SOFT WHT
31	132871-03-02B	EA	BRACKET/L ANGLE W/HOLES - 1.2" X 2.8" - E-COATED
32*	136729-01-01A	EA	TOILET - CHINA - STANDARD W/SPRAYER - WHITE
33	136143-01-000	EA	VALVE - DUAL - 3" X 3"
	139513-01-000	EA	HOSE - SEWER - 3" X 10' - W/ADAPTER
	062416-01-000	EA	ADAPTER - SEWER HOSE TO 3" PIPE
	144728-01-000	EA	VALVE - SEWER HOSE - 3"
34	148870-01-01A	EA	SINK/DOUBLE - LRG/SML BASIN - 25" X 19" X 7"
	151556-01-01A	EA	DRAIN/TAILPIECE - W/POP-UP/LIFT ROD/OVERFLOW-POLISH BRASS FROM: 04-30-04 THRU: 99-99-99
	151556-01-02A	EA	DRAIN/TAILPIECE - W/POP-UP/LIFT ROD/OVERFLOW - CHROME FROM: 04-30-04 THRU: 99-99-99
	127440-02-01A	EA	WASHER - RUBBER - 1.8" X .1"
35	132407-01-000	EA	TANK - HOLDING - 54 GALLON - W/O FITTINGS - 28.4" X 87.1"
	010232-01-000	EA	FITTING - SPINWELD - PLASTIC 3FPT
	049032-01-000	EA	PATCH - SPINWELD - 3/8" - PLASTIC
36	143310-01-01A	EA	SINK - LAVATORY - OVAL - 19" X 16" - WHITE FROM: 00-00-00 THRU: 02-13-05
36	155318-01-01A	EA	SINK - LAVATORY - OVAL - 14" X 17" - OFF WHITE FROM: 02-14-05 THRU: 99-99-99
37	147845-01-01A	EA	LABEL - DRIP VALVE

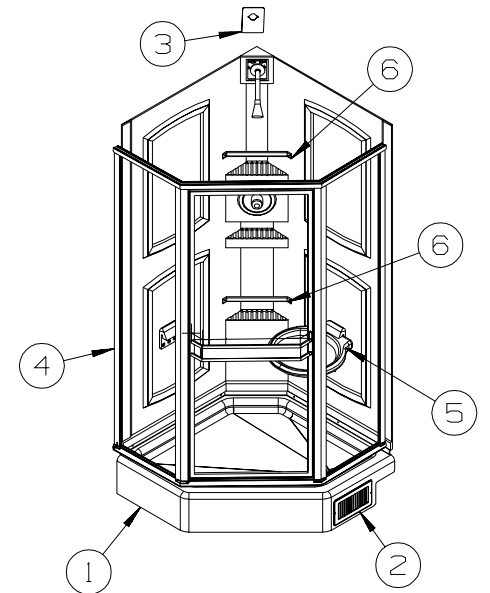
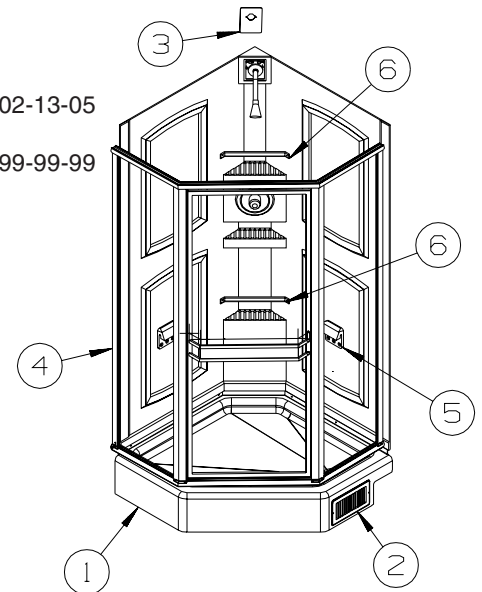
\*COMPONENT PARTS LISTED LATER IN THIS GROUP

**FROM: 00-00-00 THRU: 02-20-05**

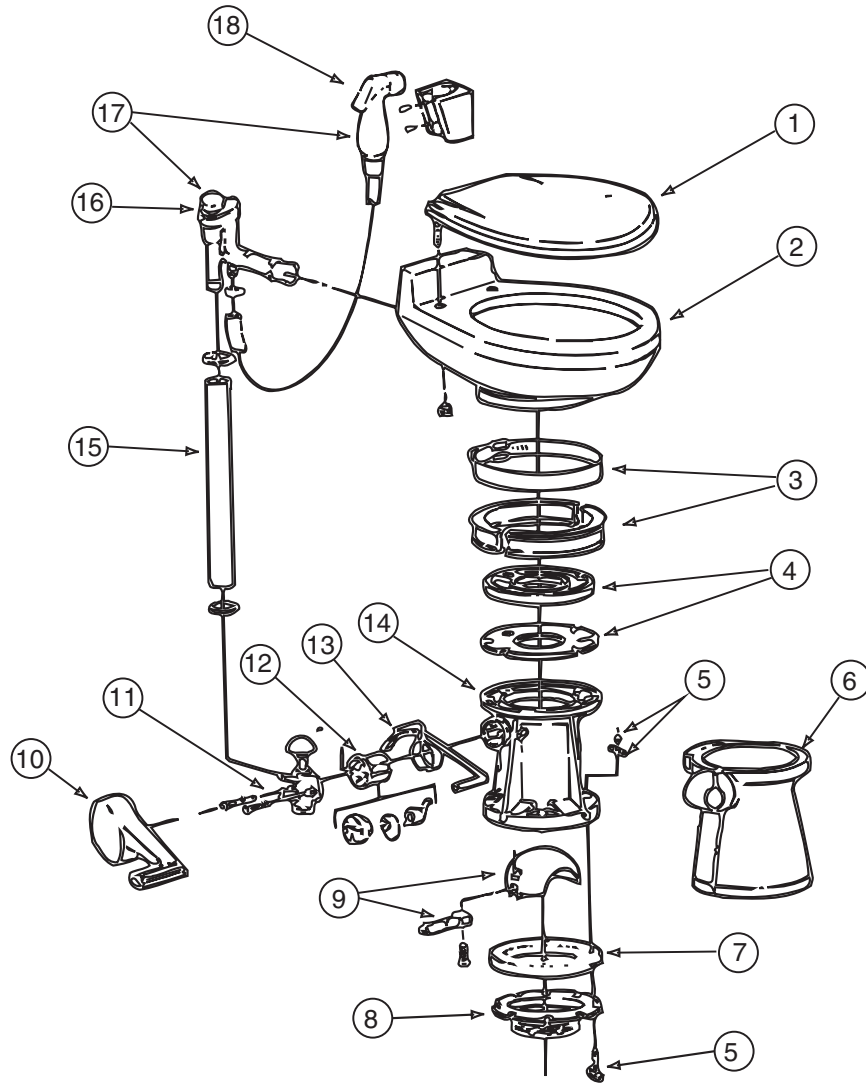
KEY	PART NUMBER	U/M	DESCRIPTION
1	M02630-62-N74	EA	SHOWER PAN - W/STRAINER
2	089326-02-000	EA	GRILLE - FLOOR - HEATING - 9.3" X 5.3" - SOFT WHITE
3	131549-01-01A	EA	PLATE - COVER - SHOWER HEAD
4	131311-01-01A	EA	ENCLOSURE - SHOWER - SIDES/BACK - 1 PIECE
5	135607-03-01A	EA	SEAT - SHOWER/FOLDING(FOR REPLACEMENT OR OPTION
6	113714-02-02A	EA	RETAINER - SHELF/SHOWER - 10.6" - SOFT WHITE

**FROM: 02-21-05 THRU: 99-99-99**

KEY	PART NUMBER	U/M	DESCRIPTION
1	M02630-83-SA0	EA	SHOWER PAN - W/STRAINER
2	089326-02-000	EA	GRILLE - FLOOR - HEATING - 9.3" X 5.3" - SOFT WHITE
3	131549-01-01A	EA	PLATE-COVER,SHOWER HEAD - *99 Q36C
4	147575-01-01A	EA	ENCLOSURE - SHOWER - SIDES/BACK - 1 PIECE
5	135607-03-01A	EA	SEAT - SHOWER/FOLDING(FOR REPLACEMENT OR OPTION INST ONLY)
6	113714-02-02A	EA	RETAINER - SHELF/SHOWER - 10.6" - SOFT WHITE



**WATER & SEWAGE GROUP (CONTINUED)**  
**COMPONENT PARTS FOR DRAINAGE SYSTEM**

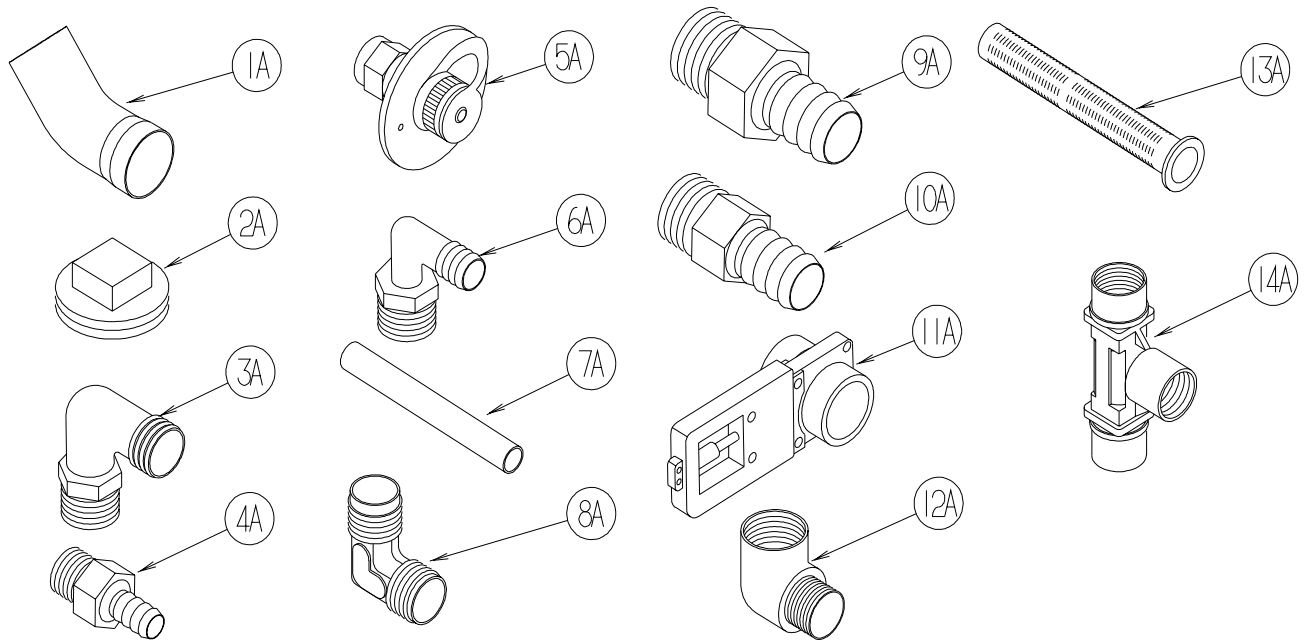


**136729-01-01A**

KEY	PART NUMBER	U/M	DESCRIPTION	VENDOR NO.
1	136729-01-700	EA	SEAT ASSEMBLY - WHITE	343829
2	136729-01-701	EA	BOWL/CHINA - WHITE	310739
3	140798-01-702	EA	RING & HALF CLAMP KIT-WHITE	385310025
4	085330-01-704	EA	TEFLON & RUBBER SEAL KIT	385316140
5	085330-01-717	EA	HARDWARE KIT - BASE MOUNTING	310064
6	085330-09-704	EA	PEDESTAL COVER - WHITE	310111
7	085330-01-714	EA	SEAL-FLANGE, FLOOR	390343892
8	085330-01-716	EA	FLANGE-FLOOR, 3" MPT	345889
10	085330-09-702	EA	COVER/PEDAL KIT - WHITE	310114
11	085330-01-709	EA	VALVE-WATER	385314349
12	085330-01-707	EA	CARTRIDGE SPRING ASSEMBLY	381236096
13	085330-06-703	EA	LEVER-FLUSH	340873
14	085330-09-703	EA	BASE KIT - WHITE	310120
16	085330-06-701	EA	BREAKER-VACUUM/DIVERTER(900)	230335
18	085330-04-701	EA	HAND SPRAY W/HOSE WHT500/900	340683 - WHITE
18	136729-01-702	EA	HAND SPRAY W/HOSE "PLATINUM"	385310809
	085330-04-708	EA	BRACKET F/HAND SPRAY - WHITE	385230319
	136729-01-703	EA	BRACKET F/HAND SPAY - CHROME	385311131

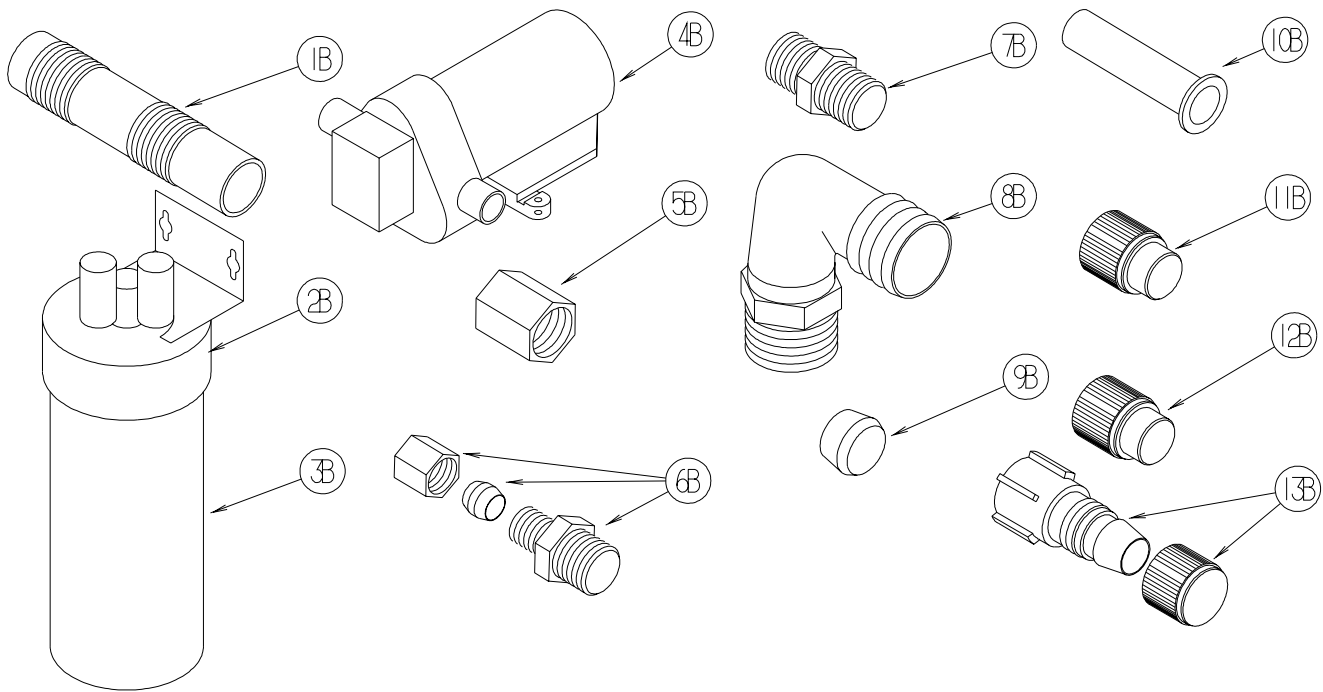
CONTACT WINNEBAGO PART SALES FOR UNLISTED COMPONENTS

**WATER & SEWAGE GROUP (CONTINUED)**  
**WATER SYSTEM**



KEY	PART NUMBER	U/M	DESCRIPTION
1A	010009-01-000	EA	ELBOW - 90 DEGREE - 1/4 BEND - 1 1/2" PLASTIC
2A	010166-01-000	EA	PLUG/THREADED - 1 1/4"MPT - PLASTIC - BLACK - UL
3A	010219-01-000	EA	ELBOW - 1 1/4 MPT X 1 1/4 BARB - WATER FILL - PLASTIC
4A	010224-01-000	EA	ADAPTER - HOSE TO PIPE - 3/8 MPT X 3/8 BARB - PLASTIC
5A	010230-06-000	EA	FILL - CITY WATER - W/CHECK VALVE - MPT - BRUSHED ALUM
6A	035539-01-000	EA	ELBOW - 3/8 MPT X 3/8 BARB - PLASTIC
7A	039800-04-000	FT	TUBING - POLYBUTYL - 1/4"OD
7A	074462-02-000	FT	TUBING - VINYL - 3/8 ID X 20' - CLEAR
7A	112176-01-000	FT	TUBING - VINYL - REINFORCED - 1/2" ID
7A	124188-01-000	FT	TUBING - PEX - 1/2" ID X 20' - BLUE(COLD)
7A	124188-02-000	FT	TUBING - PEX - 1/2" ID X 20' - RED(HOT)
8A	039808-03-000	EA	ELBOW - 1/2" MPT X 1/2" MPT - PLASTIC
9A	044927-01-000	EA	ADAPTER - HOSE TO PIPE-1 1/4 MPTX1 1/4 BARB-BLACK PLASTIC
10A	044927-02-000	EA	ADAPTER - REDUCING - 1" MPT X 1.3" BARB - PLASTIC
11A	062421-03-000	EA	VALVE/DUMP W/O HANDLE - 1 1/2" X 1 1/2" HUB
	062421-05-000	EA	CABLE/ROD - F/DUMP VALVE - W/HANDLE - 48"
	062421-07-000	EA	CABLE/ROD - F/DUMP VALVE - W/HANDLE - 144"
	062421-08-000	EA	CABLE/ROD - F/DUMP VALVE - W/HANDLE - 108"
12A	065318-02-000	EA	ELBOW - 90 DEGREE - 3/8" MPT TO 3/8" FPT
13A	077954-02-000	EA	FILTER - WATER TANK - W/SCREEN IN TANK
14A	039798-01-000	EA	TEE - 1/2"MPT X 1/2"MPT X 1/2"MPT - PLASTIC

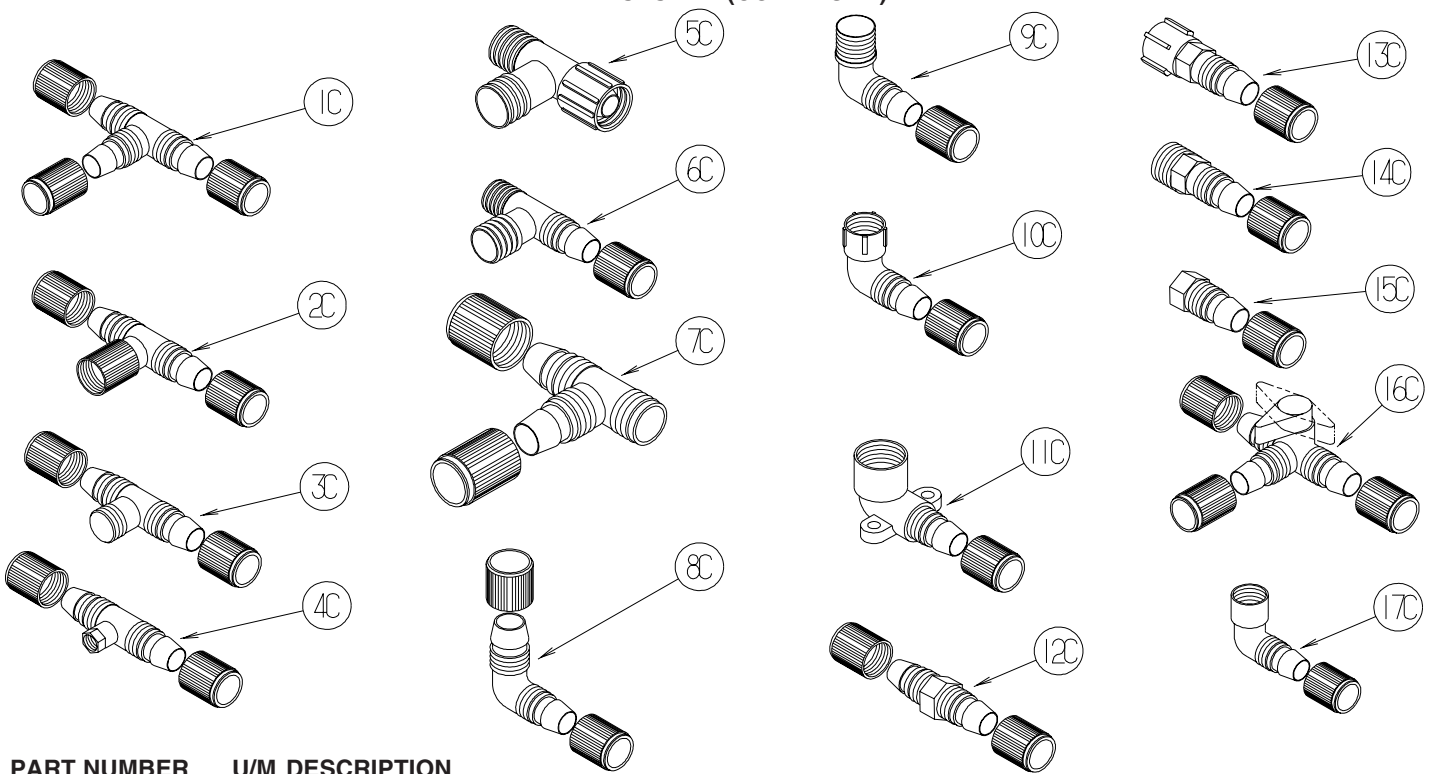
**WATER & SEWAGE GROUP (CONTINUED)**  
**WATER SYSTEM (CONTINUED)**



KEY	PART NUMBER	U/M	DESCRIPTION
1B	079381-01-000	FT	TUBING - RIBBED FLEXIBLE - WATER FILL - 1.4" ID
2B	087200-01-000	EA	FILTER-WATER PURIFCATION, EVERPURE QC2-AC
3B	087200-02-000	EA	CARTRIDGE-WATER FILTER,AC - EVERPURE 9601-11
4B*	098607-01-000	EA	PUMP - WATER - W/.5" MPT FITTING - FLOW 2.8 GPM
5B	101814-01-000	EA	COUPLING - FEMALE - 1/2" X 1/2" FPT - GRAY
6B	103798-01-000	EA	CONNECTOR - 1/4 OD X 3/8 MPT
7B	110438-02-000	EA	VALVE - CHECK - BRASS - 1/2 MPT X 1/2 MPT
8B	111223-02-000	EA	ELBOW - 1/2" MPT X 3/8" BARB - PLASTIC
8B	111223-03-000	EA	ELBOW - 3/4" MPT X 1/2" BARB - PLASTIC
8B	111223-04-000	EA	ELBOW - 1/2" MPT X 1/2" BARB - PLASTIC
9B	111888-01-000	EA	FERRULE - PLASTIC - .250 ID X .375 OD
10B	111888-02-000	EA	INSERT - BRASS - 1/4 COMP
11B	113697-01-000	EA	CAP - 3/8"P
12B	114427-01-000	EA	CAP - 1/2"P
13B	114427-02-000	EA	PLUG - W/COMP NUT - 1/2" PLASTIC PIPE/1/2" FLAIR-IT

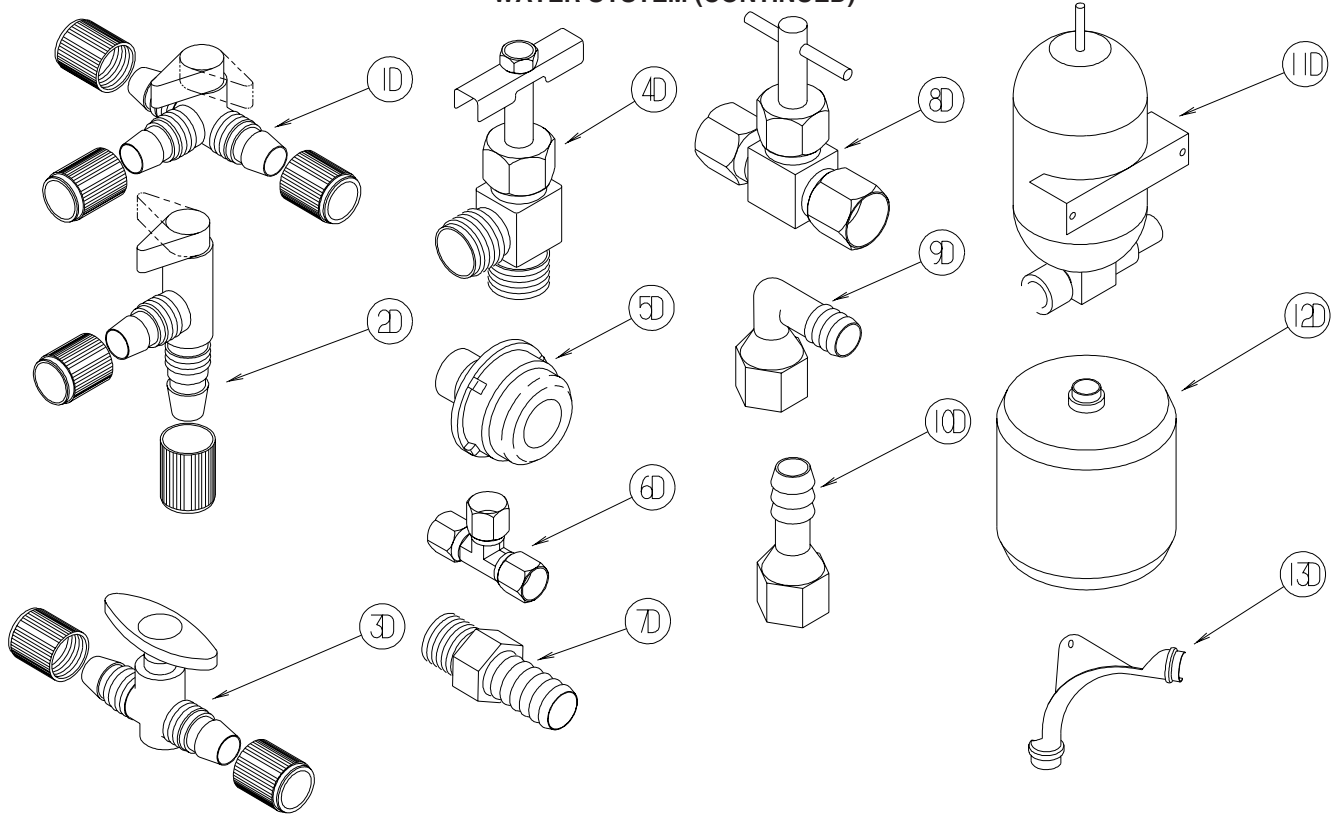


**WATER & SEWAGE GROUP (CONTINUED)**  
**WATER SYSTEM (CONTINUED)**



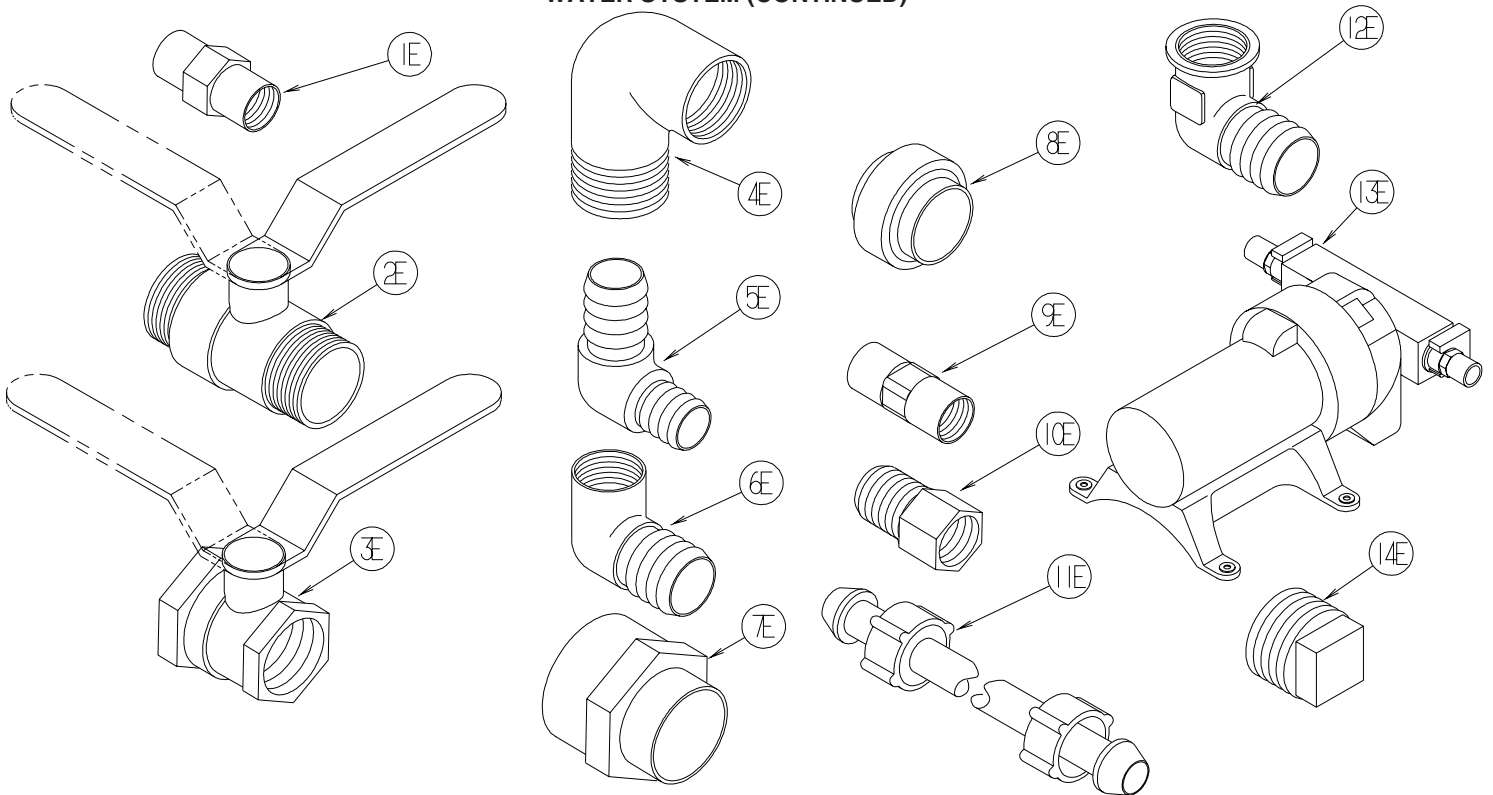
KEY	PART NUMBER	U/M	DESCRIPTION
1C	114428-01-000	EA	TEE - 1/2"P X 1/2"P X 1/2"P
2C	114428-02-000	EA	TEE - SWIVEL - 1/2"P X 1/2"P X 1/2"FPT
3C	114428-03-000	EA	TEE - 1/2"P X 1/2"P X 1/2"MPT
4C	114428-04-000	EA	TEE - 1/2"P X 1/2"P X 1/8"FPT
5C	114428-05-000	EA	TEE - 1/2" SWIVEL X 1/2" MPT X 1/2" MPT
6C	114428-06-000	EA	TEE - 1/2" P X 1/2" MPT X 1/2" MPT
7C	114428-07-000	EA	TEE - 1/2" P X 1/2" MPT X 1/2" P
8C	114429-01-000	EA	ELBOW - 1/2"P X 1/2"P
9C	114429-02-000	EA	ELBOW - 1/2"P X 1/2"MPT
9C	114429-04-000	EA	ELBOW - 1/2"P X 3/8"MPT
9C	114429-05-000	EA	ELBOW - 1/2"P X 3/4"MPT
9C	114429-10-000	EA	ELBOW - SWIVEL - 1/2"MPT X 1/2"FPT
10C	114429-06-000	EA	ELBOW - SWIVEL - 1/2"P X 3/4"FPT
10C	114429-08-000	EA	ELBOW - SWIVEL - 1/2"P X 1/2"FPT
11C	114429-09-000	EA	ELBOW - 1/2"P X 1/2"FPT DROP EAR
12C	114430-01-000	EA	ADAPTER - 1/2"P X 1/2"P
13C	114430-02-000	EA	ADAPTER - SWIVEL - 1/2"P X 1/2"FPT
13C	114430-04-000	EA	ADAPTER - SWIVEL - 1/2"P X 3/8"MPT
14C	114430-03-000	EA	ADAPTER - 1/2"P X 1/2"MPT
15C	114430-06-000	EA	ADAPTER - 1/2"P X 3/8"FPT
15C	114430-09-000	EA	ADAPTER - 1/2"P X 1/2"FPT
16C	114431-01-000	EA	VALVE - 180 DEGREE/CENTER DRAIN - 1/2"P - THREE WAY
17C	114429-11-000	EA	ELBOW - 1/2"P X 1/2"FPT

**WATER & SEWAGE GROUP (CONTINUED)**  
**WATER SYSTEM (CONTINUED)**



KEY	PART NUMBER	U/M	DESCRIPTION
1D	114431-02-000	EA	VALVE - WATER BYPASS - 1/2"P - THREE WAY (WATER HEATER)
2D	114431-03-000	EA	VALVE - 90 DEGREE DRAIN - 1/2"P
3D	114431-04-000	EA	VALVE - "INLINE SHUT-OFF" - 1/2"P
4D	114431-05-000	EA	VALVE - NEEDLE - 1/8" MPT X 1/4" COMPRESSION (ICE MAKER)
5D	114966-01-000	EA	FILTER - IN LINE - TWIST ON - 1/2"
			FROM: 00-00-00 THRU: 09-26-04
5D	152925-01-01A	EA	FILTER - IN LINE - TWIST ON - 1/2" - BLACK
			FROM: 09-27-04 THRU: 99-99-99
6D	118423-01-000	EA	FITTING - BRASS-TEE - 1/4C X 1/4C X 1/4C
7D	118809-01-000	EA	ADAPTER - 1/2" MPT X 3/8" BARB - PLASTIC
7D	118809-02-000	EA	ADAPTER - 1/2" MPT X 1/2" BARB - PLASTIC
8D	120868-01-000	EA	VALVE - NEEDLE - 1/4" COMPRESSION X 1/4" COMPRESSION
9D	123150-01-000	EA	ELBOW - 1/2 FPT X 1/2 BARB - SWIVEL
10D	123152-01-000	EA	ADAPTER - 1/2 FPT X 1/2 BARB - SWIVEL
11D	123243-01-000	EA	TANK - ACCUMULATOR - 24 OZ
12D	123317-01-000	EA	TANK - ACCUMULATOR - 2 GALLON
13D	124184-01-000	EA	SUPPORT - WATER LINE - BEND

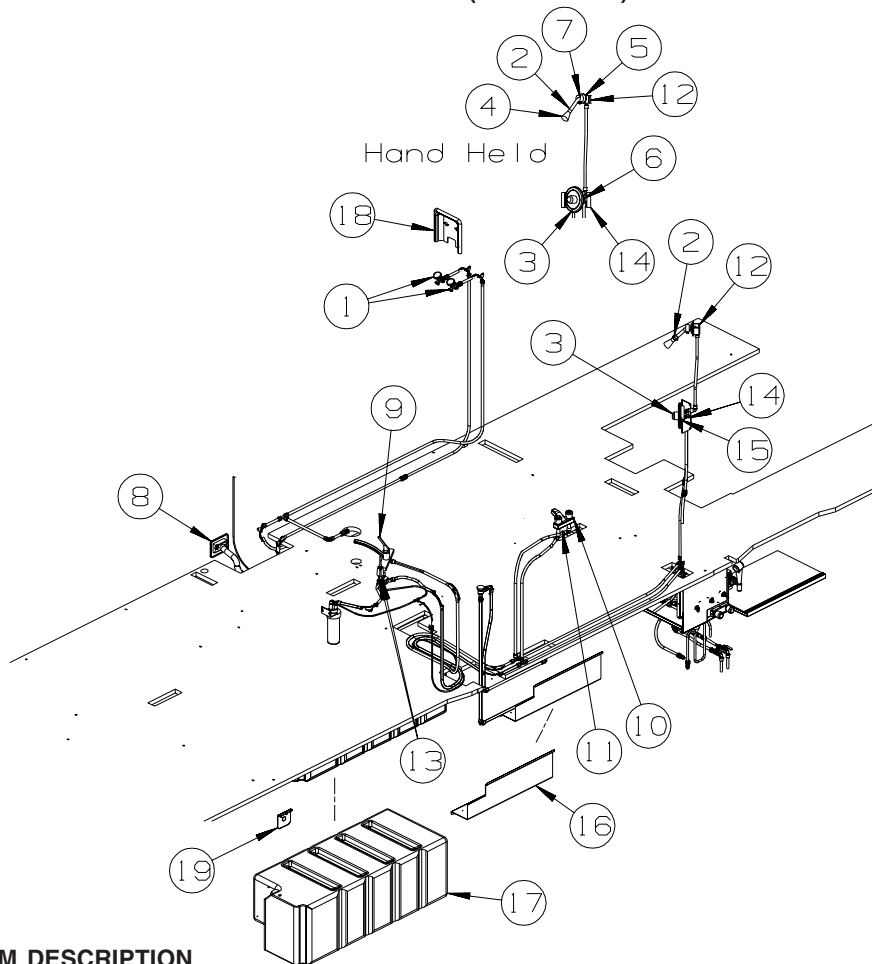
**WATER & SEWAGE GROUP (CONTINUED)**  
**WATER SYSTEM (CONTINUED)**



KEY	PART NUMBER	U/M	DESCRIPTION
1E	132148-01-000	EA	CONNECTOR - 1/2" X 1/2" MPT - BRASS
2E	132483-01-000	EA	VALVE/BALL - 1" - THREADED ENDS
3E	132483-02-000	EA	VALVE/BALL - 1/2" - BRASS - FPT
4E	132484-01-000	EA	ELBOW - 90 DEGREE - 1MPT X 1FPT - PLASTIC
5E	132781-01-000	EA	ELBOW - 1.3" BARB X 1.3" BARB - 90 DEGREE - PLASTIC
6E	132782-01-000	EA	ELBOW - 1" FPT X 1.3" BARB - 90 DEGREE - PLASTIC
7E	133835-01-000	EA	ADAPTER - REDUCING - 1 1/2" X 1 1/4"
8E	133889-01-000	EA	UNION - 1 1/2" DOUBLE SLIP - PVC
9E	135386-01-000	EA	NIPPLE - 1/2"
10E	136333-01-000	EA	ADAPTER - BRASS - 1/2" MPT X 1/2" FPT
11E	140821-01-000	EA	TUBE - WATER SUPPLY - 3/8" X 24"
11E	140821-02-000	EA	TUBE - WATER SUPPLY - 3/8" X 30"
11E	140821-03-000	EA	TUBE - WATER SUPPLY - 3/8" X 36"
11E	140821-04-000	EA	TUBE - WATER SUPPLY - 3/8" X 48"
11E	140821-05-000	EA	TUBE - WATER SUPPLY - 3/8" X 54"
11E	140821-06-000	EA	TUBE - WATER SUPPLY - 3/8" X 60"
11E	140821-07-000	EA	TUBE - WATER SUPPLY - 3/8" X 72"
12E	142812-01-000	EA	ELBOW - BRASS - 1/2" MPT X 1/2" FPT
13E*	144215-01-000	EA	PUMP - WATER - 5.7 GPM - W/1/2" MPT
*	144215-02-000	EA	STRAINER - WATER PUMP
14E	145609-01-000	EA	PLUG - BRASS - 1/2" MPT/HEX HEAD

\*COMPONENT PARTS LISTED LATER IN THIS GROUP

**WATER & SEWAGE GROUP (CONTINUED)**  
**WATER SYSTEM (CONTINUED)**



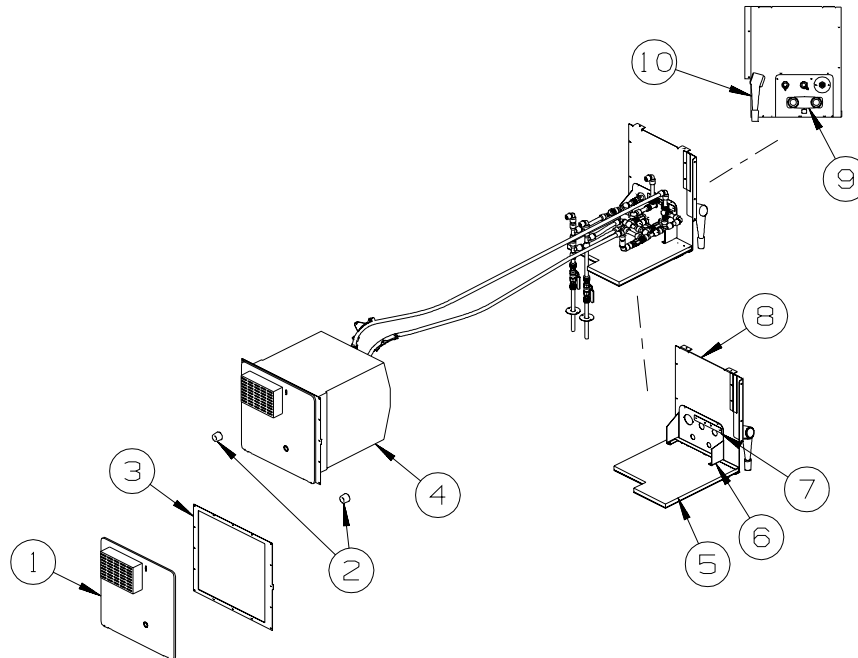
KEY	PART NUMBER	U/M	DESCRIPTION
1	098419-01-000	EA	FAUCET - 90 DEGREE
2	128974-01-01A	EA	VALVE - SHOWER HEAD/WATER SAVER (ON/OFF) - BRIGHT BRASS
2	128974-01-02A	EA	VALVE - SHOWER HEAD - CHROME - <b>STAINLESS STEEL PKG</b>
3*	144596-01-01A	EA	FAUCET/VALVE ONLY - SHOWER - W/TEMP LIMIT STOP(MOEN 62300)
4*	129390-03-01A	EA	SHOWER HEAD - W/HOSE & BRACKET - BRASS
4	129390-03-02A	EA	SHOWER HEAD - W/HOSE & BRACKET - CHROME - <b>STAINLESS STEEL PKG</b>
5	130041-01-02A	EA	SPACER/SHOWER HEAD - SOFT WHITE
			FROM: 00-00-00 THRU: 05-09-04
5	130041-03-18A	EA	SPACER/SHOWER HEAD
			FROM: 05-10-04 THRU: 99-99-99
6*	144596-02-01A	EA	TRIM KIT - (KNOB & PLATE) - CHATEAU - POLISHED BRASS
6	144596-02-02A	EA	TRIM KIT - (KNOB & PLATE) - CHATEAU - CHROME - <b>STAINLESS STEEL PKG</b>
7	135028-01-01A	EA	DROP ELL - F/HAND HELD SHOWER HEAD - W/1/2"IPS - BRASS
			FROM: 00-00-00 THRU: 05-09-04
7	135028-02-01A	EA	DROP ELL - F/HAND HELD SHOWER HEAD/OVAL - W/1/2"IPS-BRASS
			FROM: 05-10-04 THRU: 99-99-99
7	135028-01-02A	EA	DROP ELL - F/HAND HELD SHOWER HEAD - W/1/2"IPS - CHROME - <b>STAINLESS STEEL PKG</b>
			FROM: 00-00-00 THRU: 04-25-04
7	135028-02-02A	EA	DROP ELL - F/HAND HELD SHOWER HEAD/OVAL - W/1/2"IPS-CHROME - <b>STAINLESS STEEL PKG</b>
			FROM: 04-26-04 THRU: 99-99-99
8	137169-01-01A	EA	WATER FILL/GRAVITY - W/DOOR - W/O LOCK - BRIGHT WHITE
	138290-03-000	EA	CASE - W/CAM - W/O CYLINDER/KEY
	138289-01-000	EA	CYLINDER/LOCK - ACCESS DOORS
	138289-02-000	EA	CYLINDER/LOCK - ACCESS DOORS
	138289-03-000	EA	CYLINDER/LOCK - ACCESS DOORS
	138289-04-000	EA	CYLINDER/LOCK - ACCESS DOORS
	138289-05-000	EA	CYLINDER/LOCK - ACCESS DOORS
	138289-06-000	EA	CYLINDER/LOCK - ACCESS DOORS
	138289-07-000	EA	CYLINDER/LOCK - ACCESS DOORS
	138289-08-000	EA	CYLINDER/LOCK - ACCESS DOORS
	138289-09-000	EA	CYLINDER/LOCK - ACCESS DOORS
	138289-10-000	EA	CYLINDER/LOCK - ACCESS DOORS

## WATER & SEWAGE GROUP (CONTINUED)

### WATER SYSTEM (CONTINUED)

KEY	PART NUMBER	U/M	DESCRIPTION
9	149164-01-01A	EA	FAUCET - GALLEY - SINGLE CONTROL - CHROME
10*	128997-01-01A	EA	FAUCET - LAVATORY - SINGLE CONTROL - POLISHED BRASS
10	128997-01-02A	EA	FAUCET - LAVATORY - SINGLE CONTROL - CHROME - <b>STAINLESS STEEL PKG</b>
11	105218-01-01A	EA	SPACER - FAUCET/LAVATORY SINK - 2" X 5.9" - ABS PLASTIC
12	131551-01-02B	EA	BRACKET - SHOWER HEAD
13*	103635-01-000	EA	FAUCET - SINGLE CONTROL/DRINKING WATER
14	131554-01-02B	EA	BRACKET/SHOWER CONTROL - E-COATED
15*	144596-03-01A	EA	TRIM KIT - (KNOB/HANDLE/PLATE/SHOWER HEAD & ARM) - BRASS
15	144596-03-02A	EA	TRIM KIT - (KNOB/HANDLE/PLATE/SHOWER HEAD & ARM) - CHROME - <b>STAINLESS STEEL PKG</b>
16	142093-03-12B	EA	PANEL/COVER - DRAIN - BRIGHT WHITE
17	132678-02-000	EA	TANK - WATER - 86 GALLON - W/FITTINGS
			FROM: 00-00-00 THRU: 05-09-04
17	132678-03-000	EA	TANK - WATER - 86 GALLON - W/FITTINGS
			FROM: 05-10-04 THRU: 99-99-99
	042989-03-000	EA	FITTING - SPINWELD - 1 1/4"NPT - PLASTIC
	042989-05-000	EA	FITTING - SPINWELD - 1/2"FPT - PLASTIC
	049032-01-000	EA	PATCH - SPINWELD - 3/8" - PLASTIC
	132678-01-000	EA	TANK - WATER - 85 GALLON - W/O FITTINGS
18	149259-01-R68	EA	PANEL - FAUCET (WASHER/DRYER)
	149257-01-01A	EA	PANEL - FAUCET - F/WASHER/DRYER INSTALL - BRIGHT WHITE
19	137410-01-12B	EA	BRACKET - VALVE - WINTERIZATION - BRIGHT WHITE

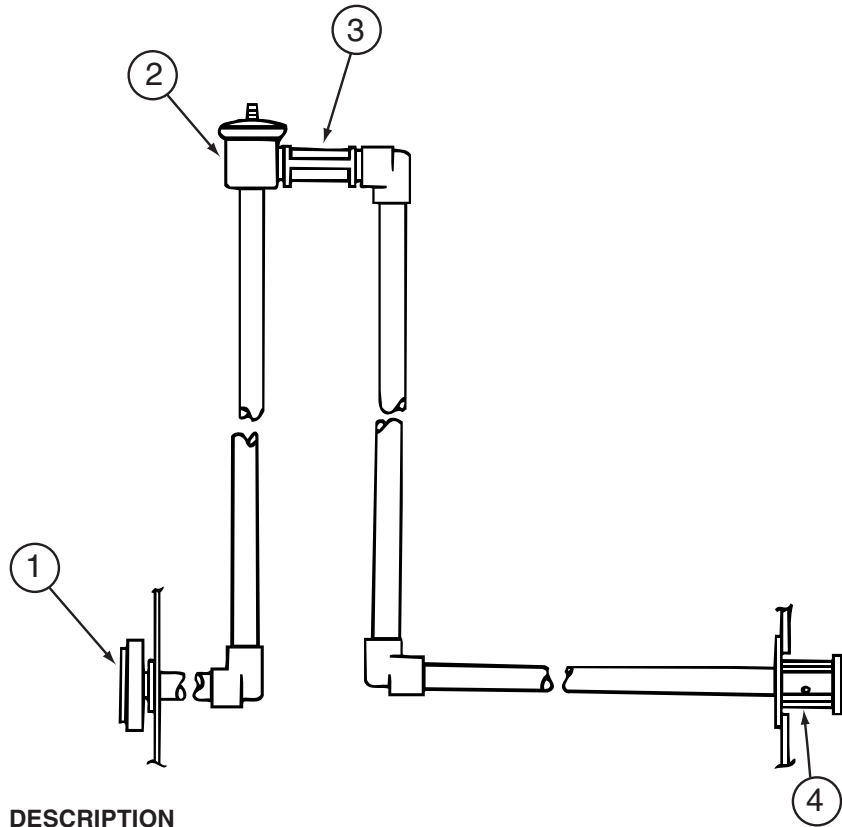
**\*COMPONENT PARTS LISTED LATER IN THIS GROUP**



KEY	PART NUMBER	U/M	DESCRIPTION
1*	125420-01-03A	EA	DOOR - WATER HEATER - 10 GALLON - 18" X 17.7" - BLACK
2	117047-02-000	EA	BUMPER - RUBBER/WASHER INSERT
3	144898-01-02B	EA	PLATE - WATER HEATER - E-COATED
4*	145541-01-000	EA	WATER HEATER/MOTOR AID-GAS/ELECT IGN - GCH10A-4E - 10 GAL
5	144927-01-R68	EA	SHELF - WATER CENTER
6	146820-01-12B	EA	BRACKET - EXTERIOR SHOWER - BRIGHT WHITE
7	146821-01-12B	EA	STRAP - VALVE - BRIGHT WHITE
8	144989-01-12B	EA	PANEL - SERVICE CENTER - BRIGHT WHITE
9*	075241-06-000	EA	FAUCET/SHOWER - .5"MPT W/1.9" INLET PIPES- EXTERIOR/BRT WHT
10	131383-01-02A	EA	SHOWER HEAD - W/60" HOSE & BRACKET - WHITE

**\*COMPONENT PARTS LISTED LATER IN THIS GROUP**

**WATER & SEWAGE GROUP (CONTINUED)**  
**WATER SYSTEM (CONTINUED)**



KEY	PART NUMBER	U/M	DESCRIPTION
1	125697-05-000	EA	INLET/WATER - F/FLUSHING SYSTEM
2	125697-04-000	EA	BREAKER/VACUUM - F/FLUSHING SYSTEM
3	125697-03-000	EA	CHECK VALVE - F/FLUSHING SYSTEM
4	125697-02-000	EA	NOZZLE - WELD-A-FLUSH
	125697-06-000	EA	INSTRUCTIONS - USER - F/FLUSHING SYSTEM
	125697-07-000	EA	LABEL - CAUTION - F/FLUSHING SYSTEM

**COMPONENT PARTS FOR WATER SYSTEM**

075241-04-000, 075241-05-000, 075241-06-000

KEY	PART NUMBER	U/M	DESCRIPTION	VENDOR NO.
	075240-05-700	EA	CARTRIDGE - WASHERLESS	9-P42

**098607-01-000**

KEY	PART NUMBER	U/M	DESCRIPTION	VENDOR NO.
	098607-01-702	EA	DIAPHRAGM/DRIVE ASSEMBLY KIT	94-238-04
	098607-01-703	EA	VALVE KIT	94-232-00
	098607-01-705	EA	VALVE-CHECK, KIT	94-237-00
	098607-01-706	EA	HOUSING, W/SWITCH ONLY	94-231-20
	098607-01-707	EA	MOTOR W/BASEPLATE	11-148-04

**103635-01-000**

KEY	PART NUMBER	U/M	DESCRIPTION	VENDOR NO.
	103635-01-703	EA	CARTRIDGE - 10"	ADC-959201

125420-01-02A, 125420-01-03A, 125420-03-03A, 125420-04-03A

KEY	PART NUMBER	U/M	DESCRIPTION	VENDOR NO.
	051391-01-705	EA	FASTENER - CAMLOCK	92609

**128997-01-01A, 128997-01-02A**

KEY	PART NUMBER	U/M	DESCRIPTION	VENDOR NO.
	119677-01-712	EA	AERATOR - SPOUT - BATHTUB	50-19PB
	131340-01-700	EA	BUTTON - HOT/COLD	N1201-16
	131340-01-701	EA	KNOB - CLEAR	N1201-9
	131340-02-700	EA	CARTRIDGE	6-1201-5-0WB

**WATER & SEWAGE GROUP (CONTINUED)**  
**COMPONENT PARTS FOR WATER SYSTEM (CONTINUED)**

**129390-03-01A**

<b>KEY</b>	<b>PART NUMBER</b>	<b>U/M</b>	<b>DESCRIPTION</b>	<b>VENDOR NO.</b>
	129390-03-700	EA	BRACKET-HANGAR/SHOWER HEAD	5001-210PK
	129390 03 701	EA	CONNECTOR-SWIVE	4002-210PK

**144215-01-000**

<b>KEY</b>	<b>PART NUMBER</b>	<b>U/M</b>	<b>DESCRIPTION</b>	<b>VENDOR NO.</b>
2	144215-01-700	EA	VALVE ASSEMBLY	94-030-01
3	144215-01-701	EA	DRIVE ASSEMBLY	94-030-02
	144215-01-702	EA	FITTING KIT - W/ORINGS	94-615-06
			CONTACT WINNEBAGO PARTS SALES FOR UNLISTED COMPONENT(S)	

**144215-02-000**

<b>KEY</b>	<b>PART NUMBER</b>	<b>U/M</b>	<b>DESCRIPTION</b>	<b>VENDOR NO.</b>
	144215-02-701	EA	FITTING KIT- COUPLER W/ORING	94-637-00

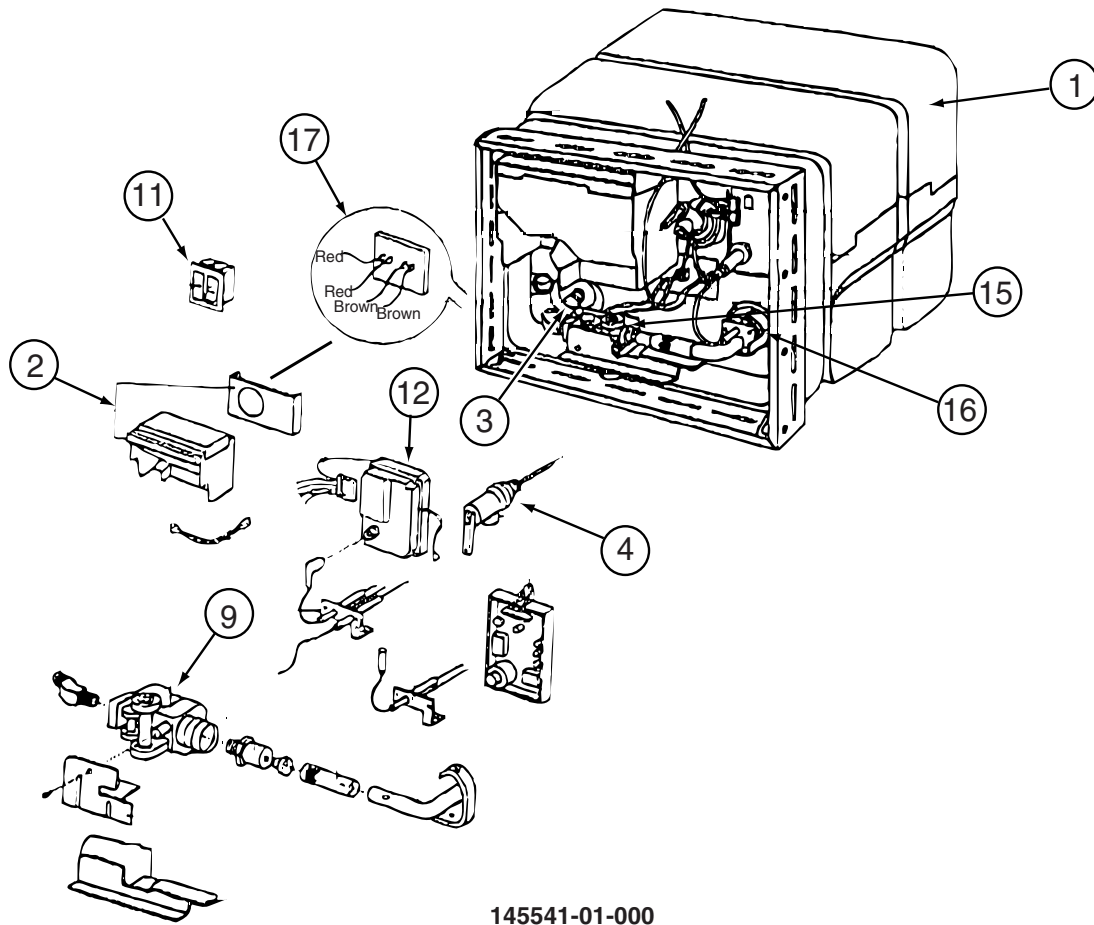
**144596-01-01A**

<b>KEY</b>	<b>PART NUMBER</b>	<b>U/M</b>	<b>DESCRIPTION</b>	<b>VENDOR NO.</b>
	144596-01-700	EA	CARTRIDGE (REPLACEMENT)	1222

**144596-02-01A, 144596-03-01A**

<b>KEY</b>	<b>PART NUMBER</b>	<b>U/M</b>	<b>DESCRIPTION</b>	<b>VENDOR NO.</b>
	144596-03-700	EA	KNOB (INSERT KIT) WHITE/GOLD	M0-91754

**WATER & SEWAGE GROUP (CONTINUED)**  
**COMPONENT PARTS FOR WATER SYSTEM (CONTINUED)**



145541-01-000

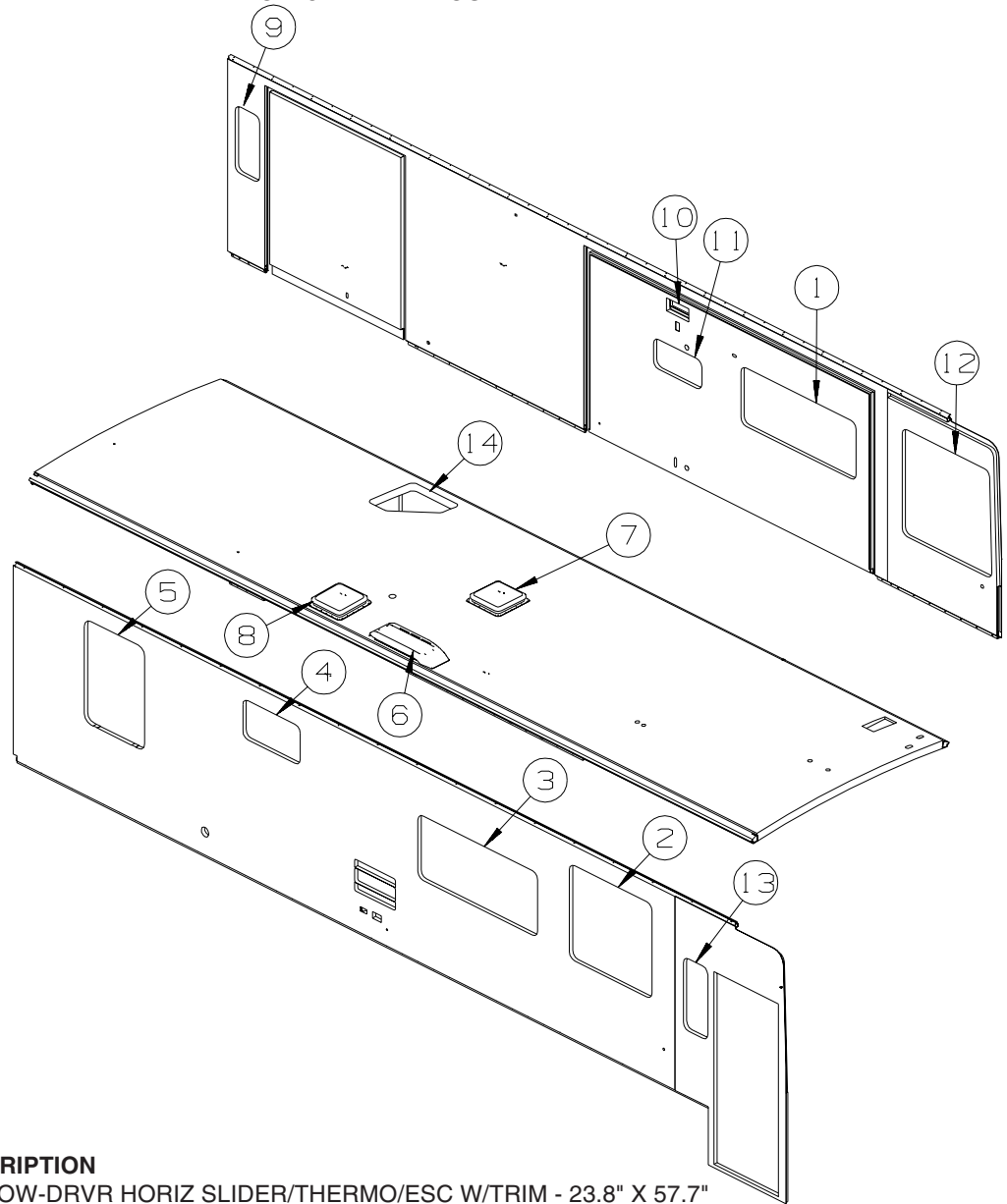
KEY	PART NUMBER	U/M	DESCRIPTION	VENDOR NO.
1	145541-01-700	EA	TANK - W/INSULATION - 10 GAL	91028
2	051391-04-707	EA	KIT-EXHAUST, (FLUE & GASKET)	90960
3	051391-01-715	EA	PLUG-DRAIN, 1 EA = 2 PER PKG	91857
4	051391-01-704	EA	VALVE-RELIEF, 1/2" FITTING	91604
9	051393-01-726	EA	VALVE/SOLENOID - W/O BRACKET	93870
11	145541-01-701	EA	SWITCH - ON/OFF - WHITE	91859
12	145541-01-702	EA	CIRCUIT BOARD	91226
15	145541-01-703	EA	SWITCH - THERMAL CUT OFF	93866
16	051393-01-725	EA	ELECTRODE-SGL SPADE CONNECT.	93868
17	051393-01-721	EA	THERMOSTAT W/ECO, 140 FRT MT	91447
	051391-05-706	EA	ELEMENT-HEATING 1500 WATT	92249 W/GASKET
	051393-01-701	EA	SWITCH - REMOTE - W/LIGHT	91959
	145541-01-704	EA	RELAY	90061
	145541-01-705	EA	JUNCTION BOX(PLASTIC) 10 GAL	91224

CONTACT WINNEBAGO PARTS SALES FOR UNLISTED COMPONENT(S)



## WINDOW & VENTS GROUP

### WINDOW & VENT LAYOUT



KEY	PART NUMBER	U/M	DESCRIPTION
1*	112795-81-01A	EA	WINDOW-DRVR HORIZ SLIDER/THERMO/ESC W/TRIM - 23.8" X 57.7" FROM: 00-00-00 THRU: 05-02-04
1*	150648-01-01A	EA	WINDOW-HORIZ SLIDER/ESCAPE/FLUSH/THERMO/LH-23.8"X57.7"-BLK FROM: 05-03-04 THRU: 99-99-99
2*	112795-83-01A	EA	WINDOW - PASS HORIZ SLIDER/THERMO W/TRIM - 39" X 41.4" FROM: 00-00-00 THRU: 05-02-04
2	150648-17-01A	EA	WINDOW-HORIZ SLIDER/FLUSH/THERMO/RH - 39" X 41.4" FROM: 05-03-04 THRU: 99-99-99
3*	112795-69-01A	EA	WINDOW - PASS HORIZ SLIDER/THERMO W/TRIM - 26.3" X 60" FROM: 00-00-00 THRU: 05-02-04
3	150648-03-01A	EA	WINDOW-HORIZ SLIDER/FLUSH/THERMO/RH - 26.3" X 59.9" - BLK FROM: 05-03-04 THRU: 99-99-99
4*	112795-72-01A	EA	WINDOW - PASS HORIZ SLIDER/THERMO W/TRIM - 28.5" X 15.7" FROM: 00-00-00 THRU: 05-02-04
4	150648-04-01A	EA	WINDOW-HORIZ SLIDER/FLUSH/THERMO/RH - 16" X 28.7" FROM: 05-03-04 THRU: 99-99-99
5*	129929-08-01A	EA	WINDOW - TIPOUT/THERMO/ESCAPE W/TRIM - 42.2" X 30.2" FROM: 00-00-00 THRU: 05-02-04
5*	150656-07-01A	EA	WINDOW - TIPOUT/FLUSH/ESCAPE/THERMO - 42.2" X 30.2" FROM: 05-03-04 THRU: 99-99-99
6	149508-01-02A	EA	CAP - ROOF/REFRIGERATOR VENT - WHITE
6	149508-01-01A	EA	CAP - ROOF/REFRIGERATOR VENT - GRAY - EXTERIOR FULL BODY PAINT
6	149508-02-02A	EA	BASE - ROOF/REFRIGERATOR VENT - BRIGHT WHITE
6	149508-02-01A	EA	BASE - ROOF/REFRIGERATOR VENT - BLACK - EXTERIOR FULL BODY PAINT

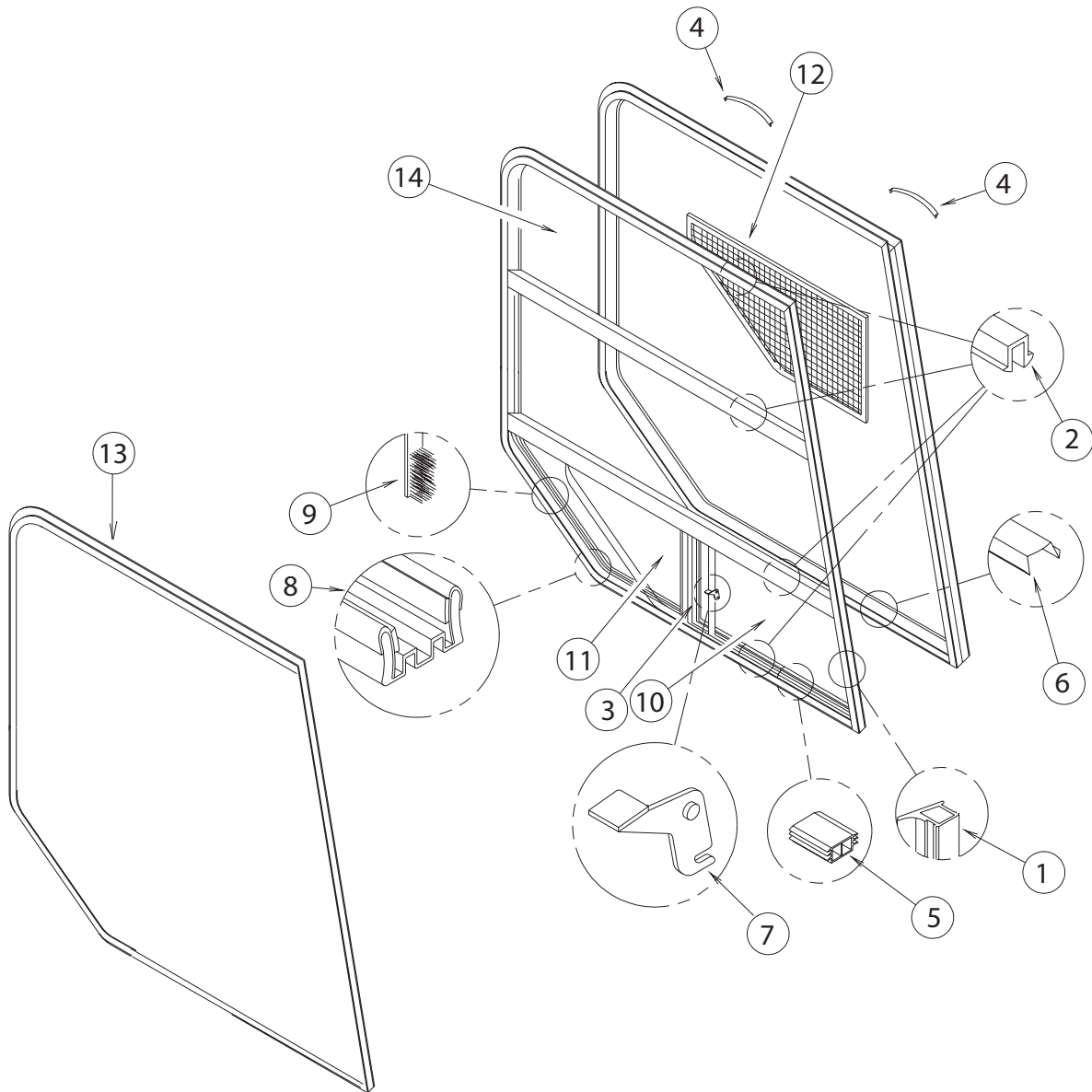
## WINDOW & VENTS GROUP (CONTINUED)

### WINDOW & VENT LAYOUT (CONTINUED)

KEY	PART NUMBER	U/M	DESCRIPTION
7*	123780-09-01A	EA	FANTASTIC VENT-4"ROOF- W/FAN/DBL DOME-W/O THERM/PWR LIFT
	009440-01-000	EA	GEAR/ARM - LIFT - ROOF VENT COVER
8*	123780-10-01A	EA	FANTASTIC VENT-4"ROOF-W/FAN/PWR LIFT/DBL DOME-W/O THERM
	009440-01-000	EA	GEAR/ARM - LIFT - ROOF VENT COVER
9*	137867-04-01A	EA	WINDOW - DOUBLE TIPOUT/THERMO W/TRIM - 12" X 27" FROM: 00-00-00 THRU: 05-02-04
9	150656-10-01A	EA	WINDOW - TIPOUT/FLUSH/THERMO - 27.2" X 12.3" FROM: 05-03-04 THRU: 99-99-99
10	138983-01-01A	EA	VENT - MICROWAVE/OUTER - BRIGHT WHITE
10	138983-01-02A	EA	VENT - MICROWAVE/OUTER - BLACK - <b>EXTERIOR FULL BODY PAINT</b>
10	138983-03-01A	EA	COVER - VENT MICROWAVE/OUTER - BRIGHT WHITE
11*	112795-85-01A	EA	WINDOW - DRVR HORIZ SLIDER/THERMO W/TRIM - 24.2" X 12.3" FROM: 00-00-00 THRU: 05-02-04
11	150648-13-01A	EA	WINDOW-HORIZ SLIDER/FLUSH/THERMO/LH - 12.2" X 24.2" FROM: 05-03-04 THRU: 99-99-99
12*	106466-14-01A	EA	WINDOW - DRVR CAB/THERMO W/RETAINER-44.6"T X 44.7"H X 46"B FROM: 00-00-00 THRU: 05-02-04
12*	151069-03-01A	EA	WINDOW - CAB/LEFT HAND/FLUSH/THERMO - 43.6" X 44.9"/43.6" FROM: 05-03-04 THRU: 99-99-99
13*	112898-27-01A	EA	WINDOW - VERTICAL SLIDER/THERMO-W/TRIM - 12" X 29.4" FROM: 00-00-00 THRU: 05-02-04
13	150649-05-01A	EA	WINDOW - VERT SLIDER/FLUSH/THERMO - 29.6" X 12.3" FROM: 05-03-04 THRU: 99-99-99
14	122214-01-02A	EA	PANEL - SKYLITE - INNER - W/ANGLED CORNER - WHITE
14	138372-01-02B	EA	TRIM - CORNER - SKYLIGHT - E-COATED
14	139411-01-01A	EA	PANEL/SKYLITE - OUTER - NEO ANGLE - WHITE

\*COMPONENT PARTS LISTED LATER IN THIS GROUP

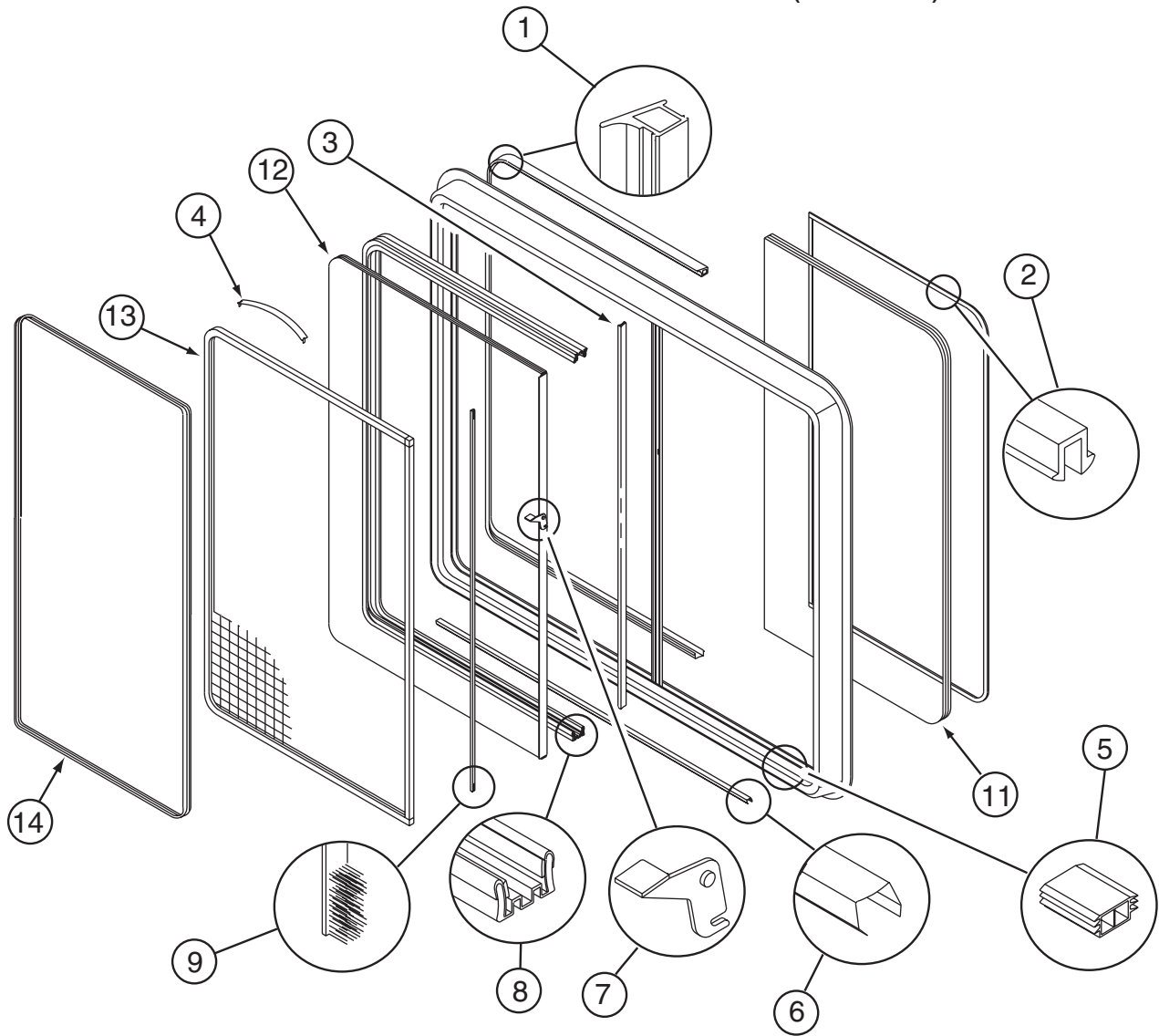
**WINDOW & VENTS GROUP (CONTINUED)**  
**COMPONENT PARTS FOR WINDOW & VENT LAYOUT**



**106466-14-01A**

KEY	PART NUMBER	U/M	DESCRIPTION	VENDOR NO.
1	112795-01-704	FT	PLUG FILLER (DOUBLE GLAZED)	122-018737
2	112795-01-705	FT	VINYL - GLAZING	132-027331
3	098644-01-706	FT	WEATHERSTRIP - GLASS	171-010668
4	098644-01-713	EA	CLIP - SCREEN - METAL	226-016966
4	125582-01-701	EA	CLIP - SCREEN - PLASTIC	130-005153
5	112795-01-701	EA	SLIDE-STOP	132-019092
6	098644-01-710	FT	TRACK - SCREEN SPACER 12'	132-017135
7	112795-01-700	EA	LATCH ASM., BLK.,(BOLT ON)	DH287-CK
8	112795-01-703	IN	CHANNEL-RUN (INCHES)	122-027566
9	075673-05-000	FT	SEAL-PILE ADH BACK,BLK	AMESBURY
10	106466-14-701	EA	GLASS - STATIONERY - LOWER	390-027478
11	106466-14-702	EA	GLASS-SLIDING W/SASH & LATCH	DH567-A9L
12	125582-04-701	EA	SCREEN ASM - W/SEALS & CLIPS	410-026544
13	106466-13-703	EA	RETAINER - TRIM	H671-66L
14	106466-14-700	EA	GLASS - STATIONERY - UPPER	390-027477
	098644-01-717	FT	SPLINE - SCREEN	132-004716
	125582-01-708	EA	WEEPHOLE COVER - RIGHT HAND	130-026598
	125582-01-709	EA	WEEPHOLE COVER - LEFT HAND	130-026599

**WINDOW & VENTS GROUP (CONTINUED)**  
**COMPONENT PARTS FOR WINDOW & VENT LAYOUT (CONTINUED)**



112795-69-01A

KEY	PART NUMBER	U/M	DESCRIPTION	VENDOR NO.
1	112795-01-704	FT	PLUG FILLER (DOUBLE GLAZED)	122-018737
2	112795-01-705	FT	VINYL - GLAZING	132-025736
3	098644-01-706	FT	WEATHERSTRIP - GLASS	171-010668
4	098644-01-713	EA	CLIP - SCREEN - METAL	226-016966
4	125582-01-701	EA	CLIP - SCREEN - PLASTIC	130-005153
	098644-01-717	FT	SPLINE - SCREEN	132-004716
5	112795-01-701	EA	SLIDE-STOP	132-019092
6	098644-01-710	FT	TRACK - SCREEN SPACER 12'	132-017135
7	112795-01-700	EA	LATCH ASM., BLK.,(BOLT ON)	DH287-CK
8	112795-01-703	IN	CHANNEL-RUN (INCHES)	122-018736
9	098644-01-711	FT	WEATHERSTRIP - SCREEN BLACK	171-016965
11	112795-68-700	EA	GLASS - STATIONARY	390-028353
12	112795-68-701	EA	GLASS - SLIDING W/SASH LATCH	390-028353
13	098647-23-704	EA	SCREEN ASSY - W/SEAL & CLIPS	410-019066
14	098647-27-704	EA	RETAINER - TRIM	H287-66

**WINDOW & VENTS GROUP (CONTINUED)**  
**COMPONENT PARTS FOR WINDOW & VENT LAYOUT (CONTINUED)**

**112795-72-01A**

KEY	PART NUMBER	U/M	DESCRIPTION	VENDOR NO.
1	112795-01-704	FT	PLUG FILLER (DOUBLE GLAZED)	122-018737
2	112795-01-705	FT	VINYL - GLAZING	132-025736
3	098644-01-706	FT	WEATHERSTRIP - GLASS	171-010668
4	098644-01-713	EA	CLIP - SCREEN - METAL	226-016966
4	125582-01-701	EA	CLIP - SCREEN - PLASTIC	130-005153
	098644-01-717	FT	SPLINE - SCREEN	132-004716
5	112795-01-701	EA	SLIDE-STOP	132-019092
6	098644-01-710	FT	TRACK - SCREEN SPACER 12'	132-017135
7	112795-01-700	EA	LATCH ASM., BLK.,(BOLT ON)	DH287-CK
8	112795-01-703	IN	CHANNEL-RUN (INCHES)	122-018736
9	098644-01-711	FT	WEATHERSTRIP - SCREEN BLACK	171-016965
11	112795-72-700	EA	GLASS - STATIONARY	390-028307
12	112795-72-701	EA	GLASS - SLIDING W/SASH LATCH	DC29-G8
13	098647-31-704	EA	SCREEN ASSY - W/SEAL & CLIPS	410-019128
14	098647-31-705	EA	RETAINER - TRIM	CH29-66

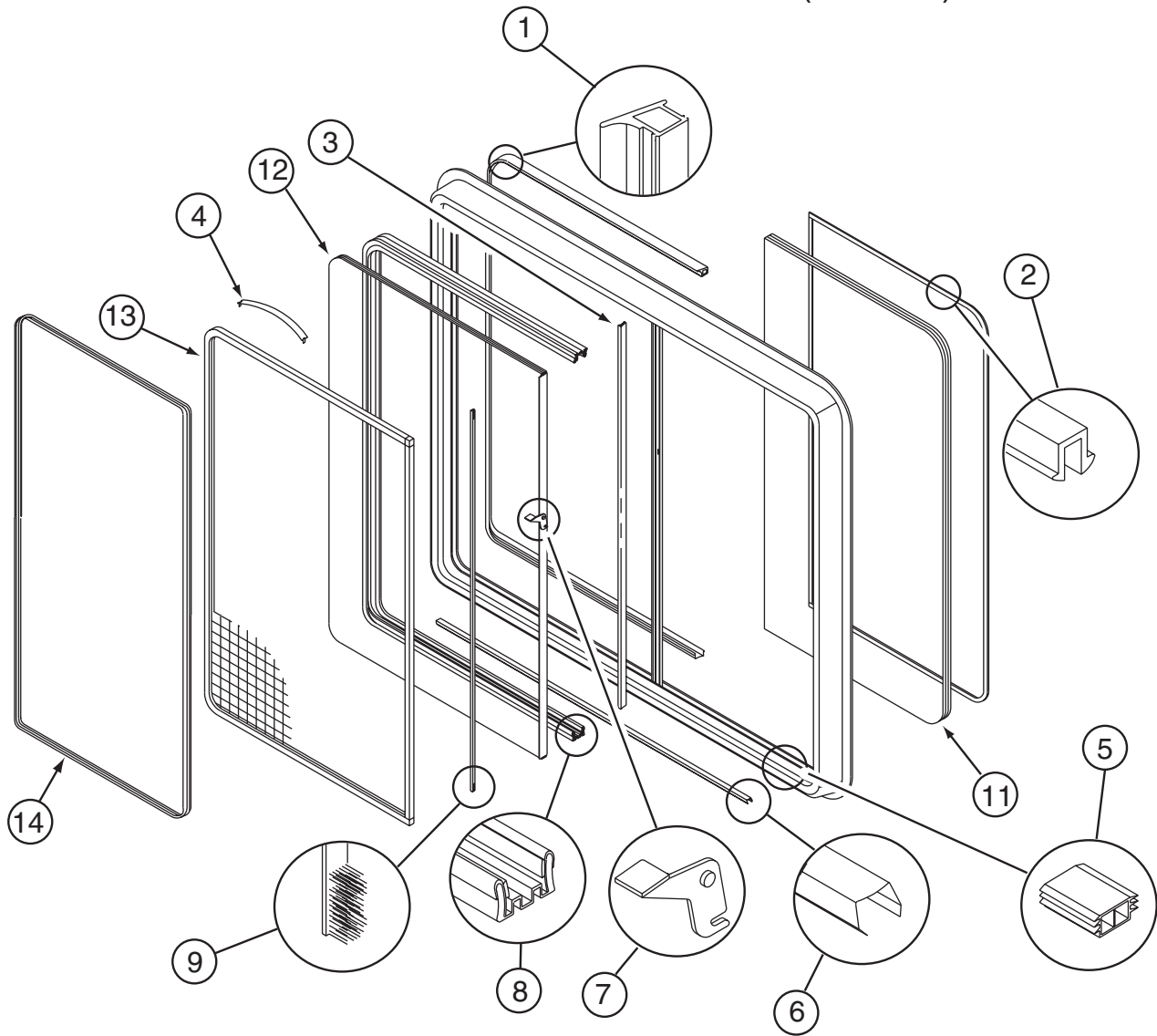
**112795-81-01A**

KEY	PART NUMBER	U/M	DESCRIPTION	VENDOR NO.
1	112795-01-704	FT	PLUG FILLER (DOUBLE GLAZED)	122-018737
2	112795-01-705	FT	VINYL - GLAZING	132-025736
3	098644-01-706	FT	WEATHERSTRIP - GLASS	171-010668
4	098644-01-713	EA	CLIP - SCREEN - METAL	226-016966
4	125582-01-701	EA	CLIP - SCREEN - PLASTIC	130-005153
	098644-01-717	FT	SPLINE - SCREEN	132-004716
5	112795-01-701	EA	SLIDE-STOP	132-019092
6	098644-01-710	FT	TRACK - SCREEN SPACER 12'	132-017135
7	112795-01-700	EA	LATCH ASM., BLK.,(BOLT ON)	DH287-CK
8	112795-01-703	IN	CHANNEL-RUN (INCHES)	122-018736
9	098644-01-711	FT	WEATHERSTRIP - SCREEN BLACK	171-016965
11	112795-77-700	EA	GLASS - STATIONARY	390-28313
12	112795-77-701	EA	GLASS - SLIDING W/SASH LATCH	DH493-G8
13	098647-47-702	EA	SCREEN ASSY - W/SEAL & CLIPS	410-025226
14	098647-47-704	EA	RETAINER - TRIM	H493-66

**112795-83-01A**

KEY	PART NUMBER	U/M	DESCRIPTION	VENDOR NO.
1	112795-01-704	FT	PLUG FILLER (DOUBLE GLAZED)	122-018737
2	112795-01-705	FT	VINYL - GLAZING	132-025736
3	098644-01-706	FT	WEATHERSTRIP - GLASS	171-010668
4	098644-01-713	EA	CLIP - SCREEN - METAL	226-016966
4	125582-01-701	EA	CLIP - SCREEN - PLASTIC	130-005153
	098644-01-717	FT	SPLINE - SCREEN	132-004716
5	112795-01-701	EA	SLIDE-STOP	132-019092
6	098644-01-710	FT	TRACK - SCREEN SPACER 12'	132-017135
7	112795-01-700	EA	LATCH ASM., BLK.,(BOLT ON)	DH287-CK
8	112795-01-703	IN	CHANNEL-RUN (INCHES)	122-018736
9	098644-01-711	FT	WEATHERSTRIP - SCREEN BLACK	171-016965
11	112795-83-700	EA	GLASS - STATIONARY	390-028332
12	112795-83-701	EA	GLASS - SLIDING W/SASH LATCH	DH650-G8
13	112795-67-702	EA	SCREEN ASSY - W/SEAL & CLIPS	410-027134
14	112795-67-700	EA	RETAINER - TRIM	H650-66

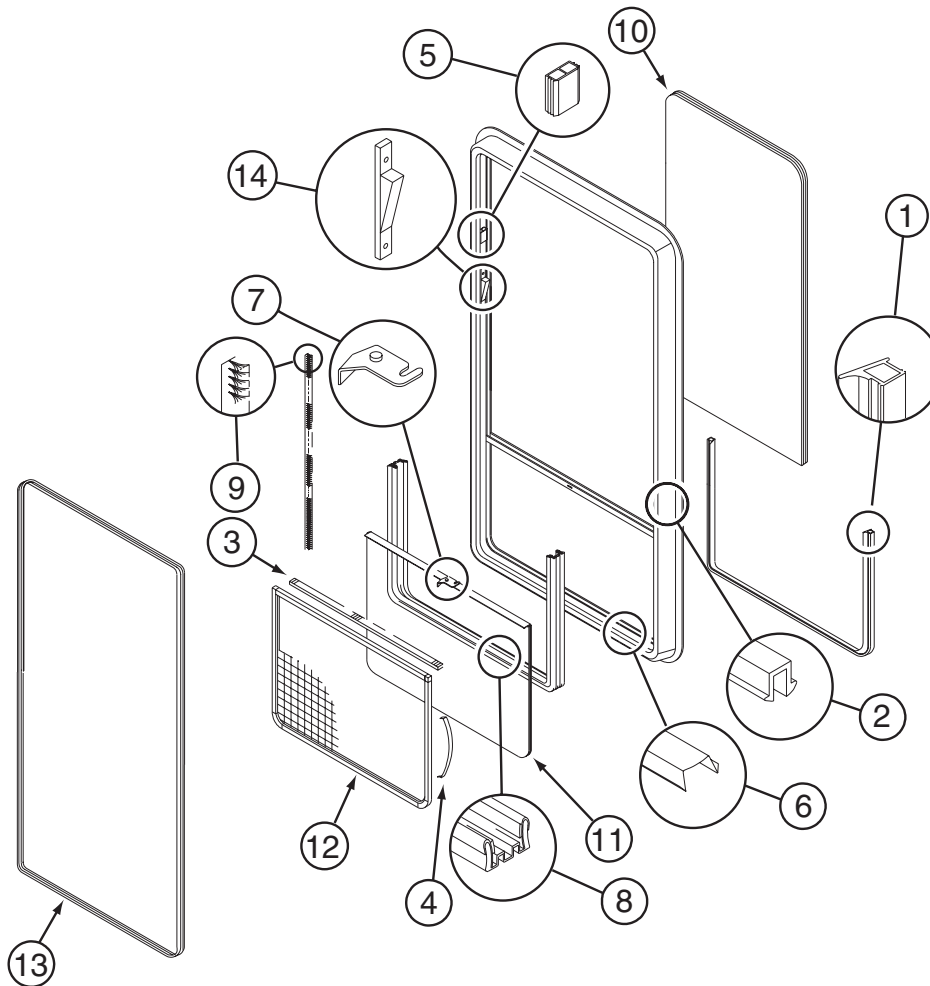
**WINDOW & VENTS GROUP (CONTINUED)**  
**COMPONENT PARTS FOR WINDOW & VENT LAYOUT (CONTINUED)**



112795-85-01A

KEY	PART NUMBER	U/M	DESCRIPTION	VENDOR NO.
1	112795-01-704	FT	PLUG FILLER (DOUBLE GLAZED)	122-018737
2	112795-01-705	FT	VINYL - GLAZING	132-027331
3	098644-01-706	FT	WEATHERSTRIP - GLASS	171-010668
4	125582-01-701	EA	CLIP - SCREEN - PLASTIC	130-005153
4	098644-01-713	EA	CLIP - SCREEN - METAL	226-016966
5	112795-01-701	EA	SLIDE-STOP	132-019092
6	098644-01-710	FT	TRACK - SCREEN SPACER 12'	132-017135
7	112795-01-700	EA	LATCH ASM., BLK.,(BOLT ON)	DH287-CK
8	112795-01-703	IN	CHANNEL-RUN (INCHES)	122-027566
9	098644-01-711	FT	WEATHERSTRIP - SCREEN BLACK	171-016965
11	112795-86-700	EA	GLASS - STATIONARY	390-030058
12	112795-86-701	EA	GLASS-SLIDING W/SASH & LATCH	DB951-G8
13	112795-86-702	EA	SCREEN ASM W/SEALS & CLIPS	410-030059
14	112795-86-703	EA	RETAINER - TRIM	B951-66
	098644-01-717	FT	SPLINE - SCREEN	132-004716

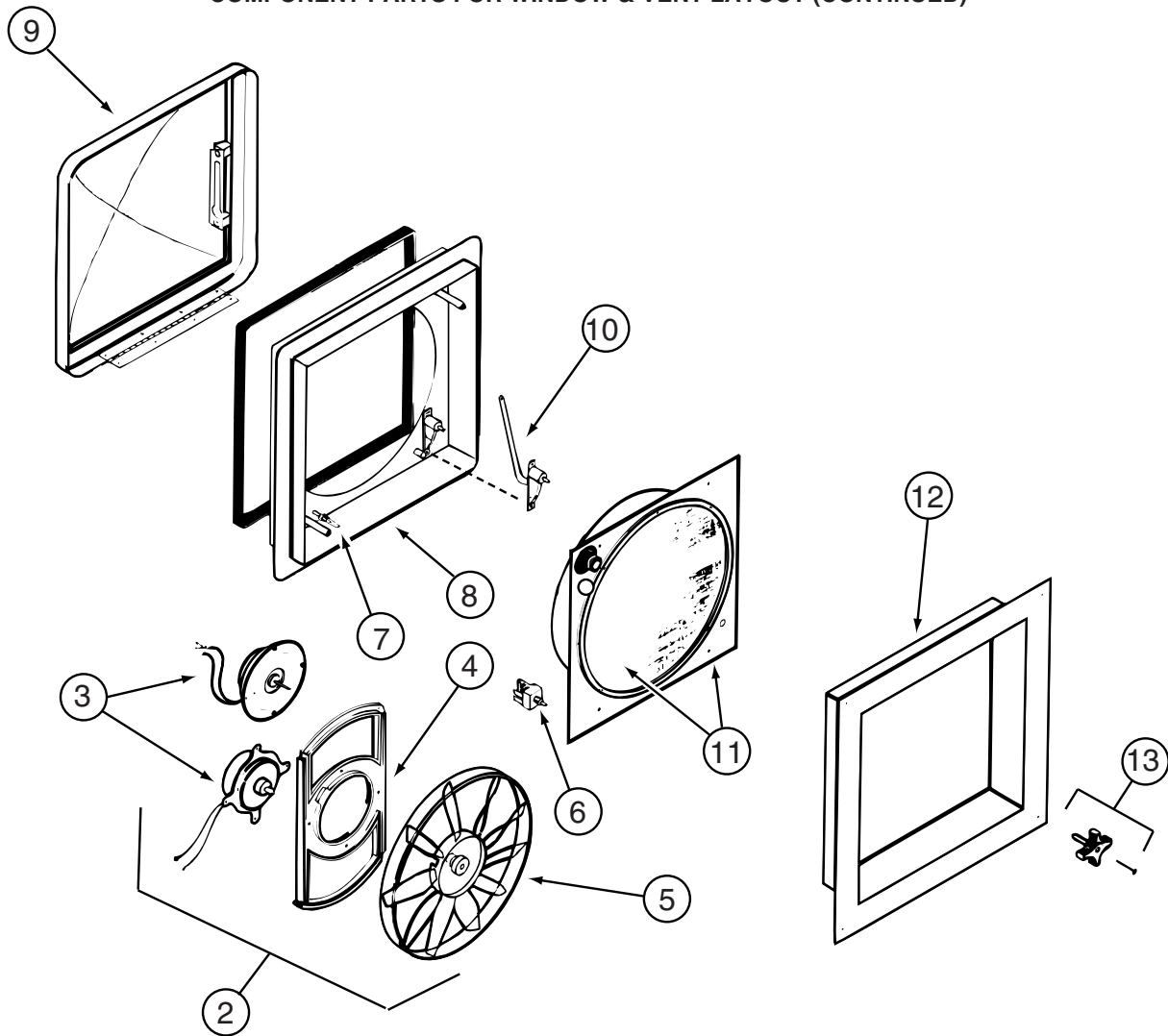
**WINDOW & VENTS GROUP (CONTINUED)**  
**COMPONENT PARTS FOR WINDOW & VENT LAYOUT (CONTINUED)**



112898-27-01A

KEY	PART NUMBER	U/M	DESCRIPTION	VENDOR NO.
1	112795-01-704	FT	PLUG FILLER (DOUBLE GLAZED)	122-018737
2	112795-01-705	FT	VINYL - GLAZING	132-027331
3	098644-01-706	FT	WEATHERSTRIP - GLASS	171-010668
4	098644-01-713	EA	CLIP - SCREEN - METAL	226-016966
4	125582-01-701	EA	CLIP - SCREEN - PLASTIC	130-005153
5	112795-01-701	EA	SLIDE-STOP	132-019092
6	098644-01-710	FT	TRACK - SCREEN SPACER 12'	132-017135
7	112795-01-700	EA	LATCH ASM., BLK.,(BOLT ON)	DH287-CK
8	112795-01-703	IN	CHANNEL-RUN (INCHES)	122-027566
9	075673-05-000	FT	SEAL-PILE ADH BACK,BLK	AMESBURY
10	112898-27-700	EA	GLASS - STATIONARY	390-029191
11	112898-27-701	EA	GLASS-SLIDING W/SASH & LATCH	DH755-G8
12	112898-27-702	EA	SCREEN ASM W/SEALS & CLIPS	410-029193
13	113733-13-701	EA	RETAINER - TRIM	H754-66
14	112898-04-703	EA	VERTICAL LATCH (SASH KIT)	DH343-CK
	098644-01-717	FT	SPLINE - SCREEN	132-004716

**WINDOW & VENTS GROUP (CONTINUED)**  
**COMPONENT PARTS FOR WINDOW & VENT LAYOUT (CONTINUED)**



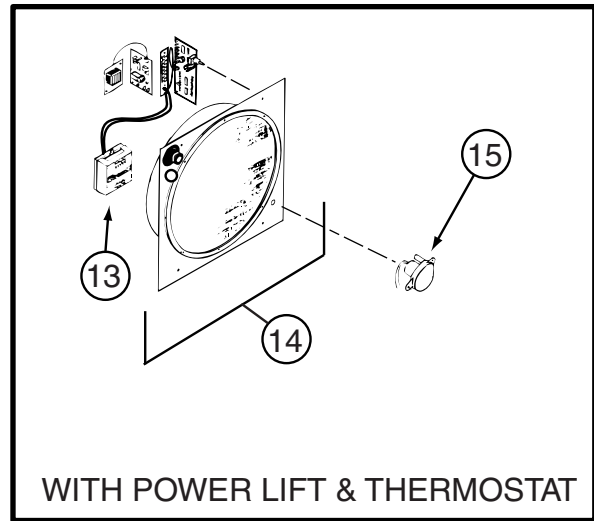
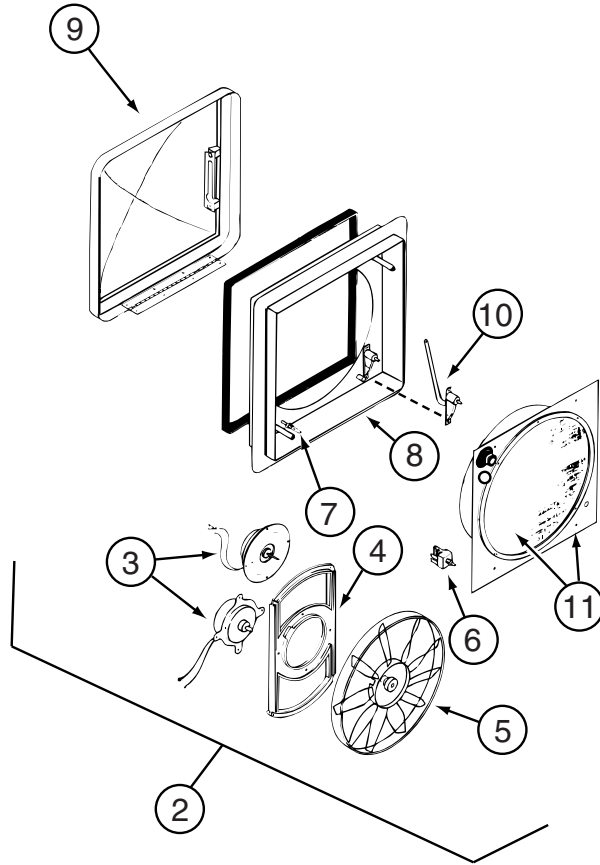
123780-09-01A

KEY	PART NUMBER	U/M	DESCRIPTION	VENDOR NO.
2	084079-11-700	EA	MOTOR & FAN BLADE W/BRACKET	K4017-09
3	084079-01-705	EA	MOTOR/EXT BRKT/FAN BLADE KIT	1080-00
5	084079-01-704	EA	BLADE-FAN	1138-00
6	084079-01-709	EA	SWITCH - MAIN - 3 SPEED	1031-05
7	084079-01-707	EA	SWITCH - SAFETY	1122-05
8	123780-05-700	EA	BASE/MAIN-BRT WHT W/GASKET	1010-81
9	123780-09-700	EA	DOME (DOUBLE)WHT TRANSPARENT	K2020-82
11	123780-03-701	EA	SCREEN ASM 78-100MM W/SWITCH	1030BT-81
12	123780-03-700	EA	GARNISH - INT. 3"-4" BRT/WHT	2040-81
13	084079-01-703	EA	KNOB-LIFT	1140K-00
	084079-01-706	EA	PLUG, 12 VOLT	1090
	123780-01-702	EA	SCREEN INSERT (SCREEN RING)	K1035-81

CONTACT WINNEBAGO PART SALES FOR UNLISTED COMPONENT(S)



**WINDOW & VENTS GROUP (CONTINUED)**  
**COMPONENT PARTS FOR WINDOW & VENT LAYOUT (CONTINUED)**

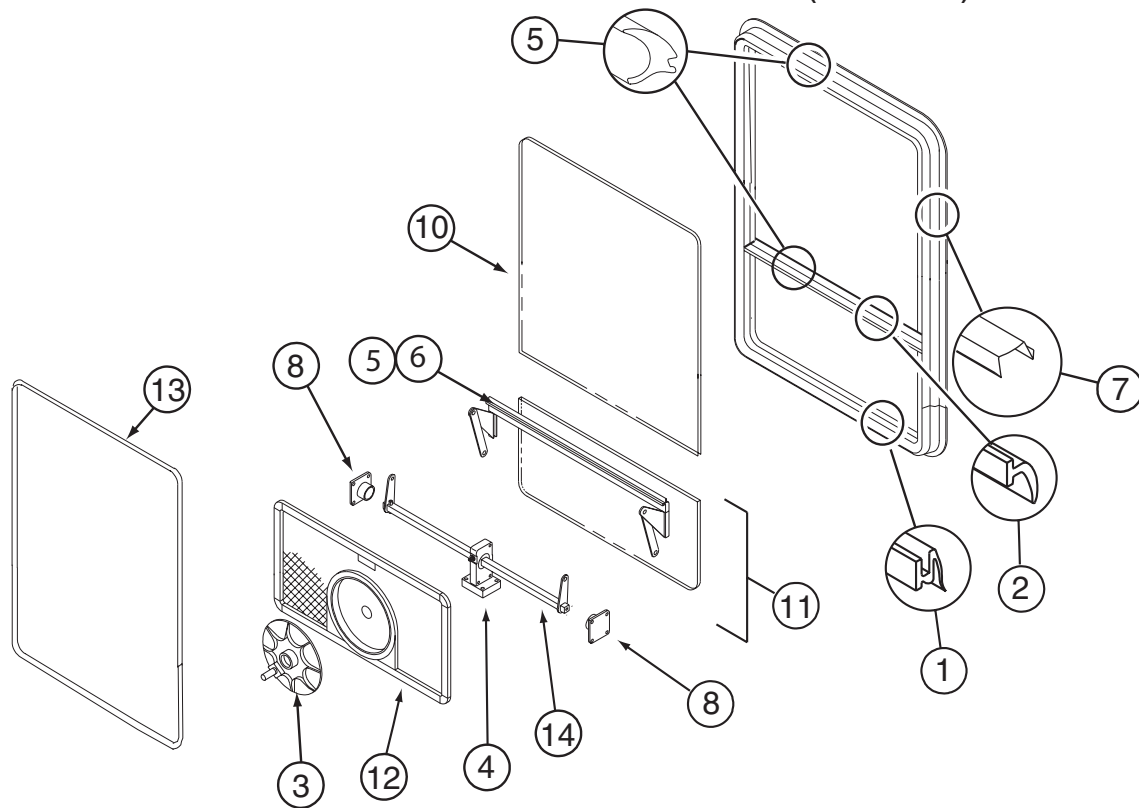


**123780-10-01A**

KEY	PART NUMBER	U/M	DESCRIPTION	VENDOR NO.
2	084079-11-700	EA	MOTOR & FAN BLADE W/BRACKET	K4017-09
3	084079-01-705	EA	MOTOR/EXT BRKT/FAN BLADE KIT	1080-00
4	084079-01-711	EA	MOTOR MOUNT (BOWTIE)	1015-00
5	084079-01-704	EA	BLADE-FAN	1138-00
6	084079-01-709	EA	SWITCH - MAIN - 3 SPEED	1031-05
7	084079-01-707	EA	SWITCH - SAFETY	1122-05
8	123780-05-700	EA	BASE/MAIN-BRT WHT W/GASKET	1010-81
9	123780-09-700	EA	DOMES (DOUBLE)WHT TRANSPARENT	K2020-82
11	123780-01-702	EA	SCREEN INSERT (SCREEN RING)	K1035-81
12	123780-03-700	EA	GARNISH - INT. 3"-4" BRT/WHT	2040-81
13	084079-01-710	EA	THERMOSTAT(WALL MT)ANY COLOR	9988-81
14	123780-05-701	EA	SCREEN INT W/ALL SWITCHES	KIT-81
15	084079-11-703	EA	MOTOR/AUTO LIFT OFF/WHT CAP	6050-80 OS
15	084079-11-705	EA	MOTOR - LIFT (BC MOTOR)	5050-40
15	084079-11-707	EA	MOTOR-AUTO LIFT-WHT CAP NS	6050-81 NS

CONTACT WINNEBAGO PART SALES FOR UNLISTED COMPONENT(S)

**WINDOW & VENTS GROUP (CONTINUED)**  
**COMPONENT PARTS FOR WINDOW & VENT LAYOUT (CONTINUED)**

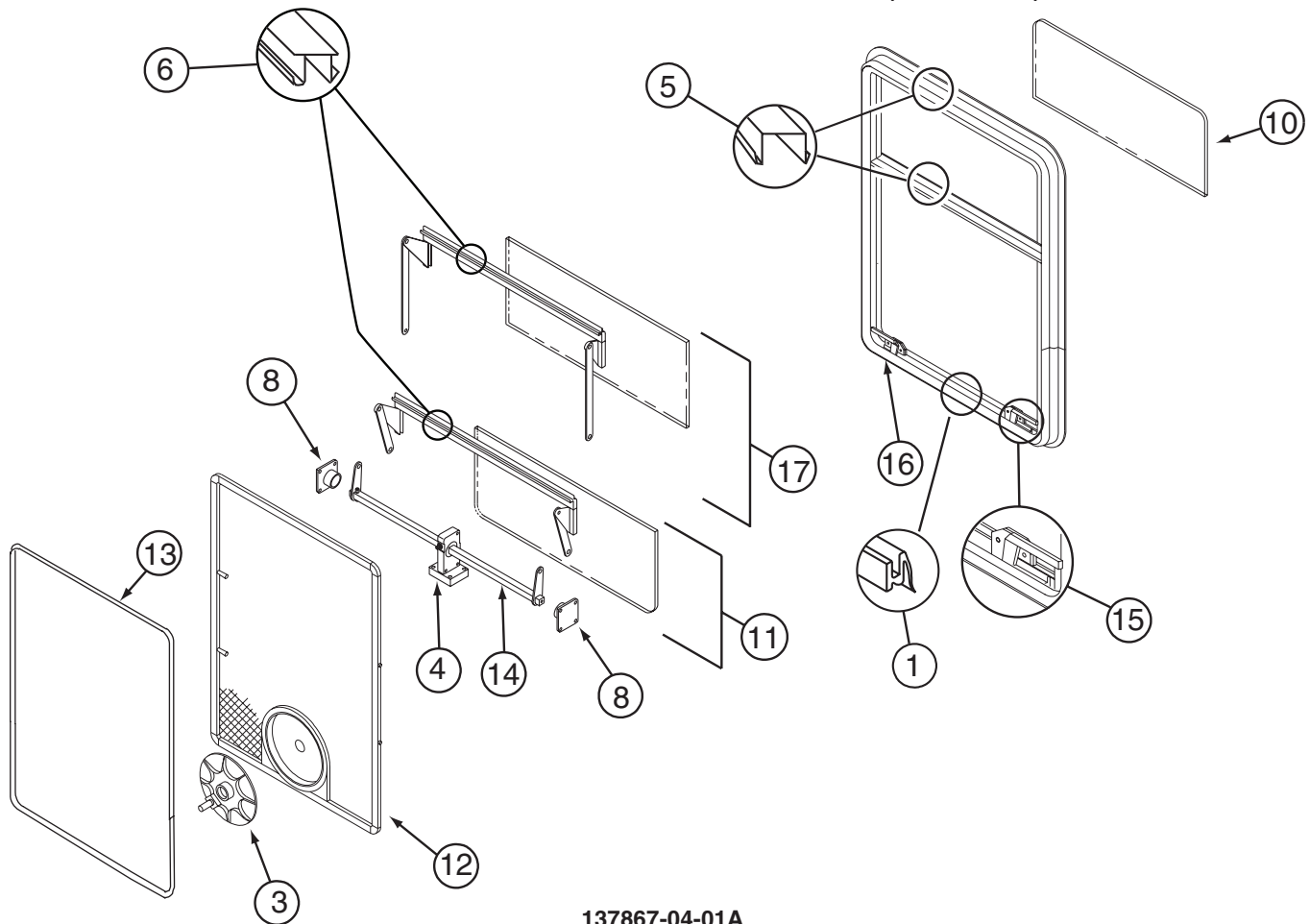


129929-08-01A

KEY	PART NUMBER	U/M	DESCRIPTION	VENDOR NO .
1	100322-01-701	FT	SEAL-VENT	122-016071
3	100322-01-718	EA	HANDLE-DIAL	410-016081
4	129929-01-710	EA	TORQUE-CTR SUPPORT (2 HOLE)	410-026806
5	129929-01-705	FT	GLAZING VINYL	132-026811
6	129929-01-707	FT	COVER/SCREW-FILLER STRIP	132-026808
8	129929-01-708	EA	SUPPORT - TORQUE BAR - RT/LT	130-026804
10	129929-08-700	EA	GLASS - STATIONARY	390-028303
11	129929-10-701	EA	VENT GLASS ASSEMBLY	DTH002-G8
12	129929-02-702	EA	SCREEN ASM - W/SEALS & CLIPS	410-026861
13	129929-02-707	EA	RETAINER - TRIM	CH10162
14	129929-02-704	EA	OPERATOR BAR ASSEMBLY	DTH002-15
	100322-01-717	EA	E-RING	245-015975
	129929-01-706	FT	SEAL - TOP F/CENTER EGRESS	132-026811
	129929-02-706	FT	SEAL - FOAM	140-027022

CONTACT WINNEBAGO PART SALES FOR UNLISTED COMPONENTS

**WINDOW & VENTS GROUP (CONTINUED)**  
**COMPONENT PARTS FOR WINDOW & VENT LAYOUT (CONTINUED)**



**137867-04-01A**

KEY	PART NUMBER	U/M	DESCRIPTION	VENDOR NO.
1	100322-01-701	FT	SEAL-VENT	122-016071
3	100322-01-718	EA	HANDLE-DIAL	410-016081
4	129929-01-710	EA	TORQUE-CTR SUPPORT (2 HOLE)	410-026806
5	129929-01-705	FT	GLAZING VINYL	132-026811
6	129929-01-707	FT	COVER/SCREW-FILLER STRIP	132-026808
8	129929-01-708	EA	SUPPORT - TORQUE BAR - RT/LT	130-026804
10	137867-04-700	EA	GLASS - STATIONARY (DBL GLZ)	390-029416
11	137867-04-701	EA	VENT ASSEMBLY LWR (DBL GLZ)	DTH025-G8
12	137867-04-703	EA	SCREEN ASSEMBLY W/SEAL/CLIPS	410-029417
13	137867-04-704	EA	RETAINER - TRIM	H298-62
14	137867-03-704	EA	OPERATOR BAR ASSEMBLY	DTH025-15
15	NOT USED			
16	NOT USED			
17	137867-04-702	EA	VENT ASSEMBLY UPR (DBL GLZ)	DTH025-G6
	100322-01-717	EA	E-RING	245-015975
	129929-01-706	IN	SEAL - TOP F/CENTER EGRESS	132-026811
	129929-02-706	FT	SEAL - FOAM	140-027022

CONTACT WINNEBAGO PART SALES FOR UNLISTED COMPONENTS

**150648-01-01A**

KEY	PART NUMBER	U/M	DESCRIPTION	VENDOR NO
	112795-01-705	FT	VINYL - GLAZING	132-025736
	150648-01-700	EA	LATCH-HORIZONTAL SLIDE-BLK	FH3000-CK
	150648-01-702	EA	SCREEN ASM	410-031156
	150648-01-703	EA	PLUG - FILLER	132-030308
	151069-01-700	EA	CHANNEL-RUN, SLIDING	122-030627

**150656-07-01A**

KEY	PART NUMBER	U/M	DESCRIPTION	VENDOR NO
	150656-07-700	EA	SCREEN ASM	DTH3045-06

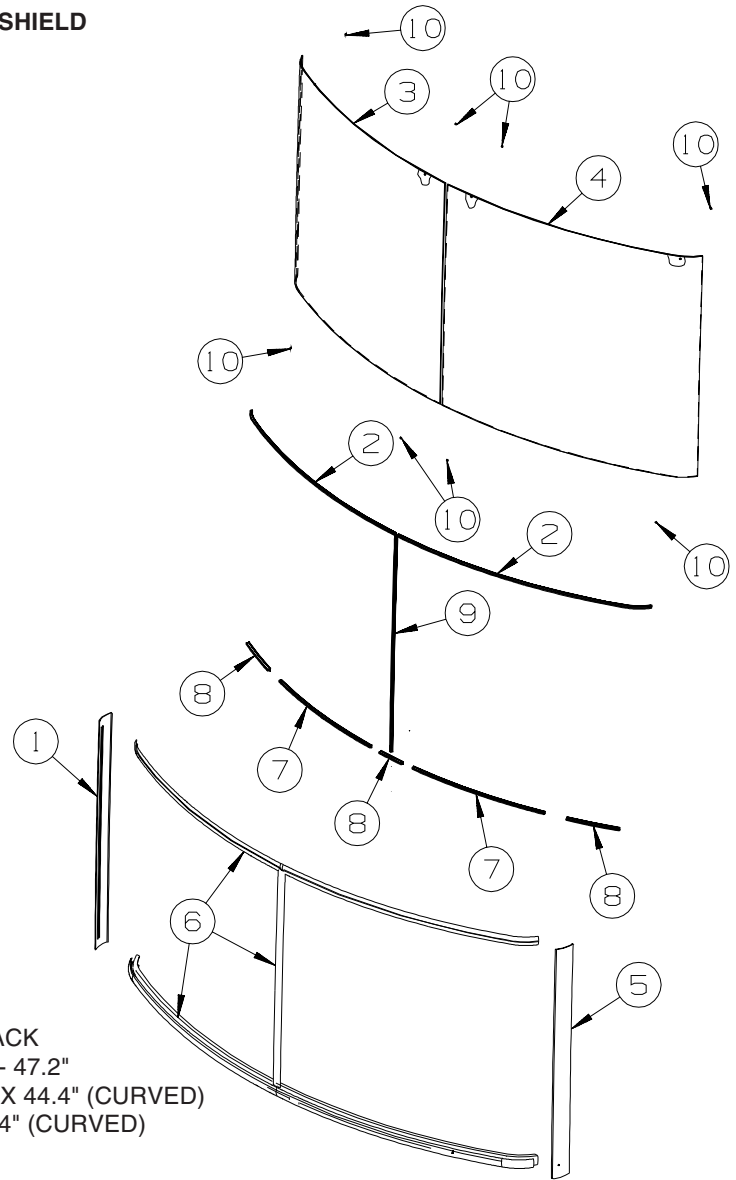
**WINDOW & VENTS GROUP (CONTINUED)**  
**COMPONENT PARTS FOR WINDOW & VENT LAYOUT (CONTINUED)**

151069-03-01A

<b>KEY</b>	<b>PART NUMBER</b>	<b>U/M</b>	<b>DESCRIPTION</b>	<b>VENDOR NO</b>
	151069-01-700	EA	CHANNEL - RUN - SLIDING	122-030627
	151069-01-703	EA	COVER - DRAIN SLOT - LH HAND	130-030398 LEFT
	151069-03-700	EA	SCREEN ASM	410-035509
	151069-03-701	EA	GLASS - SLIDING - W/SASH & LATCH	FH3041A9L
	151069-03-702	EA	GLASS - STATIONARY - LOWER	390-027478
	151069-03-703	EA	GLASS - STATIONARY - UPPER	390-035508

# WINDSHIELD & WIPER GROUP

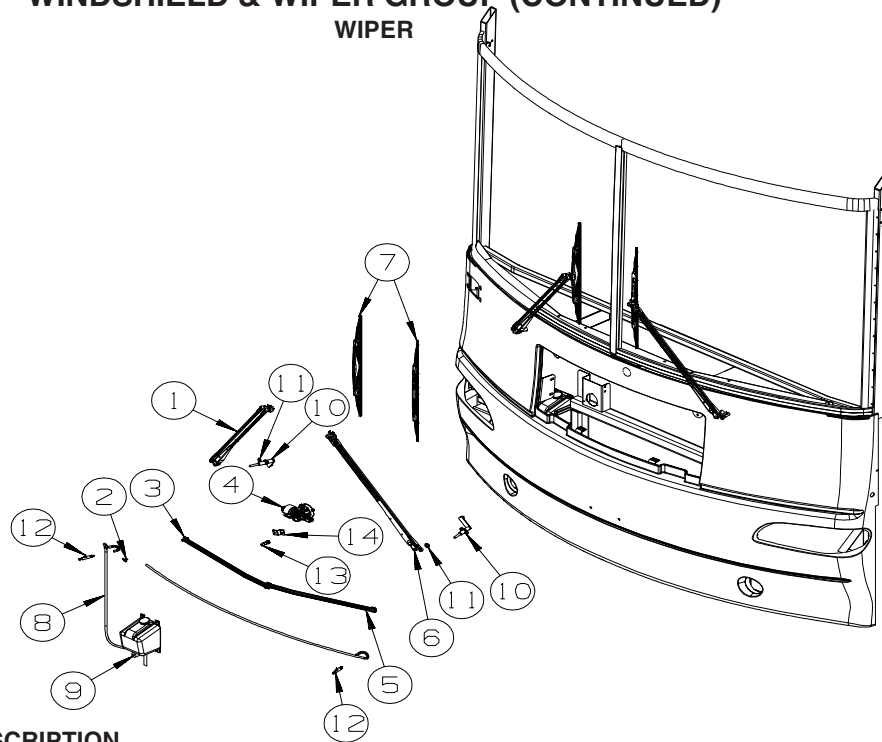
## WINDSHIELD



KEY	PART NUMBER	U/M	DESCRIPTION
1	129497-05-02A	EA	TRIM - PASSENGER A-PILLAR - BLACK
2	127862-01-000	EA	CARRIER - REVEAL - WINDSHIELD - 47.2"
3	131244-01-000	EA	WINDSHIELD - PASSENGER - 52.5" X 44.4" (CURVED)
4	131244-02-000	EA	WINDSHIELD - DRIVER - 52.5" X 44.4" (CURVED)
5	129497-06-02A	EA	TRIM - DRIVER A-PILLAR - BLACK
6	120533-01-000	FT	MOLDING - REVEAL - WINDSHIELD
7	117335-06-000	EA	CARRIER/REVEAL - 29.8"
8	132375-01-000	EA	CARRIER/REVEAL - WINDSHIELD - 5.5"
9	127862-06-000	EA	CARRIER/REVEAL - WINDSHIELD - 41.9"
10	081914-02-000	EA	BUMPER - RUBBER - ROUND - 5/16" DIA. X 13/64" THICK

# WINDSHIELD & WIPER GROUP (CONTINUED)

## WIPER



KEY	PART NUMBER	U/M	DESCRIPTION
1*	149402-01-000	EA	ARM - WINDSHIELD WIPER/PANTOGRAPH - RIGHT HAND - 28" FROM: 00-00-00 THRU: 03-18-05
1*	149402-03-000	EA	ARM - WINDSHIELD WIPER/PANTOGRAPH - RIGHT HAND - 28" FROM: 03-19-05 THRU: 99-99-99
2	146486-01-000	EA	TEE - PLASTIC - 5/32" X 5/32" X 5/32" - <b>ON LEFT SIDE OF WORKHORSE CHASSIS</b>
3	149403-01-000	EA	LINK/CONNECTING-WINDSHIELD WIPER - CLOSED/CLOSED - 24"
4	149409-01-000	EA	MOTOR - WIPER - DYNAMIC PARK
4	149409-02-000	EA	MOTOR - WIPER - COAST TO PARK - <b>WORKHORSE P32 (15,000/18,000) CHASSIS</b>
5	149403-02-000	EA	LINK/CONNECTING-WINDSHIELD WIPER - OPEN/CLOSED GROMMET-24"
6*	149402-02-000	EA	ARM - WINDSHIELD WIPER/PANTOGRAPH - LEFT HAND - 28" FROM: 00-00-00 THRU: 03-18-05
6*	149402-04-000	EA	ARM - WINDSHIELD WIPER/PANTOGRAPH - LEFT HAND - 28" FROM: 03-19-05 THRU: 99-99-99
7	149399-01-000	EA	BLADE - WINDSHIELD WIPER - 24"
8	045794-01-000	FT	HOSE - WINDSHIELD WASHER - 5/32"ID - BLACK - <b>ON LEFT SIDE OF WORKHORSE CHASSIS</b>
9	117766-02-000	EA	RESERVOIR/PUMP - WINDSHIELD WASHER - <b>ON LEFT SIDE OF WORKHORSE CHASSIS</b>
10*	149401-01-000	EA	SHAFT & PIVOT ASM. - WINDSHIELD WIPER FROM: 00-00-00 THRU: 04-15-05
10	149401-02-000	EA	SHAFT & PIVOT ASM. - WINDSHIELD WIPER FROM: 04-16-05 THRU: 99-99-99
11	110742-03-000	EA	GASKET - WIPER
12	145698-01-01A	EA	SHAFT/IDLER - PANTOGRAPH - W/WASHER DIVERTER - STAINLESS
13	149395-01-000	EA	STUD/DOUBLE BALL CRANK - WIPER MOTOR
14	149408-01-000	EA	ARM - DRIVE/WIPER MOTOR

\*COMPONENT PARTS LISTED LATER IN THIS GROUP

### COMPONENT PARTS FOR WIPER

149401-01-000

KEY	PART NUMBER	U/M	DESCRIPTION	VENDOR NO.
	096505-02-703	EA	NUT/ACORN - HD W/.687 BRL	51065-40-NT27WC
	149401-01-700	EA	HARDWARE PKG - F/SHAFT&PIVOT	PSHWKIT

149402-01-000, 149402-02-000, 149402-03-000, 149402-04-000

KEY	PART NUMBER	U/M	DESCRIPTION	VENDOR NO.
	096931-01-705	EA	CAP-PLASTIC	52699-40-CP27WC
	149402-01-700	EA	WASHER NOZZLE KIT - W/HDWR	5219140