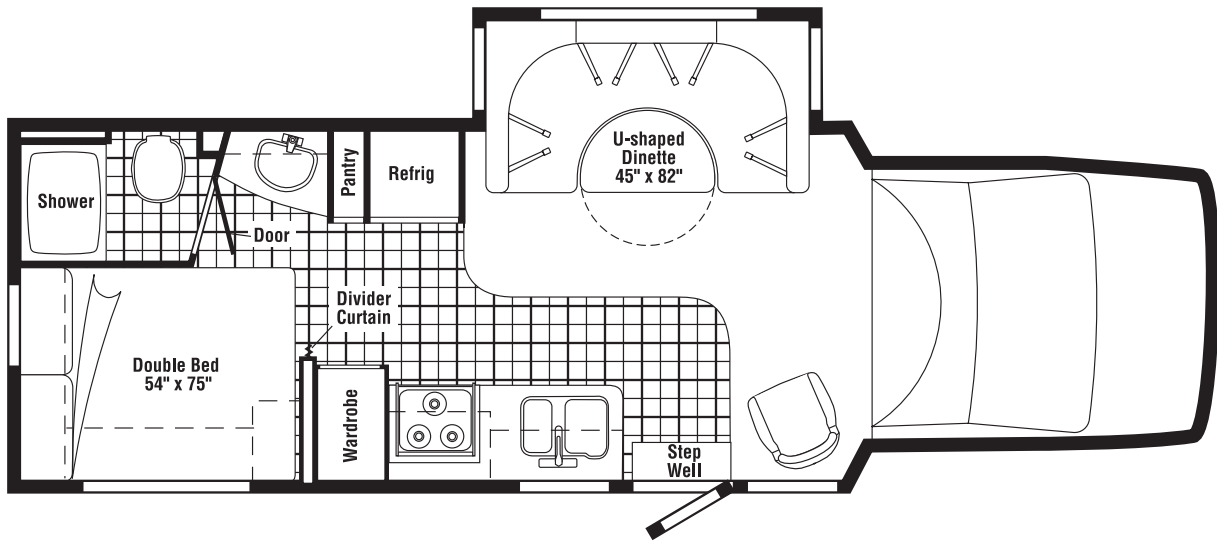


**2005
ASPECT
WF726A
700-SERIES
WASHED MAPLE
S34 JAGGED CREEK - BLUE
S36 FRESCO - GREEN
S38 MOCHA - NEUTRAL
SIERRA MAPLE
S35 JAGGED CREEK - BLUE
S37 FRESCO - GREEN
S39 MOCHA - NEUTRAL**



FLOORPLAN

CONTENTS

FLOORPLAN	1
ACCESSORIES GROUP	5
OPERATORS MANUAL	5
AUDIO VIDEO GROUP	6
RADIO SYSTEM	6
REAR MONITOR	6
CABINET & APPLIANCE GROUP	7
CABINET & APPLIANCE LAYOUT	7
COMPONENT PARTS FOR CABINET & APPLIANCE LAYOUT	15
112881-04-01A, 112881-05-01A, 151277-01-01A, 151277-02-01A	15
114030-04-01A	17
121568-06-01A, 121568-07-01A, 121568-08-01A	19
128527-09-000, 128527-10-000	22
136354-05-01A	23
136354-06-01A	23
151277-01-01A, 151277-02-01A	24
CHASSIS GROUP	26
FRAME	26
EXHAUST	27
DRIVETRAIN	27
HITCH	28
FUEL	28
SPARE TIRE	28
BRAKELINE	29
SUSPENSION SYSTEM	29
WHEEL, TIRE, COVERS &/OR LINERS	29
COMPONENT PARTS FOR WHEEL, TIRE, COVERS &/OR LINERS	29
110435-13-000	29
CURTAIN & CUSHION GROUP	30
NOTICE	30
CUSHION LAYOUT	31
BUCKET SEATS	33
LOUNGE CHAIR	34
WINDOW TREATMENT	35
HARDWARE	37
ACCESSORIES	38
FABRICS	39
DRIVERS COMPARTMENT GROUP	40
FRONT INTERIOR	40
CABINETS	41

CONTENTS (CONTINUED)

ELECTRICAL GROUP	43
110V BODY WIRING	43
12V BODY WIRING	44
EXTERIOR LAMPS	48
FRONT END	49
FRONT TV/VCR	50
COMPONENT PARTS FOR WIRING	51
076319-23-000	51
076319-25-000	51
087694-01-000	52
113589-01-000	52
113589-02-000	52
120269-07-01A	52
121935-01-01A	52
134940-01-01A	52
134940-02-01A	53
137135-02-000	54
137417-02-01A	55
137417-06-01A	55
144377-01-000	55
146299-01-000	55
148230-02-000	55
CIRCUIT BREAKERS & FUSES	56
CONVERTER, INVERTER, LOAD CENTERS	56
WIRE ASSEMBLIES	57
CONNECTORS & CONDUIT	58
CHASSIS	60
EXTERIOR BODY GROUP	61
GRAPHICS & PAINT	61
PANELS & TRIMS	65
COMPONENT PARTS FOR PANELS & TRIMS	67
133908-14 & 133908-15-01A/02A	67
133908-01 THRU 133908-08, 133908-10 THRU 133908-13, 133908-16, 133908-17, -01A/-02A/-03A	67
120269-07-01A	67
FRONT END	68
LADDER	70
STRUCTURAL COMPONENTS	70
AWNINGS	70
EXTERIOR DOORS & COMPARTMENTS GROUP	71
DOOR & COMPARTMENT LAYOUT	71
COMPONENT PARTS FOR DOOR & COMPARTMENT LAYOUT	73
084103-08-000	73
094708-03-01A	73
COMPARTMENT DOOR PIECE PARTS	74
COMPONENT PARTS FOR COMPARTMENT DOOR PIECE PARTS	75
110506-A1-000, 110506-A2-000, 110506-26-000, 110506-27-000	75
ENTRY	76
SCREEN	77
LATCH	78
EXTERIOR SLIDEOUT GROUP	79
LEFT FRONT	79
GENERATOR GROUP	82
HEATING & A/C GROUP	83
FURNACE	83
COMPONENT PARTS FOR FURNACE	84
139980-02-000	84
ROOF	86
COMPONENT PARTS FOR ROOF	86
131184-01-01A	86
131184-05-01A	87

CONTENTS (CONTINUED)

INTERIOR FINISH GROUP	88
MOLDINGS & TRIMS	88
PANELING & LAMINATES	99
INTERIOR TRIM LAYOUT	100
COMPONENT PARTS FOR INTERIOR TRIM LAYOUT	102
094499-02-000	102
135615-01-01A, 135615-02-01A, 135615-05-01A	102
FLOOR COVERINGS	103
HARDWARE	104
LABELS GROUP	111
LP GROUP	115
LP SYSTEM	115
COMPONENT PARTS FOR LP SYSTEM	115
144116-09-000	115
SEALANTS & FASTENERS GROUP	116
SEALANTS & ADHESIVES	116
BOLTS, NUTS AND WASHERS	117
SCREWS	119
CLAMPS, CLIPS, GROMMETS, RIVETS & PLUGS	122
MISCELLANEOUS FASTENERS	124
WATER & SEWAGE GROUP	125
DRAINAGE SYSTEM	125
COMPONENT PARTS FOR DRAINAGE SYSTEM	127
096927-01-02A	127
147421-01-01A, 147421-02-01A	127
WATER SYSTEM	128
COMPONENT PARTS FOR WATER SYSTEM	134
051391-03-000	134
075241-04-000, 075241-05-000, 075241-06-000	135
098607-01-000	135
104114-05-01A	135
WINDOW & VENTS GROUP	136
WINDOW & VENT LAYOUT	136
COMPONENT PARTS FOR WINDOW & VENT LAYOUT	138
098644-07-02A	138
098644-13-01A	138
098647-06-01A	139
098647-41-02A	140
098647-47-02A	140
098647-54-01A	140
098647-69-01A	141
112795-54-02A	142
112795-61-02A	143
112795-74-01A	143
112898-22-01A	144
113502-10-01A	145
113733-10-01A	146
116976-02-02A	146
122882-01-01A	146
122882-02-01A, 122882-03-01A	146
123780-03-01A	147
134004-03-01A	148
150648-01-01A	149
150648-08-01A	149
150648-11-01A	149
150649-07-01A	149
150651-01-01A	149
151075-02-01A	149

ACCESSORIES GROUP
OPERATORS MANUAL

KEY	PART NUMBER	U/M	DESCRIPTION
	148080-01-000	DW	TOP LEVEL-700,2005
	129079-01-01A	EA	CASE - VINYL/BLACK-EXPANDABLE ACCORDION SIDES-7"WX9"HX14"L
	132000-26-005	EA	MANUAL/OWNER - ASPECT - 2005

**AUDIO VIDEO GROUP
RADIO SYSTEM**

KEY	PART NUMBER	U/M	DESCRIPTION
	135420-09-000	EA	RADIO-AM/FM/CASS/CD COMBO-AUX/CD CHANGER INPUT-REMOTE COMP FROM: 00-00-00 THRU: 05-02-04
	135420-13-000	EA	RADIO-AM/FM/CASS/CD COMBO-AUX/CD CHANGER INPUT-IR REMOTE FROM: 05-03-04 THRU: 99-99-99
	135420-05-000	EA	RADIO - MOUNTING KIT - FORD
	135420-10-000	EA	REMOTE CONTROL/RADIO (CREDIT CARD SIZE)
	135420-11-000	EA	REMOTE CONTROL/RADIO (STEERING WHEEL MOUNT) FROM: 05-05-04 THRU: 99-99-99
	135420-14-000	EA	RECEIVER - INFRARED FROM: 05-03-04 THRU: 99-99-99

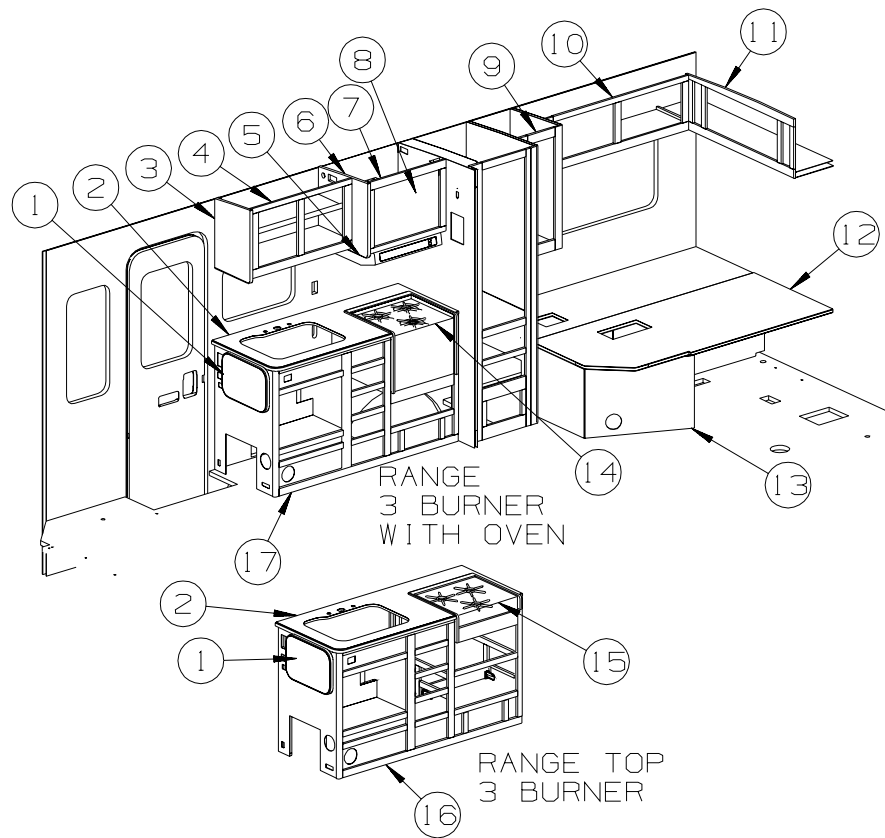
REAR MONITOR

KEY	PART NUMBER	U/M	DESCRIPTION
	149227-01-02B	EA	BRACKET - CAMERA - E-COATED
	149237-01-01A	EA	SHROUD - CAMERA/OUTER - BRIGHT WHITE
	144677-04-000	EA	CAMERA - REAR VIEW W/BRACKET - BLACK & WHITE - VBCS150
	150079-01-000	EA	MONITOR/LCD - 5" - NO AUDIO - SUNVISOR MOUNT (FORD) FROM: 00-00-00 THRU: 05-10-04
	150079-02-000	EA	MONITOR/LCD - 5.6" - NO AUDIO - SUNVISOR MOUNT (FORD) FROM: 05-11-04 THRU: 99-99-99

**SEE 12V BODY WIRING IN THE ELECTRICAL GROUP FOR LOCATION OF OTHER
AUDIO VIDEO COMPONENTS**

CABINET & APPLIANCE GROUP

CABINET & APPLIANCE LAYOUT



KEY	PART NUMBER	U/M	DESCRIPTION
1	144585-02-S34	EA	EXTENSION - GALLEY - BRONZE LEGACY/WASHED MAPLE
1	144585-02-S35	EA	EXTENSION - GALLEY - BRONZE LEGACY/SIERRA MAPLE
1	144585-02-S36	EA	EXTENSION - GALLEY - HYBRID SLATE/WASHED MAPLE
1	144585-02-S37	EA	EXTENSION - GALLEY - HYBRID SLATE/SIERRA MAPLE
1	144585-02-S38	EA	EXTENSION - GALLEY - CINDER GRAY/WASHED MAPLE
1	144585-02-S39	EA	EXTENSION - GALLEY - CINDER GRAY/SIERRA MAPLE
2	133653-40-S34	EA	CTRTP - LAMINATED - BRONZE LEGACY/WASHED MAPLE
2	133653-40-S35	EA	CTRTP - LAMINATED - BRONZE LEGACY/SIERRA MAPLE
2	133653-40-S36	EA	CTRTP - LAMINATED - HYBRID SLATE/WASHED MAPLE
2	133653-40-S37	EA	CTRTP - LAMINATED - HYBRID SLATE/SIERRA MAPLE
2	133653-40-S38	EA	CTRTP - LAMINATED - CINDER GRAY/WASHED MAPLE
2	133653-40-S39	EA	CTRTP - LAMINATED - CINDER GRAY/SIERRA MAPLE
3	148655-02-S34	EA	END CAP - OVHD CABINET - WASHED MAPLE
3	148655-02-S35	EA	END CAP - OVHD CABINET - SIERRA MAPLE
4	149514-01-S34	EA	CABINET - OVHD/GALLEY - W/O DOORS/HDW - WASHED MAPLE
4	149514-01-S35	EA	CABINET - OVHD/GALLEY - W/O DOORS/HDW - SIERRA MAPLE
5*	136354-05-01A	EA	HOOD - RANGE - W/LITE/FAN - BLACK TEXTURED
5*	136354-06-01A	EA	HOOD - RANGE - W/LITE/FAN - BLACK TEXTURED - CANADIAN
	117806-01-000	EA	BULB - 12V - #912 - 1.0 AMP
	112160-01-000	FT	SEAL - D SECTION - .2 X .3" - FOAM RUBBER
6	148655-01-S34	EA	END CAP - OVHD CABINET - WASHED MAPLE
6	148655-01-S35	EA	END CAP - OVHD CABINET - SIERRA MAPLE
7	148643-02-S34	EA	CABINET - OVHD/MICROWAVE - W/O DOOR/HDW - WASHED MAPLE
7	148643-02-S35	EA	CABINET - OVHD/MICROWAVE - W/O DOOR/HDW - SIERRA MAPLE
7	149511-01-S34	EA	CABINET - OVHD/MICROWAVE - W/O DOORS/HDW - WASHED MAPLE - CONVECTION OVEN
7	149511-01-S35	EA	CABINET - OVHD/MICROWAVE - W/O DOORS/HDW - SIERRA MAPLE - CONVECTION OVEN
	149420-03-02B	EA	BRACE - MICROWAVE - E-COATED - CONVECTION OVEN
	149420-04-02B	EA	BRACE - MICROWAVE - E-COATED - CONVECTION OVEN

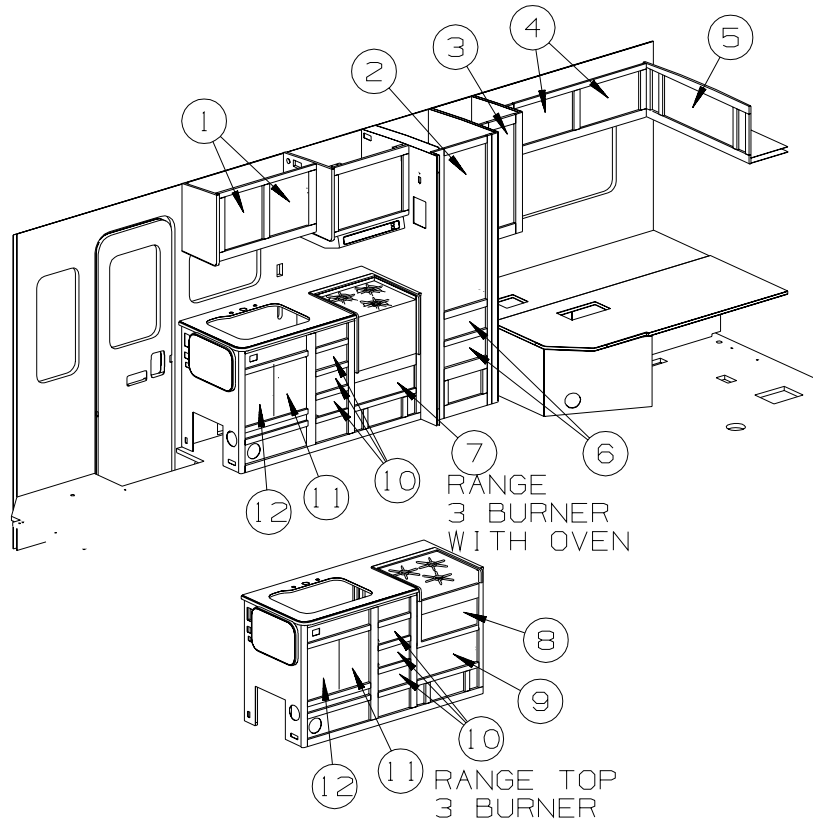
CABINET & APPLIANCE GROUP (CONTINUED)

CABINET & APPLIANCE LAYOUT (CONTINUED)

KEY	PART NUMBER	U/M	DESCRIPTION
8*	128527-09-000	EA	OVEN/MICROWAVE W/TRIM KIT - 1.1 CUBIC FT - NON CONVECTION FROM: 00-00-00 THRU: 10-05-04
8*	128527-13-000	EA	OVEN/MICROWAVE W/TRIM KIT - 1.1 CUBIC FT - NON CONVECTION FROM: 10-06-04 THRU: 99-99-99
8*	128527-10-000	EA	OVEN/MICROWAVE W/TRIM KIT - 1.1 CUBIC FT - NON CONV - CANADIAN FROM: 00-00-00 THRU: 11-07-04
8*	128527-14-000	EA	OVEN/MICROWAVE W/TRIM KIT - 1.1 CUBIC FT - NON CONV - CANADIAN FROM: 11-08-04 THRU: 99-99-99
	143759-11-02B	EA	BRACKET - MICROWAVE - E-COATED
8	128527-11-000	EA	OVEN/MICROWAVE W/O TRIM KIT - 1.0 CUBIC FT - CONVECTION OVEN
	128527-12-000	EA	MOUNTING FRAME/RAILS-W/TRIM KIT (SASH) 1.0 FT - CONVECTION OVEN
	149418-01-02B	EA	BRACKET - MICROWAVE - RH - E-COATED - CONVECTION OVEN
	149418-02-02B	EA	BRACKET - MICROWAVE - LH - E-COATED - CONVECTION OVEN
9	149364-01-S34	EA	CABINET - SHIRT CLOSET - W/O DOORS/DRAWERS/HDW - WASHED MAPLE
9	149364-01-S35	EA	CABINET - SHIRT CLOSET - W/O DOORS/DRAWERS/HDW - SIERRA MAPLE
10	149361-01-S34	EA	CABINET - OVHD/REAR/RIGHT - W/O DOORS/HDW - WASHED MAPLE
10	149361-01-S35	EA	CABINET - OVHD/REAR/RIGHT - W/O DOORS/HDW - SIERRA MAPLE
11	149337-01-S34	EA	CABINET - OVHD/REAR - W/O DOORS/HDW - WASHED MAPLE
11	149337-01-S35	EA	CABINET - OVHD/REAR - W/O DOORS/HDW - SIERRA MAPLE
12	142797-14-000	EA	PANEL/BED TOP - W/T-MOLDING - QUEEN BED
13	P49363-01-S34	EA	CABINET/BASE - QUEEN BED - W/O DOORS/DRAWERS/HDW - WASHED MAPLE
13	P49363-01-S35	EA	CABINET/BASE - QUEEN BED - W/O DOORS/DRAWERS/HDW - SIERRA MAPLE
	089076-08-000	EA	H-CHANNEL - SUPPORT/BED - 72.6" - OFF WHITE
14*	112881-04-01A	EA	RANGE-16"-3 BRNR/NEW STYLE KNOBS/GRATE/HDL-BLK DOOR/TOP FROM: 00-00-00 THRU: 05-23-04
14*	151277-01-01A	EA	RANGE-16"-3 BRNR - MERCURY FREE - BLACK DOOR/TEXTURED FROM: 05-24-04 THRU: 99-99-99
	140176-03-02B	EA	BRACKET/TIEDOWN - STOVE - RH - E-COATED
	140176-04-02B	EA	BRACKET/TIEDOWN - STOVE - LH - E-COATED
15*	114030-04-01A	EA	RANGE - 3 BRNR TOP/NEW STYLE KNOBS/GRATES-W/O OVEN-BLK
	142139-07-02B	EA	BRACKET/TIEDOWN - STOVE - E-COATED
	142139-08-02B	EA	BRACKET/TIEDOWN - STOVE - E-COATED
16	P49484-09-S34	EA	CABINET - W/O HDW - WASHED MAPLE - ELECTRIC STEP
16	P49484-09-S35	EA	CABINET - W/O HDW - SIERRA MAPLE - ELECTRIC STEP
16	P49484-10-S34	EA	CABINET - W/O HDW - WASHED MAPLE
16	P49484-10-S35	EA	CABINET - W/O HDW - SIERRA MAPLE
16	P49484-A0-S34	EA	CABINET - W/O HDW - WASHED MAPLE - ELECTRIC STEP/TWO WAY RADIO
16	P49484-A0-S35	EA	CABINET - W/O HDW - SIERRA MAPLE - ELECTRIC STEP/TWO WAY RADIO
16	P49484-A1-S34	EA	CABINET - W/O HDW - WASHED MAPLE - TWO WAY RADIO
16	P49484-A1-S35	EA	CABINET - W/O HDW - SIERRA MAPLE - TWO WAY RADIO
16	P49484-A2-S34	EA	CABINET - W/O HDW - WASHED MAPLE - ELECTRIC STEP/INVERTER-DC/AC,300W
16	P49484-A2-S35	EA	CABINET - W/O HDW - SIERRA MAPLE - ELECTRIC STEP/INVERTER-DC/AC,300W
16	P49484-A3-S34	EA	CABINET - W/O HDW - WASHED MAPLE - INVERTER-DC/AC,300W
16	P49484-A3-S35	EA	CABINET - W/O HDW - SIERRA MAPLE - INVERTER-DC/AC,300W
16	P49484-A4-S34	EA	CABINET - W/O HDW - WASHED MAPLE - ELECTRIC STEP/TWO WAY RADIO/INVERTER-DC/AC,300W
16	P49484-A4-S35	EA	CABINET - W/O HDW - SIERRA MAPLE - ELECTRIC STEP/TWO WAY RADIO/INVERTER-DC/AC,300W
16	P49484-A5-S34	EA	CABINET - W/O HDW - WASHED MAPLE - TWO WAY RADIO/INVERTER-DC/AC,300W
16	P49484-A5-S35	EA	CABINET - W/O HDW - SIERRA MAPLE - TWO WAY RADIO/INVERTER-DC/AC,300W
17	P49484-01-S34	EA	CABINET - W/O HDW - WASHED MAPLE - ELECTRIC STEP
17	P49484-01-S35	EA	CABINET - W/O HDW - SIERRA MAPLE - ELECTRIC STEP
17	P49484-02-S34	EA	CABINET - W/O HDW - WASHED MAPLE
17	P49484-02-S35	EA	CABINET - W/O HDW - SIERRA MAPLE
17	P49484-03-S34	EA	CABINET - W/O HDW - WASHED MAPLE - ELECTRIC STEP/TWO WAY RADIO
17	P49484-03-S35	EA	CABINET - W/O HDW - SIERRA MAPLE - ELECTRIC STEP/TWO WAY RADIO
17	P49484-04-S34	EA	CABINET - W/O HDW - WASHED MAPLE - TWO WAY RADIO
17	P49484-04-S35	EA	CABINET - W/O HDW - SIERRA MAPLE - TWO WAY RADIO
17	P49484-05-S34	EA	CABINET - W/O HDW - WASHED MAPLE - INVERTER-DC/AC,300W/ELECTRIC STEP
17	P49484-05-S35	EA	CABINET - W/O HDW - SIERRA MAPLE - INVERTER-DC/AC,300W/ELECTRIC STEP
17	P49484-06-S34	EA	CABINET - W/O HDW - WASHED MAPLE - INVERTER-DC/AC,300W
17	P49484-06-S35	EA	CABINET - W/O HDW - SIERRA MAPLE - INVERTER-DC/AC,300W
17	P49484-07-S34	EA	CABINET - W/O HDW - WASHED MAPLE - INVERTER-DC/AC,300W/ELECTRIC STEP/TWO WAY RADIO
17	P49484-07-S35	EA	CABINET - W/O HDW - SIERRA MAPLE - INVERTER-DC/AC,300W/ELECTRIC STEP/TWO WAY RADIO
17	P49484-08-S34	EA	CABINET - W/O HDW - WASHED MAPLE - INVERTER-DC/AC,300W/TWO WAY RADIO
17	P49484-08-S35	EA	CABINET - W/O HDW - SIERRA MAPLE - INVERTER-DC/AC,300W/TWO WAY RADIO

*COMPONENT PARTS LISTED LATER IN THIS GROUP

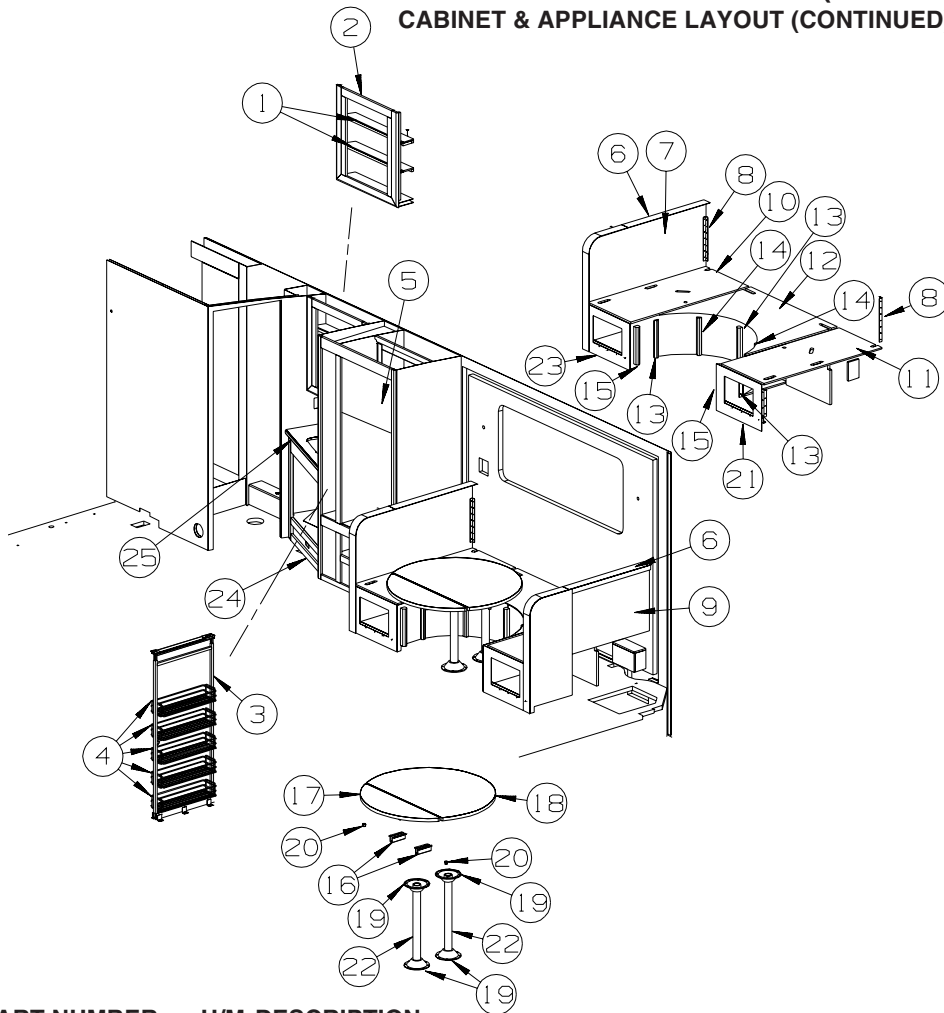
CABINET & APPLIANCE GROUP (CONTINUED)
CABINET & APPLIANCE LAYOUT (CONTINUED)



KEY	PART NUMBER	U/M	DESCRIPTION
1	136954-A3-S34	EA	DOOR - RAISED PANEL/OGEE EDGE - 14.4" X 17.9" - W/O HDW - WASHED MAPLE
1	136954-A3-S35	EA	DOOR - RAISED PANEL/OGEE EDGE - 14.4" X 17.9" - W/O HDW - SIERRA MAPLE
2	136954-C7-S34	EA	DOOR - RAISED PANEL/OGEE EDGE - 15.6" X 45.5" - W/O HDW - WASHED MAPLE FROM: 00-00-00 THRU: 12-05-04
2	141506-02-S34	EA	DOOR - MIRRORED/OGEE EDGE - 15.5" X 45.4" - W/O HDW - WASHED MAPLE FROM: 12-06-04 THRU: 99-99-99
2	136954-C7-S35	EA	DOOR - RAISED PANEL/OGEE EDGE - 15.6" X 45.5" - W/O HDW - SIERRA MAPLE FROM: 00-00-00 THRU: 12-05-04
2	141506-02-S35	EA	DOOR - MIRRORED/OGEE EDGE - 15.5" X 45.4" - W/O HDW - SIERRA MAPLE FROM: 12-06-04 THRU: 99-99-99
3	136954-28-S34	EA	DOOR - RAISED PANEL/OGEE EDGE - 10" X 29.5" - W/O HDW - WASHED MAPLE
3	136954-28-S35	EA	DOOR - RAISED PANEL/OGEE EDGE - 10" X 29.5" - W/O HDW - SIERRA MAPLE
4	136954-88-S34	EA	DOOR - RAISED PANEL/OGEE EDGE - 13.4" X 21.9" - W/O HDW - WASHED MAPLE
4	136954-88-S35	EA	DOOR - RAISED PANEL/OGEE EDGE - 13.4" X 21.9" - W/O HDW - SIERRA MAPLE
5	136954-94-S34	EA	DOOR - RAISED PANEL/OGEE EDGE - 13.6" X 30.3" - W/O HDW - WASHED MAPLE
5	136954-94-S35	EA	DOOR - RAISED PANEL/OGEE EDGE - 13.6" X 30.3" - W/O HDW - SIERRA MAPLE
6	145492-X0-S34	EA	DRAWER - OGEE EDGE - 13.5"W X 21.6"D - W/O SLIDES/HDW - WASHED MAPLE
6	145492-X0-S35	EA	DRAWER - OGEE EDGE - 13.5"W X 21.6"D - W/O SLIDES/HDW - SIERRA MAPLE
7	145492-X2-S34	EA	DRAWER - OGEE EDGE - 19.8"W X 11.8"D - W/O SLIDES/HDW - WASHED MAPLE
7	145492-X2-S35	EA	DRAWER - OGEE EDGE - 19.8"W X 11.8"D - W/O SLIDES/HDW - SIERRA MAPLE
8	145492-AB-S34	EA	DRAWER - OGEE EDGE - 19.8"W X 19.7"D - W/O SLIDES/HDW - WASHED MAPLE
8	145492-AB-S35	EA	DRAWER - OGEE EDGE - 19.8"W X 19.7"D - W/O SLIDES/HDW - SIERRA MAPLE
9	145492-X6-S34	EA	DRAWER - OGEE EDGE - 19.8"W X 11.8"D - W/O SLIDES/HDW - WASHED MAPLE
9	145492-X6-S35	EA	DRAWER - OGEE EDGE - 19.8"W X 11.8"D - W/O SLIDES/HDW - SIERRA MAPLE
10	145492-X4-S34	EA	DRAWER - OGEE EDGE - 9.9"W X 15.7"D - W/O SLIDES/HDW - WASHED MAPLE
10	145492-X4-S35	EA	DRAWER - OGEE EDGE - 9.9"W X 15.7"D - W/O SLIDES/HDW - SIERRA MAPLE
11	136918-54-S34	EA	DOOR - FLAT/OGEE EDGE - 11.2" X 19.7" - W/O HARDWARE - WASHED MAPLE
11	136918-54-S35	EA	DOOR - FLAT/OGEE EDGE - 11.2" X 19.7" - W/O HARDWARE - SIERRA MAPLE
12	136918-53-S34	EA	DOOR - FLAT/OGEE EDGE - 11.2" X 19.7" - W/O HARDWARE - WASHED MAPLE
12	136918-53-S35	EA	DOOR - FLAT/OGEE EDGE - 11.2" X 19.7" - W/O HARDWARE - SIERRA MAPLE

CABINET & APPLIANCE GROUP (CONTINUED)

CABINET & APPLIANCE LAYOUT (CONTINUED)



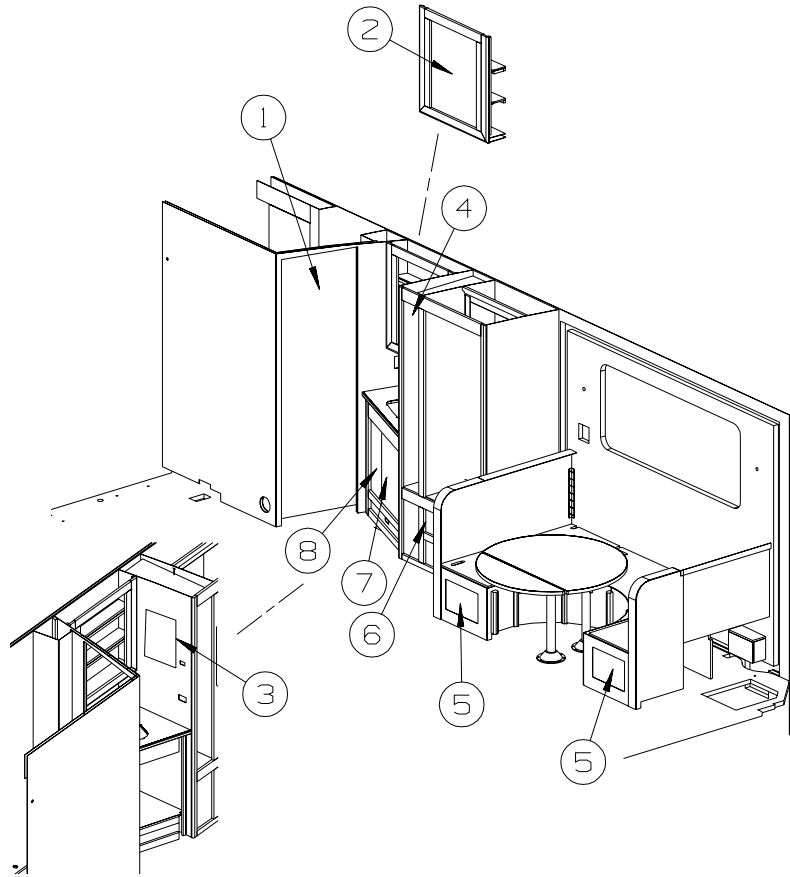
KEY	PART NUMBER	U/M	DESCRIPTION
1	149314-16-S34	EA	SHELF - W/PLASTIC MOLDING - WASHED MAPLE
1	149314-16-S35	EA	SHELF - W/PLASTIC MOLDING - SIERRA MAPLE
2	149314-01-S34	EA	CABINET - OVHD/LAVATORY - W/O DOORS/HDW - WASHED MAPLE
2	149314-01-S35	EA	CABINET - OVHD/LAVATORY - W/O DOORS/HDW - SIERRA MAPLE
3	148432-02-01A	EA	SLIDE FRAME - PANTRY - 22.1" DEEP X 49.8" TO 52.8" TALL
4	148432-10-01A	EA	PANTRY BASKET - 6" X 20.5" X 3.3"
5*	121568-07-01A	EA	REFRIGERATOR - SMALL DBL DOOR-LH/2 WAY- 52.8"HX23.5"WX24"D
6	149636-20-S34	EA	PAD - TOP - F/DINETTE BACK - FABRIC COVERED (S34, S35)
6	149636-20-S36	EA	PAD - TOP - F/DINETTE BACK - FABRIC COVERED (S36, S37)
6	149636-20-S38	EA	PAD - TOP - F/DINETTE BACK - FABRIC COVERED (S38, S39)
7	149636-22-S34	EA	SEAT BACK - DINETTE - LEFT
7	149636-22-S35	EA	SEAT BACK - DINETTE - LEFT
7	149636-22-S36	EA	SEAT BACK - DINETTE - LEFT
7	149636-22-S37	EA	SEAT BACK - DINETTE - LEFT
7	149636-22-S38	EA	SEAT BACK - DINETTE - LEFT
7	149636-22-S39	EA	SEAT BACK - DINETTE - LEFT
8	122021-02-02A	EA	ANGLE - W/HOLES - 13.7" LONG - OFF WHITE
9	149636-11-S34	EA	SEAT BACK - DINETTE - RIGHT
9	149636-11-S35	EA	SEAT BACK - DINETTE - RIGHT
9	149636-11-S36	EA	SEAT BACK - DINETTE - RIGHT
9	149636-11-S37	EA	SEAT BACK - DINETTE - RIGHT
9	149636-11-S38	EA	SEAT BACK - DINETTE - RIGHT
9	149636-11-S39	EA	SEAT BACK - DINETTE - RIGHT
10	P49636-AB-S34	EA	CABINET - SEATBASE/LEFT HAND ONLY - W/O HDW - WASHED MAPLE
10	P49636-AB-S35	EA	CABINET - SEATBASE/LEFT HAND ONLY - W/O HDW - SIERRA MAPLE
11	P49636-AC-S34	EA	CABINET - SEATBASE/RIGHT HAND ONLY - W/O HDW - WASHED MAPLE
11	P49636-AC-S35	EA	CABINET - SEATBASE/RIGHT HAND ONLY - W/O HDW - SIERRA MAPLE
12	P49636-AA-S34	EA	CABINET - SEATBASE/CENTER "CURVED" ONLY - W/O HDW - WASHED MAPLE
12	P49636-AA-S35	EA	CABINET - SEATBASE/CENTER "CURVED" ONLY - W/O HDW - SIERRA MAPLE
13	149636-37-S34	EA	LUMBER - STAINED - BEVELED - 1.5" X 1.5" X 11.4" - WASHED MAPLE
13	149636-37-S35	EA	LUMBER - STAINED - BEVELED - 1.5" X 1.5" X 11.4" - SIERRA MAPLE

CABINET & APPLIANCE GROUP (CONTINUED)
CABINET & APPLIANCE LAYOUT (CONTINUED)

KEY	PART NUMBER	U/M	DESCRIPTION
14	149636-44-S34	EA	LUMBER - STAINED - BEVELED - .75" X 1.5" X 11.4" - WASHED MAPLE
14	149636-44-S35	EA	LUMBER - STAINED - BEVELED - .75" X 1.5" X 11.4" - SIERRA MAPLE
15	149636-42-S34	EA	LUMBER - STAINED - BEVELED - .75" X 1.3" X 11.4" - WASHED MAPLE
15	149636-42-S35	EA	LUMBER - STAINED - BEVELED - .75" X 1.3" X 11.4" - SIERRA MAPLE
16	120973-01-000	EA	SUPPORT - TABLE/DROP LEAF - PAIR
17	150183-02-S34	EA	TABLE/DINETTE - DROP LEAF - W/O HDW (S34)
17	150183-02-S35	EA	TABLE/DINETTE - DROP LEAF - W/O HDW (S35)
17	150183-02-S36	EA	TABLE/DINETTE - DROP LEAF - W/O HDW (S36)
17	150183-02-S37	EA	TABLE/DINETTE - DROP LEAF - W/O HDW (S37)
17	150183-02-S38	EA	TABLE/DINETTE - DROP LEAF - W/O HDW (S38)
17	150183-02-S45	EA	TABLE/DINETTE - DROP LEAF - W/O HDW (S39)
18	150183-01-S34	EA	TABLE/DINETTE - ROUND - W/O DROP LEAF/LEG/HDW (S34)
18	150183-01-S35	EA	TABLE/DINETTE - ROUND - W/O DROP LEAF/LEG/HDW (S35)
18	150183-01-S36	EA	TABLE/DINETTE - ROUND - W/O DROP LEAF/LEG/HDW (S36)
18	150183-01-S37	EA	TABLE/DINETTE - ROUND - W/O DROP LEAF/LEG/HDW (S37)
18	150183-01-S38	EA	TABLE/DINETTE - ROUND - W/O DROP LEAF/LEG/HDW (S38)
18	150183-01-S45	EA	TABLE/DINETTE - ROUND - W/O DROP LEAF/LEG/HDW (S39)
	120760-01-000	EA	RUBBER BUMPER - CLEAR - .1" THICK X .8" DIAMETER
19	009040-03-000	EA	BASE - TABLE MOUNT
			FROM: 00-00-00 THRU: 04-17-05
19	155001-02-01A	EA	BASE - LEG MOUNT/FLOOR/TABLE - RAISED - SILVER
			FROM: 04-18-05 THRU: 99-99-99
20	117047-02-000	EA	BUMPER - RUBBER/WASHER INSERT
21	149636-14-S34	EA	END CAP - DINETTE - SEAT BASE/RIGHT - WASHED MAPLE
21	149636-14-S35	EA	END CAP - DINETTE - SEAT BASE/RIGHT - SIERRA MAPLE
22	009040-02-000	EA	PEDESTAL TABLE LEG - 27.5" X 2.25" DIAMETER
			FROM: 00-00-00 THRU: 03-27-05
22	155001-01-01A	EA	LEG - PEDESTAL TABLE - 27" - SILVER
			FROM: 03-28-05 THRU: 99-99-99
23	149636-25-S34	EA	END CAP - DINETTE - SEAT BASE/LEFT - WASHED MAPLE
23	149636-25-S35	EA	END CAP - DINETTE - SEAT BASE/LEFT - SIERRA MAPLE
24	P49300-01-S34	EA	CABINET - LAVATORY - W/O CTRTP/DRAWERS/DOORS/HDW - WASHED MAPLE
24	P49300-01-S35	EA	CABINET - LAVATORY - W/O CTRTP/DRAWERS/DOORS/HDW - SIERRA MAPLE
25	133654-40-S34	EA	CTRTP - LAMINATED - BRONZE LEGACY/WASHED MAPLE
25	133654-40-S35	EA	CTRTP - LAMINATED - BRONZE LEGACY/SIERRA MAPLE
25	133654-40-S36	EA	CTRTP - LAMINATED - HYBRID SLAT/WASHED MAPLE
25	133654-40-S37	EA	CTRTP - LAMINATED - HYBRID SLAT/SIERRA MAPLE
25	133654-40-S38	EA	CTRTP - LAMINATED - CINDER GRAY/WASHED MAPLE
25	133654-40-S39	EA	CTRTP - LAMINATED - CINDER GRAY/SIERRA MAPLE

***COMPONENT PARTS LISTED LATER IN THIS GROUP**

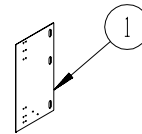
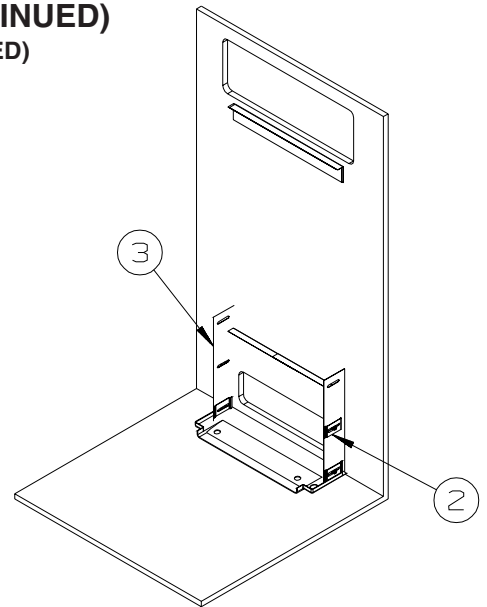
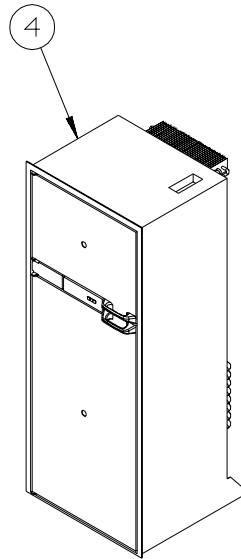
CABINET & APPLIANCE GROUP (CONTINUED)
CABINET & APPLIANCE LAYOUT (CONTINUED)



KEY	PART NUMBER	U/M	DESCRIPTION
1	144645-09-S34	EA	DOOR - BATH - W/O TOWEL RACK/HDW - WASHED MAPLE
1	144645-09-S35	EA	DOOR - BATH - W/O TOWEL RACK/HDW - SIERRA MAPLE
2	145576-A5-S34	EA	DOOR - MIRRORED - 20.8" X 25.9" - W/O HARDWARE - WASHED MAPLE
2	145576-A5-S35	EA	DOOR - MIRRORED - 20.8" X 25.9" - W/O HARDWARE - SIERRA MAPLE
3	093606-47-000	EA	MIRROR - BEVELED EDGE - 20.8" X 25.9"
	076767-04-000	EA	CABLE - STAINLESS STEEL - 5.9"
4	145268-30-S34	EA	DOOR - RAISED PANEL/OGEE EDGE - 8.1" X 53.9" - W/O HDW - WASHED MAPLE
4	145268-30-S35	EA	DOOR - RAISED PANEL/OGEE EDGE - 8.1" X 53.9" - W/O HDW - SIERRA MAPLE
5	147084-05-S34	EA	DOOR - FLAT PANEL/OGEE EDGE - 10" X 15.7" - W/O HDW - WASHED MAPLE
5	147084-05-S35	EA	DOOR - FLAT PANEL/OGEE EDGE - 10" X 15.7" - W/O HDW - SIERRA MAPLE
6	145492-Y4-S34	EA	DRAWER - OGEE EDGE - 22.6"W X 15.7"D - W/O SLIDES/HDW - WASHED MAPLE
6	145492-Y4-S35	EA	DRAWER - OGEE EDGE - 22.6"W X 15.7"D - W/O SLIDES/HDW - SIERRA MAPLE
7	136918-99-S34	EA	DOOR - FLAT/OGEE EDGE - 13.8" X 23.2" - W/O HARDWARE - WASHED MAPLE
7	136918-99-S35	EA	DOOR - FLAT/OGEE EDGE - 13.8" X 23.2" - W/O HARDWARE - SIERRA MAPLE
8	136918-98-S34	EA	DOOR - FLAT/OGEE EDGE - 13.8" X 23.2" - W/O HARDWARE - WASHED MAPLE
8	136918-98-S35	EA	DOOR - FLAT/OGEE EDGE - 13.8" X 23.2" - W/O HARDWARE - SIERRA MAPLE

CABINET & APPLIANCE GROUP (CONTINUED)
CABINET & APPLIANCE LAYOUT (CONTINUED)

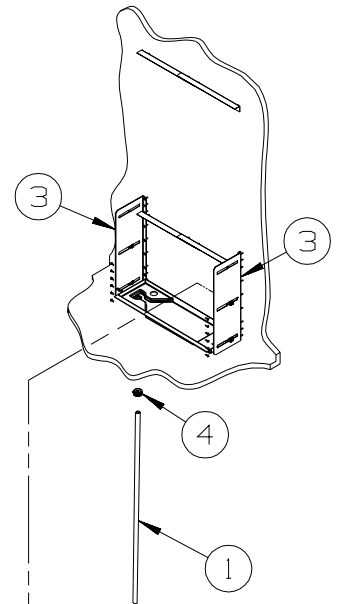
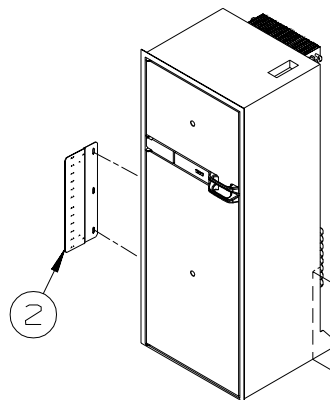
FROM: 00-00-00
THRU: 08-17-04



KEY	PART NUMBER	U/M	DESCRIPTION
1	141975-04-02B	EA	PLATE/TIEDOWN - REFRIGERATOR - E-COATED
2	141550-01-02B	EA	BRACKET/TIEDOWN - REFRIGERATOR - E-COATED
3	141550-02-02B	EA	BRACKET/TIEDOWN - REFRIGERATOR - E-COATED
4*	121568-07-01A	EA	REFRIGERATOR - SMALL DBL DOOR-LH/2 WAY- 52.8"HX23.5"WX24"D
	112176-01-000	FT	TUBING - VINYL - REINFORCED - 1/2" ID
	090329-01-000	FT	SEAL/T - REFRIGERATOR CABINET
	116751-01-01A	EA	TRAY - REFRIGERATOR - BLACK
	054450-01-000	EA	LEVEL - REFRIGERATOR

***COMPONENT PARTS LISTED LATER IN THIS GROUP**

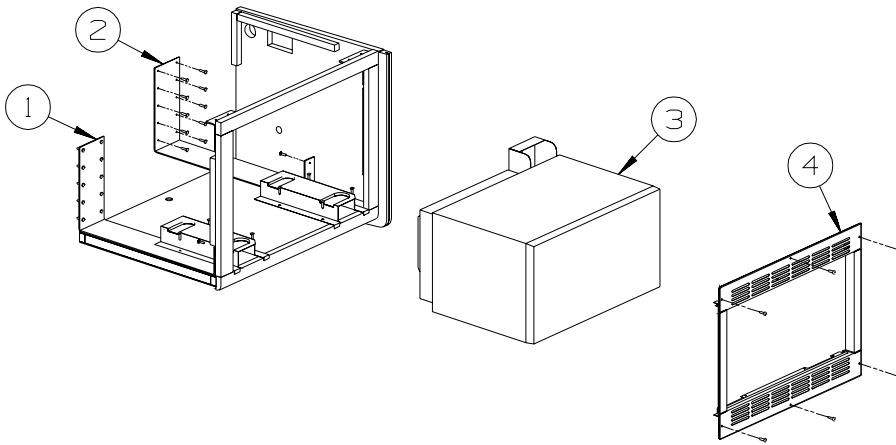
FROM: 08-18-04
THRU: 99-99-99



KEY	PART NUMBER	U/M	DESCRIPTION
1	112176-01-000	FT	TUBING - VINYL - REINFORCED - 1/2" ID
2	150740-01-02B	EA	BRACKET - REFRIGERATOR - E-COATED
3	150740-02-02B	EA	BRACKET - REFRIGERATOR - E-COATED
4	152417-01-01A	EA	CLAMP/RATCHET - F/REFRIDGERATOR DRIP TRAY HOSE - BLACK
*	121568-07-01A	EA	REFRIGERATOR - SMALL DBL DOOR-LH/2 WAY- 52.8"HX23.5"WX24"D
	112176-01-000	FT	TUBING - VINYL - REINFORCED - 1/2" ID
	090329-01-000	FT	SEAL/T - REFRIGERATOR CABINET
	116751-01-01A	EA	TRAY - REFRIGERATOR - BLACK
	054450-01-000	EA	LEVEL - REFRIGERATOR

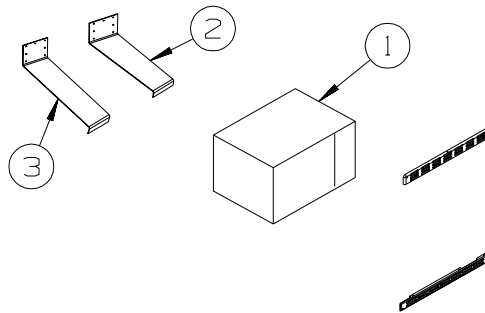
***COMPONENT PARTS LISTED LATER IN THIS GROUP**

CABINET & APPLIANCE GROUP (CONTINUED)
CABINET & APPLIANCE LAYOUT (CONTINUED)



MICROWAVE/CONVECTION OVEN

KEY	PART NUMBER	U/M	DESCRIPTION
1	149418-02-02B	EA	BRACKET - MICROWAVE - E-COATED
2	149418-01-02B	EA	BRACKET - MICROWAVE - E-COATED
3	128527-11-000	EA	OVEN/MICROWAVE W/O TRIM KIT - 1.0 CUBIC FT - CONVECTION FROM: 00-00-00 THRU: 01-03-05
3	128527-15-000	EA	OVEN/MICROWAVE W/O TRIM KIT - 1.0 CUBIC FT - CONVECTION FROM: 01-04-05 THRU: 99-99-99
4	128527-12-000	EA	MOUNTING FRAME/RAILS-W/TRIM KIT (SASH) 1.0 FT - CONVECTION

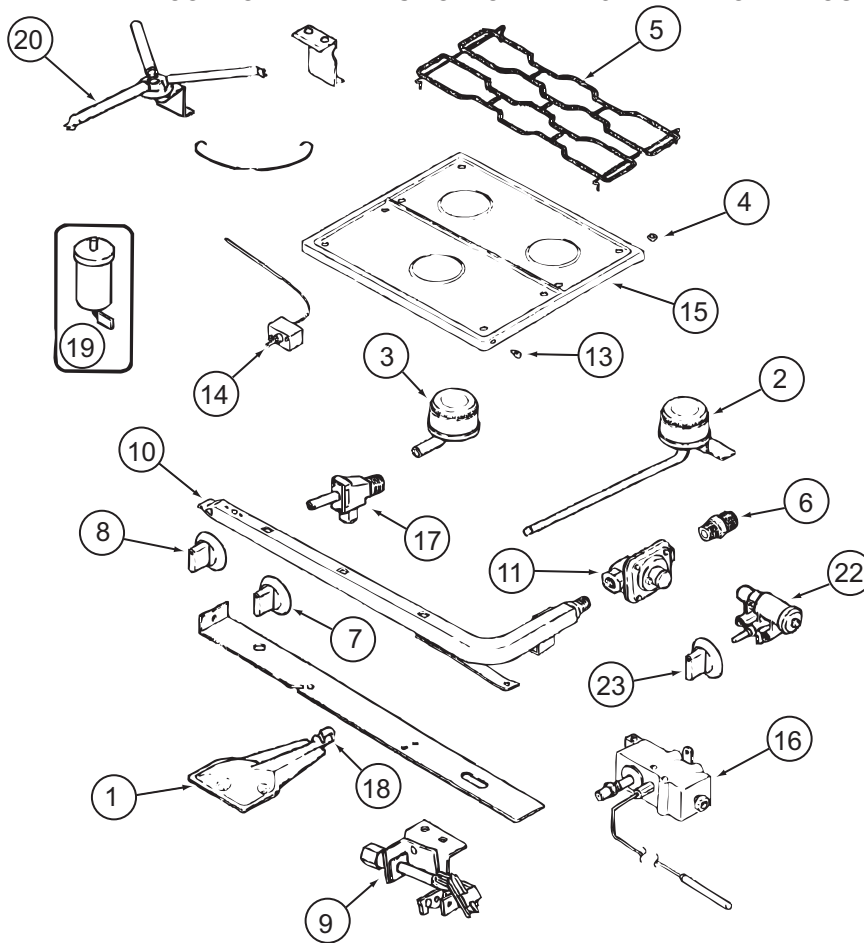


MICROWAVE OVEN

KEY	PART NUMBER	U/M	DESCRIPTION
1*	128527-09-000	EA	OVEN/MICROWAVE W/TRIM KIT - 1.1 CUBIC FT - NON CONVECTION FROM: 00-00-00 THRU: 10-05-04
1	128527-13-000	EA	OVEN/MICROWAVE W/TRIM KIT - 1.0 CUBIC FT - NON CONVECTION FROM: 10-06-04 THRU: 99-99-99
1*	128527-10-000	EA	OVEN/MICROWAVE W/TRIM KIT - 1.1 CUBIC FT - NON CONVECTION - CANADIAN FROM: 00-00-00 THRU: 11-07-04
1	128527-14-000	EA	OVEN/MICROWAVE W/TRIM KIT - 1.0 CUBIC FT - NON CONV - CANADIAN FROM: 11-08-04 THRU: 99-99-99
2	143759-11-02B	EA	BRACKET - MICROWAVE - E-COATED
3	143759-11-02B	EA	BRACKET - MICROWAVE - E-COATED

***COMPONENT PARTS LISTED LATER IN THIS GROUP**

CABINET & APPLIANCE GROUP (CONTINUED)
COMPONENT PARTS FOR CABINET & APPLIANCE LAYOUT

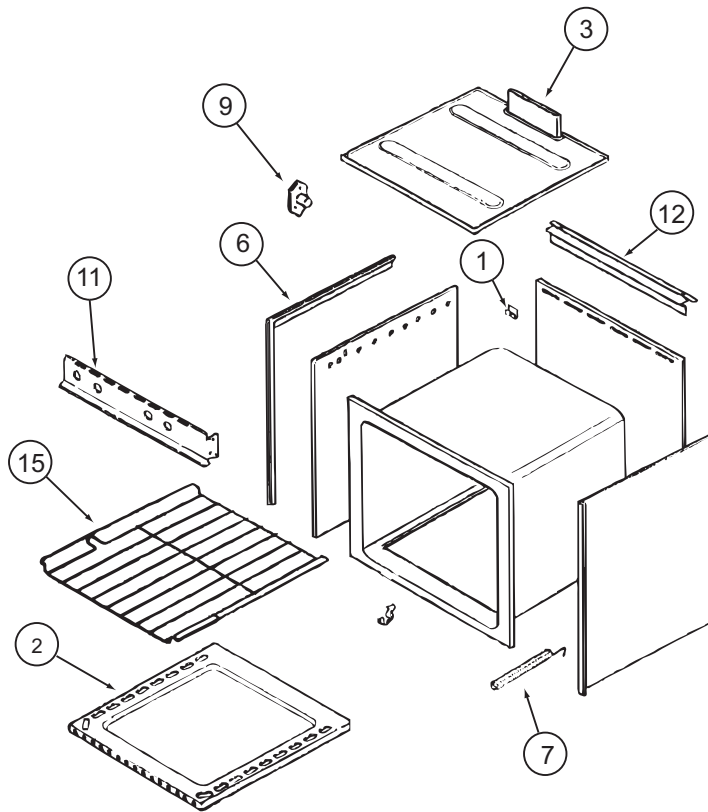


112881-04-01A, 112881-05-01A

KEY	PART NUMBER	U/M	DESCRIPTION	VENDOR NO.
1	126023-01-717	EA	BURNER - OVEN	74003343
2	112881-04-700	EA	BURNER - TOP/LEFT REAR	74004584
2	126023-01-700	EA	BURNER-TOP (RT-REAR) 5100BTU	74004583
3	112881-04-701	EA	BURNER - TOP/FRONT	74004582
4	102020-01-709	EA	BUMPER-GRATE	8007P020-60
5	112881-04-702	EA	GRATE - BLACK	74007277
6	135065-03-700	EA	FITTING - HALF UNION	74004234
7	128728-01-701	EA	KNOB - BURNER - REAR	74003941 (1 PER)
7	128728-01-702	EA	KNOB - BURNER - FRONT	74003942 (2 PER)
8	112881-04-703	EA	KNOB - THERMOSTAT - BLACK	74004645
9	112881-04-706	EA	PILOT - OVEN	74006334
10	126023-02-702	EA	PIPE - MANIFOLD	74004360
11	126023-02-703	EA	REGULATOR - PRESSURE	74004235
13	102020-01-724	EA	BUMPER-MAIN TOP	8003P008-60
14	126023-01-734	EA	THERMOSTAT OVEN SER#10/11&14	74006332
15	126023-01-728	EA	TOP - MAIN (BLACK)	74003323
16	112881-04-704	EA	VALVE - OVEN	74006333
17	126023-02-705	EA	VALVE - BURNER - REAR	74004362
17	126023-02-706	EA	VALVE - BURNER - FRONT	74004363
17	135065-03-701	EA	SCREW - VALVE	71003231
18	135656-01-701	EA	MIXER/AIR	3411F003-34
19	126023-01-711	EA	ELECTRODE - IGNITER (ONLY)	7432P077-60
20	126023-01-736	EA	FLASH TUBE EXTENSION (REAR)	74003326
20	126023-01-737	EA	FLASH TUBE EXTENSION (FRONT)	74003327
21	112881-04-708	EA	CLIP-FLASH TUBE	7112P068-60
22	126023-01-719	EA	IGNITER HEAD - TOP BURNER	74002413
23	128728-01-707	EA	KNOB - IGNITOR	74003944
26	112881-04-709	EA	SHIELD-SPARK	3604F211-45

CONTACT WINNEBAGO PART SALES FOR UNLISTED COMPONENT(S)

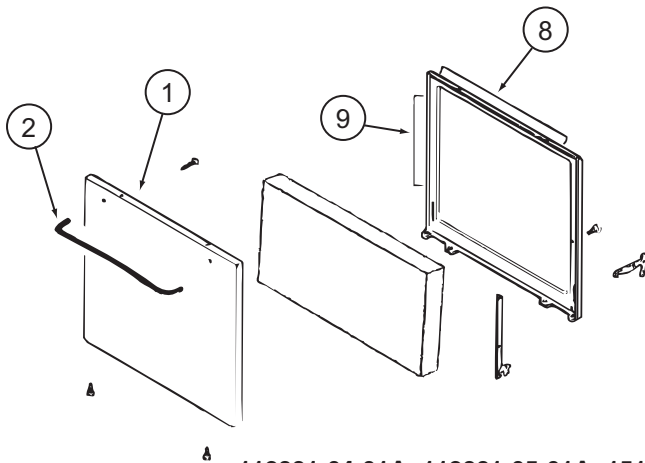
CABINET & APPLIANCE GROUP (CONTINUED)
COMPONENT PARTS FOR CABINET & APPLIANCE LAYOUT (CONTINUED)



112881-04-01A, 112881-05-01A, 151277-02-01A (CONTINUED)

KEY	PART NUMBER	U/M	DESCRIPTION	VENDOR NO.
1	112881-03-702	EA	CLIP - MAIN TOP	74003998
2	126023-01-731	EA	BOTTOM - OVEN	2205F016-19
3	126023-01-718	EA	FLUE BOX ASSEMBLY	4006W075-80
6	112881-01-719	EA	TRIM-FLAT LH BLACK TEXTURED	74002813
6	112881-01-720	EA	TRIM-FLAT RH BLACK TEXTURED	74002812
7	112881-02-702	EA	SPRING - OVEN DOOR F/1631 MOD	7803P051-60
9	128728-01-703	EA	PIN/T-NUT F/HINGE	7103P109-60
11	112881-04-707	EA	MANIFOLD - BLACK	74007296
12	112881-01-723	EA	DEFLECTOR/FLUE-BLK-NON SEAL	74002809
15	126023-01-716	EA	RACK - OVEN	74003106

CONTACT WINNEBAGO PART SALES FOR UNLISTED COMPONENT(S)

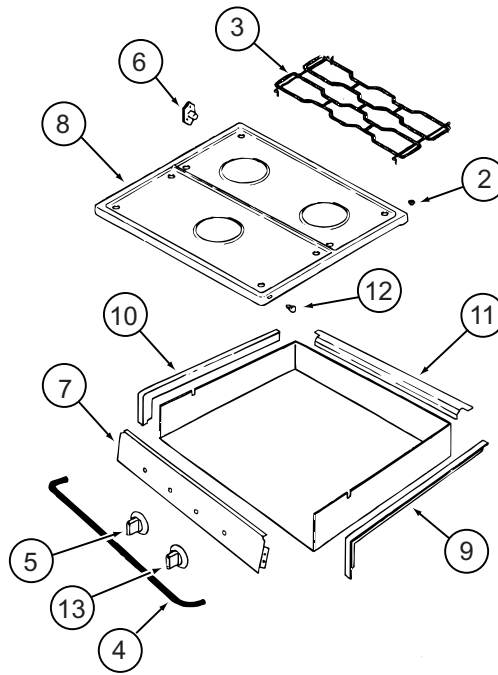


112881-04-01A, 112881-05-01A, 151277-02-01A (CONTINUED)

KEY	PART NUMBER	U/M	DESCRIPTION	VENDOR NO.
1	112881-01-713	EA	DR-TXT/BLK NO WNDW (112881-05/151277)	2401F126-70
1	112881-02-705	EA	DOOR-TXT/BLK-F/WINDOW (112881-04)	74001273
2	128727-01-701	EA	HANDLE - OVEN DOOR	74003929
8	126023-01-732	EA	SEAL/OVEN DR TOP	7212P014-60
9	126023-01-733	EA	SEAL/OVEN DR SIDES(2PCS)	7212P038-60

CONTACT WINNEBAGO PART SALES FOR UNLISTED COMPONENT(S)

CABINET & APPLIANCE GROUP (CONTINUED)
COMPONENT PARTS FOR CABINET & APPLIANCE LAYOUT (CONTINUED)

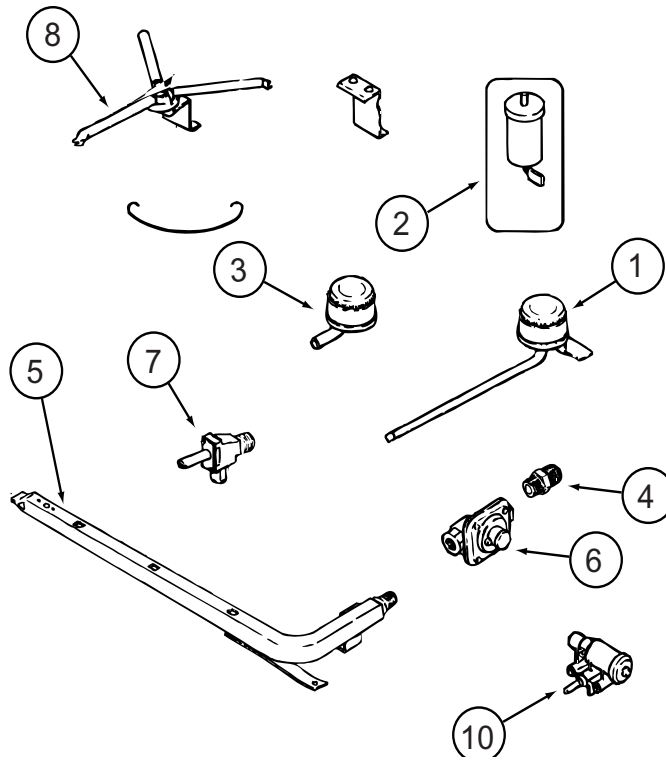


114030-04-01A

KEY	PART NUMBER	U/M	DESCRIPTION	VENDOR NO.
2	102020-01-709	EA	BUMPER-GRATE	8007P020-60
3	112881-04-702	EA	GRATE - BLACK	74007277
4	114030-02-700	EA	GUARD/FABRIC - TOWEL BAR	3609F006-70
5	128728-01-701	EA	KNOB - BURNER - REAR	74003941 (1 PER)
5	128728-01-702	EA	KNOB - BURNER - FRONT	74003942 (2 PER)
6	128728-01-703	EA	PIN/T-NUT F/HINGE	7103P109-60
7	114030-04-700	EA	PANEL - MANIFOLD - BLACK	74007325
8	126023-01-728	EA	TOP - MAIN (BLACK)	74003323
9	114030-01-704	EA	TRIM - RIGHT/BLACK TEXTURED	74002839
10	114030-01-705	EA	TRIM - LEFT/BLACK TEXTURED	74002840
11	114030-01-706	EA	TRIM - REAR/BLACK TEXTURED	74002841
12	102020-01-724	EA	BUMPER - MAIN TOP	8003P008-60
13	128728-01-707	EA	KNOB - IGNITER	74003944

CONTACT WINNEBAGO PART SALES FOR UNLISTED COMPONENT(S)

CABINET & APPLIANCE GROUP (CONTINUED)
COMPONENT PARTS FOR CABINET & APPLIANCE LAYOUT (CONTINUED)

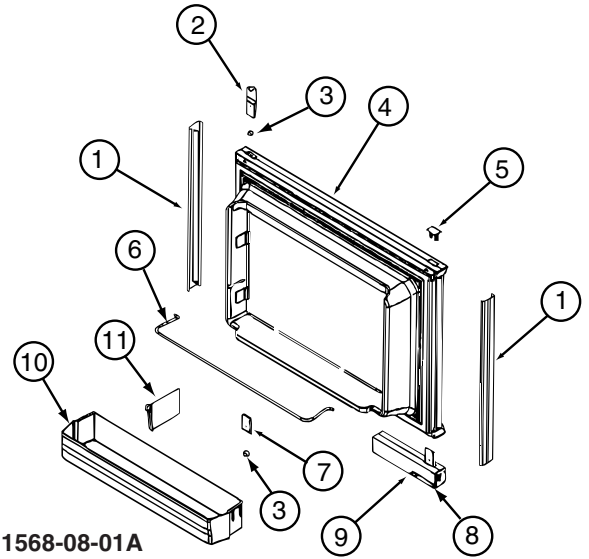


114030-04-01A (CONTINUED)

KEY	PART NUMBER	U/M	DESCRIPTION	VENDOR NO.
1	112881-04-700	EA	BURNER - TOP /LEFT - REAR	74004584
1	126023-01-700	EA	BURNER - TOP (RT-REAR) 5100 BTU	74004583
2	112881-04-705	EA	PUSH RING (ELECTRODE MTG)	7104P002-60
2	126023-01-711	EA	ELECTRODE - IGNITER (ONLY)	7432P077-60
3	112881-04-701	EA	BURNER - TOP/FRONT	74004582
4	135065-03-700	EA	FITTING - HALF UNION	74004234
5	126023-01-702	EA	PIPE/MANIFOLD	74004642
6	126023-02-702	EA	PIPE - MANIFOLD	74004360
7	126023-02-705	EA	VALVE - BURNER - REAR	74004362
7	126023-02-706	EA	VALVE - BURNER - FRONT	74004363
8	126023-01-736	EA	FLASH TUBE EXTENSION (REAR)	74003326
8	126023-01-737	EA	FLASH TUBE EXTENSION (FRONT)	74003327
10	126023-01-719	EA	IGNITER HEAD - TOP BURNER	74002413

CONTACT WINNEBAGO PART SALES FOR UNLISTED COMPONENT(S)

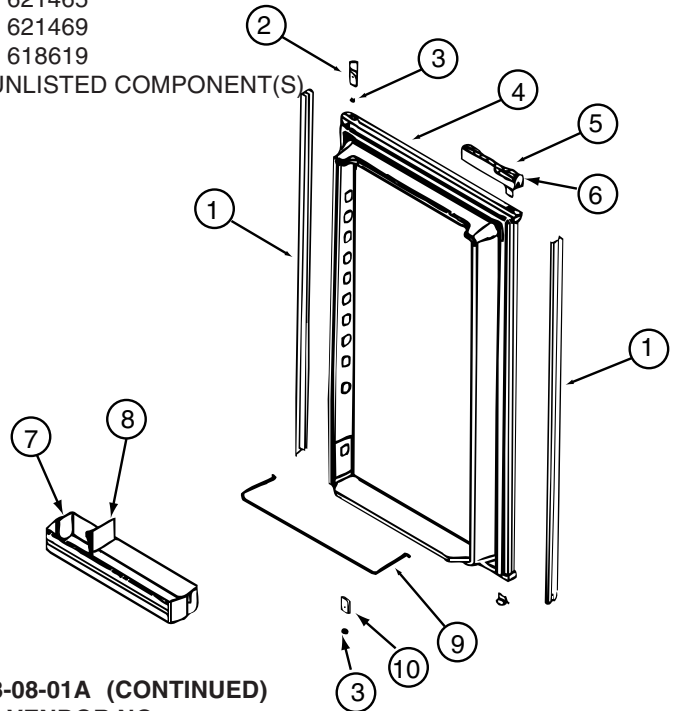
CABINET & APPLIANCE GROUP (CONTINUED)
COMPONENT PARTS FOR CABINET & APPLIANCE LAYOUT (CONTINUED)



121568-06-01A, 121568-07-01A, 121568-08-01A

KEY	PART NUMBER	U/M	DESCRIPTION	VENDOR NO.
1	121568-03-700	EA	RETAINER - DOOR PANEL/BLACK	619559
2	120075-01-701	EA	HINGE-TOP RH/BOTTOM LH(DOOR)	618511
3	121568-03-701	EA	BUSHING - HINGE PIN/GRAY	619671
4	121568-03-702	EA	DOOR LINER - W/BLACK TRIM	619627
5	120075-01-702	EA	CAP, (HINGE PLUG)	618160
6	121568-01-700	EA	RAIL - DOOR UPPER	618618
7	120075-01-705	EA	HINGE-TOP LH/BOTTOM RH(DOOR)	618510
8	121568-03-705	EA	STORAGE LATCH - GRAY	619648
9	121568-03-721	EA	HANDLE/DOOR TOP LH/LWR RH	621465
9	121568-03-722	EA	HANDLE/DOOR LWR RH/TOP LH	621469
10	121568-01-701	EA	BIN - DOOR WHITE	618619

CONTACT WINNEBAGO PART SALES FOR UNLISTED COMPONENT(S)

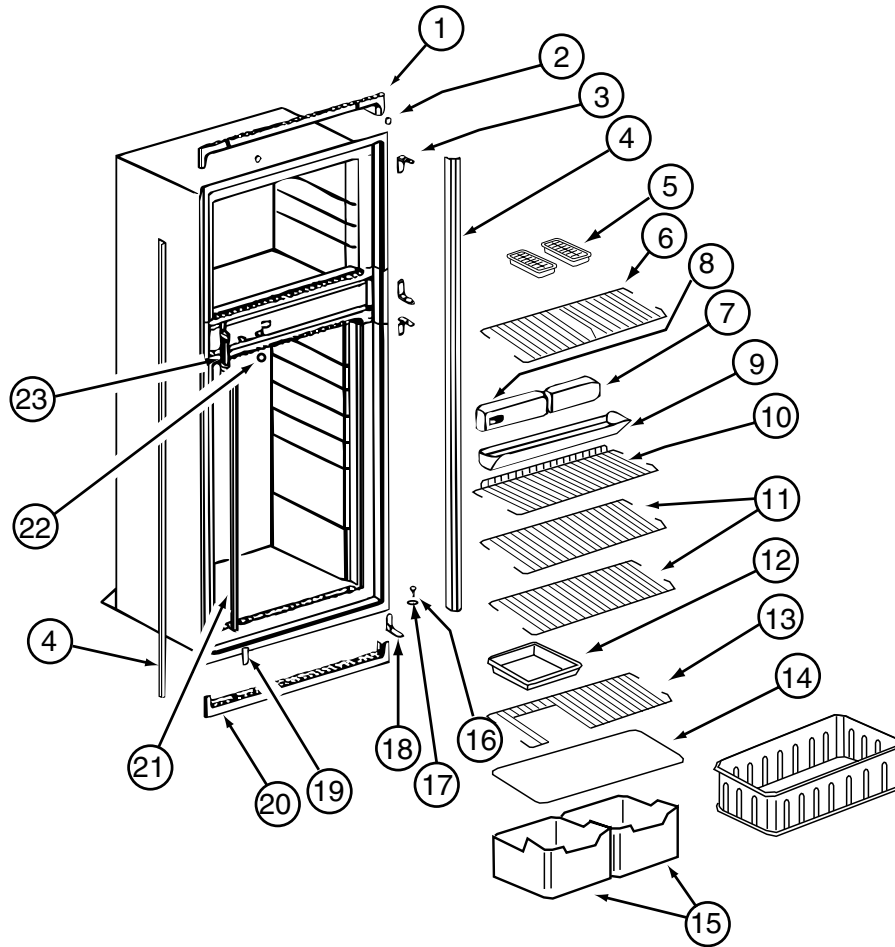


121568-06-01A, 121568-07-01A, 121568-08-01A (CONTINUED)

KEY	PART NUMBER	U/M	DESCRIPTION	VENDOR NO.
1	121568-03-706	EA	RETAINER - DOOR PANEL/BLACK	619559
2	120075-01-701	EA	HINGE-TOP RH/BOTTOM LH(DOOR)	618511
3	121568-03-701	EA	BUSHING - HINGE PIN/GRAY	619671
4	121568-03-707	EA	DOOR LINER - W/BLACK TRIM	619629
5	121568-03-721	EA	HANDLE/DOOR TOP LH/LWR RH	621465
5	121568-03-722	EA	HANDLE/DOOR LWR RH/TOP LH	621469
6	121568-03-705	EA	STORAGE LATCH - GRAY	619648
7	121568-01-701	EA	BIN - DOOR WHITE	618619
9	121568-01-704	EA	RAIL - DOOR LOWER	618578
10	120075-01-705	EA	HINGE-TOP LH/BOTTOM RH(DOOR)	618510

CONTACT WINNEBAGO PART SALES FOR UNLISTED COMPONENT(S)

CABINET & APPLIANCE GROUP (CONTINUED)
COMPONENT PARTS FOR CABINET & APPLIANCE LAYOUT (CONTINUED)

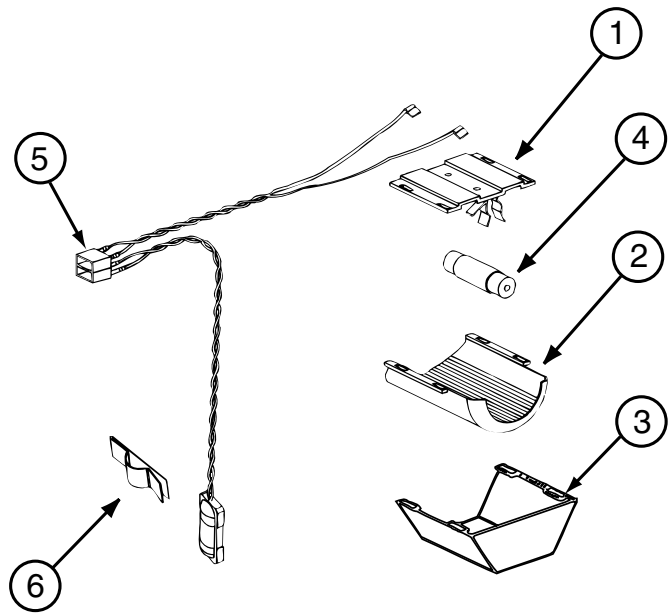


121568-06-01A, 121568-07-01A, 121568-08-01A (CONTINUED)

KEY	PART NUMBER	U/M	DESCRIPTION	VENDOR NO.
1	120075-01-713	EA	TRIM-TOP PIECE	619687
2	120075-01-714	EA	PLUG-HOLE (BLACK)	618170
3	121568-03-710	EA	HINGE/CABINET-TOP/RH-LWR/LH	619335
4	121568-03-711	EA	TRIM - SIDE/BLACK	622295
6	121568-01-705	EA	SHELF - WIRE FREEZER	620250
7	121568-06-700	EA	FRONT BOX-N611	622002
8	121568-06-701	EA	CONTROL ASSEMBLY-OPTICAL/N611	621988
9	120075-01-720	EA	TRAY-DRIP	618137
9	120075-01-721	EA	LOUVER-DRIP TRAY	618176
11	121568-01-708	EA	SHELF - WIRE	620273
13	121568-01-707	EA	SHELF - WIRE - SHORT	620272
14	120075-01-725	EA	COVER-CRISPER	618158
15	121568-01-709	EA	CRISPER	618571
16	120075-01-727	EA	PIN-HINGE	618145
17	121568-03-701	EA	BUSHING - HINGE PIN/GRAY	619671
18	121568-03-715	EA	HINGE/CABINET-TOP/LH-LWR/RH	619336
19	121568-03-716	EA	COVER - HINGE HOLES	619301
20	120075-01-729	EA	TRIM-BOTTOM PIECE	620958
21	121568-06-702	EA	CLIP - SHELF	61536522
22	121568-06-703	EA	HOLE PLUG - WHITE	620282
23	120075-01-732	EA	PLATE-STRIKE	618167

CONTACT WINNEBAGO PART SALES FOR UNLISTED COMPONENT(S)

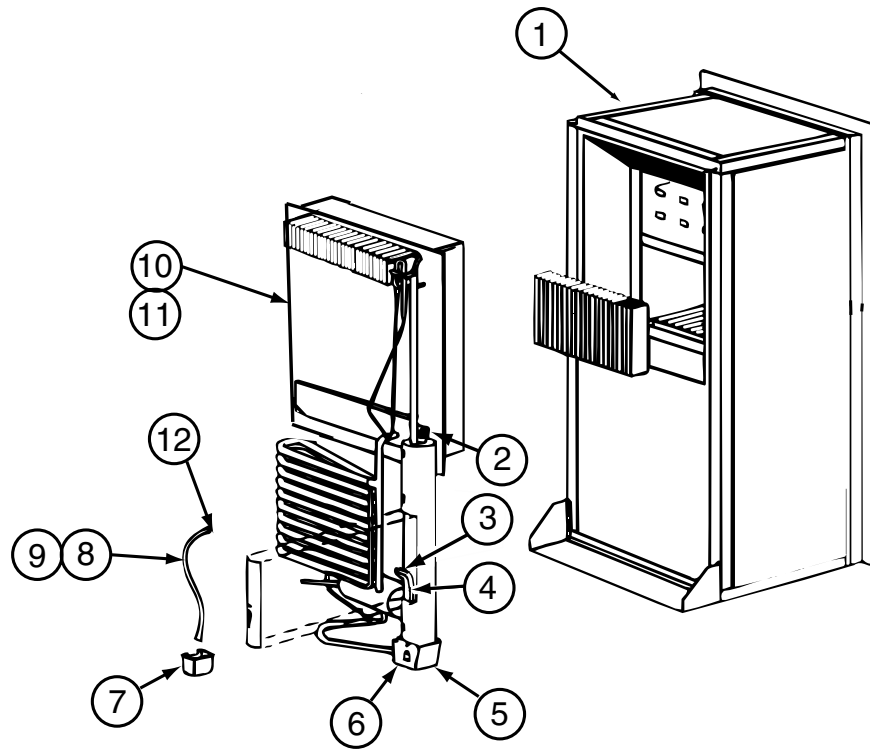
CABINET & APPLIANCE GROUP (CONTINUED)
CABINET & APPLIANCE LAYOUT (CONTINUED)



121568-06-01A, 121568-07-01A, 121568-08-01A (CONTINUED)

KEY	PART NUMBER	U/M	DESCRIPTION	VENDOR NO.
1	084880-01-760	EA	CLIP (THERMISTER)	61689122
2	120075-01-735	EA	THERMISTER W/LAMP & WIRE/ASM	618548
3	084880-03-705	EA	BRACKET-LIGHT-INTERIOR	61629722
4	084880-03-706	EA	BULB-LAMP	61628922
6	084880-03-707	EA	COVER-LAMP, LENS	61627922

CONTACT WINNEBAGO PART SALES FOR UNLISTED COMPONENT(S)

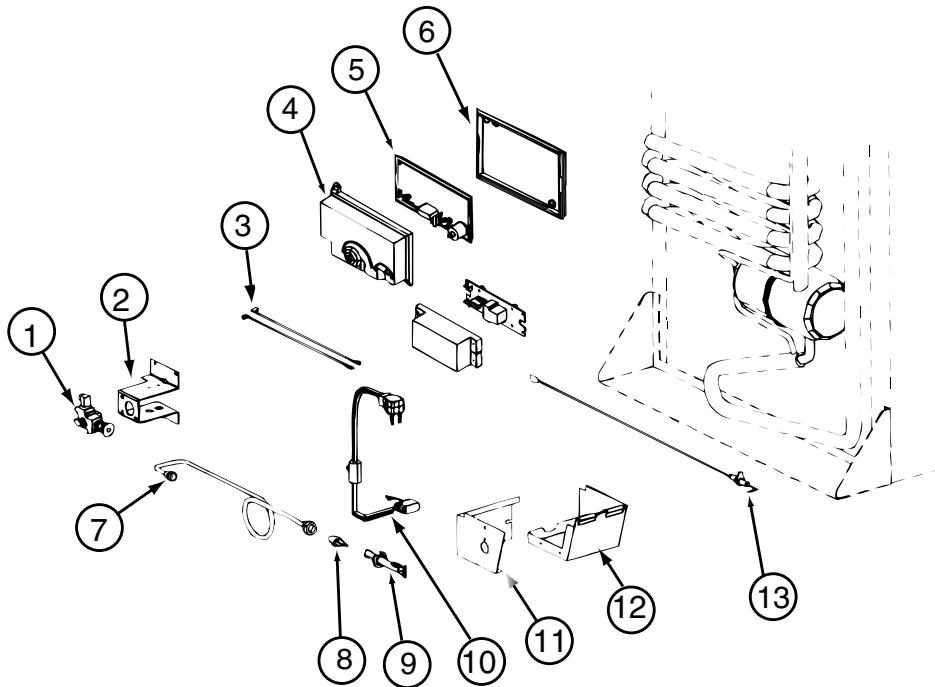


121568-06-01A, 121568-07-01A, 121568-08-01A (CONTINUED)

KEY	PART NUMBER	U/M	DESCRIPTION	VENDOR NO.
4	121568-06-704	EA	HEATER-AC/300W/120VAC	621702
10	120076-01-704	EA	COOLING UNIT, SERVICE PACK	618543

CONTACT WINNEBAGO PART SALES FOR UNLISTED COMPONENT(S)

CABINET & APPLIANCE GROUP (CONTINUED)
COMPONENT PARTS FOR CABINET & APPLIANCE LAYOUT (CONTINUED)



121568-06-01A, 121568-07-01A, 121568-08-01A (CONTINUED)

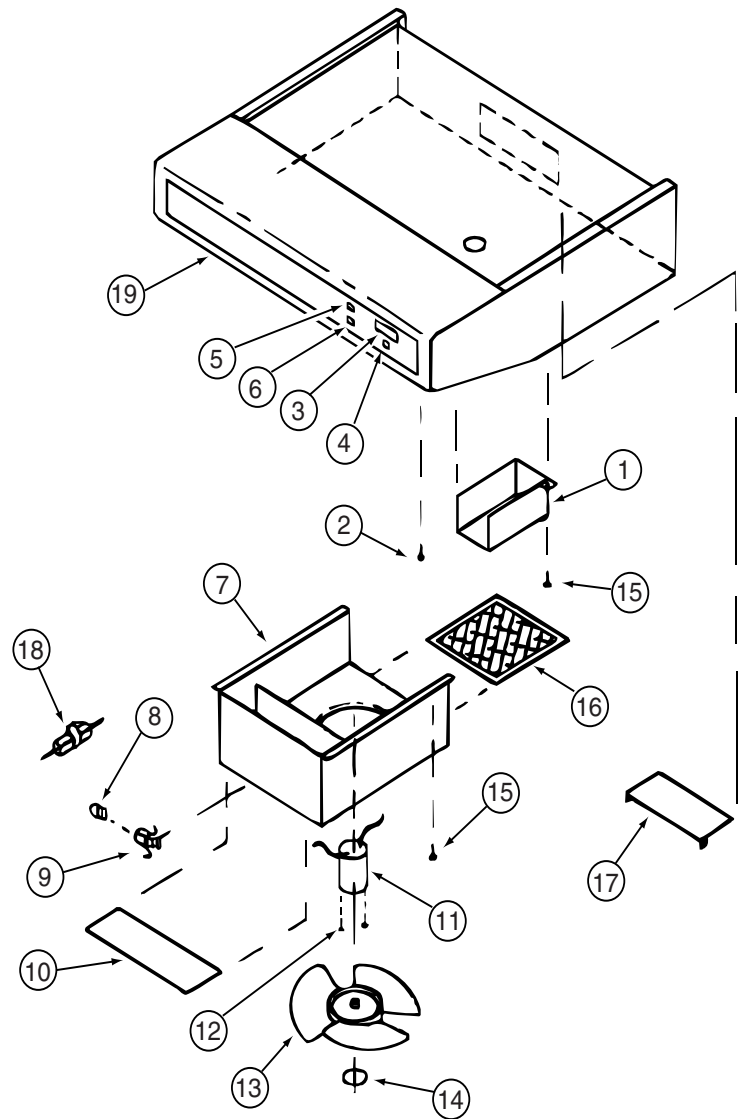
KEY	PART NUMBER	U/M	DESCRIPTION	VENDOR NO.
1	121568-06-705	EA	GAS VALVE/BRKT ASSY-COMBO	621439
1	121568-06-706	EA	GAS VALVE-COMBO/WRENCH FLAT	621329
4	120075-01-738	EA	COVER-POWER BOARD	618185
5	121568-06-707	EA	BOARD/POWER-N611	621991
6	120075-01-740	EA	COVER-BASE, POWER BOARD	618186
8	121568-06-708	EA	BURNER/ORFICE-ADAPTER KIT	621957
13	104137-06-715	EA	ELECTRODE-SPARK/SENSOR, SGL	61692222

CONTACT WINNEBAGO PART SALES FOR UNLISTED COMPONENT(S)

128527-09-000, 128527-10-000, 128527-13-000

KEY	PART NUMBER	U/M	DESCRIPTION	VENDOR NO.
	128527-08-700	EA	TRIM RING-F/1.0 NON CONV	MR10BB

CABINET & APPLIANCE GROUP (CONTINUED)
COMPONENT PARTS FOR CABINET & APPLIANCE LAYOUT (CONTINUED)



136354-05-01A

KEY	PART NUMBER	U/M	DESCRIPTION	VENDOR NO.
3	100258-10-700	EA	GAUGE-HOUR METER, SCREW ON	L0150-00 WAS 150
4	096983-01-702	EA	SWITCH - MOM/OFF/MOM/3 TERM	L0112-00
5	096983-01-700	EA	SWITCH/1 SPEED -ON/OFF- BLK	L0108-00
9	092696-01-710	EA	HOLDER-LAMP	CB267-02
10	092696-02-701	EA	LENS-LAMP	CC179-2
11	136354-05-700	EA	MOTOR-12 VOLT	VC0536-02
13	136354-05-701	EA	BLADE-FAN 7" DIA	VD0216-00
16	096983-01-707	EA	FILTER-MESH	CC0246-00
17	100258-01-701	EA	DAMPER ASSEMBLY (METAL FLAP)	CA0-565-00
19	100258-01-700	EA	LABEL-HOOD NOSE	CC0428-00

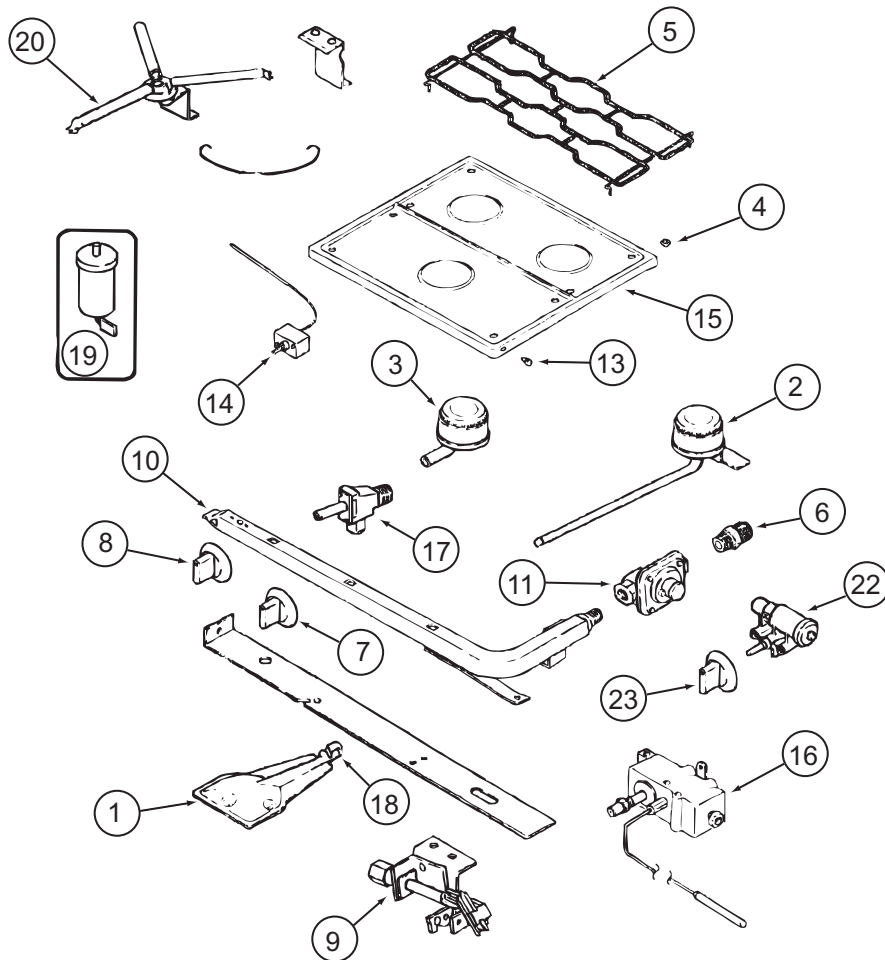
CONTACT WINNEBAGO PART SALES FOR UNLISTED COMPONENT(S)

136354-06-01A

KEY	PART NUMBER	U/M	DESCRIPTION	VENDOR NO.
3	100258-10-700	EA	GAUGE-HOUR METER, SCREW ON	L0150-00 WAS 150
4	096983-01-702	EA	SWITCH - MOM/OFF/MOM/3 TERM	L0112-00
5	096983-01-700	EA	SWITCH/1 SPEED -ON/OFF- BLK	L0108-00
9	092696-01-710	EA	HOLDER-LAMP	CB0267-02
10	096983-01-708	EA	LENS-LAMP	CC0179
11	136354-06-700	EA	MOTOR - FAN (CSA)	VC0535-02
13	136354-05-701	EA	BLADE-FAN 7" DIA	VD0216-00
16	096983-01-707	EA	FILTER-MESH	CC0246-00
17	100258-01-701	EA	DAMPER ASSEMBLY (METAL FLAP)	CA0565-00
19	100258-01-700	EA	LABEL-HOOD NOSE	CC0428-00

CONTACT WINNEBAGO PART SALES FOR UNLISTED COMPONENT(S)

CABINET & APPLIANCE GROUP (CONTINUED)
COMPONENT PARTS FOR CABINET & APPLIANCE LAYOUT (CONTINUED)

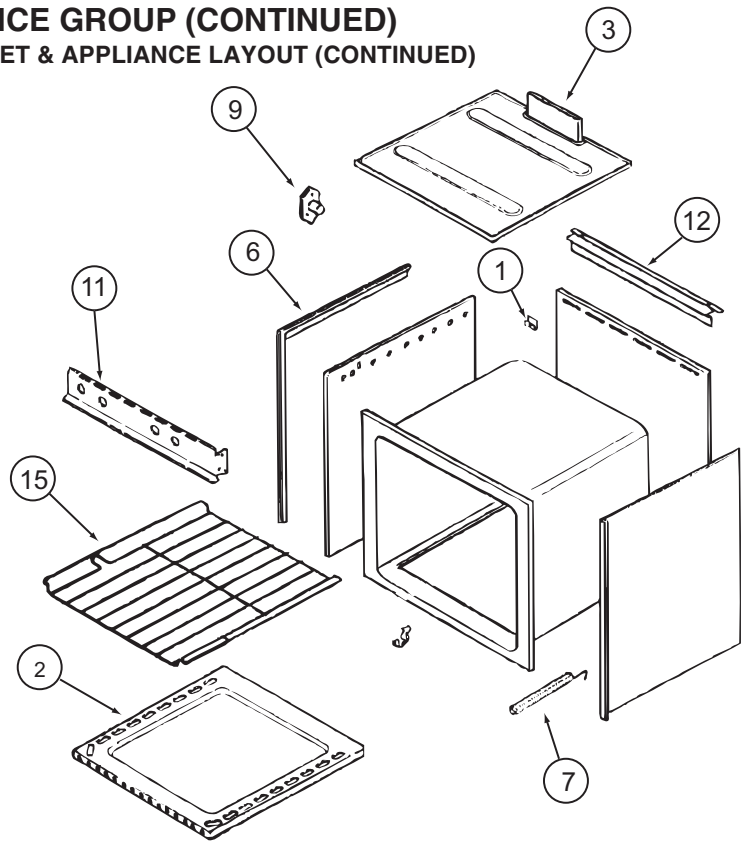


151277-01-01A, 151277-02-01A

KEY	PART NUMBER	U/M	DESCRIPTION	VENDOR NO.
1	151279-02-700	EA	BURNER - OVEN - W/SHUTTER	74009853
2	112881-04-700	EA	BURNER - TOP/LEFT REAR	74004584
2	126023-01-700	EA	BURNER-TOP (RT-REAR) 5100BTU	74004583
3	112881-04-701	EA	BURNER - TOP/FRONT	74004582
4	102020-01-709	EA	BUMPER-GRATE	8007P020-60
5	112881-04-702	EA	GRATE - BLACK	74007277
6	135065-03-700	EA	FITTING - HALF UNION	74004234
7	128728-01-701	EA	KNOB - BURNER - REAR	74003941 (1 PER)
7	128728-01-702	EA	KNOB - BURNER - FRONT	74003942 (2 PER)
8	151279-02-701	EA	KNOB - THERMOSTAT - BLACK	74009858
9	151279-01-700	EA	PILOT - BURNER - 16" SERIES	74009852
10	151279-02-702	EA	PIPE - MANIFOLD	74009856
11	112881-03-701	EA	REGULATOR KIT W/FITTINGS	12001285
13	102020-01-724	EA	BUMPER-MAIN TOP	8003P008-60
14	151279-02-703	EA	THERMOSTAT	74009855
15	151277-01-700	EA	TOP - MAIN (BLACK)	74007287
16	151279-02-704	EA	ELBOW BLOCK ASM (VALVE-OVEN)	74009864
17	151277-01-701	EA	VALVE/REAR - W/SET SCREW	12002254
17	151277-01-702	EA	VALVE/FRONT - W/SET SCREW	12002246
19	112881-04-705	EA	PUSH RING (ELECTRODE MTG)	7104P002-60
19	126023-01-711	EA	ELECTRODE - IGNITER (ONLY)	7432P077-60
20	126023-01-736	EA	FLASH TUBE EXTENSION (REAR)	74003326
20	126023-01-737	EA	FLASH TUBE EXTENSION (FRONT)	74003327
21	112881-04-708	EA	CLIP-FLASH TUBE	7112P068-60
22	126023-01-735	EA	KIT - IGNITOR TOP BRNER & KNOB	12001296=74002413&4
23	128728-01-707	EA	KNOB - IGNITOR	74003944
26	112881-04-709	EA	SHIELD-SPARK	3604F211-45

CONTACT WINNEBAGO PART SALES FOR UNLISTED COMPONENT(S)

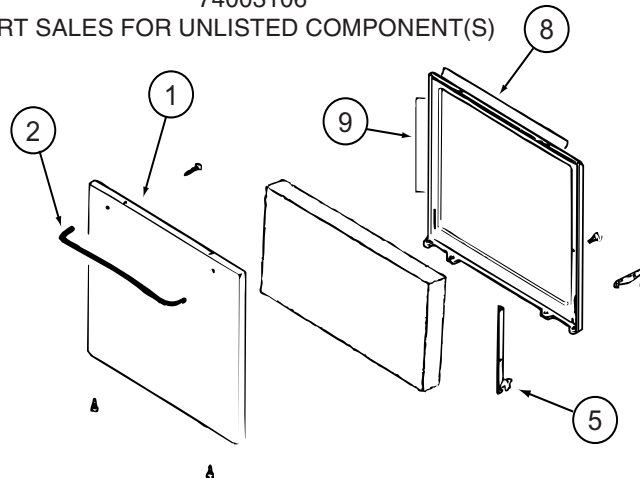
CABINET & APPLIANCE GROUP (CONTINUED)
COMPONENT PARTS FOR CABINET & APPLIANCE LAYOUT (CONTINUED)



151277-01-01A (CONTINUED)

KEY	PART NUMBER	U/M	DESCRIPTION	VENDOR NO.
1	112881-03-702	EA	CLIP - MAIN TOP	74003998
2	126023-01-731	EA	BOTTOM - OVEN	2205F016-19
3	126023-01-718	EA	FLUE BOX ASSEMBLY	4006W075-80
6	126023-01-713	EA	TRIM - SIDE (RIGHT) BLACK	74002827
6	126023-01-714	EA	TRIM - SIDE (LEFT) BLACK	74002828
7	135066-03-700	EA	SPRING - OVEN DOOR	74001835
9	128728-01-703	EA	PIN/T-NUT F/HINGE	7103P109-60
11	112881-04-707	EA	MANIFOLD - BLACK	74007296
12	112881-01-721	EA	DEFLECTOR/FLUE-BLK-SEALED BR	74002829
15	126023-01-716	EA	RACK - OVEN	74003106

CONTACT WINNEBAGO PART SALES FOR UNLISTED COMPONENT(S)

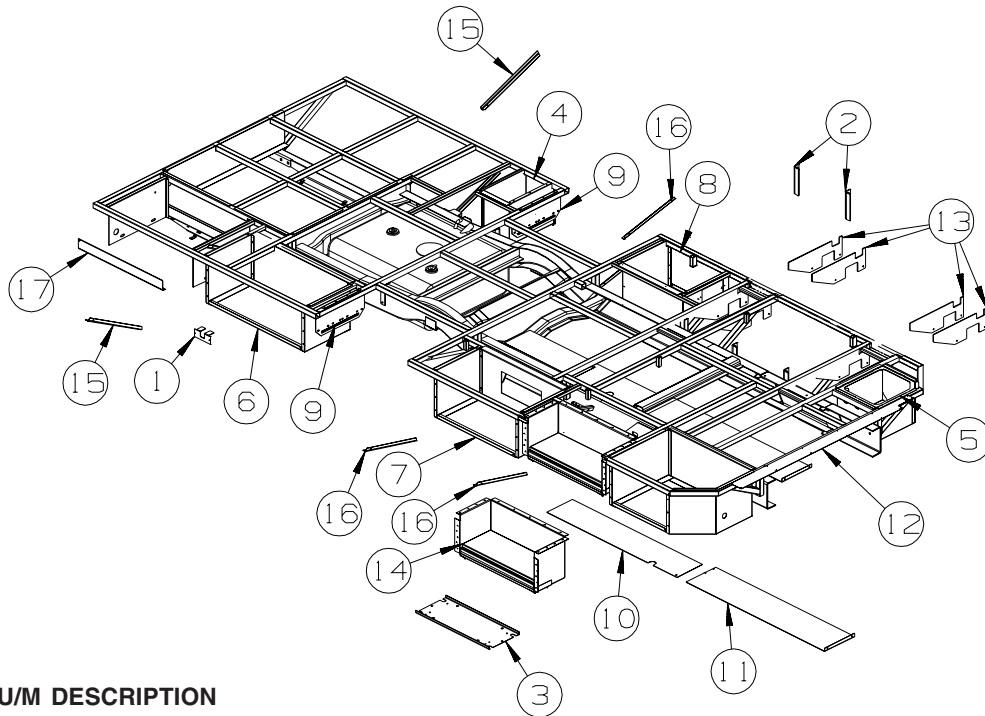


151277-01-01A (CONTINUED)

KEY	PART NUMBER	U/M	DESCRIPTION	VENDOR NO.
1	102022-01-704	EA	GLASS-OUTER	7902P261-60
1	112881-01-713	EA	DOOR/OVEN-TEXT/BLK NO WINDOW	2401F126-70
2	128727-01-701	EA	HANDLE - OVEN DOOR	74003929
5	151277-01-704	EA	HINGE KIT-OVEN DR/LT	12400028
5	151277-01-705	EA	HINGE KIT-OVEN DR/RT	12400029
8	126023-01-732	EA	SEAL/OVEN DR TOP	7212P014-60
9	135066-03-714	EA	SEAL - OVEN DOOR SIDES	7212P039-60

CONTACT WINNEBAGO PART SALES FOR UNLISTED COMPONENT(S)

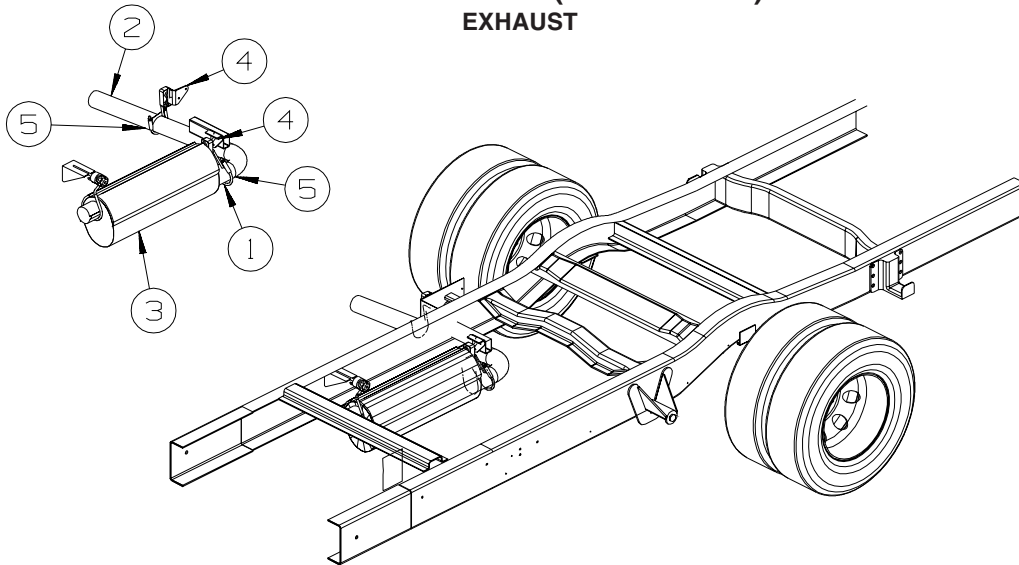
CHASSIS GROUP FRAME



EY	PART NUMBER	U/M	DESCRIPTION
1	145642-01-02B	EA	COVER-COMPARTMENT
FROM: 00-00-00 THRU: 07-30-04			
2	147847-02-02B	EA	BRACKET - LP SUPPORT - E-COATED
3	139998-01-01B	EA	SUPPORT-BASE,ENTRANCE S,MILL
4	148015-01-02B	EA	COMPARTMENT - POWER CORD - E-COATED
5	148042-01-02B	EA	COMPARTMENT - BATTERY - E-COATED
6	149310-01-02B	EA	COMPARTMENT/STORAGE - E-COATED
7	149311-01-02B	EA	COMPARTMENT/STORAGE - E-COATED
8	149313-01-02B	EA	COMPARTMENT/STORAGE - E-COATED
9	136389-03-02B	EA	GUARD/ROCK - STEEL - W/BEND - 18"W X 7.1"H - E-COATED
FROM: 00-00-00 THRU: 07-21-04			
9	152277-01-02B	EA	GUARD/ROCK - STEEL - W/BEND/2 NOTCHES - 18"W X 8.6"H
FROM: 07-22-04 THRU: 99-99-99			
10	145027-03-02B	EA	SHIELD - HEAT - E-COATED
11	135676-08-02B	EA	SHIELD-HEAT
12	151579-01-02B	EA	COVER-FLOOR
13	150461-01-02B	EA	PANEL-COMPARTMENT, SIDE,E-CT
14	143290-05-02B	EA	SUPPORT - STEP - E-COATED
15	137344-03-02B	EA	ANGLE-FORMED,25.0 X 25.,E-CT
16	137344-04-02B	EA	ANGLE-FORMED,25.0 X 25.,E-CT
17	122410-01-02B	EA	ANGLE-GENERATOR,E-CT

CHASSIS GROUP (CONTINUED)

EXHAUST



KEY	PART NUMBER	U/M	DESCRIPTION
1	094918-06-000	EA	CLAMP - EXHAUST - 3" - HEAVY DUTY
1	094918-01-000	EA	CLAMP - EXHAUST - 3" - GUILLOTINE STYLE
2	148094-02-000	EA	PIPE - EXHAUST/TAIL
3	143929-01-000	EA	MUFFLER - EXHAUST
4	143811-01-000	EA	HANGER - EXHAUST - FORD F53
5	122392-02-02B	EA	HANGER - TAILPIPE - E-COATED
	143138-03-02B	EA	SHIELD - EXHAUST - E-COATED
	143138-04-02B	EA	SHIELD - EXHAUST - E-COATED

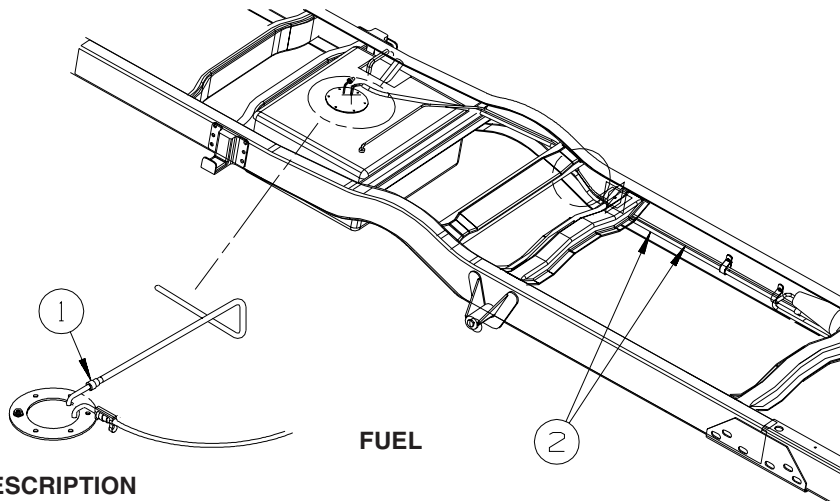
DRIVETRAIN

KEY	PART NUMBER	U/M	DESCRIPTION
1	131694-10-000	EA	DRIVESHAFT ASSEMBLY - BALANCED PAIR - 182" WHEELBASE FROM: 00-00-00 THRU: 08-24-04
1	152618-03-000	EA	DRIVESHAFT - BALANCED - 2 SECTION - 5 SPD/E450 - 182" WB FROM: 08-25-04 THRU: 99-99-99

CHASSIS GROUP (CONTINUED)

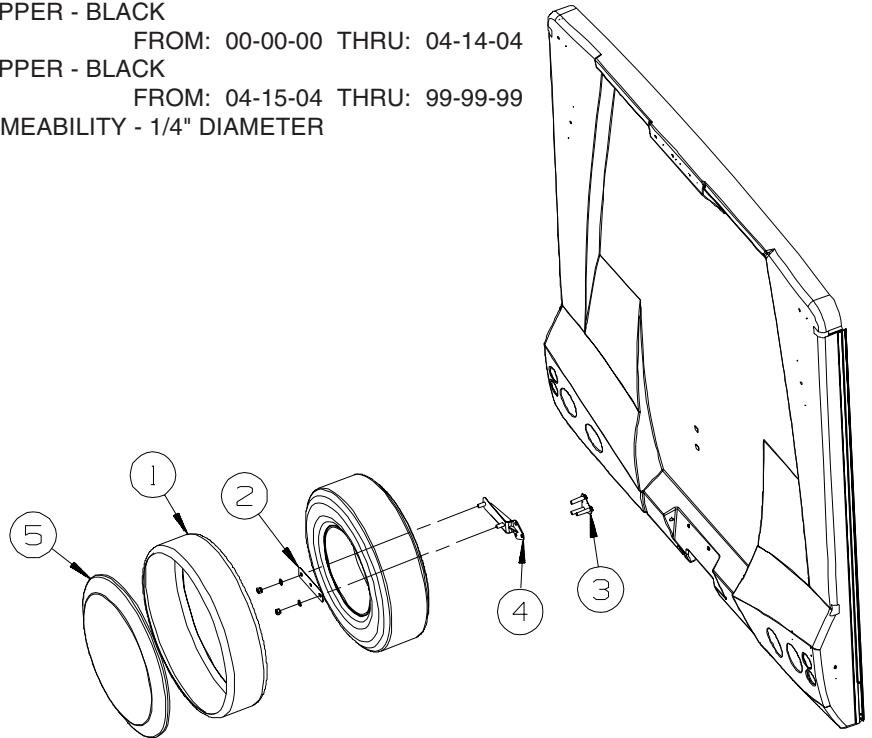
HITCH

KEY	PART NUMBER	U/M	DESCRIPTION
	148064-01-000	EA	DRAWBAR/HITCH - CLASS 3



KEY	PART NUMBER	U/M	DESCRIPTION
1	149468-01-000	EA	FITTING - F/FUEL-SENDING UNIT - 1/4"
2	106388-13-000	EA	FUEL LINE - FORD - 5/16 HP - FORD E450

KEY	PART NUMBER	U/M	DESCRIPTION
	148654-01-10A	EA	SHROUD - FUEL FILL - UPPER - BLACK FROM: 00-00-00 THRU: 04-14-04
	148654-02-10A	EA	SHROUD - FUEL FILL - UPPER - BLACK FROM: 04-15-04 THRU: 99-99-99
	128139-03-000	FT	HOSE - FUEL - LOW PERMEABILITY - 1/4" DIAMETER
	084884-01-000	EA	PLUG - BRASS - 3/8"



KEY	PART NUMBER	U/M	DESCRIPTION
1	149703-01-01A	EA	RING - TIRE COVER - SPARE
2	143547-01-02B	EA	RETAINER - SPARE TIRE - E-COATED FROM: 00-00-00 THRU: 04-25-05
3	149629-02-02B	EA	BRACKET - SPARE TIRE - E-COATED FROM: 00-00-00 THRU: 04-25-05
3	155344-01-02B	EA	BRACKET/SUPPORT - SPARE TIRE - E-COATED FROM: 04-26-05 THRU: 99-99-99
4	151831-02-02B	EA	BRACKET - SPARE TIRE - E-COATED FROM: 00-00-00 THRU: 04-25-05
4	155344-02-02B	EA	BRACKET/PLATE - E-COATED FROM: 04-26-05 THRU: 99-99-99
5	149703-02-01A	EA	INSERT - TIRE COVER - SPARE

CHASSIS GROUP (CONTINUED)
BRAKELINE

KEY	PART NUMBER	U/M	DESCRIPTION
	088498-01-000	EA	UNION - INVERTED FLARE - BRASS - 3/16

SUSPENSION SYSTEM

KEY	PART NUMBER	U/M	DESCRIPTION
	153119-01-000	EA	AIRSPRING - AIR BAG KIT - E450 UNDER RAIL MOUNT - FORD CHASSIS 14,050

WHEEL, TIRE, COVERS &/OR LINERS

KEY	PART NUMBER	U/M	DESCRIPTION
	112358-01-000	EA	WRENCH - LUG - 7/8" - L-SHAPE
	080208-06-000	EA	LUG WRENCH - 1"/1.1" SOCKETS X 16.4" LONG - ALUMINUM WHEELS
	080208-02-000	EA	BAR/LEVERAGE - LUG WRENCH - 13/16" DIA. - CHEVY/OSHKOSH - ALUMINUM WHEELS
	083425-14-000	EA	TIRE - LT225/75R16 LRE - MICHELIN LTX M/S
	083617-04-000	EA	WHEEL - STEEL - 6" X 16" - FORD
*	110435-13-000	EA	LINER - WHEEL - SET OF 4 - 16" (8 HOLE)
	149749-01-000	EA	WHEEL - ALUMINUM - 6" X 16" - FRONT - FORD E450
	149749-02-000	EA	WHEEL - ALUMINUM - 6" X 16" - REAR - FORD E450
	149749-03-000	EA	COVER/HUB - FRONT - FORD E450
	149749-04-000	EA	COVER/HUB - REAR - FORD E450
	149749-05-000	EA	COVER/NUT - FORD E450
	149749-06-000	EA	NUT/WHEEL - 9/16"-18 - LOW PROFILE - FORD E450
	077030-01-000	EA	EXTENSION - VALVE STEM - 1.25" - METAL
	095012-05-000	EA	EXTENSION/VALVE STEM - LIVE - 5"
	095012-06-000	EA	STABILIZER/VALVE EXTENSION - LIVE - 2"
	051377-04-000	EA	VALVE STEM - .5" X 2"

*COMPONENT PARTS LISTED LATER IN THIS GROUP

COMPONENT PARTS FOR WHEEL, TIRE, COVERS &/OR LINERS

110435-13-000

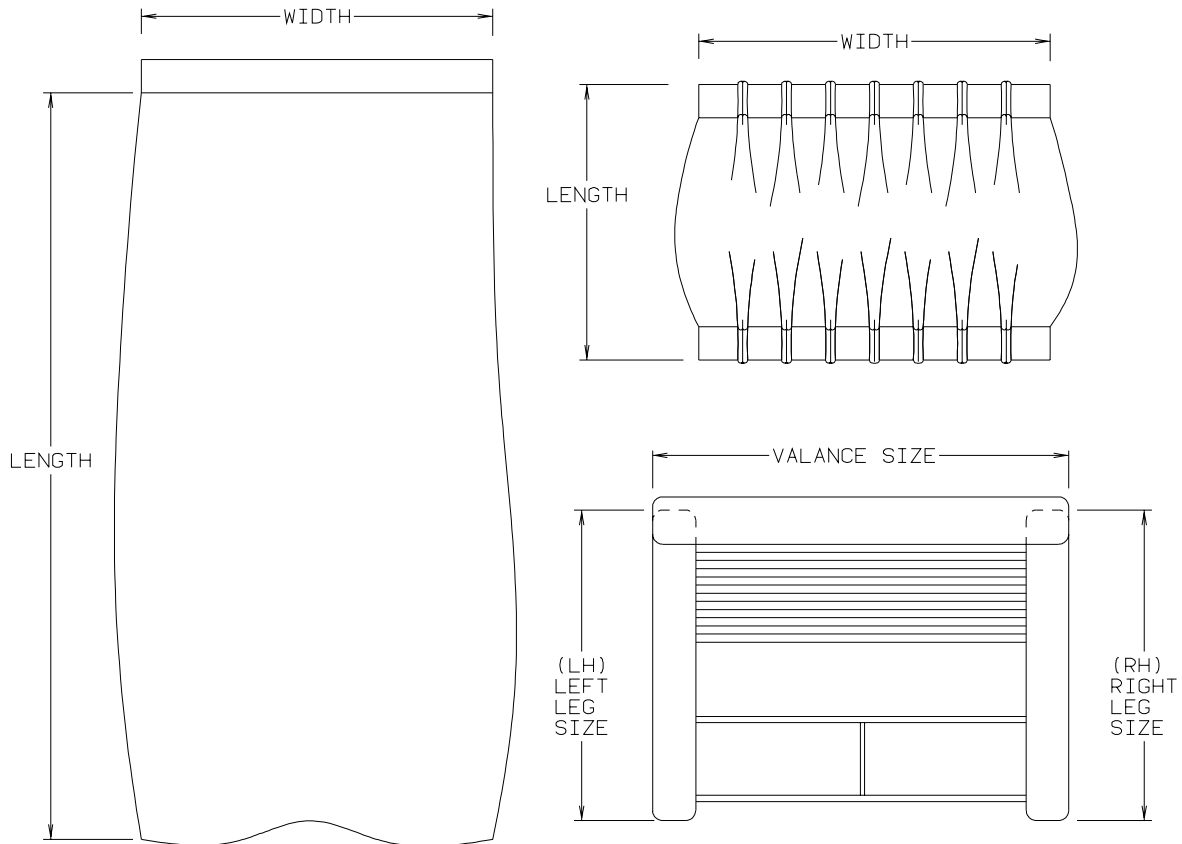
KEY	PART NUMBER	U/M	DESCRIPTION	VENDOR NO.
	110435-01-711	EA	DECAL-CENTER CAP, 2"	2" DECAL
	110435-10-705	EA	TOOL/JAMB NUT INSTALLATION	V195P7-TOL
	110435-13-700	EA	LINER - WHEEL - FRONT	V160F7-FWC
	110435-13-701	EA	LINER - WHEEL - REAR	V160F7-RWC
	110435-13-702	EA	JAMB NUT W/COVER - 9/16"	V160F7-EJN

CURTAIN & CUSHION GROUP

NOTICE

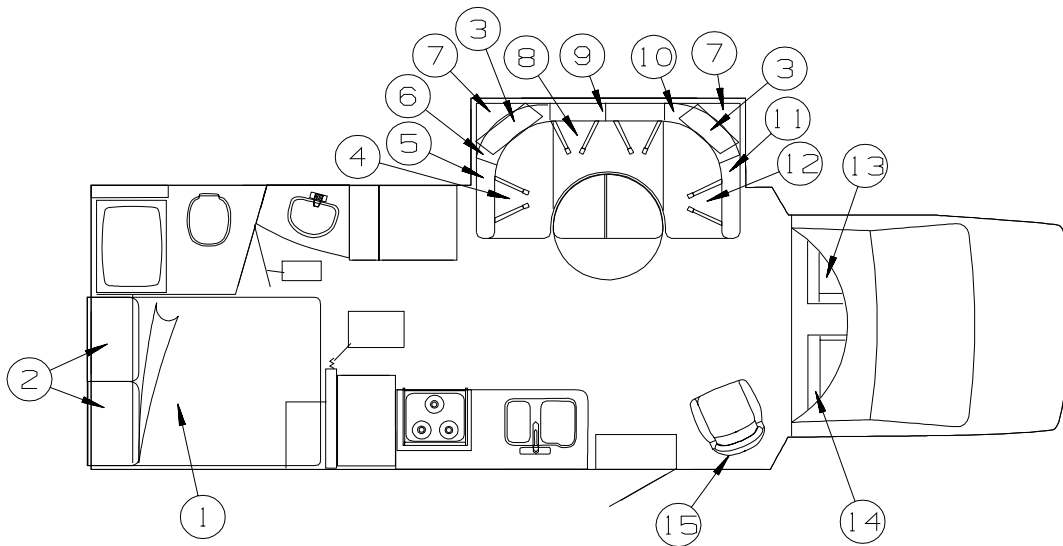
IN ORDER TO ASSIST OUR PARTS SALES DEPT. IN PROVIDING INTERIOR SOFTWARE ITEMS, PLEASE INCLUDE THE SERIAL NUMBER AND THE COLOR CODE NUMBER FROM THE VEHICLE CERTIFICATION LABEL WHEN ORDERING. THIS LABEL IS LOCATED ON THE LEFT SIDEWALL AT THE END OF THE DASH (A-BODY), OR ON THE DRIVER'S DOOR LATCH PLATE (C-BODY).

AN EXAMPLE OF A COLOR CODE NUMBER IS B07, WHICH DESIGNATES AN OVERALL COLOR SCHEME OF A PARTICULAR UNIT. THE COLOR LISTED AFTER THE ITEM DESCRIPTION ON THE MICROFICHE, INDICATES THE OVERALL UNIT COLOR. ORDER THE ITEM YOU DESIRE ACCORDING TO UNIT COLOR CODE. IF ALL COLORS USE THE SAME ITEM NO COLOR CODE WILL BE NOTED.



NOTE: USE THIS ILLUSTRATION WHEN DETERMINING LENGTH AND WIDTH MEASUREMENTS FOR CURTAINS. YOU WILL NOTE THE WIDTH MEASUREMENT IS TAKEN ON THE TOP OF THE CURTAIN WITH THE CURTAIN FULLY EXTENDED. THE LENGTH MEASUREMENT IS TAKEN FROM TOP TO BOTTOM. LEFT AND RIGHT WINDOW LEGS ARE DETERMINED WHEN FACING THE WINDOW.

CURTAIN & CUSHION GROUP (CONTINUED)
CUSHION LAYOUT



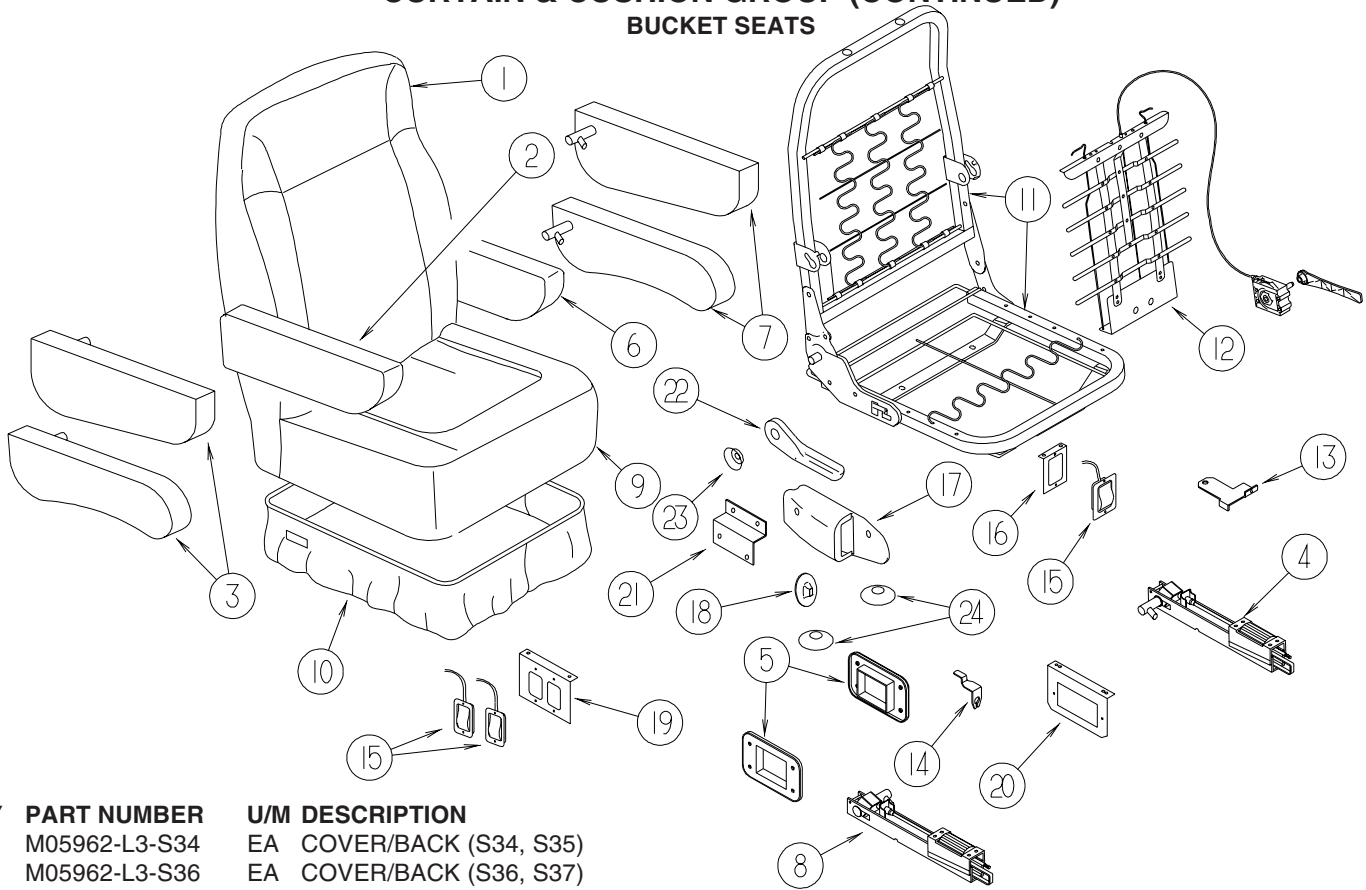
KEY	PART NUMBER	U/M	DESCRIPTION
1	117067-16-S34	EA	COVER - FITTED SHEET - 54" X 75" X 5" (S34, S35)
1	117067-16-S36	EA	COVER - FITTED SHEET - 54" X 75" X 5" (S36, S37)
1	117067-16-S38	EA	COVER - FITTED SHEET - 54" X 75" X 5" (S38, S39)
1	123015-05-000	EA	MATTRESS - INNERSPRING - 54" X 74.5"
1	154430-03-000	EA	MATTRESS - INNERSPRING - 54" X 74.5"
			FROM: 00-00-00 THRU: 01-03-05
			FROM: 01-04-05 THRU: 99-99-99
2	104176-04-S34	EA	PILLOW SHAM - 30" (S34, S35)
2	104176-04-M24	EA	PILLOW SHAM - 30" (S36, S37)
2	104176-04-S38	EA	PILLOW SHAM - 30" (S38, S39)
			FROM: 00-00-00 THRU: 11-14-04
2	104176-04-SA8	EA	PILLOW SHAM - 30" (S38, S39)
			FROM: 11-15-04 THRU: 99-99-99
2	104176-04-S38	EA	PILLOW SHAM - 30" (S38, S39)
3	150855-12-S34	EA	CUSHION - FILLER - DINETTE (S34, S35)
3	150855-12-S36	EA	CUSHION - FILLER - DINETTE (S36, S37)
3	150855-12-S38	EA	CUSHION - FILLER - DINETTE (S38, S39)
	P50855-12-S34	EA	COVER/CUSHION - FILLER - DINETTE (S34, S35)
	P50855-12-S36	EA	COVER/CUSHION - FILLER - DINETTE (S36, S37)
	P50855-12-S38	EA	COVER/CUSHION - FILLER - DINETTE (S38, S39)
4	150855-13-S34	EA	CUSHION - SEAT/RIGHT - DINETTE (S34, S35)
4	150855-13-S36	EA	CUSHION - SEAT/RIGHT - DINETTE (S36, S37)
4	150855-13-S38	EA	CUSHION - SEAT/RIGHT - DINETTE (S38, S39)
	P50855-13-S34	EA	COVER/CUSHION - SEAT/RIGHT - DINETTE (S34, S35)
	P50855-13-S36	EA	COVER/CUSHION - SEAT/RIGHT - DINETTE (S36, S37)
	P50855-13-S38	EA	COVER/CUSHION - SEAT/RIGHT - DINETTE (S38, S39)
5	150855-08-S34	EA	CUSHION - BACK/TOP - RIGHT - DINETTE (S34, S35)
5	150855-08-S36	EA	CUSHION - BACK/TOP - RIGHT - DINETTE (S36, S37)
5	150855-08-S38	EA	CUSHION - BACK/TOP - RIGHT - DINETTE (S38, S39)
	P50855-08-S34	EA	COVER/CUSHION - BACK/TOP - RIGHT - DINETTE (S34, S35)
	P50855-08-S36	EA	COVER/CUSHION - BACK/TOP - RIGHT - DINETTE (S36, S37)
	P50855-08-S38	EA	COVER/CUSHION - BACK/TOP - RIGHT - DINETTE (S38, S39)
6	150855-07-S34	EA	CUSHION - BACK/CORNER TOP - RIGHT - DINETTE (S34, S35)
6	150855-07-S36	EA	CUSHION - BACK/CORNER TOP - RIGHT - DINETTE (S36, S37)
6	150855-07-S38	EA	CUSHION - BACK/CORNER TOP - RIGHT - DINETTE (S38, S39)
	P50855-07-S34	EA	COVER/CUSHION - BACK/CORNER TOP - RIGHT - DINETTE (S34, S35)
	P50855-07-S36	EA	COVER/CUSHION - BACK/CORNER TOP - RIGHT - DINETTE (S36, S37)
	P50855-07-S38	EA	COVER/CUSHION - BACK/CORNER TOP - RIGHT - DINETTE (S38, S39)

CURTAIN & CUSHION GROUP (CONTINUED)
CUSHION LAYOUT (CONTINUED)

KEY	PART NUMBER	U/M	DESCRIPTION
7	150855-11-S34	EA	CUSHION - CORNER BLOCK - LEFT/RIGHT - DINETTE (S34, S35)
7	150855-11-S36	EA	CUSHION - CORNER BLOCK - LEFT/RIGHT - DINETTE (S36, S37)
7	150855-11-S38	EA	CUSHION - CORNER BLOCK - LEFT/RIGHT - DINETTE (S38, S39)
	P50855-11-S34	EA	COVER/CUSHION - CORNER BLOCK - LEFT/RIGHT - DINETTE (S34, S35)
	P50855-11-S36	EA	COVER/CUSHION - CORNER BLOCK - LEFT/RIGHT - DINETTE (S36, S37)
	P50855-11-S38	EA	COVER/CUSHION - CORNER BLOCK - LEFT/RIGHT - DINETTE (S38, S39)
8	150855-10-S34	EA	CUSHION - SEAT/CENTER - DINETTE (S34, S35)
8	150855-10-S36	EA	CUSHION - SEAT/CENTER - DINETTE (S36, S37)
8	150855-10-S38	EA	CUSHION - SEAT/CENTER - DINETTE (S38, S39)
	P50855-10-S34	EA	COVER/CUSHION - SEAT/CENTER - DINETTE (S34, S35)
	P50855-10-S36	EA	COVER/CUSHION - SEAT/CENTER - DINETTE (S36, S37)
	P50855-10-S38	EA	COVER/CUSHION - SEAT/CENTER - DINETTE (S38, S39)
9	150855-05-S34	EA	CUSHION - BACK/CENTER TOP - DINETTE (S34, S35)
9	150855-05-S36	EA	CUSHION - BACK/CENTER TOP - DINETTE (S36, S37)
9	150855-05-S38	EA	CUSHION - BACK/CENTER TOP - DINETTE (S38, S39)
	P50855-05-S34	EA	COVER/CUSHION - BACK/CENTER TOP - DINETTE (S34, S35)
	P50855-05-S36	EA	COVER/CUSHION - BACK/CENTER TOP - DINETTE (S36, S37)
	P50855-05-S38	EA	COVER/CUSHION - BACK/CENTER TOP - DINETTE (S38, S39)
10	150855-03-S34	EA	CUSHION - BACK/CORNER TOP - LEFT - DINETTE (S34, S35)
10	150855-03-S36	EA	CUSHION - BACK/CORNER TOP - LEFT - DINETTE (S36, S37)
10	150855-03-S38	EA	CUSHION - BACK/CORNER TOP - LEFT - DINETTE (S38, S39)
	P50855-03-S34	EA	COVER/CUSHION - BACK/CORNER TOP - LEFT - DINETTE (S34, S35)
	P50855-03-S36	EA	COVER/CUSHION - BACK/CORNER TOP - LEFT - DINETTE (S36, S37)
	P50855-03-S38	EA	COVER/CUSHION - BACK/CORNER TOP - LEFT - DINETTE (S38, S39)
11	150855-01-S34	EA	CUSHION - BACK/TOP - LEFT - DINETTE (S34, S35)
11	150855-01-S36	EA	CUSHION - BACK/TOP - LEFT - DINETTE (S36, S37)
11	150855-01-S38	EA	CUSHION - BACK/TOP - LEFT - DINETTE (S38, S39)
	P50855-01-S34	EA	COVER/CUSHION - BACK/TOP - LEFT - DINETTE (S34, S35)
	P50855-01-S36	EA	COVER/CUSHION - BACK/TOP - LEFT - DINETTE (S36, S37)
	P50855-01-S38	EA	COVER/CUSHION - BACK/TOP - LEFT - DINETTE (S38, S39)
12	150855-09-S34	EA	CUSHION - SEAT/LEFT - DINETTE (S34, S35)
12	150855-09-S36	EA	CUSHION - SEAT/LEFT - DINETTE (S36, S37)
12	150855-09-S38	EA	CUSHION - SEAT/LEFT - DINETTE (S38, S39)
	P50855-09-S34	EA	COVER/CUSHION - SEAT/LEFT - DINETTE (S34, S35)
	P50855-09-S36	EA	COVER/CUSHION - SEAT/LEFT - DINETTE (S36, S37)
	P50855-09-S38	EA	COVER/CUSHION - SEAT/LEFT - DINETTE (S38, S39)
13	149587-01-S34	EA	SEAT - BUCKET/DRIVER (S34, S35)
13	149587-01-S36	EA	SEAT - BUCKET/DRIVER (S36, S37)
13	149587-01-S38	EA	SEAT - BUCKET/DRIVER (S38, S39)
13	149587-03-S01	EA	SEAT - BUCKET/DRIVER - LEATHER
14	149587-02-S34	EA	SEAT - BUCKET/PASSENGER (S34, S35)
14	149587-02-S36	EA	SEAT - BUCKET/PASSENGER (S36, S37)
14	149587-02-S38	EA	SEAT - BUCKET/PASSENGER (S38, S39)
14	149587-04-S01	EA	SEAT - BUCKET/PASSENGER - LEATHER
15	138523-01-S34	EA	CHAIR - GLIDER - W/SWIVEL & HOOP (S34, S35)
15	138523-01-S36	EA	CHAIR - GLIDER - W/SWIVEL & HOOP (S36, S37)
15	138523-01-S38	EA	CHAIR - GLIDER - W/SWIVEL & HOOP (S38, S39)

CURTAIN & CUSHION GROUP (CONTINUED)

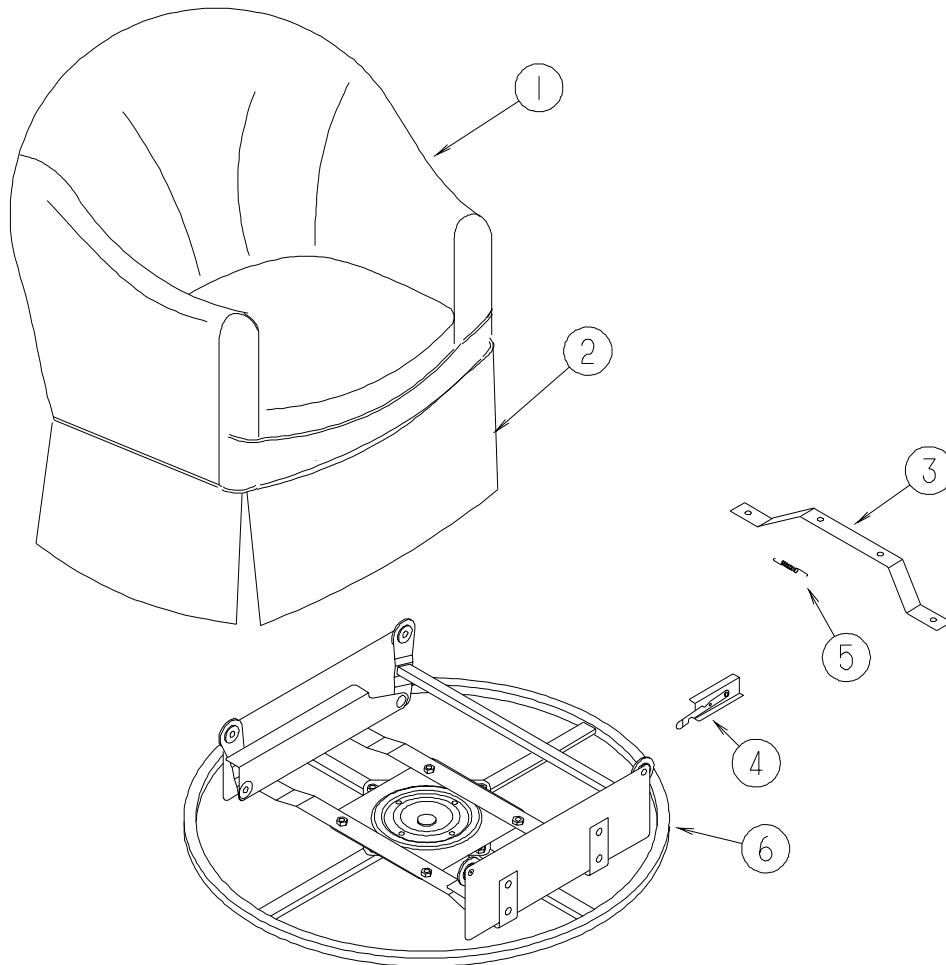
BUCKET SEATS



KEY	PART NUMBER	U/M	DESCRIPTION
1	M05962-L3-S34	EA	COVER/BACK (S34, S35)
1	M05962-L3-S36	EA	COVER/BACK (S36, S37)
1	M05962-L3-S38	EA	COVER/BACK (S38, S39)
1	M05962-L5-S01	EA	COVER/BACK - LEATHER - LEATHER FACED CAB SEATS
2	129666-07-S34	EA	ARMREST - RIGHT HAND (S34, S35)
2	129666-07-S36	EA	ARMREST - RIGHT HAND (S36, S37)
2	129666-07-S38	EA	ARMREST - RIGHT HAND (S38, S39)
	129666-09-P13	EA	ARMREST - RIGHT HAND - LEATHER FACED CAB SEATS
	P29666-07-S34	EA	COVER/ARMREST - RIGHT HAND (S34, S35)
	P29666-07-S36	EA	COVER/ARMREST - RIGHT HAND (S36, S37)
	P29666-07-S38	EA	COVER/ARMREST - RIGHT HAND (S38, S39)
	P29666-09-P13	EA	COVER/ARMREST - RIGHT HAND - LEATHER FACED CAB SEATS
3	130698-01-000	EA	ARMREST/MOLDED - RIGHT - W/O COVER
4	NOT USED		
5	NOT USED		
6	129666-08-S34	EA	ARMREST - LEFT HAND (S34, S35)
6	129666-08-S36	EA	ARMREST - LEFT HAND (S36, S37)
6	129666-08-S38	EA	ARMREST - LEFT HAND (S38, S39)
6	129666-10-P13	EA	ARMREST - LEFT HAND - LEATHER FACED CAB SEATS
	P29666-08-S34	EA	COVER/ARMREST - LEFT HAND (S34, S35)
	P29666-08-S36	EA	COVER/ARMREST - LEFT HAND (S36, S37)
	P29666-08-S38	EA	COVER/ARMREST - LEFT HAND (S38, S39)
	P29666-10-P13	EA	COVER/ARMREST - LEFT HAND - LEATHER FACED CAB SEATS
7	130698-02-000	EA	ARMREST/MOLDED - LEFT - W/O COVER
8	NOT USED		
9	M05962-N9-S34	EA	COVER/SEAT - PASSENGER (S34, S35)
9	M05962-N9-S36	EA	COVER/SEAT - PASSENGER (S36, S37)
9	M05962-N9-S38	EA	COVER/SEAT - PASSENGER (S38, S39)
9	M05962-P1-S01	EA	COVER/SEAT - PASSENGER - LEATHER - LEATHER FACED CAB SEATS
9	M05962-P0-S34	EA	COVER/SEAT - DRIVER (S34, S35)
9	M05962-P0-S36	EA	COVER/SEAT - DRIVER (S36, S37)
9	M05962-P0-S38	EA	COVER/SEAT - DRIVER (S38, S39)
9	M05962-P2-S01	EA	COVER/SEAT - DRIVER - LEATHER - LEATHER FACED CAB SEATS
10	NOT USED		
11	132875-03-000	EA	FRAME - RIGHT HAND CHAIR/TAPERED BACK
11	132875-04-000	EA	FRAME - LEFT HAND CHAIR/TAPERED BACK
12	NOT USED		
13	NOT USED		

CURTAIN & CUSHION GROUP (CONTINUED)
BUCKET SEATS (CONTINUED)

KEY	PART NUMBER	U/M	DESCRIPTION
14	NOT USED		
15	NOT USED		
16	NOT USED		
17	NOT USED		
18	NOT USED		
19	NOT USED		
20	NOT USED		
21	147457-01-02B	EA	BRACKET - ZEE W/HOLES - 2.8" - E-COATED
22	130802-02-000	EA	LEVER - RIGHT HAND
22	130802-01-000	EA	LEVER - LEFT HAND
23	130802-03-000	EA	SCREW F/LEVER
	148668-01-01A	EA	CUP/TRIM COVER - F/LEVER - BLACK
24	007221-01-000	EA	SPACER - SEAT/ADJUSTER
	029134-01-000	EA	CLIP - FINISH - UPHOLSTERY

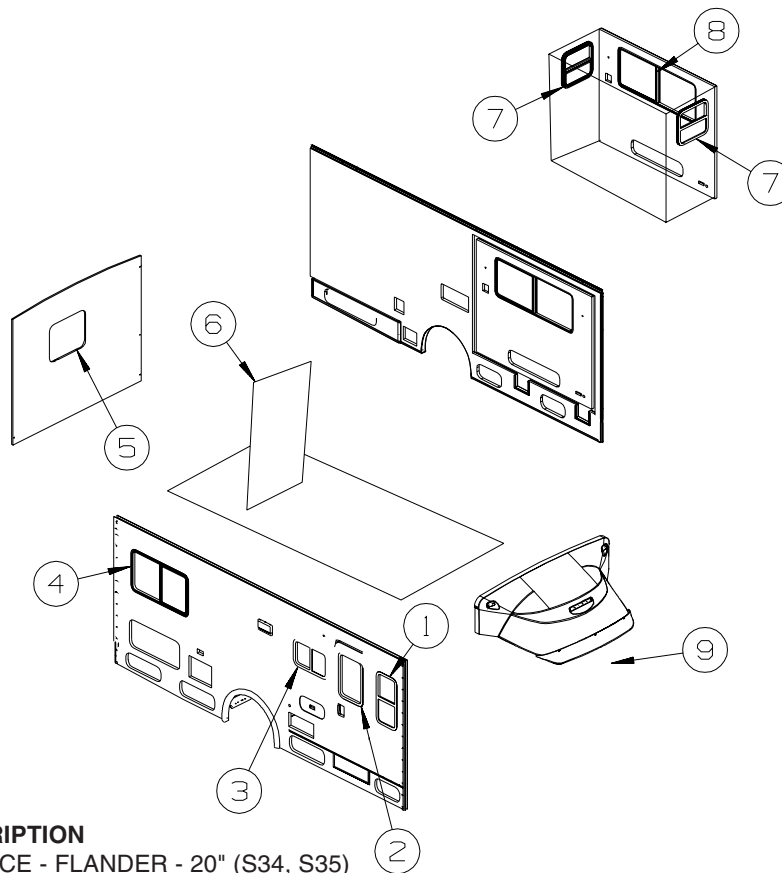


LOUNGE CHAIR

KEY	PART NUMBER	U/M	DESCRIPTION
1	P38523-01-S34	EA	COVER/CHAIR - W/SPRUNG SEAT (S34, S35)
1	P38523-01-S36	EA	COVER/CHAIR - W/SPRUNG SEAT (S36, S37)
1	P38523-01-S38	EA	COVER/CHAIR - W/SPRUNG SEAT (S38, S39)
2	NOT USED		
3	139208-01-000	EA	SUPPORT BAR - TALL - W/HOOP
4	139342-01-000	EA	BRACKET - ROCKERLOCK
5	139342-02-000	EA	SPRING-#9GL-SPRING,LOCK OUT - SHROCK
6	133126-15-000	EA	BASE - SWIVEL/GLIDER - W/FLOOR RING

CURTAIN & CUSHION GROUP (CONTINUED)

WINDOW TREATMENT



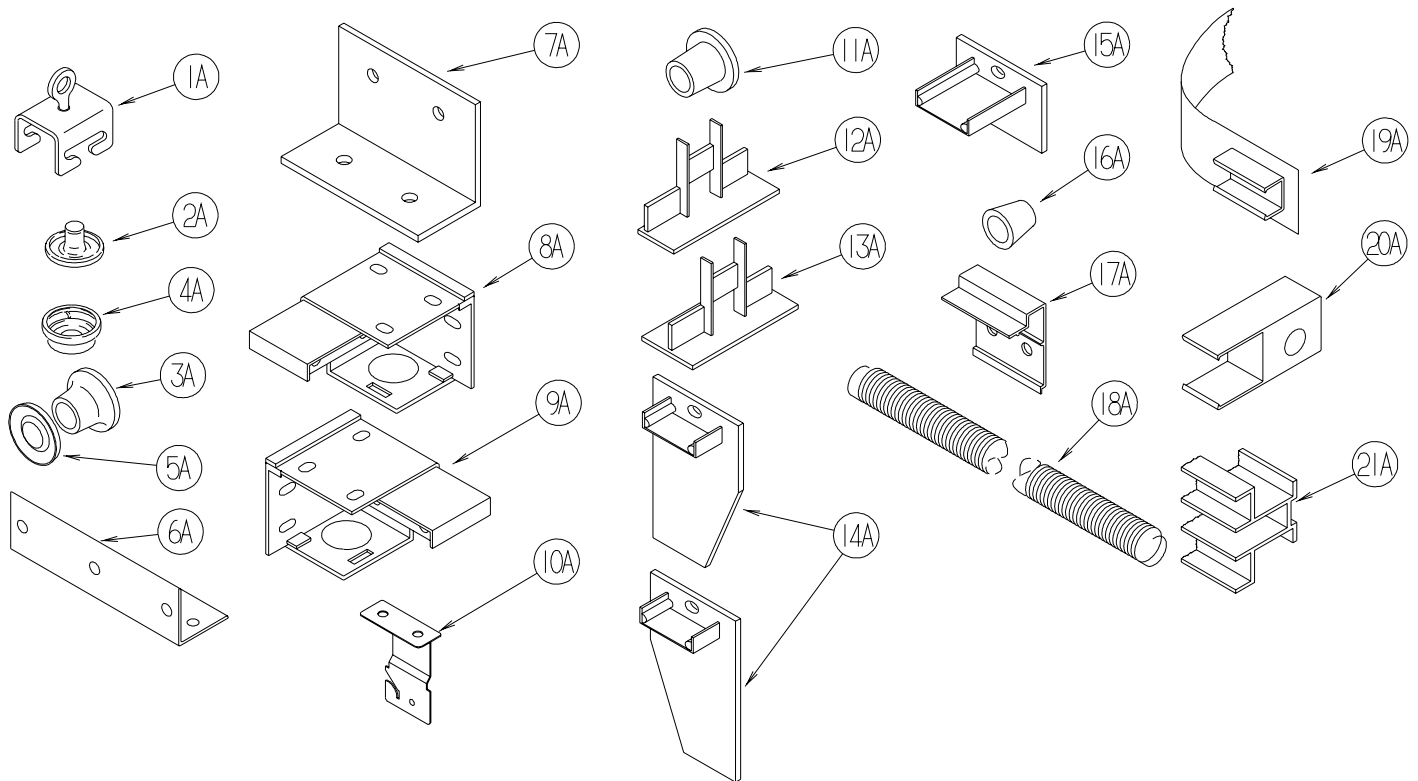
KEY	PART NUMBER	U/M	DESCRIPTION
1	142210-25-S34	EA	VALANCE - FLANDER - 20" (S34, S35)
1	142210-25-S36	EA	VALANCE - FLANDER - 20" (S36, S37)
1	142210-25-S38	EA	VALANCE - FLANDER - 20" (S38, S39)
1	136988-D0-S34	EA	LEG - RIGHT - 30" (S34, S35)
1	136988-D0-S36	EA	LEG - RIGHT - 30" (S36, S37)
1	136988-D0-S38	EA	LEG - RIGHT - 30" (S38, S39)
1	136988-D1-S34	EA	LEG - LEFT - 30" (S34, S35)
1	136988-D1-S36	EA	LEG - LEFT - 30" (S36, S37)
1	136988-D1-S38	EA	LEG - LEFT - 30" (S38, S39)
1	140789-24-S34	EA	BLIND - DAY/NIGHTER - 16.5" X 33" (S34, S35)
1	140789-24-S36	EA	BLIND - DAY/NIGHTER - 16.5" X 33" (S36, S37, S38, S39)
2	121410-F2-S34	EA	VALANCE - MODERATE - 30" - W/CLOCK CUT-OUT (S34, S35)
2	121410-F2-S36	EA	VALANCE - MODERATE - 30" - W/CLOCK CUT-OUT (S36, S37)
2	121410-F2-S38	EA	VALANCE - MODERATE - 30" - W/CLOCK CUT-OUT (S38, S39)
3	109041-57-03A	EA	BLIND - MINI - 26" X 17" (S34, S35)
3	109041-57-05A	EA	BLIND - MINI - 26" X 17" (S36, S37, S38, S39)
4	142210-29-S34	EA	VALANCE - FLANDER - 47" - RIGHT SIDE (S34, S35)
4	142210-29-S36	EA	VALANCE - FLANDER - 47" - RIGHT SIDE (S36, S37)
4	142210-29-S38	EA	VALANCE - FLANDER - 47" - RIGHT SIDE (S38, S39)
4	142210-29-SA8	EA	VALANCE - FLANDER - 47" - RIGHT SIDE (S38, S39) FROM: 00-00-00 THRU: 11-14-04 FROM: 11-15-04 THRU: 99-99-99
4	136988-F8-S34	EA	LEG - RIGHT - 24" (S34, S35)
4	136988-F8-S36	EA	LEG - RIGHT - 24" (S36, S37)
4	136988-F8-S38	EA	LEG - RIGHT - 24" (S38, S39)
4	136988-F8-SA8	EA	LEG - RIGHT - 24" (S38, S39) FROM: 00-00-00 THRU: 11-14-04 FROM: 11-15-04 THRU: 99-99-99
4	136988-F9-S34	EA	LEG - LEFT - 24" (S34, S35)
4	136988-F9-S36	EA	LEG - LEFT - 24" (S36, S37)
4	136988-F9-S38	EA	LEG - LEFT - 24" (S38, S39)
4	136988-F9-SA8	EA	LEG - LEFT - 24" (S38, S39) FROM: 00-00-00 THRU: 11-14-04 FROM: 11-15-04 THRU: 99-99-99
4	140789-02-N02	EA	BLIND - DAY/NIGHTER - 43" X 28" (S34, S35)
4	140789-02-S46	EA	BLIND - DAY/NIGHTER - 43" X 28" (S36, S37, S38, S39)

CURTAIN & CUSHION GROUP (CONTINUED)
WINDOW TREATMENT (CONTINUED)

KEY	PART NUMBER	U/M	DESCRIPTION
5	142210-28-S34	EA	VALANCE - FLANDER - 31" (S34, S35)
5	142210-28-S36	EA	VALANCE - FLANDER - 31" (S36, S37)
5	142210-28-S38	EA	VALANCE - FLANDER - 31.5" (S38, S39)
			FROM: 00-00-00 THRU: 11-14-04
5	142210-28-SA8	EA	VALANCE - FLANDER - 31.5" (S38, S39)
			FROM: 11-15-04 THRU: 99-99-99
5	136988-F8-S34	EA	LEG - RIGHT - 24" (S34, S35)
5	136988-F8-S36	EA	LEG - RIGHT - 24" (S36, S37)
5	136988-F8-S38	EA	LEG - RIGHT - 24" (S38, S39)
			FROM: 00-00-00 THRU: 11-14-04
5	136988-F8-SA8	EA	LEG - RIGHT - 24" (S38, S39)
			FROM: 11-15-04 THRU: 99-99-99
5	136988-F9-S34	EA	LEG - LEFT - 24" (S34, S35)
5	136988-F9-S36	EA	LEG - LEFT - 24" (S36, S37)
5	136988-F9-S38	EA	LEG - LEFT - 24" (S38, S39)
			FROM: 00-00-00 THRU: 11-14-04
5	136988-F9-SA8	EA	LEG - LEFT - 24" (S38, S39)
			FROM: 11-15-04 THRU: 99-99-99
5	140789-49-S34	EA	BLIND - DAY/NIGHTER - 28" X 24" (S34, S35)
5	140789-49-S36	EA	BLIND - DAY/NIGHTER - 28" X 24" (S36, S37, S38, S39)
6	101668-73-S34	EA	CURTAIN - TAPE TOP - 70" X 60" (S34, S35)
6	101668-73-S36	EA	CURTAIN - TAPE TOP - 70" X 60" (S36, S37)
6	101668-73-S38	EA	CURTAIN - TAPE TOP - 70" X 60" (S38, S39)
			FROM: 00-00-00 THRU: 11-14-04
6	101668-73-SA8	EA	CURTAIN - TAPE TOP - 70" X 60" (S38, S39)
			FROM: 11-15-04 THRU: 99-99-99
6	073260-65-S34	EA	TIEBACK - 4" X 15" (S34, S35)
6	073260-65-S36	EA	TIEBACK - 4" X 15" (S36, S37)
6	073260-65-S38	EA	TIEBACK - 4" X 15" (S38, S39)
			FROM: 00-00-00 THRU: 11-14-04
6	073260-65-SA8	EA	TIEBACK - 4" X 15" (S38, S39)
			FROM: 11-15-04 THRU: 99-99-99
7	142210-24-S34	EA	VALANCE - FLANDER - 26" (S34, S35)
7	142210-24-S36	EA	VALANCE - FLANDER - 26" (S36, S37)
7	142210-24-S38	EA	VALANCE - FLANDER - 26" (S38, S39)
7	136988-A4-S34	EA	LEG - RIGHT - 26" (S34, S35)
7	136988-A4-S36	EA	LEG - RIGHT - 26" (S36, S37)
7	136988-A4-S38	EA	LEG - RIGHT - 26" (S38, S39)
7	136988-A5-S34	EA	LEG - LEFT - 26" (S34, S35)
7	136988-A5-S36	EA	LEG - LEFT - 26" (S36, S37)
7	136988-A5-S38	EA	LEG - LEFT - 26" (S38, S39)
7	140789-54-S34	EA	BLIND - DAY/NIGHTER - 22.5" X 29" (S34, S35)
7	140789-54-S36	EA	BLIND - DAY/NIGHTER - 22.5" X 29" (S36, S37, S38, S39)
8	142210-22-S34	EA	VALANCE - FLANDER - 63" (S34, S35)
8	142210-22-S36	EA	VALANCE - FLANDER - 63" (S36, S37)
8	142210-22-S38	EA	VALANCE - FLANDER - 63" (S38, S39)
8	136988-A4-S34	EA	LEG - RIGHT - 26" (S34, S35)
8	136988-A4-S36	EA	LEG - RIGHT - 26" (S36, S37)
8	136988-A4-S38	EA	LEG - RIGHT - 26" (S38, S39)
8	136988-A5-S34	EA	LEG - LEFT - 26" (S34, S35)
8	136988-A5-S36	EA	LEG - LEFT - 26" (S36, S37)
8	136988-A5-S38	EA	LEG - LEFT - 26" (S38, S39)
8	140789-08-N02	EA	BLIND - DAY/NIGHTER - 59" X 26.5" (S34, S35)
8	140789-08-S46	EA	BLIND - DAY/NIGHTER - 59" X 26.5" (S36, S37, S38, S39)
9	076892-32-S34	EA	CURTAIN - CAB PRIVACY - 52" X 74" (S34, S35)
9	076892-32-S36	EA	CURTAIN - CAB PRIVACY - 52" X 74" (S36, S37)
9	076892-32-S38	EA	CURTAIN - CAB PRIVACY - 52" X 74" (S38, S39)
			FROM: 00-00-00 THRU: 11-14-04
9	076892-32-SA8	EA	CURTAIN - CAB PRIVACY - 52" X 74" (S38, S39)
			FROM: 11-15-04 THRU: 99-99-99

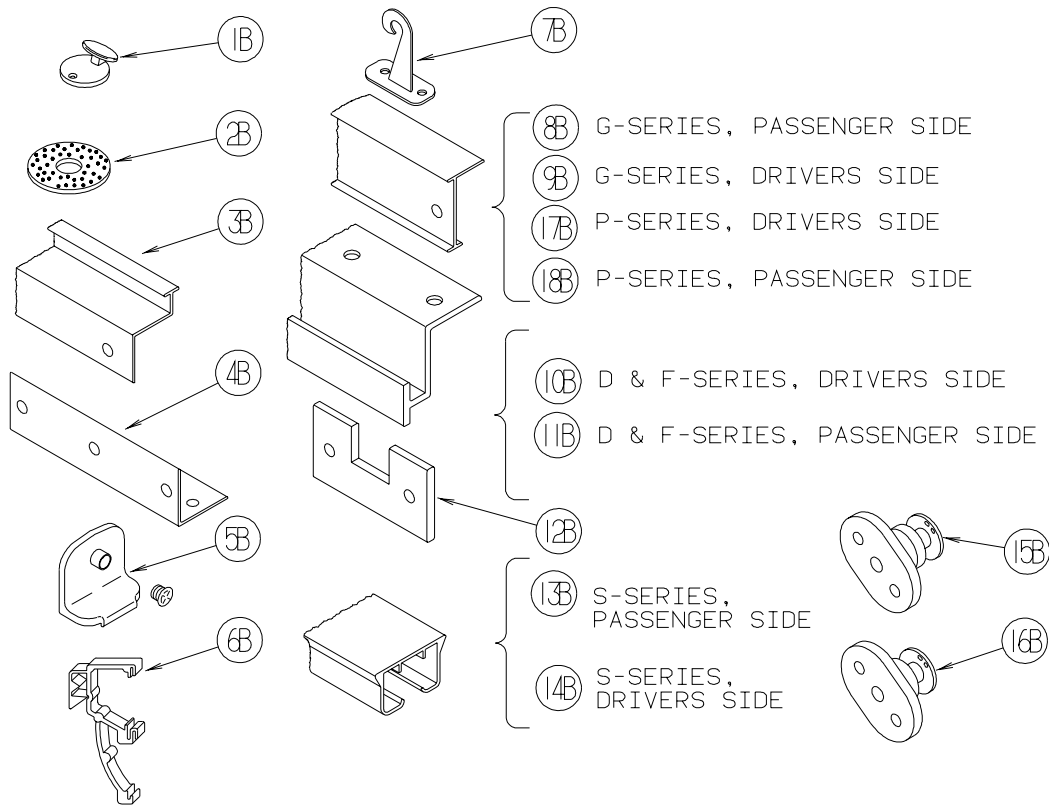
CURTAIN & CUSHION GROUP (CONTINUED)

HARDWARE



KEY	PART NUMBER	U/M	DESCRIPTION
1A	009702-01-000	EA	END STOP - CURTAIN CARRIER - L ROD
2A	029155-01-000	EA	CAP - SNAP - 5/32" OUTSIDE DIAMETER OF PIN
3A	029156-01-000	EA	SOCKET - SNAP - 9/16" O.D.
4A	046867-02-000	EA	WASHER - HANDY BUTTON #3
5A	046867-03-000	EA	GROMMET - HANDY BUTTON #3
6A	075943-10-000	EA	BRACE - VALANCE - 20" - OFF WHITE
7A	083125-08-000	EA	BRACE - WINDOW MOUNT - .75" - OFF WHITE
8A	083170-01-000	EA	BRACKET/BLIND - LEFT SIDE WHEN FACING WINDOW - CLEAR
9A	083170-02-000	EA	BRACKET/BLIND - RIGHT SIDE WHEN FACING WINDOW - CLEAR
10A	084434-01-000	EA	BRACKET - MOUNTING - ROLLER SHADE - 1 3/8"
11A	094896-02-000	EA	GROMMET - CORD/PLEATED BLIND - NYLON - GRAY
12A	094907-02-000	EA	END CAP - PLEATED BLIND/TOP - RH/LH - GRAY PLASTIC
13A	094907-04-000	EA	END CAP - PLEATED BLIND/BOTTOM - RH/LH
14A	094907-05-000	EA	END CAP - PLEATED BLIND/BOTTOM - PULL TYPE - PLASTIC
15A	094907-06-000	EA	END CAP/BLIND - TOP RH/LH
	094907-09-000	EA	END CAP/BLIND - CENTER RAIL - RH/LH
16A	097564-03-000	EA	HANDLE - KNOB - E-Z LIFT SHADE - TAN
16A	097564-06-000	EA	HANDLE - KNOB - E-Z LIFT SHADE - ALABASTER
	097593-02-000	FT	CORD - BLIND - PLEATED - GRAY
	097593-06-000	FT	CORD - BLIND - PLEATED - PEWTER
	097593-10-000	FT	CORD - BLIND - PLEATED - VANILLA
	109353-09-01A	EA	BLIND - SLAT - 21' - ALABASTER PEARL
17A	097565-01-000	EA	BRACKET - MOUNTING - PLEATED BLIND
18A	097591-01-000	EA	SPRING - EXTENSION - PLEATED BLIND
19A	101031-01-000	YD	TAPE/GLIDE - 4.25" SPACING
20A	101033-02-000	EA	END CAP - LOW PROFILE TRACK - CLEAR
21A	101033-08-000	EA	TRACK/WALL - 75" - FRT BUNK WINDOW MINNIE/SPIRIT 300-SERIES
21A	101033-09-000	EA	TRACK/WALL - 32" - SIDE BUNK WINDOW MINNIE/SPIRIT 300-SERIES

CURTAIN & CUSHION GROUP (CONTINUED)
HARDWARE (CONTINUED)



KEY	PART NUMBER	U/M	DESCRIPTION
1B	102555-03-000	EA	BRACKET - (CLEAT TYPE) - F/BLIND HOLDOWN - MILKY WHITE
2B	103242-01-000	EA	VELCRO HOOK - BEIGE 7/8" ROUND W/CENTER HOLE
2B	103242-02-000	EA	VELCRO HOOK - BLACK 7/8" ROUND W/CENTER HOLE
3B	105450-14-01A	EA	TRACK - CURTAIN - 90" - OFF WHITE - FRONT BUNK PRIVACY MINNIE/SPIRIT 300-SERIES
4B	105648-01-02A	EA	BRACE - VALANCE - OFF/WHITE - 14"
5B	106544-01-000	EA	PULL - SHADE/BRASS
5B	106544-01-001	EA	SCREW - SHADE/BRASS
5B	106544-02-000	EA	PULL-SHADE - NICKEL
6B	109353-04-000	EA	CLIP - VALANCE SLAT MOUNTING - CLEAR PLASTIC
7B	109441-03-000	EA	BRACKET/HOOK - BLIND HOLD DOWN - NEW DESIGN/CLEAR
8B	126456-03-04A	EA	TRACK/WRAPAROUND - PASSENGER - GLACIER - ADVENTURER/SUNCRUISER G-SERIES
9B	126456-04-04A	EA	TRACK/WRAPAROUND - DRIVER - GLACIER - ADVENTURER/SUNCRUISER G-SERIES
10B	127254-04-05A	EA	TRACK/WRAPAROUND-DRVR-GLACIER - SIGHTSEER/SUNOVA D-SERIES, BRAVE/SUNRISE F-SERIES
11B	127254-14-03A	EA	TRACK/WRAPAROUND-PASS-GLACIER - SIGHTSEER/SUNOVA D-SERIES, BRAVE/SUNRISE F-SERIES
12B	130549-01-01A	EA	STOP - CURTAIN TRACK
13B	138460-07-02A	EA	TRACK/CURTAIN - PASSENGER -W/BRACKET/CARRIER/PULLEY - WHT - VECTRA/HORIZON S-SERIES
14B	138460-08-02A	EA	TRACK/CURTAIN - DRIVER - W/BRACKET/CARRIER/PULLEY - WHT - VECTRA/HORIZON S-SERIES
15B	141634-01-000	EA	BRACKET-(BOBBIN TYPE) 7/8"H HOLDUPBASE(OVAL)-2 HOLE-CLEAR
16B	143805-01-000	EA	BRACKET-(BOBBIN TYPE) 1/2"H HOLDUPBASE(OVAL)-2 HOLES CLEAR
17B	146591-01-01A	EA	TRACK - CURTAIN - LEFT HAND - GLACIER - JOURNEY/MERIDIAN P-SERIES
18B	146591-02-01A	EA	TRACK - CURTAIN - RIGHT HAND - GLACIER - JOURNEY/MERIDIAN P-SERIES

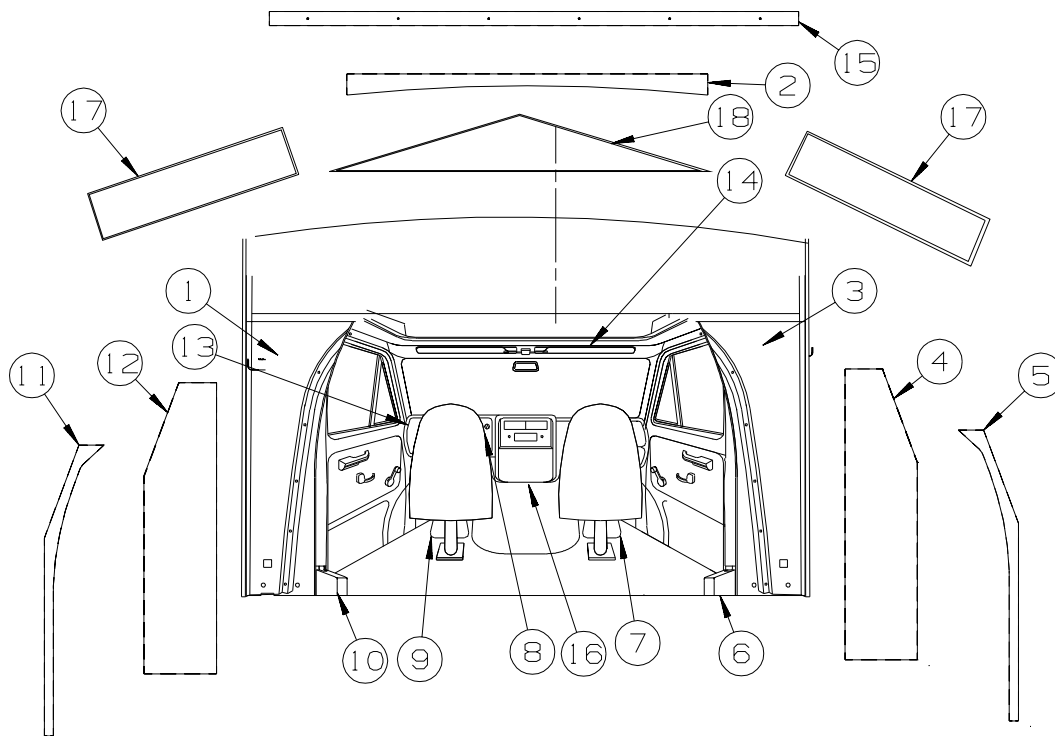
ACCESSORIES

KEY	PART NUMBER	U/M	DESCRIPTION
	057534-01-000	EA	TIEBACK - CLEAR PLASTIC - 6"
	070578-19-S34	EA	BUTTON - #30 - SCREW/STUD - VINYL COVERED (S35)
	070578-19-S36	EA	BUTTON - #30 - SCREW/STUD - VINYL COVERED (S36, S37,S 38, S39)

CURTAIN & CUSHION GROUP (CONTINUED)
FABRICS

2005 FAMILY	S34/S35 JAGGED CREEK	S36/S37 FRESCO	S38/S39 MOCHA
BUCKET	562H BUCKET 148797-16-000 *OPT. LEATH/COBRA SILVER 079680-25-000 (BOXING)	562H BUCKET 148797-08-000 *OPT. LEATH/COBRA SILVER 079680-25-000 (BOXING)	562H BUCKET 148797-20-000 *OPT. LEATH/COBRA SILVER 079680-25-000 (BOXING)
DINETTE	SQ CLUB/U-SHAPED 148797-06-000	SQ CLUB/U-SHAPED 148797-07-000	SQ CLUB/U-SHAPED 148797-10-000
DINETTE PADS	148797-16-000	148797-08-000	148797-20-000
SOFA	695 BACK W/685 SEAT #325 STYLE JACK KNIFE 148797-06-000	695 BACK W/685 SEAT #325 STYLE JACK KNIFE 148797-07-000	695 BACK W/685 SEAT #325 STYLE JACK KNIFE 148797-10-000
LOUNGE CHAIR	465 CHAIR 148797-16-000	465 CHAIR 148797-08-000	465 CHAIR 148797-20-000
LOUNGE WINDOWS	FLANDERS - NO BUTTONS WRAP - 148797-06-000 OVERLAY - 148797-16-000 LEGS - 148797-16-000	FLANDERS - NO BUTTONS WRAP - 148797-07-000 OVERLAY - 148797-08-000 LEGS - 148797-08-000	FLANDERS - NO BUTTONS WRAP - 148797-10-000 OVERLAY - 148797-20-000 LEGS - 148797-20-000
LOUNGE PILLOW	NOT NEEDED	NOT NEEDED	NOT NEEDED
FWA, PRIVACY & OVHD. CURTAINS	137813-27-000	105745-P6-000	105745-N0-000
OVERHEAD BUNK	148797-16-000	148797-08-000	148797-20-000
DIVIDER CURTAIN	137813-27/137813-C4	105745-P6/105745-P5	105745-N0/105745-X4
DAY/NIGHTER	COTTON/WT. DECO 094911-53/094911-50	DESERT/PEARL 094911-63/094911-64	DESERT/PEARL 094911-63/094911-64
GALLEY BLINDS	386 SNOCAP	260 BEIGE	260 BEIGE
BEDROOM WDO TREATMENT	GATH. FLANDER - NO BTNS WRAP - 137813-C4-000 OVERLAY - 137813-27-000 LEGS - 137813-27-000	GATH. FLANDER - NO BTNS WRAP - 105745-P5-000 OVERLAY - 105745-P6-000 LEGS - 105745-P6-000	GATH. FLANDER - NO BTNS WRAP - 105745-X4-000 OVERLAY - 105745-N0-000 LEGS - 105745-N0-000
BEDCOVER QUILT PATTERN	BEDCAP W/1/2" N-G WELT 137813-C4/137813-27 6" CHANNEL	BEDCAP W/1/2" N-G WELT 105745-P5/105745-P6 6" CHANNEL	BEDCAP W/1/2" N-G WELT 105745-X4/105745-N0 6" CHANNEL
SHAMS	1/2" NON-GATH. WELT 137813-C4/137813-27	1/2" NON-GATH. WELT 105745-P5/105745-P6	1/2" NON-GATH. WELT 105745-X4/105745-N0
BED PILLOW	NOT NEEDED	NOT NEEDED	NOT NEEDED
VANITY CHAIR	REM CHAIR 148797-16-000	REM CHAIR 148797-08-000	REM CHAIR 148797-20-000
CARPET	139056-24-000 CLOUDBURST	096060-H1-000 TAPIOCA	139056-22-000 BURLWOOD
CEILING MAT. 102"	113979-09-01A	113979-09-01A	113979-09-01A
CEILING MAT. 21.5"	113979-10-01A	113979-10-01A	113979-10-01A

DRIVERS COMPARTMENT GROUP FRONT INTERIOR

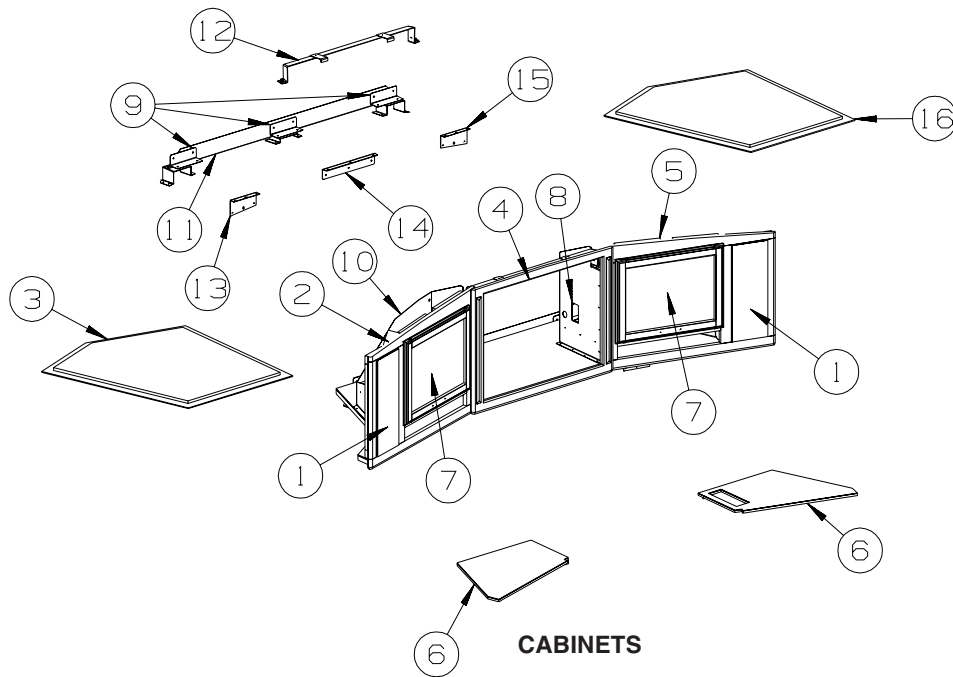


KEY	PART NUMBER	U/M	DESCRIPTION
1	149336-04-S34	EA	PANEL/TRANSITION - INNER - LEFT HAND (S34, S35)
1	149336-04-S36	EA	PANEL/TRANSITION - INNER - LEFT HAND (S36, S37)
1	149336-04-S38	EA	PANEL/TRANSITION - INNER - LEFT HAND (S38, S39)
2	149411-02-S34	EA	TRIM/REAR CAB - VINYL WRAPPED - 47.7" (S34, S35)
2	149411-02-S36	EA	TRIM/REAR CAB - VINYL WRAPPED - 47.7" (S36, S37)
2	149411-02-S38	EA	TRIM/REAR CAB - VINYL WRAPPED - 47.7" (S38, S39)
3	149336-03-S34	EA	PANEL/TRANSITION - INNER - RIGHT HAND (S34, S35)
3	149336-03-S36	EA	PANEL/TRANSITION - INNER - RIGHT HAND (S36, S37)
3	149336-03-S38	EA	PANEL/TRANSITION - INNER - RIGHT HAND (S38, S39)
4	149530-03-S34	EA	TRIM - B-PILLAR - RIGHT HAND (S34, S35)
4	149530-03-S36	EA	TRIM - B-PILLAR - RIGHT HAND (S36, S37)
4	149530-03-S38	EA	TRIM - B-PILLAR - RIGHT HAND (S38, S39)
5	150481-01-13A	EA	TRIM - B-PILLAR - RIGHT HAND
6	106431-01-02A	EA	COVER - SEATBELT RECOIL - PASSENGER SIDE - VW GREY FROM: 00-00-00 THRU: 05-09-04
6	106431-04-13A	EA	COVER - SEATBELT RECOIL - PASSENGER - VW GREY FROM: 05-10-04 THRU: 99-99-99
7	125780-01-000	EA	MAT - FLOOR - FRONT PASSENGER - "W" - FORD (GRAY)
8	136524-03-06A	EA	APPLIQUE - BEZEL - MOTOR COVER - MIDNIGHT LASER WAVE - INSTRUMENT PANEL APPLIQUE FROM: 00-00-00 THRU: 03-17-04
8	150974-02-02A	EA	APPLIQUE - BEZEL - MOTOR COVER - MIDNIGHT LASER WAVE - INSTRUMENT PANEL APPLIQUE FROM: 03-18-04 THRU: 99-99-99
9	125780-02-000	EA	MAT - FLOOR - FRONT DRIVER - "W" - FORD (GRAY)
10	106431-02-02A	EA	COVER - SEATBELT RECOIL - DRIVER SIDE - VW GREY FROM: 00-00-00 THRU: 05-09-04
10	106431-03-13A	EA	COVER - SEATBELT RECOIL - DRIVER - VW GREY FROM: 05-10-04 THRU: 99-99-99
11	150481-02-13A	EA	TRIM - B-PILLAR - LEFT HAND
12	149530-04-S34	EA	TRIM - B-PILLAR - LEFT HAND (S34, S35)
12	149530-04-S36	EA	TRIM - B-PILLAR - LEFT HAND (S36, S37)
12	149530-04-S38	EA	TRIM - B-PILLAR - LEFT HAND (S38, S39)
13	136524-04-06A	EA	APPLIQUE - BEZEL - DASH - MIDNIGHT LASER WAVE - INSTRUMENT PANEL APPLIQUE FROM: 00-00-00 THRU: 03-17-04
13	150974-01-02A	EA	APPLIQUE - BEZEL - DASH - MIDNIGHT LASER WAVE - INSTRUMENT PANEL APPLIQUE FROM: 03-18-04 THRU: 99-99-99
14	149948-01-01A	EA	HEADLINER - WITH DOME LIGHT - FORD

DRIVERS COMPARTMENT GROUP (CONTINUED)

FRONT INTERIOR (CONTINUED)

KEY	PART NUMBER	U/M	DESCRIPTION
15	133771-05-S34	EA	MOLDING - HARDWOOD-W/NOTCH - 1.4"X 91.8"-MAPLE - WASHED MAPLE FROM: 00-00-00 THRU: 02-29-04
15	150793-01-S34	EA	MOLDING - HARDWOOD-W/NOTCH - 1.4"X 91.8"-MAPLE/WASHED MPL - WASHED MAPLE FROM: 03-01-04 THRU: 99-99-99
15	133771-05-S35	EA	MOLDING - HARDWOOD-W/NOTCH - 1.4"X 80.5" - MAPLE - SIERRA MAPLE FROM: 00-00-00 THRU: 02-29-04
15	150793-01-S35	EA	MOLDING - HARDWOOD-W/NOTCH - 1.4"X 80.5" - MAPLE/HONEY - SIERRA MAPLE FROM: 03-01-04 THRU: 99-99-99
16	147623-01-01A	EA	TRAY - BEVERAGE - MOTOR COVER
16	151391-01-01A	EA	PAD/TRAY - BEVERAGE TRAY FROM: 07-19-04 THRU: 99-99-99
16	151391-02-01A	EA	PAD/CUP - BEVERAGE TRAY FROM: 07-19-04 THRU: 99-99-99
17	150149-03-S34	EA	TRIM - ENTERTAINMENT CENTER/BOTTOM - FABRIC WRAPPED -36.7" (S34, S35)
17	150149-03-S36	EA	TRIM - ENTERTAINMENT CENTER/BOTTOM - FABRIC WRAPPED -36.7" (S36, S37)
17	150149-03-S38	EA	TRIM - ENTERTAINMENT CENTER/BOTTOM - FABRIC WRAPPED -36.7" (S38, S39)
18	150149-04-S34	EA	TRIM - ENTERTAINMENT CENTER/BOTTOM - FABRIC WRAPPED -29.1" (S34, S35)
18	150149-04-S36	EA	TRIM - ENTERTAINMENT CENTER/BOTTOM - FABRIC WRAPPED -29.1" (S36, S37)
18	150149-04-S38	EA	TRIM - ENTERTAINMENT CENTER/BOTTOM - FABRIC WRAPPED -29.1" (S38, S39)



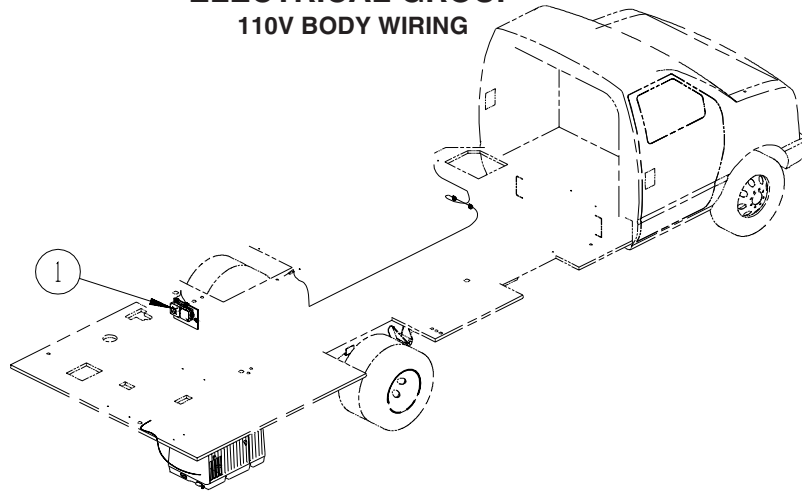
CABINETS

KEY	PART NUMBER	U/M	DESCRIPTION
1	149457-13-S34	EA	SPEAKER PANEL W/FABRIC (S34, S35)
1	149457-13-S36	EA	SPEAKER PANEL W/FABRIC (S36, S37)
1	149457-13-S38	EA	SPEAKER PANEL W/FABRIC (S38, S39)
1	149457-14-S34	EA	SPEAKER PANEL W/FABRIC (S34, S35) - DLX. SOUND SYSTEM - W/Q-SURROUND
1	149457-14-S36	EA	SPEAKER PANEL W/FABRIC (S36, S37) - DLX. SOUND SYSTEM - W/Q-SURROUND
1	149457-14-S38	EA	SPEAKER PANEL W/FABRIC (S38, S39) - DLX. SOUND SYSTEM - W/Q-SURROUND
2	149457-19-S34	EA	FACE/FRAME (PICTURE) OVERHEAD/PASS - W/O FABRIC INSERT/HDW - WASHED MAPLE
2	149457-19-S35	EA	FACE/FRAME (PICTURE) OVERHEAD/PASS - W/O FABRIC INSERT/HDW - SIERRA MAPLE
3	151010-02-S34	EA	HEADLINER ASSEMBLY
4	149407-02-S34	EA	CABINET/FRAME - F/TV - WASHED MAPLE
4	149407-02-S35	EA	CABINET/FRAME - F/TV - SIERRA MAPLE
4	149407-01-S34	EA	CABINET/FRAME - F/TV - WASHED MAPLE - DLX. SOUND SYSTEM - W/Q-SURROUND FROM: 00-00-00 THRU: 05-10-04
4	149407-02-S34	EA	CABINET/FRAME - F/TV - WASHED MAPLE - DLX. SOUND SYSTEM - W/Q-SURROUND FROM: 05-11-04 THRU: 99-99-99
4	149407-01-S35	EA	CABINET/FRAME - F/TV - SIERRA MAPLE - DLX. SOUND SYSTEM - W/Q-SURROUND FROM: 00-00-00 THRU: 05-10-04
4	149407-02-S35	EA	CABINET/FRAME - F/TV - SIERRA MAPLE - DLX. SOUND SYSTEM - W/Q-SURROUND FROM: 05-11-04 THRU: 99-99-99

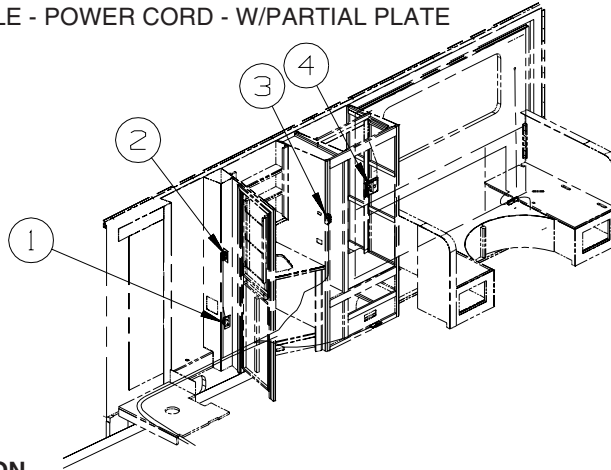
DRIVERS COMPARTMENT GROUP (CONTINUED)
CABINETS (CONTINUED)

KEY	PART NUMBER	U/M	DESCRIPTION
5	149457-18-S34	EA	FACE/FRAME (PICTURE) OVERHEAD/PASS - W/O FABRIC INSERT/HDW - WASHED MAPLE
5	149457-18-S35	EA	FACE/FRAME (PICTURE) OVERHEAD/PASS - W/O FABRIC INSERT/HDW - SIERRA MAPLE
6	149871-01-S34	EA	SHELF - PANEL ASSEMBLY - WASHED MAPLE
6	149871-01-S35	EA	SHELF - PANEL ASSEMBLY - SIERRA MAPLE
7	146028-25-S34	EA	DOOR - GLASS INSERT/OGEE EDGE - 15.7" X 21.8" - W/O HDW - WASHED MAPLE
7	146028-25-S35	EA	DOOR - GLASS INSERT/OGEE EDGE - 15.7" X 21.8" - W/O HDW - SIERRA MAPLE
8	149487-01-02B	EA	COMPARTMENT ASSEMBLY-OVHD,FRONT - RIGHT HAND - E-COATED FROM: 00-00-00 THRU: 12-18-04
8	149487-03-02B	EA	COMPARTMENT/OVERHEAD - FRONT/RH HAND - E-COATED FROM: 12-19-04 THRU: 99-99-99
9	131914-21-02B	EA	ANGLE - FORMED W/HOLES
10	149487-02-02B	EA	COMPARTMENT ASSEMBLY-OVHD,FRONT - LEFT HAND - E-COATED
11	149548-01-02B	EA	SUPPORT ASM - SLEEPERBOARD
12	133790-18-02B	EA	STRAP - TIEDOWN - TV - E-COATED FROM: 00-00-00 THRU: 07-25-04
12	151954-03-02B	EA	BRACKET/HOLD DOWN - TV - E-COATED FROM: 07-26-04 THRU: 99-99-99
12	144148-05-02B	EA	BRACKET - TIEDOWN/TV - E-COATED FROM: 09-05-04 THRU: 99-99-99
13	149550-02-02B	EA	ANGLE - FORMED W/HOLES
14	131914-22-02B	EA	ANGLE - FORMED W/HOLES
15	149550-01-02B	EA	ANGLE - FORMED W/HOLES
16	151010-01-S34	EA	HEADLINER ASSEMBLY

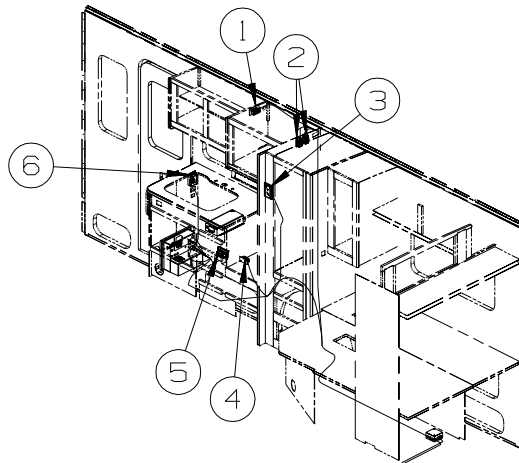
ELECTRICAL GROUP 110V BODY WIRING



KEY	PART NUMBER	U/M	DESCRIPTION
1	024924-02-000	EA	RECEPTACLE - POWER CORD - W/PARTIAL PLATE



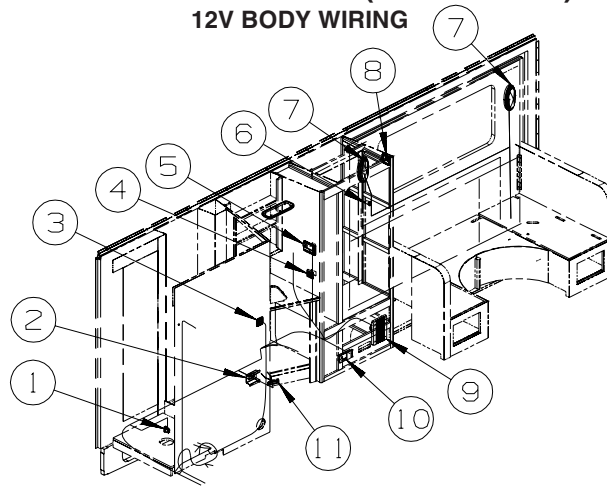
KEY	PART NUMBER	U/M	DESCRIPTION
1	058708-01-000	EA	RECEPTACLE - ELECTRIC - DOUBLE - BROWN
2	058708-06-000	EA	RECEPTACLE - DUPLEX - WHITE
3	058707-01-000	EA	RECEPTACLE - ELECTRIC - SINGLE - BROWN
4	058708-06-000	EA	RECEPTACLE - DUPLEX - WHITE
4	133713-04-20A	EA	SPACER/RECEPTACLE - WHITE VINYL



KEY	PART NUMBER	U/M	DESCRIPTION
1	058708-05-000	EA	RECEPTACLE - ELECTRIC - SINGLE - BROWN
2	058707-02-000	EA	RECEPTACLE - BLANK - JUNCTION BOX
3	058708-06-000	EA	RECEPTACLE - DUPLEX - WHITE
3	133713-01-20A	EA	SPACER/RECEPTACLE - WHITE VINYL
4	058707-02-000	EA	RECEPTACLE - BLANK - JUNCTION BOX
4	058708-05-000	EA	RECEPTACLE - ELECTRIC - SINGLE - BROWN - INVERTER-DC/AC, 300 WATT
5	131826-01-01A	EA	RECEPTACLE - EXTERIOR - W/COVER/GASKET - WHITE
6	147446-01-02A	EA	RECEPTACLE - GFCI - 15A 125V - BROWN
6	147450-01-02A	EA	PLATE - ELECTRICAL OUTLET - BROWN

ELECTRICAL GROUP (CONTINUED)

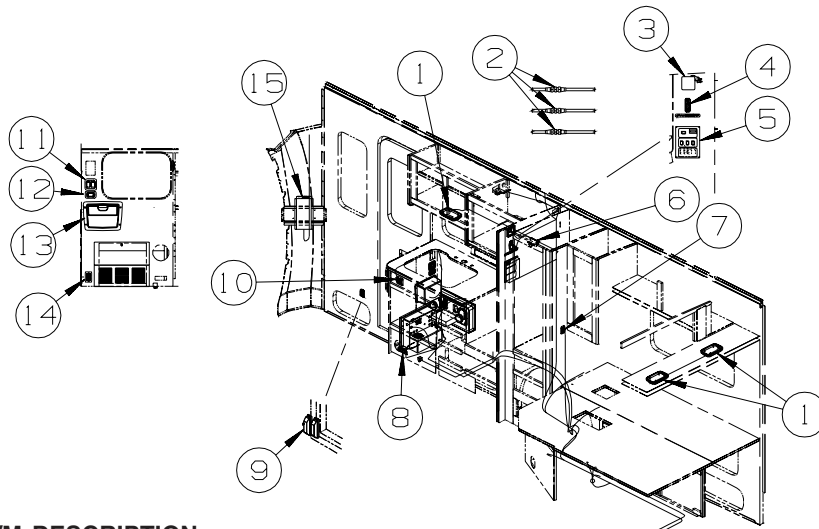
12V BODY WIRING



KEY	PART NUMBER	U/M	DESCRIPTION
1	108357-15-000	EA	SWITCH - ROCKER - DPDT - ON/NONE/ON - W/LIGHT W/O COVER - EXTERIOR WASH STATION
1	108356-04-01A	EA	COVER/ACTUATOR SWITCH - 2 ROWS DIMPLES W/LENS - BLACK - EXTERIOR WASH STATION
1	108355-01-000	EA	HOUSING - SWITCH - EXTERIOR WASH STATION
1	144363-02-04B	EA	PLATE - SWITCH - BLACK - EXTERIOR WASH STATION
2	149557-03-01A	EA	PLATE/WALL - DUAL COAXIAL/HORIZONTAL - WHITE
3	135740-01-02A	EA	SWITCH - ROCKER - SPST - ON/OFF - WHITE
3	135741-02-02A	EA	SWITCH - BASE - DOUBLE - WHITE
3	135742-15-01A	EA	BEZEL - SWITCH - CEILING/SHOWER - WHITE
4	135740-01-02A	EA	SWITCH - ROCKER - SPST - ON/OFF - WHITE - CEILING
4	135740-02-02A	EA	SWITCH - ROCKER - SPDT - ON/ON - WHITE - AISLE
4	135741-02-02A	EA	SWITCH - BASE - DOUBLE - WHITE
4	135742-13-01A	EA	BEZEL - SWITCH - CEILING/AISLE - WHITE
5	135618-01-01A	EA	THERMOSTAT - HEAT PUMP/FURNACE - WHITE - AC HEAT PUMP-1 HI EFFICIENCY
5	135618-03-01A	EA	THERMOSTAT - ROOF A/C & FURNACE - WHITE - A/C ROOF-HI EFF LOW PROFILE
6	132958-01-000	EA	RECEPTACLE - 12 VOLT - MOUNTING FLANGE - BLACK
7	093575-26-03A	EA	LIGHT - CEILING/OVAL - SATIN NICKEL
7	117805-01-000	EA	BULB - 12V - #921F - 1.4 AMPS
8	148026-02-01A	EA	SPEAKER GRILLE - CUBE - SILVER
8	148026-03-01A	EA	SPEAKER - CUBE - W/O CASE
9	124884-01-000	EA	SPEAKER - 6" X 9" - SUB-WOOFER - W/O GRILLE - SOUND SYS. DLX. W/Q-SURROUND
9	124885-01-000	EA	GRILLE - SPEAKER - 6" X 9" - SUB WOOFER - SOUND SYS. DLX. W/Q-SURROUND
			FROM: 00-00-00 THRU: 05-16-04
9	151844-01-01A	EA	GRILLE - SPEAKER - 6" X 9" - SUB WOOFER - BLACK - SOUND SYS. DLX. W/Q-SURROUND
			FROM: 05-17-04 THRU: 99-99-99
10	150138-01-01A	EA	DETECTOR - LP GAS - WHITE
11	061424-01-000	EA	LIGHT - AISLE - 12 VOLT - RECTANGULAR

ELECTRICAL GROUP (CONTINUED)

12V BODY WIRING (CONTINUED)

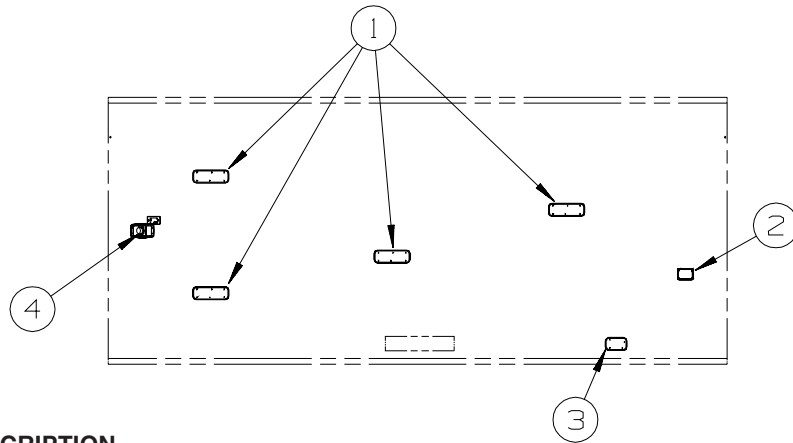


KEY	PART NUMBER	U/M	DESCRIPTION
1*	137417-02-01A	EA	LIGHT - DOME - SINGLE - W/SWITCH/OPTIC LENS - WHITE
2	082134-01-000	EA	ADAPTER - TV - CABLE TO CABLE
3	148026-02-01A	EA	SPEAKER GRILLE - CUBE - SILVER
3	148026-03-01A	EA	SPEAKER - CUBE - W/O CASE
4	081994-09-000	EA	PLATE/SWITCH - SLIDEOUT
			FROM: 00-00-00 THRU: 03-10-05
4	144363-09-02B	EA	PLATE - SWITCH - E-COATED
			FROM: 03-11-05 THRU: 99-99-99
4	108357-06-000	EA	SWITCH - ROCKER - DPDT - MOM/OFF/MOM - 6 TERM - W/O COVER
4	108356-02-01A	EA	COVER/ACTUATOR SWITCH - 2 ROWS DIMPLES - BLACK
4	108355-01-000	EA	HOUSING - SWITCH
4	116220-01-000	EA	APPLIQUE - SWITCH/SLIDEOUT
4	116549-01-000	EA	LABEL - WARNING - SLIDEOUT
5*	134940-01-01A	EA	PANEL - MONITOR - 2 TANK - W/GENERATOR SWITCH/HOUR METER
			FROM: 00-00-00 THRU: 05-09-04
5*	134940-06-01A	EA	PANEL - MONITOR - 2 TANK - W/GENERATOR SWITCH
			FROM: 05-10-04 THRU: 99-99-99
5*	134940-02-01A	EA	PANEL - MONITOR - 2 TANK - W/O GENERATOR SWITCH/HOUR METER
			FROM: 00-00-00 THRU: 05-09-04
5*	134940-07-01A	EA	PANEL - MONITOR - 2 TANK
			FROM: 05-10-04 THRU: 99-99-99
6*	087694-01-000	EA	LIGHT - WARDROBE/CLOSET - W/SWITCH
			FROM: 08-23-04 THRU: 99-99-99
7	135740-01-02A	EA	SWITCH - ROCKER - SPST - ON/OFF - WHITE
7	135741-01-02A	EA	SWITCH - BASE - SINGLE - WHITE
7	135742-07-01A	EA	BEZEL - SWITCH - CEILING - WHITE
8	061424-01-000	EA	LIGHT - AISLE - 12 VOLT - RECTANGULAR
9	116995-02-000	EA	SWITCH/MAGNET - ELECTRIC STEP - BLACK/WHITE-CLOSED CIRCUIT
10	135740-01-02A	EA	SWITCH - ROCKER - SPST - ON/OFF - WHITE - CEILING
10	135740-02-02A	EA	SWITCH - ROCKER - SPDT - ON/ON - WHITE - AISLE
10	135741-02-02A	EA	SWITCH - BASE - DOUBLE - WHITE
10	135742-13-01A	EA	BEZEL - SWITCH - CEILING/AISLE - WHITE
11	135740-01-01A	EA	SWITCH - ROCKER - SPST - ON/OFF - BROWN
11	135741-02-01A	EA	SWITCH - BASE - DOUBLE - BROWN
11	135742-19-02A	EA	BEZEL - SWITCH - CEILING/PORCH - BROWN
12	135740-01-01A	EA	SWITCH - ROCKER - SPST - ON/OFF - BROWN
12	135741-01-01A	EA	SWITCH - BASE - SINGLE - BROWN
12	135742-11-02A	EA	BEZEL - SWITCH - STEP - BROWN
13	141679-03-000	EA	CHARGER/DOCK STATION ONLY - FOR #GMRS100 TWO-WAY RADIO
13	141679-04-000	EA	RADIO/TWO-WAY W/BATTERY (EACH = 1) - 5 MILE - ASA GMRS100
14	108357-06-000	EA	SWITCH - ROCKER - DPDT - MOM/OFF/MOM - 6 TERM - W/O COVER
14	108356-11-01A	EA	COVER/ACTUATOR SWITCH - 3 GROOVES - AUX BATT - BLACK
14	108355-01-000	EA	HOUSING - SWITCH
14	098351-07-02A	EA	PLATE/SWITCH - GENERATOR SWITCH - CHROME
15	124881-02-000	EA	AMPLIFIER - AUDIO - MTS Q SURROUND - ORANGE LABEL (LATEST)

*COMPONENT PARTS LISTED LATER IN THIS GROUP

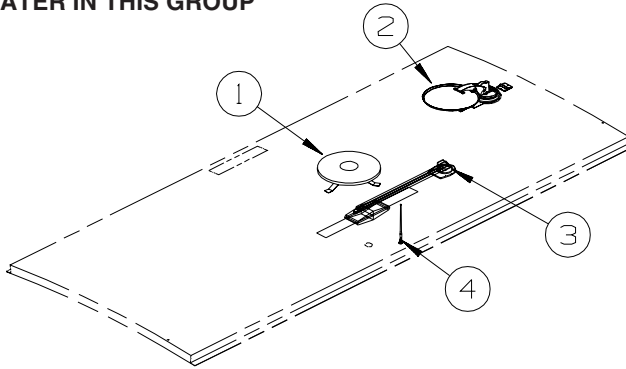
ELECTRICAL GROUP (CONTINUED)

12V BODY WIRING (CONTINUED)



KEY	PART NUMBER	U/M	DESCRIPTION
1*	137417-06-01A	EA	LIGHT - DOME - DOUBLE - W/O SWITCH - W/FROSTED LENS-WHITE
2*	121935-01-01A	EA	LIGHT - DOME - SHOWER
3*	137417-03-01A	EA	LIGHT - DOME - SINGLE - W/O SWITCH - W/FROSTED LENS-WHITE
4	148026-02-01A	EA	SPEAKER GRILLE - CUBE - SILVER
4	148026-03-01A	EA	SPEAKER - CUBE - W/O CASE
4	149414-01-13A	EA	POD/SPEAKER - RECESSED/BLACK
4	149422-01-02B	EA	BRACKET - SPEAKER - E-COATED

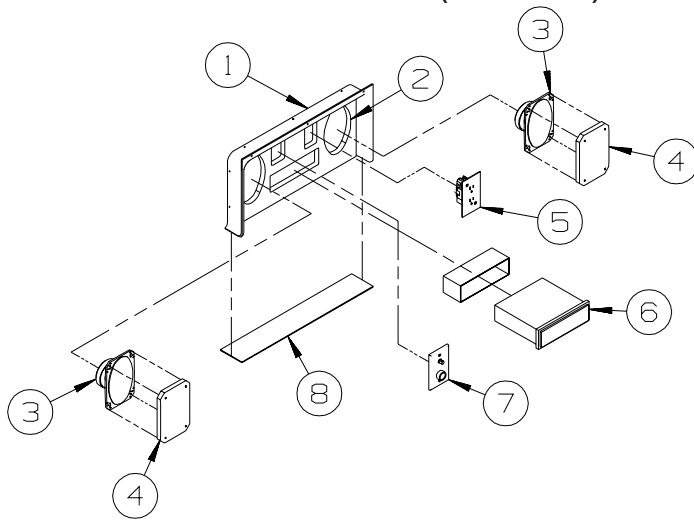
***COMPONENT PARTS LISTED LATER IN THIS GROUP**



KEY	PART NUMBER	U/M	DESCRIPTION
1	132935-01-000	EA	ANTENNA - TV ROOF MOUNT - ROUND - W/O POWER SUPPLY
1	082134-01-000	EA	ADAPTER - TV - CABLE TO CABLE
1	146488-01-000	EA	PLATE - ROOF - CABLE ENTRY
2*	137135-02-000	EA	ANTENNA - SATELLITE DSS - W/SENSOR - SATELLITE DISH
2*	144377-01-000	EA	ANTENNA/MOBILE TELEVISION SATELLITE - "SEARCH IN MOTION" - IN MOTION SATELLITE SYSTEM FROM: 00-00-00 THRU: 12-12-04
2	154474-01-01A	EA	ANTENNA/SATELLITE - DISH IN DOME/SEARCH IN MOTION - WHITE - IN MOTION SATELLITE SYSTEM FROM: 12-13-04 THRU: 99-99-99
2	154474-02-000	EA	CONTROL/SATELLITE KIT - IDB BOX/IDD BOX-PWR SUPPLY-CABLE - IN MOTION SATELLITE SYSTEM FROM: 12-13-04 THRU: 99-99-99
2	154474-03-000	EA	CABLE - SATELLITE - RG6 COAX - 7' W/CONNECTORS - IN MOTION SATELLITE SYSTEM FROM: 12-13-04 THRU: 99-99-99
3*	076319-23-000	EA	ANTENNA - TV ROOF MOUNT - 44.5" MAST
3*	076319-25-000	EA	KIT - HARDWARE INTERIOR
4	090944-01-000	EA	ANTENNA - RADIO - 16" RUBBER - W/72" LEAD WIRE - EXTERNAL ENTERTAINMENT CENTER
4	109889-04-000	EA	EXTENDER - ANTENNA SHAFT - 3.7" - EXTERNAL ENTERTAINMENT CENTER
4	147741-01-09B	EA	BRACKET - ANTENNA GROUND - GALVANIZED - EXTERNAL ENTERTAINMENT CENTER

***COMPONENT PARTS LISTED LATER IN THIS GROUP**

ELECTRICAL GROUP (CONTINUED)
12V BODY WIRING (CONTINUED)

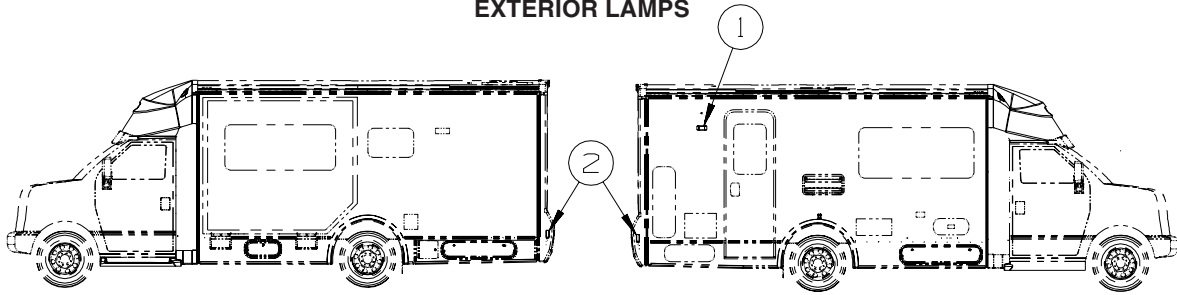


KEY	PART NUMBER	U/M	DESCRIPTION
1	124696-02-01A	EA	BOX-19.4"W X 10"H X 2.5"D - BRT WHT
	124696-01-01A	EA	BOX-19.4"W X 10"H X 10.2"D W/CUTOUTS
2	127409-02-L15	EA	PLATE - RADIO MOUNTING
3	110469-01-000	EA	SPEAKER - 4" X 6" OVAL - COAXIAL
4	110470-01-01A	EA	GRILLE - 4" X 6" - OVAL SPEAKER - BLACK
5	058708-01-000	EA	RECEPTACLE - ELECTRIC - DOUBLE - BROWN
6*	148231-01-000	EA	RADIO - AM/FM CD W/REMOTE - MAGNADYNE M3100CD
			FROM: 00-00-00 THRU: 04-11-05
6	155619-01-000	EA	RADIO - AM/FM CD - W/REMOTE - MAGNADYNE M3200CD
			FROM: 04-12-05 THRU: 99-99-99
7	076319-09-000	EA	WALLPLATE - TV CABLE RECEPTACLE - SINGLE - BROWN
8	104898-01-02A	EA	PLATE - PLASTIC BOTTOM - BRIGHT WHITE

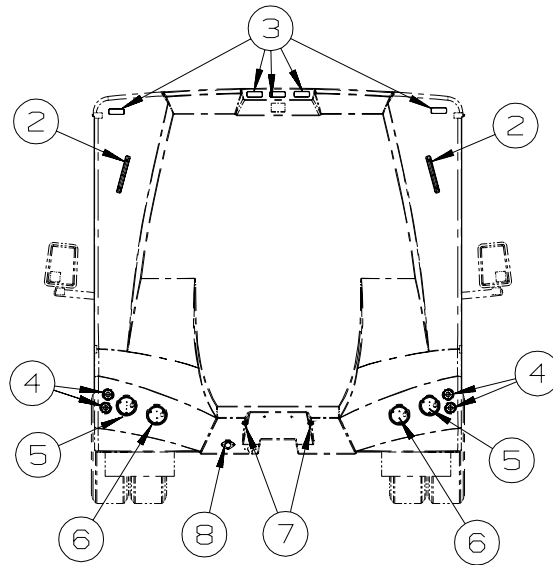
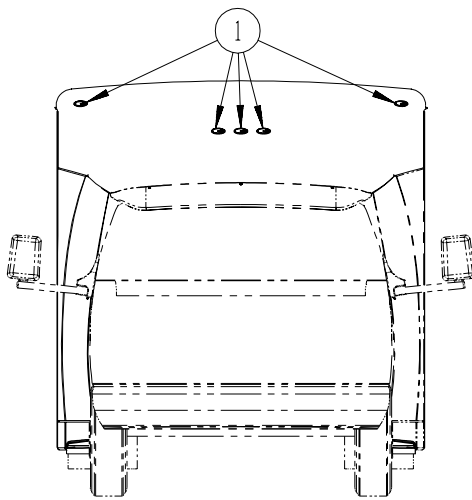
***COMPONENT PARTS LISTED LATER IN THIS GROUP**

ELECTRICAL GROUP (CONTINUED)

EXTERIOR LAMPS



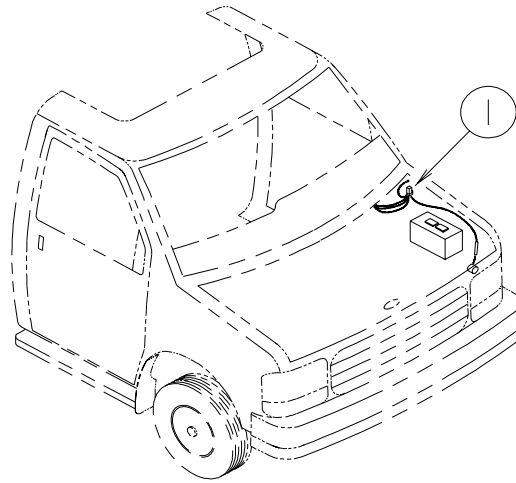
KEY	PART NUMBER	U/M	DESCRIPTION
1	097917-01-08A	EA	LIGHT/PORCH - CHROME
	008215-01-000	EA	BULB - 12 VOLT - #1003 - .94 AMP
2	147680-01-01A	EA	LIGHT - CLEARANCE
2	147680-03-01A	EA	LAMP - MARKER - LENS - RED
	036196-01-000	EA	BULB - 12V - #194 - .27 AMP - BAYONETTE



KEY	PART NUMBER	U/M	DESCRIPTION
1	147680-01-01A	EA	LIGHT - CLEARANCE
1	147680-02-01A	EA	LAMP - MARKER - LENS - AMBER
	036196-01-000	EA	BULB - 12V - #194 - .27 AMP - BAYONETTE
2	136916-01-000	EA	LIGHT - BRAKE - CENTER MOUNT - RECTANGLE - 1.3" X 9.8"
			FROM: 00-00-00 THRU: 07-25-04
2	151076-01-000	EA	LIGHT - BRAKE - CENTER MOUNT
			FROM: 07-26-04 THRU: 99-99-99
	036196-01-000	EA	BULB - 12V - #194 - .27 AMP - BAYONETTE
3	147680-01-01A	EA	LIGHT - CLEARANCE
3	147680-03-01A	EA	LAMP - MARKER - LENS - RED
	036196-01-000	EA	BULB - 12V - #194 - .27 AMP - BAYONETTE
4	141514-01-000	EA	REFLECTOR - ROUND/RED
5	149222-01-000	EA	LAMP - STOP/TURN/TAIL - HELLA 84412B
6	149222-02-000	EA	LAMP - BACKUP - HELLA 84411B
7	087201-01-000	EA	LIGHT - HALF ROUND - 1" X 1.7" - PLASTIC - BLACK OR WHITE
8*	113589-01-000	EA	CONNECTOR - PLUG - TRAILER
8*	113589-02-000	EA	CONNECTOR - SOCKET - TRAILER
	036196-01-000	EA	BULB - 12V - #194 - .27 AMP - BAYONETTE

*COMPONENT PARTS LISTED LATER IN THIS GROUP

ELECTRICAL GROUP (CONTINUED)
FRONT END



KEY	PART NUMBER	U/M	DESCRIPTION
1	100138-01-000	EA	MODULE - DAYTIME/RUNNING LIGHT - HAMSAR DRL #H8005B



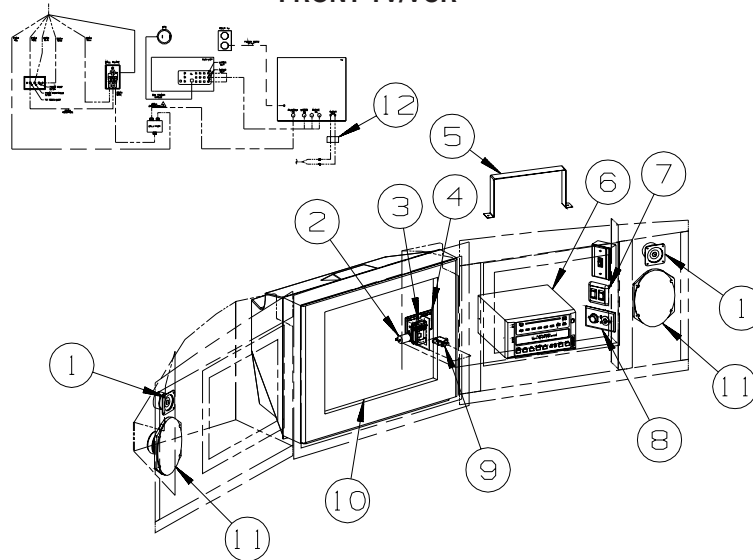
DRIVERS DOOR

KEY	PART NUMBER	U/M	DESCRIPTION
*	120269-07-01A	EA	PANEL - W/ELECTRIC MIRROR/HEAT SWITCH - F/#L28X OPTION - MIRRORS-EXTERIOR W/DEFROST

***COMPONENT PARTS LISTED LATER IN THIS GROUP**

ELECTRICAL GROUP (CONTINUED)

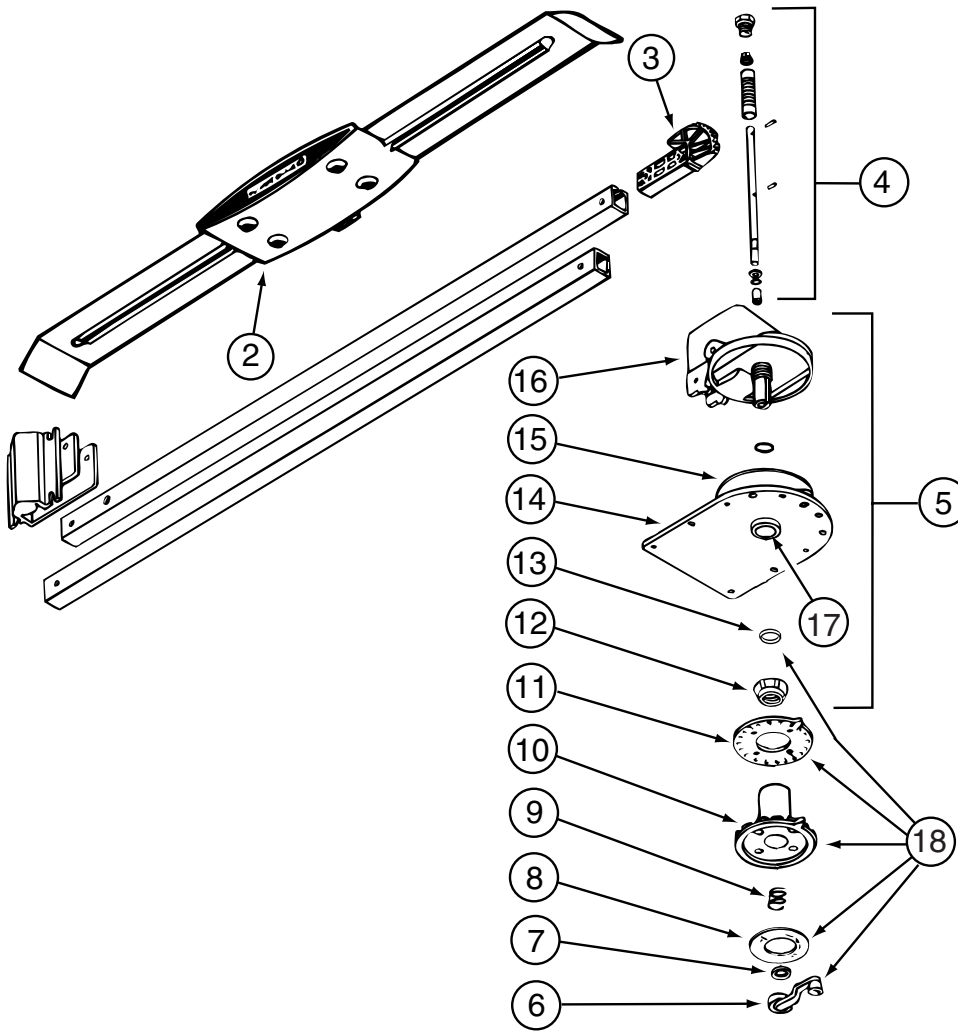
FRONT TV/VCR



KEY	PART NUMBER	U/M	DESCRIPTION
1	148026-02-01A	EA	SPEAKER GRILLE - CUBE - SILVER - DELUXE SOUND SYSTEM W/Q-SURROUND
1	148026-03-01A	EA	SPEAKER - CUBE - W/O CASE - DELUXE SOUND SYSTEM W/Q-SURROUND
2	132958-01-000	EA	RECEPTACLE - 12 VOLT - MOUNTING FLANGE - BLACK
3	058708-01-000	EA	RECEPTACLE - DUPLEX - BROWN
4	149557-04-01A	EA	PLATE/WALL - TRIPLE COAXIAL/HORIZONTAL - WHITE
5	150447-01-02B	EA	STRAP/TIEDOWN - VCP - E-COATED - STEREO DVD/VCR W/REMOTE
6	150032-01-000	EA	DVD/VCR PLAYER - ASA DVD-VCP01 - STEREO DVD/VCR W/REMOTE
7	138253-01-01A	EA	SWITCH - BLANK - WHITE - STEREO DVD/VCR W/REMOTE/DELUXE SOUND SYSTEM W/Q-SURROUND
7	138253-01-02A	EA	SWITCH - BLANK-BROWN - STEREO DVD/VCR W/REMOTE/DELUXE SOUND SYSTEM W/Q-SURROUND
7	135740-01-01A	EA	SWITCH - ROCKER - SPST - ON/OFF - BROWN - STEREO DVD/VCR W/REMOTE
7	135740-05-01A	EA	SWITCH - ROCKER - DPDT - ON/ON - DELUXE SOUND SYSTEM W/Q-SURROUND
7	135741-02-01A	EA	SWITCH - BASE - DOUBLE - BROWN
7	135742-39-01A	EA	BEZEL - SWITCH - RADIO/TV/DVD - BROWN
8	086777-02-000	EA	WALLPLATE/TV CABLE W/ANTENNA SWITCH/BOOSTER - 2 TV - BLACK
9	086756-01-000	EA	SPLITTER - TV/2 WAY
10*	146299-01-000	EA	TV - 24" STEREO W/5 JACKS - SONY 24FS100 - DELUXE SOUND SYSTEM W/Q-SURROUND FROM: 00-00-00 THRU: 07-25-04
10*	146299-02-000	EA	TV - 24" STEREO W/5 JACKS - SONY 24FS120MT02 - DELUXE SOUND SYSTEM W/Q-SURROUND FROM: 07-26-04 THRU: 99-99-99
10*	148230-02-000	EA	TV - 24" - STEREO/5 JACKS - RCA 24F530T - STEREO 24" COLOR TV W/REMOTE FROM: 00-00-00 THRU: 09-05-04
10	152440-01-000	EA	TV - 24" - STEREO/FLAT SCREEN/5 JACKS - RCA 24F650T - STEREO 24" COLOR TV W/REMOTE FROM: 09-06-04 THRU: 99-99-99
11	110465-01-000	EA	SPEAKER KIT - 4 5X7 SPEAKERS
12	123324-01-000	EA	FILTER - GROUND LOOP - DELUXE SOUND SYSTEM W/Q-SURROUND

*COMPONENT PARTS LISTED LATER IN THIS GROUP

ELECTRICAL GROUP (CONTINUED)
COMPONENT PARTS FOR WIRING



076319-23-000

KEY	PART NUMBER	U/M	DESCRIPTION	VENDOR NO.
2	076319-01-700	EA	HEAD-ANTENNA, AMPLIFIED	RVSA U/V
3	076319-01-701	EA	GEAR-ELEVATING, PLASTIC	2200046
4	076319-01-702	EA	SHAFT ASM-ELEVATING	RP-4000
5	076319-01-711	EA	BASE & LIFT ASM	2762802
7	076319-01-705	EA	GROMMET-NYLON, 7/8"ID	3200658
8	076319-01-708	EA	DECAL-CRANK	5413002
9	076319-01-707	EA	SPRING-HANDLE	2160822
11	076319-01-712	EA	PLATE - CEILING	3200608
12	076319-01-715	EA	NUT (GEAR HOUSING)	2200047
14	076319-01-713	EA	PLATE-BASE, STEEL	3100523
15	076319-01-703	EA	BEARING-NYLON, 5"OD	3200656
16	076319-01-714	EA	HOUSING, ROTATING GEAR	2200049
17	076319-01-704	EA	BEARING-NYLON, 1.25"OD	3200657
18	076319-01-709	EA	HANDLE-HEAD DIRECTIONAL	200644
	076319-01-716	EA	TUBING, ELEVATING	RP-2900

CONTACT WINNEBAGO PART SALES FOR UNLISTED COMPONENT(S)

076319-25-000

KEY	PART NUMBER	U/M	DESCRIPTION	VENDOR NO.
6	076319-01-706	EA	CRANK-W/SET SCREW UNIV/BEIGE	2750897
6	120233-01-710	EA	HANDLE-CRANK W/SCREW - WHITE	RP-6795
8	076319-01-708	EA	DECAL-CRANK	5413002
10	076319-25-700	EA	DIRECTIONAL HANDLE(WHITE)	3200612
11	076319-25-701	EA	PLATE - CEILING(WHITE)	3200609
13	120233-01-709	EA	WASHER-NYLON	RP-2658

CONTACT WINNEBAGO PART SALES FOR UNLISTED COMPONENT(S)

ELECTRICAL GROUP (CONTINUED)

COMPONENT PARTS FOR WIRING (CONTINUED)

087694-01-000

KEY	PART NUMBER	U/M DESCRIPTION	VENDOR NO.
	087694-01-700	EA BULB	GE561

113589-01-000

KEY	PART NUMBER	U/M DESCRIPTION	VENDOR NO.
	113589-01-700	EA ADAPTER, 4-WAY/6-WAY	5291

113589-02-000

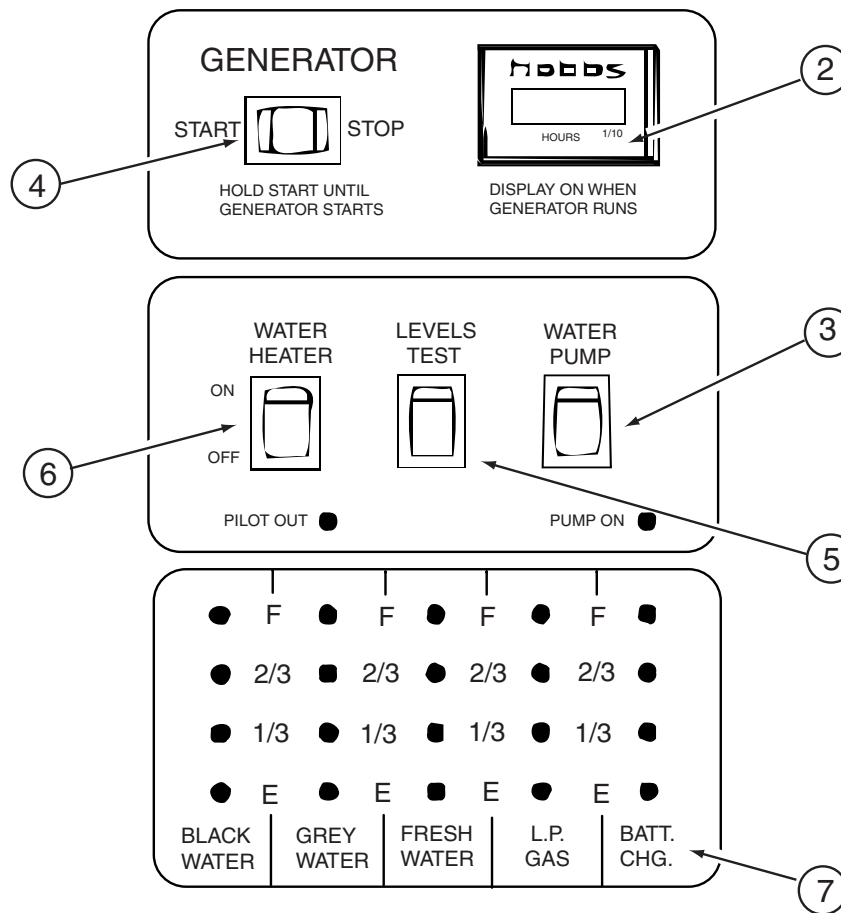
KEY	PART NUMBER	U/M DESCRIPTION	VENDOR NO.
	113589-03-700	EA ADAPTER 7 RND SPADE/4 FLAT	5290

120269-07-01A

KEY	PART NUMBER	U/M DESCRIPTION	VENDOR NO.
	120269-07-700	EA SWITCH - REMOTE	7475720
	133908-09-700	EA SWITCH - MIRROR HEATER	7475150

121935-01-01A

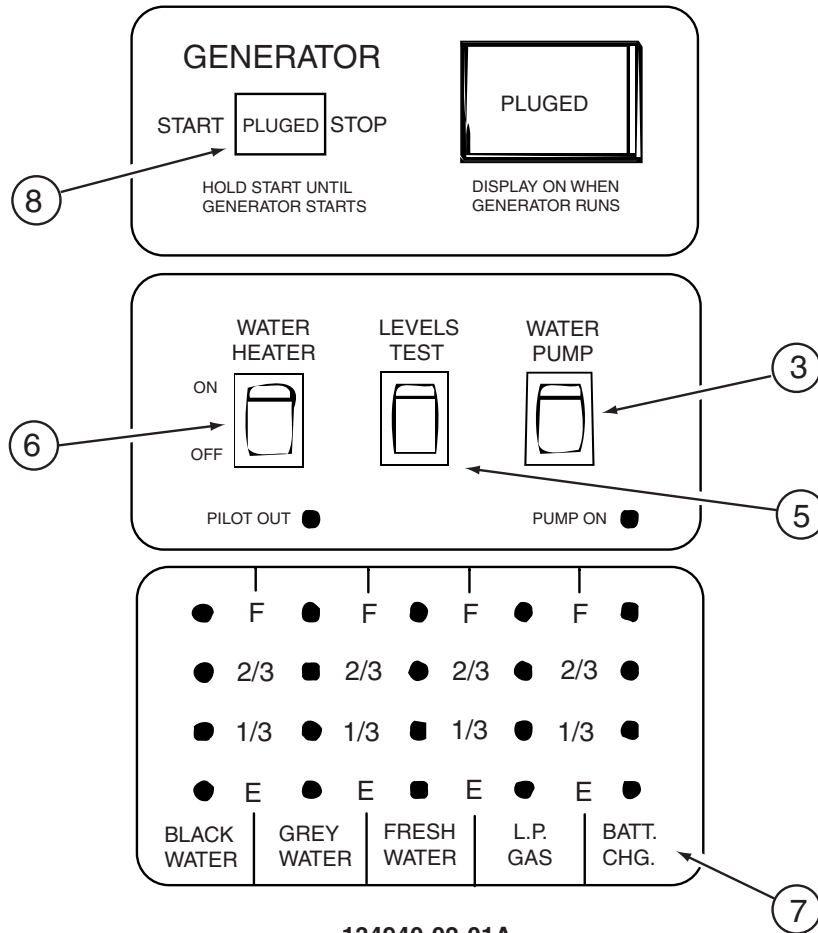
KEY	PART NUMBER	U/M DESCRIPTION	VENDOR NO.
	121935-01-700	EA LENS ONLY	809511



134940-01-01A

KEY	PART NUMBER	U/M DESCRIPTION	VENDOR NO.
2	100258-10-701	EA GAUGE-HR METER ONLY (LCD)	L0775-00
3	096983-01-703	EA SWITCH - ON/ON	L0115-00
4	096983-01-702	EA SWITCH - MOM/OFF/MOM/3 TERM	L0112-00
5	096983-01-701	EA SWITCH - SPST/MOM 2 TERMINAL	L0111-00
6	134940-01-701	EA SWITCH-SPST/ON-OFF/BLK W/LGT	L0109
7	134940-01-702	EA CHASSIS - SILKSCREENED	CC0558-00
	100258-10-702	EA HOUR METER(SNAP-IN)SW & WIRE	L4441-00
	134940-01-700	EA BOARD - PC	L5118-01

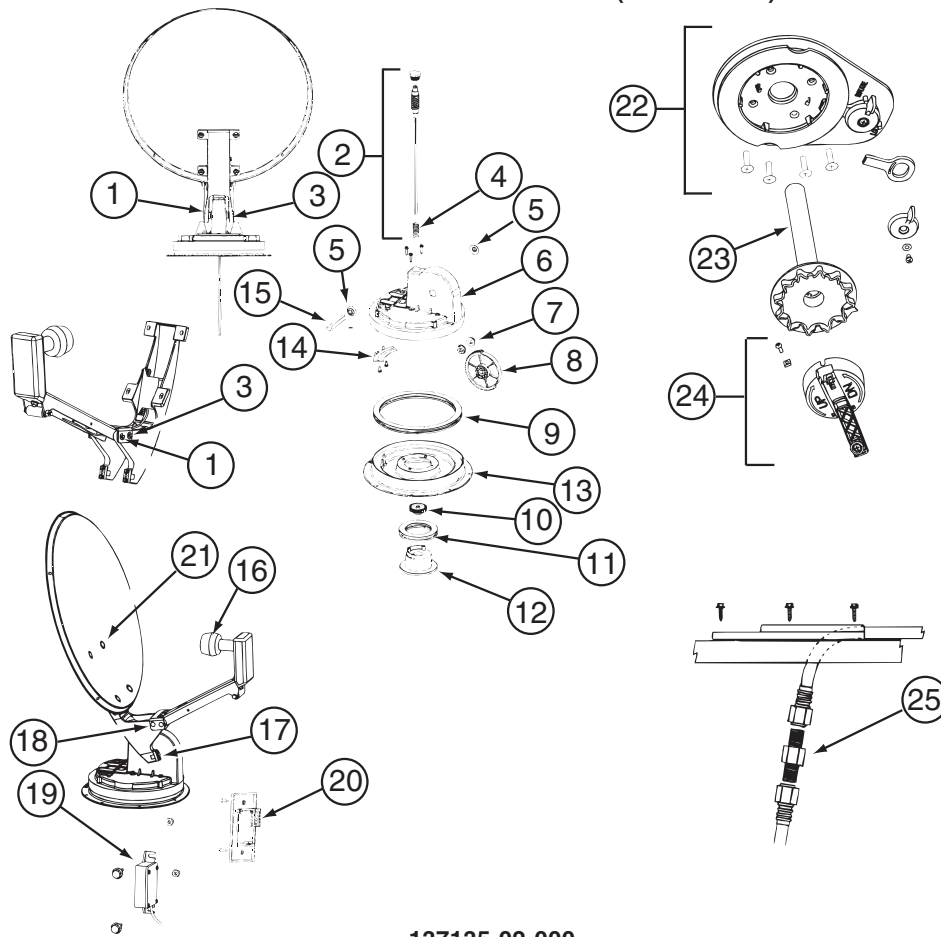
ELECTRICAL GROUP (CONTINUED)
COMPONENT PARTS FOR WIRING (CONTINUED)



134940-02-01A

KEY	PART NUMBER	U/M	DESCRIPTION	VENDOR NO.
	134940-01-700	EA	BOARD - PC	L5118-01
3	096983-01-703	EA	SWITCH - ON/ON	L0115-00
5	096983-01-701	EA	SWITCH - SPST/MOM 2 TERMINAL	L0111-00
6	134940-01-701	EA	SWITCH-SPST/ON-OFF/BLK W/LGT	L0109
7	134940-01-702	EA	CHASSIS - SILKSCREENED	CC0558-00
8	134940-02-700	EA	SWITCH - DUMMY	L0118

ELECTRICAL GROUP (CONTINUED)
COMPONENT PARTS FOR WIRING (CONTINUED)



137135-02-000

KEY	PART NUMBER	U/M	DESCRIPTION	VENDOR NO.
1	120233-01-714	EA	CLIP-E	5160818
2	137135-01-703	EA	KIT ELEV - SHAFT/GEAR/SPRING	RP-4400
3	137135-01-704	EA	PIN - 1/4" X 3.25"	2160813
4	137135-01-705	EA	SPRING	2160818
5	137135-01-707	EA	SEAL - PIVOT SHAFT	2200852
6	137135-01-708	EA	TURRET	3100728
7	137135-01-709	EA	PIVOT BEARING	2200470
8	137135-01-711	EA	GEAR - ELEVATING	2200464
9	137135-01-712	EA	BEARING - OUTER	2590347
10	137135-01-714	EA	GEAR - ELEVATING SHAFT	2200465
11	137135-01-715	EA	BEARING - INNER	2590348
12	137135-01-716	EA	HUB	3100731
13	137135-01-713	EA	TURRET BASE	3100730
14	137135-01-710	EA	PLATE - ROTATE LIMIT	3720052
16	137135-02-703	EA	LOW NOISE BLOCK FILTER	LB-6000 - DUAL
17	137135-01-722	EA	CLAMP	2590343
18	137135-01-719	EA	BRACKET - PIVOT	2744945
19	137135-01-720	EA	DE-SENSOR UNIT W/43" CABLE	DM4000
20	137135-02-701	EA	BOX - SURFACE MOUNT	SM-100
21	137135-01-717	EA	BOLT - FLAT HEAD	2160362
22	120233-01-737	EA	PLATE/INT-W/DIRECTIONAL HDLE	RK-CEIL
23	120233-01-704	EA	DIAL/DIRECTIONAL 4"W/SPRING	3200364
24	120233-01-738	EA	HDW PKG-HANDLE/SPRING/WASHER	RK-HAND
25	137135-01-701	EA	CONNECTOR - F - MALE TO MALE	FS-8100
	120233-04-700	EA	KIT-WALL PLATE/CABLE - GRAY	DM4000
	137135-01-700	EA	ROOF WEDGE W/GASKET	RW-5000
	137135-01-706	EA	KIT-TURRET/SEAL/BEARING/GEAR	RP-RM30
	137135-01-718	EA	REFLECTOR/WHITE-46CM W/HDW	RP-35RM
	137135-02-700	EA	DE-SENSOR	2780096
	137135-02-704	EA	KIT-UPDATE DIRECTIONAL HDL	RP-RMDH
	137135-02-705	EA	KIT-TURRET & SHAFT COMPLETE	RP-RM46

CONTACT WINNEBAGO PART SALES FOR UNLISTED COMPONENT(S)

ELECTRICAL GROUP (CONTINUED)
COMPONENT PARTS FOR WIRING (CONTINUED)

KEY	PART NUMBER	U/M DESCRIPTION	137417-02-01A	VENDOR NO.
	137417-02-700	EA LENS - SINGLE OPTIC		810844
KEY	PART NUMBER	U/M DESCRIPTION	137417-06-01A	VENDOR NO.
	137417-06-700	EA LENS - DOUBLE WHITE		810867
KEY	PART NUMBER	U/M DESCRIPTION	144377-01-000	VENDOR NO.
	144377-01-700	EA SWITCH		2400101
	144377-01-701	EA PLATE F/SWITCH		3202239
	144377-01-702	EA DOME W/NOTCHES		2780402
KEY	PART NUMBER	U/M DESCRIPTION	146299-01-000	VENDOR NO.
	146299-01-700	EA REMOTE - TV		1-476-680-11
KEY	PART NUMBER	U/M DESCRIPTION	148230-02-000	VENDOR NO.
	148230-01-700	EA REMOTE (TV)		RCR311TBM1

ELECTRICAL GROUP (CONTINUED)
CIRCUIT BREAKERS & FUSES

KEY	PART NUMBER	U/M	DESCRIPTION
	008235-01-000	EA	FUSE - 15 AMP/12VOLT - AUTOMOTIVE
	033573-01-000	EA	CIRCUIT BREAKER W/MOUNT-20A, 12V - FASCO 1711-2026
	062901-02-000	EA	FUSE - 5 AMP - AUTOMOTIVE
	062901-04-000	EA	FUSE - 10 AMP - AUTOMOTIVE
	062901-05-000	EA	FUSE - 15 AMP - AUTOMOTIVE
	062901-06-000	EA	FUSE - 20 AMP - AUTOMOTIVE
	062901-07-000	EA	FUSE - 25 AMP - AUTOMOTIVE
	062901-08-000	EA	FUSE - 30 AMP - AUTOMOTIVE
	063910-01-000	EA	HOUSING - RELAY
	063912-02-000	EA	RELAY - CANISTER - SPDT
	083209-01-000	EA	CIRCUIT BREAKER - 15 AMP - 120 VOLT - CANADIAN
	083209-02-000	EA	CIRCUIT BREAKER - 15/15 AMP - 120 VOLT
	083209-03-000	EA	CIRCUIT BREAKER - 15/20 AMP - 120 VOLT
	083209-04-000	EA	CIRCUIT BREAKER - 30 AMP - 120 VOLT
	083209-05-000	EA	CIRCUIT BREAKER - 20 AMP - 120 VOLT
	083209-06-000	EA	CIRCUIT BREAKER - 30/15 AMP - 120 VOLT
	083209-07-000	EA	CIRCUIT BREAKER - 20/20 AMP - 120 VOLT
	083209-10-000	EA	CIRCUIT BREAKER - 20/30 AMP - 120 VOLT
	083209-11-000	EA	CIRCUIT BREAKER - 20/15 AMP - 120 VOLT
	092786-03-000	EA	BUSS BAR - 6.9" LONG
	092786-06-000	EA	BUSS BAR
	093654-01-000	EA	CIRCUIT BREAKER - 6 AMP - 12 VOLT - PUSH BUTTON - WHITE
	093654-02-000	EA	CIRCUIT BREAKER - 15 AMP - 12 VOLT - PUSH BUTTON - WHITE
	093654-03-000	EA	CIRCUIT BREAKER - 20 AMP - 12 VOLT - PUSH BUTTON - WHITE
	093654-11-000	EA	COVER - RESET BUTTON
	093655-01-000	EA	CIRCUIT BREAKER - 25 AMP - 12 VOLT - PUSH BUTTON - WHITE
	093655-02-000	EA	CIRCUIT BREAKER - 30 AMP - 12 VOLT - PUSH BUTTON - WHITE
	093655-03-000	EA	CIRCUIT BREAKER - 40 AMP - 12 VOLT - PUSH BUTTON - WHITE
	097611-01-000	EA	CIRCUIT BREAKER - 10 AMP
	097611-02-000	EA	CIRCUIT BREAKER - 30 AMP
	097611-03-000	EA	CIRCUIT BREAKER - 20 AMP
	097611-04-000	EA	CIRCUIT BREAKER - 25 AMP
	100341-01-000	EA	FUSE HOLDER - IN LINE TYPE
	106656-01-000	EA	FUSE BLOCK - 4 CAVITY - AUTOFUSE
	108567-01-000	EA	CIRCUIT BREAKER - 40 AMP - 12 VOLT - TYPE II
	111683-01-000	EA	FUSE - HOLDER - GLASS - 1/4" X 1 1/4"
	113482-01-000	EA	CIRCUIT BREAKER - 55 AMP - MANUAL
	115187-01-000	EA	FUSE - 300 AMP - NON-DELAY
	115187-02-000	EA	FUSE HOLDER - BUSS ANN/ANL BLOCK
	119930-01-000	EA	CAPACITOR - ELECTROLYTIC
	122811-01-000	EA	CIRCUIT BREAKER - 20/50/50/20 AMP - 250V
	125986-02-000	EA	FUSE - 5 AMP - AUTO - MINI BLADE
	125986-04-000	EA	FUSE - 10 AMP - AUTO - MINI BLADE
	125986-05-000	EA	FUSE - 15 AMP - AUTO - MINI BLADE
	125986-06-000	EA	FUSE - 20 AMP - AUTO - MINI BLADE
	125986-07-000	EA	FUSE - 25 AMP - AUTO - MINI BLADE
	134127-01-000	EA	CIRCUIT BREAKER - 10 AMP - MINI
	141789-01-000	EA	SPACER - CIRCUIT BREAKER

CONVERTER, INVERTER, LOAD CENTERS

KEY	PART NUMBER	U/M	DESCRIPTION
	083208-06-000	EA	CONTROL CENTER - 45 AMP/120V/12V - W/O BREAKERS/ELECTRONIC
	093236-38-000	EA	LABEL - CIRCUIT BREAKER
	099048-04-000	EA	INVERTER - 300 WATT

ELECTRICAL GROUP (CONTINUED)
WIRE ASSEMBLIES

KEY	PART NUMBER	U/M	DESCRIPTION
	136514-02-000	EA	CABLE - MONITOR/CAMERA
	135420-08-000	EA	WIRE - RADIO - FORD C - 4 PIN
	077069-03-000	EA	CABLE/EXTENSION - RADIO ANTENNA - 260"
	124882-01-000	EA	WIRE LOOM - AMPLIFIER
	124882-10-000	EA	WIRE LOOM - AMPLIFIER - Q SURROUND
			FROM: 00-00-00 THRU: 03-27-05
	124882-11-000	EA	WIRE LOOM - AMPLIFIER - Q SURROUND
			FROM: 03-28-05 THRU: 99-99-99
	125853-04-000	EA	WIRE LOOM - ENTERTAINMENT CENTER
	116894-01-000	EA	WIRE ASSEMBLY - SPEED SENSOR EXTENDED
	096449-01-000	EA	WIRE ASSEMBLY - WATER TANK TO MONITOR PANEL
			FROM: 00-00-00 THRU: 05-02-04
	151317-01-000	EA	WIRE ASM-W/NON CONTACT SENSORS-FRESH WATER/BLK TANK-3.9"
			FROM: 05-03-04 THRU: 99-99-99
	096451-03-000	EA	WIRE F/SENSORS - GREY WATER - 78.6"
			FROM: 00-00-00 THRU: 05-02-04
	151316-03-000	EA	WIRE ASM - W/NON CONTACT SENSORS - GREY WATER - 43.2"
			FROM: 05-03-04 THRU: 99-99-99
	096450-02-000	EA	WIRE F/SENSORS - BLACK WATER - 59"
			FROM: 00-00-00 THRU: 05-02-04
	151317-03-000	EA	WIRE ASM-W/NON CONTACT SENSORS-FRESH WATER/BLK TANK-43.2"
			FROM: 05-03-04 THRU: 99-99-99
	106851-01-000	EA	WIRE ASSEMBLY - RUNNING LIGHTS - FUSE
	115832-01-000	FT	CORD - HEAVY DUTY - 14-2 W/GROUND
	137135-03-000	EA	WIRE LOOM - DIGITAL ELEVATION SENSOR
	137135-04-000	EA	WIRE HARNESS - POWER - DIGITAL ELEVATION SENSOR
	120269-08-000	EA	HARNESS/WIRE - F/ELECTRIC MIRRORS

ELECTRICAL GROUP (CONTINUED)
CONNECTORS & CONDUIT

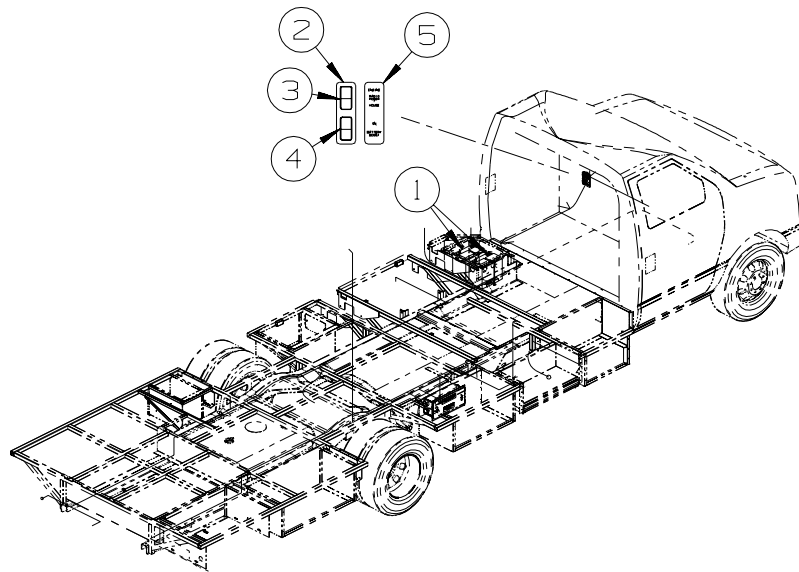
KEY	PART NUMBER	U/M	DESCRIPTION
	007940-01-000	EA	RECEPTACLE/SLIDE 16 TO 12 AWG - FEMALE END
	007940-02-000	EA	RECEPTACLE-SLIDE 10 AWG - AMP 180351-2
	007954-01-000	EA	RECEPTACLE - HOUSING - 6 POSITION
	007956-05-000	EA	INSULATOR - SHRINK - 1/4"ID X 1 1/2"
	008058-01-000	EA	ADAPTER - POWER CORD - 30 AMP TO 15 AMP
	008311-01-000	EA	CONNECTOR - WIRE NUT - INSULATED - RED
	008312-01-000	EA	CONNECTOR - WIRE NUT - INSULATED - BLUE
	008313-01-000	EA	CONNECTOR - WIRE NUT - INSULATED - YELLOW
	008314-01-000	EA	CONNECTOR - WIRE NUT - INSULATED - GRAY
	008326-01-000	EA	TERMINAL - RING - 16/14 WIRE - 3/8" STUD
	008328-01-000	EA	TERMINAL - RING - 12/10 WIRE - #10 STUD FIT
	008331-01-000	EA	TERMINAL - RING - TONGUE - #4 WIRE - 3/8" STUD - COPPER
	008348-01-000	EA	TERMINAL - RING - 3/8" STUD 2 GA. WIRE
	008355-01-000	EA	CONNECTOR - CABLE CLAMPING - 3/4"
	008356-01-000	EA	CONNECTOR - PLASTIC - 3/8"
	008356-02-000	EA	CONNECTOR - PLASTIC - 21/32"
	008394-01-000	FT	CONDUIT - FLEXIBLE - 1/2"
	008398-01-000	EA	CONNECTOR - 1/2" X 90 DEGREE - FLEX CONDUIT - UL & CSA
	035416-04-000	EA	TERMINAL - RING - #10 STUD FIT - INSULATED BARREL #16/14
	041953-01-000	FT	CONDUIT - CONVOLUTE SLIT - .5" ID - POLYETHYLENE
	041953-03-000	FT	CONDUIT - CONVOLUTE SLIT - 1" ID (CLOTHES ROD COVER)
	041953-06-000	FT	CONDUIT - CONVOLUTE SLIT - .4" ID - POLYETHYLENE
	041953-07-000	FT	CONDUIT - CONVOLUTE SLIT - .25" ID - POLYETHYLENE
	041953-08-000	FT	CONDUIT - CONVOLUTE SLIT - 1.5" ID - POLYETHYLENE
	041953-09-000	FT	CONDUIT - CONVOLUTE SLIT - .5" ID - NYLON
	041953-10-000	FT	CONDUIT - CONVOLUTE SLIT - .75" ID - NYLON
	041953-11-000	FT	CONDUIT - CONVOLUTE SLIT - 1.06" ID - NYLON
	041953-12-000	FT	CONDUIT - CONVOLUTE SOLID - 1.1" ID - NYLON
	041953-13-000	FT	CONDUIT - CONVOLUTE SLIT - 1.25" ID
	041953-14-000	FT	CONDUIT - CONVOLUTE SLIT - 1.5" ID
	041953-15-000	FT	CONDUIT - CONVOLUTE SLIT - 2"
	041953-16-000	FT	CONDUIT - CONVOLUTE SLIT - 2"
	047443-01-000	EA	TERMINAL - .250 RECEPTACLE FIT - INSULATED - 16/14 AWG
	047443-02-000	EA	TERMINAL - .250 RECEPTACLE FIT - INSULATED - 12/10 AWG
	058028-01-000	EA	CONNECTOR - ELECTRICAL PIGTAIL - NYLON - CLEAR
	062036-01-000	EA	TERMINAL - PACK - CON - 12/10 AWG
	077479-01-000	EA	BOOT - BATTERY TERMINAL - DOUBLE CABLE
	077479-02-000	EA	BOOT - BATTERY TERMINAL - SINGLE CABLE
	080015-02-000	EA	RECEPTACLE - FLAG - .185 - 16/14 GAUGE
	080015-03-000	EA	RECEPTACLE - FLAG - .250 - 14/16 GAUGE
	082109-01-000	EA	HOUSING - CONNECTOR - PACKARD
	082741-01-000	EA	CONNECTOR BODY - 2 CONNECTOR MALE
	087225-01-000	FT	SLEEVEING - 1/2" - TYPE H
	087949-01-000	EA	BUSS BAR - 2 POSITION - .6" X 1.5"
	087949-03-000	EA	BUSS BAR - 4 POSITION
	088473-01-000	EA	HOUSING - PIN - 12 CAVITY (3 ROWS OF 4)
	088473-02-000	EA	HOUSING - PIN - 15 CAVITY (3 ROWS OF 5)
	088473-03-000	EA	HOUSING - PIN - 9 CAVITY (3 ROWS OF 3)
	088473-04-000	EA	HOUSING - PIN - 8 CAVITY IN-LINE
	088473-06-000	EA	HOUSING - PIN - 6 CAVITY (2 ROWS OF 3)
	088473-07-000	EA	HOUSING - PIN - 5 CAVITY - IN-LINE
	088473-08-000	EA	HOUSING - PIN - 4 CAVITY - IN-LINE
	088473-09-000	EA	HOUSING - PIN - 3 CAVITY - IN-LINE
	088473-10-000	EA	HOUSING - PIN - 2 CAVITY - IN LINE
	088474-01-000	EA	HOUSING - SOCKET - 12 CAVITY
	088474-02-000	EA	HOUSING - SOCKET - 15 CAVITY
	088474-03-000	EA	HOUSING - SOCKET - 9 CAVITY
	088474-06-000	EA	HOUSING - SOCKET - 6 CAVITY
	088474-07-000	EA	HOUSING - SOCKET - 5 CAVITY
	088474-08-000	EA	HOUSING - SOCKET - 4 CAVITY
	088474-09-000	EA	HOUSING - SOCKET - 3 CAVITY
	088474-10-000	EA	HOUSING - SOCKET - 2 CAVITY

ELECTRICAL GROUP (CONTINUED)
CONNECTORS & CONDUIT (CONTINUED)

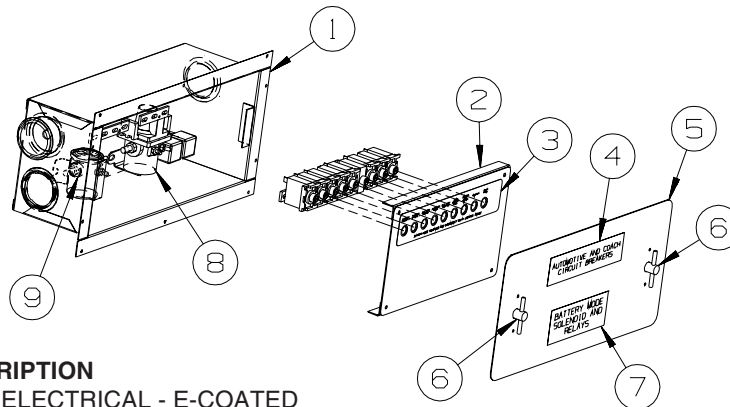
KEY	PART NUMBER	U/M	DESCRIPTION
	088475-01-000	EA	PIN - CONNECTOR - 14-20 AWG
	088475-02-000	EA	PIN - CONNECTOR - 10-12 AWG
	088476-01-000	EA	TERMINAL - ELECTRICAL
	088476-02-000	EA	SOCKET - CONNECTOR - 12-10 GA - PRE-TIN
	098261-01-000	EA	SOCKET - CONNECTOR - WEATHERPACK - 12 AWG
	098261-02-000	EA	SOCKET - CONNECTOR - WEATHERPACK - 14-18 AWG
	098262-01-000	EA	SEAL - CONNECTOR - WEATHERPACK
	098264-01-000	EA	HOUSING - 2 PIN - WEATHER PACK - MALE W/FEMALE PINS
	098264-02-000	EA	HOUSING - 2 PIN - WEATHER PACK - FEMALE W/MALE PINS
	098265-02-000	EA	PIN - CONNECTOR - WEATHER PACK
	102777-02-000	EA	TERMINAL - RING - #6 STUD - 10 AWG
	103608-01-000	EA	SOCKET - WEDGE BASE W/LEADS
	104100-01-000	EA	HOUSING - 1 POSITION - 75 AMPS
	104100-03-000	EA	TERMINAL - 75 AMP
	110178-01-000	EA	HOUSING - WIPER MOTOR
	112823-01-000	EA	SPLICE - REDUCER - 16-14 TO 18-22
	113135-01-000	EA	TERMINAL - FEMALE - M/P - 14-16 - F/SEALED TERMINAL
	113308-01-000	EA	TERMINAL - FEMALE - M/P - 14-16 - 280
	113468-01-000	EA	HOUSING - 2 POSITION-FEMALE-USED ON WIPER/WASHER WIRE ASM
	115931-02-000	EA	COVER - CONNECTOR - 50 AMP W/LOCKING RING
	115932-01-000	EA	CONNECTOR - FEMALE - 30 AMP/120 VOLT
	116811-01-000	EA	TERMINAL - .110 RECEPTACLE - 16-14 AWG
	118571-01-000	EA	CONNECTOR - 3-WAY - MALE/SEALED
	118571-02-000	EA	CONNECTOR - 3-WAY - FEMALE/SEALED
	118571-05-000	EA	LOCK - SECONDARY - FEMALE/SEALED
	118571-06-000	EA	LOCK - SECONDARY - MALE
	118599-02-000	EA	TERMINAL - MALE - M/P - 280/14-12
	118820-01-000	EA	INSULATOR - TERMINAL
	129233-01-000	EA	HOUSING - 2-POSITION/FEMALE - 280-SERIES
	129233-02-000	EA	HOUSING - 2-POSITION/FEMALE - 280-SERIES
	131681-01-000	EA	CONNECTOR - 3/4" SO CORD - UL/CS
	137207-01-000	EA	HOUSING - PIN - 2 CAVITY/HIGH AMP
	137208-01-000	EA	HOUSING - SOCKET - 2 CAVITY/HIGH AMP
	137209-01-000	EA	PIN - CONNECTOR - 10AWG/HIGH AMP
	137210-01-000	EA	SOCKET - CONNECTOR - 10 AWG/HIGH AMP
	138419-03-000	EA	SOCKET - TURN SIGNAL LAMP - 3 WIRE
	142520-01-000	EA	TERMINAL - FEMALE - MINI-FIT 16
	142522-01-000	EA	HOUSING - 4 PIN/MALE - MINI FIT
	142524-01-000	EA	HOUSING - 4 PIN/FEMALE - WEATHER PACK
	142524-02-000	EA	HOUSING - 4 PIN/FEMALE - WEATHER PACK
	144283-01-000	EA	CONNECTOR - 110V - F/USE WITH SOW WIRE - BLUE
	144283-02-000	EA	CONNECTOR - 110V - F/USE WITH NM ROMEX WIRE - CLEAR
	145171-01-000	EA	CONNECTOR - COAXIAL
	149687-01-000	EA	HOUSING - 2 POSITION/MALE - PACKARD
	149687-02-000	EA	LOCK - F/2 POSITION HOUSING - PACKARD
	149688-01-000	EA	TERMINAL - MALE - 16 GAUGE WIRE

ELECTRICAL GROUP (CONTINUED)

CHASSIS

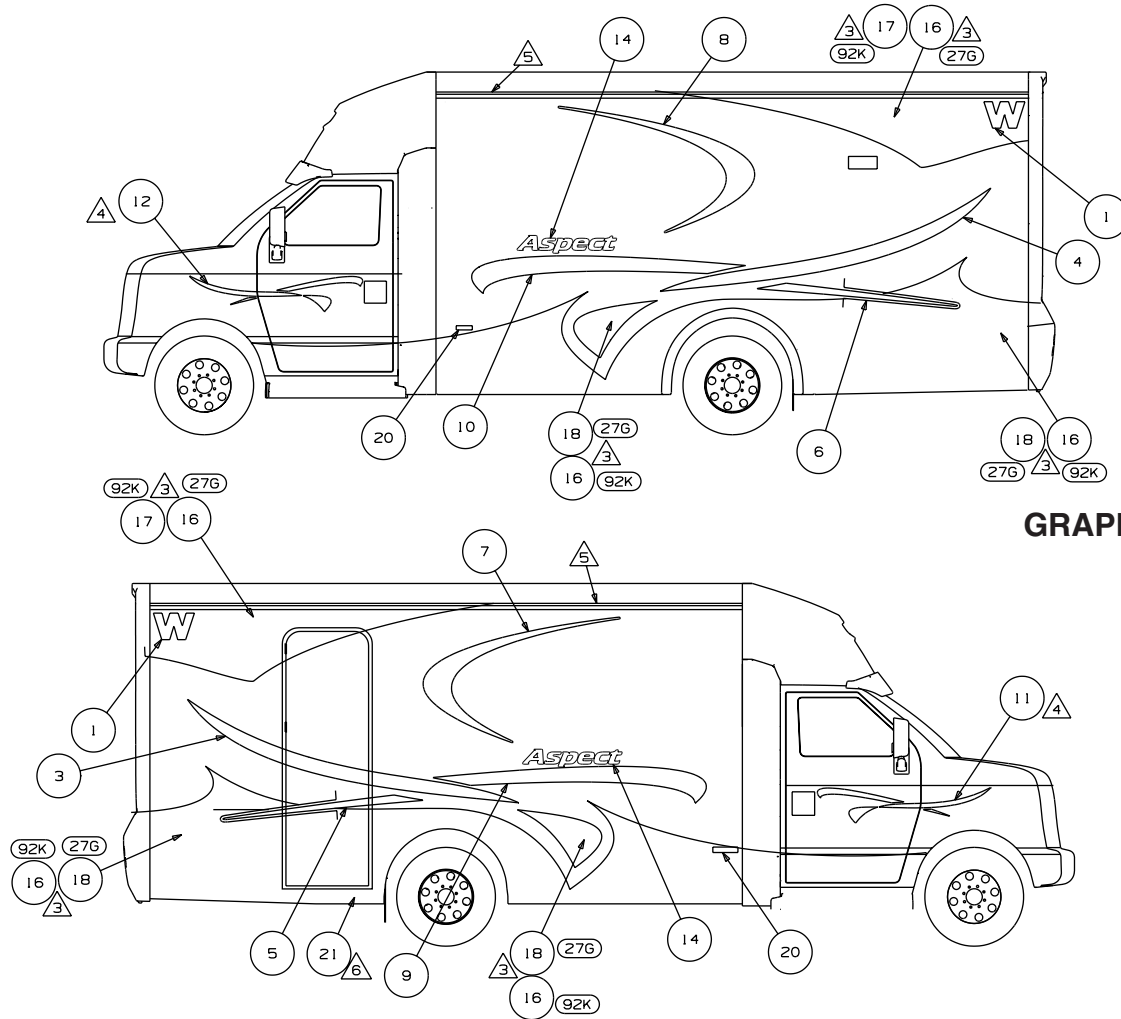


KEY	PART NUMBER	U/M	DESCRIPTION
1	065450-05-000	EA	TIEDOWN - BATTERY - 8.4" TUBE
1	065451-05-000	EA	BRACKET/TIEDOWN - BATTERY - 7.7" FROM BRKT TO BRKT
2	144363-12-04B	EA	PLATE - SWITCH - BLACK
3	108357-08-000	EA	SWITCH - ROCKER - DPDT - 0N/NONE/ON - 6 TERM - W/O COVER
3	108356-02-01A	EA	COVER/ACTUATOR SWITCH - 2 ROWS DIMPLES - BLACK
3	108355-01-000	EA	HOUSING - SWITCH
4	108357-09-000	EA	SWITCH - ROCKER - SPDT - ON/NONE/MOM - 3 TERM - W/O COVER
4	108356-02-01A	EA	COVER/ACTUATOR SWITCH - 2 ROWS DIMPLES - BLACK
4	108355-01-000	EA	HOUSING - SWITCH
5	145731-01-01A	EA	LABEL - SWITCH - RADIO/BATTERY - BLACK



KEY	PART NUMBER	U/M	DESCRIPTION
1	141272-01-02B	EA	BOX - ELECTRICAL - E-COATED
2	139067-04-02B	EA	PLATE - CIRCUIT BREAKER/HOUSE - E-COATED
3	093236-38-000	EA	LABEL - CIRCUIT BREAKER
4	098379-01-000	EA	LABEL - CIRCUIT BREAKER - FRONT BOX
5	141273-01-02B	EA	COVER - ELECTRICAL BOX - E-COATED
5	092492-16-000	EA	SEAL - ELECTRICAL BOX
6	098196-01-000	EA	LATCH - 1/4 TURN - T-BAR
7	098379-04-000	EA	LABEL - ELECTRICAL BOX - SIDE
8	086273-01-000	EA	RELAY - BATTERY DISCONNECT
9	008188-01-000	EA	SOLENOID - 3 POST - BATTERY CHANGE OVER

EXTERIOR BODY GROUP GRAPHICS & PAINT



GRAPHICS PACKAGE

5 USE PROTECTIVE FILM 145487-02-000 TO COVER UNSEALED ROOF SEAMS.

4 JUST BELOW FEATURE LINE AND IN FRONT OF DOOR CATCH.

3 CLEAR COAT TO BE APPLIED ON PAINTED AREAS TO PROTECT PAINT.

2 CENTER ON UNIT.

1. APPLY PROTECTOR 116424-01-000 TO WATER HEATER DOOR LATCH.

7 LOCATE DECAL 120MM RIGHT OF HOOD EMBLEM AND 70MM UP FROM GRILL.

6 FILM TO PROTECT BOTTOM OF DOOR FROM SCUFF MARKS.

251 EXT GRAPHICS-DLX #2 W/AWNING

250 EXT GRAPHICS-DLX #1 W/AWNING

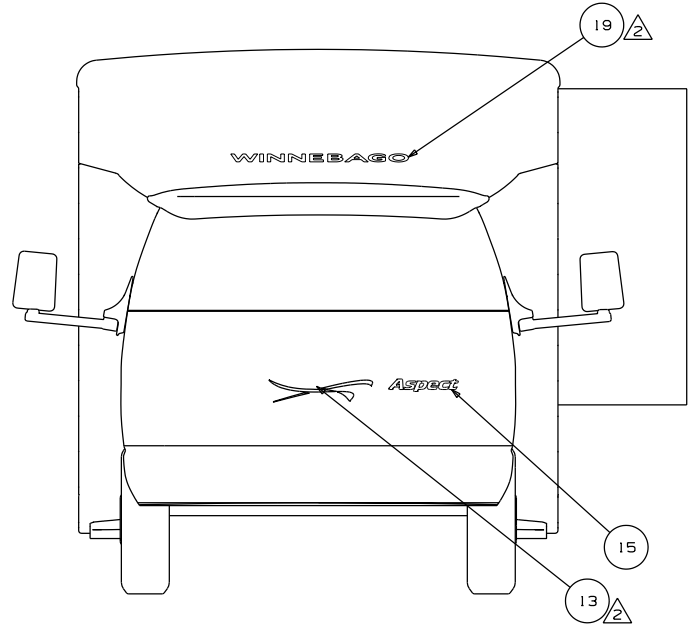
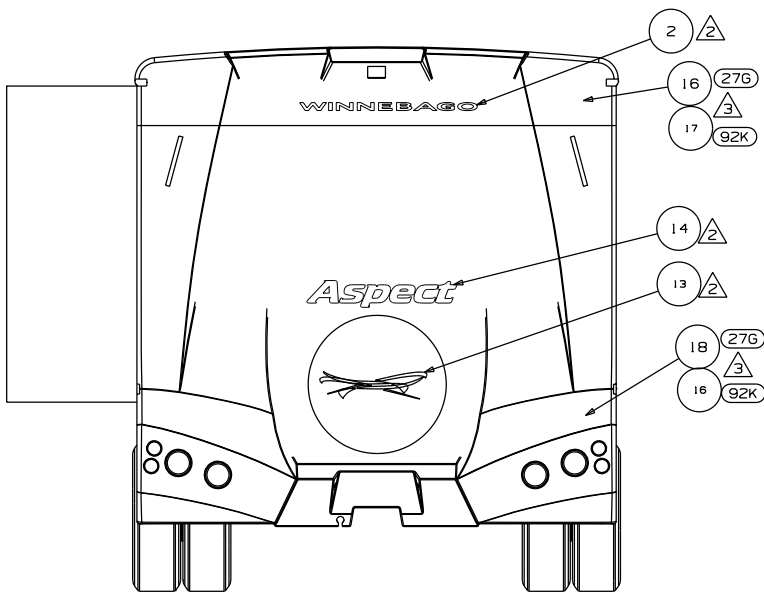
92K EXTERIOR GRAPHICS PACKAGE #2

276 EXTERIOR GRAPHICS PACKAGE #1

NOTES:

KEY	PART NUMBER	U/M	DESCRIPTION	
	1 120700-10-CHT(06A)	EA	DECAL-W - CANYON RED	
	2 120702-03-CHT(46A)	EA	DECAL-WINNEBAGO - CANYON RED	
276	3 149902-01-CHT(01A)	EA	DECAL-SLASH,RH - DK CHARCOAL/LT AUTUMNWOOD	
92K	3 149902-01-CHT(02A)	EA	DECAL-SLASH,RH - DK CHARCOAL/TITANIUM	
276	4 149902-02-CHT(01A)	EA	DECAL-SLASH,LH - DK CHARCOAL/LT AUTUMNWOOD	
92K	4 149902-02-CHT(02A)	EA	DECAL-SLASH,LH - DK CHARCOAL/TITANIUM	
	5 149904-01-CHT(01A)	EA	DECAL-TIP,RH - DK COPPER	
	6 149904-02-CHT(01A)	EA	DECAL-TIP,LH - DK COPPER	
	7 149908-01-CHT(01A)	EA	DECAL-SWEEP,RH - CANYON RED	
	8 149908-02-CHT(01A)	EA	DECAL-SWEEP,LH - CANYON RED	
	9 149909-01-CHT(01A)	EA	DECAL-SWEEP,LWR,RH - DK COPPER	
	10 149909-02-CHT(01A)	EA	DECAL-SWEEP,LWR,LH - DK COPPER	
276	11 149910-01-CHT(01A)	EA	DECAL-SWEEPS,LG,RH - DK COPPER/LT AUTUMNWOOD/DK CHARCOAL	
92K	11 149910-01-CHT(02A)	EA	DECAL-SWEEPS,LG,RH - DK COPPER/TITANIUM/DK CHARCOAL	
276	12 149910-02-CHT(01A)	EA	DECAL-SWEEPS,LG,LH - DK COPPER/LT AUTUMNWOOD/DK CHARCOAL	
92K	12 149910-02-CHT(02A)	EA	DECAL-SWEEPS,LG,LH - DK COPPER/TITANIUM/DK CHARCOAL	
276	13 149912-01-CHT(01A)	EA	DECAL-SWEEPS,SML - DK COPPER/LT AUTUMNWOOD/DK CHARCOAL	
92K	13 149912-01-CHT(02A)	EA	DECAL-SWEEPS,SML - DK COPPER/TITANIUM/DK CHARCOAL	
	14 150102-01-CHT(01A)	EA	DECAL-ASPECT,LG - CHARCOAL/STERLING SILVER/WARM SILVER	
	15 150102-02-CHT(01A)	EA	DECAL-ASPECT,SML - CHARCOAL/STERLING SILVER/WARM SILVER	
92K	276	16 141599-32-000	GL PAINT-TITANIUM MET - DUPONT #373-P7435	
92K	17 141599-39-000	GL PAINT-SPRUCE GREEN MET - DUPONT #373-P7443		
276	18 141599-37-000	GL PAINT-LT AUTUMNWOOD MET - DUPONT #373-P7441		
	19 150129-01-CHT(03A)	EA	DECAL-WINNEBAGO - CANYON RED	
92K	276	20 132664-01-CHT(01A)	EA	DECAL-WINNEBAGO DOMED - GOLD CHROME/BLACK
	21 109506-01-000	EA	FILM-URETHANE PROTECTION	

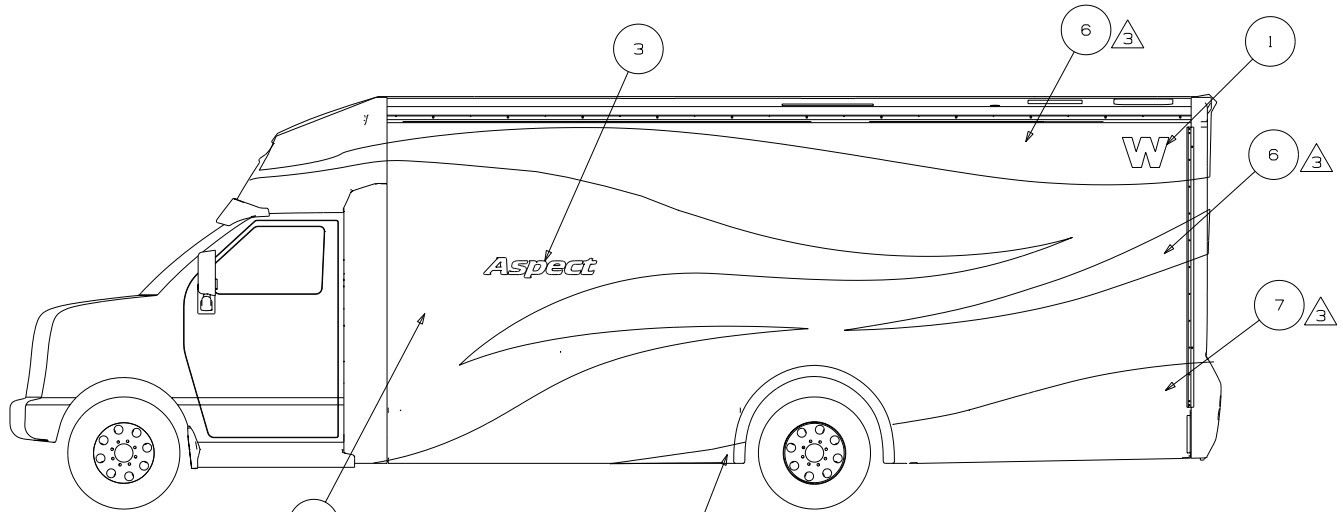
EXTERIOR BODY GROUP (CONTINUED) GRAPHICS & PAINT (CONTINUED)



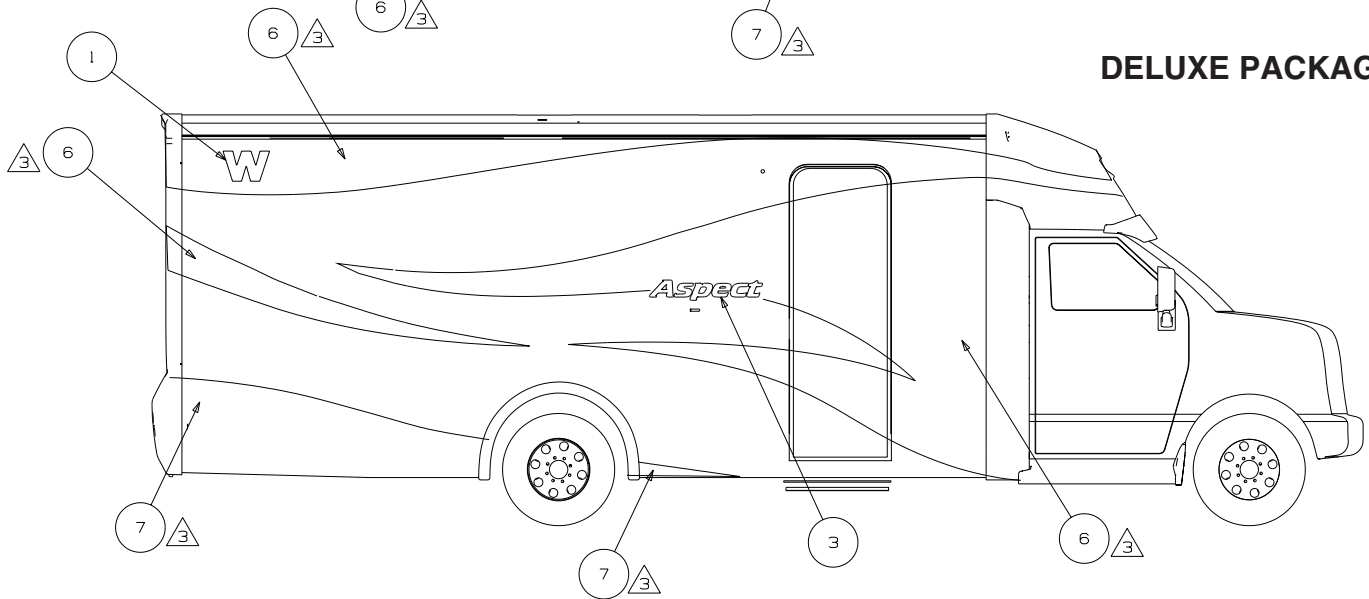
GRAPHICS PACKAGE

KEY	PART NUMBER	U/M	DESCRIPTION		
	1	120700-10-CHT(06A)	EA	DECAL-W - CANYON RED	
	2	120702-03-CHT(46A)	EA	DECAL-WINNEBAGO - CANYON RED	
(276)	3	149902-01-CHT(01A)	EA	DECAL-SLASH,RH - DK CHARCOAL/LT AUTUMNWOOD	
(92K)	3	149902-01-CHT(02A)	EA	DECAL-SLASH,RH - DK CHARCOAL/TITANIUM	
(276)	4	149902-02-CHT(01A)	EA	DECAL-SLASH,LH - DK CHARCOAL/LT AUTUMNWOOD	
(92K)	4	149902-02-CHT(02A)	EA	DECAL-SLASH,LH - DK CHARCOAL/TITANIUM	
	5	149904-01-CHT(01A)	EA	DECAL-TIP,RH - DK COPPER	
	6	149904-02-CHT(01A)	EA	DECAL-TIP,LH - DK COPPER	
	7	149908-01-CHT(01A)	EA	DECAL-SWEEP,RH - CANYON RED	
	8	149908-02-CHT(01A)	EA	DECAL-SWEEP,LH - CANYON RED	
	9	149909-01-CHT(01A)	EA	DECAL-SWEEP,LWR,RH - DK COPPER	
	10	149909-02-CHT(01A)	EA	DECAL-SWEEP,LWR,LH - DK COPPER	
(276)	11	149910-01-CHT(01A)	EA	DECAL-SWEEPS,LG,RH - DK COPPER/LT AUTUMNWOOD/DK CHARCOAL	
(92K)	11	149910-01-CHT(02A)	EA	DECAL-SWEEPS,LG,RH - DK COPPER/TITANIUM/DK CHARCOAL	
(276)	12	149910-02-CHT(01A)	EA	DECAL-SWEEPS,LG,LH - DK COPPER/LT AUTUMNWOOD/DK CHARCOAL	
(92K)	12	149910-02-CHT(02A)	EA	DECAL-SWEEPS,LG,LH - DK COPPER/TITANIUM/DK CHARCOAL	
(276)	13	149912-01-CHT(01A)	EA	DECAL-SWEEPS,SML - DK COPPER/LT AUTUMNWOOD/DK CHARCOAL	
(92K)	13	149912-01-CHT(02A)	EA	DECAL-SWEEPS,SML - DK COPPER/TITANIUM/DK CHARCOAL	
	14	150102-01-CHT(01A)	EA	DECAL-ASPECT,LG - CHARCOAL/STERLING SILVER/WARM SILVER	
	15	150102-02-CHT(01A)	EA	DECAL-ASPECT,SML - CHARCOAL/STERLING SILVER/WARM SILVER	
(92K)	(276)	16	141599-32-000	GL PAINT-TITANIUM MET - DUPONT #373-P7435	
(92K)	17	141599-39-000	GL PAINT-SPRUCE GREEN MET - DUPONT #373-P7443		
(276)	18	141599-37-000	GL PAINT-LT AUTUMNWOOD MET - DUPONT #373-P7441		
	19	150129-01-CHT(03A)	EA	DECAL-WINNEBAGO - CANYON RED	
(92K)	(276)	20	132664-01-CHT(01A)	EA	DECAL-WINNEBAGO DOMED - GOLD CHROME/BLACK
	21	109506-01-000	EA	FILM-URETHANE PROTECTION	

EXTERIOR BODY GROUP (CONTINUED)
GRAPHICS & PAINT (CONTINUED)



DELUXE PACKAGE



△ 4 JUST BELOW FEATURE LINE AND IN FRONT OF DOOR CATCH.

△ 3 CLEAR COAT TO BE APPLIED ON PAINTED AREAS TO PROTECT PAINT.

△ 2 CENTER ON UNIT.

1. APPLY PROTECTOR 116424-01-000 TO WATER HEATER DOOR LATCH.

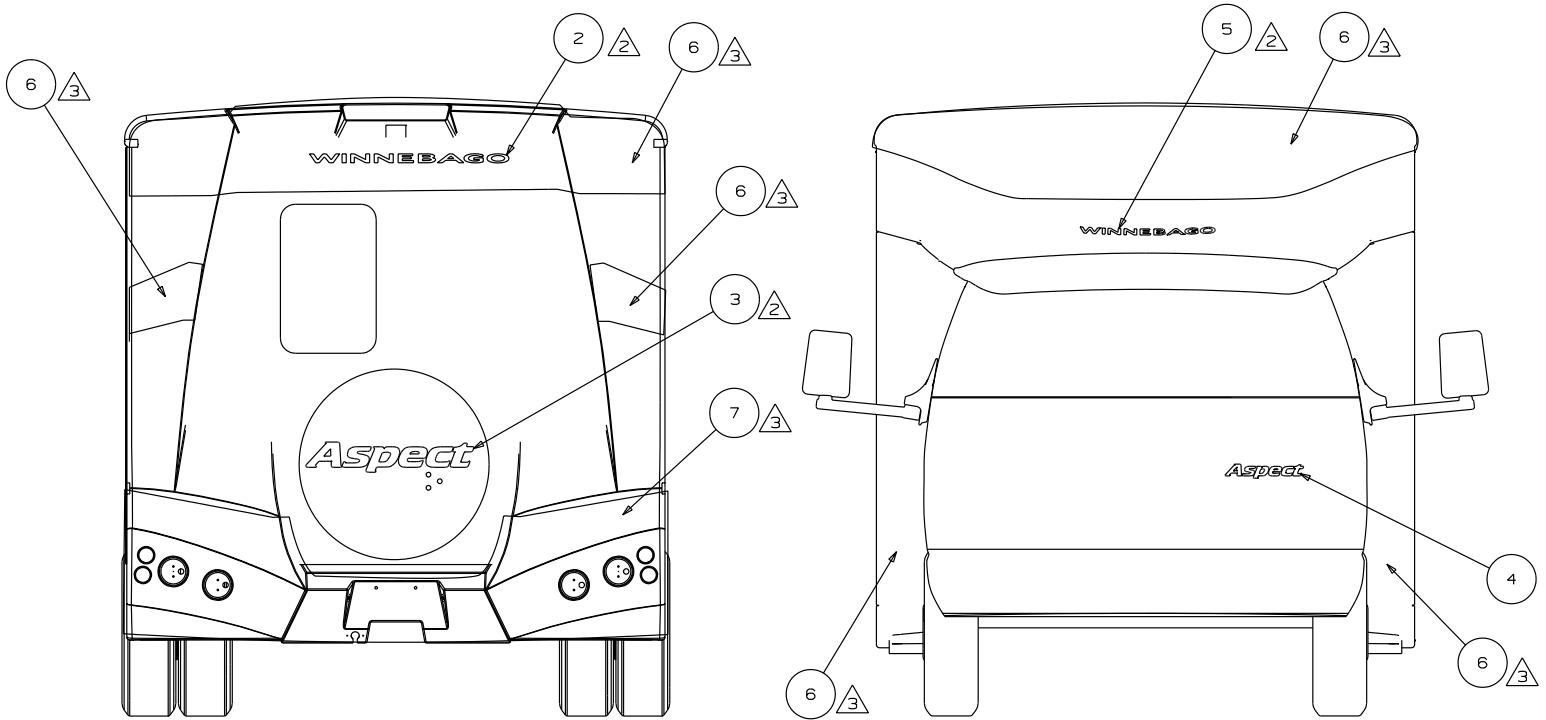
NOTES:

- (25T) EXT GRAPHICS-DLX #2W/AWNING
- (26D) EXT GRAPHICS-DLX #1 W/AWNING
- (92K) EXTERIOR GRAPHICS PACKAGE #2
- (27D) EXTERIOR GRAPHICS PACKAGE #1

(26D) KEY	PART NUMBER	U/M	DESCRIPTION CIRRUS BLUE
1	120700-10-CHT(07A)	EA	DECAL-W - CIRRUS BLUE MET
2	120702-03-CHT(47A)	EA	DECAL-WINNEBAGO - CIRRUS BLUE MET
3	150102-01-CHT(01A)	EA	DECAL-ASPECT,LG - CHARCOAL/STERLING SILVER/WARM SILVER
4	150102-02-CHT(01A)	EA	DECAL-ASPECT,SML - CHARCOAL/STERLING SILVER/WARM SILVER
5	150129-01-CHT(01A)	EA	DECAL-WINNEBAGO - CIRRUS BLUE MET
6	141599-41-000	GL	PAINT - FORD SILVER MET - DUPONT #373-P7444
7	141599-21-000	GL	PAINT - CIRRUS BLUE MET - DUPONT #373-P7432

(25T) KEY	PART NUMBER	U/M	DESCRIPTION SPRUCE GREEN
1	120700-10-CHT(08A)	EA	DECAL-W - SPRUCE GREEN MET
2	120702-03-CHT(48A)	EA	DECAL-WINNEBAGO - SPRUCE GREEN MET
3	150102-01-CHT(01A)	EA	DECAL-ASPECT,LG - CHARCOAL/STERLING SILVER/WARM SILVER
4	150102-02-CHT(01A)	EA	DECAL-ASPECT,SML - CHARCOAL/STERLING SILVER/WARM SILVER
5	150129-01-CHT(02A)	EA	DECAL-WINNEBAGO - SPRUCE GREEN MET
6	141599-41-000	GL	PAINT - FORD SILVER MET - DUPONT #373-P7444
7	141599-39-000	GL	PAINT - SPRUCE GREEN MET - DUPONT #373-P7443

EXTERIOR BODY GROUP (CONTINUED)
GRAPHICS & PAINT (CONTINUED)



DELUXE PACKAGE

(26D) KEY	PART NUMBER	U/M	DESCRIPTION CIRRUS BLUE
1	120700-10-CHT(07A)	EA	DECAL-W - CIRRUS BLUE MET
2	120702-03-CHT(47A)	EA	DECAL-WINNEBAGO - CIRRUS BLUE MET
3	150102-01-CHT(01A)	EA	DECAL-ASPECT,LG - CHARCOAL/STERLING SILVER/WARM SILVER
4	150102-02-CHT(01A)	EA	DECAL-ASPECT,SML - CHARCOAL/STERLING SILVER/WARM SILVER
5	150129-01-CHT(01A)	EA	DECAL-WINNEBAGO - CIRRUS BLUE MET
6	141599-41-000	GL	PAINT - FORD SILVER MET - DUPONT #373-P7444
7	141599-21-000	GL	PAINT - CIRRUS BLUE MET - DUPONT #373-P7432

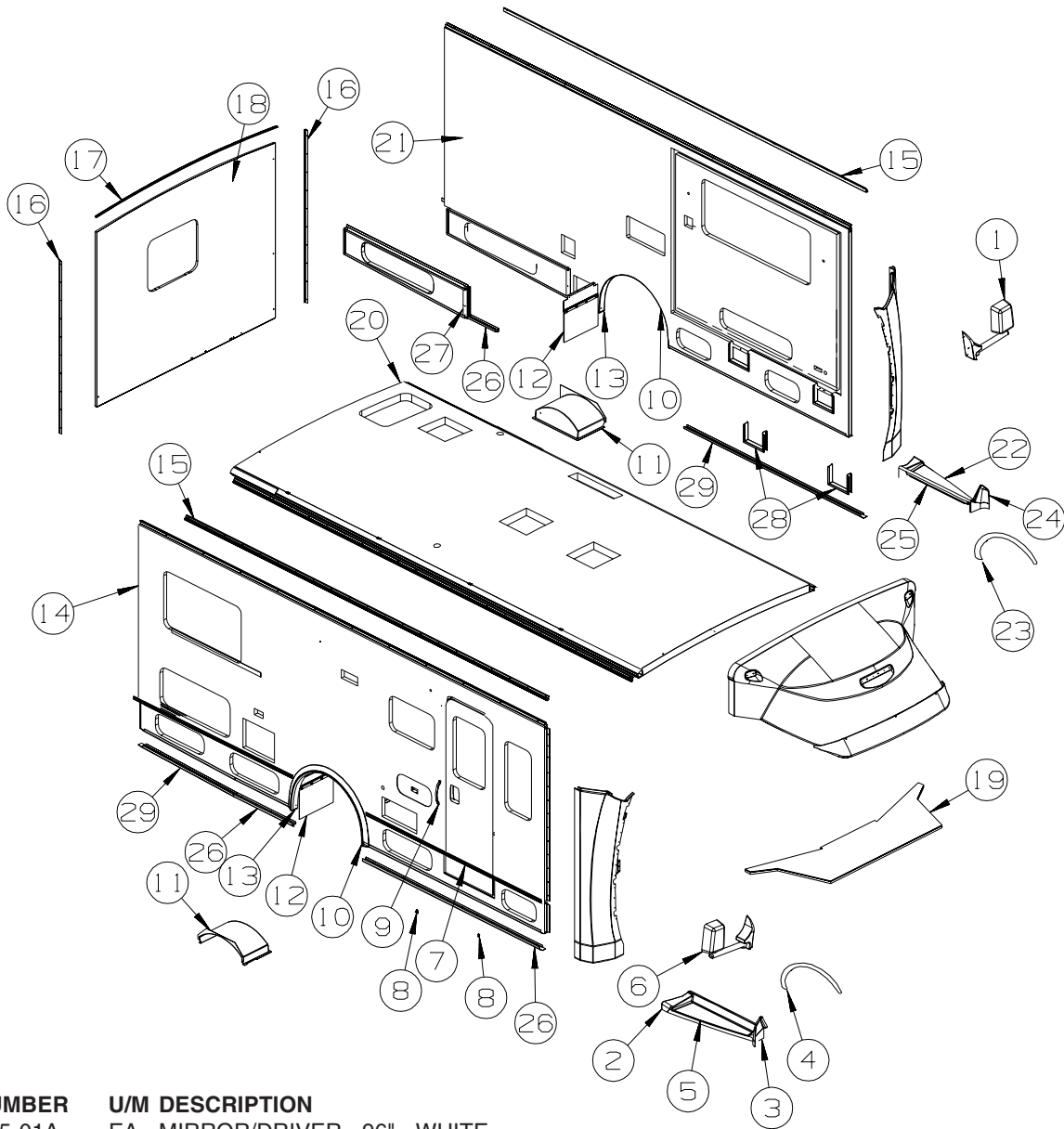
(25T) KEY	PART NUMBER	U/M	DESCRIPTION SPRUCE GREEN
1	120700-10-CHT(08A)	EA	DECAL-W - SPRUCE GREEN MET
2	120702-03-CHT(48A)	EA	DECAL-WINNEBAGO - SPRUCE GREEN MET
3	150102-01-CHT(01A)	EA	DECAL-ASPECT,LG - CHARCOAL/STERLING SILVER/WARM SILVER
4	150102-02-CHT(01A)	EA	DECAL-ASPECT,SML - CHARCOAL/STERLING SILVER/WARM SILVER
5	150129-01-CHT(02A)	EA	DECAL-WINNEBAGO - SPRUCE GREEN MET
6	141599-41-000	GL	PAINT - FORD SILVER MET - DUPONT #373-P7444
7	141599-39-000	GL	PAINT - SPRUCE GREEN MET - DUPONT #373-P7443

KEY	PART NUMBER	U/M	DESCRIPTION
	041561-03-000	EA	PAINT/SPRAY - 12 OZ. NET - OFF WHITE

DUPONT COLOR CODES ARE NOW FOUND IN THE PAINT CODE MANUAL.
YOU CAN FIND THIS MANUAL ON YOUR DEALER INDEX WEBPAGE UNDER SERVICE.

EXTERIOR BODY GROUP (CONTINUED)

PANELS & TRIMS

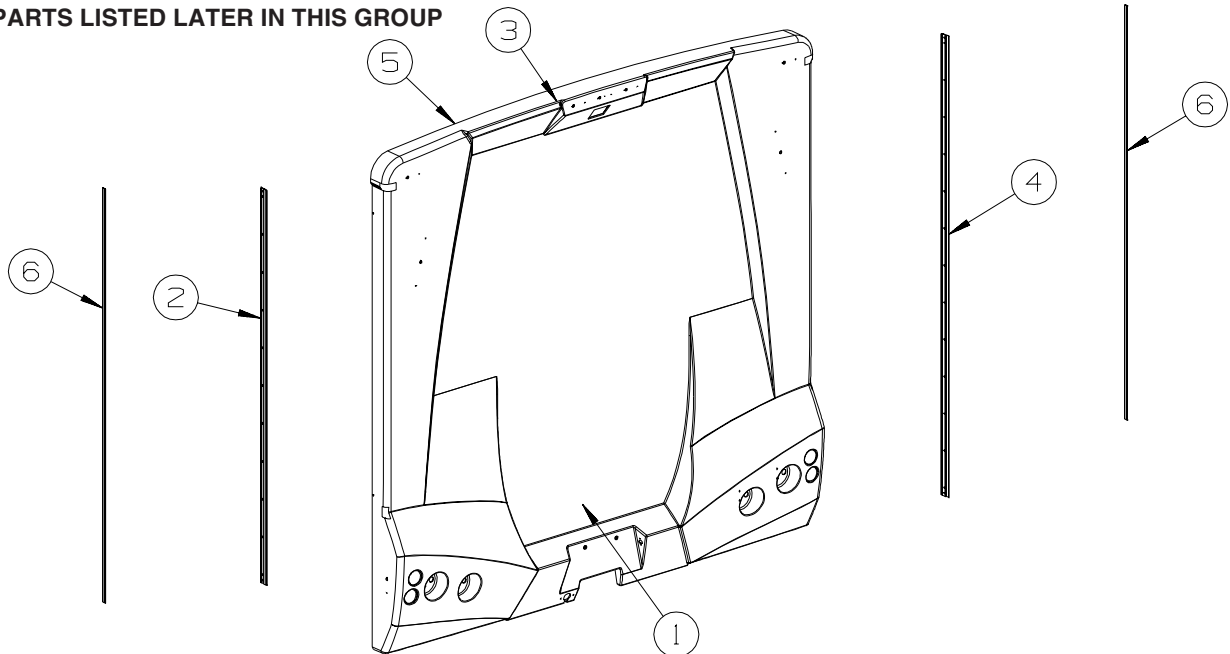


KEY	PART NUMBER	U/M	DESCRIPTION
1*	133908-15-01A	EA	MIRROR/DRIVER - 96" - WHITE
1*	133908-17-02A	EA	MIRROR/DRIVER - 96" - HEATED/REMOTE - BLACK FROM: 00-00-00 THRU: 06-06-04
1*	133908-17-03A	EA	MIRROR/DRIVER - 96" - HEATED/REMOTE - SILVER FROM: 06-07-04 THRU: 99-99-99
2	149604-03-01A	EA	RUNNING BOARD/WEDGE - PASSENGER - FORD 700 - PRIMED
	149604-09-000	EA	HARDWARE KIT (RUNNING BOARD INSTALL)
3	149604-05-01A	EA	MUD FLAP - FIBERGLASS - PASSENGER
4	149604-07-01A	EA	WHEEL LIP - FIBERGLASS - PASSENGER
5	146515-03-01A	EA	MAT - ANTI SLIP - RIGHT HAND - BLACK
6*	133908-14-01A	EA	MIRROR/PASSENGER - 96" - WHITE
6*	133908-16-02A	EA	MIRROR/PASSENGER - 96" - HEATED/REMOTE - BLACK FROM: 00-00-00 THRU: 06-06-04
6*	133908-16-03A	EA	MIRROR/PASSENGER - 96" - HEATED/REMOTE - SILVER FROM: 06-07-04 THRU: 99-99-99
7	108688-06-03A	EA	STRIP - FEATURE - W/O INSERT/END CAPS - 96.9" - BRIGHT WHT
8	108651-01-01A	EA	END CAP - FEATURE STRIP
9	009126-03-000	EA	HANDLE - ASSIST - BLACK TEXTURED
10	148210-01-11A	EA	TRIM - REAR WHEELWELL - BRIGHT WHITE FROM: 00-00-00 THRU: 05-01-05
10	148210-01-10A	EA	TRIM - REAR WHEELWELL - BLACK FROM: 05-02-05 THRU: 99-99-99
11	147951-03-000	EA	WHEELWELL - PLASTIC

EXTERIOR BODY GROUP (CONTINUED)
PANELS & TRIMS (CONTINUED)

KEY	PART NUMBER	U/M	DESCRIPTION
12	017516-01-000	EA	MUD FLAP - 14"H X 18"W - W/O MOUNTING HOLES - RUBBER - BLK
	140922-01-02B	EA	RETAINER - MUD FLAP - 1" X 17.7" - E-COATED/BLACK
	136389-03-02B	EA	GUARD/ROCK - STEEL - W/BEND - 18"W X 7.1"H - E-COATED FROM: 00-00-00 THRU: 07-21-04
13	148255-01-01A	EA	TRIM - SIDEWALL - U CHANNEL - PVC - .5" X 1.7" X 42"
	136389-03-02B	EA	GUARD/ROCK - STEEL - W/BEND - 18"W X 7.1"H - E-COATED FROM: 00-00-00 THRU: 07-21-04
14	149540-01-S34	EA	SIDEWALL - PASSENGER - W/O WINDOWS/TRIMS (S34, S35)
14	149540-01-S36	EA	SIDEWALL - PASSENGER - W/O WINDOWS/TRIMS (S36, S37)
14	149540-01-S38	EA	SIDEWALL - PASSENGER - W/O WINDOWS/TRIMS (S38, S39)
15	131483-01-01A	EA	RAIL - AWNING - 192" - BRIGHT WHITE
16	132273-01-02B	EA	BRACKET - REAR TRIM - E-COATED
17	114248-02-01A	EA	ANGLE - PLASTIC - 96.6"
18	149542-01-S34	EA	BACKWALL - W/O WINDOW/TRIMS (S34, S35)
18	149542-01-S36	EA	BACKWALL - W/O WINDOW/TRIMS (S36, S37)
18	149542-01-S38	EA	BACKWALL - W/O WINDOW/TRIMS (S38, S39)
18	149542-02-S34	EA	BACKWALL - W/O WINDOW/TRIMS (S34, S35) - SINGLE PANE WINDOW
18	149542-02-S36	EA	BACKWALL - W/O WINDOW/TRIMS (S36, S37) - SINGLE PANE WINDOW
18	149542-02-S38	EA	BACKWALL - W/O WINDOW/TRIMS (S38, S39) - SINGLE PANE WINDOW
19	P49312-01-S34	EA	SLEEPERBOARD
20	149901-01-S34	EA	ROOF - W/O LIGHTS/VENTS - W/WIRING
21	149541-01-S34	EA	SIDEWALL - DRIVER - W/O WINDOWS/TRIMS (S34, S35)
21	149541-01-S36	EA	SIDEWALL - DRIVER - W/O WINDOWS/TRIMS (S36, S37)
21	149541-01-S38	EA	SIDEWALL - DRIVER - W/O WINDOWS/TRIMS (S38, S39)
22	146515-04-01A	EA	MAT - ANTI SLIP - LEFT HAND - BLACK
23	149604-08-01A	EA	WHEEL LIP - FIBERGLASS - DRIVER
24	149604-06-01A	EA	MUD FLAP - FIBERGLASS - DRIVER
25	149604-04-01A	EA	RUNNING BOARD/WEDGE - DRIVER - FORD 700 - PRIMED
	149604-09-000	EA	HARDWARE KIT (RUNNING BOARD INSTALL)
26	148700-07-01A	EA	TRIM - SIDEWALL/BOTTOM - 95.5" - LH NOTCH - BRIGHT WHITE
27	149373-01-01A	EA	TRIM - SIDEWALL - 12.6" - BRIGHT WHITE FROM: 01-20-05 THRU: 99-99-99
28	148736-01-S34	EA	TRIM - SIDEWALL
29	148700-09-01A	EA	TRIM - SIDEWALL/BOTTOM - 95.4" - RH NOTCH - BRIGHT WHITE

***COMPONENT PARTS LISTED LATER IN THIS GROUP**



KEY	PART NUMBER	U/M	DESCRIPTION
1	149221-03-S34	EA	PANEL - REAR CAP W/O CAMERA
1	149221-04-S34	EA	PANEL - REAR CAP W/CAMERA - REARVIEW MONITOR SYS W/AUDIO
2	092041-13-01A	EA	TRIM - FRONT/REAR CAP (SIDEWALL)
3	083805-08-000	EA	TRIM - ROOF CAP - 87.9" - MILL
4	092041-08-01A	EA	TRIM - FRONT/REAR CAP (SIDEWALL) - 86.6" - BRIGHT WHITE
5	104692-03-000	EA	SEAL - ADHESIVE BACKED FOAM - 1" THICK X 1 3/16"WIDE X 15'
6	091985-01-07A	FT	INSERT - TRIM - REAR CAP TO SIDEWALL - .66" - BRIGHT WHITE

EXTERIOR BODY GROUP (CONTINUED)
COMPONENT PARTS FOR PANELS & TRIMS

133908-14 & 133908-15-01A/02A

KEY	PART NUMBER	U/M	DESCRIPTION	VENDOR NO.
	117051-01-700	EA	MIRROR-CONVEX	723068-4
	120269-01-700	EA	GLASS KIT W/BEZEL RH/LH	709407-8
	133908-03-700	EA	CAP - RECT/BLACK-W/O LIGHT	709577
	133908-04-700	EA	CAP-MIRROR/ROUND - W/O LIGHT	7095470

133908-01 THRU 133908-08, 133908-10 THRU 133908-13, 133908-16, 133908-17, -01A/-02A/-03A

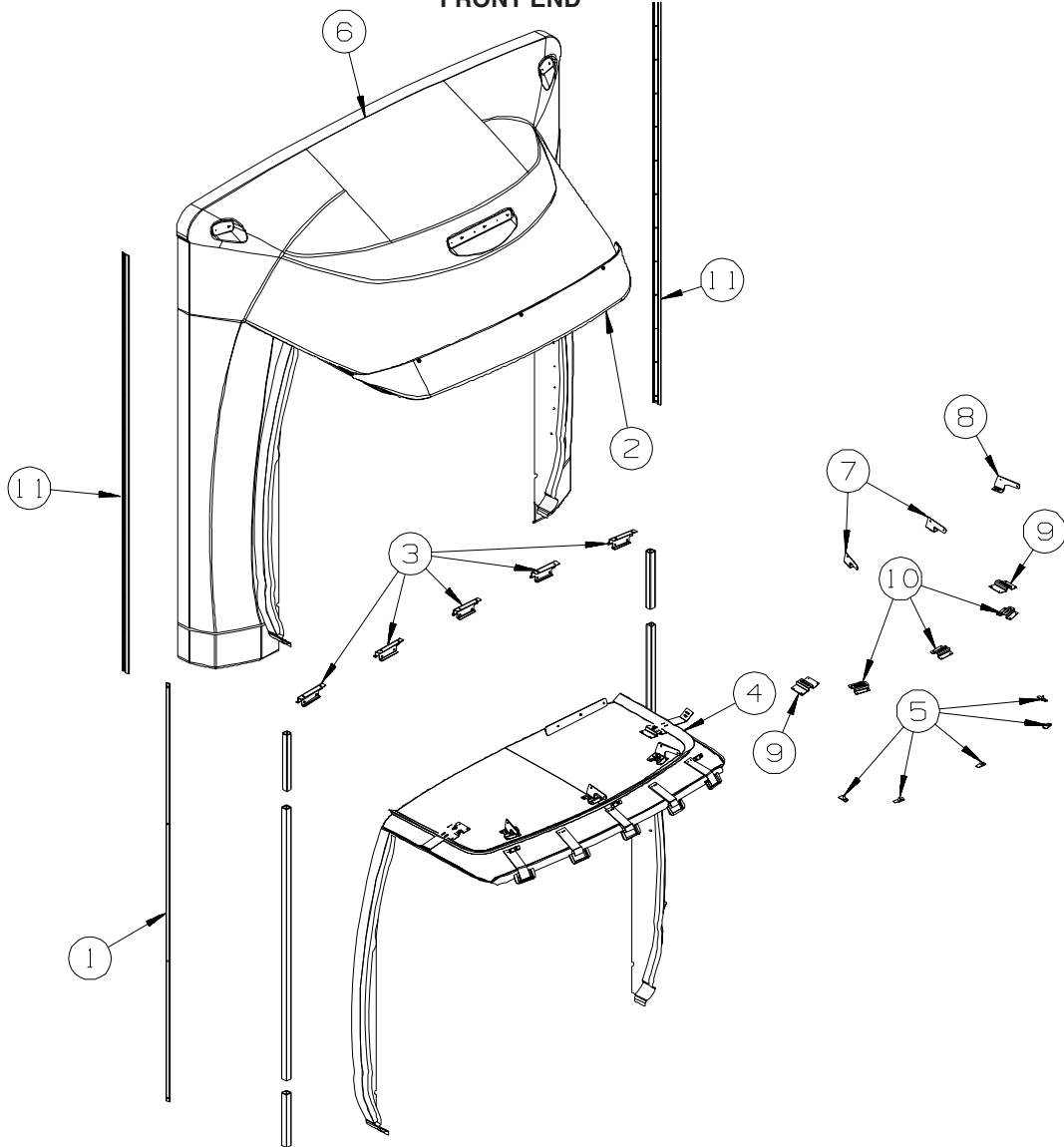
KEY	PART NUMBER	U/M	DESCRIPTION	VENDOR NO.
	117051-01-700	EA	MIRROR-CONVEX	723068-4
	120269-05-701	EA	GLASS-HTD/REM RH/LH W/CONVEX	709411
	133908-03-700	EA	CAP - RECT/BLACK-W/O LIGHT	709557
	133908-04-700	EA	CAP-MIRROR/ROUND - W/O LIGHT	7095470

120269-07-01A

KEY	PART NUMBER	U/M	DESCRIPTION	VENDOR NO.
	120269-07-700	EA	SWITCH - REMOTE	7475720
	133908-09-700	EA	SWITCH - MIRROR HEATER	7475150

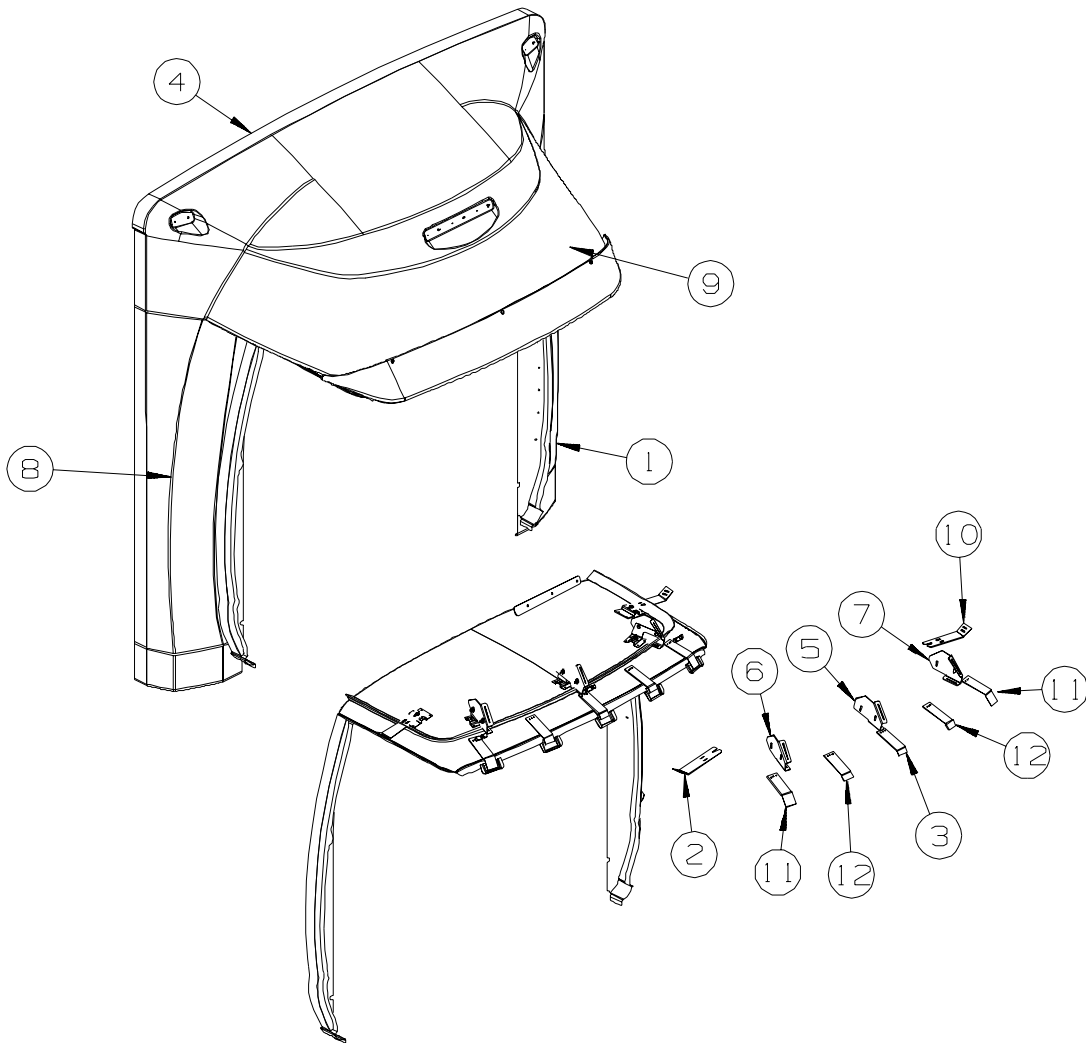
EXTERIOR BODY GROUP (CONTINUED)

FRONT END



KEY	PART NUMBER	U/M	DESCRIPTION
1	091985-01-07A	EA	INSERT - TRIM - REAR CAP TO SIDEWALL - .66" - BRIGHT WHITE
2	149342-02-S34	EA	VISOR - ROOF CAP
	151497-01-01A	EA	POCKET - VISOR - PLASTIC - BRIGHT WHITE
3	134774-02-02B	EA	BRACKET - CAP ATTACHMENT - E-COATED
4	149470-01-000	FT	SEAL/D TYPE - W/LEG
5	143323-02-02B	EA	PLATE ASM - CLAMP - CAP
6	149543-01-S34	EA	PANEL - FRONT W/TRANSITION PANEL/ROOF CAP
7	149949-02-02B	EA	BRACKET ASM - ANGLE - RH
8	149949-04-02B	EA	BRACKET ASM - ANGLE - LH
9	143322-02-02B	EA	CHANNEL - HAT - MOUNT - CAP
10	143322-01-02B	EA	CHANNEL - HAT - MOUNT - CAP
11	150037-01-01A	EA	TRIM/EXTRUDED - FIBERGLASS PANEL - 88" - BRIGHT WHITE
			FROM: 00-00-00 THRU: 06-20-04
11	092041-14-01A	EA	TRIM - FRONT/REAR CAP (SIDEWALL) - 87.8" - BRIGHT WHITE
			FROM: 06-21-04 THRU: 99-99-99

EXTERIOR BODY GROUP (CONTINUED)
FRONT END (CONTINUED)



KEY	PART NUMBER	U/M	DESCRIPTION
1	148300-04-S34	EA	PANEL - TRANSITION - LEFT HAND
	149392-01-02B	EA	BRACKET - TRANSITION/LOWER - E-COATED
2	149505-01-02B	EA	BRACKET - ROOF CAP/RIGHT HAND SIDE - E-COATED
3	149990-01-01A	EA	BRACKET - VISOR - MILL
4	148299-01-03A	EA	ROOF CAP
5	149522-01-02B	EA	BRACKET - FRONT/ROOF CAP - CENTER - E-COATED
6	149522-02-02B	EA	BRACKET - FRONT/ROOF CAP - RIGHT HAND - E-COATED
7	149522-03-02B	EA	BRACKET - FRONT/ROOF CAP - LEFT HAND - E-COATED
8	148300-03-S34	EA	PANEL - TRANSITION - RIGHT HAND
	149392-01-02B	EA	BRACKET - TRANSITION/LOWER - E-COATED
9	149470-01-000	FT	SEAL/D TYPE - W/LEG
10	149505-02-02B	EA	BRACKET - FRONT/ROOF CAP - LEFT HAND - E-COATED
11	149990-03-01A	EA	BRACKET - VISOR - MILL
12	149990-02-01A	EA	BRACKET - VISOR - MILL

EXTERIOR BODY GROUP (CONTINUED)

LADDER

KEY	PART NUMBER	U/M	DESCRIPTION
	129639-08-01A	EA	LADDER - 5 STEP - 54.7" - BRUSHED ALUMINUM
	150785-03-01A	EA	LADDER - LOWER - 35.4"/3 STEP W/DOG LEG - HINGED STANDOFF
	129375-02-000	EA	SEAL - LADDER BRACKET

STRUCTURAL COMPONENTS

KEY	PART NUMBER	U/M	DESCRIPTION
	002726-01-001	EA	GARNISH - U-CHANNEL - 1.38" X 19' - SERRATED
	002766-01-001	EA	ANGLE - EXTRUDED - 1" X 1 1/2" X 17'
	077517-62-000	EA	FIBERGLASS SHEET - 48" X 96" - BRIGHT WHITE
	089297-01-000	SF	PLYWOOD - LUAN - OVERLAY GRADE - 4' X 8'
	089297-03-000	SF	PLYWOOD - LUAN - OVERLAY GRADE - 4' X 8.3'
	100619-01-000	BF	FOAM - EXPANDED POLYSTYRENE - 1.34" X 48" X 96"
	100619-02-000	BF	FOAM - EXPANDED POLYSTYRENE - 1.5" X 48" X 96"
	100619-04-000	BF	FOAM - EXPANDED POLYSTYRENE - .5" X 48" X 96"
	100619-05-000	BF	FOAM - EXPANDED POLYSTYRENE - .75" X 48" X 96"-1.5"DENSITY
	100619-16-000	BF	FOAM - EXPANDED POLYSTYRENE - .75" X 48" X 96"-2" DENSITY
	100619-27-000	BF	FOAM - EXPANDED POLYSTYRENE - 3" X 48" X 92.8" FROM: 00-00-00 THRU: 04-04-04
	100619-50-000	BF	FOAM - EXPANDED POLYSTYRENE - 3" X 48" X 88.4" FROM: 04-05-04 THRU: 99-99-99
	108535-04-705	EA	FRP FLAT 6" X 400" BRT WHT
	116942-03-01A	LB	ALUMINUM - .7" X 40" X 158"
	120107-01-000	EA	FOAM - ROOF COVE - 2.8" X 48" LONG
	120107-02-000	EA	FOAM - PLUG - ROOF TUBE - 2.2" X 2.9" X 1.8" LONG
	120107-03-000	EA	FOAM - PLUG - SIDEWALL TUBE - 1.2" X 2.1" X 1.8" LONG
	148884-10-01A	EA	FIBERGLASS SHEET - 22.1" X 68.2" - HIGH GLOSS-BRIGHT WHITE
	148884-14-01A	EA	FIBERGLASS SHEET - 78.9" X 330.2" -HIGH GLOSS-BRIGHT WHITE
	148884-18-01A	EA	FIBERGLASS SHEET - 89.8" X 180" - HIGH GLOSS-BRIGHT WHITE
	148884-19-01A	EA	FIBERGLASS SHEET - 4" X 89.4" - HIGH GLOSS - BRIGHT WHITE FROM: 00-00-00 THRU: 09-30-04
	148884-20-01A	EA	FIBERGLASS SHEET - 4" X 93.8" - HIGH GLOSS - BRIGHT WHITE FROM: 10-01-04 THRU: 99-99-99
	148884-21-01A	EA	FIBERGLASS SHEET - 20.1" X 43.2" - HIGH GLOSS-BRIGHT WHITE
	148884-22-01A	EA	FIBERGLASS SHEET - 47.9" X 95.8" - HIGH GLOSS-BRIGHT WHITE
	148884-25-01A	EA	FIBERGLASS SHEET - 12.6" X 64.9" - HIGH GLOSS-BRIGHT WHITE
	148884-26-01A	EA	FIBERGLASS SHEET - 32" X 65" - HIGH GLOSS

AWNINGS

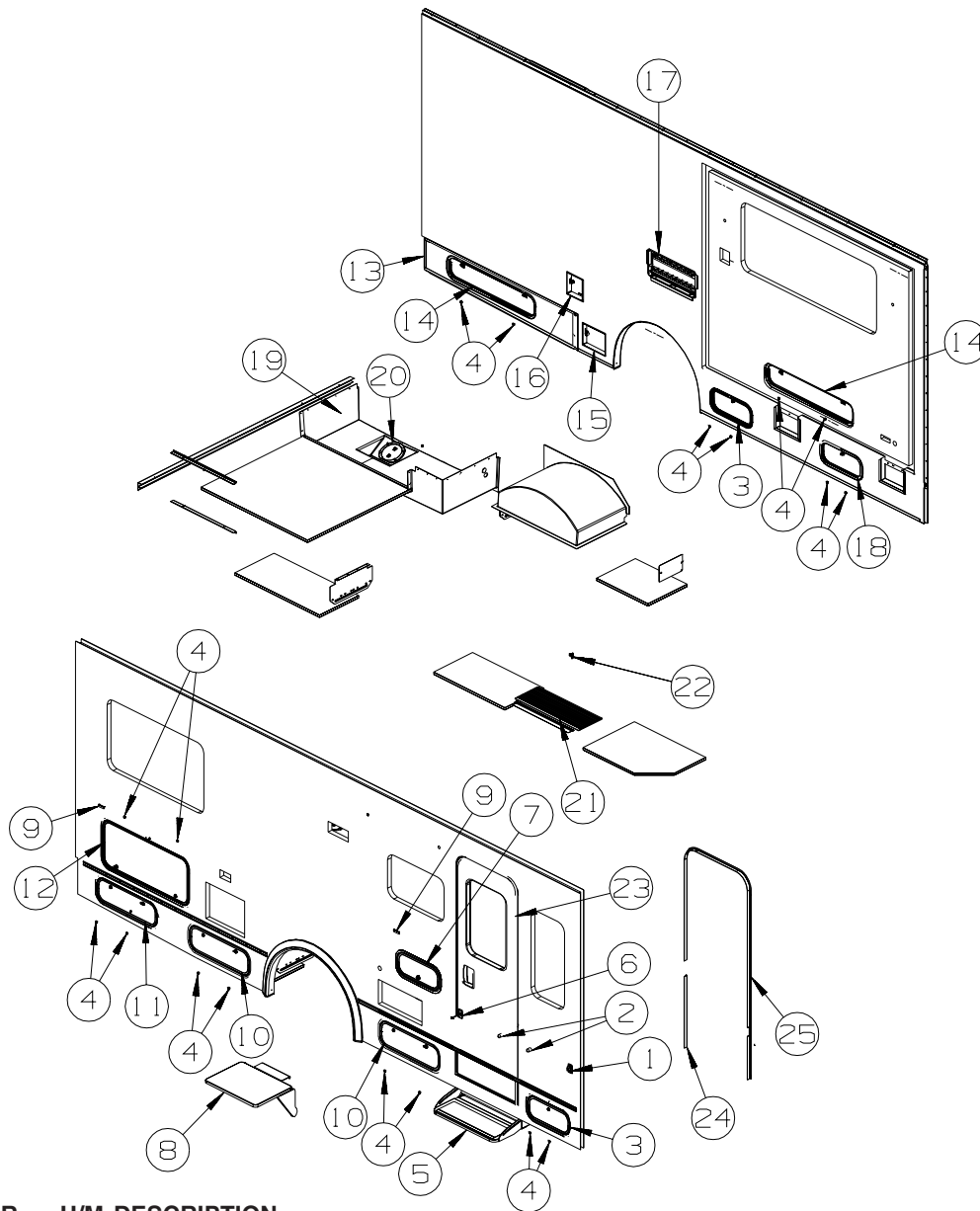
PATIO AWNINGS

SERIES	MODEL	COLOR DESIGNATION	AWNING FABRIC	AWNING LENGTH	WEATHER WRAP (MANUAL)	PART # MANUAL
ASPECT	723D	FAWN (EA)	VINYL	13'	VYL/BRT WHT	113874-04-53A
(27G&92K)	726A	FAWN (EA)	VINYL	17'	VYL/BRT WHT	113874-14-53A
ASPECT	723D	PEWTER (EH)	VINYL	13'	BOX/BRT WHT	150662-01-31A
(26D)	726A	PEWTER (EH)	VINYL	13'	BOX/BRT WHT	150662-01-31A

KEY	PART NUMBER	U/M	DESCRIPTION
	113874-15-02A	EA	HARDWARE KIT - AWNING - STRAIGHT/SHORT - BRIGHT WHITE
	120863-01-000	EA	BUMPER - RUBBER - 1 1/4" X 1 1/4"
	113874-11-01A	EA	SCREW/LAG - AWNING - 1/4" X 1" STAINLESS STEEL
	113874-12-01A	EA	SCREW/LAG - AWNING - 1/4" X 2 3/4" STAINLESS STEEL
	150702-01-12B	EA	BRACKET - AWNING - BRIGHT WHITE - DELUXE EXTERNAL GRAPHICS
	137054-01-02A	EA	BRACKET - AWNING - BRIGHT WHITE

EXTERIOR DOORS & COMPARTMENTS GROUP

DOOR & COMPARTMENT LAYOUT



KEY	PART NUMBER	U/M	DESCRIPTION
1	104099-02-04A	EA	CATCH/RETAINER - DOOR HOLDER - BRIGHT WHITE
2	117046-02-000	EA	BUMPER - RUBBER/ROUND END - 1.5"
3	126945-01-J22	EA	DOOR/STORAGE - W/O HARDWARE - 18" X 8.3"
4	120760-01-000	EA	RUBBER BUMPER - CLEAR - .1" THICK X .8" DIAMETER
4	120863-05-000	EA	BUMPER - RUBBER/RADIUS TOP - 3/4" X 3/8" FROM: 00-00-00 THRU: 05-05-04 FROM: 05-06-04 THRU: 99-99-99
5	139748-02-04B	EA	STEP/PULLOUT - W/BRACKETS - BLACK
	102569-04-000	EA	MAT - ANTI SLIP
5*	094708-03-01A	EA	STEP - ELECTRIC - SINGLE - BLACK CONTROL BOX - KWIKEE
6	104099-01-04A	EA	CATCH - DOOR HOLDER - STRIKE - 3.9" - BRIGHT WHITE FROM: 00-00-00 THRU: 06-23-04
6	104099-03-04A	EA	CATCH - DOOR HOLDER - STRIKE - 6" - BRIGHT WHITE FROM: 06-24-04 THRU: 99-99-99
7	126945-15-S34	EA	DOOR/STORAGE - W/O HARDWARE - 18" X 8.3"
8	142034-02-01A	EA	SHELF - F/EXTERIOR TV - BRIGHT WHITE
9	102768-01-000	EA	HOLDER - COMPARTMENT/ENTRY DOOR - METAL - MILL FINISH
10	126946-50-S34	EA	DOOR/STORAGE - W/O HARDWARE - 25.7" X 8.9"
11	126946-48-S34	EA	DOOR/STORAGE - W/O HARDWARE - 25.6" X 8.5"
12	126946-45-S34	EA	DOOR/STORAGE - W/O HARDWARE - 37.7" X 14.7"
13	149890-01-S34	EA	PANEL - REMOVABLE - F/SLIDEOUT (S34, S35)
13	149890-01-S36	EA	PANEL - REMOVABLE - F/SLIDEOUT (S36, S37, S38, S39)

EXTERIOR DOORS & COMPARTMENTS GROUP (CONTINUED)
DOOR & COMPARTMENT LAYOUT (CONTINUED)

KEY	PART NUMBER	U/M	DESCRIPTION
14	126946-43-S34	EA	DOOR/STORAGE - W/O HARDWARE - 46.7" X 8.9"
15	142894-01-01A	EA	DOOR/POWER CORD - W/HATCH - W/LOCK - BRIGHT WHITE
16	147587-01-01A	EA	DOOR - FUEL FILL - BRIGHT WHITE
17*	084103-08-000	EA	DOOR - VENT - REFRIGERATOR - W/O JAMB - BRIGHT WHITE
	084104-08-000	EA	JAMB - VENT DOOR/REFRIGERATOR - BRIGHT WHITE
18	126945-02-R07	EA	DOOR/STORAGE - W/O HARDWARE - 18" X 8.3"
19	149200-01-000	EA	COMPARTMENT - DRAINAGE
20	092887-02-000	EA	HATCH/PLATE - 7.4" FLANGE/6.5" R.O. - BLACK
21	133114-03-03A	EA	TREAD - STEP/RUBBER - 27.1" X 10.1" - GRAY (S34, S35)
21	133114-03-01A	EA	TREAD - STEP/RUBBER - 27.1" X 10.1" - TAUPE (S36, S37, S38, S39)
22	138897-01-000	EA	SWITCH - 2 PIN/SPRING LOADED CONTACTS (EA=1 SWITCH)
23	P32206-15-S34	EA	DOOR - ENTRY W/SCREEN DOOR - W/O WINDOW/LATCH (S34)
23	P32206-15-S40	EA	DOOR - ENTRY W/SCREEN DOOR - W/O WINDOW/LATCH (S35)
23	P32206-15-S36	EA	DOOR - ENTRY W/SCREEN DOOR - W/O WINDOW/LATCH (S36)
23	P32206-15-S42	EA	DOOR - ENTRY W/SCREEN DOOR - W/O WINDOW/LATCH (S37)
23	P32206-15-S38	EA	DOOR - ENTRY W/SCREEN DOOR - W/O WINDOW/LATCH (S38)
23	P32206-15-S44	EA	DOOR - ENTRY W/SCREEN DOOR - W/O WINDOW/LATCH (S39)
24	139101-02-01A	EA	GARNISH/STRAIGHT - 35.31" - W/O NOTCHES - BRIGHT WHITE
25	139100-08-01A	EA	GARNISH/RADIUS - ENTRY DOOR - BRIGHT WHITE

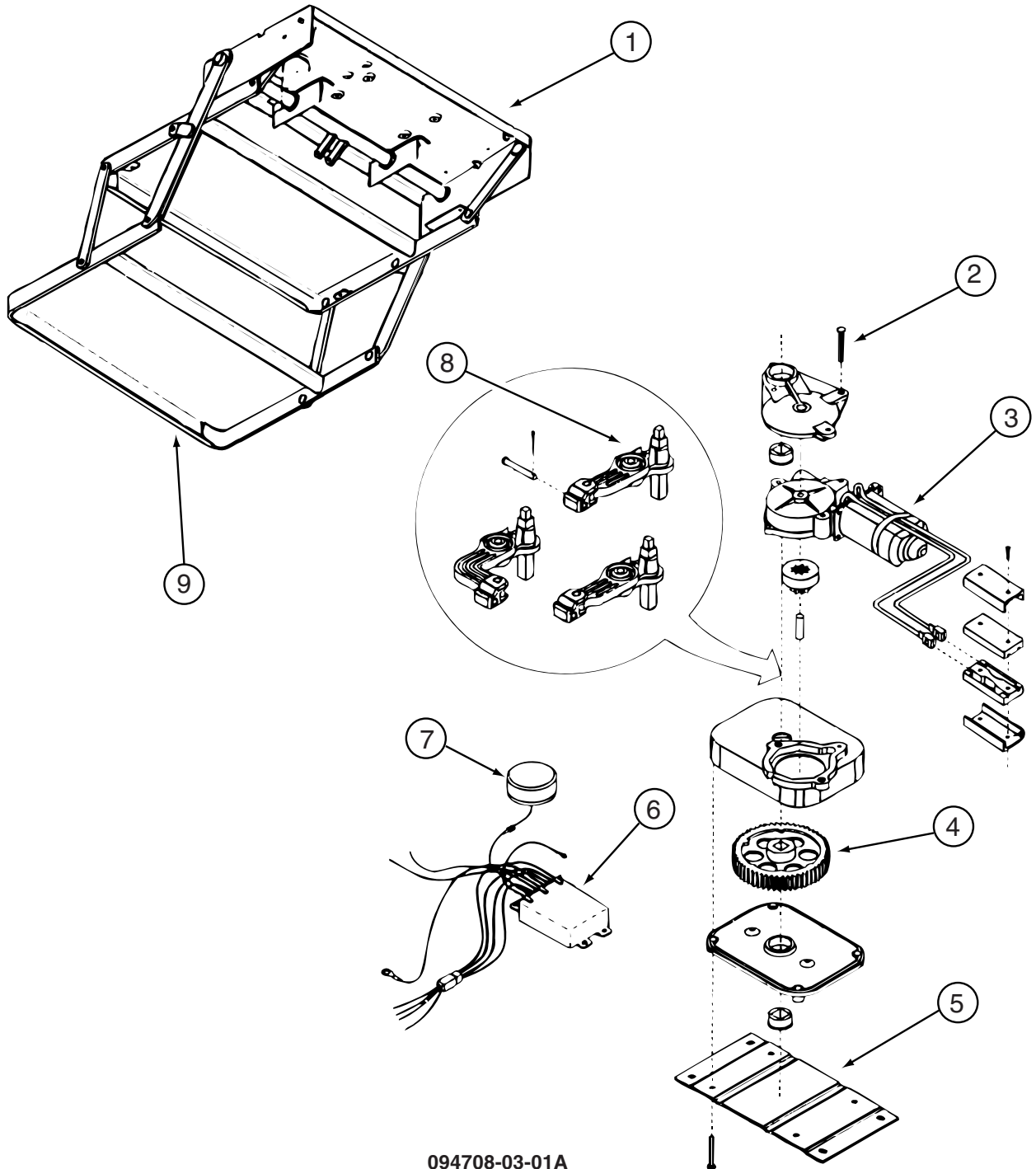
***COMPONENT PARTS LISTED LATER IN THIS GROUP**

EXTERIOR DOORS & COMPARTMENTS GROUP (CONTINUED)

COMPONENT PARTS FOR DOOR & COMPARTMENT LAYOUT

084103-08-000

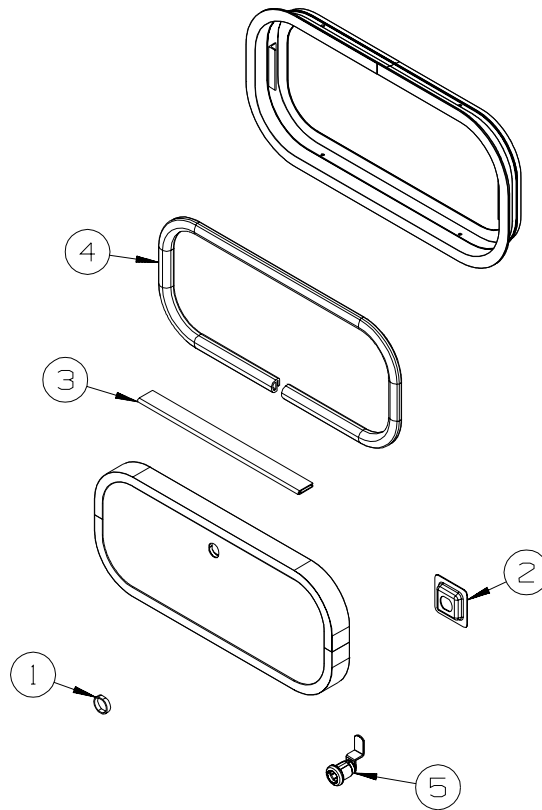
KEY	PART NUMBER	U/M	DESCRIPTION	VENDOR NO.
	084104-01-700	EA	LOCK-MALE, FASTENER	201-721-010
	084104-01-701	EA	LOCK-FEMALE, FASTENER	201-802-010



094708-03-01A

KEY	PART NUMBER	U/M	DESCRIPTION	VENDOR NO.
1	088746-01-709	EA	FRAME W/SGL STEP,2800 SERIES	908028
2	094707-02-703	EA	BEARING & PINS	909530
3	094707-02-700	EA	MOTOR ASM.,W/BEARINGS & PINS	909520
4	094707-02-702	EA	GEAR KIT(GEAR-BEARING-PINS)	909525
5	094707-02-704	EA	CONNECTOR-MOTOR ASM.W/PLATES	909537
6	094707-03-700	EA	KIT CONTROL/SWITCH-RETROFIT	909506005
7	088733-01-700	EA	BULB	9004
7	088746-01-705	EA	LIGHT-UNDER STEP	9004
8	094708-03-700	EA	LINKAGE ASSEMBLY-SERIES 28	909533
9	094707-02-707	EA	TREAD - NON-SKID - BLACK	909333
	094707-03-701	EA	PLUG - 4-WAY - PACKARD	909306

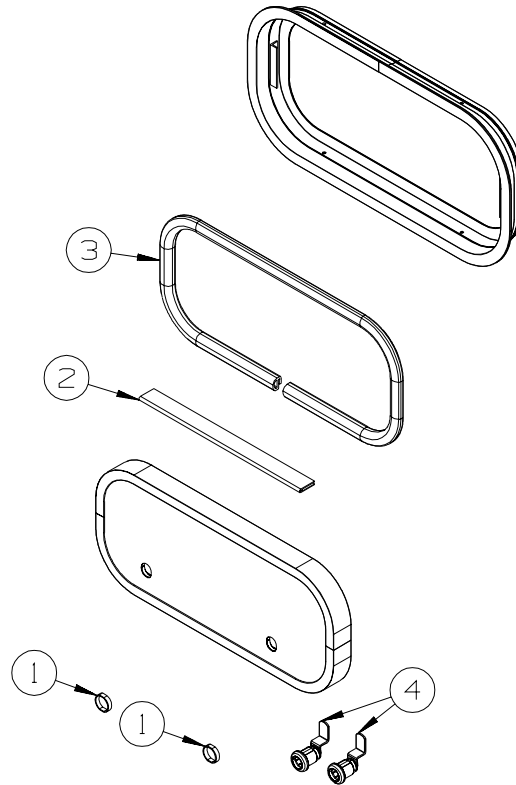
EXTERIOR DOORS & COMPARTMENTS GROUP (CONTINUED)
COMPARTMENT DOOR PIECE PARTS



KEY	PART NUMBER	U/M	DESCRIPTION
1	139325-01-000	EA	SPACER - LOCK - 6MM - ENTERTAINMENT CENTER
	139337-01-000	EA	GASKET - LOCK - ENTERTAINMENT CENTER
1	144734-01-000	EA	SPACER - COMPARTMENT DOOR LOCK - 9/16" DEEP
2	097111-02-04A	EA	POCKET - LOCK - REAR DOOR - BLACK - ENTERTAINMENT CENTER
3	081801-V3-000	EA	HINGE - ALUMINUM - 2" X 96" - BRIGHT WHITE
4	106850-02-000	FT	SEAL-E - SPONGE RUBBER - .43" X .75"
5*	110506-27-000	EA	LOCK - TWIST - 1.6" - TWIST LOCK
	110506-55-000	EA	CASE/CYLINDER -TWIST -W/O CAM -1.25" -597312AA1 - TWIST LOCK
	110506-66-000	EA	CAM - LATCHING - DOG LEG - 1.5" LONG - TWIST LOCK
5*	138290-02-000	EA	CASE - W/CAM - W/O CYLINDER/KEY - ENTERTAINMENT CENTER
5	138637-04-000	EA	LOCK ASM. - KEYED - 1.5" CASE (CYLINDER/CAM/HDWR PKG) - KEYED LOCK
	144474-01-000	EA	ADAPTER - LOCK - 180 DEGREE - KEYED LOCK
	138637-63-000	EA	CAM - LATCHING - DOG LEG - 1.5" LONG - KEYED LOCK
	138637-53-000	EA	CASE/CYLINDER - LOCKING - W/O CAM/KEY - 1.5"
	138637-53-001	EA	CASE/CYLINDER - LOCKING - W/O CAM/KEY - 1.5"
	138637-53-002	EA	CASE/CYLINDER - LOCKING - W/O CAM/KEY - 1.5"
	138637-53-003	EA	CASE/CYLINDER - LOCKING - W/O CAM/KEY - 1.5"
	138637-53-004	EA	CASE/CYLINDER - LOCKING - W/O CAM/KEY - 1.5"
	138637-53-005	EA	CASE/CYLINDER - LOCKING - W/O CAM/KEY - 1.5"
	138637-53-006	EA	CASE/CYLINDER - LOCKING - W/O CAM/KEY - 1.5"
	138637-53-007	EA	CASE/CYLINDER - LOCKING - W/O CAM/KEY - 1.5"
	138637-53-008	EA	CASE/CYLINDER - LOCKING - W/O CAM/KEY - 1.5"
	138637-53-009	EA	CASE/CYLINDER - LOCKING - W/O CAM/KEY - 1.5"
	138637-51-000	EA	KEYS - SET OF TWO
	138637-51-001	EA	KEYS - SET OF TWO
	138637-51-002	EA	KEYS - SET OF TWO
	138637-51-003	EA	KEYS - SET OF TWO
	138637-51-004	EA	KEYS - SET OF TWO
	138637-51-005	EA	KEYS - SET OF TWO
	138637-51-006	EA	KEYS - SET OF TWO
	138637-51-007	EA	KEYS - SET OF TWO
	138637-51-008	EA	KEYS - SET OF TWO
	138637-51-009	EA	KEYS - SET OF TWO

*COMPONENT PARTS LISTED LATER IN THIS GROUP

EXTERIOR DOORS & COMPARTMENTS GROUP (CONTINUED)
COMPARTMENT DOOR PIECE PARTS (CONTINUED)



KEY	PART NUMBER	U/M	DESCRIPTION
1	144734-01-000	EA	SPACER
2	081801-V3-000	EA	HINGE - ALUMINUM - 2" X 96" - BRIGHT WHITE
3	106850-02-000	FT	SEAL-E - SPONGE RUBBER - .43" X .75"
4*	110506-27-000	EA	LOCK - TWIST - 1.6"
	110506-55-000	EA	CASE/CYLINDER -TWIST -W/O CAM -1.25" -597312AA1
	110506-66-000	EA	CAM - LATCHING - DOG LEG - 1.5" LONG - TWIST LOCK
4	138637-04-000	EA	LOCK ASM. - KEYED - 1.5" CASE (CYLINDER/CAM/HDWR PKG) - KEYED LOCK
	144474-01-000	EA	ADAPTER - LOCK - 180 DEGREE - KEYED LOCK
	138637-63-000	EA	CAM - LATCHING - DOG LEG - 1.5" LONG - KEYED LOCK
	138637-53-000	EA	CASE/CYLINDER - LOCKING - W/O CAM/KEY - 1.5"
	138637-53-001	EA	CASE/CYLINDER - LOCKING - W/O CAM/KEY - 1.5"
	138637-53-002	EA	CASE/CYLINDER - LOCKING - W/O CAM/KEY - 1.5"
	138637-53-003	EA	CASE/CYLINDER - LOCKING - W/O CAM/KEY - 1.5"
	138637-53-004	EA	CASE/CYLINDER - LOCKING - W/O CAM/KEY - 1.5"
	138637-53-005	EA	CASE/CYLINDER - LOCKING - W/O CAM/KEY - 1.5"
	138637-53-006	EA	CASE/CYLINDER - LOCKING - W/O CAM/KEY - 1.5"
	138637-53-007	EA	CASE/CYLINDER - LOCKING - W/O CAM/KEY - 1.5"
	138637-53-008	EA	CASE/CYLINDER - LOCKING - W/O CAM/KEY - 1.5"
	138637-53-009	EA	CASE/CYLINDER - LOCKING - W/O CAM/KEY - 1.5"
	138637-51-000	EA	KEYS - SET OF TWO
	138637-51-001	EA	KEYS - SET OF TWO
	138637-51-002	EA	KEYS - SET OF TWO
	138637-51-003	EA	KEYS - SET OF TWO
	138637-51-004	EA	KEYS - SET OF TWO
	138637-51-005	EA	KEYS - SET OF TWO
	138637-51-006	EA	KEYS - SET OF TWO
	138637-51-007	EA	KEYS - SET OF TWO
	138637-51-008	EA	KEYS - SET OF TWO
	138637-51-009	EA	KEYS - SET OF TWO

*COMPONENT PARTS LISTED LATER IN THIS GROUP

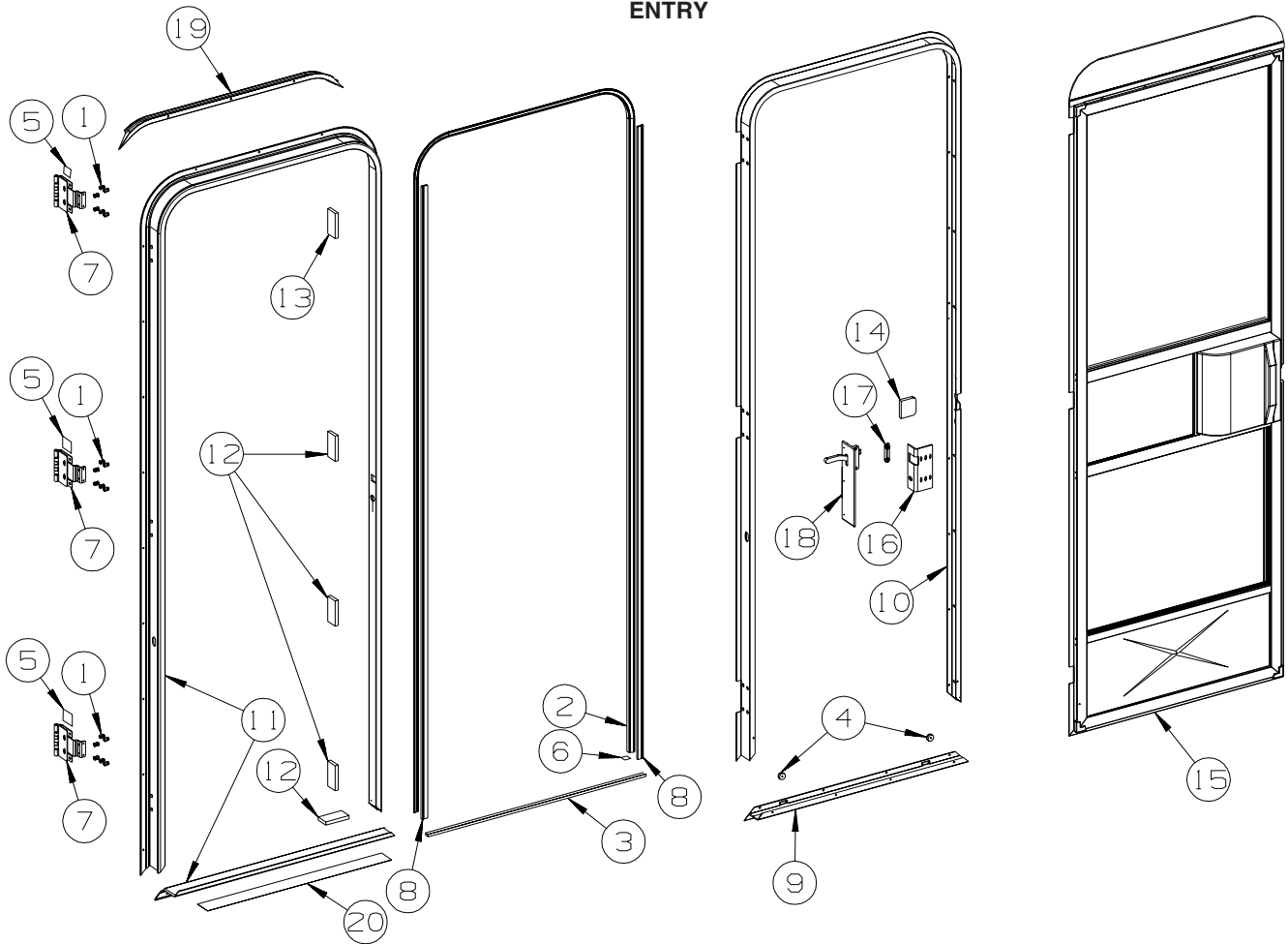
COMPONENT PARTS FOR COMPARTMENT DOOR PIECE PARTS

110506-A1-000, 110506-A2-000, 110506-26-000, 110506-27-000

KEY	PART NUMBER	U/M	DESCRIPTION	VENDOR NO .
	110506-40-700	EA	HARDWARE PACKAGE-CYLINDER/CASE	596950AAL

EXTERIOR DOORS & COMPARTMENTS GROUP (CONTINUED)

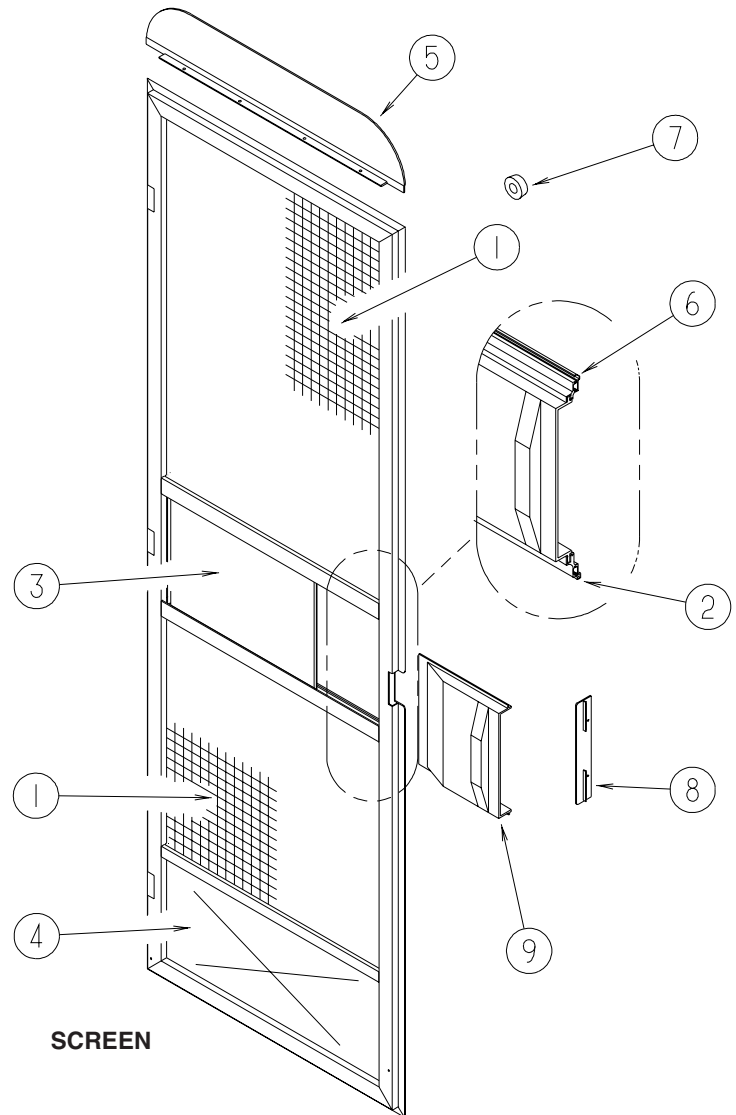
ENTRY



KEY	PART NUMBER	U/M	DESCRIPTION
1	039715-01-000	EA	NUT-SERT - 1/4" DIAMETER - 20 THREADS
2	075671-04-000	FT	SEAL - SPONGE - LAZY T - W/ADHESIVE STRIP - .5" WIDE
3	075673-05-000	FT	SEAL/PILE - .5" HIGH W/ADHESIVE BACK - BLACK
4	081914-02-000	EA	BUMPER - RUBBER - ROUND - 5/16" DIA. X 13/64" THICK
5	100128-02-000	FT	SEAL - FOAM/ADHESIVE BACK - .37" WIDE X .37" THICK
6	104692-01-000	FT	SEAL - ADHESIVE BACKED FOAM - 3/4" THICK X 3/4" WIDE X 25'
7	106719-01-05A	EA	HINGE - ENTRY DOOR - BRIGHT WHITE
8	118929-01-01A	FT	SEAL - PILE - PUSH ON
9	121893-01-01A	EA	FRAME - ENTRY DOOR/BOTTOM - BRIGHT WHITE
10	121894-31-01A	EA	FRAME - ENTRY DOOR - BRIGHT WHITE
11	121898-21-01A	EA	JAMB - DOOR/ENTRANCE - BRIGHT WHITE
12	125724-01-000	EA	SHIM - DOOR, ENTRANCE
13	125724-02-000	EA	SHIM - DOOR, ENTRANCE
14	130096-05-000	EA	FOAM - SCREEN DOOR, RETAINER
15	132208-06-S34	EA	DOOR - SCREEN - W/O HARDWARE
16	137401-01-03B	EA	BRACKET - DOOR ANGLE - OFF WHITE
17	148364-01-02A	EA	STRIKE - SCREEN DOOR - BRIGHT WHITE
	138287-01-000	EA	CYLINDER/LOCK - ENTRY DOOR (MASTER)
	138287-02-000	EA	CYLINDER/LOCK - ENTRY DOOR (MASTER)
	138287-03-000	EA	CYLINDER/LOCK - ENTRY DOOR (MASTER)
	138287-04-000	EA	CYLINDER/LOCK - ENTRY DOOR (MASTER)
	138287-05-000	EA	CYLINDER/LOCK - ENTRY DOOR (MASTER)
	138287-06-000	EA	CYLINDER/LOCK - ENTRY DOOR (MASTER)
	138287-07-000	EA	CYLINDER/LOCK - ENTRY DOOR (MASTER)
	138287-08-000	EA	CYLINDER/LOCK - ENTRY DOOR (MASTER)
	138287-09-000	EA	CYLINDER/LOCK - ENTRY DOOR (MASTER)
	138287-10-000	EA	CYLINDER/LOCK - ENTRY DOOR (MASTER)

EXTERIOR DOORS & COMPARTMENTS GROUP (CONTINUED)
ENTRY (CONTINUED)

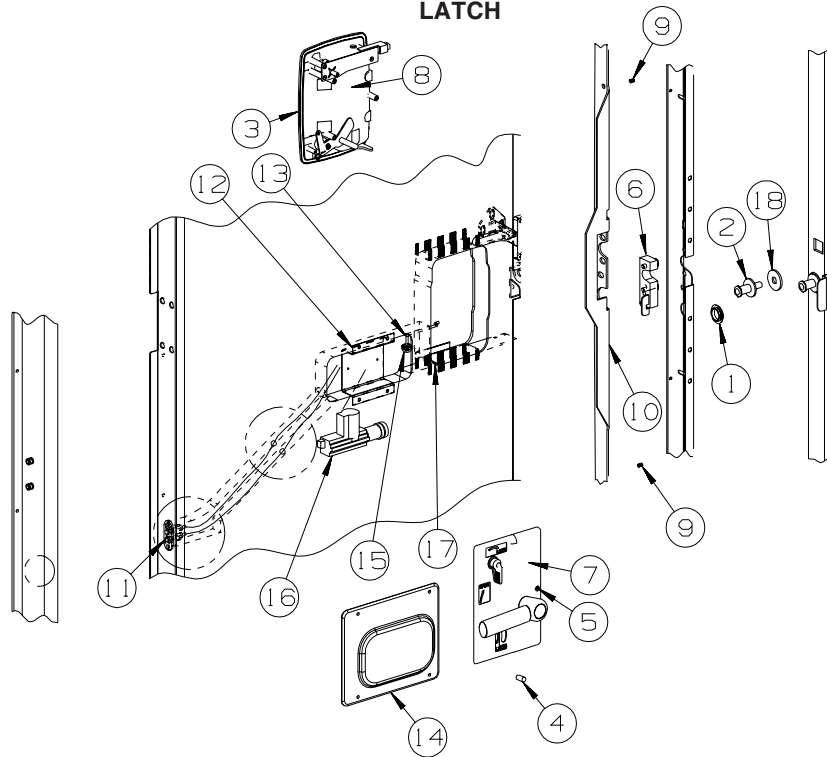
KEY	PART NUMBER	U/M	DESCRIPTION
	138288-01-000	EA	KEY - REVERSIBLE - #1151 - T/M 16169-02-1151
	138288-02-000	EA	KEY - REVERSIBLE - #1152 - T/M 16169-02-1152
	138288-03-000	EA	KEY - REVERSIBLE - #1153 - T/M 16169-02-1153
	138288-04-000	EA	KEY - REVERSIBLE - #1154 - T/M 16169-02-1154
	138288-05-000	EA	KEY - REVERSIBLE - #1155 - T/M 16169-02-1155
	138288-06-000	EA	KEY - REVERSIBLE - #1156 - T/M 16169-02-1156
	138288-07-000	EA	KEY - REVERSIBLE - #1157 - T/M 16169-02-1157
	138288-08-000	EA	KEY - REVERSIBLE - #1158 - T/M 16169-02-1158
	138288-09-000	EA	KEY - REVERSIBLE - #1159 - T/M 16169-02-1159
	138288-10-000	EA	KEY - REVERSIBLE - #1150 - T/M 16169-02-1150
18	132915-01-01A	EA	LATCH - SCREEN DOOR - BLACK
	138292-01-000	EA	SEAL - LOCK CYLINDER
19	139054-01-01A	EA	CAP - DRIP - JAMB MOUNTED - BRIGHT WHITE
20	038327-01-000	EA	TAPE - ANTI-SLIP - 2" X 60'



KEY	PART NUMBER	U/M	DESCRIPTION
1	002293-02-000	SF	SCREEN - 26" - CHARCOAL
2	002294-01-000	FT	SPLINE - SCREENING - .13" X .14"
3	016454-21-000	EA	INSERT/CENTER - SCREEN DOOR
4	078552-03-000	EA	KICK PANEL - SCREEN DOOR - LOWER INSERT - UNPAINTED
5	078595-01-000	EA	TOP PLATE - SCREEN DOOR - CURVED TOP - 4.7" X 25.35"
6	078777-08-000	FT	CHANNEL - SLIDER - 4 FOOT INCREMENTS
7	120863-06-000	EA	BUMPER - RUBBER/RADIUS TOP - 3/4" X 3/8" - LT GRAY
			FROM: 00-00-00 THRU: 06-26-05
7	120863-09-000	EA	BUMPER - RUBBER/RADIUS TOP - 3/4" X 3/8" - LT GRAY
			FROM: 06-27-05 THRU: 99-99-99
8	148364-01-12B	EA	STRIKE - SCREEN DOOR - BRIGHT WHITE
9	132082-01-01A	EA	SLIDER - SCREEN DOOR - BRIGHT WHITE

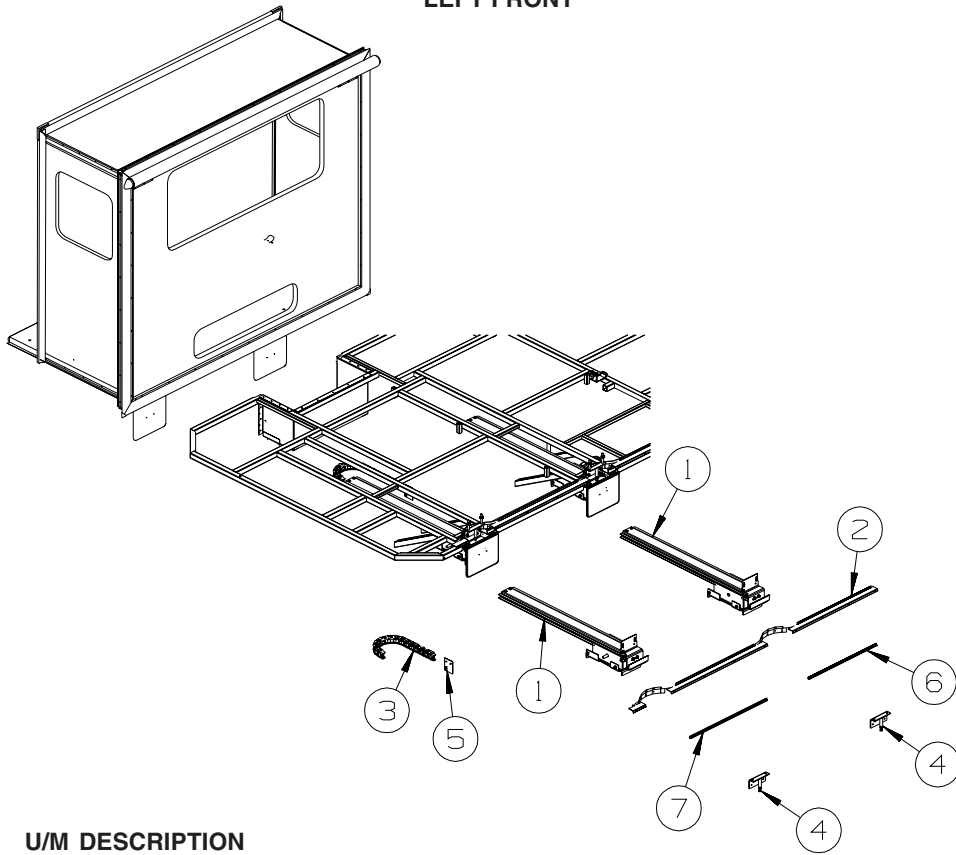
EXTERIOR DOORS & COMPARTMENTS GROUP (CONTINUED)

LATCH



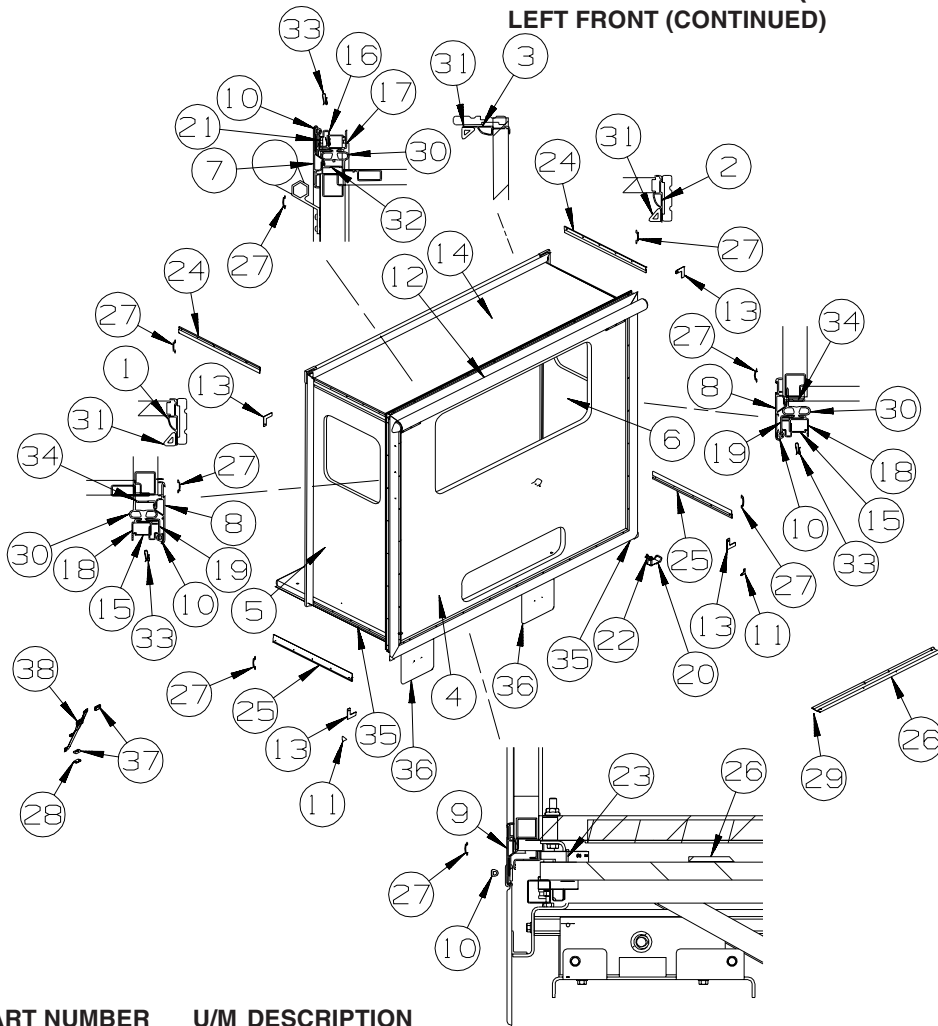
KEY	PART NUMBER	U/M	DESCRIPTION	
1	061420-14-000	EA	PLUG/PLASTIC - 7/8" DIAMETER - BLACK	
2	092927-15-000	EA	STRIKER - BOLT	
3	112782-04-01A	EA	GASKET	
4	112782-05-01A	EA	CAP - VINYL - RED	
5	112782-08-01A	EA	SCREW - MOUNTING/PLATE - ZINC	
6	112782-15-01A	EA	LATCH - SINGLE ROTOR	
6	112782-22-01A	EA	LATCH - SINGLE ROTOR	FROM: 00-00-00 THRU: 05-30-04
7	112782-16-01A	EA	LATCH - INTERIOR PLATE	FROM: 05-31-04 THRU: 99-99-99
7	112782-21-01A	EA	LATCH - INTERIOR PLATE	FROM: 00-00-00 THRU: 05-30-04
8	112782-18-01A	EA	LATCH - EXTERIOR - W/O LOCK CYLINDER W/ICON-REVERSIBLE KEY	FROM: 05-31-04 THRU: 99-99-99
8	112782-20-01A	EA	LATCH - EXTERIOR - W/O LOCK CYLINDER W/ICON-REVERSIBLE KEY	FROM: 00-00-00 THRU: 05-30-04
9	072893-04-000	EA	NUTSERT - 10-32	FROM: 05-31-04 THRU: 99-99-99
10	132207-01-02B	EA	STIFFENER/DOOR - FORMED - E-COATED	
11	138897-01-000	EA	SWITCH - 2 PIN/SPRING LOADED CONTACTS (EA=1 SWITCH)	
12	113650-02-02B	EA	BRACKET - ACTUATOR - ELECTRIC - E-COATED	
13	113651-01-01A	EA	ROD - CONTROL - MOTOR/LOCK	
14	113960-01-01A	EA	COVER - ACTUATOR - POWER LOCK	
15	114209-01-01A	EA	PUSHNUT - CAP - 1/8" - WHITE	
16	138898-01-000	EA	ACTUATOR/LOCK - ELECTRIC	
17	137230-01-01A	EA	STRIKER - NOTCHED, MILL	
18	147900-01-01A	EA	SPACER - STRIKE BOLT, MILL	

EXTERIOR SLIDEOUT GROUP LEFT FRONT



KEY	PART NUMBER	U/M	DESCRIPTION
1	150661-01-000	EA	SLIDEOUT - ELECTRIC/SLIM
	140368-03-02A	EA	PLATE/SEAL - SLIDEOUT - BRIGHT WHITE
	148250-03-02A	EA	TRIM/ZEE - SIDEWALL - 35.3" - BRIGHT WHITE FROM: 00-00-00 THRU: 10-11-04
	148250-04-02A	EA	TRIM/ZEE - SIDEWALL - 4.6" - BRIGHT WHITE FROM: 00-00-00 THRU: 10-11-04
	148250-05-02A	EA	TRIM/ZEE - SIDEWALL - 30.6" - BRIGHT WHITE FROM: 00-00-00 THRU: 10-11-04
2	140282-03-S01	EA	TRIM - SIDEWALL - 89.9" - BRIGHT WHITE FROM: 10-12-04 THRU: 99-99-99
3	143541-03-01A	EA	CARRIER/WIRING - F/SLIDEOUT ROOM - 13 LINKS
4	150569-01-02B	EA	BRACKET - MOUNTING - SLIDEOUT - W/HEX NUT/TUBE - E-COATED
5	151124-01-02B	EA	COVER - SLIDEOUT WIRES - E-COATED
6	149821-12-01A	EA	TRIM/ANGLE - SIDEWALL - BLACK - 1/2" X 1/2" X 25.2" FROM: 00-00-00 THRU: 02-27-05
6	149821-16-01A	EA	TRIM/ANGLE - SIDEWALL - BLACK - 1/2" X 1/2" X 27" FROM: 02-28-05 THRU: 99-99-99
7	149821-13-01A	EA	TRIM/ANGLE - SIDEWALL - BLACK - 1/2" X 1/2" X 29.3" FROM: 00-00-00 THRU: 02-27-05
7	149821-16-01A	EA	TRIM/ANGLE - SIDEWALL - BLACK - 1/2" X 1/2" X 27" FROM: 02-28-05 THRU: 99-99-99

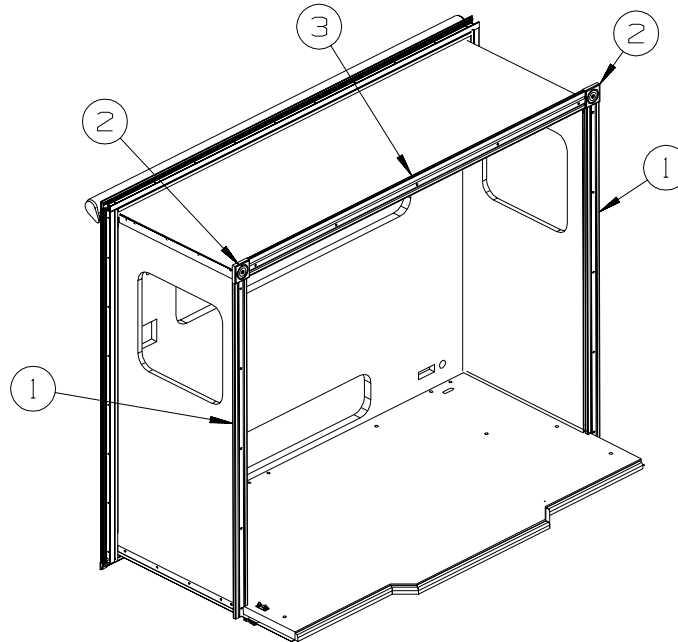
EXTERIOR SLIDEOUT GROUP (CONTINUED)
LEFT FRONT (CONTINUED)



KEY	PART NUMBER	U/M	DESCRIPTION
1	139624-33-01A	EA	TRIM/SEAL - INNER/LEFT HAND - 70.2" - BRIGHT WHITE
2	139624-34-01A	EA	TRIM/SEAL - INNER/RIGHT HAND - 70.2" - BRIGHT WHITE
3	139624-32-01A	EA	TRIM/SEAL - INNER/TOP - 89.5"
4	149541-11-S34	EA	SLUG - F/SLIDEOUT (S34, S35)
4	149541-11-S36	EA	SLUG - F/SLIDEOUT (S36, S37)
4	149541-11-S38	EA	SLUG - F/SLIDEOUT (S38, S39)
5	149733-01-S34	EA	PANEL END - F/SLIDEOUT (S34, S35)
5	149733-01-S36	EA	PANEL END - F/SLIDEOUT (S36, S37)
5	149733-01-S38	EA	PANEL END - F/SLIDEOUT (S38, S39)
6	149743-01-S34	EA	PANEL/SLIDEOUT - REAR(S34, S35)
6	149743-01-S36	EA	PANEL/SLIDEOUT - REAR(S36, S37)
6	149743-01-S38	EA	PANEL/SLIDEOUT - REAR(S38, S39)
7	139625-46-01A	EA	TRIM/SEAL - W/MITERED ENDS - 91.2" - BRIGHT WHITE
8	139625-14-01A	EA	TRIM/SEAL - W/MITERED ENDS - 73.8" - BRIGHT WHITE
9	142233-15-01A	EA	TRIM/SEAL - W/MITERED ENDS - 91.2" - BRIGHT WHITE
10	099418-01-000	FT	SEAL - D-SECTION/ADHESIVE BACK - .44" X .44" - BLK RUBBER
11	135275-01-01A	EA	PROTECTOR - CORNER - SLIDEOUT - WHITE
12	122977-05-03A	EA	AWNING/SLIDEOUT W/COVER - 90" - WHITE - VINYL/VINYL WRAP
13	116444-04-12B	EA	TRIM/KEY CORNER - SLIDEOUT - 3.1" X 3.1" - BRT WHITE
14	149731-01-S34	EA	ROOF - F/SLIDEOUT
15	142718-31-01A	EA	RETAINER - SIDEWALL/SLIDEOUT - 69.7"
15	142718-21-01A	EA	RETAINER - SIDEWALL/SLIDEOUT - 69.5" FROM: 00-00-00 THRU: 02-03-05 FROM: 02-04-05 THRU: 99-99-99
16	142718-33-01A	EA	RETAINER - SIDEWALL/SLIDEOUT - 89.4"
17	142719-25-01A	EA	TRIM/SIDEWALL - TOP/SLIDEOUT - 90.7" - BRIGHT WHITE
18	142720-15-01A	EA	TRIM - SIDEWALL/SLIDEOUT - 70.2" - BRIGHT WHITE
19	136824-43-01A	EA	TRIM - SIDEWALL/SLIDEOUT - 70" - BRIGHT WHITE
20	150697-03-02B	EA	PBRACKET - RESTRAINT/CHILD - E-COATED
21	136824-46-01A	EA	TRIM - SIDEWALL/SLIDEOUT - 90.7" - BRIGHT WHITE
22	150700-01-02B	EA	PLATE/MOUNTING - RESTRAINT/CHILD - 1" X 2.3" - E-COATED

EXTERIOR SLIDEOUT GROUP (CONTINUED)
LEFT FRONT (CONTINUED)

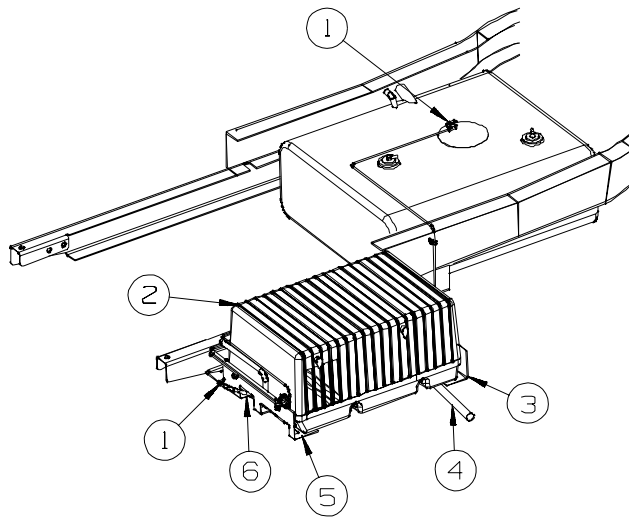
KEY	PART NUMBER	U/M	DESCRIPTION
23	123012-04-000	FT	SEAL - SLIDEOUT - .09"/.13" THICK X 1.5" - W/ADHESIVE
24	138659-01-01A	EA	TRIM/FEATURE STRIP - 181.7" - BRIGHT WHITE
25	125051-03-01A	EA	TRIM - FEATURE STRIP/LOWER - 29.3" - BRIGHT WHITE
26	115325-07-01A	EA	RAIL - FLOOR/SLIDEOUT ROOM - 44.4" LONG - BLACK
			FROM: 00-00-00 THRU: 11-25-04
26	115325-03-02A	EA	RAIL - FLOOR/SLIDEOUT ROOM - 64.5" LONG - BLACK
			FROM: 11-26-04 THRU: 99-99-99
26	134756-02-L76	EA	RAMP - FABRIC COVERED - SLIDEOUT - 51.2" - VINYL FLOOR - THRU OUT
27	105312-01-07A	FT	INSERT - FEATURE STRIP - VINYL - BRIGHT WHITE
28	135622-01-02B	EA	PLATE - TIEDOWN - SLIDEOUT ROOM
29	115661-01-000	FT	SHOE/GLIDE - SLIDEOUT ROOM - 1/16" X 3" - POLYETHYLENE
30	136978-01-01A	FT	SEAL - SLIDEOUT - BLACK
31	146056-01-000	FT	SEAL - TRIANGLE - W/PSA
32	133954-51-01A	EA	TRIM/SEAL - 86" - BRIGHT WHITE
33	142549-01-000	EA	CLIP - "S" TYPE
34	133954-47-01A	EA	TRIM/SEAL - 66.4" - BRIGHT WHITE
35	075673-05-000	FT	SEAL - PILE - ADHESIVE BACK - BLACK
36	138077-08-S34	EA	COVER/RAM - 11" X 8.9" - W/TUBE - BRIGHT WHITE
			FROM: 00-00-00 THRU: 05-30-04
36	138077-09-S34	EA	COVER/RAM - 11" X 8.9" - W/TUBE - BRIGHT WHITE
			FROM: 05-31-04 THRU: 06-16-04
36	138077-07-01A	EA	COVER/RAM - 11" X 8.8" - W/O TUBE - BRIGHT WHITE
			FROM: 06-17-04 THRU: 99-99-99
37	135619-02-01A	EA	PLATE - TIEDOWN - SLIDEOUT ROOM
38	135619-01-01A	EA	STRAP - TIEDOWN - SLIDEOUT ROOM



KEY	PART NUMBER	U/M	DESCRIPTION
1	132663-20-21A	EA	MOLDING-VINYL WRAP/PRE DRILLED - .6" X 3" X 67.1" - WASHED MAPLE
1	132663-20-22A	EA	MOLDING-VINYL WRAP/PRE DRILLED - .6" X 3" X 67.1" - SIERRA MAPLE
2	132844-02-21A	EA	BLOCK - CORNER - 3.9" X 3.9" - WASHED MAPLE
2	132844-02-22A	EA	BLOCK - CORNER - 3.9" X 3.9" - SIERRA MAPLE
3	132663-28-21A	EA	MOLDING-VINYL WRAP/PRE DRILLED - .6" X 3.4" X 82.6"-N/MAPLE - WASHED MAPLE
3	132663-28-22A	EA	MOLDING-VINYL WRAP/PRE DRILLED - .6" X 3.4" X 82.6"-S/MAPLE - SIERRA MAPLE

GENERATOR GROUP

GAS



KEY	PART NUMBER	U/M	DESCRIPTION
1	128139-03-000	EA	HOSE - FUEL - LOW PERMEABILITY - 1/4" DIAMETER
	088258-02-000	EA	CLIP - RETAINING - FUEL LINE SINGLE
FROM: 00-00-00 THRU: 06-30-04			
2	109982-03-000	EA	GENERATOR - 4.0 MICROLITE
3	114071-02-02B	EA	SUPPORT - GENERATOR - RIGHT
4	105958-08-000	EA	PIPE - EXHAUST/GENERATOR - 1.5" OD X 3.1" X 19.7"
	007125-04-000	EA	CLAMP - MUFFLER - 1.12"DIAMETER
5	114070-02-02B	EA	SUPPORT - GENERATOR - LEFT
6	084884-01-000	EA	PLUG - BRASS - 3/8"

HEATING & A/C GROUP
FURNACE

KEY	PART NUMBER	U/M	DESCRIPTION
	009198-02-000	FT	DUCT - HEAT - FLEXIBLE - 2" ID X 25'
	009198-01-000	FT	DUCT - HEAT - FLEXIBLE - 4" ID X 25'
	089367-02-000	EA	TEE - 4" X 2" X 4"
	056464-11-000	EA	REGISTER W/DAMPER - 4" DIAMETER - PLASTIC - OFF WHITE
	056464-12-000	EA	REGISTER W/O DAMPER - 4" DIAMETER - PLASTIC - OFF WHITE
	093614-11-02A	EA	GRILLE - AIR RETURN - 13.9" X 7.9" - BEIGE
*	139980-02-000	EA	FURNACE - 30000 BTU - SF QUIET - SUBURBAN SF-30 2321J
	098668-23-000	EA	DOOR - ACCESS - FURNACE - BRIGHT WHITE

***COMPONENT PARTS LISTED LATER IN THIS GROUP**

HEATING & A/C GROUP (CONTINUED)
COMPONENT PARTS FOR FURNACE (CONTINUED)

139980-02-000 (CONTNUED)

KEY	PART NUMBER	U/M	DESCRIPTION	VENDOR NO.
9	139980-01-700	EA	MANIFOLD ASSEMBLY	171571
11	092300-02-701	EA	ORIFICE-MAIN BURNER (NT-30BW	180214
12	098668-22-703	EA	GASKET - BURNER ACCESS COVER	070811
22	139980-01-701	EA	ELECTRODE	232286
23	098668-02-700	EA	BURNER ASSEMBLY,SF-30 & SF35	010745
26	098668-01-718	EA	VALVE-GAS SF S.N.974903079	161122
27	139980-01-702	EA	PIPE ASSEMBLY/GAS INLET	171574
31	098668-01-707	EA	TUBE ASSEMBLY, EXHAUST W/CAP	260231
33	139980-01-703	EA	HOUSING/COMB. - FRONT/HALF	390852
36	098668-01-706	EA	WHEEL-COMBUSTION AIR	350184
37	139980-01-704	EA	HOUSING/COMB. - REAR/HALF	390848
39	139980-01-705	EA	GASKET/FIREWALL-COMB AIR	071084
40	139980-01-706	EA	MOTOR ASSEMBLY W/GASKET	232682
42	101990-01-714	EA	GASKET-MICROSWITCH	230877
44	098668-21-700	EA	SWITCH-MICRO-W/O FLAG 3 1/4"	232261
46	139980-01-708	EA	BLOWER ASSEMBLY - ROOM AIR	390739BK
47	098668-01-711	EA	WHEEL-BLOWER, ROOM AIR	350129
48	139980-01-709	EA	ORFICE RING	390696
50	139980-01-710	EA	SWITCH - ON/OFF	232351
52	139980-01-711	EA	PANEL ASSEMBLY-MODULE BD	101663
53	139980-01-712	EA	INSULATOR - MODULE BD	070807
54	098668-22-705	EA	MODULE BD W/RELAY TIME DELAY	520820
55	139980-01-713	EA	CAP/INSULATOR-MODULE BD	070973
57	139980-01-714	EA	BUSHING - UNIVERSAL	070362
58	139980-01-715	EA	BUSHING - STRAIN RELIEF	231809
59	098668-01-716	EA	GASKET-FIREWALL,CHAMBER SIDE	070808
61	139980-01-716	EA	CHAMBER ASSEMBLY - FINAL	021149BK
62	098668-21-701	EA	SWITCH - LIMIT	232504
66	098668-01-713	EA	TUBE ASSEMBLY, INTAKE	051248

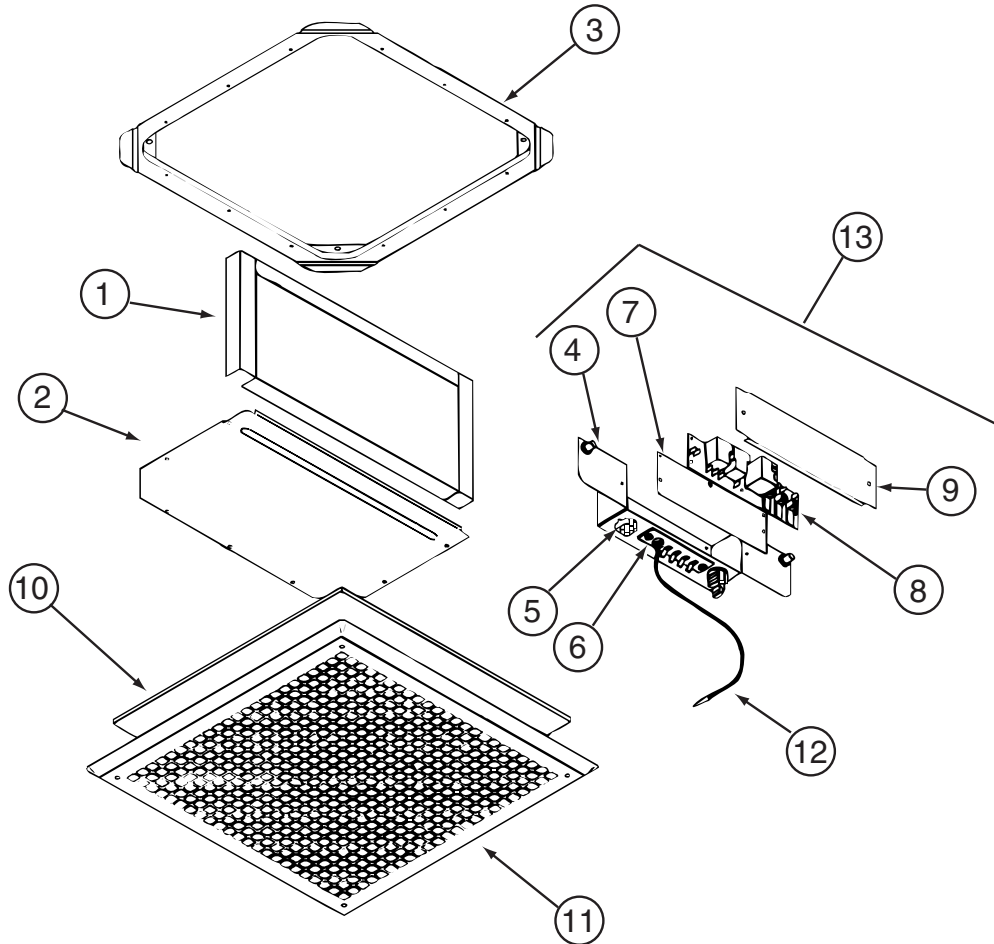
CONTACT WINNEBAGO PART SALES FOR UNLISTED COMPONENT(S)

HEATING & A/C GROUP (CONTINUED)

ROOF

KEY	PART NUMBER	U/M	DESCRIPTION
*	148644-02-01A	EA	A/C-ROOF - LOW PROFILE/HEAT PUMP - RVP9003C876 - A/C HEAT PUMP - HI EFF LOW PROFILE
*	148644-01-01A	EA	A/C-ROOF - LOW PROFILE - ART WHITE - RVP 9203C876 - AC HEAT PUMP-1 HI EFFICIENCY
*	131184-05-01A	EA	CEILING ASSEMBLY - HEAT PUMP - WHITE - A/C HEAT PUMP - HI EFF LOW PROFILE
*	131184-01-01A	EA	CEILING ASSEMBLY - A/C DUCTED - WHITE - AC HEAT PUMP-1 HI EFFICIENCY
	131184-02-01A	EA	BOARD - DIVIDER - SILVER

***COMPONENT PARTS LISTED LATER IN THIS GROUP**



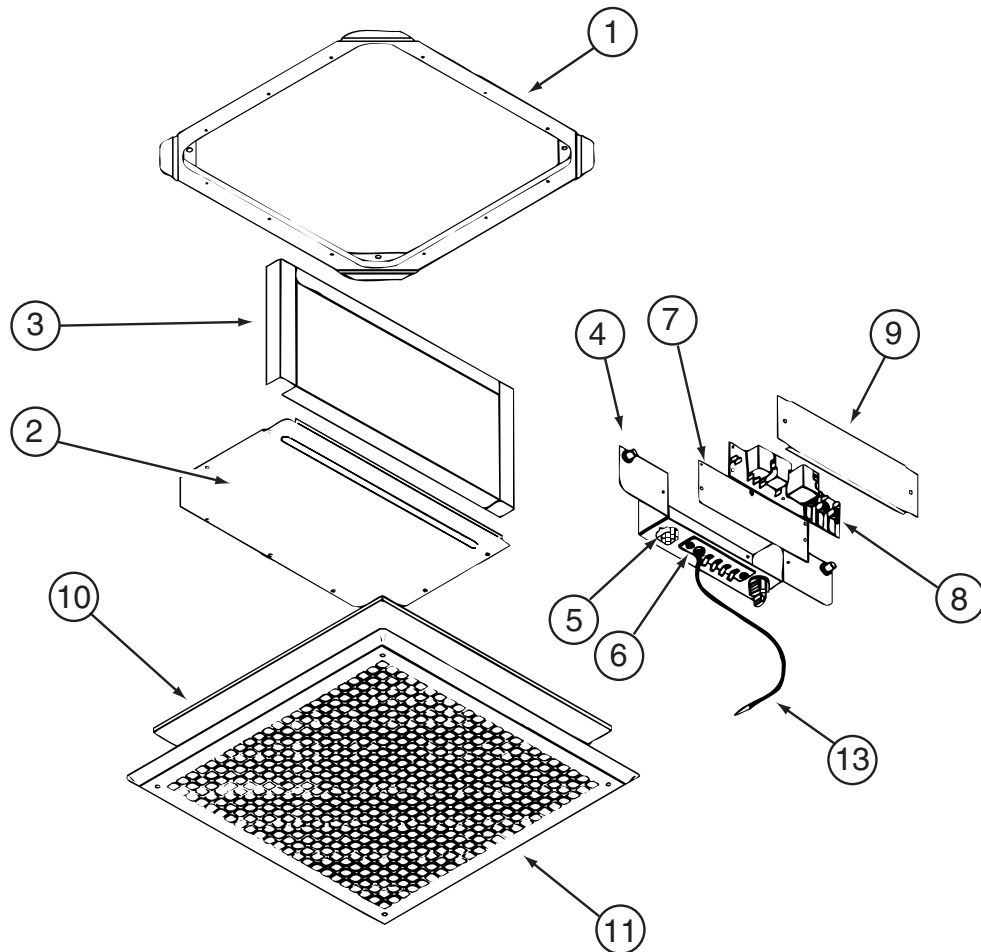
COMPONENT PARTS FOR ROOF

131184-01-01A

KEY	PART NUMBER	U/M	DESCRIPTION	VENDOR NO.
1	131184-01-707	EA	DUCT DIVIDER	8330-3501
5	131184-01-700	EA	PLUG ASSEMBLY	7330A389
6	131184-01-701	EA	TERMINAL BOARD	7330B3201
7	131184-01-702	EA	ISOLATOR - BLANK	7330C365
8	108892-01-702	EA	BOARD-P.C.	7330A3211
10	108892-01-703	EA	FILTER	6798A3761
11	108892-01-704	EA	GRILLE 16 3/8X16 3/8 RETURN	6798-3041
12	131184-01-704	EA	COIL SENSOR	7330-6111
13	131184-01-705	EA	JUNCTION BOX ASSEMBLY	7330B5551
	131184-01-703	EA	SMALL PARTS PKG	8330-5961

CONTACT WINNEBAGO PART SALES FOR UNLISTED COMPONENT(S)

HEATING & A/C GROUP (CONTINUED)
COMPONENT PARTS FOR ROOF (CONTINUED)

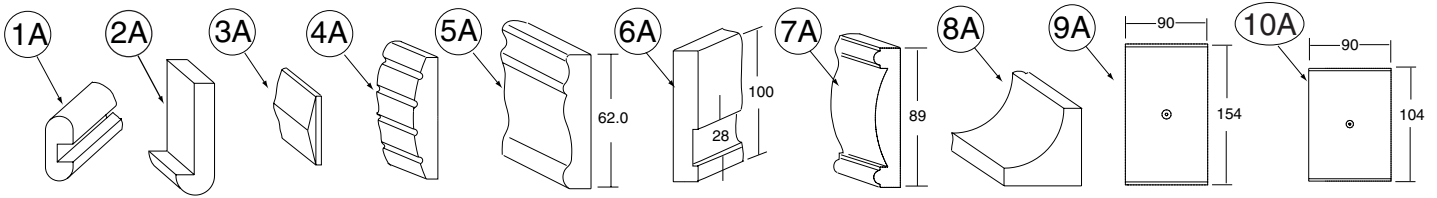


131184-05-01A

KEY	PART NUMBER	U/M	DESCRIPTION	VENDOR NO.
4	131184-05-700	EA	BOX - JUNCTION	8530-5091
5	131184-04-700	EA	PLUG ASSEMBLY	7530A340
6	131184-04-702	EA	BOARD - TERMINAL	7530B3201
7	131184-01-702	EA	ISOLATOR - BLANK	7330C365
8	131184-04-705	EA	BOARD - P.C.	7330B3311
10	108892-01-703	EA	FILTER	6798A3761
11	108892-01-704	EA	GRILLE 16 3/8X16 3/8 RETURN	6798-3041
13	105620-12-719	EA	COIL SENSOR	7330A3231
	131184-01-703	EA	SMALL PARTS PKG	8330-5961

CONTACT WINNEBAGO PART SALES FOR UNLISTED COMPONENT(S)

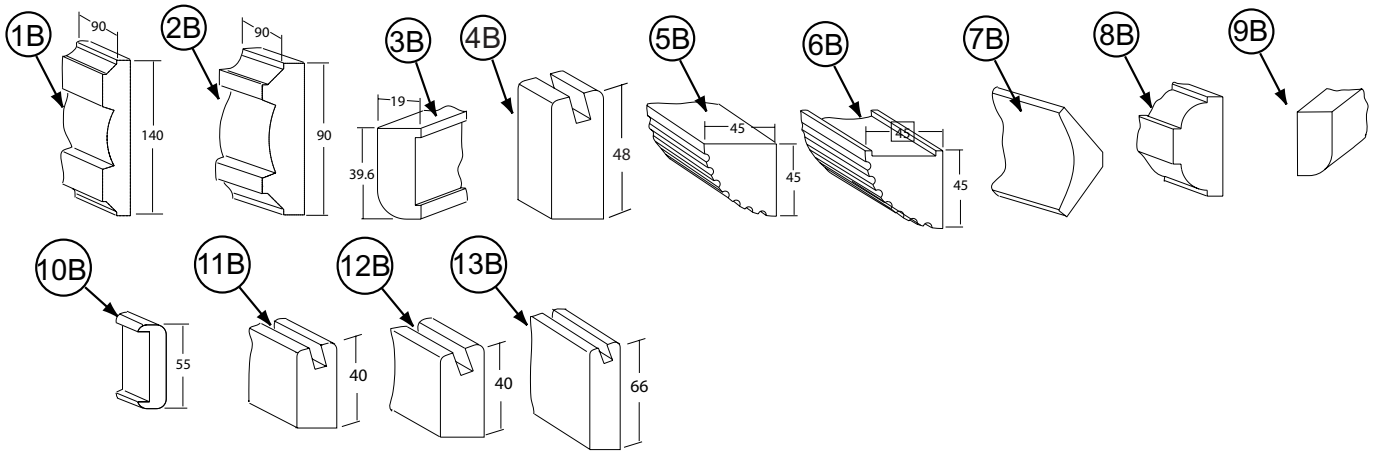
INTERIOR FINISH GROUP
MOLDINGS & TRIMS
WASHED MAPLE - SIERRA MAPLE



KEY	PART NUMBER	U/M	DESCRIPTION
1A	M09412-62-N42	EA	MOLDING/SHELF EDGE - .6" X 1.3" X 96" - PORTSMOUTH OAK
1A	M09412-62-M52	EA	MOLDING/SHELF EDGE - .6" X 1.3" X 96" - CHERRY - CONCERT CHERRY
1A	M09412-62-M62	EA	MOLDING/SHELF EDGE - .6" X 1.3" X 96" - WASHED MAPLE - WASHED MAPLE
1A	M09412-62-RC3	EA	MOLDING/SHELF EDGE - .6" X 1.3" X 96" - HONEY CHERRY - HONEY CHERRY
1A	M09412-62-SA3	EA	MOLDING/SHELF EDGE - .6" X 1.3" X 96" - MAPLE - SIERRA MAPLE
2A	M09438-25-N95	EA	MOLDING - HARDWOOD-W/NOTCH - 1.4"X 80.2" - OAK/PORTS OAK - PORTSMOUTH OAK
2A	M09438-25-N94	EA	MOLDING - HARDWOOD-W/NOTCH - 1.4"X 80.2" - CHERRY/CHERRY IV - CONCERT CHERRY
2A	M09438-25-NQ0	EA	MOLDING - HARDWOOD-W/NOTCH - 1.4"X 80.2" - MAPLE/WASHED MP - WASHED MAPLE
2A	M09438-25-RA3	EA	MOLDING - HARDWOOD-W/NOTCH - 1.4"X 80.2" - CHERRY/HONEY - HONEY CHERRY
2A	M09454-33-PC0	EA	MOLDING - HARDWOOD-W/NOTCH - 1"X 77.6" - OAK/PORTS OAK - PORTSMOUTH OAK
2A	M09454-33-PC1	EA	MOLDING - HARDWOOD-W/NOTCH - 1"X 77.6" - CHERRY/CHERRY IV - CONCERT CHERRY
2A	M09454-33-PC2	EA	MOLDING - HARDWOOD-W/NOTCH - 1"X 77.6" - MAPLE/WASHED MP - WASHED MAPLE
2A	M09454-33-RA3	EA	MOLDING - HARDWOOD-W/NOTCH - 1"X 77.6" - CHERRY/HONEY - HONEY CHERRY
3A	M09454-62-P54	EA	MOLDING - TRIM/VEE - .2" X 1" X 3.5" - OAK - PORTSMOUTH OAK
3A	M09454-62-P55	EA	MOLDING - TRIM/VEE - .2" X 1" X 3.5" - CHERRY - CONCERT CHERRY
3A	M09454-62-P56	EA	MOLDING - TRIM/VEE - .2" X 1" X 3.5" - MAPLE - WASHED MAPLE
3A	M09454-62-RE0	EA	MOLDING - TRIM/VEE - .2" X 1" X 3.5" - CHERRY - HONEY CHERRY
3A	M09462-50-R74	EA	MOLDING - TRIM/VEE - .2" X 1" X 93.5" - PORTSMOUTH OAK
3A	M09462-50-R75	EA	MOLDING - TRIM/VEE - .2" X 1" X 93.5" - CHERRY/CHERRY - CONCERT CHERRY
3A	M09462-50-R76	EA	MOLDING - TRIM/VEE - .2" X 1" X 93.5" - MAPLE/MAPLE - WASHED MAPLE
3A	M09462-50-SD3	EA	MOLDING - TRIM/VEE - .2" X 1" X 93.5" - HONEY/CHERRY - HONEY CHERRY
3A	M09462-50-S67	EA	MOLDING - TRIM/VEE - .2" X 1" X 93.5" - SIERRA/MAPLE - SIERRA MAPLE
4A	M09462-54-R89	EA	MOLDING - FLUTED, CURVED - .6" X 6" X 82.7" - PORTSMOUTH OAK
4A	M09462-54-R90	EA	MOLDING - FLUTED, CURVED - .6" X 6" X 82.7" - CONCERT CHERRY
4A	M09462-54-R91	EA	MOLDING - FLUTED, CURVED - .6" X 6" X 82.7" - WASHED MAPLE
4A	M09462-54-RE3	EA	MOLDING - FLUTED, CURVED - .6" X 6" X 82.7" - HONEY CHERRY
4A	M09471-09-R89	EA	MOLDING - STAINED - 4" X 8' - PORTSMOUTH OAK
4A	M09471-09-R90	EA	MOLDING - STAINED - 4" X 8' - CONCERT CHERRY
4A	M09471-09-R91	EA	MOLDING - STAINED - 4" X 8' - WASHED MAPLE
4A	M09471-09-RE3	EA	MOLDING - STAINED - 4" X 8' - HONEY CHERRY
4A	Y00202-42-438	EA	MOLDING - FLUTED - .75" X 3.5" X 96" - UNSTAINED - OAK
4A	Y00202-32-438	EA	MOLDING - FLUTED - .75" X 3.5" X 96" - UNSTAINED - CHERRY
4A	Y00202-22-438	EA	MOLDING - FLUTED - .75" X 3.5" X 96" - UNSTAINED - MAPLE
5A	M09462-66-R74	EA	TRIM - RAIL - .5" X 2.4" X 96" - PORTSMOUTH OAK
5A	M09462-66-R75	EA	TRIM - RAIL - .5" X 2.4" X 96" - CONCERT CHERRY
5A	M09462-66-R76	EA	TRIM - RAIL - .5" X 2.4" X 96" - WASHED MAPLE
5A	M09462-66-RE0	EA	TRIM - RAIL - .5" X 2.4" X 96" - HONEY CHERRY
5A	M09462-66-SA3	EA	TRIM - RAIL - .5" X 2.4" X 96" - SIERRA MAPLE
6A	M09471-20-R83	EA	MOLDING - STAINED - .75" X 4" X 74.6" - PORTSMOUTH OAK
6A	M09471-20-R84	EA	MOLDING - STAINED - .75" X 4" X 74.6" - CONCERT CHERRY
6A	M09471-20-R91	EA	MOLDING - STAINED - .75" X 4" X 74.6" - WASHED MAPLE
6A	M09471-20-RE0	EA	MOLDING - STAINED - .75" X 4" X 74.6" - HONEY CHERRY
7A	M09471-40-R83	EA	MOLDING - STAINED - .7" X 3.5" X 70.4" - PORTSMOUTH OAK
7A	M09471-40-R84	EA	MOLDING - STAINED - .7" X 3.5" X 70.4" - CONCERT CHERRY
7A	M09471-40-SD2	EA	MOLDING - STAINED - .7" X 3.5" X 70.4" - WASHED MAPLE
7A	M09471-40-RE0	EA	MOLDING - STAINED - .7" X 3.5" X 70.4" - HONEY CHERRY
8A	M09471-79-R38	EA	MOLDING - TRIM/COVE - .8" X .8" X 95.8" - OAK/PORTS OAK - PORTSMOUTH OAK
8A	M09471-79-R39	EA	MOLDING - TRIM/COVE - .8" X .8" X 95.8" - CHERRY/CHERRY - CONCERT CHERRY
8A	M09471-79-R46	EA	MOLDING - TRIM/COVE - .8" X .8" X 95.8" - MAPLE/MAPLE - WASHED MAPLE
8A	M09471-79-RE0	EA	MOLDING - TRIM/COVE - .8" X .8" X 95.8" - HONEY/CHERRY - HONEY CHERRY
8A	M09471-79-SA3	EA	MOLDING - TRIM/COVE - .8" X .8" X 95.8" - HONEY/MAPLE - SIERRA MAPLE
9A	P49186-01-SA0	EA	MOLDING/BLOCK - PORTSMOUTH OAK
9A	P49186-01-SA1	EA	MOLDING/BLOCK - CONCERT CHERRY
9A	P49186-01-SA2	EA	MOLDING/BLOCK - WASHED MAPLE
9A	P49186-01-SA3	EA	MOLDING/BLOCK - SIERRA MAPLE

INTERIOR FINISH GROUP (CONTINUED)
MOLDINGS & TRIMS (CONTINUED)

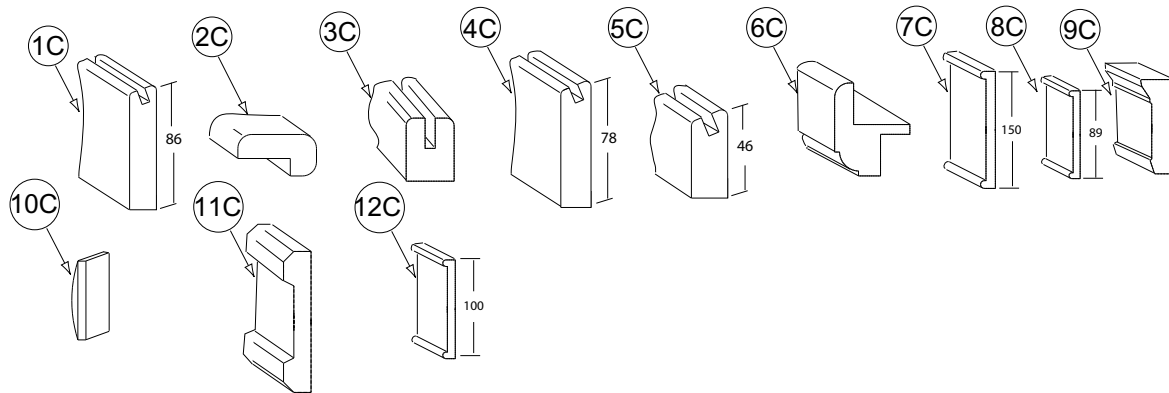
KEY	PART NUMBER	U/M DESCRIPTION
10A	P49186-02-SA0	EA MOLDING/BLOCK - PORTSMOUTH OAK
10A	P49186-02-SA1	EA MOLDING/BLOCK - CONCERT CHERRY
10A	P49186-02-SA2	EA MOLDING/BLOCK - WASHED MAPLE
10A	P49186-02-SA3	EA MOLDING/BLOCK - SIERRA MAPLE



KEY	PART NUMBER	U/M DESCRIPTION
1B	P49188-01-SA0	EA MOLDING/BLOCK - PORTSMOUTH OAK
1B	P49188-01-SA1	EA MOLDING/BLOCK - CONCERT CHERRY
1B	P49188-01-SA2	EA MOLDING/BLOCK - WASHED MAPLE
1B	P49188-01-SA3	EA MOLDING/BLOCK - SIERRA MAPLE
2B	P49188-02-SA0	EA MOLDING/BLOCK - PORTSMOUTH OAK
2B	P49188-02-SA1	EA MOLDING/BLOCK - CONCERT CHERRY
2B	P49188-02-SA2	EA MOLDING/BLOCK - WASHED MAPLE
2B	P49188-02-SA3	EA MOLDING/BLOCK - SIERRA MAPLE
3B	Y00007-42-438	EA MOLDING - 12.7 RADIUS OAK - UNSTAINED
3B	Y00007-32-438	EA MOLDING - 12.7 RADIUS CHERRY - UNSTAINED
3B	Y00007-22-438	EA MOLDING - 12.7 RADIUS MAPLE - UNSTAINED
3B	Y00287-42-438	EA MOLDING - 6.0 RADIUS OAK - UNSTAINED
3B	Y00287-32-438	EA MOLDING - 6.0 RADIUS CHERRY - UNSTAINED
3B	Y00287-22-438	EA MOLDING - 6.0 RADIUS MAPLE - UNSTAINED
4B	Y00054-72-438	EA MOLDING - VINYL - W/SLOT - .7"X 1.9"X 96" - PORTSMOUTH OAK
4B	Y00054-62-438	EA MOLDING - VINYL - W/SLOT - .7"X 1.9"X 96" - CONCERT CHERRY
4B	Y00054-A2-438	EA MOLDING - VINYL - W/SLOT - .7"X 1.9"X 96" - WASHED MAPLE
4B	Y00054-92-438	EA MOLDING - VINYL - W/SLOT - .7"X 1.9"X 96" - SIERRA MAPLE
5B	Y00070-42-438	EA MOLDING/FLUTED - OAK - 96"
5B	Y00070-32-438	EA MOLDING/FLUTED - CHERRY - 96"
5B	Y00070-22-438	EA MOLDING/FLUTED - MAPLE - 96"
6B	Y00071-42-438	EA MOLDING/FLUTED - W/NOTCH - OAK/UNSTAINED - 96"
6B	Y00071-32-438	EA MOLDING/FLUTED - W/NOTCH - CHERRY/UNSTAINED - 96"
6B	Y00071-22-438	EA MOLDING/FLUTED - W/NOTCH - MAPLE/UNSTAINED - 96"
7B	Y00074-72-438	EA MOLDING/CROWN - VINYL WRAPPED - PORTSMOUTH OAK - 96" - PORTSMOUTH OAK
7B	Y00074-62-438	EA MOLDING/CROWN - VINYL WRAPPED - CONCERT CHERRY - 96" - CONCERT CHERRY
7B	Y00074-A2-438	EA MOLDING/CROWN - VINYL WRAPPED - MAPLE - 96" - WASHED MAPLE
7B	Y00074-92-438	EA MOLDING/CROWN - VINYL WRAPPED - SIERRA MAPLE - 96" - SIERRA MAPLE
8B	Y00076-42-438	EA MOLDING/TRIM - .5" X 1" X 96" - OAK (UNSTAINED)
8B	Y00076-32-438	EA MOLDING/TRIM - .5" X 1" X 96" - CHERRY (UNSTAINED)
8B	Y00076-22-438	EA MOLDING/TRIM - .5" X 1" X 96" - MAPLE (UNSTAINED)
9B	Y00086-72-438	EA MOLDING - VINYL WRAP - .7" X 1.6" X 96" - PORTSMOUTH OAK - PORTSMOUTH OAK
9B	Y00086-62-438	EA MOLDING - VINYL WRAP - .7" X 1.6" X 96" - CHERRY - CONCERT CHERRY
9B	Y00086-A2-438	EA MOLDING - VINYL WRAP - .7" X 1.6" X 96" - WASHED MAPLE
9B	Y00086-82-438	EA MOLDING - VINYL WRAP - .7" X 1.6" X 96" - HONEY CHERRY - HONEY CHERRY
9B	Y00086-92-438	EA MOLDING - VINYL WRAP - .7" X 1.6" X 96" - SIERRA MAPLE - SIERRA MAPLE
9B	Y00087-A2-438	EA MOLDING - VINYL WRAP - .7" X 2.9" X 96" - WASHED MAPLE
9B	Y00087-62-438	EA MOLDING - VINYL WRAP - .7" X 2.9" X 96" - CONCERT CHERRY
9B	Y00087-72-438	EA MOLDING - VINYL WRAP - .7" X 2.9" X 96" - PORTSMOUTH OAK
9B	Y00087-82-438	EA MOLDING - VINYL WRAP - .7" X 2.9" X 96" - HONEY CHERRY
9B	Y00087-92-438	EA MOLDING - VINYL WRAP - .7" X 2.9" X 96" - SIERRA MAPLE
9B	Y00267-72-438	EA MOLDING - VINYL WRAP/MITERED - .6" X 96" - PORTSMOUTH OAK

INTERIOR FINISH GROUP (CONTINUED)
MOLDINGS & TRIMS (CONTINUED)

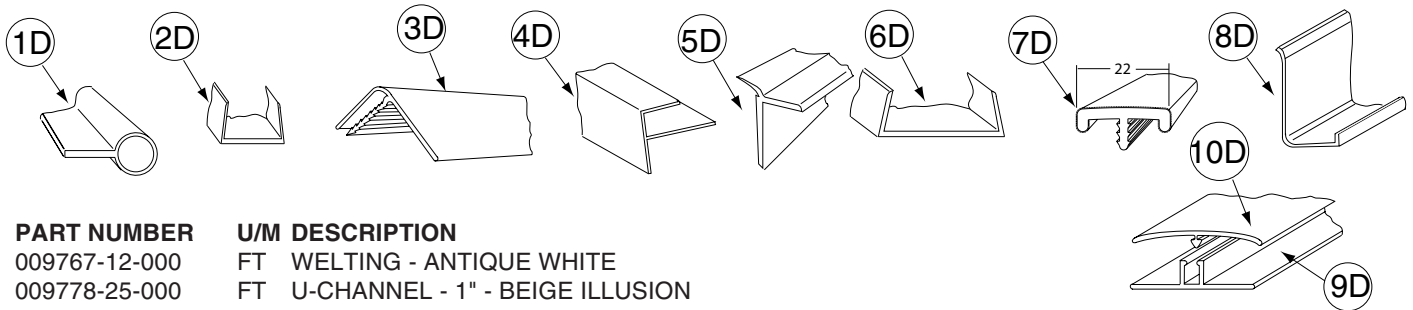
KEY	PART NUMBER	U/M	DESCRIPTION
9B	Y00267-62-438	EA	MOLDING - VINYL WRAP/MITERED - .6" X 96" - CONCERT CHERRY
9B	Y00267-A2-438	EA	MOLDING - VINYL WRAP/MITERED - .6" X 96" - WASHED MAPLE
9B	Y00267-A2-438	EA	MOLDING - VINYL WRAP/MITERED - .6" X 96" - SIERRA MAPLE
10B	Y00103-42-438	EA	MOLDING - STRAIGHT - .75" X 2.16" X 96" - UNSTAINED - OAK
10B	Y00103-32-438	EA	MOLDING - STRAIGHT - .75" X 2.16" X 96" - UNSTAINED - CHERRY
10B	Y00103-22-438	EA	MOLDING - STRAIGHT - .75" X 2.16" X 96" - UNSTAINED - MAPLE
11B	Y00203-72-438	EA	MOLDING - VINYL/BEVELED - 96" - PORTSMOUT OAK
11B	Y00203-62-438	EA	MOLDING - VINYL/BEVELED - 96" - CONCERT CHERRY
11B	Y00203-A2-438	EA	MOLDING - VINYL/BEVELED - 96" - WASHED MAPLE
11B	Y00203-82-438	EA	MOLDING - VINYL/BEVELED - 96" - HONEY CHERRY
12B	Y00204-72-438	EA	MOLDING - VINYL/BEVELED - 96" - PORTSMOUT OAK
12B	Y00204-62-438	EA	MOLDING - VINYL/BEVELED - 96" - CONCERT CHERRY
12B	Y00204-A2-438	EA	MOLDING - VINYL/BEVELED - 96" - WASHED MAPLE
12B	Y00204-82-438	EA	MOLDING - VINYL/BEVELED - 96" - HONEY CHERRY
13B	Y00205-72-438	EA	MOLDING - VINYL/BEVELED - 96" - PORTSMOUT OAK
13B	Y00205-62-438	EA	MOLDING - VINYL/BEVELED - 96" - CONCERT CHERRY
13B	Y00205-A2-438	EA	MOLDING - VINYL/BEVELED - WASHED MAPLE
13B	Y00205-82-438	EA	MOLDING - VINYL/BEVELED - 96" - HONEY CHERRY



KEY	PART NUMBER	U/M	DESCRIPTION
1C	Y00206-72-438	EA	MOLDING - VINYL/BEVELED - 96" - PORTSMOUT OAK
1C	Y00206-62-438	EA	MOLDING - VINYL/BEVELED - 96" - CONCERT CHERRY
1C	Y00206-A2-438	EA	MOLDING - VINYL/BEVELED - 96" - WASHED MAPLE
1C	Y00206-82-438	EA	MOLDING - VINYL/BEVELED - 96" - HONEY CHERRY
2C	M09494-38-SD0	EA	MOLDING - TRIM - W/NOTCH - 1" X 79.6" - OAK/PORTSMOUTH OAK - PORTSMOUTH OAK
2C	M09494-38-SD1	EA	MOLDING - TRIM - W/NOTCH - 1" X 79.6" - CHERRY/CHERRY - CONCERT CHERRY
2C	M09494-38-SD2	EA	MOLDING - TRIM - W/NOTCH - 1" X 79.6" - MAPLE/WASHED MAPLE - WASHED MAPLE
2C	M09494-38-SD3	EA	MOLDING - TRIM - W/NOTCH - 1" X 79.6" - HONEY/CHERRY - HONEY CHERRY
2C	Y00207-42-438	EA	MOLDING - .75" X 1.4" X 96" - UNSTAINED OAK
2C	Y00207-32-438	EA	MOLDING - .75" X 1.4" X 96" - UNSTAINED CHERRY
2C	Y00207-22-438	EA	MOLDING - .75" X 1.4" X 96" - UNSTAINED MAPLE
3C	Y00223-42-438	EA	MOLDING - HARDWOOD/OAK - .7" X 1" X 96"
3C	Y00223-32-438	EA	MOLDING - HARDWOOD/CHERRY - .7" X 1" X 96"
3C	Y00223-22-438	EA	MOLDING - HARDWOOD/MAPLE - .7" X 1" X 96"
4C	Y00258-72-438	EA	MOLDING/VINYL WRAP-BEVELED-.73" X 3.1" X 96" - PORTSMOUTH OAK
4C	Y00258-62-438	EA	MOLDING/VINYL WRAP-BEVELED-.73" X 3.1" X 96" - CONCERT CHERRY
4C	Y00258-A2-438	EA	MOLDING/VINYL WRAP-BEVELED ENDS-.73"X3.1"X96" - WASHED MAPLE
4C	Y00258-92-438	EA	MOLDING/VINYL WRAP-BEVELED-.73" X 3.1" X 96" - SIERRA MAPLE
5C	Y00259-72-438	EA	MOLDING/VINYL WRAP-BEVELED-.73" X 1.8" X 96" - PORTSMOUTH OAK
5C	Y00259-62-438	EA	MOLDING/VINYL WRAP-BEVELED-.73" X 1.8" X 96" - CONCERT CHERRY
5C	Y00259-A2-438	EA	MOLDING/VINYL WRAP-BEVELED-.73"X1.8"X96" - WASHED MAPLE
5C	Y00259-92-438	EA	MOLDING/VINYL WRAP-BEVELED-.73"X1.8"X96" - SIERRA MAPLE
6C	Y00266-42-438	EA	MOLDING - .75" X 1.5" X 96" OAK - .7" X 1" X 96"
6C	Y00266-32-438	EA	MOLDING - .75" X 1.5" X 96" CHERRY - .7" X 1" X 96"
6C	Y00266-22-438	EA	MOLDING - .75" X 1.5" X 96" MAPLE - .7" X 1" X 96"
7C	Y00280-74-174	EA	MOLDING/TRIM - VINYL - F/SLIDEOUT - 164.1" - PORTSMOUTH OAK
7C	Y00280-64-174	EA	MOLDING/TRIM - VINYL - F/SLIDEOUT - 164.1" - CONCERT CHERRY

INTERIOR FINISH GROUP (CONTINUED)
MOLDINGS & TRIMS (CONTINUED)

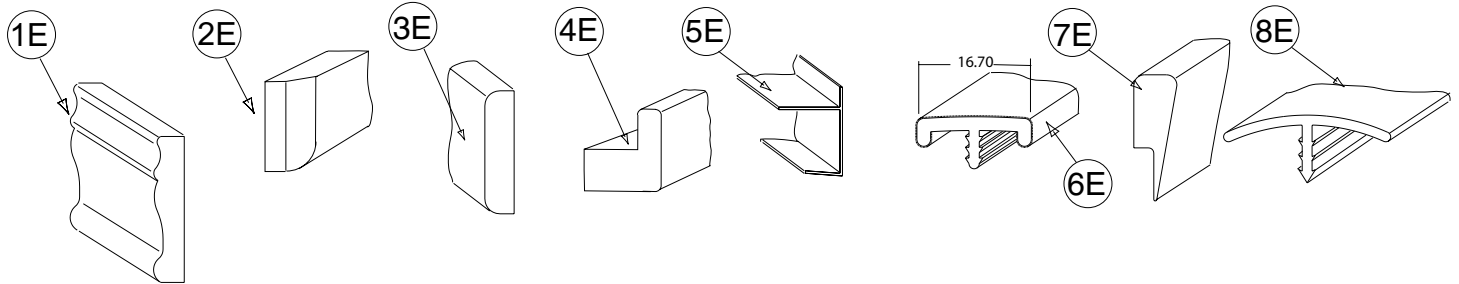
KEY	PART NUMBER	U/M	DESCRIPTION
7C	Y00280-A4-174	EA	MOLDING/TRIM - VINYL - F/SLIDEOUT - 164.1" - WASHED MAPLE
7C	Y00280-94-174	EA	MOLDING/TRIM - VINYL - F/SLIDEOUT - 164.1" - SIERRA MAPLE
8C	Y00281-72-438	EA	MOLDING/TRIM - VINYL - F/SLIDEOUT - 96" - PORTSMTH OAK
8C	Y00281-62-438	EA	MOLDING/TRIM - VINYL - F/SLIDEOUT - 96" - CONCERT CHERRY
8C	Y00281-A2-438	EA	MOLDING/TRIM - VINYL - F/SLIDEOUT - 96" - WASHED MAPLE
8C	Y00281-92-438	EA	MOLDING/TRIM - VINYL - F/SLIDEOUT - 96" - SIERRA MAPLE
9C	Y00282-72-438	EA	MOLDING - SLIDEOUT/VINYL WRAP - 3.9" X 96"- PORTSMOUTH OAK
9C	Y00282-62-438	EA	MOLDING - SLIDEOUT/VINYL WRAP - 3.9" X 96"- CONCERT CHERRY
9C	Y00282-A2-438	EA	MOLDING - SLIDEOUT/VINYL WRAP - 3.9" X 96"- WASHED MAPLE
10C	Y00284-42-438	EA	MOLDING - STRAIGHT - .2" X1.5" X 96"- UNSTAINED OAK
10C	Y00284-32-438	EA	MOLDING - STRAIGHT - .2" X1.5" X 96"- UNSTAINED CHERRY
10C	Y00284-22-438	EA	MOLDING - STRAIGHT - .2" X1.5" X 96"- UNSTAINED MAPLE
11C	Y00285-42-438	EA	MOLDING - STRAIGHT - .63" X 3.2" X 96"- UNSTAINED OAK
11C	Y00285-32-438	EA	MOLDING - STRAIGHT - .63" X 3.2" X 96"- UNSTAINED CHERRY
11C	Y00285-22-438	EA	MOLDING - STRAIGHT - .63" X 3.2" X 96"- UNSTAINED MAPLE
12C	Y00291-72-438	EA	MOLDING - VINYL WRAPPED - 4" X 96" - PORTSMTH OAK
12C	Y00291-62-438	EA	MOLDING - VINYL WRAPPED - 4" X 96" - CONCERT CHERRY
12C	Y00291-A2-438	EA	MOLDING - VINYL WRAPPED - 4" X 96" - WASHED MAPLE
12C	Y00291-92-438	EA	MOLDING - VINYL WRAPPED - 4" X 96" - SIERRA MAPLE



KEY	PART NUMBER	U/M	DESCRIPTION
1D	009767-12-000	FT	WELTING - ANTIQUE WHITE
2D	009778-25-000	FT	U-CHANNEL - 1" - BEIGE ILLUSION
2D	009778-32-000	FT	U-CHANNEL - 1" - PORTSMOUTH OAK
2D	009778-34-000	FT	U-CHANNEL - 1" - CONCERT CHERRY
2D	009778-35-000	FT	U-CHANNEL - 1" - HONEY CHERRY
2D	009778-36-000	FT	U-CHANNEL - 1" - SIERRA MAPLE
2D	009778-27-000	FT	U-CHANNEL - 1" - WASHED MAPLE
3D	009809-30-000	EA	MOLDING - CORNER - OUTSIDE - 1" X 84" - BEIGE ILLUSION
3D	009809-32-000	EA	MOLDING - CORNER - OUTSIDE - 1" X 84" - PORTSMOUTH OAK
3D	009809-33-000	EA	MOLDING - CORNER - OUTSIDE - 1" X 84" - CONCERT CHERRY
3D	009809-35-000	EA	MOLDING - CORNER - OUTSIDE - 1" X 84" - SIERRA MAPLE
3D	009809-34-000	EA	MOLDING - CORNER - OUTSIDE - 1" X 84" - HONEY CHERRY
3D	009809-31-000	EA	MOLDING - CORNER - OUTSIDE - 1" X 84" - WASHED MAPLE
4D	009812-31-000	EA	MOLDING - CORNER - 1/2" W/1/4"CHAN X 84" - BEIGE ILLUSION
4D	009812-34-000	EA	MOLDING - CORNER - 1/2" W/1/4"CHAN X 84" - VW LIGHT GRAY
4D	009812-35-000	EA	MOLDING - CORNER - 1/2" W/1/4"CHAN X 84" - PORTSMOUTH OAK
4D	009812-36-000	EA	MOLDING - CORNER - 1/2" W/1/4"CHAN X 84" - CONCERT CHERRY
4D	009812-37-000	EA	MOLDING - CORNER - 1/2" W/1/4"CHAN X 84" - HONEY CHERRY
4D	009812-38-000	EA	MOLDING - CORNER - 1/2" W/1/4"CHAN X 84" - SIERRA MAPLE
4D	009812-33-000	EA	MOLDING - CORNER - 1/2" W/1/4"CHAN X 84" - WASHED MAPLE
5D	022992-11-000	FT	MOLDING - REVERSE COVE - T-SHAPED - IVORY
5D	022992-14-000	FT	MOLDING - REVERSE COVE - T-SHAPED - BRIGHT WHITE
5D	022992-15-000	FT	MOLDING - REVERSE COVE - T-SHAPED - VW GRAY
6D	070504-42-000	FT	U-CHANNEL - PLASTIC - .13" X 84" - BEIGE ILLUSION
6D	070504-43-000	FT	U-CHANNEL - PLASTIC - .9" X 96" - BEIGE ILLUSION
6D	070504-57-000	FT	U-CHANNEL - PLASTIC - .13" X 84" - PORTSMOUTH OAK
6D	070504-58-000	FT	U-CHANNEL - PLASTIC - .9" X 84" - PORTSMOUTH OAK
6D	070504-60-000	FT	U-CHANNEL - PLASTIC - .13" X 84" - CONCERT CHERRY
6D	070504-61-000	FT	U-CHANNEL - PLASTIC - .9" X 84" - CONCERT CHERRY
6D	070504-62-000	FT	U-CHANNEL - PLASTIC - 1.65" X 84" - HONEY CHERRY
6D	070504-63-000	FT	U-CHANNEL - PLASTIC - .9" X 84" - HONEY CHERRY
6D	070504-65-000	FT	U-CHANNEL - PLASTIC - 1.65" X 84" - SIERRA MAPLE
6D	070504-66-000	FT	U-CHANNEL - PLASTIC - .9" X 84" - SIERRA MAPLE
6D	070504-50-000	FT	U-CHANNEL - PLASTIC - .13" X 96" - WASHED MAPLE
6D	070504-51-000	FT	U-CHANNEL - PLASTIC - .9" X 96" - WASHED MAPLE

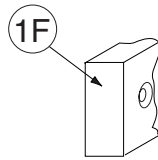
INTERIOR FINISH GROUP (CONTINUED)
MOLDINGS & TRIMS (CONTINUED)

KEY	PART NUMBER	U/M	DESCRIPTION
7D	083620-15-000	FT	MOLDING-T - W/EDGE LIP - 7/8" FACE - BEIGE ILLUSION
7D	083620-20-000	FT	MOLDING-T - W/EDGE LIP - 7/8" FACE - PORTSMOUTH OAK
7D	083620-21-000	FT	MOLDING-T - W/EDGE LIP - 7/8" FACE - CONCERT CHERRY/HONEY CHERRY
7D	083620-22-000	FT	MOLDING-T - W/EDGE LIP - 7/8" FACE - SIERRA MAPLE
7D	083620-19-000	FT	MOLDING-T - W/EDGE LIP - 7/8" FACE - WASHED MAPLE
8D	085746-04-000	FT	TRIM-J - CARPET 1.2" X .5" ANGLE - 12' LONG - OFF WHITE
9D	086229-01-000	EA	RETAINER - BATTEN - .75" X 92.1" - ANY COLOR
10D	086229-20-000	EA	BATTEN - 1" X 96" - BEIGE



KEY	PART NUMBER	U/M	DESCRIPTION
1E	100182-10-N47	EA	TRIM/WOOD - CHAIR RAIL - 2.5" X 8' - PORTSMOUTH OAK
1E	100182-10-P85	EA	TRIM/WOOD - CHAIR RAIL - 2.5" X 8' - CONCERT CHERRY
1E	100182-10-J70	EA	TRIM/WOOD - CHAIR RAIL - 2.5" X 8' - WASHED MAPLE
1E	100182-10-RA3	EA	TRIM/WOOD - CHAIR RAIL - 2.5" X 8' - HONEY CHERRY
1E	100182-10-S67	EA	TRIM/WOOD - CHAIR RAIL - 2.5" X 8' - SIERRA MAPLE
2E	100659-30-N75	EA	MOLDING - TRIM - 8' - PORTSMOUTH OAK
2E	100659-30-N74	EA	MOLDING - TRIM - 8' - CONCERT CHERRY
2E	100659-30-M84	EA	MOLDING - TRIM - 8' - WASHED MAPLE
2E	100659-27-RA3	EA	MOLDING - TRIM - HONEY CHERRY
2E	100659-31-SA3	EA	MOLDING - TRIM - SIERRA MAPLE
3E	100818-01-12A	EA	MOLDING - VINYL WRAPPED - 1.6" X .4" X 84" - PORTSMOUTH OAK
3E	100818-01-13A	EA	MOLDING - VINYL WRAPPED - 1.6" X .4" X 84" - CONCERT CHERRY
3E	100818-01-14A	EA	MOLDING - VINYL WRAPPED - 1.6" X .4" X 84" - HONEY CHERRY
3E	100818-01-21A	EA	MOLDING - VINYL WRAPPED - 1.6" X .4" X 84" - WASHED MAPLE
3E	100818-01-22A	EA	MOLDING - VINYL WRAPPED - 1.6" X .4" X 84" - SIERRA MAPLE
4E	100819-01-12A	EA	MOLDING - VINYL WRAPPED-L-SHAPED-1.5"X1.5"X84" - PORTSMOUTH OAK
4E	100819-01-13A	EA	MOLDING - VINYL WRAPPED-L-SHAPED-1.5"X1.5"X84" - CONCERT CHERRY
4E	100819-01-14A	EA	MOLDING - VINYL WRAPPED-L-SHAPED-1.5"X1.5"X84" - HONEY CHERRY
4E	100819-01-21A	EA	MOLDING - VINYL WRAPPED-L-SHAPED-1.5"X1.5"X84" - WASHED MAPLE
4E	100819-01-22A	EA	MOLDING - VINYL WRAPPED-L-SHAPED-1.5"X1.5"X84" - SIERRA MAPLE
5E	103186-01-07A	FT	MOLDING/PLASTIC - 3/8" U-CHANNEL-3/4" FACE -BEIGE ILLUSION
5E	103186-01-09A	FT	MOLDING/PLASTIC - 3/8" U-CHAN'L-3/4" FACE - PORTSMOUTH OAK
5E	103186-01-10A	FT	MOLDING/PLASTIC - 3/8" U-CHAN'L-3/4" FACE - CONCERT CHERRY
5E	103186-01-11A	FT	MOLDING/PLASTIC - 3/8" U-CHAN'L-3/4" FACE - HONEY CHERRY
5E	103186-01-12A	FT	MOLDING/PLASTIC - 3/8" U-CHAN'L-3/4" FACE - SIERRA MAPLE
5E	103186-01-08A	FT	MOLDING/PLASTIC - 3/8" U-CHANNEL-3/4"FACE-WASHED MAPLE 8' - WASHED MAPLE
5E	103186-02-07A	FT	MOLDING/PLASTIC-1" U-CHAN'L-1 3/8" FACE - BEIGE ILLUSION
5E	103186-02-09A	FT	MOLDING/PLASTIC - 1" U-CHAN'L-1 3/8" FACE - PORTSMOUTH OAK
5E	103186-02-10A	FT	MOLDING/PLASTIC - 1" U-CHAN'L-1 3/8" FACE - CONCERT CHERRY
5E	103186-02-11A	FT	MOLDING/PLASTIC - 1" U-CHAN'L-1 3/8" FACE - HONEY CHERRY
5E	103186-02-12A	FT	MOLDING/PLASTIC - 1" U-CHAN'L-1 3/8" FACE - SIERRA MAPLE
5E	103186-02-08A	FT	MOLDING/PLASTIC - 1" U-CHANNEL-1 3/8"FACE - WASHED MAPLE
6E	104676-02-08A	FT	MOLDING-T - W/EDGE LIP - 11/16" FACE - PORTSMOUTH OAK
6E	104676-02-09A	FT	MOLDING-T - W/EDGE LIP - 11/16" FACE - CONCERT CHERRY
6E	104676-02-10A	FT	MOLDING-T - W/EDGE LIP - 11/16" FACE - HONEY CHERRY
6E	104676-02-06A	FT	MOLDING-T - W/EDGE LIP - 11/16" FACE - WASHED MAPLE
6E	104676-02-12A	FT	MOLDING-T - W/EDGE LIP - 11/16" FACE - SIERRA MAPLE
7E	105004-01-12A	EA	MOLDING - VINYL WRAPPED - 1" X 96" - PORTSMOUTH OAK
7E	105004-01-13A	EA	MOLDING - VINYL WRAPPED 1" X 8' - CONCERT CHERRY/HONEY CHERRY
7E	105004-01-21A	EA	MOLDING - VINYL WRAPPED - 1" X 8' - WASHED MAPLE
7E	105004-01-22A	EA	MOLDING - VINYL WRAPPED - 1" X 8' - SIERRA MAPLE
8E	105709-02-000	FT	MOLDING-T - W/EDGE LIP 3/4" FACE - BEIGE ILLUSION

INTERIOR FINISH GROUP (CONTINUED)
MOLDINGS & TRIMS (CONTINUED)

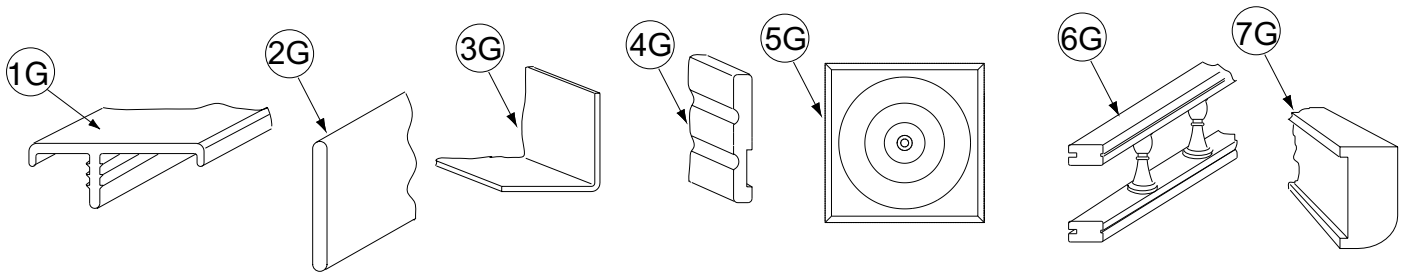


KEY	PART NUMBER	U/M	DESCRIPTION
1F	116951-11-N95	EA	MOLDING - TRIM - 3.5" X 75.9" - PORTSMOUTH
1F	116951-11-KQ1	EA	MOLDING - TRIM - 3.5" X 75.9" - CONCERT CHERRY
1F	116951-11-RE0	EA	MOLDING - TRIM - 3.5" X 75.8" - HONEY CHERRY
1F	116951-23-R83	EA	MOLDING - TRIM - 3.5" X 74.6" - PORTSMOUTH OAK
1F	116951-23-R84	EA	MOLDING - TRIM - 3.5" X 74.6" - CONCERT CHERRY
1F	116951-23-R91	EA	MOLDING - TRIM - 3.5" X 74.6" - WASHED MAPLE
1F	116951-23-RE0	EA	MOLDING - TRIM - 3.5" X 74.6" - HONEY CHERRY
1F	116951-24-R83	EA	MOLDING - TRIM - 3.5" X 74.6" - PORTSMOUTH OAK
1F	116951-24-R84	EA	MOLDING - TRIM - 3.5" X 74.6" - CONCERT CHERRY
1F	116951-24-R91	EA	MOLDING - TRIM - 3.5" X 74.6" - WASHED MAPLE
1F	116951-24-RE0	EA	MOLDING - TRIM - 3.5" X 74.6" - HONEY CHERRY
1F	116951-25-SD0	EA	MOLDING - TRIM - 5.5" X 69.8" - PORTSMOUTH OAK
1F	116951-25-SD1	EA	MOLDING - TRIM - 5.5" X 69.8" - CONCERT CHERRY
1F	116951-25-SD2	EA	MOLDING - TRIM - 5.5" X 69.8" - WASHED MAPLE
1F	116951-25-SD3	EA	MOLDING - TRIM - 5.5" X 69.8" - HONEY CHERRY
1F	116951-27-N75	EA	MOLDING - TRIM - 3.5" X 46.8" - PORTSMOUTH OAK
1F	116951-27-N85	EA	MOLDING - TRIM - 3.5" X 46.8" - CONCERT CHERRY
1F	116951-27-N84	EA	MOLDING - TRIM - 3.5" X 46.8" - WASHED MAPLE
1F	116951-28-N75	EA	MOLDING - TRIM - 3.5" X 79.4" - PORTSMOUTH OAK
1F	116951-28-N85	EA	MOLDING - TRIM - 3.5" X 79.4" - CONCERT CHERRY
1F	116951-28-N84	EA	MOLDING - TRIM - 3.5" X 79.4" - WASHED MAPLE
1F	116951-29-N70	EA	MOLDING - TRIM - 5.5" X 30.4" - PORTSMOUTH OAK
1F	116951-29-N85	EA	MOLDING - TRIM - 5.5" X 30.4" - CONCERT CHERRY
1F	116951-29-N84	EA	MOLDING - TRIM - 5.5" X 30.4" - WASHED MAPLE
1F	116951-29-RC3	EA	MOLDING - TRIM - 5.5" X 30.4" - HONEY CHERRY
1F	116951-29-SA3	EA	MOLDING - TRIM - 5.5" X 30.4" - SIERRA MAPLE
1F	116951-32-P75	EA	MOLDING - TRIM - 1.5" X 33.4" - PORTSMOUTH OAK
1F	116951-32-P25	EA	MOLDING - TRIM - 1.5" X 33.4" - CONCERT CHERRY
1F	116951-32-P28	EA	MOLDING - TRIM - 1.5" X 33.4" - WASHED MAPLE
1F	116951-32-RE0	EA	MOLDING - TRIM - 1.5" X 33.4" - HONEY CHERRY
1F	116951-34-P78	EA	MOLDING - TRIM - 3.5" X 44.3" - PORTSMOUTH OAK
1F	116951-34-P79	EA	MOLDING - TRIM - 3.5" X 44.3" - CONCERT CHERRY
1F	116951-34-P28	EA	MOLDING - TRIM - 3.5" X 44.3" - WASHED MAPLE
1F	116951-34-RE0	EA	MOLDING - TRIM - 3.5" X 44.3" - HONEY CHERRY
1F	116951-35-P78	EA	MOLDING - TRIM - 3.5" X 96" - PORTSMOUTH OAK
1F	116951-35-P79	EA	MOLDING - TRIM - 3.5" X 96" - CONCERT CHERRY
1F	116951-35-P28	EA	MOLDING - TRIM - 3.5" X 96" - WASHED MAPLE
1F	116951-35-RE0	EA	MOLDING - TRIM - 3.5" X 96" - HONEY CHERRY
1F	116951-36-R68	EA	MOLDING - TRIM - 3.5" X 48.8" - PORTSMOUTH OAK
1F	116951-36-R69	EA	MOLDING - TRIM - 3.5" X 48.8" - CONCERT CHERRY
1F	116951-36-R76	EA	MOLDING - TRIM - 3.5" X 48.8" - WASHED MAPLE
1F	116951-37-R68	EA	MOLDING - TRIM - 3.5" X 38.6" - PORTSMOUTH OAK
1F	116951-37-R69	EA	MOLDING - TRIM - 3.5" X 38.6" - CONCERT CHERRY
1F	116951-37-R76	EA	MOLDING - TRIM - 3.5" X 38.6" - WASHED MAPLE
1F	116951-38-R83	EA	MOLDING - TRIM - 3.5" X 82.6" - PORTSMOUTH OAK
1F	116951-38-R84	EA	MOLDING - TRIM - 3.5" X 82.6" - CONCERT CHERRY
1F	116951-38-R91	EA	MOLDING - TRIM - 3.5" X 82.6" - WASHED MAPLE
1F	116951-38-RE0	EA	MOLDING - TRIM - 3.5" X 82.6" - HONEY CHERRY
1F	116951-39-R83	EA	MOLDING - TRIM - 3.5" X 73.9" - PORTSMOUTH OAK
1F	116951-39-R84	EA	MOLDING - TRIM - 3.5" X 73.9" - CONCERT CHERRY
1F	116951-39-R91	EA	MOLDING - TRIM - 3.5" X 73.9" - WASHED MAPLE
1F	116951-39-RE0	EA	MOLDING - TRIM - 3.5" X 73.9" - HONEY CHERRY
1F	116951-40-R83	EA	MOLDING - TRIM - 4.5" X 81.9" - PORTSMOUTH OAK
1F	116951-40-R84	EA	MOLDING - TRIM - 4.5" X 81.9" - CONCERT CHERRY
1F	116951-40-R91	EA	MOLDING - TRIM - 4.5" X 81.9" - WASHED MAPLE
1F	116951-40-RE0	EA	MOLDING - TRIM - 4.5" X 81.9" - HONEY CHERRY
1F	116951-41-R83	EA	MOLDING - TRIM - 3.5" X 36.8" - PORTSMOUTH OAK
1F	116951-41-R84	EA	MOLDING - TRIM - 3.5" X 36.8" - CONCERT CHERRY
1F	116951-41-R91	EA	MOLDING - TRIM - 3.5" X 36.8" - WASHED MAPLE
1F	116951-41-RE0	EA	MOLDING - TRIM - 3.5" X 36.8" - HONEY CHERRY

INTERIOR FINISH GROUP (CONTINUED)
MOLDINGS & TRIMS (CONTINUED)

KEY	PART NUMBER	U/M	DESCRIPTION
1F	116951-42-R83	EA	MOLDING - TRIM - 3.5" X 46.8" - PORTSMOUTH OAK
1F	116951-42-R84	EA	MOLDING - TRIM - 3.5" X 46.8" - CONCERT CHERRY
1F	116951-42-R91	EA	MOLDING - TRIM - 3.5" X 46.8" - WASHED MAPLE
1F	116951-42-RE0	EA	MOLDING - TRIM - 3.5" X 46.8" - HONEY CHERRY
1F	116951-43-R83	EA	MOLDING - TRIM - 3.5" X 86.5" - PORTSMOUTH OAK
1F	116951-43-R84	EA	MOLDING - TRIM - 3.5" X 86.5" - CONCERT CHERRY
1F	116951-43-R91	EA	MOLDING - TRIM - 3.5" X 86.5" - WASHED MAPLE
1F	116951-43-RE0	EA	MOLDING - TRIM - 3.5" X 86.5" - HONEY CHERRY
1F	116951-44-R83	EA	MOLDING - TRIM - 3.5" X 76.1" - PORTSMOUTH OAK
1F	116951-44-R84	EA	MOLDING - TRIM - 3.5" X 76.1" - CONCERT CHERRY
1F	116951-44-R91	EA	MOLDING - TRIM - 3.5" X 76.1" - WASHED MAPLE
1F	116951-44-RE0	EA	MOLDING - TRIM - 3.5" X 76.1" - HONEY CHERRY
1F	116951-45-R68	EA	MOLDING - TRIM - 3" X 30.3" - PORTSMOUTH OAK
1F	116951-45-R69	EA	MOLDING - TRIM - 3" X 30.3" - CONCERT CHERRY
1F	116951-45-R76	EA	MOLDING - TRIM - 3" X 30.3" - WASHED MAPLE
1F	116951-46-R83	EA	MOLDING - TRIM - 4.5" X 72.3" - PORTSMOUTH OAK
1F	116951-46-R84	EA	MOLDING - TRIM - 4.5" X 72.3" - CONCERT CHERRY
1F	116951-46-R91	EA	MOLDING - TRIM - 4.5" X 72.3" - WASHED MAPLE
1F	116951-46-RE0	EA	MOLDING - TRIM - 4.5" X 72.3" - HONEY CHERRY
1F	116951-48-R83	EA	MOLDING - TRIM - 4.5" X 76.1" - PORTSMOUTH OAK
1F	116951-48-R84	EA	MOLDING - TRIM - 4.5" X 76.1" - CONCERT CHERRY
1F	116951-48-R91	EA	MOLDING - TRIM - 4.5" X 76.1" - WASHED MAPLE
1F	116951-48-RE0	EA	MOLDING - TRIM - 4.5" X 76.1" - HONEY CHERRY
1F	116951-49-R83	EA	MOLDING - TRIM - 4.5" X 69.8" - PORTSMOUTH OAK
1F	116951-49-R84	EA	MOLDING - TRIM - 4.5" X 69.8" - CONCERT CHERRY
1F	116951-49-R91	EA	MOLDING - TRIM - 4.5" X 69.8" - WASHED MAPLE
1F	116951-49-RE0	EA	MOLDING - TRIM - 4.5" X 69.8" - HONEY CHERRY
1F	116951-51-SA3	EA	MOLDING - TRIM - 3.5" X 47.3" - SIERRA MAPLE
1F	116951-51-SA2	EA	MOLDING - TRIM - 3.5" X 47.3" - WASHED MAPLE
1F	116951-51-SA0	EA	MOLDING - TRIM - 3.5" X 47.3" - PORTSMOUTH OAK
1F	116951-51-SA1	EA	MOLDING - TRIM - 3.5" X 47.3" - CONCERT CHERRY
1F	116951-52-SD0	EA	MOLDING - TRIM - 4.5" X 73.3" - PORTSMOUTH OAK
1F	116951-52-SD1	EA	MOLDING - TRIM - 4.5" X 73.3" - CONCERT CHERRY
1F	116951-52-SD2	EA	MOLDING - TRIM - 4.5" X 73.3" - WASHED MAPLE
1F	116951-52-SD3	EA	MOLDING - TRIM - 4.5" X 73.3" - HONEY CHERRY
1F	116951-53-SD0	EA	MOLDING - TRIM - 4.5" X 53.4" - PORTSMOUTH OAK
1F	116951-53-SD1	EA	MOLDING - TRIM - 4.5" X 53.4" - CONCERT CHERRY
1F	116951-53-SD2	EA	MOLDING - TRIM - 4.5" X 53.4" - WASHED MAPLE
1F	116951-53-SD3	EA	MOLDING - TRIM - 4.5" X 53.4" - HONEY CHERRY

INTERIOR FINISH GROUP (CONTINUED)
MOLDINGS & TRIMS (CONTINUED)

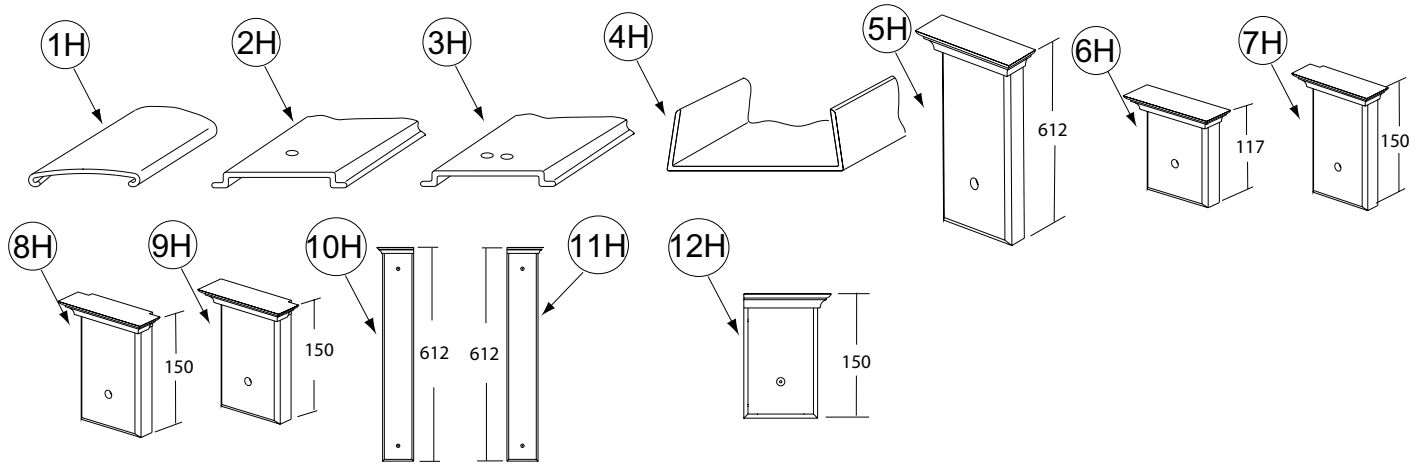


KEY	PART NUMBER	U/M	DESCRIPTION
1G	119520-01-01A	FT	MOLDING-T/OFFSET - W/EDGE LIP - 1"FACE - OFF WHITE
1G	119520-01-04A	FT	MOLDING-T - OFFSET W/EDGE LIP - 1"FACE - PORTSMOUTH OAK
1G	119520-01-02A	FT	MOLDING-T - OFFSET W/EDGE LIP - 1"FACE - CONCERT CHERRY/HONEY CHERRY
1G	119520-01-03A	FT	MOLDING-T - OFFSET W/EDGE LIP - 1"FACE - WASHED MAPLE
2G	127842-01-01A	FT	SEAL - SIGHT SHIELD - 2" BLACK
3G	130262-01-000	EA	PROTECTOR - CORNER SAVER - .7" X .7" X 48"
3G	130262-03-000	EA	PROTECTOR - CORNER - .75" X .75"
3G	130262-04-000	EA	PROTECTOR - CORNER SAVER - .4" X .7" X 48"
4G	132663-03-08A	EA	MOLDING-VINYL WRAP/PRE DRILLED-.6"X3.8"X150.6" - PORTSMOUTH OAK
4G	132663-11-07A	EA	MOLDING-VINYL WRAP/PRE DRILLED-.6"X3.8"X110.5" - CONCERT CHERRY/HONEY CHERRY
4G	132663-11-21A	EA	MOLDING-VINYL WRAP/PRE DRILLED-.6"X3.4"X57.9" - WASHED MAPLE
4G	132663-11-22A	EA	MOLDING-VINYL WRAP/PRE DRILLED-.6"X3.4"X57.9" - SIERRA MAPLE
4G	132663-09-08A	EA	MOLDING-VINYL WRAP/PRE DRILLED-.6"X3.4"X96.5" - PORTSMOUTH OAK
4G	132663-09-07A	EA	MOLDING-VINYL WRAP/PRE DRILLED-.6"X3.4"X96.5" - CONCERT CHERRY/ HONEY CHERRY
4G	132663-18-21A	EA	MOLDING-VINYL WRAP/PRE DRILLED-.6" X 3.4" X 73.1" - WASHED MAPLE
4G	132663-18-22A	EA	MOLDING-VINYL WRAP/PRE DRILLED-.6" X 3.4" X 73.1" - SIERRA MAPLE
4G	132663-15-08A	EA	MOLDING-VINYL WRAP/PRE DRILLED-.6"X3"X96" - PORTSMOUTH OAK
4G	132663-15-07A	EA	MOLDING-VINYL WRAP/PRE DRILLED-.6"X3"X96" - CONCERT CHERRY/HONEY CHERRY
4G	132663-04-21A	EA	MOLDING-VINYL WRAP/PRE DRILLED - .6" X 3" X 70.2" - WASHED MAPLE
4G	132663-04-22A	EA	MOLDING-VINYL WRAP/PRE DRILLED - .6" X 3" X 70.2" - SIERRA MAPLE
5G	132844-01-08A	EA	BLOCK - CORNER - 3.9" X 3.9" - PORTSMOUTH OAK
5G	132844-01-02A	EA	BLOCK - CORNER - 3.9" X 3.9" - CONCERT CHERRY/HONEY CHERRY
5G	132844-01-21A	EA	BLOCK - CORNER - 3.9" X 3.9" - WASHED MAPLE
5G	132844-01-22A	EA	BLOCK - CORNER - 3.9" X 3.9" - SIERRA MAPLE
5G	132844-02-08A	EA	BLOCK - CORNER - 3.5" X 3.5" - PORTSMOUTH OAK
5G	132844-02-02A	EA	BLOCK - CORNER - 3.5" X 3.5" - CONCERT CHERRY/HONEY CHERRY
5G	132844-02-21A	EA	BLOCK - CORNER - 3.5" X 3.5" - WASHED MAPLE
5G	132844-02-22A	EA	BLOCK - CORNER - 3.5" X 3.5" - SIERRA MAPLE
6G	137108-01-07A	EA	RAIL - DECORATIVE - 96" - PORTSMOUTH OAK
6G	137108-01-02A	EA	RAIL - DECORATIVE - 96" - CONCERT CHERRY
6G	137108-01-03A	EA	RAIL - DECORATIVE - 96" - WASHED MAPLE
6G	137108-01-08A	EA	RAIL - DECORATIVE - 96" - HONEY CHERRY
6G	137108-01-09A	EA	RAIL - DECORATIVE - 96" W/O REVERSE SIDE GROOVE - SIERRA MAPLE
6G	150167-01-07A	EA	RAIL - DECORATIVE - 96" W/O REVERSE SIDE GROOVE - PORTSMOUTH OAK
6G	150167-01-02A	EA	RAIL - DECORATIVE - 96" W/O REVERSE SIDE GROOVE - SALEM CHERRY - CONCERT CHERRY
6G	150167-01-03A	EA	RAIL - DECORATIVE - 96" W/O REVERSE SIDE GROOVE - WASHED MAPLE
6G	150167-01-09A	EA	RAIL - DECORATIVE - 96" W/O REVERSE SIDE GROOVE - SIERRA MAPLE
	137885-A2-438	EA	LUMBER - VINYL WRAPPED - .7" X .75" X 96" - CONCERT CHERRY
	137885-D2-438	EA	LUMBER - VINYL WRAPPED - .7" X 1.5" X 96" - CONCERT CHERRY
	137885-E2-438	EA	LUMBER - VINYL WRAPPED - .7" X 2" X 96" - CONCERT CHERRY
	137885-F2-438	EA	LUMBER - VINYL WRAPPED - .7" X 2.5" X 96" - CONCERT CHERRY
	137885-G2-438	EA	LUMBER - VINYL WRAPPED - .7" X 3" X 96" - CONCERT CHERRY
	137885-H2-438	EA	LUMBER - VINYL WRAPPED - .7" X 3.5" X 96" - CONCERT CHERRY
	137885-J2-438	EA	LUMBER - VINYL WRAPPED - .7" X 5.5" X 96" - CONCERT CHERRY
	137885-J2-743	EA	LUMBER - VINYL WRAPPED - .7" X 5.5" X 108" - CONCERT CHERRY
	137885-K2-438	EA	LUMBER - VINYL WRAPPED - .7" X 3.9" X 96" - CONCERT CHERRY
	137885-R2-438	EA	LUMBER - VINYL WRAPPED - .7" X 3" X 96" - CONCERT CHERRY
7G	137887-D2-134	EA	MOLDING - VINYL WRAPPED - .7" X 1.6" X 84" - CONCERT CHERRY
7G	137887-D2-743	EA	MOLDING - VINYL WRAPPED - .7" X 1.6" X 108" - CONCERT CHERRY
7G	137887-F2-134	EA	MOLDING - VINYL WRAPPED - .7" X 2.5" X 84" - CONCERT CHERRY
7G	137887-F2-743	EA	MOLDING - VINYL WRAPPED - .7" X 2.5" X 108" - CONCERT CHERRY
7G	137887-F2-438	EA	MOLDING - VINYL WRAPPED - .7" X 2.5" X 96" - CONCERT CHERRY

INTERIOR FINISH GROUP (CONTINUED)
MOLDINGS & TRIMS (CONTINUED)

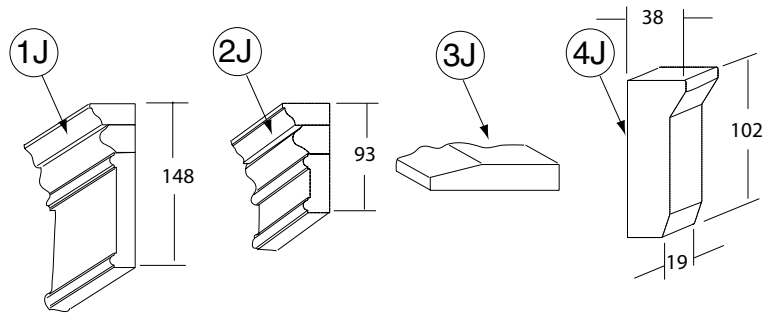
KEY	PART NUMBER	U/M	DESCRIPTION
	137894-A2-438	EA	LUMBER - VINYL WRAPPED - .7" X .75" X 96" - PORTSMOUTH OAK
	137894-D2-438	EA	LUMBER - VINYL WRAPPED - .7" X 1.5" X 96" - PORTSMOUTH OAK
	137894-E2-438	EA	LUMBER - VINYL WRAPPED - .7" X 2" X 96" - PORTSMOUTH OAK
	137894-F2-438	EA	LUMBER - VINYL WRAPPED - .7" X 2.5" X 96" - PORTSMOUTH OAK
	137894-G2-438	EA	LUMBER - VINYL WRAPPED - .7" X 3" X 96" - PORTSMOUTH OAK
	137894-H2-438	EA	LUMBER - VINYL WRAPPED - .7" X 3.5" X 96" - PORTSMOUTH OAK
	137894-J2-438	EA	LUMBER - VINYL WRAPPED - .7" X 5.5" X 96" - PORTSMOUTH OAK
	137894-J2-743	EA	LUMBER - VINYL WRAPPED - .7" X 5.5" X 96" - PORTSMOUTH OAK
	137894-K2-438	EA	LUMBER - VINYL WRAPPED - .7" X 3.9" X 96" - PORTSMOUTH OAK
	137894-R2-438	EA	LUMBER - VINYL WRAPPED - .7" X 3" X 96" - PORTSMOUTH OAK
7G	137895-D2-134	EA	MOLDING - VINYL WRAPPED - .7" X 1.6" X 84"-PORTSMOUTH OAK
7G	137895-D2-743	EA	MOLDING - VINYL WRAPPED - .7" X 1.6" X 108"-PORTSMOUTH OAK
7G	137895-F2-743	EA	MOLDING - VINYL WRAPPED - .7" X 2.5" X 108" - PORTSMOUTH OAK
	146419-A2-438	EA	LUMBER - VINYL WRAPPED - .7" X .75" X 96" - HONEY CHERRY
	146419-D2-438	EA	LUMBER - VINYL WRAPPED - .7" X 1.5" X 96" - HONEY CHERRY
	146419-E2-438	EA	LUMBER - VINYL WRAPPED - .7" X 2" X 96" - HONEY CHERRY
	146419-F2-438	EA	LUMBER - VINYL WRAPPED - .7" X 2.5" X 96" - HONEY CHERRY
	146419-G2-438	EA	LUMBER - VINYL WRAPPED - .7" X 3" X 96" - HONEY CHERRY
	146419-H2-438	EA	LUMBER - VINYL WRAPPED - .7" X 3.5" X 96" - HONEY CHERRY
	146419-J2-438	EA	LUMBER - VINYL WRAPPED - .7" X 5.5" X 96" - HONEY CHERRY
	146419-J2-743	EA	LUMBER - VINYL WRAPPED - .7" X 5.5" X 108" - HONEY CHERRY
	146419-K2-438	EA	LUMBER - VINYL WRAPPED - .7" X 3.9" X 96" - HONEY CHERRY
	146419-R2-438	EA	LUMBER - VINYL WRAPPED - .7" X 3" X 96" - HONEY CHERRY
7G	146425-D2-134	EA	MOLDING - VINYL WRAPPED - .7" X 1.6" X 96" - HONEY CHERRY
7G	146425-F2-134	EA	MOLDING - VINYL WRAPPED - .7" X 2.5" X 84" - HONEY CHERRY
7G	146425-F2-134	EA	MOLDING - VINYL WRAPPED - .7" X 2.5" X 96" - HONEY CHERRY
7G	146425-F2-743	EA	MOLDING - VINYL WRAPPED - .7" X 2.5" X 108" - HONEY CHERRY
	149325-A2-438	EA	LUMBER - VINYL WRAPPED - .7" X .75" X 96" - WASHED MAPLE
	149325-D2-438	EA	LUMBER - VINYL WRAPPED - .7" X 1.5" X 96" - WASHED MAPLE
	149325-E2-438	EA	LUMBER - VINYL WRAPPED - .7" X 2" X 96" - WASHED MAPLE
	149325-F2-438	EA	LUMBER - VINYL WRAPPED - .7" X 2.5" X 96" - WASHED MAPLE
	149325-G2-438	EA	LUMBER - VINYL WRAPPED - .7" X 3" X 96" - WASHED MAPLE
	149325-H2-438	EA	LUMBER - VINYL WRAPPED - .7" X 3.5" X 96" - WASHED MAPLE
	149325-J2-438	EA	LUMBER - VINYL WRAPPED - .7" X 5.5" X 96" - WASHED MAPLE
	149325-J2-743	EA	LUMBER - VINYL WRAPPED - .7" X 5.5" X 108" - WASHED MAPLE
	149325-K2-438	EA	LUMBER - VINYL WRAPPED - .7" X 3.9" X 96" - WASHED MAPLE
	149325-R2-438	EA	LUMBER - VINYL WRAPPED - .7" X 3" X 96" - WASHED MAPLE
7G	149326-D2-134	EA	MOLDING - VINYL WRAPPED - .7" X 1.6" X 84" - WASHED MAPLE
7G	149326-F2-134	EA	MOLDING - VINYL WRAPPED - .7" X 2.5" X 84" - WASHED MAPLE
7G	149326-F2-438	EA	MOLDING - VINYL WRAPPED - .7" X 2.5" X 96" - WASHED MAPLE
7G	149326-F2-743	EA	MOLDING - VINYL WRAPPED - .7" X 2.5" X 108" - WASHED MAPLE
	149330-A2-438	EA	LUMBER - VINYL WRAPPED - .7" X .75" X 96" - SIERRA MAPLE
	149330-D2-438	EA	LUMBER - VINYL WRAPPED - .7" X 1.5" X 96" - SIERRA MAPLE
	149330-E2-438	EA	LUMBER - VINYL WRAPPED - .7" X 2" X 96" - SIERRA MAPLE
	149330-F2-438	EA	LUMBER - VINYL WRAPPED - .7" X 2.5" X 96" - SIERRA MAPLE
	149330-G2-438	EA	LUMBER - VINYL WRAPPED - .7" X 3" X 96" - SIERRA MAPLE
	149330-H2-438	EA	LUMBER - VINYL WRAPPED - .7" X 3.5" X 96" - SIERRA MAPLE
	149330-J2-438	EA	LUMBER - VINYL WRAPPED - .7" X 5.5" X 96" - SIERRA MAPLE
	149330-J2-743	EA	LUMBER - VINYL WRAPPED - .7" X 5.5" X 108" - SIERRA MAPLE
	149330-K2-438	EA	LUMBER - VINYL WRAPPED - .7" X 3.9" X 96" - SIERRA MAPLE
	149330-R2-438	EA	LUMBER - VINYL WRAPPED - .7" X 3" X 96" - SIERRA MAPLE
7G	149331-D2-134	EA	MOLDING - VINYL WRAPPED - .7" X 1.6" X 96" - SIERRA MAPLE
7G	149331-F2-134	EA	MOLDING - VINYL WRAPPED - .7" X 2.5" X 84" - SIERRA MAPLE
7G	149331-F2-439	EA	MOLDING - VINYL WRAPPED - .7" X 2.5" X 96" - SIERRA MAPLE
7G	149331-F2-743	EA	MOLDING - VINYL WRAPPED - .7" X 2.5" X 108" - SIERRA MAPLE

INTERIOR FINISH GROUP (CONTINUED)
MOLDINGS & TRIMS (CONTINUED)



KEY	PART NUMBER	U/M	DESCRIPTION
1H	138359-01-01A	FT	COVER - ROOF BREAK - PEARL CREAM/PLASTIC - 96"
2H	138403-01-01A	EA	TRIM - ROOF - MILL
3H	138403-03-01A	EA	TRIM - ROOF - MILL
4H	141260-01-01A	FT	U-CHANNEL - 1" - VILLAGE OAK - PORTSMOUTH OAK/WASHED MAPLE/SIERRA MAPLE
4H	141260-01-02A	FT	U-CHANNEL - 1" - GRADY BROWN - CONCERT CHERRY/HONEY CHERRY
5H	141303-02-N53	EA	MOLDING - CROWN/BLOCK - PORTSMOUTH OAK
5H	141303-02-N52	EA	MOLDING - CROWN/BLOCK - CONCERT CHERRY
5H	141303-02-N62	EA	MOLDING - CROWN/BLOCK - WASHED MAPLE
5H	141303-02-RA3	EA	MOLDING - CROWN/BLOCK - HONEY CHERRY
6H	141303-03-N53	EA	MOLDING - CROWN/BLOCK - PORTSMOUTH OAK
6H	141303-03-N52	EA	MOLDING - CROWN/BLOCK - CONCERT CHERRY
6H	141303-03-N62	EA	MOLDING - CROWN/BLOCK - WASHED MAPLE
6H	141303-03-RA3	EA	MOLDING - CROWN/BLOCK - HONEY CHERRY
7H	141303-05-R89	EA	MOLDING - CROWN/BLOCK - PORTSMOUTH OAK
7H	141303-05-R91	EA	MOLDING - CROWN/BLOCK - WASHED MAPLE
7H	141303-05-R90	EA	MOLDING - CROWN/BLOCK - CONCERT CHERRY
7H	141303-05-RE3	EA	MOLDING - CROWN/BLOCK - HONEY CHERRY
8H	141303-06-R89	EA	MOLDING - CROWN/BLOCK - PORTSMOUTH OAK
8H	141303-06-R90	EA	MOLDING - CROWN/BLOCK - CONCERT CHERRY
8H	141303-06-R91	EA	MOLDING - CROWN/BLOCK - WASHED MAPLE
8H	141303-06-RE3	EA	MOLDING - CROWN/BLOCK - HONEY CHERRY
9H	141303-07-R89	EA	MOLDING - CROWN/BLOCK - PORTSMOUTH OAK
9H	141303-07-R90	EA	MOLDING - CROWN/BLOCK - CONCERT CHERRY
9H	141303-07-R91	EA	MOLDING - CROWN/BLOCK - WASHED MAPLE
9H	141303-07-RE3	EA	MOLDING - CROWN/BLOCK - HONEY CHERRY
10H	141303-08-R83	EA	MOLDING - CROWN/BLOCK - PORTSMOUTH OAK
10H	141303-08-R84	EA	MOLDING - CROWN/BLOCK - CONCERT CHERRY
10H	141303-08-R91	EA	MOLDING - CROWN/BLOCK - WASHED MAPLE
10H	141303-08-RE0	EA	MOLDING - CROWN/BLOCK - HONEY CHERRY
11H	141303-09-R83	EA	MOLDING - CROWN/BLOCK - PORTSMOUTH OAK
11H	141303-09-R84	EA	MOLDING - CROWN/BLOCK - CONCERT CHERRY
11H	141303-09-R91	EA	MOLDING - CROWN/BLOCK - WASHED MAPLE
11H	141303-09-RE0	EA	MOLDING - CROWN/BLOCK - HONEY CHERRY
12H	141303-10-R89	EA	MOLDING - CROWN/BLOCK - PORTSMOUTH OAK
12H	141303-10-R90	EA	MOLDING - CROWN/BLOCK - CONCERT CHERRY
12H	141303-10-R91	EA	MOLDING - CROWN/BLOCK - WASHED MAPLE
12H	141303-10-RE3	EA	MOLDING - CROWN/BLOCK - HONEY CHERRY

INTERIOR FINISH GROUP (CONTINUED)
MOLDINGS & TRIMS (CONTINUED)



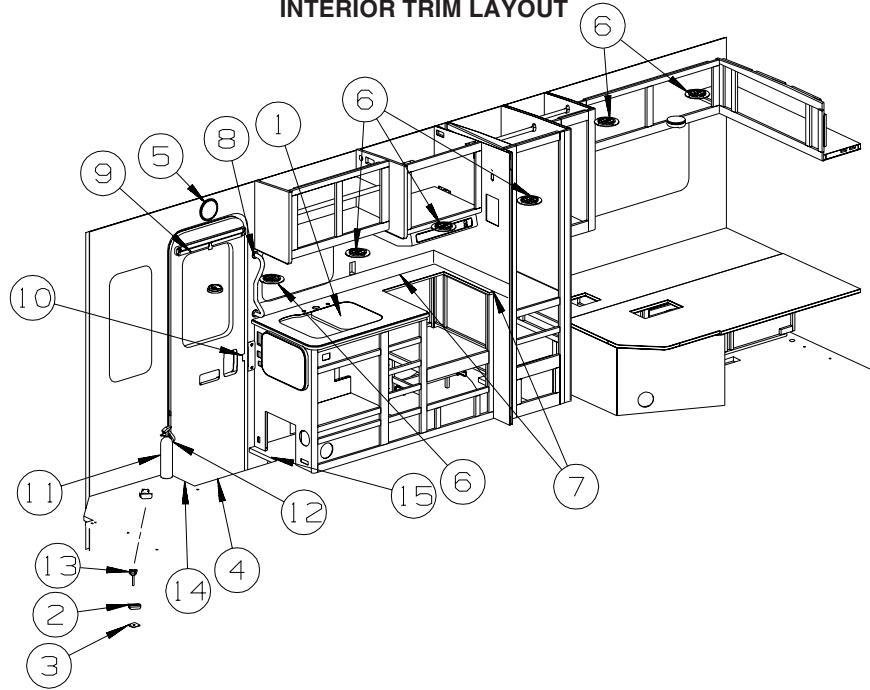
KEY	PART NUMBER	U/M	DESCRIPTION
1J	144885-14-R83	EA	MOLDING - F/SLIDEOUT - 86.5" - PORTSMOUTH OAK
1J	144885-14-R84	EA	MOLDING - F/SLIDEOUT - 86.5" - CHERRY
1J	144885-14-RE0	EA	MOLDING - F/SLIDEOUT - 86.5" - HONEY CHERRY
1J	144885-07-SD2	EA	MOLDING - F/SLIDEOUT - 82.5" - WASHED MAPLE
2J	145379-01-R83	EA	MOLDING/TRIM - 47.48" - PORTSMOUTH OAK
2J	145379-01-R84	EA	MOLDING/TRIM - 47.48" - CONCERT CHERRY
2J	145379-01-RE0	EA	MOLDING/TRIM - 47.48" - HONEY CHERRY
2J	145379-01-SD2	EA	MOLDING/TRIM - 47.48" - WASHED MAPLE
2J	145379-02-R83	EA	MOLDING/TRIM - 7.87" W/RIGHT SIDE ANGLE CUT - PORTSMOUTH OAK
2J	145379-02-R84	EA	MOLDING/TRIM - 7.87" W/RIGHT SIDE ANGLE CUT - CONCERT CHERRY
2J	145379-02-RE0	EA	MOLDING/TRIM - 7.87" W/RIGHT SIDE ANGLE CUT - HONEY CHERRY
2J	145379-02-SD2	EA	MOLDING/TRIM - 7.87" W/RIGHT SIDE ANGLE CUT - WASHED MAPLE
2J	145379-03-R83	EA	MOLDING/TRIM - 7.87" W/LEFT SIDE ANGLE CUT - PORTSMOUTH OAK
2J	145379-03-R84	EA	MOLDING/TRIM - 7.87" W/LEFT SIDE ANGLE CUT - CONCERT CHERRY
2J	145379-03-RE0	EA	MOLDING/TRIM - 7.87" W/LEFT SIDE ANGLE CUT - HONEY CHERRY
2J	145379-03-SD2	EA	MOLDING/TRIM - 7.87" W/LEFT SIDE ANGLE CUT - WASHED MAPLE
2J	145379-05-R83	EA	MOLDING/TRIM - 102.75" - PORTSMOUTH OAK
2J	145379-05-R84	EA	MOLDING/TRIM - 102.75" - CONCERT CHERRY
2J	145379-05-SD2	EA	MOLDING/TRIM - 102.75" - WASHED MAPLE
2J	145379-05-RE0	EA	MOLDING/TRIM - 102.75" - HONEY CHERRY
3J	146306-01-01A	FT	TRANSITION - CARPET/TILE
4J	149151-01-S46	EA	MOLDING - BLOCK - PORTSMOUTH OAK
4J	149151-01-S47	EA	MOLDING - BLOCK - CONCERT CHERRY
4J	149151-01-S48	EA	MOLDING - BLOCK - WASHED MAPLE

INTERIOR FINISH GROUP (CONTINUED)
PANELING & LAMINATES

KEY	PART NUMBER	U/M	DESCRIPTION
	000885-A5-000	SF	PARTICLE BOARD - 3/8" X 4' X 8' - WHITE PEB EMB - 1 SIDED
	000885-B0-000	SF	PARTICLE BOARD - 3/8" X 4' X 8' - SIERRA MAPLE - 2 SIDED - SIERRA MAPLE
	000885-B1-000	SF	PARTICLE BOARD - 3/8" X 4' X 8' - SIERRA MAPLE - 1 SIDED - SIERRA MAPLE
	000885-B2-000	SF	PARTICLE BOARD - 3/4" X 4' X 8' - SIERRA MAPLE - 2 SIDED - SIERRA MAPLE
	000885-B3-000	SF	PARTICLE BOARD - 3/4" X 4' X 8' - SIERRA MAPLE - 2 SIDED - SIERRA MAPLE
	000885-B4-000	SF	PARTICLE BOARD - 3/8" X 4' X 8'- WASHED MAPLE - 2 SIDED - WASHED MAPLE
	000885-B5-000	SF	PARTICLE BOARD - 3/8" X 4' X 8'- WASHED MAPLE - 1 SIDED - WASHED MAPLE
	000885-B6-000	SF	PARTICLE BOARD - 3/4" X 4' X 8'- WASHED MAPLE - 2 SIDED - WASHED MAPLE
	000885-B7-000	SF	PARTICLE BOARD - 1/2" X 4' X 8'- WASHED MAPLE - 2 SIDED - WASHED MAPLE
	126339-01-000	SF	BOARD - WHEAT - 60" X 72"
	074497-48-000	SF	PANELING - SIERRA MAPLE - 1/8" X 4' X 8' - SIERRA MAPLE
	074497-49-000	SF	PANELING - WASHED MAPLE - 1/8" X 4' X 8' - WASHED MAPLE
	076773-19-000	SF	PANELING - 2 SIDED/SIERRA MAPLE - 1/8" X 4' X 8' - SIERRA MAPLE
	076773-20-000	SF	PANELING - 2 SIDED/WASHED MAPLE - 1/8" X 4' X 8' - WASHED MAPLE
	074498-40-000	SF	LAMINATE - PLASTIC - OFF WHITE - 4' X 8'
	074498-A3-000	SF	LAMINATE - PLASTIC - BRONZE LEGACY - 5' X 8' (S34, S35)
	074498-A4-000	SF	LAMINATE - PLASTIC - HYBRID SLATE - 5' X 8' (S36, S37)
	074498-A5-000	SF	LAMINATE - PLASTIC - CINDER GRAY - 5' X 8' (S38, S39)
	076325-39-000	FT	MOLDING - EDGE BAND - 1 5/16" X .030" - ALMOND
	076325-40-000	FT	MOLDING - EDGE BAND - .93" X .024" - ALMOND
	085284-F9-000	FT	BATT TAPE - ADHESIVE BACKED - PEBBLE EMBOSSED
	085284-H9-000	FT	BATT TAPE - ADHESIVE BACKED - DECORATIVE - CYPRESS (S34, S35)
	085284-G9-000	FT	BATT TAPE - ADHESIVE BACKED - DECORATIVE - ALABASTER (S36, S37)
	085284-H0-000	FT	BATT TAPE - ADHESIVE BACKED - DECORATIVE - STONE (S38, S39)
	085284-J4-000	FT	BATT TAPE - ADHESIVE BACKED - DECORATIVE - SIERRA MAPLE
	085284-J5-000	FT	BATT TAPE - ADHESIVE BACKED - DECORATIVE-NEAT/WASHED MAPLE - WASHED MAPLE
	088263-G1-000	EA	BATT STRIP - DECORATIVE - PEBBLE EMBOSSED - 8' LONG
	088263-H5-000	EA	BATT STRIP - DECORATIVE - CYPRESS (S34, S35)
	088263-G9-000	EA	BATT STRIP - DECORATIVE - CORK/ALABASTER - 8' (S36, S37)
	088263-H6-000	EA	BATT STRIP - DECORATIVE - STONE (S38, S39)
	088263-J1-000	EA	BATT STRIP - DECORATIVE - SIERRA MAPLE
	088263-J2-000	EA	BATT STRIP - DECORATIVE - NEAT/WASHED MAPLE - WASHED MAPLE
	088272-H9-000	SF	PANELING - PEBBLE EMBOSSED - WHITE - 4' X 7'
	088272-K6-000	SF	PANELING - CYPRESS - 4' X 7' (S34, S35)
	088272-J9-000	SF	PANELING - ALABASTER - 4' X 7' (S36, S37)
	088272-K7-000	SF	PANELING - STONE - 4' X 7' (S38, S39)
	132610-07-03A	FT	WALLPAPER - BORDER - 4" (S34, S35)
	132610-05-28A	FT	WALLPAPER - BORDER - 7" - SELF-ADHESIVE (S36, S37)
	132610-06-15A	FT	WALLPAPER - BORDER - 5 1/4" - SELF-ADHESIVE (S38, S39)

INTERIOR FINISH GROUP (CONTINUED)

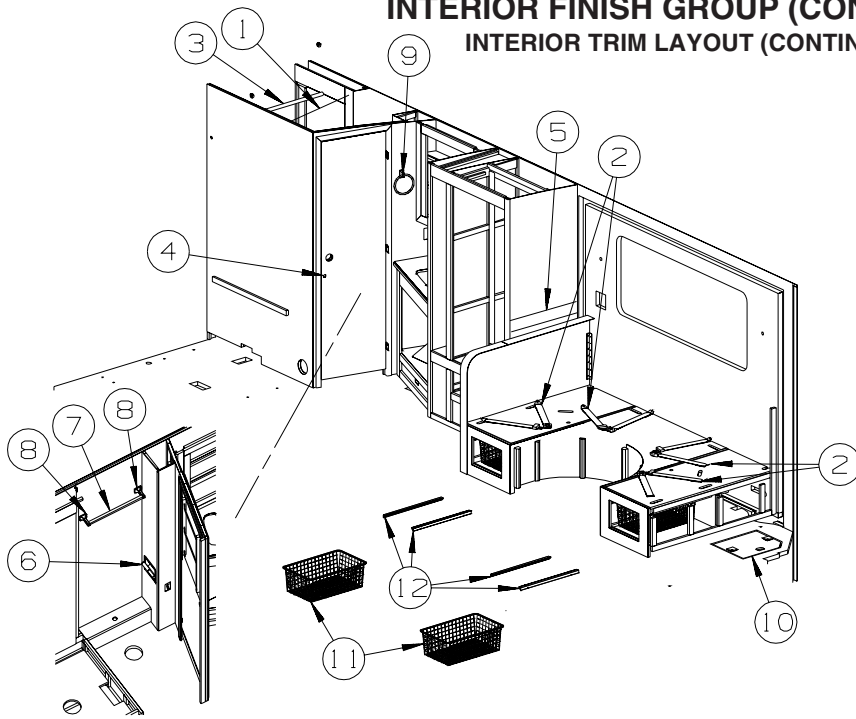
INTERIOR TRIM LAYOUT



KEY	PART NUMBER	U/M	DESCRIPTION
1	103610-04-S34	EA	COVER - SINK - 15.7" X 13.8" - BRONZE LEGACY (S34, S35)
1	103610-04-S36	EA	COVER - SINK - 15.7" X 13.8" - HYBRID SLATE (S36, S37)
1	103610-04-S38	EA	COVER - SINK - 15.7" X 13.8" - CINDER GRAY (S38, S39)
2	134057-01-11B	EA	BRACKET - RECLINER - FLAT BLACK
3	134128-02-02B	EA	PLATE - W/HOLES - W/WELDNUT - E-COATED
4	139955-02-01A	EA	TRIM - STEP/ENTRY - 27.7" - MILL
4	139955-12-01A	EA	TRIM - STEP/ENTRY - 28.2" - MILL - VINYL FLOOR
5	142368-03-01A	EA	CLOCK - 6" - SATIN NICKEL
6	120134-01-02A	EA	REGISTER - W/DAMPER - 4" PIPE/6.4" O.D. FACE - WHITE
7	132610-07-03A	FT	WALLPAPER - BORDER - 4" - SELF-ADHESIVE (S34, S35)
7	132610-05-28A	FT	WALLPAPER - BORDER - 7" - SELF-ADHESIVE (S36, S37)
7	132610-06-15A	FT	WALLPAPER - BORDER - 5 1/4" - SELF-ADHESIVE (S38, S39)
8	137605-03-01A	EA	RAIL - HAND - INTERIOR ENTRY DOOR - BLACK
9	144628-03-01A	EA	SHADE - SCREEN DOOR - 20.1" X 33.4" - BRIGHT WHITE
10	148362-01-01A	EA	COVER - BRACKET/STRIKE - BRIGHT WHITE
			FROM: 00-00-00 THRU: 09-05-04
10	152933-01-01A	EA	COVER - BRACKET/STRIKE - BRIGHT WHITE
			FROM: 09-06-04 THRU: 99-99-99
	140151-02-02A	EA	COVER - SCREW - BRIGHT WHITE
11	094499-03-000	EA	EXTINGUISHER/FIRE - DRY - 10BC - W/GAUGE/BRACKET
11*	094499-02-000	EA	EXTINGUISHER/FIRE - DRY - 10BC - W/GAUGE - CANADIAN
12	094499-04-000	EA	STRAP - FIRE EXTINGUISHER MOUNTING - METAL
13	134194-01-01A	EA	KNOB - HOLD DOWN/RECLINER - BLACK
14	139955-07-01A	EA	TRIM - STEP/ENTRY - 11.7" - MILL - VINYL FLOOR
15	139955-11-01A	EA	TRIM - STEP/ENTRY - 11.7" - MILL

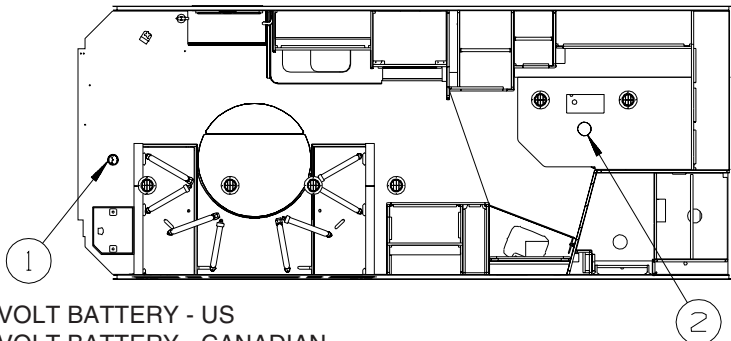
*COMPONENT PARTS LISTED LATER IN THIS GROUP

INTERIOR FINISH GROUP (CONTINUED)
INTERIOR TRIM LAYOUT (CONTINUED)



KEY	PART NUMBER	U/M	DESCRIPTION
1*	135615-01-01A	EA	DOOR - SHOWER/FOLDING - 29.7" X 62.9" - WHITE
2	007021-01-000	EA	SEAT BELT - 2" X 90" - BLACK
			FROM: 00-00-00 THRU: 03-10-05
2	056271-02-000	EA	SEAT BELT - 2" X 72" - BLACK
			FROM: 03-11-05 THRU: 99-99-99
2	150697-02-02B	EA	BRACKET - RESTRAINT/CHILD - E-COATED
			FROM: 00-00-00 THRU: 10-19-04
2	150697-03-02B	EA	BRACKET - RESTRAINT/CHILD - E-COATED
			FROM: 10-20-04 THRU: 99-99-99
2	150700-01-02B	EA	PLATE/MOUNTING - RESTRAINT/CHILD - 1" X 2.3" - E-COATED
3	102075-09-02A	EA	ROD - SHOWER CURTAIN - 3/4"OD X 29.5" - SOFT WHITE
4	120760-01-000	EA	RUBBER BUMPER - CLEAR - .1" THICK X .8" DIAMETER
5	132610-07-03A	FT	WALLPAPER - BORDER - 4" - SELF-ADHESIVE (S34, S35)
5	132610-05-28A	FT	WALLPAPER - BORDER - 7" - SELF-ADHESIVE (S36, S37)
5	132610-06-15A	FT	WALLPAPER - BORDER - 5 1/4" - SELF-ADHESIVE (S38, S39)
6	145980-02-02A	EA	HOLDER - TOILET TISSUE - RECESSED - NICKEL
7	145980-04-02A	EA	TOWEL BAR - POST - PAIR - CHROME
8	145980-05-02A	EA	TOWEL BAR - 18" - CHROME
9	145980-06-03A	EA	TOWEL RING - CHROME
10	148046-01-S34	EA	LID ASM-COMPARTMENT,BATTERY (S37, S35)
10	148046-01-S36	EA	LID ASM-COMPARTMENT,BATTERY (S36, S37)
10	148046-01-S38	EA	LID ASM-COMPARTMENT,BATTERY (S38, S39)
	097111-02-04A	EA	POCKET - LOCK - REAR DOOR - BLACK
	102330-01-000	EA	LATCH - VISE ACTION/KEY OPERATED
	102328-01-000	EA	KEY - BARREL - NICKEL PLATED
11	149728-01-01A	EA	BASKET/DRAWER - WHITE - 12.9"W X 20.7"D X 7.3"H
12	149728-02-01A	EA	RUNNER/RAIL - F/BASKET - 21"DEEP

*COMPONENT PARTS LISTED LATER IN THIS GROUP



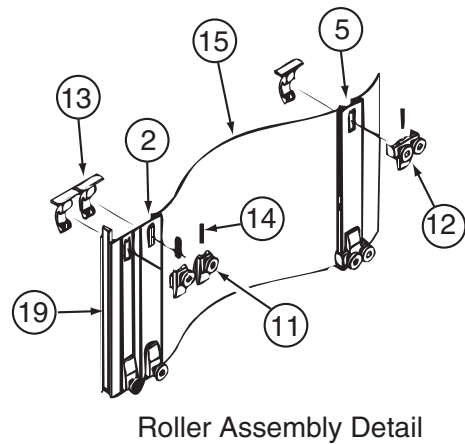
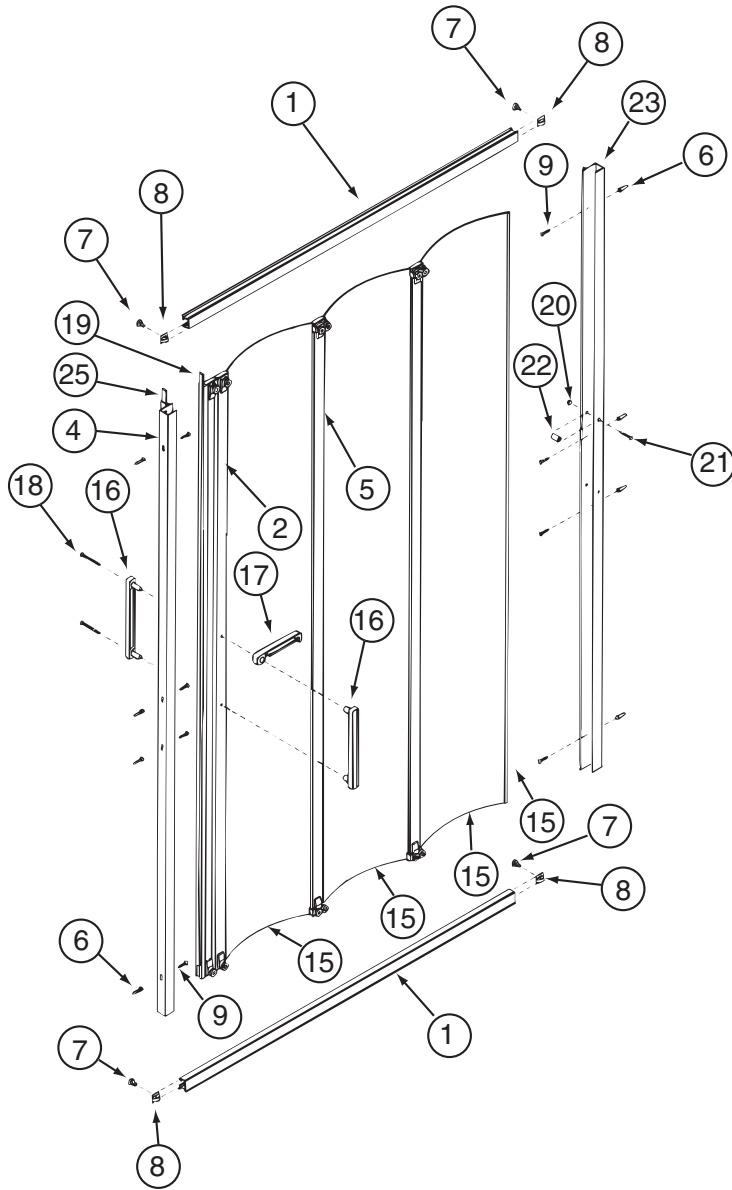
KEY	PART NUMBER	U/M	DESCRIPTION
1	072852-01-000	EA	DETECTOR - SMOKE - W/9 VOLT BATTERY - US
1	072852-02-000	EA	DETECTOR - SMOKE - W/9 VOLT BATTERY - CANADIAN
1	077956-01-000	EA	LABEL - WARNING/SMOKE DETECTOR
2	125136-02-000	EA	DETECTOR/CO - GAS MODEL - 9 VOLT

INTERIOR FINISH GROUP (CONTINUED)

COMPONENT PARTS FOR INTERIOR TRIM LAYOUT

094499-02-000

KEY	PART NUMBER	U/M	DESCRIPTION	VENDOR NO
	094499-01-700	EA	BRACKET MTG. W/PLAS. STRAP	294039



135615-01-01A, 135615-02-01A, 135615-05-01A

KEY	PART NUMBER	U/M	DESCRIPTION	VENDOR NO.
1	135615-01-702	EA	TRACK - (TOP/BOTTOM) - 40"	117W
2	135615-01-701	EA	STRIKE ASSEMBLY - 66"	109W
4	135615-01-703	EA	JAMB/WALL - W/O MAG STRIKE 66"	112W
11	108351-01-703	EA	BRACKET & ROLLER ASM. SINGLE	GRB1
12	108351-01-704	EA	BRACKET & ROLLER ASM. DOUBLE	GRB2
13	108351-01-705	EA	CLIP ONLY F/SGL/DBL ROLLER	GRC1
14	108351-01-706	EA	SPRING-ROLLER BRACKET	GS1
16	108351-01-701	EA	HANDLES-DOOR, SET	SFH
17	108351-01-702	EA	LATCH-DOOR	SFL
23	135615-01-704	EA	JAMB/WALL PANEL RECEIVER 66"	110W
25	135615-01-700	EA	STRIP/MAGNETIC - 66"	98-41W

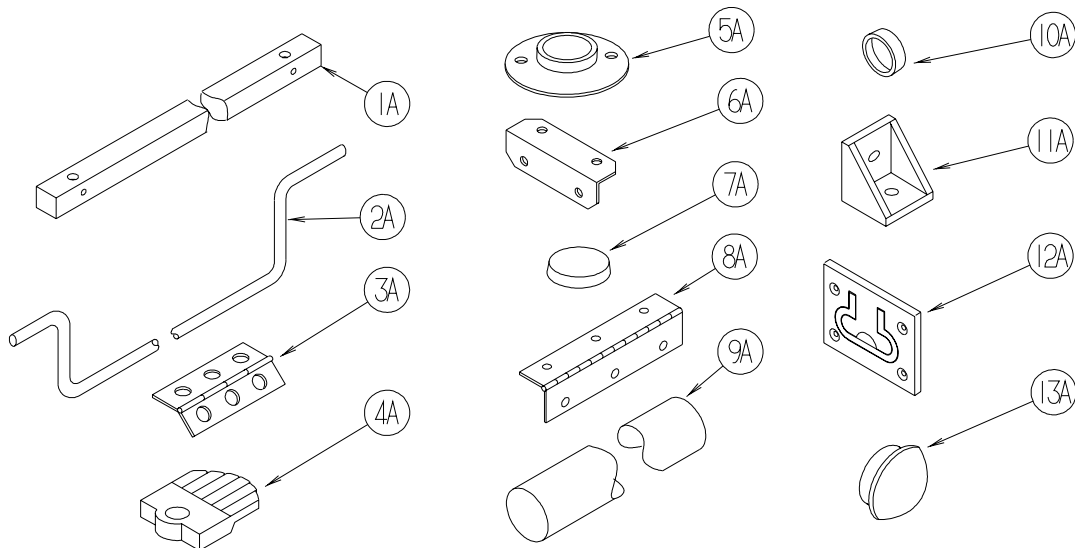
CONTACT WINNEBAGO PART SALES FOR UNLISTED COMPONENT(S)

INTERIOR FINISH GROUP (CONTINUED)
FLOOR COVERINGS

KEY	PART NUMBER	U/M	DESCRIPTION
	042720-33-000	SY	VINYL-FLOOR COVER,DIAMOND
	075233-01-000	SY	PAD - CARPET - 3/8" X 6' ROLL
	089275-02-000	FT	STRIP - 3/4" X 84" BLACK POLYETHYLENE
	133114-03-03A	EA	TREAD - STEP - RUBBER - 27.1" - GRAY (S34, S35)
	133114-03-01A	EA	TREAD - STEP - RUBBER - 27.1" - TAUPE (S36, S37, S38, S39)
	096060-H0-000	SY	CARPET - JADE GREEN - INCREMENTS OF 4 SY YDS (S35, S36, S37, S38, S39)
	093486-01-000	SY	CARPET - COMPARTMENT - 72" WIDE - DARK GRAY
	096060-E6-000	SY	CARPET - OASIS - INCREMENTS OF 4 SQ YDS (S34, S35)
			FROM: 00-00-00 THRU: 11-07-04
	152251-05-05A	SY	CARPET - 4 SQUARE YARD INCREMENTS - SKY BLUE (S34, S35)
			FROM: 11-08-04 THRU: 05-02-04
	096060-G8-000	SY	CARPET - CAMEL - INCREMENTS OF 4 SQ YARDS (S34, S35)
			FROM: 05-03-04 THRU: 02-10-05
	152251-05-04A	SY	CARPET - 4 SQUARE YARD INCREMENTS - BUTTERCUP (S34, S35, S38, S39)
			FROM: 02-11-05 THRU: 99-99-99
	096060-H1-000	SY	CARPET - TAPIOCA - INCREMENTS OF 4 SQ YARDS (S36, S37, S39)
			FROM: 00-00-00 THRU: 01-23-05
	152251-06-01A	SY	CARPET - WHEAT - INCREMENTS OF 4 SQ YARDS (S36, S37, S39)
			FROM: 01-24-05 THRU: 99-99-99
	096060-G8-000	SY	CARPET - CAMEL - INCREMENTS OF 4 SQ YARDS (S38, S39)
			FROM: 00-00-00 THRU: 02-10-05
	152251-05-02A	SY	CARPET - 4 SQUARE YARD INCREMENTS - BURLWOOD (S38, S39)
			FROM: 02-11-05 THRU: 99-99-99
	152251-05-04A	SY	CARPET - 4 SQUARE YARD INCREMENTS - BUTTERCUP (S34, S35, S38, S39)
			FROM: 02-11-05 THRU: 99-99-99

INTERIOR FINISH GROUP (CONTINUED)

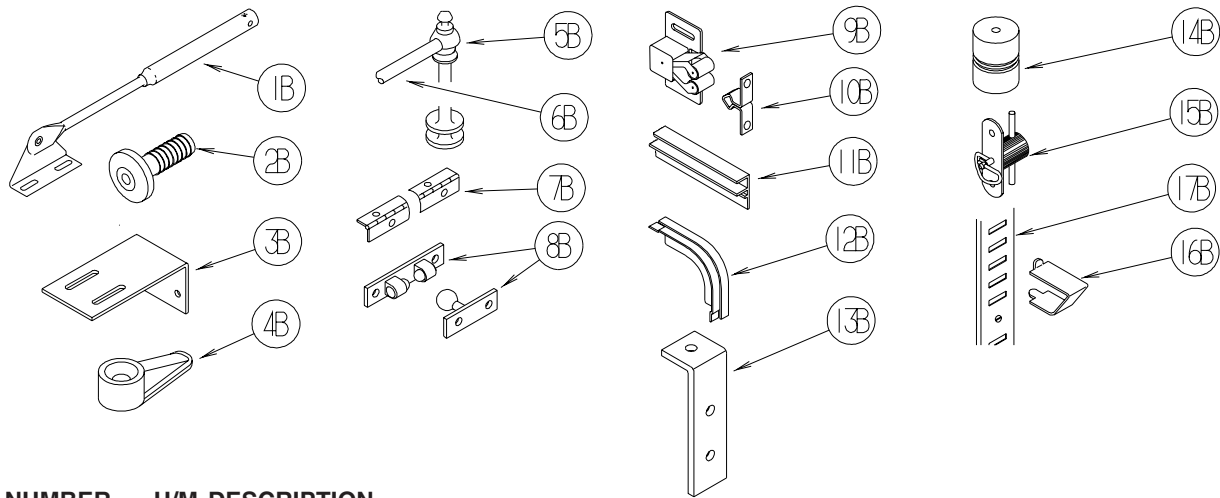
HARDWARE



KEY	PART NUMBER	U/M	DESCRIPTION
1A	P34509-01-N01	EA	RAIL END - RH/LH - TOWEL RACK - PORTSMOUTH
1A	P34509-01-P14	EA	RAIL END - RH/LH - TOWEL RACK - CONCERT CHERRY
1A	P34509-01-J70	EA	RAIL END - RH/LH - TOWEL RACK - WASHED MAPLE
1A	P34509-01-RE0	EA	RAIL END - RH/LH - TOWEL RACK - HONEY CHERRY
1A	P34509-01-SA3	EA	RAIL END - RH/LH - TOWEL RACK - SIERRA MAPLE
2A	146801-01-01A	EA	ROD/TOWEL BAR (OFFSET) - BRASS
2A	146801-01-02A	EA	ROD/TOWEL BAR (OFFSET) - PEWTER
3A	009059-01-000	EA	HINGE - DOOR - 2" X 1.4" - BRASS
3A	009059-02-000	EA	HINGE - DOOR - 2" X 2.7" - BRASS
3A	009059-03-000	EA	HINGE - BRASS - 1.75"
3A	009059-04-000	EA	HINGE - 2" - ZINC
4A	009089-01-000	EA	CLIP - MIRROR
5A	009112-01-000	EA	FLANGE - PLASTIC - 1" CLOTHES ROD - OFF WHITE
5A	152301-01-01A	EA	FLANGE - PLASTIC - 1" CLOTHES ROD HOLDER - WHITE
6A	016604-05-000	EA	BRACE - ANGLE - 2 1/2" - OFF WHITE METAL
6A	016604-10-000	EA	BRACE - SEAT ANGLE - 2.5" - BLACK
7A	023320-01-000	EA	PAD - FELT 3/8" DIAMETER
8A	041389-25-000	EA	HINGE - PIANO - 1 1/2" X 55" - UNPAINTED
9A	042438-02-000	EA	DOWEL - WOOD - 2" DIAMETER X 2'
10A	057671-01-000	EA	COVER - SCREW - #8 - OFF WHITE
10A	057671-15-000	EA	COVER - SCREW - #8 - BRIGHT WHITE
10A	057671-16-000	EA	COVER - SCREW - #8 - SOFT WHITE
10A	057671-17-000	EA	COVER - SCREW - VW LT GRAY - #8
11A	065740-01-000	EA	BRACE - CABINET/CORNER - PLASTIC
12A	072871-01-000	EA	PULL - FLUSH - CHROME
13A	074045-08-000	EA	PLUG - OAK - 3/8" DOWEL-1/2" HEAD - CONCERT CHERRY
13A	074045-12-000	EA	PLUG - OAK - 3/8" DOWEL-1/2" HEAD - WASHED MAPLE
13A	074045-13-000	EA	PLUG - OAK - 3/8" DOWEL-1/2" HEAD - PORTSMOUTH OAK
13A	074045-14-000	EA	PLUG - OAK - 3/8" DOWEL-1/2" HEAD - HONEY CHERRY
13A	074045-15-000	EA	PLUG - OAK - 3/8" DOWEL-1/2" HEAD - SIERRA MAPLE

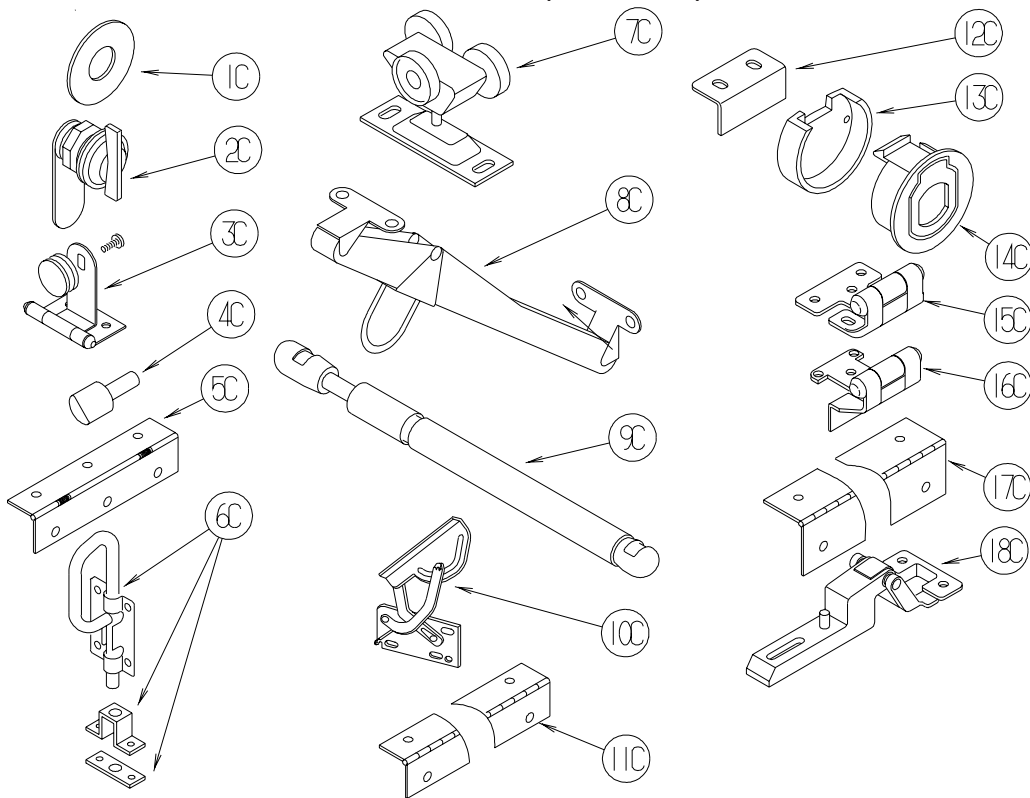
INTERIOR FINISH GROUP (CONTINUED)

HARDWARE (CONTINUED)



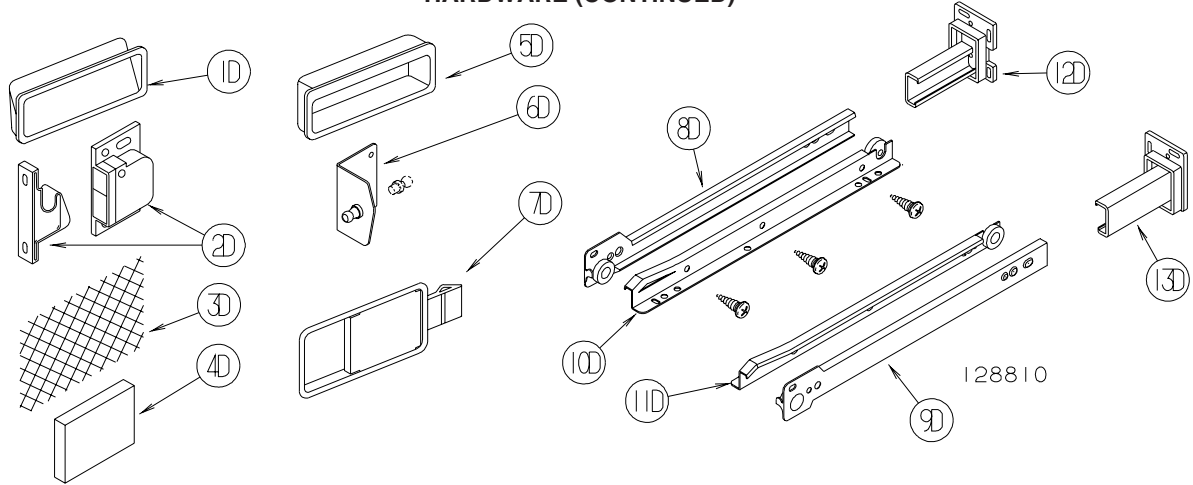
KEY	PART NUMBER	U/M	DESCRIPTION
1B	074493-02-000	EA	SUPPORT - PISTON SPRING - CABINET DOOR - 26 LBS
1B	074493-03-000	EA	SUPPORT - PISTON SPRING - CABINET DOOR - 12 LBS
2B	079921-01-000	EA	ROLLER - NYLON - W/STEEL SHAFT - BARBED
3B	083125-07-000	EA	BRACE - ANGLE/COUCH - 2.5" - OFF WHITE
4B	083204-03-000	EA	BUTTON - RETAINING MIRROR 5/16" TIP
5B	084070-03-000	EA	POST - END - 2.4" - SHINY BRASS
6B	084071-20-000	EA	ROD - BRASS - 9.8"
6B	146840-03-01A	EA	ROD - .25" DIAMETER - BRASS
6B	146840-03-02A	EA	ROD - .25" DIAMETER - PEWTER
6B	146840-04-01A	EA	ROD - .25" DIAMETER - BRASS
6B	146840-04-02A	EA	ROD - .25" DIAMETER - PEWTER
6B	146840-05-01A	EA	ROD - .25" DIAMETER - BRASS
6B	146840-05-02A	EA	ROD - .25" DIAMETER - PEWTER
7B	084413-01-000	EA	HINGE - 1" X 72" - ALUMINUM - W/HOLES
8B	084451-01-000	EA	CATCH & LATCH - 1.7" - BRASS
9B	093586-03-000	EA	CATCH - SPRING ROLLER - .377"
9B	093586-06-000	EA	CATCH - SPRING ROLLER - .236"
10B	093586-04-000	EA	STRIKE - SPRING STEEL - 1.14"
10B	093586-05-000	EA	STRIKE - SPRING STEEL - .943"
11B	093622-01-000	EA	TRACK - DOOR - TAMBOUR - PLASTIC - 8' LENGTHS
12B	093623-01-000	EA	CORNER - TRACK - TAMBOUR DOOR
13B	096826-01-01A	EA	BRACE-CABINET E-COATED
14B	097872-04-000	EA	DOWEL - WOOD - 1" DIAMETER X 1.38" LONG - UNFINISHED
15B	098196-01-000	EA	LATCH - 1/4 TURN - T-BAR
16B	098979-01-000	EA	CLIP - ADJUSTABLE SHELF
17B	098980-01-000	EA	PILASTER - ADJUSTABLE SHELF - 18"
17B	098980-02-000	EA	PILASTER - ADJUSTABLE SHELF - 12"
17B	098980-03-000	EA	PILASTER - ADJUSTABLE SHELF - 9"
17B	098980-04-000	EA	PILASTER - ADJUSTABLE SHELF - 48"
17B	098980-05-000	EA	PILASTER - ADJUSTABLE SHELF - 15"
17B	098980-06-000	EA	PILASTER - ADJUSTABLE SHELF - 24"

INTERIOR FINISH GROUP (CONTINUED)
HARDWARE (CONTINUED)



KEY	PART NUMBER	U/M	DESCRIPTION
1C	100707-01-000	EA	SPACER - GLASS DOOR - .8" DIA - .3" HOLE - PLASTIC
2C	100710-01-01A	EA	LOCK - GLASS DOOR/TWIST TYPE - BRASS
3C	100711-01-01A	EA	HINGE - GLASS DOOR
4C	101766-01-000	EA	PIN - SUPPORT/GLASS DOOR
5C	102920-01-01A	EA	HINGE - SPRING LOADED - BRASS
6C	103256-01-000	EA	LATCH COMPLETE (SLIDE)
7C	103874-01-000	EA	HANGER - SLIDING DOOR
8C	104181-01-01A	EA	SUPPORT - LEAF 5.3" EXTENDS TO 7.5" - SAFETY RING - METAL
9C	142569-15-000	EA	SPRING/GAS - 12" COMPRESSED/20" EXTENDED - 120 LB.
9C	142569-16-000	EA	SPRING/GAS - 12" COMPRESSED/20" EXTENDED - 90 LB
10C	108126-01-000	EA	TRAY HINGE SET (QTY. 2 PER SET)
11C	110496-01-01A	EA	HINGE - BRASS
12C	113375-02-01A	EA	STRIKE - DOOR - CHROME
13C	113375-05-01A	EA	LATCH - SLAM - BACK - .8" THICK
14C	113375-06-01A	EA	LATCH - SLAM - FACE - .7" THICK
15C	113676-01-01A	EA	HINGE - OVERLAY - VARIABLE - BURNISHED BRASS
16C	113677-01-01A	EA	HINGE - SELF CLOSING
17C	114278-02-000	EA	HINGE - CONTINUOUS - 3" WIDE
18C	114443-01-01A	EA	HINGE - CABINET DOOR

INTERIOR FINISH GROUP (CONTINUED)
HARDWARE (CONTINUED)



KEY	PART NUMBER	U/M	DESCRIPTION
1D	115994-01-01A	EA	HANDLE - POCKET
2D	117095-01-01A	EA	LATCH - DOOR - GRABBER W/KEEPER - PLASTIC - BLK-5 LB PULL
2D	117095-02-01A	EA	LATCH - DOOR - GRABBER W/KEEPER - PLASTIC - BLK-10 LB PULL
3D	118200-01-01A	SF	MESH - PLASTIC 1/2" - 48" X LENGTH = SF - BLACK
4D	122717-06-01A	FT	PAD - NON-SKID - PSA - 5"W
5D	124311-01-01A	EA	HANDLE - RECESSED - BRASS
6D	126263-06-02B	EA	BRACKET - GAS SPRING W/INSIDE BALL STUD - E-COATED
	057460-02-000	EA	BALL STUD - F/GAS SPRING .39" - 5/16" - 18
6D	126263-08-02B	EA	BRACKET - GAS SPRING W/CENTERED BALL STUD - E-COATED
7D	127349-01-01A	EA	LATCH - PADDLE

FROM: 00-00-00 THRU: 01-03-05

8D	128810-01-01A	EA	SLIDE - DRAWER - 12" - LEFT CABINET
8D	128810-05-01A	EA	SLIDE - DRAWER - 14" - LEFT CABINET
8D	128810-09-01A	EA	SLIDE - DRAWER - 16" - LEFT CABINET
8D	128810-13-01A	EA	SLIDE - DRAWER - 18" - LEFT CABINET
8D	128810-17-01A	EA	SLIDE - DRAWER - 20" - LEFT CABINET
8D	128810-21-01A	EA	SLIDE - DRAWER - 22" - LEFT CABINET
8D	128810-25-01A	EA	SLIDE - DRAWER - 24" - LEFT CABINET
9D	128810-02-01A	EA	SLIDE - DRAWER - 12" - RIGHT CABINET
9D	128810-06-01A	EA	SLIDE - DRAWER - 14" - RIGHT CABINET
9D	128810-10-01A	EA	SLIDE - DRAWER - 16" - RIGHT CABINET
9D	128810-14-01A	EA	SLIDE - DRAWER - 18" - RIGHT CABINET
9D	128810-18-01A	EA	SLIDE - DRAWER - 20" - RIGHT CABINET
9D	128810-22-01A	EA	SLIDE - DRAWER - 22" - RIGHT CABINET
9D	128810-26-01A	EA	SLIDE - DRAWER - 24" - RIGHT CABINET
10D	128810-03-01A	EA	SLIDE - DRAWER - 12" - LEFT DRAWER
10D	128810-07-01A	EA	SLIDE - DRAWER - 14" - LEFT DRAWER
10D	128810-11-01A	EA	SLIDE - DRAWER - 16" - LEFT DRAWER
10D	128810-15-01A	EA	SLIDE - DRAWER - 18" - LEFT DRAWER
10D	128810-19-01A	EA	SLIDE - DRAWER - 20" - LEFT DRAWER
10D	128810-23-01A	EA	SLIDE - DRAWER - 22" - LEFT DRAWER
10D	128810-27-01A	EA	SLIDE - DRAWER - 24" - LEFT DRAWER
11D	128810-04-01A	EA	SLIDE - DRAWER - 12" - RIGHT DRAWER
11D	128810-08-01A	EA	SLIDE - DRAWER - 14" - RIGHT DRAWER
11D	128810-12-01A	EA	SLIDE - DRAWER - 16" - RIGHT DRAWER
11D	128810-16-01A	EA	SLIDE - DRAWER - 18" - RIGHT DRAWER
11D	128810-20-01A	EA	SLIDE - DRAWER - 20" - RIGHT DRAWER
11D	128810-24-01A	EA	SLIDE - DRAWER - 22" - RIGHT DRAWER
11D	128810-28-01A	EA	SLIDE - DRAWER - 24" - RIGHT DRAWER
12D	128811-01-02A	EA	BACKSOCKET - ADJUSTABLE - LEFT
13D	128811-02-02A	EA	BACKSOCKET - ADJUSTABLE - RIGHT

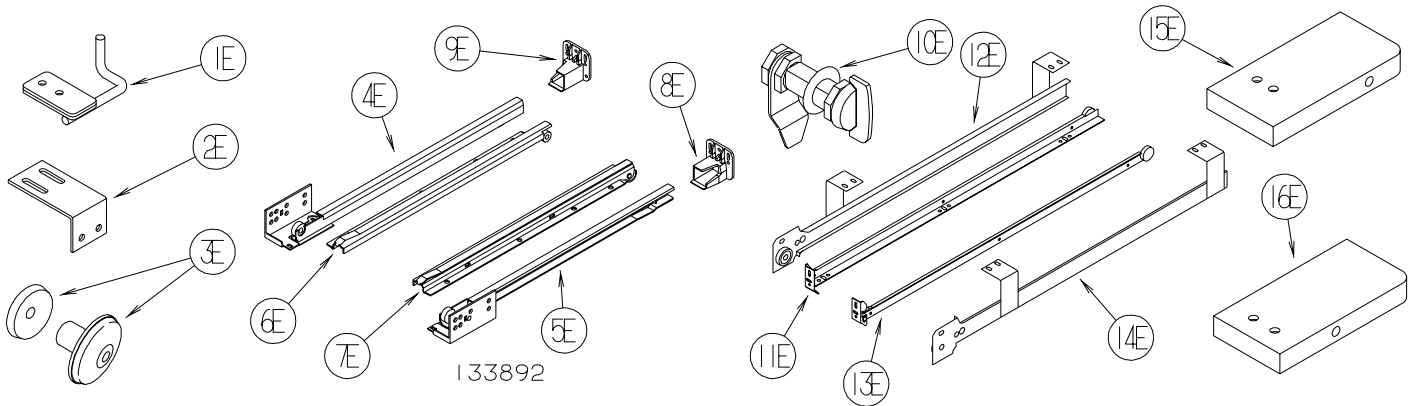
FROM: 01-04-05 THRU: 99-99-99

153000-01-01A	EA	SLIDE - CABINET MOUNT - 11.8"
153000-02-01A	EA	SLIDE - DRAWER MOUNT - 11.8"
153000-03-01A	EA	SLIDE - CABINET MOUNT - 13.8"
153000-04-01A	EA	SLIDE - DRAWER MOUNT - 13.8"
153000-05-01A	EA	SLIDE - CABINET MOUNT - 15.7"
153000-06-01A	EA	SLIDE - DRAWER MOUNT - 15.7"

INTERIOR FINISH GROUP (CONTINUED)

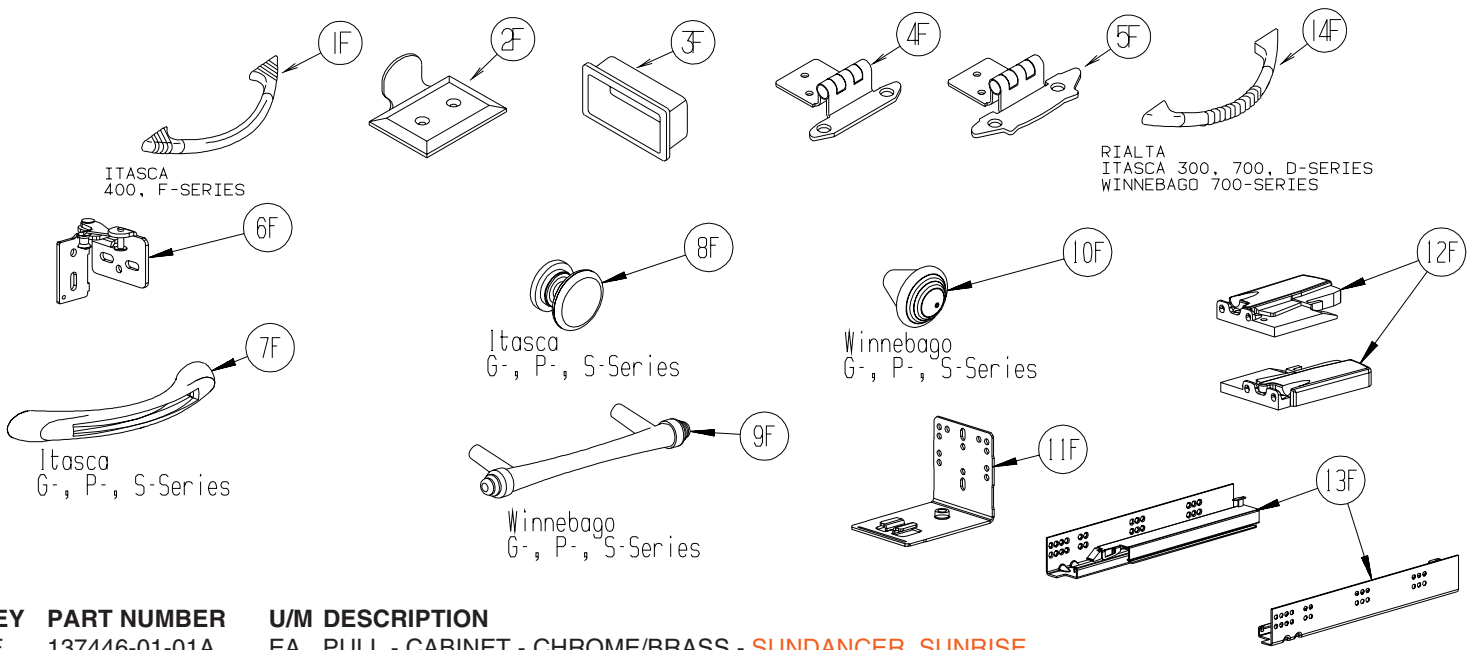
HARDWARE (CONTINUED)

KEY	PART NUMBER	U/M	DESCRIPTION
	153000-07-01A	EA	SLIDE - CABINET MOUNT - 17.7"
	153000-08-01A	EA	SLIDE - DRAWER MOUNT - 17.7"
	153000-09-01A	EA	SLIDE - CABINET MOUNT - 19.7"
	153000-10-01A	EA	SLIDE - DRAWER MOUNT - 19.7"
	153000-11-01A	EA	SLIDE - CABINET MOUNT - 21.6"
	153000-12-01A	EA	SLIDE - DRAWER MOUNT - 21.6"
	153000-14-01A	EA	SLIDE - CABINET MOUNT - 23.6"
	153000-15-01A	EA	SLIDE - DRAWER MOUNT - 23.4"
	153000-16-01A	EA	SLIDE - CABINET MOUNT - 7.9"
	153000-17-01A	EA	SLIDE - DRAWER MOUNT - 7.7"
	153000-18-01A	EA	SLIDE - CABINET MOUNT - 9.8"
	153000-19-01A	EA	SLIDE - DRAWER MOUNT - 9.6"
	153000-13-01A	EA	BACKSOCKET - DRAWER SLIDE



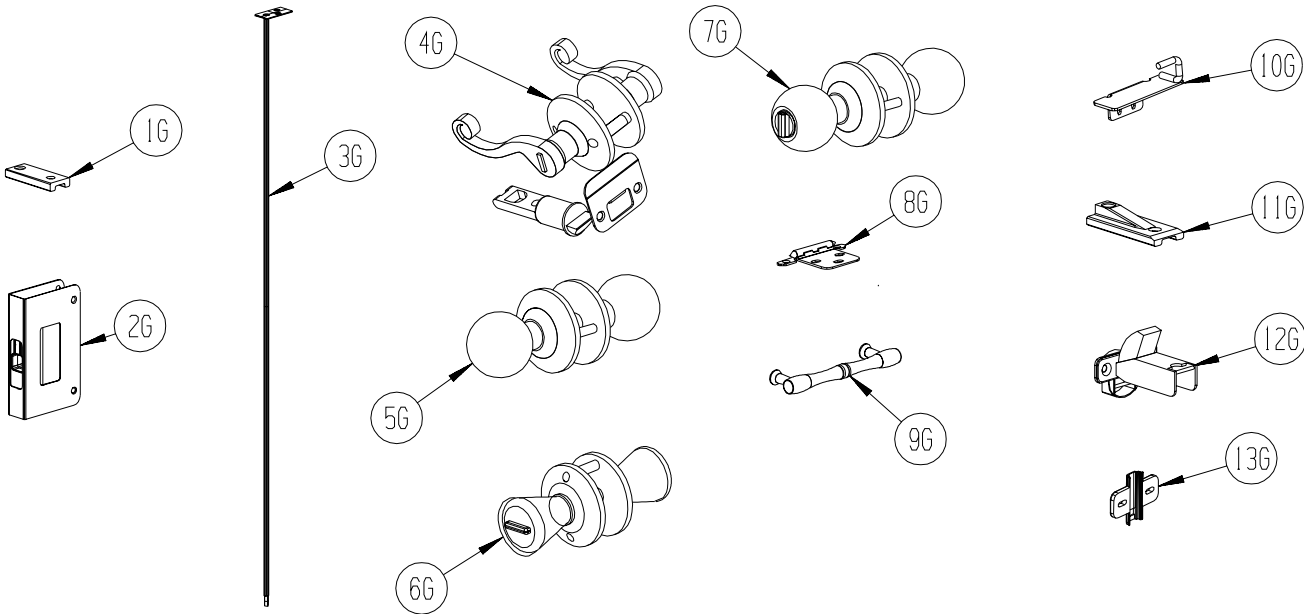
KEY	PART NUMBER	U/M	DESCRIPTION
1E	130798-01-02B	EA	GUIDE - POCKET DOOR - E-COATED
2E	132871-02-02B	EA	BRACKET/L-ANGLE W/HOLES - 1.9" X 2.8" - E-COATED
3E	133313-01-02A	EA	PULL - DOOR/DRAWER - BRIGHT BRASS - MINNIE, MINNIE WINNIE, BRAVE & SPIRIT
3E	133313-01-03A	EA	PULL - DOOR/DWR - CHROME/BRASS - SUNDANCER AND SUNRISE
4E	133892-01-01A	EA	SLIDE - DRAWER - 16" - LEFT CABINET
4E	133892-06-01A	EA	SLIDE - DRAWER - 22" - LEFT CABINET
4E	133892-10-01A	EA	SLIDE - DRAWER - 12" - LEFT CABINET
4E	133892-14-01A	EA	SLIDE - DRAWER - 18" - LEFT CABINET
5E	133892-02-01A	EA	SLIDE - DRAWER - 16" - RIGHT CABINET
5E	133892-07-01A	EA	SLIDE - DRAWER - 22" - RIGHT CABINET
5E	133892-11-01A	EA	SLIDE - DRAWER - 12" - RIGHT CABINET
5E	133892-15-01A	EA	SLIDE - DRAWER - 18" - RIGHT CABINET
6E	133892-03-01A	EA	SLIDE - DRAWER - 16" - LEFT DRAWER
6E	133892-08-01A	EA	SLIDE - DRAWER - 22" - LEFT DRAWER
6E	133892-12-01A	EA	SLIDE - DRAWER - 12" - LEFT DRAWER
6E	133892-16-01A	EA	SLIDE - DRAWER - 18" - LEFT DRAWER
7E	133892-04-01A	EA	SLIDE - DRAWER - 16" - RIGHT DRAWER
7E	133892-09-01A	EA	SLIDE - DRAWER - 22" - RIGHT DRAWER
7E	133892-13-01A	EA	SLIDE - DRAWER - 12" - RIGHT DRAWER
7E	133892-17-01A	EA	SLIDE - DRAWER - 18" - RIGHT DRAWER
8E	133907-01-01A	EA	BACKSOCKET - RIGHT HAND
9E	133907-02-01A	EA	BACKSOCKET - LEFT HAND
10E	135231-01-01A	EA	LATCH - COMPRESSION - BLACK
11E	136944-01-01A	EA	SLIDE - DRAWER/RIGHT HAND - 13.8"
12E	136944-02-01A	EA	SLIDE - CABINET/RIGHT HAND - 13.8"
13E	136944-03-01A	EA	SLIDE - DRAWER/LEFT HAND - 13.8"
14E	136944-04-01A	EA	SLIDE - CABINET/LEFT HAND - 13.8"
15E	137445-01-N42	EA	STOP - F/SLIDING DOOR - PORTSMOUTH OAK
15E	137445-01-P46	EA	STOP - F/SLIDING DOOR - CONCERT CHERRY
15E	137445-01-P56	EA	STOP - F/SLIDING DOOR - WASHED MAPLE
15E	137445-01-S67	EA	STOP - F/SLIDING DOOR - HONEY CHERRY
16E	137445-02-P45	EA	STOP - F/SLIDING DOOR - PORTSMOUTH OAK
16E	137445-02-P46	EA	STOP - F/SLIDING DOOR - CONCERT CHERRY
16E	137445-02-P56	EA	STOP - F/SLIDING DOOR - WASHED MAPLE
16E	137445-02-S67	EA	STOP - F/SLIDING DOOR - HONEY CHERRY

INTERIOR FINISH GROUP (CONTINUED) HARDWARE (CONTINUED)



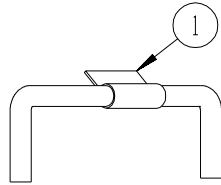
KEY	PART NUMBER	U/M	DESCRIPTION
1F	137446-01-01A	EA	PULL - CABINET - CHROME/BRASS - SUNDANCER, SUNRISE
2F	137463-01-01A	EA	LIFT - HOOK - SATIN BRASS
2F	137463-01-02A	EA	LIFT - HOOK - PEWTER
3F	139136-01-01A	EA	HANDLE - RECESSED .7" - BRASS
3F	139136-02-01A	EA	HANDLE - RECESSED .35" - BRASS
3F	139136-02-02A	EA	HANDLE - RECESSED .35" - PEWTER
4F	143468-01-02A	EA	HINGE - SELF CLOSING - POLISHED BRASS
5F	143468-02-03A	EA	HINGE - SELF CLOSING - SATIN NICKEL
6F	144488-01-02A	EA	HINGE - CABINET - NICKEL - HORIZON
7F	144917-01-01A	EA	PULL - DRAWER - SATIN NICKEL - SUNCRUISER, MERIDIAN, HORIZON
8F	144918-01-01A	EA	PULL - DRAWER/KNOB - SATIN NICKEL - SUNCRUISER, MERIDIAN, HORIZON
9F	145172-01-01A	EA	PULL - CABINET DOOR - BRASS - ADVENTURER, JOURNEY, VECTRA
9F	145172-01-02A	EA	PULL - CABINET DOOR - CHROME - ADVENTURER, JOURNEY, VECTRA
10F	145172-02-01A	EA	KNOB - CABINET DOOR - BRASS - ADVENTURER, JOURNEY, VECTRA
10F	145172-02-02A	EA	KNOB - CABINET DOOR - CHROME - ADVENTURER, JOURNEY, VECTRA
11F	145739-01-000	EA	BRACKET - REAR MOUNT
12F	145739-02-000	EA	LOCKING MECHANISM - LEFT
12F	145739-03-000	EA	LOCKING MECHANISM - RIGHT
13F	145739-04-000	EA	SLIDE - DRAWER - 12"
14F	148816-01-01A	EA	PULL - CABINET DOOR - BRASS - RIALTA, SUNDANCER, SUNOVA
14F	148816-01-02A	EA	PULL - CABINET DOOR - NICKEL - ASPECT, CAMBRIA

INTERIOR FINISH GROUP (CONTINUED)
HARDWARE (CONTINUED)

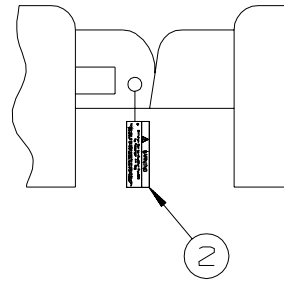


KEY	PART NUMBER	U/M	DESCRIPTION
1G	145815-01-000	EA	BLOCK - DOOR TRACK - 3" X 1.2" - BLACK
2G	145939-01-01A	EA	LATCH - SLIDE - AISLE DOOR(1" THICK DOOR) - BRASS
2G	145939-01-02A	EA	LATCH - SLIDE - AISLE DOOR(1" THICK DOOR) - NICKEL
3G	145939-03-01A	EA	ROD/LATCH - AISLE DOOR - BRASS
3G	145939-03-02A	EA	ROD/LATCH - AISLE DOOR - NICKEL
4G	146064-01-01A	EA	LOCK/PRIVACY (LOCKING) LEVER STYLE - POLISHED BRASS
4G	146064-01-02A	EA	LOCK/PRIVACY (LOCKING) LEVER STYLE - SATIN PEWTER
5G	146064-04-01A	EA	LOCK/PASSAGE (NON LOCKING) KNOB STYLE - POLISHED BRASS
6G	146064-05-01A	EA	LOCK/PRIVACY (LOCKING) KNOB STYLE - SATIN NICKEL
7G	146064-06-01A	EA	LOCK/PASSAGE (NON LOCKING) KNOB STYLE - SATIN NICKEL
8G	146553-01-01A	EA	HINGE - CABINET DOOR - BURNISHED BRASS
8G	146553-01-02A	EA	HINGE - CABINET DOOR - BRIGHT BRASS
8G	146553-01-03A	EA	HINGE - CABINET DOOR - SATIN NICKEL
9G	149090-01-01A	EA	PULL - CABINET DOOR - BRASS - MINNIE, MINNIE WINNIE, BRAVE, SIGHTSEER
10G	149607-01-02B	EA	GUIDE - F/POCKET DOOR - 1.6" BENT ROD - E-COATED
10G	149607-03-02B	EA	GUIDE - F/POCKET DOOR - 2.9" BENT ROD - E-COATED
11G	150983-01-01A	EA	BLOCK - DOOR TRACK - 3" X 1.2" - BLACK
12G	151305-01-01A	EA	HINGE - CONCEALED/SELF CLOSING - BRASS
13G	151305-02-01A	EA	PLATE/MOUNTING - F/HINGE - WHITE

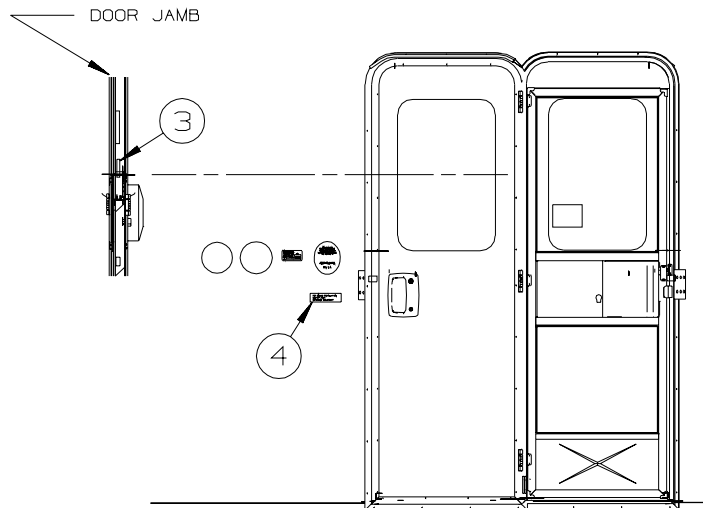

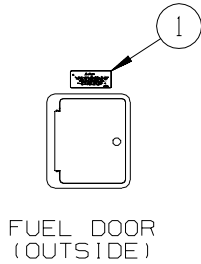
LABELS GROUP



WRAP LABEL AROUND ROD
AND ADHERE TO ITSELF



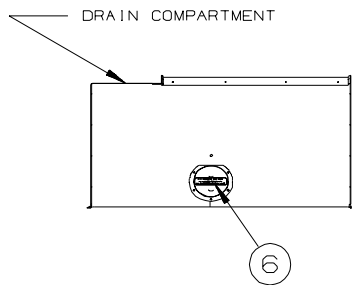
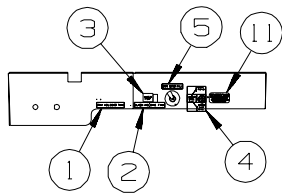
KEY	PART NUMBER	U/M	DESCRIPTION
1	128658-01-000	EA	LABEL - PROP ROD
2	126612-01-000	EA	LABEL - HANG TAG - AIR BAG - DASH



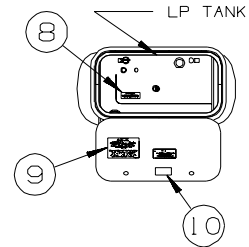
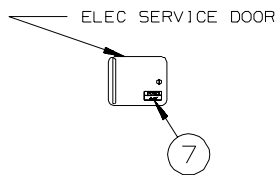
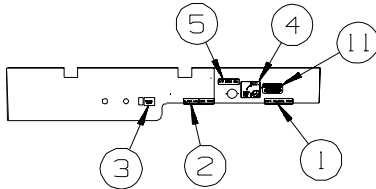
KEY	PART NUMBER	U/M	DESCRIPTION
1	124519-01-01A	EA	LABEL - WARNING/REFUELING - BLACK ON CLEAR
1	124519-02-01A	EA	LABEL - WARNING/REFUELING - BLACK ON CLEAR - CANADIAN
2	087207-05-000	EA	LABEL - FUEL CAP REMOVAL
3	135869-01-01A	EA	LABEL - MERCURY CONTENT - BLACK ON CLEAR
4	099509-01-000	EA	LABEL - AWNING INSTALLATION

LABELS GROUP (CONTINUED)

723D SERVICE PANEL

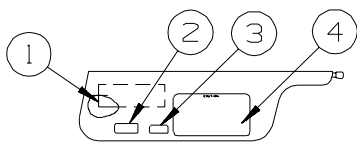


726A SERVICE PANEL

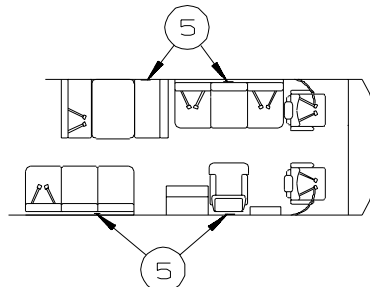


KEY	PART NUMBER	U/M	DESCRIPTION
1	126247-05-000	EA	LABEL - GRAY HOLDING TANK-BLACK LETTERS/CLEAR BACKGROUND
2	126247-06-000	EA	LABEL - BLACK HOLDING TANK-BLACK LETTERS/CLEAR BACKGROUND
3	130170-03-000	EA	LABEL - SWITCH PANEL
4	117629-03-000	EA	LABEL - WATER PUMP/FILL-BLK LETTERS/CLEAR BACKGROUND-.31"
5	126249-03-000	EA	LABEL - CITY WATER FILL-BLK LETTERS/CLEAR BACKGROUND .31"
6	123562-01-000	EA	LABEL - SERVICE/UTILITY ACCESS
7	125306-01-01A	EA	LABEL - ELECTRICAL ENTRANCE - 110V 30 AMP - BLACK ON CLEAR - 30 AMP ELECTRICAL SYSTEM
7	125306-04-01A	EA	LABEL - ELECTRICAL ENTRANCE-120/20V 50 AMP-BLACK ON CLEAR - 50 AMP ELECTRICAL SYSTEM
8	079965-01-000	EA	LABEL - LPG - 80% CAPACITY
9	124520-01-01A	EA	LABEL - LP GAS ONLY - BLACK ON CLEAR
9	023769-01-000	EA	LABEL - WARNING - LPG - CANADIAN
10	124519-01-01A	EA	LABEL - WARNING/REFUELING - BLACK ON CLEAR
10	124519-02-01A	EA	LABEL - WARNING/REFUELING - BLACK ON CLEAR - CANADIAN
11	154292-01-01A	EA	LABEL - TANK FILL VALVE

TYPICAL SEAT AND BELT CONFIGURATIONS



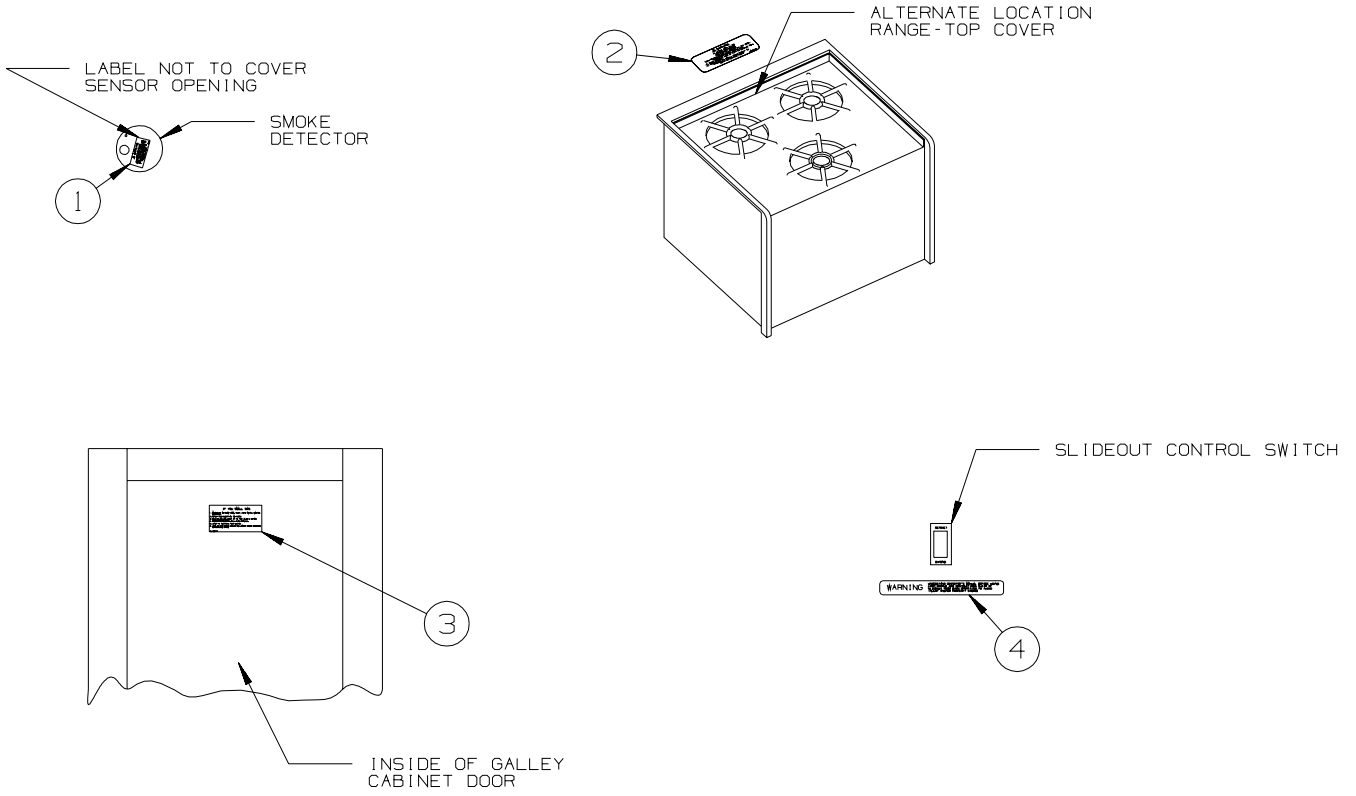
LABELS SHALL BE LOCATED ON OPPOSITE SIDE OF VISOR THAT THE AIR BAG LABEL IS INSTALLED ON.



ATTACH LABEL ON OR NEXT TO:
 •ANY SINGLE CHAIR WITHOUT BELTS.
 •ANY DINETTE SEAT WITHOUT BELTS.
 •ANY COUCH WITHOUT BELTS OR ANY SEATING POSITION ON THAT COUCH.
 DO NOT ATTACH LABEL IF:
 •DINETTE SEAT HAS AT LEAST ONE SET OF BELTS INSTALLED.

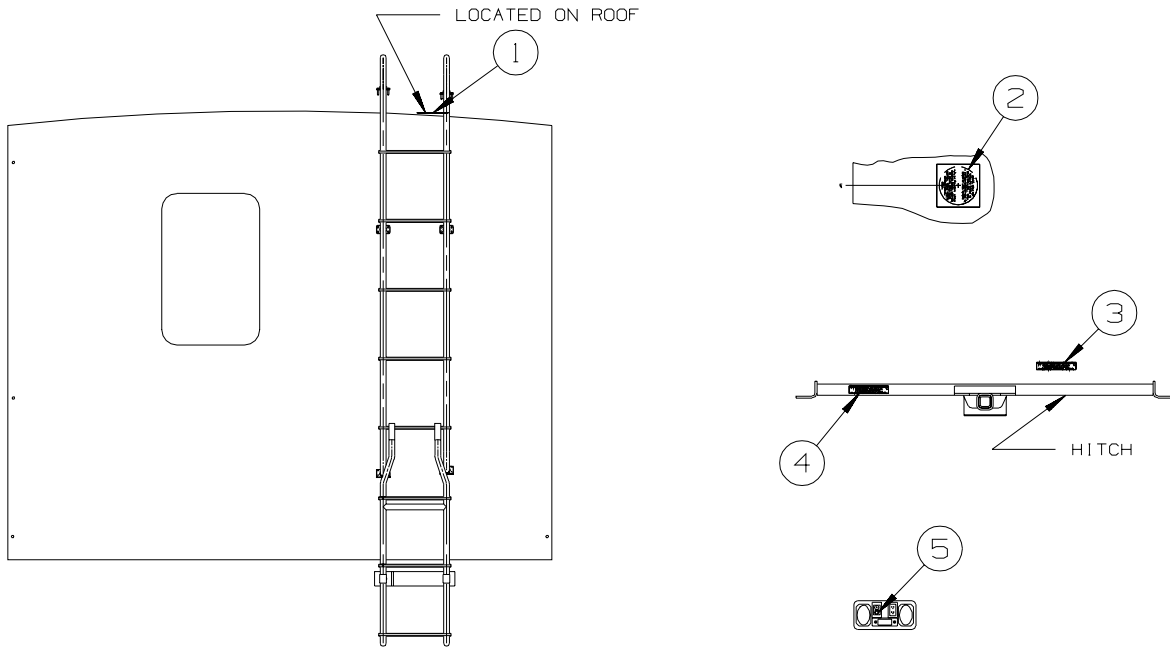
KEY	PART NUMBER	U/M	DESCRIPTION
1	126611-01-000	EA	LABEL - AIR BAG - VISOR
2	111802-01-000	EA	LABEL - CFC WARNING
3	099689-01-000	EA	LABEL - WARNING - CANCER/TOXICITY
4	056259-01-000	EA	LABEL - SAFETY CHECK LIST
FROM: 06-16-04 THRU: 99-99-99			
5	134538-01-01A	EA	LABEL - OCCUPANCY - NO SEAT BELT - BLACK ON CLEAR
5	134538-02-01A	EA	LABEL - OCCUPANCY - NO SEAT BELT - BLACK ON CLEAR - CANADIAN

LABELS GROUP (CONTINUED)



KEY	PART NUMBER	U/M	DESCRIPTION
1	077956-01-000	EA	LABEL - WARNING/SMOKE DETECTOR
2	134539-01-01A	EA	LABEL - WARNING - STOVE/HEATING - US - BLACK ON CLEAR
2	134540-01-01A	EA	LABEL - WARNING - STOVE/HEATING - CSA - BLACK ON CLEAR - CANADIAN
3	073998-01-000	EA	LABEL - LPG/ODOR WARNING
4	116549-01-000	EA	LABEL - WARNING - SLIDEOUT

LABELS GROUP (CONTINUED)



TYPICAL EXTERIOR
ENTERTAINMENT CENTER

KEY	PART NUMBER	U/M	DESCRIPTION
-----	-------------	-----	-------------

1	128218-01-01A	EA	LABEL - WARNING - SLIPPERY ROOF
2	120431-01-000	EA	LABEL - LOCATION - COAXIAL CABLE/SATELLITE ANTENNA
3	129669-01-01A	EA	LABEL - HITCH/VEHICLE RATE - 350 - WHITE ON CLEAR
4	111104-01-000	EA	LABEL - HITCH - READ MANUAL - WHITE

FROM: 00-00-00 THRU: 11-30-04

5	087236-02-000	EA	LABEL - TV OUTLET
---	---------------	----	-------------------

**LP GROUP
LP SYSTEM**

KEY	PART NUMBER	U/M	DESCRIPTION	
	010323-01-000	EA	ADAPTER - 3/8"F X 1/2"MPT - BRASS	
				FROM: 00-00-00 THRU: 08-15-04
	024250-01-000	EA	ADAPTER - BRASS - 3/8"F X 1/2"FPT	
				FROM: 08-16-04 THRU: 99-99-99
	010326-01-000	EA	ADAPTER - FLARE - W/CONE GASKET - 3/8"F X 1/2"F	
				FROM: 02-24-05 THRU: 99-99-99
	010329-01-000	EA	ADAPTER - 1/2"F X 1/2"MPT - BRASS	
	010377-02-000	EA	NUT - 3/8" FLARE - FORGED - BRASS	
	010380-02-000	EA	NUT - 1/2" FLARE - FORGED - BRASS	
	033759-01-000	EA	ELBOW - 90 DEGREE - 3/8" F X 3/8" F	
	148919-01-000	EA	UNION-FLARE - 3/8" BRASS	
	148919-02-000	EA	UNION-FLARE - 1/2" BRASS	
	045703-03-000	EA	HOSE - LP - 3/8"ID X 18" - 3/8"MPT X 1/2"F SWIVEL - US	
				FROM: 00-00-00 THRU: 02-23-05
	045703-07-000	EA	HOSE - LP - 3/8"ID X 10" - 3/8"MPT X 1/2"F SWIVEL - US	
				FROM: 02-24-05 THRU: 99-99-99
	045703-12-000	EA	HOSE - LP - 3/8"ID X 18" - 3/8"MPT X 1/2"F SWIVEL - CANADIAN	
	057042-01-000	EA	ADAPTER - CROSS 1/2"PIPE	
	106150-05-000	EA	REGULATOR - TWO STAGE	
*	144116-09-000	EA	TANK - LP - 60 LB - 14"D X 29.75"L	
	040440-02-000	EA	TRANSMITTER - DIAL/BOLT-ON - 0-90 OHM 2 TERM(POWER/GROUND)	
	144485-01-000	EA	COMPARTMENT - LP REGULATOR	

***COMPONENT PARTS LISTED LATER IN THIS GROUP**

COMPONENT PARTS FOR LP SYSTEM

144116-09-000

KEY	PART NUMBER	U/M	DESCRIPTION	VENDOR NO.
	040421-01-712	EA	VALVE-SERV. W/O VAPOR RELIEF	V20373
	040421-01-713	EA	VALVE-RELIEF 1" W/SPRING 7"	V20479
	144116-01-700	EA	VALVE-OUTAGE(NO STEM REMOVE)	V20058
	144116-04-700	EA	FLOAT/SENDING UNIT W/O DIAL	G11530
	144116-04-701	EA	DIAL - TRANSMITER	G12845
	144116-09-700	EA	VALVE/FILL 80%	V20150

SEALANTS & FASTENERS GROUP
SEALANTS & ADHESIVES

KEY	PART NUMBER	U/M	DESCRIPTION
	004001-02-000	EA	GUN - PLEXUS ADHESIVE - W/O NOZZLE
	004001-05-000	EA	ADHESIVE - SCOTCH-WELD - 3M DP100 - CLEAR - 50ML
	004001-06-000	EA	FASTWELD PIN TIPS
	004011-01-000	EA	ADHESIVE-3M-4475 TUBE
	010405-02-000	EA	TAPE - THREAD SEALING - 3/8"
	034552-06-000	EA	SILICONE - TUBE - W/O NOZZLE - OFF WHITE
	034552-15-000	EA	SILICONE - TUBE - W/O NOZZLE - BRIGHT WHITE
	063642-01-000	FT	TAPE - ADHESIVE - .4" X 1.5" X 180'
	064075-07-000	FT	SEAL - BULB - W/WIRED U CHANNEL - .3" X .5" CHANNEL-BLACK
	067788-01-000	EA	ADHESIVE - SPRAY - 3M - 19.5 OZ AEROSOL CAN
	069640-01-000	FT	SEALER - TAPE - .25" DIAMETER X 30' - BLACK OR GRAY
	069640-02-000	FT	SEALER - TAPE - .13" THICK X .5" WIDE X 60' - GRAY
	069640-03-000	FT	SEALER - TAPE - .13" THICK X .75" WIDE X 60' - BLACK
	069640-07-000	FT	SEALER - TAPE - .09" THICK X 2" WIDE X 45' - GRAY
	069640-09-000	FT	SEALER - TAPE - .03" THICK X 2.50" WIDE X 80' - GRAY
	069640-10-000	FT	SEALER - TAPE - .03" THICK X 1.50" WIDE X 90' - GRAY
	069640-11-000	FT	SEALER - TAPE - .19" THICK X .38" WIDE X 40' - BLACK
	069640-13-000	FT	SEALER - TAPE - .03" THICK X 2" WIDE X 45' - BLACK
	069640-14-000	FT	SEALER - TAPE - .06" THICK X 1" WIDE X 100' - GRAY
	069640-15-000	FT	SEALER - TAPE - .06" THICK X .38" WIDE X 100' - GRAY
	069640-17-000	FT	SEALER - TAPE - .03" THICK X 1" WIDE X 90' - GRAY
	069640-18-000	FT	SEALER - TAPE - .50" THICK X .13" WIDE X 60' - BRT WHITE
	069640-19-000	FT	SEALER - TAPE - .75" THICK X .13" WIDE X 60' - BRT WHITE
	069640-20-000	FT	SEALER - TAPE - .50" THICK X .5" WIDE X 60' - BLACK
	069640-21-000	FT	SEALER - TAPE - .50" THICK X .06" WIDE X 100' - BRT WHITE
	069640-22-000	FT	SEALER - TAPE - 1/32"THICK X 1/4"WIDE X 200 FT - BRT WHT
	069640-23-000	FT	SEALER - TAPE - 1/16"THICK X 3/4"WIDE X 100 FT - BRT WHT
	069640-27-000	FT	SEALER - TAPE - .06" THICK X 2.25" WIDE - BRIGHT WHITE
	069640-28-000	FT	SEALER - TAPE - .25" THICK X 1.86" WIDE X 90' - GRAY
	069640-30-000	FT	SEALER - TAPE - .03" THICK X .625" WIDE X 50' - GRAY
	069640-31-000	FT	SEALER - TAPE - .25"THICK X .75" WIDE X 15' - BLACK
	069640-32-000	FT	SEALER - RIBBON - 1/16" X 3/8" X 100' - BLACK
	069640-33-000	FT	SEALER - RIBBON - 3/8"DIAMETER X 20' - BLACK
	072889-01-000	EA	SEALANT - URETHANE - BLACK - TUBE W/NOZZLE TIP
	072889-10-000	EA	SEALANT - URETHANE - BRIGHT WHITE - TUBE W/NOZZLE TIP
	072889-27-000	EA	SEALANT - URETHANE - SILVER - 10 OZ TUBE W/NOZZLE TIP
	076322-01-000	FT	TAPE-DOUBLE COATED/ADHESIVE BK-.03"THK X .8"W X 216'- WHT
	076322-02-000	FT	TAPE-DOUBLE COATED/ADHESIVE BK-.05"THK X 1"W X 108' - WHT
	076322-03-000	FT	TAPE-DOUBLE COATED/ADHESIVE BK-.05"THK X .5"W X 108' - WHT
	076322-04-000	FT	TAPE-DOUBLE COATED/ADHESIVE BK-.05"THK X .8"W X 108' - WHT
	076322-05-000	FT	TAPE-DOUBLE COATED/ADHESIVE BK-.05"THK X .8"W X 108' - WHT
	076322-07-000	FT	TAPE-DOUBLE COATED/ADHESIVE BK-.05"THK X .5"W X 200' - BLK
	076322-11-000	FT	TAPE-DOUBLE COATED/ADHESIVE BK-.02"THK X 1"W X 216' - CLR
	076322-21-000	FT	TAPE - FOAM/DOUBLE COATED - .5"
	076322-22-000	FT	TAPE - FOAM/DOUBLE COATED - .045" X .75"
	076322-23-000	FT	TAPE - FOAM/DOUBLE COATED - .045" X 1"
	076322-24-000	FT	TAPE - FOAM/DOUBLE COATED - .025" X 1"
	076322-25-000	FT	TAPE - FOAM/DOUBLE COATED - .025" X .5"
	076813-02-000	FT	SEAL-D BULB, .5" X .7" - MEDIUM SPONGE RUBBER - BLACK
	086276-01-000	EA	TAPE - DOUBLE SIDED - 1/2" WIDE X 108' LONG (SOLD BY ROLL)
	088479-01-000	EA	TAPE - ALUMINUM - 3"
	090340-01-000	FT	SEAL - FOAM - CLOSED CELL - 1/4" X 1/2" X 50'
	091255-02-000	FT	SEAL - ADHESIVE BACKED/FOAM - 3/64" THICK X 3/16"W X 1000'
	091255-03-000	FT	SEAL - ADHESIVE BACKED/FOAM - 1/4" THICK X 1/4"W X 1000'
	094401-01-000	EA	SEALER - BODY SEAM - FLEXICLEAR
	094401-03-000	EA	SEALER - BODY SEAM - BLACK
	094401-04-000	EA	SEALER - BODY SEAM - CLEAR
	094401-05-000	EA	SEALER - BODY SEAM - 20OZ BLACK
	094401-06-000	EA	SEALER - BODY SEAM - 12OZ BLACK
	098408-01-000	FT	SEAL - SPONGE RUBBER - CLOSED CELL
	099069-01-000	FT	SEAL - RUBBER - CLOSED SPONGE - .5" WIDE X .12" THICK -BLK
	099418-01-000	FT	SEAL - D-SECTION/ADHESIVE BACK - .44" X .44"- BLK RUBBER
	099418-02-000	FT	SEAL - D-SECTION/ADHESIVE BACK - .44" X .44"- WHITE RUBBER
	100128-02-000	FT	SEAL - FOAM/ADHESIVE BACK - .37" WIDE X .37" THICK

SEALANTS & FASTENERS GROUP (CONTINUED)

SEALANTS & ADHESIVES (CONTINUED)

KEY	PART NUMBER	U/M	DESCRIPTION
	104692-01-000	FT	SEAL - ADHESIVE BACKED FOAM - 3/4" THICK X 3/4" WIDE X 25'
	104692-03-000	FT	SEAL - ADHESIVE BACKED FOAM - 1" THICK X 1 3/16"WIDE X 15'
	107828-01-000	EA	SEALANT - SB - 190 EVERSEAL
	109506-01-000	EA	FILM - URETHANE - PROTECTANT - 4.25" X 26.75"
	109506-12-000	EA	FILM/ABRASION-RESISTANT - TRANSPARENT - 1" DIA.
	109506-13-000	EA	FILM/ABRASION-RESISTANT - TRANSPARENT - 1" DIA.
	110274-01-000	FT	TAPE - DOUBLE SIDED/FOAM - .45" X 1" X 216' - BLACK
	112481-02-000	EA	ADHESIVE - PLEXUS ETHACRYLATE - CARTRIDGE
	112864-01-000	FT	SEAL - FOAM/BUTYL COVERED - 3/8" X 35'
	112864-02-000	FT	FOAM - BUTYL COVERED - 5/16" X 44'
	112864-04-000	FT	FOAM - BUTYL COVERED - 3/8" X 1/8"
	112901-02-000	EA	ADHESIVE - PLEXUS - MA330 - 50ML - GRAY
	112901-03-000	EA	ADHESIVE - PLEXUS - MA300 - 50ML - WHITE
	112902-01-000	EA	NOZZLE - ELEMENT - 3/8 X 24
	112902-03-000	EA	MIXER NOZZLE - F/GUN #00400102000 - SCOTCH-WELD & PLEXUS
	112902-04-000	EA	NOZZLE - ELEMENT - 1/4" X 3.5"
	113366-01-000	EA	ADHESIVE - INSTANT - 1 OZ
	113452-02-000	FT	SEAL/TRIM - FRONT - VINYL W/WIRE CARRIER - .027"
	115933-01-000	FT	TAPE - 1/64" X 3/8" X 100'
	120074-02-03A	EA	SILICONE - TUBE - W/O NOZZLE - LOW ODOR - SMOKEY WHITE
	120074-02-02A	EA	SILICONE - TUBE - W/O NOZZLE - LOW ODOR - SOFT WHITE
	120534-01-01A	EA	TAPE - SCOTCH - 3M - 1/2" FINE LINE
	123244-01-000	FT	TAPE - DOUBLE SIDED/FOAM - 5/64" THICK X 3/4" WIDE X 108'
	123816-01-000	FT	TAPE - DOUBLE SIDED - 1" X 3/4" X 200'
	123816-02-000	FT	TAPE - DOUBLE SIDED - 1/2" X 1 1/3" X 200'
	123816-03-000	FT	TAPE - DOUBLE SIDED - 1/2" X 3/4" X 200'
	123816-04-000	FT	TAPE - DOUBLE SIDED - 6" X 750'
	126427-01-000	EA	ADHESIVE - ALL PURPOSE - ABS/PVC
	126427-02-000	EA	PRIMER - CLEANER - FLEX PIPING
	131264-01-02A	EA	SILICONE - TUBE - W/O NOZZLE - CLEAR
	131264-01-01A	EA	SILICONE - TUBE - W/O NOZZLE - BLACK
	131264-02-01A	EA	SILICONE - TUBE - W/O NOZZLE - VW GRAY - BATH ONLY
	131264-03-01A	EA	SILICONE - TUBE - W/O NOZZLE- SELF LEVELING - BRIGHT WHITE
	131264-04-01A	EA	SILICONE/SEALANT/ADHESIVE - FAST CURE F/GLASS/VINYL - B/W
	131264-05-01A	EA	SILICONE/SEALANT - ODORLESS - TUBE - W/NOZZLE - BLACK
	131264-05-02A	EA	SILICONE/SEALANT - ODORLESS - TUBE - W/NOZZLE - CLEAR
	131384-01-000	EA	ADHESIVE - JET WELD
	134651-01-000	FT	SEAL - 1/2" X 3/4" PSA 1 SIDE
	900390-01-000	EA	NOZZLE - SILICONE TUBE - 2.5" LONG - W/EXTERNAL THREADS
	900390-03-000	EA	NOZZLE - SILICONE TUBE - 4.3" LONG W/INTERNAL THREADS
	900563-17-000	EA	TAPE - 2 SIDED, 2" X 36 YDS

BOLTS, NUTS AND WASHERS

KEY	PART NUMBER	U/M	DESCRIPTION
	OMC05K-08-055	EA	BOLT - HEX - M08 X 1.25 X 2.2
	OMD16K-10-000	EA	NUT - HEX PREV TORQUE M10 X 1 1/2 CLASS 8
	OMD39K-12-000	EA	NUT - HEX W/NYLON LOCK - M12 X 1 3/4
	OMD40K-14-000	EA	NUT - HEX W/NYLON LOCK - M14 X 2
	OMD54F-06-000	EA	NUT-HEX SER FLG M6X1,0 SS - DIN6923A2M6
	OME06K-14-280	EA	WASHER - FLAT - 14 ID X 28 OD
	000C12-04-08B	EA	BOLT - HEX - 1/4-20 X 1/2 - GRADE #5 - ZINC
	000C12-04-12A	EA	BOLT - HEX - 1/4-20 X 3/4 - PLAIN 5
	000C12-04-40B	EA	BOLT - HEX - 1/4-20 X 2 1/2 - GRADE #5 ZINC
	000C12-05-16B	EA	BOLT - HEX - 5/16 - 18X1 - GRADE #5 - ZINC
	000C12-05-40B	EA	BOLT - HEX - 5/16"-18 X 2.5" - GRADE #5 - ZINC
	000C12-06-44B	EA	BOLT - HEX - 3/8-16 X 2 3/4 - GRADE 5 - ZINC
	000C12-06-16B	EA	BOLT - HEX - 3/8 - 16X1 - GRADE #5 - ZINC
	000C12-08-28B	EA	BOLT - HEX - 1/2-13 X 1 3/4 - GRADE #5 - ZINC
	000C12-08-24B	EA	BOLT - HEX - 1/2 - 13X1 1/2 - GRADE #5 - ZINC
	000C12-08-16B	EA	BOLT - HEX - 1/2-13 X 1 - GRADE #5 - ZINC
	000C12-10-24B	EA	BOLT - HEX - 5/8 - 11X1 1/2 - GRADE #5 - ZINC
	000C13-07-48B	EA	BOLT - HEX - 7/16-20 X 3 - GRADE #5 - ZINC
	000C13-07-40B	EA	BOLT - HEX - 7/16-20 X 2 1/2 - GRADE #5 - ZINC
	000C14-07-28B	EA	BOLT - HEX - 7/16-14 X 1 3/4 - GRADE #8 - ZINC

SEALANTS & FASTENERS GROUP (CONTINUED)
BOLTS, NUTS AND WASHERS (CONTINUED)

KEY	PART NUMBER	U/M	DESCRIPTION
	000C14-10-32K	EA	BOLT - HEX - 5/8-11 X 2 - GRADE #8 - ZINC
	000C16-07-16B	EA	BOLT - CARRIAGE - ASSIST HANDLE - 7/16-14 X 1
	000C18-05-40A	EA	BOLT - ELEVATOR - 5/16-18 X 2 1/2 - PL
	000C26-04-10B	EA	BOLT - HEX - SERRATED FLANGE - 1/4-20 X 5/8 - ZINC
	000C26-04-18B	EA	BOLT - HEX - SERRATED FLANGE - 1/4-20 X 1 1/8 - ZINC
	000C26-04-14B	EA	BOLT - HEX - SERRATED FLANGE - 1/4-20 X 7/8 - ZINC
	000C26-05-20B	EA	BOLT - HEX - SERRATED FLANGE - 5/16-18 X 1 1/4 - ZINC
	000C26-05-12B	EA	BOLT - HEX - SERRATED FLANGE - 5/16-18 X 3/4 - ZINC
	000C26-06-40B	EA	BOLT - HEX - SERRATED FLANGE - 3/8-16 X 2 1/2 - ZINC
	000C26-06-28B	EA	BOLT - HEX - SERRATED FLANGE - 3/8-16 X 1 3/4 - ZINC
	000C26-06-20B	EA	BOLT - HEX - SERRATED FLANGE - 3/8-16 X 1 1/4 - ZINC
	000C26-06-12B	EA	BOLT - HEX - SERRATED FLANGE - 3/8-16 X 3/4 - ZINC
	000C26-08-24B	EA	BOLT - HEX - SERRATED FLANGE - 1/2-13 X 1 1/2 - ZINC
	000C27-04-40B	EA	BOLT - CARRIAGE - 1/4-20 X 2 1/2 - ZINC
	000C27-07-40B	EA	BOLT - CARRIAGE - 7/16-14 X 2 1/2 - GRADE #5
	000C27-08-48B	EA	BOLT - CARRIAGE - 1/2-13 X 3 - GRADE #5
	000D16-07-00B	EA	NUT - HEX - 7/16-14 - ZINC
	000D20-07-00B	EA	NUT - ACORN - ASSIST HANDLE - 7/16 - 14
	000D23-04-00B	EA	NUT - HEX SF/LK #4-40
	000D24-10-00B	EA	NUT - HEX - SELF LOCKING - 10-32 - ZINC
	000D25-06-00B	EA	NUT-3/8" W/BURR - FASTENER HOUSE
	000D28-10-00B	EA	NUT - HEX - W/NYLON LOCK - 10-32 ZINC
	000D29-04-00B	EA	NUT - HEX - SELF LOCKING - 1/4 X 20 - ZINC
	000D29-06-00B	EA	NUT - HEX - W/NYLON LOCK - 3/8-16 - ZINC
	000D29-09-00B	EA	NUT - HEX - SELF LOCKING - 9/16-12 - ZINC
	000D30-07-00B	EA	NUT - HEX LOCK - NYLON 7/16 X 20
	000D34-04-00B	EA	NUT - HEX - LOCKING - 1/4-20 - ZINC
	000D34-06-00B	EA	NUT - HEX - LOCKING - 3/8-16 GRADE C - ZINC
	000D39-04-00B	EA	NUT - HEX - LOCKING W/SERRATED FLANGE - 1/4-20 - ZINC
	000D39-05-00B	EA	NUT - HEX - LOCKING W/SERRATED FLANGE - 5/16-18 - ZINC
	000D39-06-00B	EA	NUT - HEX - LOCKING W/SERRATED FLANGE - 3/8-18 - ZINC
	000D39-07-00B	EA	NUT - HEX - LOCKING W/SERRATED FLANGE - 7/16-14 - ZINC
	000D39-08-00B	EA	NUT - HEX - LOCKING W/SERRATED FLANGE - 1/2-13 - ZINC
	000D44-04-00B	EA	NUT - HEX - LOCKING W/SERRATED FLANGE - 1/4-28 - ZINC
	000D44-07-00B	EA	NUT - HEX - LOCKING W/SERRATED FLANGE - 7/16-20 - ZINC
	000D44-08-00B	EA	NUT - HEX - LOCKING W/SERRATED FLANGE - 1/2-20 - ZINC
	000D46-04-00A	EA	NUT - HEX - WELD - 1/4-20 - PLAIN
	000D58-06-00A	EA	NUT - HEX - WELD 3/8-16 - PLAIN
	000D65-08-00B	EA	NUT - HEX - LOCKING W/SERRATED FLANGE - 8-32 - ZINC
	000D67-10-00B	EA	NUT - HEX - LOCK - 5/8-11 - ZINC
	000D73-08-00C	EA	NUT - HEX FLANGE - 1/2-13
	000D75-09-00B	EA	NUT - HEX LOCKING - 9/16-12 - ZINC
	000D76-06-00B	EA	NUT - HEX FLANGE - 3/8-16
	000E11-04-00F	EA	WASHER - LOCKING - 1/4 MED SPLIT - STAINLESS STEEL
	000E11-07-00B	EA	WASHER - LOCKING - 7/16 MED SPLIT - ZINC
	000E11-08-00B	EA	WASHER - LOCKING - 1/2 MED SPLIT - ZINC
	000E13-17-00B	EA	WASHER - FLAT - 3/8 AR - ZINC
	000E13-18-00B	EA	WASHER - FLAT - 3/8 WIDE - ZINC
	000E13-20-00B	EA	WASHER - FLAT - 7/16 WIDE - ZINC
	000E13-22-00B	EA	WASHER - FLAT - 1/2 WIDE - ZINC
	000E13-26-00B	EA	WASHER - FLAT - 5/8 WIDE - ZINC
	000E14-10-00B	EA	WASHER - LOCKING - #10 EXTERNAL TOOTH - ZINC
	000E16-10-00B	EA	WASHER - HARDENED - 5/8 - FLAT - ZINC
	000G45-05-16B	EA	BOLT - LAG - 5/16-9 X 1 - ZINC
	002329-01-000	EA	WASHER-FLAT, 9/32" ID X 5/8" OD - NYLON
	005081-01-000	EA	NUT - SPEED - C-TYPE - #8 SCREW
	040921-01-000	EA	NUT - SPEED - U TYPE - #10-24 - BLACK
	040921-03-000	EA	NUT - SPEED - U TYPE - #10
	040921-04-000	EA	NUT - SPEED - U TYPE - #8-.59" LENGTH X .44" WIDTH
	040921-05-000	EA	NUT - SPEED - U-TYPE - 8-.67" X .44" WIDE
	041322-01-000	EA	WASHER - FLANGE - 15/32 ID X 2 3/8 OD - F/SEAT BELT MTG
	044364-02-000	EA	NUT - SPEED - FLAT - ROUND
	044533-01-000	EA	WASHER - 1 3/8"OD - FOR BUTTONS - PLASTIC
	051387-06-000	EA	BOLT - CARRIAGE W/O HOLE - 5/16-18 X 9 1/2 - ZINC

SEALANTS & FASTENERS GROUP (CONTINUED)
BOLTS, NUTS AND WASHERS (CONTINUED)

KEY	PART NUMBER	U/M	DESCRIPTION
	058716-02-000	EA	WASHER - FLAT NYLON
	064081-03-000	EA	NUT - WING 3/8-16 - W/WELD NUT
	077071-01-000	EA	WASHER - FENDER - 3/16"ID X 1"OD
	084406-01-000	EA	NUT - CAPPED - CROSS RECESSED - BLACK - 1/4-20 THD
	087234-01-000	EA	NUT - JACK - 1/4 X 20 THD - MOLLY
	087718-01-000	EA	MONOBOLT - STEEL - 3/16 DIAMETER
	088787-12-000	EA	STUD - WELD - 1/4 - 20 X 1.0 LG - MN
	102333-01-06A	EA	BOLT - CARRIAGE - 7/16-14 STAINLESS STEEL CAP
	103020-02-000	EA	BOLT-U - #8-32 - GRADE 5 ZINC
	106956-03-000	EA	BOLT - HEX TAP - 1/2-12NC X 3 - GRADE 5 - FULL THREAD/ZINC
	107397-01-000	EA	WASHER - FENDER - 3/4"ID X 1"OD
	108067-03-000	EA	STUD - WELD - 1/4 - 20 X 1/2 CD
	109917-01-000	EA	WASHER - 1.5" X 1.25"
	109917-03-000	EA	WASHER - 1" X .50"
	109917-04-000	EA	WASHER - 1" X .75"
	110794-01-000	EA	WASHER - FLAT - 1"ID X 1 3/4"OD
	113985-02-000	EA	BOLT - FLANGE - M10-1 1/2 X 30CL 10.9
	114259-05-000	EA	BOLT - 7/16-20 X 1 1/4 W/WASHER
	128444-01-000	EA	WASHER - SPRING - CONICAL
	131377-01-000	EA	NUT-HEX HEAD W/WASHER-1/4-20 X 2" STEEL W/3/4" OD WASHER
	135092-02-01A	EA	BOLT - HEX - SERRATED FLANGE - 1/2-20 X 2 1/2-GRADE 5 ZINC
	143399-01-01A	EA	NUT/RETAINING - 3/8"- 24 NFT
	144904-01-01A	EA	BOLT - ADJUSTMENT - HEADLAMP
	147284-01-000	EA	NUT/SELF RETAINING - 3/8"-16
	147284-02-000	EA	NUT/SELF RETAINING - 5/16"-18
	148817-01-000	EA	WASHER/SPUR - LOCKING

SCREWS

KEY	PART NUMBER	U/M	DESCRIPTION
	0G1106-06-160	EA	SCREW - 6-20 X 3/8 PPH
	0G1106-08-240	EA	SCREW - 6-20 X 1/2 PPH - VW LIGHT GRAY
	0G1208-12-170	EA	SCREW - 8-18 X 3/4 POH - BRIGHT WHITE
	0G3804-22-180	EA	SCREW - MACHINE - 1/4-20 X 1 3/8 PFH - BLACK
	0G3908-08-170	EA	SCREW - SF/DR - 8-18 X 1/2 PPH - BRIGHT WHITE
	0G3908-08-160	EA	SCREW - SF/DR - 8-18 X 1/2 PPH - VW WHITE
	0G3908-12-250	EA	SCREW - SF/DR - 8-18 X 3/4 PPH - DARK GRAY
	0G3908-16-170	EA	SCREW - SF/DR - 8-18 X 1 PPH - BRIGHT WHITE
	0G3908-24-170	EA	SCREW - SF/DR - 8-18 X 1 1/2 PPH - BRIGHT WHITE
	0G3910-10-330	EA	SCREW - SF/DR - 20-16 X 5/8 PPH - PUTTY
	0G3910-10-320	EA	SCREW - SF/DR - 10-16 X 5/8 PPH - GLACIER
	0G3910-12-240	EA	SCREW - SF/DR - 10-16 X .75 PPH - VW LIGHT GRAY
	0G3910-12-170	EA	SCREW - SF/DR - 10-16 X 3/4 PPH - BRIGHT WHITE
	0G3910-12-320	EA	SCREW - SF/DR - 10-16 X 3/4 PPH - GLACIER
	0G5508-08-380	EA	SCREW - SF/DR - 8-18 X .5 PWH - CASHMERE
	0G5508-08-370	EA	SCREW - SF/DR - 8-18 X .5 PWH - RIVERSTONE
	0G5508-12-240	EA	SCREW - SF/DR - 8-18 X 3/4 PWH - VW LIGHT GRAY
	0G5508-12-170	EA	SCREW - SF/DR - 8-18 X 3/4 PWH - BRIGHT WHITE
	0G5508-12-330	EA	SCREW - SF/DR - 8-18 X 3/4 PWH - PUTTY
	0G5508-12-320	EA	SCREW - SF/DR - 8-18 X 3/4 PWH - GLACIER
	0G5508-12-270	EA	SCREW - SF/DR - 8-18 X 3/4 PWH - TITANIUM
	0G5508-16-250	EA	SCREW - SF/DR - 8-18 X 1 PWH - VW DARK GRAY
	0G5508-16-320	EA	SCREW - SF/DR - 8-18 X 1 PWH - GLACIER
	0G6008-16-170	EA	SCREW - SF/DR - 8-18 X 1 POH - BRIGHT WHITE
	0G6710-08-130	EA	SCREW - 10-12 X 1/2 PPH - TAUPE
	0G6710-08-170	EA	SCREW - 10-12 X 1/2 PPH - BRIGHT WHITE
	0G6710-08-240	EA	SCREW - 10-12 X 1/2 PPH - VW LIGHT GRAY
	0G6710-12-170	EA	SCREW - 10-12 X 3/4 PPH - BRIGHT WHITE
	0G6806-16-170	EA	SCREW - 6-18 X 1 POH - BRIGHT WHITE
	0G6810-24-280	EA	SCREW - 10-12 X 1 1/2 POH - SOFT WHITE
	000C20-05-28F	EA	SCREW - 5/16-18 X 1 3/4 FLAT SOC - STAINLESS STEEL
	000C20-06-24T	EA	SCREW - 3/8-16 X 1 1/2 - FLAT SOCKET
	000G11-06-10J	EA	SCREW - 6-20 X 5/8 PPH - BRASS

SEALANTS & FASTENERS GROUP (CONTINUED)
SCREWS (CONTINUED)

KEY	PART NUMBER	U/M	DESCRIPTION
	000G11-06-08B	EA	SCREW - 6-20 X 1/2 PPH - ZINC
	000G11-06-10B	EA	SCREW - 6-20 X 5/8 PPH - ZINC
	000G11-07-08B	EA	SCREW - 7-19 X 1/2 PPH - ZINC
	000G11-08-20G	EA	SCREW - 8-18 X 1 1/4 - ANTIQUE BRASS
	000G11-08-20B	EA	SCREW - 8-18 X 1 1/4 PPH - ZINC
	000G11-08-12T	EA	SCREW - 8-18 X 3/4 PPH - BLACK MAGNESIUM
	000G11-08-12P	EA	SCREW - 8-18 X 3/4 PPH - DARK BROWN
	000G11-08-12S	EA	SCREW - 8-18 X 3/4 PPH - OFF WHITE
	000G11-08-12B	EA	SCREW - 8-18 X 3/4 PPH - ZINC
	000G11-08-08T	EA	SCREW - 8-18 X 1/2 PPH - FLUOROCARBON COATING
	000G11-08-06B	EA	SCREW - 8-18 X 3/8 PPH - ZINC
	000G11-10-12D	EA	SCREW - 10-16 X 3/4 PPH - BLACK
	000G12-06-12J	EA	SCREW - 6-20 X .75 POH - BRASS
	000G12-06-08T	EA	SCREW - 6-20 X 1/2 POH - BLACK
	000G13-05-10B	EA	SCREW - 5-12 X 5/8 PFH - ZINC
	000G13-06-08G	EA	SCREW - 6-20 X 1/2 PFH - ANTIQUE BRASS
	000G13-06-08B	EA	SCREW - 6-20 X 1/2 PFH - ZINC
	000G13-06-06I	EA	SCREW - 6-20 X 3/8 PFH - BLACK ZINC
	000G13-06-24J	EA	SCREW - 6-20 X 1 1/2 PFH - BRASS
	000G13-06-16J	EA	SCREW - 6-20 X 1 PFH - BRASS
	000G13-06-10J	EA	SCREW - 6-20 X 5/8 PFH - BRASS
	000G13-06-10G	EA	SCREW - 6-20 X 5/8 PFH - ANTIQUE BRASS
	000G13-07-10H	EA	SCREW - 7-19 X 5/8 PFH - BLACK
	000G13-07-12B	EA	SCREW - 7-19 X 3/4 PFH - ZINC
	000G13-08-16B	EA	SCREW - 8-18 X 1 PFH - ZINC
	000G13-08-109	EA	SCREW - 8-18 X 5/8 PFH
	000G13-08-10B	EA	SCREW - 8-18 X 5/8 PFH - ZINC
	000G13-08-24B	EA	SCREW - 8-18 X 1 1/2 PFH - ZINC
	000G16-04-24B	EA	SCREW - MACHINE - 1/4-20 X 1 1/2 PPH
	000G18-04-12B	EA	SCREW - MACHINE - 4-40 X 3/4 PPH - ZINC
	000G18-08-12B	EA	SCREW - MACHINE - 8-32 X 3/4 PPH - ZINC
	000G18-08-16B	EA	SCREW - MACHINE - 8-32 X 1 PPH - ZINC
	000G18-08-24B	EA	SCREW - MACHINE - 8-32 X 1 1/2 PPH - ZINC
	000G18-08-22B	EA	SCREW - MACHINE - 8-32 X 1 3/8 PPH - ZINC
	000G19-10-10B	EA	SCREW - MACHINE - 10-32 X 5/8 - PPH - ZINC
	000G19-10-08B	EA	SCREW - MACHINE - 10-32 X 1/2 PPH - ZINC
	000G19-10-20B	EA	SCREW - MACHINE - 10-32 X 1 1/2 PPH - ZINC
	000G19-10-40B	EA	SCREW-MACH,10-32X2.50 PPH ZN
	000G19-10-12F	EA	SCREW - MACHINE - 10-32 X 3/4 PPH - STAINLESS STEEL
	000G32-10-06B	EA	SCREW - 10-32 X 3/8 PPH - ZINC
	000G36-10-12T	EA	SCREW - 10-24X 3/4 PFH TYPE 23 - BLACK
	000G39-06-06J	EA	SCREW - 6-20 X 3/8 PPH - BRASS
	000G39-06-10T	EA	SCREW - SF/DR - 6-20 X 5/8 PPH - BLACK
	000G39-06-16T	EA	SCREW - SF/DR - 6-20 X 1 PPH - BLACK
	000G39-08-08S	EA	SCREW - SF/DR - 8-18 X 1/2 PPH - OFF WHITE
	000G39-08-08B	EA	SCREW - SF/DR - 8-18 X 1/2 PPH - ZINC
	000G39-08-08T	EA	SCREW - SF/DR - 8-18 X 1/2 PPH - BLACK
	000G39-08-06B	EA	SCREW - SF/DR - 8-18 X 3/8 PPH - ZINC
	000G39-08-32B	EA	SCREW - SF/DR - 8-18 X 2 PPH - ZINC
	000G39-08-24T	EA	SCREW - SF/DR - 8-18 X 1 1/2 PPH - BLACK
	000G39-08-24S	EA	SCREW - SF/DR - 8-18 X 1 1/2 - OFF WHITE
	000G39-08-24B	EA	SCREW - SF/DR - 8-18 X 1 1/2 PPH - ZINC
	000G39-08-16T	EA	SCREW - SF/DR - 6-20 X 1 PPH - BLACK
	000G39-08-16B	EA	SCREW - SF/DR - 8-18 X 1 PPH - ZINC
	000G39-08-12B	EA	SCREW - SF/DR - 8-18 X 3/4 PPH - ZINC
	000G39-08-12T	EA	SCREW - SF/DR - 8-18 X 3/4 PPH - BLACK
	000G39-10-48T	EA	SCREW - SF/DR - 10-16 X 3 PPH - BLACK
	000G39-10-48B	EA	SCREW - SF/DR - 10-16 X 3 - PPH - ZINC
	000G39-10-40D	EA	SCREW - SF/DR - 10-16 X 2 1/2 PPH - BLACK
	000G39-10-32B	EA	SCREW - SF/DR - 10-16 X 2 - PPH - ZINC
	000G39-10-20T	EA	SCREW - SF/DR - 10-16 X 1 1/4 PPH - BLACK
	000G39-10-20B	EA	SCREW - SF/DR - 10-16 X 1 1/4 PPH - ZINC
	000G39-10-169	EA	SCREW - SF/DR - 10-16 X 1 PPH - FLUOROCARBON SILVER
	000G39-10-129	EA	SCREW - SF/DR - 10-16 X 3/4 PPH - FLUOROCARBON SILVER

SEALANTS & FASTENERS GROUP (CONTINUED)
SCREWS (CONTINUED)

KEY	PART NUMBER	U/M	DESCRIPTION
	000G39-10-12T	EA	SCREW - SF/DR - 10-16 X 3/4 - BLACK
	000G39-10-10T	EA	SCREW - SF/DR - 10-16 X 5/8 - BLACK
	000G39-10-10B	EA	SCREW - SF/DR - 10-16 X 5/8 PPH - ZINC
	000G39-10-08B	EA	SCREW - SF/DR - 10-16 X 1/2 PPH - ZINC
	000G39-12-12E	EA	SCREW - SF/DR - 12 - 14 X 3/4 PPH - CHROME
	000G42-04-24B	EA	SCREW - SF/DR - 1/4-14 X 1 1/2 - ZINC
	000G42-04-16B	EA	SCREW - SF/DR - 1/4-14 X 1 HWH - ZINC
	000G42-04-24B	EA	SCREW - SF/DR - 1/4-14 X 1 1/2 - ZINC
	000G46-08-24T	EA	SCREW - MACHINE - 8-32 X 1 1/2 PFH - BLACK
	000G50-04-08B	EA	SCREW - MACHINE - 1/4-20 X 1/2 PTH - ZINC
	000G52-06-05B	EA	SCREW - MACHINE - 6-32 X 5/16 PTH ZINC
	000G52-06-06B	EA	SCREW - MACHINE - 6-32 X 3/8 PIN - ZINC
	000G54-04-14B	EA	SCREW - 1/4-20 X 7/8 PTH - TYPE 23 - ZINC PLATED
	000G55-08-124	EA	SCREW - SF/DR - 8-18 X 3/4 PWH - ASH GRAY
	000G55-08-16T	EA	SCREW - SF/DR - 8-18 X 1 PWH - BLACK
	000G56-12-48B	EA	SCREW - WOOD - 12-11 X 3 POH - SPECIAL HARDENED
	000G57-14-64B	EA	SCREW - 14-10 X 4 PFH ZINC
	000G60-08-20F	EA	SCREW - SF/DR - 8-19X1.25 POH
	000G60-08-16E	EA	SCREW - SF/DR - 8-1 X 1 POH - CHROME
	000G60-08-22B	EA	SCREW - SF/DR - 8-18 X 1.38 POH - ZINC
	000G60-10-209	EA	SCREW - SF/DR - 10-16 X 1 1/4 POH - SILVER STALGAARD
	000G60-10-20B	EA	SCREW - SF/DR - 10-16 X 1 1/4 POH - ZINC
	000G60-10-16J	EA	SCREW - SF/DR - 10-16 X 1 POH - BRIGHT BRASS
	000G60-10-28T	EA	SCREW - SF/DR - 10-16 X 1 3/4 - BLACK
	000G62-08-24B	EA	SCREW - SF/DR - 8-18 X 1 1/2 PFH
	000G67-08-32B	EA	SCREW - 8-15 X 2 PPH - ZINC
	000G67-10-08B	EA	SCREW - 10-12 X 1/2 PPH - ZINC
	000G67-10-32J	EA	SCREW-10-12X2 PPH - BRIGHT BRASS
	000G67-10-24S	EA	SCREW - 10-12 X 1 1/2 PPH - OFF WHITE
	000G67-10-24B	EA	SCREW - 10-12 X 1 1/2 PPH - ZINC
	000G67-10-20D	EA	SCREW - 10-12 X 1 1/4 PPH - BLACK
	000G67-10-12P	EA	SCREW - 10-12 X 3/4 PPH - DARK BROWN
	000G67-10-12B	EA	SCREW - 10-12 X 3/4 PPH - ZINC
	000G67-10-10T	EA	SCREW - 10-12 X 5/8 PPH - BLACK
	000G67-10-10S	EA	SCREW - 10-12 X 5/8 PPH - OFF WHITE
	000G67-10-10P	EA	SCREW - 10-12 X 5/8 PPH - DARK BROWN
	000G67-10-10B	EA	SCREW - 10-12 X 5/8 PPH - ZINC - TYPE A
	000G67-10-08S	EA	SCREW - 10-12 X 1/2 PPH - OFF WHITE
	000G68-06-12B	EA	SCREW - 6-18 X 3/4 POH - ZINC & CLEAR
	000G68-06-10J	EA	SCREW - 6-18 X 5/8 POH - BRASS
	000G68-06-10G	EA	SCREW - 6-18 X 5/8 POH - ANTIQUE BRASS
	000G68-06-12J	EA	SCREW - 6-18 X 3/4 POH - BRASS
	029130-01-000	EA	SCREW - SNAP STUD - #8-16 X 5/8" LONG
	029130-03-000	EA	SCREW - SNAP STUD - #8-16 X 1" LONG
	049465-01-000	EA	SCREW - 10-16 PTH W/WASHER - DARK BROWN
	049465-03-000	EA	SCREW - 10-16 X 1 POH W/WASHER - OFF WHITE
	049465-04-000	EA	SCREW - 10-16 X 1 PTH W/WASHER - BEIGE
	049465-13-000	EA	SCREW-10+16X1 PTH W/WASHER - *ASH GRAY
	049465-17-000	EA	SCREW - 10-16 X 1 POH W/WASHER - BRIGHT WHITE
	054434-03-000	EA	SCREW - SF/DR - 10-16 X 2 - PWH - ZINC
	075908-01-000	EA	SCREW - MACHINE - 10-32 X .56 PTH - EXTERNAL TOOTH - ZINC
	076790-01-000	EA	SCREW - 6-20 X 1 1/4 PPH - BLACK
	076790-05-000	EA	SCREW - 6-20 X 1/2 PPH - BLACK - THREAD CUTTING/WOOD
	083554-01-000	EA	SCREW - DRYWALL - 8 X 1 1/4
	083554-04-000	EA	SCREW - DRYWALL - 8 X 2 1/2
	087721-01-000	EA	SCREW - FLAT HEAD - TAPPING - 1/4 X 1 1/4 LONG - ZINC
	087721-02-000	EA	SCREW - FLAT HEAD - TAPPING - 1/4" X 2 1/4" LONG - ZINC
	090033-02-000	EA	SCREW - 1/4-20 X 5/8 - ROUND WASHER HEAD - OFF/WHITE
	097974-01-000	EA	SCREW - PARTICLE BOARD - 7-9 X 3/4 PPH
	101618-01-000	EA	SCREW - 1/4-20 X 3/4 HEX - TAPPING - STALGARD TYPE F
	109235-01-05A	FT	COVER - SCREW - BRIGHT WHITE
	109235-01-01A	FT	COVER - SCREW - MAT BLACK
	113563-01-01A	EA	SCREW - 8 X 5/8 LONG SHOULDER/WASHER HEAD
	116111-02-01A	EA	SCREW - TAPTITE - 1/4-20 X 3/8 PPH - ZINC

SEALANTS & FASTENERS GROUP (CONTINUED)
SCREWS (CONTINUED)

KEY	PART NUMBER	U/M	DESCRIPTION
	117478-01-04A	EA	SCREW - 8-18 X 3/4 PPH W/WASHER - VW LIGHT GRAY
	118383-01-09A	EA	RETAINER/RECESSED - F/.22" SCREW - GLACIER
	118383-01-06A	EA	RETAINER/RECESSED - F/.22" SCREW - ALLANTE ANTELOPE
	118383-01-04A	EA	RETAINER/RECESSED - F/.22" SCREW - BRIGHT WHITE
	118383-02-09A	EA	RETAINER/RECESSED - F/.27" SCREW - GLACIER
	118383-02-05A	EA	RETAINER/RECESSED - F/.27" SCREW - VW LIGHT GRAY
	118383-02-10A	EA	RETAINER/RECESSED - F/.27" SCREW - RIVERSTONE
	118383-02-11A	EA	RETAINER/RECESSED - F/.27" SCREW - CASHMERE
	118383-03-09A	EA	RETAINER/RECESSED - F/.32" SCREW - GLACIER
	118383-04-04A	EA	CAP - F/RECESSED RETAINER - BRIGHT WHITE
	118383-04-08A	EA	CAP - F/RECESSED RETAINER - CADDY CREAM
	118383-04-05A	EA	CAP - F/RECESSED RETAINER - VW LIGHT GRAY
	118383-04-11A	EA	CAP - F/RECESSED RETAINER - CASHMERE
	118383-04-10A	EA	CAP - F/RECESSED RETAINER - RIVERSTONE
	118383-04-09A	EA	CAP - F/RECESSED RETAINER - GLACIER
	134126-01-01A	EA	SCREW/NAIL - HEX HEAD - 3/4"
	140040-01-000	EA	SCREW - 1/4-20 X 1 - BUTTON HEAD/SOCKET - W/LOCTITE
	144078-01-01A	EA	SCREW - HEX/FLANGE HEAD CAP-1" W/.75" THREAD LENGTH-ZINC
	149753-01-02A	EA	RETAINER/RECESSED - F/.22" SCREW - BRIGHT WHITE
	149753-01-01A	EA	RETAINER/RECESSED - F/.22" SCREW - BLACK
	149753-02-02A	EA	CAP - F/RECESSED RETAINER - BRIGHT WHITE
	149753-02-01A	EA	CAP - F/RECESSED RETAINER - BLACK

CLAMPS, CLIPS, GROMMETS, RIVETS & PLUGS

KEY	PART NUMBER	U/M	DESCRIPTION
	000F10-06-32B	EA	PIN - COTTER - 3/16" X 2" - ZINC
	000H14-06-06R	EA	RIVET-MANDREL BLIND,3/16 AL - CHERRY BSP-66
	000H16-04-06R	EA	RIVET - POP ALUMINUM - 1/8 X .313 - .375
	000H16-06-10R	EA	RIVET - POP ALUMINUM - 3/16 X .501 - .625
	007161-01-000	EA	CLAMP - HOSE - SPRING TYPE - 1/2"
	008386-01-000	EA	GROMMET - SNAP - 3/8" DIAMETER - NYLON
	010495-01-000	EA	CLAMP - CABLE - 9/16"ID - BLACK
	010495-02-000	EA	CLAMP - CABLE - 3/8"ID - BLACK
	010495-04-000	EA	CLAMP - CABLE - 11/16"ID - WHITE
	010497-01-000	EA	CLAMP - CLOSED - 5/8"ID
	010497-02-000	EA	CLAMP - CLOSED - 1.5"ID
	010497-03-000	EA	CLAMP - CLOSED - 1"ID - CUSHIONED
	010497-04-000	EA	CLAMP - CLOSED - 1 5/8"ID
	010497-05-000	EA	CLAMP - CLOSED - 1/2"ID
	010497-07-000	EA	CLAMP - CLOSED - 3/8"ID
	010497-09-000	EA	CLAMP - CLOSED - 5/16"ID
	010497-10-000	EA	CLAMP - CLOSED - 7/8"ID
	010499-01-000	EA	CLAMP - CLOSED - 3/8"ID
	016188-03-000	EA	GROMMET - LP LINE - 3/8"HOLE X 2 1/2"LONG - RUBBER
	016188-04-000	EA	GROMMET - LP LINE - 1/2"HOLE X 2 1/2"LONG - RUBBER
	016188-05-000	EA	GROMMET - LP LINE - 3/8"HOLE X 1 1/4"LONG - RUBBER
	016188-06-000	EA	GROMMET - L/P LINE - 3/8"HOLE X 3 1/4"LONG - RUBBER
	016188-08-000	EA	GROMMET - LP LINE - 1/2"HOLE X 1 1/4"LONG - RUBBER
	016188-09-000	EA	GROMMET - LP LINE - .68"HOLE X 1 1/4"LONG - RUBBER
	016188-10-000	EA	GROMMET - LP LINE - .68"HOLE X 2.5"LONG - RUBBER
	023942-01-000	EA	GROMMET - RUBBER - 2" OD
	034141-02-000	EA	PLUG/NYLON - .38" - BLACK
	061420-01-000	EA	PLUG/PLASTIC - 1 3/4" DIAMETER - BROWN
	061420-04-000	EA	PLUG/PLASTIC - 1 1/4" DIAMETER
	061420-05-000	EA	PLUG/PLASTIC - 1 1/2" DIAMETER
	061420-08-000	EA	PLUG/PLASTIC - 2 1/2" DIAMETER
	061420-09-000	EA	PLUG/PLASTIC - 1.00" - DIAMETER
	061420-10-000	EA	PLUG/PLASTIC - 1 1/2" DIAMETER - BLACK
	061420-14-000	EA	PLUG/PLASTIC - 7/8" DIAMETER - BLACK
	061420-15-000	EA	PLUG/PLASTIC - 2" DIAMETER - BLACK
	062401-01-000	EA	CLAMP - HOSE - WORMGEAR - .25" - 1"
	062401-02-000	EA	CLAMP - HOSE - WORMGEAR - 1.56" - 2.5"
	062401-03-000	EA	CLAMP - HOSE - WORMGEAR - .22" - 1"
	062401-04-000	EA	CLAMP - HOSE - WORMGEAR - .69" - 1.25"

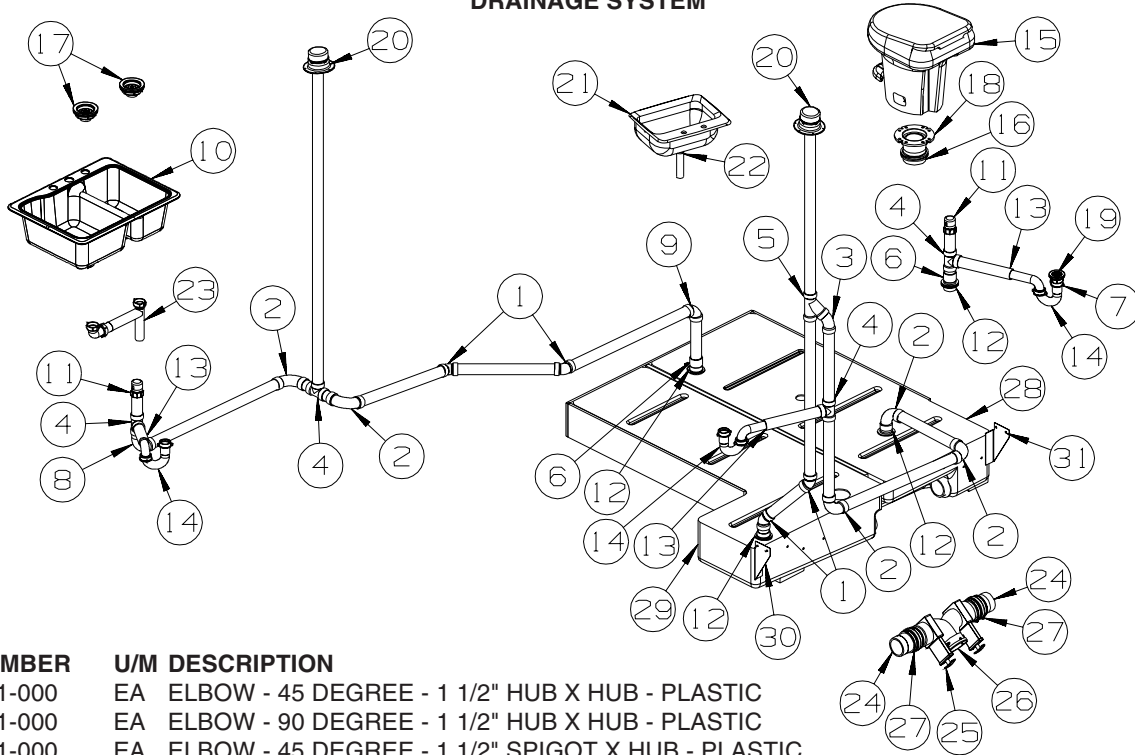
SEALANTS & FASTENERS GROUP (CONTINUED)
CLAMPS, CLIPS, GROMMETS, RIVETS & PLUGS (CONTINUED)

KEY	PART NUMBER	U/M	DESCRIPTION
	062401-05-000	EA	CLAMP - HOSE - WORMGEAR - 2" - 3" ID
	062401-06-000	EA	CLAMP - HOSE - WORMGEAR - .22" - .62" ID
	062401-09-000	EA	CLAMP - HOSE - WORMGEAR - 2.8" - 3.75"
	062401-11-000	EA	CLAMP - HOSE - WORMGEAR - 3.50" - 4.50"
	062401-12-000	EA	CLAMP - HOSE - WORMGEAR - .79" X 1.26"
	062401-13-000	EA	CLAMP - HOSE - WORMGEAR
	071015-01-000	EA	GROMMET - RUBBER - .5"ID X 1"OD-W/.38" GROOVE - BLACK
	071015-11-000	EA	GROMMET - RUBBER - 1 ID - FITS .12 MATERIAL - BLACK
	071015-13-000	EA	GROMMET - RUBBER - .62 ID - FITS .09 GROOVE - BLACK
	071015-19-000	EA	GROMMET - RUBBER - .38 ID - FITS .06 MATERIAL - BLACK
	071015-26-000	EA	GROMMET - RUBBER - 1.5" ID X 2.1" OD W/.06" GROOVE-BLACK
	071015-29-000	EA	GROMMET - RUBBER - .3"ID X 1.3"OD W/.12" GROOVE - BLACK
	071015-30-000	EA	GROMMET - RUBBER - .3"ID X .81"OD W/.12" GROOVE - BLACK
	071015-32-000	EA	GROMMET - RUBBER - .75"ID X 1.375"OD W/.187" GROOVE-BLK
	071015-37-000	EA	GROMMET - .81 ID FITS .56 MTL
	071015-39-000	EA	GROMMET - .75 ID FITS .06 MTL
	071015-40-000	EA	GROMMET - .38 ID FITS .09 MTL
	071015-41-000	EA	GROMMET - .125 ID FITS .188 MTL
	071015-42-000	EA	GROMMET - RUBBER - .25 ID - FITS .06 MATERIAL - BLACK
	075148-02-000	EA	CLAMP - GROUNDING - BRONZE SCREWS
	077955-01-000	EA	CLIP/J - 3/8" - VINYL COATED
	080211-03-000	EA	CLIP - XMAS TREE W/PANEL RETAINING HEAD - 3/4" SHANK
	080734-02-000	EA	CLIP - WIRE NYLON
	081211-01-000	EA	PLUG - PLASTIC - .31"DIA - BLACK
	081211-03-000	EA	PLUG/PLASTIC - .50" DIAMETER - TRUSS HEAD - BLACK
	081211-04-000	EA	PLUG/PLASTIC - .46 DIAMETER - TRUSS HEAD - BLACK
	083609-01-000	EA	CLAMP - WIRE - DUAL - EQUAL DIAMETERS - 5/8"
	083610-01-000	EA	CLAMP - WIRE - DUAL - UNEQUAL DIAMETERS - 3/4" & 1 1/4"
	083610-02-000	EA	CLAMP - WIRE - DUAL - UNEQUAL DIAMETERS - 3/4" & 2"
	083610-03-000	EA	CLAMP - WIRE - DUAL - EQUAL DIAMETERS - 2"
	088756-01-000	EA	GROMMET - WEB - 1 1/8 " I.D.
	089329-02-000	EA	CLIP - SPRING
	091952-01-000	EA	CLIP - GRIPPER - 1"
	091952-02-000	EA	CLIP - GRIPPER - 3/4"
	091952-03-000	EA	CLIP - GRIPPER - 1/2" - BLACK VINYL COATED
	094362-02-000	EA	CLIP - XMAS TREE - BINDER HEAD - .9" LONG
	094362-05-000	EA	CLIP - XMAS TREE - ROUND HEAD - 1.4" LONG
	113133-02-01A	EA	RIVET - POP - ALUMINUM - 3/16 X .252 - .504 - BLACK
	114208-01-000	EA	GROMMET - EDGE LINER - FITS 1 3/4"
	114208-05-000	EA	GROMMET - EDGE LINER - FITS 2"
	115361-01-01A	EA	PLUG/PLASTIC - 1/2" DIAMETER
	118626-01-02A	EA	RIVET - POP - ALUMINUM - 3/16 X .08 - .375
	118626-01-01A	EA	RIVET - POP - ALUMINUM - 3/16 X .08 - .375
	137014-01-02A	EA	GROMMET - CABLE - BROWN
	137014-01-01A	EA	GROMMET - CABLE - ALMOND
	137014-01-03A	EA	GROMMET - CABLE - BLACK
	139118-02-01A	EA	GROMMET - SCREW - PLASTIC
	140171-01-000	EA	CLAMP - HOSE - STEPLESS EAR - .312

SEALANTS & FASTENERS GROUP (CONTINUED)
MISCELLANEOUS FASTENERS

KEY	PART NUMBER	U/M	DESCRIPTION
	008343-01-000	EA	TIE - WIRE - 6"
	008343-02-000	EA	TIE - WIRE - 14"
	008343-03-000	EA	TIE - WIRE - 7 1/2" - BLACK
	029094-04-000	YD	VELCRO TAPE - LOOP - 1" WIDE - BLACK
	029096-03-000	YD	VELCRO TAPE - HOOK - 1" WIDE - BLACK
	029096-04-000	YD	VELCRO TAPE/HOOK - 1" WIDE - BLACK - W/ADHESIVE BACK (PSA)
	048394-02-000	YD	VELCRO TAPE - HOOK - ADHESIVE BACK - 3/4" WIDE - BEIGE
	085774-01-000	FT	FASTENER - DUAL LOCK - 1" WIDE - ADHESIVE BACK - BLACK
	085774-02-000	FT	FASTENER - DUAL HOOK - 1" WIDE - ADHESIVE BACK - BLACK
	085774-03-000	FT	FASTENER - DUAL LOCK - 1/2" WIDE - ADHESIVE BACK - BLACK
	085774-04-000	FT	FASTENER - DUAL HOOK - 1/2" WIDE - ADHESIVE BACK - BLACK
	088792-02-000	YD	VELCRO TAPE - LOOP - 3/4" - ADHESIVE BACK - BEIGE
	088792-04-000	YD	VELCRO TAPE - HOOK - 5/8" - NON-ADHESIVE BACK - WHITE
	088792-05-000	YD	VELCRO TAPE - LOOP - 5/8" - NON-ADHESIVE BACK - WHITE
	108046-01-000	EA	CABLE TIE - SCREW MOUNT 8"
	108046-02-000	EA	CABLE TIE - SCREW MOUNT 15"
	110943-01-000	FT	FELT STRIP - 3/8" - ADHESIVE BACK - BLACK - 75' PER ROLL
	110943-02-000	FT	FELT STRIP - 3/8" - ADHESIVE BACK - WHITE
	127960-01-01A	EA	RETAINER - 3/8" - STAINLESS STEEL

WATER & SEWAGE GROUP DRAINAGE SYSTEM

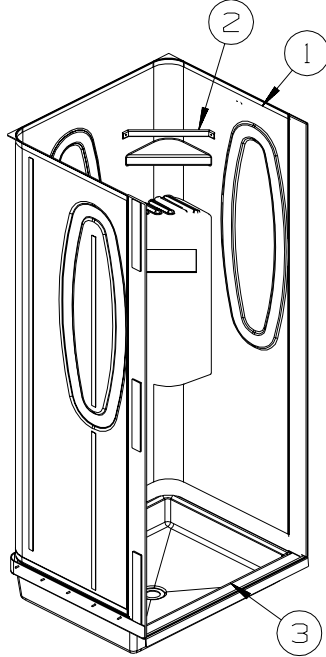


KEY	PART NUMBER	U/M	DESCRIPTION
1	010006-01-000	EA	ELBOW - 45 DEGREE - 1 1/2" HUB X HUB - PLASTIC
2	010008-01-000	EA	ELBOW - 90 DEGREE - 1 1/2" HUB X HUB - PLASTIC
3	010051-01-000	EA	ELBOW - 45 DEGREE - 1 1/2" SPIGOT X HUB - PLASTIC
4	010071-01-000	EA	TEE - SANITARY - 1 1/2" HUB X HUB X HUB - PLASTIC
5	010073-01-000	EA	WYE - 45 DEGREE - 1 1/2" HUB X HUB X HUB - PLASTIC
6	010115-01-000	EA	COUPLING - 1 1/2" HUB X HUB - PLASTIC
7	011069-06-000	EA	TAILPIECE - 1 1/2" X 1 1/4" X 2 1/2"
	127440-02-01A	EA	WASHER - RUBBER - 1.8" X .1"
	130403-01-000	EA	NUT - SLIP - W/WINGS 1 1/2"
8	033761-01-000	EA	ELBOW - 90 DEGREE - TURN - 1 1/2" HUB X 1 1/2" SPIGOT
9	034250-01-000	EA	ELBOW - 90 DEGREE - LONG TURN - 1 1/2" HUB X HUB - ABS
10	148870-01-01A	EA	SINK/DOUBLE - LRG/SML BASIN - 25" X 19" X 7"
11	079968-01-000	EA	VENT - MECHANICAL/TRAP ARM - ANTI-SIPHON-2" X 7.3" PLASTIC
12	061607-01-000	EA	GROMMET - HOLDING TANK - 1 1/2" NPS
13	109571-01-000	EA	ADAPTER - P-TRAP - 1 1/2" P X 1 1/4" MPT
			FROM: 00-00-00 THRU: 10-12-04
13	152146-01-000	EA	CONNECTOR - 1 1/2" P X 1 1/2" MPT
			FROM: 10-13-04 THRU: 99-99-99
14	107538-01-000	EA	P-TRAP - PLASTIC - 1 1/4" W/EXTENSION ARM
			FROM: 00-00-00 THRU: 10-12-04
14	107538-02-000	EA	P-TRAP - PLASTIC - 1 1/2" W/EXTENSION ARM
			FROM: 10-13-04 THRU: 99-99-99
14	011071-01-000	EA	P-TRAP - 1 1/2" - CSA - PLASTIC - CANADIAN
15*	147421-01-01A	EA	TOILET/AQUA MAGIC 5 (HIGH) FOOTFLUSH - W/SPRAY - WHITE
16	061607-02-000	EA	GROMMET - HOLDING TANK - 3" NPS
17	092303-01-000	EA	STRAINER - W/BASKET - GALLEY SINK - 4" OD
	127440-02-01A	EA	WASHER - RUBBER - 1.8" X .1"
18	116644-01-000	EA	FLANGE/CLOSET - 3" FEMALE - 4 BOLT
19	066440-01-000	EA	STRAINER - SHOWER DRAIN - W/RUBBER WASHER
	127440-02-01A	EA	WASHER - RUBBER - 1.8" X .1"
20	083558-03-000	EA	VENT W/COVER F/PLUMBING STACK - OFF WHITE
21*	096927-01-02A	EA	SINK - LAVATORY - RECTANGULAR - PLASTIC - SOFT WHITE
22	106116-01-02A	EA	STRAINER/PLASTIC - STOPPER/TAILPIECE/GASKET & NUT-LAVATORY
23	011091-02-000	EA	WASTE - CONTINUOUS - DOUBLE SINK
24	010129-03-000	EA	NIPPLE - 3" X 3" TOE - PLASTIC
25	136143-01-000	EA	VALVE - DUAL - 3" X 3"
	147845-01-01A	EA	LABEL - DRIP VALVE
26*	062415-01-000	EA	CAP - SEWER - 3" DIAMETER
			FROM: 00-00-00 THRU: 11-29-04
	139513-01-000	EA	HOSE - SEWER - 3" X 10' - W/ADAPTER
	062416-01-000	EA	ADAPTER - SEWER HOSE TO 3" PIPE
27	078406-01-000	EA	COUPLER - 3" X 3" W/CLAMPS - RUBBER

WATER & SEWAGE GROUP (CONTINUED)
DRAINAGE SYSTEM (CONTINUED)

KEY	PART NUMBER	U/M	DESCRIPTION
28	149287-01-700	EA	TANK - HOLDING W/3" NIPPLE
	049032-01-000	EA	PATCH - SPINWELD - 3/8" - PLASTIC
29	149286-01-700	EA	TANK - HOLDING W/3" NIPPLE
	049032-01-000	EA	PATCH - SPINWELD - 3/8" - PLASTIC
30	112628-08-02B	EA	BRACKET/TIEDOWN - WATER TANK - E-COATED
31	112628-07-02B	EA	BRACKET/TIEDOWN - WATER TANK - E-COATED

***COMPONENT PARTS LISTED LATER IN THIS GROUP**



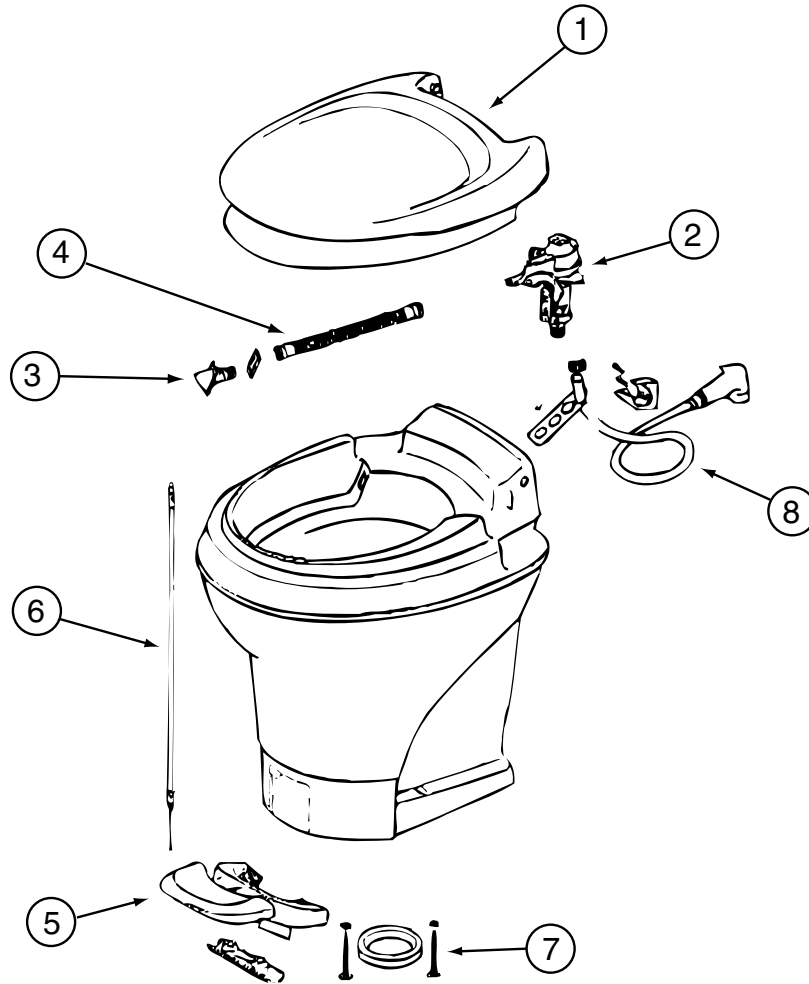
KEY	PART NUMBER	U/M	DESCRIPTION
1	147070-01-18A	EA	SURROUND - SHOWER - SOFT WHITE
2	113714-02-02A	EA	RETAINER - SHELF/SHOWER - 10.6" - SOFT WHITE
3	M02673-14-R28	EA	SHOWER PAN - W/STRAINER

WATER & SEWAGE GROUP (CONTINUED)

COMPONENT PARTS FOR DRAINAGE SYSTEM

096927-01-02A

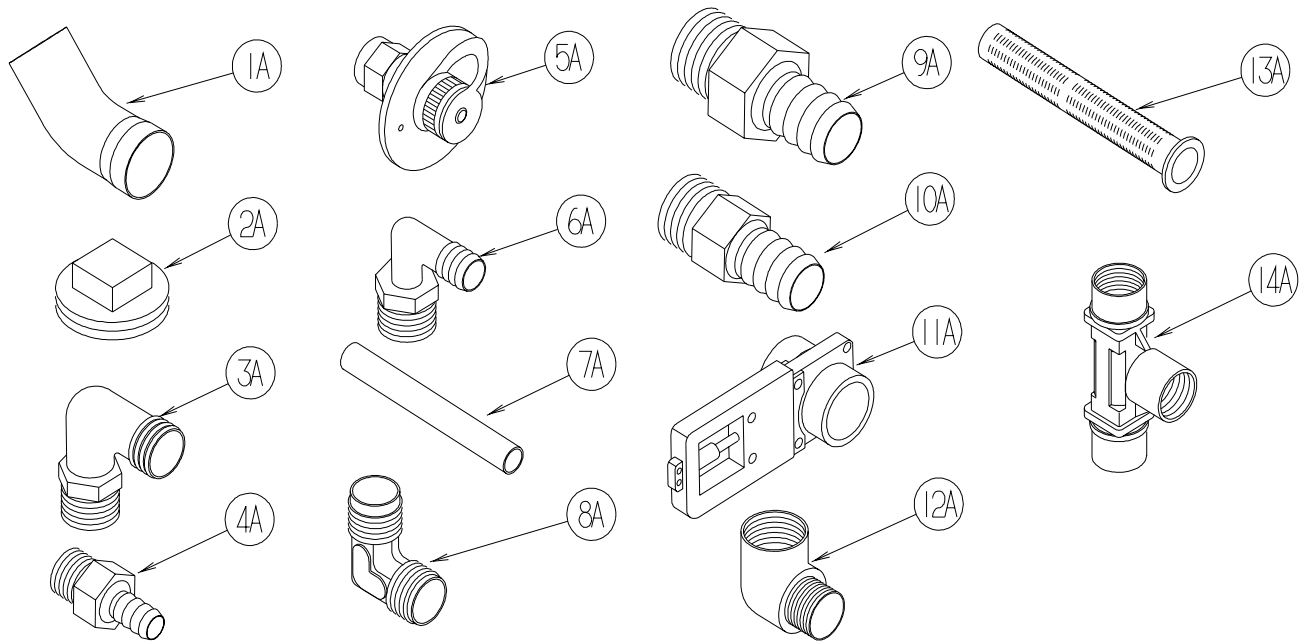
KEY	PART NUMBER	U/M	DESCRIPTION	VENDOR NO.
	096927-01-700	EA	SINK STOPPER	M9801
	096927-01-701	EA	TAILPIECE-DRAIN-LAVATORY	M9802



147421-01-01A, 147421-02-01A

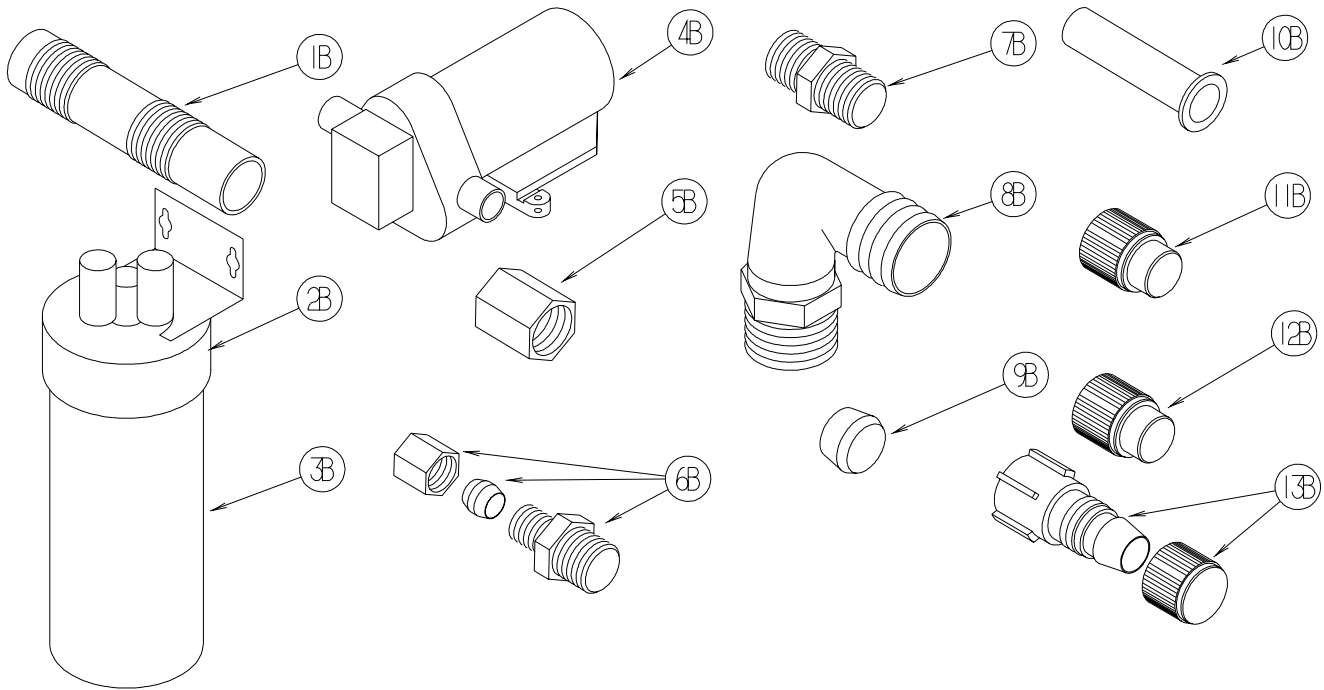
KEY	PART NUMBER	U/M	DESCRIPTION	VENDOR NO.
1	147421-01-700	EA	SEAT & COVER ASSEMBLY(WHT)	31703
2	147421-01-701	EA	WATER MODULE ASSEMBLY	31705
3	147421-01-702	EA	NOZZLE ASSEMBLY	31706
4	147421-01-703	EA	LINK - WATER MODULE	31621
5	147421-01-704	EA	PEDAL - WHITE	31709
6	147421-01-705	EA	FOOT CABLE	31711
7	063740-01-706	EA	BOLT PACKAGE-FLOOR FLANGE	12524 THETFORD
8	132389-01-708	EA	HAND SPRAY KIT	19289
	147421-01-706	EA	SEAL - BLADE	31708
	147421-01-707	EA	CAP (UNIVERSAL BOLT) - WHITE	31713

WATER & SEWAGE GROUP (CONTINUED)
WATER SYSTEM



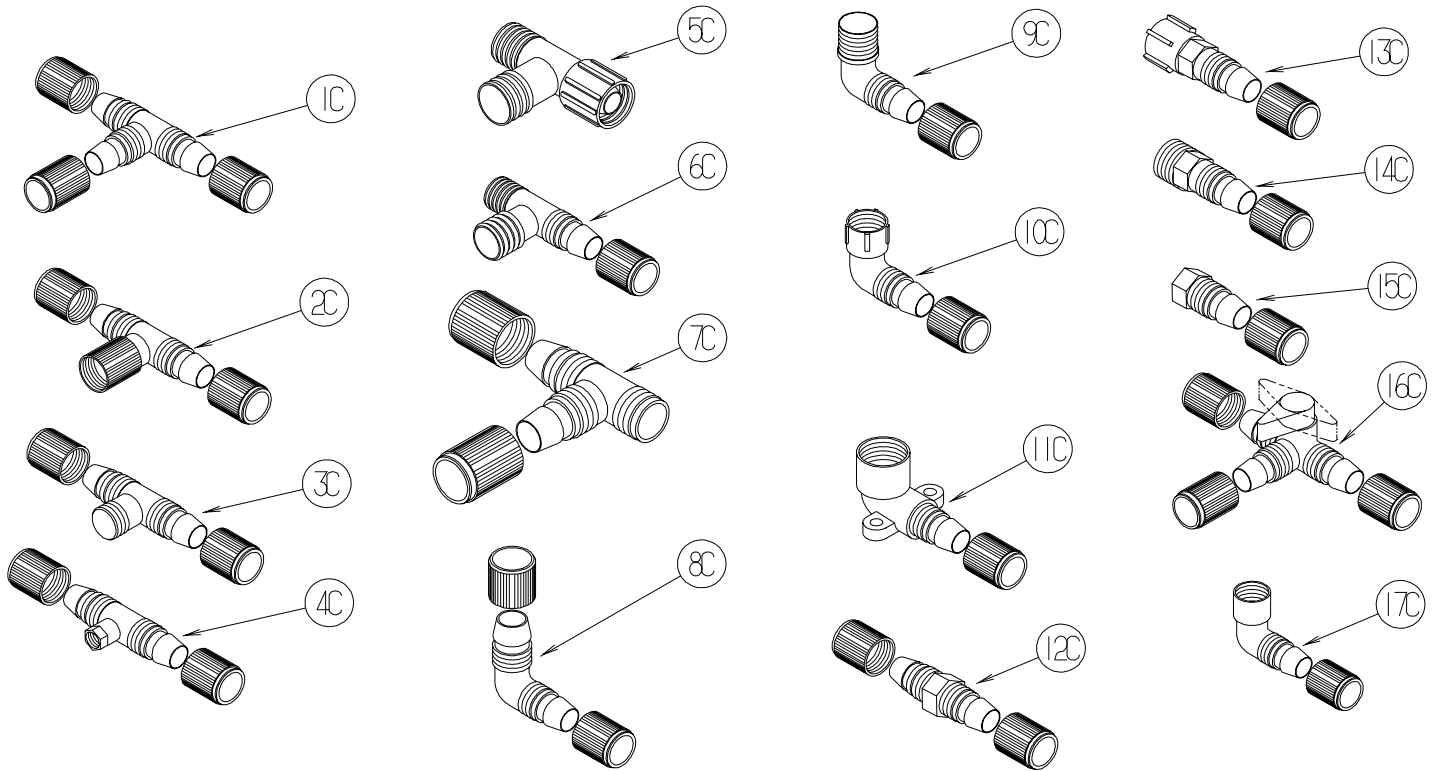
KEY	PART NUMBER	U/M	DESCRIPTION
1A	010009-01-000	EA	ELBOW - 90 DEGREE - 1/4 BEND - 1 1/2" PLASTIC
2A	010166-01-000	EA	PLUG/THREADED - 1 1/4"MPT - PLASTIC - BLACK - UL
3A	010219-01-000	EA	ELBOW - 1 1/4 MPT X 1 1/4 BARB - WATER FILL - PLASTIC
4A	010224-01-000	EA	ADAPTER - HOSE TO PIPE - 3/8 MPT X 3/8 BARB - PLASTIC
5A	010230-06-000	EA	FILL - CITY WATER - W/CHECK VALVE - MPT - BRUSHED ALUM
6A	035539-01-000	EA	ELBOW - 3/8 MPT X 3/8 BARB - PLASTIC
7A	039800-04-000	FT	TUBING - POLYBUTYL - 1/4"OD
7A	074462-02-000	FT	TUBING - VINYL - 3/8 ID X 20' - CLEAR
7A	112176-01-000	FT	TUBING - VINYL - REINFORCED - 1/2" ID
7A	124188-01-000	FT	TUBING - PEX - 1/2" ID X 20' - BLUE(COLD)
7A	124188-02-000	FT	TUBING - PEX - 1/2" ID X 20' - RED(HOT)
8A	039808-03-000	EA	ELBOW - 1/2" MPT X 1/2" MPT - PLASTIC
9A	044927-01-000	EA	ADAPTER - HOSE TO PIPE-1 1/4 MPTX1 1/4 BARB-BLACK PLASTIC
10A	044927-02-000	EA	ADAPTER - REDUCING - 1" MPT X 1.3" BARB - PLASTIC
11A	062421-03-000	EA	VALVE/DUMP W/O HANDLE - 1 1/2" X 1 1/2" HUB
	062421-05-000	EA	CABLE/ROD - F/DUMP VALVE - W/HANDLE - 48"
	062421-07-000	EA	CABLE/ROD - F/DUMP VALVE - W/HANDLE - 144"
	062421-08-000	EA	CABLE/ROD - F/DUMP VALVE - W/HANDLE - 108"
12A	065318-02-000	EA	ELBOW - 90 DEGREE - 3/8" MPT TO 3/8" FPT
13A	077954-02-000	EA	FILTER - WATER TANK - W/SCREEN IN TANK
14A	039798-01-000	EA	TEE - 1/2"MPT X 1/2"MPT X 1/2"MPT - PLASTIC

WATER & SEWAGE GROUP (CONTINUED)
WATER SYSTEM (CONTINUED)



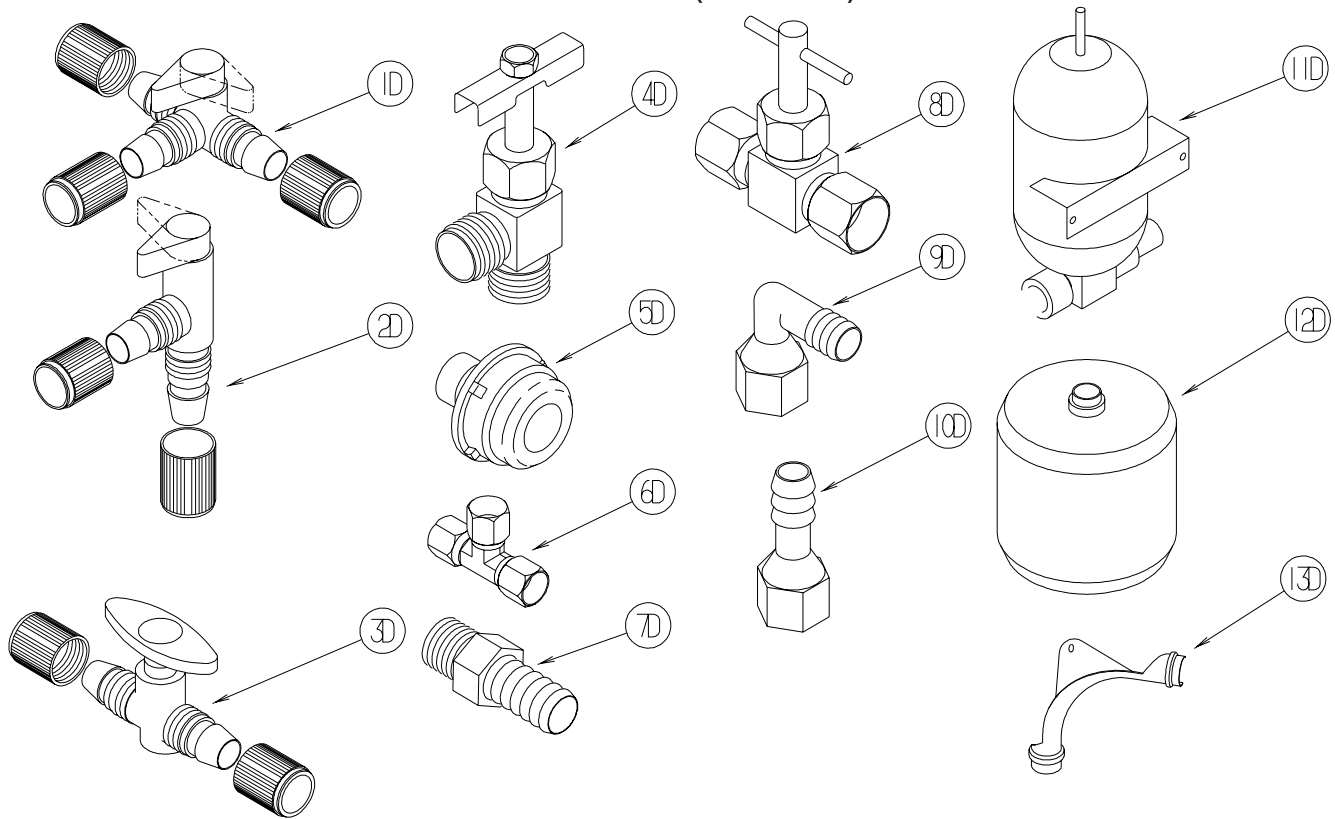
KEY	PART NUMBER	U/M	DESCRIPTION
1B	079381-01-000	FT	TUBING - RIBBED FLEXIBLE - WATER FILL - 1.4" ID
2B	087200-01-000	EA	FILTER-WATER PURIFICATION, EVERPURE QC2-AC
3B	087200-02-000	EA	CARTRIDGE-WATER FILTER, AC - EVERPURE 9601-11
4B*	098607-01-000	EA	PUMP - WATER - W/.5" MPT FITTING - FLOW 2.8 GPM
5B	101814-01-000	EA	COUPLING - FEMALE - 1/2" X 1/2" FPT - GRAY
6B	103798-01-000	EA	CONNECTOR - 1/4 OD X 3/8 MPT
7B	110438-02-000	EA	VALVE - CHECK - BRASS - 1/2 MPT X 1/2 MPT
8B	111223-02-000	EA	ELBOW - 1/2" MPT X 3/8" BARB - PLASTIC
8B	111223-03-000	EA	ELBOW - 3/4" MPT X 1/2" BARB - PLASTIC
8B	111223-04-000	EA	ELBOW - 1/2" MPT X 1/2" BARB - PLASTIC
9B	111888-01-000	EA	FERRULE - PLASTIC - .250 ID X .375 OD
10B	111888-02-000	EA	INSERT - BRASS - 1/4 COMP
11B	113697-01-000	EA	CAP - 3/8"P
12B	114427-01-000	EA	CAP - 1/2"P
13B	114427-02-000	EA	PLUG - W/COMP NUT - 1/2" PLASTIC PIPE/1/2" FLAIR-IT

WATER & SEWAGE GROUP (CONTINUED)
WATER SYSTEM (CONTINUED)



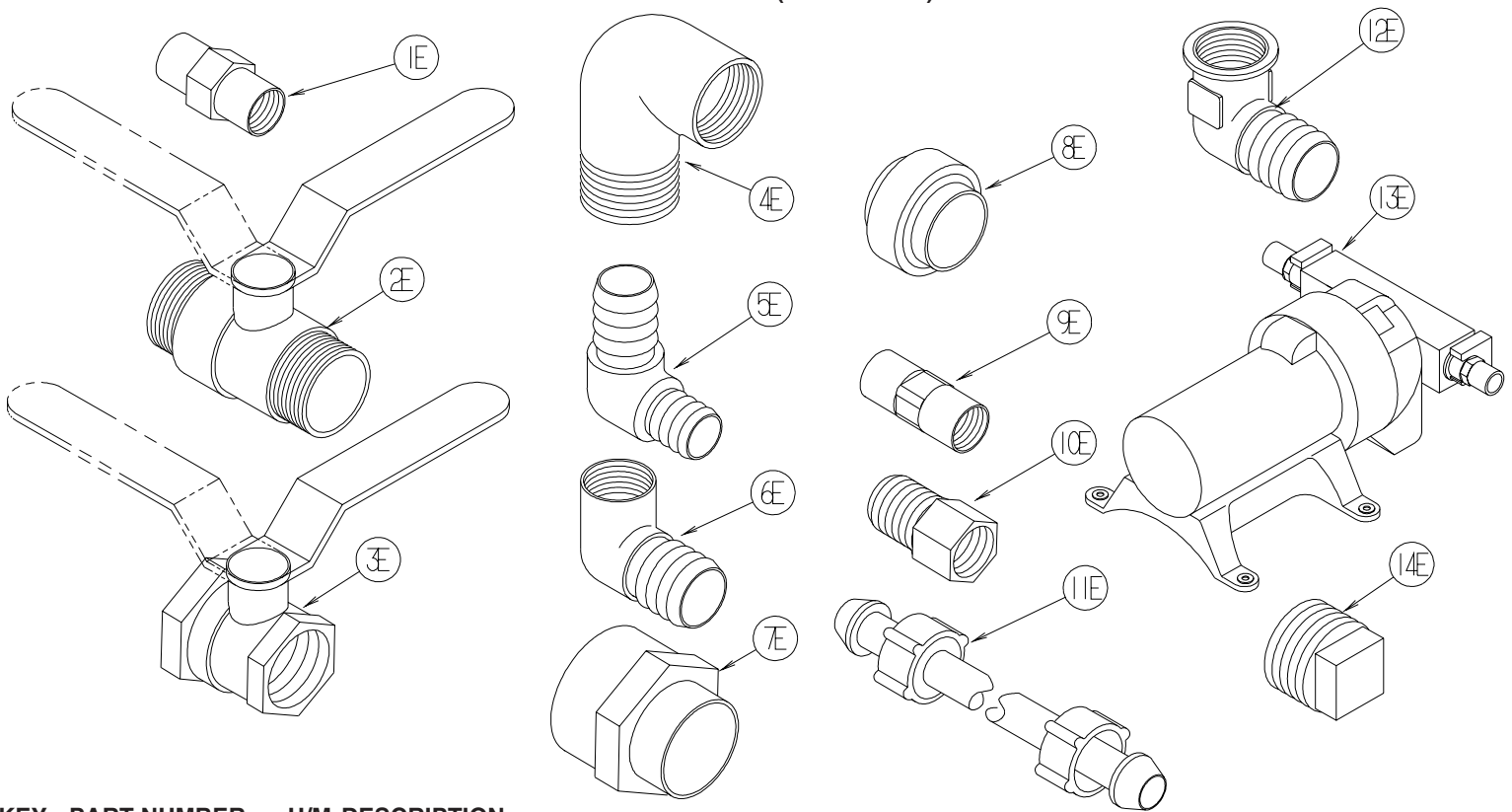
KEY	PART NUMBER	U/M	DESCRIPTION
1C	114428-01-000	EA	TEE - 1/2"P X 1/2"P X 1/2"P
2C	114428-02-000	EA	TEE - SWIVEL - 1/2"P X 1/2"P X 1/2"FPT
3C	114428-03-000	EA	TEE - 1/2"P X 1/2"P X 1/2"MPT
4C	114428-04-000	EA	TEE - 1/2"P X 1/2"P X 1/8"FPT
5C	114428-05-000	EA	TEE - 1/2" SWIVEL X 1/2" MPT X 1/2" MPT
6C	114428-06-000	EA	TEE - 1/2" P X 1/2" MPT X 1/2" MPT
7C	114428-07-000	EA	TEE - 1/2" P X 1/2" MPT X 1/2" P
8C	114429-01-000	EA	ELBOW - 1/2"P X 1/2"P
9C	114429-02-000	EA	ELBOW - 1/2"P X 1/2"MPT
9C	114429-04-000	EA	ELBOW - 1/2"P X 3/8"MPT
9C	114429-05-000	EA	ELBOW - 1/2"P X 3/4"MPT
9C	114429-10-000	EA	ELBOW - SWIVEL - 1/2"MPT X 1/2"FPT
10C	114429-06-000	EA	ELBOW - SWIVEL - 1/2"P X 3/4"FPT
10C	114429-08-000	EA	ELBOW - SWIVEL - 1/2"P X 1/2"FPT
11C	114429-09-000	EA	ELBOW - 1/2"P X 1/2"FPT DROP EAR
12C	114430-01-000	EA	ADAPTER - 1/2"P X 1/2"P
13C	114430-02-000	EA	ADAPTER - SWIVEL - 1/2"P X 1/2"FPT
13C	114430-04-000	EA	ADAPTER - SWIVEL - 1/2"P X 3/8"MPT
14C	114430-03-000	EA	ADAPTER - 1/2"P X 1/2"MPT
15C	114430-06-000	EA	ADAPTER - 1/2"P X 3/8"FPT
15C	114430-09-000	EA	ADAPTER - 1/2"P X 1/2"FPT
16C	114431-01-000	EA	VALVE - 180 DEGREE/CENTER DRAIN - 1/2"P - THREE WAY
17C	114429-11-000	EA	ELBOW - 1/2"P X 1/2"FPT

WATER & SEWAGE GROUP (CONTINUED)
WATER SYSTEM (CONTINUED)



KEY	PART NUMBER	U/M	DESCRIPTION
1D	114431-02-000	EA	VALVE - WATER BYPASS - 1/2"P - THREE WAY (WATER HEATER)
2D	114431-03-000	EA	VALVE - 90 DEGREE DRAIN - 1/2"P
3D	114431-04-000	EA	VALVE - "INLINE SHUT-OFF" - 1/2"P
4D	114431-05-000	EA	VALVE - NEEDLE - 1/8" MPT X 1/4" COMPRESSION (ICE MAKER)
5D	114966-01-000	EA	FILTER - IN LINE - TWIST ON - 1/2"
			FROM: 00-00-00 THRU: 09-26-04
5D	152925-01-01A	EA	FILTER - IN LINE - TWIST ON - 1/2" - BLACK
			FROM: 09-27-04 THRU: 99-99-99
6D	118423-01-000	EA	FITTING - BRASS-TEE - 1/4C X 1/4C X 1/4C
7D	118809-01-000	EA	ADAPTER - 1/2" MPT X 3/8" BARB - PLASTIC
7D	118809-02-000	EA	ADAPTER - 1/2" MPT X 1/2" BARB - PLASTIC
8D	120868-01-000	EA	VALVE - NEEDLE - 1/4" COMPRESSION X 1/4" COMPRESSION
9D	123150-01-000	EA	ELBOW - 1/2 FPT X 1/2 BARB - SWIVEL
10D	123152-01-000	EA	ADAPTER - 1/2 FPT X 1/2 BARB - SWIVEL
11D	123243-01-000	EA	TANK - ACCUMULATOR - 24 OZ
12D	123317-01-000	EA	TANK - ACCUMULATOR - 2 GALLON
13D	124184-01-000	EA	SUPPORT - WATER LINE - BEND

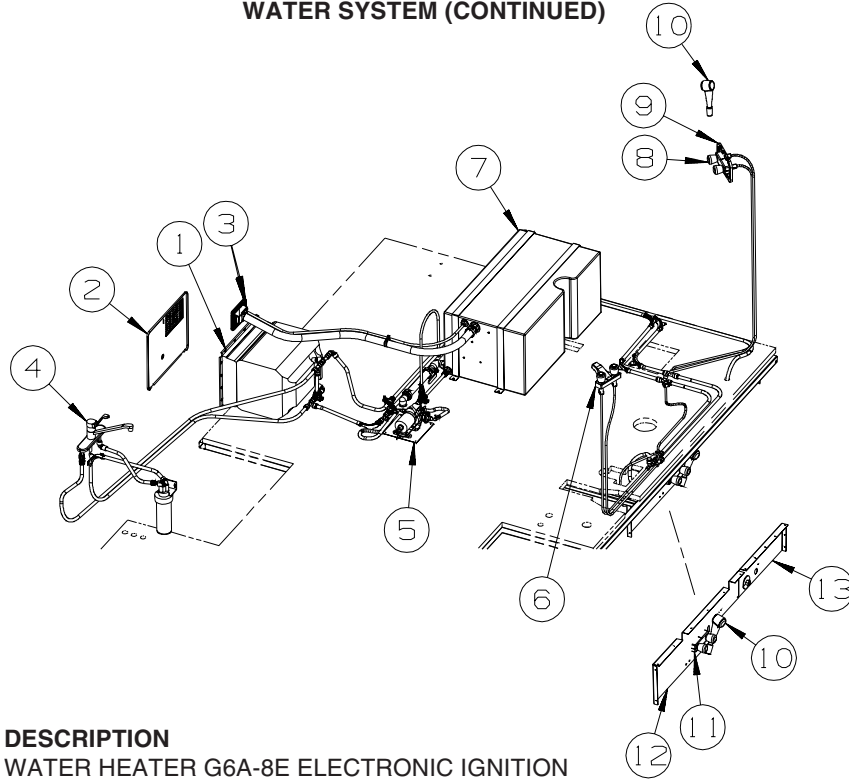
WATER & SEWAGE GROUP (CONTINUED)
WATER SYSTEM (CONTINUED)



KEY	PART NUMBER	U/M	DESCRIPTION
1E	132148-01-000	EA	CONNECTOR - 1/2" X 1/2" MPT - BRASS
2E	132483-01-000	EA	VALVE/BALL - 1" - THREADED ENDS
3E	132483-02-000	EA	VALVE/BALL - 1/2" - BRASS - FPT
4E	132484-01-000	EA	ELBOW - 90 DEGREE - 1 MPT X 1 FPT - PLASTIC
5E	132781-01-000	EA	ELBOW - 1.3" BARB X 1.3" BARB - 90 DEGREE - PLASTIC
6E	132782-01-000	EA	ELBOW - 1" FPT X 1.3" BARB - 90 DEGREE - PLASTIC
7E	133835-01-000	EA	ADAPTER - REDUCING - 1 1/2" X 1 1/4"
8E	133889-01-000	EA	UNION - 1 1/2" DOUBLE SLIP - PVC
9E	135386-01-000	EA	NIPPLE - 1/2"
10E	136333-01-000	EA	ADAPTER - BRASS - 1/2" MPT X 1/2" FPT
11E	140821-01-000	EA	TUBE - WATER SUPPLY - 3/8" X 24"
11E	140821-02-000	EA	TUBE - WATER SUPPLY - 3/8" X 30"
11E	140821-03-000	EA	TUBE - WATER SUPPLY - 3/8" X 36"
11E	140821-04-000	EA	TUBE - WATER SUPPLY - 3/8" X 48"
11E	140821-05-000	EA	TUBE - WATER SUPPLY - 3/8" X 54"
11E	140821-06-000	EA	TUBE - WATER SUPPLY - 3/8" X 60"
11E	140821-07-000	EA	TUBE - WATER SUPPLY - 3/8" X 72"
12E	142812-01-000	EA	ELBOW - BRASS - 1/2" MPT X 1/2" FPT
13E*	144215-01-000	EA	PUMP - WATER - 5.7 GPM - W/1/2" MPT
*	144215-02-000	EA	STRAINER - WATER PUMP
14E	145609-01-000	EA	PLUG - BRASS - 1/2" MPT/HEX HEAD

***COMPONENT PARTS LISTED LATER IN THIS GROUP**

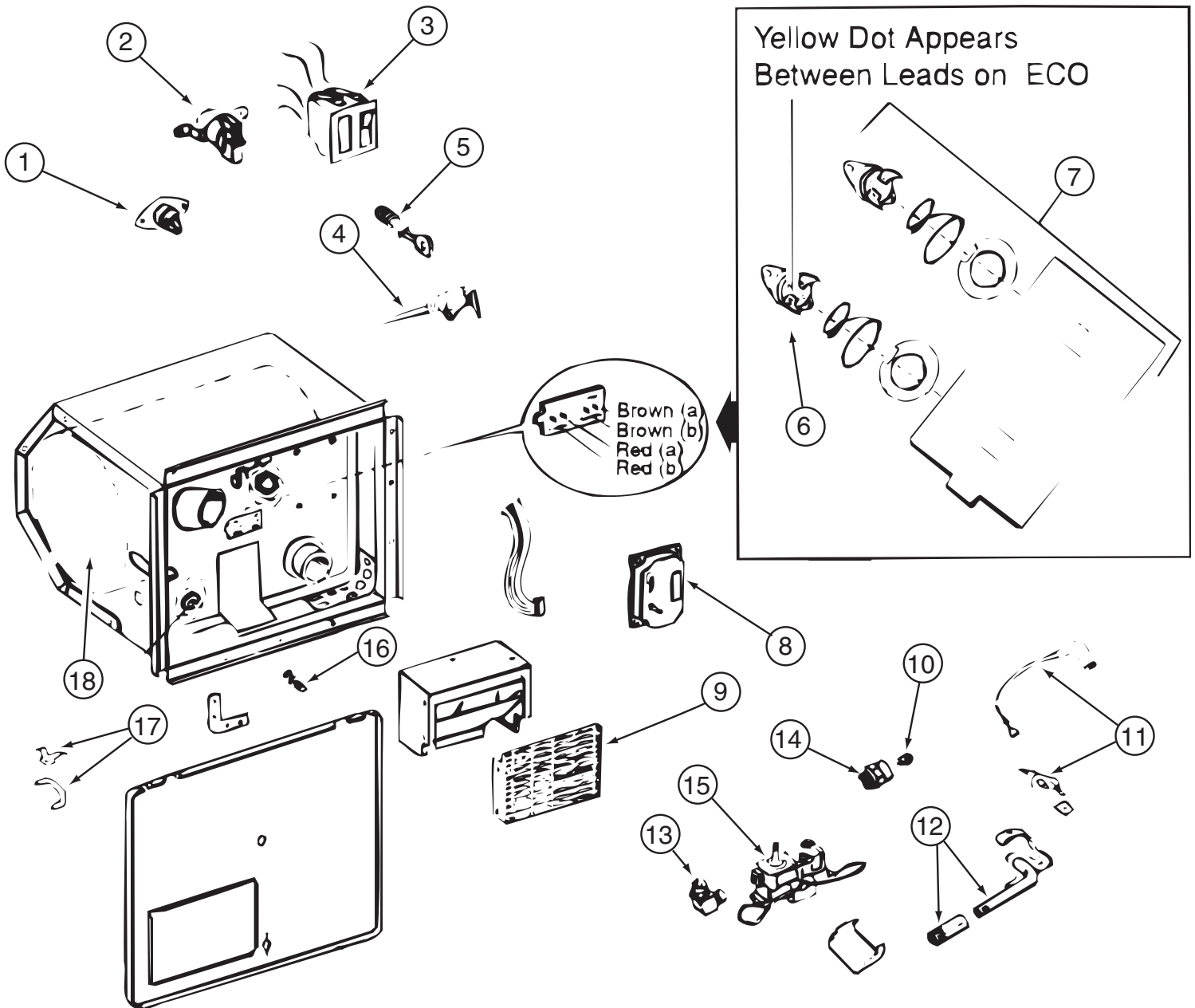
WATER & SEWAGE GROUP (CONTINUED)
WATER SYSTEM (CONTINUED)



KEY	PART NUMBER	U/M	DESCRIPTION
1*	051391-03-000	EA	WATER HEATER G6A-8E ELECTRONIC IGNITION
2	052009-06-000	EA	DOOR - WATER HEATER - BRIGHT WHITE - 18" X 14.6"
3	137169-01-01A	EA	WATER FILL/GRAVITY - W/DOOR - W/O LOCK - BRIGHT WHITE
	137169-02-01A	EA	ADAPTER/LOCK - (WASHER) F/GRAVITY WATERFILL
4*	104114-05-01A	EA	FAUCET - GALLEY - SINGLE CONTROL/LOOP HANDLE - CHROME
			FROM: 00-00-00 THRU: 11-15-04
4*	149164-01-01A	EA	FAUCET - GALLEY - SINGLE CONTROL - CHROME
			FROM: 11-16-04 THRU: 99-99-99
4	091253-01-000	EA	GASKET - FAUCET - LAVATORY/GALLEY
5	149477-02-02B	EA	PANEL - WATER PUMP - E-COATED
	140364-01-01A	EA	FOAM - PAD - .5" X 8" X 8"
6	148886-01-01A	EA	FAUCET - LAVATORY/DUAL CONTROL/4" CENTER - CHROME
6	091253-01-000	EA	GASKET - FAUCET - LAVATORY/GALLEY
7	122778-05-000	EA	TANK - WATER - 40 GALLON - W/FITTINGS
			FROM: 00-00-00 THRU: 05-02-04
7	122778-07-000	EA	TANK - WATER - 40 GALLON - W/FITTINGS
			FROM: 05-03-04 THRU: 99-99-99
	042989-03-000	EA	FITTING - SPINWELD - 1 1/4"NPT - PLASTIC
	042989-04-000	EA	FITTING - SPINWELD - 3/8"FPT - PLASTIC
	042989-05-000	EA	FITTING - SPINWELD - 1/2"FPT - PLASTIC
	042989-08-000	EA	FITTING - SPINWELD - 1"FPT - PLASTIC
	049032-01-000	EA	PATCH - SPINWELD - 3/8" - PLASTIC
	122778-01-000	EA	TANK - WATER - 40 GALLON - W/O FITTINGS
8	075241-07-000	EA	FAUCET - SHOWER CONTROL - CHROME
9	075606-03-000	EA	PANEL - FAUCET SHOWER - SOFT WHITE
10	131383-01-02A	EA	SHOWER HEAD - W/60" HOSE & BRACKET - WHITE
11*	075241-06-000	EA	FAUCET/SHOWER -.5"MPT W/1.9" INLET PIPES- EXTERIOR/BRT WHT
12	147775-02-12B	EA	PANEL - SERVICE CENTER - BRIGHT WHITE
	061420-13-000	EA	PLUG - PLASTIC - 3/8 - 3
13	147776-02-12B	EA	PANEL - SERVICE CENTER - BRIGHT WHITE

***COMPONENT PARTS LISTED LATER IN THIS GROUP**

WATER & SEWAGE GROUP (CONTINUED)
COMPONENT PARTS FOR WATER SYSTEM



051391-03-000

KEY	PART NUMBER	U/M	DESCRIPTION	VENDOR NO.
3	051393-01-701	EA	SWITCH - REMOTE - W/LIGHT	91959
4	051391-01-704	EA	VALVE-RELIEF, 1/2" FITTING	91604
5	051391-01-705	EA	FASTENER-CAMLOCK	92609
6	051391-04-701	EA	THERMOSTAT 12V DC-120 PRESET	91470
7	051393-01-721	EA	THERMOSTAT W/ECO, 140 FRT MT	91447
9	051391-04-707	EA	KIT-EXHAUST, (FLUE & GASKET)	90960
10	051391-01-710	EA	ORIFICE-MAIN BURNER	92742
12	051391-04-703	EA	BURNER-MAIN/ELECTRONIC IG	91638
13	051391-01-714	EA	FITTING-ELBOW 45,3/8F X 3/8	MPT 1044
14	051391-03-700	EA	HOLDER-ORIFICE	91563
16	051391-01-715	EA	PLUG-DRAIN, 1 EA = 2 PER PKG	91857
17	051391-01-700	EA	HINGE KIT, (PIN & CLIP)	92568&92559
18	051391-04-706	EA	TANK-G6A-4E/6E/7E/8E-FRT.MT	91641
	051391-01-717	EA	GRILLE-WATER HEATER DOOR	92640
	051393-01-723	EA	SWITCH - THERMAL CUTOUT 2/PK	93853 NOW 93866
	051393-01-724	EA	BOARD-CIRCUIT,SPADE TERMINAL	93865
	051393-01-725	EA	ELECTRODE-SGL SPADE CONNECT.	93868
	051393-01-726	EA	VALVE/SOLENOID - W/O BRACKET	93870
	111129-01-711	EA	BRACKET-CORNER, SET OF FOUR	91928

CONTACT WINNEBAGO PARTS SALES FOR UNLISTED COMPONENT(S)

WATER & SEWAGE GROUP (CONTINUED)
COMPONENT PARTS FOR WATER SYSTEM (CONTINUED)

075241-04-000, 075241-05-000, 075241-06-000

KEY	PART NUMBER	U/M	DESCRIPTION	VENDOR NO.
	075240-05-700	EA	CARTRIDGE - WASHERLESS	9-P42

098607-01-000

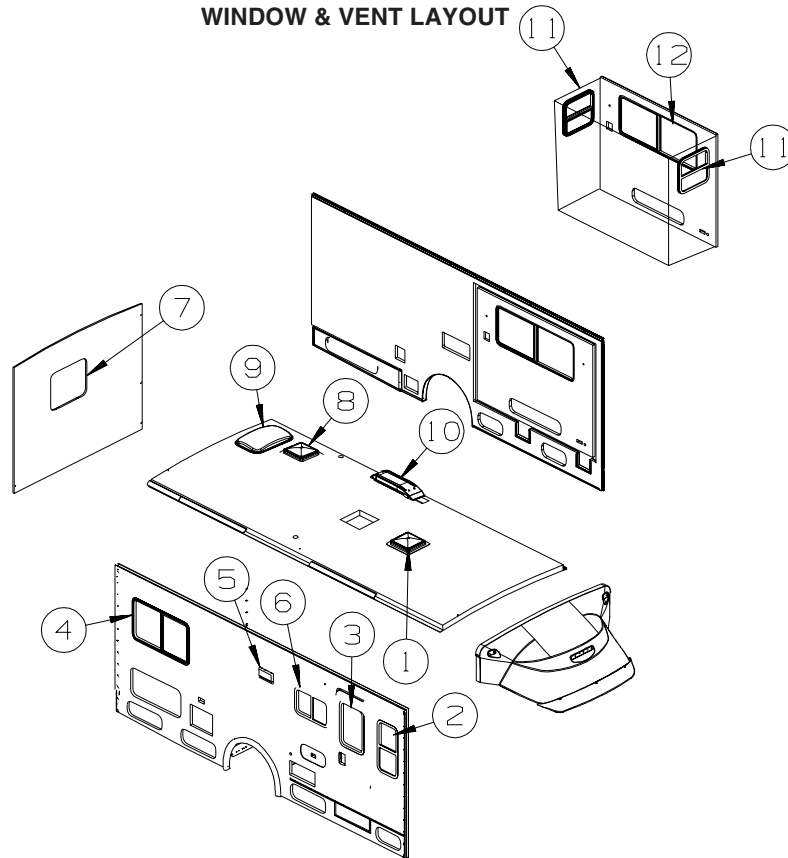
KEY	PART NUMBER	U/M	DESCRIPTION	VENDOR NO.
	098607-01-702	EA	DIAPHRAGM/DRIVE ASSEMBLY KIT	94-238-04
	098607-01-703	EA	VALVE KIT	94-232-00
	098607-01-705	EA	VALVE-CHECK, KIT	94-237-00
	098607-01-706	EA	HOUSING, W/SWITCH ONLY	94-231-20
	098607-01-707	EA	MOTOR W/BASEPLATE	11-148-04

104114-05-01A

KEY	PART NUMBER	U/M	DESCRIPTION	VENDOR NO.
	104114-05-700	EA	CARTRIDGE- REPAIR KIT	6-N1201-5-0WB

WINDOW & VENTS GROUP

WINDOW & VENT LAYOUT



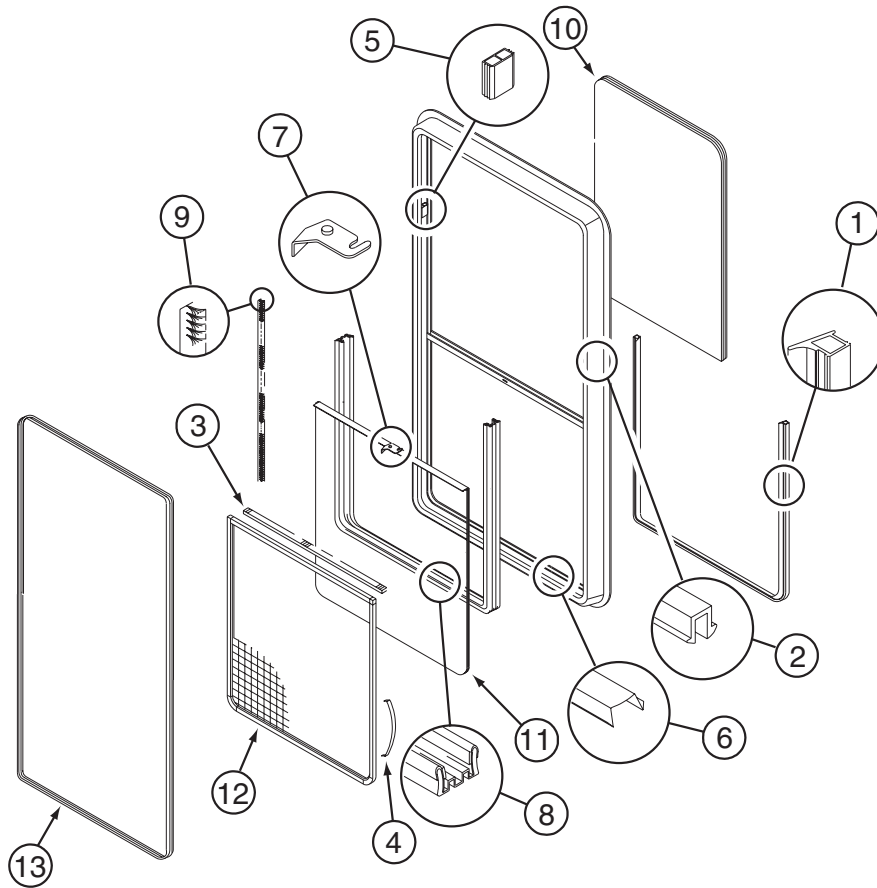
KEY	PART NUMBER	U/M	DESCRIPTION
1*	122882-01-01A	EA	VENT - ROOF - NONPOWERED - W/O INSIDE GARNISH - VENT-NON-POWERED
	122882-07-01A	EA	GARNISH - ROOF VENT - 2.5" TO 4.1" - VENT-NON-POWERED
	009440-01-000	EA	GEAR/ARM - LIFT - ROOF VENT COVER - VENT-NON-POWERED
1*	123780-03-01A	EA	FANTASTIC VENT-3"4"ROOF-W/FAN-W/O THERM/PWR LIFT/WHT CVR - VENT-POWER VENTILATOR
	009440-01-000	EA	GEAR/ARM - LIFT - ROOF VENT COVER - VENT-POWER VENTILATOR
2*	112898-22-01A	EA	WINDOW - VERTICAL SLIDER/THERMO-W/TRIM - 30.9" X 14.2" - WINDOWS-COACH-DUAL PANE FROM: 00-00-00 THRU: 05-02-04
2	150649-01-01A	EA	WINDOW - VERT SLIDER/FLUSH/THERMO - 30.9" X 14.2" - WINDOWS-COACH-DUAL PANE FROM: 05-03-04 THRU: 99-99-99
2*	098644-07-02A	EA	WINDOW - VERTICAL SLIDER W/TRIM - TINTED - 14" X 30" - WINDOW COACH-SINGLE PANE
3*	113733-10-01A	EA	WINDOW - STATIONARY W/TRIM - THERMO/EURO - 26.3" X 17" - WINDOWS-COACH-DUAL PANE FROM: 00-00-00 THRU: 05-02-04
3*	150651-01-01A	EA	WINDOW - STATIONARY/FLUSH/THERMO - 26.3" X 17" - BLACK - WINDOWS-COACH-DUAL PANE FROM: 05-03-04 THRU: 99-99-99
3	117053-02-F36	EA	WINDOW - PICTURE - W/O TRIM - 60% TINTING - 26.4" X 17" - WINDOW COACH-SINGLE PANE
	002181-25-000	EA	GLASS - PICTURE WINDOW - 25.8"W X 16.4"H - WINDOW COACH-SINGLE PANE
	087561-01-000	FT	SEAL - GLASS - EXTERIOR - .5" WIDE - VINYL BLACK - WINDOW COACH-SINGLE PANE
	117054-02-03A	EA	TRIM/RETAINER - INSIDE - 16.9" X 26.2" - BLACK - WINDOW COACH-SINGLE PANE
4*	112795-74-01A	EA	WINDOW - PASS HORIZ SLIDER/THERMO W/TRIM - 26.3" X 47.9" - WINDOWS-COACH-DUAL PANE FROM: 00-00-00 THRU: 05-02-04
4*	150648-11-01A	EA	WINDOW-HORIZ SLIDER/FLUSH/THERMO/RH - 24.5" X 41.2" - WINDOWS-COACH-DUAL PANE FROM: 05-03-04 THRU: 99-99-99
4*	098647-69-01A	EA	WINDOW - PASSENGER HORIZ SLIDER W/TRIM - 26.3" X 47.9" - WINDOW COACH-SINGLE PANE FROM: 00-00-00 THRU: 04-11-04
4*	098647-41-02A	EA	WINDOW - PASS HORIZ SLIDER W/TRIM - TINTED - 24.2" X 41" - WINDOW COACH-SINGLE PANE FROM: 04-12-04 THRU: 99-99-99
5	084878-09-000	EA	VENT - EXHAUST/RANGE HOOD - OFF WHITE FROM: 00-00-00 THRU: 08-01-04
5	147821-01-01A	EA	VENT - EXHAUST/RANGE HOOD - BRIGHT WHITE FROM: 08-02-04 THRU: 99-99-99
5	084616-07-000	EA	SHROUD - EXHAUST VENT/RANGE HOOD - BRIGHT WHITE FROM: 00-00-00 THRU: 08-01-04
5	147821-02-01A	EA	SHROUD - EXHAUST VENT/RANGE HOOD - BRIGHT WHITE FROM: 08-02-04 THRU: 99-99-99

WINDOW & VENTS GROUP (CONTINUED)
WINDOW & VENT LAYOUT (CONTINUED)

KEY	PART NUMBER	U/M	DESCRIPTION
6*	112795-61-02A	EA	WINDOW - PASS HORIZ SLIDER/THERMO W/TRIM - 15.2" X 24" - WINDOWS-COACH-DUAL PANE FROM: 00-00-00 THRU: 05-02-04
6*	150648-08-01A	EA	WINDOW-HORIZ SLIDER/FLUSH/THERMO/RH - 15.2" X 24" - WINDOWS-COACH-DUAL PANE FROM: 05-03-04 THRU: 99-99-99
6*	098647-06-01A	EA	WINDOW - PASS HORIZ SLIDER W/BLK TRIM-TINTED - 23.7" X 15"
7*	113502-10-01A	EA	WINDOW - REAR/ESCAPE - THERMO W/TRIM - 26.1" X 26" - WINDOWS-COACH-DUAL PANE FROM: 00-00-00 THRU: 05-02-04
7*	150651-05-01A	EA	WINDOW - STATIONARY/FLUSH/ESCAPE/THERMO - 22.4"X 26.2"-BLK - WINDOWS-COACH-DUAL PANE FROM: 05-03-04 THRU: 99-99-99
7*	116976-02-02A	EA	WINDOW - PICTURE/TINTED/ESCAPE W/TRIM - 26.1" X 26" - WINDOW COACH-SINGLE PANE FROM: 00-00-00 THRU: 04-11-04
7*	151075-01-01A	EA	WINDOW - ESCAPE/PICTURE - 22.4" X 26.2" - WINDOW COACH-SINGLE PANE FROM: 04-12-04 THRU: 99-99-99
8*	122882-02-01A	EA	VENT - ROOF - W/FAN - W/O INSIDE GARNISH - UL
	009440-01-000	EA	GEAR/ARM - LIFT - ROOF VENT COVER
	048648-01-000	EA	MOTOR/ROOF VENT - W/RESISTER - 1/8"SHAFT - 12VOLT
	048649-01-000	EA	FAN BLADE - ROOF VENT - 6 BLADED - 6"RADIUS
	122882-07-01A	EA	GARNISH - ROOF VENT - 2.5" TO 4.1"
8*	122882-03-01A	EA	VENT - ROOF - W/FAN - W/O INSIDE GARNISH - CSA - CANADIAN
	122882-07-01A	EA	GARNISH - ROOF VENT - 2.5" TO 4.1"
	048648-01-000	EA	MOTOR/ROOF VENT - W/RESISTER - 1/8"SHAFT - 12VOLT
	048649-01-000	EA	FAN BLADE - ROOF VENT - 6 BLADED - 6"RADIUS
	009440-01-000	EA	GEAR/ARM - LIFT - ROOF VENT COVER
9	122193-01-02A	EA	PANEL - SKYLITE - INNER - W/LIGHT INDENTATION
9	138372-01-02B	EA	TRIM - CORNER - SKYLIGHT - E-COATED
9	138379-02-01A	EA	PANEL/SKYLIGHT OTR - RECT/4"H CTR DOME-18.4" X 29.5 - WHT
10	149508-01-02A	EA	CAP - ROOF/REFRIGERATOR VENT - WHITE
10	149508-02-02A	EA	BASE - ROOF/REFRIGERATOR VENT - BRIGHT WHITE
11*	134004-03-01A	EA	WINDOW - VERT SLIDER/FLUSH O/S-THERMO W/TRIM - 21" X 19.8" - WINDOWS-COACH-DUAL PANE FROM: 00-00-00 THRU: 05-02-04
11*	150649-07-01A	EA	WINDOW - VERT SLIDER/FLUSH/THERMO - 19.8" X 20.8" - WINDOWS-COACH-DUAL PANE FROM: 05-03-04 THRU: 99-99-99
11*	098644-13-01A	EA	WINDOW - VERTICAL SLIDER W/TRIM - 19.8" X 20.9" - WINDOW COACH-SINGLE PANE
	151905-01-01A	EA	CLIP/BACKET - SCREEN RETAINER - BLACK
12*	112795-54-02A	EA	WINDOW - DRVR HORIZ SLIDER/THERMO W/TRIM - 23.9" X 57.8" - WINDOWS-COACH-DUAL PANE FROM: 00-00-00 THRU: 05-02-04
12*	150648-01-01A	EA	WINDOW-HORIZ SLIDER/ESCAPE/FLUSH/THERMO/LH-23.8"X57.7"-BLK - WDO-COACH-DUAL PANE FROM: 05-03-04 THRU: 99-99-99
12*	098647-47-02A	EA	WINDOW - DRVR HORIZ SLIDER W/TRIM - TINTED - 57.4" X 23.6" - WINDOW COACH-SINGLE PANE FROM: 00-00-00 THRU: 05-11-04
12*	098647-54-01A	EA	WINDOW - DRVR HORIZ SLIDER/EGRESS W/TRIM - 57.5" X 23.6" - WINDOW COACH-SINGLE PANE FROM: 05-12-04 THRU: 99-99-99

*COMPONENT PARTS LISTED LATER IN THIS GROUP

WINDOW & VENTS GROUP (CONTINUED)
COMPONENT PARTS FOR WINDOW & VENT LAYOUT



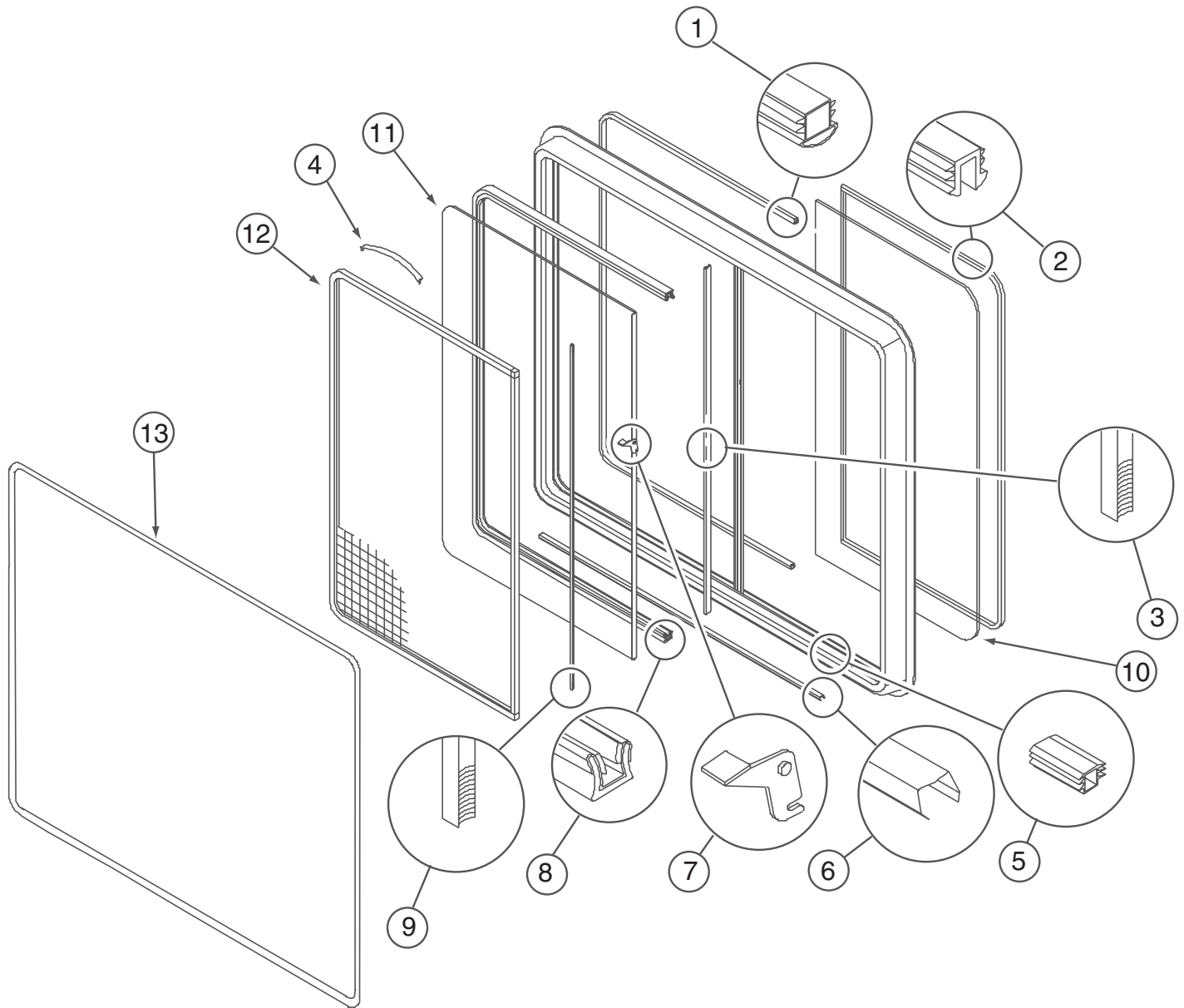
098644-07-02A

KEY	PART NUMBER	U/M	DESCRIPTION	VENDOR NO.
1	098644-01-716	FT	PLUG - FILLER	132-014470
2	098644-01-705	FT	GLAZING - STRIP	132-010231
3	098644-01-706	FT	WEATHERSTRIP - GLASS	171-010668
4	098644-01-713	EA	CLIP - SCREEN - METAL	226-016966
4	125582-01-701	EA	CLIP - SCREEN - PLASTIC	130-005153
5	098644-01-719	EA	STOP - SLIDER GLASS	132-014203
6	098644-01-710	FT	TRACK - SCREEN SPACER 12'	132-017135
7	098644-01-700	EA	LATCH - REPAIR KIT (BLACK)	B801-CK
7	098647-54-701	EA	LATCH - REPAIR KIT (RED)	B081-CK
8	098644-01-708	FT	CHANNEL - RUN PIERCED	122-016543
9	098644-01-711	FT	WEATHERSTRIP - SCREEN BLACK	171-016965
10	098644-07-702	EA	GLASS - STATIONARY	106-015777
11	098644-07-703	EA	GLASS-SLIDING W/SASH & LATCH	H170-G9
12	098644-07-704	EA	SCREEN ASM - W/SEALS & CLIPS	410-018863
13	098644-07-705	EA	RETAINER - TRIM	CH02-66
	098644-01-717	FT	SPLINE - SCREEN	132-004716

098644-13-01A

KEY	PART NUMBER	U/M	DESCRIPTION	VENDOR NO.
1	098644-01-716	FT	PLUG - FILLER	132-014470
2	098644-01-705	FT	GLAZING - STRIP	132-010231
3	098644-01-706	FT	WEATHERSTRIP - GLASS	171-010668
4	098644-01-713	EA	CLIP - SCREEN - METAL	226-016966
4	125582-01-701	EA	CLIP - SCREEN - PLASTIC	130-005153
5	098644-01-719	EA	STOP - SLIDER GLASS	132-014203
6	098644-01-710	FT	TRACK - SCREEN SPACER 12'	132-017135
7	098647-54-701	EA	LATCH - REPAIR KIT (RED)	B081-CK
8	098644-01-708	FT	CHANNEL - RUN PIERCED	122-016543
9	098644-01-711	FT	WEATHERSTRIP - SCREEN BLACK	171-016965
10	098644-13-700	EA	GLASS - STATIONARY	106-028698
11	098644-13-701	EA	GLASS - SLIDING W/SASH/LATCH	H702-G9
12	098644-13-702	EA	SCREEN ASM - W/SEALS/CLIPS	410-028663
13	098644-13-703	EA	RETAINER - TRIM	H702-60
	098644-01-717	FT	SPLINE - SCREEN	132-004716

WINDOW & VENTS GROUP (CONTINUED)
COMPONENT PARTS FOR WINDOW & VENT LAYOUT (CONTINUED)



098647-06-01A

KEY	PART NUMBER	U/M	DESCRIPTION	VENDOR NO.
1	098644-01-716	FT	PLUG - FILLER	132-014470
2	098644-01-705	FT	GLAZING - STRIP	132-010231
3	098644-01-706	FT	WEATHERSTRIP - GLASS	171-010668
4	098644-01-713	EA	CLIP - SCREEN - METAL	226-016966
4	125582-01-701	EA	CLIP - SCREEN - PLASTIC	130-005153
5	098644-01-719	EA	STOP - SLIDER GLASS	132-014203
6	098644-01-710	FT	TRACK - SCREEN SPACER 12'	132-017135
7	098644-01-700	EA	LATCH - REPAIR KIT (BLACK)	B801-CK
7	098647-54-701	EA	LATCH - REPAIR KIT (RED)	B081-CK
8	098644-01-708	FT	CHANNEL - RUN PIERCED	122-016543
9	098644-01-711	FT	WEATHERSTRIP - SCREEN BLACK	171-016965
10	098647-06-700	EA	GLASS - STATIONARY 10.9X13.8	106-016921
11	098647-06-702	EA	GLASS-SLIDING W/SASH & LATCH	B969-G9
12	098647-06-703	EA	SCREEN ASM - W/SEALS & CLIPS	410-016477
13	098647-06-704	EA	RETAINER - TRIM	B969-67
	098644-01-717	FT	SPLINE - SCREEN	132-004716

WINDOW & VENTS GROUP (CONTINUED)
COMPONENT PARTS FOR WINDOW & VENT LAYOUT (CONTINUED)

098647-41-02A

KEY	PART NUMBER	U/M	DESCRIPTION	VENDOR NO.
1	098644-01-716	FT	PLUG - FILLER	132-014470
2	098644-01-705	FT	GLAZING - STRIP	132-010231
3	098644-01-706	FT	WEATHERSTRIP - GLASS	171-010668
4	098644-01-713	EA	CLIP - SCREEN - METAL	226-016966
4	125582-01-701	EA	CLIP - SCREEN - PLASTIC	130-005153
5	098644-01-719	EA	STOP - SLIDER GLASS	132-014203
6	098644-01-710	FT	TRACK - SCREEN SPACER 12'	132-017135
7	098647-54-701	EA	LATCH - REPAIR KIT (RED)	B081-CK
8	098644-01-708	FT	CHANNEL - RUN PIERCED	122-016543
9	098644-01-711	FT	WEATHERSTRIP - SCREEN BLACK	171-016965
10	098647-41-701	EA	GLASS - STATIONARY	106-015474
11	098647-41-700	EA	GLASS-SLIDING W/SASH & LATCH	H172-G9
12	098647-29-704	EA	SCREEN ASM - W/SEALS & CLIPS	410-018864
13	098647-29-705	EA	RETAINER - TRIM	CH04-66
	098644-01-717	FT	SPLINE - SCREEN	132-004716

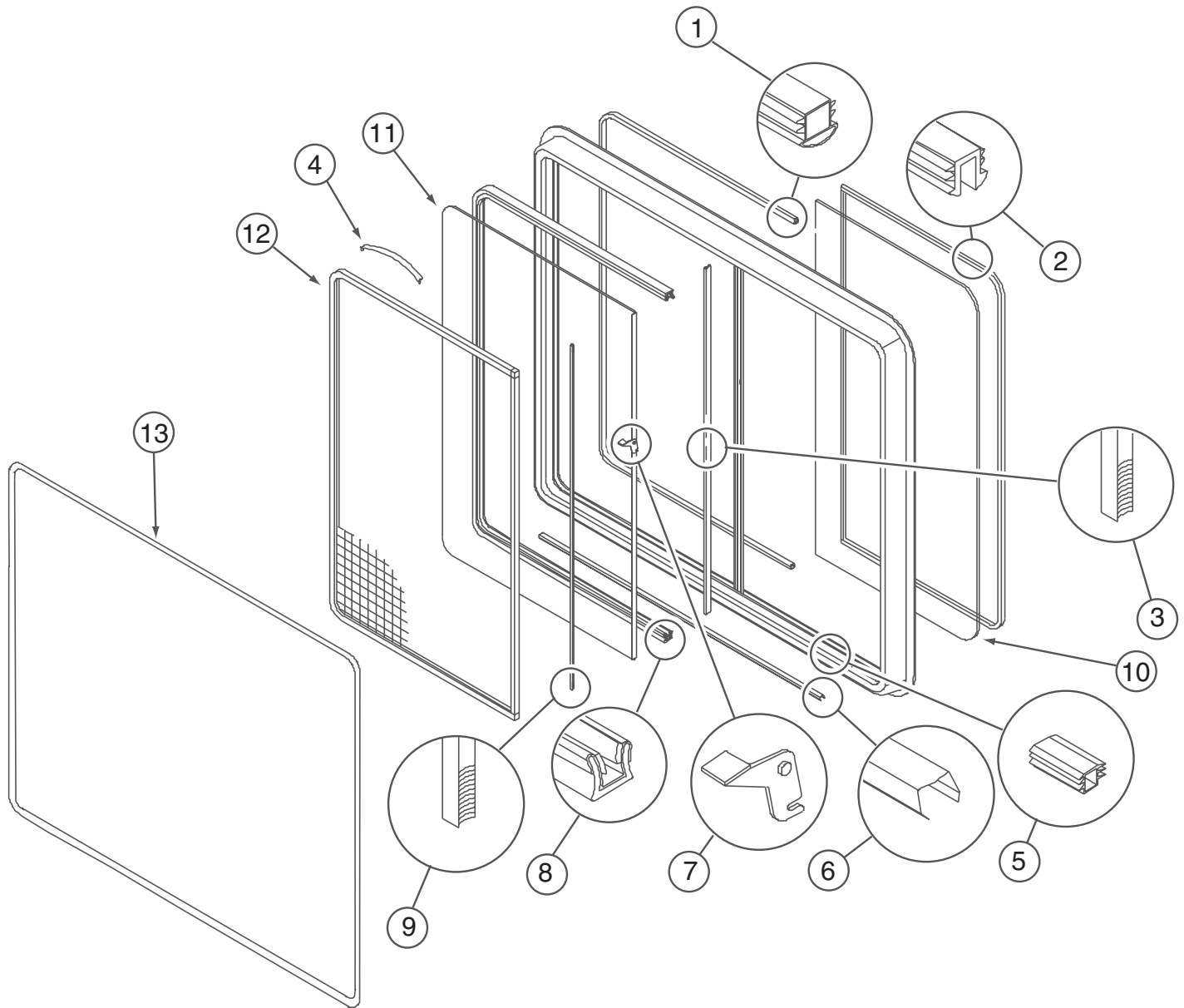
098647-47-02A

KEY	PART NUMBER	U/M	DESCRIPTION	VENDOR NO.
1	098644-01-716	FT	PLUG - FILLER	132-014470
2	098644-01-705	FT	GLAZING - STRIP	132-010231
3	098644-01-706	FT	WEATHERSTRIP - GLASS	171-010668
4	098644-01-713	EA	CLIP - SCREEN - METAL	226-016966
4	125582-01-701	EA	CLIP - SCREEN - PLASTIC	130-005153
5	098644-01-719	EA	STOP - SLIDER GLASS	132-014203
6	098644-01-710	FT	TRACK - SCREEN SPACER 12'	132-017135
7	098644-01-700	EA	LATCH - REPAIR KIT (BLACK)	B801-CK
7	098647-54-701	EA	LATCH - REPAIR KIT (RED)	B081-CK
8	098644-01-708	FT	CHANNEL - RUN PIERCED	122-016543
9	098644-01-711	FT	WEATHERSTRIP - SCREEN BLACK	171-016965
10	098647-47-700	EA	GLASS - STATIONARY	106-025224
11	098647-47-701	EA	GLASS-SLIDING W/SASH & LATCH	H493-G9
12	098647-47-702	EA	SCREEN ASM - W/SEALS & CLIPS	410-025226
13	098647-47-704	EA	RETAINER - TRIM	H493-66
	098644-01-717	FT	SPLINE - SCREEN	132-004716

098647-54-01A

KEY	PART NUMBER	U/M	DESCRIPTION	VENDOR NO.
1	098644-01-716	FT	PLUG - FILLER	132-014470
2	098644-01-705	FT	GLAZING - STRIP	132-010231
3	098644-01-706	FT	WEATHERSTRIP - GLASS	171-010668
4	098644-01-713	EA	CLIP - SCREEN - METAL	226-016966
4	125582-01-701	EA	CLIP - SCREEN - PLASTIC	130-0
5	098644-01-719	EA	STOP - SLIDER GLASS	132-014203
6	098644-01-710	FT	TRACK - SCREEN SPACER 12'	132-017135
7	098647-54-701	EA	LATCH - REPAIR KIT (RED)	B081-CK
8	098644-01-708	FT	CHANNEL - RUN PIERCED	122-016543
9	098644-01-711	FT	WEATHERSTRIP - SCREEN BLACK	171-016965
10	098647-47-700	EA	GLASS - STATIONARY	106-025224
11	098647-54-700	EA	GLASS-SLIDING W/SASH & LATCH	H666-G9
12	098647-47-702	EA	SCREEN ASM - W/SEALS & CLIPS	410-025226
13	098647-47-704	EA	RETAINER - TRIM	H493-66
	098644-01-717	FT	SPLINE - SCREEN	132-004716

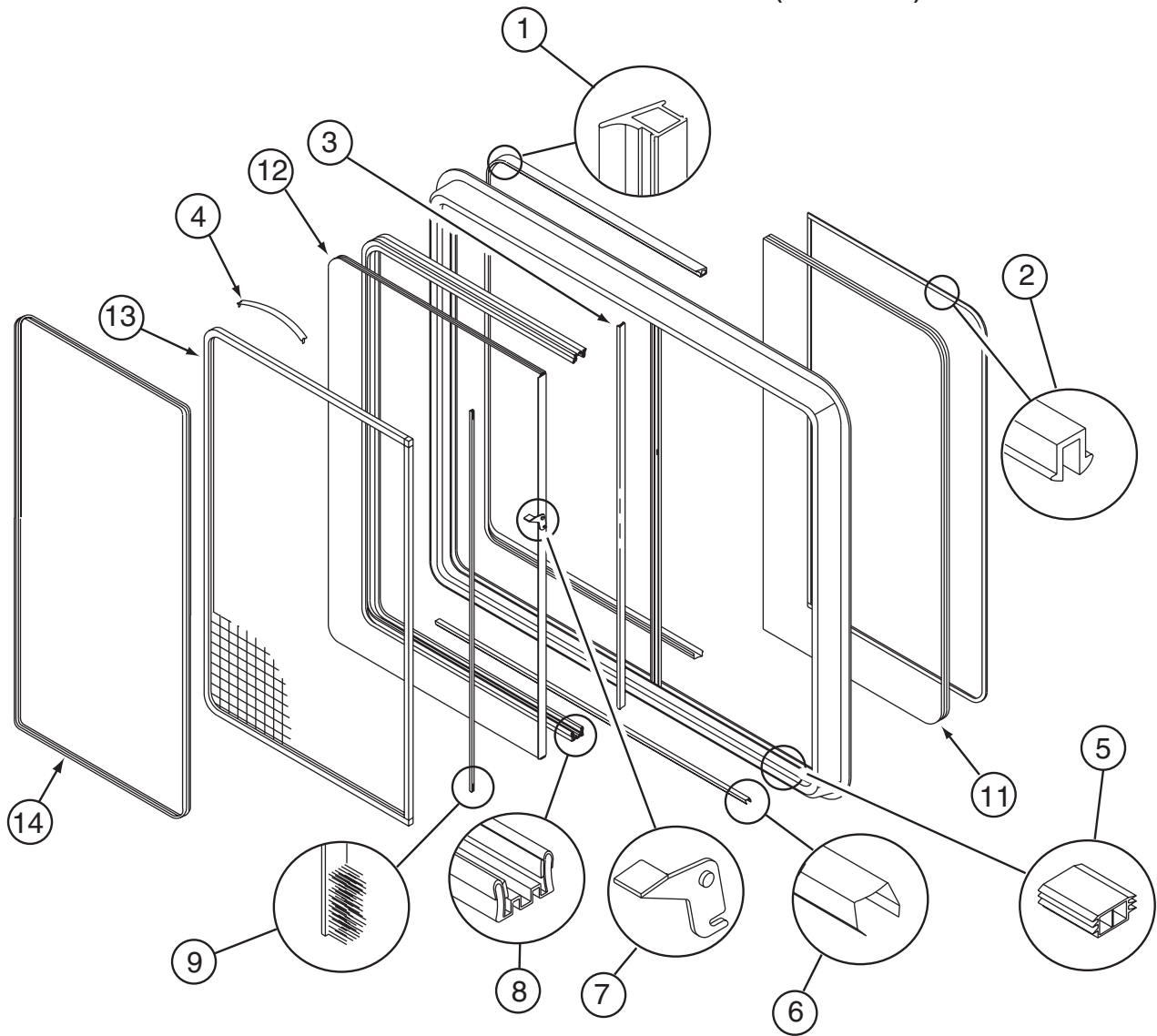
WINDOW & VENTS GROUP (CONTINUED)
COMPONENT PARTS FOR WINDOW & VENT LAYOUT (CONTINUED)



098647-69-01A

KEY	PART NUMBER	U/M	DESCRIPTION	VENDOR NO.
1	098644-01-716	FT	PLUG - FILLER	132-014470
2	098644-01-705	FT	GLAZING - STRIP	132-010231
3	098644-01-706	FT	WEATHERSTRIP - GLASS	171-010668
4	125582-01-701	EA	CLIP - SCREEN - PLASTIC	130-0
5	098644-01-719	EA	STOP - SLIDER GLASS	132-014203
6	098644-01-710	FT	TRACK - SCREEN SPACER 12'	132-017135
7	098644-01-700	EA	LATCH - REPAIR KIT (BLACK)	B801-CK
8	098644-01-708	FT	CHANNEL - RUN PIERCED	122-016543
9	098644-01-711	FT	WEATHERSTRIP - SCREEN BLACK	171-016965
10	098647-69-700	EA	GLASS - STATIONARY	106-018715
11	098647-69-701	EA	GLASS-SLIDING W/SASH & LATCH	H320G9
12	098647-38-704	EA	SCREEN ASM - W/SEALS & CLIPS	410-019063
13	098647-38-705	EA	RETAINER - TRIM	H303-66
	098644-01-717	FT	SPLINE - SCREEN	132-004716

WINDOW & VENTS GROUP (CONTINUED)
COMPONENT PARTS FOR WINDOW & VENT LAYOUT (CONTINUED)



112795-54-02A

KEY	PART NUMBER	U/M	DESCRIPTION	VENDOR NO.
1	112795-01-704	FT	PLUG FILLER (DOUBLE GLAZED)	122-018737
2	112795-01-705	FT	VINYL - GLAZING	132-025736
3	098644-01-706	FT	WEATHERSTRIP - GLASS	171-010668
4	098644-01-713	EA	CLIP - SCREEN - METAL	226-016966
4	125582-01-701	EA	CLIP - SCREEN - PLASTIC	130-005153
5	112795-01-701	EA	SLIDE-STOP	132-019092
6	098644-01-710	FT	TRACK - SCREEN SPACER 12'	132-017135
7	112795-01-700	EA	LATCH ASM., BLK.,(BOLT ON)	DH287-CK
8	112795-01-703	IN	CHANNEL-RUN (INCHES)	122-018736
9	098644-01-711	FT	WEATHERSTRIP - SCREEN BLACK	171-016965
11	112795-54-701	EA	GLASS - STATIONARY	390-025248
12	112795-54-700	EA	GLASS-SLIDING W/SASH & LATCH	DH493-G9
13	098647-47-702	EA	SCREEN ASM - W/SEALS & CLIPS	410-025226
14	098647-47-704	EA	RETAINER - TRIM	H493-66
	098644-01-717	FT	SPLINE - SCREEN	132-004716

WINDOW & VENTS GROUP (CONTINUED)
COMPONENT PARTS FOR WINDOW & VENT LAYOUT (CONTINUED)

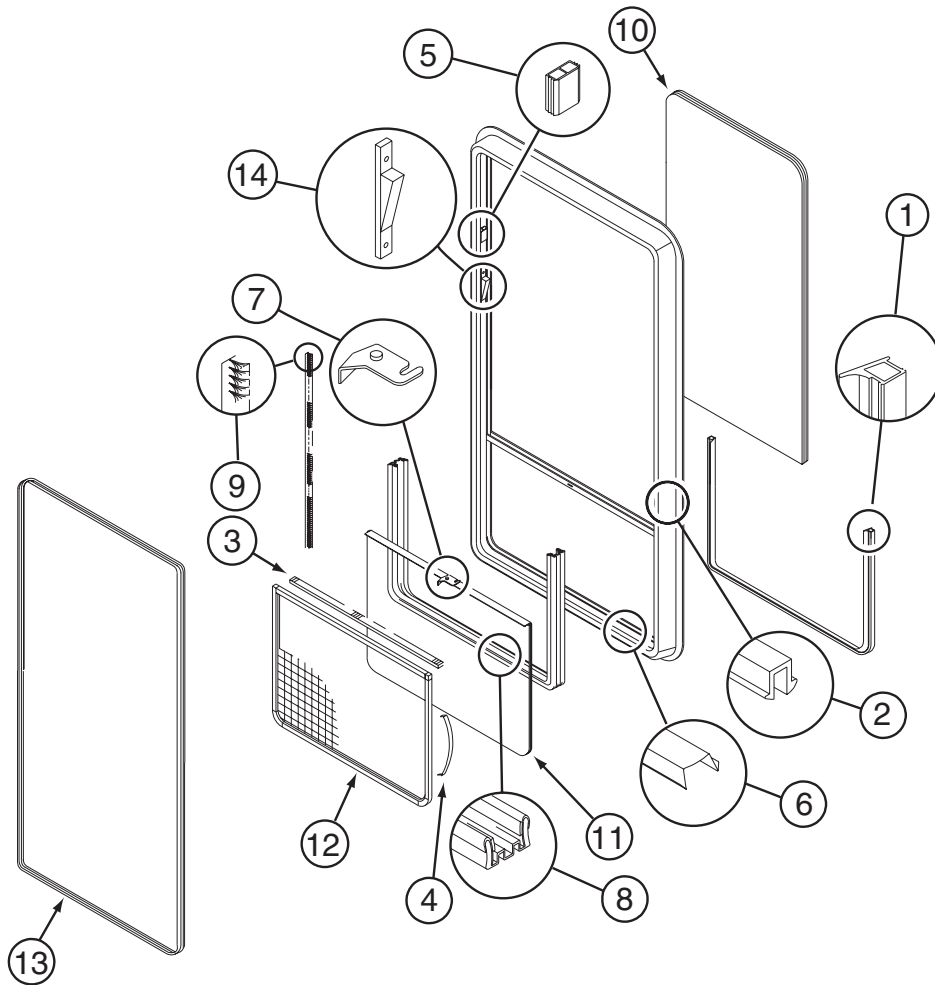
112795-61-02A

KEY	PART NUMBER	U/M	DESCRIPTION	VENDOR NO.
1	112795-01-704	FT	PLUG FILLER (DOUBLE GLAZED)	122-018737
2	112795-01-705	FT	VINYL - GLAZING	132-025736
3	098644-01-706	FT	WEATHERSTRIP - GLASS	171-010668
4	098644-01-713	EA	CLIP - SCREEN - METAL	226-016966
4	125582-01-701	EA	CLIP - SCREEN - PLASTIC	130-005153
5	112795-01-701	EA	SLIDE-STOP	132-019092
6	098644-01-710	FT	TRACK - SCREEN SPACER 12'	132-017135
7	112795-01-700	EA	LATCH ASM., BLK.,(BOLT ON)	DH287-CK
8	112795-01-703	IN	CHANNEL-RUN (INCHES)	122-018736
9	098644-01-711	FT	WEATHERSTRIP - SCREEN BLACK	171-016965
11	112795-56-701	EA	GLASS - STATIONARY	390-019412
12	112795-56-700	EA	GLASS-SLIDING W/SASH & LATCH	DB969-G9
13	112795-56-702	EA	SCREEN ASM - W/SEALS & CLIPS	410-019414
14	112795-56-704	EA	RETAINER - TRIM	B969-66
	098644-01-717	FT	SPLINE - SCREEN	132-004716

112795-74-01A

KEY	PART NUMBER	U/M	DESCRIPTION	VENDOR NO.
1	112795-01-704	FT	PLUG FILLER (DOUBLE GLAZED)	122-018737
2	112795-01-705	FT	VINYL - GLAZING	132-025736
3	098644-01-706	FT	WEATHERSTRIP - GLASS	171-010668
4	098644-01-713	EA	CLIP - SCREEN - METAL	226-016966
4	125582-01-701	EA	CLIP - SCREEN - PLASTIC	130-005153
	098644-01-717	FT	SPLINE - SCREEN	132-004716
5	112795-01-701	EA	SLIDE-STOP	132-019092
6	098644-01-710	FT	TRACK - SCREEN SPACER 12'	132-017135
7	112795-01-700	EA	LATCH ASM., BLK.,(BOLT ON)	DH287-CK
8	112795-01-703	IN	CHANNEL-RUN (INCHES)	122-018736
9	098644-01-711	FT	WEATHERSTRIP - SCREEN BLACK	171-016965
11	112795-74-700	EA	GLASS - STATIONARY	390-028337
12	112795-74-701	EA	GLASS - SLIDING W/SASH LATCH	DC48-G8
13	098647-38-704	EA	SCREEN ASSY - W/SEAL & CLIPS	410-019063
14	098647-38-705	EA	RETAINER - TRIM	H303-66

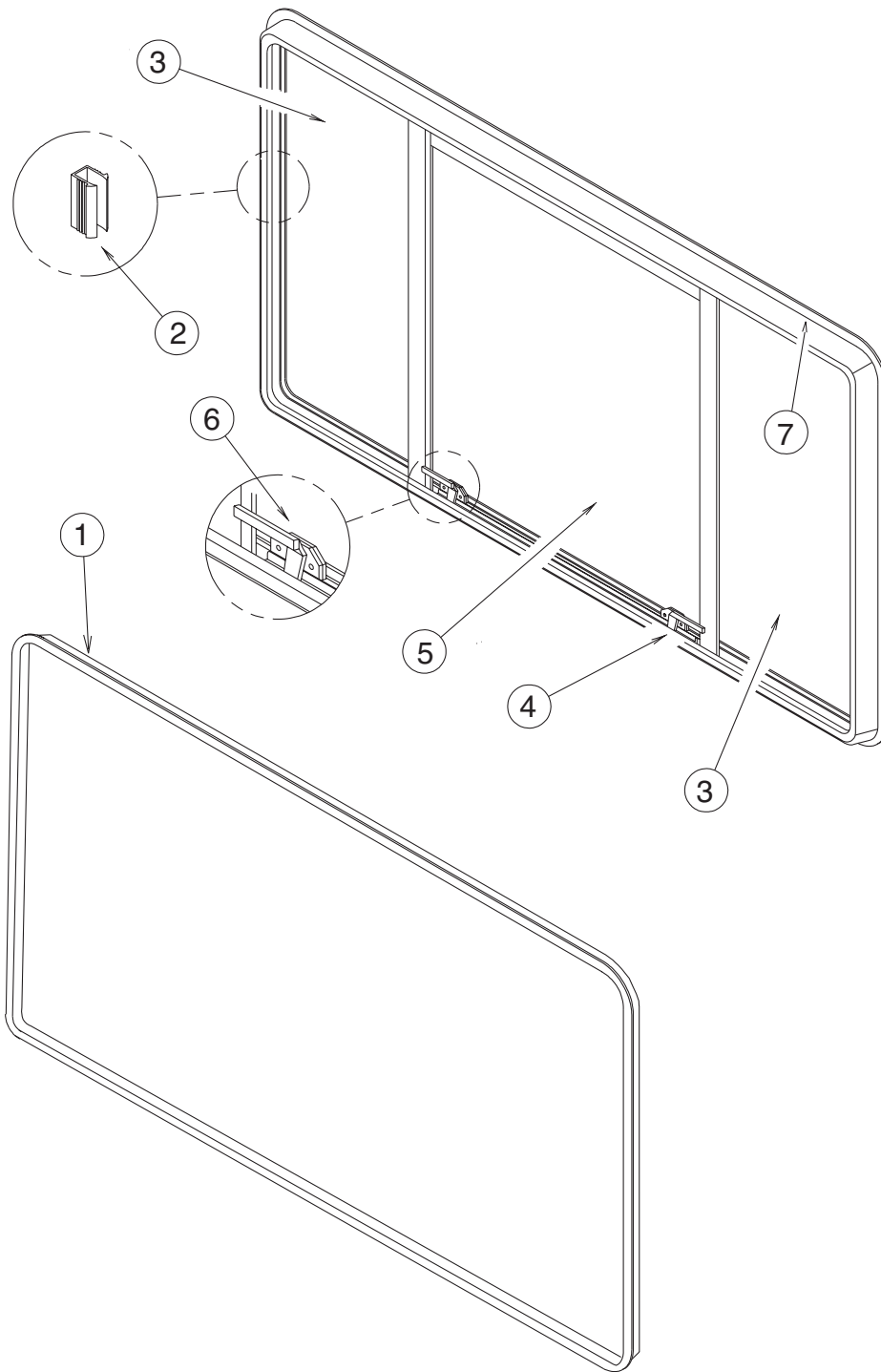
WINDOW & VENTS GROUP (CONTINUED)
COMPONENT PARTS FOR WINDOW & VENT LAYOUT (CONTINUED)



112898-22-01A

KEY	PART NUMBER	U/M	DESCRIPTION	VENDOR NO.
1	112795-01-704	FT	PLUG FILLER (DOUBLE GLAZED)	122-018737
2	112795-01-705	FT	VINYL - GLAZING	132-025736
3	098644-01-706	FT	WEATHERSTRIP - GLASS	171-010668
4	098644-01-713	EA	CLIP - SCREEN - METAL	226-016966
4	125582-01-701	EA	CLIP - SCREEN - PLASTIC	130-005153
5	112795-01-701	EA	SLIDE-STOP	132-019092
6	098644-01-710	FT	TRACK - SCREEN SPACER 12'	132-017135
7	112795-01-700	EA	LATCH ASM., BLK.,(BOLT ON)	DH287-CK
8	112795-01-703	IN	CHANNEL-RUN (INCHES)	122-018736
9	098644-01-711	FT	WEATHERSTRIP - SCREEN BLACK	171-016965
10	112898-22-700	EA	GLASS - STATIONARY	390-028345
11	112898-22-701	EA	GLASS-SLIDING-W/SASH & LATCH	DC02-G8
12	098644-07-704	EA	SCREEN ASM - W/SEALS & CLIPS	410-018863
13	098644-07-705	EA	RETAINER - TRIM	CH02-66
14	112898-04-703	EA	VERTICAL LATCH (SASH KIT)	DH343-CK
	098644-01-717	FT	SPLINE - SCREEN	132-004716

WINDOW & VENTS GROUP (CONTINUED)
COMPONENT PARTS FOR WINDOW & VENT LAYOUT (CONTINUED)



113502-10-01A

KEY	PART NUMBER	U/M	DESCRIPTION	VENDOR NO.
1	113502-04-703	EA	RETAINER - TRIM	H449-58
2	112795-24-706	FT	SEAL - SPLINE/GRAY - ESCAPE	132-010481
3	113502-10-700	EA	GLASS - STATIONARY	390-028328
4	112898-06-707	EA	HANDLE-LATCH/RED-RH (SLIDER)	182-025911
6	112898-06-708	EA	HANDLE-LATCH/RED-LH (SLIDER)	182-025912
7	098644-01-705	FT	GLAZING - STRIP	132-010231

CONTACT WINNEBAGO PART SALES FOR UNLISTED COMPONENTS

WINDOW & VENTS GROUP (CONTINUED)
COMPONENT PARTS FOR WINDOW & VENT LAYOUT (CONTINUED)

113733-10-01A

KEY	PART NUMBER	U/M	DESCRIPTION	VENDOR NO.
	112795-01-705	FT	VINYL - GLAZING	132-025736
	113733-10-700	EA	GLASS-STATIONARY	390-028306
	113733-10-701	EA	RETAINER-TRIM	H416-66

116976-02-02A

KEY	PART NUMBER	U/M	DESCRIPTION	VENDOR NO.
	098644-01-705	FT	GLAZING - STRIP	132-010231
	100322-01-701	FT	SEAL-VENT	122-016071
	112898-06-707	EA	HANDLE-LATCH/RED-RH (SLIDER)	182-025911
	112898-06-708	EA	HANDLE-LATCH/RED-LH (SLIDER)	182-025912
	116976-01-702	FT	FILLER PLUG	132-016065
	116976-02-700	EA	GLASS - STATIONARY	106-018785
	116976-02-701	EA	RETAINER - TRIM	H386-53

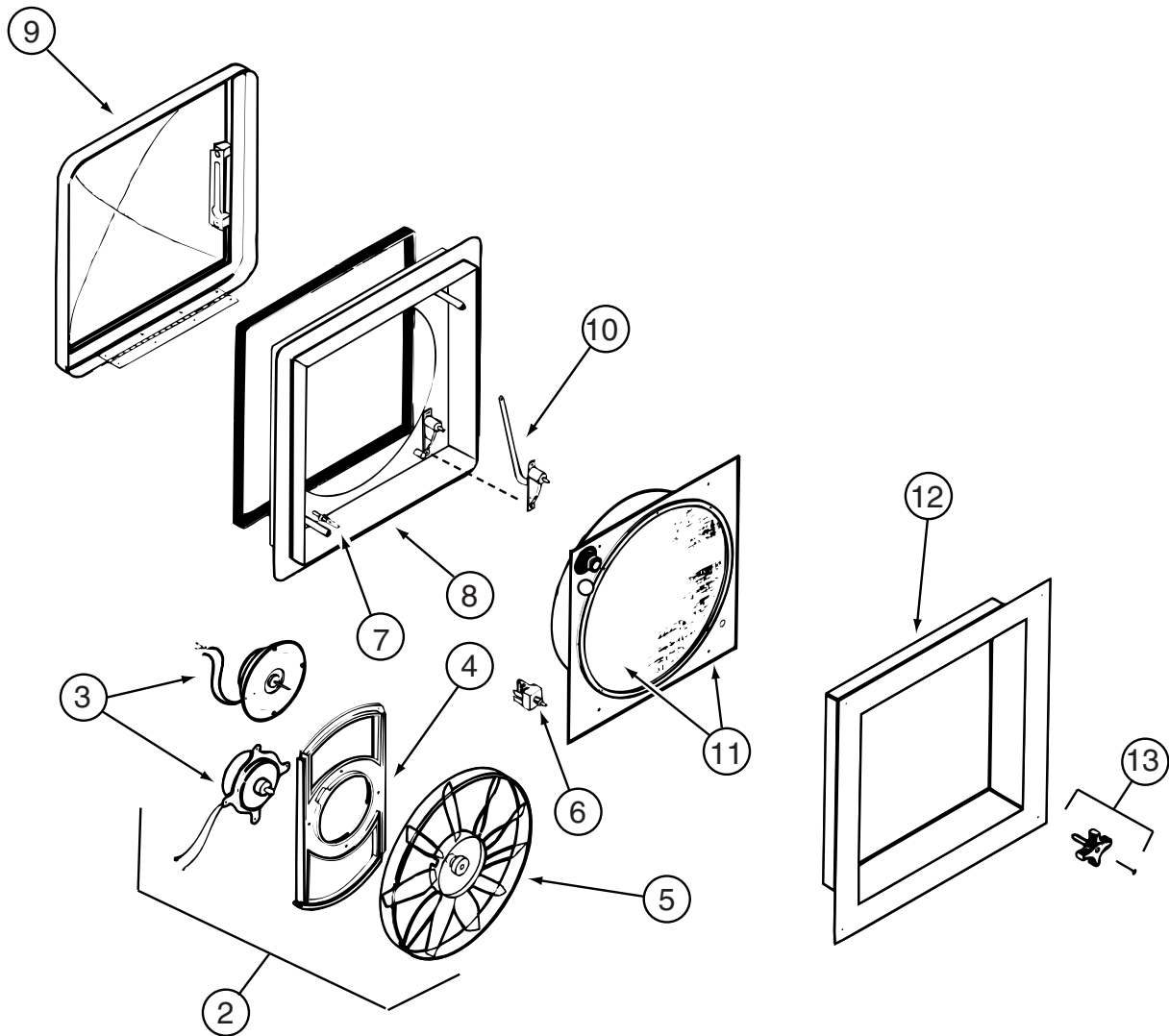
122882-01-01A

KEY	PART NUMBER	U/M	DESCRIPTION	VENDOR NO.
	009440-01-000	EA	GEAR-ARM-ROOF VENT	705221K38
	064470-01-700	EA	COVER - VENT	J7291
	064470-01-701	EA	SLIDE BAR - VENT LID	JRP1291B
	122882-01-700	EA	HANDLE - CRANK - BLACK	90128
	122882-01-701	EA	SCREEN	JRP-1124-B
	122882-01-702	EA	HANDLE - CRANK - WHITE	JRP1031B

122882-02-01A, 122882-03-01A

KEY	PART NUMBER	U/M	DESCRIPTION	VENDOR NO.
	064470-01-700	EA	COVER - VENT	J7291
	064470-01-701	EA	SLIDE BAR - VENT LID	JRP1291B
	110051-03-700	EA	SWITCH-BLACK/PUSH BUTTON	27-0164
	122882-01-700	EA	HANDLE - CRANK - BLACK	90128
	122882-01-701	EA	SCREEN	JRP-1124-B
	122882-01-702	EA	HANDLE - CRANK - WHITE	JRP1031B

WINDOW & VENTS GROUP (CONTINUED)
COMPONENT PARTS FOR WINDOW & VENT LAYOUT (CONTINUED)

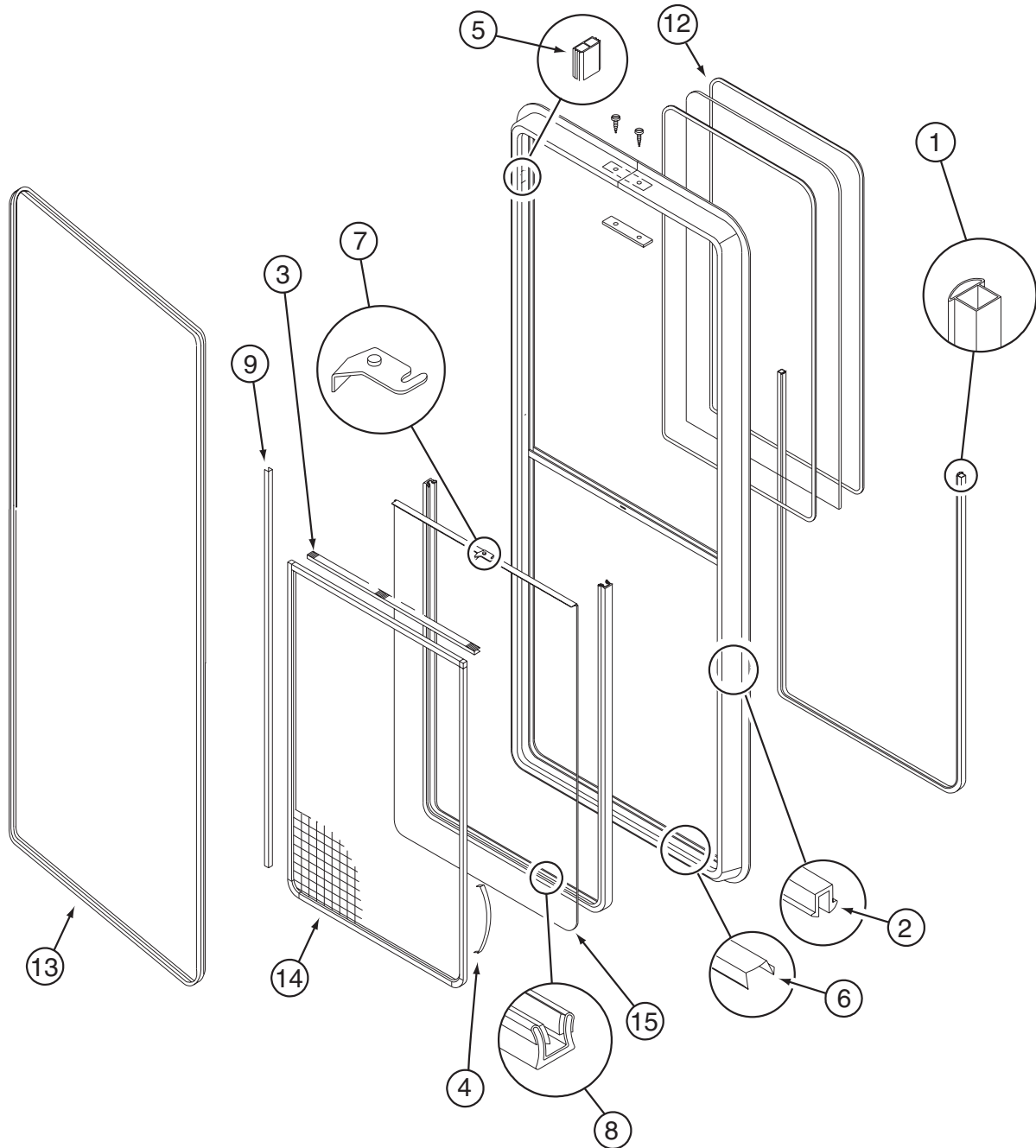


123780-03-01A

KEY	PART NUMBER	U/M	DESCRIPTION	VENDOR NO.
2	084079-11-700	EA	MOTOR & FAN BLADE W/BRACKET	K4017-09
3	084079-01-705	EA	MOTOR/EXT BRKT/FAN BLADE KIT	1080-00
4	084079-01-711	EA	MOTOR MOUNT (BOWTIE)	1015-00
5	084079-01-704	EA	BLADE-FAN	1138-00
6	084079-01-709	EA	SWITCH - MAIN - 3 SPEED	1031-05
7	084079-01-707	EA	SWITCH - SAFETY	1122-05
8	123780-05-700	EA	BASE/MAIN-BRT WHT W/GASKET	1010-81
9	123780-01-700	EA	COVER - VENT W/HINGE & SLIDE	1020K-81
11	123780-03-701	EA	SCREEN ASM 78-100MM W/SWITCH	1030BT-81
12	123780-03-700	EA	GARNISH - INT. 3"-4" BRT/WHT	2040-81
13	084079-01-703	EA	KNOB-LIFT	1140K-00
	084079-01-706	EA	PLUG, 12 VOLT	1090
	123780-01-702	EA	SCREEN INSERT (SCREEN RING)	K1035-81

CONTACT WINNEBAGO PART SALES FOR UNLISTED COMPONENT(S)

WINDOW & VENTS GROUP (CONTINUED)
COMPONENT PARTS FOR WINDOW & VENT LAYOUT (CONTINUED)



134004-03-01A

KEY	PART NUMBER	U/M	DESCRIPTION	VENDOR NO
1	112795-01-704	FT	PLUG FILLER (DOUBLE GLAZED)	122-018737
2	112795-01-705	FT	VINYL - GLAZING	132-027331
3	098644-01-706	FT	WEATHERSTRIP - GLASS	171-010668
4	098644-01-713	EA	CLIP - SCREEN - METAL	226-016966
4	125582-01-701	EA	CLIP - SCREEN - PLASTIC	130-005153
5	112795-01-701	EA	SLIDE-STOP	132-019092
6	098644-01-710	FT	TRACK - SCREEN SPACER 12'	132-017135
7	112795-01-700	EA	LATCH ASM., BLK.,(BOLT ON)	DH287-CK
8	112795-01-703	IN	CHANNEL-RUN (INCHES)	122-027566
9	075673-05-000	FT	SEAL-PILE ADH BACK,BLK	AMESBURY
12	134004-03-700	EA	GLASS - STATIONARY	390-028662
13	134004-03-702	EA	RETAINER - TRIM	H702-56
14	098644-13-702	EA	SCREEN ASM W/SEALS & CLIPS	410-028663
15	134004-03-701	EA	GLASS-SLIDING W/SASH & LATCH	DH702-G8
	098644-01-717	FT	SPLINE - SCREEN	132-004716
	112898-04-703	EA	VERTICAL LATCH (SASH KIT)	DH343-CK

CONTACT WINNEBAGO PART SALES FOR UNLISTED COMPONENTS

WINDOW & VENTS GROUP (CONTINUED)
COMPONENT PARTS FOR WINDOW & VENT LAYOUT (CONTINUED)

150648-01-01A

KEY	PART NUMBER	U/M	DESCRIPTION	VENDOR NO
	112795-01-705	FT	VINYL - GLAZING	132-025736
	150648-01-700	EA	LATCH-HORIZONTAL SLIDE-BLK	FH3000-CK
	150648-01-702	EA	SCREEN ASM	410-031156
	150648-01-703	EA	PLUG - FILLER	132-030308
	151069-01-700	EA	CHANNEL-RUN, SLIDING	122-030627

150648-08-01A

KEY	PART NUMBER	U/M	DESCRIPTION	VENDOR NO
	151069-01-700	FT	CHANNEL-RUN, SLIDING	122-030627

150648-11-01A

KEY	PART NUMBER	U/M	DESCRIPTION	VENDOR NO
	151069-01-700	EA	CHANNEL-RUN, SLIDING	122-030627

150649-07-01A

KEY	PART NUMBER	U/M	DESCRIPTION	VENDOR NO
	112898-04-703	EA	VERTICAL LATCH/HOLD UP/OPEN	DH343-CK
	150649-01-700	EA	LATCH-VERTICLE SLIDE-BLK	FH3016-CK
	150649-01-701	EA	CLIP - SCREEN RETAINER	132-035820

150651-01-01A

KEY	PART NUMBER	U/M	DESCRIPTION	VENDOR NO
	112795-01-705	FT	VINYL - GLAZING	132-027331

151075-02-01A

KEY	PART NUMBER	U/M	DESCRIPTION	VENDOR NO
	137867-05-706	EA	LOCK/CAM - RIGHT	182-011293
	137867-05-707	EA	LOCK/CAM - LEFT	182-011294