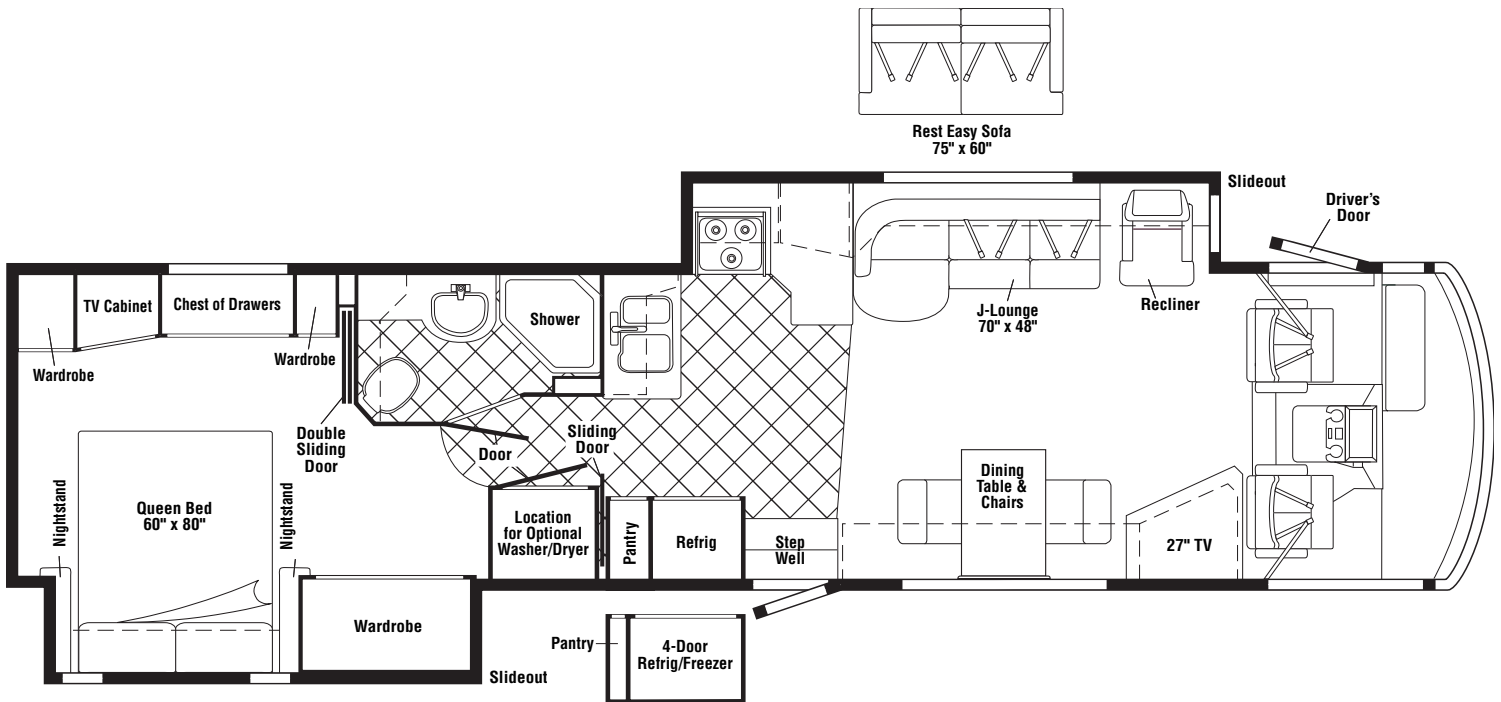


2005 SUNCRUISER IPG38R G-SERIES

PORTSMOUTH OAK
 S76 AMBERWOOD - BEIGE
 S80 COSMIC SAGE - GREEN
 S84 WEDGEWOOD - BLUE
CONCERT CHERRY
 S77 AMBERWOOD - BEIGE
 S81 COSMIC SAGE - GREEN
 S85 WEDGEWOOD - BLUE

WASHED MAPLE
 S78 AMBERWOOD - BEIGE
 S82 COSMIC SAGE - GREEN
 S86 WEDGEWOOD - BLUE
SIERRA MAPLE
 S79 AMBERWOOD - BEIGE
 S83 COSMIC SAGE - GREEN
 S87 WEDGEWOOD - BLUE

DASH ACCENT COLORS
 S76, S77, S78, S79 - RIVERSTONE
 S80, S81, S82, S83, S84, S85, S86, S87 - CASHMERE



FLOORPLAN

CONTENTS

FLOORPLAN	1
ACCESSORIES GROUP	6
OPERATORS MANUAL	6
AUDIO VIDEO GROUP	7
RADIO SYSTEM	7
REAR MONITOR	7
CABINET & APPLIANCE GROUP	8
CABINET & APPLIANCE LAYOUT	8
APPLIANCES	8
COMPONENT PARTS FOR APPLIANCE	15
119267-10-02A	15
119267-12-02A	15
119267-13-01A	15
120075-16-01A, 120075-17-01A, 120075-18-01A, 120075-19-01A, 120075-21-01A, 122075-22-01A	15
125242-03-01A	21
126022-01-01A, 126022-02-01A, 126022-03-01A	29
135065-03-01A, 135065-03-03A, 135065-04-01A	30
135066-02-01A	32
135066-03-01A, 135066-03-04A, 150778-01-01A	36
151277-03-01A, 151279-01-01A, 151279-02-01A/02A, 151279-03-01A	41
BATH	43
BEDROOM	46
DINETTE	51
GALLEY	53
LOUNGE	59
CHASSIS GROUP	60
FRAME	60
132643-11-01A	61
COMPONENT PARTS FOR FRAME	61
132643-01-01A, 132643-06-01A, 132643-07-01A, 132643-09-01A	61
FRONT END	62
DRIVETRAIN	68
EXHAUST	69
FUEL	74
HYDRAULIC LEVELING	77
COMPONENT PARTS FOR HYDRAULIC LEVELING	78
144226-32-000	78
144226-34-000	78
144226-37-000	78
144226-40-000	78
WHEEL, TIRE, COVERS &/OR LINERS	79
COMPONENT PARTS FOR WHEEL, TIRE, COVERS &/OR LINERS	79
110435-20-000	79
145580-02-000	79
145580-03-000	79
150723-01-000	79
BRAKE	80
BRAKELINE	80
CURTAIN & CUSHION GROUP	81
NOTICE	81
CUSHION LAYOUT	82
BUCKET SEATS	84
COMPONENT PARTS FOR BUCKET SEATS	85
122611-02-000	85
LOUNGE CHAIR	86
SOFA	87
COMPONENT PARTS FOR SOFA	92
136534-07-000, 136534-17-000	92
136534-13-000, 136534-15-000, 136534-28-000, 136534-29-000	92
148226-01-000, 148226-02-000, 148226-03-000	92
WINDOW TREATMENT	93
HARDWARE	94
ACCESSORIES	95
FABRICS	96

CONTENTS (CONTINUED)

DRIVERS COMPARTMENT GROUP	98
DASH	98
MOTOR COVER	100
BEVERAGE TRAY	102
FRONT INTERIOR	103
COMPONENT PARTS FOR FRONT INTERIOR	107
091990-08-01A	107
CABINETS	108
ELECTRICAL GROUP	113
110V BODY WIRING	113
12V BODY WIRING	114
EXTERIOR LAMPS	120
FRONT END	122
GPS	124
FRONT TV/VCR	125
SIDE TV/VCR	126
COMPONENT PARTS FOR WIRING	129
076319-23-000	129
076319-25-000	129
086280-01-000	130
087694-01-000	130
091937-08-000	130
091937-09-000	130
093575-23-03A	130
093575-33-03A	130
097917-01-06A	130
105620-15-000	130
108354-01-01A	130
113589-01-000	130
113589-02-000	130
115504-01-000	130
121935-01-01A	130
123775-01-02A	130
133004-02-01A	131
133004-05-01A	131
133068-01-000	132
136119-01-000	132
137135-02-000	133
137417-01-01A, 137417-03-01A	134
137417-02-01A	134
137417-05-01A	134
137417-06-01A	134
141454-03-01A	134
144377-01-000	135
146298-01-000	135
146298-02-000	135
146299-01-000	135
146299-02-000	135
146396-02-000 & 146396-03-000	135
148113-01-000, 148113-03-000	135
148158-01-000	135
148231-01-000	135
149040-02-000	135
149049-01-000, 149049-02-000	135
CIRCUIT BREAKERS, FUSES & RELAYS	136
CONVERTER, INVERTER, LOAD CENTERS	136
BOXES & CORDS	137
WIRE ASSEMBLIES	138
CONNECTORS & CONDUIT	139
CHASSIS	141

CONTENTS (CONTINUED)

EXTERIOR BODY GROUP	142
GRAPHICS & PAINT	142
PANELS & TRIMS	146
COMPONENT PARTS FOR PANELS & TRIMS	149
142721-01-01A, 142721-02-01A	149
FRONT END	150
LADDER	151
STRUCTURAL COMPONENTS	152
AWNINGS	153
COMPONENT PARTS FOR AWNINGS	154
113874-01-02A	154
EXTERIOR DOORS & COMPARTMENTS GROUP	155
DOOR & COMPARTMENT LAYOUT	155
COMPONENT PARTS FOR DOOR & COMPARTMENT LAYOUT	160
084103-08-000	160
142226-02-01A	160
143709-01-01A	160
COMPARTMENT DOOR PIECE PARTS	161
DRIVERS	165
COMPONENT PARTS FOR DRIVERS	167
125581-09-01A	167
ENTRY	169
SCREEN	170
LATCH - ENTRY	171
EXTERIOR SLIDEOUT GROUP	172
FRONT LEFT	172
COMPONENT PARTS FOR FRONT	176
143625-01-000	176
143625-02-000	176
143625-03-000	176
RIGHT REAR	177
COMPONENT PARTS FOR RIGHT REAR	181
128599-02-000	181
128599-05-000	181
GENERATOR GROUP	182
GAS	182
HEATING & A/C GROUP	183
AUTOMOTIVE	183
COMPONENT PARTS FOR AUTOMOTIVE	185
103930-44-000	185
103930-45-000	185
103930-46-000	185
103930-47-000	185
103930-49-000	185
103930-55-000	187
FURNACE	188
COMPONENT PARTS FOR FURNACE	189
143563-01-000	189
143563-02-000	191
REAR HEATER	192
CENTRAL	193
COMPONENT PARTS FOR CENTRAL	194
105620-12-000	194
INTERIOR FINISH GROUP	196
MOLDINGS & TRIMS	196
PANELING & LAMINATES	207
INTERIOR TRIM LAYOUT	208
COMPONENT PARTS FOR INTERIOR TRIM	211
094499-02-000	211
139047-01-05A, 139047-03-04A & 139047-05-02A	211
094499-02-000	211
FLOOR COVERINGS	212
HARDWARE	212

CONTENTS (CONTINUED)

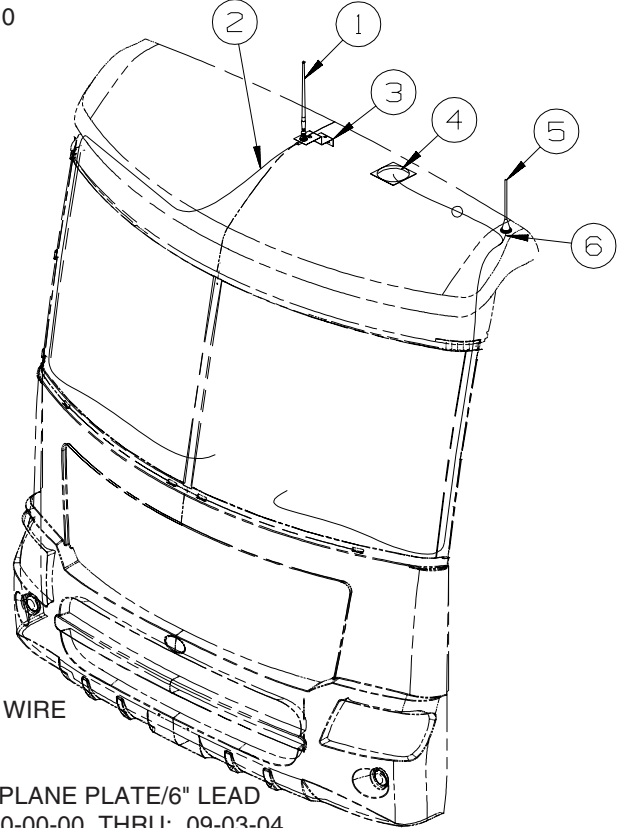
LABELS GROUP	219
LP GROUP	224
LP SYSTEM	224
COMPONENT PARTS FOR LP SYSTEM	224
144116-01-000	224
SEALANTS & FASTENERS GROUP	225
SEALANTS & ADHESIVES	225
BOLTS, NUTS AND WASHERS	226
SCREWS	228
CLAMPS, CLIPS, GROMMETS, RIVETS & PLUGS	231
MISCELLANEOUS FASTENERS	232
WATER & SEWAGE GROUP	234
DRAINAGE SYSTEM	234
COMPONENT PARTS FOR DRAINAGE SYSTEM	238
132389-01-01A	238
152830-01-01A	239
WATER SYSTEM	240
COMPONENT PARTS FOR WATER SYSTEM	247
075241-04-000, 075241-05-000, 075241-06-000	247
098607-01-000	247
103635-01-000	247
123744-03-01A	247
125420-01-02A, 125420-01-03A, 125420-03-03A, 125420-04-03A	247
141490-01-01A, 141490-01-02A	247
144215-01-000	247
145541-01-000	248
144215-02-000	248
144596-02-01A, 144596-03-01A	248
144596-01-01A	248
145541-01-000	248
WINDOW & VENTS GROUP	249
WINDOW & VENT LAYOUT	249
COMPONENT PARTS FOR WINDOW & VENT LAYOUT	251
112795-77-01A	251
112795-80-01A	252
113733-10-01A	252
123780-09-01A	253
123780-10-01A	254
125583-01-01A	255
125585-01-01A	255
125600-01-01A	256
137867-04-01A	256
137867-05-01A	257
150648-07-01A	257
150648-14-01A	258
150649-08-01A	258
150651-01-01A	258
150656-10-01A	258
151072-01-01A	258
151073-01-01A	258
WINDSHIELD & WIPER GROUP	259
WINDSHIELD	259
WIPER	260
COMPONENT PARTS FOR WIPER	260
149401-01-000	260
149402-01-000, 149402-02-000, 149402-03-000, 149402-04-000	260

ACCESSORIES GROUP
OPERATORS MANUAL

KEY	PART NUMBER	U/M	DESCRIPTION
	148699-01-000	DW	TOP LEVEL-G,2005
	129079-01-01A	EA	CASE - VINYL/BLACK-EXPANDABLE ACCORDION SIDES-7"WX9"HX14"L
	129079-04-01A	EA	CASE - VINYL/BLK-EXPANDABLE ACCORDION SIDES-11"WX9"HX14"L
	132000-15-005	EA	MANUAL/OWNER - SUNCRUISER - 2005

AUDIO VIDEO GROUP RADIO SYSTEM

KEY	PART NUMBER	U/M	DESCRIPTION
	135420-07-000	EA	MOUNTING KIT - RADIO - A-BODY
	135420-09-000	EA	RADIO-AM/FM/CASS/CD COMBO-AUX/CD CHANGER INPUT-REMOTE COMP FROM: 00-00-00 THRU: 05-02-04
	135420-13-000	EA	RADIO-AM/FM/CASS/CD COMBO-AUX/CD CHANGER INPUT-IR REMOTE FROM: 05-03-04 THRU: 99-99-99
	135420-10-000	EA	REMOTE CONTROL/RADIO (CREDIT CARD SIZE)
	135420-11-000	EA	REMOTE CONTROL/RADIO (STEERING WHEEL MOUNT) FROM: 05-05-04 THRU: 99-99-99
	135420-12-000	EA	REMOTE CONTROL/RADIO(STEERING WHEEL MT W/BUTTON CD CHANGER - CD CHANGER) FROM: 05-05-04 THRU: 99-99-99
	135420-14-000	EA	RECEIVER - INFRARED FROM: 05-03-04 THRU: 99-99-99
	148134-01-000	EA	CHANGER - COMPACT DISC - SANYO EAX-510



KEY	PART NUMBER	U/M	DESCRIPTION
1	090944-02-000	EA	ANTENNA - RADIO - 16" RUBBER - W/O LEAD WIRE
2	090944-03-000	EA	CABLE - ANTENNA
3	115916-01-01B	EA	BRACKET - ANTENNA MOUNT
4	147190-01-000	EA	ANTENNA/SATELLITE-RADIO/SIRIUS-W/GRD PLANE PLATE/6" LEAD FROM: 00-00-00 THRU: 09-03-04
4	152780-01-000	EA	ANTENNA/SATELLITE - RADIO/SIRIUS FROM: 09-04-04 THRU: 99-99-99
5	123256-01-000	EA	ANTENNA - CB - W/O CABLE
6	123256-02-000	EA	CABLE - CB - COAX

REAR MONITOR

KEY	PART NUMBER	U/M	DESCRIPTION
	143363-05-000	EA	CAMERA - REAR - COLOR W/BRACKET - SONY VCB-MH3
	143363-03-000	EA	CABLE - MONITOR/CAMERA - COLOR - SONY VCB-MHC20
	143363-01-000	EA	MONITOR/REAR - COLOR - W/BRACKET - SONY VCB-MH1
	137919-02-01A	EA	SHROUD - CAMERA - OUTER - BRIGHT WHITE

**SEE 12V BODY WIRING IN THE ELECTRICAL GROUP FOR LOCATION OF OTHER
AUDIO VIDEO COMPONENTS**

CABINET & APPLIANCE GROUP

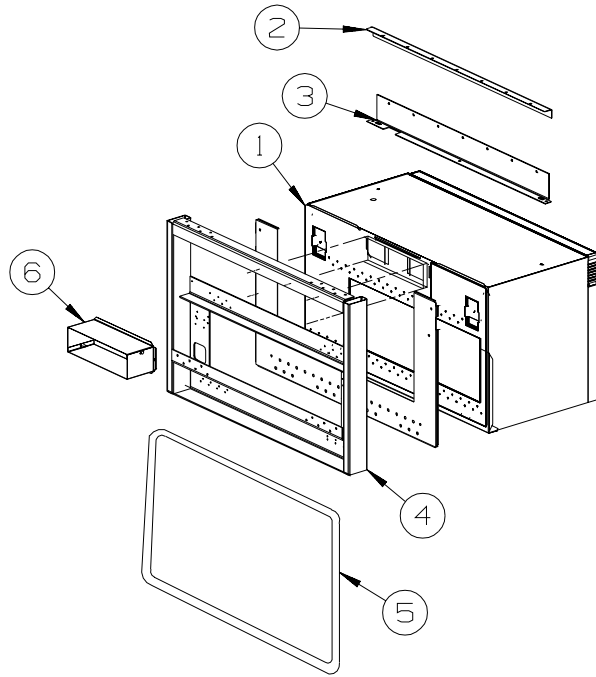
CABINET & APPLIANCE LAYOUT

APPLIANCES

KEY	PART NUMBER	U/M	DESCRIPTION
*	126022-01-01A	EA	COVER - RANGE/BI-FOLD - 16" & 22" - BLACK TEXTURED
	130816-06-07A	EA	COUNTERTOP/STOVE LID - 1/4" VENDURA - NATURES FLANNEL
	149094-02-04A	EA	COVER/STOVE TOP - 1/4" VENDURA - NATURES FLANNEL
	149094-05-04A	EA	COVER/STOVE TOP - 1/4" VENDURA - NATURES FLANNEL - G35A ONLY
*	135066-03-04A	EA	RANGE-3 BURNER (SEALED)-W/OVEN-NEW STYLE KNOBS FROM: 00-00-00 THRU: 05-17-04
*	151279-02-02A	EA	RANGE-22"-3 BURNER/SEALED-MERCURY FREE-BLK DOOR/GLASS FROM: 05-18-04 THRU: 99-99-99
*	135066-02-01A	EA	RANGE - 3 BURNER (SEALED) - W/OVEN - BLACK - CSA - CANADIAN FROM: 00-00-00 THRU: 02-22-04
*	150778-01-01A	EA	RANGE - 3 BURNER (SEALED) - W/OVEN - BLACK - CSA - CANADIAN FROM: 02-23-04 THRU: 06-06-04
*	151279-03-01A	EA	RANGE-3 BRNR/SEALED-MERCURY FREE-BLK DR/GLASS-CSA - CANADIAN FROM: 06-07-04 THRU: 99-99-99
*	135065-03-03A	EA	RANGE-3 BURNER (SEALED)-W/O OVEN-NEW STYLE KNOBS-STAINLESS - RANGE TOP 3-BURNER
*	135065-04-01A	EA	RANGE - 3 BURNER (SEALED) - W/O OVEN - RANGE TOP 3-BURNER/CANADIAN
	136382-05-04B	EA	BRACKET - TIEDOWN/OVEN - FRONT - BLACK - G33V,G35U,G37B, G38G
	136382-12-04B	EA	BRACKET/TIEDOWN - OVEN - FRONT - BLACK - G38J, G38R
	136382-17-04B	EA	BRACKET/TIEDOWN - OVEN - FRONT - BLACK - G35A
	136382-06-04B	EA	BRACKET - TIEDOWN/OVEN - REAR - BLACK - G33V,G35U,G37B, G38G
	136382-02-04B	EA	BRACKET - TIEDOWN/OVEN - REAR - BLACK - BACK - G38J, G38R
	136382-18-04B	EA	BRACKET - TIEDOWN/OVEN - REAR - BLACK - BACK - G35A
	106936-35-04B	EA	BRACKET - STOVE TIEDOWN/FRONT - BLACK - RANGE TOP 3-BURNER/G33V,G35U,G37B, G38G
	106936-42-04B	EA	BRACKET - STOVE TIEDOWN/FRONT - BLACK - RANGE TOP 3-BURNER/G38J, G38R
	106936-45-04B	EA	BRACKET - STOVE TIEDOWN/FRONT - BLACK - RANGE TOP 3-BURNER/G35A
	106936-36-04B	EA	BRACKET - STOVE TIEDOWN/REAR - BLACK - RANGE TOP 3-BURNER/G33V,G35U,G37B, G38G
	106936-22-04B	EA	BRACKET - STOVE TIEDOWN/REAR - BLACK - RANGE TOP 3-BURNER/G38J, G38R
	106936-46-04B	EA	BRACKET - STOVE TIEDOWN/REAR - BLACK - RANGE TOP 3-BURNER/ G35A

*COMPONENT PARTS LISTED LATER IN THIS GROUP

CABINET & APPLIANCE GROUP (CONTINUED)
CABINET & APPLIANCE LAYOUT (CONTINUED)



APPLIANCES (CONTINUED)

G33V, G35U, G37B & G38G

KEY	PART NUMBER	U/M	DESCRIPTION
1*	119267-10-02A	EA	OVEN - MICROWAVE W/HOOD US - #R-15014
	119267-14-000	EA	VENT - KIT - F/1510
1*	119267-12-02A	EA	OVEN - MICROWAVE W/HOOD US - #R-1874 - CONVECTION
1*	119267-13-01A	EA	OVEN - MICROWAVE/CONVECTION W/HOOD CSA - #R-1875A - CONVECTION/CANADIAN FROM: 00-00-00 THRU: 01-16-05
1*	119267-12-02A	EA	OVEN - MICROWAVE/CONVECTION W/HOOD US - #R-1874 - CONVECTION/CANADIAN FROM: 01-17-05 THRU: 99-99-99
2	NOT USED		
3	NOT USED		
4	NOT USED		
5	NOT USED		
6	NOT USED		

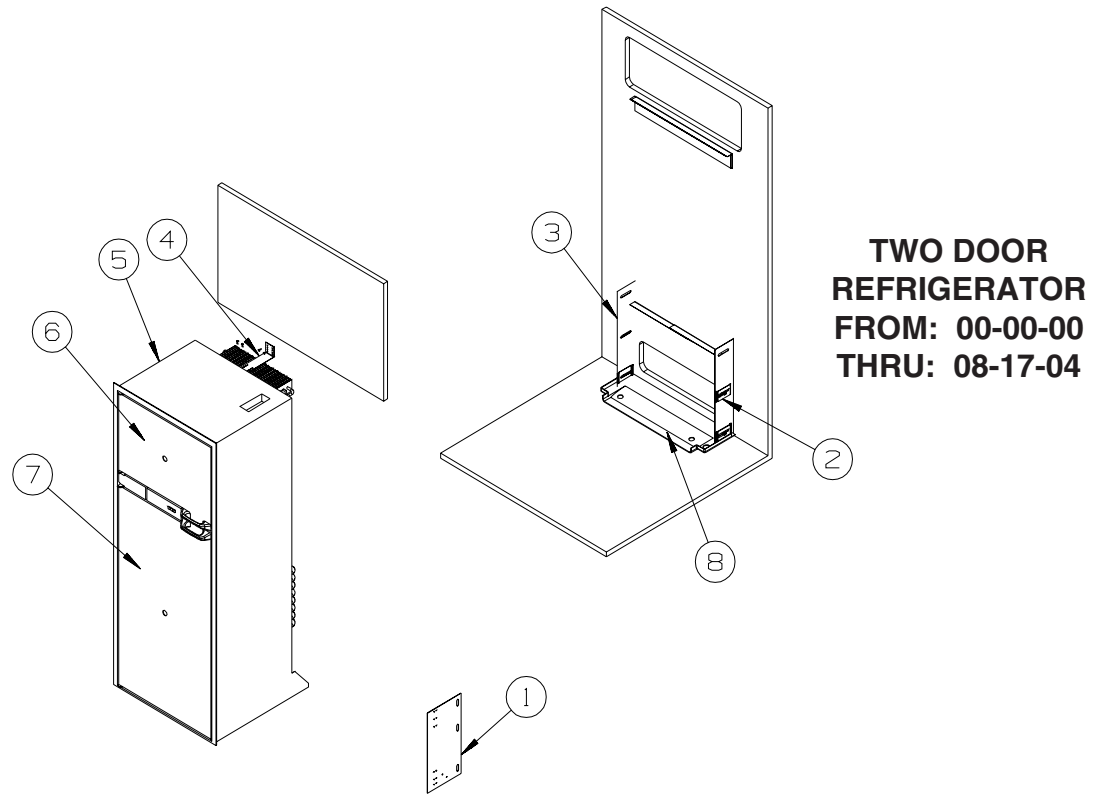
*COMPONENT PARTS LISTED LATER IN THIS GROUP

G35A, G38J & G38R

KEY	PART NUMBER	U/M	DESCRIPTION
1*	119267-10-02A	EA	OVEN - MICROWAVE W/HOOD US - #R-15014
	119267-14-000	EA	VENT - KIT - F/1510
1*	119267-12-02A	EA	OVEN - MICROWAVE W/HOOD US - #R-1874 - CONVECTION
1*	119267-13-01A	EA	OVEN - MICROWAVE/CONVECTION W/HOOD CSA - #R-1875A - CONVECTION/CANADIAN FROM: 00-00-00 THRU: 01-16-05
1*	119267-12-02A	EA	OVEN - MICROWAVE/CONVECTION W/HOOD US - #R-1874 - CONVECTION/CANADIAN FROM: 01-17-05 THRU: 99-99-99
2	129836-02-02B	EA	ANGLE - W/HOLES - .7" X 1" X 28.3" - E-COATED - LH
3	129836-07-02B	EA	ANGLE - W/HOLES - E-COATED
4	137824-06-02B	EA	BRACKET - MICROWAVE - E-COATED
5	NOT USED		
6	140093-06-02B	EA	DUCT - E-COATED

*COMPONENT PARTS LISTED LATER IN THIS GROUP

CABINET & APPLIANCE GROUP (CONTINUED)
CABINET & APPLIANCE LAYOUT (CONTINUED)

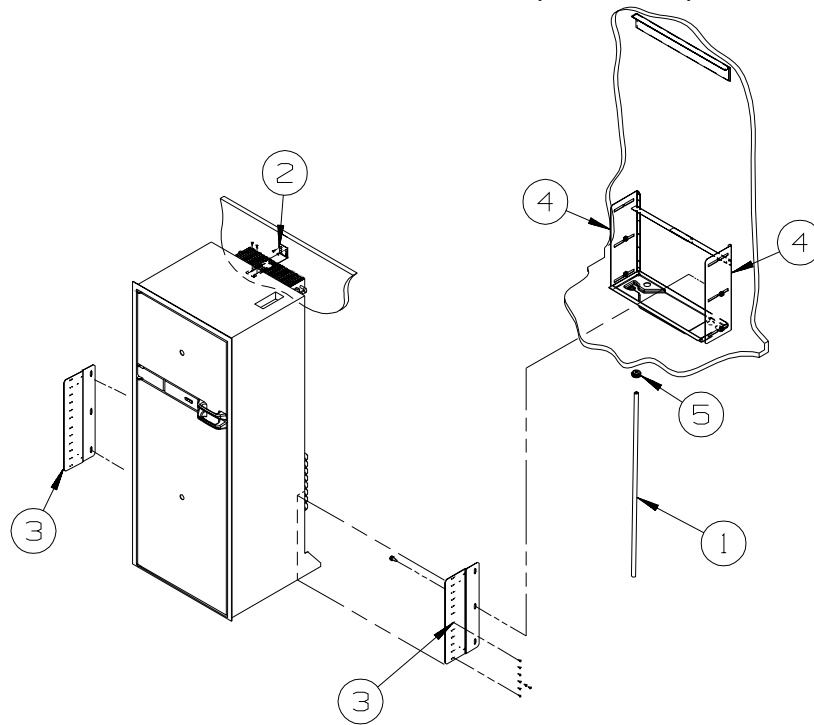


APPLIANCES (CONTINUED)

KEY	PART NUMBER	U/M	DESCRIPTION
1	141975-04-02B	EA	PLATE - TIEDOWN/REFRIGERATOR
2	141550-01-02B	EA	BRACKET - TIEDOWN/REFRIGERATOR - RIGHT HAND
3	141550-02-02B	EA	BRACKET - TIEDOWN/REFRIGERATOR - LEFT HAND
4	145445-02-02B	EA	STRAP - REFRIGERATOR
5*	120075-21-01A	EA	REFRIG-LG DBL SST DR/RH HANDLE
5*	120075-22-01A	EA	REFRIG-LG DBL SST DR/LH HANDLE - G35A ONLY
5*	120075-16-01A	EA	REFRIG-LG DBL SST DR/RH HANDLE - W/ICE MAKER
5*	120075-17-01A	EA	REFRIG-LG DBL SST DR/LH HANDLE(WINN) - W/ICE MAKER/G35A ONLY
6	NOT USED		PANEL - INSERT
7	NOT USED		PANEL - INSERT
8	112176-01-000	FT	TUBING - VINYL - REINFORCED - 1/2" ID
	116751-05-01A	EA	TRAY - REFRIGERATOR - BLACK
	090329-01-000	FT	SEAL/T - REFRIGERATOR CABINET
	054450-01-000	EA	LEVEL - REFRIGERATOR

***COMPONENT PARTS LISTED LATER IN THIS GROUP**

CABINET & APPLIANCE GROUP (CONTINUED)
CABINET & APPLIANCE LAYOUT (CONTINUED)



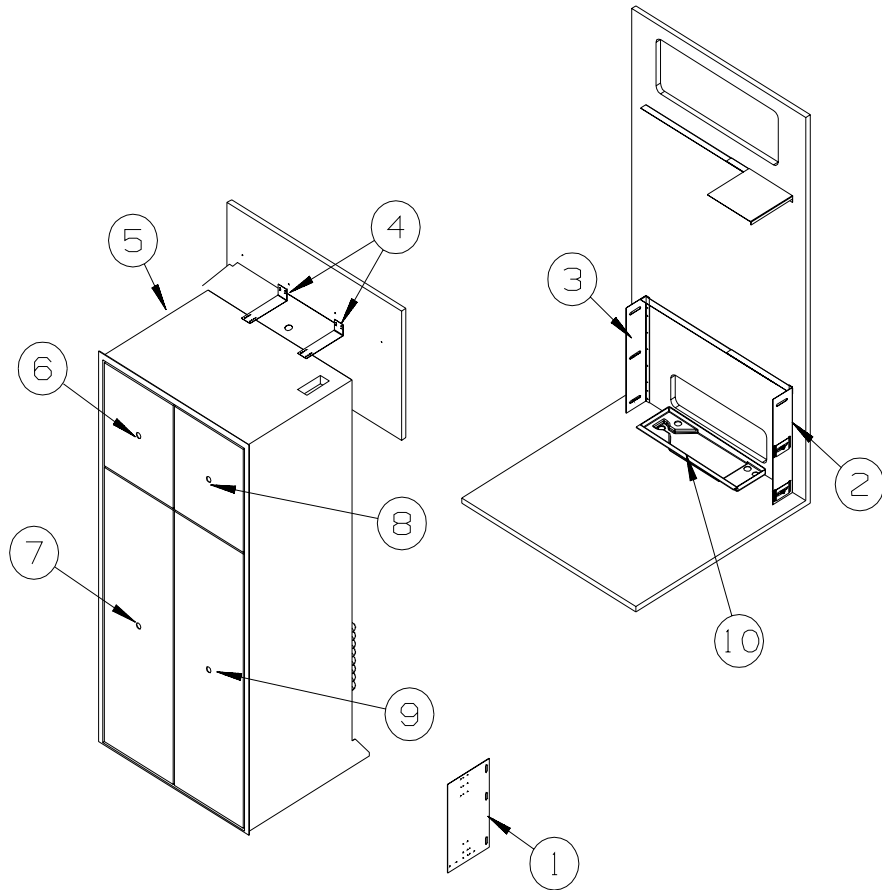
**TWO DOOR
 REFRIGERATOR
 FROM: 08-18-04
 THRU: 99-99-99**

APPLIANCES (CONTINUED)

KEY	PART NUMBER	U/M	DESCRIPTION
1	112176-01-000	FT	TUBING - VINYL - REINFORCED - 1/2" ID
2	145445-02-02B	EA	STRAP - REFRIGERATOR - E-COATED
3	150740-01-02B	EA	BRACKET - REFRIGERATOR - E-COATED
4	150740-02-02B	EA	BRACKET - REFRIGERATOR - E-COATED
5	152417-01-01A	EA	CLAMP/RATCHET - F/REFRIDGERATOR DRIP TRAY HOSE - BLACK
*	120075-21-01A	EA	REFRIG-LG DBL SST DR/RH HANDLE
*	120075-22-01A	EA	REFRIG-LG DBL SST DR/LH HANDLE - G35A ONLY
*	120075-16-01A	EA	REFRIG-LG DBL SST DR/RH HANDLE - W/ICE MAKER
*	120075-17-01A	EA	REFRIG-LG DBL SST DR/LH HANDLE(WINN) - W/ICE MAKER/G35A ONLY
	116751-05-01A	EA	TRAY - REFRIGERATOR - BLACK
	090329-01-000	FT	SEAL/T - REFRIGERATOR CABINET
	054450-01-000	EA	LEVEL - REFRIGERATOR

***COMPONENT PARTS LISTED LATER IN THIS GROUP**

CABINET & APPLIANCE GROUP (CONTINUED)
CABINET & APPLIANCE LAYOUT (CONTINUED)



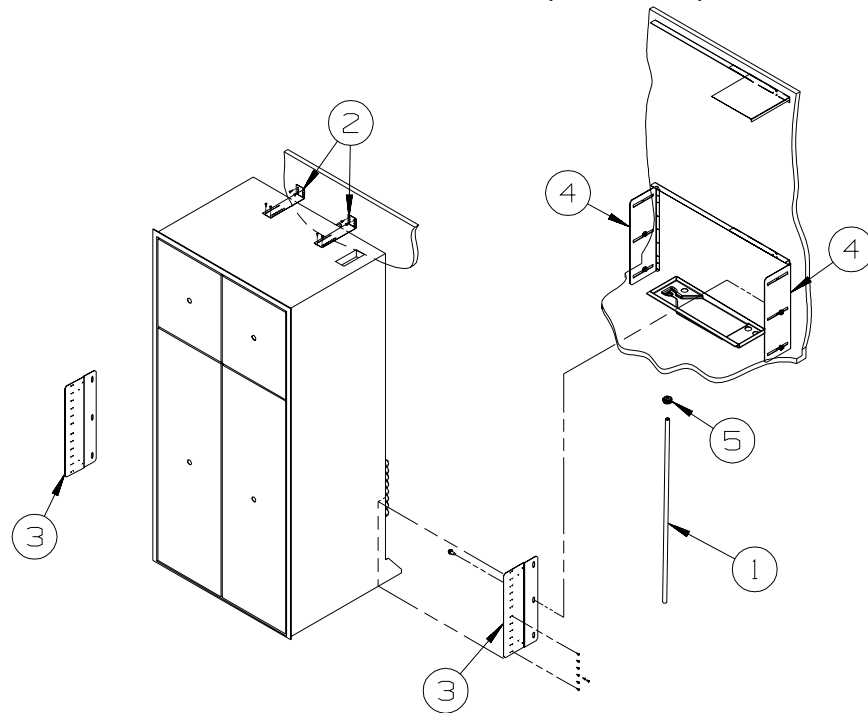
**FOUR DOOR
 REFRIGERATOR
 FROM: 00-00-00
 THRU: 08-17-04**

APPLIANCES (CONTINUED)

KEY	PART NUMBER	U/M	DESCRIPTION
1	141975-01-02B	EA	PLATE - TIEDOWN/REFRIGERATOR
2	141550-01-02B	EA	BRACKET - TIEDOWN/REFRIGERATOR - RIGHT HAND
3	141550-02-02B	EA	BRACKET - TIEDOWN/REFRIGERATOR - LEFT HAND
4	145445-02-02B	EA	STRAP - REFRIGERATOR
5*	125242-03-01A	EA	REFRIGERATOR - 4 DOOR - W/ICE MAKER - STAINLESS STEEL
6	NOT USED		PANEL - INSERT
7	NOT USED		PANEL - INSERT
8	NOT USED		PANEL - INSERT
9	NOT USED		PANEL - INSERT
10	112176-01-000	FT	TUBING - VINYL - REINFORCED - 1/2" ID
	090329-01-000	FT	SEAL/T - REFRIGERATOR CABINET
	054450-01-000	EA	LEVEL - REFRIGERATOR
	118871-02-01A	EA	TRAY - REFRIGERATOR - SIDE/SIDE - BLACK - 34.4" LONG

***COMPONENT PARTS LISTED LATER IN THIS GROUP**

CABINET & APPLIANCE GROUP (CONTINUED)
CABINET & APPLIANCE LAYOUT (CONTINUED)



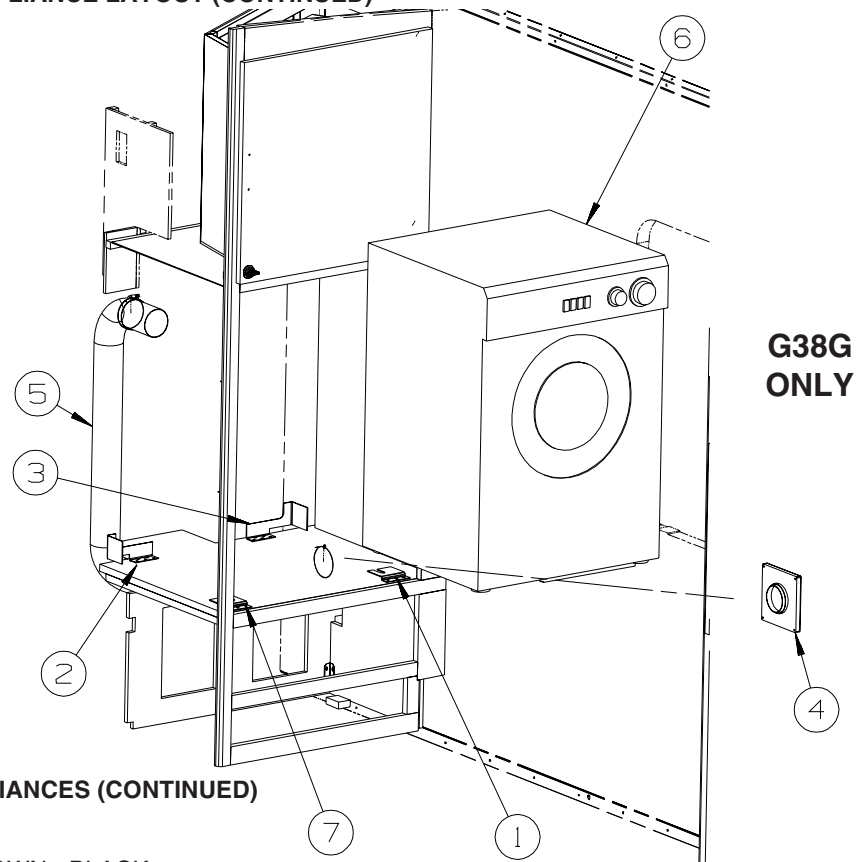
**FOUR DOOR
 REFRIGERATOR
 FROM: 08-18-04
 THRU: 99-99-99**

APPLIANCES (CONTINUED)

KEY	PART NUMBER	U/M	DESCRIPTION
1	112176-01-000	FT	TUBING - VINYL - REINFORCED - 1/2" ID
2	145445-02-02B	EA	STRAP - REFRIGERATOR - E-COATED
3	150740-01-02B	EA	BRACKET - REFRIGERATOR - E-COATED
4	150740-02-02B	EA	BRACKET - REFRIGERATOR - E-COATED
5	152417-01-01A	EA	CLAMP/RATCHET - F/REFRIDGERATOR DRIP TRAY HOSE - BLACK
*	125242-03-01A	EA	REFRIGERATOR - 4 DOOR - W/ICE MAKER - STAINLESS STEEL
	090329-01-000	FT	SEAL/T - REFRIGERATOR CABINET
	054450-01-000	EA	LEVEL - REFRIGERATOR
	118871-02-01A	EA	TRAY - REFRIGERATOR - SIDE/SIDE - BLACK - 34.4" LONG

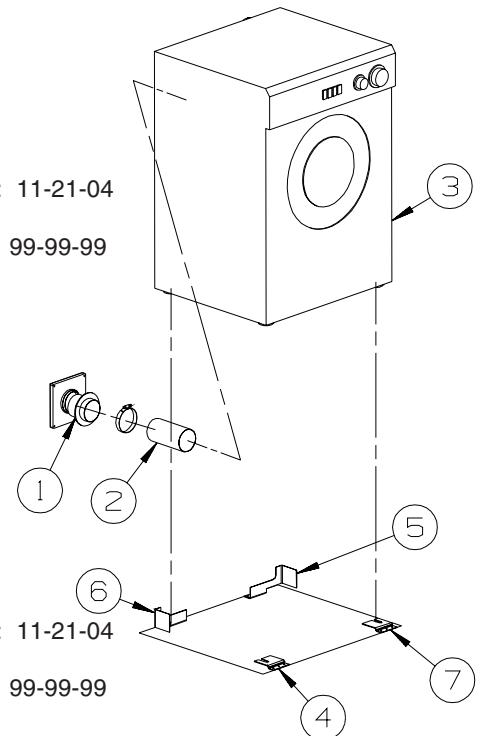
***COMPONENT PARTS LISTED LATER IN THIS GROUP**

CABINET & APPLIANCE GROUP (CONTINUED)
CABINET & APPLIANCE LAYOUT (CONTINUED)



APPLIANCES (CONTINUED)

KEY	PART NUMBER	U/M	DESCRIPTION
1	111913-02-04B	EA	BRACKET/WASHER - TIE DOWN - BLACK
2	113795-03-02B	EA	BRACKET - WASHER - E-COATED
3	113795-04-02B	EA	BRACKET - WASHER - E-COATED
4	146292-01-01A	EA	COVER - DRYER VENT - BRIGHT WHITE
4	146292-02-01A	EA	DRYER VENT - INNER - BRIGHT WHITE
5	116653-02-000	FT	DUCT - FLEXIBLE - 3' COMPRESSED/8' EXTENDED
6	107753-04-01A	EA	WASHER - DRYER - VENTED - UL/CSA - WHITE
			FROM: 00-00-00 THRU: 11-21-04
6	107753-05-01A	EA	WASHER - DRYER - VENTED - UL/CSA - WHITE
			FROM: 11-22-04 THRU: 99-99-99
7	111913-03-04B	EA	BRACKET/WASHER - TIE DOWN - BLACK
	141523-01-01A	EA	LABEL - WASHER/DRYER BRACKETS - BLACK/WHITE



KEY	PART NUMBER	U/M	DESCRIPTION
1	146292-01-01A	EA	VENT - DRYER - 3" - BRIGHT WHITE
1	146292-01-02A	EA	VENT - DRYER - 3" - BLACK
1	146292-02-01A	EA	DRYER VENT - INNER - BRIGHT WHITE
1	146292-02-02A	EA	DRYER VENT - INNER - BLACK
2	116653-02-000	FT	DUCT - FLEXIBLE - 3' COMPRESSED/8' EXTENDED
3	107753-04-01A	EA	WASHER - DRYER - VENTED - UL/CSA - WHITE
			FROM: 00-00-00 THRU: 11-21-04
3	107753-05-01A	EA	WASHER - DRYER - VENTED - UL/CSA - WHITE
			FROM: 11-22-04 THRU: 99-99-99
4	111913-02-04B	EA	BRACKET/WASHER - TIE DOWN - BLACK
5	113795-03-02B	EA	BRACKET - WASHER - E-COATED
			FROM: 00-00-00 THRU: 11-21-04
5	113795-01-02B	EA	BRACKET - WASHER - E-COATED
			FROM: 11-22-04 THRU: 99-99-99
6	113795-04-02B	EA	BRACKET - WASHER - E-COATED
			FROM: 00-00-00 THRU: 11-21-04
6	113795-02-02B	EA	BRACKET - WASHER - E-COATED
			FROM: 11-22-04 THRU: 99-99-99
7	111913-03-04B	EA	BRACKET/WASHER - TIE DOWN - BLACK
	141523-01-01A	EA	LABEL - WASHER/DRYER BRACKETS - BLACK/WHITE

CABINET & APPLIANCE GROUP (CONTINUED)

CABINET & APPLIANCE LAYOUT (CONTINUED)

COMPONENT PARTS FOR APPLIANCE

119267-10-02A

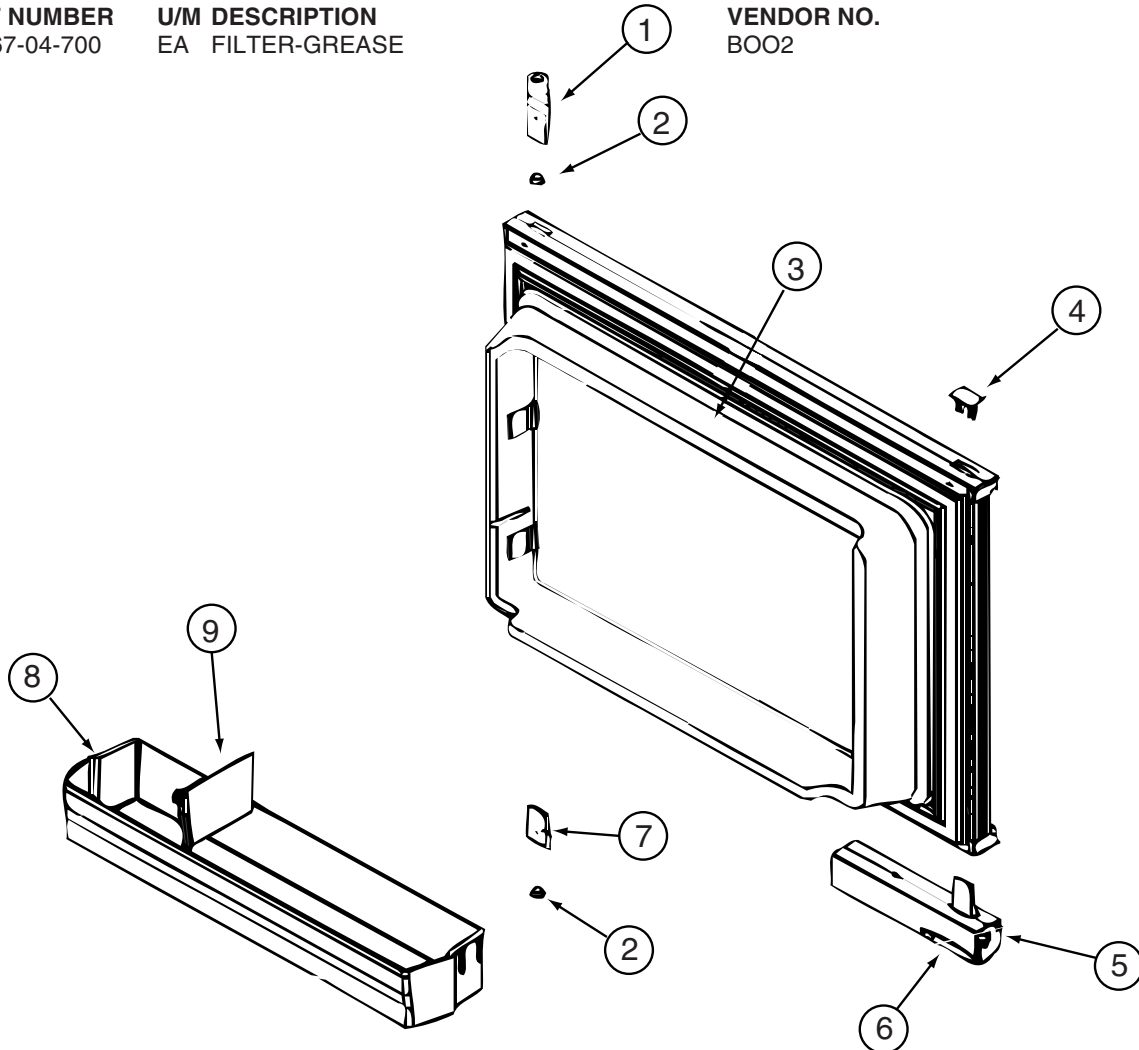
KEY	PART NUMBER	U/M	DESCRIPTION	VENDOR NO.
	119267-04-700	EA	FILTER-GREASE	BOO2
	119267-04-704	EA	LIGHT COVER-F/MOD R1480/1850	FANGKB009MRYO
	119267-10-700	EA	BRACKET/MOUNTING	FANGTB005MRYO
	119267-15-700	EA	SUPPORT - F/GLASS TRAY	FROLPB025MRKO

119267-12-02A

KEY	PART NUMBER	U/M	DESCRIPTION	VENDOR NO.
	119267-04-700	EA	FILTER-GREASE	BOO2
	119267-04-703	EA	PLATE - MOUNTING	FANGTB003MRYO
	119267-04-704	EA	LIGHT COVER-F/MOD R1480/1850	FANGKB009MRYO
	119267-04-705	EA	SCREW	LX-BZB011MREO
	119267-12-700	EA	LOUVER-EXHAUST	PDIF-BO32MRFO
	119267-12-701	EA	SUPPORT - F/GLASS TRAY	FROLPB020MRKO

119267-13-01A

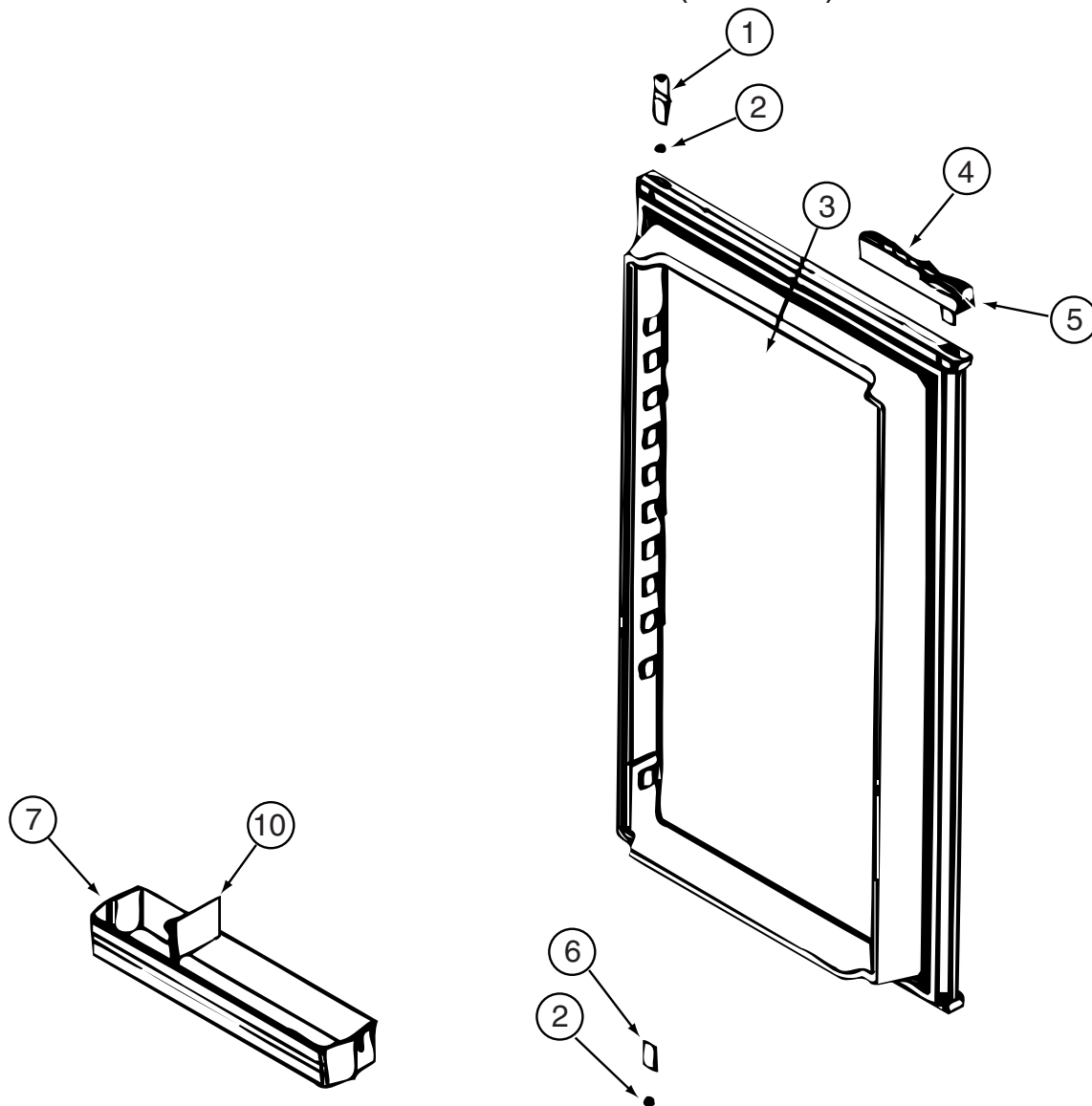
KEY	PART NUMBER	U/M	DESCRIPTION	VENDOR NO.
	119267-04-700	EA	FILTER-GREASE	BOO2



120075-16-01A, 120075-17-01A, 120075-18-01A, 120075-19-01A, 120075-21-01A, 122075-22-01A

KEY	PART NUMBER	U/M	DESCRIPTION	VENDOR NO.
1	120075-01-701	EA	HINGE-TOP RH/BOTTOM LH(DOOR)	618511
2	121568-03-701	EA	BUSHING - HINGE PIN/GRAY	619671
3	120075-16-700	EA	LINER/DOOR-UPR WRAPPED SS	623272
4	120075-01-702	EA	CAP, (HINGE PLUG)	618160
5	120075-12-700	EA	HANDLE(CONTOUR) TOP LH/BTM RH	621105
5	120075-12-701	EA	HANDLE(CONTOUR) TOP RH/BTM LH	621104
6	121568-03-705	EA	STORAGE LATCH - GRAY	619648
7	120075-01-705	EA	HINGE-TOP LH/BOTTOM RH(DOOR)	618510
8	120075-07-700	EA	DOOR BIN - SMALL/CLEAR	619006
9	120075-07-701	EA	DIVIDER/DOOR BIN CLEAR	619008

CABINET & APPLIANCE GROUP (CONTINUED)
CABINET & APPLIANCE LAYOUT (CONTINUED)

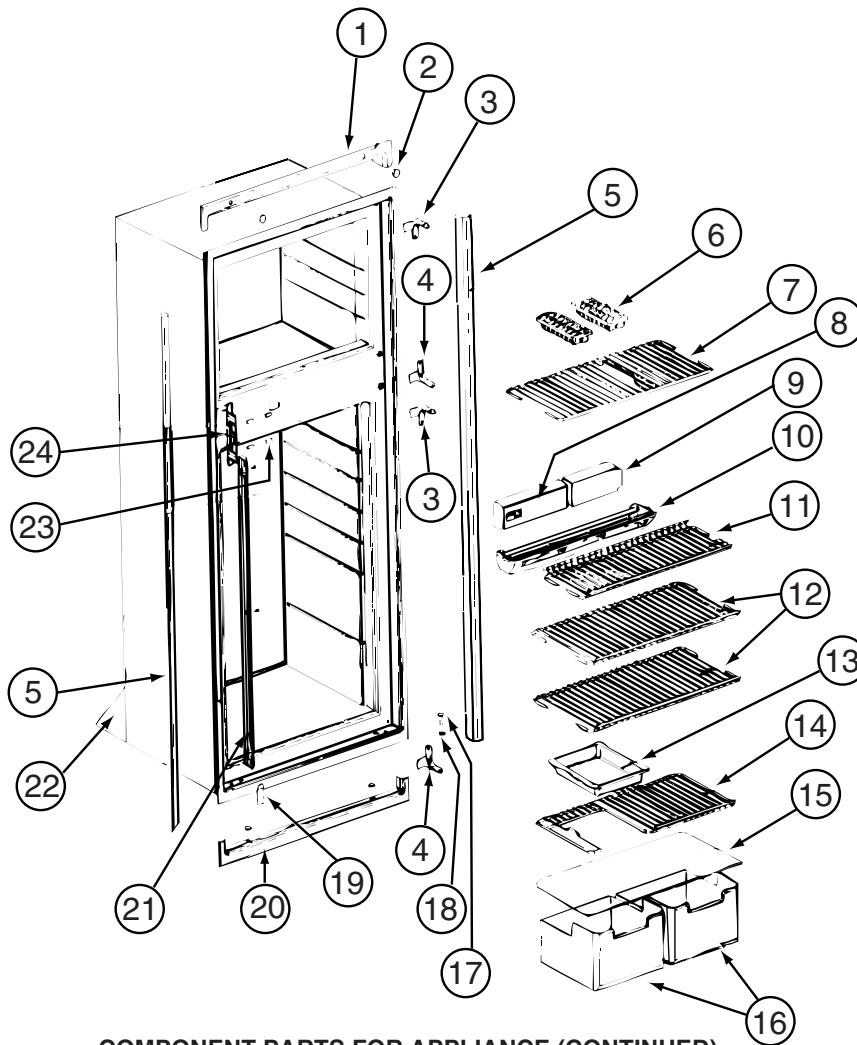


COMPONENT PARTS FOR APPLIANCE (CONTINUED)

120075-16-01A, 120075-17-01A, 120075-18-01A, 120075-19-01A, 120075-21-01A, 120075-22-01A (CONTINUED)

KEY	PART NUMBER	U/M	DESCRIPTION	VENDOR NO.
1	120075-01-701	EA	HINGE-TOP RH/BOTTOM LH(DOOR)	618511
2	121568-03-701	EA	BUSHING - HINGE PIN/GRAY	619671
3	120075-16-701	EA	LINER/DOOR-LWR WRAPPED SS	623273
4	120075-12-700	EA	HANDLE(CONTOUR) TOP LH/BTM RH	621105
4	120075-12-701	EA	HANDLE(CONTOUR) TOP RH/BTM LH	621104
5	121568-03-705	EA	STORAGE LATCH - GRAY	619648
6	120075-01-705	EA	HINGE-TOP LH/BOTTOM RH(DOOR)	618510
7	120075-07-700	EA	DOOR BIN - SMALL/CLEAR	619006
7	120075-07-704	EA	DOOR BIN - LARGE/CLEAR	619005
10	120075-07-701	EA	DIVIDER/DOOR BIN CLEAR	619008

CABINET & APPLIANCE GROUP (CONTINUED)
CABINET & APPLIANCE LAYOUT (CONTINUED)



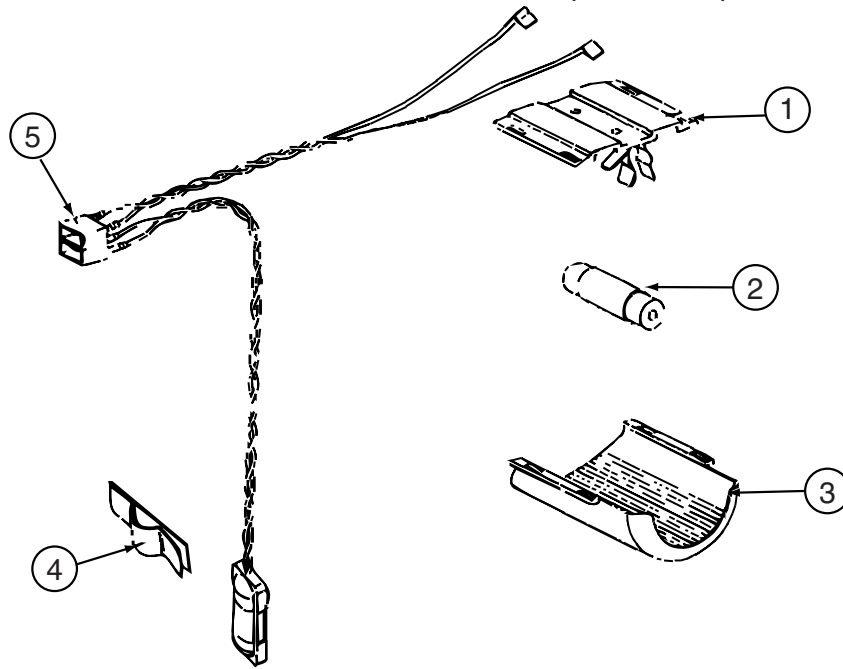
COMPONENT PARTS FOR APPLIANCE (CONTINUED)

120075-16, 120075-17, 120075-18, 120075-19, 120075-20, 120075-21, 120075-22, 120075-23-01A (CONTINUED)

KEY	PART NUMBER	U/M	DESCRIPTION	VENDOR NO.
1	120075-20-700	EA	TRIM/TOP ASM W/INSERTS-BLACK	622319
2	120075-01-714	EA	PLUG-HOLE (BLACK)	618170
3	121568-03-710	EA	HINGE/CABINET-TOP/RH-LWR/LH	619335
4	121568-03-715	EA	HINGE/CABINET-TOP/LH-LWR/RH	619336
5	120075-07-705	EA	TRIM - SIDE - BLACK	622296
6	104137-06-724	EA	ICE TRAY	61630422
7	121568-03-712	EA	SHELF-WIRE FREEZER	620250
7	120075-07-706	EA	SHELF-WIRE F/ICEMAKER MODELS	620250
8	120075-07-707	EA	CONTROL BOX - BLACK	619665
9	121568-03-713	EA	FRONT BOX/DECORATIVE-BLACK	619282
10	120075-20-701	EA	TRAY/DRIP(INSIDE 1 PC)LOUVER	623250
11	120075-01-722	EA	SHELF-WIRE, SHORT	620269
12	120075-01-723	EA	SHELF-WIRE	620270
13	104137-06-718	EA	SHELF-TRAY, WHITE, W/CUTOUT	617756
14	120075-20-703	EA	SHELF - WIRE W/CUTOUT	620268
15	120075-01-725	EA	COVER-CRISPER	618158
16	120075-07-708	EA	CRISPER/ICE BIN	619007
17	120075-01-727	EA	PIN-HINGE	618145
18	121568-03-701	EA	BUSHING - HINGE PIN/GRAY	619671
19	121568-03-716	EA	COVER - HINGE HOLES	619301
20	120075-20-702	EA	TRIM PC(FOAM/TAPE)BTM BLACK	622323
21	120075-01-730	EA	RETAINER-SHELF(SER#926684 DN	618181
21	125242-02-720	EA	RETAINER/SHELF(SER#926685 UP	622033
23	121568-06-703	EA	HOLE PLUG - WHITE	620282
24	120075-01-732	EA	PLATE-STRIKE	618167

CONTACT WINNEBAGO PART SALES FOR UNLISTED COMPONENT(S)

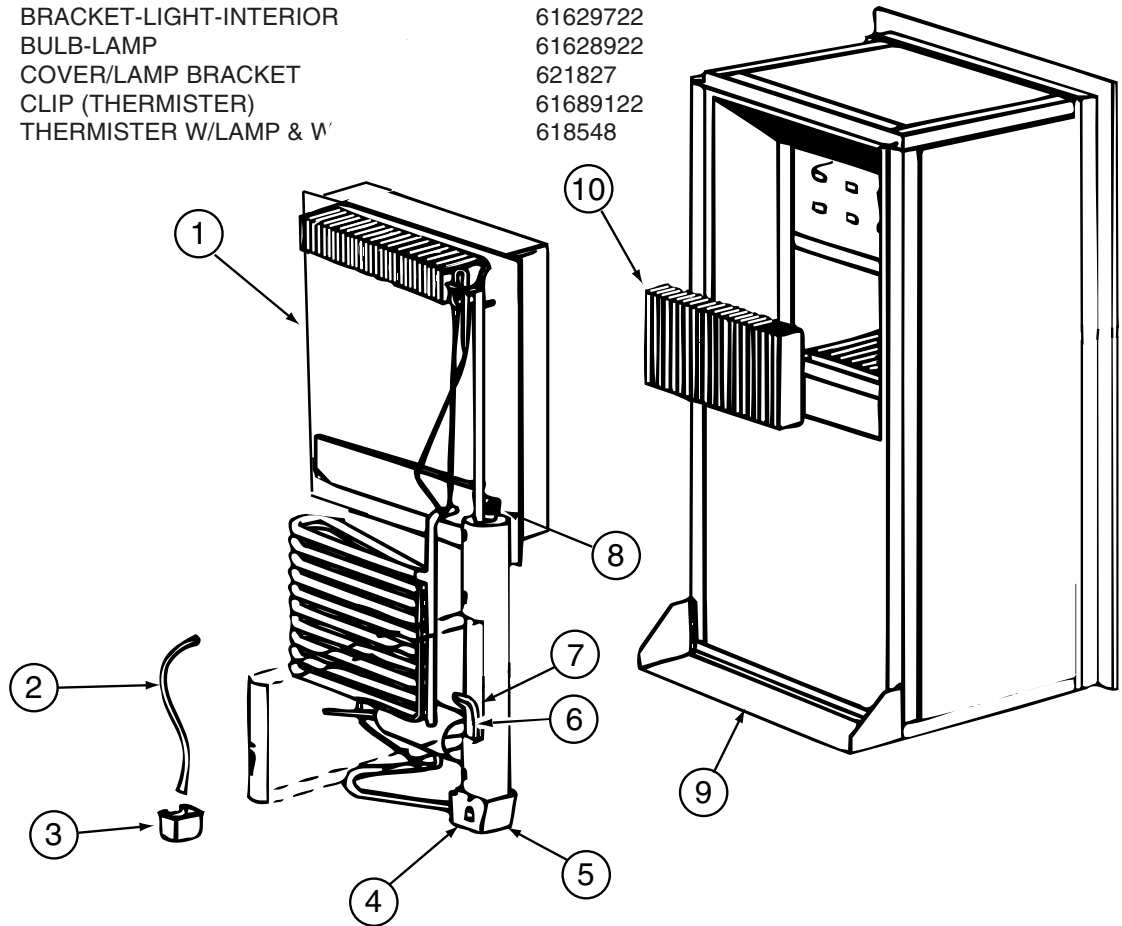
CABINET & APPLIANCE GROUP (CONTINUED)
CABINET & APPLIANCE LAYOUT (CONTINUED)



COMPONENT PARTS FOR APPLIANCE (CONTINUED)

120075-16, 120075-17, 120075-18, 120075-19, 120075-20, 120075-21, 120075-22, 120075-23-01A (CONTINUED)

KEY	PART NUMBER	U/M	DESCRIPTION	VENDOR NO.
1	084880-03-705	EA	BRACKET-LIGHT-INTERIOR	61629722
2	084880-03-706	EA	BULB-LAMP	61628922
3	125242-02-708	EA	COVER/LAMP BRACKET	621827
4	084880-01-760	EA	CLIP (THERMISTER)	61689122
5	120075-01-735	EA	THERMISTER W/LAMP & W	618548

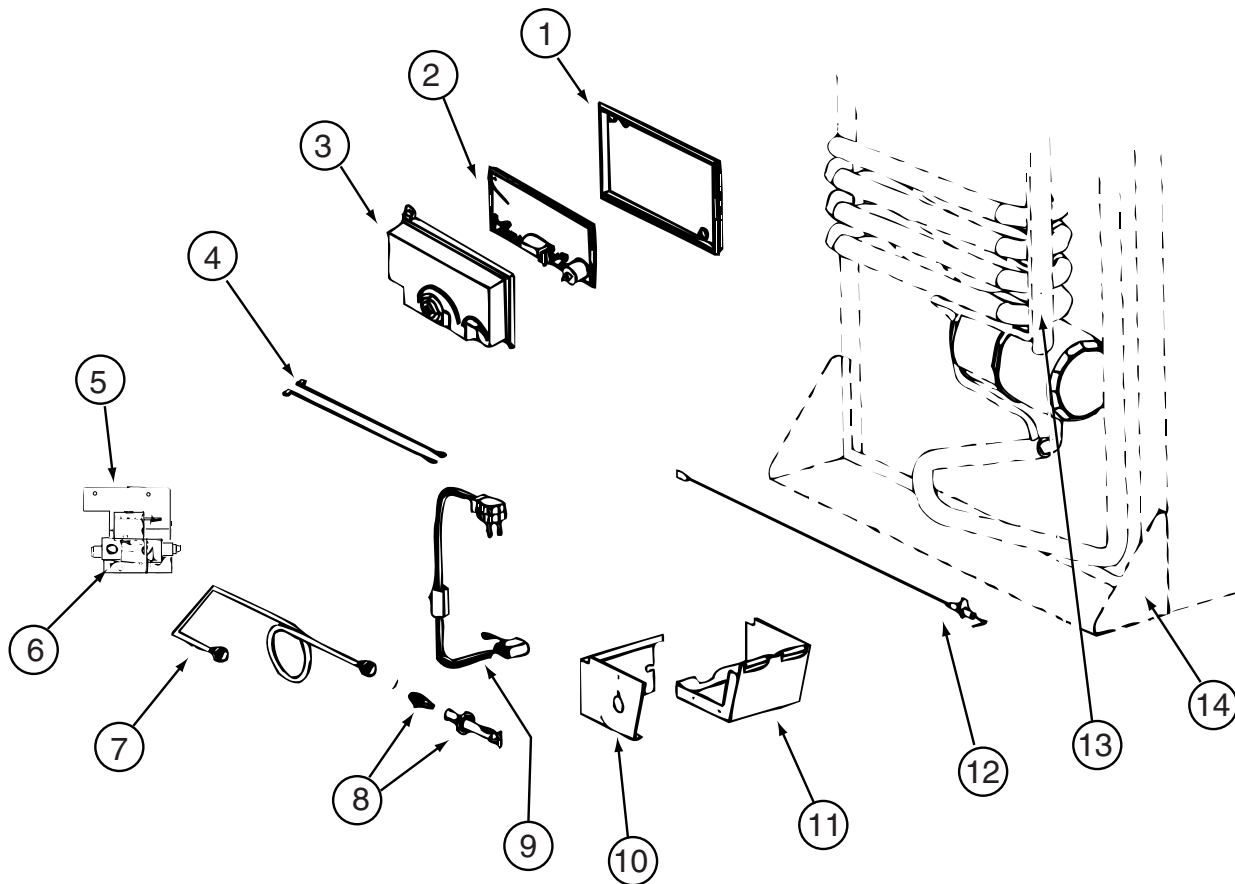


120075-16, 120075-17, 120075-18, 120075-19, 120075-20, 120075-21, 120075-22, 120075-23-01A (CONTINUED)

KEY	PART NUMBER	U/M	DESCRIPTION	VENDOR NO.
1	120075-01-736	EA	COOLING UNIT, SERVICE PACK	618542
6	121568-06-704	EA	HEATER-AC/300W/120VAC	621702

CONTACT WINNEBAGO PART SALES FOR UNLISTED COMPONENT(S)

CABINET & APPLIANCE GROUP (CONTINUED)
CABINET & APPLIANCE LAYOUT (CONTINUED)



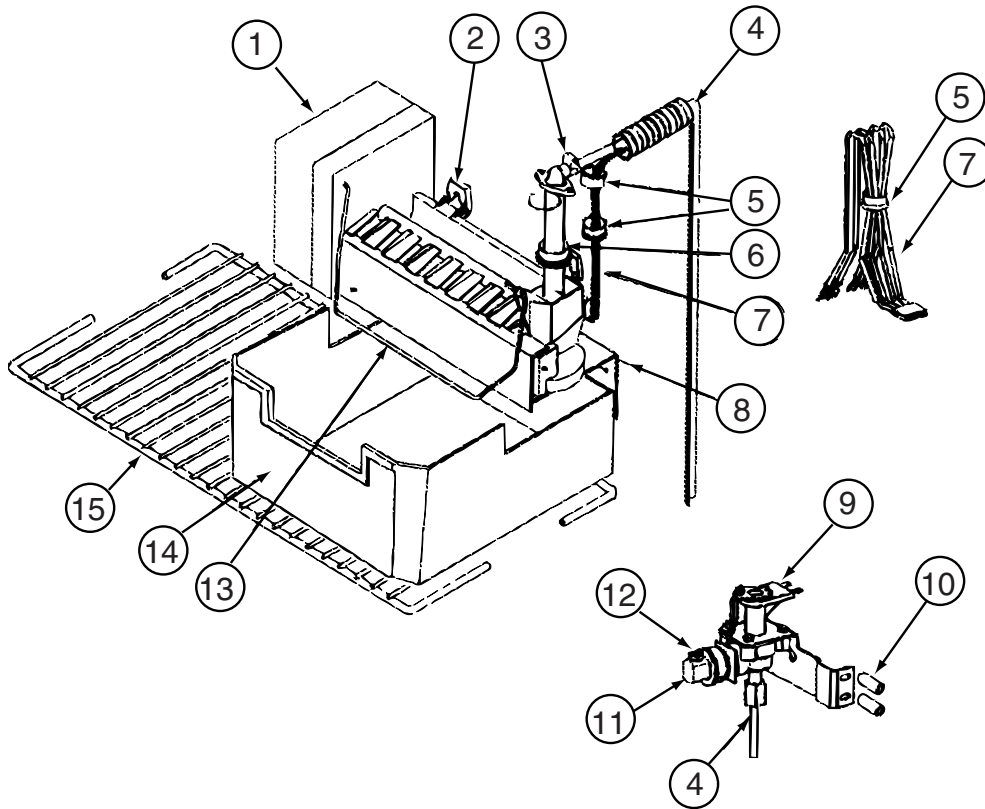
COMPONENT PARTS FOR APPLIANCE (CONTINUED)

120075-16, 120075-17, 120075-18, 120075-19, 120075-20, 120075-21, 120075-22, 120075-23-01A (CONTINUED)

KEY	PART NUMBER	U/M	DESCRIPTION	VENDOR NO.
1	120075-01-740	EA	COVER-BASE, POWER BOARD	618186
2	120075-20-704	EA	KIT-POWER BOARD/EG2-2 WAY	621269001
3	120075-01-738	EA	COVER-POWER BOARD	618185
4	125242-02-709	EA	WIRE/WHITE/9"/GAS VALVE	621448
5	125242-02-710	EA	GAS VALVE/BRKT/WIRES COMB.	621334
6	121568-06-706	EA	GAS VALVE-COMBO/WRENCH FLAT	621329
7	120075-20-705	EA	TUBE/BURNER - N8/N6	620033
8	121568-06-708	EA	BURNER/ORFICE-ADAPTER KIT	621957
12	104137-06-715	EA	ELECTRODE-SPARK/SENSOR, SGL	61692222

CONTACT WINNEBAGO PART SALES FOR UNLISTED COMPONENT(S)

CABINET & APPLIANCE GROUP (CONTINUED)
CABINET & APPLIANCE LAYOUT (CONTINUED)



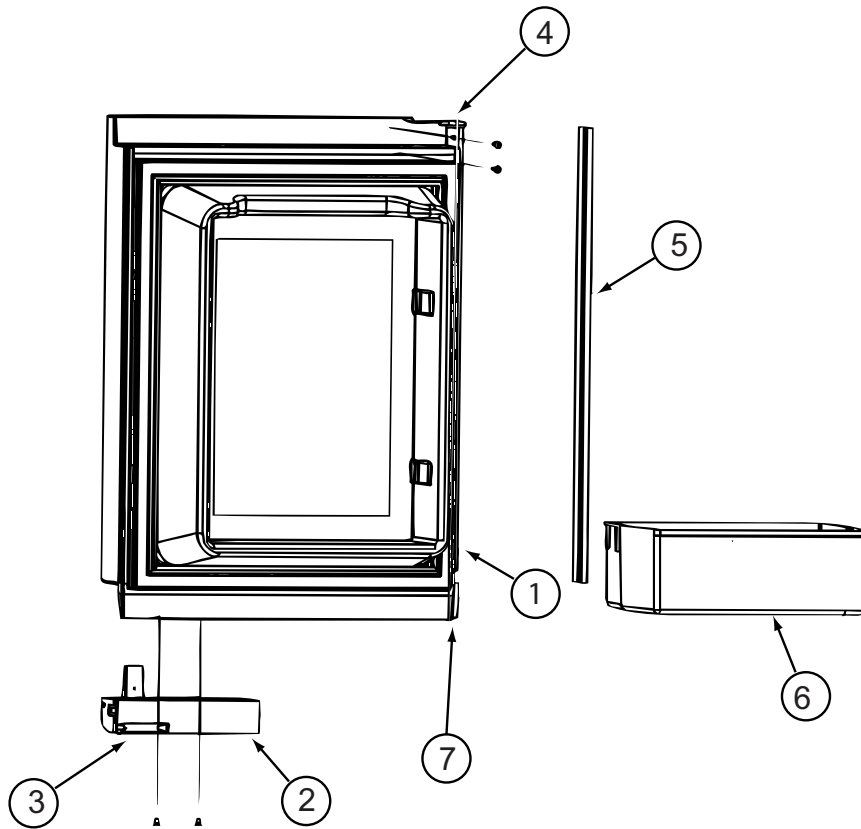
COMPONENT PARTS FOR APPLIANCE (CONTINUED)

120075-16-01A, 120075-17-01A, 120075-18-01A, 120075-19-01A, 120075-20-01A, 120075-23-01A (CONTINUED)

KEY	PART NUMBER	U/M	DESCRIPTION	VENDOR NO.
2	094039-07-706	EA	ICE MAKER W/O PLATES	61656522
9	120075-03-701	EA	VALVE ASM., WATER, W/BRACKET	618253
13	120075-03-703	EA	ARM-SHUT OFF	61656922
14	120075-07-708	EA	CRISPER/ICE BIN	619007
15	120075-07-706	EA	SHELF-WIRE F/ICEMAKER MODELS	620249

CONTACT WINNEBAGO PART SALES FOR UNLISTED COMPONENT(S)

CABINET & APPLIANCE GROUP (CONTINUED)
CABINET & APPLIANCE LAYOUT (CONTINUED)

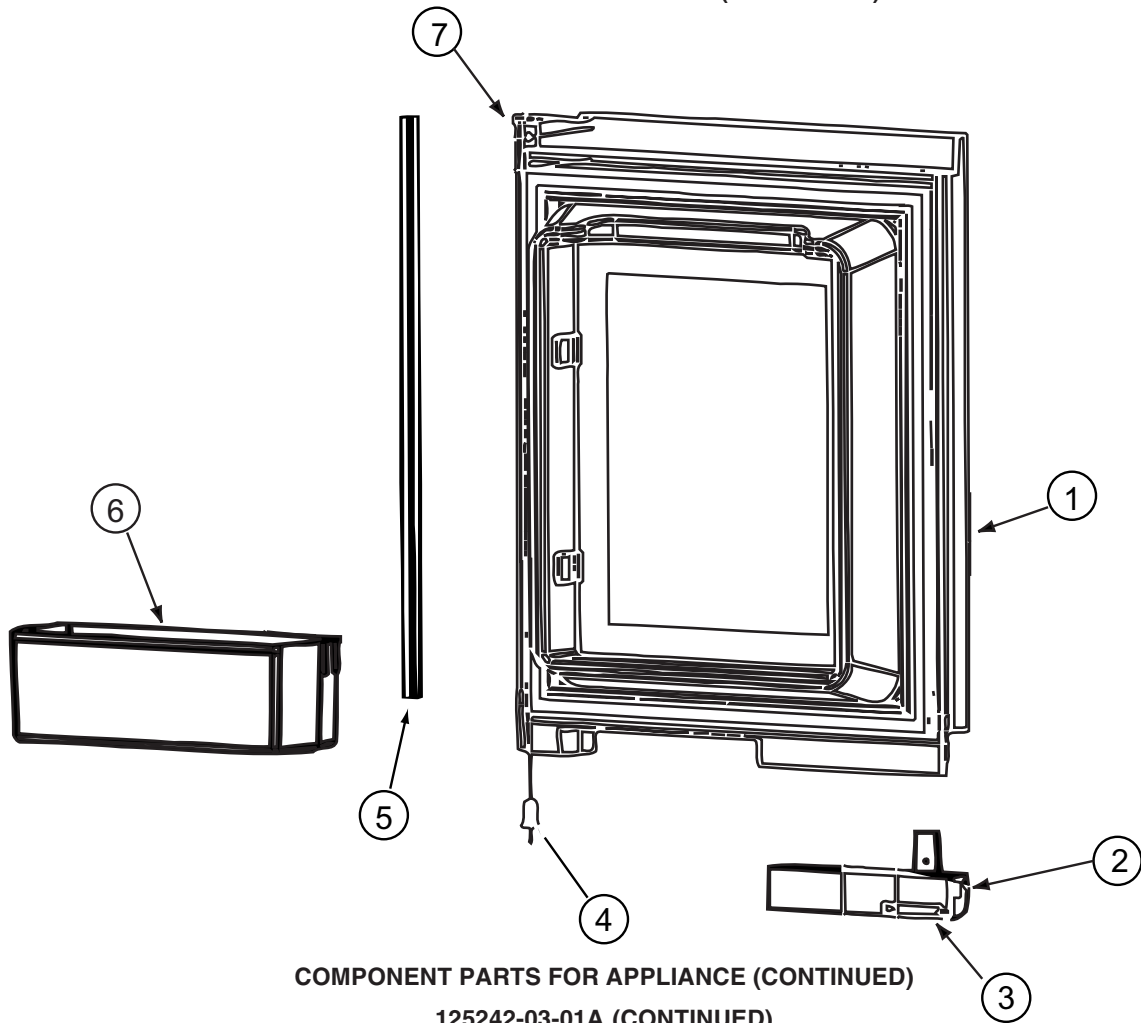


COMPONENT PARTS FOR APPLIANCE (CONTINUED)

125242-03-01A

KEY	PART NUMBER	U/M	DESCRIPTION	VENDOR NO.
1	125242-03-708	EA	LINER-FOAMED/UPPER LH/SS	623811
2	125242-02-700	EA	HANDLE(CONTOUR)TOP LH BTM RH	621107
3	125242-02-722	EA	LATCH-STORAGE DR/BLK POINTED	619374
4	125242-02-724	EA	HINGE - DOOR	618792
5	125242-02-723	EA	RETAINER/PANEL-UPPER DOOR	623166
6	125242-03-704	EA	BIN - DOOR SHELF	622831
7	125242-01-704	EA	BUSHING-HINGE MIDDLE	618746
	125242-03-700	EA	DOOR-COMP UPR/LH(SS WRAPPED)	623924

CABINET & APPLIANCE GROUP (CONTINUED)
CABINET & APPLIANCE LAYOUT (CONTINUED)

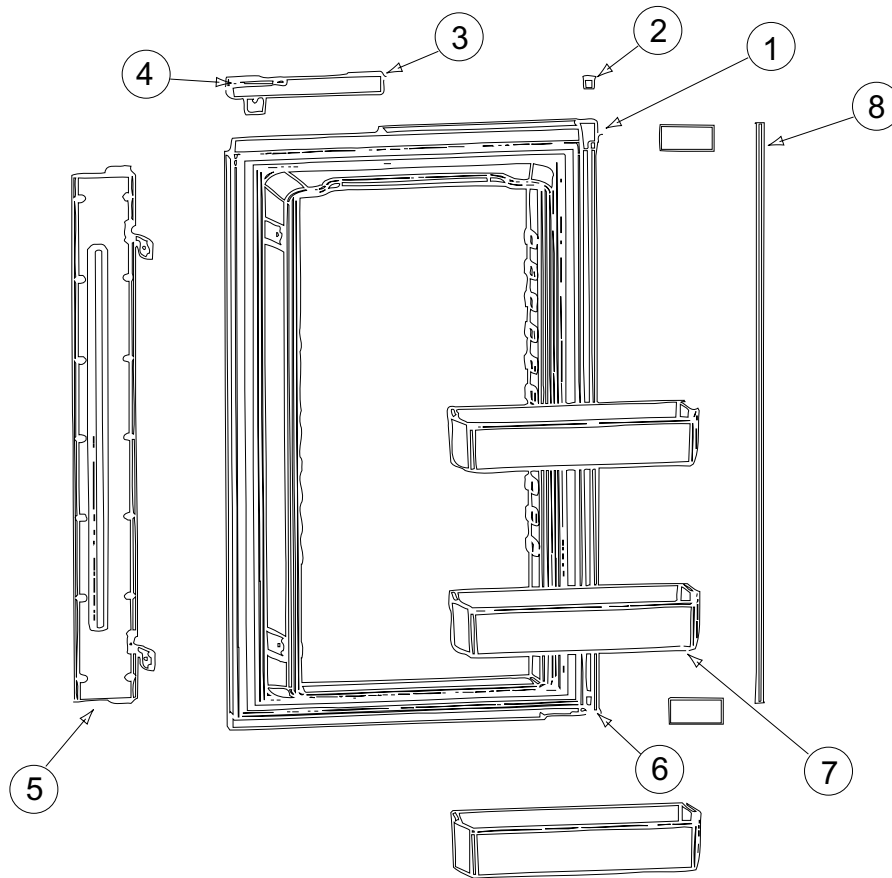


COMPONENT PARTS FOR APPLIANCE (CONTINUED)

125242-03-01A (CONTINUED)

KEY	PART NUMBER	U/M	DESCRIPTION	VENDOR NO.
1	125242-03-707	EA	LINER-FOAMED/UPPER RH/SS	623812
2	125242-02-701	EA	HANDLE(CONTOUR)TOP RH LWR LH	621106
3	125242-02-722	EA	LATCH-STORAGE DR/BLK POINTED	619374
4	125242-01-704	EA	BUSHING-HINGE MIDDLE	618746
5	125242-02-723	EA	RETAINER/PANEL-UPPER DOOR	623166
6	125242-03-704	EA	BIN - DOOR SHELF	622831
7	125242-02-724	EA	HINGE - DOOR	618792
	125242-03-701	EA	DOOR-COMP UPR/RH(SS WRAPPED)	623925

CABINET & APPLIANCE GROUP (CONTINUED)
CABINET & APPLIANCE LAYOUT (CONTINUED)

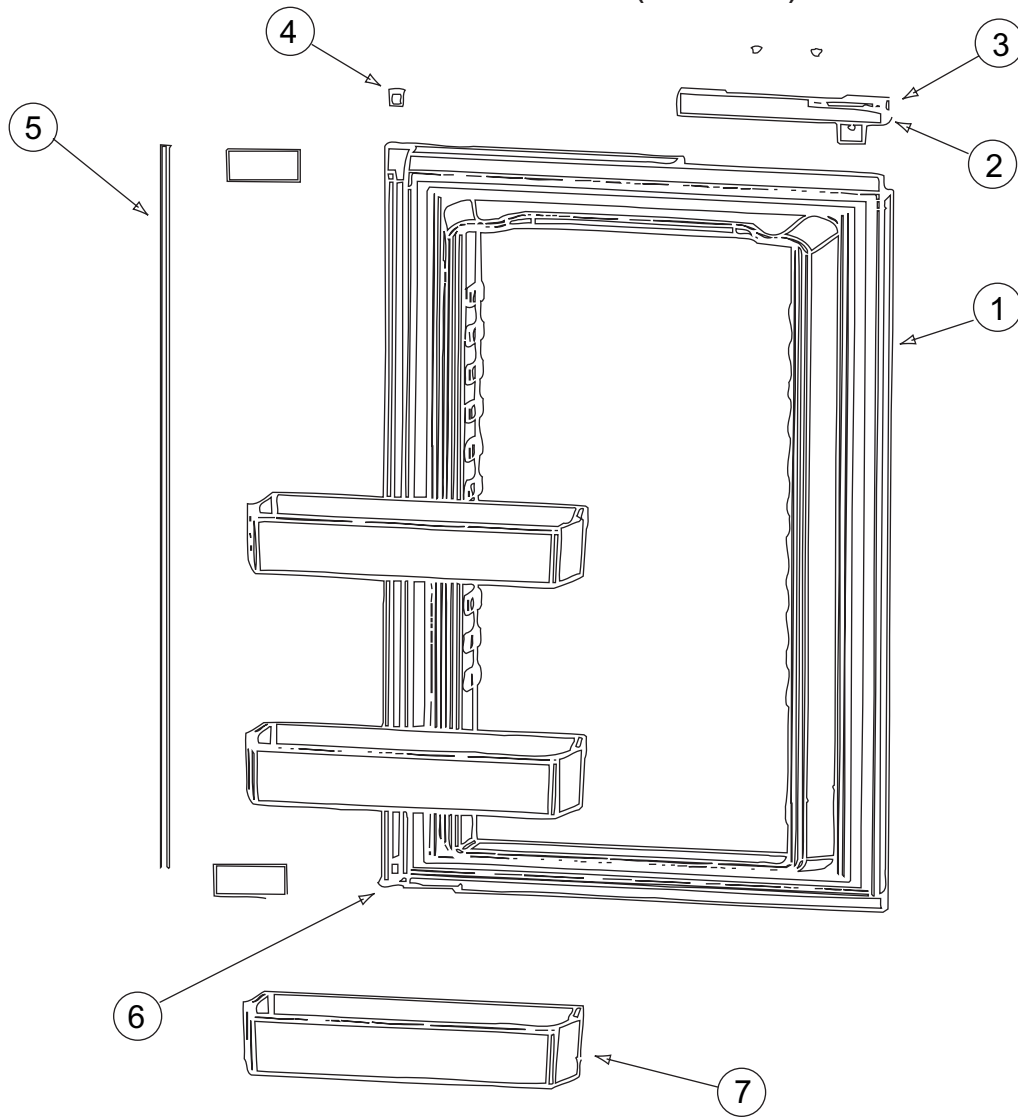


COMPONENT PARTS FOR APPLIANCE (CONTINUED)

125242-03-01A (CONTINUED)

KEY	PART NUMBER	U/M	DESCRIPTION	VENDOR NO.
1	125242-03-710	EA	LINER-FOAMED/LOWER LH/SS	623813
2	125242-01-704	EA	BUSHING-HINGE MIDDLE	618746
3	125242-02-701	EA	HANDLE(CONTOUR)TOP RH LWR LH	621106
4	125242-02-722	EA	LATCH-STORAGE DR/BLK POINTED	619374
5	125242-03-705	EA	FLAPPER ASM.-DBL POLE BLACK	623887
6	125242-02-724	EA	HINGE - DOOR	618792
7	125242-03-704	EA	BIN - DOOR SHELF	622831
8	125242-02-728	EA	RETAINER/PANEL - LOWER	623167
	125242-03-702	EA	DOOR-COMP LWR/LH(SS WRAPPED)	623926
	125242-03-706	EA	PROBE - CONTACT/LARGE	620689

CABINET & APPLIANCE GROUP (CONTINUED)
CABINET & APPLIANCE LAYOUT (CONTINUED)

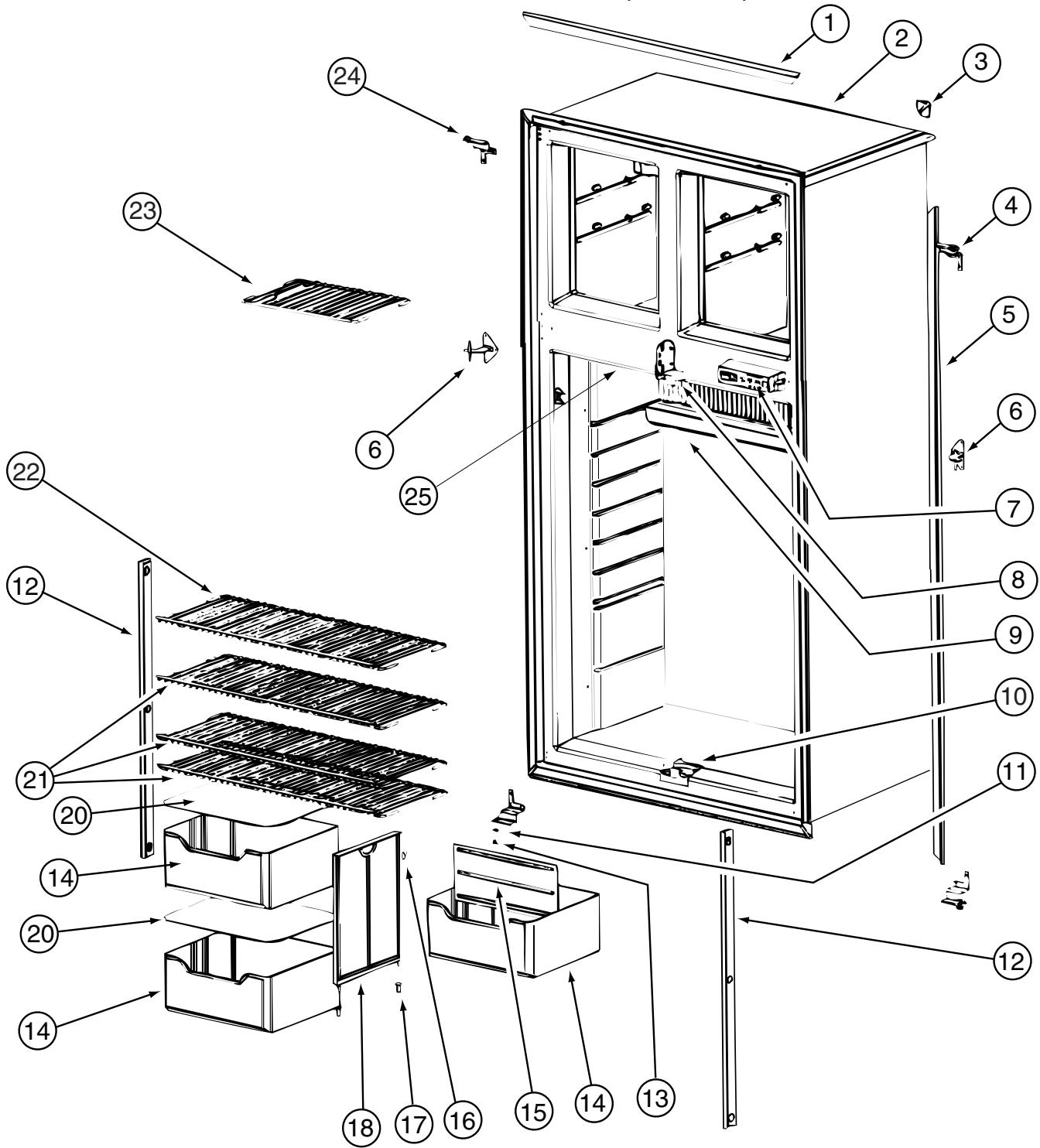


COMPONENT PARTS FOR APPLIANCE (CONTINUED)

125242-03-01A (CONTINUED)

KEY	PART NUMBER	U/M	DESCRIPTION	VENDOR NO.
1	125242-03-709	EA	LINER-FOAMED/LOWER RH/SS	623814
2	125242-02-700	EA	HANDLE(CONTOUR)TOP LH BTM RH	621107
3	125242-02-722	EA	LATCH-STORAGE DR/BLK POINTED	619374
4	125242-01-704	EA	BUSHING-HINGE MIDDLE	618746
5	125242-02-728	EA	RETAINER/PANEL - LOWER	623167
6	125242-02-724	EA	HINGE - DOOR	618792
7	125242-03-704	EA	BIN - DOOR SHELF	622831
	125242-03-703	EA	DOOR-COMP LWR/RH(SS WRAPPED)	623927

CABINET & APPLIANCE GROUP (CONTINUED)
CABINET & APPLIANCE LAYOUT (CONTINUED)



COMPONENT PARTS FOR APPLIANCE (CONTINUED)

125242-03-01A (CONTINUED)

CABINET & APPLIANCE GROUP (CONTINUED)

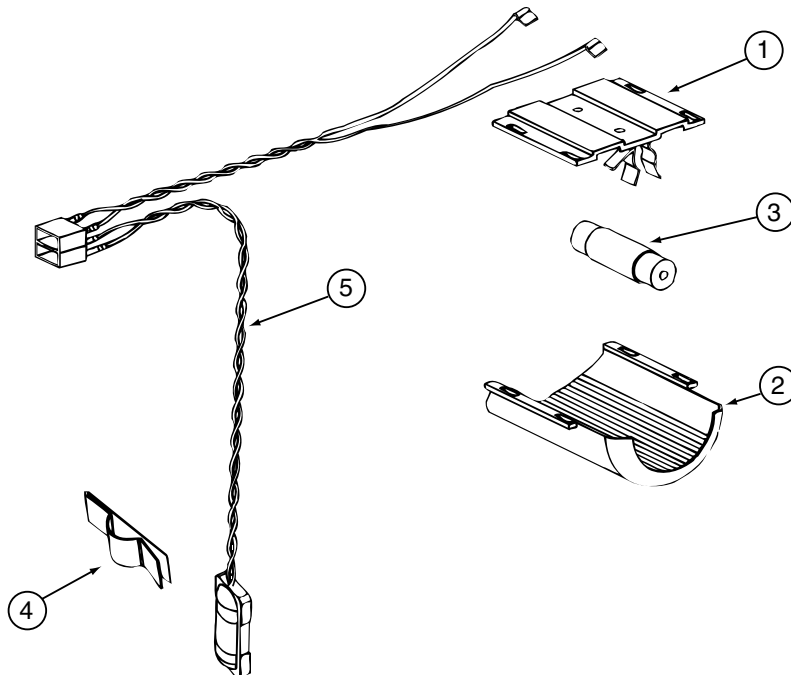
CABINET & APPLIANCE LAYOUT (CONTINUED)

COMPONENT PARTS FOR APPLIANCE (CONTINUED)

125242-03-01A (CONTINUED)

KEY	PART NUMBER	U/M	DESCRIPTION	VENDOR NO.
1	125242-02-730	EA	TRIM - TOP/BOTTOM - SCREW ON	623255
4	125242-03-711	EA	HINGE-UPR RH/LWR LH WRAP/DRS	623824
5	125242-01-766	EA	TRIM-LT/RT HAND-SCREW ON	623254
6	125242-01-713	EA	HINGE-MIDDLE (PAINTED)	618794
7	125242-02-704	EA	DISPLAY ASM (SER#832172) UP	621188
7	125242-03-712	EA	CONTROL-OPT/GRAY-SN832172 UP	624868
8	125242-01-721	EA	STRIKE PLATE	618835
9	125242-01-712	EA	DRIP TRAY	618774
10	125242-03-713	EA	GUIDE BLOCK/FLAPPER/BTM BLK	624140
11	120075-01-708	EA	BUSHING-DOOR HINGE	618144
12	120075-01-730	EA	RETAINER-SHELF(SER#926684 DN	618181
12	125242-02-720	EA	RETAINER/SHEF(SER#926685 UP	622033
13	125242-03-715	EA	HINGE PIN/UPR-WRAPPED DOORS	623899
14	125242-01-734	EA	CRISPER/BOTTLE BIN	618878
15	125242-01-733	EA	DIVIDER-BOTTLE CRISPER	618877
16	125242-01-750	EA	CLIP	61409622
17	120075-01-708	EA	BUSHING-DOOR HINGE	618144
18	125242-01-749	EA	SUPPORT - WALL	618840
20	125242-01-706	EA	COVER-CRISPER	618757
21	125242-01-726	EA	SHELF-WIRE (LONG)	618848
22	125242-01-727	EA	SHELF-WIRE (SHORT)	618849
23	125242-01-725	EA	SHELF-FREEZER (WIRE)	618847
24	125242-03-716	EA	HINGE-TOP LH/WRAPPED DOORS	623823
25	125242-01-735	EA	SWITCH - DOOR LIGHT	618884
	120075-01-714	EA	PLUG-HOLE (BLACK)	618170
	125242-02-741	EA	STRIP-FREEZER-BLACK #1291391 & UP	625210
	125242-03-714	EA	GUIDE-FLAPPERTOP/BLACK	624141

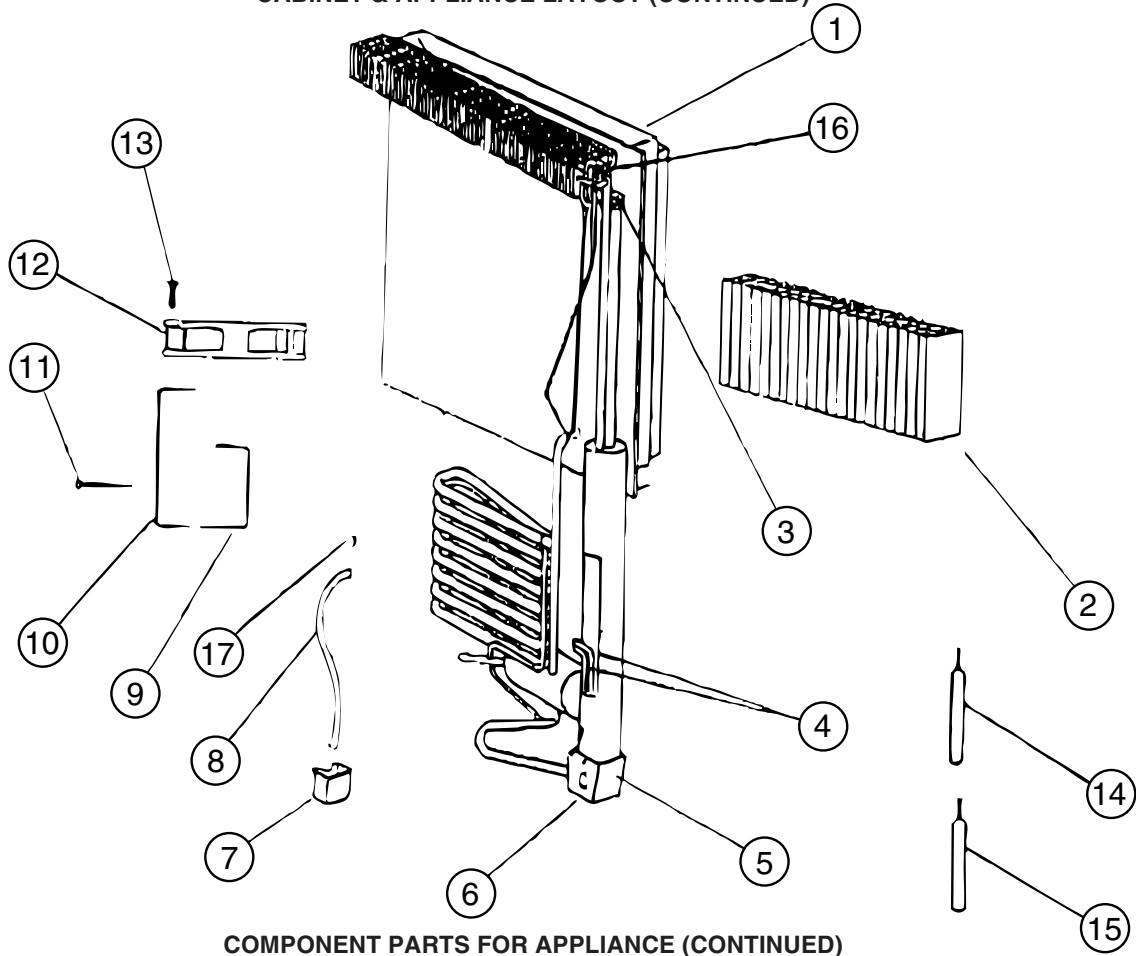
CONTACT WINNEBAGO PART SALES FOR UNLISTED COMPONENT(S)



125242-03-01A (CONTINUED)

KEY	PART NUMBER	U/M	DESCRIPTION	VENDOR NO.
1	084880-03-705	EA	BRACKET-LIGHT-INTERIOR	61629722
2	120075-01-734	EA	COVER-LENS	618190
3	084880-03-706	EA	BULB-LAMP	61628922
4	084880-01-760	EA	CLIP (THERMISTER)	61689122
5	120075-01-735	EA	THERMISTER W/LAMP & WIRE/ASM	618548
	125242-02-706	EA	LAMP/WIRE ASM/SER#849677 UP	620871
	125242-02-707	EA	LAMP/WIRE ASM SER#849677 DWN	621742

CABINET & APPLIANCE GROUP (CONTINUED)
CABINET & APPLIANCE LAYOUT (CONTINUED)



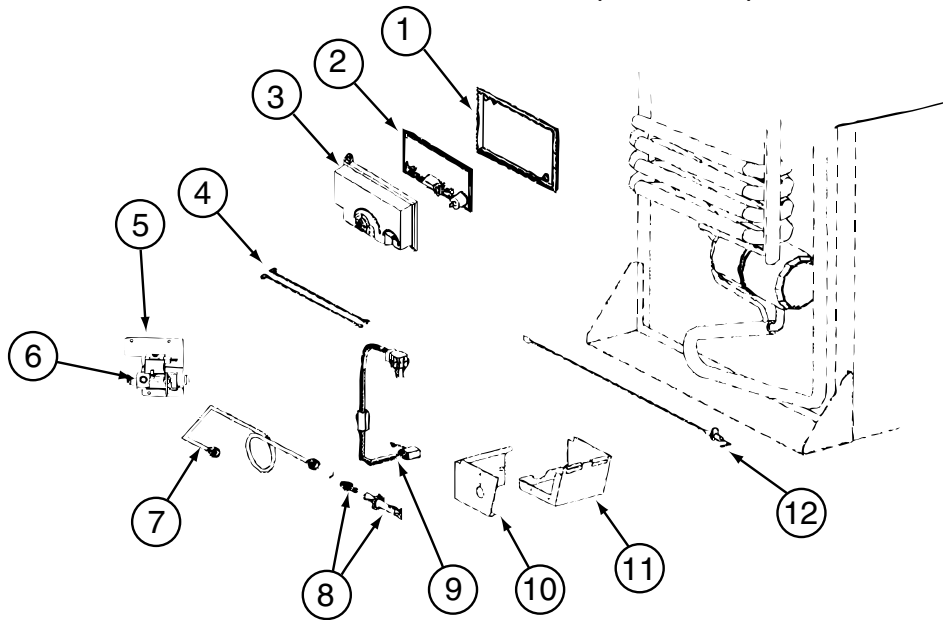
COMPONENT PARTS FOR APPLIANCE (CONTINUED)

125242-03-01A (CONTINUED)

KEY	PART NUMBER	U/M	DESCRIPTION	VENDOR NO.
1	125242-01-746	EA	COOLING UNIT - 1200	618964
4	125242-01-732	EA	HEATER AC - 225W/110VAC	618872
5	125242-01-739	EA	BASE-BURNER BOX	618902
6	125242-01-740	EA	COVER-BURNER BOX	618910
9	125242-01-730	EA	BRACKET-DC FAN	618857
10	125242-01-741	EA	SUPPORT-DC FAN	618912
12	125242-01-729	EA	FAN-EXTERNAL DC	618856
16	113737-01-754	EA	THERMOSTAT (FAN 12V DC)	618093
	125242-01-742	EA	WIRE ASM.-BAFFLE 55.15"	618915

CONTACT WINNEBAGO PART SALES FOR UNLISTED COMPONENT(S)

CABINET & APPLIANCE GROUP (CONTINUED)
CABINET & APPLIANCE LAYOUT (CONTINUED)



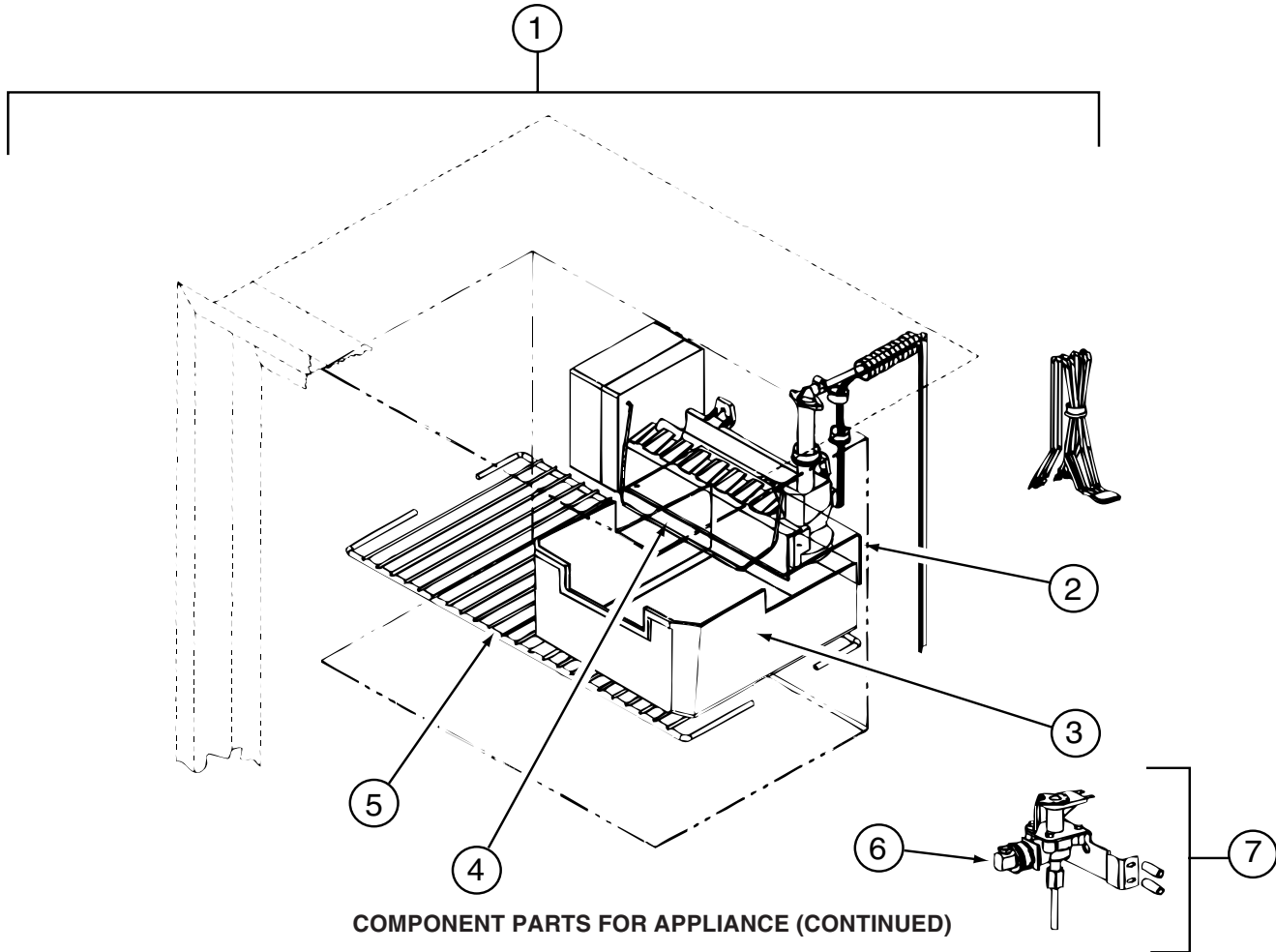
COMPONENT PARTS FOR APPLIANCE (CONTINUED)

125242-03-01A (CONTINUED)

KEY	PART NUMBER	U/M	DESCRIPTION	VENDOR NO.
1	120075-01-740	EA	COVER-BASE, POWER BOARD	618186
2	125242-01-720	EA	POWER BOARD (SER#832170 DN)	619819
2	125242-02-731	EA	POWER BD KIT SER#832172 UP	621271001
3	120075-01-738	EA	COVER-POWER BOARD	618185
4	125242-02-709	EA	WIRE/WHITE/9"/GAS VALVE	621448
6	121568-06-706	EA	GAS VALVE-COMBO/WRENCH FLAT	621329
7	125242-02-711	EA	BURNER TUBE	620034
8	125242-02-712	EA	BURNER ORFICE ADAPTER ASSY	621959
10	125242-01-740	EA	COVER-BURNER BOX	618910
11	125242-01-739	EA	BASE-BURNER BOX	618902
12	104137-06-715	EA	ELECTRODE-SPARK/SENSOR, SGL	61692222
	121568-01-713	EA	KIT-GAS VALVE/BURNER TUBE	621444

CONTACT WINNEBAGO PART SALES FOR UNLISTED COMPONENT(S)

CABINET & APPLIANCE GROUP (CONTINUED)
CABINET & APPLIANCE LAYOUT (CONTINUED)



COMPONENT PARTS FOR APPLIANCE (CONTINUED)

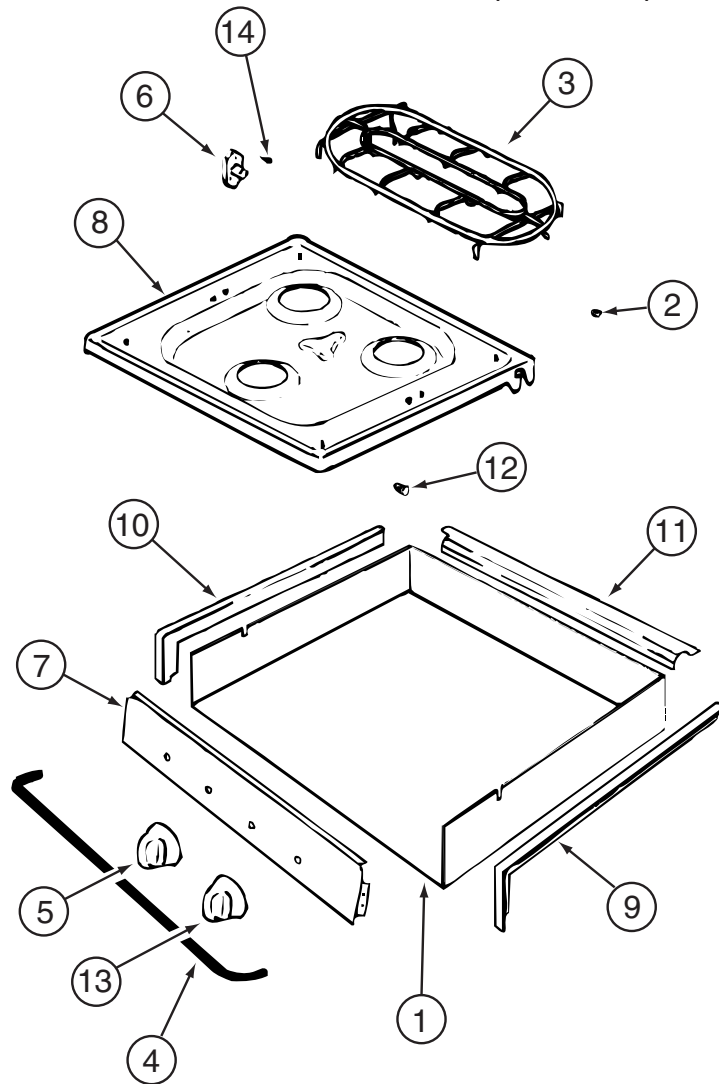
125242-01-01A, 125242-02-01A & 125242-03-01A (CONTINUED)

KEY	PART NUMBER	U/M	DESCRIPTION	VENDOR NO.
1	094039-07-706	EA	ICE MAKER W/O PLATES	61656522
2	125242-01-737	EA	BRACKET-MOUNTING (ICE MAKER)	618894/620890
3	125242-01-716	EA	ICE BIN	618803
4	120075-03-703	EA	ARM-SHUT OFF	61656922
5	125242-01-725	EA	SHELF-FREEZER (WIRE)	618847
6	120075-03-702	EA	NUT/COMPRESSION - FITTING	61678722
7	120075-03-701	EA	VALVE ASM., WATER, W/BRACKET	618253
	094039-07-707	EA	GARDEN HOSE ADAP W/BRASS NUT	61679622
	094039-07-708	EA	NUT - COMPRESSION	622991

126022-01-01A, 126022-02-01A, 126022-03-01A

KEY	PART NUMBER	U/M	DESCRIPTION	VENDOR NO.
	114030-01-707	EA	PLUG BUTTON BLACK	74002628
	126022-01-700	EA	BUMPER - RANGE BIFOLD COVER	MAGIC 8003P007-60
	126022-01-701	EA	HINGE-RANGE BIFOLD COVER-22"	MAGIC 3418F067-34

CABINET & APPLIANCE GROUP (CONTINUED)
CABINET & APPLIANCE LAYOUT (CONTINUED)



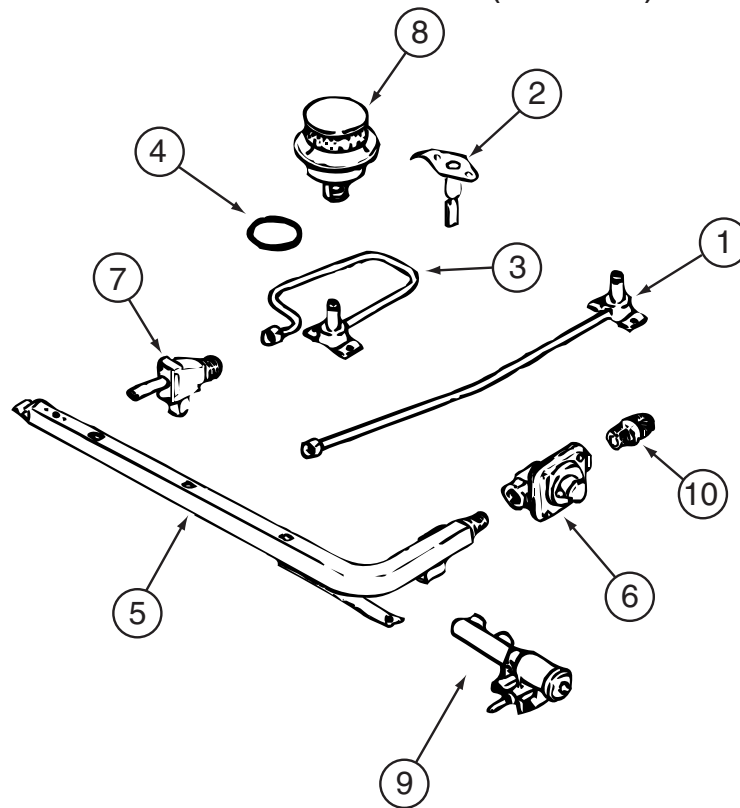
COMPONENT PARTS FOR APPLIANCE (CONTINUED)

135065-03-01A, 135065-03-03A, 135065-04-01A

KEY	PART NUMBER	U/M	DESCRIPTION	VENDOR NO.
2	102020-01-709	EA	BUMPER-GRATE	8007-P020-60
3	135065-03-703	EA	GRATE - BLACK(SEALED BURNER)	74007304
4	114030-02-700	EA	GUARD/FABRIC - TOWEL BAR	3609F006-70
5	128728-01-701	EA	KNOB - BURNER - REAR	74003941
5	128728-01-702	EA	KNOB - BURNER - FRONT	74003942
6	128728-01-703	EA	PIN/T-NUT F/HINGE	7103P109-60
7	135065-03-704	EA	PANEL - MANIFOLD (BLACK)	74007330
8	128728-01-705	EA	TOP - MAIN - BLACK	74003928
8	135065-03-715	EA	TOP - MAIN - STAINLESS STEEL	74007299
9	114030-01-704	EA	TRIM - RIGHT/BLACK TEXTURED	74002839
10	114030-01-705	EA	TRIM - LEFT/BLACK TEXTURED	74002840
11	114030-01-706	EA	TRIM - REAR/BLACK TEXTURED	74002841
12	102020-01-724	EA	BUMPER-MAIN TOP	8003P008-60
13	128728-01-707	EA	KNOB - IGNITOR	74003944

CONTACT WINNEBAGO PART SALES FOR UNLISTED COMPONENT(S)

CABINET & APPLIANCE GROUP (CONTINUED)
CABINET & APPLIANCE LAYOUT (CONTINUED)

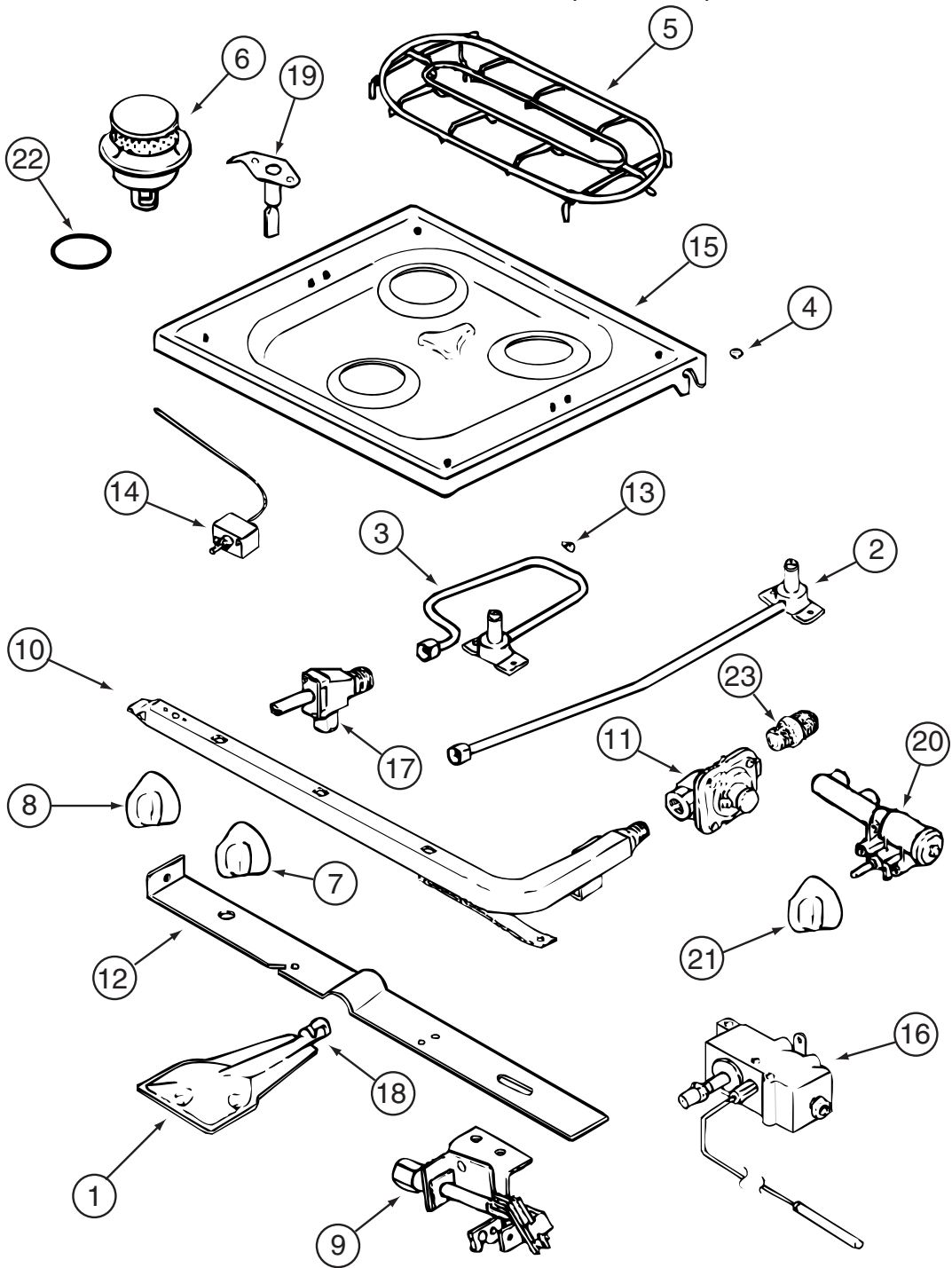


COMPONENT PARTS FOR APPLIANCE (CONTINUED)

135065-03-01A, 135065-03-03A, 135065-04-01A (CONTINUED)

KEY	PART NUMBER	U/M	DESCRIPTION	VENDOR NO.
1	128728-01-708	EA	FITTING W/ORFICE/TUBE - REAR	74003931
2	135065-01-701	EA	IGNITOR/PORCELAIN-TOP BURNER	74004053
3	128728-01-710	EA	FITTING W/ORFICE/TUBE - FRT	74003930
4	135065-03-700	EA	FITTING - HALF UNION	74004234
5	135065-01-702	EA	PIPE/MANIFOLD	74004642
6	126023-02-703	EA	REGULATOR - PRESSURE	74004235
7	135065-01-703	EA	VALVE/BURNER - REAR	74004643
7	135065-01-704	EA	VALVE/BURNER-FRT-HI	74004644
7	135065-03-701	EA	SCREW - VALVE	71003231
8	135065-03-702	EA	SEALED BURNER ASM.(BLACK) RV	74003967
9	128728-01-716	EA	BURNER - IGNITOR	74003946
9	128728-01-717	EA	WIRES - IGNITOR	74003947

CABINET & APPLIANCE GROUP (CONTINUED)
CABINET & APPLIANCE LAYOUT (CONTINUED)



COMPONENT PARTS FOR APPLIANCE (CONTINUED)

135066-02-01A

CABINET & APPLIANCE GROUP (CONTINUED)

CABINET & APPLIANCE LAYOUT (CONTINUED)

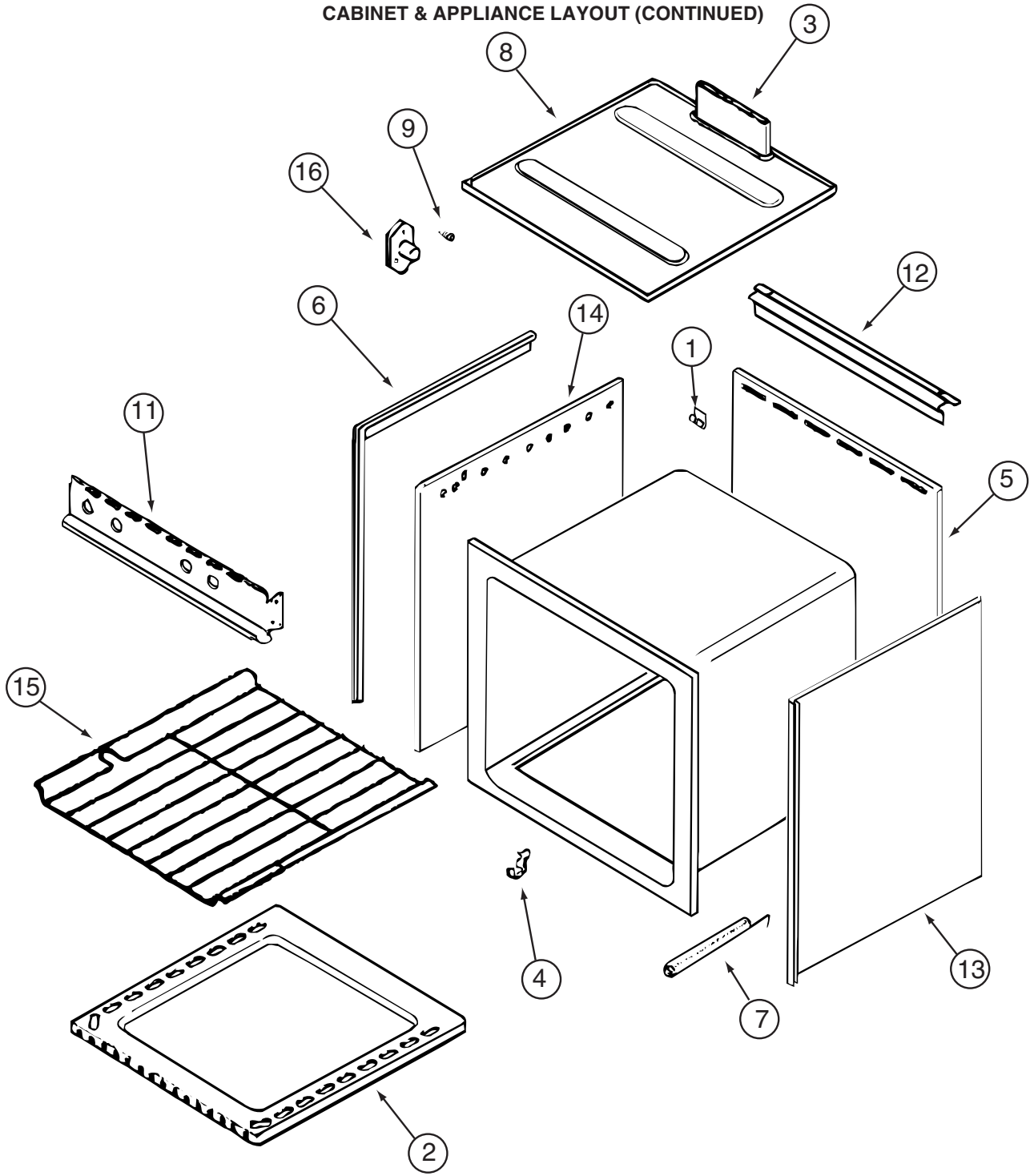
COMPONENT PARTS FOR APPLIANCE (CONTINUED)

135066-02-01A (CONTINUED)

KEY	PART NUMBER	U/M	DESCRIPTION	VENDOR NO.
1	126023-01-717	EA	BURNER - OVEN	74003343
2	128728-01-708	EA	FITTING W/ORFICE/TUBE - REAR	74003931
3	128728-01-710	EA	FITTING W/ORFICE/TUBE - FRT	74003930
4	102020-01-709	EA	BUMPER-GRATE	8007-P020-60
5	128728-01-700	EA	GRATE - BURNER	74003948
6	135065-01-705	EA	BURNER/SEALED ASSEMBLY	12001497
7	112881-01-705	EA	KNOB-TOP BURNER	7733P072-60
7	112881-01-718	EA	KNOB - TOP BURNER HI-OUTPUT	74001794
8	135656-01-700	EA	KNOB/THERMOSTAT	74002529
9	126023-02-701	EA	PILOT - OVEN	74004586
10	126023-02-702	EA	PIPE - MANIFOLD	74004360
11	135066-02-700	EA	REGULATOR - PRESSURE	74004236
13	102020-01-724	EA	BUMPER-MAIN TOP	8003P008-60
14	126023-01-734	EA	THERMOSTAT/OVEN SERIES #11	74006332
15	128728-01-705	EA	TOP - MAIN - BLACK	74003928
16	126023-02-704	EA	VALVE/OVEN - MERCURY	74004585
17	135065-01-703	EA	VALVE/BURNER - REAR	74004643
17	135065-01-704	EA	VALVE/BURNER-FRT-HI	74004644
18	135656-01-701	EA	MIXER/AIR	3411F003-34
19	135065-01-701	EA	IGNITOR/PORCELAIN-TOP BURNER	74004053
20	128728-01-716	EA	BURNER - IGNITOR	74003946
20	128728-01-717	EA	WIRES - IGNITOR	74003947
21	126023-01-720	EA	KNOB - IGNITER	74002414

CONTACT WINNEBAGO PART SALES FOR UNLISTED COMPONENTS

CABINET & APPLIANCE GROUP (CONTINUED)
CABINET & APPLIANCE LAYOUT (CONTINUED)



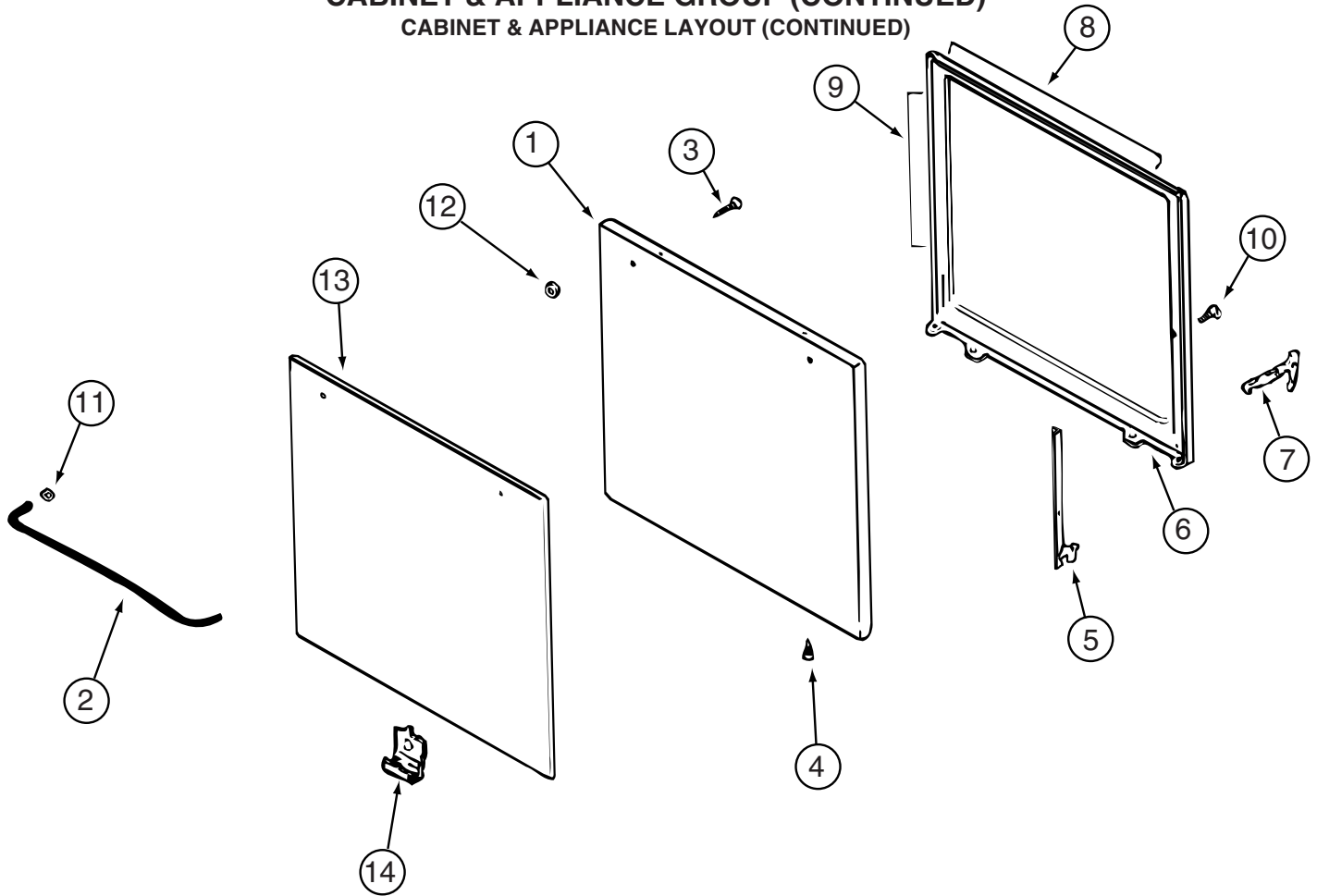
COMPONENT PARTS FOR APPLIANCE (CONTINUED)

135066-01-01A, 135066-01-02A, 135066-02-01A (CONTINUED)

KEY	PART NUMBER	U/M	DESCRIPTION	VENDOR NO.
1	112881-03-702	EA	CLIP - MAIN TOP	74003998
2	126023-01-731	EA	BOTTOM - OVEN	2205F016-19
3	126023-01-718	EA	FLUE BOX ASSEMBLY	4006W075-80
6	126023-01-713	EA	TRIM - SIDE (RIGHT)	74002827
6	126023-01-714	EA	TRIM - SIDE (LEFT)	74002828
11	126023-01-729	EA	PANEL - MANIFOLD	74003351
15	126023-01-716	EA	RACK - OVEN	74003106
	126023-01-738	EA	CLIP - GLASS OVEN/BLACK	7112P093-60

CONTACT WINNEBAGO PART SALES FOR UNLISTED COMPONENTS

CABINET & APPLIANCE GROUP (CONTINUED)
CABINET & APPLIANCE LAYOUT (CONTINUED)



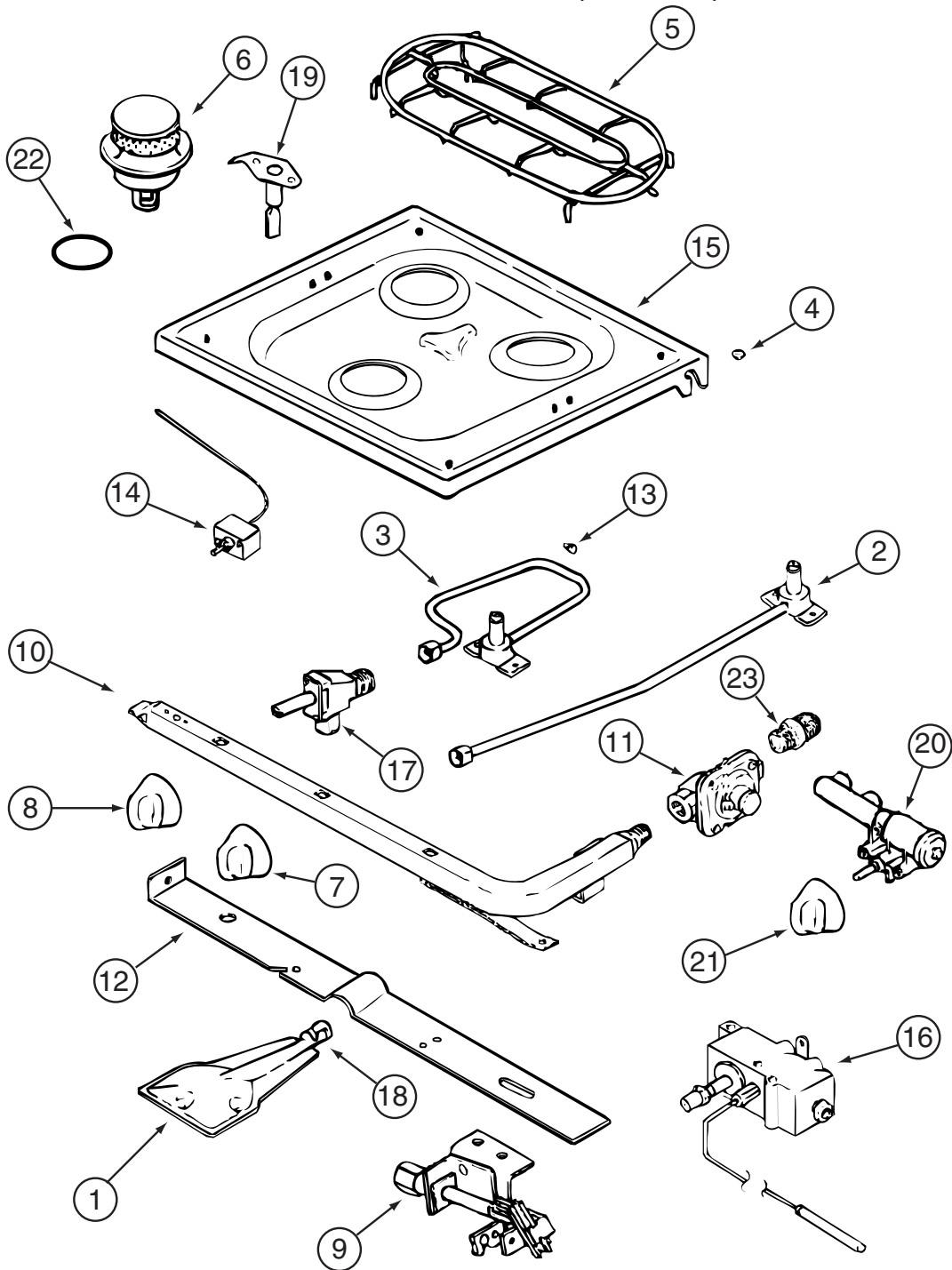
COMPONENT PARTS FOR APPLIANCE (CONTINUED)

135066-01-01A, 135066-01-02A, 135066-02-01A (CONTINUED)

KEY	PART NUMBER	U/M	DESCRIPTION	VENDOR NO.
1	126023-01-712	EA	PANEL - DOOR (BLACK)	74001190
2	102020-01-701	EA	HANDLE,DOOR	7701P092-60
8	126023-01-732	EA	SEAL/OVEN DR TOP	7212P014-60
9	126023-01-733	EA	SEAL/OVEN DR SIDES(2PCS)	7212P038-60
13	102020-01-725	EA	GLASS OUTER	7902P266-60

CONTACT WINNEBAGO PART SALES FOR UNLISTED COMPONENTS

CABINET & APPLIANCE GROUP (CONTINUED)
CABINET & APPLIANCE LAYOUT (CONTINUED)



COMPONENT PARTS FOR APPLIANCE (CONTINUED)

135066-03-01A, 135066-03-04A, 150778-01-01A

CABINET & APPLIANCE GROUP (CONTINUED)

CABINET & APPLIANCE LAYOUT (CONTINUED)

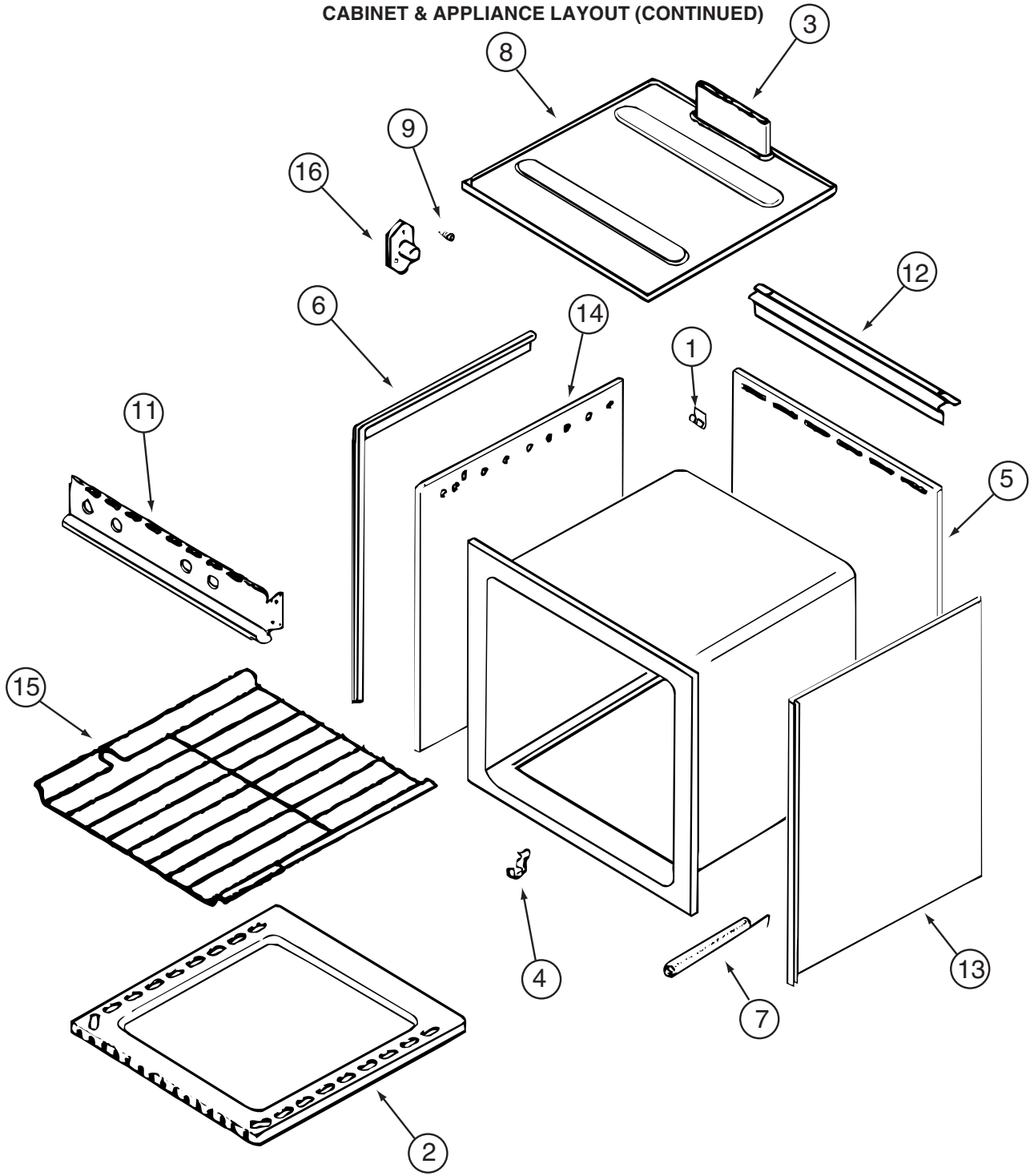
COMPONENT PARTS FOR APPLIANCE (CONTINUED)

135066-03-01A, 135066-03-04A, 150778-01-01A (CONTINUED)

KEY	PART NUMBER	U/M	DESCRIPTION	VENDOR NO.
1	126023-01-717	EA	BURNER - OVEN	74003343
2	128728-01-708	EA	FITTING W/ORFICE/TUBE - REAR	74003931
3	128728-01-710	EA	FITTING W/ORFICE/TUBE - FRT	74003930
4	102020-01-709	EA	BUMPER-GRATE	8007-P020-60
5	135065-03-703	EA	GRATE - BLACK(SEALED BURNER)	74007304
6	135065-03-702	EA	SEALED BURNER ASM.(BLACK) RV	74003967
7	128728-01-701	EA	KNOB - BURNER - REAR	74003941
7	128728-01-702	EA	KNOB - BURNER - FRONT	74003942
8	112881-04-703	EA	KNOB - THERMOSTAT - BLACK	74004645
9	112881-04-706	EA	PILOT - OVEN	74006334
10	126023-02-702	EA	PIPE - MANIFOLD	74004360
11	126023-02-703	EA	REGULATOR - PRESSURE	74004235
13	102020-01-724	EA	BUMPER-MAIN TOP	8003P008-60
14	126023-01-734	EA	THERMOSTAT/OVEN SERIES #11	74006332
15	128728-01-705	EA	TOP - MAIN - BLACK	74003928
15	135065-03-705	EA	TOP - MAIN - BLACK F/1512790201A ONLY	74007300
15	135065-03-715	EA	TOP - MAIN - STAINLESS STEEL	74007299
16	112881-04-704	EA	VALVE - OVEN	74006333
17	135065-01-703	EA	VALVE/BURNER - REAR	74004643
17	135065-01-704	EA	VALVE/BURNER-FRT-HI	74004644
17	135065-03-701	EA	SCREW - VALVE	71003231
18	135656-01-701	EA	MIXER/AIR	3411F003-34
19	135065-01-701	EA	IGNITOR/PORCELAIN-TOP BURNER	74004053
20	128728-01-716	EA	BURNER - IGNITOR	74003946
20	128728-01-717	EA	WIRES - IGNITOR	74003947
21	128728-01-707	EA	KNOB - IGNITOR	74003944
22	135065-03-700	EA	FITTING - HALF UNION	74004234

CONTACT WINNEBAGO PART SALES FOR UNLISTED COMPONENTS

CABINET & APPLIANCE GROUP (CONTINUED)
CABINET & APPLIANCE LAYOUT (CONTINUED)



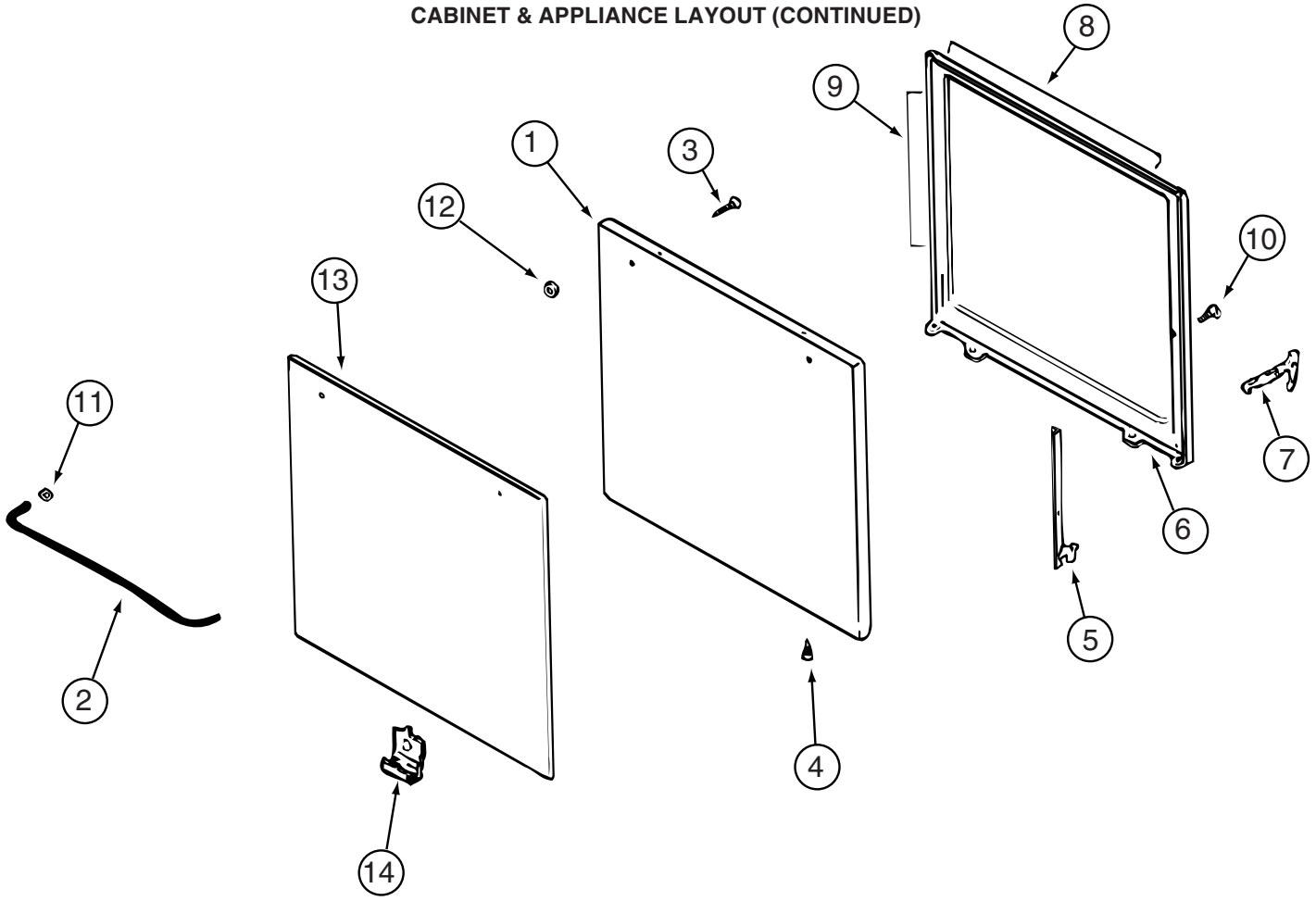
COMPONENT PARTS FOR APPLIANCE (CONTINUED)

135066-03-01A/04A, 150778-01-01A, 151277-03-01A, 151279-02-01A/02A, 151279-03-01A (CONTINUED)

KEY	PART NUMBER	U/M	DESCRIPTION	VENDOR NO.
1	112881-03-702	EA	CLIP - MAIN TOP	74003998
2	126023-01-731	EA	BOTTOM - OVEN	2205F016-19
3	126023-01-718	EA	FLUE BOX ASSEMBLY	4006W075-80
6	126023-01-713	EA	TRIM - SIDE (RIGHT)	74002827
6	126023-01-714	EA	TRIM - SIDE (LEFT)	74002828
7	135066-03-708	EA	SPRING - OVEN DOOR	7803P053-60
9	128728-01-703	EA	PIN/T-NUT F/HINGE	7103P109-60
11	135066-03-701	EA	PANEL - MANIFOLD - BLACK	74007306
12	112881-01-721	EA	DEFLECTOR/FLUE-BLK-SEALED BR	74002829
15	126023-01-716	EA	RACK - OVEN	74003106

CONTACT WINNEBAGO PART SALES FOR UNLISTED COMPONENT(S)

CABINET & APPLIANCE GROUP (CONTINUED)
CABINET & APPLIANCE LAYOUT (CONTINUED)



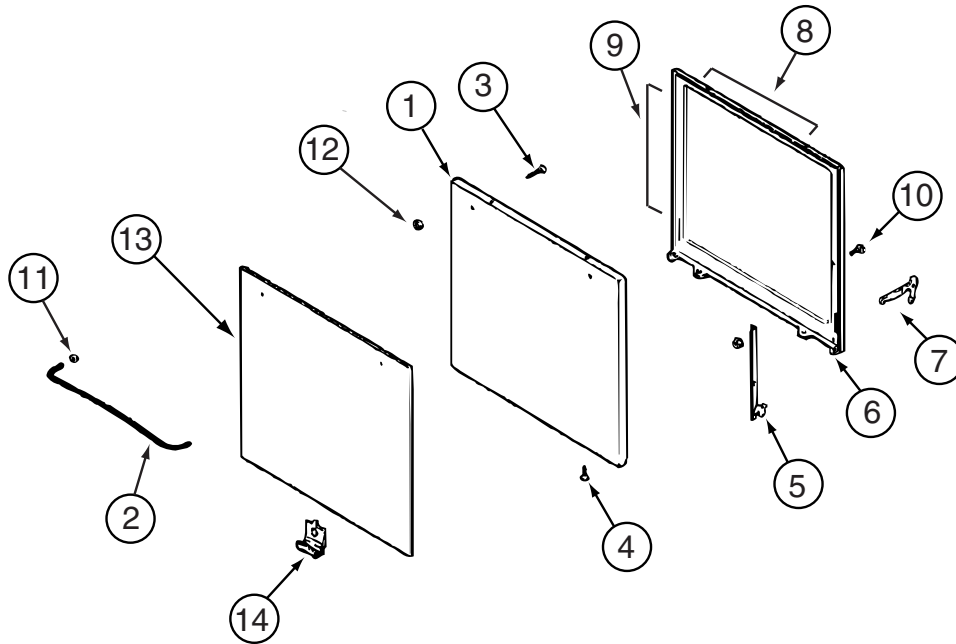
COMPONENT PARTS FOR APPLIANCE (CONTINUED)

135066-03-01A, 135066-03-04A (CONTINUED)

KEY	PART NUMBER	U/M	DESCRIPTION	VENDOR NO.
1	126023-01-712	EA	PANEL - DOOR (BLACK)	74001190
1	135066-03-702	EA	PANEL - DOOR - STAINLESS STEEL	74007313
2	102020-01-701	EA	HANDLE,DOOR	7701P092-60
8	126023-01-732	EA	SEAL/OVEN DR TOP	7212P014-60
9	126023-01-733	EA	SEAL/OVEN DR SIDES(2PCS)	7212P038-60
13	102020-01-725	EA	GLASS OUTER	7902P266-60

CONTACT WINNEBAGO PART SALES FOR UNLISTED COMPONENT(S)

CABINET & APPLIANCE GROUP (CONTINUED)
CABINET & APPLIANCE LAYOUT (CONTINUED)



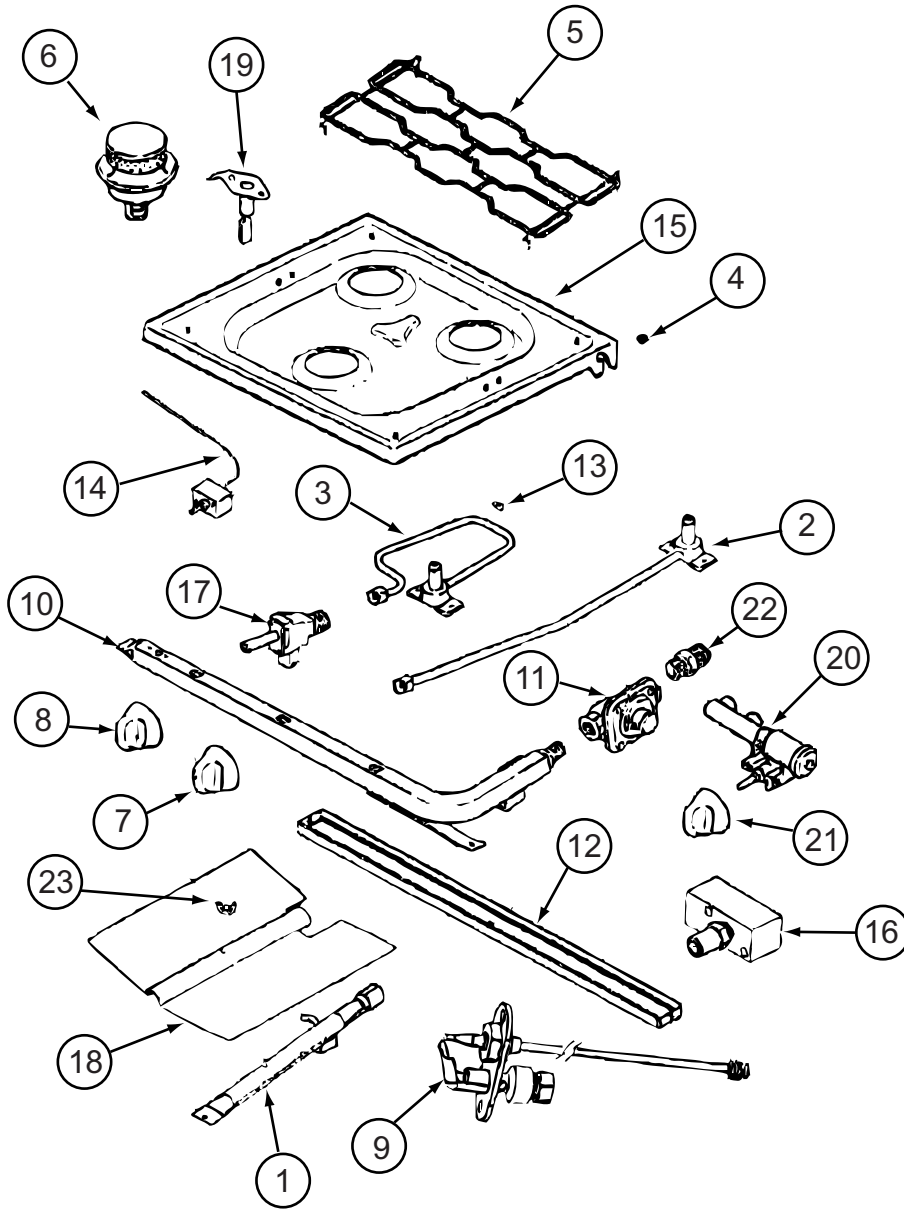
COMPONENT PARTS FOR APPLIANCE (CONTINUED)

150778-01-01A, 151277-03-01A, 151279-02-01A, 151279-03-01A (CONTINUED)

KEY	PART NUMBER	U/M	DESCRIPTION	VENDOR NO.
1	126023-01-712	EA	PANEL - DOOR (BLACK)	74001190
2	128727-01-701	EA	HANDLE - OVEN DOOR	74003929
5	151277-01-704	EA	HINGE KIT-OVEN DR/LT	12400028
5	151277-01-705	EA	HINGE KIT-OVEN DR/RT	12400029
8	126023-01-732	EA	SEAL/OVEN DR TOP	7212P014-60
9	135066-03-714	EA	SEAL - OVEN DOOR SIDES	7212P039-60
13	102020-01-725	EA	GLASS OUTER	7902P266-60
14	126023-01-738	EA	CLIP - GLASS OVEN/BLACK	7112P093-60

CONTACT WINNEBAGO PART SALES FOR UNLISTED COMPONENT(S)

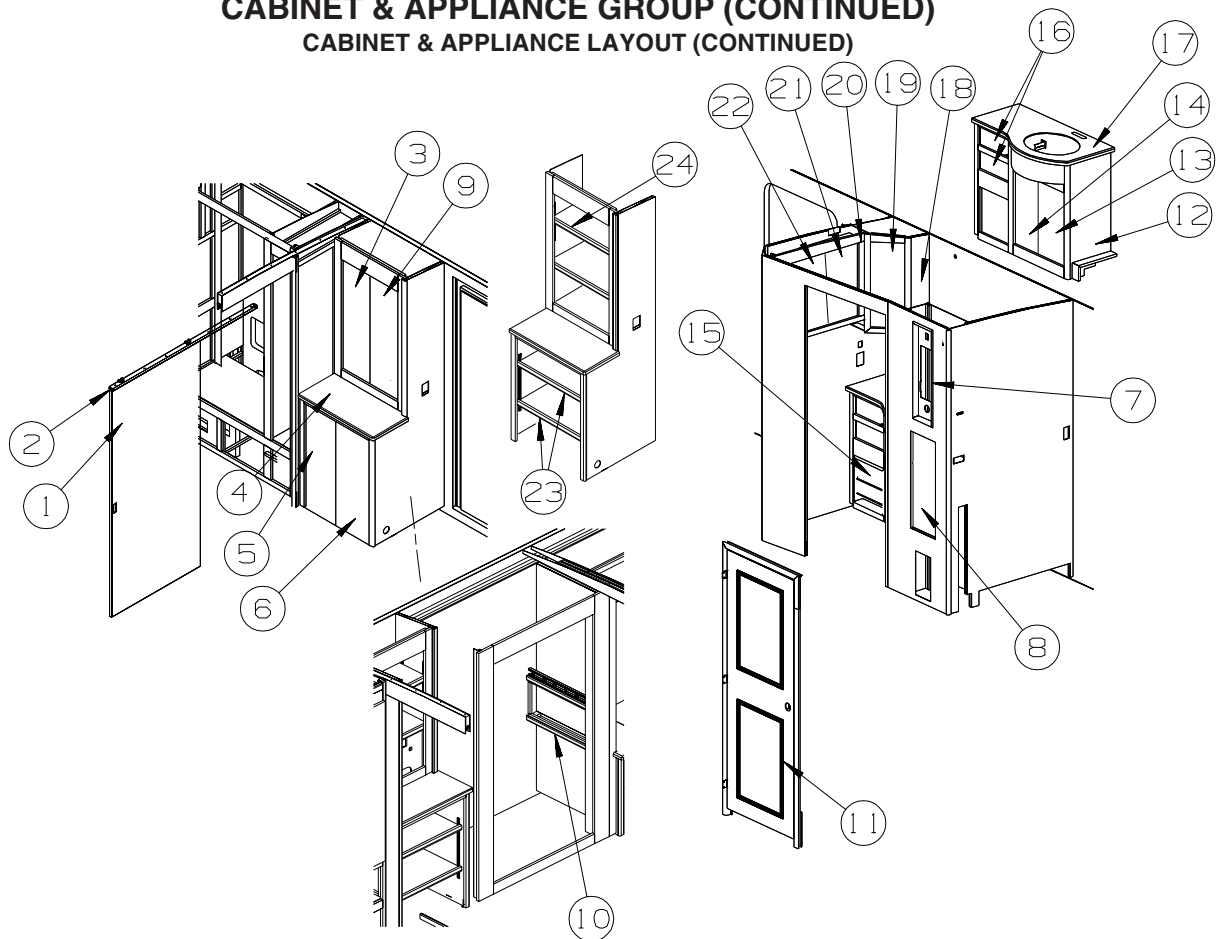
CABINET & APPLIANCE GROUP (CONTINUED)
CABINET & APPLIANCE LAYOUT (CONTINUED)



COMPONENT PARTS FOR APPLIANCE (CONTINUED)

151277-03-01A, 151279-01-01A, 151279-02-01A/02A, 151279-03-01A

CABINET & APPLIANCE GROUP (CONTINUED)
CABINET & APPLIANCE LAYOUT (CONTINUED)



BATH

KEY	PART NUMBER	U/M	DESCRIPTION
1	146047-09-S76	EA	DOOR - SLIDING - W/O HARDWARE - PORTSMOUTH OAK
1	146047-09-S77	EA	DOOR - SLIDING - W/O HARDWARE - CONCERT CHERRY
1	146047-09-S78	EA	DOOR - SLIDING - W/O HARDWARE - WASHED MAPLE
1	146047-09-S79	EA	DOOR - SLIDING - W/O HARDWARE - SIERRA MAPLE
	064467-01-000	EA	GUIDE - POCKET - SLIDING DOOR - WALL MOUNTED
2	145608-16-01A	EA	TRACK - DOOR - 54" - OFF WHITE
3	141518-49-S76	EA	DOOR - ARCHED/PENCIL EDGE/LEFT HAND-10.8" X 36.4"-W/O HDW - PORTSMOUTH OAK
3	141518-49-S77	EA	DOOR - ARCHED/PENCIL EDGE/LEFT HAND-10.8" X 36.4"-W/O HDW - CONCERT CHERRY
3	141518-49-S78	EA	DOOR - ARCHED/PENCIL EDGE/LEFT HAND-10.8" X 36.4"-W/O HDW - WASHED MAPLE
3	141518-49-S79	EA	DOOR - ARCHED/PENCIL EDGE/LEFT HAND-10.8" X 36.4"-W/O HDW - SIERRA MAPLE
4	140623-12-03A	EA	COUNTERTOP - 1/4" VENDURA - NATURES FLANNEL
5	144857-04-S76	EA	DOOR - LOUVERED/PENCIL EDGE/LEFT HAND - 12.4" X 32.2" - PORTSMOUTH OAK
5	144857-04-S77	EA	DOOR - LOUVERED/PENCIL EDGE/LEFT HAND - 12.4" X 32.2" - CONCERT CHERRY
5	144857-04-S78	EA	DOOR - LOUVERED/PENCIL EDGE/LEFT HAND - 12.4" X 32.2" - WASHED MAPLE
5	144857-04-S79	EA	DOOR - LOUVERED/PENCIL EDGE/LEFT HAND - 12.4" X 32.2" - SIERRA MAPLE
6	144856-04-S76	EA	DOOR - LOUVERED/PENCIL EDGE/RIGHT HAND - 12.4" X 32.2" - PORTSMOUTH OAK
6	144856-04-S77	EA	DOOR - LOUVERED/PENCIL EDGE/RIGHT HAND - 12.4" X 32.2" - CONCERT CHERRY
6	144856-04-S78	EA	DOOR - LOUVERED/PENCIL EDGE/RIGHT HAND - 12.4" X 32.2" - WASHED MAPLE
6	144856-04-S79	EA	DOOR - LOUVERED/PENCIL EDGE/RIGHT HAND - 12.4" X 32.2" - SIERRA MAPLE
7	137602-C3-R38	EA	POCKET - MONITOR PANEL - PORTSMOUTH OAK
7	137602-C3-R39	EA	POCKET - MONITOR PANEL - CONCERT CHERRY
7	137602-C3-RW4	EA	POCKET - MONITOR PANEL - WASHED MAPLE
7	137602-C3-S67	EA	POCKET - MONITOR PANEL - SIERRA MAPLE
8	136955-46-S76	EA	DOOR - RAISED PANEL/PENCIL EDGE - 10.8" X 28" - W/O HDW - PORTSMOUTH OAK
8	136955-46-S77	EA	DOOR - RAISED PANEL/PENCIL EDGE - 10.8" X 28" - W/O HDW - CONCERT CHERRY
8	136955-46-S78	EA	DOOR - RAISED PANEL/PENCIL EDGE - 10.8" X 28" - W/O HDW - WASHED MAPLE
8	136955-46-S79	EA	DOOR - RAISED PANEL/PENCIL EDGE - 10.8" X 28" - W/O HDW - SIERRA MAPLE
9	141520-49-S76	EA	DOOR - ARCHED/PENCIL EDGE/RIGHT HAND -10.8"X36.4"-W/O HDW - PORTSMOUTH OAK
9	141520-49-S77	EA	DOOR - ARCHED/PENCIL EDGE/RIGHT HAND -10.8"X36.4"-W/O HDW - CONCERT CHERRY
9	141520-49-S78	EA	DOOR - ARCHED/PENCIL EDGE/RIGHT HAND -10.8"X36.4"-W/O HDW - WASHED MAPLE
9	141520-49-S79	EA	DOOR - ARCHED/PENCIL EDGE/RIGHT HAND -10.8"X36.4"-W/O HDW - SIERRA MAPLE

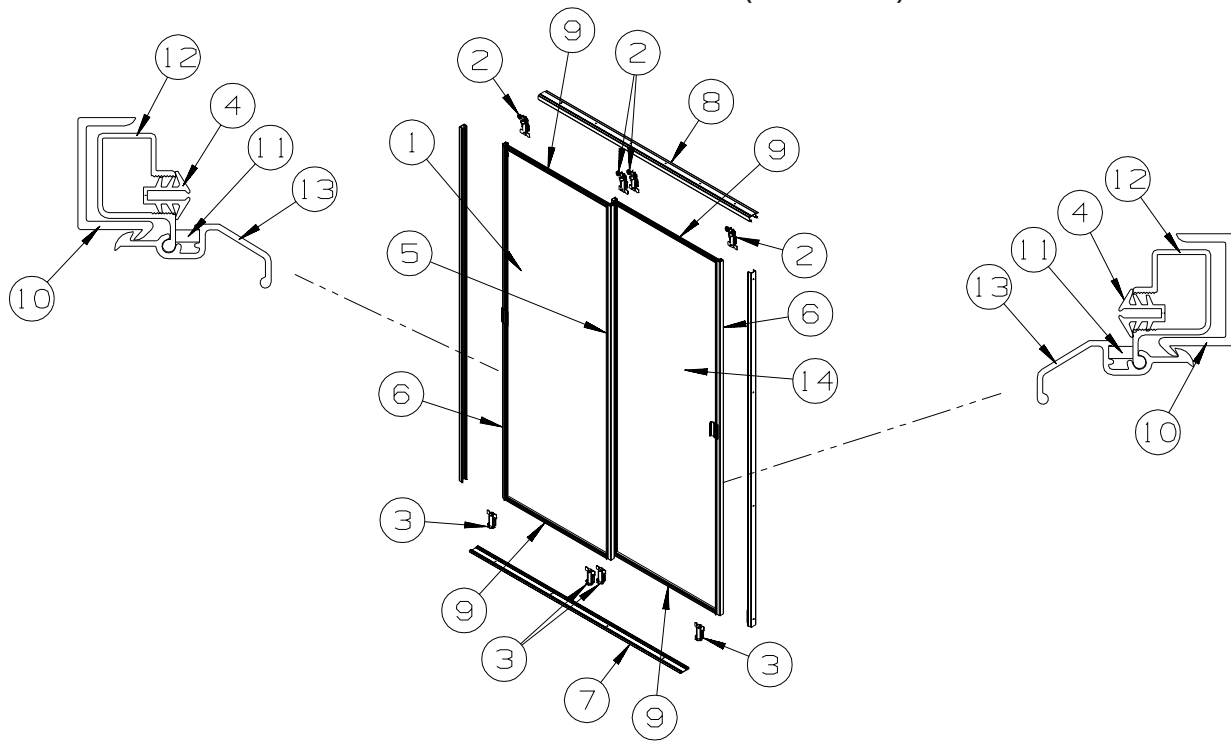
CABINET & APPLIANCE GROUP (CONTINUED)

CABINET & APPLIANCE LAYOUT (CONTINUED)

BATH (CONTINUED)

KEY	PART NUMBER	U/M	DESCRIPTION
10	150415-02-S76	EA	CABINET - RADIO COVER - PORTSMOUTH OAK
10	150415-02-S77	EA	CABINET - RADIO COVER - CONCERT CHERRY
10	150415-02-S78	EA	CABINET - RADIO COVER - WASHED MAPLE
10	150415-02-S79	EA	CABINET - RADIO COVER - SIERRA MAPLE
11	144645-05-R38	EA	DOOR - BATH - W/O TOWEL RACK/HARDWARE - PORTSMOUTH OAK
11	144645-05-R39	EA	DOOR - BATH - W/O TOWEL RACK/HARDWARE - CONCERT CHERRY
11	144645-05-RW4	EA	DOOR - BATH - W/O TOWEL RACK/HARDWARE - WASHED MAPLE
11	144645-05-SA3	EA	DOOR - BATH - W/O TOWEL RACK/HARDWARE - SIERRA MAPLE
12	P45683-02-S76	EA	CABINET - LAVATORY - W/O COUNTERTOP/DOORS/DRAWERS/HARDWARE - PORTSMOUTH OAK
12	P45683-02-S77	EA	CABINET - LAVATORY - W/O COUNTERTOP/DOORS/DRAWERS/HARDWARE - CONCERT CHERRY
12	P45683-02-S78	EA	CABINET - LAVATORY - W/O COUNTERTOP/DOORS/DRAWERS/HARDWARE - WASHED MAPLE
12	P45683-02-S79	EA	CABINET - LAVATORY - W/O COUNTERTOP/DOORS/DRAWERS/HARDWARE - SIERRA MAPLE
13	136955-42-S76	EA	DOOR - RAISED PANEL/PENCIL EDGE - 10.8" X 21.8" - W/O HDW - PORTSMOUTH OAK
13	136955-42-S77	EA	DOOR - RAISED PANEL/PENCIL EDGE - 10.8" X 21.8" - W/O HDW - CONCERT CHERRY
13	136955-42-S78	EA	DOOR - RAISED PANEL/PENCIL EDGE - 10.8" X 21.8" - W/O HDW - WASHED MAPLE
13	136955-42-S79	EA	DOOR - RAISED PANEL/PENCIL EDGE - 10.8" X 21.8" - W/O HDW - SIERRA MAPLE
14	136955-41-S76	EA	DOOR - RAISED PANEL/PENCIL EDGE - 10.8" X 21.8" - W/O HDW - PORTSMOUTH OAK
14	136955-41-S77	EA	DOOR - RAISED PANEL/PENCIL EDGE - 10.8" X 21.8" - W/O HDW - CONCERT CHERRY
14	136955-41-S78	EA	DOOR - RAISED PANEL/PENCIL EDGE - 10.8" X 21.8" - W/O HDW - WASHED MAPLE
14	136955-41-S79	EA	DOOR - RAISED PANEL/PENCIL EDGE - 10.8" X 21.8" - W/O HDW - SIERRA MAPLE
15	137602-07-R89	EA	POCKET - MAGAZINE - PORTSMOUTH OAK
15	137602-07-R90	EA	POCKET - MAGAZINE - CONCERT CHERRY
15	137602-07-RW5	EA	POCKET - MAGAZINE - WASHED MAPLE
15	137602-07-S79	EA	POCKET - MAGAZINE - SIERRA MAPLE
16	145492-33-R44	EA	DRAWER - PENCIL EDGE - 11.5"W X 11.8"D - W/O SLIDES/HDW - PORTSMOUTH OAK
16	145492-33-R45	EA	DRAWER - PENCIL EDGE - 11.5"W X 11.8"D - W/O SLIDES/HDW - CONCERT CHERRY
16	145492-33-R46	EA	DRAWER - PENCIL EDGE - 11.5"W X 11.8"D - W/O SLIDES/HDW - WASHED MAPLE
16	145492-33-S79	EA	DRAWER - PENCIL EDGE - 11.5"W X 11.8"D - W/O SLIDES/HDW - SIERRA MAPLE
17	149105-10-04A	EA	COUNTERTOP - 1/4" VENDURA - NATURES FLANNEL
18	142177-01-R38	EA	CABINET - OVERHEAD/BATH/CORNER - W/O DOORS/HARDWARE - PORTSMOUTH OAK
18	142177-01-R39	EA	CABINET - OVERHEAD/BATH/CORNER - W/O DOORS/HARDWARE - CONCERT CHERRY
18	142177-01-RW4	EA	CABINET - OVERHEAD/BATH/CORNER - W/O DOORS/HARDWARE - WASHED MAPLE
18	142177-01-S67	EA	CABINET - OVERHEAD/BATH/CORNER - W/O DOORS/HARDWARE - SIERRA MAPLE
	142177-21-P45	EA	SHELF - W/WOOD MOLDING - PORTSMOUTH OAK
	142177-21-P46	EA	SHELF - W/WOOD MOLDING - CONCERT CHERRY
	142177-21-RW4	EA	SHELF - W/WOOD MOLDING - WASHED MAPLE
	142177-21-S67	EA	SHELF - W/WOOD MOLDING - SIERRA MAPLE
19	141520-25-SB4	EA	DOOR - ARCHED/PENCIL EDGE/RIGHT HAND -10" X 25.2"-W/O HDW - PORTSMOUTH OAK
19	141520-25-SB5	EA	DOOR - ARCHED/PENCIL EDGE/RIGHT HAND -10" X 25.2"-W/O HDW - CONCERT CHERRY
19	141520-25-SB6	EA	DOOR - ARCHED/PENCIL EDGE/RIGHT HAND -10" X 25.2"-W/O HDW - WASHED MAPLE
19	141520-25-SB7	EA	DOOR - ARCHED/PENCIL EDGE/RIGHT HAND -10" X 25.2"-W/O HDW - SIERRA MAPLE
19	076767-04-000	EA	CABLE - STAINLESS STEEL - 5.9"
20	146896-01-R38	EA	CABINET - OVERHEAD/LINEN - W/O DOORS/HDW - PORTSMOUTH OAK
20	146896-01-R39	EA	CABINET - OVERHEAD/LINEN - W/O DOORS/HDW - CONCERT CHERRY
20	146896-01-RW4	EA	CABINET - OVERHEAD/LINEN - W/O DOORS/HDW - WASHED MAPLE
20	146896-01-S67	EA	CABINET - OVERHEAD/LINEN - W/O DOORS/HDW - SIERRA MAPLE
21	141520-85-S76	EA	DOOR - ARCHED/PENCIL EDGE/RIGHT HAND -12.8"X21.8"-W/O HDW - PORTSMOUTH OAK
21	141520-85-S77	EA	DOOR - ARCHED/PENCIL EDGE/RIGHT HAND -12.8"X21.8"-W/O HDW - CONCERT CHERRY
21	141520-85-S78	EA	DOOR - ARCHED/PENCIL EDGE/RIGHT HAND -12.8"X21.8"-W/O HDW - WASHED MAPLE
21	141520-85-S79	EA	DOOR - ARCHED/PENCIL EDGE/RIGHT HAND -12.8"X21.8"-W/O HDW - SIERRA MAPLE
22	141518-85-S76	EA	DOOR - ARCHED/PENCIL EDGE/LEFT HAND-12.8" X 21.8" -W/O HDW - PORTSMOUTH OAK
22	141518-85-S77	EA	DOOR - ARCHED/PENCIL EDGE/LEFT HAND-12.8" X 21.8" -W/O HDW - CONCERT CHERRY
22	141518-85-S78	EA	DOOR - ARCHED/PENCIL EDGE/LEFT HAND-12.8" X 21.8" -W/O HDW - WASHED MAPLE
22	141518-85-S79	EA	DOOR - ARCHED/PENCIL EDGE/LEFT HAND-12.8" X 21.8" -W/O HDW - SIERRA MAPLE
23	146070-32-R38	EA	SHELF - W/VINYL WRAPPED MOLDING - PORTSMOUTH OAK
23	146070-32-R39	EA	SHELF - W/VINYL WRAPPED MOLDING - CONCERT CHERRY
23	146070-32-RW4	EA	SHELF - W/VINYL WRAPPED MOLDING - WASHED MAPLE
23	146070-32-S67	EA	SHELF - W/VINYL WRAPPED MOLDING - SIERRA MAPLE
24	146070-34-R38	EA	SHELF - W/VINYL WRAPPED MOLDING - PORTSMOUTH OAK
24	146070-34-R39	EA	SHELF - W/VINYL WRAPPED MOLDING - CONCERT CHERRY
24	146070-34-RW4	EA	SHELF - W/VINYL WRAPPED MOLDING - WASHED MAPLE
24	146070-34-S67	EA	SHELF - W/VINYL WRAPPED MOLDING - SIERRA MAPLE

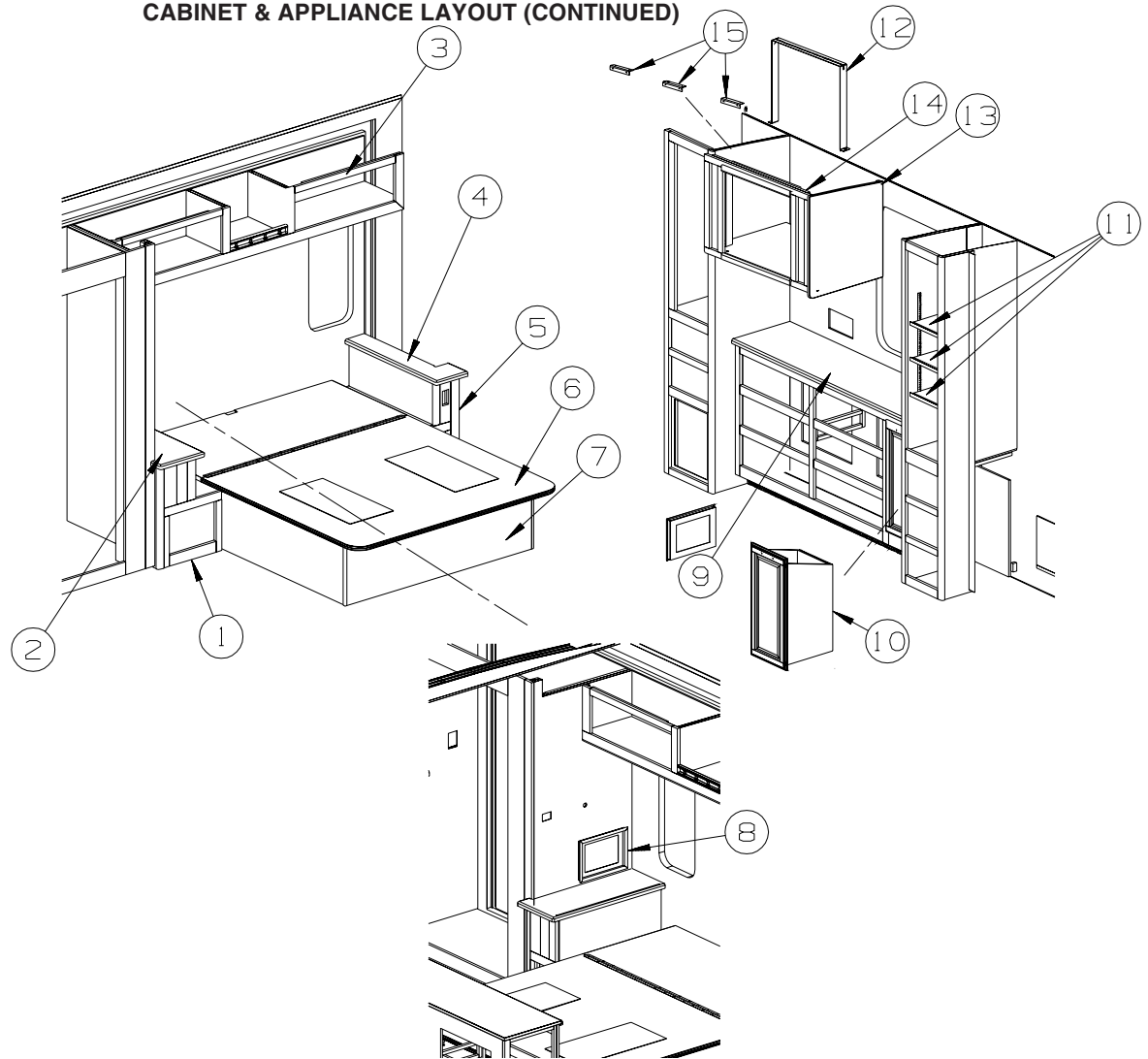
CABINET & APPLIANCE GROUP (CONTINUED)
CABINET & APPLIANCE LAYOUT (CONTINUED)



BATH (CONTINUED)

KEY	PART NUMBER	U/M	DESCRIPTION
1	136681-14-M42	EA	DOOR-MIRRORED/WARDROBE-LH-W/HANGERS/GUIDES/LATCH-66"X20.5"
	058331-J1-000	EA	MIRROR - SAFETY GLASS - 19.5" X 65.2"
2	107390-02-000	EA	CORNER HANGER (DOUBLE ROLLER W/BRACKET) (SOLD AS 1 EACH)
3	107391-01-000	EA	GUIDE - BOTTOM - BY-PASS (4 USED PER DOOR)
4	111575-01-01A	FT	CHANNEL - GLAZING - SWING DOOR
5	114104-13-01A	EA	STILE - DOOR - SLIDING - 66.1" - TERRATONE
6	114104-14-01A	EA	STILE - DOOR - SLIDING - 66.1" - TERRATONE
7	114105-17-01A	EA	TRACK - SLIDING DOOR - LOWER - 38.7" - TERRATONE
8	114106-17-01A	EA	TRACK - SLIDING DOOR - UPPER - 37.9" - TERRATONE
9	114107-13-01A	EA	RAIL - DOOR/SLIDING - UPPER/LOWER - 18.9" - TERRATONE
10	115538-07-01A	EA	JAMB - DOOR - WARDROBE/MIRRORED - 66.9" - BLACK
11	115541-01-000	EA	SPRING - DOOR - SLIDING
12	123655-01-000	FT	SEAL - CLOSED CELL/FOAM
13	149252-01-01A	EA	LATCH - WARDROBE DOOR - TERRA COTTA
14	136680-14-M42	EA	DOOR-MIRRORED/WARDROBE-RH-W/HANGERS/GUIDES/LATCH-66"X22.5"
	058331-J1-000	EA	MIRROR - SAFETY GLASS - 19.5" X 65.2"

CABINET & APPLIANCE GROUP (CONTINUED)
CABINET & APPLIANCE LAYOUT (CONTINUED)



BEDROOM

KEY	PART NUMBER	U/M	DESCRIPTION
1	136885-A6-P45	EA	CABINET - NIGHTSTAND/LH - W/O CTRTP/DOOR/DWR/HDW - PORTSMOUTH OAK
1	136885-A6-P46	EA	CABINET - NIGHTSTAND/LH - W/O CTRTP/DOOR/DWR/HDW - CONCERT CHERRY
1	136885-A6-RW4	EA	CABINET - NIGHTSTAND/LH - W/O CTRTP/DOOR/DWR/HDW - WASHED MAPLE
1	136885-A6-S67	EA	CABINET - NIGHTSTAND/LH - W/O CTRTP/DOOR/DWR/HDW - SIERRA MAPLE
2	145182-07-R38	EA	COUNTERTOP - LAMINATED - ROCKY MT HIGH/PORTSMOUTH OAK (S76)
2	145182-07-R39	EA	COUNTERTOP - LAMINATED - ROCKY MT HIGH/CHERRY (S77)
2	145182-07-R46	EA	COUNTERTOP - LAMINATED - ROCKY MT HIGH/WASHED MAPLE (S78)
2	145182-07-S71	EA	COUNTERTOP - LAMINATED - ROCKY MT HIGH/SIERRA MAPLE (S79)
2	145182-07-R40	EA	COUNTERTOP - LAMINATED - LINO FRIEZE/PORTSMOUTH OAK (S80)
2	145182-07-R41	EA	COUNTERTOP - LAMINATED - LINO FRIEZE/CHERRY (S81)
2	145182-07-R49	EA	COUNTERTOP - LAMINATED - LINO FRIEZE/WASHED MAPLE (S82)
2	145182-07-S83	EA	COUNTERTOP - LAMINATED - LINO FRIEZE/SIERRA MAPLE (S83)
2	145182-07-R42	EA	COUNTERTOP - LAMINATED - GRAY TRANQUILITY/PORTSMOUTH OAK (S84)
2	145182-07-R43	EA	COUNTERTOP - LAMINATED - GRAY TRANQUILITY/CHERRY (S85)
2	145182-07-R52	EA	COUNTERTOP - LAMINATED - GRAY TRANQUILITY/WASHED MAPLE (S86)
2	145182-07-S75	EA	COUNTERTOP - LAMINATED - GRAY TRANQUILITY/SIERRA MAPLE (S87)
3	142196-03-S64	EA	CABINET - OVERHEAD/REAR - W/O DOORS/HARDWARE - PORTSMOUTH OAK
3	142196-03-S65	EA	CABINET - OVERHEAD/REAR - W/O DOORS/HARDWARE - CONCERT CHERRY
3	142196-03-S66	EA	CABINET - OVERHEAD/REAR - W/O DOORS/HARDWARE - WASHED MAPLE
3	142196-03-S67	EA	CABINET - OVERHEAD/REAR - W/O DOORS/HARDWARE - SIERRA MAPLE
3	142196-04-S64	EA	CABINET - OVERHEAD/REAR - W/O DRS/HDW - PORTSMOUTH OAK - STEREO SYSTEM W/CD REAR
3	142196-04-S65	EA	CABINET - OVERHEAD/REAR - W/O DRS/HDW - CONCERT CHERRY - STEREO SYSTEM W/CD REAR
3	142196-04-S66	EA	CABINET - OVERHEAD/REAR - W/O DOORS/HDW - WASHED MAPLE - STEREO SYSTEM W/CD REAR
3	142196-04-S67	EA	CABINET - OVERHEAD/REAR - W/O DOORS/HDW - SIERRA MAPLE - STEREO SYSTEM W/CD REAR
4	145182-06-R38	EA	COUNTERTOP - LAMINATED - ROCKY MT HIGH/PORTSMOUTH OAK (S76)
4	145182-06-R39	EA	COUNTERTOP - LAMINATED - ROCKY MT HIGH/CHERRY (S77)

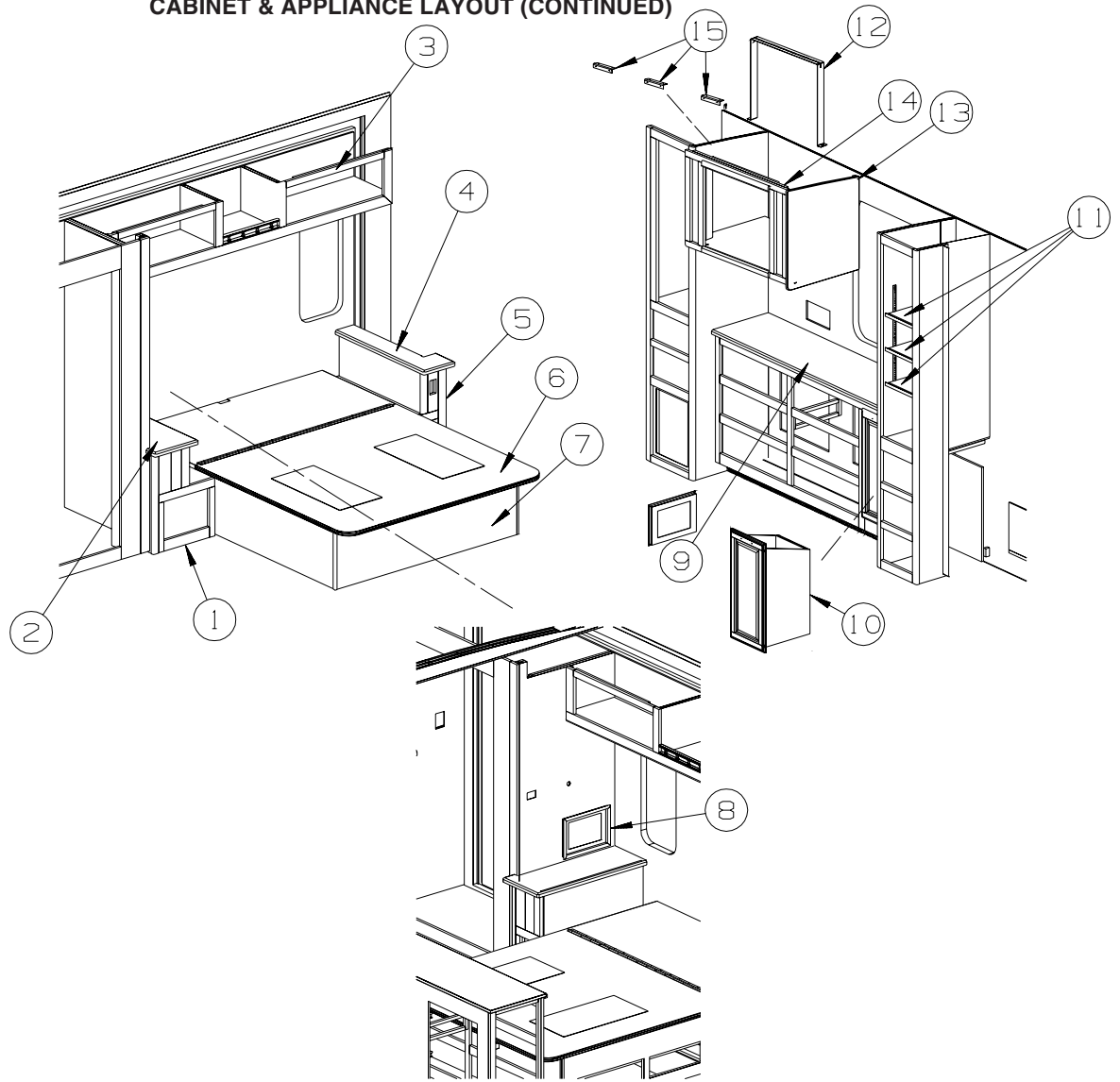
CABINET & APPLIANCE GROUP (CONTINUED)

CABINET & APPLIANCE LAYOUT (CONTINUED)

BEDROOM (CONTINUED)

KEY	PART NUMBER	U/M	DESCRIPTION
4	145182-06-R46	EA	COUNTERTOP - LAMINATED - ROCKY MT HIGH/WASHED MAPLE (S78)
4	145182-06-S71	EA	COUNTERTOP - LAMINATED - ROCKY MT HIGH/SIERRA MAPLE (S79)
4	145182-06-R40	EA	COUNTERTOP - LAMINATED - LINO FRIEZE/PORTSMOUTH OAK (S80)
4	145182-06-R41	EA	COUNTERTOP - LAMINATED - LINO FRIEZE/CHERRY (S81)
4	145182-06-R49	EA	COUNTERTOP - LAMINATED - LINO FRIEZE/WASHED MAPLE (S82)
4	145182-06-S83	EA	COUNTERTOP - LAMINATED - LINO FRIEZE/SIERRA MAPLE (S83)
4	145182-06-R42	EA	COUNTERTOP - LAMINATED - GRAY TRANQUILITY/PORTSMOUTH OAK (S84)
4	145182-06-R43	EA	COUNTERTOP - LAMINATED - GRAY TRANQUILITY/CHERRY (S85)
4	145182-06-R52	EA	COUNTERTOP - LAMINATED - GRAY TRANQUILITY/WASHED MAPLE (S86)
4	145182-06-S75	EA	COUNTERTOP - LAMINATED - GRAY TRANQUILITY/SIERRA MAPLE (S87)
5	136885-A5-P45	EA	CABINET - NIGHTSTAND/RH - W/O CTRTP/DOOR/DWR/HDW - PORTSMOUTH OAK
5	136885-A5-P46	EA	CABINET - NIGHTSTAND/RH - W/O CTRTP/DOOR/DWR/HDW - CONCERT CHERRY
5	136885-A5-RW4	EA	CABINET - NIGHTSTAND/RH - W/O CTRTP/DOOR/DWR/HDW - WASHED MAPLE
5	136885-A5-S67	EA	CABINET - NIGHTSTAND/RH - W/O CTRTP/DOOR/DWR/HDW - SIERRA MAPLE
6	137406-04-N52	EA	BEDBOARD - W/HINGE/T-MOLDING/SLIPNOT - FLIP-UP
	096764-02-000	FT	SLIPNOT - ANTISLIP - 1' WIDE (180' ROLLS) - WHITE
7	142515-01-R38	EA	CABINET/BASE - QUEEN BED - W/O DOOR/HARDWARE - PORTSMOUTH OAK
7	142515-01-R39	EA	CABINET/BASE - QUEEN BED - W/O DOOR/HARDWARE - CONCERT CHERRY
7	142515-01-RW4	EA	CABINET/BASE - QUEEN BED - W/O DOOR/HARDWARE - WASHED MAPLE
7	142515-01-S67	EA	CABINET/BASE - QUEEN BED - W/O DOOR/HARDWARE - SIERRA MAPLE
8	137602-E5-S64	EA	POCKET - RADIO - PORTSMOUTH OAK
8	137602-E5-S65	EA	POCKET - RADIO - CONCERT CHERRY
8	137602-E5-S66	EA	POCKET - RADIO - WASHED MAPLE
8	137602-E5-S67	EA	POCKET - RADIO - SIERRA MAPLE
9	140889-12-R38	EA	COUNTERTOP - LAMINATED - ROCKY MT HIGH/PORTSMOUTH OAK (S76)
9	140889-12-R39	EA	COUNTERTOP - LAMINATED - ROCKY MT HIGH/CHERRY (S77)
9	140889-12-R46	EA	COUNTERTOP - LAMINATED - ROCKY MT HIGH/WASHED MAPLE (S78)
9	140889-12-S71	EA	COUNTERTOP - LAMINATED - ROCKY MT HIGH/HONEY (S79)
9	140889-12-R40	EA	COUNTERTOP - LAMINATED - LINO FRIEZE/PORTSMOUTH OAK (S80)
9	140889-12-R41	EA	COUNTERTOP - LAMINATED - LINO FRIEZE/CHERRY (S81)
9	140889-12-R49	EA	COUNTERTOP - LAMINATED - LINO FRIEZE/WASHED MAPLE (S82)
9	140889-12-S83	EA	COUNTERTOP - LAMINATED - LINO FRIEZE/HONEY (S83)
9	140889-12-R42	EA	COUNTERTOP - LAMINATED - GRAY TRANQUILITY/PORTSMOUTH OAK (S84)
9	140889-12-R43	EA	COUNTERTOP - LAMINATED - GRAY TRANQUILITY/CHERRY (S85)
9	140889-12-R52	EA	COUNTERTOP - LAMINATED - GRAY TRANQUILITY/WASHED MAPLE (S86)
9	140889-12-S75	EA	COUNTERTOP - LAMINATED - GRAY TRANQUILITY/HONEY (S87)
10	137356-09-S76	EA	CABINET - HAMPER - W/DOOR - W/O HARDWARE - PORTSMOUTH OAK
10	137356-09-S77	EA	CABINET - HAMPER - W/DOOR - W/O HARDWARE - CONCERT CHERRY
10	137356-09-S78	EA	CABINET - HAMPER - W/DOOR - W/O HARDWARE - WASHED MAPLE
10	137356-09-S79	EA	CABINET - HAMPER - W/DOOR - W/O HARDWARE - SIERRA MAPLE
11	147520-23-R38	EA	SHELF - W/PLASTIC EDGE MOLDING - PORTSMOUTH OAK
11	147520-23-R39	EA	SHELF - W/PLASTIC EDGE MOLDING - CONCERT CHERRY
11	147520-23-RW4	EA	SHELF - W/PLASTIC EDGE MOLDING - WASHED MAPLE
11	147520-23-S67	EA	SHELF - W/PLASTIC EDGE MOLDING - SIERRA MAPLE
12	149308-02-02B	EA	STRAP - TV - E-COATED
			FROM: 00-00-00 THRU: 03-31-04
12	148247-05-02B	EA	STRAP/TIEDOWN - TV - E-COATED
			FROM: 04-01-04 THRU: 99-99-99
	146791-01-02B	EA	BRACKET/ZEE - TV - E-COATED
13	145517-28-S64	EA	END CAP - OVERHEAD CABINET - PORTSMOUTH OAK
13	145517-28-S65	EA	END CAP - OVERHEAD CABINET - CONCERT CHERRY
13	145517-28-S66	EA	END CAP - OVERHEAD CABINET - WASHED MAPLE
13	145517-28-S67	EA	END CAP - OVERHEAD CABINET - SIERRA MAPLE
14	150141-01-S76	EA	CABINET - OVERHEAD/TV/REAR - W/O DOOR/HARDWARE
			FROM: 00-00-00 THRU: 03-31-04
14	151091-01-S76	EA	CABINET - OVERHEAD/TV/REAR - W/O DOOR/HARDWARE
			FROM: 04-01-04 THRU: 99-99-99
14	150141-01-S77	EA	CABINET - OVERHEAD/TV/REAR - W/O DOOR/HARDWARE
			FROM: 00-00-00 THRU: 03-31-04
14	151091-01-S77	EA	CABINET - OVERHEAD/TV/REAR - W/O DOOR/HARDWARE
			FROM: 04-01-04 THRU: 99-99-99
14	150141-01-S78	EA	CABINET - OVERHEAD/TV/REAR - W/O DOOR/HARDWARE
			FROM: 00-00-00 THRU: 03-31-04

CABINET & APPLIANCE GROUP (CONTINUED)
CABINET & APPLIANCE LAYOUT (CONTINUED)



BEDROOM (CONTINUED)

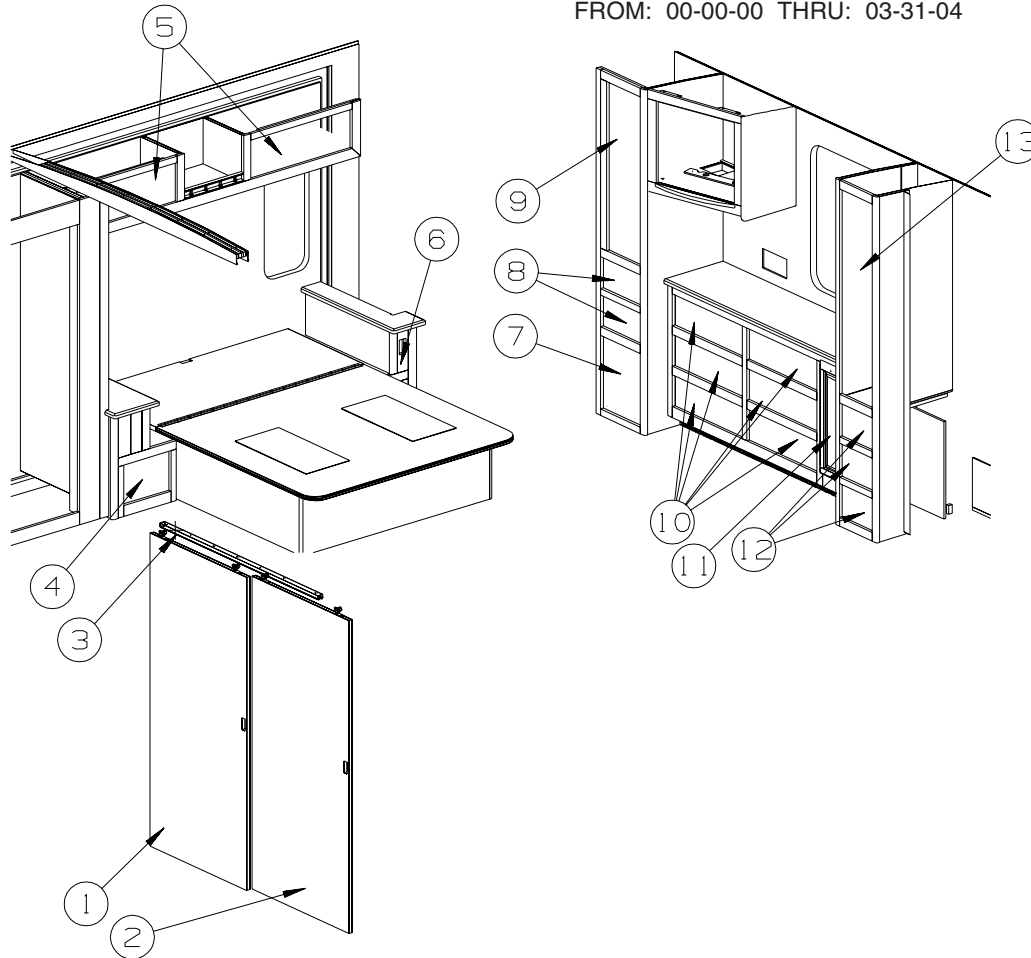
KEY	PART NUMBER	U/M	DESCRIPTION
14	151091-01-S78	EA	CABINET - OVERHEAD/TV/REAR - W/O DOOR/HARDWARE FROM: 04-01-04 THRU: 99-99-99
14	150141-01-S79	EA	CABINET - OVERHEAD/TV/REAR - W/O DOOR/HARDWARE FROM: 00-00-00 THRU: 03-31-04
14	151091-01-S79	EA	CABINET - OVERHEAD/TV/REAR - W/O DOOR/HARDWARE FROM: 04-01-04 THRU: 99-99-99
14	150141-01-S80	EA	CABINET - OVERHEAD/TV/REAR - W/O DOOR/HARDWARE FROM: 00-00-00 THRU: 03-31-04
14	151091-01-S80	EA	CABINET - OVERHEAD/TV/REAR - W/O DOOR/HARDWARE FROM: 04-01-04 THRU: 99-99-99
14	150141-01-S81	EA	CABINET - OVERHEAD/TV/REAR - W/O DOOR/HARDWARE FROM: 00-00-00 THRU: 03-31-04
14	151091-01-S81	EA	CABINET - OVERHEAD/TV/REAR - W/O DOOR/HARDWARE FROM: 04-01-04 THRU: 99-99-99
14	150141-01-S82	EA	CABINET - OVERHEAD/TV/REAR - W/O DOOR/HARDWARE FROM: 00-00-00 THRU: 03-31-04
14	151091-01-S82	EA	CABINET - OVERHEAD/TV/REAR - W/O DOOR/HARDWARE FROM: 04-01-04 THRU: 99-99-99
14	150141-01-S83	EA	CABINET - OVERHEAD/TV/REAR - W/O DOOR/HARDWARE FROM: 00-00-00 THRU: 03-31-04
14	151091-01-S83	EA	CABINET - OVERHEAD/TV/REAR - W/O DOOR/HARDWARE FROM: 04-01-04 THRU: 99-99-99
14	150141-01-S84	EA	CABINET - OVERHEAD/TV/REAR - W/O DOOR/HARDWARE FROM: 00-00-00 THRU: 03-31-04

CABINET & APPLIANCE GROUP (CONTINUED)

CABINET & APPLIANCE LAYOUT (CONTINUED)

BEDROOM (CONTINUED)

KEY	PART NUMBER	U/M	DESCRIPTION
14	151091-01-S84	EA	CABINET - OVERHEAD/TV/REAR - W/O DOOR/HARDWARE FROM: 04-01-04 THRU: 99-99-99
14	150141-01-S85	EA	CABINET - OVERHEAD/TV/REAR - W/O DOOR/HARDWARE FROM: 00-00-00 THRU: 03-31-04
14	151091-01-S85	EA	CABINET - OVERHEAD/TV/REAR - W/O DOOR/HARDWARE FROM: 04-01-04 THRU: 99-99-99
14	150141-01-S86	EA	CABINET - OVERHEAD/TV/REAR - W/O DOOR/HARDWARE FROM: 00-00-00 THRU: 03-31-04
14	151091-01-S86	EA	CABINET - OVERHEAD/TV/REAR - W/O DOOR/HARDWARE FROM: 04-01-04 THRU: 99-99-99
14	150141-01-S87	EA	CABINET - OVERHEAD/TV/REAR - W/O DOOR/HARDWARE FROM: 00-00-00 THRU: 03-31-04
14	151091-01-S87	EA	CABINET - OVERHEAD/TV/REAR - W/O DOOR/HARDWARE FROM: 04-01-04 THRU: 99-99-99
15	106699-01-01A	EA	BRACKET F/TV INSTALLATION - OVERHEAD CABINET FROM: 00-00-00 THRU: 03-31-04



KEY	PART NUMBER	U/M	DESCRIPTION
1	146046-26-S64	EA	PANEL - SLIDING DOOR - W/O HANGERS/LATCH/U-CHANNEL - PORTSMOUTH OAK
1	146046-26-S65	EA	PANEL - SLIDING DOOR - W/O HANGERS/LATCH/U-CHANNEL - CONCERT CHERRY
1	146046-26-S66	EA	PANEL - SLIDING DOOR - W/O HANGERS/LATCH/U-CHANNEL - WASHED MAPLE
1	146046-26-S67	EA	PANEL - SLIDING DOOR - W/O HANGERS/LATCH/U-CHANNEL - SIERRA MAPLE
2	146046-31-S64	EA	PANEL - SLIDING DOOR - W/O HANGERS/U-CHANNEL - PORTSMOUTH OAK
2	146046-31-S65	EA	PANEL - SLIDING DOOR - W/O HANGERS/U-CHANNEL - CONCERT CHERRY
2	146046-31-S66	EA	PANEL - SLIDING DOOR - W/O HANGERS/U-CHANNEL - WASHED MAPLE
2	146046-31-S67	EA	PANEL - SLIDING DOOR - W/O HANGERS/U-CHANNEL - SIERRA MAPLE
3	145608-09-01A	EA	TRACK - DOOR - 73.6" - OFF WHITE
4	145492-85-R44	EA	DRAWER - PENCIL EDGE - 11.9"W X 23.6"D - W/O SLIDES/HDW - PORTSMOUTH OAK
4	145492-85-R45	EA	DRAWER - PENCIL EDGE - 11.9"W X 23.6"D - W/O SLIDES/HDW - CONCERT CHERRY
4	145492-85-R46	EA	DRAWER - PENCIL EDGE - 11.9"W X 23.6"D - W/O SLIDES/HDW - WASHED MAPLE
4	145492-85-S79	EA	DRAWER - PENCIL EDGE - 11.9"W X 23.6"D - W/O SLIDES/HDW - SIERRA MAPLE

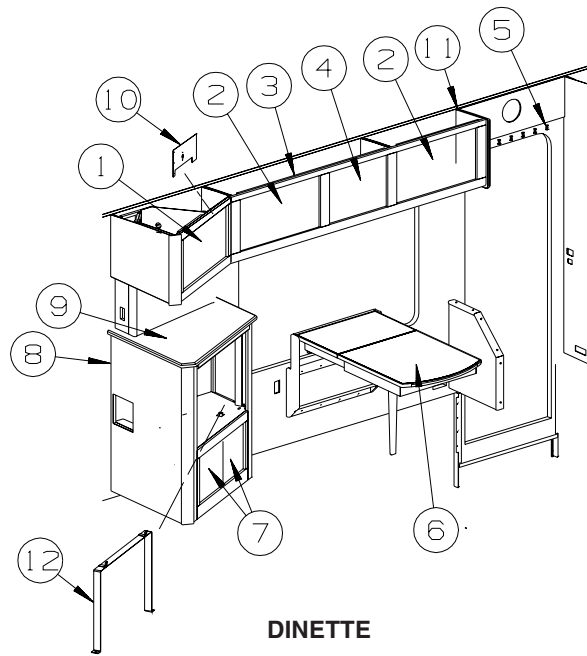
CABINET & APPLIANCE GROUP (CONTINUED)

CABINET & APPLIANCE LAYOUT (CONTINUED)

BEDROOM (CONTINUED)

KEY	PART NUMBER	U/M	DESCRIPTION
5	141522-28-S76	EA	DOOR - ARCHED/PENCIL EDGE/HORIZ - 10" X 29.5" - W/O HDW - PORTSMOUTH OAK
5	141522-28-S77	EA	DOOR - ARCHED/PENCIL EDGE/HORIZ - 10" X 29.5" - W/O HDW - CONCERT CHERRY
5	141522-28-S78	EA	DOOR - ARCHED/PENCIL EDGE/HORIZ - 10" X 29.5" - W/O HDW - WASHED MAPLE
5	141522-28-S79	EA	DOOR - ARCHED/PENCIL EDGE/HORIZ - 10" X 29.5" - W/O HDW - SIERRA MAPLE
6	145492-51-R44	EA	DRAWER - PENCIL EDGE - 7.6"W X 23.6"D - W/O SLIDES/HDW - PORTSMOUTH OAK
6	145492-51-R45	EA	DRAWER - PENCIL EDGE - 7.6"W X 23.6"D - W/O SLIDES/HDW - CONCERT CHERRY
6	145492-51-R46	EA	DRAWER - PENCIL EDGE - 7.6"W X 23.6"D - W/O SLIDES/HDW - WASHED MAPLE
6	145492-51-S79	EA	DRAWER - PENCIL EDGE - 7.6"W X 23.6"D - W/O SLIDES/HDW - SIERRA MAPLE
7	136955-A4-S76	EA	DOOR - RAISED PANEL/PENCIL EDGE - 14.4" X 17.9" - W/O HDW - PORTSMOUTH OAK
7	136955-A4-S77	EA	DOOR - RAISED PANEL/PENCIL EDGE - 14.4" X 17.9" - W/O HDW - CONCERT CHERRY
7	136955-A4-S78	EA	DOOR - RAISED PANEL/PENCIL EDGE - 14.4" X 17.9" - W/O HDW - WASHED MAPLE
7	136955-A4-S79	EA	DOOR - RAISED PANEL/PENCIL EDGE - 14.4" X 17.9" - W/O HDW - SIERRA MAPLE
8	145492-A3-R44	EA	DRAWER - PENCIL EDGE - 12.3"W X 17.7"D - W/O SLIDES/HDW - PORTSMOUTH OAK FROM: 00-00-00 THRU: 03-31-04
8	145492-AE-S76	EA	DRAWER - PENCIL EDGE - 12.3"W X 19.7"D - W/O SLIDES/HDW - PORTSMOUTH OAK FROM: 04-01-04 THRU: 99-99-99
8	145492-A3-R45	EA	DRAWER - PENCIL EDGE - 12.3"W X 17.7"D - W/O SLIDES/HW - CONCERT CHERRY FROM: 00-00-00 THRU: 03-31-04
8	145492-AE-S77	EA	DRAWER - PENCIL EDGE - 12.3"W X 19.7"D - W/O SLIDES/HDW - CONCERT CHERRY FROM: 04-01-04 THRU: 99-99-99
8	145492-A3-R46	EA	DRAWER - PENCIL EDGE - 12.3"W X 17.7"D - W/O SLIDES/HW - WASHED MAPLE FROM: 00-00-00 THRU: 03-31-04
8	145492-AE-S78	EA	DRAWER - PENCIL EDGE - 12.3"W X 19.7"D - W/O SLIDES/HDW - WASHED MAPLE FROM: 04-01-04 THRU: 99-99-99
8	145492-A3-S79	EA	DRAWER - PENCIL EDGE - 12.3"W X 17.7"D - W/O SLIDES/HW - SIERRA MAPLE FROM: 00-00-00 THRU: 03-31-04
8	145492-AE-S79	EA	DRAWER - PENCIL EDGE - 12.3"W X 19.7"D - W/O SLIDES/HDW - SIERRA MAPLE FROM: 04-01-04 THRU: 99-99-99
9	141518-73-S76	EA	DOOR - ARCHED/PENCIL EDGE/LEFT HAND-12" X 39.9"-W/O HDW - PORTSMOUTH OAK
9	141518-73-S77	EA	DOOR - ARCHED/PENCIL EDGE/LEFT HAND-12" X 39.9"-W/O HDW - CONCERT CHERRY
9	141518-73-S78	EA	DOOR - ARCHED/PENCIL EDGE/LEFT HAND-12" X 39.9"-W/O HDW - WASHED MAPLE
9	141518-73-S79	EA	DOOR - ARCHED/PENCIL EDGE/LEFT HAND-12" X 39.9"-W/O HDW - SIERRA MAPLE
10	145492-75-R35	EA	DRAWER - PENCIL EDGE - 22.5"W X 13.8"D - W/O SLIDES/HDW - PORTSMOUTH OAK
10	145492-75-R45	EA	DRAWER - PENCIL EDGE - 22.5"W X 13.8"D - W/O SLIDES/HDW - CONCERT CHERRY
10	145492-75-R46	EA	DRAWER - PENCIL EDGE - 22.5"W X 13.8"D - W/O SLIDES/HDW - WASHED MAPLE
10	145492-75-S79	EA	DRAWER - PENCIL EDGE - 22.5"W X 13.8"D - W/O SLIDES/HDW - SIERRA MAPLE
11	145268-13-S76	EA	DOOR - RAISED PANEL/PENCIL EDGE- 25.9" X 12" - W/O HDW - PORTSMOUTH OAK
11	145268-13-S77	EA	DOOR - RAISED PANEL/PENCIL EDGE- 25.9" X 12" - W/O HDW - CONCERT CHERRY
11	145268-13-S78	EA	DOOR - RAISED PANEL/PENCIL EDGE- 25.9" X 12" - W/O HDW - WASHED MAPLE
11	145268-13-S79	EA	DOOR - RAISED PANEL/PENCIL EDGE- 25.9" X 12" - W/O HDW - SIERRA MAPLE
12	145492-30-R44	EA	DRAWER - PENCIL EDGE - 9.9"W X 17.7"D - W/O SLIDES/HDW - PORTSMOUTH OAK
12	145492-30-R45	EA	DRAWER - PENCIL EDGE - 9.9"W X 17.7"D - W/O SLIDES/HDW - CONCERT CHERRY
12	145492-30-R46	EA	DRAWER - PENCIL EDGE - 9.9"W X 17.7"D - W/O SLIDES/HDW - WASHED MAPLE
12	145492-30-S79	EA	DRAWER - PENCIL EDGE - 9.9"W X 17.7"D - W/O SLIDES/HDW - SIERRA MAPLE
13	141520-76-S76	EA	DOOR - ARCHED/PENCIL EDGE/RIGHT HAND -12"X48"-W/O HDW - PORTSMOUTH OAK
13	141520-76-S77	EA	DOOR - ARCHED/PENCIL EDGE/RIGHT HAND -12"X48"-W/O HDW - CONCERT CHERRY
13	141520-76-S78	EA	DOOR - ARCHED/PENCIL EDGE/RIGHT HAND -12"X48"-W/O HDW - WASHED MAPLE
13	141520-76-S79	EA	DOOR - ARCHED/PENCIL EDGE/RIGHT HAND -12"X48"-W/O HDW - SIERRA MAPLE

CABINET & APPLIANCE GROUP (CONTINUED)
CABINET & APPLIANCE LAYOUT (CONTINUED)



DINETTE

KEY	PART NUMBER	U/M	DESCRIPTION
1	146028-12-S76	EA	DOOR - GLASS INSERT/PENCIL EDGE - 15.7" X 27.9" - W/O HDW - PORTSMOUTH OAK
1	146028-12-S77	EA	DOOR - GLASS INSERT/PENCIL EDGE - 15.7" X 27.9" - W/O HDW - CONCERT CHERRY
1	146028-12-S78	EA	DOOR - GLASS INSERT/PENCIL EDGE - 15.7" X 27.9" - W/O HDW - WASHED MAPLE
1	146028-12-S79	EA	DOOR - GLASS INSERT/PENCIL EDGE - 15.7" X 27.9" - W/O HDW - SIERRA MAPLE
2	141522-D3-SB4	EA	DOOR - ARCHED/PENCIL EDGE/HORIZ - 15.7" X 27.9" - W/O HDW - PORTSMOUTH OAK
2	141522-D3-SB5	EA	DOOR - ARCHED/PENCIL EDGE/HORIZ - 15.7" X 27.9" - W/O HDW - CONCERT CHERRY
2	141522-D3-SB6	EA	DOOR - ARCHED/PENCIL EDGE/HORIZ - 15.7" X 27.9" - W/O HDW - WASHED MAPLE
2	141522-D3-SB7	EA	DOOR - ARCHED/PENCIL EDGE/HORIZ - 15.7" X 27.9" - W/O HDW - SIERRA MAPLE
3	151241-01-S64	EA	CABINET - OVERHEAD/DINETTE - W/O DOORS/HDW - PORTSMOUTH OAK
3	151241-01-S65	EA	CABINET - OVERHEAD/DINETTE - W/O DOORS/HDW - CONCERT CHERRY
3	151241-01-S66	EA	CABINET - OVERHEAD/DINETTE - W/O DOORS/HDW - WASHED MAPLE
3	151241-01-S67	EA	CABINET - OVERHEAD/DINETTE - W/O DOORS/HDW - SIERRA MAPLE
3	151241-02-S64	EA	CABINET - OVERHEAD/DINETTE - W/O DOORS/HDW - PORTSMOUTH OAK - SURROUND SOUND
3	151241-02-S65	EA	CABINET - OVERHEAD/DINETTE - W/O DOORS/HDW - CONCERT CHERRY - SURROUND SOUND
3	151241-02-S66	EA	CABINET - OVERHEAD/DINETTE - W/O DOORS/HDW - WASHED MAPLE - SURROUND SOUND
3	151241-02-S67	EA	CABINET - OVERHEAD/DINETTE - W/O DOORS/HDW - SIERRA MAPLE - SURROUND SOUND
4	141522-D0-SB4	EA	DOOR - ARCHED/PENCIL EDGE/HORIZ - 15.7" X 20.4" - W/O HDW - PORTSMOUTH OAK
4	141522-D0-SB5	EA	DOOR - ARCHED/PENCIL EDGE/HORIZ - 15.7" X 20.4" - W/O HDW - CONCERT CHERRY
4	141522-D0-SB6	EA	DOOR - ARCHED/PENCIL EDGE/HORIZ - 15.7" X 20.4" - W/O HDW - WASHED MAPLE
4	141522-D0-SB7	EA	DOOR - ARCHED/PENCIL EDGE/HORIZ - 15.7" X 20.4" - W/O HDW - SIERRA MAPLE
5	149637-02-S76	EA	CABINET - OVERHEAD - ENTRY DOOR - W/O DOORS/HARDWARE
5	149637-02-S77	EA	CABINET - OVERHEAD - ENTRY DOOR - W/O DOORS/HARDWARE
5	149637-02-S78	EA	CABINET - OVERHEAD - ENTRY DOOR - W/O DOORS/HARDWARE
5	149637-02-S79	EA	CABINET - OVERHEAD - ENTRY DOOR - W/O DOORS/HARDWARE
5	149637-02-S80	EA	CABINET - OVERHEAD - ENTRY DOOR - W/O DOORS/HARDWARE
5	149637-02-S81	EA	CABINET - OVERHEAD - ENTRY DOOR - W/O DOORS/HARDWARE
5	149637-02-S82	EA	CABINET - OVERHEAD - ENTRY DOOR - W/O DOORS/HARDWARE
5	149637-02-S83	EA	CABINET - OVERHEAD - ENTRY DOOR - W/O DOORS/HARDWARE
5	149637-02-S84	EA	CABINET - OVERHEAD - ENTRY DOOR - W/O DOORS/HARDWARE
5	149637-02-S85	EA	CABINET - OVERHEAD - ENTRY DOOR - W/O DOORS/HARDWARE
5	149637-02-S86	EA	CABINET - OVERHEAD - ENTRY DOOR - W/O DOORS/HARDWARE
5	149637-02-S87	EA	CABINET - OVERHEAD - ENTRY DOOR - W/O DOORS/HARDWARE
6	146950-01-R38	EA	TABLE - DINETTE - LAMINATED - PORTSMOUTH OAK/PORTSMOUTH OAK - PORTSMOUTH OAK
6	146950-01-R39	EA	TABLE - DINETTE - LAMINATED - CHERRY/CHERRY - CONCERT CHERRY
6	146950-01-RW4	EA	TABLE - DINETTE - HARD ROCK MAPLE/WASHED MAPLE - WASHED MAPLE
6	146950-01-S67	EA	TABLE - DINETTE - HONEY MAPLE/HONEY - SIERRA MAPLE
7	136955-A0-S76	EA	DOOR - RAISED PANEL/PENCIL EDGE - 14.4" X 14.4" - W/O HDW - PORTSMOUTH OAK
7	136955-A0-S77	EA	DOOR - RAISED PANEL/PENCIL EDGE - 14.4" X 14.4" - W/O HDW - CONCERT CHERRY
7	136955-A0-S78	EA	DOOR - RAISED PANEL/PENCIL EDGE - 14.4" X 14.4" - W/O HDW - WASHED MAPLE
7	136955-A0-S79	EA	DOOR - RAISED PANEL/PENCIL EDGE - 14.4" X 14.4" - W/O HDW - SIERRA MAPLE

CABINET & APPLIANCE GROUP (CONTINUED)

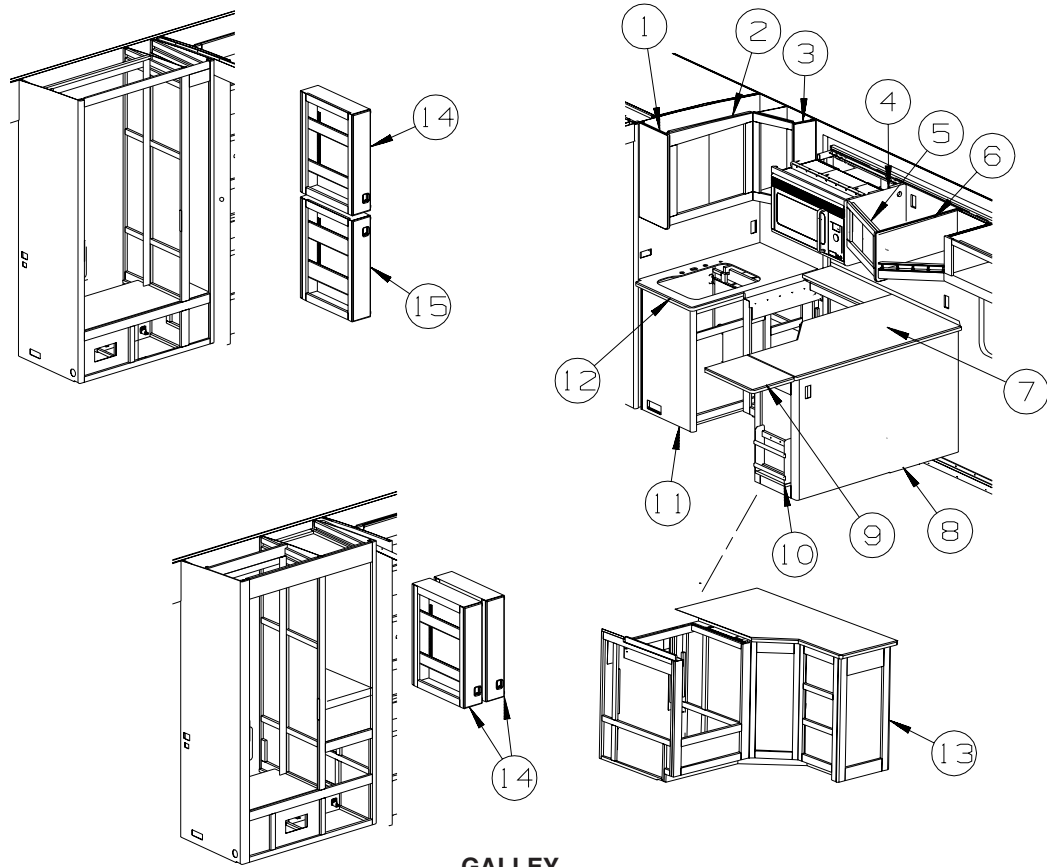
CABINET & APPLIANCE LAYOUT (CONTINUED)

DINETTE (CONTINUED)

KEY	PART NUMBER	U/M	DESCRIPTION
8	P46092-01-R38	EA	CABINET - TV/RIGHT HAND - W/O DOORS/HDW - PORTSMOUTH OAK
8	P46092-01-R39	EA	CABINET - TV/RIGHT HAND - W/O DOORS/HDW - CONCERT CHERRY
8	P46092-01-RW4	EA	CABINET - TV/RIGHT HAND - W/O DOORS/HDW - WASHED MAPLE
8	P46092-01-S67	EA	CABINET - TV/RIGHT HAND - W/O DOORS/HDW - SIERRA MAPLE
8	P46092-02-R38	EA	CABINET - TV/RIGHT HAND - W/O DOORS/HDW - PORTSMOUTH OAK - SURROUND SOUND
8	P46092-02-R39	EA	CABINET - TV/RIGHT HAND - W/O DOORS/HDW - CONCERT CHERRY - SURROUND SOUND
8	P46092-02-RW4	EA	CABINET - TV/RIGHT HAND - W/O DOORS/HDW - WASHED MAPLE - SURROUND SOUND
8	P46092-02-S67	EA	CABINET - TV/RIGHT HAND - W/O DOORS/HDW - SIERRA MAPLE - SURROUND SOUND
9	140889-16-R38	EA	COUNTERTOP - LAMINATED - PORTSMOUTH OAK/PORTSMOUTH OAK - PORTSMOUTH OAK
9	140889-16-R39	EA	COUNTERTOP - LAMINATED - BROWN PLANK CHERRY/CHERRY - CONCERT CHERRY
9	140889-16-RW4	EA	COUNTERTOP - LAMINATED - HARDROCK MAPLE/WASHED MAPLE - WASHED MAPLE
9	140889-16-S67	EA	COUNTERTOP - LAMINATED - HONEY MAPLE/HONEY - SIERRA MAPLE
10	146807-06-04B	EA	PANEL - ENTERTAINMENT - BLACK
11	145517-12-R38	EA	END CAP - OVERHEAD CABINET - PORTSMOUTH OAK
11	145517-12-R39	EA	END CAP - OVERHEAD CABINET - CONCERT CHERRY
11	145517-12-R46	EA	END CAP - OVERHEAD CABINET - WASHED MAPLE
11	145517-12-S67	EA	END CAP - OVERHEAD CABINET - SIERRA MAPLE
12	146656-01-02B	EA	STRAP/TIEDOWN - TV - E-COATED

CABINET & APPLIANCE GROUP (CONTINUED)

CABINET & APPLIANCE LAYOUT (CONTINUED)



GALLEY

KEY	PART NUMBER	U/M	DESCRIPTION
1	145517-13-R38	EA	END CAP - OVERHEAD CABINET - PORTSMOUTH OAK
1	145517-13-R39	EA	END CAP - OVERHEAD CABINET - CONCERT CHERRY
1	145517-13-R46	EA	END CAP - OVERHEAD CABINET - WASHED MAPLE
1	145517-13-S67	EA	END CAP - OVERHEAD CABINET - SIERRA MAPLE
2	146074-01-R38	EA	CABINET - OVERHEAD/GALLEY/REAR - W/O DOORS/HARDWARE - PORTSMOUTH OAK
2	146074-01-R39	EA	CABINET - OVERHEAD/GALLEY/REAR - W/O DOORS/HARDWARE - CONCERT CHERRY
2	146074-01-RW4	EA	CABINET - OVERHEAD/GALLEY/REAR - W/O DOORS/HARDWARE - WASHED MAPLE
2	146074-01-S67	EA	CABINET - OVERHEAD/GALLEY/REAR - W/O DOORS/HARDWARE - SIERRA MAPLE
2	146074-02-R38	EA	CAB. - OVHD/GALLEY/REAR-W/O DRS/HDW-PORTSMOUTH OAK - SURROUND SOUND
2	146074-02-R39	EA	CAB. - OVHD/GALLEY/REAR-W/O DRS/HDW-CONCERT CHERRY - SURROUND SOUND
2	146074-02-RW4	EA	CAB. - OVHD/GALLEY/REAR-W/O DRS/HDW-WASHED MAPLE - SURROUND SOUND
2	146074-02-S67	EA	CAB. - OVHD/GALLEY/REAR-W/O DRS/HDW-SIERRA MAPLE - SURROUND SOUND
3	146074-27-R38	EA	END CAP - PORTSMOUTH OAK
3	146074-27-R39	EA	END CAP - CONCERT CHERRY
3	146074-27-R46	EA	END CAP - WASHED MAPLE
3	146074-27-S67	EA	END CAP - SIERRA MAPLE
3	146074-25-R38	EA	END CAP - OVERHEAD CABINET - PORTSMOUTH OAK - SURROUND SOUND
3	146074-25-R39	EA	END CAP - OVERHEAD CABINET - CONCERT CHERRY - SURROUND SOUND
3	146074-25-R46	EA	END CAP - OVERHEAD CABINET - WASHED MAPLE - SURROUND SOUND
3	146074-25-S67	EA	END CAP - OVERHEAD CABINET - SIERRA MAPLE - SURROUND SOUND
4	146075-15-R38	EA	END CAP - OVERHEAD CABINET - PORTSMOUTH OAK
4	146075-15-R39	EA	END CAP - OVERHEAD CABINET - CONCERT CHERRY
4	146075-15-R46	EA	END CAP - OVERHEAD CABINET - WASHED MAPLE
4	146075-15-S67	EA	END CAP - OVERHEAD CABINET - SIERRA MAPLE
5	146075-01-R38	EA	CABINET - OVERHEAD/MICROWAVE - W/O DOORS/HARDWARE - PORTSMOUTH OAK
5	146075-01-R39	EA	CABINET - OVERHEAD/MICROWAVE - W/O DOORS/HARDWARE - CONCERT CHERRY
5	146075-01-RW4	EA	CABINET - OVERHEAD/MICROWAVE - W/O DOORS/HARDWARE - WASHED MAPLE
5	146075-01-S67	EA	CABINET - OVERHEAD/MICROWAVE - W/O DOORS/HARDWARE - SIERRA MAPLE
6	145517-16-R38	EA	END CAP - OVERHEAD CABINET - PORTSMOUTH OAK
6	145517-16-R39	EA	END CAP - OVERHEAD CABINET - CONCERT CHERRY
6	145517-16-R46	EA	END CAP - OVERHEAD CABINET - WASHED MAPLE
6	145517-16-S67	EA	END CAP - OVERHEAD CABINET - SIERRA MAPLE

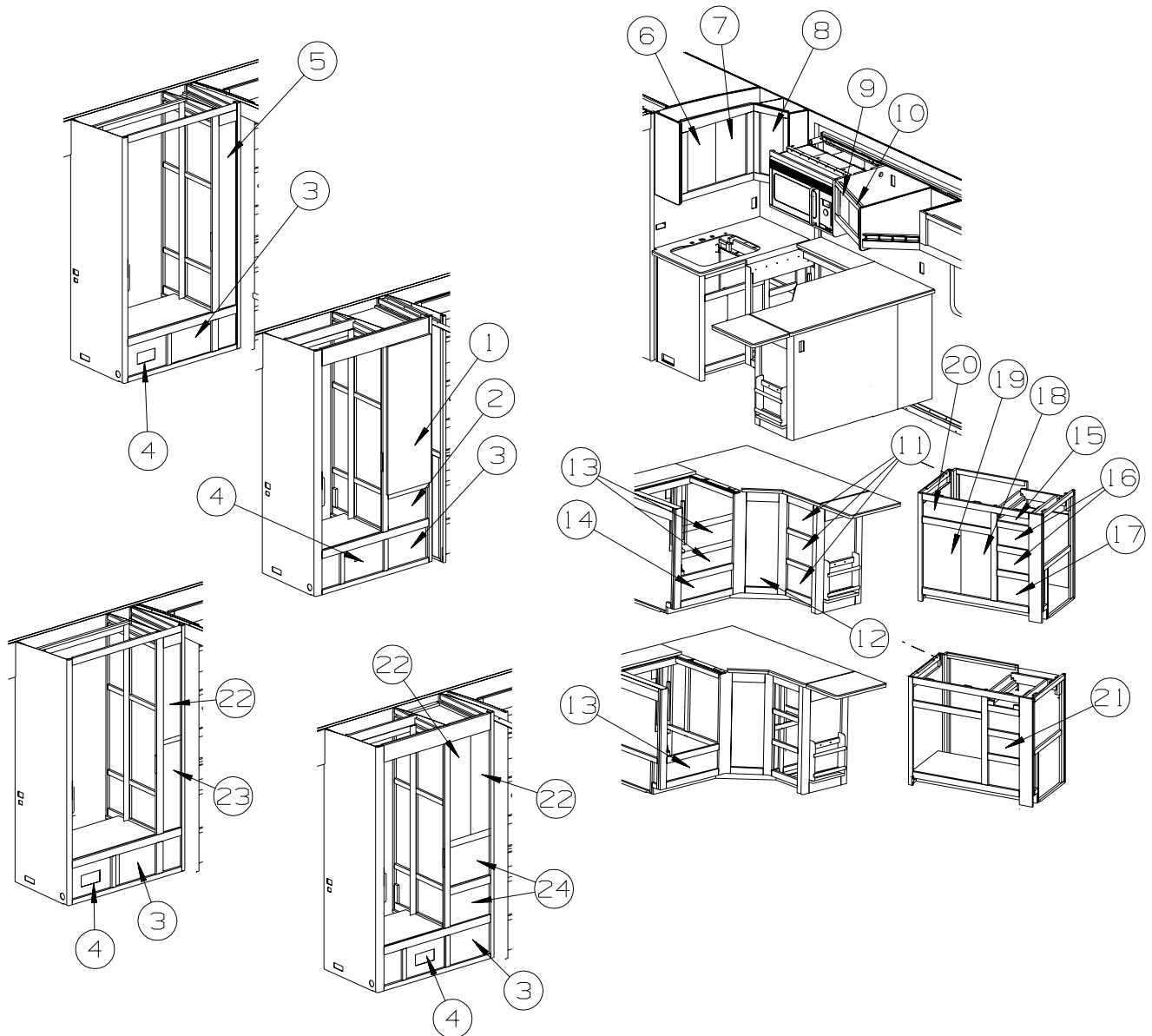
CABINET & APPLIANCE GROUP (CONTINUED)

CABINET & APPLIANCE LAYOUT (CONTINUED)

GALLEY (CONTINUED)

KEY	PART NUMBER	U/M	DESCRIPTION
7	149086-04-04A	EA	COUNTERTOP - 1/4" VENDURA - NATURES FLANNEL
8	P46073-02-R38	EA	CABINET-GALLEY-W/O COUNTERTOP/DOORS/DRAWERS/HDW - PORTSMOUTH OAK - RANGE TOP
8	P46073-02-R39	EA	CABINET-GALLEY-W/O COUNTERTOP/DOORS/DRAWERS/HDW - CONCERT CHERRY - RANGE TOP
8	P46073-02-RW4	EA	CABINET-GALLEY-W/O COUNTERTOP/DOORS/DRAWERS/HDW - WASHED MAPLE - RANGE TOP
8	P46073-02-S67	EA	CABINET-GALLEY-W/O COUNTERTOP/DOORS/DRAWERS/HDW - SIERRA MAPLE - RANGE TOP
9	141784-04-04A	EA	COUNTERTOP EXTENSION - 1/4"VENDURA - NATURES FLANNEL
10	140304-03-R38	EA	CABINET - MAGAZINE RACK - PORTSMOUTH OAK - PORTSMOUTH OAK
10	140304-03-R39	EA	CABINET - MAGAZINE RACK - CHERRY - CONCERT CHERRY
10	140304-03-R46	EA	CABINET - MAGAZINE RACK - WASHED MAPLE - WASHED MAPLE
10	140304-03-S67	EA	CABINET - MAGAZINE RACK - HONEY - SIERRA MAPLE
11	P46072-01-S64	EA	CABINET - GALLEY - W/O COUNTERTOP/DOORS/DRAWERS/HARDWARE - PORTSMOUTH OAK
11	P46072-01-S65	EA	CABINET - GALLEY - W/O COUNTERTOP/DOORS/DRAWERS/HARDWARE - CONCERT CHERRY
11	P46072-01-RW4	EA	CABINET - GALLEY - W/O COUNTERTOP/DOORS/DRAWERS/HARDWARE - WASHED MAPLE
11	P46072-01-S67	EA	CABINET - GALLEY - W/O COUNTERTOP/DOORS/DRAWERS/HARDWARE - SIERRA MAPLE
12	149086-20-04A	EA	COUNTERTOP - 1/4" VENDURA - NATURES FLANNEL
13	P46073-01-R38	EA	CABINET-GALLEY-W/O COUNTERTOP/DOORS/DRAWERS/HDW-F/SLIDEOUT - PORTSMOUTH OAK
13	P46073-01-R39	EA	CABINET-GALLEY-W/O COUNTERTOP/DOORS/DRAWERS/HDW-F/SLIDEOUT - CONCERT CHERRY
13	P46073-01-RW4	EA	CABINET-GALLEY-W/O COUNTERTOP/DOORS/DRAWERS/HDW-F/SLIDEOUT - WASHED MAPLE
13	P46073-01-S67	EA	CABINET-GALLEY-W/O COUNTERTOP/DOORS/DRAWERS/HDW-F/SLIDEOUT - SIERRA MAPLE
14	153343-01-SD0	EA	CABINET - PANTRY/SLIDE - W/O DOORS/DRAWERS/HDW - PORTSMOUTH OAK FROM: 10-18-04 THRU: 99-99-99
14	153343-01-SD1	EA	CABINET - PANTRY/SLIDE - W/O DOORS/DRAWERS/HDW - CONCERT CHERRY FROM: 10-18-04 THRU: 99-99-99
14	153343-01-SD2	EA	CABINET - PANTRY/SLIDE - W/O DOORS/DRAWERS/HDW - WASHED MAPLE FROM: 10-18-04 THRU: 99-99-99
14	153343-01-SD3	EA	CABINET - PANTRY/SLIDE - W/O DOORS/DRAWERS/HDW - SIERRA MAPLE FROM: 10-18-04 THRU: 99-99-99
15	153343-03-SD0	EA	CABINET - PANTRY/SLIDE - W/O DRS/DWRS/HDW - PORTSMOUTH OAK - 4 DOOR REFRIGERATOR FROM: 10-18-04 THRU: 99-99-99
15	153343-03-SD1	EA	CABINET - PANTRY/SLIDE - W/O DRS/DWRS/HDW - CONCERT CHERRY - 4 DOOR REFRIGERATOR FROM: 10-18-04 THRU: 99-99-99
15	153343-03-SD2	EA	CABINET - PANTRY/SLIDE - W/O DRS/DWRS/HDW - WASHED MAPLE - 4 DOOR REFRIGERATOR FROM: 10-18-04 THRU: 99-99-99
15	153343-03-SD3	EA	CABINET - PANTRY/SLIDE - W/O DRS/DWRS/HDW - SIERRA MAPLE - 4 DOOR REFRIGERATOR FROM: 10-18-04 THRU: 99-99-99

CABINET & APPLIANCE GROUP (CONTINUED)
CABINET & APPLIANCE LAYOUT (CONTINUED)



GALLEY (CONTINUED)

KEY	PART NUMBER	U/M	DESCRIPTION
1	141520-D9-S76	EA	DOOR - ARCHED/PENCIL EDGE/RIGHT HAND-16.7" X 48"-W/O HDW - PORTSMOUTH OAK FROM: 00-00-00 THRU: 10-17-04
1	141520-D9-S77	EA	DOOR - ARCHED/PENCIL EDGE/RIGHT HAND-16.7" X 48"-W/O HDW - CONCERT CHERRY FROM: 00-00-00 THRU: 10-17-04
1	141520-D9-S78	EA	DOOR - ARCHED/PENCIL EDGE/RIGHT HAND-16.7" X 48"-W/O HDW - WASHED MAPLE FROM: 00-00-00 THRU: 10-17-04
1	141520-D9-S79	EA	DOOR - ARCHED/PENCIL EDGE/RIGHT HAND-16.7" X 48"-W/O HDW - SIERRA MAPLE FROM: 00-00-00 THRU: 10-17-04
2	145386-16-R44	EA	DRAWER - PENCIL EDGE - 15.1"W X 21.6"D - W/O SLIDES/HDW - PORTSMOUTH OAK FROM: 00-00-00 THRU: 10-17-04
2	145386-16-R45	EA	DRAWER - PENCIL EDGE - 15.1"W X 21.6"D - W/O SLIDES/HDW - CONCERT CHERRY FROM: 00-00-00 THRU: 10-17-04
2	145386-16-R46	EA	DRAWER - PENCIL EDGE - 15.1"W X 21.6"D - W/O SLIDES/HDW - WASHED MAPLE FROM: 00-00-00 THRU: 10-17-04
2	145386-16-S79	EA	DRAWER - PENCIL EDGE - 15.1"W X 21.6"D - W/O SLIDES/HDW - SIERRA MAPLE FROM: 00-00-00 THRU: 10-17-04
3	145386-17-R44	EA	DRAWER - PENCIL EDGE - 15.1"W X 11.8"D - W/O SLIDES/HDW - PORTSMOUTH OAK
3	145386-17-R45	EA	DRAWER - PENCIL EDGE - 15.1"W X 11.8"D - W/O SLIDES/HDW - CONCERT CHERRY
3	145386-17-R46	EA	DRAWER - PENCIL EDGE - 15.1"W X 11.8"D - W/O SLIDES/HDW - WASHED MAPLE
3	145386-17-S79	EA	DRAWER - PENCIL EDGE - 15.1"W X 11.8"D - W/O SLIDES/HDW - SIERRA MAPLE

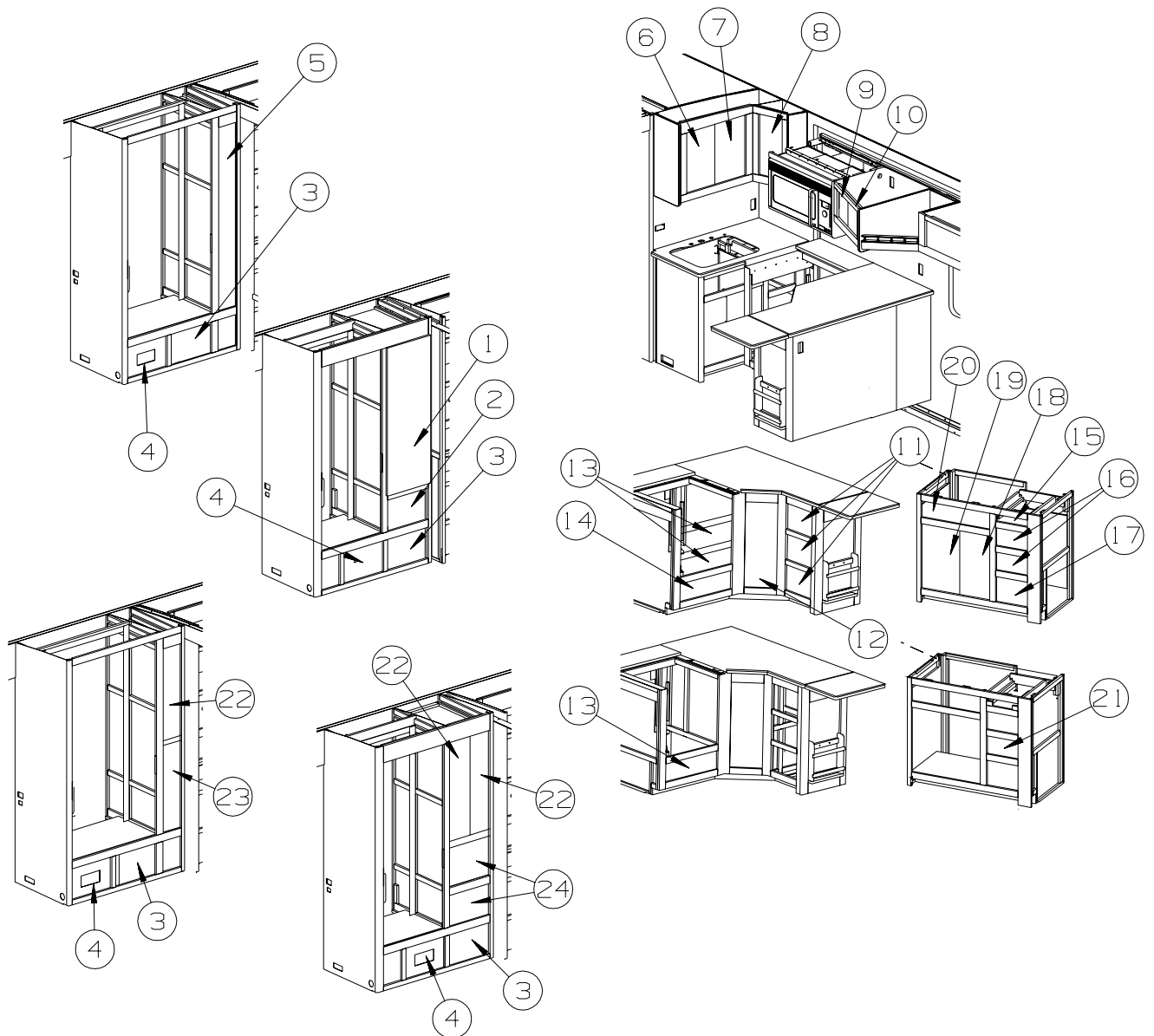
CABINET & APPLIANCE GROUP (CONTINUED)

CABINET & APPLIANCE LAYOUT (CONTINUED)

GALLEY (CONTINUED)

KEY	PART NUMBER	U/M	DESCRIPTION
4	145268-25-S76	EA	DOOR - RAISED PANEL/PENCIL EDGE - 10.8" X 16.5" - W/O HDW - PORTSMOUTH OAK
4	145268-25-S77	EA	DOOR - RAISED PANEL/PENCIL EDGE - 10.8" X 16.5" - W/O HDW - CONCERT CHERRY
4	145268-25-S78	EA	DOOR - RAISED PANEL/PENCIL EDGE - 10.8" X 16.5" - W/O HDW - WASHED MAPLE
4	145268-25-S79	EA	DOOR - RAISED PANEL/PENCIL EDGE - 10.8" X 16.5" - W/O HDW - SIERRA MAPLE
5	141520-01-S76	EA	DOOR - ARCHED/PENCIL EDGE/RIGHT HAND - 8" X 60.7" - W/O HDW - PORTSMOUTH OAK FROM: 00-00-00 THRU: 10-17-04
5	141520-01-S77	EA	DOOR - ARCHED/PENCIL EDGE/RIGHT HAND - 8" X 60.7" - W/O HDW - CONCERT CHERRY FROM: 00-00-00 THRU: 10-17-04
5	141520-01-S78	EA	DOOR - ARCHED/PENCIL EDGE/RIGHT HAND - 8" X 60.7" - W/O HDW - WASHED MAPLE FROM: 00-00-00 THRU: 10-17-04
5	141520-01-S79	EA	DOOR - ARCHED/PENCIL EDGE/RIGHT HAND - 8" X 60.7" - W/O HDW - SIERRA MAPLE FROM: 00-00-00 THRU: 10-17-04
6	141518-67-S76	EA	DOOR - ARCHED/PENCIL EDGE/LEFT HAND-12" X 21.8"-W/O HDW - PORTSMOUTH OAK
6	141518-67-S77	EA	DOOR - ARCHED/PENCIL EDGE/LEFT HAND-12" X 21.8"-W/O HDW - CONCERT CHERRY
6	141518-67-S78	EA	DOOR - ARCHED/PENCIL EDGE/LEFT HAND-12" X 21.8"-W/O HDW - WASHED MAPLE
6	141518-67-S79	EA	DOOR - ARCHED/PENCIL EDGE/LEFT HAND-12" X 21.8"-W/O HDW - SIERRA MAPLE
7	141520-67-S76	EA	DOOR - ARCHED/PENCIL EDGE/RIGHT HAND -12"X21.8"-W/O HDW - PORTSMOUTH OAK
7	141520-67-S77	EA	DOOR - ARCHED/PENCIL EDGE/RIGHT HAND -12"X21.8"-W/O HDW - CONCERT CHERRY
7	141520-67-S78	EA	DOOR - ARCHED/PENCIL EDGE/RIGHT HAND -12"X21.8"-W/O HDW - WASHED MAPLE
7	141520-67-S79	EA	DOOR - ARCHED/PENCIL EDGE/RIGHT HAND -12"X21.8"-W/O HDW - SIERRA MAPLE
8	141520-07-S76	EA	DOOR - ARCHED/PENCIL EDGE/RIGHT HAND - 9.2"X21.8"-W/O HDW - PORTSMOUTH OAK
8	141520-07-S77	EA	DOOR - ARCHED/PENCIL EDGE/RIGHT HAND - 9.2"X21.8"-W/O HDW - CONCERT CHERRY
8	141520-07-S78	EA	DOOR - ARCHED/PENCIL EDGE/RIGHT HAND - 9.2"X21.8"-W/O HDW - WASHED MAPLE
8	141520-07-S79	EA	DOOR - ARCHED/PENCIL EDGE/RIGHT HAND - 9.2"X21.8"-W/O HDW - SIERRA MAPLE
9	141518-10-S76	EA	DOOR - ARCHED/PENCIL EDGE/LEFT HAND - 9.8" X 12" - W/O HDW - PORTSMOUTH OAK
9	141518-10-S77	EA	DOOR - ARCHED/PENCIL EDGE/LEFT HAND - 9.8" X 12" - W/O HDW - CONCERT CHERRY
9	141518-10-S78	EA	DOOR - ARCHED/PENCIL EDGE/LEFT HAND - 9.8" X 12" - W/O HDW - WASHED MAPLE
9	141518-10-S79	EA	DOOR - ARCHED/PENCIL EDGE/LEFT HAND - 9.8" X 12" - W/O HDW - SIERRA MAPLE
10	141520-10-S76	EA	DOOR - ARCHED/PENCIL EDGE/RIGHT HAND - 9.8" X 12"-W/O HDW - PORTSMOUTH OAK
10	141520-10-S77	EA	DOOR - ARCHED/PENCIL EDGE/RIGHT HAND - 9.8" X 12"-W/O HDW - CONCERT CHERRY
10	141520-10-S78	EA	DOOR - ARCHED/PENCIL EDGE/RIGHT HAND - 9.8" X 12"-W/O HDW - WASHED MAPLE
10	141520-10-S79	EA	DOOR - ARCHED/PENCIL EDGE/RIGHT HAND - 9.8" X 12"-W/O HDW - SIERRA MAPLE
11	145386-C6-R44	EA	DRAWER - PENCIL EDGE - 11.2"W X 17.7"D - W/O SLIDES/HDW - PORTSMOUTH OAK
11	145386-C6-R45	EA	DRAWER - PENCIL EDGE - 11.2"W X 17.7"D - W/O SLIDES/HDW - CONCERT CHERRY
11	145386-C6-R46	EA	DRAWER - PENCIL EDGE - 11.2"W X 17.7"D - W/O SLIDES/HDW - WASHED MAPLE
11	145386-C6-S79	EA	DRAWER - PENCIL EDGE - 11.2"W X 17.7"D - W/O SLIDES/HDW - SIERRA MAPLE
12	136955-48-S76	EA	DOOR - RAISED PANEL/PENCIL EDGE - 10.8" X 28" - W/O HDW - PORTSMOUTH OAK
12	136955-48-S77	EA	DOOR - RAISED PANEL/PENCIL EDGE - 10.8" X 28" - W/O HDW - CONCERT CHERRY
12	136955-48-S78	EA	DOOR - RAISED PANEL/PENCIL EDGE - 10.8" X 28" - W/O HDW - WASHED MAPLE
12	136955-48-S79	EA	DOOR - RAISED PANEL/PENCIL EDGE - 10.8" X 28" - W/O HDW - SIERRA MAPLE
13	145386-12-R74	EA	DRAWER - PENCIL EDGE - 20.2"W X 21.6"D - W/O SLIDES/HDW - PORTSMOUTH OAK
13	145386-12-R75	EA	DRAWER - PENCIL EDGE - 20.2"W X 21.6"D - W/O SLIDES/HDW - CONCERT CHERRY
13	145386-12-R76	EA	DRAWER - PENCIL EDGE - 20.2"W X 21.6"D - W/O SLIDES/HDW - WASHED MAPLE
13	145386-12-S79	EA	DRAWER - PENCIL EDGE - 20.2"W X 21.6"D - W/O SLIDES/HDW - SIERRA MAPLE
14	145386-13-R74	EA	DRAWER - PENCIL EDGE - 20.2"W X 21.6"D - W/O SLIDES/HDW - PORTSMOUTH OAK
14	145386-13-R75	EA	DRAWER - PENCIL EDGE - 20.2"W X 21.6"D - W/O SLIDES/HDW - CONCERT CHERRY
14	145386-13-R76	EA	DRAWER - PENCIL EDGE - 20.2"W X 21.6"D - W/O SLIDES/HDW - WASHED MAPLE
14	145386-13-S79	EA	DRAWER - PENCIL EDGE - 20.2"W X 21.6"D - W/O SLIDES/HDW - SIERRA MAPLE
15	144803-Z9-S76	EA	FACE/DRAWER - SOLID PANEL/PENCIL EDGE-4.3" X 11.8"-W/O HDW - PORTSMOUTH OAK
15	144803-Z9-S77	EA	FACE/DRAWER - SOLID PANEL/PENCIL EDGE-4.3" X 11.8"-W/O HDW - CONCERT CHERRY
15	144803-Z9-S78	EA	FACE/DRAWER - SOLID PANEL/PENCIL EDGE-4.3" X 11.8"-W/O HDW - WASHED MAPLE
15	144803-Z9-S79	EA	FACE/DRAWER - SOLID PANEL/PENCIL EDGE-4.3" X 11.8"-W/O HDW - SIERRA MAPLE
16	145386-C2-R44	EA	DRAWER - PENCIL EDGE - 10"W X 17.7"D - W/O SLIDES/HDW - PORTSMOUTH OAK
16	145386-C2-R45	EA	DRAWER - PENCIL EDGE - 10"W X 17.7"D - W/O SLIDES/HDW - CONCERT CHERRY
16	145386-C2-R46	EA	DRAWER - PENCIL EDGE - 10"W X 17.7"D - W/O SLIDES/HDW - WASHED MAPLE
16	145386-C2-S79	EA	DRAWER - PENCIL EDGE - 10"W X 17.7"D - W/O SLIDES/HDW - SIERRA MAPLE
17	145386-C4-R44	EA	DRAWER - PENCIL EDGE - 10"W X 17.7"D - W/O SLIDES/HDW - PORTSMOUTH OAK
17	145386-C4-R45	EA	DRAWER - PENCIL EDGE - 10"W X 17.7"D - W/O SLIDES/HDW - CONCERT CHERRY
17	145386-C4-R46	EA	DRAWER - PENCIL EDGE - 10"W X 17.7"D - W/O SLIDES/HDW - WASHED MAPLE
17	145386-C4-S79	EA	DRAWER - PENCIL EDGE - 10"W X 17.7"D - W/O SLIDES/HDW - SIERRA MAPLE

CABINET & APPLIANCE GROUP (CONTINUED)
CABINET & APPLIANCE LAYOUT (CONTINUED)



GALLEY (CONTINUED)

KEY	PART NUMBER	U/M	DESCRIPTION
18	136955-69-S76	EA	DOOR - RAISED PANEL/PENCIL EDGE - 12" X 21.9" - W/O HDW - PORTSMOUTH OAK
18	136955-69-S77	EA	DOOR - RAISED PANEL/PENCIL EDGE - 12" X 21.9" - W/O HDW - CONCERT CHERRY
18	136955-69-S78	EA	DOOR - RAISED PANEL/PENCIL EDGE - 12" X 21.9" - W/O HDW - WASHED MAPLE
18	136955-69-S79	EA	DOOR - RAISED PANEL/PENCIL EDGE - 12" X 21.9" - W/O HDW - SIERRA MAPLE
19	136955-68-S76	EA	DOOR - RAISED PANEL/PENCIL EDGE - 12" X 21.9" - W/O HDW - PORTSMOUTH OAK
19	136955-68-S77	EA	DOOR - RAISED PANEL/PENCIL EDGE - 12" X 21.9" - W/O HDW - CONCERT CHERRY
19	136955-68-S78	EA	DOOR - RAISED PANEL/PENCIL EDGE - 12" X 21.9" - W/O HDW - WASHED MAPLE
19	136955-68-S79	EA	DOOR - RAISED PANEL/PENCIL EDGE - 12" X 21.9" - W/O HDW - SIERRA MAPLE
20	146910-04-S76	EA	DRAWER - TIPOUT - W/HIDDEN TRAY - PORTSMOUTH OAK
20	146910-04-S77	EA	DRAWER - TIPOUT - W/HIDDEN TRAY - CONCERT CHERRY
20	146910-04-S78	EA	DRAWER - TIPOUT - W/HIDDEN TRAY - WASHED MAPLE
20	146910-04-S79	EA	DRAWER - TIPOUT - W/HIDDEN TRAY - SIERRA MAPLE
20	108127-01-01A	EA	CAP - TRAY
20	108128-01-01A	EA	TRAY - HIDDEN
21	145386-L9-R38	EA	DRAWER - PENCIL EDGE - 9.9"W X 17.7"D - W/O SLIDES/HDW - PORTSMOUTH OAK
21	145386-L9-R45	EA	DRAWER - PENCIL EDGE - 9.9"W X 17.7"D - W/O SLIDES/HDW - CONCERT CHERRY
21	145386-L9-R46	EA	DRAWER - PENCIL EDGE - 9.9"W X 17.7"D - W/O SLIDES/HDW - WASHED MAPLE
21	145386-L9-S79	EA	DRAWER - PENCIL EDGE - 9.9"W X 17.7"D - W/O SLIDES/HDW - SIERRA MAPLE

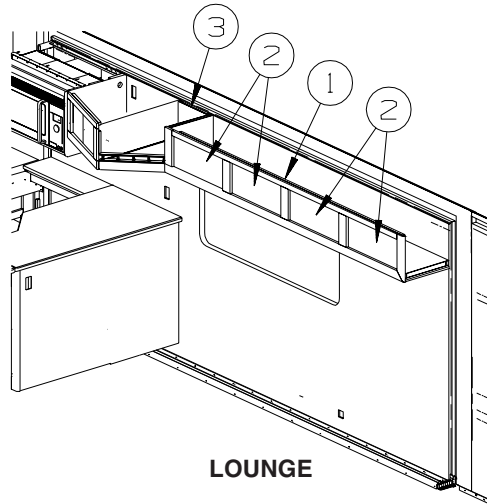
CABINET & APPLIANCE GROUP (CONTINUED)

CABINET & APPLIANCE LAYOUT (CONTINUED)

GALLEY (CONTINUED)

KEY	PART NUMBER	U/M	DESCRIPTION
22	145298-36-S76	EA	DOOR - SOLID PANEL/PENCIL EDGE - 8.1" X 30.3" - W/O HDW - PORTSMOUTH OAK FROM: 10-18-04 THRU: 99-99-99
22	145298-36-S77	EA	DOOR - SOLID PANEL/PENCIL EDGE - 8.1" X 30.3" - W/O HDW - CONCERT CHERRY FROM: 10-18-04 THRU: 99-99-99
22	145298-36-S78	EA	DOOR - SOLID PANEL/PENCIL EDGE - 8.1" X 30.3" - W/O HDW - WASHED MAPLE FROM: 10-18-04 THRU: 99-99-99
22	145298-36-S79	EA	DOOR - SOLID PANEL/PENCIL EDGE - 8.1" X 30.3" - W/O HDW - SIERRA MAPLE FROM: 10-18-04 THRU: 99-99-99
23	145298-37-S76	EA	DOOR - SOLID PANEL/PENCIL EDGE - 8.1" X 30.3" - W/O HDW - PORTSMOUTH OAK FROM: 10-18-04 THRU: 99-99-99
23	145298-37-S77	EA	DOOR - SOLID PANEL/PENCIL EDGE - 8.1" X 30.3" - W/O HDW - CONCERT CHERRY FROM: 10-18-04 THRU: 99-99-99
23	145298-37-S78	EA	DOOR - SOLID PANEL/PENCIL EDGE - 8.1" X 30.3" - W/O HDW - WASHED MAPLE FROM: 10-18-04 THRU: 99-99-99
23	145298-37-S79	EA	DOOR - SOLID PANEL/PENCIL EDGE - 8.1" X 30.3" - W/O HDW - SIERRA MAPLE FROM: 10-18-04 THRU: 99-99-99
24	145386-R7-S76	EA	DRAWER - PENCIL EDGE - 15.1"W X 21.6"D - W/O SLIDES/HDW - PORTSMOUTH OAK FROM: 10-18-04 THRU: 99-99-99
24	145386-R7-S77	EA	DRAWER - PENCIL EDGE - 15.1"W X 21.6"D - W/O SLIDES/HDW - CONCERT CHERRY FROM: 10-18-04 THRU: 99-99-99
24	145386-R7-S78	EA	DRAWER - PENCIL EDGE - 15.1"W X 21.6"D - W/O SLIDES/HDW - WASHED MAPLE FROM: 10-18-04 THRU: 99-99-99
24	145386-R7-S79	EA	DRAWER - PENCIL EDGE - 15.1"W X 21.6"D - W/O SLIDES/HDW - SIERRA MAPLE FROM: 10-18-04 THRU: 99-99-99

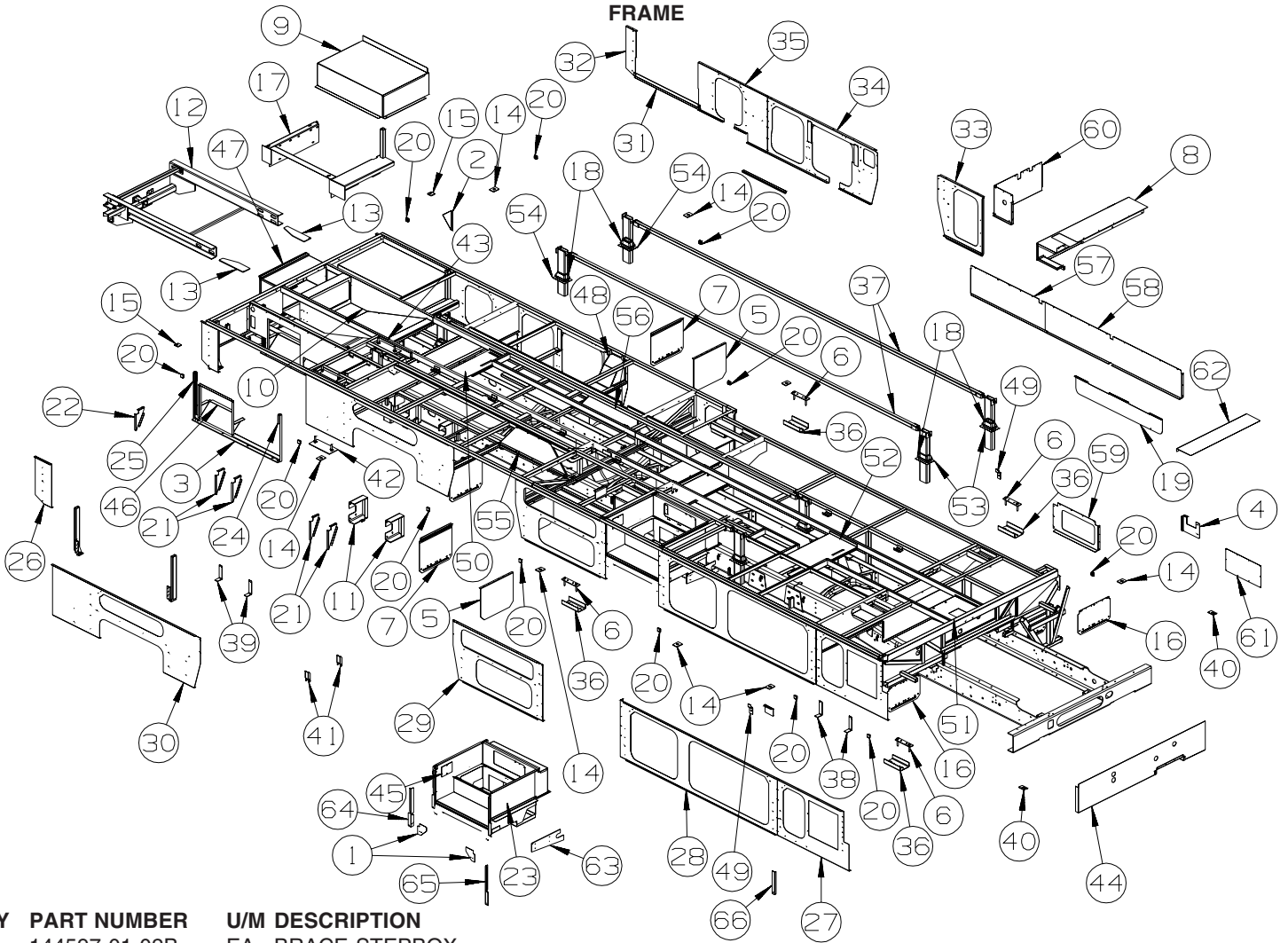
CABINET & APPLIANCE GROUP (CONTINUED)
CABINET & APPLIANCE LAYOUT (CONTINUED)



KEY	PART NUMBER	U/M	DESCRIPTION
1	149109-04-S64	EA	CABINET - OVERHEAD/COUCH - W/O DOORS/HARDWARE - PORTSMOUTH OAK
1	149109-04-S65	EA	CABINET - OVERHEAD/COUCH - W/O DOORS/HARDWARE - CONCERT CHERRY
1	149109-04-S66	EA	CABINET - OVERHEAD/COUCH - W/O DOORS/HARDWARE - WASHED MAPLE
1	149109-04-S67	EA	CABINET - OVERHEAD/COUCH - W/O DOORS/HARDWARE - SIERRA MAPLE
1	149109-05-S64	EA	CABINET - OVERHEAD/COUCH - W/O DOORS/HARDWARE - PORTSMOUTH OAK - SURROUND SOUND
1	149109-05-S65	EA	CABINET - OVERHEAD/COUCH - W/O DOORS/HARDWARE - CONCERT CHERRY - SURROUND SOUND
1	149109-05-S66	EA	CABINET - OVERHEAD/COUCH - W/O DOORS/HARDWARE - WASHED MAPLE - SURROUND SOUND
1	149109-05-S67	EA	CABINET - OVERHEAD/COUCH - W/O DOORS/HARDWARE - SIERRA MAPLE - SURROUND SOUND
2	141522-40-S76	EA	DOOR - ARCHED/PENCIL EDGE/HORIZ - 10.8" X 21.8" - W/O HDW - PORTSMOUTH OAK
2	141522-40-S77	EA	DOOR - ARCHED/PENCIL EDGE/HORIZ - 10.8" X 21.8" - W/O HDW - CONCERT CHERRY
2	141522-40-S78	EA	DOOR - ARCHED/PENCIL EDGE/HORIZ - 10.8" X 21.8" - W/O HDW - WASHED MAPLE
2	141522-40-S79	EA	DOOR - ARCHED/PENCIL EDGE/HORIZ - 10.8" X 21.8" - W/O HDW - SIERRA MAPLE
3	140374-64-000	EA	MIRROR - SAFETY GLASS - 10.2" X 12.3"

CHASSIS GROUP

FRAME

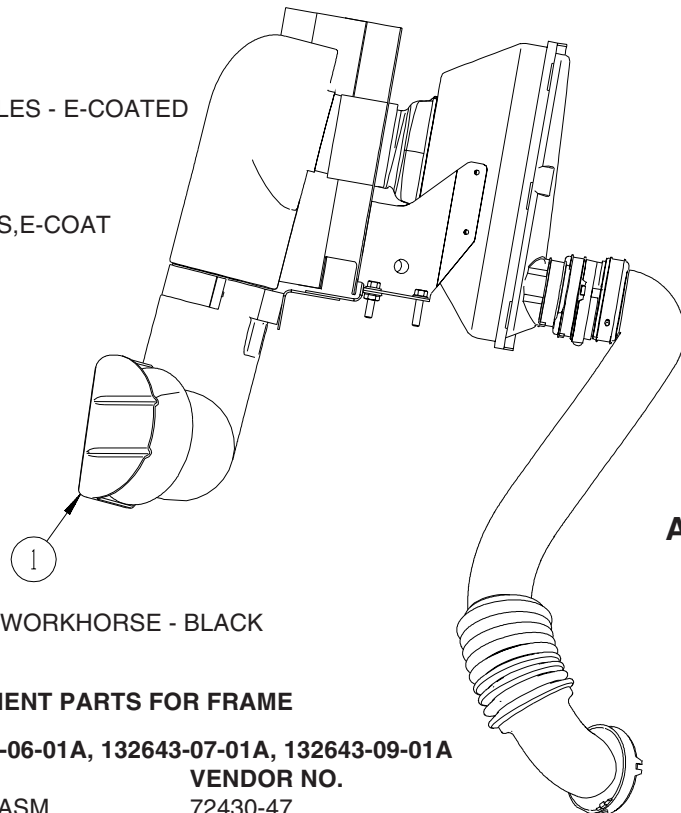


KEY	PART NUMBER	U/M	DESCRIPTION
1	144597-01-02B	EA	BRACE-STEPBOX
2	123440-07-02B	EA	SUPPORT - PANEL - 8.7" X 4.7" - E-COATED
3	129328-02-02B	EA	HANGER - A/C - COACH
4	132606-04-02B	EA	PLATE-SEAL,E-CT
5	134191-01-02B	EA	GUARD/ROCK - STEEL - W/BEND - 18"W X 14.9"H - E-COATED
6	134460-01-02B	EA	PLATE - MOUNTING - E-COATED
7	136391-02-02B	EA	GUARD/ROCK - STEEL - W/ANGLE - 18"W X 15"H - E-COATED
8	138405-06-02B	EA	COMPARTMENT - E-COATED
9	140930-02-02B	EA	COMPARTMENT - GENERATOR - E-COATED
10	144746-01-02B	EA	COMPARTMENT - FURNACE - E-COATED
11	120867-01-02B	EA	MOUNT - LP TANK - E-COAT
12*	132643-09-01A	EA	HITCH/EXTENSION RAIL(REAR CLIP) W/O SPARE TIRE BRKT
13	133095-01-02B	EA	PLATE - CLIP - E-COATED
14	135712-01-02B	EA	PLATE - BODY MOUNT - E-COATED
15	135712-02-02b	ea	PLATE - BODY MOUNT - E-COATED
16	136391-01-02B	EA	GUARD/ROCK - STEEL - W/ANGLE - 18"W X 11"H - E-COATED
16	136391-05-02B	EA	GUARD/ROCK - STEEL - W/ANGLE - 17"W X 11"H - E-COATED
16	136388-01-02B	EA	GUARD/ROCK - STEEL - 18" X 11" - E-COATED
17	138113-02-02B	EA	OUTRIGGER/GENERATOR - E-COATED
18	139724-01-01A	EA	BOOT - TOWER - BLACK
19	149346-01-02B	EA	SHIELD - HEAT EXHAUST - E-COATED
20	119845-01-01A	EA	PLUG/PLASTIC - 1 1/2" SQUARE - BLACK
21	123440-02-02B	EA	SUPPORT - PANEL - 9.9"/7.6" X 4.7" - E-COATED
22	123440-06-02B	EA	SUPPORT - PANEL - 8.7"/5.5" X 4.7" - E-COATED
23	132607-14-02B	EA	BOX ASM-ENTRANCE,STEP,E-COAT
24	133833-01-02B	EA	HANGER - A/C - E-COATED
25	133833-02-02B	EA	HANGER - A/C - E-COATED

CHASSIS GROUP (CONTINUED)
FRAME (CONTINUED)

KEY	PART NUMBER	U/M	DESCRIPTION
26	137098-23-02B	EA	PLATE/SEAL - E-COATED
27	144365-22-02B	EA	PLATE/SEAL - E-COATED
28	144365-23-02B	EA	PLATE/SEAL - E-COATED
29	144365-24-02B	EA	PLATE/SEAL - E-COATED
30	144365-25-02B	EA	PLATE/SEAL - E-COATED
31	133612-05-02B	EA	ZEE/SEAL PLANE - BOTTOM - E-COATED
32	137103-14-02B	EA	PLATE/SEAL - E-COATED
33	144365-26-02B	EA	PLATE/SEAL - E-COATED
34	144365-27-02B	EA	PLATE/SEAL - E-COATED
35	144365-28-02B	EA	PLATE/SEAL - E-COATED
36	147997-02-02B	EA	BRACKET - F/SLIDEOUT - E-COATED
37	150924-02-02B	EA	TUBE - TENSION - E-COATED
38	134317-05-02B	EA	BRACKET-ANGLE
39	134317-03-02B	EA	BRACKET-ANGLE
40	128310-01-02B	EA	SHIM-BODY,MOUNT,11GA,E-CT
41	146721-01-02B	EA	SUPPORT-PLENUM
42	144862-03-02B	EA	PLATE ASM-BOLT
43	144862-02-02B	EA	PLATE ASM-BOLT
44	134520-02-02B	EA	SUPPRT ASM-FLOOR,FRONT ,E-CT
45	124430-17-02B	EA	PLATE - W/HOLES - E-COATED
46	132146-08-02B	EA	FRAME ASM-RETURN AIR,A/,E-CT
47	144475-01-02B	EA	BOX ASM-FURNACE
48	116374-07-02B	EA	BOX ASM-FURNACE
49	126624-01-02B	EA	ANGLE-WIRE SUPPORT,E-COAT
50	117804-06-02B	EA	PANEL-CLOSEOUT,HEAT DUCT,E-C
51	145780-02-02B	EA	PANEL ASM-CLOSEOUT,HEAT,E-CT
52	117804-08-02B	EA	PANEL-CLOSEOUT,HEAT,DUCT,E-C
53	147326-01-02B	EA	PLATE-W/HOLE
54	147326-02-02B	EA	PLATE-W/HOLE
55	125826-01-02B	EA	PANEL-CLOSEOUT,E-CT
56	125826-02-02B	EA	PANEL-CLOSEOUT
57	132330-26-02B	EA	PANEL-CLOSEOUT
58	132330-25-02B	EA	PANEL-CLOSEOUT
59	132330-24-02B	EA	PANEL-CLOSEOUT
60	146033-01-02B	EA	PANEL-CLOSEOUT
61	120135-18-02B	EA	PANEL-CLOSEOUT
62	131914-18-02B	EA	ANGLE - FORMED - W/HOLES - E-COATED
63	134611-01-02B	EA	SUPPORT-STEP BOX
64	136814-02-02B	EA	ANGLE-FILLER,STEP,LH
65	136814-01-02B	EA	ANGLE-FILLER,STEP
66	121442-04-02B	EA	ANGLE-FORMED,W/HOLES,E-COAT

*COMPONENT PARTS LISTED LATER IN THIS GROUP



KEY	PART NUMBER	U/M	DESCRIPTION
1	154181-01-10A	EA	DEFLECTOR - AIR INTAKE - WORKHORSE - BLACK

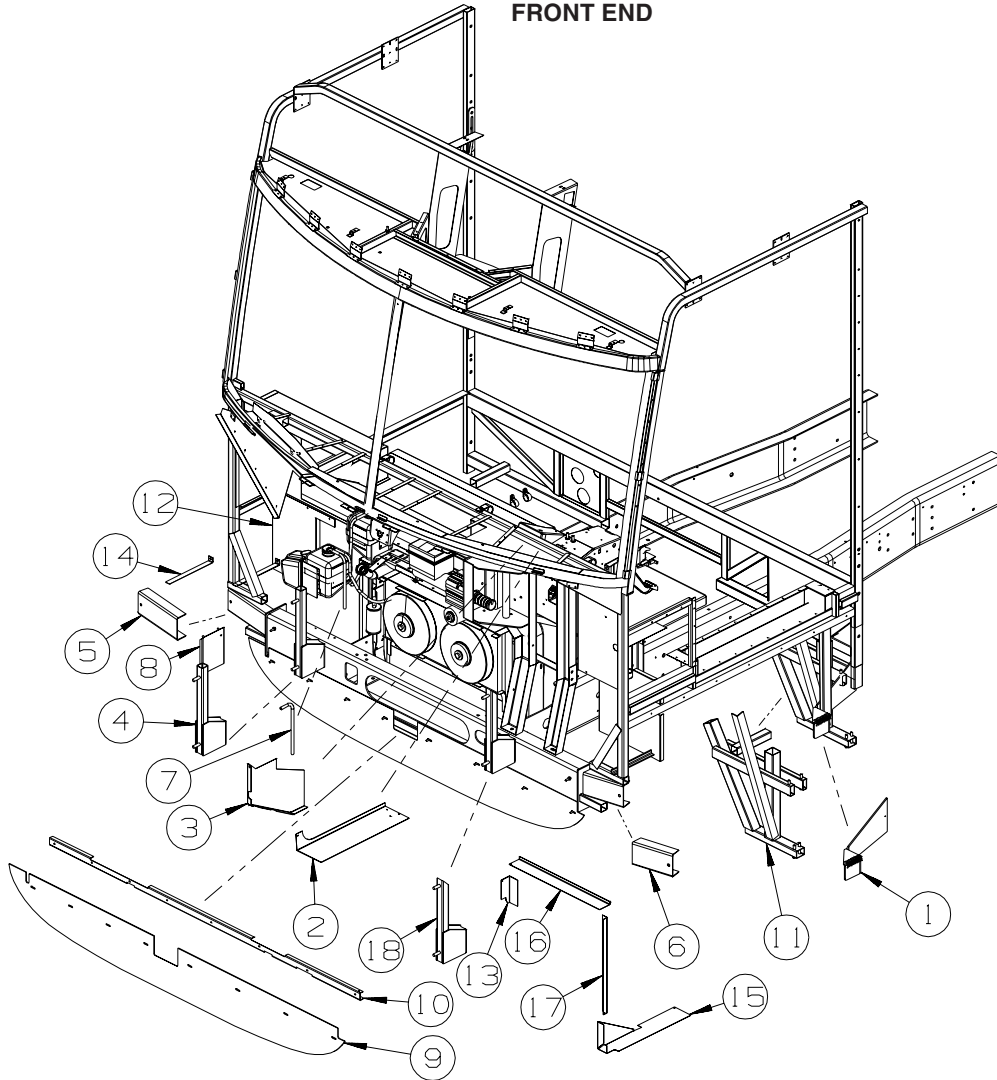
COMPONENT PARTS FOR FRAME

132643-01-01A, 132643-06-01A, 132643-07-01A, 132643-09-01A

KEY	PART NUMBER	U/M	DESCRIPTION	VENDOR NO.
	132643-01-700	EA	HITCH/RECEIVER WELDED ASM.	72430-47
	132643-01-701	EA	TIRE CARRIER COMPLETE	56610-47
	132643-01-702	EA	RETAINER KIT/SPARE TIRE	55290-47
	132643-01-703	EA	BOLT IN CROSSMEMBER W/SPARE	4132-03

CHASSIS GROUP (CONTINUED)

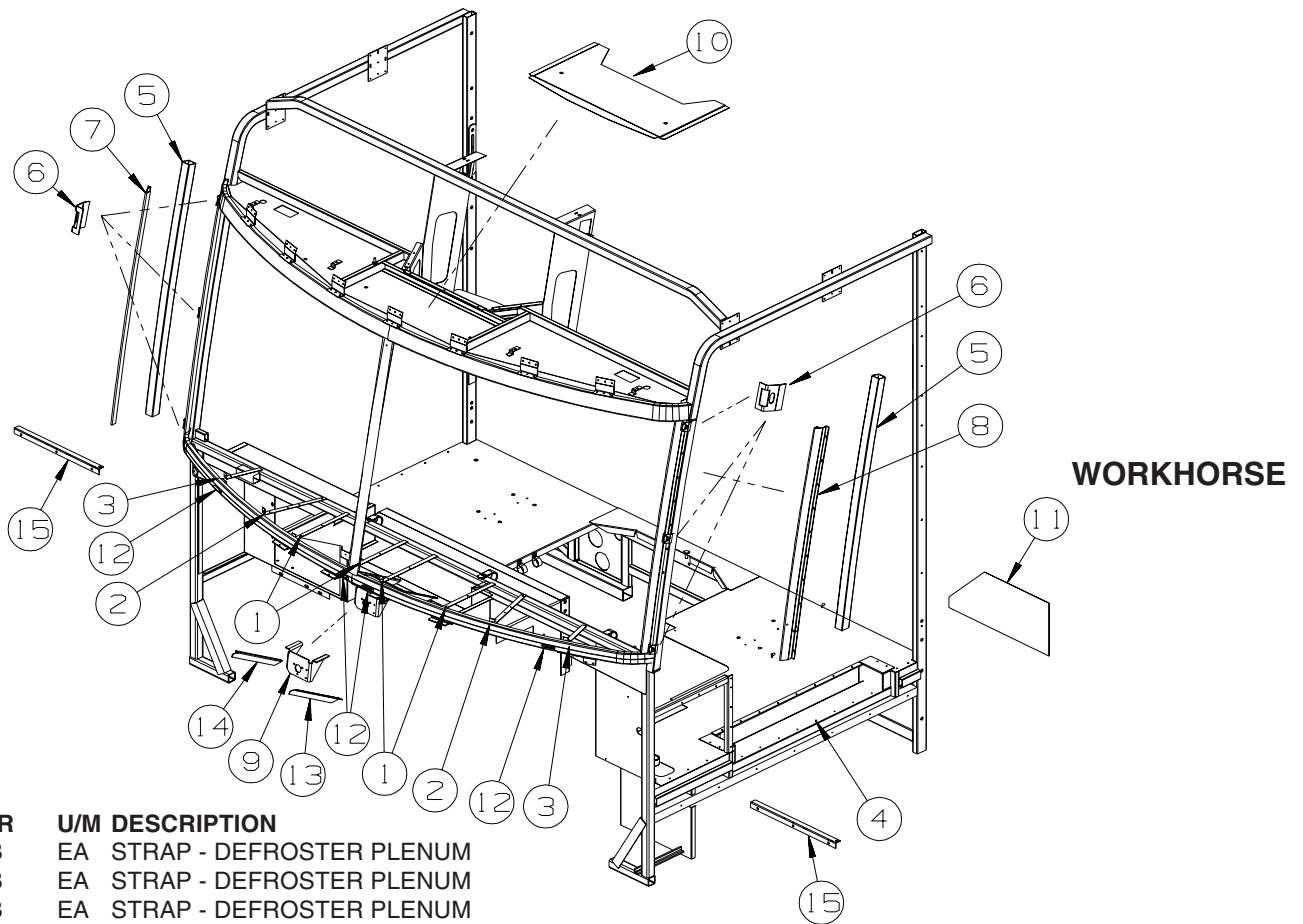
FRONT END



WORKHORSE

KEY	PART NUMBER	U/M	DESCRIPTION
1	NOT USED		
2	137041-01-02B	EA	ANGLE - MOTOR COVER - E-COATED
3	150565-01-02B	EA	PANEL - CLOSE OUT - CAB - E-COATED
4	134807-01-02B	EA	SUPPORT - FRONT - E-COATED
			FROM: 00-00-00 THRU: 04-08-04
4	134807-11-02B	EA	SUPPORT - FRONT - E-COATED
			FROM: 04-09-04 THRU: 99-99-99
5	137048-02-02B	EA	CHANNEL - SUPPORT - FRONT - E-COATED
6	137048-01-02B	EA	CHANNEL/SUPPORT - FRONT - E-COATED
7	044317-01-000	FT	HOSE - FUEL - 3/8" ID - WORKHORSE
8	119656-02-02B	EA	BRACKET - RESERVOIR/WASHER - E-COATED
			FROM: 00-00-00 THRU: 04-08-04
8	134807-11-02B	EA	SUPPORT - FRONT - E-COATED - INCLUDES RESERVOIR BRACKET
			FROM: 04-09-04 THRU: 99-99-99
9	140782-02-01A	EA	SHIELD - SIGHT - BLACK PLASTIC
10	140790-01-02B	EA	ANGLE - SIGHT SHIELD - E-COATED
11	138340-01-02B	EA	SUPPORT/STEP - DRIVER - E-COATED - CHASSIS W/22.5 TIRE
11	138340-02-02B	EA	SUPPORT/STEP - DRIVER - E-COATED - CHASSIS W/19.5 TIRE
12	121962-02-02B	EA	SHIELD/SPLASH - HEADLIGHT - E-COATED
13	139131-01-02B	EA	ANGLE - W/NOTCHSTEEL
14	139119-01-02B	EA	STRAP - BENT, W/HOLE
15	137045-01-02B	EA	PANEL - FILLER, BULKHEAD
16	137037-01-02B	EA	ANGLE - FILLER, BULKHEAD
17	137037-02-02B	EA	ANGLE - FILLER, BULKHEAD
18	134807-01-02B	EA	SUPPORT - FRONT - E-COATED
			FROM: 00-00-00 THRU: 04-08-04
18	134807-12-02B	EA	SUPPORT - FRONT - E-COATED
			FROM: 04-09-04 THRU: 99-99-99

CHASSIS GROUP (CONTINUED)
FRONT END (CONTINUED)

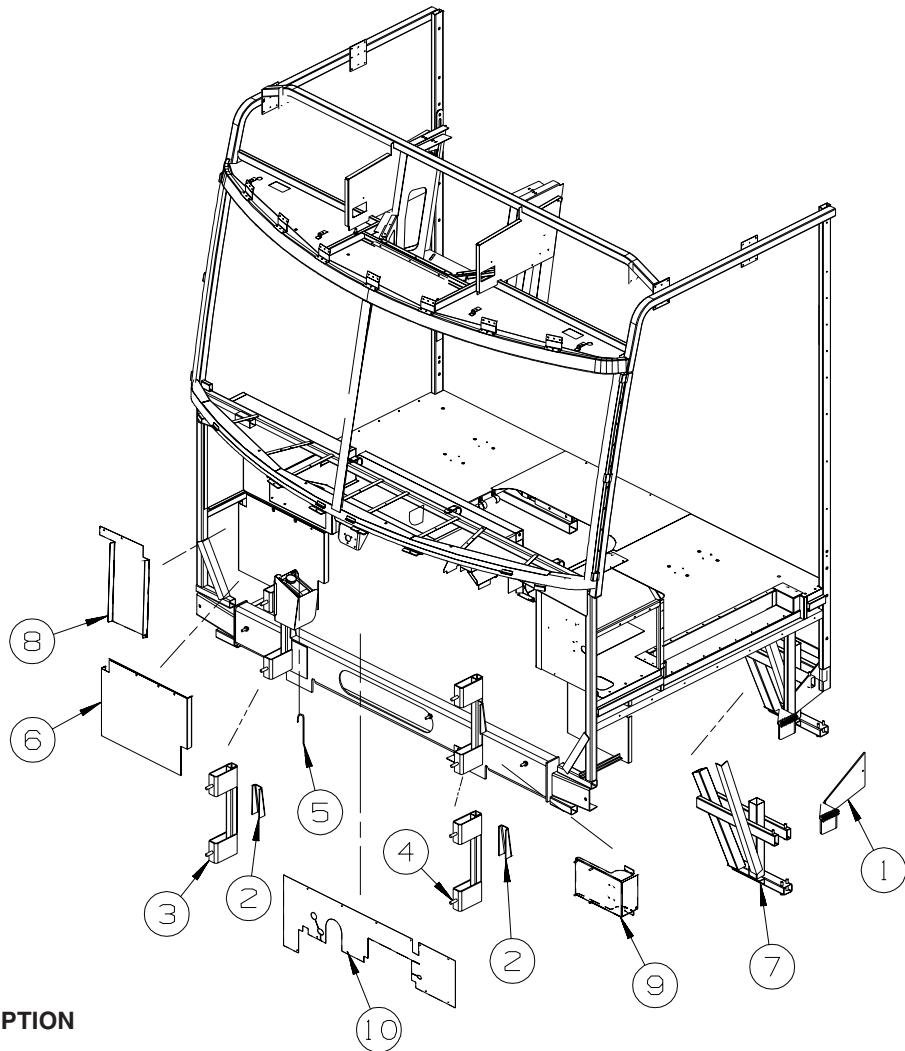


KEY	PART NUMBER	U/M	DESCRIPTION
1	137047-04-01B	EA	STRAP - DEFROSTER PLENUM
2	137047-05-01B	EA	STRAP - DEFROSTER PLENUM
3	137047-06-01B	EA	STRAP - DEFROSTER PLENUM
4	146492-02-01B	EA	PANEL - STEPWELL
5	117273-01-01A	EA	TUBE - SUPPORT - A-PILLAR
6	120363-01-01B	EA	BRACKET - WINDSHIELD
7	121269-05-01B	EA	FRAME - WINDSHIELD - A-PILLAR - MILL
8	121269-06-01B	EA	FRAME - WINDSHIELD - A-PILLAR - MILL
9	134506-02-01B	EA	BRACKET - WIPER MOTOR
10	124904-05-01B	EA	HEADER/WINDSHIELD - CENTER - 27.5"
11	137496-01-01B	EA	PANEL - SPLASH GUARD
12	126289-65-01B	EA	ANGLE - FORMED
13	134371-01-01B	EA	ANGLE/MOUNT - WIPER MOTOR
14	134371-02-01B	EA	ANGLE/MOUNT - WIPER MOTOR
15	152540-02-02B	EA	SUPPORT - DIRT GUARD - E-COATED

FROM: 07-24-04 THRU: 99-99-99

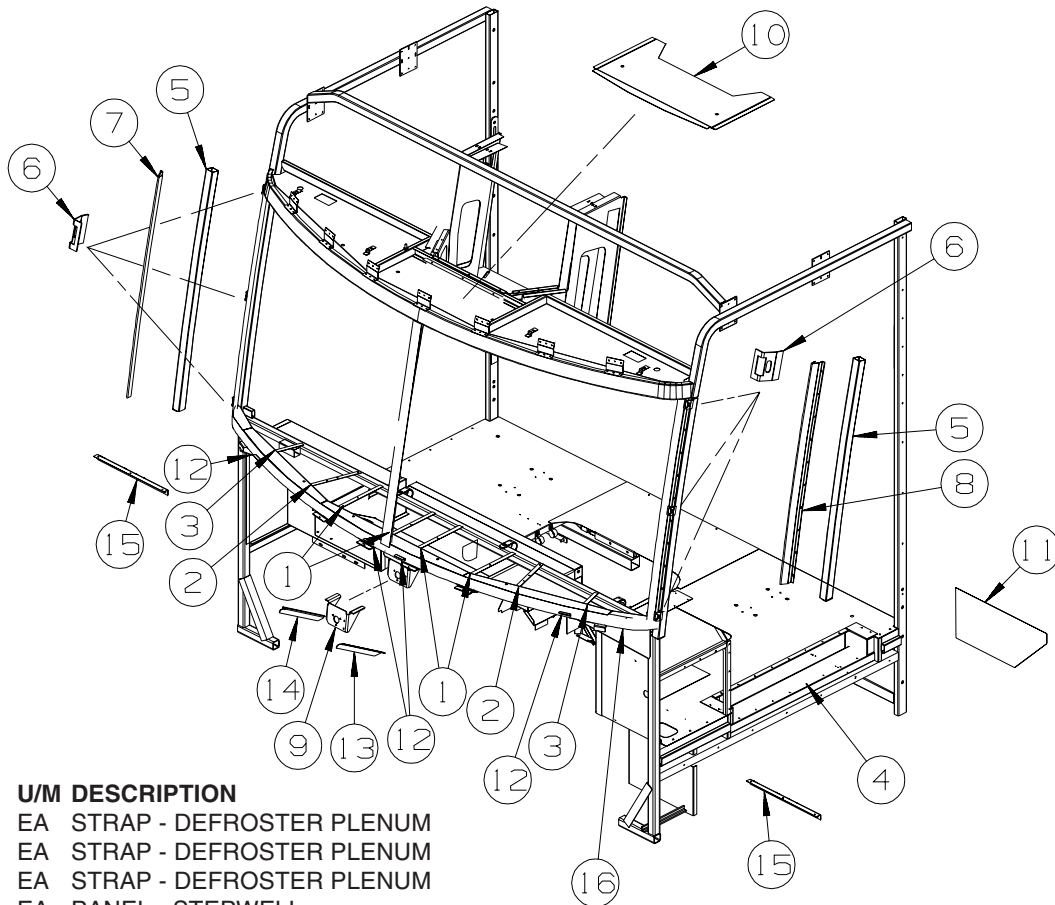
CHASSIS GROUP (CONTINUED)
FRONT END (CONTINUED)

**2004
 FORD**



KEY	PART NUMBER	U/M	DESCRIPTION
1	NOT USED		
2	117622-01-02B	EA	BRACE - TUBE/BUMPER - VERTICAL - E-COATED
3	134807-03-02B	EA	SUPPORT - FRONT - E-COATED
4	134807-04-02B	EA	SUPPORT - FRONT - E-COATED
5	NOT USED		
6	144679-02-02B	EA	SHIELD/SPLASH - HEADLIGHT - E-COATED
7	138340-02-02B	EA	SUPPORT/STEP - DRIVER - E-COATED - 19.5 TIRE
7	138340-01-02B	EA	SUPPORT/STEP - DRIVER - E-COATED - 22.5 TIRE
8	NOT USED		
9	NOT USED		
10	NOT USED		

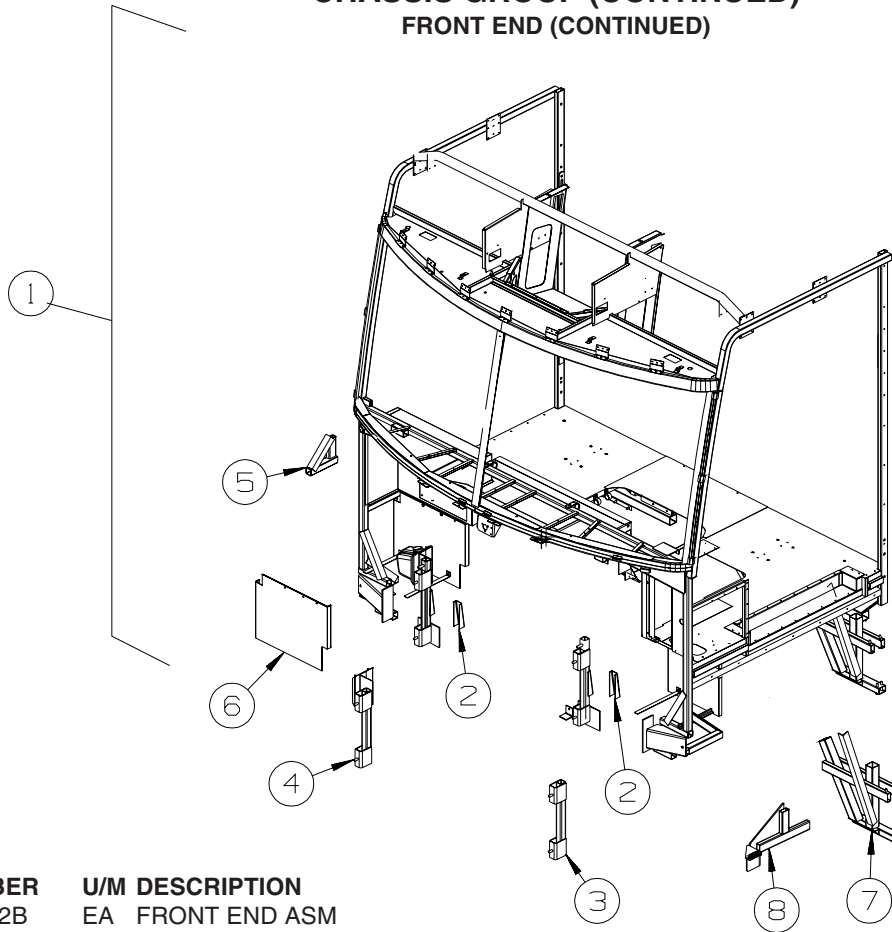
CHASSIS GROUP (CONTINUED)
FRONT END (CONTINUED)



**2004
FORD**

KEY	PART NUMBER	U/M	DESCRIPTION	
1	137047-04-01B	EA	STRAP - DEFROSTER PLENUM	
2	137047-05-01B	EA	STRAP - DEFROSTER PLENUM	
3	137047-06-01B	EA	STRAP - DEFROSTER PLENUM	
4	146492-02-01B	EA	PANEL - STEPWELL	
5	117273-01-01A	EA	TUBE - SUPPORT - A-PILLAR	
6	120363-01-01B	EA	BRACKET - WINDSHIELD	
				FROM: 00-00-00 THRU: 05-14-04
6	148935-01-01B	EA	BRACKET - WINDSHIELD	
				FROM: 05-15-04 THRU: 99-99-99
7	121269-05-01B	EA	FRAME - WINDSHIELD - A-PILLAR - MILL	
8	121269-06-01B	EA	FRAME - WINDSHIELD - A-PILLAR - MILL	
9	134506-02-01B	EA	BRACKET - WIPER MOTOR	
10	124904-05-01B	EA	HEADER/WINDSHIELD - CENTER - 27.5"	
11	137496-01-01B	EA	PANEL - SPLASH GUARD	
12	126289-65-01B	EA	ANGLE - FORMED - 4 USED	
13	134371-01-01B	EA	ANGLE/MOUNT - WIPER MOTOR	
14	134371-02-01B	EA	ANGLE/MOUNT - WIPER MOTOR	
15	152540-02-02B	EA	SUPPORT - DIRT GUARD - E-COATED	
				FROM: 07-24-04 THRU: 99-99-99
16	124974-01-01B	EA	SUPPORT - WINDSHIELD, LOWER, MILL FINISH	

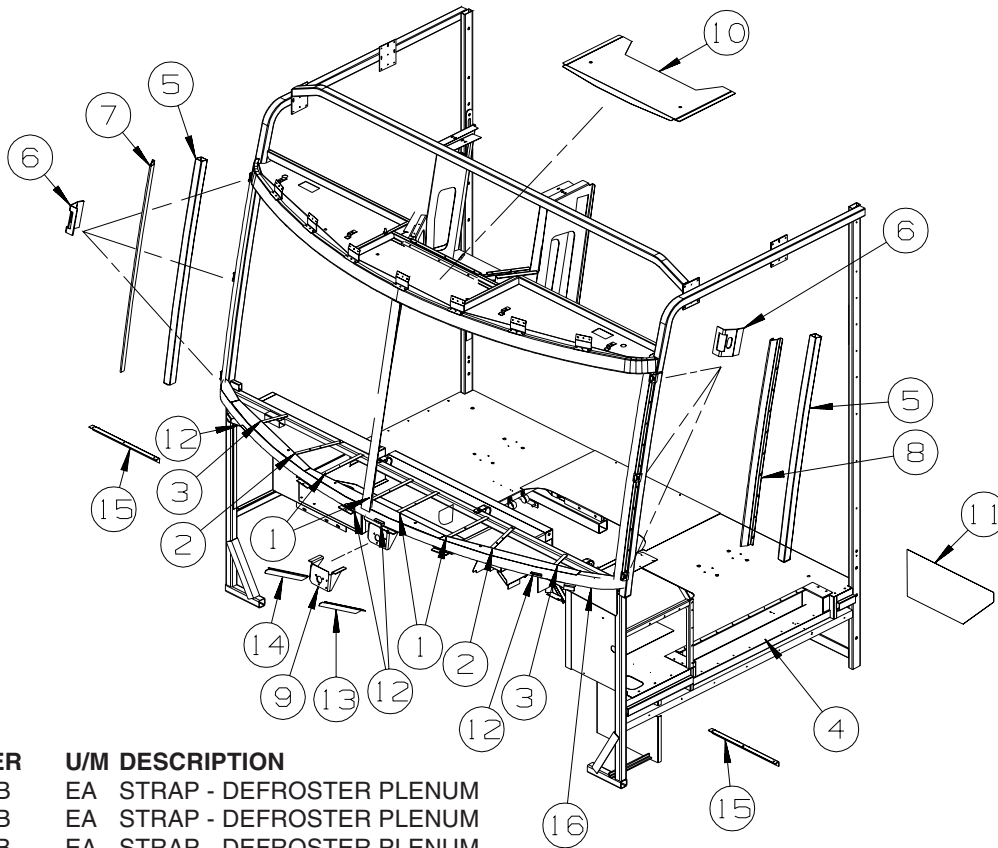
CHASSIS GROUP (CONTINUED) FRONT END (CONTINUED)



**2006
FORD**

KEY	PART NUMBER	U/M	DESCRIPTION
1	153180-01-02B	EA	FRONT END ASM
2	117622-01-02B	EA	BRACE - TUBE/BUMPER - VERTICAL - E-COATED
3	152916-01-02B	EA	SUPPORT - FRONT - E-COATED
4	152916-02-02B	EA	SUPPORT - FRONT - E-COATED
5	152725-02-02B	EA	SUPPORT - WHEEL LIP - E-COATED
6	144679-02-02B	EA	SHIELD/SPLASH - HEADLIGHT - E-COATED
7	138340-01-02B	EA	SUPPORT/STEP - DRIVER - E-COATED - 22.5 TIRE
7	138340-02-02B	EA	SUPPORT/STEP - DRIVER - E-COATED - 19.5 TIRE
8	NOT USED		

CHASSIS GROUP (CONTINUED)
FRONT END (CONTINUED)



**2006
 FORD**

KEY	PART NUMBER	U/M	DESCRIPTION
1	137047-04-01B	EA	STRAP - DEFROSTER PLENUM
2	137047-05-01B	EA	STRAP - DEFROSTER PLENUM
3	137047-06-01B	EA	STRAP - DEFROSTER PLENUM
4	146492-02-01B	EA	PANEL - STEPWELL
5	117273-05-01B	EA	TUBE - SUPPORT - A-PILLAR
6	148935-01-01B	EA	BRACKET - WINDSHIELD
7	121269-05-01B	EA	FRAME - WINDSHIELD - A-PILLAR - MILL
8	121269-06-01B	EA	FRAME - WINDSHIELD - A-PILLAR - MILL
9	134506-02-01B	EA	BRACKET - WIPER MOTOR
10	124904-05-01B	EA	HEADER/WINDSHIELD - CENTER - 27.5"
11	137496-01-01B	EA	PANEL - SPLASH GUARD
12	126289-65-01B	EA	ANGLE - FORMED - 4 USED
13	134371-01-01B	EA	ANGLE/MOUNT - WIPER MOTOR
14	134371-02-01B	EA	ANGLE/MOUNT - WIPER MOTOR
15	152540-02-02B	EA	SUPPORT - DIRT GUARD - E-COATED
16	124974-01-01B	EA	SUPPORT - WINDSHIELD, LOWER, MILL FINISH

CHASSIS GROUP (CONTINUED)

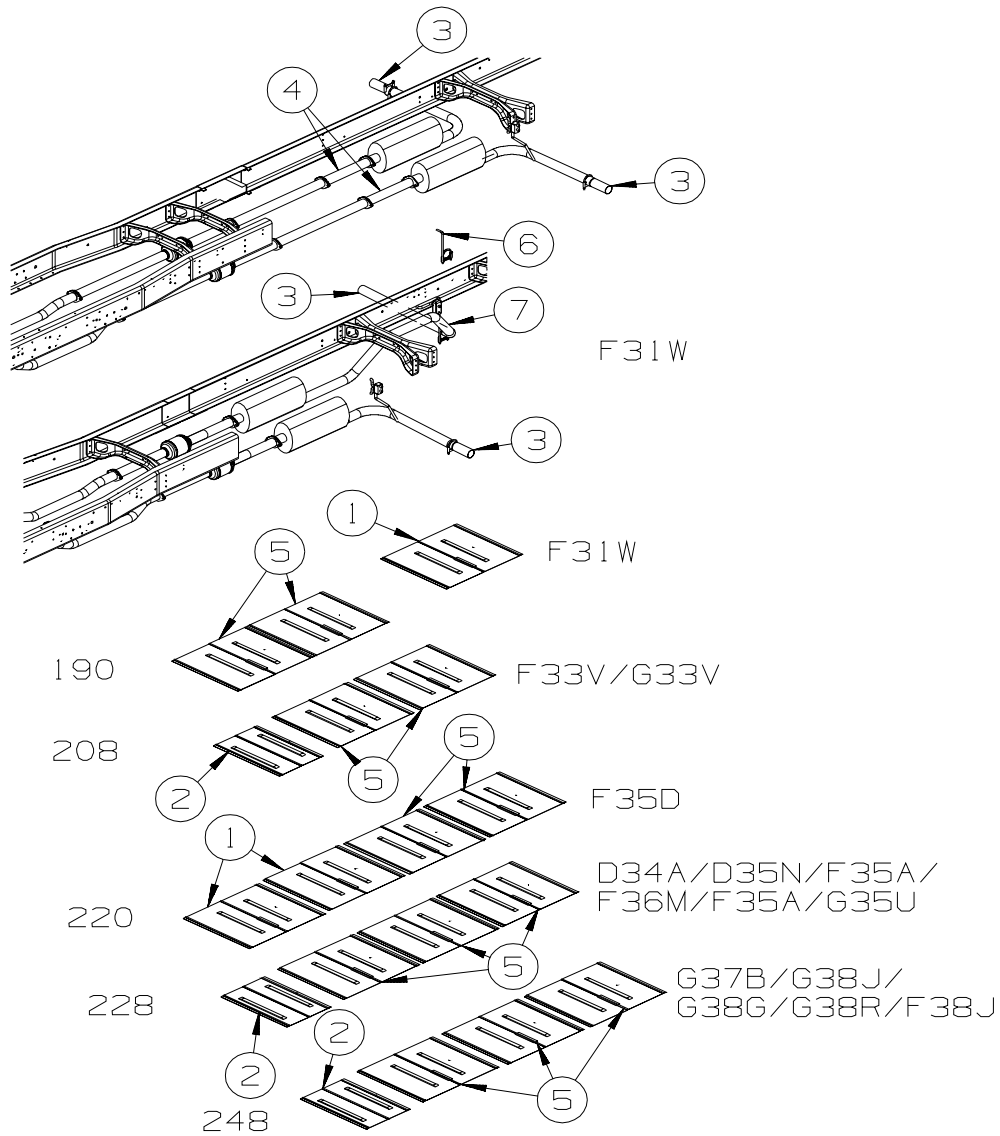
DRIVETRAIN

WORKHORSE 228 STRETCHED TO 248 WHEEL BASE CHASSIS

KEY	PART NUMBER	U/M	DESCRIPTION
	128528-03-000	EA	BOLT - U-JOINT - 3/8-24 X 3/4
	128528-04-000	EA	STRAP - BEARING - 1480 JOINT
	138616-01-02B	EA	BRACKET/BEARING MOUNT - FRONT/248" WHEEL BASE - E-COATED - 24000 GVWR CHASSIS
	138616-02-02B	EA	BRACKET/BEARING MOUNT - MID-RR/248" WHEEL BASE -E-COATED - 24000 GVWR CHASSIS
	138616-09-02B	EA	BRACKET/BEARING MNT - FRT/248" WB - E-CT - 22000 GVWR CHASSIS
	138616-10-02B	EA	BRACKET/BEARING MNT - MID-RR/248" WB - E-CT - 22000 GVWR CHASSIS
	138126-02-000	EA	DRIVESHAFT ASM-4 BALANCED - WH W22, 248"WB - 24000 GVWR CHASSIS FROM: 00-00-00 THRU: 05-21-04
	138126-05-000	EA	DRIVESHAFT-BALANCED-4 SECTION-WH W2 -248" WB - 24000 GVWR CHASSIS W/DISC PARK BRAKE FROM: 05-22-04 THRU: 99-99-99
	140691-04-000	EA	DRIVESHAFT - BALANCED - 4 SECTION - WH W22 - 248" WB - 22000 GVWR CHASSIS

CHASSIS GROUP (CONTINUED)

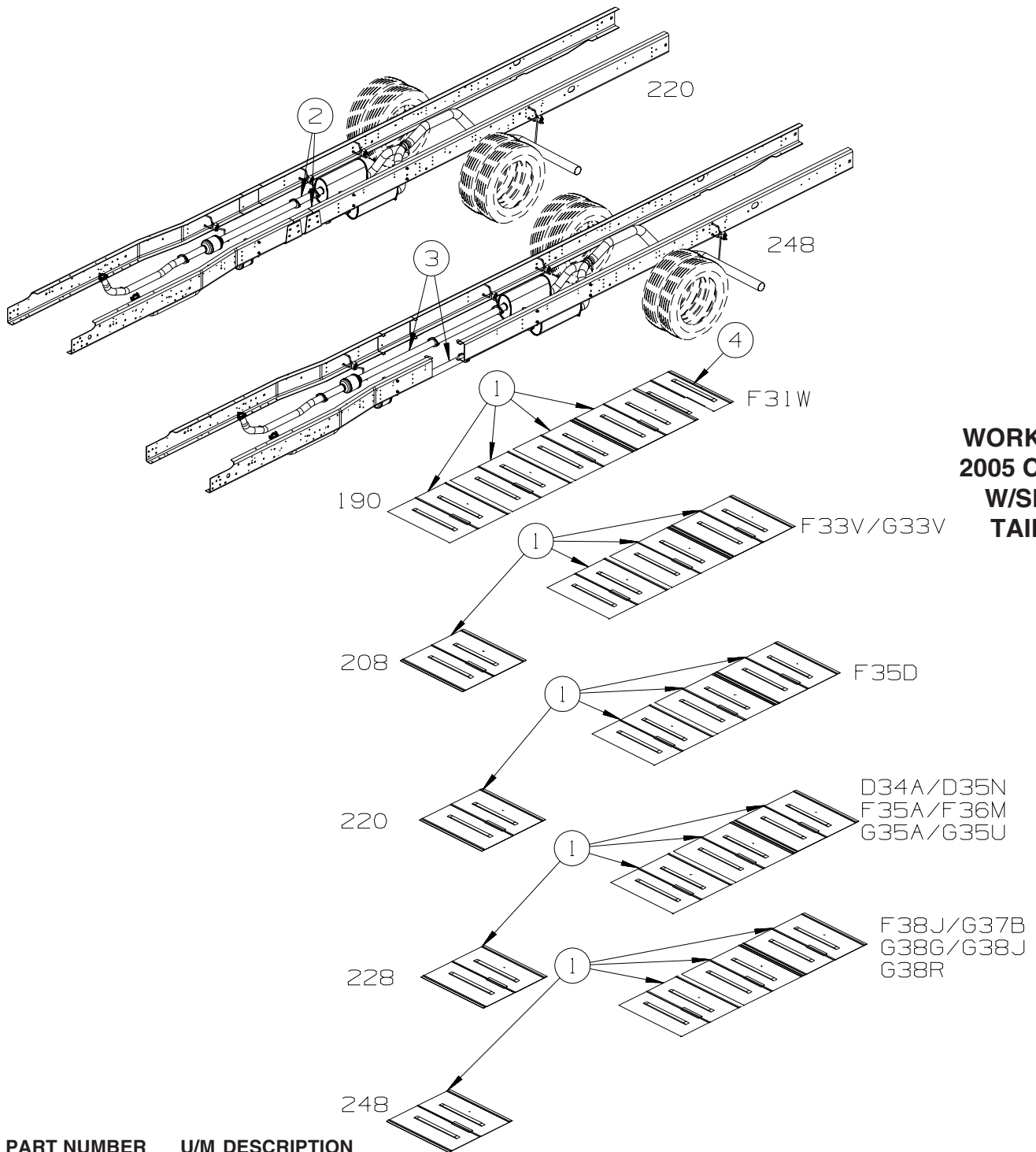
EXHAUST



**WORKHORSE
2004 CHASSIS**

KEY	PART NUMBER	U/M DESCRIPTION
1	NOT USED	
2	143712-01-02B	EA SHIELD - HEAT/EXHAUST - E-COATED
3	098762-05-000	EA EXTENSION - EXHAUST - STRAIGHT - 3" O.D X 7.9" LONG - SST
3	094918-01-000	EA CLAMP - EXHAUST - 3" - GUILLOTINE STYLE
4	137652-01-000	EA PIPE - EXHAUST - W/FLANGES - 228"-248" STRETCH G37 & G38
5	143712-05-02B	EA SHIELD - HEAT/EXHAUST - E-COATED
6	NOT USED	
7	NOT USED	

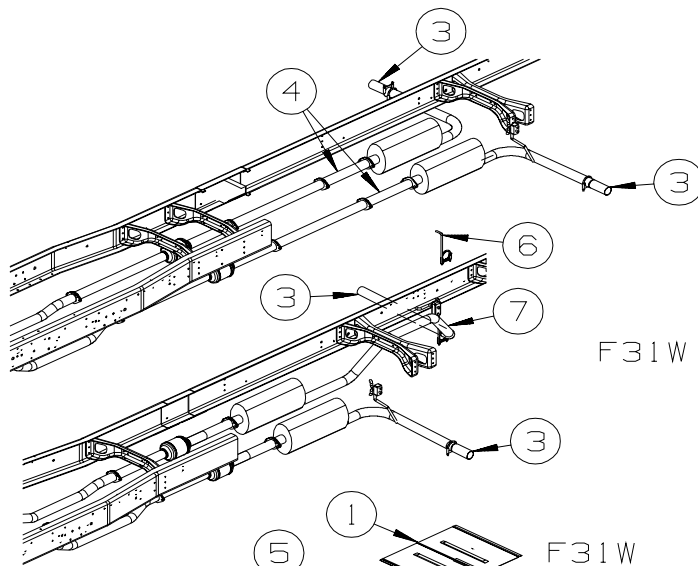
CHASSIS GROUP (CONTINUED)
EXHAUST (CONTINUED)



**WORKHORSE
 2005 CHASSIS
 W/SINGLE
 TAILPIPE**

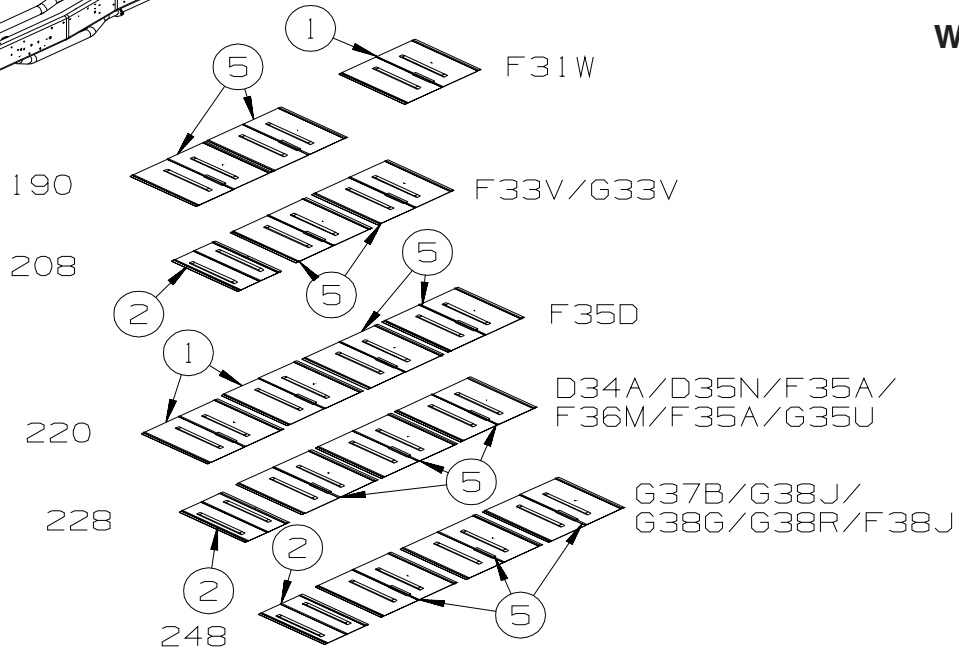
KEY	PART NUMBER	U/M DESCRIPTION
1	143712-02-02B	EA SHIELD/HEAT - EXHAUST - E-COATED
2	137652-01-000	EA PIPE - EXHAUST - W/FLANGES - 228"-248" STRETCH G37B, G38G, G38J, G38R

CHASSIS GROUP (CONTINUED) EXHAUST (CONTINUED)



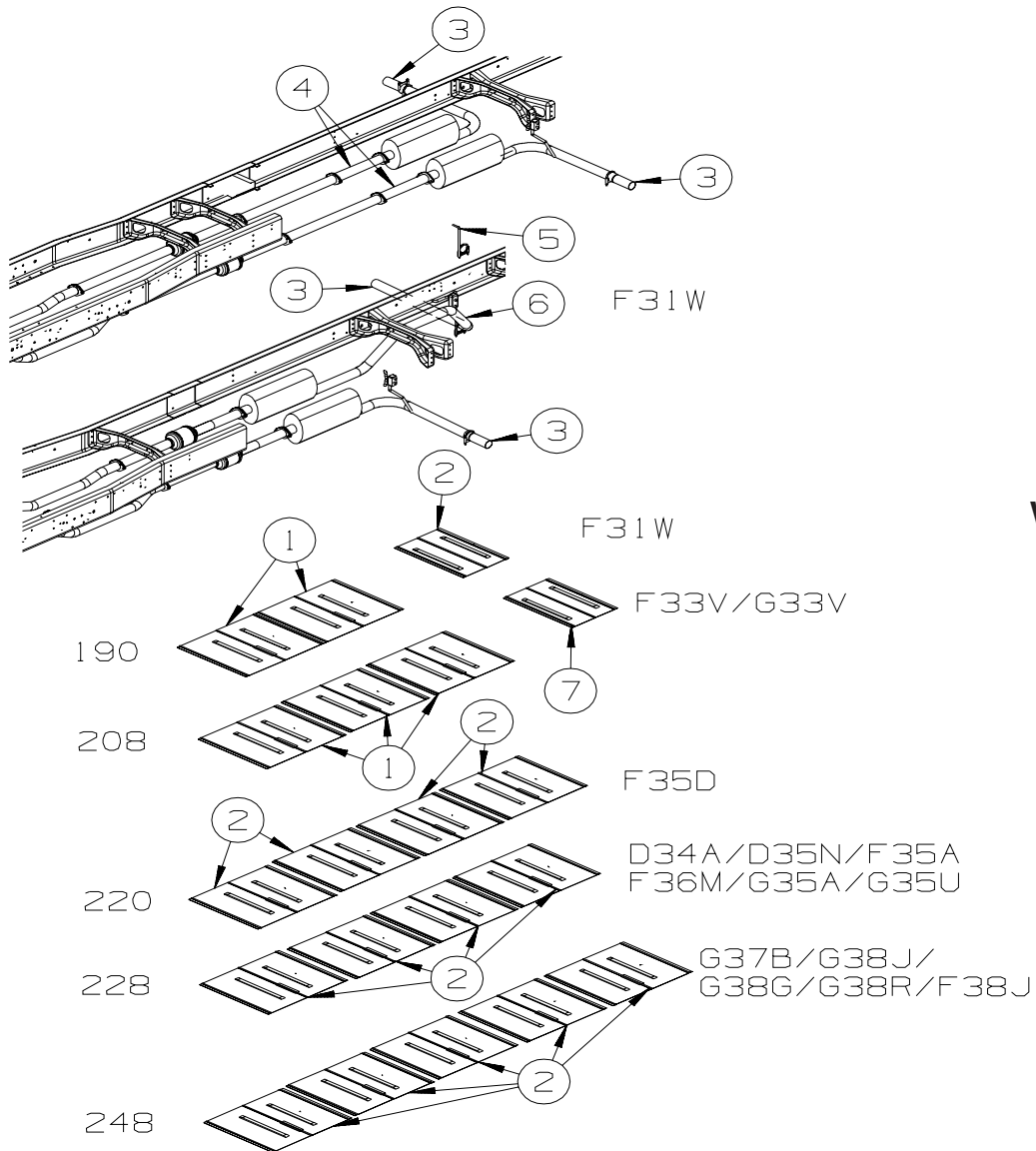
F31W

**WORKHORSE
2005 CHASSIS
W/DUAL TAILPIPE
FROM 00-00-00
THRU 02-09-05**



KEY	PART NUMBER	U/M	DESCRIPTION
1	NOT USED		
2	143712-01-02B	EA	SHIELD - HEAT/EXHAUST - E-COATED
3	098762-05-000	EA	EXTENSION - EXHAUST - STRAIGHT - 3" O.D X 7.9" LONG - SST
3	094918-01-000	EA	CLAMP - EXHAUST - 3" - GUILLOTINE STYLE
4	137652-01-000	EA	PIPE - EXHAUST - W/FLANGES - 228"-248" STRETCH G37 & G38
5	143712-05-02B	EA	SHIELD - HEAT/EXHAUST - E-COATED
6	NOT USED		
7	NOT USED		

CHASSIS GROUP (CONTINUED)
EXHAUST (CONTINUED)



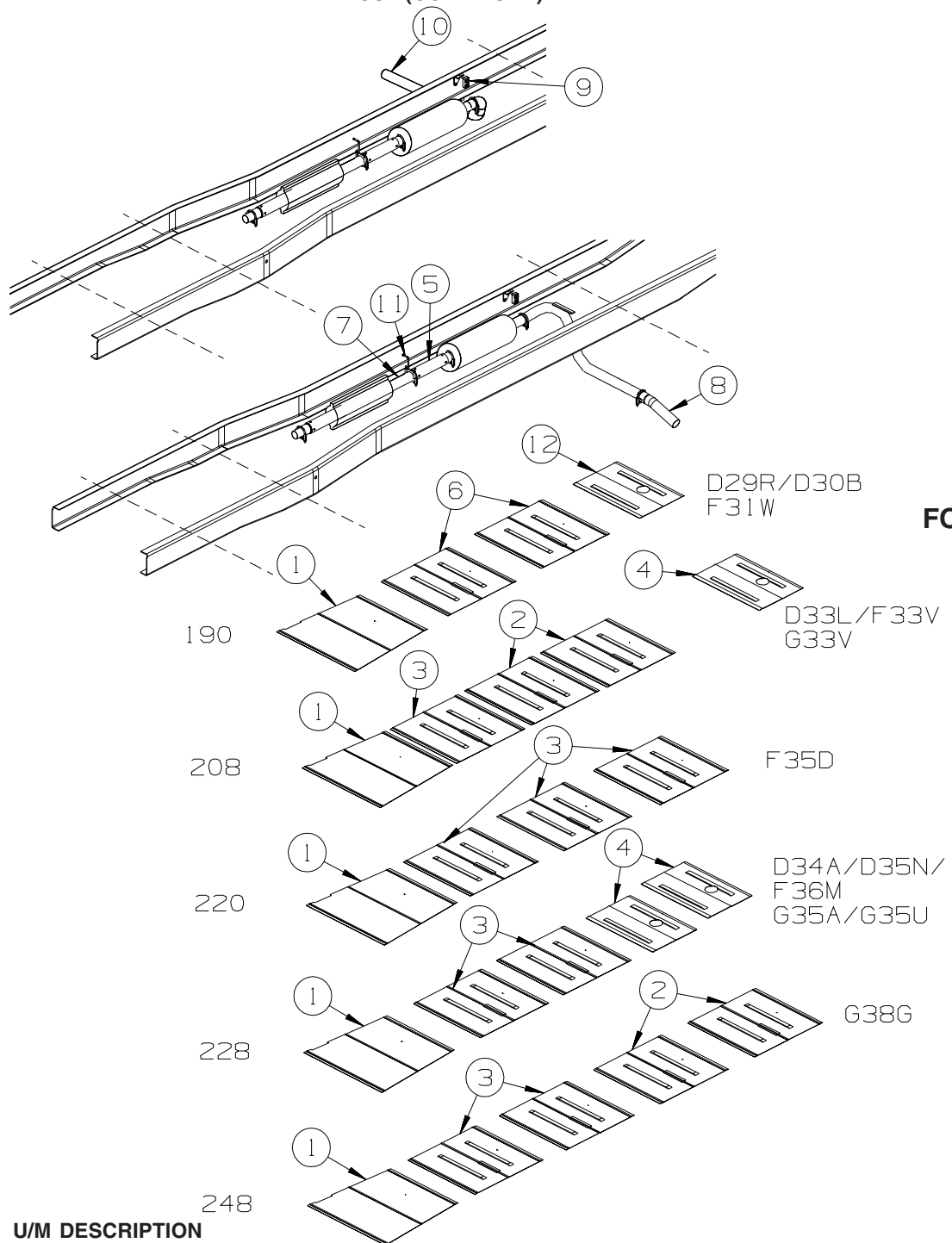
**WORKHORSE
2005 CHASSIS
W/DUAL TAILPIPE
FROM 02-10-05
THRU 99-99-99**

KEY	PART NUMBER	U/M	DESCRIPTION
1	143712-05-02B	EA	SHIELD - HEAT/EXHAUST - E-COATED
2	143712-02-02B	EA	SHIELD - HEAT/EXHAUST - E-COATED
3	098762-05-000	EA	EXTENSION - EXHAUST - STRAIGHT - 3" O.D X 7.9" LONG - SST
3	142985-01-000	EA	PIPE - EXHAUST - DRIVER SIDE G33V ONLY
	094918-01-000	EA	CLAMP - EXHAUST - 3" - GUILLOTINE STYLE
4	137652-01-000	EA	PIPE - EXHAUST - W/FLANGES - 228"-248" STRETCH G37 & G38
5	NOT USED		
6	NOT USED		
7	143712-07-02B	EA	SHIELD - HEAT/EXHAUST - E-COATED

FROM: 03-01-05 THRU: 99-99-99

CHASSIS GROUP (CONTINUED)

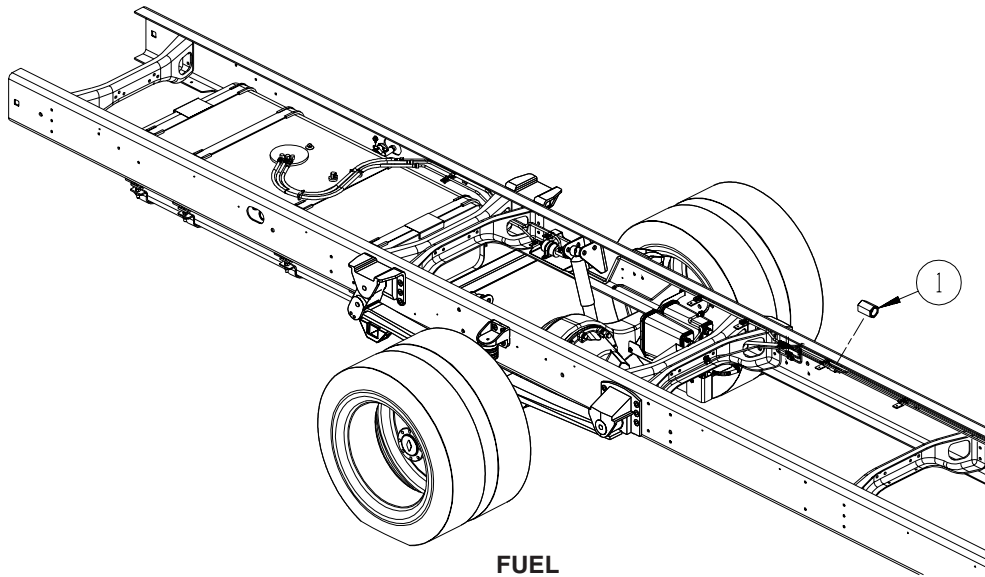
EXHAUST (CONTINUED)



KEY	PART NUMBER	U/M	DESCRIPTION
1	128756-01-02B	EA	SHIELD - HEAT/EXHAUST - 33.9" X 16.9" - E-COATED
2	143712-02-02B	EA	SHIELD - HEAT/EXHAUST - E-COATED
3	143712-05-02B	EA	SHIELD - HEAT/EXHAUST - E-COATED - 208 WHEELBASE
			FROM: 00-00-00 THRU: 01-20-05
3	143712-02-02B	EA	SHIELD - HEAT/EXHAUST - E-COATED - 208 WHEELBASE
			FROM: 01-21-05 THRU: 99-99-99
3	143712-05-02B	EA	SHIELD - HEAT/EXHAUST - E-COATED - 228 & 248 WHEELBASE
4	143712-07-02B	EA	SHIELD - HEAT/EXHAUST - E-COATED
4	143712-07-02B	EA	SHIELD - HEAT/EXHAUST - E-COATED - 208 WHEELBASE
			FROM: 02-24-05 THRU: 99-99-99
5	112012-03-000	EA	PIPE - EXHAUST - 3" DIAMETER - FORD CHASSIS - 228"-248" STRETCH - G38G
	094918-06-000	EA	CLAMP - EXHAUST - 3" - HEAVY DUTY
6	NOT USED		
7	NOT USED		
8	142985-01-000	EA	PIPE - EXHAUST

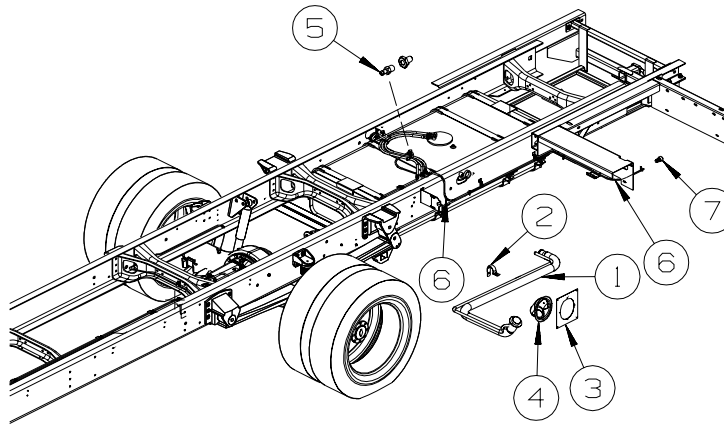
CHASSIS GROUP (CONTINUED) EXHAUST (CONTINUED)

KEY	PART NUMBER	U/M DESCRIPTION
9	NOT USED	
10	NOT USED	
11	NOT USED	
12	NOT USED	



WORKHORSE

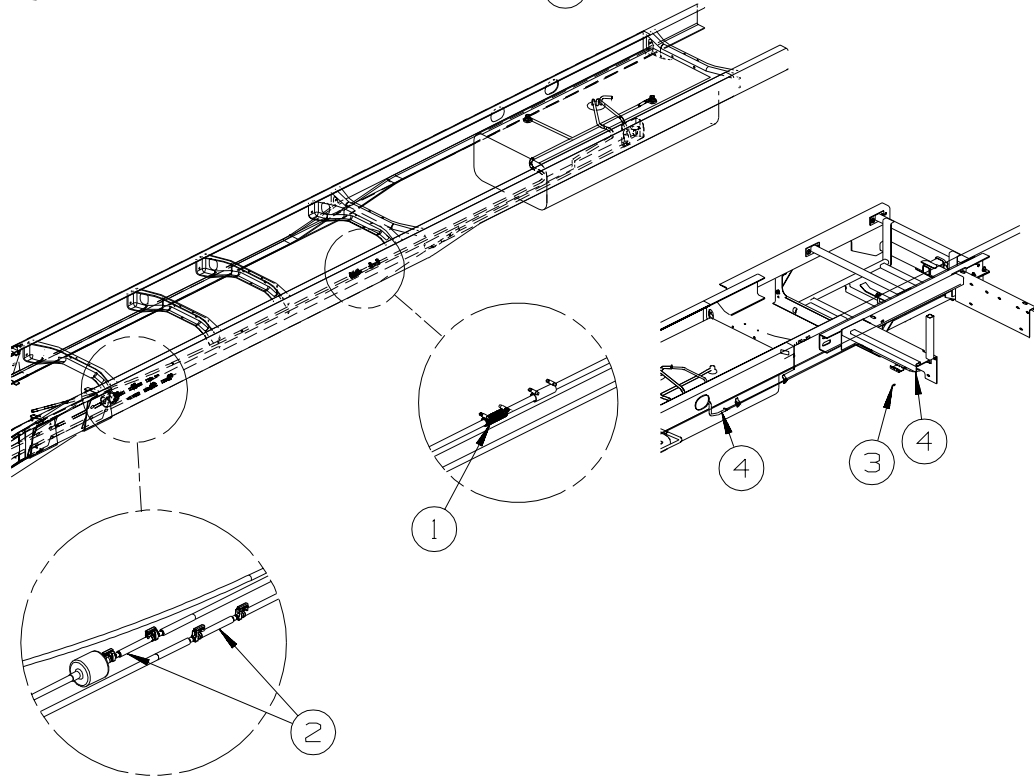
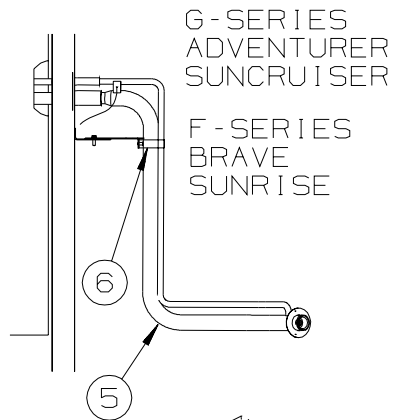
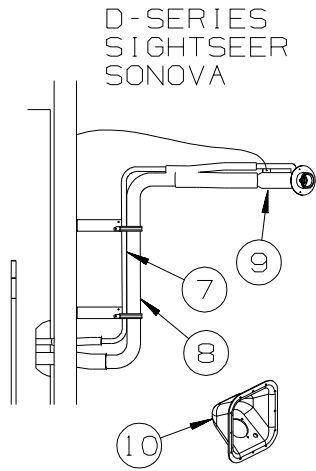
KEY	PART NUMBER	U/M DESCRIPTION
1	098779-02-000	EA COUPLER - FUEL LINE - 1.2" LONG X 16MM THREAD - STRETCHED CHASSIS ONLY



WORKHORSE

KEY	PART NUMBER	U/M DESCRIPTION
1	136300-02-000	EA NECK - FUEL FILL
2	140728-01-02B	EA BRACKET - FUEL FILL - E-COATED
		FROM: 00-00-00 THRU: 04-15-04
2	140728-02-02B	EA BRACKET - FUEL FILL - E-COATED
		FROM: 04-16-04 THRU: 99-99-99
3	139138-01-02B	EA PLATE - FUEL FILL - E-COATED
4		CHASSIS SUPPLIED
5	068382-06-000	EA BUSHING - BRASS - 3/8" MPT X 1/8" FPT
5	114254-01-000	EA ADAPTER - 1/4 BARB X 1/8 MPT
6	128139-03-000	FT HOSE - FUEL - LOW PERMEABILITY - 1/4" DIAMETER
7	084884-01-000	EA PLUG - BRASS - 3/8"

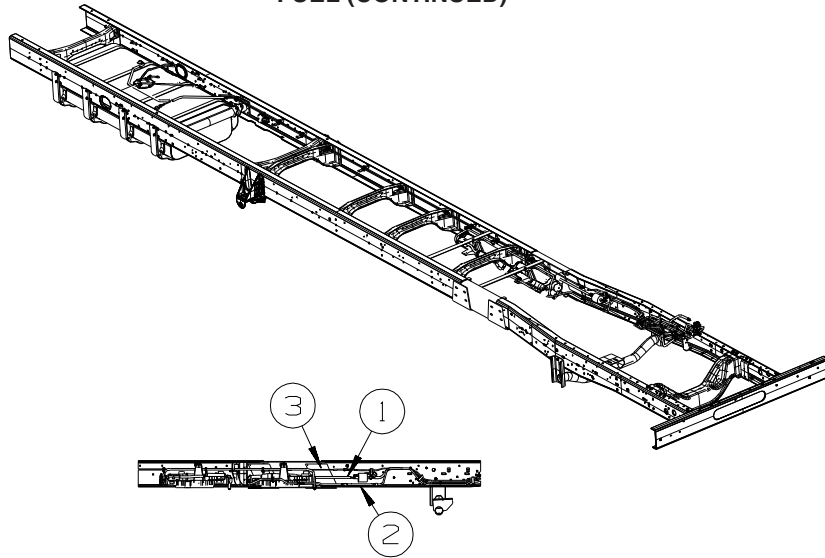
CHASSIS GROUP (CONTINUED) FUEL (CONTINUED)



**2004
FORD**

KEY	PART NUMBER	U/M	DESCRIPTION
1	128139-02-000	FT	HOSE - FUEL - LOW PERMEABILITY - 5/8" DIAMETER - 228"-248" STRETCH G38G
2	129494-03-000	EA	FUEL LINE - 5/16" X 21.2" - FORD CHASSIS - 228"-248" STRETCH G38G
3	084884-01-000	EA	PLUG - BRASS - 3/8"
4	128139-03-000	FT	HOSE - FUEL - LOW PERMEABILITY - 1/4" DIAMETER
5	135801-01-000	EA	NECK - FUEL FILL -
6	140728-02-02B	EA	BRACKET - FUEL FILL - E-COATED
7	NOT USED		
8	NOT USED		
9	NOT USED		
10	NOT USED		

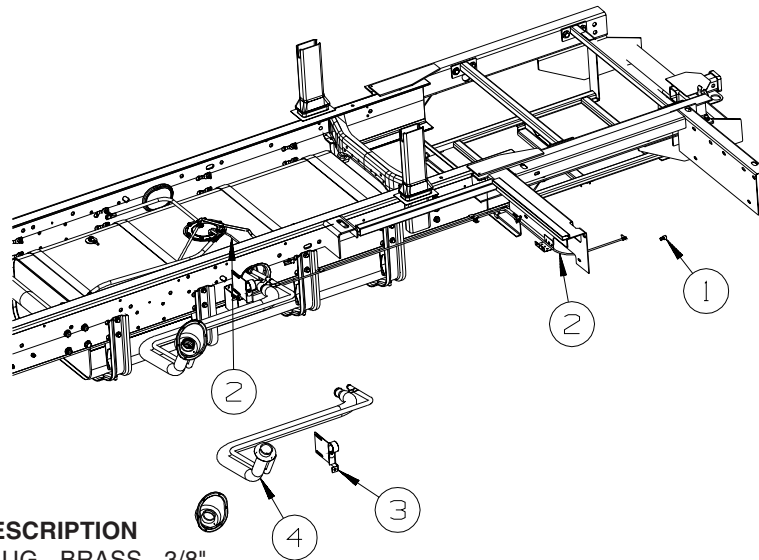
CHASSIS GROUP (CONTINUED)
FUEL (CONTINUED)



**2006
 FORD**

248" WHEELBASE
 228" STRETCHED TO 248"

KEY	PART NUMBER	U/M	DESCRIPTION
1	129494-03-000	EA	FUEL LINE - 5/16" X 21.2" - FORD CHASSIS
2	155359-01-000	EA	EXTENSION - TUBE/VAPOR 1/2" - EMISSION CANISTER
3	155360-02-000	EA	EXTENSION - TUBE/VAPOR 5/16" - FUEL TANK VENT

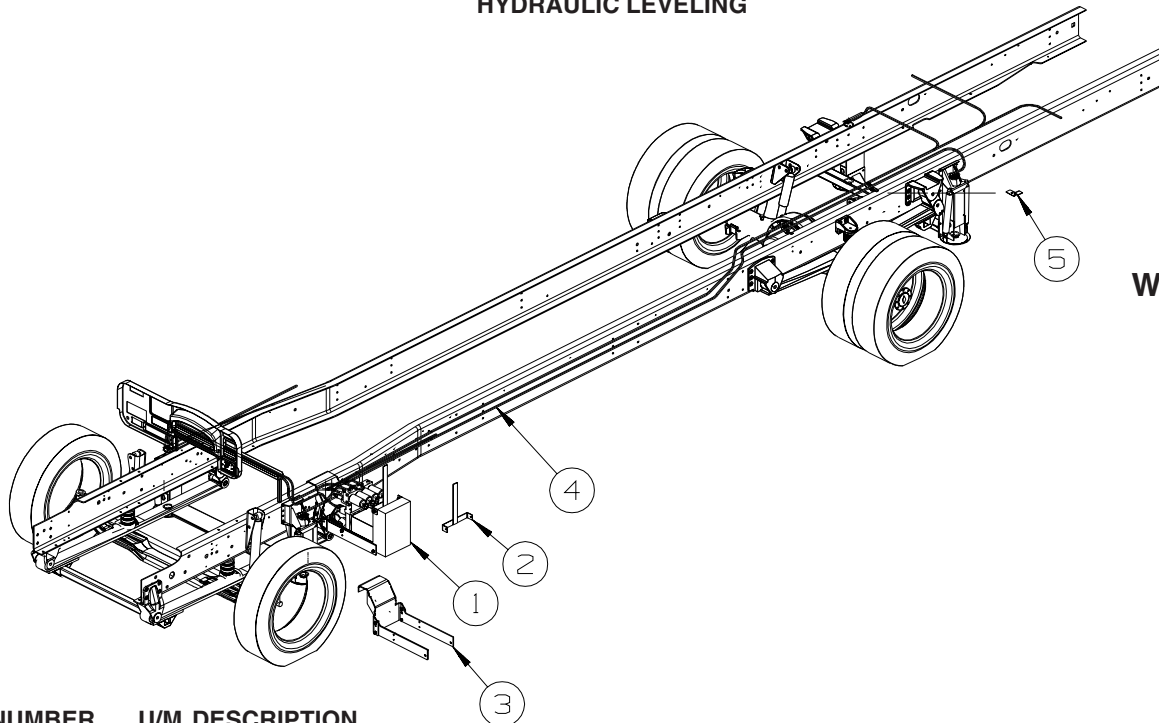


**2006
 FORD**

KEY	PART NUMBER	U/M	DESCRIPTION
1	084884-01-000	EA	PLUG - BRASS - 3/8"
2	128139-03-000	FT	HOSE - FUEL - LOW PERMEABILITY - 1/4" DIAMETER
3	140728-02-02B	EA	BRACKET - FUEL FILL - E-COATED
4	153027-01-000	EA	NECK - FUEL FILL

CHASSIS GROUP (CONTINUED)

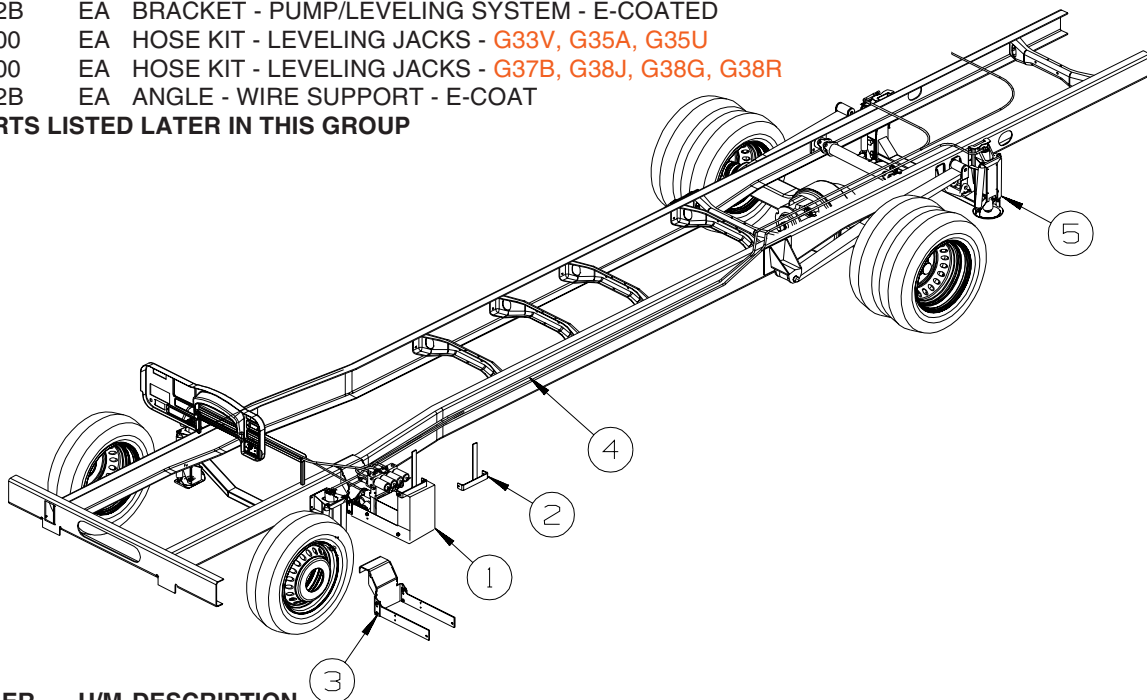
HYDRAULIC LEVELING



WORKHORSE

KEY	PART NUMBER	U/M	DESCRIPTION
1*	144226-34-000	EA	LEVELING SYSTEM - 325 SYSTEM W/2 SLIDEOUTS - W22 WH - G33V, G35U, G38G, G38R
1*	144226-32-000	EA	LEVELING SYSTEM - W/3 SLIDEOUT ROOMS - G35A, G37B, G38J
2	149900-01-02B	EA	BRACKET - PUMP/LEVELING SYSTEM - E-COATED
3	150001-01-02B	EA	BRACKET - PUMP/LEVELING SYSTEM - E-COATED
4	100536-60-000	EA	HOSE KIT - LEVELING JACKS - G33V, G35A, G35U
4	100536-57-000	EA	HOSE KIT - LEVELING JACKS - G37B, G38J, G38G, G38R
5	126624-01-02B	EA	ANGLE - WIRE SUPPORT - E-COAT

***COMPONENT PARTS LISTED LATER IN THIS GROUP**



FORD

KEY	PART NUMBER	U/M	DESCRIPTION
1*	144226-37-000	EA	LEVELING SYSTEM - 325 SYSTEM W/2 SLIDEOUTS - FORD - G33V FROM: 00-00-00 THRU: 01-30-05
1	153452-14-000	EA	LEVELING SYSTEM - 325 SYSTEM W/2 SLIDEOUTS - FORD - G33V FROM: 01-31-05 THRU: 99-99-99
1*	144226-40-000	EA	LEVELING SYSTEM - 325 SYSTEM W/2 SLIDEOUTS - FORD - G35U, G38G
1	144226-47-000	EA	LEVELING SYSTEM - 325 SYSTEM W/3 SLIDEOUTS - FORD - G35A
2	149900-01-02B	EA	BRACKET - PUMP/LEVELING SYSTEM - E-COATED
3	150001-01-02B	EA	BRACKET - PUMP/LEVELING SYSTEM - E-COATED
4	100536-60-000	EA	HOSE KIT - LEVELING JACKS - G33V, G35A, G35U
4	100536-57-000	EA	HOSE KIT - LEVELING JACKS - G38G
5	128571-06-000	EA	JACK/CROSSMEMBER ASSEMBLY - REAR - FORD - G33V
5	128571-07-000	EA	JACK/CROSSMEMBER ASSEMBLY - REAR - FORD - G35A, G35U, G38G

***COMPONENT PARTS LISTED LATER IN THIS GROUP**

CHASSIS GROUP (CONTINUED)
COMPONENT PARTS FOR HYDRAULIC LEVELING

144226-32-000

KEY	PART NUMBER	U/M	DESCRIPTION	VENDOR NO.
	100532-03-717	EA	VALVE-PRESS., RETURN SHUTTLE	RAP7964
	100532-09-704	EA	VALVE-PRESS SOLENOID(LARGE)	RAP0642
	100532-09-710	EA	SOLENOID-INTERMITENT DUTY	RAP0533
	100532-12-707	EA	SPRING KIT (PAIR)	R3847
	100532-32-704	EA	CHIME - JACK WARNING	RAP90681/AP19812
	100532-53-700	EA	CYLINDER W/O FOOT - 9K	RAP90491/AP15891
	131306-11-704	EA	PRESSURE SWITCH - 50 PSI	RAP2082
	131306-12-702	EA	VALVE-PRESSURE SOLENOID (SMALL)	RAP90729/AP24604
	144226-03-700	EA	MOTOR ONLY - 4 1/2" MONARCH	RAP90415
	144226-08-702	EA	SENSOR/BI - AXIS - PROGRAMABLE	RAP91172/AP28010
	144226-20-700	EA	TOUCH PAD - 325 GAS	RAP91259/AP31350
	144226-26-700	EA	PUMP MOTOR/TANK ASM-PARKER	RAP91243/AP29808
	144226-26-701	EA	ENCLOSURE BOX W/SENSING UNIT	RAP91263/AP31343
	144226-26-702	EA	PUMP MOTOR ONLY - PARKER	RAP91244/AP31771

144226-34-000

KEY	PART NUMBER	U/M	DESCRIPTION	VENDOR NO.
	100532-12-707	EA	SPRING KIT (PAIR)	R3847
	100532-53-700	EA	CYLINDER W/O FOOT - 9K	RAP90491/AP15891
	131306-02-701	EA	FOOT/JACK - 9K & 12K	RAP8464/AP1752
	131306-22-701	EA	CROSSMEMBER - FRONT JACK	AP22754
	131306-29-702	EA	CROSSMEMBER - REAR JACK	AP20775
	144226-01-700	EA	SWITCH - WARNING/MAGNETIC	RAP90968/AP26641
	144226-08-702	EA	SENSOR/BI - AXIS - PROGRAMABLE	RAP91172/AP28010
	144226-25-700	EA	ENCLOSURE BOX W/SENSING UNIT	RAP91262/AP31348

144226-37-000

KEY	PART NUMBER	U/M	DESCRIPTION	VENDOR NO.
	100532-12-707	EA	SPRING KIT (PAIR)	R3847
	131306-02-700	EA	FOOT - 6K JACK	RAP2004/AP13882
	144226-01-700	EA	SWITCH - WARNING/MAGNETIC	RAP90968/AP26641
	144226-20-700	EA	TOUCH PAD - 325 GAS	RAP91259/AP31350
	144226-29-700	EA	CYLINDER - 6K (325)	RAP91184/AP31656

144226-40-000

KEY	PART NUMBER	U/M	DESCRIPTION	VENDOR NO.
	100532-12-707	EA	SPRING KIT (PAIR)	R3847
	131306-02-700	EA	FOOT - 6K JACK	RAP2004/AP13882
	144226-01-700	EA	SWITCH - WARNING/MAGNETIC	RAP90968/AP26641
	144226-20-700	EA	TOUCH PAD - 325 GAS	RAP91259/AP31350
	144226-29-700	EA	CYLINDER - 6K (325)	RAP91184/AP31656

CHASSIS GROUP (CONTINUED)
WHEEL, TIRE, COVERS &/OR LINERS

KEY	PART NUMBER	U/M	DESCRIPTION
	102340-07-000	EA	TIRE - 245/70R X 19.5 - LOAD RANGE F - MICHELIN XRV - WORKHORSE W/19.5
	102340-08-000	EA	TIRE - 245/70R X 19.5F - GOODYEAR - FORD W/19.5 TIRE
	118814-05-000	EA	WHEEL - STEEL - 19.5" X 6.75" - W/STEM - GRAY - WORKHORSE W/19.5 TIRE
	091209-16-000	EA	NUT - JAM/THREADED - 22MM
*	145580-03-000	EA	LINER - WHEEL(SET OF 4) - 19.5"/10 BOLT - WORKHORSE W/19.5 TIRE
*	145580-02-000	EA	LINER - WHEEL(SET OF 4) - 22.5"/10 BOLT - WORKHORSE W/22.5 TIRE
*	110435-20-000	EA	LINER - WHEEL - SET OF 4 - 19.5" - 8 BOLT - 2004 FORD CHASSIS W/19.5 TIRE
	154672-01-000	EA	LINER - WHEEL - SET/4 - 19.5 - 10 BOLT - 2006 FORD CHASSIS W/19.5 TIRE
*	150723-01-000	EA	COVER/HUB-SET-FT & RR HUBS/NUT CVRS/TOOL - FORD F53 CHASSIS W/22.5 ALUMINUM WHEELS
	051377-06-000	EA	VALVE STEM ASM-VS-12223R
	077030-01-000	EA	EXTENSION - VALVE STEM - 1.25"
	077030-10-000	EA	EXTENSION - VALVE STEM - .50"
	095012-07-000	EA	STABILIZER - VALVE EXTENSION - LIVE - 4"
	095012-09-000	EA	EXTENSION - VALVE STEM - LIVE - 7.7"
	080208-04-000	EA	LUG WRENCH - 1 3/16" - WORKHORSE/FORD F53 CHASSIS W/22.5 ALUMINUM WHEELS
	080208-05-000	EA	BAR - LEVERAGE - .75"DIA. - WORKHORSE/FORD F53 CHASSIS W/22.5 ALUMINUM WHEELS

***COMPONENT PARTS LISTED LATER IN THIS GROUP**

COMPONENT PARTS FOR WHEEL, TIRE, COVERS &/OR LINERS

110435-20-000

KEY	PART NUMBER	U/M	DESCRIPTION	VENDOR NO.
	110435-04-705	EA	DECAL-CTR HUB 2 3/4" DIAMOND	
	110435-10-705	EA	TOOL/JAMB NUT INSTALLATION	V195P7-TOL
	110435-15-700	EA	LINER - WHEEL - FRONT	V195F9-FWC
	110435-15-701	EA	LINER - WHEEL - REAR	V195F9-RWC
	110435-15-702	EA	JAMB NUT W/COVER - CRS THRD	V195F9-EJN
	110435-20-700	EA	LNC W/ENCL M14X1.5 JAM NUT	V195F9-EJN-MF

145580-02-000

KEY	PART NUMBER	U/M	DESCRIPTION	VENDOR NO.
	110435-04-705	EA	DECAL-CTR HUB 2 3/4" DIAMO	2 3/4 DECAL DIAMOND
	110435-05-700	EA	CAP-CENTER, POP-OUT 4 1/2"	V22510-POC
	145580-01-702	EA	COVER-LUG NUT/JAM NUT 22M	V22501-EJN
	145580-01-703	EA	TOOL-INSTALLATION	V22501-TOL
	145580-02-700	EA	LINER - WHEEL/FRONT - 1EA=1	V22569-FWC
	145580-02-701	EA	LINER - WHEEL/REAR - 1EA=1	V22569-RWC

145580-03-000

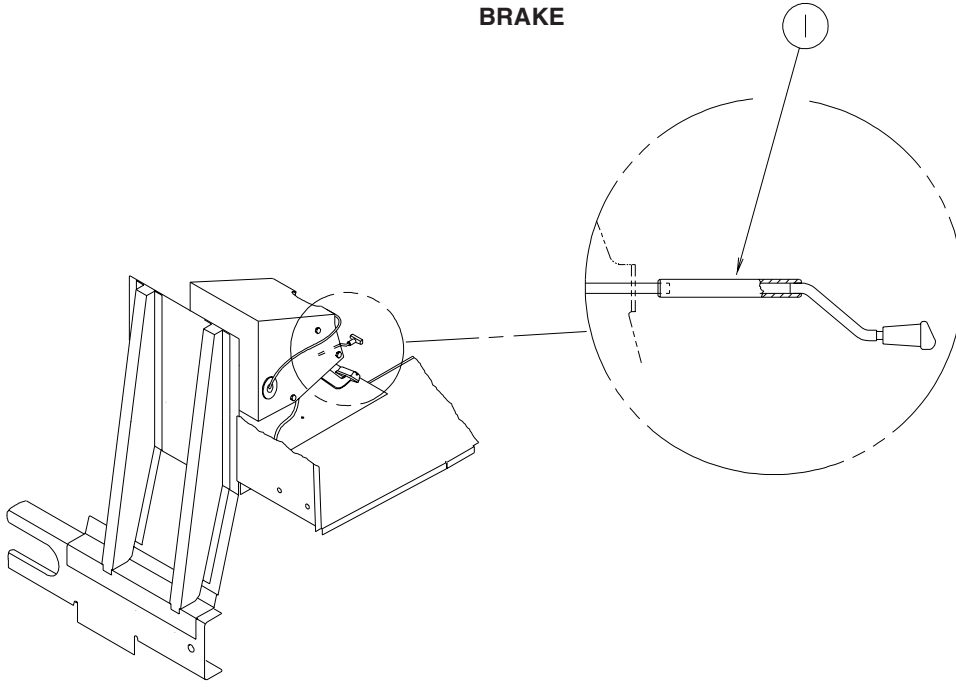
KEY	PART NUMBER	U/M	DESCRIPTION	VENDOR NO.
	110435-04-705	EA	DECAL-CTR HUB 2 3/4"	2 3/4 DECAL DIAMOND
	110435-05-700	EA	CAP-CENTER 4.50"D W/O DECAL	V22510-POC
	110435-12-700	EA	LINER - WHEEL - FRONT	V19580-FWC
	110435-12-701	EA	LINER - WHEEL - REAR	V19580-RWC
	145580-01-702	EA	COVER-LUG NUT/JAM NUT 22M	V19582-EJN
	145580-01-703	EA	TOOL-INSTALLATION	V22501-TOL

150723-01-000

KEY	PART NUMBER	U/M	DESCRIPTION	VENDOR NO.
	110435-04-705	EA	DECAL-CTR HUB 2 3/4"	2 3/4 DECAL DIAMOND
	110435-05-700	EA	CAP-CENTER 4.50"D W/O DECAL	V22510-POC
	145580-01-702	EA	COVER-LUG NUT/JAM NUT 22M	V19582-EJN
	145580-01-703	EA	TOOL-INSTALLATION	V22501-TOL
	150723-01-700	EA	COVER - HUB/FRONT W/CAP	VAC8275-FHC
	150723-01-701	EA	COVER - HUB/REAR	VAC8275-RHC

CHASSIS GROUP (CONTINUED)

BRAKE



KEY	PART NUMBER	U/M	DESCRIPTION
1	113007-01-000	EA	PIN - SPRING - .375 X 3"

BRAKELINE

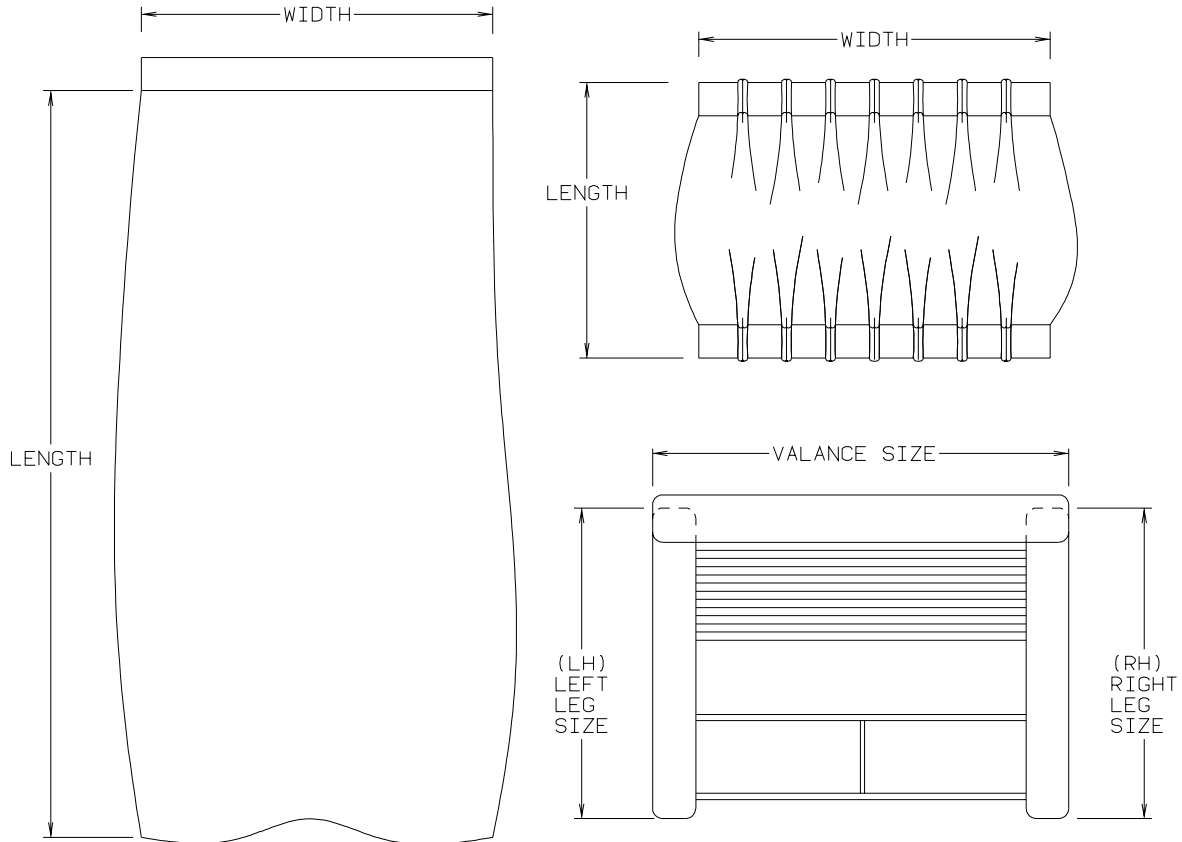
KEY	PART NUMBER	U/M	DESCRIPTION
	075466-01-000	EA	UNION - INVERTED FLAIR - 1/4"

CURTAIN & CUSHION GROUP

NOTICE

IN ORDER TO ASSIST OUR PARTS SALES DEPT. IN PROVIDING INTERIOR SOFTWARE ITEMS, PLEASE INCLUDE THE SERIAL NUMBER AND THE COLOR CODE NUMBER FROM THE VEHICLE CERTIFICATION LABEL WHEN ORDERING. THIS LABEL IS LOCATED ON THE LEFT SIDEWALL AT THE END OF THE DASH (A-BODY), OR ON THE DRIVER'S DOOR LATCH PLATE (C-BODY).

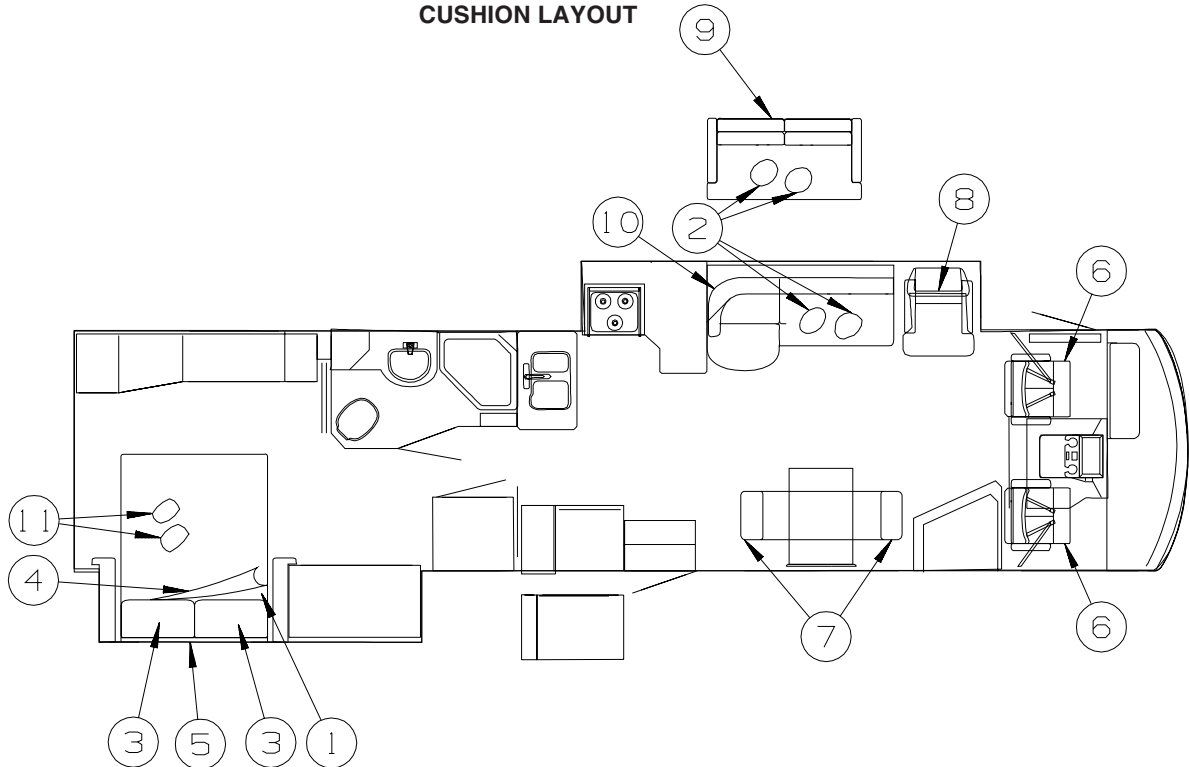
AN EXAMPLE OF A COLOR CODE NUMBER IS B07, WHICH DESIGNATES AN OVERALL COLOR SCHEME OF A PARTICULAR UNIT. THE COLOR LISTED AFTER THE ITEM DESCRIPTION ON THE MICROFICHE, INDICATES THE OVERALL UNIT COLOR. ORDER THE ITEM YOU DESIRE ACCORDING TO UNIT COLOR CODE. IF ALL COLORS USE THE SAME ITEM NO COLOR CODE WILL BE NOTED.



NOTE: USE THIS ILLUSTRATION WHEN DETERMINING LENGTH AND WIDTH MEASUREMENTS FOR CURTAINS. YOU WILL NOTE THE WIDTH MEASUREMENT IS TAKEN ON THE TOP OF THE CURTAIN WITH THE CURTAIN FULLY EXTENDED. THE LENGTH MEASUREMENT IS TAKEN FROM TOP TO BOTTOM. LEFT AND RIGHT WINDOW LEGS ARE DETERMINED WHEN FACING THE WINDOW.

CURTAIN & CUSHION GROUP (CONTINUED)

CUSHION LAYOUT



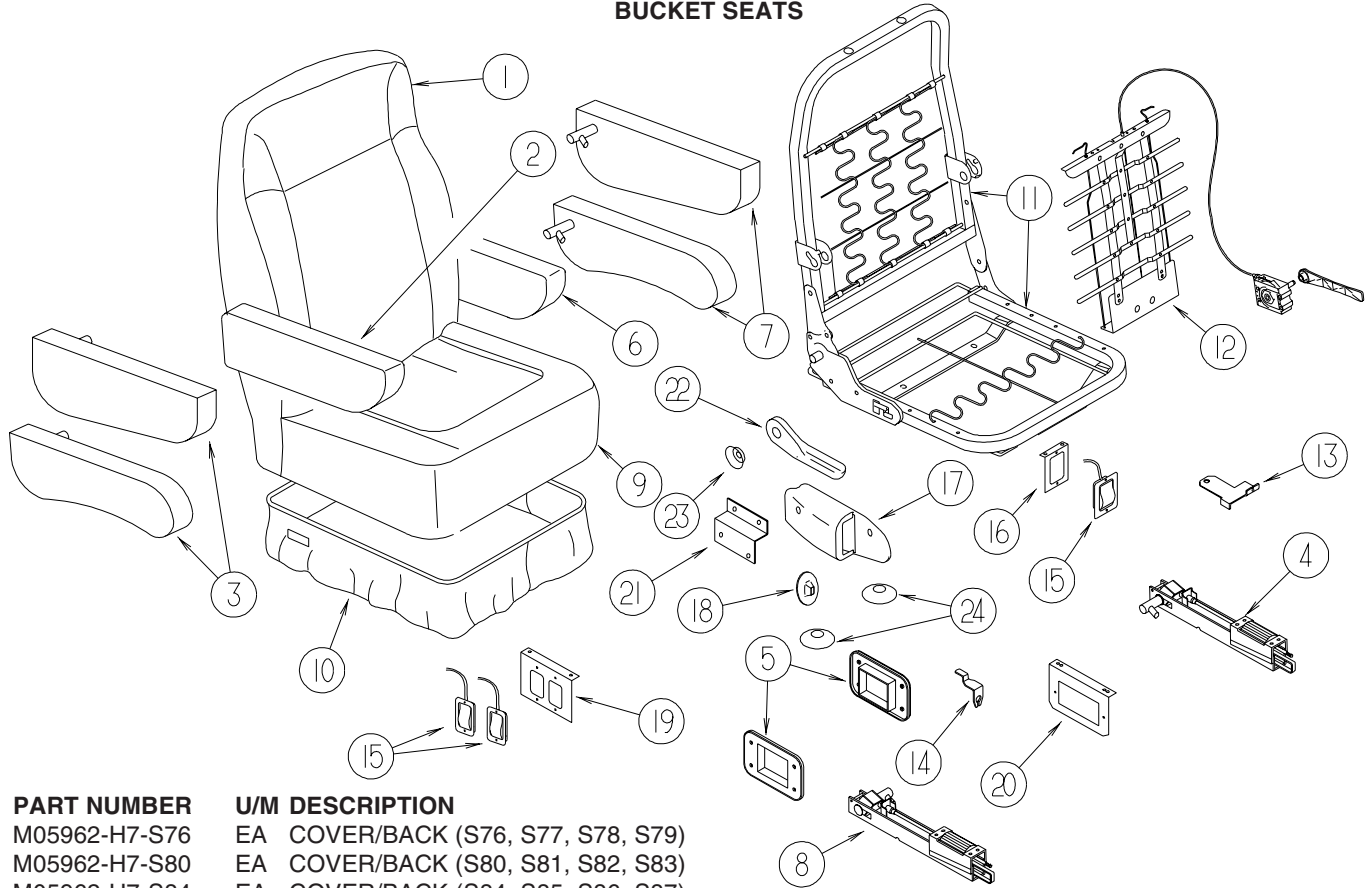
KEY	PART NUMBER	U/M	DESCRIPTION
1	123015-07-000	EA	MATTRESS - INNERSPRING - 60" X 79.5" FROM: 00-00-00 THRU: 01-02-05
1	154420-02-000	EA	MATTRESS - INNERSPRING - 60" X 79.5" FROM: 01-03-05 THRU: 99-99-99
1	142411-02-000	EA	MATTRESS/AIR - 60" X 80" - SELECT COMFORT - SLEEP NUMBER BED
	142411-03-000	EA	AIR PUMP W/CONTROLS - F/SELECT COMFORT MATTRESS - SLEEP NUMBER BED
2	132319-75-S76	EA	PILLOW - 17" - W/#36 BUTTONS (S76, S77, S78, S79)
2	132319-75-S80	EA	PILLOW - 17" - W/#36 BUTTONS (S80, S81, S82, S83)
2	132319-75-S84	EA	PILLOW - 17" - W/#36 BUTTONS (S84, S85, S86, S87)
3	126211-08-S76	EA	PILLOW SHAM (S76, S77, S78, S79)
3	126211-08-S80	EA	PILLOW SHAM (S80, S81, S82, S83)
3	126211-08-S84	EA	PILLOW SHAM (S84, S85, S86, S87)
4	132336-03-S76	EA	BEDSPREAD/CAP - 60" X 80" (S76, S77, S78, S79)
4	132336-03-S19	EA	BEDSPREAD/CAP - 60" X 80" (S80, S81, S82, S83)
4	132336-03-S84	EA	BEDSPREAD/CAP - 60" X 80" (S84, S85, S86, S87)
5	146059-02-S76	EA	HEADBOARD - MONTICELLO - 34" X 40" (S76, S77, S78, S79)
5	146059-02-S80	EA	HEADBOARD - MONTICELLO - 34" X 40" (S80, S81, S82, S83)
5	146059-02-S84	EA	HEADBOARD - MONTICELLO - 34" X 40" (S84, S85, S86, S87)
6	145952-04-S76	EA	SEAT - BUCKET W/LUMBAR - DRIVER/PASSENGER (S76, S77, S78, S79)
6	145952-04-S80	EA	SEAT - BUCKET W/LUMBAR - DRIVER/PASSENGER (S80, S81, S82, S83)
6	145952-04-S84	EA	SEAT - BUCKET W/LUMBAR - DRIVER/PASSENGER (S84, S85, S86, S87)
6	145952-06-S76	EA	SEAT - BUCKET W/LUMBAR - DRIVER/PASSENGER - LEATHER (S76, S77, S78, S79) - ULTRALEATHER
6	145952-06-S80	EA	SEAT - BUCKET W/LUMBAR - DRIVER/PASSENGER - LEATHER (S80, S81, S82, S83) - ULTRALEATHER
6	145952-06-S80	EA	SEAT - BUCKET W/LUMBAR - DRIVER/PASSENGER - LEATHER (S84, S85, S86, S87) - ULTRALEATHER
	152337-01-000	EA	PROTECTOR - SEAT - CLEAR VINYL
7	150117-02-S76	EA	CHAIR - DINING
7	150117-02-S77	EA	CHAIR - DINING
7	150117-02-S78	EA	CHAIR - DINING
7	150117-02-S79	EA	CHAIR - DINING
7	150117-02-S80	EA	CHAIR - DINING
7	150117-02-S81	EA	CHAIR - DINING
7	150117-02-S82	EA	CHAIR - DINING
7	150117-02-S83	EA	CHAIR - DINING
7	150117-02-S84	EA	CHAIR - DINING
7	150117-02-S85	EA	CHAIR - DINING
7	150117-02-S86	EA	CHAIR - DINING
7	150117-02-S87	EA	CHAIR - DINING
	135600-P7-000	EA	CHAIR - FOLDING - STERLING/PORTSMOUTH OAK (S76)

CURTAIN & CUSHION GROUP (CONTINUED)
CUSHION LAYOUT (CONTINUED)

KEY	PART NUMBER	U/M	DESCRIPTION
	135600-P8-000	EA	CHAIR - FOLDING - STERLING/CONCERT CHERRY (S77)
	135600-P9-000	EA	CHAIR - FOLDING - STERLING/WASHED MAPLE (S78)
	135600-R0-000	EA	CHAIR - FOLDING - STERLING/SIERRA MAPLE (S79)
	135600-W0-000	EA	CHAIR - FOLDING - PRAIRIE/PORTSMOUTH OAK (S80)
	135600-W1-000	EA	CHAIR - FOLDING - PRAIRIE/CONCERT CHERRY (S81)
	135600-W2-000	EA	CHAIR - FOLDING - PRAIRIE/WASHED MAPLE (S82)
	135600-W3-000	EA	CHAIR - FOLDING - PRAIRIE/SIERRA MAPLE (S83)
	135600-R2-000	EA	CHAIR - FOLDING - NUETRAL/PORTSMOUTH OAK (S84)
	135600-R3-000	EA	CHAIR - FOLDING - NUETRAL/CHERRY (S85)
	135600-R4-000	EA	CHAIR - FOLDING - NUETRAL/WASHED MAPLE (S86)
	135600-R5-000	EA	CHAIR - FOLDING - NUETRAL/SIERRA MAPLE (S87)
8	142958-06-S76	EA	CHAIR/RECLINER/GLIDER - W/SWIVEL BASE/FOOTREST (S76, S77, S78, S79)
8	142958-08-S80	EA	CHAIR/RECLINER/GLIDER - W/SWIVEL BASE/FOOTREST (S80, S81, S82, S83)
8	142958-06-S84	EA	CHAIR/RECLINER/GLIDER - W/SWIVEL BASE/FOOTREST (S84, S85, S86, S87)
8	142958-07-SC0	EA	CHAIR/RCLNR/GLDR - W/SWVL BS/FR (S76, S77, S78, S79) - ULTRALEATHER
8	142958-07-SB4	EA	CHAIR/RCLNR/GLDR - W/SWVL BS/FR (S80 THRU S87) - ULTRALEATHER
9	150452-13-S76	EA	SOFA/REST EASY #826/826 ARMS-30"FF - TRAY (S76, S77, S78, S79)
9	150452-13-S80	EA	SOFA/REST EASY #826/826 ARMS-30"FF - TRAY (S80, S81, S82, S83)
9	150452-13-S84	EA	SOFA/REST EASY #826/826 ARMS-30"FF - TRAY (S84, S85, S86, S87)
9	150452-14-S76	EA	SOFA-#826/826 ARMS-30"FF - BEVERAGE TRAY (S76, S77, S78, S79) - ULTRALEATHER
9	150452-14-S80	EA	SOFA-#826/826 ARMS-30"FF - BEVERAGE TRAY (S80 THRU S87) - ULTRALEATHER
9	150480-13-S76	EA	SOFA - #826/826 ARMS-30" FF (S76, S77, S78, S79) - DUAL CONTROL RESTEASY
9	150480-13-S80	EA	SOFA - #826/826 ARMS-30" FF (S80, S81, S82, S83) - DUAL CONTROL RESTEASY
9	150480-13-S84	EA	SOFA - #826/826 ARMS-30" FF (S84, S85, S86, S87) - DUAL CONTROL RESTEASY
9	150480-14-SC0	EA	SOFA-#826/826 ARMS-30" FF (S76, S77, S78, S79) - ULTRALEATHER DUAL CONTROL RESTEASY
9	150480-14-S80	EA	SOFA-#826/826 ARM-30" FF (S80 THRU S87) - ULTRALEATHER DUAL CONTROL RESTEASY
10	149129-01-S76	EA	SOFA - J-LOUNGE - 101"-75" (S76, S77, S78, S79)
10	149129-01-S80	EA	SOFA - J-LOUNGE - 101"-75" (S80, S81, S82, S83)
10	149129-01-S84	EA	SOFA - J-LOUNGE - 101"-75" (S84, S85, S86, S87)
10	149129-15-S76	EA	SOFA - J-LOUNGE 101"-75" - LEATHER (S76, S77, S78, S79) - ULTRALEATHER
10	149129-15-S80	EA	SOFA - J-LOUNGE 101"-75" - LEATHER (S80 THRU S87) - ULTRALEATHER
11	132319-60-S76	EA	PILLOW - 17" - W/1" BUTTONS (S76, S77, S78, S79)
11	132319-60-S80	EA	PILLOW - 17" - W/1" BUTTONS (S80, S81, S82, S83)
11	132319-60-S84	EA	PILLOW - 17" - W/1" BUTTONS (S84, S85, S86, S87)

CURTAIN & CUSHION GROUP (CONTINUED)

BUCKET SEATS



KEY	PART NUMBER	U/M	DESCRIPTION
1	M05962-H7-S76	EA	COVER/BACK (S76, S77, S78, S79)
1	M05962-H7-S80	EA	COVER/BACK (S80, S81, S82, S83)
1	M05962-H7-S84	EA	COVER/BACK (S84, S85, S86, S87)
1	M05962-J1-S76	EA	COVER/BACK - LEATHER (S76, S77, S78, S79) - ULTRALEATHER
1	M05962-J1-S80	EA	COVER/BACK - LEATHER (S80 THRU S87) - ULTRALEATHER
2	148705-01-S76	EA	ARMREST - RIGHT (S76, S77, S78, S79)
2	148705-01-S80	EA	ARMREST - RIGHT (S80, S81, S82, S83)
2	148705-01-S84	EA	ARMREST - RIGHT (S84, S85, S86, S87)
2	148705-03-S76	EA	ARMREST - RIGHT - LEATHER (S76, S77, S78, S79) - ULTRALEATHER
2	148705-03-S80	EA	ARMREST - RIGHT - LEATHER (S80 THRU S87) - ULTRALEATHER
	P48705-01-S76	EA	COVER/ARMREST - RIGHT (S76, S77, S78, S79)
	P48705-01-S80	EA	COVER/ARMREST - RIGHT (S80, S81, S82, S83)
	P48705-01-S84	EA	COVER/ARMREST - RIGHT (S84, S85, S86, S87)
	P48705-03-S76	EA	COVER/ARMREST - RIGHT - LEATHER (S76, S77, S78, S79) - ULTRALEATHER
	P48705-03-S80	EA	COVER/ARMREST - RIGHT - LEATHER (S80 THRU S87) - ULTRALEATHER
3	NOT USED		
4	148751-01-000	EA	BRACKET - RIGHT (ADJUSTABLE) W/ROLLER
5	148751-03-000	EA	BRACKET - ROLLER TRIM PLATE
6	148705-02-S76	EA	ARMREST - LEFT (S76, S77, S78, S79)
6	148705-02-S80	EA	ARMREST - LEFT (S80, S81, S82, S83)
6	148705-02-S84	EA	ARMREST - LEFT (S84, S85, S86, S87)
6	148705-04-S76	EA	ARMREST - LEFT - LEATHER (S76, S77, S78, S79) - ULTRALEATHER
6	148705-04-S80	EA	ARMREST - LEFT - LEATHER (S80 THRU S87) - ULTRALEATHER
	P48705-02-S76	EA	COVER/ARMREST - LEFT (S76, S77, S78, S79)
	P48705-02-S80	EA	COVER/ARMREST - LEFT (S80, S81, S82, S83)
	P48705-02-S84	EA	COVER/ARMREST - LEFT (S84, S85, S86, S87)
	P48705-04-S76	EA	COVER/ARMREST - LEFT - LEATHER (S76, S77, S78, S79) - ULTRALEATHER
	P48705-04-S80	EA	COVER/ARMREST - LEFT - LEATHER (S80 THRU S87) - ULTRALEATHER
7	NOT USED		
8	148751-02-000	EA	BRACKET - LEFT (ADJUSTABLE) W/ROLLER
9	M05962-H8-S76	EA	COVER/SEAT (S76, S77, S78, S79)
9	M05962-H8-S80	EA	COVER/SEAT (S80, S81, S82, S83)
9	M05962-H8-S84	EA	COVER/SEAT (S84, S85, S86, S87)
9	M05962-J0-SC0	EA	COVER/SEAT - LEATHER (S76, S77, S78, S79) - ULTRALEATHER
9	M05962-J0-SB4	EA	COVER/SEAT - LEATHER (S80 THRU S87) - ULTRALEATHER

CURTAIN & CUSHION GROUP (CONTINUED)
BUCKET SEATS (CONTINUED)

KEY	PART NUMBER	U/M	DESCRIPTION
10	148630-01-S76	EA	SKIRT - W/SEAT BELT SLOT (S76, S77, S78, S79)
10	148630-01-S80	EA	SKIRT - W/SEAT BELT SLOT (S80, S81, S82, S83)
10	148630-01-S84	EA	SKIRT - W/SEAT BELT SLOT (S84, S85, S86, S87)
10	148630-02-S55	EA	SKIRT - W/SEAT BELT SLOT (S76, S77, S78, S79) - ULTRALEATHER
10	148630-02-S58	EA	SKIRT - W/SEAT BELT SLOT (S80 THRU S87) - ULTRALEATHER
10	148630-03-S76	EA	SKIRT - F/6-WAY POWER (S76, S77, S78, S79) - SEAT PEDESTAL 6-WAY POWERED
10	148630-03-S80	EA	SKIRT - F/6-WAY POWER (S80, S81, S82, S83) - SEAT PEDESTAL 6-WAY POWERED
10	148630-03-S84	EA	SKIRT - F/6-WAY POWER (S84, S85, S86, S87) - SEAT PEDESTAL 6-WAY POWERED
10	148630-04-S76	EA	SKIRT - F/6-WAY POWER (S76, S77, S78, S79) - SEAT PEDESTAL 6-WAY POWERED/ULTRALEATHER
10	148630-04-S80	EA	SKIRT - F/6-WAY POWER (S80 THRU S87) - SEAT PEDESTAL 6-WAY POWERED/ULTRALEATHER
11	134532-01-000	EA	FRAME - SEAT/HIGH BACK
12*	122611-02-000	EA	LUMBAR - W/LEVER
13	117125-01-02B	EA	BRACKET - CABLE MOUNT - ADJUSTER W/LOCK
14	108049-02-000	EA	CLIP - CABLE/PEDESTAL
15	108049-04-000	EA	CABLE - W/MINI LEVER ACTION SWITCH - 28" SHEATH/30" CABLE
16	127159-01-02B	EA	BRACKET - SEAT RELEASE - SINGLE REMOTE - E-COATED
17	NOT USED		
18	NOT USED		
19	127159-02-02B	EA	BRACKET - SEAT RELEASE - DUAL REMOTE - E-COATED
20	128699-01-02B	EA	BRACKET - SEAT SWITCH - E-COATED
21	147457-01-02B	EA	BRACKET - ZEE W/HOLES - 2.8" - E-COATED
22	130802-02-000	EA	LEVER - RIGHT HAND
23	130802-03-000	EA	SCREW F/LEVER
	148668-01-01A	EA	CUP/TRIM COVER - F/LEVER - BLACK
24	NOT USED		

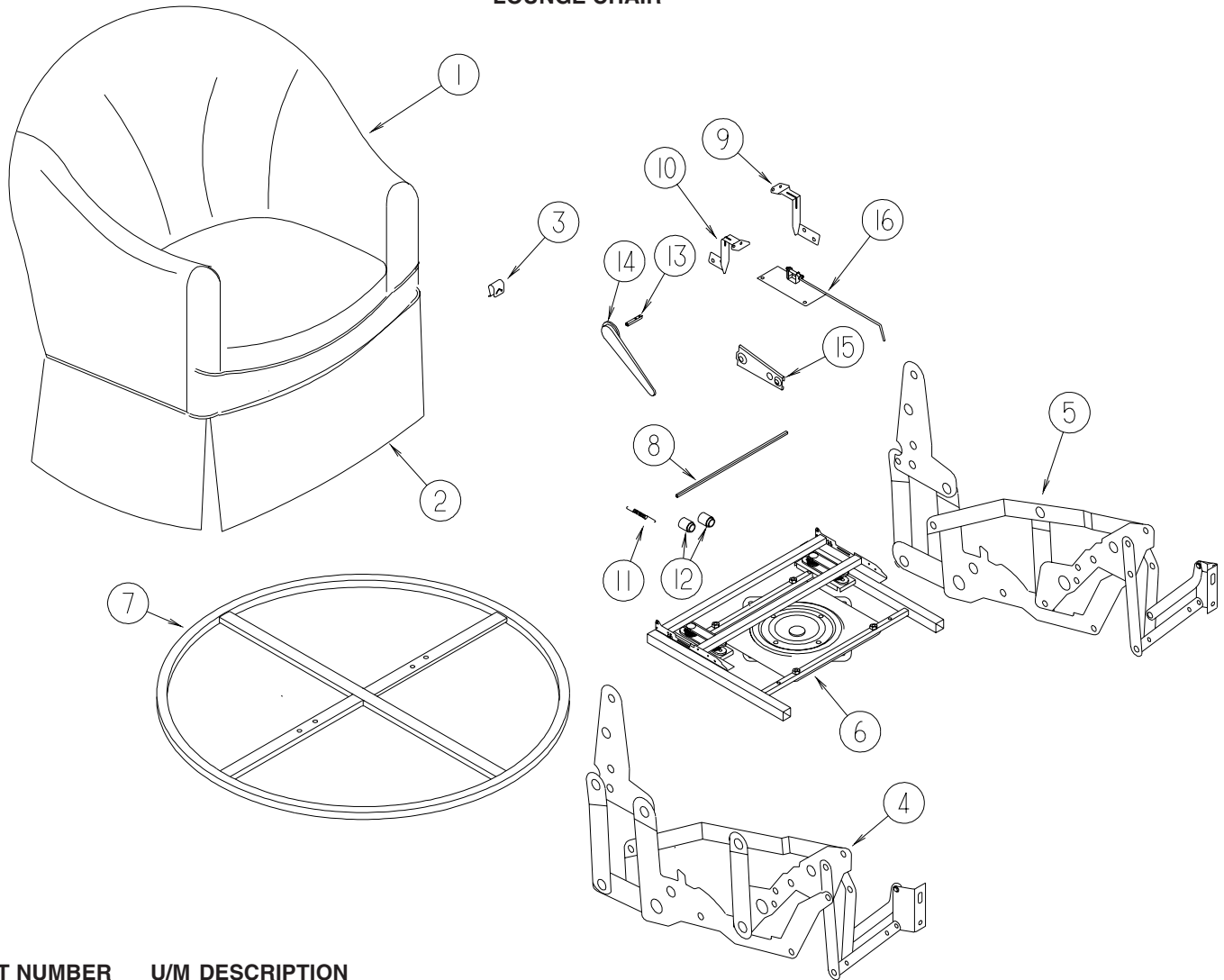
COMPONENT PARTS FOR BUCKET SEATS

122611-02-000

KEY	PART NUMBER	U/M	DESCRIPTION	VENDOR NO.
	122611-02-701	EA	LUMBAR - LEVER	412
	122611-02-702	EA	LUMBAR MECHANISM	24395-FLEXSTEEL

CURTAIN & CUSHION GROUP (CONTINUED)

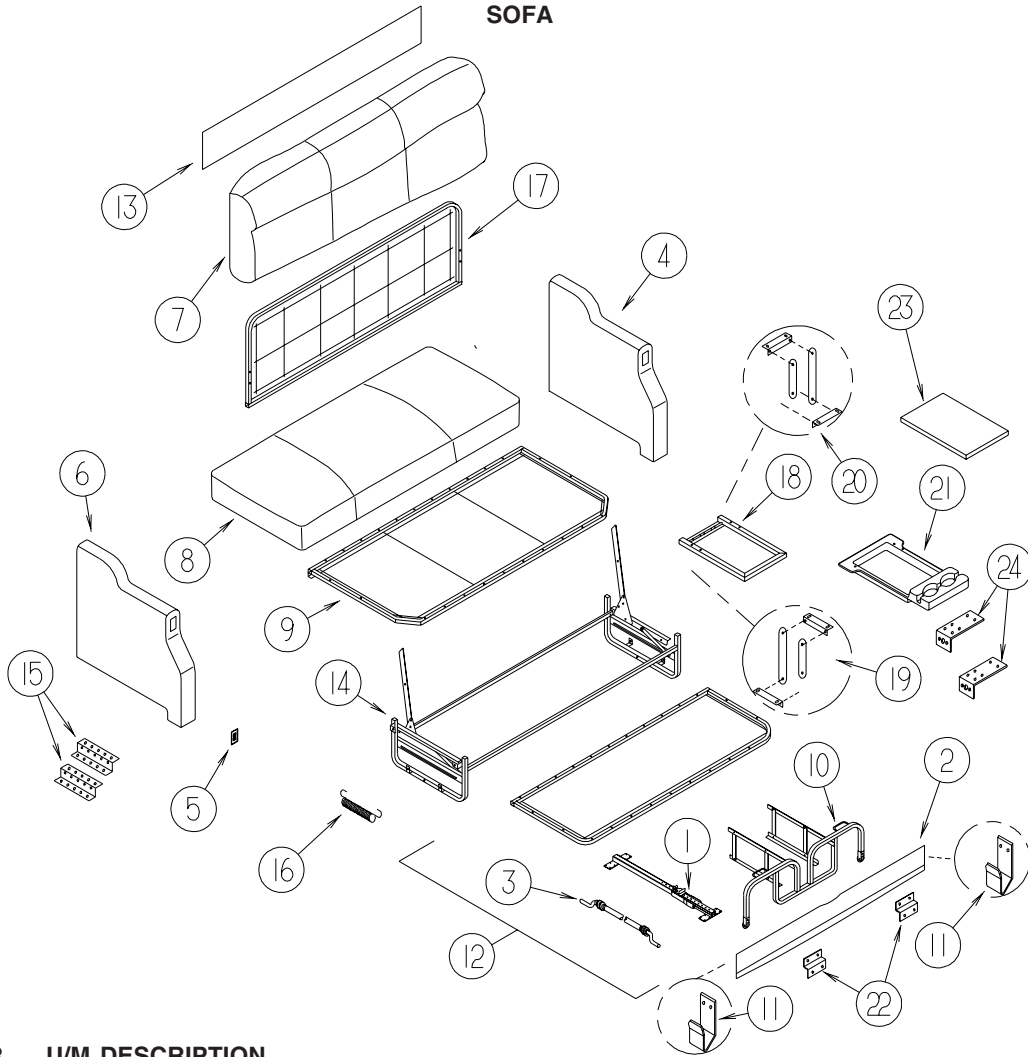
LOUNGE CHAIR



KEY	PART NUMBER	U/M	DESCRIPTION
1	P42958-05-S76	EA	COVER/CHAIR - RECLINER - W/FOOTREST (S76, S77, S78, S79)
1	P42958-06-S80	EA	COVER/CHAIR - RECLINER - W/FOOTREST (S80, S81, S82, S83)
1	P42958-05-S84	EA	COVER/CHAIR - RECLINER - W/FOOTREST (S84, S85, S86, S87)
1	P42958-02-SC0	EA	COVER/CHAIR - RECLINER - W/FOOTREST (S76, S77, S78, S79) - ULTRALEATHER
1	P42958-02-SB4	EA	COVER/CHAIR - RECLINER - W/FOOTREST (S80 THRU S87) - ULTRALEATHER
2	NOT USED		
3	029134-01-000	EA	CLIP - FINISH - UPHOLSTERY
4	133126-01-000	EA	RECLINER MECHANISM - RIGHT HAND (WHEN SITTING IN CHAIR)
5	133126-02-000	EA	RECLINER MECHANISM - LEFT HAND (WHEN SITTING IN CHAIR)
6	133126-03-000	EA	BASE - SWIVEL/ROCKER - W/O FLOOR RING
7	133126-04-000	EA	FLOOR RING - 24" DIAMETER
8	133126-05-000	EA	HANDLE TUBE/DRIVE - 23.3" LONG (JOINS OPERATORS)
9	133126-06-000	EA	BRACKET - OTTOMAN/FIXED MID - RIGHT HAND
10	133126-07-000	EA	BRACKET - OTTOMAN/FIXED MID - LEFT HAND
11	133126-08-000	EA	SPRING/LOCKING
12	133126-09-000	EA	BUSHING - F/HANDLE TUBE - PLASTIC
13	133126-10-000	EA	HANDLE MOUNTING TUBE - 3.3" LONG
14	133126-11-000	EA	HANDLE/RECLINE - PLASTIC
15	133126-12-000	EA	BRACKET - BACK SLEEVE
16	147314-01-000	EA	LOCKOUT - ROCKER/RECLINER

CURTAIN & CUSHION GROUP (CONTINUED)

SOFA



REST EASY

KEY	PART NUMBER	U/M DESCRIPTION
1*	148226-01-000	EA SLIDE RAIL - W/LATCH MECH/PLATES/STOP F/30" FLAT FLOOR
2	150452-04-S76	EA PANEL/FRONT KICK - SOFA/SLEEPER - 59.5" - FABRIC COVERED (S76, S77, S78, S79)
2	150452-04-S80	EA PANEL/FRONT KICK - SOFA/SLEEPER - 59.5" - FABRIC COVERED (S80, S81, S82, S83)
2	150452-04-S84	EA PANEL/FRONT KICK - SOFA/SLEEPER - 59.5" - FABRIC COVERED (S84, S85, S86, S87)
2	150452-08-S76	EA PANEL/FRONT KICK - SOFA - 59.5" - FABRIC COVERED (S76, S77, S78, S79) - ULTRALEATHER
2	150452-08-S80	EA PANEL/FRONT KICK - SOFA - 59.5" - FABRIC COVERED (S80 THRU S87) - ULTRALEATHER
3	148225-01-000	EA CABLE ONLY - REMOTE - 31.9" W/Z-ENDS
4	149893-02-S76	EA ARMREST - SOFA/SLEEPER - LEFT HAND (S76, S77, S78, S79)
4	149893-02-S80	EA ARMREST - SOFA/SLEEPER - LEFT HAND (S80, S81, S82, S83)
4	149893-02-S84	EA ARMREST - SOFA/SLEEPER - LEFT HAND (S84, S85, S86, S87)
4	149893-04-S76	EA ARMREST - SOFA/SLEEPER - LEFT HAND (S76, S77, S78, S79) - ULTRALEATHER
4	149893-04-S80	EA ARMREST - SOFA/SLEEPER - LEFT HAND (S80 THRU S87) - ULTRALEATHER
	P49893-02-S76	EA COVER/ARMREST - SOFA/LEFT HAND (S76, S77, S78, S79)
	P49893-02-S80	EA COVER/ARMREST - SOFA/LEFT HAND (S80, S81, S82, S83)
	P49893-02-S84	EA COVER/ARMREST - SOFA/LEFT HAND (S84, S85, S86, S87)
	P49893-04-S76	EA COVER/ARMREST - SOFA/LEFT HAND (S76, S77, S78, S79) - ULTRALEATHER
	P49893-04-S80	EA COVER/ARMREST - SOFA/LEFT HAND (S80 THRU S87) - ULTRALEATHER
5	136118-01-000	EA SWITCH - SOFA/RECLINER
6	149893-01-S76	EA ARMREST - SOFA/SLEEPER - RIGHT HAND - W/SWITCH (S76, S77, S78, S79)
6	149893-01-S80	EA ARMREST - SOFA/SLEEPER - RIGHT HAND - W/SWITCH (S80, S81, S82, S83)
6	149893-01-S84	EA ARMREST - SOFA/SLEEPER - RIGHT HAND - W/SWITCH (S84, S85, S86, S87)
6	149893-03-S76	EA ARMREST - SOFA/SLEEPER - RIGHT HAND - W/SWITCH (S76, S77, S78, S79) - ULTRALEATHER
6	149893-03-S80	EA ARMREST - SOFA/SLEEPER - RIGHT HAND - W/SWITCH (S80 THRU S87) - ULTRALEATHER
	P49893-01-S76	EA COVER/ARMREST - SOFA/RIGHT HAND (S76, S77, S78, S79)
	P49893-01-S80	EA COVER/ARMREST - SOFA/RIGHT HAND (S80, S81, S82, S83)
	P49893-01-S84	EA COVER/ARMREST - SOFA/RIGHT HAND (S84, S85, S86, S87)
	P49893-03-S76	EA COVER/ARMREST - SOFA/RIGHT HAND (S76, S77, S78, S79) - ULTRALEATHER
	P49893-03-S80	EA COVER/ARMREST - SOFA/RIGHT HAND (S80 THRU S87) - ULTRALEATHER

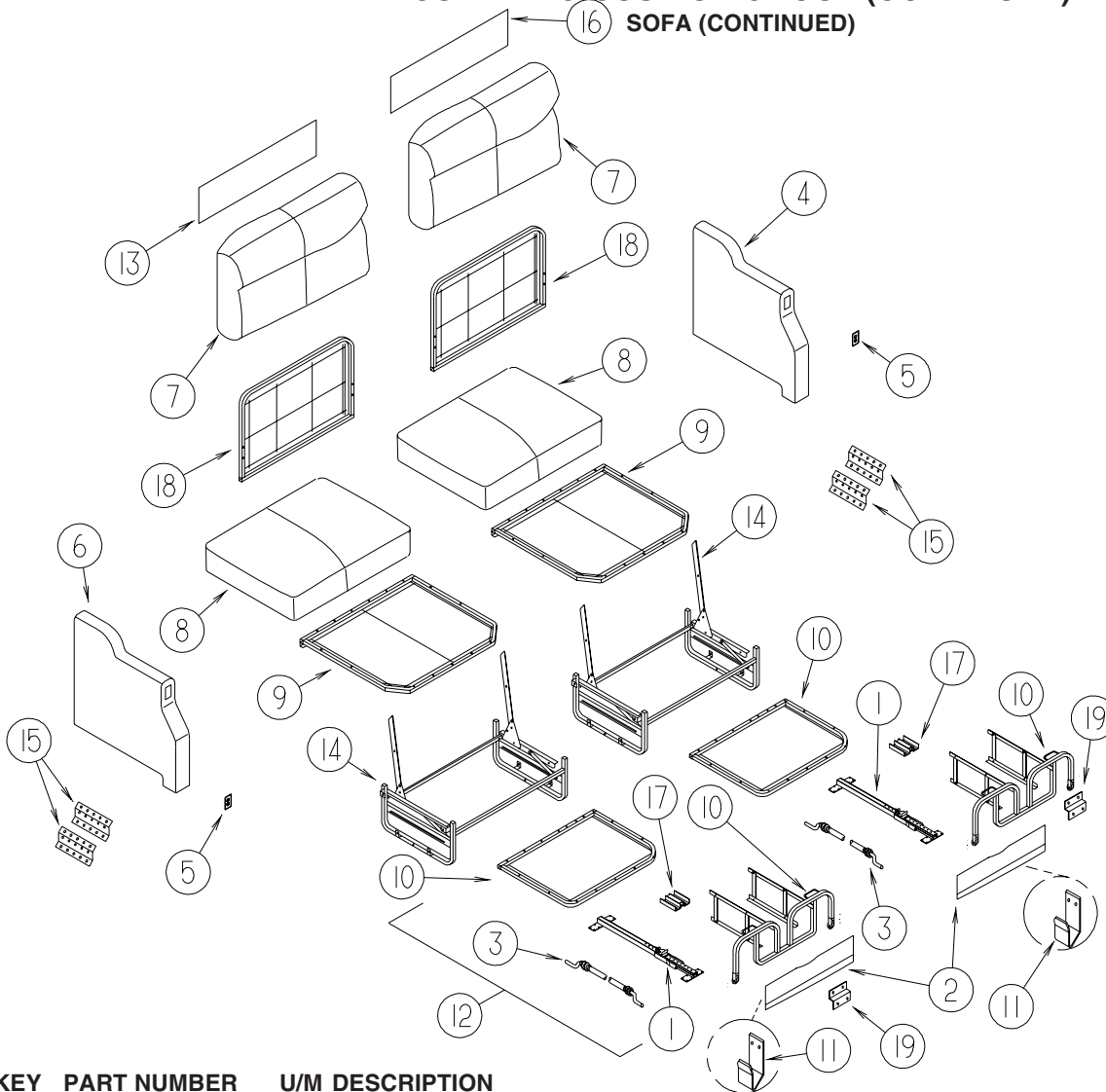
CURTAIN & CUSHION GROUP (CONTINUED)
SOFA (CONTINUED)

KEY	PART NUMBER	U/M	DESCRIPTION
7	150452-02-S76	EA	BACK - SOFA/SLEEPER - W/CURVES (S76, S77, S78, S79)
7	150452-02-S80	EA	BACK - SOFA/SLEEPER - W/CURVES (S80, S81, S82, S83)
7	150452-02-S84	EA	BACK - SOFA/SLEEPER - W/CURVES (S84, S85, S86, S87)
7	150452-06-S76	EA	BACK - SOFA/SLEEPER - W/CURVES (S76, S77, S78, S79) - ULTRALEATHER
7	150452-06-S80	EA	BACK - SOFA/SLEEPER - W/CURVES (S80 THRU S87) - ULTRALEATHER
	P50452-02-S76	EA	COVER/BACK - SOFA/BED W/BEVERAGE TRAY (S76, S77, S78, S79)
	P50452-02-S80	EA	COVER/BACK - SOFA/BED W/BEVERAGE TRAY (S80, S81, S82, S83)
	P50452-02-S84	EA	COVER/BACK - SOFA/BED W/BEVERAGE TRAY (S84, S85, S86, S87)
	P50452-06-S76	EA	COVER/BACK - SOFA/BED W/BEVERAGE TRAY (S76, S77, S78, S79) - ULTRALEATHER
	P50452-06-S80	EA	COVER/BACK - SOFA/BED W/BEVERAGE TRAY (S80 THRU S87) - ULTRALEATHER
8	150452-03-S76	EA	SEAT - SOFA/SLEEPER (S76, S77, S78, S79)
8	150452-03-S80	EA	SEAT - SOFA/SLEEPER (S80, S81, S82, S83)
8	150452-03-S84	EA	SEAT - SOFA/SLEEPER (S84, S85, S86, S87)
8	150452-07-S76	EA	SEAT - SOFA/SLEEPER (S76, S77, S78, S79) - ULTRALEATHER
8	150452-07-S80	EA	SEAT - SOFA/SLEEPER (S80 THRU S87) - ULTRALEATHER
	P50452-03-S76	EA	COVER/SEAT - SOFA/SLEEPER (S76, S77, S78, S79)
	P50452-03-S80	EA	COVER/SEAT - SOFA/SLEEPER (S80, S81, S82, S83)
	P50452-03-S84	EA	COVER/SEAT - SOFA/SLEEPER (S84, S85, S86, S87)
	P50452-07-S76	EA	COVER/SEAT - SOFA/SLEEPER (S76, S77, S78, S79) - ULTRALEATHER
	P50452-07-S80	EA	COVER/SEAT - SOFA/SLEEPER (S80 THRU S87) - ULTRALEATHER
9	151290-04-000	EA	FRAME - SEAT - 60"
10*	136534-17-000	EA	TRUNDLE FRAME - 17.5" X 55" - W/LINKAGE, LATCH & HANDLE
11	121906-01-02B	EA	BRACKET - KICKBOARD - E-COATED
12	135822-17-S76	EA	TRUNDLE - SOFA/SLEEPER (S76, S77, S78, S79)
12	135822-17-S80	EA	TRUNDLE - SOFA/SLEEPER (S80, S81, S82, S83)
12	135822-17-S84	EA	TRUNDLE - SOFA/SLEEPER (S84, S85, S86, S87)
12	135822-18-S76	EA	TRUNDLE - SOFA/SLEEPER - LEATHER (S76, S77, S78, S79) - ULTRALEATHER
12	135822-18-S80	EA	TRUNDLE - SOFA/SLEEPER - LEATHER (S80 THRU S87) - ULTRALEATHER
	P35822-17-S76	EA	COVER/TRUNDLE - SOFA/SLEEPER (S76, S77, S78, S79)
	P35822-17-S80	EA	COVER/TRUNDLE - SOFA/SLEEPER (S80, S81, S82, S83)
	P35822-17-S84	EA	COVER/TRUNDLE - SOFA/SLEEPER (S84, S85, S86, S87)
	P35822-18-S76	EA	COVER - SOFA/TRUNDLE (S76, S77, S78, S79) - ULTRALEATHER
	P35822-18-S80	EA	COVER - SOFA/TRUNDLE (S80 THRU S87) - ULTRALEATHER
13	NOT USED		
14*	136534-15-000	EA	BASE - 27.5" X 60" - POWERED CL - W/10.5" OVE RHANG
15	116104-04-02B	EA	BRACKET - ZEE W/HOLES - 3.2" - E-COATED
16	136534-33-000	EA	SPRING/ASSIST - 1/2" X 7" W/HOOK ENDS - REST EASY SOFAS
17	136534-20-000	EA	BACK - FRAME - BEVERAGE TRAY
18	136534-21-000	EA	FRAME - BEVERAGE TRAY
19	136534-22-000	EA	HINGE - RIGHT
20	136534-23-000	EA	HINGE - LEFT
21	139758-01-01A	EA	TRAY-BEVERAGE
22	101926-01-02A	EA	BRACKET - ZEE - 2" - BLACK
23	150976-01-S76	EA	PANEL/FILLER - COUCH - FABRIC COVERED (S76, S77, S78, S79)
23	150976-01-S80	EA	PANEL/FILLER - COUCH - FABRIC COVERED (S80, S81, S82, S83)
23	150976-01-S84	EA	PANEL/FILLER - COUCH - FABRIC COVERED (S84, S85, S86, S87)
23	150976-02-SE4	EA	PANEL/FILLER - COUCH - FABRIC COVERED (S76, S77, S78, S79) - ULTRALEATHER
23	150976-02-SF0	EA	PANEL/FILLER - COUCH - FABRIC COVERED (S80 THRU S87) - ULTRALEATHER
24	152034-01-02B	EA	BRACKET - HOLD DOWN/COUCH - E-COATED

***COMPONENT PARTS LISTED LATER IN THIS GROUP**

CURTAIN & CUSHION GROUP (CONTINUED)

SOFA (CONTINUED)



**DUAL
REST EASY**

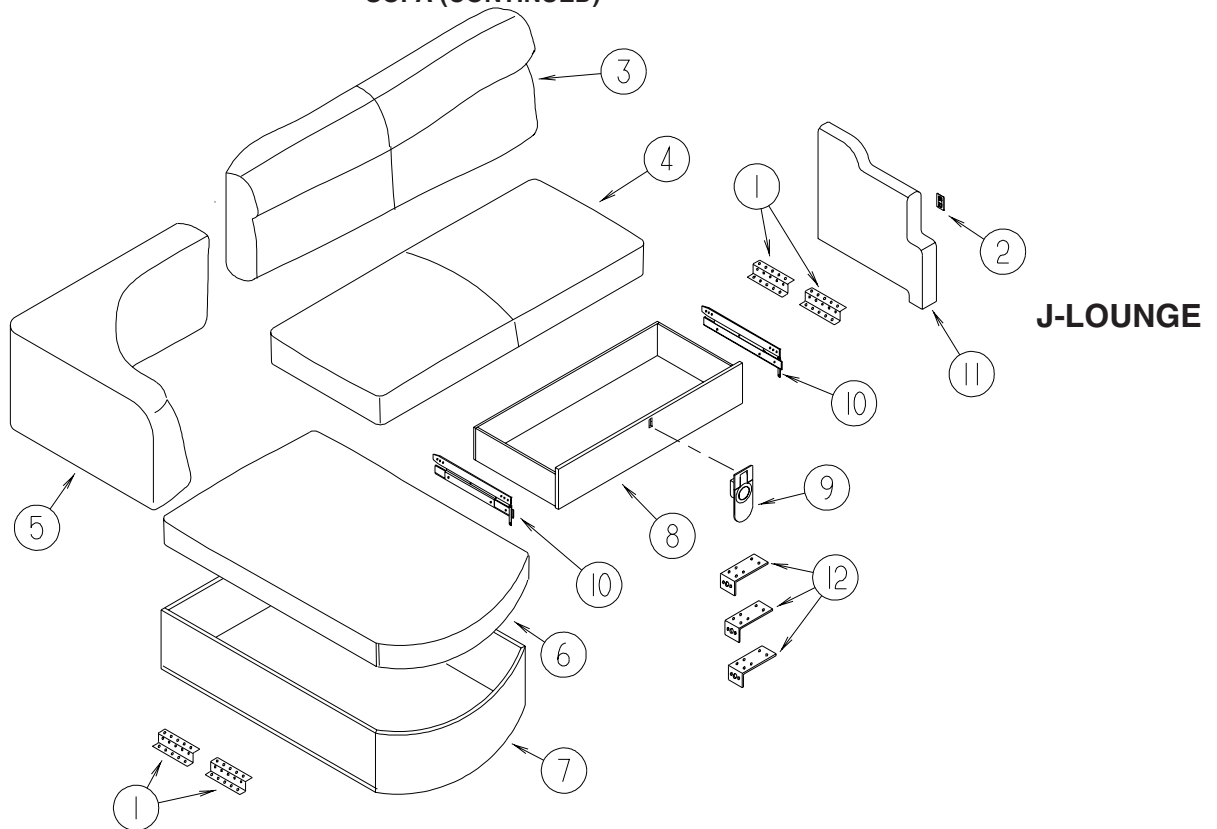
KEY	PART NUMBER	U/M	DESCRIPTION
1*	148226-01-000	EA	SLIDE RAIL - W/LATCH MECH/PLATES/STOP F/30" FLAT FLOOR
2	150480-04-S76	EA	PANEL/FRONT KICK - SOFA/SLEEPER REST EASY-DUAL CONTROLS (S76, S77, S78, S79)
2	150480-04-S80	EA	PANEL/FRONT KICK - SOFA/SLEEPER REST EASY-DUAL CONTROLS (S80, S81, S82, S83)
2	150480-04-S84	EA	PANEL/FRONT KICK - SOFA/SLEEPER REST EASY-DUAL CONTROLS (S84, S85, S86, S87)
2	150480-08-S76	EA	PANEL/FRONT KICK - SOFA REST EASY-DUAL CONTROLS (S76, S77, S78, S79) - ULTRALEATHER
2	150480-08-S80	EA	PANEL/FRONT KICK - SOFA REST EASY-DUAL CONTROLS (S80 THRU S87) - ULTRALEATHER
3	148225-01-000	EA	CABLE ONLY - REMOTE - 31.9" W/Z-ENDS
4	149893-06-S76	EA	ARMREST - LEFT HAND - W/SWITCH (S76, S77, S78, S79)
4	149893-06-S80	EA	ARMREST - LEFT HAND - W/SWITCH (S80, S81, S82, S83)
4	149893-06-S84	EA	ARMREST - LEFT HAND - W/SWITCH (S84, S85, S86, S87)
4	149893-08-SE4	EA	ARMREST - LEFT HAND - W/SWITCH (S76, S77, S78, S79) - ULTRALEATHER
4	149893-08-S80	EA	ARMREST - LEFT HAND - W/SWITCH (S80 THRU S87) - ULTRALEATHER
	P49893-02-S76	EA	COVER/ARMREST - LEFT (S76, S77, S78, S79)
	P49893-02-S80	EA	COVER/ARMREST - LEFT (S80, S81, S82, S83)
	P49893-02-S84	EA	COVER/ARMREST - LEFT (S84, S85, S86, S87)
	P49893-04-S76	EA	COVER/ARMREST - LEFT (S76, S77, S78, S79) - ULTRALEATHER
	P49893-04-S80	EA	COVER/ARMREST - LEFT (S80 THRU S87) - ULTRALEATHER
5	136118-01-000	EA	SWITCH - SOFA/RECLINER
6	149893-05-S76	EA	ARMREST - RIGHT HAND - W/DUAL SWITCH (S76, S77, S78, S79)
6	149893-05-S80	EA	ARMREST - RIGHT HAND - W/DUAL SWITCH (S80, S81, S82, S83)
6	149893-05-S84	EA	ARMREST - RIGHT HAND - W/DUAL SWITCH (S84, S85, S86, S87)
6	149893-07-SE4	EA	ARMREST - RIGHT HAND - W/SWITCH (S76, S77, S78, S79) - ULTRALEATHER
6	149893-07-S80	EA	ARMREST - RIGHT HAND - W/SWITCH (S80 THRU S87) - ULTRALEATHER
	P49893-01-S76	EA	COVER/ARMREST - RIGHT (S76, S77, S78, S79)
	P49893-01-S80	EA	COVER/ARMREST - RIGHT (S80, S81, S82, S83)
	P49893-01-S84	EA	COVER/ARMREST - RIGHT (S84, S85, S86, S87)
	P49893-03-S76	EA	COVER/ARMREST - RIGHT (S76, S77, S78, S79) - ULTRALEATHER
	P49893-03-S80	EA	COVER/ARMREST - RIGHT (S80 THRU S87) - ULTRALEATHER

CURTAIN & CUSHION GROUP (CONTINUED)
SOFA (CONTINUED)

KEY	PART NUMBER	U/M	DESCRIPTION
7	150480-02-S76	EA	BACK - SOFA/SLEEPER REST EASY-DUAL CONTROLS (S76, S77, S78, S79)
7	150480-02-S80	EA	BACK - SOFA/SLEEPER REST EASY-DUAL CONTROLS (S80, S81, S82, S83)
7	150480-02-S84	EA	BACK - SOFA/SLEEPER REST EASY-DUAL CONTROLS (S84, S85, S86, S87)
7	150480-06-S76	EA	BACK - SOFA/SLEEPER REST EASY-DUAL CONTROLS (S76, S77, S78, S79) - ULTRALEATHER
7	150480-06-S80	EA	BACK - SOFA/SLEEPER REST EASY-DUAL CONTROLS (S80 THRU S87) - ULTRALEATHER
	P50480-02-S76	EA	COVER/BACK - DUAL (S76, S77, S78, S79)
	P50480-02-S80	EA	COVER/BACK - DUAL (S80, S81, S82, S83)
	P50480-02-S84	EA	COVER/BACK - DUAL (S84, S85, S86, S87)
	P50480-06-S76	EA	COVER/BACK - DUAL (S76, S77, S78, S79) - ULTRALEATHER
	P50480-06-S80	EA	COVER/BACK - DUAL (S80 THRU S87) - ULTRALEATHER
8	150480-03-S76	EA	SEAT - SOFA/SLEEPER REST EASY-DUAL CONTROLS (S76, S77, S78, S79)
8	150480-03-S80	EA	SEAT - SOFA/SLEEPER REST EASY-DUAL CONTROLS (S80, S81, S82, S83)
8	150480-03-S84	EA	SEAT - SOFA/SLEEPER REST EASY-DUAL CONTROLS (S84, S85, S86, S87)
8	150480-07-S76	EA	SEAT - SOFA/SLEEPER REST EASY-DUAL CONTROLS (S76, S77, S78, S79) - ULTRALEATHER
8	150480-07-S80	EA	SEAT - SOFA/SLEEPER REST EASY-DUAL CONTROLS (S80 THRU S87) - ULTRALEATHER
	P50480-03-S76	EA	COVER/SEAT - DUAL (S76, S77, S78, S79)
	P50480-03-S80	EA	COVER/SEAT - DUAL (S80, S81, S82, S83)
	P50480-03-S84	EA	COVER/SEAT - DUAL (S84, S85, S86, S87)
	P50480-07-S76	EA	COVER/SEAT - DUAL (S76, S77, S78, S79) - ULTRALEATHER
	P50480-07-S80	EA	COVER/SEAT - DUAL (S80 THRU S87) - ULTRALEATHER
9	151290-02-000	EA	FRAME - SEAT - 30"
10	136534-27-000	EA	TRUNDLE FRAME - 26" WIDE/DUAL - W/LINKAGE, LATCH & HANDLE
11	121906-01-02B	EA	BRACKET - KICKBOARD - E-COATED
12	138647-22-S76	EA	TRUNDLE - SOFA/SLEEPER - REST EASY/DUAL CONTROLLED (S76, S77, S78, S79)
12	138647-22-S80	EA	TRUNDLE - SOFA/SLEEPER - REST EASY/DUAL CONTROLLED (S80, S81, S82, S83)
12	138647-22-S84	EA	TRUNDLE - SOFA/SLEEPER - REST EASY/DUAL CONTROLLED (S84, S85, S86, S87)
12	138647-04-S76	EA	TRUNDLE - SOFA - REST EASY/DUAL CONTROLLED (S76, S77, S78, S79) - ULTRALEATHER
12	138647-04-S80	EA	TRUNDLE - SOFA - REST EASY/DUAL CONTROLLED (S80 THRU S87) - ULTRALEATHER
	P38647-22-S76	EA	COVER/TRUNDLE - REST EASY/DUAL CONTROLLED - SOFA/SLEEPER (S76, S77, S78, S79)
	P38647-22-S80	EA	COVER/TRUNDLE - REST EASY/DUAL CONTROLLED - SOFA/SLEEPER (S80, S81, S82, S83)
	P38647-22-S84	EA	COVER/TRUNDLE - REST EASY/DUAL CONTROLLED - SOFA/SLEEPER (S84, S85, S86, S87)
	P38647-04-S76	EA	COVER/TRUNDLE - REST EASY/DUAL CNTD - SOFA/SLEEPER (S76, S77, S78, S79) - ULTRALEATHER
	P38647-04-S80	EA	COVER/TRUNDLE - REST EASY/DUAL CNTD - SOFA/SLEEPER (S80 THRU S87) - ULTRALEATHER
13	139716-16-S76	EA	SIGHT SHIELD - DUAL BACK/RIGHT HAND (S76, S77, S78, S79)
13	139716-16-S80	EA	SIGHT SHIELD - DUAL BACK/RIGHT HAND (S80, S81, S82, S83)
13	139716-16-S84	EA	SIGHT SHIELD - DUAL BACK/RIGHT HAND (S84, S85, S86, S87)
13	139716-14-SE4	EA	SIGHT SHIELD - DUAL BACK/RIGHT HAND (S76, S77, S78, S79) - ULTRALEATHER
13	139716-14-SF0	EA	SIGHT SHIELD - DUAL BACK/RIGHT HAND (S80 THRU S87) - ULTRALEATHER
14*	136534-29-000	EA	BASE - 27.25" X 30" - POWERED/DUAL - FLAT
			FROM: 00-00-00 THRU: 12-05-04
	151290-14-000	EA	FRAME - BASE - 27.25" X 30" X 10.5" - LEFT
			FROM: 12-06-04 THRU: 99-99-99
	151290-15-000	EA	FRAME - BASE - 27.25" X 30" X 10.5" - RIGHT
			FROM: 12-06-04 THRU: 99-99-99
	136534-15-001	EA	MOTOR - DRIVE - REST EASY SOFA
	136534-15-002	EA	CABLE - 10.75" F/DRIVE MOTOR - REST EASY SOFA
15	116104-04-02B	EA	BRACKET - ZEE W/HOLES - 3.2" - E-COATED
16	139716-15-S76	EA	SIGHT SHIELD - DUAL BACK/LEFT HAND (S76, S77, S78, S79)
16	139716-15-S80	EA	SIGHT SHIELD - DUAL BACK/LEFT HAND (S80, S81, S82, S83)
16	139716-15-S84	EA	SIGHT SHIELD - DUAL BACK/LEFT HAND (S84, S85, S86, S87)
16	139716-13-SE4	EA	SIGHT SHIELD - DUAL BACK/LEFT HAND (S76, S77, S78, S79) - ULTRALEATHER
16	139716-13-SF0	EA	SIGHT SHIELD - DUAL BACK/LEFT HAND (S80 THRU S87) - ULTRALEATHER
17	136534-32-000	EA	BRACKET - DUAL BASE
18	136534-25-000	EA	FRAME/BACK - FOR DUAL REST EASY SOFA - ONE SIDE ONLY
19	101926-01-02A	EA	BRACKET - ZEE - 2" - BLACK

***COMPONENT PARTS LISTED LATER IN THIS GROUP**

CURTAIN & CUSHION GROUP (CONTINUED)
SOFA (CONTINUED)



KEY	PART NUMBER	U/M	DESCRIPTION
1	116104-04-02B	EA	BRACKET - ZEE W/HOLES - 3.2" - E-COATED
2	136118-01-000	EA	SWITCH - SOFA/RECLINER
3	149129-02-S76	EA	BACK - RECLINE - SOFA/J-LOUNGE 101"-75" (S76, S77, S78, S79)
3	149129-02-S80	EA	BACK - RECLINE - SOFA/J-LOUNGE 101"-75" (S80, S81, S82, S83)
3	149129-02-S84	EA	BACK - RECLINE - SOFA/J-LOUNGE 101"-75" (S84 S85, S86, S87)
3	149129-16-S76	EA	BACK - RECLINE - SOFA/J-LOUNGE 101"-75" (S76, S77, S78, S79) - ULTRALEATHER
3	149129-16-S80	EA	BACK - RECLINE - SOFA/J-LOUNGE 101"-75" (S80 THRU S87) - ULTRALEATHER
	P49129-02-S76	EA	COVER/BACK - RECLINE/75" - F/SOFA J-LOUNGE (S76, S77, S78, S79)
	P49129-02-S80	EA	COVER/BACK - RECLINE/75" - F/SOFA J-LOUNGE (S80, S81, S82, S83)
	P49129-02-S84	EA	COVER/BACK - RECLINE/75" - F/SOFA J-LOUNGE (S84 S85, S86, S87)
	P49129-16-S76	EA	COVER/BACK - RECLINE/75" - F/SOFA J-LOUNGE (S76, S77, S78, S79) - ULTRALEATHER
	P49129-16-S80	EA	COVER/BACK - RECLINE/75" - F/SOFA J-LOUNGE (S80 THRU S87) - ULTRALEATHER
4	149129-03-S76	EA	SEAT - RECLINE - SOFA/J-LOUNGE 101"-75" (S76, S77, S78, S79)
4	149129-03-S80	EA	SEAT - RECLINE - SOFA/J-LOUNGE 101"-75" (S80, S81, S82, S83)
4	149129-03-S84	EA	SEAT - RECLINE - SOFA/J-LOUNGE 101"-75" (S84 S85, S86, S87)
4	149129-17-S76	EA	SEAT - RECLINE - SOFA/J-LOUNGE 101"-75" (S76, S77, S78, S79) - ULTRALEATHER
4	149129-17-S80	EA	SEAT - RECLINE - SOFA/J-LOUNGE 101"-75" (S80 THRU S87) - ULTRALEATHER
	P49129-03-S76	EA	COVER/SEAT - RECLINE/75" - F/SOFA J-LOUNGE (S76, S77, S78, S79)
	P49129-03-S80	EA	COVER/SEAT - RECLINE/75" - F/SOFA J-LOUNGE (S80, S81, S82, S83)
	P49129-03-S84	EA	COVER/SEAT - RECLINE/75" - F/SOFA J-LOUNGE (S84 S85, S86, S87)
	P49129-17-S76	EA	COVER/SEAT - RECLINE/75" - F/SOFA J-LOUNGE (S76, S77, S78, S79) - ULTRALEATHER
	P49129-17-S80	EA	COVER/SEAT - RECLINE/75" - F/SOFA J-LOUNGE (S80 THRU S87) - ULTRALEATHER
5	149129-04-S76	EA	CORNER BOLSTER - SOFA/J-LOUNGE 101"-75" (S76, S77, S78, S79)
5	149129-04-S80	EA	CORNER BOLSTER - SOFA/J-LOUNGE 101"-75" (S80, S81, S82, S83)
5	149129-04-S84	EA	CORNER BOLSTER - SOFA/J-LOUNGE 101"-75" (S84 S85, S86, S87)
5	149129-18-S76	EA	CORNER BOLSTER - SOFA/J-LOUNGE 101"-75" (S76, S77, S78, S79) - ULTRALEATHER
5	149129-18-S80	EA	CORNER BOLSTER - SOFA/J-LOUNGE 101"-75" (S80 THRU S87) - ULTRALEATHER
	P49129-04-S76	EA	COVER/CORNER BOLSTER - F/SOFA J-LOUNGE (S76, S77, S78, S79)
	P49129-04-S80	EA	COVER/CORNER BOLSTER - F/SOFA J-LOUNGE (S80, S81, S82, S83)
	P49129-04-S84	EA	COVER/CORNER BOLSTER - F/SOFA J-LOUNGE (S84 S85, S86, S87)
	P49129-18-S76	EA	COVER/CORNER BOLSTER - F/SOFA J-LOUNGE (S76, S77, S78, S79) - ULTRALEATHER
	P49129-18-S80	EA	COVER/CORNER BOLSTER - F/SOFA J-LOUNGE (S80 THRU S87) - ULTRALEATHER

CURTAIN & CUSHION GROUP (CONTINUED)
SOFA (CONTINUED)

KEY	PART NUMBER	U/M	DESCRIPTION
6	149129-05-S76	EA	CORNER SEAT - SOFA/J-LOUNGE 101"-75" (S76, S77, S78, S79)
6	149129-05-S80	EA	CORNER SEAT - SOFA/J-LOUNGE 101"-75" (S80, S81, S82, S83)
6	149129-05-S84	EA	CORNER SEAT - SOFA/J-LOUNGE 101"-75" (S84 S85, S86, S87)
6	149129-19-S76	EA	CORNER SEAT - SOFA/J-LOUNGE 101"-75" (S76, S77, S78, S79) - ULTRALEATHER
6	149129-19-S80	EA	CORNER SEAT - SOFA/J-LOUNGE 101"-75" (S80 THRU S87) - ULTRALEATHER
	P49129-05-S76	EA	COVER/CORNER SEAT - F/SOFA J-LOUNGE (S76, S77, S78, S79)
	P49129-05-S80	EA	COVER/CORNER SEAT - F/SOFA J-LOUNGE (S80, S81, S82, S83)
	P49129-05-S84	EA	COVER/CORNER SEAT - F/SOFA J-LOUNGE (S84 S85, S86, S87)
	P49129-19-S76	EA	COVER/CORNER SEAT - F/SOFA J-LOUNGE (S76, S77, S78, S79) - ULTRALEATHER
	P49129-19-S80	EA	COVER/CORNER SEAT - F/SOFA J-LOUNGE (S80 THRU S87) - ULTRALEATHER
7	149129-06-S76	EA	CORNER BASE - SOFA/J-LOUNGE 101"-75" (S76, S77, S78, S79)
7	149129-06-S80	EA	CORNER BASE - SOFA/J-LOUNGE 101"-75" (S80, S81, S82, S83)
7	149129-06-R42	EA	CORNER BASE - SOFA/J-LOUNGE 101"-75" (S84 S85, S86, S87)
7	149129-20-S76	EA	CORNER BASE - SOFA/J-LOUNGE 101"-75" (S76, S77, S78, S79) - ULTRALEATHER
7	149129-20-S80	EA	CORNER BASE - SOFA/J-LOUNGE 101"-75" (S80 THRU S87) - ULTRALEATHER
	P49129-06-S76	EA	COVER/CORNER BASE - F/SOFA J-LOUNGE (S76, S77, S78, S79)
	P49129-06-S80	EA	COVER/CORNER BASE - F/SOFA J-LOUNGE (S80, S81, S82, S83)
	P49129-06-S84	EA	COVER/CORNER BASE - F/SOFA J-LOUNGE (S84 S85, S86, S87)
	P49129-20-S76	EA	COVER/CORNER BASE - F/SOFA J-LOUNGE (S76, S77, S78, S79) - ULTRALEATHER
	P49129-20-S80	EA	COVER/CORNER BASE - F/SOFA J-LOUNGE (S80 THRU S87) - ULTRALEATHER
8	149129-07-S76	EA	KICKBOARD - 40" - W/DRAWER - SOFA/J-LOUNGE 101"-75" (S76, S77, S78, S79)
8	149129-07-S80	EA	KICKBOARD - 40" - W/DRAWER - SOFA/J-LOUNGE 101"-75" (S80, S81, S82, S83)
8	149129-07-R42	EA	KICKBOARD - 40" - W/DRAWER - SOFA/J-LOUNGE 101"-75" (S84 S85, S86, S87)
8	149129-21-S76	EA	KICKBOARD - 40"-W/DRAWER - SOFA/J-LOUNGE 101"-75" (S76, S77, S78, S79) - ULTRALEATHER
8	149129-21-S80	EA	KICKBOARD - 40"-W/DRAWER - SOFA/J-LOUNGE 101"-75" (S80 THRU S87) - ULTRALEATHER
9	134511-01-000	EA	LATCH - BANQUETTE
10	134576-01-000	EA	SLIDE/RAIL KIT - HEAVY DUTY (PAIR) - 22"
11	135823-31-S76	EA	ARMREST - LEFT HAND (S76, S77, S78, S79)
11	135823-31-S80	EA	ARMREST - LEFT HAND (S80, S81, S82, S83)
11	135823-31-S84	EA	ARMREST - LEFT HAND (S84 S85, S86, S87)
11	135823-32-S76	EA	ARMREST - LEFT HAND - W/SWITCH (S76, S77, S78, S79) - ULTRALEATHER
11	135823-32-S80	EA	ARMREST - LEFT HAND - W/SWITCH (S80 THRU S87) - ULTRALEATHER
	P35823-02-S76	EA	COVER/ARMREST - LEFT HAND (S76, S77, S78, S79)
	P35823-02-S80	EA	COVER/ARMREST - LEFT HAND (S80, S81, S82, S83)
	P35823-02-S84	EA	COVER/ARMREST - LEFT HAND (S84 S85, S86, S87)
	P35823-06-S76	EA	COVER/ARMREST - LEFT HAND (S76, S77, S78, S79) - ULTRALEATHER
	P35823-06-S80	EA	COVER/ARMREST - LEFT HAND (S80 THRU S87) - ULTRALEATHER
12	152034-01-02B	EA	BRACKET - HOLD DOWN/COUCH - E-COATED

COMPONENT PARTS FOR SOFA

136534-07-000, 136534-17-000

KEY	PART NUMBER	U/M	DESCRIPTION	VENDOR NO.
	136534-07-701	EA	WHEEL - NYLON - 1 5/8", 9WHEEL-1.62	

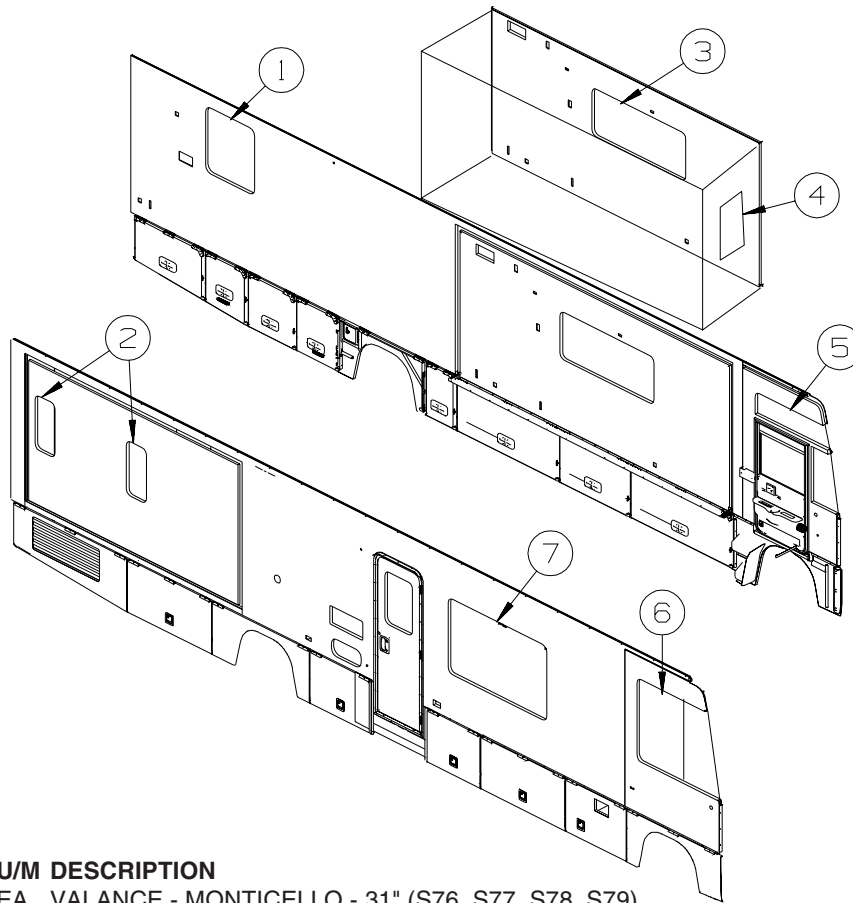
136534-13-000, 136534-15-000, 136534-28-000, 136534-29-000

KEY	PART NUMBER	U/M	DESCRIPTION	VENDOR NO.
	136534-02-700	EA	MOTOR	9PL-MO-W/T-1
	136534-02-701	EA	CABLE/DRV MTR-REST EASY SOFA	9PL-FCA27.75

148226-01-000, 148226-02-000, 148226-03-000

KEY	PART NUMBER	U/M	DESCRIPTION	VENDOR NO.
	148226-01-700	EA	BUSHING/GUIDE - F/MECHANISM	9TN-SLD-GR-1
	148226-01-701	EA	SLIDE MECHANISM ASM W/LATCH	PTN-SLD-BUSH1

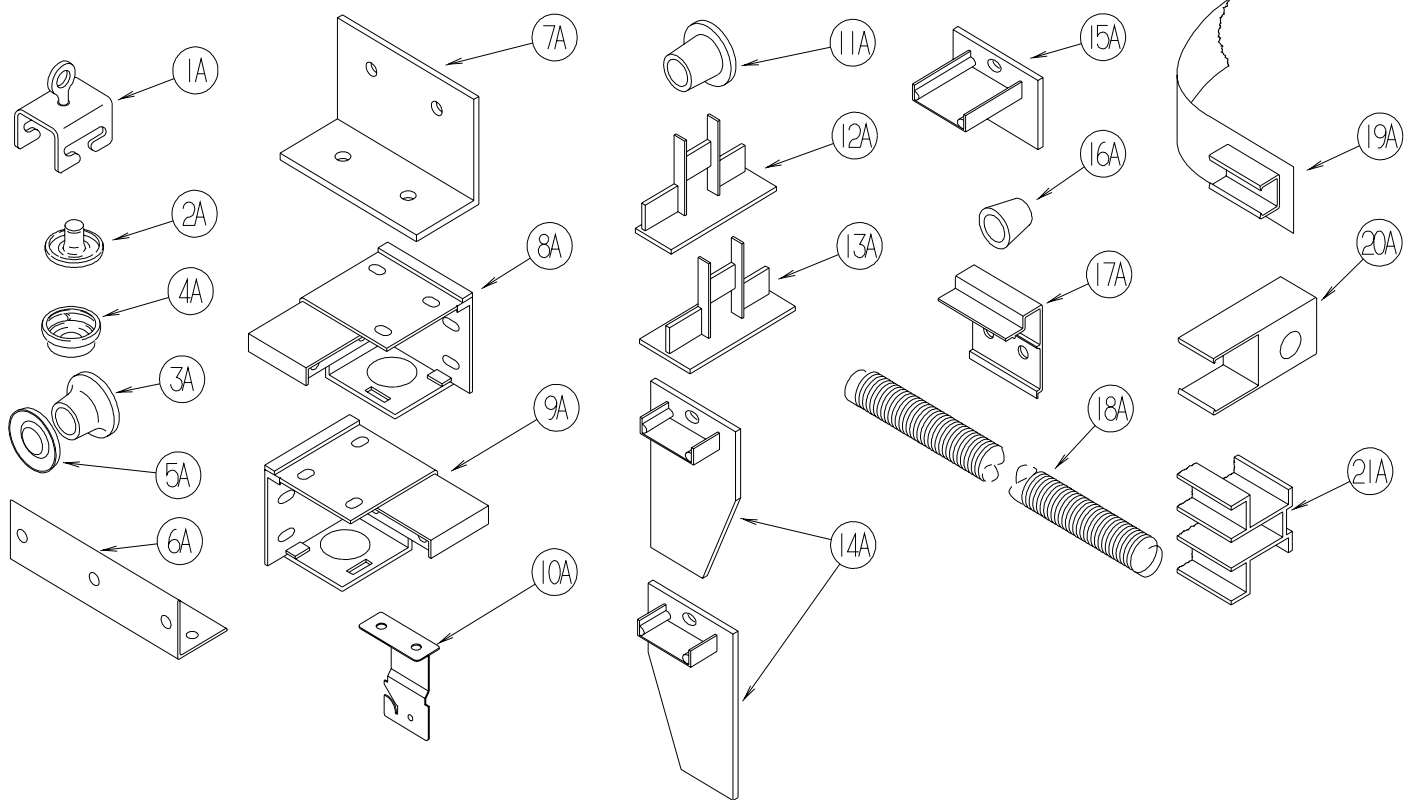
CURTAIN & CUSHION GROUP (CONTINUED)
WINDOW TREATMENT



KEY	PART NUMBER	U/M	DESCRIPTION
1	146058-23-S76	EA	VALANCE - MONTICELLO - 31" (S76, S77, S78, S79)
1	146058-23-S80	EA	VALANCE - MONTICELLO - 31" (S80, S81, S82, S83)
1	146058-23-S84	EA	VALANCE - MONTICELLO - 31" (S84, S85, S86, S87)
1	140789-48-S64	EA	BLIND - DAY/NIGHTER - 29" X 41" (S76, S77, S78, S79, S80, S81, S82, S83)
1	140789-48-S72	EA	BLIND - DAY/NIGHTER - 29" X 41" (S84, S85, S86, S87)
2	142437-08-S76	EA	VALANCE - ASHWELL - 15.5" (S76, S77, S78, S79)
2	142437-08-S80	EA	VALANCE - ASHWELL - 15.5" (S80, S81, S82, S83)
2	142437-08-S84	EA	VALANCE - ASHWELL - 15.5" (S84, S85, S86, S87)
2	140789-58-S64	EA	BLIND - DAY/NIGHTER - 14.5" X 28.5" (S76, S77, S78, S79, S80, S81, S82, S83)
2	140789-58-S72	EA	BLIND - DAY/NIGHTER - 14.5" X 28.5" (S84, S85, S86, S87)
3	146058-07-S76	EA	LAMBREQUIN - MONTICELLO - 25" (S76, S77, S78, S79)
3	146058-07-S80	EA	LAMBREQUIN - MONTICELLO - 25" (S80, S81, S82, S83)
3	146058-07-S84	EA	LAMBREQUIN - MONTICELLO - 25" (S84, S85, S86, S87)
3	140789-08-N09	EA	BLIND - DAY/NIGHTER - 59" X 26.5" (S76, S77, S78, S79, S80, S81, S82, S83)
3	140789-08-N44	EA	BLIND - DAY/NIGHTER - 59" X 26.5" (S84, S85, S86, S87)
4	146058-10-S76	EA	VALANCE - MONTICELLO - 26" (S76, S77, S78, S79)
4	146058-10-S80	EA	VALANCE - MONTICELLO - 26" (S80, S81, S82, S83)
4	146058-10-S84	EA	VALANCE - MONTICELLO - 26" (S84, S85, S86, S87)
4	136988-D6-S76	EA	LEG - RIGHT - 26" (S76, S77, S78, S79)
4	136988-D6-S80	EA	LEG - RIGHT - 26" (S80, S81, S82, S83)
4	136988-D6-S84	EA	LEG - RIGHT - 26" (S84, S85, S86, S87)
4	136988-D7-S76	EA	LEG - RIGHT - 26" (S76, S77, S78, S79)
4	136988-D7-S80	EA	LEG - RIGHT - 26" (S80, S81, S82, S83)
4	136988-D7-S84	EA	LEG - RIGHT - 26" (S84, S85, S86, S87)
4	140789-40-S64	EA	BLIND - DAY/NIGHTER - 22.5" X 27" (S76, S77, S78, S79, S80, S81, S82, S83)
4	140789-40-S72	EA	BLIND - DAY/NIGHTER - 22.5" X 27" (S84, S85, S86, S87)
5	093487-22-02A	EA	CURTAIN - DRVWR/WRAPAROUND/PRIVACY/PLEATED - 42.5" X 112"
6	093487-21-02A	EA	CURTAIN - PASS/WRAPAROUND/PRIVACY/PLEATED - 42.5" X 112"
7	146058-17-S76	EA	VALANCE - MONTICELLO - 63" (S76, S77, S78, S79)
7	146058-17-S80	EA	VALANCE - MONTICELLO - 63" (S80, S81, S82, S83)
7	146058-17-S84	EA	VALANCE - MONTICELLO - 63" (S84, S85, S86, S87)
7	140789-13-N52	EA	BLIND - DAY/NIGHTER - 61" X 42" (S76, S77, S78, S79, S80, S81, S82, S83)
7	140789-13-N54	EA	BLIND - DAY/NIGHTER - 61" X 42" (S84, S85, S86, S87)

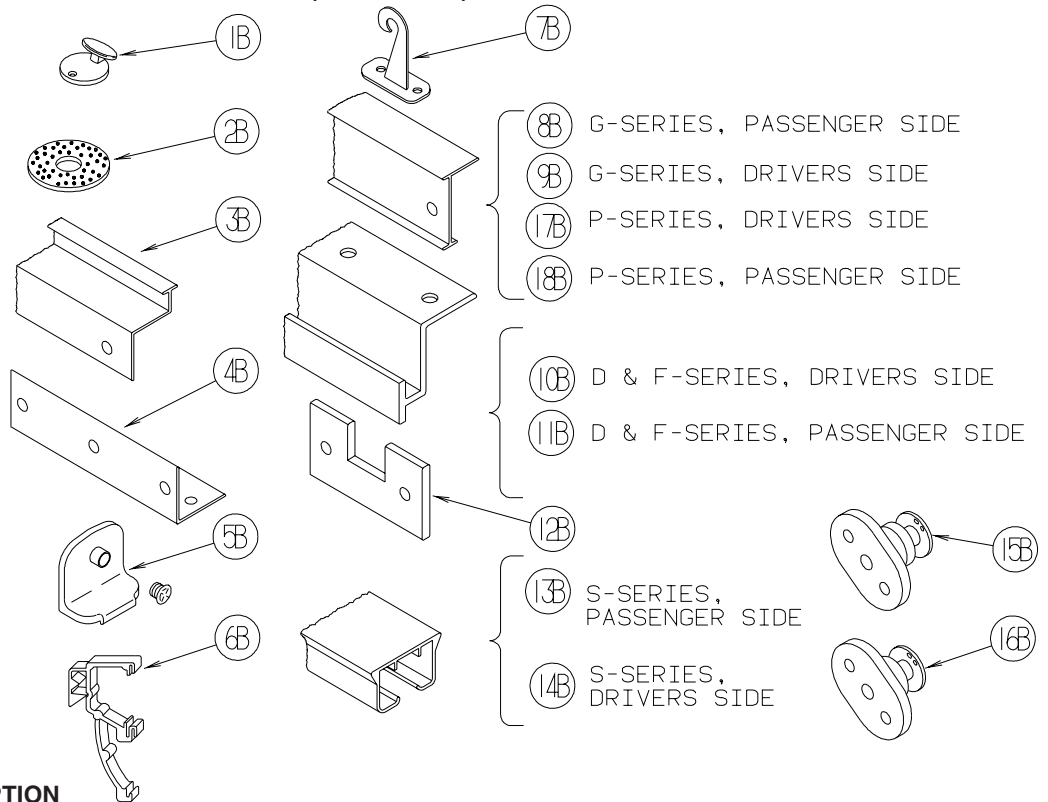
CURTAIN & CUSHION GROUP (CONTINUED)

HARDWARE



KEY	PART NUMBER	U/M	DESCRIPTION
1A	009702-01-000	EA	END STOP - CURTAIN CARRIER - L ROD
2A	029155-01-000	EA	CAP - SNAP - 5/32" OUTSIDE DIAMETER OF PIN
3A	029156-01-000	EA	SOCKET - SNAP - 9/16" O.D.
4A	046867-02-000	EA	WASHER - HANDY BUTTON #3
5A	046867-03-000	EA	GROMMET - HANDY BUTTON #3
6A	075943-10-000	EA	BRACE - VALANCE - 20" - OFF WHITE
7A	083125-08-000	EA	BRACE - WINDOW MOUNT - .75" - OFF WHITE
8A	083170-01-000	EA	BRACKET/BLIND - LEFT SIDE WHEN FACING WINDOW - CLEAR
9A	083170-02-000	EA	BRACKET/BLIND - RIGHT SIDE WHEN FACING WINDOW - CLEAR
10A	084434-01-000	EA	BRACKET - MOUNTING - ROLLER SHADE - 1 3/8"
11A	094896-02-000	EA	GROMMET - CORD/PLEATED BLIND - NYLON - GRAY
12A	094907-02-000	EA	END CAP - PLEATED BLIND/TOP - RH/LH - GRAY PLASTIC
13A	094907-04-000	EA	END CAP - PLEATED BLIND/BOTTOM - RH/LH
14A	094907-05-000	EA	END CAP - PLEATED BLIND/BOTTOM - PULL TYPE - PLASTIC
15A	094907-06-000	EA	END CAP/BLIND - TOP RH/LH
16A	097564-03-000	EA	HANDLE - KNOB - E-Z LIFT SHADE - TAN
16A	097564-06-000	EA	HANDLE - KNOB - E-Z LIFT SHADE - ALABASTER
	097593-02-000	FT	CORD - BLIND - PLEATED - GRAY
	097593-06-000	FT	CORD - BLIND - PLEATED - PEWTER
	097593-10-000	FT	CORD - BLIND - PLEATED - VANILLA
	109353-09-01A	EA	BLIND - SLAT - 21' - ALABASTER PEARL
17A	097565-01-000	EA	BRACKET - MOUNTING - PLEATED BLIND
18A	097591-01-000	EA	SPRING - EXTENSION - PLEATED BLIND
19A	101031-01-000	YD	TAPE/GLIDE - 4.25" SPACING
20A	101033-02-000	EA	END CAP - LOW PROFILE TRACK - CLEAR
21A	101033-08-000	EA	TRACK/WALL - 75" - FRT BUNK WINDOW MINNIE/SPIRIT 300-SERIES
21A	101033-09-000	EA	TRACK/WALL - 32" - SIDE BUNK WINDOW MINNIE/SPIRIT 300-SERIES

CURTAIN & CUSHION GROUP (CONTINUED)
HARDWARE (CONTINUED)



KEY	PART NUMBER	U/M	DESCRIPTION
1B	102555-03-000	EA	BRACKET - (CLEAT TYPE) - F/BLIND HOLDDOWN - MILKY WHITE
2B	103242-01-000	EA	VELCRO HOOK - BEIGE 7/8" ROUND W/CENTER HOLE
2B	103242-02-000	EA	VELCRO HOOK - BLACK 7/8" ROUND W/CENTER HOLE
3B	105450-14-01A	EA	TRACK - CURTAIN - 90" - OFF WHITE - FRONT BUNK PRIVACY MINNIE/SPIRIT 300-SERIES
4B	105648-01-02A	EA	BRACE - VALANCE - OFF/WHITE - 14"
5B	106544-01-000	EA	PULL - SHADE/BRASS
5B	106544-01-001	EA	SCREW - SHADE/BRASS
5B	106544-02-000	EA	PULL-SHADE - NICKEL
6B	109353-04-000	EA	CLIP - VALANCE SLAT MOUNTING - CLEAR PLASTIC
7B	109441-03-000	EA	BRACKET/HOOK - BLIND HOLD DOWN - NEW DESIGN/CLEAR
8B	126456-03-04A	EA	TRACK/WRAPAROUND - PASSENGER - GLACIER - ADVENTURER/SUNCRUISER G-SERIES
9B	126456-04-04A	EA	TRACK/WRAPAROUND - DRIVER - GLACIER - ADVENTURER/SUNCRUISER G-SERIES
10B	127254-04-05A	EA	TRACK/WRAPAROUND-DRVR-GLACIER - SIGHTSEER/SUNOVA D-SERIES, BRAVE/SUNRISE F-SERIES
11B	127254-14-03A	EA	TRACK/WRAPAROUND-PASS-GLACIER - SIGHTSEER/SUNOVA D-SERIES, BRAVE/SUNRISE F-SERIES
12B	130549-01-01A	EA	STOP - CURTAIN TRACK
13B	138460-07-02A	EA	TRACK/CURTAIN - PASSENGER -W/BRACKET/CARRIER/PULLEY - WHT - VECTRA/HORIZON S-SERIES
14B	138460-08-02A	EA	TRACK/CURTAIN - DRIVER - W/BRACKET/CARRIER/PULLEY - WHT - VECTRA/HORIZON S-SERIES
15B	141634-01-000	EA	BRACKET-(BOBBIN TYPE) 7/8"H HOLDUPBASE(OVAL)-2 HOLE-CLEAR
16B	143805-01-000	EA	BRACKET-(BOBBIN TYPE) 1/2"H HOLDUPBASE(OVAL)-2 HOLES CLEAR
17B	146591-01-01A	EA	TRACK - CURTAIN - LEFT HAND - GLACIER - JOURNEY/MERIDIAN P-SERIES
18B	146591-02-01A	EA	TRACK - CURTAIN - RIGHT HAND - GLACIER - JOURNEY/MERIDIAN P-SERIES

ACCESSORIES

KEY	PART NUMBER	U/M	DESCRIPTION
	118337-18-S76	EA	BUTTON - #36 - FABRIC COVERED (S76, S77, S78, S79)
	118337-18-S80	EA	BUTTON - #36 - FABRIC COVERED (S80, S81, S82, S83)
	118337-18-S84	EA	BUTTON - #36 - FABRIC COVERED (S84, S85, S86, S87)
	118337-22-S76	EA	BUTTON - #36 - FABRIC COVERED (S76, S77, S78, S79)
	118337-22-S80	EA	BUTTON - #36 - FABRIC COVERED (S80, S81, S82, S83)
	118337-22-S84	EA	BUTTON - #36 - FABRIC COVERED (S84, S85, S86, S87)
	118337-19-S76	EA	BUTTON - #36 W/TACK (S76, S77, S78, S79)
	118337-19-S80	EA	BUTTON - #36 W/TACK (S80, S81, S82, S83)
	118337-19-S84	EA	BUTTON - #36 W/TACK (S84, S85, S86, S87)
	105402-03-000	EA	STRAP - DINING CHAIR/TIEDOWN - 18"
	057534-03-000	EA	TIEBACK - CLEAR PLASTIC - 7.5"
	057534-07-000	EA	TIEBACK-CURTAIN/DOOR, 10" - CLEAR VINYL
	057534-08-000	EA	TIEBACK - CLEAR PLASTIC - 16"
	099856-11-000	EA	STRAP - TIEDOWN - 7.9"

CURTAIN & CUSHION GROUP (CONTINUED)
FABRICS

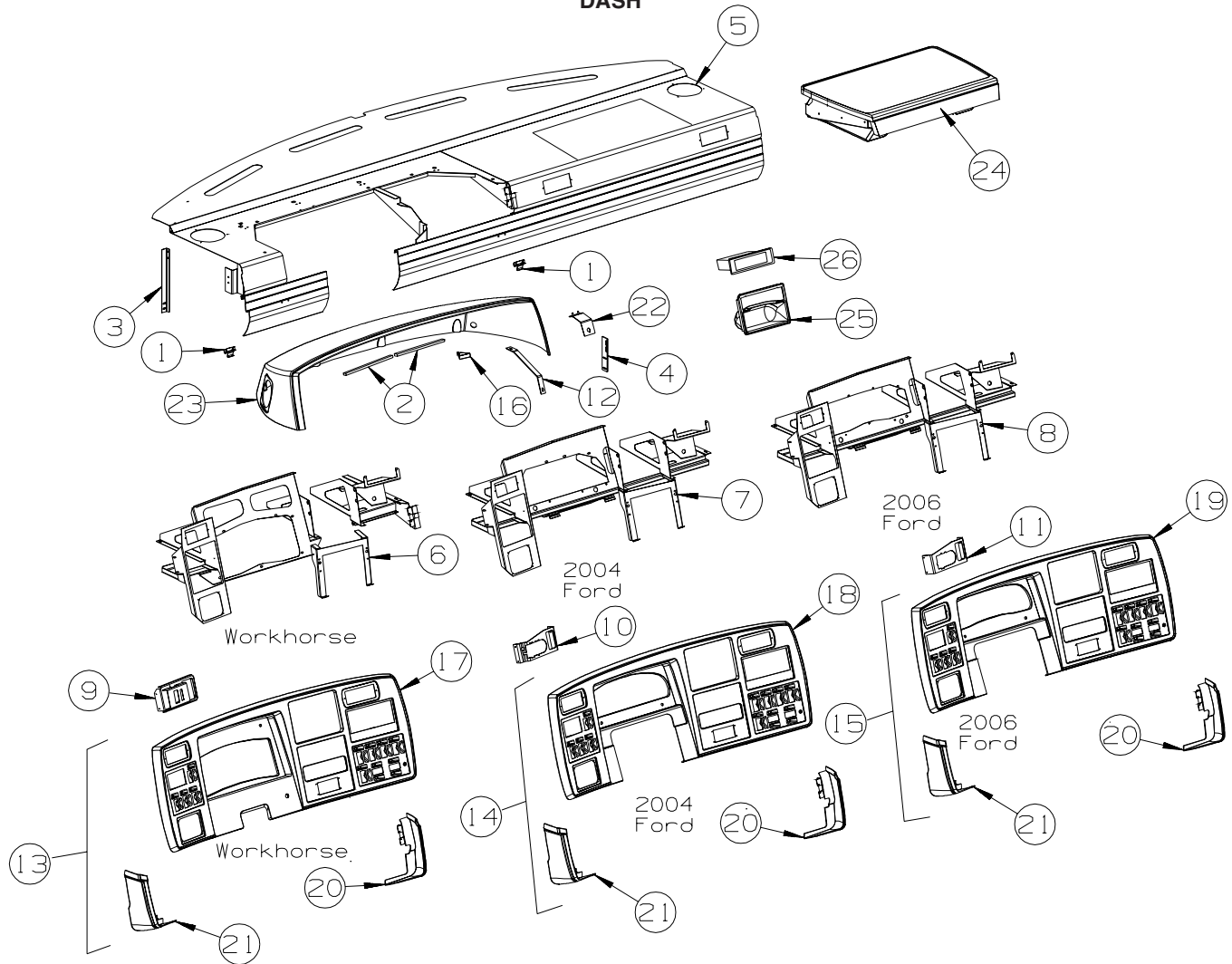
	S76/S77/S78/S79	S80/S81/S82/S83	S84/S85/S86/S87
	AMBERWOOD	COSMIC SAGE	WEDGEWOOD
2005 FAMILY SUNCRUISER BUCKET	588PI WIDE	588PI WIDE	588PI WIDE
	148797-44-000	148797-37-000	148797-40-000
	*OPT. ULTRA LTH.-PAPYRUS 142523-02-000	*OPT. ULTRA LTH.-BUFF 079680-47-000	*OPT. ULTRA LTH.-BUFF 079680-47-000
DINETTE CUSHIONS	730 TEAR DROP - FULL WRAP 148797-43-000	730 TEAR DROP - FULL WRAP 148797-36-000	730 TEAR DROP - FULL WRAP 148797-39-000
DINETTE WRAP	148797-44-000	148797-37-000	148797-40-000
DINING CHAIRS	(2) REM CH-824 148797-44-000	(2) REM CH-824 148797-38-000	(2) REM CH-824 148797-40-000
FOLDING CHAIRS	(2) REM FC-200 148797-44-000	(2) REM FC-200 148797-38-000	(2) REM FC-200 148797-40-000
SOFA	826 REST EASY W/815 OR 824 148797-43-000	826 REST EASY W/815 OR 824 148797-36-000	826 REST EASY W/815 OR 824 148797-39-000
	*OPT. ULTRA LTH.-PAPYRUS 142523-02-000	*OPT. ULTRA LTH.-BUFF 079680-47-000	*OPT. ULTRA LTH.-BUFF 079680-47-000
LOUNGE PILLOW	(2) 17" LARGO STYLE BODY 148797-44-000	(2) 17" LARGO STYLE BODY 148797-38-000	(2) 17" LARGO STYLE BODY 148797-40-000
	(5) BUTTONS 148797-44-000	(5) BUTTONS 148797-37-000	(5) BUTTONS 148797-40-000
LOUNGE CHAIR	470-1 STYLE 148797-44-000	470-1 STYLE 148797-38-000	470-1 STYLE 148797-40-000
	*OPT. ULTRA LTH.-PAPYRUS 142523-02-000	*OPT. ULTRA LTH.-BUFF 079680-47-000	*OPT. ULTRA LTH.-BUFF 079680-47-000
LOUNGE WINDOWS	MONTICELLO LAMBREQUIN WRAP - 148797-43-000	MONTICELLO LAMBREQUIN WRAP - 148797-36-000	MONTICELLO LAMBREQUIN WRAP - 148797-39-000
	OVLY - 148797-44-000	OVLY - 148797-37-000	OVLY - 148797-40-000
	CORD - 084415-F9-000	CORD - 084415-F2-000	CORD - 139041-34-000
FRONT WRAP	PURCHASED PLEATED	PURCHASED PLEATED	PURCHASED PLEATED
DAY/NIGHTER	094911-58/094911-50 PUTTY/WT. DECO	094911-58/094911-50 PUTTY/WT. DECO	094911-56/094911-50 EGGSHELL/WT. DECO
GALLEY BLINDS	C011 BEIGE	C011 BEIGE	386 SNOCAP
BATH WINDOW	MODERATE 137813-E7/084415-F9	MODERATE 137813-E1/084415-F2	MODERATE 137813-D5/139041-34

CURTAIN & CUSHION GROUP (CONTINUED)
FABRICS (CONTINUED)

2005 FAMILY	S76/S77/S78/S79	S80/S81/S82/S83	S84/S85/S86/S87
SUNCRUISER	AMBERWOOD	COSMIC SAGE	WEDGEWOOD
BEDROOM WDO TREATMENT	MONTICELLO VALANCE WRAP - 137813-E7-000 TOP OVLY - 137813-E8-000 LEGS - 137813-E7-000	MONTICELLO VALANCE WRAP - 137813-E1-000 TOP OVLY - 137813-E2-000 LEGS - 137813-E1-000	MONTICELLO VALANCE WRAP - 137813-D5-000 TOP OVLY - 137813-D6-000 LEGS - 137813-D5-000
ASHWELL VAL. (WHEN NEEDED)	137813-E7-000/137813-E8-000	137813-E1-000/137813-E2-000	137813-D5-000/137813-D6-000
BEDCOVER LG. DIAMOND	BEDCAP W/CORD 137813-E7/084415-F9	BEDCAP W/CORD 137813-E1/084415-F2	BEDCAP W/CORD 137813-D5/139041-34
SHAMS	LARGO STYLE 137813-E7-000 BUTTONS - 137813-E8-000	LARGO STYLE 137813-E1-000 BUTTONS - 137813-E2-000	LARGO STYLE 137813-D5-000 BUTTONS - 137813-D6-000
BED PILLOW	(2) 17" SQUARE LARGO STYLE BODY - 137813-E8-000 BUTTONS - 137813-E7-000	(2) 17" SQUARE LARGO STYLE BODY - 137813-E2-000 BUTTONS - 137813-E1-000	(2) 17" SQUARE LARGO STYLE BODY - 137813-D6-000 BUTTONS - 137813-D5-000
HEADBOARD	MONTICELLO BODY & TOP BAND - 137813-E7 CTR. BAND - 137813-E8-000	MONTICELLO BODY & TOP BAND - 137813-E1 CTR. BAND - 137813-E2-000	MONTICELLO BODY & TOP BAND - 137813-D5 CTR. BAND - 137813-D6-000
CARPET	139056-22-000 BURLWOOD	139056-28-000 CAMEL	139056-28-000 CAMEL
SLIDE OUT TRIM LOUNGE BEDROOM	148797-44-000 137813-E8-000	148797-37-000 137813-E1-000	148797-74-000 137813-D6-000
CEILING FABRIC	113979-09-01A SOFT GEO	113979-09-01A SOFT GEO	113979-09-01A SOFT GEO

DRIVERS COMPARTMENT GROUP

DASH

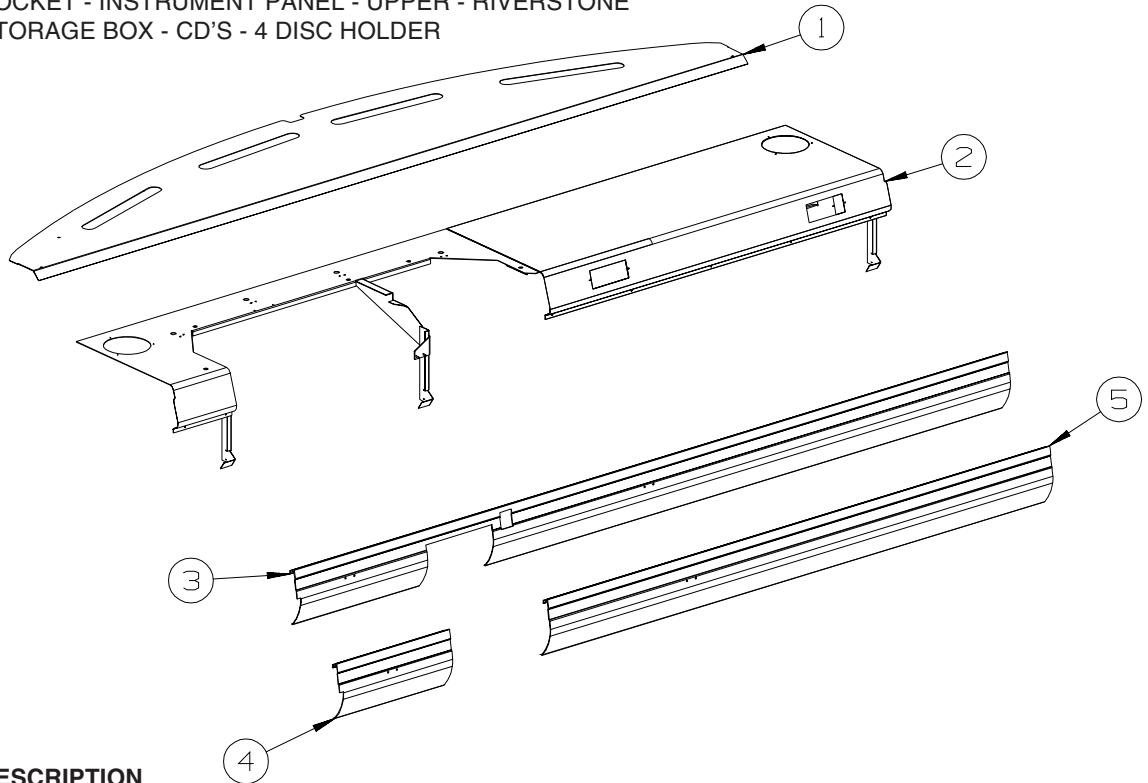


KEY	PART NUMBER	U/M DESCRIPTION
1	073050-04-000	EA CLIP/MOUNTING - VALANCE PANEL
2	110530-01-000	FT SEAL - SPONGE - .31" X .62"
3	128692-01-02B	EA ANGLE - FORMED, DASH SUPPORT, EC
4	139603-01-02B	EA STRAP - DASH SUPPORT, CTR , E-CT
5	147887-02-S64	EA DASH - COMPLETE - CASHMERE - WORKHORSE
5	147887-02-S72	EA DASH - COMPLETE - RIVERSTONE - WORKHORSE
5	147887-04-S64	EA DASH - COMPLETE - CASHMERE - FORD
5	147887-04-S72	EA DASH - COMPLETE - RIVERSTONE - FORD
6	147889-01-02B	EA REINFORCEMENT ASM - I/P, E-CT - WORKHORSE
7	148947-01-02B	EA REINFORCEMENT ASM - I/P, E-CT - 2004 FORD
8	153469-01-02B	EA REINFORCEMENT ASM - IP, E-CT - 2006 FORD
9	148890-01-04B	EA MOUNT - HEADLAMP SWITCH/FACE PLATE - METAL/BLACK - WORKHORSE
10	148855-01-02B	EA MOUNT - HEADLAMP SWITCH/FACE PLATE - METAL/BLACK - 2004 FORD
11	153454-01-02B	EA MOUNT - HEADLAMP SWITCH/FACE PLATE - METAL/BLACK - 2006 FORD
12	148928-01-02B	EA STRUT - I/P SUPPORT, LH, E-CT
13	149031-03-S80	EA POD - INSTRUMENT PANEL - CASHMERE - WORKHORSE
13	149031-03-S76	EA POD - INSTRUMENT PANEL - RIVERSTONE - WORKHORSE
14	149031-04-S80	EA POD - INSTRUMENT PANEL - CASHMERE - 2004 FORD
14	149031-04-S76	E A POD - INSTRUMENT PANEL - RIVERSTONE - 2004 FORD

DRIVERS COMPARTMENT GROUP (CONTINUED)

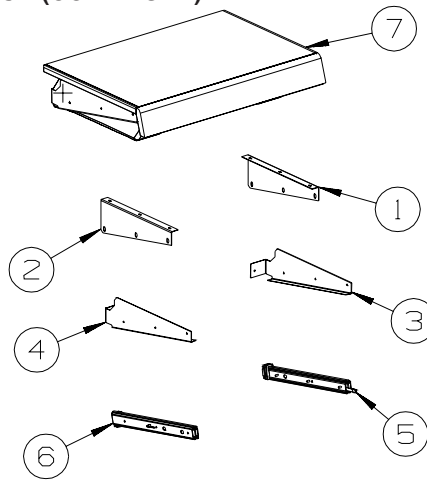
DASH (CONTINUED)

KEY	PART NUMBER	U/M	DESCRIPTION
15	149031-06-S80	EA	POD - INSTRUMENT PANEL - CASHMERE - 2006 FORD
15	149031-06-S76	E A	POD - INSTRUMENT PANEL - RIVERSTONE - 2006 FORD
16	139427-02-02B	EA	STRAP - MOUNT, BEZEL, E-CT
17	147891-03-02A	EA	BEZEL - INSTRUMENT PANEL - CASHMERE - WORKHORSE
17	147891-03-01A	EA	BEZEL - INSTRUMENT PANEL - RIVERSTONE - WORKHORSE
18	147891-04-02A	EA	BEZEL - INSTRUMENT PANEL - FORD - CASHMERE - 2004 FORD
18	147891-04-01A	EA	BEZEL - INSTRUMENT PANEL - FORD - RIVERSTONE - 2004 FORD
19	147891-06-02A	EA	BEZEL - INSTRUMENT PANEL - FORD - CASHMERE - 2006 FORD
19	147891-06-01A	EA	BEZEL - INSTRUMENT PANEL - FORD - RIVERSTONE - 2006 FORD
20	148252-01-20A	EA	POD - INSTRUMENT PANEL - LOWER/RIGHT HAND - CASHMERE
20	148252-01-19A	EA	POD - INSTRUMENT PANEL - LOWER/RIGHT HAND - RIVERSTONE
21	148253-01-20A	EA	POD - INSTRUMENT PANEL - LOWER/LEFT HAND - CASHMERE
21	148253-01-19A	EA	POD - INSTRUMENT PANEL - LOWER/LEFT HAND - RIVERSTONE
22	149143-01-02B	EA	SUPPORT - PARK BRAKE SW
23	147890-02-20A	EA	POD - INSTRUMENT PANEL - CASHMERE
23	147890-02-19A	EA	POD - INSTRUMENT PANEL - RIVERSTONE
23	147890-01-20A	EA	POD - INSTRUMENT PANEL - CASHMERE - MAPPING SYSTEM
23	147890-01-19A	EA	POD - INSTRUMENT PANEL - RIVERSTONE - MAPPING SYSTEM
24	135298-03-S64	EA	TABLE COMPLETE - WORKSTATION
	106569-09-07A	EA	VINYL - LAMINATE - 1/4" X 25" X 100" - SANDSTONE
25	111350-01-20A	EA	POCKET - INSTRUMENT PANEL - UPPER - CASHMERE
25	111350-01-19A	EA	POCKET - INSTRUMENT PANEL - UPPER - RIVERSTONE
26	096776-03-000	EA	STORAGE BOX - CD'S - 4 DISC HOLDER



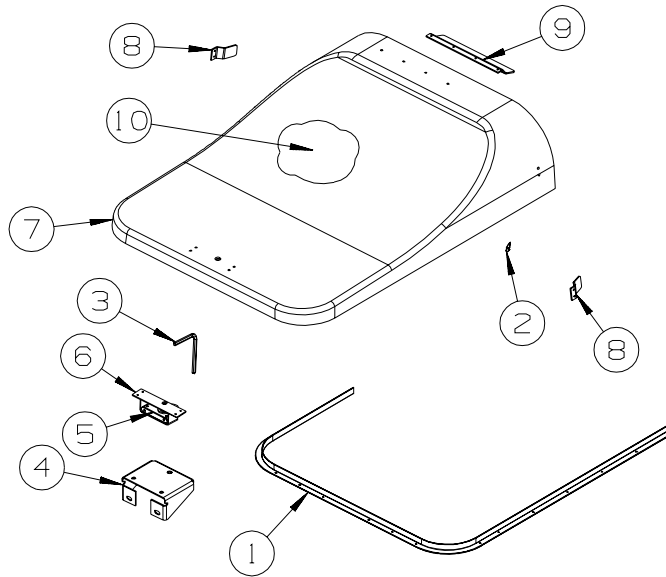
KEY	PART NUMBER	U/M	DESCRIPTION
1	132126-02-02B	EA	PANEL - DASH TOP - E-COATED
	106569-11-05A	EA	VINYL - LAMINATE - 1/4" X 25" X 100" - ALLANTE DOESKIN
2	147888-02-02B	EA	DASH ASM
	106569-11-05A	EA	VINYL - LAMINATE - 1/4" X 25" X 100" - ALLANTE DOESKIN
3	148214-01-02A	EA	TRIM - DASH/LOWER - WORKHORSE - CASHMERE - WORKHORSE
3	148214-01-01A	EA	TRIM - DASH/LOWER - WORKHORSE - RIVERSTONE - WORKHORSE
4	148214-02-02A	EA	TRIM - DASH/LOWER LEFT - FORD - CASHMERE - FORD
4	148214-02-01A	EA	TRIM - DASH/LOWER LEFT - FORD - RIVERSTONE - FORD
5	148214-03-02A	EA	TRIM - DASH/LOWER RIGHT - FORD - CASHMERE - FORD
5	148214-03-01A	EA	TRIM - DASH/LOWER RIGHT - FORD - RIVERSTONE - FORD

DRIVERS COMPARTMENT GROUP (CONTINUED)
DASH (CONTINUED)



WORKSTATION

KEY	PART NUMBER	U/M	DESCRIPTION
1	135132-03-02B	EA	ANGLE-SLIDE,RH
2	135132-04-02B	EA	ANGLE-SLIDE,LH
3	135228-01-02B	EA	ANGLE - SLIDE - TRAY/RIGHT HAND - E-COATED
4	135228-02-02B	EA	ANGLE - SLIDE - TRAY/LEFT HAND - E-COATED
5	135314-01-01A	EA	SLIDE - DASH WORK STATION - RIGHT HAND
6	135314-02-01A	EA	SLIDE - DASH WORK STATION - LEFT HAND
7	135122-03-S64	EA	TABLE TOP - PULLOUT/WORKSTATION

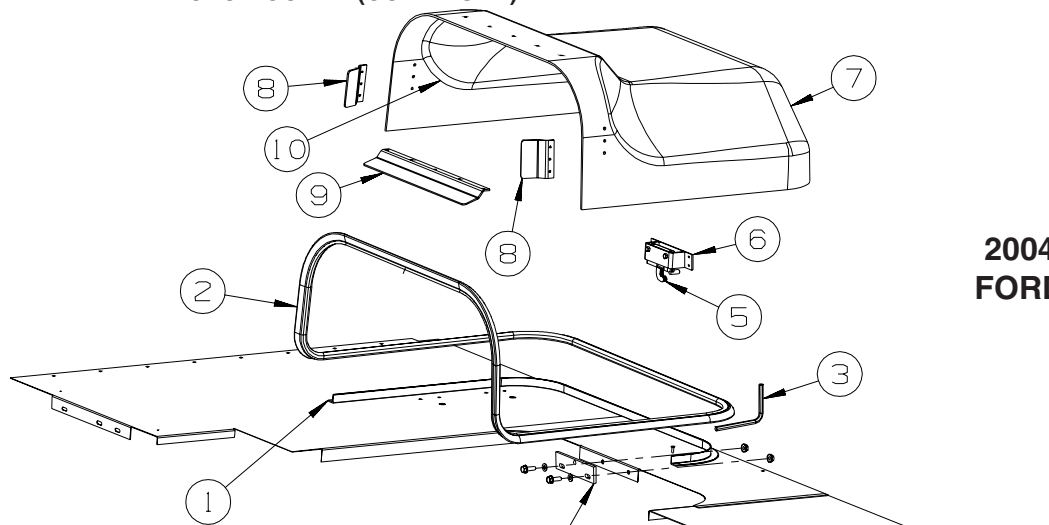


WORKHORSE

MOTOR COVER

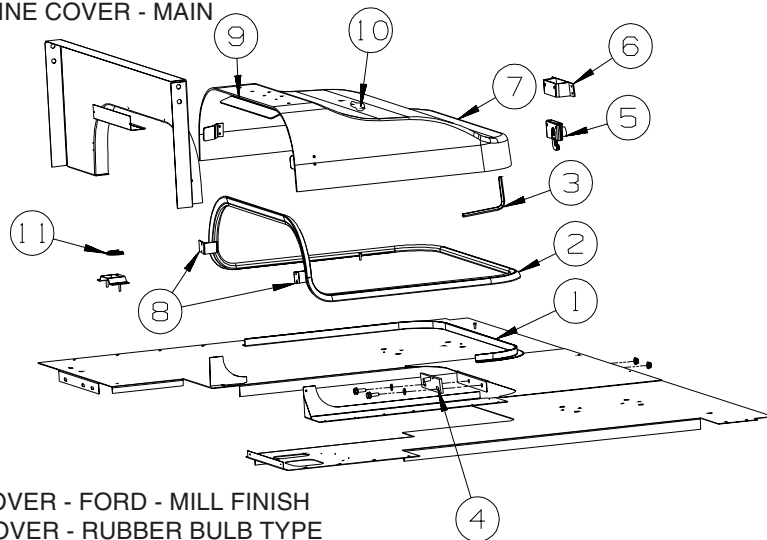
KEY	PART NUMBER	U/M	DESCRIPTION
1	137332-01-01A	EA	TRIM - MOTOR COVER
2	039623-01-000	FT	SEAL - MOTOR COVER - RUBBER BULB TYPE
3	116833-01-02B	EA	WRENCH - HEX MOTOR COVER - E-COATED
4	137305-02-02B	EA	BRACKET - STRIKE SUPPORT - E-COATED
5	116581-01-000	EA	LATCH - W/O STRIKE - MOTOR COVER
6	115850-01-02B	EA	RETAINER - LATCH - MOTOR COVER - RIGHT HAND - E-COATED
7	137097-02-S64	EA	COVER ASM - MOTOR W W/CARPET (S76, S77, S78, S79)
7	137097-02-S68	EA	COVER ASM - MOTOR W W/CARPET (S80, S81, S82, S83)
7	137097-02-P49	EA	COVER ASM - MOTOR W W/CARPET (S84, S85, S86, S87)
	137096-01-01A	EA	COVER - MOTOR - W/O CARPET
8	115855-04-02B	EA	RETAINER - MOTOR COVER/SIDE - E-COATD
9	115855-03-02B	EA	RETAINER - MOTOR COVER/TOP - E-COATED
10	134497-01-000	SF	FOIL/ALUMINUM - REINFORCED
	140168-01-000	EA	INSULATION/ENGINE COVER

DRIVERS COMPARTMENT GROUP (CONTINUED)
MOTOR COVER (CONTINUED)



**2004
FORD**

KEY	PART NUMBER	U/M	DESCRIPTION
1	115860-05-01A	EA	TRIM - MOTOR COVER - MILL FINISH
2	039623-01-000	FT	SEAL - MOTOR COVER - RUBBER BULB TYPE
3	116833-01-02B	EA	WRENCH - HEX MOTOR COVER - E-COATED
4	115852-01-02B	EA	STRIKE - LATCH - MOTOR COVER - E-COATED
5	116581-01-000	EA	LATCH - W/O STRIKE - MOTOR COVER
6	115850-01-02B	EA	RETAINER - LATCH - MOTOR COVER - RIGHT HAND - E-COATED
7	129414-04-S64	EA	COVER - MOTOR - W/CARPET (S76, S77, S78, S79)
7	129414-04-S68	EA	COVER - MOTOR - W/CARPET (S80, S81, S82, S83)
7	129414-04-S72	EA	COVER - MOTOR - W/CARPET (S84, S85, S86, S87)
	129099-04-01A	EA	COVER - MOTOR - W/O CARPET
8	115855-02-02B	EA	RETAINER - MOTOR COVER/SIDE - E-COATED
9	115855-01-02B	EA	RETAINER - MOTOR COVER/TOP - E-COATED
10	134497-01-000	SF	FOIL/ALUMINUM - REINFORCED
	134455-01-000	EA	INSULATION/ENGINE COVER - MAIN
	134455-02-000	EA	INSULATION/ENGINE COVER - FRONT
	134455-03-000	EA	INSULATION/ENGINE COVER - MAIN

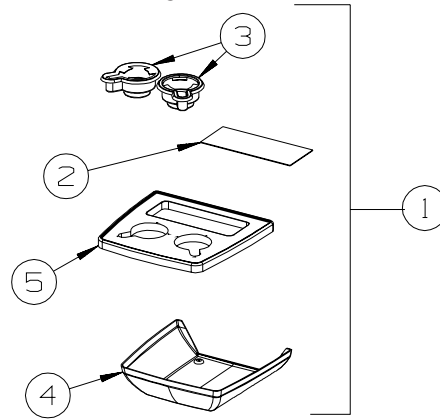


**2006
FORD**

KEY	PART NUMBER	U/M	DESCRIPTION
1	115860-06-01A	EA	TRIM - MOTOR COVER - FORD - MILL FINISH
2	039623-01-000	FT	SEAL - MOTOR COVER - RUBBER BULB TYPE
3	116833-01-02B	EA	WRENCH - HEX MOTOR COVER - E-COATED
4	115852-01-02B	EA	STRIKE - LATCH - MOTOR COVER - E-COATED
5	116581-01-000	EA	LATCH - W/O STRIKE - MOTOR COVER
6	115850-01-02B	EA	RETAINER - LATCH - MOTOR COVER - RIGHT HAND - E-COATED
7	153971-01-T53	EA	COVER - MOTOR - W/CARPET (S76, S77, S78, S79)
7	153971-01-S68	EA	COVER - MOTOR - W/CARPET (S80, S81, S82, S83)
7	153971-01-T55	EA	COVER - MOTOR - W/CARPET (S84, S85, S86, S87)
	153970-01-01A	EA	COVER - MOTOR - W/O CARPET - FORD
8	115855-04-02B	EA	RETAINER - MOTOR COVER/SIDE - E-COATED
9	115855-01-02B	EA	RETAINER - MOTOR COVER/TOP - E-COATED
10	134497-01-000	SF	FOIL/ALUMINUM - REINFORCED
11	143798-01-01A	EA	CATCH - FLOOR TO TABLE LEG - BRIGHT WHITE

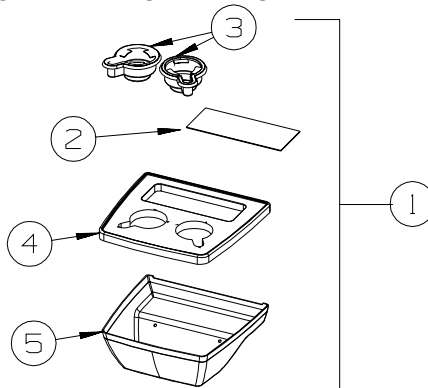
DRIVERS COMPARTMENT GROUP (CONTINUED)

BEVERAGE TRAY



WORKHORSE

KEY	PART NUMBER	U/M	DESCRIPTION
1	148922-01-S64	EA	TRAY - BEVERAGE - W/CONVENIENCE TRAY - CASHMERE
1	148922-01-S72	EA	TRAY - BEVERAGE - W/CONVENIENCE TRAY - RIVERSTONE
2	122717-11-01A	EA	PAD - NON-SKID - PSA - 4.5" X 11"
3	133831-01-01A	EA	HOLDER - CUP W/THREE CENTERLINE RUBBER FINGERS
4	148818-01-19A	EA	COVER - BEVERAGE TRAY - BOTTOM - RIVERSTONE
4	148818-01-20A	EA	COVER - BEVERAGE TRAY - BOTTOM - CASHMERE
5	148918-01-01A	EA	TRAY - BEVERAGE CENTER - SANDSTONE
	150352-02-01A	EA	APPLIQUE - BEVERAGE TRAY - ROMAN BRONZE

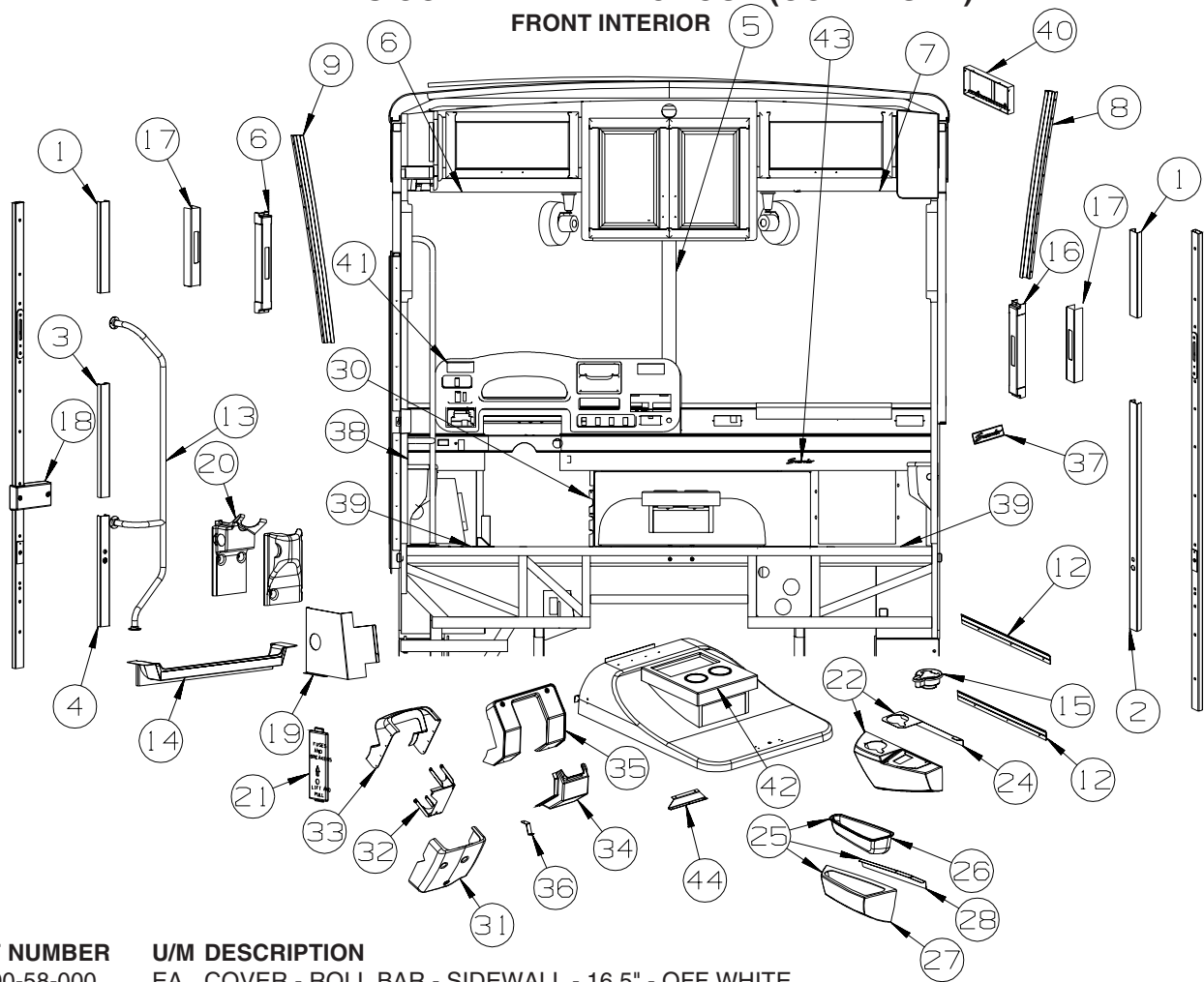


FORD

KEY	PART NUMBER	U/M	DESCRIPTION
1	149301-01-T77	EA	TRAY - BEVERAGE - W/CONVENIENCE TRAY - RIVERSTONE
1	149301-01-T81	EA	TRAY - BEVERAGE - W/CONVENIENCE TRAY - CASHMERE
2	122717-11-01A	EA	PAD - NON-SKID - PSA - 4.5" X 11"
3	133831-01-01A	EA	HOLDER - CUP W/THREE CENTERLINE RUBBER FINGERS
4	148918-01-02A	EA	TRAY - BEVERAGE CENTER - BEIGE SPECKLE
4	150352-02-01A	EA	APPLIQUE - BEVERAGE TRAY - ROMAN BRONZE
5	149256-01-19A	EA	COVER - BEVERAGE TRAY BOTTOM - RIVERSTONE
5	149256-01-20A	EA	COVER - BEVERAGE TRAY BOTTOM - CASHMERE

DRIVERS COMPARTMENT GROUP (CONTINUED)

FRONT INTERIOR

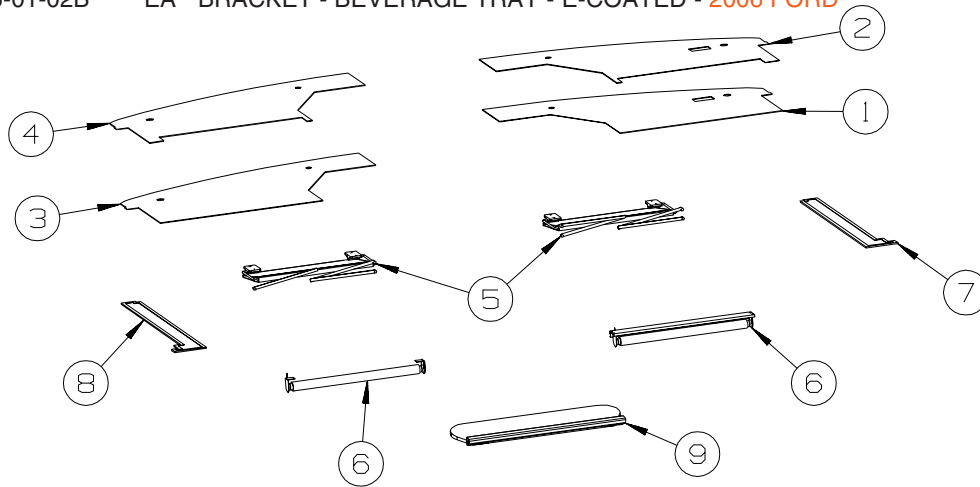


KEY	PART NUMBER	U/M	DESCRIPTION
1	024700-58-000	EA	COVER - ROLL BAR - SIDEWALL - 16.5" - OFF WHITE
2	024700-59-000	EA	COVER - ROLL BAR - SIDEWALL - 44.1" - OFF WHITE
3	024700-66-000	EA	COVER - ROLL BAR - SIDEWALL - 20.6" - OFF WHITE
4	024700-67-000	EA	COVER - ROLL BAR - SIDEWALL - 20.1" - OFF WHITE
5	118452-04-03A	EA	TRIM - WINDSHIELD - CENTER - GLACIER
6	118453-03-03A	EA	TRIM - WINDSHIELD - INNER/TOP/PASSENGER - GLACIER
7	118453-04-03A	EA	TRIM - WINDSHIELD - INNER/TOP/DRIVER - GLACIER
8	125508-01-03A	EA	TRIM - A-PILLAR - PASSENGER/INTERIOR - GLACIER
9	125508-02-03A	EA	TRIM - A-PILLAR - DRIVER/INTERIOR - GLACIER
10	126456-03-04A	EA	TRACK/WRAPAROUND - PASSENGER - GLACIER
11	126456-04-04A	EA	TRACK/WRAPAROUND - DRIVER - GLACIER
12	130034-08-02B	EA	CLIP - TRIM - E-COATED
13	131058-04-02A	EA	HAND RAIL - INTERIOR CAB DOOR - BLACK
14	131849-01-20A	EA	TRIM/STEP - DRIVER DOOR - CASHMERE
14	131849-01-19A	EA	TRIM/STEP - DRIVER DOOR - RIVERSTONE
	102569-02-000	EA	MAT - ANTI SLIP - LOWER
15	133831-01-01A	EA	HOLDER - CUP W/THREE CENTERLINE RUBBER FINGERS
16	140151-01-01A	EA	COVER - SEAT BELT - OFF WHITE
17	140151-03-01A	EA	COVER - SEAT BELT SLIDE - BLACK
	140151-02-01A	EA	COVER - SCREW - OFF WHITE
18	141072-01-01A	EA	COVER - BRACKET/LATCH - OFF WHITE
19	148824-01-20A	EA	PANEL/TRIM - FUSE PANEL/LEFT HAND - CASHMERE
19	148824-01-19A	EA	PANEL/TRIM - FUSE PANEL/LEFT HAND - RIVERSTONE
20	148825-01-20A	EA	PANEL/TRIM - UNDER DASH/LEFT HAND - CASHMERE
20	148825-01-19A	EA	PANEL/TRIM - UNDER DASH/LEFT HAND - RIVERSTONE
21	148826-01-20A	EA	PANEL/DOOR - FUSE PANEL/LEFT HAND - CASHMERE
21	148826-01-19A	EA	PANEL/DOOR - FUSE PANEL/LEFT HAND - RIVERSTONE
22	148829-01-S64	EA	PANEL - PASSENGER SIDE/UPPER - CASHMERE
22	148829-01-S72	EA	PANEL - PASSENGER SIDE/UPPER - RIVERSTONE
23	148830-01-20A	EA	PANEL - PASSENGER SIDE - UPPER - CASHMERE
23	148830-01-19A	EA	PANEL - PASSENGER SIDE - UPPER - RIVERSTONE
24	149218-01-02B	EA	BRACKET - MOUNTING - CUPHOLDER - E-COATED

DRIVERS COMPARTMENT GROUP (CONTINUED)

FRONT INTERIOR (CONTINUED)

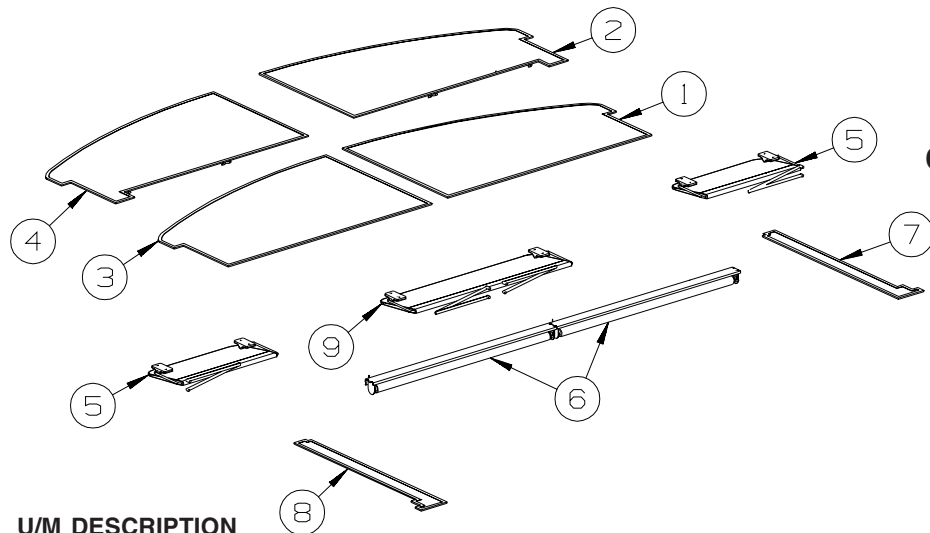
KEY	PART NUMBER	U/M	DESCRIPTION
25	148831-01-S64	EA	PANEL - PASSENGER SIDE/LOWER - CASHMERE
25	148831-01-S72	EA	PANEL - PASSENGER SIDE/LOWER - RIVERSTONE
26	148828-01-20A	EA	POCKET/STORAGE - PASSENGER SIDE - CASHMERE
26	148828-01-19A	EA	POCKET/STORAGE - PASSENGER SIDE - RIVERSTONE
27	148832-01-20A	EA	PANEL - PASSENGER SIDE - LOWER - CASHMERE
27	148832-01-19A	EA	PANEL - PASSENGER SIDE - LOWER - RIVERSTONE
28	149229-01-02B	EA	BRACKET - PANEL MOUNTING - E-COATED
29	140168-10-000	EA	INSULATION-CAB,RAD CVR,MAIN - WORKHORSE
29	134455-03-000	EA	INSULATION/RADIATOR COVER - MAIN - FORD 2004 CHASSIS
29	140168-02-000	EA	INSULATION/RADIATOR COVER - MAIN - FORD 2006 CHASSIS
30	134455-04-000	EA	INSULATION/RADIATOR COVER - LEFT HAND
31	148763-01-20A	EA	COVER - STEERING COLUMN - LOWER - CASHMERE - WORKHORSE
31	148763-01-19A	EA	COVER - STEERING COLUMN - LOWER - RIVERSTONE - WORKHORSE
32	148806-01-02B	EA	MOUNT ASM-STEERING COVE, E-CT - WORKHORSE
33	150784-01-20A	EA	COVER - STEERING COLUMN - UPPER - CASHMERE - WORKHORSE
33	150784-01-19A	EA	COVER - STEERING COLUMN - UPPER - RIVERSTONE - WORKHORSE
34	125795-01-20A	EA	COVER - STEERING COLUMN/LOWER - CASHMERE - FORD
34	125795-01-19A	EA	COVER - STEERING COLUMN/LOWER - RIVERSTONE - FORD
35	148815-01-20A	EA	COVER - STEERING COLUMN - LOWER - CASHMERE - FORD
35	148815-01-19A	EA	COVER - STEERING COLUMN - LOWER - RIVERSTONE - FORD
36	149107-01-01B	EA	SUPPORT-COVER, STRG, LWR, MILL - FORD
37	150352-03-01A	EA	APPLIQUE - PASSENGER/LOWER DASH - SUNCRUISER/ROMAN BRONZE
38	150352-04-01A	EA	APPLIQUE - DRIVER/LOWER DASH - SUNCRUISER/ROMAN BRONZE
39	105924-01-S64	EA	MAT/FLOOR - 18" X 27" (S76, S77, S78, S79)
39	105924-01-S68	EA	MAT/FLOOR - 18" X 27" (S80, S81, S82, S83, S84, S85, S86, S87)
40	135717-01-01A	EA	HOLDER - CD STORAGE - 5.2" X 12.6" - BLACK - FRONT 24" COLOR TV
41	150352-01-01A	EA	APPLIQUE - BEZEL - INSTRUMENT PANEL - ROMAN BRONZE
42	150352-02-01A	EA	APPLIQUE - BEVERAGE TRAY - ROMAN BRONZE
43	126340-08-01A	EA	DECAL - LOGO - "SUNCRUISER" - 3-D - CHAMPAGNE BEIGE
44	155496-01-02B	EA	BRACKET - BEVERAGE TRAY - E-COATED - 2006 FORD



**OVERHEAD PANELS
W/FRONT TV**

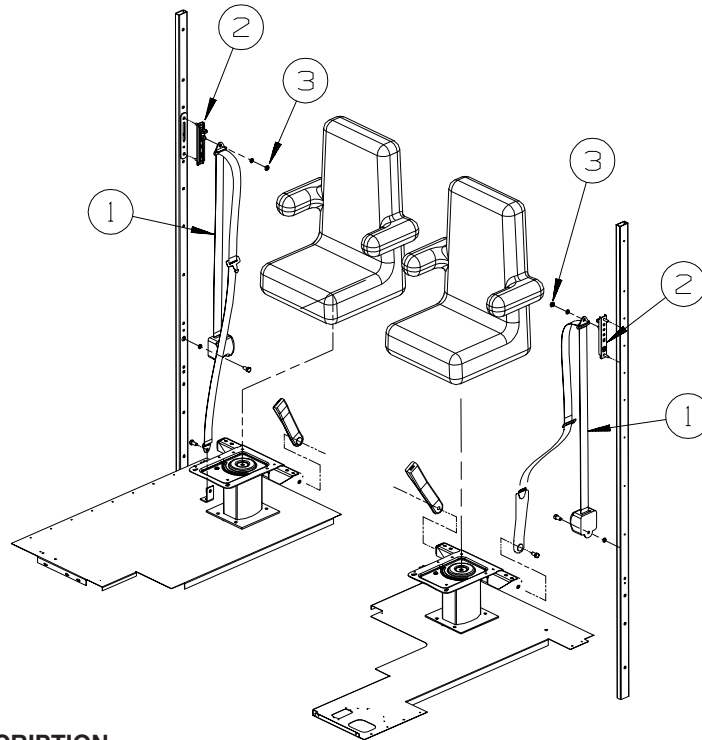
KEY	PART NUMBER	U/M	DESCRIPTION
1	126440-21-R38	EA	PANEL - OVERHEAD/FRONT/BOTTOM/PASSENGER - VINYL COVERED
2	126440-19-R38	EA	PANEL - OVERHEAD/FRONT/BOTTOM/PASSENGER - VINYL COVERED - POWERED SUNVISORS
3	126440-22-R38	EA	PANEL - OVERHEAD/FRONT/BOTTOM/DRIVER - VINYL COVERED
4	126440-20-R38	EA	PANEL - OVERHEAD/FRONT/BOTTOM/DRIVER - VINYL COVERED - POWERED SUNVISORS
5	123298-04-05A	EA	SUNVISOR - 10.5" X 21" - DRIVER/PASSENGER - GLACIER
6	142380-01-01A	EA	SHADE - POWER - 25.7" - POWERED SUNVISORS
7	144648-01-R38	EA	PANEL - OVERHEAD/FRONT/RIGHT HAND
8	144648-02-R38	EA	PANEL - OVERHEAD/FRONT/LEFT HAND
9	123298-05-01A	EA	SUNVISOR - 8" X 30" - GLACIER

DRIVERS COMPARTMENT GROUP (CONTINUED) FRONT INTERIOR (CONTINUED)



**OVERHEAD PANELS
W/O FRONT TV**

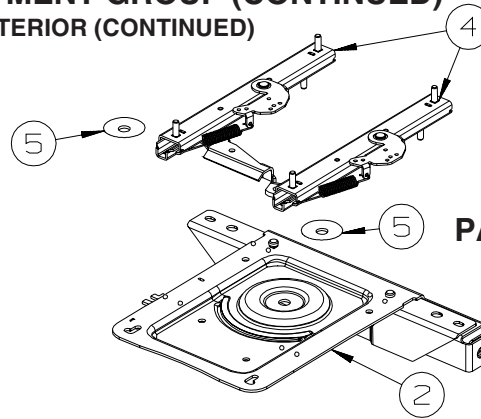
KEY	PART NUMBER	U/M	DESCRIPTION
1	126440-25-R38	EA	PANEL - OVERHEAD/FRONT/BOTTOM/RIGHT HAND
2	126440-23-R38	EA	PANEL - OVERHEAD/FRONT/BOTTOM/RIGHT HAND - POWERED SUNVISORS
3	126440-26-R38	EA	PANEL - OVERHEAD/FRONT/BOTTOM/LEFT HAND
4	126440-24-R38	EA	PANEL - OVERHEAD/FRONT/BOTTOM/LEFT HAND - POWERED SUNVISORS
5	123298-04-05A	EA	SUNVISOR - 10.5" X 21" - DRIVER/PASSENGER - GLACIER
6	142380-02-01A	EA	SHADE - POWER - 41.2" - POWERED SUNVISORS
7	144648-01-R38	EA	PANEL - OVERHEAD/FRONT/RIGHT HAND
8	144648-02-R38	EA	PANEL - OVERHEAD/FRONT/LEFT HAND
9	123298-06-01A	EA	SUNVISOR - 10.5" X 35" - GLACIER



KEY	PART NUMBER	U/M	DESCRIPTION
1*	091990-08-01A	EA	SEAT BELT - 3 POINT - .766" DIAMETER HOLE IN D-LOOP BRKT
2	127598-01-01A	EA	ADJUSTER - SEATBELT - D-LOOP
3	127598-02-000	EA	NUT - HEX FLANGE - M10 X 1.5 - CLASS 10

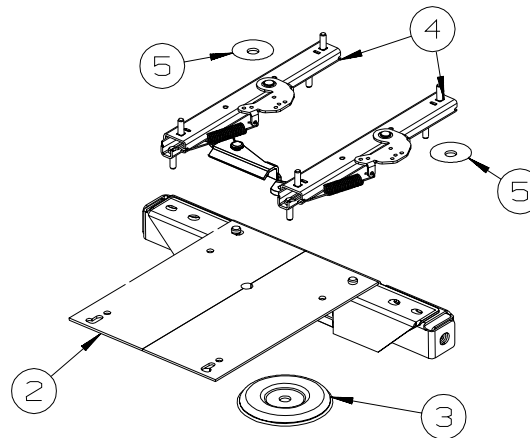
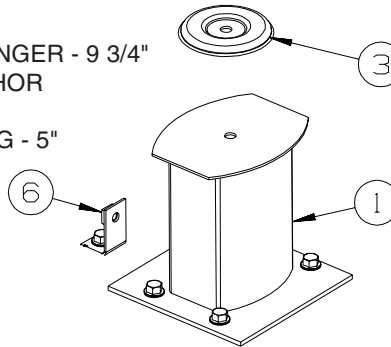
***COMPONENT PARTS LISTED LATER IN THIS GROUP**

DRIVERS COMPARTMENT GROUP (CONTINUED)
FRONT INTERIOR (CONTINUED)



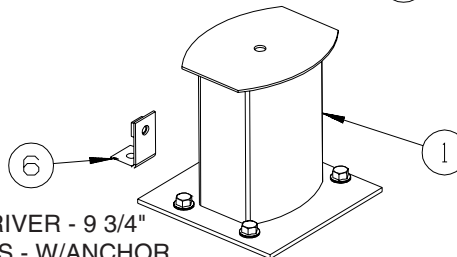
PASSENGER MANUAL

KEY	PART NUMBER	U/M	DESCRIPTION
1	133408-01-000	EA	PEDESTAL - SEAT - DRIVER/PASSENGER - 9 3/4"
2	133408-20-000	EA	TOP PLATE - PASSENGER - W/ANCHOR
3	107921-06-000	EA	BEARING KIT - PEDESTAL
4	131566-04-000	EA	SLIDE/SEAT - HEAVY DUTY LOCKING - 5"
	119952-07-000	EA	WIRE - LATCH RELEASE/ROTARY
5	131566-05-000	EA	WASHER - SLIDE SPACER
6	133408-04-000	EA	BRACKET - ANCHOR/FLOOR

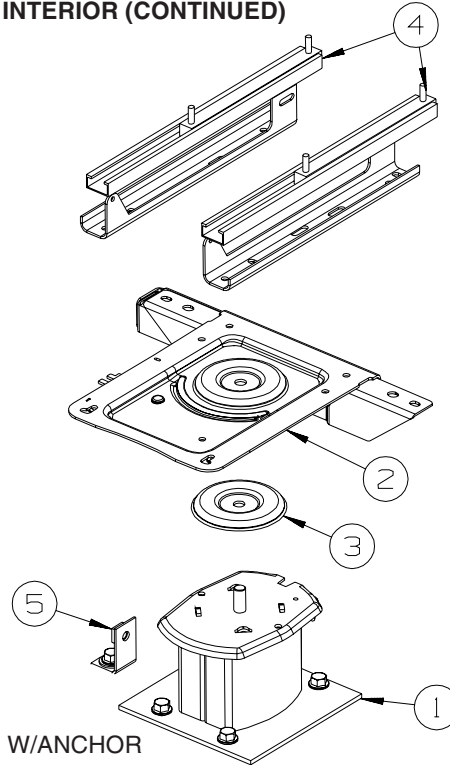


DRIVER MAUAL

KEY	PART NUMBER	U/M	DESCRIPTION
1	133408-01-000	EA	PEDESTAL - SEAT/DRIVER - 9 3/4"
2	133408-19-000	EA	TOP PLATE - DRIVERS - W/ANCHOR
3	107921-06-000	EA	BEARING KIT - PEDESTAL
4	131566-04-000	EA	SLIDE/SEAT - HEAVY DUTY LOCKING - 5"
	119952-07-000	EA	WIRE - LATCH RELEASE/ROTARY
5	131566-05-000	EA	WASHER - SLIDE SPACER
6	133408-04-000	EA	BRACKET - ANCHOR/FLOOR

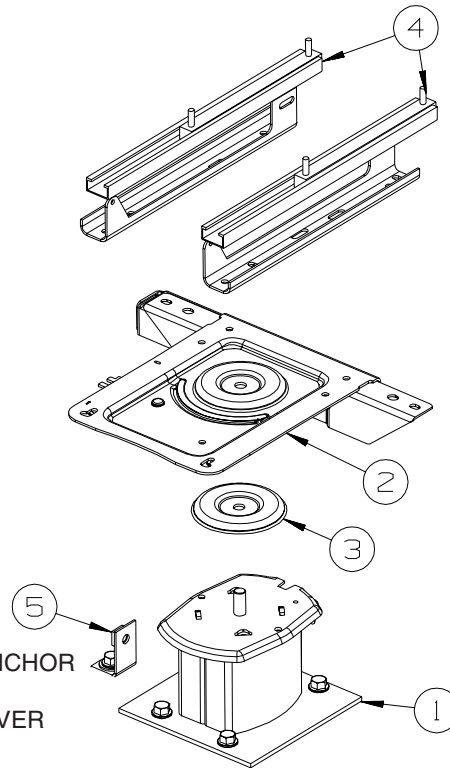


DRIVERS COMPARTMENT GROUP (CONTINUED)
FRONT INTERIOR (CONTINUED)



PASSENGER POWERED

KEY	PART NUMBER	U/M	DESCRIPTION
1	133408-05-000	EA	PEDESTAL - SEAT - 5.75"
2	133408-20-000	EA	TOP PLATE - PASSENGER - W/ANCHOR
3	107921-06-000	EA	BEARING KIT - PEDESTAL
4	147767-02-000	EA	SEAT - POWER - 6-WAY - PASSENGER
5	133408-04-000	EA	BRACKET - ANCHOR/FLOOR



DRIVER POWERED

KEY	PART NUMBER	U/M	DESCRIPTION
1	133408-05-000	EA	PEDESTAL - SEAT - 5.75"
2	133408-19-000	EA	TOP PLATE - DRIVERS - W/ANCHOR
3	107921-06-000	EA	BEARING KIT - PEDESTAL
4	147767-01-000	EA	SEAT - POWER - 6-WAY - DRIVER
5	133408-04-000	EA	BRACKET - ANCHOR/FLOOR

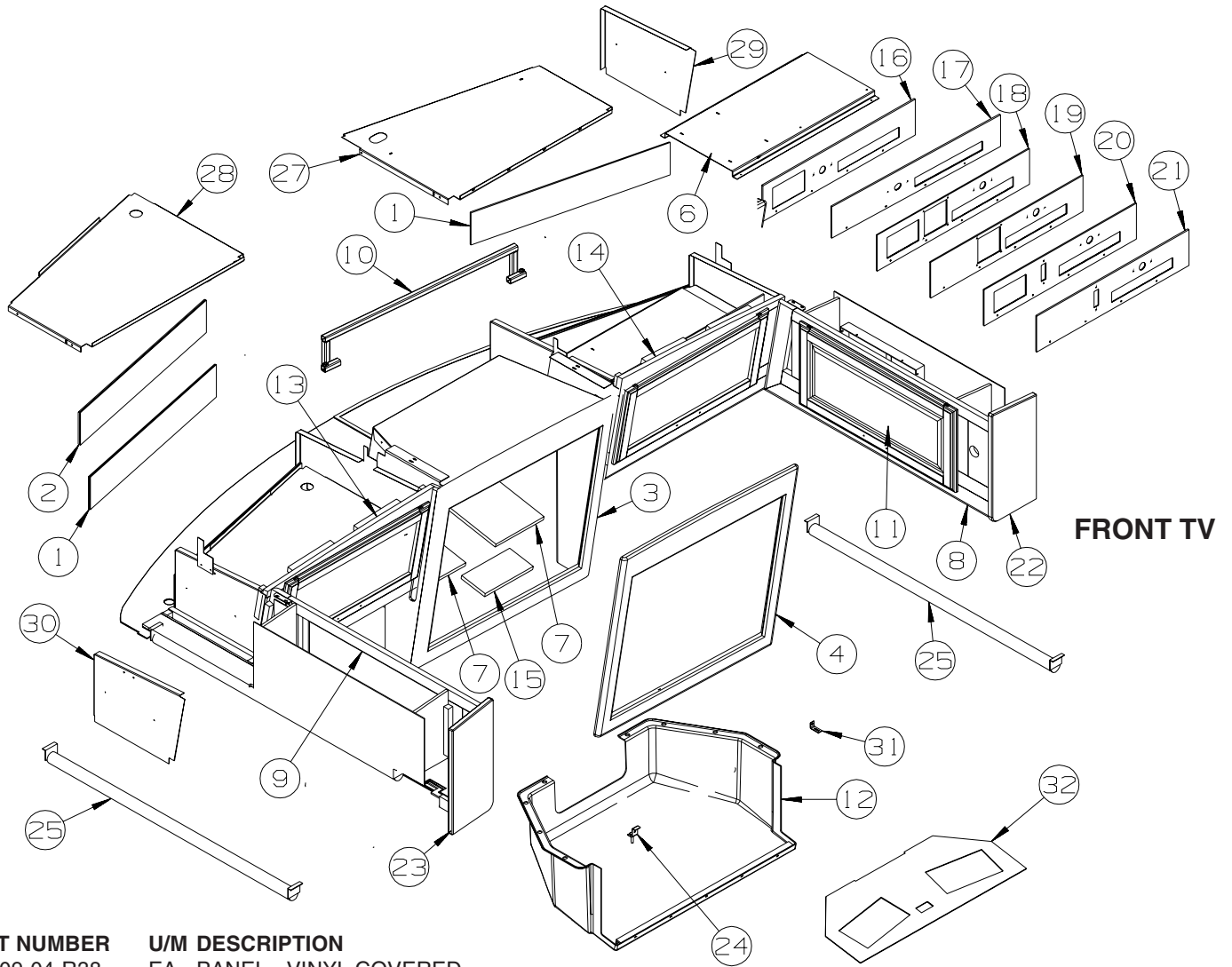
COMPONENT PARTS FOR FRONT INTERIOR

091990-08-01A

KEY	PART NUMBER	U/M	DESCRIPTION	VENDOR NO.
	091990-01-701	EA	EXTENDER 9" FOR A8408 3 PT	I-1331-02
	091990-01-703	EA	RECEIVER/FEMALE END-SEATBELT	I-1159-02
	091990-05-700	EA	SLEEVE/BUCKLE COVER-PLASTIC	209S-2
	091990-05-701	EA	CAP/COVER - BOLT HOLE COVER	209SC-02
	091990-05-702	EA	SLEEVE/RETRACTABLE COVER	309C-02

DRIVERS COMPARTMENT GROUP (CONTINUED)

CABINETS



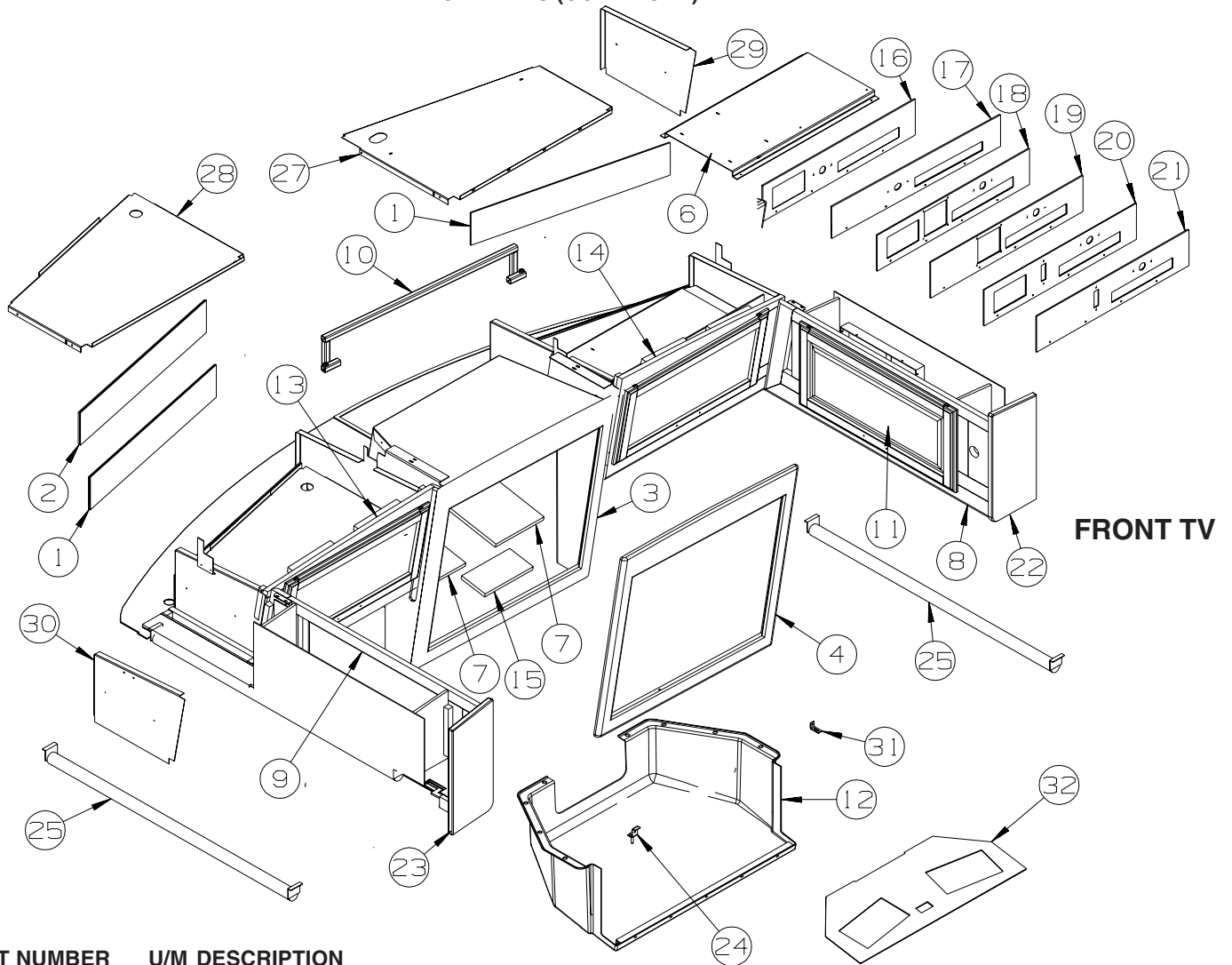
FRONT TV

KEY	PART NUMBER	U/M	DESCRIPTION
1	132909-04-R38	EA	PANEL - VINYL COVERED
2	132909-05-R38	EA	PANEL - VINYL COVERED
3	149035-02-SA0	EA	CABINET/FACE - TV/FRONT OVHD - W/O DOORS/HDW - PORTSMOUTH OAK - SURROUND SOUND FROM: 00-00-00 THRU: 07-18-04
3	151804-02-SA0	EA	CABINET/FACE - TV - W/O HARDWARE - PORTSMOUTH OAK - SURROUND SOUND FROM: 07-19-04 THRU: 99-99-99
3	149035-02-SA1	EA	CABINET/FACE - TV/FRONT OVHD - W/O DOORS/HDW - CONCERT CHERRY - SURROUND SOUND FROM: 00-00-00 THRU: 07-18-04
3	151804-02-SA1	EA	CABINET/FACE - TV - W/O HARDWARE - CONCERT CHERRY - SURROUND SOUND FROM: 07-19-04 THRU: 99-99-99
3	149035-02-SA2	EA	CABINET/FACE - TV/FRONT OVHD - W/O DOORS/HDW - WASHED MAPLE - SURROUND SOUND FROM: 00-00-00 THRU: 07-18-04
3	151804-02-SA2	EA	CABINET/FACE - TV - W/O HARDWARE - WASHED MAPLE - SURROUND SOUND FROM: 07-19-04 THRU: 99-99-99
3	149035-02-SA3	EA	CABINET/FACE - TV/FRONT OVHD - W/O DOORS/HDW - SIERRA MAPLE - SURROUND SOUND FROM: 00-00-00 THRU: 07-18-04
3	151804-02-SA3	EA	CABINET/FACE - TV - W/O HARDWARE - SIERRA MAPLE - SURROUND SOUND FROM: 07-19-04 THRU: 99-99-99
4	149035-01-SA0	EA	CABINET/FACE - TV/FRONT OVHD - W/O DOORS/HDW - PORTSMOUTH OAK FROM: 00-00-00 THRU: 07-18-04
4	151804-01-SA0	EA	CABINET/FACE - TV - W/O HARDWARE - PORTSMOUTH OAK FROM: 07-19-04 THRU: 99-99-99
4	149035-01-SA1	EA	CABINET/FACE - TV/FRONT OVHD - W/O DOORS/HDW - CONCERT CHERRY FROM: 00-00-00 THRU: 07-18-04
4	151804-01-SA1	EA	CABINET/FACE - TV - W/O HARDWARE - CONCERT CHERRY FROM: 07-19-04 THRU: 99-99-99
4	149035-01-SA2	EA	CABINET/FACE - TV/FRONT OVHD - W/O DOORS/HDW - WASHED MAPLE FROM: 00-00-00 THRU: 07-18-04

DRIVERS COMPARTMENT GROUP (CONTINUED)
CABINETS (CONTINUED)

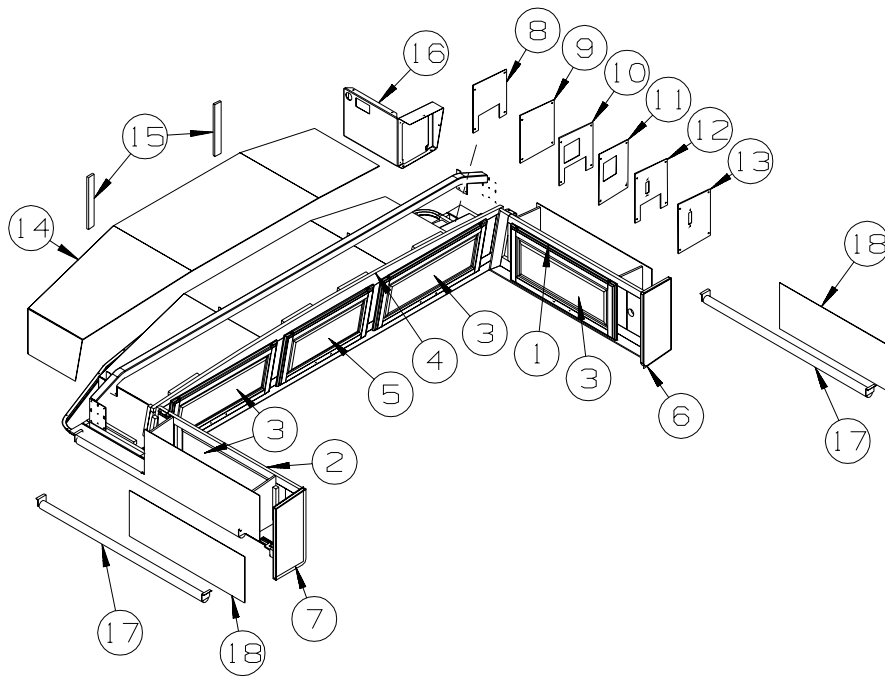
KEY	PART NUMBER	U/M	DESCRIPTION
4	151804-01-SA2	EA	CABINET/FACE - TV - W/O HARDWARE - WASHED MAPLE FROM: 07-19-04 THRU: 99-99-99
4	149035-01-SA3	EA	CABINET/FACE - TV/FRONT OVHD - W/O DOORS/HDW - SIERRA MAPLE FROM: 00-00-00 THRU: 07-18-04
4	151804-01-SA3	EA	CABINET/FACE - TV - W/O HARDWARE - SIERRA MAPLE FROM: 07-19-04 THRU: 99-99-99
5	146028-21-SB4	EA	DOOR - GLASS INSERT/PENCIL EDGE - 12" X 23.8" - W/O HDW - PORTSMOUTH OAK
5	146028-21-SB5	EA	DOOR - GLASS INSERT/PENCIL EDGE - 12" X 23.8" - W/O HDW - CONCERT CHERRY
5	146028-21-SB6	EA	DOOR - GLASS INSERT/PENCIL EDGE - 12" X 23.8" - W/O HDW - WASHED MAPLE
5	146028-21-SB7	EA	DOOR - GLASS INSERT/PENCIL EDGE - 12" X 23.8" - W/O HDW - SIERRA MAPLE
	147149-09-01A	EA	GLASS DOOR INSERT - 9.25" X 21"
6	144560-02-02B	EA	SUPPORT - INVERTER
7	140364-01-01A	EA	FOAM - PAD - .5" X 8" X 8" FROM: 00-00-00 THRU: 07-18-04
7	140364-03-01A	EA	FOAM - PAD - .5" X 4" X 8" FROM: 07-19-04 THRU: 99-99-99
8	145657-01-R38	EA	CABINET - OVHD/FRONT/PASS SIDE - W/O DOORS/HDW - PORTSMOUTH OAK
8	145657-01-R39	EA	CABINET - OVHD/FRONT/PASS SIDE - W/O DOORS/HDW - CONCERT CHERRY
8	145657-01-RW4	EA	CABINET - OVHD/FRONT/PASS SIDE - W/O DOORS/HDW - WASHED MAPLE
8	145657-01-S67	EA	CABINET - OVHD/FRONT/PASS SIDE - W/O DOORS/HDW - SIERRA MAPLE
9	145657-02-R38	EA	CABINET - OVHD/FRONT/DRVR SIDE - W/O DOORS/HDW - PORTSMOUTH OAK
9	145657-02-R39	EA	CABINET - OVHD/FRONT/DRVR SIDE - W/O DOORS/HDW - CONCERT CHERRY
9	145657-02-RW4	EA	CABINET - OVHD/FRONT/DRVR SIDE - W/O DOORS/HDW - WASHED MAPLE
9	145657-02-S67	EA	CABINET - OVHD/FRONT/DRVR SIDE - W/O DOORS/HDW - SIERRA MAPLE
	133790-18-02B	EA	STRAP - TIEDOWN - TV - E-COATED FROM: 00-00-00 THRU: 07-18-04
10	151954-02-02B	EA	BRACKET/HOLD DOWN - TV - E-COATED FROM: 07-19-04 THRU: 99-99-99
	098408-01-000	FT	SEAL - SPONGE RUBBER - CLOSED CELL FROM: 00-00-00 THRU: 08-11-04
	152665-01-01A	EA	CAP - TUBE, 19MM SQ X 1" BLACK FROM: 08-12-04 THRU: 99-99-99
11	141522-70-SB4	EA	DOOR - ARCHED/PENCIL EDGE/HORIZ - 12" X 26" - W/O HDW - PORTSMOUTH OAK
11	141522-70-SB5	EA	DOOR - ARCHED/PENCIL EDGE/HORIZ - 12" X 26" - W/O HDW - CONCERT CHERRY
11	141522-70-SB6	EA	DOOR - ARCHED/PENCIL EDGE/HORIZ - 12" X 26" - W/O HDW - WASHED MAPLE
11	141522-70-SB7	EA	DOOR - ARCHED/PENCIL EDGE/HORIZ - 12" X 26" - W/O HDW - SIERRA MAPLE
12	145659-01-01A	EA	COVER - FRONT TV/OVHD - GLACIER
12	148681-04-R38	EA	PANEL/VINYL COVERED - INVERTER
13	145656-02-R38	EA	CABINET - OVHD/FRONT - W/O DOORS/HDW - PORTSMOUTH OAK
13	145656-02-R39	EA	CABINET - OVHD/FRONT - W/O DOORS/HDW - CONCERT CHERRY
13	145656-02-RW4	EA	CABINET - OVHD/FRONT - W/O DOORS/HDW - WASHED MAPLE
13	145656-02-SA3	EA	CABINET - OVHD/FRONT - W/O DOORS/HDW - SIERRA MAPLE
14	145656-01-R38	EA	CABINET - OVHD/FRONT - W/O DOORS/HDW - PORTSMOUTH OAK
14	145656-01-R39	EA	CABINET - OVHD/FRONT - W/O DOORS/HDW - CONCERT CHERRY
14	145656-01-RW4	EA	CABINET - OVHD/FRONT - W/O DOORS/HDW - WASHED MAPLE
14	145656-01-SA3	EA	CABINET - OVHD/FRONT - W/O DOORS/HDW - SIERRA MAPLE
15	140364-03-01A	EA	FOAM - PAD - .5" X 4" X 8"
16	144652-10-S64	EA	PANEL/VINYL COVERED - WIRE HOLE CUT - DC/AC INVERTER
17	144652-03-R83	EA	PANEL/VINYL COVERED - WIRE HOLE CUT
18	144652-11-S64	EA	PANEL/VINYL COVERED - WIRE HOLE CUT - DC/AC INVERTER/ AUTOMATIC SATLELLITE DISH
19	144652-08-R83	EA	PANEL/VINYL COVERED - WIRE HOLE CUT - AUTOMATIC SATLELLITE DISH
20	144652-12-S64	EA	PANEL/VINYL COVERED - WIRE HOLE CUT - DC/AC INVERTER/IN-MOTION SALELLITE SYSTEM FROM: 00-00-00 THRU: 12-12-04
20	144652-16-S64	EA	PANEL/VINYL COVERED - WIRE HOLE CUT - DC/AC INVERTER/IN-MOTION SALELLITE SYSTEM FROM: 12-13-04 THRU: 99-99-99
21	144652-09-R83	EA	PANEL/VINYL COVERED - WIRE HOLE CUT - IN-MOTION SALELLITE SYSTEM FROM: 00-00-00 THRU: 12-12-04
21	144652-15-S64	EA	PANEL/VINYL COVERED - WIRE HOLE CUT - IN-MOTION SALELLITE SYSTEM FROM: 12-13-04 THRU: 99-99-99
22	145657-37-R38	EA	END CAP - OVHD CABINET - PORTSMOUTH OAK
22	145657-37-R39	EA	END CAP - OVHD CABINET - CONCERT CHERRY
22	145657-37-R46	EA	END CAP - OVHD CABINET - WASHED MAPLE
22	145657-37-S67	EA	END CAP - OVHD CABINET - SIERRA MAPLE

DRIVERS COMPARTMENT GROUP (CONTINUED)
CABINETS (CONTINUED)

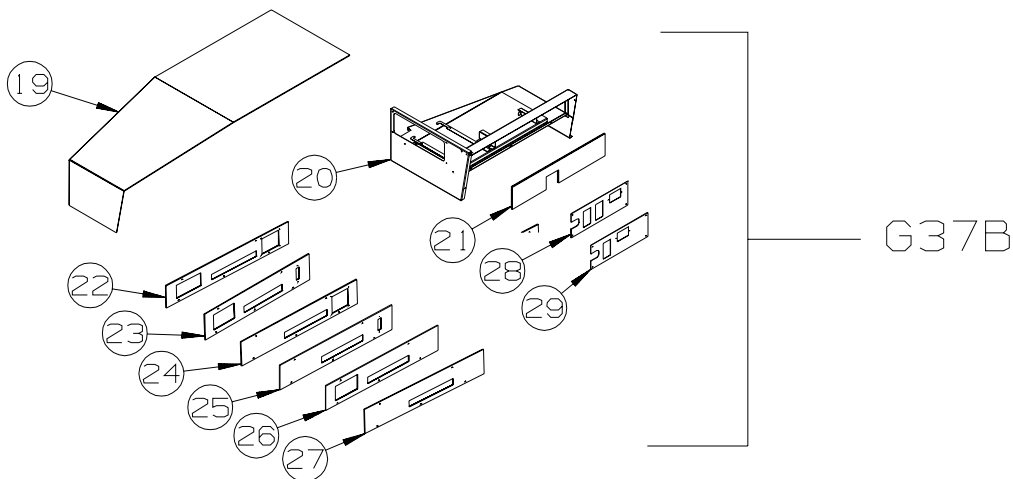


KEY	PART NUMBER	U/M	DESCRIPTION
23	145657-38-R38	EA	END CAP - OVHD CABINET - PORTSMOUTH OAK
23	145657-38-R39	EA	END CAP - OVHD CABINET - CONCERT CHERRY
23	145657-38-R46	EA	END CAP - OVHD CABINET - WASHED MAPLE
23	145657-38-S67	EA	END CAP - OVHD CABINET - SIERRA MAPLE
	147994-02-02B	EA	BRACKET - TV - F/SONY 27" - E-COATED
			FROM: 00-00-00 THRU: 07-18-04
24	152025-03-02B	EA	ZEE ASM - W/HOLE - E-COATED
			FROM: 07-19-04 THRU: 99-99-99
25	126841-09-000	EA	SHADE - PULL - CHARCOAL MESH - 40.25" X 60"
26	126681-16-R38	EA	PANEL - CLOSEOUT
27	145811-01-02B	EA	PANEL - SHELF
28	145811-02-02B	EA	PANEL - SHELF
29	145812-03-02B	EA	PANEL - HEADER
30	145812-04-02B	EA	PANEL - HEADER
	146030-01-02B	EA	ANGLE ASM
			FROM: 00-00-00 THRU: 07-18-04
31	146030-01-02B	EA	ANGLE - W/SLOT - E-COATED
			FROM: 07-19-04 THRU: 99-99-99
32	152175-01-SA0	EA	PANEL - TV, OVHD - FRONT - PORTSMOUTH OAK
			FROM: 07-19-04 THRU: 99-99-99
32	152175-01-SA1	EA	PANEL - TV, OVHD - FRONT - CONCERT CHERRY
			FROM: 07-19-04 THRU: 99-99-99
32	152175-01-SA2	EA	PANEL - TV, OVHD - FRONT - WASHED MAPLE
			FROM: 07-19-04 THRU: 99-99-99
32	152175-01-SA3	EA	PANEL - TV, OVHD - FRONT - SIERRA MAPLE
			FROM: 07-19-04 THRU: 99-99-99

DRIVERS COMPARTMENT GROUP (CONTINUED)
CABINETS (CONTINUED)



W/OFRONT TV

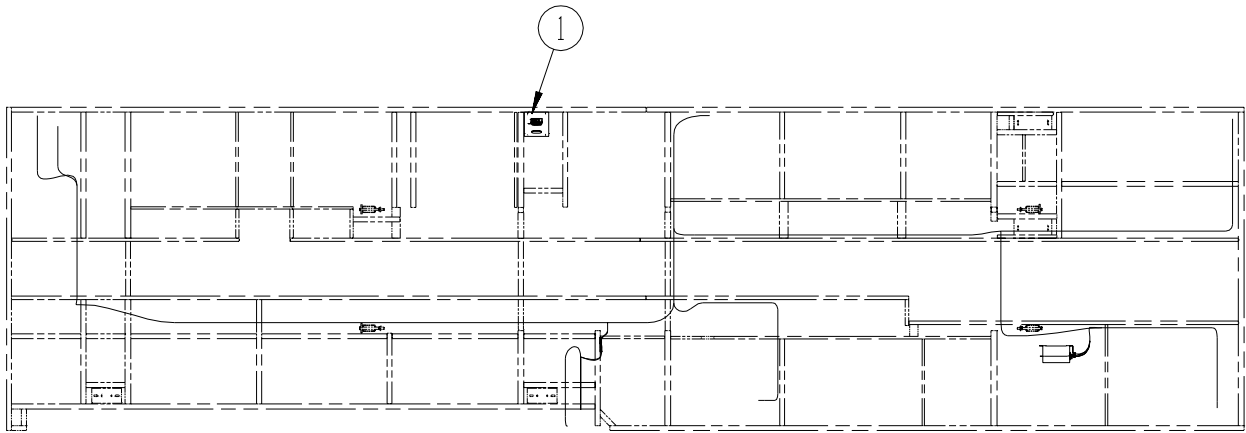


KEY	PART NUMBER	U/M	DESCRIPTION
1	145657-01-R38	EA	CABINET - OVHD/FRONT/PASS SIDE - W/O DOORS/HDW - PORTSMOUTH OAK
1	145657-01-R39	EA	CABINET - OVHD/FRONT/PASS SIDE - W/O DOORS/HDW - CONCERT CHERRY
1	145657-01-RW4	EA	CABINET - OVHD/FRONT/PASS SIDE - W/O DOORS/HDW - WASHED MAPLE
1	145657-01-S67	EA	CABINET - OVHD/FRONT/PASS SIDE - W/O DOORS/HDW - SIERRA MAPLE
2	145657-02-R38	EA	CABINET - OVHD/FRONT/DRV R SIDE - W/O DOORS/HDW - PORTSMOUTH OAK
2	145657-02-R39	EA	CABINET - OVHD/FRONT/DRV R SIDE - W/O DOORS/HDW - CONCERT CHERRY
2	145657-02-RW4	EA	CABINET - OVHD/FRONT/DRV R SIDE - W/O DOORS/HDW - WASHED MAPLE
2	145657-02-S67	EA	CABINET - OVHD/FRONT/DRV R SIDE - W/O DOORS/HDW - SIERRA MAPLE
3	141522-70-SB4	EA	DOOR - ARCHED/PENCIL EDGE/HORIZ - 12" X 26" - W/O HDW - PORTSMOUTH OAK
3	141522-70-SB5	EA	DOOR - ARCHED/PENCIL EDGE/HORIZ - 12" X 26" - W/O HDW - CONCERT CHERRY
3	141522-70-SB6	EA	DOOR - ARCHED/PENCIL EDGE/HORIZ - 12" X 26" - W/O HDW - WASHED MAPLE
3	141522-70-SB7	EA	DOOR - ARCHED/PENCIL EDGE/HORIZ - 12" X 26" - W/O HDW - SIERRA MAPLE
4	146787-01-R38	EA	CABINET - FRONT/OVERHEAD - W/O DOORS/HARDWARE - PORTSMOUTH OAK
4	146787-01-R39	EA	CABINET - FRONT/OVERHEAD - W/O DOORS/HARDWARE - CONCERT CHERRY
4	146787-01-RW4	EA	CABINET - FRONT/OVERHEAD - W/O DOORS/HARDWARE - WASHED MAPLE
4	146787-01-S67	EA	CABINET - FRONT/OVERHEAD - W/O DOORS/HARDWARE - SIERRA MAPLE
5	141522-67-SB4	EA	DOOR - ARCHED/PENCIL EDGE/HORIZ - 12" X 21.9" - W/O HDW - PORTSMOUTH OAK
5	141522-67-SB5	EA	DOOR - ARCHED/PENCIL EDGE/HORIZ - 12" X 21.9" - W/O HDW - CONCERT CHERRY
5	141522-67-SB6	EA	DOOR - ARCHED/PENCIL EDGE/HORIZ - 12" X 21.9" - W/O HDW - WASHED MAPLE
5	141522-67-SB7	EA	DOOR - ARCHED/PENCIL EDGE/HORIZ - 12" X 21.9" - W/O HDW - SIERRA MAPLE

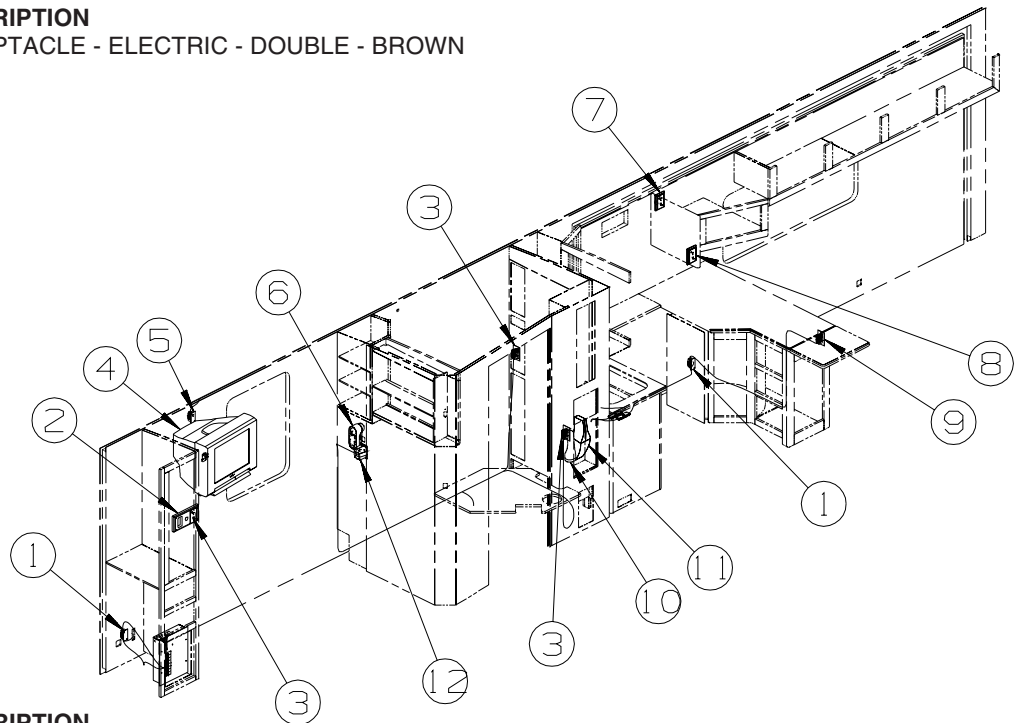
DRIVERS COMPARTMENT GROUP (CONTINUED)
CABINETS (CONTINUED)

KEY	PART NUMBER	U/M	DESCRIPTION
6	145657-37-R38	EA	END CAP - OVHD CABINET - PORTSMOUTH OAK
6	145657-37-R39	EA	END CAP - OVHD CABINET - CONCERT CHERRY
6	145657-37-R46	EA	END CAP - OVHD CABINET - WASHED MAPLE
6	145657-37-S67	EA	END CAP - OVHD CABINET - SIERRA MAPLE
7	145657-38-R38	EA	END CAP - OVHD CABINET - PORTSMOUTH OAK
7	145657-38-R39	EA	END CAP - OVHD CABINET - CONCERT CHERRY
7	145657-38-R46	EA	END CAP - OVHD CABINET - WASHED MAPLE
7	145657-38-S67	EA	END CAP - OVHD CABINET - SIERRA MAPLE
8	148681-01-R38	EA	PANEL - VINYL COVERED - DC/AC INVERTER
9	148681-06-R38	EA	PANEL - VINYL COVERED
10	148681-02-R38	EA	PANEL - VINYL COVERED - DC/AC INVERTER/ AUTOMATIC SATLELLITE DISH
11	148681-03-R38	EA	PANEL - VINYL COVERED - AUTOMATIC SATLELLITE DISH
12	148681-04-R38	EA	PANEL - VINYL COVERED - DC/AC INVERTER/IN-MOTION SALELLITE SYSTEM FROM: 00-00-00 THRU: 12-12-04
12	148681-07-SA0	EA	PANEL - VINYL COVERED - DC/AC INVERTER/IN-MOTION SALELLITE SYSTEM FROM: 12-13-04 THRU: 99-99-99
13	148681-05-R38	EA	PANEL - VINYL COVERED - IN-MOTION SALELLITE SYSTEM FROM: 00-00-00 THRU: 12-12-04
13	148681-08-SA0	EA	PANEL - VINYL COVERED - IN-MOTION SALELLITE SYSTEM FROM: 12-13-04 THRU: 99-99-99
14	140015-03-R38	EA	PANEL ASM-CLOSEOUT, OVHD FRT
15	118608-16-R38	EA	PANEL - HEADLINER
16	148670-03-02B	EA	PANEL - END - CLOSEOUT
17	126841-03-000	EA	SHADE - PULL - CHARCOAL MESH - 40.3" X 60"
18	126681-16-R38	EA	PANEL - CLOSEOUT
19	140015-05-S64	EA	PANEL ASM-CLOSEOUT, OVHD FRT
20	126275-08-02B	EA	SHELF - OVERHEAD/FRONT - E-COATED
21	132909-11-S64	EA	PANEL - VINYL COVERED
22	149805-01-S64	EA	PANEL - VINYL COVERED - DC/AC INVERTER/ AUTOMATIC SATLELLITE DISH FROM: 00-00-00 THRU: 12-12-04
22	154489-01-S64	EA	PANEL - VINYL COVERED - DC/AC INVERTER/ AUTOMATIC SATLELLITE DISH FROM: 12-13-04 THRU: 99-99-99
23	149805-02-S64	EA	PANEL - VINYL COVERED - DC/AC INVERTER/IN-MOTION SALELLITE SYSTEM FROM: 00-00-00 THRU: 12-12-04
23	154489-02-S64	EA	PANEL - VINYL COVERED - DC/AC INVERTER/IN-MOTION SALELLITE SYSTEM FROM: 12-13-04 THRU: 99-99-99
24	149805-03-S64	EA	PANEL - VINYL COVERED - AUTOMATIC SATLELLITE DISH FROM: 00-00-00 THRU: 12-12-04
24	154489-03-S64	EA	PANEL - VINYL COVERED - AUTOMATIC SATLELLITE DISH FROM: 12-13-04 THRU: 99-99-99
25	149805-04-S64	EA	PANEL - VINYL COVERED - IN-MOTION SALELLITE SYSTEM FROM: 00-00-00 THRU: 12-12-04
25	154489-04-S64	EA	PANEL - VINYL COVERED - IN-MOTION SALELLITE SYSTEM FROM: 12-13-04 THRU: 99-99-99
26	149805-05-S64	EA	PANEL - VINYL COVERED - DC/AC INVERTER FROM: 00-00-00 THRU: 12-12-04
26	154489-05-S64	EA	PANEL - VINYL COVERED - DC/AC INVERTER FROM: 12-13-04 THRU: 99-99-99
27	149805-06-S64	EA	PANEL - VINYL COVERED FROM: 00-00-00 THRU: 12-12-04
27	154489-06-S64	EA	PANEL - VINYL COVERED FROM: 12-13-04 THRU: 99-99-99
28	149360-01-02B	EA	PLATE - RECEPTABLE - E-COATED
29	149360-02-02B	EA	PLATE - RECEPTABLE - E-COATED

ELECTRICAL GROUP 110V BODY WIRING



KEY	PART NUMBER	U/M DESCRIPTION
1	058708-01-000	EA RECEPTACLE - ELECTRIC - DOUBLE - BROWN

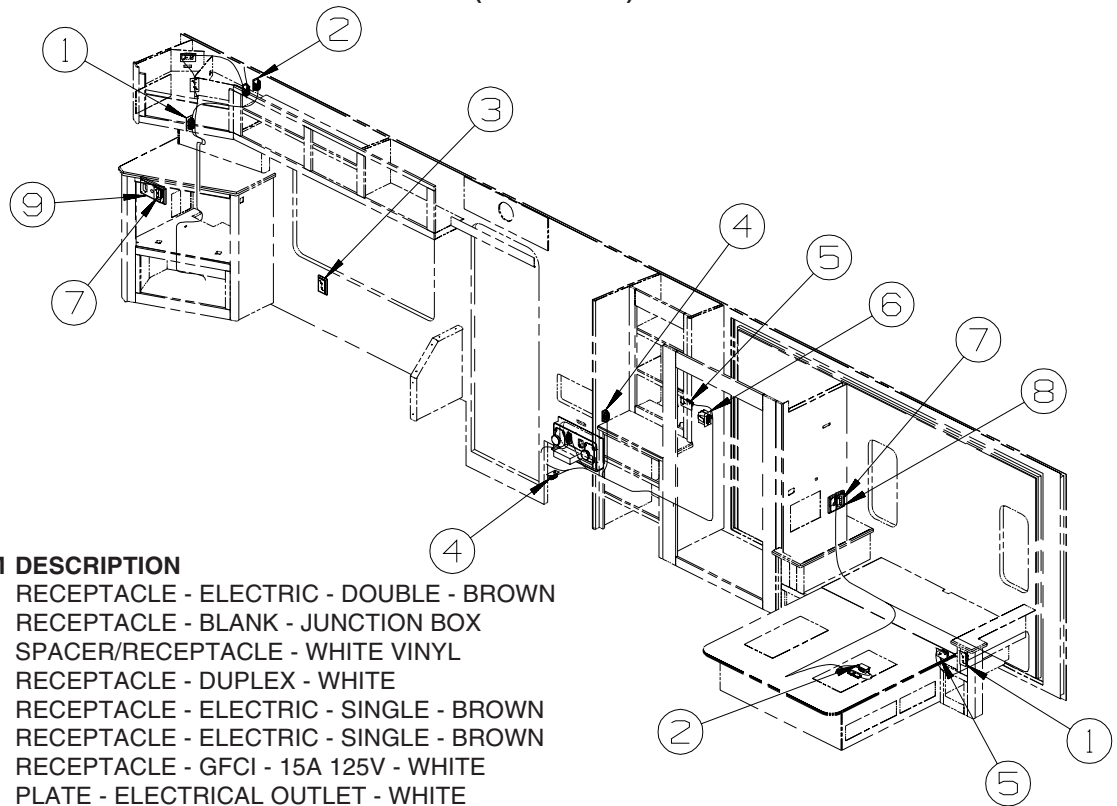


KEY	PART NUMBER	U/M DESCRIPTION
1	058707-02-000	EA RECEPTACLE - BLANK - JUNCTION BOX
2	133713-06-20A	EA SPACER/RECEPTACLE - PHONE - WHITE VINYL
3	058708-06-000	EA RECEPTACLE - DUPLEX - WHITE
4*	149040-01-000	EA TV/DVD COMBINATION- 20" FLAT SCREEN/STEREO - RCA BD20TF10 FROM: 00-00-00 THRU: 03-31-04
4*	149040-02-000	EA TV - 20" FLAT SCREEN/STEREO - RCA 20F410T FROM: 04-01-04 THRU: 99-99-99
5	058707-01-000	EA RECEPTACLE - ELECTRIC - SINGLE - BROWN
6*	133068-01-000	EA HAIR DRYER - 3 SPEED W/NIGHT LIGHT - WALL MOUNT
7	133713-01-20A	EA SPACER/RECEPTACLE - WHITE VINYL
7	058708-07-000	EA RECEPTACLE - ELECTRICAL - SINGLE - WHITE
8	133713-01-20A	EA SPACER/RECEPTACLE - WHITE VINYL
8	058708-06-000	EA RECEPTACLE - DUPLEX - WHITE
9	058708-01-000	EA RECEPTACLE - ELECTRIC - DOUBLE - BROWN
10	143981-01-000	EA FLASHLIGHT - RECHARGEABLE - 13.3" X 6.8" X 3.5"
11	144676-01-000	EA VACUUM CLEANER - RECHARGEABLE - EUREKA 77A
12	147446-01-01A	EA RECEPTACLE - GFCI - 15A 125V - WHITE
12	147450-01-01A	EA PLATE - ELECTRICAL OUTLET - WHITE

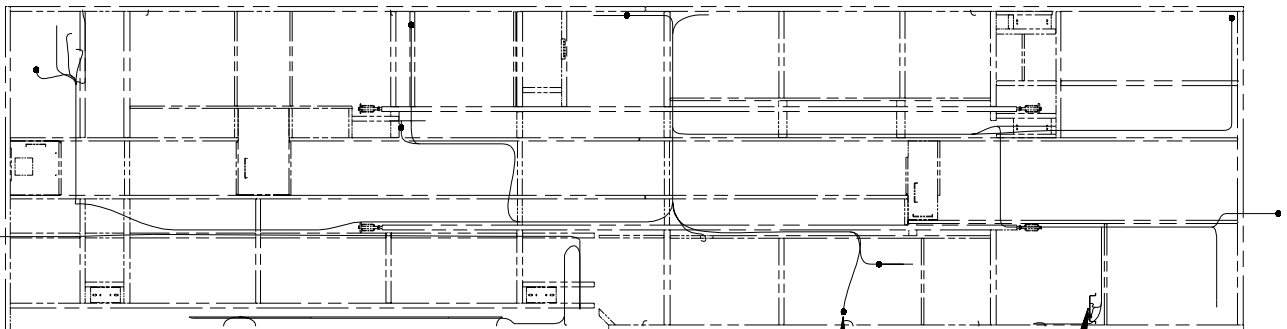
*COMPONENT PARTS LISTED LATER IN THIS GROUP

ELECTRICAL GROUP (CONTINUED)

110V BODY WIRING (CONTINUED)



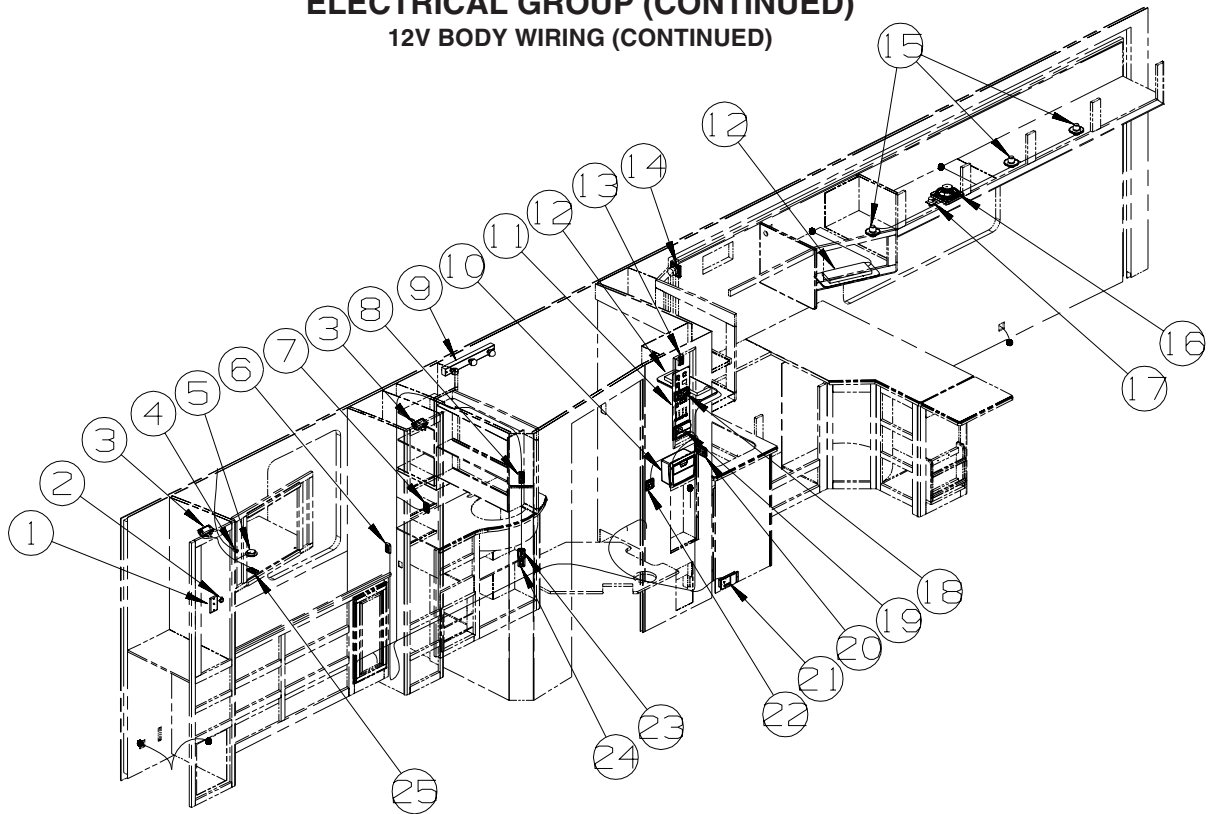
KEY	PART NUMBER	U/M	DESCRIPTION
1	058708-01-000	EA	RECEPTACLE - ELECTRIC - DOUBLE - BROWN
2	058707-02-000	EA	RECEPTACLE - BLANK - JUNCTION BOX
3	133713-01-20A	EA	SPACER/RECEPTACLE - WHITE VINYL
3	058708-06-000	EA	RECEPTACLE - DUPLEX - WHITE
4	058707-01-000	EA	RECEPTACLE - ELECTRIC - SINGLE - BROWN
5	058708-05-000	EA	RECEPTACLE - ELECTRIC - SINGLE - BROWN
6	147446-01-01A	EA	RECEPTACLE - GFCI - 15A 125V - WHITE
6	147450-01-01A	EA	PLATE - ELECTRICAL OUTLET - WHITE
7	058708-06-000	EA	RECEPTACLE - DUPLEX - WHITE
8	133713-04-20A	EA	SPACER/RECEPTACLE - WHITE VINYL
9	133713-06-20A	EA	SPACER/RECEPTACLE - PHONE - WHITE VINYL



12V BODY WIRING

KEY	PART NUMBER	U/M	DESCRIPTION
1	149557-01-01A	EA	PLATE/WALL - PHONE/DUAL COAXIAL/VERTICAL - WHITE
2	108357-01-000	EA	SWITCH - ROCKER - SPST - ON/OFF - 2 TERMINAL - W/O COVER
2	108356-02-01A	EA	COVER/ACTUATOR SWITCH - 2 ROWS DIMPLES - BLACK
2	108355-01-000	EA	HOUSING - SWITCH
3	108357-15-000	EA	SWITCH - ROCKER - DPDT - ON/NONE/ON - W/LIGHT W/O COVER
3	108356-04-01A	EA	COVER/ACTUATOR SWITCH - 2 ROWS DIMPLES W/LENS - BLACK
3	108355-01-000	EA	HOUSING - SWITCH

ELECTRICAL GROUP (CONTINUED)
12V BODY WIRING (CONTINUED)



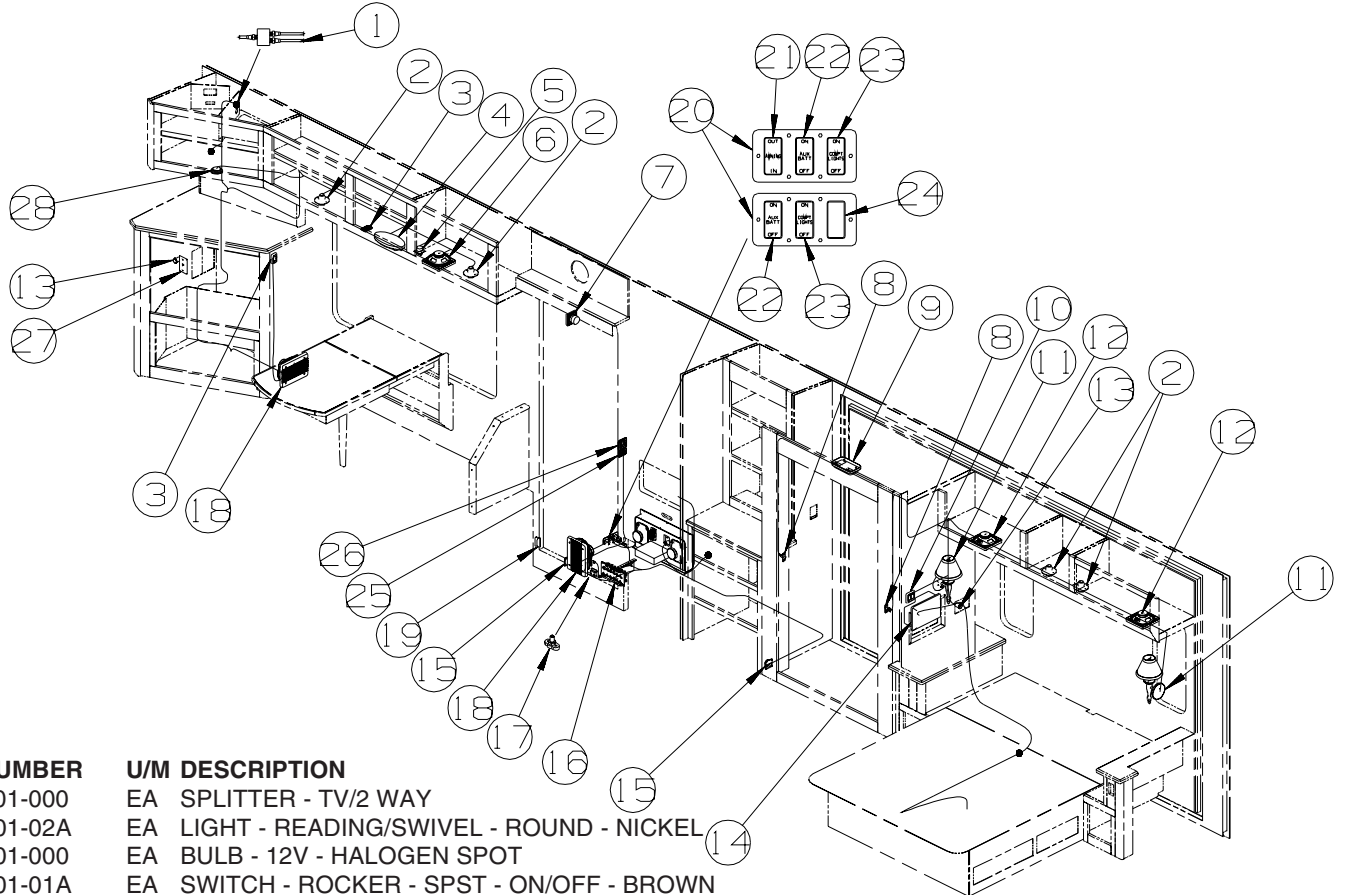
KEY	PART NUMBER	U/M	DESCRIPTION
1	093253-01-03A	EA	PLATE - WALL - TELEPHONE - WHITE
2	132958-01-000	EA	RECEPTACLE - 12 VOLT - MOUNTING FLANGE - BLACK
3*	087694-01-000	EA	LIGHT - WARDROBE/CLOSET - W/SWITCH
4	149750-01-000	EA	RECEIVER - (INFRA RED SIGNAL) - W/6"LEAD/PLUG
4	149750-02-000	EA	CABLE - (RECEIVER TO MODULE) - 45'
5*	123775-01-01A	EA	LIGHT - HALOGEN - ROUND
6	135740-01-02A	EA	SWITCH - ROCKER - SPST - ON/OFF - WHITE
6	135741-01-02A	EA	SWITCH - BASE - SINGLE - WHITE
6	135742-07-01A	EA	BEZEL - SWITCH - CEILING - WHITE
7	135740-01-02A	EA	SWITCH - ROCKER - SPST - ON/OFF - WHITE
7	135741-01-02A	EA	SWITCH - BASE - SINGLE - WHITE
7	135742-08-01A	EA	BEZEL - SWITCH - MAKEUP - WHITE
8	144363-09-02B	EA	PLATE - SWITCH - E-COATED
8	108357-06-000	EA	SWITCH - ROCKER - DPDT - MOM/OFF/MOM - 6 TERM - W/O COVER
8	108356-02-01A	EA	COVER/ACTUATOR SWITCH - 2 ROWS DIMPLES - BLACK
8	108355-01-000	EA	HOUSING - SWITCH
8	116220-01-000	EA	APPLIQUE - SWITCH/SLIDEOUT
8	116549-01-000	EA	LABEL - WARNING - SLIDEOUT
8	116549-02-000	EA	LABEL - WARNING - SLIDEOUT
			FROM: 00-00-00 THRU: 08-15-04
			FROM: 08-16-04 THRU: 99-99-99
9	138116-01-02A	EA	LIGHT/MAKE UP - 3 BULB - CURVED - W/O BULB - SATIN NICKEL
9	123918-01-000	EA	BULB - 12V - MAKEUP - WHITE
10	141679-03-000	EA	CHARGER/DOCK STATION ONLY - FOR #GMRS100 TWO-WAY RADIO
10	141679-04-000	EA	RADIO/TWO-WAY W/BATTERY (EACH = 1) - 5 MILE - ASA GMRS100
11*	133004-02-01A	EA	PANEL/MONITOR-2 TANK-DIGITAL VOLT MT/SOLAR-W/WATER HTR SWT
			FROM: 00-00-00 THRU: 05-02-04
11*	133004-05-01A	EA	PANEL/MONITOR-2 TANK-DIGITAL VOLT MT/SOLAR-W/WATER HTR SWT
			FROM: 05-03-04 THRU: 99-99-99
12*	091937-09-000	EA	LIGHT-FLOURESCENT-12V/16W-RECESSED - 7.3" X 16.1" W/SWITCH
			FROM: 00-00-00 THRU: 11-07-04
12	153464-02-01A	EA	LIGHT-FLUORESCENT 12" - RECESSED/CURVED-W/SWITCH - WHITE
			FROM: 11-08-04 THRU: 99-99-99
13	135740-06-01A	EA	SWITCH - ROCKER - ON/OFF - LIGHTED - RED
13	135741-01-01A	EA	SWITCH - BASE - SINGLE - BROWN
13	135742-35-02A	EA	BEZEL - SWITCH - WATER HEATER/110 VOLT - BROWN
14	148026-03-01A	EA	SPEAKER - CUBE - W/O CASE
14	148026-02-01A	EA	SPEAKER GRILLE - CUBE - SILVER

ELECTRICAL GROUP (CONTINUED)

12V BODY WIRING (CONTINUED)

KEY	PART NUMBER	U/M	DESCRIPTION
15	132427-01-02A	EA	LIGHT - READING/SWIVEL - ROUND - NICKEL
15	123917-01-000	EA	BULB - 12V - HALOGEN SPOT
16	094097-01-000	EA	SPEAKER - RADIO/TV - W/O GRILLE - 5.25" DIAMETER
16	089340-02-000	EA	GRILLE - SPEAKER - 6.5" SQUARE
17	133089-01-000	EA	CONTROL - VOLUME - SPEAKER
18	127002-05-000	EA	PANEL/MONITOR - ENERGY MANAGEMENT SYSTEMS CTRL - W/PLUG FROM: 00-00-00 THRU: 11-07-04
18	127002-10-000	EA	PANEL/MONITOR - ENERGY MANAGEMENT SYSTEMS CTRL - W/3 PLUG FROM: 11-08-04 THRU: 99-99-99
19*	105620-15-000	EA	THERMOSTAT - FURNACE/HEAT PUMP-A/C - W/CHOKE MODULE FROM: 00-00-00 THRU: 04-24-05
19	105620-18-000	EA	THERMOSTAT - FURNACE/HEAT PUMP-A/C - W/CHOKE MODULE FROM: 04-25-05 THRU: 99-99-99
20	135740-01-02A	EA	SWITCH - ROCKER - SPST - ON/OFF - WHITE - CEILING/MONITOR
20	135740-02-02A	EA	SWITCH - ROCKER - SPDT - ON/ON - WHITE - HALL
20	135741-03-02A	EA	SWITCH - BASE - TRIPLE - WHITE
20	135742-32-01A	EA	BEZEL - SWITCH - HALL/MONITOR/CEILING - WHITE
21	150138-01-02A	EA	DETECTOR - LP GAS - BROWN
22	135740-01-02A	EA	SWITCH - ROCKER - SPST - ON/OFF - WHITE
22	135741-02-02A	EA	SWITCH - BASE - DOUBLE - WHITE
22	135742-15-01A	EA	BEZEL - SWITCH - CEILING/SHOWER - WHITE
23	135740-01-02A	EA	SWITCH - ROCKER - SPST - ON/OFF - WHITE
23	135741-01-02A	EA	SWITCH - BASE - SINGLE - WHITE
23	135742-12-01A	EA	BEZEL - SWITCH - FAN - WHITE
24	135740-02-02A	EA	SWITCH - ROCKER - SPDT - ON/ON - WHITE
24	135741-01-02A	EA	SWITCH - BASE - SINGLE - WHITE
24	135742-07-01A	EA	BEZEL - SWITCH - CEILING - WHITE
25	135740-01-01A	EA	SWITCH - ROCKER - SPST - ON/OFF - BROWN
25	135741-01-01A	EA	SWITCH - BASE - SINGLE - BROWN
25	135742-01-01A	EA	BEZEL - SWITCH - SINGLE - BROWN

*COMPONENT PARTS LISTED LATER IN THIS GROUP



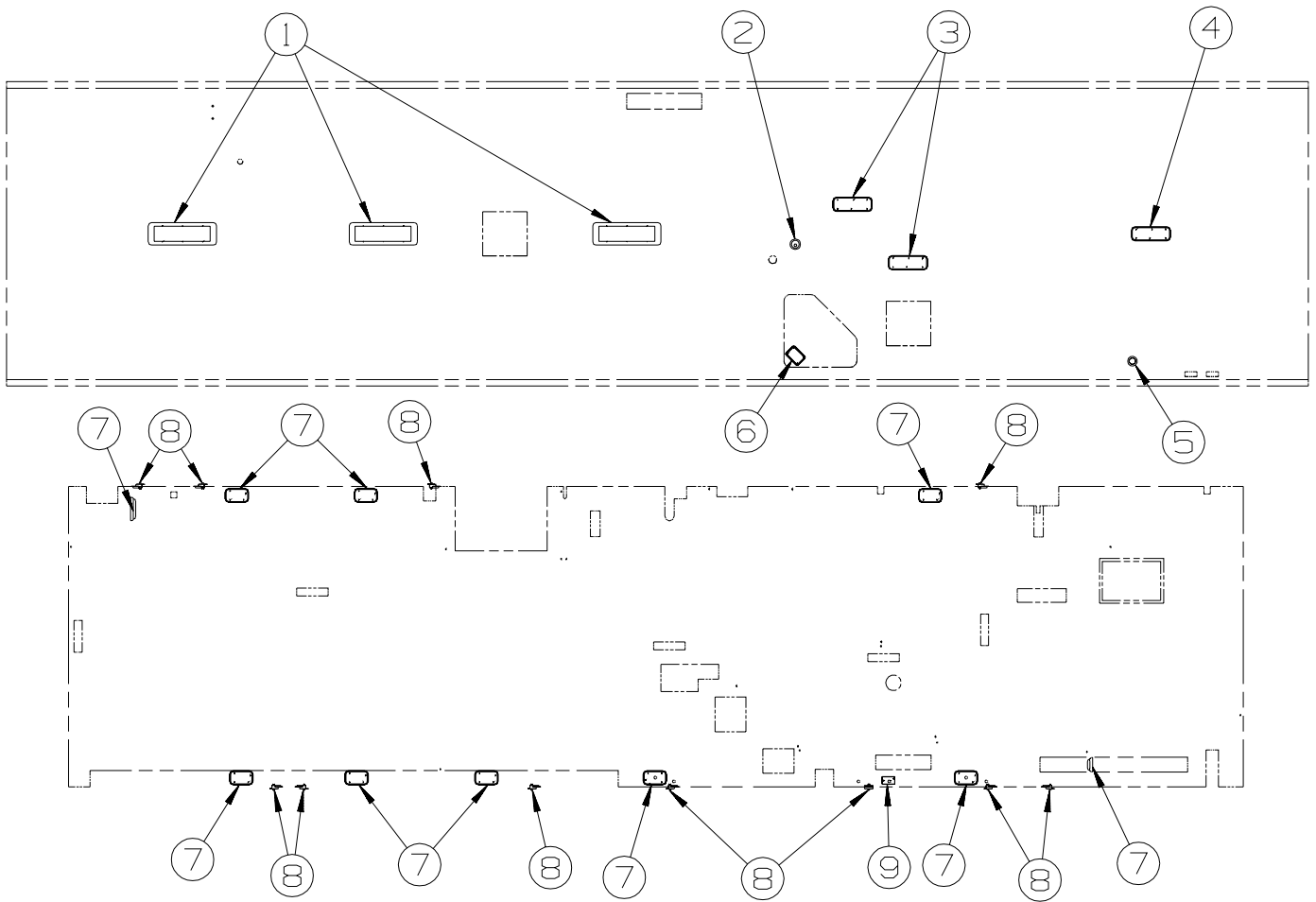
KEY	PART NUMBER	U/M	DESCRIPTION
1	086756-01-000	EA	SPLITTER - TV/2 WAY
2	132427-01-02A	EA	LIGHT - READING/SWIVEL - ROUND - NICKEL
2	123917-01-000	EA	BULB - 12V - HALOGEN SPOT
3	135740-01-01A	EA	SWITCH - ROCKER - SPST - ON/OFF - BROWN
3	135741-01-01A	EA	SWITCH - BASE - SINGLE - BROWN
3	135742-01-01A	EA	BEZEL - SWITCH - SINGLE - BROWN

ELECTRICAL GROUP (CONTINUED)
12V BODY WIRING (CONTINUED)

KEY	PART NUMBER	U/M	DESCRIPTION
4*	093575-23-03A	EA	LIGHT - CEILING/DOUBLE - SATIN NICKEL
4	117805-01-000	EA	BULB - 12V - #921F - 1.4 AMPS
5	133089-01-000	EA	CONTROL - VOLUME - SPEAKER
6	094097-01-000	EA	SPEAKER - RADIO/TV - W/O GRILLE - 5.25" DIAMETER
6	089340-02-000	EA	GRILLE - SPEAKER - 6.5" SQUARE
7	148026-03-01A	EA	SPEAKER - CUBE - W/O CASE - SURROUND SOUND
7	148026-02-01A	EA	SPEAKER GRILLE - CUBE - SILVER - SURROUND SOUND
8	041250-01-000	EA	SWITCH - PUSH BUTTON/DOOR JAMB - METAL/CHROME
9*	137417-03-01A	EA	LIGHT - DOME - SINGLE - W/O SWITCH - W/FROSTED LENS-WHITE
10	135740-01-02A	EA	SWITCH - ROCKER - SPST - ON/OFF - WHITE
10	135741-01-02A	EA	SWITCH - BASE - SINGLE - WHITE
10	135742-06-01A	EA	BEZEL - SWITCH - AISLE - WHITE
10	137889-01-000	EA	SWITCH - LIGHT DIMMER
11	119258-37-03A	EA	LAMP - WALL - SATIN NICKEL
11	119257-18-01A	EA	SHADE - LAMP - PARCHMENT
11	067479-01-000	EA	BULB - 12V - #1076 - 1.80 AMP
12	094097-01-000	EA	SPEAKER - RADIO/TV - W/O GRILLE - 5.25" DIAMETER
12	089340-02-000	EA	GRILLE - SPEAKER - 6.5" SQUARE
13	132958-01-000	EA	RECEPTACLE - 12 VOLT - MOUNTING FLANGE - BLACK
14	133307-02-000	EA	RADIO - WALL MOUNT - CD W/ALARM - AUDIOVOX AWN-930
15*	108354-01-01A	EA	LIGHT - COURTESY
16	092547-10-000	EA	LABEL - CIRCUIT BREAKER
17	086233-01-000	EA	STUD - ISOLATED - 3/8" X 7/8" LONG
18	124884-01-000	EA	SPEAKER - 6" X 9" - SUB-WOOFER - W/O GRILLE - SURROUND SOUND
18	124885-01-000	EA	GRILLE - SPEAKER - 6" X 9" - SUB WOOFER - SURROUND SOUND
			FROM: 00-00-00 THRU: 05-16-04
18	151844-01-01A	EA	GRILLE - SPEAKER - 6" X 9" - SUB WOOFER - BLACK - SURROUND SOUND
			FROM: 05-17-04 THRU: 99-99-99
19	116995-02-000	EA	SWITCH/MAGNET - ELECTRIC STEP - BLACK/WHITE- NORMALLY OPEN
19	116995-03-000	EA	SWITCH/MAGNET - ELECTRIC STEP - FULL BODY PAINT
20	098351-23-02A	EA	PLATE/SWITCH - 3 GANG - CHROME
20	135167-01-02B	EA	BRACKET - SWITCH COVER - E-COATED
21	108357-07-000	EA	SWITCH - ROCKER - SPDT - MOM/OFF/MOM - 3 TERM - W/O COVER
21	108356-12-01A	EA	COVER/ACTUATOR SWITCH - 3 GROOVES - AWNING/IN/OUT
21	108355-01-000	EA	HOUSING - SWITCH
22	108357-06-000	EA	SWITCH - ROCKER - DPDT - MOM/OFF/MOM - 6 TERM - W/O COVER
22	108356-11-01A	EA	COVER/ACTUATOR SWITCH - 3 GROOVES - AUX BATT - BLACK
22	108355-01-000	EA	HOUSING - SWITCH
23	108357-01-000	EA	SWITCH - ROCKER - SPST - ON/OFF - 2 TERMINAL - W/O COVER
23	108356-14-01A	EA	COVER/ACTUATOR SWITCH - 3 GROOVES - COMPT LIGHTS
23	108355-01-000	EA	HOUSING - SWITCH
24	145754-01-01A	EA	SWITCH - BLANK - BLACK
25	135740-01-02A	EA	SWITCH - ROCKER - SPST - ON/OFF - WHITE
25	135741-01-02A	EA	SWITCH - BASE - SINGLE - WHITE
25	135742-11-01A	EA	BEZEL - SWITCH - STEP - WHITE
26	135740-01-02A	EA	SWITCH - ROCKER - SPST - ON/OFF - WHITE
26	135741-02-02A	EA	SWITCH - BASE - DOUBLE - WHITE
26	135742-19-01A	EA	BEZEL - SWITCH - CEILING/PORCH - WHITE
27	093253-01-03A	EA	PLATE - WALL - TELEPHONE - WHITE
28*	123775-01-01A	EA	LIGHT - HALOGEN - ROUND

*COMPONENT PARTS LISTED LATER IN THIS GROUP

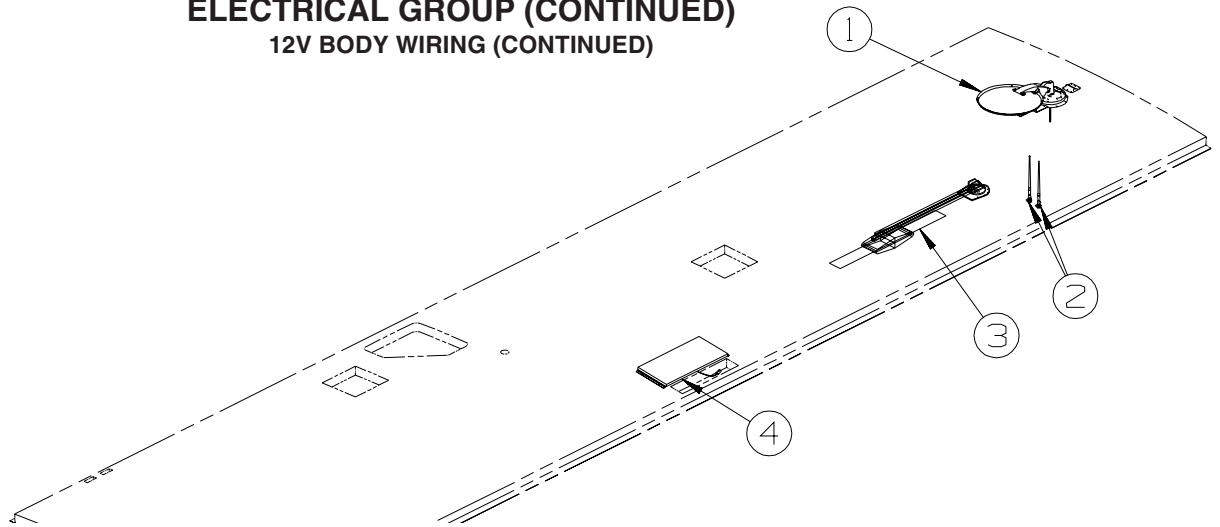
ELECTRICAL GROUP (CONTINUED)
12V BODY WIRING (CONTINUED)



KEY	PART NUMBER	U/M	DESCRIPTION
1*	091937-08-000	EA	LIGHT-FLOURESCENT-12V/30W-RECESSED-7.3" X 21.8" W/O SWITCH FROM: 00-00-00 THRU: 11-07-04
1	091937-03-000	EA	BULB - FLUORESCENT LIGHT - 12 VOLT FROM: 00-00-00 THRU: 11-07-04
1	153464-03-01A	EA	LIGHT-FLUORESCENT 18" - RECESSED/CURVED-NO SWITCH - WHITE FROM: 11-08-04 THRU: 99-99-99
2	146048-01-01A	EA	LIGHT - HALOGEN/ADJUSTABLE - WHITE
3*	137417-06-01A	EA	LIGHT - DOME - DOUBLE - W/O SWITCH - W/FROSTED LENS-WHITE
4*	093575-33-03A	EA	LIGHT - CEILING/ROUND - W/O BULBS - SATIN NICKEL
	117805-01-000	EA	BULB - 12V - #921F - 1.4 AMPS
5*	123775-01-01A	EA	LIGHT - HALOGEN - ROUND
6*	121935-01-01A	EA	LIGHT - DOME - SHOWER
7*	137417-03-01A	EA	LIGHT - DOME - SINGLE - W/O SWITCH - W/FROSTED LENS-WHITE
8	041250-01-000	EA	SWITCH - PUSH BUTTON/DOOR JAMB - METAL/CHROME
8	138494-01-02B	EA	BRACKET - SWITCH/LIGHT - E-COATED
9*	086280-01-000	EA	LIGHT - SURFACE MOUNT - 12 VOLT

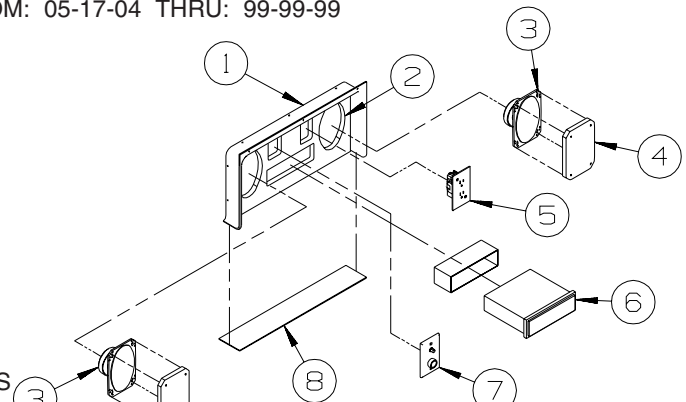
***COMPONENT PARTS LISTED LATER IN THIS GROUP**

ELECTRICAL GROUP (CONTINUED)
12V BODY WIRING (CONTINUED)



KEY	PART NUMBER	U/M	DESCRIPTION
1*	144377-01-000	EA	ANTENNA/MOBILE TELEVISION SATELLITE - "SEARCH IN MOTION" - IN MOTION SATELLITE FROM: 00-00-00 THRU: 12-12-04
1	154474-01-01A	EA	ANTENNA/SATELLITE - DISH IN DOME/SEARCH IN MOTION - WHITE - IN MOTION SATELLITE FROM: 12-13-04 THRU: 99-99-99
1	154474-01-02A	EA	ANTENNA/SAT - DISH IN DOME/SRCH IN MTN - BLACK - IN MOTION SATELLITE/FULL BODY PAINT FROM: 12-13-04 THRU: 99-99-99
1	154474-02-000	EA	CONTROL/SATELLITE KIT - IDB BOX/IDD BOX-POWER SUPPLY-CABLE - IN MOTION SATELLITE FROM: 12-13-04 THRU: 99-99-99
1	154474-03-000	EA	CABLE - SATELLITE - RG6 COAX - 7' W/CONNECTORS - IN MOTION SATELLITE FROM: 12-13-04 THRU: 99-99-99
1	146488-01-000	EA	PLATE - ROOF - CABLE ENTRY - IN MOTION SATELLITE FROM: 12-13-04 THRU: 99-99-99
1*	141454-03-01A	EA	ANTENNA/SATELLITE - "AUTO SEARCH WHILE PARKED/GPS SYSTEM" - SAT DISH - AUTOMATIC
1*	137135-02-000	EA	ANTENNA - SATELLITE DSS - W/SENSOR - SATELLITE DISH & ELEV. SENSOR
2	090944-01-000	EA	ANTENNA - RADIO - 16" RUBBER - W/72" LEAD WIRE
2	109889-04-000	EA	EXTENDER - ANTENNA SHAFT - 3.7"
2	147741-01-09B	EA	BRACKET - ANTENNA GROUND - GALVANIZED
3*	076319-23-000	EA	ANTENNA - TV ROOF MOUNT - 44.5" MAST
3*	076319-25-000	EA	KIT - HARDWARE INTERIOR
3	069726-02-000	EA	BUMPER - .88" OD X .40" THICK - BLACK
4*	115504-01-000	EA	PANEL - SOLAR 10 WATT - 12.2"W X 26.9"L X 1.2"H FROM: 00-00-00 THRU: 05-16-04
4	151647-01-000	EA	PANEL - SOLAR 10 WATT FROM: 05-17-04 THRU: 99-99-99

***COMPONENT PARTS LISTED LATER IN THIS GROUP**



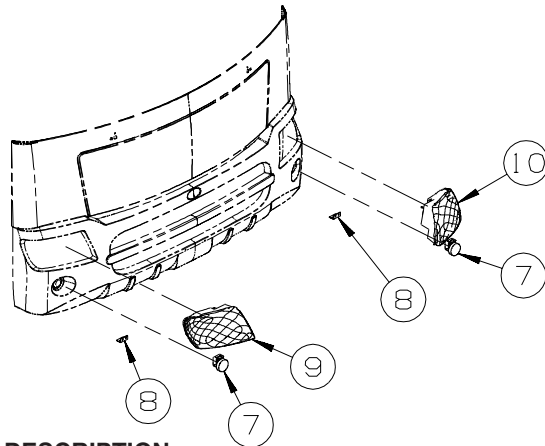
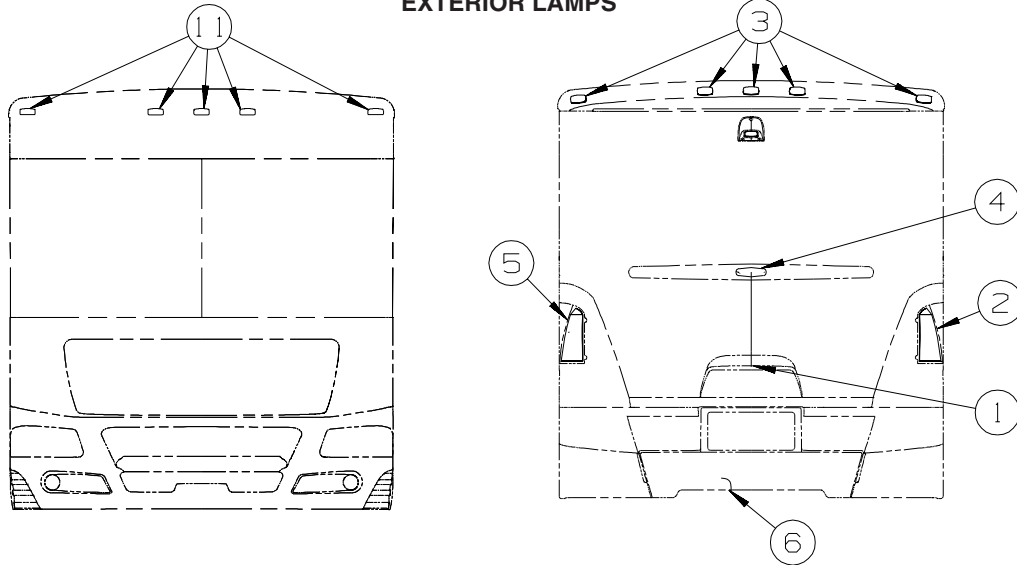
KEY	PART NUMBER	U/M	DESCRIPTION
1	124696-02-01A	EA	BOX-19.4"W X 10"H X 2.5"D - BRT WHT
	124696-01-01A	EA	BOX-19.4"W X 10"H X 10.2"D W/CUTOUTS
2	127409-02-L15	EA	PLATE - RADIO MOUNTING
3	110469-01-000	EA	SPEAKER - 4" X 6" OVAL - COAXIAL
4	110470-01-01A	EA	GRILLE - 4" X 6" - OVAL SPEAKER - BLACK
5	058708-01-000	EA	RECEPTACLE - ELECTRIC - DOUBLE - BROWN
6*	148231-01-000	EA	RADIO - AM/FM CD W/REMOTE - MAGNADYNE M3100CD FROM: 00-00-00 THRU: 04-11-05
6	155619-01-000	EA	RADIO - AM/FM CD - W/REMOTE - MAGNADYNE M3200CD FROM: 04-12-05 THRU: 99-99-99
7	076319-09-000	EA	WALLPLATE - TV CABLE RECEPTACLE - SINGLE - BROWN
8	104898-01-02A	EA	PLATE - PLASTIC BOTTOM - BRIGHT WHITE

**EXTERIOR
ENTERTAINMENT**

***COMPONENT PARTS LISTED LATER IN THIS GROUP**

ELECTRICAL GROUP (CONTINUED)

EXTERIOR LAMPS

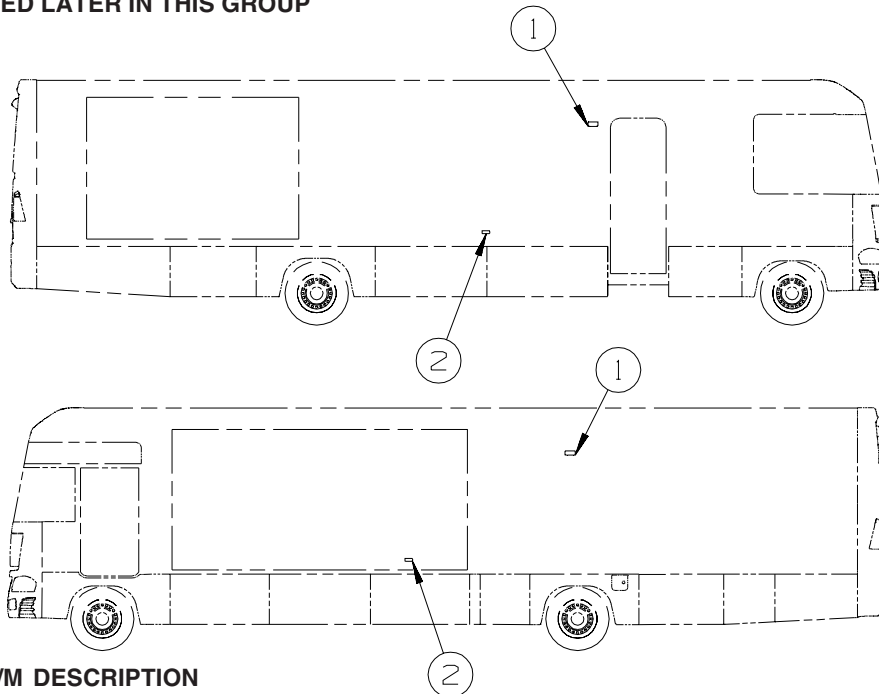


KEY	PART NUMBER	U/M	DESCRIPTION
1	087201-01-000	EA	LIGHT - HALF ROUND - 1" X 1.7" - PLASTIC - BLACK OR WHITE
2	142117-01-000	EA	LAMP - TAILLIGHT - REAR - RIGHT HAND
2	112707-01-000	EA	BULB - 12 VOLT - #3156 - 2.10 AMP
2	112708-01-000	EA	BULB - 12 VOLT - #3157 - .59/2.10 AMP
2	112709-01-000	EA	SOCKET - TURN LIGHT
2	112709-03-000	EA	SOCKET - BRAKE LIGHT/MARKER LIGHT
3	133055-01-000	EA	LENS - RED - F/CLEARANCE/MARKER
3	133055-03-000	EA	BASE - F/CLEARANCE/MARKER - WHITE
3	138996-04-000	EA	CONNECTOR - LAMP
3	036196-01-000	EA	BULB - 12V - #194 - .27 AMP - BAYONETTE
4	136917-01-000	EA	LIGHT - BRAKE - CENTER MOUNT - OVAL
5	142117-02-000	EA	LAMP - TAILLIGHT - REAR - LEFT HAND
5	112707-01-000	EA	BULB - 12 VOLT - #3156 - 2.10 AMP
5	112708-01-000	EA	BULB - 12 VOLT - #3157 - .59/2.10 AMP
5	112709-01-000	EA	SOCKET - TURN LIGHT
5	112709-03-000	EA	SOCKET - BRAKE LIGHT/MARKER LIGHT
6*	113589-02-000	EA	CONNECTOR - SOCKET - TRAILER
6*	113589-01-000	EA	CONNECTOR - PLUG - TRAILER
7	138910-01-000	EA	LAMP - FOG - CLEAR/ROUND - HELLA
			FROM: 00-00-00 THRU: 05-06-04
7	151421-01-000	EA	LAMP - FOG - CLEAR/ROUND - HAMSAR
			FROM: 05-07-04 THRU: 99-99-99
8	139686-01-02B	EA	ANGLE - MOUNT - FOGLEAMP - E-COATED
9	142116-01-000	EA	HEADLAMP - W/PARK/TURN SIGNAL - RIGHT HAND
9	036196-01-000	EA	BULB - 12V - #194 - .27 AMP - BAYONETTE
9	112708-01-000	EA	BULB - 12 VOLT - #3157 - .59/2.10 AMP
9	049359-01-000	EA	SPRING - RETAINER - HEADLAMP - GM #496096
9	142116-03-000	EA	SOCKET/LAMP - 3 WIRE

ELECTRICAL GROUP (CONTINUED)
EXTERIOR LAMPS (CONTINUED)

KEY	PART NUMBER	U/M	DESCRIPTION
9	124187-01-000	EA	SOCKET/HOUSING - LOW BEAM HEADLAMP
9	124187-02-000	EA	SOCKET/HOUSING - HIGH BEAM HEADLAMP
9	139001-02-000	EA	SOCKET ONLY - F/DOCKING LAMP
10	142116-02-000	EA	HEADLAMP - W/PARK/TURN SIGNAL - LEFT HAND
10	036196-01-000	EA	BULB - 12V - #194 - .27 AMP - BAYONETTE
10	112708-01-000	EA	BULB - 12 VOLT - #3157 - .59/2.10 AMP
10	049359-01-000	EA	SPRING - RETAINER - HEADLAMP - GM #496096
10	142116-03-000	EA	SOCKET/LAMP - 3 WIRE
10	124187-01-000	EA	SOCKET/HOUSING - LOW BEAM HEADLAMP
10	124187-02-000	EA	SOCKET/HOUSING - HIGH BEAM HEADLAMP
10	139001-02-000	EA	SOCKET ONLY - F/DOCKING LAMP
11	132978-01-000	EA	LIGHT - CLEARANCE - AMBER
11	036196-01-000	EA	BULB - 12V - #194 - .27 AMP - BAYONETTE

***COMPONENT PARTS LISTED LATER IN THIS GROUP**

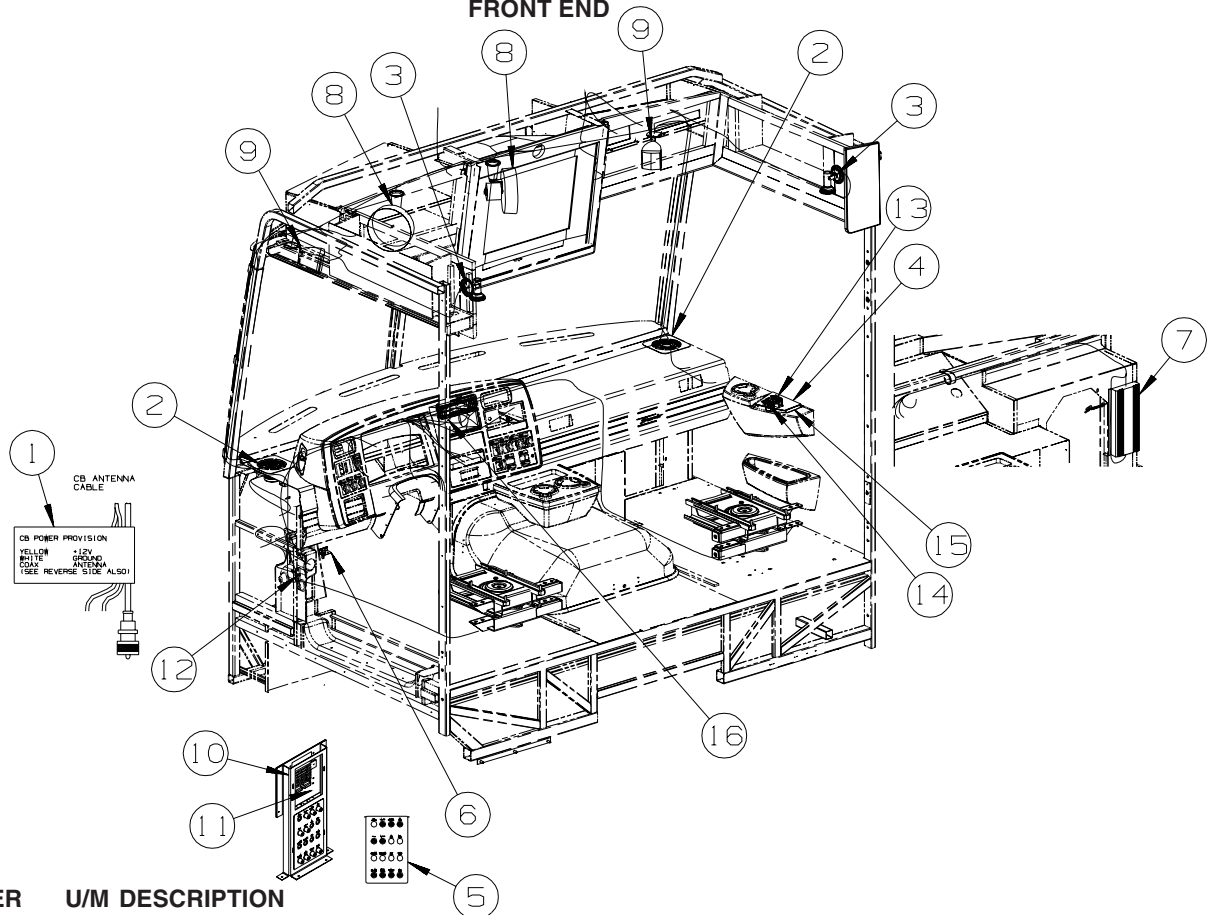


KEY	PART NUMBER	U/M	DESCRIPTION
1*	097917-01-06A	EA	LIGHT - PORCH - BRIGHT WHITE
1	097917-01-08A	EA	LIGHT - PORCH - CHROME
	008215-01-000	EA	BULB - 12 VOLT - #1003 - .94 AMP
2	111102-01-000	EA	BASE - MARKER LAMP
	036196-01-000	EA	BULB - 12V - #194 - .27 AMP - BAYONETTE
2	111102-02-000	EA	LENS - AMBER - MARKER LAMP

***COMPONENT PARTS LISTED LATER IN THIS GROUP**

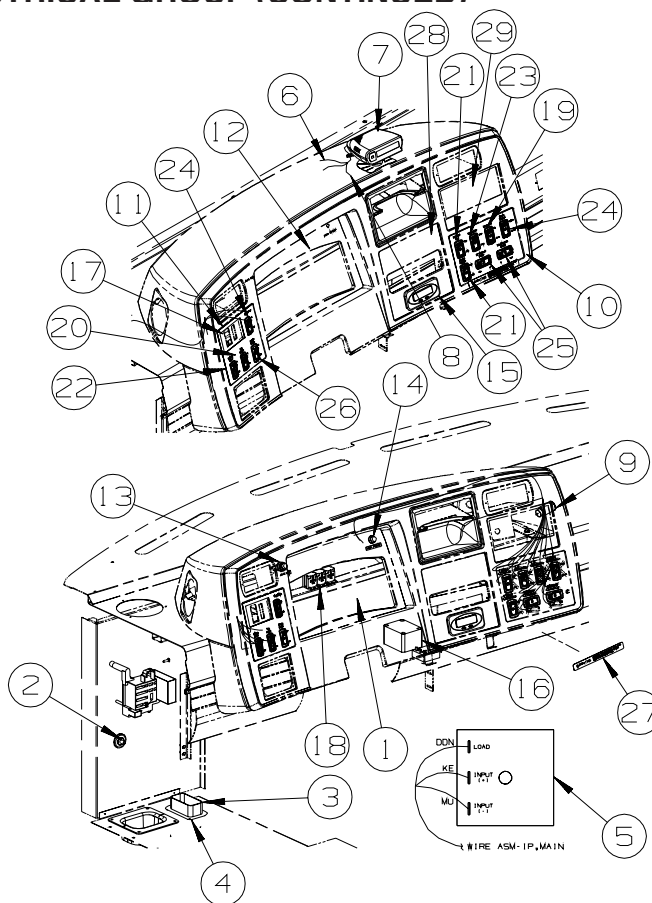
ELECTRICAL GROUP (CONTINUED)

FRONT END



KEY	PART NUMBER	U/M	DESCRIPTION
1	104678-01-000	EA	LABEL - CB PREP
2	094097-01-000	EA	SPEAKER - RADIO/TV - W/O GRILLE - 5.25" DIAMETER
2	139111-01-02A	EA	GRILLE - SPEAKER - 6" ROUND - GLACIER
3	128786-02-02A	EA	LIGHT - READING/SWIVEL - W/O SWITCH - SATIN NICKEL
3	123917-01-000	EA	BULB - 12V - HALOGEN SPOT
4	148653-05-01A	EA	APPLIQUE - PASSENGER - DARK RIVERSTONE
5	093236-41-000	EA	LABEL - CIRCUIT BREAKER
6	147428-01-02B	EA	BRACKET/ZEE - F/TEMPERATURE SENSOR - E-COATED
7	124881-02-000	EA	AMPLIFIER - AUDIO - MTS Q SURROUND - ORANGE LABEL (LATEST)
8	122856-01-01A	EA	FAN-DEFROSTER-2 SPEED W/SWIVEL BASE/NON-OSCILLATING-CHROME
9	148026-01-01A	EA	SPEAKER - CUBE - W/FIXED BRACKET - SILVER
10	149689-01-02B	EA	BRACKET - CIRCUIT BREAKER, E-COAT
11	149690-01-02B	EA	BRACKET - FUSE PANEL, WH, E-COAT
11	149690-02-02B	EA	BRACKET - FUSE PANEL, FORD, E-COAT
12	041250-01-000	EA	SWITCH - PUSH BUTTON/DOOR JAMB - METAL/CHROME
13	145638-01-01A	EA	SWITCH/ROCKER - SPST (ON/OFF) - BLACK
14	145638-09-01A	EA	SWITCH/ROCKER - DPDT (ON/OFF/ON) - BLACK
15	145926-08-02B	EA	INSERT ASM - SWITCH, RH - E-COAT
16	115539-01-000	EA	RELAY - RADIO/TV SPEAKER SWITCH W/WIRE - #SCLD-W-B-4PDT-C

ELECTRICAL GROUP (CONTINUED)

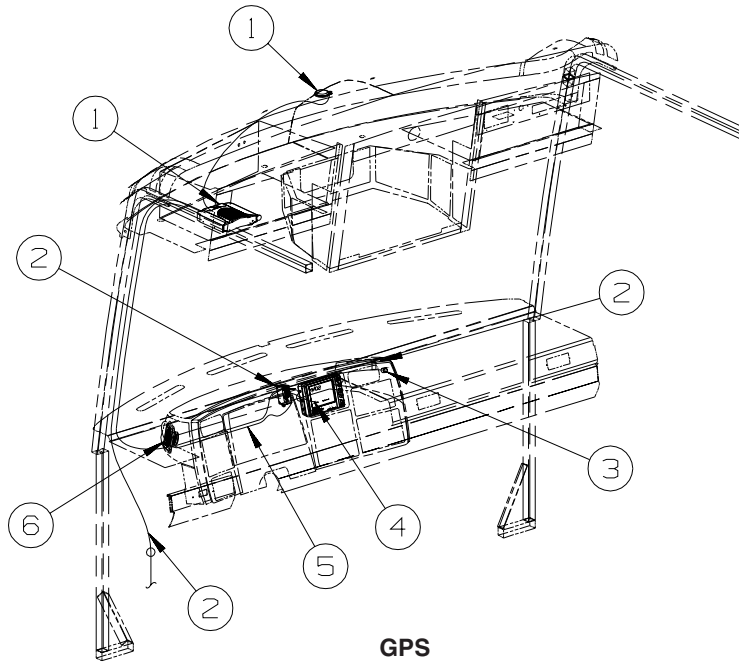


KEY	PART NUMBER	U/M	DESCRIPTION
1		EA	CLUSTER - INSTRUMENT PANEL - CHASSIS SUPPLIED
2	118499-01-000	EA	STUD-FEED THRU
3	118571-03-000	EA	BRACKET - MOUNTING
4	118571-04-000	EA	GASKET
5	133535-01-000	EA	MODULE - TIMER 20 SECOND - WARNING LIGHT - TS61120P
6	147190-03-000	EA	CABLE/ANTENNA-SAT RADIO SIRIUS-22"W/O RADIO END CONNECTOR FROM: 00-00-00 THRU: 09-03-04
6	152780-02-000	EA	CABLE/ANTENNA - SATELLITE RADIO SIRIUS FROM: 09-04-04 THRU: 99-99-99
7*	148113-01-000	EA	RADIO/TUNER - SATELLITE/SIRIUS - W/REMOTE-W/O ANTENNA
7	148113-02-000	EA	CRADLE - RADIO - W/O BUILT IN FM TRANSMITTER - KENWOOD FROM: 00-00-00 THRU: 06-04-04
7	148113-04-000	EA	DOCKING KIT-W/FM TRANSMITTER/ANTENNA/CRADLE/WIRING/SCREWS FROM: 06-05-04 THRU: 99-99-99
8	148114-01-000	EA	CABLE - AUDIO - 1/8" TO RCA STEREO
9	111414-01-000	EA	RECEPTACLE/SOCKET - 12 VOLT
10	148653-01-01A	EA	APPLIQUE - BEZEL - RIGHT HAND - DARK RIVERSTONE - FRONT RIGHT SLIDEOUT
10	148653-03-01A	EA	APPLIQUE - BEZEL - RIGHT HAND - DARK RIVERSTONE
11	148653-02-01A	EA	APPLIQUE - BEZEL - LEFT HAND - DARK RIVERSTONE - 2004 WORKHORSE CHASSIS
11	148653-09-01A	EA	APPLIQUE - BEZEL - LEFT HAND - DARK RIVERSTONE - 2005 WORKHORSE CHASSIS
11	148653-04-01A	EA	APPLIQUE - BEZEL - LEFT HAND - DARK RIVERSTONE - FORD
12	148653-06-01A	EA	APPLIQUE - BEZEL - INSTRUMENT CLUSTER - DARK RIVERSTONE - WORKHORSE
12	148653-07-01A	EA	APPLIQUE/BEZEL - INSTRUMENT CLUSTER - FORD - DK RIVERSTONE - 2004 FORD
12	148653-10-01A	EA	APPLIQUE - BEZEL - INSTRUMENT CLUSTER - FORD-DK RIVERSTONE - 2006 FORD
13	150237-01-000	EA	LIGHT - INDICATOR - RED
14	150237-02-000	EA	LIGHT - INDICATOR - AMBER
15*	136119-01-000	EA	COMPASS/THERMOMETER - ELECTRONIC- 4.5" X 2.3" DISPLAY FACE
16	128074-02-000	EA	FILTER - NOISE - 12 VOLT DC W/PLUGS
	077031-03-000	EA	FILM - WHITE - .75" X 1"
17	134088-02-01A	EA	APPLIQUE - SWITCH - HEADLAMP - BLACK - WORKHORSE
18	063912-02-000	EA	RELAY - CANISTER - SPDT
	063910-01-000	EA	HOUSING - RELAY
19	145638-01-01A	EA	SWITCH/ROCKER - SPST (ON/OFF) - BLACK
19	108355-01-000	EA	HOUSING - SWITCH
19	103603-01-000	EA	BULB - 12V - #74 - .12A WEDGE - GE 22-25 USED IN DAS

ELECTRICAL GROUP (CONTINUED)
FRONT END (CONTINUED)

KEY	PART NUMBER	U/M	DESCRIPTION
20	145638-02-01A	EA	SWITCH/ROCKER - SPST (ON/OFF) - LIGHTED - BLACK
20	108355-01-000	EA	HOUSING - SWITCH
20	103603-01-000	EA	BULB - 12V - #74 - .12A WEDGE - GE 22-25 USED IN DAS
21	145638-03-01A	EA	SWITCH/ROCKER - SPDT (ON/OFF/ON) - BLACK
21	108355-01-000	EA	HOUSING - SWITCH
21	103603-01-000	EA	BULB - 12V - #74 - .12A WEDGE - GE 22-25 USED IN DAS
22	145638-04-01A	EA	SWITCH/ROCKER - SPDT (ON/ON) - BLACK
22	108355-01-000	EA	HOUSING - SWITCH
22	103603-01-000	EA	BULB - 12V - #74 - .12A WEDGE - GE 22-25 USED IN DAS
23	145638-06-01A	EA	SWITCH/ROCKER - SPDT (ON/OFF/ON) - LIGHTED - BLACK
23	108355-01-000	EA	HOUSING - SWITCH
23	103603-01-000	EA	BULB - 12V - #74 - .12A WEDGE - GE 22-25 USED IN DAS
24	145638-07-01A	EA	SWITCH/ROCKER - DPDT (ON/ON) - BLACK
24	108355-02-000	EA	HOUSING - SWITCH - 12 POSITION
24	103603-01-000	EA	BULB - 12V - #74 - .12A WEDGE - GE 22-25 USED IN DAS
25	145638-09-01A	EA	SWITCH/ROCKER - DPDT (ON/OFF/ON) - BLACK
25	108355-01-000	EA	HOUSING - SWITCH
25	103603-01-000	EA	BULB - 12V - #74 - .12A WEDGE - GE 22-25 USED IN DAS
26	145638-08-01A	EA	SWITCH/ROCKER - DPDT (ON/ON) - LIGHTED - BLACK
26	108355-02-000	EA	HOUSING - SWITCH - 12 POSITION
26	103603-01-000	EA	BULB - 12V - #74 - .12A WEDGE - GE 22-25 USED IN DAS
27	116549-01-000	EA	LABEL - WARNING - SLIDEOUT
28	148653-11-01A	EA	APPLIQUE - BEZEL - RIGHT HAND - DARK RIVERSTONE - FORD FROM: 01-24-05 THRU: 99-99-99
29	148653-12-01A	EA	APPLIQUE - BEZEL - RADIO - DARK RIVERSTON - FORD FROM: 01-24-05 THRU: 99-99-99

***COMPONENT PARTS LISTED LATER IN THIS GROUP**

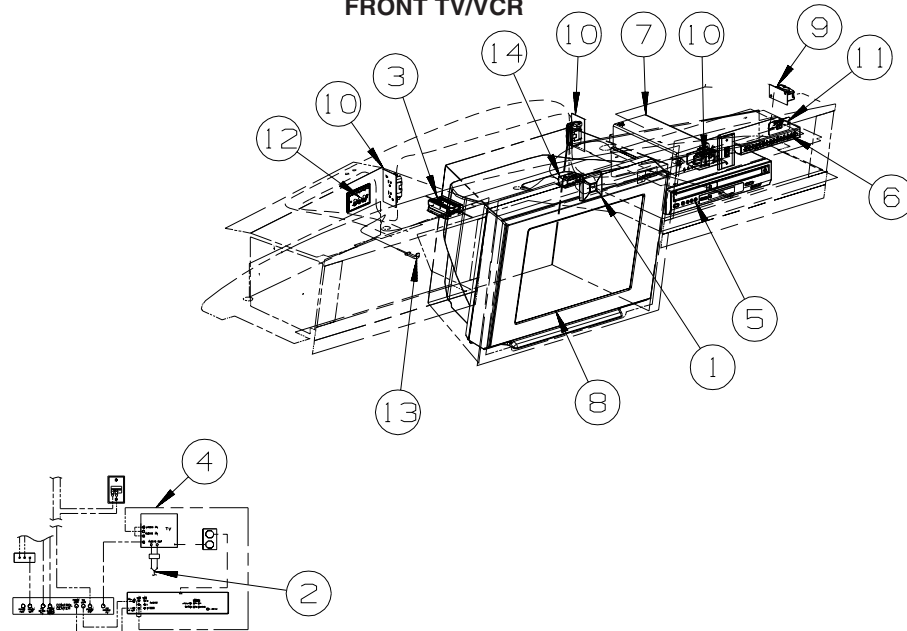


KEY	PART NUMBER	U/M	DESCRIPTION
1*	148158-01-000	EA	COMPUTER - GPS NAVIGATION SYS - (MAGELLAN MAGNK-01W) - INCLUDES ANTENNA
2	148158-02-000	EA	CABLES - F/GPS NAVIGATION SYS - (MAGELLAN MAGNK-02W) - INCLUDES MODULE, REMOTE EYE
3	144734-03-000	EA	SPACER
4	148112-01-000	EA	CABLE - MONITOR - SONY AUX
5	148592-01-000	EA	CABLE - RCA MALE-1/4 FEMALE SPADES - RIVER PARK SCB-RCA120
6	098819-01-000	EA	SPEAKER - 4" - 2 WATT - 8 OHM
6	093214-01-01A	EA	GRILLE - SPEAKER - 4" - BLACK

***COMPONENT PARTS LISTED LATER IN THIS GROUP**

ELECTRICAL GROUP (CONTINUED)

FRONT TV/VCR

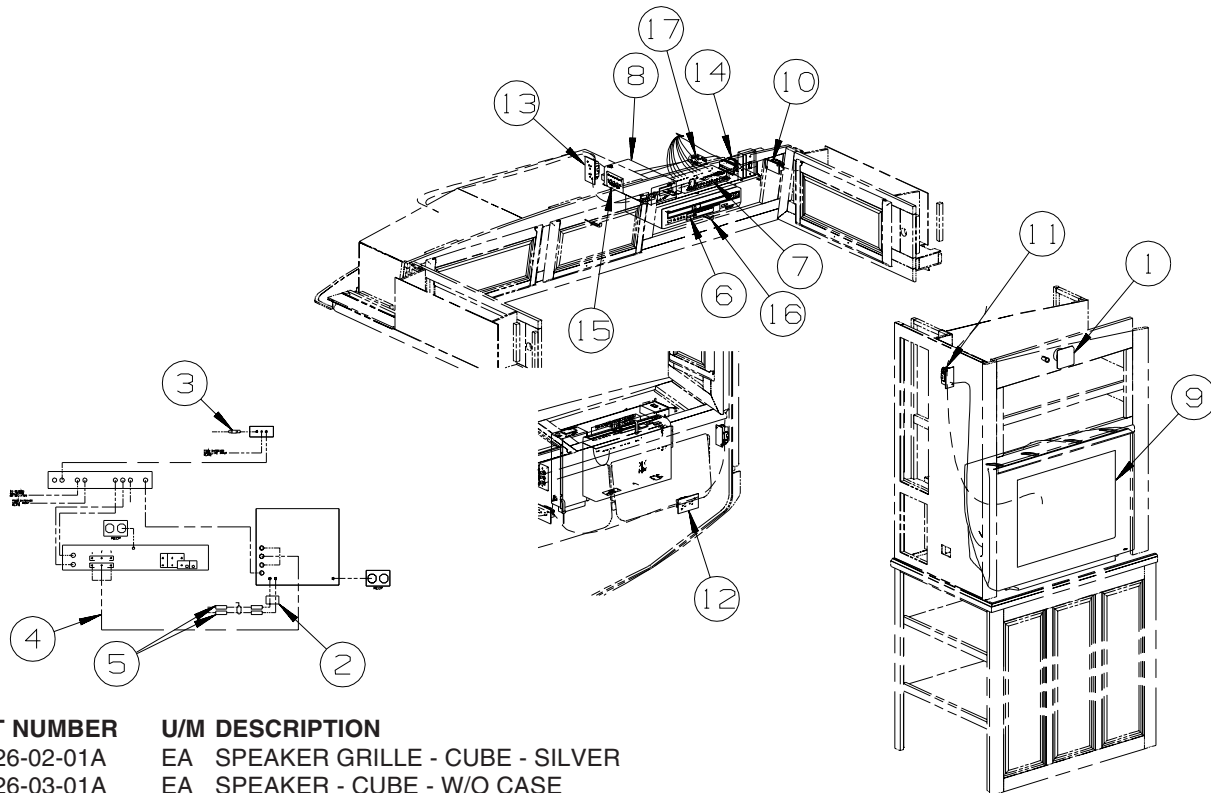


KEY	PART NUMBER	U/M	DESCRIPTION
1	148026-02-01A	EA	SPEAKER GRILLE - CUBE - SILVER
1	148026-03-01A	EA	SPEAKER - CUBE - W/O CASE
2	117420-01-000	EA	CABLE - W/MALE RCA ENDS - SHIELDED - 12"
3	147139-01-000	EA	AMPLIFIER - STEREO 2 CHANNEL
4	136860-01-000	EA	CABLE - RCA - #3 MALE TO #12F MALE CONNECTOR
5*	146396-02-000	EA	DVD/VCR PLAYER - SONY SLV-D300P
6	142258-01-000	EA	SWITCH - VIDEO/ANTENNA POWER SUPPLY
7	099048-04-000	EA	INVERTER - 300 WATT
8*	146299-01-000	EA	TV - 24" STEREO W/5 JACKS - SONY 24FS100
			FROM: 00-00-00 THRU: 07-18-04
8*	146299-02-000	EA	TV - 24" STEREO W/5 JACKS - SONY 24FS100
			FROM: 07-19-04 THRU: 99-99-99
9	058707-02-000	EA	RECEPTACLE - BLANK - JUNCTION BOX
10	058708-01-000	EA	RECEPTACLE - ELECTRIC - DOUBLE - BROWN
11	079364-04-000	EA	SWITCH - ON/OFF ROCKER - 2 TERMINAL - BLACK
11	098351-09-02A	EA	PLATE/SWITCH - 1 GANG - CHROME - SPEAKER SELECT/TV
12	149557-04-01A	EA	PLATE/WALL - TRIPLE COAXIAL/HORIZONTAL - WHITE
13	149750-03-000	EA	TRANSMITTER - F/INFRA RED RECEIVER
14	149750-04-000	EA	MODULE/INTERFACE - INFRA RED (RECEIVER TO TRANSMITTER)

***COMPONENT PARTS LISTED LATER IN THIS GROUP**

ELECTRICAL GROUP (CONTINUED)

SIDE TV/VCR

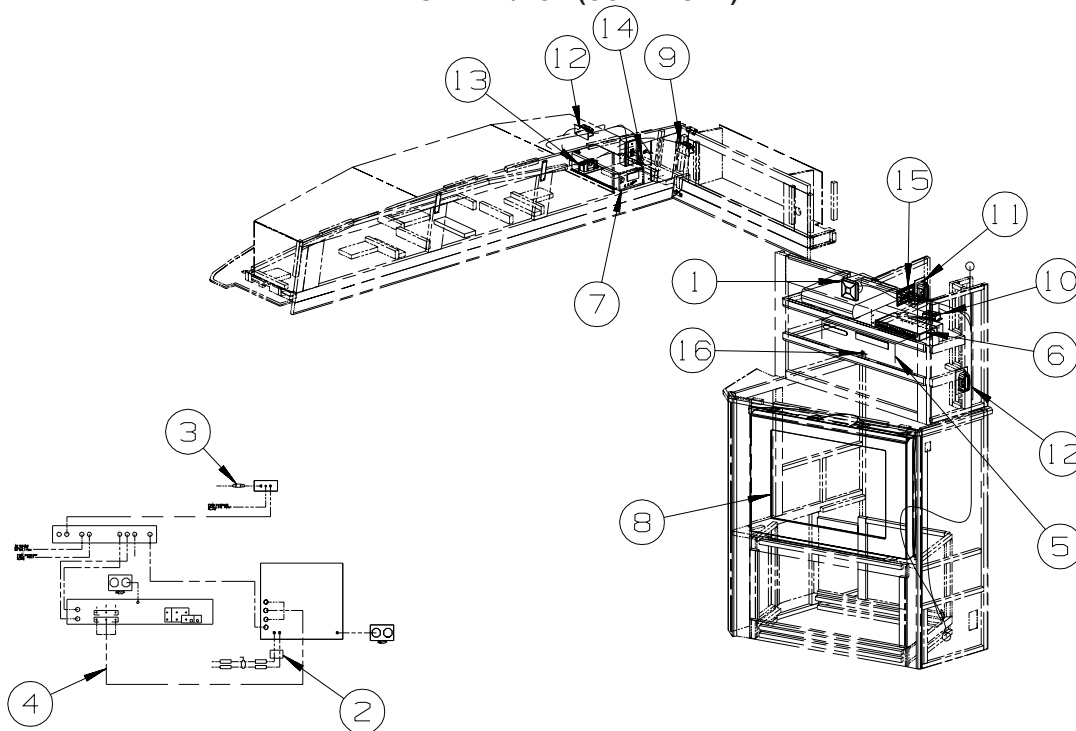


G37B

KEY	PART NUMBER	U/M	DESCRIPTION
1	148026-02-01A	EA	SPEAKER GRILLE - CUBE - SILVER
1	148026-03-01A	EA	SPEAKER - CUBE - W/O CASE
2	NOT USED	EA	FILTER - GROUND LOOP
3	082134-01-000	EA	ADAPTER - TV - CABLE TO CABLE
4	136860-01-000	EA	CABLE - RCA - #3 MALE TO #12F MALE CONNECTOR
5	140261-01-000	EA	CONNECTOR - RCA - FEMALE/FEMALE
6*	146396-02-000	EA	DVD/VCR PLAYER - SONY SLV-D300P
			FROM: 00-00-00 THRU: 07-11-04
6*	146396-03-000	EA	DVD/VCR PLAYER - SONY SLV-D350P
			FROM: 07-12-04 THRU: 99-99-99
7	142258-01-000	EA	SWITCH - VIDEO/ANTENNA POWER SUPPLY
8	099048-04-000	EA	INVERTER - 300 WATT
9*	146298-01-000	EA	TV - 27" STEREO W/5 JACKS - SONY 27FS100
			FROM: 00-00-00 THRU: 05-30-04
9*	146298-02-000	EA	TV - 27" STEREO W/5 JACKS - SONY 27FS120
			FROM: 05-31-04 THRU: 99-99-99
10	058707-02-000	EA	RECEPTACLE - BLANK - JUNCTION BOX
11	058707-01-000	EA	RECEPTACLE - ELECTRIC - SINGLE - BROWN
12	058708-06-000	EA	RECEPTACLE - ELECTRIC - DOUBLE - IVORY
13	058708-05-000	EA	RECEPTACLE - ELECTRIC - SINGLE - BROWN
14	147139-01-000	EA	AMPLIFIER - STEREO 2 CHANNEL
15	149557-04-01A	EA	PLATE/WALL - TRIPLE COAXIAL/HORIZONTAL - WHITE
16	149750-03-000	EA	TRANSMITTER - F/INFRA RED RECEIVER
17	149750-04-000	EA	MODULE/INTERFACE - INFRA RED (RECEIVER TO TRANSMITTER)

*COMPONENT PARTS LISTED LATER IN THIS GROUP

ELECTRICAL GROUP (CONTINUED) SIDE TV/VCR (CONTINUED)

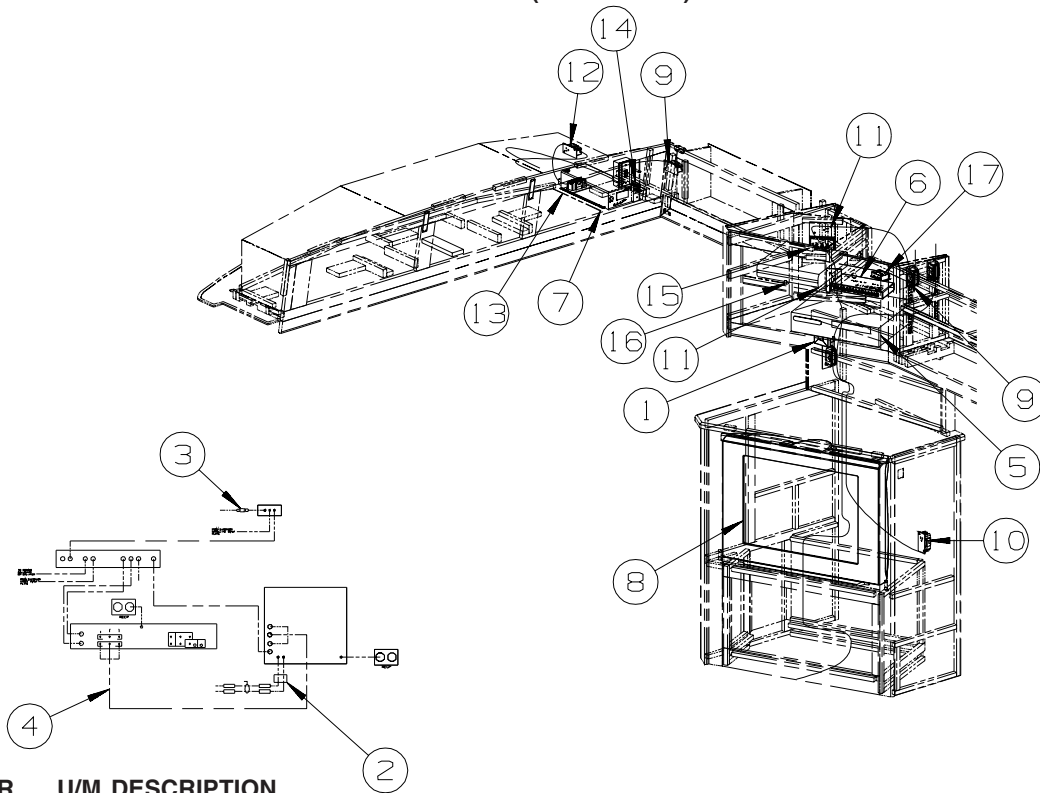


G38J

KEY	PART NUMBER	U/M	DESCRIPTION
1	148026-02-01A	EA	SPEAKER GRILLE - CUBE - SILVER
1	148026-03-01A	EA	SPEAKER - CUBE - W/O CASE
2	123324-01-000	EA	FILTER - GROUND LOOP
3	082134-01-000	EA	ADAPTER - TV - CABLE TO CABLE
4	136860-01-000	EA	CABLE - RCA - #3 MALE TO #12F MALE CONNECTOR
5*	146396-02-000	EA	DVD/VCR PLAYER - SONY SLV-D300P
5*	146396-03-000	EA	DVD/VCR PLAYER - SONY SLV-D350P
			FROM: 00-00-00 THRU: 07-11-04
			FROM: 07-12-04 THRU: 99-99-99
6	142258-01-000	EA	SWITCH - VIDEO/ANTENNA POWER SUPPLY
7	099048-04-000	EA	INVERTER - 300 WATT
8*	146298-01-000	EA	TV - 27" STEREO W/5 JACKS - SONY 27FS100
			FROM: 00-00-00 THRU: 05-30-04
8*	146298-02-000	EA	TV - 27" STEREO W/5 JACKS - SONY 27FS120
			FROM: 05-31-04 THRU: 99-99-99
9	058707-02-000	EA	RECEPTACLE - BLANK - JUNCTION BOX
10	149750-04-000	EA	MODULE/INTERFACE - INFRA RED (RECEIVER TO TRANSMITTER)
11	058708-01-000	EA	RECEPTACLE - ELECTRIC - DOUBLE - BROWN
12	058708-05-000	EA	RECEPTACLE - ELECTRIC - SINGLE - BROWN
13	058708-06-000	EA	RECEPTACLE - ELECTRIC - DOUBLE - WHITE
14	147139-01-000	EA	AMPLIFIER - STEREO 2 CHANNEL
15	149557-04-01A	EA	PLATE/WALL - TRIPLE COAXIAL/HORIZONTAL - WHITE
16	149750-03-000	EA	TRANSMITTER - F/INFRA RED RECEIVER

*COMPONENT PARTS LISTED LATER IN THIS GROUP

ELECTRICAL GROUP (CONTINUED)
SIDE TV/VCR (CONTINUED)

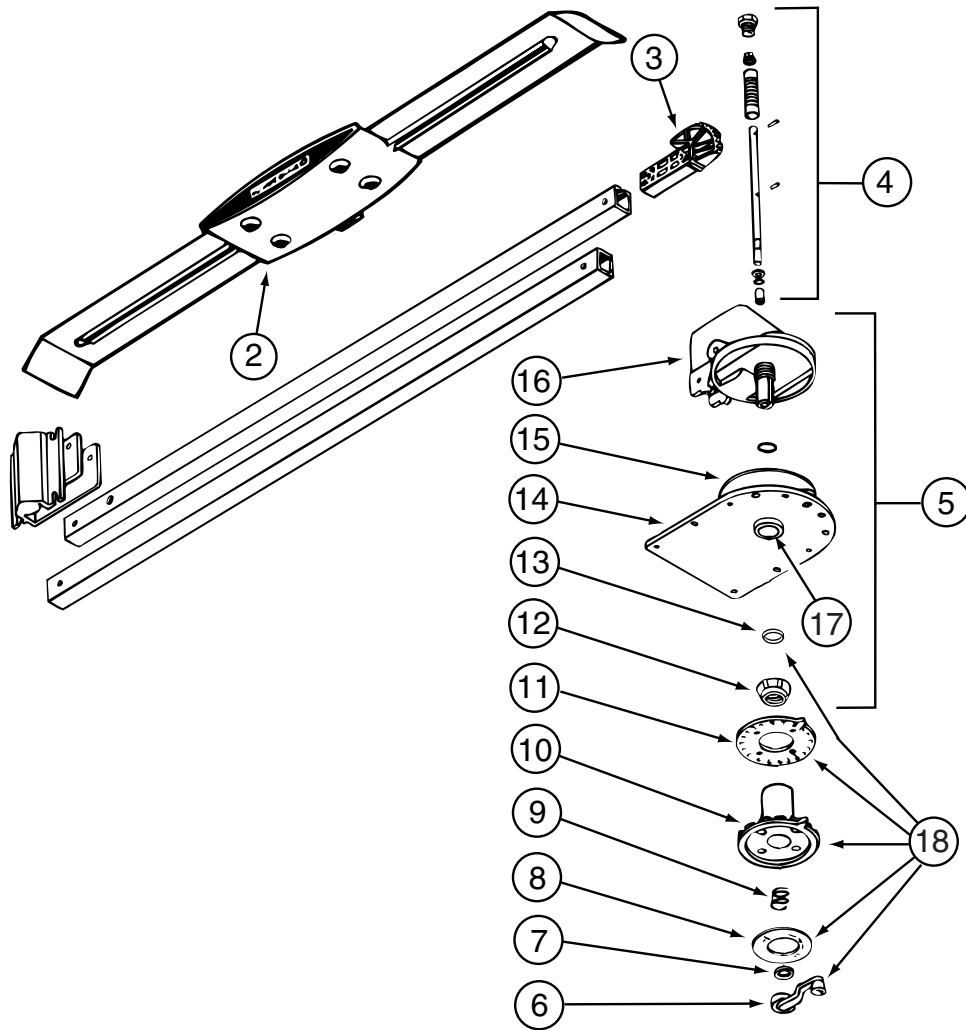


G38R

KEY	PART NUMBER	U/M	DESCRIPTION
1	148026-02-01A	EA	SPEAKER GRILLE - CUBE - SILVER
1	148026-03-01A	EA	SPEAKER - CUBE - W/O CASE
2	123324-01-000	EA	FILTER - GROUND LOOP
3	082134-01-000	EA	ADAPTER - TV - CABLE TO CABLE
4	136860-01-000	EA	CABLE - RCA - #3 MALE TO #12F MALE CONNECTOR
5*	146396-02-000	EA	DVD/VCR PLAYER - SONY SLV-D300P
			FROM: 00-00-00 THRU: 07-11-04
5*	146396-03-000	EA	DVD/VCR PLAYER - SONY SLV-D350P
			FROM: 07-12-04 THRU: 99-99-99
6	142258-01-000	EA	SWITCH - VIDEO/ANTENNA POWER SUPPLY
7	099048-04-000	EA	INVERTER - 300 WATT
8*	146298-01-000	EA	TV - 27" STEREO W/5 JACKS - SONY 27FS100
			FROM: 00-00-00 THRU: 05-30-04
8*	146298-02-000	EA	TV - 27" STEREO W/5 JACKS - SONY 27FS120
			FROM: 05-31-04 THRU: 99-99-99
9	058707-02-000	EA	RECEPTACLE - BLANK - JUNCTION BOX
10	058707-01-000	EA	RECEPTACLE - ELECTRIC - SINGLE - BROWN
11	058708-01-000	EA	RECEPTACLE - ELECTRIC - DOUBLE - BROWN
12	058708-05-000	EA	RECEPTACLE - ELECTRIC - SINGLE - BROWN
13	058708-06-000	EA	RECEPTACLE - ELECTRIC - DOUBLE - WHITE
14	147139-01-000	EA	AMPLIFIER - STEREO 2 CHANNEL
15	149557-04-01A	EA	PLATE/WALL - TRIPLE COAXIAL/HORIZONTAL - WHITE
16	149750-03-000	EA	TRANSMITTER - F/INFRA RED RECEIVER
17	149750-04-000	EA	MODULE/INTERFACE - INFRA RED (RECEIVER TO TRANSMITTER)

***COMPONENT PARTS LISTED LATER IN THIS GROUP**

ELECTRICAL GROUP (CONTINUED)
COMPONENT PARTS FOR WIRING



076319-23-000

KEY	PART NUMBER	U/M	DESCRIPTION	VENDOR NO.
2	076319-01-700	EA	HEAD-ANTENNA, AMPLIFIED	RVSA U/V
3	076319-01-701	EA	GEAR-ELEVATING, PLASTIC	2200046
4	076319-01-702	EA	SHAFT ASM-ELEVATING	RP-4000
5	076319-01-711	EA	BASE & LIFT ASM	2762802
7	076319-01-705	EA	GROMMET-NYLON, 7/8"ID	3200658
8	076319-01-708	EA	DECAL-CRANK	5413002
9	076319-01-707	EA	SPRING-HANDLE	2160822
11	076319-01-712	EA	PLATE - CEILING	3200608
12	076319-01-715	EA	NUT (GEAR HOUSING)	2200047
14	076319-01-713	EA	PLATE-BASE, STEEL	3100523
15	076319-01-703	EA	BEARING-NYLON, 5"OD	3200656
16	076319-01-714	EA	HOUSING, ROTATING GEAR	2200049
17	076319-01-704	EA	BEARING-NYLON, 1.25"OD	3200657
18	076319-01-709	EA	HANDLE-HEAD DIRECTIONAL	200644
	076319-01-716	EA	TUBING, ELEVATING	RP-2900

CONTACT WINNEBAGO PART SALES FOR UNLISTED COMPONENT(S)

076319-25-000

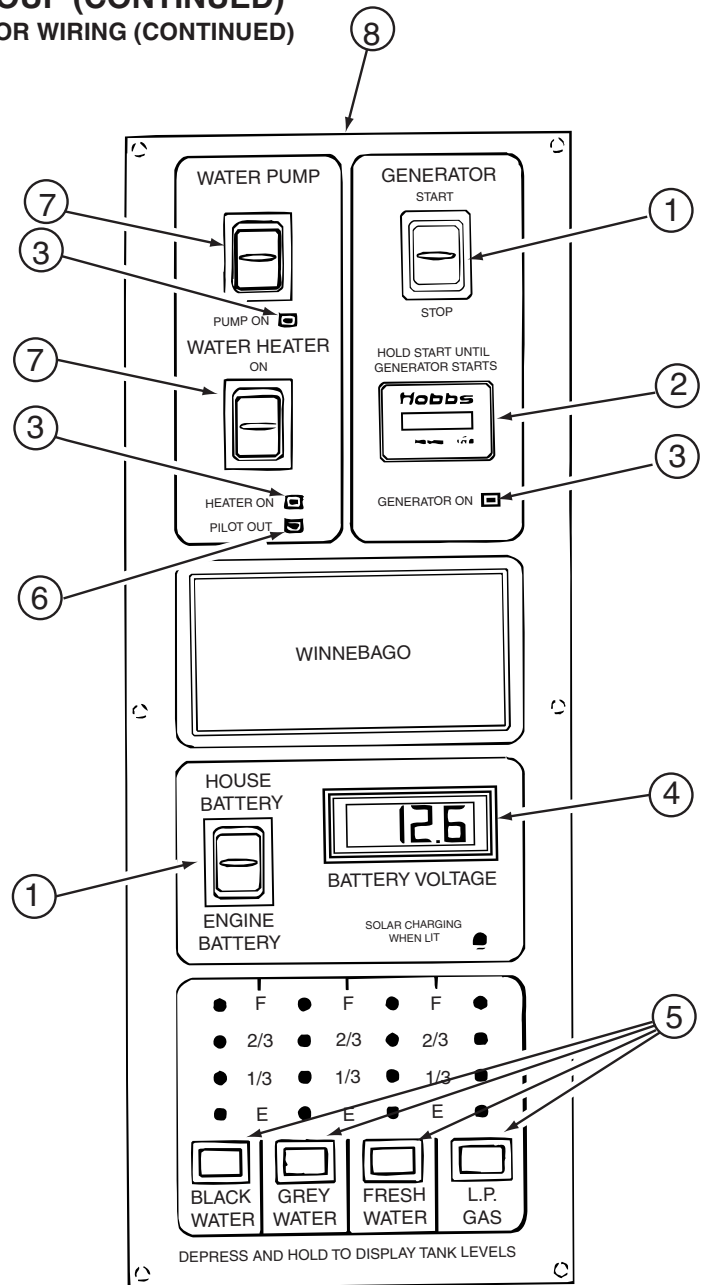
KEY	PART NUMBER	U/M	DESCRIPTION	VENDOR NO.
6	076319-01-706	EA	CRANK-W/SET SCREW UNIV/BEIGE	2750897
6	120233-01-710	EA	HANDLE-CRANK W/SCREW - WHITE	RP-6795
8	076319-01-708	EA	DECAL-CRANK	5413002
10	076319-25-700	EA	DIRECTIONAL HANDLE(WHITE)	3200612
11	076319-25-701	EA	PLATE - CEILING(WHITE)	3200609
13	120233-01-709	EA	WASHER-NYLON	RP-2658

CONTACT WINNEBAGO PART SALES FOR UNLISTED COMPONENT(S)

ELECTRICAL GROUP (CONTINUED)
COMPONENT PARTS FOR WIRING (CONTINUED)

			086280-01-000	
KEY	PART NUMBER	U/M DESCRIPTION		VENDOR NO.
	086280-01-700	EA BULB,12V		ARP1089
			087694-01-000	
KEY	PART NUMBER	U/M DESCRIPTION		VENDOR NO.
	087694-01-700	EA BULB		GE561
			091937-08-000	
KEY	PART NUMBER	U/M DESCRIPTION		VENDOR NO.
	091937-08-700	EA LENS - LIGHT - FLUORESCENT		D-766
			091937-09-000	
KEY	PART NUMBER	U/M DESCRIPTION		VENDOR NO.
	091937-09-700	EA LENS - LIGHT - FLUORESCENT		D-762
			093575-23-03A	
KEY	PART NUMBER	U/M DESCRIPTION		VENDOR NO.
	093575-23-700	EA GLOBE - SQUARE		
			093575-33-03A	
KEY	PART NUMBER	U/M DESCRIPTION		VENDOR NO.
	093575-33-701	EA GLASS(WHITE SWIRL)W/IND HOLE		9111
	093575-33-702	EA FINIAL (MOON BALL)SATIN NICKL		12-139-TY
			097917-01-06A	
KEY	PART NUMBER	U/M DESCRIPTION		VENDOR NO.
	097917-01-700	EA LENS-LIGHT, CLEAR		30-78-021
			105620-15-000	
KEY	PART NUMBER	U/M DESCRIPTION		VENDOR NO.
	105620-15-700	EA FUSE/BUSS (2AMP/250V) 3 PER PK		8330-3343
			108354-01-01A	
KEY	PART NUMBER	U/M DESCRIPTION		VENDOR NO.
	108354-01-700	EA BULB-COURTESY LIGHT		395-B
			113589-01-000	
KEY	PART NUMBER	U/M DESCRIPTION		VENDOR NO.
	113589-01-700	EA ADAPTER, 4-WAY/6-WAY		5291
			113589-02-000	
KEY	PART NUMBER	U/M DESCRIPTION		VENDOR NO.
	113589-03-700	EA ADAPTER 7 RND SPADE/4 FLAT		5290
			115504-01-000	
KEY	PART NUMBER	U/M DESCRIPTION		VENDOR NO.
	115504-01-700	EA PLUG & CABLE, 10 WATT PANEL		600-016
			121935-01-01A	
KEY	PART NUMBER	U/M DESCRIPTION		VENDOR NO.
	121935-01-700	EA LENS ONLY		809511
			123775-01-02A	
KEY	PART NUMBER	U/M DESCRIPTION		VENDOR NO
	123775-01-702	EA BEZEL/LENS - SATIN NICKEL		99 953470

ELECTRICAL GROUP (CONTINUED)
COMPONENT PARTS FOR WIRING (CONTINUED)



133004-02-01A

KEY	PART NUMBER	U/M	DESCRIPTION	VENDOR NO.
1	133004-01-702	EA	SWITCH/DPDT MOM=ON-OFF-ON	L1011-00
2	100258-10-701	EA	GAUGE-HR METER ONLY (LCD)	L0775-00
3	133004-01-706	EA	L.E.D. GREEN-PANEL MOUNT	L0785
4	133004-01-704	EA	METER/VOLT-DIGITAL - LCD	L1008-00
5	133004-01-705	EA	SWITCH/MOM ON - PUSH BUTTON	L0950-00
6	133004-01-703	EA	L.E.D. RED-PANEL MOUNT	L1009-00
7	133004-01-701	EA	SWITCH/DPDT ON-ON/MAINTAINED	L1025-00
8	133004-02-701	EA	SCREENED - CHASSIS	CC0547-00
	133004-02-700	EA	BOARD - PC	L5113-03

133004-05-01A

KEY	PART NUMBER	U/M	DESCRIPTION	VENDOR NO.
1	133004-01-702	EA	SWITCH/DPDT MOM=ON-OFF-ON	L1011-00
2	100258-10-701	EA	GAUGE-HR METER ONLY (LCD)	L0775-00
3	133004-01-706	EA	L.E.D. GREEN-PANEL MOUNT	L0785
4	133004-01-704	EA	METER/VOLT-DIGITAL - LCD	L1008-00
5	133004-01-705	EA	SWITCH/MOM ON - PUSH BUTTON	L0950-00
6	130004-01-703	EA	L.E.D. RED-PANEL MOUNT	L1009-00
7	133004-01-701	EA	SWITCH/DPDT ON-ON/MAINTAINED	L1025-00
8	133004-05-700	EA	SCREENED CHASSIS	CC0563-00
	133004-05-701	EA	BOARD - PC	L5130-02

ELECTRICAL GROUP (CONTINUED)
COMPONENT PARTS FOR WIRING (CONTINUED)

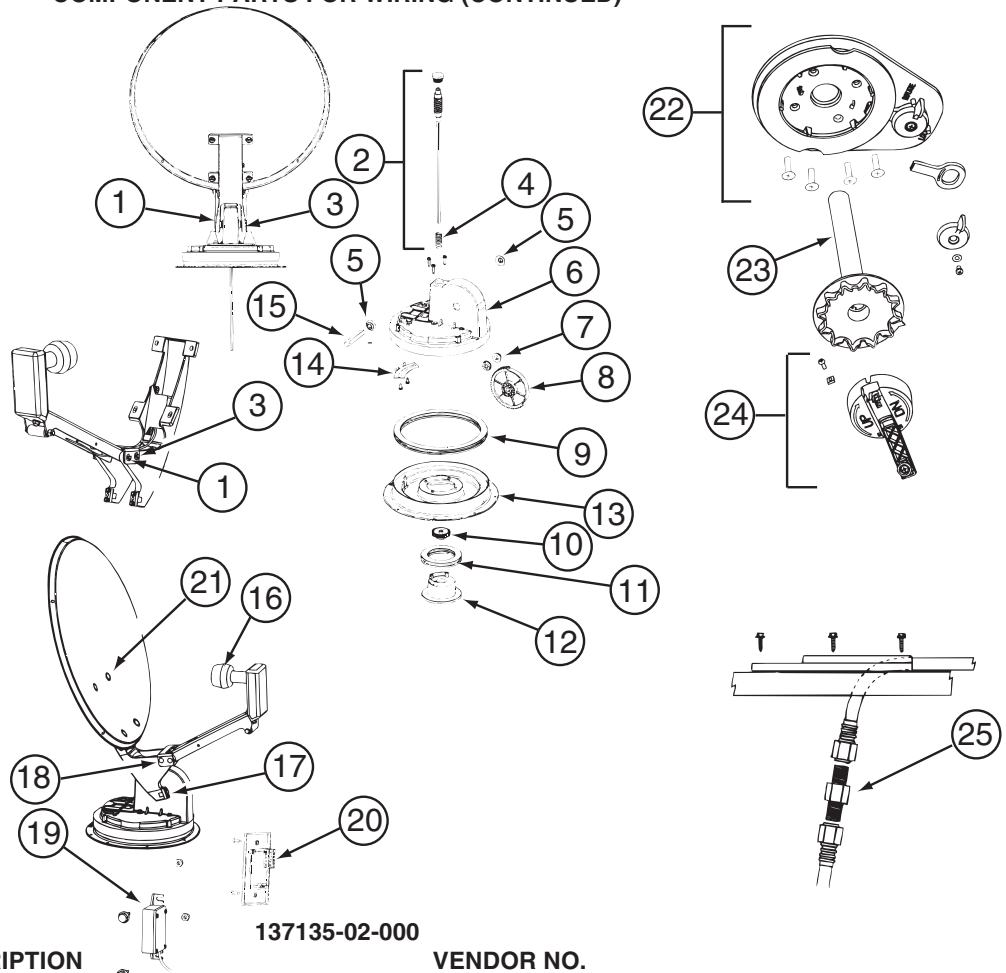
133068-01-000

KEY	PART NUMBER	U/M	DESCRIPTION	VENDOR NO
	133068-01-700	EA	BULB/HAIRDRYER	46048-004

136119-01-000

KEY	PART NUMBER	U/M	DESCRIPTION	VENDOR NO.
	136119-01-700	EA	COMPASS SENSOR (BLACK BOX)	AP-SUB-005
	136119-01-701	EA	PROBE/TEMPERATURE SENSOR(V1)	AP-SUB-004A
	136119-01-702	EA	DISPLAY MODULE-LED (V1)	AP-SUB-004B
	136119-01-703	EA	HARNESS - COMPASS POWER	AP-HRN-175
	136119-01-704	EA	HARNESS - COMPASS ENGINE	AP-HRN-176
	136119-01-705	EA	HRNSS-COMP.TEMP SENSOR V1	AP-HRN-177
	136119-01-706	EA	PROBE/TEMPERATURE SENSOR (V2)	AP-SUB-006
	136119-01-707	EA	DISPLAY MODULE - VISUAL (V2)	AP-SUB-007
	136119-01-708	EA	HARNESS/COMP. COMP/THERM(V2)	AP-HRN-239 W/PACKRD

ELECTRICAL GROUP (CONTINUED)
COMPONENT PARTS FOR WIRING (CONTINUED)



137135-02-000

KEY	PART NUMBER	U/M	DESCRIPTION	VENDOR NO.
1	120233-01-714	EA	CLIP-E	5160818
2	137135-01-703	EA	KIT ELEV - SHAFT/GEAR/SPRING	RP-4400
3	137135-01-704	EA	PIN - 1/4" X 3.25"	2160813
4	137135-01-705	EA	SPRING	2160818
5	137135-01-707	EA	SEAL - PIVOT SHAFT	2200852
6	137135-01-708	EA	TURRET	3100728
7	137135-01-709	EA	PIVOT BEARING	2200470
8	137135-01-711	EA	GEAR - ELEVATING	2200464
9	137135-01-712	EA	BEARING - OUTER	2590347
10	137135-01-714	EA	GEAR - ELEVATING SHAFT	2200465
11	137135-01-715	EA	BEARING - INNER	2590348
12	137135-01-716	EA	HUB	3100731
13	137135-01-713	EA	TURRET BASE	3100730
14	137135-01-710	EA	PLATE - ROTATE LIMIT	3720052
16	137135-02-703	EA	LOW NOISE BLOCK FILTER	LB-6000 - DUAL
17	137135-01-722	EA	CLAMP	2590343
18	137135-01-719	EA	BRACKET - PIVOT	2744945
19	137135-01-720	EA	DE-SENSOR UNIT W/43" CABLE	DM4000
20	137135-02-701	EA	BOX - SURFACE MOUNT	SM-100
21	137135-01-717	EA	BOLT - FLAT HEAD	2160362
22	120233-01-737	EA	PLATE/INT-W/DIRECTIONAL HDLE	RK-CEIL
23	120233-01-704	EA	DIAL/DIRECTIONAL 4"W/SPRING	3200364
24	120233-01-738	EA	HDW PKG-HANDLE/SPRING/WASHER	RK-HAND
25	137135-01-701	EA	CONNECTOR - F - MALE TO MALE	FS-8100
	120233-04-700	EA	KIT-WALL PLATE/CABLE - GRAY	DM4000
	137135-01-700	EA	ROOF WEDGE W/GASKET	RW-5000
	137135-01-706	EA	KIT-TURRET/SEAL/BEARING/GEAR	RP-RM30
	137135-01-718	EA	REFLECTOR/WHITE-46CM W/HDW	RP-35RM
	137135-02-700	EA	DE-SENSOR	2780096
	137135-02-704	EA	KIT-UPDATE DIRECTIONAL HDL	RP-RMDH
	137135-02-705	EA	KIT-TURRET & SHAFT COMPLETE	RP-RM46

CONTACT WINNEBAGO PART SALES FOR UNLISTED COMPONENT(S)

ELECTRICAL GROUP (CONTINUED)
COMPONENT PARTS FOR WIRING (CONTINUED)

137417-01-01A, 137417-03-01A

KEY	PART NUMBER	U/M	DESCRIPTION	VENDOR NO.
	137417-01-700	EA	LENS - SINGLE (FROSTED)	810868

137417-02-01A

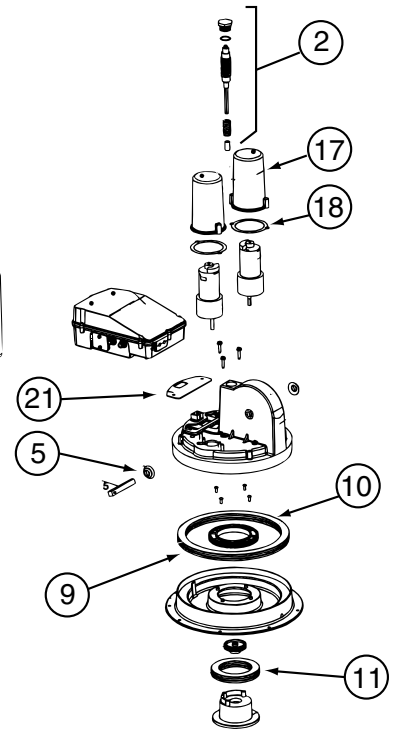
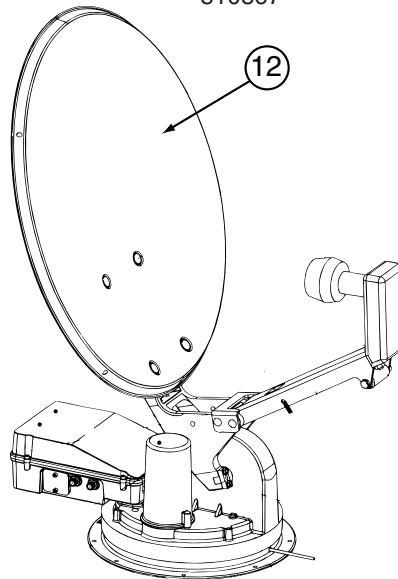
KEY	PART NUMBER	U/M	DESCRIPTION	VENDOR NO.
	137417-02-700	EA	LENS - SINGLE OPTIC	810844

137417-05-01A

KEY	PART NUMBER	U/M	DESCRIPTION	VENDOR NO.
	137417-05-700	EA	LENS - DOUBLE OPTIC	810845

137417-06-01A

KEY	PART NUMBER	U/M	DESCRIPTION	VENDOR NO.
	137417-06-700	EA	LENS - DOUBLE WHITE	810867



141454-03-01A

KEY	PART NUMBER	U/M	DESCRIPTION	VENDOR NO.
2	141454-01-700	EA	KIT ELEV-SHAFT/GEARS/SPRING	RP-RM20
4	137135-01-705	EA	SPRING	2160818
5	137135-01-707	EA	SEAL - PIVOT SHAFT	2200852
9	137135-01-712	EA	BEARING - OUTER	2590347
10	137135-01-714	EA	GEAR - ELEVATING SHAFT	2200465
10	141454-01-712	EA	GEAR - ROTATE	2200469
11	137135-01-715	EA	BEARING - INNER	2590348
12	137135-01-718	EA	REFLECTOR/WHITE-46CM W/HDWE	RP-35RM
13	137135-01-713	EA	TURRET BASE	3100730
17	141454-01-705	EA	HOUSING - MOTOR	3200260
18	141454-01-706	EA	GASKET - MOTOR HOUSING	2240054
21	141454-01-709	EA	GASKET	2240056
	120233-01-714	EA	CLIP-E	5160818
	137135-01-704	EA	PIN - 1/4" X 3.25"	2160813
	137135-01-719	EA	BRACKET - PIVOT	2744945
	137135-01-722	EA	CLAMP	2590343
	137135-01-723	EA	SUPPORT/FRAME-BACKUP-W/HDWE	RP-RM00
	137135-02-703	EA	LOW NOISE BLOCK FILTER	LB-6000 - DUAL
	141454-01-701	EA	KIT - GEAR/MOTOR-GEAR/ROTATE	RP-RM25
	141454-01-702	EA	HOUSING/ELECTRONICS - UPPER	RP-RM10
	141454-01-703	EA	HOUSING/ELECTRONICS - LOWER	RP-RM15
	141454-01-704	EA	KIT LIFT ASSEMBLY COMPLETE	RP-RM05
	141454-03-700	EA	MOTOR (AZIMUTH)	2665042
	141454-03-701	EA	MOTOR (ELEVATION)	2665041
	141454-03-702	EA	CIRCUIT BOARD(CONTROL BOARD)	RP-RM80
	141454-03-703	EA	CONTRL PANEL W/BOX (AS2003)	RP-AS85

CONTACT WINNEBAGO PART SALES FOR UNLISTED COMPONENT(S)

ELECTRICAL GROUP (CONTINUED)
COMPONENT PARTS FOR WIRING (CONTINUED)

			144377-01-000	
KEY	PART NUMBER	U/M DESCRIPTION		VENDOR NO.
	144377-01-700	EA SWITCH		2400101
	144377-01-701	EA PLATE F/SWITCH		3202239
	144377-01-702	EA DOME W/NOTCHES		2780402
			146298-01-000	
KEY	PART NUMBER	U/M DESCRIPTION		VENDOR NO.
	146298-01-700	EA REMOTE - TV		1-477-119-21
			146298-02-000	
KEY	PART NUMBER	U/M DESCRIPTION		VENDOR NO.
	146298-02-700	EA REMOTE - TV		1-478-707-11
			146299-01-000	
KEY	PART NUMBER	U/M DESCRIPTION		VENDOR NO.
	146299-01-700	EA REMOTE - TV		1-476-680-11
			146299-02-000	
KEY	PART NUMBER	U/M DESCRIPTION		VENDOR NO.
	146299-02-700	EA REMOTE - TV		1-468-835-11
			146396-02-000 & 146396-03-000	
KEY	PART NUMBER	U/M DESCRIPTION		VENDOR NO.
	146396-02-700	EA REMOTE		9-885-035-23
			148113-01-000, 148113-03-000	
KEY	PART NUMBER	U/M DESCRIPTION		VENDOR NO.
	148113-01-700	EA REMOTE - SIRIUS RADIO		0111202P00
			148158-01-000	
KEY	PART NUMBER	U/M DESCRIPTION		VENDOR NO.
	148158-01-700	EA ANTENNA - F/GPS W/20' CABLE		DIS-CMP-ANTNGPS
			148231-01-000	
KEY	PART NUMBER	U/M DESCRIPTION		VENDOR NO.
	148231-01-700	EA REMOTE		RC3100
			149040-02-000	
KEY	PART NUMBER	U/M DESCRIPTION		VENDOR NO.
	149040-02-700	EA REMOTE - TB		RCR311TBM1-RCA
			149049-01-000,149049-02-000	
KEY	PART NUMBER	U/M DESCRIPTION		VENDOR NO.
	149049-01-700	EA REMOTE (TV)		RM-Y1735

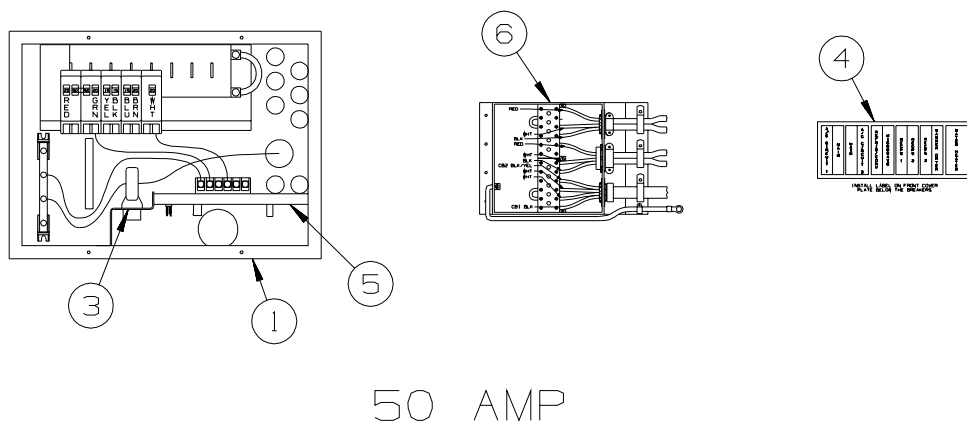
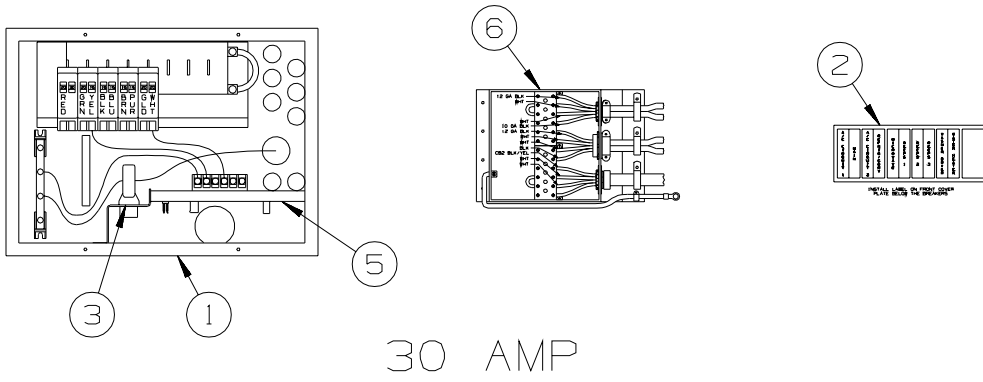
ELECTRICAL GROUP (CONTINUED)
CIRCUIT BREAKERS, FUSES & RELAYS

KEY	PART NUMBER	U/M	DESCRIPTION
	008235-01-000	EA	FUSE - 15 AMP/12VOLT - AUTOMOTIVE
	033573-01-000	EA	CIRCUIT BREAKER W/MOUNT-20A, 12V - FASCO 1711-2026
	062901-02-000	EA	FUSE - 5 AMP - AUTOMOTIVE
	062901-04-000	EA	FUSE - 10 AMP - AUTOMOTIVE
	062901-05-000	EA	FUSE - 15 AMP - AUTOMOTIVE
	062901-06-000	EA	FUSE - 20 AMP - AUTOMOTIVE
	062901-07-000	EA	FUSE - 25 AMP - AUTOMOTIVE
	062901-08-000	EA	FUSE - 30 AMP - AUTOMOTIVE
	063910-01-000	EA	HOUSING - RELAY
	063912-02-000	EA	RELAY - CANISTER - SPDT
	083209-01-000	EA	CIRCUIT BREAKER - 15 AMP - 120 VOLT - CANADIAN
	083209-02-000	EA	CIRCUIT BREAKER - 15/15 AMP - 120 VOLT
	083209-03-000	EA	CIRCUIT BREAKER - 15/20 AMP - 120 VOLT
	083209-04-000	EA	CIRCUIT BREAKER - 30 AMP - 120 VOLT
	083209-05-000	EA	CIRCUIT BREAKER - 20 AMP - 120 VOLT
	083209-06-000	EA	CIRCUIT BREAKER - 30/15 AMP - 120 VOLT
	083209-07-000	EA	CIRCUIT BREAKER - 20/20 AMP - 120 VOLT
	083209-10-000	EA	CIRCUIT BREAKER - 20/30 AMP - 120 VOLT
	083209-11-000	EA	CIRCUIT BREAKER - 20/15 AMP - 120 VOLT
	092786-03-000	EA	BUSS BAR - 6.9" LONG
	092786-06-000	EA	BUSS BAR
	093654-01-000	EA	CIRCUIT BREAKER - 6 AMP - 12 VOLT - PUSH BUTTON - WHITE
	093654-02-000	EA	CIRCUIT BREAKER - 15 AMP - 12 VOLT - PUSH BUTTON - WHITE
	093654-03-000	EA	CIRCUIT BREAKER - 20 AMP - 12 VOLT - PUSH BUTTON - WHITE
	093654-11-000	EA	COVER - RESET BUTTON
	093655-01-000	EA	CIRCUIT BREAKER - 25 AMP - 12 VOLT - PUSH BUTTON - WHITE
	093655-02-000	EA	CIRCUIT BREAKER - 30 AMP - 12 VOLT - PUSH BUTTON - WHITE
	093655-03-000	EA	CIRCUIT BREAKER - 40 AMP - 12 VOLT - PUSH BUTTON - WHITE
	097611-01-000	EA	CIRCUIT BREAKER - 10 AMP
	097611-02-000	EA	CIRCUIT BREAKER - 30 AMP
	097611-03-000	EA	CIRCUIT BREAKER - 20 AMP
	097611-04-000	EA	CIRCUIT BREAKER - 25 AMP
	100341-01-000	EA	FUSE HOLDER - IN LINE TYPE
	106656-01-000	EA	FUSE BLOCK - 4 CAVITY - AUTOFUSE
	108567-01-000	EA	CIRCUIT BREAKER - 40 AMP - 12 VOLT - TYPE II
	111683-01-000	EA	FUSE - HOLDER - GLASS - 1/4" X 1 1/4"
	113482-01-000	EA	CIRCUIT BREAKER - 55 AMP - MANUAL
	115187-01-000	EA	FUSE - 300 AMP - NON-DELAY
	115187-02-000	EA	FUSE HOLDER - BUSS ANN/ANL BLOCK
	119930-01-000	EA	CAPACITOR - ELECTROLYTIC
	122811-01-000	EA	CIRCUIT BREAKER - 20/50/50/20 AMP - 250V
	125986-02-000	EA	FUSE - 5 AMP - AUTO - MINI BLADE
	125986-04-000	EA	FUSE - 10 AMP - AUTO - MINI BLADE
	125986-05-000	EA	FUSE - 15 AMP - AUTO - MINI BLADE
	125986-06-000	EA	FUSE - 20 AMP - AUTO - MINI BLADE
	125986-07-000	EA	FUSE - 25 AMP - AUTO - MINI BLADE
	134127-01-000	EA	CIRCUIT BREAKER - 10 AMP - MINI
	141789-01-000	EA	SPACER - CIRCUIT BREAKER

CONVERTER, INVERTER, LOAD CENTERS

KEY	PART NUMBER	U/M	DESCRIPTION
	099048-04-000	EA	INVERTER - 300 WATT
	123058-01-000	EA	CONVERTER - 55 AMP - ELECTRONIC - 4 1/8"H X 7"W X 12 3/8"L
	123058-02-000	EA	CONVERTER - 45 AMP - ELECTRONIC - 4 1/8"H X 7"W X 12 3/8"L

ELECTRICAL GROUP (CONTINUED)
CONVERTER, INVERTER, LOAD CENTERS (CONTINUED)



KEY	PART NUMBER	U/M	DESCRIPTION
1	141258-01-000	EA	LOAD CENTER - 120/240 - 50 AMP
1	141258-02-000	EA	LOAD CENTER - COVER
2	095721-31-000	EA	LABEL - CONTROL CENTER - 30 AMP - US
3	127002-07-000	EA	SENSOR - CURRENT
4	095721-33-000	EA	LABEL - CONTROL CENTER - 50 AMP - US
5	127002-08-000	EA	MODULE - EMS CENTER - W/REMOTE SENSOR
			FROM: 00-00-00 THRU: 11-07-04
5	127002-11-000	EA	MODULE - EMS CENTER - W/REMOTE SENSOR
			FROM: 11-08-04 THRU: 99-99-99
6	106071-06-000	EA	SWITCH - AUTOMATIC TRANSFER - PARALLAX 5070 - 50 AMP

BOXES & CORDS

KEY	PART NUMBER	U/M	DESCRIPTION
	008054-01-000	EA	CORD - POWER - 10/3 WIRE - 30 AMP - 25'
	092492-11-000	EA	SEAL - ELECTRIC BOX - 7" X 18.4"
	108934-02-000	EA	CORD - POWER - 50 AMP - 4-WIRE - 36'
	115832-01-000	FT	CORD - HEAVY DUTY - 14-2 W/GROUND
	131679-01-000	EA	BOX/ELECTRIC-WATERPROOF-4" X 4" - W/4 3/4"OUTLETS-UL/CSA
	131680-01-000	EA	COVER - F/ELECTRIC BOX W/GASKET 4" X 4" - UL/CSA
	133070-01-000	EA	BOX - ELECTRIC/PLASTIC - 3" X 2" X 2.8" - UL
	133070-02-000	EA	BOX - ELECTRIC/PLASTIC - 3" X 2" X 2.8" - CSA

ELECTRICAL GROUP (CONTINUED)

WIRE ASSEMBLIES

KEY	PART NUMBER	U/M	DESCRIPTION
	096449-01-000	EA	WIRE ASSEMBLY - WATER TANK TO MONITOR PANEL FROM: 00-00-00 THRU: 05-02-04
	151317-01-000	EA	WIRE ASM-W/NO CONTACT SENSORS - FRESH WATER/BLK TANK - MALE PLUG - 3.9" FROM: 05-03-04 THRU: 99-99-99
	096450-05-000	EA	WIRE F/SENSORS - BLACK WATER - 23.6" FROM: 00-00-00 THRU: 05-02-04
	151317-02-000	EA	WIRE ASM-W/NO CONTACT SENSORS - FRESH WATER/BLK TANK - MALE PLUG - 23.6" FROM: 05-03-04 THRU: 99-99-99
	096451-06-000	EA	WIRE F/SENSORS - GREY WATER - 23.6" FROM: 00-00-00 THRU: 05-02-04
	151316-02-000	EA	WIRE ASM - W/NO CONTACT SENSORS - GREY WATER - FEMALE PLUG - 23.6" FROM: 05-03-04 THRU: 99-99-99
	077069-02-000	EA	CABLE/EXTENSION - RADIO ANTENNA - 96"
	077069-03-000	EA	CABLE/EXTENSION - RADIO ANTENNA - 260"
	117420-04-000	EA	CABLE - RCA - (MALE/MALE) - 50 FT
	149750-02-000	EA	CABLE - (RECEIVER TO MODULE) - 45'
	103608-01-000	EA	SOCKET - WEDGE BASE W/LEADS
	108029-03-000	EA	WIRE ASSEMBLY - POWER PASSENGER SEAT
	124882-08-000	EA	WIRE LOOM - AMPLIFIER - Q SURROUND
	125853-04-000	EA	WIRE LOOM - ENTERTAINMENT CENTER
	126030-01-000	EA	WIRE ASM - WIPER/WASHER - WORKHORSE
	135131-01-000	EA	WIRE LOOM - THERMOSTAT
	135420-02-000	EA	WIRE LOOM - RADIO
	136028-01-000	EA	WIRE ASM-SOFA,REST EASY
	137135-03-000	EA	WIRE LOOM - DIGITAL ELEVATION SENSOR
	137135-04-000	EA	WIRE HARNESS - POWER - DIGITAL ELEVATION SENSOR
	139583-01-000	EA	WIRE LOOM - SOFA/DOUBLE REST EASY
	139583-02-000	EA	WIRE LOOM - SOFA/REAR SWITCH
	141454-04-000	EA	WIRE - SATELLITE - AUTOMATIC
	141678-09-000	EA	WIRE - ASM - HEADLAMP, WORKHORSE
	142258-02-000	EA	WIRE LOOM - VIDEO SWITCH/POWER SUPPLY
	143545-01-000	EA	WIRE ASSEMBLY - REAR MONITOR
	147139-02-000	EA	WIRE - STEREO KIT - ASA 100ZXIHAR
	147313-01-000	EA	WIRE - OUTSIDE TEMP SENSOR - W/O SENSOR
	148115-01-000	EA	WIRE/POWER CABLE

ELECTRICAL GROUP (CONTINUED)
CONNECTORS & CONDUIT

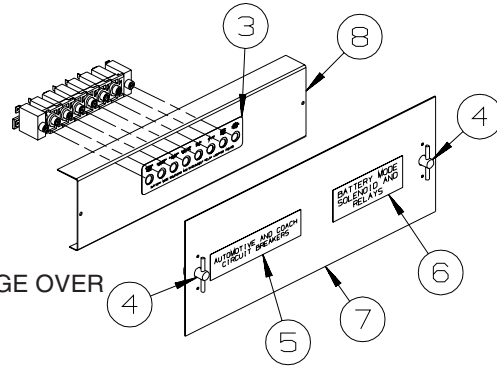
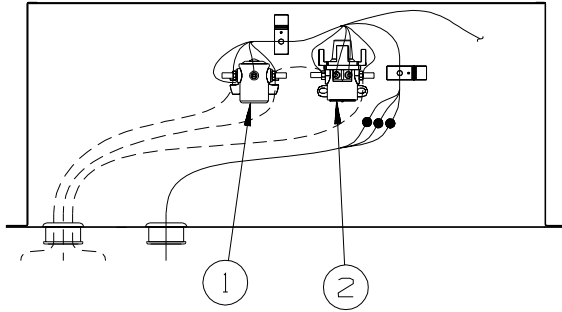
KEY	PART NUMBER	U/M	DESCRIPTION
	007940-01-000	EA	RECEPTACLE/SLIDE 16 TO 12 AWG - FEMALE END
	007940-02-000	EA	RECEPTACLE-SLIDE 10 AWG - AMP 180351-2
	007954-01-000	EA	RECEPTACLE - HOUSING - 6 POSITION
	007956-05-000	EA	INSULATOR - SHRINK - 1/4"ID X 1 1/2"
	008058-01-000	EA	ADAPTER - POWER CORD - 30 AMP TO 15 AMP
	008311-01-000	EA	CONNECTOR - WIRE NUT - INSULATED - RED
	008312-01-000	EA	CONNECTOR - WIRE NUT - INSULATED - BLUE
	008313-01-000	EA	CONNECTOR - WIRE NUT - INSULATED - YELLOW
	008314-01-000	EA	CONNECTOR - WIRE NUT - INSULATED - GRAY
	008326-01-000	EA	TERMINAL - RING - 16/14 WIRE - 3/8" STUD
	008328-01-000	EA	TERMINAL - RING - 12/10 WIRE - #10 STUD FIT
	008331-01-000	EA	TERMINAL - RING - TONGUE - #4 WIRE - 3/8" STUD - COPPER
	008348-01-000	EA	TERMINAL - RING - 3/8" STUD 2 GA. WIRE
	008355-01-000	EA	CONNECTOR - CABLE CLAMPING - 3/4"
	008356-01-000	EA	CONNECTOR - PLASTIC - 3/8"
	008356-02-000	EA	CONNECTOR - PLASTIC - 21/32"
	008394-01-000	FT	CONDUIT - FLEXIBLE - 1/2"
	008398-01-000	EA	CONNECTOR - 1/2" X 90 DEGREE - FLEX CONDUIT - UL & CSA
	035416-04-000	EA	TERMINAL - RING - #10 STUD FIT - INSULATED BARREL #16/14
	041953-01-000	FT	CONDUIT - CONVOLUTE SLIT - .5" ID - POLYETHYLENE
	041953-03-000	FT	CONDUIT - CONVOLUTE SLIT - 1" ID (CLOTHES ROD COVER)
	041953-06-000	FT	CONDUIT - CONVOLUTE SLIT - .4" ID - POLYETHYLENE
	041953-07-000	FT	CONDUIT - CONVOLUTE SLIT - .25" ID - POLYETHYLENE
	041953-08-000	FT	CONDUIT - CONVOLUTE SLIT - 1.5" ID - POLYETHYLENE
	041953-09-000	FT	CONDUIT - CONVOLUTE SLIT - .5" ID - NYLON
	041953-10-000	FT	CONDUIT - CONVOLUTE SLIT - .75" ID - NYLON
	041953-11-000	FT	CONDUIT - CONVOLUTE SLIT - 1.06" ID - NYLON
	041953-12-000	FT	CONDUIT - CONVOLUTE SOLID - 1.1" ID - NYLON
	041953-13-000	FT	CONDUIT - CONVOLUTE SLIT - 1.25" ID
	041953-14-000	FT	CONDUIT - CONVOLUTE SLIT - 1.5" ID
	041953-15-000	FT	CONDUIT - CONVOLUTE SLIT - 2"
	041953-16-000	FT	CONDUIT - CONVOLUTE SLIT - 2"
	047443-01-000	EA	TERMINAL - .250 RECEPTACLE FIT - INSULATED - 16/14 AWG
	047443-02-000	EA	TERMINAL - .250 RECEPTACLE FIT - INSULATED - 12/10 AWG
	058028-01-000	EA	CONNECTOR - ELECTRICAL PIGTAIL - NYLON - CLEAR
	062036-01-000	EA	TERMINAL - PACK - CON - 12/10 AWG
	077479-01-000	EA	BOOT - BATTERY TERMINAL - DOUBLE CABLE
	077479-02-000	EA	BOOT - BATTERY TERMINAL - SINGLE CABLE
	080015-02-000	EA	RECEPTACLE - FLAG - .185 - 16/14 GAUGE
	080015-03-000	EA	RECEPTACLE - FLAG - .250 - 14/16 GAUGE
	082109-01-000	EA	HOUSING - CONNECTOR - PACKARD
	082741-01-000	EA	CONNECTOR BODY - 2 CONNECTOR MALE
	087225-01-000	FT	SLEEVING - 1/2" - TYPE H
	087949-01-000	EA	BUSS BAR - 2 POSITION - .6" X 1.5"
	087949-03-000	EA	BUSS BAR - 4 POSITION
	088473-01-000	EA	HOUSING - PIN - 12 CAVITY (3 ROWS OF 4)
	088473-02-000	EA	HOUSING - PIN - 15 CAVITY (3 ROWS OF 5)
	088473-03-000	EA	HOUSING - PIN - 9 CAVITY (3 ROWS OF 3)
	088473-04-000	EA	HOUSING - PIN - 8 CAVITY IN-LINE
	088473-06-000	EA	HOUSING - PIN - 6 CAVITY (2 ROWS OF 3)
	088473-07-000	EA	HOUSING - PIN - 5 CAVITY - IN-LINE
	088473-08-000	EA	HOUSING - PIN - 4 CAVITY - IN-LINE
	088473-09-000	EA	HOUSING - PIN - 3 CAVITY - IN-LINE
	088473-10-000	EA	HOUSING - PIN - 2 CAVITY - IN LINE
	088474-01-000	EA	HOUSING - SOCKET - 12 CAVITY
	088474-02-000	EA	HOUSING - SOCKET - 15 CAVITY
	088474-03-000	EA	HOUSING - SOCKET - 9 CAVITY
	088474-06-000	EA	HOUSING - SOCKET - 6 CAVITY
	088474-07-000	EA	HOUSING - SOCKET - 5 CAVITY
	088474-08-000	EA	HOUSING - SOCKET - 4 CAVITY
	088474-09-000	EA	HOUSING - SOCKET - 3 CAVITY
	088474-10-000	EA	HOUSING - SOCKET - 2 CAVITY

ELECTRICAL GROUP (CONTINUED)
CONNECTORS & CONDUIT (CONTINUED)

KEY	PART NUMBER	U/M	DESCRIPTION
	088475-01-000	EA	PIN - CONNECTOR - 14-20 AWG
	088475-02-000	EA	PIN - CONNECTOR - 10-12 AWG
	088476-01-000	EA	TERMINAL - ELECTRICAL
	088476-02-000	EA	SOCKET - CONNECTOR - 12-10 GA - PRE-TIN
	098261-01-000	EA	SOCKET - CONNECTOR - WEATHERPACK - 12 AWG
	098261-02-000	EA	SOCKET - CONNECTOR - WEATHERPACK - 14-18 AWG
	098262-01-000	EA	SEAL - CONNECTOR - WEATHERPACK
	098264-01-000	EA	HOUSING - 2 PIN - WEATHER PACK - MALE W/FEMALE PINS
	098264-02-000	EA	HOUSING - 2 PIN - WEATHER PACK - FEMALE W/MALE PINS
	098265-02-000	EA	PIN - CONNECTOR - WEATHER PACK
	102777-02-000	EA	TERMINAL - RING - #6 STUD - 10 AWG
	103608-01-000	EA	SOCKET - WEDGE BASE W/LEADS
	104100-01-000	EA	HOUSING - 1 POSITION - 75 AMPS
	104100-03-000	EA	TERMINAL - 75 AMP
	110178-01-000	EA	HOUSING - WIPER MOTOR
	112823-01-000	EA	SPLICE - REDUCER - 16-14 TO 18-22
	113135-01-000	EA	TERMINAL - FEMALE - M/P - 14-16 - F/SEALED TERMINAL
	113308-01-000	EA	TERMINAL - FEMALE - M/P - 14-16 - 280
	113468-01-000	EA	HOUSING - 2 POSITION-FEMALE-USED ON WIPER/WASHER WIRE ASM
	115931-02-000	EA	COVER - CONNECTOR - 50 AMP W/LOCKING RING
	115932-01-000	EA	CONNECTOR - FEMALE - 30 AMP/120 VOLT
	116811-01-000	EA	TERMINAL - .110 RECEPTACLE - 16-14 AWG
	118571-01-000	EA	CONNECTOR - 3-WAY - MALE/SEALED
	118571-02-000	EA	CONNECTOR - 3-WAY - FEMALE/SEALED
	118571-05-000	EA	LOCK - SECONDARY - FEMALE/SEALED
	118571-06-000	EA	LOCK - SECONDARY - MALE
	118599-02-000	EA	TERMINAL - MALE - M/P - 280/14-12
	118820-01-000	EA	INSULATOR - TERMINAL
	129233-01-000	EA	HOUSING - 2-POSITION/FEMALE - 280-SERIES
	129233-02-000	EA	HOUSING - 2-POSITION/FEMALE - 280-SERIES
	131681-01-000	EA	CONNECTOR - 3/4" SO CORD - UL/CS
	137207-01-000	EA	HOUSING - PIN - 2 CAVITY/HIGH AMP
	137208-01-000	EA	HOUSING - SOCKET - 2 CAVITY/HIGH AMP
	137209-01-000	EA	PIN - CONNECTOR - 10AWG/HIGH AMP
	137210-01-000	EA	SOCKET - CONNECTOR - 10 AWG/HIGH AMP
	138419-03-000	EA	SOCKET - TURN SIGNAL LAMP - 3 WIRE
	142520-01-000	EA	TERMINAL - FEMALE - MINI-FIT 16
	142522-01-000	EA	HOUSING - 4 PIN/MALE - MINI FIT
	142524-01-000	EA	HOUSING - 4 PIN/FEMALE - WEATHER PACK
	142524-02-000	EA	HOUSING - 4 PIN/FEMALE - WEATHER PACK
	144283-01-000	EA	CONNECTOR - 110V - F/USE WITH SOW WIRE - BLUE
	144283-02-000	EA	CONNECTOR - 110V - F/USE WITH NM ROMEX WIRE - CLEAR
	145171-01-000	EA	CONNECTOR - COAXIAL
	149687-01-000	EA	HOUSING - 2 POSITION/MALE - PACKARD
	149687-02-000	EA	LOCK - F/2 POSITION HOUSING - PACKARD
	149688-01-000	EA	TERMINAL - MALE - 16 GAUGE WIRE

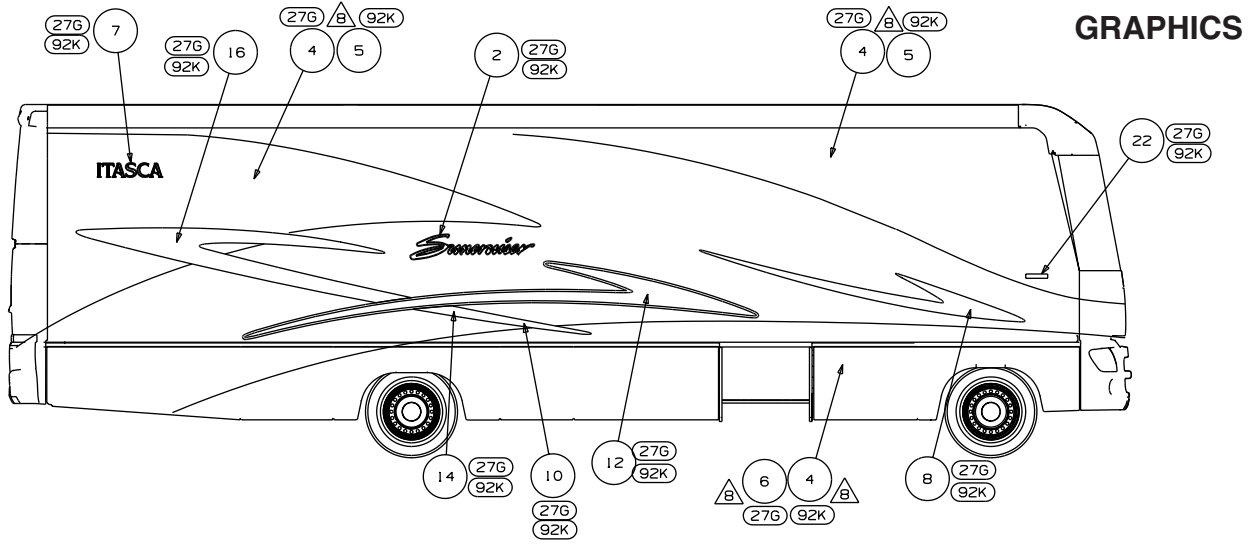
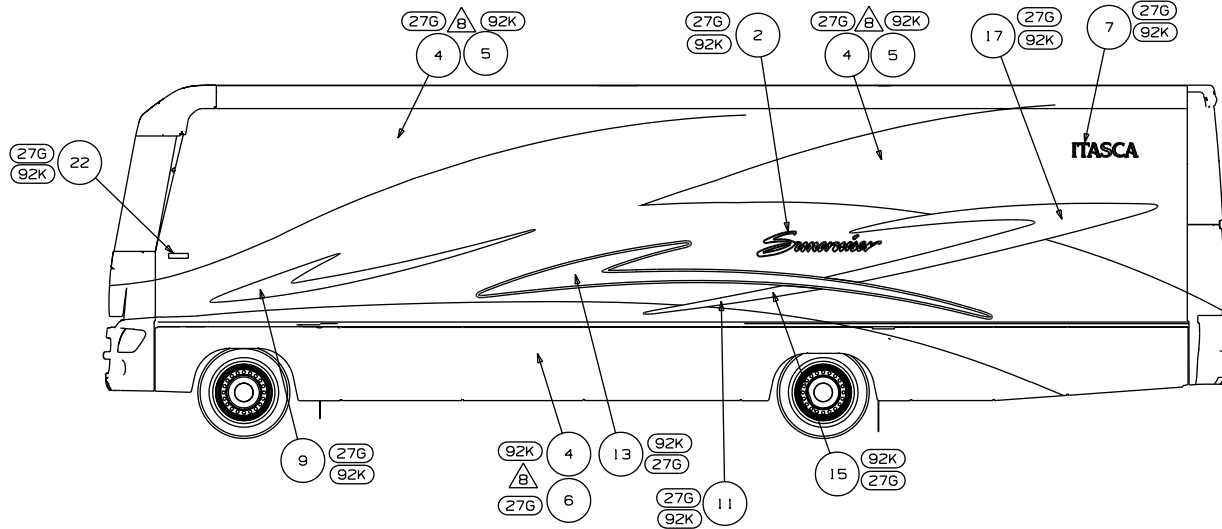
ELECTRICAL GROUP (CONTINUED) CHASSIS

KEY	PART NUMBER	U/M	DESCRIPTION
	065450-05-000	EA	TIEDOWN - BATTERY - 8.4" TUBE
	065451-05-000	EA	BRACKET/TIEDOWN - BATTERY - 7.7" FROM BRKT TO BRKT
	086233-01-000	EA	STUD - ISOLATED - 3/8" X 7/8" LONG



KEY	PART NUMBER	U/M	DESCRIPTION
1	008188-01-000	EA	SOLENOID - 3 POST - BATTERY CHANGE OVER
2	086273-01-000	EA	RELAY - BATTERY DISCONNECT
3	093236-35-000	EA	LABEL - CIRCUIT BREAKER
4	098196-01-000	EA	LATCH - 1/4 TURN - T-BAR
5	098379-01-000	EA	LABEL - CIRCUIT BREAKER - FRONT BOX
6	098379-04-000	EA	LABEL - ELECTRICAL BOX - SIDE
7	109925-04-000	EA	DOOR - ELECTRICAL BOX - 6.9" X 18.5" - GM/FORD
	092492-11-000	EA	SEAL - ELECTRIC BOX - 7" X 18.4"
8	118531-02-02B	EA	PLATE - CIRCUIT BREAKER - E COATED

EXTERIOR BODY GROUP GRAPHICS & PAINT



GRAPHICS

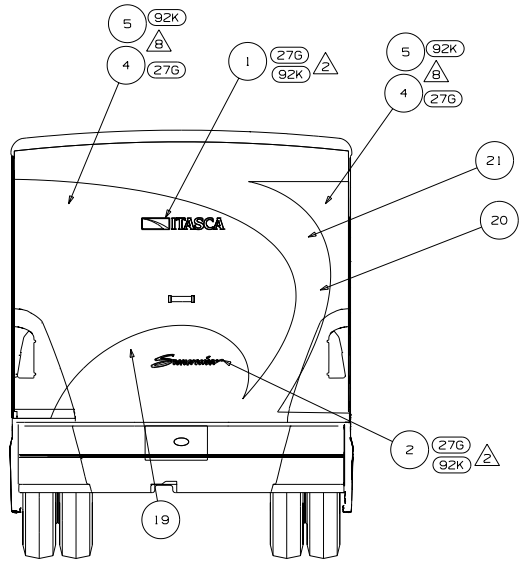
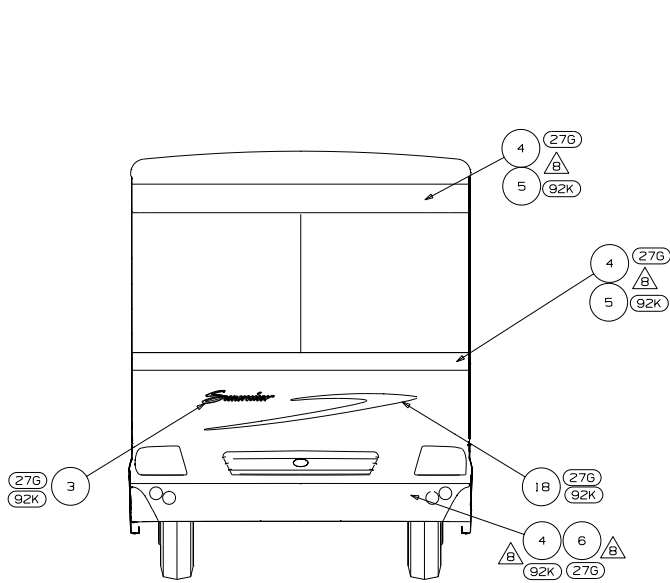
- △ CLEAR COAT TO BE APPLIED ON PAINT AREAS TO PROTECT PAINT.
- △ PROTECTIVE FILM 109506-01-000.
- △ SATELLITE DOME TO BE PAINTED.
- △ DIE CUT ACRYLIC 3M FILM, USED TO PROTECT FULL BODY PAINTED UNITS.
- 4. ON FULL BODY PAINTED UNITS, USE 145487-01-000 (100 FT.) TO COVER UNSEALED ROOF SEAMS.
- △ CLEAR COAT TO BE APPLIED ON ENTIRE UNIT TO PROTECT PAINT.
- △ CENTER ON UNIT.
- 1. APPLY PROTECTOR 116424-01-00 TO WATER HEATER DOOR LATCH.

- 92K EXTERIOR GRAPHICS PACKAGE #2
- 27G EXTERIOR GRAPHICS PACKAGE #1
- 92A EXT FULL BODY PAINT PKG # 2
- 27A EXT FULL BODY PAINT PKG #1

NOTES:

EXTERIOR BODY GROUP (CONTINUED)

GRAPHICS & PAINT (CONTINUED)

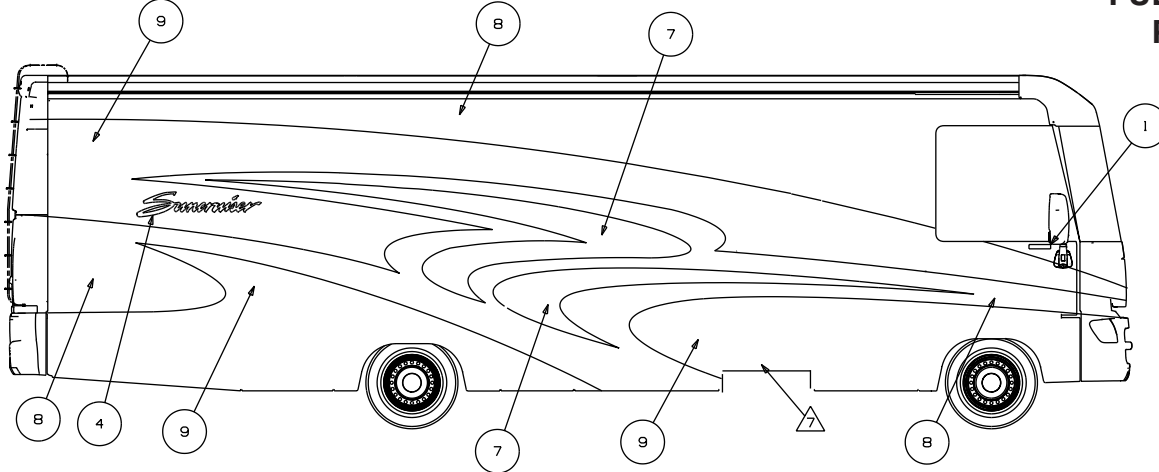
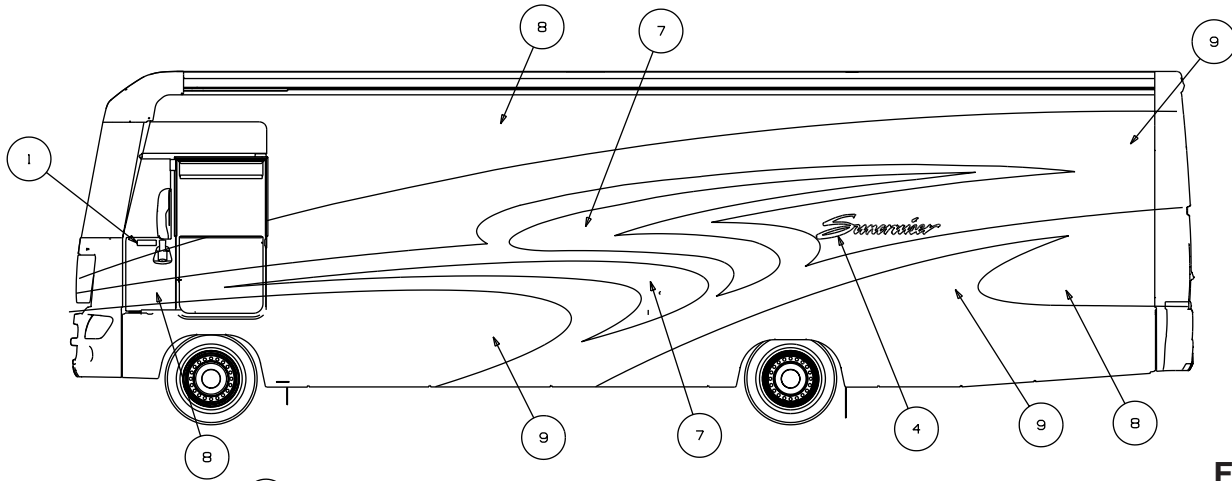


KEY	PART NUMBER	U/M	DESCRIPTION
(27G) 1	124806-01-CHT(38A)	EA	DECAL-ITASCA W/ICON - BRT WHITE/TITANIUM
(92K) 1	124806-01-CHT(39A)	EA	DECAL-ITASCA W/ICON - BRT WHITE/SPRUCE DEEP GREEN
(27G) 2	129981-03-CHT(01A)	EA	DECAL-SUNCRUISER - BRT WHITE/DK MAUVE/DEEP BLUE STAR
(92K) 2	129981-03-CHT(02A)	EA	DECAL-SUNCRUISER - BRT WHITE/SPRUCE GREEN/PINE GREEN
(27G) 3	129981-04-CHT(01A)	EA	DECAL-SUNCRUISER,SML - BRT WHITE/DK MAUVE/DEEP BLUE STAR
(92K) 3	129981-04-CHT(02A)	EA	DECAL-SUNCRUISER,SML - BRT WHITE/SPRUCE GREEN/PINE GREEN
(92K) 4	41599-32-000	GL	PAINT - FLEXSHIELD - LT TITANIUM MET - FLEX #373-P7435
(92K) 5	41599-39-000	GL	PAINT - FLEXSHIELD - SPRUCE GREEN MET - FLEX #373-P7443
(27G) 6	41599-40-000	GL	PAINT - FLEXSHIELD - LT BRONZE MIST - FLEX #373-P7442
(27G) 7	44587-02-CHT(08A)	EA	DECAL-ITASCA - BRT WHITE/DEEP BLUE STAR
(92K) 7	44587-02-CHT(09A)	EA	DECAL-ITASCA - BRT WHITE/PINE GREEN
(27G) 8	49872-01-CHT(01A)	EA	DECAL-CHECKMARK #1,RH - MED BROWN/TITANIUM
(92K) 8	49872-01-CHT(02A)	EA	DECAL-CHECKMARK #1,RH - SILVER SMOKE/SPRUCE GREEN
(27G) 9	49872-02-CHT(01A)	EA	DECAL-CHECKMARK #1,LH - MED BROWN/TITANIUM
(92K) 9	49872-02-CHT(02A)	EA	DECAL-CHECKMARK #1,LH - SILVER SMOKE/SPRUCE GREEN
(92K) 10	49873-01-CHT(01A)	EA	DECAL-PAINT MASK,RH #12
(92K) 11	49873-02-CHT(01A)	EA	DECAL-PAINT MASK,LH #12
(27G) 12	49875-01-CHT(01A)	EA	DECAL-CHECKMARK #2,RH - DK MAUVE
(92K) 12	49875-01-CHT(02A)	EA	DECAL-CHECKMARK #2,RH - LUXOR BROWN
(27G) 13	49875-02-CHT(01A)	EA	DECAL-CHECKMARK #2,LH - DK MAUVE
(92K) 13	49875-02-CHT(02A)	EA	DECAL-CHECKMARK #2,LH - LUXOR BROWN
(27G) 14	49876-01-CHT(01A)	EA	DECAL-TIP,RH - DEEP BLUE STAR
(92K) 14	49876-01-CHT(02A)	EA	DECAL-TIP,RH - PINE GREEN
(27G) 15	49876-02-CHT(01A)	EA	DECAL-TIP,LH - DEEP BLUE STAR
(92K) 15	49876-02-CHT(02A)	EA	DECAL-TIP,LH - PINE GREEN
(27G) 16	49877-01-CHT(01A)	EA	DECAL-CHECKMARK #3,RH - DEEP BLUE STAR/MED BRWON
(92K) 16	49877-01-CHT(02A)	EA	DECAL-CHECKMARK #3,RH - PINE GREEN/SILVER SMOKE
(27G) 17	49877-02-CHT(01A)	EA	DECAL-CHECKMARK #3,LH - DEEP BLUE STAR/MED BROWN
(92K) 17	49877-02-CHT(02A)	EA	DECAL-CHECKMARK #3,LH - PINE GREEN/SILVER SMOKE
(27G) 18	49878-01-CHT(01A)	EA	DECAL-CHECKMARK,HOOD - DEEP BLUE STAR
(92K) 18	49878-01-CHT(02A)	EA	DECAL-CHECKMARK,HOOD - PINE GREEN
(92K) 19	49880-01-CHT(01A)	EA	DECAL-PAINT MASK,RR,LWR #13
(92K) 20	49881-01-CHT(01A)	EA	DECAL-PAINT MASK,RR,MDL #14
(92K) 21	49882-01-CHT(01A)	EA	DECAL-PAINT MASK,RR,UPPER #14
(92K) 22	132664-01-CHT(01A)	EA	DECAL-WINNEBAGO DOMED - GOLD CHROME/BLACK

GRAPHICS

EXTERIOR BODY GROUP (CONTINUED)

GRAPHICS & PAINT (CONTINUED)



FULL BODY PAINT

- 8. CLEAR COAT TO BE APPLIED ON PAINT AREAS TO PROTECT PAINT.
- 7. PROTECTIVE FILM 109506-01-000.
- 6. SATELLITE DOME TO BE PAINTED.
- 5. DIE CUT ACRYLIC 3M FILM,USED TO PROTECT FULL BODY PAINTED UNITS.
- 4. ON FULL BODY PAINTED UNITS,USE 145487-01-000 (100 FT.) TO COVER UNSEALED ROOF SEAMS.
- 3. CLEAR COAT TO BE APPLIED ON ENTIRE UNIT TO PROTECT PAINT.
- 2. CENTER ON UNIT.
- 1. APPLY PROTECTOR 116424-01-00 TO WATER HEATER DOOR LATCH.

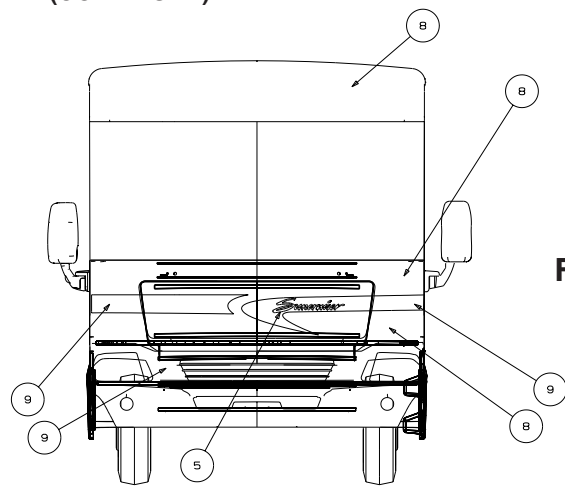
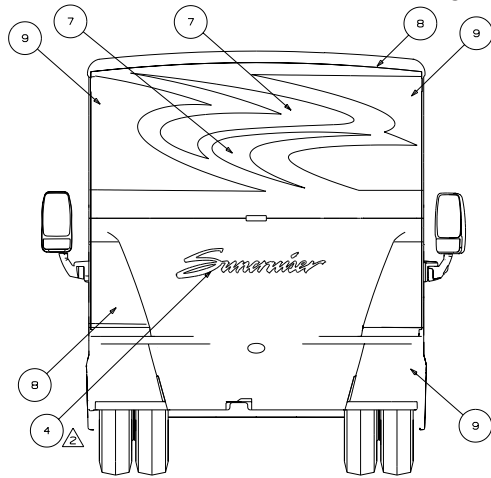
- 92K EXTERIOR GRAPHICS PACKAGE #2
- 27G EXTERIOR GRAPHICS PACKAGE #1
- 92A EXT FULL BODY PAINT PKG # 2
- 27A EXT FULL BODY PAINT PKG #1

NOTES:

(27A) KEY	PART NUMBER	U/M	DESCRIPTION - LAKEWOOD
1	132664-01-CHT(01A)	EA	DECAL - DOMED WINNEBAGO - GOLD CHROME/BLACK
2	143366-68-000	GL	PAINT - VARIO CLEAR #8000 - SPIES #295-8005-5L
3	143369-01-000	EA	KIT - 3M PAINT PROTECTION
4	150325-03-CHT(01A)	EA	DECAL -SUNCRUISER,DOMED,LG - SILVER CHROME/BLACK/SILVER/LT CHARCOAL
5	150325-04-CHT(01A)	EA	DECAL -SUNCRUISER,DOMED,SML - SILVER CHROME/BLACK/SILVER/LT CHARCOAL
6	XXXXXXXXXXXXX	GL	PAINT - CUSTOM BLEND NON-METALLIC PAINT TO MATCH BLUESTONE MET #60728
7	XXXXXXXXXXXXX	GL	PAINT - SLATE GRAY PEARL MET - SHERWIN WILLIAMS #44995
8	XXXXXXXXXXXXX	GL	PAINT - BLUESTONE MET - SHERWIN WILLIAMS #60728
9	XXXXXXXXXXXXX	GL	PAINT - BRONZED GRAY MET - SHERWIN WILLIAMS #60813

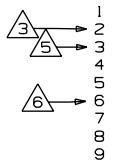
(92A) KEY	PART NUMBER	U/M	DESCRIPTION - BLUFF RIDGE
1	132664-01-CHT(01A)	EA	DECAL - DOMED WINNEBAGO - GOLD CHROME/BLACK
2	143366-68-000	GL	PAINT - VARIO CLEAR #8000 - SPIES #295-8005-5L
3	143369-01-000	EA	KIT - 3M PAINT PROTECTION
4	150325-03-CHT(01A)	EA	DECAL -SUNCRUISER,DOMED,LG - SILVER CHROME/BLACK/SILVER/LT CHARCOAL
5	150325-04-CHT(01A)	EA	DECAL -SUNCRUISER,DOMED,SML - SILVER CHROME/BLACK/SILVER/LT CHARCOAL
6	XXXXXXXXXXXXX	GL	PAINT - CUSTOM BLEND NON-METALLIC PAINT TO MATCH DK GRAY MET #64255
7	XXXXXXXXXXXXX	GL	PAINT - GRANITE MET - SHERWIN WILLIAMS #63989
8	XXXXXXXXXXXXX	GL	PAINT - DK GRAY MET - SHERWIAMS #64255
9	XXXXXXXXXXXXX	GL	PAINT - BRONZEMIST MET - SHERWIN WILLIAMS #63528

**EXTERIOR BODY GROUP (CONTINUED)
GRAPHICS & PAINT (CONTINUED)**



**FULL BODY
PAINT**

(27A) KEY

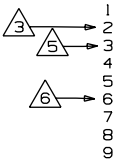


KEY	PART NUMBER	U/M
1	132664-01-CHT(01A)	EA
2	143366-68-000	GL
3	143369-01-000	EA
4	150325-03-CHT(01A)	EA
5	150325-04-CHT(01A)	EA
6	XXXXXXXXXXXX	GL
7	XXXXXXXXXXXX	GL
8	XXXXXXXXXXXX	GL
9	XXXXXXXXXXXX	GL

DESCRIPTION - LAKEWOOD

DECAL - DOMED WINNEBAGO - GOLD CHROME/BLACK
 PAINT - VARIO CLEAR #8000 - SPIES #295-8005-5L
 KIT - 3M PAINT PROTECTION
 DECAL-SUNCRUISER,DOMED,LG - SILVER CHROME/BLACK/SILVER/LT CHARCOAL
 DECAL-SUNCRUISER,DOMED,SML - SILVER CHROME/BLACK/SILVER/LT CHARCOAL
 PAINT - CUSTOM BLEND NON-METALLIC PAINT TO MATCH BLUESTONE MET #60728
 PAINT - SLATE GRAY PEARL MET - SHERWIN WILLIAMS #44995
 PAINT - BLUESTONE MET - SHERWIN WILLIAMS #60728
 PAINT - BRONZED GRAY MET - SHERWIN WILLIAMS #60813

(92A) KEY



KEY	PART NUMBER	U/M
1	132664-01-CHT(01A)	EA
2	143366-68-000	GL
3	143369-01-000	EA
4	150325-03-CHT(01A)	EA
5	150325-04-CHT(01A)	EA
6	XXXXXXXXXXXX	GL
7	XXXXXXXXXXXX	GL
8	XXXXXXXXXXXX	GL
9	XXXXXXXXXXXX	GL

DESCRIPTION - BLUFF RIDGE

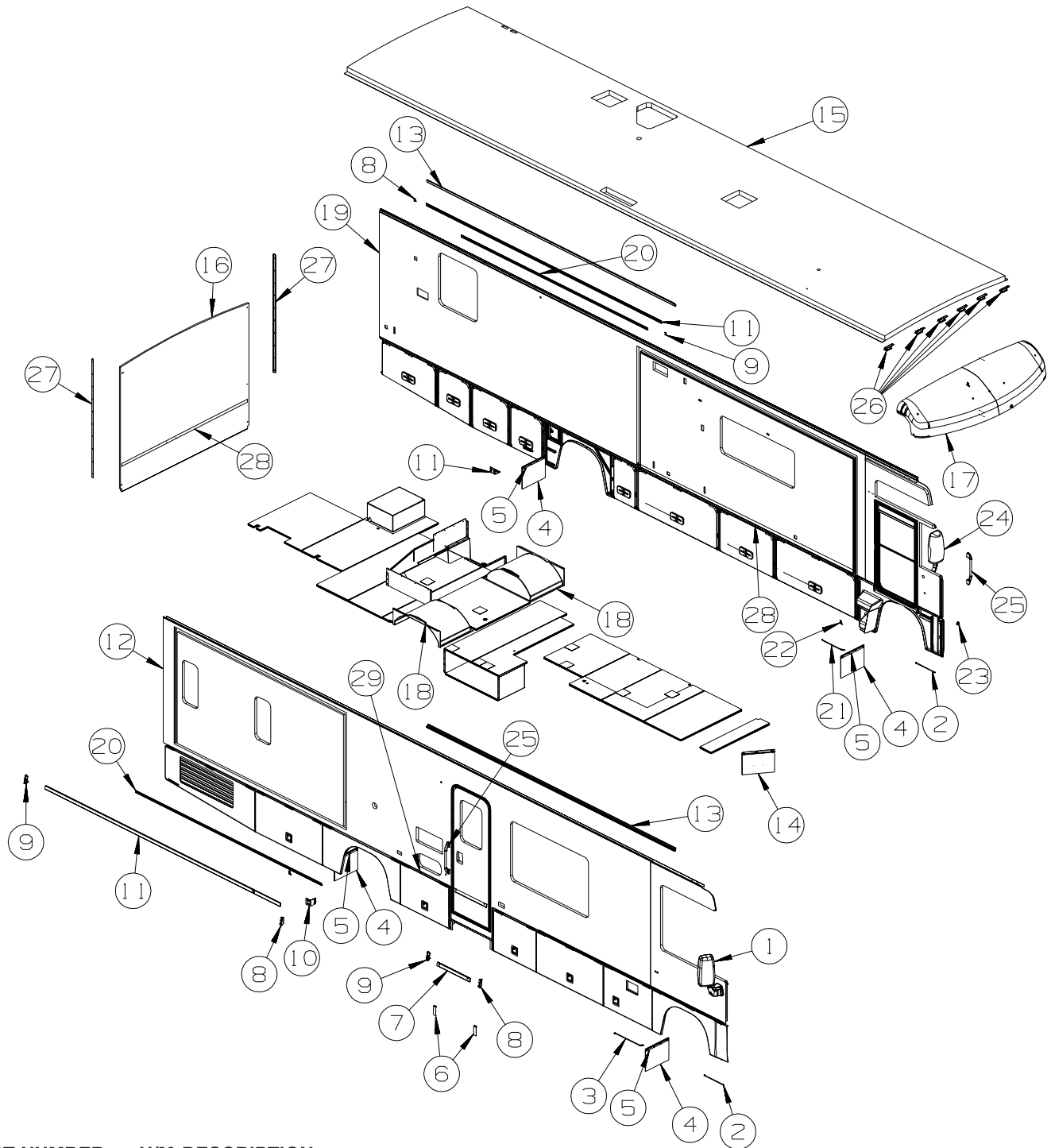
DECAL - DOMED WINNEBAGO - GOLD CHROME/BLACK
 PAINT - VARIO CLEAR #8000 - SPIES #295-8005-5L
 KIT - 3M PAINT PROTECTION
 DECAL-SUNCRUISER,DOMED,LG - SILVER CHROME/BLACK/SILVER/LT CHARCOAL
 DECAL-SUNCRUISER,DOMED,SML - SILVER CHROME/BLACK/SILVER/LT CHARCOAL
 PAINT - CUSTOM BLEND NON-METALLIC PAINT TO MATCH DK GRAY MET #64255
 PAINT - GRANITE MET - SHERWIN WILLIAMS #63989
 PAINT - DK GRAY MET - SHERWIAMS #64255
 PAINT - BRONZEMIST MET - SHERWIN WILLIAMS #63528

KEY	PART NUMBER	U/M	DESCRIPTION
	004308-01-000	EA	PAINT - BLACK SPRAY
	093681-40-01A	FT	FILM - 2" - FLAT BLACK - DRIVERS DOOR
	072882-01-000	EA	PAINT - 16 OUNCE SPRAY - OFF WHITE

**DUPONT COLOR CODES ARE NOW FOUND IN THE PAINT CODE MANUAL.
YOU CAN FIND THIS MANUAL ON YOUR DEALER INDEX WEBPAGE UNDER SERVICE.**

EXTERIOR BODY GROUP (CONTINUED)

PANELS & TRIMS

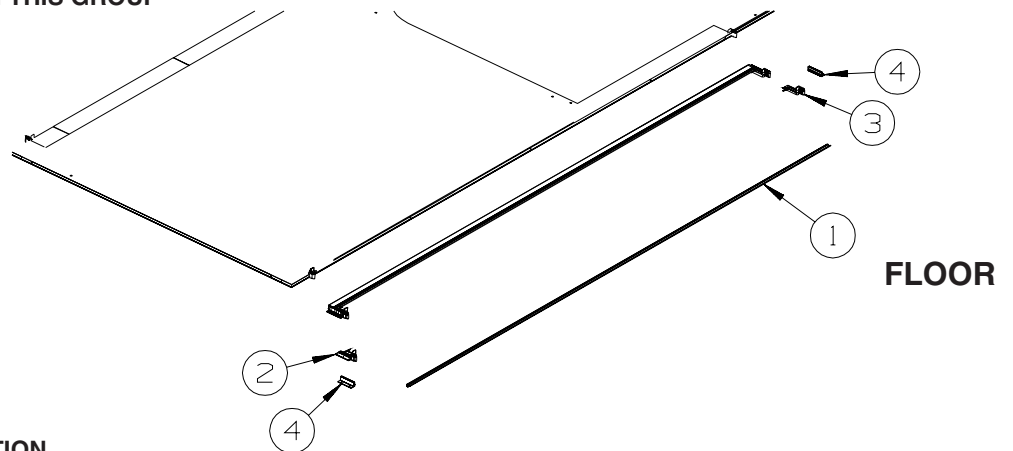


KEY	PART NUMBER	U/M	DESCRIPTION
1*	142721-01-01A	EA	MIRROR - EXTERIOR REMOTE/HEAT/PASS - (BREAKAWAY) - BLACK
2	107865-06-000	EA	ROD - SUPPORT - VALANCE PANEL - 15"
3	107865-25-000	EA	ROD - SUPPORT - VALANCE PANEL - 18.9"
4	017516-01-000	EA	MUD FLAP - 14"H X 18"W - W/O MOUNTING HOLES - RUBBER - BLK
5	140922-01-02B	EA	RETAINER - MUD FLAP - 1" X 17.7" - E-COATED/BLACK
6	121117-05-02B	EA	ANGLE - W/O SLOTS - 5.7" X 2" - E-COATED
7	149822-01-02A	EA	TRIM - SIDEWALL/ENTRY DOOR - 25.3" - BLACK
8	146576-01-02A	EA	END CAP/TRIM - RIGHT HAND - BLACK
9	146576-02-02A	EA	END CAP/TRIM - LEFT HAND - BLACK
10	119568-01-01A	EA	STANDOFF - VALANCE PANEL - BLACK
11	146550-01-02A	EA	TRIM COVER - SIDEWALL - 182" - BLACK
12	149671-01-S64	EA	SIDEWALL - PASSENGER - W/O WINDOWS/TRIMS (S76, S77, S78, S79)
12	149671-01-S68	EA	SIDEWALL - PASSENGER - W/O WINDOWS/TRIMS (S80, S81, S82, S83)
12	149671-01-S72	EA	SIDEWALL - PASSENGER - W/O WINDOWS/TRIMS (S84, S85, S86, S87)
13	131483-01-01A	EA	RAIL - AWNING - 192" - BRIGHT WHITE

EXTERIOR BODY GROUP (CONTINUED)
PANELS & TRIMS (CONTINUED)

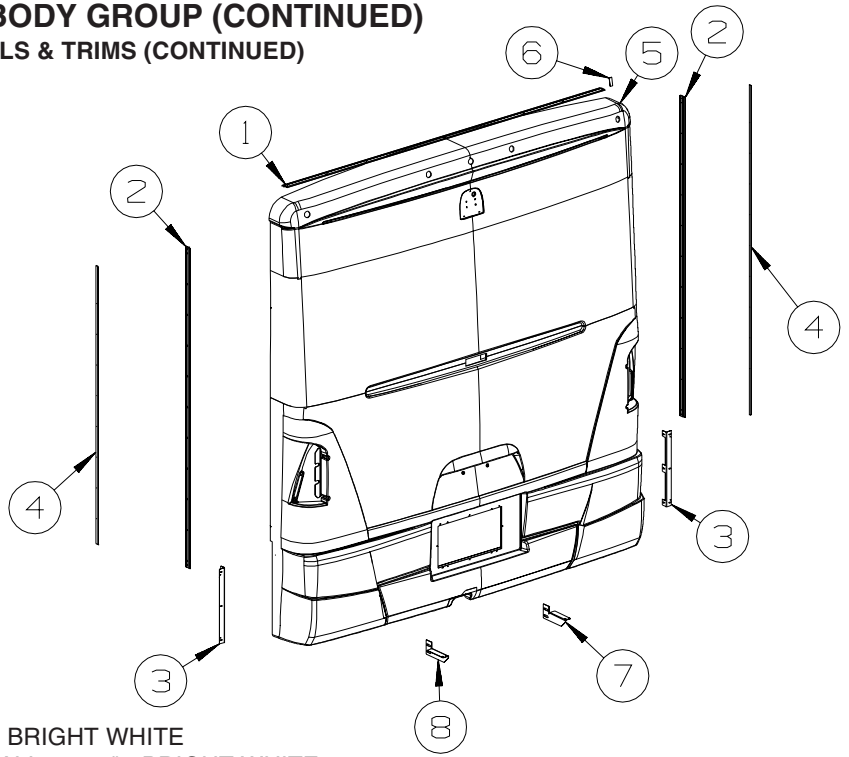
KEY	PART NUMBER	U/M	DESCRIPTION
14	017516-01-000	EA	MUD FLAP - 14"H X 18"W - W/O MOUNTING HOLES - RUBBER - BLK
14	140922-01-02B	EA	RETAINER - MUD FLAP - 1" X 17.7" - E-COATED/BLACK
14	132695-01-02B	EA	ANGLE - MUDFLAP - E-COATED
15	149672-01-S64	EA	ROOF - W/O LIGHTS/VENTS - W/WIRING
16	148785-10-S76	EA	BACKWALL - W/O WINDOW/TRIMS
16	148785-10-S77	EA	BACKWALL - W/O WINDOW/TRIMS
16	148785-10-S78	EA	BACKWALL - W/O WINDOW/TRIMS
16	148785-10-S79	EA	BACKWALL - W/O WINDOW/TRIMS
16	148785-10-S80	EA	BACKWALL - W/O WINDOW/TRIMS
16	148785-10-S81	EA	BACKWALL - W/O WINDOW/TRIMS
16	148785-10-S82	EA	BACKWALL - W/O WINDOW/TRIMS
16	148785-10-S83	EA	BACKWALL - W/O WINDOW/TRIMS
16	148785-10-S84	EA	BACKWALL - W/O WINDOW/TRIMS
16	148785-10-S85	EA	BACKWALL - W/O WINDOW/TRIMS
16	148785-10-S86	EA	BACKWALL - W/O WINDOW/TRIMS
16	148785-10-S87	EA	BACKWALL - W/O WINDOW/TRIMS
17	132112-02-L42	EA	CAP - ROOF
18	131365-01-000	EA	WHEELWELL - PLASTIC
19	149673-01-S64	EA	SIDEWALL - DRIVER - W/O WINDOWS/TRIMS (S76, S77, S78, S79)
19	149673-01-S68	EA	SIDEWALL - DRIVER - W/O WINDOWS/TRIMS (S80, S81, S82, S83)
19	149673-01-S72	EA	SIDEWALL - DRIVER - W/O WINDOWS/TRIMS (S84, S85, S86, S87)
20	146548-01-01A	EA	TRIM - RETAINER
21	107865-27-000	EA	ROD - SUPPORT - VALANCE PANEL - 17.3"
22	150742-01-02A	EA	CAP/TRIM - DRIVER DOOR - BLACK
23	150742-02-02A	EA	CAP/TRIM - DRIVER DOOR - BLACK
24*	142721-02-01A	EA	MIRROR - EXTERIOR REMOTE/HEAT/DRVR - (BREAKAWAY) - BLACK
25	132442-03-01A	EA	HANDLE - ASSIST/ITASCA LOGO - 18" - W/CHROME
26	134774-01-02B	EA	BRACKET - CAB ATTACHMENT - E-COATED
27	132273-01-02B	EA	BRACKET - REAR TRIM - E-COATED
28	104692-01-000	EA	SEAL - ADHESIVE BACKED FOAM - 3/4" THICK X 3/4" WIDE X 25'
29	153498-01-02A	EA	BUMPER - RUBBER - BLACK
29	153498-01-01A	EA	BUMPER - RUBBER - WHITE

***COMPONENT PARTS LISTED LATER IN THIS GROUP**

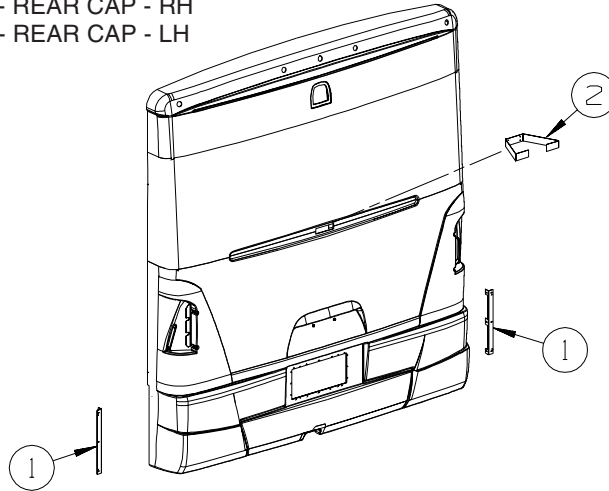


KEY	PART NUMBER	U/M	DESCRIPTION
1	143905-01-000	FT	SEAL - LOWER - F/SLIDEOUT
2	143219-01-01A	EA	SEAL - CORNER - F/REAR SLIDEOUT
3	143219-02-01A	EA	SEAL - CORNER - F/REAR SLIDEOUT
4	142043-01-01A	EA	TRIM - SEAL, FLOOR - SLIDEOUT - MILL

EXTERIOR BODY GROUP (CONTINUED)
PANELS & TRIMS (CONTINUED)



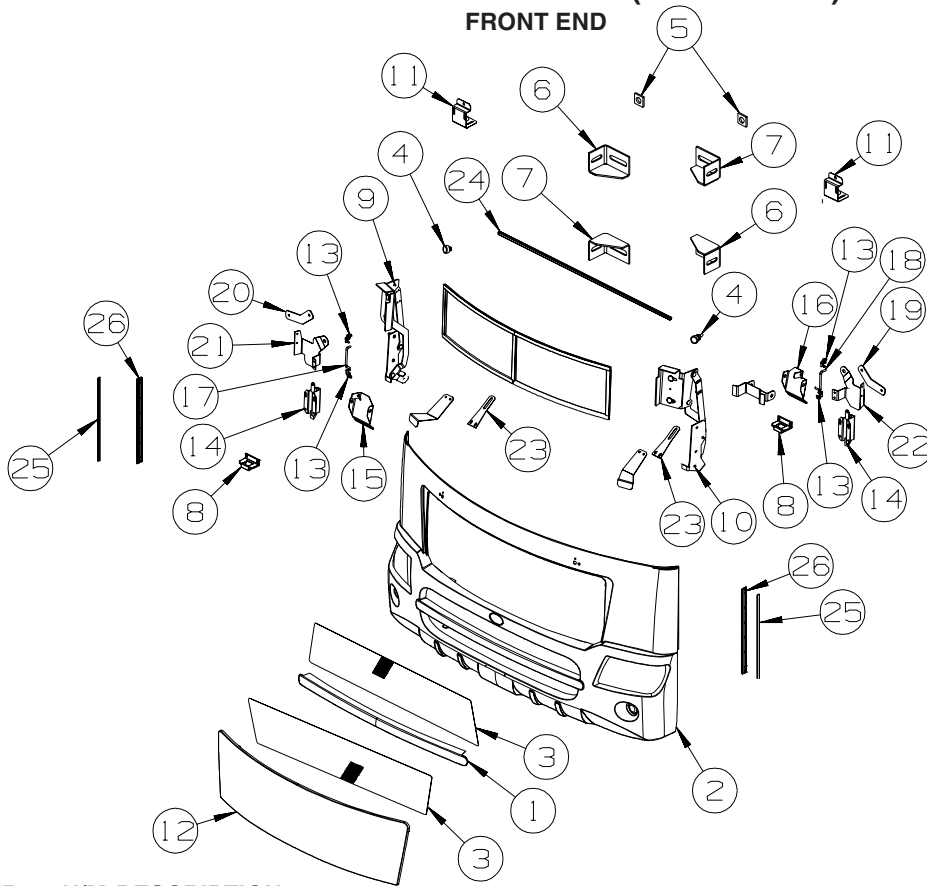
KEY	PART NUMBER	U/M	DESCRIPTION
1	083805-23-000	EA	TRIM - ROOF CAP - 92.1" - BRIGHT WHITE
2	092041-09-01A	EA	TRIM - BACKWALL/SIDEWALL - 77.3" - BRIGHT WHITE
3	138789-01-02B	EA	ANGLE/MOUNT - WHEEL LIP/BACKWALL - E-COATED
4	091985-01-07A	FT	INSERT - TRIM - REAR CAP TO SIDEWALL - .66" - BRIGHT WHITE
5	144541-04-R38	EA	PANEL/REAR CAP - W/O CAMERA CUT-OUT - BRIGHT WHITE
5	144541-03-R38	EA	PANEL/REAR CAP - W/CAMERA CUT-OUT - BRIGHT WHITE - REAR MONITOR SYSTEM
6	104692-03-000	EA	SEAL - ADHESIVE BACKED FOAM - 1" THICK X 1 3/16"WIDE X 15'
7	144593-01-02B	EA	BRACE - REAR CAP - RH
8	144593-02-02B	EA	BRACE - REAR CAP - LH



KEY	PART NUMBER	U/M	DESCRIPTION
1	138467-03-02B	EA	BRACKET/SUPPORT - BUMPER - E-COATED
2	140337-02-02B	EA	BRACKET - REAR CAP - E-COATED

EXTERIOR BODY GROUP (CONTINUED)

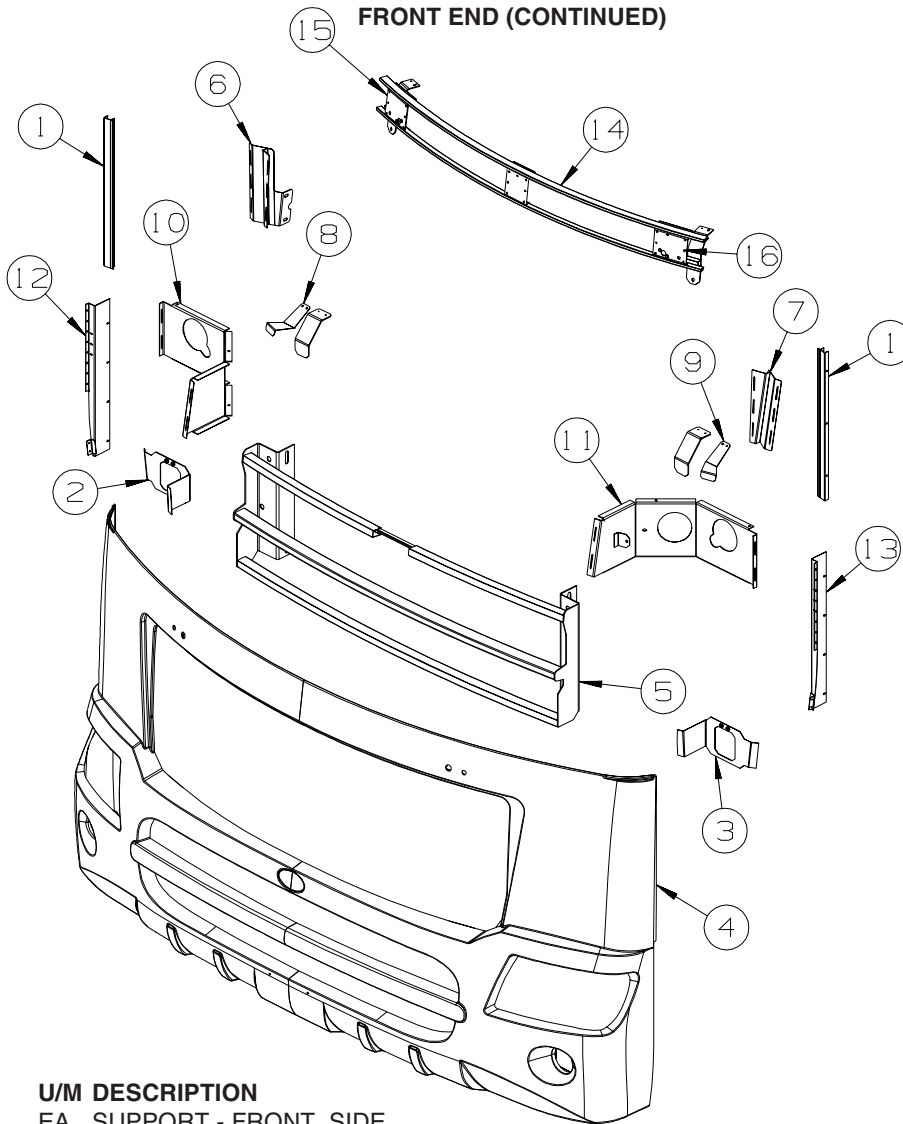
FRONT END



KEY	PART NUMBER	U/M	DESCRIPTION
1	149254-01-01A	EA	TRIM - GRILLE
2	140898-10-S76	EA	PANEL - FRONT/LOWER - W/O HOOD/GRILLE/LIGHTS
3	148172-02-02A	EA	GRILLE - FRONT - BRIGHT DIPPED
4	058786-01-000	EA	BOLT - HOOD ADJUSTMENT - 5/16"-18 X 1.5"-2"- W/BLACK PAD
5	116617-02-02B	EA	SPACER - BUMPER
6	128455-01-02B	EA	BRACKET - BUMPER - E-COATED
7	128455-02-02B	EA	BRACKET - BUMPER - E-COATED
8	130053-02-01A	EA	STRIKER - LUGGAGE DOOR - OFF SET - BLACK
9	137072-05-01A	EA	HINGE - HOOD - PASSENGER - BLACK
10	137072-06-01A	EA	HINGE - HOOD - DRIVER - BLACK
11	140324-02-02B	EA	BRACKET - HOOD - STRIKER - E-COATED
12	140899-01-P54	EA	HOOD - FRONT - W/O HARDWARE
13	102265-01-000	EA	CLIP/ROD END - 5/32" - BLACK PLASTIC
14	113908-02-000	EA	LATCH/PLUNGER - F/HOOD/REAR TRUNK/ENGINE DOOR
15	134415-01-02B	EA	LATCH/HOOD - PULL - RIGHT HAND - E-COATED
16	134415-02-02B	EA	LATCH/HOOD - PULL - LEFT HAND - E-COATED
17	134416-01-01A	EA	ROD/HOOD LATCH - STAINLESS STEEL - RIGHT HAND
18	134416-02-01A	EA	ROD/HOOD LATCH - STAINLESS STEEL - LEFT HAND
19	134418-06-02B	EA	PIVOT - LATCH/HOOD - E-COATED - RIGHT HAND
20	134418-07-02B	EA	PIVOT - LATCH/HOOD - E-COATED - LEFT HAND
21	139162-03-02B	EA	BRACKET - LATCH - SPRING - RIGHT HAND
22	139162-04-02B	EA	BRACKET - LATCH - SPRING - LEFT HAND
23	141017-02-02B	EA	SUPPORT/HINGE - FRONT - E-COATED
24	142854-02-02B	EA	TUBE - TIMING - HOOD - E-COATED - WORKHORSE & 2004 FORD
24	154091-02-02B	EA	TUBE - TIMING - HOOD - E-COATED - 2006 FORD
25	091985-01-07A	EA	INSERT - TRIM - REAR CAP TO SIDEWALL - .66" - BRIGHT WHITE
26	092041-10-01A	EA	TRIM - FRONT/REAR CAP (SIDEWALL) - 25.2" - BRIGHT WHITE

EXTERIOR BODY GROUP (CONTINUED)

FRONT END (CONTINUED)



KEY	PART NUMBER	U/M	DESCRIPTION
1	132864-01-01A	EA	SUPPORT - FRONT, SIDE
2	139685-06-02B	EA	SUPPORT - FOG LAMP, DRIVER - E-COATED
3	139685-08-02B	EA	SUPPORT - FOG LAMP, PASSENGER - E-COATED
4	140898-09-01A	EA	PANEL - FRONT, LOWER - BRIGHT WHITE
5	140903-01-P54	EA	FRAME ASM - GRILLE
6	141008-01-02B	EA	SUPPORT/HINGE - RIGHT HAND - E-COATED
7	141008-02-02B	EA	SUPPORT/HINGE - LEFT HAND - E-COATED
8	141018-03-02B	EA	BRACKET/HINGE - FRONT/PASSENGER - E-COATED
9	141018-04-02B	EA	BRACKET/HINGE - FRONT/DRIVER - E-COATED
10	141128-03-02B	EA	BRACKET - HEADLAMP - OUTER/PASSENGER - E-COATED
11	141128-04-02B	EA	BRACKET - HEADLAMP - OUTER/DRIVER - E-COATED
12	143561-01-02B	EA	BRACKET - FRONT END - E-COATED
13	143561-02-02B	EA	BRACKET - FRONT END - E-COATED
14	149784-03-S46	EA	SUPPORT - WIPER
15	149788-06-02B	EA	SUPPORT - PIVOT SHAFT - E-COATED
16	149788-08-02B	EA	SUPPORT - PIVOT SHAFT - E-COATED

LADDER

KEY	PART NUMBER	U/M	DESCRIPTION
	129375-02-000	EA	SEAL - LADDER BRACKET
	130163-09-01A	EA	LADDER EXTENSION/LOWER - 35.6" - 3 STEP - BRUSHED ALUMINUM
	141624-01-01A	EA	LADDER - REAR CAP - BRUSHED ALUMINUM

EXTERIOR BODY GROUP (CONTINUED)
STRUCTURAL COMPONENTS

KEY	PART NUMBER	U/M	DESCRIPTION
	002766-01-001	EA	ANGLE - EXTRUDED - 1" X 1 1/2" X 17'
	076054-Z3-000	EA	FIBERGLASS SHEET - 102" X 93.9" - ROOF/SIDEWALL - BRT WHT
	089297-01-000	SF	PLYWOOD - LUAN - OVERLAY GRADE - 4' X 8'
	100619-01-000	BF	FOAM - EXPANDED POLYSTYRENE - 1.34" X 48" X 96"
	100619-02-000	BF	FOAM - EXPANDED POLYSTYRENE - 1.5" X 48" X 96"
	100619-04-000	BF	FOAM - EXPANDED POLYSTYRENE - .5" X 48" X 96"
	100619-05-000	BF	FOAM - EXPANDED POLYSTYRENE - .75" X 48" X 96"-1.5"DENSITY
	100619-13-000	BF	FOAM - EXPANDED POLYSTYRENE-.34" X 34.7" X 96"-2" DENSITY
	100619-16-000	BF	FOAM - EXPANDED POLYSTYRENE - .75" X 48" X 96"-2" DENSITY
	100619-27-000	BF	FOAM - EXPANDED POLYSTYRENE - 3" X 48" X 92.8"
	105077-08-000	EA	FOAM - PLUG - ROOF CAP
	108535-05-03A	SF	FIBERGLASS SHEET - 108" X 500' ROLL - BRIGHT WHITE
	116942-03-01A	LB	ALUMINUM - .7" X 40" X 158"
	120107-01-000	EA	FOAM - ROOF COVE - 2.8" X 48" LONG
	120107-02-000	EA	FOAM - PLUG - ROOF TUBE - 2.2" X 2.9" X 1.8" LONG
	120107-03-000	EA	FOAM - PLUG - SIDEWALL TUBE - 1.2" X 2.1" X 1.8" LONG
	120107-07-000	EA	FOAM - ROOF COVE
	128782-03-01A	EA	FIBERGLASS SHEET - 26.1" X 68.2" - HIGH GLOSS/SLIDEOUT-B/W
	128782-07-01A	EA	FIBERGLASS SHEET - 79" X 456" - HIGH GLOSS - BRIGHT WHITE
	128782-08-01A	EA	FIBERGLASS SHEET - 22" X 68.3" - HIGH GLOSS - BRIGHT WHITE
	128782-09-01A	EA	FIBERGLASS SHEET - 31" X 68.2" - HIGH GLOSS - BRIGHT WHITE
	128782-10-01A	EA	FIBERGLASS SHEET - 25" X 48" - HIGH GLOSS - BRIGHT WHITE
	148884-20-01A	EA	FIBERGLASS SHEET - 4" X 93.8" - HIGH GLOSS - BRIGHT WHITE
	148884-22-01A	EA	FIBERGLASS SHEET - 47.9" X 95.8" - HIGH GLOSS-BRIGHT WHITE

EXTERIOR BODY GROUP (CONTINUED)

AWNINGS

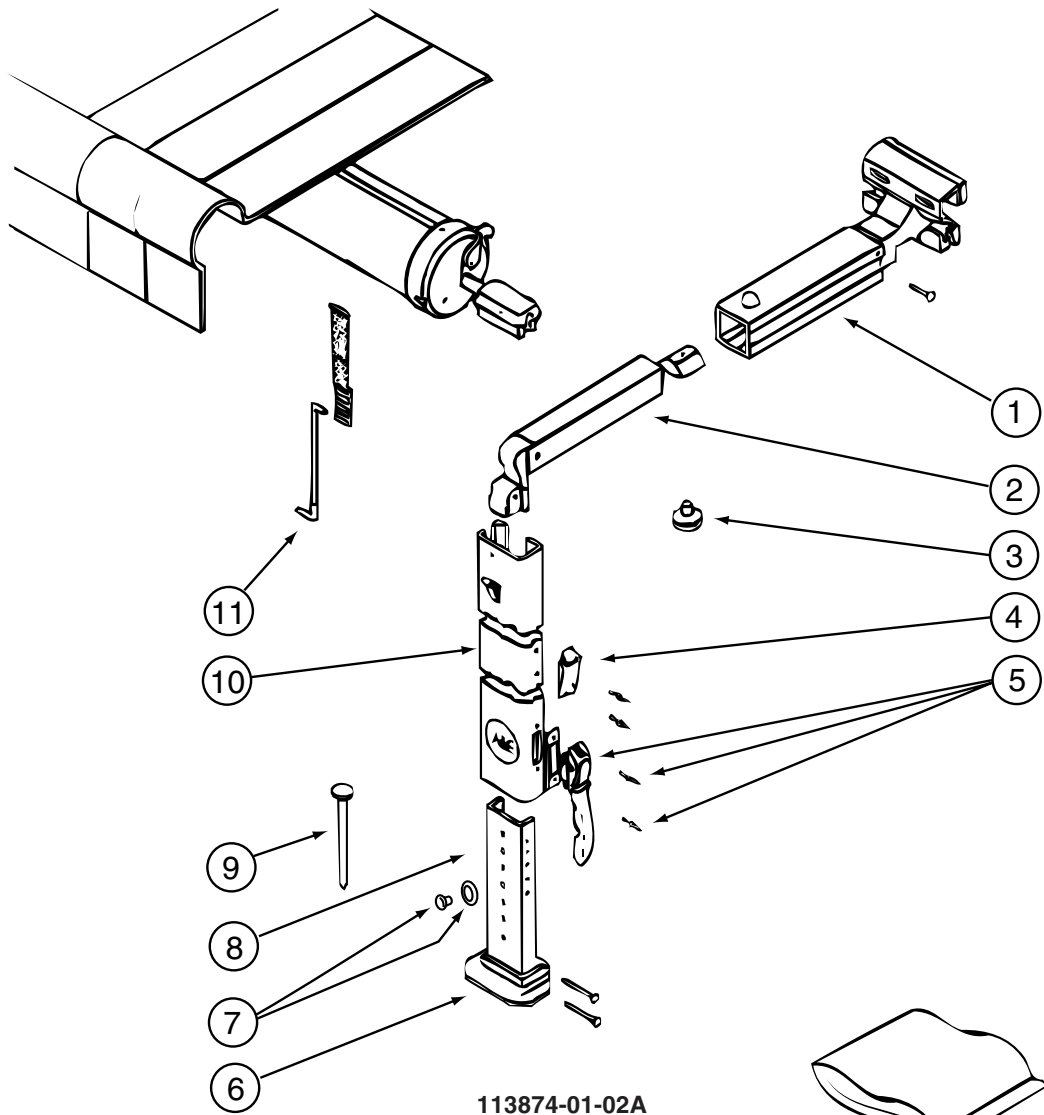
PATIO AWNINGS

SERIES	MODEL	COLOR DESIGNATION	AWNING FABRIC	AWNING LENGTH	(MANUAL)	PART # MANUAL	(ELEC)	PART # ELECTRIC
					WEATHER WRAP		WEATHER WRAP	
SUN CRUISER GRAPHICS	G33V	FAWN (EA)	VINYL	18'	BRT WHT	113874-07-29A	BRT WHT	143181-07-29A
	G35A	FAWN (EA)	VINYL	20'	BRT WHT	NA	BRT WHT	143181-12-29A
(27G)	G35U	FAWN (EA)	VINYL	16'	BRT WHT	113874-06-29A	BRT WHT	143181-06-29A
	G37B	FAWN (EA)	VINYL	19'	BRT WHT	113874-08-29A	BRT WHT	143181-08-29A
	G38G	FAWN (EA)	VINYL	19'	BRT WHT	113874-08-29A	BRT WHT	143181-08-29A
	G38J	FAWN (EA)	VINYL	19'	NA	NA	BRT WHT	143181-13-29A
	G38R	FAWN (EA)	VINYL	19'	BRT WHT	113874-08-29A	BRT WHT	143181-08-29A
SUN CRUISER GRAPHICS	G33V	MOSS TRANSITIONAL (EV)	VINYL	18'	BRT WHT	113874-07-46A	BRT WHT	143181-07-46A
	G35A	MOSS TRANSITIONAL (EV)	VINYL	20'	BRT WHT	NA	BRT WHT	143181-12-46A
(92K)	G35U	MOSS TRANSITIONAL (EV)	VINYL	16'	BRT WHT	113874-06-46A	BRT WHT	143181-06-46A
	G37B	MOSS TRANSITIONAL (EV)	VINYL	19'	BRT WHT	113874-08-46A	BRT WHT	143181-08-46A
	G38G	MOSS TRANSITIONAL (EV)	VINYL	19'	BRT WHT	113874-08-46A	BRT WHT	143181-08-46A
	G38J	MOSS TRANSITIONAL (EV)	VINYL	19'	NA	NA	BRT WHT	143181-13-46A
	G38R	MOSS TRANSITIONAL (EV)	VINYL	19'	BRT WHT	113874-08-46A	BRT WHT	143181-08-46A
SUN CRUISER FULL BODY PAINT	G33V	SAPPHIRE BLUE (4641)	ACRYLIC	18'	NA	NA	CHAMPAGNE	143181-07-52E
	G35A	SAPPHIRE BLUE (4641)	ACRYLIC	20'	NA	NA	CHAMPAGNE	143181-12-52E
(27A)	G35U	SAPPHIRE BLUE (4641)	ACRYLIC	16'	NA	NA	CHAMPAGNE	143181-06-52E
	G37B	SAPPHIRE BLUE (4641)	ACRYLIC	19'	NA	NA	CHAMPAGNE	143181-08-52E
	G38G	SAPPHIRE BLUE (4641)	ACRYLIC	19'	NA	NA	CHAMPAGNE	143181-08-52E
	G38J	SAPPHIRE BLUE (4641)	ACRYLIC	19'	NA	NA	CHAMPAGNE	143181-13-52E
	G38R	SAPPHIRE BLUE (4641)	ACRYLIC	19'	NA	NA	CHAMPAGNE	143181-08-52E
SUN CRUISER FULL BODY PAINT	G33V	TAUPE (4648)	ACRYLIC	18'	NA	NA	CHAMPAGNE	143181-07-41E
	G35A	TAUPE (4648)	ACRYLIC	20'	NA	NA	CHAMPAGNE	143181-12-41E
(92A)	G35U	TAUPE (4648)	ACRYLIC	16'	NA	NA	CHAMPAGNE	143181-06-41E
	G37B	TAUPE (4648)	ACRYLIC	19'	NA	NA	CHAMPAGNE	143181-08-41E
	G38G	TAUPE (4648)	ACRYLIC	19'	NA	NA	CHAMPAGNE	143181-08-41E
	G38J	TAUPE (4648)	ACRYLIC	19'	NA	NA	CHAMPAGNE	143181-13-41E
	G38R	TAUPE (4648)	ACRYLIC	19'	NA	NA	CHAMPAGNE	143181-08-41E

KEY	PART NUMBER	U/M	DESCRIPTION
	113874-11-01A	EA	SCREW/LAG - AWNING - 1/4" X 1" STAINLESS STEEL
*	113874-01-02A	EA	HARDWARE KIT - AWNING - W/O STANDOFF BRACKET-BRIGHT WHITE - MANUAL
	113874-12-01A	EA	SCREW/LAG - AWNING - 1/4" X 2 3/4" STAINLESS STEEL - MANUAL
	137054-01-02A	EA	BRACKET - AWNING - BRIGHT WHITE - MANUAL
	143181-02-01A	EA	ELECTRICAL KIT/AWNING - WEATHERPROOF - ELECTRIC
	143181-10-01A	EA	AWNING/WEATHERPROOF - HARDWARE KIT - BRIGHT WHITE - ELECTRIC
	143181-10-02A	EA	AWNING/WEATHERPROOF - HARDWARE KIT - CHAMPAGNE - ELECTRIC/FULL BODY PAINT
	143181-11-01A	EA	AWNING/WTHRPRF - SPACER KIT - BRIGHT WHITE - ELECTRIC, G35A & G38J ONLY
	143181-11-02A	EA	AWNING/WTHRPRF - SPACER KIT - CHAMPAGNE - ELECTRIC/FULL BODY PAINT, G35A & G38J ONLY
	146457-02-03A	EA	BRACKET - AWNING - BRIGHT WHITE - ELECTRIC, G35A & G38J ONLY
	146457-02-02A	EA	BRACKET - AWNING - BLACK - ELECTRIC, G35A & G38J ONLY/FULL BODY PAINT
	127647-03-01A	EA	ROD/AWNING GUARD - ENTRY DOOR - 19.4" LONG - ELECTRIC, G35A ONLY
	154099-01-01A	EA	SUNSCREEN/RMVBL/BL-18'X72"-F/19'-20' -W/HDW - PATIO AWNING SUNSCREEN, G35A, G37B, G38
	154099-02-01A	EA	SUNSCREEN/RMVBL/BL-18'X72"-F/19'-20' -W/HDW - PATIO AWNING SUNSCREEN, G33V ONLY
	154099-03-01A	EA	SUNSCREEN/RMVBL/BL-18'X72"-F/19'-20' -W/HDW - PATIO AWNING SUNSCREEN, G35U ONLY

*COMPONENT PARTS LISTED LATER IN THIS GROUP

EXTERIOR BODY GROUP (CONTINUED)
COMPONENT PARTS FOR AWNINGS

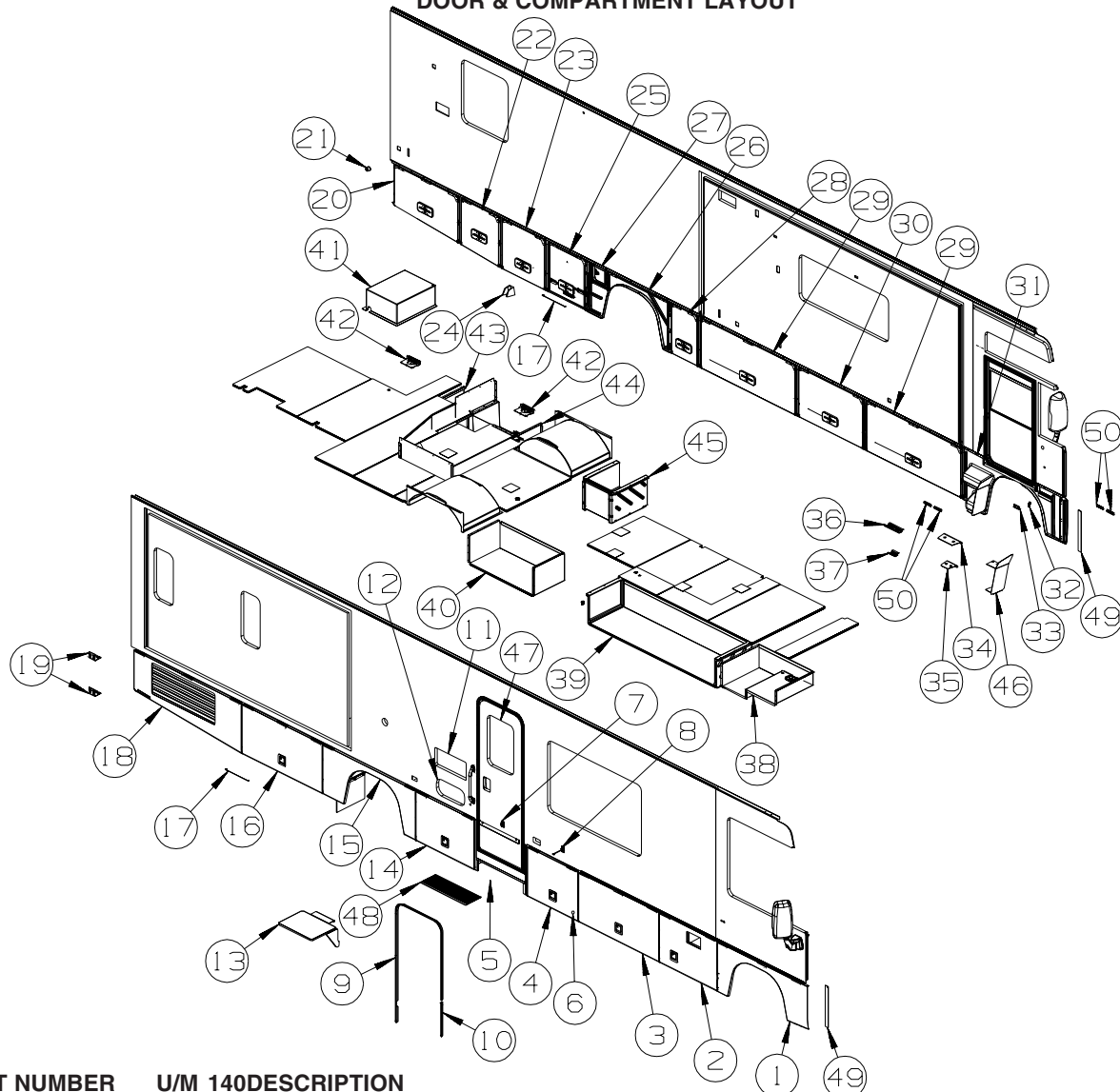


113874-01-02A

KEY	PART NUMBER	U/M	DESCRIPTION	VENDOR NO.
1	113874-01-714	EA	RAFTER - MAIN RH/LH BRT/WHT	830295.536F
2	113874-01-715	EA	RAFTER - SECONDARY BRT/WHT	830463.511F
3	113874-01-702	EA	KNOB - ADJUSTING	3105421.014
4	113874-01-706	EA	LOCK - TRAVEL	830587.001
5	113874-01-707	EA	HANDLE - LIFT W/RIVETS	830644
6	113874-01-712	EA	FOOT - PATIO	730366-001
7	113874-01-710	EA	PLUG-STOP KIT	830456
8	113874-01-717	EA	ARM - ADJUSTABLE BRT/WHT	830467.517/F
9	113874-01-709	EA	NAIL-SPIKE, 8"	113006
10	113874-01-716	EA	ARM - MAIN SUPPORT BRT/WHT	3104502.293/F
11	113874-01-703	EA	ROD-CENTER PULL W/ACCESSORY	830152.102

EXTERIOR DOORS & COMPARTMENTS GROUP

DOOR & COMPARTMENT LAYOUT

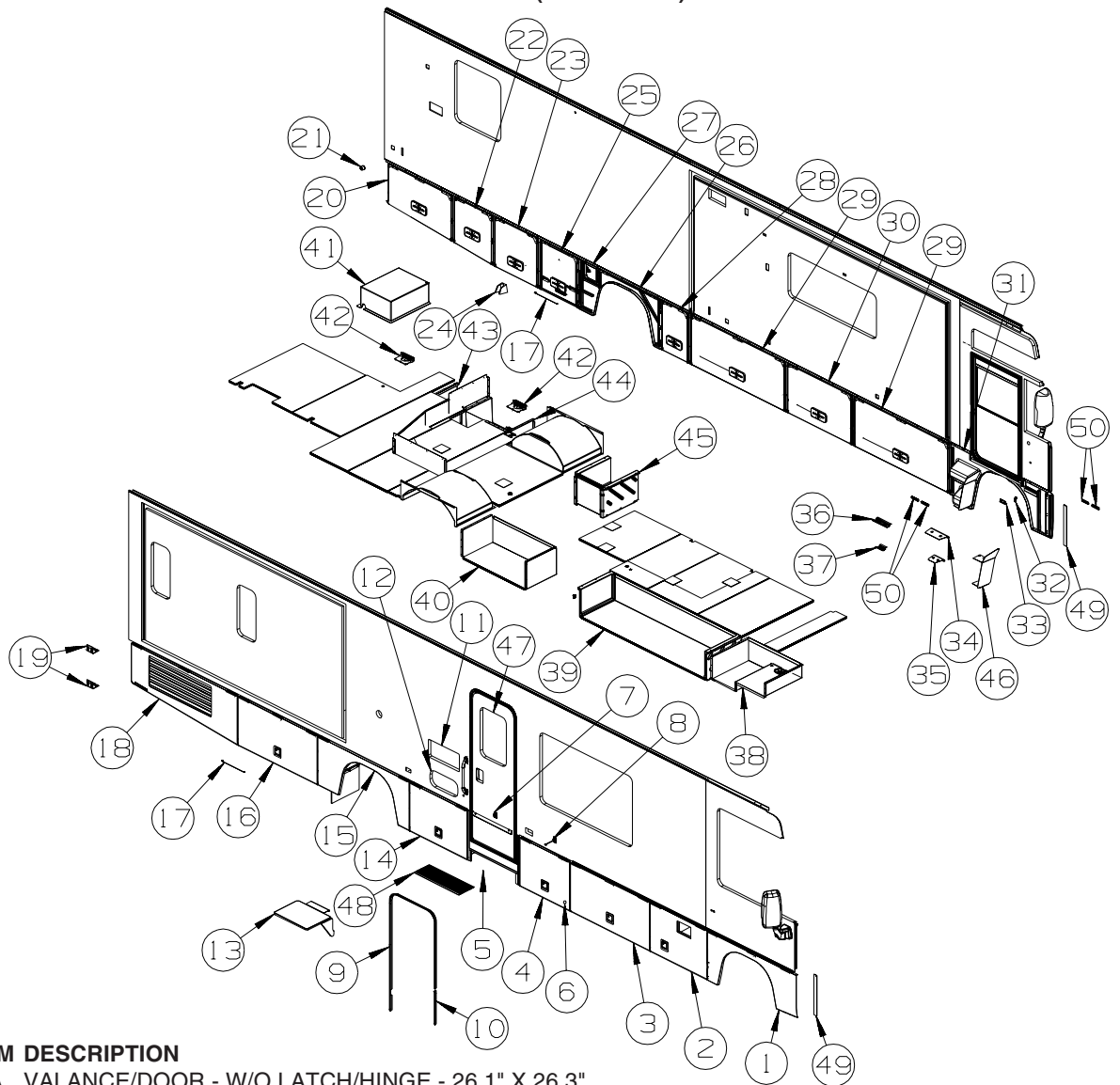


KEY	PART NUMBER	U/M	140DESCRIPTION
1	143492-01-P45	EA	PANEL/WHEEL LIP - PASSENGER/FRONT - 57.8" - WORKHORSE
	139793-03-01A	EA	HINGE - CENTER/VALANCE DOOR - W/O BALL STUD
2	147682-04-R32	EA	VALANCE/DOOR - W/O LATCH/HDWR - W/CUT-OUT - 37.2" X 26.9"
	132873-D5-000	EA	ROD - LATCH - 21.7" W/3/4" DOG LEG
	132873-D6-000	EA	ROD - LATCH - 5" W/3/4" DOG LEG
	142569-12-000	EA	SPRING/GAS - 90 LB - 15" EXTENDED/9.5" COMPRESSED
	132892-02-01A	FT	SEAL - BULB - W/WIRED U CHANNEL - 1.3" X 1" - BLACK
			FROM: 00-00-00 THRU: 01-23-05
	132892-08-01A	FT	SEAL - BULB/SINGLE - W/U CHANNEL - BLACK
			FROM: 01-24-05 THRU: 99-99-99
3	147682-01-R32	EA	VALANCE/DOOR - W/O PADDLE LATCH/HDWR - 51.8" X 26.3"
	132873-D1-000	EA	ROD - LATCH - 19.7" W/3/4" DOG LEG
	132873-D2-000	EA	ROD - LATCH - 21.5" W/3/4" DOG LEG
	142569-12-000	EA	SPRING/GAS - 90 LB - 15" EXTENDED/9.5" COMPRESSED
	132892-02-01A	FT	SEAL - BULB - W/WIRED U CHANNEL - 1.3" X 1" - BLACK
			FROM: 00-00-00 THRU: 01-23-05
	132892-08-01A	FT	SEAL - BULB/SINGLE - W/U CHANNEL - BLACK
			FROM: 01-24-05 THRU: 99-99-99
4	140982-04-P45	EA	VALANCE/DOOR - W/O LATCH/HINGE - 32.8" X 26.3"
	132873-25-000	EA	ROD - LATCH - 10.2" W/3/4" DOG LEG
	132873-26-000	EA	ROD - LATCH - 12" W/3/4" DOG LEG
	142569-12-000	EA	SPRING/GAS - 90 LB - 15" EXTENDED/9.5" COMPRESSED
	132892-02-01A	FT	SEAL - BULB - W/WIRED U CHANNEL - 1.3" X 1" - BLACK
			FROM: 00-00-00 THRU: 01-23-05
	132892-08-01A	FT	SEAL - BULB/SINGLE - W/U CHANNEL - BLACK
			FROM: 01-24-05 THRU: 99-99-99

EXTERIOR DOORS & COMPARTMENTS GROUP (CONTINUED)
DOOR & COMPARTMENT LAYOUT (CONTINUED)

KEY	PART NUMBER	U/M	DESCRIPTION
5*	143709-01-01A	EA	STEP - ELECTRIC - TRIPLE - BLACK
	116975-01-01A	EA	LATCH - W/O STRIKE - BLACK - NEW STYLE
6	120863-02-000	EA	BUMPER - RUBBER/RADIUS TOP - 1" X 1 1/2"
7	104099-02-04A	EA	CATCH/RETAINER - DOOR HOLDER - BRIGHT WHITE
7	104099-02-05A	EA	CATCH/RETAINER - DOOR HOLDER - BLACK - FULL BODY PAINT
8	104099-03-04A	EA	CATCH - DOOR HOLDER - STRIKE - 6" - BRIGHT WHITE
8	104099-03-05A	EA	CATCH - DOOR HOLDER - STRIKE - 6" - BLACK - FULL BODY PAINT
9	139100-01-01A	EA	GARNISH/RADIUS - ENTRY DOOR - BRIGHT WHITE
9	139100-01-02A	EA	GARNISH/RADIUS - ENTRY DOOR - BLACK - FULL BODY PAINT
10	139101-01-01A	EA	GARNISH/STRAIGHT - W/NOTCH - 36.31" - BRIGHT WHITE
10	139101-01-02A	EA	GARNISH/STRAIGHT - ENTRY DOOR - BLACK - FULL BODY PAINT
11*	084103-08-000	EA	DOOR - VENT - REFRIGERATOR - W/O JAMB - BRIGHT WHITE
	084104-08-000	EA	JAMB - VENT DOOR/REFRIGERATOR - BRIGHT WHITE
12	126945-09-N42	EA	DOOR/STORAGE - W/O HARDWARE - 18.3" X 9.9"
12	126945-09-R38	EA	DOOR/STORAGE - W/O HARDWARE - 18.3" X 9.9" - FULL BODY PAINT
13	142034-01-01A	EA	SHELF - F/EXTERIOR TV - BRIGHT WHITE
14	140982-06-P45	EA	VALANCE/DOOR - W/O LATCH/HINGE - 37.5" X 26.3"
	132873-27-000	EA	ROD - LATCH - 12.5" W/3/4" DOG LEG
	132873-28-000	EA	ROD - LATCH - 14.4" W/3/4" DOG LEG
	142569-12-000	EA	SPRING/GAS - 90 LB - 15" EXTENDED/9.5" COMPRESSED
	132892-02-01A	FT	SEAL - BULB - W/WIRED U CHANNEL - 1.3" X 1" - BLACK FROM: 00-00-00 THRU: 01-23-05
	132892-08-01A	FT	SEAL - BULB/SINGLE - W/U CHANNEL - BLACK FROM: 01-24-05 THRU: 99-99-99
15	143492-10-S76	EA	PANEL/WHEEL LIP - PASSENGER/REAR - 59.7" - WORKHORSE
15	143492-10-R38	EA	PANEL/WHEEL LIP - PASSENGER/REAR - 59.7" - WORKHORSE - FULL BODY PAINT
	139793-03-01A	EA	HINGE - CENTER/VALANCE DOOR - W/O BALL STUD
16	147682-02-S76	EA	VALANCE/DOOR - W/O PADDLE LATCH/HDWR - 51.8" X 26.3"
16	147682-02-P37	EA	VALANCE/DOOR - W/O PADDLE LATCH/HDWR - 51.8" X 26.3" - FULL BODY PAINT
	132873-D1-000	EA	ROD - LATCH - 19.7" W/3/4" DOG LEG
	132873-D2-000	EA	ROD - LATCH - 21.5" W/3/4" DOG LEG
	142569-12-000	EA	SPRING/GAS - 90 LB - 15" EXTENDED/9.5" COMPRESSED
	132892-02-01A	FT	SEAL - BULB - W/WIRED U CHANNEL - 1.3" X 1" - BLACK FROM: 00-00-00 THRU: 01-23-05
	132892-08-01A	FT	SEAL - BULB/SINGLE - W/U CHANNEL - BLACK FROM: 01-24-05 THRU: 99-99-99
17	076767-14-000	EA	CABLE - STAINLESS STEEL - 14.9"
18	147682-11-S76	EA	VALANCE/DOOR - PASS W/O LATCH/HDWR - 26.4" X 69.5" X 21.4"
18	147682-11-R38	EA	VALANCE/DOOR - PASS W/O LATCH/HDWR - 26.4" X 69.5" X 21.4" - FULL BODY PAINT
	107721-07-000	FT	SEAL - ACCESS DOOR - .9"WIDE X 1.1"HIGH
19	140309-03-02B	EA	ANGLE - FURNACE DOOR - E-COATED
20	147682-08-S76	EA	VALANCE/DOOR - DRVR W/O LATCH/HDWR - 24.4" X 43.1" X 21.3"
20	147682-08-R32	EA	VALANCE/DOOR - DRVR W/O LATCH/HDWR - 24.4" X 43.1" X 21.3" - FULL BODY PAINT
	132873-29-000	EA	ROD - LATCH - 15.4" W/3/4" DOG LEG
	132873-30-000	EA	ROD - LATCH - 17.2" W/3/4" DOG LEG
	142569-17-000	EA	SPRING/GAS - 90 LB - 12" EXTENDED/8.5" COMPRESSED
	132892-02-01A	FT	SEAL - BULB - W/WIRED U CHANNEL - 1.3" X 1" - BLACK FROM: 00-00-00 THRU: 01-23-05
	132892-08-01A	FT	SEAL - BULB/SINGLE - W/U CHANNEL - BLACK FROM: 01-24-05 THRU: 99-99-99
21	117047-01-000	EA	BUMPER - RUBBER/WASHER INSERT
22	140982-15-S76	EA	VALANCE/DOOR - DRVR W/O LATCH/HINGE- 26.3" X 26.1" X 24.4"
22	140982-15-P37	EA	VALANCE/DOOR - DRVR W/O LATCH/HINGE- 26.3" X 26.1" X 24.4" - FULL BODY PAINT
	132873-21-000	EA	ROD - LATCH - 6.8" W/3/4" DOG LEG
	132873-22-000	EA	ROD - LATCH - 8.7" W/3/4" DOG LEG
	142569-17-000	EA	SPRING/GAS - 90 LB - 12" EXTENDED/8.5" COMPRESSED
	107721-08-000	FT	SEAL - ACCESS DOOR - .9"WIDE X .9"HIGH
23	140982-03-S76	EA	VALANCE/DOOR - W/O LATCH/HINGE - 29.3" X 26.3"
23	140982-03-P37	EA	VALANCE/DOOR - W/O LATCH/HINGE - 29.3" X 26.3" - FULL BODY PAINT
	132873-23-000	EA	ROD - LATCH - 8.5" W/3/4" DOG LEG
	132873-24-000	EA	ROD - LATCH - 10.3" W/3/4" DOG LEG
	142569-12-000	EA	SPRING/GAS - 90 LB - 15" EXTENDED/9.5" COMPRESSED
	107721-08-000	FT	SEAL - ACCESS DOOR - .9"WIDE X .9"HIGH
24	131383-03-02A	EA	BRACKET - SHOWER HEAD - WHITE

EXTERIOR DOORS & COMPARTMENTS GROUP (CONTINUED)
DOOR & COMPARTMENT LAYOUT (CONTINUED)



KEY	PART NUMBER	U/M	DESCRIPTION
25	140982-02-S76	EA	VALANCE/DOOR - W/O LATCH/HINGE - 26.1" X 26.3"
25	140982-02-P37	EA	VALANCE/DOOR - W/O LATCH/HINGE - 26.1" X 26.3" - FULL BODY PAINT
	132873-21-000	EA	ROD - LATCH - 6.8" W/3/4" DOG LEG
	132873-22-000	EA	ROD - LATCH - 8.7" W/3/4" DOG LEG
26	143492-11-S76	EA	PANEL/WHEEL LIP - DRIVER/REAR W/FUEL DR - 53" - WORKHORSE
26	143492-11-R38	EA	PANEL/WHEEL LIP - DRIVER/REAR W/FUEL DR - 53" - WORKHORSE - FULL BODY PAINT
	139793-03-01A	EA	HINGE - CENTER/VALANCE DOOR - W/O BALL STUD
27	131905-03-LS2	EA	PANEL/DOOR - FUEL FILL - W/O LOCK - BRIGHT WHITE
27	131905-03-L32	EA	PANEL/DOOR - FUEL FILL - W/O LOCK - BLACK - FULL BODY PAINT
*	110506-A2-000	EA	LOCK - TWIST - 26.45MM
	110506-51-000	EA	CASE/CYLINDER - TWIST LATCH - W/O CAM - 1" - 596669
	110506-78-000	EA	CAM - LOCK
	153306-01-01A	EA	HINGE - PIANO - 1 1/2" X 5" - UNPAINTED
28	140982-23-P37	EA	VALANCE/DOOR - W/O LATCH/HINGE - 18.5" X 26.3"
	132873-83-000	EA	ROD - LATCH - 8.1" W/3/4" DOG LEG
	132873-84-000	EA	ROD - LATCH - 4.9" W/3/4" DOG LEG
	142569-13-000	EA	SPRING/GAS - 60 LB - 15" EXTENDED/9.5" COMPRESSED
	107721-08-000	FT	SEAL - ACCESS DOOR - .9"WIDE X .9"HIGH
29	147682-03-R32	EA	VALANCE/DOOR - W/O PADDLE LATCH/HDWR - 62.9" X 26.3"
	132873-D3-000	EA	ROD - LATCH - 25.3" W/3/4" DOG LEG
	132873-D4-000	EA	ROD - LATCH - 27.1" W/3/4" DOG LEG
	142569-12-000	EA	SPRING/GAS - 90 LB - 15" EXTENDED/9.5" COMPRESSED
	132892-02-01A	FT	SEAL - BULB - W/WIRED U CHANNEL - 1.3" X 1" - BLACK
			FROM: 00-00-00 THRU: 01-23-05
	132892-08-01A	FT	SEAL - BULB/SINGLE - W/U CHANNEL - BLACK
			FROM: 01-24-05 THRU: 99-99-99

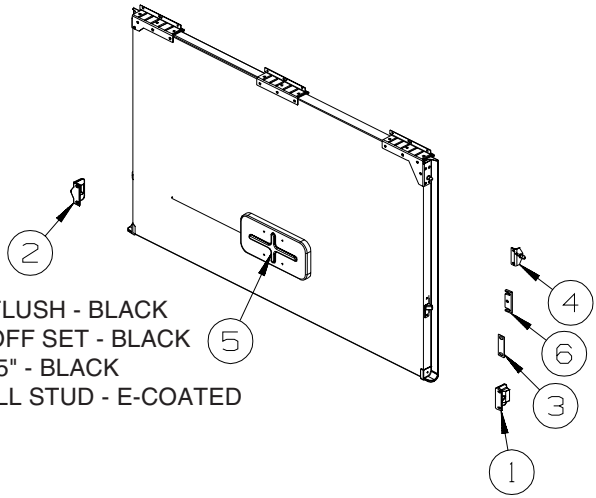
EXTERIOR DOORS & COMPARTMENTS GROUP (CONTINUED)
DOOR & COMPARTMENT LAYOUT (CONTINUED)

KEY	PART NUMBER	U/M	DESCRIPTION
30	140982-07-P45	EA	VALANCE/DOOR - W/O LATCH/HINGE - 43.2" X 26.3"
	132873-29-000	EA	ROD - LATCH - 15.4" W/3/4" DOG LEG
	132873-30-000	EA	ROD - LATCH - 17.2" W/3/4" DOG LEG
	142569-12-000	EA	SPRING/GAS - 90 LB - 15" EXTENDED/9.5" COMPRESSED
	132892-02-01A	FT	SEAL - BULB - W/WIRED U CHANNEL - 1.3" X 1" - BLACK
			FROM: 00-00-00 THRU: 01-23-05
	132892-08-01A	FT	SEAL - BULB/SINGLE - W/U CHANNEL - BLACK
			FROM: 01-24-05 THRU: 99-99-99
31	143492-09-R38	EA	PANEL/WHEEL LIP - DRIVER/FRONT - 66.5" - WORKHORSE
32	123512-04-02B	EA	BRACKET/VALANCE DOOR - E-COATED
33	143143-02-01A	EA	ANGLE - SUPPORT/TRIM
34	138141-01-04B	EA	TREAD/STEP - DRIVER
35	138141-02-04B	EA	TREAD/STEP - DRIVER
36	138143-02-02B	EA	SUPPORT/STEP - DRIVER - E-COATED
37	138143-04-02B	EA	SUPPORT/STEP - DRIVER - E-COATED
38	141698-12-P45	EA	COMPARTMENT - LUGGAGE
			FROM: 00-00-00 THRU: 03-31-04
38	141698-36-S46	EA	COMPARTMENT - LUGGAGE
			FROM: 04-01-04 THRU: 05-21-04
38	141698-37-S46	EA	COMPARTMENT - LUGGAGE
			FROM: 05-22-04 THRU: 99-99-99
39	144629-10-R38	EA	COMPARTMENT - LUGGAGE
40	141698-32-R38	EA	COMPARTMENT - LUGGAGE
			FROM: 00-00-00 THRU: 05-14-04
40	141698-39-S64	EA	COMPARTMENT - LUGGAGE
			FROM: 05-15-04 THRU: 99-99-99
	009426-01-000	EA	HATCH - POWER CORD - WHITE
41	132315-07-000	EA	COMPARTMENT - POWER CORD
42	144651-01-R32	EA	COMPARTMENT - POWER CORD
42	132315-06-000	EA	COMPARTMENT - POWER CORD
42*	142226-02-01A	EA	HATCH - POWER
43	141698-29-R38	EA	COMPARTMENT - LUGGAGE
44	144716-01-R32	EA	COMPARTMENT - DRAINAGE
	144654-01-000	EA	COMPARTMENT - DRAINAGE
	130377-01-000	EA	TUVE/DRAIN - KAZOO - 1 1/4" X 4"
45	144629-11-R38	EA	COMPARTMENT - LUGGAGE
46	144919-01-02B	EA	DIRT GUARD - E-COATED
47	P32206-08-S29	EA	DOOR - ENTRY W/SCREEN DOOR - W/O WINDOW/LATCH (S76,S77,S78,S79)
47	P32206-08-S28	EA	DOOR - ENTRY W/SCREEN DOOR - W/O WINDOW/LATCH (S80,S81,S82,S83)
47	P32206-08-R34	EA	DOOR - ENTRY W/SCREEN DOOR - W/O WINDOW/LATCH (S84,S85,S86,S87)
47	P32206-08-S68	EA	DOOR - ENTRY W/SCREEN DOOR - W/O WINDOW/LATCH (S80,S81,S82,S83) - FULL BODY PAINT
47	P32206-08-S72	EA	DOOR - ENTRY W/SCREEN DOOR - W/O WINDOW/LATCH (S84,S85,S86,S87) - FULL BODY PAINT
47	P32206-08-S64	EA	DOOR - ENTRY W/SCREEN DOOR - W/O WINDOW/LATCH (S76,S77,S78,S79) - FULL BODY PAINT
48	133114-01-01A	EA	TREAD-STEP/RUBBER-28.5"-TAUPE (S76, S77, S78, S79, S80, S81, S82, S83)
48	133114-01-03A	EA	TREAD - STEP/RUBBER - 28.5" - GRAY (S84, S85, S86, S87)
49	133939-02-02B	EA	STRAP - W/HOLES - E-COATED
50	132654-07-01A	EA	SUPPORT - WHEEL LIP - BLACK - 4.5"

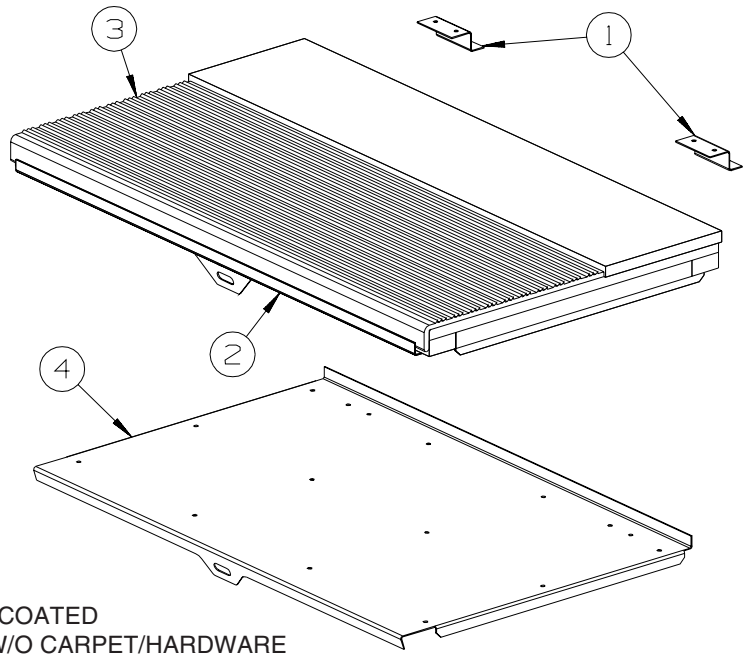
***COMPONENT PARTS LISTED LATER IN THIS GROUP**

EXTERIOR DOORS & COMPARTMENTS GROUP (CONTINUED)
DOOR & COMPARTMENT LAYOUT (CONTINUED)

KEY	PART NUMBER	U/M	DESCRIPTION
1	130053-01-01A	EA	STRIKER - LUGGAGE DOOR - FLUSH - BLACK
2	130053-02-01A	EA	STRIKER - LUGGAGE DOOR - OFF SET - BLACK
3	143793-01-01A	EA	SHIM/STRIKER - LUGGAGE - 1.5" - BLACK
4	126263-02-02B	EA	BRACKET - GAS SPRING W/BALL STUD - E-COATED
5	138289-01-000	EA	CYLINDER - LOCKING
5	138289-02-000	EA	CYLINDER - LOCKING
5	138289-03-000	EA	CYLINDER - LOCKING
5	138289-04-000	EA	CYLINDER - LOCKING
5	138289-05-000	EA	CYLINDER - LOCKING
5	138289-06-000	EA	CYLINDER - LOCKING
5	138289-07-000	EA	CYLINDER - LOCKING
5	138289-08-000	EA	CYLINDER - LOCKING
5	138289-09-000	EA	CYLINDER - LOCKING
5	138289-10-000	EA	CYLINDER - LOCKING
	138288-01-000	EA	KEY - REVERSIBLE - #1151 - T/M 16169-02-1151
	138288-02-000	EA	KEY - REVERSIBLE - #1152 - T/M 16169-02-1152
	138288-03-000	EA	KEY - REVERSIBLE - #1153 - T/M 16169-02-1153
	138288-04-000	EA	KEY - REVERSIBLE - #1154 - T/M 16169-02-1154
	138288-05-000	EA	KEY - REVERSIBLE - #1155 - T/M 16169-02-1155
	138288-06-000	EA	KEY - REVERSIBLE - #1156 - T/M 16169-02-1156
	138288-07-000	EA	KEY - REVERSIBLE - #1157 - T/M 16169-02-1157
	138288-08-000	EA	KEY - REVERSIBLE - #1158 - T/M 16169-02-1158
	138288-09-000	EA	KEY - REVERSIBLE - #1159 - T/M 16169-02-1159
	138288-10-000	EA	KEY - REVERSIBLE - #1150 - T/M 16169-02-1150
6	120494-04-02B	EA	SHIM - STRIKER - LUGGAGE DOOR - .27 - E-COATED



KEY	PART NUMBER	U/M	DESCRIPTION
1	101222-01-04A	EA	BRACKET - CATCH - LID - E-COATED
2	P20256-07-000	EA	LID/DOOR - ENTRY STEP - W/O CARPET/HARDWARE
3	133114-02-01A	EA	TREAD-STEP/RUBBER-28.5"-TAUPE (S76, S77, S78, S79, S80, S81, S82, S83)
3	133114-02-03A	EA	TREAD - STEP/RUBBER - 28.5" - GRAY (S84, S85, S86, S87)
4	123330-03-02B	EA	SUPPORT - ENTRY STEP - E-COATED



EXTERIOR DOORS & COMPARTMENTS GROUP (CONTINUED)

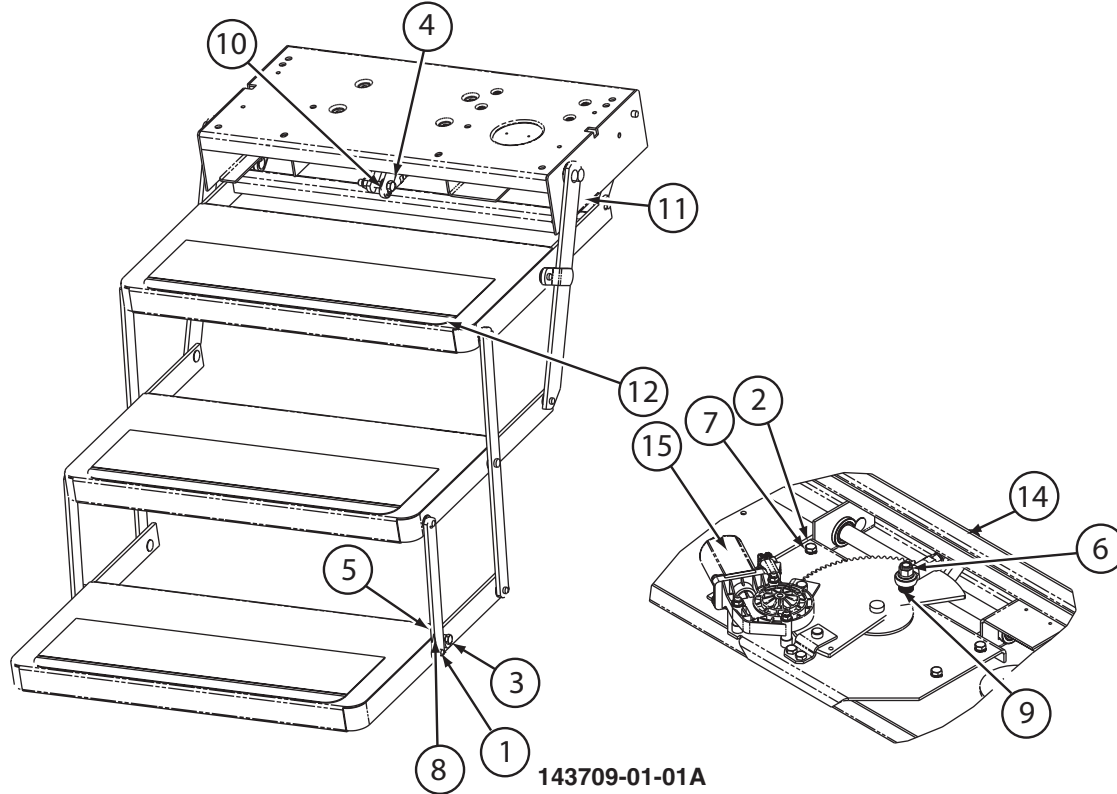
COMPONENT PARTS FOR DOOR & COMPARTMENT LAYOUT

084103-08-000

KEY	PART NUMBER	U/M	DESCRIPTION	VENDOR NO.
	084104-01-700	EA	LOCK-MALE, FASTENER	201-721-010
	084104-01-701	EA	LOCK-FEMALE, FASTENER	201-802-010

142226-02-01A

KEY	PART NUMBER	U/M	DESCRIPTION	VENDOR NO
	142226-02-700	EA	TAB/LOCKING - ESCAPE (RED)	9667709

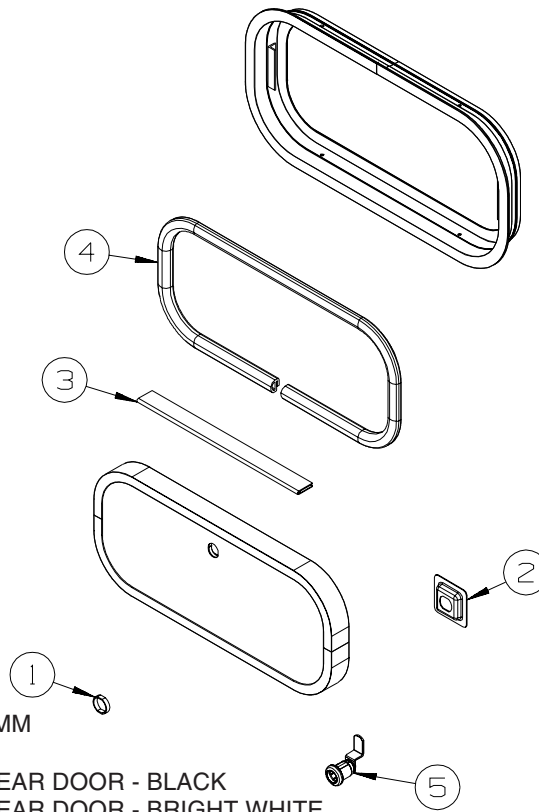


143709-01-01A

KEY	PART NUMBER	U/M	DESCRIPTION	VENDOR NO.
1	143709-01-700	EA	CAM STOP	1102200
10	143709-01-706	EA	CONTROL UNIT	909508003
11	143709-01-701	EA	BUMPER - BLACK (RUBBER STOP)	1602000
12	143709-01-702	EA	TREAD/NON-SKID _6" X 21" BLK	1915260
13	143709-01-703	EA	FRAME ONLY PAINTED BLACK 25	3202050
14	143709-01-704	EA	LINK ASM ELECTRIC STEP 24/25	3380050
15	143709-01-705	EA	MOTOR ASSEMBLY 24/25 STEP	3392151

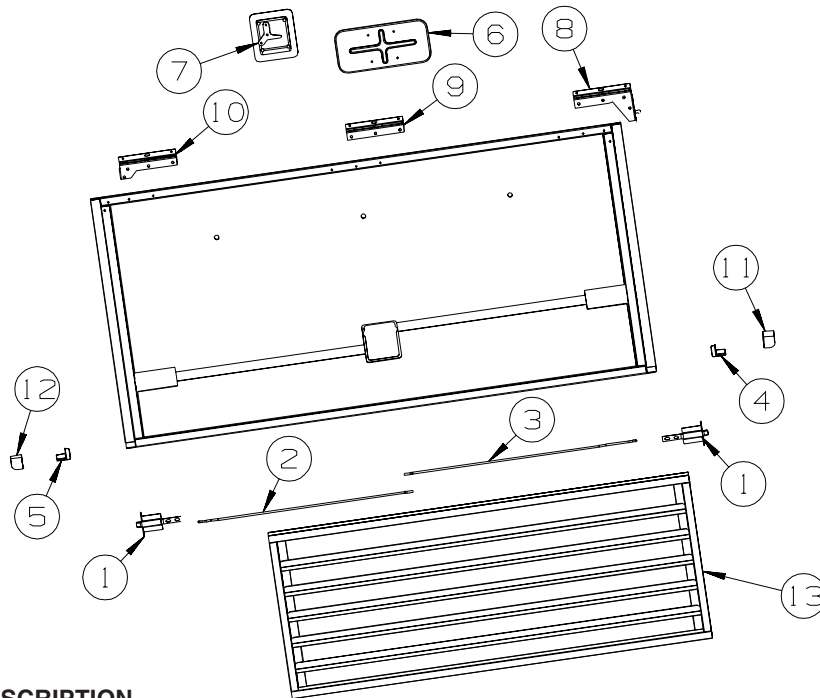
CONTACT WINNEBAGO PART SALES FOR UNLISTED COMPONENT(S)

EXTERIOR DOORS & COMPARTMENTS GROUP (CONTINUED)
COMPARTMENT DOOR PIECE PARTS



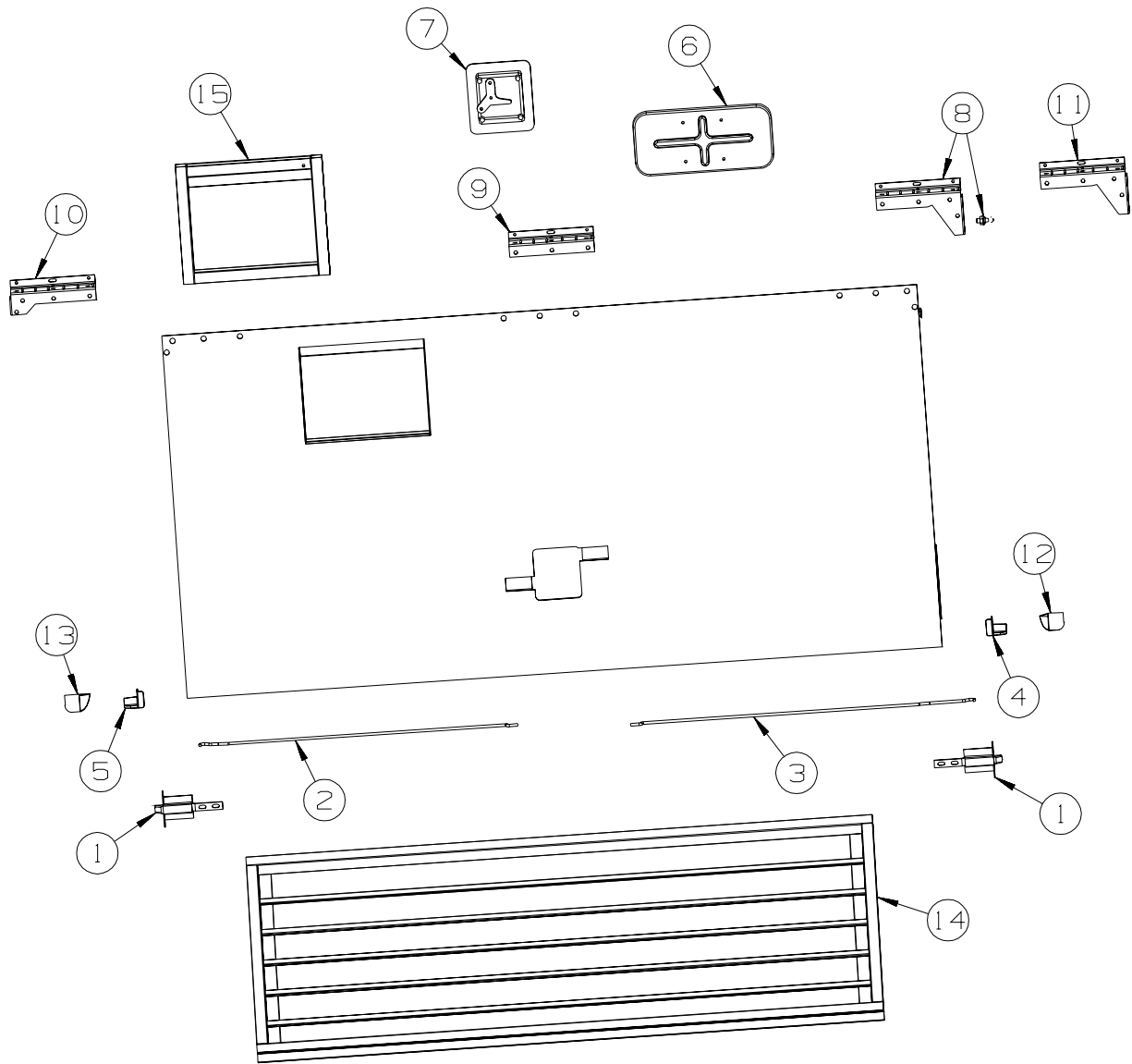
KEY	PART NUMBER	U/M DESCRIPTION
1	139325-01-000	EA SPACER - LOCK - 6MM
	139337-01-000	EA GASKET - LOCK
2	097111-02-04A	EA POCKET - LOCK - REAR DOOR - BLACK
2	097111-02-05A	EA POCKET - LOCK - REAR DOOR - BRIGHT WHITE
3	081801-FN-000	EA HINGE - DOOR - PIANO - 2" X 96" - BLACK
3	081801-V3-000	EA HINGE - DOOR - PIANO - 2" X 96" - BRIGHT WHITE
4	106850-02-000	FT SEAL-E - SPONGE RUBBER - .43" X .75"
5	138290-02-000	EA CASE - W/CAM - W/O CYLINDER/KEY

EXTERIOR DOORS & COMPARTMENTS GROUP (CONTINUED)
COMPARTMENT DOOR PIECE PARTS (CONTINUED)



KEY	PART NUMBER	U/M	DESCRIPTION
1	121947-01-01A	EA	BOLT - SLIDE W/PLASTIC PLUNGER
2	132873-01-000	EA	ROD - LATCH (BLANK) - RIGHT HAND
3	132873-02-000	EA	ROD - LATCH (BLANK) - LEFT HAND
4	135276-01-01A	EA	REINFORCEMENT - CORNER - RIGHT HAND
5	135276-02-01A	EA	REINFORCEMENT - CORNER - LEFT HAND
6	137359-01-01A	EA	COVER - LATCH - WHITE
7	138277-01-01A	EA	LATCH/PADDLE - COMPARTMENT DOOR - BLACK - KEY ONE
			FROM: 00-00-00 THRU: 05-31-05
7	154900-01-01A	EA	LATCH/PADDLE - LOCKING - COMPT DOOR - KEY ONE - BLACK
			FROM: 06-01-05 THRU: 99-99-99
7	138277-01-02A	EA	LATCH/PADDLE - COMPARTMENT DOOR - WHITE - KEY ONE
			FROM: 00-00-00 THRU: 05-31-05
7	154900-01-02A	EA	LATCH/PADDLE - LOCKING - COMPT DOOR - KEY ONE - WHITE
			FROM: 06-01-05 THRU: 99-99-99
7	112949-02-05A	EA	LATCH - PADDLE NON-LOCKING - BLACK
			FROM: 00-00-00 THRU: 05-31-05
7	154900-02-01A	EA	LATCH/PADDLE - NON LOCKING - COMPT DOOR - BLACK
			FROM: 06-01-05 THRU: 99-99-99
7	112949-02-04A	EA	LATCH - PADDLE NON-LOCKING - BRIGHT WHITE
			FROM: 00-00-00 THRU: 05-31-05
7	154900-02-02A	EA	LATCH/PADDLE - NON LOCKING - COMPT DOOR - WHITE
			FROM: 06-01-05 THRU: 99-99-99
8	139793-01-01A	EA	HINGE - RIGHT HAND/VALANCE DOOR - W/BALL STUD
9	139793-03-01A	EA	HINGE - CENTER/VALANCE DOOR - W/O BALL STUD
10	139793-05-01A	EA	HINGE - LEFT HAND/VALANCE DOOR - W/O BALL STUD
11	141601-02-01A	EA	END CAP/VALANCE DOOR - LEFT HAND
12	141601-01-01A	EA	END CAP/VALANCE DOOR - RIGHT HAND
13	113333-10-M42	EA	GRILL/DOOR - A/C - FULL BODY PAINT
13	113333-10-S76	EA	GRILL/DOOR - A/C - BRIGHT WHITE

EXTERIOR DOORS & COMPARTMENTS GROUP (CONTINUED)
COMPARTMENT DOOR PIECE PARTS (CONTINUED)



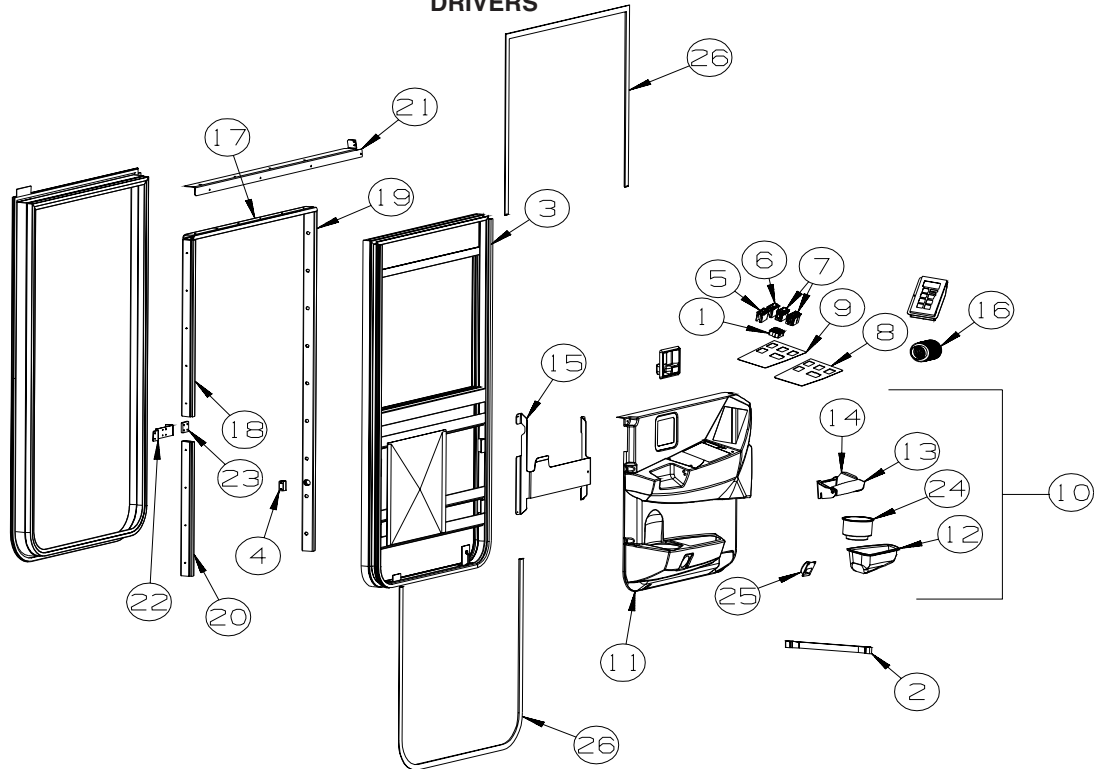
KEY	PART NUMBER	U/M	DESCRIPTION
1	121947-01-01A	EA	BOLT - SLIDE W/PLASTIC PLUNGER
2	132873-01-000	EA	ROD - LATCH (BLANK) - RIGHT HAND
3	132873-02-000	EA	ROD - LATCH (BLANK) - LEFT HAND
4	135276-01-01A	EA	REINFORCEMENT - CORNER - RIGHT HAND
5	135276-02-01A	EA	REINFORCEMENT - CORNER - LEFT HAND
6	137359-01-01A	EA	COVER - LATCH - WHITE
7	138277-01-01A	EA	LATCH/PADDLE - COMPARTMENT DOOR - BLACK - KEY ONE
			FROM: 00-00-00 THRU: 05-31-05
7	154900-01-01A	EA	LATCH/PADDLE - LOCKING - COMPT DOOR - KEY ONE - BLACK
			FROM: 06-01-05 THRU: 99-99-99
7	138277-01-02A	EA	LATCH/PADDLE - COMPARTMENT DOOR - WHITE - KEY ONE
			FROM: 00-00-00 THRU: 05-31-05
7	154900-01-02A	EA	LATCH/PADDLE - LOCKING - COMPT DOOR - KEY ONE - WHITE
			FROM: 06-01-05 THRU: 99-99-99
7	112949-02-05A	EA	LATCH - PADDLE NON-LOCKING - BLACK
			FROM: 00-00-00 THRU: 05-31-05
7	154900-02-01A	EA	LATCH/PADDLE - NON LOCKING - COMPT DOOR - BLACK
			FROM: 06-01-05 THRU: 99-99-99
7	112949-02-04A	EA	LATCH - PADDLE NON-LOCKING - BRIGHT WHITE
			FROM: 00-00-00 THRU: 05-31-05
7	154900-02-02A	EA	LATCH/PADDLE - NON LOCKING - COMPT DOOR - WHITE
			FROM: 06-01-05 THRU: 99-99-99
8	139793-01-01A	EA	HINGE - RIGHT HAND/VALANCE DOOR - W/BALL STUD
9	139793-03-01A	EA	HINGE - CENTER/VALANCE DOOR - W/O BALL STUD

EXTERIOR DOORS & COMPARTMENTS GROUP (CONTINUED)
COMPARTMENT DOOR PIECE PARTS (CONTINUED)

KEY	PART NUMBER	U/M	DESCRIPTION	
10	139793-05-01A	EA	HINGE - LEFT HAND/VALANCE DOOR - W/O BALL STUD	
11	139793-04-01A	EA	HINGE - RIGHT HAND/VALANCE DOOR - W/O BALL STUD	
12	141601-02-01A	EA	END CAP/VALANCE DOOR - LEFT HAND	
13	141601-01-01A	EA	END CAP/VALANCE DOOR - RIGHT HAND	
14	113333-10-M42	EA	GRILL/DOOR - A/C - FULL BODY PAINT	
14	113333-10-S76	EA	GRILL/DOOR - A/C - BRIGHT WHITE	
15	133049-02-L76	EA	TRIM - COVER/WATER HEATER	
				FROM: 00-00-00 THRU: 02-16-05
15	133049-09-R32	EA	TRIM - COVER/WATER HEATER	
				FROM: 02-17-05 THRU: 99-99-99
15	133049-02-L76	EA	TRIM - COVER/WATER HEATER	
				FROM: 00-00-00 THRU: 02-28-05
15	133049-10-S64	EA	TRIM - COVER/WATER HEATER	
				FROM: 03-01-05 THRU: 99-99-99

EXTERIOR DOORS & COMPARTMENTS GROUP (CONTINUED)

DRIVERS



KEY	PART NUMBER	U/M	DESCRIPTION
1	088246-01-000	EA	SWITCH/REMOTE MIRROR - W/2PIN & 6 PIN CONNECTORS/PIGTAIL
2	109378-01-000	EA	STRAP - CHECK - DRIVER DOOR - 12.8"
3*	125581-09-01A	EA	DOOR - DRIVER - POWER WINDOW/LOCK
	138292-01-000	EA	SEAL - LOCK CYLINDER
	138288-01-000	EA	KEY - REVERSIBLE - #1151 - T/M 16169-02-3091
	138288-02-000	EA	KEY - REVERSIBLE - #1152 - T/M 16169-02-3092
	138288-03-000	EA	KEY - REVERSIBLE - #1153 - T/M 16169-02-3093
	138288-04-000	EA	KEY - REVERSIBLE - #1154 - T/M 16169-02-3094
	138288-05-000	EA	KEY - REVERSIBLE - #1155 - T/M 16169-02-3095
	138288-06-000	EA	KEY - REVERSIBLE - #1156 - T/M 16169-02-3096
	138288-07-000	EA	KEY - REVERSIBLE - #1157 - T/M 16169-02-3097
	138288-08-000	EA	KEY - REVERSIBLE - #1158 - T/M 16169-02-3098
	138288-09-000	EA	KEY - REVERSIBLE - #1159 - T/M 16169-02-3099
	138288-10-000	EA	KEY - REVERSIBLE - #1150 - T/M 16169-02-3100
	138289-01-000	EA	CYLINDER - LOCKING
	138289-02-000	EA	CYLINDER - LOCKING
	138289-03-000	EA	CYLINDER - LOCKING
	138289-04-000	EA	CYLINDER - LOCKING
	138289-05-000	EA	CYLINDER - LOCKING
	138289-06-000	EA	CYLINDER - LOCKING
	138289-07-000	EA	CYLINDER - LOCKING
	138289-08-000	EA	CYLINDER - LOCKING
	138289-09-000	EA	CYLINDER - LOCKING
	138289-10-000	EA	CYLINDER - LOCKING
4	128131-01-01A	EA	SPACER/SWITCH - DOME - BLACK
5	145638-02-01A	EA	SWITCH/ROCKER - SPST (ON/OFF) - LIGHTED - BLACK - HEATED MIRROR
6	145638-09-01A	EA	SWITCH/ROCKER - DPDT (ON/OFF/ON) - BLACK - POWER WINDOW
7	145638-09-01A	EA	SWITCH/ROCKER - DPDT (ON/OFF/ON) - BLACK - POWER SUNVISOR
7	145754-01-01A	EA	SWITCH - BLANK - BLACK - MANUAL SUNVISOR
8	145926-10-02B	EA	INSERT - SWITCH PLATE - 4 HOLE/RELAY SLOT - E-COATED
9	148653-08-01A	EA	APPLIQUE - DRIVERS DOOR - DARK RIVERSTONE
10	148822-02-S64	EA	PANEL - DRIVER DOOR/INNER - CASHMERE
10	148822-02-S72	EA	PANEL - DRIVER DOOR/INNER - RIVERSTONE
11	148823-02-20A	EA	PANEL - INNER/DRIVER DOOR - CASHMERE
11	148823-02-19A	EA	PANEL - INNER/DRIVER DOOR - RIVERSTONE
12	148827-01-20A	EA	POCKET/STORAGE - DRIVER DOOR - CASHMERE
12	148827-01-19A	EA	POCKET/STORAGE - DRIVER DOOR - RIVERSTONE
13	148833-01-02A	EA	HANDLE - DRIVER DOOR - CASHMERE
13	148833-01-01A	EA	HANDLE - DRIVER DOOR - RIVERSTONE

EXTERIOR DOORS & COMPARTMENTS GROUP (CONTINUED)
DRIVERS (CONTINUED)

KEY	PART NUMBER	U/M	DESCRIPTION
14	149512-01-02B	EA	BRACKET - DOOR HANDLE - E-COATED
15	149513-01-02B	EA	BRACKET - SUPPORT/DOOR HANDLE - E-COATED
16	117802-01-000	EA	GROMMET - CONVOLUTED - 2"
17	125725-01-01A	EA	FRAME - DRIVER DOOR - 33.5" - BLACK
18	125725-03-01A	EA	FRAME - DRIVER DOOR - 27.8" - BLACK
19	125725-07-01A	EA	FRAME - DRIVER DOOR - 53.3" - BLACK
20	125725-08-01A	EA	FRAME - DRIVER DOOR - 21.4" - BLACK
21	125804-02-02B	EA	ANGLE - DOOR SUPPORT - E-COATED
22	126506-01-02B	EA	BRACKET - STRIKE - DRIVER DOOR - E-COATED
23	126534-01-02B	EA	SPACER - STRIKE - DRIVER DOOR - E-COATED
24	134566-01-01A	EA	HOLDER - CUP - TWO STEP - BLACK
25	108354-01-01A	EA	LIGHT - COURTESY
26	109235-01-01A	FT	COVER - SCREW - MAT BLACK
26	109235-01-05A	FT	COVER - SCREW - BRIGHT WHITE

***COMPONENT PARTS LISTED LATER IN THIS GROUP**

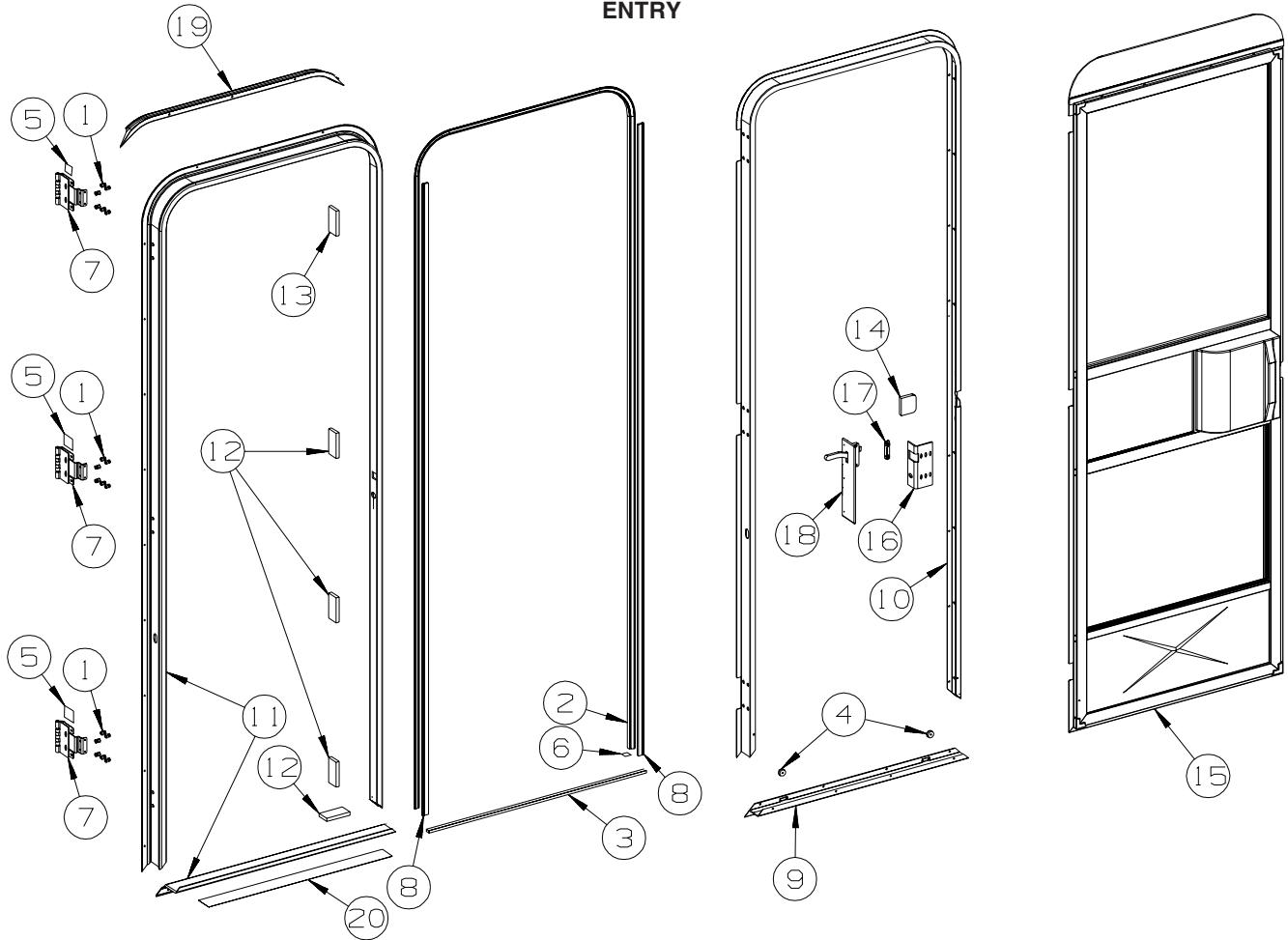
EXTERIOR DOORS & COMPARTMENTS GROUP (CONTINUED)
COMPONENT PARTS FOR DRIVERS (CONTINUED)

125581-09-01A (CONTINUED)

KEY	PART NUMBER	U/M	DESCRIPTION	VENDOR NO.
2	106469-01-705	FT	CHANNEL-RUN, SLIDING	122-010850
3	106469-01-702	EA	SEAL-DOOR FRAME (DOOR)EA=1	122-040984
4	106469-04-714	EA	ROD-CLIP, RH	80801
5	106469-04-713	EA	ROD-CLIP, LH	80802
6	106469-04-704	EA	NUT ASSEMBLY-CAGED W/STRIKER	11920-16
7	106469-04-703	EA	BOLT-STRIKER, W/WASHER	10335-16
8	106469-04-712	EA	HANDLE/DOOR-INNER W/HARDWARE	11297-01
9	106469-05-702	EA	HINGE - 42"	211-041194
12	106469-01-709	FT	WEATHERSTRIP FUZZY	171-040630
13	125581-03-703	EA	WEATHERSTRIP - BELTING	132-041069
14	106469-04-711	EA	ROD-LOCK, HORIZONTAL	15508-01
15	125581-04-700	EA	ROD - LATCH/VERTICAL ADJUST.	203-041767
16	125581-04-701	EA	ROD - LOCK/VERTICAL ADJUST.	203-041768
20	128913-01-707	EA	NUT - HEX/NYLOCK - 1/4 - 20	233-062447
23	106469-01-723	EA	SEAL-BULB ASM. (DOOR JAMB)	171-040985
24	106469-05-706	EA	LATCH-ROTARY, W/LINKAGE	16512-01
46	125581-09-700	EA	PADDLE-W/O LOCK RH (REV KEY)	17191-02
46	125581-09-701	EA	LATCH/LOCK-DRVR DR (REV KEY)	PARTS DEPT
46	125581-09-702	EA	LATCH/LOCK-DRVR DR (REV KEY)	PARTS DEPT
46	125581-09-703	EA	LATCH/LOCK-DRVR DR (REV KEY)	PARTS DEPT
46	125581-09-704	EA	LATCH/LOCK-DRVR DR (REV KEY)	PARTS DEPT
46	125581-09-705	EA	LATCH/LOCK-DRVR DR (REV KEY)	PARTS DEPT
46	125581-09-706	EA	LATCH/LOCK-DRVR DR (REV KEY)	PARTS DEPT
46	125581-09-707	EA	LATCH/LOCK-DRVR DR (REV KEY)	PARTS DEPT
46	125581-09-708	EA	LATCH/LOCK-DRVR DR (REV KEY)	PARTS DEPT
46	125581-09-709	EA	LATCH/LOCK-DRVR DR (REV KEY)	PARTS DEPT
46	125581-09-710	EA	LATCH/LOCK-DRVR DR (REV KEY)	PARTS DEPT
46	125581-09-721	EA	LATCH/LOCK-DRVR DR (3041)	PARTS DEPT (3041)
46	125581-09-722	EA	LATCH/LOCK-DRVR DR (3042)	PARTS DEPT (3042)
46	125581-09-723	EA	LATCH/LOCK-DRVR DR (3043)	PARTS DEPT (3043)
46	125581-09-724	EA	LATCH/LOCK-DRVR DR (3044)	PARTS DEPT (3044)
46	125581-09-725	EA	LATCH/LOCK-DRVR DR (3045)	PARTS DEPT (3045)
46	125581-09-726	EA	LATCH/LOCK-DRVR DR (3046)	PARTS DEPT (3046)
46	125581-09-727	EA	LATCH/LOCK-DRVR DR (3047)	PARTS DEPT (3047)
46	125581-09-728	EA	LATCH/LOCK-DRVR DR (3048)	PARTS DEPT (3048)
46	125581-09-729	EA	LATCH/LOCK-DRVR DR (3049)	PARTS DEPT (3049)
46	125581-09-730	EA	LATCH/LOCK-DRVR DR (3050)	PARTS DEPT (3050)
47	125581-04-703	EA	FRAME - MOUNTING - BLACK	V180-35L
48	125581-07-703	EA	BRACKET-ALUMINUM "L"(INSIDE)	N135-55
56	125581-08-703	EA	GLASS-ROLL-UP 29.46"X29.37"	106-042081
56	125581-09-711	EA	GLASS-ROLL UP 24"H X 29.37"W	490207
58	125581-08-702	EA	FRAME/DOOR - SUB ASSY-BLACK	V220-98L
60	106469-04-705	EA	ROD-LATCH, HORIZONTAL	203-041139
61	125581-08-701	EA	CHANNEL/VERT ROLL UP-BLACK	V220-60
62	125581-08-700	EA	CHANNEL/VERT STA GLASS-BLACK	V220-61
63	125581-03-702	EA	REGULATOR-ELECTRIC-SPEC RH	410-040966
64	125581-06-700	EA	PANEL/INTERIOR	V164-97
66	125581-04-710	FT	VINYL - GLAZING	132-041484
67	125581-07-701	EA	GLASS-STATIONERY/4.95"X29.5"	106-042082
69	125581-04-711	EA	CHANNEL-GLASS - LIFT BRKT	N135-66
76	125581-03-701	EA	SILL - INNER - BLACK	V123-68L
77	125581-03-700	EA	MULLION RAIL- BLACK	V123-84
	106469-04-716	EA	LEVER-LOCKING-BLACK	80978-00
	125581-07-705	EA	BRACKET (L) F/SEAL PROTECT	490201
	125581-07-704	EA	BRACKET - STRAP/JAMB & DOOR	248-080394
	125581-10-701	EA	CLIP - CABLE	130-042047
			CONTACT WINNEBAGO PART SALES FOR UNLISTED COMPONENT(S)	

EXTERIOR DOORS & COMPARTMENTS GROUP (CONTINUED)

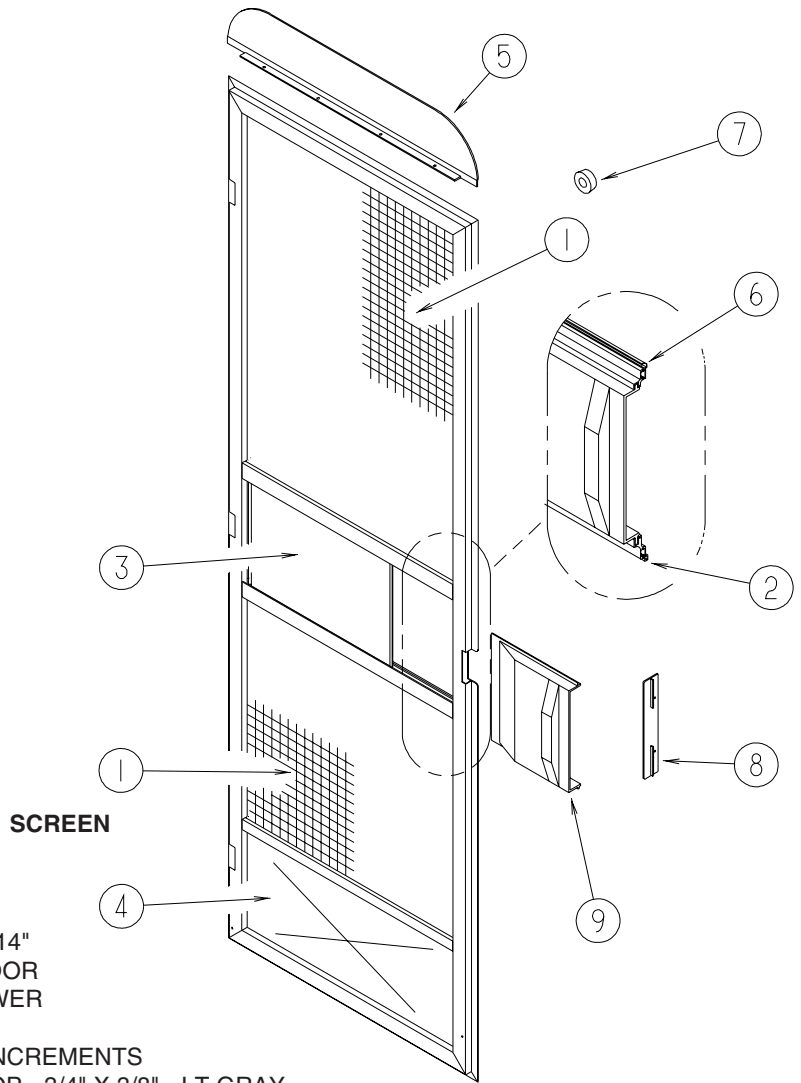
ENTRY



KEY	PART NUMBER	U/M	DESCRIPTION
1	039715-01-000	EA	NUT-SERT - 1/4" DIAMETER - 20 THREADS
2	075671-04-000	FT	SEAL - SPONGE - LAZY T - W/ADHESIVE STRIP - .5" WIDE
3	075673-05-000	FT	SEAL/PILE - .5" HIGH W/ADHESIVE BACK - BLACK
4	081914-02-000	EA	BUMPER - RUBBER - ROUND - 5/16" DIA. X 13/64" THICK
5	100128-02-000	FT	SEAL - FOAM/ADHESIVE BACK - .37" WIDE X .37" THICK
6	104692-01-000	FT	SEAL - ADHESIVE BACKED FOAM - 3/4" THICK X 3/4" WIDE X 25'
7	106719-01-05A	EA	HINGE - ENTRY DOOR - BRIGHT WHITE
7	106719-01-08A	EA	HINGE - ENTRY DOOR - BLACK - FULL BODY PAINT
8	118929-01-01A	FT	SEAL - PILE - PUSH ON
9	121893-03-02A	EA	FRAME - ENTRY DOOR/LOWER - BRIGHT WHITE
9	121893-03-03A	EA	FRAME - ENTRY DOOR/LOWER - BLACK - FULL BODY PAINT
10	121894-27-01A	EA	FRAME - ENTRY DOOR - BRIGHT WHITE
10	121894-27-02A	EA	FRAME - ENTRY DOOR - BLACK - FULL BODY PAINT
11	121898-14-01A	EA	JAMB - DOOR/ENTRANCE - BRIGHT WHITE
11	121898-14-02A	EA	JAMB - DOOR/ENTRANCE - BLACK - FULL BODY PAINT
12	125724-01-000	EA	SHIM - DOOR, ENTRANCE
13	125724-02-000	EA	SHIM - DOOR, ENTRANCE
14	130096-05-000	EA	FOAM - SCREEN DOOR, RETAINER
15	132208-02-L32	EA	DOOR - SCREEN - W/O HARDWARE
15	132208-02-S64	EA	DOOR - SCREEN - W/O HARDWARE - FULL BODY PAINT
16	137401-01-03B	EA	BRACKET - DOOR ANGLE - OFF WHITE
16	137401-01-02B	EA	BRACKET - DOOR ANGLE - E-COATED - FULL BODY PAINT
17	148364-01-12B	EA	STRIKE - SCREEN DOOR - BRIGHT WHITE
17	148364-01-04B	EA	STRIKE - SCREEN DOOR - BLACK - FULL BODY PAINT
	138287-01-000	EA	CYLINDER/LOCK - ENTRY DOOR (MASTER)
	138287-02-000	EA	CYLINDER/LOCK - ENTRY DOOR (MASTER)
	138287-03-000	EA	CYLINDER/LOCK - ENTRY DOOR (MASTER)
	138287-04-000	EA	CYLINDER/LOCK - ENTRY DOOR (MASTER)
	138287-05-000	EA	CYLINDER/LOCK - ENTRY DOOR (MASTER)
	138287-06-000	EA	CYLINDER/LOCK - ENTRY DOOR (MASTER)
	138287-07-000	EA	CYLINDER/LOCK - ENTRY DOOR (MASTER)

EXTERIOR DOORS & COMPARTMENTS GROUP (CONTINUED)
ENTRY (CONTINUED)

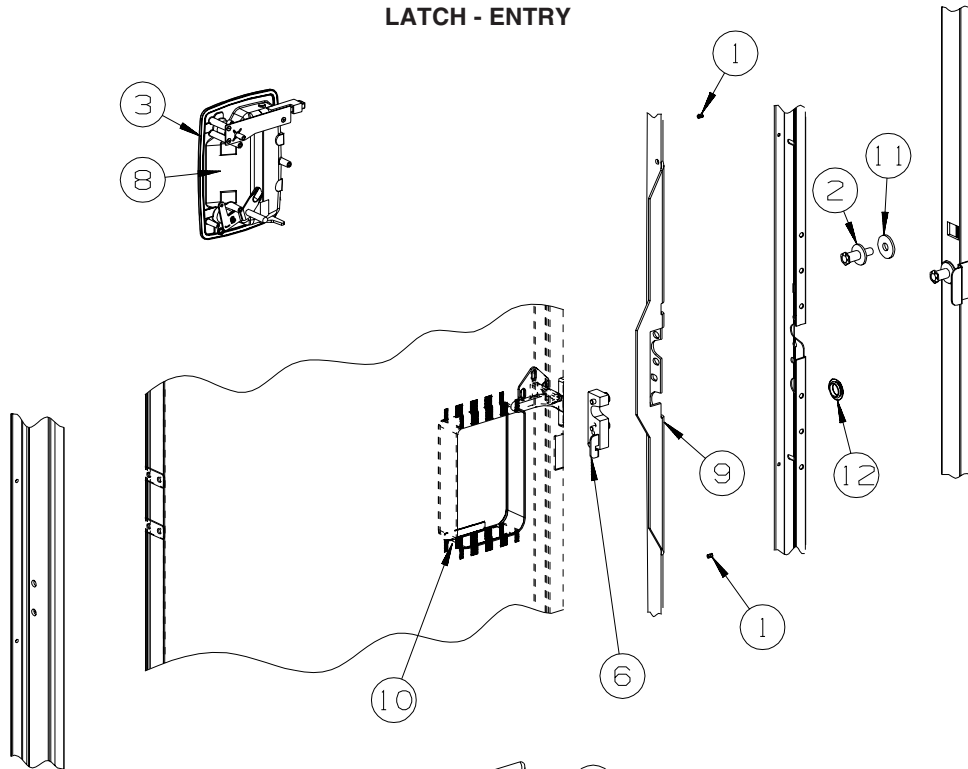
KEY	PART NUMBER	U/M	DESCRIPTION
	138287-08-000	EA	CYLINDER/LOCK - ENTRY DOOR (MASTER)
	138287-09-000	EA	CYLINDER/LOCK - ENTRY DOOR (MASTER)
	138287-10-000	EA	CYLINDER/LOCK - ENTRY DOOR (MASTER)
	138288-01-000	EA	KEY - REVERSIBLE - #1151 - T/M 16169-02-1151
	138288-02-000	EA	KEY - REVERSIBLE - #1152 - T/M 16169-02-1152
	138288-03-000	EA	KEY - REVERSIBLE - #1153 - T/M 16169-02-1153
	138288-04-000	EA	KEY - REVERSIBLE - #1154 - T/M 16169-02-1154
	138288-05-000	EA	KEY - REVERSIBLE - #1155 - T/M 16169-02-1155
	138288-06-000	EA	KEY - REVERSIBLE - #1156 - T/M 16169-02-1156
	138288-07-000	EA	KEY - REVERSIBLE - #1157 - T/M 16169-02-1157
	138288-08-000	EA	KEY - REVERSIBLE - #1158 - T/M 16169-02-1158
	138288-09-000	EA	KEY - REVERSIBLE - #1159 - T/M 16169-02-1159
	138288-10-000	EA	KEY - REVERSIBLE - #1150 - T/M 16169-02-1150
18	132915-01-01A	EA	LATCH - SCREEN DOOR - BLACK
	138292-01-000	EA	SEAL - LOCK CYLINDER
19	139054-19-01A	EA	CAP - DRIP - JAMB MOUNTED - BRIGHT WHITE
19	139054-19-02A	EA	CAP - DRIP - JAMB MOUNTED - BLACK - FULL BODY PAINT
20	038327-01-000	EA	TAPE - ANTI-SLIP - 2" X 60'



KEY	PART NUMBER	U/M	DESCRIPTION
1	002293-02-000	SF	SCREEN - 26" - CHARCOAL
2	002294-01-000	FT	SPLINE - SCREENING - .13" X .14"
3	016454-18-000	EA	INSERT/CENTER - SCREEN DOOR
4	078552-09-000	EA	INSERT - SCREEN DOOR - LOWER
5	078595-03-000	EA	PLATE - SCREEN DOOR
6	078777-08-000	FT	CHANNEL - SLIDER - 4 FOOT INCREMENTS
7	120863-06-000	EA	BUMPER - RUBBER/RADIUS TOP - 3/4" X 3/8" - LT GRAY
			FROM: 00-00-00 THRU: 06-26-05
7	120863-09-000	EA	BUMPER - RUBBER/RADIUS TOP - 3/4" X 3/8" - LT GRAY
			FROM: 06-27-05 THRU: 99-99-99
8	132081-01-01A	EA	STRIKE - SLIDER - SCREEN DOOR - BRIGHT WHITE
8	132081-01-03A	EA	STRIKE - SLIDER - SCREEN DOOR - BLACK - FULL BODY PAINT
9	132082-01-01A	EA	SLIDER - SCREEN DOOR - BRIGHT WHITE
9	132082-01-03A	EA	SLIDER - SCREEN DOOR - BLACK - FULL BODY PAINT

EXTERIOR DOORS & COMPARTMENTS GROUP (CONTINUED)

LATCH - ENTRY



KEY	PART NUMBER	U/M	DESCRIPTION
1	072893-04-000	EA	NUTSERT - 10-32
2	092927-15-000	EA	STRIKER - BOLT
3	112782-04-01A	EA	GASKET
4	112782-05-01A	EA	CAP - VINYL - RED
5	112782-08-01A	EA	SCREW - MOUNTING/PLATE - ZINC
6	112782-15-01A	EA	LATCH - SINGLE ROTOR
6	112782-22-01A	EA	LATCH - SINGLE ROTOR
7	112782-16-01A	EA	LATCH - INTERIOR PLATE
7	112782-21-01A	EA	LATCH - INTERIOR PLATE
8	112782-18-01A	EA	LATCH - EXTERIOR - W/O LOCK CYLINDER W/ICON-REVERSIBLE KEY
8	112782-20-01A	EA	LATCH - EXTERIOR - W/O LOCK CYLINDER W/ICON-REVERSIBLE KEY
9	132207-01-02B	EA	STIFFENER/DOOR - FORMED - E-COATED
10	137230-01-01A	EA	SPACER - NOTCHED, MILL
11	147900-01-01A	EA	SPACER - STRIKE BOLT, MILL
12	061420-14-000	EA	PLUG/PLASTIC - 7/8" DIAMETER - BLACK

FROM: 00-00-00 THRU: 05-30-04

FROM: 05-31-04 THRU: 99-99-99

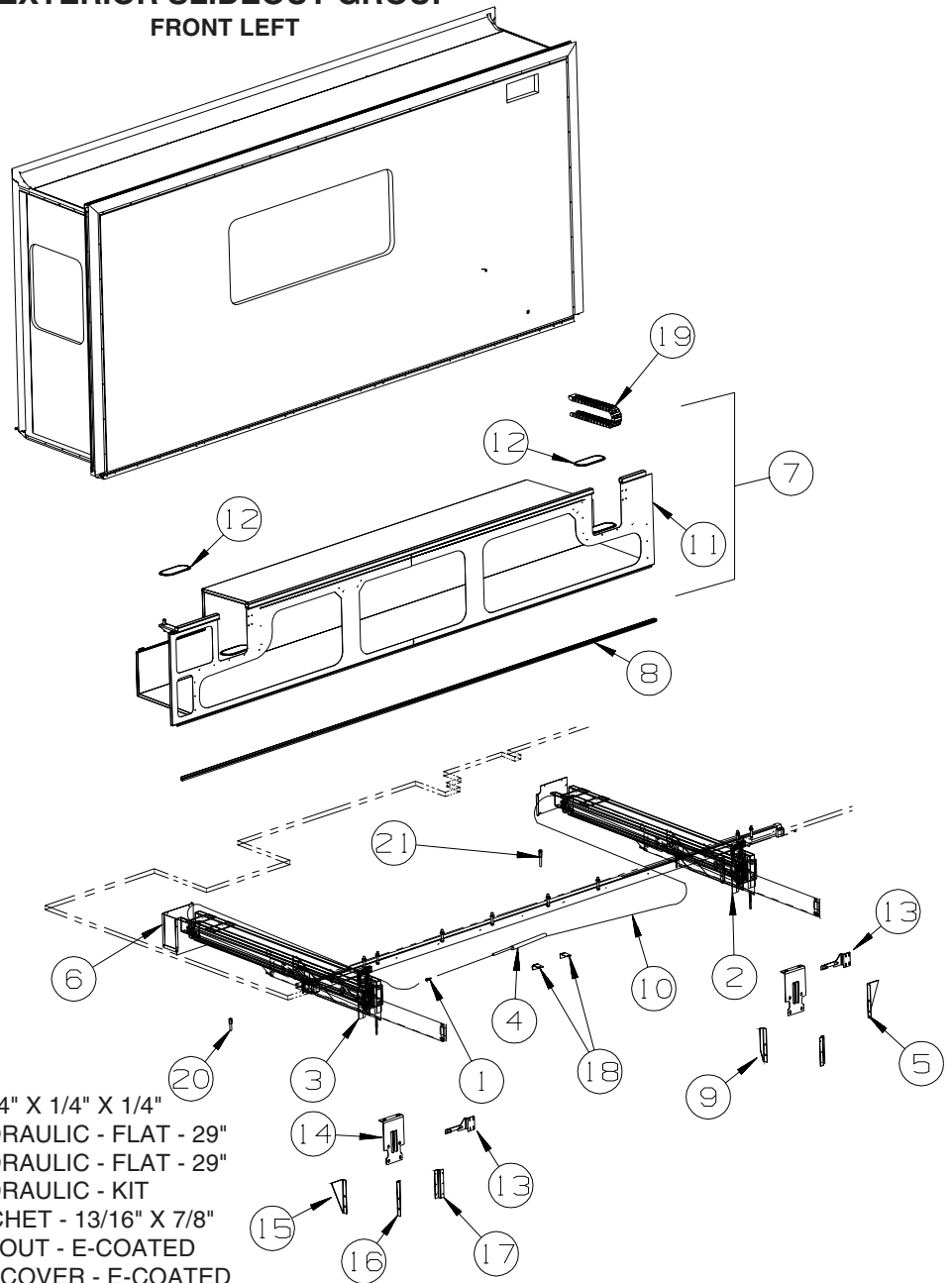
FROM: 00-00-00 THRU: 05-30-04

FROM: 05-31-04 THRU: 99-99-99

FROM: 00-00-00 THRU: 05-30-04

FROM: 05-31-04 THRU: 99-99-99

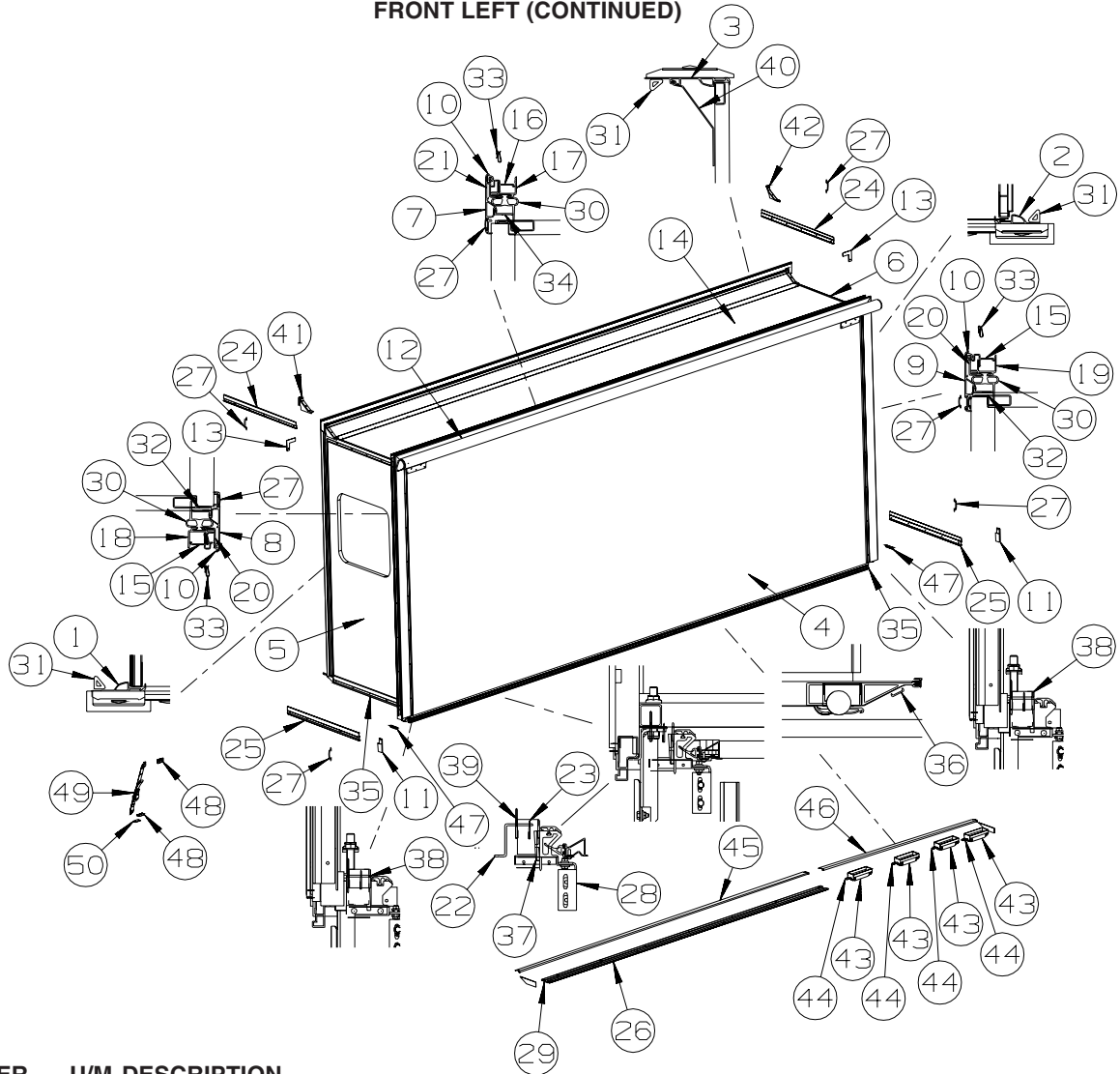
EXTERIOR SLIDEOUT GROUP FRONT LEFT



KEY	PART NUMBER	U/M	DESCRIPTION
1	123264-01-000	EA	TEE - UNION - 1/4" X 1/4" X 1/4"
2*	143625-01-000	EA	SLIDEOUT - HYDRAULIC - FLAT - 29"
3*	143625-02-000	EA	SLIDEOUT - HYDRAULIC - FLAT - 29"
4*	143625-03-000	EA	SLIDEOUT - HYDRAULIC - KIT
	143738-01-000	EA	WRENCH - RATCHET - 13/16" X 7/8"
5	131531-01-02B	EA	GUSSET - SLIDEOUT - E-COATED
6	136749-06-02B	EA	PANEL/ACCESS COVER - E-COATED
7	144137-18-S64	EA	COMPARTMENT - F/SLIDEOUT
8	126516-01-01A	FT	TRIM - VINYL/EXTRUDED - 8'
9	131531-04-02B	EA	GUSSET - SLIDEOUT - E-COATED
10	100536-58-000	EA	HOSE KIT - PUMP TO SLIDE-OUT VALVE
11	144138-16-02B	EA	SEAL PLANE - F/SLIDEOUT - E-COATED
12	148331-01-01A	EA	PLUG - OVAL/LARGE - BLACK
13	143183-01-02B	EA	BRACKET - SLIDEOUT COMPARTMENT - E-COATED
14	131529-01-02B	EA	BRACKET - MOUNTING - F/SLIDEOUT COMPARTMENT - E-COATED
15	131531-02-02B	EA	GUSSET - SLIDEOUT - E-COATED
16	131531-07-02B	EA	GUSSET - SLIDEOUT - E-COATED
17	116104-06-02B	EA	BRACKET - ZEE W/HOLES - 7.9" - E-COATED
18	122922-02-02B	EA	BRACKET/CYLINDER SUPPORT - E-COATED
19	143541-04-01A	EA	CARRIER/WIRING - F/SLIDE-OUT ROOM
20	151323-01-000	EA	BOLT - HANGER/STOREMORE - SHORT - 1/2" THREADS
21	151323-02-000	EA	BOLT - HANGER/STOREMORE - LONG - 1/2" THREADS
			FROM: 00-00-00 THRU: 11-28-04
21	151323-01-000	EA	BOLT - HANGER/STOREMORE - SHORT - 1/2" THREADS
			FROM: 11-29-04 THRU: 99-99-99

*COMPONENT PARTS LISTED LATER IN THIS GROUP

EXTERIOR SLIDEOUT GROUP (CONTINUED)
FRONT LEFT (CONTINUED)

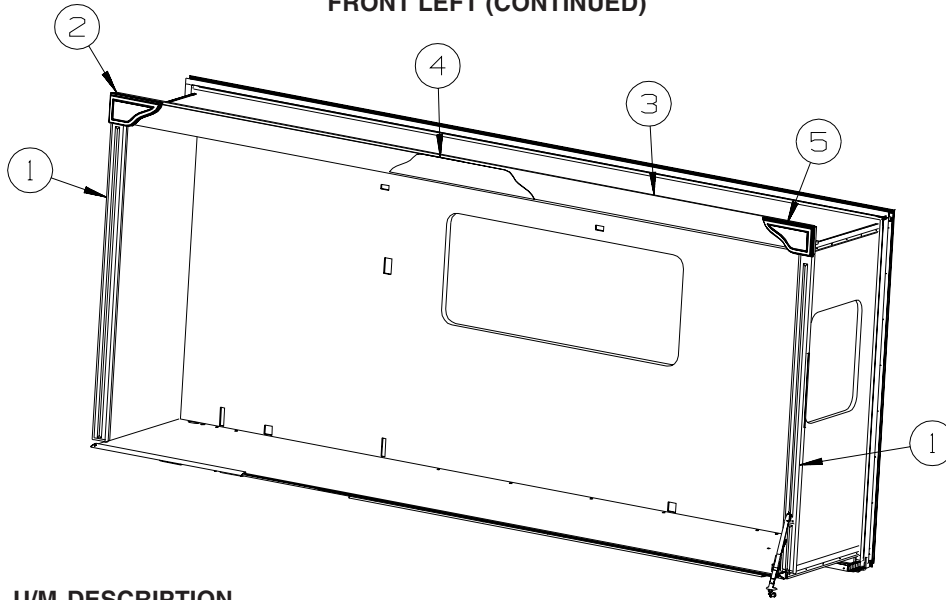


KEY	PART NUMBER	U/M	DESCRIPTION
1	139624-18-01A	EA	TRIM/SEAL - INNER/RIGHT HAND - 71.3" - BRIGHT WHITE
2	139624-19-01A	EA	TRIM/SEAL - INNER/LEFT HAND - 71.3" - BRIGHT WHITE
3	148916-03-01A	EA	TRIM/SEAL - W/MITERED CORNERS - F/SLIDEOUT - 170.2" - B/W
4	149673-11-S64	EA	SLUG - F/SLIDEOUT (S76, S77, S78, S79)
4	149673-11-S68	EA	SLUG - F/SLIDEOUT (S80, S81, S82, S83)
4	149673-11-S72	EA	SLUG - F/SLIDEOUT (S84, S85, S86, S87)
5	148896-04-S64	EA	PANEL END - F/SLIDEOUT (S76, S77, S78, S79)
5	148896-04-S68	EA	PANEL END - F/SLIDEOUT (S80, S81, S82, S83)
5	148896-04-S72	EA	PANEL END - F/SLIDEOUT (S84, S85, S86, S87)
6	141973-03-S64	EA	PANEL END - F/SLIDEOUT (S76, S77, S78, S79)
6	141973-03-S68	EA	PANEL END - F/SLIDEOUT (S80, S81, S82, S83)
6	141973-03-R42	EA	PANEL END - F/SLIDEOUT (S84, S85, S86, S87)
7	139625-27-01A	EA	TRIM/SEAL - W/MITERED ENDS - 171.7" - BRIGHT WHITE
7	139625-27-02A	EA	TRIM/SEAL - W/MITERED ENDS - 171.7" - BLACK - FULL BODY PAINT
8	139625-44-01A	EA	TRIM/SEAL - W/RH MITERED END - 75.9" - BRIGHT WHITE
8	139625-44-02A	EA	TRIM/SEAL - W/RH MITERED END - 75.9" - BLACK - FULL BODY PAINT
9	139625-45-01A	EA	TRIM/SEAL - W/LH MITERED END - 75.9" - BRIGHT WHITE
9	139625-45-02A	EA	TRIM/SEAL - W/LH MITERED END - 75.9" - BLACK - FULL BODY PAINT
10	099418-01-000	FT	SEAL - D-SECTION/ADHESIVE BACK - .44" X .44" - BLK RUBBER
11	126546-01-02A	EA	COVER - END/SIDEWALL SLIDEOUT - BRIGHT WHITE
11	126546-01-03A	EA	COVER - END/SIDEWALL SLIDEOUT - BLACK - FULL BODY PAINT
12	122977-09-03A	EA	AWNING/SLIDEOUT W/COVER - 172" - WHITE - VINYL/VINYL WRAP
12	122977-09-06A	EA	AWNING/SLIDEOUT W/COVER - 172" - VINYL WRAP/CHAMPAGNE - FULL BODY PAINT
13	116444-04-12B	EA	TRIM/KEY CORNER - SLIDEOUT - 3.1"X3.1" - BRT WHITE
13	116444-04-02B	EA	TRIM/KEY CORNER - SLIDEOUT - 3.1"X3.1" - E-COATED - FULL BODY PAINT
14	146863-01-R38	EA	ROOF - F/SLIDEOUT
15	142718-01-01A	EA	RETAINER - SIDEWALL/SLIDEOUT - 72.8"

EXTERIOR SLIDEOUT GROUP (CONTINUED)
FRONT LEFT (CONTINUED)

KEY	PART NUMBER	U/M	DESCRIPTION
16	142718-15-01A	EA	RETAINER - SIDEWALL/SLIDEOUT - 169.5"
17	142719-12-01A	EA	TRIM - SIDEWALL - TOP/SLIDEOUT - 171.2" - BRIGHT WHITE
18	142720-01-01A	EA	TRIM - SIDEWALL/SLIDEOUT - 74.8" - BRIGHT WHITE
19	142720-02-01A	EA	TRIM - SIDEWALL/SLIDEOUT - 74.8" - BRIGHT WHITE
20	136824-38-01A	EA	TRIM - SIDEWALL/SLIDEOUT - 74.6" - BRIGHT WHITE
20	136824-38-02A	EA	TRIM - SIDEWALL/SLIDEOUT - 74.6" - BLACK - FULL BODY PAINT
21	136824-22-01A	EA	TRIM - SIDEWALL/SLIDEOUT - 171.2" - BRIGHT WHITE
21	136824-22-02A	EA	TRIM - SIDEWALL/SLIDEOUT - 171.2" - BLACK - FULL BODY PAINT
22	131520-16-01A	EA	EXTRUSION/ZEE - F/SLIDEOUT - 165.9" - MILL
23	123012-02-000	FT	SEAL - SLIDEOUT - .09"/.13" THICK X 1.25" - W/ADHESIVE FROM: 00-00-00 THRU: 09-26-04
23	123012-01-000	FT	SEAL - SLIDEOUT - .09"/.13" THICK X 1.3" - W/ADHESIVE FROM: 09-27-04 THRU: 99-99-99
24	138659-01-01A	EA	TRIM/FEATURE STRIP - 181.7" - BRIGHT WHITE
24	138659-01-02A	EA	TRIM/FEATURE STRIP - 181.7" - BLACK - FULL BODY PAINT
25	125051-03-01A	EA	TRIM- FEATURE STRIP/LOWER - 29.3" - BRIGHT WHITE
25	125051-03-02A	EA	TRIM- FEATURE STRIP/LOWER - 29.3" - BLACK - FULL BODY PAINT
26	115325-15-01A	EA	RAIL - FLOOR/SLIDEOUT ROOM - 100.6" LONG - BLACK
27	105312-01-07A	FT	INSERT - FEATURE STRIP - VINYL - BRIGHT WHITE
27	105312-01-13A	FT	INSERT - FEATURE STRIP - VINYL - BLACK - FULL BODY PAINT
28	133233-01-02B	EA	BRACKET - SLIDEOUT - E-COATED
29	115661-01-000	FT	SHOE/GLIDE - SLIDEOUT ROOM - 1/16" X 3" - POLYETHYLENE
30	136978-01-01A	FT	SEAL - SLIDEOUT - BLACK
31	146056-01-000	FT	SEAL - TRIANGLE - W/PSA
32	133954-16-01A	EA	TRIM/SEAL - 71.2" - BRIGHT WHITE
32	133954-16-02A	EA	TRIM/SEAL - 71.2" - BLACK - FULL BODY PAINT
33	142549-01-000	EA	CLIP - "S" TYPE
34	133954-15-01A	EA	TRIM/SEAL - 166.5" - BRIGHT WHITE
34	133954-15-02A	EA	TRIM/SEAL - 166.5" - BLACK - FULL BODY PAINT
35	075673-05-000	FT	SEAL/PILE - .5" HIGH W/ADHESIVE BACK - BLACK
36	131358-06-01A	EA	RETAINER - U-CHANNEL - 112" - BLACK
37	137343-03-02B	EA	STRAP - W/HOLES - E-COATED
38	134588-06-000	EA	GASKET - TIMING BAR - 2" X 2" X 3/4"
38	134588-07-000	EA	GASKET - TIMING BAR - 2" X 3/4" X 3/4"
39	137408-02-000	EA	SEAL - BLOCK - F/SLIDEOUT - 1.4"
40	148915-03-01A	EA	RETAINER/TRIM - 166" - BRIGHT WHITE
40	148915-03-02A	EA	RETAINER/TRIM - 166" - BLACK - FULL BODY PAINT
41	150647-01-02A	EA	COVER/TRIM - RH - F/SLIDEOUT - BRIGHT WHITE
41	150647-01-01A	EA	COVER/TRIM - RH - F/SLIDEOUT - BLACK - FULL BODY PAINT
42	150647-02-02A	EA	COVER/TRIM - LH - F/SLIDEOUT - BRIGHT WHITE
42	150647-02-01A	EA	COVER/TRIM - LH - F/SLIDEOUT - BLACK - FULL BODY PAINT
43	127033-02-01A	EA	ROLLER - GUIDE
44	140928-01-02B	EA	BRACKET - ROLLER - E-COATED
45	139850-01-03A	EA	SEAL/SWIPE - F/SLIDEOUT FLOOR - 169.3" LONG - GRAY
46	139850-03-01A	EA	SEAL/SWIPE - W/O "BARB" - F/SLIDEOUT FLOOR - 169.3" - GRAY
47	151258-01-000	FT	SEAL - FOAM/WIPE - CLOSED CELL
48	135619-02-01A	EA	PLATE - TIEDOWN - SLIDEOUT ROOM
49	135619-01-01A	EA	STRAP - TIEDOWN - SLIDEOUT ROOM
50	135622-01-02B	EA	PLATE - TIEDOWN - SLIDEOUT ROOM

EXTERIOR SLIDEOUT GROUP (CONTINUED)
FRONT LEFT (CONTINUED)



KEY	PART NUMBER	U/M	DESCRIPTION
1	Y00281-72-438	EA	MOLDING - SLIDEOUT/VINYL WRAP - 3.5" X 96" - PORTSMOUTH OAK
1	Y00281-62-438	EA	MOLDING - SLIDEOUT/VINYL WRAP - 3.5" X 96" - CONCERT CHERRY
1	Y00281-A2-438	EA	MOLDING - SLIDEOUT/VINYL WRAP - 3.5" X 96" - WASHED MAPLE
1	Y00281-92-438	EA	MOLDING - SLIDEOUT/VINYL WRAP - 3.5" X 96" - SIERRA MAPLE
1	149496-04-S76	EA	TRIM - DECORATIVE - 2.7" X 68.6" - FABRIC COVERED (S76, S77, S78, S79)
1	149496-04-S80	EA	TRIM - DECORATIVE - 2.7" X 68.6" - FABRIC COVERED (S80, S81, S82, S83)
1	149496-04-S84	EA	TRIM - DECORATIVE - 2.7" X 68.6" - FABRIC COVERED (S84, S85, S86, S87)
1	M09462-50-R74	EA	MOLDING - TRIM/VEE - .2" X 1" X 93.5" - OAK/PORTSMOUTH OAK
1	M09462-50-R75	EA	MOLDING - TRIM/VEE - .2" X 1" X 93.5" - CHERRY/CHERRY - CONCERT CHERRY
1	M09462-50-R76	EA	MOLDING - TRIM/VEE - .2" X 1" X 93.5" - MAPLE/MAPLE - WASHED MAPLE
1	M09462-50-S67	EA	MOLDING - TRIM/VEE - .2" X 1" X 93.5" - MAPLE/HONEY - SIERRA MAPLE
2	P51752-01-S64	EA	MOLDING/OVERLAY - FRONT/LARGE/LH - 6.4" X 12.5" - PORTSMOUTH OAK FROM: 05-17-04 THRU: 99-99-99
2	P51752-01-S65	EA	MOLDING/OVERLAY - FRONT/LARGE/LH - 6.4" X 12.5" - CONCERT CHERRY FROM: 05-17-04 THRU: 99-99-99
2	P51752-01-S66	EA	MOLDING/OVERLAY - FRONT/LARGE/LH - 6.4" X 12.5" - WASHED MAPLE FROM: 05-17-04 THRU: 99-99-99
2	P51752-01-S67	EA	MOLDING/OVERLAY - FRONT/LARGE/LH - 6.4" X 12.5" - SIERRA MAPLE FROM: 05-17-04 THRU: 99-99-99
2	151447-01-S76	EA	MOLDING - CORNER/LH - WOOD W/FABRIC INSERT
2	151447-01-S77	EA	MOLDING - CORNER/LH - WOOD W/FABRIC INSERT
2	151447-01-S78	EA	MOLDING - CORNER/LH - WOOD W/FABRIC INSERT
2	151447-01-S79	EA	MOLDING - CORNER/LH - WOOD W/FABRIC INSERT
2	151447-01-S80	EA	MOLDING - CORNER/LH - WOOD W/FABRIC INSERT
2	151447-01-S81	EA	MOLDING - CORNER/LH - WOOD W/FABRIC INSERT
2	151447-01-S82	EA	MOLDING - CORNER/LH - WOOD W/FABRIC INSERT
2	151447-01-S83	EA	MOLDING - CORNER/LH - WOOD W/FABRIC INSERT
2	151447-01-S84	EA	MOLDING - CORNER/LH - WOOD W/FABRIC INSERT
2	151447-01-S85	EA	MOLDING - CORNER/LH - WOOD W/FABRIC INSERT
2	151447-01-S86	EA	MOLDING - CORNER/LH - WOOD W/FABRIC INSERT
2	151447-01-S87	EA	MOLDING - CORNER/LH - WOOD W/FABRIC INSERT
3	Y00280-72-438	EA	MOLDING/TRIM - VINYL - F/SLIDEOUT - 96" - PORTSMOUTH OAK
3	Y00280-62-438	EA	MOLDING/TRIM - VINYL - F/SLIDEOUT - 96" - CONCERT CHERRY
3	Y00280-A2-438	EA	MOLDING/TRIM - VINYL - F/SLIDEOUT - 96" - WASHED MAPLE
3	Y00280-92-438	EA	MOLDING/TRIM - VINYL - F/SLIDEOUT - 96" - SIERRA MAPLE
3	149496-05-S76	EA	TRIM - DECORATIVE - 5.1" X 82.4" - FABRIC COVERED (S76, S77, S78, S79)
3	149496-05-S80	EA	TRIM - DECORATIVE - 5.1" X 82.4" - FABRIC COVERED (S80, S81, S82, S83)
3	149496-05-S84	EA	TRIM - DECORATIVE - 5.1" X 82.4" - FABRIC COVERED (S84, S85, S86, S87)
4	149475-01-S76	EA	TRIM - DECORATIVE/OVERLAY - CENTER (S76, S77, S78, S79)
4	149475-01-S80	EA	TRIM - DECORATIVE/OVERLAY - CENTER (S80, S81, S82, S83)
4	149475-01-S84	EA	TRIM - DECORATIVE/OVERLAY - CENTER (S84, S85, S86, S87)

EXTERIOR SLIDEOUT GROUP (CONTINUED)
FRONT LEFT (CONTINUED)

KEY	PART NUMBER	U/M	DESCRIPTION
5	P51752-02-S64	EA	MOLDING/OVERLAY - FRONT/LARGE/RH - 6.4" X 12.5" - PORTSMOUTH OAK FROM: 05-17-04 THRU: 99-99-99
5	P51752-02-S65	EA	MOLDING/OVERLAY - FRONT/LARGE/RH - 6.4" X 12.5" - CONCERT CHERRY FROM: 05-17-04 THRU: 99-99-99
5	P51752-02-S66	EA	MOLDING/OVERLAY - FRONT/LARGE/RH - 6.4" X 12.5" - WASHED MAPLE FROM: 05-17-04 THRU: 99-99-99
5	P51752-02-S67	EA	MOLDING/OVERLAY - FRONT/LARGE/RH - 6.4" X 12.5" - SIERRA MAPLE FROM: 05-17-04 THRU: 99-99-99
5	151447-02-S76	EA	MOLDING - CORNER/RH - WOOD W/FABRIC INSERT
5	151447-02-S77	EA	MOLDING - CORNER/RH - WOOD W/FABRIC INSERT
5	151447-02-S78	EA	MOLDING - CORNER/RH - WOOD W/FABRIC INSERT
5	151447-02-S79	EA	MOLDING - CORNER/RH - WOOD W/FABRIC INSERT
5	151447-02-S80	EA	MOLDING - CORNER/RH - WOOD W/FABRIC INSERT
5	151447-02-S81	EA	MOLDING - CORNER/RH - WOOD W/FABRIC INSERT
5	151447-02-S82	EA	MOLDING - CORNER/RH - WOOD W/FABRIC INSERT
5	151447-02-S83	EA	MOLDING - CORNER/RH - WOOD W/FABRIC INSERT
5	151447-02-S84	EA	MOLDING - CORNER/RH - WOOD W/FABRIC INSERT
5	151447-02-S85	EA	MOLDING - CORNER/RH - WOOD W/FABRIC INSERT
5	151447-02-S86	EA	MOLDING - CORNER/RH - WOOD W/FABRIC INSERT
5	151447-02-S87	EA	MOLDING - CORNER/RH - WOOD W/FABRIC INSERT
6	130262-04-000	EA	PROTECTOR - CORNER SAVER - .4" X .7" X 48"

COMPONENT PARTS FOR FRONT

143625-01-000

KEY	PART NUMBER	U/M	DESCRIPTION	VENDOR NO.
	128599-06-703	EA	BEARING KIT - SLIDE-OUT TUBE	RAP90698
	131360-01-700	EA	CYLINDER - HYDRAULIC (RAM)	RAP90696/AP19256
	131360-01-703	EA	HOSE-HYDRAULIC-3/16" X 42"	AP20533
	131360-01-709	EA	PIN/UPPER MOUNT - FLAT FLOOR	P19685
	143625-01-700	EA	BRACKET/ROOM SUPPORT - OUTER	AP18668
	143625-01-701	EA	JAMB NUT	H115002

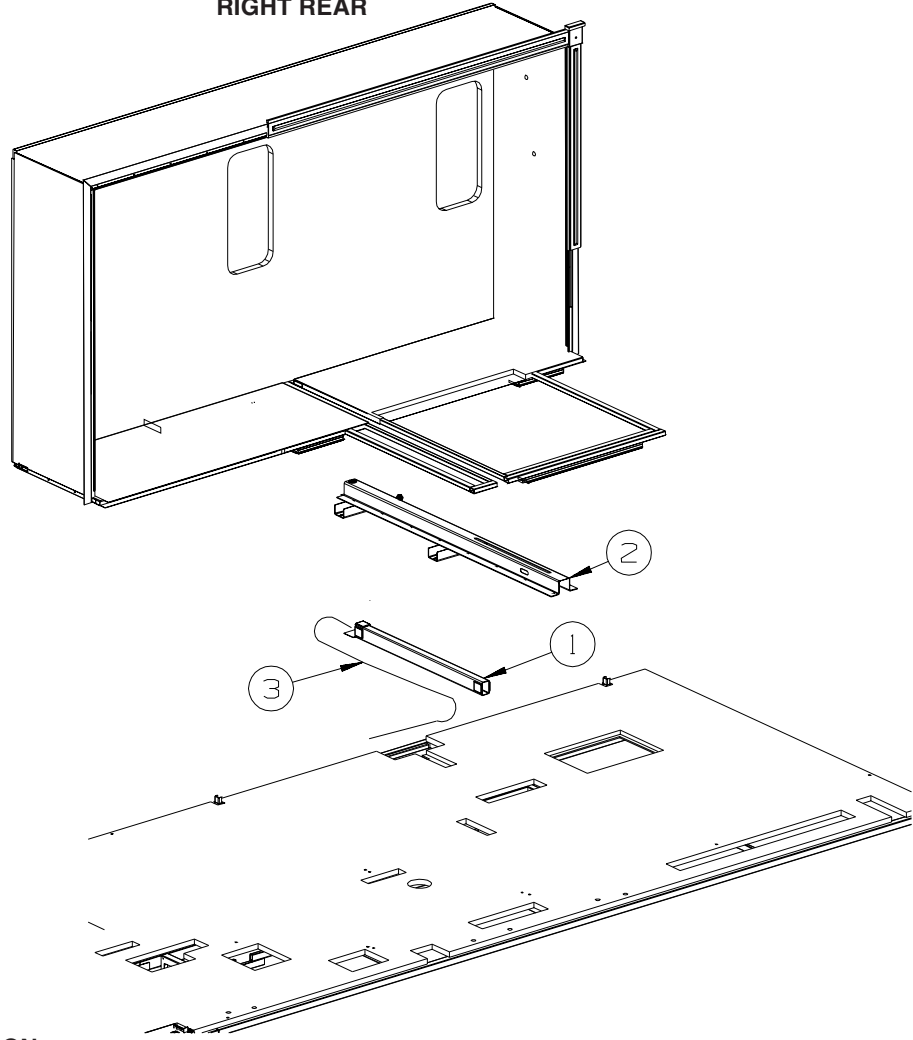
143625-02-000

KEY	PART NUMBER	U/M	DESCRIPTION	VENDOR NO.
	128599-06-703	EA	BEARING KIT - SLIDE-OUT TUBE	RAP90698
	131360-01-700	EA	CYLINDER - HYDRAULIC (RAM)	RAP90696/AP19256
	131360-01-704	EA	STUD/COMPT MOUNT-3 3/8" LONG	P19715
	131360-01-705	EA	STUD/COMPT MOUNT-4 5/8" LONG	P19716
	131360-01-706	EA	HOSE-HYDRAULIC - 1/8" X 42"	AP24631
	131360-01-709	EA	PIN/UPPER MOUNT - FLAT FLOOR	P19685
	131360-01-711	EA	STUD KIT - COMPT.MOUNT	RAP91341

143625-03-000

KEY	PART NUMBER	U/M	DESCRIPTION	VENDOR NO.
	100536-44-700	EA	HOSE-HYDRAULIC - 1/8" X 172"	AP24649
	131360-01-701	EA	HOSE-HYDRAULIC-1/4" X 125"	AP4906
	132540-01-701	EA	CYLINDER - SYNCRONIZING	RAP90690/AP17966

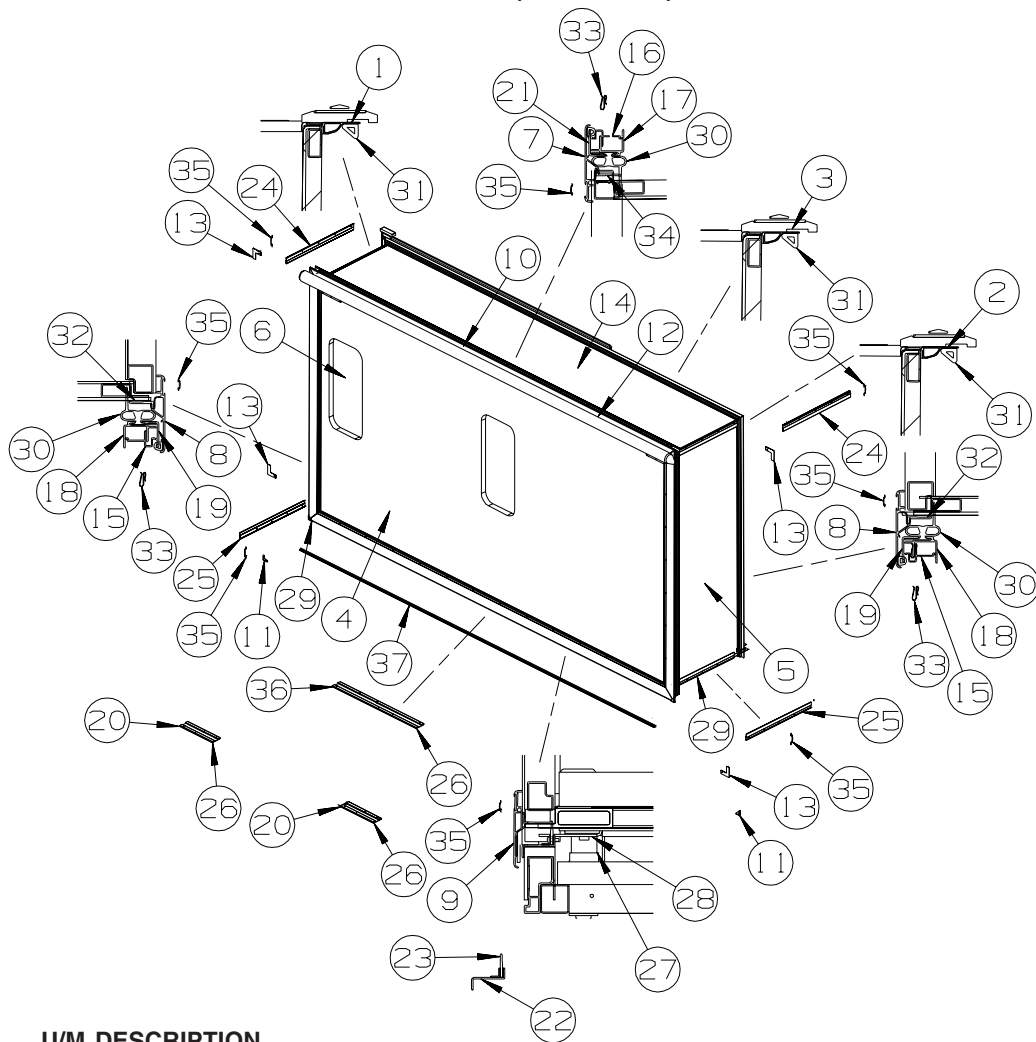
EXTERIOR SLIDEOUT GROUP (CONTINUED)
RIGHT REAR



KEY	PART NUMBER	U/M	DESCRIPTION
1*	128599-05-000	EA	SLIDEOUT - HYDRAULIC - F/REAR SLIDEOUT ROOM
2*	128599-02-000	EA	CHANNEL - F/SLIDEOUT
3	100536-61-000	EA	HOSE KIT - SLIDEOUT

***COMPONENT PARTS LISTED LATER IN THIS GROUP**

EXTERIOR SLIDEOUT GROUP (CONTINUED)
RIGHT REAR (CONTINUED)

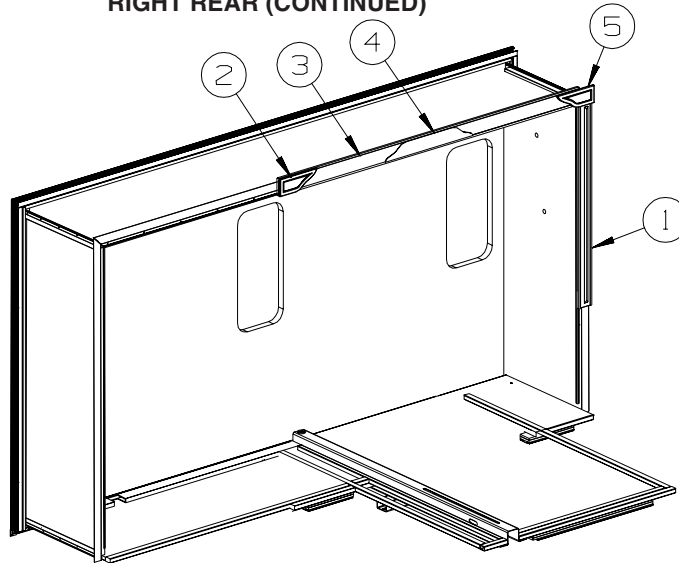


KEY	PART NUMBER	U/M	DESCRIPTION
1	139624-15-01A	EA	TRIM/SEAL - INNER/RIGHT HAND - 72.9" - BRIGHT WHITE
2	139624-16-01A	EA	TRIM/SEAL - INNER/LEFT HAND - 72.9" - BRIGHT WHITE
3	139624-12-01A	EA	TRIM/SEAL - INNER/TOP - 132.8" - BRIGHT WHITE
4	149671-11-S64	EA	SLUG - F/SLIDEOUT (S76, S77, S78, S79)
4	149671-11-S68	EA	SLUG - F/SLIDEOUT (S80, S81, S82, S83)
4	149671-11-S72	EA	SLUG - F/SLIDEOUT (S84, S85, S86, S87)
5	142424-01-S64	EA	PANEL END - F/SLIDEOUT (S76, S77, S78, S79)
5	142424-01-S68	EA	PANEL END - F/SLIDEOUT (S80, S81, S82, S83)
5	142424-01-R42	EA	PANEL END - F/SLIDEOUT (S84, S85, S86, S87)
6	146066-01-S64	EA	PANEL END - F/SLIDEOUT (S76, S77, S78, S79)
6	146066-01-S68	EA	PANEL END - F/SLIDEOUT (S80, S81, S82, S83)
6	146066-01-S72	EA	PANEL END - F/SLIDEOUT (S84, S85, S86, S87)
7	139625-12-01A	EA	TRIM/SEAL - TOP/W/MITERED ENDS - 134.6" - BRIGHT WHITE
7	139625-12-02A	EA	TRIM/SEAL - TOP/W/MITERED ENDS - 134.6" - BLACK - FULL BODY PAINT
8	139625-11-01A	EA	TRIM/SEAL - TOP/W/MITERED ENDS - 75.6" - BRIGHT WHITE
8	139625-11-02A	EA	TRIM/SEAL - TOP/W/MITERED ENDS - 75.8" - BLACK - FULL BODY PAINT
9	142233-05-01A	EA	TRIM/SEAL - W/MITERED ENDS - 134.8" - BRIGHT WHITE
9	142233-05-02A	EA	TRIM/SEAL - W/MITERED ENDS - 134.8" - BLACK - FULL BODY PAINT
10	099418-01-000	FT	SEAL - D-SECTION/ADHESIVE BACK - .44" X .44" - BLK RUBBER
11	135275-01-01A	EA	PROTECTOR - CORNER - SLIDEOUT - WHITE
12	122977-08-03A	EA	AWNING/SLIDEOUT W/COVER - 134.4" - WHITE - VINYL/VINYL WRAP
12	122977-08-06A	EA	AWNING/SLIDEOUT W/COVER - 134.4" - VINYL WRAP/CHAMPAGNE - FULL BODY PAINT
13	116444-04-12B	EA	TRIM/KEY CORNER - SLIDEOUT - 3.1" X 3.1" - BRT WHITE
13	116444-04-02B	EA	TRIM/KEY CORNER - SLIDEOUT - 3.1" X 3.1" - E-COATED - FULL BODY PAINT
14	142412-01-P45	EA	ROOF - F/SLIDEOUT
15	142718-01-01A	EA	RETAINER - SIDEWALL/SLIDEOUT - 72.8"
16	142718-04-01A	EA	RETAINER - SIDEWALL/SLIDEOUT - 129.9" - MILL
17	142719-04-01A	EA	TRIM/SIDEWALL - TOP/SLIDEOUT - 134.3" - BRIGHT WHITE
18	142720-11-01A	EA	TRIM - SIDEWALL/SLIDEOUT - 72.9" - BRIGHT WHITE

EXTERIOR SLIDEOUT GROUP (CONTINUED)
RIGHT REAR (CONTINUED)

KEY	PART NUMBER	U/M	DESCRIPTION
19	136824-16-01A	EA	TRIM - SIDEWALL/SLIDEOUT - 72.7" - BRIGHT WHITE
19	136824-16-02A	EA	TRIM - SIDEWALL/SLIDEOUT - 72.7" - BLACK - FULL BODY PAINT
20	115325-08-01A	EA	RAIL - FLOOR/SLIDEOUT ROOM - 12" LONG - BLACK
21	136824-10-01A	EA	TRIM - SIDEWALL/SLIDEOUT - 134.3" - BRIGHT WHITE
21	136824-10-02A	EA	TRIM - SIDEWALL/SLIDEOUT - 134.3" - BLACK - FULL BODY PAINT
22	141174-04-02A	EA	TRIM/ZEE - SIDEWALL - 134.3" - BRIGHT WHITE
22	141174-04-03A	EA	TRIM/ZEE - SIDEWALL - 134.3" - BLACK - FULL BODY PAINT
23	123012-01-000	FT	SEAL - SLIDEOUT - .09"/.13" THICK X 1.25" - W/ADHESIVE
24	138659-01-01A	EA	TRIM/FEATURE STRIP - 181.7" - BRIGHT WHITE
24	138659-01-02A	EA	TRIM/FEATURE STRIP - 181.7" - BLACK - FULL BODY PAINT
25	141435-04-01A	EA	TRIM - FEATURE - LOWER - 24" - BRIGHT WHITE
25	141435-04-02A	EA	TRIM - FEATURE - LOWER - FULL BODY PAINT
26	115661-01-000	FT	SHOE/GLIDE - SLIDEOUT ROOM - 1/16" X 3" - POLYETHYLENE
27	126313-10-02B	EA	SUPPORT - ROLLER - SLIDEOUT ROOM - E-COATED
	142881-03-01B	EA	CHANNEL/GUIDE - F/SLIDEOUT - MILL
28	128599-03-000	EA	PAD - F/SLIDEOUT
29	075673-05-000	FT	SEAL - PILE - ADHESIVE BACK - BLACK
30	136978-01-01A	FT	SEAL - SLIDEOUT - BLACK
31	146056-01-000	FT	SEAL - TRIANGLE - W/PSA
32	133954-46-01A	EA	TRIM/SEAL - 68.8" - BRIGHT WHITE
32	133954-46-02A	EA	TRIM/SEAL - 68.8" - BLACK - FULL BODY PAINT
33	142549-01-000	EA	CLIP - "S" TYPE
34	133954-14-01A	EA	TRIM/SEAL - 129.3" - BRIGHT WHITE
34	133954-14-02A	EA	TRIM/SEAL - 129.3" - BLACK - FULL BODY PAINT
35	105312-01-07A	FT	INSERT - FEATURE STRIP - VINYL - BRIGHT WHITE
35	105312-01-13A	FT	INSERT - FEATURE STRIP - VINYL - BLACK - FULL BODY PAINT
36	115325-11-01A	EA	RAIL - FLOOR/SLIDEOUT ROOM - 30.7" LONG - BLACK
37	149821-04-02A	EA	TRIM/ANGLE - SIDEWALL - BRIGHT WHITE-1/2" X 1/2" X 130.7"
37	149821-04-01A	EA	TRIM/ANGLE - SIDEWALL - BLACK - 1/2" X 1/2" X 130.7" - FULL BODY PAINT

EXTERIOR SLIDEOUT GROUP (CONTINUED)
RIGHT REAR (CONTINUED)



KEY	PART NUMBER	U/M	DESCRIPTION
1	Y00281-72-438	EA	MOLDING - SLIDEOUT/VINYL WRAP - 3.5" X 96" - PORTSMOUTH OAK
1	Y00281-62-438	EA	MOLDING - SLIDEOUT/VINYL WRAP - 3.5" X 96" - CONCERT CHERRY
1	Y00281-A2-438	EA	MOLDING - SLIDEOUT/VINYL WRAP - 3.5" X 96" - WASHED MAPLE
1	Y00281-92-438	EA	MOLDING - SLIDEOUT/VINYL WRAP - 3.5" X 96" - SIERRA MAPLE
1	149496-06-S76	EA	TRIM - DECORATIVE - 2.7" X 45.8" - FABRIC COVERED (S76, S77, S78, S79)
1	149496-06-S80	EA	TRIM - DECORATIVE - 2.7" X 45.8" - FABRIC COVERED (S80, S81, S82, S83)
1	149496-06-S84	EA	TRIM - DECORATIVE - 2.7" X 45.8" - FABRIC COVERED (S84, S85, S86, S87)
1	M09462-50-R74	EA	MOLDING - TRIM/VEE - .2" X 1" X 93.5" - OAK/PORTSMOUTH OAK
1	M09462-50-R75	EA	MOLDING - TRIM/VEE - .2" X 1" X 93.5" - CHERRY/CHERRY - CONCERT CHERRY
1	M09462-50-R76	EA	MOLDING - TRIM/VEE - .2" X 1" X 93.5" - MAPLE/MAPLE - WASHED MAPLE
1	M09462-50-S67	EA	MOLDING - TRIM/VEE - .2" X 1" X 93.5" - MAPLE/HONEY - SIERRA MAPLE
2	151447-03-S76	EA	MOLDING - CORNER/LH - WOOD W/FABRIC INSERT
2	151447-03-S77	EA	MOLDING - CORNER/LH - WOOD W/FABRIC INSERT
2	151447-03-S78	EA	MOLDING - CORNER/LH - WOOD W/FABRIC INSERT
2	151447-03-S79	EA	MOLDING - CORNER/LH - WOOD W/FABRIC INSERT
2	151447-03-S80	EA	MOLDING - CORNER/LH - WOOD W/FABRIC INSERT
2	151447-03-S81	EA	MOLDING - CORNER/LH - WOOD W/FABRIC INSERT
2	151447-03-S82	EA	MOLDING - CORNER/LH - WOOD W/FABRIC INSERT
2	151447-03-S83	EA	MOLDING - CORNER/LH - WOOD W/FABRIC INSERT
2	151447-03-S84	EA	MOLDING - CORNER/LH - WOOD W/FABRIC INSERT
2	151447-03-S85	EA	MOLDING - CORNER/LH - WOOD W/FABRIC INSERT
2	151447-03-S86	EA	MOLDING - CORNER/LH - WOOD W/FABRIC INSERT
2	151447-03-S87	EA	MOLDING - CORNER/LH - WOOD W/FABRIC INSERT
3	Y00291-72-438	EA	MOLDING - VINYL WRAP - 4" X 96" - PORTSMOUTH OAK
3	Y00291-62-438	EA	MOLDING - VINYL WRAP - 4" X 96" - CONCERT CHERRY
3	Y00291-A2-438	EA	MOLDING - VINYL WRAP - 4" X 96" - WASHED MAPLE
3	Y00291-92-438	EA	MOLDING - VINYL WRAP - 4" X 96" - SIERRA MAPLE
3	149496-13-S76	EA	TRIM - DECORATIVE - 3.1" X 80.5" - FABRIC COVERED (S76, S77, S78, S79)
3	149496-13-S80	EA	TRIM - DECORATIVE - 3.1" X 80.5" - FABRIC COVERED (S80, S81, S82, S83)
3	149496-13-S84	EA	TRIM - DECORATIVE - 3.1" X 80.5" - FABRIC COVERED (S84, S85, S86, S87)
4	149475-02-S76	EA	TRIM - DECORATIVE/OVERLAY - CENTER (S76, S77, S78, S79)
4	149475-02-S80	EA	TRIM - DECORATIVE/OVERLAY - CENTER (S80, S81, S82, S83)
4	149475-02-S84	EA	TRIM - DECORATIVE/OVERLAY - CENTER (S84, S85, S86, S87)

EXTERIOR SLIDEOUT GROUP (CONTINUED)
RIGHT REAR (CONTINUED)

KEY	PART NUMBER	U/M	DESCRIPTION
5	P51754-02-S64	EA	MOLDING/OVERLAY - REAR/SMALL/RH - 4.4" X 10.6" - PORTSMOUTH OAK FROM: 05-17-04 THRU: 99-99-99
5	P51754-02-S65	EA	MOLDING/OVERLAY - REAR/SMALL/RH - 4.4" X 10.6" - CONCERT CHERRY FROM: 05-17-04 THRU: 99-99-99
5	P51754-02-S66	EA	MOLDING/OVERLAY - REAR/SMALL/RH - 4.4" X 10.6" - WASHED MAPLE FROM: 05-17-04 THRU: 99-99-99
5	P51754-02-S67	EA	MOLDING/OVERLAY - REAR/SMALL/RH - 4.4" X 10.6" - SIERRA MAPLE FROM: 05-17-04 THRU: 99-99-99
5	151447-04-S76	EA	MOLDING - CORNER/RH - WOOD W/FABRIC INSERT
5	151447-04-S77	EA	MOLDING - CORNER/RH - WOOD W/FABRIC INSERT
5	151447-04-S78	EA	MOLDING - CORNER/RH - WOOD W/FABRIC INSERT
5	151447-04-S79	EA	MOLDING - CORNER/RH - WOOD W/FABRIC INSERT
5	151447-04-S80	EA	MOLDING - CORNER/RH - WOOD W/FABRIC INSERT
5	151447-04-S81	EA	MOLDING - CORNER/RH - WOOD W/FABRIC INSERT
5	151447-04-S82	EA	MOLDING - CORNER/RH - WOOD W/FABRIC INSERT
5	151447-04-S83	EA	MOLDING - CORNER/RH - WOOD W/FABRIC INSERT
5	151447-04-S84	EA	MOLDING - CORNER/RH - WOOD W/FABRIC INSERT
5	151447-04-S85	EA	MOLDING - CORNER/RH - WOOD W/FABRIC INSERT
5	151447-04-S86	EA	MOLDING - CORNER/RH - WOOD W/FABRIC INSERT
5	151447-04-S87	EA	MOLDING - CORNER/RH - WOOD W/FABRIC INSERT

COMPONENT PARTS FOR RIGHT REAR

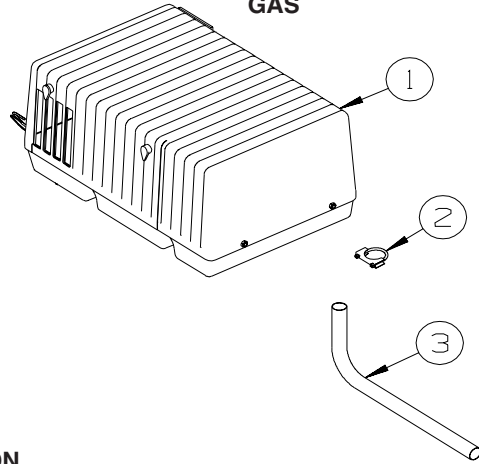
128599-02-000

KEY	PART NUMBER	U/M	DESCRIPTION	VENDOR NO.
	128599-06-703	EA	BEARING KIT - SLIDE-OUT TUBE	RAP90698
	128599-06-704	EA	BEARING PAD - SLIDE-OUT	P14811

128599-05-000

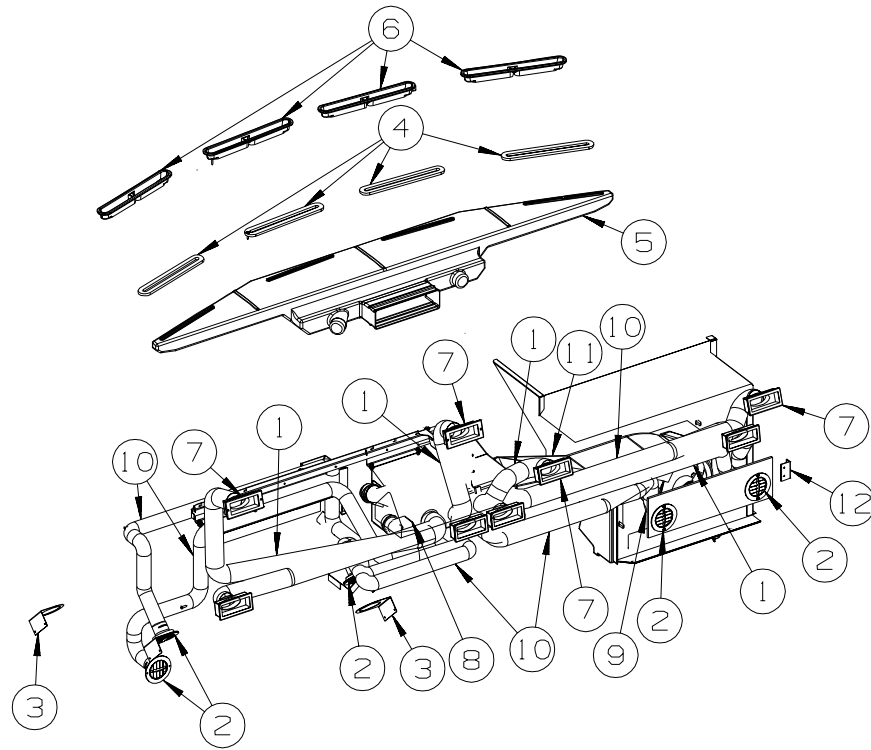
KEY	PART NUMBER	U/M	DESCRIPTION	VENDOR NO.
	128599-05-700	EA	RAM/CYLINDER - SLIDEOUT	RAP90688
	128599-05-701	EA	HOSE - 1/8" X 84"	AP14252
	128599-05-702	EA	HOSE - 1/8" X 72"	AP12071
	128599-05-703	EA	COVER - SLOTTED W/FOAM PAD	AP16465
	137390-01-701	EA	CYLINDER NUT KIT - SLIDEOUT	RAP90947

GENERATOR GROUP
GAS



KEY	PART NUMBER	U/M	DESCRIPTION
1	135707-02-000	EA	GENERATOR - 7.0 - 30/20 - GAS - MARQUIS GOLD - 30 AMP
1	135707-01-000	EA	GENERATOR - 7.0 - 30/30 - GAS - MARQUIS GOLD - 50 AMP
1	135707-07-000	EA	GENERATOR - 5.5 - 30/20 - GAS - MARQUIS GOLD - 30 AMP
1	135707-06-000	EA	GENERATOR - 5.5 - 30/30 - GAS - MARQUIS GOLD - 50 AMP
2	007125-03-000	EA	CLAMP - MUFFLER - 1.5" DIAMETER
3	105958-27-000	EA	PIPE - EXHAUST - GENERATOR

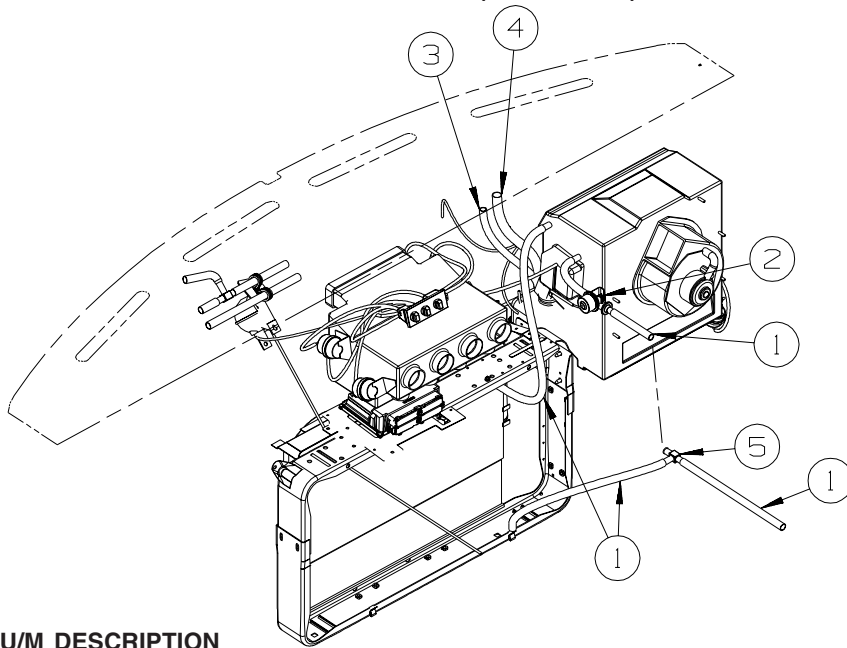
HEATING & A/C GROUP AUTOMOTIVE



KEY	PART NUMBER	U/M	DESCRIPTION
1	007281-01-000	EA	HOSE - FLEXIBLE PVC - 2 1/2" ID X 50'
2	024990-05-000	EA	OUTLET - DEFROSTER - W/SWIVEL - 2" SLEEVE/4" OD - BLACK
3	136157-03-02B	EA	BRACKET - HEATER - E-COATED
4	077075-01-000	EA	GASKET - INSTRUMENT PANEL/DEFROSTER PLENUM - .6" X 10.2"
5	103017-03-000	EA	PLENUM - DEFROSTER
6	135265-01-04A	EA	VENT - DEFROSTER - PLASTIC - GLACIER
7	135803-04-01A	EA	LOUVER/A/C-CURVED/ADJ W/MOUNT HOLE- 2.5"X 5.8" F/2.5" HOSE
8*	103930-49-000	EA	CONTROL/PLENUM - LARGE ROTARY
9*	103930-55-000	EA	EVAPORATOR/HEATER - NONCHARGED - SINGLE OUTPUT
10	007076-01-000	EA	HOSE - FLEXIBLE PVC - 2" ID - INCREMENTS OF 50'
11	103016-03-000	EA	PLENUM - TRANSITION
12	083125-02-000	EA	BRACE
	113452-02-000	FT	SEAL/TRIM - FRONT - VINYL W/WIRE CARRIER - .027" - WHERE HOSES CROSS METAL
	103930-54-000	EA	MANUAL - OWNERS - HEATER/AC

***COMPONENT PARTS LISTED LATER IN THIS GROUP**

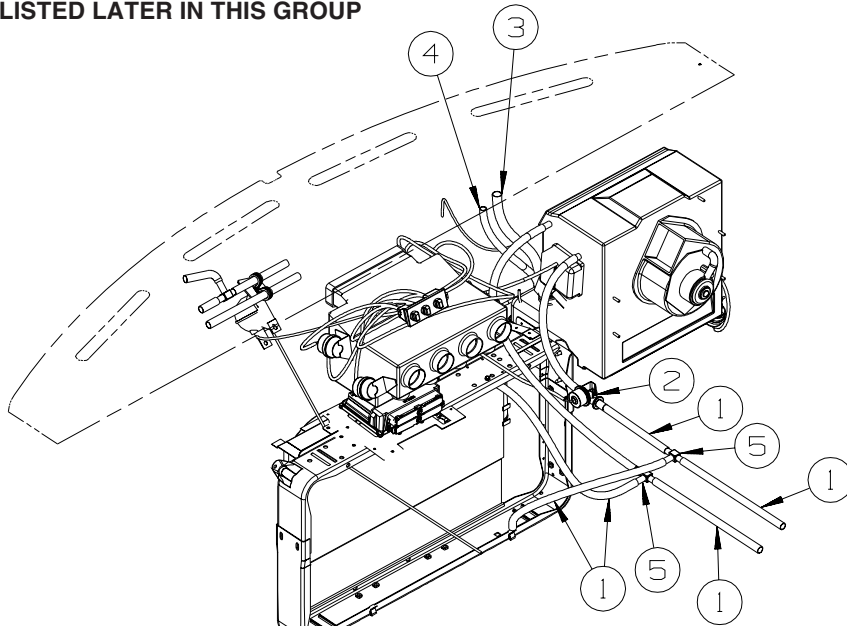
HEATING & A/C GROUP (CONTINUED)
AUTOMOTIVE (CONTINUED)



WORKHORSE

KEY	PART NUMBER	U/M	DESCRIPTION
1	007108-01-000	FT	HOSE - HEATER - 5/8" ID - HI-TEMP
2	103930-23-000	EA	VALVE/WATER - 2 PORT/VACUUM CONTROLLED - "NEW DESIGN"
3*	103930-46-000	EA	HOSE - EXPANSION BLOCK (EVAPORATOR) TO COMPRESSOR
4*	103930-47-000	EA	HOSE - EXPANSION VALVE (EVAPORATOR) TO DRIER
5	076776-01-000	EA	TEE - BEADED - 5/8" X 5/8" X 5/8"

***COMPONENT PARTS LISTED LATER IN THIS GROUP**



FORD

KEY	PART NUMBER	U/M	DESCRIPTION
1	007108-01-000	FT	HOSE - HEATER - 5/8" ID - HI-TEMP
2	103930-23-000	EA	VALVE/WATER - 2 PORT/VACUUM CONTROLLED - "NEW DESIGN"
3*	103930-44-000	EA	HOSE - EVAPORATOR/DRIER - #6
4*	103930-45-000	EA	HOSE - EVAPORATOR/COMPRESSOR - FORD
5	076776-01-000	EA	TEE - BEADED - 5/8" X 5/8" X 5/8"

***COMPONENT PARTS LISTED LATER IN THIS GROUP**

HEATING & A/C GROUP (CONTINUED)

COMPONENT PARTS FOR AUTOMOTIVE

103930-44-000

KEY	PART NUMBER	U/M	DESCRIPTION	VENDOR NO
	103930-29-701	EA	O'RING F/LOW PRESSURE SWITCH	045-0483
	103930-44-700	EA	HOSE ASSEMBLY #6	085-0462
	113245-01-711	EA	O'RING #6	045-0129

103930-45-000

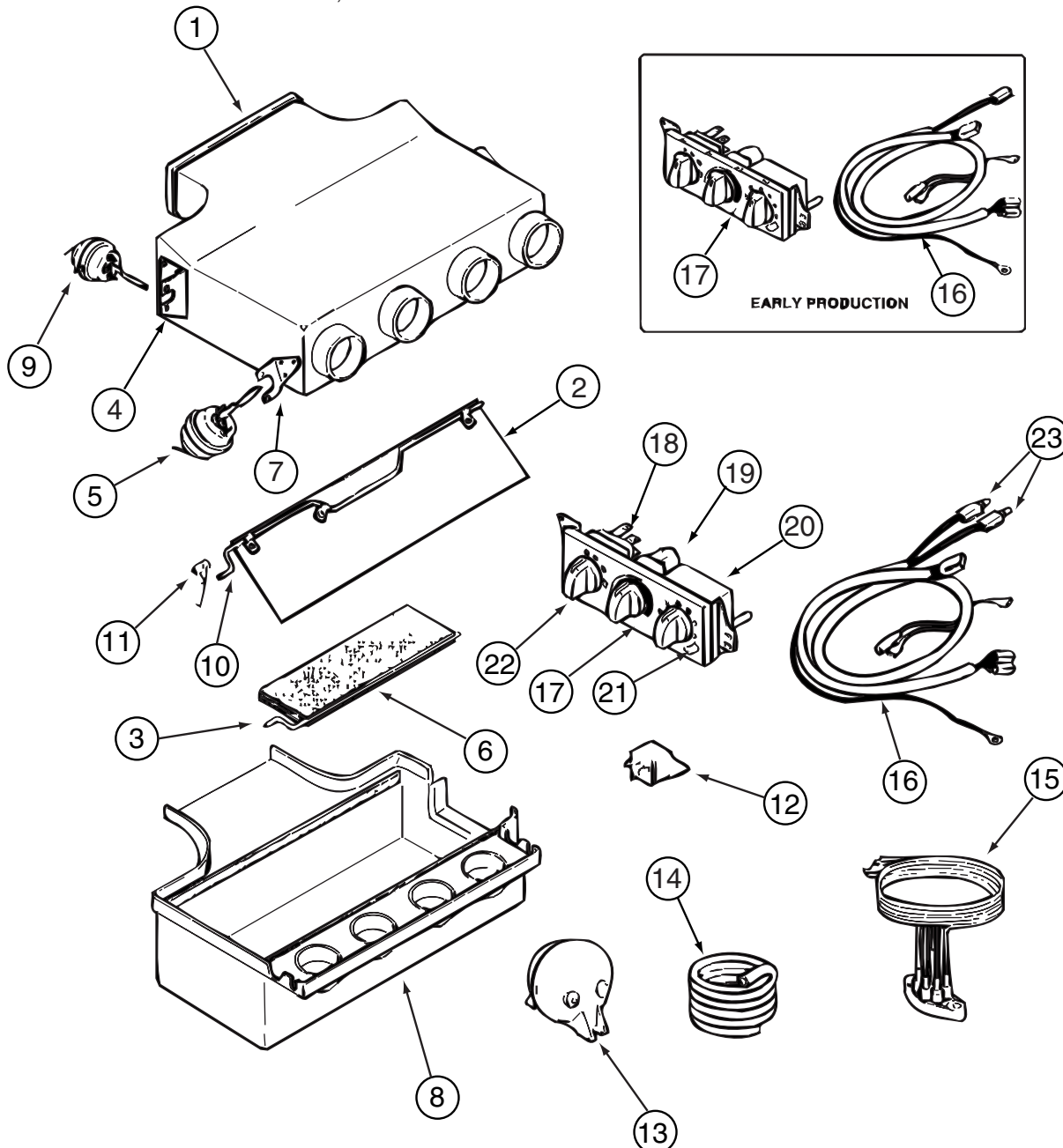
KEY	PART NUMBER	U/M	DESCRIPTION	VENDOR NO.
	103930-17-702	EA	O'RING #10	045-0127
	103930-45-700	EA	HOSE - #10 EVAP/COMP - 3'	085-0463

103930-46-000

KEY	PART NUMBER	U/M	DESCRIPTION	VENDOR NO
	103930-17-702	EA	O'RING #10	045-0127
	103930-29-701	EA	O'RING F/LOW PRESSURE SWITCH	045-0483
	103930-46-700	EA	HOSE - #10 EVAP/COMP - 4.3'	085-0486

103930-47-000

KEY	PART NUMBER	U/M	DESCRIPTION	VENDOR NO
	103930-47-700	EA	HOSE - #6-EVAP/DRIER - 2.2'	085-0485
	113245-01-710	EA	O'RING, #12	045-0128



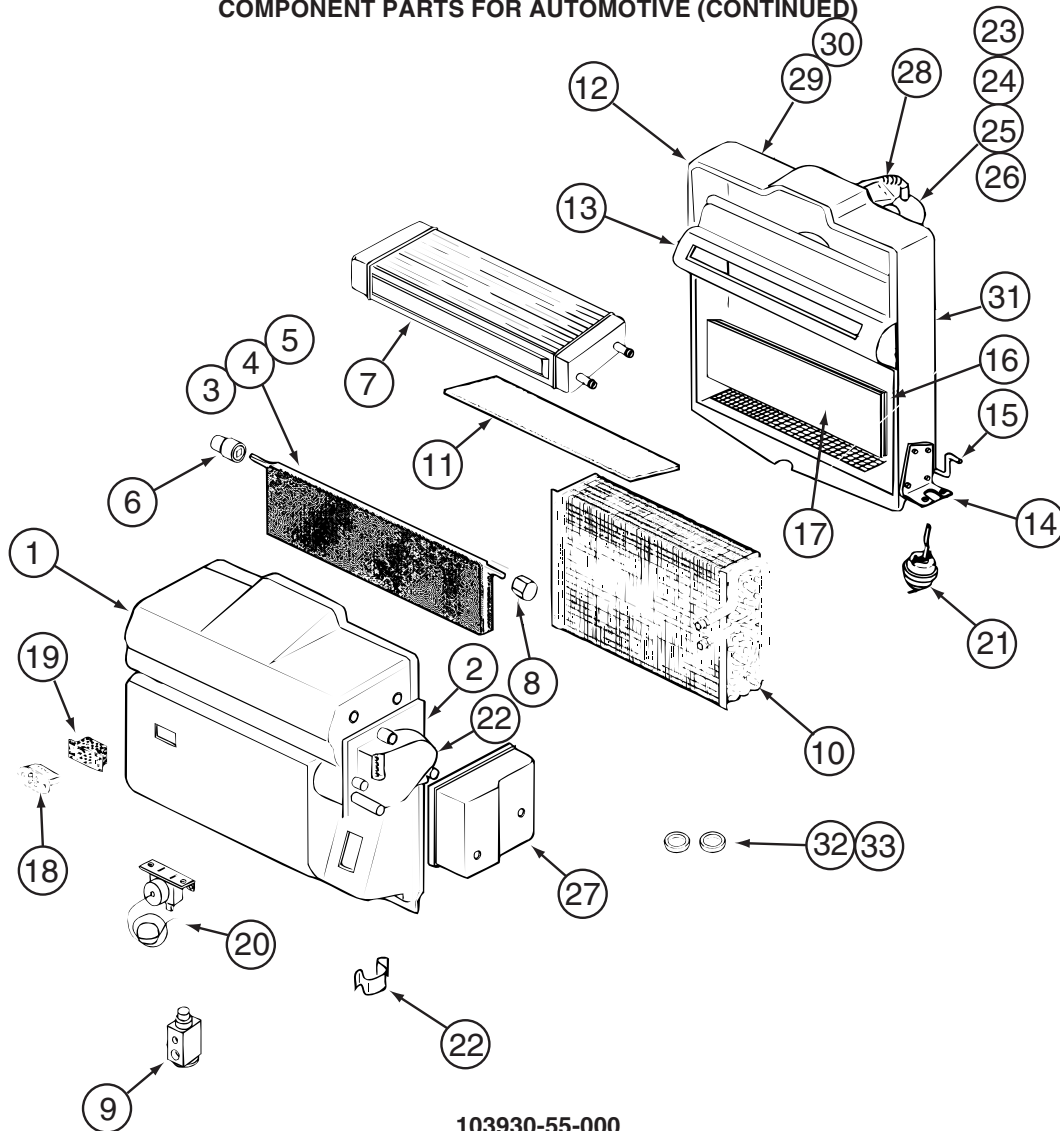
103930-49-000

HEATING & A/C GROUP (CONTINUED)
COMPONENT PARTS FOR AUTOMOTIVE (CONTINUED)

103930-49-000 (CONTINUED)

KEY	PART NUMBER	U/M	DESCRIPTION	VENDOR NO.
1	103930-39-705	EA	PLENUM - TOP	060-0482
2	103930-04-700	EA	DOOR - DEFROSTER-A/C	071-0149
3	103930-39-700	EA	ROD - DOOR - AC/HEAT	073-067
5	103930-02-708	EA	MOTOR-VACUUM SERVO, A/C	030-0025
6	103930-39-706	EA	PLATE - DOOR - A/C	071-0623
8	103930-39-707	EA	PLENUM - BOTTOM	060-0483
9	103930-33-701	EA	MOTOR - VACUUM, 3 STAGE	030-0105
10	103930-39-701	EA	ROD - DOOR - AC/DEFROST	073-0069
11	103930-39-704	EA	SPRING	022-0119
12	103930-02-707	EA	RELAY-BOSCH W/RESISTER	031-0001
13	103930-02-710	EA	CANISTER-VACUUM	054-0002
15	103930-33-703	EA	VACUUM HARNESS	036-0466
16	103930-49-700	EA	HARNESS - WIRE	036-556
16	103930-49-701	EA	HARNESS - WIRE W/BULBS	036-0557
17	103930-49-702	EA	CONTROL PANEL-RECESSED FACE	032-0054
17	103930-49-703	EA	CONTROL PANEL - NON RECESSED	083-0223
18	103930-49-704	EA	SWITCH - BLOWER	032-0332
19	103930-49-705	EA	POTENTIOMETER	032-0182
20	103930-49-706	EA	SWITCH - VACUUM	032-0185
21	103930-49-707	EA	DECAL CONTROL PANEL-N/RECESS	058-0144
22	103930-49-708	EA	KNOB - BLOWER - NONRECESSED	062-0620
23	103930-33-705	EA	LIGHT BULBS	035-0030
			CONTACT WINNEBAGO PART SALES FOR UNLISTED COMPONENT(S)	

HEATING & A/C GROUP (CONTINUED)
COMPONENT PARTS FOR AUTOMOTIVE (CONTINUED)



103930-55-000

KEY	PART NUMBER	U/M	DESCRIPTION	VENDOR NO.
1	103930-55-701	EA	CASE - FRONT	062-0658
2	103930-30-701	EA	PLATE - MOTOR MOUNT	062-0544
3	103930-55-705	EA	DOOR - BLEND AIR	071-0892
6	103930-30-702	EA	BUSHING/DRIVE (BLEND DOOR)	062-0168
7	103930-55-706	EA	CORE - HEATER - W/GASKET	084-0271
8	103930-30-709	EA	COUPLING - BLEND DOOR SHAFT	062-0634
9	103930-20-700	EA	VALVE-EXPANSION-BLOCK, 2 TON	034-0032
10	103930-55-700	EA	CORE-EVAPORATOR	041-00168
12	103930-55-702	EA	CASE-REAR	062-0657
14	103930-01-708	EA	BRACKET-VACUUM MOTOR	070-0113
15	103930-20-704	EA	ROD-DOOR-RECIRCULATING	073-0018
16	103930-55-707	EA	DOOR - RECIRCULATION	071-0891
18	103930-01-710	EA	RESISTOR-FUSED, A/C 4 TERM	035-0006
20	103930-01-711	EA	THERMOSTAT	033-0003
21	103930-02-708	EA	MOTOR-VACUUM SERVO, A/C	030-0025
22	103930-30-703	EA	MOTOR - SERVO	030-0104
23	103930-20-707	EA	HOUSING-BLOWER	062-0145
24	103930-55-703	EA	MOTOR-BLOWER W/O PIGTAIL	030-0137
25	103930-01-717	EA	WHEEL-BLOWER, CLOCKWISE	062-0010
26	103930-20-708	EA	CLIP-MOTOR SHAFT	022-0001
27	103930-30-704	EA	COVER - SERVO	062-0545
32	113245-01-707	EA	O'RING #8	045-0126
33	103930-17-702	EA	O'RING #10	045-0127
	103930-55-704	EA	CORE-HEATER	042-0059
	110279-01-703	EA	HOSE-VENT F/BLOWER MOTOR	051-0034

CONTACT WINNEBAGO PART SALES FOR UNLISTED COMPONENT(S)

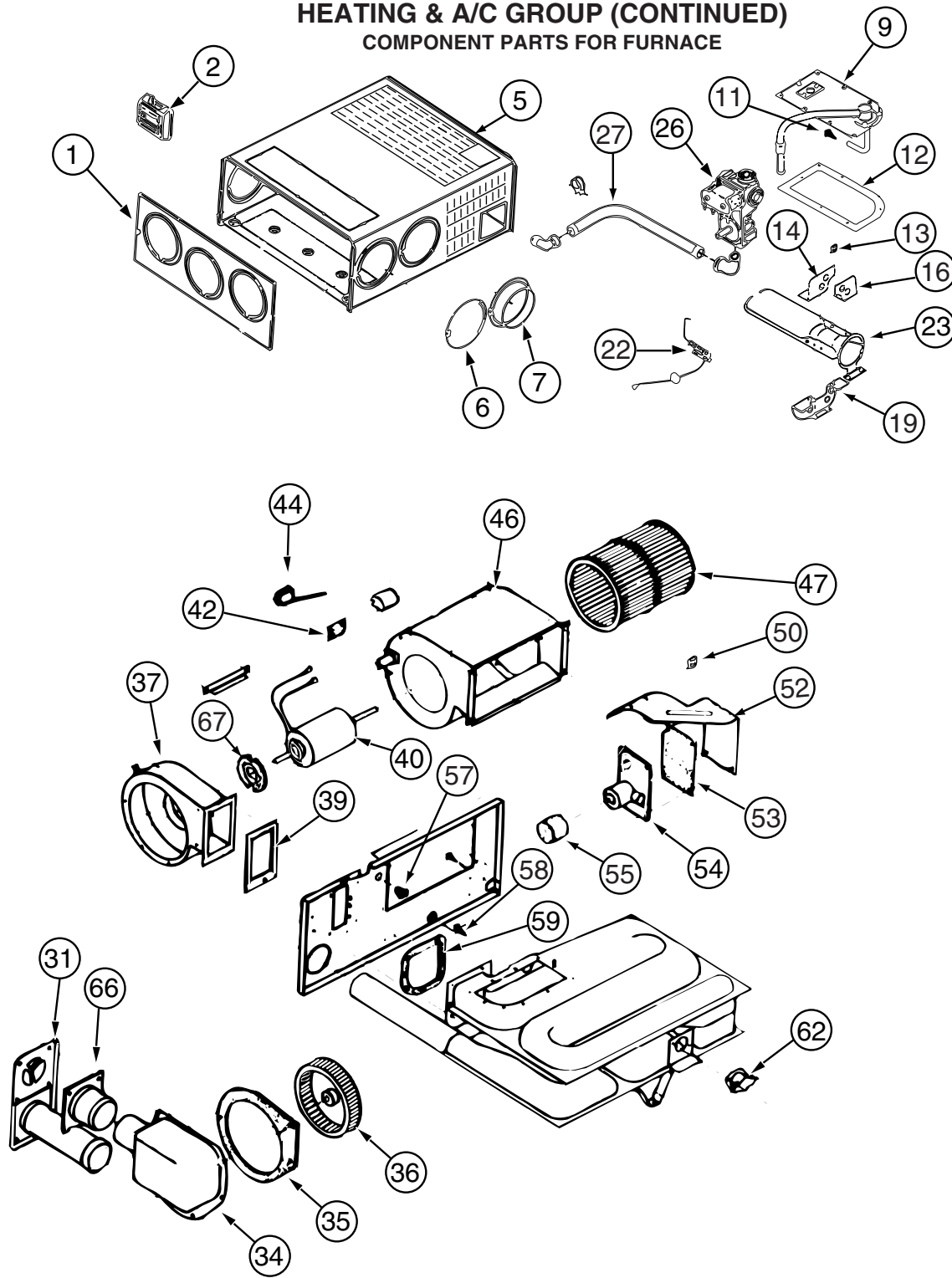
HEATING & A/C GROUP (CONTINUED)

FURNACE

KEY	PART NUMBER	U/M	DESCRIPTION
*	143563-01-000	EA	FURNACE - 35000 BTU/HIGH QUIET - SUBURBAN SH-35 2322 - 35,000 BTU FURNACE
*	143563-02-000	EA	FURNACE - 40000 BTU HIGH QUIET - SUBURBAN SH-40 2322 - 40,000 BTU FURNACE
	093614-13-02A	EA	GRILLE - AIR RETURN - 15.9" X 11.9" - BEIGE
	093614-15-02A	EA	GRILL - RETURN AIR - DURA BEIGE
	126693-05-02B	EA	PANEL - EXHAUST/FURNACE - E-COATED
	137965-01-02A	EA	REGISTER - 11.2" X 3.6"(9.7 X 2.1"R/O) W/O DAMPER-ANT PWTR
	137965-02-02A	EA	REGISTER - 11.2" X 3.6"(9.7 X 2.1"R/O) W/DAMPER - ANT PWTR
	137965-03-02A	EA	REGISTER - 11.2"X3.6" W/O DMPR-W/O SCREW HOLES/VINYL FLOOR
	137965-04-02A	EA	REGISTER - 11.2" X 3.6"(9.7 X 2.1"R/O) W/DAMPER - ANT PWTR
	139980-05-000	EA	VENT - INTAKE
	137965-03-02A	EA	REGISTER - 11.2"X3.6" W/O DMPR-W/O SCREW HOLES/VINYL FLOOR
	139980-06-000	EA	VENT CAP
	141337-01-01A	EA	GASKET - FURNACE
	143563-03-01A	EA	DOOR/ACCESS - FURNACE - W/FRAME - WHITE
	143563-03-02A	EA	DOOR/ACCESS - FURNACE - W/FRAME - BLACK - FULL BODY PAINT
	143563-04-000	EA	PLATE END - COLLAR
	143563-05-000	EA	GASKET - FIBERGLASS - SUBURBAN #071018
	024990-08-000	EA	OUTLET - DEFROSTER - W/O SWIVEL - 2" SLEEVE/4" OD - WHITE
	105290-01-000	SF	INSULATION - AIR POCKET W/FOIL
	092776-01-000	EA	ADAPTER - DUCT - 2"
	009198-02-000	EA	DUCT - HEAT - FLEXIBLE - 2" ID X 25'
	134651-01-000	FT	SEAL - 1/2" X 3/4" PSA 1 SIDE
	141194-03-02B	EA	PANEL - CLOSEOUT - FURNACE - E-COATED

*COMPONENT PARTS LISTED LATER IN THIS GROUP

HEATING & A/C GROUP (CONTINUED)
COMPONENT PARTS FOR FURNACE



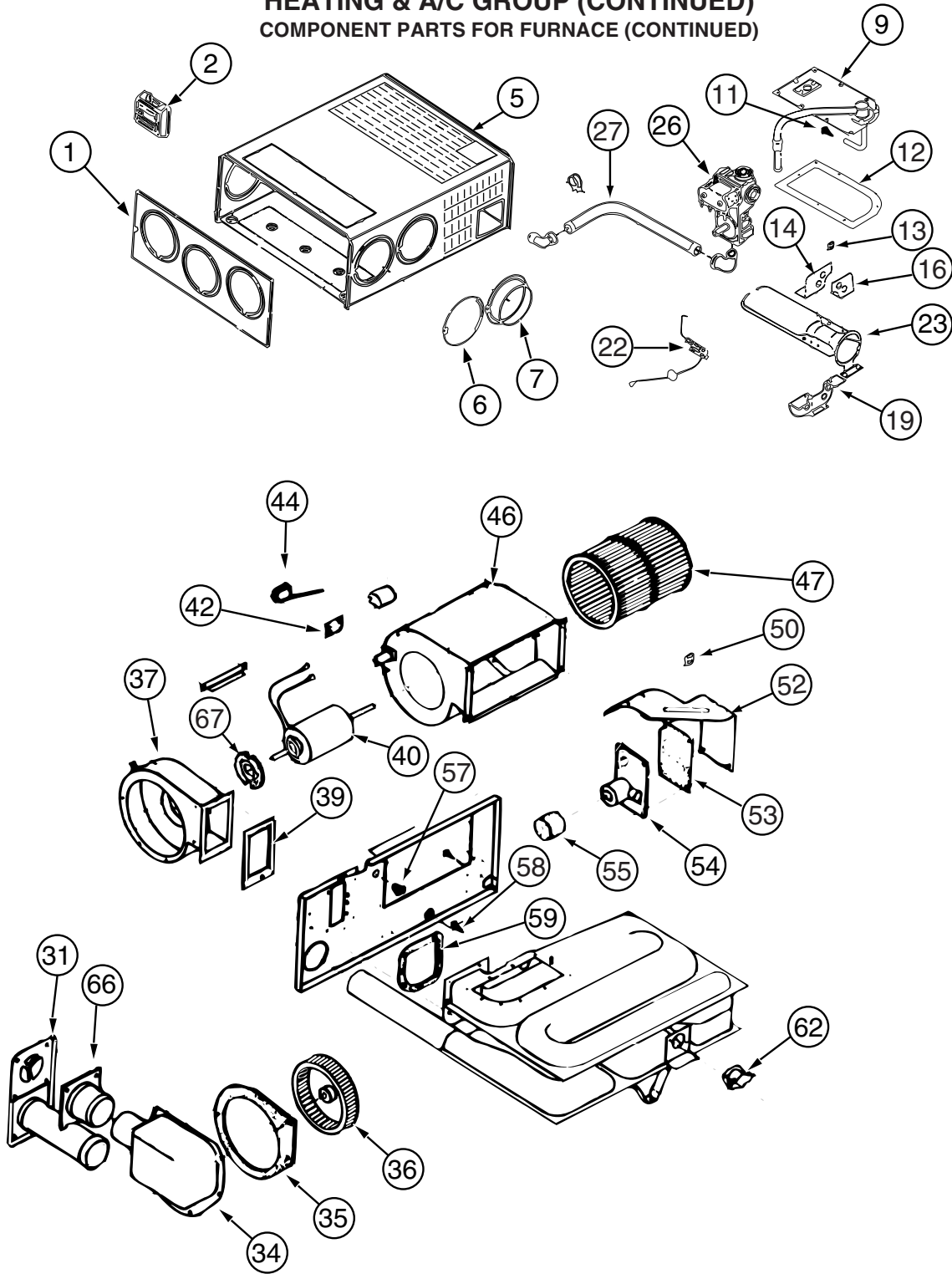
143563-01-000

HEATING & A/C GROUP (CONTINUED)
COMPONENT PARTS FOR FURNACE (CONTINUED)

143563-01-000 (CONTINUED)

KEY	PART NUMBER	U/M	DESCRIPTION	VENDOR NO.
1	143563-01-700	EA	CABINET - FRONT	101907
2			12 VOLT WIRING AREAS FOR CORRECT THERMOSTAT	
5	143563-01-701	EA	CABINET	101921
7	075696-02-703	EA	COLLAR - DUCT	050715
9	143563-01-702	EA	MANIFOLD ASSEMBLY	171599
11	143563-01-703	EA	ORFICE - MAIN BURNER	180308
12	098668-22-703	EA	GASKET - BURNER ACCESS COVER	070811
14	143563-01-704	EA	PLATE - SECONDARY AIR/TOP BACK	063199
16	143563-01-705	EA	PLATE - SECONDARY AIR/TOP FRT	062936
19	143563-01-706	EA	PLATE - SECONDARY AIR/BOTTOM	062938
22	139980-01-701	EA	ELECTRODE	232286
23	098668-02-700	EA	BURNER ASSEMBLY,SF-30 & SF35	010745
26	098668-01-718	EA	VALVE-GAS SF S.N.974903079	161122
27	143563-01-707	EA	PIPE ASSEMBLY (GAS INLET)	171603
31	098668-01-707	EA	TUBE ASSEMBLY, EXHAUST W/CAP	260231
34	143563-01-708	EA	BOX ASM (COMB. AIR INTAKE)	051430BK
35	143563-01-709	EA	GASKET (COMB. AIR HOUSING)	071108
36	143563-01-710	EA	WHEEL (COMBUSTION AIR)	350199
37	143563-01-711	EA	HOUSING (COMBUSTION AIR)	390862BK
39	143563-01-715	EA	GASKET-FIREWALL/COMB. AIR	071107
40	143563-01-712	EA	MOTOR ASSEMBLY	232727
42	101990-01-714	EA	GASKET-MICROSWITCH	230877
44	098668-21-700	EA	SWITCH-MICRO-W/O FLAG 3 1/4"	232261
46	143563-01-713	EA	BLOWER ASSEMBLY(ROOM AIR)	390867BK
47	143563-01-714	EA	WHEEL - ROOM AIR	350198
50	139980-01-710	EA	SWITCH - ON/OFF	232351
52	139980-01-711	EA	PANEL ASSEMBLY-MODULE BD	101663
53	139980-01-712	EA	INSULATOR - MODULE BD	070807
54	098668-22-705	EA	MODULE BD W/RELAY TIME DELAY	520820
55	139980-01-713	EA	CAP/INSULATOR-MODULE BD	070973
57	139980-01-714	EA	BUSHING - UNIVERSAL	070362
58	139980-01-715	EA	BUSHING - STRAIN RELIEF	231809
59	098668-01-716	EA	GASKET-FIREWALL,CHAMBER SIDE	070808
62	098668-21-701	EA	SWITCH - LIMIT	232504
66	098668-01-713	EA	TUBE ASSEMBLY, INTAKE	051248
67	075697-07-703	EA	GASKET - MOTOR	070448
	143563-01-716	EA	CHAMBER ASM. - FINAL	
			CONTACT WINNEBAGO PART SALES FOR UNLISTED COMPONENT(S)	

HEATING & A/C GROUP (CONTINUED)
COMPONENT PARTS FOR FURNACE (CONTINUED)



143563-02-000

HEATING & A/C GROUP (CONTINUED)
COMPONENT PARTS FOR FURNACE (CONTINUED)

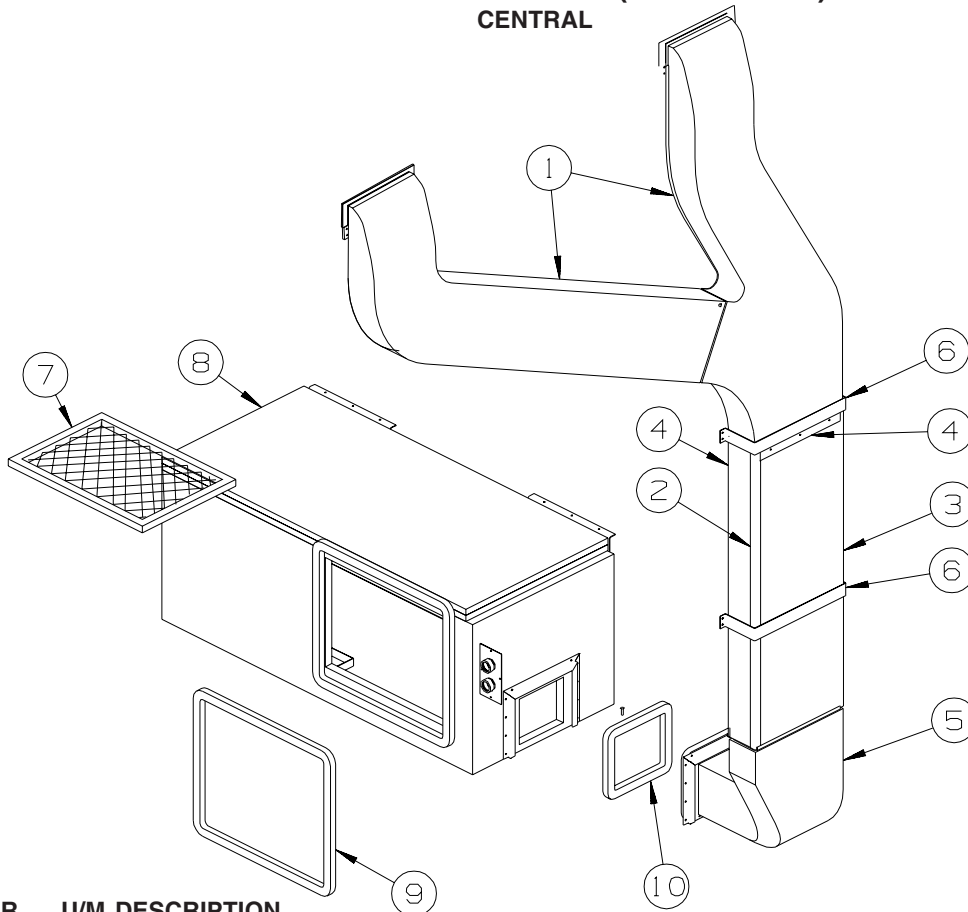
143563-02-000 (CONTINUED)

KEY	PART NUMBER	U/M	DESCRIPTION	VENDOR NO.
1	143563-01-700	EA	CABINET - FRONT	101907
2			SEE 12 VOLT WIRING AREAS FOR CORRECT THERMOSTAT	
5	143563-02-700	EA	CABINET	101915
7	075696-02-703	EA	COLLAR - DUCT	050715
9	143563-01-702	EA	MANIFOLD ASSEMBLY	171599
11	143563-02-701	EA	ORFICE - MAIN BURNER	180309
12	098668-22-703	EA	GASKET - BURNER ACCESS COVER	070811
14	143563-02-702	EA	PLATE - SECONDARY AIR/TOP BACK	063198
16	143563-02-703	EA	PLATE - SECONDARY AIR/TOP FRT	062933
19	143563-02-704	EA	PLATE - SECONDARY AIR/BOTTOM	062935
22	139980-01-701	EA	ELECTRODE	232286
23	098668-11-701	EA	BURNER ASSEMBLY, SF-42F	010799
26	098668-01-718	EA	VALVE-GAS SF S.N.974903079	161122
27	143563-01-707	EA	PIPE ASSEMBLY (GAS INLET)	171603
31	098668-01-707	EA	TUBE ASSEMBLY, EXHAUST W/CAP	260231
34	143563-01-708	EA	BOX ASM (COMB. AIR INTAKE)	051430BK
35	143563-01-709	EA	GASKET (COMB. AIR HOUSING)	071108
36	143563-01-710	EA	WHEEL (COMBUSTION AIR)	350199
37	143563-01-711	EA	HOUSING (COMBUSTION AIR)	390862BK
39	143563-01-715	EA	GASKET-FIREWALL/COMB. AIR	071107
40	143563-02-705	EA	MOTOR ASSEMBLY	232726
42	101990-01-714	EA	GASKET-MICROSWITCH	230877
44	098668-21-700	EA	SWITCH-MICRO-W/O FLAG 3 1/4"	232261
46	143563-01-713	EA	BLOWER ASSEMBLY(ROOM AIR)	390867BK
47	143563-01-714	EA	WHEEL - ROOM AIR	350198
50	139980-01-710	EA	SWITCH - ON/OFF	232351
52	139980-01-711	EA	PANEL ASSEMBLY-MODULE BD	101663
53	139980-01-712	EA	INSULATOR - MODULE BD	070807
54	098668-22-705	EA	MODULE BD W/RELAY TIME DELAY	520820
55	139980-01-713	EA	CAP/INSULATOR-MODULE BD	070973
57	139980-01-714	EA	BUSHING - UNIVERSAL	070362
58	139980-01-715	EA	BUSHING - STRAIN RELIEF	231809
59	098668-01-716	EA	GASKET-FIREWALL,CHAMBER SIDE	070808
62	143563-02-706	EA	SWITCH - LIMIT	232735
66	098668-01-713	EA	TUBE ASSEMBLY, INTAKE	051248
67	075697-07-703	EA	GASKET - MOTOR	070448
	143563-02-707	EA	CHAMBER ASM. - FINAL	021172BK
			CONTACT WINNEBAGO PART SALES FOR UNLISTED COMPONENT(S)	

REAR HEATER

KEY	PART NUMBER	U/M	DESCRIPTION
	147610-01-000	EA	HEATER - AUTO/AUX
	147610-02-000	EA	HEATER - AUTO/AUX - G38J ONLY
	007108-01-000	FT	HOSE - HEATER - 5/8" ID - HI-TEMP
	076776-01-000	EA	TEE - BEADED - 5/8" X 5/8" X 5/8"
	079059-01-000	EA	HOSE - 90 DEGREE - 5/8"ID X 4" X 36"
	079059-13-000	EA	HOSE - 90 DEGREE - .61"ID X 4" X 48"
	137965-01-02A	EA	REGISTER - 11.2" X 3.6"(9.7 X 2.1"R/O) W/O DAMPER-ANT PWTR

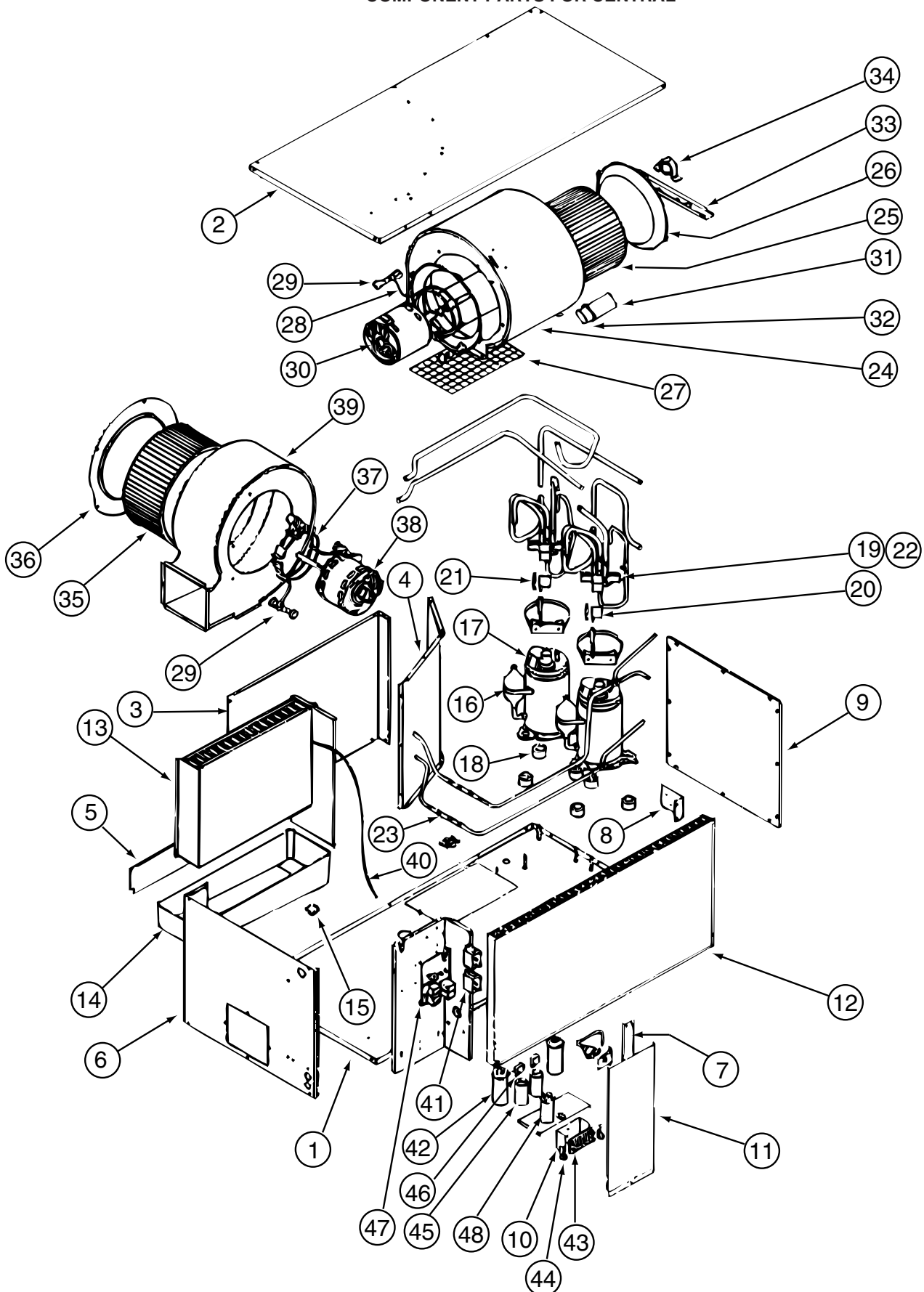
HEATING & A/C GROUP (CONTINUED) CENTRAL



KEY	PART NUMBER	U/M	DESCRIPTION
1	M09204-01-000	EA	DUCT/AC - UPPER RIGHT HAND & LEFT HAND
	128862-01-000	EA	DUCT/AIR - UPPER LEFT HAND
	128868-01-000	EA	DUCT/AIR - UPPER RIGHT HAND
	105290-01-000	SF	INSULATION - AIR POCKET W/FOIL
2	130262-03-000	EA	PROTECTOR - CORNER SAVER - .7" X .7" X 48"
3	117870-09-01A	EA	PLENUM - A/C
4	115886-11-02A	EA	RETAINER - SIDEWALL - MILL - 11.8"
5	P38842-01-000	EA	DUCT - CENTRAL AIR/FORCED - W/INSULATION - LOWER
	105290-01-000	SF	INSULATION - AIR POCKET W/FOIL
6	129047-01-02B	EA	STRAP/MOUNTING - AIR DUCT - E-COATED
7	109050-02-000	EA	FILTER/FURNACE-AC - FIBERGLASS - 1" X 14" X 20" - G38G USES 2, ALL OTHER G-SERIES USE 1
7	109050-03-000	EA	FILTER/FURNACE-AC - FIBERGLASS - 1" X 10" X 20" - G33V ONLY
8*	105620-12-000	EA	A/C - CENTRAL - RIGHT HAND/HEAT PUMP - 12,000 BTU COMP
9	134588-01-000	EA	GASKET - DUCT - 15.5" X 18.2" IS - 17.4" X 20.2" OS
10	134588-02-000	EA	GASKET - DUCT - 6.4" X 7.4" IS - 8.3" X 9.4" OS

*COMPONENT PARTS LISTED LATER IN THIS GROUP

HEATING & A/C GROUP (CONTINUED)
COMPONENT PARTS FOR CENTRAL



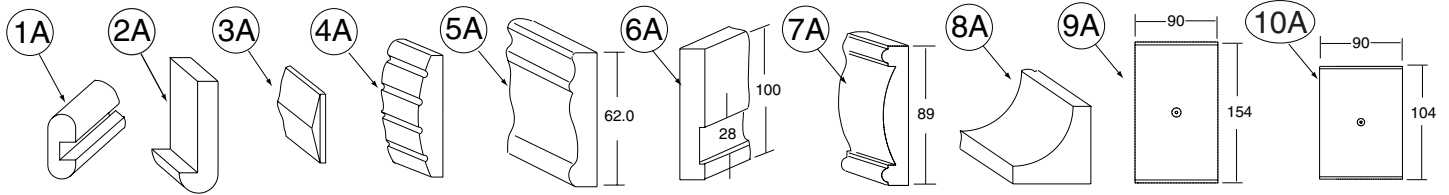
105620-12-000

HEATING & A/C GROUP (CONTINUED)
COMPONENT PARTS FOR CENTRAL (CONTINUED)

105620-12-000 (CONTINUED)

KEY	PART NUMBER	U/M	DESCRIPTION	VENDOR NO.
10	105620-01-733	EA	ISOLATOR-HIGH VOLTAGE	6795-117
11	105620-10-716	EA	DOOR - ELECTRIC BOX	6535B346
12	105620-12-701	EA	COIL - CONDENSER	1452A1621
13	105620-12-702	EA	COIL - EVAPORATOR	1452A1611
15	105620-12-703	EA	VALVE - DRAIN	6795-200
16	105620-12-704	EA	COMPRESSOR	1450-2149
				FROM: 00-00-00 THRU: 07-27-03
16	105620-12-723	EA	COMPRESSOR (PANASONIC)	1450-2229
				FROM: 07-28-03 THRU: 99-99-99
17	105620-12-705	EA	OVERLOAD	1450-0081
18	105620-01-706	EA	MOUNTING PKG.,COMP., 3 PER	6759-3081
19	105620-12-706	EA	REVERSING VALVE ASSEMBLY #1	6535A533
				FROM: 00-00-00 THRU: 07-27-03
	105620-12-707	EA	REVERSING VALVE ASSEMBLY #2	6535-5321
				FROM: 00-00-00 THRU: 07-27-03
19	105620-12-724	EA	REVERSING VALVE ASSEMBLY	6535-535
				FROM: 07-28-03 THRU: 99-99-99
20	105620-12-708	EA	COIL - SOLENOID	1460-1081
21	105620-12-709	EA	WIRE HARNESS-REVERSING VALVE	6536-111
22	105620-12-710	EA	VALVE - REVERSE ONLY	1454A350
23	105620-12-711	EA	RESTRICTOR - BY FLOW	1454-2521
24	105620-10-718	EA	BLOWER HOUSING/OUTSIDE AIR	6536-515
25	105620-01-713	EA	WHEEL-BLOWER/OUTSIDE AIR	1472-1011
26	105620-01-714	EA	VENTURI-BLOWER/OUTSIDE AIR	6795A150
28	105620-01-715	EA	MOUNT-BLOWER/OUTSIDE AIR	6795A3011
29	105620-01-716	EA	SLEEVE & GROMMET, 4 PER PKKG.	6795A3031
30	105620-10-721	EA	MOTOR/BLOWER-8 3/4" SHAFT	1468A3029
31	105620-01-718	EA	CAPACITOR-FAN (OUTDOOR MOTOR))	1499-5631
32	105620-10-715	EA	RUBBER CAPACITOR BOOT	1499-951
33	105620-10-700	EA	BEARING BRACKET/OUTSIDE AIR	6536-514
34	105620-10-701	EA	BEARING/PILLOW BLOCK-O/S AIR	6536-3011
35	105620-11-701	EA	BLOWER WHEEL/INSIDE AIR	1472-1151
36	105620-12-715	EA	BLOWER VENTURI/INSIDE AIR	6535A287
37	105620-01-723	EA	MOUNT-BLOWER MOTOR - 1/S AIR	6795-302
38	105620-12-716	EA	BLOWER MTR/IN AIR/REVERSIBLE	1468-3219
39	105620-11-706	EA	MOTOR/BLOWER KIT	6535B5901
				FROM: 07-28-03 THRU: 99-99-99
40	105620-12-719	EA	COIL SENSOR	7330A3231
41	105620-01-729	EA	RELAY-COMPRESSOR -4 TERMINAL	1460-1131
42	126859-01-703	EA	CAPACITOR - RUN	1499-5671
				FROM: 00-00-00 THRU: 07-27-03
42	105620-12-725	EA	COMPRESSOR RUN CAPACITOR	1499-5731
				FROM: 07-28-03 THRU: 99-99-99
43	105620-01-738	EA	BOARD-TERMINAL, HIGH VOLTAGE	6795-315
46	105620-10-705	EA	PTCR (START DEVICE) - W/CAP.	8333A9021
47	105620-12-720	EA	KIT-CIRCUIT BD (6535-SERIES)	6535-3209
				FROM: 00-00-00 THRU: 07-27-03
47	105620-12-721	EA	CIRCUIT BD (6535 A SERIES)	6535A3201
48	093763-01-704	EA	CAPACITOR-FAN (INDOOR MOTOR)	1499-5461
	105620-10-720	EA	FUSE/BUSS(8AMP/250V) 2 PKG	6535-3081
			CONTACT WINNEBAGO PART SALES FOR UNLISTED COMPONENT(S)	

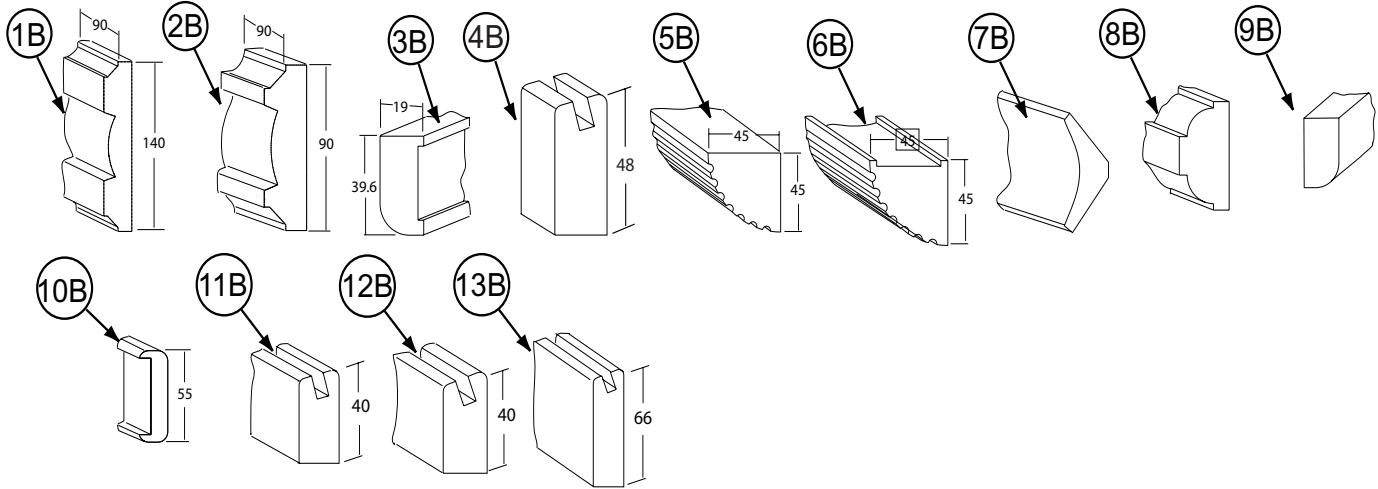
INTERIOR FINISH GROUP
MOLDINGS & TRIMS
PORTSMOUTH OAK, CONCERT CHERRY, WASHED MAPLE & SIERRA MAPLE



KEY	PART NUMBER	U/M	DESCRIPTION
1A	M09412-62-N42	EA	MOLDING/SHELF EDGE - .6" X 1.3" X 96" - PORTSMOUTH OAK
1A	M09412-62-M52	EA	MOLDING/SHELF EDGE - .6" X 1.3" X 96" - CHERRY - CONCERT CHERRY
1A	M09412-62-M62	EA	MOLDING/SHELF EDGE - .6" X 1.3" X 96" - WASHED MAPLE - WASHED MAPLE
1A	M09412-62-RC3	EA	MOLDING/SHELF EDGE - .6" X 1.3" X 96" - HONEY CHERRY - HONEY CHERRY
1A	M09412-62-SA3	EA	MOLDING/SHELF EDGE - .6" X 1.3" X 96" - MAPLE - SIERRA MAPLE
2A	M09438-25-N95	EA	MOLDING - HARDWOOD-W/NOTCH - 1.4"X 80.2" - OAK/PORTS OAK - PORTSMOUTH OAK
2A	M09438-25-N94	EA	MOLDING - HARDWOOD-W/NOTCH - 1.4"X 80.2" - CHERRY/CHERRY IV - CONCERT CHERRY
2A	M09438-25-NQ0	EA	MOLDING - HARDWOOD-W/NOTCH - 1.4"X 80.2" - MAPLE/WASHED MP - WASHED MAPLE
2A	M09438-25-RA3	EA	MOLDING - HARDWOOD-W/NOTCH - 1.4"X 80.2" - CHERRY/HONEY - HONEY CHERRY
2A	M09454-33-PC0	EA	MOLDING - HARDWOOD-W/NOTCH - 1"X 77.6" - OAK/PORTS OAK - PORTSMOUTH OAK
2A	M09454-33-PC1	EA	MOLDING - HARDWOOD-W/NOTCH - 1"X 77.6" - CHERRY/CHERRY IV - CONCERT CHERRY
2A	M09454-33-PC2	EA	MOLDING - HARDWOOD-W/NOTCH - 1"X 77.6" - MAPLE/WASHED MP - WASHED MAPLE
2A	M09454-33-RA3	EA	MOLDING - HARDWOOD-W/NOTCH - 1"X 77.6" - CHERRY/HONEY - HONEY CHERRY
3A	M09454-62-P54	EA	MOLDING - TRIM/VEE - .2" X 1" X 3.5" - OAK - PORTSMOUTH OAK
3A	M09454-62-P55	EA	MOLDING - TRIM/VEE - .2" X 1" X 3.5" - CHERRY - CONCERT CHERRY
3A	M09454-62-P56	EA	MOLDING - TRIM/VEE - .2" X 1" X 3.5" - MAPLE - WASHED MAPLE
3A	M09454-62-RE0	EA	MOLDING - TRIM/VEE - .2" X 1" X 3.5" - CHERRY - HONEY CHERRY
3A	M09462-50-R74	EA	MOLDING - TRIM/VEE - .2" X 1" X 93.5" - PORTSMOUTH OAK
3A	M09462-50-R75	EA	MOLDING - TRIM/VEE - .2" X 1" X 93.5" - CHERRY/CHERRY - CONCERT CHERRY
3A	M09462-50-R76	EA	MOLDING - TRIM/VEE - .2" X 1" X 93.5" - MAPLE/MAPLE - WASHED MAPLE
3A	M09462-50-SD3	EA	MOLDING - TRIM/VEE - .2" X 1" X 93.5" - HONEY/CHERRY - HONEY CHERRY
3A	M09462-50-S67	EA	MOLDING - TRIM/VEE - .2" X 1" X 93.5" - SIERRA/MAPLE - SIERRA MAPLE
4A	M09462-54-R89	EA	MOLDING - FLUTED, CURVED - .6" X 6" X 82.7" - PORTSMOUTH OAK
4A	M09462-54-R90	EA	MOLDING - FLUTED, CURVED - .6" X 6" X 82.7" - CONCERT CHERRY
4A	M09462-54-R91	EA	MOLDING - FLUTED, CURVED - .6" X 6" X 82.7" - WASHED MAPLE
4A	M09462-54-RE3	EA	MOLDING - FLUTED, CURVED - .6" X 6" X 82.7" - HONEY CHERRY
4A	M09471-09-R89	EA	MOLDING - STAINED - 4" X 8' - PORTSMOUTH OAK
4A	M09471-09-R90	EA	MOLDING - STAINED - 4" X 8' - CONCERT CHERRY
4A	M09471-09-R91	EA	MOLDING - STAINED - 4" X 8' - WASHED MAPLE
4A	M09471-09-RE3	EA	MOLDING - STAINED - 4" X 8' - HONEY CHERRY
4A	Y00202-42-438	EA	MOLDING - FLUTED - .75" X 3.5" X 96" - UNSTAINED - OAK
4A	Y00202-32-438	EA	MOLDING - FLUTED - .75" X 3.5" X 96" - UNSTAINED - CHERRY
4A	Y00202-22-438	EA	MOLDING - FLUTED - .75" X 3.5" X 96" - UNSTAINED - MAPLE
5A	M09462-66-R74	EA	TRIM - RAIL - .5" X 2.4" X 96" - PORTSMOUTH OAK
5A	M09462-66-R75	EA	TRIM - RAIL - .5" X 2.4" X 96" - CONCERT CHERRY
5A	M09462-66-R76	EA	TRIM - RAIL - .5" X 2.4" X 96" - WASHED MAPLE
5A	M09462-66-RE0	EA	TRIM - RAIL - .5" X 2.4" X 96" - HONEY CHERRY
5A	M09462-66-SA3	EA	TRIM - RAIL - .5" X 2.4" X 96" - SIERRA MAPLE
6A	M09471-20-R83	EA	MOLDING - STAINED - .75" X 4" X 74.6" - PORTSMOUTH OAK
6A	M09471-20-R84	EA	MOLDING - STAINED - .75" X 4" X 74.6" - CONCERT CHERRY
6A	M09471-20-R91	EA	MOLDING - STAINED - .75" X 4" X 74.6" - WASHED MAPLE
6A	M09471-20-RE0	EA	MOLDING - STAINED - .75" X 4" X 74.6" - HONEY CHERRY
7A	M09471-40-R83	EA	MOLDING - STAINED - .7" X 3.5" X 70.4" - PORTSMOUTH OAK
7A	M09471-40-R84	EA	MOLDING - STAINED - .7" X 3.5" X 70.4" - CONCERT CHERRY
7A	M09471-40-SD2	EA	MOLDING - STAINED - .7" X 3.5" X 70.4" - WASHED MAPLE
7A	M09471-40-RE0	EA	MOLDING - STAINED - .7" X 3.5" X 70.4" - HONEY CHERRY
8A	M09471-79-R38	EA	MOLDING - TRIM/COVE - .8" X .8" X 95.8" - OAK/PORTS OAK - PORTSMOUTH OAK
8A	M09471-79-R39	EA	MOLDING - TRIM/COVE - .8" X .8" X 95.8" - CHERRY/CHERRY - CONCERT CHERRY
8A	M09471-79-R46	EA	MOLDING - TRIM/COVE - .8" X .8" X 95.8" - MAPLE/MAPLE - WASHED MAPLE
8A	M09471-79-RE0	EA	MOLDING - TRIM/COVE - .8" X .8" X 95.8" - HONEY/CHERRY - HONEY CHERRY
8A	M09471-79-SA3	EA	MOLDING - TRIM/COVE - .8" X .8" X 95.8" - HONEY/MAPLE - SIERRA MAPLE
9A	P49186-01-SA0	EA	MOLDING/BLOCK - PORTSMOUTH OAK
9A	P49186-01-SA1	EA	MOLDING/BLOCK - CONCERT CHERRY
9A	P49186-01-SA2	EA	MOLDING/BLOCK - WASHED MAPLE
9A	P49186-01-SA3	EA	MOLDING/BLOCK - SIERRA MAPLE

INTERIOR FINISH GROUP (CONTINUED)
MOLDINGS & TRIMS (CONTINUED)

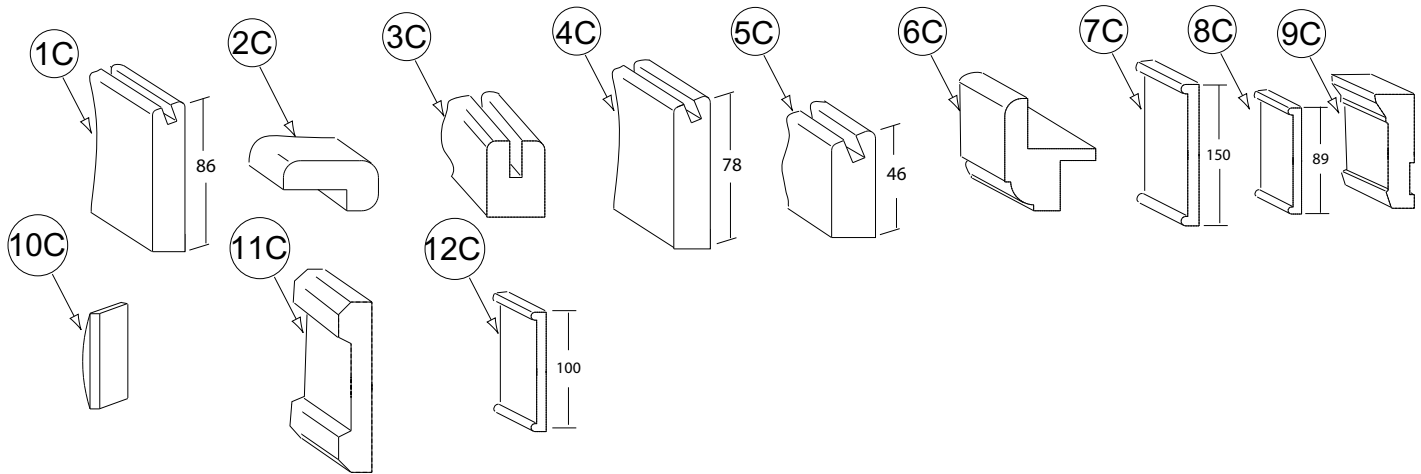
KEY	PART NUMBER	U/M DESCRIPTION
10A	P49186-02-SA0	EA MOLDING/BLOCK - PORTSMOUTH OAK
10A	P49186-02-SA1	EA MOLDING/BLOCK - CONCERT CHERRY
10A	P49186-02-SA2	EA MOLDING/BLOCK - WASHED MAPLE
10A	P49186-02-SA3	EA MOLDING/BLOCK - SIERRA MAPLE



KEY	PART NUMBER	U/M DESCRIPTION
1B	P49188-01-SA0	EA MOLDING/BLOCK - PORTSMOUTH OAK
1B	P49188-01-SA1	EA MOLDING/BLOCK - CONCERT CHERRY
1B	P49188-01-SA2	EA MOLDING/BLOCK - WASHED MAPLE
1B	P49188-01-SA3	EA MOLDING/BLOCK - SIERRA MAPLE
2B	P49188-02-SA0	EA MOLDING/BLOCK - PORTSMOUTH OAK
2B	P49188-02-SA1	EA MOLDING/BLOCK - CONCERT CHERRY
2B	P49188-02-SA2	EA MOLDING/BLOCK - WASHED MAPLE
2B	P49188-02-SA3	EA MOLDING/BLOCK - SIERRA MAPLE
3B	Y00007-42-438	EA MOLDING - 12.7 RADIUS OAK - UNSTAINED
3B	Y00007-32-438	EA MOLDING - 12.7 RADIUS CHERRY - UNSTAINED
3B	Y00007-22-438	EA MOLDING - 12.7 RADIUS MAPLE - UNSTAINED
3B	Y00287-42-438	EA MOLDING - 6.0 RADIUS OAK - UNSTAINED
3B	Y00287-32-438	EA MOLDING - 6.0 RADIUS CHERRY - UNSTAINED
3B	Y00287-22-438	EA MOLDING - 6.0 RADIUS MAPLE - UNSTAINED
4B	Y00054-72-438	EA MOLDING - VINYL - W/SLOT - .7" X 1.9" X 96" - PORTSMOUTH OAK
4B	Y00054-62-438	EA MOLDING - VINYL - W/SLOT - .7" X 1.9" X 96" - CONCERT CHERRY
4B	Y00054-A2-438	EA MOLDING - VINYL - W/SLOT - .7" X 1.9" X 96" - WASHED MAPLE
4B	Y00054-92-438	EA MOLDING - VINYL - W/SLOT - .7" X 1.9" X 96" - SIERRA MAPLE
5B	Y00070-42-438	EA MOLDING/FLUTED - OAK - 96"
5B	Y00070-32-438	EA MOLDING/FLUTED - CHERRY - 96"
5B	Y00070-22-438	EA MOLDING/FLUTED - MAPLE - 96"
6B	Y00071-42-438	EA MOLDING/FLUTED - W/NOTCH - OAK/UNSTAINED - 96"
6B	Y00071-32-438	EA MOLDING/FLUTED - W/NOTCH - CHERRY/UNSTAINED - 96"
6B	Y00071-22-438	EA MOLDING/FLUTED - W/NOTCH - MAPLE/UNSTAINED - 96"
7B	Y00074-72-438	EA MOLDING/CROWN - VINYL WRAPPED - PORTSMOUTH OAK - 96" - PORTSMOUTH OAK
7B	Y00074-62-438	EA MOLDING/CROWN - VINYL WRAPPED - CONCERT CHERRY - 96" - CONCERT CHERRY
7B	Y00074-A2-438	EA MOLDING/CROWN - VINYL WRAPPED - MAPLE - 96" - WASHED MAPLE
7B	Y00074-92-438	EA MOLDING/CROWN - VINYL WRAPPED - SIERRA MAPLE - 96" - SIERRA MAPLE
8B	Y00076-42-438	EA MOLDING/TRIM - .5" X 1" X 96" - OAK (UNSTAINED)
8B	Y00076-32-438	EA MOLDING/TRIM - .5" X 1" X 96" - CHERRY (UNSTAINED)
8B	Y00076-22-438	EA MOLDING/TRIM - .5" X 1" X 96" - MAPLE (UNSTAINED)
9B	Y00086-72-438	EA MOLDING - VINYL WRAP - .7" X 1.6" X 96" - PORTSMOUTH OAK - PORTSMOUTH OAK
9B	Y00086-62-438	EA MOLDING - VINYL WRAP - .7" X 1.6" X 96" - CHERRY - CONCERT CHERRY
9B	Y00086-A2-438	EA MOLDING - VINYL WRAP - .7" X 1.6" X 96" - WASHED MAPLE
9B	Y00086-82-438	EA MOLDING - VINYL WRAP - .7" X 1.6" X 96" - HONEY CHERRY - HONEY CHERRY
9B	Y00086-92-438	EA MOLDING - VINYL WRAP - .7" X 1.6" X 96" - SIERRA MAPLE - SIERRA MAPLE
9B	Y00087-A2-438	EA MOLDING - VINYL WRAP - .7" X 2.9" X 96" - WASHED MAPLE
9B	Y00087-62-438	EA MOLDING - VINYL WRAP - .7" X 2.9" X 96" - CONCERT CHERRY
9B	Y00087-72-438	EA MOLDING - VINYL WRAP - .7" X 2.9" X 96" - PORTSMOUTH OAK
9B	Y00087-82-438	EA MOLDING - VINYL WRAP - .7" X 2.9" X 96" - HONEY CHERRY
9B	Y00087-92-438	EA MOLDING - VINYL WRAP - .7" X 2.9" X 96" - SIERRA MAPLE
9B	Y00267-72-438	EA MOLDING - VINYL WRAP/MITERED - .6" X 96" - PORTSMOUTH OAK

INTERIOR FINISH GROUP (CONTINUED)
MOLDINGS & TRIMS (CONTINUED)

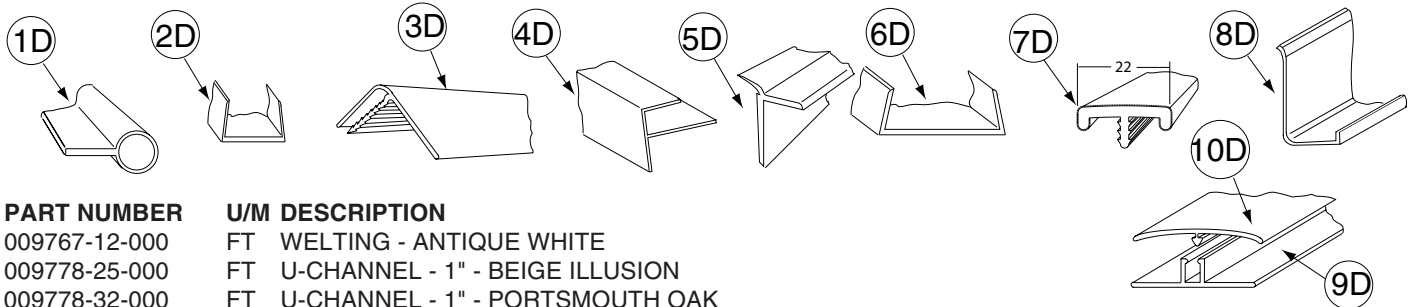
KEY	PART NUMBER	U/M	DESCRIPTION
9B	Y00267-62-438	EA	MOLDING - VINYL WRAP/MITERED - .6" X 96" - CONCERT CHERRY
9B	Y00267-A2-438	EA	MOLDING - VINYL WRAP/MITERED - .6" X 96" - WASHED MAPLE
9B	Y00267-A2-438	EA	MOLDING - VINYL WRAP/MITERED - .6" X 96" - SIERRA MAPLE
10B	Y00103-42-438	EA	MOLDING - STRAIGHT - .75" X 2.16" X 96" - UNSTAINED - OAK
10B	Y00103-32-438	EA	MOLDING - STRAIGHT - .75" X 2.16" X 96" - UNSTAINED - CHERRY
10B	Y00103-22-438	EA	MOLDING - STRAIGHT - .75" X 2.16" X 96" - UNSTAINED - MAPLE
11B	Y00203-72-438	EA	MOLDING - VINYL/BEVELED - 96" - PORTSMOUT OAK
11B	Y00203-62-438	EA	MOLDING - VINYL/BEVELED - 96" - CONCERT CHERRY
11B	Y00203-A2-438	EA	MOLDING - VINYL/BEVELED - 96" - WASHED MAPLE
11B	Y00203-82-438	EA	MOLDING - VINYL/BEVELED - 96" - HONEY CHERRY
12B	Y00204-72-438	EA	MOLDING - VINYL/BEVELED - 96" - PORTSMOUT OAK
12B	Y00204-62-438	EA	MOLDING - VINYL/BEVELED - 96" - CONCERT CHERRY
12B	Y00204-A2-438	EA	MOLDING - VINYL/BEVELED - 96" - WASHED MAPLE
12B	Y00204-82-438	EA	MOLDING - VINYL/BEVELED - 96" - HONEY CHERRY
13B	Y00205-72-438	EA	MOLDING - VINYL/BEVELED - 96" - PORTSMOUT OAK
13B	Y00205-62-438	EA	MOLDING - VINYL/BEVELED - 96" - CONCERT CHERRY
13B	Y00205-A2-438	EA	MOLDING - VINYL/BEVELED - 96" - WASHED MAPLE
13B	Y00205-82-438	EA	MOLDING - VINYL/BEVELED - 96" - HONEY CHERRY



KEY	PART NUMBER	U/M	DESCRIPTION
1C	Y00206-72-438	EA	MOLDING - VINYL/BEVELED - 96" - PORTSMOUT OAK
1C	Y00206-62-438	EA	MOLDING - VINYL/BEVELED - 96" - CONCERT CHERRY
1C	Y00206-A2-438	EA	MOLDING - VINYL/BEVELED - 96" - WASHED MAPLE
1C	Y00206-82-438	EA	MOLDING - VINYL/BEVELED - 96" - HONEY CHERRY
2C	M09494-38-SD0	EA	MOLDING - TRIM - W/NOTCH - 1" X 79.6" - OAK/PORTSMOUTH OAK - PORTSMOUTH OAK
2C	M09494-38-SD1	EA	MOLDING - TRIM - W/NOTCH - 1" X 79.6" - CHERRY/CHERRY - CONCERT CHERRY
2C	M09494-38-SD2	EA	MOLDING - TRIM - W/NOTCH - 1" X 79.6" - MAPLE/WASHED MAPLE - WASHED MAPLE
2C	M09494-38-SD3	EA	MOLDING - TRIM - W/NOTCH - 1" X 79.6" - HONEY/CHERRY - HONEY CHERRY
2C	Y00207-42-438	EA	MOLDING - .75" X 1.4" X 96" - UNSTAINED OAK
2C	Y00207-32-438	EA	MOLDING - .75" X 1.4" X 96" - UNSTAINED CHERRY
2C	Y00207-22-438	EA	MOLDING - .75" X 1.4" X 96" - UNSTAINED MAPLE
3C	Y00223-42-438	EA	MOLDING - HARDWOOD/OAK - .7" X 1" X 96"
3C	Y00223-32-438	EA	MOLDING - HARDWOOD/CHERRY - .7" X 1" X 96"
3C	Y00223-22-438	EA	MOLDING - HARDWOOD/MAPLE - .7" X 1" X 96"
4C	Y00258-72-438	EA	MOLDING/VINYL WRAP-BEVELED-.73" X 3.1" X 96" - PORTSMOUTH OAK
4C	Y00258-62-438	EA	MOLDING/VINYL WRAP-BEVELED-.73" X 3.1" X 96" - CONCERT CHERRY
4C	Y00258-A2-438	EA	MOLDING/VINYL WRAP-BEVELED ENDS-.73"X3.1"X96" - WASHED MAPLE
4C	Y00258-92-438	EA	MOLDING/VINYL WRAP-BEVELED-.73" X 3.1" X 96" - SIERRA MAPLE
5C	Y00259-72-438	EA	MOLDING/VINYL WRAP-BEVELED-.73" X 1.8" X 96" - PORTSMOUTH OAK
5C	Y00259-62-438	EA	MOLDING/VINYL WRAP-BEVELED-.73" X 1.8" X 96" - CONCERT CHERRY
5C	Y00259-A2-438	EA	MOLDING/VINYL WRAP-BEVELED-.73"X1.8"X96" - WASHED MAPLE
5C	Y00259-92-438	EA	MOLDING/VINYL WRAP-BEVELED-.73"X1.8"X96" - SIERRA MAPLE
6C	Y00266-42-438	EA	MOLDING - .75" X 1.5" X 96" OAK - .7" X 1" X 96"
6C	Y00266-32-438	EA	MOLDING - .75" X 1.5" X 96" CHERRY - .7" X 1" X 96"
6C	Y00266-22-438	EA	MOLDING - .75" X 1.5" X 96" MAPLE - .7" X 1" X 96"
7C	Y00280-74-174	EA	MOLDING/TRIM - VINYL - F/SLIDEOUT - 164.1" - PORTSMOUTH OAK
7C	Y00280-64-174	EA	MOLDING/TRIM - VINYL - F/SLIDEOUT - 164.1" - CONCERT CHERRY

INTERIOR FINISH GROUP (CONTINUED)
MOLDINGS & TRIMS (CONTINUED)

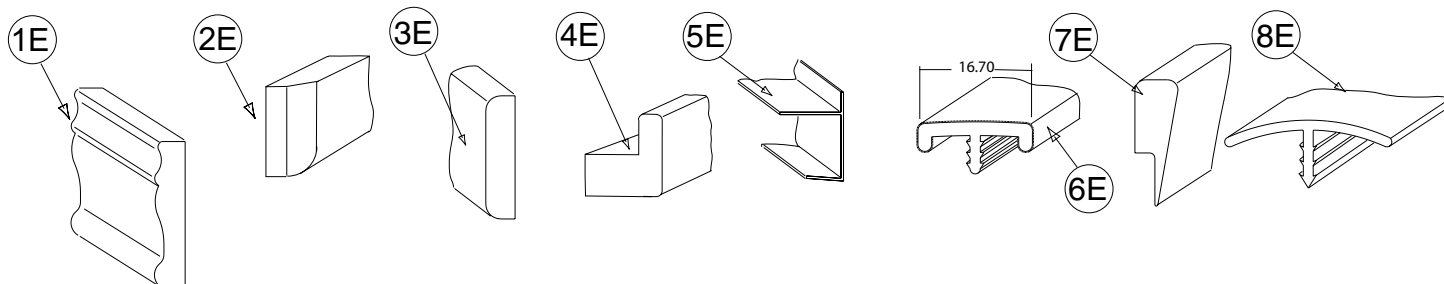
KEY	PART NUMBER	U/M	DESCRIPTION
7C	Y00280-A4-174	EA	MOLDING/TRIM - VINYL - F/SLIDEOUT - 164.1" - WASHED MAPLE
7C	Y00280-94-174	EA	MOLDING/TRIM - VINYL - F/SLIDEOUT - 164.1" - SIERRA MAPLE
8C	Y00281-72-438	EA	MOLDING/TRIM - VINYL - F/SLIDEOUT - 96" - PORTSMTH OAK
8C	Y00281-62-438	EA	MOLDING/TRIM - VINYL - F/SLIDEOUT - 96" - CONCERT CHERRY
8C	Y00281-A2-438	EA	MOLDING/TRIM - VINYL - F/SLIDEOUT - 96" - WASHED MAPLE
8C	Y00281-92-438	EA	MOLDING/TRIM - VINYL - F/SLIDEOUT - 96" - SIERRA MAPLE
9C	Y00282-72-438	EA	MOLDING - SLIDEOUT/VINYL WRAP - 3.9" X 96" - PORTSMOUTH OAK
9C	Y00282-62-438	EA	MOLDING - SLIDEOUT/VINYL WRAP - 3.9" X 96" - CONCERT CHERRY
9C	Y00282-A2-438	EA	MOLDING - SLIDEOUT/VINYL WRAP - 3.9" X 96" - WASHED MAPLE
10C	Y00284-42-438	EA	MOLDING - STRAIGHT - .2" X 1.5" X 96" - UNSTAINED OAK
10C	Y00284-32-438	EA	MOLDING - STRAIGHT - .2" X 1.5" X 96" - UNSTAINED CHERRY
10C	Y00284-22-438	EA	MOLDING - STRAIGHT - .2" X 1.5" X 96" - UNSTAINED MAPLE
11C	Y00285-42-438	EA	MOLDING - STRAIGHT - .63" X 3.2" X 96" - UNSTAINED OAK
11C	Y00285-32-438	EA	MOLDING - STRAIGHT - .63" X 3.2" X 96" - UNSTAINED CHERRY
11C	Y00285-22-438	EA	MOLDING - STRAIGHT - .63" X 3.2" X 96" - UNSTAINED MAPLE
12C	Y00291-72-438	EA	MOLDING - VINYL WRAPPED - 4" X 96" - PORTSMTH OAK
12C	Y00291-62-438	EA	MOLDING - VINYL WRAPPED - 4" X 96" - CONCERT CHERRY
12C	Y00291-A2-438	EA	MOLDING - VINYL WRAPPED - 4" X 96" - WASHED MAPLE
12C	Y00291-92-438	EA	MOLDING - VINYL WRAPPED - 4" X 96" - SIERRA MAPLE



KEY	PART NUMBER	U/M	DESCRIPTION
1D	009767-12-000	FT	WELTING - ANTIQUE WHITE
2D	009778-25-000	FT	U-CHANNEL - 1" - BEIGE ILLUSION
2D	009778-32-000	FT	U-CHANNEL - 1" - PORTSMOUTH OAK
2D	009778-34-000	FT	U-CHANNEL - 1" - CONCERT CHERRY
2D	009778-35-000	FT	U-CHANNEL - 1" - HONEY CHERRY
2D	009778-36-000	FT	U-CHANNEL - 1" - SIERRA MAPLE
2D	009778-27-000	FT	U-CHANNEL - 1" - WASHED MAPLE
3D	009809-30-000	EA	MOLDING - CORNER - OUTSIDE - 1" X 84" - BEIGE ILLUSION
3D	009809-32-000	EA	MOLDING - CORNER - OUTSIDE - 1" X 84" - PORTSMOUTH OAK
3D	009809-33-000	EA	MOLDING - CORNER - OUTSIDE - 1" X 84" - CONCERT CHERRY
3D	009809-35-000	EA	MOLDING - CORNER - OUTSIDE - 1" X 84" - SIERRA MAPLE
3D	009809-34-000	EA	MOLDING - CORNER - OUTSIDE - 1" X 84" - HONEY CHERRY
3D	009809-31-000	EA	MOLDING - CORNER - OUTSIDE - 1" X 84" - WASHED MAPLE
4D	009812-31-000	EA	MOLDING - CORNER - 1/2" W/1/4"CHAN X 84" - BEIGE ILLUSION
4D	009812-34-000	EA	MOLDING - CORNER - 1/2" W/1/4"CHAN X 84" - VW LIGHT GRAY
4D	009812-35-000	EA	MOLDING - CORNER - 1/2" W/1/4"CHAN X 84" - PORTSMOUTH OAK
4D	009812-36-000	EA	MOLDING - CORNER - 1/2" W/1/4"CHAN X 84" - CONCERT CHERRY
4D	009812-37-000	EA	MOLDING - CORNER - 1/2" W/1/4"CHAN X 84" - HONEY CHERRY
4D	009812-38-000	EA	MOLDING - CORNER - 1/2" W/1/4"CHAN X 84" - SIERRA MAPLE
4D	009812-33-000	EA	MOLDING - CORNER - 1/2" W/1/4"CHAN X 84" - WASHED MAPLE
5D	022992-11-000	FT	MOLDING - REVERSE COVE - T-SHAPED - IVORY
5D	022992-14-000	FT	MOLDING - REVERSE COVE - T-SHAPED - BRIGHT WHITE
5D	022992-15-000	FT	MOLDING - REVERSE COVE - T-SHAPED - VW GRAY
6D	070504-42-000	FT	U-CHANNEL - PLASTIC - .13" X 84" - BEIGE ILLUSION
6D	070504-43-000	FT	U-CHANNEL - PLASTIC - .9" X 96" - BEIGE ILLUSION
6D	070504-57-000	FT	U-CHANNEL - PLASTIC - .13" X 84" - PORTSMOUTH OAK
6D	070504-58-000	FT	U-CHANNEL - PLASTIC - .9" X 84" - PORTSMOUTH OAK
6D	070504-60-000	FT	U-CHANNEL - PLASTIC - .13" X 84" - CONCERT CHERRY
6D	070504-61-000	FT	U-CHANNEL - PLASTIC - .9" X 84" - CONCERT CHERRY
6D	070504-62-000	FT	U-CHANNEL - PLASTIC - 1.65" X 84" - HONEY CHERRY
6D	070504-63-000	FT	U-CHANNEL - PLASTIC - .9" X 84" - HONEY CHERRY
6D	070504-65-000	FT	U-CHANNEL - PLASTIC - 1.65" X 84" - SIERRA MAPLE
6D	070504-66-000	FT	U-CHANNEL - PLASTIC - .9" X 84" - SIERRA MAPLE
6D	070504-50-000	FT	U-CHANNEL - PLASTIC - .13" X 96" - WASHED MAPLE
6D	070504-51-000	FT	U-CHANNEL - PLASTIC - .9" X 96" - WASHED MAPLE

INTERIOR FINISH GROUP (CONTINUED)
MOLDINGS & TRIMS (CONTINUED)

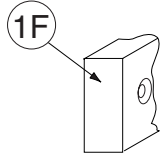
KEY	PART NUMBER	U/M	DESCRIPTION
7D	083620-15-000	FT	MOLDING-T - W/EDGE LIP - 7/8" FACE - BEIGE ILLUSION
7D	083620-20-000	FT	MOLDING-T - W/EDGE LIP - 7/8" FACE - PORTSMOUTH OAK
7D	083620-21-000	FT	MOLDING-T - W/EDGE LIP - 7/8" FACE - CONCERT CHERRY/HONEY CHERRY
7D	083620-22-000	FT	MOLDING-T - W/EDGE LIP - 7/8" FACE - SIERRA MAPLE
7D	083620-19-000	FT	MOLDING-T - W/EDGE LIP - 7/8" FACE - WASHED MAPLE
8D	085746-04-000	FT	TRIM-J - CARPET 1.2" X .5" ANGLE - 12' LONG - OFF WHITE
9D	086229-01-000	EA	RETAINER - BATTEN - .75" X 92.1" - ANY COLOR
10D	086229-20-000	EA	BATTEN - 1" X 96" - BEIGE



KEY	PART NUMBER	U/M	DESCRIPTION
1E	100182-10-N47	EA	TRIM/WOOD - CHAIR RAIL - 2.5" X 8' - PORTSMOUTH OAK
1E	100182-10-P85	EA	TRIM/WOOD - CHAIR RAIL - 2.5" X 8' - CONCERT CHERRY
1E	100182-10-J70	EA	TRIM/WOOD - CHAIR RAIL - 2.5" X 8' - WASHED MAPLE
1E	100182-10-RA3	EA	TRIM/WOOD - CHAIR RAIL - 2.5" X 8' - HONEY CHERRY
1E	100182-10-S67	EA	TRIM/WOOD - CHAIR RAIL - 2.5" X 8' - SIERRA MAPLE
2E	100659-30-N75	EA	MOLDING - TRIM - 8' - PORTSMOUTH OAK
2E	100659-30-N74	EA	MOLDING - TRIM - 8' - CONCERT CHERRY
2E	100659-30-M84	EA	MOLDING - TRIM - 8' - WASHED MAPLE
2E	100659-27-RA3	EA	MOLDING - TRIM - HONEY CHERRY
2E	100659-31-SA3	EA	MOLDING - TRIM - SIERRA MAPLE
3E	100818-01-12A	EA	MOLDING - VINYL WRAPPED - 1.6" X .4" X 84" - PORTSMOUTH OAK
3E	100818-01-13A	EA	MOLDING - VINYL WRAPPED - 1.6" X .4" X 84" - CONCERT CHERRY
3E	100818-01-14A	EA	MOLDING - VINYL WRAPPED - 1.6" X .4" X 84" - HONEY CHERRY
3E	100818-01-21A	EA	MOLDING - VINYL WRAPPED - 1.6" X .4" X 84" - WASHED MAPLE
3E	100818-01-22A	EA	MOLDING - VINYL WRAPPED - 1.6" X .4" X 84" - SIERRA MAPLE
4E	100819-01-12A	EA	MOLDING - VINYL WRAPPED-L-SHAPED-1.5"X1.5"X84" - PORTSMOUTH OAK
4E	100819-01-13A	EA	MOLDING - VINYL WRAPPED-L-SHAPED-1.5"X1.5"X84" - CONCERT CHERRY
4E	100819-01-14A	EA	MOLDING - VINYL WRAPPED-L-SHAPED-1.5"X1.5"X84" - HONEY CHERRY
4E	100819-01-21A	EA	MOLDING - VINYL WRAPPED-L-SHAPED-1.5"X1.5"X84" - WASHED MAPLE
4E	100819-01-22A	EA	MOLDING - VINYL WRAPPED-L-SHAPED-1.5"X1.5"X84" - SIERRA MAPLE
5E	103186-01-07A	FT	MOLDING/PLASTIC - 3/8" U-CHANNEL-3/4" FACE -BEIGE ILLUSION
5E	103186-01-09A	FT	MOLDING/PLASTIC - 3/8" U-CHAN'L-3/4" FACE - PORTSMOUTH OAK
5E	103186-01-10A	FT	MOLDING/PLASTIC - 3/8" U-CHAN'L-3/4" FACE - CONCERT CHERRY
5E	103186-01-11A	FT	MOLDING/PLASTIC - 3/8" U-CHAN'L-3/4" FACE - HONEY CHERRY
5E	103186-01-12A	FT	MOLDING/PLASTIC - 3/8" U-CHAN'L-3/4" FACE - SIERRA MAPLE
5E	103186-01-08A	FT	MOLDING/PLASTIC - 3/8" U-CHANNEL-3/4"FACE-WASHED MAPLE 8' - WASHED MAPLE
5E	103186-02-07A	FT	MOLDING/PLASTIC-1" U-CHAN'L-1 3/8" FACE - BEIGE ILLUSION
5E	103186-02-09A	FT	MOLDING/PLASTIC - 1" U-CHAN'L-1 3/8" FACE - PORTSMOUTH OAK
5E	103186-02-10A	FT	MOLDING/PLASTIC - 1" U-CHAN'L-1 3/8" FACE - CONCERT CHERRY
5E	103186-02-11A	FT	MOLDING/PLASTIC - 1" U-CHAN'L-1 3/8" FACE - HONEY CHERRY
5E	103186-02-12A	FT	MOLDING/PLASTIC - 1" U-CHAN'L-1 3/8" FACE - SIERRA MAPLE
5E	103186-02-08A	FT	MOLDING/PLASTIC - 1" U-CHANNEL-1 3/8"FACE - WASHED MAPLE
6E	104676-02-08A	FT	MOLDING-T - W/EDGE LIP - 11/16" FACE - PORTSMOUTH OAK
6E	104676-02-09A	FT	MOLDING-T - W/EDGE LIP - 11/16" FACE - CONCERT CHERRY
6E	104676-02-10A	FT	MOLDING-T - W/EDGE LIP - 11/16" FACE - HONEY CHERRY
6E	104676-02-06A	FT	MOLDING-T - W/EDGE LIP - 11/16" FACE - WASHED MAPLE
6E	104676-02-12A	FT	MOLDING-T - W/EDGE LIP - 11/16" FACE - SIERRA MAPLE
7E	105004-01-12A	EA	MOLDING - VINYL WRAPPED - 1" X 96" - PORTSMOUTH OAK
7E	105004-01-13A	EA	MOLDING - VINYL WRAPPED 1" X 8' - CONCERT CHERRY/HONEY CHERRY
7E	105004-01-21A	EA	MOLDING - VINYL WRAPPED - 1" X 8' - WASHED MAPLE
7E	105004-01-22A	EA	MOLDING - VINYL WRAPPED - 1" X 8' - SIERRA MAPLE
8E	105709-02-000	FT	MOLDING-T - W/EDGE LIP 3/4" FACE - BEIGE ILLUSION

INTERIOR FINISH GROUP (CONTINUED)

MOLDINGS & TRIMS (CONTINUED)

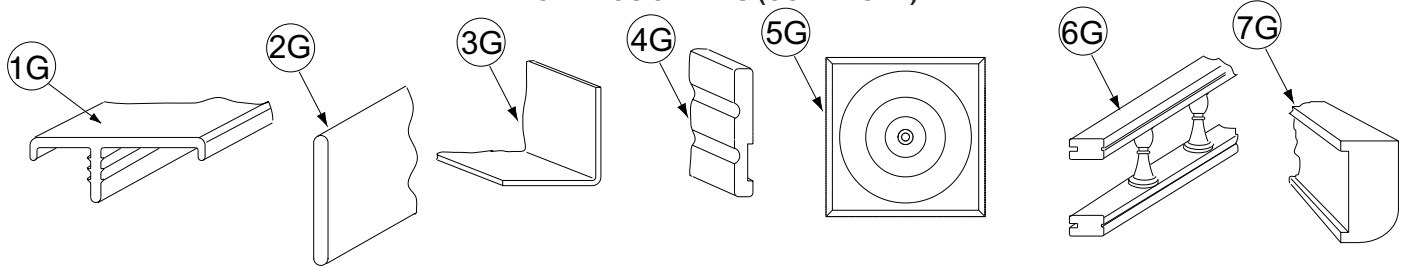


KEY	PART NUMBER	U/M	DESCRIPTION
1F	116951-11-N95	EA	MOLDING - TRIM - 3.5" X 75.9" - PORTSMOUTH
1F	116951-11-KQ1	EA	MOLDING - TRIM - 3.5" X 75.9" - CONCERT CHERRY
1F	116951-11-RE0	EA	MOLDING - TRIM - 3.5" X 75.8" - HONEY CHERRY
1F	116951-23-R83	EA	MOLDING - TRIM - 3.5" X 74.6" - PORTSMOUTH OAK
1F	116951-23-R84	EA	MOLDING - TRIM - 3.5" X 74.6" - CONCERT CHERRY
1F	116951-23-R91	EA	MOLDING - TRIM - 3.5" X 74.6" - WASHED MAPLE
1F	116951-23-RE0	EA	MOLDING - TRIM - 3.5" X 74.6" - HONEY CHERRY
1F	116951-24-R83	EA	MOLDING - TRIM - 3.5" X 74.6" - PORTSMOUTH OAK
1F	116951-24-R84	EA	MOLDING - TRIM - 3.5" X 74.6" - CONCERT CHERRY
1F	116951-24-R91	EA	MOLDING - TRIM - 3.5" X 74.6" - WASHED MAPLE
1F	116951-24-RE0	EA	MOLDING - TRIM - 3.5" X 74.6" - HONEY CHERRY
1F	116951-25-SD0	EA	MOLDING - TRIM - 5.5" X 69.8" - PORTSMOUTH OAK
1F	116951-25-SD1	EA	MOLDING - TRIM - 5.5" X 69.8" - CONCERT CHERRY
1F	116951-25-SD2	EA	MOLDING - TRIM - 5.5" X 69.8" - WASHED MAPLE
1F	116951-25-SD3	EA	MOLDING - TRIM - 5.5" X 69.8" - HONEY CHERRY
1F	116951-27-N75	EA	MOLDING - TRIM - 3.5" X 46.8" - PORTSMOUTH OAK
1F	116951-27-N85	EA	MOLDING - TRIM - 3.5" X 46.8" - CONCERT CHERRY
1F	116951-27-N84	EA	MOLDING - TRIM - 3.5" X 46.8" - WASHED MAPLE
1F	116951-28-N75	EA	MOLDING - TRIM - 3.5" X 79.4" - PORTSMOUTH OAK
1F	116951-28-N85	EA	MOLDING - TRIM - 3.5" X 79.4" - CONCERT CHERRY
1F	116951-28-N84	EA	MOLDING - TRIM - 3.5" X 79.4" - WASHED MAPLE
1F	116951-29-N70	EA	MOLDING - TRIM - 5.5" X 30.4" - PORTSMOUTH OAK
1F	116951-29-N85	EA	MOLDING - TRIM - 5.5" X 30.4" - CONCERT CHERRY
1F	116951-29-N84	EA	MOLDING - TRIM - 5.5" X 30.4" - WASHED MAPLE
1F	116951-29-RC3	EA	MOLDING - TRIM - 5.5" X 30.4" - HONEY CHERRY
1F	116951-29-SA3	EA	MOLDING - TRIM - 5.5" X 30.4" - SIERRA MAPLE
1F	116951-32-P75	EA	MOLDING - TRIM - 1.5" X 33.4" - PORTSMOUTH OAK
1F	116951-32-P25	EA	MOLDING - TRIM - 1.5" X 33.4" - CONCERT CHERRY
1F	116951-32-P28	EA	MOLDING - TRIM - 1.5" X 33.4" - WASHED MAPLE
1F	116951-32-RE0	EA	MOLDING - TRIM - 1.5" X 33.4" - HONEY CHERRY
1F	116951-34-P78	EA	MOLDING - TRIM - 3.5" X 44.3" - PORTSMOUTH OAK
1F	116951-34-P79	EA	MOLDING - TRIM - 3.5" X 44.3" - CONCERT CHERRY
1F	116951-34-P28	EA	MOLDING - TRIM - 3.5" X 44.3" - WASHED MAPLE
1F	116951-34-RE0	EA	MOLDING - TRIM - 3.5" X 44.3" - HONEY CHERRY
1F	116951-35-P78	EA	MOLDING - TRIM - 3.5" X 96" - PORTSMOUTH OAK
1F	116951-35-P79	EA	MOLDING - TRIM - 3.5" X 96" - CONCERT CHERRY
1F	116951-35-P28	EA	MOLDING - TRIM - 3.5" X 96" - WASHED MAPLE
1F	116951-35-RE0	EA	MOLDING - TRIM - 3.5" X 96" - HONEY CHERRY
1F	116951-36-R68	EA	MOLDING - TRIM - 3.5" X 48.8" - PORTSMOUTH OAK
1F	116951-36-R69	EA	MOLDING - TRIM - 3.5" X 48.8" - CONCERT CHERRY
1F	116951-36-R76	EA	MOLDING - TRIM - 3.5" X 48.8" - WASHED MAPLE
1F	116951-37-R68	EA	MOLDING - TRIM - 3.5" X 38.6" - PORTSMOUTH OAK
1F	116951-37-R69	EA	MOLDING - TRIM - 3.5" X 38.6" - CONCERT CHERRY
1F	116951-37-R76	EA	MOLDING - TRIM - 3.5" X 38.6" - WASHED MAPLE
1F	116951-38-R83	EA	MOLDING - TRIM - 3.5" X 82.6" - PORTSMOUTH OAK
1F	116951-38-R84	EA	MOLDING - TRIM - 3.5" X 82.6" - CONCERT CHERRY
1F	116951-38-R91	EA	MOLDING - TRIM - 3.5" X 82.6" - WASHED MAPLE
1F	116951-38-RE0	EA	MOLDING - TRIM - 3.5" X 82.6" - HONEY CHERRY
1F	116951-39-R83	EA	MOLDING - TRIM - 3.5" X 73.9" - PORTSMOUTH OAK
1F	116951-39-R84	EA	MOLDING - TRIM - 3.5" X 73.9" - CONCERT CHERRY
1F	116951-39-R91	EA	MOLDING - TRIM - 3.5" X 73.9" - WASHED MAPLE
1F	116951-39-RE0	EA	MOLDING - TRIM - 3.5" X 73.9" - HONEY CHERRY
1F	116951-40-R83	EA	MOLDING - TRIM - 4.5" X 81.9" - PORTSMOUTH OAK
1F	116951-40-R84	EA	MOLDING - TRIM - 4.5" X 81.9" - CONCERT CHERRY
1F	116951-40-R91	EA	MOLDING - TRIM - 4.5" X 81.9" - WASHED MAPLE
1F	116951-40-RE0	EA	MOLDING - TRIM - 4.5" X 81.9" - HONEY CHERRY
1F	116951-41-R83	EA	MOLDING - TRIM - 3.5" X 36.8" - PORTSMOUTH OAK
1F	116951-41-R84	EA	MOLDING - TRIM - 3.5" X 36.8" - CONCERT CHERRY
1F	116951-41-R91	EA	MOLDING - TRIM - 3.5" X 36.8" - WASHED MAPLE
1F	116951-41-RE0	EA	MOLDING - TRIM - 3.5" X 36.8" - HONEY CHERRY

INTERIOR FINISH GROUP (CONTINUED)
MOLDINGS & TRIMS (CONTINUED)

KEY	PART NUMBER	U/M	DESCRIPTION
1F	116951-42-R83	EA	MOLDING - TRIM - 3.5" X 46.8" - PORTSMOUTH OAK
1F	116951-42-R84	EA	MOLDING - TRIM - 3.5" X 46.8" - CONCERT CHERRY
1F	116951-42-R91	EA	MOLDING - TRIM - 3.5" X 46.8" - WASHED MAPLE
1F	116951-42-RE0	EA	MOLDING - TRIM - 3.5" X 46.8" - HONEY CHERRY
1F	116951-43-R83	EA	MOLDING - TRIM - 3.5" X 86.5" - PORTSMOUTH OAK
1F	116951-43-R84	EA	MOLDING - TRIM - 3.5" X 86.5" - CONCERT CHERRY
1F	116951-43-R91	EA	MOLDING - TRIM - 3.5" X 86.5" - WASHED MAPLE
1F	116951-43-RE0	EA	MOLDING - TRIM - 3.5" X 86.5" - HONEY CHERRY
1F	116951-44-R83	EA	MOLDING - TRIM - 3.5" X 76.1" - PORTSMOUTH OAK
1F	116951-44-R84	EA	MOLDING - TRIM - 3.5" X 76.1" - CONCERT CHERRY
1F	116951-44-R91	EA	MOLDING - TRIM - 3.5" X 76.1" - WASHED MAPLE
1F	116951-44-RE0	EA	MOLDING - TRIM - 3.5" X 76.1" - HONEY CHERRY
1F	116951-45-R68	EA	MOLDING - TRIM - 3" X 30.3" - PORTSMOUTH OAK
1F	116951-45-R69	EA	MOLDING - TRIM - 3" X 30.3" - CONCERT CHERRY
1F	116951-45-R76	EA	MOLDING - TRIM - 3" X 30.3" - WASHED MAPLE
1F	116951-46-R83	EA	MOLDING - TRIM - 4.5" X 72.3" - PORTSMOUTH OAK
1F	116951-46-R84	EA	MOLDING - TRIM - 4.5" X 72.3" - CONCERT CHERRY
1F	116951-46-R91	EA	MOLDING - TRIM - 4.5" X 72.3" - WASHED MAPLE
1F	116951-46-RE0	EA	MOLDING - TRIM - 4.5" X 72.3" - HONEY CHERRY
1F	116951-48-R83	EA	MOLDING - TRIM - 4.5" X 76.1" - PORTSMOUTH OAK
1F	116951-48-R84	EA	MOLDING - TRIM - 4.5" X 76.1" - CONCERT CHERRY
1F	116951-48-R91	EA	MOLDING - TRIM - 4.5" X 76.1" - WASHED MAPLE
1F	116951-48-RE0	EA	MOLDING - TRIM - 4.5" X 76.1" - HONEY CHERRY
1F	116951-49-R83	EA	MOLDING - TRIM - 4.5" X 69.8" - PORTSMOUTH OAK
1F	116951-49-R84	EA	MOLDING - TRIM - 4.5" X 69.8" - CONCERT CHERRY
1F	116951-49-R91	EA	MOLDING - TRIM - 4.5" X 69.8" - WASHED MAPLE
1F	116951-49-RE0	EA	MOLDING - TRIM - 4.5" X 69.8" - HONEY CHERRY
1F	116951-51-SA3	EA	MOLDING - TRIM - 3.5" X 47.3" - SIERRA MAPLE
1F	116951-51-SA2	EA	MOLDING - TRIM - 3.5" X 47.3" - WASHED MAPLE
1F	116951-51-SA0	EA	MOLDING - TRIM - 3.5" X 47.3" - PORTSMOUTH OAK
1F	116951-51-SA1	EA	MOLDING - TRIM - 3.5" X 47.3" - CONCERT CHERRY
1F	116951-52-SD0	EA	MOLDING - TRIM - 4.5" X 73.3" - PORTSMOUTH OAK
1F	116951-52-SD1	EA	MOLDING - TRIM - 4.5" X 73.3" - CONCERT CHERRY
1F	116951-52-SD2	EA	MOLDING - TRIM - 4.5" X 73.3" - WASHED MAPLE
1F	116951-52-SD3	EA	MOLDING - TRIM - 4.5" X 73.3" - HONEY CHERRY
1F	116951-53-SD0	EA	MOLDING - TRIM - 4.5" X 53.4" - PORTSMOUTH OAK
1F	116951-53-SD1	EA	MOLDING - TRIM - 4.5" X 53.4" - CONCERT CHERRY
1F	116951-53-SD2	EA	MOLDING - TRIM - 4.5" X 53.4" - WASHED MAPLE
1F	116951-53-SD3	EA	MOLDING - TRIM - 4.5" X 53.4" - HONEY CHERRY

INTERIOR FINISH GROUP (CONTINUED)
MOLDINGS & TRIMS (CONTINUED)

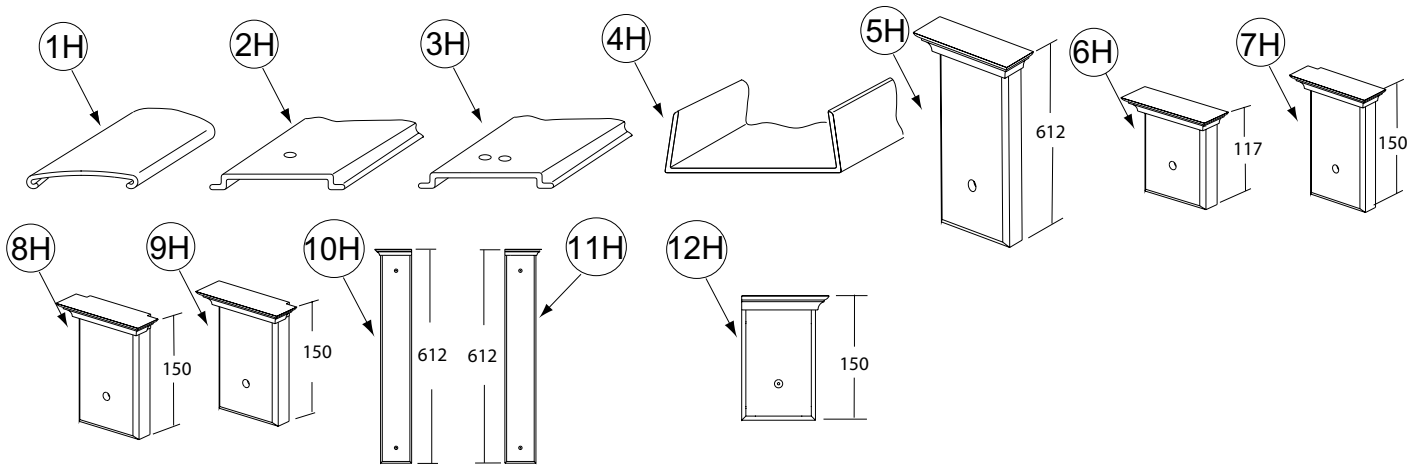


KEY	PART NUMBER	U/M	DESCRIPTION
1G	119520-01-01A	FT	MOLDING-T/OFFSET - W/EDGE LIP - 1"FACE - OFF WHITE
1G	119520-01-04A	FT	MOLDING-T - OFFSET W/EDGE LIP - 1"FACE - PORTSMOUTH OAK
1G	119520-01-02A	FT	MOLDING-T - OFFSET W/EDGE LIP - 1"FACE - CONCERT CHERRY/HONEY CHERRY
1G	119520-01-03A	FT	MOLDING-T - OFFSET W/EDGE LIP - 1"FACE - WASHED MAPLE
2G	127842-01-01A	FT	SEAL - SIGHT SHIELD - 2" BLACK
3G	130262-01-000	EA	PROTECTOR - CORNER SAVER - .7" X .7" X 48"
3G	130262-03-000	EA	PROTECTOR - CORNER - .75" X .75"
3G	130262-04-000	EA	PROTECTOR - CORNER SAVER - .4" X .7" X 48"
4G	132663-03-08A	EA	MOLDING-VINYL WRAP/PRE DRILLED-.6"X3.8"X150.6" - PORTSMOUTH OAK
4G	132663-11-07A	EA	MOLDING-VINYL WRAP/PRE DRILLED-.6"X3.8"X110.5" - CONCERT CHERRY/HONEY CHERRY
4G	132663-11-21A	EA	MOLDING-VINYL WRAP/PRE DRILLED-.6"X3.4"X57.9" - WASHED MAPLE
4G	132663-11-22A	EA	MOLDING-VINYL WRAP/PRE DRILLED-.6"X3.4"X57.9" - SIERRA MAPLE
4G	132663-09-08A	EA	MOLDING-VINYL WRAP/PRE DRILLED-.6"X3.4"X96.5" - PORTSMOUTH OAK
4G	132663-09-07A	EA	MOLDING-VINYL WRAP/PRE DRILLED-.6"X3.4"X96.5" - CONCERT CHERRY/ HONEY CHERRY
4G	132663-18-21A	EA	MOLDING-VINYL WRAP/PRE DRILLED-.6" X 3.4" X 73.1" - WASHED MAPLE
4G	132663-18-22A	EA	MOLDING-VINYL WRAP/PRE DRILLED-.6" X 3.4" X 73.1" - SIERRA MAPLE
4G	132663-15-08A	EA	MOLDING-VINYL WRAP/PRE DRILLED-.6"X3"X96" - PORTSMOUTH OAK
4G	132663-15-07A	EA	MOLDING-VINYL WRAP/PRE DRILLED-.6"X3"X96" - CONCERT CHERRY/HONEY CHERRY
4G	132663-04-21A	EA	MOLDING-VINYL WRAP/PRE DRILLED - .6" X 3" X 70.2" - WASHED MAPLE
4G	132663-04-22A	EA	MOLDING-VINYL WRAP/PRE DRILLED - .6" X 3" X 70.2" - SIERRA MAPLE
5G	132844-01-08A	EA	BLOCK - CORNER - 3.9" X 3.9" - PORTSMOUTH OAK
5G	132844-01-02A	EA	BLOCK - CORNER - 3.9" X 3.9" - CONCERT CHERRY/HONEY CHERRY
5G	132844-01-21A	EA	BLOCK - CORNER - 3.9" X 3.9" - WASHED MAPLE
5G	132844-01-22A	EA	BLOCK - CORNER - 3.9" X 3.9" - SIERRA MAPLE
5G	132844-02-08A	EA	BLOCK - CORNER - 3.5" X 3.5" - PORTSMOUTH OAK
5G	132844-02-02A	EA	BLOCK - CORNER - 3.5" X 3.5" - CONCERT CHERRY/HONEY CHERRY
5G	132844-02-21A	EA	BLOCK - CORNER - 3.5" X 3.5" - WASHED MAPLE
5G	132844-02-22A	EA	BLOCK - CORNER - 3.5" X 3.5" - SIERRA MAPLE
6G	137108-01-07A	EA	RAIL - DECORATIVE - 96" - PORTSMOUTH OAK
6G	137108-01-02A	EA	RAIL - DECORATIVE - 96" - CONCERT CHERRY
6G	137108-01-03A	EA	RAIL - DECORATIVE - 96" - WASHED MAPLE
6G	137108-01-08A	EA	RAIL - DECORATIVE - 96" - HONEY CHERRY
6G	137108-01-09A	EA	RAIL - DECORATIVE - 96" W/O REVERSE SIDE GROOVE - SIERRA MAPLE
6G	150167-01-07A	EA	RAIL - DECORATIVE - 96" W/O REVERSE SIDE GROOVE - PORTSMOUTH OAK
6G	150167-01-02A	EA	RAIL - DECORATIVE - 96" W/O REVERSE SIDE GROOVE - SALEM CHERRY - CONCERT CHERRY
6G	150167-01-03A	EA	RAIL - DECORATIVE - 96" W/O REVERSE SIDE GROOVE - WASHED MAPLE
6G	150167-01-09A	EA	RAIL - DECORATIVE - 96" W/O REVERSE SIDE GROOVE - SIERRA MAPLE
	137885-A2-438	EA	LUMBER - VINYL WRAPPED - .7" X .75" X 96" - CONCERT CHERRY
	137885-D2-438	EA	LUMBER - VINYL WRAPPED - .7" X 1.5" X 96" - CONCERT CHERRY
	137885-E2-438	EA	LUMBER - VINYL WRAPPED - .7" X 2" X 96" - CONCERT CHERRY
	137885-F2-438	EA	LUMBER - VINYL WRAPPED - .7" X 2.5" X 96" - CONCERT CHERRY
	137885-G2-438	EA	LUMBER - VINYL WRAPPED - .7" X 3" X 96" - CONCERT CHERRY
	137885-H2-438	EA	LUMBER - VINYL WRAPPED - .7" X 3.5" X 96" - CONCERT CHERRY
	137885-J2-438	EA	LUMBER - VINYL WRAPPED - .7" X 5.5" X 96" - CONCERT CHERRY
	137885-J2-743	EA	LUMBER - VINYL WRAPPED - .7" X 5.5" X 108" - CONCERT CHERRY
	137885-K2-438	EA	LUMBER - VINYL WRAPPED - .7" X 3.9" X 96" - CONCERT CHERRY
	137885-R2-438	EA	LUMBER - VINYL WRAPPED - .7" X 3" X 96" - CONCERT CHERRY
7G	137887-D2-134	EA	MOLDING - VINYL WRAPPED - .7" X 1.6" X 84" - CONCERT CHERRY
7G	137887-D2-743	EA	MOLDING - VINYL WRAPPED - .7" X 1.6" X 108" - CONCERT CHERRY
7G	137887-F2-134	EA	MOLDING - VINYL WRAPPED - .7" X 2.5" X 84" - CONCERT CHERRY
7G	137887-F2-743	EA	MOLDING - VINYL WRAPPED - .7" X 2.5" X 108" - CONCERT CHERRY
7G	137887-F2-438	EA	MOLDING - VINYL WRAPPED - .7" X 2.5" X 96" - CONCERT CHERRY

INTERIOR FINISH GROUP (CONTINUED)
MOLDINGS & TRIMS (CONTINUED)

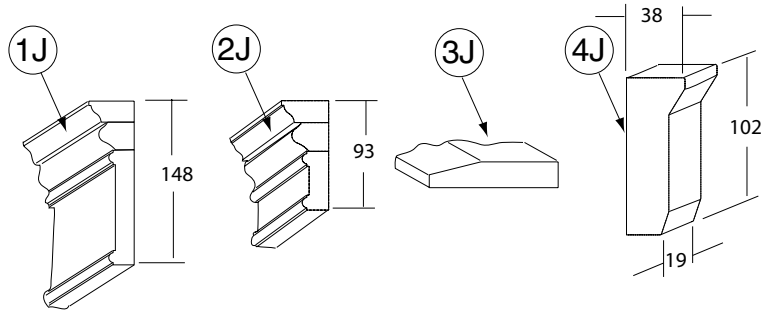
KEY	PART NUMBER	U/M	DESCRIPTION
	137894-A2-438	EA	LUMBER - VINYL WRAPPED - .7" X .75" X 96" - PORTSMOUTH OAK
	137894-D2-438	EA	LUMBER - VINYL WRAPPED - .7" X 1.5" X 96" - PORTSMOUTH OAK
	137894-E2-438	EA	LUMBER - VINYL WRAPPED - .7" X 2" X 96" - PORTSMOUTH OAK
	137894-F2-438	EA	LUMBER - VINYL WRAPPED - .7" X 2.5" X 96" - PORTSMOUTH OAK
	137894-G2-438	EA	LUMBER - VINYL WRAPPED - .7" X 3" X 96" - PORTSMOUTH OAK
	137894-H2-438	EA	LUMBER - VINYL WRAPPED - .7" X 3.5" X 96" - PORTSMOUTH OAK
	137894-J2-438	EA	LUMBER - VINYL WRAPPED - .7" X 5.5" X 96" - PORTSMOUTH OAK
	137894-J2-743	EA	LUMBER - VINYL WRAPPED - .7" X 5.5" X 96" - PORTSMOUTH OAK
	137894-K2-438	EA	LUMBER - VINYL WRAPPED - .7" X 3.9" X 96" - PORTSMOUTH OAK
	137894-R2-438	EA	LUMBER - VINYL WRAPPED - .7" X 3" X 96" - PORTSMOUTH OAK
7G	137895-D2-134	EA	MOLDING - VINYL WRAPPED - .7" X 1.6" X 84"-PORTSMOUTH OAK
7G	137895-D2-743	EA	MOLDING - VINYL WRAPPED - .7" X 1.6" X 108"-PORTSMOUTH OAK
7G	137895-F2-743	EA	MOLDING - VINYL WRAPPED - .7" X 2.5" X 108" - PORTSMOUTH OAK
	146419-A2-438	EA	LUMBER - VINYL WRAPPED - .7" X .75" X 96" - HONEY CHERRY
	146419-D2-438	EA	LUMBER - VINYL WRAPPED - .7" X 1.5" X 96" - HONEY CHERRY
	146419-E2-438	EA	LUMBER - VINYL WRAPPED - .7" X 2" X 96" - HONEY CHERRY
	146419-F2-438	EA	LUMBER - VINYL WRAPPED - .7" X 2.5" X 96" - HONEY CHERRY
	146419-G2-438	EA	LUMBER - VINYL WRAPPED - .7" X 3" X 96" - HONEY CHERRY
	146419-H2-438	EA	LUMBER - VINYL WRAPPED - .7" X 3.5" X 96" - HONEY CHERRY
	146419-J2-438	EA	LUMBER - VINYL WRAPPED - .7" X 5.5" X 96" - HONEY CHERRY
	146419-J2-743	EA	LUMBER - VINYL WRAPPED - .7" X 5.5" X 108" - HONEY CHERRY
	146419-K2-438	EA	LUMBER - VINYL WRAPPED - .7" X 3.9" X 96" - HONEY CHERRY
	146419-R2-438	EA	LUMBER - VINYL WRAPPED - .7" X 3" X 96" - HONEY CHERRY
7G	146425-D2-134	EA	MOLDING - VINYL WRAPPED - .7" X 1.6" X 96" - HONEY CHERRY
7G	146425-F2-134	EA	MOLDING - VINYL WRAPPED - .7" X 2.5" X 84" - HONEY CHERRY
7G	146425-F2-134	EA	MOLDING - VINYL WRAPPED - .7" X 2.5" X 96" - HONEY CHERRY
7G	146425-F2-743	EA	MOLDING - VINYL WRAPPED - .7" X 2.5" X 108" - HONEY CHERRY
	149325-A2-438	EA	LUMBER - VINYL WRAPPED - .7" X .75" X 96" - WASHED MAPLE
	149325-D2-438	EA	LUMBER - VINYL WRAPPED - .7" X 1.5" X 96" - WASHED MAPLE
	149325-E2-438	EA	LUMBER - VINYL WRAPPED - .7" X 2" X 96" - WASHED MAPLE
	149325-F2-438	EA	LUMBER - VINYL WRAPPED - .7" X 2.5" X 96" - WASHED MAPLE
	149325-G2-438	EA	LUMBER - VINYL WRAPPED - .7" X 3" X 96" - WASHED MAPLE
	149325-H2-438	EA	LUMBER - VINYL WRAPPED - .7" X 3.5" X 96" - WASHED MAPLE
	149325-J2-438	EA	LUMBER - VINYL WRAPPED - .7" X 5.5" X 96" - WASHED MAPLE
	149325-J2-743	EA	LUMBER - VINYL WRAPPED - .7" X 5.5" X 108" - WASHED MAPLE
	149325-K2-438	EA	LUMBER - VINYL WRAPPED - .7" X 3.9" X 96" - WASHED MAPLE
	149325-R2-438	EA	LUMBER - VINYL WRAPPED - .7" X 3" X 96" - WASHED MAPLE
7G	149326-D2-134	EA	MOLDING - VINYL WRAPPED - .7" X 1.6" X 84" - WASHED MAPLE
7G	149326-F2-134	EA	MOLDING - VINYL WRAPPED - .7" X 2.5" X 84" - WASHED MAPLE
7G	149326-F2-438	EA	MOLDING - VINYL WRAPPED - .7" X 2.5" X 96" - WASHED MAPLE
7G	149326-F2-743	EA	MOLDING - VINYL WRAPPED - .7" X 2.5" X 108" - WASHED MAPLE
	149330-A2-438	EA	LUMBER - VINYL WRAPPED - .7" X .75" X 96" - SIERRA MAPLE
	149330-D2-438	EA	LUMBER - VINYL WRAPPED - .7" X 1.5" X 96" - SIERRA MAPLE
	149330-E2-438	EA	LUMBER - VINYL WRAPPED - .7" X 2" X 96" - SIERRA MAPLE
	149330-F2-438	EA	LUMBER - VINYL WRAPPED - .7" X 2.5" X 96" - SIERRA MAPLE
	149330-G2-438	EA	LUMBER - VINYL WRAPPED - .7" X 3" X 96" - SIERRA MAPLE
	149330-H2-438	EA	LUMBER - VINYL WRAPPED - .7" X 3.5" X 96" - SIERRA MAPLE
	149330-J2-438	EA	LUMBER - VINYL WRAPPED - .7" X 5.5" X 96" - SIERRA MAPLE
	149330-J2-743	EA	LUMBER - VINYL WRAPPED - .7" X 5.5" X 108" - SIERRA MAPLE
	149330-K2-438	EA	LUMBER - VINYL WRAPPED - .7" X 3.9" X 96" - SIERRA MAPLE
	149330-R2-438	EA	LUMBER - VINYL WRAPPED - .7" X 3" X 96" - SIERRA MAPLE
7G	149331-D2-134	EA	MOLDING - VINYL WRAPPED - .7" X 1.6" X 96" - SIERRA MAPLE
7G	149331-F2-134	EA	MOLDING - VINYL WRAPPED - .7" X 2.5" X 84" - SIERRA MAPLE
7G	149331-F2-439	EA	MOLDING - VINYL WRAPPED - .7" X 2.5" X 96" - SIERRA MAPLE
7G	149331-F2-743	EA	MOLDING - VINYL WRAPPED - .7" X 2.5" X 108" - SIERRA MAPLE

INTERIOR FINISH GROUP (CONTINUED)
MOLDINGS & TRIMS (CONTINUED)



KEY	PART NUMBER	U/M	DESCRIPTION
1H	138359-01-01A	FT	COVER - ROOF BREAK - PEARL CREAM/PLASTIC - 96"
2H	138403-01-01A	EA	TRIM - ROOF - MILL
3H	138403-03-01A	EA	TRIM - ROOF - MILL
4H	141260-01-01A	FT	U-CHANNEL - 1" - VILLAGE OAK - PORTSMOUTH OAK/WASHED MAPLE/SIERRA MAPLE
4H	141260-01-02A	FT	U-CHANNEL - 1" - GRADY BROWN - CONCERT CHERRY/HONEY CHERRY
5H	141303-02-N53	EA	MOLDING - CROWN/BLOCK - PORTSMOUTH OAK
5H	141303-02-N52	EA	MOLDING - CROWN/BLOCK - CONCERT CHERRY
5H	141303-02-N62	EA	MOLDING - CROWN/BLOCK - WASHED MAPLE
5H	141303-02-RA3	EA	MOLDING - CROWN/BLOCK - HONEY CHERRY
6H	141303-03-N53	EA	MOLDING - CROWN/BLOCK - PORTSMOUTH OAK
6H	141303-03-N52	EA	MOLDING - CROWN/BLOCK - CONCERT CHERRY
6H	141303-03-N62	EA	MOLDING - CROWN/BLOCK - WASHED MAPLE
6H	141303-03-RA3	EA	MOLDING - CROWN/BLOCK - HONEY CHERRY
7H	141303-05-R89	EA	MOLDING - CROWN/BLOCK - PORTSMOUTH OAK
7H	141303-05-R91	EA	MOLDING - CROWN/BLOCK - WASHED MAPLE
7H	141303-05-R90	EA	MOLDING - CROWN/BLOCK - CONCERT CHERRY
7H	141303-05-RE3	EA	MOLDING - CROWN/BLOCK - HONEY CHERRY
8H	141303-06-R89	EA	MOLDING - CROWN/BLOCK - PORTSMOUTH OAK
8H	141303-06-R90	EA	MOLDING - CROWN/BLOCK - CONCERT CHERRY
8H	141303-06-R91	EA	MOLDING - CROWN/BLOCK - WASHED MAPLE
8H	141303-06-RE3	EA	MOLDING - CROWN/BLOCK - HONEY CHERRY
9H	141303-07-R89	EA	MOLDING - CROWN/BLOCK - PORTSMOUTH OAK
9H	141303-07-R90	EA	MOLDING - CROWN/BLOCK - CONCERT CHERRY
9H	141303-07-R91	EA	MOLDING - CROWN/BLOCK - WASHED MAPLE
9H	141303-07-RE3	EA	MOLDING - CROWN/BLOCK - HONEY CHERRY
10H	141303-08-R83	EA	MOLDING - CROWN/BLOCK - PORTSMOUTH OAK
10H	141303-08-R84	EA	MOLDING - CROWN/BLOCK - CONCERT CHERRY
10H	141303-08-R91	EA	MOLDING - CROWN/BLOCK - WASHED MAPLE
10H	141303-08-RE0	EA	MOLDING - CROWN/BLOCK - HONEY CHERRY
11H	141303-09-R83	EA	MOLDING - CROWN/BLOCK - PORTSMOUTH OAK
11H	141303-09-R84	EA	MOLDING - CROWN/BLOCK - CONCERT CHERRY
11H	141303-09-R91	EA	MOLDING - CROWN/BLOCK - WASHED MAPLE
11H	141303-09-RE0	EA	MOLDING - CROWN/BLOCK - HONEY CHERRY
12H	141303-10-R89	EA	MOLDING - CROWN/BLOCK - PORTSMOUTH OAK
12H	141303-10-R90	EA	MOLDING - CROWN/BLOCK - CONCERT CHERRY
12H	141303-10-R91	EA	MOLDING - CROWN/BLOCK - WASHED MAPLE
12H	141303-10-RE3	EA	MOLDING - CROWN/BLOCK - HONEY CHERRY

INTERIOR FINISH GROUP (CONTINUED)
MOLDINGS & TRIMS (CONTINUED)



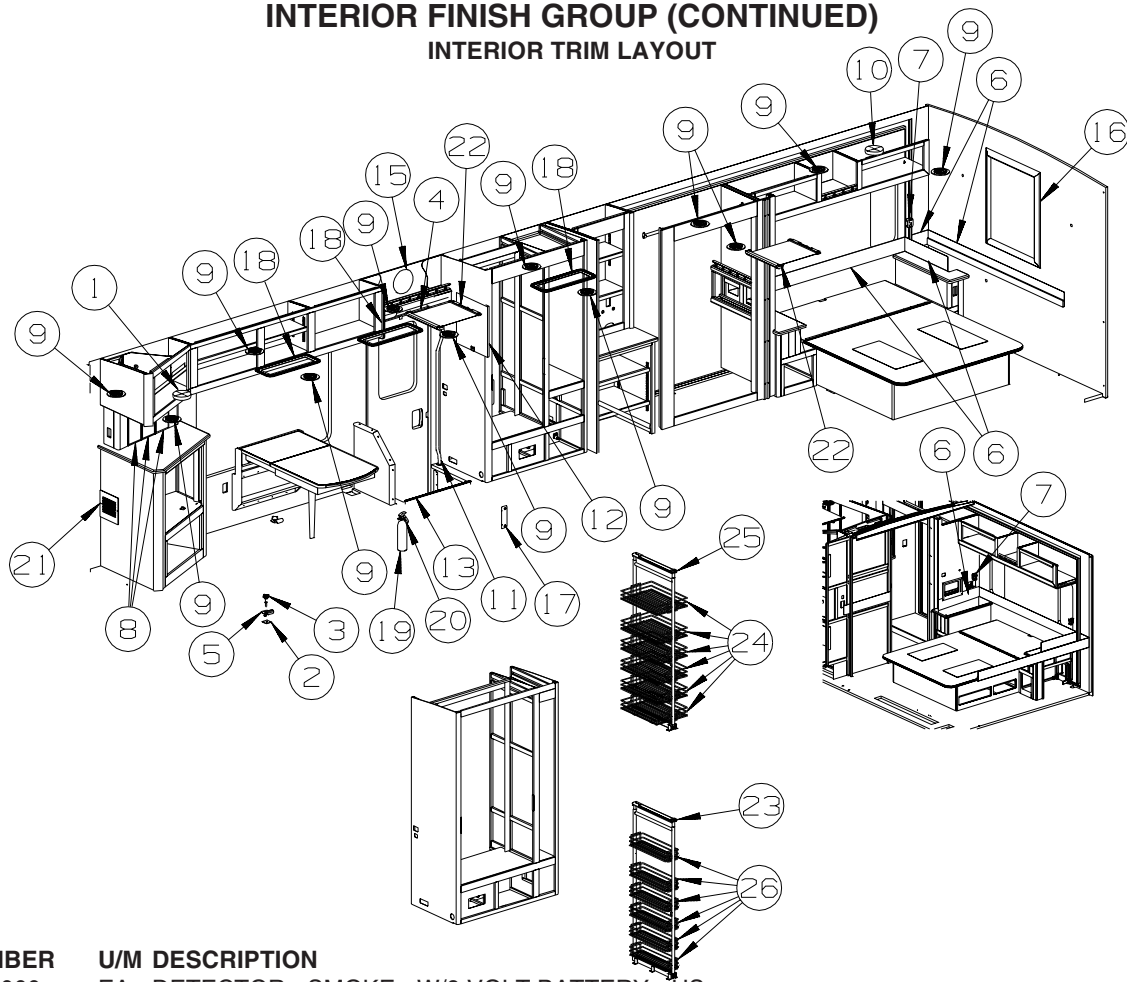
KEY	PART NUMBER	U/M	DESCRIPTION
1J	144885-14-R83	EA	MOLDING - F/SLIDEOUT - 86.5" - PORTSMOUTH OAK
1J	144885-14-R84	EA	MOLDING - F/SLIDEOUT - 86.5" - CHERRY
1J	144885-14-RE0	EA	MOLDING - F/SLIDEOUT - 86.5" - HONEY CHERRY
1J	144885-07-SD2	EA	MOLDING - F/SLIDEOUT - 82.5" - WASHED MAPLE
2J	145379-01-R83	EA	MOLDING/TRIM - 47.48" - PORTSMOUTH OAK
2J	145379-01-R84	EA	MOLDING/TRIM - 47.48" - CONCERT CHERRY
2J	145379-01-RE0	EA	MOLDING/TRIM - 47.48" - HONEY CHERRY
2J	145379-01-SD2	EA	MOLDING/TRIM - 47.48" - WASHED MAPLE
2J	145379-02-R83	E A	MOLDING/TRIM - 7.87" W/RIGHT SIDE ANGLE CUT - PORTSMOUTH OAK
2J	145379-02-R84	EA	MOLDING/TRIM - 7.87" W/RIGHT SIDE ANGLE CUT - CONCERT CHERRY
2J	145379-02-RE0	EA	MOLDING/TRIM - 7.87" W/RIGHT SIDE ANGLE CUT - HONEY CHERRY
2J	145379-02-SD2	EA	MOLDING/TRIM - 7.87" W/RIGHT SIDE ANGLE CUT - WASHED MAPLE
2J	145379-03-R83	EA	MOLDING/TRIM - 7.87" W/LEFT SIDE ANGLE CUT - PORTSMOUTH OAK
2J	145379-03-R84	EA	MOLDING/TRIM - 7.87" W/LEFT SIDE ANGLE CUT - CONCERT CHERRY
2J	145379-03-RE0	EA	MOLDING/TRIM - 7.87" W/LEFT SIDE ANGLE CUT - HONEY CHERRY
2J	145379-03-SD2	EA	MOLDING/TRIM - 7.87" W/LEFT SIDE ANGLE CUT - WASHED MAPLE
2J	145379-05-R83	EA	MOLDING/TRIM - 102.75" - PORTSMOUTH OAK
2J	145379-05-R84	EA	MOLDING/TRIM - 102.75" - CONCERT CHERRY
2J	145379-05-SD2	EA	MOLDING/TRIM - 102.75" - WASHED MAPLE
2J	145379-05-RE0	EA	MOLDING/TRIM - 102.75" - HONEY CHERRY
3J	146306-01-01A	FT	TRANSITION - CARPET/TILE
4J	149151-01-S46	EA	MOLDING - BLOCK - PORTSMOUTH OAK
4J	149151-01-S47	EA	MOLDING - BLOCK - CONCERT CHERRY
4J	149151-01-S48	EA	MOLDING - BLOCK - WASHED MAPLE

INTERIOR FINISH GROUP (CONTINUED)
PANELING & LAMINATES

KEY	PART NUMBER	U/M	DESCRIPTION
	000885-A5-000	SF	PARTICLE BOARD - 3/8" X 4' X 8'- WHT PEB EMBOSSED-1 SIDED
	000885-92-000	SF	PARTICLE BOARD-3/8" X 4' X 8'-PORTSMOUTH OAK-VINYL 1 SIDED - PORTSMOUTH OAK
	000885-B9-000	SF	PARTICLE BOARD - 3/8" X 4' X 8' - CONCERT CHERRY - 1-SIDED - CONCERT CHERRY
	000885-B5-000	SF	PARTICLE BOARD - 3/8" X 4' X 8' - NEAT WASHED MAPLE - 1-SIDED - WASHED MAPLE
	000885-B1-000	SF	PARTICLE BOARD - 3/8" X 4' X 8' - SIERRA MAPLE - 1-SIDED - SIERRA MAPLE
	000885-93-000	SF	PARTICLE BOARD - 3/8" X 4' X 8' - PORTSMOUTH OAK - 2-SIDED - PORTSMOUTH OAK
	000885-B8-000	SF	PARTICLE BOARD - 3/8" X 4' X 8' - CONC CHERRY - 2 SIDED - CONCERT CHERRY
	000885-B4-000	SF	PARTICLE BOARD - 3/8" X 4' X 8' - NEAT WASHED MAPLE - 2-SIDED - WASHED MAPLE
	000885-B0-000	SF	PARTICLE BOARD - 3/8" X 4' X 8' - SIERRA MAPLE - 2-SIDED - SIERRA MAPLE
	000885-95-000	SF	PARTICLE BOARD - 3/4" X 4' X 8' - PORTSMOUTH OAK - 2-SIDED - PORTSMOUTH OAK
	000885-C0-000	SF	PARTICLE BOARD - 3/4" X 4' X 8' - CONC CHERRY - 2 SIDED - CONCERT CHERRY
	000885-B6-000	SF	PARTICLE BOARD - 3/4" X 4' X 8' - NEAT WASHED MAPLE - 2-SIDED - WASHED MAPLE
	000885-B2-000	SF	PARTICLE BOARD - 3/4" X 4' X 8' - SIERRA MAPLE - 2-SIDED - SIERRA MAPLE
	057882-04-000	SF	TAMBOUR - 48" X 96" SHEET - UNFINISHED - PORTSMOUTH OAK
	057882-06-000	SF	TAMBOUR - 48" X 96" - SHEET - CONCERT CHERRY
	057882-05-000	SF	TAMBOUR - 48" X 96" SHEET - UNFINISHED - WASHED MAPLE/SIERRA MAPLE
	069733-87-000	EA	BATT STRIP - WOODGRAINED/PORTSMOUTH OAK - 8' - PORTSMOUTH OAK
	069733-88-000	EA	BATT STRIP - WOODGRAINED/SALEM CHERRYK - 8' - CONCERT CHERRY
	069733-89-000	EA	BATT STRIP - WOODGRAINED/WASHED MAPLE - 8' - WASHED MAPLE
	069733-90-000	EA	BATT STRIP - WOODGRAINED/SIERRA MAPLE - 8' - SIERRA MAPLE
	074498-40-000	SF	LAMINATE - PLASTIC - OFF WHITE - 4' X 8'
	074497-42-000	SF	PANELING - PORTSMOUTH OAK - 4' X 8' - PORTSMOUTH OAK
	074497-50-000	SF	PANELING - CONC CHERRY - 4' X 8' - CONCERT CHERRY
	074497-49-000	SF	PANELING - NEAT WASHED MAPLE - 4' X 8' - WASHED MAPLE
	074497-48-000	SF	PANELING - SIERRA MAPLE - 4' X 8' - SIERRA MAPLE
	074498-95-000	SF	LAMINATE - PLASTIC - PORTSMOUTH OAK - 4' X 8' - PORTSMOUTH OAK
	074498-96-000	SF	LAMINATE - PLASTIC - CHERRY - 4' X 8' - CONCERT CHERRY
	074498-A6-000	SF	LAMINATE - PLASTIC - NEAT WASHED MAPLE - 4' X 8' - WASHED MAPLE
	074498-A8-000	SF	LAMINATE - PLASTIC - SIERRA MAPLE - 4' X 8' - SIERRA MAPLE
	074498-A0-000	SF	LAMINATE - PLASTIC - ROCKY MOUNTAIN HIGH - 4' X 8' (S76, S77, S78, S79)
	074498-A1-000	SF	LAMINATE - PLASTIC - LINO FRIEZE - 5' X 8' (S80, S81, S82, S83)
	074498-97-000	SF	LAMINATE - PLASTIC - GRAY TRANQUILITY - 4' X 8' (SS84, S85, S86, S87)
	076325-78-000	FT	MOLDING - EDGE BAND - .93" X .024" - PORTSMOUTH OAK
	076325-79-000	FT	MOLDING - EDGE BAND - .93" X .024" - CONCERT CHERRY
	076325-82-000	FT	MOLDING - EDGE BAND - .93" X .024" - WASHED MAPLE
	076325-83-000	FT	MOLDING - EDGE BAND - .93" X .024" - SIERRA MAPLE
	076773-15-000	SF	PANELING - 2 SIDED/PORTSMOUTH OAK - 1/8" X 4' X 8' - PORTSMOUTH OAK
	076773-21-000	SF	PANELING - 2 SIDED/CONC CHERRY - 1/8" X 4' X 8' - CONCERT CHERRY
	076773-20-000	SF	PANELING - 2 SIDED/NEAT WASHED MAPLE - 1/8" X 4' X 8' - WASHED MAPLE
	076773-19-000	SF	PANELING - 2 SIDED/SIERRA MAPLE - 1/8" X 4' X 8' - SIERRA MAPLE
	079666-03-000	SF	PANELING - CLOSET - CEDAR - 4' X 7'
	080215-14-000	SF	PANELING - 2 SIDED - PORTSMOUTH OAK - 3/16" X 4' X 8' - PORTSMOUTH OAK
	080215-17-000	SF	PANELING - 2 SIDED - CONC CHERRY - 3/16" X 4' X 8' - CONCERT CHERRY
	080215-16-000	SF	PANELING - 2 SIDED/WASHED MAPLE - 3/16" X 4' X 8' - WASHED MAPLE
	080215-19-000	SF	PANELING - 2 SIDED/SIERRA MAPLE - 3/16" X 4' X 8' - SIERRA MAPLE
	085284-F7-000	FT	TAPE/STRIP - TRUE GRIP - 1 1/2" WIDE - ADHESIVE BACKED - BLACK
	085284-G8-000	FT	BATT TAPE - ADHESIVE BACKED - PORTSMOUTH OAK
	085284-J7-000	FT	BATT TAPE - ADHESIVE BACKED - CONC CHERRY - CONCERT CHERRY
	085284-H3-000	FT	BATT TAPE - ADHESIVE BACKED - DECORATIVE - WASHED MAPLE
	085284-J4-000	FT	BATT TAPE - ADHESIVE BACKED - DECORATIVE - SIERRA MAPLE
	085284-H0-000	FT	BATT TAPE - ADHESIVE BACKED - DECORATIVE - STONE (S76, S77, S78, S79)
	085284-H9-000	FT	BATT TAPE - ADHESIVE BACKED - DECORATIVE - CYPRESS (S80, S81, S82, S83)
	085284-H8-000	FT	BATT TAPE - ADHESIVE BACKED - ROCKET SILVERADO (S84, S85, S86, S87)
	088263-H6-000	EA	BATT STRIP - DECORATIVE - STONE (S76, S77, S78, S79)
	088263-H5-000	EA	BATT STRIP - DECORATIVE - CYPRESS (S80, S81, S82, S83)
	088263-H4-000	EA	BATT STRIP - DECORATIVE - ROCKET SILVERADO (S84, S85, S86, S87)
	088272-H9-000	SF	PANELING - PEBBLE EMBOSSED - WHITE - 4' X 7'
	088272-K7-000	SF	PANELING - STONE - 4' X 7' (S76, S77, S78, S79)
	088272-K6-000	SF	PANELING - CYPRESS - 4' X 7' (S80, S81, S82, S83)
	088272-K5-000	SF	PANELING - SILVERADO - 4' X 7' (S84, S85, S86, S87)
	132610-06-14A	FT	WALLPAPER - BORDER - 7" - SELF-ADHESIVE (S76, S77, S78, S79)
	132610-06-13A	FT	WALLPAPER - BORDER - 7" - SELF-ADHESIVE (S80, S81, S82, S83)
	132610-02-08A	FT	WALLPAPER - BORDER - 7" - SELF-ADHESIVE (S84, S85, S86, S87)

INTERIOR FINISH GROUP (CONTINUED)

INTERIOR TRIM LAYOUT



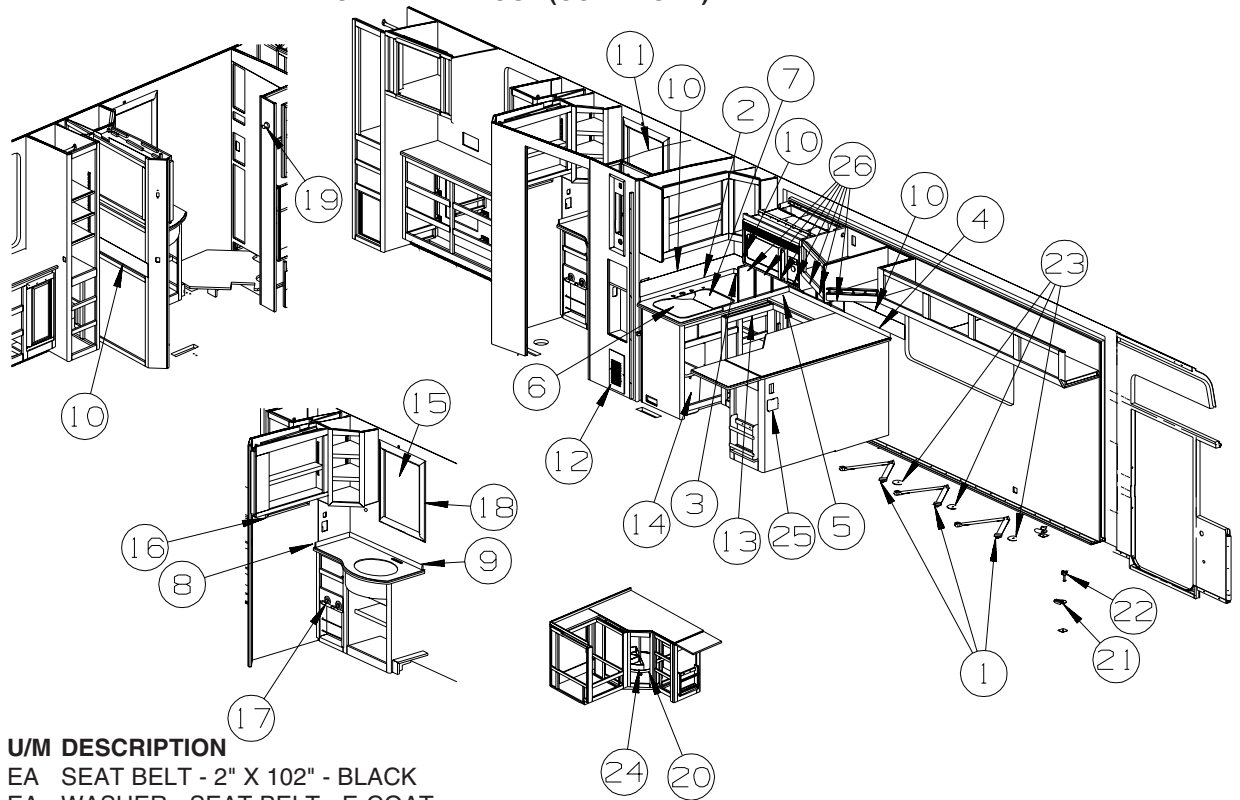
KEY	PART NUMBER	U/M	DESCRIPTION
1	072852-01-000	EA	DETECTOR - SMOKE - W/9 VOLT BATTERY - US
1	072852-02-000	EA	DETECTOR - SMOKE - W/9 VOLT BATTERY - CANADIAN
	077956-01-000	EA	LABEL - WARNING/SMOKE DETECTOR
2	134194-01-01A	EA	KNOB - HOLD DOWN/RECLINER - BLACK
3	144628-01-01A	EA	SHADE - VENT COVER - 15.7" X 15.7" - OFF WHITE
4	144628-02-02A	EA	SHADE - SCREEN DOOR - 23" X 33.4" - BLACK
4	144628-02-01A	EA	SHADE - SCREEN DOOR - 23" X 33.4" - BRIGHT WHITE
5	134057-02-11B	EA	BRACKET - RECLINER - FLAT BLACK
6	132610-06-14A	FT	WALLPAPER - BORDER - 5 1/4" - SELF-ADHESIVE (S76, S77, S78, S79)
6	132610-06-13A	FT	WALLPAPER - BORDER - 5 1/4" - SELF-ADHESIVE (S80, S81, S82, S83)
			FROM: 00-00-00 THRU: 10-03-04
6	132610-05-26A	FT	WALLPAPER - BORDER - 7" - SELF-ADHESIVE (S80, S81, S82, S83)
			FROM: 10-04-04 THRU: 99-99-99
6	132610-05-27A	FT	WALLPAPER - BORDER - 7" - SELF-ADHESIVE (S84, S85, S86, S87)
7	142411-05-000	EA	HOLDER - F/CONTROL (SELECT COMFORT)
8	093606-43-000	EA	MIRROR - BEVELED EDGE - 7.4" X 12.8"
9	120134-01-02A	EA	REGISTER - W/DAMPER - 4" PIPE/6.4" O.D. FACE - WHITE
	120134-02-01A	EA	REGISTER - TRIM RING - WHITE
10	125136-02-000	EA	DETECTOR/CO - GAS MODEL - 9 VOLT
11	131058-03-02A	EA	HAND RAIL - INTERIOR ENTRY DOOR - BLACK
12	131493-02-30A	EA	PICTURE - DECORATIVE - 13" X 15" - DOGWOOD
	130120-01-01A	EA	BRACKET/MOUNTING - PICTURE
13	139955-06-02A	EA	TRIM - STEP/ENTRY - 29.3" - TITANIUM
14	140374-30-000	EA	MIRROR - SAFETY GLASS - 25.6" X 31.5"
15	142368-01-02A	EA	CLOCK - 8" ROUND - SATIN NICKEL
16	142631-02-03A	EA	FRAME - MIRROR - 35.7"H X 30"W - PORTSMOUTH OAK
16	142631-02-01A	EA	FRAME - MIRROR - 35.7"H X 30"W - CONCERT CHERRY
16	142631-02-02A	EA	FRAME - MIRROR - 35.7"H X 30"W - WASHED MAPLE
16	142631-02-04A	EA	FRAME - MIRROR - 35.7"H X 30"W - SIERRA MAPLE
17	148362-01-01A	EA	COVER - BRACKET/STRIKE - BRIGHT WHITE
	140151-02-02A	EA	COVER - SCREW - BRIGHT WHITE
18	149160-01-05A	EA	TRIM - LIGHT RING - PORTSMOUTH OAK
18	149160-01-01A	EA	TRIM - LIGHT RING - CONCERT CHERRY
18	149160-01-03A	EA	TRIM - LIGHT RING - WASHED MAPLE

INTERIOR FINISH GROUP (CONTINUED)
INTERIOR TRIM LAYOUT (CONTINUED)

KEY	PART NUMBER	U/M	DESCRIPTION
18	149160-01-04A	EA	TRIM - LIGHT RING - SIERRA MAPLE
19	094499-03-000	EA	EXTINGUISHER/FIRE - DRY - 10BC - W/GAUGE/BRACKET
19*	094499-02-000	EA	EXTINGUISHER/FIRE - DRY - 10BC - W/GAUGE - CANADIAN
20	094499-04-000	EA	STRAP - FIRE EXTINGUISHER MOUNTING - METAL
21	093614-02-02A	EA	GRILLE - AIR RETURN - 9.9" X 9.9" - BEIGE
22	134128-02-02B	EA	PLATE - W/HOLES - W/WELDNUT - E-COATED
23	148432-01-01A	EA	SLIDE FRAME - PANTRY - 22.1" DEEP X 56.6" TO 59.4" TALL - 4 DOOR REFRIGERATOR FROM: 00-00-00 THRU: 10-17-04
24	148432-11-01A	EA	PANTRY BASKET - 14" X 20.5" X 4.2" FROM: 00-00-00 THRU: 10-17-04
25	148432-03-01A	EA	SLIDE FRAME - PANTRY - 22.1" DEEP X 42.2" TO 49.1" TALL FROM: 00-00-00 THRU: 10-17-04
26	148432-10-01A	EA	PANTRY BASKET - 6" X 20.5" X 3.3" - 4 DOOR REFRIGERATOR FROM: 00-00-00 THRU: 10-17-04

***COMPONENT PARTS LISTED LATER IN THIS GROUP**

INTERIOR FINISH GROUP (CONTINUED)
INTERIOR TRIM LAYOUT (CONTINUED)



KEY	PART NUMBER	U/M	DESCRIPTION
1	056271-01-000	EA	SEAT BELT - 2" X 102" - BLACK
	040221-01-02B	EA	WASHER - SEAT BELT - E-COAT
2	130813-26-05A	EA	BACKSPLASH - VENDURA - NATR FLANNEL
3	130813-27-05A	EA	BACKSPLASH - VENDURA - NATR FLANNEL
4	130813-28-05A	EA	BACKSPLASH - VENDURA - NATR FLANNEL
5	130813-29-05A	EA	BACKSPLASH - VENDURA - NATR FLANNEL
6	137489-01-04A	EA	COVER - SINK/LARGE - 13.8" X 17" - 1/4" VENDURA/NATURES FLANNEL
7	137489-02-04A	EA	COVER - SINK/SMALL - 9.6" X 15.7" - 1/4" VENDURA/NATURES FLANNEL
8	130813-54-05A	EA	BACKSPLASH/COUNTERTOP - 1/2" VENDURA - NATURES FNATURES FLANNELALMONDINE
10	132610-06-14A	FT	WALLPAPER - BORDER - 5 1/4" - SELF-ADHESIVE (S76 THRU S79)
10	132610-05-13A	FT	WALLPAPER - BORDER - 5 1/4" - SELF-ADHESIVE (S80 THRU S83)
11*	139047-03-04A	EA	DOOR - SHOWER - NEO ANGLE - 66.4" TALL - CHROME/RAIN
12	093614-14-01A	EA	GRILLE - AIR RETURN - 7.9" X 13.9" - WHITE
13	102778-03-000	EA	BOARD - CUTTING - .7" X 10" X 17.7" - WOOD
14	130818-02-01A	EA	TRASH CONTAINER - 20 QUART ALMOND
15	140374-66-000	EA	MIRROR - SAFETY GLASS - 20.1" X 25.2"
16	142068-02-01A	EA	TOWEL BAR - 18"
17	142069-02-01A	EA	TISSURE HOLDER
18	142631-03-03A	EA	FRAME - MIRROR - 29.5"H X 24.4"W - PORTSMOUTH OAK
18	142631-03-01A	EA	FRAME - MIRROR - 29.5"H X 24.4"W - CONCERT CHERRY
18	142631-03-02A	EA	FRAME - MIRROR - 29.5"H X 24.4"W - WASHED MAPLE
18	142631-03-04A	EA	FRAME - MIRROR - 29.5"H X 24.4"W - SIERRA MAPLE
19	145849-02-01A	EA	ROBE HOOK - TWIN - CHROME
20	148620-01-01A	EA	LAZY SUSAN KIT - 20" DIAMETER - ALMOND
21	134057-02-11B	EA	BRACKET - RECLINER - FLAT BLACK
22	140334-01-01A	EA	KNOB - HOLD DOWN - RECLINER
23	140221-01-02B	EA	WASHER - SEAT BELT - E-COAT
24	148616-01-01A	EA	CONTAINER - STORAGE - WHITE
25	118718-01-01A	EA	HOLDER/DRINK - COLLAPSIBLE MUG - BLACK PLASTIC
25	118718-01-02A	EA	HOLDER/DRINK - COLLAPSIBLE MUG - WHITE PLASTIC
26	093606-43-000	EA	MIRROR - BEVELED EDGE - 7.4" X 12.8"

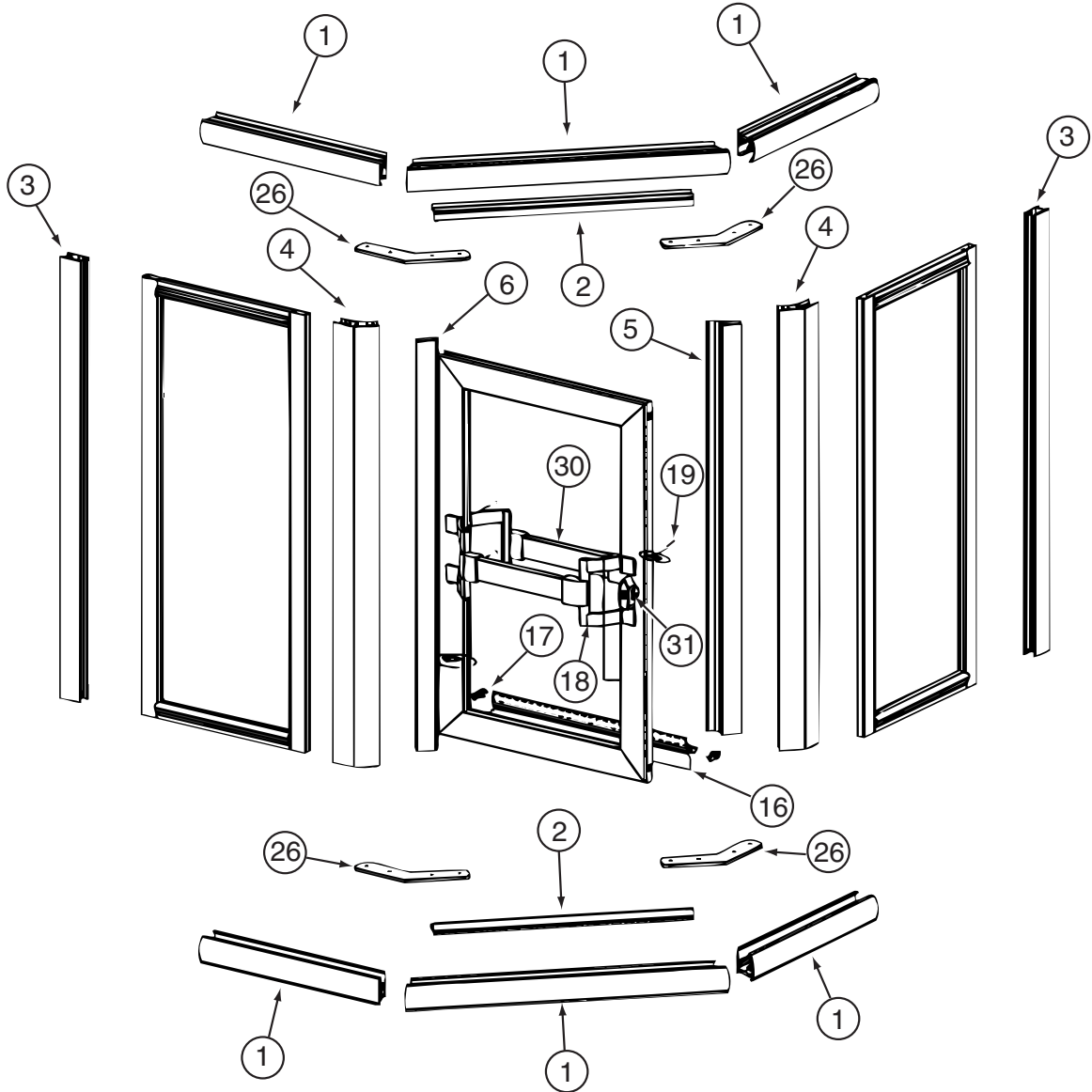
*COMPONENT PARTS LISTED LATER IN THIS GROUP

INTERIOR FINISH GROUP (CONTINUED)

COMPONENT PARTS FOR INTERIOR TRIM

094499-02-000

KEY	PART NUMBER	U/M	DESCRIPTION	VENDOR NO
	094499-01-700	EA	BRACKET MTG. W/PLAS. STRAP	294039



139047-01-05A, 139047-03-04A & 139047-05-02A

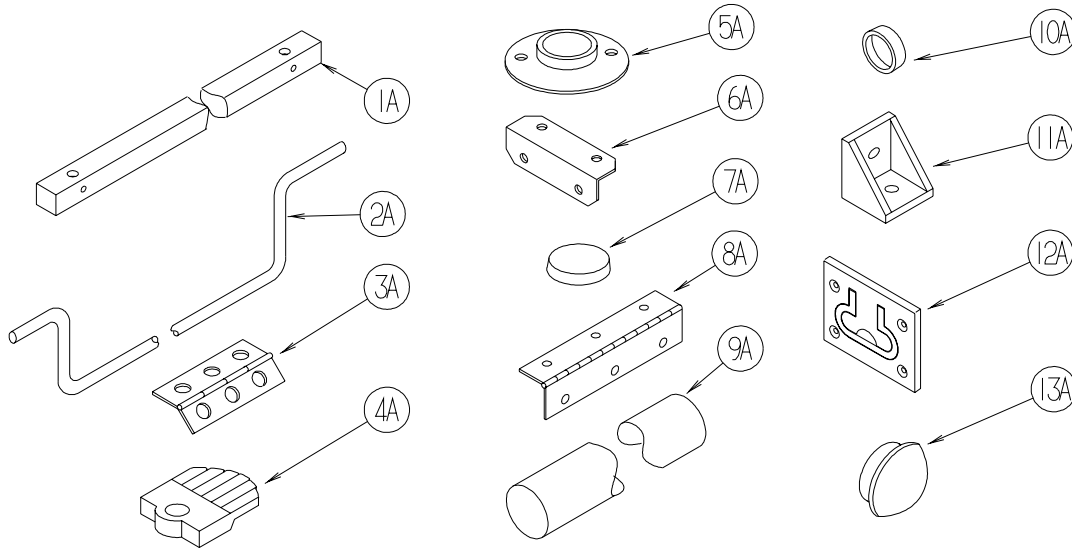
KEY	PART NUMBER	U/M	DESCRIPTION	VENDOR NO.
1	139047-03-700	EA	HEADER/SILL - 30" (PAIR)	900B
2	139047-03-701	EA	DAM STRIP-TOP/BOTTOM-35.4"	901B
3	139047-03-702	EA	JAMB - WALL - 65.9"	903B
4	139047-03-703	EA	CORNER POST-45 DEGREE- 65.9"	909B
5	139047-03-704	EA	STRIKE - JAMB - 64.6"	926B
6	139047-03-705	EA	HINGE/POST - DOOR - 64.5"	920B
16	139047-01-710	EA	VINYL SWEEP	C176G
17	139047-01-711	EA	PLUG - DRIP CAP (SET)	CP933
18	147577-01-701	EA	BRACKET-DOOR PULL/TOWEL BAR	8141B
19	147577-01-706	EA	SCREW-FOR TOWEL BAR	83212B
26	139047-01-712	EA	HEADER - CORNER BRACKET	313.45C
30	147577-01-708	EA	BAR-TOWEL 17 5/16"	68B
31	089318-01-707	EA	LATCH/CATCH - SAFETY - BLACK	9730N
	139047-01-706	EA	HINGE PINS	CP932
	139047-01-707	EA	WASHERS - HINGE	CP148TW
	139047-01-708	EA	HINGE - SLEEVE - 61.5"	C921B
	139047-01-709	EA	STRIP - MAGNETIC- 55"	98-42
	147577-01-704	EA	RAIL DRIP - SWEEP	927B

CONTACT WINNEBAGO PART SALES FOR UNLISTED COMPONENT(S)

INTERIOR FINISH GROUP (CONTINUED)

FLOOR COVERINGS

KEY	PART NUMBER	U/M DESCRIPTION
	075233-01-000	SY PAD - CARPET - 3/8" X 6' ROLL
	089275-02-000	FT STRIP - 3/4" X 84" BLACK POLYETHYLENE
	131711-01-07A	EA TILE/FLOOR - VINYL - 12" X 12" - ASH
	139056-11-000	SY CARPET - MUSLIN - 4 SQUARE YARD INCREMENTS (S76, S77, S78, S79) FROM: 00-00-00 THRU: 11-07-04
	152251-05-02A	SY CARPET - 4 SQUARE YARD INCREMENTS - BURLWOOD (S76, S77, S78, S79) FROM: 11-08-04 THRU: 99-99-99
	096060-G8-000	SY CARPET - CAMEL - 4 SQUARE YARDS INCREMENTS (S80, S81, S82, S83, S84, S85, S86, S87) FROM: 00-00-00 THRU: 10-31-04
	152251-05-04A	SY CARPET - 4 SQUARE YARD INCREMENTS - BUTTERCUP (S80, S81, S82, S83, S84, S85, S86, S87) FROM: 11-01-04 THRU: 99-99-99

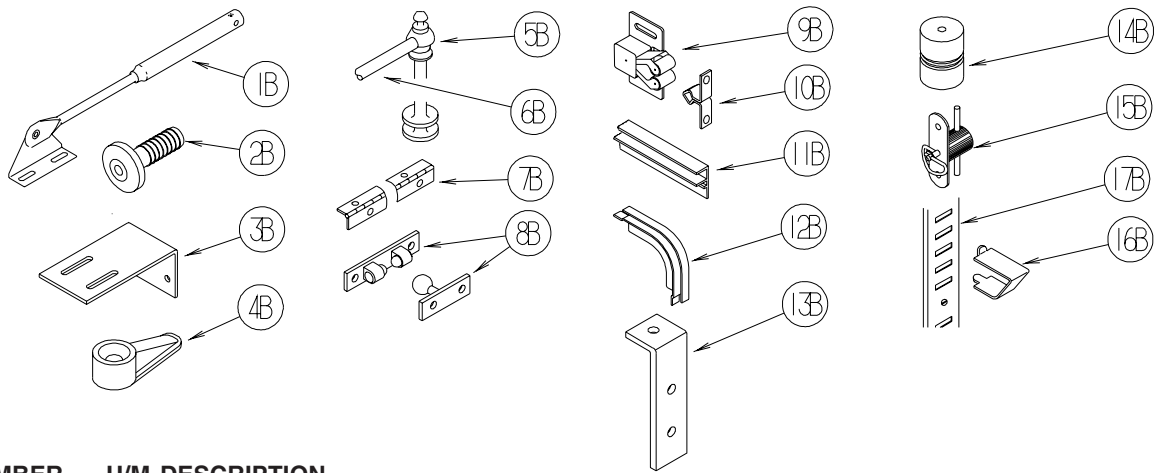


HARDWARE

KEY	PART NUMBER	U/M DESCRIPTION
1A	P34509-01-N01	EA RAIL END - RH/LH - TOWEL RACK - PORTSMOUTH
1A	P34509-01-P14	EA RAIL END - RH/LH - TOWEL RACK - CONCERT CHERRY
1A	P34509-01-J70	EA RAIL END - RH/LH - TOWEL RACK - WASHED MAPLE
1A	P34509-01-RE0	EA RAIL END - RH/LH - TOWEL RACK - HONEY CHERRY
1A	P34509-01-SA3	EA RAIL END - RH/LH - TOWEL RACK - SIERRA MAPLE
2A	146801-01-01A	EA ROD/TOWEL BAR (OFFSET) - BRASS
2A	146801-01-02A	EA ROD/TOWEL BAR (OFFSET) - PEWTER
3A	009059-01-000	EA HINGE - DOOR - 2" X 1.4" - BRASS
3A	009059-02-000	EA HINGE - DOOR - 2" X 2.7" - BRASS
3A	009059-03-000	EA HINGE - BRASS - 1.75"
3A	009059-04-000	EA HINGE - 2" - ZINC
4A	009089-01-000	EA CLIP - MIRROR
5A	009112-01-000	EA FLANGE - PLASTIC - 1" CLOTHES ROD - OFF WHITE
5A	152301-01-01A	EA FLANGE - PLASTIC - 1" CLOTHES ROD HOLDER - WHITE
6A	016604-05-000	EA BRACE - ANGLE - 2 1/2" - OFF WHITE METAL
6A	016604-10-000	EA BRACE - SEAT ANGLE - 2.5" - BLACK
7A	023320-01-000	EA PAD - FELT 3/8" DIAMETER
8A	041389-25-000	EA HINGE - PIANO - 1 1/2" X 55" - UNPAINTED
9A	042438-02-000	EA DOWEL - WOOD - 2" DIAMETER X 2'
10A	057671-01-000	EA COVER - SCREW - #8 - OFF WHITE
10A	057671-15-000	EA COVER - SCREW - #8 - BRIGHT WHITE
10A	057671-16-000	EA COVER - SCREW - #8 - SOFT WHITE
10A	057671-17-000	EA COVER - SCREW - VW LT GRAY - #8
11A	065740-01-000	EA BRACE - CABINET/CORNER - PLASTIC
12A	072871-01-000	EA PULL - FLUSH - CHROME
13A	074045-08-000	EA PLUG - OAK - 3/8" DOWEL-1/2" HEAD - CONCERT CHERRY
13A	074045-12-000	EA PLUG - OAK - 3/8" DOWEL-1/2" HEAD - WASHED MAPLE
13A	074045-13-000	EA PLUG - OAK - 3/8" DOWEL-1/2" HEAD - PORTSMOUTH OAK
13A	074045-14-000	EA PLUG - OAK - 3/8" DOWEL-1/2" HEAD - HONEY CHERRY
13A	074045-15-000	EA PLUG - OAK - 3/8" DOWEL-1/2" HEAD - SIERRA MAPLE

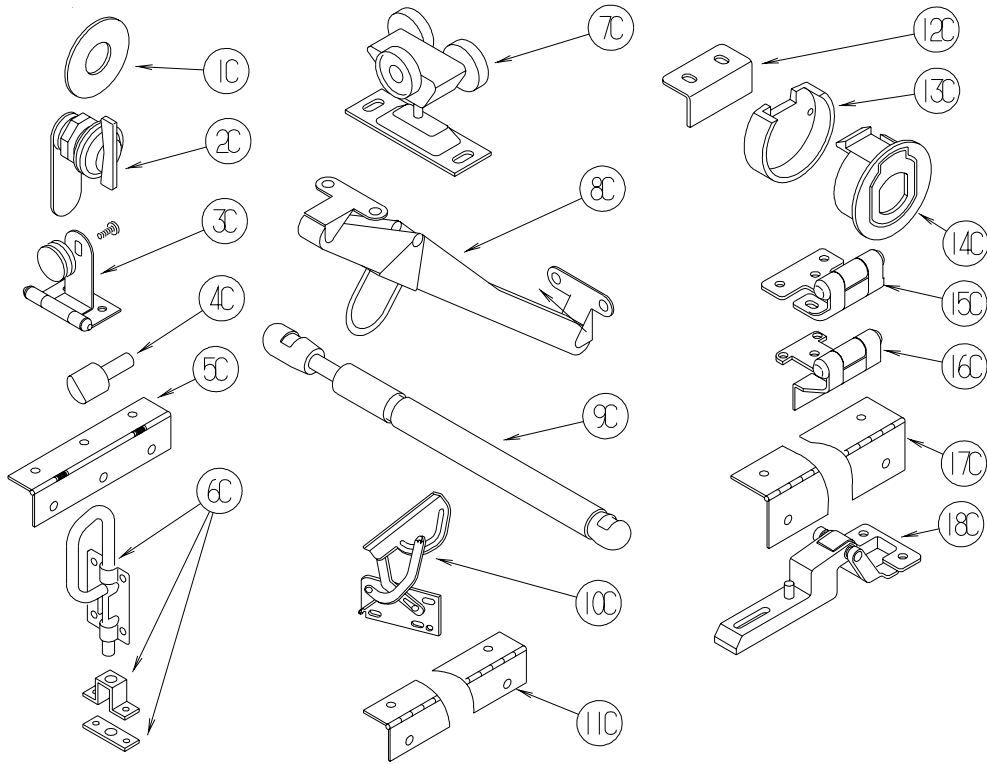
INTERIOR FINISH GROUP (CONTINUED)

HARDWARE (CONTINUED)



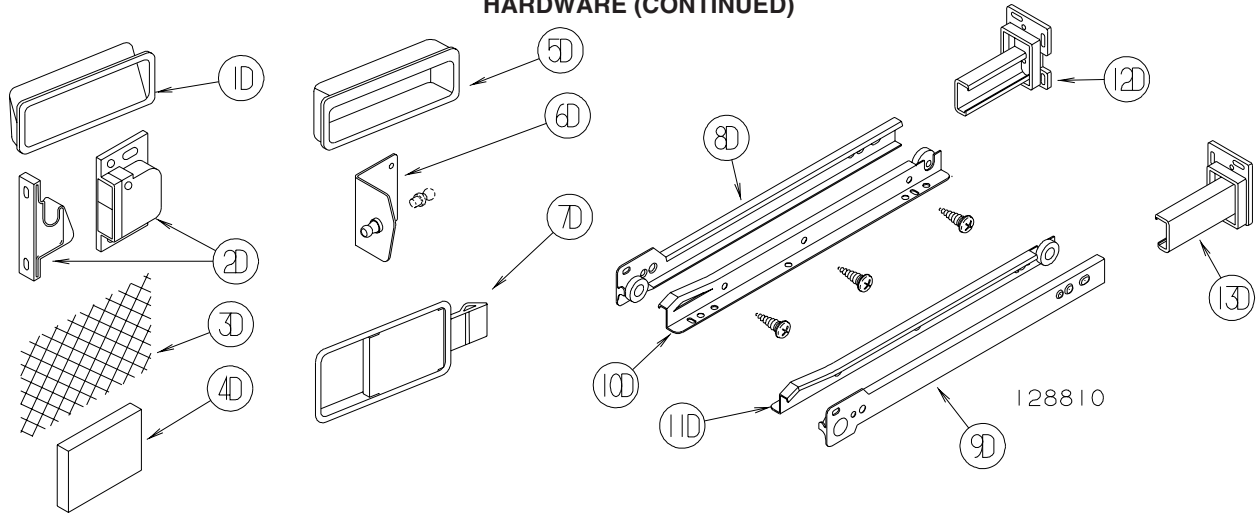
KEY	PART NUMBER	U/M	DESCRIPTION
1B	074493-02-000	EA	SUPPORT - PISTON SPRING - CABINET DOOR - 26 LBS
1B	074493-03-000	EA	SUPPORT - PISTON SPRING - CABINET DOOR - 12 LBS
2B	079921-01-000	EA	ROLLER - NYLON - W/STEEL SHAFT - BARBED
3B	083125-07-000	EA	BRACE - ANGLE/COUCH - 2.5" - OFF WHITE
4B	083204-03-000	EA	BUTTON - RETAINING MIRROR 5/16" TIP
5B	084070-03-000	EA	POST - END - 2.4" - SHINY BRASS
6B	084071-20-000	EA	ROD - BRASS - 9.8"
6B	146840-03-01A	EA	ROD - .25" DIAMETER - BRASS
6B	146840-03-02A	EA	ROD - .25" DIAMETER - PEWTER
6B	146840-04-01A	EA	ROD - .25" DIAMETER - BRASS
6B	146840-04-02A	EA	ROD - .25" DIAMETER - PEWTER
6B	146840-05-01A	EA	ROD - .25" DIAMETER - BRASS
6B	146840-05-02A	EA	ROD - .25" DIAMETER - PEWTER
7B	084413-01-000	EA	HINGE - 1" X 72" - ALUMINUM - W/HOLES
8B	084451-01-000	EA	CATCH & LATCH - 1.7" - BRASS
9B	093586-03-000	EA	CATCH - SPRING ROLLER - .377"
9B	093586-06-000	EA	CATCH - SPRING ROLLER - .236"
10B	093586-04-000	EA	STRIKE - SPRING STEEL - 1.14"
10B	093586-05-000	EA	STRIKE - SPRING STEEL - .943"
11B	093622-01-000	EA	TRACK - DOOR - TAMBOUR - PLASTIC - 8' LENGTHS
12B	093623-01-000	EA	CORNER - TRACK - TAMBOUR DOOR
13B	096826-01-01A	EA	BRACE-CABINET E-COATED
14B	097872-04-000	EA	DOWEL - WOOD - 1" DIAMETER X 1.38" LONG - UNFINISHED
15B	098196-01-000	EA	LATCH - 1/4 TURN - T-BAR
16B	098979-01-000	EA	CLIP - ADJUSTABLE SHELF
17B	098980-01-000	EA	PILASTER - ADJUSTABLE SHELF - 18"
17B	098980-02-000	EA	PILASTER - ADJUSTABLE SHELF - 12"
17B	098980-03-000	EA	PILASTER - ADJUSTABLE SHELF - 9"
17B	098980-04-000	EA	PILASTER - ADJUSTABLE SHELF - 48"
17B	098980-05-000	EA	PILASTER - ADJUSTABLE SHELF - 15"
17B	098980-06-000	EA	PILASTER - ADJUSTABLE SHELF - 24"

INTERIOR FINISH GROUP (CONTINUED)
HARDWARE (CONTINUED)



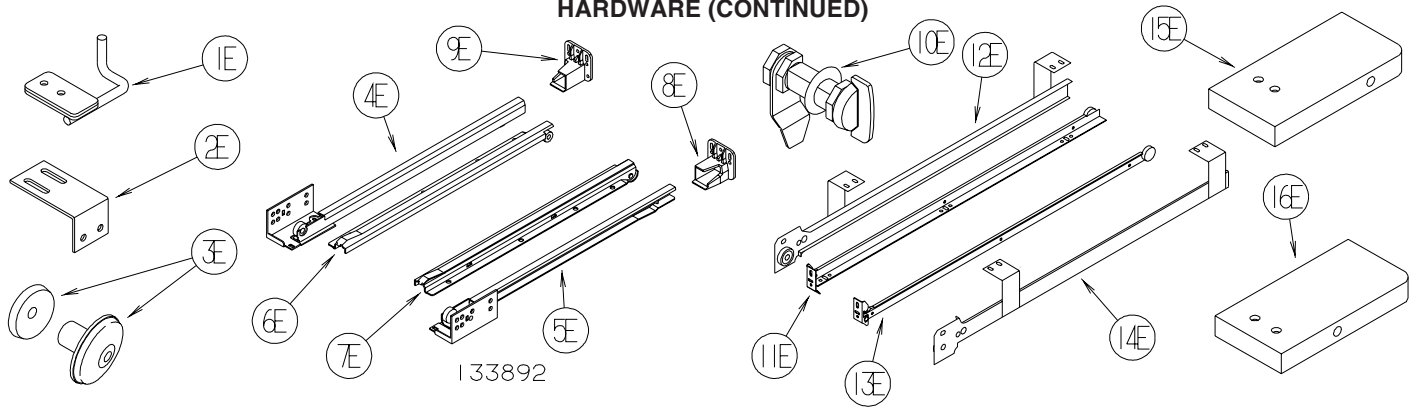
KEY	PART NUMBER	U/M	DESCRIPTION
1C	100707-01-000	EA	SPACER - GLASS DOOR - .8" DIA - .3" HOLE - PLASTIC
2C	100710-01-01A	EA	LOCK - GLASS DOOR/TWIST TYPE - BRASS
3C	100711-01-01A	EA	HINGE - GLASS DOOR
4C	101766-01-000	EA	PIN - SUPPORT/GLASS DOOR
5C	102920-01-01A	EA	HINGE - SPRING LOADED - BRASS
6C	103256-01-000	EA	LATCH COMPLETE (SLIDE)
7C	103874-01-000	EA	HANGER - SLIDING DOOR
8C	104181-01-01A	EA	SUPPORT - LEAF 5.3" EXTENDS TO 7.5" - SAFETY RING - METAL
9C	142569-15-000	EA	SPRING/GAS - 12" COMPRESSED/20" EXTENDED - 120 LB.
9C	142569-16-000	EA	SPRING/GAS - 12" COMPRESSED/20" EXTENDED - 90 LB
10C	108126-01-000	EA	TRAY HINGE SET (QTY. 2 PER SET)
11C	110496-01-01A	EA	HINGE - BRASS
12C	113375-02-01A	EA	STRIKE - DOOR - CHROME
13C	113375-05-01A	EA	LATCH - SLAM - BACK - .8" THICK
14C	113375-06-01A	EA	LATCH - SLAM - FACE - .7" THICK
15C	113676-01-01A	EA	HINGE - OVERLAY - VARIABLE - BURNISHED BRASS
16C	113677-01-01A	EA	HINGE - SELF CLOSING
17C	114278-02-000	EA	HINGE - CONTINUOUS - 3" WIDE
18C	114443-01-01A	EA	HINGE - CABINET DOOR

INTERIOR FINISH GROUP (CONTINUED)
HARDWARE (CONTINUED)



KEY	PART NUMBER	U/M	DESCRIPTION
1D	115994-01-01A	EA	HANDLE - POCKET
2D	117095-01-01A	EA	LATCH - DOOR - GRABBER W/KEEPER - PLASTIC - BLK-5 LB PULL
2D	117095-02-01A	EA	LATCH - DOOR - GRABBER W/KEEPER - PLASTIC - BLK-10 LB PULL
3D	118200-01-01A	SF	MESH - PLASTIC 1/2" - 48" X LENGTH = SF - BLACK
4D	122717-06-01A	FT	PAD - NON-SKID - PSA - 5"W
5D	124311-01-01A	EA	HANDLE - RECESSED - BRASS
6D	126263-06-02B	EA	BRACKET - GAS SPRING W/INSIDE BALL STUD - E-COATED
	057460-02-000	EA	BALL STUD - F/GAS SPRING .39" - 5/16" - 18
6D	126263-08-02B	EA	BRACKET - GAS SPRING W/CENTERED BALL STUD - E-COATED
7D	127349-01-01A	EA	LATCH - PADDLE
8D	128810-01-01A	EA	SLIDE - DRAWER - 12" - LEFT CABINET
8D	128810-05-01A	EA	SLIDE - DRAWER - 14" - LEFT CABINET
8D	128810-09-01A	EA	SLIDE - DRAWER - 16" - LEFT CABINET
8D	128810-13-01A	EA	SLIDE - DRAWER - 18" - LEFT CABINET
8D	128810-17-01A	EA	SLIDE - DRAWER - 20" - LEFT CABINET
8D	128810-21-01A	EA	SLIDE - DRAWER - 22" - LEFT CABINET
8D	128810-25-01A	EA	SLIDE - DRAWER - 24" - LEFT CABINET
9D	128810-02-01A	EA	SLIDE - DRAWER - 12" - RIGHT CABINET
9D	128810-06-01A	EA	SLIDE - DRAWER - 14" - RIGHT CABINET
9D	128810-10-01A	EA	SLIDE - DRAWER - 16" - RIGHT CABINET
9D	128810-14-01A	EA	SLIDE - DRAWER - 18" - RIGHT CABINET
9D	128810-18-01A	EA	SLIDE - DRAWER - 20" - RIGHT CABINET
9D	128810-22-01A	EA	SLIDE - DRAWER - 22" - RIGHT CABINET
9D	128810-26-01A	EA	SLIDE - DRAWER - 24" - RIGHT CABINET
10D	128810-03-01A	EA	SLIDE - DRAWER - 12" - LEFT DRAWER
10D	128810-07-01A	EA	SLIDE - DRAWER - 14" - LEFT DRAWER
10D	128810-11-01A	EA	SLIDE - DRAWER - 16" - LEFT DRAWER
10D	128810-15-01A	EA	SLIDE - DRAWER - 18" - LEFT DRAWER
10D	128810-19-01A	EA	SLIDE - DRAWER - 20" - LEFT DRAWER
10D	128810-23-01A	EA	SLIDE - DRAWER - 22" - LEFT DRAWER
10D	128810-27-01A	EA	SLIDE - DRAWER - 24" - LEFT DRAWER
11D	128810-04-01A	EA	SLIDE - DRAWER - 12" - RIGHT DRAWER
11D	128810-08-01A	EA	SLIDE - DRAWER - 14" - RIGHT DRAWER
11D	128810-12-01A	EA	SLIDE - DRAWER - 16" - RIGHT DRAWER
11D	128810-16-01A	EA	SLIDE - DRAWER - 18" - RIGHT DRAWER
11D	128810-20-01A	EA	SLIDE - DRAWER - 20" - RIGHT DRAWER
11D	128810-24-01A	EA	SLIDE - DRAWER - 22" - RIGHT DRAWER
11D	128810-28-01A	EA	SLIDE - DRAWER - 24" - RIGHT DRAWER
12D	128811-01-02A	EA	BACKSOCKET - ADJUSTABLE - LEFT
13D	128811-02-02A	EA	BACKSOCKET - ADJUSTABLE - RIGHT

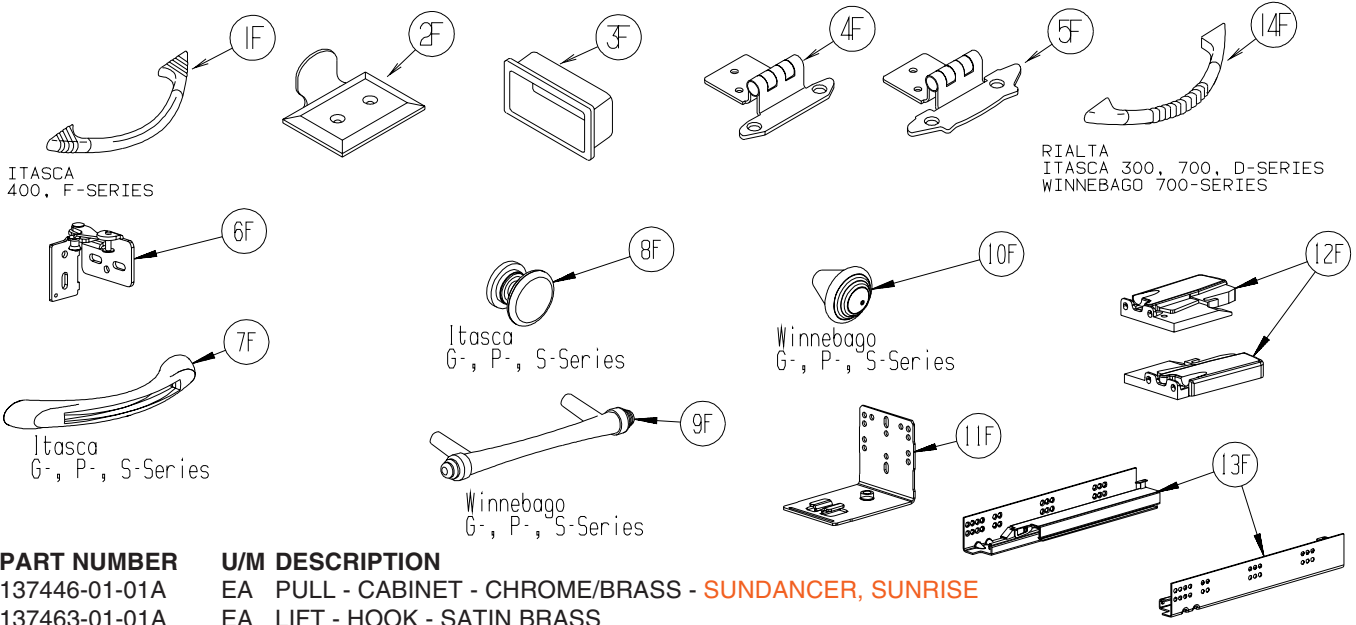
INTERIOR FINISH GROUP (CONTINUED) HARDWARE (CONTINUED)



KEY	PART NUMBER	U/M	DESCRIPTION
1E	130798-01-02B	EA	GUIDE - POCKET DOOR - E-COATED
2E	132871-02-02B	EA	BRACKET/L-ANGLE W/HOLES - 1.9" X 2.8" - E-COATED
3E	133313-01-02A	EA	PULL - DOOR/DRAWER - BRIGHT BRASS - MINNIE, MINNIE WINNIE, BRAVE & SPIRIT
3E	133313-01-03A	EA	PULL - DOOR/DWR - CHROME/BRASS - SUNDANCER AND SUNRISE
4E	133892-01-01A	EA	SLIDE - DRAWER - 16" - LEFT CABINET
4E	133892-06-01A	EA	SLIDE - DRAWER - 22" - LEFT CABINET
4E	133892-10-01A	EA	SLIDE - DRAWER - 12" - LEFT CABINET
4E	133892-14-01A	EA	SLIDE - DRAWER - 18" - LEFT CABINET
5E	133892-02-01A	EA	SLIDE - DRAWER - 16" - RIGHT CABINET
5E	133892-07-01A	EA	SLIDE - DRAWER - 22" - RIGHT CABINET
5E	133892-11-01A	EA	SLIDE - DRAWER - 12" - RIGHT CABINET
5E	133892-15-01A	EA	SLIDE - DRAWER - 18" - RIGHT CABINET
6E	133892-03-01A	EA	SLIDE - DRAWER - 16" - LEFT DRAWER
6E	133892-08-01A	EA	SLIDE - DRAWER - 22" - LEFT DRAWER
6E	133892-12-01A	EA	SLIDE - DRAWER - 12" - LEFT DRAWER
6E	133892-16-01A	EA	SLIDE - DRAWER - 18" - LEFT DRAWER
7E	133892-04-01A	EA	SLIDE - DRAWER - 16" - RIGHT DRAWER
7E	133892-09-01A	EA	SLIDE - DRAWER - 22" - RIGHT DRAWER
7E	133892-13-01A	EA	SLIDE - DRAWER - 12" - RIGHT DRAWER
7E	133892-17-01A	EA	SLIDE - DRAWER - 18" - RIGHT DRAWER
8E	133907-01-01A	EA	BACKSOCKET - RIGHT HAND
9E	133907-02-01A	EA	BACKSOCKET - LEFT HAND
10E	135231-01-01A	EA	LATCH - COMPRESSION - BLACK
11E	136944-01-01A	EA	SLIDE - DRAWER/RIGHT HAND - 13.8"
12E	136944-02-01A	EA	SLIDE - CABINET/RIGHT HAND - 13.8"
13E	136944-03-01A	EA	SLIDE - DRAWER/LEFT HAND - 13.8"
14E	136944-04-01A	EA	SLIDE - CABINET/LEFT HAND - 13.8"
15E	137445-01-N42	EA	STOP - F/SLIDING DOOR - PORTSMOUTH OAK
15E	137445-01-P46	EA	STOP - F/SLIDING DOOR - CONCERT CHERRY
15E	137445-01-P56	EA	STOP - F/SLIDING DOOR - WASHED MAPLE
15E	137445-01-S67	EA	STOP - F/SLIDING DOOR - HONEY CHERRY
16E	137445-02-P45	EA	STOP - F/SLIDING DOOR - PORTSMOUTH OAK
16E	137445-02-P46	EA	STOP - F/SLIDING DOOR - CONCERT CHERRY
16E	137445-02-P56	EA	STOP - F/SLIDING DOOR - WASHED MAPLE
16E	137445-02-S67	EA	STOP - F/SLIDING DOOR - HONEY CHERRY

INTERIOR FINISH GROUP (CONTINUED)

HARDWARE (CONTINUED)



ITASCA
400, F-SERIES

RIALTA
ITASCA 300, 700, D-SERIES
WINNEBAGO 700-SERIES

Itasca
G-, P-, S-Series

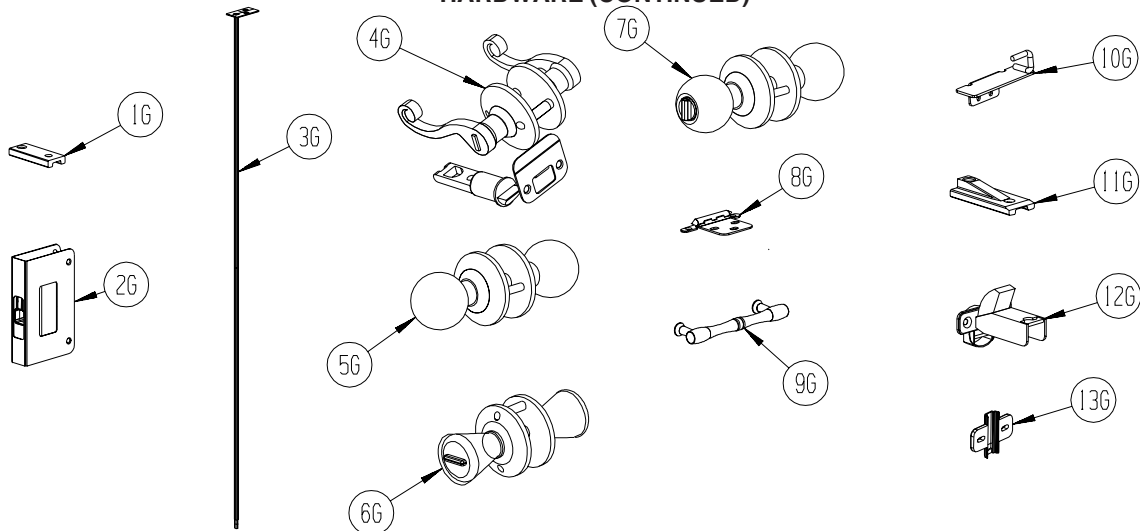
Itasca
G-, P-, S-Series

Winnebago
G-, P-, S-Series

Winnebago
G-, P-, S-Series

KEY	PART NUMBER	U/M	DESCRIPTION
1F	137446-01-01A	EA	PULL - CABINET - CHROME/BRASS - SUNDANCER, SUNRISE
2F	137463-01-01A	EA	LIFT - HOOK - SATIN BRASS
2F	137463-01-02A	EA	LIFT - HOOK - PEWTER
3F	139136-01-01A	EA	HANDLE - RECESSED .7" - BRASS
3F	139136-02-01A	EA	HANDLE - RECESSED .35" - BRASS
3F	139136-02-02A	EA	HANDLE - RECESSED .35" - PEWTER
4F	143468-01-02A	EA	HINGE - SELF CLOSING - POLISHED BRASS
5F	143468-02-03A	EA	HINGE - SELF CLOSING - SATIN NICKEL
6F	144488-01-02A	EA	HINGE - CABINET - NICKEL - HORIZON
7F	144917-01-01A	EA	PULL - DRAWER - SATIN NICKEL - SUNCRUISER, MERIDIAN, HORIZON
8F	144918-01-01A	EA	PULL - DRAWER/KNOB - SATIN NICKEL - SUNCRUISER, MERIDIAN, HORIZON
9F	145172-01-01A	EA	PULL - CABINET DOOR - BRASS - ADVENTURER, JOURNEY, VECTRA
9F	145172-01-02A	EA	PULL - CABINET DOOR - CHROME - ADVENTURER, JOURNEY, VECTRA
10F	145172-02-01A	EA	KNOB - CABINET DOOR - BRASS - ADVENTURER, JOURNEY, VECTRA
10F	145172-02-02A	EA	KNOB - CABINET DOOR - CHROME - ADVENTURER, JOURNEY, VECTRA
11F	145739-01-000	EA	BRACKET - REAR MOUNT
12F	145739-02-000	EA	LOCKING MECHANISM - LEFT
12F	145739-03-000	EA	LOCKING MECHANISM - RIGHT
13F	145739-04-000	EA	SLIDE - DRAWER - 12"
14F	148816-01-01A	EA	PULL - CABINET DOOR - BRASS - RIALTA, SUNDANCER, SUNOVA
14F	148816-01-02A	EA	PULL - CABINET DOOR - NICKEL - ASPECT, CAMBRIA

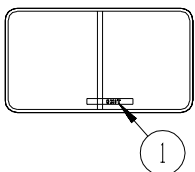
INTERIOR FINISH GROUP (CONTINUED) HARDWARE (CONTINUED)



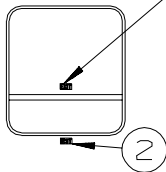
KEY	PART NUMBER	U/M	DESCRIPTION
1G	145815-01-000	EA	BLOCK - DOOR TRACK - 3" X 1.2" - BLACK
2G	145939-01-01A	EA	LATCH - SLIDE - AISLE DOOR(1" THICK DOOR) - BRASS
2G	145939-01-02A	EA	LATCH - SLIDE - AISLE DOOR(1" THICK DOOR) - NICKEL
3G	145939-03-01A	EA	ROD/LATCH - AISLE DOOR - BRASS
3G	145939-03-02A	EA	ROD/LATCH - AISLE DOOR - NICKEL
4G	146064-01-01A	EA	LOCK/PRIVACY (LOCKING) LEVER STYLE - POLISHED BRASS
4G	146064-01-02A	EA	LOCK/PRIVACY (LOCKING) LEVER STYLE - SATIN PEWTER
5G	146064-04-01A	EA	LOCK/PASSAGE (NON LOCKING) KNOB STYLE - POLISHED BRASS
6G	146064-05-01A	EA	LOCK/PRIVACY (LOCKING) KNOB STYLE - SATIN NICKEL
7G	146064-06-01A	EA	LOCK/PASSAGE (NON LOCKING) KNOB STYLE - SATIN NICKEL
8G	146553-01-01A	EA	HINGE - CABINET DOOR - BURNISHED BRASS
8G	146553-01-02A	EA	HINGE - CABINET DOOR - BRIGHT BRASS
8G	146553-01-03A	EA	HINGE - CABINET DOOR - SATIN NICKEL
9G	149090-01-01A	EA	PULL - CABINET DOOR - BRASS - MINNIE, MINNIE WINNIE, BRAVE, SIGHTSEER
10G	149607-01-02B	EA	GUIDE - F/POCKET DOOR - 1.6" BENT ROD - E-COATED
10G	149607-03-02B	EA	GUIDE - F/POCKET DOOR - 2.9" BENT ROD - E-COATED
11G	150983-01-01A	EA	BLOCK - DOOR TRACK - 3" X 1.2" - BLACK
12G	151305-01-01A	EA	HINGE - CONCEALED/SELF CLOSING - BRASS
13G	151305-02-01A	EA	PLATE/MOUNTING - F/HINGE - WHITE

LABELS GROUP

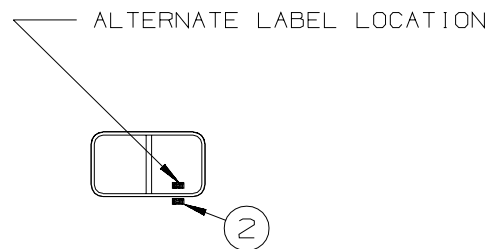
ALTERNATE LABEL LOCATION



EXIT WINDOW (POP-OUT STYLE)



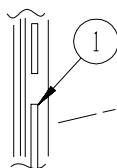
EXIT WINDOW (HINGE STYLE)



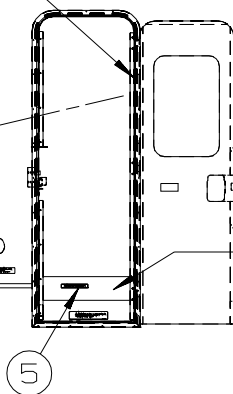
EXIT WINDOW (SLIDER STYLE)

KEY	PART NUMBER	U/M	DESCRIPTION
1	107571-01-000	EA	LABEL - EXIT/ESCAPE WINDOW
2	039290-01-000	EA	LABEL - WARNING - EXIT


DOOR JAMB



FEATURE STRIP



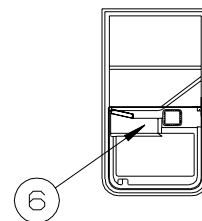
ENTRANCE DOOR



BATTERY BOX/STEP COVER
(BOTTOM SIDE)



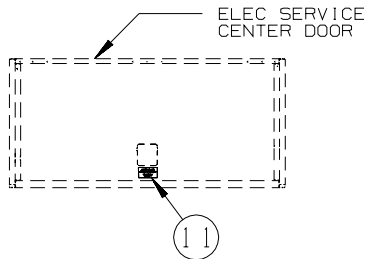
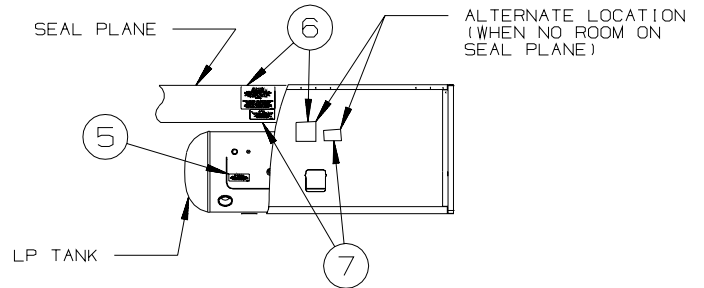
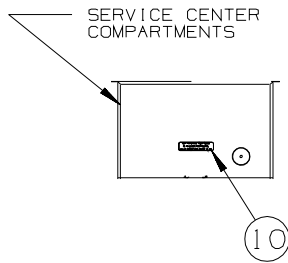
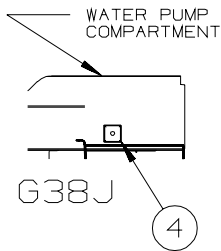
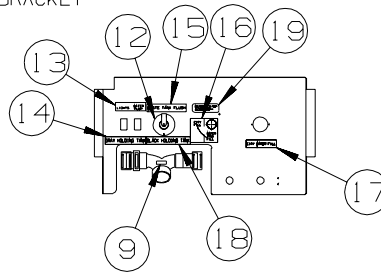
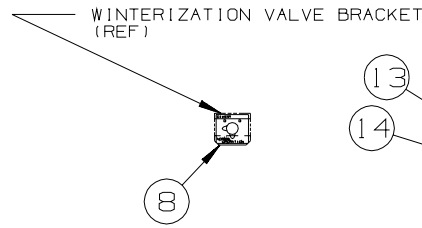
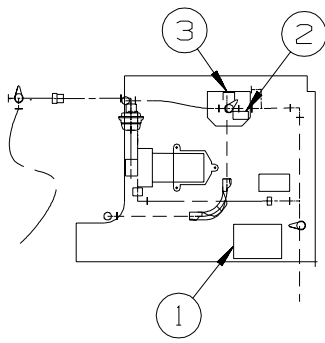
FUEL FILL



KEY	PART NUMBER	U/M	DESCRIPTION
1	135869-01-01A	EA	LABEL - MERCURY CONTENT - BLACK ON CLEAR
2	124519-01-01A	EA	LABEL - WARNING/REFUELING - BLACK ON CLEAR
2	124519-01-02A	EA	LABEL - WARNING/REFUELING - WHITE ON CLEAR
2	124519-02-01A	EA	LABEL - WARNING/REFUELING - BLACK ON CLEAR - CSA
2	124519-02-02A	EA	LABEL - WARNING/REFUELING - WHITE ON CLEAR - CSA
3	087207-05-000	EA	LABEL - FUEL CAP REMOVAL
4	099509-01-000	EA	LABEL - AWNING INSTALLATION
5	065748-01-000	EA	LABEL - WARNING - BATTERY CHARGING - UL
5	065748-02-000	EA	LABEL - WARNING - BATTERY CHARGING - CSA
6	116775-01-000	EA	LABEL/CAUTION - TRAVEL LATCH

LABELS GROUP (CONTINUED)

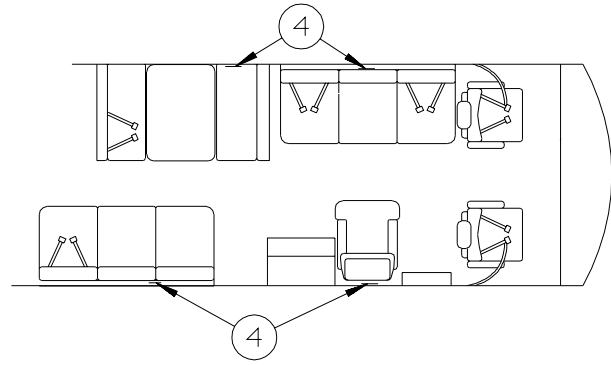
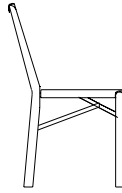
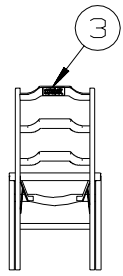
TYPICAL SERVICE PANEL



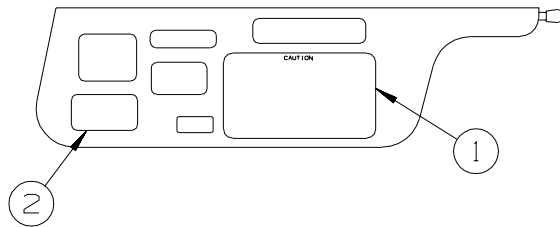
KEY	PART NUMBER	U/M	DESCRIPTION
1	133423-01-01A	EA	LABEL - DRAIN
2	133424-02-01A	EA	LABEL - NORMAL OPERATION
3	133424-03-01A	EA	LABEL - WATER HEATER BYPASS - BLACK/CLEAR
4	127170-01-000	EA	LABEL - WATER TANK DRAIN
5	079965-01-000	EA	LABEL - LPG - 80% CAPACITY
6	023769-01-000	EA	LABEL - WARNING - LPG - CANADIAN
6	124520-01-01A	EA	LABEL - LP GAS ONLY - BLACK ON CLEAR
7	124519-01-01A	EA	LABEL - WARNING/REFUELING - BLACK ON CLEAR
7	124519-01-02A	EA	LABEL - WARNING/REFUELING - WHITE ON CLEAR
7	124519-02-01A	EA	LABEL - WARNING/REFUELING - BLACK ON CLEAR - CSA
7	124519-02-02A	EA	LABEL - WARNING/REFUELING - WHITE ON CLEAR - CSA
8	137997-01-01A	EA	LABEL - WINTERIZATION VALVE - BLACK/CLEAR
9	144649-01-01A	EA	LABEL - ADJUSTABLE VALVE - WHITE ON CLEAR
10	123562-01-000	EA	LABEL - SERVICE/UTILITY ACCESS
11	125306-01-01A	EA	LABEL - ELECTRICAL ENTRANCE - 110V 30 AMP - BLACK ON CLEAR
11	125306-01-02A	EA	LABEL - ELECTRICAL ENTRANCE - 110V 30 AMP - WHITE ON CLEAR
11	125306-04-01A	EA	LABEL - ELECTRICAL ENTRANCE-120/20V 50 AMP-BLACK ON CLEAR
11	125306-04-02A	EA	LABEL - ELECTRICAL ENTRANCE-120/240V 50 AMP-WHITE ON CLEAR
12	125697-07-000	EA	LABEL - CAUTION - F/FLUSHING SYSTEM\
13	130170-02-000	EA	LABEL - SWITCH PANEL - BLK/CLEAR BACKGROUND- 1.4"H X 3.9"L
14	126247-05-000	EA	LABEL - GRAY HOLDING TANK-BLACK LETTERS/CLEAR BACKGROUND
15	130168-01-000	EA	LABEL - WASTE TANK FLUSH
16	117629-04-000	EA	LABEL - CITY WATER/TANK FILL
17	126249-03-000	EA	LABEL - CITY WATER FILL-BLK LETTERS/CLEAR BACKGROUND .31"
18	126247-06-000	EA	LABEL - BLACK HOLDING TANK-BLACK LETTERS/CLEAR BACKGROUND
19	154292-01-01A	EA	LABEL - TANK FILL VALVE

LABELS GROUP (CONTINUED)

TYPICAL SEAT AND BELT CONFIGURATIONS

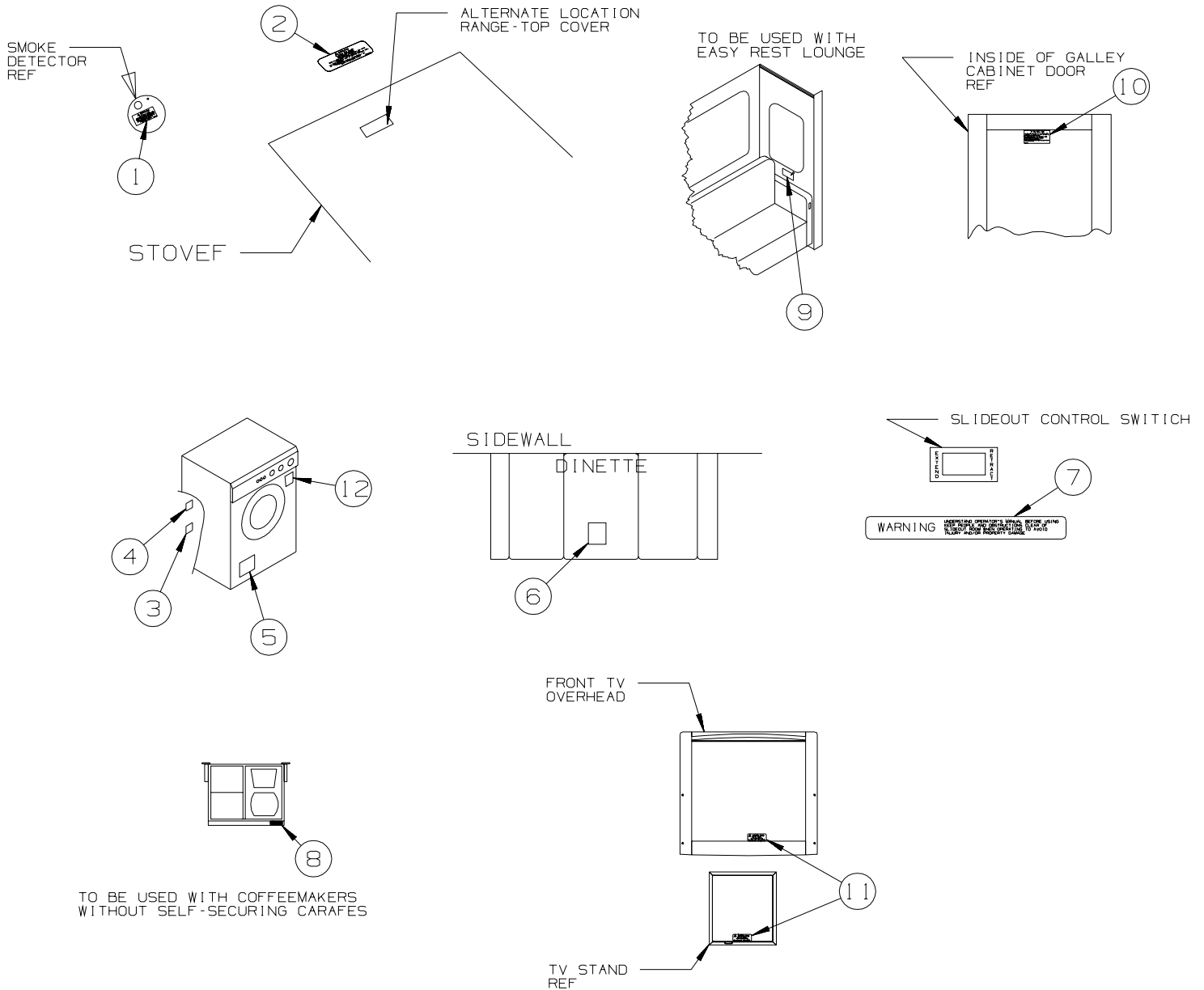


LABELS SHALL BE LOCATED ON OPPOSITE SIDE OF VISOR THAT THE AIR BAG LABEL IS INSTALLED ON



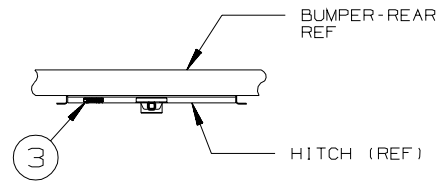
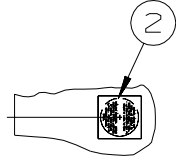
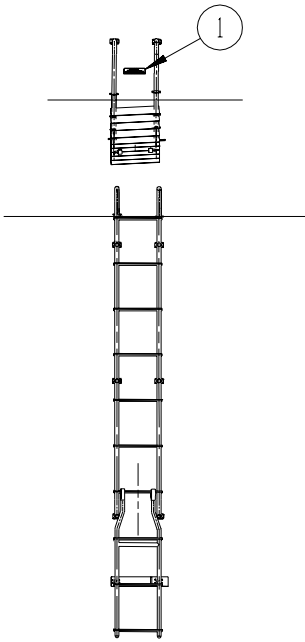
KEY	PART NUMBER	U/M	DESCRIPTION
1	056259-01-000	EA	LABEL - SAFETY CHECK LIST
2	111802-01-000	EA	LABEL - CFC WARNING
3	134537-01-01A	EA	LABEL - OCCUPANCY - CHAIR - US
3	134537-02-01A	EA	LABEL - OCCUPANCY - CHAIR - CSA
4	134538-01-01A	EA	LABEL - OCCUPANCY - NO SEAT BELT - BLACK ON CLEAR - US
4	134538-02-01A	EA	LABEL - OCCUPANCY - NO SEAT BELT - BLACK ON CLEAR - CSA

LABELS GROUP (CONTINUED)



KEY	PART NUMBER	U/M DESCRIPTION
1	077956-01-000	EA LABEL - WARNING/SMOKE DETECTOR
2	134539-01-01A	EA LABEL - WARNING - STOVE/HEATING - US - BLACK ON CLEAR
2	134540-01-01A	EA LABEL - WARNING - STOVE/HEATING - CSA - BLACK ON CLEAR
3	147524-01-000	EA LABEL - DRYER VENTING
4	147525-01-000	EA LABEL - DRYER VENT CUTOUT
5	130670-01-01A	EA LABEL - CAUTION DRYER VENTING - BLACK ON CLEAR
6	NOT USED	EA STICKER - STATIC CLING - ADVENTURER
6	NOT USED13	EA STICKER - STATIC CLING - SUNCRUISER
7	116549-01-000	EA LABEL - WARNING - SLIDEOUT
8	116829-02-000	EA LABEL - COFFEEMAKER
9	137260-01-01A	EA LABEL - WARNING - REST EASY SOFA - BLACK ON CLEAR
10	073998-01-000	EA LABEL - LPG/ODOR WARNING
11	079966-01-000	EA LABEL - WARNING - STOWED - MOTION
12	153640-01-01A	EA LABEL - WINTERIZATION - WASHER/DRYER

LABELS GROUP (CONTINUED)



KEY	PART NUMBER	U/M	DESCRIPTION
1	128218-01-01A	EA	LABEL - WARNING - SLIPPERY ROOF
2	120431-01-000	EA	LABEL - LOCATION - COAXIAL CABLE/SATELLITE ANTENNA
3	129669-02-02A	EA	LABEL - HITCH/VEHICLE RATE - 500 - BLACK ON CLEAR
3	129669-02-01A	EA	LABEL - HITCH/VEHICLE RATE - 500 - WHITE ON CLEAR

LP GROUP
LP SYSTEM

KEY	PART NUMBER	U/M	DESCRIPTION
	010265-01-000	EA	ELBOW - BRASS - 90 DEGREE - 3/8"F X 1/2"FPT
	010323-01-000	EA	ADAPTER - 3/8"F X 1/2"MPT - BRASS
	010326-01-000	EA	ADAPTER - FLARE - W/CONE GASKET - 3/8"F X 1/2"F
	010329-01-000	EA	ADAPTER - 1/2"F X 1/2"MPT - BRASS
	010377-02-000	EA	NUT - 3/8" FLARE - FORGED - BRASS
	010380-02-000	EA	NUT - 1/2" FLARE - FORGED - BRASS
	010589-01-000	EA	NIPPLE - PIPE - 1/2" X 1 1/2" - BLACK
	024250-01-000	EA	ADAPTER - BRASS - 3/8"F X 1/2"FPT
	040440-03-000	EA	TRANSMITTER - DIAL/SNAP-ON - 0-90 OHM 2 TERM(POWER/GROUND)
	045703-01-000	EA	HOSE - LP - 3/8"ID X 24" - 3/8"MPT X 1/2"F SWIVEL - U.S.
	045703-02-000	EA	HOSE - LP - 3/8"ID X 24" - 3/8"MPT X 1/2"F SWIVEL - CANADA
	045703-15-000	EA	HOSE - LP - 3/8"ID X 142" - 1/2"F SWIVEL X 3/8"F SWIVEL
	045703-25-000	EA	HOSE - LP - 3/8"ID X 177" - 1/2"F SWIVEL X 13/8"M FL
	106150-05-000	EA	REGULATOR - TWO STAGE
	144485-01-000	EA	COMPARTMENT - LP REGULATOR
*	144116-01-000	EA	TANK - LP - 100 LB - 14"D X 47"L

*COMPONENT PARTS LISTED LATER IN THIS GROUP

COMPONENT PARTS FOR LP SYSTEM

144116-01-000

KEY	PART NUMBER	U/M	DESCRIPTION	VENDOR NO.
	040421-01-712	EA	VALVE-SERV. W/O VAPOR RELIEF	29000853
	040421-01-713	EA	VALVE-RELIEF 1" W/SPRING 7"	V-20479
	088253-09-700	EA	SENDING UNIT-F/SNAP ON DIAL	SG14C0001466
	144116-01-700	EA	VALVE-OUTAGE(NO STEM REMOVE)	V20058
	144116-01-701	EA	VALVE/FILL 80 % W/YELLOW CAP	V13414

SEALANTS & FASTENERS GROUP
SEALANTS & ADHESIVES

KEY	PART NUMBER	U/M	DESCRIPTION
	004001-02-000	EA	GUN - PLEXUS ADHESIVE - W/O NOZZLE
	004001-05-000	EA	ADHESIVE - SCOTCH-WELD - 3M DP100 - CLEAR - 50ML
	004001-06-000	EA	FASTWELD PIN TIPS
	004011-01-000	EA	ADHESIVE-3M-4475 TUBE
	010405-02-000	EA	TAPE - THREAD SEALING - 3/8"
	034552-06-000	EA	SILICONE - TUBE - W/O NOZZLE - OFF WHITE
	034552-15-000	EA	SILICONE - TUBE - W/O NOZZLE - BRIGHT WHITE
	063642-01-000	FT	TAPE - ADHESIVE - .4" X 1.5" X 180'
	064075-07-000	FT	SEAL - BULB - W/WIRED U CHANNEL - .3" X .5" CHANNEL-BLACK
	067788-01-000	EA	ADHESIVE - SPRAY - 3M - 19.5 OZ AEROSOL CAN
	069640-01-000	FT	SEALER - TAPE - .25" DIAMETER X 30' - BLACK OR GRAY
	069640-02-000	FT	SEALER - TAPE - .13" THICK X .5" WIDE X 60' - GRAY
	069640-03-000	FT	SEALER - TAPE - .13" THICK X .75" WIDE X 60' - BLACK
	069640-07-000	FT	SEALER - TAPE - .09" THICK X 2" WIDE X 45' - GRAY
	069640-09-000	FT	SEALER - TAPE - .03" THICK X 2.50" WIDE X 80' - GRAY
	069640-10-000	FT	SEALER - TAPE - .03" THICK X 1.50" WIDE X 90' - GRAY
	069640-11-000	FT	SEALER - TAPE - .19" THICK X .38" WIDE X 40' - BLACK
	069640-13-000	FT	SEALER - TAPE - .03" THICK X 2" WIDE X 45' - BLACK
	069640-14-000	FT	SEALER - TAPE - .06" THICK X 1" WIDE X 100' - GRAY
	069640-15-000	FT	SEALER - TAPE - .06" THICK X .38" WIDE X 100' - GRAY
	069640-17-000	FT	SEALER - TAPE - .03" THICK X 1" WIDE X 90' - GRAY
	069640-18-000	FT	SEALER - TAPE - .50" THICK X .13" WIDE X 60' - BRT WHITE
	069640-19-000	FT	SEALER - TAPE - .75" THICK X .13" WIDE X 60' - BRT WHITE
	069640-20-000	FT	SEALER - TAPE - .50" THICK X .5" WIDE X 60' - BLACK
	069640-21-000	FT	SEALER - TAPE - .50" THICK X .06" WIDE X 100' - BRT WHITE
	069640-22-000	FT	SEALER - TAPE - 1/32"THICK X 1/4"WIDE X 200 FT - BRT WHT
	069640-23-000	FT	SEALER - TAPE - 1/16"THICK X 3/4"WIDE X 100 FT - BRT WHT
	069640-27-000	FT	SEALER - TAPE - .06" THICK X 2.25" WIDE - BRIGHT WHITE
	069640-28-000	FT	SEALER - TAPE - .25" THICK X 1.86" WIDE X 90' - GRAY
	069640-30-000	FT	SEALER - TAPE - .03" THICK X .625" WIDE X 50' - GRAY
	069640-31-000	FT	SEALER - TAPE - .25"THICK X .75" WIDE X 15' - BLACK
	069640-32-000	FT	SEALER - RIBBON - 1/16" X 3/8" X 100' - BLACK
	069640-33-000	FT	SEALER - RIBBON - 3/8"DIAMETER X 20' - BLACK
	072889-01-000	EA	SEALANT - URETHANE - BLACK - TUBE W/NOZZLE TIP
	072889-10-000	EA	SEALANT - URETHANE - BRIGHT WHITE - TUBE W/NOZZLE TIP
	072889-27-000	EA	SEALANT - URETHANE - SILVER - 10 OZ TUBE W/NOZZLE TIP
	076322-01-000	FT	TAPE-DOUBLE COATED/ADHESIVE BK-.03"THK X .8"W X 216'- WHT
	076322-02-000	FT	TAPE-DOUBLE COATED/ADHESIVE BK-.05"THK X 1"W X 108' - WHT
	076322-03-000	FT	TAPE-DOUBLE COATED/ADHESIVE BK-.05"THK X .5"W X 108' - WHT
	076322-04-000	FT	TAPE-DOUBLE COATED/ADHESIVE BK-.05"THK X .8"W X 108' - WHT
	076322-05-000	FT	TAPE-DOUBLE COATED/ADHESIVE BK-.05"THK X .8"W X 108' - WHT
	076322-07-000	FT	TAPE-DOUBLE COATED/ADHESIVE BK-.05"THK X .5"W X 200' - BLK
	076322-11-000	FT	TAPE-DOUBLE COATED/ADHESIVE BK-.02"THK X 1"W X 216' - CLR
	076322-21-000	FT	TAPE - FOAM/DOUBLE COATED - .5"
	076322-22-000	FT	TAPE - FOAM/DOUBLE COATED - .045" X .75"
	076322-23-000	FT	TAPE - FOAM/DOUBLE COATED - .045" X 1"
	076322-24-000	FT	TAPE - FOAM/DOUBLE COATED - .025" X 1"
	076322-25-000	FT	TAPE - FOAM/DOUBLE COATED - .025" X .5"
	076813-02-000	FT	SEAL-D BULB, .5" X .7" - MEDIUM SPONGE RUBBER - BLACK
	086276-01-000	EA	TAPE - DOUBLE SIDED - 1/2" WIDE X 108' LONG (SOLD BY ROLL)
	088479-01-000	EA	TAPE - ALUMINUM - 3"
	090340-01-000	FT	SEAL - FOAM - CLOSED CELL - 1/4" X 1/2" X 50'
	091255-02-000	FT	SEAL - ADHESIVE BACKED/FOAM - 3/64" THICK X 3/16"W X 1000'
	091255-03-000	FT	SEAL - ADHESIVE BACKED/FOAM - 1/4" THICK X 1/4"W X 1000'
	094401-01-000	EA	SEALER - BODY SEAM - FLEXICLEAR
	094401-03-000	EA	SEALER - BODY SEAM - BLACK
	094401-04-000	EA	SEALER - BODY SEAM - CLEAR
	094401-05-000	EA	SEALER - BODY SEAM - 20OZ BLACK
	094401-06-000	EA	SEALER - BODY SEAM - 12OZ BLACK
	098408-01-000	FT	SEAL - SPONGE RUBBER - CLOSED CELL
	099069-01-000	FT	SEAL - RUBBER - CLOSED SPONGE - .5" WIDE X .12" THICK -BLK
	099418-01-000	FT	SEAL - D-SECTION/ADHESIVE BACK - .44" X .44"- BLK RUBBER
	099418-02-000	FT	SEAL - D-SECTION/ADHESIVE BACK - .44" X .44"- WHITE RUBBER
	100128-02-000	FT	SEAL - FOAM/ADHESIVE BACK - .37" WIDE X .37" THICK

SEALANTS & FASTENERS GROUP (CONTINUED)
SEALANTS & ADHESIVES (CONTINUED)

KEY	PART NUMBER	U/M	DESCRIPTION
	104692-01-000	FT	SEAL - ADHESIVE BACKED FOAM - 3/4" THICK X 3/4" WIDE X 25'
	104692-03-000	FT	SEAL - ADHESIVE BACKED FOAM - 1" THICK X 1 3/16"WIDE X 15'
	107828-01-000	EA	SEALANT - SB - 190 EVERSEAL
	109506-01-000	EA	FILM - URETHANE - PROTECTANT - 4.25" X 26.75"
	109506-12-000	EA	FILM/ABRASION-RESISTANT - TRANSPARENT - 1" DIA.
	109506-13-000	EA	FILM/ABRASION-RESISTANT - TRANSPARENT - 1" DIA.
	110274-01-000	FT	TAPE - DOUBLE SIDED/FOAM - .45" X 1" X 216' - BLACK
	112481-02-000	EA	ADHESIVE - PLEXUS ETHACRYLATE - CARTRIDGE
	112864-01-000	FT	SEAL - FOAM/BUTYL COVERED - 3/8" X 35'
	112864-02-000	FT	FOAM - BUTYL COVERED - 5/16" X 44'
	112864-04-000	FT	FOAM - BUTYL COVERED - 3/8" X 1/8"
	112901-02-000	EA	ADHESIVE - PLEXUS - MA330 - 50ML - GRAY
	112901-03-000	EA	ADHESIVE - PLEXUS - MA300 - 50ML - WHITE
	112902-01-000	EA	NOZZLE - ELEMENT - 3/8 X 24
	112902-03-000	EA	MIXER NOZZLE - F/GUN #00400102000 - SCOTCH-WELD & PLEXUS
	112902-04-000	EA	NOZZLE - ELEMENT - 1/4" X 3.5"
	113366-01-000	EA	ADHESIVE - INSTANT - 1 OZ
	113452-02-000	FT	SEAL/TRIM - FRONT - VINYL W/WIRE CARRIER - .027"
	115933-01-000	FT	TAPE - 1/64" X 3/8" X 100'
	120074-02-03A	EA	SILICONE - TUBE - W/O NOZZLE - LOW ODOR - SMOKEY WHITE
	120074-02-02A	EA	SILICONE - TUBE - W/O NOZZLE - LOW ODOR - SOFT WHITE
	120534-01-01A	EA	TAPE - SCOTCH - 3M - 1/2" FINE LINE
	123244-01-000	FT	TAPE - DOUBLE SIDED/FOAM - 5/64" THICK X 3/4" WIDE X 108'
	123816-01-000	FT	TAPE - DOUBLE SIDED - 1" X 3/4" X 200'
	123816-02-000	FT	TAPE - DOUBLE SIDED - 1/2" X 1 1/3" X 200'
	123816-03-000	FT	TAPE - DOUBLE SIDED - 1/2" X 3/4" X 200'
	123816-04-000	FT	TAPE - DOUBLE SIDED - 6" X 750'
	126427-01-000	EA	ADHESIVE - ALL PURPOSE - ABS/PVC
	126427-02-000	EA	PRIMER - CLEANER - FLEX PIPING
	131264-01-02A	EA	SILICONE - TUBE - W/O NOZZLE - CLEAR
	131264-01-01A	EA	SILICONE - TUBE - W/O NOZZLE - BLACK
	131264-02-01A	EA	SILICONE - TUBE - W/O NOZZLE - VW GRAY - BATH ONLY
	131264-03-01A	EA	SILICONE - TUBE - W/O NOZZLE- SELF LEVELING - BRIGHT WHITE
	131264-04-01A	EA	SILICONE/SEALANT/ADHESIVE - FAST CURE F/GLASS/VINYL - B/W
	131264-05-01A	EA	SILICONE/SEALANT - ODORLESS - TUBE - W/NOZZLE - BLACK
	131264-05-02A	EA	SILICONE/SEALANT - ODORLESS - TUBE - W/NOZZLE - CLEAR
	131384-01-000	EA	ADHESIVE - JET WELD
	134651-01-000	FT	SEAL - 1/2" X 3/4" PSA 1 SIDE
	900390-01-000	EA	NOZZLE - SILICONE TUBE - 2.5" LONG - W/EXTERNAL THREADS
	900390-03-000	EA	NOZZLE - SILICONE TUBE - 4.3" LONG W/INTERNAL THREADS
	900563-17-000	EA	TAPE - 2 SIDED, 2" X 36 YDS

BOLTS, NUTS AND WASHERS

KEY	PART NUMBER	U/M	DESCRIPTION
	OMC05K-08-055	EA	BOLT - HEX - M08 X 1.25 X 2.2
	OMD16K-10-000	EA	NUT - HEX PREV TORQUE M10 X 1 1/2 CLASS 8
	OMD39K-12-000	EA	NUT - HEX W/NYLON LOCK - M12 X 1 3/4
	OMD40K-14-000	EA	NUT - HEX W/NYLON LOCK - M14 X 2
	OMD54F-06-000	EA	NUT-HEX SER FLG M6X1,0 SS - DIN6923A2M6
	OME06K-14-280	EA	WASHER - FLAT - 14 ID X 28 OD
	000C12-04-08B	EA	BOLT - HEX - 1/4-20 X 1/2 - GRADE #5 - ZINC
	000C12-04-12A	EA	BOLT - HEX - 1/4-20 X 3/4 - PLAIN 5
	000C12-04-40B	EA	BOLT - HEX - 1/4-20 X 2 1/2 - GRADE #5 ZINC
	000C12-05-16B	EA	BOLT - HEX - 5/16 - 18X1 - GRADE #5 - ZINC
	000C12-05-40B	EA	BOLT - HEX - 5/16"-18 X 2.5" - GRADE #5 - ZINC
	000C12-06-44B	EA	BOLT - HEX - 3/8-16 X 2 3/4 - GRADE 5 - ZINC
	000C12-06-16B	EA	BOLT - HEX - 3/8 - 16X1 - GRADE #5 - ZINC
	000C12-08-28B	EA	BOLT - HEX - 1/2-13 X 1 3/4 - GRADE #5 - ZINC
	000C12-08-24B	EA	BOLT - HEX - 1/2 - 13X1 1/2 - GRADE #5 - ZINC
	000C12-08-16B	EA	BOLT - HEX - 1/2-13 X 1 - GRADE #5 - ZINC
	000C12-10-24B	EA	BOLT - HEX - 5/8 - 11X1 1/2 - GRADE #5 - ZINC
	000C13-07-48B	EA	BOLT - HEX - 7/16-20 X 3 - GRADE #5 - ZINC
	000C13-07-40B	EA	BOLT - HEX - 7/16-20 X 2 1/2 - GRADE #5 - ZINC
	000C14-07-28B	EA	BOLT - HEX - 7/16-14 X 1 3/4 - GRADE #8 - ZINC

SEALANTS & FASTENERS GROUP (CONTINUED)
BOLTS, NUTS AND WASHERS (CONTINUED)

KEY	PART NUMBER	U/M	DESCRIPTION
	000C14-10-32K	EA	BOLT - HEX - 5/8-11 X 2 - GRADE #8 - ZINC
	000C16-07-16B	EA	BOLT - CARRIAGE - ASSIST HANDLE - 7/16-14 X 1
	000C18-05-40A	EA	BOLT - ELEVATOR - 5/16-18 X 2 1/2 - PL
	000C26-04-10B	EA	BOLT - HEX - SERRATED FLANGE - 1/4-20 X 5/8 - ZINC
	000C26-04-18B	EA	BOLT - HEX - SERRATED FLANGE - 1/4-20 X 1 1/8 - ZINC
	000C26-04-14B	EA	BOLT - HEX - SERRATED FLANGE - 1/4-20 X 7/8 - ZINC
	000C26-05-20B	EA	BOLT - HEX - SERRATED FLANGE - 5/16-18 X 1 1/4 - ZINC
	000C26-05-12B	EA	BOLT - HEX - SERRATED FLANGE - 5/16-18 X 3/4 - ZINC
	000C26-06-40B	EA	BOLT - HEX - SERRATED FLANGE - 3/8-16 X 2 1/2 - ZINC
	000C26-06-28B	EA	BOLT - HEX - SERRATED FLANGE - 3/8-16 X 1 3/4 - ZINC
	000C26-06-20B	EA	BOLT - HEX - SERRATED FLANGE - 3/8-16 X 1 1/4 - ZINC
	000C26-06-12B	EA	BOLT - HEX - SERRATED FLANGE - 3/8-16 X 3/4 - ZINC
	000C26-08-24B	EA	BOLT - HEX - SERRATED FLANGE - 1/2-13 X 1 1/2 - ZINC
	000C27-04-40B	EA	BOLT - CARRIAGE - 1/4-20 X 2 1/2 - ZINC
	000C27-07-40B	EA	BOLT - CARRIAGE - 7/16-14 X 2 1/2 - GRADE #5
	000C27-08-48B	EA	BOLT - CARRIAGE - 1/2-13 X 3 - GRADE #5
	000D16-07-00B	EA	NUT - HEX - 7/16-14 - ZINC
	000D20-07-00B	EA	NUT - ACORN - ASSIST HANDLE - 7/16 - 14
	000D23-04-00B	EA	NUT - HEX SF/LK #4-40
	000D24-10-00B	EA	NUT - HEX - SELF LOCKING - 10-32 - ZINC
	000D25-06-00B	EA	NUT-3/8" W/BURR - FASTENER HOUSE
	000D28-10-00B	EA	NUT - HEX - W/NYLON LOCK - 10-32 ZINC
	000D29-04-00B	EA	NUT - HEX - SELF LOCKING - 1/4 X 20 - ZINC
	000D29-06-00B	EA	NUT - HEX - W/NYLON LOCK - 3/8-16 - ZINC
	000D29-09-00B	EA	NUT - HEX - SELF LOCKING - 9/16-12 - ZINC
	000D30-07-00B	EA	NUT - HEX LOCK - NYLON 7/16 X 20
	000D34-04-00B	EA	NUT - HEX - LOCKING - 1/4-20 - ZINC
	000D34-06-00B	EA	NUT - HEX - LOCKING - 3/8-16 GRADE C - ZINC
	000D39-04-00B	EA	NUT - HEX - LOCKING W/SERRATED FLANGE - 1/4-20 - ZINC
	000D39-05-00B	EA	NUT - HEX - LOCKING W/SERRATED FLANGE - 5/16-18 - ZINC
	000D39-06-00B	EA	NUT - HEX - LOCKING W/SERRATED FLANGE - 3/8-18 - ZINC
	000D39-07-00B	EA	NUT - HEX - LOCKING W/SERRATED FLANGE - 7/16-14 - ZINC
	000D39-08-00B	EA	NUT - HEX - LOCKING W/SERRATED FLANGE - 1/2-13 - ZINC
	000D44-04-00B	EA	NUT - HEX - LOCKING W/SERRATED FLANGE - 1/4-28 - ZINC
	000D44-07-00B	EA	NUT - HEX - LOCKING W/SERRATED FLANGE - 7/16-20 - ZINC
	000D44-08-00B	EA	NUT - HEX - LOCKING W/SERRATED FLANGE - 1/2-20 - ZINC
	000D46-04-00A	EA	NUT - HEX - WELD - 1/4-20 - PLAIN
	000D58-06-00A	EA	NUT - HEX - WELD 3/8-16 - PLAIN
	000D65-08-00B	EA	NUT - HEX - LOCKING W/SERRATED FLANGE - 8-32 - ZINC
	000D67-10-00B	EA	NUT - HEX - LOCK - 5/8-11 - ZINC
	000D73-08-00C	EA	NUT - HEX FLANGE - 1/2-13
	000D75-09-00B	EA	NUT - HEX LOCKING - 9/16-12 - ZINC
	000D76-06-00B	EA	NUT - HEX FLANGE - 3/8-16
	000E11-04-00F	EA	WASHER - LOCKING - 1/4 MED SPLIT - STAINLESS STEEL
	000E11-07-00B	EA	WASHER - LOCKING - 7/16 MED SPLIT - ZINC
	000E11-08-00B	EA	WASHER - LOCKING - 1/2 MED SPLIT - ZINC
	000E13-17-00B	EA	WASHER - FLAT - 3/8 AR - ZINC
	000E13-18-00B	EA	WASHER - FLAT - 3/8 WIDE - ZINC
	000E13-20-00B	EA	WASHER - FLAT - 7/16 WIDE - ZINC
	000E13-22-00B	EA	WASHER - FLAT - 1/2 WIDE - ZINC
	000E13-26-00B	EA	WASHER - FLAT - 5/8 WIDE - ZINC
	000E14-10-00B	EA	WASHER - LOCKING - #10 EXTERNAL TOOTH - ZINC
	000E16-10-00B	EA	WASHER - HARDENED - 5/8 - FLAT - ZINC
	000G45-05-16B	EA	BOLT - LAG - 5/16-9 X 1 - ZINC
	002329-01-000	EA	WASHER-FLAT, 9/32" ID X 5/8" OD - NYLON
	005081-01-000	EA	NUT - SPEED - C-TYPE - #8 SCREW
	040921-01-000	EA	NUT - SPEED - U TYPE - #10-24 - BLACK
	040921-03-000	EA	NUT - SPEED - U TYPE - #10
	040921-04-000	EA	NUT - SPEED - U TYPE - #8-.59" LENGTH X .44" WIDTH
	040921-05-000	EA	NUT - SPEED - U-TYPE - 8-.67" X .44" WIDE
	041322-01-000	EA	WASHER - FLANGE - 15/32 ID X 2 3/8 OD - F/SEAT BELT MTG
	044364-02-000	EA	NUT - SPEED - FLAT - ROUND
	044533-01-000	EA	WASHER - 1 3/8"OD - FOR BUTTONS - PLASTIC
	051387-06-000	EA	BOLT - CARRIAGE W/O HOLE - 5/16-18 X 9 1/2 - ZINC

SEALANTS & FASTENERS GROUP (CONTINUED)
BOLTS, NUTS AND WASHERS (CONTINUED)

KEY	PART NUMBER	U/M	DESCRIPTION
	058716-02-000	EA	WASHER - FLAT NYLON
	064081-03-000	EA	NUT - WING 3/8-16 - W/WELD NUT
	077071-01-000	EA	WASHER - FENDER - 3/16"ID X 1"OD
	084406-01-000	EA	NUT - CAPPED - CROSS RECESSED - BLACK - 1/4-20 THD
	087234-01-000	EA	NUT - JACK - 1/4 X 20 THD - MOLLY
	087718-01-000	EA	MONOBOLT - STEEL - 3/16 DIAMETER
	088787-12-000	EA	STUD - WELD - 1/4 - 20 X 1.0 LG - MN
	102333-01-06A	EA	BOLT - CARRIAGE - 7/16-14 STAINLESS STEEL CAP
	103020-02-000	EA	BOLT-U - #8-32 - GRADE 5 ZINC
	106956-03-000	EA	BOLT - HEX TAP - 1/2-12NC X 3 - GRADE 5 - FULL THREAD/ZINC
	107397-01-000	EA	WASHER - FENDER - 3/4"ID X 1"OD
	108067-03-000	EA	STUD - WELD - 1/4 - 20 X 1/2 CD
	109917-01-000	EA	WASHER - 1.5" X 1.25"
	109917-03-000	EA	WASHER - 1" X .50"
	109917-04-000	EA	WASHER - 1" X .75"
	110794-01-000	EA	WASHER - FLAT - 1"ID X 1 3/4"OD
	113985-02-000	EA	BOLT - FLANGE - M10-1 1/2 X 30CL 10.9
	114259-05-000	EA	BOLT - 7/16-20 X 1 1/4 W/WASHER
	128444-01-000	EA	WASHER - SPRING - CONICAL
	131377-01-000	EA	NUT-HEX HEAD W/WASHER-1/4-20 X 2" STEEL W/3/4" OD WASHER
	135092-02-01A	EA	BOLT - HEX - SERRATED FLANGE - 1/2-20 X 2 1/2-GRADE 5 ZINC
	143399-01-01A	EA	NUT/RETAINING - 3/8" - 24 NFT
	144904-01-01A	EA	BOLT - ADJUSTMENT - HEADLAMP
	147284-01-000	EA	NUT/SELF RETAINING - 3/8"-16
	147284-02-000	EA	NUT/SELF RETAINING - 5/16"-18
	148817-01-000	EA	WASHER/SPUR - LOCKING

SCREWS

KEY	PART NUMBER	U/M	DESCRIPTION
	0G1106-06-160	EA	SCREW - 6-20 X 3/8 PPH
	0G1106-08-240	EA	SCREW - 6-20 X 1/2 PPH - VW LIGHT GRAY
	0G1208-12-170	EA	SCREW - 8-18 X 3/4 POH - BRIGHT WHITE
	0G3804-22-180	EA	SCREW - MACHINE - 1/4-20 X 1 3/8 PFH - BLACK
	0G3908-08-170	EA	SCREW - SF/DR - 8-18 X 1/2 PPH - BRIGHT WHITE
	0G3908-08-160	EA	SCREW - SF/DR - 8-18 X 1/2 PPH - VW WHITE
	0G3908-12-250	EA	SCREW - SF/DR - 8-18 X 3/4 PPH - DARK GRAY
	0G3908-16-170	EA	SCREW - SF/DR - 8-18 X 1 PPH - BRIGHT WHITE
	0G3908-24-170	EA	SCREW - SF/DR - 8-18 X 1 1/2 PPH - BRIGHT WHITE
	0G3910-10-330	EA	SCREW - SF/DR - 20-16 X 5/8 PPH - PUTTY
	0G3910-10-320	EA	SCREW - SF/DR - 10-16 X 5/8 PPH - GLACIER
	0G3910-12-240	EA	SCREW - SF/DR - 10-16 X .75 PPH - VW LIGHT GRAY
	0G3910-12-170	EA	SCREW - SF/DR - 10-16 X 3/4 PPH - BRIGHT WHITE
	0G3910-12-320	EA	SCREW - SF/DR - 10-16 X 3/4 PPH - GLACIER
	0G5508-08-380	EA	SCREW - SF/DR - 8-18 X .5 PWH - CASHMERE
	0G5508-08-370	EA	SCREW - SF/DR - 8-18 X .5 PWH - RIVERSTONE
	0G5508-12-240	EA	SCREW - SF/DR - 8-18 X 3/4 PWH - VW LIGHT GRAY
	0G5508-12-170	EA	SCREW - SF/DR - 8-18 X 3/4 PWH - BRIGHT WHITE
	0G5508-12-330	EA	SCREW - SF/DR - 8-18 X 3/4 PWH - PUTTY
	0G5508-12-320	EA	SCREW - SF/DR - 8-18 X 3/4 PWH - GLACIER
	0G5508-12-270	EA	SCREW - SF/DR - 8-18 X 3/4 PWH - TITANIUM
	0G5508-16-250	EA	SCREW - SF/DR - 8-18 X 1 PWH - VW DARK GRAY
	0G5508-16-320	EA	SCREW - SF/DR - 8-18 X 1 PWH - GLACIER
	0G6008-16-170	EA	SCREW - SF/DR - 8-18 X 1 POH - BRIGHT WHITE
	0G6710-08-130	EA	SCREW - 10-12 X 1/2 PPH - TAUPE
	0G6710-08-170	EA	SCREW - 10-12 X 1/2 PPH - BRIGHT WHITE
	0G6710-08-240	EA	SCREW - 10-12 X 1/2 PPH - VW LIGHT GRAY
	0G6710-12-170	EA	SCREW - 10-12 X 3/4 PPH - BRIGHT WHITE
	0G6806-16-170	EA	SCREW - 6-18 X 1 POH - BRIGHT WHITE
	0G6810-24-280	EA	SCREW - 10-12 X 1 1/2 POH - SOFT WHITE
	000C20-05-28F	EA	SCREW - 5/16-18 X 1 3/4 FLAT SOC - STAINLESS STEEL
	000C20-06-24T	EA	SCREW - 3/8-16 X 1 1/2 - FLAT SOCKET
	000G11-06-10J	EA	SCREW - 6-20 X 5/8 PPH - BRASS

SEALANTS & FASTENERS GROUP (CONTINUED)
SCREWS (CONTINUED)

KEY	PART NUMBER	U/M	DESCRIPTION
	000G11-06-08B	EA	SCREW - 6-20 X 1/2 PPH - ZINC
	000G11-06-10B	EA	SCREW - 6-20 X 5/8 PPH - ZINC
	000G11-07-08B	EA	SCREW - 7-19 X 1/2 PPH - ZINC
	000G11-08-20G	EA	SCREW - 8-18 X 1 1/4 - ANTIQUE BRASS
	000G11-08-20B	EA	SCREW - 8-18 X 1 1/4 PPH - ZINC
	000G11-08-12T	EA	SCREW - 8-18 X 3/4 PPH - BLACK MAGNESIUM
	000G11-08-12P	EA	SCREW - 8-18 X 3/4 PPH - DARK BROWN
	000G11-08-12S	EA	SCREW - 8-18 X 3/4 PPH - OFF WHITE
	000G11-08-12B	EA	SCREW - 8-18 X 3/4 PPH - ZINC
	000G11-08-08T	EA	SCREW - 8-18 X 1/2 PPH - FLUOROCARBON COATING
	000G11-08-06B	EA	SCREW - 8-18 X 3/8 PPH - ZINC
	000G11-10-12D	EA	SCREW - 10-16 X 3/4 PPH - BLACK
	000G12-06-12J	EA	SCREW - 6-20 X .75 POH - BRASS
	000G12-06-08T	EA	SCREW - 6-20 X 1/2 POH - BLACK
	000G13-05-10B	EA	SCREW - 5-12 X 5/8 PFH - ZINC
	000G13-06-08G	EA	SCREW - 6-20 X 1/2 PFH - ANTIQUE BRASS
	000G13-06-08B	EA	SCREW - 6-20 X 1/2 PFH - ZINC
	000G13-06-06I	EA	SCREW - 6-20 X 3/8 PFH - BLACK ZINC
	000G13-06-24J	EA	SCREW - 6-20 X 1 1/2 PFH - BRASS
	000G13-06-16J	EA	SCREW - 6-20 X 1 PFH - BRASS
	000G13-06-10J	EA	SCREW - 6-20 X 5/8 PFH - BRASS
	000G13-06-10G	EA	SCREW - 6-20 X 5/8 PFH - ANTIQUE BRASS
	000G13-07-10H	EA	SCREW - 7-19 X 5/8 PFH - BLACK
	000G13-07-12B	EA	SCREW - 7-19 X 3/4 PFH - ZINC
	000G13-08-16B	EA	SCREW - 8-18 X 1 PFH - ZINC
	000G13-08-109	EA	SCREW - 8-18 X 5/8 PFH
	000G13-08-10B	EA	SCREW - 8-18 X 5/8 PFH - ZINC
	000G13-08-24B	EA	SCREW - 8-18 X 1 1/2 PFH - ZINC
	000G16-04-24B	EA	SCREW - MACHINE - 1/4-20 X 1 1/2 PPH
	000G18-04-12B	EA	SCREW - MACHINE - 4-40 X 3/4 PPH - ZINC
	000G18-08-12B	EA	SCREW - MACHINE - 8-32 X 3/4 PPH - ZINC
	000G18-08-16B	EA	SCREW - MACHINE - 8-32 X 1 PPH - ZINC
	000G18-08-24B	EA	SCREW - MACHINE - 8-32 X 1 1/2 PPH - ZINC
	000G18-08-22B	EA	SCREW - MACHINE - 8-32 X 1 3/8 PPH - ZINC
	000G19-10-10B	EA	SCREW - MACHINE - 10-32 X 5/8 - PPH - ZINC
	000G19-10-08B	EA	SCREW - MACHINE - 10-32 X 1/2 PPH - ZINC
	000G19-10-20B	EA	SCREW - MACHINE - 10-32 X 1 1/2 PPH - ZINC
	000G19-10-40B	EA	SCREW-MACH,10-32X2.50 PPH ZN
	000G19-10-12F	EA	SCREW - MACHINE - 10-32 X 3/4 PPH - STAINLESS STEEL
	000G32-10-06B	EA	SCREW - 10-32 X 3/8 PPH - ZINC
	000G36-10-12T	EA	SCREW - 10-24X 3/4 PFH TYPE 23 - BLACK
	000G39-06-06J	EA	SCREW - 6-20 X 3/8 PPH - BRASS
	000G39-06-10T	EA	SCREW - SF/DR - 6-20 X 5/8 PPH - BLACK
	000G39-06-16T	EA	SCREW - SF/DR - 6-20 X 1 PPH - BLACK
	000G39-08-08S	EA	SCREW - SF/DR - 8-18 X 1/2 PPH - OFF WHITE
	000G39-08-08B	EA	SCREW - SF/DR - 8-18 X 1/2 PPH - ZINC
	000G39-08-08T	EA	SCREW - SF/DR - 8-18 X 1/2 PPH - BLACK
	000G39-08-06B	EA	SCREW - SF/DR - 8-18 X 3/8 PPH - ZINC
	000G39-08-32B	EA	SCREW - SF/DR - 8-18 X 2 PPH - ZINC
	000G39-08-24T	EA	SCREW - SF/DR - 8-18 X 1 1/2 PPH - BLACK
	000G39-08-24S	EA	SCREW - SF/DR - 8-18 X 1 1/2 - OFF WHITE
	000G39-08-24B	EA	SCREW - SF/DR - 8-18 X 1 1/2 PPH - ZINC
	000G39-08-16T	EA	SCREW - SF/DR - 6-20 X 1 PPH - BLACK
	000G39-08-16B	EA	SCREW - SF/DR - 8-18 X 1 PPH - ZINC
	000G39-08-12B	EA	SCREW - SF/DR - 8-18 X 3/4 PPH - ZINC
	000G39-08-12T	EA	SCREW - SF/DR - 8-18 X 3/4 PPH - BLACK
	000G39-10-48T	EA	SCREW - SF/DR - 10-16 X 3 PPH - BLACK
	000G39-10-48B	EA	SCREW - SF/DR - 10-16 X 3 - PPH - ZINC
	000G39-10-40D	EA	SCREW - SF/DR - 10-16 X 2 1/2 PPH - BLACK
	000G39-10-32B	EA	SCREW - SF/DR - 10-16 X 2 - PPH - ZINC
	000G39-10-20T	EA	SCREW - SF/DR - 10-16 X 1 1/4 PPH - BLACK
	000G39-10-20B	EA	SCREW - SF/DR - 10-16 X 1 1/4 PPH - ZINC
	000G39-10-169	EA	SCREW - SF/DR - 10-16 X 1 PPH - FLUOROCARBON SILVER
	000G39-10-129	EA	SCREW - SF/DR - 10-16 X 3/4 PPH - FLUOROCARBON SILVER

SEALANTS & FASTENERS GROUP (CONTINUED)
SCREWS (CONTINUED)

KEY	PART NUMBER	U/M	DESCRIPTION
	000G39-10-12T	EA	SCREW - SF/DR - 10-16 X 3/4 - BLACK
	000G39-10-10T	EA	SCREW - SF/DR - 10-16 X 5/8 - BLACK
	000G39-10-10B	EA	SCREW - SF/DR - 10-16 X 5/8 PPH - ZINC
	000G39-10-08B	EA	SCREW - SF/DR - 10-16 X 1/2 PPH - ZINC
	000G39-12-12E	EA	SCREW - SF/DR - 12 - 14 X 3/4 PPH - CHROME
	000G42-04-24B	EA	SCREW - SF/DR - 1/4-14 X 1 1/2 - ZINC
	000G42-04-16B	EA	SCREW - SF/DR - 1/4-14 X 1 HWH - ZINC
	000G42-04-24B	EA	SCREW - SF/DR - 1/4-14 X 1 1/2 - ZINC
	000G46-08-24T	EA	SCREW - MACHINE - 8-32 X 1 1/2 PFH - BLACK
	000G50-04-08B	EA	SCREW - MACHINE - 1/4-20 X 1/2 PTH - ZINC
	000G52-06-05B	EA	SCREW - MACHINE - 6-32 X 5/16 PTH ZINC
	000G52-06-06B	EA	SCREW - MACHINE - 6-32 X 3/8 PIN - ZINC
	000G54-04-14B	EA	SCREW - 1/4-20 X 7/8 PTH - TYPE 23 - ZINC PLATED
	000G55-08-124	EA	SCREW - SF/DR - 8-18 X 3/4 PWH - ASH GRAY
	000G55-08-16T	EA	SCREW - SF/DR - 8-18 X 1 PWH - BLACK
	000G56-12-48B	EA	SCREW - WOOD - 12-11 X 3 POH - SPECIAL HARDENED
	000G57-14-64B	EA	SCREW - 14-10 X 4 PFH ZINC
	000G60-08-20F	EA	SCREW - SF/DR - 8-19X1.25 POH
	000G60-08-16E	EA	SCREW - SF/DR - 8-1 X 1 POH - CHROME
	000G60-08-22B	EA	SCREW - SF/DR - 8-18 X 1.38 POH - ZINC
	000G60-10-209	EA	SCREW - SF/DR - 10-16 X 1 1/4 POH - SILVER STALGAARD
	000G60-10-20B	EA	SCREW - SF/DR - 10-16 X 1 1/4 POH - ZINC
	000G60-10-16J	EA	SCREW - SF/DR - 10-16 X 1 POH - BRIGHT BRASS
	000G60-10-28T	EA	SCREW - SF/DR - 10-16 X 1 3/4 - BLACK
	000G62-08-24B	EA	SCREW - SF/DR - 8-18 X 1 1/2 PFH
	000G67-08-32B	EA	SCREW - 8-15 X 2 PPH - ZINC
	000G67-10-08B	EA	SCREW - 10-12 X 1/2 PPH - ZINC
	000G67-10-32J	EA	SCREW-10-12X2 PPH - BRIGHT BRASS
	000G67-10-24S	EA	SCREW - 10-12 X 1 1/2 PPH - OFF WHITE
	000G67-10-24B	EA	SCREW - 10-12 X 1 1/2 PPH - ZINC
	000G67-10-20D	EA	SCREW - 10-12 X 1 1/4 PPH - BLACK
	000G67-10-12P	EA	SCREW - 10-12 X 3/4 PPH - DARK BROWN
	000G67-10-12B	EA	SCREW - 10-12 X 3/4 PPH - ZINC
	000G67-10-10T	EA	SCREW - 10-12 X 5/8 PPH - BLACK
	000G67-10-10S	EA	SCREW - 10-12 X 5/8 PPH - OFF WHITE
	000G67-10-10P	EA	SCREW - 10-12 X 5/8 PPH - DARK BROWN
	000G67-10-10B	EA	SCREW - 10-12 X 5/8 PPH - ZINC - TYPE A
	000G67-10-08S	EA	SCREW - 10-12 X 1/2 PPH - OFF WHITE
	000G68-06-12B	EA	SCREW - 6-18 X 3/4 POH - ZINC & CLEAR
	000G68-06-10J	EA	SCREW - 6-18 X 5/8 POH - BRASS
	000G68-06-10G	EA	SCREW - 6-18 X 5/8 POH - ANTIQUE BRASS
	000G68-06-12J	EA	SCREW - 6-18 X 3/4 POH - BRASS
	029130-01-000	EA	SCREW - SNAP STUD - #8-16 X 5/8" LONG
	029130-03-000	EA	SCREW - SNAP STUD - #8-16 X 1" LONG
	049465-01-000	EA	SCREW - 10-16 PTH W/WASHER - DARK BROWN
	049465-03-000	EA	SCREW - 10-16 X 1 POH W/WASHER - OFF WHITE
	049465-04-000	EA	SCREW - 10-16 X 1 PTH W/WASHER - BEIGE
	049465-13-000	EA	SCREW-10+16X1 PTH W/WASHER - *ASH GRAY
	049465-17-000	EA	SCREW - 10-16 X 1 POH W/WASHER - BRIGHT WHITE
	054434-03-000	EA	SCREW - SF/DR - 10-16 X 2 - PWH - ZINC
	075908-01-000	EA	SCREW - MACHINE - 10-32 X .56 PTH - EXTERNAL TOOTH - ZINC
	076790-01-000	EA	SCREW - 6-20 X 1 1/4 PPH - BLACK
	076790-05-000	EA	SCREW - 6-20 X 1/2 PPH - BLACK - THREAD CUTTING/WOOD
	083554-01-000	EA	SCREW - DRYWALL - 8 X 1 1/4
	083554-04-000	EA	SCREW - DRYWALL - 8 X 2 1/2
	087721-01-000	EA	SCREW - FLAT HEAD - TAPPING - 1/4 X 1 1/4 LONG - ZINC
	087721-02-000	EA	SCREW - FLAT HEAD - TAPPING - 1/4" X 2 1/4" LONG - ZINC
	090033-02-000	EA	SCREW - 1/4-20 X 5/8 - ROUND WASHER HEAD - OFF/WHITE
	097974-01-000	EA	SCREW - PARTICLE BOARD - 7-9 X 3/4 PPH
	101618-01-000	EA	SCREW - 1/4-20 X 3/4 HEX - TAPPING - STALGARD TYPE F
	109235-01-05A	FT	COVER - SCREW - BRIGHT WHITE
	109235-01-01A	FT	COVER - SCREW - MAT BLACK
	113563-01-01A	EA	SCREW - 8 X 5/8 LONG SHOULDER/WASHER HEAD
	116111-02-01A	EA	SCREW - TAPTITE - 1/4-20 X 3/8 PPH - ZINC

SEALANTS & FASTENERS GROUP (CONTINUED)
SCREWS (CONTINUED)

KEY	PART NUMBER	U/M	DESCRIPTION
	117478-01-04A	EA	SCREW - 8-18 X 3/4 PPH W/WASHER - VW LIGHT GRAY
	118383-01-09A	EA	RETAINER/RECESSED - F/.22" SCREW - GLACIER
	118383-01-06A	EA	RETAINER/RECESSED - F/.22" SCREW - ALLANTE ANTELOPE
	118383-01-04A	EA	RETAINER/RECESSED - F/.22" SCREW - BRIGHT WHITE
	118383-02-09A	EA	RETAINER/RECESSED - F/.27" SCREW - GLACIER
	118383-02-05A	EA	RETAINER/RECESSED - F/.27" SCREW - VW LIGHT GRAY
	118383-02-10A	EA	RETAINER/RECESSED - F/.27" SCREW - RIVERSTONE
	118383-02-11A	EA	RETAINER/RECESSED - F/.27" SCREW - CASHMERE
	118383-03-09A	EA	RETAINER/RECESSED - F/.32" SCREW - GLACIER
	118383-04-04A	EA	CAP - F/RECESSED RETAINER - BRIGHT WHITE
	118383-04-08A	EA	CAP - F/RECESSED RETAINER - CADDY CREAM
	118383-04-05A	EA	CAP - F/RECESSED RETAINER - VW LIGHT GRAY
	118383-04-11A	EA	CAP - F/RECESSED RETAINER - CASHMERE
	118383-04-10A	EA	CAP - F/RECESSED RETAINER - RIVERSTONE
	118383-04-09A	EA	CAP - F/RECESSED RETAINER - GLACIER
	134126-01-01A	EA	SCREW/NAIL - HEX HEAD - 3/4"
	140040-01-000	EA	SCREW - 1/4-20 X 1 - BUTTON HEAD/SOCKET - W/LOCTITE
	144078-01-01A	EA	SCREW - HEX/FLANGE HEAD CAP-1" W/.75" THREAD LENGTH-ZINC
	149753-01-02A	EA	RETAINER/RECESSED - F/.22" SCREW - BRIGHT WHITE
	149753-01-01A	EA	RETAINER/RECESSED - F/.22" SCREW - BLACK
	149753-02-02A	EA	CAP - F/RECESSED RETAINER - BRIGHT WHITE
	149753-02-01A	EA	CAP - F/RECESSED RETAINER - BLACK

CLAMPS, CLIPS, GROMMETS, RIVETS & PLUGS

KEY	PART NUMBER	U/M	DESCRIPTION
	000F10-06-32B	EA	PIN - COTTER - 3/16" X 2" - ZINC
	000H14-06-06R	EA	RIVET-MANDREL BLIND,3/16 AL - CHERRY BSP-66
	000H16-04-06R	EA	RIVET - POP ALUMINUM - 1/8 X .313 - .375
	000H16-06-10R	EA	RIVET - POP ALUMINUM - 3/16 X .501 - .625
	007161-01-000	EA	CLAMP - HOSE - SPRING TYPE - 1/2"
	008386-01-000	EA	GROMMET - SNAP - 3/8" DIAMETER - NYLON
	010495-01-000	EA	CLAMP - CABLE - 9/16"ID - BLACK
	010495-02-000	EA	CLAMP - CABLE - 3/8"ID - BLACK
	010495-04-000	EA	CLAMP - CABLE - 11/16"ID - WHITE
	010497-01-000	EA	CLAMP - CLOSED - 5/8"ID
	010497-02-000	EA	CLAMP - CLOSED - 1.5"ID
	010497-03-000	EA	CLAMP - CLOSED - 1"ID - CUSHIONED
	010497-04-000	EA	CLAMP - CLOSED - 1 5/8"ID
	010497-05-000	EA	CLAMP - CLOSED - 1/2"ID
	010497-07-000	EA	CLAMP - CLOSED - 3/8"ID
	010497-09-000	EA	CLAMP - CLOSED - 5/16"ID
	010497-10-000	EA	CLAMP - CLOSED - 7/8"ID
	010499-01-000	EA	CLAMP - CLOSED - 3/8"ID
	016188-03-000	EA	GROMMET - LP LINE - 3/8"HOLE X 2 1/2"LONG - RUBBER
	016188-04-000	EA	GROMMET - LP LINE - 1/2"HOLE X 2 1/2"LONG - RUBBER
	016188-05-000	EA	GROMMET - LP LINE - 3/8"HOLE X 1 1/4"LONG - RUBBER
	016188-06-000	EA	GROMMET - L/P LINE - 3/8"HOLE X 3 1/4"LONG - RUBBER
	016188-08-000	EA	GROMMET - LP LINE - 1/2"HOLE X 1 1/4"LONG - RUBBER
	016188-09-000	EA	GROMMET - LP LINE - .68"HOLE X 1 1/4"LONG - RUBBER
	016188-10-000	EA	GROMMET - LP LINE - .68"HOLE X 2.5"LONG - RUBBER
	023942-01-000	EA	GROMMET - RUBBER - 2" OD
	034141-02-000	EA	PLUG/NYLON - .38" - BLACK
	061420-01-000	EA	PLUG/PLASTIC - 1 3/4" DIAMETER - BROWN
	061420-04-000	EA	PLUG/PLASTIC - 1 1/4" DIAMETER
	061420-05-000	EA	PLUG/PLASTIC - 1 1/2" DIAMETER
	061420-08-000	EA	PLUG/PLASTIC - 2 1/2" DIAMETER
	061420-09-000	EA	PLUG/PLASTIC - 1.00" - DIAMETER
	061420-10-000	EA	PLUG/PLASTIC - 1 1/2" DIAMETER - BLACK
	061420-14-000	EA	PLUG/PLASTIC - 7/8" DIAMETER - BLACK
	061420-15-000	EA	PLUG/PLASTIC - 2" DIAMETER - BLACK
	062401-01-000	EA	CLAMP - HOSE - WORMGEAR - .25" - 1"
	062401-02-000	EA	CLAMP - HOSE - WORMGEAR - 1.56" - 2.5"
	062401-03-000	EA	CLAMP - HOSE - WORMGEAR - .22" - 1"
	062401-04-000	EA	CLAMP - HOSE - WORMGEAR - .69" - 1.25"

SEALANTS & FASTENERS GROUP (CONTINUED)
CLAMPS, CLIPS, GROMMETS, RIVETS & PLUGS (CONTINUED)

KEY	PART NUMBER	U/M	DESCRIPTION
	062401-05-000	EA	CLAMP - HOSE - WORMGEAR - 2" - 3" ID
	062401-06-000	EA	CLAMP - HOSE - WORMGEAR - .22" - .62" ID
	062401-09-000	EA	CLAMP - HOSE - WORMGEAR - 2.8" - 3.75"
	062401-11-000	EA	CLAMP - HOSE - WORMGEAR - 3.50" - 4.50"
	062401-12-000	EA	CLAMP - HOSE - WORMGEAR - .79" X 1.26"
	062401-13-000	EA	CLAMP - HOSE - WORMGEAR
	071015-01-000	EA	GROMMET - RUBBER - .5"ID X 1"OD-W/.38" GROOVE - BLACK
	071015-11-000	EA	GROMMET - RUBBER - 1 ID - FITS .12 MATERIAL - BLACK
	071015-13-000	EA	GROMMET - RUBBER - .62 ID - FITS .09 GROOVE - BLACK
	071015-19-000	EA	GROMMET - RUBBER - .38 ID - FITS .06 MATERIAL - BLACK
	071015-26-000	EA	GROMMET - RUBBER - 1.5" ID X 2.1" OD W/.06" GROOVE-BLACK
	071015-29-000	EA	GROMMET - RUBBER - .3"ID X 1.3"OD W/.12" GROOVE - BLACK
	071015-30-000	EA	GROMMET - RUBBER - .3"ID X .81"OD W/.12" GROOVE - BLACK
	071015-32-000	EA	GROMMET - RUBBER - .75"ID X 1.375"OD W/.187" GROOVE-BLK
	071015-37-000	EA	GROMMET - .81 ID FITS .56 MTL
	071015-39-000	EA	GROMMET - .75 ID FITS .06 MTL
	071015-40-000	EA	GROMMET - .38 ID FITS .09 MTL
	071015-41-000	EA	GROMMET - .125 ID FITS .188 MTL
	071015-42-000	EA	GROMMET - RUBBER - .25 ID - FITS .06 MATERIAL - BLACK
	075148-02-000	EA	CLAMP - GROUNDING - BRONZE SCREWS
	077955-01-000	EA	CLIP/J - 3/8" - VINYL COATED
	080211-03-000	EA	CLIP - XMAS TREE W/PANEL RETAINING HEAD - 3/4" SHANK
	080734-02-000	EA	CLIP - WIRE NYLON
	081211-01-000	EA	PLUG - PLASTIC - .31"DIA - BLACK
	081211-03-000	EA	PLUG/PLASTIC - .50" DIAMETER - TRUSS HEAD - BLACK
	081211-04-000	EA	PLUG/PLASTIC - .46 DIAMETER - TRUSS HEAD - BLACK
	083609-01-000	EA	CLAMP - WIRE - DUAL - EQUAL DIAMETERS - 5/8"
	083610-01-000	EA	CLAMP - WIRE - DUAL - UNEQUAL DIAMETERS - 3/4" & 1 1/4"
	083610-02-000	EA	CLAMP - WIRE - DUAL - UNEQUAL DIAMETERS - 3/4" & 2"
	083610-03-000	EA	CLAMP - WIRE - DUAL - EQUAL DIAMETERS - 2"
	088756-01-000	EA	GROMMET - WEB - 1 1/8 " I.D.
	089329-02-000	EA	CLIP - SPRING
	091952-01-000	EA	CLIP - GRIPPER - 1"
	091952-02-000	EA	CLIP - GRIPPER - 3/4"
	091952-03-000	EA	CLIP - GRIPPER - 1/2" - BLACK VINYL COATED
	094362-02-000	EA	CLIP - XMAS TREE - BINDER HEAD - .9" LONG
	094362-05-000	EA	CLIP - XMAS TREE - ROUND HEAD - 1.4" LONG
	113133-02-01A	EA	RIVET - POP - ALUMINUM - 3/16 X .252 - .504 - BLACK
	114208-01-000	EA	GROMMET - EDGE LINER - FITS 1 3/4"
	114208-05-000	EA	GROMMET - EDGE LINER - FITS 2"
	115361-01-01A	EA	PLUG/PLASTIC - 1/2" DIAMETER
	118626-01-02A	EA	RIVET - POP - ALUMINUM - 3/16 X .08 - .375
	118626-01-01A	EA	RIVET - POP - ALUMINUM - 3/16 X .08 - .375
	137014-01-02A	EA	GROMMET - CABLE - BROWN
	137014-01-01A	EA	GROMMET - CABLE - ALMOND
	137014-01-03A	EA	GROMMET - CABLE - BLACK
	139118-02-01A	EA	GROMMET - SCREW - PLASTIC
	140171-01-000	EA	CLAMP - HOSE - STEPLESS EAR - .312

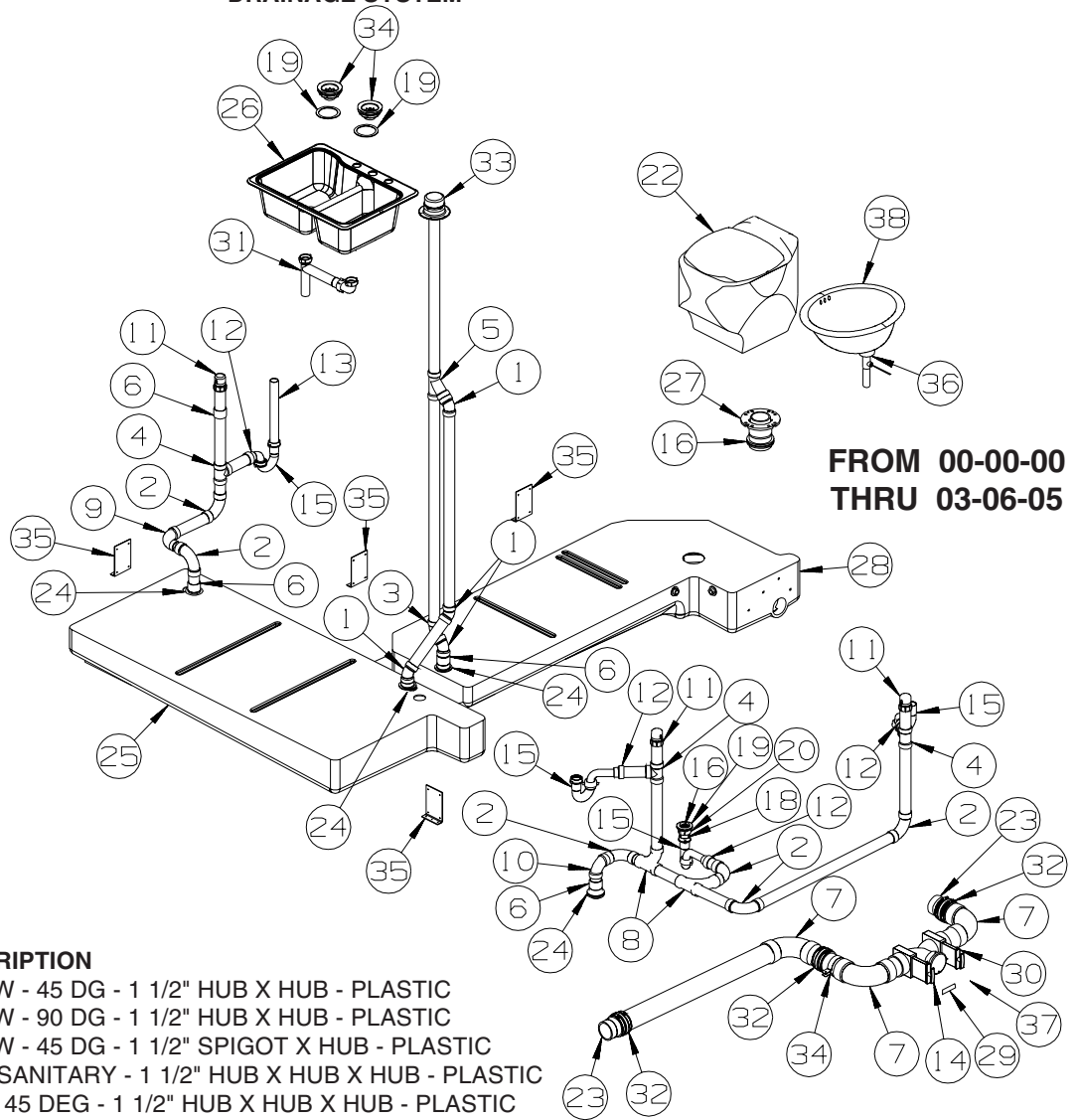
MISCELLANEOUS FASTENERS

KEY	PART NUMBER	U/M	DESCRIPTION
	008343-01-000	EA	TIE - WIRE - 6"
	008343-02-000	EA	TIE - WIRE - 14"
	008343-03-000	EA	TIE - WIRE - 7 1/2" - BLACK
	029094-04-000	YD	VELCRO TAPE - LOOP - 1" WIDE - BLACK
	029096-03-000	YD	VELCRO TAPE - HOOK - 1" WIDE - BLACK
	029096-04-000	YD	VELCRO TAPE/HOOK - 1" WIDE - BLACK - W/ADHESIVE BACK (PSA)
	048394-02-000	YD	VELCRO TAPE - HOOK - ADHESIVE BACK - 3/4" WIDE - BEIGE
	085774-01-000	FT	FASTENER - DUAL LOCK - 1" WIDE - ADHESIVE BACK - BLACK
	085774-02-000	FT	FASTENER - DUAL HOOK - 1" WIDE - ADHESIVE BACK - BLACK
	085774-03-000	FT	FASTENER - DUAL LOCK - 1/2" WIDE - ADHESIVE BACK - BLACK
	085774-04-000	FT	FASTENER - DUAL HOOK - 1/2" WIDE - ADHESIVE BACK - BLACK
	088792-02-000	YD	VELCRO TAPE - LOOP - 3/4" - ADHESIVE BACK - BEIGE
	088792-04-000	YD	VELCRO TAPE - HOOK - 5/8" - NON-ADHESIVE BACK - WHITE

SEALANTS & FASTENERS GROUP (CONTINUED)
MISCELLANEOUS FASTENERS (CONTINUED)

KEY	PART NUMBER	U/M	DESCRIPTION
	088792-05-000	YD	VELCRO TAPE - LOOP - 5/8" - NON-ADHESIVE BACK - WHITE
	108046-01-000	EA	CABLE TIE - SCREW MOUNT 8"
	108046-02-000	EA	CABLE TIE - SCREW MOUNT 15"
	110943-01-000	FT	FELT STRIP - 3/8" - ADHESIVE BACK - BLACK - 75' PER ROLL
	110943-02-000	FT	FELT STRIP - 3/8" - ADHESIVE BACK - WHITE
	127960-01-01A	EA	RETAINER - 3/8" - STAINLESS STEEL

WATER & SEWAGE GROUP DRAINAGE SYSTEM



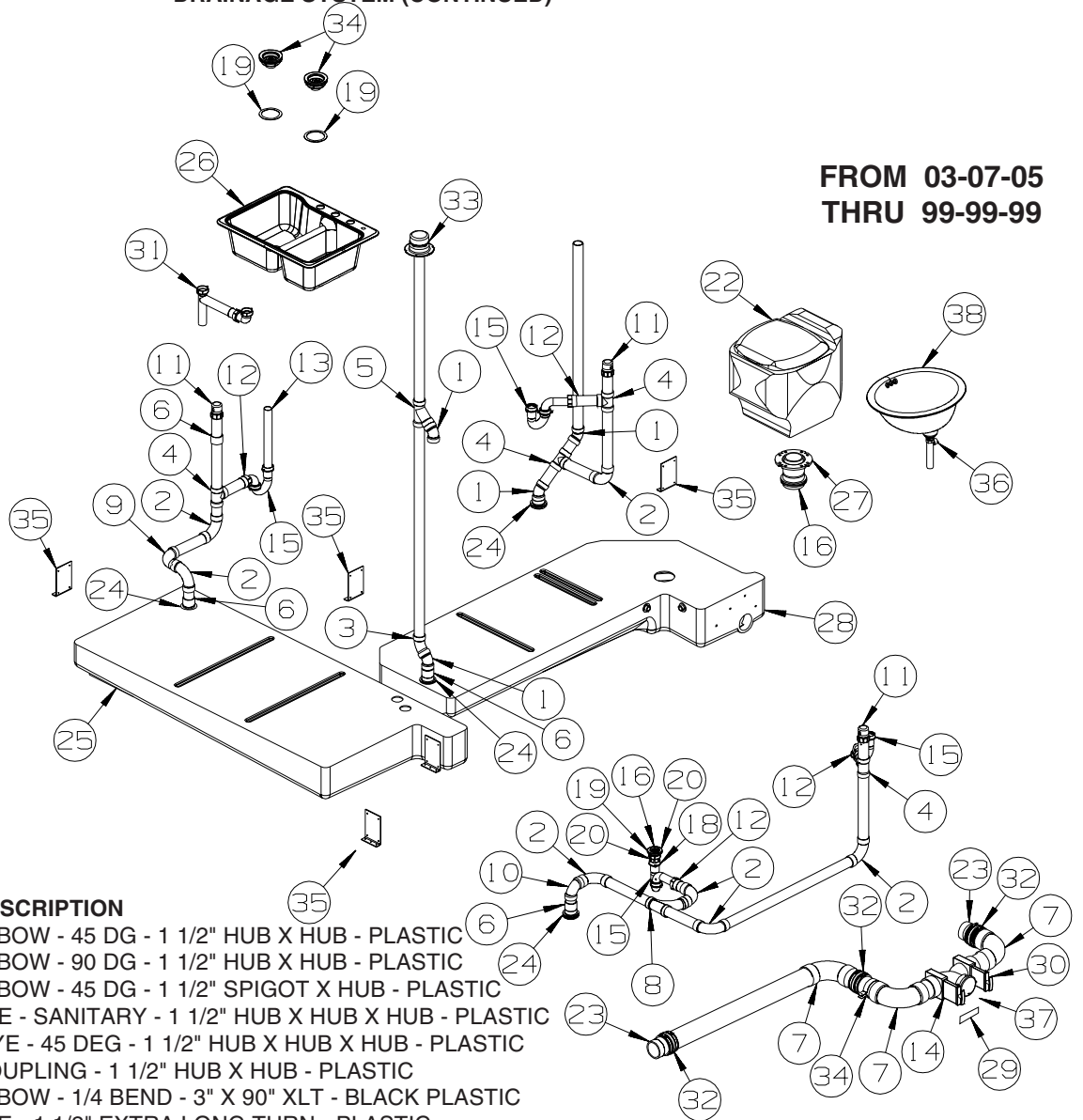
KEY	PART NUMBER	U/M	DESCRIPTION
1	010006-01-000	EA	ELBOW - 45 DG - 1 1/2" HUB X HUB - PLASTIC
2	010008-01-000	EA	ELBOW - 90 DG - 1 1/2" HUB X HUB - PLASTIC
3	010051-01-000	EA	ELBOW - 45 DG - 1 1/2" SPIGOT X HUB - PLASTIC
4	010071-01-000	EA	TEE - SANITARY - 1 1/2" HUB X HUB X HUB - PLASTIC
5	010073-01-000	EA	WYE - 45 DEG - 1 1/2" HUB X HUB X HUB - PLASTIC
6	010115-01-000	EA	COUPLING - 1 1/2" HUB X HUB - PLASTIC
7	031126-01-000	EA	ELBOW - 1/4 BEND - 3" X 90" XLT - BLACK PLASTIC
8	031365-02-000	EA	TEE - 1 1/2" EXTRA LONG TURN - PLASTIC
9	033761-01-000	EA	ELBOW - 90 DEGREE - TURN - 1 1/2" HUB X 1 1/2" SPIGOT
10	034250-01-000	EA	ELBOW - 90 DEGREE - LONG TURN - 1 1/2" HUB X HUB - ABS
11	079968-01-000	EA	VENT - MECHANICAL/TRAP ARM - ANTI-SIPHON-2" X 7.3" PLASTIC
12	109571-01-000	EA	ADAPTER - P-TRAP - 1 1/2"P X 1 1/4"MPT
13	126588-02-000	EA	ARM - WASTE - 1 1/2" X 20" - FEMALE
14	136143-01-000	EA	VALVE - DUAL - 3" X 3"
15	107538-01-000	EA	P-TRAP - PLASTIC - 1 1/4" W/EXTENSION ARM
			FROM: 00-00-00 THRU: 10-12-04
15	107538-02-000	EA	P-TRAP - PLASTIC - 1 1/2" W/EXTENSION ARM
			FROM: 10-13-04 THRU: 99-99-99
	152146-01-000	EA	CONNECTOR - 1 1/2"P X 1 1/2"MPT
			FROM: 10-13-04 THRU: 99-99-99
15	011071-01-000	EA	P-TRAP - 1 1/2" - CSA - PLASTIC
16	066440-01-000	EA	STRAINER - SHOWER DRAIN - W/RUBBER WASHER
17	089326-02-000	EA	GRILLE - FLOOR - HEATING - 9.3" X 5.3" - SOFT WHITE
18	011069-02-000	EA	TAILPIECE - TUB/SHOWER - 1 1/2" X 1 1/4" X 4" - BRASS
19	127440-02-01A	EA	WASHER - RUBBER - 1.8" X .1"
20	130403-01-000	EA	NUT - SLIP - W/WINGS 1 1/2"
21	116644-01-000	EA	FLANGE/CLOSET - 3" FEMALE - 4 BOLT
22*	132389-01-01A	EA	TOILET - CHINA - WHITE
			FROM: 00-00-00 THRU: 02-06-05
22*	152830-01-01A	EA	TOILET/AQUA MAGIC STYLE PLUS - TALL - W/O SPRAY - WHITE
			FROM: 02-07-05 THRU: 99-99-99
23	010129-03-000	EA	NIPPLE - 3" X 3" TOE - PLASTIC

WATER & SEWAGE GROUP (CONTINUED)
DRAINAGE SYSTEM (CONTINUED)

KEY	PART NUMBER	U/M	DESCRIPTION
24	061607-01-000	EA	GROMMET - HOLDING TANK - 1 1/2" NPS
25	132448-01-700	EA	TANK - HOLDING - 49 GALLON - W/O FITTINGS
26	148870-02-01A	EA	SINK/DOUBLE - LRG/SML BASIN - 25" X 19" X 7"
27	061607-02-000	EA	GROMMET - HOLDING TANK - 3" NPS
28	123055-01-700	EA	TANK - HOLDING - 40 GALLON - W/O FITTINGS
29	147845-01-01A	EA	LABEL - DRIP VALVE
30	144728-01-000	EA	VALVE - SEWER HOSE - 3"
31	011091-02-000	EA	WASTE - CONTINUOUS - DOUBLE SINK
32	078406-01-000	EA	COUPLER - 3" X 3" W/CLAMPS - RUBBER
33	083558-03-000	EA	VENT W/COVER F/PLUMBING STACK - OFF WHITE
34	092303-01-000	EA	STRAINER - W/BASKET - GALLEY SINK - 4" OD
35	094756-02-01A	EA	BRACKET - L - 6.1" LONG X 3.9" WIDE - STEEL
36	NOT USED		
37	139513-01-000	EA	HOSE - SEWER - 3" X 10' - W/ADAPTER
38	143310-01-01A	EA	SINK - LAVATORY - OVAL - 19" X 16" - WHITE
			FROM: 00-00-00 THRU: 03-13-05
38	155318-01-01A	EA	SINK - LAVATORY - OVAL - 19.5" X 16.5" - CREAM
			FROM: 03-14-05 THRU: 99-99-99
39	141443-01-02B	EA	HOLDER - RING - 3.6" DIAMETER - METAL

***COMPONENT PARTS LISTED LATER IN THIS GROUP**

WATER & SEWAGE GROUP (CONTINUED)
DRAINAGE SYSTEM (CONTINUED)



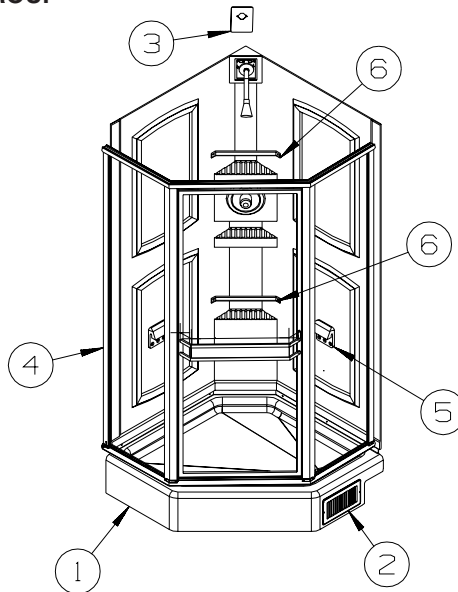
**FROM 03-07-05
 THRU 99-99-99**

KEY	PART NUMBER	U/M	DESCRIPTION
1	010006-01-000	EA	ELBOW - 45 DG - 1 1/2" HUB X HUB - PLASTIC
2	010008-01-000	EA	ELBOW - 90 DG - 1 1/2" HUB X HUB - PLASTIC
3	010051-01-000	EA	ELBOW - 45 DG - 1 1/2" SPIGOT X HUB - PLASTIC
4	010071-01-000	EA	TEE - SANITARY - 1 1/2" HUB X HUB X HUB - PLASTIC
5	010073-01-000	EA	WYE - 45 DEG - 1 1/2" HUB X HUB X HUB - PLASTIC
6	010115-01-000	EA	COUPLING - 1 1/2" HUB X HUB - PLASTIC
7	031126-01-000	EA	ELBOW - 1/4 BEND - 3" X 90" XLT - BLACK PLASTIC
8	031365-02-000	EA	TEE - 1 1/2" EXTRA LONG TURN - PLASTIC
9	033761-01-000	EA	ELBOW - 90 DEGREE - TURN - 1 1/2" HUB X 1 1/2" SPIGOT
10	034250-01-000	EA	ELBOW - 90 DEGREE - LONG TURN - 1 1/2" HUB X HUB - ABS
11	079968-01-000	EA	VENT - MECHANICAL/TRAP ARM - ANTI-SIPHON-2" X 7.3" PLASTIC
12	109571-01-000	EA	ADAPTER - P-TRAP - 1 1/2"P X 1 1/4"MPT
13	126588-02-000	EA	ARM - WASTE - 1 1/2" X 20" - FEMALE
14	136143-01-000	EA	VALVE - DUAL - 3" X 3"
15	107538-01-000	EA	P-TRAP - PLASTIC - 1 1/4" W/EXTENSION ARM
			FROM: 00-00-00 THRU: 10-12-04
15	107538-02-000	EA	P-TRAP - PLASTIC - 1 1/2" W/EXTENSION ARM
			FROM: 10-13-04 THRU: 99-99-99
	152146-01-000	EA	CONNECTOR - 1 1/2"P X 1 1/2"MPT
			FROM: 10-13-04 THRU: 99-99-99
15	011071-01-000	EA	P-TRAP - 1 1/2" - CSA - PLASTIC
16	066440-01-000	EA	STRAINER - SHOWER DRAIN - W/RUBBER WASHER
17	089326-02-000	EA	GRILLE - FLOOR - HEATING - 9.3" X 5.3" - SOFT WHITE
18	011069-02-000	EA	TAILPIECE - TUB/SHOWER - 1 1/2" X 1 1/4" X 4" - BRASS
19	127440-02-01A	EA	WASHER - RUBBER - 1.8" X .1"
20	130403-01-000	EA	NUT - SLIP - W/WINGS 1 1/2"
21	116644-01-000	EA	FLANGE/CLOSET - 3" FEMALE - 4 BOLT
22*	132389-01-01A	EA	TOILET - CHINA - WHITE
			FROM: 00-00-00 THRU: 02-06-05
22*	152830-01-01A	EA	TOILET/AQUA MAGIC STYLE PLUS - TALL - W/O SPRAY - WHITE
			FROM: 02-07-05 THRU: 99-99-99
23	010129-03-000	EA	NIPPLE - 3" X 3" TOE - PLASTIC

WATER & SEWAGE GROUP (CONTINUED)
DRAINAGE SYSTEM (CONTINUED)

KEY	PART NUMBER	U/M	DESCRIPTION
24	061607-01-000	EA	GROMMET - HOLDING TANK - 1 1/2" NPS
25	132448-01-700	EA	TANK - HOLDING - 49 GALLON - W/O FITTINGS
26	148870-02-01A	EA	SINK/DOUBLE - LRG/SML BASIN - 25" X 19" X 7"
27	061607-02-000	EA	GROMMET - HOLDING TANK - 3" NPS
28	123055-01-700	EA	TANK - HOLDING - 40 GALLON - W/O FITTINGS
29	147845-01-01A	EA	LABEL - DRIP VALVE
30	144728-01-000	EA	VALVE - SEWER HOSE - 3"
31	011091-02-000	EA	WASTE - CONTINUOUS - DOUBLE SINK
32	078406-01-000	EA	COUPLER - 3" X 3" W/CLAMPS - RUBBER
33	083558-03-000	EA	VENT W/COVER F/PLUMBING STACK - OFF WHITE
34	092303-01-000	EA	STRAINER - W/BASKET - GALLEY SINK - 4" OD
35	094756-02-01A	EA	BRACKET - L - 6.1" LONG X 3.9" WIDE - STEEL
36	NOT USED		
37	139513-01-000	EA	HOSE - SEWER - 3" X 10' - W/ADAPTER
38	143310-01-01A	EA	SINK - LAVATORY - OVAL - 19" X 16" - WHITE
			FROM: 00-00-00 THRU: 03-13-05
38	155318-01-01A	EA	SINK - LAVATORY - OVAL - 19.5" X 16.5" - CREAM
			FROM: 03-14-05 THRU: 99-99-99
39	141443-01-02B	EA	HOLDER - RING - 3.6" DIAMETER - METAL

***COMPONENT PARTS LISTED LATER IN THIS GROUP**



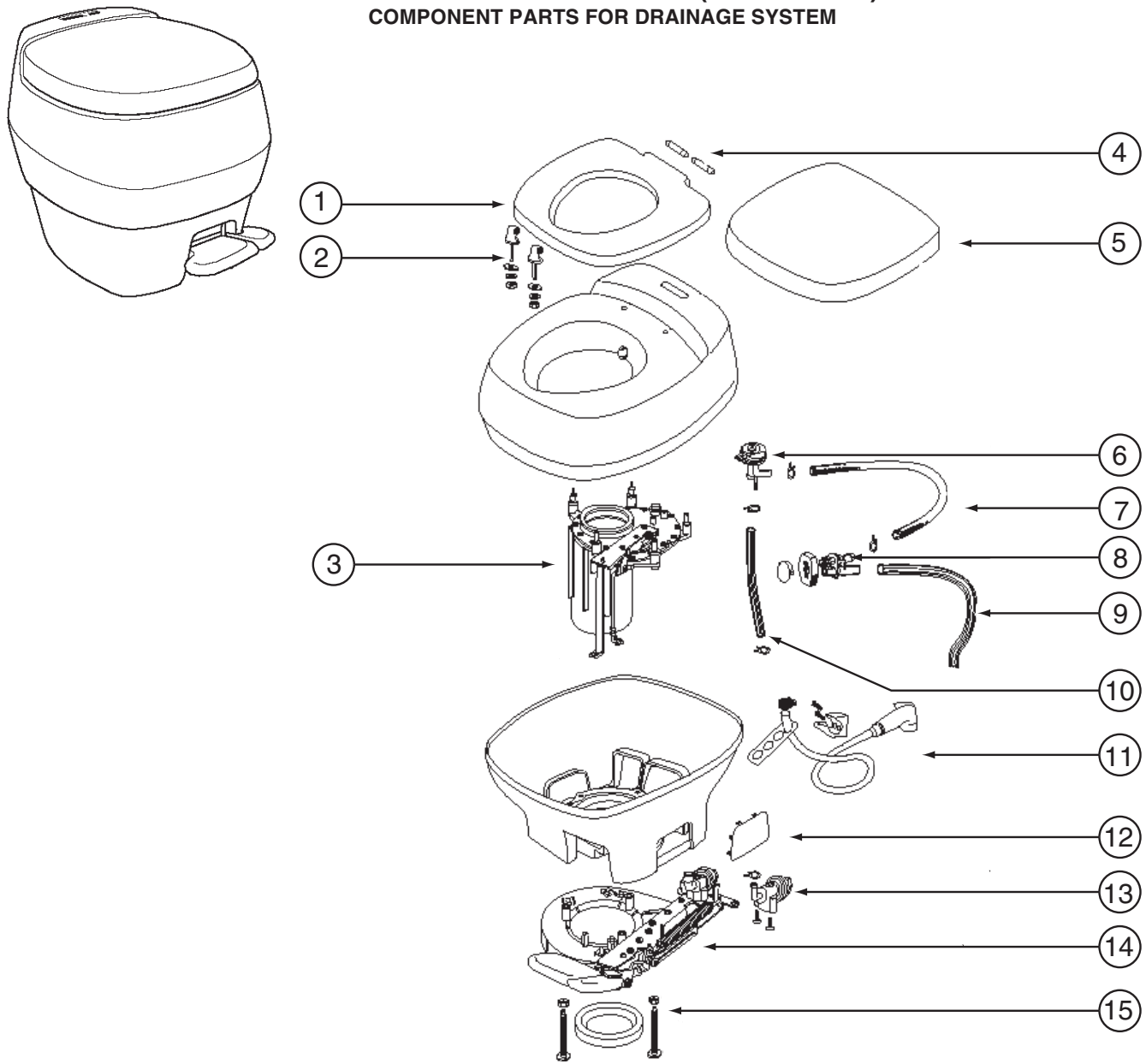
FROM 00-00-00 THRU 03-31-05

KEY	PART NUMBER	U/M	DESCRIPTION
1	M02630-77-R38	EA	SHOWER PAN - W/STRAINER
2	089326-02-000	EA	GRILLE - FLOOR - HEATING - 9.3" X 5.3" - SOFT WHITE
3	131549-01-01A	EA	PLATE - COVER - SHOWER HEAD
4	131311-01-01A	EA	ENCLOSURE - SHOWER - SIDES/BACK - 1 PIECE
5	135607-03-01A	EA	SEAT - SHOWER/FOLDING(FOR REPLACEMENT OR OPTION INST ONLY)
6	113714-02-02A	EA	RETAINER - SHELF/SHOWER - 10.6" - SOFT WHITE

FROM 04-01-05 THRU 99-99-99

KEY	PART NUMBER	U/M	DESCRIPTION
1	M02630-84-T77	EA	SHOWER PAN - W/STRAINER
2	089326-02-000	EA	GRILLE - FLOOR - HEATING - 9.3" X 5.3" - SOFT WHITE
3	131549-01-01A	EA	PLATE-COVER,SHOWER HEAD - *99 Q36C
4	147575-01-01A	EA	ENCLOSURE - SHOWER - SIDES/BACK - 1 PIECE
5	135607-03-01A	EA	SEAT - SHOWER/FOLDING(FOR REPLACEMENT OR OPTION INST ONLY)
6	113714-02-02A	EA	RETAINER - SHELF/SHOWER - 10.6" - SOFT WHITE

WATER & SEWAGE GROUP (CONTINUED)
COMPONENT PARTS FOR DRAINAGE SYSTEM

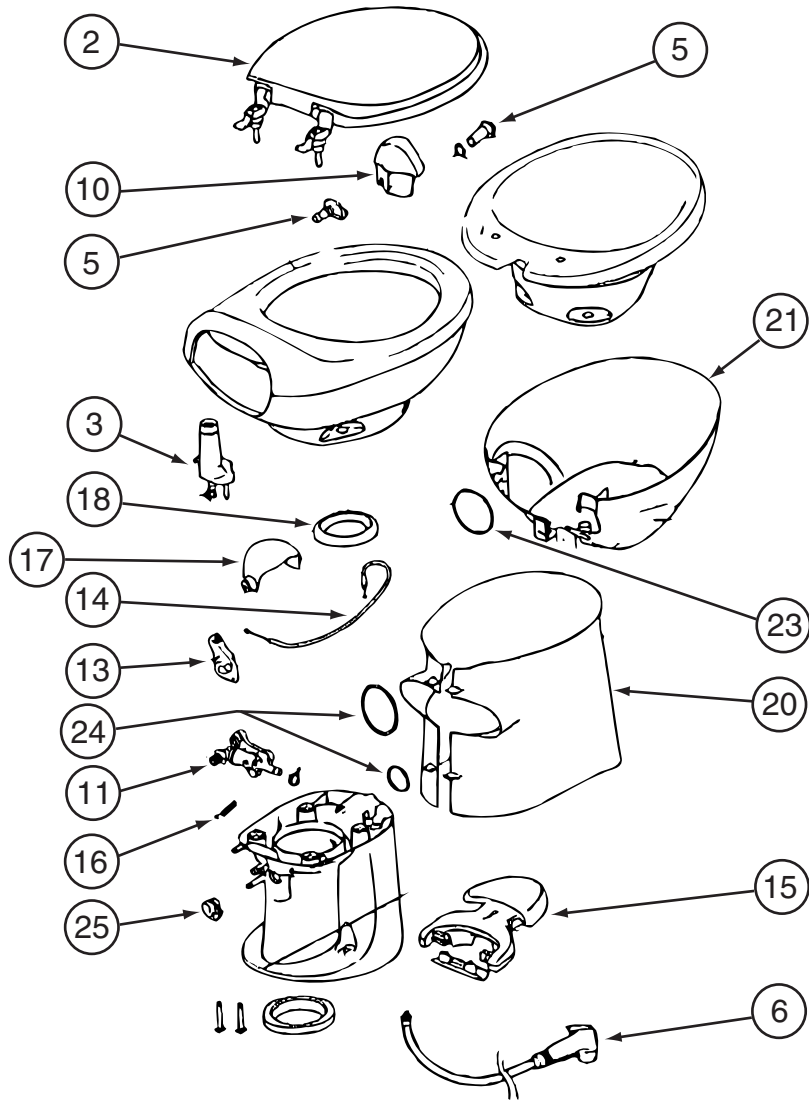


132389-01-01A

KEY	PART NUMBER	U/M	DESCRIPTION	VENDOR NO.
1	132389-01-700	EA	SEAT ONLY - WHITE	1927632
2	132389-01-701	EA	HINGE POST KIT	1927732
3	132389-01-702	EA	UPPER MECHANISM KIT - WHITE	1928432
4	132389-01-703	EA	HINGE PINS	19292
5	132389-01-704	EA	COVER - SEAT - WHITE	1929332
6	132389-01-705	EA	VACUUM BREAKER PACKAGE	19278
8	132389-01-706	EA	FLUSH NOZZLE - PACKAGE	1927932
10	132389-01-707	EA	TUBE - WATER SUPPLY	19282
11	132389-01-708	EA	HAND SPRAY KIT	19289
12	132389-01-709	EA	COVER - SIDE ACCESS- WHITE	1929832
13	132389-01-710	EA	WATER VALVE PACKAGE	19283
14	132389-01-711	EA	LOWER MECHANISM - WHITE	1928532
15	132389-01-712	EA	CLOSET FLANGE-SEAL/BOLT PKG	19309
	132389-01-713	EA	SEAL - BLADE	8308
	132389-01-714	EA	BOLT PACKAGE - F/RISER	24819
	132389-01-715	EA	SEAL - FLANGE	19325
	132389-01-716	EA	SEAL KIT-UPPER MECHANISM	28100

CONTACT WINNEBAGO PART SALES FOR UNLISTED COMPONENT(S)

WATER & SEWAGE GROUP (CONTINUED)
COMPONENT PARTS FOR DRAINAGE SYSTEM (CONTINUED)

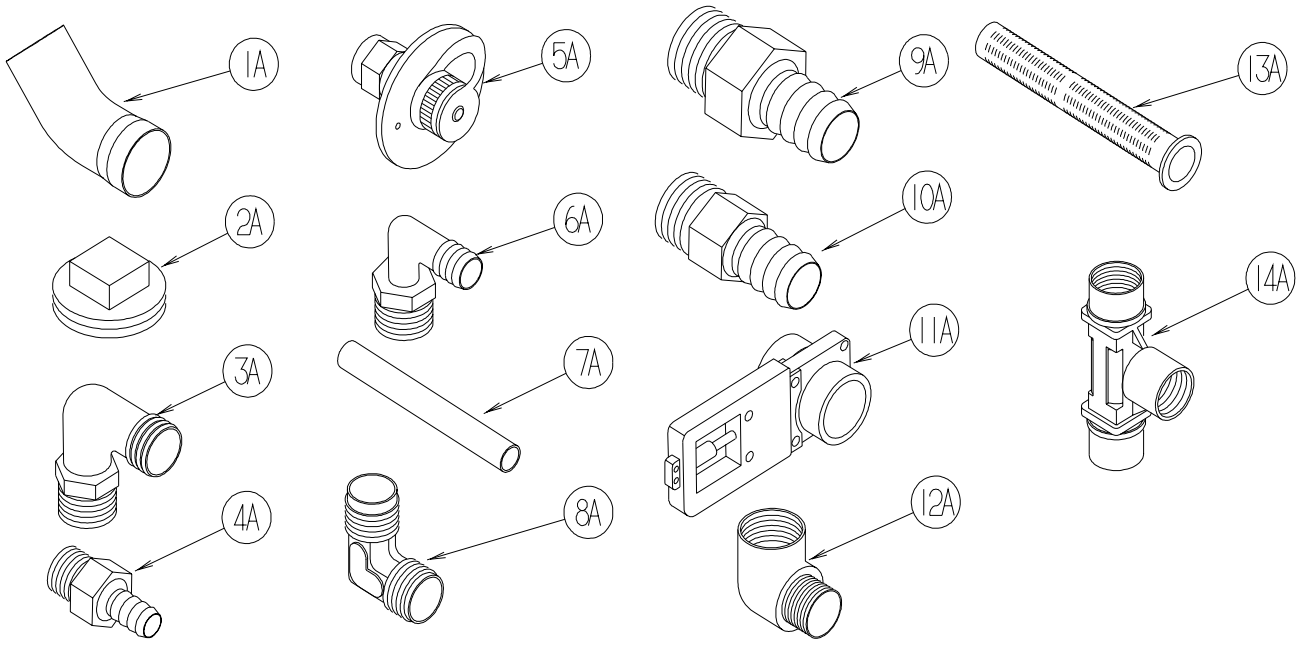


152830-01-01A

KEY	PART NUMBER	U/M	DESCRIPTION	VENDOR NO.
2	152829-01-700	EA	SEAT/COVER ASSEMBLY - WHITE	34144
3	152829-01-708	EA	VACUUM BREAKER	34122
5	152830-01-701	EA	FLUSH NOZZLE - WHITE	34127
11	152829-01-701	EA	WATER VALVE	34100
13	152829-01-703	EA	WATER VALVE DRIVE ARM	34104
14	152829-01-704	EA	CABLE - F/PEDAL	34106
15	152830-01-700	EA	PEDAL PACKAGE - WHITE	34114
16	152829-01-705	EA	SPRING/RETURN-F/WATER VALVE	34110
17	152829-01-706	EA	WASTE BALL - WHITE	34117
18	152829-01-707	EA	SEAL - F/WASTE BALL	34120
20	152830-01-703	EA	SHROUD - TALL/WHITE	34138
24	152830-01-702	EA	O-RING PKG - F/SHROUD	34136
25	152829-01-702	EA	WASTE BALL DRIVE ARM	34102

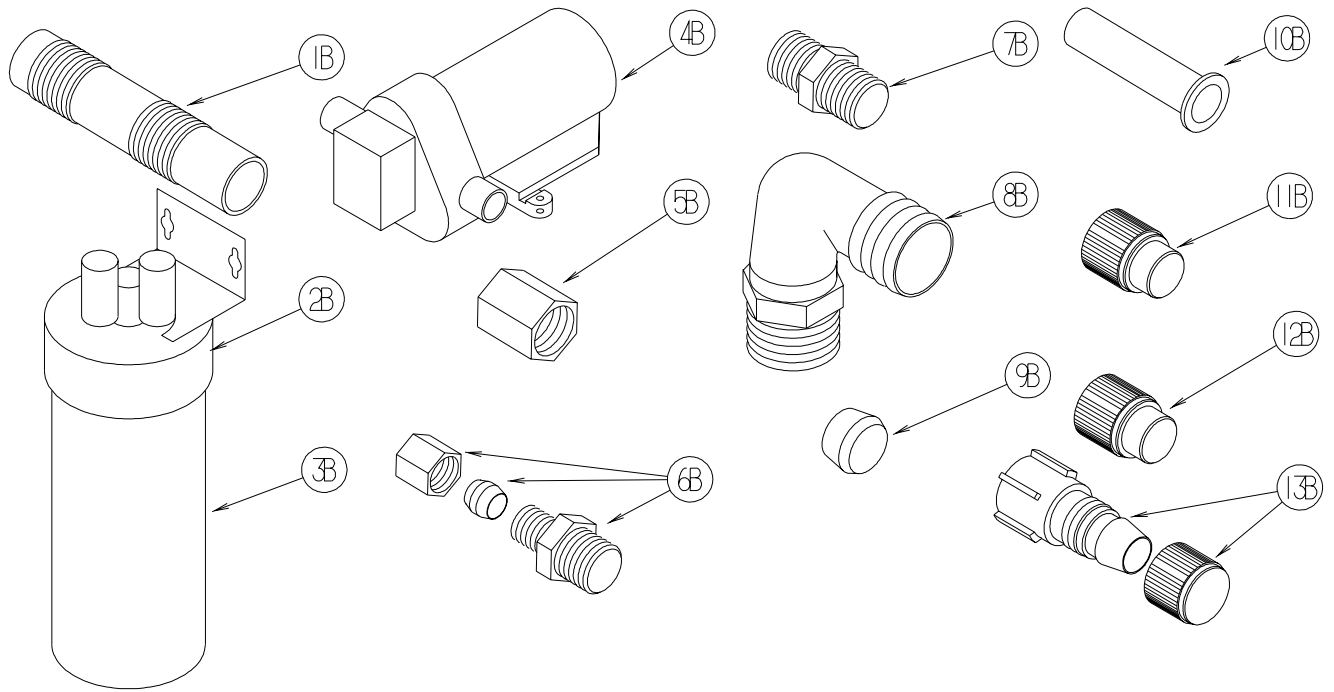
CONTACT WINNEBAGO PART SALES FOR UNLISTED COMPONENT(S)

WATER & SEWAGE GROUP (CONTINUED)
WATER SYSTEM



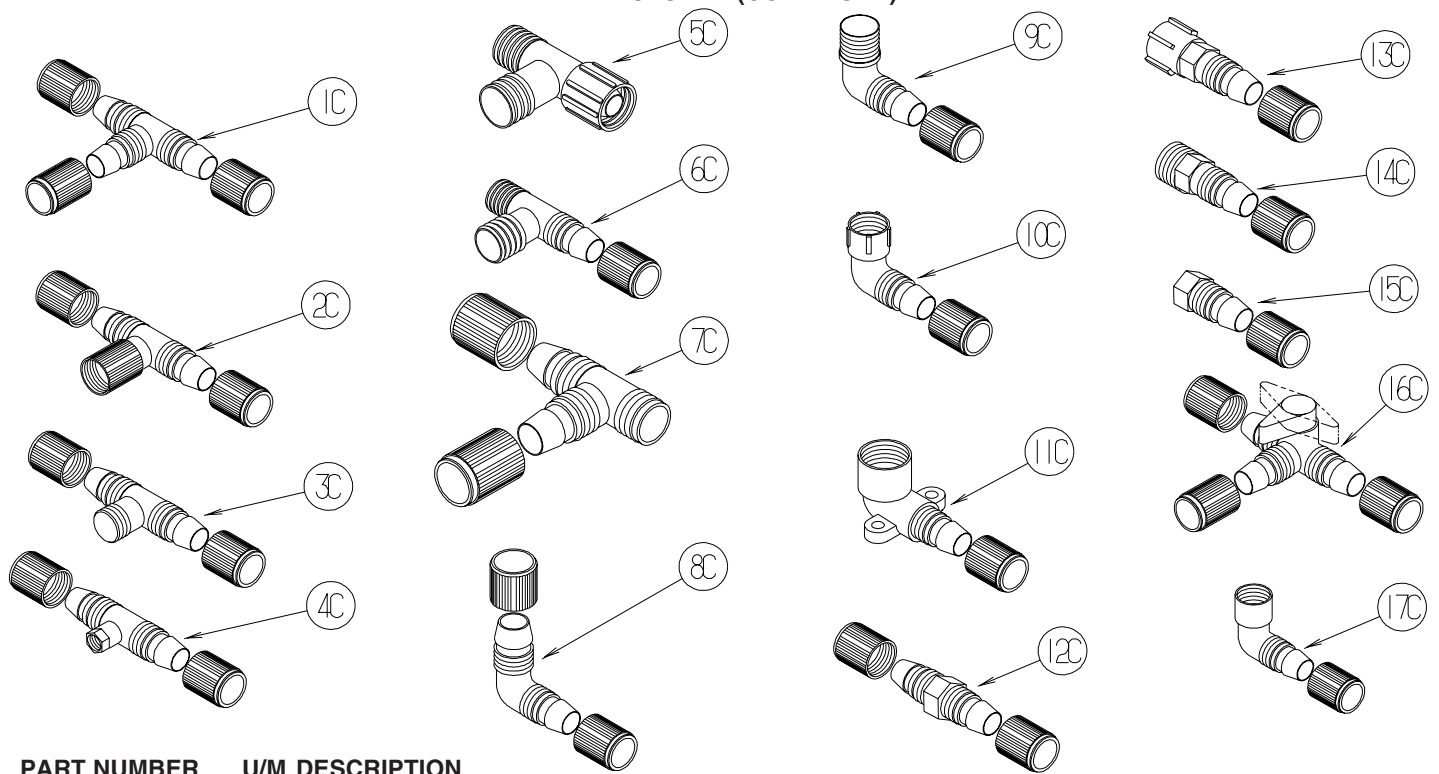
KEY	PART NUMBER	U/M	DESCRIPTION
1A	010009-01-000	EA	ELBOW - 90 DEGREE - 1/4 BEND - 1 1/2" PLASTIC
2A	010166-01-000	EA	PLUG/THREADED - 1 1/4"MPT - PLASTIC - BLACK - UL
3A	010219-01-000	EA	ELBOW - 1 1/4 MPT X 1 1/4 BARB - WATER FILL - PLASTIC
4A	010224-01-000	EA	ADAPTER - HOSE TO PIPE - 3/8 MPT X 3/8 BARB - PLASTIC
5A	010230-06-000	EA	FILL - CITY WATER - W/CHECK VALVE - MPT - BRUSHED ALUM
6A	035539-01-000	EA	ELBOW - 3/8 MPT X 3/8 BARB - PLASTIC
7A	039800-04-000	FT	TUBING - POLYBUTYL - 1/4"OD
7A	074462-02-000	FT	TUBING - VINYL - 3/8 ID X 20' - CLEAR
7A	112176-01-000	FT	TUBING - VINYL - REINFORCED - 1/2" ID
7A	124188-01-000	FT	TUBING - PEX - 1/2" ID X 20' - BLUE(COLD)
7A	124188-02-000	FT	TUBING - PEX - 1/2" ID X 20' - RED(HOT)
8A	039808-03-000	EA	ELBOW - 1/2" MPT X 1/2" MPT - PLASTIC
9A	044927-01-000	EA	ADAPTER - HOSE TO PIPE-1 1/4 MPTX1 1/4 BARB-BLACK PLASTIC
10A	044927-02-000	EA	ADAPTER - REDUCING - 1" MPT X 1.3" BARB - PLASTIC
11A	062421-03-000	EA	VALVE/DUMP W/O HANDLE - 1 1/2" X 1 1/2" HUB
	062421-05-000	EA	CABLE/ROD - F/DUMP VALVE - W/HANDLE - 48"
	062421-07-000	EA	CABLE/ROD - F/DUMP VALVE - W/HANDLE - 144"
	062421-08-000	EA	CABLE/ROD - F/DUMP VALVE - W/HANDLE - 108"
12A	065318-02-000	EA	ELBOW - 90 DEGREE - 3/8" MPT TO 3/8" FPT
13A	077954-02-000	EA	FILTER - WATER TANK - W/SCREEN IN TANK
14A	039798-01-000	EA	TEE - 1/2"MPT X 1/2"MPT X 1/2"MPT - PLASTIC

WATER & SEWAGE GROUP (CONTINUED)
WATER SYSTEM (CONTINUED)



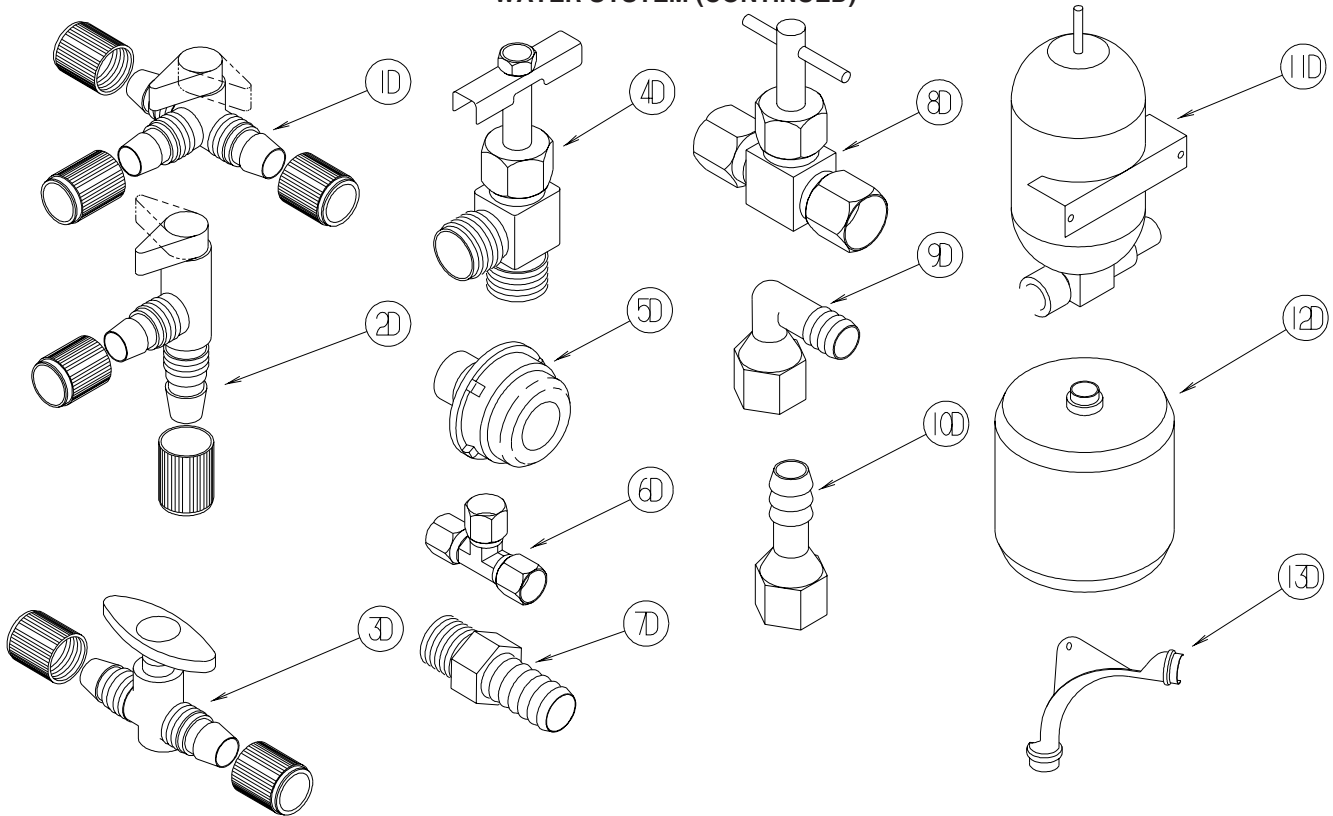
KEY	PART NUMBER	U/M	DESCRIPTION
1B	079381-01-000	FT	TUBING - RIBBED FLEXIBLE - WATER FILL - 1.4" ID
2B	087200-01-000	EA	FILTER-WATER PURIFICATION, EVERPURE QC2-AC
3B	087200-02-000	EA	CARTRIDGE-WATER FILTER, AC - EVERPURE 9601-11
4B*	098607-01-000	EA	PUMP - WATER - W/.5" MPT FITTING - FLOW 2.8 GPM
5B	101814-01-000	EA	COUPLING - FEMALE - 1/2" X 1/2" FPT - GRAY
6B	103798-01-000	EA	CONNECTOR - 1/4 OD X 3/8 MPT
7B	110438-02-000	EA	VALVE - CHECK - BRASS - 1/2 MPT X 1/2 MPT
8B	111223-02-000	EA	ELBOW - 1/2" MPT X 3/8" BARB - PLASTIC
8B	111223-03-000	EA	ELBOW - 3/4" MPT X 1/2" BARB - PLASTIC
8B	111223-04-000	EA	ELBOW - 1/2" MPT X 1/2" BARB - PLASTIC
9B	111888-01-000	EA	FERRULE - PLASTIC - .250 ID X .375 OD
10B	111888-02-000	EA	INSERT - BRASS - 1/4 COMP
11B	113697-01-000	EA	CAP - 3/8"P
12B	114427-01-000	EA	CAP - 1/2"P
13B	114427-02-000	EA	PLUG - W/COMP NUT - 1/2" PLASTIC PIPE/1/2" FLAIR-IT

WATER & SEWAGE GROUP (CONTINUED)
WATER SYSTEM (CONTINUED)



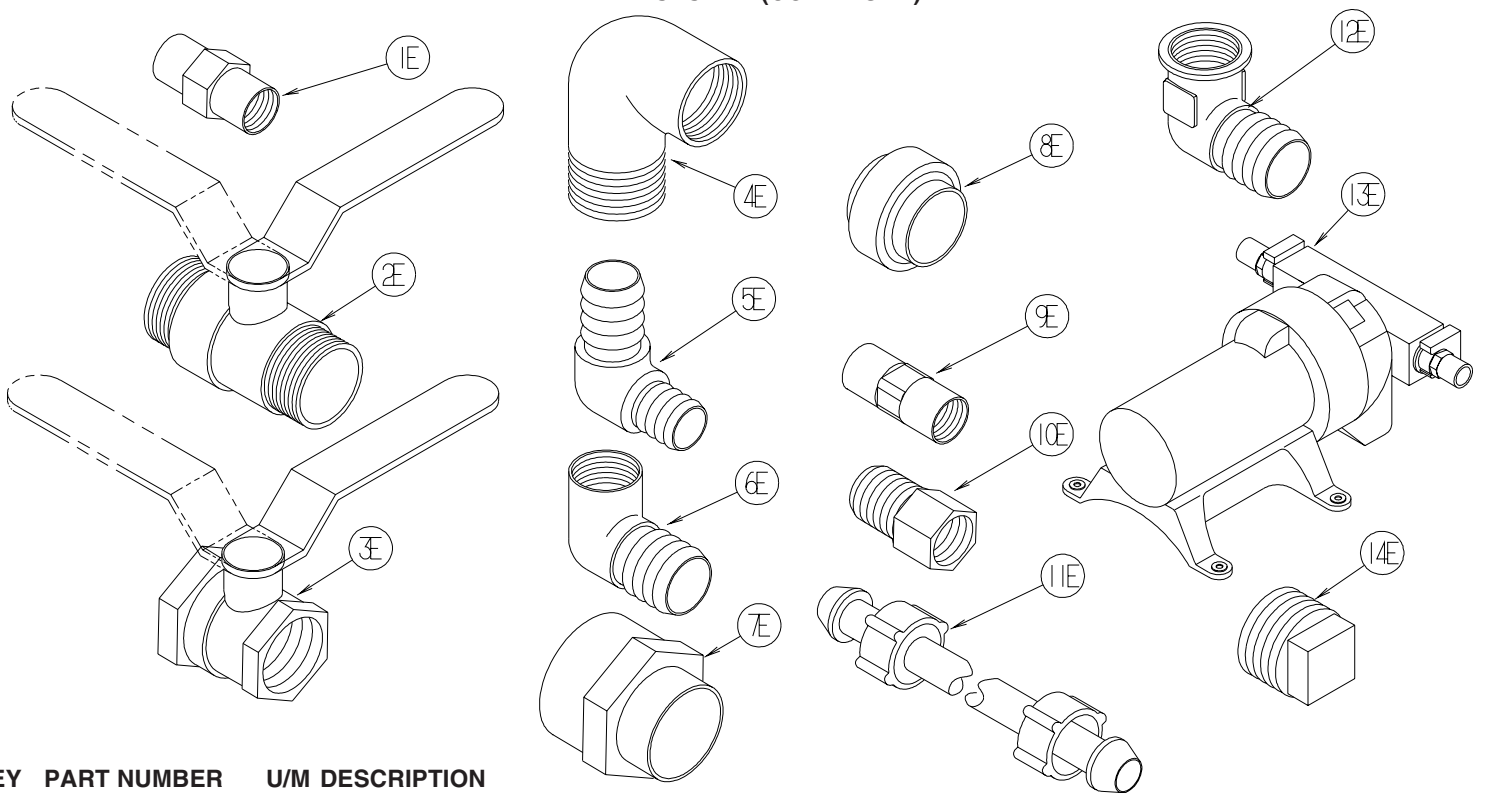
KEY	PART NUMBER	U/M	DESCRIPTION
1C	114428-01-000	EA	TEE - 1/2"P X 1/2"P X 1/2"P
2C	114428-02-000	EA	TEE - SWIVEL - 1/2"P X 1/2"P X 1/2"FPT
3C	114428-03-000	EA	TEE - 1/2"P X 1/2"P X 1/2"MPT
4C	114428-04-000	EA	TEE - 1/2"P X 1/2"P X 1/8"FPT
5C	114428-05-000	EA	TEE - 1/2" SWIVEL X 1/2" MPT X 1/2" MPT
6C	114428-06-000	EA	TEE - 1/2" P X 1/2" MPT X 1/2" MPT
7C	114428-07-000	EA	TEE - 1/2" P X 1/2" MPT X 1/2" P
8C	114429-01-000	EA	ELBOW - 1/2"P X 1/2"P
9C	114429-02-000	EA	ELBOW - 1/2"P X 1/2"MPT
9C	114429-04-000	EA	ELBOW - 1/2"P X 3/8"MPT
9C	114429-05-000	EA	ELBOW - 1/2"P X 3/4"MPT
9C	114429-10-000	EA	ELBOW - SWIVEL - 1/2"MPT X 1/2"FPT
10C	114429-06-000	EA	ELBOW - SWIVEL - 1/2"P X 3/4"FPT
10C	114429-08-000	EA	ELBOW - SWIVEL - 1/2"P X 1/2"FPT
11C	114429-09-000	EA	ELBOW - 1/2"P X 1/2"FPT DROP EAR
12C	114430-01-000	EA	ADAPTER - 1/2"P X 1/2"P
13C	114430-02-000	EA	ADAPTER - SWIVEL - 1/2"P X 1/2"FPT
13C	114430-04-000	EA	ADAPTER - SWIVEL - 1/2"P X 3/8"MPT
14C	114430-03-000	EA	ADAPTER - 1/2"P X 1/2"MPT
15C	114430-06-000	EA	ADAPTER - 1/2"P X 3/8"FPT
15C	114430-09-000	EA	ADAPTER - 1/2"P X 1/2"FPT
16C	114431-01-000	EA	VALVE - 180 DEGREE/CENTER DRAIN - 1/2"P - THREE WAY
17C	114429-11-000	EA	ELBOW - 1/2"P X 1/2"FPT

WATER & SEWAGE GROUP (CONTINUED)
WATER SYSTEM (CONTINUED)



KEY	PART NUMBER	U/M	DESCRIPTION
1D	114431-02-000	EA	VALVE - WATER BYPASS - 1/2"P - THREE WAY (WATER HEATER)
2D	114431-03-000	EA	VALVE - 90 DEGREE DRAIN - 1/2"P
3D	114431-04-000	EA	VALVE - "INLINE SHUT-OFF" - 1/2"P
4D	114431-05-000	EA	VALVE - NEEDLE - 1/8" MPT X 1/4" COMPRESSION (ICE MAKER)
5D	114966-01-000	EA	FILTER - IN LINE - TWIST ON - 1/2"
			FROM: 00-00-00 THRU: 09-26-04
5D	152925-01-01A	EA	FILTER - IN LINE - TWIST ON - 1/2" - BLACK
			FROM: 09-27-04 THRU: 99-99-99
6D	118423-01-000	EA	FITTING - BRASS-TEE - 1/4C X 1/4C X 1/4C
7D	118809-01-000	EA	ADAPTER - 1/2" MPT X 3/8" BARB - PLASTIC
7D	118809-02-000	EA	ADAPTER - 1/2" MPT X 1/2" BARB - PLASTIC
8D	120868-01-000	EA	VALVE - NEEDLE - 1/4" COMPRESSION X 1/4" COMPRESSION
9D	123150-01-000	EA	ELBOW - 1/2 FPT X 1/2 BARB - SWIVEL
10D	123152-01-000	EA	ADAPTER - 1/2 FPT X 1/2 BARB - SWIVEL
11D	123243-01-000	EA	TANK - ACCUMULATOR - 24 OZ
12D	123317-01-000	EA	TANK - ACCUMULATOR - 2 GALLON
13D	124184-01-000	EA	SUPPORT - WATER LINE - BEND

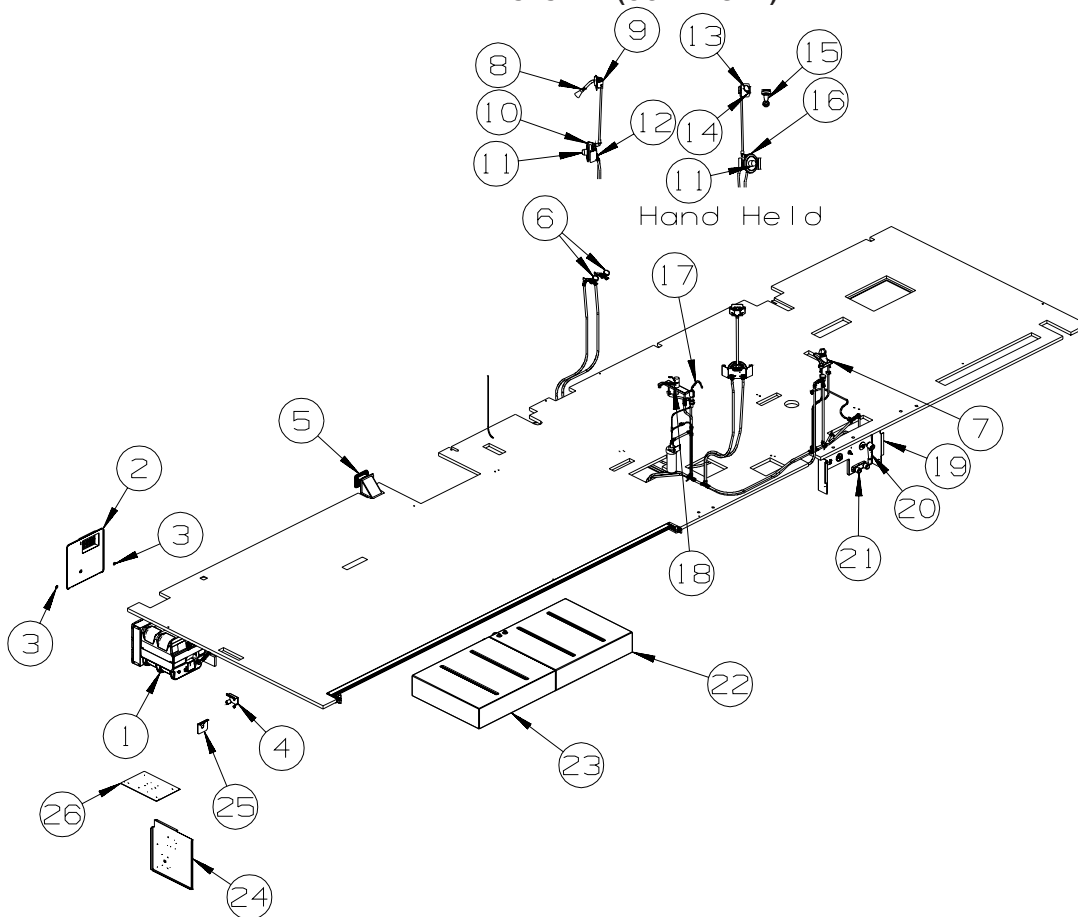
WATER & SEWAGE GROUP (CONTINUED)
WATER SYSTEM (CONTINUED)



KEY	PART NUMBER	U/M	DESCRIPTION
1E	132148-01-000	EA	CONNECTOR - 1/2" X 1/2"MPT - BRASS
2E	132483-01-000	EA	VALVE/BALL - 1" - THREADED ENDS
3E	132483-02-000	EA	VALVE/BALL - 1/2" - BRASS - FPT
4E	132484-01-000	EA	ELBOW - 90 DEGREE - 1MPT X 1FPT - PLASTIC
5E	132781-01-000	EA	ELBOW - 1.3" BARB X 1.3" BARB - 90 DEGREE - PLASTIC
6E	132782-01-000	EA	ELBOW - 1"FPT X 1.3" BARB - 90 DEGREE - PLASTIC
7E	133835-01-000	EA	ADAPTER - REDUCING - 1 1/2" X 1 1/4"
8E	133889-01-000	EA	UNION - 1 1/2 DOUBLE SLIP - PVC
9E	135386-01-000	EA	NIPPLE - 1/2"
10E	136333-01-000	EA	ADAPTER - BRASS - 1/2"MPT X 1/2"FPT
11E	140821-01-000	EA	TUBE - WATER SUPPLY - 3/8" X 24"
11E	140821-02-000	EA	TUBE - WATER SUPPLY - 3/8" X 30"
11E	140821-03-000	EA	TUBE - WATER SUPPLY - 3/8" X 36"
11E	140821-04-000	EA	TUBE - WATER SUPPLY - 3/8" X 48"
11E	140821-05-000	EA	TUBE - WATER SUPPLY - 3/8" X 54"
11E	140821-06-000	EA	TUBE - WATER SUPPLY - 3/8" X 60"
11E	140821-07-000	EA	TUBE - WATER SUPPLY - 3/8" X 72"
12E	142812-01-000	EA	ELBOW - BRASS - 1/2"MPT X 1/2"FPT
13E*	144215-01-000	EA	PUMP - WATER - 5.7 GPM - W/1/2" MPT
*	144215-02-000	EA	STRAINER - WATER PUMP
14E	145609-01-000	EA	PLUG - BRASS - 1/2" MPT/HEX HEAD

***COMPONENT PARTS LISTED LATER IN THIS GROUP**

WATER & SEWAGE GROUP (CONTINUED)
WATER SYSTEM (CONTINUED)

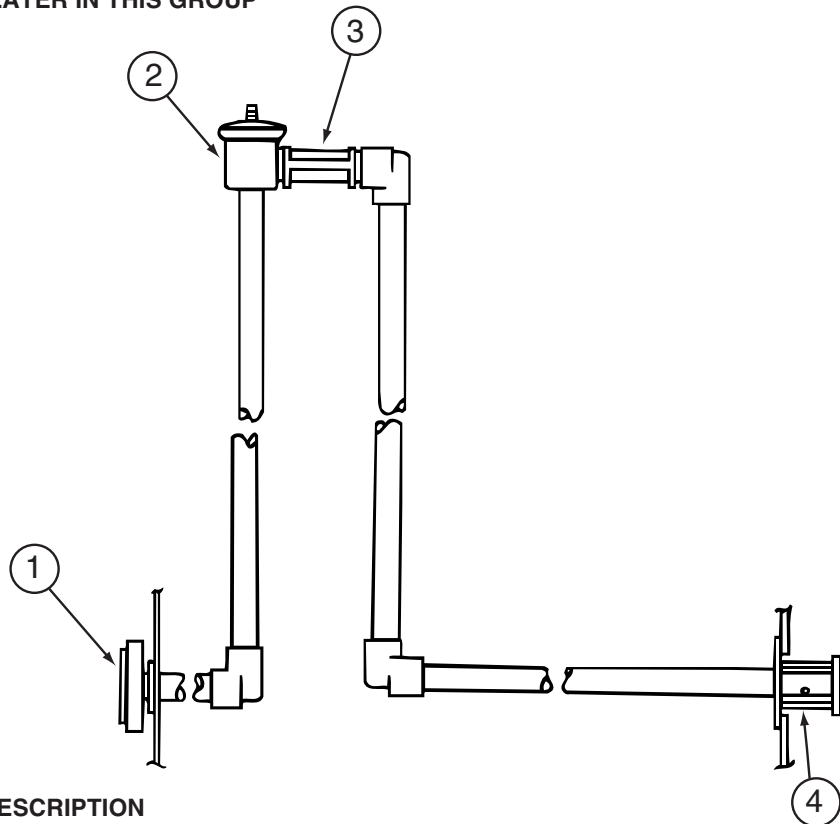


KEY	PART NUMBER	U/M	DESCRIPTION
1*	145541-01-000	EA	WATER HEATER-10 GAL-GAS/ELEC/120'-REM IGN-W/HEAT EXC-10E
2*	125420-03-03A	EA	DOOR - WATER HEATER - BLACK
3	117047-02-000	EA	BUMPER - RUBBER/WASHER INSERT
4	138618-01-12B	EA	COVER - VALVE - BYPASS - BRIGHT WHITE
5	137169-01-01A	EA	WATER FILL/GRAVITY - W/DOOR - W/O LOCK - BRIGHT WHITE
	138290-03-000	EA	CASE - W/CAM - W/O CYLINDER/KEY
5	022756-03-000	EA	COVER - A/C - OFF WHITE PLASTIC
6	098419-01-000	EA	FAUCET - 90 DEGREE
7*	141490-01-02A	EA	FAUCET - LAVATORY - W/STOP - CHROME W/CLEAR INSETS
			FROM: 00-00-00 THRU: 04-18-04
7	141490-01-03A	EA	FAUCET - LAVATORY - W/STOP - CHROME/CHOME
			FROM: 04-19-04 THRU: 99-99-99
	105218-01-01A	EA	SPACER - FAUCET/LAVATORY SINK - 2" X 5.9" - ABS PLASTIC
8	128974-01-02A	EA	VALVE - SHOWER HEAD - CHROME
9	131551-01-02B	EA	BRACKET - SHOWER HEAD
10	144596-03-02A	EA	TRIM KIT - (KNOB-HANDLE/PLATE/SHOWER HEAD & ARM) - CHROME
11*	144596-01-01A	EA	FAUCET/VALVE ONLY - SHOWER - W/TEMP LIMIT STOP(MOEN 62300)
12	131554-01-02B	EA	BRACKET/SHOWER CONTROL - E-COATED
13	130041-01-02A	EA	SPACER/SHOWER HEAD
			FROM: 00-00-00 THRU: 05-09-04
13	130041-03-18A	EA	SPACER/SHOWER HEAD
			FROM: 05-10-04 THRU: 99-99-99
14	135028-02-02A	EA	DROP ELL - F/HAND HELD SHOWER HEAD - 1/2"IPS - CHROME
16	144596-02-02A	EA	TRIM KIT - (KNOB & PLATE) - CHATEAU - CHROME
17*	103635-01-000	EA	FAUCET - SINGLE CONTROL/DRINKING WATER
18*	123744-03-01A	EA	FAUCET - GALLEY/SINGLE CONTROL W/SPRAYER HEAD - CHROME
19	136034-11-12B	EA	PANEL/SERVICE CENTER - BRIGHT WHITE
20	131383-01-02A	EA	SHOWER HEAD - W/60" HOSE & BRACKET - WHITE
21*	075241-06-000	EA	FAUCET - SHOWER/BRIGHT WHITE - .5" MPT W/1.9" INLET PIPES

WATER & SEWAGE GROUP (CONTINUED)
WATER SYSTEM (CONTINUED)

KEY	PART NUMBER	U/M	DESCRIPTION
22	132224-26-000	EA	TANK - WATER - 40 GALLONS - W/FITTINGS FROM: 00-00-00 THRU: 05-02-04
22	132224-34-000	EA	TANK - WATER - 40 GALLON - W/FITTINGS - 37.8"X33.1"X8.3" FROM: 05-03-04 THRU: 99-99-99
	042989-03-000	EA	FITTING - SPINWELD - 1 1/4"NPT - PLASTIC
	042989-05-000	EA	FITTING - SPINWELD - 1/2"FPT - PLASTIC
	042989-08-000	EA	FITTING - SPINWELD - 1"FPT - PLASTIC
	049032-01-000	EA	PATCH - SPINWELD - 3/8" - PLASTIC
	132224-01-000	EA	TANK - WATER - 40 GALLONS - W/O FITTINGS
23	132224-25-000	EA	TANK - WATER - 40 GALLONS - W/FITTINGS - 37.8"X33.1"X8.3"
	042989-03-000	EA	FITTING - SPINWELD - 1 1/4"NPT - PLASTIC
	042989-05-000	EA	FITTING - SPINWELD - 1/2"FPT - PLASTIC
	049032-01-000	EA	PATCH - SPINWELD - 3/8" - PLASTIC
	132224-01-000	EA	TANK - WATER - 40 GALLONS - W/O FITTINGS
24	149497-02-12B	EA	PANEL - F/VALVE BYPASS - BRIGHT WHITE
25	137410-01-12B	EA	BRACKET - VALVE - WINTERIZATION - BRIGHT WHITE
26	140364-04-01A	EA	FOAM - PAD - .5" X 12" X 18"
26	149477-01-02B	EA	PANEL - WATER PUMP - E- COATED

***COMPONENT PARTS LISTED LATER IN THIS GROUP**



KEY	PART NUMBER	U/M	DESCRIPTION
1	125697-05-000	EA	INLET/WATER - F/FLUSHING SYSTEM
2	125697-04-000	EA	BREAKER/VACUUM - F/FLUSHING SYSTEM
3	125697-03-000	EA	CHECK VALVE - F/FLUSHING SYSTEM
4	125697-02-000	EA	NOZZLE - WELD-A-FLUSH
	125697-06-000	EA	INSTRUCTIONS - USER - F/FLUSHING SYSTEM
	125697-07-000	EA	LABEL - CAUTION - F/FLUSHING SYSTEM

WATER & SEWAGE GROUP (CONTINUED)

COMPONENT PARTS FOR WATER SYSTEM

075241-04-000, 075241-05-000, 075241-06-000

KEY	PART NUMBER	U/M	DESCRIPTION	VENDOR NO.
	075240-05-700	EA	CARTRIDGE - WASHERLESS	9-P42

098607-01-000

KEY	PART NUMBER	U/M	DESCRIPTION	VENDOR NO.
	098607-01-702	EA	DIAPHRAGM/DRIVE ASSEMBLY KIT	94-238-04
	098607-01-703	EA	VALVE KIT	94-232-00
	098607-01-705	EA	VALVE-CHECK, KIT	94-237-00
	098607-01-706	EA	HOUSING, W/SWITCH ONLY	94-231-20
	098607-01-707	EA	MOTOR W/BASEPLATE	11-148-04

103635-01-000

KEY	PART NUMBER	U/M	DESCRIPTION	VENDOR NO.
	103635-01-703	EA	CARTRIDGE - 10"	ADC-959201

123744-03-01A

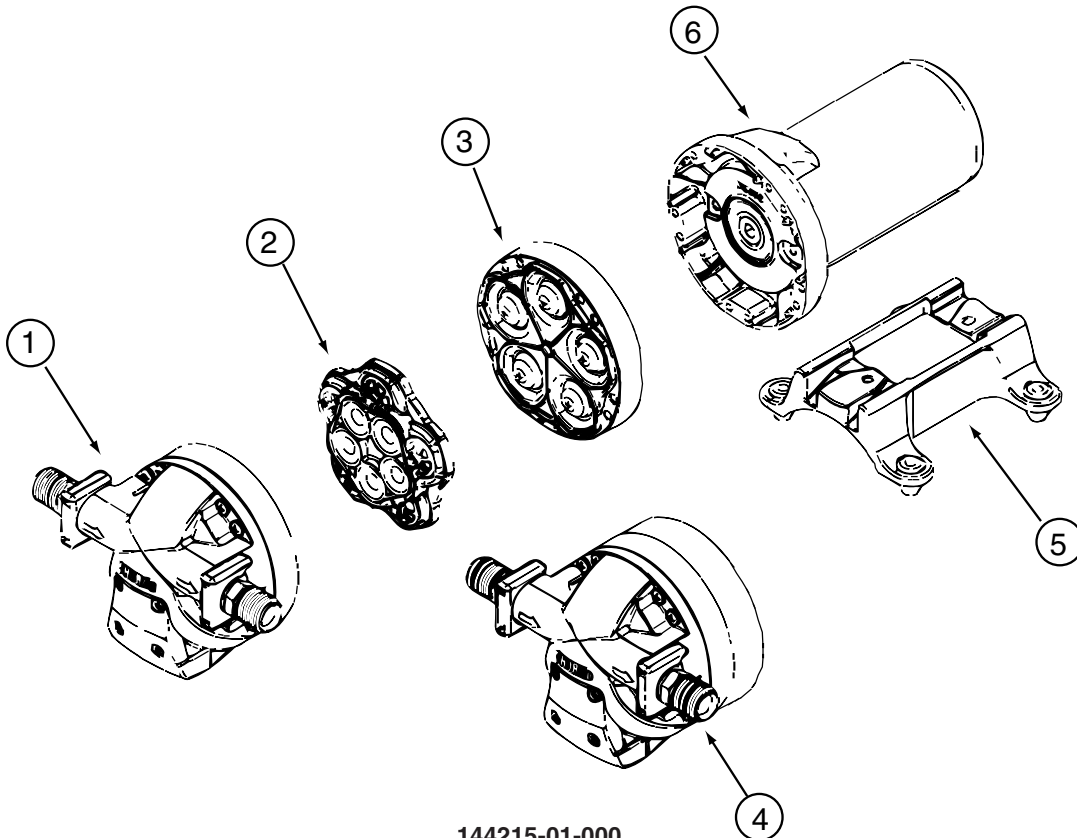
KEY	PART NUMBER	U/M	DESCRIPTION	VENDOR NO.
	135027-01-700	EA	CLIP - RETAINER	883
	135027-01-705	EA	CARTRIDGE F/SGL LEVER FAUCET	1225

125420-01-02A, 125420-01-03A, 125420-03-03A, 125420-04-03A

KEY	PART NUMBER	U/M	DESCRIPTION	VENDOR NO.
	051391-01-705	EA	FASTENER - CAMLOCK	92609

141490-01-01A, 141490-01-02A

KEY	PART NUMBER	U/M	DESCRIPTION	VENDOR NO.
	132410-01-700	EA	CARTRIDGE F/DBL HDLE FAUCET	1224



144215-01-000

KEY	PART NUMBER	U/M	DESCRIPTION	VENDOR NO.
2	144215-01-700	EA	VALVE ASSEMBLY	94-030-01
3	144215-01-701	EA	DRIVE ASSEMBLY	94-030-02
	144215-01-702	EA	FITTING KIT - W/ORINGS	94-615-06

CONTACT WINNEBAGO PARTS SALES FOR UNLISTED COMPONENT(S)

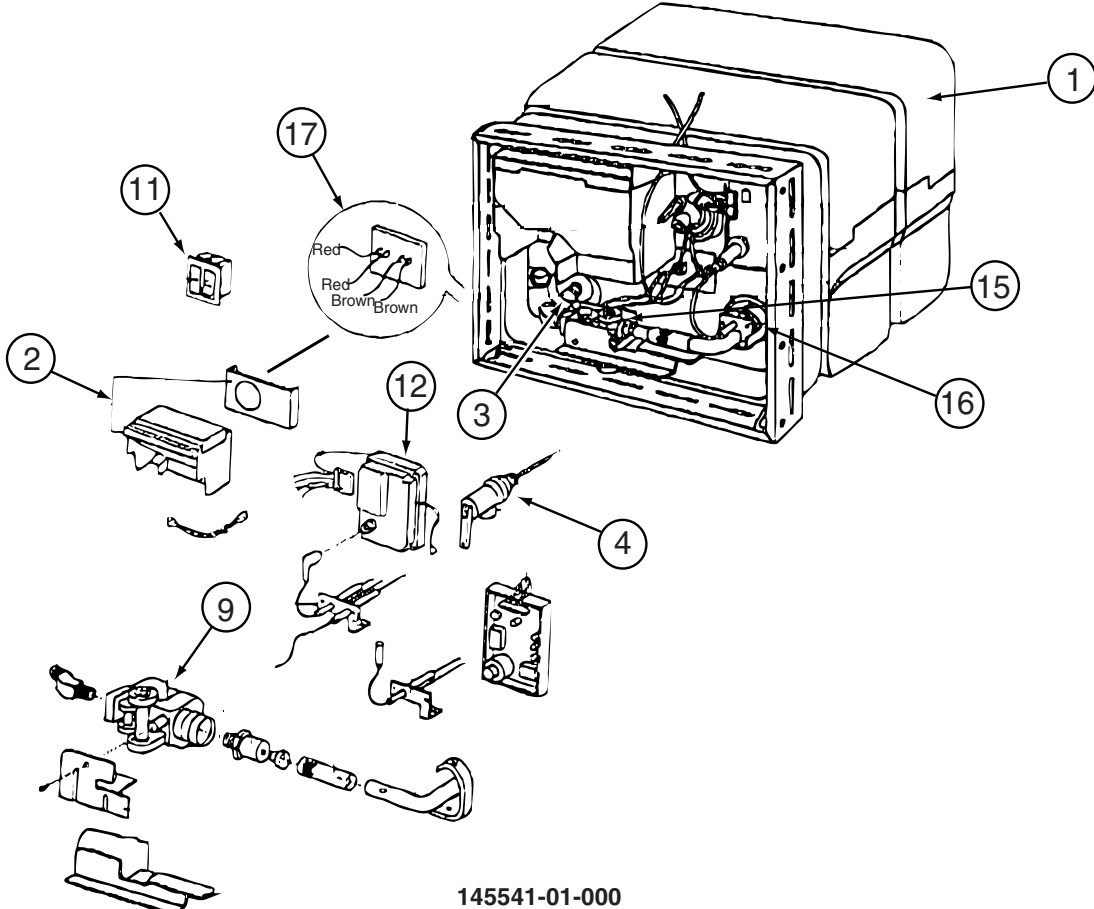
WATER & SEWAGE GROUP (CONTINUED)
COMPONENT PARTS FOR WATER SYSTEM (CONTINUED)

144215-02-000

KEY	PART NUMBER	U/M	DESCRIPTION	VENDOR NO.
	144215-02-700	EA	FITTING KIT- COUPLER W/ORING	94-637-00

144596-01-01A

KEY	PART NUMBER	U/M	DESCRIPTION	VENDOR NO.
	144596-01-700	EA	CARTRIDGE (REPLACEMENT)	1222



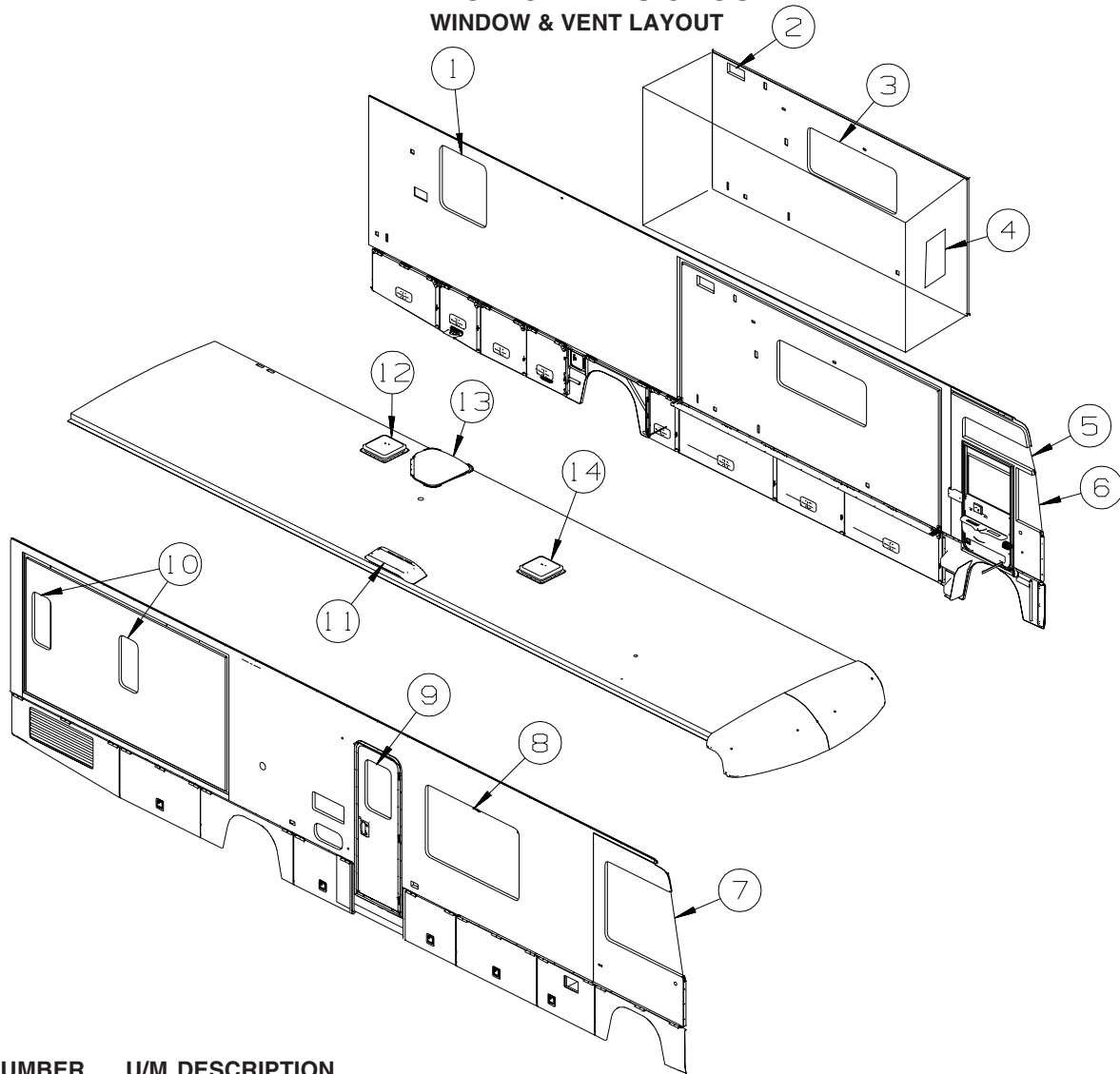
145541-01-000

KEY	PART NUMBER	U/M	DESCRIPTION	VENDOR NO.
1	145541-01-700	EA	TANK - W/INSULATION - 10 GAL	91028
2	051391-04-707	EA	KIT-EXHAUST, (FLUE & GASKET)	90960
3	051391-01-715	EA	PLUG-DRAIN, 1 EA = 2 PER PKG	91857
4	051391-01-704	EA	VALVE-RELIEF, 1/2" FITTING	91604
9	051393-01-726	EA	VALVE/SOLENOID - W/O BRACKET	93870
11	145541-01-701	EA	SWITCH - ON/OFF - WHITE	91859
12	145541-01-702	EA	CIRCUIT BOARD	91226
15	145541-01-703	EA	SWITCH - THERMAL CUT OFF	93866
16	051393-01-725	EA	ELECTRODE-SGL SPADE CONNECT.	93868
17	051393-01-721	EA	THERMOSTAT W/ECO, 140 FRT MT	91447
	051391-05-706	EA	ELEMENT-HEATING 1500 WATT	92249 W/GASKET
	051393-01-701	EA	SWITCH - REMOTE - W/LIGHT	91959
	145541-01-704	EA	RELAY	90061
	145541-01-705	EA	JUNCTION BOX(PLASTIC) 10 GAL	91224

CONTACT WINNEBAGO PARTS SALES FOR UNLISTED COMPONENT(S)

WINDOW & VENTS GROUP

WINDOW & VENT LAYOUT



KEY	PART NUMBER	U/M	DESCRIPTION
1*	137867-05-01A	EA	WINDOW - DOUBLE TIPOUT/THERMO/ESCAPE W/TRIM- 26.7" X 35.7" FROM: 00-00-00 THRU: 05-02-04
1	150656-11-01A	EA	WINDOW - TIPOUT/FLUSH/ESCAPE/THERMO - 35.9" X 27" FROM: 05-03-04 THRU: 99-99-99
2	138983-01-02A	EA	VENT - MICROWAVE/OUTER - BLACK
2	138983-03-01A	EA	COVER - VENT MICROWAVE/OUTER - BRIGHT WHITE
3*	112795-77-01A	EA	WINDOW - DRVR HORIZ SLIDER/THERMO W/TRIM - 57.4" X 23.6" FROM: 00-00-00 THRU: 05-02-04
3*	150648-07-01A	EA	WINDOW-HORIZ SLIDER/FLUSH/THERMO/LH - 23.8" X 57.7" FROM: 05-03-04 THRU: 99-99-99
4	134004-04-01A	EA	WINDOW - VERT SLIDER/FLUSH O/S-THERMO W/TRIM - 24" X 20.8" FROM: 00-00-00 THRU: 05-02-04
4*	150649-08-01A	EA	WINDOW - VERT SLIDER/FLUSH/THERMO - 23.8" X 20.8" FROM: 05-03-04 THRU: 99-99-99
4	151905-01-01A	EA	CLIP/BRACKET - SCREEN RETAINER - BLACK
5*	125600-01-01A	EA	WINDOW - VISTA - THERMOPANE FROM: 00-00-00 THRU: 05-02-04
5	151074-01-01A	EA	WINDOW - CAB/VISTA/FLUSH/THERMO - 11.3" X 44.7"/41.8" FROM: 05-03-04 THRU: 99-99-99
6*	125585-01-01A	EA	WINDOW - FRONT SLANT/THERMO - 11.6"T X 29.2"H X 16.8"B FROM: 00-00-00 THRU: 05-02-04
6*	151073-01-01A	EA	WINDOW - CAB/FRT SLANT/FLUSH/THERMO - 28.1" X 19.7"/6.6" FROM: 05-03-04 THRU: 99-99-99
7*	125583-01-01A	EA	WINDOW - PASS CAB-3 GLASS - THERMO - 42.9" X 51.2" X 42.6" FROM: 00-00-00 THRU: 05-02-04
7*	151072-01-01A	EA	WINDOW - CAB/RIGHT HAND/FLUSH/THERMO - 41.5" X 50.2"/41.8" FROM: 05-03-04 THRU: 99-99-99

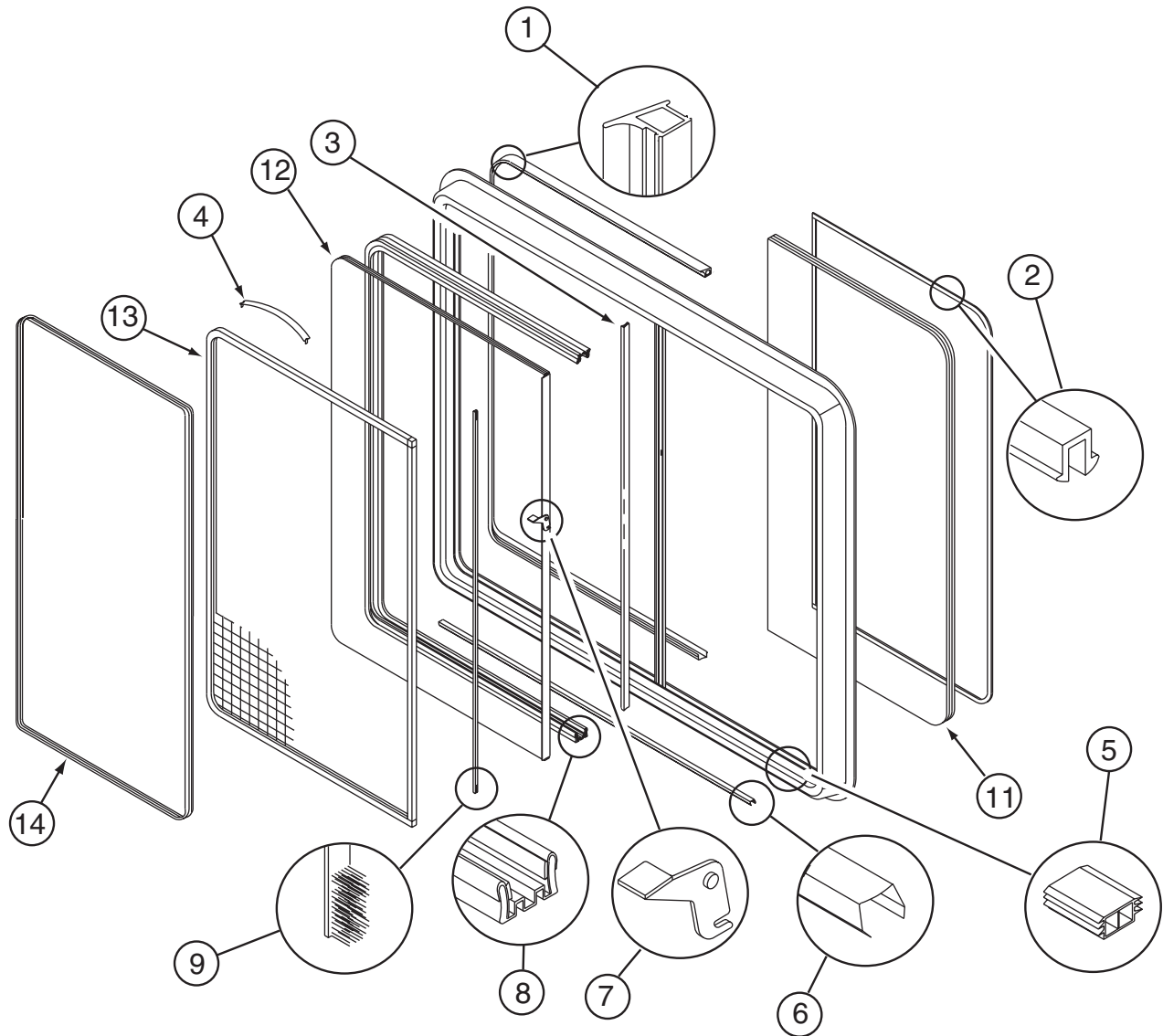
WINDOW & VENTS GROUP (CONTINUED)
WINDOW & VENT LAYOUT (CONTINUED)

KEY	PART NUMBER	U/M	DESCRIPTION
8*	112795-80-01A	EA	WINDOW - PASS HORIZ SLIDER/THERMO W/TRIM - 37.9" X 60.4" FROM: 00-00-00 THRU: 05-02-04
8*	150648-14-01A	EA	WINDOW-HORIZ SLIDER/FLUSH/THERMO/RH - 37.9" X 60.4" FROM: 05-03-04 THRU: 99-99-99
9*	113733-10-01A	EA	WINDOW - STATIONARY W/TRIM - THERMO/EURO - 26.3" X 17" FROM: 00-00-00 THRU: 05-02-04
9*	150651-01-01A	EA	WINDOW - STATIONARY/FLUSH/THERMO - 26.3" X 17" FROM: 05-03-04 THRU: 99-99-99
10*	137867-04-01A	EA	WINDOW - DOUBLE TIPOUT/THERMO W/TRIM - 12" X 27" FROM: 00-00-00 THRU: 05-02-04
10*	150656-10-01A	EA	WINDOW - TIPOUT/FLUSH/THERMO - 27.2" X 12.3" FROM: 05-03-04 THRU: 99-99-99
11	149508-01-01A	EA	CAP - ROOF/REFRIGERATOR VENT - GRAY
11	149508-02-01A	EA	BASE - ROOF/REFRIGERATOR VENT - BLACK
12*	123780-10-01A	EA	FANTASTIC VENT-4"ROOF-W/FAN/PWR LIFT/DBL DOME-W/O THERM
	009440-01-000	EA	GEAR/ARM - LIFT - ROOF VENT COVER
13	122214-01-02A	EA	PANEL - SKYLITE - INNER - W/ANGLED CORNER - WHITE
13	138372-01-02B	EA	TRIM - CORNER - SKYLIGHT - E-COATED
13	139411-01-01A	EA	PANEL/SKYLITE - OUTER - NEO ANGLE - WHITE
14*	123780-09-01A	EA	FANTASTIC VENT-4"ROOF- W/FAN/DBL DOME-W/O THERM/PWR LIFT
	009440-01-000	EA	GEAR/ARM - LIFT - ROOF VENT COVER

***COMPONENT PARTS LISTED LATER IN THIS GROUP**

WINDOW & VENTS GROUP (CONTINUED)

COMPONENT PARTS FOR WINDOW & VENT LAYOUT



112795-77-01A

KEY	PART NUMBER	U/M	DESCRIPTION	VENDOR NO.
1	112795-01-704	FT	PLUG FILLER (DOUBLE GLAZED)	122-018737
2	112795-01-705	FT	VINYL - GLAZING	132-025736
3	098644-01-706	FT	WEATHERSTRIP - GLASS	171-010668
4	098644-01-713	EA	CLIP - SCREEN - METAL	226-016966
4	125582-01-701	EA	CLIP - SCREEN - PLASTIC	130-005153
5	112795-01-701	EA	SLIDE-STOP	132-019092
6	098644-01-710	FT	TRACK - SCREEN SPACER 12'	132-017135
7	112795-01-700	EA	LATCH ASM., BLK.,(BOLT ON)	DH287-CK
8	112795-01-703	IN	CHANNEL-RUN (INCHES)	122-018736
9	098644-01-711	FT	WEATHERSTRIP - SCREEN BLACK	171-016965
11	112795-77-700	EA	GLASS - STATIONARY	390-28313
12	112795-77-701	EA	GLASS - SLIDING W/SASH LATCH	DH493-G8
13	098647-47-702	EA	SCREEN ASSY - W/SEAL & CLIPS	410-025226
14	098647-47-704	EA	RETAINER - TRIM	H493-66
	098644-01-717	FT	SPLINE - SCREEN	132-004716

WINDOW & VENTS GROUP (CONTINUED)
COMPONENT PARTS FOR WINDOW & VENT LAYOUT (CONTINUED)

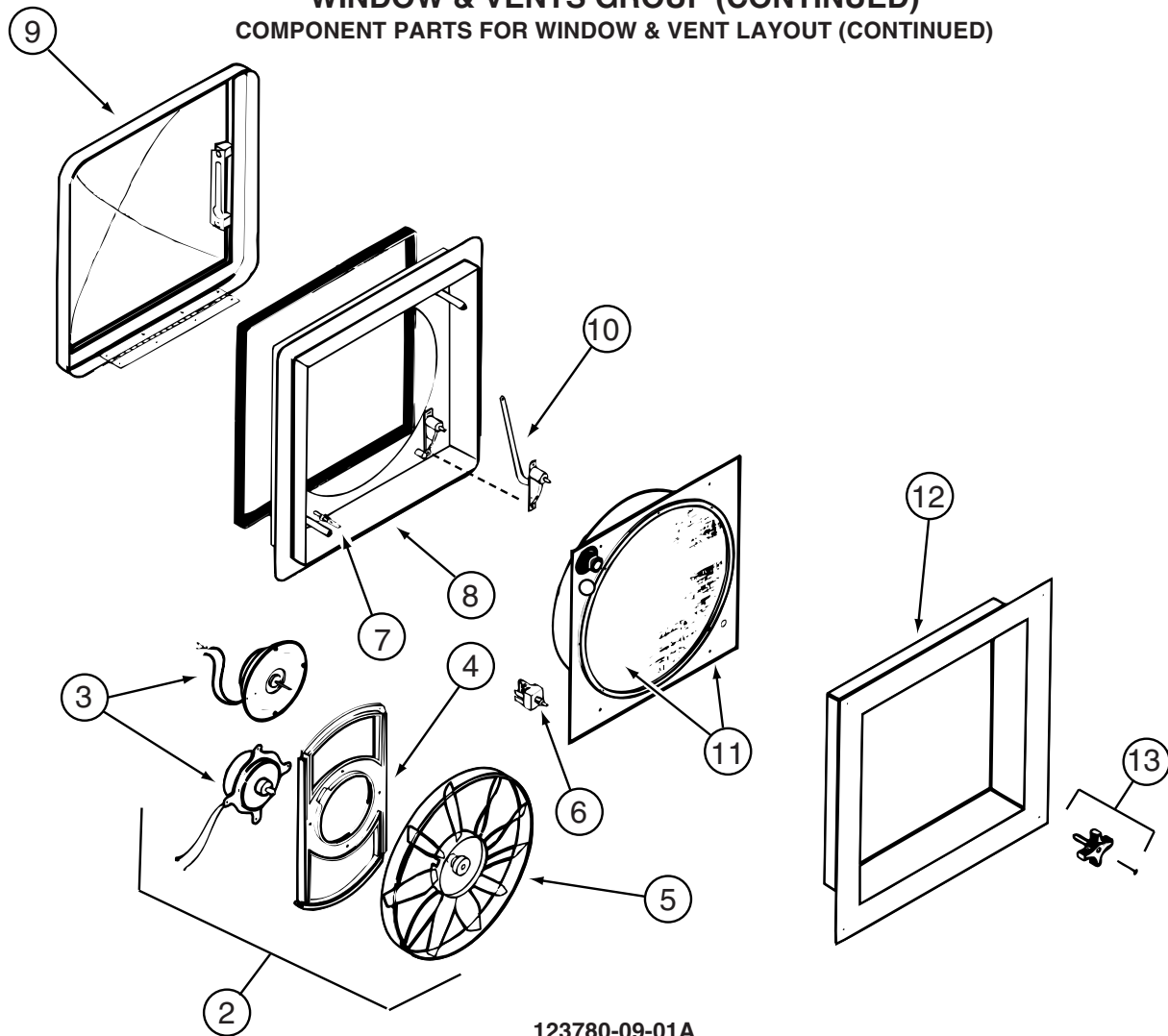
112795-80-01A

KEY	PART NUMBER	U/M	DESCRIPTION	VENDOR NO.
1	112795-01-704	FT	PLUG FILLER (DOUBLE GLAZED)	122-018737
2	112795-01-705	FT	VINYL - GLAZING	132-025736
3	098644-01-706	FT	WEATHERSTRIP - GLASS	171-010668
4	098644-01-713	EA	CLIP - SCREEN - METAL	226-016966
4	125582-01-701	EA	CLIP - SCREEN - PLASTIC	130-005153
	098644-01-717	FT	SPLINE - SCREEN	132-004716
5	112795-01-701	EA	SLIDE-STOP	132-019092
6	098644-01-710	FT	TRACK - SCREEN SPACER 12'	132-017135
7	112795-01-700	EA	LATCH ASM., BLK.,(BOLT ON)	DH287-CK
8	112795-01-703	IN	CHANNEL-RUN (INCHES)	122-018736
9	098644-01-711	FT	WEATHERSTRIP - SCREEN BLACK	171-016965
11	112795-80-700	EA	GLASS - STATIONARY	390-028379
12	112795-80-701	EA	GLASS - SLIDING W/SASH LATCH	DH442-G8
13	112795-80-702	EA	SCREEN ASSY - W/SEAL & CLIPS	410-019057
14	112795-64-700	EA	RETAINER - TRIM	H442-66

113733-10-01A

KEY	PART NUMBER	U/M	DESCRIPTION	VENDOR NO.
	112795-01-705	FT	VINYL - GLAZING	132-025736
	113733-10-700	EA	GLASS-STATIONARY	390-028306
	113733-10-701	EA	RETAINER-TRIM	H416-66

WINDOW & VENTS GROUP (CONTINUED)
COMPONENT PARTS FOR WINDOW & VENT LAYOUT (CONTINUED)

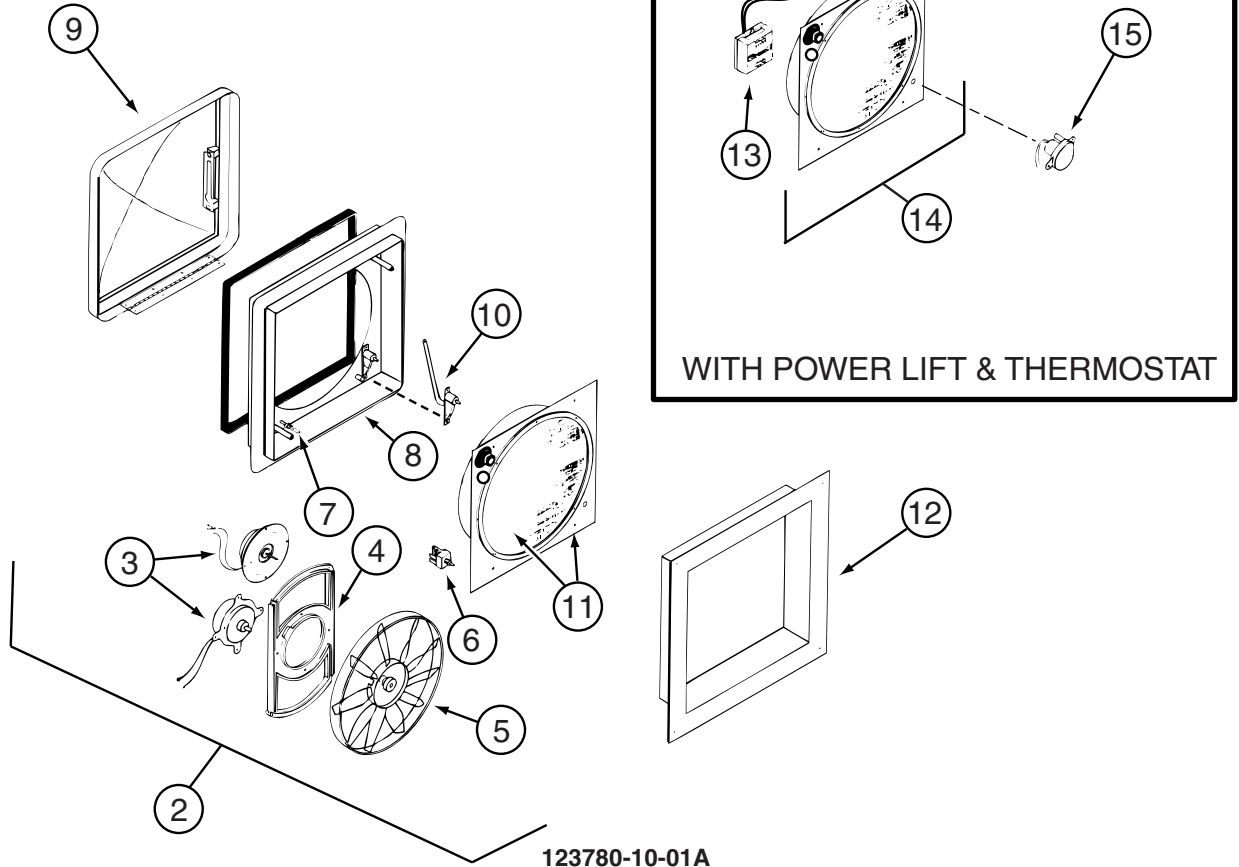


123780-09-01A

KEY	PART NUMBER	U/M	DESCRIPTION	VENDOR NO.
2	084079-11-700	EA	MOTOR & FAN BLADE W/BRACKET	K4017-09
3	084079-01-705	EA	MOTOR/EXT BRKT/FAN BLADE KIT	1080-00
5	084079-01-704	EA	BLADE-FAN	1138-00
6	084079-01-709	EA	SWITCH - MAIN - 3 SPEED	1031-05
7	084079-01-707	EA	SWITCH - SAFETY	1122-05
8	123780-05-700	EA	BASE/MAIN-BRT WHT W/GASKET	1010-81
9	123780-09-700	EA	DOME (DOUBLE)WHT TRANSPARENT	K2020-82
11	123780-03-701	EA	SCREEN ASM 78-100MM W/SWITCH	1030BT-81
12	123780-03-700	EA	GARNISH - INT. 3"-4" BRT/WHT	2040-81
13	084079-01-703	EA	KNOB-LIFT	1140K-00
	084079-01-706	EA	PLUG, 12 VOLT	1090
	123780-01-702	EA	SCREEN INSERT (SCREEN RING)	K1035-81

CONTACT WINNEBAGO PART SALES FOR UNLISTED COMPONENT(S)

WINDOW & VENTS GROUP (CONTINUED)
COMPONENT PARTS FOR WINDOW & VENT LAYOUT (CONTINUED)

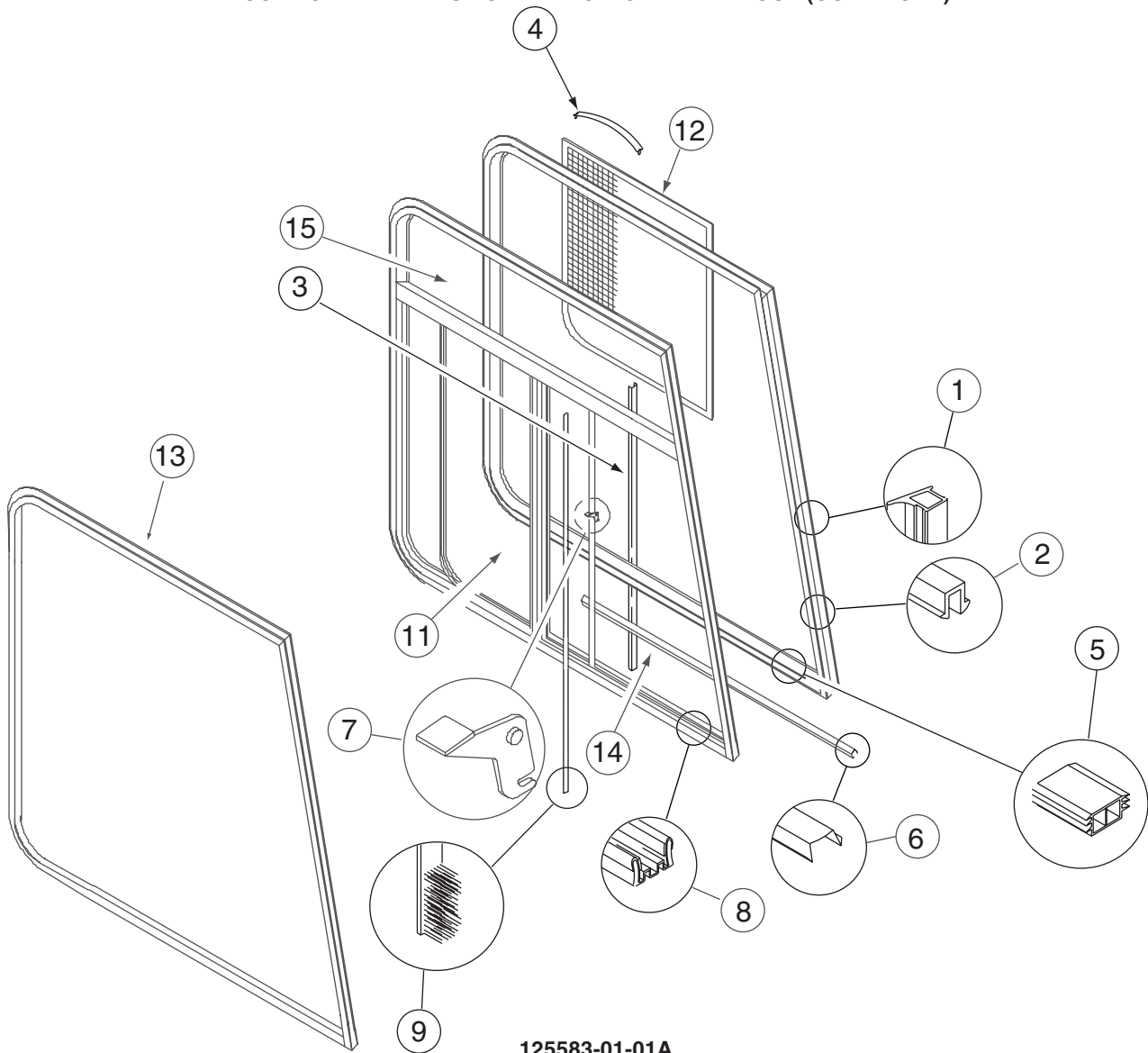


123780-10-01A

KEY	PART NUMBER	U/M	DESCRIPTION	VENDOR NO.
2	084079-11-700	EA	MOTOR & FAN BLADE W/BRACKET	K4017-09
3	084079-01-705	EA	MOTOR/EXT BRKT/FAN BLADE KIT	1080-00
4	084079-01-711	EA	MOTOR MOUNT (BOWTIE)	1015-00
5	084079-01-704	EA	BLADE-FAN	1138-00
6	084079-01-709	EA	SWITCH - MAIN - 3 SPEED	1031-05
7	084079-01-707	EA	SWITCH - SAFETY	1122-05
8	123780-05-700	EA	BASE/MAIN-BRT WHT W/GASKET	1010-81
9	123780-09-700	EA	DOME (DOUBLE)WHT TRANSPARENT	K2020-82
11	123780-01-702	EA	SCREEN INSERT (SCREEN RING)	K1035-81
12	123780-03-700	EA	GARNISH - INT. 3"-4" BRT/WHT	2040-81
13	084079-01-710	EA	THERMOSTAT(WALL MT)ANY COLOR	9988-81
14	123780-05-701	EA	SCREEN INT W/ALL SWITCHES	KIT-81
15	084079-11-703	EA	MOTOR/AUTO LIFT OFF/WHT CAP	6050-80 OS
15	084079-11-705	EA	MOTOR - LIFT (BC MOTOR)	5050-40
15	084079-11-707	EA	MOTOR-AUTO LIFT-WHT CAP NS	6050-81 NS

CONTACT WINNEBAGO PART SALES FOR UNLISTED COMPONENT(S)

WINDOW & VENTS GROUP (CONTINUED)
COMPONENT PARTS FOR WINDOW & VENT LAYOUT (CONTINUED)



125583-01-01A

KEY	PART NUMBER	U/M	DESCRIPTION	VENDOR NO.
1	112795-01-704	FT	PLUG FILLER (DOUBLE GLAZED)	122-018737
2	112795-01-705	FT	VINYL-GLAZING	132-027331
3	098644-01-706	FT	WEATHERSTRIP - GLASS	171-010668
4	098644-01-713	EA	CLIP - SCREEN - METAL	226-016966
4	125582-01-701	EA	CLIP - SCREEN - PLASTIC	130-005153
5	112795-01-701	EA	SLIDE-STOP	132-019092
6	098644-01-710	FT	TRACK - SCREEN SPACER 12'	32-017135
7	112795-01-700	EA	LATCH ASM., BLK.,(BOLT ON)	DH287-CK
8	112795-01-703	IN	CHANNEL-RUN (INCHES)	122-027566
9	098644-01-711	FT	WEATHERSTRIP - SCREEN BLACK	171-016965
11	125583-01-700	EA	GLASS-SLIDING W/SASH & LATCH	DH573-A9R
12	125582-01-705	EA	SCREEN - PASSENGER - W/SEALS & CLIPS	410-026545
13	125582-01-706	EA	RETAINER - TRIM	H573-27R
14	125583-01-702	EA	GLASS - STATIONARY - R.H.	390-026101
15	125583-01-701	EA	GLASS - STATIONARY - UPPER	390-026100
	125582-01-708	EA	WEEPHOLE COVER - RIGHT HAND	130-026598
	125582-01-709	EA	WEEPHOLE COVER - LEFT HAND	130-026599
	098644-01-717	EA	SPLINE - SCREEN	132-004716

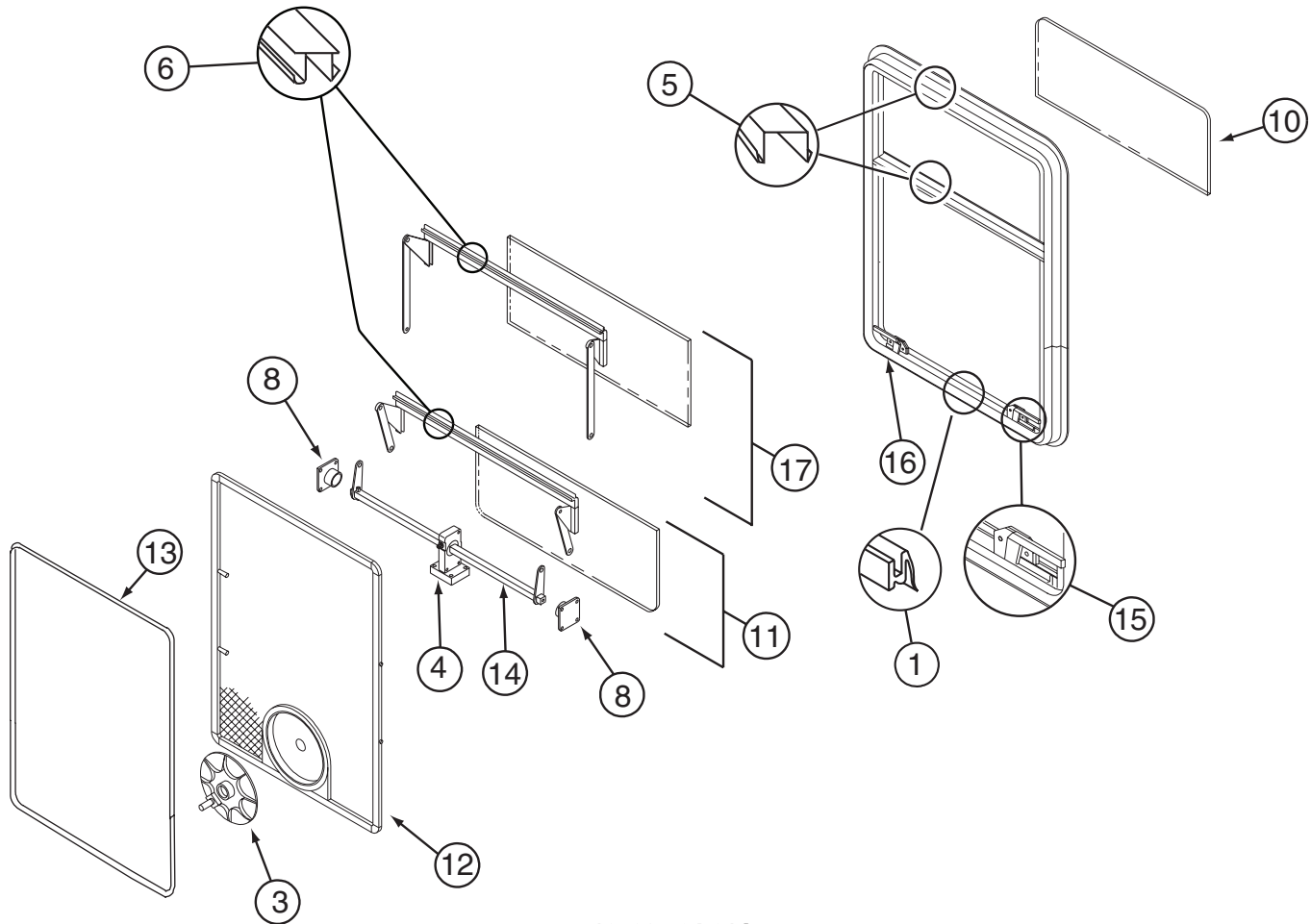
125585-01-01A

KEY	PART NUMBER	U/M	DESCRIPTION	VENDOR NO.
	125585-01-700	EA	GLASS - STATIONARY	390026092
	116000-01-704	EA	VINYL - GLAZING	132-018161
	125584-01-701	EA	RETAINER - TRIM	106026078

WINDOW & VENTS GROUP (CONTINUED)
COMPONENT PARTS FOR WINDOW & VENT LAYOUT (CONTINUED)

125600-01-01A

KEY	PART NUMBER	U/M	DESCRIPTION	VENDOR NO.
	125600-01-700	EA	GLASS - STATIONARY	390026099
	116000-01-704	EA	VINYL - GLAZING	132-018161
	125586-01-701	EA	RETAINER - TRIM	H57027L

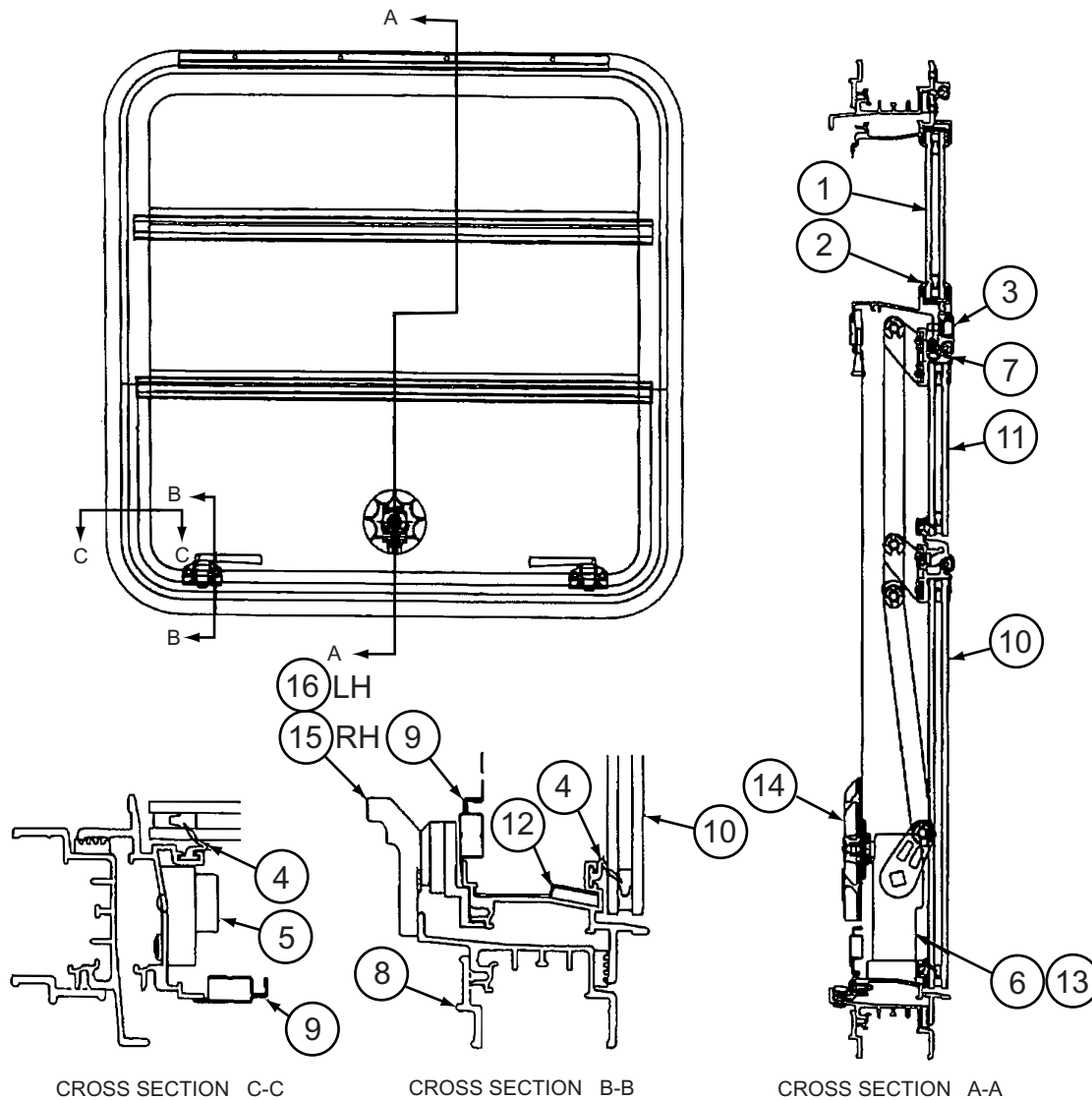


137867-04-01A

KEY	PART NUMBER	U/M	DESCRIPTION	VENDOR NO.
1	100322-01-701	FT	SEAL-VENT	122-016071
3	100322-01-718	EA	HANDLE-DIAL	410-016081
4	129929-01-710	EA	TORQUE-CTR SUPPORT (2 HOLE)	410-026806
5	129929-01-705	FT	GLAZING VINYL	132-026811
6	129929-01-707	FT	COVER/SCREW-FILLER STRIP	132-026808
8	129929-01-708	EA	SUPPORT - TORQUE BAR - RT/LT	130-026804
10	137867-04-700	EA	GLASS - STATIONARY (DBL GLZ)	390-029416
11	137867-04-701	EA	VENT ASSEMBLY LWR (DBL GLZ)	DTH025-G8
12	137867-04-703	EA	SCREEN ASSEMBLY W/SEAL/CLIPS	410-029417
13	137867-04-704	EA	RETAINER - TRIM	H298-62
14	137867-03-704	EA	OPERATOR BAR ASSEMBLY	DTH025-15
15	NOT USED			
16	NOT USED			
17	137867-04-702	EA	VENT ASSEMBLY UPR (DBL GLZ)	DTH025-G6
	100322-01-717	EA	E-RING	245-015975
	129929-01-706	IN	SEAL - TOP F/CENTER EGRESS	132-026811
	129929-02-706	FT	SEAL - FOAM	140-027022

CONTACT WINNEBAGO PART SALES FOR UNLISTED COMPONENTS

WINDOW & VENTS GROUP (CONTINUED)
COMPONENT PARTS FOR WINDOW & VENT LAYOUT (CONTINUED)



CROSS SECTION C-C

CROSS SECTION B-B

CROSS SECTION A-A

137867-05-01A

KEY	PART NUMBER	U/M	DESCRIPTION	VENDOR NO.
1	137867-05-700	EA	GLASS-UPPER STATIONARY	390-035363
2	129929-01-705	FT	GLAZING VINYL	132-026811
3	129929-01-707	FT	COVER/SCREW-FILLER STRIP	132-026808
4	100322-01-701	FT	SEAL-VENT	122-016071
5	129929-01-708	EA	SUPPORT - TORQUE BAR - RT/LT	130-026804
6	137867-05-701	EA	OPERATOR BAR ASSEMBLY	DTH040-15
8	137867-05-702	EA	TRIM - RETAINER	DTH040-62
9	137867-05-703	EA	SCREEN ASM	410-035366
10	137867-05-704	EA	GLASS-TIPOUT - LOWER	DTH040G6
11	137867-05-705	EA	GLASS-TIPOUT - MID/CENTER	DTH040G8
12	145909-01-709	EA	COVER - DRAIN SLOT	132-026809
13	129929-01-710	EA	TORQUE-CTR SUPPORT (2 HOLE)	410-026806
14	100322-01-718	EA	HANDLE-DIAL	410-016081
15	137867-05-706	EA	LOCK/CAM - RIGHT	182-011293
16	137867-05-707	EA	LOCK/CAM - LEFT	182-011294

CONTACT WINNEBAGO PART SALES FOR UNLISTED COMPONENTS

150648-07-01A

KEY	PART NUMBER	U/M	DESCRIPTION	VENDOR NO
	112795-01-705	FT	VINYL - GLAZING	132-027331
	150648-01-700	EA	LATCH-HORIZONTAL SLIDE-BLK	FH3000-CK
	150648-01-702	EA	SCREEN ASM	410-031156
	151069-01-700	FT	CHANNEL-RUN, SLIDING	122-030627

WINDOW & VENTS GROUP (CONTINUED)
COMPONENT PARTS FOR WINDOW & VENT LAYOUT (CONTINUED)

150648-14-01A			
KEY	PART NUMBER	U/M DESCRIPTION	VENDOR NO
	151069-01-700	EA CHANNEL-RUN, SLIDING	122-030627

150649-08-01A			
KEY	PART NUMBER	U/M DESCRIPTION	VENDOR NO
	150649-01-700	EA LATCH-VERTICLE SLIDE-BLK	FH3016-CK

150651-01-01A			
KEY	PART NUMBER	U/M DESCRIPTION	VENDOR NO
	112795-01-705	FT VINYL - GLAZING	132-027331

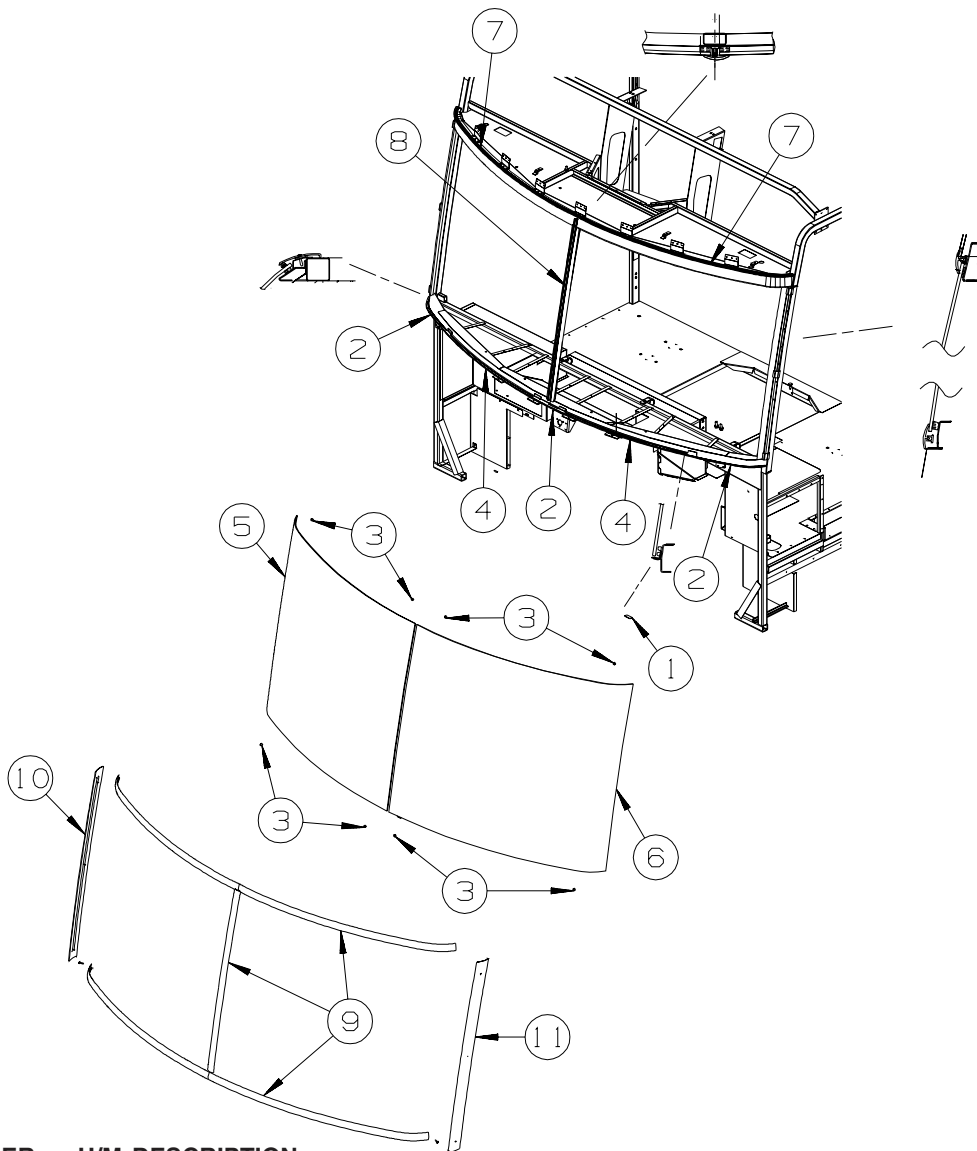
150656-10-01A			
KEY	PART NUMBER	U/M DESCRIPTION	VENDOR NO
	150656-10-700	EA GLASS-TIPOUT W/GUIDE RAIL	DTH3042G8

151072-01-01A			
KEY	PART NUMBER	U/M DESCRIPTION	VENDOR NO
	150648-01-703	EA PLUG - FILLER	132-030308
	151069-01-700	EA CHANNEL-RUN, SLIDING	122-030627
	151069-03-705	EA VINYL GLAZING - F/STATIONARY	DH567-12 MITER/WELD
	151069-03-706	EA VINYL GLAZING - F/STATIONARY	DH373-12 MITER/WELD
	151072-01-700	EA SCREEN ASM	410-035507
	151072-01-701	EA GLASS-SLIDING W/SASH & LATCH	FH3040A9R
	151072-01-702	EA GLASS - STATIONARY - UPPER	390-036521

151073-01-01A			
KEY	PART NUMBER	U/M DESCRIPTION	VENDOR NO
	125585-01-700	EA GLASS - STATIONARY	390026092
	151073-01-700	EA VINYL BUTYL-MITERED/FORMED	FH56912

WINDSHIELD & WIPER GROUP

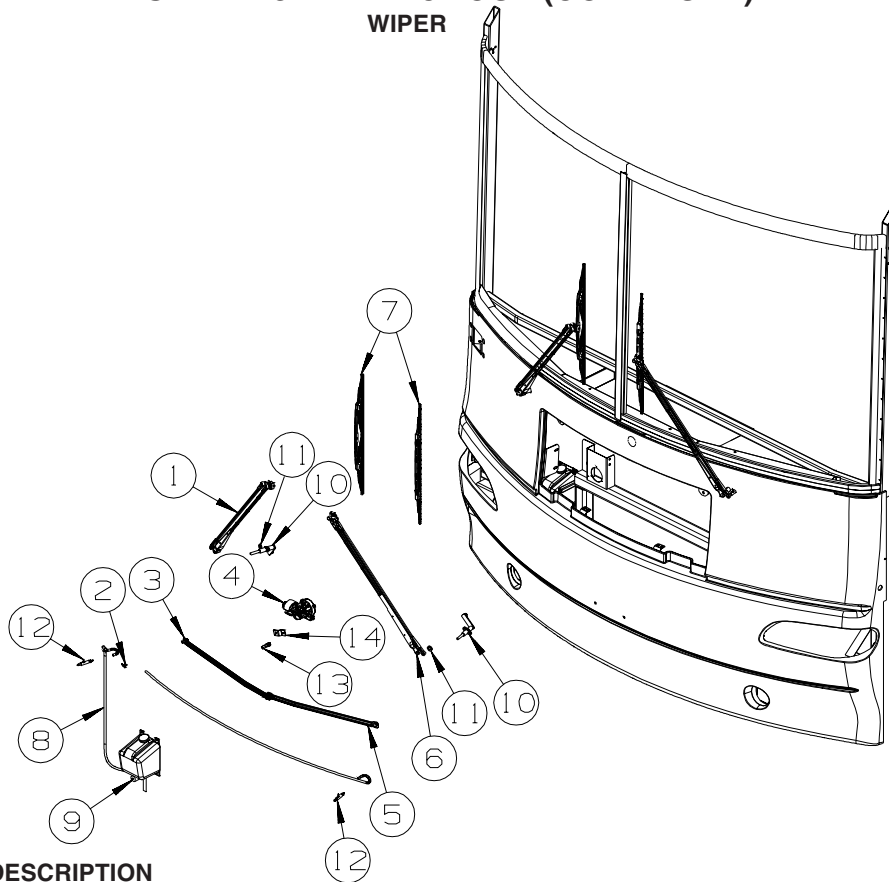
WINDSHIELD



KEY	PART NUMBER	U/M	DESCRIPTION
1	002328-02-000	EA	BLOCK - WINDSHIELD - .062" X .5" X .98"
2	142036-01-000	EA	CARRIER/REVEAL - WINDSHIELD
3	081914-02-000	EA	BUMPER - RUBBER - ROUND - 5/16" DIA. X 13/64" THICK
4	132375-04-000	EA	CARRIER/REVEAL - WINDSHIELD - 29.8"
5	124328-01-000	EA	WINDSHIELD - PASSENGER - 52" X 41" (CURVED)
6	124328-02-000	EA	WINDSHIELD - DRIVER - 52" X 41" (CURVED)
7	127862-01-000	EA	CARRIER/REVEAL - WINDSHIELD - 47.2"
8	127862-09-000	EA	CARRIER/REVEAL - WINDSHIELD - 38.6"
9	120533-01-000	FT	MOLDING - REVEAL - WINDSHIELD
10	125384-01-02A	EA	TRIM - WINDSHIELD - A-PILLAR - PASSENGER - BLACK
11	125384-02-02A	EA	TRIM - WINDSHIELD - A-PILLAR - DRIVER - BLACK

WINDSHIELD & WIPER GROUP (CONTINUED)

WIPER



KEY	PART NUMBER	U/M	DESCRIPTION
1*	149402-01-000	EA	ARM - WINDSHIELD WIPER/PANTOGRAPH - RIGHT HAND - 28" FROM: 00-00-00 THRU: 03-18-05
1*	149402-03-000	EA	ARM - WINDSHIELD WIPER/PANTOGRAPH - RIGHT HAND - 28" FROM: 03-19-05 THRU: 99-99-99
2	146486-01-000	EA	TEE - PLASTIC - 5/32" X 5/32" X 5/32" - ON LEFT SIDE OF WORKHORSE CHASSIS
3	149403-01-000	EA	LINK/CONNECTING-WINDSHIELD WIPER - CLOSED/CLOSED - 24"
4	149409-01-000	EA	MOTOR - WIPER - DYNAMIC PARK
4	149409-02-000	EA	MOTOR - WIPER - COAST TO PARK - WORKHORSE P32 (15,000/18,000) CHASSIS
5	149403-02-000	EA	LINK/CONNECTING-WINDSHIELD WIPER - OPEN/CLOSED GROMMET-24"
6*	149402-02-000	EA	ARM - WINDSHIELD WIPER/PANTOGRAPH - LEFT HAND - 28" FROM: 00-00-00 THRU: 03-18-05
6*	149402-04-000	EA	ARM - WINDSHIELD WIPER/PANTOGRAPH - LEFT HAND - 28" FROM: 03-19-05 THRU: 99-99-99
7	149399-01-000	EA	BLADE - WINDSHIELD WIPER - 24"
8	045794-01-000	FT	HOSE - WINDSHIELD WASHER - 5/32"ID - BLACK - ON LEFT SIDE OF WORKHORSE CHASSIS
9	117766-02-000	EA	RESERVOIR/PUMP - WINDSHIELD WASHER - ON LEFT SIDE OF WORKHORSE CHASSIS
10*	149401-01-000	EA	SHAFT & PIVOT ASM. - WINDSHIELD WIPER FROM: 00-00-00 THRU: 04-15-05
10	149401-02-000	EA	SHAFT & PIVOT ASM. - WINDSHIELD WIPER FROM: 04-16-05 THRU: 99-99-99
11	110742-03-000	EA	GASKET - WIPER
12	145698-01-01A	EA	SHAFT/IDLER - PANTOGRAPH - W/WASHER DIVERTER - STAINLESS
13	149395-01-000	EA	STUD/DOUBLE BALL CRANK - WIPER MOTOR
14	149408-01-000	EA	ARM - DRIVE/WIPER MOTOR

*COMPONENT PARTS LISTED LATER IN THIS GROUP

COMPONENT PARTS FOR WIPER

149401-01-000

KEY	PART NUMBER	U/M	DESCRIPTION	VENDOR NO.
	096505-02-703	EA	NUT/ACORN - HD W/.687 BRL	51065-40-NT27WC
	149401-01-700	EA	HARDWARE PKG - F/SHAFT&PIVOT	PSHWKIT

149402-01-000, 149402-02-000, 149402-03-000, 149402-04-000

KEY	PART NUMBER	U/M	DESCRIPTION	VENDOR NO.
	096931-01-705	EA	CAP-PLASTIC	52699-40-CP27WC
	149402-01-700	EA	WASHER NOZZLE KIT - W/HDWR	5219140
	149402-01-701	EA	COVER - SHAFT & PIVOT END	300809