

2005 HORIZON IKS36RD S-SERIES

PORTSMOUTH OAK

SE4 BRIARWOOD - TAUPE
SF0 TOASTED ALMOND - CHOCOLATE
SF4 GLASS BLOCK - GREEN

CONCERT CHERRY

SE5 BRIARWOOD - TAUPE
SF1 TOASTED ALMOND - CHOCOLATE
SF5 GLASS BLOCK - GREEN

WASHED MAPLE

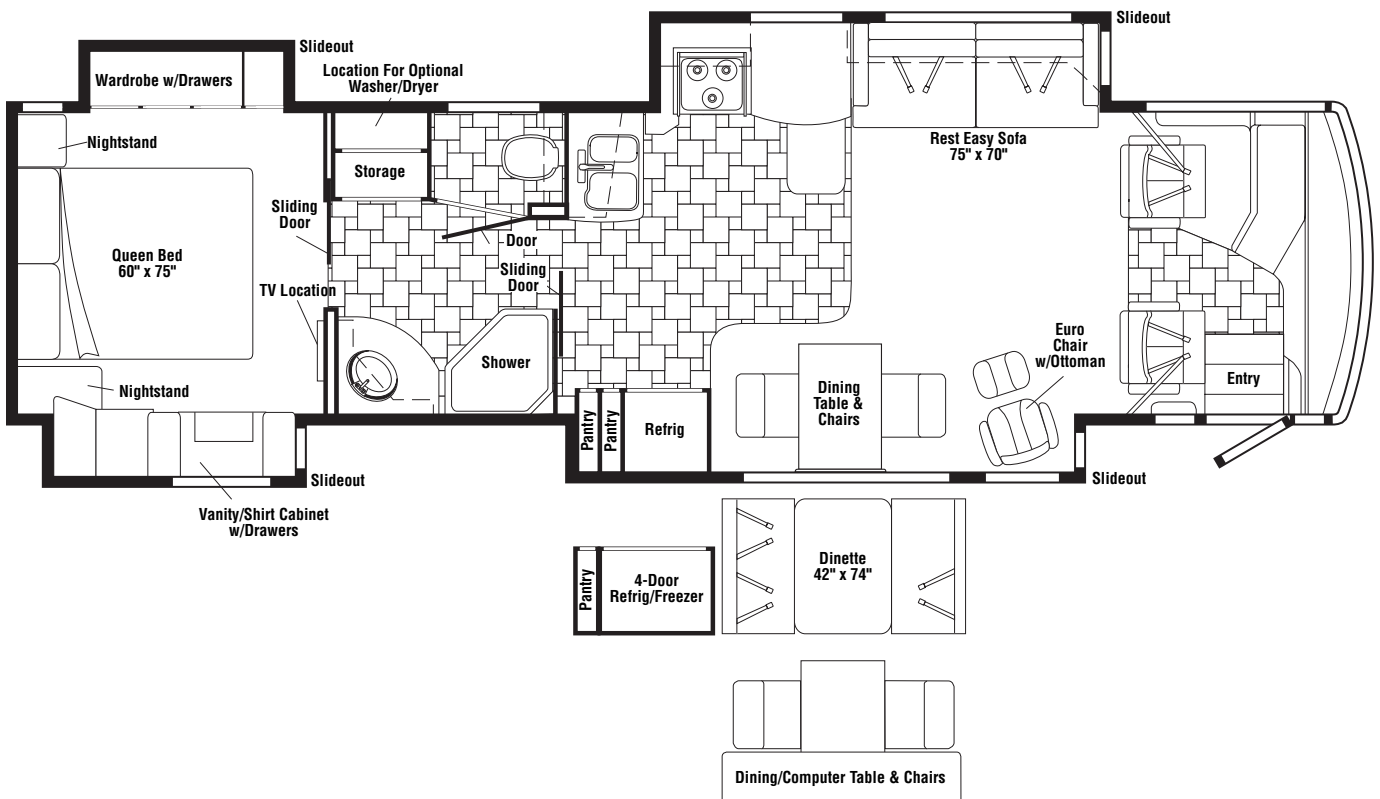
SE6 BRIARWOOD - TAUPE
SF2 TOASTED ALMOND - CHOCOLATE
SF6 GLASS BLOCK - GREEN

HONEY CHERRY

SE7 BRIARWOOD - TAUPE
SF3 TOASTED ALMOND - CHOCOLATE
SF7 GLASS BLOCK - GREEN

DASH ACCENT COLORS

SE4, SE5, SE6, SE7 - RIVERSTONE
SF0, SF1, SF2, SF3, SF4, SF5, SF6, SF7 - CASHMERE



FLOORPLANS

CONTENTS

FLOORPLANS	1
ACCESSORIES GROUP	7
OPERATORS MANUAL	7
AUDIO VIDEO GROUP	8
RADIO SYSTEM	8
REAR MONITOR	8
CABINET & APPLIANCE GROUP	9
CABINET & APPLIANCE LAYOUT	9
COMPONENT PARTS FOR CABINET & APPLIANCE LAYOUT	32
108186-02-000	32
108186-03-000	32
119267-12-02A	32
119267-13-01A	32
119296-03-01A	33
120075-16-01A, 120075-17-01A, 120075-18-01A, 120075-19-01A, 120075-21-01A, 122075-22-01A	35
125242-03-01A	41
135065-03-01A, 135065-03-03A, 135065-04-01A	51
135066-03-01A, 135066-03-04A, 150778-01-01A	53
151277-03-01A, 151279-01-01A, 151279-02-01A/02A, 151279-03-01A	55
140147-04-01A, 140147-04-02A	60
CHASSIS GROUP	61
FRAME	61
FRONT END	62
INSULATION	64
STEPWELL COVER	66
COMPONENT PARTS FOR STEPWELL COVER	66
145122-01-01A	66
EXHAUST	67
HITCH	67
REAR MUD GUARD	68
FUEL	68
HYDRAULIC LEVELING	69
COMPONENT PARTS FOR HYDRAULIC LEVELING	70
100536-47-000	70
144226-26-000	70
144226-27-000	70
144226-41-000	70
144226-42-000	71
144226-43-000	71
144226-43-000	71
144226-44-000	71
WHEEL, TIRE, COVERS &/OR LINERS	71
CURTAIN & CUSHION GROUP	72
NOTICE	72
CUSHION LAYOUT	73
BUCKET SEATS	75
COMPONENT PARTS FOR BUCKET SEATS	76
122611-02-000	76
SOFA	77
COMPONENT PARTS FOR SOFA	81
136534-13-000, 136534-15-000, 136534-28-000, 136534-29-000	81
148226-01-000, 148226-02-000, 148226-03-000	81
WINDOW TREATMENT	82
HARDWARE	84
ACCESSORIES	85
FABRICS	86

CONTENTS (CONTINUED)

DRIVERS COMPARTMENT GROUP	89
DASH	89
FRONT INTERIOR	90
COMPONENT PARTS FOR FRONT INTERIOR	95
091990-08-01A	95
094499-02-000	95
CABINETS	96
ELECTRICAL GROUP	99
110V BODY WIRING	99
12V BODY WIRING	101
EXTERIOR LAMPS	109
FRONT END WIRING	111
TRIP COMPUTER	114
GPS	114
FRONT TV/VCR	115
SIDE TV/VCR	116
COMPONENT PARTS FOR WIRING	118
076319-23-000	118
076319-25-000	118
086280-01-000	118
087694-01-000	119
091937-08-000	119
091937-09-000	119
091937-10-000	119
093575-33-03A	119
102756-03-000	119
105620-15-000	119
108354-01-01A	119
115504-01-000	119
121935-01-01A	119
123775-01-02A	119
129561-01-01A	119
129561-02-01A	119
130672-01-02A	119
133004-02-01A	120
133004-05-01A	120
133416-02-000	121
136119-01-000	121
137135-02-000	122
137417-01-01A, 137417-03-01A	123
137424-01-000	123
139134-01-03A	123
141454-03-01A	123
143591-05-000	124
144377-01-000	124
146298-01-000	124
146298-02-000	124
146299-01-000	124
146299-02-000	124
146396-02-000 & 146396-03-000	124
148113-01-000, 148113-03-000	124
148231-01-000	124
149040-02-000	124
150934-01-000	124
CIRCUIT BREAKERS, FUSES, & RELAYS	125
CONVERTER, INVERTER, & LOAD CENTERS	126
BOXES & CORDS	127
COMPONENT PARTS FOR BOXES & CORDS	127
144858-02-000	127
WIRE ASSEMBLIES	128
CONNECTORS & CONDUIT	129
CHASSIS	130

CONTENTS (CONTINUED)

EXTERIOR BODY GROUP	131
AIR HORN	131
COMPONENT PARTS FOR AIR HORN	131
077497-06-000	131
GRAPHICS & PAINT	132
PANELS & TRIMS	134
COMPONENT PARTS FOR PANELS & TRIMS	138
131431-07-01A, 131431-08-01A	138
142721-01-01A, 142721-02-01A	138
FRONT END	139
LADDER	141
STRUCTURAL COMPONENTS	142
AWNINGS	143
EXTERIOR DOORS & COMPARTMENTS GROUP	144
DOOR & COMPARTMENT LAYOUT	144
COMPONENT PARTS FOR DOOR & COMPARTMENT LAYOUT	149
084103-08-000	149
094707-03-01A	149
142226-02-01A	149
COMPARTMENT DOOR PIECE PARTS	150
ENTRY	152
COMPONENT PARTS FOR ENTRY	153
128913-12-03A	153
EXTERIOR SLIDEOUT GROUP	157
LEFT FRONT	157
COMPONENT PARTS FOR FRONT LEFT	160
100536-52-000	160
145494-02-000	160
152314-02-000	160
RIGHT FRONT	161
COMPONENT PARTS FOR RIGHT FRONT	164
100536-42-000	164
LEFT REAR	164
COMPONENT PARTS FOR LEFT REAR	167
100536-46-000	167
139507-01-000	167
RIGHT REAR	167
GENERATOR GROUP	170
DIESEL	170
COMPONENT PARTS FOR DIESEL	170
130294-04-01A	170
HEATING & A/C GROUP	171
AUTOMOTIVE	171
COMPONENT PARTS FOR AUTOMOTIVE	173
072342-24-000	173
103930-55-000	174
103930-58-000	175
103930-59-000	175
FURNACE	176
COMPONENT PARTS FOR FURNACE	177
139980-01-000	177
143563-02-000	179
CENTRAL	181
COMPONENT PARTS FOR CENTRAL	182
105620-16-000	182

CONTENTS (CONTINUED)

INTERIOR FINISH GROUP	184
MOLDINGS & TRIMS	184
PANELING & LAMINATES	195
INTERIOR TRIM LAYOUT	196
COMPONENT PARTS FOR INTERIOR TRIM LAYOUT	199
139047-01-01A/02A, 139047-02-01A/02A, 139049-03-01A/02A/03A, 139047-04-02A/03A, 139047-05-01A	199
FLOOR COVERINGS	200
HARDWARE	201
LABELS GROUP	208
LP GROUP	213
LP SYSTEM	213
COMPONENT PARTS FOR LP SYSTEM	213
144251-01-000	213
SEALANTS & FASTENERS GROUP	214
SEALANTS & ADHESIVES	214
BOLTS, NUTS, & WASHERS	215
SCREWS	217
CLAMPS, CLIPS, GROMMETS, RIVETS, & PLUGS	220
MISCELLANEOUS FASTENERS	221
WATER & SEWAGE GROUP	223
DRAINAGE SYSTEM	223
COMPONENT PARTS FOR DRAINAGE SYSTEM	225
146770-01-01A	225
WATER SYSTEM	226
COMPONENT PARTS FOR WATER SYSTEM	234
075241-04-000, 075241-05-000, 075241-06-000	234
098607-01-000	234
103635-01-000	234
125420-01-02A, 125420-01-03A, 125420-03-03A, 125420-04-03A	234
136915-01-000	234
142675-01-01A	234
144215-01-000	235
144215-02-000	235
144444-01-01A	235
144596-01-01A	235
145541-01-000	236

CONTENTS (CONTINUED)

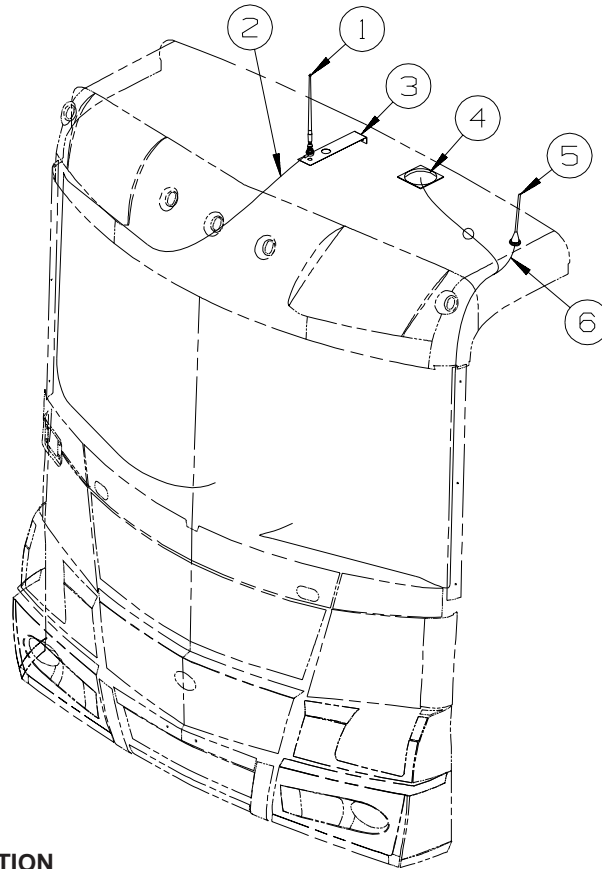
149174-01-01A	236
WINDOWS & VENTS GROUP	237
WINDOW & VENT LAYOUT	237
COMPONENT PARTS FOR WINDOW & VENT LAYOUT	239
106466-14-01A	239
112795-69-01A	240
112795-84-01A	241
112795-87-01A	241
112898-21-01A	242
112898-25-01A	243
112898-27-01A	243
123780-15-01A	244
123780-17-01A	244
129929-14-01A	245
134004-03-01A	246
134004-05-01A	247
137867-04-01A	248
150648-03-01A	249
150648-09-01A	249
150648-19-01A	249
150648-25-01A	249
150649-03-01A	249
150649-05-01A	249
150649-07-01A	249
150649-11-01A	249
150649-12-01A	249
150649-13-01A	249
150656-09-01A	249
150656-10-01A	249
151069-03-01A	249
WINDSHIELD & WIPER GROUP	250
WINDSHIELD	250
WIPER	251
COMPONENT PARTS FOR WIPER	251
145270-01-000	251

ACCESSORIES GROUP
OPERATORS MANUAL

KEY	PART NUMBER	U/M	DESCRIPTION
	129079-04-01A	EA	CASE - VINYL/BLK-EXPANDABLE ACCORDION SIDES-11"WX9"HX14"L
	132000-23-005	EA	MANUAL/OWNER - HORIZON - 2005
	148970-01-000	DW	TOP LEVEL - S, 2005

AUDIO VIDEO GROUP RADIO SYSTEM

KEY	PART NUMBER	U/M	DESCRIPTION
	135420-07-000	EA	MOUNTING KIT - RADIO - A-BODY
	135420-09-000	EA	RADIO-AM/FM/CASS/CD COMBO-AUX/CD CHANGER INPUT-REMOTE COMP FROM: 00-00-00 THRU: 05-09-04
	135420-13-000	EA	RADIO-AM/FM/CASS/CD COMBO-AUX/CD CHANGER INPUT-IR REMOTE FROM: 05-10-04 THRU: 99-99-99
	135420-10-000	EA	REMOTE CONTROL/RADIO (CREDIT CARD SIZE)
	135420-11-000	EA	REMOTE CONTROL/RADIO (STEERING WHEEL MOUNT) FROM: 05-12-04 THRU: 99-99-99
	135420-12-000	EA	REMOTE CONTROL/RADIO(STEERING WHEEL MT W/BUTTON CD CHANGER - CD CHANGER) FROM: 05-12-04 THRU: 99-99-99
	135420-14-000	EA	RECEIVER - INFRARED FROM: 05-10-04 THRU: 99-99-99
	148134-01-000	EA	CHANGER - COMPACT DISC - SANYO EAX-510
	151935-01-000	EA	RADIO/CB - 40 CHANNEL - COBRA C75WXST



KEY	PART NUMBER	U/M	DESCRIPTION
1	090944-02-000	EA	ANTENNA - RADIO - 16" RUBBER - W/O LEAD WIRE
2	090944-03-000	EA	CABLE - ANTENNA
3	140600-06-01B	EA	BRACKET/ANTENNA MOUNT - MILL FINISH
4	147190-01-000	EA	ANTENNA/SATELLITE-RADIO/SIRIUS-W/GRD PLANE PLATE/6" LEAD FROM: 00-00-00 THRU: 09-03-04
4	152780-01-000	EA	ANTENNA/SATELLITE - RADIO/SIRIUS FROM: 09-04-04 THRU: 99-99-99
5	123256-01-000	EA	ANTENNA - CB - W/O CABLE
6	123256-02-000	EA	CABLE - CB - COAX

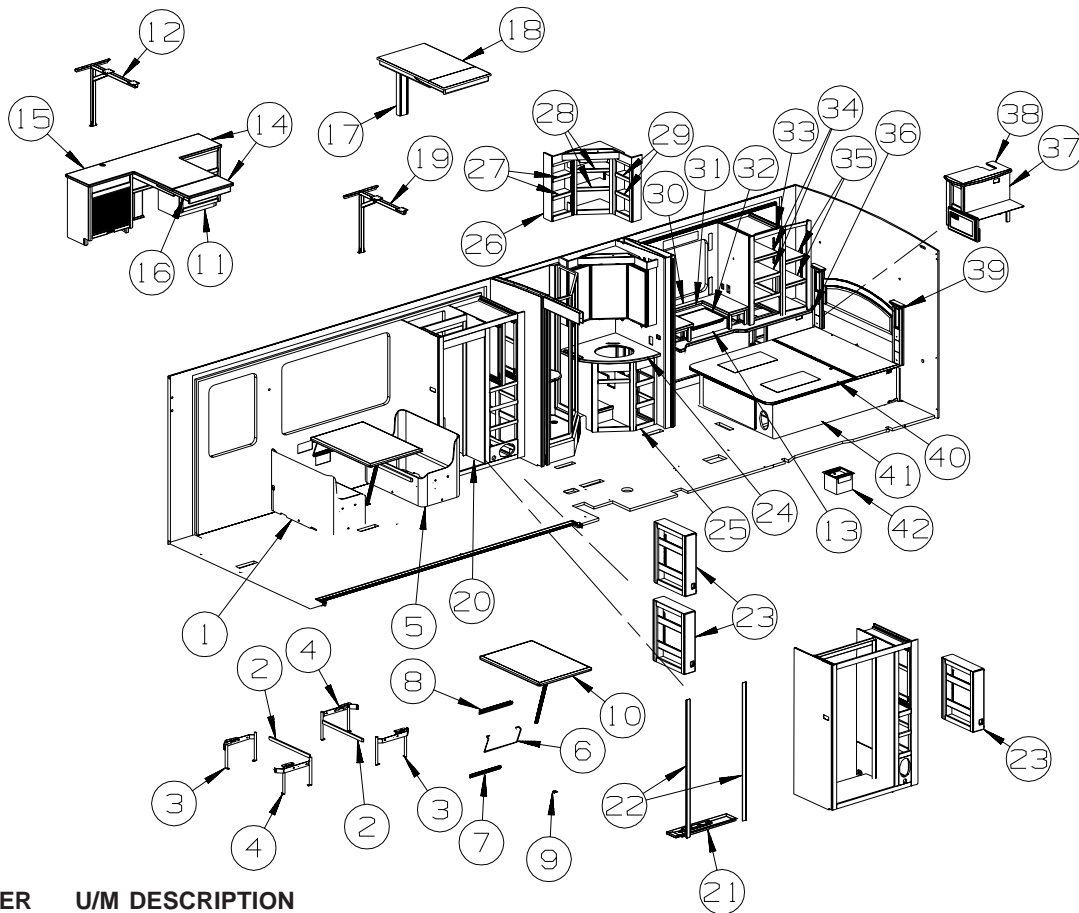
REAR MONITOR

KEY	PART NUMBER	U/M	DESCRIPTION
	143363-01-000	EA	MONITOR/REAR - COLOR - W/BRACKET - SONY VCB-MH1
	137919-02-01A	EA	SHROUD - CAMERA/OUTER - BRIGHT WHITE
	143363-03-000	EA	CABLE - MONITOR/CAMERA - COLOR - SONY VCB-MHC20
	143363-05-000	EA	CAMERA - REAR - COLOR W/BRACKET - SONY VCB-MH3

**SEE 12V BODY WIRING IN THE ELECTRICAL GROUP FOR LOCATION OF OTHER
AUDIO VIDEO COMPONENTS**

CABINET & APPLIANCE GROUP

CABINET & APPLIANCE LAYOUT

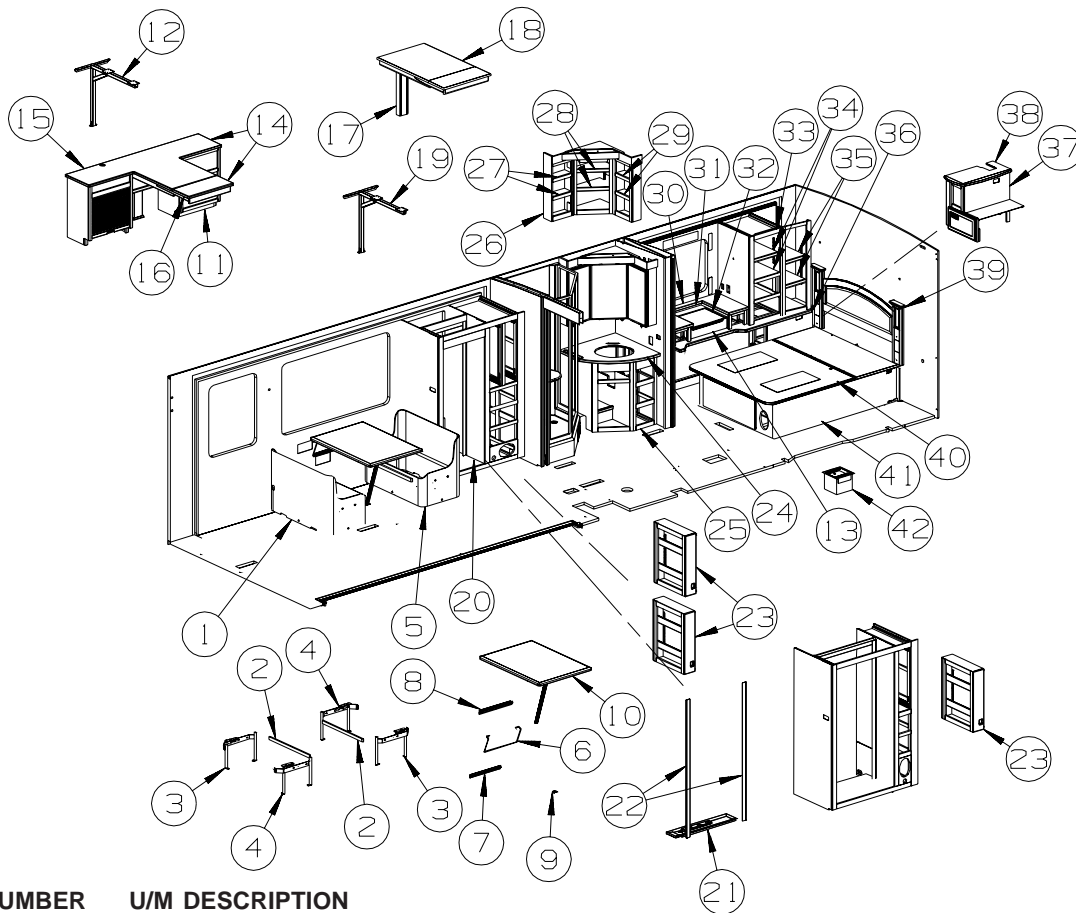


KEY	PART NUMBER	U/M	DESCRIPTION
1	141859-08-SE4	EA	CABINET/DINETTE W/BACK(WRAPPED)-LEFT HAND - W/O DOORS/HDW
1	141859-08-SE5	EA	CABINET/DINETTE W/BACK(WRAPPED)-LEFT HAND - W/O DOORS/HDW
1	141859-08-SE6	EA	CABINET/DINETTE W/BACK(WRAPPED)-LEFT HAND - W/O DOORS/HDW
1	141859-08-SE7	EA	CABINET/DINETTE W/BACK(WRAPPED)-LEFT HAND - W/O DOORS/HDW
1	141859-08-SF0	EA	CABINET/DINETTE W/BACK(WRAPPED)-LEFT HAND - W/O DOORS/HDW
1	141859-08-SF1	EA	CABINET/DINETTE W/BACK(WRAPPED)-LEFT HAND - W/O DOORS/HDW
1	141859-08-SF2	EA	CABINET/DINETTE W/BACK(WRAPPED)-LEFT HAND - W/O DOORS/HDW
1	141859-08-SF3	EA	CABINET/DINETTE W/BACK(WRAPPED)-LEFT HAND - W/O DOORS/HDW
1	141859-08-SF4	EA	CABINET/DINETTE W/BACK(WRAPPED)-LEFT HAND - W/O DOORS/HDW
1	141859-08-SF5	EA	CABINET/DINETTE W/BACK(WRAPPED)-LEFT HAND - W/O DOORS/HDW
1	141859-08-SF6	EA	CABINET/DINETTE W/BACK(WRAPPED)-LEFT HAND - W/O DOORS/HDW
1	141859-08-SF7	EA	CABINET/DINETTE W/BACK(WRAPPED)-LEFT HAND - W/O DOORS/HDW
2	081295-01-N70	EA	SUPPORT - BED/DINETTE - 28" LONG - PORTSMOUTH OAK
2	081295-01-M52	EA	SUPPORT - BED/DINETTE - 28" LONG - CONCERT CHERRY
2	081295-01-H37	EA	SUPPORT - BED/DINETTE - 28" LONG - WASHED MAPLE
2	081295-01-RE0	EA	SUPPORT - BED/DINETTE - 28" LONG - HONEY CHERRY
3	142033-01-000	EA	BRACKET - DINETTE - RIGHT HAND
4	142033-02-000	EA	BRACKET - DINETTE - LEFT HAND
5	141859-07-SE4	EA	CABINET/DINETTE W/BACK(WRAPPED)-RIGHT HAND - W/O DOORS/HDW
5	141859-07-SE5	EA	CABINET/DINETTE W/BACK(WRAPPED)-RIGHT HAND - W/O DOORS/HDW
5	141859-07-SE6	EA	CABINET/DINETTE W/BACK(WRAPPED)-RIGHT HAND - W/O DOORS/HDW
5	141859-07-SE7	EA	CABINET/DINETTE W/BACK(WRAPPED)-RIGHT HAND - W/O DOORS/HDW
5	141859-07-SF0	EA	CABINET/DINETTE W/BACK(WRAPPED)-RIGHT HAND - W/O DOORS/HDW
5	141859-07-SF1	EA	CABINET/DINETTE W/BACK(WRAPPED)-RIGHT HAND - W/O DOORS/HDW
5	141859-07-SF2	EA	CABINET/DINETTE W/BACK(WRAPPED)-RIGHT HAND - W/O DOORS/HDW
5	141859-07-SF3	EA	CABINET/DINETTE W/BACK(WRAPPED)-RIGHT HAND - W/O DOORS/HDW
5	141859-07-SF4	EA	CABINET/DINETTE W/BACK(WRAPPED)-RIGHT HAND - W/O DOORS/HDW
5	141859-07-SF5	EA	CABINET/DINETTE W/BACK(WRAPPED)-RIGHT HAND - W/O DOORS/HDW
5	141859-07-SF6	EA	CABINET/DINETTE W/BACK(WRAPPED)-RIGHT HAND - W/O DOORS/HDW
5	141859-07-SF7	EA	CABINET/DINETTE W/BACK(WRAPPED)-RIGHT HAND - W/O DOORS/HDW
6	024275-13-000	EA	ROD - TABLE LIFT - OFF/WHITE
7	024281-15-000	EA	BRACKET/WALL - TABLE LIFT - 17.12"
8	140921-02-01A	EA	BRACKET/TABLE SUPPORT - 18.5" - OFF WHITE
9	143798-01-01A	EA	CATCH - FLOOR TO TABLE LEG - BRIGHT WHITE

CABINET & APPLIANCE GROUP (CONTINUED)
CABINET & APPLIANCE LAYOUT (CONTINUED)

KEY	PART NUMBER	U/M	DESCRIPTION
10	143257-14-R83	EA	TABLE - 29.7" X 41.6" - PORTSMOUTH OAK - PORTSMOUTH OAK FROM: 00-00-00 THRU: 08-22-04
10	143257-17-SD0	EA	TABLE - 29.7" X 41.6" - PORTSMOUTH OAK FROM: 08-23-04 THRU: 99-99-99
10	143257-14-R84	EA	TABLE - 29.7" X 41.6" - BROWN PLANK CHERRY/CHERRY IV - CONCERT CHERRY FROM: 00-00-00 THRU: 08-22-04
10	143257-17-SD1	EA	TABLE - 29.7" X 41.6" - CONCERT CHERRY FROM: 08-23-04 THRU: 99-99-99
10	143257-14-RW5	EA	TABLE - 29.7" X 41.6" - HARD ROCK MAPLE - WASHED MAPLE FROM: 00-00-00 THRU: 08-22-04
10	143257-17-SD2	EA	TABLE - 29.7" X 41.6" - WASHED MAPLE FROM: 08-23-04 THRU: 99-99-99
10	143257-14-RE0	EA	TABLE - 29.7" X 41.6" - HONEY CHERRY - HONEY CHERRY FROM: 00-00-00 THRU: 08-22-04
10	143257-17-SD3	EA	TABLE - 29.7" X 41.6" - HONEY CHERRY FROM: 08-23-04 THRU: 99-99-99
11	P50446-01-SD0	EA	CABINET - DINETTE/COMPUTER - W/O COUNTERTOPS/DRAWERS/HDW - PORTSMOUTH OAK
11	P50446-01-SD1	EA	CABINET - DINETTE/COMPUTER - W/O COUNTERTOPS/DRAWERS/HDW - CONCERT CHERRY
11	P50446-01-SD2	EA	CABINET - DINETTE/COMPUTER - W/O COUNTERTOPS/DRAWERS/HDW - WASHED MAPLE
11	P50446-01-SD3	EA	CABINET - DINETTE/COMPUTER - W/O COUNTERTOPS/DRAWERS/HDW - HONEY CHERRY
12	149907-01-02B	EA	SUPPORT - TABLE - E-COATED FROM: 00-00-00 THRU: 09-23-04
12	149907-02-02B	EA	SUPPORT - TABLE - E-COATED FROM: 09-24-04 THRU: 99-99-99
13	105402-03-000	EA	STRAP - DINING CHAIR/TIEDOWN - 18"
14	150476-01-SD0	EA	TABLE - DINETTE - W/EXTENSION - W/O HARDWARE (SE4)
14	150476-01-SD1	EA	TABLE - DINETTE - W/EXTENSION - W/O HARDWARE (SE5)
14	150476-01-SD2	EA	TABLE - DINETTE - W/EXTENSION - W/O HARDWARE (SE6)
14	150476-01-SD3	EA	TABLE - DINETTE - W/EXTENSION - W/O HARDWARE (SE7)
14	150476-01-SD4	EA	TABLE - DINETTE - W/EXTENSION - W/O HARDWARE (SF0)
14	150476-01-SD5	EA	TABLE - DINETTE - W/EXTENSION - W/O HARDWARE (SF1)
14	150476-01-SD6	EA	TABLE - DINETTE - W/EXTENSION - W/O HARDWARE (SF2)
14	150476-01-SD7	EA	TABLE - DINETTE - W/EXTENSION - W/O HARDWARE (SF3)
14	150476-01-SE0	EA	TABLE - DINETTE - W/EXTENSION - W/O HARDWARE (SF4)
14	150476-01-SE1	EA	TABLE - DINETTE - W/EXTENSION - W/O HARDWARE (SF5)
14	150476-01-SE2	EA	TABLE - DINETTE - W/EXTENSION - W/O HARDWARE (SF6)
14	150476-01-SE3	EA	TABLE - DINETTE - W/EXTENSION - W/O HARDWARE (SF7)
15	150476-12-03A	EA	COUNTERTOP - DINETTE TABLE - FOSSIL (SE4, SE5, SE6, SE7)
15	150476-12-04A	EA	COUNTERTOP - DINETTE TABLE - CANYON (SF0, SF1, SF2, SF3)
15	150476-12-05A	EA	COUNTERTOP - DINETTE TABLE - WILLOW (SF4, SF5, SF6, SF7)
16	150476-11-03A	EA	COUNTERTOP - TABLE EXTENSION - FOSSIL (SE4, SE5, SE6, SE7)
16	150476-11-04A	EA	COUNTERTOP - TABLE EXTENSION - CANYON (SF0, SF1, SF2, SF3)
16	150476-11-05A	EA	COUNTERTOP - TABLE EXTENSION - WILLOW (SF4, SF5, SF6, SF7)
17	149965-01-SD0	EA	COVER - TABLE LEG - DINETTE - PORTSMOUTH OAK
17	149965-01-SD1	EA	COVER - TABLE LEG - DINETTE - CONCERT CHERRY
17	149965-01-SD2	EA	COVER - TABLE LEG - DINETTE - WASHED MAPLE
17	149965-01-SD3	EA	COVER - TABLE LEG - DINETTE - HONEY CHERRY
18	149960-01-SD0	EA	TABLE/DINETTE - WALL MOUNT - W/O LEG/HARDWARE - PORTSMOUTH OAK
18	149960-01-SD1	EA	TABLE/DINETTE - WALL MOUNT - W/O LEG/HARDWARE - CONCERT CHERRY
18	149960-01-SD2	EA	TABLE/DINETTE - WALL MOUNT - W/O LEG/HARDWARE - WASHED MAPLE
18	149960-01-SD3	EA	TABLE/DINETTE - WALL MOUNT - W/O LEG/HARDWARE - HONEY CHERRY
19	149907-01-02B	EA	SUPPORT - TABLE - E-COATED
20*	120075-18-01A	EA	REFRIGERATOR-LGE DBL DR SST DR/RH/W/FAN-RAISED HANDLE(WINN)
20*	125242-03-01A	EA	REFRIGERATOR-4 DR-W/ICE MKR-STNLSS STEEL - REFRIGERATOR-4 DOOR
21	152552-02-01A	EA	TRAY - REFRIGERATOR - BLACK
21	152552-01-01A	EA	TRAY - REFRIGERATOR - BLACK - REFRIGERATOR-4 DOOR
	054450-01-000	EA	LEVEL - REFRIGERATOR
22	090329-01-000	FT	SEAL- "T" - REFRIGERATOR CABINET

CABINET & APPLIANCE GROUP (CONTINUED)
CABINET & APPLIANCE LAYOUT (CONTINUED)



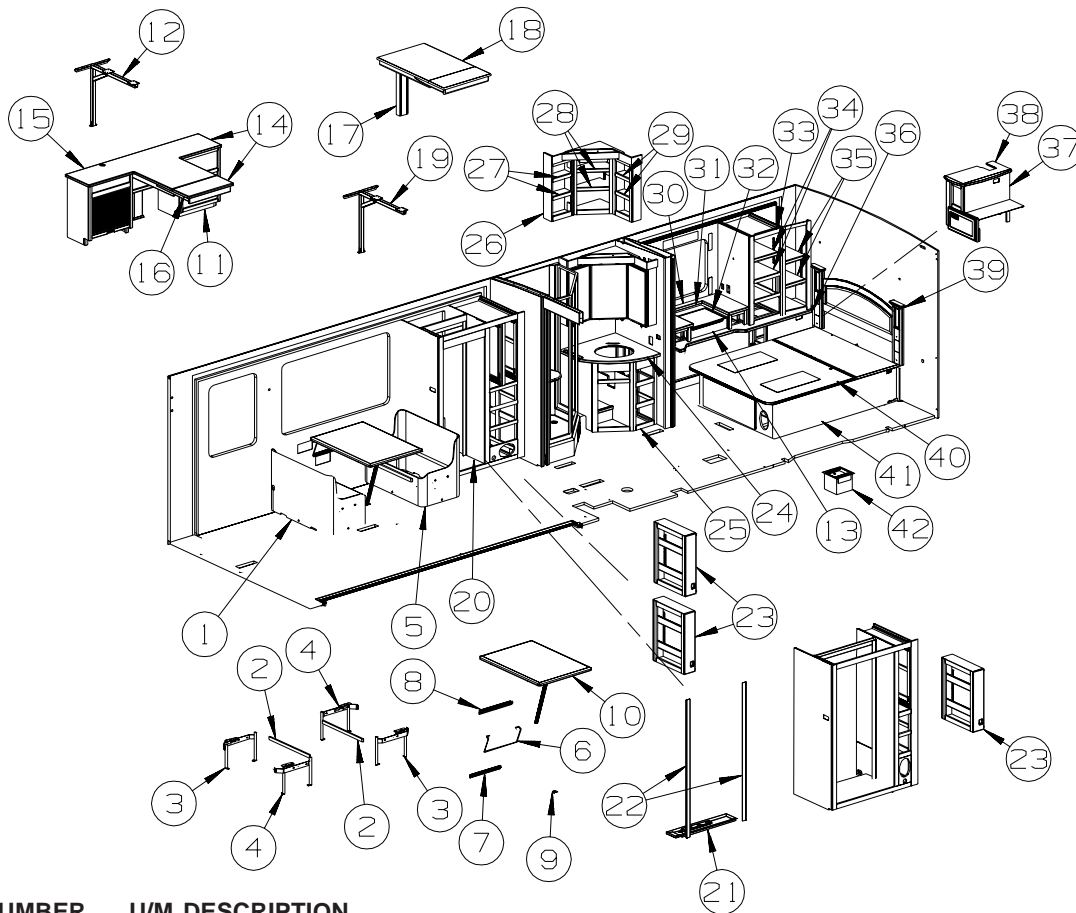
KEY	PART NUMBER	U/M	DESCRIPTION
	148432-03-01A	EA	SLIDE FRAME - PANTRY - 22.1" DEEP X 42.2" TO 49.1" TALL - 2 DOOR REFRIGERATOR FROM: 00-00-00 THRU: 09-27-04
	148432-03-01A	EA	SLIDE FRAME - PANTRY - 22.1" DEEP X 42.2" TO 49.1" TALL - 4 DOOR REFRIGERATOR FROM: 00-00-00 THRU: 10-17-04
	148432-10-01A	EA	PANTRY BASKET - 6" X 20.5" X 3.3" - 2 DOOR REFRIGERATOR FROM: 00-00-00 THRU: 09-27-04
	148432-10-01A	EA	PANTRY BASKET - 6" X 20.5" X 3.3" - 4 DOOR REFRIGERATOR FROM: 00-00-00 THRU: 10-17-04
23	153343-01-SD0	EA	CABINET - PNTY/SLD- W/O SRS/SWRS/HDW - PORTSMOUTH OAK - 2 DOOR REFRIGERATOR FROM: 09-28-04 THRU: 99-99-99
23	153343-01-SD0	EA	CABINET - PNTY/SLD- W/O SRS/SWRS/HDW - PORTSMOUTH OAK - 4 DOOR REFRIGERATOR FROM: 10-18-04 THRU: 99-99-99
23	153343-01-SD1	EA	CABINET - PNTY/SLD- W/O SRS/SWRS/HDW - CONCERT CHERRY - 2 DOOR REFRIGERATOR FROM: 09-28-04 THRU: 99-99-99
23	153343-01-SD1	EA	CABINET - PNTY/SLD- W/O SRS/SWRS/HDW - CONCERT CHERRY - 4 DOOR REFRIGERATOR FROM: 10-18-04 THRU: 99-99-99
23	153343-01-SD2	EA	CABINET - PNTY/SLD- W/O SRS/SWRS/HDW - WASHED MAPLE - 2 DOOR REFRIGERATOR FROM: 09-28-04 THRU: 99-99-99
23	153343-01-SD2	EA	CABINET - PNTY/SLD- W/O SRS/SWRS/HDW - WASHED MAPLE - 4 DOOR REFRIGERATOR FROM: 10-18-04 THRU: 99-99-99
23	153343-01-SD3	EA	CABINET - PNTY/SLD- W/O SRS/SWRS/HDW - HONEY CHERRY - 2 DOOR REFRIGERATOR FROM: 09-28-04 THRU: 99-99-99
23	153343-01-SD3	EA	CABINET - PNTY/SLD- W/O SRS/SWRS/HDW - HONEY CHERRY - 4 DOOR REFRIGERATOR FROM: 10-18-04 THRU: 99-99-99
24	138786-42-03A	EA	COUNTERTOP - 1/2" CORIAN - FOSSIL (SE4, SE5, SE6, SE7)
24	138786-42-04A	EA	COUNTERTOP - 1/2" CORIAN - CANYON (SF0, SF1, SF2, SF3)
24	138786-42-05A	EA	COUNTERTOP - 1/2" CORIAN - WILLOW (SF4, SF5, SF6, SF7)
25	P50243-01-SD0	EA	CABINET - W/O COUNTERTOP/DOORS/DRAWERS/HARDWARE - PORTSMOUTH OAK
25	P50243-01-SD1	EA	CABINET - W/O COUNTERTOP/DOORS/DRAWERS/HARDWARE - CONCERT CHERRY
25	P50243-01-SD2	EA	CABINET - W/O COUNTERTOP/DOORS/DRAWERS/HARDWARE - WASHED MAPLE
25	P50243-01-SD3	EA	CABINET - W/O COUNTERTOP/DOORS/DRAWERS/HARDWARE - HONEY CHERRY
26	150317-01-SD0	EA	CABINET - MEDICINE - W/O DOORS/HARDWARE - PORTSMOUTH OAK
26	150317-01-SD1	EA	CABINET - MEDICINE - W/O DOORS/HARDWARE - CONCERT CHERRY
26	150317-01-SD2	EA	CABINET - MEDICINE - W/O DOORS/HARDWARE - WASHED MAPLE

CABINET & APPLIANCE GROUP (CONTINUED)
CABINET & APPLIANCE LAYOUT (CONTINUED)

KEY	PART NUMBER	U/M	DESCRIPTION
26	150317-01-SD3	EA	CABINET - MEDICINE - W/O DOORS/HARDWARE - HONEY CHERRY
27	150317-26-SD0	EA	SHELF - CABINET - MEDICINE - PORTSMOUTH OAK
27	150317-26-SD1	EA	SHELF - CABINET - MEDICINE - CONCERT CHERRY
27	150317-26-SD2	EA	SHELF - CABINET - MEDICINE - WASHED MAPLE
27	150317-26-SD3	EA	SHELF - CABINET - MEDICINE - HONEY CHERRY
28	150317-37-SD0	EA	SHELF - CABINET - MEDICINE - PORTSMOUTH OAK
28	150317-37-SD1	EA	SHELF - CABINET - MEDICINE - CONCERT CHERRY
28	150317-37-SD2	EA	SHELF - CABINET - MEDICINE - WASHED MAPLE
28	150317-37-SD3	EA	SHELF - CABINET - MEDICINE - HONEY CHERRY
29	150317-21-SD0	EA	SHELF - CABINET - MEDICINE - PORTSMOUTH OAK
29	150317-21-SD1	EA	SHELF - CABINET - MEDICINE - CONCERT CHERRY
29	150317-21-SD2	EA	SHELF - CABINET - MEDICINE - WASHED MAPLE
29	150317-21-SD3	EA	SHELF - CABINET - MEDICINE - HONEY CHERRY
30	138786-83-03A	EA	COUNTERTOP - 1/2" CORIAN - FOSSIL (SE4, SE5, SE6, SE7)
30	138786-83-04A	EA	COUNTERTOP - 1/2" CORIAN - CANYON (SF0, SF1, SF2, SF3)
30	138786-83-05A	EA	COUNTERTOP - 1/2" CORIAN - WILLOW (SF4, SF5, SF6, SF7)
31	133539-81-03C	EA	COUNTERTOP - CORIAN - FOSSIL/PORTSMOUTH OAK (SE4)
31	133539-81-03A	EA	COUNTERTOP - CORIAN - FOSSIL/CONCERT CHERRY (SE5)
31	133539-81-03B	EA	COUNTERTOP - CORIAN - FOSSIL/WASHED MAPLE (SE6)
31	133539-81-03D	EA	COUNTERTOP - CORIAN - FOSSIL/HONEY CHERRY (SE7)
31	133539-81-04C	EA	COUNTERTOP - CORIAN - CANYON/PORTSMOUTH OAK (SF0)
31	133539-81-04A	EA	COUNTERTOP - CORIAN - CANYON/CONCERT CHERRY (SF1)
31	133539-81-04B	EA	COUNTERTOP - CORIAN - CANYON/WASHED MAPLE (SF2)
31	133539-81-04D	EA	COUNTERTOP - CORIAN - CANYON/HONEY CHERRY (SF3)
31	133539-81-05C	EA	COUNTERTOP - CORIAN - WILLOW/PORTSMOUTH OAK (SF4)
31	133539-81-05A	EA	COUNTERTOP - CORIAN - WILLOW/CONCERT CHERRY (SF5)
31	133539-81-05B	EA	COUNTERTOP - CORIAN - WILLOW/WASHED MAPLE (SF6)
31	133539-81-05D	EA	COUNTERTOP - CORIAN - WILLOW/HONEY CHERRY (SF7)
32	133539-82-03C	EA	COUNTERTOP - CORIAN - FOSSIL/PORTSMOUTH OAK (SE4)
32	133539-82-03A	EA	COUNTERTOP - CORIAN - FOSSIL/CONCERT CHERRY (SE5)
32	133539-82-03B	EA	COUNTERTOP - CORIAN - FOSSIL/WASHED MAPLE (SE6)
32	133539-82-03D	EA	COUNTERTOP - CORIAN - FOSSIL/HONEY CHERRY (SE7)
32	133539-82-04C	EA	COUNTERTOP - CORIAN - CANYON/PORTSMOUTH OAK (SF0)
32	133539-82-04A	EA	COUNTERTOP - CORIAN - CANYON/CONCERT CHERRY (SF1)
32	133539-82-04B	EA	COUNTERTOP - CORIAN - CANYON/WASHED MAPLE (SF2)
32	133539-82-04D	EA	COUNTERTOP - CORIAN - CANYON/HONEY CHERRY (SF3)
32	133539-82-05C	EA	COUNTERTOP - CORIAN - WILLOW/PORTSMOUTH OAK (SF4)
32	133539-82-05A	EA	COUNTERTOP - CORIAN - WILLOW/CONCERT CHERRY (SF5)
32	133539-82-05B	EA	COUNTERTOP - CORIAN - WILLOW/WASHED MAPLE (SF6)
32	133539-82-05D	EA	COUNTERTOP - CORIAN - WILLOW/HONEY CHERRY (SF7)
	076767-04-000	EA	CABLE - STAINLESS STEEL - 5.9"
33	P50312-02-SE4	EA	CABINET - DRESSER - W/O COUNTERTOP/DRAWERS/HDW (SE4, SF0)
33	P50312-02-SE5	EA	CABINET - DRESSER - W/O COUNTERTOP/DRAWERS/HDW (SE5, SF1)
33	P50312-02-SE6	EA	CABINET - DRESSER - W/O COUNTERTOP/DRAWERS/HDW (SE6, SF2)
33	P50312-02-SE7	EA	CABINET - DRESSER - W/O COUNTERTOP/DRAWERS/HDW (SE7, SF3)
33	P50312-02-SF4	EA	CABINET - DRESSER - W/O COUNTERTOP/DRAWERS/HDW (SF4)
33	P50312-02-SF5	EA	CABINET - DRESSER - W/O COUNTERTOP/DRAWERS/HDW (SF5)
33	P50312-02-SF6	EA	CABINET - DRESSER - W/O COUNTERTOP/DRAWERS/HDW (SF6)
33	P50312-02-SF7	EA	CABINET - DRESSER - W/O COUNTERTOP/DRAWERS/HDW (SF7)
34	150312-27-SE4	EA	SHELF - CABINET - DRESSER - PORTSMOUTH OAK
34	150312-27-SE5	EA	SHELF - CABINET - DRESSER - CONCERT CHERRY
34	150312-27-SE6	EA	SHELF - CABINET - DRESSER - WASHED MAPLE
34	150312-27-SE7	EA	SHELF - CABINET - DRESSER - HONEY CHERRY
35	150312-29-SE4	EA	SHELF - CABINET - DRESSER - PORTSMOUTH OAK
35	150312-29-SE5	EA	SHELF - CABINET - DRESSER - CONCERT CHERRY
35	150312-29-SE6	EA	SHELF - CABINET - DRESSER - WASHED MAPLE
35	150312-29-SE7	EA	SHELF - CABINET - DRESSER - HONEY CHERRY
36	133539-80-03A	EA	COUNTERTOP - CORIAN - FOSSIL (SE4, SE5, SE6, SE7)
36	133539-80-04A	EA	COUNTERTOP - CORIAN - CANYON (SF0, SF1, SF2, SF3)
36	133539-80-05A	EA	COUNTERTOP - CORIAN - WILLOW (SF4, SF5, SF6, SF7)
37	150478-01-SD0	EA	CABINET - NIGHTSTAND/RH - W/O COUNTERTOP/DOORS/DRAWERS/HDW - PORTSMOUTH OAK
37	150478-01-SD1	EA	CABINET - NIGHTSTAND/RH - W/O COUNTERTOP/DOORS/DRAWERS/HDW - CONCERT CHERRY
37	150478-01-SD2	EA	CABINET - NIGHTSTAND/RH - W/O COUNTERTOP/DOORS/DRAWERS/HDW - WASHED MAPLE
37	150478-01-SD3	EA	CABINET - NIGHTSTAND/RH - W/O COUNTERTOP/DOORS/DRAWERS/HDW - HONEY CHERRY

CABINET & APPLIANCE GROUP (CONTINUED)

CABINET & APPLIANCE LAYOUT (CONTINUED)

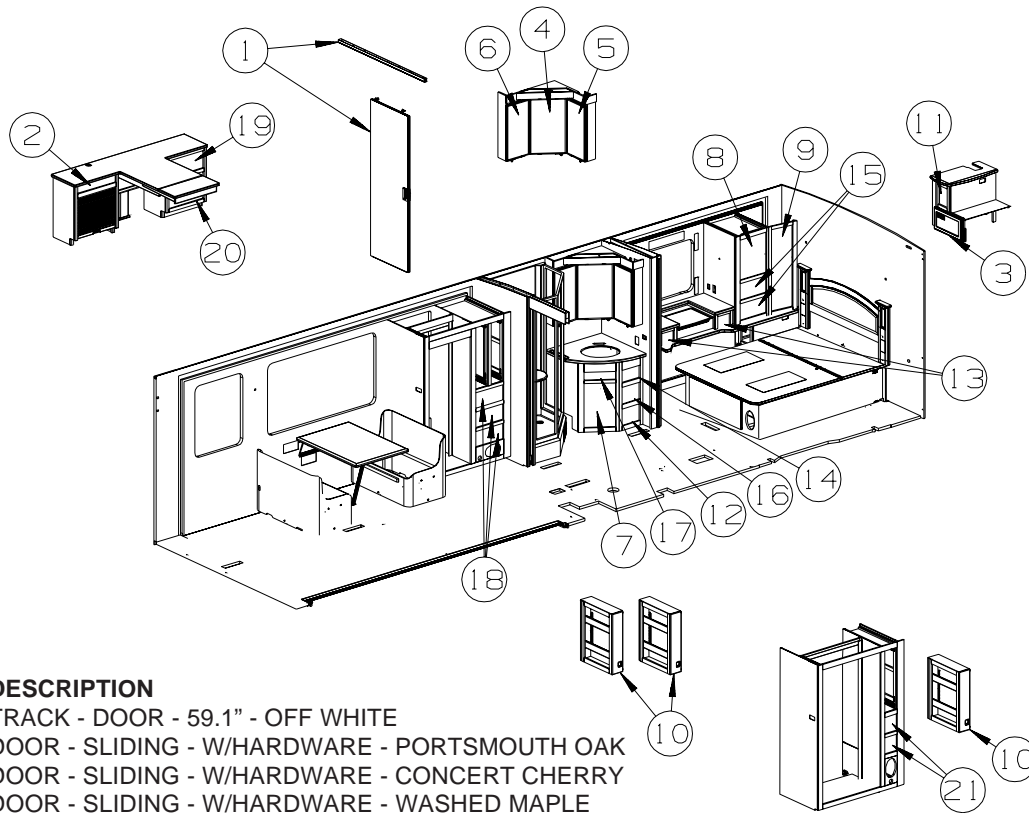


KEY	PART NUMBER	U/M	DESCRIPTION
38	149296-11-SD0	EA	COUNTERTOP - LAMINATED - PORTSMOUTH OAK
38	149296-11-SD1	EA	COUNTERTOP - LAMINATED - CONCERT CHERRY
38	149296-11-SD2	EA	COUNTERTOP - LAMINATED - WASHED MAPLE
38	149296-11-SD3	EA	COUNTERTOP - LAMINATED - HONEY CHERRY
39	140843-01-N95	EA	CABINET/HEADBOARD - QUEEN - W/O HARDWARE - PORTSMOUTH OAK
39	140843-01-N94	EA	CABINET/HEADBOARD - QUEEN - W/O HARDWARE - CONCERT CHERRY
39	140843-01-RW5	EA	CABINET/HEADBOARD - QUEEN - W/O HARDWARE - WASHED MAPLE
39	140843-01-RE0	EA	CABINET/HEADBOARD - QUEEN - W/O HARDWARE - HONEY CHERRY
40	137406-01-N42	EA	BEDBOARD - W/HINGE/T-MOLDING/SLIPNOT - FLIP-UP
41	P50439-02-SD0	EA	CABINET - BED BASE-QN-W/O DRS/DRWRS/HDW-PORTSMOUTH OAK
41	P50439-02-SD1	EA	CABINET - BED BASE-QN-W/O DRS/DRWRS/HDW-CONCERT CHERRY
41	P50439-02-SD2	EA	CABINET - BED BASE - QN -W/O DRS/DRWRS/HDW - WASHED MAPLE
41	P50439-02-SD3	EA	CABINET - BED BASE - QN -W/O DRS/DRWRS/HDW - HONEY CHERRY
41	P50439-01-SD0	EA	CABINET - BED BASE-PORTSMOUTH OAK - SECURITY SAFE
41	P50439-01-SD1	EA	CABINET - BED BASE-CONCERT CHERRY - SECURITY SAFE
41	P50439-01-SD2	EA	CABINET - BED BASE - WASHED MAPLE - SECURITY SAFE
41	P50439-01-SD3	EA	CABINET - BED BASE - HONEY CHERRY - SECURITY SAFE
42	137943-01-000	EA	SAFE - STEEL - 9.8" X 9.8" FACE / 7.7" X 8.7" X 8.7" R.O.
43	P50314-01-SD0	EA	CABINET - VANITY - W/O COUNTERTOP/DOORS/DRAWERS/HARDWARE - PORTSMOUTH OAK
43	P50314-01-SD1	EA	CABINET - VANITY - W/O COUNTERTOP/DOORS/DRAWERS/HARDWARE - CONCERT CHERRY
43	P50314-01-SD2	EA	CABINET - VANITY - W/O COUNTERTOP/DOORS/DRAWERS/HARDWARE - WASHED MAPLE
43	P50314-01-SD3	EA	CABINET - VANITY - W/O COUNTERTOP/DOORS/DRAWERS/HARDWARE - HONEY CHERRY

***COMPONENT PARTS LISTED LATER IN THIS GROUP**

CABINET & APPLIANCE GROUP (CONTINUED)

CABINET & APPLIANCE LAYOUT (CONTINUED)



KEY	PART NUMBER	U/M	DESCRIPTION
1	145608-19-01A	EA	TRACK - DOOR - 59.1" - OFF WHITE
1	151060-08-SE4	EA	DOOR - SLIDING - W/HARDWARE - PORTSMOUTH OAK
1	151060-08-SE4	EA	DOOR - SLIDING - W/HARDWARE - CONCERT CHERRY
1	151060-08-SE6	EA	DOOR - SLIDING - W/HARDWARE - WASHED MAPLE
1	151060-08-SE7	EA	DOOR - SLIDING - W/HARDWARE - HONEY CHERRY
2	P36353-04-R89	EA	DRAWER-KEYBOARD - W/DRAWER SLIDES - PORTSMOUTH OAK
2	P36353-04-R90	EA	DRAWER-KEYBOARD - W/DRAWER SLIDES - CONCERT CHERRY
2	P36353-04-R91	EA	DRAWER-KEYBOARD - W/DRAWER SLIDES - WASHED MAPLE
2	P36353-04-RE3	EA	DRAWER-KEYBOARD - W/DRAWER SLIDES - HONEY CHERRY
3	140283-10-SD0	EA	DOOR - W/GRILL - OGEE EDGE - 10.4" X 18.7" - W/O HDW - PORTSMOUTH OAK
3	140283-10-SD1	EA	DOOR - W/GRILL - OGEE EDGE - 10.4" X 18.7" - W/O HDW - CONCERT CHERRY
3	140283-10-SD2	EA	DOOR - W/GRILL - OGEE EDGE - 10.4" X 18.7" - W/O HDW - WASHED MAPLE
3	140283-10-SD3	EA	DOOR - W/GRILL - OGEE EDGE - 10.4" X 18.7" - W/O HDW - HONEY CHERRY
	140594-21-01A	EA	GRILL - RETURN AIR - 16.1" X 7.8" - BLACK
4	145576-A2-S76	EA	DOOR - MIRRORED - 16" X 25.9" - W/O HARDWARE - PORTSMOUTH OAK
4	145576-A2-S77	EA	DOOR - MIRRORED - 16" X 25.9" - W/O HARDWARE - CONCERT CHERRY
4	145576-A2-S78	EA	DOOR - MIRRORED - 16" X 25.9" - W/O HARDWARE - WASHED MAPLE
4	145576-A2-SE7	EA	DOOR - MIRRORED - 16" X 25.9" - W/O HARDWARE - HONEY CHERRY
	093606-36-000	EA	MIRROR - BEVELED EDGE - 16" X 26"
5	145576-A3-S76	EA	DOOR - MIRRORED - 12.4" X 25.9" - W/O HARDWARE - PORTSMOUTH OAK
5	145576-A3-S77	EA	DOOR - MIRRORED - 12.4" X 25.9" - W/O HARDWARE - CONCERT CHERRY
5	145576-A3-S78	EA	DOOR - MIRRORED - 12.4" X 25.9" - W/O HARDWARE - WASHED MAPLE
5	145576-A3-SE7	EA	DOOR - MIRRORED - 12.4" X 25.9" - W/O HARDWARE - HONEY CHERRY
	093606-48-000	EA	MIRROR - BEVELED EDGE - 12.4" X 25.9"
6	145576-A4-S76	EA	DOOR - MIRRORED - 12.4" X 25.9" - W/O HARDWARE - PORTSMOUTH OAK
6	145576-A4-S77	EA	DOOR - MIRRORED - 12.4" X 25.9" - W/O HARDWARE - CONCERT CHERRY
6	145576-A4-S78	EA	DOOR - MIRRORED - 12.4" X 25.9" - W/O HARDWARE - WASHED MAPLE
6	145576-A4-SE7	EA	DOOR - MIRRORED - 12.4" X 25.9" - W/O HARDWARE - HONEY CHERRY
	093606-48-000	EA	MIRROR - BEVELED EDGE - 12.4" X 25.9"
7	144000-C0-SE4	EA	DOOR - RAISED PANEL/HDWD/FLUTED - 14.9" X 21.8" - W/O HDW - PORTSMOUTH OAK
7	144000-C0-SE5	EA	DOOR - RAISED PANEL/HDWD/FLUTED - 14.9" X 21.8" - W/O HDW - CONCERT CHERRY
7	144000-C0-SE6	EA	DOOR - RAISED PANEL/HDWD/FLUTED - 14.9" X 21.8" - W/O HDW - WASHED MAPLE
7	144000-C0-SE7	EA	DOOR - RAISED PANEL/HDWD/FLUTED - 14.9" X 21.8" - W/O HDW - HONEY CHERRY
8	141524-D0-SE4	EA	DOOR - WIDE RAIL/ARCHED/FLUTED/RH - 15.7" X 20.4"-W/O HDW - PORTSMOUTH OAK
8	141524-D0-SE5	EA	DOOR - WIDE RAIL/ARCHED/FLUTED/RH - 15.7" X 20.4"-W/O HDW - CONCERT CHERRY
8	141524-D0-SE6	EA	DOOR - WIDE RAIL/ARCHED/FLUTED/RH - 15.7" X 20.4"-W/O HDW - WASHED MAPLE
8	141524-D0-SE7	EA	DOOR - WIDE RAIL/ARCHED/FLUTED/RH - 15.7" X 20.4"-W/O HDW - HONEY CHERRY
9	141524-73-SE4	EA	DOOR - WIDE RAIL/ARCHED/FLUTED/RH - 12" X 40" - W/O HDW - PORTSMOUTH OAK
9	141524-73-SE5	EA	DOOR - WIDE RAIL/ARCHED/FLUTED/RH - 12" X 40" - W/O HDW - CONCERT CHERRY
9	141524-73-SE6	EA	DOOR - WIDE RAIL/ARCHED/FLUTED/RH - 12" X 40" - W/O HDW - WASHED MAPLE
9	141524-73-SE7	EA	DOOR - WIDE RAIL/ARCHED/FLUTED/RH - 12" X 40" - W/O HDW - HONEY CHERRY

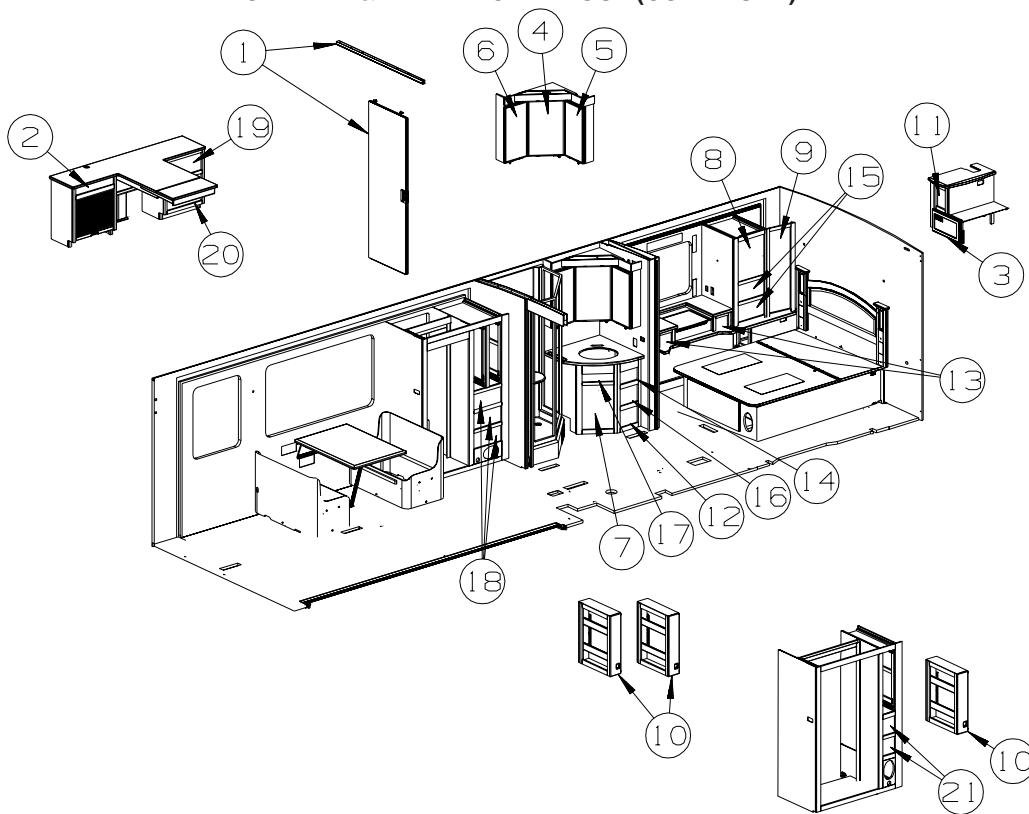
CABINET & APPLIANCE GROUP (CONTINUED)

CABINET & APPLIANCE LAYOUT (CONTINUED)

KEY	PART NUMBER	U/M	DESCRIPTION
10	143842-D9-SE4	EA	DOOR - RAISE PANEL/FLTD - 16.7" X 48" - W/O HDW - PORTSMOUTH OAK - 2 DOOR REFRIGERATOR FROM: 00-00-00 THRU: 09-27-04
10	145298-34-SE4	EA	DOOR - RAISE PANEL/FLTD - 8.1" X 30.3" - W/O HDW - PORTSMOUTH OAK - 2 DOOR REFRIGERATOR FROM: 09-28-04 THRU: 99-99-99
10	143842-D9-SE5	EA	DOOR - RAISE PANEL/FLTD - 16.7" X 48" - W/O HDW - CONCERT CHERRY - 2 DOOR REFRIGERATOR FROM: 00-00-00 THRU: 09-27-04
10	145298-34-SE5	EA	DOOR - RAISE PANEL/FLTD - 8.1" X 30.3" - W/O HDW - CONCERT CHERRY - 2 DOOR REFRIGERATOR FROM: 09-28-04 THRU: 99-99-99
10	143842-D9-SE6	EA	DOOR - RAISE PANEL/FLTD - 16.7" X 48" - W/O HDW - WASHED MAPLE - 2 DOOR REFRIGERATOR FROM: 00-00-00 THRU: 09-27-04
10	145298-34-SE6	EA	DOOR - RAISE PANEL/FLTD - 8.1" X 30.3" - W/O HDW - WASHED MAPLE - 2 DOOR REFRIGERATOR FROM: 09-28-04 THRU: 99-99-99
10	143842-D9-SE7	EA	DOOR - RAISE PANEL/FLTD - 16.7" X 48" - W/O HDW - HONEY CHERRY - 2 DOOR REFRIGERATOR FROM: 00-00-00 THRU: 09-27-04
10	145298-34-SE7	EA	DOOR - RAISE PANEL/FLTD - 8.1" X 30.3" - W/O HDW - HONEY CHERRY - 2 DOOR REFRIGERATOR FROM: 09-28-04 THRU: 99-99-99
10	145298-23-SE4	EA	DOOR - RAISE PANEL/FLTD - 8.1" X 49.5" - W/O HDW - PORTSMOUTH OAK - 4 DOOR REFRIGERATOR FROM: 00-00-00 THRU: 10-17-04
10	145298-34-SE4	EA	DOOR - RAISE PANEL/FLTD - 8.1" X 30.3" - W/O HDW - PORTSMOUTH OAK - 4 DOOR REFRIGERATOR FROM: 10-18-04 THRU: 99-99-99
10	145298-23-SE5	EA	DOOR - RAISE PANEL/FLTD - 8.1" X 49.5" - W/O HDW - CONCERT CHERRY - 4 DOOR REFRIGERATOR FROM: 00-00-00 THRU: 10-17-04
10	145298-34-SE5	EA	DOOR - RAISE PANEL/FLTD - 8.1" X 30.3" - W/O HDW - CONCERT CHERRY - 4 DOOR REFRIGERATOR FROM: 10-18-04 THRU: 99-99-99
10	145298-23-SE6	EA	DOOR - RAISE PANEL/FLTD - 8.1" X 49.5" - W/O HDW - WASHED MAPLE - 4 DOOR REFRIGERATOR FROM: 00-00-00 THRU: 10-17-04
10	145298-34-SE6	EA	DOOR - RAISE PANEL/FLTD - 8.1" X 30.3" - W/O HDW - WASHED MAPLE - 4 DOOR REFRIGERATOR FROM: 10-18-04 THRU: 99-99-99
10	145298-23-SE7	EA	DOOR - RAISE PANEL/FLTD - 8.1" X 49.5" - W/O HDW - HONEY CHERRY - 4 DOOR REFRIGERATOR FROM: 00-00-00 THRU: 10-17-04
10	145298-34-SE7	EA	DOOR - RAISE PANEL/FLTD - 8.1" X 30.3" - W/O HDW - HONEY CHERRY - 4 DOOR REFRIGERATOR FROM: 10-18-04 THRU: 99-99-99
11	145386-H7-R89	EA	DRAWER - FLUTED EDGE - 5.7"W X 13.8"D - W/O SLIDES/HDW - PORTSMOUTH OAK
11	145386-H7-R90	EA	DRAWER - FLUTED EDGE - 5.7"W X 13.8"D - W/O SLIDES/HDW - CONCERT CHERRY
11	145386-H7-R91	EA	DRAWER - FLUTED EDGE - 5.7"W X 13.8"D - W/O SLIDES/HDW - WASHED MAPLE
11	145386-H7-RE3	EA	DRAWER - FLUTED EDGE - 5.7"W X 13.8"D - W/O SLIDES/HDW - HONEY CHERRY
12	145386-M8-SE4	EA	DRAWER - FLUTED EDGE - 9.6"W X 15.7"D - W/O SLIDES/HDW - PORTSMOUTH OAK
12	145386-M8-SE5	EA	DRAWER - FLUTED EDGE - 9.6"W X 15.7"D - W/O SLIDES/HDW - CONCERT CHERRY
12	145386-M8-SE6	EA	DRAWER - FLUTED EDGE - 9.6"W X 15.7"D - W/O SLIDES/HDW - WASHED MAPLE
12	145386-M8-SE7	EA	DRAWER - FLUTED EDGE - 9.6"W X 15.7"D - W/O SLIDES/HDW - HONEY CHERRY
13	145386-N0-SE4	EA	DRAWER - FLUTED EDGE - 6.5"W X 13.8"D - W/O SLIDES/HDW - PORTSMOUTH OAK
13	145386-N0-SE5	EA	DRAWER - FLUTED EDGE - 6.5"W X 13.8"D - W/O SLIDES/HDW - CONCERT CHERRY
13	145386-N0-SE6	EA	DRAWER - FLUTED EDGE - 6.5"W X 13.8"D - W/O SLIDES/HDW - WASHED MAPLE
13	145386-N0-SE7	EA	DRAWER - FLUTED EDGE - 6.5"W X 13.8"D - W/O SLIDES/HDW - HONEY CHERRY
14	145386-N2-SE4	EA	DRAWER - FLUTED EDGE - 9.6"W X 9.8"D - W/O SLIDES/HDW - PORTSMOUTH OAK
14	145386-N2-SE5	EA	DRAWER - FLUTED EDGE - 9.6"W X 9.8"D - W/O SLIDES/HDW - CONCERT CHERRY
14	145386-N2-SE6	EA	DRAWER - FLUTED EDGE - 9.6"W X 9.8"D - W/O SLIDES/HDW - WASHED MAPLE
14	145386-N2-SE7	EA	DRAWER - FLUTED EDGE - 9.6"W X 9.8"D - W/O SLIDES/HDW - HONEY CHERRY
15	145386-N6-SE4	EA	DRAWER - FLUTED EDGE - 14.3"W X 19.6"D - W/O SLIDES/HDW - PORTSMOUTH OAK
15	145386-N6-SE5	EA	DRAWER - FLUTED EDGE - 14.3"W X 19.6"D - W/O SLIDES/HDW - CONCERT CHERRY
15	145386-N6-SE6	EA	DRAWER - FLUTED EDGE - 14.3"W X 19.6"D - W/O SLIDES/HDW - WASHED MAPLE
15	145386-N6-SE7	EA	DRAWER - FLUTED EDGE - 14.3"W X 19.6"D - W/O SLIDES/HDW - HONEY CHERRY
16	145386-N8-SE4	EA	DRAWER - FLUTED EDGE - 9.6"W X 15.7"D - W/O SLIDES/HDW - PORTSMOUTH OAK
16	145386-N8-SE5	EA	DRAWER - FLUTED EDGE - 9.6"W X 15.7"D - W/O SLIDES/HDW - CONCERT CHERRY
16	145386-N8-SE6	EA	DRAWER - FLUTED EDGE - 9.6"W X 15.7"D - W/O SLIDES/HDW - WASHED MAPLE
16	145386-N8-SE7	EA	DRAWER - FLUTED EDGE - 9.6"W X 15.7"D - W/O SLIDES/HDW - HONEY CHERRY
17	146910-13-SE4	EA	DRAWER - TIPOUT - W/HIDDEN TRAY - PORTSMOUTH OAK
17	146910-13-SE5	EA	DRAWER - TIPOUT - W/HIDDEN TRAY - CONCERT CHERRY
17	146910-13-SE6	EA	DRAWER - TIPOUT - W/HIDDEN TRAY - WASHED MAPLE
17	146910-13-SE7	EA	DRAWER - TIPOUT - W/HIDDEN TRAY - HONEY CHERRY
	108127-01-01A	EA	CAP - TRAY
	108128-01-01A	EA	TRAY - HIDDEN

CABINET & APPLIANCE GROUP (CONTINUED)

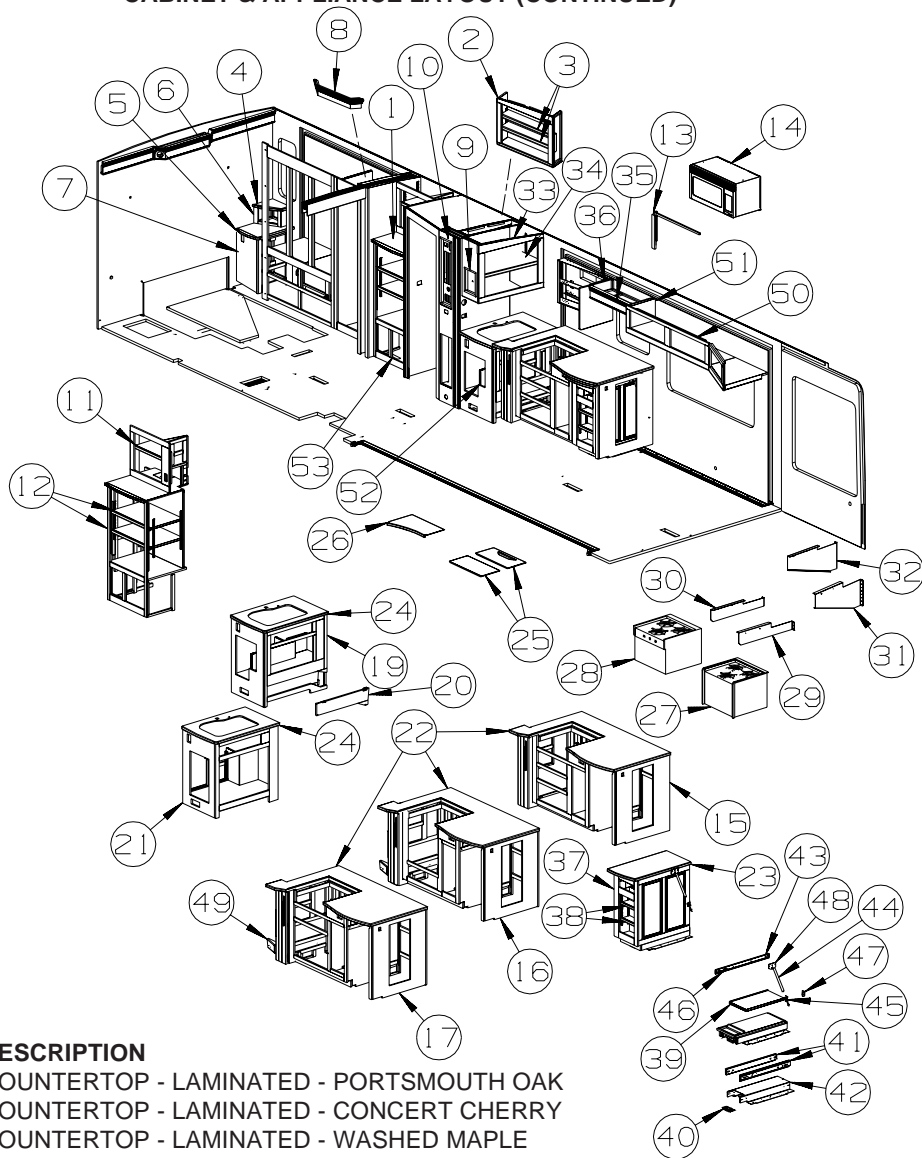
CABINET & APPLIANCE LAYOUT (CONTINUED)



KEY	PART NUMBER	U/M	DESCRIPTION
18	145386-R1-SE4	EA	DRAWER - FLUTED EDGE - 15.1"W X 21.6"D - W/O SLIDES/HDW - PORTSMOUTH OAK
18	145386-R1-SE5	EA	DRAWER - FLUTED EDGE - 15.1"W X 21.6"D - W/O SLIDES/HDW - CONCERT CHERRY
18	145386-R1-SE6	EA	DRAWER - FLUTED EDGE - 15.1"W X 21.6"D - W/O SLIDES/HDW - WASHED MAPLE
18	145386-R1-SE7	EA	DRAWER - FLUTED EDGE - 15.1"W X 21.6"D - W/O SLIDES/HDW - HONEY CHERRY
19	145386-B9-R89	EA	DRAWER - FLUTED EDGE - 19"W X 11.8"D - W/O SLIDES/HDW - PORTSMOUTH OAK
19	145386-B9-R90	EA	DRAWER - FLUTED EDGE - 19"W X 11.8"D - W/O SLIDES/HDW - CONCERT CHERRY
19	145386-B9-R91	EA	DRAWER - FLUTED EDGE - 19"W X 11.8"D - W/O SLIDES/HDW - WASHED MAPLE
19	145386-B9-RE3	EA	DRAWER - FLUTED EDGE - 19"W X 11.8"D - W/O SLIDES/HDW - HONEY CHERRY
20	145386-C0-R89	EA	DRAWER - FLUTED EDGE - 19"W X 11.8"D - W/O SLIDES/HDW - PORTSMOUTH OAK
20	145386-C0-R90	EA	DRAWER - FLUTED EDGE - 19"W X 11.8"D - W/O SLIDES/HDW - CONCERT CHERRY
20	145386-C0-R91	EA	DRAWER - FLUTED EDGE - 19"W X 11.8"D - W/O SLIDES/HDW - WASHED MAPLE
20	145386-C0-RE3	EA	DRAWER - FLUTED EDGE - 19"W X 11.8"D - W/O SLIDES/HDW - HONEY CHERRY
21	145386-R9-SE4	EA	DRAWER - FLUTED EDGE - 6.5"W X 21.6"D - W/O SLIDES/HDW - PORTSMOUTH OAK FROM: 10-18-04 THRU: 99-99-99
21	145386-R9-SE5	EA	DRAWER - FLUTED EDGE - 6.5"W X 21.6"D - W/O SLIDES/HDW - CONCERT CHERRY FROM: 10-18-04 THRU: 99-99-99
21	145386-R9-SE6	EA	DRAWER - FLUTED EDGE - 6.5"W X 21.6"D - W/O SLIDES/HDW - WASHED MAPLE FROM: 10-18-04 THRU: 99-99-99
21	145386-R9-SE7	EA	DRAWER - FLUTED EDGE - 6.5"W X 21.6"D - W/O SLIDES/HDW - HONEY CHERRY FROM: 10-18-04 THRU: 99-99-99

CABINET & APPLIANCE GROUP (CONTINUED)

CABINET & APPLIANCE LAYOUT (CONTINUED)

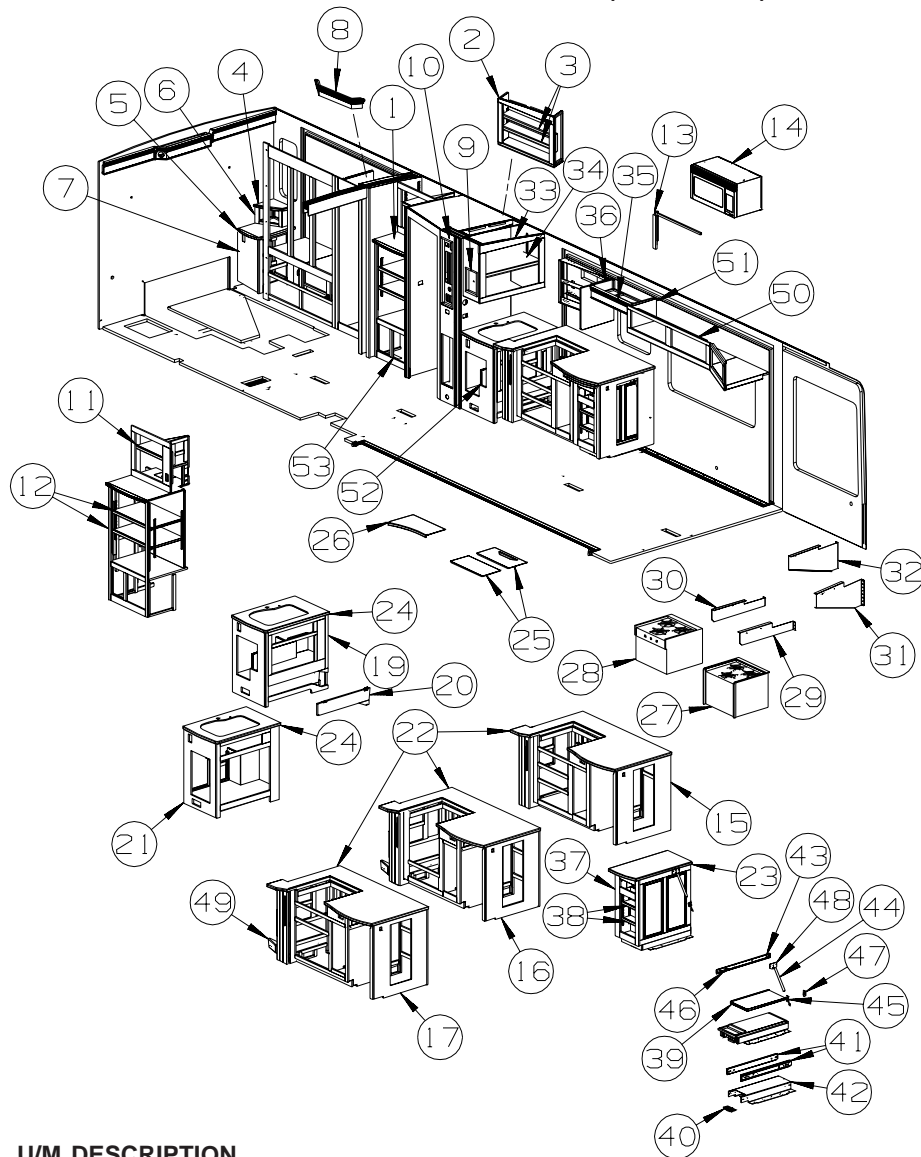


KEY	PART NUMBER	U/M	DESCRIPTION
1	149296-13-SD0	EA	COUNTERTOP - LAMINATED - PORTSMOUTH OAK
1	149296-13-SD1	EA	COUNTERTOP - LAMINATED - CONCERT CHERRY
1	149296-13-SD2	EA	COUNTERTOP - LAMINATED - WASHED MAPLE
1	149296-13-SD3	EA	COUNTERTOP - LAMINATED - HONEY CHERRY
2	150318-02-SE4	EA	CABINET - OVERHEAD/BATH - W/O DOORS/HARDWARE - PORTSMOUTH OAK
2	150318-02-SE5	EA	CABINET - OVERHEAD/BATH - W/O DOORS/HARDWARE - CONCERT CHERRY
2	150318-02-SE6	EA	CABINET - OVERHEAD/BATH - W/O DOORS/HARDWARE - WASHED MAPLE
2	150318-02-SE7	EA	CABINET - OVERHEAD/BATH - W/O DOORS/HARDWARE - HONEY CHERRY
3	150318-30-SE4	EA	SHELF - CABINET - OVHD/BATH - PORTSMOUTH OAK
3	150318-30-SE5	EA	SHELF - CABINET - OVHD/BATH - CONCERT CHERRY
3	150318-30-SE6	EA	SHELF - CABINET - OVHD/BATH - WASHED MAPLE
3	150318-30-SE7	EA	SHELF - CABINET - OVHD/BATH - HONEY CHERRY
4	149296-12-SD0	EA	COUNTERTOP - LAMINATED - PORTSMOUTH OAK
4	149296-12-SD1	EA	COUNTERTOP - LAMINATED - CONCERT CHERRY
4	149296-12-SD2	EA	COUNTERTOP - LAMINATED - WASHED MAPLE
4	149296-12-SD3	EA	COUNTERTOP - LAMINATED - HONEY CHERRY
5	149296-19-SD0	EA	COUNTERTOP - LAMINATED - PORTSMOUTH OAK
5	149296-19-SD1	EA	COUNTERTOP - LAMINATED - CONCERT CHERRY
5	149296-19-SD2	EA	COUNTERTOP - LAMINATED - WASHED MAPLE
5	149296-19-SD3	EA	COUNTERTOP - LAMINATED - HONEY CHERRY
6	150319-01-SD0	EA	CABINET/REAR STEREO - PORTSMOUTH OAK
6	150319-01-SD1	EA	CABINET/REAR STEREO - CONCERT CHERRY
6	150319-01-SD2	EA	CABINET/REAR STEREO - WASHED MAPLE
6	150319-01-SD3	EA	CABINET/REAR STEREO - HONEY CHERRY
7	147334-02-R83	EA	CABINET - NIGHTSTAND/LH - W/O DOORS/HARDWARE - PORTSMOUTH OAK
7	147334-02-R84	EA	CABINET - NIGHTSTAND/LH - W/O DOORS/HARDWARE - CONCERT CHERRY
7	147334-02-RW5	EA	CABINET - NIGHTSTAND/LH - W/O DOORS/HARDWARE - WASHED MAPLE
7	147334-02-RE0	EA	CABINET - NIGHTSTAND/LH - W/O DOORS/HARDWARE - HONEY CHERRYX

CABINET & APPLIANCE GROUP (CONTINUED)
CABINET & APPLIANCE LAYOUT (CONTINUED)

KEY	PART NUMBER	U/M	DESCRIPTION
8	150315-01-SD0	EA	CABINET - VALANCE - W/O HARDWARE - PORTSMOUTH OAK
8	150315-01-SD1	EA	CABINET - VALANCE - W/O HARDWARE - CONCERT CHERRY
8	150315-01-SD2	EA	CABINET - VALANCE - W/O HARDWARE - WASHED MAPLE
8	150315-01-SD3	EA	CABINET - VALANCE - W/O HARDWARE - HONEY CHERRY
9	137602-53-N95	EA	POCKET - THERMOSTAT - PORTSMOUTH OAK
			FROM: 00-00-00 THRU: 09-12-04
9	137602-98-R83	EA	POCKET - THERMOSTAT - PORTSMOUTH OAK
			FROM: 09-13-04 THRU: 99-99-99
9	137602-53-N94	EA	POCKET - THERMOSTAT - CONCERT CHERRY
			FROM: 00-00-00 THRU: 09-12-04
9	137602-98-R84	EA	POCKET - THERMOSTAT - CONCERT CHERRY
			FROM: 09-13-04 THRU: 99-99-99
9	137602-53-RW5	EA	POCKET - THERMOSTAT - WASHED MAPLE
			FROM: 00-00-00 THRU: 09-12-04
9	137602-98-RW5	EA	POCKET - THERMOSTAT - WASHED MAPLE
			FROM: 09-13-04 THRU: 99-99-99
9	137602-53-RA3	EA	POCKET - THERMOSTAT - HONEY CHERRY
			FROM: 00-00-00 THRU: 09-12-04
9	137602-98-RE0	EA	POCKET - THERMOSTAT - HONEY CHERRY
			FROM: 09-13-04 THRU: 99-99-99
10	137602-C9-R83	EA	POCKET - MONITOR PANEL - PORTSMOUTH OAK
10	137602-C9-R84	EA	POCKET - MONITOR PANEL - CONCERT CHERRY
10	137602-C9-RW5	EA	POCKET - MONITOR PANEL - WASHED MAPLE
10	137602-C9-RE0	EA	POCKET - MONITOR PANEL - HONEY CHERRY
11	150245-33-SE4	EA	SHELF - CABINET - LINEN - PORTSMOUTH OAK
11	150245-33-SE5	EA	SHELF - CABINET - LINEN - CONCERT CHERRY
11	150245-33-SE6	EA	SHELF - CABINET - LINEN - WASHED MAPLE
11	150245-33-SE7	EA	SHELF - CABINET - LINEN - HONEY CHERRY
12	150245-27-SD0	EA	SHELF - CABINET - LINEN - PORTSMOUTH OAK
12	150245-27-SD1	EA	SHELF - CABINET - LINEN - CONCERT CHERRY
12	150245-27-SD2	EA	SHELF - CABINET - LINEN - WASHED MAPLE
12	150245-27-SD3	EA	SHELF - CABINET - LINEN - HONEY CHERRY
13	146483-02-R83	EA	TRIM - MICROWAVE - PORTSMOUTH OAK
13	146483-02-R84	EA	TRIM - MICROWAVE - CONCERT CHERRY
13	146483-02-R91	EA	TRIM - MICROWAVE - WASHED MAPLE
13	146483-02-RE0	EA	TRIM - MICROWAVE - HONEY CHERRY
13	146483-01-R83	EA	TRIM - MICROWAVE - PORTSMOUTH OAK - MICROWAVE/SPEEDCOOK OVEN
13	146483-01-R84	EA	TRIM - MICROWAVE - CONCERT CHERRY - MICROWAVE/SPEEDCOOK OVEN
13	146483-01-R91	EA	TRIM - MICROWAVE - WASHED MAPLE - MICROWAVE/SPEEDCOOK OVEN
13	146483-01-RE0	EA	TRIM - MICROWAVE - HONEY CHERRY - MICROWAVE/SPEEDCOOK OVEN
14*	119267-12-02A	EA	OVEN - MICROWAVE/CONVECTION W/HOOD US - #R-1874
14*	119267-13-01A	EA	OVEN - MICROWAVE/CONVECTION W/HOOD CSA - #R-1875A - CANADIAN
14*	140147-04-02A	EA	OVEN/MICROWAVE-1.4 CU FT-ADVANTIUM/STAINLESS STEEL
15	P44517-04-R89	EA	CABINET - GALLEY - W/O COUNTERTOP/DOORS/DRAWERS/HARDWARE - PORTSMOUTH OAK
15	P44517-04-R90	EA	CABINET - GALLEY - W/O COUNTERTOP/DOORS/DRAWERS/HARDWARE - CONCERT CHERRY
15	P44517-04-RW5	EA	CABINET - GALLEY - W/O COUNTERTOP/DOORS/DRAWERS/HARDWARE - WASHED MAPLE
15	P44517-04-RE3	EA	CABINET - GALLEY - W/O COUNTERTOP/DOORS/DRAWERS/HARDWARE - HONEY CHERRY
16	P44517-05-R89	EA	CABINET-GALLEY-W/O C-TOP/DRS/DWRS/HDW - PORTSMOUTH OAK - RANGE W/OVEN
16	P44517-05-R90	EA	CABINET-GALLEY-W/O C-TOP/DRS/DWRS/HDW - CONCERT CHERRY - RANGE W/OVEN
16	P44517-05-RW5	EA	CABINET - GALLEY - W/O C-TOP/DRS/DWRS/HDW - WASHED MAPLE - RANGE W/OVEN
16	P44517-05-RE3	EA	CABINET - GALLEY - W/O C-TOP/DRS/DWRS/HDW - HONEY CHERRY - RANGE W/OVEN
17	P44517-06-R89	EA	CABINET-GALLEY-W/O C-TOP/DRS/DWRS/HDW - PORTSMOUTH OAK - DISHWASHER
17	P44517-06-R90	EA	CABINET-GALLEY-W/O C-TOP/DRS/DWRS/HDW - CONCERT CHERRY - DISHWASHER
17	P44517-06-RW5	EA	CABINET - GALLEY - W/O C-TOP/DRS/DWRS/HDW - WASHED MAPLE - DISHWASHER
17	P44517-06-RE3	EA	CABINET - GALLEY - W/O C-TOP/DRS/DWRS/HDW - HONEY CHERRY - DISHWASHER
18	146340-01-01A	EA	DISHWASHER - DRAWER STYLE/NO FACE
19	P44725-01-R83	EA	CABT-GALLEY-W/O C-TOP/DRS/DWRS/HDW-F/SINK-PORTSMOUTH OAK - DISHWASHER
19	P44725-01-R84	EA	CABT-GALLEY-W/O C-TOP/DRS/DWRS/HDW-F/SINK-CONCERT CHERRY - DISHWASHER
19	P44725-01-RW5	EA	CABT-GALLEY-W/O C-TOP/DRS/DWRS/HDW-F/SINK-WASHED MAPLE - DISHWASHER
19	P44725-01-RE0	EA	CABT-GALLEY-W/O C-TOP/DRS/DWRS/HDW-F/SINK-HONEY CHERRY - DISHWASHER
	057534-04-000	EA	TIEBACK - CLEAR PLASTIC - 20"

CABINET & APPLIANCE GROUP (CONTINUED)
CABINET & APPLIANCE LAYOUT (CONTINUED)

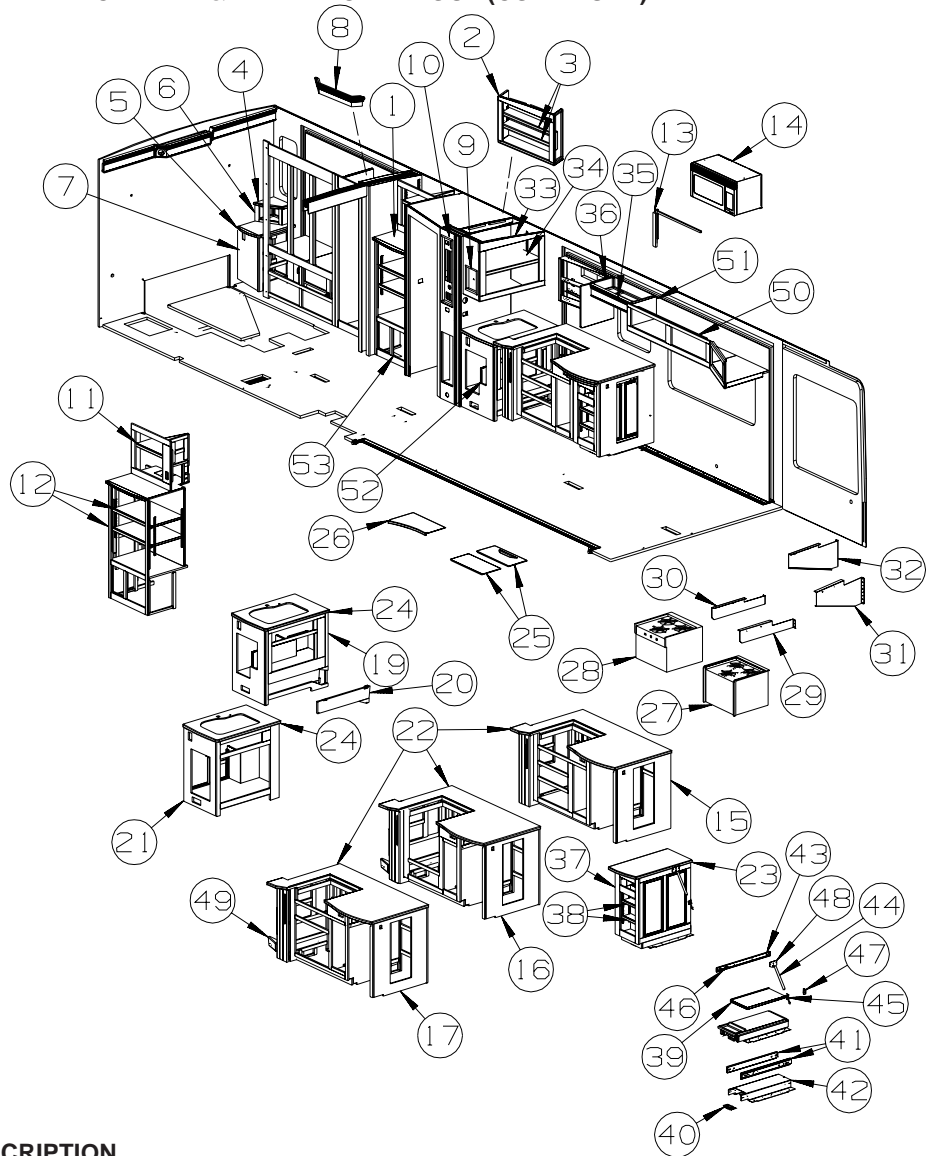


KEY	PART NUMBER	U/M	DESCRIPTION
20	144725-33-R83	EA	DOOR - GALLEY CABINET - 6" X 18.7" - W/O HARDWARE - PORTSMOUTH OAK
20	144725-33-R84	EA	DOOR - GALLEY CABINET - 6" X 18.7" - W/O HARDWARE - CONCERT CHERRY
20	144725-33-R91	EA	DOOR - GALLEY CABINET - 6" X 18.7" - W/O HARDWARE - WASHED MAPLE
20	144725-33-RE0	EA	DOOR - GALLEY CABINET - 6" X 18.7" - W/O HARDWARE - HONEY CHERRY
21	P44931-01-R83	EA	CABINET - GALLEY - W/O COUNTERTOP/DOORS/DRAWERS/HDW-F/SINK - PORTSMOUTH OAK
21	P44931-01-R84	EA	CABINET - GALLEY - W/O COUNTERTOP/DOORS/DRAWERS/HDW-F/SINK - CONCERT CHERRY
21	P44931-01-RW5	EA	CABINET - GALLEY - W/O COUNTERTOP/DOORS/DRAWERS/HDW-F/SINK - WASHED MAPLE
21	P44931-01-RE0	EA	CABINET - GALLEY - W/O COUNTERTOP/DOORS/DRAWERS/HDW-F/SINK - HONEY CHERRY
	057534-04-000	EA	TIEBACK - CLEAR PLASTIC - 20"
22	138775-05-03A	EA	COUNTERTOP - 1/2" CORIAN - FOSSIL (SE4, SE5, SE6, SE7)
22	138775-05-04A	EA	COUNTERTOP - 1/2" CORIAN - CANYON (SF0, SF1, SF2, SF3)
22	138775-05-05A	EA	COUNTERTOP - 1/2" CORIAN - WILLOW (SF4, SF5, SF6, SF7)
23	138775-06-03A	EA	COUNTERTOP - 1/2" CORIAN - FOSSIL (SE4, SE5, SE6, SE7)
23	138775-06-04A	EA	COUNTERTOP - 1/2" CORIAN - CANYON (SF0, SF1, SF2, SF3)
23	138775-06-05A	EA	COUNTERTOP - 1/2" CORIAN - WILLOW (SF4, SF5, SF6, SF7)
24	138775-20-03A	EA	COUNTERTOP - 1/2" CORIAN - FOSSIL (SE4, SE5, SE6, SE7)
24	138775-20-04A	EA	COUNTERTOP - 1/2" CORIAN - CANYON (SF0, SF1, SF2, SF3)
24	138775-20-05A	EA	COUNTERTOP - 1/2" CORIAN - WILLOW (SF4, SF5, SF6, SF7)
25	144713-01-03A	EA	COVER - STOVE TOP -1/2" CORIAN/FOSSIL - 10.2" X 22.2" (SE4, SE5, SE6, SE7)
25	144713-01-04A	EA	COVER - STOVE TOP -1/2" CORIAN/CANYON - 10.2" X 22.2" (SF0, SF1, SF2, SF3)
25	144713-01-05A	EA	COVER - STOVE TOP-1/2" CORIAN/WILLOW - 10.2" X 22.2" (SF4, SF5, SF6, SF7)
25	144713-02-03A	EA	CVR-STVTP-1/2" CRN/FOSSIL-10.2"X22.2" (SE4, SE5, SE6, SE7) - RANGE W/OVEN
25	144713-02-04A	EA	CVR-STVTP-1/2" CRN/CANYON-10.2"X22.2" (SF0, SF1, SF2, SF3) - RANGE W/OVEN
25	144713-02-05A	EA	CVR-STVTP-1/2" CRN/WILLOW-10.2"X22.2" (SF4, SF5, SF6, SF7) - RANGE W/OVEN

CABINET & APPLIANCE GROUP (CONTINUED)
CABINET & APPLIANCE LAYOUT (CONTINUED)

KEY	PART NUMBER	U/M	DESCRIPTION
26	144713-03-03A	EA	COVER - STVTP-1/2" CORIAN-10.8" X 15.1" X 22.2"-FOSSIL (SE4, SE5, SE6, SE7)
26	144713-03-04A	EA	151308-06-1/2" CORIAN-10.8" X 15.1" X 22.2"-CANYON (SF0, SF1, SF2, SF3)
26	144713-03-05A	EA	COVER - STVTP-1/2" CORIAN-10.8" X 15.1" X 22.2"-WILLOW (SF4, SF5, SF6, SF7)
27*	135065-03-03A	EA	RANGE-3 BURNER (SEALED)-W/O OVEN-NEW STYLE KNOBS-STAINLESS
27*	135065-04-01A	EA	RANGE - 3 BURNER (SEALED) - W/O OVEN - CSA - BLACK TOP - CANADIAN
28*	135066-03-04A	EA	RANGE-3 BURNER (SEALED)-W/OVEN-NEW STYLE KNOBS - RANGE W/OVEN FROM: 00-00-00 THRU: 05-17-04
28*	151279-02-02A	EA	RANGE-22"-3 BURNER/SEALED-MERCURY FREE-SST DOOR/GLASS - RANGE W/OVEN FROM: 05-18-04 THRU: 99-99-99
28*	150778-01-01A	EA	RANGE - 3 BURNER (SEALED) - W/OVEN - BLACK - CSA - RANGE W/OVEN, CANADIAN FROM: 00-00-00 THRU: 06-06-04
28*	151279-03-01A	EA	RANGE-22"-3 BURNER/SEALED-MERCURY FREE-BLK DR/GLASS-CSA - RANGE W/OVEN, CANADIAN FROM: 06-07-04 THRU: 99-99-99
29	144823-01-04B	EA	BRACKET/STOVE TIEDOWN - BLACK - LEFT HAND
30	144823-02-04B	EA	BRACKET/STOVE TIEDOWN - BLACK - RIGHT HAND
31	144823-03-04B	EA	BRACKET/STOVE TIEDOWN - BLACK - LEFT HAND - RANGE W/OVEN
32	144823-04-04B	EA	BRACKET/STOVE TIEDOWN - BLACK - RIGHT HAND - RANGE W/OVEN
33	144521-06-SE4	EA	CABINET - OVERHEAD/GALEY - W/O DOORS/HARDWARE - PORTSMOUTH OAK
33	144521-06-SE5	EA	CABINET - OVERHEAD/GALEY - W/O DOORS/HARDWARE - CONCERT CHERRY
33	144521-06-SE6	EA	CABINET - OVERHEAD/GALEY - W/O DOORS/HARDWARE - WASHED MAPLE
33	144521-06-SE7	EA	CABINET - OVERHEAD/GALEY - W/O DOORS/HARDWARE - HONEY CHERRY
34	144521-26-R89	EA	SHELF - CABINET - OVERHEAD/GALLEY - PORTSMOUTH OAK
34	144521-26-R90	EA	SHELF - CABINET - OVERHEAD/GALLEY - CONCERT CHERRY
34	144521-26-SE6	EA	SHELF - CABINET - OVERHEAD/GALLEY - WASHED MAPLE
34	144521-26-RE3	EA	SHELF - CABINET - OVERHEAD/GALLEY - HONEY CHERRY
35	144861-02-SE4	EA	CABINET - OVERHEAD/WINDOW - SLIDEOUT - W/O DOORS/HARDWARE - PORTSMOUTH OAK
35	144861-02-SE5	EA	CABINET - OVERHEAD/WINDOW - SLIDEOUT - W/O DOORS/HARDWARE - CONCERT CHERRY
35	144861-02-SE6	EA	CABINET - OVERHEAD/WINDOW - SLIDEOUT - W/O DOORS/HARDWARE - WASHED MAPLE
35	144861-02-SE7	EA	CABINET - OVERHEAD/WINDOW - SLIDEOUT - W/O DOORS/HARDWARE - HONEY CHERRY
36	144861-11-R83	EA	END CAP - OVERHEAD CABINET - PORTSMOUTH OAK
36	144861-11-R84	EA	END CAP - OVERHEAD CABINET - CONCERT CHERRY
36	144861-11-SD2	EA	END CAP - OVERHEAD CABINET - WASHED MAPLE
36	144861-11-RE0	EA	END CAP - OVERHEAD CABINET - HONEY CHERRY
37	P50620-01-SD0	EA	CABINET - PULLOUT/GALLEY - W/O COUNTERTOP/DOORS/HDW - PORTSMOUTH OAK
37	P50620-01-SD1	EA	CABINET - PULLOUT/GALLEY - W/O COUNTERTOP/DOORS/HDW - CONCERT CHERRY
37	P50620-01-SD2	EA	CABINET - PULLOUT/GALLEY - W/O COUNTERTOP/DOORS/HDW - WASHED MAPLE
37	P50620-01-SD3	EA	CABINET - PULLOUT/GALLEY - W/O COUNTERTOP/DOORS/HDW - HONEY CHERRY
38	150620-20-SD0	EA	SHELF - CABINET - PULLOUT/GALLEY - PORTSMOUTH OAK
38	150620-20-SD1	EA	SHELF - CABINET - PULLOUT/GALLEY - CONCERT CHERRY
38	150620-20-SD2	EA	SHELF - CABINET - PULLOUT/GALLEY - WASHED MAPLE
38	150620-20-SD3	EA	SHELF - CABINET - PULLOUT/GALLEY - HONEY CHERRY
39	150620-38-SD0	EA	SHELF - CABINET - PULLOUT/GALLEY - PORTSMOUTH OAK
39	150620-38-SD1	EA	SHELF - CABINET - PULLOUT/GALLEY - CONCERT CHERRY
39	150620-38-SD2	EA	SHELF - CABINET - PULLOUT/GALLEY - WASHED MAPLE
39	150620-38-SD3	EA	SHELF - CABINET - PULLOUT/GALLEY - HONEY CHERRY
40	150629-01-01A	EA	ROLLER ASSEMBLY - F/PULLOUT CABINET - GALVANIZED
41	143913-01-000	EA	SLIDE - PANTRY - 28"
42	150718-01-02B	EA	BASE/SLIDE - F/PULLOUT CABINET - E-COATED
43	122360-05-000	EA	SLIDE - PANTRY - W/O LOCK
44	151544-01-000	EA	SPRING/GAS - LOCKING - W/O RELEASE HEAD - SLIDING GALLEY FROM: 04-26-04 THRU: 99-99-99
45	151544-02-000	EA	RELEASE HEAD - F/LOCKING GAS SPRING - SLIDING GALLEY FROM: 04-26-04 THRU: 99-99-99
46	151546-01-000	EA	HANDLE-T - W/4' CABLE/MOLDED BRACKET FROM: 04-26-04 THRU: 99-99-99
47	151582-02-02B	EA	BRACKET/GAS SPRING - E-COATED FROM: 04-26-04 THRU: 99-99-99
48	151582-04-02B	EA	BRACKET/GAS SPRING - E-COATED FROM: 04-26-04 THRU: 99-99-99
49	138709-01-02B	EA	BRACKET - COVER - PLUMBING - E-COATED
50	150472-02-SE4	EA	CABINET - OVERHEAD/SLIDEOUT - W/O DOORS/HARDWARE - PORTSMOUTH OAK
50	150472-02-SE5	EA	CABINET - OVERHEAD/SLIDEOUT - W/O DOORS/HARDWARE - CONCERT CHERRY
50	150472-02-SE6	EA	CABINET - OVERHEAD/SLIDEOUT - W/O DOORS/HARDWARE - WASHED MAPLE
50	150472-02-SE7	EA	CABINET - OVERHEAD/SLIDEOUT - W/O DOORS/HARDWARE - HONEY CHERRY

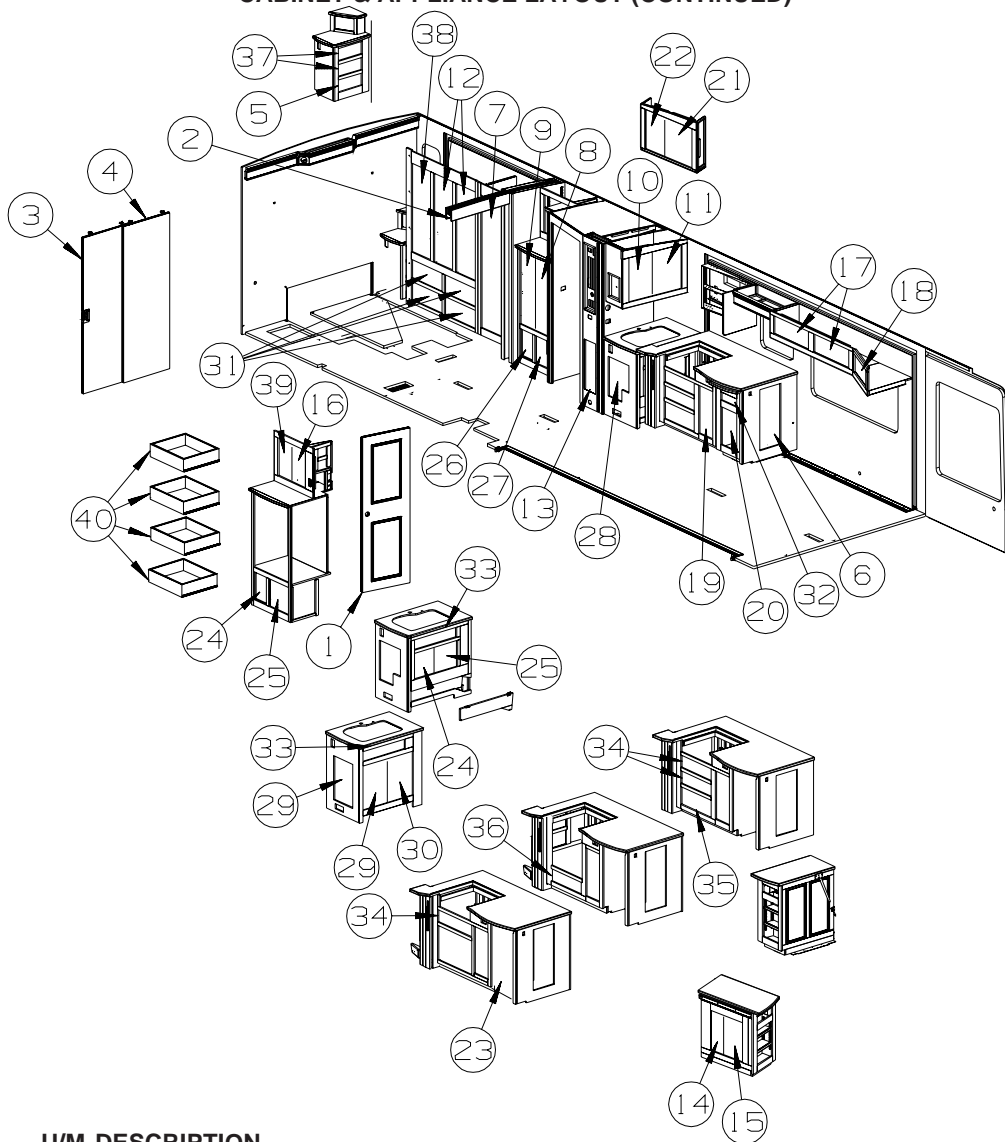
CABINET & APPLIANCE GROUP (CONTINUED)
CABINET & APPLIANCE LAYOUT (CONTINUED)



KEY	PART NUMBER	U/M	DESCRIPTION
51	150472-24-SD0	EA	END CAP - CABINET - OVERHEAD/SLIDEOUT - PORTSMOUTH OAK
51	150472-24-SD1	EA	END CAP - CABINET - OVERHEAD/SLIDEOUT - CONCERT CHERRY
51	150472-24-SD2	EA	END CAP - CABINET - OVERHEAD/SLIDEOUT - WASHED MAPLE
51	150472-24-SD3	EA	END CAP - CABINET - OVERHEAD/SLIDEOUT - HONEY CHERRY
52	138584-02-01A	EA	COFFEEMAKER/COUNTERTOP - AROME PLUS/BLACK - KRUPS 466-72
53			SEE VACUUM INSTL FOR COMPONENT PARTS

***COMPONENT PARTS LISTED LATER IN THIS GROUP**

CABINET & APPLIANCE GROUP (CONTINUED)
CABINET & APPLIANCE LAYOUT (CONTINUED)



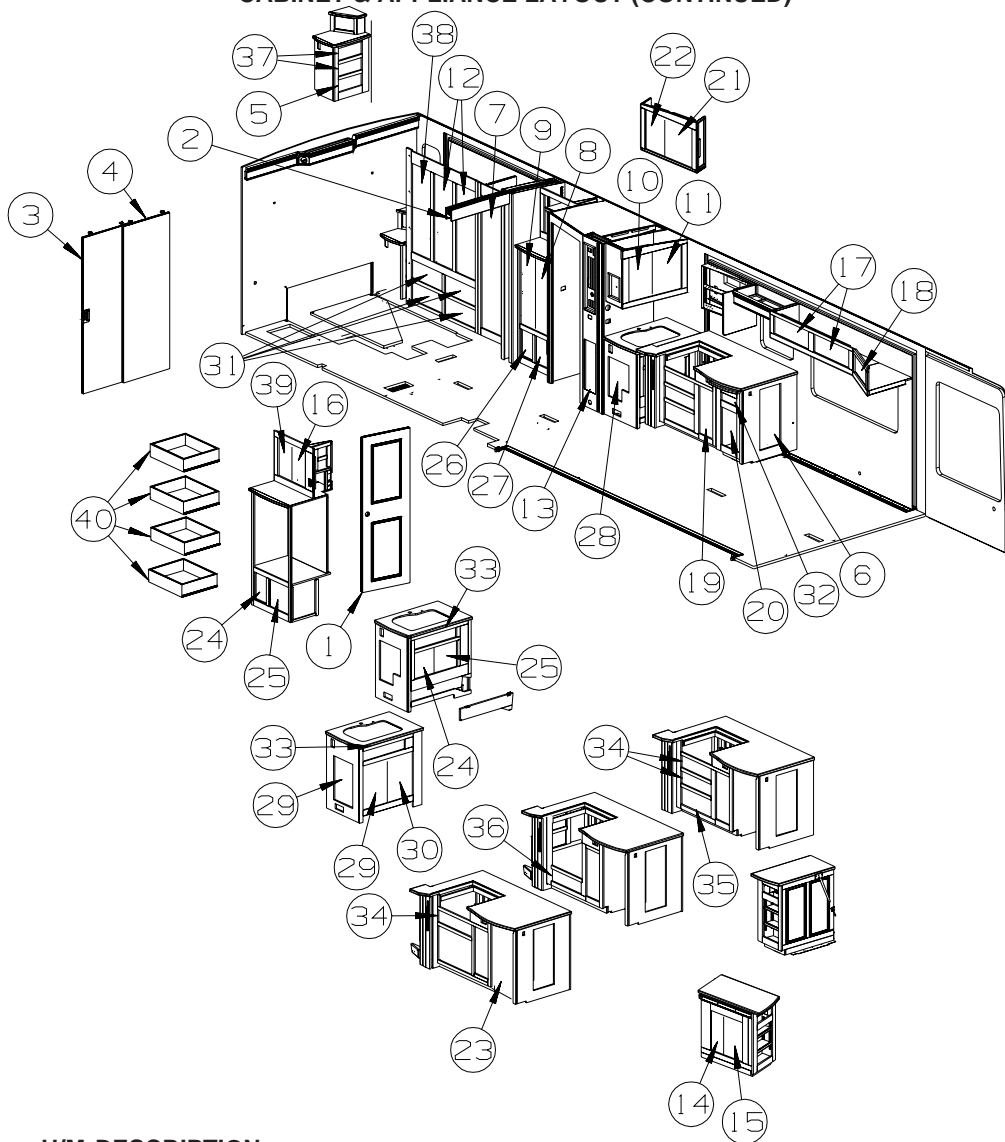
KEY	PART NUMBER	U/M	DESCRIPTION
1	151308-06-SE4	EA	DOOR - BATH - 23.6" X 74" - W/LOCK/JAMB/HINGES - PORTSMOUTH OAK
1	151308-06-SE5	EA	DOOR - BATH - 23.6" X 74" - W/LOCK/JAMB/HINGES - CONCERT CHERRY
1	151308-06-SE6	EA	DOOR - BATH - 23.6" X 74" - W/LOCK/JAMB/HINGES - WASHED MAPLE
1	151308-06-SE7	EA	DOOR - BATH - 23.6" X 74" - W/LOCK/JAMB/HINGES - HONEY CHERRY
2	145608-10-01A	EA	TRACK - DOOR - 60.8" - OFF WHITE
2	151059-01-SE4	EA	DOOR - SLIDING/DOUBLE - W/O HARDWARE - PORTSMOUTH OAK
2	151059-01-SE5	EA	DOOR - SLIDING/DOUBLE - W/O HARDWARE - CONCERT CHERRY
2	151059-01-SE6	EA	DOOR - SLIDING/DOUBLE - W/O HARDWARE - WASHED MAPLE
2	151059-01-SE7	EA	DOOR - SLIDING/DOUBLE - W/O HARDWARE - HONEY CHERRY
3	151059-11-SD0	EA	PANEL - SLIDING DOOR - W/O HARDWARE - PORTSMOUTH OAK
3	151059-11-SD1	EA	PANEL - SLIDING DOOR - W/O HARDWARE - CONCERT CHERRY
3	151059-11-SD2	EA	PANEL - SLIDING DOOR - W/O HARDWARE - WASHED MAPLE
3	151059-11-SD3	EA	PANEL - SLIDING DOOR - W/O HARDWARE - HONEY CHERRY
4	151059-14-SD0	EA	PANEL - SLIDING DOOR - W/O HARDWARE - PORTSMOUTH OAK
4	151059-14-SD1	EA	PANEL - SLIDING DOOR - W/O HARDWARE - CONCERT CHERRY
4	151059-14-SD2	EA	PANEL - SLIDING DOOR - W/O HARDWARE - WASHED MAPLE
4	151059-14-SD3	EA	PANEL - SLIDING DOOR - W/O HARDWARE - HONEY CHERRY
5	144803-CY-R89	EA	FACE/DRAWER - SOLID PANEL/FLUTED EDGE-6.7" X 14.5"-W/O HDW - PORTSMOUTH OAK
5	144803-CY-R90	EA	FACE/DRAWER - SOLID PANEL/FLUTED EDGE-6.7" X 14.5"-W/O HDW - CONCERT CHERRY
5	144803-CY-R91	EA	FACE/DRAWER - SOLID PANEL/FLUTED EDGE-6.7" X 14.5"-W/O HDW - WASHED MAPLE
5	144803-CY-RE3	EA	FACE/DRAWER - SOLID PANEL/FLUTED EDGE-6.7" X 14.5"-W/O HDW - HONEY CHERRY
6	143959-53-R89	EA	DOOR - RAISED PANEL/FLUTED EDGE - 15.5" X 30.3" - W/O HDW - PORTSMOUTH OAK
6	143959-53-R90	EA	DOOR - RAISED PANEL/FLUTED EDGE - 15.5" X 30.3" - W/O HDW - CONCERT CHERRY
6	143959-53-R91	EA	DOOR - RAISED PANEL/FLUTED EDGE - 15.5" X 30.3" - W/O HDW - WASHED MAPLE
6	143959-53-RE3	EA	DOOR - RAISED PANEL/FLUTED EDGE - 15.5" X 30.3" - W/O HDW - HONEY CHERRY

CABINET & APPLIANCE GROUP (CONTINUED)
CABINET & APPLIANCE LAYOUT (CONTINUED)

KEY	PART NUMBER	U/M	DESCRIPTION
7	147873-01-R89	EA	DOOR - FLUTED EDGE/MIRRORED - 16.1" X 65.3" - W/O HDW - PORTSMOUTH OAK
7	147873-01-R90	EA	DOOR - FLUTED EDGE/MIRRORED - 16.1" X 65.3" - W/O HDW - CONCERT CHERRY
7	147873-01-RW5	EA	DOOR - FLUTED EDGE/MIRRORED - 16.1" X 65.3" - W/O HDW - WASHED MAPLE
7	147873-01-RE3	EA	DOOR - FLUTED EDGE/MIRRORED - 16.1" X 65.3" - W/O HDW - HONEY CHERRY
	140374-68-000	EA	MIRROR - SAFETY GLASS - 12.2" X 61.3"
8	145578-03-SE4	EA	DOOR - LOUVERED/FLUTED/RIGHT HAND - 12.4" X 36" - W/O HDW - PORTSMOUTH OAK
8	145578-03-SE5	EA	DOOR - LOUVERED/FLUTED/RIGHT HAND - 12.4" X 36" - W/O HDW - CONCERT CHERRY
8	145578-03-SE6	EA	DOOR - LOUVERED/FLUTED/RIGHT HAND - 12.4" X 36" - W/O HDW - WASHED MAPLE
8	145578-03-SE7	EA	DOOR - LOUVERED/FLUTED/RIGHT HAND - 12.4" X 36" - W/O HDW - HONEY CHERRY
9	145579-03-SE4	EA	DOOR - LOUVERED/FLUTED/LEFT HAND - 12.4" X 36" - W/O HDW - PORTSMOUTH OAK
9	145579-03-SE5	EA	DOOR - LOUVERED/FLUTED/LEFT HAND - 12.4" X 36" - W/O HDW - CONCERT CHERRY
9	145579-03-SE6	EA	DOOR - LOUVERED/FLUTED/LEFT HAND - 12.4" X 36" - W/O HDW - WASHED MAPLE
9	145579-03-SE7	EA	DOOR - LOUVERED/FLUTED/LEFT HAND - 12.4" X 36" - W/O HDW - HONEY CHERRY
10	145994-04-SE4	EA	DOOR - WIDE RAIL/ARCHED GLASS/RH - 14.9" X 21.8" - W/O HDW - PORTSMOUTH OAK
10	145994-04-SE5	EA	DOOR - WIDE RAIL/ARCHED GLASS/RH - 14.9" X 21.8" - W/O HDW - CONCERT CHERRY
10	145994-04-SE6	EA	DOOR - WIDE RAIL/ARCHED GLASS/RH - 14.9" X 21.8" - W/O HDW - WASHED MAPLE
10	145994-04-SE7	EA	DOOR - WIDE RAIL/ARCHED GLASS/RH - 14.9" X 21.8" - W/O HDW - HONEY CHERRY
11	145994-03-SE4	EA	DOOR - WIDE RAIL/ARCHED GLASS/RH - 14.9" X 21.8" - W/O HDW - PORTSMOUTH OAK
11	145994-03-SE5	EA	DOOR - WIDE RAIL/ARCHED GLASS/RH - 14.9" X 21.8" - W/O HDW - CONCERT CHERRY
11	145994-03-SE6	EA	DOOR - WIDE RAIL/ARCHED GLASS/RH - 14.9" X 21.8" - W/O HDW - WASHED MAPLE
11	145994-03-SE7	EA	DOOR - WIDE RAIL/ARCHED GLASS/RH - 14.9" X 21.8" - W/O HDW - HONEY CHERRY
12	143842-E2-R89	EA	DOOR - WIDE RAIL/ARCHED/FLUTED/LH - 14.3" X 45.4"-W/O HDW - PORTSMOUTH OAK
12	143842-E2-R90	EA	DOOR - WIDE RAIL/ARCHED/FLUTED/LH - 14.3" X 45.4"-W/O HDW - CONCERT CHERRY
12	143842-E2-R91	EA	DOOR - WIDE RAIL/ARCHED/FLUTED/LH - 14.3" X 45.4"-W/O HDW - WASHED MAPLE
12	143842-E2-RE3	EA	DOOR - WIDE RAIL/ARCHED/FLUTED/LH - 14.3" X 45.4"-W/O HDW - HONEY CHERRY
13	144000-05-R89	EA	DOOR - RAISED PANEL/FLUTED EDGE - 9" X 26.5" - W/O HDW - PORTSMOUTH OAK
13	144000-05-R90	EA	DOOR - RAISED PANEL/FLUTED EDGE - 9" X 26.5" - W/O HDW - CONCERT CHERRY
13	144000-05-R91	EA	DOOR - RAISED PANEL/FLUTED EDGE - 9" X 26.5" - W/O HDW - WASHED MAPLE
13	144000-05-SE7	EA	DOOR - RAISED PANEL/FLUTED EDGE - 9" X 26.5" - W/O HDW - HONEY CHERRY
14	144000-08-R89	EA	DOOR - RAISED PANEL/FLUTED EDGE - 9.2" X 21.8" - W/O HDW - PORTSMOUTH OAK
14	144000-08-R90	EA	DOOR - RAISED PANEL/FLUTED EDGE - 9.2" X 21.8" - W/O HDW - CONCERT CHERRY
14	144000-08-R91	EA	DOOR - RAISED PANEL/FLUTED EDGE - 9.2" X 21.8" - W/O HDW - WASHED MAPLE
14	144000-08-RE3	EA	DOOR - RAISED PANEL/FLUTED EDGE - 9.2" X 21.8" - W/O HDW - HONEY CHERRY
15	144000-09-R89	EA	DOOR - RAISED PANEL/FLUTED EDGE - 9.2" X 21.8" - W/O HDW - PORTSMOUTH OAK
15	144000-09-R90	EA	DOOR - RAISED PANEL/FLUTED EDGE - 9.2" X 21.8" - W/O HDW - CONCERT CHERRY
15	144000-09-R92	EA	DOOR - RAISED PANEL/FLUTED EDGE - 9.2" X 21.8" - W/O HDW - WASHED MAPLE
15	144000-09-RE3	EA	DOOR - RAISED PANEL/FLUTED EDGE - 9.2" X 21.8" - W/O HDW - HONEY CHERRY
16	141524-22-R89	EA	DOOR - WIDE RAIL/ARCHED/FLUTED/RH - 10" X 19.1" - W/O HDW - PORTSMOUTH OAK
16	141524-22-R90	EA	DOOR - WIDE RAIL/ARCHED/FLUTED/RH - 10" X 19.1" - W/O HDW - CONCERT CHERRY
16	141524-22-R91	EA	DOOR - WIDE RAIL/ARCHED/FLUTED/RH - 10" X 19.1" - W/O HDW - WASHED MAPLE
16	141524-22-RE3	EA	DOOR - WIDE RAIL/ARCHED/FLUTED/RH - 10" X 19.1" - W/O HDW - HONEY CHERRY
17	141525-25-SE4	EA	DOOR - WIDE RAIL/ARCHED/HORIZ/FLUTED - 10" X 25.2"-W/O HDW - PORTSMOUTH OAK
17	141525-25-SE5	EA	DOOR - WIDE RAIL/ARCHED/HORIZ/FLUTED - 10" X 25.2"-W/O HDW - CONCERT CHERRY
17	141525-25-SE6	EA	DOOR - WIDE RAIL/ARCHED/HORIZ/FLUTED - 10" X 25.2"-W/O HDW - WASHED MAPLE
17	141525-25-SE7	EA	DOOR - WIDE RAIL/ARCHED/HORIZ/FLUTED - 10" X 25.2"-W/O HDW - HONEY CHERRY
18	141525-31-R89	EA	DOOR - WIDE RAIL/ARCHED/HORIZ/FLUTED-10.2" X 21.4"-W/O HDW - PORTSMOUTH OAK
18	141525-31-R90	EA	DOOR - WIDE RAIL/ARCHED/HORIZ/FLUTED-10.2" X 21.4"-W/O HDW - CONCERT CHERRY
18	141525-31-R91	EA	DOOR - WIDE RAIL/ARCHED/HORIZ/FLUTED-10.2" X 21.4"-W/O HDW - WASHED MAPLE
18	141525-31-RE3	EA	DOOR - WIDE RAIL/ARCHED/HORIZ/FLUTED-10.2" X 21.4"-W/O HDW - HONEY CHERRY
19	144000-45-R89	EA	DOOR - RAISED PANEL/FLUTED EDGE - 10.8" X 23.9" - W/O HDW - PORTSMOUTH OAK
19	144000-45-R90	EA	DOOR - RAISED PANEL/FLUTED EDGE - 10.8" X 23.9" - W/O HDW - CONCERT CHERRY
19	144000-45-R91	EA	DOOR - RAISED PANEL/FLUTED EDGE - 10.8" X 23.9" - W/O HDW - WASHED MAPLE
19	144000-45-RE3	EA	DOOR - RAISED PANEL/FLUTED EDGE - 10.8" X 23.9" - W/O HDW - HONEY CHERRY
20	144000-66-R89	EA	DOOR - RAISED PANEL/FLUTED EDGE - 12" X 18.8" - W/O HDW - PORTSMOUTH OAK
20	144000-66-R90	EA	DOOR - RAISED PANEL/FLUTED EDGE - 12" X 18.8" - W/O HDW - CONCERT CHERRY
20	144000-66-R91	EA	DOOR - RAISED PANEL/FLUTED EDGE - 12" X 18.8" - W/O HDW - WASHED MAPLE
20	144000-66-RE3	EA	DOOR - RAISED PANEL/FLUTED EDGE - 12" X 18.8" - W/O HDW - HONEY CHERRY
21	141524-89-SE4	EA	DOOR - WIDE RAIL/ARCHED/FLUTED/RH - 13.4" X 21.8"-W/O HDW - PORTSMOUTH OAK
21	141524-89-SE5	EA	DOOR - WIDE RAIL/ARCHED/FLUTED/RH - 13.4" X 21.8"-W/O HDW - CONCERT CHERRY
21	141524-89-SE6	EA	DOOR - WIDE RAIL/ARCHED/FLUTED/RH - 13.4" X 21.8"-W/O HDW - WASHED MAPLE
21	141524-89-SE7	EA	DOOR - WIDE RAIL/ARCHED/FLUTED/RH - 13.4" X 21.8"-W/O HDW - HONEY CHERRY

CABINET & APPLIANCE GROUP (CONTINUED)

CABINET & APPLIANCE LAYOUT (CONTINUED)

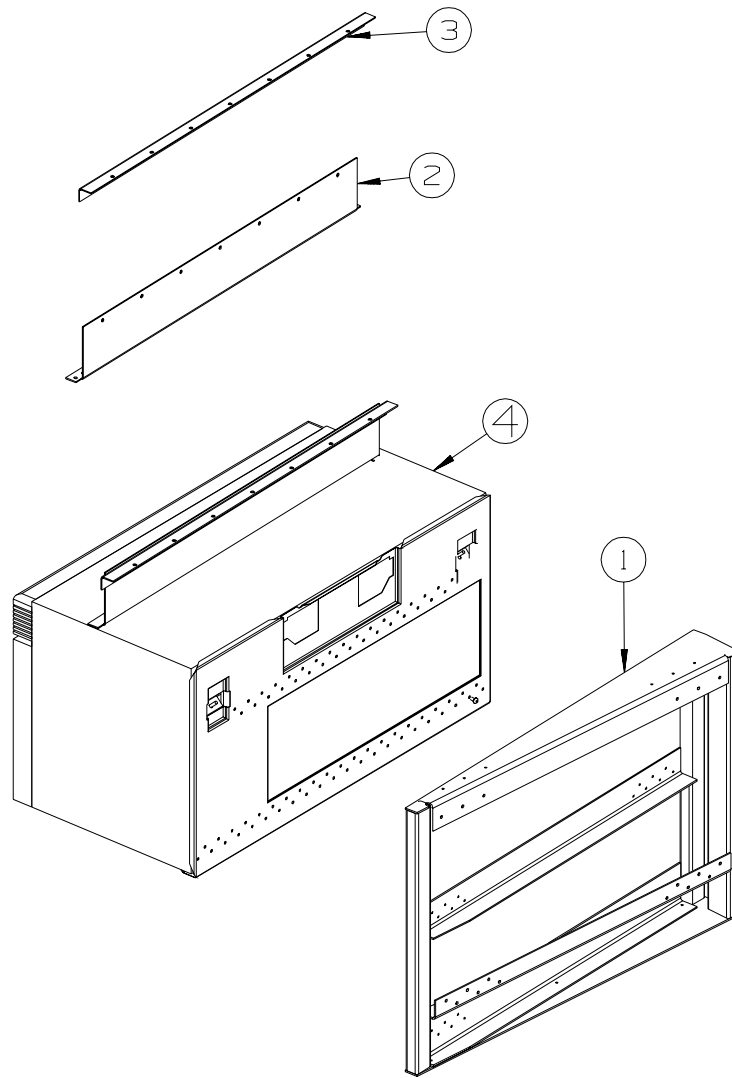


KEY	PART NUMBER	U/M	DESCRIPTION
22	143842-90-SE4	EA	DOOR - WIDE RAIL/ARCHED/FLUTED/LH - 13.4" X 21.8"-W/O HDW - PORTSMOUTH OAK
22	143842-90-SE5	EA	DOOR - WIDE RAIL/ARCHED/FLUTED/LH - 13.4" X 21.8"-W/O HDW - CONCERT CHERRY
22	143842-90-SE6	EA	DOOR - WIDE RAIL/ARCHED/FLUTED/LH - 13.4" X 21.8"-W/O HDW - WASHED MAPLE
22	143842-90-SE7	EA	DOOR - WIDE RAIL/ARCHED/FLUTED/LH - 13.4" X 21.8"-W/O HDW - HONEY CHERRY
23	143959-23-R89	EA	DOOR - RAISED PANEL/FLUTED EDGE - 24.8" X 16.1" - W/O HDW - PORTSMOUTH OAK
23	143959-23-R90	EA	DOOR - RAISED PANEL/FLUTED EDGE - 24.8" X 16.1" - W/O HDW - CONCERT CHERRY
23	143959-23-R91	EA	DOOR - RAISED PANEL/FLUTED EDGE - 24.8" X 16.1" - W/O HDW - WASHED MAPLE
23	143959-23-RE3	EA	DOOR - RAISED PANEL/FLUTED EDGE - 24.8" X 16.1" - W/O HDW - HONEY CHERRY
24	144000-80-R89	EA	DOOR - RAISED PANEL/FLUTED EDGE - 12.4" X 14.3" - W/O HDW - PORTSMOUTH OAK
24	144000-80-R90	EA	DOOR - RAISED PANEL/FLUTED EDGE - 12.4" X 14.3" - W/O HDW - CONCERT CHERRY
24	144000-80-R91	EA	DOOR - RAISED PANEL/FLUTED EDGE - 12.4" X 14.3" - W/O HDW - WASHED MAPLE
24	144000-80-RE3	EA	DOOR - RAISED PANEL/FLUTED EDGE - 12.4" X 14.3" - W/O HDW - HONEY CHERRY
25	144000-81-R89	EA	DOOR - RAISED PANEL/FLUTED EDGE - 12.4" X 14.3" - W/O HDW - PORTSMOUTH OAK
25	144000-81-R90	EA	DOOR - RAISED PANEL/FLUTED EDGE - 12.4" X 14.3" - W/O HDW - CONCERT CHERRY
25	144000-81-R91	EA	DOOR - RAISED PANEL/FLUTED EDGE - 12.4" X 14.3" - W/O HDW - WASHED MAPLE
25	144000-81-RE3	EA	DOOR - RAISED PANEL/FLUTED EDGE - 12.4" X 14.3" - W/O HDW - HONEY CHERRY
26	144000-17-SE4	EA	DOOR - RAISED PANEL/HDWD/FLUTED - 9.8" X 14.5" - W/O HDW - PORTSMOUTH OAK
26	144000-17-SE5	EA	DOOR - RAISED PANEL/HDWD/FLUTED - 9.8" X 14.5" - W/O HDW - CONCERT CHERRY
26	144000-17-SE6	EA	DOOR - RAISED PANEL/HDWD/FLUTED - 9.8" X 14.5" - W/O HDW - WASHED MAPLE
26	144000-17-SE7	EA	DOOR - RAISED PANEL/HDWD/FLUTED - 9.8" X 14.5" - W/O HDW - HONEY CHERRY
27	144000-18-SE4	EA	DOOR - RAISED PANEL/HDWD/FLUTED - 9.8" X 14.5" - W/O HDW - PORTSMOUTH OAK
27	144000-18-SE5	EA	DOOR - RAISED PANEL/HDWD/FLUTED - 9.8" X 14.5" - W/O HDW - CONCERT CHERRY
27	144000-18-SE6	EA	DOOR - RAISED PANEL/HDWD/FLUTED - 9.8" X 14.5" - W/O HDW - WASHED MAPLE
27	144000-18-SE7	EA	DOOR - RAISED PANEL/HDWD/FLUTED - 9.8" X 14.5" - W/O HDW - HONEY CHERRY

CABINET & APPLIANCE GROUP (CONTINUED)
CABINET & APPLIANCE LAYOUT (CONTINUED)

KEY	PART NUMBER	U/M	DESCRIPTION
28	144000-D1-R89	EA	DOOR - RAISED PANEL/FLUTED EDGE - 15.7" X 20.4" - W/O HDW - PORTSMOUTH OAK
28	144000-D1-R90	EA	DOOR - RAISED PANEL/FLUTED EDGE - 15.7" X 20.4" - W/O HDW - CONCERT CHERRY
28	144000-D1-R91	EA	DOOR - RAISED PANEL/FLUTED EDGE - 15.7" X 20.4" - W/O HDW - WASHED MAPLE
28	144000-D1-RE3	EA	DOOR - RAISED PANEL/FLUTED EDGE - 15.7" X 20.4" - W/O HDW - HONEY CHERRY
29	144000-A7-R89	EA	DOOR - RAISED PANEL/FLUTED EDGE - 14.3" X 21.8" - W/O HDW - PORTSMOUTH OAK
29	144000-A7-R90	EA	DOOR - RAISED PANEL/FLUTED EDGE - 14.3" X 21.8" - W/O HDW - CONCERT CHERRY
29	144000-A7-R91	EA	DOOR - RAISED PANEL/FLUTED EDGE - 14.3" X 21.8" - W/O HDW - WASHED MAPLE
29	144000-A7-RE3	EA	DOOR - RAISED PANEL/FLUTED EDGE - 14.3" X 21.8" - W/O HDW - HONEY CHERRY
30	144000-A8-R89	EA	DOOR - RAISED PANEL/FLUTED EDGE - 14.3" X 21.8" - W/O HDW - PORTSMOUTH OAK
30	144000-A8-R90	EA	DOOR - RAISED PANEL/FLUTED EDGE - 14.3" X 21.8" - W/O HDW - CONCERT CHERRY
30	144000-A8-R91	EA	DOOR - RAISED PANEL/FLUTED EDGE - 14.3" X 21.8" - W/O HDW - WASHED MAPLE
30	144000-A8-RE3	EA	DOOR - RAISED PANEL/FLUTED EDGE - 14.3" X 21.8" - W/O HDW - HONEY CHERRY
31	145386-J3-R89	EA	DRAWER - FLUTED EDGE - 20.6"W X 15.7"D - W/O SLIDES/HDW - PORTSMOUTH OAK
31	145386-J3-R90	EA	DRAWER - FLUTED EDGE - 20.6"W X 15.7"D - W/O SLIDES/HDW - CONCERT CHERRY
31	145386-J3-R91	EA	DRAWER - FLUTED EDGE - 20.6"W X 15.7"D - W/O SLIDES/HDW - WASHED MAPLE
31	145386-J3-RE3	EA	DRAWER - FLUTED EDGE - 20.6"W X 15.7"D - W/O SLIDES/HDW - HONEY CHERRY
32	145386-N4-SE4	EA	DRAWER - FLUTED EDGE - 10.4"W X 13.8"D - W/O SLIDES/HDW - PORTSMOUTH OAK
32	145386-N4-SE5	EA	DRAWER - FLUTED EDGE - 10.4"W X 13.8"D - W/O SLIDES/HDW - CONCERT CHERRY
32	145386-N4-SE6	EA	DRAWER - FLUTED EDGE - 10.4"W X 13.8"D - W/O SLIDES/HDW - WASHED MAPLE
32	145386-N4-SE7	EA	DRAWER - FLUTED EDGE - 10.4"W X 13.8"D - W/O SLIDES/HDW - HONEY CHERRY
33	146910-02-R89	EA	DRAWER - TIPOUT - W/HIDDEN TRAY - PORTSMOUTH OAK
33	146910-02-R90	EA	DRAWER - TIPOUT - W/HIDDEN TRAY - CONCERT CHERRY
33	146910-02-R91	EA	DRAWER - TIPOUT - W/HIDDEN TRAY - WASHED MAPLE
33	146910-02-RE3	EA	DRAWER - TIPOUT - W/HIDDEN TRAY - HONEY CHERRY
	108127-01-01A	EA	CAP - TRAY
	108128-01-01A	EA	TRAY - HIDDEN
34	145386-D0-R89	EA	DRAWER - FLUTED EDGE - 20.2"W X 21.6"D - W/O SLIDES/HARDWARE - PORTSMOUTH OAK
34	145386-D0-R90	EA	DRAWER - FLUTED EDGE - 20.2"W X 21.6"D - W/O SLIDES/HARDWARE - CONCERT CHERRY
34	145386-D0-R91	EA	DRAWER - FLUTED EDGE - 20.2"W X 21.6"D - W/O SLIDES/HDW - WASHED MAPLE
34	145386-D0-RE3	EA	DRAWER - FLUTED EDGE - 20.2"W X 21.6"D - W/O SLIDES/HARDWARE - HONEY CHERRY
35	145386-93-R89	EA	DRAWER - FLUTED EDGE - 20.2"W X 21.6"D - W/O SLIDES/HARDWARE - PORTSMOUTH OAK
35	145386-93-R90	EA	DRAWER - FLUTED EDGE - 20.2"W X 21.6"D - W/O SLIDES/HARDWARE - CONCERT CHERRY
35	145386-93-R91	EA	DRAWER - FLUTED EDGE - 20.2"W X 21.6"D - W/O SLIDES/HARDWARE - WASHED MAPLE
35	145386-93-RE3	EA	DRAWER - FLUTED EDGE - 20.2"W X 21.6"D - W/O SLIDES/HARDWARE - HONEY CHERRY
36	145386-95-R89	EA	DRAWER - FLUTED EDGE - 23"W X 21.6"D - W/O SLIDES/HARDWARE - PORTSMOUTH OAK
36	145386-95-R90	EA	DRAWER - FLUTED EDGE - 23"W X 21.6"D - W/O SLIDES/HARDWARE - CONCERT CHERRY
36	145386-95-R91	EA	DRAWER - FLUTED EDGE - 23"W X 21.6"D - W/O SLIDES/HARDWARE - WASHED MAPLE
36	145386-95-RE3	EA	DRAWER - FLUTED EDGE - 23"W X 21.6"D - W/O SLIDES/HARDWARE - HONEY CHERRY
37	145386-J1-R89	EA	DRAWER - FLUTED EDGE - 12.7"W X 9.8"D - W/O SLIDES/HDW - PORTSMOUTH OAK
37	145386-J1-R90	EA	DRAWER - FLUTED EDGE - 12.7"W X 9.8"D - W/O SLIDES/HDW - CONCERT CHERRY
37	145386-J1-R91	EA	DRAWER - FLUTED EDGE - 12.7"W X 9.8"D - W/O SLIDES/HDW - WASHED MAPLE
37	145386-J1-RE3	EA	DRAWER - FLUTED EDGE - 12.7"W X 9.8"D - W/O SLIDES/HDW - HONEY CHERRY
38	141524-E2-R89	EA	DOOR - WIDE RAIL/ARCHED/FLUTED/RH - 14.3" X 45.4"-W/O HDW - PORTSMOUTH OAK
38	141524-E2-R90	EA	DOOR - WIDE RAIL/ARCHED/FLUTED/RH - 14.3" X 45.4"-W/O HDW - CONCERT CHERRY
38	141524-E2-R91	EA	DOOR - WIDE RAIL/ARCHED/FLUTED/RH - 14.3" X 45.4"-W/O HDW - WASHED MAPLE
38	141524-E2-RE3	EA	DOOR - WIDE RAIL/ARCHED/FLUTED/RH - 14.3" X 45.4"-W/O HDW - HONEY CHERRY
39	143842-22-R89	EA	DOOR - WIDE RAIL/ARCHED/FLUTED/LH - 10" X 19.1" - W/O HDW - PORTSMOUTH OAK
39	143842-22-R90	EA	DOOR - WIDE RAIL/ARCHED/FLUTED/LH - 10" X 19.1" - W/O HDW - CONCERT CHERRY
39	143842-22-R91	EA	DOOR - WIDE RAIL/ARCHED/FLUTED/LH - 10" X 19.1" - W/O HDW - WASHED MAPLE
39	143842-22-RE3	EA	DOOR - WIDE RAIL/ARCHED/FLUTED/LH - 10" X 19.1" - W/O HDW - HONEY CHERRY
40	149640-01-SE4	EA	BOX - DRAWER

CABINET & APPLIANCE GROUP (CONTINUED)
CABINET & APPLIANCE LAYOUT (CONTINUED)



MICROWAVE/CONVECTION OVEN

KEY	PART NUMBER	U/M	DESCRIPTION
1	139201-02-02B	EA	BRACKET - MICROWAVE - E-COATED
2	129836-04-02B	EA	ANGLE - W/HOLES - 1" X 2.5" X 29.5" - E-COATED
3	129836-02-02B	EA	ANGLE - W/HOLES - 1" X .8 X 29.5" - E-COATED
4*	119267-12-02A	EA	OVEN - MICROWAVE/CONVECTION W/HOOD US - #R-1874
4*	119267-13-01A	EA	OVEN - MICROWAVE/CONVECTION W/HOOD CSA - #R-1875A - CANADIAN FROM: 00-00-00 THRU: 01-16-05
4*	119267-12-02A	EA	OVEN - MICROWAVE/CONVECTION W/HOOD US - #R-1874 - CANADIAN FROM: 01-17-05 THRU: 99-99-99

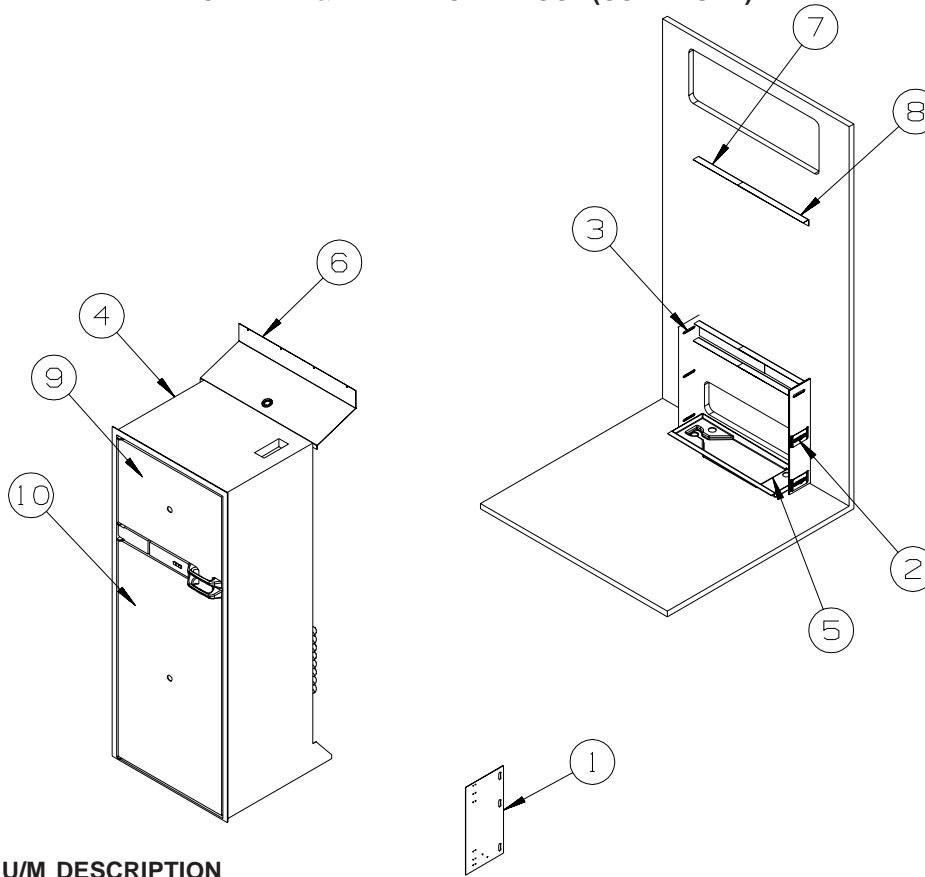
*COMPONENT PARTS LISTED LATER IN THIS GROUP

SPEEDCOOK OVEN

KEY	PART NUMBER	U/M	DESCRIPTION
1	139201-02-02B	EA	BRACKET - MICROWAVE - E-COATED
2	129836-06-02B	EA	ANGLE - W/HOLES - 1" X .8" X 29.5" - E-COATED
3	129836-02-02B	EA	ANGLE - W/HOLES - 1" X .8" X 29.5" - E-COATED
4*	140147-04-02A	EA	OVEN/MICROWAVE-1.4 CU FT-ADVANTIUM/STAINLESS STEEL

*COMPONENT PARTS LISTED LATER IN THIS GROUP

CABINET & APPLIANCE GROUP (CONTINUED)
CABINET & APPLIANCE LAYOUT (CONTINUED)

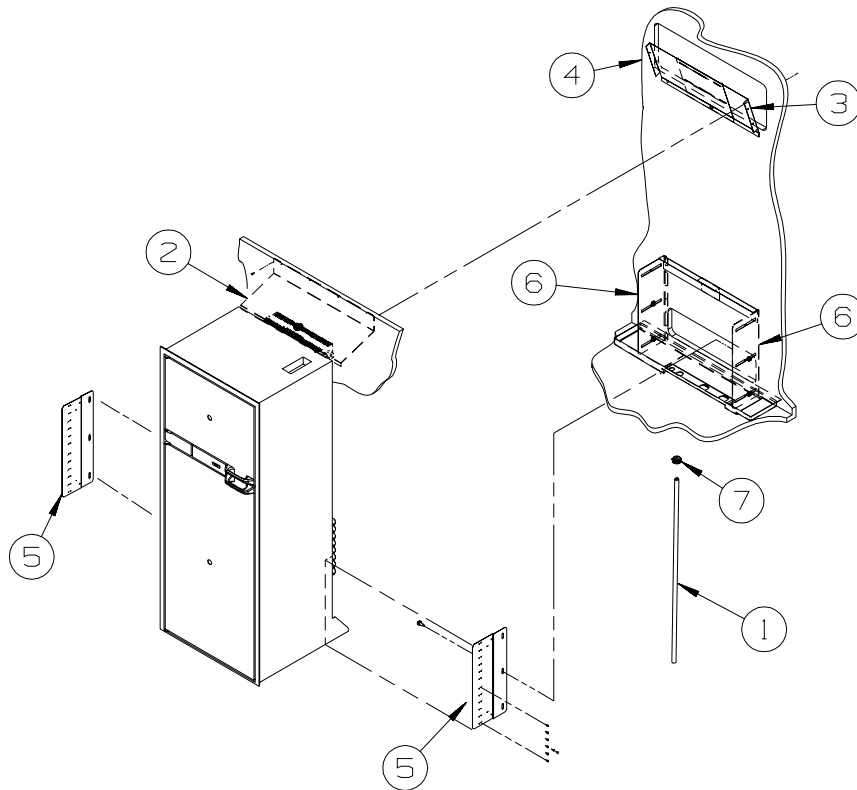


FROM: 00-00-00
THRU: 08-17-04

KEY	PART NUMBER	U/M	DESCRIPTION
1	141975-04-02B	EA	PLATE/TIEDOWN - REFRIGERATOR - E-COATED
2	141550-01-02B	EA	BRACKET/TIEDOWN - REFRIGERATOR - E-COATED
3	141550-02-02B	EA	BRACKET/TIEDOWN - REFRIGERATOR - E-COATED
4*	120075-18-01A	EA	REFRIGERATOR-LGE DBL DR SST DR/RH/W/FAN-RAISED HANDLE(WINN)
5	NOT USED		
6	136966-04-02B	EA	BAFFLE - REFRIGERATOR - E-COATED
7	143195-01-02B	EA	BAFFLE - REFRIGERATOR - E-COATED
8	143195-02-02B	EA	BAFFLE - REFRIGERATOR - E-COATED
9	NOT USED		PANEL INSERT
10	NOT USED		PANEL INSERT
	054450-01-000	EA	LEVEL - REFRIGERATOR
	090329-01-000	FT	SEAL - "T" - REFRIGERATOR CABINET
	136907-01-01A	EA	TRAY - REFRIGERATOR - BLACK - S36RD
			FROM: 00-00-00 THRU: 08-08-04
	152552-02-01A	EA	TRAY - REFRIGERATOR - BLACK - S36RD
			FROM: 08-09-04 THRU: 99-99-99
	145669-01-01A	EA	TRAY - REFRIGERATOR - BLACK - S40AD
	136907-01-01A	EA	TRAY - REFRIGERATOR - BLACK - S40FD

***COMPONENT PARTS LISTED LATER IN THIS GROUP**

CABINET & APPLIANCE GROUP (CONTINUED)
CABINET & APPLIANCE LAYOUT (CONTINUED)

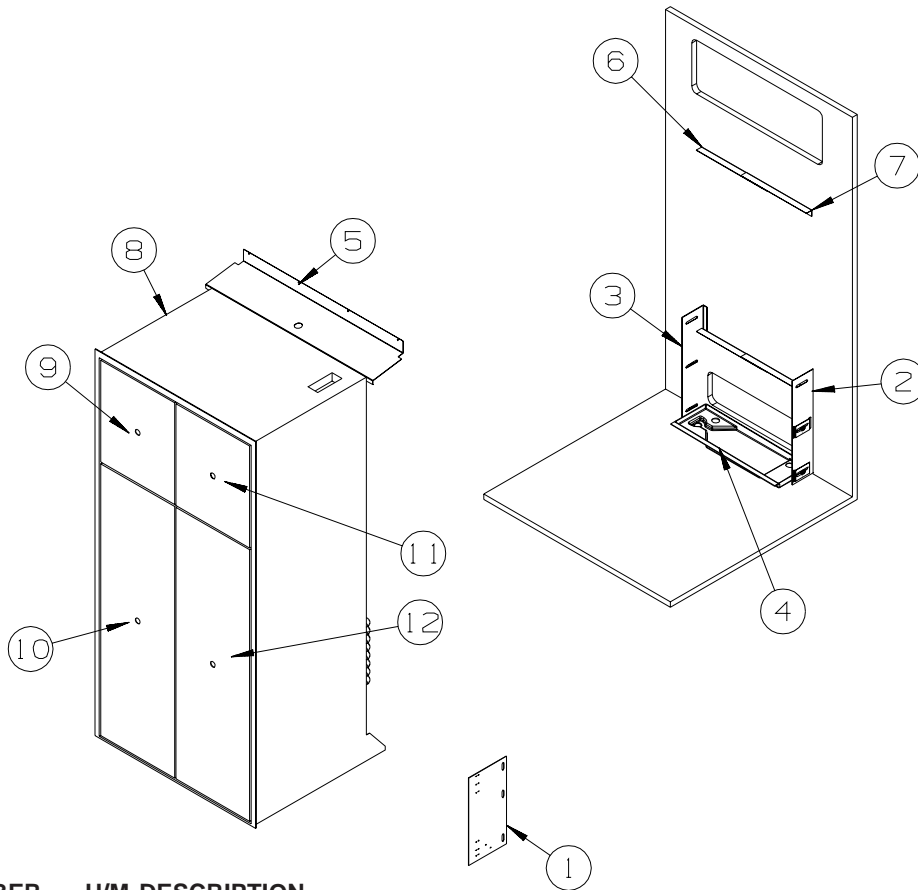


FROM: 08-18-04
THRU: 99-99-99

KEY	PART NUMBER	U/M	DESCRIPTION
1	112176-01-000	FT	TUBING - VINYL - REINFORCED - 1/2" ID
2	136966-04-02B	EA	BAFFLE - REFRIGERATOR - E-COATED
3	143195-01-02B	EA	BAFFLE - REFRIGERATOR - E-COATED
4	143195-02-02B	EA	BAFFLE - REFRIGERATOR - E-COATED
5	150740-01-02B	EA	BRACKET - REFRIGERATOR - E-COATED
6	150740-02-02B	EA	BRACKET - REFRIGERATOR - E-COATED
7	152417-01-01A	EA	CLAMP/RATCHET - F/REFRIDGERATOR DRIP TRAY HOSE - BLACK
*	120075-18-01A	EA	REFRIGERATOR-LGE DBL DR SST DR/RH/W/FAN-RAISED HANDLE(WINN)
	054450-01-000	EA	LEVEL - REFRIGERATOR
	090329-01-000	FT	SEAL - "T" - REFRIGERATOR CABINET
	152552-02-01A	EA	TRAY - REFRIGERATOR - BLACK - S36RD
	145669-01-01A	EA	TRAY - REFRIGERATOR - BLACK - S40AD
	136907-01-01A	EA	TRAY - REFRIGERATOR - BLACK - S40FD

***COMPONENT PARTS LISTED LATER IN THIS GROUP**

CABINET & APPLIANCE GROUP (CONTINUED)
CABINET & APPLIANCE LAYOUT (CONTINUED)

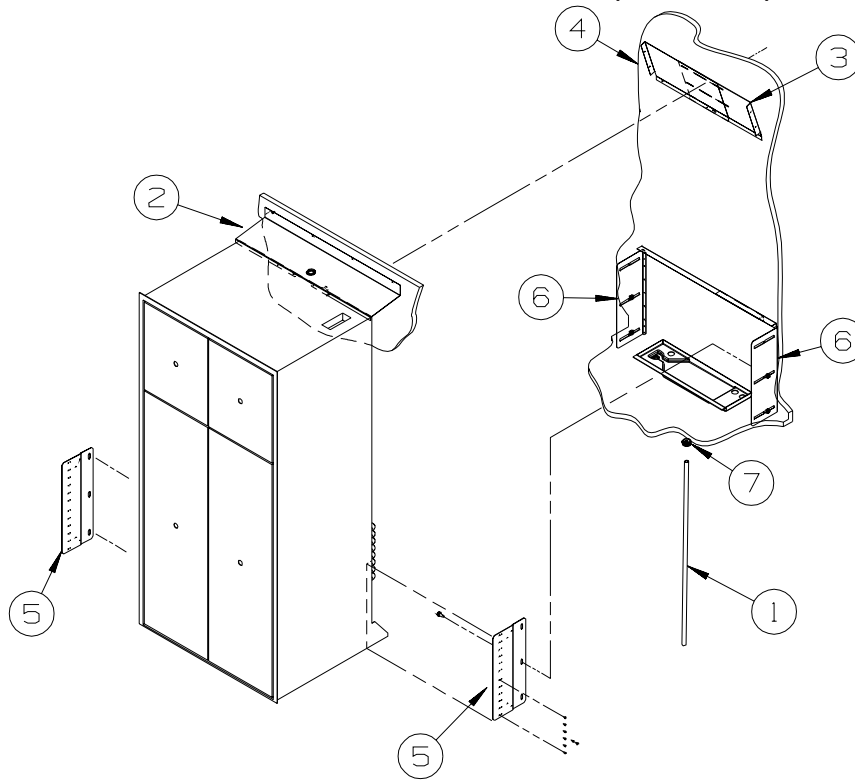


FROM: 00-00-00
THRU: 08-17-04

KEY	PART NUMBER	U/M	DESCRIPTION
1	141975-04-02B	EA	PLATE/TIEDOWN - REFRIGERATOR - E-COATED
2	141550-01-02B	EA	BRACKET/TIEDOWN - REFRIGERATOR - E-COATED
3	141550-02-02B	EA	BRACKET/TIEDOWN - REFRIGERATOR - E-COATED
4	NOT USED		
5	136966-05-02B	EA	BAFFLE - REFRIGERATOR - E-COATED
6	143195-01-02B	EA	BAFFLE - REFRIGERATOR - E-COATED
7	143195-02-02B	EA	BAFFLE - REFRIGERATOR - E-COATED
8*	125242-03-01A	EA	REFRIGERATOR - 4 DOOR - W/ICE MAKER - STAINLESS STEEL
9	NOT USED		PANEL INSERT
10	NOT USED		PANEL INSERT
11	NOT USED		PANEL INSERT
12	NOT USED		PANEL INSERT
	054450-01-000	EA	LEVEL - REFRIGERATOR
	090329-01-000	FT	SEAL - "T" - REFRIGERATOR CABINET
	137495-01-01A	EA	TRAY - REFRIGERATOR - BLACK - S36RD
			FROM: 00-00-00 THRU: 08-08-04
	152552-01-01A	EA	TRAY - REFRIGERATOR - BLACK - S36RD
			FROM: 08-09-04 THRU: 99-99-99
	145670-01-01A	EA	TRAY - REFRIGERATOR - BLACK - S40AD
	137495-01-01A	EA	TRAY - REFRIGERATOR - BLACK - S40FD

***COMPONENT PARTS LISTED LATER IN THIS GROUP**

CABINET & APPLIANCE GROUP (CONTINUED)
CABINET & APPLIANCE LAYOUT (CONTINUED)

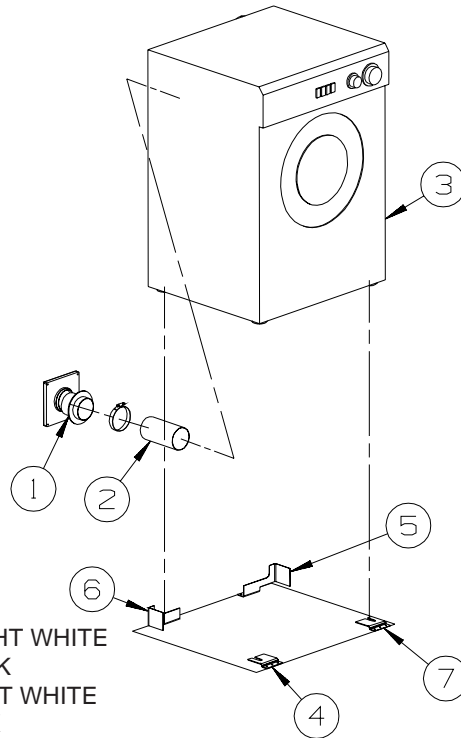


FROM: 08-18-04
THRU: 99-99-99

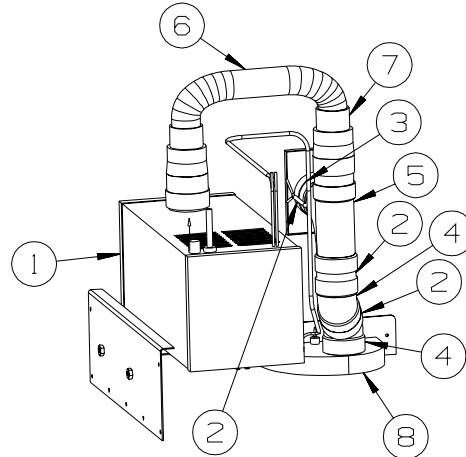
KEY	PART NUMBER	U/M	DESCRIPTION	
1	112176-01-000	FT	TUBING - VINYL - REINFORCED - 1/2" ID	
2	136966-05-02B	EA	BAFFLE - REFRIGERATOR - E-COATED	
3	143195-01-02B	EA	BAFFLE - REFRIGERATOR - E-COATED	
4	143195-02-02B	EA	BAFFLE - REFRIGERATOR - E-COATED	
5	150740-01-02B	EA	BRACKET - REFRIGERATOR - E-COATED	
6	150740-02-02B	EA	BRACKET - REFRIGERATOR - E-COATED	
7	152417-01-01A	EA	CLAMP/RATCHET - F/REFRIDGERATOR DRIP TRAY HOSE - BLACK	
*	125242-03-01A	EA	REFRIGERATOR - 4 DOOR - W/ICE MAKER - STAINLESS STEEL	
	054450-01-000	EA	LEVEL - REFRIGERATOR	
	090329-01-000	FT	SEAL - "T" - REFRIGERATOR CABINET	
	152552-01-01A	EA	TRAY - REFRIGERATOR - BLACK - S36RD	
	145670-01-01A	EA	TRAY - REFRIGERATOR - BLACK - S40AD	
	137495-01-01A	EA	TRAY - REFRIGERATOR - BLACK - S40FD	
				FROM: 00-00-00 THRU: 11-07-04
	137495-02-01A	EA	TRAY - REFRIGERATOR - BLACK	
				FROM: 11-08-04 THRU: 99-99-99

*COMPONENT PARTS LISTED LATER IN THIS GROUP

CABINET & APPLIANCE GROUP (CONTINUED)
CABINET & APPLIANCE LAYOUT (CONTINUED)



KEY	PART NUMBER	U/M	DESCRIPTION
1	146292-01-01A	EA	COVER - DRYER VENT - BRIGHT WHITE
1	146292-01-02A	EA	COVER - DRYER VENT - BLACK
1	146292-02-01A	EA	DRYER VENT - INNER - BRIGHT WHITE
1	146292-02-02A	EA	DRYER VENT - INNER - BLACK
2	116653-02-000	FT	DUCT - FLEXIBLE - 3' COMPRESSED/8' EXTENDED
3	107753-04-01A	EA	WASHER - DRYER - VENTED - UL/CSA - WHITE
			FROM: 00-00-00 THRU: 11-22-04
3	107753-05-01A	EA	WASHER - DRYER - VENTED - UL/CSA - WHITE
			FROM: 11-24-04 THRU: 99-99-99
4	111913-02-04B	EA	BRACKET/WASHER - TIE DOWN - BLACK
5	113795-03-02B	EA	BRACKET - WASHER - E-COATED
6	113795-04-02B	EA	BRACKET - WASHER - E-COATED
7	111913-03-04B	EA	BRACKET/WASHER - TIE DOWN - BLACK
	141523-01-01A	EA	LABEL - WASHER/DRYER BRACKETS - BLACK/WHITE



VACUUM SYSTEM

KEY	PART NUMBER	U/M	DESCRIPTION
1*	108186-02-000	EA	TOOL SET - VACUUM - W/O POWER BRUSH W/30' HOSE
1*	108186-03-000	EA	VACUUM CLEANER - BUILT IN - W/O HOSE/TOOL KIT
2	108187-01-000	EA	PIPE - 2" X 8' - VACUUM SYSTEM - PVC
3	108187-06-000	EA	INLET - REDUCER
4	108187-07-000	EA	ELBOW - 45 DEGREE
5	108187-10-000	EA	TEE - 90 DEGREE - TY 2"
	108187-12-000	EA	ELBOW - 90 DEGREE - 2"SPGXSPG
			FROM: 00-00-00 THRU: 02-27-05
6	108187-14-000	FT	HOSE - FLEX - 1 1/4" - VACUUM CLEANER
			FROM: 02-28-05 THRU: 99-99-99
7	108187-15-000	EA	CONNECTOR - FLEX HOSE KIT (3 FITTINGS)
8	142348-01-000	EA	VACPAN-WHITE

***COMPONENT PARTS LISTED LATER IN THIS GROUP**

CABINET & APPLIANCE GROUP (CONTINUED)
COMPONENT PARTS FOR CABINET & APPLIANCE LAYOUT

108186-02-000

KEY	PART NUMBER	U/M	DESCRIPTION	VENDOR NO.
	092304-02-702	EA	TOOL-RUG	4982
	092304-02-707	EA	TOOL-UPHOLSTERY	7029
	092304-02-708	EA	WAND-PLASTIC	4978
	092304-02-709	EA	HOSE ASM., 30' COMPLETE	4988-30-G

108186-03-000

KEY	PART NUMBER	U/M	DESCRIPTION	VENDOR NO.
	092304-02-700	EA	BRUSH-POWER, VACUUM (RUGRAT)	6970
	092304-02-702	EA	TOOL-RUG	4982
	092304-02-707	EA	TOOL-UPHOLSTERY	7029
	092304-02-708	EA	WAND-PLASTIC	4978
	092304-02-709	EA	HOSE ASM., 30' COMPLETE	4988-30-G
	092304-02-710	EA	SECONDARY FILTER	4929
	108186-03-700	EA	PAPER BAG - 3-PKG	7767
	108186-03-701	EA	MOTOR F/RV2000	7756
	108186-03-702	EA	REDUCER	5531
	108186-03-703	EA	VALVE - INLET - WHITE	4935
	108186-03-704	EA	BRUSH - TURBINE (HAND HELD)	7834-B

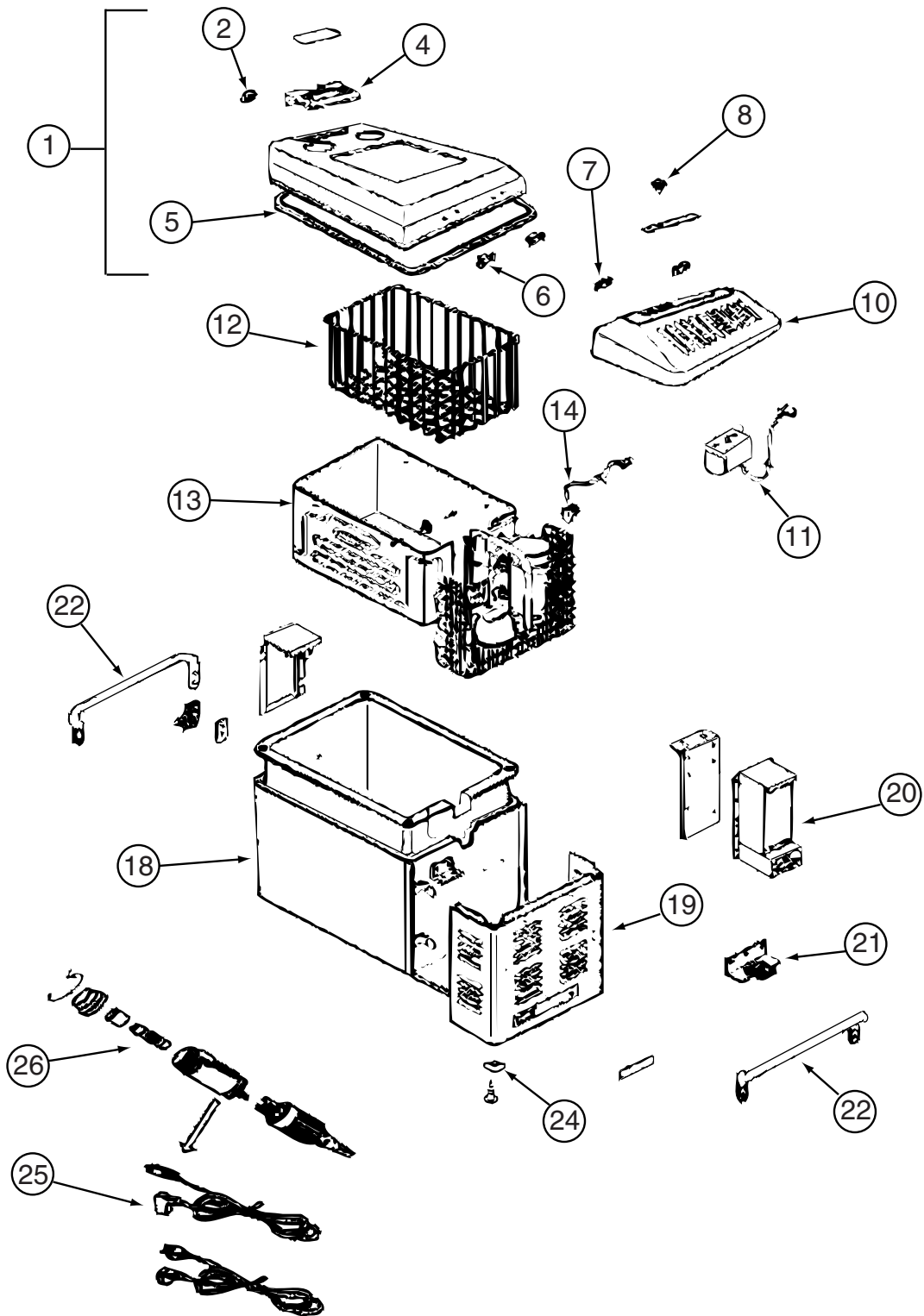
119267-12-02A

KEY	PART NUMBER	U/M	DESCRIPTION	VENDOR NO.
	119267-04-700	EA	FILTER-GREASE	BOO2
	119267-04-703	EA	PLATE - MOUNTING	FANGTB003MRY0
	119267-04-704	EA	LIGHT COVER-F/MOD R1480/1850	FANGKB009MRYO
	119267-04-705	EA	SCREW	LX-BZB011MREO
	119267-12-700	EA	LOUVER-EXHAUST	PDIF-BO32MRFO
	119267-12-701	EA	SUPPORT - F/GLASS TRAY	FROLPB020MRKO
	119267-12-702	EA	RACK - HIGH	FAMI-B006MR0
	119267-12-703	EA	RACK - LOW	FAMI-B005MR0

119267-13-01A

KEY	PART NUMBER	U/M	DESCRIPTION	VENDOR NO.
	119267-04-700	EA	FILTER-GREASE	BOO2

CABINET & APPLIANCE GROUP (CONTINUED)
COMPONENT PARTS FOR CABINET & APPLIANCE LAYOUT (CONTINUED)



119296-03-01A

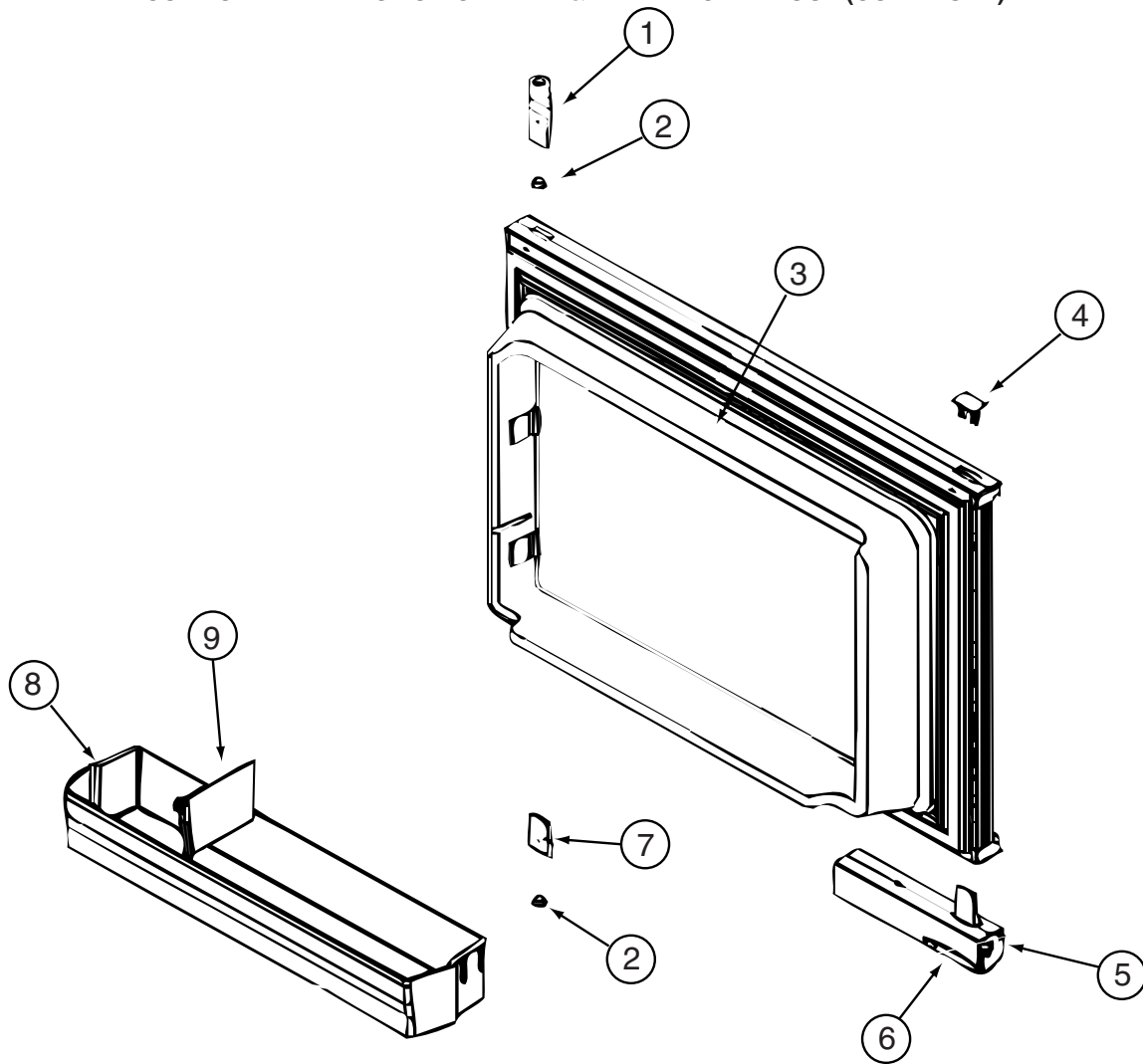
CABINET & APPLIANCE GROUP (CONTINUED)
COMPONENT PARTS FOR CABINET & APPLIANCE LAYOUT (CONTINUED)

119296-03-01A (CONTINUED)

KEY	PART NUMBER	U/M	DESCRIPTION	VENDOR NO.
1	119296-03-700	EA	DOOR ASSEMBLYSTAT/EVAPORATOR	160044800
2	119296-03-701	EA	LATCH ASSEMBLY	160935600
4	119296-01-702	EA	HANDLE-DOOR	422500401
5	119296-03-702	EA	DOOR GASKET	414803100
6	119296-03-703	EA	HINGE ASSEMBLY SET	160934500
8	119296-01-709	EA	DIAL ASSEMBLY, THERMOSTAT	160206700
10	119296-03-704	EA	MOTOR COVER ASSEMBLY	160220300
11	119296-03-705	EA	THERMOSTAT	160116910
12	119296-03-706	EA	BASKET	523003800
13	119296-03-707	EA	COOLING UNIT	161011610
14	119296-02-703	EA	THERMISTER - EVAPORATOR	605505410
18	119296-03-708	EA	CABINET ASSEMBLY	160044700
19	119296-03-709	EA	COVER ASSEMBLY-CASE	160934700
20	119296-03-710	EA	POWER SUPPLY	160116810
21	119296-02-706	EA	FAN ASSEMBLY	160928900
22	119296-03-711	EA	HANDLE-CABINET	32330100
24	119296-03-712	EA	CUSHION-CORNER	427400930
25	119296-03-713	EA	CORD ASSEMBLY-DC	191240400
26	119296-03-714	EA	FUSE-SPECIAL TERMINAL	160300200

CONTACT WINNEBAGO PART SALES FOR UNLISTED COMPONENT(S)

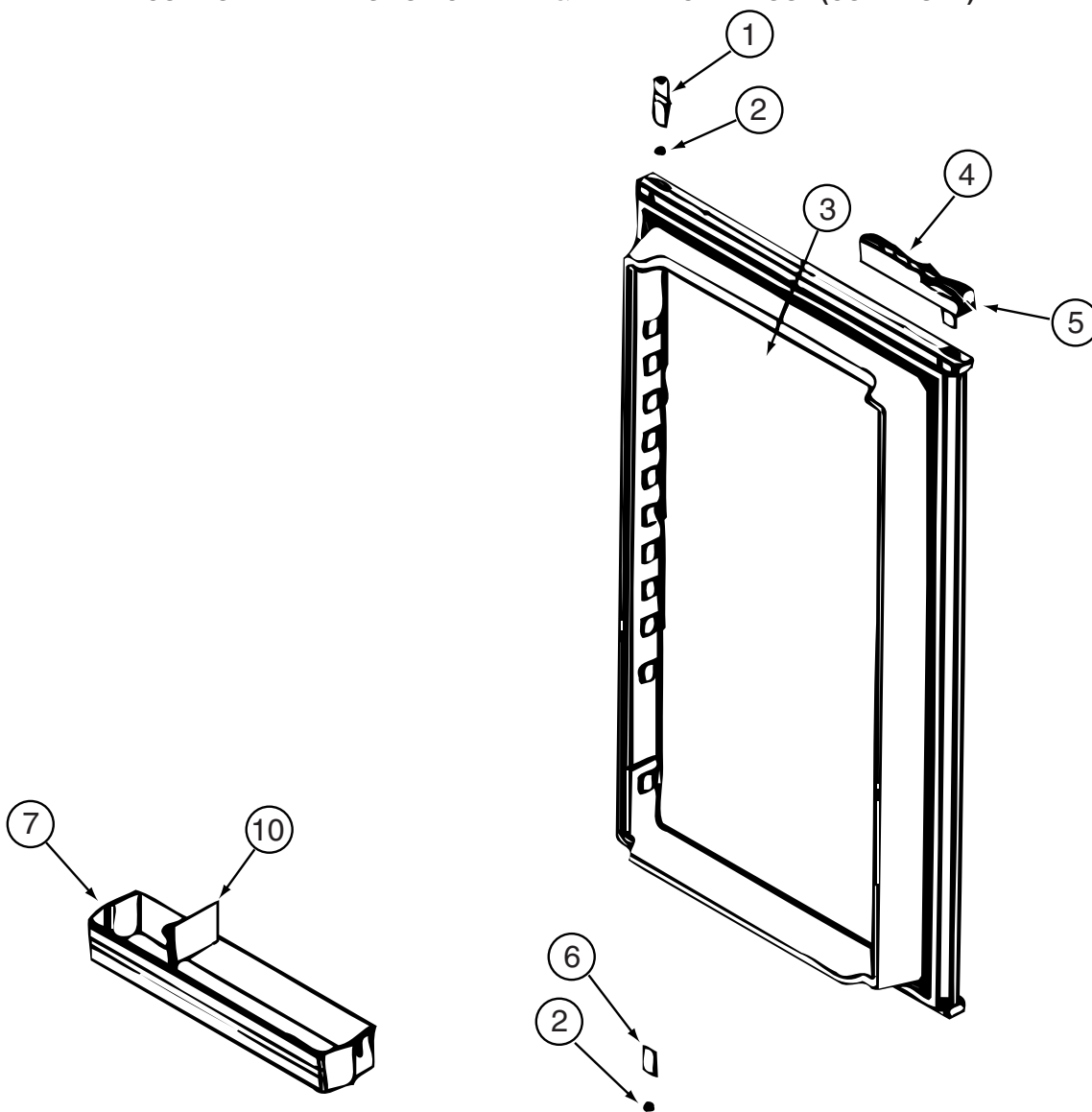
CABINET & APPLIANCE GROUP (CONTINUED)
COMPONENT PARTS FOR CABINET & APPLIANCE LAYOUT (CONTINUED)



120075-16-01A, 120075-17-01A, 120075-18-01A, 120075-19-01A, 120075-21-01A, 122075-22-01A

KEY	PART NUMBER	U/M	DESCRIPTION	VENDOR NO.
1	120075-01-701	EA	HINGE-TOP RH/BOTTOM LH(DOOR)	618511
2	121568-03-701	EA	BUSHING - HINGE PIN/GRAY	619671
3	120075-16-700	EA	LINER/DOOR-UPR WRAPPED SS	623272
4	120075-01-702	EA	CAP, (HINGE PLUG)	618160
5	120075-12-700	EA	HANDLE(CONTOUR) TOP LH/BTM RH	621105
5	120075-12-701	EA	HANDLE(CONTOUR) TOP RH/BTM LH	621104
6	121568-03-705	EA	STORAGE LATCH - GRAY	619648
7	120075-01-705	EA	HINGE-TOP LH/BOTTOM RH(DOOR)	618510
8	120075-07-700	EA	DOOR BIN - SMALL/CLEAR	619006
9	120075-07-701	EA	DIVIDER/DOOR BIN CLEAR	619008

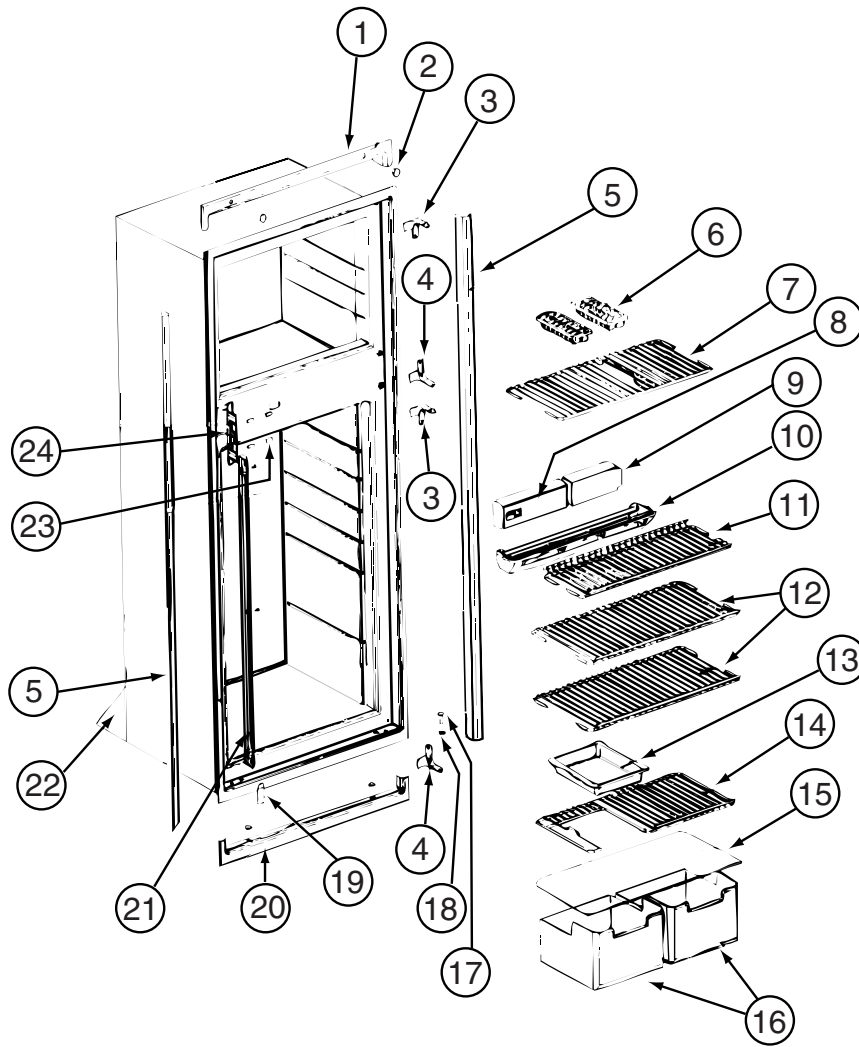
CABINET & APPLIANCE GROUP (CONTINUED)
COMPONENT PARTS FOR CABINET & APPLIANCE LAYOUT (CONTINUED)



120075-16-01A, 120075-17-01A, 120075-18-01A, 120075-19-01A, 120075-21-01A, 120075-22-01A (CONTINUED)

KEY	PART NUMBER	U/M	DESCRIPTION	VENDOR NO.
1	120075-01-701	EA	HINGE-TOP RH/BOTTOM LH(DOOR)	618511
2	121568-03-701	EA	BUSHING - HINGE PIN/GRAY	619671
3	120075-16-701	EA	LINER/DOOR-LWR WRAPPED SS	623273
4	120075-12-700	EA	HANDLE(CONTOUR) TOP LH/BTM RH	621105
4	120075-12-701	EA	HANDLE(CONTOUR) TOP RH/BTM LH	621104
5	121568-03-705	EA	STORAGE LATCH - GRAY	619648
6	120075-01-705	EA	HINGE-TOP LH/BOTTOM RH(DOOR)	618510
7	120075-07-700	EA	DOOR BIN - SMALL/CLEAR	619006
7	120075-07-704	EA	DOOR BIN - LARGE/CLEAR	619005
10	120075-07-701	EA	DIVIDER/DOOR BIN CLEAR	619008

CABINET & APPLIANCE GROUP (CONTINUED)
COMPONENT PARTS FOR CABINET & APPLIANCE LAYOUT (CONTINUED)

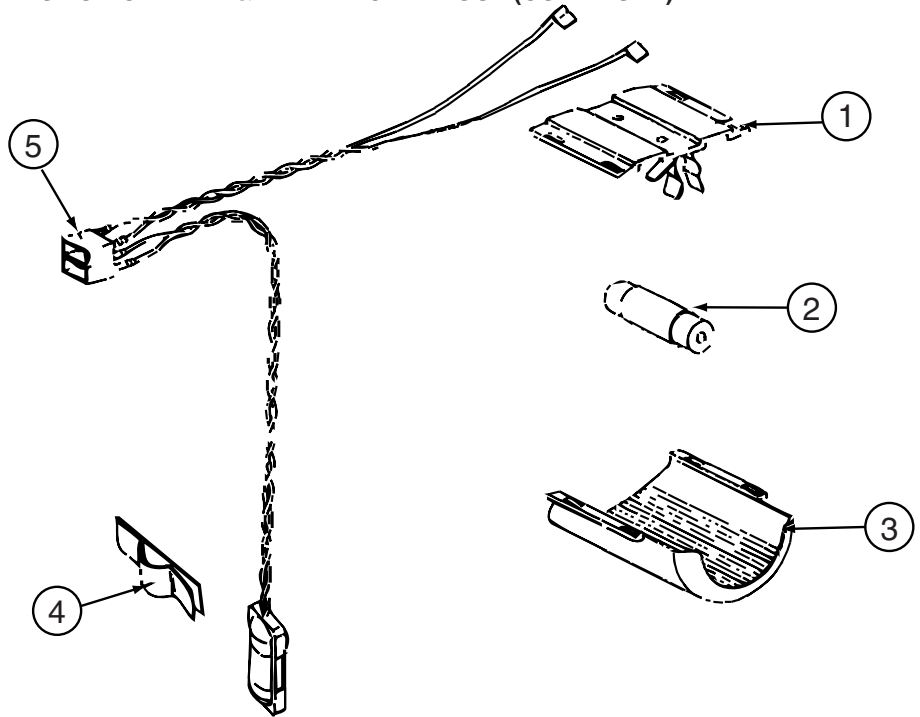


120075-16, 120075-17, 120075-18, 120075-19, 120075-20, 120075-21, 120075-22, 120075-23-01A (CONTINUED)

KEY	PART NUMBER	U/M	DESCRIPTION	VENDOR NO.
1	120075-20-700	EA	TRIM/TOP ASM W/INSERTS-BLACK	622319
2	120075-01-714	EA	PLUG-HOLE (BLACK)	618170
3	121568-03-710	EA	HINGE/CABINET-TOP/RH-LWR/LH	619335
4	121568-03-715	EA	HINGE/CABINET-TOP/LH-LWR/RH	619336
5	120075-07-705	EA	TRIM - SIDE - BLACK	622296
6	104137-06-724	EA	ICE TRAY	61630422
7	121568-03-712	EA	SHELF-WIRE FREEZER	620250
7	120075-07-706	EA	SHELF-WIRE F/ICEMAKER MODELS	620250
8	120075-07-707	EA	CONTROL BOX - BLACK	619665
9	121568-03-713	EA	FRONT BOX/DECORATIVE-BLACK	619282
10	120075-20-701	EA	TRAY/DRIP(INSIDE 1 PC)LOUVER	623250
11	120075-01-722	EA	SHELF-WIRE, SHORT	620269
12	120075-01-723	EA	SHELF-WIRE	620270
13	104137-06-718	EA	SHELF-TRAY, WHITE, W/CUTOUT	617756
14	120075-20-703	EA	SHELF - WIRE W/CUTOUT	620268
15	120075-01-725	EA	COVER-CRISPER	618158
16	120075-07-708	EA	CRISPER/ICE BIN	619007
17	120075-01-727	EA	PIN-HINGE	618145
18	121568-03-701	EA	BUSHING - HINGE PIN/GRAY	619671
19	121568-03-716	EA	COVER - HINGE HOLES	619301
20	120075-20-702	EA	TRIM PC(FOAM/TAPE)BTM BLACK	622323
21	120075-01-730	EA	RETAINER-SHELF(SER#926684 DN	618181
21	125242-02-720	EA	RETAINER/SHELF(SER#926685 UP	622033
23	121568-06-703	EA	HOLE PLUG - WHITE	620282
24	120075-01-732	EA	PLATE-STRIKE	618167

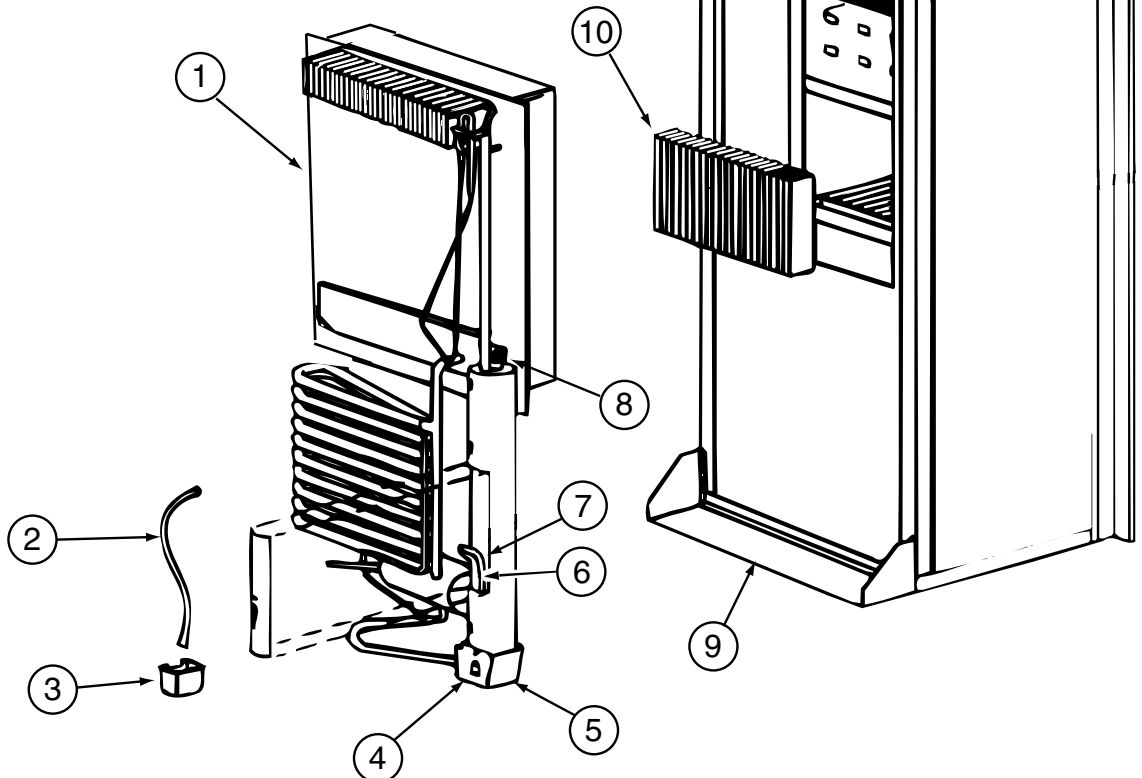
CONTACT WINNEBAGO PART SALES FOR UNLISTED COMPONENT(S)

CABINET & APPLIANCE GROUP (CONTINUED)
COMPONENT PARTS FOR CABINET & APPLIANCE LAYOUT (CONTINUED)



120075-16, 120075-17, 120075-18, 120075-19, 120075-20, 120075-21, 120075-22, 120075-23-01A (CONTINUED)

KEY	PART NUMBER	U/M	DESCRIPTION	VENDOR NO.
1	084880-03-705	EA	BRACKET-LIGHT-INTERIOR	61629722
2	084880-03-706	EA	BULB-LAMP	61628922
3	125242-02-708	EA	COVER/LAMP BRACKET	621827
4	084880-01-760	EA	CLIP (THERMISTER)	61689122
5	120075-01-735	EA	THERMISTER W/LAMP & WIRE/	618548

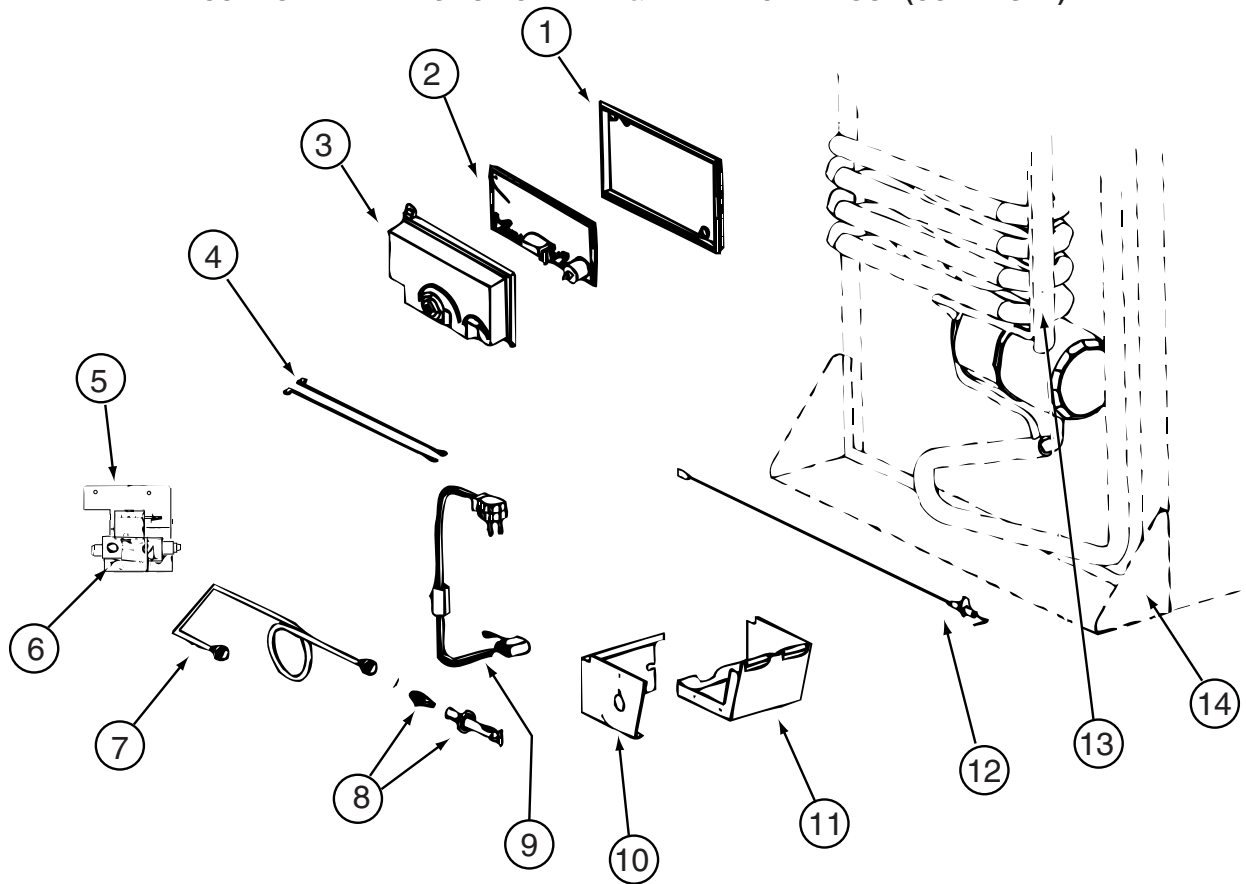


120075-16, 120075-17, 120075-18, 120075-19, 120075-20, 120075-21, 120075-22, 120075-23-01A (CONTINUED)

KEY	PART NUMBER	U/M	DESCRIPTION	VENDOR NO.
1	120075-01-736	EA	COOLING UNIT, SERVICE PACK	618542
6	121568-06-704	EA	HEATER-AC/300W/120VAC	621702

CONTACT WINNEBAGO PART SALES FOR UNLISTED COMPONENT(S)

CABINET & APPLIANCE GROUP (CONTINUED)
COMPONENT PARTS FOR CABINET & APPLIANCE LAYOUT (CONTINUED)

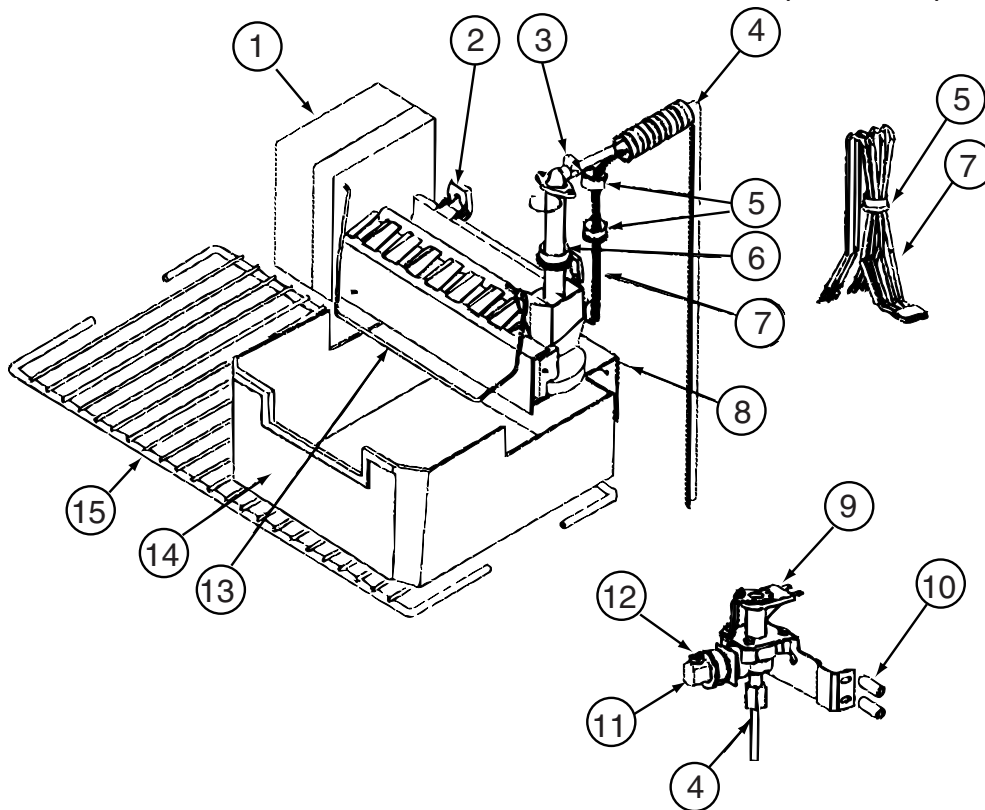


120075-16, 120075-17, 120075-18, 120075-19, 120075-20, 120075-21, 120075-22, 120075-23-01A (CONTINUED)

KEY	PART NUMBER	U/M	DESCRIPTION	VENDOR NO.
1	120075-01-740	EA	COVER-BASE, POWER BOARD	618186
2	120075-20-704	EA	KIT-POWER BOARD/EG2-2 WAY	621269001
3	120075-01-738	EA	COVER-POWER BOARD	618185
4	125242-02-709	EA	WIRE/WHITE/9"/GAS VALVE	621448
5	125242-02-710	EA	GAS VALVE/BRKT/WIRES COMB.	621334
6	121568-06-706	EA	GAS VALVE-COMBO/WRENCH FLAT	621329
7	120075-20-705	EA	TUBE/BURNER - N8/N6	620033
8	121568-06-708	EA	BURNER/ORFICE-ADAPTER KIT	621957
12	104137-06-715	EA	ELECTRODE-SPARK/SENSOR, SGL	61692222

CONTACT WINNEBAGO PART SALES FOR UNLISTED COMPONENT(S)

CABINET & APPLIANCE GROUP (CONTINUED)
COMPONENT PARTS FOR CABINET & APPLIANCE LAYOUT (CONTINUED)



120075-16-01A, 120075-17-01A, 120075-18-01A, 120075-19-01A, 120075-20-01A, 120075-23-01A (CONTINUED)

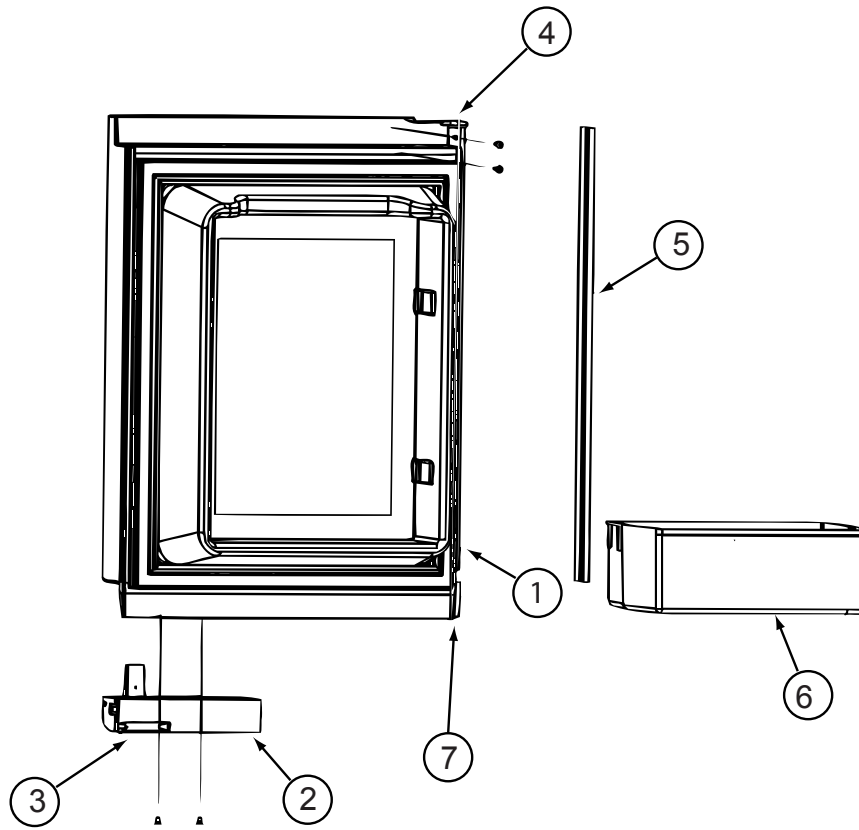
KEY	PART NUMBER	U/M	DESCRIPTION	VENDOR NO.
2	094039-07-706	EA	ICE MAKER W/O PLATES	61656522
9	120075-03-701	EA	VALVE ASM., WATER, W/BRACKET	618253
13	120075-03-703	EA	ARM-SHUT OFF	61656922
14	120075-07-708	EA	CRISPER/ICE BIN	619007
15	120075-07-706	EA	SHELF-WIRE F/ICEMAKER MODELS	620249

CONTACT WINNEBAGO PART SALES FOR UNLISTED COMPONENT(S)

120075-18-01A, 120075-19-01A, 120075-20-01A (CONTINUED)

KEY	PART NUMBER	U/M	DESCRIPTION	VENDOR NO.
	113737-01-754	EA	THERMOSTAT (FAN 12V DC)	618093
	125242-01-729	EA	FAN-EXTERNAL DC	618856
	125242-01-730	EA	BRACKET-DC FAN	618857

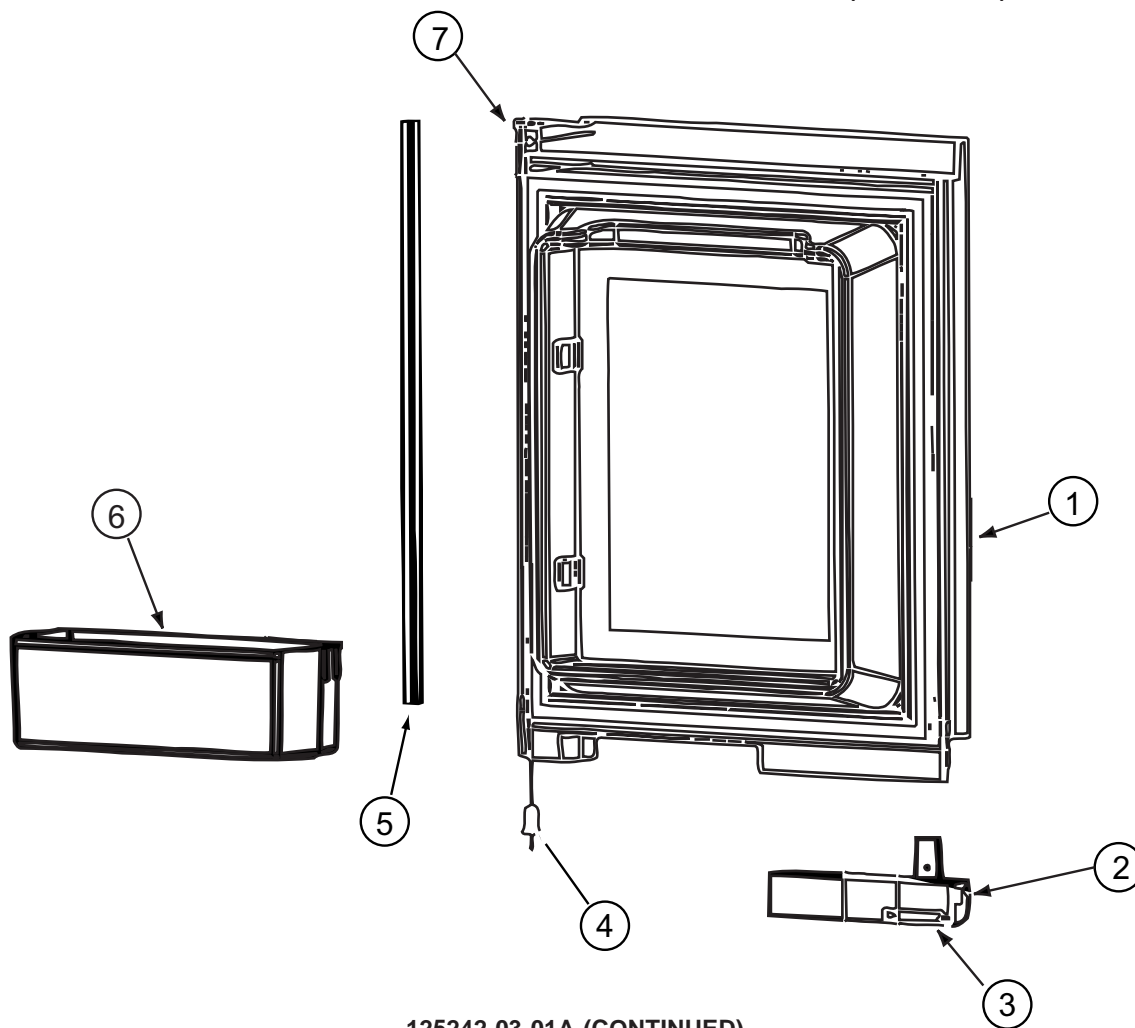
CABINET & APPLIANCE GROUP (CONTINUED)
COMPONENT PARTS FOR CABINET & APPLIANCE LAYOUT (CONTINUED)



125242-03-01A

KEY	PART NUMBER	U/M	DESCRIPTION	VENDOR NO.
1	125242-03-708	EA	LINER-FOAMED/UPPER LH/SS	623811
2	125242-02-700	EA	HANDLE(CONTOUR)TOP LH BTM RH	621107
3	125242-02-722	EA	LATCH-STORAGE DR/BLK POINTED	619374
4	125242-02-724	EA	HINGE - DOOR	618792
5	125242-02-723	EA	RETAINER/PANEL-UPPER DOOR	623166
6	125242-03-704	EA	BIN - DOOR SHELF	622831
7	125242-01-704	EA	BUSHING-HINGE MIDDLE	618746
	125242-03-700	EA	DOOR-COMP UPR/LH(SS WRAPPED)	623924

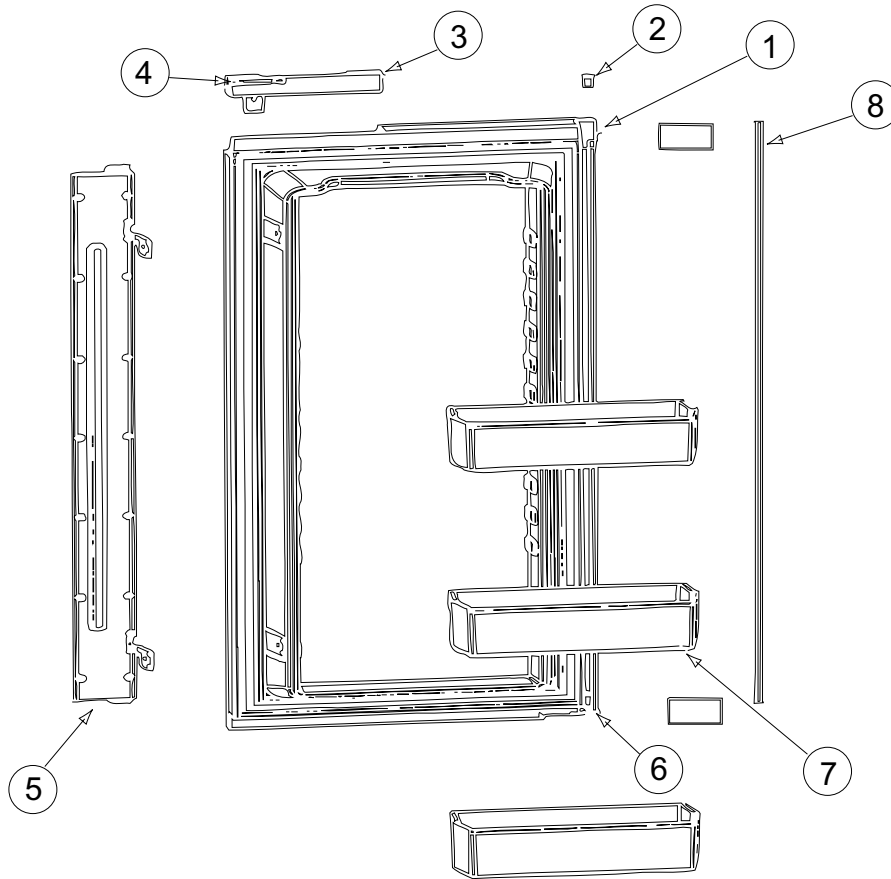
CABINET & APPLIANCE GROUP (CONTINUED)
COMPONENT PARTS FOR CABINET & APPLIANCE LAYOUT (CONTINUED)



125242-03-01A (CONTINUED)

KEY	PART NUMBER	U/M	DESCRIPTION	VENDOR NO.
1	125242-03-707	EA	LINER-FOAMED/UPPER RH/SS	623812
2	125242-02-701	EA	HANDLE(CONTOUR)TOP RH LWR LH	621106
3	125242-02-722	EA	LATCH-STORAGE DR/BLK POINTED	619374
4	125242-01-704	EA	BUSHING-HINGE MIDDLE	618746
5	125242-02-723	EA	RETAINER/PANEL-UPPER DOOR	623166
6	125242-03-704	EA	BIN - DOOR SHELF	622831
7	125242-02-724	EA	HINGE - DOOR	618792
	125242-03-701	EA	DOOR-COMP UPR/RH(SS WRAPPED)	623925

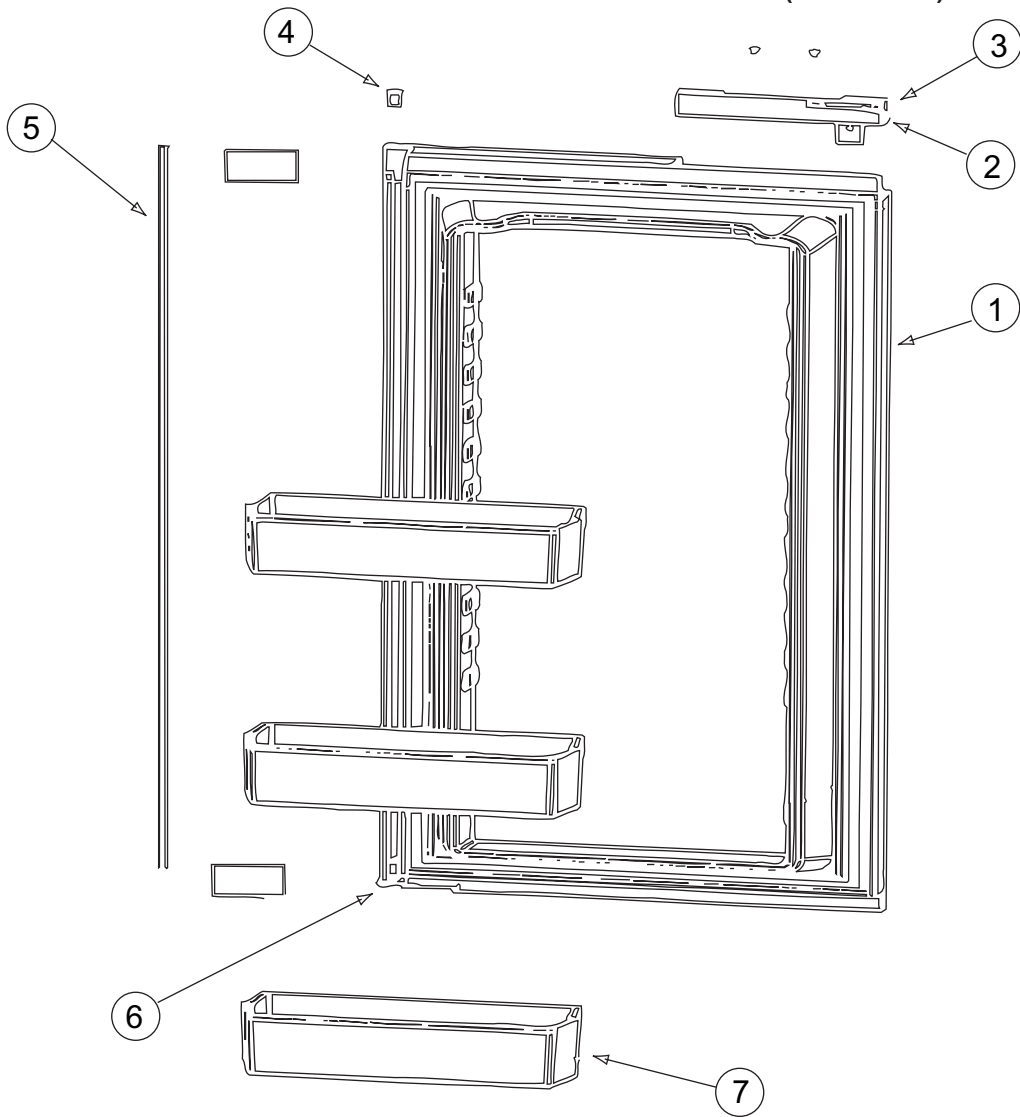
CABINET & APPLIANCE GROUP (CONTINUED)
COMPONENT PARTS FOR CABINET & APPLIANCE LAYOUT (CONTINUED)



125242-03-01A (CONTINUED)

KEY	PART NUMBER	U/M	DESCRIPTION	VENDOR NO.
1	125242-03-710	EA	LINER-FOAMED/LOWER LH/SS	623813
2	125242-01-704	EA	BUSHING-HINGE MIDDLE	618746
3	125242-02-701	EA	HANDLE(CONTOUR)TOP RH LWR LH	621106
4	125242-02-722	EA	LATCH-STORAGE DR/BLK POINTED	619374
5	125242-03-705	EA	FLAPPER ASM.-DBL POLE BLACK	623887
6	125242-02-724	EA	HINGE - DOOR	618792
7	125242-03-704	EA	BIN - DOOR SHELF	622831
8	125242-02-728	EA	RETAINER/PANEL - LOWER	623167
	125242-03-702	EA	DOOR-COMP LWR/LH(SS WRAPPED)	623926
	125242-03-706	EA	PROBE - CONTACT/LARGE	620689

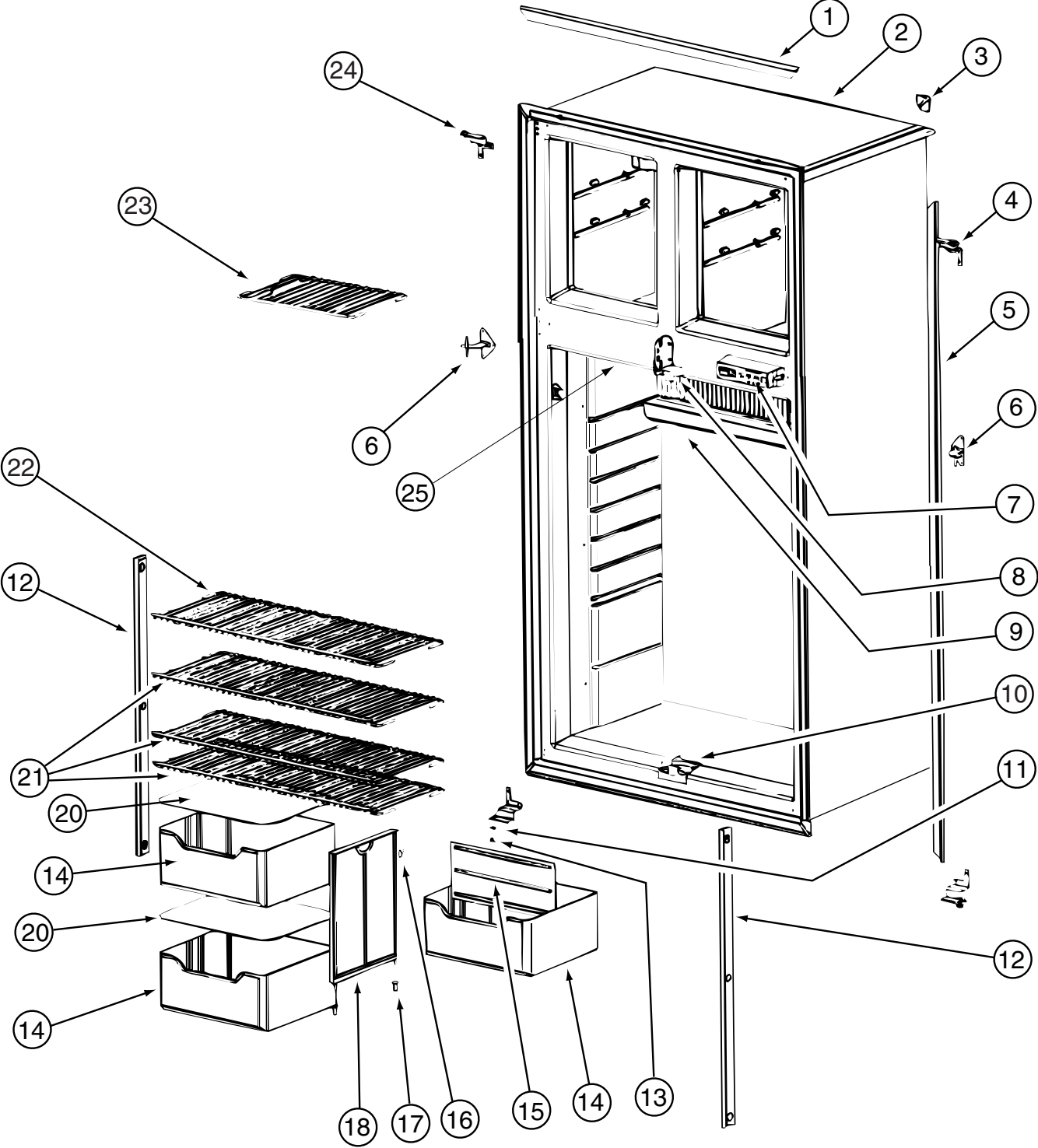
CABINET & APPLIANCE GROUP (CONTINUED)
COMPONENT PARTS FOR CABINET & APPLIANCE LAYOUT (CONTINUED)



125242-03-01A (CONTINUED)

KEY	PART NUMBER	U/M	DESCRIPTION	VENDOR NO.
1	125242-03-709	EA	LINER-FOAMED/LOWER RH/SS	623814
2	125242-02-700	EA	HANDLE(CONTOUR)TOP LH BTM RH	621107
3	125242-02-722	EA	LATCH-STORAGE DR/BLK POINTED	619374
4	125242-01-704	EA	BUSHING-HINGE MIDDLE	618746
5	125242-02-728	EA	RETAINER/PANEL - LOWER	623167
6	125242-02-724	EA	HINGE - DOOR	618792
7	125242-03-704	EA	BIN - DOOR SHELF	622831
	125242-03-703	EA	DOOR-COMP LWR/RH(SS WRAPPED)	623927

CABINET & APPLIANCE GROUP (CONTINUED)
COMPONENT PARTS FOR CABINET & APPLIANCE LAYOUT (CONTINUED)



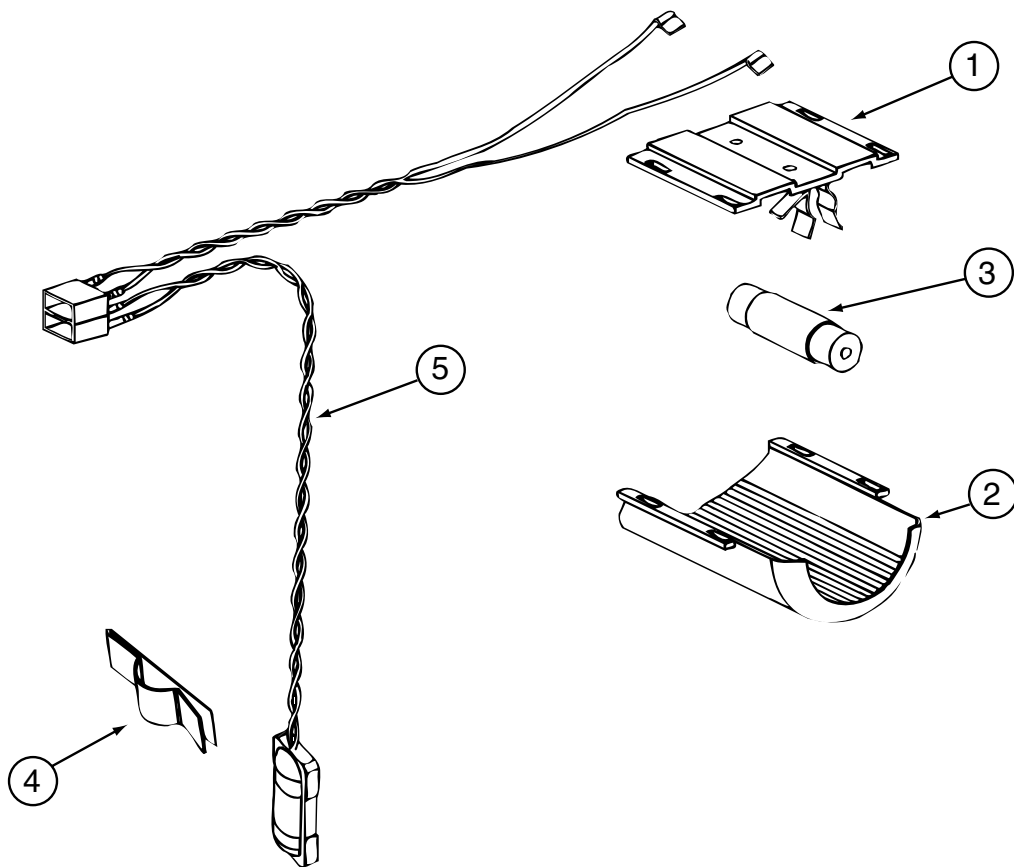
125242-03-01A (CONTINUED)

CABINET & APPLIANCE GROUP (CONTINUED)
COMPONENT PARTS FOR CABINET & APPLIANCE LAYOUT (CONTINUED)

125242-03-01A (CONTINUED)

KEY	PART NUMBER	U/M	DESCRIPTION	VENDOR NO.
1	125242-02-730	EA	TRIM - TOP/BOTTOM - SCREW ON	623255
4	125242-03-711	EA	HINGE-UPR RH/LWR LH WRAP/DRS	623824
5	125242-01-766	EA	TRIM-LT/RT HAND-SCREW ON	623254
6	125242-01-713	EA	HINGE-MIDDLE (PAINTED)	618794
7	125242-02-704	EA	DISPLAY ASM (SER#832172) UP	621188
7	125242-03-712	EA	CONTROL-OPT/GRAY-SN832172 UP	624868
8	125242-01-721	EA	STRIKE PLATE	618835
9	125242-01-712	EA	DRIP TRAY	618774
10	125242-03-713	EA	GUIDE BLOCK/FLAPPER/BTM BLK	624140
11	120075-01-708	EA	BUSHING-DOOR HINGE	618144
12	120075-01-730	EA	RETAINER-SHELF(SER#926684 DN	618181
12	125242-02-720	EA	RETAINER/SHEF(SER#926685 UP	622033
13	125242-03-715	EA	HINGE PIN/UPR-WRAPPED DOORS	623899
14	125242-01-734	EA	CRISPER/BOTTLE BIN	618878
15	125242-01-733	EA	DIVIDER-BOTTLE CRISPER	618877
16	125242-01-750	EA	CLIP	61409622
17	120075-01-708	EA	BUSHING-DOOR HINGE	618144
18	125242-01-749	EA	SUPPORT - WALL	618840
20	125242-01-706	EA	COVER-CRISPER	618757
21	125242-01-726	EA	SHELF-WIRE (LONG)	618848
22	125242-01-727	EA	SHELF-WIRE (SHORT)	618849
23	125242-01-725	EA	SHELF-FREEZER (WIRE)	618847
24	125242-03-716	EA	HINGE-TOP LH/WRAPPED DOORS	623823
25	125242-01-735	EA	SWITCH - DOOR LIGHT	618884
	120075-01-714	EA	PLUG-HOLE (BLACK)	618170
	125242-02-741	EA	STRIP-FREEZER-BLACK #1291391 & UP	625210
	125242-03-714	EA	GUIDE-FLAPPERTOP/BLACK	624141
			CONTACT WINNEBAGO PART SALES FOR UNLISTED COMPONENT(S)	

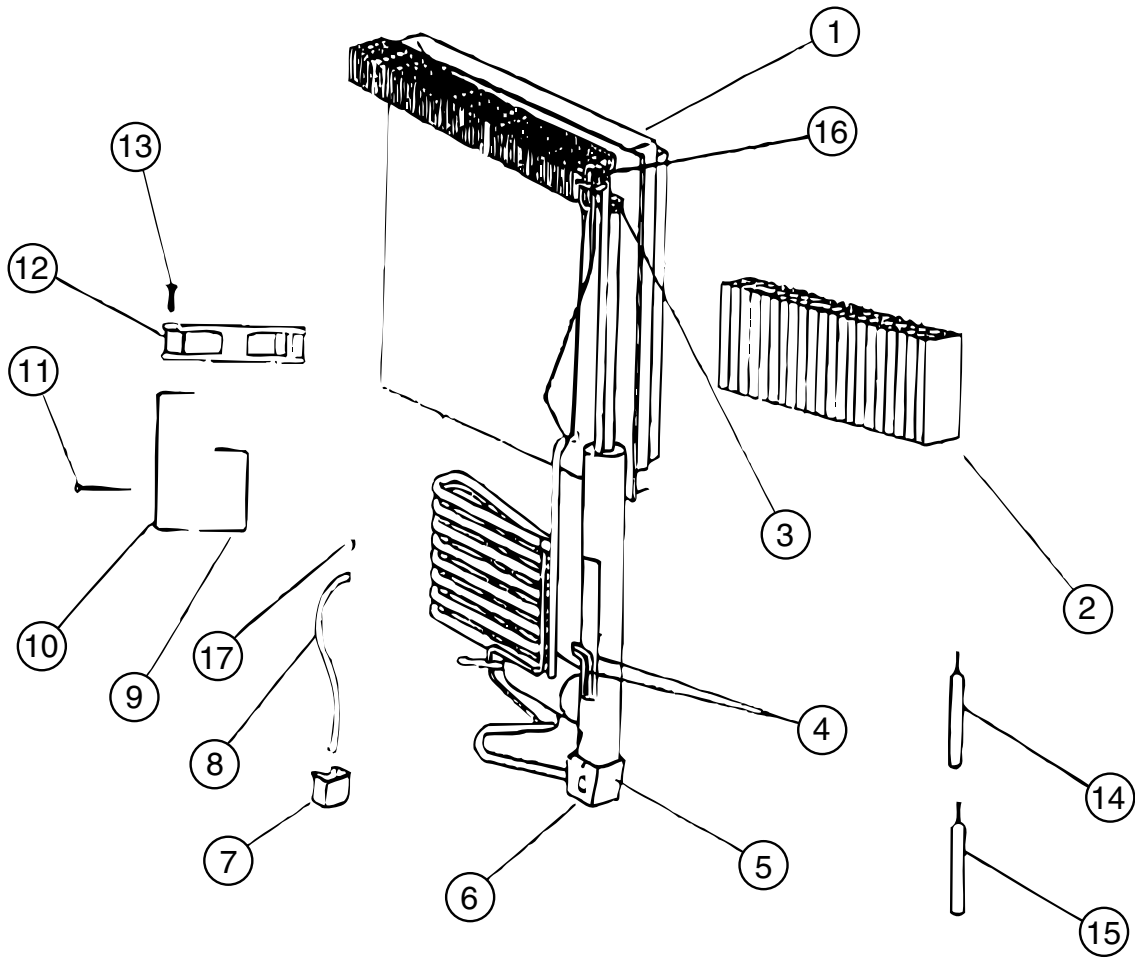
CABINET & APPLIANCE GROUP (CONTINUED)
COMPONENT PARTS FOR CABINET & APPLIANCE LAYOUT (CONTINUED)



125242-03-01A (CONTINUED)

KEY	PART NUMBER	U/M	DESCRIPTION	VENDOR NO.
1	084880-03-705	EA	BRACKET-LIGHT-INTERIOR	61629722
2	120075-01-734	EA	COVER-LENS	618190
3	084880-03-706	EA	BULB-LAMP	61628922
4	084880-01-760	EA	CLIP (THERMISTER)	61689122
5	120075-01-735	EA	THERMISTER W/LAMP & WIRE/ASM	618548
	125242-02-706	EA	LAMP/WIRE ASM/SER#849677 UP	620871
	125242-02-707	EA	LAMP/WIRE ASM SER#849677 DWN	621742

CABINET & APPLIANCE GROUP (CONTINUED)
COMPONENT PARTS FOR CABINET & APPLIANCE LAYOUT (CONTINUED)

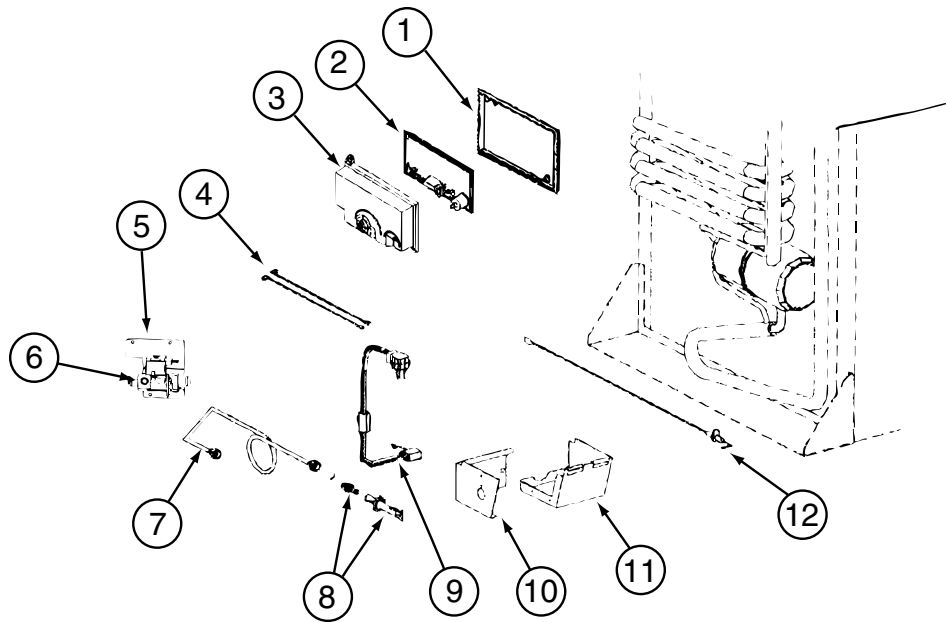


125242-03-01A (CONTINUED)

KEY	PART NUMBER	U/M	DESCRIPTION	VENDOR NO.
1	125242-01-746	EA	COOLING UNIT - 1200	618964
4	125242-01-732	EA	HEATER AC - 225W/110VAC	618872
5	125242-01-739	EA	BASE-BURNER BOX	618902
6	125242-01-740	EA	COVER-BURNER BOX	618910
9	125242-01-730	EA	BRACKET-DC FAN	618857
10	125242-01-741	EA	SUPPORT-DC FAN	618912
12	125242-01-729	EA	FAN-EXTERNAL DC	618856
16	113737-01-754	EA	THERMOSTAT (FAN 12V DC)	618093
	125242-01-742	EA	WIRE ASM.-BAFFLE 55.15"	618915

CONTACT WINNEBAGO PART SALES FOR UNLISTED COMPONENT(S)

CABINET & APPLIANCE GROUP (CONTINUED)
COMPONENT PARTS FOR CABINET & APPLIANCE LAYOUT (CONTINUED)

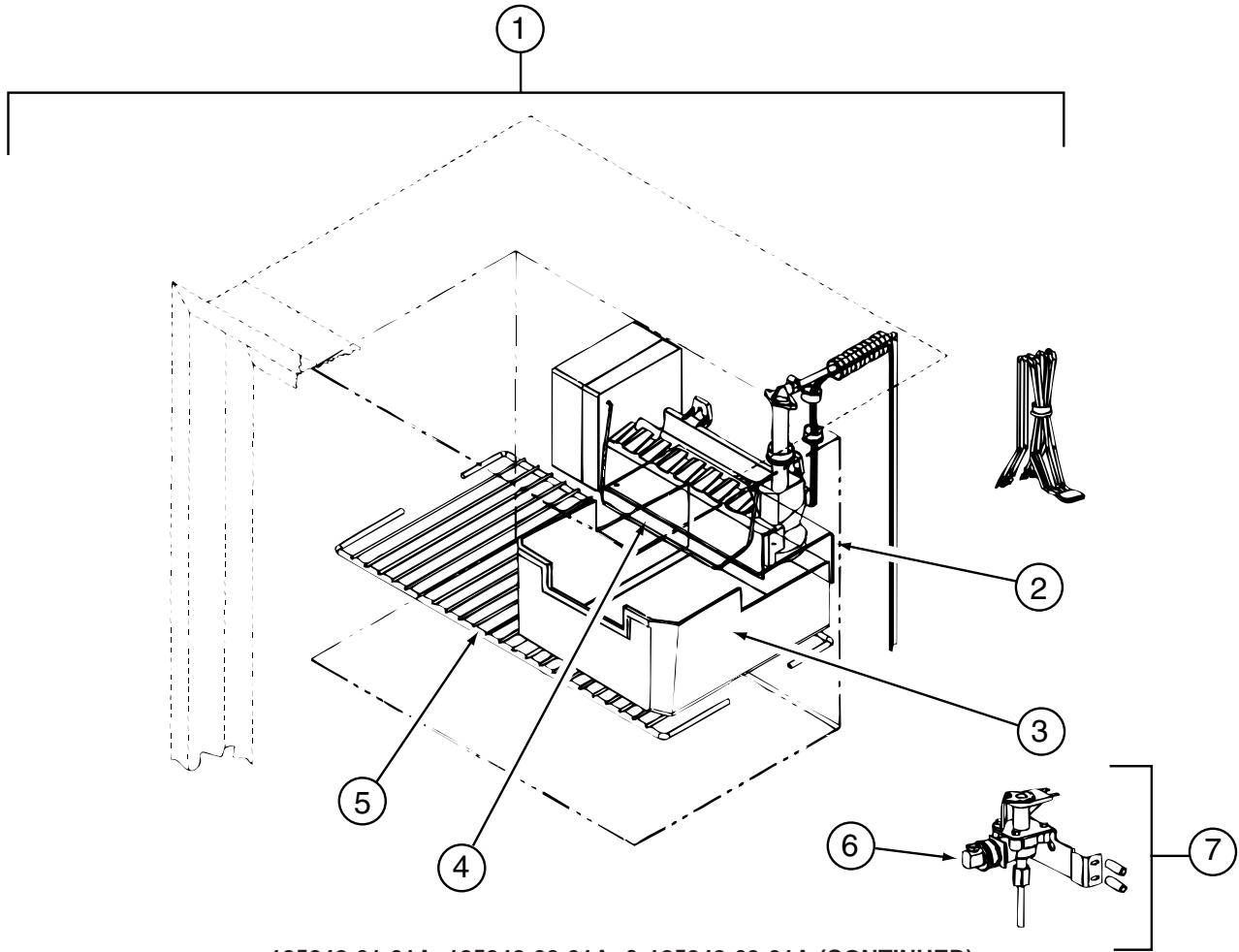


125242-03-01A (CONTINUED)

KEY	PART NUMBER	U/M	DESCRIPTION	VENDOR NO.
1	120075-01-740	EA	COVER-BASE, POWER BOARD	618186
2	125242-01-720	EA	POWER BOARD (SER#832170 DN)	619819
2	125242-02-731	EA	POWER BD KIT SER#832172 UP	621271001
3	120075-01-738	EA	COVER-POWER BOARD	618185
4	125242-02-709	EA	WIRE/WHITE/9"/GAS VALVE	621448
6	121568-06-706	EA	GAS VALVE-COMBO/WRENCH FLAT	621329
7	125242-02-711	EA	BURNER TUBE	620034
8	125242-02-712	EA	BURNER ORFICE ADAPTER ASSY	621959
10	125242-01-740	EA	COVER-BURNER BOX	618910
11	125242-01-739	EA	BASE-BURNER BOX	618902
12	104137-06-715	EA	ELECTRODE-SPARK/SENSOR, SGL	61692222
	121568-01-713	EA	KIT-GAS VALVE/BURNER TUBE	621444

CONTACT WINNEBAGO PART SALES FOR UNLISTED COMPONENT(S)

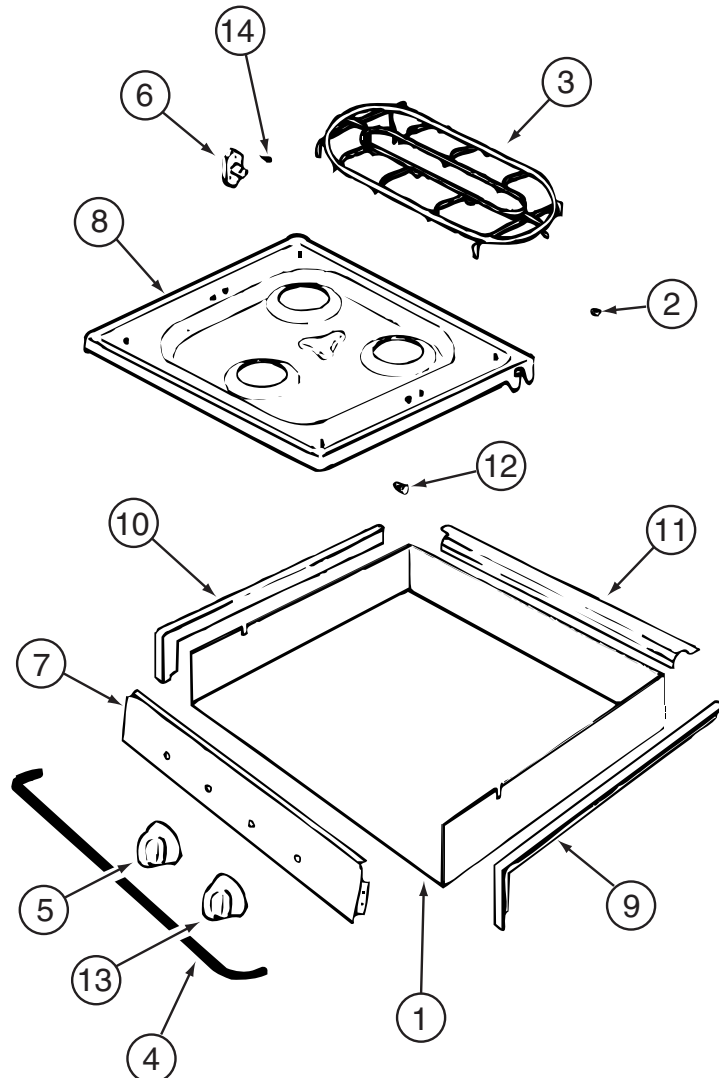
CABINET & APPLIANCE GROUP (CONTINUED)
COMPONENT PARTS FOR CABINET & APPLIANCE LAYOUT (CONTINUED)



125242-01-01A, 125242-02-01A & 125242-03-01A (CONTINUED)

KEY	PART NUMBER	U/M	DESCRIPTION	VENDOR NO.
1	094039-07-706	EA	ICE MAKER W/O PLATES	61656522
2	125242-01-737	EA	BRACKET-MOUNTING (ICE MAKER)	618894/620890
3	125242-01-716	EA	ICE BIN	618803
4	120075-03-703	EA	ARM-SHUT OFF	61656922
5	125242-01-725	EA	SHELF-FREEZER (WIRE)	618847
6	120075-03-702	EA	NUT/COMPRESSION - FITTING	61678722
7	120075-03-701	EA	VALVE ASM., WATER, W/BRACKET	618253
	094039-07-707	EA	GARDEN HOSE ADAP W/BRASS NUT	61679622
	094039-07-708	EA	NUT - COMPRESSION	622991

CABINET & APPLIANCE GROUP (CONTINUED)
COMPONENT PARTS FOR CABINET & APPLIANCE LAYOUT (CONTINUED)

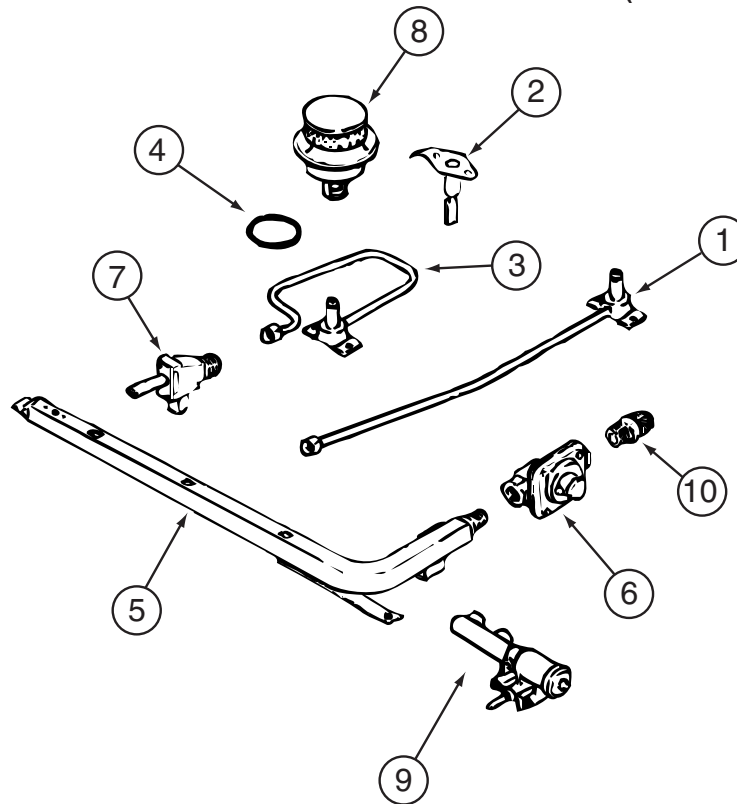


135065-03-01A, 135065-03-03A, 135065-04-01A

KEY	PART NUMBER	U/M	DESCRIPTION	VENDOR NO.
2	102020-01-709	EA	BUMPER-GRATE	8007-P020-60
3	135065-03-703	EA	GRATE - BLACK(SEALED BURNER)	74007304
4	114030-02-700	EA	GUARD/FABRIC - TOWEL BAR	3609F006-70
5	128728-01-701	EA	KNOB - BURNER - REAR	74003941
5	128728-01-702	EA	KNOB - BURNER - FRONT	74003942
6	128728-01-703	EA	PIN/T-NUT F/HINGE	7103P109-60
7	135065-03-704	EA	PANEL - MANIFOLD (BLACK)	74007330
8	128728-01-705	EA	TOP - MAIN - BLACK	74003928
8	135065-03-715	EA	TOP - MAIN - STAINLESS STEEL	74007299
9	114030-01-704	EA	TRIM - RIGHT/BLACK TEXTURED	74002839
10	114030-01-705	EA	TRIM - LEFT/BLACK TEXTURED	74002840
11	114030-01-706	EA	TRIM - REAR/BLACK TEXTURED	74002841
12	102020-01-724	EA	BUMPER-MAIN TOP	8003P008-60
13	128728-01-707	EA	KNOB - IGNITOR	74003944

CONTACT WINNEBAGO PART SALES FOR UNLISTED COMPONENT(S)

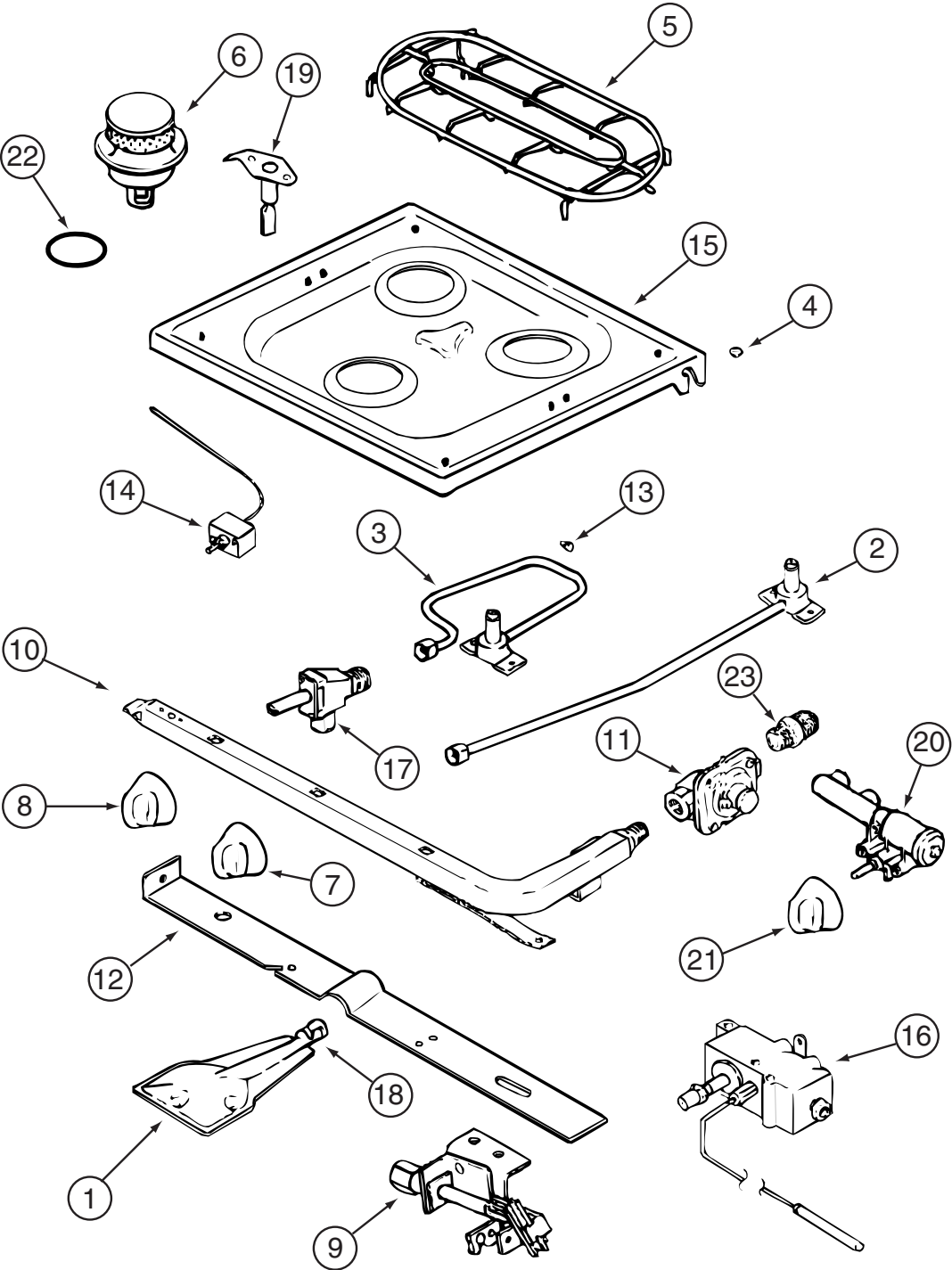
CABINET & APPLIANCE GROUP (CONTINUED)
COMPONENT PARTS FOR CABINET & APPLIANCE LAYOUT (CONTINUED)



135065-03-01A, 135065-03-03A, 135065-04-01A (CONTINUED)

KEY	PART NUMBER	U/M	DESCRIPTION	VENDOR NO.
1	128728-01-708	EA	FITTING W/ORFICE/TUBE - REAR	74003931
2	135065-01-701	EA	IGNITOR/PORCELAIN-TOP BURNER	74004053
3	128728-01-710	EA	FITTING W/ORFICE/TUBE - FRT	74003930
4	135065-03-700	EA	FITTING - HALF UNION	74004234
5	135065-01-702	EA	PIPE/MANIFOLD	74004642
6	126023-02-703	EA	REGULATOR - PRESSURE	74004235
7	135065-01-703	EA	VALVE/BURNER - REAR	74004643
7	135065-01-704	EA	VALVE/BURNER-FRT-HI	74004644
7	135065-03-701	EA	SCREW - VALVE	71003231
8	135065-03-702	EA	SEALED BURNER ASM.(BLACK) RV	74003967
9	128728-01-716	EA	BURNER - IGNITOR	74003946
9	128728-01-717	EA	WIRES - IGNITOR	74003947

CABINET & APPLIANCE GROUP (CONTINUED)
COMPONENT PARTS FOR CABINET & APPLIANCE LAYOUT (CONTINUED)



135066-03-01A, 135066-03-04A, 150778-01-01A

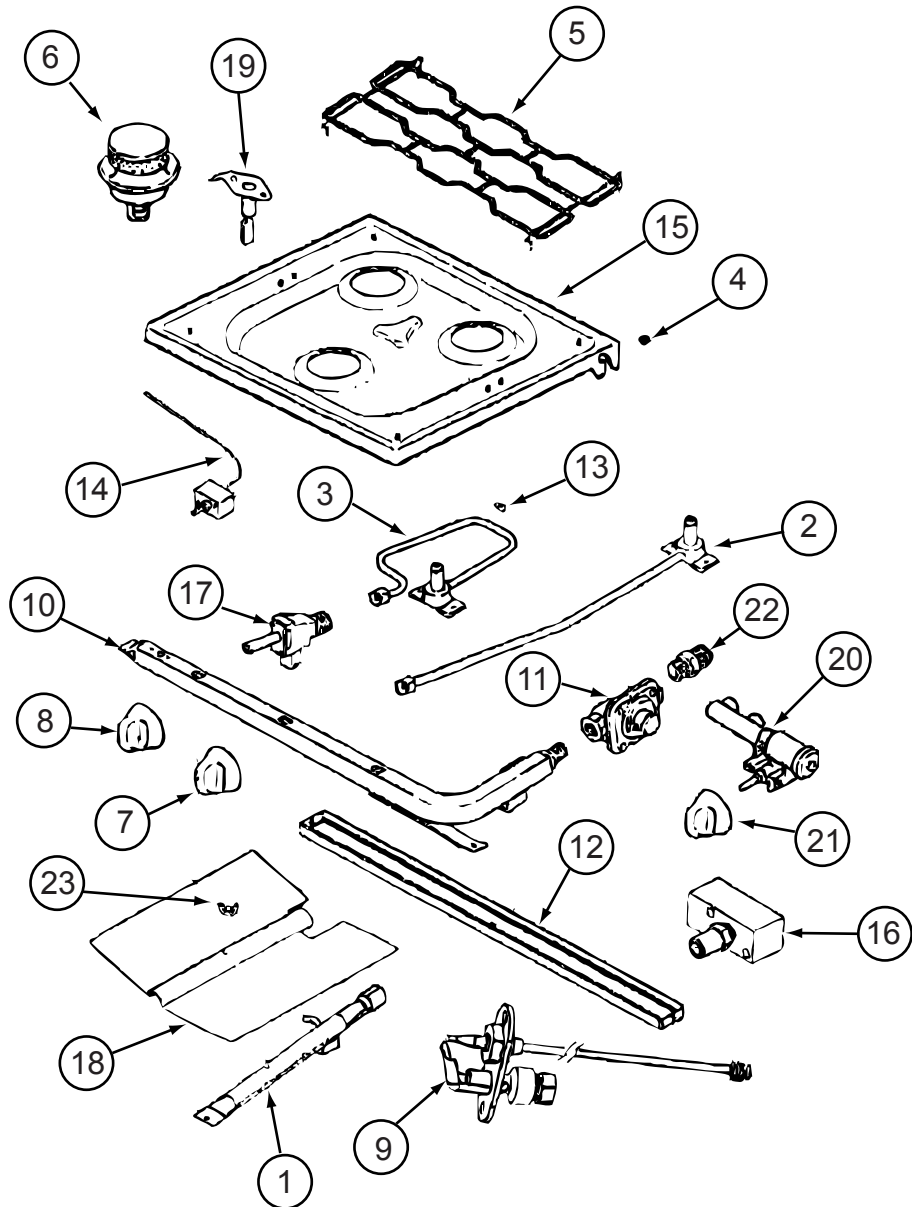
CABINET & APPLIANCE GROUP (CONTINUED)
COMPONENT PARTS FOR CABINET & APPLIANCE LAYOUT (CONTINUED)

135066-03-01A, 135066-03-04A, 150778-01-01A (CONTINUED)

KEY	PART NUMBER	U/M	DESCRIPTION	VENDOR NO.
1	126023-01-717	EA	BURNER - OVEN	74003343
2	128728-01-708	EA	FITTING W/ORFICE/TUBE - REAR	74003931
3	128728-01-710	EA	FITTING W/ORFICE/TUBE - FRT	74003930
4	102020-01-709	EA	BUMPER-GRATE	8007-P020-60
5	135065-03-703	EA	GRATE - BLACK(SEALED BURNER)	74007304
6	135065-03-702	EA	SEALED BURNER ASM.(BLACK) RV	74003967
7	128728-01-701	EA	KNOB - BURNER - REAR	74003941
7	128728-01-702	EA	KNOB - BURNER - FRONT	74003942
8	112881-04-703	EA	KNOB - THERMOSTAT - BLACK	74004645
9	112881-04-706	EA	PILOT - OVEN	74006334
10	126023-02-702	EA	PIPE - MANIFOLD	74004360
11	126023-02-703	EA	REGULATOR - PRESSURE	74004235
13	102020-01-724	EA	BUMPER-MAIN TOP	8003P008-60
14	126023-01-734	EA	THERMOSTAT/OVEN SERIES #11	74006332
15	128728-01-705	EA	TOP - MAIN - BLACK	74003928
15	135065-03-705	EA	TOP - MAIN - BLACK F/1512790201A ONLY	74007300
15	135065-03-715	EA	TOP - MAIN - STAINLESS STEEL	74007299
16	112881-04-704	EA	VALVE - OVEN	74006333
17	135065-01-703	EA	VALVE/BURNER - REAR	74004643
17	135065-01-704	EA	VALVE/BURNER-FRT-HI	74004644
17	135065-03-701	EA	SCREW - VALVE	71003231
18	135656-01-701	EA	MIXER/AIR	3411F003-34
19	135065-01-701	EA	IGNITOR/PORCELAIN-TOP BURNER	74004053
20	128728-01-716	EA	BURNER - IGNITOR	74003946
20	128728-01-717	EA	WIRES - IGNITOR	74003947
21	128728-01-707	EA	KNOB - IGNITOR	74003944
22	135065-03-700	EA	FITTING - HALF UNION	74004234

CONTACT WINNEBAGO PART SALES FOR UNLISTED COMPONENTS

CABINET & APPLIANCE GROUP (CONTINUED)
COMPONENT PARTS FOR CABINET & APPLIANCE LAYOUT (CONTINUED)



151277-03-01A, 151279-01-01A, 151279-02-01A/02A, 151279-03-01A

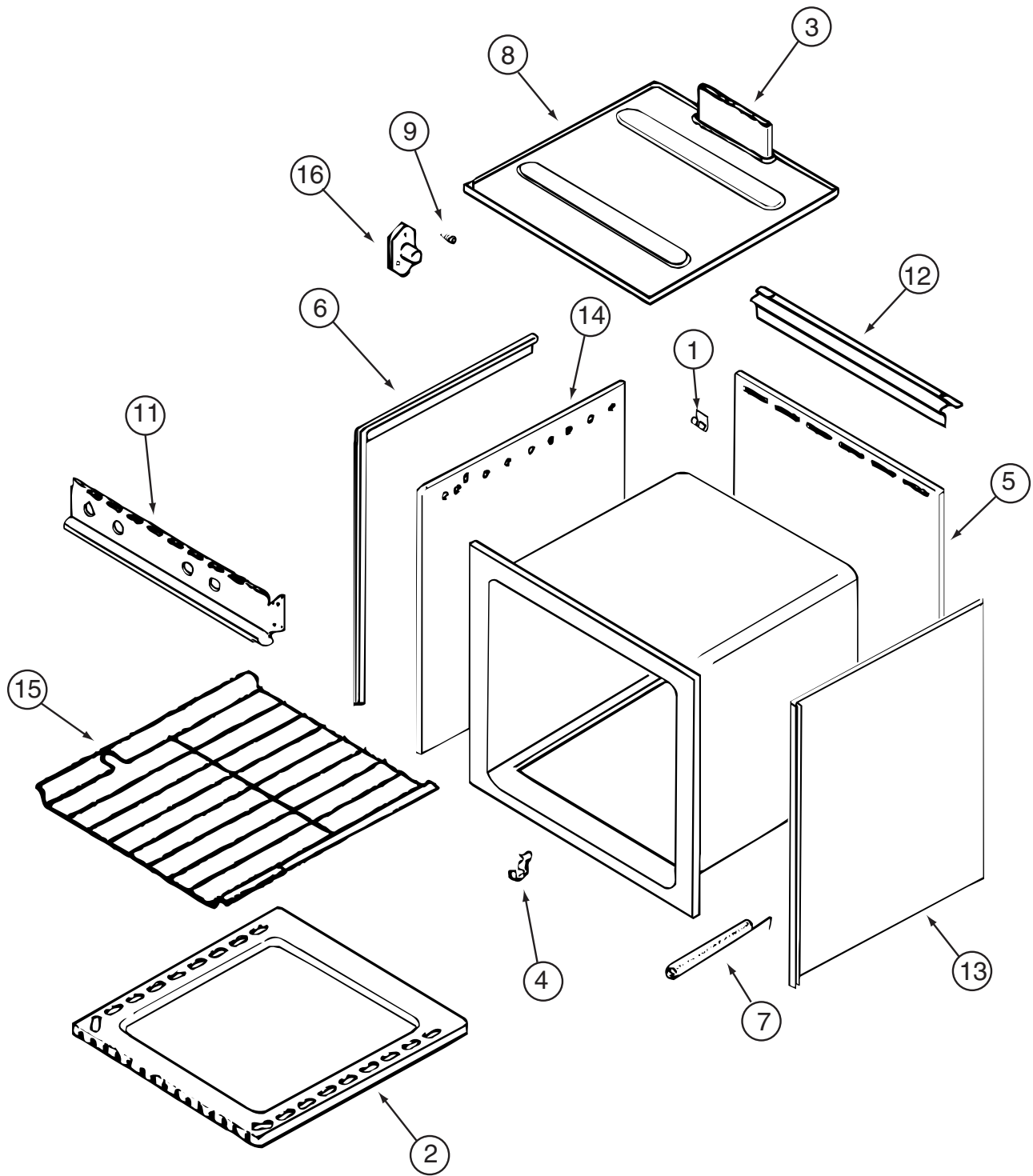
CABINET & APPLIANCE GROUP (CONTINUED)
COMPONENT PARTS FOR CABINET & APPLIANCE LAYOUT (CONTINUED)

151277-03-01A, 151279-01-01A, 151279-02-01A/02A, 151279-03-01A (CONTINUED)

KEY	PART NUMBER	U/M DESCRIPTION	VENDOR NO.
1	151279-02-700	EA BURNER - OVEN - W/SHUTTER	74009853
2	128728-01-708	EA FITTING W/ORFICE/TUBE - REAR	74003931
3	128728-01-710	EA FITTING W/ORFICE/TUBE - FRT	74003930
4	102020-01-709	EA BUMPER-GRATE	8007P020-60
5	135065-03-703	EA GRATE - BLACK(SEALED BURNER)	74007304
6	135065-03-702	EA SEALED BURNER ASM.(BLACK) RV	74003967
7	128728-01-701	EA KNOB - BURNER - REAR	74003941 (1 PER)
7	128728-01-702	EA KNOB - BURNER - FRONT	74003942 (2 PER)
8	151279-02-701	EA KNOB - THERMOSTAT - BLACK	74009858
9	112881-04-706	EA PILOT-OVEN (151279-01-01A ONLY)	74006334
9	151279-01-700	EA PILOT-BURNER- 16" (151279-01-01A ONLY)	74009852
9	151279-02-705	EA PILOT - OVEN - 22" SERIES	74010544
10	151279-02-702	EA PIPE - MANIFOLD	74009856
11	126023-02-703	EA REGULATOR - PRESSURE	74004235
11	112881-03-701	EA REGULATOR KIT W/FITTINGS	12001285
13	102020-01-724	EA BUMPER-MAIN TOP	8003P008-60
14	151279-02-703	EA THERMOSTAT	74009855
15	128728-01-705	EA TOP - MAIN - BLACK	74003928
15	135065-03-715	EA TOP - MAIN - STAINLESS STEEL	74007299
16	151279-02-704	EA ELBOW BLOCK ASM (VALVE-OVEN)	74009864
17	135065-01-703	EA VALVE/BURNER - REAR	74004643
17	135065-01-704	EA VALVE/BURNER-FRT-HI	74004644
18	135656-01-701	EA MIXER/AIR	3411F003-34
19	135065-01-701	EA IGNITOR/PORCELAIN-TOP BURNER	74004053
20	128728-01-716	EA IGNITOR - F/BURNERS	74003946
20	128728-01-717	EA WIRES - IGNITOR	74003947
21	128728-01-707	EA KNOB - IGNITOR	74003944
22	135065-03-700	EA FITTING - HALF UNION	74004234

CONTACT WINNEBAGO PART SALES FOR UNLISTED COMPONENT(S)

CABINET & APPLIANCE GROUP (CONTINUED)
COMPONENT PARTS FOR CABINET & APPLIANCE LAYOUT (CONTINUED)

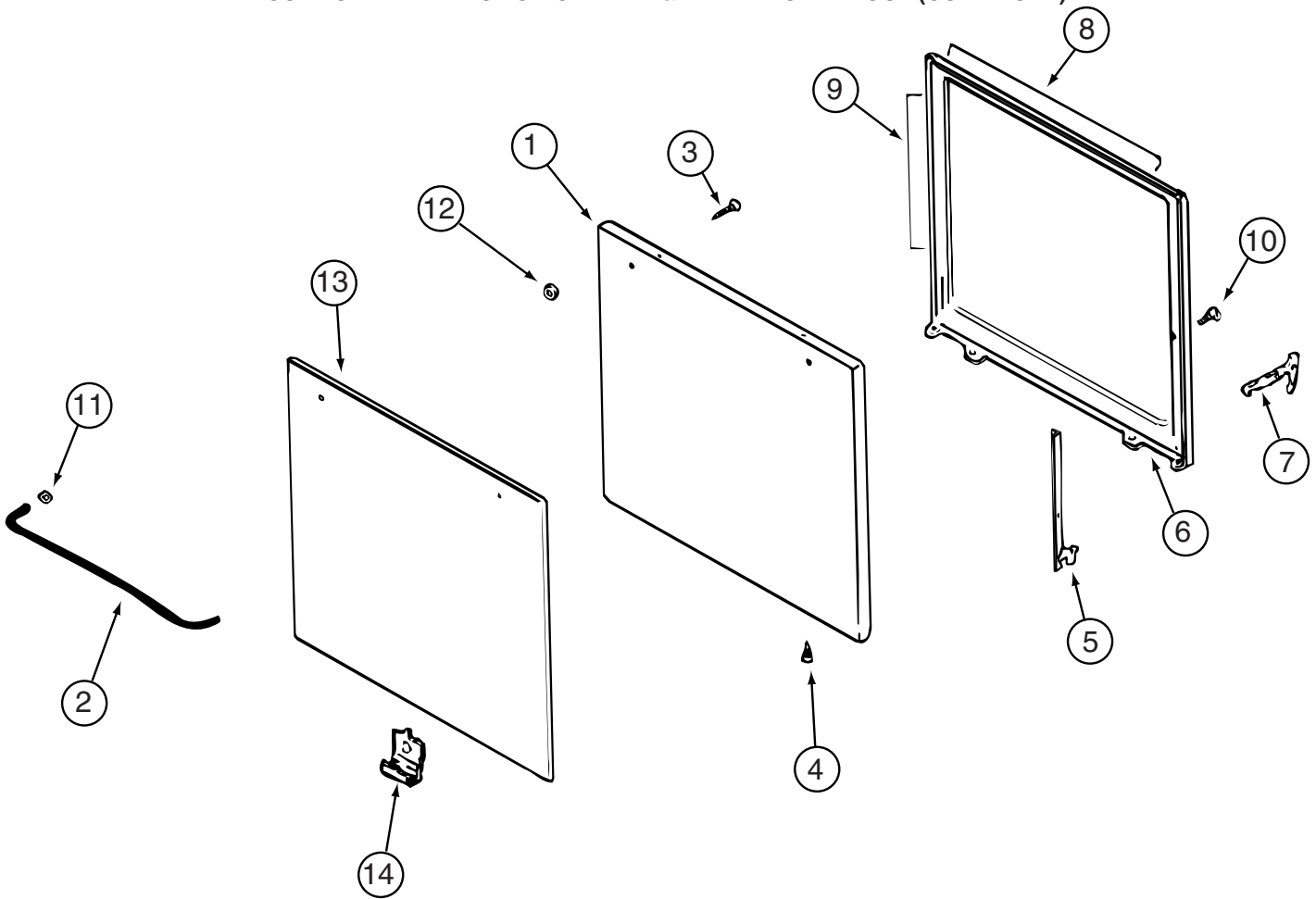


135066-03-01A/04A, 150778-01-01A, 151277-03-01A, 151279-02-01A/02A, 151279-03-01A (CONTINUED)

KEY	PART NUMBER	U/M	DESCRIPTION	VENDOR NO.
1	112881-03-702	EA	CLIP - MAIN TOP	74003998
2	126023-01-731	EA	BOTTOM - OVEN	2205F016-19
3	126023-01-718	EA	FLUE BOX ASSEMBLY	4006W075-80
6	126023-01-713	EA	TRIM - SIDE (RIGHT)	74002827
6	126023-01-714	EA	TRIM - SIDE (LEFT)	74002828
7	135066-03-708	EA	SPRING - OVEN DOOR	7803P053-60
9	128728-01-703	EA	PIN/T-NUT F/HINGE	7103P109-60
11	135066-03-701	EA	PANEL - MANIFOLD - BLACK	74007306
12	112881-01-721	EA	DEFLECTOR/FLUE-BLK-SEALED BR	74002829
15	126023-01-716	EA	RACK - OVEN	74003106

CONTACT WINNEBAGO PART SALES FOR UNLISTED COMPONENT(S)

CABINET & APPLIANCE GROUP (CONTINUED)
COMPONENT PARTS FOR CABINET & APPLIANCE LAYOUT (CONTINUED)

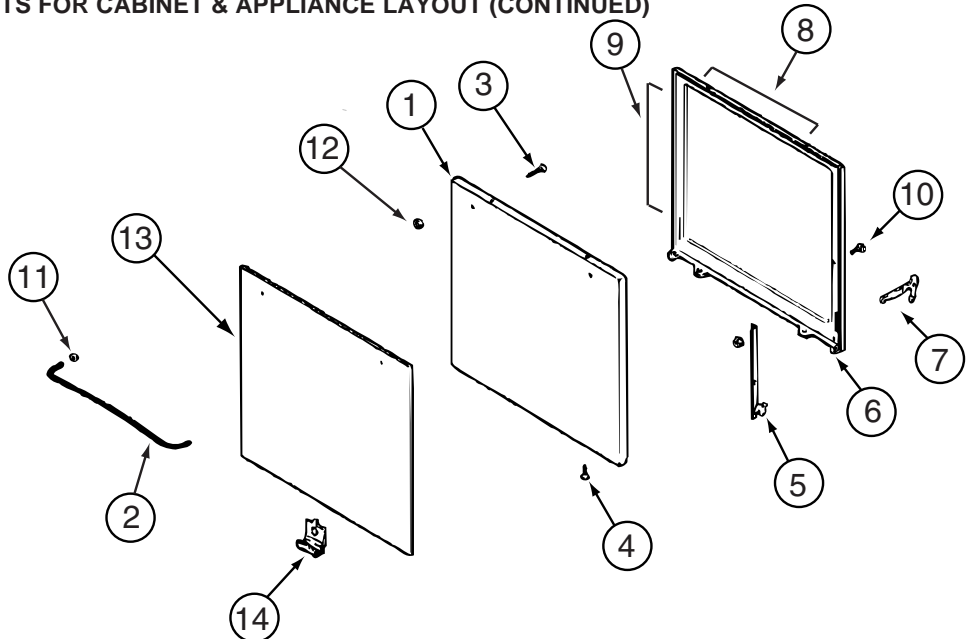


135066-03-01A, 135066-03-04A (CONTINUED)

KEY	PART NUMBER	U/M	DESCRIPTION	VENDOR NO.
1	126023-01-712	EA	PANEL - DOOR (BLACK)	74001190
1	135066-03-702	EA	PANEL - DOOR - STAINLESS STEEL	74007313
2	102020-01-701	EA	HANDLE,DOOR	7701P092-60
8	126023-01-732	EA	SEAL/OVEN DR TOP	7212P014-60
9	126023-01-733	EA	SEAL/OVEN DR SIDES(2PCS)	7212P038-60
13	102020-01-725	EA	GLASS OUTER	7902P266-60

CONTACT WINNEBAGO PART SALES FOR UNLISTED COMPONENT(S)

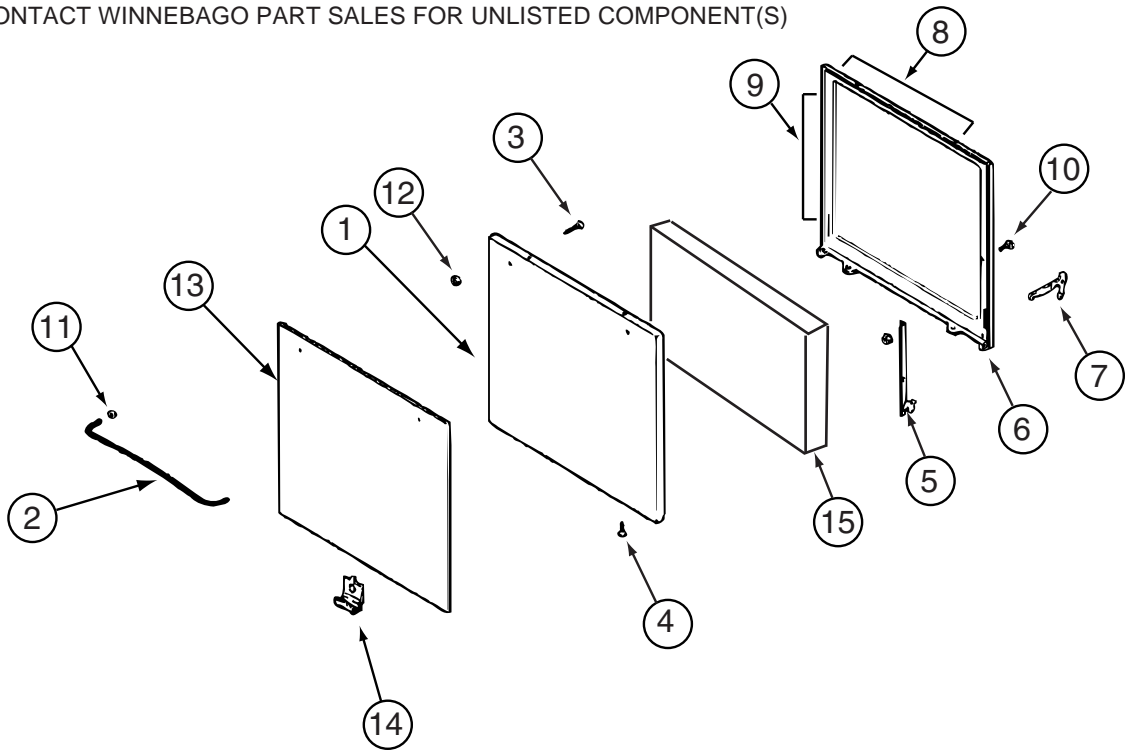
CABINET & APPLIANCE GROUP (CONTINUED)
COMPONENT PARTS FOR CABINET & APPLIANCE LAYOUT (CONTINUED)



150778-01-01A, 151277-03-01A, 151279-02-01A, 151279-03-01A (CONTINUED)

KEY	PART NUMBER	U/M	DESCRIPTION	VENDOR NO.
1	126023-01-712	EA	PANEL - DOOR (BLACK)	74001190
2	128727-01-701	EA	HANDLE - OVEN DOOR	74003929
5	151277-01-704	EA	HINGE KIT-OVEN DR/LT	12400028
5	151277-01-705	EA	HINGE KIT-OVEN DR/RT	12400029
8	126023-01-732	EA	SEAL/OVEN DR TOP	7212P014-60
9	135066-03-714	EA	SEAL - OVEN DOOR SIDES	7212P039-60
13	102020-01-725	EA	GLASS OUTER	7902P266-60
14	126023-01-738	EA	CLIP - GLASS OVEN/BLACK	7112P093-60

CONTACT WINNEBAGO PART SALES FOR UNLISTED COMPONENT(S)



151279-02-02A (CONTINUED)

KEY	PART NUMBER	U/M	DESCRIPTION	VENDOR NO.
1	126023-01-712	EA	PANEL - DOOR (BLACK)	74001190
2	128727-01-701	EA	HANDLE - OVEN DOOR	74003929
8	126023-01-732	EA	SEAL/OVEN DR TOP	7212P014-60
9	135066-03-714	EA	SEAL - OVEN DOOR SIDES	7212P039-60
13	135066-03-702	EA	PANEL-DOOR - STAINLESS STEEL	74007313

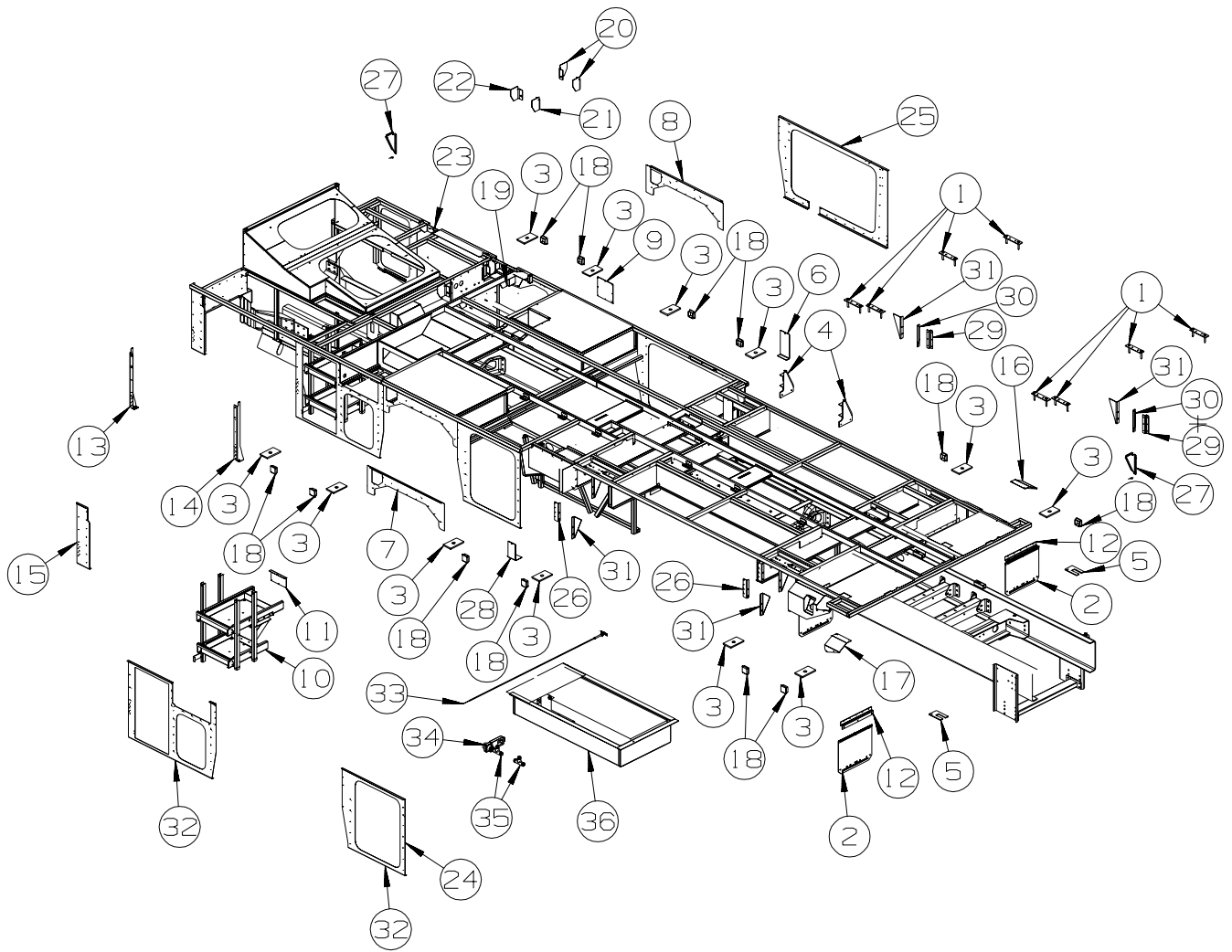
CONTACT WINNEBAGO PART SALES FOR UNLISTED COMPONENT(S)

CABINET & APPLIANCE GROUP (CONTINUED)
COMPONENT PARTS FOR CABINET & APPLIANCE LAYOUT (CONTINUED)

140147-04-01A, 140147-04-02A

KEY	PART NUMBER	U/M	DESCRIPTION	VENDOR NO.
	140147-02-700	EA	TRAY-GLASS	WB49X10074
	140147-02-701	EA	FILTER-GREASE (SOLD AS PAIR)	WB6X10309 - 2/PKG.
	140147-02-702	EA	TRAY-METAL PAN	WB49X10053

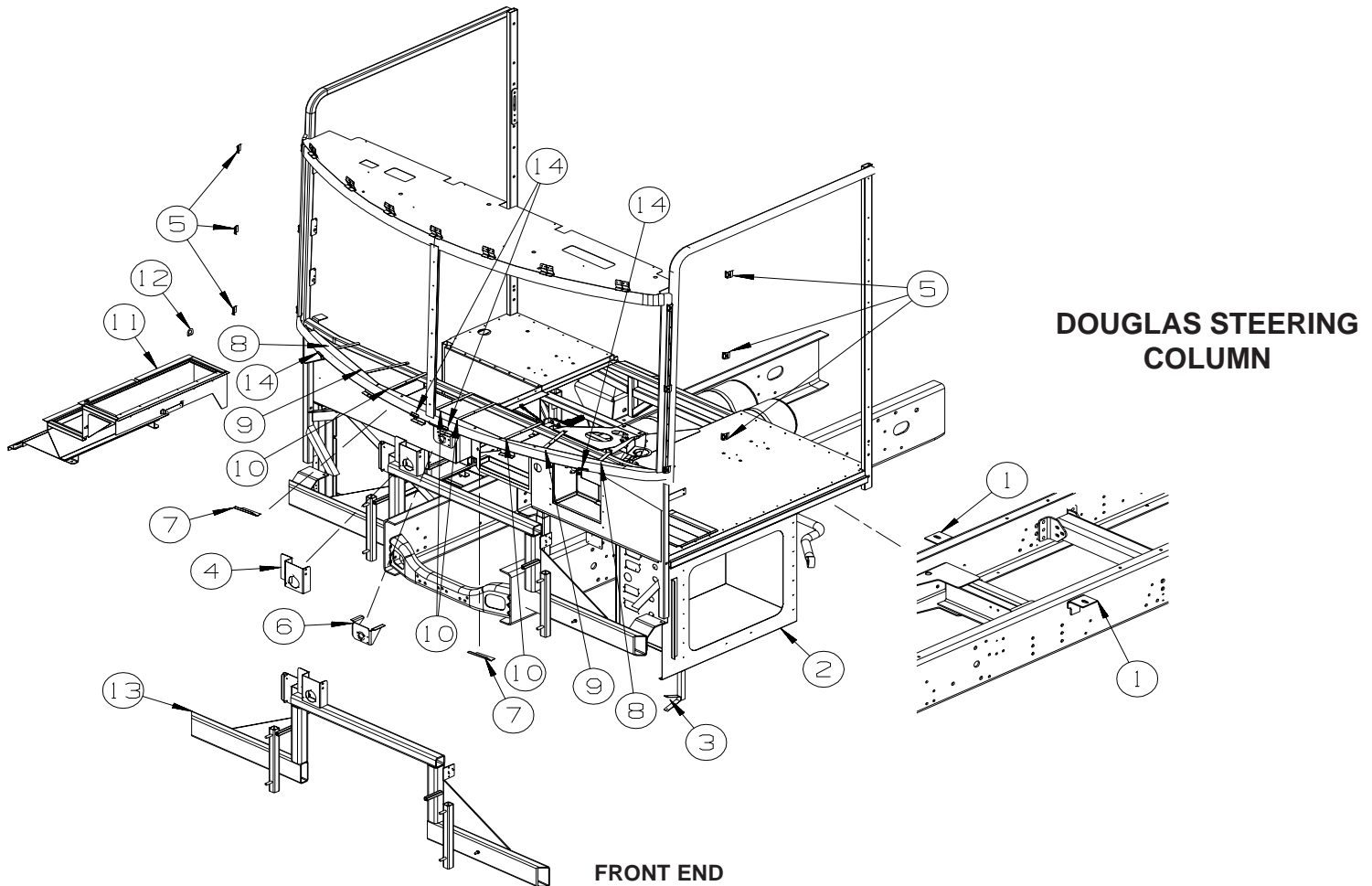
CHASSIS GROUP FRAME



KEY	PART NUMBER	U/M	DESCRIPTION
1	134460-01-02B	EA	PLATE - MOUNTING - E-COATED
2	136391-02-02B	EA	GUARD/ROCK - STEEL - W/ANGLE - 18"W X 15"H - E-COATED
3	135712-01-02B	EA	PLATE - BODY MOUNT - E-COATED
4	144237-01-02B	EA	BRACKET - LP - E-COATED
5	128310-01-02B	EA	SHIM-BODY, MOUNT, 11GA, E-CT
6	094756-08-02B	EA	BRACKET/ANGLE - W/HOLES - E-COATED
7	119750-09-02B	EA	PANEL/SEAL PLANE - WHEELWELL - E-COATED
8	119750-10-02B	EA	PANEL/SEAL PLANE - WHEELWELL - E-COATED
9	134297-02-02B	EA	PLATE - COVER - E-COATED
10	138866-01-01A	EA	SLIDE - BATTERY TRAY
11	139982-01-02B	EA	PANEL/COVER - ACCESS - RAM - E-COATED
12	140273-01-02B	EA	BRACE - ROCK GUARD - E-COATED
13	141649-01-02B	EA	BRACKET - A/C - E-COATED
14	141649-02-02B	EA	BRACKET - A/C - E-COATED
15	141650-02-02B	EA	PLATE/SEAL - E-COATED
16	143530-01-02B	EA	COVER/HOLE - SEAL ACCESS/SLIDEOUT - E-COATED
17	143530-02-02B	EA	COVER/HOLE - SEAL ACCESS/SLIDEOUT - E-COATED
18	119845-01-01A	EA	PLUG/PLASTIC - 1 1/2" SQUARE - BLACK
19	144120-02-02B	EA	COMPARTMENT - POWER CORD - E-COATED
20	136910-01-02B	EA	BRACKET - CYLINDER/RAM - RIGHT HAND - E-COATED
21	136910-03-02B	EA	BRACKET - CYLINDER (RAM) - E-COATED
22	136910-04-02B	EA	BRACKET - CYLINDER (RAM) - E-COATED
23	139409-02-02B	EA	BRACKET - MOUNTING - CYLINDER - E-COATED
24	149593-01-02B	EA	PLATE/SEAL - RIGHT HAND/FRONT - E-COATED
25	151044-01-02B	EA	SEAL PLANE - DRAINAGE - E-COATED
26	150925-02-02B	EA	BRACKET/SUPPORT - RAM - E-COATED
27	123440-04-02B	EA	SUPPORT - PANEL - 9.9"/7.6" X 4.7" - SLIDEOUT - E-COATED
28	094756-09-02B	EA	BRACKET/ANGLE - W/HOLES - E-COATED

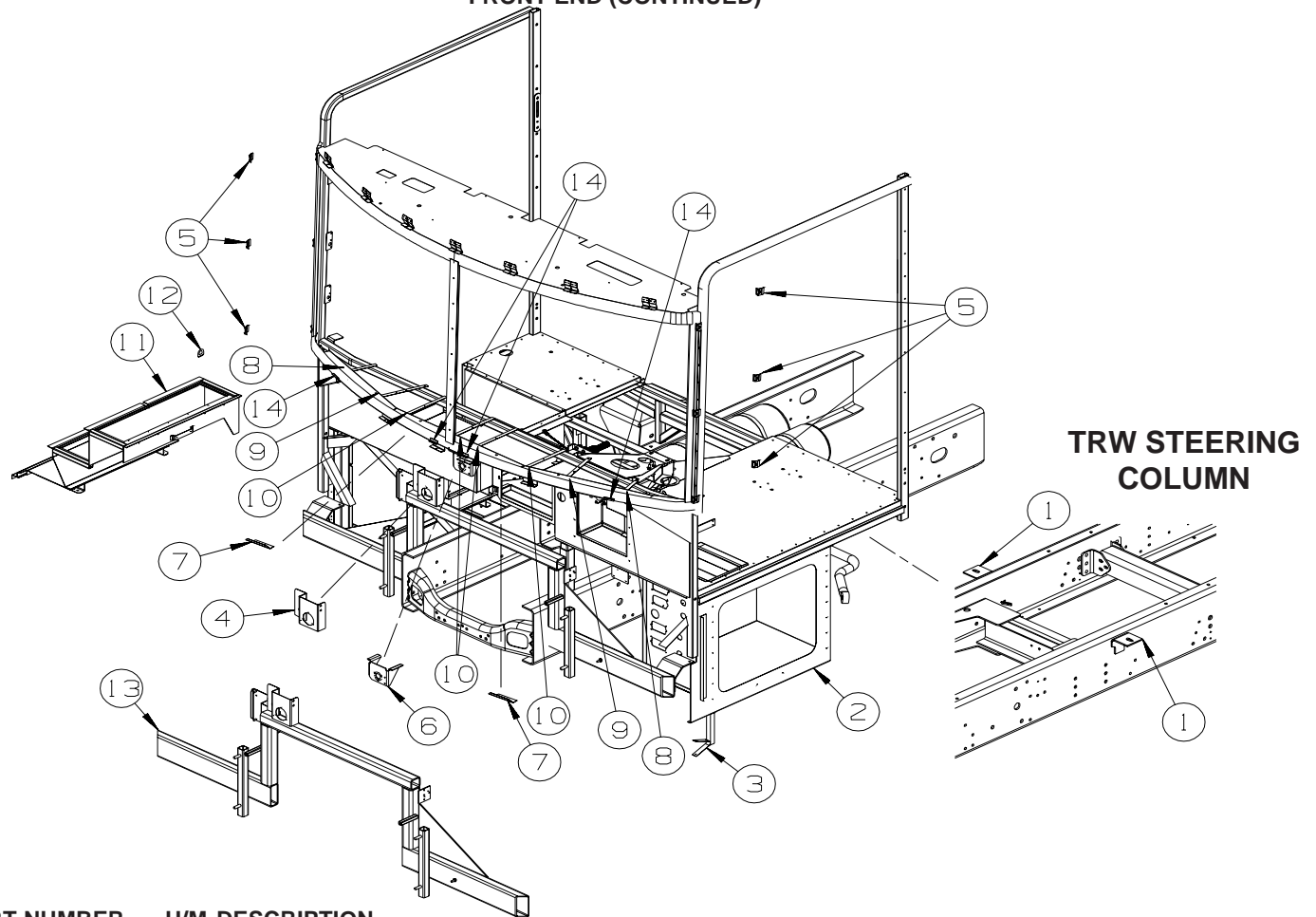
CHASSIS GROUP (CONTINUED) FRAME (CONTINUED)

KEY	PART NUMBER	U/M	DESCRIPTION
29	116104-06-02B	EA	BRACKET - ZEE W/HOLES - 7.9" - E-COATED
30	131531-04-02B	EA	GUSSET - SLIDEOUT - E-COATED
31	131531-01-02B	EA	GUSSET - SLIDEOUT - E-COATED
32	126516-01-01A	FT	TRIM - VINYL/EXTRUDED - 8'
33	062421-08-000	EA	CABLE/ROD - F/DUMP VALVE - W/HANDLE - 108"
			FROM: 00-00-00 THRU: 12-31-04
33	062421-10-000	EA	CABLE/ROD - F/DUMP VALVE - W/HANDLE - 72"
			FROM: 01-01-05 THRU: 99-99-99
34	150184-01-02B	EA	RETAINER - DUMP VALVE - E-COATED
35	145714-01-000	EA	TEE - PLASTIC - 1 1/4" BARB
36	150033-01-02B	EA	COMPARTMENT - WATER - E-COATED



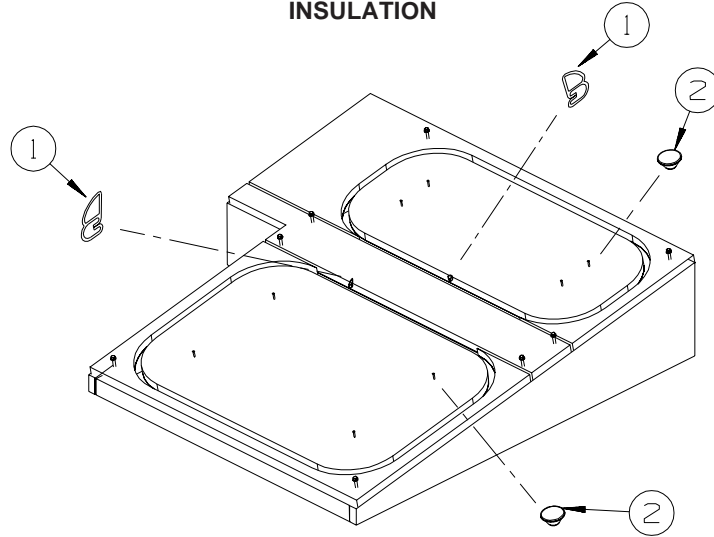
KEY	PART NUMBER	U/M	DESCRIPTION
1	117154-04-02B	EA	MOUNT - FRAME RAIL/FLOOR
2	145992-01-02B	EA	PANEL - SEAL - FRONT - E-COATED
2	123764-06-02B	EA	COMPARTMENT/LUGGAGE - E-COATED
3	115023-01-000	EA	ISOLATOR - RUBBER
4	142478-01-01B	EA	BRACKET - GAUGE - AIR SOURCE - MILL
5	120363-01-01B	EA	BRACKET - WINDSHIELD
			FROM: 00-00-00 THRU: 04-02-04
5	148935-01-01B	EA	BRACKET - WINDSHIELD, MILL
			FROM: 04-03-04 THRU: 99-99-99
6	134506-01-01B	EA	BRACKET - WIPER MOTOR
7	134202-01-01B	EA	REINFORCEMENT - SUPPORT - LOWER WINDSHIELD/MIDDLE
8	137047-06-01B	EA	STRAP - DEFROSTER PLENUM
9	137047-05-01B	EA	STRAP - DEFROSTER PLENUM
10	137047-04-01B	EA	STRAP - DEFROSTER PLENUM
11	144034-01-02B	EA	STEP - ENTRANCE DOOR - E-COATED
12	099418-01-000	FT	SEAL - D-SECTION/ADHESIVE BACK - .44" X .44" - BLK RUBBER
13	135808-03-02B	EA	SUPPORT - FRONT - E-COATED
14	126289-65-01B	EA	ANGLE - FORMED

CHASSIS GROUP (CONTINUED)
FRONT END (CONTINUED)

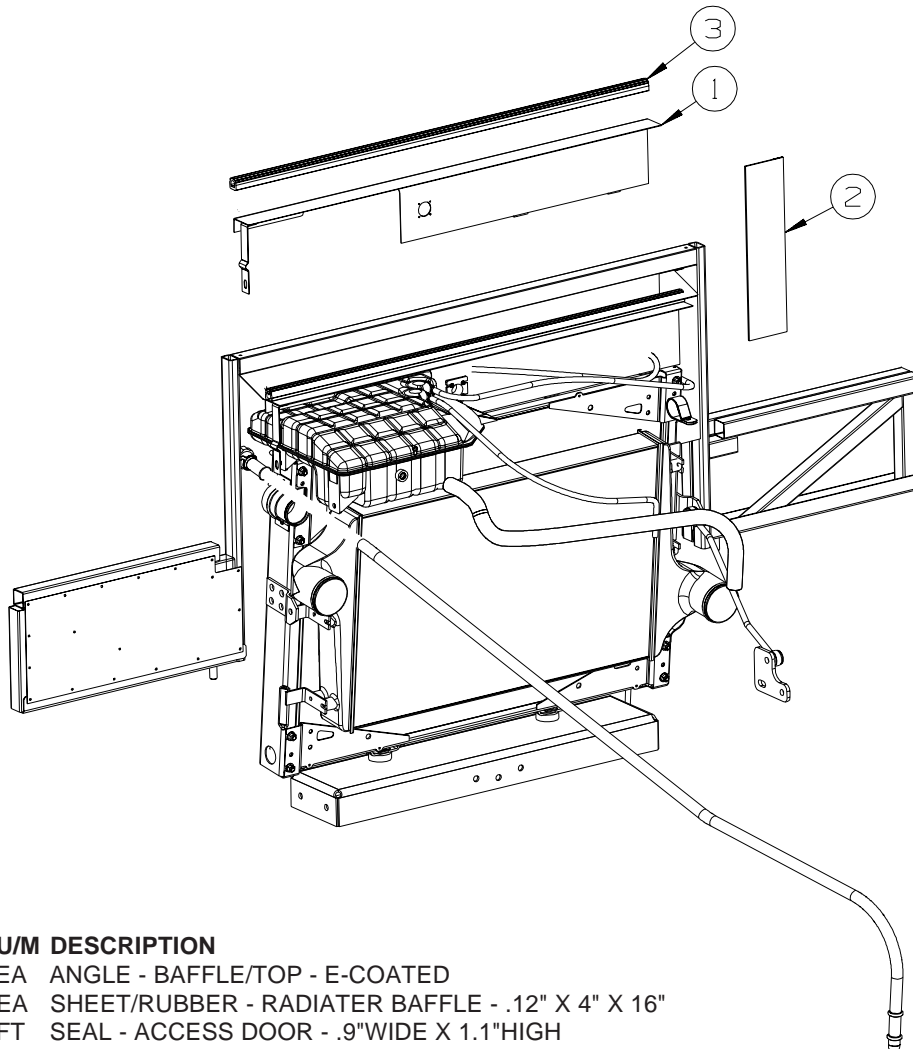


KEY	PART NUMBER	U/M	DESCRIPTION
1	117154-04-02B	EA	MOUNT - FRAME RAIL/FLOOR
2	145992-01-02B	EA	PANEL - SEAL - FRONT - E-COATED
2	123764-07-02B	EA	COMPARTMENT/LUGGAGE - E-COATED
			FROM: 00-00-00 THRU: 07-09-04
2	123764-06-02B	EA	COMPARTMENT/LUGGAGE - E-COATED
			FROM: 07-10-04 THRU: 99-99-99
3	115023-01-000	EA	ISOLATOR - RUBBER
4	142478-01-01B	EA	BRACKET - GAUGE - AIR SOURCE - MILL
5	148935-01-01B	EA	BRACKET - WINDSHIELD, MILL
6	134506-01-01B	EA	BRACKET - WIPER MOTOR
7	134202-01-01B	EA	REINFORCEMENT - SUPPORT - LOWER WINDSHIELD/MIDDLE
8	137047-06-01B	EA	STRAP - DEFROSTER PLENUM
9	137047-05-01B	EA	STRAP - DEFROSTER PLENUM
10	137047-04-01B	EA	STRAP - DEFROSTER PLENUM
11	144034-01-02B	EA	STEP - ENTRANCE DOOR - E-COATED
12	099418-01-000	FT	SEAL - D-SECTION/ADHESIVE BACK - .44" X .44" - BLK RUBBER
13	135808-03-02B	EA	SUPPORT - FRONT - E-COATED
14	126289-65-01B	EA	ANGLE - FORMED

CHASSIS GROUP (CONTINUED)
INSULATION



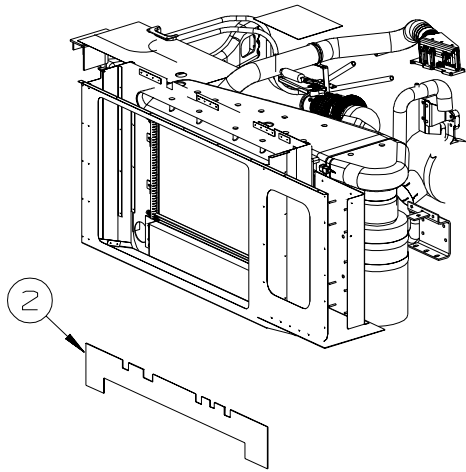
KEY	PART NUMBER	U/M	DESCRIPTION
1	039623-01-000	FT	SEAL - MOTOR COVER - RUBBER BULB TYPE
2	106648-01-000	EA	CAP - STUD - .120 TO .130 DIAMETER
	072877-03-000	EA	INSULATION - SOUND BARRIER- 1" X 36" X 57" - ADHESIVE BACK



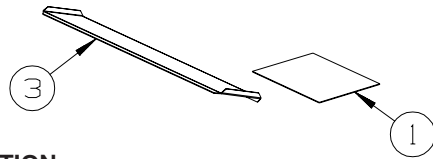
REAR RADIATOR

KEY	PART NUMBER	U/M	DESCRIPTION
1	134068-05-02B	EA	ANGLE - BAFFLE/TOP - E-COATED
2	076310-05-000	EA	SHEET/RUBBER - RADIATER BAFFLE - .12" X 4" X 16"
3	107721-07-000	FT	SEAL - ACCESS DOOR - .9"WIDE X 1.1"HIGH

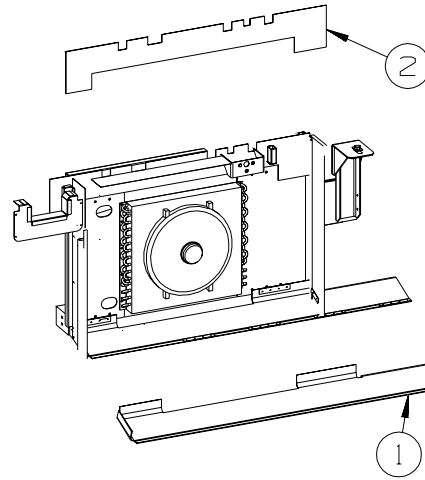
CHASSIS GROUP (CONTINUED)
INSULATION (CONTINUED)



SIDE RADIATOR



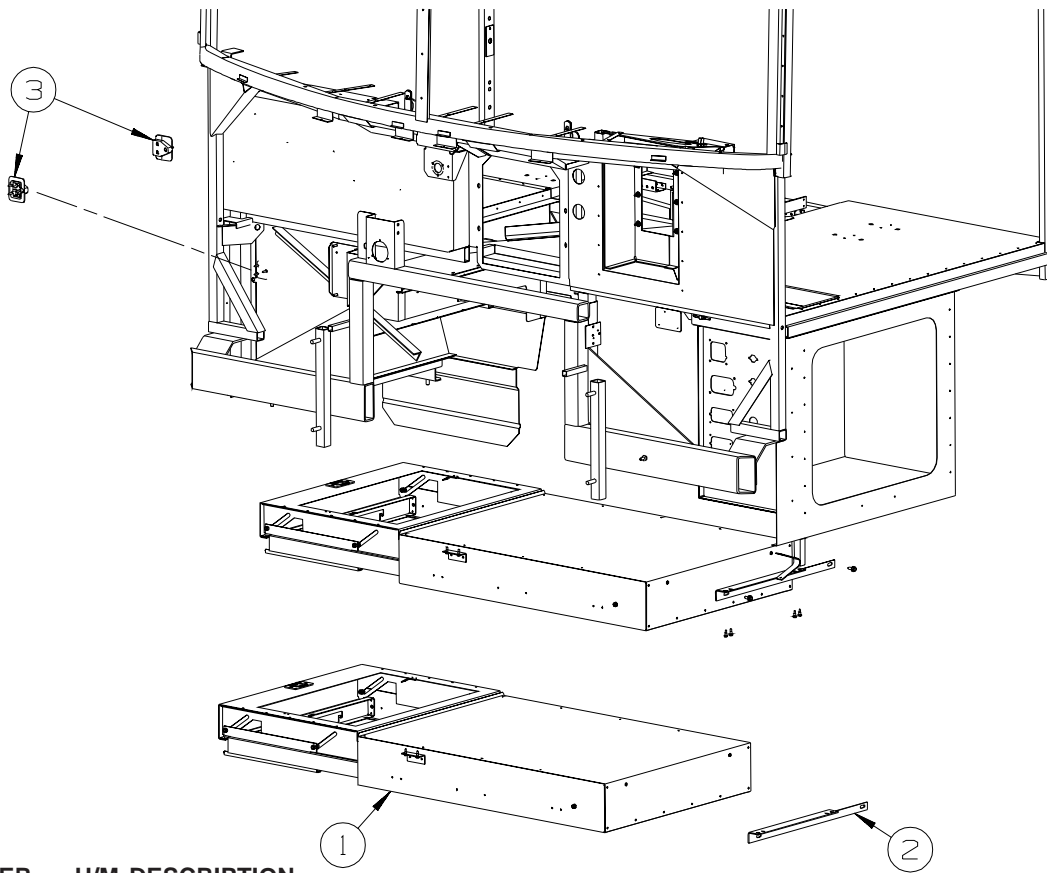
KEY	PART NUMBER	U/M	DESCRIPTION
1	076310-07-000	EA	SHEET/RUBBER - RADIATER BAFFLE - .12" X 12" X 18.5" FROM: 00-00-00 THRU: 08-08-04
1	076310-13-000	EA	SHEET/RUBBER - RADIATER BAFFLE - .12" X 11.8" X 13.8" FROM: 08-09-04 THRU: 99-99-99
2	146844-01-000	EA	SHEET/RUBBER - 7.9" X 49.9"
3	146200-01-000	EA	SHEET/RUBBER - 12.8" X 50.9" FROM: 00-00-00 THRU: 06-27-04
3	146200-02-000	EA	SHEET/RUBBER - 11" X 50.9" FROM: 06-28-04 THRU: 99-99-99



SIDE RADIATOR

KEY	PART NUMBER	U/M	DESCRIPTION
1	149047-01-000	EA	RUBBER-SHEET
2	146844-01-000	EA	SHEET/RUBBER - 7.9" X 49.9"

CHASSIS GROUP (CONTINUED) STEPWELL COVER



KEY	PART NUMBER	U/M	DESCRIPTION
1*	145122-01-01A	EA	STEP COVER - SLIDING
2	145661-03-02B	EA	BRACKET - STEP COVER - E-COATED
			FROM: 00-00-00 THRU: 06-13-04
2	145661-02-02B	EA	BRACKET - STEP COVER - E-COATED
			FROM: 06-14-04 THRU: 99-99-99
3	142499-02-01A	EA	BLOCK/SUPPORT (STEP COVER)

***COMPONENT PARTS LISTED LATER IN THIS GROUP**

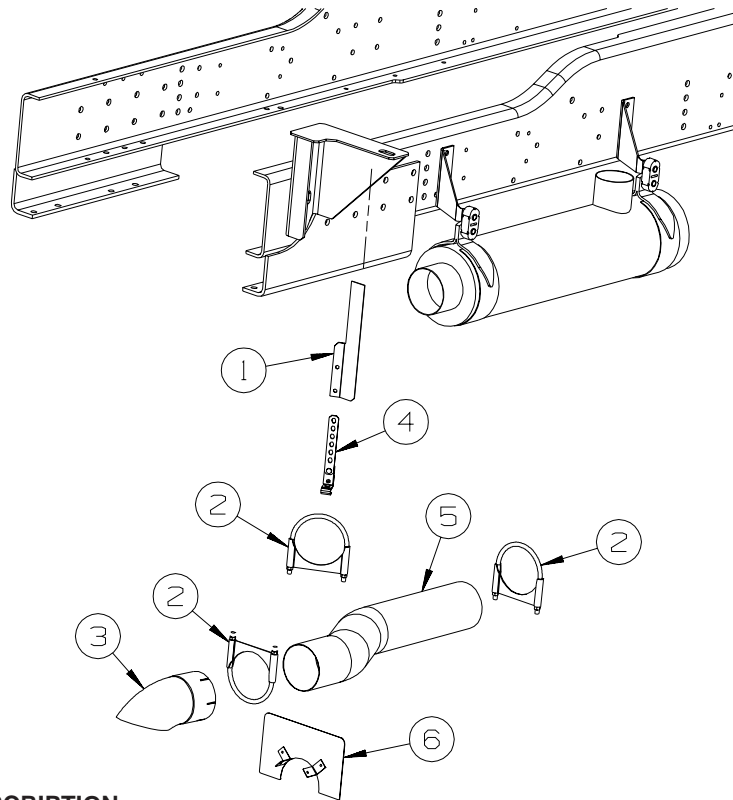
COMPONENT PARTS FOR STEPWELL COVER

145122-01-01A

KEY	PART NUMBER	U/M	DESCRIPTION	VENDOR NO.
	141691-01-703	EA	LATCH-CABLE RELEASE	1912125
	141691-01-704	EA	SPRING - CABLE PRELOAD	1217507
	141691-01-708	EA	MOTOR W/9 TOOTH PINION	1820122
	145122-01-700	EA	CABLE - 80" W/STOPS	1218753
	145122-01-701	EA	CABLE - 54" W/STOPS	1218754
	145122-01-702	EA	CAP/END - F/DRUM - PLASTIC	1612535
	145122-01-703	EA	BUSHING - .6"ID X .8"OD	1614003
	145122-01-704	EA	HARNESS/ADAPTER	1809938
	145122-01-705	EA	CABLE/RELEASE - 8" W/EYE	1213000
	145122-01-706	EA	COVER - EMERGENCY RETRACT	1612532
	145122-01-707	EA	SHOE/CABLE - PLASTIC	1612533
	145122-01-708	EA	GUIDE/ARM SLIDE - PLASTIC	1612542
	145122-01-709	EA	BUSHING/BRONZE - .38" X .50"	1614007

CHASSIS GROUP (CONTINUED)

EXHAUST



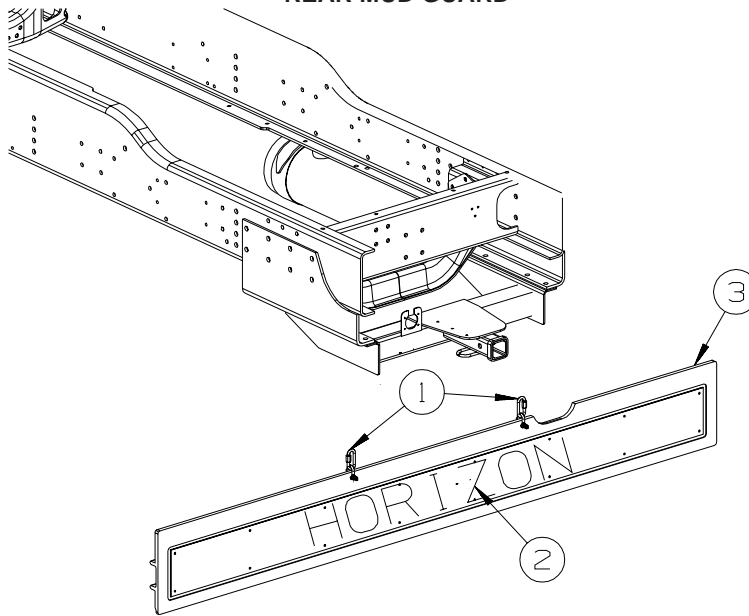
KEY	PART NUMBER	U/M	DESCRIPTION
1	144916-01-02B	EA	BRACKET/HANGER - TAILPIPE - E-COATED - SIDE RADIATOR
2	094918-08-000	EA	CLAMP - EXHAUST - 5"
3	116425-02-000	EA	EXTENSION - EXHAUST - CHROMED - 5"
3	116425-04-000	EA	EXTENSION - EXHAUST - CHROMED - 5" FROM: 00-00-00 THRU: 04-20-04 FROM: 04-21-04 THRU: 99-99-99
4	007131-01-000	EA	HANGER - TAILPIPE - 6 SLOTS
5	114869-14-000	EA	PIPE - EXHAUST - SIDE RADIATOR
5	114869-15-000	EA	PIPE - EXHAUST - REAR RADIATOR
6	143766-02-02B	EA	SHIELD - EXHAUST/TAILPIPE - E-COATED

HITCH

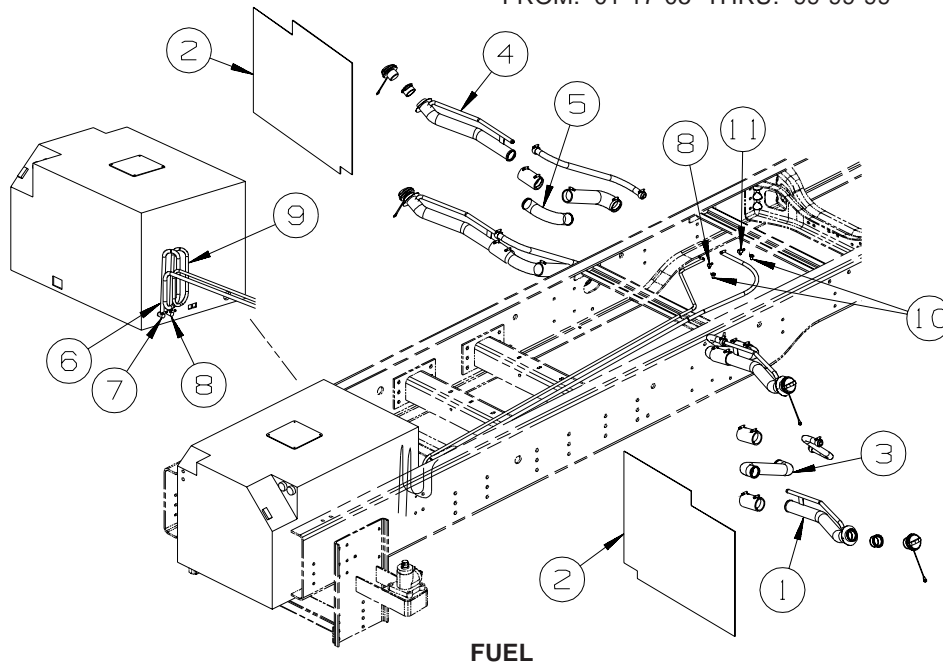
KEY	PART NUMBER	U/M	DESCRIPTION
	134016-03-01A	EA	DRAWBAR/HITCH - CLASS 4

CHASSIS GROUP (CONTINUED)

REAR MUD GUARD



KEY	PART NUMBER	U/M DESCRIPTION
1	139818-01-01A	EA LINK - QUICK - STAINLESS STEEL
2	149830-02-01A	EA LOGO - "HORIZON" - FOR MUDFLAP - CHROME/BLACK
3	143924-05-02A	EA MUD FLAP/REAR - "BLANK" - RUBBER W/POLISHED ALUMINUM FROM: 00-00-00 THRU: 01-16-05
3	151908-02-02A	EA MUD FLAP - REAR - 10.6" X 93.9" - POLISHED ALUMINUM FROM: 01-17-05 THRU: 99-99-99

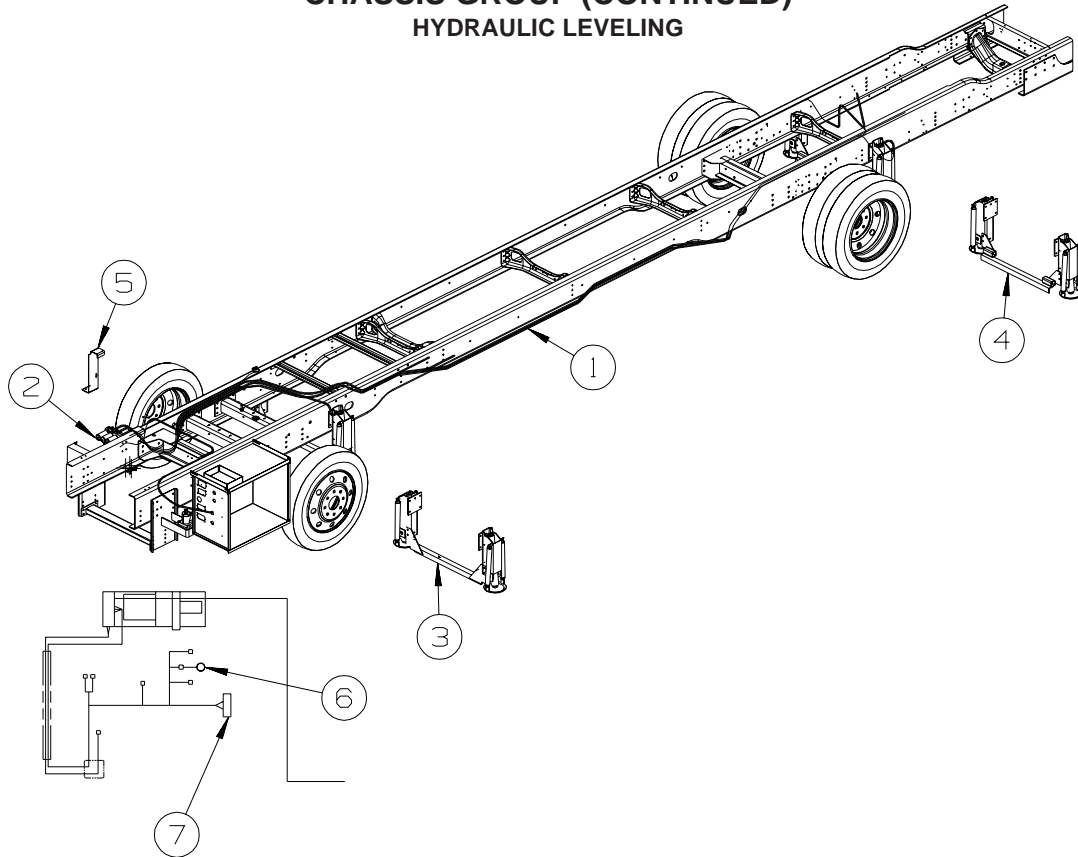


FUEL

KEY	PART NUMBER	U/M DESCRIPTION
1	144990-01-000	EA NECK - FUEL FILL - LEFT HAND
2	118726-05-000	EA BAFFLE - FUEL FILL
3	100140-09-000	EA TUBE-FUEL INLET
4	144990-02-000	EA NECK - FUEL FILL - RIGHT HAND
5	145835-02-000	EA ELBOW - FUEL FILL
6	024138-01-000	FT HOSE - FUEL - 5/16" ID
7	114253-04-000	EA ELBOW - 5/16 SINGLE BARB X 1/8 MPT
8	114253-01-000	EA ELBOW - 1/4 SINGLE BARB X 1/8 MPT
9	128139-03-000	FT HOSE - FUEL - LOW PERMEABILITY - 1/4" DIAMETER
10	068382-06-000	EA BUSHING - 3/8"MPT X 1/8"FPT - BRASS
11	114253-02-000	EA ELBOW - 5/16 SINGLE BARB X 1/4 MPT

CHASSIS GROUP (CONTINUED)

HYDRAULIC LEVELING



KEY	PART NUMBER	U/M	DESCRIPTION
1*	100536-47-000	EA	HOSE KIT - LEVELING JACKS - 228" WHEELBASE
1	100536-50-000	EA	HOSE KIT - LEVELING JACKS - 267" WHEELBASE
2*	144226-41-000	EA	LEVELING SYSTEM - 325 SYSTEM W/4 SLIDEOUTS - FREIGHTLINER - 4 SLIDEOUT ROOMS
2*	144226-26-000	EA	LEVELING SYSTEM - 325 SYSTEM W/3 SLIDEOUTS - FREIGHTLINER - 3 SLIDEOUT ROOMS
2*	144226-27-000	EA	LEVELING SYSTEM - 325 SYSTEM W/2 SLIDEOUTS - FREIGHTLINER - 2 SLIDEOUT ROOMS
2*	144226-42-000	EA	LEVELING SYSTEM - 625 SYSTEM W/4 SLIDEOUTS - FREIGHTLINER - 4 SLIDEOUT ROOMS
2*	144226-43-000	EA	LEVELING SYSTEM - 625 SYSTEM W/3 SLIDEOUTS - FREIGHTLINER - 3 SLIDEOUT ROOMS
2*	144226-44-000	EA	LEVELING SYSTEM - 625 SYSTEM W/2 SLIDEOUTS - FREIGHTLINER - 2 SLIDEOUT ROOMS
3	128411-06-02B	EA	BRACKET - JACK - E-COATED
			FROM: 00-00-00 THRU: 05-12-04
3	128411-07-02B	EA	BRACKET - JACK - E-COATED
			FROM: 05-13-04 THRU: 99-99-99
4	114748-05-02B	EA	CROSSMEMBER - REAR JACK MOUNTING - 8.9L CUMMINS ENGINE
			FROM: 00-00-00 THRU: 03-26-04
4	114748-08-02B	EA	BRACKET - JACKS/REAR - E-COATED - 7.2L CAT ENGINE
			FROM: 00-00-00 THRU: 03-26-04
4	128411-06-02B	EA	BRACKET - JACK - E-COATED
			FROM: 03-27-04 THRU: 05-10-04
4	114748-08-02B	EA	BRACKET - JACKS/REAR - E-COATED
			FROM: 05-11-04 THRU: 99-99-99
5	144224-01-01A	EA	BRACKET - PUMP/LEVELING - BLACK
6	134092-05-000	EA	CHIME KIT - LEVELING SYSTEM - 325/625
7	107889-06-000	EA	PANEL - CONTROL - 625 AIR DUMP
7	107889-09-000	EA	PANEL - CONTROL - 325 AIR DUMP

*COMPONENT PARTS LISTED LATER IN THIS GROUP

CHASSIS GROUP (CONTINUED)
COMPONENT PARTS FOR HYDRAULIC LEVELING

100536-47-000

KEY	PART NUMBER	U/M	DESCRIPTION	VENDOR NO.
	100536-31-701	EA	HOSE - HYDRAULIC - 96"	RAP5352
	100536-47-700	EA	HOSE-HYDRAULIC - 1/4" X 416"	RAP91507
	100536-47-701	EA	HOSE-HYDRAULIC - 1/4" X 378"	RAP91501
	115767-01-704	EA	HOSE-HYDRAULIC - 1/4" X 146"	RAP90004/AP2443

144226-26-000

KEY	PART NUMBER	U/M	DESCRIPTION	VENDOR NO.
	100532-03-717	EA	VALVE-PRESS., RETURN SHUTTLE	RAP7964
	100532-09-704	EA	VALVE-PRESS SOLENOID(LARGE)	RAP0642
	100532-09-710	EA	SOLENOID-INTERMITENT DUTY	RAP0533
	105532-12-707	EA	SPRING KIT (PAIR)	R3847
	100532-25-702	EA	CYLINDER ONLY (12,000# JACK)	RAP9517/AP29042
	100532-25-705	EA	SPRING KIT JACK 12,000#	R91642
	100532-32-701	EA	BUZZER KIT-JACK DOWN WARNING	AP0325
	100532-32-703	EA	BUZZER - JACK WARNING	RAP90403
	100532-32-704	EA	CHIME - JACK WARNING	RAP90681/AP19812
	107889-09-700	EA	PANEL-CONTROL,325,AIR DUMP	RAP91258
	131306-02-701	EA	FOOT/JACK - 9K & 12K	RAP8464/AP17525
	131306-09-700	EA	VELOCITY VALVE ASM.W/4 VALVE	AP90280
	131306-09-701	EA	VELOCITY VALVE - SINGLE	RAP90279/AP11578
	131603-11-704	EA	PRESSURE SWITCH - 50 PSI	RAP2082
	131306-12-702	EA	VALVE-PRESS SOLENOID (SMALL)	RAP90729/AP24604
	144226-01-700	EA	SWITCH - WARNING/MAGNETIC	RAP90968/AP26641
	144226-01-701	EA	PUMP MOTOR/TANK ASM-MONRACH	RAP91169/AP30349
	144226-03-700	EA	MOTOR ONLY - 4 1/2" MONARCH	RAP90415

144226-27-000

KEY	PART NUMBER	U/M	DESCRIPTION	VENDOR NO.
	100532-03-717	EA	VALVE-PRESS., RETURN SHUTTLE	RAP7964
	100532-09-704	EA	VALVE-PRESS SOLENOID(LARGE)	RAP0642
	100532-09-710	EA	SOLENOID-INTERMITENT DUTY	RAP0533
	100532-12-707	EA	SPRING KIT (PAIR)	R3847
	100532-25-702	EA	CYLINDER ONLY (12,000# JACK)	RAP9517
	100532-25-705	EA	SPRING KIT JACK 12,000#	R91642
	100532-32-704	EA	CHIME - JACK WARNING	RAP90681/AP19812
	107889-09-700	EA	PANEL-CONTROL,325,AIR DUMP	RAP91258
	131306-02-701	EA	FOOT/JACK - 9K & 12K	RAP8464/AP17525
	131306-09-700	EA	VELOCITY VALVE ASM.W/4 VALVE	RAP90280
	131306-09-701	EA	VELOCITY VALVE - SINGLE	RAP90279/AP11578
	131306-11-704	EA	PRESSURE SWITCH - 50 PSI	RAP2082
	131306-12-702	EA	VALVE-PRESS SOLENOID (SMALL)	RAP90729/AP24604
	131306-26-700	EA	MANIFOLD ASM. - 2 ROOM	RAP90870/AP20550
	144226-01-700	EA	SWITCH - WARNING/MAGNETIC	RAP90968/AP26641
	144226-01-701	EA	PUMP MOTOR/TANK ASM-MONRACH	RAP91169/AP30349
	144226-03-700	EA	MOTOR ONLY - 4 1/2" MONARCH	RAP90415
	144226-25-700	EA	ENCLOSURE BOX W/SENSING UNIT	AP91262/AP31348
	144226-26-700	EA	PUMP MOTOR/TANK ASM-PARKER	RAP91243/AP29808
	144226-26-702	EA	PUMP MOTOR ONLY - PARKER	RAP91244/AP31771

144226-41-000

KEY	PART NUMBER	U/M	DESCRIPTION	VENDOR NO.
	105532-12-707	EA	SPRING KIT (PAIR)	R3847
	100532-25-702	EA	CYLINDER ONLY (12,000# JACK)	RAP9517/AP29042
	100532-25-705	EA	SPRING KIT JACK 12,000#	R91642
	107889-09-700	EA	PANEL-CONTROL,325,AIR DUMP	RAP91258
	131306-02-701	EA	FOOT/JACK - 9K & 12K	RAP8464/AP17525
	144226-01-700	EA	SWITCH - WARNING/MAGNETIC	RAP90968/AP26641
	144226-08-702	EA	SENSOR/BI - AXIS - PROGRAMABLE	RAP91172/AP28010
	144226-26-701	EA	ENCLOSURE BOX W/SENSING UNIT	RAP91263/AP31343

CHASSIS GROUP (CONTINUED)
COMPONENT PARTS FOR HYDRAULIC LEVELING (CONTINUED)

144226-42-000

KEY	PART NUMBER	U/M	DESCRIPTION	VENDOR NO.
	100532-03-726	EA	SWITCH - PRESSURE	RAP8003
	100532-12-707	EA	SPRING KIT (PAIR)	R3847
	100532-25-702	EA	CYLINDER ONLY (12,000# JACK)	RAP9517/AP29042
	100532-25-705	EA	SPRING KIT JACK 12,000#	R91642
	107889-06-700	EA	CONTROL PANEL - 625/AIR DUMP	RAP91186/AP25650
	131306-02-701	EA	FOOT/JACK - 9K & 12K	RAP8464/AP17525
	144226-01-700	EA	SWITCH - WARNING/MAGNETIC	RAP90968/AP26641
	144226-42-700	EA	CONTROL BOX W/SENSING UNIT	RAP91267/AP30126

144226-43-000

KEY	PART NUMBER	U/M	DESCRIPTION	VENDOR NO.
	100532-03-726	EA	SWITCH - PRESSURE	RAP8003
	105532-12-707	EA	SPRING KIT (PAIR)	R3847
	100532-25-702	EA	CYLINDER ONLY (12,000# JACK)	RAP9517/AP29042
	100532-25-705	EA	SPRING KIT JACK 12,000#	R91642
	107889-06-700	EA	CONTROL PANEL - 625/AIR DUMP	RAP91186/AP25650
	131306-02-701	EA	FOOT/JACK - 9K & 12K	RAP8464/AP17525
	144226-01-700	EA	SWITCH - WARNING/MAGNETIC	RAP90968/AP26641
	144226-08-702	EA	SENSOR/BI-AXIS - PROGRAMABLE	RAP91172/AP28010
	144226-42-700	EA	CONTROL BOX W/SENSING UNIT	RAP91267/AP30126

144226-43-000

KEY	PART NUMBER	U/M	DESCRIPTION	VENDOR NO.
	100532-03-726	EA	SWITCH - PRESSURE	RAP8003
	105532-12-707	EA	SPRING KIT (PAIR)	R3847
	100532-25-702	EA	CYLINDER ONLY (12,000# JACK)	RAP9517/AP29042
	100532-25-705	EA	SPRING KIT JACK 12,000#	R91642
	107889-06-700	EA	CONTROL PANEL - 625/AIR DUMP	RAP91186/AP25650
	131306-02-701	EA	FOOT/JACK - 9K & 12K	RAP8464/AP17525
	144226-01-700	EA	SWITCH - WARNING/MAGNETIC	RAP90968/AP26641
	144226-08-702	EA	SENSOR/BI-AXIS - PROGRAMABLE	RAP91172/AP28010
	144226-42-700	EA	CONTROL BOX W/SENSING UNIT	RAP91267/AP30126

144226-44-000

KEY	PART NUMBER	U/M	DESCRIPTION	VENDOR NO.
	100532-03-726	EA	SWITCH - PRESSURE	RAP8003
	105532-12-707	EA	SPRING KIT (PAIR)	R3847
	100532-25-702	EA	CYLINDER ONLY (12,000# JACK)	RAP9517/AP29042
	100532-25-705	EA	SPRING KIT JACK 12,000#	R91642
	107889-06-700	EA	CONTROL PANEL - 625/AIR DUMP	RAP91186/AP25650
	131306-02-701	EA	FOOT/JACK - 9K & 12K	RAP8464/AP17525
	144226-01-700	EA	SWITCH - WARNING/MAGNETIC	RAP90968/AP26641

WHEEL, TIRE, COVERS &/OR LINERS

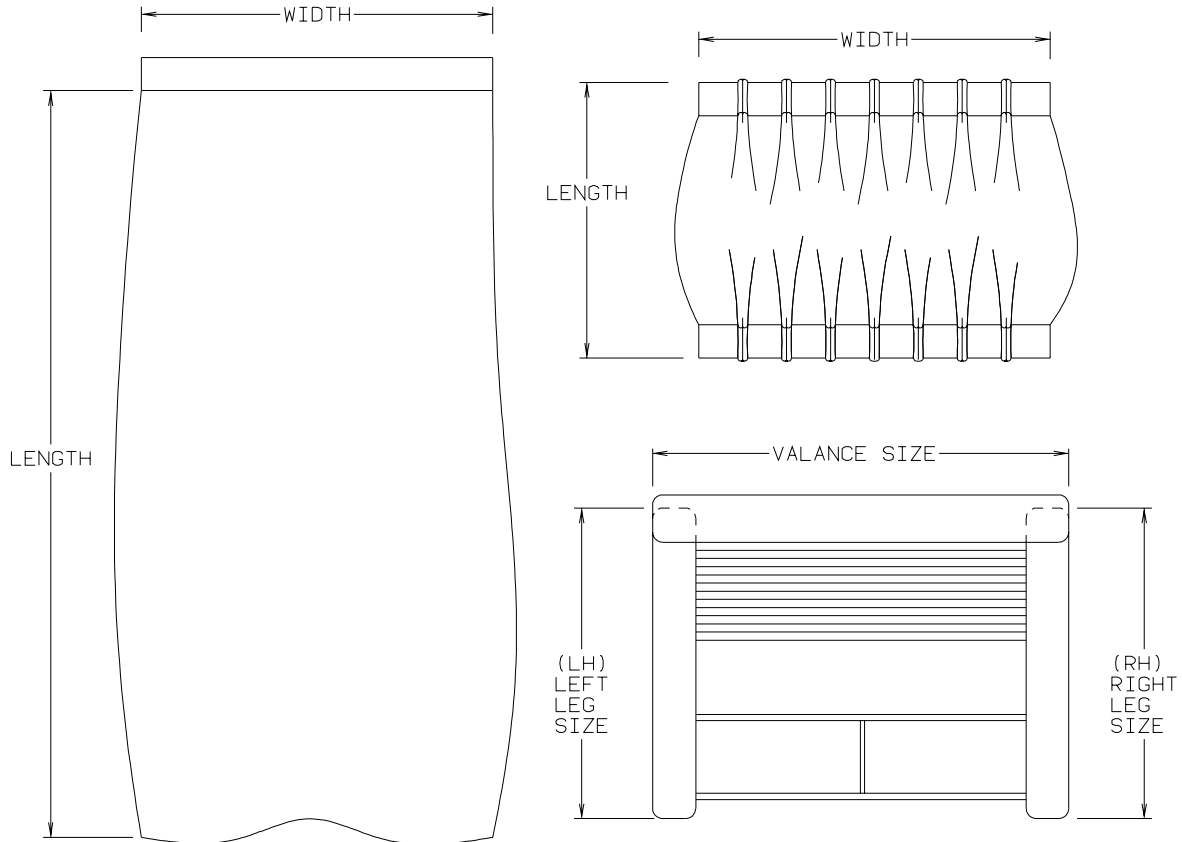
KEY	PART NUMBER	U/M	DESCRIPTION
	080208-04-000	EA	LUG WRENCH - 1.2"/1.3" SOCKETS X 13.8" LONG- OSHKOSH/SPART
	080208-05-000	EA	BAR/LEVERAGE - LUG WRENCH - .75" DIA. - OSHKOSH/SPARTAN

CURTAIN & CUSHION GROUP

NOTICE

IN ORDER TO ASSIST OUR PARTS SALES DEPT. IN PROVIDING INTERIOR SOFTWARE ITEMS, PLEASE INCLUDE THE SERIAL NUMBER AND THE COLOR CODE NUMBER FROM THE VEHICLE CERTIFICATION LABEL WHEN ORDERING. THIS LABEL IS LOCATED ON THE LEFT SIDEWALL AT THE END OF THE DASH (A-BODY), OR ON THE DRIVER'S DOOR LATCH PLATE (C-BODY).

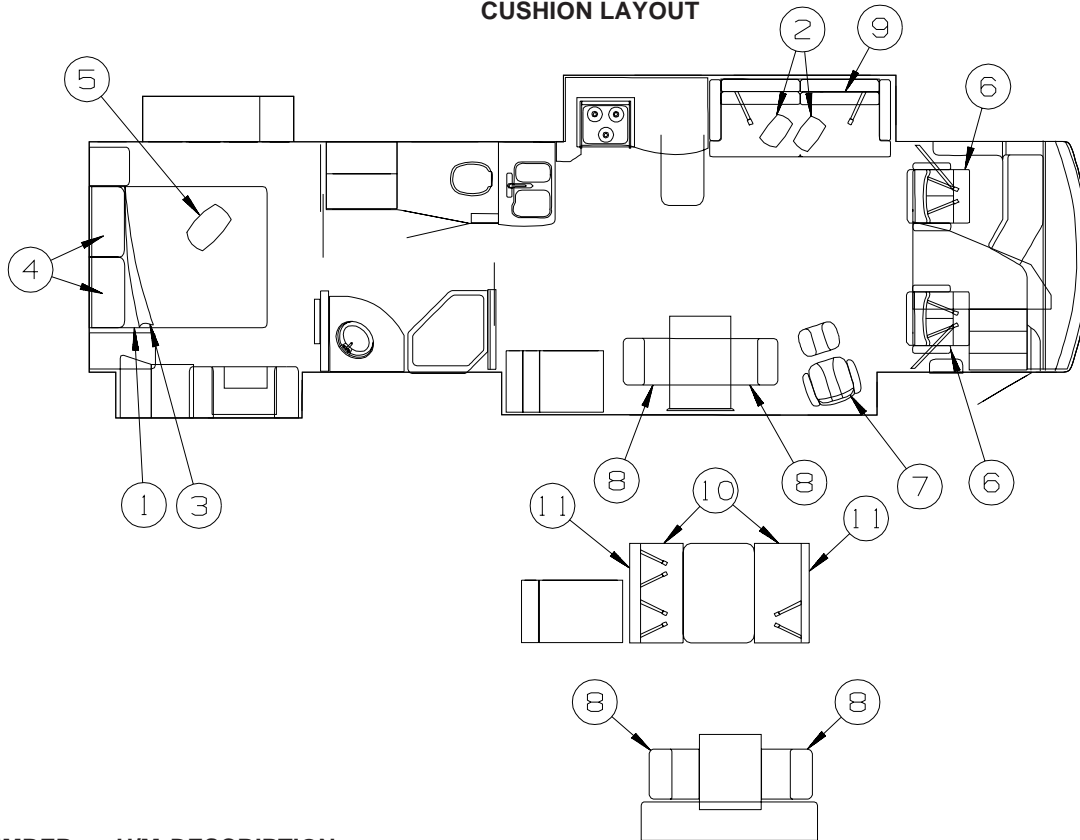
AN EXAMPLE OF A COLOR CODE NUMBER IS B07, WHICH DESIGNATES AN OVERALL COLOR SCHEME OF A PARTICULAR UNIT. THE COLOR LISTED AFTER THE ITEM DESCRIPTION ON THE MICROFICHE, INDICATES THE OVERALL UNIT COLOR. ORDER THE ITEM YOU DESIRE ACCORDING TO UNIT COLOR CODE. IF ALL COLORS USE THE SAME ITEM NO COLOR CODE WILL BE NOTED.



NOTE: USE THIS ILLUSTRATION WHEN DETERMINING LENGTH AND WIDTH MEASUREMENTS FOR CURTAINS. YOU WILL NOTE THE WIDTH MEASUREMENT IS TAKEN ON THE TOP OF THE CURTAIN WITH THE CURTAIN FULLY EXTENDED. THE LENGTH MEASUREMENT IS TAKEN FROM TOP TO BOTTOM. LEFT AND RIGHT WINDOW LEGS ARE DETERMINED WHEN FACING THE WINDOW.

CURTAIN & CUSHION GROUP (CONTINUED)

CUSHION LAYOUT



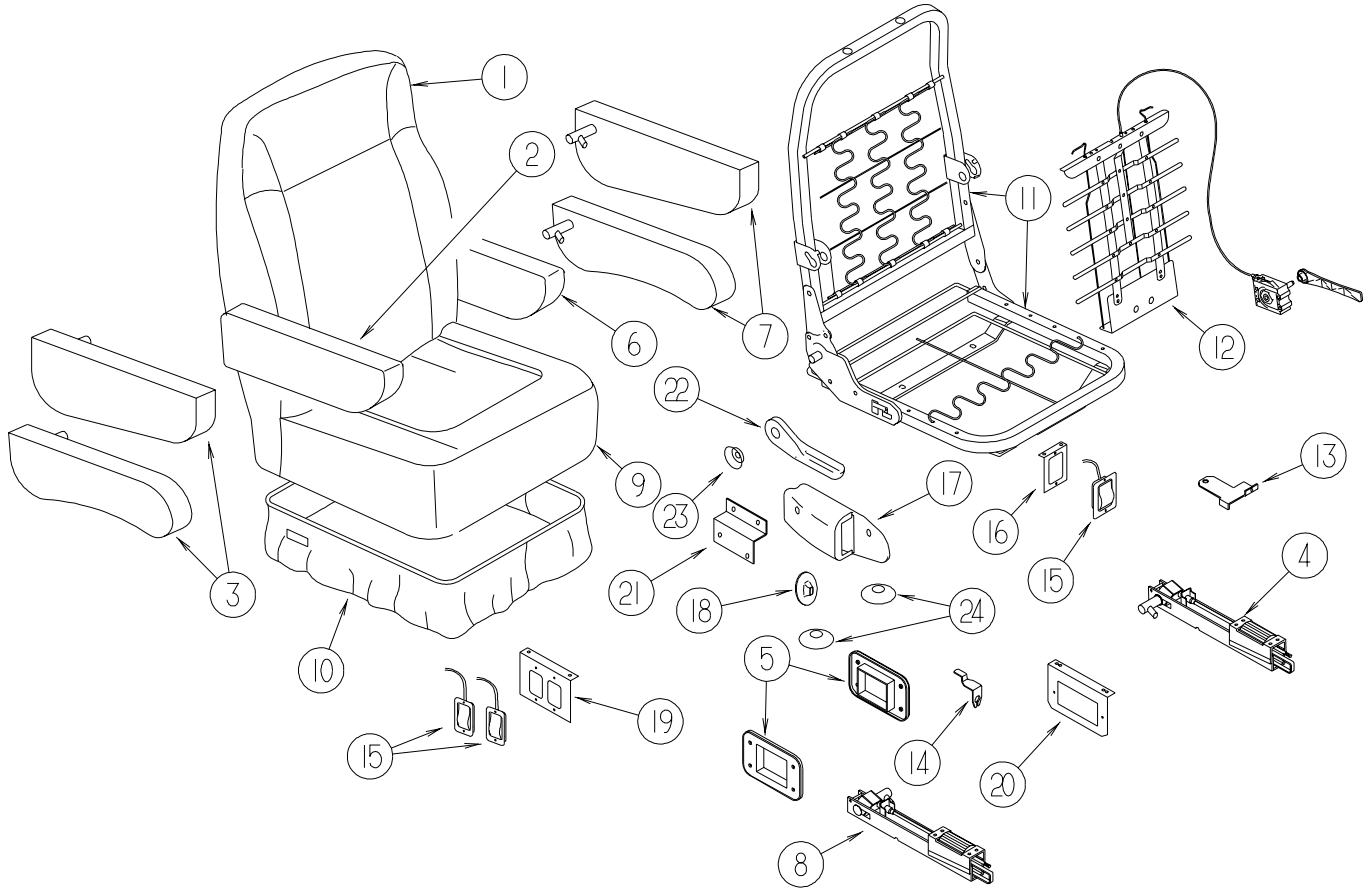
KEY	PART NUMBER	U/M	DESCRIPTION
1	142411-01-000	EA	MATTRESS/AIR - 60" X 75" - SELECT COMFORT
	142411-03-000	EA	AIR PUMP W/CONTROLS - F/SELECT COMFORT MATTRESS
2	150708-01-SE4	EA	PILLOW - 17" X 17" (SE4, SE5, SE6, SE7)
2	150708-01-SF0	EA	PILLOW - 17" X 17" (SF0, SF1, SF2, SF3)
2	150708-01-SF4	EA	PILLOW - 17" X 17" (SF4, SF5, SF6, SF7)
2	150709-01-SE4	EA	PILLOW - 14" X 20" (SE4, SE5, SE6, SE7)
2	150709-01-SF0	EA	PILLOW - 14" X 20" (SF0, SF1, SF2, SF3)
2	150709-01-SF4	EA	PILLOW - 14" X 20" (SF4, SF5, SF6, SF7)
3	143141-05-SE4	EA	BEDSPREAD - 60" X 80" (SE4, SE5, SE6, SE7)
3	143141-06-SF0	EA	BEDSPREAD - 60" X 80" (SF0, SF1, SF2, SF3)
3	143141-05-SF4	EA	BEDSPREAD - 60" X 80" (SF4, SF5, SF6, SF7)
			FROM: 00-00-00 THRU: 08-10-04
3	143141-09-SF4	EA	BEDSPREAD - 60" X 80" (SF4, SF5, SF6, SF7)
			FROM: 08-11-04 THRU: 99-99-99
4	104565-25-SE4	EA	PILLOW SHAM (SE4, SE5, SE6, SE7)
4	104565-25-SF0	EA	PILLOW SHAM (SF0, SF1, SF2, SF3)
4	104565-25-SF4	EA	PILLOW SHAM (SF4, SF5, SF6, SF7)
			FROM: 00-00-00 THRU: 08-10-04
4	104565-31-SF4	EA	PILLOW SHAM (SF4, SF5, SF6, SF7)
			FROM: 08-11-04 THRU: 99-99-99
5	150708-02-SE4	EA	PILLOW - 17" X 17" (SE4, SE5, SE6, SE7)
5	150708-03-SF0	EA	PILLOW - 17" X 17" (SF0, SF1, SF2, SF3)
5	150708-02-SF4	EA	PILLOW - 17" X 17" (SF4, SF5, SF6, SF7)
			FROM: 00-00-00 THRU: 12-01-04
5	150708-02-SF5	EA	PILLOW - 17" X 17" (SF4, SF5, SF6, SF7)
			FROM: 12-02-04 THRU: 99-99-99
5	150709-02-SE4	EA	PILLOW - 14" X 20" (SE4, SE5, SE6, SE7)
5	150709-03-SF0	EA	PILLOW - 14" X 20" (SF0, SF1, SF2, SF3)
5	150709-02-SF4	EA	PILLOW - 14" X 20" (SF4, SF5, SF6, SF7)
			FROM: 00-00-00 THRU: 12-01-04
5	150709-02-SF5	EA	PILLOW - 14" X 20" (SF4, SF5, SF6, SF7)
			FROM: 12-02-04 THRU: 99-99-99
6	146990-03-SE4	EA	BUCKET SEAT - DRIVER - W/LUMBAR - LEATHER (SE4, SE5, SE6, SE7)
6	146990-03-SF0	EA	BUCKET SEAT - DRIVER - W/LUMBAR - LEATHER (SF0, SF1, SF2, SF3, SF4, SF5, SF6, SF7)
	152337-01-000	EA	PROTECTOR - SEAT - CLEAR VINYL

CURTAIN & CUSHION GROUP (CONTINUED)
CUSHION LAYOUT (CONTINUED)

KEY	PART NUMBER	U/M	DESCRIPTION
7	150958-02-SC0	EA	CHAIR/EURO - RECLINER W/OTTOMAN - ULTRA LEATHER (SE4)
7	150958-02-SC1	EA	CHAIR/EURO - RECLINER W/OTTOMAN - ULTRA LEATHER (SE5)
7	150958-02-SC2	EA	CHAIR/EURO - RECLINER W/OTTOMAN - ULTRA LEATHER (SE6)
7	150958-02-SE7	EA	CHAIR/EURO - RECLINER W/OTTOMAN - ULTRA LEATHER (SE7)
7	150958-02-SB4	EA	CHAIR/EURO - RECLINER W/OTTOMAN - ULTRA LEATHER (SF0, SF4)
7	150958-02-SB5	EA	CHAIR/EURO - RECLINER W/OTTOMAN - ULTRA LEATHER (SF1, SF5)
7	150958-02-SB6	EA	CHAIR/EURO - RECLINER W/OTTOMAN - ULTRA LEATHER (SF2, SF6)
7	150958-02-SF3	EA	CHAIR/EURO - RECLINER W/OTTOMAN - ULTRA LEATHER (SF3, SF7)
8	150638-01-SE4	EA	CHAIR - DINING
8	150638-01-SE5	EA	CHAIR - DINING
8	150638-01-SE6	EA	CHAIR - DINING
8	150638-01-SE7	EA	CHAIR - DINING
8	150638-01-SF0	EA	CHAIR - DINING
8	150638-01-SF1	EA	CHAIR - DINING
8	150638-01-SF2	EA	CHAIR - DINING
8	150638-01-SF3	EA	CHAIR - DINING
8	150638-01-SF4	EA	CHAIR - DINING
8	150638-01-SF5	EA	CHAIR - DINING
8	150638-01-SF6	EA	CHAIR - DINING
8	150638-01-SF7	EA	CHAIR - DINING
	135600-H2-000	EA	CHAIR - FOLDING - SAND/PORTSMOUTH OAK (SE4)
	135600-H3-000	EA	CHAIR - FOLDING - SAND/CHERRY (SE5)
	135600-H4-000	EA	CHAIR - FOLDING - SAND/WASHED MAPLE (SE6)
	135600-L8-000	EA	CHAIR - FOLDING - SAND/HONEY CHERRY (SE7)
	135600-X2-000	EA	CHAIR - FOLDING - DEER/PORTSMOUTH OAK (SF0)
	135600-X3-000	EA	CHAIR - FOLDING - DEER/CONCERT CHERRY (SF1)
	135600-X4-000	EA	CHAIR - FOLDING - DEER/WASHED MAPLE (SF2)
	135600-X5-000	EA	CHAIR - FOLDING - DEER/HONEY CHERRY (SF3)
	135600-X6-000	EA	CHAIR - FOLDING - MOSS/PORTSMOUTH OAK (SF4)
	135600-X7-000	EA	CHAIR - FOLDING - MOSS/CONCERT CHERRY (SF5)
	135600-X8-000	EA	CHAIR - FOLDING - MOSS/WASHED MAPLE (SF6)
	135600-X9-000	EA	CHAIR - FOLDING - MOSS/HONEY CHERRY (SF7)
9	150679-01-SE4	EA	SOFA/SLEEPER-REST EASY #825/830 ARMS-30"FF (SE4, SE5, SE6, SE7)
9	150679-01-SF0	EA	SOFA/SLEEPER-REST EASY #825/830 ARMS-30"FF (SF0, SF1, SF2, SF3)
9	150679-01-SF4	EA	SOFA/SLEEPER-REST EASY #825/830 ARMS-30"FF (SF4, SF5, SF6, SF7)
9	150679-04-SC0	EA	SOFA/SLEEPER- #825/830 ARMS-30"FF (SE4, SE5, SE6, SE7) - ULTRALEATHER
9	150679-04-SB4	EA	SOFA- #825/830 ARMS-30"FF (SF0, SF1, SF2, SF3, SF4, SF5, SF6, SF7) - ULTRALEATHER
9	150886-09-SE4	EA	SOFA/SLEEPER - REST EASY-#832/815 ARMS-30"FF (SE4, SE5, SE6, SE7) - DUAL CONTROL
9	150886-09-SF0	EA	SOFA/SLEEPER - REST EASY-#832/815 ARMS-30"FF (SF0, SF1, SF2, SF3) - DUAL CONTROL
9	150886-09-SF4	EA	SOFA/SLEEPER - REST EASY-#832/815 ARMS-30"FF (SF4, SF5, SF6, SF7) - DUAL CONTROL
9	150886-10-SE4	EA	SOFA/SLEEPER - #832/815 ARMS-30"FF (SE4, SE5, SE6, SE7) - DUAL CONTROL/ULTRALEATHER
9	150886-10-SF4	EA	SOFA 832/815 ARMS-30"F (SF0, SF1, SF2, SF3, SF4, SF5, SF6, SF7) - DUAL CONTROL/ULTRALEATHER
10	142292-17-SE4	EA	SEAT - DINETTE CUSHION (SPRUNG) - 23" X 38.5" (SE4, SE5, SE6, SE7)
10	142292-17-SF0	EA	SEAT - DINETTE CUSHION (SPRUNG) - 23" X 38.5" (SF0, SF1, SF2, SF3, SF4, SF5, SF6, SF7)
	P42292-17-SE4	EA	COVER/SEAT - DINETTE CUSHION - 23" X 38.5" (SE4, SE5, SE6, SE7)
	P42292-17-SF0	EA	COVER/SEAT - DINETTE CUSHION - 23" X 38.5" (SF0, SF1, SF2, SF3, SF4, SF5, SF6, SF7)
	142366-01-000	EA	FRAME - SPRUNG - DINETTE SEAT
11	142723-04-SE4	EA	BACK - DINETTE CUSHION - 13.5" X 40" (SE4, SE5, SE6, SE7)
11	142723-04-SF0	EA	BACK - DINETTE CUSHION - 13.5" X 40" (SF0, SF1, SF2, SF3, SF4, SF5, SF6, SF7)
	P42723-04-SE4	EA	COVER/BACK - DINETTE CUSHION - 13.5" X 40" (SE4, SE5, SE6, SE7)
	P42723-04-SF0	EA	COVER/BACK - DINETTE CUSHION - 13.5" X 40" (SF0, SF1, SF2, SF3, SF4, SF5, SF6, SF7)
	143730-01-000	EA	CAP - F/DINETTE BRACKET TUBE - PLASTIC

CURTAIN & CUSHION GROUP (CONTINUED)

BUCKET SEATS

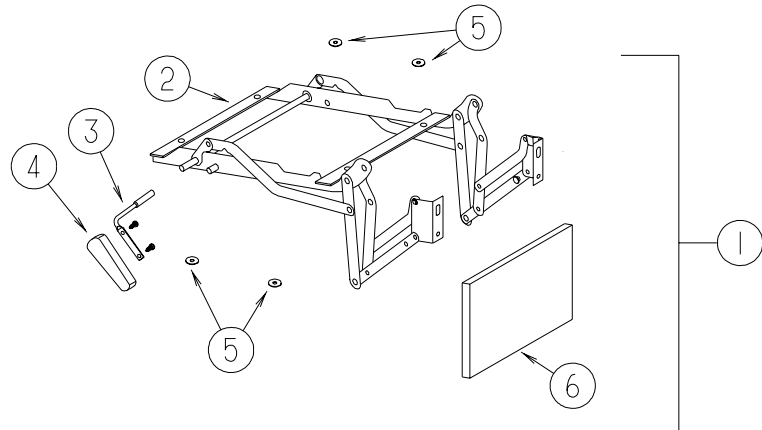


KEY	PART NUMBER	U/M	DESCRIPTION
1	M05962-K0-SE4	EA	COVER/BACK - LEATHER (SE4, SE5, SE6, SE7)
1	M05962-K0-SF0	EA	COVER/BACK - LEATHER (SF0, SF1, SF2, SF3, SF4, SF5, SF6, SF7)
	145958-02-000	EA	PILLOW - HEAD - W/HORIZON LOGO
2	148705-03-S76	EA	ARMREST - RIGHT - LEATHER (SE4, SE5, SE6, SE7)
2	148705-03-S80	EA	ARMREST - RIGHT - LEATHER (SF0, SF1, SF2, SF3, SF4, SF5, SF6, SF7)
	P48705-03-S76	EA	COVER/ARMREST - RIGHT - LEATHER (SE4, SE5, SE6, SE7)
	P48705-03-S80	EA	COVER/ARMREST - RIGHT - LEATHER (SF0, SF1, SF2, SF3, SF4, SF5, SF6, SF7)
3	NOT USED		
4	148751-01-000	EA	BRACKET - RIGHT (ADJUSTABLE) W/ROLLER
5	148751-03-000	EA	BRACKET - ROLLER TRIM PLATE
6	148705-04-S76	EA	ARMREST - LEFT - LEATHER (SE4, SE5, SE6, SE7)
6	148705-04-S80	EA	ARMREST - LEFT - LEATHER (SF0, SF1, SF2, SF3, SF4, SF5, SF6, SF7)
	P48705-04-S76	EA	COVER/ARMREST - LEFT - LEATHER (SE4, SE5, SE6, SE7)
	P48705-04-S80	EA	COVER/ARMREST - LEFT - LEATHER (SF0, SF1, SF2, SF3, SF4, SF5, SF6, SF7)
7	NOT USED		
8	148751-02-000	EA	BRACKET - LEFT (ADJUSTABLE) W/ROLLER
9	M05962-K1-SE4	EA	COVER/SEAT - LEATHER (SE4, SE5, SE6, SE7)
9	M05962-K1-SF0	EA	COVER/SEAT - LEATHER (SF0, SF1, SF2, SF3, SF4, SF5, SF6, SF7)
10	148630-04-S76	EA	SKIRT - F/6-WAY POWER - LEATHER (SE4, SE5, SE6, SE7)
10	148630-04-S80	EA	SKIRT - F/6-WAY POWER - LEATHER (SF0, SF1, SF2, SF3, SF4, SF5, SF6, SF7)
10	148630-08-SE4	EA	SKIRT - POWER - W/FOOTREST (SE4, SE5, SE6, SE7)
10	148630-08-SF0	EA	SKIRT - POWER - W/FOOTREST (SF0, SF1, SF2, SF3, SF4, SF5, SF6, SF7)
11	134532-01-000	EA	FRAME - SEAT/HIGH BACK
12*	122611-02-000	EA	LUMBAR - W/LEVER
13	117125-01-02B	EA	BRACKET - CABLE MOUNT - ADJUSTER W/LOCK
14	108049-02-000	EA	CLIP - CABLE/PEDESTAL
15	108049-04-000	EA	CABLE - W/MINI LEVER ACTION SWITCH - 28" SHEATH/30" CABLE
16	127159-01-02B	EA	BRACKET - SEAT RELEASE - SINGLE REMOTE - E-COATED
17	NOT USED		
18	NOT USED		
19	127159-02-02B	EA	BRACKET - SEAT RELEASE - DUAL REMOTE - E-COATED
20	128699-01-02B	EA	BRACKET - SEAT SWITCH - E-COATED
21	147457-01-02B	EA	BRACKET - ZEE W/HOLES - 2.8" - E-COATED
22	130802-02-000	EA	LEVER - RIGHT HAND

CURTAIN & CUSHION GROUP (CONTINUED)
BUCKET SEATS (CONTINUED)

KEY	PART NUMBER	U/M	DESCRIPTION
23	130802-03-000	EA	SCREW F/LEVER
	148668-01-01A	EA	CUP/TRIM COVER - F/LEVER - BLACK
24	NOT USED		

***COMPONENT PARTS LISTED LATER IN THIS GROUP**



KEY	PART NUMBER	U/M	DESCRIPTION
1	131613-04-SC0	EA	FOOTREST - BUCKET SEAT/PASSENGER (SE4, SE5, SE6, SE7)
1	131613-04-SB4	EA	FOOTREST - BUCKET SEAT/PASSENGER (SF0, SF1, SF2, SF3, SF4, SF5, SF6, SF7)
2	131566-01-000	EA	FOOTREST - MECHANICAL
3	131566-02-000	EA	ROD/LEVER - FOOT-REST EXTENSION
4	131566-03-000	EA	WOOD HANDLE
5	131566-05-000	EA	WASHER - SLIDE SPACER
6	131613-99-000	EA	FOOTREST/WOOD - W/T-NUT

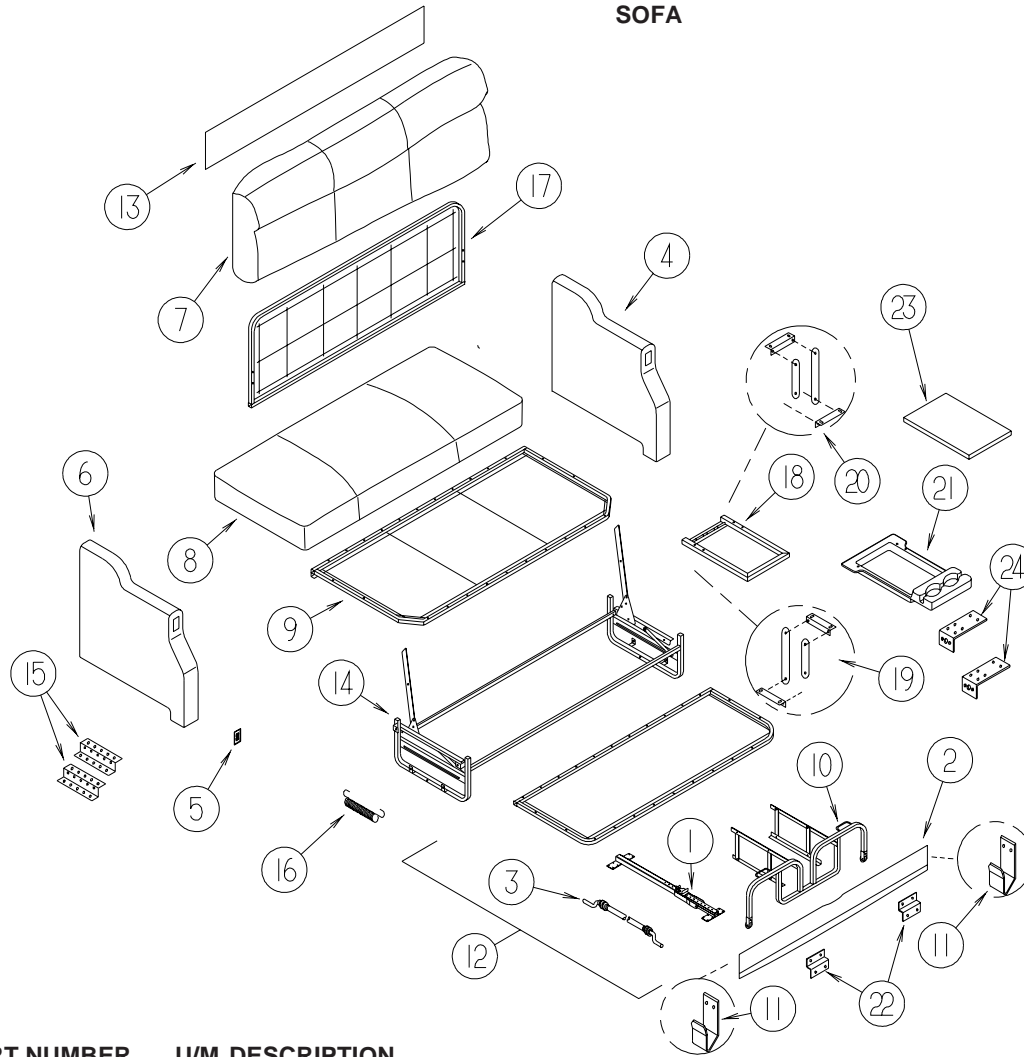
COMPONENT PARTS FOR BUCKET SEATS

122611-02-000

KEY	PART NUMBER	U/M	DESCRIPTION	VENDOR NO.
	122611-02-701	EA	LUMBAR - LEVER	412
	122611-02-702	EA	LUMBAR MECHANISM	24395-FLEXSTEEL

CURTAIN & CUSHION GROUP (CONTINUED)

SOFA



REST EASY

KEY	PART NUMBER	U/M	DESCRIPTION
1*	148226-01-000	EA	SLIDE RAIL - W/LATCH MECH/PLATES/STOP F/30" FLAT FLOOR
2	150679-07-SE4	EA	PANEL/FRONT KICK - SOFA/SLEEPER - 70" - FABRIC COVERED (SE4, SE5, SE6, SE7)
2	150679-07-SF0	EA	PANEL/FRONT KICK - SOFA/SLEEPER - 70" - FABRIC COVERED (SF0, SF1, SF2, SF3)
2	150679-07-SF4	EA	PANEL/FRONT KICK - SOFA/SLEEPER - 70" - FABRIC COVERED (SF4, SF5, SF6, SF7)
2	150679-08-SC0	EA	PANEL/FRONT KICK - 70" (SE4, SE5, SE6, SE7) - ULTRALEATHER
2	150679-08-SB4	EA	PANEL/FRONT KICK - 70" (SF0, SF1, SF2, SF3, SF4, SF5, SF6, SF7) - ULTRALEATHER
3	148225-01-000	EA	CABLE ONLY - REMOTE - 31.9" W/Z-ENDS
4	149886-02-SE4	EA	ARMREST - SOFA/SLEEPER - LEFT HAND (SE4, SE5, SE6, SE7)
4	149886-02-SF0	EA	ARMREST - SOFA/SLEEPER - LEFT HAND (SF0, SF1, SF2, SF3)
4	149886-02-SF4	EA	ARMREST - SOFA/SLEEPER - LEFT HAND (SF4, SF5, SF6, SF7)
4	149886-04-S76	EA	ARMREST - SOFA/SLEEPER - LEFT HAND (SE4, SE5, SE6, SE7) - ULTRALEATHER
4	149886-04-S80	EA	ARMREST - SOFA/SLEEPER - LEFT HAND (SF0, SF1, SF2, SF3, SF4, SF5, SF6, SF7) - ULTRALEATHER
	P49886-02-SE4	EA	COVER/ARMREST - SOFA/LEFT HAND (SE4, SE5, SE6, SE7)
	P49886-02-SF0	EA	COVER/ARMREST - SOFA/LEFT HAND (SF0, SF1, SF2, SF3)
	P49886-02-SF4	EA	COVER/ARMREST - SOFA/LEFT HAND (SF4, SF5, SF6, SF7)
	P49886-04-S76	EA	COVER/ARMREST - SOFA/LEFT HAND (SE4, SE5, SE6, SE7) - ULTRALEATHER
	P49886-04-S80	EA	COVER/ARMREST - SOFA/LEFT HAND (SF0, SF1, SF2, SF3, SF4, SF5, SF6, SF7) - ULTRALEATHER
5	136118-01-000	EA	SWITCH - SOFA/RECLINER
6	149886-01-SE4	EA	ARMREST - SOFA/SLEEPER - RIGHT HAND - W/SWITCH (SE4, SE5, SE6, SE7)
6	149886-01-SF0	EA	ARMREST - SOFA/SLEEPER - RIGHT HAND - W/SWITCH (SF0, SF1, SF2, SF3)
6	149886-01-SF4	EA	ARMREST - SOFA/SLEEPER - RIGHT HAND - W/SWITCH (SF4, SF5, SF6, SF7)
6	149886-03-S76	EA	ARMREST - RIGHT HAND - W/SWITCH (SE4, SE5, SE6, SE7) - ULTRALEATHER
6	149893-03-S80	EA	ARMREST - RIGHT HAND - W/SWITCH (SF0, SF1, SF2, SF3, SF4, SF5, SF6, SF7) - ULTRALEATHER
	P49886-01-SE4	EA	COVER/ARMREST - SOFA/RIGHT HAND (SE4, SE5, SE6, SE7)
	P49886-01-SF0	EA	COVER/ARMREST - SOFA/RIGHT HAND (SF0, SF1, SF2, SF3)
	P49886-01-SF4	EA	COVER/ARMREST - SOFA/RIGHT HAND (SF4, SF5, SF6, SF7)
	P49886-03-S76	EA	COVER/ARMREST - SOFA/RIGHT HAND (SE4, SE5, SE6, SE7) - ULTRALEATHER
	P49886-03-S80	EA	COVER/ARMREST - SOFA/RIGHT HAND (SF0, SF1, SF2, SF3, SF4, SF5, SF6, SF7) - ULTRALEATHER

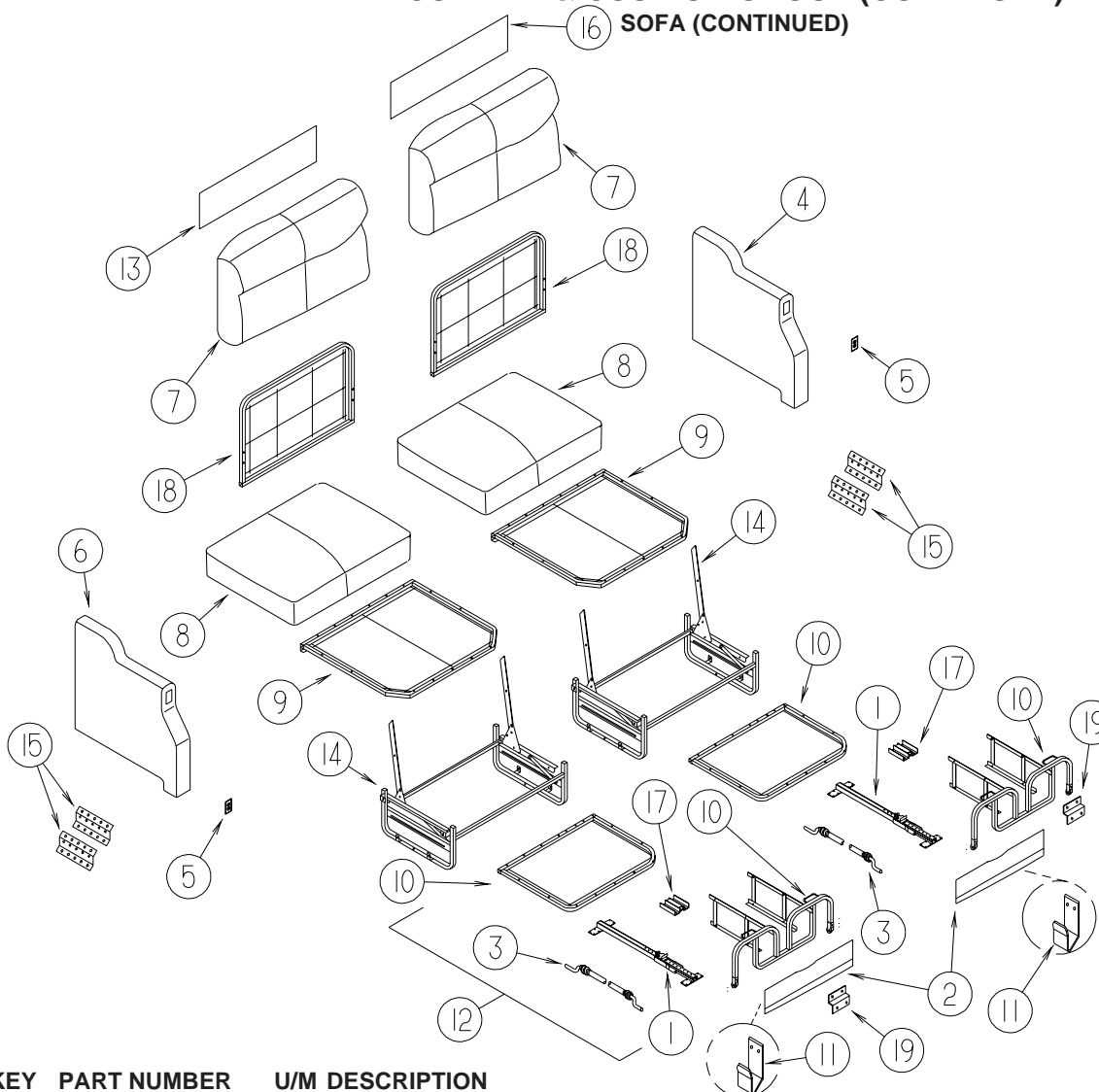
CURTAIN & CUSHION GROUP (CONTINUED)
SOFA (CONTINUED)

KEY	PART NUMBER	U/M	DESCRIPTION
7	150679-02-SE4	EA	BACK - SOFA/SLEEPER (SE4, SE5, SE6, SE7)
7	150679-02-SF0	EA	BACK - SOFA/SLEEPER (SF0, SF1, SF2, SF3)
7	150679-02-SF4	EA	BACK - SOFA/SLEEPER (SF4, SF5, SF6, SF7)
7	150679-05-SC0	EA	BACK - SOFA/SLEEPER (SE4, SE5, SE6, SE7) - ULTRALEATHER
7	150679-05-SB4	EA	BACK - SOFA/SLEEPER (SF0, SF1, SF2, SF3, SF4, SF5, SF6, SF7) - ULTRALEATHER
	P50679-02-SE4	EA	COVER/BACK - SOFA/SLEEPER REST EASY (SE4, SE5, SE6, SE7)
	P50679-02-SF0	EA	COVER/BACK - SOFA/SLEEPER REST EASY (SF0, SF1, SF2, SF3)
	P50679-02-SF4	EA	COVER/BACK - SOFA/SLEEPER REST EASY (SF4, SF5, SF6, SF7)
	P50679-05-SC0	EA	COVER/BACK - SOFA/SLEEPER (SE4, SE5, SE6, SE7) - ULTRALEATHER
	P50679-05-SB4	EA	COVER/BACK - SOFA/SLEEPER (SF0, SF1, SF2, SF3, SF4, SF5, SF6, SF7) - ULTRALEATHER
8	150679-03-SE4	EA	SEAT - SOFA/SLEEPER (SE4, SE5, SE6, SE7)
8	150679-03-SF0	EA	SEAT - SOFA/SLEEPER (SF0, SF1, SF2, SF3)
8	150679-03-SF4	EA	SEAT - SOFA/SLEEPER (SF4, SF5, SF6, SF7)
8	150679-06-SC0	EA	SEAT - SOFA/SLEEPER (SE4, SE5, SE6, SE7) - ULTRALEATHER
8	150679-06-SB4	EA	SEAT - SOFA/SLEEPER (SF0, SF1, SF2, SF3, SF4, SF5, SF6, SF7) - ULTRALEATHER
	P50679-03-SE4	EA	COVER/SEAT - SOFA/SLEEPER REST EASY (SE4, SE5, SE6, SE7)
	P50679-03-SF0	EA	COVER/SEAT - SOFA/SLEEPER REST EASY (SF0, SF1, SF2, SF3)
	P50679-03-SF4	EA	COVER/SEAT - SOFA/SLEEPER REST EASY (SF4, SF5, SF6, SF7)
	P50679-06-SC0	EA	COVER/SEAT - SOFA/SLEEPER (SE4, SE5, SE6, SE7) - ULTRALEATHER
	P50679-06-SB4	EA	COVER/SEAT - SOFA/SLEEPER (SF0, SF1, SF2, SF3, SF4, SF5, SF6, SF7) - ULTRALEATHER
9	151290-06-000	EA	FRAME - SEAT - 70"
10	136534-27-000	EA	TRUNDLE FRAME - 26" WIDE/DUAL - W/LINKAGE, LATCH & HANDLE
11	121906-01-02B	EA	BRACKET - KICKBOARD - E-COATED
12	149844-04-SE4	EA	TRUNDLE - SOFA/SLEEPER (SE4, SE5, SE6, SE7)
12	149844-04-SF0	EA	TRUNDLE - SOFA/SLEEPER (SF0, SF1, SF2, SF3)
12	149844-04-SF4	EA	TRUNDLE - SOFA/SLEEPER (SF4, SF5, SF6, SF7)
12	149844-09-SC0	EA	TRUNDLE - SOFA/SLEEPER - LEATHER (SE4, SE5, SE6, SE7) - ULTRALEATHER
12	149844-09-SB4	EA	TRUNDLE - SOFA/SLEEPER - LEATHER (SF0, SF1, SF2, SF3, SF4, SF5, SF6, SF7) - ULTRALEATHER
	P49844-04-SE4	EA	COVER/TRUNDLE - SOFA/SLEEPER (SE4, SE5, SE6, SE7)
	P49844-04-SF0	EA	COVER/TRUNDLE - SOFA/SLEEPER (SF0, SF1, SF2, SF3)
	P49844-04-SF4	EA	COVER/TRUNDLE - SOFA/SLEEPER (SF4, SF5, SF6, SF7)
	P49844-09-SC0	EA	COVER - SOFA/TRUNDLE (SE4, SE5, SE6, SE7) - ULTRALEATHER
	P49844-09-SB4	EA	COVER - SOFA/TRUNDLE (SF0, SF1, SF2, SF3, SF4, SF5, SF6, SF7) - ULTRALEATHER
13	NOT USED		
14	151290-01-000	EA	FRAME - BASE - 70"
	136534-15-001	EA	MOTOR - DRIVE - REST EASY SOFA
15	116104-04-02B	EA	BRACKET - ZEE W/HOLES - 3.2" - E-COATED
16	NOT USED		
17	132870-01-000	EA	BACK - FRAME - 70" - CUSTOM
18	NOT USED		
19	NOT USED		
20	NOT USED		
21	NOT USED		
22	101926-01-02A	EA	BRACKET - ZEE - 2" - BLACK
23	NOT USED		
24	152034-01-02B	EA	BRACKET - HOLD DOWN/COUCH - E-COATED

***COMPONENT PARTS LISTED LATER IN THIS GROUP**

CURTAIN & CUSHION GROUP (CONTINUED)

SOFA (CONTINUED)



**DUAL
REST EASY**

KEY	PART NUMBER	U/M	DESCRIPTION
1*	148226-01-000	EA	SLIDE RAIL - W/LATCH MECH/PLATES/STOP F/30" FLAT FLOOR
2	150886-04-SE4	EA	PANEL/FRONT KICK - SOFA/SLEEPER REST EASY-DUAL CONTROLS (SE4, SE5, SE6, SE7)
2	150886-04-SF0	EA	PANEL/FRONT KICK - SOFA/SLEEPER REST EASY-DUAL CONTROLS (SF0, SF1, SF2, SF3)
2	150886-04-SF4	EA	PANEL/FRONT KICK - SOFA/SLEEPER REST EASY-DUAL CONTROLS (SF4, SF5, SF6, SF7)
2	150886-08-SE4	EA	PANEL/FRONT KICK - SOFA/SLEEPER-DUAL CONTROLS (SE4, SE5, SE6, SE7) - ULTRALEATHER
2	150886-08-SF0	EA	PANEL/FRONT KICK - DUAL CONTROLS (SF0, SF1, SF2, SF3, SF4, SF5, SF6, SF7) - ULTRALEATHER
2	148225-01-000	EA	CABLE ONLY - REMOTE - 31.9" W/Z-ENDS
4	138644-24-SE4	EA	ARMREST - SOFA/SLEEPER - LEFT HAND - W/SWITCH (SE4, SE5, SE6, SE7)
4	138644-24-SF0	EA	ARMREST - SOFA/SLEEPER - LEFT HAND - W/SWITCH (SF0, SF1, SF2, SF3)
4	138644-24-SF4	EA	ARMREST - SOFA/SLEEPER - LEFT HAND - W/SWITCH (SF4, SF5, SF6, SF7)
4	138644-22-S76	EA	ARMREST - SOFA/SLEEPER - LEFT HAND - W/SWITCH (SE4, SE5, SE6, SE7) - ULTRALEATHER
4	138644-22-S80	EA	ARMREST - LEFT HAND - W/SWITCH (SF0, SF1, SF2, SF3, SF4, SF5, SF6, SF7) - ULTRALEATHER
	P38644-07-SE4	EA	COVER/ARMREST - SOFA/LEFT HAND (SE4, SE5, SE6, SE7)
	P38644-07-SF0	EA	COVER/ARMREST - SOFA/LEFT HAND (SF0, SF1, SF2, SF3)
	P38644-07-SF4	EA	COVER/ARMREST - SOFA/LEFT HAND (SF4, SF5, SF6, SF7)
	P38644-22-S76	EA	COVER/ARMREST - SOFA/LEFT HAND (SE4, SE5, SE6, SE7) - ULTRALEATHER
	P38644-22-S80	EA	COVER/ARMREST - SOFA/LEFT HAND (SF0, SF1, SF2, SF3, SF4, SF5, SF6, SF7) - ULTRALEATHER
5	136118-01-000	EA	SWITCH - SOFA/RECLINER
6	138644-23-SE4	EA	ARMREST - SOFA/SLEEPER - RIGHT HAND - W/SWITCH (SE4, SE5, SE6, SE7)
6	138644-23-SF0	EA	ARMREST - SOFA/SLEEPER - RIGHT HAND - W/SWITCH (SF0, SF1, SF2, SF3)
6	138644-23-SF4	EA	ARMREST - SOFA/SLEEPER - RIGHT HAND - W/SWITCH (SF4, SF5, SF6, SF7)
6	138644-21-S76	EA	ARMREST - SOFA/SLEEPER - RIGHT HAND - W/SWITCH (SE4, SE5, SE6, SE7) - ULTRALEATHER
6	138644-21-S80	EA	ARMREST - RIGHT HAND - W/SWITCH (SF0, SF1, SF2, SF3, SF4, SF5, SF6, SF7) - ULTRALEATHER
	P38644-06-SE4	EA	COVER/ARMREST - SOFA/RIGHT HAND (SE4, SE5, SE6, SE7)
	P38644-06-SF0	EA	COVER/ARMREST - SOFA/RIGHT HAND (SF0, SF1, SF2, SF3)
	P38644-06-SF4	EA	COVER/ARMREST - SOFA/RIGHT HAND (SF4, SF5, SF6, SF7)
	P38644-21-S76	EA	COVER/ARMREST - SOFA/RIGHT HAND (SE4, SE5, SE6, SE7) - ULTRALEATHER
	P38644-21-S80	EA	COVER/ARMREST - SOFA/RIGHT HAND (SF0, SF1, SF2, SF3, SF4, SF5, SF6, SF7) - ULTRALEATHER

CURTAIN & CUSHION GROUP (CONTINUED)
SOFA (CONTINUED)

KEY	PART NUMBER	U/M	DESCRIPTION
7	150886-02-SE4	EA	BACK - SOFA/SLEEPER REST EASY-DUAL CONTROLS (SE4, SE5, SE6, SE7)
7	150886-02-SF0	EA	BACK - SOFA/SLEEPER REST EASY-DUAL CONTROLS (SF0, SF1, SF2, SF3)
7	150886-02-SF4	EA	BACK - SOFA/SLEEPER REST EASY-DUAL CONTROLS (SF4, SF5, SF6, SF7)
7	150886-06-SE4	EA	BACK - SOFA/SLEEPER REST EASY-DUAL CONTROLS (SE4, SE5, SE6, SE7) - ULTRALEATHER
7	150886-06-SF0	EA	BACK - SOFA/SLEEPER -DUAL CONTROLS (SF0, SF1, SF2, SF3, SF4, SF5, SF6, SF7) - ULTRALEATHER
	P50886-02-SE4	EA	COVER/BACK - DUAL (SE4, SE5, SE6, SE7)
	P50886-02-SF0	EA	COVER/BACK - DUAL (SF0, SF1, SF2, SF3)
	P50886-02-SF4	EA	COVER/BACK - DUAL (SF4, SF5, SF6, SF7)
	P50886-06-SE4	EA	COVER/BACK - DUAL (SE4, SE5, SE6, SE7) - ULTRALEATHER
	P50886-06-SF0	EA	COVER/BACK - DUAL (SF0, SF1, SF2, SF3, SF4, SF5, SF6, SF7) - ULTRALEATHER
8	150886-03-SE4	EA	SEAT - SOFA/SLEEPER REST EASY-DUAL CONTROLS (SE4, SE5, SE6, SE7)
8	150886-03-SF0	EA	SEAT - SOFA/SLEEPER REST EASY-DUAL CONTROLS (SF0, SF1, SF2, SF3)
8	150886-03-SF4	EA	SEAT - SOFA/SLEEPER REST EASY-DUAL CONTROLS (SF4, SF5, SF6, SF7)
8	150886-07-SE4	EA	SEAT - SOFA/SLEEPER REST EASY-DUAL CONTROLS (SE4, SE5, SE6, SE7) - ULTRALEATHER
8	150886-07-SF0	EA	SEAT - SOFA/SLEEPER -DUAL CONTROLS (SF0, SF1, SF2, SF3, SF4, SF5, SF6, SF7) - ULTRALEATHER
	P50886-03-SE4	EA	COVER/SEAT - DUAL (SE4, SE5, SE6, SE7)
	P50886-03-SF0	EA	COVER/SEAT - DUAL (SF0, SF1, SF2, SF3)
	P50886-03-SF4	EA	COVER/SEAT - DUAL (SF4, SF5, SF6, SF7)
	P50886-07-SE4	EA	COVER/SEAT - DUAL (SE4, SE5, SE6, SE7) - ULTRALEATHER
	P50886-07-SF0	EA	COVER/SEAT - DUAL (SF0, SF1, SF2, SF3, SF4, SF5, SF6, SF7) - ULTRALEATHER
9	151290-02-000	EA	FRAME - SEAT - 30"
10	136534-27-000	EA	TRUNDLE FRAME - 26" WIDE/DUAL - W/LINKAGE, LATCH & HANDLE
11	121906-01-02B	EA	BRACKET - KICKBOARD - E-COATED
12	138647-22-R89	EA	TRUNDLE - SOFA/SLEEPER - REST EASY/DUAL CONTROLLED (SE4, SE5, SE6, SE7)
12	138647-22-SF0	EA	TRUNDLE - SOFA/SLEEPER - REST EASY/DUAL CONTROLLED (SF0, SF1, SF2, SF3)
12	138647-22-SF4	EA	TRUNDLE - SOFA/SLEEPER - REST EASY/DUAL CONTROLLED (SF4, SF5, SF6, SF7)
12	138647-04-S76	EA	TRUNDLE - SOFA/SLEEPER - REST EASY/DUAL CONTROLLED (SE4, SE5, SE6, SE7) - ULTRALEATHER
12	138647-04-S80	EA	TRUNDLE - SOFA/SLEEPER - DUAL CNRL (SF0, SF1, SF2, SF3, SF4, SF5, SF6, SF7) - ULTRALEATHER
	P38647-22-R89	EA	COVER/TRUNDLE - REST EASY/DUAL CONTROLLED - SOFA/SLEEPER (SE4, SE5, SE6, SE7)
	P38647-22-SF0	EA	COVER/TRUNDLE - REST EASY/DUAL CONTROLLED - SOFA/SLEEPER (SF0, SF1, SF2, SF3)
	P38647-22-SF4	EA	COVER/TRUNDLE - REST EASY/DUAL CONTROLLED - SOFA/SLEEPER (SF4, SF5, SF6, SF7)
	P38647-04-S76	EA	COVER/TRUNDLE - DUAL CONTROLLED - SOFA/SLEEPER (SE4, SE5, SE6, SE7) - ULTRALEATHER
	P38647-04-S80	EA	COVER/TRUNDLE - DUAL CONTROLLED (SF0, SF1, SF2, SF3, SF4, SF5, SF6, SF7) - ULTRALEATHER
13	139716-16-SE4	EA	SIGHT SHIELD - DUAL BACK/RIGHT HAND (SE4, SE5, SE6, SE7)
13	139716-16-SF0	EA	SIGHT SHIELD - DUAL BACK/RIGHT HAND (SF0, SF1, SF2, SF3)
13	139716-16-SF4	EA	SIGHT SHIELD - DUAL BACK/RIGHT HAND (SF4, SF5, SF6, SF7)
13	139716-14-SE4	EA	SIGHT SHIELD - DUAL BACK/RIGHT HAND (SE4, SE5, SE6, SE7) - ULTRALEATHER
13	139716-14-SF0	EA	SIGHT SHIELD - DUAL BACK/RIGHT HAND (SF0, SF1, SF2, SF3, SF4, SF5, SF6, SF7) - ULTRALEATHER
14*	136534-29-000	EA	BASE - 27.25" X 30" - POWERED/DUAL - FLAT
			FROM: 00-00-00 THRU: 12-05-04
	136534-15-002	EA	CABLE - 10.75" F/DRIVE MOTOR - REST EASY SOFA
	151290-14-000	EA	FRAME - BASE - 27.25" X 30" X 10.5" - LEFT
			FROM: 12-06-04 THRU: 99-99-99
	151290-15-000	EA	FRAME - BASE - 27.25" X 30" X 10.5" - RIGHT
			FROM: 12-06-04 THRU: 99-99-99
	136534-15-001	EA	MOTOR - DRIVE - REST EASY SOFA
	136534-15-002	EA	CABLE - 10.75" F/DRIVE MOTOR - REST EASY SOFA
15	116104-04-02B	EA	BRACKET - ZEE W/HOLES - 3.2" - E-COATED
16	139716-15-SE4	EA	SIGHT SHIELD - DUAL BACK/LEFT HAND (SE4, SE5, SE6, SE7)
16	139716-15-SF0	EA	SIGHT SHIELD - DUAL BACK/LEFT HAND (SF0, SF1, SF2, SF3)
16	139716-15-SF4	EA	SIGHT SHIELD - DUAL BACK/LEFT HAND (SF4, SF5, SF6, SF7)
16	139716-13-SE4	EA	SIGHT SHIELD - DUAL BACK/LEFT HAND (SE4, SE5, SE6, SE7) - ULTRALEATHER
16	139716-13-SF0	EA	SIGHT SHIELD - DUAL BACK/LEFT HAND (SF0, SF1, SF2, SF3, SF4, SF5, SF6, SF7) - ULTRALEATHER
17	136534-32-000	EA	BRACKET - DUAL BASE
18	136534-25-000	EA	FRAME/BACK - FOR DUAL REST EASY SOFA - ONE SIDE ONLY
19	101926-01-02A	EA	BRACKET - ZEE - 2" - BLACK

*COMPONENT PARTS LISTED LATER IN THIS GROUP

CURTAIN & CUSHION GROUP (CONTINUED)
COMPONENT PARTS FOR SOFA

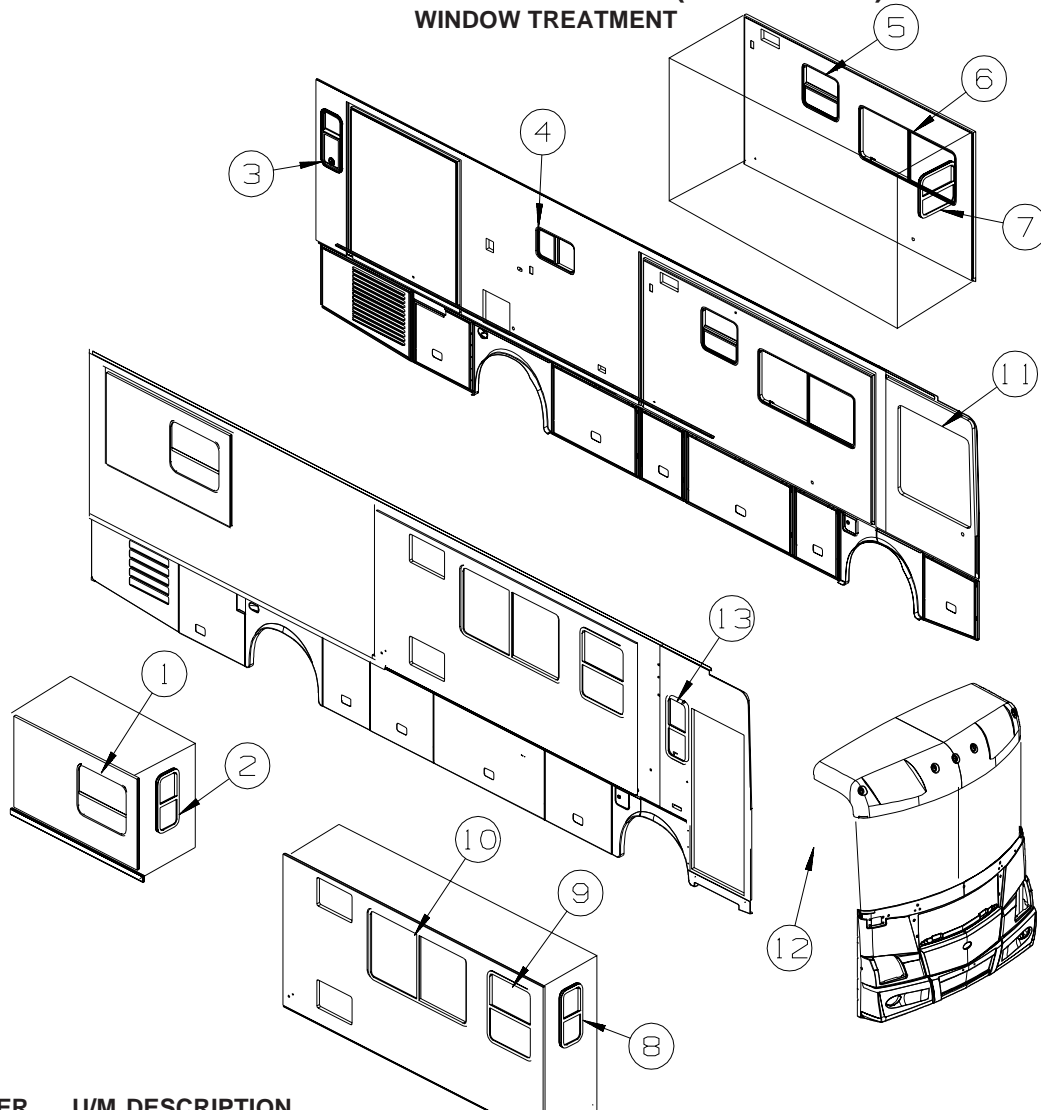
136534-13-000, 136534-15-000, 136534-28-000, 136534-29-000

KEY	PART NUMBER	U/M	DESCRIPTION	VENDOR NO.
	136534-02-700	EA	MOTOR	9PL-MO-W/T-1
	136534-02-701	EA	CABLE/DRV MTR-REST EASY SOFA	9PL-FCA27.75

148226-01-000, 148226-02-000, 148226-03-000

KEY	PART NUMBER	U/M	DESCRIPTION	VENDOR NO.
	148226-01-700	EA	BUSHING/GUIDE - F/MECHANISM	9TN-SLD-GR-1
	148226-01-701	EA	SLIDE MECHANISM ASM W/LATCH	PTN-SLD-BUSH1

CURTAIN & CUSHION GROUP (CONTINUED)
WINDOW TREATMENT



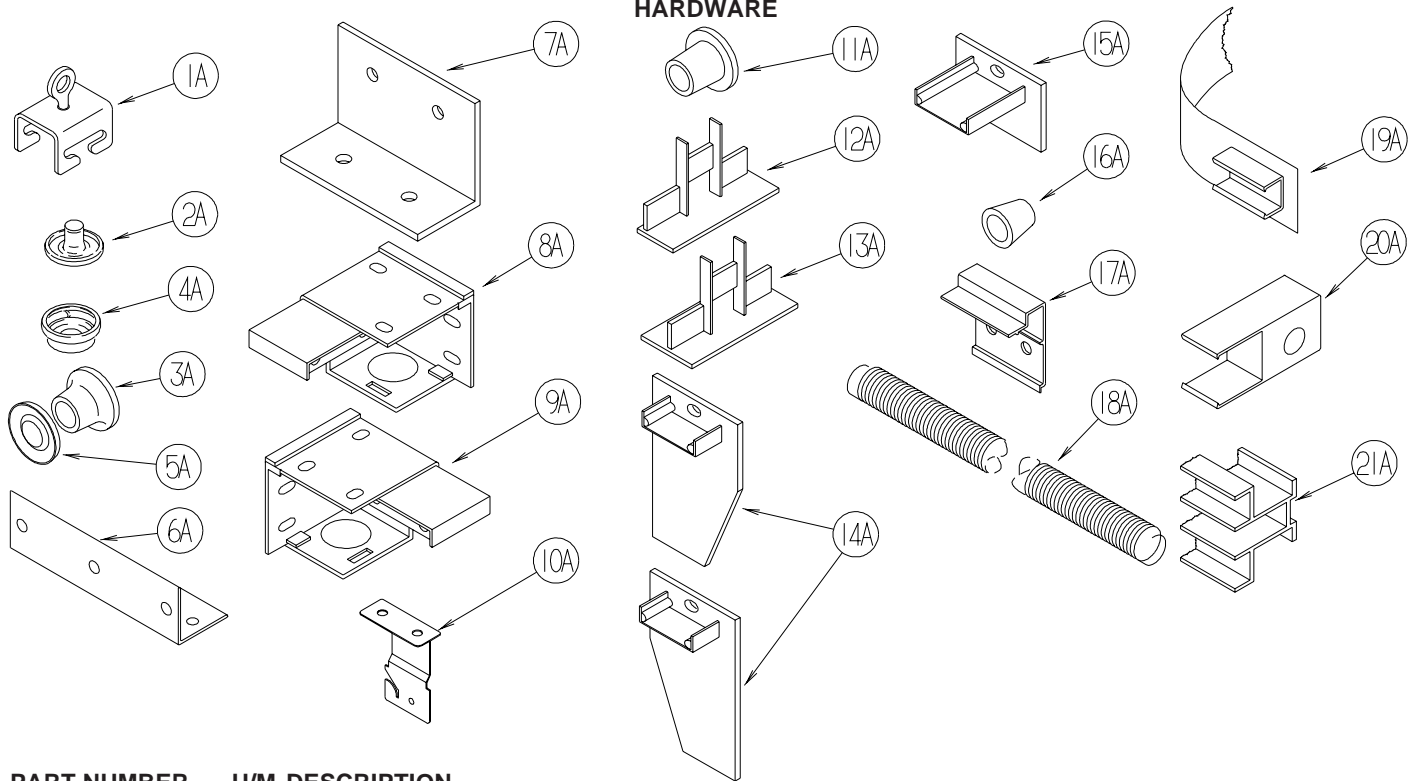
KEY	PART NUMBER	U/M	DESCRIPTION
1	150861-13-SE4	EA	VALANCE - BROADWAY - 34" (SE4, SE5, SE6, SE7)
1	150861-13-SF0	EA	VALANCE - BROADWAY - 34" (SF0, SF1, SF2, SF3)
1	150861-13-SF4	EA	VALANCE - BROADWAY - 34" (SF4, SF5, SF6, SF7)
			FROM: 00-00-00 THRU: 12-01-04
1	150861-13-SF5	EA	VALANCE - BROADWAY - 34" (SF4, SF5, SF6, SF7)
			FROM: 12-02-04 THRU: 99-99-99
1	140789-11-SD0	EA	BLIND - DAY/NIGHTER - 32" X 34"
2	150530-17-SE4	EA	VALANCE - ABBOTT - 17" (SE4, SE5, SE6, SE7)
2	150530-17-SF0	EA	VALANCE - ABBOTT - 17" (SF0, SF1, SF2, SF3)
2	150530-17-SF4	EA	VALANCE - ABBOTT - 17" (SF4, SF5, SF6, SF7)
			FROM: 00-00-00 THRU: 12-01-04
2	150530-17-SF5	EA	VALANCE - ABBOTT - 17" (SF4, SF5, SF6, SF7)
			FROM: 12-02-04 THRU: 99-99-99
2	140789-51-SD0	EA	BLIND - DAY/NIGHTER - 14.5" X 32"
3	150530-16-SE4	EA	VALANCE - ABBOTT - 15.5" (SE4, SE5, SE6, SE7)
3	150530-16-SF0	EA	VALANCE - ABBOTT - 15.5" (SF0, SF1, SF2, SF3)
3	150530-16-SF4	EA	VALANCE - ABBOTT - 15.5" (SF4, SF5, SF6, SF7)
			FROM: 00-00-00 THRU: 12-01-04
3	150530-16-SF5	EA	VALANCE - ABBOTT - 15.5" (SF4, SF5, SF6, SF7)
			FROM: 12-02-04 THRU: 99-99-99
3	140789-51-SD0	EA	BLIND - DAY/NIGHTER - 14.5" X 32"
4	150861-12-SE4	EA	VALANCE - BROADWAY - 28" (SE4, SE5, SE6, SE7)
4	150861-12-SF0	EA	VALANCE - BROADWAY - 28" (SF0, SF1, SF2, SF3)
4	150861-12-SF4	EA	VALANCE - BROADWAY - 28" (SF4, SF5, SF6, SF7)
			FROM: 00-00-00 THRU: 12-01-04
4	150861-12-SF5	EA	VALANCE - BROADWAY - 28" (SF4, SF5, SF6, SF7)
			FROM: 12-02-04 THRU: 99-99-99
4	111861-01-01A	EA	BLIND - MINI - 36.5" X 17" - ALABASTER PEARL

CURTAIN & CUSHION GROUP (CONTINUED)
WINDOW TREATMENT (CONTINUED)

KEY	PART NUMBER	U/M	DESCRIPTION
5	150530-22-SE4	EA	VALANCE - ABBOTT - 26" (SE4, SE5, SE6, SE7)
5	150530-22-SF0	EA	VALANCE - ABBOTT - 26" (SF0, SF1, SF2, SF3)
5	150530-22-SF4	EA	VALANCE - ABBOTT - 26" (SF4, SF5, SF6, SF7)
5	111861-22-01A	EA	BLIND - MINI - 24.5" X 25" - ALABASTER PEARL
6	150861-08-SE4	EA	VALANCE - BROADWAY - 64" (SE4, SE5, SE6, SE7)
6	150861-08-SF0	EA	VALANCE - BROADWAY - 64" (SF0, SF1, SF2, SF3)
6	150861-08-SF4	EA	VALANCE - BROADWAY - 64" (SF4, SF5, SF6, SF7)
6	150862-11-SE4	EA	LEG - RIGHT - 26.5" (SE4, SE5, SE6, SE7)
6	150862-11-SF0	EA	LEG - RIGHT - 26.5" (SF0, SF1, SF2, SF3)
6	150862-11-SF4	EA	LEG - RIGHT - 26.5" (SF4, SF5, SF6, SF7)
6	150862-12-SE4	EA	LEG - LEFT - 26.5" (SE4, SE5, SE6, SE7)
6	150862-12-SF0	EA	LEG - LEFT - 26.5" (SF0, SF1, SF2, SF3)
6	150862-12-SF4	EA	LEG - LEFT - 26.5" (SF4, SF5, SF6, SF7)
6	140789-36-SD0	EA	BLIND - DAY/NIGHTER - 61" X 30"
7	150530-22-SE4	EA	VALANCE - ABBOTT - 26" (SE4, SE5, SE6, SE7)
7	150530-22-SF0	EA	VALANCE - ABBOTT - 26" (SF0, SF1, SF2, SF3)
7	150530-22-SF4	EA	VALANCE - ABBOTT - 26" (SF4, SF5, SF6, SF7)
7	136988-E6-SE4	EA	LEG - RIGHT - 22" (SE4, SE5, SE6, SE7)
7	136988-E6-SF0	EA	LEG - RIGHT - 22" (SF0, SF1, SF2, SF3)
7	136988-E6-SF4	EA	LEG - RIGHT - 22" (SF4, SF5, SF6, SF7)
7	136988-E7-SE4	EA	LEG - LEFT - 22" (SE4, SE5, SE6, SE7)
7	136988-E7-SF0	EA	LEG - LEFT - 22" (SF0, SF1, SF2, SF3)
7	136988-E7-SF4	EA	LEG - LEFT - 22" (SF4, SF5, SF6, SF7)
7	140789-07-SD0	EA	BLIND - DAY/NIGHTER - 22.5" X 23"
8	150530-15-SE4	EA	VALANCE - ABBOTT - 18" (SE4, SE5, SE6, SE7)
8	150530-15-SF0	EA	VALANCE - ABBOTT - 18" (SF0, SF1, SF2, SF3)
8	150530-15-SF4	EA	VALANCE - ABBOTT - 18" (SF4, SF5, SF6, SF7)
8	136988-E8-SE4	EA	LEG - RIGHT - 28" (SE4, SE5, SE6, SE7)
8	136988-E8-SF0	EA	LEG - RIGHT - 28" (SF0, SF1, SF2, SF3)
8	136988-E8-SF4	EA	LEG - RIGHT - 28" (SF4, SF5, SF6, SF7)
8	136988-E9-SE4	EA	LEG - LEFT - 28" (SE4, SE5, SE6, SE7)
8	136988-E9-SF0	EA	LEG - LEFT - 28" (SF0, SF1, SF2, SF3)
8	136988-E9-SF4	EA	LEG - LEFT - 28" (SF4, SF5, SF6, SF7)
8	140789-57-SD0	EA	BLIND - DAY/NIGHTER - 14.5" X 37"
9	150861-09-SE4	EA	VALANCE - BROADWAY - 31" (SE4, SE5, SE6, SE7)
9	150861-09-SF0	EA	VALANCE - BROADWAY - 31" (SF0, SF1, SF2, SF3)
9	150861-09-SF4	EA	VALANCE - BROADWAY - 31" (SF4, SF5, SF6, SF7)
9	150862-03-SE4	EA	LEG - RIGHT - 34" (SE4, SE5, SE6, SE7)
9	150862-03-SF0	EA	LEG - RIGHT - 34" (SF0, SF1, SF2, SF3)
9	150862-03-SF4	EA	LEG - RIGHT - 34" (SF4, SF5, SF6, SF7)
9	150862-04-SE4	EA	LEG - LEFT - 34" (SE4, SE5, SE6, SE7)
9	150862-04-SF0	EA	LEG - LEFT - 34" (SF0, SF1, SF2, SF3)
9	150862-04-SF4	EA	LEG - LEFT - 34" (SF4, SF5, SF6, SF7)
9	140789-52-SD0	EA	BLIND - DAY/NIGHTER - 28" X 30"
10	150861-10-SE4	EA	VALANCE - BROADWAY - 64" (SE4, SE5, SE6, SE7)
10	150861-10-SF0	EA	VALANCE - BROADWAY - 64" (SF0, SF1, SF2, SF3)
10	150861-10-SF4	EA	VALANCE - BROADWAY - 64" (SF4, SF5, SF6, SF7)
10	150862-03-SE4	EA	LEG - RIGHT - 34" (SE4, SE5, SE6, SE7)
10	150862-03-SF0	EA	LEG - RIGHT - 34" (SF0, SF1, SF2, SF3)
10	150862-03-SF4	EA	LEG - RIGHT - 34" (SF4, SF5, SF6, SF7)
10	150862-04-SE4	EA	LEG - LEFT - 34" (SE4, SE5, SE6, SE7)
10	150862-04-SF0	EA	LEG - LEFT - 34" (SF0, SF1, SF2, SF3)
10	150862-04-SF4	EA	LEG - LEFT - 34" (SF4, SF5, SF6, SF7)
10	140789-53-SD0	EA	BLIND - DAY/NIGHTER - 61" X 33"
11	139479-09-01A	EA	CURTAIN - DRIVER WRAP/PRIVACY/STEPPED - 42.75" X 90"
12	139479-10-01A	EA	CURTAIN - PASSENGER WRAP/PRIVACY/FRONT - 42" X 120"
13	139479-11-01A	EA	CURTAIN - PASSENGER WRAP/PRIVACY/REAR - 43.5" X 75"

CURTAIN & CUSHION GROUP (CONTINUED)

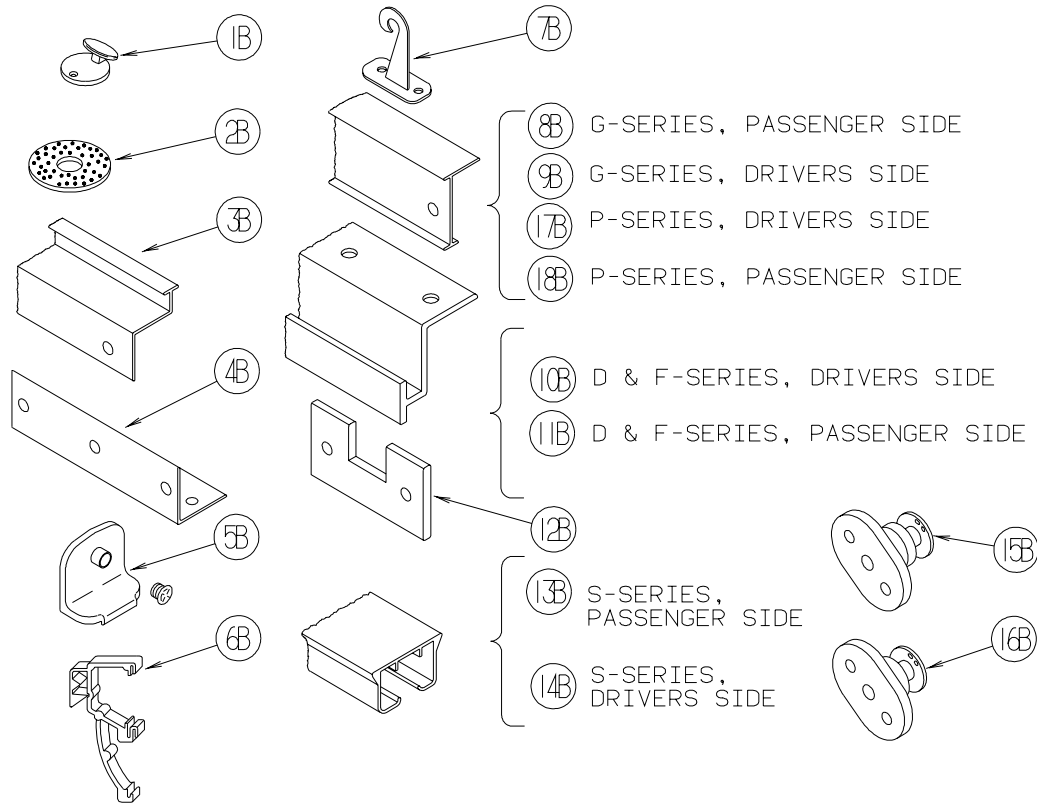
HARDWARE



KEY	PART NUMBER	U/M	DESCRIPTION
1A	009702-01-000	EA	END STOP - CURTAIN CARRIER - L ROD
2A	029155-01-000	EA	CAP - SNAP - 5/32" OUTSIDE DIAMETER OF PIN
3A	029156-01-000	EA	SOCKET - SNAP - 9/16" O.D.
4A	046867-02-000	EA	WASHER - HANDY BUTTON #3
5A	046867-03-000	EA	GROMMET - HANDY BUTTON #3
6A	075943-10-000	EA	BRACE - VALANCE - 20" - OFF WHITE
7A	083125-08-000	EA	BRACE - WINDOW MOUNT - .75" - OFF WHITE
8A	083170-01-000	EA	BRACKET/BLIND - LEFT SIDE WHEN FACING WINDOW - CLEAR
9A	083170-02-000	EA	BRACKET/BLIND - RIGHT SIDE WHEN FACING WINDOW - CLEAR
10A	084434-01-000	EA	BRACKET - MOUNTING - ROLLER SHADE - 1 3/8"
11A	094896-02-000	EA	GROMMET - CORD/PLEATED BLIND - NYLON - GRAY
12A	094907-02-000	EA	END CAP - PLEATED BLIND/TOP - RH/LH - GRAY PLASTIC
13A	094907-04-000	EA	END CAP - PLEATED BLIND/BOTTOM - RH/LH
14A	094907-05-000	EA	END CAP - PLEATED BLIND/BOTTOM - PULL TYPE - PLASTIC
15A	094907-06-000	EA	END CAP/BLIND - TOP RH/LH
16A	097564-03-000	EA	HANDLE - KNOB - E-Z LIFT SHADE - TAN
16A	097564-06-000	EA	HANDLE - KNOB - E-Z LIFT SHADE - ALABASTER
	097593-02-000	FT	CORD - BLIND - PLEATED - GRAY
	097593-06-000	FT	CORD - BLIND - PLEATED - PEWTER
	097593-10-000	FT	CORD - BLIND - PLEATED - VANILLA
	109353-09-01A	EA	BLIND - SLAT - 21' - ALABASTER PEARL
17A	097565-01-000	EA	BRACKET - MOUNTING - PLEATED BLIND
18A	097591-01-000	EA	SPRING - EXTENSION - PLEATED BLIND
19A	101031-01-000	YD	TAPE/GLIDE - 4.25" SPACING
20A	101033-02-000	EA	END CAP - LOW PROFILE TRACK - CLEAR
21A	101033-08-000	EA	TRACK/WALL - 75" - FRT BUNK WINDOW MINNIE/SPIRIT 300-SERIES
21A	101033-09-000	EA	TRACK/WALL - 32" - SIDE BUNK WINDOW MINNIE/SPIRIT 300-SERIES

CURTAIN & CUSHION GROUP (CONTINUED)

HARDWARE (CONTINUED)



KEY	PART NUMBER	U/M DESCRIPTION
1B	102555-03-000	EA BRACKET - (CLEAT TYPE) - F/BLIND HOLDDOWN - MILKY WHITE
2B	103242-01-000	EA VELCRO HOOK - BEIGE 7/8" ROUND W/CENTER HOLE
2B	103242-02-000	EA VELCRO HOOK - BLACK 7/8" ROUND W/CENTER HOLE
3B	105450-14-01A	EA TRACK - CURTAIN - 90" - OFF WHITE - FRONT BUNK PRIVACY MINNIE/SPIRIT 300-SERIES
4B	105648-01-02A	EA BRACE - VALANCE - OFF/WHITE - 14"
5B	106544-01-000	EA PULL - SHADE/BRASS
5B	106544-01-001	EA SCREW - SHADE/BRASS
5B	106544-02-000	EA PULL-SHADE - NICKEL
6B	109353-04-000	EA CLIP - VALANCE SLAT MOUNTING - CLEAR PLASTIC
7B	109441-03-000	EA BRACKET/HOOK - BLIND HOLD DOWN - NEW DESIGN/CLEAR
8B	126456-03-04A	EA TRACK/WRAPAROUND - PASSENGER - GLACIER - ADVENTURER/SUNCRUISER G-SERIES
9B	126456-04-04A	EA TRACK/WRAPAROUND - DRIVER - GLACIER - ADVENTURER/SUNCRUISER G-SERIES
10B	127254-04-05A	EA TRACK/WRAPAROUND-DRVR-GLACIER - SIGHTSEER/SUNOVA D-SERIES, BRAVE/SUNRISE F-SERIES
11B	127254-14-03A	EA TRACK/WRAPAROUND-PASS-GLACIER - SIGHTSEER/SUNOVA D-SERIES, BRAVE/SUNRISE F-SERIES
12B	130549-01-01A	EA STOP - CURTAIN TRACK
13B	138460-07-02A	EA TRACK/CURTAIN - PASSENGER - W/BRACKET/CARRIER/PULLEY - WHT - VECTRA/HORIZON S-SERIES
14B	138460-08-02A	EA TRACK/CURTAIN - DRIVER - W/BRACKET/CARRIER/PULLEY - WHT - VECTRA/HORIZON S-SERIES
15B	141634-01-000	EA BRACKET-(BOBBIN TYPE) 7/8"H HOLDUPBASE(OVAL)-2 HOLE-CLEAR
16B	143805-01-000	EA BRACKET-(BOBBIN TYPE) 1/2"H HOLDUPBASE(OVAL)-2 HOLES CLEAR
17B	146591-01-01A	EA TRACK - CURTAIN - LEFT HAND - GLACIER - JOURNEY/MERIDIAN P-SERIES
18B	146591-02-01A	EA TRACK - CURTAIN - RIGHT HAND - GLACIER - JOURNEY/MERIDIAN P-SERIES

ACCESSORIES

KEY	PART NUMBER	U/M DESCRIPTION
	057534-04-000	EA TIEBACK - CLEAR PLASTIC - 20"
	057534-08-000	EA TIEBACK - CLEAR PLASTIC - 16"
	105402-03-000	EA STRAP - DINING CHAIR/TIEDOWN - 18"
	105402-04-000	EA STRAP - DINING CHAIR/TIEDOWN - 35"
	140221-01-02B	EA WASHER - SEAT BELT - E-COAT

CURTAIN & CUSHION GROUP (CONTINUED)
FABRICS

FAMILY HORIZON BUCKET	SE4/SE5/SE6/SE7	SF0/SF1/SF2/SF3	SF4/SF5/SF6/SF7
	BRIARWOOD	TOASTED ALMOND	GLASS BLOCK
BUCKET	584TL W/ADJ. ARMS DR/PASS.	584TL W/ADJ. ARMS DR/PASS.	584TL W/ADJ. ARMS DR/PASS.
	W/"HORIZON" LOGO	W/"HORIZON" LOGO	W/"HORIZON" LOGO
	142523-02-000 - PAPYRUS	079680-47-000 - BUFF	079680-47-000 - BUFF
DINETTE	730 PULL THRU BCK/728 SEAT	730 PULL THRU BCK/728 SEAT	730 PULL THRU BCK/728 SEAT
	142523-02-000	079680-47-000	079680-47-000
DINETTE WRAP	142523-02-000	079680-47-000	079680-47-000
DINETTE CHAIRS & REM FOLDING	FLEX. C2026 DINETTE CHAIR	FLEX. C2026 DINETTE CHAIR	FLEX. C2026 DINETTE CHAIR
	REM FC200 FOLDING CHAIR	REM FC200 FOLDING CHAIR	REM FC200 FOLDING CHAIR
	126883-T8-000	148797-28-000	148797-29-000
	*OPT. PAPYRUS	*OPT. BUFF	*OPT. BUFF
REST EASY SOFA'S & DUALS	832 W/826 OR 815 ARMS	832 W/826 OR 815 ARMS	832 W/826 OR 815 ARMS
	126883-T8-000	148797-28-000	148797-29-000
	*OPT. PAPYRUS	*OPT. BUFF	*OPT. BUFF
	142523-02-000	079680-47-000	079680-47-000
CUSTOM LNG SOFA	695 SOFA BACK & SEAT	695 SOFA BACK & SEAT	695 SOFA BACK & SEAT
	126883-T8-000	148797-28-000	148797-29-000
	*OPT. PAPYRUS - 142523-02-000	*OPT. BUFF - 079680-47-000	*OPT. BUFF - 079680-47-000
BANQUETTE	672 W/815 ARMS	672 W/815 ARMS	672 W/815 ARMS
	126883-T8-000	148797-28-000	148797-29-000
	*OPT. PAPYRUS	*OPT. BUFF	*OPT. BUFF
	142523-02-000	079680-47-000	079680-47-000
"J" LOUNGE SOFA	FLEXSTEEL #4173-70LS	FLEXSTEEL #4173-70LS	FLEXSTEEL #4173-70LS
	126883-T8-000	148797-28-000	148797-29-000
	*OPT. PAPYRUS	*OPT. BUFF	*OPT. BUFF
	142523-02-000	079680-47-000	079680-47-000
LOUNGE PILLOWS	(1) 17X17" WALKER	(1) 17X17" WALKER	(1) 17X17" WALKER
	BACK & FACE TOP 2/3 - 126883-T8	BACK & FACE TOP 2/3 - 148797-28	BACK & FACE TOP 2/3 - 148797-29
	FACE BOTTOM 1/3 - 126883-V0	FACE BOTTOM 1/3 - 148797-30	FACE BOTTOM 1/3 - 148797-46
	¼" PARAMETER WELT - 126883-T8	¼" PARAMETER WELT - 148797-28	PARAMETER WELT - 148797-29
	CORD - 139041-63-000	CORD - 139041-65-000	CORD - 139041-67-000
	BUTTON TASSEL - 139730-11	BUTTON TASSEL - 139730-12	BUTTON TASSEL - 139730-13
	(2) 14X21" WESTPORT	(2) 14X21" WESTPORT	(2) 14X21" WESTPORT
	FACE - 126883-T8-000	FACE - 148797-28-000	FACE - 148797-29-000
	BACK - 126883-V0-000	BACK - 148797-30-000	BACK - 148797-46-000
	¼" WELT - 126883-T8-000	¼" WELT - 148797-28-000	¼" WELT - 148797-29-000
	FRINGE ENDS - 139041-62-000	FRINGE ENDS - 139041-64-000	FRINGE ENDS - 139041-66-000

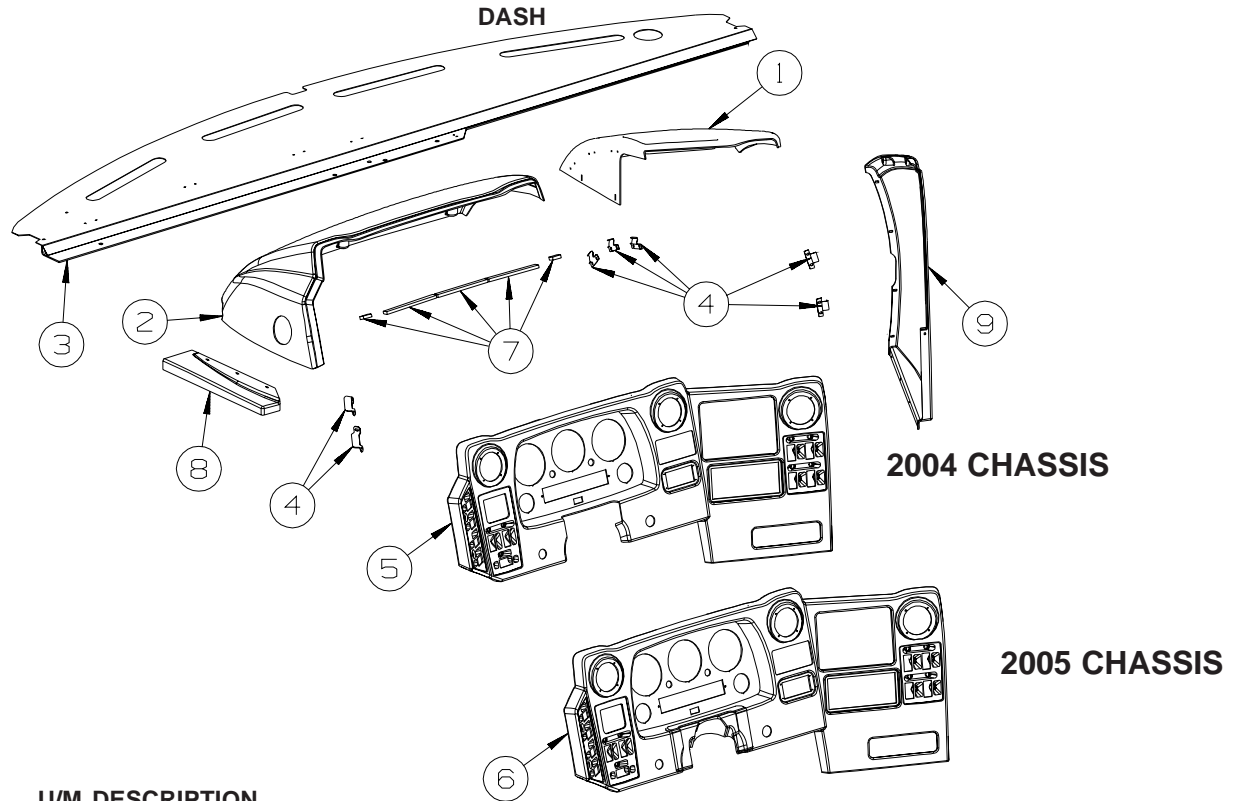
CURTAIN & CUSHION GROUP (CONTINUED)
FABRICS (CONTINUED)

HORIZON	BRIARWOOD	TOASTED ALMOND	GLASS BLOCK
LOUNGE CHAIR	474 HOOP W/FOOTREST	474 HOOP W/FOOTREST	474 HOOP W/FOOTREST
	126883-V0-000	148797-30-000	148797-46-000
	*OPT. PAPYRUS - 142523-02-000	*OPT. BUFF - 079680-47-000	*OPT. BUFF - 079680-47-000
EURO RECLINER (FLEXSTEEL)	EURO W/WOOD BOTTOM	EURO W/WOOD BOTTOM	EURO W/WOOD BOTTOM
	*OPT. PAPYRUS	*OPT. BUFF	*OPT. BUFF
	142523-02-000	079680-47-000	079680-47-000
LOUNGE WINDOWS	BROADWAY VALANCE	BROADWAY VALANCE	BROADWAY VALANCE
	BOX WRAP - 126883-V0-000	BOX WRAP - 148797-30-000	BOX WRAP - 148797-46-000
	BOX TRIM - 142523-02-000	BOX TRIM - 079680-47-000	BOX TRIM - 079680-47-000
	SWOOP OVLY WRAP - 126883-T8	SWOOP OVLY WRAP - 148797-28	SWOOP OVLY WRAP - 148797-29
	SWOOP OVLY TRIM- 142523-02	SWOOP OVLY TRIM - 079680-47	SWOOP OVLY TRIM- 079680-47
LOUNGE LEGS	"STYLIZED"	"STYLIZED"	"STYLIZED"
	WRAP - 126883-V0-000	WRAP - 148797-30-000	WRAP - 148797-46-000
	INSIDE EDGE - 142523-02-000	INSIDE EDGE - 079680-47-000	INSIDE EDGE - 079680-47-000
GALLEY WDO	ABBOTT VALANCE	ABBOTT VALANCE	ABBOTT VALANCE
	WRAP - 142523-02-000	WRAP - 079680-47-000	WRAP - 079680-47-000
	OVLY - 126883-V0-000	OVLY - 148797-30-000	OVLY - 148797-46-000
BEDSPREAD CHANNEL QUILT	REVERSIBLE THROW W/CORD	REVERSIBLE THROW W/CORD	REVERSIBLE THROW W/CORD
	137813-F2-000	137813-92/137813-F3	137813-C9-000
	TRIM - 139041-63-000	TRIM - 139041-65-000	TRIM - 139041-67-000
	BUTTON TASSELS - 139730-11-000	BUTTON TASSELS - 139730-12-000	BUTTON TASSELS - 139730-13-000
	SPOT QUILTED	SPOT QUILTED	SPOT QUILTED
SHAMS	SHAM W/CORD ON PARAMETER	SHAM W/CORD ON PARAMETER	SHAM W/CORD ON PARAMETER
	BODY - 137813-F2-000	BODY - 137813-92-000	BODY - 137813-C9-000
	CORD - 139041-63-000	CORD - 139041-65-000	CORD - 139041-67-000
BEDROOM WINDOWS	BROADWAY VALANCE	BROADWAY VALANCE	BROADWAY VALANCE
	BOX WRAP - 137813-F2-000	WRAP - 137813-92-000	WRAP - 137813-C9-000
	BOX TRIM - 137813-70	BOX TRIM - 137813-F3	BOX TRIM - 137813-F4
	SWOOP OVLY - 137813-F2-000	SWOOP OVLY - 137813-92-000	SWOOP OVLY - 137813-C9-000
	SWOOP OVLY TRIM- 137813-70	SWOOP TRIM - 137813-F3-000	SWOOP TRIM - 137813-F4-000
	LEGS - 137813-F2/137813-70	LEGS - 137813-92/137813-F3	LEGS - 137813-C9/137813-F4
BATH WINDOW *NO LEGS IN BATH	BROADWAY VALANCE	BROADWAY VALANCE	BROADWAY VALANCE
	BOX WRAP - 137813-F2-000	WRAP - 137813-92-000	WRAP - 137813-C9-000
	BOX TRIM - 137813-70	BOX TRIM - 137813-F3	BOX TRIM - 137813-F4
	SWOOP OVLY - 137813-F2-000	SWOOP OVLY - 137813-92-000	SWOOP OVLY - 137813-C9-000
	SWOOP OVLY TRIM- 137813-70	SWOOP TRIM - 137813-F3-000	SWOOP TRIM - 137813-F4-000

CURTAIN & CUSHION GROUP (CONTINUED)
FABRICS (CONTINUED)

FAMILY HORIZON ASHWELL	SE4/SE5/SE6/SE7	SF0/SF1/SF2/SF3	SF4/SF5/SF6/SF7
	BRIARWOOD	TOASTED ALMOND	GLASS BLOCK
*WHEN NEEDED	BODY - 137813-F2-000	BODY - 137813-92-000	BODY - 137813-C9-000
	¼ WELT - 137813-70-000	¼ WELT - 137813-F3-000	¼ WELT - 137813-F4-000
BEDROOM PILLOW	(1) 17X17" WALKER	(1) 17X17" WALKER	(1) 17X17" WALKER
	BACK & FACE TOP 2/3 - 137813-F2	BACK & FACE TOP 2/3 - 137813-92	BACK & FACE TOP 2/3 - 137813-C9
	FACE BOTTOM 1/3 - 137813-70-000	FACE BOTTOM 1/3 - 137813-F3-000	FACE BOTTOM 1/3 - 137813-F4-000
	¼" PARAMETER WELT - 137813-F2	¼" PARAMETER WELT - 137813-F3	¼" PARAMETER WELT - 137813-C9
	CORD - 139041-63-000	CORD - 139041-65-000	CORD - 139041-67-000
	BUTTON TASSEL - 139730-11	BUTTON TASSEL - 139730-12	BUTTON TASSEL - 139730-13
	(2) 14X21" WESTPORT	(2) 14X21" WESTPORT	(2) 14X21" WESTPORT
	FACE - 137813-F2-000	FACE - 137813-92-000	FACE - 137813-C9-000
	BACK - 137813-70-000	BACK - 137813-F3-000	BACK - 137813-F4-000
	¼" WELT - 137813-F2-000	¼" WELT - 137813-F3-000	¼" WELT - 137813-C9-000
	FRINGE ENDS - 139041-62-000	FRINGE ENDS - 139041-64-000	FRINGE ENDS - 139041-66-000
SUITE CHAIR W/OTTOMAN	FLEXSTEEL #955-10	FLEXSTEEL #955-10	FLEXSTEEL #955-10
	126883-V0-000	137813-F3-000	137813-F4-000
BEDBOARD	137813-F2-000	137813-92-000	137813-C9-000
HEADBOARD	NOT NEEDED	NOT NEEDED	NOT NEEDED
DAY-NITERS LGE. & BEDROOM	TUSCANY BONE/PEARL	TUSCANY BONE/PEARL	TUSCANY BONE/PEARL
	094911-65-000/094911-64-000	094911-65-000/094911-64-000	094911-65-000/094911-64-000
GALLEY&BATH	ALABASTER PEARL	ALABASTER PEARL	ALABASTER PEARL
OVHD. INSERTS LOUNGE&BEDRM.	LOUNGE - 126883-V0-000	LOUNGE - 148797-30-000	LOUNGE - 148797-46-000
	BEDROOM - 137813-70-000	BEDROOM - 137813-F3-000	BEDROOM - 137813-F4-000
FRONT WRAP	PURCHASED PLEATED	PURCHASED PLEATED	PURCHASED PLEATED
FLOOR MAT DRIVER'S ONLY	CARPET 139056-31-000	CARPET 139056-30-000	CARPET 139056-29-000

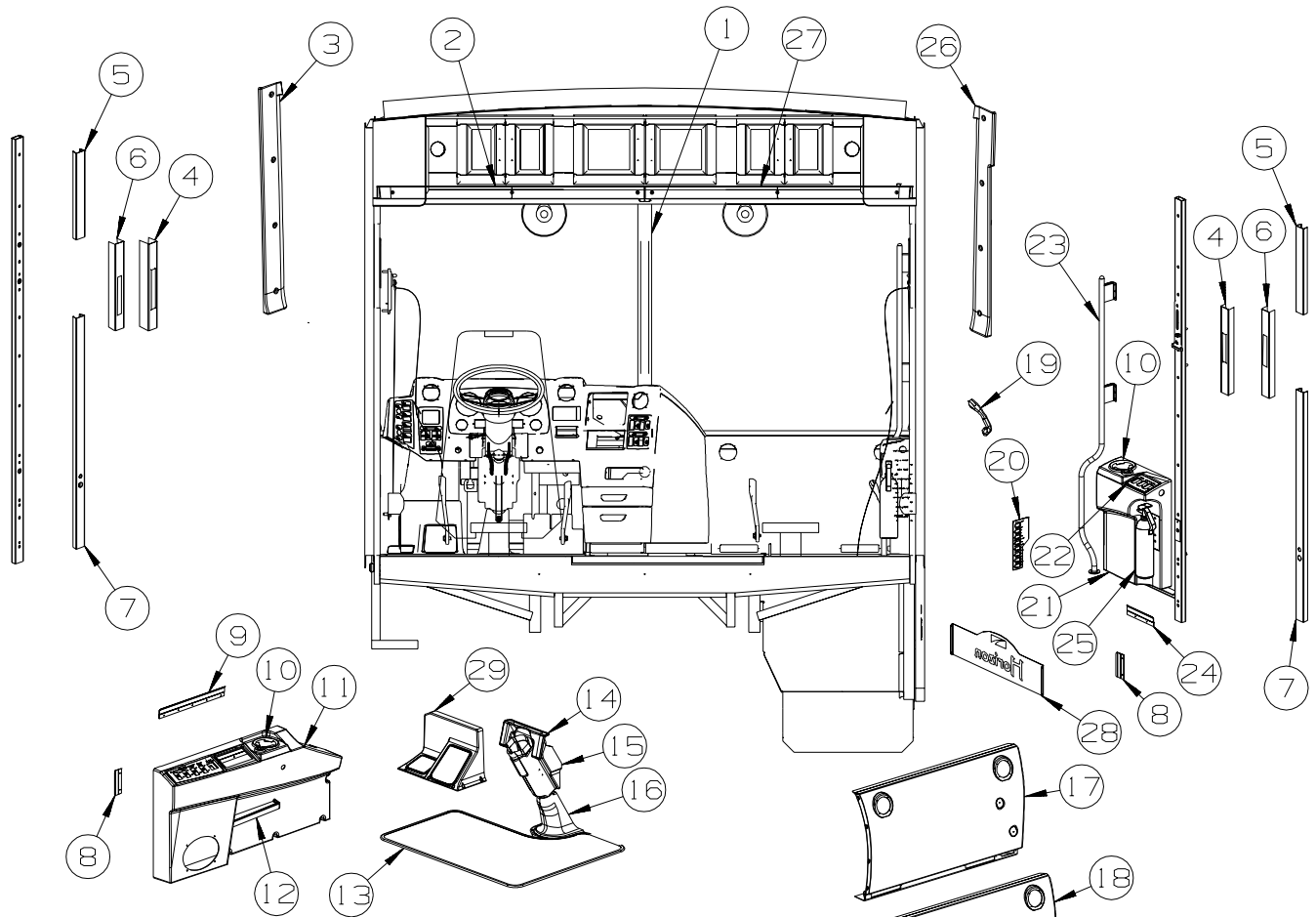
DRIVERS COMPARTMENT GROUP



KEY	PART NUMBER	U/M	DESCRIPTION
1	144235-01-02A	EA	POD - INSTRUMENT PANEL - RIGHT HAND - RIVERSTONE
1	144235-01-03A	EA	POD - INSTRUMENT PANEL - RIGHT HAND - CASHMERE
2	144234-01-02A	EA	POD - INSTRUMENT PANEL - RIVERSTONE
2	144234-01-03A	EA	POD - INSTRUMENT PANEL - CASHMERE
3	118101-12-02B	EA	DASH PANEL/TOP ONLY - E-COATED
3	106569-09-06A	EA	VINYL - LAMINATE - ALLANTE DOESKIN - 1/4" X 25" X 100"
4	073050-04-000	EA	CLIP/MOUNTING - VALANCE PANEL
5	144236-03-03A	EA	BEZEL - INSTRUMENT PANEL - RIVERSTONE - DOUGLAS STEERING COLUMN FROM: 00-00-00 THRU: 03-19-04
5	144236-04-01A	EA	BEZEL - INSTRUMENT PANEL - RIVERSTONE - DOUGLAS STEERING COLUMN FROM: 03-20-04 THRU: 99-99-99
5	144236-03-04A	EA	BEZEL - INSTRUMENT PANEL - CASHMERE - DOUGLAS STEERING COLUMN FROM: 00-00-00 THRU: 03-19-04
5	144236-04-02A	EA	BEZEL - INSTRUMENT PANEL - CASHMERE - DOUGLAS STEERING COLUMN FROM: 03-20-04 THRU: 99-99-99
6	144236-05-01A	EA	BEZEL - INSTRUMENT PANEL - RIVERSTONE - TRW STEERING COLUMN FROM: 03-20-04 THRU: 99-99-99
6	144236-05-02A	EA	BEZEL - INSTRUMENT PANEL - CASHMERE - TRW STEERING COLUMN FROM: 03-20-04 THRU: 99-99-99
7	110530-01-000	FT	SEAL - SPONGE - .31" X .62"
8	145604-01-04A	EA	PANEL/TRIM - DASH/LEFT HAND - RIVERSTONE
8	145604-01-05A	EA	PANEL/TRIM - DASH/LEFT HAND - CASHMERE
9	145041-01-02A	EA	PANEL - CENTER CONSOLE - RIGHT HAND - RIVERSTONE
9	145041-01-03A	EA	PANEL - CENTER CONSOLE - RIGHT HAND - CASHMERE

DRIVERS COMPARTMENT GROUP (CONTINUED)

FRONT INTERIOR



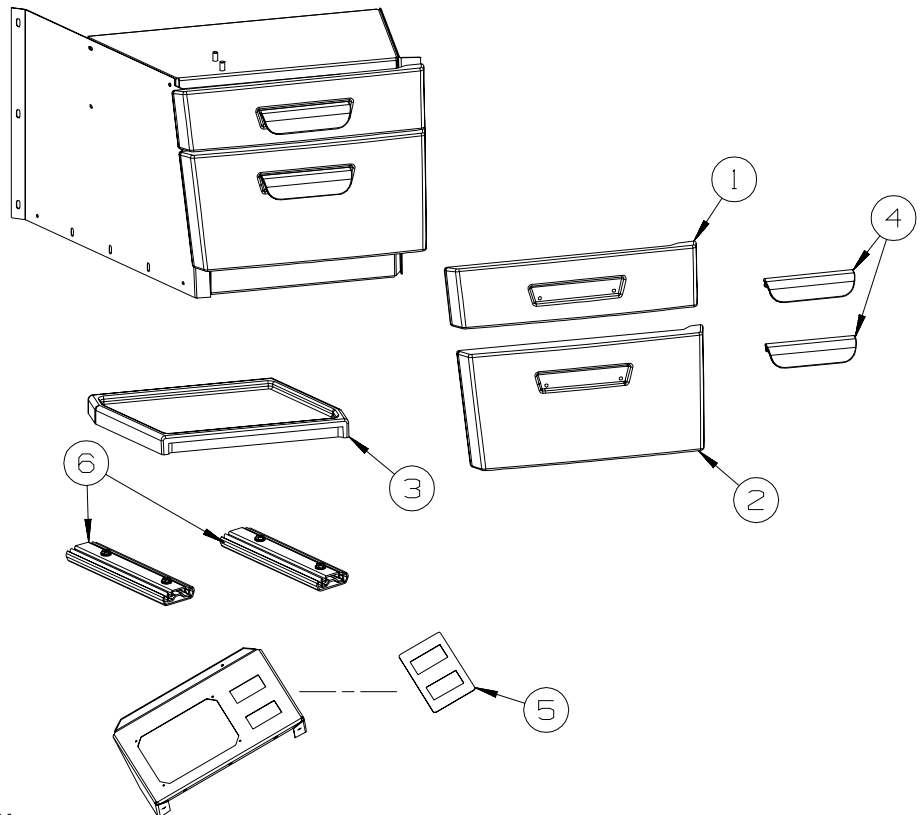
KEY	PART NUMBER	U/M	DESCRIPTION
1	118452-09-04A	EA	TRIM - WINDSHIELD/CENTER - GLACIER
2	129004-02-05A	EA	TRIM - WINDSHIELD - INTERIOR/DRIVER TOP - GLACIER
3	131792-01-04A	EA	TRIM - A-PILLAR - INTERIOR/DRIVER - GLACIER
3	151370-01-01A	EA	TRIM - A-PILLAR/DRIVER - INTERIOR - GLACIER FROM: 00-00-00 THRU: 05-02-04 FROM: 05-03-04 THRU: 99-99-99
4	140151-01-01A	EA	COVER - SEAT BELT - OFF WHITE
4	140151-02-01A	EA	COVER - SCREW - OFF WHITE
5	024700-58-000	EA	COVER - ROLL BAR - SIDEWALL - 16.5" - OFF WHITE
6	140151-03-01A	EA	COVER - SLIDING - F/SEATBELT - BLACK
7	024700-59-000	EA	COVER - ROLL BAR - SIDEWALL - 44.1" - OFF WHITE
8	130034-03-02B	EA	CLIP - TRIM - E-COATED
9	130034-10-02B	EA	CLIP - TRIM - E-COATED
10	133831-01-01A	EA	HOLDER - CUP W/THREE CENTERLINE RUBBER FINGERS
11	145231-01-03A	EA	PANEL/TRIM - INNER/LEFT HAND - RIVERSTONE
11	145231-01-04A	EA	PANEL/TRIM - INNER/LEFT HAND - CASHMERE
12	147266-01-02A	EA	SHELF - DRIVER CONSOLE - LEFT HAND - SANDSTONE
13	148646-01-SD0	EA	MAT - FLOOR/DRIVER (SE4, SE5, SE6, SE7)
13	148646-01-SD4	EA	MAT - FLOOR/DRIVER (SF0, SF1, SF2, SF3)
13	148646-01-SE0	EA	MAT - FLOOR/DRIVER (SF4, SF5, SF6, SF7)
14	151048-01-01A	EA	COVER - STEERING COLUMN - UPPER/FRONT - TRW STEERING COLUMN, 2005 CHASSIS
15	147432-01-03A	EA	COVER - STEERING COLUMN/LOWER - BLACK - DOUGLAS STEERING COLUMN, 2004 CHASSIS
16	148023-01-01A	EA	COVER - STEERING SHAFT - BLACK
17	145040-01-02A	EA	PANEL/TRIM - DASH/RIGHT/LOWER - RIVERSTONE - RADIOS, TWO-WAY WITHOUT
17	145040-01-03A	EA	PANEL/TRIM - DASH/LOWER RIGHT - CASHMERE - RADIOS, TWO-WAY WITHOUT
18	145040-02-02A	EA	PANEL/TRIM - DASH/RIGHT/LOWER - W/RADIO - RIVERSTONE - RADIOS TWO-WAY (4)
18	145040-02-03A	EA	PANEL/TRIM - DASH/LOWER RIGHT - W/RADIO - CASHMERE - RADIOS TWO-WAY (4)
19	123246-01-06A	EA	HANDLE - GRAB - RIVERSTONE
19	123246-01-07A	EA	HANDLE - GRAB - CASHMERE
20	145926-04-02B	EA	INSERT - SWITCH PLATE - 8 HOLE - E-COATED
20	144722-05-03A	EA	APPLIQUE - PANEL - RIGHT HAND/LOWER - DARK RIVERSTONE

DRIVERS COMPARTMENT GROUP (CONTINUED)

FRONT INTERIOR (CONTINUED)

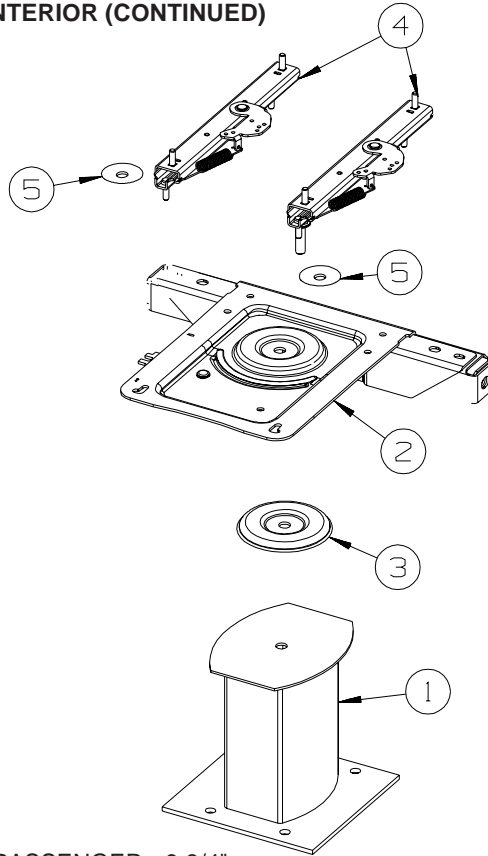
KEY	PART NUMBER	U/M	DESCRIPTION
21	145219-01-03A	EA	PANEL/TRIM - INNER/RIGHT HAND - RIVERSTONE
21	145219-01-04A	EA	PANEL/TRIM - INNER/RIGHT HAND - CASHMERE
22	145926-02-02B	EA	INSERT - SWITCH PLATE - 3 HOLE - E-COATED
22	144722-04-03A	EA	APPLIQUE - PANEL - RIGHT HAND/UPPER - DARK RIVERSTONE
23	123577-01-01A	EA	HANDRAIL - ASSIST - ENTRY
24	130034-02-02B	EA	CLIP - TRIM - E-COATED
25*	094499-02-000	EA	EXTINGUISHER/FIRE - DRY - 10BC - W/GAUGE - CANADIAN
25	094499-03-000	EA	EXTINGUISHER/FIRE - DRY - 10BC - W/GAUGE/BRACKET
25	094499-04-000	EA	STRAP - FIRE EXTINGUISHER MOUNTING - METAL
26	146842-01-01A	EA	TRIM - A PILLAR - INTERIOR/PASSENGER - GLACIER
26	151369-01-01A	EA	TRIM - A-PILLAR/PASSENGER - INTERIOR - GLACIER FROM: 00-00-00 THRU: 05-02-04 FROM: 05-03-04 THRU: 99-99-99
27	129004-01-05A	EA	TRIM - WINDSHIELD - INTERIOR/PASSENGER TOP - GLACIER
28	146411-03-02A	EA	PANEL/KICK - W/LOGO "HORIZON" - BLACK
29	151302-01-01A	EA	PANEL/FOOTREST - DRIVER - W/TREAD INSERTS - BLACK FROM: 09-10-04 THRU: 99-99-99

***COMPONENT PARTS LISTED LATER IN THIS GROUP**



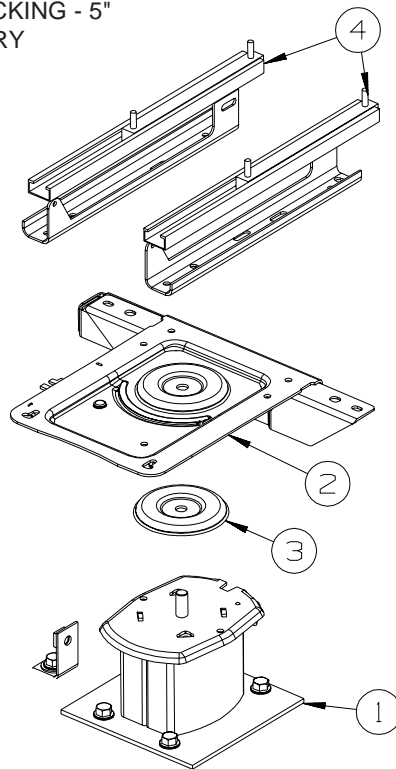
KEY	PART NUMBER	U/M	DESCRIPTION
1	146144-01-03A	EA	PANEL/DRAWER FACE - F/CONSOLE - PORTSMOUTH OAK
1	146144-01-04A	EA	PANEL/DRAWER FACE - F/CONSOLE - CONCERT CHERRY
1	146144-01-07A	EA	PANEL/DRAWER FACE - F/CONSOLE - WASHED MAPLE
1	146144-01-06A	EA	PANEL/DRAWER FACE - F/CONSOLE - HONEY CHERRY
2	146144-02-03A	EA	PANEL/DRAWER FACE - F/CONSOLE - PORTSMOUTH OAK
2	146144-02-04A	EA	PANEL/DRAWER FACE - F/CONSOLE - CONCERT CHERRY
2	146144-02-07A	EA	PANEL/DRAWER FACE - F/CONSOLE - WASHED MAPLE
2	146144-02-06A	EA	PANEL/DRAWER FACE - F/CONSOLE - HONEY CHERRY
3	146145-01-02A	EA	TRAY - CENTER CONSOLE - SANDSTONE
4	074762-01-000	EA	PULL - CABINET - 4.8" X .9" - BLACK PLASTIC
5	132946-05-01A	EA	APPLIQUE - SWITCH - F/SLIDEOUT - BLACK
6	146260-01-01A	EA	SLIDE - FULL EXTENSION 8"

DRIVERS COMPARTMENT GROUP (CONTINUED)
FRONT INTERIOR (CONTINUED)



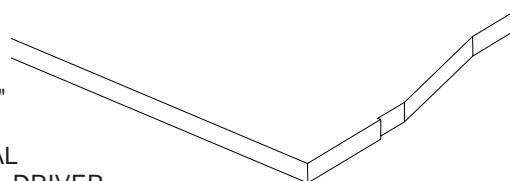
**DRIVER
MANUAL**

KEY	PART NUMBER	U/M	DESCRIPTION
1	133408-01-000	EA	PEDESTAL - SEAT - DRIVER/PASSENGER - 9 3/4"
2	133408-08-000	EA	TOP PLATE - W/BAR
3	107921-06-000	EA	BEARING KIT - PEDESTAL
4	131566-04-000	EA	SLIDE/SEAT - HEAVY DUTY LOCKING - 5"
	119952-07-000	EA	WIRE - LATCH RELEASE/ROTARY
5	131566-05-000	EA	WASHER - SLIDE SPACER

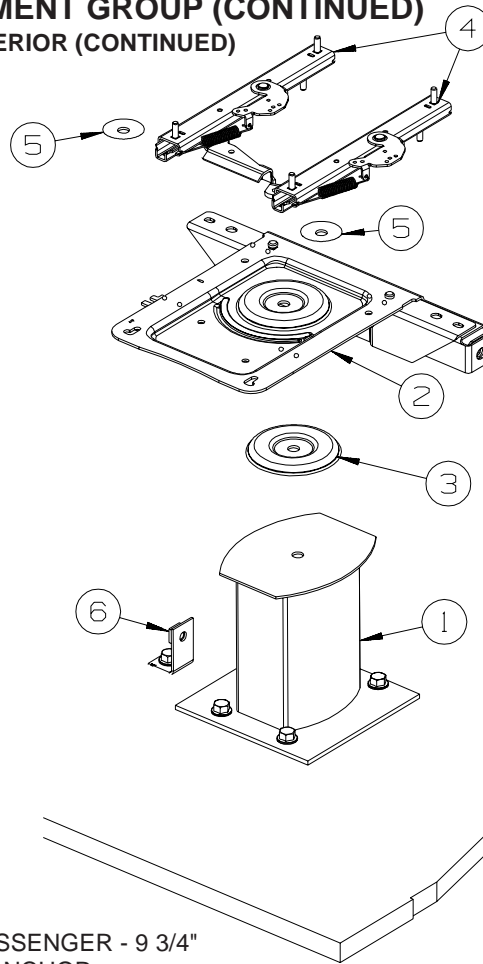


**DRIVER
POWERED**

KEY	PART NUMBER	U/M	DESCRIPTION
1	133408-05-000	EA	PEDESTAL - SEAT - 5.75"
2	133408-08-000	EA	TOP PLATE - W/BAR
3	107921-06-000	EA	BEARING KIT - PEDESTAL
4	147767-01-000	EA	SEAT - POWER - 6-WAY - DRIVER

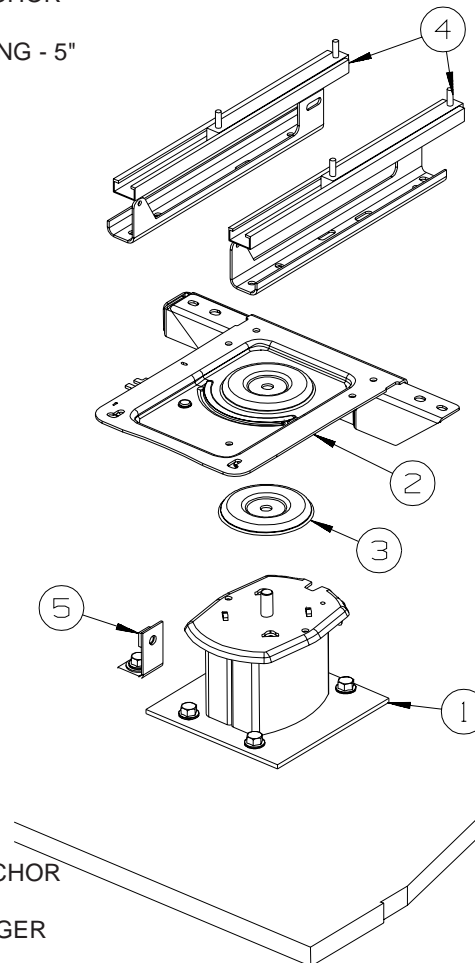


DRIVERS COMPARTMENT GROUP (CONTINUED)
FRONT INTERIOR (CONTINUED)



**PASSENGER
 MANUAL**

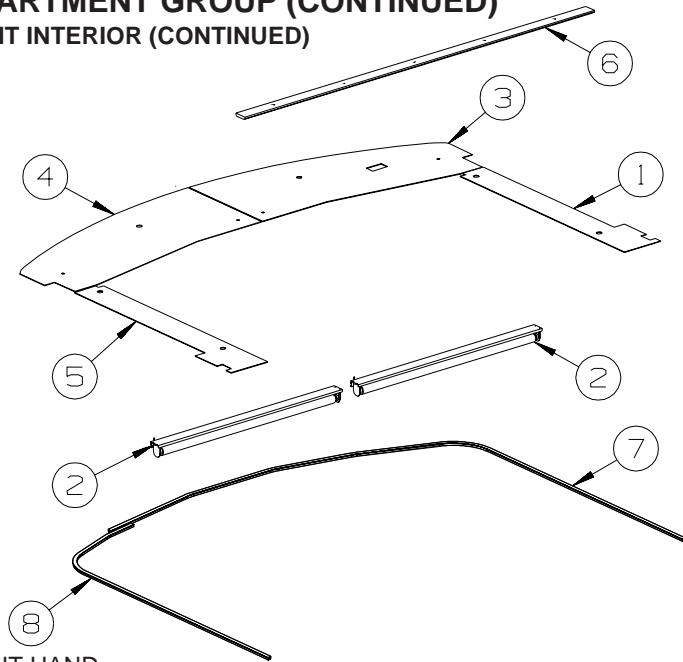
KEY	PART NUMBER	U/M	DESCRIPTION
1	133408-01-000	EA	PEDESTAL - SEAT - DRIVER/PASSENGER - 9 3/4"
2	133408-20-000	EA	TOP PLATE - PASSENGER - W/ANCHOR
3	107921-06-000	EA	BEARING KIT - PEDESTAL
4	131566-04-000	EA	SLIDE/SEAT - HEAVY DUTY LOCKING - 5"
	119952-07-000	EA	WIRE - LATCH RELEASE/ROTARY
5	131566-05-000	EA	WASHER - SLIDE SPACER
6	133408-04-000	EA	BRACKET - ANCHOR/FLOOR



**PASSENGER
 POWERED**

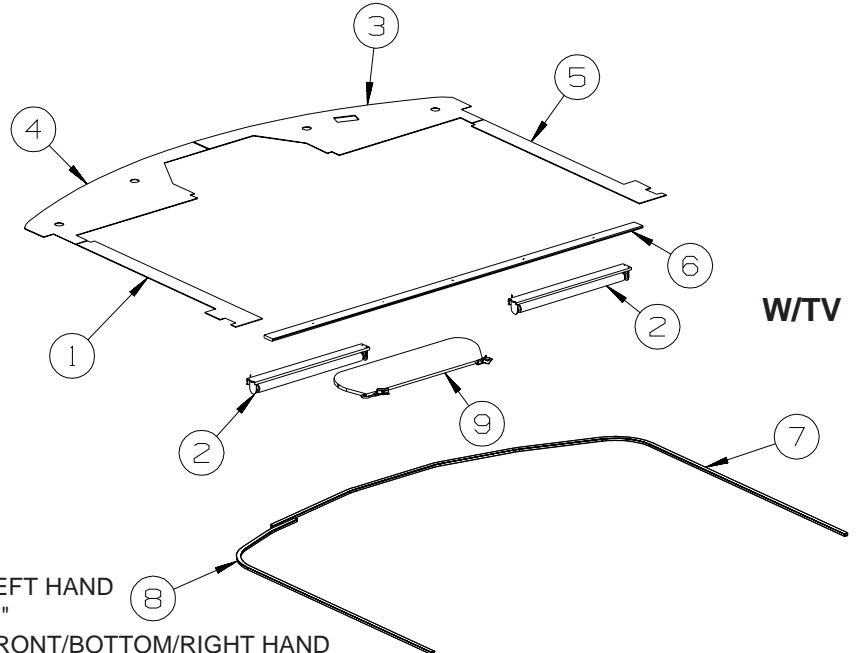
KEY	PART NUMBER	U/M	DESCRIPTION
1	133408-05-000	EA	PEDESTAL - SEAT - 5.75"
2	133408-20-000	EA	TOP PLATE - PASSENGER - W/ANCHOR
3	107921-06-000	EA	BEARING KIT - PEDESTAL
4	147767-02-000	EA	SEAT - POWER - 6-WAY - PASSENGER
5	133408-04-000	EA	BRACKET - ANCHOR/FLOOR

DRIVERS COMPARTMENT GROUP (CONTINUED)
FRONT INTERIOR (CONTINUED)



W/O TV

KEY	PART NUMBER	U/M	DESCRIPTION
1	145842-01-R83	EA	PANEL - OVERHEAD/RIGHT HAND
2	142380-02-01A	EA	SHADE - POWER - 41.2"
3	145721-01-R83	EA	PANEL - OVERHEAD/FRONT/BOTTOM/RIGHT HAND - W/O HARDWARE
4	145721-02-R83	EA	PANEL - OVERHEAD/FRONT/BOTTOM/LEFT HAND - W/O HARDWARE
5	145842-02-R83	EA	PANEL - OVERHEAD/LEFT HAND
6	133771-01-N75	EA	MOLDING - CAP - PORTSMOUTH OAK
6	133771-01-L85	EA	MOLDING - CAP - CONCERT CHERRY
6	133771-01-L84	EA	MOLDING - CAP - WASHED MAPLE
6	133771-01-RE0	EA	MOLDING - CAP - HONEY CHERRY
	042356-01-000	EA	PLUG - MAHOGANY - 3/8" DOWEL X 1/2" HEAD
7	138460-07-02A	EA	TRACK/CURTAIN - PASSENGER - W/BRACKET/CARRIER/PULLEY - WHT
8	138460-08-02A	EA	TRACK/CURTAIN - DRIVER - W/BRACKET/CARRIER/PULLEY - WHT

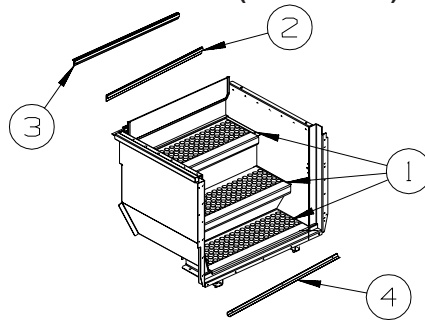


W/TV

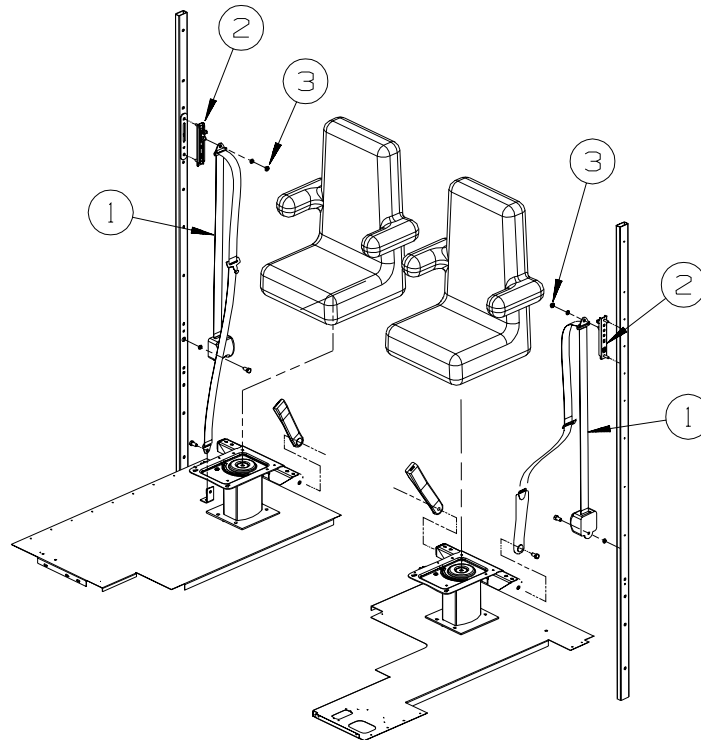
KEY	PART NUMBER	U/M	DESCRIPTION
1	146600-02-R68	EA	PANEL - OVERHEAD/LEFT HAND
2	142380-01-01A	EA	SHADE - POWER - 25.7"
3	133017-05-R68	EA	PANEL - OVERHEAD/FRONT/BOTTOM/RIGHT HAND
4	133017-06-R68	EA	PANEL - OVERHEAD/FRONT/BOTTOM/LEFT HAND
5	146600-01-R68	EA	PANEL - OVERHEAD/RIGHT HAND
6	133771-04-R68	EA	MOLDING - CAP - PORTSMOUTH OAK
6	133771-04-R69	EA	MOLDING - CAP - CONCERT CHERRY
6	133771-04-R76	EA	MOLDING - CAP - WASHED MAPLE
6	133771-04-RE0	EA	MOLDING - CAP - HONEY CHERRY
	042356-01-000	EA	PLUG - MAHOGANY - 3/8" DOWEL X 1/2" HEAD
7	138460-07-02A	EA	TRACK/CURTAIN - PASSENGER - W/BRACKET/CARRIER/PULLEY - WHT
8	138460-08-02A	EA	TRACK/CURTAIN - DRIVER - W/BRACKET/CARRIER/PULLEY - WHT
9	123298-05-01A	EA	SUNVISOR - 8" X 30" - GLACIER

DRIVERS COMPARTMENT GROUP (CONTINUED)

FRONT INTERIOR (CONTINUED)



KEY	PART NUMBER	U/M	DESCRIPTION
1	120231-01-02A	EA	FLOORING - RUBBER - 66.4" X 19.8"
2	136839-07-01A	EA	TRIM-J - CARPET EDGE/SLIDEOUT - 28.3" - BLACK
3	139955-19-03A	EA	TRIM - STEP/ENTRY - 29.5" - BLACK
4	136002-63-03A	EA	ANGLE-W/HOLES,BLK



KEY	PART NUMBER	U/M	DESCRIPTION
1*	091990-08-01A	EA	SEAT BELT - 3 POINT - .766" DIAMETER HOLE IN D-LOOP BRKT
2	127598-01-01A	EA	ADJUSTER - SEATBELT - D-LOOP
3	127598-02-000	EA	NUT - HEX FLANGE - M10 X 1.5 - CLASS 10

*COMPONENT PARTS LISTED LATER IN THIS GROUP

COMPONENT PARTS FOR FRONT INTERIOR

091990-08-01A

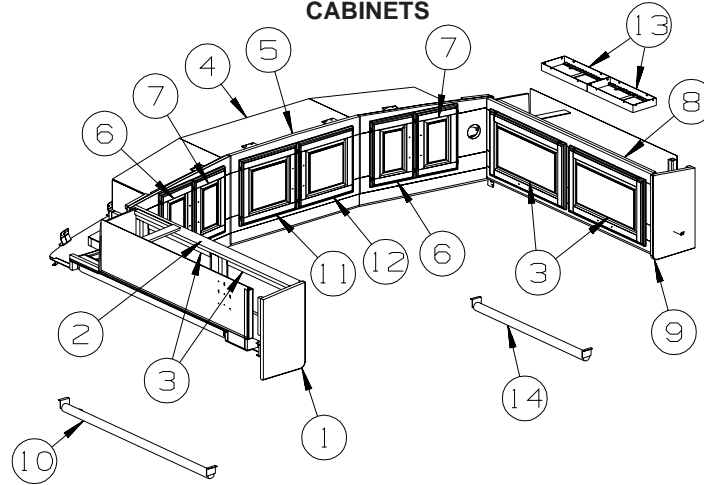
KEY	PART NUMBER	U/M	DESCRIPTION	VENDOR NO.
	091990-01-701	EA	EXTENDER 9" FOR A8408 3 PT	I-1331-02
	091990-01-703	EA	RECEIVER/FEMALE END-SEATBELT	I-1159-02
	091990-05-700	EA	SLEEVE/BUCKLE COVER-PLASTIC	209S-2
	091990-05-701	EA	CAP/COVER - BOLT HOLE COVER	209SC-02
	091990-05-702	EA	SLEEVE/RETRACTABLE COVER	309C-02

094499-02-000

KEY	PART NUMBER	U/M	DESCRIPTION	VENDOR NO
	094499-01-700	EA	BRACKET MTG. W/PLAS. STRAP	294039

DRIVERS COMPARTMENT GROUP (CONTINUED)

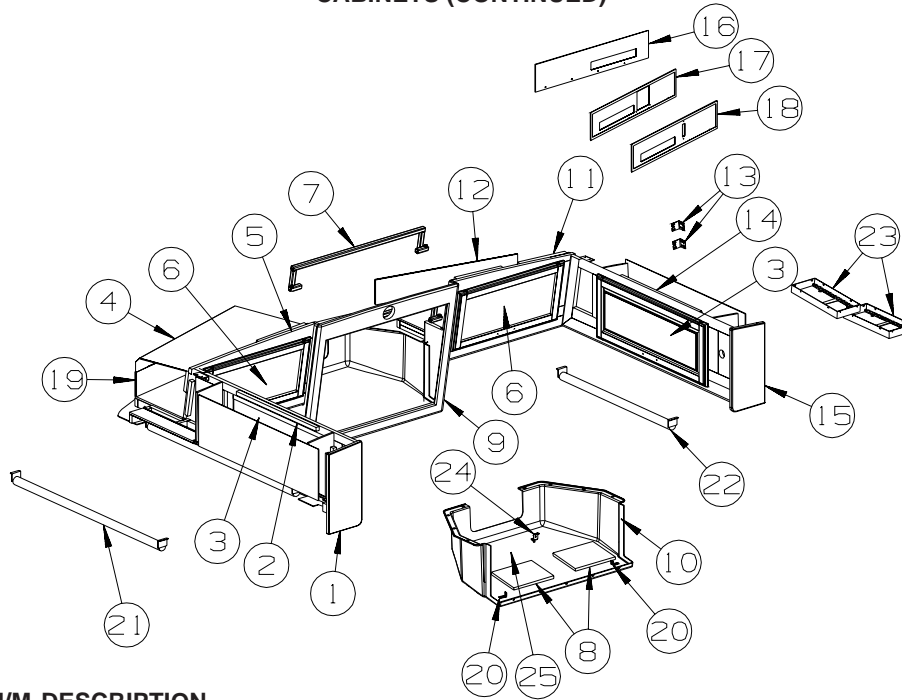
CABINETS



W/O TV

KEY	PART NUMBER	U/M	DESCRIPTION
1	145719-21-R83	EA	END CAP - OVERHEAD CABINET - PORTSMOUTH OAK
1	145719-21-R84	EA	END CAP - OVERHEAD CABINET - CONCERT CHERRY
1	145719-21-R91	EA	END CAP - OVERHEAD CABINET - WASHED MAPLE
1	145719-21-RE0	EA	END CAP - OVERHEAD CABINET - HONEY CHERRY
2	145719-02-R89	EA	CABINET - OVERHEAD/FRONT/LEFT HAND - W/O DOORS/HARDWARE - PORTSMOUTH OAK
2	145719-02-R90	EA	CABINET - OVERHEAD/FRONT/LEFT HAND - W/O DOORS/HARDWARE - CONCERT CHERRY
2	145719-02-RW5	EA	CABINET - OVERHEAD/FRONT/LEFT HAND - W/O DOORS/HARDWARE - WASHED MAPLE
2	145719-02-RE3	EA	CABINET - OVERHEAD/FRONT/LEFT HAND - W/O DOORS/HARDWARE - HONEY CHERRY
3	145522-06-R89	EA	DOOR - ARCHED/FLUTED - 20.8" X 12.4" - W/O HARDWARE - PORTSMOUTH OAK
3	145522-06-R90	EA	DOOR - ARCHED/FLUTED - 20.8" X 12.4" - W/O HARDWARE - CONCERT CHERRY
3	145522-06-R91	EA	DOOR - ARCHED/FLUTED - 20.8" X 12.4" - W/O HARDWARE - WASHED MAPLE
3	145522-06-RE3	EA	DOOR - ARCHED/FLUTED - 20.8" X 12.4" - W/O HARDWARE - HONEY CHERRY
4	145729-01-R83	EA	PANEL-CLOSEOUT/OVERHEAD/FRONT-SAT SYS IN-MOTION W/O RCVR/SATELLITE DISH-AUTOMATIC
4	145729-02-R83	EA	PANEL/CLOSEOUT - OVERHEAD/FRONT - SATELLITE DISH & ELEV SENSOR
5	145717-02-R89	EA	CABINET - OVERHEAD/FRONT - W/O DOORS/HARDWARE - PORTSMOUTH OAK
5	145717-02-R90	EA	CABINET - OVERHEAD/FRONT - W/O DOORS/HARDWARE - CONCERT CHERRY
5	145717-02-RW5	EA	CABINET - OVERHEAD/FRONT - W/O DOORS/HARDWARE - WASHED MAPLE
5	145717-02-RE3	EA	CABINET - OVERHEAD/FRONT - W/O DOORS/HARDWARE - HONEY CHERRY
6	145522-03-R89	EA	DOOR - ARCHED/FLUTED - 8.7" X 12.4" - W/O HARDWARE - PORTSMOUTH OAK
6	145522-03-R90	EA	DOOR - ARCHED/FLUTED - 8.7" X 12.4" - W/O HARDWARE - CONCERT CHERRY
6	145522-03-R91	EA	DOOR - ARCHED/FLUTED - 8.7" X 12.4" - W/O HARDWARE - WASHED MAPLE
6	145522-03-RE3	EA	DOOR - ARCHED/FLUTED - 8.7" X 12.4" - W/O HARDWARE - HONEY CHERRY
7	145522-02-R89	EA	DOOR - ARCHED/FLUTED - 8.7" X 12.4" - W/O HARDWARE - PORTSMOUTH OAK
7	145522-02-R90	EA	DOOR - ARCHED/FLUTED - 8.7" X 12.4" - W/O HARDWARE - CONCERT CHERRY
7	145522-02-R91	EA	DOOR - ARCHED/FLUTED - 8.7" X 12.4" - W/O HARDWARE - WASHED MAPLE
7	145522-02-RE3	EA	DOOR - ARCHED/FLUTED - 8.7" X 12.4" - W/O HARDWARE - HONEY CHERRY
8	145718-03-R89	EA	CABINET - OVERHEAD/FRONT/RIGHT HAND - W/O DOORS/HARDWARE - PORTSMOUTH OAK
8	145718-03-R90	EA	CABINET - OVERHEAD/FRONT/RIGHT HAND - W/O DOORS/HARDWARE - CONCERT CHERRY
8	145718-03-RW5	EA	CABINET - OVERHEAD/FRONT/RIGHT HAND - W/O DOORS/HARDWARE - WASHED MAPLE
8	145718-03-RE3	EA	CABINET - OVERHEAD/FRONT/RIGHT HAND - W/O DOORS/HARDWARE - HONEY CHERRY
9	145718-22-R83	EA	END CAP - OVERHEAD CABINET - PORTSMOUTH OAK
9	145718-22-R84	EA	END CAP - OVERHEAD CABINET - CONCERT CHERRY
9	145718-22-R91	EA	END CAP - OVERHEAD CABINET - WASHED MAPLE
9	145718-22-RE0	EA	END CAP - OVERHEAD CABINET - HONEY CHERRY
10	126841-09-000	EA	SHADE - PULL - CHARCOAL MESH - 40.25" X 60"
11	145522-05-R89	EA	DOOR - ARCHED/FLUTED - 10.6" X 12.4" - W/O HARDWARE - PORTSMOUTH OAK
11	145522-05-R90	EA	DOOR - ARCHED/FLUTED - 10.6" X 12.4" - W/O HARDWARE - CONCERT CHERRY
11	145522-05-R91	EA	DOOR - ARCHED/FLUTED - 10.6" X 12.4" - W/O HARDWARE - WASHED MAPLE
11	145522-05-RE3	EA	DOOR - ARCHED/FLUTED - 10.6" X 12.4" - W/O HARDWARE - HONEY CHERRY
12	145522-04-R89	EA	DOOR - ARCHED/FLUTED - 10.6" X 12.4" - W/O HARDWARE - PORTSMOUTH OAK
12	145522-04-R90	EA	DOOR - ARCHED/FLUTED - 10.6" X 12.4" - W/O HARDWARE - CONCERT CHERRY
12	145522-04-R91	EA	DOOR - ARCHED/FLUTED - 10.6" X 12.4" - W/O HARDWARE - WASHED MAPLE
12	145522-04-RE3	EA	DOOR - ARCHED/FLUTED - 10.6" X 12.4" - W/O HARDWARE - HONEY CHERRY
13	135717-01-01A	EA	HOLDER - CD STORAGE - 5.2" X 12.6" - BLACK
14	126841-05-000	EA	SHADE - PULL - CHARCOAL MESH - 30.3" X 60"

DRIVERS COMPARTMENT GROUP (CONTINUED)
CABINETS (CONTINUED)



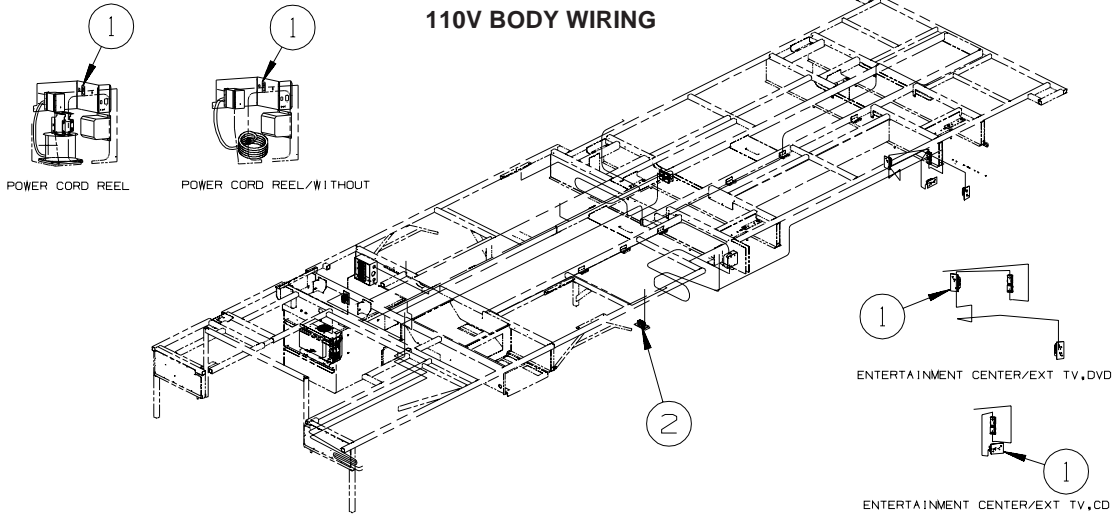
W/TV

KEY	PART NUMBER	U/M	DESCRIPTION
1	146568-36-R83	EA	END CAP - OVERHEAD CABINET - PORTSMOUTH OAK
1	146568-36-R84	EA	END CAP - OVERHEAD CABINET - CONCERT CHERRY
1	146568-36-R91	EA	END CAP - OVERHEAD CABINET - WASHED MAPLE
1	146568-36-RE0	EA	END CAP - OVERHEAD CABINET - HONEY CHERRY
2	146568-04-SE4	EA	CABINET - FRONT/DRIVER SIDE - W/O DOORS/HARDWARE
2	146568-04-SE5	EA	CABINET - FRONT/DRIVER SIDE - W/O DOORS/HARDWARE
2	146568-04-SE6	EA	CABINET - FRONT/DRIVER SIDE - W/O DOORS/HARDWARE
2	146568-04-SE7	EA	CABINET - FRONT/DRIVER SIDE - W/O DOORS/HARDWARE
2	146568-04-SF0	EA	CABINET - FRONT/DRIVER SIDE - W/O DOORS/HARDWARE
2	146568-04-SF1	EA	CABINET - FRONT/DRIVER SIDE - W/O DOORS/HARDWARE
2	146568-04-SF2	EA	CABINET - FRONT/DRIVER SIDE - W/O DOORS/HARDWARE
2	146568-04-SF3	EA	CABINET - FRONT/DRIVER SIDE - W/O DOORS/HARDWARE
2	146568-04-SF4	EA	CABINET - FRONT/DRIVER SIDE - W/O DOORS/HARDWARE
2	146568-04-SF5	EA	CABINET - FRONT/DRIVER SIDE - W/O DOORS/HARDWARE
2	146568-04-SF6	EA	CABINET - FRONT/DRIVER SIDE - W/O DOORS/HARDWARE
2	146568-04-SF7	EA	CABINET - FRONT/DRIVER SIDE - W/O DOORS/HARDWARE
3	145522-09-R89	EA	DOOR - ARCHED PANEL/FLUTED EDGE - 30.3" X 12" - W/O HDW - PORTSMOUTH OAK
3	145522-09-R90	EA	DOOR - ARCHED PANEL/FLUTED EDGE - 30.3" X 12" - W/O HDW - CONCERT CHERRY
3	145522-09-R91	EA	DOOR - ARCHED PANEL/FLUTED EDGE - 30.3" X 12" - W/O HDW - WASHED MAPLE
3	145522-09-RE3	EA	DOOR - ARCHED PANEL/FLUTED EDGE - 30.3" X 12" - W/O HDW - HONEY CHERRY
4	132909-10-SD0	EA	PANEL - VINYL COVERED
5	145656-06-R89	EA	CABINET - OVERHEAD/FRONT - W/O DOORS/HARDWARE - PORTSMOUTH OAK
5	145656-06-R90	EA	CABINET - OVERHEAD/FRONT - W/O DOORS/HARDWARE - CONCERT CHERRY
5	145656-06-R91	EA	CABINET - OVERHEAD/FRONT - W/O DOORS/HARDWARE - WASHED MAPLE
5	145656-06-RE3	EA	CABINET - OVERHEAD/FRONT - W/O DOORS/HARDWARE - HONEY CHERRY
6	146028-04-R89	EA	DOOR - GLASS INSERT/FLUTED EDGE - 12" X 23.8" - W/O HDW - PORTSMOUTH OAK
6	146028-04-R90	EA	DOOR - GLASS INSERT/FLUTED EDGE - 12" X 23.8" - W/O HDW - CONCERT CHERRY
6	146028-04-RW5	EA	DOOR - GLASS INSERT/FLUTED EDGE - 12" X 23.8" - W/O HDW - WASHED MAPLE
6	146028-04-RE3	EA	DOOR - GLASS INSERT/FLUTED EDGE - 12" X 23.8" - W/O HDW - HONEY CHERRY
	100708-34-000	EA	DOOR/GLASS - TV CABINET - 9" X 21" - W/O HARDWARE
	133790-18-02B	EA	STRAP- TIEDOWN - TV - E-COATED
			FROM: 00-00-00 THRU: 07-21-04
7	151954-02-02B	EA	BRACKET/HOLD DOWN - TV - E-COATED
			FROM: 07-22-04 THRU: 99-99-99
	152665-01-01A	EA	CAP - TUBE - 3/4" X 3/4" X 1" - RUBBER/BLACK
8	140364-01-01A	EA	FOAM - PAD - .5" X 8" X 8"
			FROM: 00-00-00 THRU: 07-25-04
9	145658-02-R38	EA	CABINET/FACE - TV/FRONT OVERHEAD - W/O DOORS/HARDWARE - PORTSMOUTH OAK
			FROM: 00-00-00 THRU: 07-25-04
9	151804-02-SA0	EA	CABINET/FACE - TV - W/O HARDWARE - PORTSMOUTH OAK
			FROM: 07-26-04 THRU: 99-99-99

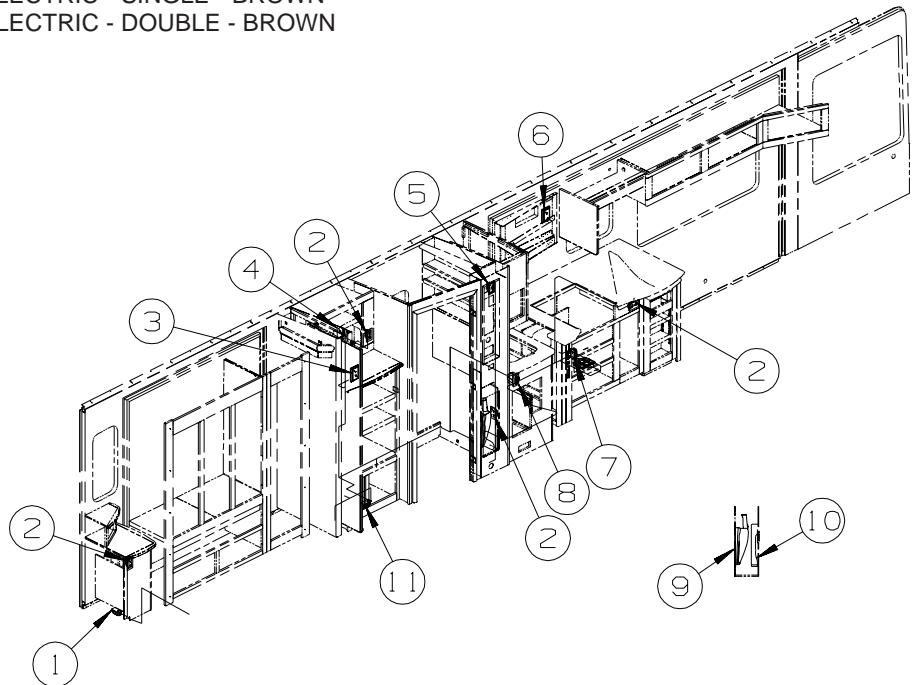
DRIVERS COMPARTMENT GROUP (CONTINUED)
CABINETS (CONTINUED)

KEY	PART NUMBER	U/M	DESCRIPTION
9	145658-02-R39	EA	CABINET/FACE - TV/FRONT OVERHEAD - W/O DOORS/HARDWARE - CONCERT CHERRY FROM: 00-00-00 THRU: 07-25-04
9	151804-02-SA1	EA	CABINET/FACE - TV - W/O HARDWARE - CONCERT CHERRY FROM: 07-26-04 THRU: 99-99-99
9	145658-02-R46	EA	CABINET/FACE - TV/FRONT OVERHEAD - W/O DOORS/HARDWARE - WASHED MAPLE FROM: 00-00-00 THRU: 07-25-04
9	151804-02-SA2	EA	CABINET/FACE - TV - W/O HARDWARE - WASHED MAPLE FROM: 07-26-04 THRU: 99-99-99
9	145658-02-RE0	EA	CABINET/FACE - TV/FRONT OVERHEAD - W/O DOORS/HARDWARE - HONEY CHERRY FROM: 00-00-00 THRU: 07-25-04
9	151804-02-SD3	EA	CABINET/FACE - TV - W/O HARDWARE - HONEY CHERRY FROM: 07-26-04 THRU: 99-99-99
10	145659-01-01A	EA	COVER - FRONT TV/OVERHEAD - GLACIER
11	145656-05-R89	EA	CABINET - OVERHEAD/FRONT - W/O DOORS/HARDWARE - PORTSMOUTH OAK
11	145656-05-R90	EA	CABINET - OVERHEAD/FRONT - W/O DOORS/HARDWARE - CONCERT CHERRY
11	145656-05-R91	EA	CABINET - OVERHEAD/FRONT - W/O DOORS/HARDWARE - WASHED MAPLE
11	145656-05-RE3	EA	CABINET - OVERHEAD/FRONT - W/O DOORS/HARDWARE - HONEY CHERRY
12	132909-04-R83	EA	PANEL - VINYL COVERED
13	140309-03-02B	EA	ANGLE - FURNACE DOOR - E-COATED
14	146568-03-SE4	EA	CABINET - FRONT/PASSENGER SIDE - W/O DOORS/HARDWARE
14	146568-03-SE5	EA	CABINET - FRONT/PASSENGER SIDE - W/O DOORS/HARDWARE
14	146568-03-SE6	EA	CABINET - FRONT/PASSENGER SIDE - W/O DOORS/HARDWARE
14	146568-03-SE7	EA	CABINET - FRONT/PASSENGER SIDE - W/O DOORS/HARDWARE
14	146568-03-SF0	EA	CABINET - FRONT/PASSENGER SIDE - W/O DOORS/HARDWARE
14	146568-03-SF1	EA	CABINET - FRONT/PASSENGER SIDE - W/O DOORS/HARDWARE
14	146568-03-SF2	EA	CABINET - FRONT/PASSENGER SIDE - W/O DOORS/HARDWARE
14	146568-03-SF3	EA	CABINET - FRONT/PASSENGER SIDE - W/O DOORS/HARDWARE
14	146568-03-SF4	EA	CABINET - FRONT/PASSENGER SIDE - W/O DOORS/HARDWARE
14	146568-03-SF5	EA	CABINET - FRONT/PASSENGER SIDE - W/O DOORS/HARDWARE
14	146568-03-SF6	EA	CABINET - FRONT/PASSENGER SIDE - W/O DOORS/HARDWARE
14	146568-03-SF7	EA	CABINET - FRONT/PASSENGER SIDE - W/O DOORS/HARDWARE
15	146568-24-R83	EA	END CAP - OVERHEAD CABINET - PORTSMOUTH OAK
15	146568-24-R84	EA	END CAP - OVERHEAD CABINET - CONCERT CHERRY
15	146568-24-R91	EA	END CAP - OVERHEAD CABINET - WASHED MAPLE
15	146568-24-RE0	EA	END CAP - OVERHEAD CABINET - HONEY CHERRY
16	144652-03-R83	EA	PANEL/VINYL COVERED - WIRE HOLE CUT (SATELLITE SYSTEM)
17	144652-08-R83	EA	PANEL/VINYL COVERED - WIRE HOLE CUT (SATELLITE DISH POWER) - AUTOMATIC SATELLITE DISH
18	144652-09-R83	EA	PANEL/VINYL COVERED-WIRE HOLE CUT (SATELLITE SYS MOTION)-IN-MOTION SATELLITE SYSTEM FROM: 00-00-00 THRU: 12-12-04
18	144652-15-S64	EA	PANEL/VINYL COVERED - WIRE HOLE CUT(SATELLITE SYS MOTION)-IN-MOTION SATELLITE SYSTEM FROM: 12-13-04 THRU: 99-99-99
19	132909-08-R83	EA	PANEL - VINYL COVERED
	146030-01-02B	EA	ANGLE/FORMED - W/STUD WELD - E-COATED FROM: 00-00-00 THRU: 07-25-04
20	152168-01-02B	EA	ANGLE/FORMED - W/STUD WELD - E-COATED FROM: 07-26-04 THRU: 99-99-99
21	126841-09-000	EA	SHADE - PULL - CHARCOAL MESH - 40.25" X 60"
22	126841-05-000	EA	SHADE - PULL - CHARCOAL MESH - 30.3" X 60"
23	135717-01-01A	EA	HOLDER - CD STORAGE - 5.2" X 12.6" - BLACK
24	152025-02-02B	EA	ANGLE/FORMED - W/O STUD - E-COATED FROM: 07-26-04 THRU: 99-99-99
25	152175-01-SA0	EA	PANEL - TV, OVHD - FRONT - PORTSMOUTH OAK FROM: 07-26-04 THRU: 99-99-99
25	152175-01-SA1	EA	PANEL - TV, OVHD - FRONT - CONCERT CHERRY FROM: 07-26-04 THRU: 99-99-99
25	152175-01-SA2	EA	PANEL - TV, OVHD - FRONT - WASHED MAPLE FROM: 07-26-04 THRU: 99-99-99
25	152175-01-SD3	EA	PANEL - TV, OVHD - FRONT - HONEY CHERRY FROM: 07-26-04 THRU: 99-99-99

ELECTRICAL GROUP 110V BODY WIRING

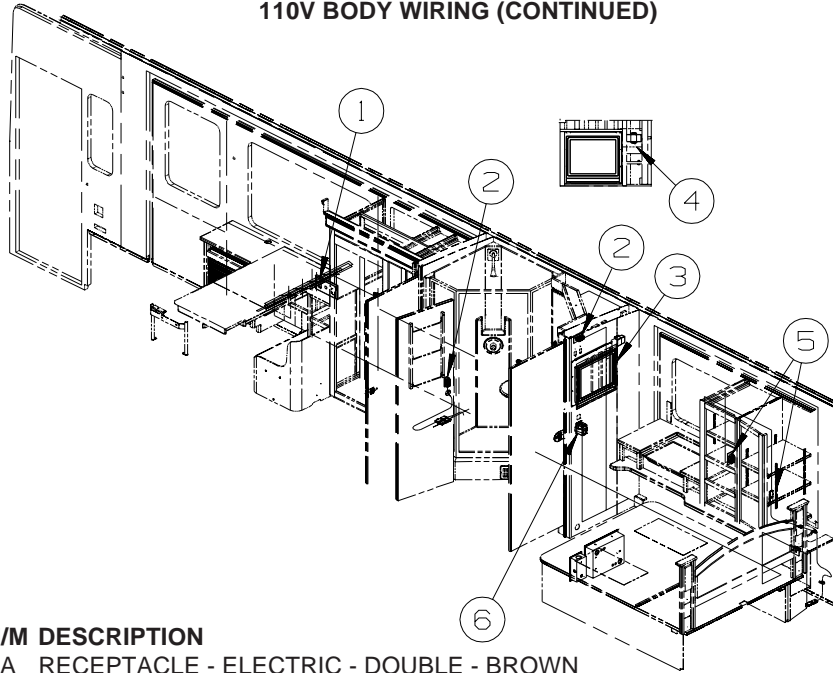


KEY	PART NUMBER	U/M	DESCRIPTION
1	058708-05-000	EA	RECEPTACLE - ELECTRIC - SINGLE - BROWN
2	058708-01-000	EA	RECEPTACLE - ELECTRIC - DOUBLE - BROWN



KEY	PART NUMBER	U/M	DESCRIPTION
1	058707-01-000	EA	RECEPTACLE - ELECTRIC - SINGLE - BROWN - SLEEP NUMBER BED-QUEEN SIZE
2	058708-01-000	EA	RECEPTACLE - ELECTRIC - DOUBLE - BROWN
3	133713-20-SD0	EA	SPACER/RECEPTACLE - SOLID - OAK/PORTSMOUTH OAK - PORTSMOUTH OAK
3	133713-20-SD1	EA	SPACER/RECEPTACLE - SOLID - CHERRY/CHERRY IV - CONCERT CHERRY
3	133713-20-SD2	EA	SPACER/RECEPTACLE - SOLID - MAPLE/WASHED MAPLE - WASHED MAPLE
3	133713-20-SD3	EA	SPACER/RECEPTACLE - SOLID - CHERRY/HONEY - HONEY CHERRY
3	058708-01-000	EA	RECEPTACLE - ELECTRIC - DOUBLE - BROWN
4	058708-05-000	EA	RECEPTACLE - ELECTRIC - SINGLE - BROWN - WASHER/DRYER/WASHER/DRYER PREP
5	084420-01-000	EA	SWITCH - TOGGLE - 15 AMP/120 VOLT - BROWN
5	083588-02-000	EA	LABEL - ON/OFF - ENGINE HEATER
6	133713-20-SD0	EA	SPACER/RECEPTACLE - SOLID - OAK/PORTSMOUTH OAK - PORTSMOUTH OAK
6	133713-20-SD1	EA	SPACER/RECEPTACLE - SOLID - CHERRY/CHERRY IV - CONCERT CHERRY
6	133713-20-SD2	EA	SPACER/RECEPTACLE - SOLID - MAPLE/WASHED MAPLE - WASHED MAPLE
6	133713-20-SD3	EA	SPACER/RECEPTACLE - SOLID - CHERRY/HONEY - HONEY CHERRY
6	058708-05-000	EA	RECEPTACLE - ELECTRIC - SINGLE - BROWN
7	058707-01-000	EA	RECEPTACLE - ELECTRIC - SINGLE - BROWN - DISHWASHER DRAWER STYLE
8	147446-01-02A	EA	RECEPTACLE - GFCI - 15A 125V - BROWN
8	147450-01-02A	EA	PLATE - ELECTRICAL OUTLET - BROWN
9	144676-01-000	EA	VACUUM CLEANER - RECHARGEABLE - EUREKA 77A
10	143981-01-000	EA	FLASHLIGHT - RECHARGEABLE - 13.3" X 6.8" X 3.5"
11	058708-05-000	EA	RECEPTACLE - ELECTRIC - SINGLE - BROWN - VACUUM SYSTEM-CENTRAL

ELECTRICAL GROUP (CONTINUED)
110V BODY WIRING (CONTINUED)

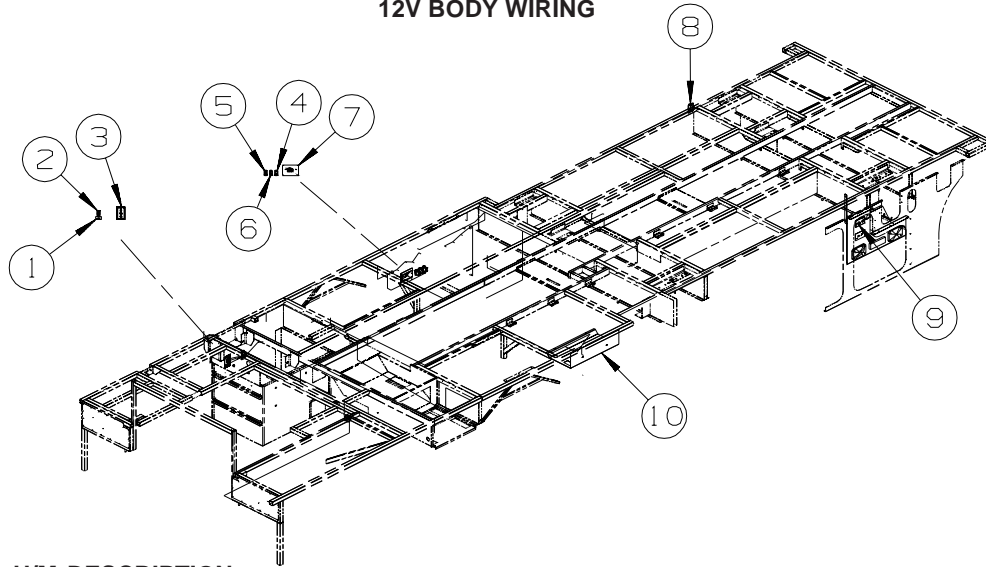


KEY	PART NUMBER	U/M	DESCRIPTION
1	058708-01-000	EA	RECEPTACLE - ELECTRIC - DOUBLE - BROWN
1	133713-25-SD0	EA	SPACER/RECEPTACLE - 110V/12V-PHONE - SOLID - OAK/PORTS OAK - PORTSMOUTH OAK
1	133713-25-SD1	EA	SPACER/RECEPTACLE - 110V/12V-PHONE - SOLID - CHERRY/CHERRY - CONCERT CHERRY
1	133713-25-SD2	EA	SPACER/RECEPTACLE - 110V/12V-PHONE - SOLID-MAPLE/WASHED MPL - WASHED MAPLE
1	133713-25-SD3	EA	SPACER/RECEPTACLE - 110V/12V-PHONE - SOLID - CHERRY/HONEY - HONEY CHERRY
2	058707-01-000	EA	RECEPTACLE - ELECTRIC - SINGLE - BROWN
3*	150934-01-000	EA	TV - 20" FLAT SCREEN/LCD/STEREO - SHARP LC-20S1U-S
	069726-02-000	EA	BUMPER - .88" OD X .40" THICK - BLACK
4	150967-01-02B	EA	BRACKET - WIRE SUPPORT - E-COATED
5	058708-01-000	EA	RECEPTACLE - ELECTRIC - DOUBLE - BROWN
6	147446-01-02A	EA	RECEPTACLE - GFCI - 15A 125V - BROWN
6	147450-01-02A	EA	PLATE - ELECTRICAL OUTLET - BROWN

***COMPONENT PARTS LISTED LATER IN THIS GROUP**

ELECTRICAL GROUP (CONTINUED)

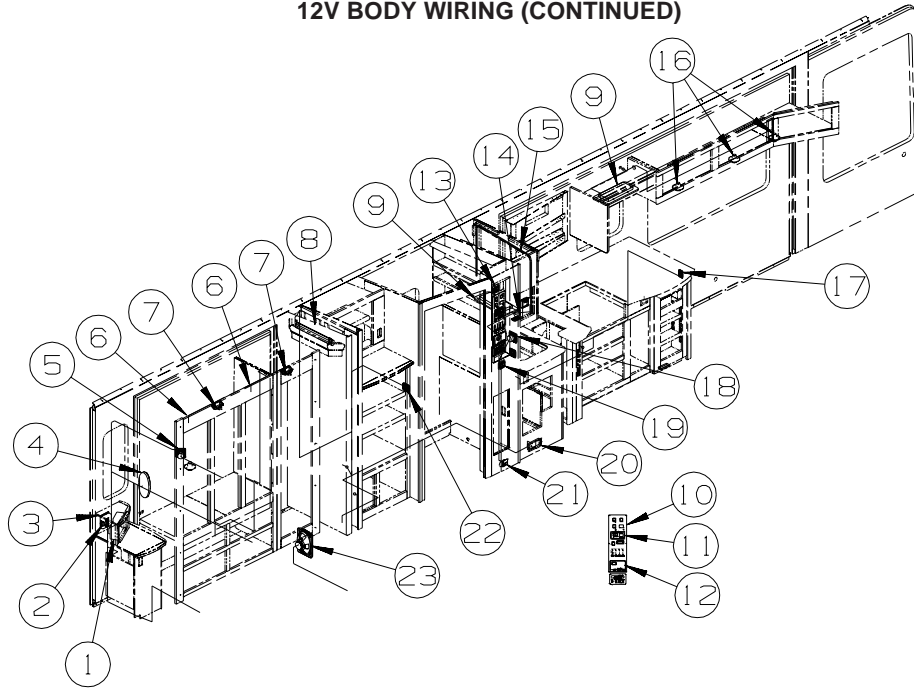
12V BODY WIRING



KEY	PART NUMBER	U/M	DESCRIPTION
1	130170-05-000	EA	LABEL - SWITCH PANEL
2	108357-05-000	EA	SWITCH - ROCKER - SPDT - ON/NONE/ON - 3 TERM - W/O COVER
2	108356-02-01A	EA	COVER/ACTUATOR SWITCH - 2 ROWS DIMPLES - BLACK
2	108355-01-000	EA	HOUSING - SWITCH
3	149557-01-01A	EA	PLATE/WALL - PHONE/DUAL COAXIAL/VERTICAL - WHITE
4	108357-15-000	EA	SWITCH - ROCKER - DPDT - ON/NONE/ON - W/LIGHT W/O COVER
4	108356-04-01A	EA	COVER/ACTUATOR SWITCH - 2 ROWS DIMPLES W/LENS - BLACK
4	108355-01-000	EA	HOUSING - SWITCH
5	108357-09-000	EA	SWITCH - ROCKER - SPDT - ON/NONE/MOM - 3 TERM - W/O COVER
5	108356-02-01A	EA	COVER/ACTUATOR SWITCH - 2 ROWS DIMPLES - BLACK
5	108355-01-000	EA	HOUSING - SWITCH
6	108357-05-000	EA	SWITCH - ROCKER - SPDT - ON/NONE/ON - 3 TERM - W/O COVER
6	108356-02-01A	EA	COVER/ACTUATOR SWITCH - 2 ROWS DIMPLES - BLACK
6	108355-01-000	EA	HOUSING - SWITCH
7*	129561-01-01A	EA	PANEL/MONITOR - READ OUT ONLY - HOLDING/WATER TANK FROM: 00-00-00 THRU: 05-16-04
7*	129561-02-01A	EA	PANEL/MONITOR - READ OUT ONLY - HOLDING/WATER TANK FROM: 05-17-04 THRU: 99-99-99
8	108357-01-000	EA	SWITCH - ROCKER - SPST - ON/OFF - 2 TERMINAL - W/O COVER
8	108356-02-01A	EA	COVER/ACTUATOR SWITCH - 2 ROWS DIMPLES - BLACK
8	108355-01-000	EA	HOUSING - SWITCH
8	130170-04-000	EA	LABEL - SWITCH PANEL
9	132958-01-000	EA	RECEPTACLE - 12 VOLT - MOUNTING FLANGE - BLACK - REFRIGERATOR/FREEZER PORTABLE
10	150579-01-02B	EA	PANEL - ENTERTAINMENT CENTER - E-COATED FROM: 00-00-00 THRU: 09-05-04
10	150579-02-02B	EA	PANEL - ENTERTAINMENT CENTER - E-COATED FROM: 09-06-04 THRU: 99-99-99

*COMPONENT PARTS LISTED LATER IN THIS GROUP

ELECTRICAL GROUP (CONTINUED)
12V BODY WIRING (CONTINUED)



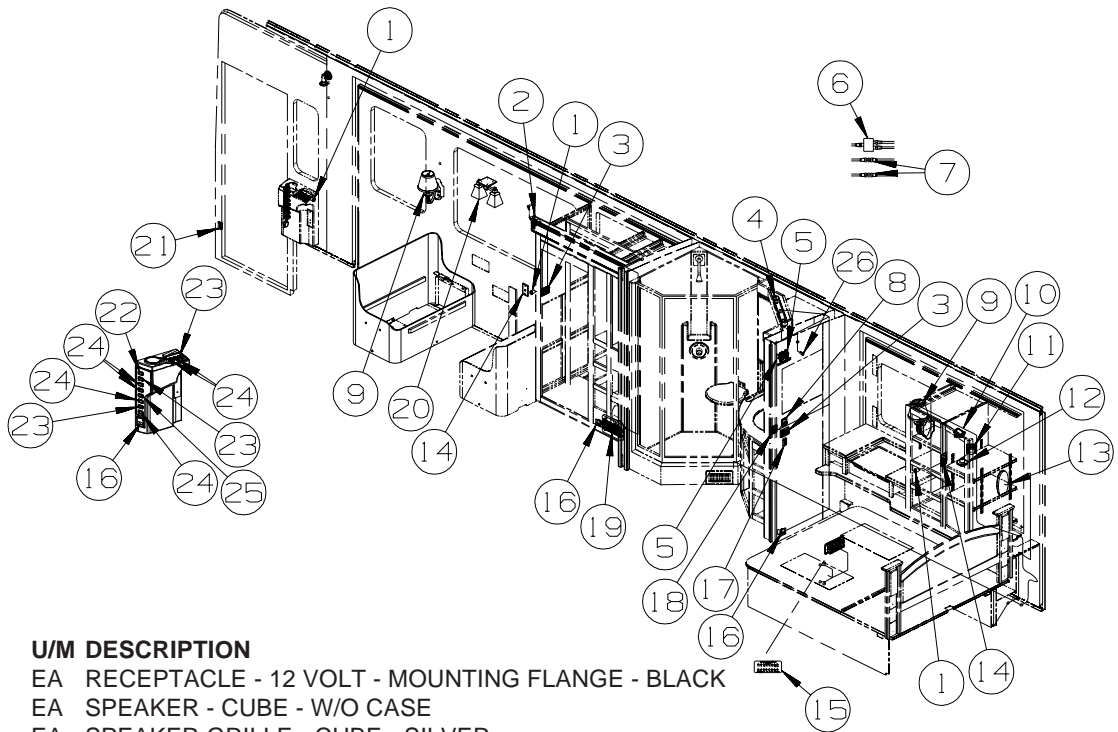
KEY	PART NUMBER	U/M	DESCRIPTION
1	133307-02-000	EA	RADIO - WALL MOUNT - CD W/ALARM - AUDIOVOX AWN-930 - STEREO SYSTEM W/CD REAR
2	150140-02-000	EA	CROSSOVER COIL - F/SUBWOOFER SPEAKER/LOW FREQUENCY - STEREO SYSTEM W/CD REAR
3	150140-01-000	EA	CROSSOVER BOX - STANDARD STEREO TO DELUXE SOUND - STEREO SYSTEM W/CD REAR
4	093575-26-03A	EA	LIGHT - CEILING/OVAL - SATIN NICKEL
4	117805-02-000	EA	BULB - 12V - #921 - 1.4 AMPS
5	148026-03-01A	EA	SPEAKER - CUBE - W/O CASE - STEREO SYSTEM W/CD REAR
5	148026-02-01A	EA	SPEAKER GRILLE - CUBE - SILVER - STEREO SYSTEM W/CD REAR
6	056264-01-000	EA	SWITCH - LEAF ACTUATOR
7*	087694-01-000	EA	LIGHT - WARDROBE/CLOSET - W/SWITCH
8	113371-01-000	EA	LIGHT - FLOURESCENT 18" STRIP - THIN-LITE - UL/CS
9*	091937-09-000	EA	LIGHT-FLOURESCENT-12V/16W-RECESSED - 7.3" X 16.1" W/SWITCH FROM: 00-00-00 THRU: 11-07-04
9	153464-02-01A	EA	LIGHT-FLUORESCENT 12" - RECESSED/CURVED-W/SWITCH - WHITE FROM: 11-08-04 THRU: 99-99-99
10*	133004-02-01A	EA	PANEL/MONITOR-2 TANK-DIGITAL VOLT MT/SOLAR-W/WATER HTR SWT FROM: 00-00-00 THRU: 05-02-04
10*	133004-05-01A	EA	PANEL/MONITOR-2 TANK-DIGITAL VOLT MT/SOLAR-W/WATER HTR SWT FROM: 05-03-04 THRU: 99-99-99
11	127002-05-000	EA	PANEL/MONITOR - ENERGY MANAGEMENT SYSTEMS CTRL - W/PLUG FROM: 00-00-00 THRU: 11-07-04
11	127002-10-000	EA	PANEL/MONITOR - ENERGY MANAGEMENT SYSTEMS CTRL - W/3 PLUG FROM: 11-08-04 THRU: 99-99-99
12*	105620-15-000	EA	THERMOSTAT - FURNACE/HEAT PUMP-A/C - W/CHOKE MODULE FROM: 00-00-00 THRU: 04-24-05
12	105620-18-000	EA	THERMOSTAT - FURNACE/HEAT PUMP-A/C - W/CHOKE MODULE FROM: 04-25-05 THRU: 99-99-99
13	135740-01-01A	EA	SWITCH - ROCKER - SPST - ON/OFF - BROWN - LP
13	135740-06-01A	EA	SWITCH - ROCKER - ON/OFF - LIGHTED - RED - WATER HEATER
13	135741-02-01A	EA	SWITCH - BASE - DOUBLE - BROWN
13	135742-34-02A	EA	BEZEL - SWITCH - WATER HEATER/LP - BROWN
14	135740-01-01A	EA	SWITCH - ROCKER - SPST - ON/OFF - BROWN
14	135741-01-01A	EA	SWITCH - BASE - SINGLE - BROWN
14	135742-01-01A	EA	BEZEL - SWITCH - SINGLE - BROWN
15	146514-01-000	FT	LIGHT - FLEX/ROUND W/STRIP
15	146514-02-000	EA	CONNECTOR - LIGHT
16	132427-01-02A	EA	LIGHT - READING/SWIVEL - ROUND - NICKEL
16	123917-01-000	EA	BULB - 12V - HALOGEN SPOT
17	135740-01-01A	EA	SWITCH - ROCKER - SPST - ON/OFF - BROWN
17	135741-01-01A	EA	SWITCH - BASE - SINGLE - BROWN
17	135742-07-02A	EA	BEZEL - SWITCH - CEILING - BROWN

ELECTRICAL GROUP (CONTINUED)

12V BODY WIRING (CONTINUED)

KEY	PART NUMBER	U/M	DESCRIPTION
18	148026-03-01A	EA	SPEAKER - CUBE - W/O CASE
18	148026-02-01A	EA	SPEAKER GRILLE - CUBE - SILVER
19	135740-01-01A	EA	SWITCH - ROCKER - SPST - ON/OFF - BROWN - GALLEY
19	135740-02-01A	EA	SWITCH - ROCKER - SPDT - ON/ON - BROWN - LOUNGE
19	135741-02-01A	EA	SWITCH - BASE - DOUBLE - BROWN
19	135742-18-02A	EA	BEZEL - SWITCH - LOUNGE/GALLEY - BROWN
20	150138-01-02A	EA	DETECTOR - LP GAS - BROWN
21*	108354-01-01A	EA	LIGHT - COURTESY
22	135740-01-01A	EA	SWITCH - ROCKER - SPST - ON/OFF - BROWN
22	135741-02-01A	EA	SWITCH - BASE - DOUBLE - BROWN
22	135742-33-02A	EA	BEZEL - SWITCH - CEILING/FAN - BROWN
23	124884-01-000	EA	SPEAKER - 6" X 9" - SUB-WOOFER - W/O GRILLE - STEREO SYSTEM W/CD REAR
23	124885-01-000	EA	GRILLE - SPEAKER - 6" X 9" - SUB WOOFER - STEREO SYSTEM W/CD REAR
FROM: 00-00-00 THRU: 05-16-04			
23	151844-01-01A	EA	GRILLE - SPEAKER - 6" X 9" - SUB WOOFER - BLACK - STEREO SYSTEM W/CD REAR
FROM: 05-17-04 THRU: 99-99-99			

*COMPONENT PARTS LISTED LATER IN THIS GROUP



KEY	PART NUMBER	U/M	DESCRIPTION
1	132958-01-000	EA	RECEPTACLE - 12 VOLT - MOUNTING FLANGE - BLACK
2	148026-03-01A	EA	SPEAKER - CUBE - W/O CASE
2	148026-02-01A	EA	SPEAKER GRILLE - CUBE - SILVER
3	135740-01-01A	EA	SWITCH - ROCKER - SPST - ON/OFF - BROWN - CEILING/VALANCE
3	135740-02-01A	EA	SWITCH - ROCKER - SPDT - ON/ON - BROWN - AISLE
3	135741-03-01A	EA	SWITCH - BASE - TRIPLE - BROWN
3	135742-22-02A	EA	BEZEL - SWITCH - AISLE/VALANCE/CEILING
4	138116-01-02A	EA	LIGHT/MAKE UP - 3 BULB - CURVED - W/O BULB - SATIN NICKEL
	123918-01-000	EA	BULB - 12V - MAKEUP - WHITE
5	144363-09-02B	EA	PLATE - SWITCH - E-COATED
5	108357-06-000	EA	SWITCH - ROCKER - DPDT - MOM/OFF/MOM - 6 TERM - W/O COVER
5	108356-02-01A	EA	COVER/ACTUATOR SWITCH - 2 ROWS DIMPLES - BLACK
5	108355-01-000	EA	HOUSING - SWITCH
5	116220-01-000	EA	APPLIQUE - SWITCH/SLIDEOUT
5	116549-01-000	EA	LABEL - WARNING - SLIDEOUT
6	086756-01-000	EA	SPLITTER - TV/2 WAY
7	082134-01-000	EA	ADAPTER - TV - CABLE TO CABLE
8	137889-01-000	EA	SWITCH - LIGHT DIMMER
9	119258-46-01A	EA	LAMP - WALL - UL/CSA - NICKEL/BLACK
9	119257-21-01A	EA	SHADE - LAMP - WHITE
9	117805-02-000	EA	BULB - 12V - #921 - 1.4 AMPS
10*	087694-01-000	EA	LIGHT - WARDROBE/CLOSET - W/SWITCH

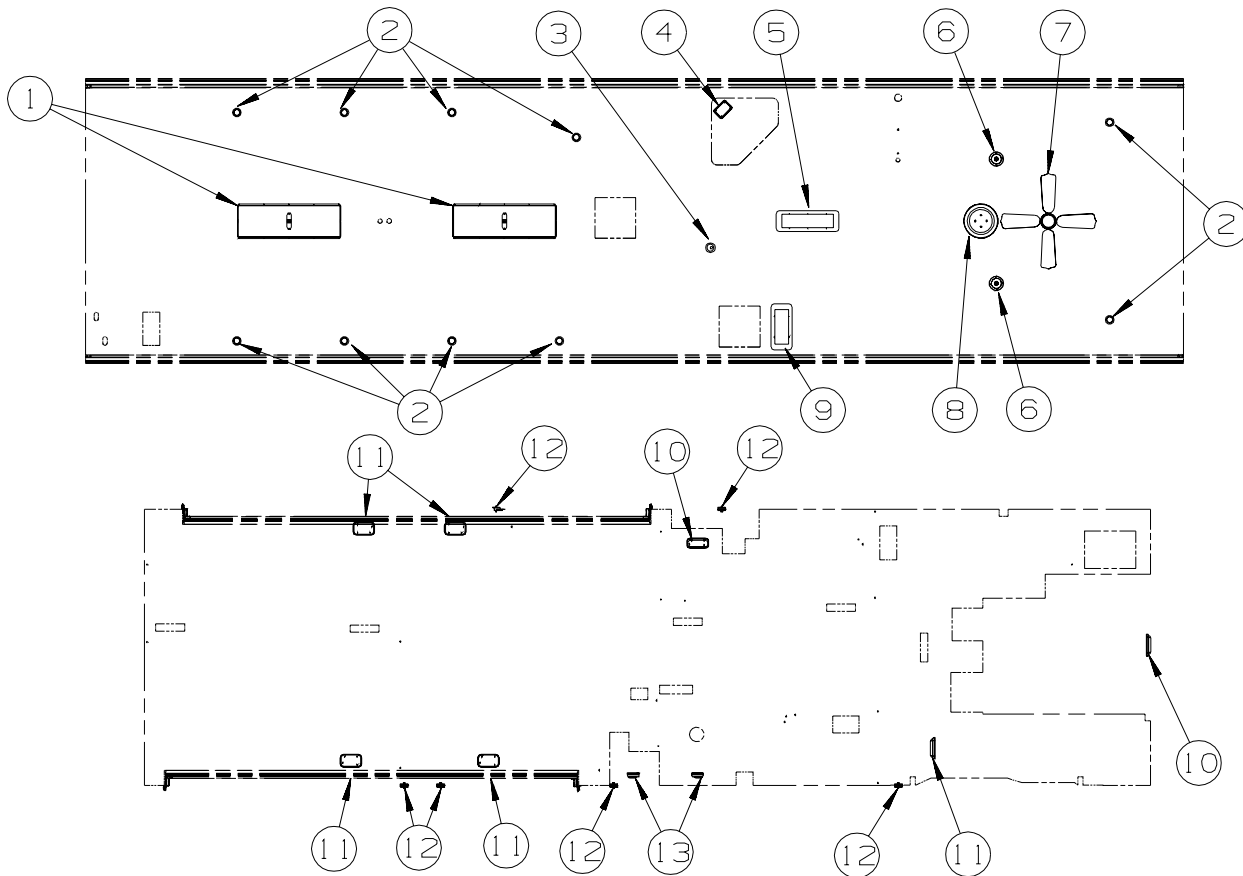
ELECTRICAL GROUP (CONTINUED)
12V BODY WIRING (CONTINUED)

KEY	PART NUMBER	U/M	DESCRIPTION
11	148026-03-01A	EA	SPEAKER - CUBE - W/O CASE - STEREO SYSTEM W/CD REAR
11	148026-02-01A	EA	SPEAKER GRILLE - CUBE - SILVER - STEREO SYSTEM W/CD REAR
12	132427-01-02A	EA	LIGHT - READING/SWIVEL - ROUND - NICKEL
12	123917-01-000	EA	BULB - 12V - HALOGEN SPOT
13	093575-26-03A	EA	LIGHT - CEILING/OVAL - SATIN NICKEL
13	117805-02-000	EA	BULB - 12V - #921 - 1.4 AMPS
14	093253-01-02A	EA	PLATE - WALL - TELEPHONE - BROWN
15	092547-13-000	EA	LABEL - CIRCUIT BREAKER
16*	108354-01-01A	EA	LIGHT - COURTESY
17	135740-04-01A	EA	SWITCH - ROCKER - SPDT - ON/OFF/ON - BROWN
17	135741-01-01A	EA	SWITCH - BASE - SINGLE - BROWN
17	135742-12-02A	EA	BEZEL - SWITCH - FAN - BROWN
18	135740-01-01A	EA	SWITCH - ROCKER - SPST - ON/OFF - BROWN
18	135741-02-01A	EA	SWITCH - BASE - DOUBLE - BROWN
18	135742-20-02A	EA	BEZEL - SWITCH - SHOWER/MAKEUP - BROWN
19	124884-01-000	EA	SPEAKER - 6" X 9" - SUB-WOOFER - W/O GRILLE
19	124885-01-000	EA	GRILLE - SPEAKER - 6" X 9" - SUB WOOFER
			FROM: 00-00-00 THRU: 05-16-04
19	151844-01-01A	EA	GRILLE - SPEAKER - 6" X 9" - SUB WOOFER - BLACK
			FROM: 05-17-04 THRU: 99-99-99
20	093575-36-01A	EA	LIGHT - CEILING/DOUBLE - NICKLE/BLACK
20	117805-02-000	EA	BULB - 12V - #921 - 1.4 AMPS
21	116995-02-000	EA	SWITCH/MAGNET - ELECTRIC STEP - BLACK/WHITE- NORMALLY OPEN
			FROM: 00-00-00 THRU: 07-11-04
21	116995-03-000	EA	SWITCH/MAGNET - ELECTRIC STEP
			FROM: 07-12-04 THRU: 99-99-99
22	145638-10-01A	EA	SWITCH/ROCKER - SPDT (ON/ON) - LIGHTED - BLACK
23	145638-01-01A	EA	SWITCH/ROCKER - SPST (ON/OFF) - BLACK
24	145638-09-01A	EA	SWITCH/ROCKER - DPDT (ON/OFF/ON) - BLACK
25	145638-07-01A	EA	SWITCH/ROCKER - DPDT (ON/ON) - BLACK
26	149750-01-000	EA	RECEIVER - (INFRA RED SIGNAL) - W/6"LEAD/PLUG

*COMPONENT PARTS LISTED LATER IN THIS GROUP

ELECTRICAL GROUP (CONTINUED)

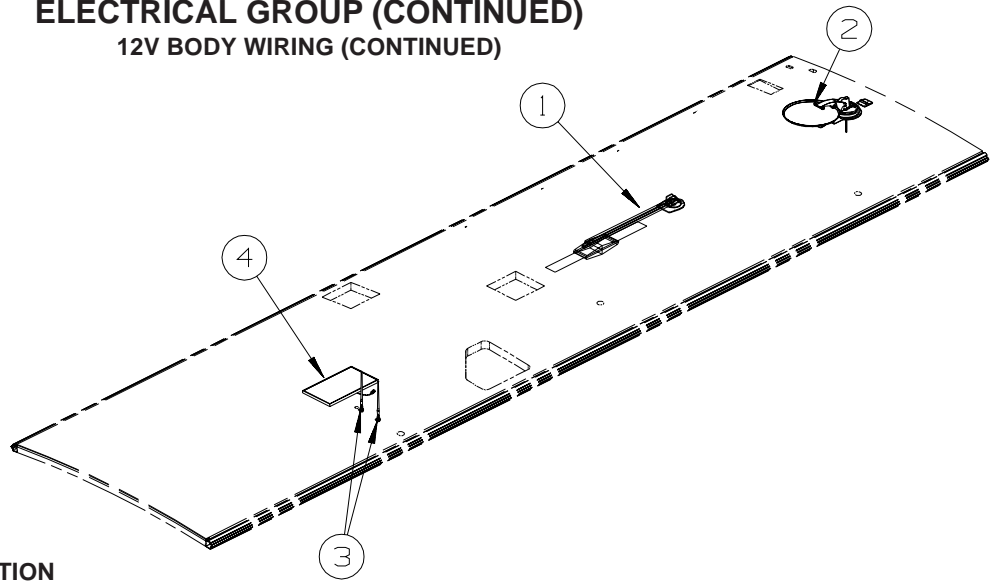
12V BODY WIRING (CONTINUED)



KEY	PART NUMBER	U/M	DESCRIPTION
1*	133416-02-000	EA	LIGHT - FLUORESCENT W/O LENS - 36" - 1 BULB
2*	123775-01-02A	EA	LIGHT - HALOGEN - ROUND - SATIN NICKEL
3	146048-01-01A	EA	LIGHT - HALOGEN/ADJUSTABLE - WHITE
4*	121935-01-01A	EA	LIGHT - DOME - SHOWER
5*	091937-08-000	EA	LIGHT-FLUORESCENT-12V/30W-RECESSED-7.3" X 21.8" W/O SWITCH FROM: 00-00-00 THRU: 11-07-04
5	091937-03-000	EA	BULB - FLUORESCENT LIGHT - 12 VOLT FROM: 00-00-00 THRU: 11-07-04
5	153464-03-01A	EA	LIGHT-FLUORESCENT 18" - RECESSED/CURVED-NO SWITCH - WHITE FROM: 11-08-04 THRU: 99-99-99
6	093575-27-02A	EA	LIGHT - CEILING/ROUND - NICKEL - FAN - CEILING BEDROOM
6	117805-02-000	EA	BULB - 12V - #921 - 1.4 AMPS - FAN - CEILING BEDROOM
7*	139134-01-03A	EA	FAN - CEILING - 35" - SATIN/NICKEL - W/O SWITCH- #A70052NS- FAN-CEILING BEDROOM
8*	093575-33-03A	EA	LIGHT - CEILING/ROUND - W/O BULBS - SATIN NICKEL - DECORATIVE LT - CEILING
8	117805-02-000	EA	BULB - 12V - #921 - 1.4 AMPS - DECORATIVE LIGHT - CEILING
9*	091937-10-000	EA	LIGHT-FLUORESCENT-12V/16W-RECESSED-7.3" X 16.1" W/O SWITCH - LIGHTS-FLUORESCENT FROM: 00-00-00 THRU: 11-07-04
9	153464-01-01A	EA	LIGHT-FLUORESCENT 12" - RECESSED/CURVED-NO SWITCH - WHITE - LIGHTS-FLUORESCENT FROM: 11-08-04 THRU: 99-99-99
10*	137417-01-01A	EA	LIGHT - DOME - SINGLE - W/SWITCH/FROSTED LENS - WHITE
11*	137417-03-01A	EA	LIGHT - DOME - SINGLE - W/O SWITCH - W/FROSTED LENS-WHITE
12	041250-01-000	EA	SWITCH - PUSH BUTTON/DOOR JAMB - METAL/CHROME
12	138494-01-02B	EA	BRACKET - SWITCH/LIGHT - E-COATED
13*	086280-01-000	EA	LIGHT - SURFACE MOUNT - 12 VOLT

*COMPONENT PARTS LISTED LATER IN THIS GROUP

ELECTRICAL GROUP (CONTINUED)
12V BODY WIRING (CONTINUED)

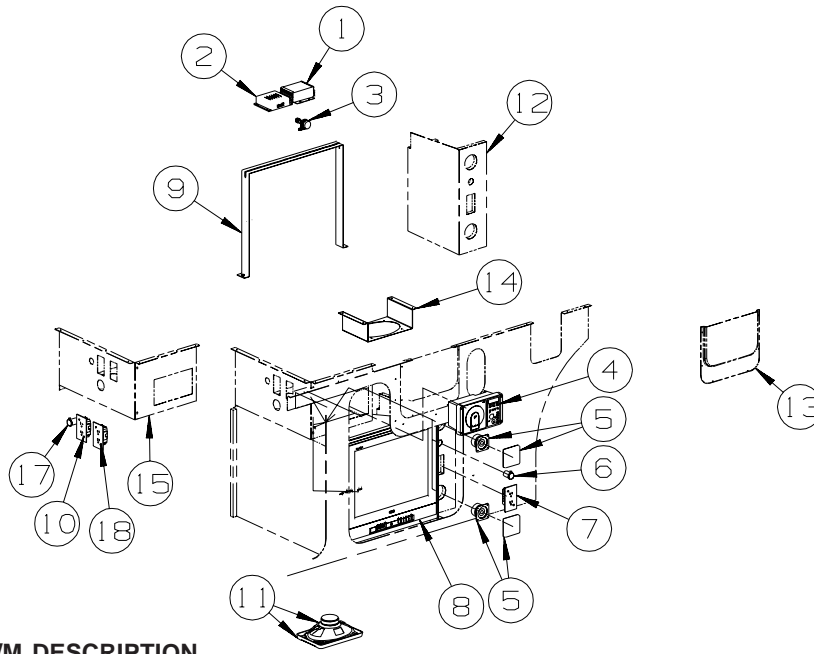


KEY	PART NUMBER	U/M	DESCRIPTION
1*	076319-23-000	EA	ANTENNA - TV ROOF MOUNT - 44.5" MAST
1*	076319-25-000	EA	KIT - HARDWARE INTERIOR
2*	144377-01-000	EA	ANTENNA/MOBILE TELEVISION SATELLITE - "SEARCH IN MOTION" - IN MOTION SATELLITE FROM: 00-00-00 THRU: 12-12-04
2	154474-01-01A	EA	ANTENNA/SATELLITE - DISH IN DOME/SEARCH IN MOTION - WHITE - IN MOTION SATELLITE FROM: 12-13-04 THRU: 99-99-99
2	154474-01-02A	EA	ANTENNA/SAT. - DISH IN DOME/SRCH IN MOTION - BLACK- IN MOTION SATELLITE/FULL BODY PAINT FROM: 12-13-04 THRU: 99-99-99
2	154474-02-000	EA	CONTROL/SATELLITE KIT - IDB BOX/IDD BOX-POWER SUPPLY-CABLE - IN MOTION SATELLITE FROM: 12-13-04 THRU: 99-99-99
2	154474-03-000	EA	CABLE - SATELLITE - RG6 COAX - 7' W/CONNECTORS - IN MOTION SATELLITE FROM: 12-13-04 THRU: 99-99-99
2	146488-01-000	EA	PLATE - ROOF - CABLE ENTRY - IN MOTION SATELLITE FROM: 12-13-04 THRU: 99-99-99
2*	141454-03-01A	EA	ANTENNA/SATELLITE - "AUTO SEARCH WHILE PARKED/GPS SYSTEM" - SAT DISH - AUTOMATIC
2*	137135-02-000	EA	ANTENNA - SATELLITE DSS - W/SENSOR - SATELLITE DISH & ELEV. SENSOR
3	090944-01-000	EA	ANTENNA - RADIO - 16" RUBBER - W/72" LEAD WIRE
3	109889-04-000	EA	EXTENDER - ANTENNA SHAFT - 3.7"
3	147741-01-09B	EA	BRACKET - ANTENNA GROUND - GALVANIZED
4*	115504-01-000	EA	PANEL - SOLAR 10 WATT - 12.2"W X 26.9"L X 1.2"H FROM: 00-00-00 THRU: 05-16-04
4	151647-01-000	EA	PANEL - SOLAR 10 WATT FROM: 05-17-04 THRU: 99-99-99

*COMPONENT PARTS LISTED LATER IN THIS GROUP

ELECTRICAL GROUP (CONTINUED)

12V BODY WIRING (CONTINUED)

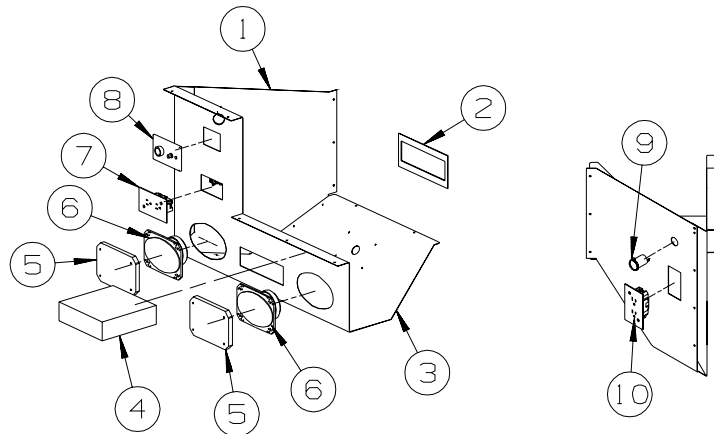


KEY	PART NUMBER	U/M	DESCRIPTION
1	153206-01-000	EA	AMPLIFIER - STEREO 2 CHANNEL W/PLUGS
2	150140-01-000	EA	CROSSOVER BOX - STANDARD STEREO TO DELUXE SOUND
3	150140-02-000	EA	CROSSOVER COIL - F/SUBWOOFER SPEAKER/LOW FREQUENCY
4	151976-01-000	EA	RADIO - WALL MOUNT - DVD/CASSETTE - MAGNADYNE LS5000DVD
5	148026-03-01A	EA	SPEAKER - CUBE - W/O CASE
5	148026-02-01A	EA	SPEAKER GRILLE - CUBE - SILVER
6	132958-01-000	EA	RECEPTACLE - 12 VOLT - MOUNTING FLANGE - BLACK
7	058708-01-000	EA	RECEPTACLE - ELECTRIC - DOUBLE - BROWN
8*	149040-02-000	EA	TV - 20" FLAT SCREEN/STEREO - RCA 20F410T
9	148247-05-02B	EA	STRAP/TIEDOWN - TV - E-COATED
9	039984-01-000	EA	CAP - ROUND - VINYL - .28" ID X .62" - BLACK
10	058708-05-000	EA	RECEPTACLE - ELECTRIC - SINGLE - BROWN
10	058708-01-000	EA	RECEPTACLE - ELECTRIC - DOUBLE - BROWN - REFRIGERATOR/FREEZER PORTABLE
11	124884-01-000	EA	SPEAKER - 6" X 9" - SUB-WOOFER - W/O GRILLE
11	124885-01-000	EA	GRILLE - SPEAKER - 6" X 9" - SUB WOOFER
11	151844-01-01A	EA	GRILLE - SPEAKER - 6" X 9" - SUB WOOFER - BLACK FROM: 00-00-00 THRU: 05-16-04 FROM: 05-17-04 THRU: 99-99-99
12	151910-01-SD0	EA	CABINET - ENTERTAINMENT CENTER - W/O DOOR/HDW - EXTERIOR
13	151826-01-01A	EA	COVER - SLIDE - BLACK - NOT USED AFTER 10-28-04
14	152307-01-SD0	EA	COMPARTMENT - ENTERTAINMENT CENTER
15	152282-01-02B	EA	PANEL - ENTERTAINMENT CENTER - E-COATED FROM: 00-00-00 THRU: 09-29-04
15	152613-01-02B	EA	PANEL - ENTERTAINMENT CENTER - E-COATED FROM: 09-30-04 THRU: 99-99-99
	153847-01-02B	EA	CLAMP - TV - E-COATED FROM: 10-21-04 THRU: 99-99-99
17	132958-01-000	EA	RECEPTACLE - 12 VOLT - MOUNTING FLANGE - BLACK - REFRIGERATOR/FREEZER PORTABLE
18	058708-01-000	EA	RECEPTACLE - ELECTRIC - DOUBLE - BROWN - EXT RECEPTACLE DPLX 120VAC

*COMPONENT PARTS LISTED LATER IN THIS GROUP

ELECTRICAL GROUP (CONTINUED)

12V BODY WIRING (CONTINUED)



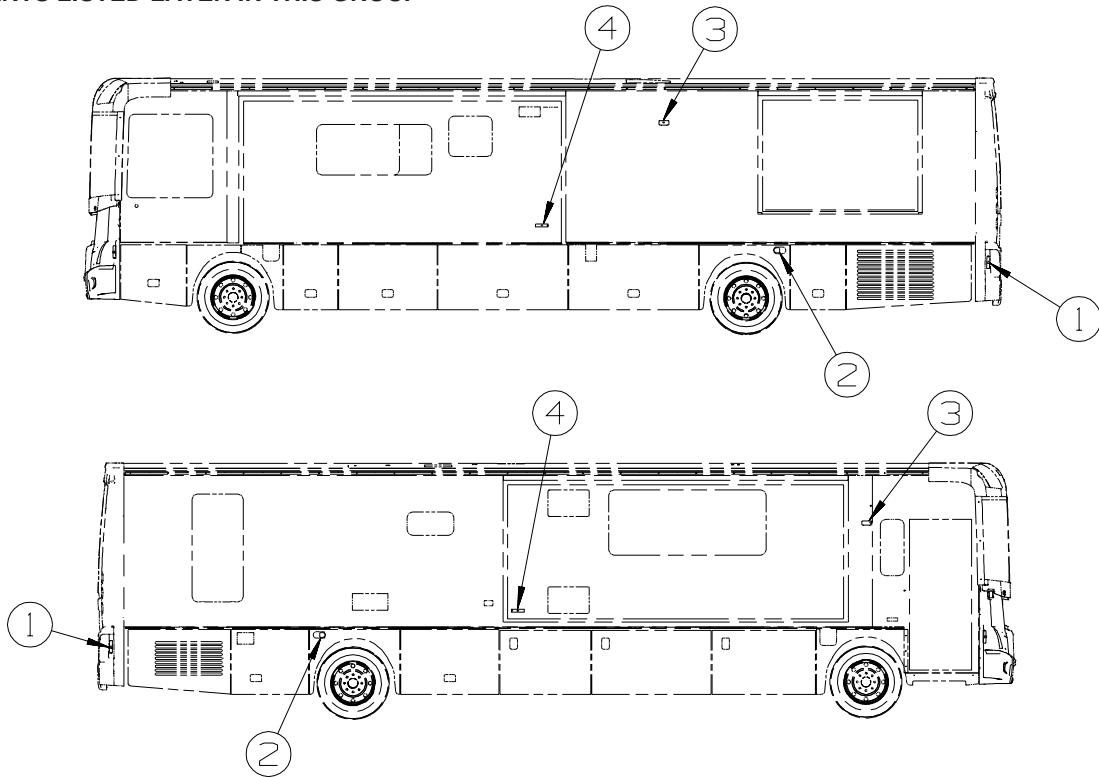
KEY	PART NUMBER	U/M	DESCRIPTION
1	152255-01-02B	EA	PANEL/COVER - ENTERTAINMENT CENTER - E-COATED
2	146214-01-02B	EA	SPACER - RADIO - E-COATED
			FROM: 00-00-00 THRU: 02-17-05
3	152254-01-02B	EA	PANEL - ENTERTAINMENT CENTER - E-COATED
4*	148231-01-000	EA	RADIO - AM/FM CD W/REMOTE - MAGNADYNE M3100CD
			FROM: 00-00-00 THRU: 04-11-05
4	155619-01-000	EA	RADIO - AM/FM CD - W/REMOTE - MAGNADYNE M3200CD
			FROM: 04-12-05 THRU: 99-99-99
5	110470-01-01A	EA	GRILLE - 4" X 6" - OVAL SPEAKER - BLACK
6	110469-01-000	EA	SPEAKER - 4" X 6" OVAL - COAXIAL
7	058708-01-000	EA	RECEPTACLE - ELECTRIC - DOUBLE - BROWN
8	076319-09-000	EA	WALLPLATE - TV CABLE RECEPTACLE - SINGLE - BROWN
9	132958-01-000	EA	RECEPTACLE - 12 VOLT - MOUNTING FLANGE - BLACK - REFRIGERATOR/FREEZER PORTABLE
10	058708-01-000	EA	RECEPTACLE - ELECTRIC - DOUBLE - BROWN

*COMPONENT PARTS LISTED LATER IN THIS GROUP

ELECTRICAL GROUP (CONTINUED)

EXTERIOR LAMPS

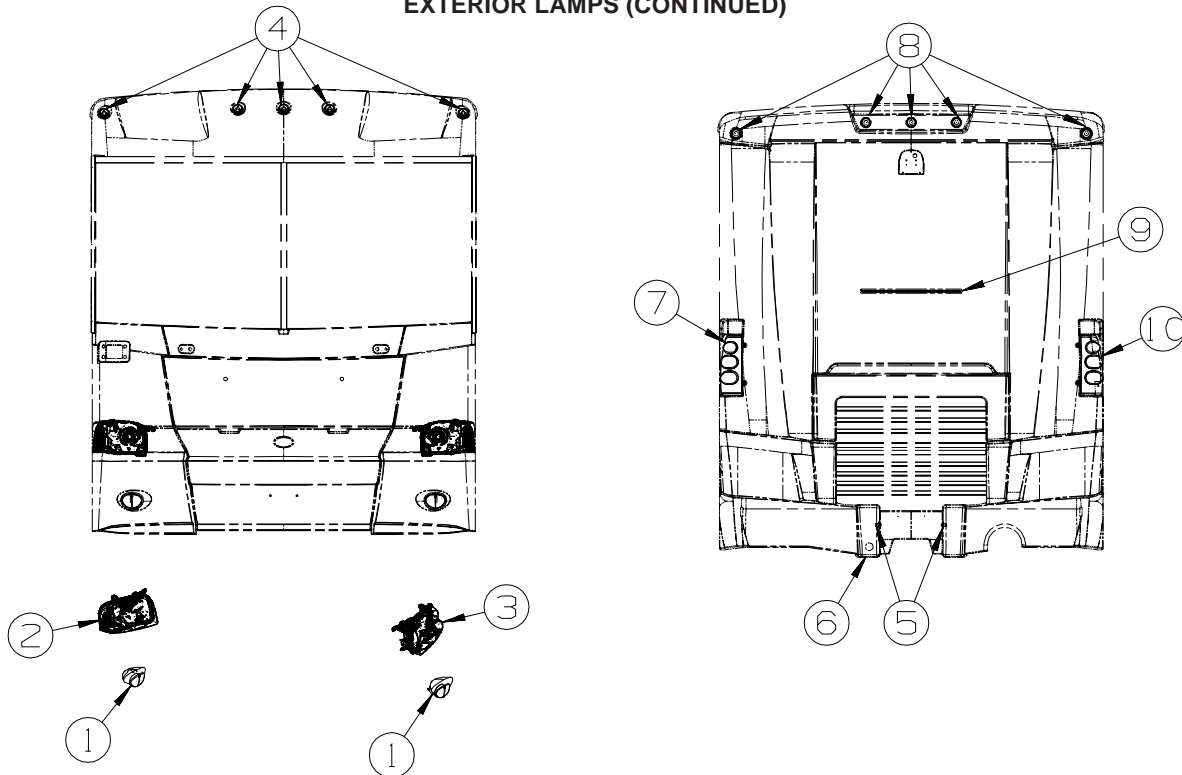
KEY PART NUMBER U/M DESCRIPTION
 * 130672-01-02A EA SPOTLIGHT - POWER/REMOTE - BLACK
 *COMPONENT PARTS LISTED LATER IN THIS GROUP



KEY	PART NUMBER	U/M DESCRIPTION
1	117826-01-000	EA LAMP/SIDE MARKER ASSEMBLY - RED
1	117826-03-000	EA GASKET/SIDE MARKER LIGHT
1	036196-01-000	EA BULB - 12V - #194 - .27 AMP - BAYONETTE
1	067789-02-000	EA SOCKET - LAMP
2	129746-01-000	EA LAMP - DOCKING/DRIVING W/MOUNT BRACKET
2	120494-03-02B	EA SHIM - STRIKER - LUGGAGE DOOR - .20 - E-COATED
3	097917-01-08A	EA LIGHT/PORCH - CHROME
	008215-01-000	EA BULB - 12 VOLT - #1003 - .94 AMP
4	111102-02-000	EA LENS - AMBER - MARKER LAMP
4	111102-01-000	EA BASE - MARKER LAMP
	036196-01-000	EA BULB - 12V - #194 - .27 AMP - BAYONETTE

ELECTRICAL GROUP (CONTINUED)

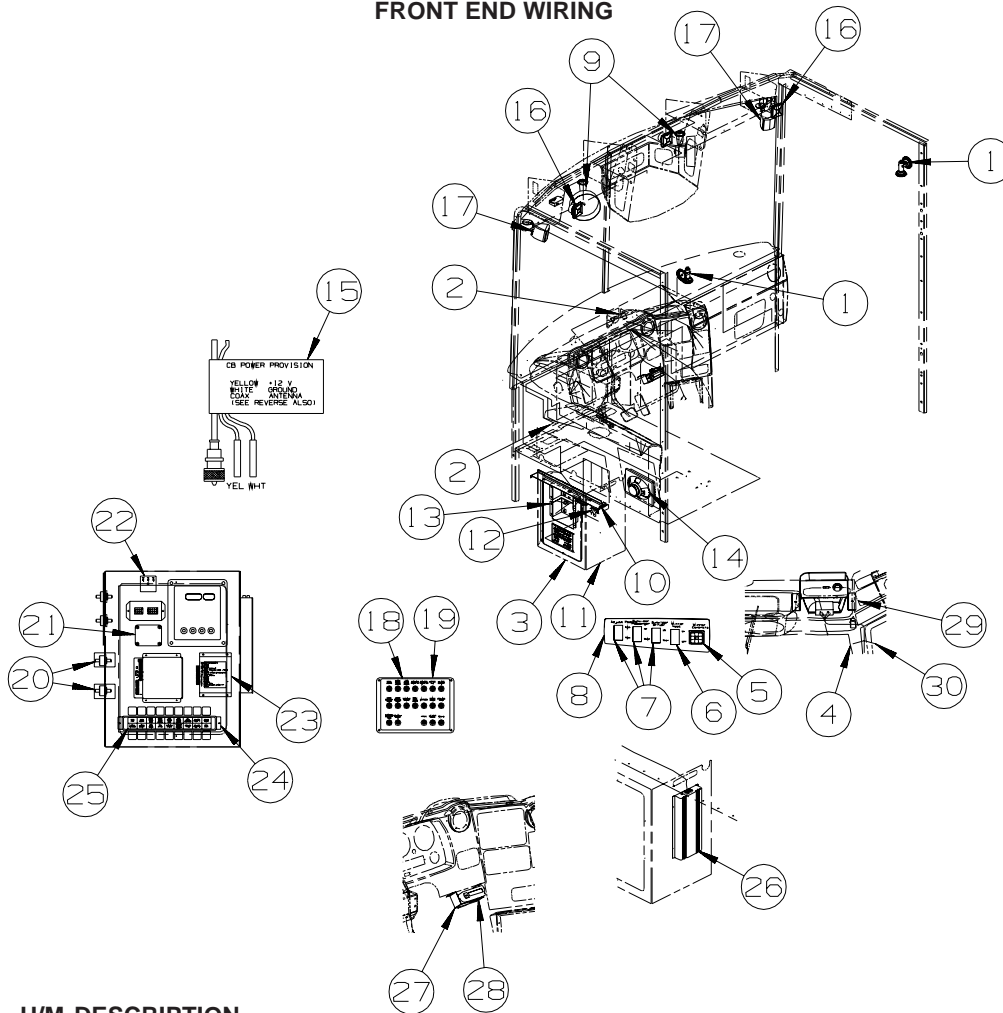
EXTERIOR LAMPS (CONTINUED)



KEY	PART NUMBER	U/M	DESCRIPTION
1	146332-01-000	EA	LAMP - FOG - CLEAR/OVAL
1	146673-01-000	EA	BULB - 12 BOLT NO9040 - 3.51 AMPS
1	124187-01-000	EA	SOCKET/HOUSING - LOW BEAM HEADLAMP
2	146331-01-000	EA	HEADLAMP - W/PARK & TURN - RIGHT HAND
2	088758-01-000	EA	HOUSING - HEADLAMP - CONNECTOR TERMINAL W/3 WIRES
3	146331-02-000	EA	HEADLAMP - W/PARK & TURN - LEFT HAND
3	088758-01-000	EA	HOUSING - HEADLAMP - CONNECTOR TERMINAL W/3 WIRES
4	138996-01-000	EA	LAMP - CLEARANCE - AMBER
4	138996-03-000	EA	BRACKET - CLEARANCE LIGHT
4	138996-04-000	EA	CONNECTOR - LAMP
5	087201-01-000	EA	LIGHT - HALF ROUND - 1" X 1.7" - PLASTIC - BLACK OR WHITE
6	146246-01-000	EA	CONNECTOR/PLUG - TRAILER - 7 PIN
7	146326-02-000	EA	LAMP - STOP/TURN/TAIL/BACK UP - LEFT
7	112708-01-000	EA	BULB - 12 VOLT - #3157 - .59/2.10 AMP
7	120760-01-000	EA	RUBBER BUMPER - CLEAR - .1" THICK X .8" DIAMETER
7	146326-03-000	EA	SOCKET - 3 WIRE - GRAY
7	146326-04-000	EA	SOCKET - 2 WIRE - CREAM
7	146326-05-000	EA	SOCKET - 2 WIRE - LIGHT GRAY
8	138996-02-000	EA	LAMP - CLEARANCE - RED
8	138996-03-000	EA	BRACKET - CLEARANCE LIGHT
8	138996-04-000	EA	CONNECTOR - LAMP
9	146204-01-000	EA	LIGHT - THIRD BRAKE - LED
10	146326-01-000	EA	LAMP - STOP/TURN/TAIL/BACK UP - RIGHT
10	112708-01-000	EA	BULB - 12 VOLT - #3157 - .59/2.10 AMP
10	120760-01-000	EA	RUBBER BUMPER - CLEAR - .1" THICK X .8" DIAMETER
10	146326-03-000	EA	SOCKET - 3 WIRE - GRAY
10	146326-04-000	EA	SOCKET - 2 WIRE - CREAM
10	146326-05-000	EA	SOCKET - 2 WIRE - LIGHT GRAY

ELECTRICAL GROUP (CONTINUED)

FRONT END WIRING



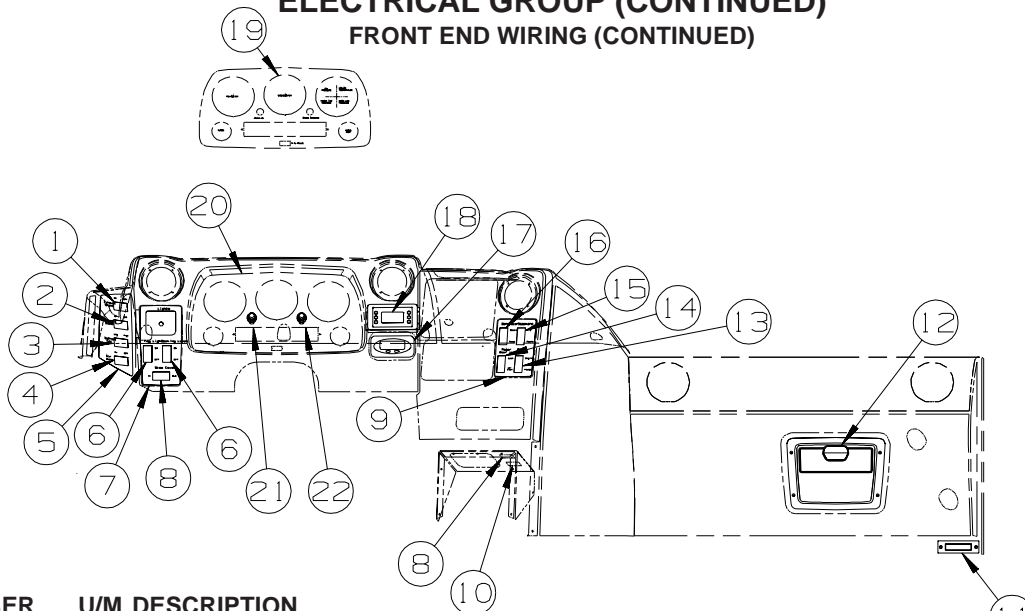
KEY	PART NUMBER	U/M	DESCRIPTION
1	128786-02-02A	EA	LIGHT - READING/SWIVEL - W/O SWITCH - SATIN NICKEL
1	123917-01-000	EA	BULB - 12V - HALOGEN SPOT
2	111414-01-000	EA	RECEPTACLE/SOCKET - 12 VOLT
3	145066-03-02B	EA	DOOR - ELECTRICAL COMPARTMENT - E-COATED
4	147190-03-000	EA	CABLE/ANTENNA-SAT RADIO SIRIUS-22"W/O RADIO END CONNECTOR
4	152780-02-000	EA	CABLE/ANTENNA - SATELLITE RADIO SIRIUS FROM: 00-00-00 THRU: 09-01-04
5	088246-01-000	EA	SWITCH/REMOTE MIRROR - W/2PIN & 6 PIN CONNECTORS/PIGTAIL
5	108355-01-000	EA	HOUSING - SWITCH
6	145638-02-01A	EA	SWITCH/ROCKER - SPST (ON/OFF) - LIGHTED - BLACK
6	108355-02-000	EA	HOUSING - SWITCH - 12 POSITION
7	145638-09-01A	EA	SWITCH/ROCKER - DPDT (ON/OFF/ON) - BLACK
7	108355-02-000	EA	HOUSING - SWITCH - 12 POSITION
8	144722-06-03A	EA	APPLIQUE - PANEL - LEFT HAND - DARK RIVERSTONE
8	145926-06-02B	EA	INSERT - SWITCH PLATE - 9 HOLE/RELAY SLOT - E-COATED
8	103603-01-000	EA	BULB - 12V - #74 - .12A WEDGE - GE 22-25 USED IN DASH
9	122856-01-01A	EA	FAN-DEFROSTER-2 SPEED W/SWIVEL BASE/NON-OSCILLATING-CHROME
10	145061-01-02B	EA	COVER - WIRE - LUGGAGE COMPARTMENT - E-COATED
11	145063-01-02B	EA	PANEL - CLOSEOUT/ELECTRICAL - E-COATED
12	041250-01-000	EA	SWITCH - PUSH BUTTON/DOOR JAMB - METAL/CHROME
13*	086280-01-000	EA	LIGHT - SURFACE MOUNT - 12 VOLT
14	124884-01-000	EA	SPEAKER - 6" X 9" - SUB-WOOFER - W/O GRILLE
14	124885-01-000	EA	GRILLE - SPEAKER - 6" X 9" - SUB WOOFER
14	151844-01-01A	EA	GRILLE - SPEAKER - 6" X 9" - SUB WOOFER - BLACK FROM: 00-00-00 THRU: 05-16-04
15	104678-01-000	EA	LABEL - CB PREP FROM: 05-17-04 THRU: 99-99-99

ELECTRICAL GROUP (CONTINUED)
FRONT END WIRING (CONTINUED)

KEY	PART NUMBER	U/M	DESCRIPTION
16	148026-03-01A	EA	SPEAKER - CUBE - W/O CASE - 2 NEEDED W/TV-27" COLOR,STEREO W/REMOTE
16	148026-02-01A	EA	SPEAKER GRILLE - CUBE - SILVER - 2 NEEDED W/TV-27" COLOR,STEREO W/REMOTE
17	148026-01-01A	EA	SPEAKER - CUBE - W/FIXED BRACKET - SILVER - TV-24" COLOR,STEREO W/REMOTE
18	093236-32-000	EA	LABEL - CIRCUIT BREAKER
19	139067-07-02B	EA	PLATE - CIRCUIT BREAKER/HOUSE - E-COATED
20	118571-03-000	EA	BRACKET - MOUNTING
20	118571-04-000	EA	GASKET
21	128074-02-000	EA	FILTER - NOISE - 12 VOLT DC W/PLUGS
22	133535-01-000	EA	MODULE - TIMER 20 SECOND - WARNING LIGHT - TS61120P
23*	102756-03-000	EA	KEYLESS ENTRY SYSTEM - ENTRY DOOR & CARGO DOORS - W/REMOTE FROM: 00-00-00 THRU: 05-09-04
23	151458-01-000	EA	KEYLESS ENTRY SYSTEM - ENTRY DOOR & CARGO DOORS - W/REMOTE FROM: 05-10-04 THRU: 99-99-99
24	136120-02-02B	EA	BRACKET - RELAY - E-COATED
25	136161-02-01A	EA	LABEL - RELAY - BLACK/WHITE
26	124881-02-000	EA	AMPLIFIER - AUDIO - MTS Q SURROUND - ORANGE LABEL (LATEST)
27	148113-02-000	EA	CRADLE - RADIO - KENWOOD FROM: 00-00-00 THRU: 06-04-04
27	148113-04-000	EA	CRADLE - RADIO - KENWOOD FROM: 06-05-04 THRU: 99-99-99
28*	148113-01-000	EA	RADIO - SATELLITE - SIRIUS - KENWOOD FROM: 00-00-00 THRU: 06-04-04
28*	148113-03-000	EA	RADIO - SATELLITE - SIRIUS - KENWOOD FROM: 06-05-04 THRU: 99-99-99
29	148798-01-02B	EA	BRACKET - MOUNT - SIRIUS SATELITE RADIO
30	148114-01-000	EA	CABLE - AUDIO - 1/8" TO RCA STEREO
	007093-01-000	EA	SIGNAL FLASHER
	113452-01-000	FT	SEAL/TRIM - FRONT - VINYL W/WIRE CARRIER - .020" - TO PROTECT WIRES FROM SHARP EDGES

***COMPONENT PARTS LISTED LATER IN THIS GROUP**

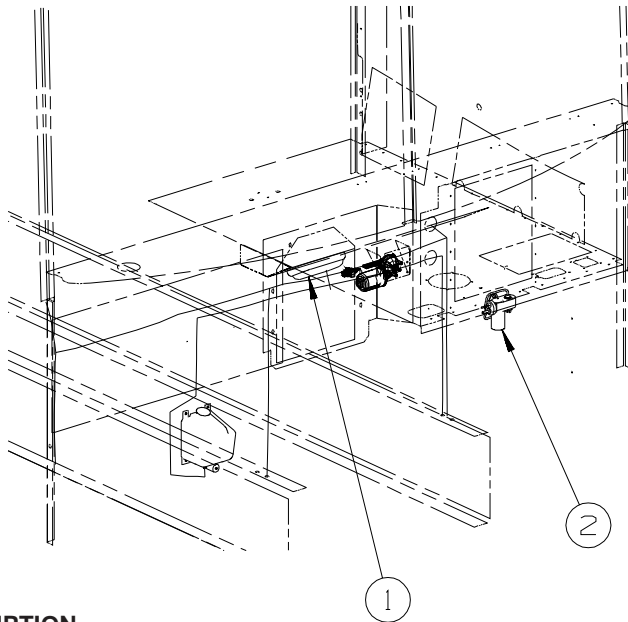
ELECTRICAL GROUP (CONTINUED) FRONT END WIRING (CONTINUED)



KEY	PART NUMBER	U/M	DESCRIPTION
1	145638-02-01A	EA	SWITCH/ROCKER - SPST (ON/OFF) - LIGHTED - BLACK - 7.2L/350 HP FROM: 00-00-00 THRU: 10-19-04
1	145638-08-01A	EA	SWITCH/ROCKER - DPDT (ON/ON) - LIGHTED - BLACK - 7.2L/350 HP FROM: 10-20-04 THRU: 99-99-99
1	145638-11-01A	EA	SWITCH/ROCKER - DPDT (ON/OFF/ON) - LIGHTED - BLACK - 8.9L/400 HP
1	108355-02-000	EA	HOUSING - SWITCH - 12 POSITION
2	145638-04-01A	EA	SWITCH/ROCKER - SPDT (ON/ON) -BLACK
2	108355-02-000	EA	HOUSING - SWITCH - 12 POSITION
3	145638-03-01A	EA	SWITCH/ROCKER - SPDT (ON/OFF/ON) -BLACK
3	108355-02-000	EA	HOUSING - SWITCH - 12 POSITION
4	145638-08-01A	EA	SWITCH/ROCKER - DPDT (ON/ON) -LIGHTED - BLACK
4	108355-02-000	EA	HOUSING - SWITCH - 12 POSITION
5	144722-02-03A	EA	APPLIQUE - BEZEL - LEFT - 7.2L/350 HP
5	144722-08-03A	EA	APPLIQUE/BEZEL - LEFT - DARK RIVERSTONE - 8.9L/400 HP
5	103603-01-000	EA	BULB - 12V - #74 - .12A WEDGE - GE 22-25 USED IN DASH
6	145638-02-01A	EA	SWITCH/ROCKER - SPST (ON/OFF) - LIGHTED - BLACK
6	108355-02-000	EA	HOUSING - SWITCH - 12 POSITION
7	144722-03-03A	EA	APPLIQUE - BEZEL - CENTER/LEFT - DARK RIVERSTONE
7	103603-01-000	EA	BULB - 12V - #74 - .12A WEDGE - GE 22-25 USED IN DASH
8	145638-09-01A	EA	SWITCH/ROCKER - DPDT (ON/OFF/ON) - BLACK
8	108355-02-000	EA	HOUSING - SWITCH - 12 POSITION
9	144722-01-03A	EA	APPLIQUE - BEZEL - RIGHT - DARK RIVERSTONE
9	103603-01-000	EA	BULB - 12V - #74 - .12A WEDGE - GE 22-25 USED IN DASH
10	145638-09-01A	EA	SWITCH/ROCKER - DOUBLE PULL/DOUBLE THROW - BLACK - SLIDEOUT ROOM - FRONT RIGHT
10	108355-01-000	EA	HOUSING - SWITCH
10	145754-01-01A	EA	SWITCH - BLANK - BLACK
11	061424-01-000	EA	LIGHT - AISLE - 12 VOLT - RECTANGULAR
	036196-01-000	EA	BULB - 12V - #194 - .27 AMP - BAYONETTE
12	141679-03-000	EA	CHARGER/DOCK STATION ONLY - FOR #GMRS100 TWO-WAY RADIO
12	141679-04-000	EA	RADIO/TWO-WAY W/BATTERY (EACH = 1) - 5 MILE - ASA GMRS100
13	145638-07-01A	EA	SWITCH/ROCKER - DPDT (ON/ON) - BLACK
13	108355-02-000	EA	HOUSING - SWITCH - 12 POSITION
14	145638-05-01A	EA	SWITCH/ROCKER - SPDT (ON/OFF/ON) - BLACK
14	108355-02-000	EA	HOUSING - SWITCH - 12 POSITION
15	145638-01-01A	EA	SWITCH/ROCKER - SPST (ON/OFF) - BLACK
15	108355-02-000	EA	HOUSING - SWITCH - 12 POSITION
16	145638-06-01A	EA	SWITCH/ROCKER - SPDT (ON/OFF/ON) - LIGHTED - BLACK
16	108355-02-000	EA	HOUSING - SWITCH - 12 POSITION
17*	136119-01-000	EA	COMPASS/THERMOMETER - ELECTRONIC- 4.5" X 2.3" DISPLAY FACE
18	147844-01-01A	EA	BEZEL - INFO CENTER DISPLAY - BLACK
19	149032-01-01A	EA	SPEEDOMETER/KM - FACE/BEZEL - 5" - BLACK - CANADIAN
20	144722-07-03A	EA	APPLIQUE/BEZEL - INSTRUMENT CONTROL - DARK RIVERSTONE
20	103603-01-000	EA	BULB - 12V - #74 - .12A WEDGE - GE 22-25 USED IN DASH
21	133534-01-000	EA	LIGHT - RED INDICATOR WITH 1/4" TERMINALS
22	133534-02-000	EA	LIGHT - AMBER INDICATOR WITH 1/4" TERMINALS

*COMPONENT PARTS LISTED LATER IN THIS GROUP

ELECTRICAL GROUP (CONTINUED)
FRONT END WIRING (CONTINUED)



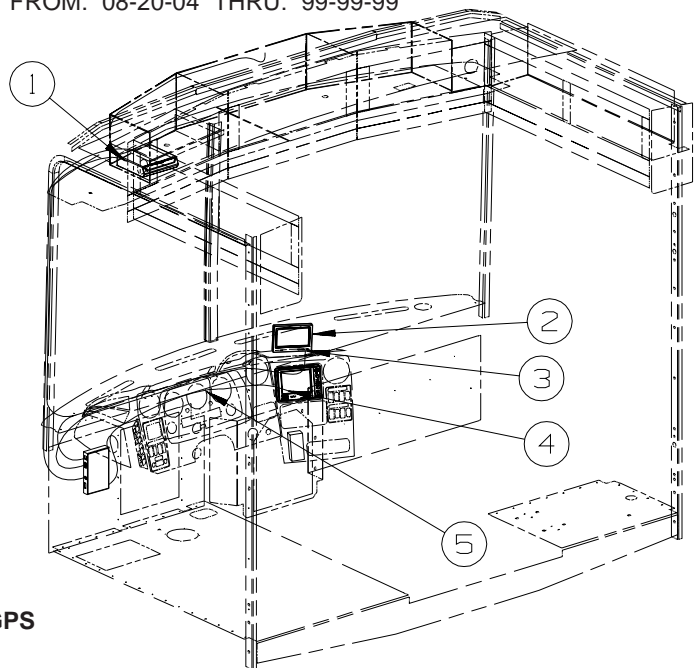
KEY	PART NUMBER	U/M	DESCRIPTION
1*	137417-01-01A	EA	LIGHT - DOME - SINGLE - W/SWITCH/FROSTED LENS - WHITE
2	114802-01-000	EA	PUMP - VACUUM - 12V

***COMPONENT PARTS LISTED LATER IN THIS GROUP**

TRIP COMPUTER

KEY	PART NUMBER	U/M	DESCRIPTION
	143591-04-000	EA	CABLE - CAMERA INTERFACE - F/COLOR MONITOR
*	143591-05-000	EA	COMPUTER - TRIP/ENGINE MONITOR - F/COLOR MONITOR - #2500-3 FROM: 00-00-00 THRU: 08-19-04
	143591-06-000	EA	COMPUTER - TRIP/ENGINE MONITOR - F/COLOR MONITOR - #2510-3W FROM: 08-20-04 THRU: 99-99-99

***COMPONENT PARTS LISTED LATER IN THIS GROUP**



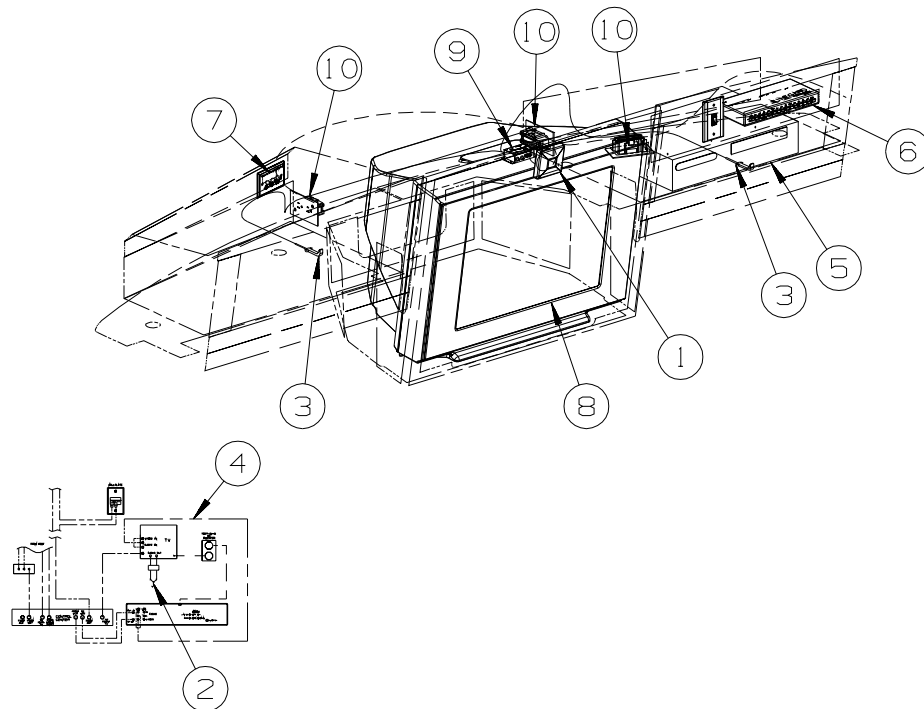
GPS

KEY	PART NUMBER	U/M	DESCRIPTION
1*	137424-01-000	EA	GPS-NAVAGATION SYS-W/DVD DIVIT/MAPS/GPS ANT & WIRE HARNESS
2	137424-03-000	EA	MONITOR/LCD - COLOR FROM: 00-00-00 THRU: 07-21-04
2	137424-05-000	EA	MONITOR/LCD - COLOR - 6.5" FROM: 07-22-04 THRU: 99-99-99
3	137424-04-000	EA	BRACKET - MONITOR
4	148112-01-000	EA	CABLE - MONITOR - SONY AUX
5	148591-01-000	EA	CABLE - RCA MALE/RCA MALE - RIVER PARK 55-862-1

***COMPONENT PARTS LISTED LATER IN THIS GROUP**

ELECTRICAL GROUP (CONTINUED)

FRONT TV/VCR

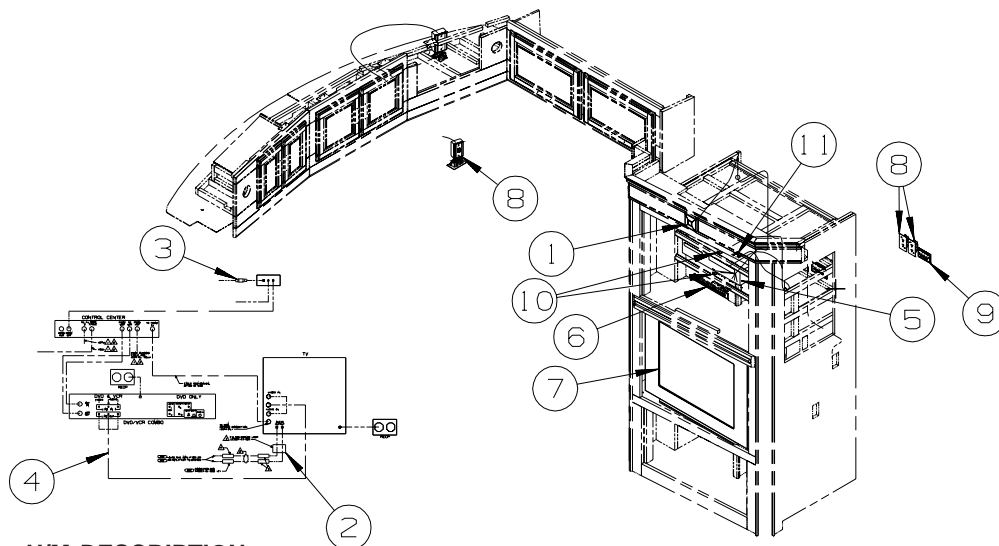


KEY	PART NUMBER	U/M	DESCRIPTION
1	148026-02-01A	EA	SPEAKER GRILLE - CUBE - SILVER
1	148026-03-01A	EA	SPEAKER - CUBE - W/O CASE
2	NOT USED		
3	149750-03-000	EA	TRANSMITTER - F/INFRA RED RECEIVER
4	136860-01-000	EA	CABLE - RCA - #3 MALE TO #12F MALE CONNECTOR
5*	146396-02-000	EA	DVD/VCR PLAYER - SONY SLV-D300P
6	142258-01-000	EA	SWITCH - VIDEO/ANTENNA POWER SUPPLY
7	149557-04-01A	EA	PLATE/WALL - TRIPLE COAXIAL/HORIZONTAL - WHITE
8*	146299-01-000	EA	TV - 24" STEREO W/5 JACKS - SONY 24FS100
			FROM: 00-00-00 THRU: 07-25-04
8*	146299-02-000	EA	TV - 24" STEREO W/5 JACKS - SONY 24FS120MT02
			FROM: 07-26-04 THRU: 99-99-99
9	149750-04-000	EA	MODULE/INTERFACE - INFRA RED (RECEIVER TO TRANSMITTER)
10	058708-01-000	EA	RECEPTACLE - ELECTRIC - DOUBLE - BROWN

***COMPONENT PARTS LISTED LATER IN THIS GROUP**

ELECTRICAL GROUP (CONTINUED)

SIDE TV/VCR

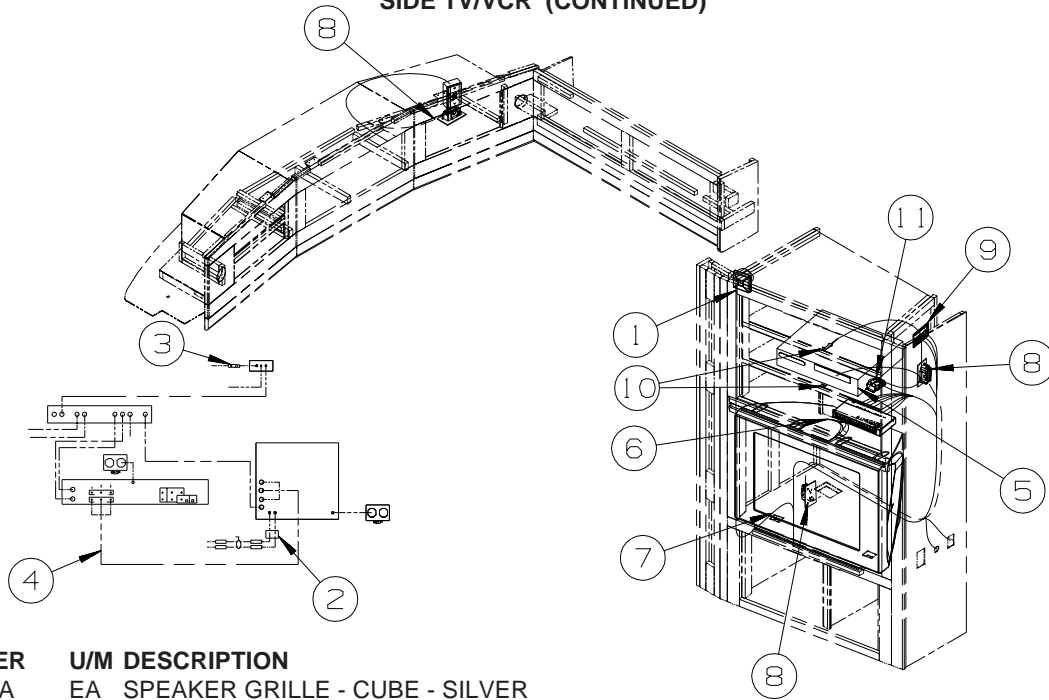


S40AD

KEY	PART NUMBER	U/M	DESCRIPTION
1	148026-02-01A	EA	SPEAKER GRILLE - CUBE - SILVER
1	148026-03-01A	EA	SPEAKER - CUBE - W/O CASE
2	123324-01-000	EA	FILTER - GROUND LOOP
3	082134-01-000	EA	ADAPTER - TV - CABLE TO CABLE
4	136860-01-000	EA	CABLE - RCA - #3 MALE TO #12F MALE CONNECTOR
5*	146396-02-000	EA	DVD/VCR PLAYER - SONY SLV-D300P
			FROM: 00-00-00 THRU: 07-11-04
5*	146396-03-000	EA	DVD/VCR PLAYER - SONY SLV-D350P
			FROM: 07-12-04 THRU: 99-99-99
6	142258-01-000	EA	SWITCH - VIDEO/ANTENNA POWER SUPPLY
7*	146298-01-000	EA	TV - 27" STEREO W/5 JACKS - SONY 27FS100
			FROM: 00-00-00 THRU: 05-30-04
7*	146298-02-000	EA	TV - 27" STEREO W/5 JACKS - SONY 27FS120
			FROM: 05-31-04 THRU: 99-99-99
8	058708-01-000	EA	RECEPTACLE - ELECTRIC - DOUBLE - BROWN
9	149557-04-01A	EA	PLATE/WALL - TRIPLE COAXIAL/HORIZONTAL - WHITE
10	149750-03-000	EA	TRANSMITTER - F/INFRA RED RECEIVER
11	149750-04-000	EA	MODULE/INTERFACE - INFRA RED (RECEIVER TO TRANSMITTER)

*COMPONENT PARTS LISTED LATER IN THIS GROUP

ELECTRICAL GROUP (CONTINUED) SIDE TV/VCR (CONTINUED)

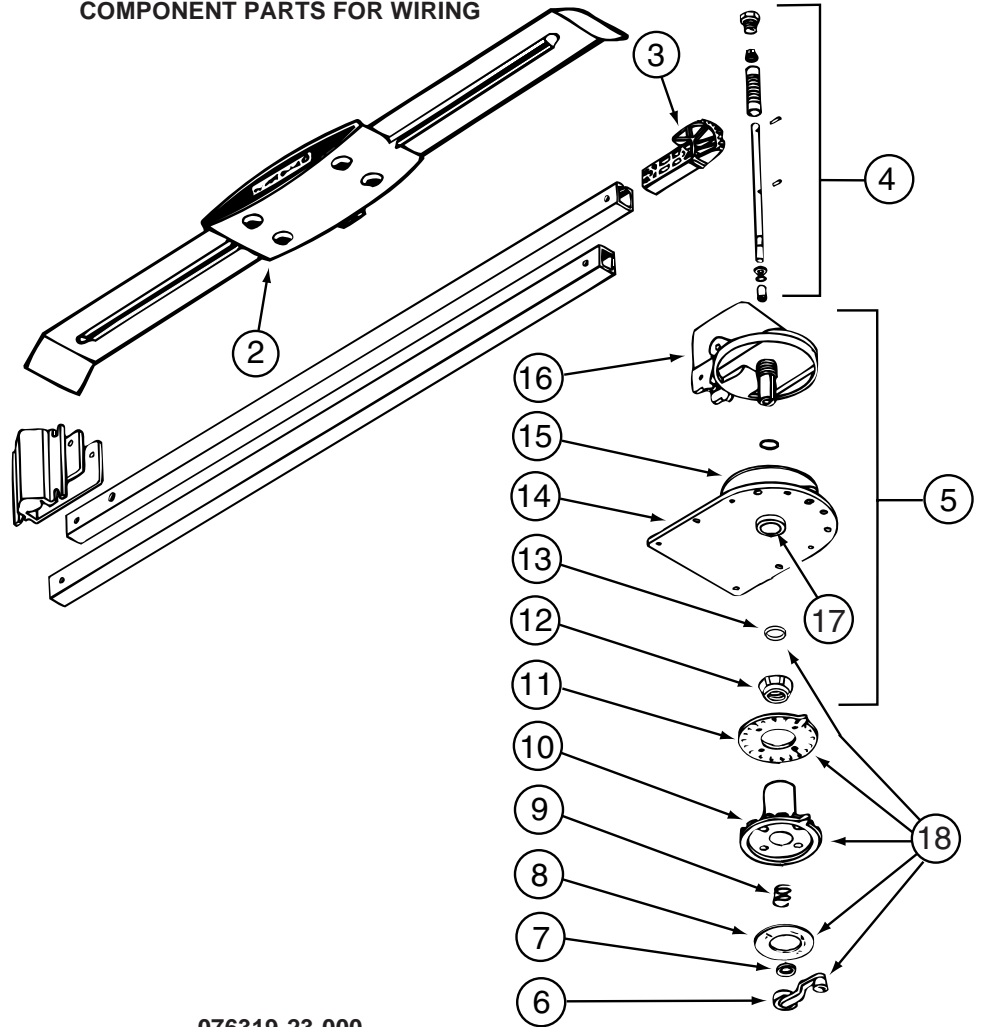


S40FD

KEY	PART NUMBER	U/M	DESCRIPTION
1	148026-02-01A	EA	SPEAKER GRILLE - CUBE - SILVER
1	148026-03-01A	EA	SPEAKER - CUBE - W/O CASE
2	123324-01-000	EA	FILTER - GROUND LOOP
3	082134-01-000	EA	ADAPTER - TV - CABLE TO CABLE
4	136860-01-000	EA	CABLE - RCA - #3 MALE TO #12F MALE CONNECTOR
5*	146396-02-000	EA	DVD/VCR PLAYER - SONY SLV-D300P
			FROM: 00-00-00 THRU: 07-11-04
5*	146396-03-000	EA	DVD/VCR PLAYER - SONY SLV-D350P
			FROM: 07-12-04 THRU: 99-99-99
6	142258-01-000	EA	SWITCH - VIDEO/ANTENNA POWER SUPPLY
7*	146298-01-000	EA	TV - 27" STEREO W/5 JACKS - SONY 27FS100
			FROM: 00-00-00 THRU: 05-30-04
7*	146298-02-000	EA	TV - 27" STEREO W/5 JACKS - SONY 27FS120
			FROM: 05-31-04 THRU: 99-99-99
8	058708-01-000	EA	RECEPTACLE - ELECTRIC - DOUBLE - BROWN
9	149557-04-01A	EA	PLATE/WALL - TRIPLE COAXIAL/HORIZONTAL - WHITE
10	149750-03-000	EA	TRANSMITTER - F/INFRA RED RECEIVER
11	149750-04-000	EA	MODULE/INTERFACE - INFRA RED (RECEIVER TO TRANSMITTER)

***COMPONENT PARTS LISTED LATER IN THIS GROUP**

ELECTRICAL GROUP (CONTINUED)
COMPONENT PARTS FOR WIRING



076319-23-000

KEY	PART NUMBER	U/M	DESCRIPTION	VENDOR NO.
2	076319-01-700	EA	HEAD-ANTENNA, AMPLIFIED	RVSA U/V
3	076319-01-701	EA	GEAR-ELEVATING, PLASTIC	2200046
4	076319-01-702	EA	SHAFT ASM-ELEVATING	RP-4000
5	076319-01-711	EA	BASE & LIFT ASM	2762802
7	076319-01-705	EA	GROMMET-NYLON, 7/8"ID	3200658
8	076319-01-708	EA	DECAL-CRANK	5413002
9	076319-01-707	EA	SPRING-HANDLE	2160822
11	076319-01-712	EA	PLATE - CEILING	3200608
12	076319-01-715	EA	NUT (GEAR HOUSING)	2200047
14	076319-01-713	EA	PLATE-BASE, STEEL	3100523
15	076319-01-703	EA	BEARING-NYLON, 5"OD	3200656
16	076319-01-714	EA	HOUSING, ROTATING GEAR	2200049
17	076319-01-704	EA	BEARING-NYLON, 1.25"OD	3200657
18	076319-01-709	EA	HANDLE-HEAD DIRECTIONAL	200644
	076319-01-716	EA	TUBING, ELEVATING	RP-2900

CONTACT WINNEBAGO PART SALES FOR UNLISTED COMPONENT(S)

076319-25-000

KEY	PART NUMBER	U/M	DESCRIPTION	VENDOR NO.
6	076319-01-706	EA	CRANK-W/SET SCREW UNIV/BEIGE	2750897
6	120233-01-710	EA	HANDLE-CRANK W/SCREW - WHITE	RP-6795
8	076319-01-708	EA	HANDLE-CRANK	5413002
10	076319-25-700	EA	DIRECTIONAL HANDLE(WHITE)	3200612
11	076319-25-701	EA	PLATE - CEILING(WHITE)	3200609
13	120233-01-709	EA	WASHER-NYLON	RP-2658

CONTACT WINNEBAGO PART SALES FOR UNLISTED COMPONENT(S)

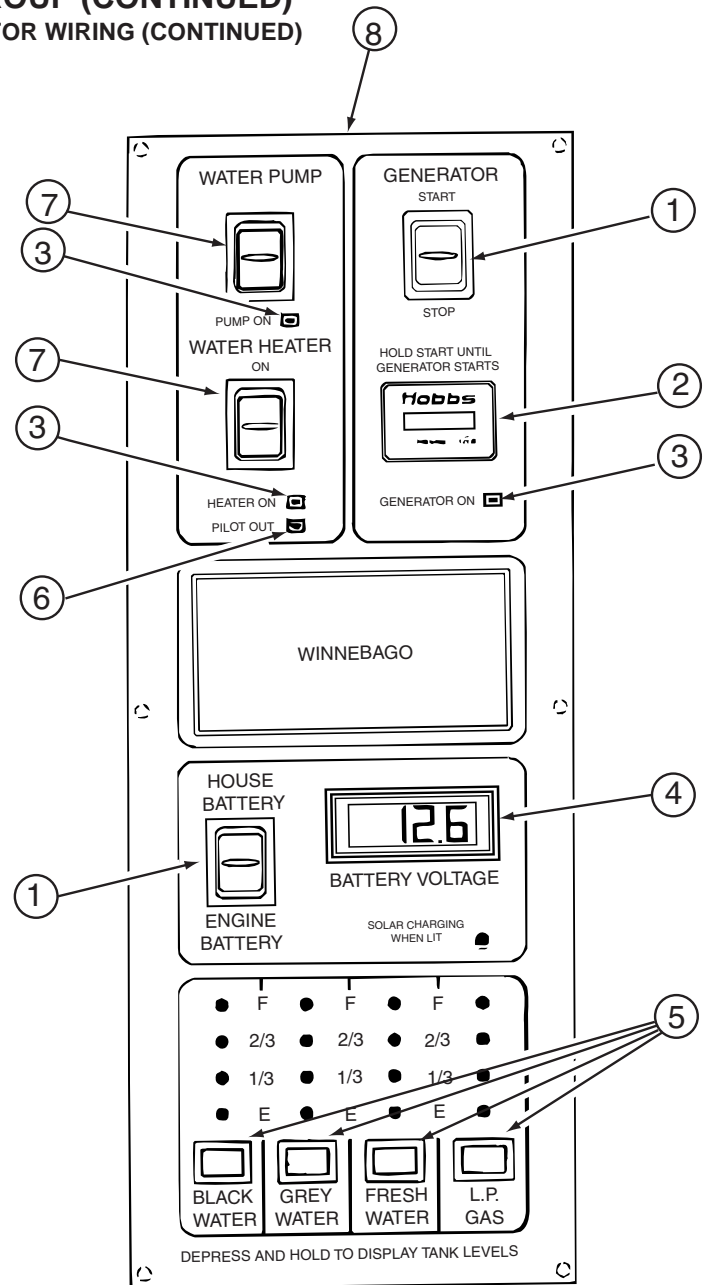
086280-01-000

KEY	PART NUMBER	U/M	DESCRIPTION	VENDOR NO.
	086280-01-700	EA	BULB,12V	ARP1089

ELECTRICAL GROUP (CONTINUED)
COMPONENT PARTS FOR WIRING (CONTINUED)

			087694-01-000
KEY	PART NUMBER	U/M DESCRIPTION	VENDOR NO.
	087694-01-700	EA BULB	GE561
			091937-08-000
KEY	PART NUMBER	U/M DESCRIPTION	VENDOR NO.
	091937-08-700	EA LENS - LIGHT - FLUORESCENT	D-766
			091937-09-000
KEY	PART NUMBER	U/M DESCRIPTION	VENDOR NO.
	091937-09-700	EA LENS - LIGHT - FLUORESCENT	D-762
			091937-10-000
KEY	PART NUMBER	U/M DESCRIPTION	VENDOR NO.
	091937-09-700	EA LENS - LIGHT - FLUORESCENT	D-762
			093575-33-03A
KEY	PART NUMBER	U/M DESCRIPTION	VENDOR NO.
	093575-33-701	EA GLASS(WHITE SWIRL)W/IND HOLE	9111
	093575-33-702	EA FINIAL (MOON BALL)SATIN NICKL	12-139-TY
			102756-03-000
KEY	PART NUMBER	U/M DESCRIPTION	VENDOR NO.
	102756-02-702	EA BATTERY-12 VOLT	402-1002
	102756-03-700	EA MODULE BOARD	202-3219
	102756-03-701	EA REMOTE-KEYLESS ENTRY	412-1115
	102756-03-702	EA RELAY- 30AMP - SPDT	463-1000
	102756-03-703	EA WIRE HARNESS - KEYLESS ENTRY	203-6879
			105620-15-000
KEY	PART NUMBER	U/M DESCRIPTION	VENDOR NO.
	105620-15-700	EA FUSE/BUSS (2AMP/250V) 3 PER PK	8330-3343
			108354-01-01A
KEY	PART NUMBER	U/M DESCRIPTION	VENDOR NO.
	108354-01-700	EA BULB-COURTESY LIGHT	395-B
			115504-01-000
KEY	PART NUMBER	U/M DESCRIPTION	VENDOR NO.
	115504-01-700	EA PLUG & CABLE, 10 WATT PANEL	600-016
			121935-01-01A
KEY	PART NUMBER	U/M DESCRIPTION	VENDOR NO.
	121935-01-700	EA LENS ONLY	809511
			123775-01-02A
KEY	PART NUMBER	U/M DESCRIPTION	VENDOR NO.
	123775-01-702	EA BEZEL/LENS - SATIN NICKEL	99 953470
			129561-01-01A
KEY	PART NUMBER	U/M DESCRIPTION	VENDOR NO.
	129561-01-700	EA PC BOARD	L5097-09
	129561-01-701	EA CHASSIS SCREENED	C00399
	129561-01-702	EA LABEL	L0451-0
	129561-01-703	EA HARNESS	L7694-00
			129561-02-01A
KEY	PART NUMBER	U/M DESCRIPTION	VENDOR NO.
	129561-01-701	EA CHASSIS SCREENED	C00399
	129561-01-703	EA HARNESS	L7694-00
	129561-02-700	EA PC BOARD	L5132-02
			130672-01-02A
KEY	PART NUMBER	U/M DESCRIPTION	VENDOR NO.
	130672-02-700	EA REMOTE-WHITE BEZEL(GOLIGHT)	7900T
	130672-02-701	EA HEAD	49250
	130672-02-702	EA BULB	49000

ELECTRICAL GROUP (CONTINUED)
COMPONENT PARTS FOR WIRING (CONTINUED)



133004-02-01A

KEY	PART NUMBER	U/M	DESCRIPTION	VENDOR NO.
1	133004-01-702	EA	SWITCH/DPDT MOM=ON-OFF-ON	L1011-00
2	100258-10-701	EA	GAUGE-HR METER ONLY (LCD)	L0775-00
3	133004-01-706	EA	L.E.D. GREEN-PANEL MOUNT	L0785
4	133004-01-704	EA	METER/VOLT-DIGITAL - LCD	L1008-00
5	133004-01-705	EA	SWITCH/MOM ON - PUSH BUTTON	L0950-00
6	133004-01-703	EA	L.E.D. RED-PANEL MOUNT	L1009-00
7	133004-01-701	EA	SWITCH/DPDT ON-ON/MAINTAINED	L1025-00
8	133004-02-701	EA	SCREENED - CHASSIS	CC0547-00
	133004-02-700	EA	BOARD - PC	L5113-03

133004-05-01A

KEY	PART NUMBER	U/M	DESCRIPTION	VENDOR NO.
1	133004-01-702	EA	SWITCH/DPDT MOM=ON-OFF-ON	L1011-00
2	100258-10-701	EA	GAUGE-HR METER ONLY (LCD)	L0775-00
3	133004-01-706	EA	L.E.D. GREEN-PANEL MOUNT	L0785
4	133004-01-704	EA	METER/VOLT-DIGITAL - LCD	L1008-00
5	133004-01-705	EA	SWITCH/MOM ON - PUSH BUTTON	L0950-00
6	130004-01-703	EA	L.E.D. RED-PANEL MOUNT	L1009-00
7	133004-01-701	EA	SWITCH/DPDT ON-ON/MAINTAINED	L1025-00
8	133004-05-700	EA	SCREENED CHASSIS	CC0563-00
	133004-05-701	EA	BOARD - PC	L5130-02

ELECTRICAL GROUP (CONTINUED)
COMPONENT PARTS FOR WIRING (CONTINUED)

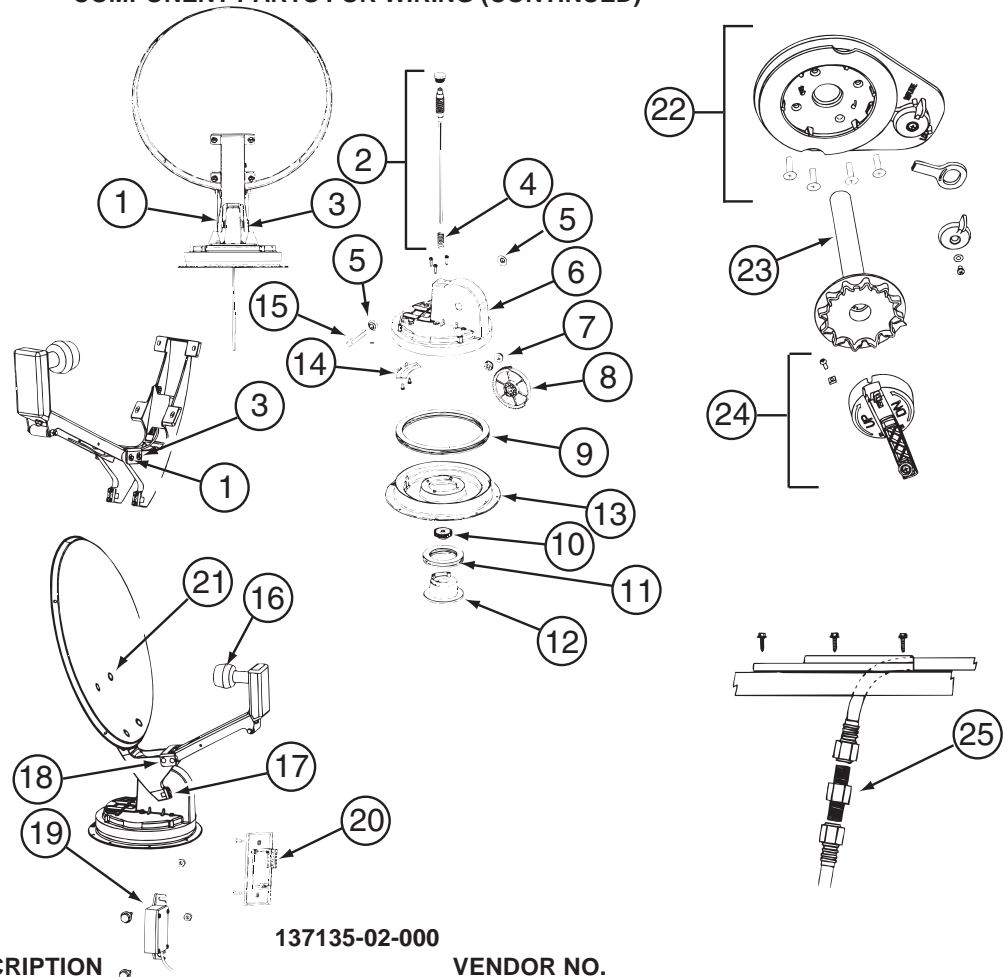
133416-02-000

KEY	PART NUMBER	U/M	DESCRIPTION	VENDOR NO.
	133416-02-700	EA	BULB/FLOURESCENT - 36"	F30T8-CW

136119-01-000

KEY	PART NUMBER	U/M	DESCRIPTION	VENDOR NO.
	136119-01-700	EA	COMPASS SENSOR (BLACK BOX)	AP-SUB-005
	136119-01-701	EA	PROBE/TEMPERATURE SENSOR(V1)	AP-SUB-004A
	136119-01-702	EA	DISPLAY MODULE-LED (V1)	AP-SUB-004B
	136119-01-703	EA	HARNESS - COMPASS POWER	AP-HRN-175
	136119-01-704	EA	HARNESS - COMPASS ENGINE	AP-HRN-176
	136119-01-705	EA	HRNSS-COMP.TEMP SENSOR V1	AP-HRN-177
	136119-01-706	EA	PROBE/TEMPERATURE SENSOR (V2)	AP-SUB-006
	136119-01-707	EA	DISPLAY MODULE - VISUAL (V2)	AP-SUB-007
	136119-01-708	EA	HARNESS/COMP. COMP/THERM(V2)	AP-HRN-239 W/PACKRD

ELECTRICAL GROUP (CONTINUED)
COMPONENT PARTS FOR WIRING (CONTINUED)



137135-02-000

KEY	PART NUMBER	U/M	DESCRIPTION	VENDOR NO.
1	120233-01-714	EA	CLIP-E	5160818
2	137135-01-703	EA	KIT ELEV - SHAFT/GEAR/SPRING	RP-4400
3	137135-01-704	EA	PIN - 1/4" X 3.25"	2160813
4	137135-01-705	EA	SPRING	2160818
5	137135-01-707	EA	SEAL - PIVOT SHAFT	2200852
6	137135-01-708	EA	TURRET	3100728
7	137135-01-709	EA	PIVOT BEARING	2200470
8	137135-01-711	EA	GEAR - ELEVATING	2200464
9	137135-01-712	EA	BEARING - OUTER	2590347
10	137135-01-714	EA	GEAR - ELEVATING SHAFT	2200465
11	137135-01-715	EA	BEARING - INNER	2590348
12	137135-01-716	EA	HUB	3100731
13	137135-01-713	EA	TURRET BASE	3100730
14	137135-01-710	EA	PLATE - ROTATE LIMIT	3720052
16	137135-02-703	EA	LOW NOISE BLOCK FILTER	LB-6000 - DUAL
17	137135-01-722	EA	CLAMP	2590343
18	137135-01-719	EA	BRACKET - PIVOT	2744945
19	137135-01-720	EA	DE-SENSOR UNIT W/43" CABLE	DM4000
20	137135-02-701	EA	BOX - SURFACE MOUNT	SM-100
21	137135-01-717	EA	BOLT - FLAT HEAD	2160362
22	120233-01-737	EA	PLATE/INT-W/DIRECTIONAL HDLE	RK-CEIL
23	120233-01-704	EA	DIAL/DIRECTIONAL 4"W/SPRING	3200364
24	120233-01-738	EA	HDW PKG-HANDLE/SPRING/WASHER	RK-HAND
25	137135-01-701	EA	CONNECTOR - F - MALE TO MALE	FS-8100
	120233-04-700	EA	KIT-WALL PLATE/CABLE - GRAY	DM4000
	137135-01-700	EA	ROOF WEDGE W/GASKET	RW-5000
	137135-01-706	EA	KIT-TURRET/SEAL/BEARING/GEAR	RP-RM30
	137135-01-718	EA	REFLECTOR/WHITE-46CM W/HDW	RP-35RM
	137135-02-700	EA	DE-SENSOR	2780096
	137135-02-704	EA	KIT-UPDATE DIRECTIONAL HDL	RP-RMDH
	137135-02-705	EA	KIT-TURRET & SHAFT COMPLETE	RP-RM46

CONTACT WINNEBAGO PART SALES FOR UNLISTED COMPONENT(S)

ELECTRICAL GROUP (CONTINUED)
COMPONENT PARTS FOR WIRING (CONTINUED)

137417-01-01A, 137417-03-01A

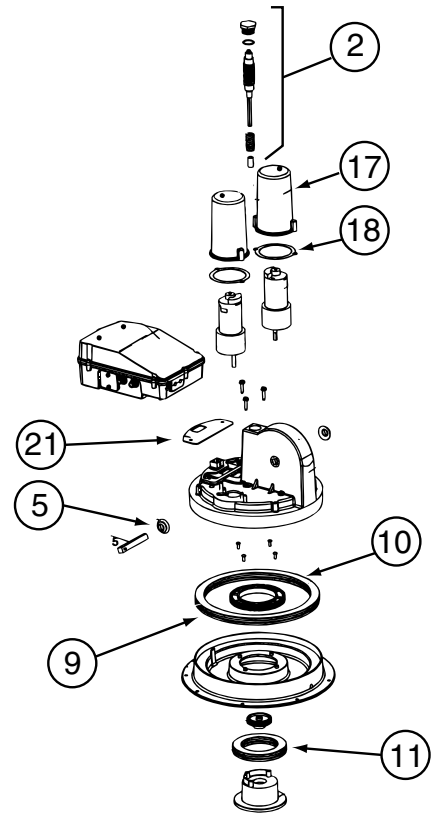
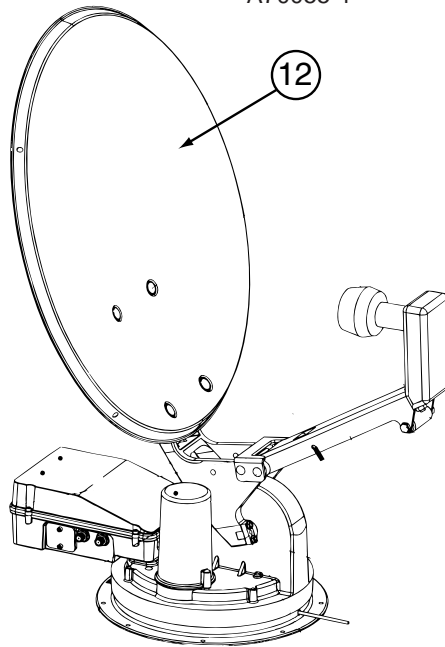
KEY	PART NUMBER	U/M DESCRIPTION	VENDOR NO.
	137417-01-700	EA LENS - SINGLE (FROSTED)	810868

137424-01-000

KEY	PART NUMBER	U/M DESCRIPTION	VENDOR NO.
	137424-01-700	EA DISC - SETUP - DVD	NVD-A131
	137424-01-701	EA REMOTE	RUE-4190

139134-01-03A

KEY	PART NUMBER	U/M DESCRIPTION	VENDOR NO.
	139134-01-711	EA BLADES (36") WHITE MATT	A70050-5W
	139134-01-717	EA MOTOR	A70055-1



141454-03-01A

KEY	PART NUMBER	U/M DESCRIPTION	VENDOR NO.
2	141454-01-700	EA KIT ELEV-SHAFT/GEARS/SPRING	RP-RM20
4	137135-01-705	EA SPRING	2160818
5	137135-01-707	EA SEAL - PIVOT SHAFT	2200852
9	137135-01-712	EA BEARING - OUTER	2590347
10	137135-01-714	EA GEAR - ELEVATING SHAFT	2200465
10	141454-01-712	EA GEAR - ROTATE	2200469
11	137135-01-715	EA BEARING - INNER	2590348
12	137135-01-718	EA REFLECTOR/WHITE-46CM W/HDWE	RP-35RM
13	137135-01-713	EA TURRET BASE	3100730
17	141454-01-705	EA HOUSING - MOTOR	3200260
18	141454-01-706	EA GASKET - MOTOR HOUSING	2240054
21	141454-01-709	EA GASKET	2240056
	120233-01-714	EA CLIP-E	5160818
	137135-01-704	EA PIN - 1/4" X 3.25"	2160813
	137135-01-719	EA BRACKET - PIVOT	2744945
	137135-01-722	EA CLAMP	2590343
	137135-01-723	EA SUPPORT/FRAME-BACKUP-W/HDWE	RP-RM00
	137135-02-703	EA LOW NOISE BLOCK FILTER	LB-6000 - DUAL
	141454-01-701	EA KIT - GEAR/MOTOR-GEAR/ROTATE	RP-RM25
	141454-01-702	EA HOUSING/ELECTRONICS - UPPER	RP-RM10
	141454-01-703	EA HOUSING/ELECTRONICS - LOWER	RP-RM15
	141454-01-704	EA KIT LIFT ASSEMBLY COMPLETE	RP-RM05
	141454-03-700	EA MOTOR (AZIMUTH)	2665042
	141454-03-701	EA MOTOR (ELEVATION)	2665041
	141454-03-702	EA CIRCUIT BOARD(CONTROL BOARD)	RP-RM80
	141454-03-703	EA CONTRL PANEL W/BOX (AS2003)	RP-AS85

CONTACT WINNEBAGO PART SALES FOR UNLISTED COMPONENT(S)

ELECTRICAL GROUP (CONTINUED)
COMPONENT PARTS FOR WIRING (CONTINUED)

143591-05-000			
KEY	PART NUMBER	U/M DESCRIPTION	VENDOR NO.
	143591-05-700	EA TOUCH PAD W/WIRE/CIRCUIT BRD	TRIP TEK #01-02002
144377-01-000			
KEY	PART NUMBER	U/M DESCRIPTION	VENDOR NO.
	144377-01-700	EA SWITCH	2400101
	144377-01-701	EA PLATE F/SWITCH	3202239
	144377-01-702	EA DOME W/NOTCHES	2780402
146298-01-000			
KEY	PART NUMBER	U/M DESCRIPTION	VENDOR NO.
	146298-01-700	EA REMOTE - TV	1-477-119-21
146298-02-000			
KEY	PART NUMBER	U/M DESCRIPTION	VENDOR NO.
	146298-02-700	EA REMOTE - TV	1-478-707-11
146299-01-000			
KEY	PART NUMBER	U/M DESCRIPTION	VENDOR NO.
	146299-01-700	EA REMOTE - TV	1-476-680-11
146299-02-000			
KEY	PART NUMBER	U/M DESCRIPTION	VENDOR NO.
	146299-02-700	EA REMOTE - TV	1-468-835-11
146396-02-000 & 146396-03-000			
KEY	PART NUMBER	U/M DESCRIPTION	VENDOR NO.
	146396-02-700	EA REMOTE	9-885-035-23
148113-01-000, 148113-03-000			
KEY	PART NUMBER	U/M DESCRIPTION	VENDOR NO.
	148113-01-700	EA REMOTE - SIRIUS RADIO	0111202P00
148231-01-000			
KEY	PART NUMBER	U/M DESCRIPTION	VENDOR NO.
	148231-01-700	EA REMOTE	RC3100
149040-02-000			
KEY	PART NUMBER	U/M DESCRIPTION	VENDOR NO.
	149040-02-700	EA REMOTE - TB	RCR311TBM1-RCA
150934-01-000			
KEY	PART NUMBER	U/M DESCRIPTION	VENDOR NO.
	150934-01-700	EA REMOTE - TV	RRMCGA174WJSA

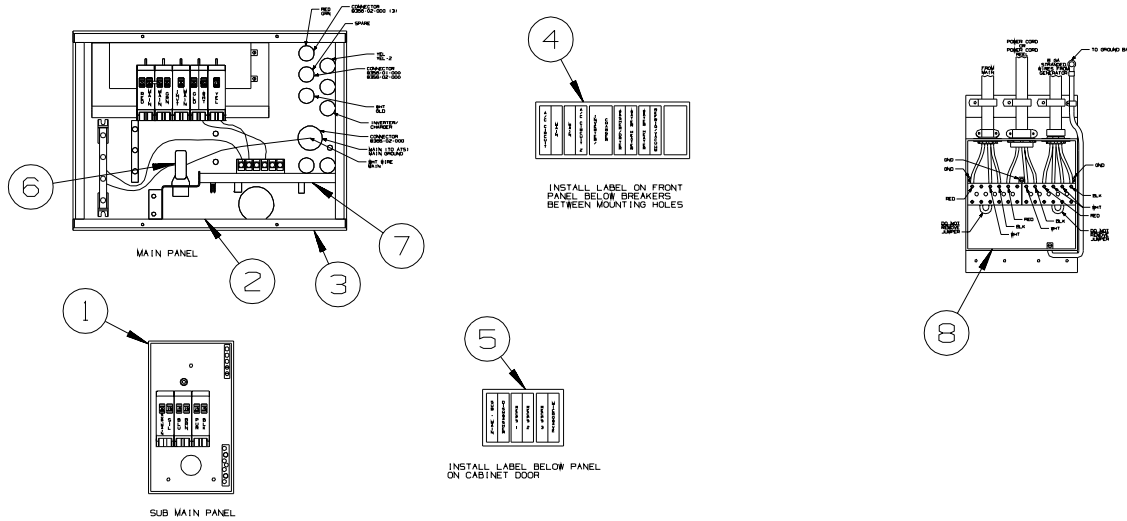
ELECTRICAL GROUP (CONTINUED)
CIRCUIT BREAKERS, FUSES, & RELAYS

KEY	PART NUMBER	U/M	DESCRIPTION
	008235-01-000	EA	FUSE - 15 AMP/12VOLT - AUTOMOTIVE
	033573-01-000	EA	CIRCUIT BREAKER W/MOUNT-20A, 12V - FASCO 1711-2026
	062901-02-000	EA	FUSE - 5 AMP - AUTOMOTIVE
	062901-04-000	EA	FUSE - 10 AMP - AUTOMOTIVE
	062901-05-000	EA	FUSE - 15 AMP - AUTOMOTIVE
	062901-06-000	EA	FUSE - 20 AMP - AUTOMOTIVE
	062901-07-000	EA	FUSE - 25 AMP - AUTOMOTIVE
	062901-08-000	EA	FUSE - 30 AMP - AUTOMOTIVE
	063910-01-000	EA	HOUSING - RELAY
	063912-02-000	EA	RELAY - CANISTER - SPDT
	083209-01-000	EA	CIRCUIT BREAKER - 15 AMP - 120 VOLT - CANADIAN
	083209-02-000	EA	CIRCUIT BREAKER - 15/15 AMP - 120 VOLT
	083209-03-000	EA	CIRCUIT BREAKER - 15/20 AMP - 120 VOLT
	083209-04-000	EA	CIRCUIT BREAKER - 30 AMP - 120 VOLT
	083209-05-000	EA	CIRCUIT BREAKER - 20 AMP - 120 VOLT
	083209-06-000	EA	CIRCUIT BREAKER - 30/15 AMP - 120 VOLT
	083209-07-000	EA	CIRCUIT BREAKER - 20/20 AMP - 120 VOLT
	083209-10-000	EA	CIRCUIT BREAKER - 20/30 AMP - 120 VOLT
	083209-11-000	EA	CIRCUIT BREAKER - 20/15 AMP - 120 VOLT
	092786-03-000	EA	BUSS BAR - 6.9" LONG
	092786-06-000	EA	BUSS BAR
	093654-01-000	EA	CIRCUIT BREAKER - 6 AMP - 12 VOLT - PUSH BUTTON - WHITE
	093654-02-000	EA	CIRCUIT BREAKER - 15 AMP - 12 VOLT - PUSH BUTTON - WHITE
	093654-03-000	EA	CIRCUIT BREAKER - 20 AMP - 12 VOLT - PUSH BUTTON - WHITE
	093654-11-000	EA	COVER - RESET BUTTON
	093655-01-000	EA	CIRCUIT BREAKER - 25 AMP - 12 VOLT - PUSH BUTTON - WHITE
	093655-02-000	EA	CIRCUIT BREAKER - 30 AMP - 12 VOLT - PUSH BUTTON - WHITE
	093655-03-000	EA	CIRCUIT BREAKER - 40 AMP - 12 VOLT - PUSH BUTTON - WHITE
	097611-01-000	EA	CIRCUIT BREAKER - 10 AMP
	097611-02-000	EA	CIRCUIT BREAKER - 30 AMP
	097611-03-000	EA	CIRCUIT BREAKER - 20 AMP
	097611-04-000	EA	CIRCUIT BREAKER - 25 AMP
	100341-01-000	EA	FUSE HOLDER - IN LINE TYPE
	106656-01-000	EA	FUSE BLOCK - 4 CAVITY - AUTOFUSE
	108567-01-000	EA	CIRCUIT BREAKER - 40 AMP - 12 VOLT - TYPE II
	111683-01-000	EA	FUSE - HOLDER - GLASS - 1/4" X 1 1/4"
	113482-01-000	EA	CIRCUIT BREAKER - 55 AMP - MANUAL
	115187-01-000	EA	FUSE - 300 AMP - NON-DELAY
	115187-02-000	EA	FUSE HOLDER - BUSS ANN/ANL BLOCK
	119930-01-000	EA	CAPACITOR - ELECTROLYTIC
	122811-01-000	EA	CIRCUIT BREAKER - 20/50/50/20 AMP - 250V
	125986-02-000	EA	FUSE - 5 AMP - AUTO - MINI BLADE
	125986-04-000	EA	FUSE - 10 AMP - AUTO - MINI BLADE
	125986-05-000	EA	FUSE - 15 AMP - AUTO - MINI BLADE
	125986-06-000	EA	FUSE - 20 AMP - AUTO - MINI BLADE
	125986-07-000	EA	FUSE - 25 AMP - AUTO - MINI BLADE
	134127-01-000	EA	CIRCUIT BREAKER - 10 AMP - MINI
	141789-01-000	EA	SPACER - CIRCUIT BREAKER

ELECTRICAL GROUP (CONTINUED)

CONVERTER, INVERTER, & LOAD CENTERS

KEY	PART NUMBER	U/M	DESCRIPTION
	148254-01-000	EA	INVERTER - CHARGER - 2000W AC
	148254-02-000	EA	REMOTE PANEL - INVERTER/CHARGER
			FROM: 00-00-00 THRU: 03-06-05
	148254-05-000	EA	REMOTE/PANEL - INVERTER/CHARGER
			FROM: 03-07-05 THRU: 99-99-99
	148254-03-000	EA	CABLE/INVERTOR - W/8 PIN MODULAR PHONE JACK - 50'-DIMEN



KEY	PART NUMBER	U/M	DESCRIPTION
1	109677-01-000	EA	LOAD CENTER - 120 VOLT - 40 AMP
2	141258-01-000	EA	LOAD CENTER - 120/240 - 50 AMP
3	141258-02-000	EA	LOAD CENTER - COVER
4	095721-45-000	EA	LABEL - CONTROL CENTER - 50 AMP
			FROM: 00-00-00 THRU: 11-07-04
4	095721-42-000	EA	LABEL - CONTROL CENTER - 50 AMP
			FROM: 11-08-04 THRU: 99-99-99
5	095721-20-000	EA	LABEL - CONTROL CENTER W/INVERTER
			FROM: 00-00-00 THRU: 11-07-04
5	095721-43-000	EA	LABEL - CONTROL CENTER - 50 AMP
			FROM: 11-08-04 THRU: 99-99-99
6	127002-07-000	EA	SENSOR - CURRENT
7	127002-08-000	EA	MODULE - EMS CENTER - W/REMOTE SENSOR - #620
			FROM: 00-00-00 THRU: 11-07-04
7	127002-11-000	EA	MODULE - EMS CENTER - W/REMOTE SENSOR
			FROM: 11-08-04 THRU: 99-99-99
8	106071-06-000	EA	SWITCH - AUTOMATIC TRANSFER - PARALLAX 5070 - 50 AMP

ELECTRICAL GROUP (CONTINUED)

BOXES & CORDS

KEY	PART NUMBER	U/M	DESCRIPTION
	091910-01-000	EA	BOX - ELECTRIC - 3.8" X 3.5" X 1.8" - PLASTIC
	091910-02-000	EA	BOX - ELECTRIC - 2.2" X 3.5" X 1.8" - PLASTIC
	106071-06-000	EA	SWITCH - AUTOMATIC TRANSFER - PARALLAX 5070 - 50 AMP
	108934-02-000	EA	CORD - POWER - 50 AMP - 4-WIRE - 36'
	109172-01-000	EA	CORD - POWER - 13 AMP - 3 WIRE - 4'
	115832-01-000	FT	CORD - HEAVY DUTY - 14-2 W/GROUND
	131679-01-000	EA	BOX/ELECTRIC-WATERPROOF-4" X 4" - W/4 3/4"OUTLETS-UL/CSA
	133070-01-000	EA	BOX - ELECTRIC/PLASTIC - 3" X 2" X 2.8" - UL
	133070-02-000	EA	BOX - ELECTRIC/PLASTIC - 3" X 2" X 2.8" - CSA
	131680-01-000	EA	COVER - F/ELECTRIC BOX W/GASKET 4" X 4" - UL/CSA
*	144858-02-000	EA	REEL - POWERED

*COMPONENT PARTS LISTED LATER IN THIS GROUP

COMPONENT PARTS FOR BOXES & CORDS

144858-02-000

KEY	PART NUMBER	U/M	DESCRIPTION	VENDOR NO.
	144858-01-700	EA	POWER HEAD	04017
	144858-01-701	EA	CORD/POWER - 36'	04132-A
	144858-01-702	EA	COLLAR F/POWER CORD	85446
	144858-01-703	EA	MOTOR W/DRIVE GEAR	20409 W/52405
	144858-01-704	EA	CONTAINER F/POWER CORD	85448
	144858-01-705	EA	CAGE/REEL	19700-1
	144858-01706	EA	HITCH PIN	70405
	144858-01-707	EA	CLEVIS PIN	70406
	144858-01-708	EA	ROLLER	85459 - 1 ONLY

ELECTRICAL GROUP (CONTINUED)

WIRE ASSEMBLIES

KEY	PART NUMBER	U/M	DESCRIPTION
	077069-02-000	EA	CABLE/EXTENSION - RADIO ANTENNA - 96"
	077069-03-000	EA	CABLE/EXTENSION - RADIO ANTENNA - 260"
	117420-02-000	EA	CABLE - W/MALE RCA ENDS - SHIELDED - 4'
	117420-03-000	EA	CABLE - W/MALE RCA ENDS - SHIELDED - 20'
	117420-04-000	EA	CABLE - RCA - (MALE/MALE) - 50 FT
	149750-02-000	EA	CABLE - (RECEIVER TO MODULE) - 45'
	097618-01-000	EA	WIRE ASSEMBLY/MONITOR PANEL - 3 WIRES & RESISTOR - 15.7"
	097618-02-000	EA	WIRE ASSEMBLY/MONITOR PANEL - 3 WIRES & RESISTOR - 102.4" - WATER TANK FROM: 00-00-00 THRU: 05-02-04
	129560-01-000	EA	WIRE ASM/MONITOR PANEL - 3 WIRES (2 WHT/BRN & SOLID BRN)- WATER TANK FROM: 00-00-00 THRU: 05-02-04
	129619-01-000	EA	WIRE F/SENSORS - BLACK WATER - MAIN HOLDING TANK FROM: 00-00-00 THRU: 05-02-04
	151317-02-000	EA	WIRE ASM-W/NO CONTACT SENSORS - FRESH WATER/BLK TANK - MALE PLUG - 23.6" FROM: 05-03-04 THRU: 99-99-99
	124336-01-000	EA	WIRE - REAR STEREO - 12 PIN
	124882-09-000	EA	WIRE LOOM - AMPLIFIER - Q SURROUND
	125853-04-000	EA	WIRE LOOM - ENTERTAINMENT CENTER
	125853-07-000	EA	WIRE LOOM - ENTERTAINMENT CENTER
	129620-01-000	EA	WIRE F/SENSORS - GREY WATER FROM: 00-00-00 THRU: 05-02-04
	151316-02-000	EA	WIRE ASM - W/NO CONTACT SENSORS - GREY WATER - FEMALE PLUG - 23.6" FROM: 05-03-04 THRU: 99-99-99
	132267-01-000	EA	WIRE ASM-DOOR LOCK
	135131-01-000	EA	WIRE LOOM - THERMOSTAT
	135420-02-000	EA	WIRE LOOM - RADIO
	136028-01-000	EA	WIRE ASM-SOFA, REST EASY
	137135-03-000	EA	WIRE LOOM - DIGITAL ELEVATION SENSOR
	137135-04-000	EA	WIRE HARNESS - POWER - DIGITAL ELEVATION SENSOR
	139297-01-000	EA	RESISTOR - 10 OHM/10W CERAMIC
	139583-01-000	EA	WIRE LOOM - SOFA/DOUBLE REST EASY
	139583-02-000	EA	WIRE LOOM - SOFA/REAR SWITCH
	140167-01-000	EA	WIRE LOOM - GPS ADAPTER
	140195-01-000	EA	WIRE LOOM - RESISTOR/FAN
	141454-04-000	EA	WIRE - SATELLITE - AUTOMATIC
	142258-02-000	EA	WIRE LOOM - VIDEO SWITCH/POWER SUPPLY
	143545-01-000	EA	WIRE ASSEMBLY - REAR MONITOR
	143591-02-000	EA	WIRE LOOM - COMPUTER TRIP/ENGINE MONITOR-TRIP TEK 02-04007 FROM: 00-00-00 THRU: 08-27-04
	143591-07-000	EA	WIRE LOOM - COMPUTER TRIP/ENGINE MONITOR-TRIP TEK 02-04020 FROM: 08-28-04 THRU: 99-99-99
	145778-02-000	EA	WIRE - WINDSHIELD WIPER/WASHER - F/FL MMDC ELECTRICAL SYST
	148115-01-000	EA	WIRE/POWER CABLE
	151317-01-000	EA	WIRE ASM-W/NON CONTACT SENSORS-FRESH WATER/BLK TANK-3.9"
	151808-01-000	EA	WIRE ADAPTER W/DIODE PACK - 2/M & 3/F SOCKET - GRAY TANK FROM: 05-10-04 THRU: 99-99-99
	151808-02-000	EA	WIRE ADAPTER W/DIODE PACK-2/F & 3/M SOCKET- WATER/BLK TANK FROM: 05-10-04 THRU: 99-99-99

ELECTRICAL GROUP (CONTINUED)
CONNECTORS & CONDUIT

KEY	PART NUMBER	U/M	DESCRIPTION
	007940-01-000	EA	RECEPTACLE/SLIDE 16 TO 12 AWG - FEMALE END
	007940-02-000	EA	RECEPTACLE-SLIDE 10 AWG - AMP 180351-2
	007954-01-000	EA	RECEPTACLE - HOUSING - 6 POSITION
	007956-05-000	EA	INSULATOR - SHRINK - 1/4"ID X 1 1/2"
	008058-01-000	EA	ADAPTER - POWER CORD - 30 AMP TO 15 AMP
	008311-01-000	EA	CONNECTOR - WIRE NUT - INSULATED - RED
	008312-01-000	EA	CONNECTOR - WIRE NUT - INSULATED - BLUE
	008313-01-000	EA	CONNECTOR - WIRE NUT - INSULATED - YELLOW
	008314-01-000	EA	CONNECTOR - WIRE NUT - INSULATED - GRAY
	008326-01-000	EA	TERMINAL - RING - 16/14 WIRE - 3/8" STUD
	008328-01-000	EA	TERMINAL - RING - 12/10 WIRE - #10 STUD FIT
	008331-01-000	EA	TERMINAL - RING - TONGUE - #4 WIRE - 3/8" STUD - COPPER
	008348-01-000	EA	TERMINAL - RING - 3/8" STUD 2 GA. WIRE
	008355-01-000	EA	CONNECTOR - CABLE CLAMPING - 3/4"
	008356-01-000	EA	CONNECTOR - PLASTIC - 3/8"
	008356-02-000	EA	CONNECTOR - PLASTIC - 21/32"
	008394-01-000	FT	CONDUIT - FLEXIBLE - 1/2"
	008398-01-000	EA	CONNECTOR - 1/2" X 90 DEGREE - FLEX CONDUIT - UL & CSA
	035416-04-000	EA	TERMINAL - RING - #10 STUD FIT - INSULATED BARREL #16/14
	041953-01-000	FT	CONDUIT - CONVOLUTE SLIT - .5" ID - POLYETHYLENE
	041953-03-000	FT	CONDUIT - CONVOLUTE SLIT - 1" ID (CLOTHES ROD COVER)
	041953-06-000	FT	CONDUIT - CONVOLUTE SLIT - .4" ID - POLYETHYLENE
	041953-07-000	FT	CONDUIT - CONVOLUTE SLIT - .25" ID - POLYETHYLENE
	041953-08-000	FT	CONDUIT - CONVOLUTE SLIT - 1.5" ID - POLYETHYLENE
	041953-09-000	FT	CONDUIT - CONVOLUTE SLIT - .5" ID - NYLON
	041953-10-000	FT	CONDUIT - CONVOLUTE SLIT - .75" ID - NYLON
	041953-11-000	FT	CONDUIT - CONVOLUTE SLIT - 1.06" ID - NYLON
	041953-12-000	FT	CONDUIT - CONVOLUTE SOLID - 1.1" ID - NYLON
	041953-13-000	FT	CONDUIT - CONVOLUTE SLIT - 1.25" ID
	041953-14-000	FT	CONDUIT - CONVOLUTE SLIT - 1.5" ID
	041953-15-000	FT	CONDUIT - CONVOLUTE SLIT - 2"
	041953-16-000	FT	CONDUIT - CONVOLUTE SLIT - 2"
	047443-01-000	EA	TERMINAL - .250 RECEPTACLE FIT - INSULATED - 16/14 AWG
	047443-02-000	EA	TERMINAL - .250 RECEPTACLE FIT - INSULATED - 12/10 AWG
	058028-01-000	EA	CONNECTOR - ELECTRICAL PIGTAIL - NYLON - CLEAR
	062036-01-000	EA	TERMINAL - PACK - CON - 12/10 AWG
	077479-01-000	EA	BOOT - BATTERY TERMINAL - DOUBLE CABLE
	077479-02-000	EA	BOOT - BATTERY TERMINAL - SINGLE CABLE
	080015-02-000	EA	RECEPTACLE - FLAG - .185 - 16/14 GAUGE
	080015-03-000	EA	RECEPTACLE - FLAG - .250 - 14/16 GAUGE
	082109-01-000	EA	HOUSING - CONNECTOR - PACKARD
	082741-01-000	EA	CONNECTOR BODY - 2 CONNECTOR MALE
	087225-01-000	FT	SLEEVEING - 1/2" - TYPE H
	087949-01-000	EA	BUSS BAR - 2 POSITION - .6" X 1.5"
	087949-03-000	EA	BUSS BAR - 4 POSITION
	088473-01-000	EA	HOUSING - PIN - 12 CAVITY (3 ROWS OF 4)
	088473-02-000	EA	HOUSING - PIN - 15 CAVITY (3 ROWS OF 5)
	088473-03-000	EA	HOUSING - PIN - 9 CAVITY (3 ROWS OF 3)
	088473-04-000	EA	HOUSING - PIN - 8 CAVITY IN-LINE
	088473-06-000	EA	HOUSING - PIN - 6 CAVITY (2 ROWS OF 3)
	088473-07-000	EA	HOUSING - PIN - 5 CAVITY - IN-LINE
	088473-08-000	EA	HOUSING - PIN - 4 CAVITY - IN-LINE
	088473-09-000	EA	HOUSING - PIN - 3 CAVITY - IN-LINE
	088473-10-000	EA	HOUSING - PIN - 2 CAVITY - IN LINE
	088474-01-000	EA	HOUSING - SOCKET - 12 CAVITY
	088474-02-000	EA	HOUSING - SOCKET - 15 CAVITY
	088474-03-000	EA	HOUSING - SOCKET - 9 CAVITY
	088474-06-000	EA	HOUSING - SOCKET - 6 CAVITY
	088474-07-000	EA	HOUSING - SOCKET - 5 CAVITY
	088474-08-000	EA	HOUSING - SOCKET - 4 CAVITY
	088474-09-000	EA	HOUSING - SOCKET - 3 CAVITY
	088474-10-000	EA	HOUSING - SOCKET - 2 CAVITY

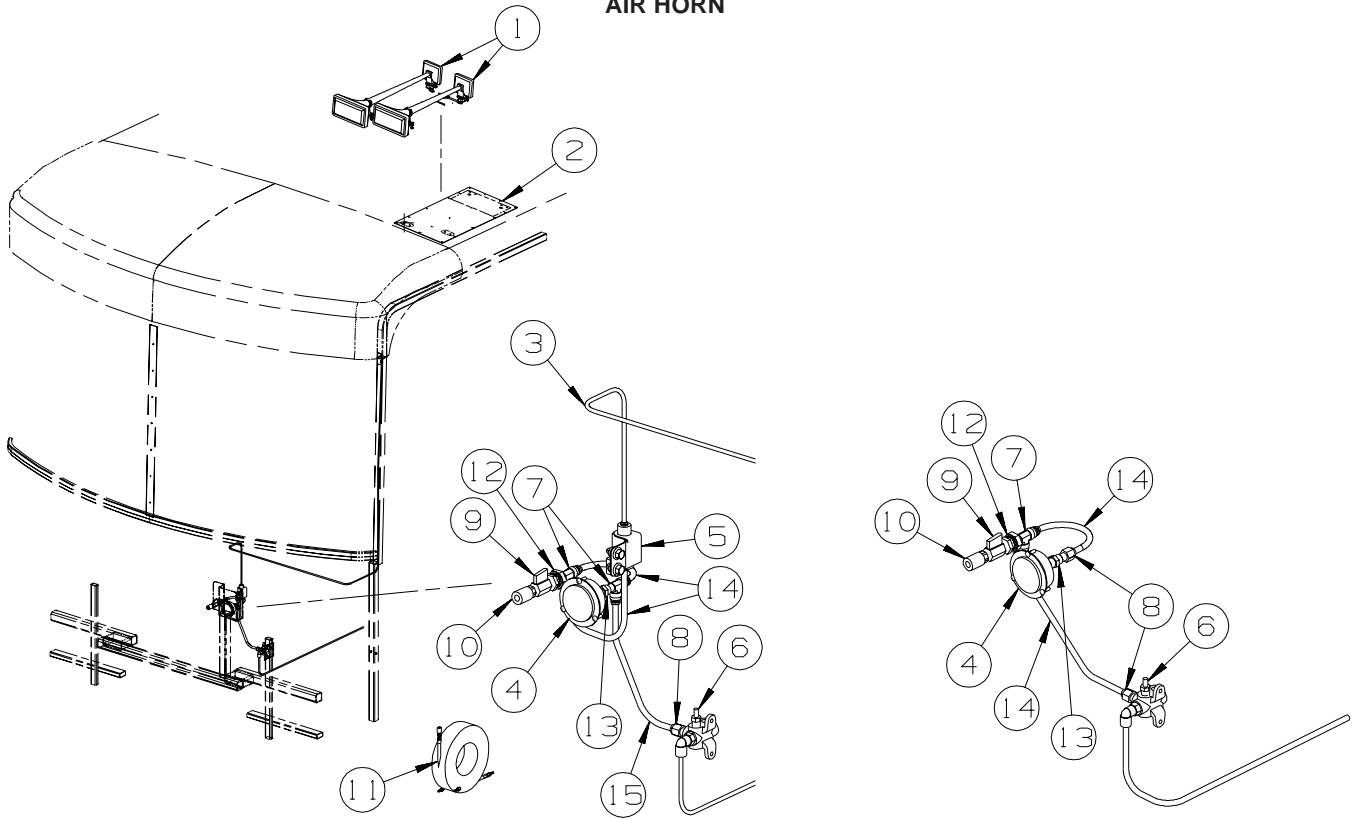
ELECTRICAL GROUP (CONTINUED)
CONNECTORS & CONDUIT (CONTINUED)

KEY	PART NUMBER	U/M	DESCRIPTION
	088475-01-000	EA	PIN - CONNECTOR - 14-20 AWG
	088475-02-000	EA	PIN - CONNECTOR - 10-12 AWG
	088476-01-000	EA	TERMINAL - ELECTRICAL
	088476-02-000	EA	SOCKET - CONNECTOR - 12-10 GA - PRE-TIN
	098261-01-000	EA	SOCKET - CONNECTOR - WEATHERPACK - 12 AWG
	098261-02-000	EA	SOCKET - CONNECTOR - WEATHERPACK - 14-18 AWG
	098262-01-000	EA	SEAL - CONNECTOR - WEATHERPACK
	098264-01-000	EA	HOUSING - 2 PIN - WEATHER PACK - MALE W/FEMALE PINS
	098264-02-000	EA	HOUSING - 2 PIN - WEATHER PACK - FEMALE W/MALE PINS
	098265-02-000	EA	PIN - CONNECTOR - WEATHER PACK
	102777-02-000	EA	TERMINAL - RING - #6 STUD - 10 AWG
	103608-01-000	EA	SOCKET - WEDGE BASE W/LEADS
	104100-01-000	EA	HOUSING - 1 POSITION - 75 AMPS
	104100-03-000	EA	TERMINAL - 75 AMP
	110178-01-000	EA	HOUSING - WIPER MOTOR
	112823-01-000	EA	SPLICE - REDUCER - 16-14 TO 18-22
	113135-01-000	EA	TERMINAL - FEMALE - M/P - 14-16 - F/SEALED TERMINAL
	113308-01-000	EA	TERMINAL - FEMALE - M/P - 14-16 - 280
	113468-01-000	EA	HOUSING - 2 POSITION-FEMALE-USED ON WIPER/WASHER WIRE ASM
	115931-02-000	EA	COVER - CONNECTOR - 50 AMP W/LOCKING RING
	115932-01-000	EA	CONNECTOR - FEMALE - 30 AMP/120 VOLT
	116811-01-000	EA	TERMINAL - .110 RECEPTACLE - 16-14 AWG
	118571-01-000	EA	CONNECTOR - 3-WAY - MALE/SEALED
	118571-02-000	EA	CONNECTOR - 3-WAY - FEMALE/SEALED
	118571-05-000	EA	LOCK - SECONDARY - FEMALE/SEALED
	118571-06-000	EA	LOCK - SECONDARY - MALE
	118599-02-000	EA	TERMINAL - MALE - M/P - 280/14-12
	118820-01-000	EA	INSULATOR - TERMINAL
	129233-01-000	EA	HOUSING - 2-POSITION/FEMALE - 280-SERIES
	129233-02-000	EA	HOUSING - 2-POSITION/FEMALE - 280-SERIES
	131681-01-000	EA	CONNECTOR - 3/4" SO CORD - UL/CS
	137207-01-000	EA	HOUSING - PIN - 2 CAVITY/HIGH AMP
	137208-01-000	EA	HOUSING - SOCKET - 2 CAVITY/HIGH AMP
	137209-01-000	EA	PIN - CONNECTOR - 10AWG/HIGH AMP
	137210-01-000	EA	SOCKET - CONNECTOR - 10 AWG/HIGH AMP
	138419-03-000	EA	SOCKET - TURN SIGNAL LAMP - 3 WIRE
	142520-01-000	EA	TERMINAL - FEMALE - MINI-FIT 16
	142522-01-000	EA	HOUSING - 4 PIN/MALE - MINI FIT
	142524-01-000	EA	HOUSING - 4 PIN/FEMALE - WEATHER PACK
	142524-02-000	EA	HOUSING - 4 PIN/FEMALE - WEATHER PACK
	144283-01-000	EA	CONNECTOR - 110V - F/USE WITH SOW WIRE - BLUE
	144283-02-000	EA	CONNECTOR - 110V - F/USE WITH NM ROMEX WIRE - CLEAR
	145171-01-000	EA	CONNECTOR - COAXIAL
	149687-01-000	EA	HOUSING - 2 POSITION/MALE - PACKARD
	149687-02-000	EA	LOCK - F/2 POSITION HOUSING - PACKARD
	149688-01-000	EA	TERMINAL - MALE - 16 GAUGE WIRE

CHASSIS

KEY	PART NUMBER	U/M	DESCRIPTION
	008188-02-000	EA	SOLENOID - VENTED - HEAVY DUTY
	063910-01-000	EA	HOUSING - RELAY
	063912-02-000	EA	RELAY - CANISTER - SPDT
	086233-01-000	EA	STUD - ISOLATED - 3/8" X 7/8" LONG
	086273-01-000	EA	RELAY - BATTERY DISCONNECT
	093236-31-000	EA	LABEL - CIRCUIT BREAKER
	098379-04-000	EA	LABEL - ELECTRICAL BOX - SIDE
	098379-07-000	EA	LABEL - ELECTRICAL BOX - BLACK/WHITE
			FROM: 03-09-05 THRU: 99-99-99
	098379-08-000	EA	LABEL - ELECTRICAL BOX - BLACK/WHITE
			FROM: 03-09-05 THRU: 99-99-99
	138914-01-02B	EA	STRAP - BATTERY TIE DOWN - E-COATED

EXTERIOR BODY GROUP AIR HORN



W/Air Horns

W/O Air Horns

KEY	PART NUMBER	U/M	DESCRIPTION
1*	077497-06-000	EA	HORN - AIR - CHROME - TWIN
2	125123-01-12B	EA	PLATE/MOUNT - AIR HORN - 25" X 13" - BRIGHT WHITE
3	071390-04-000	FT	TUBING - AIR BRAKE - 1/4" OD-BLK WEATHERHEAD(BRKS & HORN)
4	142609-01-000	EA	GAUGE/AIR - 2.5" MOUNTING FLANGE - 1/4" MPT
5	077497-11-000	EA	SOLENOID - HORN - REMOTE MOUNT
6	086241-01-000	EA	VALVE - AIR - 1/4 MPT X TIRE STEM
7	142570-01-000	EA	TEE - 3/8" T X 1/4" P
8	142571-01-000	EA	CONNECTOR - 3/8" T X 1/4" P
9	142597-01-000	EA	VALVE - BALL - AIR - 1/4" MFPT
10	142595-01-000	EA	COUPLER - QUICK CONNECT - AIR - 1/4" MPT
11	142607-03-000	EA	HOSE - AIR - 50'
12	071374-03-000	EA	FITTING - BULKHEAD - 1/4" X 1/4" MNPT
13	075155-03-000	EA	COUPLING-PIPE, 1/4 BRASS
14	071390-07-000	FT	TUBING - AIR BRAKE - 3/8" - BLACK
15	071390-06-000	FT	TUBING - FUEL/DIESEL - 3/8" - BLUE (AIR HORNS) - S-SERIES

*COMPONENT PARTS LISTED LATER IN THIS GROUP

COMPONENT PARTS FOR AIR HORN

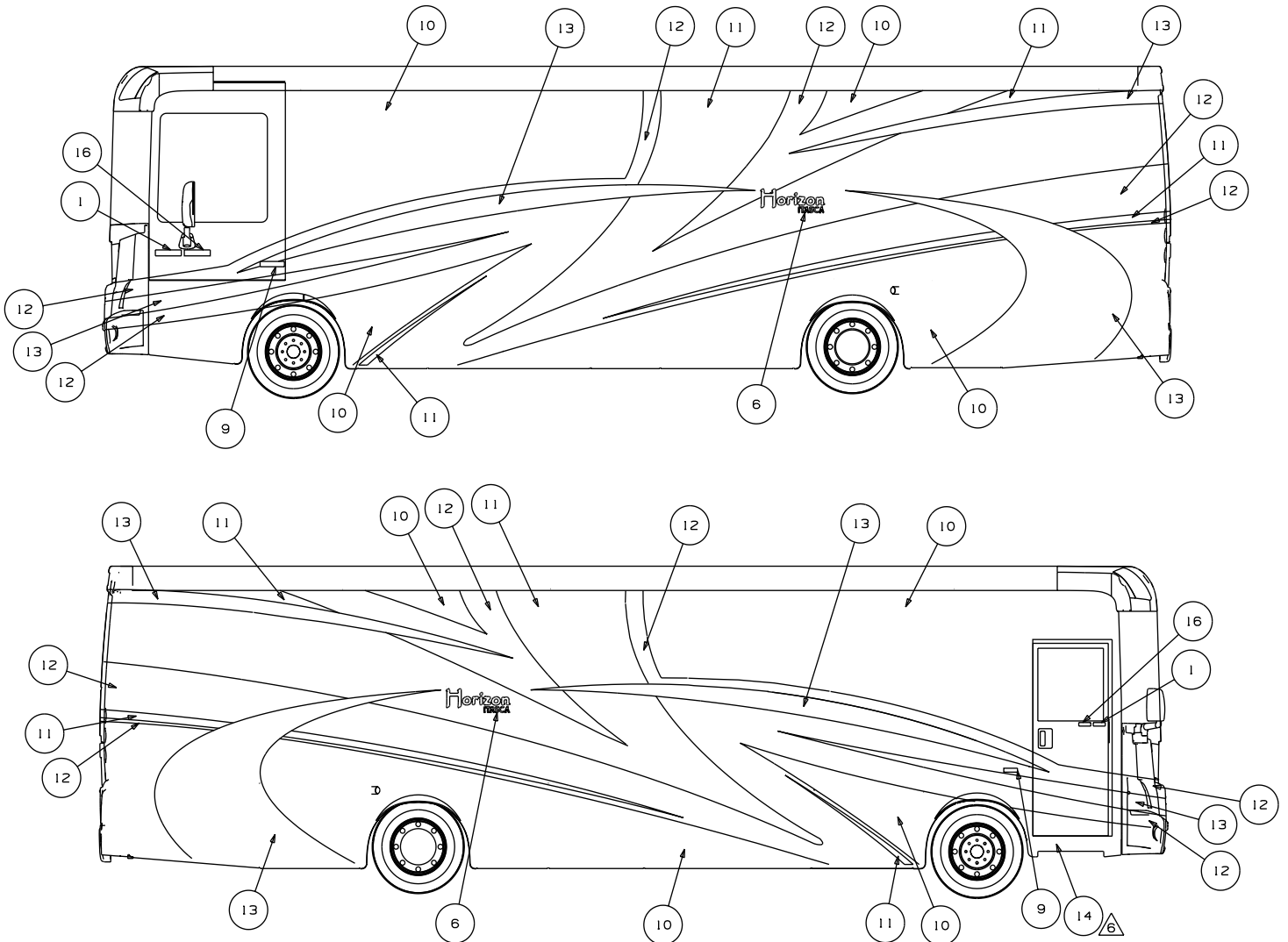
077497-06-000

KEY	PART NUMBER	U/M	DESCRIPTION	VENDOR NO.
	077497-01-701	EA	SWITCH - COMPRESSOR	13940-S
	077497-01-702	EA	SWITCH - TOGGLE - W/WIRE	12949-S

EXTERIOR BODY GROUP (CONTINUED)

GRAPHICS & PAINT

KEY	PART NUMBER	U/M	DESCRIPTION
	041561-03-000	EA	PAINT/SPRAY - 12 OZ. NET - OFF WHITE
	093681-39-01A	FT	FILM - 3.1" - MATTE BLACK



⚠️ FILM USED TO PROTECT BOTTOM OF DOOR FROM SCUFF MARKS.

⚠️ DIE CUT ACRYLIC 3M FILM USED TO PROTECT FULL BODY PAINTED UNITS.

4. ON FULL BODY PAINTED UNITS, USE 145487-02-000 (100 FT) TO COVER UNSEALED ROOF SEAMS.

⚠️ CLEAR COAT TO BE APPLIED ON ENTIRE UNIT TO PROTECT PAINT.

⚠️ CENTER ON UNIT.

1. APPLY PROTECTOR 116424-01-000 TO WATER HEATER HATCH.

NOTES:

(24P) MASK FRONT EXT PROTECTIVE

(24C) EXT FULL BODY PAINT PKG # 3

(92A) EXT FULL BODY PAINT PKG # 2

(27A) EXT FULL BODY PAINT PKG #1

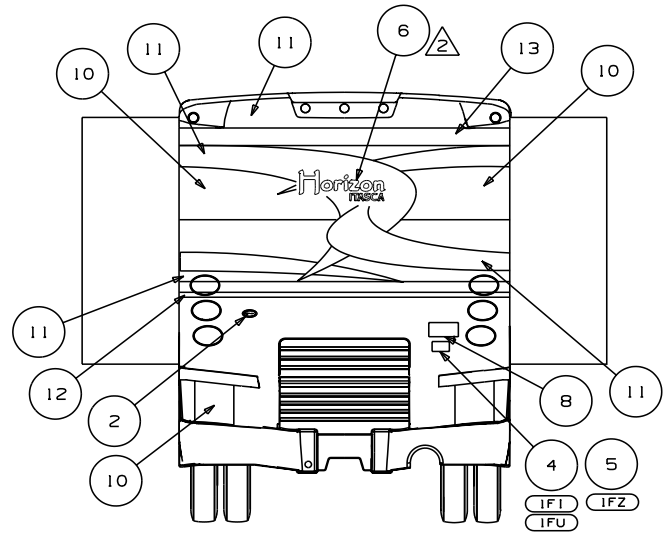
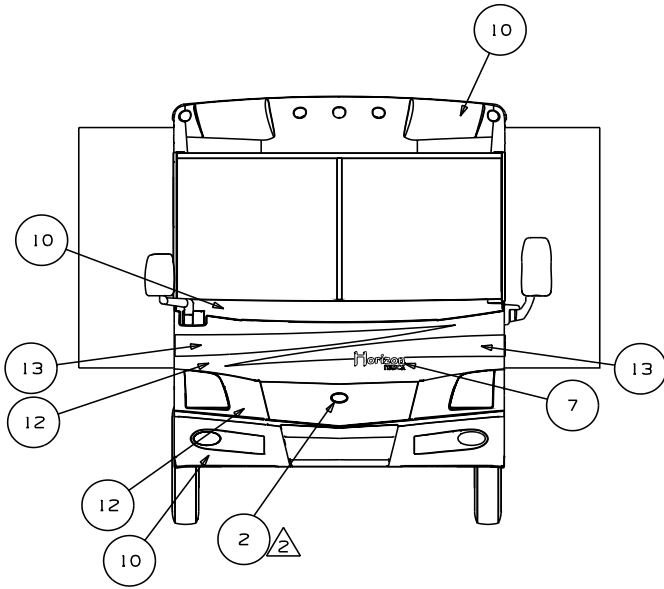
(1F1) FRTL 27,910 350HP 7.2L 6SPD

(1FU) FRTL 32,000 350HP 7.2L 6 SPD

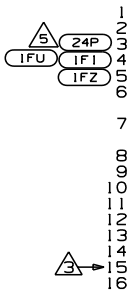
(1FZ) FRTL 400HP 8.9L 6SPD AL WHLS

EXTERIOR BODY GROUP (CONTINUED)

GRAPHICS & PAINT (CONTINUED)



(27A) KEY



KEY	PART NUMBER	U/M
1	132664-01-CHT(O1A)	EA
2	137618-02-CHT(O1A)	EA
3	147347-01-000	EA
4	135089-01-CHT(O1A)	EA
5	135089-05-CHT(O1A)	EA
6	144680-03-CHT(O1A)	EA
7	144680-04-CHT(O1A)	EA
8	-----	EA
9	-----	EA
10	-----	GL
11	-----	GL
12	-----	GL
13	-----	GL
14	109506-01-000	EA
15	-----	GL
16	148636-01-CHT(O1A)	EA

DESCRIPTION - BLUESTONE

DECAL - WINNEBAGO, DOMED - GOLD CHROME/BLACK
 DECAL - BEZEL, DOMED, GRILLE, LOGO - BLACK/CHROME
 KIT - 3M PAINT PROTECTION
 DECAL - HORSEPOWER, 350 BRT WHITE/CHROME/BLACK
 DECAL - HORSEPOWER, 400 BRT WHITE/CHROME/BLACK
 DECAL - LOGO, HORIZON, DOMED, LG - TRANSPARENT BLACK/CHROME/WHITE
 TRANSPARENT GOLD/TRANSPARENT WHITE
 DECAL - LOGO, HORIZON, DOMED, SML - TRANSPARENT BLACK/CHROME/WHITE
 TRANSPARENT GOLD/TRANSPARENT WHITE
 PLATE - FREIGHTLINER, LG - (CHASSIS SUPPLIED)
 PLATE - FREIGHTLINER, SML - (CHASSIS SUPPLIED)
 PAINT - STEEL BLUE MET - SHERWIN WILLIAMS #62495
 PAINT - HARVEST GOLD MET - SHERWIN WILLIAMS #57342
 PAINT - BLUESTONE MET - SHERWIN WILLIAMS #60726
 PAINT - COSMOS BLUE MET - SHERWIN WILLIAMS #63200
 FILM - URETHANE PROTECTION
 PAINT - CLEAR COAT
 DECAL - LOGO, EVOLUTION CHASSIS - CHROME/BLACK/RED

(24C) KEY




KEY	PART NUMBER	U/M
1	132664-01-CHT(O1A)	EA
2	137618-02-CHT(O1A)	EA
3	147347-01-000	EA
4	135089-01-CHT(O1A)	EA
5	135089-05-CHT(O1A)	EA
6	144680-03-CHT(O1A)	EA
7	144680-04-CHT(O1A)	EA
8	-----	EA
9	-----	EA
10	-----	GL
11	-----	GL
12	-----	GL
13	-----	GL
14	109506-01-000	EA
15	-----	GL
16	148636-01-CHT(O1A)	EA

DESCRIPTION - DEEP MAHOGANY

DECAL - WINNEBAGO, DOMED - GOLD CHROME/BLACK
 DECAL - BEZEL, DOMED, GRILLE, LOGO - BLACK/CHROME
 KIT - 3M PAINT PROTECTION
 DECAL - HORSEPOWER, 350 BRT WHITE/CHROME/BLACK
 DECAL - HORSEPOWER, 400 BRT WHITE/CHROME/BLACK
 DECAL - LOGO, HORIZON, DOMED, LG - TRANSPARENT BLACK/CHROME/WHITE
 TRANSPARENT GOLD/TRANSPARENT WHITE
 DECAL - LOGO, HORIZON, DOMED, SML - TRANSPARENT BLACK/CHROME/WHITE
 TRANSPARENT GOLD/TRANSPARENT WHITE
 PLATE - FREIGHTLINER, LG - (CHASSIS SUPPLIED)
 PLATE - FREIGHTLINER, SML - (CHASSIS SUPPLIED)
 PAINT - GRAPHITE MET - SHERWIN WILLIAMS #64223
 PAINT - ESPRESSO BROWN MET - SHERWIN WILLIAMS #64167
 PAINT - LT KHAKI MET - SHERWIN WILLIAMS #64023
 PAINT - DEEP MAHOGANY MET - SHERWIN WILLIAMS #62976
 FILM - URETHANE PROTECTION
 PAINT - CLEAR COAT
 DECAL - LOGO, EVOLUTION CHASSIS - CHROME/BLACK/RED

(92A) KEY



KEY	PART NUMBER	U/M
1	132664-01-CHT(O1A)	EA
2	137618-02-CHT(O1A)	EA
3	147347-01-000	EA
4	135089-01-CHT(O1A)	EA
5	135089-05-CHT(O1A)	EA
6	144680-03-CHT(O1A)	EA
7	144680-04-CHT(O1A)	EA
8	-----	EA
9	-----	EA
10	-----	GL
11	-----	GL
12	-----	GL
13	-----	GL
14	109506-01-000	EA
15	-----	GL
16	148636-01-CHT(O1A)	EA

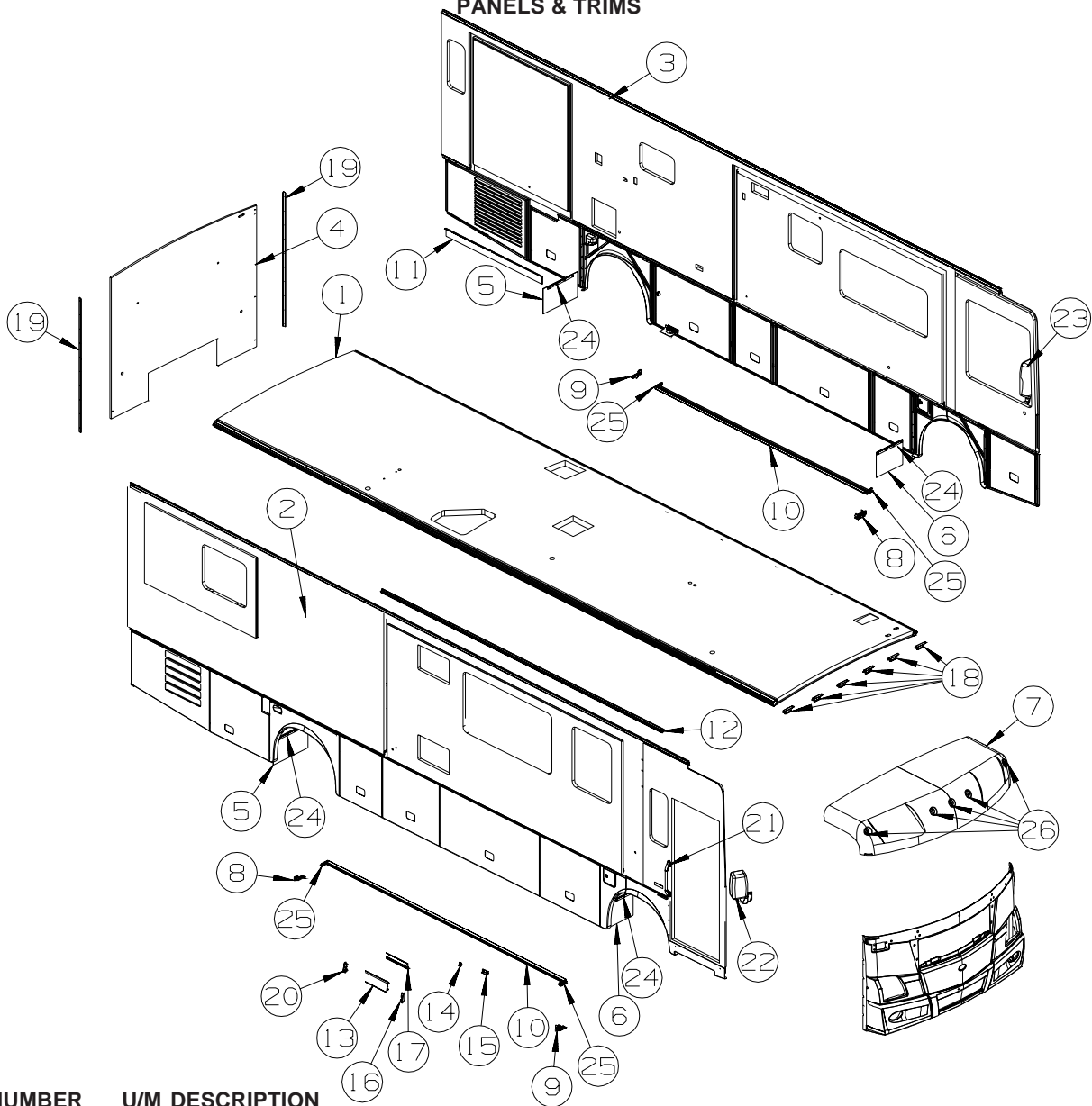
DESCRIPTION - HARVEST

DECAL - WINNEBAGO, DOMED - GOLD CHROME/BLACK
 DECAL - BEZEL, DOMED, GRILLE, LOGO - BLACK/CHROME
 KIT - 3M PAINT PROTECTION
 DECAL - HORSEPOWER, 350 BRT WHITE/CHROME/BLACK
 DECAL - HORSEPOWER, 400 BRT WHITE/CHROME/BLACK
 DECAL - LOGO, HORIZON, DOMED, LG - TRANSPARENT BLACK/CHROME/WHITE
 TRANSPARENT GOLD/TRANSPARENT WHITE
 DECAL - LOGO, HORIZON, DOMED, SML - TRANSPARENT BLACK/CHROME/WHITE
 TRANSPARENT GOLD/TRANSPARENT WHITE
 PLATE - FREIGHTLINER, LG - (CHASSIS SUPPLIED)
 PLATE - FREIGHTLINER, SML - (CHASSIS SUPPLIED)
 PAINT - CINNAMON GLAZE MET - SHERWIN WILLIAMS #54469
 PAINT - MED GOLD MET - SHERWIN WILLIAMS #60121
 PAINT - PEWTER MET - SHERWIN WILLIAMS #54690
 PAINT - SPRUCE GREEN MET - SHERWIN WILLIAMS #53876
 FILM - URETHANE PROTECTION
 PAINT - CLEAR COAT
 DECAL - LOGO, EVOLUTION CHASSIS - CHROME/BLACK/RED

**DUPONT COLOR CODES ARE NOW FOUND IN THE PAINT CODE MANUAL.
 YOU CAN FIND THIS MANUAL ON YOUR DEALER INDEX WEBPAGE UNDER SERVICE.**

EXTERIOR BODY GROUP (CONTINUED)

PANELS & TRIMS

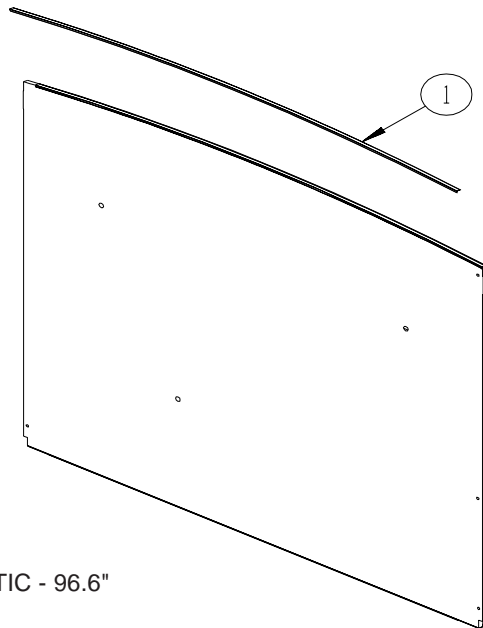


KEY	PART NUMBER	U/M	DESCRIPTION
1	148125-01-SD0	EA	ROOF - W/O LIGHTS/VENTS - W/WIRING
2	148123-01-SD0	EA	SIDEWALL - PASSENGER - W/O WINDOWS/TRIMS (SE4, SF0)
2	148123-01-SD1	EA	SIDEWALL - PASSENGER - W/O WINDOWS/TRIMS (SE5, SF1)
2	148123-01-SD2	EA	SIDEWALL - PASSENGER - W/O WINDOWS/TRIMS (SE6, SF2)
2	148123-01-SD3	EA	SIDEWALL - PASSENGER - W/O WINDOWS/TRIMS (SE7, SF3)
2	148123-01-SE0	EA	SIDEWALL - PASSENGER - W/O WINDOWS/TRIMS (SF4)
2	148123-01-SE1	EA	SIDEWALL - PASSENGER - W/O WINDOWS/TRIMS (SF5)
2	148123-01-SE2	EA	SIDEWALL - PASSENGER - W/O WINDOWS/TRIMS (SF6)
2	148123-01-SE3	EA	SIDEWALL - PASSENGER - W/O WINDOWS/TRIMS (SF7)
3	148124-01-SD0	EA	SIDEWALL - DRIVER - W/O WINDOWS/TRIMS (SE4, SE5, SE6, SE7, SF0, SF1, SF2, SF3)
3	148124-01-SE0	EA	SIDEWALL - DRIVER - W/O WINDOWS/TRIMS (SF4, SF5, SF6, SF7)
4	148529-01-SD0	EA	BACKWALL - W/O WINDOW/TRIMS (SE4, SE5, SE6, SE7, SF0, SF1, SF2, SF3)
4	148529-01-SE0	EA	BACKWALL - W/O WINDOW/TRIMS (SF4, SF5, SF6, SF7)
5	143622-02-R83	EA	CAP - ROOF/FRONT - W/O LIGHTS/WIRING
6	017516-09-000	EA	MUD FLAP - 23.5"W X 12.2"H - RUBBER - BLACK
	017516-07-000	EA	MUD FLAP - 14"H X 23.5"W - RUBBER - BLACK
6	140922-01-02B	EA	RETAINER - MUD FLAP - 1" X 17.7" - E-COATED/BLACK
7	017516-01-000	EA	MUD FLAP - 14"H X 18"W - W/O MOUNTING HOLES - RUBBER - BLK
7	140922-01-02B	EA	RETAINER - MUD FLAP - 1" X 17.7" - E-COATED/BLACK
8	131483-01-01A	EA	RAIL - AWNING - 192" - BRIGHT WHITE
9	143905-01-000	FT	SEAL - LOWER - F/SLIDEOUT
10	143219-01-01A	EA	SEAL - CORNER - F/REAR SLIDEOUT
11	143219-02-01A	EA	SEAL - CORNER - F/REAR SLIDEOUT

EXTERIOR BODY GROUP (CONTINUED)
PANELS & TRIMS (CONTINUED)

KEY	PART NUMBER	U/M	DESCRIPTION
12	131483-01-01A	EA	RAIL - AWNING - 192" - BRIGHT WHITE
13	146550-01-02A	EA	TRIM COVER - SIDEWALL - 182" - BLACK
14	143143-01-01A	EA	ANGLE - SUPPORT/TRIM
15	143143-02-01A	EA	ANGLE - SUPPORT/TRIM
16	146576-01-02A	EA	END CAP/TRIM - RIGHT HAND - BLACK
17	146548-01-01A	EA	TRIM - RETAINER
			FROM: 00-00-00 THRU: 05-09-04
17	151782-01-01A	EA	TRIM - RETAINER - 143.8"
			FROM: 05-10-04 THRU: 99-99-99
18	134774-01-02B	EA	BRACKET - CAB ATTACHMENT - E-COATED
19	132273-01-02B	EA	BRACKET - REAR TRIM - E-COATED
20	146576-02-02A	EA	END CAP/TRIM - LEFT HAND - BLACK
21	132442-07-01A	EA	HANDLE - ASSIST/ITASCA/LIGHTED - 20" - W/CHROME ENDS
22*	131431-07-01A	EA	MIRROR - EXTERIOR/REMOTE/HEAT/PASSENGER-W/TURN SIGNAL-BLK
			FROM: 00-00-00 THRU: 05-09-04
22*	131431-08-01A	EA	MIRROR - EXTERIOR/REMOTE/HEAT/PASSENGER-W/TURN SIGNAL-BLK
			FROM: 05-10-04 THRU: 99-99-99
	108825-03-000	EA	GASKET - MIRROR
	133379-01-01A	EA	SCREW - MACHINE - 5/16-18 X 2.00 - TORX
23*	142721-02-01A	EA	MIRROR - EXTERIOR REMOTE/HEAT/DRVR - (BREAKAWAY) - BLACK
24	140922-01-02B	EA	RETAINER - MUD FLAP - 1" X 17.7" - E-COATED/BLACK
25	142043-01-01A	EA	TRIM SEAL - FLOOR/SLIDEOUT-W/SLOTS - 1.2"X 1.4"X 4.6"-MILL
26	138423-01-12B	EA	PLATE/BACKING - LITE - BRIGHT WHITE

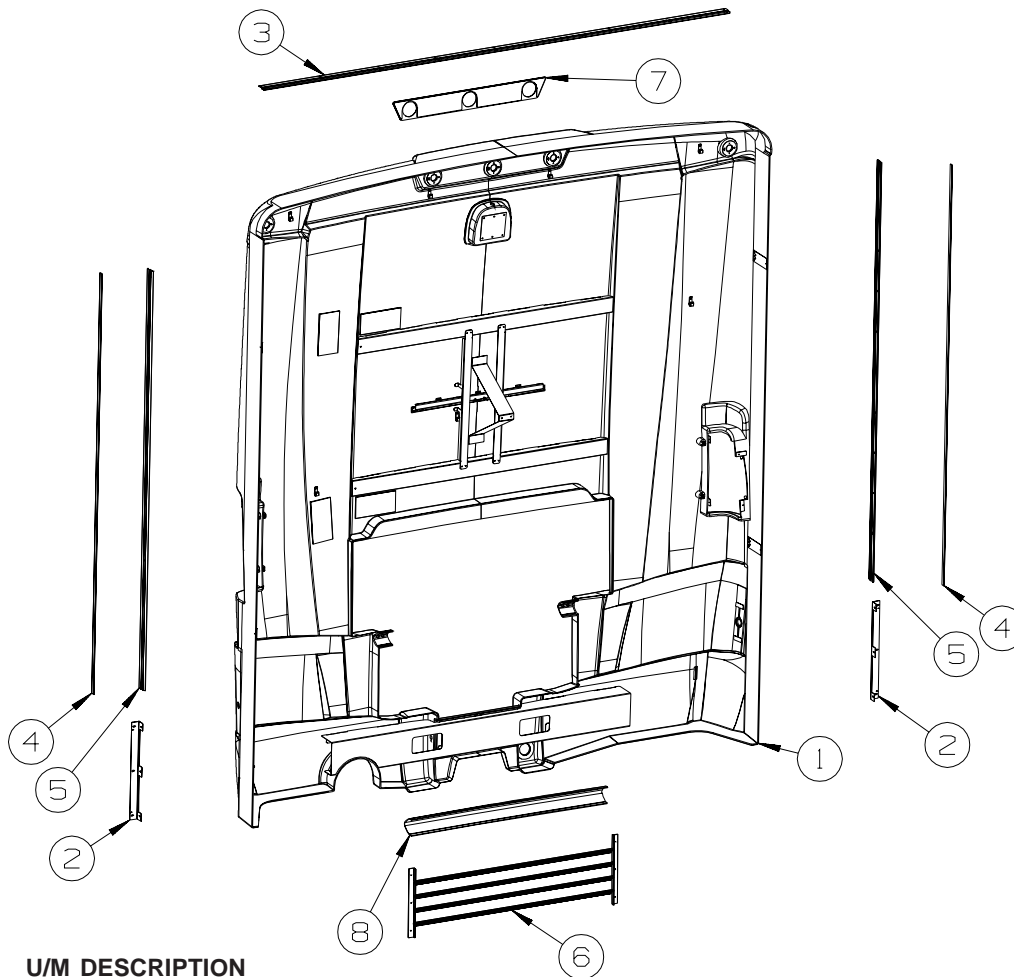
***COMPONENT PARTS LISTED LATER IN THIS GROUP**



BACKWALL

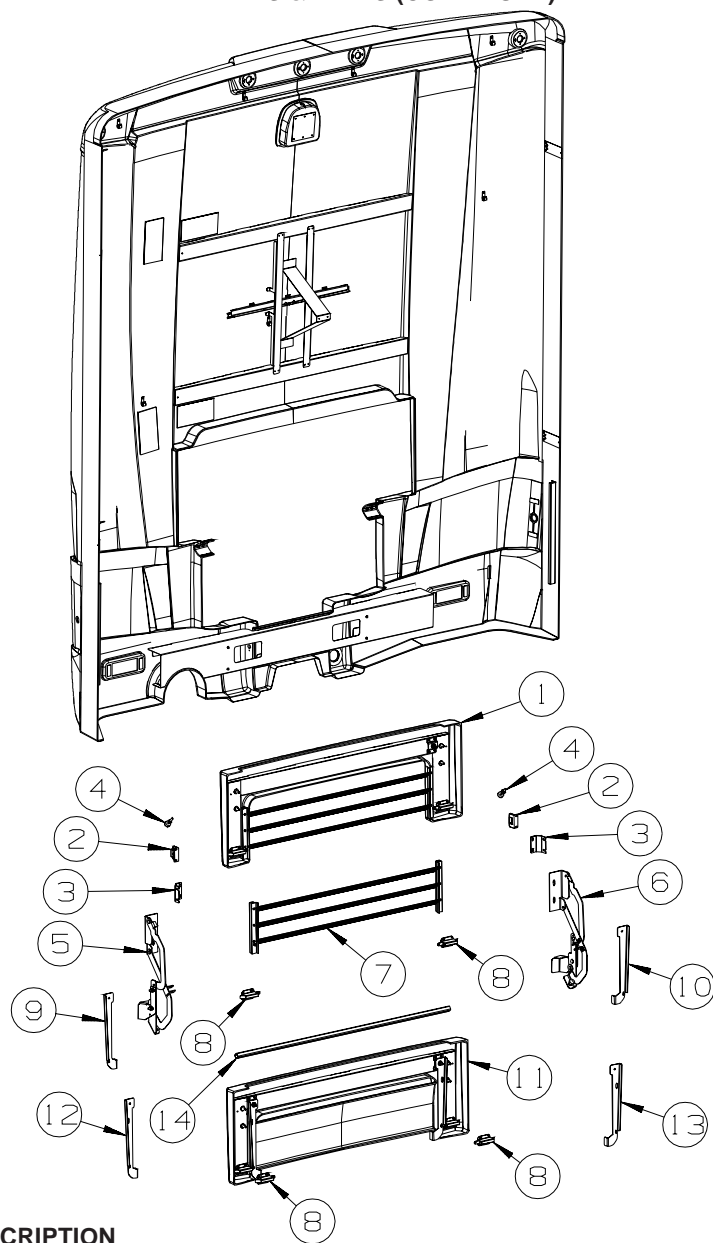
KEY	PART NUMBER	U/M	DESCRIPTION
1	114248-02-01A	EA	ANGLE - PLASTIC - 96.6"

EXTERIOR BODY GROUP (CONTINUED)
PANELS & TRIMS (CONTINUED)



KEY	PART NUMBER	U/M	DESCRIPTION
1	145527-01-R89	EA	PANEL/REAR CAP - W/O GRILLE/DOOR/SHROUD - W/CAMERA CUT-OUT
2	138789-02-02B	EA	ANGLE/MOUNT - WHEEL LIP - E-COATED
3	083805-23-000	EA	TRIM - ROOF CAP - 92.1" - BRIGHT WHITE
4	091985-01-07A	EA	INSERT - TRIM - REAR CAP TO SIDEWALL - .66" - BRIGHT WHITE
5	092041-09-01A	EA	TRIM - FRONT/REAR CAP (SIDEWALL) - 77.3" - BRIGHT WHITE
6	144171-01-R83	EA	GRILLE - REAR CAP
7	145389-01-01A	EA	TRIM - LIGHTS - REAR - BRUSHED STAINLESS STEEL
8	145388-01-01A	EA	TRIM - BUMPER - REAR - BRUSHED STAINLESS STEEL

EXTERIOR BODY GROUP (CONTINUED)
PANELS & TRIMS (CONTINUED)



KEY	PART NUMBER	U/M	DESCRIPTION
1	P44163-01-R83	EA	DOOR - REAR ENGINE W/HARDWARE & GRILLE - REAR RADIATOR
2	130053-01-01A	EA	STRIKER - LUGGAGE DOOR - FLUSH - BLACK
3	145539-01-02B	EA	BRACKET - DOOR CATCH - E-COATED
4	058786-01-000	EA	BOLT - HOOD ADJUSTMENT - 5/16"-18 X 1.5"-2" - W/BLACK PAD
5	146226-01-01A	EA	HINGE/DOOR - REAR - RIGHT HAND - BLACK
6	146226-02-01A	EA	HINGE/DOOR - REAR - LEFT HAND - BLACK
7	144165-01-R83	EA	GRILLE - TRUNK DOOR
8	113908-02-000	EA	LATCH/PLUNGER - F/HOOD/REAR TRUNK/ENGINE DOOR
9	145540-01-02B	EA	HANDLE - DOOR LATCH - RIGHT HAND - E-COATED - REAR RADIATOR
10	145540-02-02B	EA	HANDLE - DOOR LATCH - LEFT HAND - E-COATED - REAR RADIATOR
11	P48209-01-R83	EA	DOOR - REAR ENGINE W/HARDWARE/GRILLE - SIDE RADIATOR
12	145540-03-02B	EA	HANDLE - DOOR LATCH - RIGHT HAND - E-COATED - SIDE RADIATOR
13	145540-04-02B	EA	HANDLE - DOOR LATCH - LEFT HAND - E-COATED - SIDE RADIATOR
14	137300-05-02B	EA	TUBE/TIMING - HOOD - 46" - E-COATED

EXTERIOR BODY GROUP (CONTINUED)
COMPONENT PARTS FOR PANELS & TRIMS

131431-07-01A, 131431-08-01A

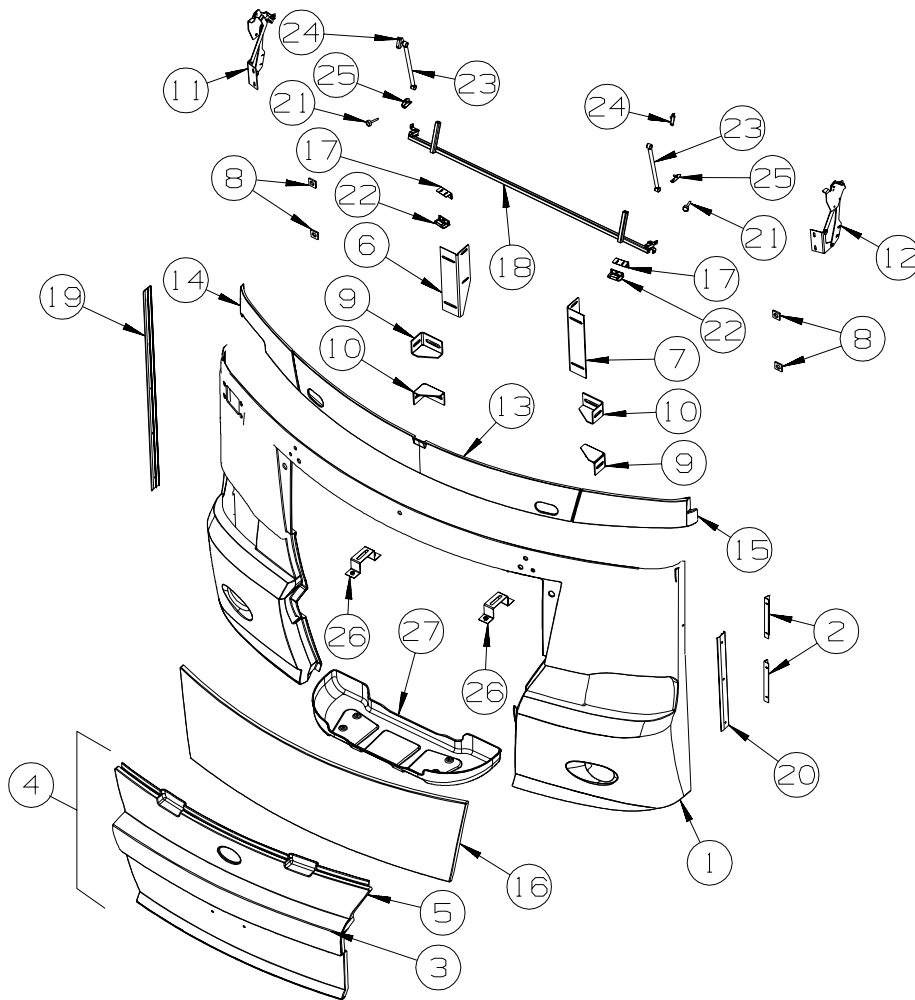
KEY	PART NUMBER	U/M	DESCRIPTION	VENDOR NO.
	106015-16-700	EA	GLASS-FLAT W/HEAT ELEMENT	709450
	106015-18-700	EA	GLASS/CONVEX	709650
	106015-18-701	EA	ACTUATOR - CONVEX GLASS	7475410
	106015-18-702	EA	MOTOR - FLAT GLASS	7471180
	106015-18-703	EA	GLASS/CONVEX-ACT/HOUSING	709651
	131431-03-700	EA	LIGHT/TURN SIGNAL - AMBER	7475510
	131431-07-700	EA	KIT(SCREW CVR BLK)ROUND/OVAL	748344

142721-01-01A, 142721-02-01A

KEY	PART NUMBER	U/M	DESCRIPTION	VENDOR NO.
	106015-16-700	EA	GLASS/FLAT-W/HEAT ELEMENT	709450
	106015-18-700	EA	GLASS/CONVEX	709650
	106015-18-702	EA	MOTOR - FLAT GLASS	7471180
	106015-18-703	EA	GLASS/CONVEX-ACT/HOUSING	709651
	131431-03-700	EA	LIGHT/TURN SIGNAL - AMBER	7475510
	142721-01-700	EA	COVER/CAP - BOTTOM	Q709678
	142721-01-701	EA	CAP - RECTANGULAR (VELVAC)	709557
	142721-01-702	EA	BRACKET/MOUNT - MIRROR	7096800
	142721-01-703	EA	GASKET/MOUNT - MIRROR	7094700
	142721-01-704	EA	SET SCREW - 5/16"-18 X 1.25"	4082140

EXTERIOR BODY GROUP (CONTINUED)

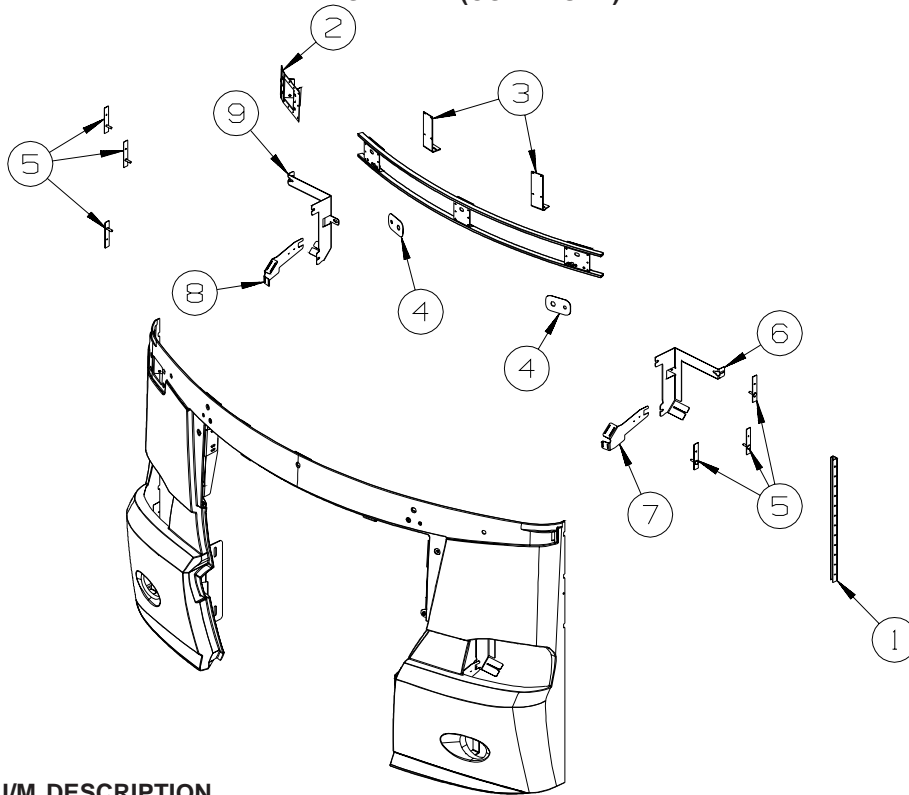
FRONT END



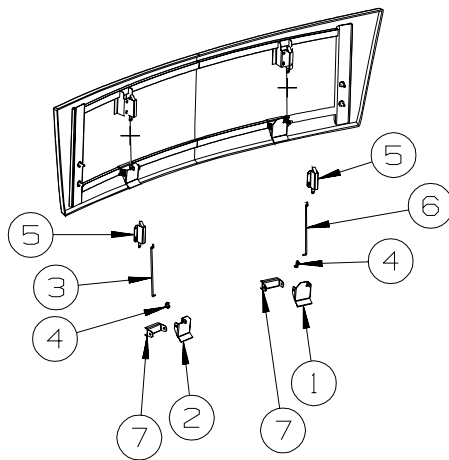
KEY	PART NUMBER	U/M	DESCRIPTION
1	145368-01-R89	EA	PANEL - FRONT/LOWER - W/O HOOD/HEADLIGHTS
2	113041-16-02B	EA	ANGLE/MOUNT - BUMPER - E-COATED
3	145387-01-01A	EA	BUMPER (ACCENT TRIM) - FRONT - POLISHED STAINLESS STEEL
4	145372-01-R89	EA	PANEL/DOOR - GENERATOR
5	145371-01-01A	EA	PANEL/DOOR - GENERATOR - BLACK/FIBERGLASS
6	145505-01-02B	EA	ANGLE - BUMPER MOUNT/RIGHT HAND - E-COATED
7	145505-02-02B	EA	ANGLE - BUMPER MOUNT/LEFT HAND - E-COATED
8	116617-02-02B	EA	SPACER - BUMPER
9	128455-01-02B	EA	BRACKET - BUMPER - E-COATED
10	128455-02-02B	EA	BRACKET - BUMPER - E-COATED
11	137072-07-01A	EA	HINGE - HOOD - PASSENGER - BLACK
12	137072-08-01A	EA	HINGE - HOOD - DRIVER - BLACK
13	143973-01-01A	EA	COWL - WINDSHIELD - CENTER - BLACK
14	143977-01-01A	EA	COWL - WINDSHIELD - PASSENGER - BLACK
15	143977-02-01A	EA	COWL - WINDSHIELD - DRIVER - BLACK
16	145373-01-R89	EA	HOOD - FRONT - W/O HARDWARE
17	144209-01-02B	EA	ANGLE/STRIKER - HOOD - E-COATED
18	145507-01-02B	EA	TUBE/TIMING - HOOD - 52.5" - E-COATED
19	140447-02-01A	EA	TRIM - GRILLE PANEL/SIDEWALL - 47.4" - BRIGHT WHITE
20	140447-01-01A	EA	TRIM - GRILLE PANEL/SIDEWALL - 22" - BRIGHT WHITE
21	058786-01-000	EA	BOLT - HOOD ADJUSTMENT - 5/16"-18 X 1.5"-2" - W/BLACK PAD
22	130053-01-01A	EA	STRIKER - LUGGAGE DOOR - FLUSH - BLACK
23	142569-08-000	EA	SPRING/GAS - 45 LB. - 18.5" EXTENDED/11" COMPRESSED
24	126263-02-02B	EA	BRACKET - GAS SPRING W/BALL STUD - E-COATED
25	126263-03-02B	EA	BRACKET - GAS SPRING W/BALL STUD - E/COATED
26	146357-02-02B	EA	BRACKET/PLATE - SKID - E-COATED
27	146365-01-01A	EA	BELLY PAN - FRONT LOWER - PLASTIC - BLACK

EXTERIOR BODY GROUP (CONTINUED)

FRONT END (CONTINUED)



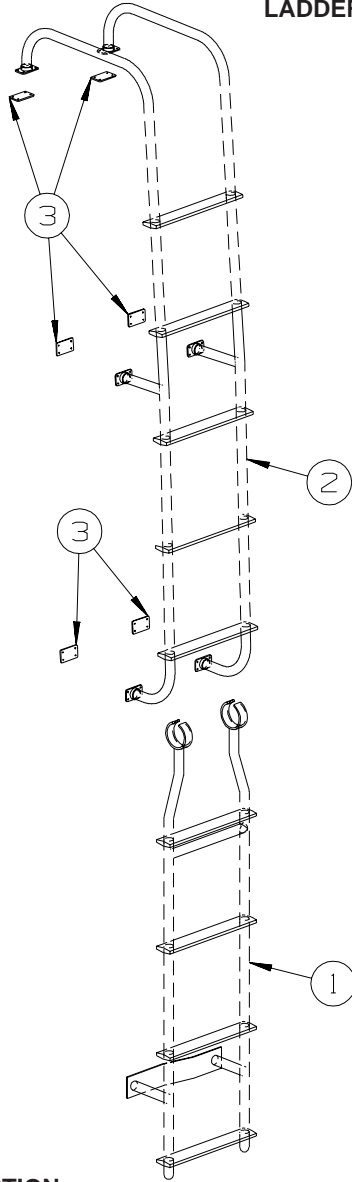
KEY	PART NUMBER	U/M	DESCRIPTION
1	132071-01-02B	EA	BRACKET - BUMPER - FRONT/REAR - E-COATED
2	120850-04-02B	EA	PLATE - SUPPORT/MIRROR - E-COATED
3	144208-01-02B	EA	BRACKET/STRIKER - HOOD - E-COATED
4	145222-01-01A	EA	BOOT/COWL
5	146557-02-02B	EA	PLATE - STUD - E-COATED
6	145512-02-02B	EA	BRACKET/HEADLAMP - INNER/DRIVER - E-COATED
7	145514-02-02B	EA	SUPPORT/HEADLAMP - LOWER/DRIVER - E-COATED
8	145514-01-02B	EA	SUPPORT/HEADLAMP - LOWER/PASSENGER - E-COATED
9	145512-01-02B	EA	BRACKET/HEADLAMP - INNER/PASSENGER - E-COATED



KEY	PART NUMBER	U/M	DESCRIPTION
1	147388-01-02B	EA	LATCH/PADDLE - E-COAT
2	147388-02-02B	EA	LATCH/PADDLE - E-COAT
3	145521-02-01A	EA	ROD - HOOD LATCH
4	102265-01-000	EA	CLIP - ROD END - 5/32" - BLACK PLASTIC
5	113908-02-000	EA	LATCH/PLUNGER - F/HOOD/REAR TRUNK/ENGINE DOOR
6	145521-01-01A	EA	ROD - HOOD LATCH (PADDLE/PLUNGER)
7	139160-01-01A	EA	BRACKET - LATCH - PADDLE

EXTERIOR BODY GROUP (CONTINUED)

LADDER



KEY	PART NUMBER	U/M	DESCRIPTION
1	150785-04-01A	EA	LADDER - LOWER - 47.6" / 4 STEP W/DOG LEG - HINGED STANDOFF
2	145614-01-01A	EA	LADDER - UPPER - BRUSHED ALUMINUM
3	129375-02-000	EA	SEAL - LADDER BRACKET

EXTERIOR BODY GROUP (CONTINUED)
STRUCTURAL COMPONENTS

KEY	PART NUMBER	U/M	DESCRIPTION
	002726-01-001	EA	GARNISH - U-CHANNEL - 1.38" X 19' - SERRATED
	089297-01-000	SF	PLYWOOD - LUAN - OVERLAY GRADE - 4' X 8'
	092776-03-000	EA	ADAPTER - DUCT 2" X 4" X 3"
	100619-01-000	BF	FOAM - EXPANDED POLYSTYRENE - 1.34" X 48" X 96"
	100619-02-000	BF	FOAM - EXPANDED POLYSTYRENE - 1.5" X 48" X 96"
	100619-05-000	BF	FOAM - EXPANDED POLYSTYRENE - .75" X 48" X 96"-1.5"DENSITY
	100619-13-000	BF	FOAM - EXPANDED POLYSTYRENE-.34" X 34.7" X 96"-2" DENSITY
	100619-16-000	BF	FOAM - EXPANDED POLYSTYRENE - .75" X 48" X 96"-2" DENSITY
	100619-27-000	BF	FOAM - EXPANDED POLYSTYRENE - 3" X 48" X 92.8"
	113192-06-02A	EA	FIBERGLASS/LUAN LAMINATED - .2"X79"X446"- GRAY SANDING GEL
	116942-03-700	EA	ALUMINUM - .019 X 43" X 240", PART (ROOF - FLOOR)
	120107-01-000	EA	FOAM - ROOF COVE - 2.8" X 48" LONG
	120107-02-000	EA	FOAM - PLUG - ROOF TUBE - 2.2" X 2.9" X 1.8" LONG
	120107-03-000	EA	FOAM - PLUG - SIDEWALL TUBE - 1.2" X 2.1" X 1.8" LONG
	120107-07-000	EA	FOAM - ROOF COVE
	120107-08-000	EA	FOAM - PLUG - ROOF TUBE
	108535-05-03A	SF	FIBERGLASS SHEET - 108" X 500' ROLL - BRIGHT WHITE
	128782-03-01A	EA	FIBERGLASS SHEET - 26.1" X 68.2" - HIGH GLOSS/SLIDEOUT-B/W
	128782-07-01A	EA	FIBERGLASS SHEET - 79" X 456" - HIGH GLOSS - BRIGHT WHITE
	128782-08-01A	EA	FIBERGLASS SHEET - 22" X 68.3" - HIGH GLOSS - BRIGHT WHITE
	128782-09-01A	EA	FIBERGLASS SHEET - 31" X 68.2" - HIGH GLOSS - BRIGHT WHITE
	128782-10-01A	EA	FIBERGLASS SHEET - 25" X 48" - HIGH GLOSS - BRIGHT WHITE
	148884-20-01A	EA	FIBERGLASS SHEET - 4" X 93.8" - HIGH GLOSS - BRIGHT WHITE
	148884-22-01A	EA	FIBERGLASS SHEET - 47.9" X 95.8" - HIGH GLOSS-BRIGHT WHITE

EXTERIOR BODY GROUP (CONTINUED)

AWNINGS

PATIO AWNINGS - FULL BODY PAINT

MODEL	COLOR CODE	AWNING COLOR	HARDWARE COLOR	PATIO ROLLER	AWNING LENGTH	PATIO HARDWARE	SPACER KIT	PATIO ELECTRICAL KIT
92A								
S40AD	HARVEST	TAUPE	CHAMPAGNE	143181-12-41E	20'	143181-10-02A	143181-11-02A	143181-02-01A
S40KD	HARVEST	TAUPE	CHAMPAGNE	143181-13-41E	19'	143181-10-02A	143181-11-02A	143181-02-01A
S40FD	HARVEST	TAUPE	CHAMPAGNE	143181-12-41E	20'	143181-10-02A	143181-11-02A	143181-02-01A
S36GD	HARVEST	TAUPE	CHAMPAGNE	143181-09-41E	20'	143181-01-02A	N/A	143181-02-01A
S36RD	HARVEST	TAUPE	CHAMPAGNE	143181-12-41E	20'	143181-10-02A	143181-11-02A	143181-02-01A
27A								
S40AD	BLUESTONE	SAPPHIRE BLUE	CHAMPAGNE	143181-12-52E	20'	143181-10-02A	143181-11-02A	143181-02-01A
S40KD	BLUESTONE	SAPPHIRE BLUE	CHAMPAGNE	143181-13-52E	19'	143181-10-02A	143181-11-02A	143181-02-01A
S40FD	BLUESTONE	SAPPHIRE BLUE	CHAMPAGNE	143181-12-52E	20'	143181-10-02A	143181-11-02A	143181-02-01A
S36GD	BLUESTONE	SAPPHIRE BLUE	CHAMPAGNE	143181-09-52E	20'	143181-01-02A	N/A	143181-02-01A
S36RD	BLUESTONE	SAPPHIRE BLUE	CHAMPAGNE	143181-12-52E	20'	143181-10-02A	143181-11-02A	143181-02-01A
24C								
S40AD	DEEP MAHOGANY	BLACK CHERRY	CHAMPAGNE	143181-12-57E	20'	143181-10-02A	143181-11-02A	143181-02-01A
S40KD	DEEP MAHOGANY	BLACK CHERRY	CHAMPAGNE	143181-13-57E	19'	143181-10-02A	143181-11-02A	143181-02-01A
S40FD	DEEP MAHOGANY	BLACK CHERRY	CHAMPAGNE	143181-12-57E	20'	143181-10-02A	143181-11-02A	143181-02-01A
S36GD	DEEP MAHOGANY	BLACK CHERRY	CHAMPAGNE	143181-09-57E	20'	143181-01-02A	N/A	143181-02-01A
S36RD	DEEP MAHOGANY	BLACK CHERRY	CHAMPAGNE	143181-12-57E	20'	143181-10-02A	143181-11-02A	143181-02-01A

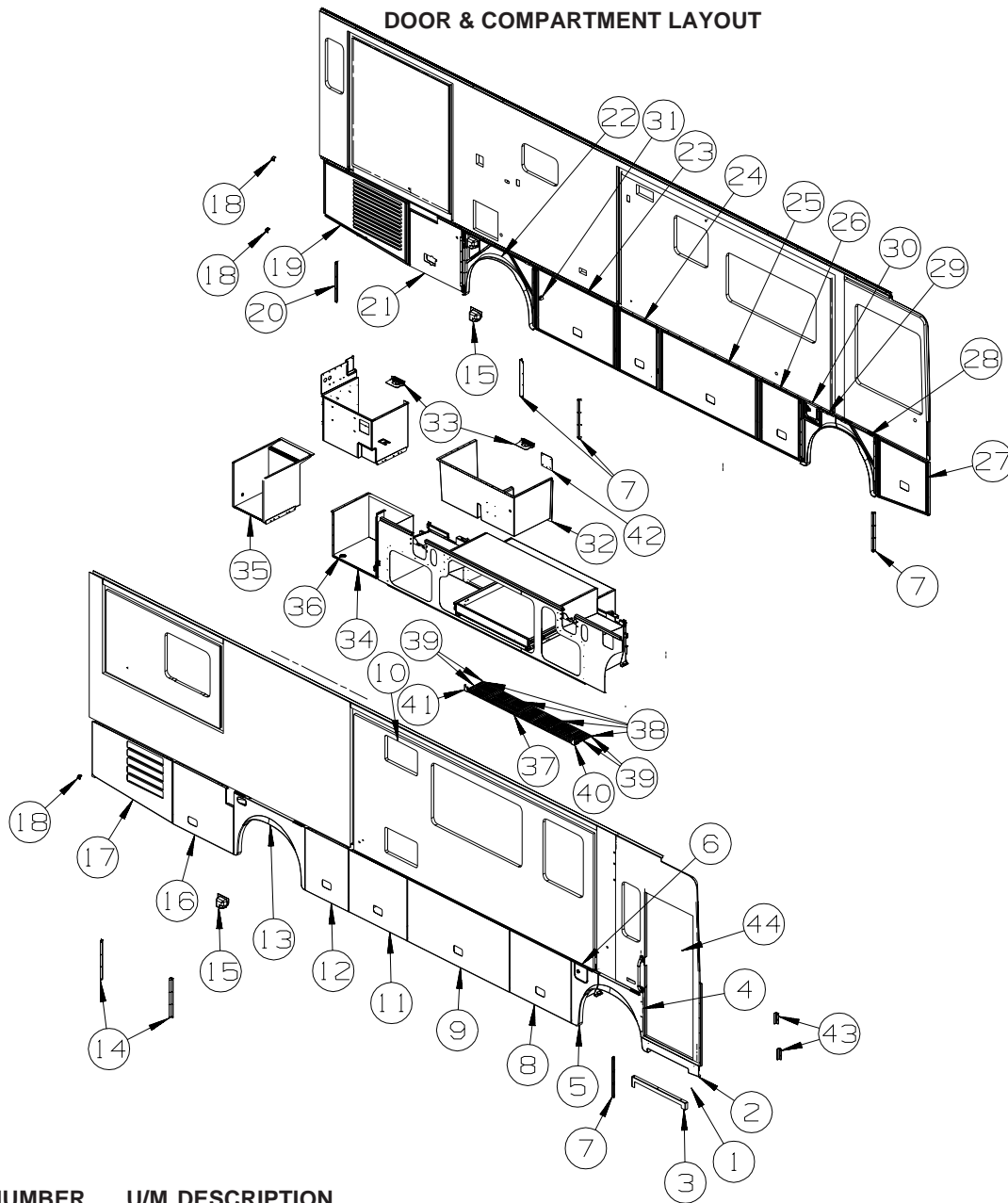
ENTRY DOOR & WINDOW AWNINGS - FULL BODY PAINT

MODEL	COLOR CODE	AWNING COLOR	HRDWR COLOR	DOOR	WINDOW LT FRONT ROLLER	WINDOW LT FRONT HARDWARE	WINDOW LT MID ROLLER	WINDOW LT MID HARDWARE	WINDOW RT REAR ROLLER	WINDOW RT REAR HARDWARE
92A HARVEST										
S40AD	WITH J-LOUNGE COUCH	TAUPE	CHAMPAGNE	<u>ALL 92A</u>	142199-10-41E	142199-01-02A	N/A	N/A	142199-05-41E	142199-02-02A
S40AD	WITH LOUNGE CHAIR	TAUPE	CHAMPAGNE	THRU: 06-06-04	142199-07-41E	142199-01-02A	N/A	N/A	142199-05-41E	142199-02-02A
S40KD	WITH BEDROOM LAVATORY	TAUPE	CHAMPAGNE	136767-02-41E	142199-10-41E	142199-01-02A	142199-03-41E	142199-01-02A	142199-05-41E	142199-02-02A
S40KD	WITH BEDROOM DRESSER	TAUPE	CHAMPAGNE		142199-10-41E	142199-01-02A	142199-03-41E	142199-01-02A	142199-11-41E	142199-02-02A
S40FD	UP TO 10-07-04	TAUPE	CHAMPAGNE	<u>ALL 92A</u>	142199-13-41E	142199-01-02A	N/A	N/A	142199-14-41E	142199-02-02A
S40FD	AFTER 10-08-04	TAUPE	CHAMPAGNE	<u>ALL 92A</u>	142199-13-41E	142199-01-02A	N/A	N/A	142199-03-41E	142199-01-02A
S36GD		TAUPE	CHAMPAGNE	FROM: 06-07-04	142199-08-41E	142199-01-02A	142199-03-41E	142199-01-02A	142199-05-41E	142199-02-02A
S36RD		TAUPE	CHAMPAGNE	136767-05-41E	142199-07-41E	142199-01-02A	142199-03-41E	142199-01-02A	142199-03-41E	142199-01-02A
27A BLUESTONE										
S40AD	WITH J-LOUNGE COUCH	SAPPHIRE BLUE	CHAMPAGNE	<u>ALL 27A</u>	142199-10-52E	142199-01-02A	N/A	N/A	142199-05-52E	142199-02-02A
S40AD	WITH LOUNGE CHAIR	SAPPHIRE BLUE	CHAMPAGNE	THRU: 06-06-04	142199-07-52E	142199-01-02A	N/A	N/A	142199-05-52E	142199-02-02A
S40KD	WITH BEDROOM LAVATORY	SAPPHIRE BLUE	CHAMPAGNE	136767-02-52E	142199-10-52E	142199-01-02A	142199-03-52E	142199-01-02A	142199-05-52E	142199-02-02A
S40KD	WITH BEDROOM DRESSER	SAPPHIRE BLUE	CHAMPAGNE		142199-10-52E	142199-01-02A	142199-03-52E	142199-01-02A	142199-11-52E	142199-02-02A
S40FD	UP TO 10-07-04	SAPPHIRE BLUE	CHAMPAGNE	<u>ALL 27A</u>	142199-13-52E	142199-01-02A	N/A	N/A	142199-14-52E	142199-02-02A
S40FD	AFTER 10-08-04	SAPPHIRE BLUE	CHAMPAGNE	<u>ALL 27A</u>	142199-13-52E	142199-01-02A	N/A	N/A	142199-03-52E	142199-01-02A
S36GD		SAPPHIRE BLUE	CHAMPAGNE	FROM: 06-07-04	142199-08-52E	142199-01-02A	142199-03-52E	142199-01-02A	142199-05-52E	142199-02-02A
S36RD		SAPPHIRE BLUE	CHAMPAGNE	136767-05-52E	142199-07-52E	142199-01-02A	142199-03-52E	142199-01-02A	142199-03-52E	142199-01-02A
24C DEEP MAHOGANY										
S40AD	WITH J-LOUNGE COUCH	BLACK CHERRY	CHAMPAGNE	<u>ALL 24C</u>	142199-10-57E	142199-01-02A	N/A	N/A	142199-05-57E	142199-02-02A
S40AD	WITH LOUNGE CHAIR	BLACK CHERRY	CHAMPAGNE	THRU: 06-06-04	142199-07-57E	142199-01-02A	N/A	N/A	142199-05-57E	142199-02-02A
S40KD	WITH BEDROOM LAVATORY	BLACK CHERRY	CHAMPAGNE	136767-02-57E	142199-10-57E	142199-01-02A	142199-03-57E	142199-01-02A	142199-05-57E	142199-02-02A
S40KD	WITH BEDROOM DRESSER	BLACK CHERRY	CHAMPAGNE		142199-10-57E	142199-01-02A	142199-03-57E	142199-01-02A	142199-11-57E	142199-02-02A
S40FD	UP TO 10-07-04	SAPPHIRE BLUE	CHAMPAGNE	<u>ALL 27A</u>	142199-13-52E	142199-01-02A	N/A	N/A	142199-14-52E	142199-02-02A
S40FD	AFTER 10-08-04	SAPPHIRE BLUE	CHAMPAGNE	<u>ALL 27A</u>	142199-13-52E	142199-01-02A	N/A	N/A	142199-03-52E	142199-01-02A
S36GD		BLACK CHERRY	CHAMPAGNE	FROM: 06-07-04	142199-08-57E	142199-01-02A	142199-03-57E	142199-01-02A	142199-05-57E	142199-02-02A
S36RD		BLACK CHERRY	CHAMPAGNE	136767-05-57E	142199-07-57E	142199-01-02A	142199-03-57E	142199-01-02A	142199-03-57E	142199-01-02A

KEY	PART NUMBER	U/M DESCRIPTION
	113874-11-01A	EA SCREW/LAG - AWNING - 1/4" X 1" STAINLESS STEEL - PATIO
	136770-03-02A	EA SPACER - AWNING - 2" - BLACK - ENTRANCE DOOR
	137029-01-02A	EA BRACKET - AWNING - BLACK - ENTRANCE DOOR
	146457-01-02A	EA BRACKET - AWNING - BLACK - PATIO
	154099-01-01A	EA SUNSCREEN/REMOVABLE/BL-18'X72"-F/19'-20' ELEC AWNING-W/HDW
	153149-01-01A	EA SPACER - AWNING/WINDOW - BLACK - S40FD
	153149-02-01A	EA SPACER - AWNING/WINDOW - BLACK - S40FD

EXTERIOR DOORS & COMPARTMENTS GROUP

DOOR & COMPARTMENT LAYOUT

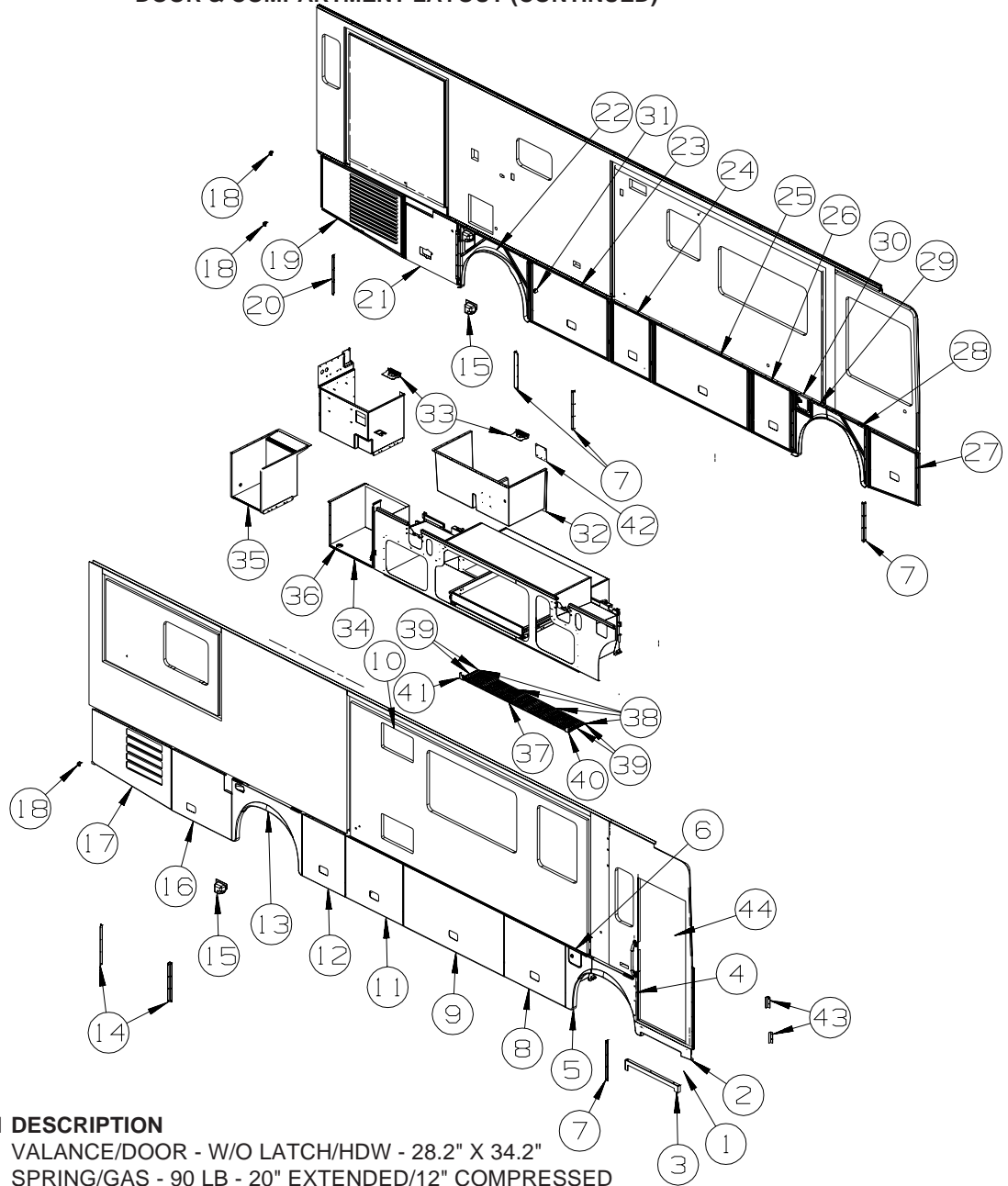


KEY	PART NUMBER	U/M	DESCRIPTION
1*	094707-03-01A	EA	STEP - ELECTRIC DOUBLE - W/BLACK CONTROL BOX - KWIKEE
2	131900-04-R83	EA	VALANCE/PANEL - ENTRY DOOR - PLASTIC - BLACK
	143362-02-02B	EA	CLIP - TRIM - E-COATED
3	134125-04-02B	EA	SUPPORT - DOOR/VALANCE - E-COATED
4	144658-07-SD0	EA	PANEL/WHEEL LIP - FRONT/PASSENGER
	139793-03-01A	EA	HINGE - CENTER/VALANCE DOOR - W/O BALL STUD
5	144658-08-SD0	EA	PANEL/WHEEL LIP - FRONT/PASSENGER
	139793-03-01A	EA	HINGE - CENTER/VALANCE DOOR - W/O BALL STUD
6	131905-07-R83	EA	PANEL/DOOR - FUEL FILL - W/O LOCK - BLACK
	153306-01-01A	EA	HINGE - PIANO - 1 1/2" X 5" - UNPAINTED
	138290-01-000	EA	CASE - W/CAM - W/O CYLINDER/KEY
7	113904-11-02B	EA	ANGLE - ATTACHMENT/WHEEL LIP - 21.6" - E-COAT
8	144342-11-R83	EA	VALANCE/DOOR - W/O LATCH/HDW - 41" X 34.2"
8	147614-04-SD0	EA	VALANCE/DOOR - W/O LATCH/HDW - 41" X 34.2"
			FROM: 00-00-00 THRU: 09-19-04
	142569-14-000	EA	SPRING/GAS - 100 LB. - 20" EXTENDED/12" COMPRESSED
			FROM: 00-00-00 THRU: 09-19-04
	142569-02-000	EA	SPRING/GAS - 67 LB - 21.1" EXTENDED/12.6" COMPRESSED
			FROM: 09-20-04 THRU: 99-99-99
	145993-01-000	FT	SEAL - "D SECTION" W/ADHESIVE BACK
			FROM: 00-00-00 THRU: 10-03-04

EXTERIOR DOORS & COMPARTMENTS GROUP (CONTINUED)
DOOR & COMPARTMENT LAYOUT (CONTINUED)

KEY	PART NUMBER	U/M	DESCRIPTION
9	144342-06-R83	EA	VALANCE/DOOR - W/O LATCH/HDW - 67.9" X 34.2"
	142569-04-000	EA	SPRING/GAS - 67 LB - 21.1" EXTENDED/12.6" COMPRESSED
	132892-02-01A	FT	SEAL - BULB - W/WIRED U CHANNEL - 1.3" X 1" - BLACK FROM: 00-00-00 THRU: 01-23-05
	132892-08-01A	FT	SEAL - BULB/SINGLE - W/U CHANNEL - BLACK FROM: 01-24-04 THRU: 99-99-99
10*	084103-08-000	EA	DOOR - VENT - REFRIGERATOR - W/O JAMB - BRIGHT WHITE
10	084104-08-000	EA	JAMB - VENT DOOR/REFRIGERATOR - BRIGHT WHITE
11	144342-16-SD0	EA	VALANCE/DOOR - W/O LATCH/HDW - 38.6" X 34.2"
	132892-02-01A	FT	SEAL - BULB - W/WIRED U CHANNEL - 1.3" X 1" - BLACK FROM: 00-00-00 THRU: 01-23-05
	132892-08-01A	FT	SEAL - BULB/SINGLE - W/U CHANNEL - BLACK FROM: 01-24-04 THRU: 99-99-99
	142569-16-000	EA	SPRING/GAS - 90 LB - 20" EXTENDED/12" COMPRESSED
12	144342-08-R83	EA	VALANCE/DOOR - W/O LATCH/HDW - 28.9" X 34.2"
	142569-16-000	EA	SPRING/GAS - 90 LB - 20" EXTENDED/12" COMPRESSED
	132892-02-01A	FT	SEAL - BULB - W/WIRED U CHANNEL - 1.3" X 1" - BLACK FROM: 00-00-00 THRU: 01-23-05
	132892-08-01A	FT	SEAL - BULB/SINGLE - W/U CHANNEL - BLACK FROM: 01-24-04 THRU: 99-99-99
13	144658-03-R83	EA	PANEL/WHEEL LIP - REAR/PASSENGER
	139793-03-01A	EA	HINGE - CENTER/VALANCE DOOR - W/O BALL STUD
	129961-05-02B	EA	BRACKET - DOCKING LIGHT - E-COATED
	107721-08-000	FT	SEAL - ACCESS DOOR - .9"WIDE X .9"HIGH
14	113904-13-02B	EA	ANGLE - ATTACHMENT/WHEEL LIP - 15.7" - E-COAT
15	129301-03-01A	EA	COVER - DOCKING LIGHT - BLACK FROM: 00-00-00 THRU: 05-23-04
15	129301-04-01A	EA	COVER - DOCKING LIGHT - BLACK FROM: 05-24-04 THRU: 99-99-99
16	144442-13-SD0	EA	VALANCE/DOOR - W/O LATCH/HDW - W/NOTCH - 40.5" X 34.2"
	142569-14-000	EA	SPRING/GAS - 100 LB - 20" EXTENDED/12" COMPRESSED
	132892-02-01A	FT	SEAL - BULB - W/WIRED U CHANNEL - 1.3" X 1" - BLACK FROM: 00-00-00 THRU: 01-23-05
	132892-08-01A	FT	SEAL - BULB/SINGLE - W/U CHANNEL - BLACK FROM: 01-24-04 THRU: 99-99-99
17	144442-10-R83	EA	VALANCE/DOOR - PASS W/LOUVERS-W/O HDW- 34" X 53.3" X 29.7"
	107721-08-000	FT	SEAL - ACCESS DOOR - .9"WIDE X .9"HIGH FROM: 00-00-00 THRU: 04-04-04
	145993-01-000	FT	SEAL - "D SECTION" W/ADHESIVE BACK FROM: 04-05-04 THRU: 99-99-99
18	140309-03-02B	EA	ANGLE - FURNACE DOOR - E-COATED
19	144442-09-R83	EA	VALANCE/DOOR - DRVR W/LOUVERS-W/O HDW- 34" X 57.2" X 29.7"
20	113904-21-02B	EA	ANGLE - ATTACHMENT/WHEEL LIP - E-COATED
21	144442-15-SD0	EA	VALANCE/DOOR - W/O LATCH/HDW - W/NOTCH - 36.7" X 33.8"
	107721-07-000	FT	SEAL - ACCESS DOOR - .9"WIDE X 1.1"HIGH
22	144658-06-R83	EA	PANEL/WHEEL LIP - REAR/DRIVER
	139793-03-01A	EA	HINGE - CENTER/VALANCE DOOR - W/O BALL STUD
	129961-06-02B	EA	BRACKET - DOCKING LIGHT - E-COATED
23	144342-01-R83	EA	VALANCE/DOOR - W/O LATCH/HDW - 54" X 34.2"
	142569-15-000	EA	SPRING/GAS - 120 LB - 20" EXTENDED/12" COMPRESSED
	107721-07-000	FT	SEAL - ACCESS DOOR - .9"WIDE X 1.1"HIGH
24	144342-17-SD0	EA	VALANCE/DOOR - W/O LATCH/HDW - 28.2" X 34.2"
	142569-16-000	EA	SPRING/GAS - 90 LB - 20" EXTENDED/12" COMPRESSED
	132892-02-01A	FT	SEAL - BULB - W/WIRED U CHANNEL - 1.3" X 1" - BLACK FROM: 00-00-00 THRU: 01-23-05
	132892-08-01A	FT	SEAL - BULB/SINGLE - W/U CHANNEL - BLACK FROM: 01-24-04 THRU: 99-99-99
25	144342-15-SD0	EA	VALANCE/DOOR - W/O LATCH/HDW - 66" X 34.2"
	142569-04-000	EA	SPRING/GAS - 67 LB - 21.1" EXTENDED/12.6" COMPRESSED

EXTERIOR DOORS & COMPARTMENTS GROUP (CONTINUED)
DOOR & COMPARTMENT LAYOUT (CONTINUED)

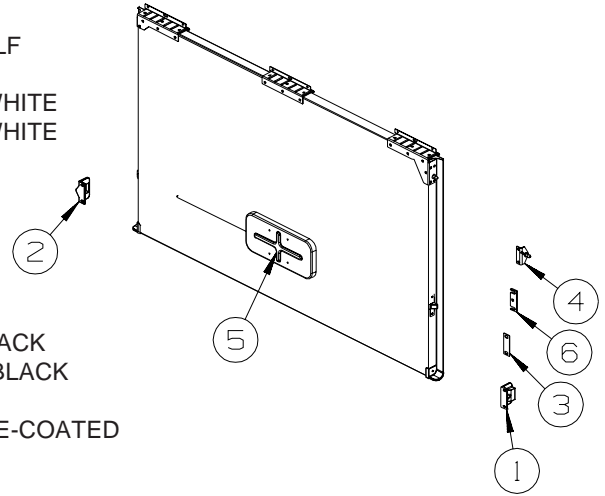


KEY	PART NUMBER	U/M	DESCRIPTION
26	144342-09-R83	EA	VALANCE/DOOR - W/O LATCH/HDW - 28.2" X 34.2"
	142569-16-000	EA	SPRING/GAS - 90 LB - 20" EXTENDED/12" COMPRESSED
	132892-02-01A	FT	SEAL - BULB - W/WIRED U CHANNEL - 1.3" X 1" - BLACK
			FROM: 00-00-00 THRU: 01-23-05
	132892-08-01A	FT	SEAL - BULB/SINGLE - W/U CHANNEL - BLACK
			FROM: 01-24-04 THRU: 99-99-99
27	144442-05-R83	EA	VALANCE/DOOR - PASS W/O LATCH/HDW - 32.3" X 34.4" X 28.7"
	142568-22-000	EA	SPRING/GAS - 90 LB - 17" EXTENDED/12" COMPRESSED
	132892-02-01A	FT	SEAL - BULB - W/WIRED U CHANNEL - 1.3" X 1" - BLACK
			FROM: 00-00-00 THRU: 01-23-05
	132892-08-01A	FT	SEAL - BULB/SINGLE - W/U CHANNEL - BLACK
			FROM: 01-24-04 THRU: 99-99-99
28	144658-04-R83	EA	PANEL/WHEEL LIP - FRONT/LEFT HAND
	139793-03-01A	EA	HINGE - CENTER/VALANCE DOOR - W/O BALL STUD
29	144658-05-R83	EA	PANEL/WHEEL LIP - FRONT/LEFT HAND
	139793-03-01A	EA	HINGE - CENTER/VALANCE DOOR - W/O BALL STUD
30	131905-05-N70	EA	PANEL/DOOR - FUEL FILL - W/O LOCK - BLACK
	153306-01-01A	EA	HINGE - PIANO - 1 1/2" X 5" - UNPAINTED
	138290-01-000	EA	CASE - W/CAM - W/O CYLINDER/KEY
31	131383-03-02A	EA	BRACKET - SHOWER HEAD - WHITE
32	145131-02-SD0	EA	COMPARTMENT - DRAINAGE - W/DRAIN TUBE
32	145132-02-01A	EA	COMPARTMENT - DRAINAGE
33*	142226-02-01A	EA	HATCH - POWER

EXTERIOR DOORS & COMPARTMENTS GROUP (CONTINUED)
DOOR & COMPARTMENT LAYOUT (CONTINUED)

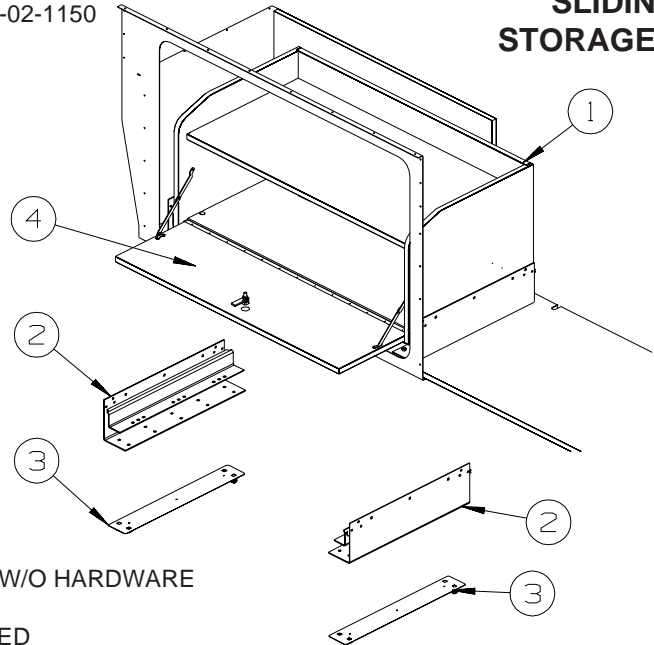
KEY	PART NUMBER	U/M	DESCRIPTION
34	144347-04-SD0	EA	COMPARTMENT
			FROM: 00-00-00 THRU: 05-07-04
34	144347-07-SD0	EA	COMPARTMENT
			FROM: 05-08-04 THRU: 99-99-99
35	132902-05-SD0	EA	COMPARTMENT - LUGGAGE
36	009426-01-000	EA	HATCH - POWER CORD - WHITE
37	136891-01-01A	EA	SHELF & ROD - 12" X 143.8" - W/O ENDS
38	136891-53-01A	EA	BRACKET - U/CLAMP MOUNTING - F/SHELF
39	136891-52-01A	EA	END CAP - SMALL - F/SHELF
40	152900-01-12B	EA	BRACKET/SHELF - SLIDEOUT - BRIGHT WHITE
41	152900-02-12B	EA	BRACKET/SHELF - SLIDEOUT - BRIGHT WHITE
42	145746-01-02B	EA	PLATE - BACKING - PUMP - E-COATED
43	113041-15-02B	EA	ANGLE/MOUNT - BUMPER - E-COATED
44*	128913-12-03A	EA	DOOR - ENTRY/FRONT - POWER LOCK

*COMPONENT PARTS LISTED LATER IN THIS GROUP



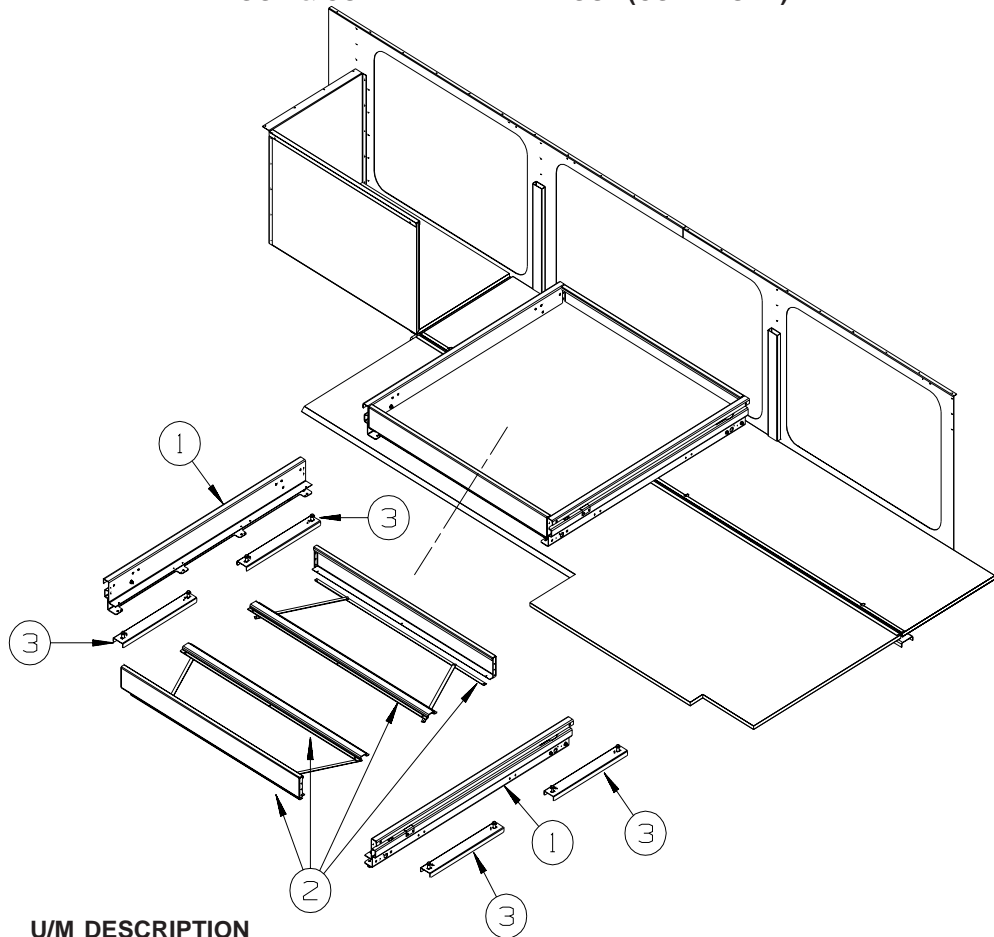
KEY	PART NUMBER	U/M	DESCRIPTION
1	130053-01-01A	EA	STRIKER - LUGGAGE DOOR - FLUSH - BLACK
2	130053-02-01A	EA	STRIKER - LUGGAGE DOOR - OFF SET - BLACK
3	143793-01-01A	EA	SHIM/STRIKER - LUGGAGE - 1.5" - BLACK
4	126263-02-02B	EA	BRACKET - GAS SPRING W/BALL STUD - E-COATED
5	138289-01-000	EA	CYLINDER/LOCK - ACCESS DOORS
5	138289-02-000	EA	CYLINDER/LOCK - ACCESS DOORS
5	138289-03-000	EA	CYLINDER/LOCK - ACCESS DOORS
5	138289-04-000	EA	CYLINDER/LOCK - ACCESS DOORS
5	138289-05-000	EA	CYLINDER/LOCK - ACCESS DOORS
5	138289-06-000	EA	CYLINDER/LOCK - ACCESS DOORS
5	138289-07-000	EA	CYLINDER/LOCK - ACCESS DOORS
5	138289-08-000	EA	CYLINDER/LOCK - ACCESS DOORS
5	138289-09-000	EA	CYLINDER/LOCK - ACCESS DOORS
5	138289-10-000	EA	CYLINDER/LOCK - ACCESS DOORS
	138288-01-000	EA	KEY - REVERSIBLE - #1151 - T/M 16169-02-1151
	138288-02-000	EA	KEY - REVERSIBLE - #1152 - T/M 16169-02-1152
	138288-03-000	EA	KEY - REVERSIBLE - #1153 - T/M 16169-02-1153
	138288-04-000	EA	KEY - REVERSIBLE - #1154 - T/M 16169-02-1154
	138288-05-000	EA	KEY - REVERSIBLE - #1155 - T/M 16169-02-1155
	138288-06-000	EA	KEY - REVERSIBLE - #1156 - T/M 16169-02-1156
	138288-07-000	EA	KEY - REVERSIBLE - #1157 - T/M 16169-02-1157
	138288-08-000	EA	KEY - REVERSIBLE - #1158 - T/M 16169-02-1158
	138288-09-000	EA	KEY - REVERSIBLE - #1159 - T/M 16169-02-1159
	138288-10-000	EA	KEY - REVERSIBLE - #1150 - T/M 16169-02-1150
	138292-01-000	EA	SEAL - LOCK CYLINDER
6	NOT USED		

SLIDING STORAGE BOX



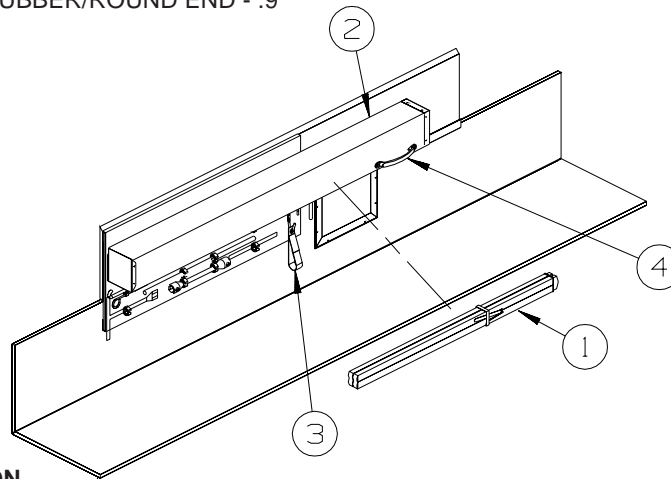
KEY	PART NUMBER	U/M	DESCRIPTION
1	148728-01-R83	EA	CABINET - STORAGE BOX - W/DOOR - W/O HARDWARE
2	145663-01-000	EA	SLIDE - TRAY/LUGGAGE - KWIKEE
3	147393-01-02B	EA	RETAINER - COMPARTMENT - E-COATED
4	148728-11-R83	EA	DOOR - LAMINATED - F/EXTERIOR STORAGE CABINET - W/O HDW

EXTERIOR DOORS & COMPARTMENTS GROUP (CONTINUED)
DOOR & COMPARTMENT LAYOUT (CONTINUED)



SLIDING TRAY

KEY	PART NUMBER	U/M	DESCRIPTION
1	148027-01-000	EA	SLIDES - LUGGAGE RAILS
2	148027-02-000	EA	SLIDE - LUGGAGE TRIM KIT
3	147393-02-02B	EA	RETAINER - COMPARTMENT - E-COATED
	117046-01-000	EA	BUMPER - RUBBER/ROUND END - .9"



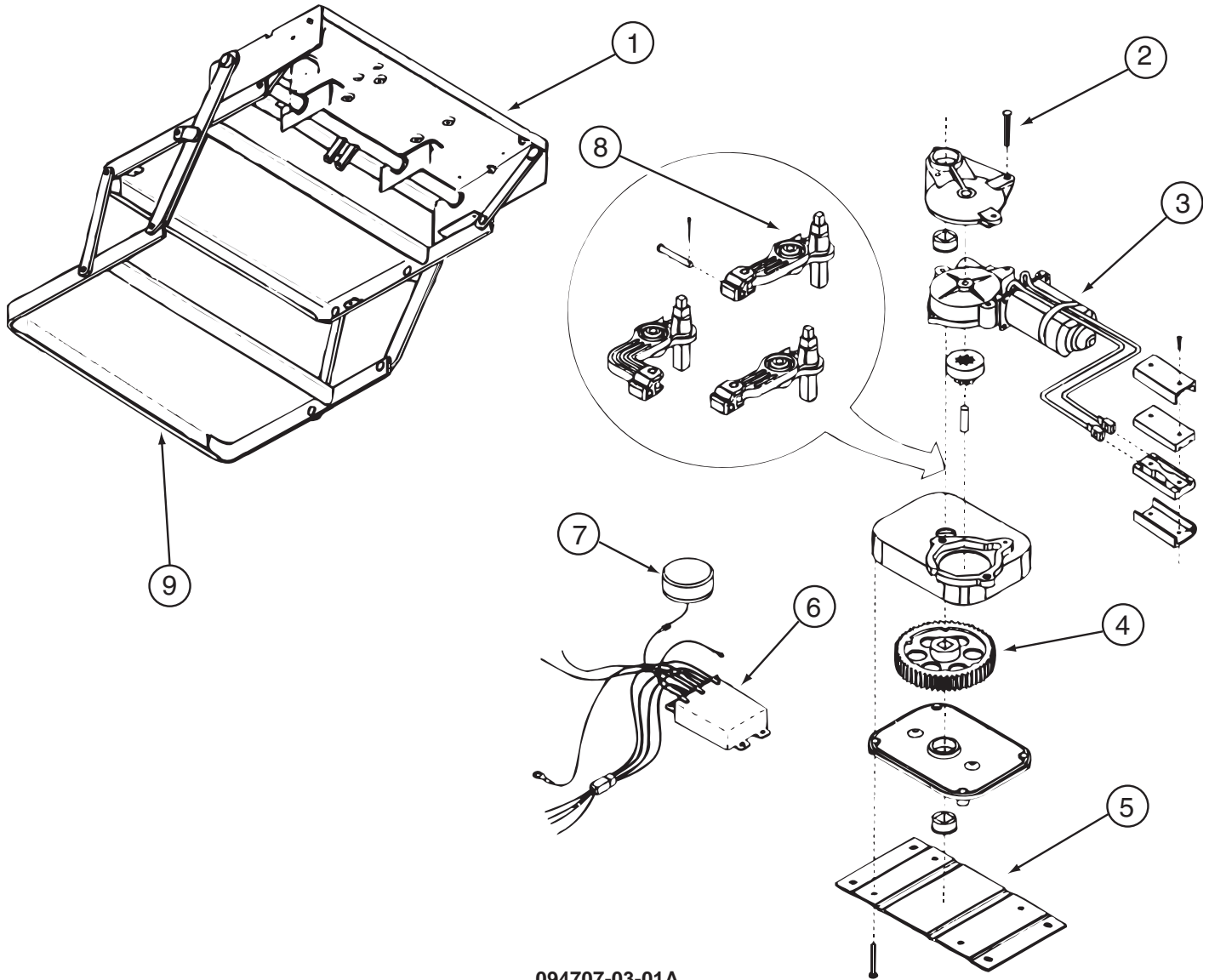
KEY	PART NUMBER	U/M	DESCRIPTION
1	148880-01-01A	EA	LADDER - FOLDING - ALUMINUM - S36GD, S36RD, S40KD
1	148880-02-01A	EA	LADDER - FOLDING - ALUMINUM - S40AD, S40FD
2	148788-02-R83	EA	CABINET - LADDER BOX - S36GD, S36RD, S40KD
2	148788-01-R83	EA	CABINET - LADDER BOX - S40AD, S40FD
3	143505-01-01A	EA	STRAP - RETAINING W/VELCRO - BLACK
3	143506-01-000	EA	HOOK - J
4	009126-03-000	EA	HANDLE - ASSIST - BLACK TEXTURED
	115661-01-000	FT	SHOE/GLIDE - SLIDEOUT ROOM - 1/16" X 3" - POLYETHYLENE

EXTERIOR DOORS & COMPARTMENTS GROUP (CONTINUED)

COMPONENT PARTS FOR DOOR & COMPARTMENT LAYOUT

084103-08-000

KEY	PART NUMBER	U/M DESCRIPTION	VENDOR NO.
	084104-01-700	EA LOCK-MALE, FASTENER	201-721-010
	084104-01-701	EA LOCK-FEMALE, FASTENER	201-802-010



094707-03-01A

KEY	PART NUMBER	U/M DESCRIPTION	VENDOR NO.
1	094707-01-702	EA FRAME W/DBL STEP,3200 SERIES	908032
2	094707-02-703	EA BEARING & PINS	909530
3	094707-02-700	EA MOTOR - "UT" ASM W/BRGS/PIN	909520
4	094707-02-702	EA GEAR KIT(GEAR-BEARING-PINS)	909525
5	094707-02-704	EA CONNECTOR-MOTOR ASM.W/PLATES	909537
6	094707-03-700	EA KIT CONTROL/SWITCH-RETROFIT	909506005
7	088746-01-705	EA LIGHT-UNDER STEP	9004
7	088733-01-700	EA BULB	9004
8	094707-02-701	EA LINKAGE ASM. W/BEARINGS-PINS	909534
9	094707-02-707	EA TREAD - NON-SKID - BLACK	909333
	094707-02-706	EA GEAR BOX ASM. W/O MOTOR	9524
	094707-02-708	EA TREAD - NON-SKID - YELLOW	909331
	094707-03-701	EA PLUG - 4-WAY - PACKARD	909306

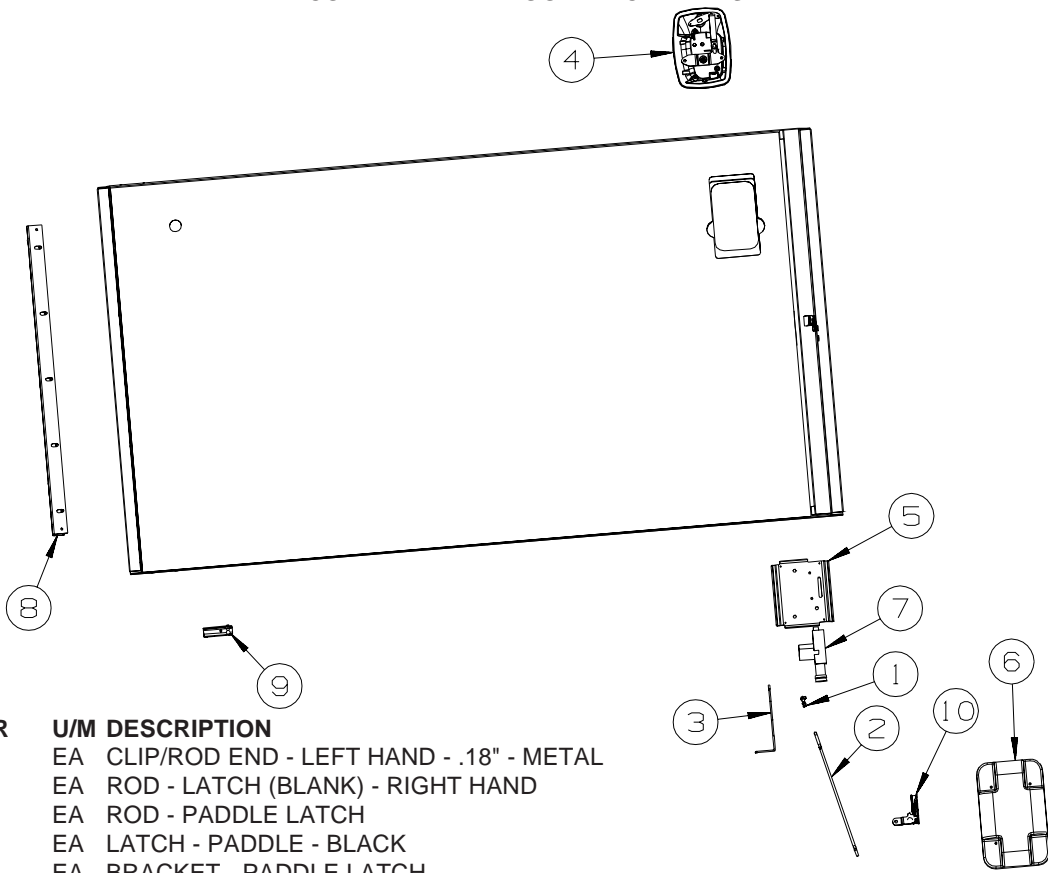
CONTACT WINNEBAGO PART SALES FOR UNLISTED COMPONENT(S)

142226-02-01A

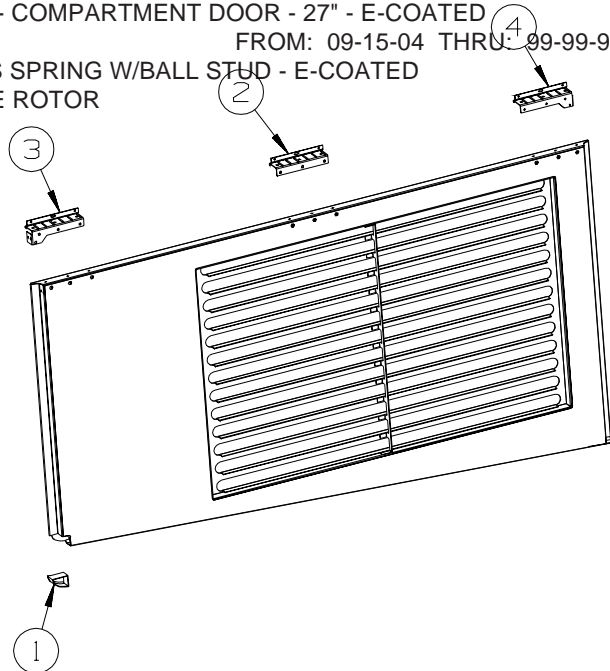
KEY	PART NUMBER	U/M DESCRIPTION	VENDOR NO
	142226-02-700	EA TAB/LOCKING - ESCAPE (RED)	9667709

EXTERIOR DOORS & COMPARTMENTS GROUP (CONTINUED)

COMPARTMENT DOOR PIECE PARTS

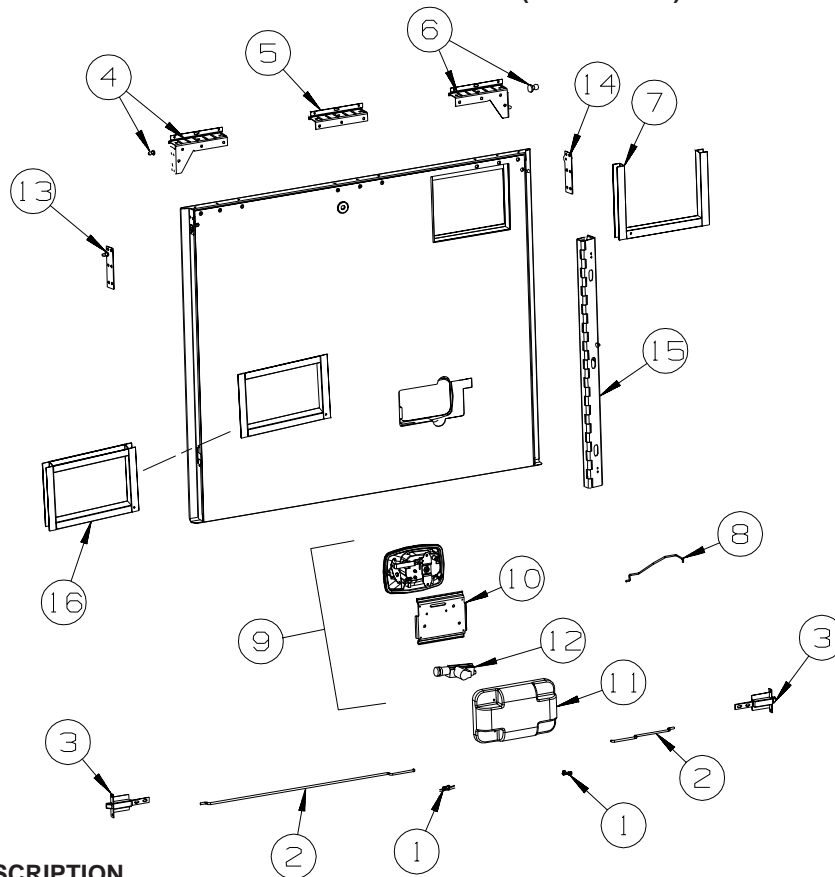


KEY	PART NUMBER	U/M	DESCRIPTION
1	102265-03-000	EA	CLIP/ROD END - LEFT HAND - .18" - METAL
2	132873-01-000	EA	ROD - LATCH (BLANK) - RIGHT HAND
3	141940-03-01A	EA	ROD - PADDLE LATCH
4	141940-01-01A	EA	LATCH - PADDLE - BLACK
5	141940-04-01A	EA	BRACKET - PADDLE LATCH
6	144172-01-01A	EA	COVER - LATCH - BRIGHT WHITE
7	138898-01-000	EA	ACTUATOR/LOCK - ELECTRIC
8	137228-04-02B	EA	HINGE - PIANO - COMPARTMENT DOOR - 27" - E-COATED
8	137228-05-02B	EA	HINGE - PIANO - COMPARTMENT DOOR - 27" - E-COATED FROM: 00-00-00 THRU: 09-14-04
9	126263-17-02B	EA	BRACKET - GAS SPRING W/BALL STUD - E-COATED
10	149359-01-01A	EA	LATCH - SINGLE ROTOR FROM: 09-15-04 THRU: 09-99-99



KEY	PART NUMBER	U/M	DESCRIPTION
1	138643-01-01A	EA	CORNER - VAL DOOR, REAR, RH, BLK
1	138643-02-01A	EA	CORNER - VAL DOOR, REAR, LH, BLK
2	139793-03-01A	EA	HINGE - CENTER/VALANCE DOOR - W/O BALL STUD
3	139793-05-01A	EA	HINGE - LEFT HAND/VALANCE DOOR - W/O BALL STUD
4	139793-04-01A	EA	HINGE - RIGHT HAND/VALANCE DOOR - W/O BALL STUD

EXTERIOR DOORS & COMPARTMENTS GROUP (CONTINUED)
COMPARTMENT DOOR PIECE PARTS (CONTINUED)



KEY	PART NUMBER	U/M	DESCRIPTION
1	102265-03-000	EA	CLIP/ROD END - LEFT HAND - .18" - METAL
2	132873-01-000	EA	ROD - LATCH (BLANK) - RIGHT HAND
3	121947-01-01A	EA	BOLT - SLIDE/LATCH - W/PLASTIC PLUNGER
4	139793-02-01A	EA	HINGE - LEFT HAND/VALANCE DOOR - W/BALL STUD
	139793-05-01A	EA	HINGE - LEFT HAND/VALANCE DOOR - W/O BALL STUD
5	139793-03-01A	EA	HINGE - CENTER/VALANCE DOOR - W/O BALL STUD
6	139793-01-01A	EA	HINGE - RIGHT HAND/VALANCE DOOR - W/BALL STUD
	139793-04-01A	EA	HINGE - RIGHT HAND/VALANCE DOOR - W/O BALL STUD
7	146925-01-R83	EA	TRIM - WATER HEATER COVER
			FROM: 00-00-00 THRU: 01-24-05
7	133049-12-R83	EA	TRIM - WATER HEATER COVER
			FROM: 01-25-05 THRU: 99-99-99
8	141940-03-01A	EA	ROD - PADDLE LATCH
9	141940-01-01A	EA	LATCH - PADDLE - BLACK
	141940-02-01A	EA	LATCH - PADDLE - NON LOCKING - BLACK
10	141940-04-01A	EA	BRACKET - PADDLE LATCH
11	144172-01-01A	EA	COVER - LATCH - BRIGHT WHITE
12	138898-01-000	EA	ACTUATOR/LOCK - ELECTRIC
13	147513-02-01A	EA	BALL STUD
14	147513-01-01A	EA	BALL STUD
15	137228-04-02B	EA	HINGE - PIANO - COMPARTMENT DOOR - 27" - E-COATED
			FROM: 00-00-00 THRU: 09-14-04
15	137228-05-02B	EA	HINGE - PIANO - COMPARTMENT DOOR - 27" - E-COATED
			FROM: 09-15-04 THRU: 99-99-99
16	133049-01-L76	EA	TRIM - COVER - WATER HEATER
			FROM: 00-00-00 THRU: 01-23-05
16	133049-09-R32	EA	TRIM - COVER - WATER HEATER
			FROM: 01-24-05 THRU: 99-99-99

EXTERIOR DOORS & COMPARTMENTS GROUP (CONTINUED)

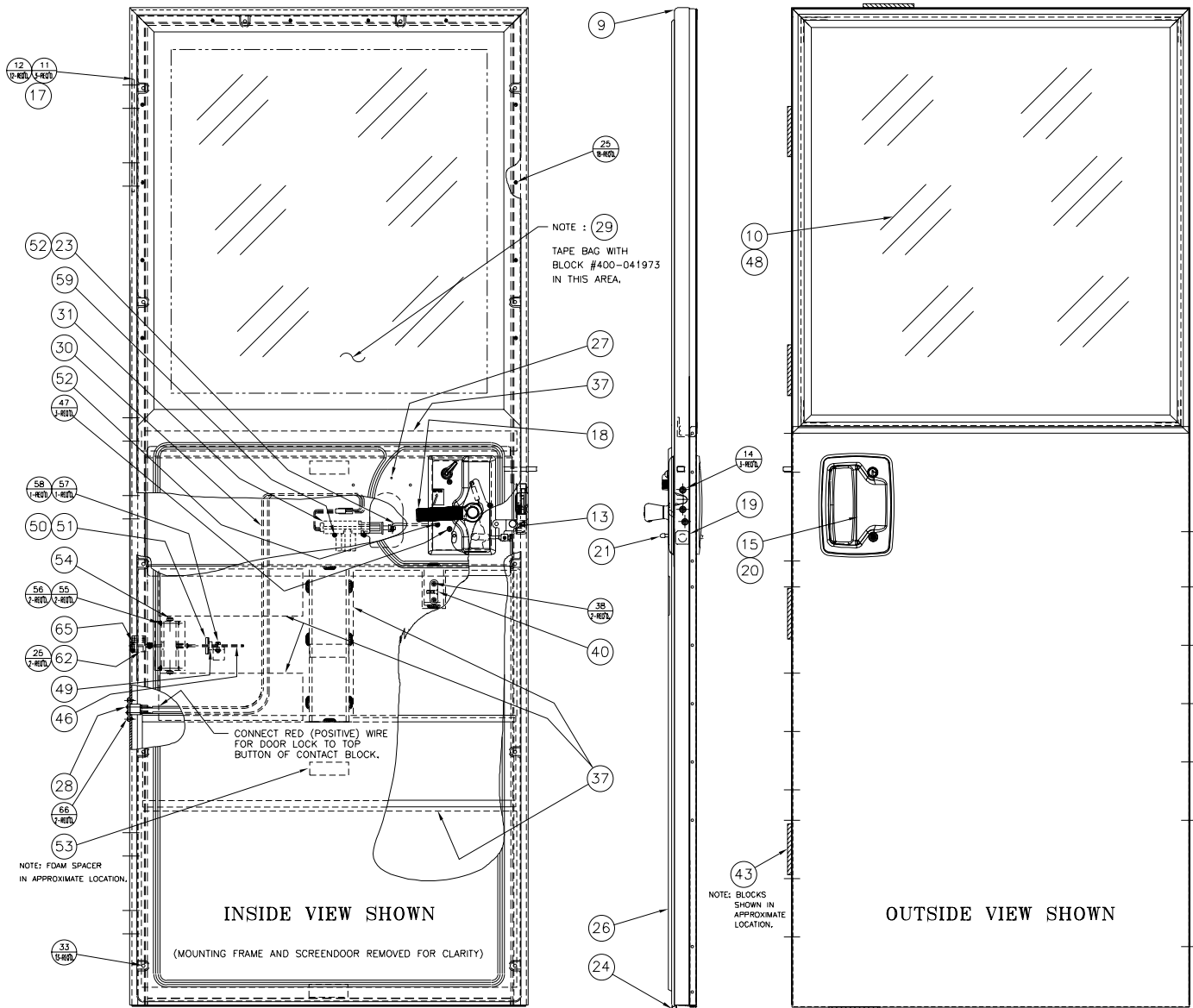
ENTRY

KEY	PART NUMBER	U/M	DESCRIPTION
*	128913-12-03A	EA	DOOR - ENTRY/FRONT - POWER LOCK
	112782-04-01A	EA	GASKET
	112782-15-01A	EA	LATCH - SINGLE ROTOR
			FROM: 00-00-00 THRU: 05-30-04
	112782-22-01A	EA	LATCH - SINGLE ROTOR
			FROM: 05-31-04 THRU: 99-99-99
	112782-16-01A	EA	LATCH - INTERIOR PLATE
			FROM: 00-00-00 THRU: 05-30-04
	112782-21-01A	EA	LATCH - INTERIOR PLATE
			FROM: 05-31-04 THRU: 99-99-99
	112782-18-01A	EA	LATCH - EXTERIOR - W/O LOCK CYLINDER W/ICON-REVERSIBLE KEY
			FROM: 00-00-00 THRU: 05-30-04
	112782-20-01A	EA	LATCH - EXTERIOR - W/O LOCK CYLINDER W/ICON-REVERSIBLE KEY
			FROM: 05-31-04 THRU: 99-99-99
	134450-02-01A	EA	TAPE - ANTI SLIP - 1.25" X 29.9" - BLACK
	138287-01-000	EA	CYLINDER/LOCK - ENTRY DOOR (MASTER)
	138287-02-000	EA	CYLINDER/LOCK - ENTRY DOOR (MASTER)
	138287-03-000	EA	CYLINDER/LOCK - ENTRY DOOR (MASTER)
	138287-04-000	EA	CYLINDER/LOCK - ENTRY DOOR (MASTER)
	138287-05-000	EA	CYLINDER/LOCK - ENTRY DOOR (MASTER)
	138287-06-000	EA	CYLINDER/LOCK - ENTRY DOOR (MASTER)
	138287-07-000	EA	CYLINDER/LOCK - ENTRY DOOR (MASTER)
	138287-08-000	EA	CYLINDER/LOCK - ENTRY DOOR (MASTER)
	138287-09-000	EA	CYLINDER/LOCK - ENTRY DOOR (MASTER)
	138287-10-000	EA	CYLINDER/LOCK - ENTRY DOOR (MASTER)
	138288-01-000	EA	KEY - REVERSIBLE - #1151 - T/M 16169-02-1151
	138288-02-000	EA	KEY - REVERSIBLE - #1152 - T/M 16169-02-1152
	138288-03-000	EA	KEY - REVERSIBLE - #1153 - T/M 16169-02-1153
	138288-04-000	EA	KEY - REVERSIBLE - #1154 - T/M 16169-02-1154
	138288-05-000	EA	KEY - REVERSIBLE - #1155 - T/M 16169-02-1155
	138288-06-000	EA	KEY - REVERSIBLE - #1156 - T/M 16169-02-1156
	138288-07-000	EA	KEY - REVERSIBLE - #1157 - T/M 16169-02-1157
	138288-08-000	EA	KEY - REVERSIBLE - #1158 - T/M 16169-02-1158
	138288-09-000	EA	KEY - REVERSIBLE - #1159 - T/M 16169-02-1159
	138288-10-000	EA	KEY - REVERSIBLE - #1150 - T/M 16169-02-1150
	138292-01-000	EA	SEAL - LOCK CYLINDER

***COMPONENT PARTS LISTED LATER IN THIS GROUP**

EXTERIOR DOORS & COMPARTMENTS GROUP (CONTINUED)

COMPONENT PARTS FOR ENTRY



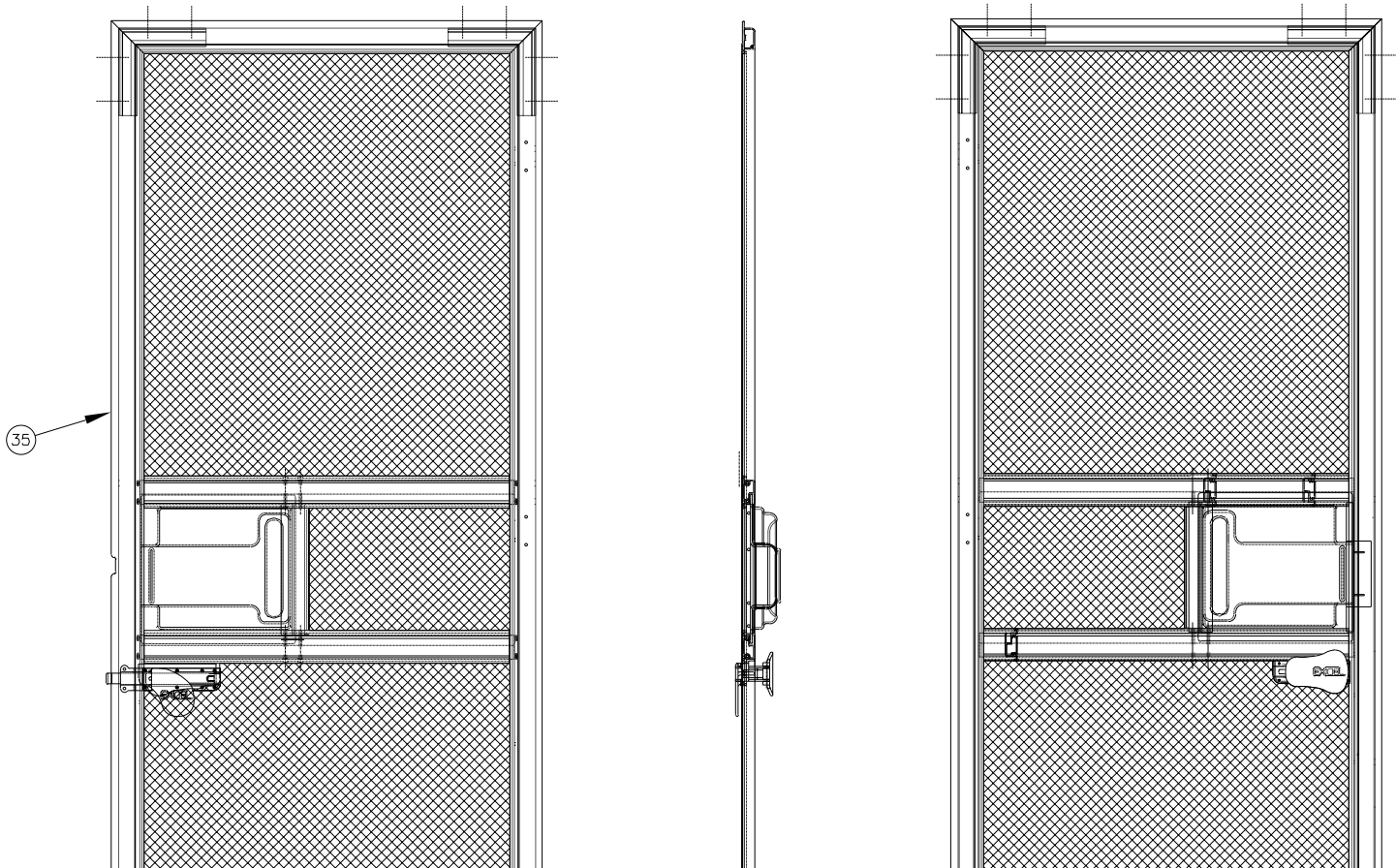
128913-12-03A

EXTERIOR DOORS & COMPARTMENTS GROUP (CONTINUED)
COMPONENT PARTS FOR ENTRY (CONTINUED)

128913-12-03A (CONTINUED)

KEY	PART NUMBER	U/M	DESCRIPTION	VENDOR NO.
9	128913-12-704	EA	FRAME/DOOR-SUB ASM BLACK	490488
10	128913-12-709	EA	WINDOW-DUAL PANE	490751
10	128913-12-700	FT	SEAL - GLAZING	132-030529
19	128913-12-714	EA	COVER - BOLT HOLE - BLACK	292-042339
21	128913-04-717	EA	CAP - VINYL - RED	130-042257
23	128913-12-710	EA	ROD/LOCK - (POWER)	203-042371/17770-01
24	128913-01-744	EA	SEAL/BULB-STICK ON/THRESHOLD	122-042230
25	128913-13-701	EA	SCREW/BUMPER RETAININ	274-040492
26	128913-12-708	EA	PANEL - INNER PLASTIC	490749
28	128913-01-714	EA	CONTACT - MALE/2-POSITION	400-041934
29	128913-01-713	EA	CONTACT - FEMALE/2-POSITION	400-041973
30	128913-01-712	EA	WIRE HARNESS-POWER DOOR LOCK	400-041935
31	128913-01-702	EA	ACTUATOR	410-041096
40	128913-01-710	EA	STRIKER - LATCH/SCREEN DOOR	130-041815
46	128913-10-703	EA	SLIDE BAR ASSEMBLY	490660
47	128913-01-746	EA	SCREW #8 X 3/4" OVAL HEAD	276-042030
48	128913-04-700	FT	TAPE/BUTYL - FOAM CORE	154-041549
49	128913-02-712	EA	PIN - COILED SPRING	248-042237
50	128913-02-713	EA	BUMPER STOP	V196-24
52	106469-05-700	EA	ROD CLIP	231-041095
54	128913-01-733	EA	DOOR CHECK KIT - ADJ SUB ASM	V196-04
57	128913-01-705	EA	BOLT - SHOULDER - #10 X 1/4	268-042011
62	128913-02-714	EA	GUIDE BLOCK - DOOR CHECK	146-042045
65	128913-04-709	EA	PIN/CLEVIS-GROOVED W/E-RING	245-042260
39	128913-13-700	EA	BUMPER/RUBBER - ENTRY/SCREEN	490792

CONTACT WINNEBAGO PARTS SALES FOR UNLISTED COMPONENT(S)

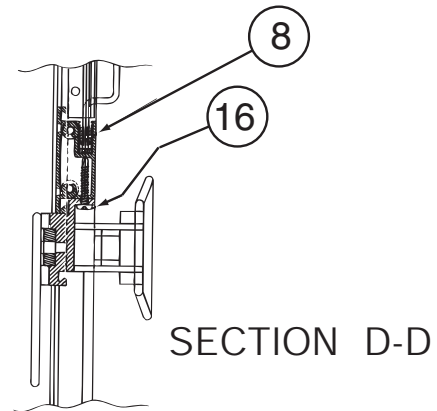
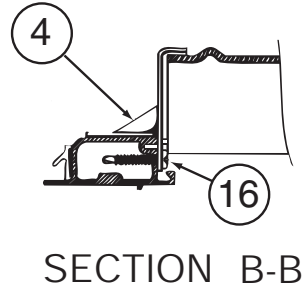
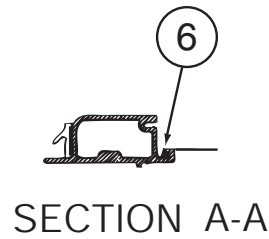
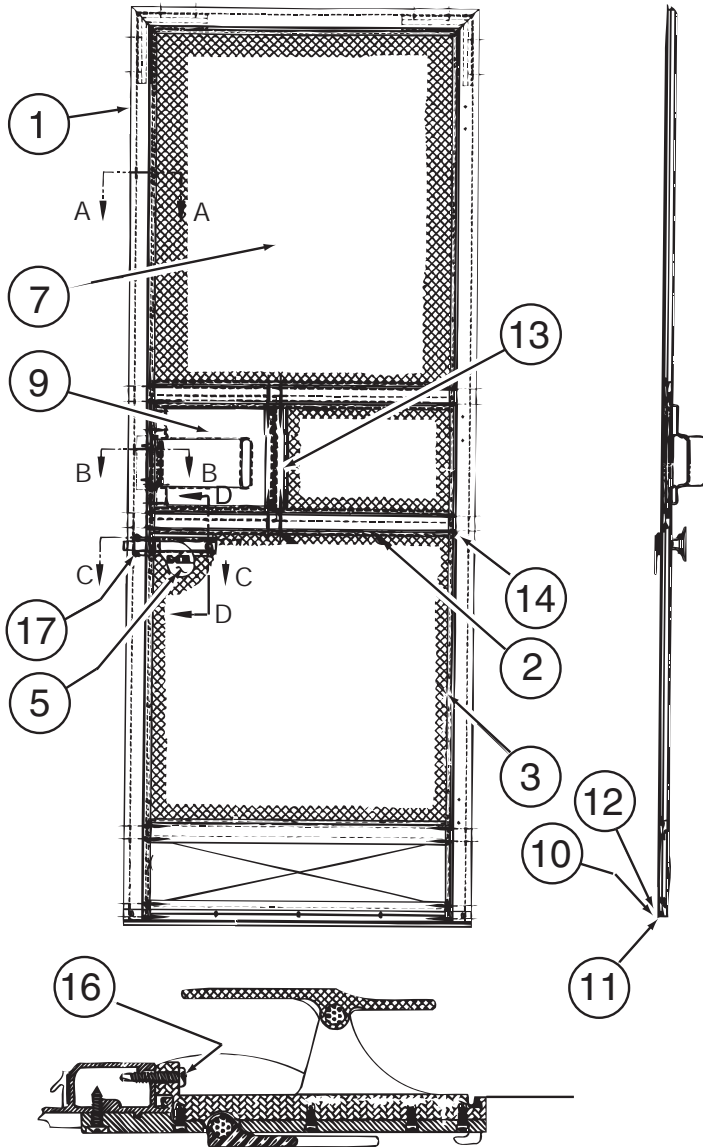


128913-12-03A (CONTINUED)

KEY	PART NUMBER	U/M	DESCRIPTION	VENDOR NO.
35	128913-12-707	EA	SCREEN DOOR - BLACK	490740

CONTACT WINNEBAGO PARTS SALES FOR UNLISTED COMPONENT(S)

EXTERIOR DOORS & COMPARTMENTS GROUP (CONTINUED)
COMPONENT PARTS FOR ENTRY (CONTINUED)



SECTION C-C

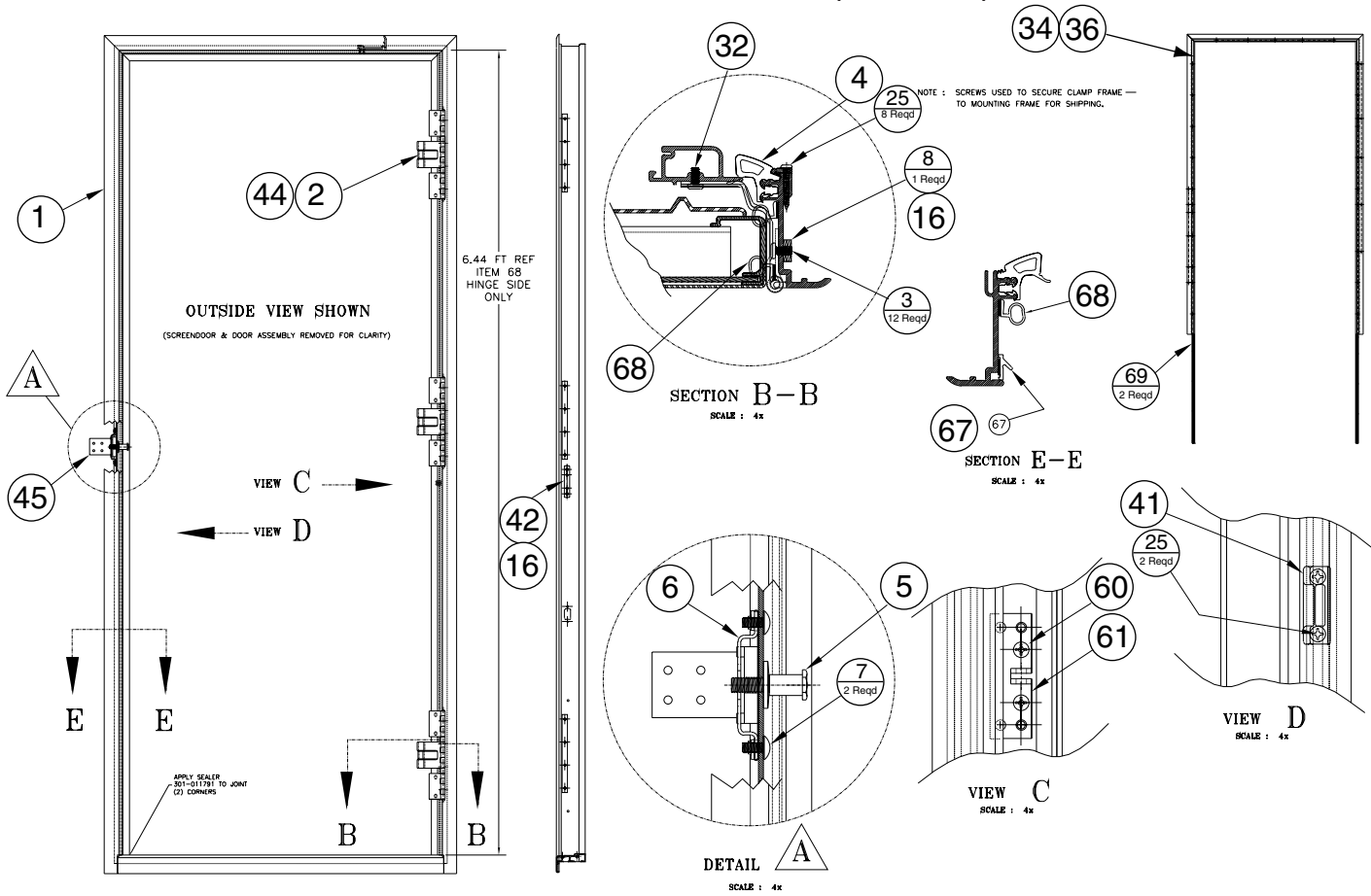
128913-12-03A, 128913-14-01A, 128913-14-02A, 128913-14-03A (CONTINUED)

KEY	PART NUMBER	U/M	DESCRIPTION	VENDOR NO.
4	128913-12-713	EA	END CAP/SLIDER - BLK/SMOKE	490319
5	128913-01-731	EA	LATCH - SCREEN DOOR	146-041950
6	128913-01-742	FT	SPLINE - SCREEN	132-041775
7	128913-01-741	EA	SCREEN ONLY - SCREENDOOR	110-041928
8	128913-01-740	FT	RUN CHANNEL-SCREEN DR SLIDER	170-041263
9	128913-12-712	EA	SLIDER/SCREENDOOR-BLK/SMOKE	490320
10	128913-12-711	EA	SWEeper/SCREENDOOR-BLACK	490742
11	128913-01-736	FT	WEATHERSTRIP-SCREEN DOOR	171-041284
13	128913-01-738	FT	WEATHERSTRIP - SLIDER	171-041285
	128913-13-704	EA	BACKER-F/SCREEN LATCH-BLACK	130-041818

CONTACT WINNEBAGO PARTS SALES FOR UNLISTED COMPONENT(S)

EXTERIOR DOORS & COMPARTMENTS GROUP (CONTINUED)

COMPONENT PARTS FOR ENTRY (CONTINUED)



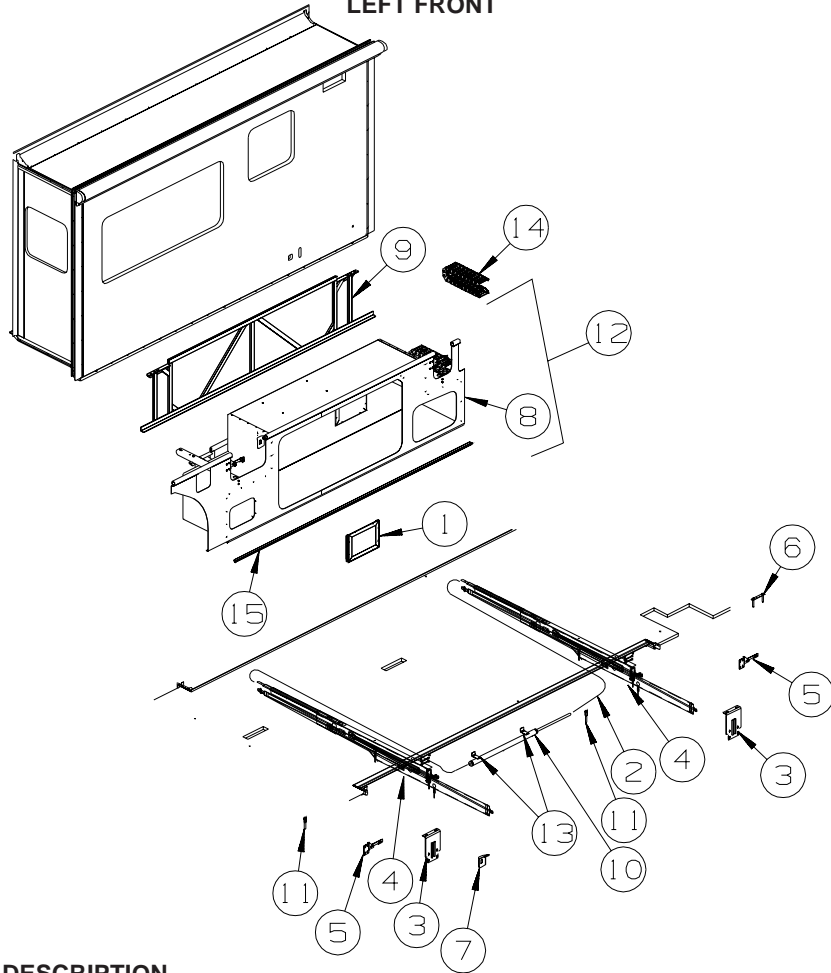
128913-12-03A (CONTINUED)

KEY	PART NUMBER	U/M	DESCRIPTION	VENDOR NO.
1	128913-12-702	EA	FRAME/MOUNTING-SUB ASM BLACK	490486
2	128913-12-703	EA	HINGE (TAKES 3)	490487
4	128913-01-728	EA	SEAL - DOOR/CORNER- MITERED	122-041917
5	128913-01-727	EA	STRIKER BOLT - SPEC COATING	490780/TM11628-01
6	106469-04-704	EA	NUT ASSMSEMBLY-CAGED W/STRIKER	11920-16
36	128913-10-700	EA	FRAME/CLAMP - WELD ASM BLACK	490195
41	128913-01-709	EA	STRIKER-SCREEN DR/FRAME MT	130-041824
44	128913-03-708	EA	SEAL/HINGE (3 PER DOOR)	124-042236
45	128913-02-700	EA	LATCH - BRACKET	210-042215
61	128913-01-704	EA	BRACKET - PIVOT/BRASS	370-042315
67	128913-01-732	FT	SEAL - LAZY T	122-041986
68	128913-01-748	FT	SEAL/BULB	132-042483

CONTACT WINNEBAGO PARTS SALES FOR UNLISTED COMPONENT(S)

EXTERIOR SLIDEOUT GROUP

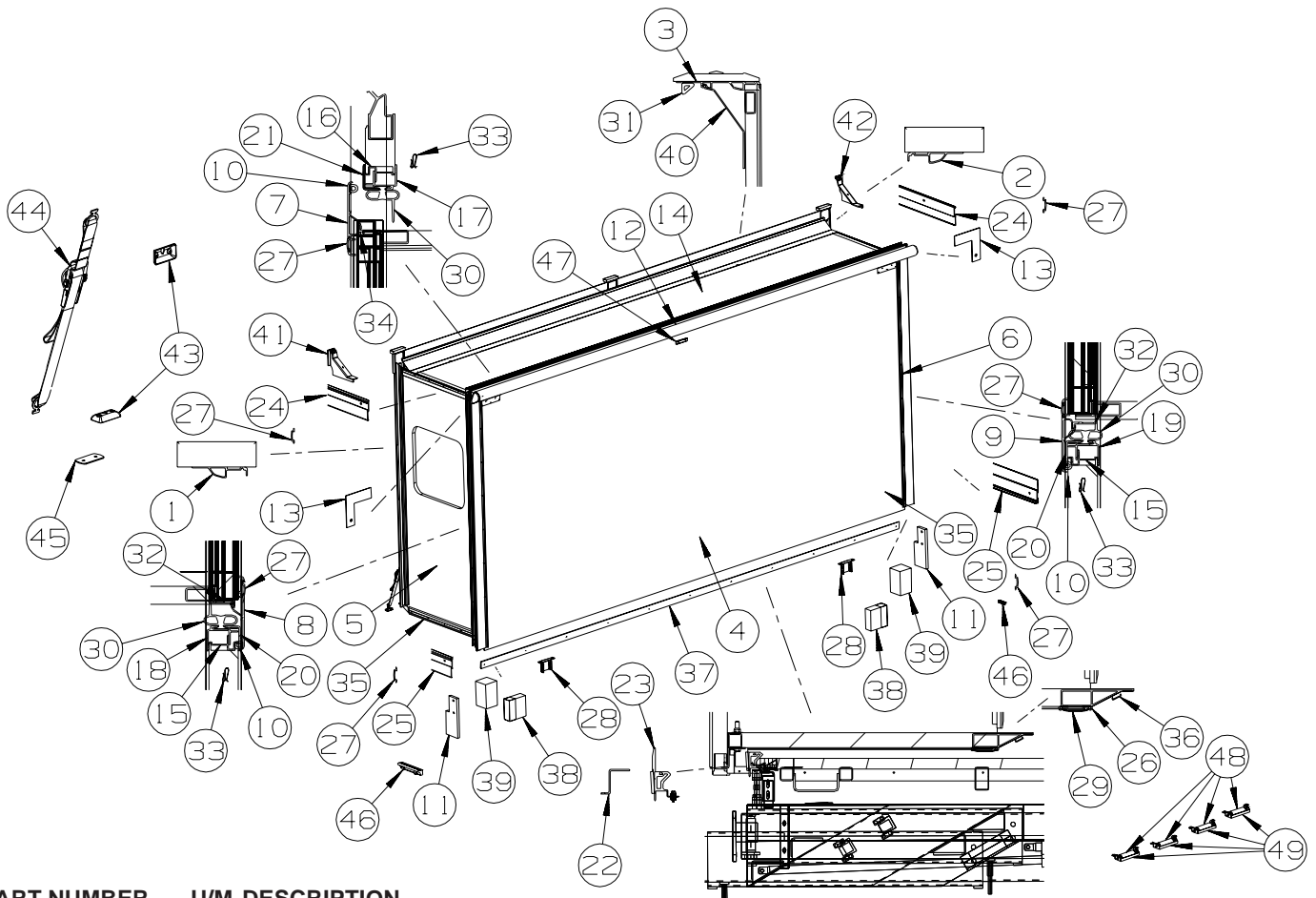
LEFT FRONT



KEY	PART NUMBER	U/M	DESCRIPTION
1	145973-01-R83	EA	DOOR/ACCESS - COMPARTMENT - 13.5" X 9.6"
2*	100536-52-000	EA	HOSE KIT - F/SLIDEOUT
3	145179-01-02B	EA	BRACKET - F/SLIDEOUT - E-COATED
3	152144-01-02B	EA	BRACKET - SLIDEOUT MOUNT - E-COATED FROM: 00-00-00 THRU: 10-03-04
4*	145494-02-000	EA	SLIDEOUT - HYDRAULIC - FLAT - 29" - RIGHT FROM: 10-04-04 THRU: 99-99-99
4*	152314-02-000	EA	SLIDEOUT - HYDRAULIC - FLAT 29" - RIGHT FROM: 00-00-00 THRU: 10-03-04
	143738-01-000	EA	WRENCH - RATCHET - 13/16" X 7/8" FROM: 10-04-04 THRU: 99-99-99
5	143183-02-02B	EA	BRACKET - SLIDEOUT COMPARTMENT - E-COATED
6	136995-05-02B	EA	PLATE W/BOLTS - 5.9" X 1" W/7/16" X 3" BOLTS
7	145983-01-02B	EA	BRACKET - LP SWITCH - E-COATED
8	150444-01-02B	EA	SEAL PLANE - SLIDEOUT - E-COATED
9	150445-01-SD0	EA	SUPPORT - SLIDEOUT COMPARTMENT - LEFT HAND
10	145494-03-000	EA	SLIDEOUT - HYDRAULIC KIT
11	151323-02-000	EA	BOLT - HANGER/STOREMORE - LONG/4.5"X1/2" THREAD - AP31952 FROM: 05-01-04 THRU: 99-99-99
12	149568-01-SD0	EA	COMPARTMENT - SLIDEOUT
13	122922-02-02B	EA	BRACKET/CYLINDER SUPPORT - E-COATED
14	143541-02-01A	EA	CARRIER/WIRING - F/SLIDE-OUT ROOM
15	126516-01-01A	FT	TRIM - VINYL/EXTRUDED - 8'

*COMPONENT PARTS LISTED LATER IN THIS GROUP

EXTERIOR SLIDEOUT GROUP (CONTINUED)
LEFT FRONT (CONTINUED)



KEY	PART NUMBER	U/M	DESCRIPTION
1	139624-18-01A	EA	TRIM/SEAL - INNER/RIGHT HAND - 71.3" - BRIGHT WHITE
2	139624-19-01A	EA	TRIM/SEAL - INNER/LEFT HAND - 71.3" - BRIGHT WHITE
3	148916-02-01A	EA	TRIM/SEAL - W/MITERED CORNERS - F/SLIDEOUT - 145.6" - B/W
4	148124-11-SD0	EA	SLUG - F/SLIDEOUT (SE4, SE5, SE6, SE7, SF0, SF1, SF2, SF3)
4	148124-11-SE0	EA	SLUG - F/SLIDEOUT (SF4, SF5, SF6, SF7)
5	141972-02-SD0	EA	PANEL END - F/SLIDEOUT (SE4, SE5, SE6, SE7, SF0, SF1, SF2, SF3)
5	141972-02-SE0	EA	PANEL END - F/SLIDEOUT (SF4, SF5, SF6, SF7)
6	141973-03-SD0	EA	PANEL END - F/SLIDEOUT (SE4, SE5, SE6, SE7, SF0, SF1, SF2, SF3)
6	141973-03-SE0	EA	PANEL END - F/SLIDEOUT (SF4, SF5, SF6, SF7)
7	139625-06-02A	EA	TRIM/SEAL - W/MITERED ENDS - 147.2" - BLACK
8	139625-44-02A	EA	TRIM/SEAL - W/RH MITERED END - 75.9" - BLACK
9	139625-45-02A	EA	TRIM/SEAL - W/LH MITERED END - 75.9" - BLACK
10	099418-01-000	FT	SEAL - D-SECTION/ADHESIVE BACK - .44" X .44" - BLK RUBBER
11	126546-01-02A	EA	COVER - END/SIDEWALL SLIDEOUT - BRIGHT WHITE

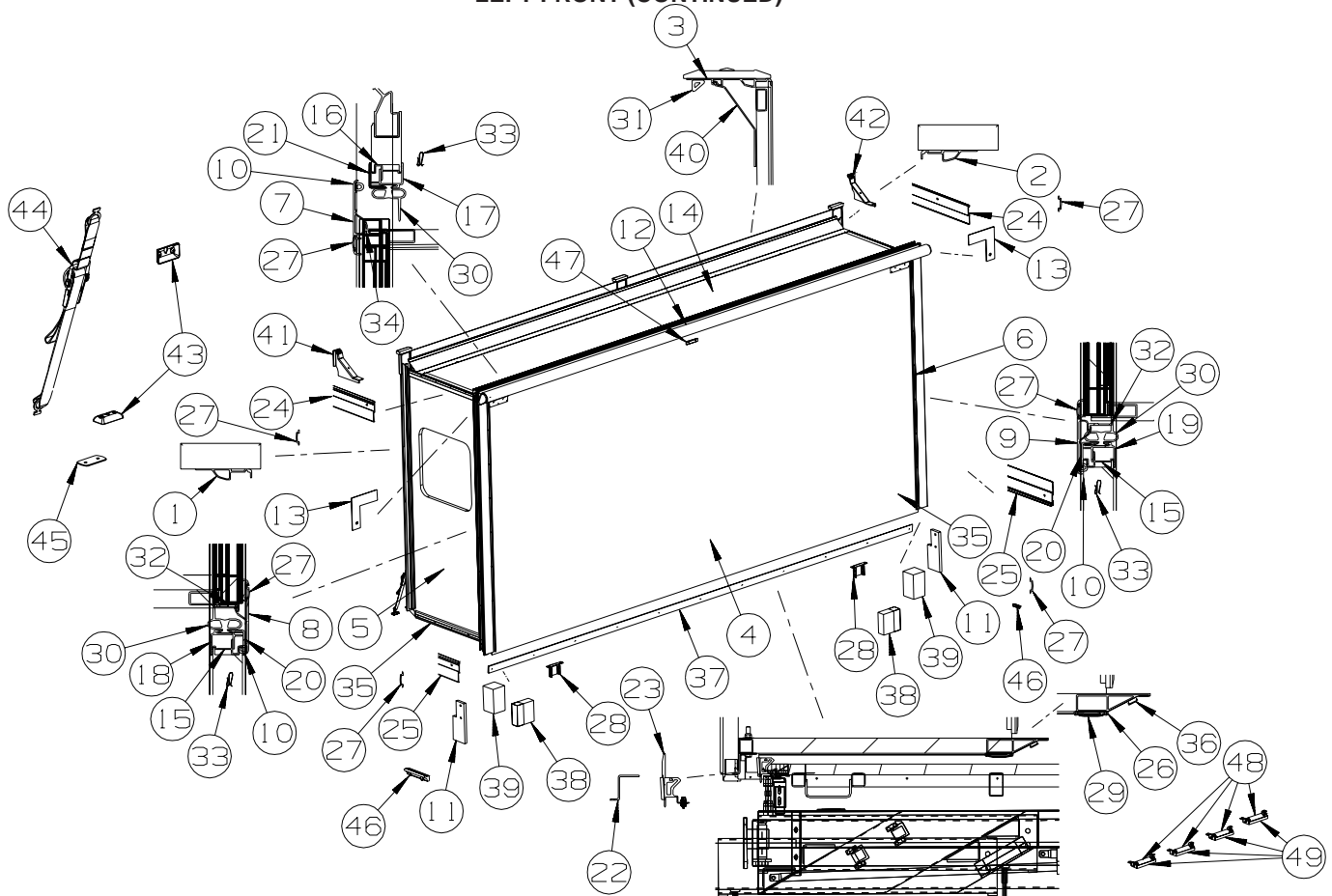
EXTERIOR SLIDEOUT GROUP (CONTINUED)
LEFT FRONT (CONTINUED)

KEY PART NUMBER U/M DESCRIPTION
12 SLIDEOUT AWNING - SEE TABLE BELOW
SLIDEOUT ROOM AWNINGS - FULL BODY PAINT

MODEL	COLOR CODE	AWNING COLOR	SLIDEROOM LT FRONT	SLIDEROOM LT REAR	SLIDEROOM RT FRONT	SLIDEROOM RT REAR
<u>92A, 27A, 24C</u>						
S40AD		CHAMPAGNE	150913-04-02A	150913-01-02A	150913-09-02A	N/A
S40KD		CHAMPAGNE	150913-10-02A	150913-08-02A	150913-11-02A	N/A
S40FD		CHAMPAGNE	150913-04-02A	150913-01-02A	150913-09-02A	150913-07-02A
S36GD		CHAMPAGNE	150913-02-02A	150913-07-02A	N/A	N/A
S36RD		CHAMPAGNE	150913-03-02A	150913-07-02A	150913-11-02A	150913-06-02A

KEY	PART NUMBER	U/M	DESCRIPTION
13	116444-04-02B	EA	TRIM/KEY CORNER - SLIDEOUT - 3.1"X3.1" - E-COATED
14	150534-01-SD0	EA	ROOF - F/SLIDEOUT
15	142718-01-01A	EA	RETAINER - SIDEWALL/SLIDEOUT - 72.8"
16	142718-02-01A	EA	RETAINER - SIDEWALL/SLIDEOUT - 144.9" - MILL
17	142719-01-01A	EA	TRIM/SIDEWALL - TOP/SLIDEOUT - 146.7" - BRIGHT WHITE FROM: 00-00-00 THRU: 05-23-04
17	151761-01-01A	EA	TRIM - SIDEWALL/SLIDEOUT/TOP - 146.4" - BRIGHT WHITE FROM: 05-24-04 THRU: 99-99-99
18	142720-01-01A	EA	TRIM - SIDEWALL/SLIDEOUT - 74.8" - BRIGHT WHITE FROM: 00-00-00 THRU: 05-23-04
18	151760-01-01A	EA	TRIM - SIDEWALL/SLIDEOUT - 74.8" - BRIGHT WHITE FROM: 05-24-04 THRU: 99-99-99
19	142720-02-01A	EA	TRIM - SIDEWALL/SLIDEOUT - 74.8" - BRIGHT WHITE FROM: 00-00-00 THRU: 05-23-04
19	151760-02-01A	EA	TRIM - SIDEWALL/SLIDEOUT - 74.8" - BRIGHT WHITE FROM: 05-24-04 THRU: 99-99-99
20	136824-38-02A	EA	TRIM - SIDEWALL/SLIDEOUT - 74.6" - BLACK
21	136824-05-02A	EA	TRIM - SIDEWALL/SLIDEOUT - 146.4" - BLACK
22	131520-26-01A	EA	EXTRUSION/ZEE - F/SLIDEOUT - 140.8" - MILL
23	123012-01-000	FT	SEAL - SLIDEOUT - .09"/.13" THICK X 1.3" - W/ADHESIVE
24	138659-01-02A	EA	TRIM/FEATURE STRIP - 181.7" - BLACK
25	125051-03-02A	EA	TRIM - FEATURE STRIP/LOWER - 29.3" - BLACK
26	115325-05-02A	EA	RAIL - FLOOR/SLIDEOUT ROOM - 134.2" LONG - BLACK
27	105312-01-13A	FT	INSERT - FEATURE STRIP - VINYL - BLACK
28	133233-01-02B	EA	BRACKET - SLIDEOUT - E-COATED
29	115661-01-000	FT	SHOE/GLIDE - SLIDEOUT ROOM - 1/16" X 3" - POLYETHYLENE
30	136978-01-01A	FT	SEAL - SLIDEOUT - BLACK
31	146056-01-000	FT	SEAL - TRIANGLE - W/PSA
32	133954-16-02A	EA	TRIM/SEAL - 71.2" - BLACK
33	142549-01-000	EA	CLIP - "S" TYPE
34	133954-07-02A	EA	TRIM/SEAL - 141.7" - BLACK
35	075673-05-000	FT	SEAL - PILE - ADHESIVE BACK - BLACK
36	131358-08-01A	EA	RETAINER - U-CHANNEL - 78.6" - BLACK
37	137343-02-02B	EA	STRAP - W/HOLES - E-COATED
38	134588-06-000	EA	GASKET - TIMING BAR - 2" X 2" X 3/4"
38	134588-07-000	EA	GASKET - TIMING BAR - 2" X 3/4" X 3/4"
39	137408-02-000	EA	SEAL - BLOCK - F/SLIDEOUT - 1.4"
40	148915-02-02A	EA	RETAINER/TRIM - 141.4" - BLACK
41	148913-01-01A	EA	COVER/TRIM - RH - F/SLIDEOUT - BLACK FROM: 00-00-00 THRU: 05-31-04
41	150647-01-01A	EA	COVER/TRIM - RH - F/SLIDEOUT - BLACK FROM: 06-01-04 THRU: 99-99-99
42	148913-02-01A	EA	COVER/TRIM - LH - F/SLIDEOUT - BLACK FROM: 00-00-00 THRU: 05-31-04
42	150647-02-01A	EA	COVER/TRIM - LH - F/SLIDEOUT - BLACK FROM: 06-01-04 THRU: 99-99-99
43	135619-02-01A	EA	PLATE - TIEDOWN - SLIDEOUT ROOM
44	135619-01-01A	EA	STRAP - TIEDOWN - SLIDEOUT ROOM
45	135622-01-02B	EA	PLATE - TIEDOWN - SLIDEOUT ROOM
46	151258-01-000	EA	SEAL - FOAM WIPE - CLOSED CELL
47	150962-01-02A	EA	SPACER - AWNING - SLIDE COVER - 3/4" X 4" - BLACK

EXTERIOR SLIDEOUT GROUP (CONTINUED)
LEFT FRONT (CONTINUED)



KEY	PART NUMBER	U/M	DESCRIPTION
	48	EA	ROLLER - GUIDE
	49	EA	BRACKET - ROLLER - E-COATED

COMPONENT PARTS FOR FRONT LEFT

100536-52-000

KEY	PART NUMBER	U/M	DESCRIPTION	VENDOR NO.
	100536-52-700	EA	HOSE-HYDRAULIC - 1/4" X 207"	RAP90119/AP11212
	100536-52-701	EA	HOSE-HYDRAULIC 1/4" X 228"	AP5924

145494-02-000

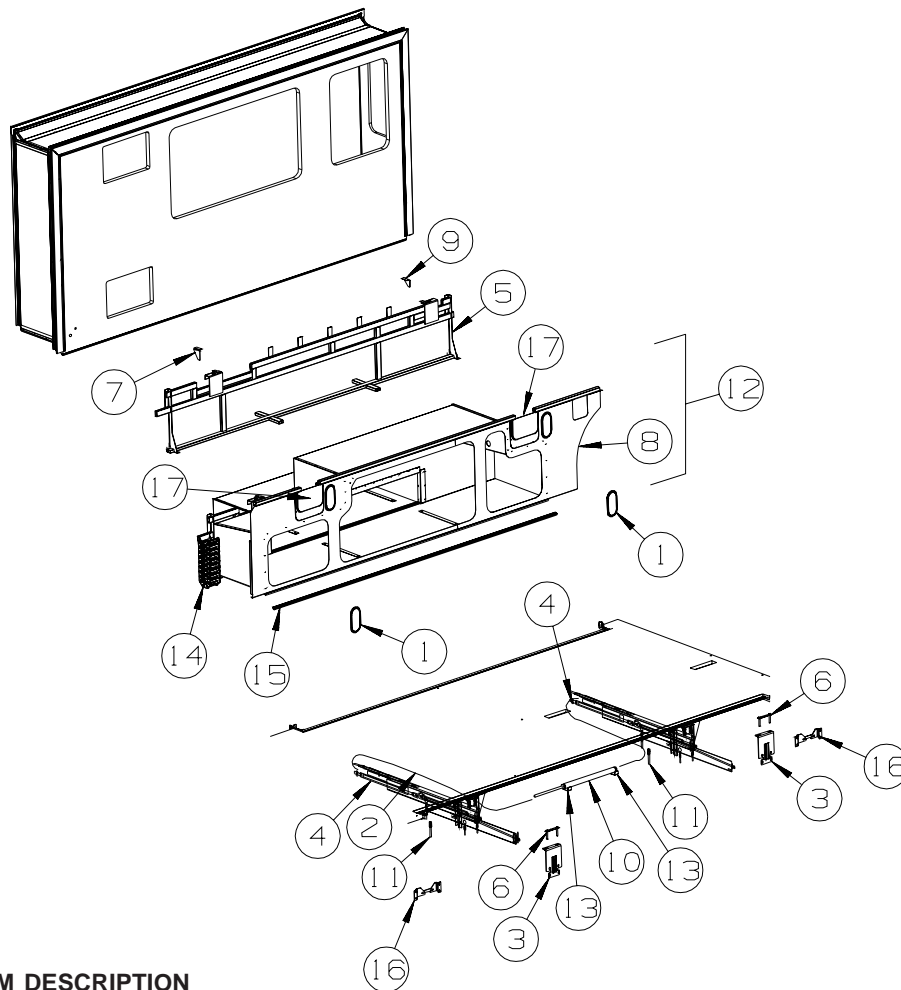
KEY	PART NUMBER	U/M	DESCRIPTION	VENDOR NO.
	128599-06-702	EA	BEARING PAD - 2.6" X 2"	P10370
	131360-01-704	EA	STUD/COMPT MOUNT-3 3/8" LONG	P19715
	131360-01-705	EA	STUD/COMPT MOUNT-4 5/8" LONG	P19716
	131360-01-709	EA	PIN/UPPER MOUNT - FLAT FLOOR	P19685
	131360-01-711	EA	STUD KIT - COMPT.MOUNT	RAP91341
	134855-01-800	EA	BEARING PAD - .8" X2" W/LEG	P14811
	145494-02-700	EA	ROD - THREADED F/RETRACTING	AP27277
	145494-02-701	EA	BLOCK/BUSHING- THREADED	P26340
	145494-02-702	EA	BEARING PAD/RH - TRIANGULAR	P18229
	145494-02-703	EA	BEARING PAD/LH - TRIANGULAR	P18230
	145494-02-704	EA	RAM/CYLINDER - SLIDEOUT ROOM	RAP91371/AP28614
	145494-02-705	EA	KIT - ROOM RETRACTING	RAP91357
	145494-02-706	EA	BEARING PAD - 2.6" X 2"	P10636
	145494-02-707	EA	STUD - ROOM ADJUSTING	P28598
	145494-02-708	EA	NUT/JAMB - 3/4"-10	H117502

152314-02-000

KEY	PART NUMBER	U/M	DESCRIPTION	VENDOR NO.
	145494-02-704	EA	RAM/CYLINDER - SLIDEOUT ROOM	RAP91371/AP28614

EXTERIOR SLIDEOUT GROUP (CONTINUED)

RIGHT FRONT

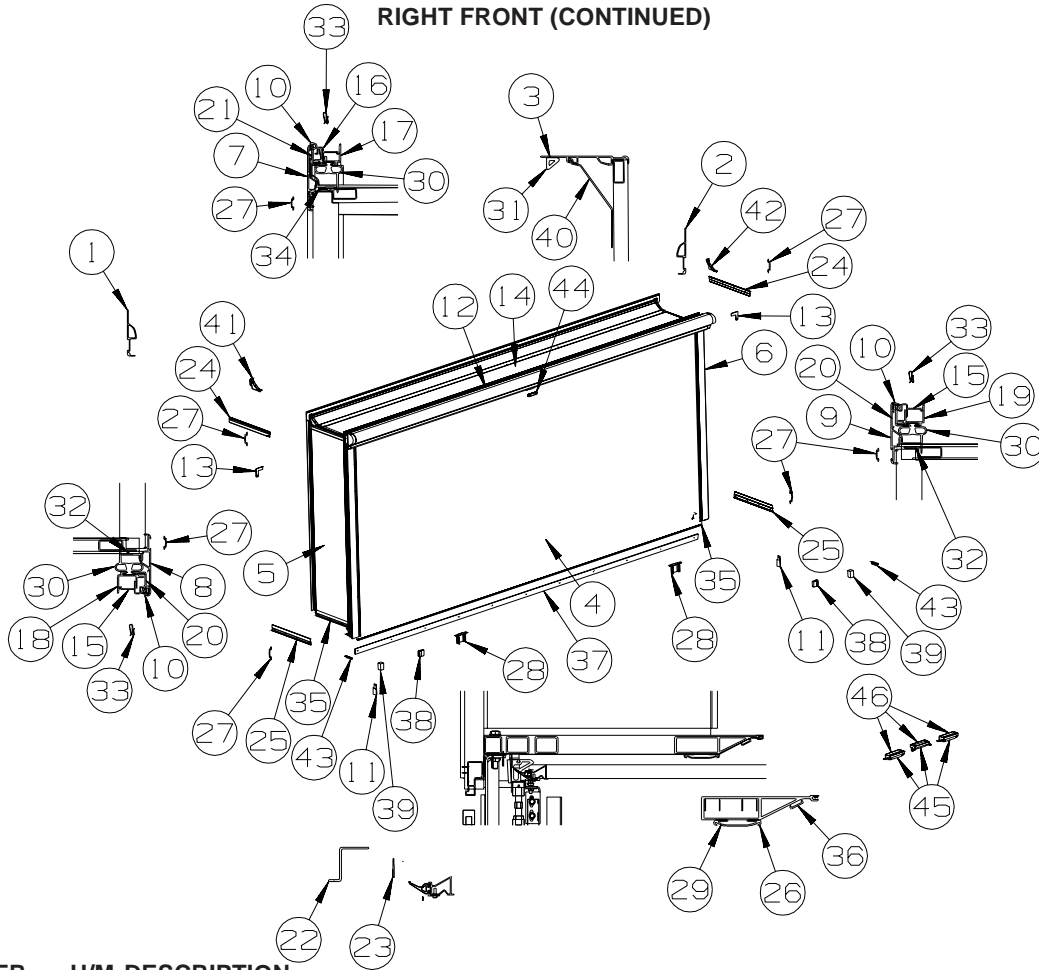


KEY	PART NUMBER	U/M	DESCRIPTION
1	148331-01-01A	EA	PLUG - OVAL/LARGE - BLACK
2*	100536-42-000	EA	HOSE KIT - PUMP TO SLIDE-OUT VALVE
3	145179-01-02B	EA	BRACKET - F/SLIDEOUT - E-COATED
			FROM: 00-00-00 THRU: 10-03-04
3	152144-01-02B	EA	BRACKET - SLIDEOUT MOUNT - E-COATED
			FROM: 10-04-04 THRU: 99-99-99
4	148684-02-000	EA	SLIDEOUT - HYDRAULIC - FLAT - 20"
			FROM: 00-00-00 THRU: 10-03-04
4	152313-02-000	EA	SLIDEOUT - HYDRAULIC - FLAT 20" - RIGHT
			FROM: 10-04-04 THRU: 99-99-99
	143738-01-000	EA	WRENCH - RATCHET - 13/16" X 7/8"
5	149601-01-SD0	EA	SUPPORT - SLIDEOUT COMPARTMENT - FRONT/RIGHT HAND
6	136995-05-02B	EA	PLATE W/BOLTS - 5.9" X 1" W/7/16" X 3" BOLTS
7	151101-01-01A	EA	GUSSET - COMPARTMENT SUPPORT
8	149602-01-02B	EA	SEAL PLANE - SLIDEOUT
9	151101-02-01A	EA	GUSSET - COMPARTMENT SUPPORT
10	148684-03-000	EA	SLIDEOUT - HYDRAULIC KIT
11	151323-02-000	EA	BOLT - HANGER/STOREMORE - LONG - 1/2" THREADS
			FROM: 05-01-04 THRU: 10-16-04
11	151323-03-000	EA	BOLT - HANGER/STOREMORE - 5 1/2" LONG - AP34356
			FROM: 10-17-04 THRU: 99-99-99
12	149599-01-SD0	EA	COMPARTMENT - SLIDEOUT - ENTERTAINMENT CENTR/EXT W/CD
12	149599-02-SD0	EA	COMPARTMENT - SLIDEOUT - ENTERTAIN CENTR/EXT TV-DVD
13	122922-02-02B	EA	BRACKET/CYLINDER SUPPORT - E-COATED
14	143541-02-01A	EA	CARRIER/WIRING - F/SLIDEOUT ROOM
15	126516-01-01A	FT	TRIM - VINYL/EXTRUDED - 8'
16	150885-01-02B	EA	BRACKET - SLIDEOUT COMPARTMENT - E-COATED
17	151826-01-01A	EA	COVER - SLIDE - BLACK

*COMPONENT PARTS LISTED LATER IN THIS GROUP

EXTERIOR SLIDEOUT GROUP (CONTINUED)

RIGHT FRONT (CONTINUED)



KEY	PART NUMBER	U/M	DESCRIPTION
1	139624-18-01A	EA	TRIM/SEAL - INNER/RIGHT HAND - 71.3" - BRIGHT WHITE
2	139624-19-01A	EA	TRIM/SEAL - INNER/LEFT HAND - 71.3" - BRIGHT WHITE
3	148916-06-01A	EA	TRIM/SEAL - W/MITERED CORNERS - F/SLIDEOUT - 164.2" - B/W
4	148123-11-SD0	EA	SLUG - F/SLIDEOUT (SE4, SE5, SE6, SE7, SF0, SF1, SF2, SF3)
4	148123-11-SE0	EA	SLUG - F/SLIDEOUT (SF4, SF5, SF6, SF7)
5	149150-01-SD0	EA	PANEL END - F/SLIDEOUT (SE4, SE5, SE6, SE7, SF0, SF1, SF2, SF3)
5	149150-01-SE0	EA	PANEL END - F/SLIDEOUT (SF4, SF5, SF6, SF7)
6	149149-02-SD0	EA	PANEL END - F/SLIDEOUT (SE4, SF0)
6	149149-02-SD1	EA	PANEL END - F/SLIDEOUT (SE5, SF1)
6	149149-02-SD2	EA	PANEL END - F/SLIDEOUT (SE6, SF2)
6	149149-02-SD3	EA	PANEL END - F/SLIDEOUT (SE7, SF3)
6	149149-02-SE0	EA	PANEL END - F/SLIDEOUT (SF4)
6	149149-02-SE1	EA	PANEL END - F/SLIDEOUT (SF5)
6	149149-02-SE2	EA	PANEL END - F/SLIDEOUT (SF6)
6	149149-02-SE3	EA	PANEL END - F/SLIDEOUT (SF7)
7	139625-24-02A	EA	TRIM/SEAL - W/MITERED ENDS - 167.8" - BLACK
8	139625-16-02A	EA	TRIM/SEAL - W/RH MITERED END - 76.1" - BLACK
8	139625-44-02A	EA	TRIM/SEAL - W/RH MITERED END - 75.9" - BLACK FROM: 00-00-00 THRU: 06-20-04
9	139625-17-02A	EA	TRIM/SEAL - W/LH MITERED END - 76.1" - BLACK
9	139625-45-02A	EA	TRIM/SEAL - W/LH MITERED END - 75.9" - BLACK FROM: 00-00-00 THRU: 06-20-04 FROM: 06-21-04 THRU: 99-99-99
10	099418-01-000	FT	SEAL - D-SECTION/ADHESIVE BACK - .44" X .44" - BLK RUBBER
11	126546-01-02A	EA	COVER - END/SIDEWALL SLIDEOUT - BRIGHT WHITE

EXTERIOR SLIDEOUT GROUP (CONTINUED)
RIGHT FRONT (CONTINUED)

KEY PART NUMBER U/M DESCRIPTION
 12 SLIDEOUT AWNING - SEE TABLE BELOW

SLIDEOUT ROOM AWNINGS - FULL BODY PAINT

MODEL	COLOR CODE	AWNING COLOR	SLIDEROOM LT FRONT	SLIDEROOM LT REAR	SLIDEROOM RT FRONT	SLIDEROOM RT REAR
<u>92A, 27A, 24C</u>						
S40AD		CHAMPAGNE	150913-04-02A	150913-01-02A	150913-09-02A	N/A
S40KD		CHAMPAGNE	150913-10-02A	150913-08-02A	150913-11-02A	N/A
S40FD		CHAMPAGNE	150913-04-02A	150913-01-02A	150913-09-02A	150913-07-02A
S36GD		CHAMPAGNE	150913-02-02A	150913-07-02A	N/A	N/A
S36RD		CHAMPAGNE	150913-03-02A	150913-07-02A	150913-11-02A	150913-06-02A

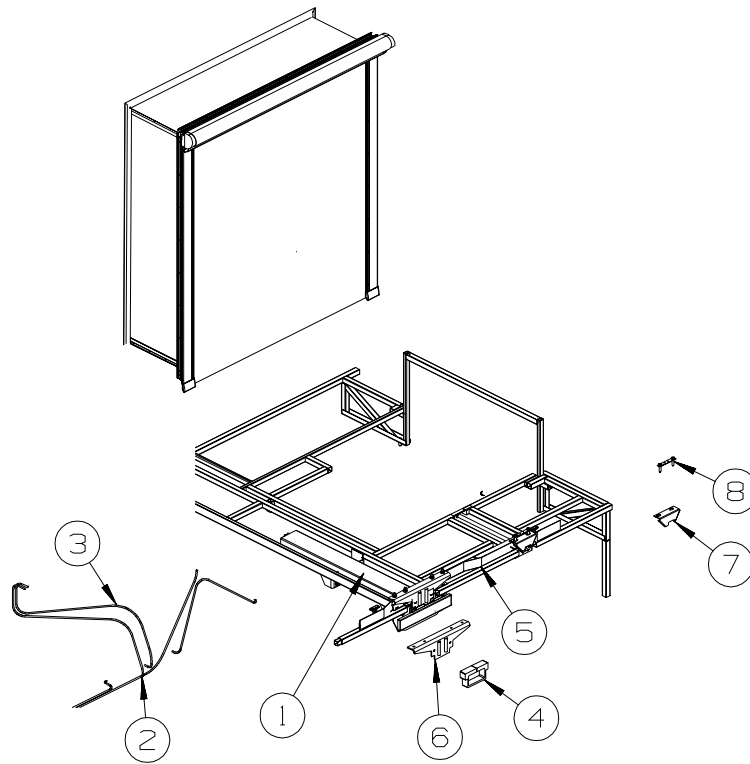
KEY	PART NUMBER	U/M	DESCRIPTION
13	116444-04-02B	EA	TRIM/KEY CORNER - SLIDEOUT - 3.1" X 3.1" - E-COATED
14	150474-01-SD0	EA	ROOF - F/SLIDEOUT
15	142718-01-01A	EA	RETAINER - SIDEWALL/SLIDEOUT - 72.8"
16	142718-25-01A	EA	RETAINER - SIDEWALL/SLIDEOUT - 163.1"
17	142719-17-01A	EA	TRIM/SIDEWALL - TOP/SLIDEOUT - 167.3" - BRIGHT WHITE FROM: 00-00-00 THRU: 05-23-04
17	151761-09-01A	EA	TRIM - SIDEWALL/SLIDEOUT/TOP - 165.5" - BRIGHT WHITE FROM: 05-24-04 THRU: 99-99-99
18	142720-01-01A	EA	TRIM - SIDEWALL/SLIDEOUT - 74.8" - BRIGHT WHITE FROM: 00-00-00 THRU: 05-23-04
18	151760-01-01A	EA	TRIM - SIDEWALL/SLIDEOUT - 74.8" - BRIGHT WHITE FROM: 05-24-04 THRU: 99-99-99
19	142720-02-01A	EA	TRIM - SIDEWALL/SLIDEOUT - 74.8" - BRIGHT WHITE FROM: 00-00-00 THRU: 05-23-04
19	151760-02-01A	EA	TRIM - SIDEWALL/SLIDEOUT - 74.8" - BRIGHT WHITE FROM: 05-24-04 THRU: 99-99-99
20	136824-39-02A	EA	TRIM - SIDEWALL/SLIDEOUT - 74.8" - BLACK
21	136824-28-02A	EA	TRIM - SIDEWALL/SLIDEOUT - 167.6" - BLACK
22	131520-25-01A	EA	EXTRUSION/ZEE - F/SLIDEOUT - 159.7" - MILL
23	123012-01-000	FT	SEAL - SLIDEOUT - .09"/.13" THICK X 1.3" - W/ADHESIVE
24	138659-01-02A	EA	TRIM/FEATURE STRIP - 181.7" - BLACK
25	125051-01-03A	EA	TRIM - FEATURE STRIP/LOWER - 20.2" - BLACK
26	115325-15-01A	EA	RAIL - FLOOR/SLIDEOUT ROOM - 100.6" LONG - BLACK
27	105312-01-13A	FT	INSERT - FEATURE STRIP - VINYL - BLACK
28	133233-01-02B	EA	BRACKET - SLIDEOUT - E-COATED
29	115661-01-000	FT	SHOE/GLIDE - SLIDEOUT ROOM - 1/16" X 3" - POLYETHYLENE
30	136978-01-01A	FT	SEAL - SLIDEOUT - BLACK
31	146056-01-000	FT	SEAL - TRIANGLE - W/PSA
32	133954-16-02A	EA	TRIM/SEAL - 71.2" - BLACK
33	142549-01-000	EA	CLIP - "S" TYPE
34	133954-38-02A	EA	TRIM/SEAL - 160.4" - BLACK
35	075673-05-000	FT	SEAL - PILE - ADHESIVE BACK - BLACK
36	131358-06-01A	EA	RETAINER - U-CHANNEL - 112" - BLACK
37	137343-06-02B	EA	STRAP - W/HOLES - E-COATED
38	134588-06-000	EA	GASKET - TIMING BAR - 2" X 2" X 3/4"
38	134588-07-000	EA	GASKET - TIMING BAR - 2" X 3/4" X 3/4"
39	137408-02-000	EA	SEAL - BLOCK - F/SLIDEOUT - 1.4"
40	148915-06-02A	EA	RETAINER/TRIM - 160" - BLACK
41	148913-01-01A	EA	COVER/TRIM - RH - F/SLIDEOUT - BLACK FROM: 00-00-00 THRU: 05-31-04
41	150647-01-01A	EA	COVER/TRIM - RH - F/SLIDEOUT - BLACK FROM: 06-01-04 THRU: 99-99-99
42	148913-02-01A	EA	COVER/TRIM - LH - F/SLIDEOUT - BLACK FROM: 00-00-00 THRU: 05-31-04
42	150647-02-01A	EA	COVER/TRIM - LH - F/SLIDEOUT - BLACK FROM: 06-01-04 THRU: 99-99-99
43	151258-01-000	EA	SEAL - FOAM WIPE - CLOSED CELL
44	150962-01-02A	EA	SPACER - AWNING - SLIDE COVER - 3/4" X 4" - BLACK
45	127033-02-01A	EA	ROLLER - GUIDE
46	140928-03-02B	EA	BRACKET - ROLLER - E-COATED

EXTERIOR SLIDEOUT GROUP (CONTINUED)

COMPONENT PARTS FOR RIGHT FRONT

100536-42-000

KEY	PART NUMBER	U/M	DESCRIPTION	VENDOR NO.
	100536-42-700	EA	HOSE/HYDRAULIC - 180" - PRESS	RAP90120/AP5965
	100536-42-701	EA	HOSE/HYDRAULIC - 175" - RETURN	RAP90350/AP7358

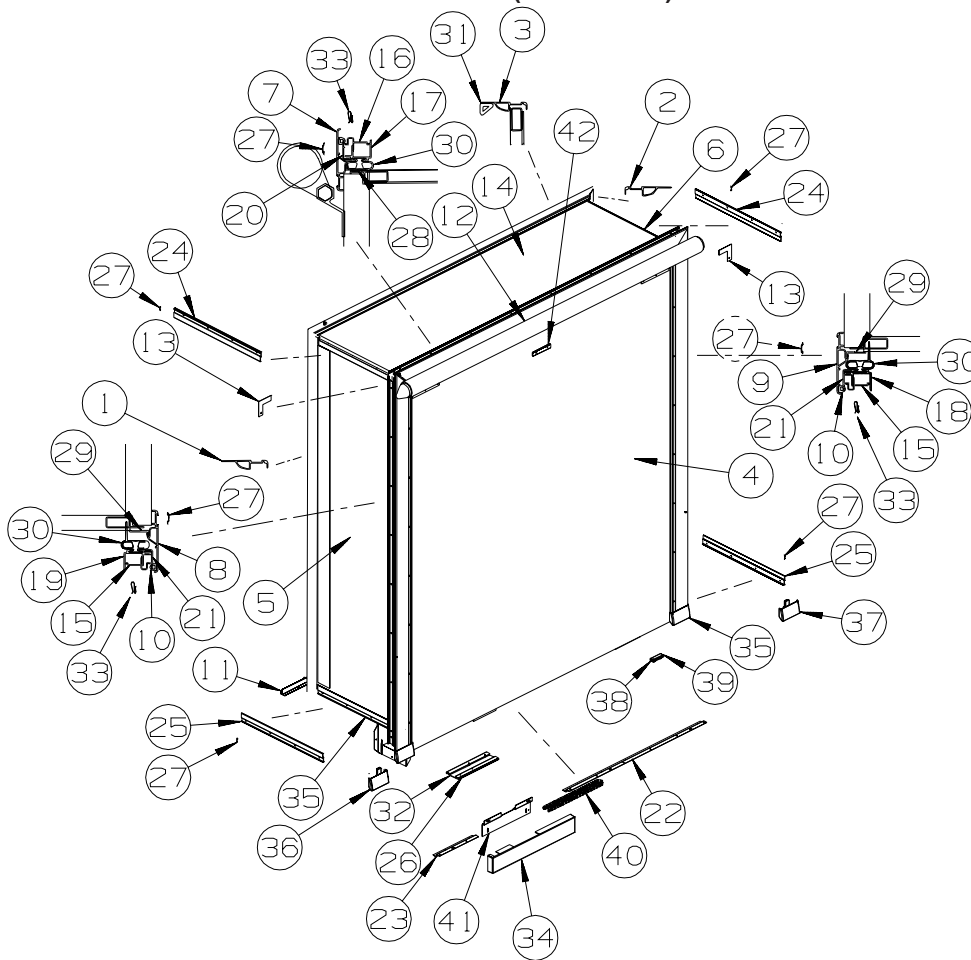


LEFT REAR

KEY	PART NUMBER	U/M	DESCRIPTION
1*	139507-01-000	EA	SLIDEOUT - HYDRAULIC - REAR/DUAL
2	123264-01-000	EA	TEE - UNION - 1/4" X 1/4" X 1/4"
3*	100536-46-000	EA	HOSE KIT - F/SLIDEOUT
4	140664-01-01A	EA	SEAL/RAM - F/SLIDEOUT
5	115075-03-000	FT	SEAL - WIPE - .25" X 2.9"
6	136963-01-02B	EA	BRACKET - SLIDEOUT - E-COATED
7	139407-03-02B	EA	BRACKET/MOUNT - F/SLIDEOUT - E-COATED
8	136995-07-02B	EA	PLATE W/BOLTS - 5.9" X 1" W/1/2" X 2" BOLTS

***COMPONENT PARTS LISTED LATER IN THIS GROUP**

EXTERIOR SLIDEOUT GROUP (CONTINUED)
LEFT REAR (CONTINUED)



KEY	PART NUMBER	U/M	DESCRIPTION
1	139624-15-01A	EA	TRIM/SEAL - INNER/RIGHT HAND - 72.9" - BRIGHT WHITE
1	139624-16-01A	EA	TRIM/SEAL - INNER/LEFT HAND - 72.9" - BRIGHT WHITE
2	139624-08-01A	EA	TRIM/SEAL - INNER/TOP - 70.1" - BRIGHT WHITE
4	148124-12-SD0	EA	SLUG - F/SLIDEOUT (SE4, SE5, SE6, SE7, SF0, SF1, SF2, SF3)
4	148124-12-SE0	EA	SLUG - F/SLIDEOUT (SF4, SF5, SF6, SF7)
5	147957-02-SD0	EA	PANEL END - F/SLIDEOUT (SE4, SE5, SE6, SE7, SF0, SF1, SF2, SF3)
5	147957-02-SE0	EA	PANEL END - F/SLIDEOUT (SF4, SF5, SF6, SF7)
6	147958-02-SD0	EA	PANEL END - F/SLIDEOUT (SE4, SE5, SE6, SE7, SF0, SF1, SF2, SF3)
6	147958-02-SE0	EA	PANEL END - F/SLIDEOUT (SF4, SF5, SF6, SF7)
7	139625-09-02A	EA	TRIM/SEAL - W/MITERED ENDS - 71.8" - BLACK
8	139625-42-02A	EA	TRIM/SEAL - W/RH MITERED END - 76.2" - BLACK
9	139625-43-02A	EA	TRIM/SEAL - W/LH MITERED END - 76.2" - BLACK
10	099418-01-000	FT	SEAL - D-SECTION/ADHESIVE BACK - .44" X .44" - BLK RUBBER
11	151282-06-01A	EA	TRIM - CARPET EDGE/F-ANGLE - 62.7" - BLACK

EXTERIOR SLIDEOUT GROUP (CONTINUED)
LEFT REAR (CONTINUED)

KEY PART NUMBER U/M DESCRIPTION
 12 SLIDEOUT AWNING - SEE TABLE BELOW

SLIDEOUT ROOM AWNINGS - FULL BODY PAINT

MODEL	COLOR CODE	AWNING COLOR	SLIDEROOM LT FRONT	SLIDEROOM LT REAR	SLIDEROOM RT FRONT	SLIDEROOM RT REAR
	<u>92A, 27A, 24C</u>					
S40AD		CHAMPAGNE	150913-04-02A	150913-01-02A	150913-09-02A	N/A
S40KD		CHAMPAGNE	150913-10-02A	150913-08-02A	150913-11-02A	N/A
S40FD		CHAMPAGNE	150913-04-02A	150913-01-02A	150913-09-02A	150913-07-02A
S36GD		CHAMPAGNE	150913-02-02A	150913-07-02A	N/A	N/A
S36RD		CHAMPAGNE	150913-03-02A	150913-07-02A	150913-11-02A	150913-06-02A

KEY	PART NUMBER	U/M	DESCRIPTION
13	116444-04-02B	EA	TRIM/KEY CORNER - SLIDEOUT - 3.1"X3.1" - E-COATED
14	141228-02-R83	EA	ROOF - F/SLIDEOUT
15	142718-01-01A	EA	RETAINER - SIDEWALL/SLIDEOUT - 72.8"
16	142718-21-01A	EA	RETAINER - SIDEWALL/SLIDEOUT - 69.5"
17	142719-07-01A	EA	TRIM/SIDEWALL - TOP/SLIDEOUT - 71.3" - BRIGHT WHITE FROM: 00-00-00 THRU: 05-23-04
17	151761-03-01A	EA	TRIM - SIDEWALL/SLIDEOUT/TOP - 71.3" - BRIGHT WHITE FROM: 05-24-04 THRU: 99-99-99
18	142720-06-01A	EA	TRIM - SIDEWALL/SLIDEOUT - 74.4" - BRIGHT WHITE FROM: 00-00-00 THRU: 05-23-04
18	151760-03-01A	EA	TRIM - SIDEWALL/SLIDEOUT - 74.5" - BRIGHT WHITE FROM: 05-24-04 THRU: 99-99-99
19	142720-08-01A	EA	TRIM - SIDEWALL/SLIDEOUT - 74.4" - BRIGHT WHITE FROM: 00-00-00 THRU: 05-23-04
19	151760-04-01A	EA	TRIM - SIDEWALL/SLIDEOUT - 74.5" - BRIGHT WHITE FROM: 05-24-04 THRU: 99-99-99
20	136824-12-02A	EA	TRIM - SIDEWALL/SLIDEOUT - 71.4" - BLACK
21	136824-38-02A	EA	TRIM - SIDEWALL/SLIDEOUT - 74.6" - BLACK
22	136968-10-02B	EA	ZEE - F/SLIDEOUT - 33.8" - E-COATED
23	136968-11-02B	EA	ZEE - F/SLIDEOUT - 7.4" - E-COATED
24	138659-01-02A	EA	TRIM/FEATURE STRIP - 181.7" - BLACK
25	141435-05-02A	EA	TRIM - FEATURE - LOWER - 20" - BLACK
26	115325-16-01A	EA	RAIL - FLOOR/SLIDEOUT ROOM - 9.8" LONG - BLACK
27	105312-01-13A	FT	INSERT - FEATURE STRIP - VINYL - BLACK
28	133954-20-02A	EA	TRIM/SEAL - 64.1" - BLACK
29	133954-48-02A	EA	TRIM/SEAL - 71.7" - BLACK
30	136978-01-01A	FT	SEAL - SLIDEOUT - BLACK
31	146056-01-000	FT	SEAL - TRIANGLE - W/PSA
32	115661-01-000	FT	SHOE/GLIDE - SLIDEOUT ROOM - 1/16" X 3" - POLYETHYLENE
33	142549-01-000	EA	CLIP - "S" TYPE
34	137125-02-M76	EA	COVER - RAM - F/SLIDEOUT
35	075673-05-000	FT	SEAL - PILE - ADHESIVE BACK - BLACK
36	148593-01-01A	EA	CAP - F/SLIDEOUT TRIM - BRIGHT WHITE
37	148593-02-01A	EA	CAP - F/SLIDEOUT TRIM - BRIGHT WHITE
38	126313-09-02B	EA	SUPPORT - ROLLER - SLIDE-OUT ROOM - E-COATED
39	134855-01-000	EA	BEARING PAD - NARROW
40	143172-01-01A	EA	CARRIER ASM-WIRE,BLACK
41	137112-02-02B	EA	BRACKET - COVER - SLIDEOUT - E-COATED
42	150962-01-02A	EA	SPACER - AWNING - SLIDE COVER - 3/4" X 4" - BLACK

EXTERIOR SLIDEOUT GROUP (CONTINUED)

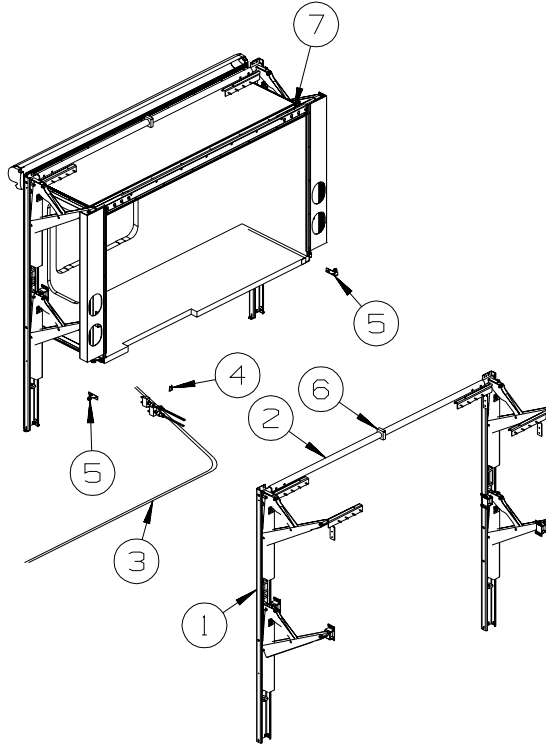
COMPONENT PARTS FOR LEFT REAR

100536-46-000

KEY	PART NUMBER	U/M DESCRIPTION	VENDOR NO.
	100536-46-700	EA HOSE/HYDRAULIC - 1/4" X 408"	RAP4669/AP4669
	100536-46-701	EA HOSE/HYDRAULIC - 1/4" X 412"	AP7130

139507-01-000

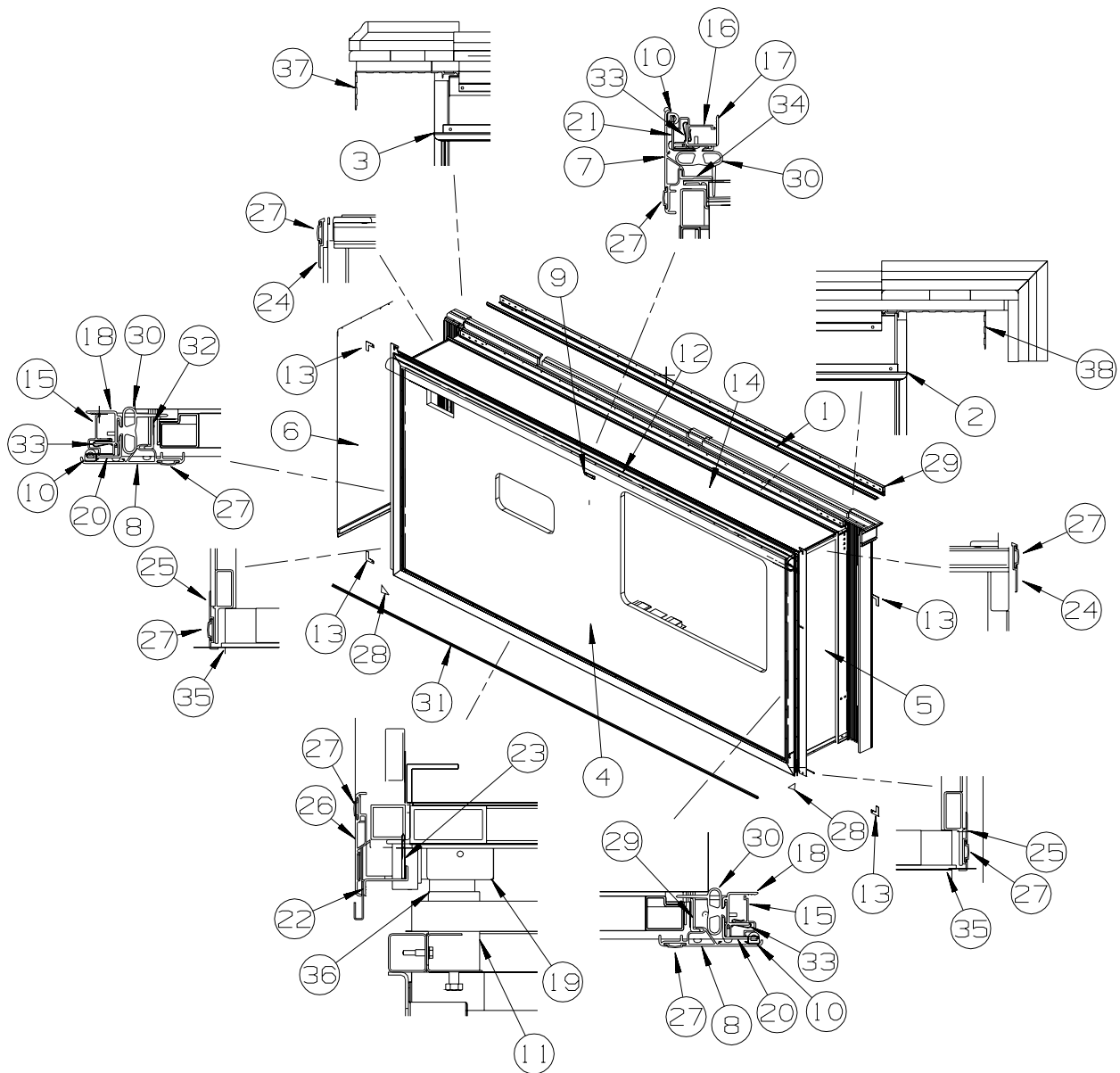
KEY	PART NUMBER	U/M DESCRIPTION	VENDOR NO.
	139507-01-700	EA CYLINDER - SYNCRONIZING	RAP90879/AP24825
	139507-01-701	EA HOSE - HYDRAULIC 1/8" X 102"	AP23738
	139507-01-702	EA CYLINDER - ASSIST	RAP90878/AP25743
	139507-01-703	EA CYLINDER/RAM - MAIN	RAP90877/AP23286



RIGHT REAR

KEY	PART NUMBER	U/M DESCRIPTION
1	150707-01-000	EA SLIDEOUT - LATERAL ARM - 20"
2	150707-02-000	EA BAR/TORSION - LATERAL/SLIDEOUT
3	150707-03-000	EA HOSE KIT - F/SLIDEOUT - W/QUICK CONNECTS
4	113452-01-000	FT SEAL/TRIM - FRONT - VINYL W/WIRE CARRIER - .020"
5	143252-02-02B	EA BRACKET/STOP - F/SLIDEOUT - E-COATED
6	142455-03-000	EA BAR DAMPENNER - LATERAL SLIDE
7	141927-05-01A	EA TRIM/SEAL - INNER/TOP - 74.1" - BRIGHT WHITE

EXTERIOR SLIDEOUT GROUP (CONTINUED)
RIGHT REAR (CONTINUED)



KEY	PART NUMBER	U/M	DESCRIPTION
1	141429-11-01A	EA	TRIM/SEAL - INNER - W/MITERED ENDS - 77.8" - BRIGHT WHITE
2	141429-09-01A	EA	TRIM/SEAL - INNER - W/MITERED ENDS - 45.8" - BRIGHT WHITE
3	141429-10-01A	EA	TRIM/SEAL - INNER - W/MITERED ENDS - 45.8" - BRIGHT WHITE
4	148123-12-SD0	EA	SLUG - F/SLIDEOUT (SE4, SE5, SE6, SE7, SF0, SF1, SF2, SF3)
4	148123-12-SE0	EA	SLUG - F/SLIDEOUT (SF4, SF5, SF6, SF7)
5	150340-01-SD0	EA	PANEL END - F/SLIDEOUT (SE4, SE5, SE6, SE7, SF0, SF1, SF2, SF3)
5	150340-01-SE0	EA	PANEL END - F/SLIDEOUT (SF4, SF5, SF6, SF7)
6	150341-01-SD0	EA	PANEL END - F/SLIDEOUT (SE4, SE5, SE6, SE7, SF0, SF1, SF2, SF3)
6	150341-01-SE0	EA	PANEL END - F/SLIDEOUT (SF4, SF5, SF6, SF7)
7	139625-03-02A	EA	TRIM/SEAL - W/MITERED ENDS - 82" - BLACK
8	139625-47-02A	EA	TRIM/SEAL - W/MITERED ENDS - 50.5" - BLACK
9	150962-01-02A	EA	SPACER - AWNING - SLIDE COVER - 3/4" X 4" - BLACK
10	099418-01-000	FT	SEAL - D-SECTION/ADHESIVE BACK - .44" X .44" - BLK RUBBER
11	142529-02-02B	EA	GUIDE - F/SLIDEOUT ROOM - E-COATED

EXTERIOR SLIDEOUT GROUP (CONTINUED)
RIGHT REAR (CONTINUED)

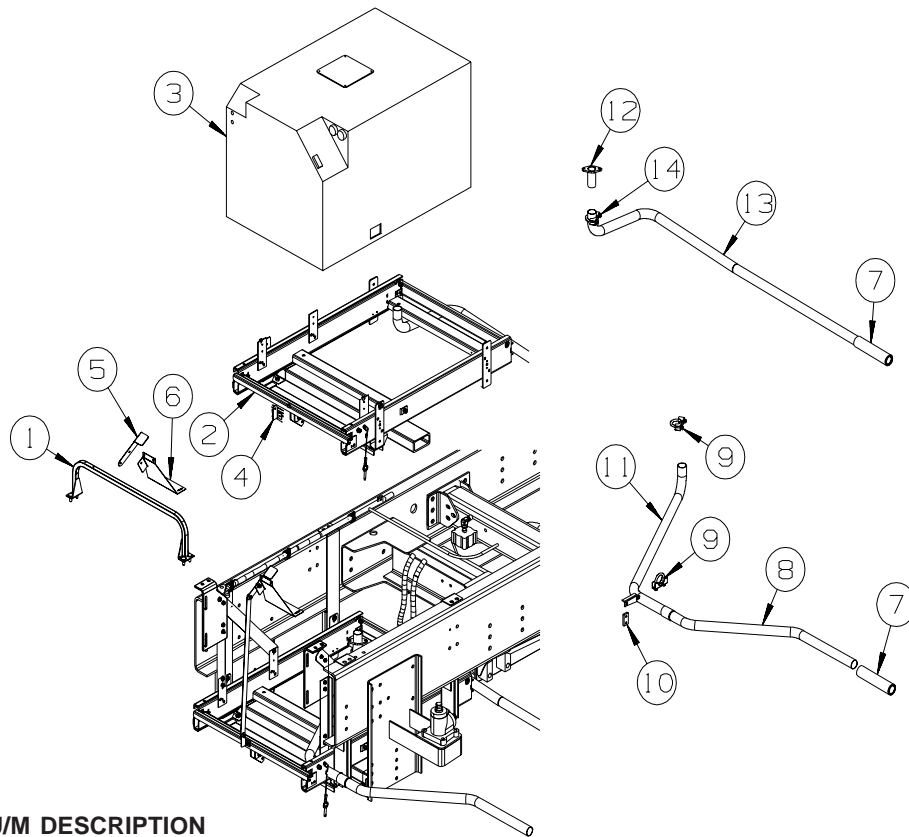
KEY PART NUMBER U/M DESCRIPTION
 12 SLIDEOUT AWNING - SEE TABLE BELOW

SLIDEOUT ROOM AWNINGS - FULL BODY PAINT

MODEL	COLOR CODE	AWNING COLOR	SLIDEROOM LT FRONT	SLIDEROOM LT REAR	SLIDEROOM RT FRONT	SLIDEROOM RT REAR
	<u>92A, 27A, 24C</u>					
S40AD		CHAMPAGNE	150913-04-02A	150913-01-02A	150913-09-02A	N/A
S40KD		CHAMPAGNE	150913-10-02A	150913-08-02A	150913-11-02A	N/A
S40FD		CHAMPAGNE	150913-04-02A	150913-01-02A	150913-09-02A	150913-07-02A
S36GD		CHAMPAGNE	150913-02-02A	150913-07-02A	N/A	N/A
S36RD		CHAMPAGNE	150913-03-02A	150913-07-02A	150913-11-02A	150913-06-02A

KEY	PART NUMBER	U/M	DESCRIPTION
13	116444-04-02B	EA	TRIM/KEY CORNER - SLIDEOUT - 3.1"X3.1" - E-COATED
14	150343-01-SD0	EA	ROOF - F/SLIDEOUT
15	142718-34-01A	EA	RETAINER - SIDEWALL/SLIDEOUT - 45.2"
16	142718-23-01A	EA	RETAINER - SIDEWALL/SLIDEOUT - 79.9"
17	142719-05-01A	EA	TRIM/SIDEWALL - TOP/SLIDEOUT - 81.3" - BRIGHT WHITE FROM: 00-00-00 THRU: 05-23-04
17	151761-02-01A	EA	TRIM - SIDEWALL/SLIDEOUT/TOP - 81.2" - BRIGHT WHITE FROM: 05-24-04 THRU: 99-99-99
18	142720-17-01A	EA	TRIM - SIDEWALL/SLIDEOUT - 47.6" - BRIGHT WHITE FROM: 00-00-00 THRU: 05-23-04
18	151760-08-01A	EA	TRIM - SIDEWALL/SLIDEOUT - 47.6" - BRIGHT WHITE FROM: 05-24-04 THRU: 99-99-99
19	128599-03-000	EA	PAD - F/SLIDEOUT
20	136824-47-02A	EA	TRIM - SIDEWALL/SLIDEOUT - 47.6" - BLACK
21	136824-02-02A	EA	TRIM - SIDEWALL/SLIDEOUT - 81.2" - BLACK
22	141174-01-03A	EA	TRIM/ZEE - SIDEWALL - 81.4" - BLACK
23	123012-03-000	FT	SEAL - SLIDEOUT - .09"/.13" THICK X 1.8" - W/ADHESIVE
24	138659-01-02A	EA	TRIM/FEATURE STRIP - 181.7" - BLACK
25	125051-03-02A	EA	TRIM - FEATURE STRIP/LOWER - 29.3" - BLACK FROM: 00-00-00 THRU: 11-14-04
25	125051-10-02A	EA	TRIM - FEATURE STRIP/LOWER - 19.1" - BLACK FROM: 11-15-04 THRU: 99-99-99
26	142233-04-02A	EA	TRIM/SEAL - W/MITERED ENDS - 82" - BLACK
27	105312-01-13A	FT	INSERT - FEATURE STRIP - VINYL - BLACK
28	135275-01-01A	EA	PROTECTOR - CORNER - SLIDEOUT - WHITE
29	133954-53-02A	EA	TRIM/SEAL - W/NOTCHED END - 43" - BLACK
30	136978-01-01A	FT	SEAL - SLIDEOUT - BLACK
31	149821-01-01A	EA	TRIM/ANGLE - SIDEWALL - BLACK - 1/2" X 1/2" X 77.9"
32	133954-52-02A	EA	TRIM/SEAL - W/NOTCHED END - 43" - BLACK
33	142549-01-000	EA	CLIP - "S" TYPE
34	133954-18-02A	EA	TRIM/SEAL - 76.5" - BLACK
35	075673-05-000	FT	SEAL - PILE - ADHESIVE BACK - BLACK
36	143240-01-000	EA	SEAL - SPONGE RUBBER
37	141430-05-01A	EA	TRIM/SEAL - INNER - 44.2" - BRIGHT WHITE
38	141430-06-01A	EA	TRIM/SEAL - INNER - 44.2" - BRIGHT WHITE

GENERATOR GROUP



KEY	PART NUMBER	U/M	DESCRIPTION	
1	114169-02-02B	EA	HANDLE - BUMPER MOUNT - E-COATED	
2*	130294-04-01A	EA	SLIDE - GENERATOR - MANUAL	
3	122425-01-000	EA	GENERATOR - DIESEL - 7.5	
4	131696-02-02B	EA	BRACKET - GENERATOR - E-COATED	
5	131696-01-02B	EA	BRACKET - GENERATOR - E-COATED	
6	131507-01-02B	EA	BRACKET - GENERATOR - E-COATED	
7	138246-01-01A	EA	EXTENSION - TAILPIPE - 1.6"ID X 7.7" - STAINLESS STEEL	
8	116381-12-000	EA	PIPE - EXHAUST - GENERATOR	
9	007125-03-000	EA	CLAMP - MUFFLER - 1.5" DIAMETER	FROM: 00-00-00 THRU: 03-28-05
10	007131-03-000	EA	HANGER - TAILPIPE	FROM: 00-00-00 THRU: 03-28-05
11	116381-11-000	EA	PIPE - EXHAUST - GENERATOR	FROM: 00-00-00 THRU: 03-28-05
12	106235-01-000	EA	ADAPTOR - STRAIGHT W/FLANGE - GENERATOR EXHAUST	FROM: 00-00-00 THRU: 03-28-05
13	116381-13-000	EA	PIPE - EXHAUST - GENERATOR	FROM: 03-29-05 THRU: 00-00-00

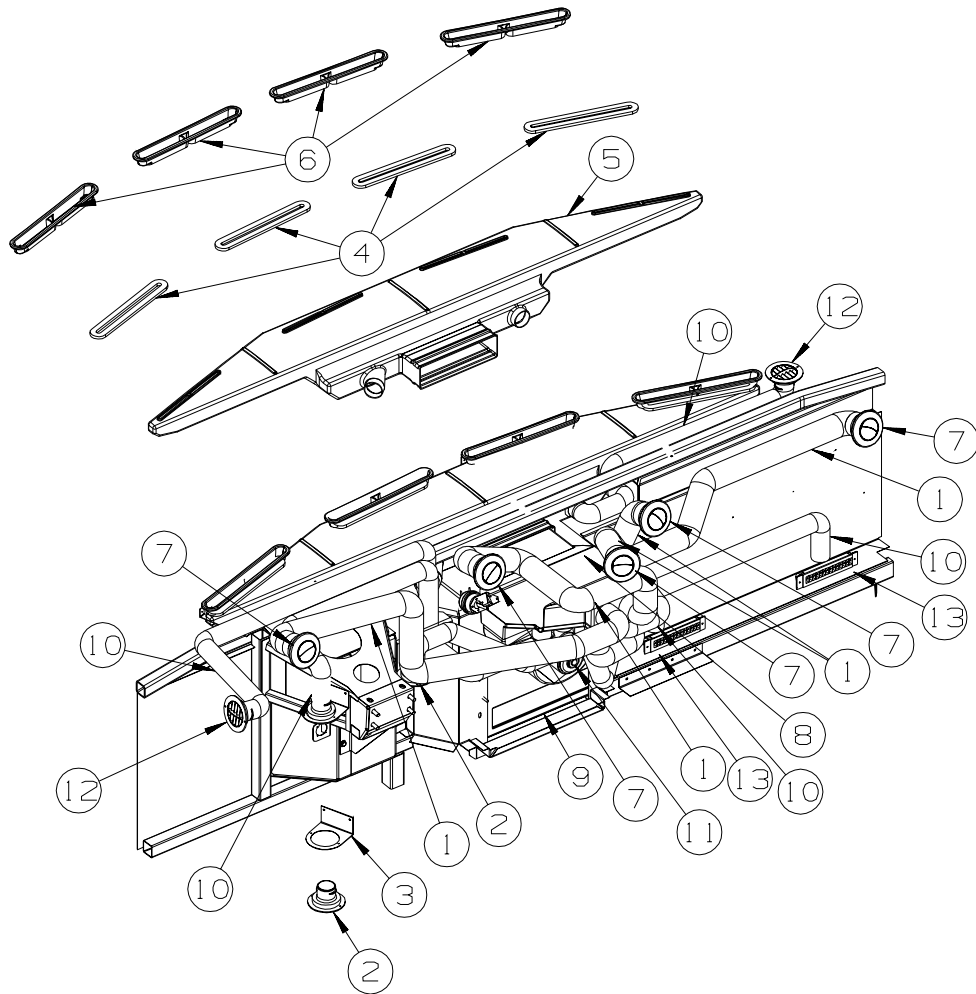
*COMPONENT PARTS LISTED LATER IN THIS GROUP

COMPONENT PARTS FOR DIESEL

130294-04-01A

KEY	PART NUMBER	U/M	DESCRIPTION	VENDOR NO.
	130294-02-700	EA	PIN/QUICK RELEASE	1213100
	130294-04-700	EA	SCREW - 5/16" X 1 1/2"	1202060
	130294-04-701	EA	BOLT - 3/8" X 3/8" SHOULDER	1202300
	130294-04-702	EA	BOLT/SHOULDER - 3/8" X 3/8"	1202735
	130294-04-703	EA	GUIDE BUTTON - POP-IN	1612690
	130294-04-704	EA	HANDLE ASM - PAINTED	3624650
	131682-01-700	EA	ROLLER - (BEARING)	1912040
	131682-01-702	EA	SPRING - (LEFT HAND)	1217901
	131682-01-703	EA	SPRING - (RIGHT HAND)	1217911
	143709-01-701	EA	BUMPER - BLACK (RUBBER STOP)	1602000

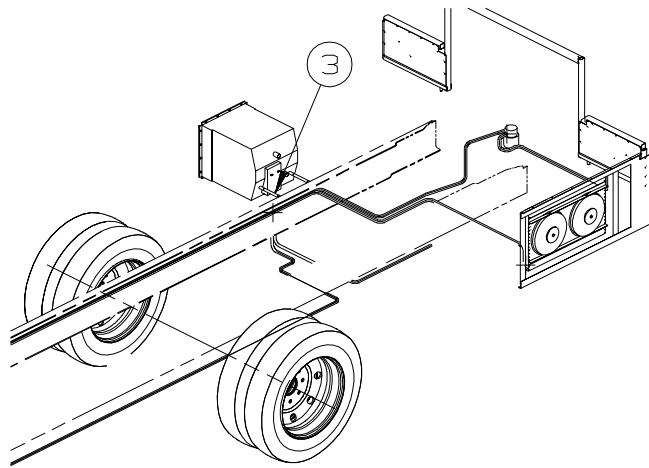
HEATING & A/C GROUP AUTOMOTIVE



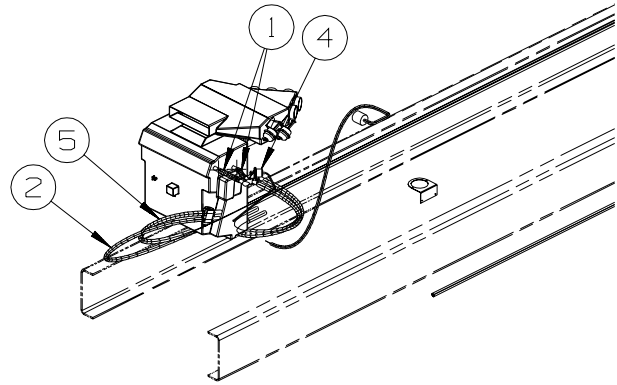
KEY	PART NUMBER	U/M	DESCRIPTION
1	007281-01-000	EA	HOSE - FLEXIBLE PVC - 2 1/2" ID X 50'
2	024990-05-000	EA	OUTLET - DEFROSTER - W/SWIVEL - 2" SLEEVE/4" OD - BLACK
3	136157-03-02B	EA	BRACKET - HEATER - E-COATED
4	077075-01-000	EA	GASKET - INSTRUMENT PANEL/DEFROSTER PLENUM - .6" X 10.2"
5	103017-04-000	EA	PLENUM - DEFROSTER W/SIDE VENT
	103017-03-000	EA	PLENUM - DEFROSTER
6	135265-01-04A	EA	VENT - DEFROSTER - PLASTIC - GLACIER
7	146504-01-01A	EA	LOUVER - ROUND 2.5" - BLACK
8*	103930-58-000	EA	CONTROL/PLENUM - LARGE ROTARY
9*	103930-55-000	EA	EVAPORATOR/HEATER - NONCHARGED - SINGLE OUTPUT
10	007076-01-000	EA	HOSE - FLEXIBLE PVC - 2" ID - INCREMENTS OF 50'
11	134275-01-01A	EA	PLENUM - TRANSITION
12	024990-12-000	EA	OUTLET - DEFROSTER - W/SWIVEL - 2" SLEEVE/4" OD - GLACIER
13	146505-01-01A	EA	LOUVER - RECTANGULAR - 1.5" X 8" - BLACK
	103930-54-000	EA	MANUAL - OWNERS - HEATER/AC
	113452-02-000	FT	SEAL/TRIM - FRONT - VINYL W/WIRE CARRIER - .027" - OVER SHARP EDGES THAT HOSES CROSS

*COMPONENT PARTS LISTED LATER IN THIS GROUP

HEATING & A/C GROUP (CONTINUED) AUTOMOTIVE (CONTINUED)



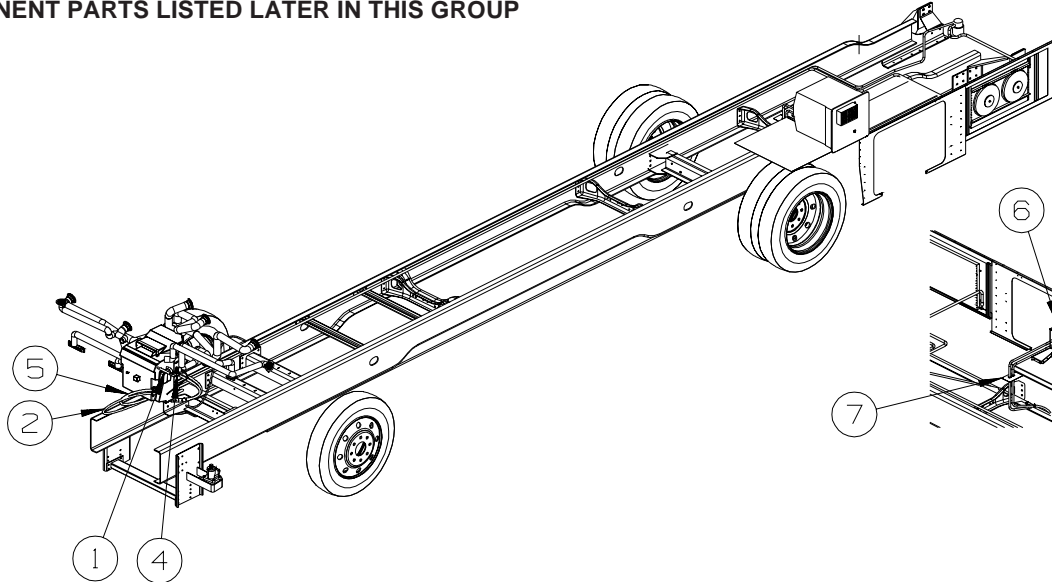
**S36GD, S40AD,
S40KD**



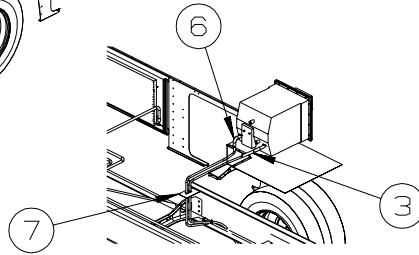
KEY PART NUMBER U/M DESCRIPTION

1	007108-01-000	FT HOSE - HEATER - 5/8" ID - HI-TEMP
2*	072342-24-000	EA HOSE/#6 - 48" LONG (DRIER TO EVAPORATOR)
3	079059-01-000	EA HOSE - 90 DEGREE - 5/8"ID X 4" X 36"
4	103930-24-000	EA VALVE/WATER CONTROL - 4 PORT/VACUUM CONTROLLED
5*	103930-59-000	EA HOSE/#12 - 80" LONG (EVAPORATOR TO COMPRESSOR)
	113452-02-000	FT SEAL/TRIM - FRONT - VINYL W/WIRE CARRIER - .027" - OVER SHARP EDGES THAT HOSES CROSS

***COMPONENT PARTS LISTED LATER IN THIS GROUP**



S36RD

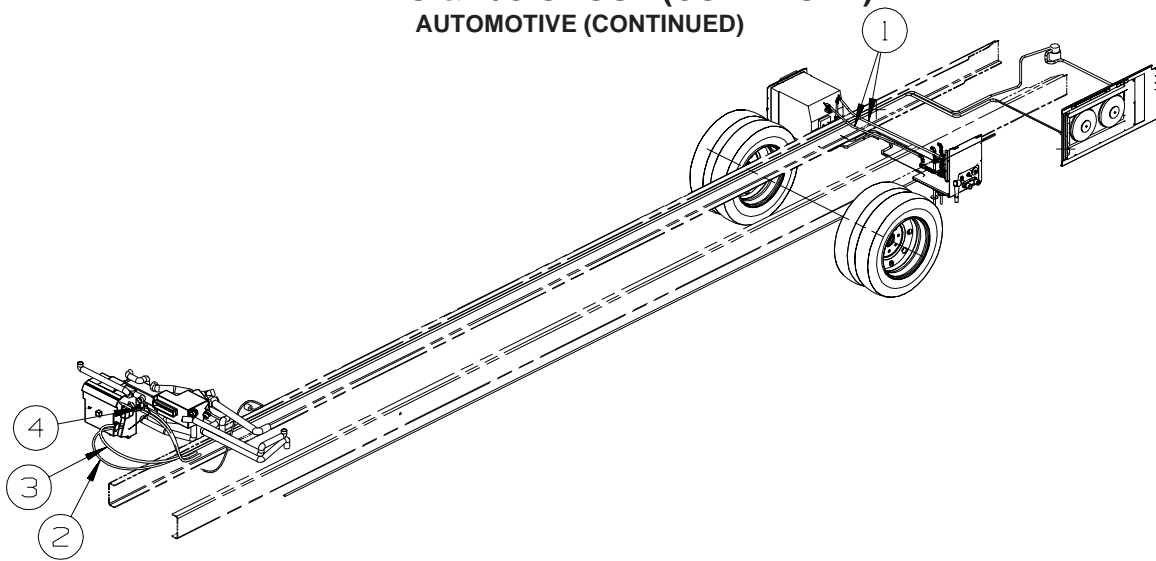


KEY PART NUMBER U/M DESCRIPTION

1	007108-01-000	FT HOSE - HEATER - 5/8" ID - HI-TEMP
2*	072342-24-000	EA HOSE/#6 - 48" LONG (DRIER TO EVAPORATOR)
3	007108-01-000	FT HOSE - HEATER - 5/8" ID - HI-TEMP
4	103930-24-000	EA VALVE/WATER CONTROL - 4 PORT/VACUUM CONTROLLED
5*	103930-59-000	EA HOSE/#12 - 80" LONG (EVAPORATOR TO COMPRESSOR)
6	007108-01-000	FT HOSE - HEATER - 5/8" ID - HI-TEMP
7	150528-01-02B	EA PLATE - W/HOLES - E-COATED
	113452-02-000	FT SEAL/TRIM - FRONT - VINYL W/WIRE CARRIER - .027" - OVER SHARP EDGES THAT HOSES CROSS

***COMPONENT PARTS LISTED LATER IN THIS GROUP**

HEATING & A/C GROUP (CONTINUED)
AUTOMOTIVE (CONTINUED)



S40FD

KEY	PART NUMBER	U/M	DESCRIPTION
1	007108-01-000	FT	HOSE - HEATER - 5/8" ID - HI-TEMP
2*	072342-24-000	EA	HOSE/#6 - 48" LONG (DRIER TO EVAPORATOR)
3*	103930-59-000	EA	HOSE/#12 - 80" LONG (EVAPORATOR TO COMPRESSOR)
4	103930-24-000	EA	VALVE/WATER CONTROL - 4 PORT/VACUUM CONTROLLED
	113452-02-000	FT	SEAL/TRIM - FRONT - VINYL W/WIRE CARRIER - .027" - OVER SHARP EDGES THAT HOSES CROSS

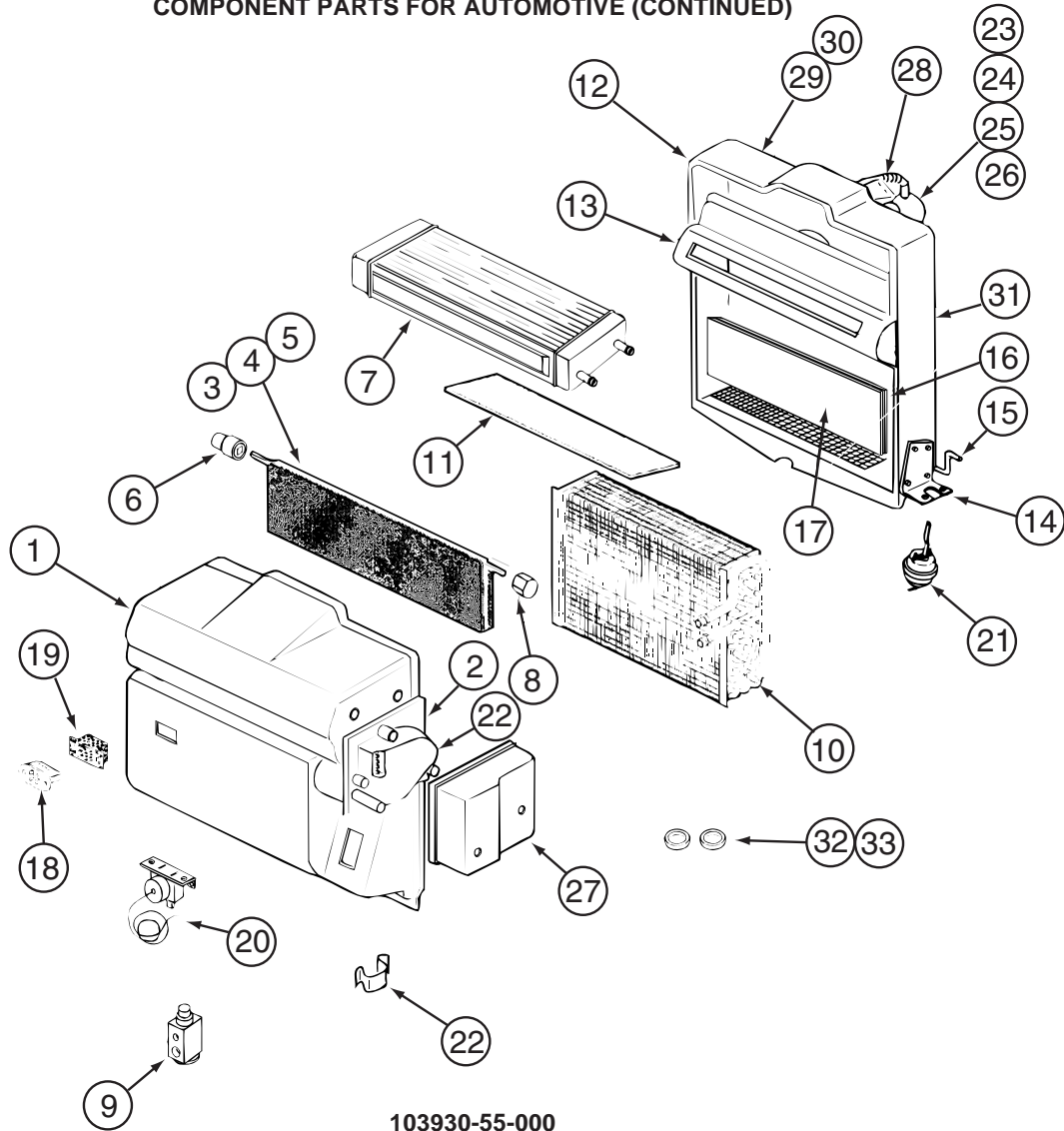
***COMPONENT PARTS LISTED LATER IN THIS GROUP**

COMPONENT PARTS FOR AUTOMOTIVE

072342-24-000

KEY	PART NUMBER	U/M	DESCRIPTION	VENDOR NO.
	072342-24-700	EA	HOSE - A/C-#6 DRIER TO EVAP	085-0573
	103930-01-716	EA	SWITCH-PRESSURE/COND. FAN	032-0036
	103930-12-708	EA	SWITCH-BINARY-HI/LOW CUTOUT	032-0048
	103930-12-709	EA	FITTING-QUICK CONNECT	032-0120
	110279-02-702	EA	O'RING #12	045-0125
	113245-01-711	EA	O'RING #6	045-0129

HEATING & A/C GROUP (CONTINUED)
COMPONENT PARTS FOR AUTOMOTIVE (CONTINUED)



103930-55-000

KEY	PART NUMBER	U/M	DESCRIPTION	VENDOR NO.
1	103930-55-701	EA	CASE - FRONT	062-0658
2	103930-30-701	EA	PLATE - MOTOR MOUNT	062-0544
3	103930-55-705	EA	DOOR - BLEND AIR	071-0892
6	103930-30-702	EA	BUSHING/DRIVE (BLEND DOOR)	062-0168
7	103930-55-706	EA	CORE - HEATER - W/GASKET	084-0271
8	103930-30-709	EA	COUPLING - BLEND DOOR SHAFT	062-0634
9	103930-20-700	EA	VALVE-EXPANSION-BLOCK, 2 TON	034-0032
10	103930-55-700	EA	CORE-EVAPORATOR	041-00168
12	103930-55-702	EA	CASE-REAR	062-0657
14	103930-01-708	EA	BRACKET-VACUUM MOTOR	070-0113
15	103930-20-704	EA	ROD-DOOR-RECIRCULATING	073-0018
16	103930-55-707	EA	DOOR - RECIRCULATION	071-0891
18	103930-01-710	EA	RESISTOR-FUSED, A/C 4 TERM	035-0006
20	103930-01-711	EA	THERMOSTAT	033-0003
21	103930-02-708	EA	MOTOR-VACUUM SERVO, A/C	030-0025
22	103930-30-703	EA	MOTOR - SERVO	030-0104
23	103930-20-707	EA	HOUSING-BLOWER	062-0145
24	103930-55-703	EA	MOTOR-BLOWER W/O PIGTAIL	030-0137
25	103930-01-717	EA	WHEEL-BLOWER, CLOCKWISE	062-0010
26	103930-20-708	EA	CLIP-MOTOR SHAFT	022-0001
27	103930-30-704	EA	COVER - SERVO	062-0545
32	113245-01-707	EA	O'RING #8	045-0126
33	103930-17-702	EA	O'RING #10	045-0127
	103930-55-704	EA	CORE-HEATER	042-0059
	110279-01-703	EA	HOSE-VENT F/BLOWER MOTOR	051-0034

CONTACT WINNEBAGO PART SALES FOR UNLISTED COMPONENT(S)

HEATING & A/C GROUP (CONTINUED)
COMPONENT PARTS FOR AUTOMOTIVE (CONTINUED)

103930-58-000

KEY	PART NUMBER	U/M	DESCRIPTION	VENDOR NO
	103930-49-703	EA	CONTROL PANEL ASM. - DRIVER	083-0223
	103930-49-705	EA	POTENTIOMETER	032-0182
	103930-58-700	EA	PLENUM CASE - UPPER	060-0687
	103930-58-701	EA	DOOR/DIVERTOR - DEFROSTER	071-0929
	103930-58-702	EA	ROD - DEFROSTER DIVERTOR DR	073-0080
	103930-58-703	EA	DOOR/DIVERTOR - A/C-HEAT	071-0930
	103930-58-704	EA	ROD - A/C-HEAT DOOR	073-0079
	103930-58-705	EA	PLENUM CASE - LOWER	060-0688

103930-59-000

KEY	PART NUMBER	U/M	DESCRIPTION	VENDOR NO
	103930-17-702	EA	O'RING #10	045-0127
	103930-59-700	EA	HOSE - A/C-#12EVAP/COMP 80"	085-0574
	113245-01-710	EA	O'RING, #12	045-0128

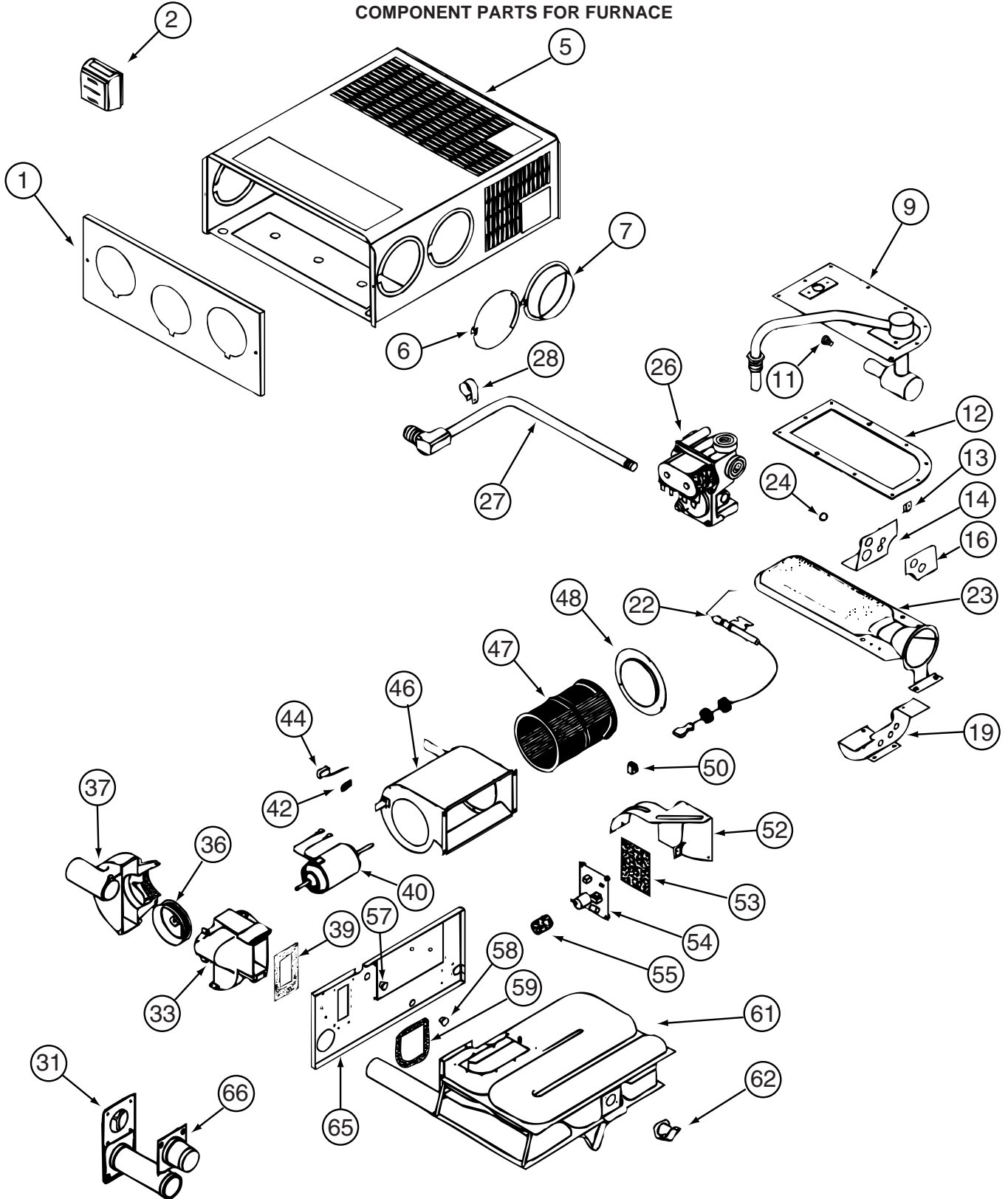
HEATING & A/C GROUP (CONTINUED)

FURNACE

KEY	PART NUMBER	U/M	DESCRIPTION
	009198-01-000	FT	DUCT - HEAT - FLEXIBLE - 4" ID X 25'
	009198-02-000	FT	DUCT - HEAT - FLEXIBLE - 2" ID X 25'
	009200-01-000	EA	TAPE - FURNACE - 1 1/2"
	056464-10-000	EA	REGISTER W/O DAMPER - 4" DIAMETER - PLASTIC - BEIGE
	137965-01-02A	EA	REGISTER - 11.2" X 3.6"(9.7 X 2.1"R/O) W/O DAMPER- ANT PWTR
	137965-02-02A	EA	REGISTER - 11.2" X 3.6"(9.7 X 2.1"R/O) W/DAMPER - ANT PWTR
	137965-03-02A	EA	REGISTER - 11.2" X 3.6"(9.7 X 2.1"R/O) W/O DAMPER-ANT PWTR
	137965-04-02A	EA	REGISTER - 11.2" X 3.6"(9.7 X 2.1"R/O) W/DAMPER - ANT PWTR
	137965-06-02A	EA	REGISTER - 15.3" X 3.6"(13.9"X2.1"R/O) W/O DAMPER-ANT PWTR
	137965-07-02A	EA	REGISTER - 9.5" X 5.3"(7.8" X 3.8"R/O) W/O DAMPER-ANT PWTR
	069636-02-000	EA	CONNECTOR - DUCT - 4" ID
	089367-02-000	EA	TEE - 4" X 2" X 4"
	092776-01-000	EA	ADAPTER - DUCT - 2"
	139980-07-000	EA	ADAPTOR - VENT BOTTOM SF-30/35
	093614-08-02A	EA	GRILLE - AIR RETURN - 9.8" X 13.9" - BEIGE
	093614-10-01A	EA	GRILLE - AIR RETURN-13.9" X 7.9"/11.6" X 5.6" OPENING-BEIGE
	093614-11-01A	EA	GRILLE - AIR RETURN - 13.9" X 7.9" - BEIGE
	093741-01-000	EA	BOX - BOOT - FLOOR REGISTER
	098668-16-000	EA	VENT - INTAKE
	098668-23-000	EA	DOOR - ACCESS - FURNACE - BRIGHT WHITE - SECONDARY FURNACE
	112091-01-000	FT	SEAL/D - NEOPRENE - HEAT ACTIVE ADHESIVE - .9" X 7"
	126693-05-02B	EA	PANEL - EXHAUST/FURNACE - E-COATED
	145895-02-02B	EA	PANEL - CLOSEOUT - FURNACE - E-COATED - S40KD
	133323-01-01A	EA	SHROUD - FURNACE - BRIGHT WHITE
*	139980-01-000	EA	FURNACE - 25000 BTU - SF QUIET - SUBURBAN SF-25 2320J - SECONDARY FURNACE
*	143563-02-000	EA	FURNACE - 40000 BTU HIGH QUIET - SUBURBAN SH-40 2322
	139980-08-000	EA	GASKET - BOTTOM VENT SF-30/35
	141337-01-01A	EA	GASKET - FURNACE
	143563-05-000	EA	GASKET - FIBERGLASS - SUBURBAN #071018
	143563-04-000	EA	PLATE END - COLLAR
	146608-01-01B	EA	TUBE - EXTENSION/INTAKE - SUBURBAN
	146608-02-01B	EA	TUBE - EXTENSION/EXHAUST - SUBURBAN

***COMPONENT PARTS LISTED LATER IN THIS GROUP**

HEATING & A/C GROUP (CONTINUED)
COMPONENT PARTS FOR FURNACE



139980-01-000

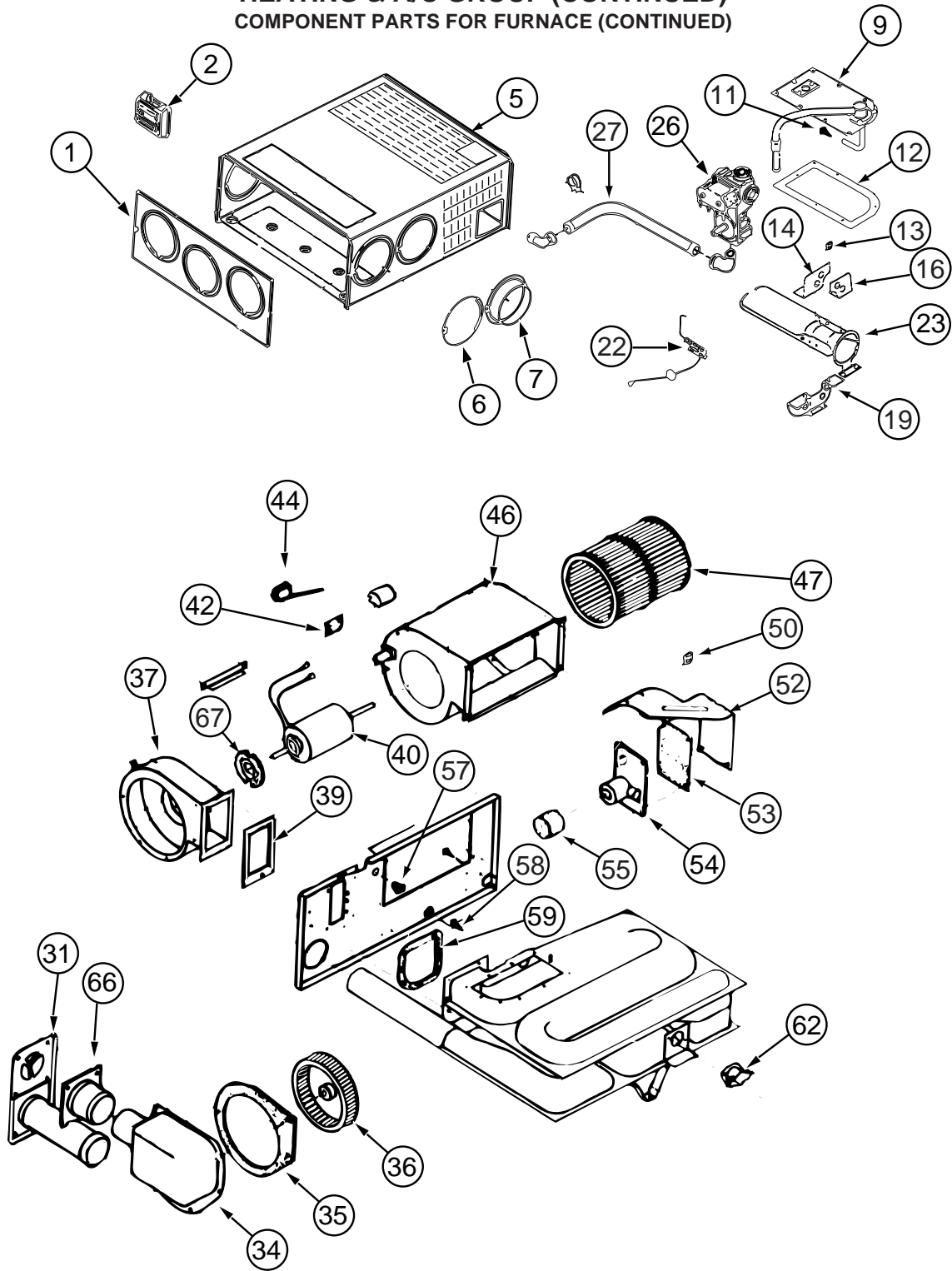
HEATING & A/C GROUP (CONTINUED)
COMPONENT PARTS FOR FURNACE (CONTINUED)

139980-01-000 (CONTINUED)

KEY	PART NUMBER	U/M	DESCRIPTION	VENDOR NO.
9	139980-01-700	EA	MANIFOLD ASSEMBLY	171571
11	090039-01-703	EA	ORIFICE-MAIN BURNER	180193
12	098668-22-703	EA	GASKET - BURNER ACCESS COVER	070811
22	139980-01-701	EA	ELECTRODE	232286
23	098668-01-703	EA	BURNER ASSEMBLY	010762
26	098668-01-718	EA	VALVE-GAS SF S.N.974903079	161122
27	139980-01-702	EA	PIPE ASSEMBLY/GAS INLET	171574
31	098668-01-707	EA	TUBE ASSEMBLY, EXHAUST W/CAP	260231
33	139980-01-703	EA	HOUSING/COMB. - FRONT/HALF	390852
36	098668-01-706	EA	WHEEL-COMBUSTION AIR	350184
37	139980-01-704	EA	HOUSING/COMB. - REAR/HALF	390848
39	139980-01-705	EA	GASKET/FIREWALL-COMB AIR	071084
40	139980-01-706	EA	MOTOR ASSEMBLY W/GASKET	232682
42	101990-01-714	EA	GASKET-MICROSWITCH	230877
44	098668-21-700	EA	SWITCH-MICRO-W/O FLAG 3 1/4"	232261
46	139980-01-708	EA	BLOWER ASSEMBLY - ROOM AIR	390739BK
47	098668-01-711	EA	WHEEL-BLOWER, ROOM AIR	350129
48	139980-01-709	EA	ORFICE RING	390696
50	139980-01-710	EA	SWITCH - ON/OFF	232351
52	139980-01-711	EA	PANEL ASSEMBLY-MODULE BD	101663
53	139980-01-712	EA	INSULATOR - MODULE BD	070807
54	098668-22-705	EA	MODULE BD W/RELAY TIME DELAY	520820
55	139980-01-713	EA	CAP/INSULATOR-MODULE BD	070973
57	139980-01-714	EA	BUSHING - UNIVERSAL	070362
58	139980-01-715	EA	BUSHING - STRAIN RELIEF	231809
59	098668-01-716	EA	GASKET-FIREWALL,CHAMBER SIDE	070808
61	139980-01-716	EA	CHAMBER ASSEMBLY - FINAL	021149BK
62	098668-21-701	EA	SWITCH - LIMIT	232504
66	098668-01-713	EA	TUBE ASSEMBLY, INTAKE	051248
	098668-19-700	EA	DOOR/CABINET ACCESS	101888

CONTACT WINNEBAGO PART SALES FOR UNLISTED COMPONENT(S)

HEATING & A/C GROUP (CONTINUED)
COMPONENT PARTS FOR FURNACE (CONTINUED)



143563-02-000

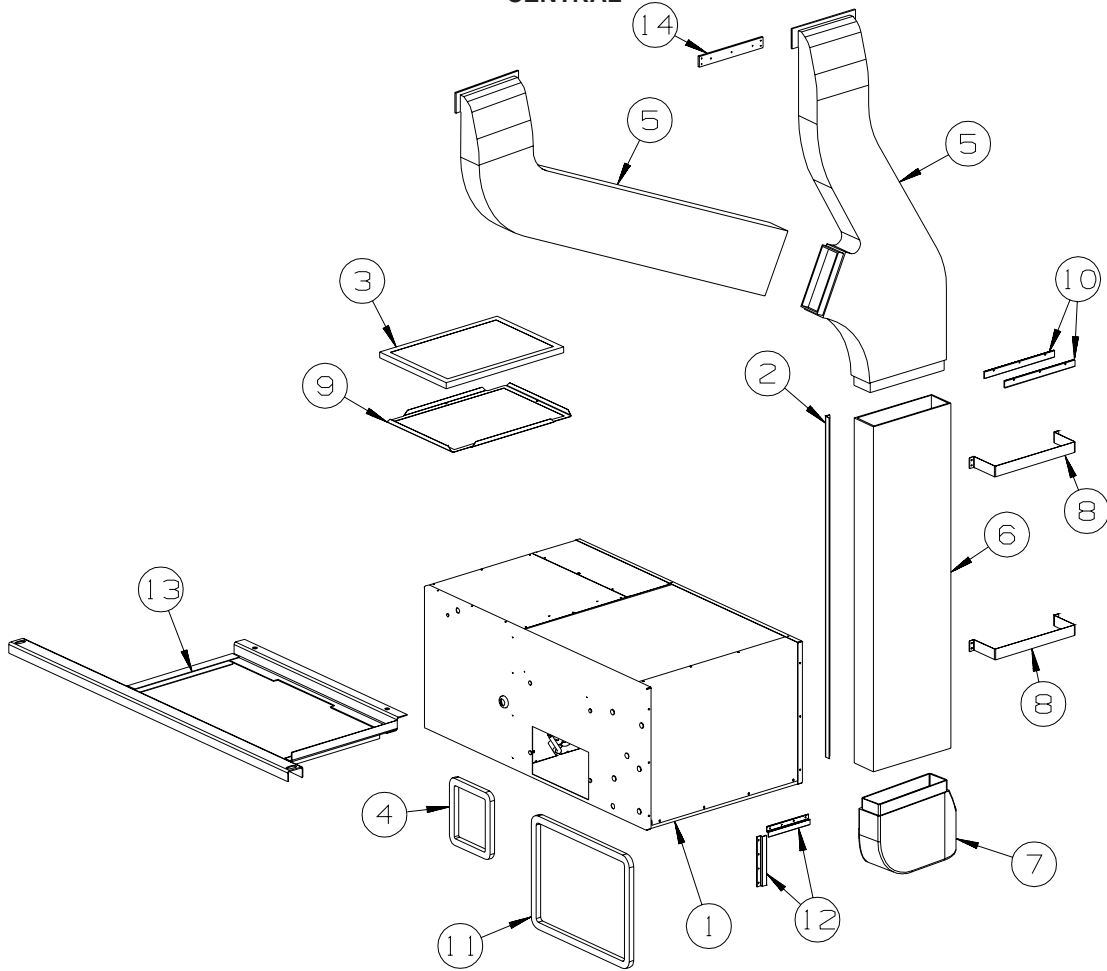
**HEATING & A/C GROUP (CONTINUED)
COMPONENT PARTS FOR FURNACE (CONTINUED)**

143563-02-000 (CONTINUED)

KEY	PART NUMBER	U/M	DESCRIPTION	VENDOR NO.
1	143563-01-700	EA	CABINET - FRONT	101907
2			SEE 12 VOLT WIRING AREAS FOR CORRECT THERMOSTAT	
5	143563-02-700	EA	CABINET	101915
7	075696-02-703	EA	COLLAR - DUCT	050715
9	143563-01-702	EA	MANIFOLD ASSEMBLY	171599
11	143563-02-701	EA	ORFICE - MAIN BURNER	180309
12	098668-22-703	EA	GASKET - BURNER ACCESS COVER	070811
14	143563-02-702	EA	PLATE - SECONDARY AIR/TOP BACK	063198
16	143563-02-703	EA	PLATE - SECONDARY AIR/TOP FRT	062933
19	143563-02-704	EA	PLATE - SECONDARY AIR/BOTTOM	062935
22	139980-01-701	EA	ELECTRODE	232286
23	098668-11-701	EA	BURNER ASSEMBLY, SF-42F	010799
26	098668-01-718	EA	VALVE-GAS SF S.N.974903079	161122
27	143563-01-707	EA	PIPE ASSEMBLY (GAS INLET)	171603
31	098668-01-707	EA	TUBE ASSEMBLY, EXHAUST W/CAP	260231
34	143563-01-708	EA	BOX ASM (COMB. AIR INTAKE)	051430BK
35	143563-01-709	EA	GASKET (COMB. AIR HOUSING)	071108
36	143563-01-710	EA	WHEEL (COMBUSTION AIR)	350199
37	143563-01-711	EA	HOUSING (COMBUSTION AIR)	390862BK
39	143563-01-715	EA	GASKET-FIREWALL/COMB. AIR	071107
40	143563-02-705	EA	MOTOR ASSEMBLY	232726
42	101990-01-714	EA	GASKET-MICROSWITCH	230877
44	098668-21-700	EA	SWITCH-MICRO-W/O FLAG 3 1/4"	232261
46	143563-01-713	EA	BLOWER ASSEMBLY(ROOM AIR)	390867BK
47	143563-01-714	EA	WHEEL - ROOM AIR	350198
50	139980-01-710	EA	SWITCH - ON/OFF	232351
52	139980-01-711	EA	PANEL ASSEMBLY-MODULE BD	101663
53	139980-01-712	EA	INSULATOR - MODULE BD	070807
54	098668-22-705	EA	MODULE BD W/RELAY TIME DELAY	520820
55	139980-01-713	EA	CAP/INSULATOR-MODULE BD	070973
57	139980-01-714	EA	BUSHING - UNIVERSAL	070362
58	139980-01-715	EA	BUSHING - STRAIN RELIEF	231809
59	098668-01-716	EA	GASKET-FIREWALL,CHAMBER SIDE	070808
62	143563-02-706	EA	SWITCH - LIMIT	232735
66	098668-01-713	EA	TUBE ASSEMBLY, INTAKE	051248
67	075697-07-703	EA	GASKET - MOTOR	070448
	143563-02-707	EA	CHAMBER ASM. - FINAL	021172BK
			CONTACT WINNEBAGO PART SALES FOR UNLISTED COMPONENT(S)	

HEATING & A/C GROUP (CONTINUED)

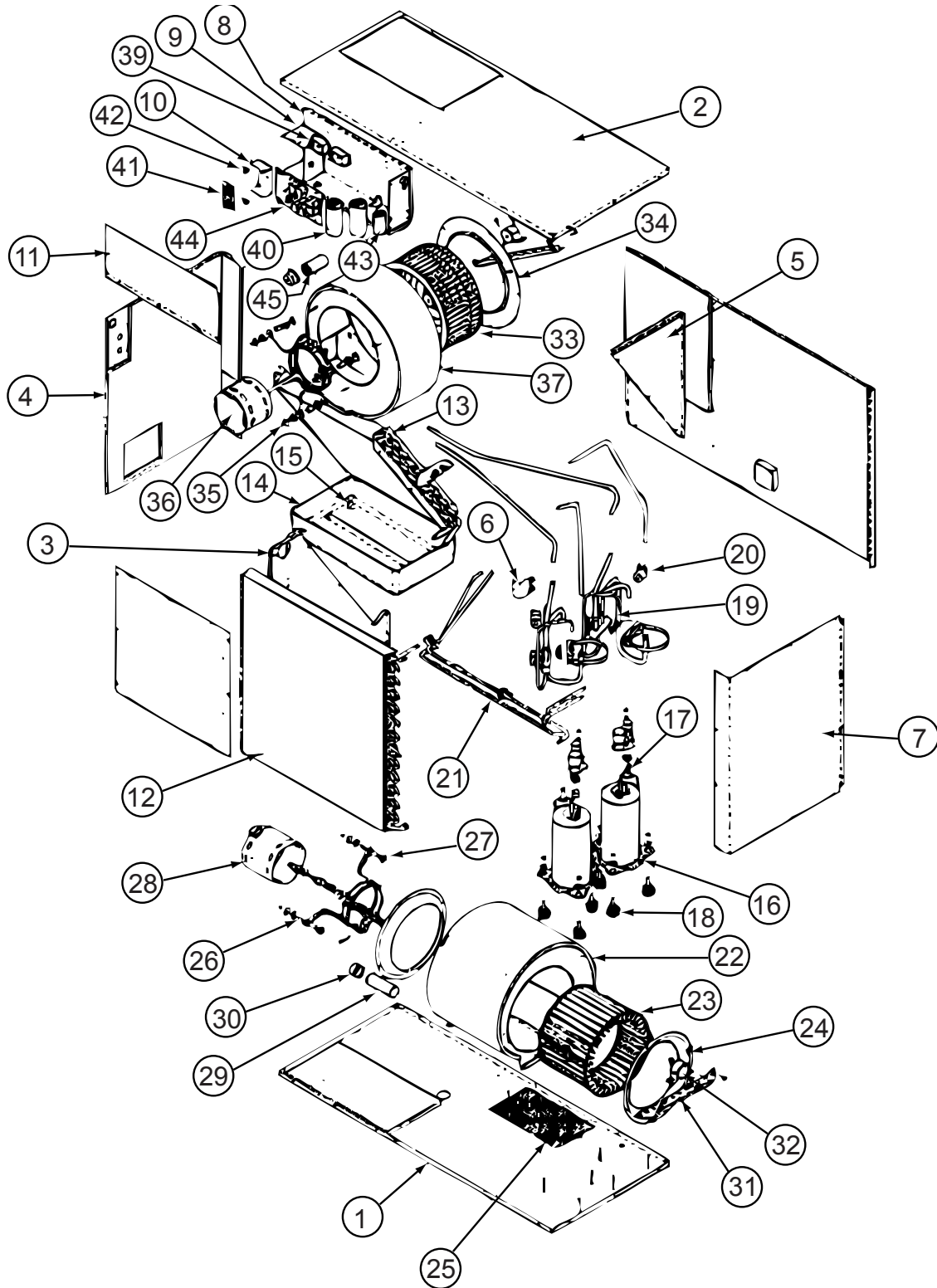
CENTRAL



KEY	PART NUMBER	U/M	DESCRIPTION
1*	105620-16-000	EA	A/C - CENTRAL - RIGHT HAND/HEAT PUMP - TOP RETURN
2	130262-01-000	EA	PROTECTOR - CORNER SAVER - .7" X .7" X 48"
3	109050-02-000	EA	FILTER/FURNACE-AC - FIBERGLASS - 1" X 14" X 20"
4	134588-02-000	EA	GASKET - DUCT - 6.4" X 7.4" IS - 8.3" X 9.4" OS
5	M09204-01-000	EA	DUCT/AC - UPPER RIGHT HAND/LEFT HAND
	128862-01-000	EA	DUCT/AIR - UPPER LEFT HAND
	128868-01-000	EA	DUCT/AIR - UPPER RIGHT HAND
5	105290-01-000	SF	INSULATION - AIR POCKET W/FOIL
6	117870-10-01A	EA	PLENUM - A/C - 48.5"
7	147621-01-01A	EA	DUCT - CENTRAL AIR/FORCED - LOWER
7	105290-01-000	SF	INSULATION - AIR POCKET W/FOIL
8	129047-01-02B	EA	STRAP/MOUNTING - AIR DUCT - E-COATED
9	139757-01-02B	EA	PANEL - TRAY - A/C FILTER - E-COATED
10	115886-11-02A	EA	RETAINER - SIDEWALL - BRIGHT WHITE - 11.8"
11	134588-04-000	EA	GASKET - DUCT - 13.9" X 18.2" IS - 15.9" X 20.2" OS
12	130481-01-01A	EA	BRACKET - ZEE W/HOLES - 7"
13	147613-01-02B	EA	CRADLE - A/C - E-COATED
14	129051-01-01A	EA	STRAP - MOUNTING, AIR DUCT, MILL

*COMPONENT PARTS LISTED LATER IN THIS GROUP

HEATING & A/C GROUP (CONTINUED)
COMPONENT PARTS FOR CENTRAL



105620-16-000

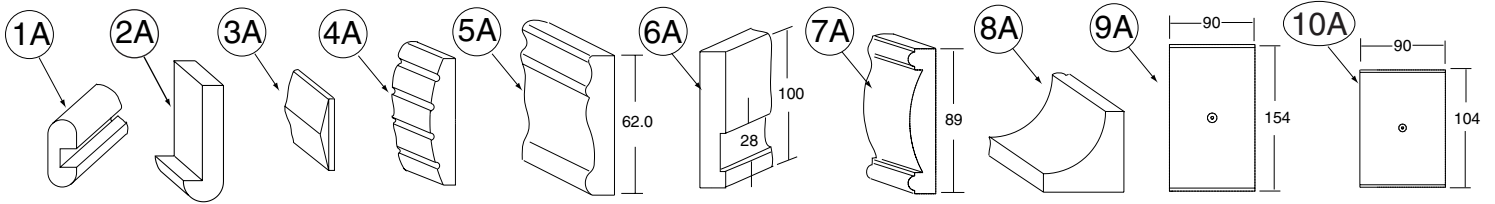
HEATING & A/C GROUP (CONTINUED)
COMPONENT PARTS FOR CENTRAL (CONTINUED)

105620-16-000 (CONTINUED)

KEY	PART NUMBER	U/M	DESCRIPTION	VENDOR NO.
10	105620-01-733	EA	ISOLATOR-HIGH VOLTAGE	6795-117
12	105620-16-700	EA	CONDENSOR COIL	1452-1681
13	105620-16-701	EA	EVAPORATOR COIL	14521671
14	105620-16-702	EA	DRAIN PAN	6537-104
15	105620-12-703	EA	VALVE - DRAIN	6795-200
16	105620-12-723	EA	COMPRESSOR (PANASONIC)	1450-2229
17	105620-16-703	EA	OVERLOAD	1450-0161
18	105620-01-706	EA	MOUNTING PKG.,COMP., 3 PER	6759-3081
19	105620-16-704	EA	REVERSING VALVE	6537-5321
20	105620-12-708	EA	COIL - SOLENOID	1460-1081
21	105620-16-705	EA	BY-FLO RESTRICTOR	1454-2561
22	105620-10-718	EA	BEARING HOUSING/OUTSIDE AIR	6536-515
23	105620-01-713	EA	WHEEL-BLOWER/OUTSIDE AIR	1472-1011
24	105620-01-714	EA	VENTURI-BLOWER/OUTSIDE AIR	6795A150
26	105620-01-715	EA	MOUNT-BLOWER/OUTSIDE AIR	6795A3011
27	105620-01-716	EA	SLEEVE & GROMMET, 4 PER PKG	6795A3031
28	105620-10-721	EA	MOTOR/BLOWER-8 3/4" SHAFT	1468A3029
29	105620-01-718	EA	CAPACITOR-FAN(OUTDOOR MOTOR)	1499-5631
30	105620-10-715	EA	RUBBER CAPACITOR BOOT	1499-951
31	105620-10-700	EA	BEARING BRACKET/OUTSIDE AIR	6536-514
32	105620-10-701	EA	BEARING/PILLOW BLOCK-O/S AIR	6536-3011
33	105620-11-701	EA	BLOWER WHEEL/INSIDE AIR	1472-1151
34	105620-12-715	EA	BLOWER VENTURI/INSIDE AIR	6535A287
35	105620-01-723	EA	MOUNT-BLOWER MOTOR - I/S AIR	6795-302
36	105620-12-716	EA	BLOWER MTR/IN AIR/REVERSIBLE	1468-3219
37	105620-16-707	EA	BLOWER HOUSING/INSIDE AIR	6537-590
38	105620-12-719	EA	COIL SENSOR	7330A3231
39	105620-01-729	EA	RELAY-COMPRESSOR -4 TERMINAL	1460-1131
40	105620-12-725	EA	COMPRESSOR RUN CAPACITOR	1499-5731
41	105620-16-708	EA	BOARD/TERMINAL- HIGH VOLTAGE	6795-3151
43	105620-10-705	EA	PTCR (START DEVICE) - W/CAP.	8333A9021
45	093763-01-704	EA	CAPACITOR-FAN (INDOOR MOTOR)	1499-5461
	105620-16-709	EA	CIRCUIT BOARD	6636-3201

CONTACT WINNEBAGO PART SALES FOR UNLISTED COMPONENTS

INTERIOR FINISH GROUP
MOLDINGS & TRIMS
PORTSMOUTH OAK, CONCERT CHERRY, WASHED MAPLE, HONEY CHERRY

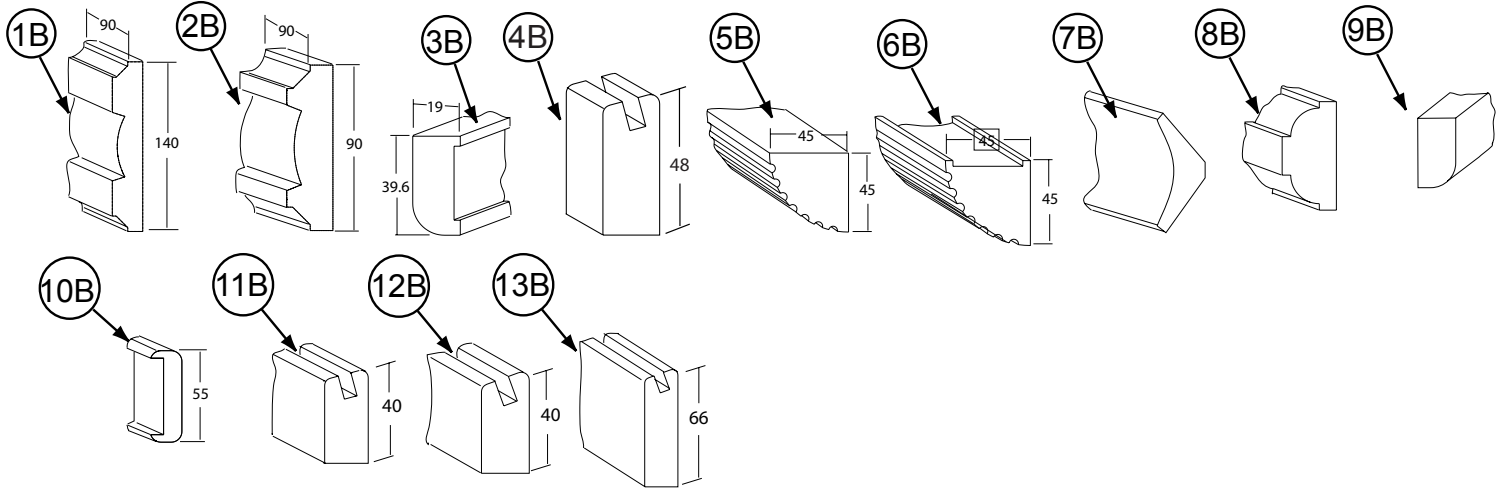


KEY	PART NUMBER	U/M	DESCRIPTION
1A	M09412-62-N42	EA	MOLDING/SHELF EDGE - .6" X 1.3" X 96" - PORTSMOUTH OAK
1A	M09412-62-M52	EA	MOLDING/SHELF EDGE - .6" X 1.3" X 96" - CHERRY - CONCERT CHERRY
1A	M09412-62-M62	EA	MOLDING/SHELF EDGE - .6" X 1.3" X 96" - WASHED MAPLE - WASHED MAPLE
1A	M09412-62-RC3	EA	MOLDING/SHELF EDGE - .6" X 1.3" X 96" - HONEY CHERRY - HONEY CHERRY
1A	M09412-62-SA3	EA	MOLDING/SHELF EDGE - .6" X 1.3" X 96" - MAPLE - SIERRA MAPLE
2A	M09438-25-N95	EA	MOLDING - HARDWOOD-W/NOTCH - 1.4"X 80.2" - OAK/PORTS OAK - PORTSMOUTH OAK
2A	M09438-25-N94	EA	MOLDING - HARDWOOD-W/NOTCH - 1.4"X 80.2" - CHERRY/CHERRY IV - CONCERT CHERRY
2A	M09438-25-NQ0	EA	MOLDING - HARDWOOD-W/NOTCH - 1.4"X 80.2" - MAPLE/WASHED MP - WASHED MAPLE
2A	M09438-25-RA3	EA	MOLDING - HARDWOOD-W/NOTCH - 1.4"X 80.2" - CHERRY/HONEY - HONEY CHERRY
2A	M09454-33-PC0	EA	MOLDING - HARDWOOD-W/NOTCH - 1"X 77.6" - OAK/PORTS OAK - PORTSMOUTH OAK
2A	M09454-33-PC1	EA	MOLDING - HARDWOOD-W/NOTCH - 1"X 77.6" - CHERRY/CHERRY IV - CONCERT CHERRY
2A	M09454-33-PC2	EA	MOLDING - HARDWOOD-W/NOTCH - 1"X 77.6" - MAPLE/WASHED MP - WASHED MAPLE
2A	M09454-33-RA3	EA	MOLDING - HARDWOOD-W/NOTCH - 1"X 77.6" - CHERRY/HONEY - HONEY CHERRY
3A	M09454-62-P54	EA	MOLDING - TRIM/VEE - .2" X 1" X 3.5" - OAK - PORTSMOUTH OAK
3A	M09454-62-P55	EA	MOLDING - TRIM/VEE - .2" X 1" X 3.5" - CHERRY - CONCERT CHERRY
3A	M09454-62-P56	EA	MOLDING - TRIM/VEE - .2" X 1" X 3.5" - MAPLE - WASHED MAPLE
3A	M09454-62-RE0	EA	MOLDING - TRIM/VEE - .2" X 1" X 3.5" - CHERRY - HONEY CHERRY
3A	M09462-50-R74	EA	MOLDING - TRIM/VEE - .2" X 1" X 93.5" - PORTSMOUTH OAK
3A	M09462-50-R75	EA	MOLDING - TRIM/VEE - .2" X 1" X 93.5" - CHERRY/CHERRY - CONCERT CHERRY
3A	M09462-50-R76	EA	MOLDING - TRIM/VEE - .2" X 1" X 93.5" - MAPLE/MAPLE - WASHED MAPLE
3A	M09462-50-SD3	EA	MOLDING - TRIM/VEE - .2" X 1" X 93.5" - HONEY/CHERRY - HONEY CHERRY
3A	M09462-50-S67	EA	MOLDING - TRIM/VEE - .2" X 1" X 93.5" - SIERRA/MAPLE - SIERRA MAPLE
4A	M09462-54-R89	EA	MOLDING - FLUTED, CURVED - .6" X 6" X 82.7" - PORTSMOUTH OAK
4A	M09462-54-R90	EA	MOLDING - FLUTED, CURVED - .6" X 6" X 82.7" - CONCERT CHERRY
4A	M09462-54-R91	EA	MOLDING - FLUTED, CURVED - .6" X 6" X 82.7" - WASHED MAPLE
4A	M09462-54-RE3	EA	MOLDING - FLUTED, CURVED - .6" X 6" X 82.7" - HONEY CHERRY
4A	M09471-09-R89	EA	MOLDING - STAINED - 4" X 8' - PORTSMOUTH OAK
4A	M09471-09-R90	EA	MOLDING - STAINED - 4" X 8' - CONCERT CHERRY
4A	M09471-09-R91	EA	MOLDING - STAINED - 4" X 8' - WASHED MAPLE
4A	M09471-09-RE3	EA	MOLDING - STAINED - 4" X 8' - HONEY CHERRY
4A	Y00202-42-438	EA	MOLDING - FLUTED - .75" X 3.5" X 96" - UNSTAINED - OAK
4A	Y00202-32-438	EA	MOLDING - FLUTED - .75" X 3.5" X 96" - UNSTAINED - CHERRY
4A	Y00202-22-438	EA	MOLDING - FLUTED - .75" X 3.5" X 96" - UNSTAINED - MAPLE
5A	M09462-66-R74	EA	TRIM - RAIL - .5" X 2.4" X 96" - PORTSMOUTH OAK
5A	M09462-66-R75	EA	TRIM - RAIL - .5" X 2.4" X 96" - CONCERT CHERRY
5A	M09462-66-R76	EA	TRIM - RAIL - .5" X 2.4" X 96" - WASHED MAPLE
5A	M09462-66-RE0	EA	TRIM - RAIL - .5" X 2.4" X 96" - HONEY CHERRY
5A	M09462-66-SA3	EA	TRIM - RAIL - .5" X 2.4" X 96" - SIERRA MAPLE
6A	M09471-20-R83	EA	MOLDING - STAINED - .75" X 4" X 74.6" - PORTSMOUTH OAK
6A	M09471-20-R84	EA	MOLDING - STAINED - .75" X 4" X 74.6" - CONCERT CHERRY
6A	M09471-20-R91	EA	MOLDING - STAINED - .75" X 4" X 74.6" - WASHED MAPLE
6A	M09471-20-RE0	EA	MOLDING - STAINED - .75" X 4" X 74.6" - HONEY CHERRY
7A	M09471-40-R83	EA	MOLDING - STAINED - .7" X 3.5" X 70.4" - PORTSMOUTH OAK
7A	M09471-40-R84	EA	MOLDING - STAINED - .7" X 3.5" X 70.4" - CONCERT CHERRY
7A	M09471-40-SD2	EA	MOLDING - STAINED - .7" X 3.5" X 70.4" - WASHED MAPLE
7A	M09471-40-RE0	EA	MOLDING - STAINED - .7" X 3.5" X 70.4" - HONEY CHERRY
8A	M09471-79-R38	EA	MOLDING - TRIM/COVE - .8" X .8" X 95.8" - OAK/PORTS OAK - PORTSMOUTH OAK
8A	M09471-79-R39	EA	MOLDING - TRIM/COVE - .8" X .8" X 95.8" - CHERRY/CHERRY - CONCERT CHERRY
8A	M09471-79-R46	EA	MOLDING - TRIM/COVE - .8" X .8" X 95.8" - MAPLE/MAPLE - WASHED MAPLE
8A	M09471-79-RE0	EA	MOLDING - TRIM/COVE - .8" X .8" X 95.8" - HONEY/CHERRY - HONEY CHERRY
8A	M09471-79-SA3	EA	MOLDING - TRIM/COVE - .8" X .8" X 95.8" - HONEY/MAPLE - SIERRA MAPLE
9A	P49186-01-SA0	EA	MOLDING/BLOCK - PORTSMOUTH OAK
9A	P49186-01-SA1	EA	MOLDING/BLOCK - CONCERT CHERRY
9A	P49186-01-SA2	EA	MOLDING/BLOCK - WASHED MAPLE
9A	P49186-01-SA3	EA	MOLDING/BLOCK - SIERRA MAPLE

INTERIOR FINISH GROUP (CONTINUED)

MOLDINGS & TRIMS (CONTINUED)

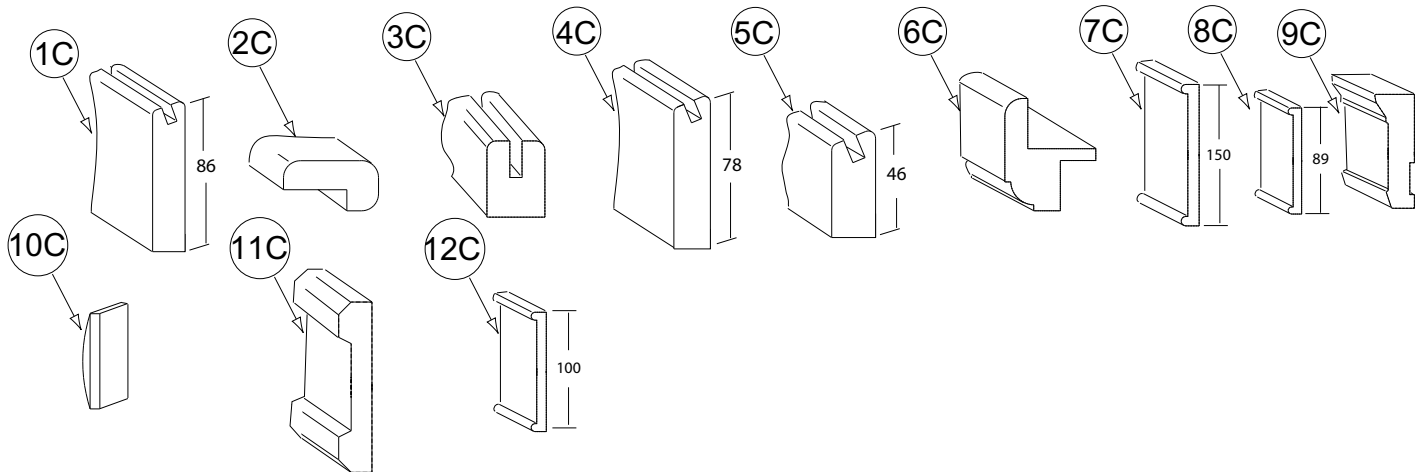
KEY	PART NUMBER	U/M	DESCRIPTION
10A	P49186-02-SA0	EA	MOLDING/BLOCK - PORTSMOUTH OAK
10A	P49186-02-SA1	EA	MOLDING/BLOCK - CONCERT CHERRY
10A	P49186-02-SA2	EA	MOLDING/BLOCK - WASHED MAPLE
10A	P49186-02-SA3	EA	MOLDING/BLOCK - SIERRA MAPLE



KEY	PART NUMBER	U/M	DESCRIPTION
1B	P49188-01-SA0	EA	MOLDING/BLOCK - PORTSMOUTH OAK
1B	P49188-01-SA1	EA	MOLDING/BLOCK - CONCERT CHERRY
1B	P49188-01-SA2	EA	MOLDING/BLOCK - WASHED MAPLE
1B	P49188-01-SA3	EA	MOLDING/BLOCK - SIERRA MAPLE
2B	P49188-02-SA0	EA	MOLDING/BLOCK - PORTSMOUTH OAK
2B	P49188-02-SA1	EA	MOLDING/BLOCK - CONCERT CHERRY
2B	P49188-02-SA2	EA	MOLDING/BLOCK - WASHED MAPLE
2B	P49188-02-SA3	EA	MOLDING/BLOCK - SIERRA MAPLE
3B	Y00007-42-438	EA	MOLDING - 12.7 RADIUS OAK - UNSTAINED
3B	Y00007-32-438	EA	MOLDING - 12.7 RADIUS CHERRY - UNSTAINED
3B	Y00007-22-438	EA	MOLDING - 12.7 RADIUS MAPLE - UNSTAINED
3B	Y00287-42-438	EA	MOLDING - 6.0 RADIUS OAK - UNSTAINED
3B	Y00287-32-438	EA	MOLDING - 6.0 RADIUS CHERRY - UNSTAINED
3B	Y00287-22-438	EA	MOLDING - 6.0 RADIUS MAPLE - UNSTAINED
4B	Y00054-72-438	EA	MOLDING - VINYL - W/SLOT - .7" X 1.9" X 96" - PORTSMOUTH OAK
4B	Y00054-62-438	EA	MOLDING - VINYL - W/SLOT - .7" X 1.9" X 96" - CONCERT CHERRY
4B	Y00054-A2-438	EA	MOLDING - VINYL - W/SLOT - .7" X 1.9" X 96" - WASHED MAPLE
4B	Y00054-92-438	EA	MOLDING - VINYL - W/SLOT - .7" X 1.9" X 96" - SIERRA MAPLE
5B	Y00070-42-438	EA	MOLDING/FLUTED - OAK - 96"
5B	Y00070-32-438	EA	MOLDING/FLUTED - CHERRY - 96"
5B	Y00070-22-438	EA	MOLDING/FLUTED - MAPLE - 96"
6B	Y00071-42-438	EA	MOLDING/FLUTED - W/NOTCH - OAK/UNSTAINED - 96"
6B	Y00071-32-438	EA	MOLDING/FLUTED - W/NOTCH - CHERRY/UNSTAINED - 96"
6B	Y00071-22-438	EA	MOLDING/FLUTED - W/NOTCH - MAPLE/UNSTAINED - 96"
7B	Y00074-72-438	EA	MOLDING/CROWN - VINYL WRAPPED - PORTSMOUTH OAK - 96" - PORTSMOUTH OAK
7B	Y00074-62-438	EA	MOLDING/CROWN - VINYL WRAPPED - CONCERT CHERRY - 96" - CONCERT CHERRY
7B	Y00074-A2-438	EA	MOLDING/CROWN - VINYL WRAPPED - MAPLE - 96" - WASHED MAPLE
7B	Y00074-92-438	EA	MOLDING/CROWN - VINYL WRAPPED - SIERRA MAPLE - 96" - SIERRA MAPLE
8B	Y00076-42-438	EA	MOLDING/TRIM - .5" X 1" X 96" - OAK (UNSTAINED)
8B	Y00076-32-438	EA	MOLDING/TRIM - .5" X 1" X 96" - CHERRY (UNSTAINED)
8B	Y00076-22-438	EA	MOLDING/TRIM - .5" X 1" X 96" - MAPLE (UNSTAINED)
9B	Y00086-72-438	EA	MOLDING - VINYL WRAP - .7" X 1.6" X 96" - PORTSMOUTH OAK - PORTSMOUTH OAK
9B	Y00086-62-438	EA	MOLDING - VINYL WRAP - .7" X 1.6" X 96" - CHERRY - CONCERT CHERRY
9B	Y00086-A2-438	EA	MOLDING - VINYL WRAP - .7" X 1.6" X 96" - WASHED MAPLE
9B	Y00086-82-438	EA	MOLDING - VINYL WRAP - .7" X 1.6" X 96" - HONEY CHERRY - HONEY CHERRY
9B	Y00086-92-438	EA	MOLDING - VINYL WRAP - .7" X 1.6" X 96" - SIERRA MAPLE - SIERRA MAPLE
9B	Y00087-A2-438	EA	MOLDING - VINYL WRAP - .7" X 2.9" X 96" - WASHED MAPLE
9B	Y00087-62-438	EA	MOLDING - VINYL WRAP - .7" X 2.9" X 96" - CONCERT CHERRY
9B	Y00087-72-438	EA	MOLDING - VINYL WRAP - .7" X 2.9" X 96" - PORTSMOUTH OAK
9B	Y00087-82-438	EA	MOLDING - VINYL WRAP - .7" X 2.9" X 96" - HONEY CHERRY
9B	Y00087-92-438	EA	MOLDING - VINYL WRAP - .7" X 2.9" X 96" - SIERRA MAPLE
9B	Y00267-72-438	EA	MOLDING - VINYL WRAP/MITERED - .6" X 96" - PORTSMOUTH OAK

INTERIOR FINISH GROUP (CONTINUED)
MOLDINGS & TRIMS (CONTINUED)

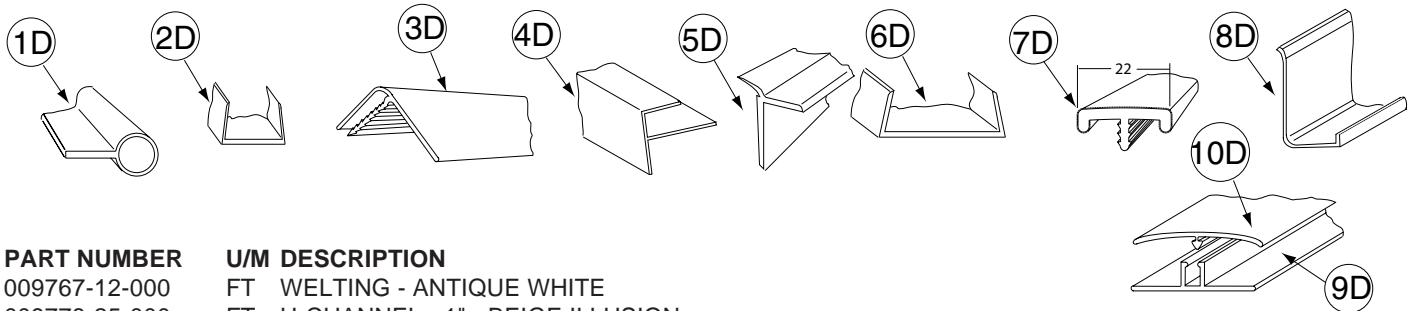
KEY	PART NUMBER	U/M	DESCRIPTION
9B	Y00267-62-438	EA	MOLDING - VINYL WRAP/MITERED - .6" X 96" - CONCERT CHERRY
9B	Y00267-A2-438	EA	MOLDING - VINYL WRAP/MITERED - .6" X 96" - WASHED MAPLE
9B	Y00267-A2-438	EA	MOLDING - VINYL WRAP/MITERED - .6" X 96" - SIERRA MAPLE
10B	Y00103-42-438	EA	MOLDING - STRAIGHT - .75" X 2.16" X 96" - UNSTAINED - OAK
10B	Y00103-32-438	EA	MOLDING - STRAIGHT - .75" X 2.16" X 96" - UNSTAINED - CHERRY
10B	Y00103-22-438	EA	MOLDING - STRAIGHT - .75" X 2.16" X 96" - UNSTAINED - MAPLE
11B	Y00203-72-438	EA	MOLDING - VINYL/BEVELED - 96" - PORTSMOUT OAK
11B	Y00203-62-438	EA	MOLDING - VINYL/BEVELED - 96" - CONCERT CHERRY
11B	Y00203-A2-438	EA	MOLDING - VINYL/BEVELED - 96" - WASHED MAPLE
11B	Y00203-82-438	EA	MOLDING - VINYL/BEVELED - 96" - HONEY CHERRY
12B	Y00204-72-438	EA	MOLDING - VINYL/BEVELED - 96" - PORTSMOUT OAK
12B	Y00204-62-438	EA	MOLDING - VINYL/BEVELED - 96" - CONCERT CHERRY
12B	Y00204-A2-438	EA	MOLDING - VINYL/BEVELED - 96" - WASHED MAPLE
12B	Y00204-82-438	EA	MOLDING - VINYL/BEVELED - 96" - HONEY CHERRY
13B	Y00205-72-438	EA	MOLDING - VINYL/BEVELED - 96" - PORTSMOUT OAK
13B	Y00205-62-438	EA	MOLDING - VINYL/BEVELED - 96" - CONCERT CHERRY
13B	Y00205-A2-438	EA	MOLDING - VINYL/BEVELED - 96" - WASHED MAPLE
13B	Y00205-82-438	EA	MOLDING - VINYL/BEVELED - 96" - HONEY CHERRY



KEY	PART NUMBER	U/M	DESCRIPTION
1C	Y00206-72-438	EA	MOLDING - VINYL/BEVELED - 96" - PORTSMOUT OAK
1C	Y00206-62-438	EA	MOLDING - VINYL/BEVELED - 96" - CONCERT CHERRY
1C	Y00206-A2-438	EA	MOLDING - VINYL/BEVELED - 96" - WASHED MAPLE
1C	Y00206-82-438	EA	MOLDING - VINYL/BEVELED - 96" - HONEY CHERRY
2C	M09494-38-SD0	EA	MOLDING - TRIM - W/NOTCH - 1" X 79.6" - OAK/PORTSMOUTH OAK - PORTSMOUTH OAK
2C	M09494-38-SD1	EA	MOLDING - TRIM - W/NOTCH - 1" X 79.6" - CHERRY/CHERRY - CONCERT CHERRY
2C	M09494-38-SD2	EA	MOLDING - TRIM - W/NOTCH - 1" X 79.6" - MAPLE/WASHED MAPLE - WASHED MAPLE
2C	M09494-38-SD3	EA	MOLDING - TRIM - W/NOTCH - 1" X 79.6" - HONEY/CHERRY - HONEY CHERRY
2C	Y00207-42-438	EA	MOLDING - .75" X 1.4" X 96" - UNSTAINED OAK
2C	Y00207-32-438	EA	MOLDING - .75" X 1.4" X 96" - UNSTAINED CHERRY
2C	Y00207-22-438	EA	MOLDING - .75" X 1.4" X 96" - UNSTAINED MAPLE
3C	Y00223-42-438	EA	MOLDING - HARDWOOD/OAK - .7" X 1" X 96"
3C	Y00223-32-438	EA	MOLDING - HARDWOOD/CHERRY - .7" X 1" X 96"
3C	Y00223-22-438	EA	MOLDING - HARDWOOD/MAPLE - .7" X 1" X 96"
4C	Y00258-72-438	EA	MOLDING/VINYL WRAP-BEVELED-.73" X 3.1" X 96" - PORTSMOUTH OAK
4C	Y00258-62-438	EA	MOLDING/VINYL WRAP-BEVELED-.73" X 3.1" X 96" - CONCERT CHERRY
4C	Y00258-A2-438	EA	MOLDING/VINYL WRAP-BEVELED ENDS-.73"X3.1"X96" - WASHED MAPLE
4C	Y00258-92-438	EA	MOLDING/VINYL WRAP-BEVELED-.73" X 3.1" X 96" - SIERRA MAPLE
5C	Y00259-72-438	EA	MOLDING/VINYL WRAP-BEVELED-.73" X 1.8" X 96" - PORTSMOUTH OAK
5C	Y00259-62-438	EA	MOLDING/VINYL WRAP-BEVELED-.73" X 1.8" X 96" - CONCERT CHERRY
5C	Y00259-A2-438	EA	MOLDING/VINYL WRAP-BEVELED-.73"X1.8"X96" - WASHED MAPLE
5C	Y00259-92-438	EA	MOLDING/VINYL WRAP-BEVELED-.73"X1.8"X96" - SIERRA MAPLE
6C	Y00266-42-438	EA	MOLDING - .75" X 1.5" X 96" OAK - .7" X 1" X 96"
6C	Y00266-32-438	EA	MOLDING - .75" X 1.5" X 96" CHERRY - .7" X 1" X 96"
6C	Y00266-22-438	EA	MOLDING - .75" X 1.5" X 96" MAPLE - .7" X 1" X 96"
7C	Y00280-74-174	EA	MOLDING/TRIM - VINYL - F/SLIDEOUT - 164.1" - PORTSMOUTH OAK
7C	Y00280-64-174	EA	MOLDING/TRIM - VINYL - F/SLIDEOUT - 164.1" - CONCERT CHERRY

INTERIOR FINISH GROUP (CONTINUED)
MOLDINGS & TRIMS (CONTINUED)

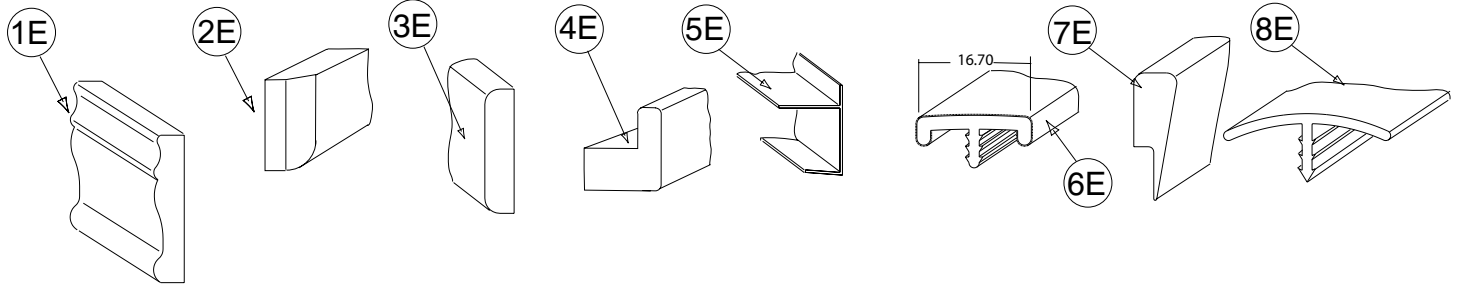
KEY	PART NUMBER	U/M	DESCRIPTION
7C	Y00280-A4-174	EA	MOLDING/TRIM - VINYL - F/SLIDEOUT - 164.1" - WASHED MAPLE
7C	Y00280-94-174	EA	MOLDING/TRIM - VINYL - F/SLIDEOUT - 164.1" - SIERRA MAPLE
8C	Y00281-72-438	EA	MOLDING/TRIM - VINYL - F/SLIDEOUT - 96" - PORTSMTH OAK
8C	Y00281-62-438	EA	MOLDING/TRIM - VINYL - F/SLIDEOUT - 96" - CONCERT CHERRY
8C	Y00281-A2-438	EA	MOLDING/TRIM - VINYL - F/SLIDEOUT - 96" - WASHED MAPLE
8C	Y00281-92-438	EA	MOLDING/TRIM - VINYL - F/SLIDEOUT - 96" - SIERRA MAPLE
9C	Y00282-72-438	EA	MOLDING - SLIDEOUT/VINYL WRAP - 3.9" X 96"- PORTSMOUTH OAK
9C	Y00282-62-438	EA	MOLDING - SLIDEOUT/VINYL WRAP - 3.9" X 96"- CONCERT CHERRY
9C	Y00282-A2-438	EA	MOLDING - SLIDEOUT/VINYL WRAP - 3.9" X 96"- WASHED MAPLE
10C	Y00284-42-438	EA	MOLDING - STRAIGHT - .2" X1.5" X 96"- UNSTAINED OAK
10C	Y00284-32-438	EA	MOLDING - STRAIGHT - .2" X1.5" X 96"- UNSTAINED CHERRY
10C	Y00284-22-438	EA	MOLDING - STRAIGHT - .2" X1.5" X 96"- UNSTAINED MAPLE
11C	Y00285-42-438	EA	MOLDING - STRAIGHT - .63" X 3.2" X 96"- UNSTAINED OAK
11C	Y00285-32-438	EA	MOLDING - STRAIGHT - .63" X 3.2" X 96"- UNSTAINED CHERRY
11C	Y00285-22-438	EA	MOLDING - STRAIGHT - .63" X 3.2" X 96"- UNSTAINED MAPLE
12C	Y00291-72-438	EA	MOLDING - VINYL WRAPPED - 4" X 96" - PORTSMTH OAK
12C	Y00291-62-438	EA	MOLDING - VINYL WRAPPED - 4" X 96" - CONCERT CHERRY
12C	Y00291-A2-438	EA	MOLDING - VINYL WRAPPED - 4" X 96" - WASHED MAPLE
12C	Y00291-92-438	EA	MOLDING - VINYL WRAPPED - 4" X 96" - SIERRA MAPLE



KEY	PART NUMBER	U/M	DESCRIPTION
1D	009767-12-000	FT	WELTING - ANTIQUE WHITE
2D	009778-25-000	FT	U-CHANNEL - 1" - BEIGE ILLUSION
2D	009778-32-000	FT	U-CHANNEL - 1" - PORTSMOUTH OAK
2D	009778-34-000	FT	U-CHANNEL - 1" - CONCERT CHERRY
2D	009778-35-000	FT	U-CHANNEL - 1" - HONEY CHERRY
2D	009778-36-000	FT	U-CHANNEL - 1" - SIERRA MAPLE
2D	009778-27-000	FT	U-CHANNEL - 1" - WASHED MAPLE
3D	009809-30-000	EA	MOLDING - CORNER - OUTSIDE - 1" X 84" - BEIGE ILLUSION
3D	009809-32-000	EA	MOLDING - CORNER - OUTSIDE - 1" X 84" - PORTSMOUTH OAK
3D	009809-33-000	EA	MOLDING - CORNER - OUTSIDE - 1" X 84" - CONCERT CHERRY
3D	009809-35-000	EA	MOLDING - CORNER - OUTSIDE - 1" X 84" - SIERRA MAPLE
3D	009809-34-000	EA	MOLDING - CORNER - OUTSIDE - 1" X 84" - HONEY CHERRY
3D	009809-31-000	EA	MOLDING - CORNER - OUTSIDE - 1" X 84" - WASHED MAPLE
4D	009812-31-000	EA	MOLDING - CORNER - 1/2" W/1/4"CHAN X 84" - BEIGE ILLUSION
4D	009812-34-000	EA	MOLDING - CORNER - 1/2" W/1/4"CHAN X 84" - VW LIGHT GRAY
4D	009812-35-000	EA	MOLDING - CORNER - 1/2" W/1/4"CHAN X 84" - PORTSMOUTH OAK
4D	009812-36-000	EA	MOLDING - CORNER - 1/2" W/1/4"CHAN X 84" - CONCERT CHERRY
4D	009812-37-000	EA	MOLDING - CORNER - 1/2" W/1/4"CHAN X 84" - HONEY CHERRY
4D	009812-38-000	EA	MOLDING - CORNER - 1/2" W/1/4"CHAN X 84" - SIERRA MAPLE
4D	009812-33-000	EA	MOLDING - CORNER - 1/2" W/1/4"CHAN X 84" - WASHED MAPLE
5D	022992-11-000	FT	MOLDING - REVERSE COVE - T-SHAPED - IVORY
5D	022992-14-000	FT	MOLDING - REVERSE COVE - T-SHAPED - BRIGHT WHITE
5D	022992-15-000	FT	MOLDING - REVERSE COVE - T-SHAPED - VW GRAY
6D	070504-42-000	FT	U-CHANNEL - PLASTIC - .13" X 84" - BEIGE ILLUSION
6D	070504-43-000	FT	U-CHANNEL - PLASTIC - .9" X 96" - BEIGE ILLUSION
6D	070504-57-000	FT	U-CHANNEL - PLASTIC - .13" X 84" - PORTSMOUTH OAK
6D	070504-58-000	FT	U-CHANNEL - PLASTIC - .9" X 84" - PORTSMOUTH OAK
6D	070504-60-000	FT	U-CHANNEL - PLASTIC - .13" X 84" - CONCERT CHERRY
6D	070504-61-000	FT	U-CHANNEL - PLASTIC - .9" X 84" - CONCERT CHERRY
6D	070504-62-000	FT	U-CHANNEL - PLASTIC - 1.65" X 84" - HONEY CHERRY
6D	070504-63-000	FT	U-CHANNEL - PLASTIC - .9" X 84" - HONEY CHERRY
6D	070504-65-000	FT	U-CHANNEL - PLASTIC - 1.65" X 84" - SIERRA MAPLE
6D	070504-66-000	FT	U-CHANNEL - PLASTIC - .9" X 84" - SIERRA MAPLE
6D	070504-50-000	FT	U-CHANNEL - PLASTIC - .13" X 96" - WASHED MAPLE
6D	070504-51-000	FT	U-CHANNEL - PLASTIC - .9" X 96" - WASHED MAPLE

INTERIOR FINISH GROUP (CONTINUED)
MOLDINGS & TRIMS (CONTINUED)

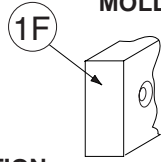
KEY	PART NUMBER	U/M	DESCRIPTION
7D	083620-15-000	FT	MOLDING-T - W/EDGE LIP - 7/8" FACE - BEIGE ILLUSION
7D	083620-20-000	FT	MOLDING-T - W/EDGE LIP - 7/8" FACE - PORTSMOUTH OAK
7D	083620-21-000	FT	MOLDING-T - W/EDGE LIP - 7/8" FACE - CONCERT CHERRY/HONEY CHERRY
7D	083620-22-000	FT	MOLDING-T - W/EDGE LIP - 7/8" FACE - SIERRA MAPLE
7D	083620-19-000	FT	MOLDING-T - W/EDGE LIP - 7/8" FACE - WASHED MAPLE
8D	085746-04-000	FT	TRIM-J - CARPET 1.2" X .5" ANGLE - 12' LONG - OFF WHITE
9D	086229-01-000	EA	RETAINER - BATTEN - .75" X 92.1" - ANY COLOR
10D	086229-20-000	EA	BATTEN - 1" X 96" - BEIGE



KEY	PART NUMBER	U/M	DESCRIPTION
1E	100182-10-N47	EA	TRIM/WOOD - CHAIR RAIL - 2.5" X 8' - PORTSMOUTH OAK
1E	100182-10-P85	EA	TRIM/WOOD - CHAIR RAIL - 2.5" X 8' - CONCERT CHERRY
1E	100182-10-J70	EA	TRIM/WOOD - CHAIR RAIL - 2.5" X 8' - WASHED MAPLE
1E	100182-10-RA3	EA	TRIM/WOOD - CHAIR RAIL - 2.5" X 8' - HONEY CHERRY
1E	100182-10-S67	EA	TRIM/WOOD - CHAIR RAIL - 2.5" X 8' - SIERRA MAPLE
2E	100659-30-N75	EA	MOLDING - TRIM - 8' - PORTSMOUTH OAK
2E	100659-30-N74	EA	MOLDING - TRIM - 8' - CONCERT CHERRY
2E	100659-30-M84	EA	MOLDING - TRIM - 8' - WASHED MAPLE
2E	100659-27-RA3	EA	MOLDING - TRIM - HONEY CHERRY
2E	100659-31-SA3	EA	MOLDING - TRIM - SIERRA MAPLE
3E	100818-01-12A	EA	MOLDING - VINYL WRAPPED - 1.6" X .4" X 84" - PORTSMOUTH OAK
3E	100818-01-13A	EA	MOLDING - VINYL WRAPPED - 1.6" X .4" X 84" - CONCERT CHERRY
3E	100818-01-14A	EA	MOLDING - VINYL WRAPPED - 1.6" X .4" X 84" - HONEY CHERRY
3E	100818-01-21A	EA	MOLDING - VINYL WRAPPED - 1.6" X .4" X 84" - WASHED MAPLE
3E	100818-01-22A	EA	MOLDING - VINYL WRAPPED - 1.6" X .4" X 84" - SIERRA MAPLE
4E	100819-01-12A	EA	MOLDING - VINYL WRAPPED-L-SHAPED-1.5"X1.5"X84" - PORTSMOUTH OAK
4E	100819-01-13A	EA	MOLDING - VINYL WRAPPED-L-SHAPED-1.5"X1.5"X84" - CONCERT CHERRY
4E	100819-01-14A	EA	MOLDING - VINYL WRAPPED-L-SHAPED-1.5"X1.5"X84" - HONEY CHERRY
4E	100819-01-21A	EA	MOLDING - VINYL WRAPPED-L-SHAPED-1.5"X1.5"X84" - WASHED MAPLE
4E	100819-01-22A	EA	MOLDING - VINYL WRAPPED-L-SHAPED-1.5"X1.5"X84" - SIERRA MAPLE
5E	103186-01-07A	FT	MOLDING/PLASTIC - 3/8" U-CHANNEL-3/4" FACE -BEIGE ILLUSION
5E	103186-01-09A	FT	MOLDING/PLASTIC - 3/8" U-CHAN'L-3/4" FACE - PORTSMOUTH OAK
5E	103186-01-10A	FT	MOLDING/PLASTIC - 3/8" U-CHAN'L-3/4" FACE - CONCERT CHERRY
5E	103186-01-11A	FT	MOLDING/PLASTIC - 3/8" U-CHAN'L-3/4" FACE - HONEY CHERRY
5E	103186-01-12A	FT	MOLDING/PLASTIC - 3/8" U-CHAN'L-3/4" FACE - SIERRA MAPLE
5E	103186-01-08A	FT	MOLDING/PLASTIC - 3/8" U-CHANNEL-3/4"FACE-WASHED MAPLE 8' - WASHED MAPLE
5E	103186-02-07A	FT	MOLDING/PLASTIC-1" U-CHAN'L-1 3/8" FACE - BEIGE ILLUSION
5E	103186-02-09A	FT	MOLDING/PLASTIC - 1" U-CHAN'L-1 3/8" FACE - PORTSMOUTH OAK
5E	103186-02-10A	FT	MOLDING/PLASTIC - 1" U-CHAN'L-1 3/8" FACE - CONCERT CHERRY
5E	103186-02-11A	FT	MOLDING/PLASTIC - 1" U-CHAN'L-1 3/8" FACE - HONEY CHERRY
5E	103186-02-12A	FT	MOLDING/PLASTIC - 1" U-CHAN'L-1 3/8" FACE - SIERRA MAPLE
5E	103186-02-08A	FT	MOLDING/PLASTIC - 1" U-CHANNEL-1 3/8"FACE - WASHED MAPLE
6E	104676-02-08A	FT	MOLDING-T - W/EDGE LIP - 11/16" FACE - PORTSMOUTH OAK
6E	104676-02-09A	FT	MOLDING-T - W/EDGE LIP - 11/16" FACE - CONCERT CHERRY
6E	104676-02-10A	FT	MOLDING-T - W/EDGE LIP - 11/16" FACE - HONEY CHERRY
6E	104676-02-06A	FT	MOLDING-T - W/EDGE LIP - 11/16" FACE - WASHED MAPLE
6E	104676-02-12A	FT	MOLDING-T - W/EDGE LIP - 11/16" FACE - SIERRA MAPLE
7E	105004-01-12A	EA	MOLDING - VINYL WRAPPED - 1" X 96" - PORTSMOUTH OAK
7E	105004-01-13A	EA	MOLDING - VINYL WRAPPED 1" X 8' - CONCERT CHERRY/HONEY CHERRY
7E	105004-01-21A	EA	MOLDING - VINYL WRAPPED - 1" X 8' - WASHED MAPLE
7E	105004-01-22A	EA	MOLDING - VINYL WRAPPED - 1" X 8' - SIERRA MAPLE
8E	105709-02-000	FT	MOLDING-T - W/EDGE LIP 3/4" FACE - BEIGE ILLUSION

INTERIOR FINISH GROUP (CONTINUED)

MOLDINGS & TRIMS (CONTINUED)

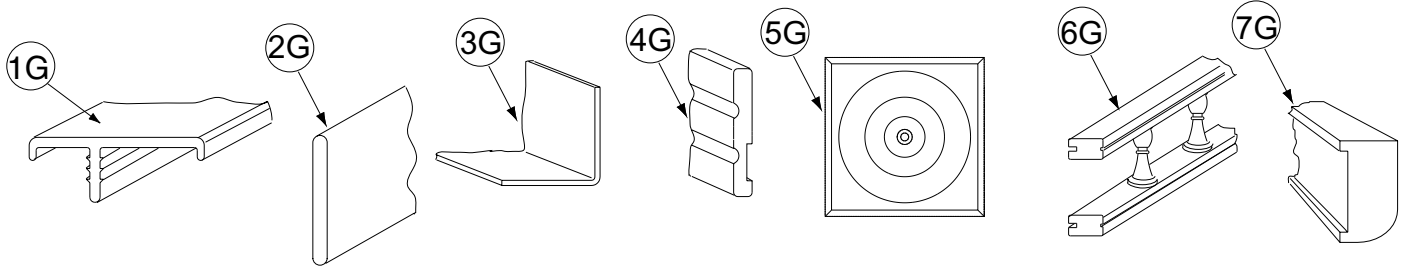


KEY	PART NUMBER	U/M	DESCRIPTION
1F	116951-11-N95	EA	MOLDING - TRIM - 3.5" X 75.9" - PORTSMOUTH
1F	116951-11-KQ1	EA	MOLDING - TRIM - 3.5" X 75.9" - CONCERT CHERRY
1F	116951-11-RE0	EA	MOLDING - TRIM - 3.5" X 75.8" - HONEY CHERRY
1F	116951-23-R83	EA	MOLDING - TRIM - 3.5" X 74.6" - PORTSMOUTH OAK
1F	116951-23-R84	EA	MOLDING - TRIM - 3.5" X 74.6" - CONCERT CHERRY
1F	116951-23-R91	EA	MOLDING - TRIM - 3.5" X 74.6" - WASHED MAPLE
1F	116951-23-RE0	EA	MOLDING - TRIM - 3.5" X 74.6" - HONEY CHERRY
1F	116951-24-R83	EA	MOLDING - TRIM - 3.5" X 74.6" - PORTSMOUTH OAK
1F	116951-24-R84	EA	MOLDING - TRIM - 3.5" X 74.6" - CONCERT CHERRY
1F	116951-24-R91	EA	MOLDING - TRIM - 3.5" X 74.6" - WASHED MAPLE
1F	116951-24-RE0	EA	MOLDING - TRIM - 3.5" X 74.6" - HONEY CHERRY
1F	116951-25-SD0	EA	MOLDING - TRIM - 5.5" X 69.8" - PORTSMOUTH OAK
1F	116951-25-SD1	EA	MOLDING - TRIM - 5.5" X 69.8" - CONCERT CHERRY
1F	116951-25-SD2	EA	MOLDING - TRIM - 5.5" X 69.8" - WASHED MAPLE
1F	116951-25-SD3	EA	MOLDING - TRIM - 5.5" X 69.8" - HONEY CHERRY
1F	116951-27-N75	EA	MOLDING - TRIM - 3.5" X 46.8" - PORTSMOUTH OAK
1F	116951-27-N85	EA	MOLDING - TRIM - 3.5" X 46.8" - CONCERT CHERRY
1F	116951-27-N84	EA	MOLDING - TRIM - 3.5" X 46.8" - WASHED MAPLE
1F	116951-28-N75	EA	MOLDING - TRIM - 3.5" X 79.4" - PORTSMOUTH OAK
1F	116951-28-N85	EA	MOLDING - TRIM - 3.5" X 79.4" - CONCERT CHERRY
1F	116951-28-N84	EA	MOLDING - TRIM - 3.5" X 79.4" - WASHED MAPLE
1F	116951-29-N70	EA	MOLDING - TRIM - 5.5" X 30.4" - PORTSMOUTH OAK
1F	116951-29-N85	EA	MOLDING - TRIM - 5.5" X 30.4" - CONCERT CHERRY
1F	116951-29-N84	EA	MOLDING - TRIM - 5.5" X 30.4" - WASHED MAPLE
1F	116951-29-RC3	EA	MOLDING - TRIM - 5.5" X 30.4" - HONEY CHERRY
1F	116951-29-SA3	EA	MOLDING - TRIM - 5.5" X 30.4" - SIERRA MAPLE
1F	116951-32-P75	EA	MOLDING - TRIM - 1.5" X 33.4" - PORTSMOUTH OAK
1F	116951-32-P25	EA	MOLDING - TRIM - 1.5" X 33.4" - CONCERT CHERRY
1F	116951-32-P28	EA	MOLDING - TRIM - 1.5" X 33.4" - WASHED MAPLE
1F	116951-32-RE0	EA	MOLDING - TRIM - 1.5" X 33.4" - HONEY CHERRY
1F	116951-34-P78	EA	MOLDING - TRIM - 3.5" X 44.3" - PORTSMOUTH OAK
1F	116951-34-P79	EA	MOLDING - TRIM - 3.5" X 44.3" - CONCERT CHERRY
1F	116951-34-P28	EA	MOLDING - TRIM - 3.5" X 44.3" - WASHED MAPLE
1F	116951-34-RE0	EA	MOLDING - TRIM - 3.5" X 44.3" - HONEY CHERRY
1F	116951-35-P78	EA	MOLDING - TRIM - 3.5" X 96" - PORTSMOUTH OAK
1F	116951-35-P79	EA	MOLDING - TRIM - 3.5" X 96" - CONCERT CHERRY
1F	116951-35-P28	EA	MOLDING - TRIM - 3.5" X 96" - WASHED MAPLE
1F	116951-35-RE0	EA	MOLDING - TRIM - 3.5" X 96" - HONEY CHERRY
1F	116951-36-R68	EA	MOLDING - TRIM - 3.5" X 48.8" - PORTSMOUTH OAK
1F	116951-36-R69	EA	MOLDING - TRIM - 3.5" X 48.8" - CONCERT CHERRY
1F	116951-36-R76	EA	MOLDING - TRIM - 3.5" X 48.8" - WASHED MAPLE
1F	116951-37-R68	EA	MOLDING - TRIM - 3.5" X 38.6" - PORTSMOUTH OAK
1F	116951-37-R69	EA	MOLDING - TRIM - 3.5" X 38.6" - CONCERT CHERRY
1F	116951-37-R76	EA	MOLDING - TRIM - 3.5" X 38.6" - WASHED MAPLE
1F	116951-38-R83	EA	MOLDING - TRIM - 3.5" X 82.6" - PORTSMOUTH OAK
1F	116951-38-R84	EA	MOLDING - TRIM - 3.5" X 82.6" - CONCERT CHERRY
1F	116951-38-R91	EA	MOLDING - TRIM - 3.5" X 82.6" - WASHED MAPLE
1F	116951-38-RE0	EA	MOLDING - TRIM - 3.5" X 82.6" - HONEY CHERRY
1F	116951-39-R83	EA	MOLDING - TRIM - 3.5" X 73.9" - PORTSMOUTH OAK
1F	116951-39-R84	EA	MOLDING - TRIM - 3.5" X 73.9" - CONCERT CHERRY
1F	116951-39-R91	EA	MOLDING - TRIM - 3.5" X 73.9" - WASHED MAPLE
1F	116951-39-RE0	EA	MOLDING - TRIM - 3.5" X 73.9" - HONEY CHERRY
1F	116951-40-R83	EA	MOLDING - TRIM - 4.5" X 81.9" - PORTSMOUTH OAK
1F	116951-40-R84	EA	MOLDING - TRIM - 4.5" X 81.9" - CONCERT CHERRY
1F	116951-40-R91	EA	MOLDING - TRIM - 4.5" X 81.9" - WASHED MAPLE
1F	116951-40-RE0	EA	MOLDING - TRIM - 4.5" X 81.9" - HONEY CHERRY
1F	116951-41-R83	EA	MOLDING - TRIM - 3.5" X 36.8" - PORTSMOUTH OAK
1F	116951-41-R84	EA	MOLDING - TRIM - 3.5" X 36.8" - CONCERT CHERRY
1F	116951-41-R91	EA	MOLDING - TRIM - 3.5" X 36.8" - WASHED MAPLE
1F	116951-41-RE0	EA	MOLDING - TRIM - 3.5" X 36.8" - HONEY CHERRY

INTERIOR FINISH GROUP (CONTINUED)
MOLDINGS & TRIMS (CONTINUED)

KEY	PART NUMBER	U/M	DESCRIPTION
1F	116951-42-R83	EA	MOLDING - TRIM - 3.5" X 46.8" - PORTSMOUTH OAK
1F	116951-42-R84	EA	MOLDING - TRIM - 3.5" X 46.8" - CONCERT CHERRY
1F	116951-42-R91	EA	MOLDING - TRIM - 3.5" X 46.8" - WASHED MAPLE
1F	116951-42-RE0	EA	MOLDING - TRIM - 3.5" X 46.8" - HONEY CHERRY
1F	116951-43-R83	EA	MOLDING - TRIM - 3.5" X 86.5" - PORTSMOUTH OAK
1F	116951-43-R84	EA	MOLDING - TRIM - 3.5" X 86.5" - CONCERT CHERRY
1F	116951-43-R91	EA	MOLDING - TRIM - 3.5" X 86.5" - WASHED MAPLE
1F	116951-43-RE0	EA	MOLDING - TRIM - 3.5" X 86.5" - HONEY CHERRY
1F	116951-44-R83	EA	MOLDING - TRIM - 3.5" X 76.1" - PORTSMOUTH OAK
1F	116951-44-R84	EA	MOLDING - TRIM - 3.5" X 76.1" - CONCERT CHERRY
1F	116951-44-R91	EA	MOLDING - TRIM - 3.5" X 76.1" - WASHED MAPLE
1F	116951-44-RE0	EA	MOLDING - TRIM - 3.5" X 76.1" - HONEY CHERRY
1F	116951-45-R68	EA	MOLDING - TRIM - 3" X 30.3" - PORTSMOUTH OAK
1F	116951-45-R69	EA	MOLDING - TRIM - 3" X 30.3" - CONCERT CHERRY
1F	116951-45-R76	EA	MOLDING - TRIM - 3" X 30.3" - WASHED MAPLE
1F	116951-46-R83	EA	MOLDING - TRIM - 4.5" X 72.3" - PORTSMOUTH OAK
1F	116951-46-R84	EA	MOLDING - TRIM - 4.5" X 72.3" - CONCERT CHERRY
1F	116951-46-R91	EA	MOLDING - TRIM - 4.5" X 72.3" - WASHED MAPLE
1F	116951-46-RE0	EA	MOLDING - TRIM - 4.5" X 72.3" - HONEY CHERRY
1F	116951-48-R83	EA	MOLDING - TRIM - 4.5" X 76.1" - PORTSMOUTH OAK
1F	116951-48-R84	EA	MOLDING - TRIM - 4.5" X 76.1" - CONCERT CHERRY
1F	116951-48-R91	EA	MOLDING - TRIM - 4.5" X 76.1" - WASHED MAPLE
1F	116951-48-RE0	EA	MOLDING - TRIM - 4.5" X 76.1" - HONEY CHERRY
1F	116951-49-R83	EA	MOLDING - TRIM - 4.5" X 69.8" - PORTSMOUTH OAK
1F	116951-49-R84	EA	MOLDING - TRIM - 4.5" X 69.8" - CONCERT CHERRY
1F	116951-49-R91	EA	MOLDING - TRIM - 4.5" X 69.8" - WASHED MAPLE
1F	116951-49-RE0	EA	MOLDING - TRIM - 4.5" X 69.8" - HONEY CHERRY
1F	116951-51-SA3	EA	MOLDING - TRIM - 3.5" X 47.3" - SIERRA MAPLE
1F	116951-51-SA2	EA	MOLDING - TRIM - 3.5" X 47.3" - WASHED MAPLE
1F	116951-51-SA0	EA	MOLDING - TRIM - 3.5" X 47.3" - PORTSMOUTH OAK
1F	116951-51-SA1	EA	MOLDING - TRIM - 3.5" X 47.3" - CONCERT CHERRY
1F	116951-52-SD0	EA	MOLDING - TRIM - 4.5" X 73.3" - PORTSMOUTH OAK
1F	116951-52-SD1	EA	MOLDING - TRIM - 4.5" X 73.3" - CONCERT CHERRY
1F	116951-52-SD2	EA	MOLDING - TRIM - 4.5" X 73.3" - WASHED MAPLE
1F	116951-52-SD3	EA	MOLDING - TRIM - 4.5" X 73.3" - HONEY CHERRY
1F	116951-53-SD0	EA	MOLDING - TRIM - 4.5" X 53.4" - PORTSMOUTH OAK
1F	116951-53-SD1	EA	MOLDING - TRIM - 4.5" X 53.4" - CONCERT CHERRY
1F	116951-53-SD2	EA	MOLDING - TRIM - 4.5" X 53.4" - WASHED MAPLE
1F	116951-53-SD3	EA	MOLDING - TRIM - 4.5" X 53.4" - HONEY CHERRY

INTERIOR FINISH GROUP (CONTINUED)
MOLDINGS & TRIMS (CONTINUED)

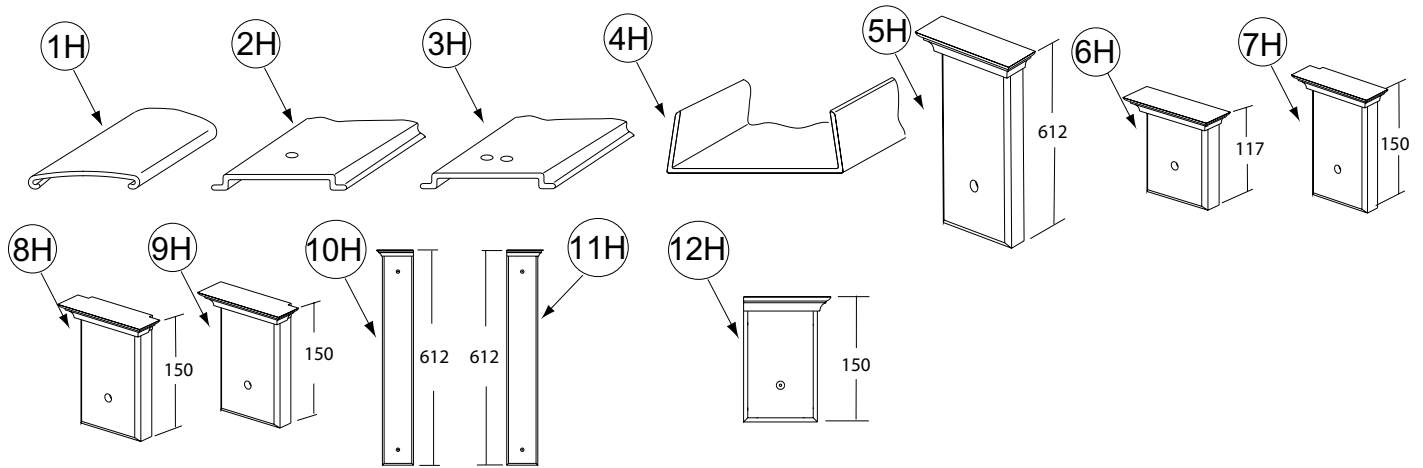


KEY	PART NUMBER	U/M	DESCRIPTION
1G	119520-01-01A	FT	MOLDING-T/OFFSET - W/EDGE LIP - 1"FACE - OFF WHITE
1G	119520-01-04A	FT	MOLDING-T - OFFSET W/EDGE LIP - 1"FACE - PORTSMOUTH OAK
1G	119520-01-02A	FT	MOLDING-T - OFFSET W/EDGE LIP - 1"FACE - CONCERT CHERRY/HONEY CHERRY
1G	119520-01-03A	FT	MOLDING-T - OFFSET W/EDGE LIP - 1"FACE - WASHED MAPLE
2G	127842-01-01A	FT	SEAL - SIGHT SHIELD - 2" BLACK
3G	130262-01-000	EA	PROTECTOR - CORNER SAVER - .7" X .7" X 48"
3G	130262-03-000	EA	PROTECTOR - CORNER - .75" X .75"
3G	130262-04-000	EA	PROTECTOR - CORNER SAVER - .4" X .7" X 48"
4G	132663-03-08A	EA	MOLDING-VINYL WRAP/PRE DRILLED-.6"X3.8"X150.6" - PORTSMOUTH OAK
4G	132663-11-07A	EA	MOLDING-VINYL WRAP/PRE DRILLED-.6"X3.8"X110.5" - CONCERT CHERRY/HONEY CHERRY
4G	132663-11-21A	EA	MOLDING-VINYL WRAP/PRE DRILLED-.6"X3.4"X57.9" - WASHED MAPLE
4G	132663-11-22A	EA	MOLDING-VINYL WRAP/PRE DRILLED-.6"X3.4"X57.9" - SIERRA MAPLE
4G	132663-09-08A	EA	MOLDING-VINYL WRAP/PRE DRILLED-.6"X3.4"X96.5" - PORTSMOUTH OAK
4G	132663-09-07A	EA	MOLDING-VINYL WRAP/PRE DRILLED-.6"X3.4"X96.5" - CONCERT CHERRY/ HONEY CHERRY
4G	132663-18-21A	EA	MOLDING-VINYL WRAP/PRE DRILLED-.6" X 3.4" X 73.1" - WASHED MAPLE
4G	132663-18-22A	EA	MOLDING-VINYL WRAP/PRE DRILLED-.6" X 3.4" X 73.1" - SIERRA MAPLE
4G	132663-15-08A	EA	MOLDING-VINYL WRAP/PRE DRILLED-.6"X3"X96" - PORTSMOUTH OAK
4G	132663-15-07A	EA	MOLDING-VINYL WRAP/PRE DRILLED-.6"X3"X96" - CONCERT CHERRY/HONEY CHERRY
4G	132663-04-21A	EA	MOLDING-VINYL WRAP/PRE DRILLED - .6" X 3" X 70.2" - WASHED MAPLE
4G	132663-04-22A	EA	MOLDING-VINYL WRAP/PRE DRILLED - .6" X 3" X 70.2" - SIERRA MAPLE
5G	132844-01-08A	EA	BLOCK - CORNER - 3.9" X 3.9" - PORTSMOUTH OAK
5G	132844-01-02A	EA	BLOCK - CORNER - 3.9" X 3.9" - CONCERT CHERRY/HONEY CHERRY
5G	132844-01-21A	EA	BLOCK - CORNER - 3.9" X 3.9" - WASHED MAPLE
5G	132844-01-22A	EA	BLOCK - CORNER - 3.9" X 3.9" - SIERRA MAPLE
5G	132844-02-08A	EA	BLOCK - CORNER - 3.5" X 3.5" - PORTSMOUTH OAK
5G	132844-02-02A	EA	BLOCK - CORNER - 3.5" X 3.5" - CONCERT CHERRY/HONEY CHERRY
5G	132844-02-21A	EA	BLOCK - CORNER - 3.5" X 3.5" - WASHED MAPLE
5G	132844-02-22A	EA	BLOCK - CORNER - 3.5" X 3.5" - SIERRA MAPLE
6G	137108-01-07A	EA	RAIL - DECORATIVE - 96" - PORTSMOUTH OAK
6G	137108-01-02A	EA	RAIL - DECORATIVE - 96" - CONCERT CHERRY
6G	137108-01-03A	EA	RAIL - DECORATIVE - 96" - WASHED MAPLE
6G	137108-01-08A	EA	RAIL - DECORATIVE - 96" - HONEY CHERRY
6G	137108-01-09A	EA	RAIL - DECORATIVE - 96" W/O REVERSE SIDE GROOVE - SIERRA MAPLE
6G	150167-01-07A	EA	RAIL - DECORATIVE - 96" W/O REVERSE SIDE GROOVE - PORTSMOUTH OAK
6G	150167-01-02A	EA	RAIL - DECORATIVE - 96" W/O REVERSE SIDE GROOVE - SALEM CHERRY - CONCERT CHERRY
6G	150167-01-03A	EA	RAIL - DECORATIVE - 96" W/O REVERSE SIDE GROOVE - WASHED MAPLE
6G	150167-01-09A	EA	RAIL - DECORATIVE - 96" W/O REVERSE SIDE GROOVE - SIERRA MAPLE
	137885-A2-438	EA	LUMBER - VINYL WRAPPED - .7" X .75" X 96" - CONCERT CHERRY
	137885-D2-438	EA	LUMBER - VINYL WRAPPED - .7" X 1.5" X 96" - CONCERT CHERRY
	137885-E2-438	EA	LUMBER - VINYL WRAPPED - .7" X 2" X 96" - CONCERT CHERRY
	137885-F2-438	EA	LUMBER - VINYL WRAPPED - .7" X 2.5" X 96" - CONCERT CHERRY
	137885-G2-438	EA	LUMBER - VINYL WRAPPED - .7" X 3" X 96" - CONCERT CHERRY
	137885-H2-438	EA	LUMBER - VINYL WRAPPED - .7" X 3.5" X 96" - CONCERT CHERRY
	137885-J2-438	EA	LUMBER - VINYL WRAPPED - .7" X 5.5" X 96" - CONCERT CHERRY
	137885-J2-743	EA	LUMBER - VINYL WRAPPED - .7" X 5.5" X 108" - CONCERT CHERRY
	137885-K2-438	EA	LUMBER - VINYL WRAPPED - .7" X 3.9" X 96" - CONCERT CHERRY
	137885-R2-438	EA	LUMBER - VINYL WRAPPED - .7" X 3" X 96" - CONCERT CHERRY
7G	137887-D2-134	EA	MOLDING - VINYL WRAPPED - .7" X 1.6" X 84" - CONCERT CHERRY
7G	137887-D2-743	EA	MOLDING - VINYL WRAPPED - .7" X 1.6" X 108" - CONCERT CHERRY
7G	137887-F2-134	EA	MOLDING - VINYL WRAPPED - .7" X 2.5" X 84" - CONCERT CHERRY
7G	137887-F2-743	EA	MOLDING - VINYL WRAPPED - .7" X 2.5" X 108" - CONCERT CHERRY
7G	137887-F2-438	EA	MOLDING - VINYL WRAPPED - .7" X 2.5" X 96" - CONCERT CHERRY

INTERIOR FINISH GROUP (CONTINUED)
MOLDINGS & TRIMS (CONTINUED)

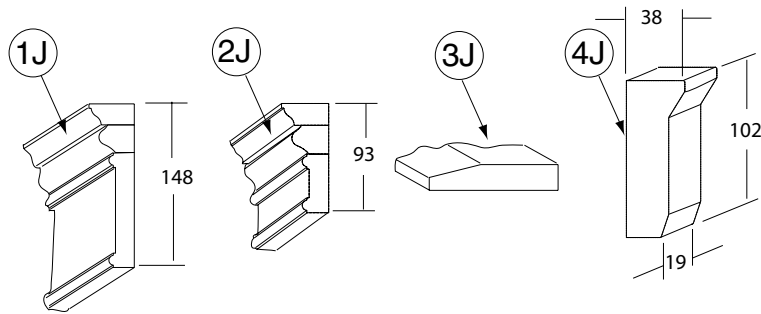
KEY	PART NUMBER	U/M	DESCRIPTION
	137894-A2-438	EA	LUMBER - VINYL WRAPPED - .7" X .75" X 96" - PORTSMOUTH OAK
	137894-D2-438	EA	LUMBER - VINYL WRAPPED - .7" X 1.5" X 96" - PORTSMOUTH OAK
	137894-E2-438	EA	LUMBER - VINYL WRAPPED - .7" X 2" X 96" - PORTSMOUTH OAK
	137894-F2-438	EA	LUMBER - VINYL WRAPPED - .7" X 2.5" X 96" - PORTSMOUTH OAK
	137894-G2-438	EA	LUMBER - VINYL WRAPPED - .7" X 3" X 96" - PORTSMOUTH OAK
	137894-H2-438	EA	LUMBER - VINYL WRAPPED - .7" X 3.5" X 96" - PORTSMOUTH OAK
	137894-J2-438	EA	LUMBER - VINYL WRAPPED - .7" X 5.5" X 96" - PORTSMOUTH OAK
	137894-J2-743	EA	LUMBER - VINYL WRAPPED - .7" X 5.5" X 96" - PORTSMOUTH OAK
	137894-K2-438	EA	LUMBER - VINYL WRAPPED - .7" X 3.9" X 96" - PORTSMOUTH OAK
	137894-R2-438	EA	LUMBER - VINYL WRAPPED - .7" X 3" X 96" - PORTSMOUTH OAK
7G	137895-D2-134	EA	MOLDING - VINYL WRAPPED - .7" X 1.6" X 84"-PORTSMOUTH OAK
7G	137895-D2-743	EA	MOLDING - VINYL WRAPPED - .7" X 1.6" X 108"-PORTSMOUTH OAK
7G	137895-F2-743	EA	MOLDING - VINYL WRAPPED - .7" X 2.5" X 108" - PORTSMOUTH OAK
	146419-A2-438	EA	LUMBER - VINYL WRAPPED - .7" X .75" X 96" - HONEY CHERRY
	146419-D2-438	EA	LUMBER - VINYL WRAPPED - .7" X 1.5" X 96" - HONEY CHERRY
	146419-E2-438	EA	LUMBER - VINYL WRAPPED - .7" X 2" X 96" - HONEY CHERRY
	146419-F2-438	EA	LUMBER - VINYL WRAPPED - .7" X 2.5" X 96" - HONEY CHERRY
	146419-G2-438	EA	LUMBER - VINYL WRAPPED - .7" X 3" X 96" - HONEY CHERRY
	146419-H2-438	EA	LUMBER - VINYL WRAPPED - .7" X 3.5" X 96" - HONEY CHERRY
	146419-J2-438	EA	LUMBER - VINYL WRAPPED - .7" X 5.5" X 96" - HONEY CHERRY
	146419-J2-743	EA	LUMBER - VINYL WRAPPED - .7" X 5.5" X 108" - HONEY CHERRY
	146419-K2-438	EA	LUMBER - VINYL WRAPPED - .7" X 3.9" X 96" - HONEY CHERRY
	146419-R2-438	EA	LUMBER - VINYL WRAPPED - .7" X 3" X 96" - HONEY CHERRY
7G	146425-D2-134	EA	MOLDING - VINYL WRAPPED - .7" X 1.6" X 96" - HONEY CHERRY
7G	146425-F2-134	EA	MOLDING - VINYL WRAPPED - .7" X 2.5" X 84" - HONEY CHERRY
7G	146425-F2-134	EA	MOLDING - VINYL WRAPPED - .7" X 2.5" X 96" - HONEY CHERRY
7G	146425-F2-743	EA	MOLDING - VINYL WRAPPED - .7" X 2.5" X 108" - HONEY CHERRY
	149325-A2-438	EA	LUMBER - VINYL WRAPPED - .7" X .75" X 96" - WASHED MAPLE
	149325-D2-438	EA	LUMBER - VINYL WRAPPED - .7" X 1.5" X 96" - WASHED MAPLE
	149325-E2-438	EA	LUMBER - VINYL WRAPPED - .7" X 2" X 96" - WASHED MAPLE
	149325-F2-438	EA	LUMBER - VINYL WRAPPED - .7" X 2.5" X 96" - WASHED MAPLE
	149325-G2-438	EA	LUMBER - VINYL WRAPPED - .7" X 3" X 96" - WASHED MAPLE
	149325-H2-438	EA	LUMBER - VINYL WRAPPED - .7" X 3.5" X 96" - WASHED MAPLE
	149325-J2-438	EA	LUMBER - VINYL WRAPPED - .7" X 5.5" X 96" - WASHED MAPLE
	149325-J2-743	EA	LUMBER - VINYL WRAPPED - .7" X 5.5" X 108" - WASHED MAPLE
	149325-K2-438	EA	LUMBER - VINYL WRAPPED - .7" X 3.9" X 96" - WASHED MAPLE
	149325-R2-438	EA	LUMBER - VINYL WRAPPED - .7" X 3" X 96" - WASHED MAPLE
7G	149326-D2-134	EA	MOLDING - VINYL WRAPPED - .7" X 1.6" X 84" - WASHED MAPLE
7G	149326-F2-134	EA	MOLDING - VINYL WRAPPED - .7" X 2.5" X 84" - WASHED MAPLE
7G	149326-F2-438	EA	MOLDING - VINYL WRAPPED - .7" X 2.5" X 96" - WASHED MAPLE
7G	149326-F2-743	EA	MOLDING - VINYL WRAPPED - .7" X 2.5" X 108" - WASHED MAPLE
	149330-A2-438	EA	LUMBER - VINYL WRAPPED - .7" X .75" X 96" - SIERRA MAPLE
	149330-D2-438	EA	LUMBER - VINYL WRAPPED - .7" X 1.5" X 96" - SIERRA MAPLE
	149330-E2-438	EA	LUMBER - VINYL WRAPPED - .7" X 2" X 96" - SIERRA MAPLE
	149330-F2-438	EA	LUMBER - VINYL WRAPPED - .7" X 2.5" X 96" - SIERRA MAPLE
	149330-G2-438	EA	LUMBER - VINYL WRAPPED - .7" X 3" X 96" - SIERRA MAPLE
	149330-H2-438	EA	LUMBER - VINYL WRAPPED - .7" X 3.5" X 96" - SIERRA MAPLE
	149330-J2-438	EA	LUMBER - VINYL WRAPPED - .7" X 5.5" X 96" - SIERRA MAPLE
	149330-J2-743	EA	LUMBER - VINYL WRAPPED - .7" X 5.5" X 108" - SIERRA MAPLE
	149330-K2-438	EA	LUMBER - VINYL WRAPPED - .7" X 3.9" X 96" - SIERRA MAPLE
	149330-R2-438	EA	LUMBER - VINYL WRAPPED - .7" X 3" X 96" - SIERRA MAPLE
7G	149331-D2-134	EA	MOLDING - VINYL WRAPPED - .7" X 1.6" X 96" - SIERRA MAPLE
7G	149331-F2-134	EA	MOLDING - VINYL WRAPPED - .7" X 2.5" X 84" - SIERRA MAPLE
7G	149331-F2-439	EA	MOLDING - VINYL WRAPPED - .7" X 2.5" X 96" - SIERRA MAPLE
7G	149331-F2-743	EA	MOLDING - VINYL WRAPPED - .7" X 2.5" X 108" - SIERRA MAPLE

INTERIOR FINISH GROUP (CONTINUED)
MOLDINGS & TRIMS (CONTINUED)



KEY	PART NUMBER	U/M	DESCRIPTION
1H	138359-01-01A	FT	COVER - ROOF BREAK - PEARL CREAM/PLASTIC - 96"
2H	138403-01-01A	EA	TRIM - ROOF - MILL
3H	138403-03-01A	EA	TRIM - ROOF - MILL
4H	141260-01-01A	FT	U-CHANNEL - 1" - VILLAGE OAK - PORTSMOUTH OAK/WASHED MAPLE/SIERRA MAPLE
4H	141260-01-02A	FT	U-CHANNEL - 1" - GRADY BROWN - CONCERT CHERRY/HONEY CHERRY
5H	141303-02-N53	EA	MOLDING - CROWN/BLOCK - PORTSMOUTH OAK
5H	141303-02-N52	EA	MOLDING - CROWN/BLOCK - CONCERT CHERRY
5H	141303-02-N62	EA	MOLDING - CROWN/BLOCK - WASHED MAPLE
5H	141303-02-RA3	EA	MOLDING - CROWN/BLOCK - HONEY CHERRY
6H	141303-03-N53	EA	MOLDING - CROWN/BLOCK - PORTSMOUTH OAK
6H	141303-03-N52	EA	MOLDING - CROWN/BLOCK - CONCERT CHERRY
6H	141303-03-N62	EA	MOLDING - CROWN/BLOCK - WASHED MAPLE
6H	141303-03-RA3	EA	MOLDING - CROWN/BLOCK - HONEY CHERRY
7H	141303-05-R89	EA	MOLDING - CROWN/BLOCK - PORTSMOUTH OAK
7H	141303-05-R91	EA	MOLDING - CROWN/BLOCK - WASHED MAPLE
7H	141303-05-R90	EA	MOLDING - CROWN/BLOCK - CONCERT CHERRY
7H	141303-05-RE3	EA	MOLDING - CROWN/BLOCK - HONEY CHERRY
8H	141303-06-R89	EA	MOLDING - CROWN/BLOCK - PORTSMOUTH OAK
8H	141303-06-R90	EA	MOLDING - CROWN/BLOCK - CONCERT CHERRY
8H	141303-06-R91	EA	MOLDING - CROWN/BLOCK - WASHED MAPLE
8H	141303-06-RE3	EA	MOLDING - CROWN/BLOCK - HONEY CHERRY
9H	141303-07-R89	EA	MOLDING - CROWN/BLOCK - PORTSMOUTH OAK
9H	141303-07-R90	EA	MOLDING - CROWN/BLOCK - CONCERT CHERRY
9H	141303-07-R91	EA	MOLDING - CROWN/BLOCK - WASHED MAPLE
9H	141303-07-RE3	EA	MOLDING - CROWN/BLOCK - HONEY CHERRY
10H	141303-08-R83	EA	MOLDING - CROWN/BLOCK - PORTSMOUTH OAK
10H	141303-08-R84	EA	MOLDING - CROWN/BLOCK - CONCERT CHERRY
10H	141303-08-R91	EA	MOLDING - CROWN/BLOCK - WASHED MAPLE
10H	141303-08-RE0	EA	MOLDING - CROWN/BLOCK - HONEY CHERRY
11H	141303-09-R83	EA	MOLDING - CROWN/BLOCK - PORTSMOUTH OAK
11H	141303-09-R84	EA	MOLDING - CROWN/BLOCK - CONCERT CHERRY
11H	141303-09-R91	EA	MOLDING - CROWN/BLOCK - WASHED MAPLE
11H	141303-09-RE0	EA	MOLDING - CROWN/BLOCK - HONEY CHERRY
12H	141303-10-R89	EA	MOLDING - CROWN/BLOCK - PORTSMOUTH OAK
12H	141303-10-R90	EA	MOLDING - CROWN/BLOCK - CONCERT CHERRY
12H	141303-10-R91	EA	MOLDING - CROWN/BLOCK - WASHED MAPLE
12H	141303-10-RE3	EA	MOLDING - CROWN/BLOCK - HONEY CHERRY

INTERIOR FINISH GROUP (CONTINUED)
MOLDINGS & TRIMS (CONTINUED)



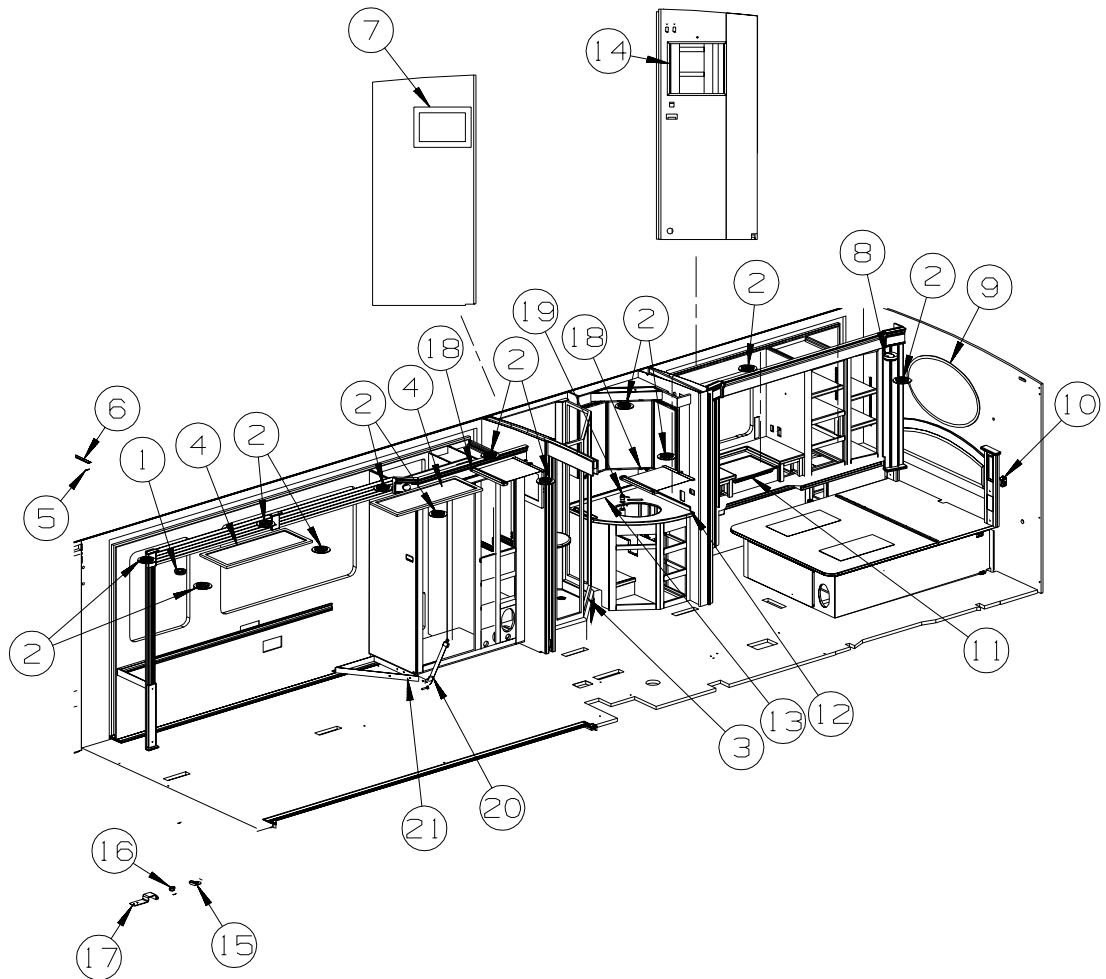
KEY	PART NUMBER	U/M	DESCRIPTION
1J	144885-14-R83	EA	MOLDING - F/SLIDEOUT - 86.5" - PORTSMOUTH OAK
1J	144885-14-R84	EA	MOLDING - F/SLIDEOUT - 86.5" - CHERRY
1J	144885-14-RE0	EA	MOLDING - F/SLIDEOUT - 86.5" - HONEY CHERRY
1J	144885-07-SD2	EA	MOLDING - F/SLIDEOUT - 82.5" - WASHED MAPLE
2J	145379-01-R83	EA	MOLDING/TRIM - 47.48" - PORTSMOUTH OAK
2J	145379-01-R84	EA	MOLDING/TRIM - 47.48" - CONCERT CHERRY
2J	145379-01-RE0	EA	MOLDING/TRIM - 47.48" - HONEY CHERRY
2J	145379-01-SD2	EA	MOLDING/TRIM - 47.48" - WASHED MAPLE
2J	145379-02-R83	EA	MOLDING/TRIM - 7.87" W/RIGHT SIDE ANGLE CUT - PORTSMOUTH OAK
2J	145379-02-R84	EA	MOLDING/TRIM - 7.87" W/RIGHT SIDE ANGLE CUT - CONCERT CHERRY
2J	145379-02-RE0	EA	MOLDING/TRIM - 7.87" W/RIGHT SIDE ANGLE CUT - HONEY CHERRY
2J	145379-02-SD2	EA	MOLDING/TRIM - 7.87" W/RIGHT SIDE ANGLE CUT - WASHED MAPLE
2J	145379-03-R83	EA	MOLDING/TRIM - 7.87" W/LEFT SIDE ANGLE CUT - PORTSMOUTH OAK
2J	145379-03-R84	EA	MOLDING/TRIM - 7.87" W/LEFT SIDE ANGLE CUT - CONCERT CHERRY
2J	145379-03-RE0	EA	MOLDING/TRIM - 7.87" W/LEFT SIDE ANGLE CUT - HONEY CHERRY
2J	145379-03-SD2	EA	MOLDING/TRIM - 7.87" W/LEFT SIDE ANGLE CUT - WASHED MAPLE
2J	145379-05-R83	EA	MOLDING/TRIM - 102.75" - PORTSMOUTH OAK
2J	145379-05-R84	EA	MOLDING/TRIM - 102.75" - CONCERT CHERRY
2J	145379-05-SD2	EA	MOLDING/TRIM - 102.75" - WASHED MAPLE
2J	145379-05-RE0	EA	MOLDING/TRIM - 102.75" - HONEY CHERRY
3J	146306-01-01A	FT	TRANSITION - CARPET/TILE
4J	149151-01-S46	EA	MOLDING - BLOCK - PORTSMOUTH OAK
4J	149151-01-S47	EA	MOLDING - BLOCK - CONCERT CHERRY
4J	149151-01-S48	EA	MOLDING - BLOCK - WASHED MAPLE

INTERIOR FINISH GROUP (CONTINUED)
PANELING & LAMINATES

KEY	PART NUMBER	U/M	DESCRIPTION
	000885-A5-000	SF	PARTICLE BOARD - 3/8" X 4' X 8' - WHITE PEB EMB - 1 SIDED
	000885-92-000	SF	PARTICLE BOARD - 3/8" X 4' X 8' - PORTSMOUTH OAK - 1-SIDED - PORTSMOUTH OAK
	000885-93-000	SF	PARTICLE BOARD - 3/8" X 4' X 8' - PORTSMOUTH OAK - 2-SIDED - PORTSMOUTH OAK
	000885-95-000	SF	PARTICLE BOARD - 3/4" X 4' X 8' - PORTSMOUTH OAK - 2-SIDED - PORTSMOUTH OAK
	000885-B9-000	SF	PARTICLE BOARD - 3/8" X 4' X 8'- NEW CONC CHERRY - 1 SIDED - CONCERT CHERRY
	000885-B8-000	SF	PARTICLE BOARD - 3/8" X 4' X 8'- NEW CONC CHERRY - 2 SIDED - CONCERT CHERRY
	000885-C0-000	SF	PARTICLE BOARD - 3/4" X 4' X 8'- NEW CONC CHERRY - 2 SIDED - CONCERT CHERRY
	000885-B5-000	SF	PARTICLE BOARD - 3/8" X 4' X 8'- WASHED MAPLE - 1-SIDED - WASHED MAPLE
	000885-B4-000	SF	PARTICLE BOARD - 3/8" X 4' X 8'- WASHED MAPLE - 2 SIDED - WASHED MAPLE
	000885-B6-000	SF	PARTICLE BOARD - 3/4" X 4' X 8'- WASHED MAPLE - 2 SIDED - WASHED MAPLE
	000885-A8-000	SF	PARTICLE BOARD - 3/8" X 4' X 8' - HONEY CHERRY - 1 SIDED - HONEY CHERRY
	000885-A9-000	SF	PARTICLE BOARD - 3/8" X 4' X 8' - HONEY CHERRY - 2 SIDED - HONEY CHERRY
	000885-A7-000	SF	PARTICLE BOARD - 3/4" X 4' X 8' - HONEY CHERRY - 2 SIDED - HONEY CHERRY
	057882-04-000	SF	TAMBOUR - 48" X 96" SHEET - UNFINISHED - PORTSMOUTH OAK
	057882-06-000	SF	TAMBOUR - 48" X 96" SHEET - CONCERT CHERRY/HONEY CHERRY
	057882-05-000	SF	TAMBOUR - 48" X 96" SHEET - UNFINISHED - WASHED MAPLE
	P26866-11-N75	EA	HANDLE - DOOR/TAMBOUR - 20.8" - PORTSMOUTH OAK
	P26866-11-N74	EA	HANDLE - DOOR/TAMBOUR - 20.8" - CHERRY
	P26866-11-N84	EA	HANDLE - DOOR/TAMBOUR - 20.8" - WASHED MAPLE
	P26866-11-RC3	EA	HANDLE - DOOR/TAMBOUR - 20.8" - HONEY CHERRY
	088272-H9-000	SF	PANELING - PEBBLE EMBOSSED - WHITE - 4' X 7'
	088272-K0-000	SF	PANELING - TAYLOR MINK - 4' X 7' (SE4 THRU SE7, SF0 THRU SF3) - GALLEY/LOUNGE AREAS FROM: 00-00-00 THRU: 11-21-04
	088272-L7-000	SF	PANELING - TAYLOR MINK - 4' X 7' (SE4 THRU SE7, SF0 THRU SF3) - GALLEY/LOUNGE AREAS FROM: 11-22-04 THRU: 99-99-99
	088272-L0-000	SF	PANELING - D'VINCI ALMOND - 1/8" X 4' X 7' (SE4 THRU SE7, SF0 THRU SF3) - BATH/BED AREAS
	088272-K8-000	SF	PANELING - FRANCISCO FERN - 4' X 7' (SE0, SE1, SE2, SE3, SV0, SV1, SV2, SV3) FROM: 00-00-00 THRU: 11-21-04
	088272-L9-000	SF	PANELING - FRANCISCO FERN - 4' X 7.4' (SE0, SE1, SE2, SE3, SV0, SV1, SV2, SV3) FROM: 11-22-04 THRU: 99-99-99
	074497-42-000	SF	PANELING - PORTSMOUTH OAK - 1/8" X 4' X 8' - PORTSMOUTH OAK
	076773-15-000	SF	PANELING - 2 SIDED/PORTSMOUTH OAK - 1/8" X 4' X 8 - PORTSMOUTH OAK
	074497-50-000	SF	PANELING - NEW CONCERT CHERRY - 1/8" X 4' X 8' - CONCERT CHERRY
	076773-21-000	SF	PANELING - 2 SIDED/NEW CONC CHERRY - 1/8" X 4' X 8' - CONCERT CHERRY
	074497-49-000	SF	PANELING - WASHED MAPLE - 1/8" X 4' X 8' - WASHED MAPLE
	076773-20-000	SF	PANELING - 2 SIDED/WASHED MAPLE - 1/8" X 4' X 8' - WASHED MAPLE
	074497-47-000	SF	PANELING - HONEY CHERRY - 1/8" X 4' X 8' - HONEY CHERRY
	076773-18-000	SF	PANELING - 2 SIDED/HONEY CHERRY - 1/8" X 4' X 8' - HONEY CHERRY
	079666-03-000	SF	PANELING - CLOSET - CEDAR - 4' X 7'
	074498-A2-000	SF	LAMINATE - PLASTIC - PHANTOM GRAY - 5' X 8'
	074498-95-000	SF	LAMINATE - PLASTIC - PORTSMOUTH OAK - 4' X 8' - PORTSMOUTH OAK
	074498-96-000	SF	LAMINATE - PLASTIC - CHERRY - 4' X 8' - CONCERT CHERRY
	074498-A6-000	SF	LAMINATE - PLASTIC - HARDROCK MAPLE - 5' X 8' - WASHED MAPLE
	074498-A7-000	SF	LAMINATE - PLASTIC - GRAND ISLE - 5' X 8' - HONEY CHERRY
	085284-J2-000	FT	BATT TAPE-ADHSV BCK-DEC-TAYLOR MINK(SE4 THRU SE7,SF0 THRU SF3)- GALLEY/LOUNGE AREAS
	085284-J3-000	FT	BATT TAPE -ADHSV BCK-DECOR-D'VINCI ALMOND(SE4 THRU SE7, SF0 THRU SF3)- BATH/BED AREAS
	085284-J0-000	FT	BATT TAPE - ADHESIVE BACKED - DECORATIVE - FRANCISCO FERN (SF4, SF5, SF6, SF7)
	088263-H9-000	EA	BATT STRIP -DECORATIVE-TAYLOR MINK (SE4 THRU SE7, SF0 THRU SF3) - GALLEY/LOUNGE AREAS
	088263-J0-000	EA	BATT STRIP - DECORATIVE - D'VINCI ALMOND (SE4 THRU SE7, SF0 THRU SF3) - BATH/BED AREAS
	088263-H7-000	EA	BATT STRIP - DECORATIVE - FRANCISCO FERN (SF4, SF5, SF6, SF7)

INTERIOR FINISH GROUP (CONTINUED)

INTERIOR TRIM LAYOUT



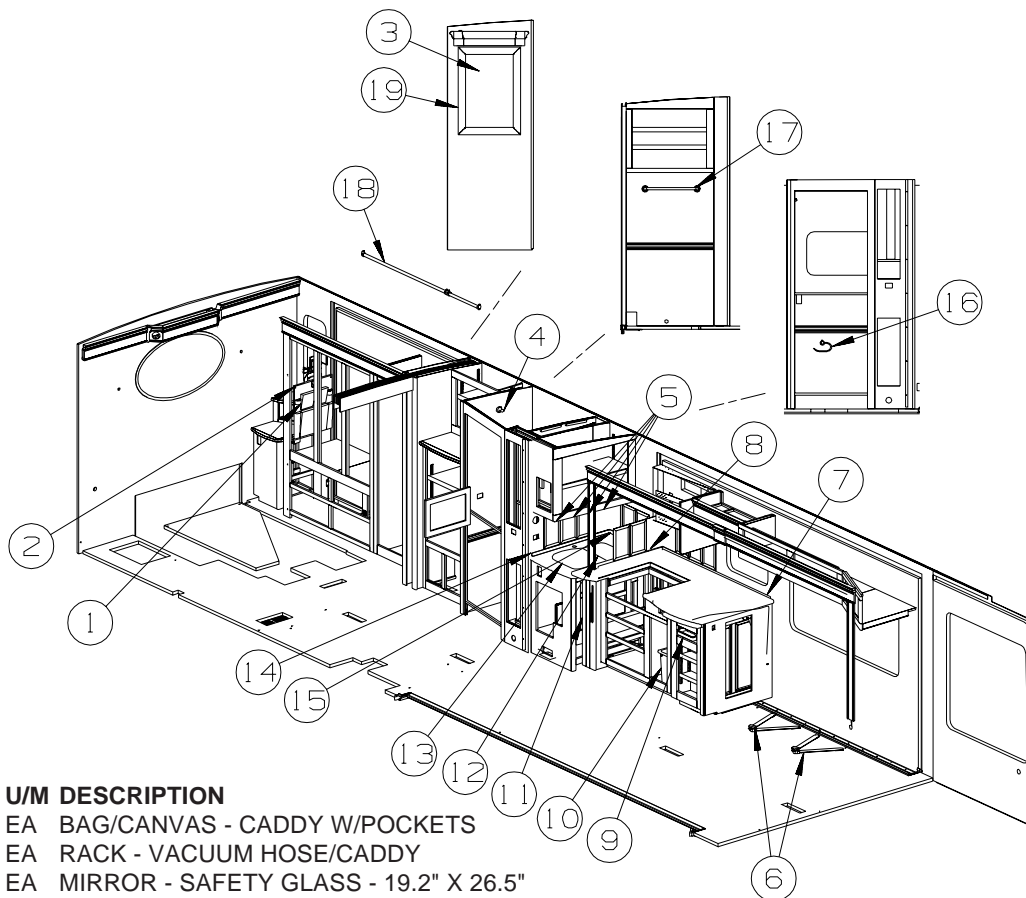
KEY	PART NUMBER	U/M	DESCRIPTION
1	072852-01-000	EA	DETECTOR - SMOKE - W/9 VOLT BATTERY - US
1	072852-02-000	EA	DETECTOR - SMOKE - W/9 VOLT BATTERY - CANADIAN
	077956-01-000	EA	LABEL - WARNING/SMOKE DETECTOR
2	120134-01-02A	EA	REGISTER - W/DAMPER - 4" PIPE/6.4" O.D. FACE - WHITE
2	120134-02-01A	EA	REGISTER - TRIM RING - WHITE
3*	139047-05-02A	EA	DOOR - SHOWER - NEO ANGLE - 66.4" TALL - CHROME/RAIN
4	145978-02-R89	EA	CABINET - OVERHEAD/LIGHT - PORTSMOUTH OAK
4	145978-02-R90	EA	CABINET - OVERHEAD/LIGHT - CONCERT CHERRY
4	145978-02-R91	EA	CABINET - OVERHEAD/LIGHT - WASHED MAPLE
4	145978-02-RE3	EA	CABINET - OVERHEAD/LIGHT - HONEY CHERRY
	133312-01-01A	EA	LENS - CLEAR DIFFUSER - 23.7" X 47.8"
5	138359-01-01A	FT	COVER - ROOF BREAK - PEARL CREAM/PLASTIC - 96"
6	138403-01-01A	EA	TRIM - ROOF - MILL
7	131493-01-06A	EA	PICTURE - DECORATIVE - 10" X 16" - PARADISE (SE4, SE5, SE6, SE7)
7	131493-06-02A	EA	PICTURE - DECORATIVE - 8" X 20" - PALM COURT II (SF0, SF1, SF2, SF3)
7	131493-01-04A	EA	PICTURE - DECORATIVE - 10" X 16" - LEAF COLLAGE II (SF4, SF5, SF6, SF7)
8	125136-02-000	EA	DETECTOR/CO - GAS MODEL - 9 VOLT
9	131494-02-01A	EA	MIRROR - BEVELED/OVAL - 24" X 40"
10	142411-05-000	EA	HOLDER - F/CONTROL (SELECT COMFORT)
11	140374-38-000	EA	MIRROR - SAFETY GLASS - 10.1" X 14.1"
12	139855-09-03A	EA	BACKSPLASH - COUNTERTOP - CORIAN - FOSSIL (SE4, SE5, SE6, SE7)
12	139855-09-04A	EA	BACKSPLASH - COUNTERTOP - CORIAN - CANYON (SF0, SF1, SF2, SF3)
12	139855-09-05A	EA	BACKSPLASH - COUNTERTOP - CORIAN - WILLOW (SF4, SF5, SF6, SF7)
13	139855-12-03A	EA	BACKSPLASH - COUNTERTOP - CORIAN - FOSSIL (SE4, SE5, SE6, SE7)
13	139855-12-04A	EA	BACKSPLASH - COUNTERTOP - CORIAN - CANYON (SF0, SF1, SF2, SF3)
13	139855-12-05A	EA	BACKSPLASH - COUNTERTOP - CORIAN - WILLOW (SF4, SF5, SF6, SF7)
14	150982-01-SD0	EA	TRIM - CABINET/TV FACE - PORTSMOUTH OAK
14	150982-01-SD1	EA	TRIM - CABINET/TV FACE - CONCERT CHERRY
14	150982-01-SD2	EA	TRIM - CABINET/TV FACE - WASHED MAPLE
14	150982-01-SD3	EA	TRIM - CABINET/TV FACE - HONEY CHERRY

INTERIOR FINISH GROUP (CONTINUED)

INTERIOR TRIM LAYOUT (CONTINUED)

KEY	PART NUMBER	U/M	DESCRIPTION
15	134057-02-11B	EA	BRACKET - RECLINER - FLAT BLACK
16	140334-01-01A	EA	KNOB - HOLD DOWN - RECLINER
17	143956-02-04B	EA	BRACKET/TIEDOWN - EURO CHAIR - BLACK
18	144628-01-01A	EA	SHADE - VENT COVER - 15.7" X 15.7" - OFF WHITE
19	144884-02-01A	EA	DISPENSER - SOAP/LOTION - CHROME
20	056271-01-000	EA	SEAT BELT - 2" X 102" - BLACK
			FROM: 00-00-00 THRU: 01-09-05
20	056271-02-000	EA	SEAT BELT - 2" X 72" - BLACK
			FROM: 01-10-05 THRU: 99-99-99
21	151311-01-02B	EA	MOUNTING ASM - SEAT BELT - E-COATED

***COMPONENT PARTS LISTED LATER IN THIS GROUP**

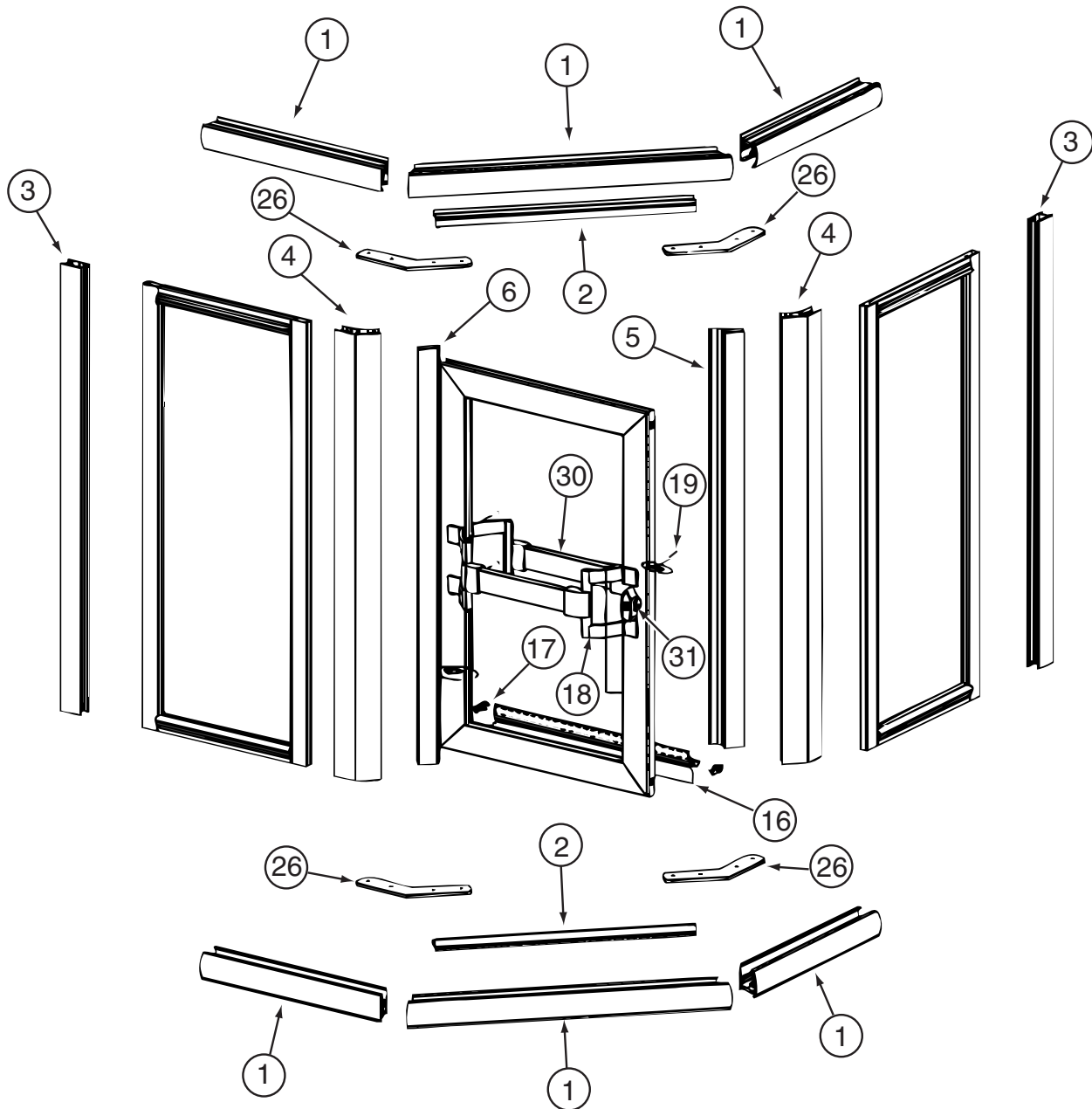


KEY	PART NUMBER	U/M	DESCRIPTION
1	108186-05-000	EA	BAG/CANVAS - CADDY W/POCKETS
2	108186-06-000	EA	RACK - VACUUM HOSE/CADDY
3	140374-51-000	EA	MIRROR - SAFETY GLASS - 19.2" X 26.5"
4	145849-03-02A	EA	HOOK - ROBE - CHROME
5	113195-43-02A	EA	MIRROR - BEVELED SAFETY GLASS - 7.4" X 12.6"
	132651-01-01A	EA	DECAL - MIRROR/GALLEY
6	056271-01-000	EA	SEAT BELT - 2" X 102" - BLACK
7	142772-10-03A	EA	BACKSPLASH - COUNTERTOP - CORIAN (SE4, SE5, SE6, SE7)
7	142772-10-04A	EA	BACKSPLASH - COUNTERTOP - CORIAN - CANYON (SF0, SF1, SF2, SF3)
7	142772-10-05A	EA	BACKSPLASH - COUNTERTOP - CORIAN - WILLOW (SF4, SF5, SF6, SF7)
8	142772-11-03A	EA	BACKSPLASH - COUNTERTOP - CORIAN - FOSSIL (SE4, SE5, SE6, SE7)
8	142772-11-04A	EA	BACKSPLASH - COUNTERTOP - CORIAN - CANYON (SF0, SF1, SF2, SF3)
8	142772-11-05A	EA	BACKSPLASH - COUNTERTOP - CORIAN - WILLOW (SF4, SF5, SF6, SF7)
9	100081-01-01A	EA	TRAY - SILVERWARE - 9" X 13.3" RUBBERMAID ALMOND PLASTIC
10	130818-02-01A	EA	TRASH CONTAINER - 20 QUART ALMOND
11	093605-02-01A	EA	RACK - TOWEL/WIRE - ALMOND
12	107044-13-03A	EA	COVER - RECESSED SINK - 1/2" CORIAN - FOSSIL (SE4, SE5, SE6, SE7)
12	107044-13-04A	EA	COVER - RECESSED SINK - 1/2" CORIAN - CANYON (SF0, SF1, SF2, SF3)
12	107044-13-05A	EA	COVER - RECESSED SINK - 1/2" CORIAN - WILLOW (SF4, SF5, SF6, SF7)
13	107044-14-03A	EA	COVER - RECESSED SINK - 1/2" CORIAN - FOSSIL (SE4, SE5, SE6, SE7)
13	107044-14-04A	EA	COVER - RECESSED SINK - 1/2" CORIAN - CANYON (SF0, SF1, SF2, SF3)
13	107044-14-05A	EA	COVER - RECESSED SINK - 1/2" CORIAN - WILLOW (SF4, SF5, SF6, SF7)

INTERIOR FINISH GROUP (CONTINUED)
INTERIOR TRIM LAYOUT (CONTINUED)

KEY	PART NUMBER	U/M	DESCRIPTION
14	142772-12-03A	EA	BACKSPLASH - COUNTERTOP - CORIAN - FOSSIL (SE4, SE5, SE6, SE7) FROM: 00-00-00 THRU: 10-24-04
14	142772-30-03A	EA	BACKSPLASH - COUNTERTOP - CORIAN - FOSSIL (SE4, SE5, SE6, SE7) FROM: 10-25-04 THRU: 99-99-99
14	142772-12-04A	EA	BACKSPLASH - COUNTERTOP - CORIAN - CANYON (SF0, SF1, SF2, SF3) FROM: 00-00-00 THRU: 10-24-04
14	142772-30-04A	EA	BACKSPLASH - COUNTERTOP - CORIAN - CANYON (SF0, SF1, SF2, SF3) FROM: 10-25-04 THRU: 99-99-99
14	142772-12-05A	EA	BACKSPLASH - COUNTERTOP - CORIAN - WILLOW (SF4, SF5, SF6, SF7) FROM: 00-00-00 THRU: 10-24-04
14	142772-30-05A	EA	BACKSPLASH - COUNTERTOP - CORIAN - WILLOW (SF4, SF5, SF6, SF7) FROM: 10-25-04 THRU: 99-99-99
15	142772-13-03A	EA	BACKSPLASH - COUNTERTOP - CORIAN - FOSSIL (SE4, SE5, SE6, SE7)
15	142772-13-04A	EA	BACKSPLASH - COUNTERTOP - CORIAN - CANYON (SF0, SF1, SF2, SF3)
15	142772-13-05A	EA	BACKSPLASH - COUNTERTOP - CORIAN - WILLOW (SF4, SF5, SF6, SF7)
16	149139-01-01A	EA	HOLDER - TOILET TISSUE - CHROME
17	149142-01-01A	EA	BAR - TOWEL - 18" - CHROME
18	102075-21-03A	EA	ROD - SHOWER CURTAIN - 46.1" - MILL
19	150825-02-SD0	EA	FRAME/MIRROR - 30.5" X 21.7" - PORTSMOUTH OAK
19	150825-02-SD1	EA	FRAME/MIRROR - 30.5" X 21.7" - CONCERT CHERRY
19	150825-02-SD2	EA	FRAME/MIRROR - 30.5" X 21.7" - WASHED MAPLE
19	150825-02-SD3	EA	FRAME/MIRROR - 30.5" X 21.7" - HONEY CHERRY

INTERIOR FINISH GROUP (CONTINUED)
COMPONENT PARTS FOR INTERIOR TRIM LAYOUT



139047-01-01A/02A, 139047-02-01A/02A, 139049-03-01A/02A/03A, 139047-04-02A/03A, 139047-05-01A

KEY	PART NUMBER	U/M	DESCRIPTION	VENDOR NO.
1	139047-01-700	EA	HEADER/SILL - 30" (PAIR)	900
2	139047-01-701	EA	DAM STRIP-TOP/BOTTOM-35.4"	901
3	139047-01-702	EA	JAMB - WALL - 65.9"	903
4	139047-01-703	EA	CORNER POST-45 DEGREE- 65.9"	909
5	139047-01-704	EA	STRIKE - JAMB - 64.6"	926
6	139047-01-705	EA	HINGE/POST - DOOR - 64.5"	920
16	139047-01-710	EA	VINYL SWEEP	C176G
17	139047-01-711	EA	PLUG - DRIP CAP (SET)	CP933
18	092574-01-701	EA	BRACKET-DOOR PULL/TOWEL BAR	8141G
19	092574-01-710	EA	SCREW-GOLD, FOR TOWEL BAR	83212G
26	139047-01-712	EA	HEADER - CORNER BRACKET	313.45C
30	116814-01-700	EA	BAR-TOWEL 17 5/16"	68G
31	089318-01-707	EA	LATCH/CATCH - SAFETY - BLACK	9730N
	139047-01-706	EA	HINGE PINS	CP932
	139047-01-707	EA	WASHERS - HINGE	CP148TW
	139047-01-708	EA	HINGE - SLEEVE - 61.5"	C921B
	139047-01-709	EA	STRIP - MAGNETIC- 55"	98-42
	139047-01-713	EA	RAIL DRIP - 31.6"	927G

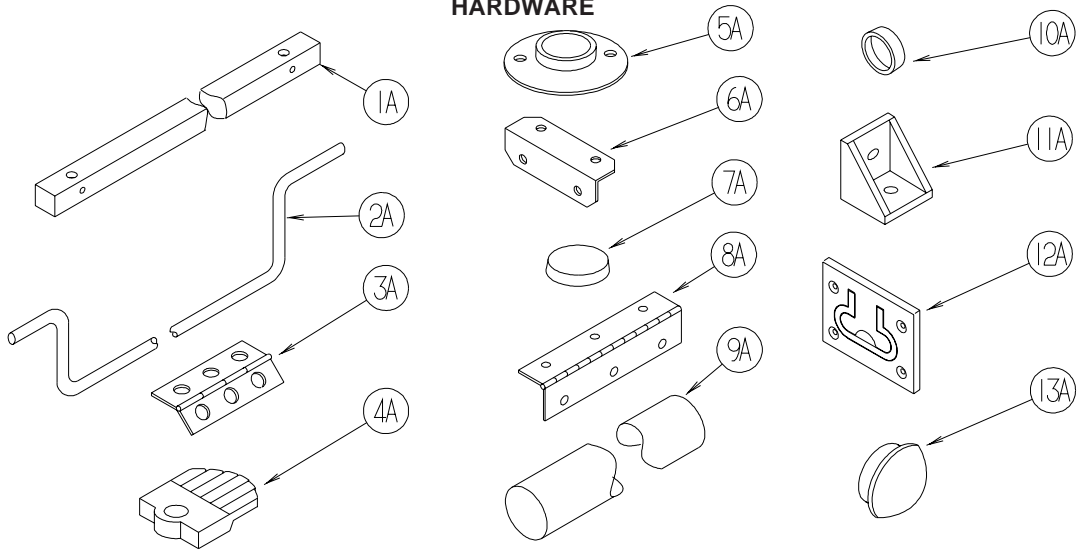
CONTACT WINNEBAGO PART SALES FOR UNLISTED COMPONENT(S)

INTERIOR FINISH GROUP (CONTINUED)
FLOOR COVERINGS

KEY	PART NUMBER	U/M	DESCRIPTION
	075233-01-000	SY	PAD - CARPET - 3/8" X 6' ROLL
	089275-02-000	FT	STRIP - 3/4" X 84" BLACK POLYETHYLENE
	093486-01-000	SY	CARPET - COMPARTMENT - 72" WIDE - DARK GRAY
	139056-31-000	SY	CARPET - SWISS COCOA - 4 SQUARE YARD INCREMENTS (SE4, SE5, SE6, SE7)
	139056-30-000	SY	CARPET - BRITISH TAN - 4 SQUARE YARD INCREMENTS (SF0, SF1, SF2, SF3)
	139056-29-000	SY	CARPET - BLUSH BEIGE - 4 SQUARE YARD INCREMENTS (SF4, SF5, SF6, SF7)
	093873-01-01A	EA	TRIM - CARPET - L-ANGLE 1.1" X 1.3" X 12' - GRAY VINYL
	123994-06-01A	EA	GROUT KIT - FLOOR TILE - CREAM COLOR - 13 LB PKG
	123994-08-02A	EA	TILE - FLOOR - CERAMIC - 6" X 6"
	123994-09-01A	EA	TILE - FLOOR - CERAMIC - 12" X 12" - BIANCO

INTERIOR FINISH GROUP (CONTINUED)

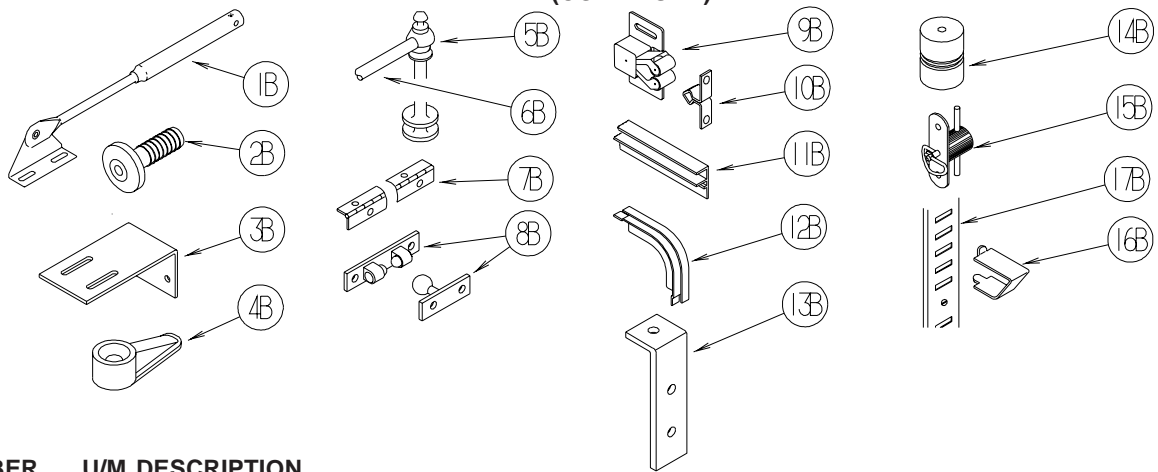
HARDWARE



KEY	PART NUMBER	U/M	DESCRIPTION
1A	P34509-01-N01	EA	RAIL END - RH/LH - TOWEL RACK - PORTSMOUTH
1A	P34509-01-P14	EA	RAIL END - RH/LH - TOWEL RACK - CONCERT CHERRY
1A	P34509-01-J70	EA	RAIL END - RH/LH - TOWEL RACK - WASHED MAPLE
1A	P34509-01-RE0	EA	RAIL END - RH/LH - TOWEL RACK - HONEY CHERRY
1A	P34509-01-SA3	EA	RAIL END - RH/LH - TOWEL RACK - SIERRA MAPLE
2A	146801-01-01A	EA	ROD/TOWEL BAR (OFFSET) - BRASS
2A	146801-01-02A	EA	ROD/TOWEL BAR (OFFSET) - PEWTER
3A	009059-01-000	EA	HINGE - DOOR - 2" X 1.4" - BRASS
3A	009059-02-000	EA	HINGE - DOOR - 2" X 2.7" - BRASS
3A	009059-03-000	EA	HINGE - BRASS - 1.75"
3A	009059-04-000	EA	HINGE - 2" - ZINC
4A	009089-01-000	EA	CLIP - MIRROR
5A	009112-01-000	EA	FLANGE - PLASTIC - 1" CLOTHES ROD - OFF WHITE
5A	152301-01-01A	EA	FLANGE - PLASTIC - 1" CLOTHES ROD HOLDER - WHITE
6A	016604-05-000	EA	BRACE - ANGLE - 2 1/2" - OFF WHITE METAL
6A	016604-10-000	EA	BRACE - SEAT ANGLE - 2.5" - BLACK
7A	023320-01-000	EA	PAD - FELT 3/8" DIAMETER
8A	041389-25-000	EA	HINGE - PIANO - 1 1/2" X 55" - UNPAINTED
9A	042438-02-000	EA	DOWEL - WOOD - 2" DIAMETER X 2'
10A	057671-01-000	EA	COVER - SCREW - #8 - OFF WHITE
10A	057671-15-000	EA	COVER - SCREW - #8 - BRIGHT WHITE
10A	057671-16-000	EA	COVER - SCREW - #8 - SOFT WHITE
10A	057671-17-000	EA	COVER - SCREW - VW LT GRAY - #8
11A	065740-01-000	EA	BRACE - CABINET/CORNER - PLASTIC
12A	072871-01-000	EA	PULL - FLUSH - CHROME
13A	074045-08-000	EA	PLUG - OAK - 3/8" DOWEL-1/2" HEAD - CONCERT CHERRY
13A	074045-12-000	EA	PLUG - OAK - 3/8" DOWEL-1/2" HEAD - WASHED MAPLE
13A	074045-13-000	EA	PLUG - OAK - 3/8" DOWEL-1/2" HEAD - PORTSMOUTH OAK
13A	074045-14-000	EA	PLUG - OAK - 3/8" DOWEL-1/2" HEAD - HONEY CHERRY
13A	074045-15-000	EA	PLUG - OAK - 3/8" DOWEL-1/2" HEAD - SIERRA MAPLE

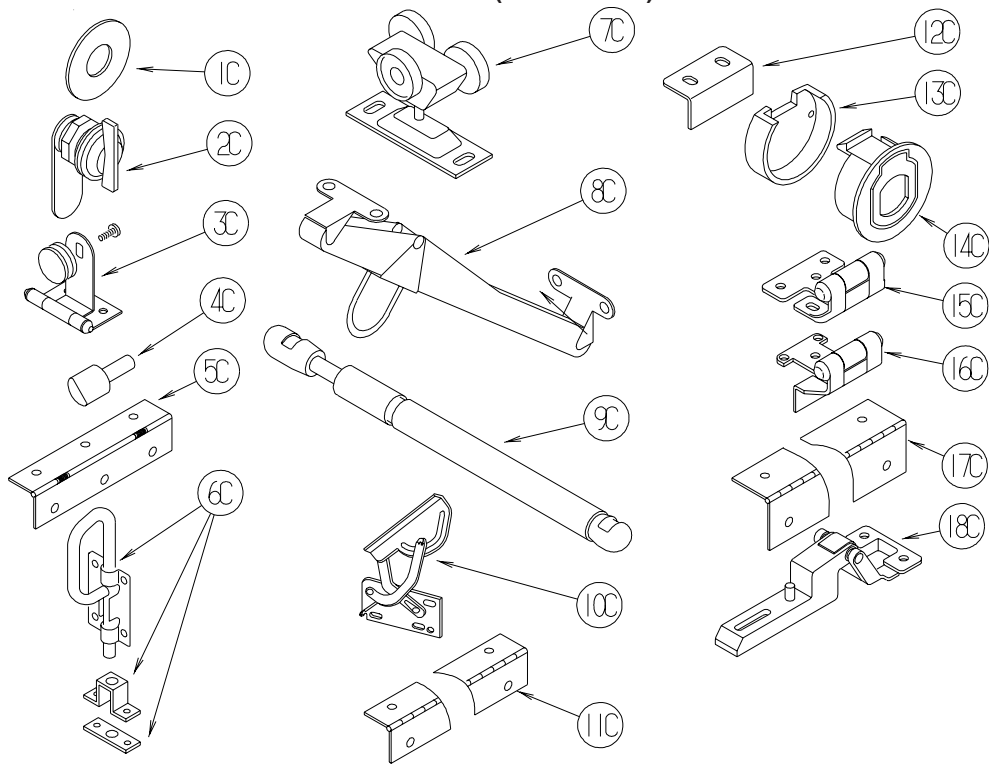
INTERIOR FINISH GROUP (CONTINUED)

HARDWARE (CONTINUED)



KEY	PART NUMBER	U/M	DESCRIPTION
1B	074493-02-000	EA	SUPPORT - PISTON SPRING - CABINET DOOR - 26 LBS
1B	074493-03-000	EA	SUPPORT - PISTON SPRING - CABINET DOOR - 12 LBS
2B	079921-01-000	EA	ROLLER - NYLON - W/STEEL SHAFT - BARBED
3B	083125-07-000	EA	BRACE - ANGLE/COUCH - 2.5" - OFF WHITE
4B	083204-03-000	EA	BUTTON - RETAINING MIRROR 5/16" TIP
5B	084070-03-000	EA	POST - END - 2.4" - SHINY BRASS
6B	084071-20-000	EA	ROD - BRASS - 9.8"
6B	146840-03-01A	EA	ROD - .25" DIAMETER - BRASS
6B	146840-03-02A	EA	ROD - .25" DIAMETER - PEWTER
6B	146840-04-01A	EA	ROD - .25" DIAMETER - BRASS
6B	146840-04-02A	EA	ROD - .25" DIAMETER - PEWTER
6B	146840-05-01A	EA	ROD - .25" DIAMETER - BRASS
6B	146840-05-02A	EA	ROD - .25" DIAMETER - PEWTER
7B	084413-01-000	EA	HINGE - 1" X 72" - ALUMINUM - W/HOLES
8B	084451-01-000	EA	CATCH & LATCH - 1.7" - BRASS
9B	093586-03-000	EA	CATCH - SPRING ROLLER - .377"
9B	093586-06-000	EA	CATCH - SPRING ROLLER - .236"
10B	093586-04-000	EA	STRIKE - SPRING STEEL - 1.14"
10B	093586-05-000	EA	STRIKE - SPRING STEEL - .943"
11B	093622-01-000	EA	TRACK - DOOR - TAMBOUR - PLASTIC - 8' LENGTHS
12B	093623-01-000	EA	CORNER - TRACK - TAMBOUR DOOR
13B	096826-01-01A	EA	BRACE-CABINET E-COATED
14B	097872-04-000	EA	DOWEL - WOOD - 1" DIAMETER X 1.38" LONG - UNFINISHED
15B	098196-01-000	EA	LATCH - 1/4 TURN - T-BAR
16B	098979-01-000	EA	CLIP - ADJUSTABLE SHELF
17B	098980-01-000	EA	PILASTER - ADJUSTABLE SHELF - 18"
17B	098980-02-000	EA	PILASTER - ADJUSTABLE SHELF - 12"
17B	098980-03-000	EA	PILASTER - ADJUSTABLE SHELF - 9"
17B	098980-04-000	EA	PILASTER - ADJUSTABLE SHELF - 48"
17B	098980-05-000	EA	PILASTER - ADJUSTABLE SHELF - 15"
17B	098980-06-000	EA	PILASTER - ADJUSTABLE SHELF - 24"

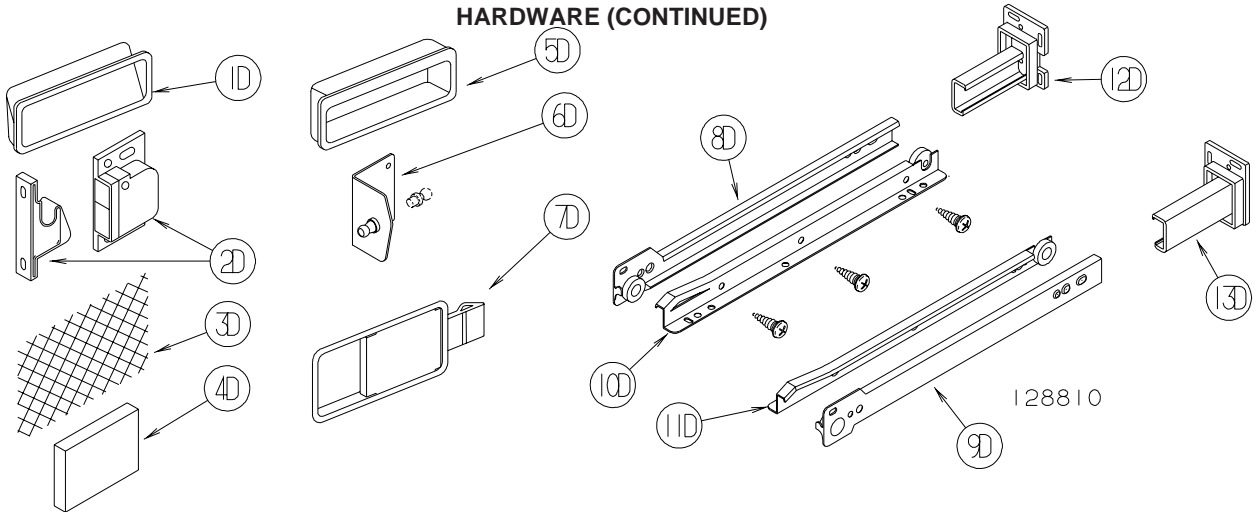
INTERIOR FINISH GROUP (CONTINUED)
HARDWARE (CONTINUED)



KEY	PART NUMBER	U/M	DESCRIPTION
1C	100707-01-000	EA	SPACER - GLASS DOOR - .8" DIA - .3" HOLE - PLASTIC
2C	100710-01-01A	EA	LOCK - GLASS DOOR/TWIST TYPE - BRASS
3C	100711-01-01A	EA	HINGE - GLASS DOOR
4C	101766-01-000	EA	PIN - SUPPORT/GLASS DOOR
5C	102920-01-01A	EA	HINGE - SPRING LOADED - BRASS
6C	103256-01-000	EA	LATCH COMPLETE (SLIDE)
7C	103874-01-000	EA	HANGER - SLIDING DOOR
8C	104181-01-01A	EA	SUPPORT - LEAF 5.3" EXTENDS TO 7.5" - SAFETY RING - METAL
9C	142569-15-000	EA	SPRING/GAS - 12" COMPRESSED/20" EXTENDED - 120 LB.
9C	142569-16-000	EA	SPRING/GAS - 12" COMPRESSED/20" EXTENDED - 90 LB
10C	108126-01-000	EA	TRAY HINGE SET (QTY. 2 PER SET)
11C	110496-01-01A	EA	HINGE - BRASS
12C	113375-02-01A	EA	STRIKE - DOOR - CHROME
13C	113375-05-01A	EA	LATCH - SLAM - BACK - .8" THICK
14C	113375-06-01A	EA	LATCH - SLAM - FACE - .7" THICK
15C	113676-01-01A	EA	HINGE - OVERLAY - VARIABLE - BURNISHED BRASS
16C	113677-01-01A	EA	HINGE - SELF CLOSING
17C	114278-02-000	EA	HINGE - CONTINUOUS - 3" WIDE
18C	114443-01-01A	EA	HINGE - CABINET DOOR

INTERIOR FINISH GROUP (CONTINUED)

HARDWARE (CONTINUED)



KEY	PART NUMBER	U/M	DESCRIPTION
1D	115994-01-01A	EA	HANDLE - POCKET
2D	117095-01-01A	EA	LATCH - DOOR - GRABBER W/KEEPER - PLASTIC - BLK-5 LB PULL
2D	117095-02-01A	EA	LATCH - DOOR - GRABBER W/KEEPER - PLASTIC - BLK-10 LB PULL
3D	118200-01-01A	SF	MESH - PLASTIC 1/2" - 48" X LENGTH = SF - BLACK
4D	122717-06-01A	FT	PAD - NON-SKID - PSA - 5"W
5D	124311-01-01A	EA	HANDLE - RECESSED - BRASS
6D	126263-06-02B	EA	BRACKET - GAS SPRING W/INSIDE BALL STUD - E-COATED
6D	057460-02-000	EA	BALL STUD - F/GAS SPRING .39" - 5/16" - 18
6D	126263-08-02B	EA	BRACKET - GAS SPRING W/CENTERED BALL STUD - E-COATED
7D	127349-01-01A	EA	LATCH - PADDLE

FROM: 00-00-00 THRU: 01-03-05

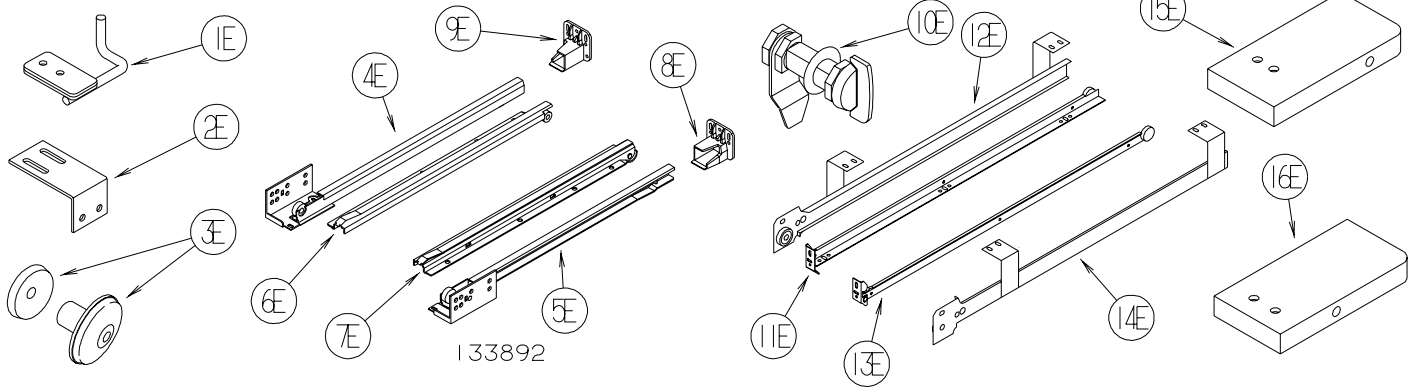
8D	128810-01-01A	EA	SLIDE - DRAWER - 12" - LEFT CABINET
8D	128810-05-01A	EA	SLIDE - DRAWER - 14" - LEFT CABINET
8D	128810-09-01A	EA	SLIDE - DRAWER - 16" - LEFT CABINET
8D	128810-13-01A	EA	SLIDE - DRAWER - 18" - LEFT CABINET
8D	128810-17-01A	EA	SLIDE - DRAWER - 20" - LEFT CABINET
8D	128810-21-01A	EA	SLIDE - DRAWER - 22" - LEFT CABINET
8D	128810-25-01A	EA	SLIDE - DRAWER - 24" - LEFT CABINET
9D	128810-02-01A	EA	SLIDE - DRAWER - 12" - RIGHT CABINET
9D	128810-06-01A	EA	SLIDE - DRAWER - 14" - RIGHT CABINET
9D	128810-10-01A	EA	SLIDE - DRAWER - 16" - RIGHT CABINET
9D	128810-14-01A	EA	SLIDE - DRAWER - 18" - RIGHT CABINET
9D	128810-18-01A	EA	SLIDE - DRAWER - 20" - RIGHT CABINET
9D	128810-22-01A	EA	SLIDE - DRAWER - 22" - RIGHT CABINET
9D	128810-26-01A	EA	SLIDE - DRAWER - 24" - RIGHT CABINET
10D	128810-03-01A	EA	SLIDE - DRAWER - 12" - LEFT DRAWER
10D	128810-07-01A	EA	SLIDE - DRAWER - 14" - LEFT DRAWER
10D	128810-11-01A	EA	SLIDE - DRAWER - 16" - LEFT DRAWER
10D	128810-15-01A	EA	SLIDE - DRAWER - 18" - LEFT DRAWER
10D	128810-19-01A	EA	SLIDE - DRAWER - 20" - LEFT DRAWER
10D	128810-23-01A	EA	SLIDE - DRAWER - 22" - LEFT DRAWER
10D	128810-27-01A	EA	SLIDE - DRAWER - 24" - LEFT DRAWER
11D	128810-04-01A	EA	SLIDE - DRAWER - 12" - RIGHT DRAWER
11D	128810-08-01A	EA	SLIDE - DRAWER - 14" - RIGHT DRAWER
11D	128810-12-01A	EA	SLIDE - DRAWER - 16" - RIGHT DRAWER
11D	128810-16-01A	EA	SLIDE - DRAWER - 18" - RIGHT DRAWER
11D	128810-20-01A	EA	SLIDE - DRAWER - 20" - RIGHT DRAWER
11D	128810-24-01A	EA	SLIDE - DRAWER - 22" - RIGHT DRAWER
11D	128810-28-01A	EA	SLIDE - DRAWER - 24" - RIGHT DRAWER
12D	128811-01-02A	EA	BACKSOCKET - ADJUSTABLE - LEFT
13D	128811-02-02A	EA	BACKSOCKET - ADJUSTABLE - RIGHT

FROM: 01-04-05 THRU: 99-99-99

153000-01-01A	EA	SLIDE - CABINET MOUNT - 11.8"
153000-02-01A	EA	SLIDE - DRAWER MOUNT - 11.8"
153000-03-01A	EA	SLIDE - CABINET MOUNT - 13.8"
153000-04-01A	EA	SLIDE - DRAWER MOUNT - 13.8"
153000-05-01A	EA	SLIDE - CABINET MOUNT - 15.7"
153000-06-01A	EA	SLIDE - DRAWER MOUNT - 15.7"

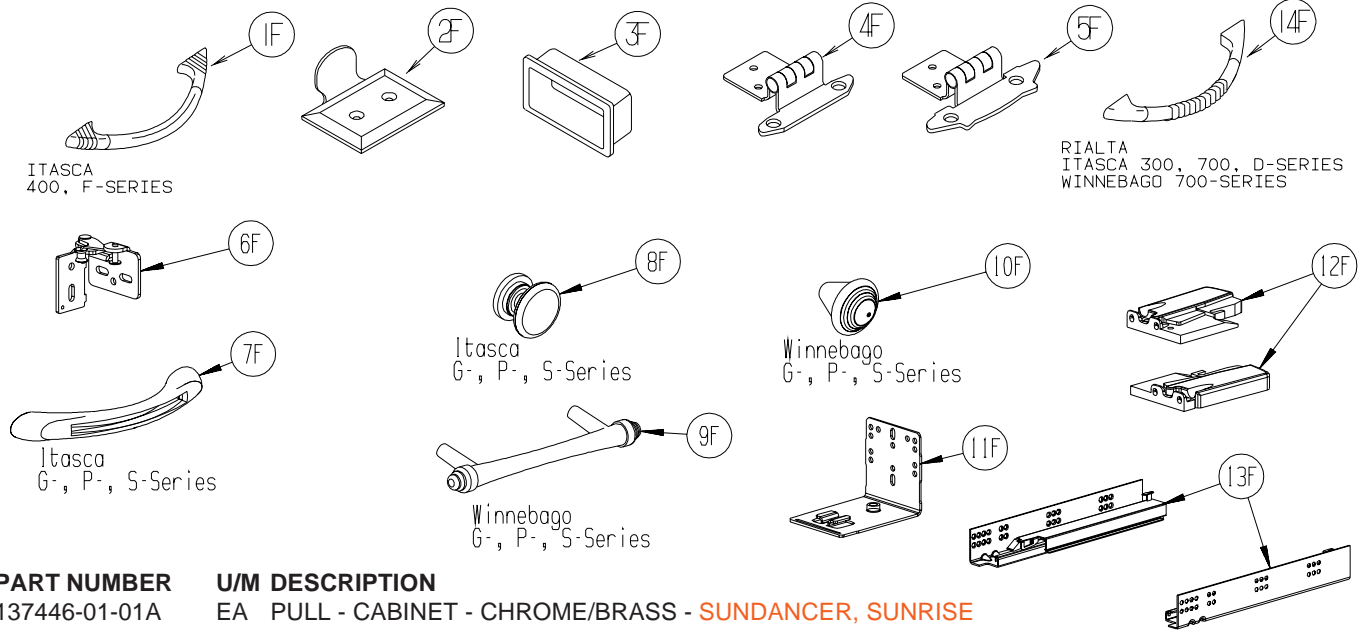
INTERIOR FINISH GROUP (CONTINUED)
HARDWARE (CONTINUED)

KEY	PART NUMBER	U/M	DESCRIPTION
	153000-07-01A	EA	SLIDE - CABINET MOUNT - 17.7"
	153000-08-01A	EA	SLIDE - DRAWER MOUNT - 17.7"
	153000-09-01A	EA	SLIDE - CABINET MOUNT - 19.7"
	153000-10-01A	EA	SLIDE - DRAWER MOUNT - 19.7"
	153000-11-01A	EA	SLIDE - CABINET MOUNT - 21.6"
	153000-12-01A	EA	SLIDE - DRAWER MOUNT - 21.6"
	153000-14-01A	EA	SLIDE - CABINET MOUNT - 23.6"
	153000-15-01A	EA	SLIDE - DRAWER MOUNT - 23.4"
	153000-16-01A	EA	SLIDE - CABINET MOUNT - 7.9"
	153000-17-01A	EA	SLIDE - DRAWER MOUNT - 7.7"
	153000-18-01A	EA	SLIDE - CABINET MOUNT - 9.8"
	153000-19-01A	EA	SLIDE - DRAWER MOUNT - 9.6"
	153000-13-01A	EA	BACKSOCKET - DRAWER SLIDE



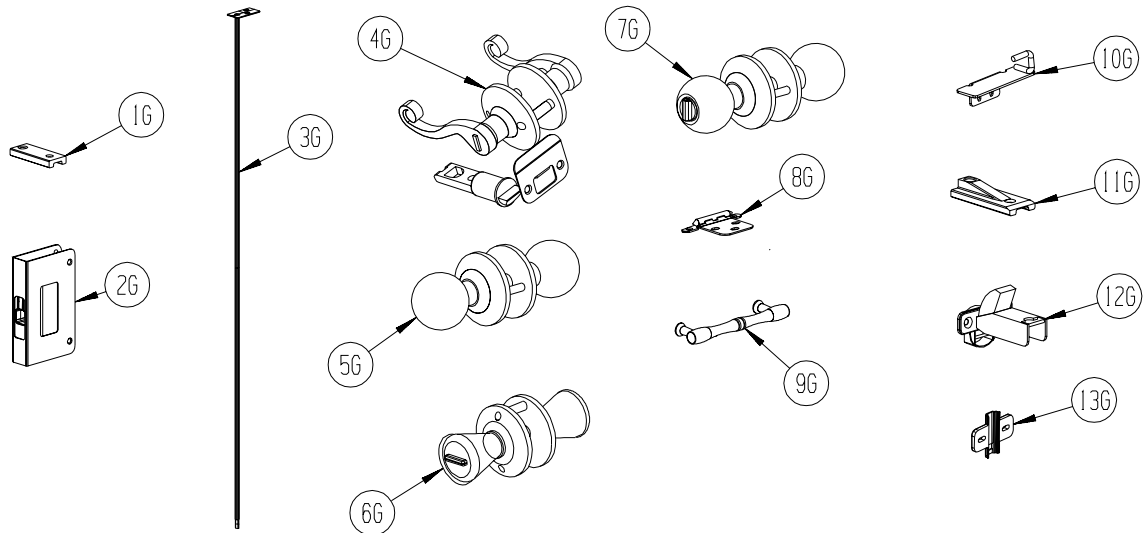
KEY	PART NUMBER	U/M	DESCRIPTION
1E	130798-01-02B	EA	GUIDE - POCKET DOOR - E-COATED
2E	132871-02-02B	EA	BRACKET/L-ANGLE W/HOLES - 1.9" X 2.8" - E-COATED
3E	133313-01-02A	EA	PULL - DOOR/DRAWER - BRIGHT BRASS - MINNIE, MINNIE WINNIE, BRAVE & SPIRIT
3E	133313-01-03A	EA	PULL - DOOR/DWR - CHROME/BRASS - SUNDANCER AND SUNRISE
4E	133892-01-01A	EA	SLIDE - DRAWER - 16" - LEFT CABINET
4E	133892-06-01A	EA	SLIDE - DRAWER - 22" - LEFT CABINET
4E	133892-10-01A	EA	SLIDE - DRAWER - 12" - LEFT CABINET
4E	133892-14-01A	EA	SLIDE - DRAWER - 18" - LEFT CABINET
5E	133892-02-01A	EA	SLIDE - DRAWER - 16" - RIGHT CABINET
5E	133892-07-01A	EA	SLIDE - DRAWER - 22" - RIGHT CABINET
5E	133892-11-01A	EA	SLIDE - DRAWER - 12" - RIGHT CABINET
5E	133892-15-01A	EA	SLIDE - DRAWER - 18" - RIGHT CABINET
6E	133892-03-01A	EA	SLIDE - DRAWER - 16" - LEFT DRAWER
6E	133892-08-01A	EA	SLIDE - DRAWER - 22" - LEFT DRAWER
6E	133892-12-01A	EA	SLIDE - DRAWER - 12" - LEFT DRAWER
6E	133892-16-01A	EA	SLIDE - DRAWER - 18" - LEFT DRAWER
7E	133892-04-01A	EA	SLIDE - DRAWER - 16" - RIGHT DRAWER
7E	133892-09-01A	EA	SLIDE - DRAWER - 22" - RIGHT DRAWER
7E	133892-13-01A	EA	SLIDE - DRAWER - 12" - RIGHT DRAWER
7E	133892-17-01A	EA	SLIDE - DRAWER - 18" - RIGHT DRAWER
8E	133907-01-01A	EA	BACKSOCKET - RIGHT HAND
9E	133907-02-01A	EA	BACKSOCKET - LEFT HAND
10E	135231-01-01A	EA	LATCH - COMPRESSION - BLACK
11E	136944-01-01A	EA	SLIDE - DRAWER/RIGHT HAND - 13.8"
12E	136944-02-01A	EA	SLIDE - CABINET/RIGHT HAND - 13.8"
13E	136944-03-01A	EA	SLIDE - DRAWER/LEFT HAND - 13.8"
14E	136944-04-01A	EA	SLIDE - CABINET/LEFT HAND - 13.8"
15E	137445-01-N42	EA	STOP - F/SLIDING DOOR - PORTSMOUTH OAK
15E	137445-01-P46	EA	STOP - F/SLIDING DOOR - CONCERT CHERRY
15E	137445-01-P56	EA	STOP - F/SLIDING DOOR - WASHED MAPLE
15E	137445-01-S67	EA	STOP - F/SLIDING DOOR - HONEY CHERRY
16E	137445-02-P45	EA	STOP - F/SLIDING DOOR - PORTSMOUTH OAK
16E	137445-02-P46	EA	STOP - F/SLIDING DOOR - CONCERT CHERRY
16E	137445-02-P56	EA	STOP - F/SLIDING DOOR - WASHED MAPLE
16E	137445-02-S67	EA	STOP - F/SLIDING DOOR - HONEY CHERRY

INTERIOR FINISH GROUP (CONTINUED) HARDWARE (CONTINUED)



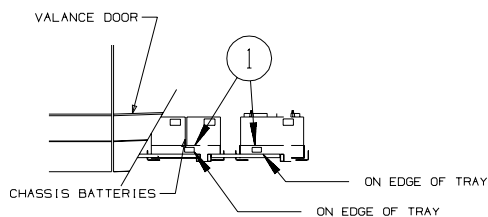
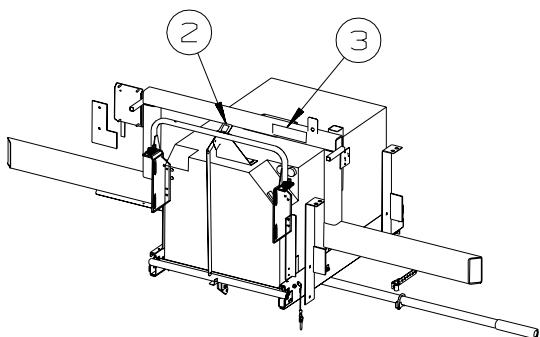
KEY	PART NUMBER	U/M	DESCRIPTION
1F	137446-01-01A	EA	PULL - CABINET - CHROME/BRASS - SUNDANCER, SUNRISE
2F	137463-01-01A	EA	LIFT - HOOK - SATIN BRASS
2F	137463-01-02A	EA	LIFT - HOOK - PEWTER
3F	139136-01-01A	EA	HANDLE - RECESSED .7" - BRASS
3F	139136-02-01A	EA	HANDLE - RECESSED .35" - BRASS
3F	139136-02-02A	EA	HANDLE - RECESSED .35" - PEWTER
4F	143468-01-02A	EA	HINGE - SELF CLOSING - POLISHED BRASS
5F	143468-02-03A	EA	HINGE - SELF CLOSING - SATIN NICKEL
6F	144488-01-02A	EA	HINGE - CABINET - NICKEL - HORIZON
7F	144917-01-01A	EA	PULL - DRAWER - SATIN NICKEL - SUNCRUISER, MERIDIAN, HORIZON
8F	144918-01-01A	EA	PULL - DRAWER/KNOB - SATIN NICKEL - SUNCRUISER, MERIDIAN, HORIZON
9F	145172-01-01A	EA	PULL - CABINET DOOR - BRASS - ADVENTURER, JOURNEY, VECTRA
9F	145172-01-02A	EA	PULL - CABINET DOOR - CHROME - ADVENTURER, JOURNEY, VECTRA
10F	145172-02-01A	EA	KNOB - CABINET DOOR - BRASS - ADVENTURER, JOURNEY, VECTRA
10F	145172-02-02A	EA	KNOB - CABINET DOOR - CHROME - ADVENTURER, JOURNEY, VECTRA
11F	145739-01-000	EA	BRACKET - REAR MOUNT
12F	145739-02-000	EA	LOCKING MECHANISM - LEFT
12F	145739-03-000	EA	LOCKING MECHANISM - RIGHT
13F	145739-04-000	EA	SLIDE - DRAWER - 12"
14F	148816-01-01A	EA	PULL - CABINET DOOR - BRASS - RIALTA, SUNDANCER, SUNOVA
14F	148816-01-02A	EA	PULL - CABINET DOOR - NICKEL - ASPECT, CAMBRIA

INTERIOR FINISH GROUP (CONTINUED)
HARDWARE (CONTINUED)

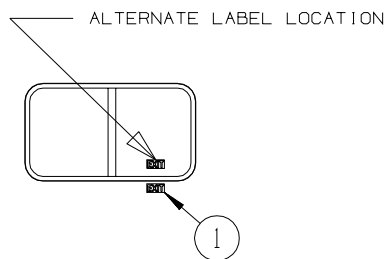
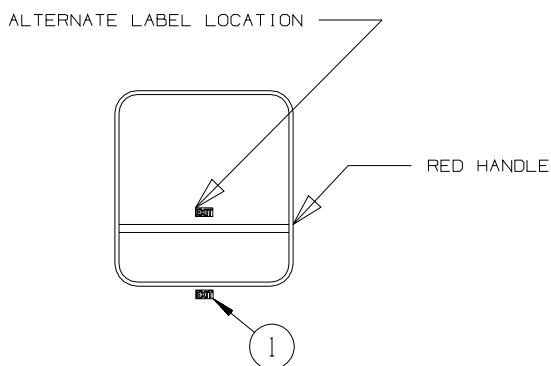


KEY	PART NUMBER	U/M	DESCRIPTION
1G	145815-01-000	EA	BLOCK - DOOR TRACK - 3" X 1.2" - BLACK
2G	145939-01-01A	EA	LATCH - SLIDE - AISLE DOOR(1" THICK DOOR) - BRASS
2G	145939-01-02A	EA	LATCH - SLIDE - AISLE DOOR(1" THICK DOOR) - NICKEL
3G	145939-03-01A	EA	ROD/LATCH - AISLE DOOR - BRASS
3G	145939-03-02A	EA	ROD/LATCH - AISLE DOOR - NICKEL
4G	146064-01-01A	EA	LOCK/PRIVACY (LOCKING) LEVER STYLE - POLISHED BRASS
4G	146064-01-02A	EA	LOCK/PRIVACY (LOCKING) LEVER STYLE - SATIN PEWTER
5G	146064-04-01A	EA	LOCK/PASSAGE (NON LOCKING) KNOB STYLE - POLISHED BRASS
6G	146064-05-01A	EA	LOCK/PRIVACY (LOCKING) KNOB STYLE - SATIN NICKEL
7G	146064-06-01A	EA	LOCK/PASSAGE (NON LOCKING) KNOB STYLE - SATIN NICKEL
8G	146553-01-01A	EA	HINGE - CABINET DOOR - BURNISHED BRASS
8G	146553-01-02A	EA	HINGE - CABINET DOOR - BRIGHT BRASS
8G	146553-01-03A	EA	HINGE - CABINET DOOR - SATIN NICKEL
9G	149090-01-01A	EA	PULL - CABINET DOOR - BRASS - MINNIE, MINNIE WINNIE, BRAVE, SIGHTSEER
10G	149607-01-02B	EA	GUIDE - F/POCKET DOOR - 1.6" BENT ROD - E-COATED
10G	149607-03-02B	EA	GUIDE - F/POCKET DOOR - 2.9" BENT ROD - E-COATED
11G	150983-01-01A	EA	BLOCK - DOOR TRACK - 3" X 1.2" - BLACK
12G	151305-01-01A	EA	HINGE - CONCEALED/SELF CLOSING - BRASS
13G	151305-02-01A	EA	PLATE/MOUNTING - F/HINGE - WHITE

LABELS GROUP



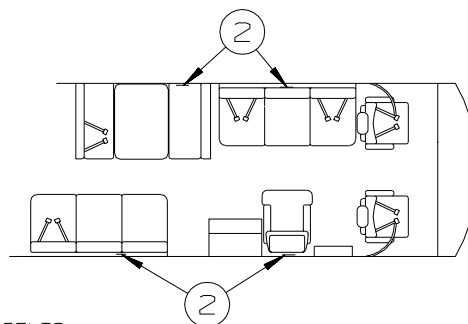
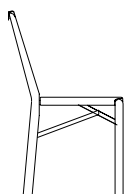
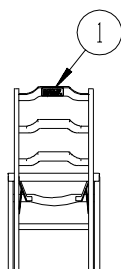
KEY	PART NUMBER	U/M	DESCRIPTION
1	065748-01-000	EA	LABEL - WARNING - BATTERY CHARGING - UL
2	131779-01-01A	EA	LABEL - GENERATOR
3	116273-01-000	EA	LABEL - WARNING - GENERATOR



EXIT WINDOW (HINGE STYLE)

EXIT WINDOW (SLIDER STYLE)

KEY	PART NUMBER	U/M	DESCRIPTION
1	039290-01-000	EA	LABEL - WARNING - EXIT

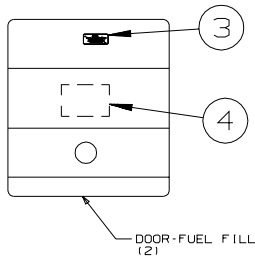
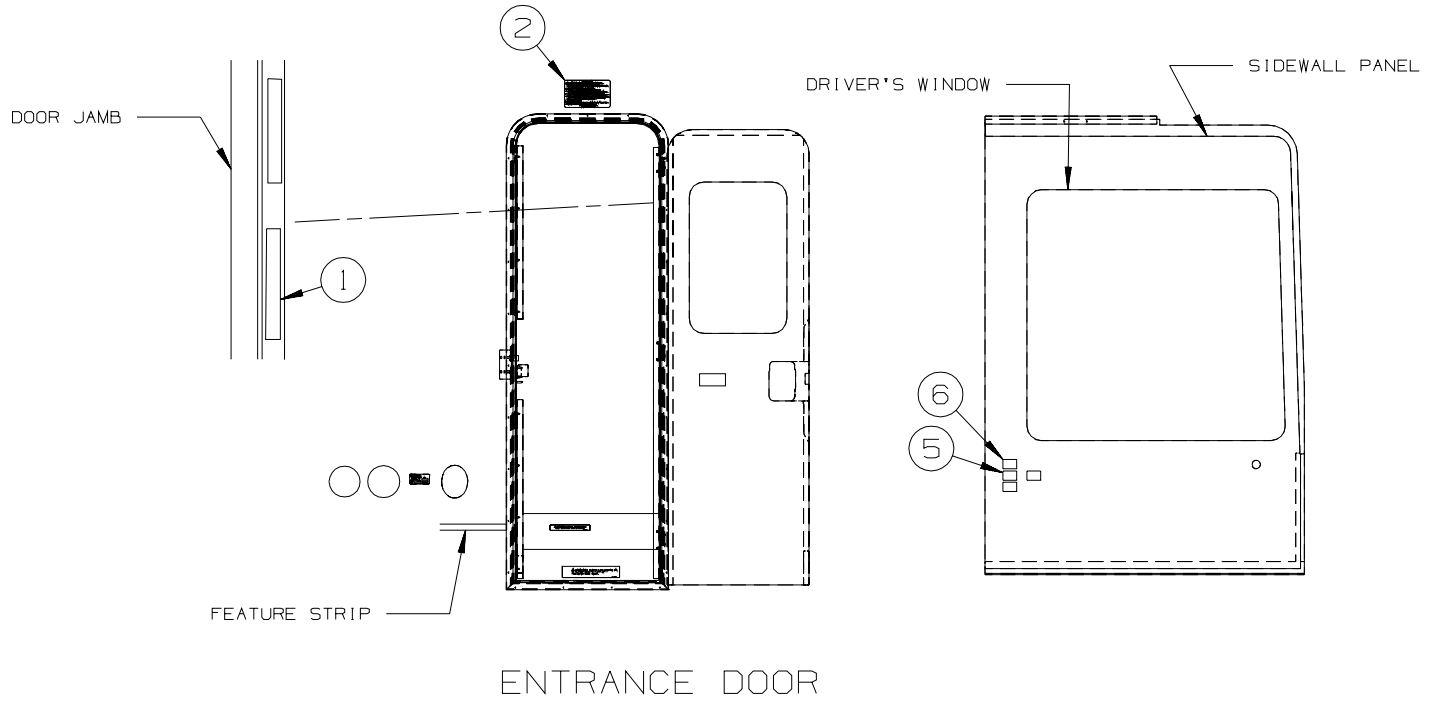


ATTACH LABEL ON OR NEXT TO:
 +ANY SINGLE CHAIR WITHOUT BELTS.
 +ANY DINETTE SEAT WITHOUT BELTS.
 +ANY COUCH WITHOUT BELTS OR ANY SEATING POSITION ON THAT COUCH.
 DO NOT ATTACH LABEL IF:
 +DINETTE SEAT HAS AT LEAST ONE SET OF BELTS INSTALLED.

TYPICAL SEAT AND BELT CONFIGURATIONS

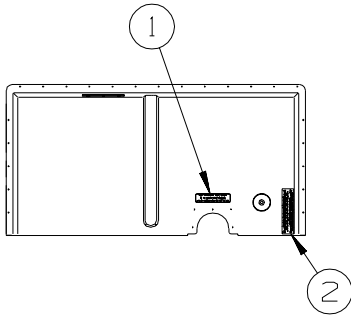
KEY	PART NUMBER	U/M	DESCRIPTION
1	134537-01-01A	EA	LABEL - OCCUPANCY - CHAIR - US
1	134537-02-01A	EA	LABEL - OCCUPANCY - CHAIR - CSA - CANADIAN
2	134538-01-01A	EA	LABEL - OCCUPANCY - NO SEAT BELT - BLACK ON CLEAR - US
2	134538-02-01A	EA	LABEL - OCCUPANCY - NO SEAT BELT - BLACK ON CLEAR - CSA - CANADIAN

LABELS GROUP (CONTINUED)

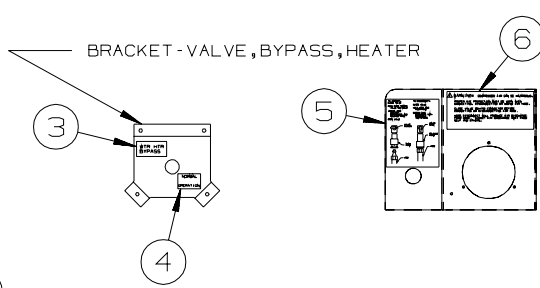


KEY	PART NUMBER	U/M	DESCRIPTION
1	135869-01-02A	EA	LABEL - MERCURY CONTENT - WHITE ON CLEAR
2	056259-01-000	EA	LABEL - SAFETY CHECK LIST
3	124519-01-02A	EA	LABEL - WARNING/REFUELING - WHITE ON CLEAR
3	124519-02-02A	EA	LABEL - WARNING/REFUELING - WHITE ON CLEAR - CSA - CANADIAN
4			CHASSIS SUPPLIED
4	068383-01-000	EA	LABEL - DIESEL FUEL - ALTERNATE LABEL
5	111802-01-000	EA	LABEL - CFC WARNING
6	099689-01-000	EA	LABEL - WARNING - CANCER/TOXICITY

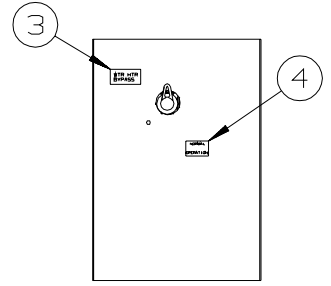
LABELS GROUP (CONTINUED)



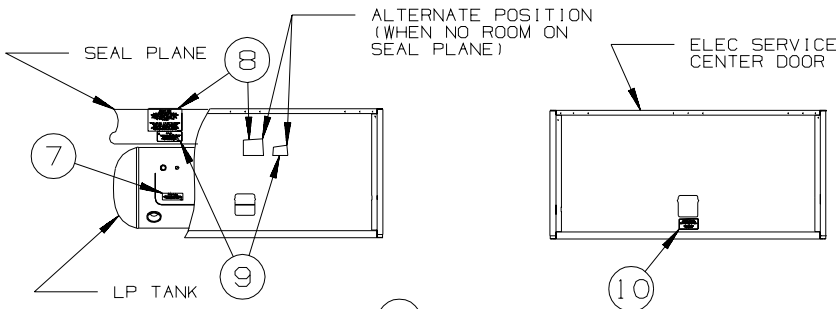
SERVICE CENTER
COMPARTMENT



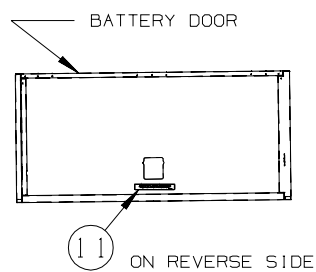
AIR ACCESS PANEL



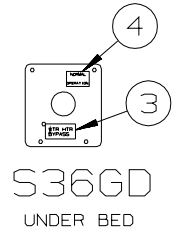
S36RD
IN LINEN CLOSET



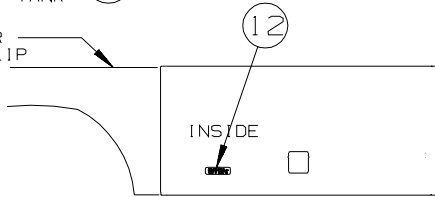
S40AD/S40FD/S40KD



ON REVERSE SIDE

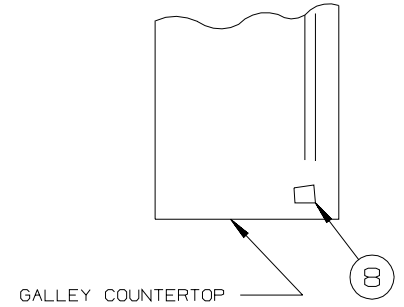
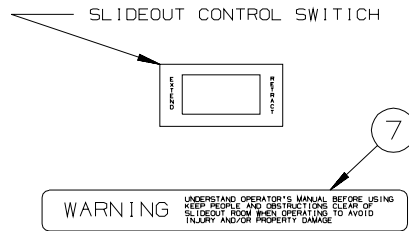
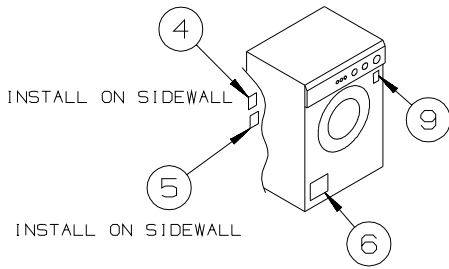
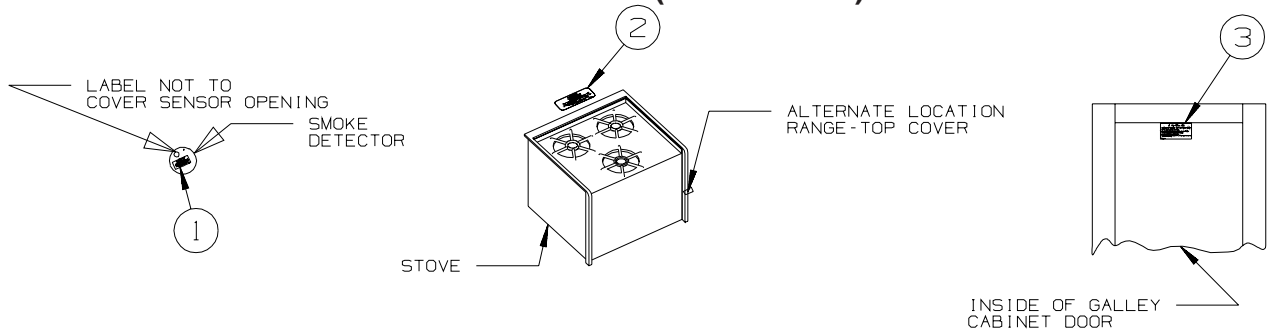


S36GD
UNDER BED



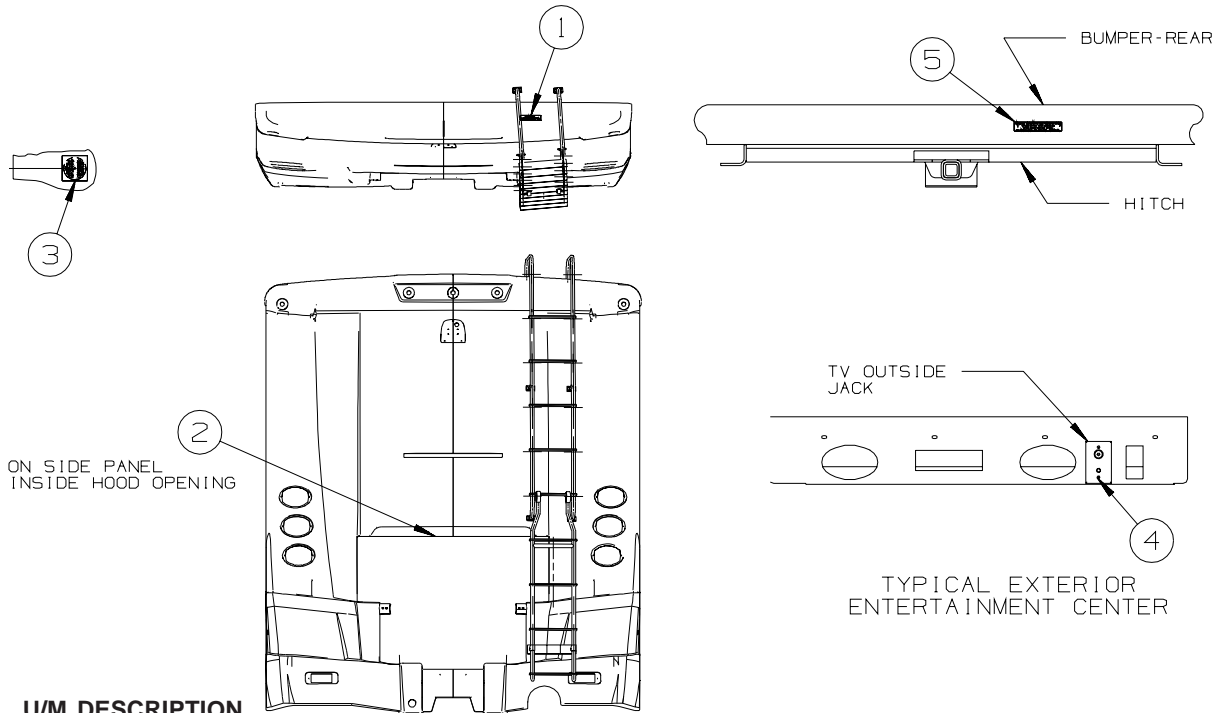
KEY	PART NUMBER	U/M	DESCRIPTION
1	123562-01-000	EA	LABEL - SERVICE/UTILITY ACCESS
2	147845-01-01A	EA	LABEL - DRIP VALVE
3	133424-03-01A	EA	LABEL - WATER HEATER BYPASS - BLACK/CLEAR
4	133424-02-01A	EA	LABEL - NORMAL OPERATION
5	142773-01-01A	EA	LABEL - CONNECT/COMPRESSED AIR - WHITE LETTERING ON CLEAR
6	142771-01-01A	EA	LABEL - WARNING/COMPRESSED AIR - WHITE LETTERING ON CLEAR
7	079965-01-000	EA	LABEL - LPG - 80% CAPACITY
8	124520-01-02A	EA	LABEL - LP GAS ONLY - WHITE ON CLEAR
8	023769-01-000	EA	LABEL - WARNING - LPG - CANADIAN - CANADIAN
9	124519-01-02A	EA	LABEL - WARNING/REFUELING - WHITE ON CLEAR
9	124519-02-02A	EA	LABEL - WARNING/REFUELING - WHITE ON CLEAR - CSA - CANADIAN
10	125306-04-01A	EA	LABEL - ELECTRICAL ENTRANCE-120/20V 50 AMP-BLACK ON CLEAR
11	065748-01-000	EA	LABEL - WARNING - BATTERY CHARGING - UL
11	065748-02-000	EA	LABEL - WARNING - BATTERY CHARGING - CSA - CANADIAN
12	155040-01-01A	EA	LABEL - AWNING - DOOR CLOSED - BLACK/CLEAR

LABELS GROUP (CONTINUED)



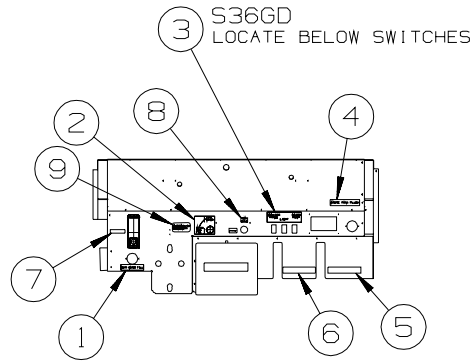
KEY	PART NUMBER	U/M DESCRIPTION
1	077956-01-000	EA LABEL - WARNING/SMOKE DETECTOR
2	134539-01-01A	EA LABEL - WARNING - STOVE/HEATING - US - BLACK ON CLEAR
2	134540-01-01A	EA LABEL - WARNING - STOVE/HEATING - CSA - BLACK ON CLEAR - CANADIAN
3	073998-01-000	EA LABEL - LPG/ODOR WARNING
4	147525-01-000	EA LABEL - DRYER VENT CUTOUT
5	147524-01-000	EA LABEL - DRYER VENTING
6	130670-01-01A	EA LABEL - CAUTION DRYER VENTING - BLACK ON CLEAR - WASHER/DRYER
7	116549-01-000	EA LABEL - WARNING - SLIDEOUT
8	144040-01-01A	EA COUNTERTOP - MEDALLION/GOLD - CORIAN
9	153640-01-01A	EA LABEL - WINTERIZATION - WASHER DRYER - WASHER/DRYER

SLIDEOUT UNITS



KEY	PART NUMBER	U/M DESCRIPTION
1	128218-01-01A	EA LABEL - WARNING - SLIPPERY ROOF
2	116756-03-000	EA LABEL - WARNING - ETHER/STARTING - RED W/WHITE BACKGROUND
3	120431-01-000	EA LABEL - LOCATION - COAXIAL CABLE/SATELLITE ANTENNA
4	087236-02-000	EA LABEL - TV OUTLET
5	129669-02-01A	EA LABEL - HITCH/VEHICLE RATE - 500 - WHITE ON CLEAR

LABELS GROUP (CONTINUED)



TYPICAL SERVICE PANEL

KEY	PART NUMBER	U/M	DESCRIPTION
1	126249-03-000	EA	LABEL - CITY WATER FILL-BLK LETTERS/CLEAR BACKGROUND .31"
2	117629-01-000	EA	LABEL - WATER PUMP/FILL - BLK LETTER/CLEAR BACKGROUND-.24"
3	130170-01-000	EA	LABEL - SWITCH PANEL - BLK/CLEAR BACKGROUND-1.8"H X 5.9"L
4	130168-01-000	EA	LABEL - WASTE TANK FLUSH
5	126247-05-000	EA	LABEL-GRAY HOLDING TANK-BLACK LETTERS/CLEAR BACKGROUND - S36GD, S40AD, S40FD, S40KD
5	126247-06-000	EA	LABEL - BLACK HOLDING TANK-BLACK LETTERS/CLEAR BACKGROUND - S36RD
6	126247-06-000	EA	LABEL-BLACK HOLDING TANK-BLACK LETTERS/CLEAR BACKGROUND-S36GD, S40AD, S40FD, S40KD
6	126247-05-000	EA	LABEL - GRAY HOLDING TANK-BLACK LETTERS/CLEAR BACKGROUND - S36RD
7	151655-01-01A	EA	LABEL - WATER TANK - BLACK/CLEAR - S36RD, S40FD
8	133424-02-01A	EA	LABEL - NORMAL OPERATION
9	154292-01-01A	EA	LABEL - TANK FILL VALVE

**LP GROUP
LP SYSTEM**

KEY	PART NUMBER	U/M	DESCRIPTION	
	010326-01-000	EA	ADAPTER - FLARE - W/CONE GASKET - 3/8"F X 1/2"F	
	010329-01-000	EA	ADAPTER - 1/2"F X 1/2"MPT - BRASS	
	146635-01-000	EA	ADAPTOR - PIPE - AWAY	
	010377-02-000	EA	NUT - 3/8" FLARE - FORGED - BRASS	
	010380-02-000	EA	NUT - 1/2" FLARE - FORGED - BRASS	
	010589-01-000	EA	NIPPLE - PIPE - 1/2" X 1 1/2" - BLACK	
	040440-03-000	EA	TRANSMITTER - DIAL/SNAP-ON - 0-90 OHM 2 TERM(POWER/GROUND)	
	045703-01-000	EA	HOSE - LP - 3/8"ID X 24" - 3/8"MPT X 1/2"F SWIVEL - U.S.	
	045703-02-000	EA	HOSE - LP - 3/8"ID X 24" - 3/8"MPT X 1/2"F SWIVEL - CSA	
	045703-13-000	EA	HOSE - LP - 3/8"ID X 120" - 3/8"F SWIVEL X 1/2"F SWIVEL US	
	045703-14-000	EA	HOSE - LP - 3/8"ID X 157.5" - 1/2"F SWIVEL X 1/2"F SWIVEL	
	045703-15-000	EA	HOSE - LP - 3/8"ID X 142" - 1/2"F SWIVEL X 3/8"F SWIVEL	
	045703-18-000	EA	HOSE - LP - 3/8"ID X 28" W/1/2" FEMALE SWIVELS	
	045703-19-000	EA	HOSE - LP - 3/8"ID X 102" - 1/2"F SWIVELX3/8" F SWVL US/CSA	
	045703-21-000	EA	HOSE - LP - 3/8"ID X 60" - 1/2"F SWIVEL X3/8" F SWVL US/CSA	
	045703-24-000	EA	HOSE - LP - 3/8"ID X 228.3"-1/2"F SWIVELX3/8" F SWVL US/CSA	
	045703-25-000	EA	HOSE - LP - 3/8"ID X 177" - 1/2"F SWIVEL X 3/8"M FL US/CSA	
	045703-26-000	EA	HOSE - LP - 3/8"ID X 24" - 1/4"MPTX3/8"F FLARE SWVL US/CSA	
	129467-01-000	EA	HOSE - LPG - WIRE BRAIDED - 158"	
	146989-01-000	EA	HOSE - LP 1/2"ID X 132"(11') - 5/8" FEMALE SWIVEL	
	146989-02-000	EA	HOSE - LP 1/2"ID X 132"(11') - 5/8" FEMALE SWIVEL	
	146065-01-000	EA	HOSE - HIGH PRESSURE - WIRE BRAIDED - 110"	
	146065-02-000	EA	HOSE - HIGH PRESSURE - WIRE BRAIDED - 90"	
	106150-06-000	EA	REGULATOR - TWO STAGE	
	130377-01-000	EA	TUBE/DRAIN - KAZOO - 1 1/4" X 4"	
				FROM: 00-00-00 THRU: 09-24-04
	130377-02-000	EA	TUBE/DRAIN - KAZOO - 1 1/2" X 4"	
				FROM: 09-25-04 THRU: 99-99-99
*	144251-01-000	EA	TANK - LP	
	144485-01-000	EA	COVER - LP REGULATOR	
	145518-01-01A	EA	BRACKET - REMOTE FILL - GREY	

***COMPONENT PARTS LISTED LATER IN THIS GROUP**

COMPONENT PARTS FOR LP SYSTEM

144251-01-000

KEY	PART NUMBER	U/M	DESCRIPTION	VENDOR NO.
	040421-01-713	EA	VALVE-RELIEF 1" W/SPRING 7"	V-20479
	144251-01-700	EA	VALVE - OUTAGE	V13399
	144251-01-701	EA	VALVE/FILL 80% W/YELLOW CAP	V13415
	144251-01-702	EA	VALVE - SERVICE/VAPOR	V20533
	144251-01-703	EA	SENDING UNIT F/SNAP ON GAUGE	G13060

SEALANTS & FASTENERS GROUP
SEALANTS & ADHESIVES

KEY	PART NUMBER	U/M	DESCRIPTION
	004001-02-000	EA	GUN - PLEXUS ADHESIVE - W/O NOZZLE
	004001-05-000	EA	ADHESIVE - SCOTCH-WELD - 3M DP100 - CLEAR - 50ML
	004001-06-000	EA	FASTWELD PIN TIPS
	004011-01-000	EA	ADHESIVE-3M-4475 TUBE
	010405-02-000	EA	TAPE - THREAD SEALING - 3/8"
	034552-06-000	EA	SILICONE - TUBE - W/O NOZZLE - OFF WHITE
	034552-15-000	EA	SILICONE - TUBE - W/O NOZZLE - BRIGHT WHITE
	063642-01-000	FT	TAPE - ADHESIVE - .4" X 1.5" X 180'
	064075-07-000	FT	SEAL - BULB - W/WIRED U CHANNEL - .3" X .5" CHANNEL-BLACK
	067788-01-000	EA	ADHESIVE - SPRAY - 3M - 19.5 OZ AEROSOL CAN
	069640-01-000	FT	SEALER - TAPE - .25" DIAMETER X 30' - BLACK OR GRAY
	069640-02-000	FT	SEALER - TAPE - .13" THICK X .5" WIDE X 60' - GRAY
	069640-03-000	FT	SEALER - TAPE - .13" THICK X .75" WIDE X 60' - BLACK
	069640-07-000	FT	SEALER - TAPE - .09" THICK X 2" WIDE X 45' - GRAY
	069640-09-000	FT	SEALER - TAPE - .03" THICK X 2.50" WIDE X 80' - GRAY
	069640-10-000	FT	SEALER - TAPE - .03" THICK X 1.50" WIDE X 90' - GRAY
	069640-11-000	FT	SEALER - TAPE - .19" THICK X .38" WIDE X 40' - BLACK
	069640-13-000	FT	SEALER - TAPE - .03" THICK X 2" WIDE X 45' - BLACK
	069640-14-000	FT	SEALER - TAPE - .06" THICK X 1" WIDE X 100' - GRAY
	069640-15-000	FT	SEALER - TAPE - .06" THICK X .38" WIDE X 100' - GRAY
	069640-17-000	FT	SEALER - TAPE - .03" THICK X 1" WIDE X 90' - GRAY
	069640-18-000	FT	SEALER - TAPE - .50" THICK X .13" WIDE X 60' - BRT WHITE
	069640-19-000	FT	SEALER - TAPE - .75" THICK X .13" WIDE X 60' - BRT WHITE
	069640-20-000	FT	SEALER - TAPE - .50" THICK X .5" WIDE X 60' - BLACK
	069640-21-000	FT	SEALER - TAPE - .50" THICK X .06" WIDE X 100' - BRT WHITE
	069640-22-000	FT	SEALER - TAPE - 1/32"THICK X 1/4"WIDE X 200 FT - BRT WHT
	069640-23-000	FT	SEALER - TAPE - 1/16"THICK X 3/4"WIDE X 100 FT - BRT WHT
	069640-27-000	FT	SEALER - TAPE - .06" THICK X 2.25" WIDE - BRIGHT WHITE
	069640-28-000	FT	SEALER - TAPE - .25" THICK X 1.86" WIDE X 90' - GRAY
	069640-30-000	FT	SEALER - TAPE - .03" THICK X .625" WIDE X 50' - GRAY
	069640-31-000	FT	SEALER - TAPE - .25"THICK X .75" WIDE X 15' - BLACK
	069640-32-000	FT	SEALER - RIBBON - 1/16" X 3/8" X 100' - BLACK
	069640-33-000	FT	SEALER - RIBBON - 3/8"DIAMETER X 20' - BLACK
	072889-01-000	EA	SEALANT - URETHANE - BLACK - TUBE W/NOZZLE TIP
	072889-10-000	EA	SEALANT - URETHANE - BRIGHT WHITE - TUBE W/NOZZLE TIP
	072889-27-000	EA	SEALANT - URETHANE - SILVER - 10 OZ TUBE W/NOZZLE TIP
	076322-01-000	FT	TAPE-DOUBLE COATED/ADHESIVE BK-.03"THK X .8"W X 216'- WHT
	076322-02-000	FT	TAPE-DOUBLE COATED/ADHESIVE BK-.05"THK X 1"W X 108' - WHT
	076322-03-000	FT	TAPE-DOUBLE COATED/ADHESIVE BK-.05"THK X .5"W X 108' - WHT
	076322-04-000	FT	TAPE-DOUBLE COATED/ADHESIVE BK-.05"THK X .8"W X 108' - WHT
	076322-05-000	FT	TAPE-DOUBLE COATED/ADHESIVE BK-.05"THK X .8"W X 108' - WHT
	076322-07-000	FT	TAPE-DOUBLE COATED/ADHESIVE BK-.05"THK X .5"W X 200' - BLK
	076322-11-000	FT	TAPE-DOUBLE COATED/ADHESIVE BK-.02"THK X 1"W X 216' - CLR
	076322-21-000	FT	TAPE - FOAM/DOUBLE COATED - .5"
	076322-22-000	FT	TAPE - FOAM/DOUBLE COATED - .045" X .75"
	076322-23-000	FT	TAPE - FOAM/DOUBLE COATED - .045" X 1"
	076322-24-000	FT	TAPE - FOAM/DOUBLE COATED - .025" X 1"
	076322-25-000	FT	TAPE - FOAM/DOUBLE COATED - .025" X .5"
	076813-02-000	FT	SEAL-D BULB, .5" X .7" - MEDIUM SPONGE RUBBER - BLACK
	086276-01-000	EA	TAPE - DOUBLE SIDED - 1/2" WIDE X 108' LONG (SOLD BY ROLL)
	088479-01-000	EA	TAPE - ALUMINUM - 3"
	090340-01-000	FT	SEAL - FOAM - CLOSED CELL - 1/4" X 1/2" X 50'
	091255-02-000	FT	SEAL - ADHESIVE BACKED/FOAM - 3/64" THICK X 3/16"W X 1000'
	091255-03-000	FT	SEAL - ADHESIVE BACKED/FOAM - 1/4" THICK X 1/4"W X 1000'
	094401-01-000	EA	SEALER - BODY SEAM - FLEXICLEAR
	094401-03-000	EA	SEALER - BODY SEAM - BLACK
	094401-04-000	EA	SEALER - BODY SEAM - CLEAR
	094401-05-000	EA	SEALER - BODY SEAM - 20OZ BLACK
	094401-06-000	EA	SEALER - BODY SEAM - 12OZ BLACK
	098408-01-000	FT	SEAL - SPONGE RUBBER - CLOSED CELL
	099069-01-000	FT	SEAL - RUBBER - CLOSED SPONGE - .5" WIDE X .12" THICK -BLK
	099418-01-000	FT	SEAL - D-SECTION/ADHESIVE BACK - .44" X .44"- BLK RUBBER
	099418-02-000	FT	SEAL - D-SECTION/ADHESIVE BACK - .44" X .44"- WHITE RUBBER
	100128-02-000	FT	SEAL - FOAM/ADHESIVE BACK - .37" WIDE X .37" THICK

SEALANTS & FASTENERS GROUP (CONTINUED)

SEALANTS & ADHESIVES (CONTINUED)

KEY	PART NUMBER	U/M	DESCRIPTION
	104692-01-000	FT	SEAL - ADHESIVE BACKED FOAM - 3/4" THICK X 3/4" WIDE X 25'
	104692-03-000	FT	SEAL - ADHESIVE BACKED FOAM - 1" THICK X 1 3/16"WIDE X 15'
	107828-01-000	EA	SEALANT - SB - 190 EVERSEAL
	109506-01-000	EA	FILM - URETHANE - PROTECTANT - 4.25" X 26.75"
	109506-12-000	EA	FILM/ABRASION-RESISTANT - TRANSPARENT - 1" DIA.
	109506-13-000	EA	FILM/ABRASION-RESISTANT - TRANSPARENT - 1" DIA.
	110274-01-000	FT	TAPE - DOUBLE SIDED/FOAM - .45" X 1" X 216' - BLACK
	112481-02-000	EA	ADHESIVE - PLEXUS ETHACRYLATE - CARTRIDGE
	112864-01-000	FT	SEAL - FOAM/BUTYL COVERED - 3/8" X 35'
	112864-02-000	FT	FOAM - BUTYL COVERED - 5/16" X 44'
	112864-04-000	FT	FOAM - BUTYL COVERED - 3/8" X 1/8"
	112901-02-000	EA	ADHESIVE - PLEXUS - MA330 - 50ML - GRAY
	112901-03-000	EA	ADHESIVE - PLEXUS - MA300 - 50ML - WHITE
	112902-01-000	EA	NOZZLE - ELEMENT - 3/8 X 24
	112902-03-000	EA	MIXER NOZZLE - F/GUN #00400102000 - SCOTCH-WELD & PLEXUS
	112902-04-000	EA	NOZZLE - ELEMENT - 1/4" X 3.5"
	113366-01-000	EA	ADHESIVE - INSTANT - 1 OZ
	113452-02-000	FT	SEAL/TRIM - FRONT - VINYL W/WIRE CARRIER - .027"
	115933-01-000	FT	TAPE - 1/64" X 3/8" X 100'
	120074-02-03A	EA	SILICONE - TUBE - W/O NOZZLE - LOW ODOR - SMOKEY WHITE
	120074-02-02A	EA	SILICONE - TUBE - W/O NOZZLE - LOW ODOR - SOFT WHITE
	120534-01-01A	EA	TAPE - SCOTCH - 3M - 1/2" FINE LINE
	123244-01-000	FT	TAPE - DOUBLE SIDED/FOAM - 5/64" THICK X 3/4" WIDE X 108'
	123816-01-000	FT	TAPE - DOUBLE SIDED - 1" X 3/4" X 200'
	123816-02-000	FT	TAPE - DOUBLE SIDED - 1/2" X 1 1/3" X 200'
	123816-03-000	FT	TAPE - DOUBLE SIDED - 1/2" X 3/4" X 200'
	123816-04-000	FT	TAPE - DOUBLE SIDED - 6" X 750'
	126427-01-000	EA	ADHESIVE - ALL PURPOSE - ABS/PVC
	126427-02-000	EA	PRIMER - CLEANER - FLEX PIPING
	131264-01-02A	EA	SILICONE - TUBE - W/O NOZZLE - CLEAR
	131264-01-01A	EA	SILICONE - TUBE - W/O NOZZLE - BLACK
	131264-02-01A	EA	SILICONE - TUBE - W/O NOZZLE - VW GRAY - BATH ONLY
	131264-03-01A	EA	SILICONE - TUBE - W/O NOZZLE- SELF LEVELING - BRIGHT WHITE
	131264-04-01A	EA	SILICONE/SEALANT/ADHESIVE - FAST CURE F/GLASS/VINYL - B/W
	131264-05-01A	EA	SILICONE/SEALANT - ODORLESS - TUBE - W/NOZZLE - BLACK
	131264-05-02A	EA	SILICONE/SEALANT - ODORLESS - TUBE - W/NOZZLE - CLEAR
	131384-01-000	EA	ADHESIVE - JET WELD
	134651-01-000	FT	SEAL - 1/2" X 3/4" PSA 1 SIDE
	900390-01-000	EA	NOZZLE - SILICONE TUBE - 2.5" LONG - W/EXTERNAL THREADS
	900390-03-000	EA	NOZZLE - SILICONE TUBE - 4.3" LONG W/INTERNAL THREADS
	900563-17-000	EA	TAPE - 2 SIDED, 2" X 36 YDS

BOLTS, NUTS, & WASHERS

KEY	PART NUMBER	U/M	DESCRIPTION
	OMC05K-08-055	EA	BOLT - HEX - M08 X 1.25 X 2.2
	OMD16K-10-000	EA	NUT - HEX PREV TORQUE M10 X 1 1/2 CLASS 8
	OMD39K-12-000	EA	NUT - HEX W/NYLON LOCK - M12 X 1 3/4
	OMD40K-14-000	EA	NUT - HEX W/NYLON LOCK - M14 X 2
	OMD54F-06-000	EA	NUT-HEX SER FLG M6X1,0 SS - DIN6923A2M6
	OME06K-14-280	EA	WASHER - FLAT - 14 ID X 28 OD
	000C12-04-08B	EA	BOLT - HEX - 1/4-20 X 1/2 - GRADE #5 - ZINC
	000C12-04-12A	EA	BOLT - HEX - 1/4-20 X 3/4 - PLAIN 5
	000C12-04-40B	EA	BOLT - HEX - 1/4-20 X 2 1/2 - GRADE #5 ZINC
	000C12-05-16B	EA	BOLT - HEX - 5/16 - 18X1 - GRADE #5 - ZINC
	000C12-05-40B	EA	BOLT - HEX - 5/16"-18 X 2.5" - GRADE #5 - ZINC
	000C12-06-44B	EA	BOLT - HEX - 3/8-16 X 2 3/4 - GRADE 5 - ZINC
	000C12-06-16B	EA	BOLT - HEX - 3/8 - 16X1 - GRADE #5 - ZINC
	000C12-08-28B	EA	BOLT - HEX - 1/2-13 X 1 3/4 - GRADE #5 - ZINC
	000C12-08-24B	EA	BOLT - HEX - 1/2 - 13X1 1/2 - GRADE #5 - ZINC
	000C12-08-16B	EA	BOLT - HEX - 1/2-13 X 1 - GRADE #5 - ZINC
	000C12-10-24B	EA	BOLT - HEX - 5/8 - 11X1 1/2 - GRADE #5 - ZINC
	000C13-07-48B	EA	BOLT - HEX - 7/16-20 X 3 - GRADE #5 - ZINC
	000C13-07-40B	EA	BOLT - HEX - 7/16-20 X 2 1/2 - GRADE #5 - ZINC
	000C14-07-28B	EA	BOLT - HEX - 7/16-14 X 1 3/4 - GRADE #8 - ZINC

SEALANTS & FASTENERS GROUP (CONTINUED)
BOLTS, NUTS AND WASHERS (CONTINUED)

KEY	PART NUMBER	U/M	DESCRIPTION
	000C14-10-32K	EA	BOLT - HEX - 5/8-11 X 2 - GRADE #8 - ZINC
	000C16-07-16B	EA	BOLT - CARRIAGE - ASSIST HANDLE - 7/16-14 X 1
	000C18-05-40A	EA	BOLT - ELEVATOR - 5/16-18 X 2 1/2 - PL
	000C26-04-10B	EA	BOLT - HEX - SERRATED FLANGE - 1/4-20 X 5/8 - ZINC
	000C26-04-18B	EA	BOLT - HEX - SERRATED FLANGE - 1/4-20 X 1 1/8 - ZINC
	000C26-04-14B	EA	BOLT - HEX - SERRATED FLANGE - 1/4-20 X 7/8 - ZINC
	000C26-05-20B	EA	BOLT - HEX - SERRATED FLANGE - 5/16-18 X 1 1/4 - ZINC
	000C26-05-12B	EA	BOLT - HEX - SERRATED FLANGE - 5/16-18 X 3/4 - ZINC
	000C26-06-40B	EA	BOLT - HEX - SERRATED FLANGE - 3/8-16 X 2 1/2 - ZINC
	000C26-06-28B	EA	BOLT - HEX - SERRATED FLANGE - 3/8-16 X 1 3/4 - ZINC
	000C26-06-20B	EA	BOLT - HEX - SERRATED FLANGE - 3/8-16 X 1 1/4 - ZINC
	000C26-06-12B	EA	BOLT - HEX - SERRATED FLANGE - 3/8-16 X 3/4 - ZINC
	000C26-08-24B	EA	BOLT - HEX - SERRATED FLANGE - 1/2-13 X 1 1/2 - ZINC
	000C27-04-40B	EA	BOLT - CARRIAGE - 1/4-20 X 2 1/2 - ZINC
	000C27-07-40B	EA	BOLT - CARRIAGE - 7/16-14 X 2 1/2 - GRADE #5
	000C27-08-48B	EA	BOLT - CARRIAGE - 1/2-13 X 3 - GRADE #5
	000D16-07-00B	EA	NUT - HEX - 7/16-14 - ZINC
	000D20-07-00B	EA	NUT - ACORN - ASSIST HANDLE - 7/16 - 14
	000D23-04-00B	EA	NUT - HEX SF/LK #4-40
	000D24-10-00B	EA	NUT - HEX - SELF LOCKING - 10-32 - ZINC
	000D25-06-00B	EA	NUT-3/8" W/BURR - FASTENER HOUSE
	000D28-10-00B	EA	NUT - HEX - W/NYLON LOCK - 10-32 ZINC
	000D29-04-00B	EA	NUT - HEX - SELF LOCKING - 1/4 X 20 - ZINC
	000D29-06-00B	EA	NUT - HEX - W/NYLON LOCK - 3/8-16 - ZINC
	000D29-09-00B	EA	NUT - HEX - SELF LOCKING - 9/16-12 - ZINC
	000D30-07-00B	EA	NUT - HEX LOCK - NYLON 7/16 X 20
	000D34-04-00B	EA	NUT - HEX - LOCKING - 1/4-20 - ZINC
	000D34-06-00B	EA	NUT - HEX - LOCKING - 3/8-16 GRADE C - ZINC
	000D39-04-00B	EA	NUT - HEX - LOCKING W/SERRATED FLANGE - 1/4-20 - ZINC
	000D39-05-00B	EA	NUT - HEX - LOCKING W/SERRATED FLANGE - 5/16-18 - ZINC
	000D39-06-00B	EA	NUT - HEX - LOCKING W/SERRATED FLANGE - 3/8-18 - ZINC
	000D39-07-00B	EA	NUT - HEX - LOCKING W/SERRATED FLANGE - 7/16-14 - ZINC
	000D39-08-00B	EA	NUT - HEX - LOCKING W/SERRATED FLANGE - 1/2-13 - ZINC
	000D44-04-00B	EA	NUT - HEX - LOCKING W/SERRATED FLANGE - 1/4-28 - ZINC
	000D44-07-00B	EA	NUT - HEX - LOCKING W/SERRATED FLANGE - 7/16-20 - ZINC
	000D44-08-00B	EA	NUT - HEX - LOCKING W/SERRATED FLANGE - 1/2-20 - ZINC
	000D46-04-00A	EA	NUT - HEX - WELD - 1/4-20 - PLAIN
	000D58-06-00A	EA	NUT - HEX - WELD 3/8-16 - PLAIN
	000D65-08-00B	EA	NUT - HEX - LOCKING W/SERRATED FLANGE - 8-32 - ZINC
	000D67-10-00B	EA	NUT - HEX - LOCK - 5/8-11 - ZINC
	000D73-08-00C	EA	NUT - HEX FLANGE - 1/2-13
	000D75-09-00B	EA	NUT - HEX LOCKING - 9/16-12 - ZINC
	000D76-06-00B	EA	NUT - HEX FLANGE - 3/8-16
	000E11-04-00F	EA	WASHER - LOCKING - 1/4 MED SPLIT - STAINLESS STEEL
	000E11-07-00B	EA	WASHER - LOCKING - 7/16 MED SPLIT - ZINC
	000E11-08-00B	EA	WASHER - LOCKING - 1/2 MED SPLIT - ZINC
	000E13-17-00B	EA	WASHER - FLAT - 3/8 AR - ZINC
	000E13-18-00B	EA	WASHER - FLAT - 3/8 WIDE - ZINC
	000E13-20-00B	EA	WASHER - FLAT - 7/16 WIDE - ZINC
	000E13-22-00B	EA	WASHER - FLAT - 1/2 WIDE - ZINC
	000E13-26-00B	EA	WASHER - FLAT - 5/8 WIDE - ZINC
	000E14-10-00B	EA	WASHER - LOCKING - #10 EXTERNAL TOOTH - ZINC
	000E16-10-00B	EA	WASHER - HARDENED - 5/8 - FLAT - ZINC
	000G45-05-16B	EA	BOLT - LAG - 5/16-9 X 1 - ZINC
	002329-01-000	EA	WASHER-FLAT, 9/32" ID X 5/8" OD - NYLON
	005081-01-000	EA	NUT - SPEED - C-TYPE - #8 SCREW
	040921-01-000	EA	NUT - SPEED - U TYPE - #10-24 - BLACK
	040921-03-000	EA	NUT - SPEED - U TYPE - #10
	040921-04-000	EA	NUT - SPEED - U TYPE - #8-.59" LENGTH X .44" WIDTH
	040921-05-000	EA	NUT - SPEED - U-TYPE - 8-.67" X .44" WIDE
	041322-01-000	EA	WASHER - FLANGE - 15/32 ID X 2 3/8 OD - F/SEAT BELT MTG
	044364-02-000	EA	NUT - SPEED - FLAT - ROUND
	044533-01-000	EA	WASHER - 1 3/8"OD - FOR BUTTONS - PLASTIC
	051387-06-000	EA	BOLT - CARRIAGE W/O HOLE - 5/16-18 X 9 1/2 - ZINC

SEALANTS & FASTENERS GROUP (CONTINUED)
BOLTS, NUTS AND WASHERS (CONTINUED)

KEY	PART NUMBER	U/M DESCRIPTION
	058716-02-000	EA WASHER - FLAT NYLON
	064081-03-000	EA NUT - WING 3/8-16 - W/WELD NUT
	077071-01-000	EA WASHER - FENDER - 3/16"ID X 1"OD
	084406-01-000	EA NUT - CAPPED - CROSS RECESSED - BLACK - 1/4-20 THD
	087234-01-000	EA NUT - JACK - 1/4 X 20 THD - MOLLY
	087718-01-000	EA MONOBOLT - STEEL - 3/16 DIAMETER
	088787-12-000	EA STUD - WELD - 1/4 - 20 X 1.0 LG - MN
	102333-01-06A	EA BOLT - CARRIAGE - 7/16-14 STAINLESS STEEL CAP
	103020-02-000	EA BOLT-U - #8-32 - GRADE 5 ZINC
	106956-03-000	EA BOLT - HEX TAP - 1/2-12NC X 3 - GRADE 5 - FULL THREAD/ZINC
	107397-01-000	EA WASHER - FENDER - 3/4"ID X 1"OD
	108067-03-000	EA STUD - WELD - 1/4 - 20 X 1/2 CD
	109917-01-000	EA WASHER - 1.5" X 1.25"
	109917-03-000	EA WASHER - 1" X .50"
	109917-04-000	EA WASHER - 1" X .75"
	110794-01-000	EA WASHER - FLAT - 1"ID X 1 3/4"OD
	113985-02-000	EA BOLT - FLANGE - M10-1 1/2 X 30CL 10.9
	114259-05-000	EA BOLT - 7/16-20 X 1 1/4 W/WASHER
	128444-01-000	EA WASHER - SPRING - CONICAL
	131377-01-000	EA NUT-HEX HEAD W/WASHER-1/4-20 X 2" STEEL W/3/4" OD WASHER
	135092-02-01A	EA BOLT - HEX - SERRATED FLANGE - 1/2-20 X 2 1/2-GRADE 5 ZINC
	143399-01-01A	EA NUT/RETAINING - 3/8" - 24 NFT
	144904-01-01A	EA BOLT - ADJUSTMENT - HEADLAMP
	147284-01-000	EA NUT/SELF RETAINING - 3/8"-16
	147284-02-000	EA NUT/SELF RETAINING - 5/16"-18
	148817-01-000	EA WASHER/SPUR - LOCKING

SCREWS

KEY	PART NUMBER	U/M DESCRIPTION
	0G1106-06-160	EA SCREW - 6-20 X 3/8 PPH
	0G1106-08-240	EA SCREW - 6-20 X 1/2 PPH - VW LIGHT GRAY
	0G1208-12-170	EA SCREW - 8-18 X 3/4 POH - BRIGHT WHITE
	0G3804-22-180	EA SCREW - MACHINE - 1/4-20 X 1 3/8 PFH - BLACK
	0G3908-08-170	EA SCREW - SF/DR - 8-18 X 1/2 PPH - BRIGHT WHITE
	0G3908-08-160	EA SCREW - SF/DR - 8-18 X 1/2 PPH - VW WHITE
	0G3908-12-250	EA SCREW - SF/DR - 8-18 X 3/4 PPH - DARK GRAY
	0G3908-16-170	EA SCREW - SF/DR - 8-18 X 1 PPH - BRIGHT WHITE
	0G3908-24-170	EA SCREW - SF/DR - 8-18 X 1 1/2 PPH - BRIGHT WHITE
	0G3910-10-330	EA SCREW - SF/DR - 20-16 X 5/8 PPH - PUTTY
	0G3910-10-320	EA SCREW - SF/DR - 10-16 X 5/8 PPH - GLACIER
	0G3910-12-240	EA SCREW - SF/DR - 10-16 X .75 PPH - VW LIGHT GRAY
	0G3910-12-170	EA SCREW - SF/DR - 10-16 X 3/4 PPH - BRIGHT WHITE
	0G3910-12-320	EA SCREW - SF/DR - 10-16 X 3/4 PPH - GLACIER
	0G5508-08-380	EA SCREW - SF/DR - 8-18 X .5 PWH - CASHMERE
	0G5508-08-370	EA SCREW - SF/DR - 8-18 X .5 PWH - RIVERSTONE
	0G5508-12-240	EA SCREW - SF/DR - 8-18 X 3/4 PWH - VW LIGHT GRAY
	0G5508-12-170	EA SCREW - SF/DR - 8-18 X 3/4 PWH - BRIGHT WHITE
	0G5508-12-330	EA SCREW - SF/DR - 8-18 X 3/4 PWH - PUTTY
	0G5508-12-320	EA SCREW - SF/DR - 8-18 X 3/4 PWH - GLACIER
	0G5508-12-270	EA SCREW - SF/DR - 8-18 X 3/4 PWH - TITANIUM
	0G5508-16-250	EA SCREW - SF/DR - 8-18 X 1 PWH - VW DARK GRAY
	0G5508-16-320	EA SCREW - SF/DR - 8-18 X 1 PWH - GLACIER
	0G6008-16-170	EA SCREW - SF/DR - 8-18 X 1 POH - BRIGHT WHITE
	0G6710-08-130	EA SCREW - 10-12 X 1/2 PPH - TAUPE
	0G6710-08-170	EA SCREW - 10-12 X 1/2 PPH - BRIGHT WHITE
	0G6710-08-240	EA SCREW - 10-12 X 1/2 PPH - VW LIGHT GRAY
	0G6710-12-170	EA SCREW - 10-12 X 3/4 PPH - BRIGHT WHITE
	0G6806-16-170	EA SCREW - 6-18 X 1 POH - BRIGHT WHITE
	0G6810-24-280	EA SCREW - 10-12 X 1 1/2 POH - SOFT WHITE
	000C20-05-28F	EA SCREW - 5/16-18 X 1 3/4 FLAT SOC - STAINLESS STEEL
	000C20-06-24T	EA SCREW - 3/8-16 X 1 1/2 - FLAT SOCKET
	000G11-06-10J	EA SCREW - 6-20 X 5/8 PPH - BRASS

SEALANTS & FASTENERS GROUP (CONTINUED)
SCREWS (CONTINUED)

KEY	PART NUMBER	U/M	DESCRIPTION
	000G11-06-08B	EA	SCREW - 6-20 X 1/2 PPH - ZINC
	000G11-06-10B	EA	SCREW - 6-20 X 5/8 PPH - ZINC
	000G11-07-08B	EA	SCREW - 7-19 X 1/2 PPH - ZINC
	000G11-08-20G	EA	SCREW - 8-18 X 1 1/4 - ANTIQUE BRASS
	000G11-08-20B	EA	SCREW - 8-18 X 1 1/4 PPH - ZINC
	000G11-08-12T	EA	SCREW - 8-18 X 3/4 PPH - BLACK MAGNESIUM
	000G11-08-12P	EA	SCREW - 8-18 X 3/4 PPH - DARK BROWN
	000G11-08-12S	EA	SCREW - 8-18 X 3/4 PPH - OFF WHITE
	000G11-08-12B	EA	SCREW - 8-18 X 3/4 PPH - ZINC
	000G11-08-08T	EA	SCREW - 8-18 X 1/2 PPH - FLUOROCARBON COATING
	000G11-08-06B	EA	SCREW - 8-18 X 3/8 PPH - ZINC
	000G11-10-12D	EA	SCREW - 10-16 X 3/4 PPH - BLACK
	000G12-06-12J	EA	SCREW - 6-20 X .75 POH - BRASS
	000G12-06-08T	EA	SCREW - 6-20 X 1/2 POH - BLACK
	000G13-05-10B	EA	SCREW - 5-12 X 5/8 PFH - ZINC
	000G13-06-08G	EA	SCREW - 6-20 X 1/2 PFH - ANTIQUE BRASS
	000G13-06-08B	EA	SCREW - 6-20 X 1/2 PFH - ZINC
	000G13-06-06I	EA	SCREW - 6-20 X 3/8 PFH - BLACK ZINC
	000G13-06-24J	EA	SCREW - 6-20 X 1 1/2 PFH - BRASS
	000G13-06-16J	EA	SCREW - 6-20 X 1 PFH - BRASS
	000G13-06-10J	EA	SCREW - 6-20 X 5/8 PFH - BRASS
	000G13-06-10G	EA	SCREW - 6-20 X 5/8 PFH - ANTIQUE BRASS
	000G13-07-10H	EA	SCREW - 7-19 X 5/8 PFH - BLACK
	000G13-07-12B	EA	SCREW - 7-19 X 3/4 PFH - ZINC
	000G13-08-16B	EA	SCREW - 8-18 X 1 PFH - ZINC
	000G13-08-109	EA	SCREW - 8-18 X 5/8 PFH
	000G13-08-10B	EA	SCREW - 8-18 X 5/8 PFH - ZINC
	000G13-08-24B	EA	SCREW - 8-18 X 1 1/2 PFH - ZINC
	000G16-04-24B	EA	SCREW - MACHINE - 1/4-20 X 1 1/2 PPH
	000G18-04-12B	EA	SCREW - MACHINE - 4-40 X 3/4 PPH - ZINC
	000G18-08-12B	EA	SCREW - MACHINE - 8-32 X 3/4 PPH - ZINC
	000G18-08-16B	EA	SCREW - MACHINE - 8-32 X 1 PPH - ZINC
	000G18-08-24B	EA	SCREW - MACHINE - 8-32 X 1 1/2 PPH - ZINC
	000G18-08-22B	EA	SCREW - MACHINE - 8-32 X 1 3/8 PPH - ZINC
	000G19-10-10B	EA	SCREW - MACHINE - 10-32 X 5/8 - PPH - ZINC
	000G19-10-08B	EA	SCREW - MACHINE - 10-32 X 1/2 PPH - ZINC
	000G19-10-20B	EA	SCREW - MACHINE - 10-32 X 1 1/2 PPH - ZINC
	000G19-10-40B	EA	SCREW-MACH,10-32X2.50 PPH ZN
	000G19-10-12F	EA	SCREW - MACHINE - 10-32 X 3/4 PPH - STAINLESS STEEL
	000G32-10-06B	EA	SCREW - 10-32 X 3/8 PPH - ZINC
	000G36-10-12T	EA	SCREW - 10-24X 3/4 PFH TYPE 23 - BLACK
	000G39-06-06J	EA	SCREW - 6-20 X 3/8 PPH - BRASS
	000G39-06-10T	EA	SCREW - SF/DR - 6-20 X 5/8 PPH - BLACK
	000G39-06-16T	EA	SCREW - SF/DR - 6-20 X 1 PPH - BLACK
	000G39-08-08S	EA	SCREW - SF/DR - 8-18 X 1/2 PPH - OFF WHITE
	000G39-08-08B	EA	SCREW - SF/DR - 8-18 X 1/2 PPH - ZINC
	000G39-08-08T	EA	SCREW - SF/DR - 8-18 X 1/2 PPH - BLACK
	000G39-08-06B	EA	SCREW - SF/DR - 8-18 X 3/8 PPH - ZINC
	000G39-08-32B	EA	SCREW - SF/DR - 8-18 X 2 PPH - ZINC
	000G39-08-24T	EA	SCREW - SF/DR - 8-18 X 1 1/2 PPH - BLACK
	000G39-08-24S	EA	SCREW - SF/DR - 8-18 X 1 1/2 - OFF WHITE
	000G39-08-24B	EA	SCREW - SF/DR - 8-18 X 1 1/2 PPH - ZINC
	000G39-08-16T	EA	SCREW - SF/DR - 6-20 X 1 PPH - BLACK
	000G39-08-16B	EA	SCREW - SF/DR - 8-18 X 1 PPH - ZINC
	000G39-08-12B	EA	SCREW - SF/DR - 8-18 X 3/4 PPH - ZINC
	000G39-08-12T	EA	SCREW - SF/DR - 8-18 X 3/4 PPH - BLACK
	000G39-10-48T	EA	SCREW - SF/DR - 10-16 X 3 PPH - BLACK
	000G39-10-48B	EA	SCREW - SF/DR - 10-16 X 3 - PPH - ZINC
	000G39-10-40D	EA	SCREW - SF/DR - 10-16 X 2 1/2 PPH - BLACK
	000G39-10-32B	EA	SCREW - SF/DR - 10-16 X 2 - PPH - ZINC
	000G39-10-20T	EA	SCREW - SF/DR - 10-16 X 1 1/4 PPH - BLACK
	000G39-10-20B	EA	SCREW - SF/DR - 10-16 X 1 1/4 PPH - ZINC
	000G39-10-169	EA	SCREW - SF/DR - 10-16 X 1 PPH - FLUOROCARBON SILVER
	000G39-10-129	EA	SCREW - SF/DR - 10-16 X 3/4 PPH - FLUOROCARBON SILVER

SEALANTS & FASTENERS GROUP (CONTINUED)
SCREWS (CONTINUED)

KEY	PART NUMBER	U/M	DESCRIPTION
	000G39-10-12T	EA	SCREW - SF/DR - 10-16 X 3/4 - BLACK
	000G39-10-10T	EA	SCREW - SF/DR - 10-16 X 5/8 - BLACK
	000G39-10-10B	EA	SCREW - SF/DR - 10-16 X 5/8 PPH - ZINC
	000G39-10-08B	EA	SCREW - SF/DR - 10-16 X 1/2 PPH - ZINC
	000G39-12-12E	EA	SCREW - SF/DR - 12 - 14 X 3/4 PPH - CHROME
	000G42-04-24B	EA	SCREW - SF/DR - 1/4-14 X 1 1/2 - ZINC
	000G42-04-16B	EA	SCREW - SF/DR - 1/4-14 X 1 HWH - ZINC
	000G42-04-24B	EA	SCREW - SF/DR - 1/4-14 X 1 1/2 - ZINC
	000G46-08-24T	EA	SCREW - MACHINE - 8-32 X 1 1/2 PFH - BLACK
	000G50-04-08B	EA	SCREW - MACHINE - 1/4-20 X 1/2 PTH - ZINC
	000G52-06-05B	EA	SCREW - MACHINE - 6-32 X 5/16 PTH ZINC
	000G52-06-06B	EA	SCREW - MACHINE - 6-32 X 3/8 PIN - ZINC
	000G54-04-14B	EA	SCREW - 1/4-20 X 7/8 PTH - TYPE 23 - ZINC PLATED
	000G55-08-124	EA	SCREW - SF/DR - 8-18 X 3/4 PWH - ASH GRAY
	000G55-08-16T	EA	SCREW - SF/DR - 8-18 X 1 PWH - BLACK
	000G56-12-48B	EA	SCREW - WOOD - 12-11 X 3 POH - SPECIAL HARDENED
	000G57-14-64B	EA	SCREW - 14-10 X 4 PFH ZINC
	000G60-08-20F	EA	SCREW - SF/DR - 8-19X1.25 POH
	000G60-08-16E	EA	SCREW - SF/DR - 8-1 X 1 POH - CHROME
	000G60-08-22B	EA	SCREW - SF/DR - 8-18 X 1.38 POH - ZINC
	000G60-10-209	EA	SCREW - SF/DR - 10-16 X 1 1/4 POH - SILVER STALGAARD
	000G60-10-20B	EA	SCREW - SF/DR - 10-16 X 1 1/4 POH - ZINC
	000G60-10-16J	EA	SCREW - SF/DR - 10-16 X 1 POH - BRIGHT BRASS
	000G60-10-28T	EA	SCREW - SF/DR - 10-16 X 1 3/4 - BLACK
	000G62-08-24B	EA	SCREW - SF/DR - 8-18 X 1 1/2 PFH
	000G67-08-32B	EA	SCREW - 8-15 X 2 PPH - ZINC
	000G67-10-08B	EA	SCREW - 10-12 X 1/2 PPH - ZINC
	000G67-10-32J	EA	SCREW-10-12X2 PPH - BRIGHT BRASS
	000G67-10-24S	EA	SCREW - 10-12 X 1 1/2 PPH - OFF WHITE
	000G67-10-24B	EA	SCREW - 10-12 X 1 1/2 PPH - ZINC
	000G67-10-20D	EA	SCREW - 10-12 X 1 1/4 PPH - BLACK
	000G67-10-12P	EA	SCREW - 10-12 X 3/4 PPH - DARK BROWN
	000G67-10-12B	EA	SCREW - 10-12 X 3/4 PPH - ZINC
	000G67-10-10T	EA	SCREW - 10-12 X 5/8 PPH - BLACK
	000G67-10-10S	EA	SCREW - 10-12 X 5/8 PPH - OFF WHITE
	000G67-10-10P	EA	SCREW - 10-12 X 5/8 PPH - DARK BROWN
	000G67-10-10B	EA	SCREW - 10-12 X 5/8 PPH - ZINC - TYPE A
	000G67-10-08S	EA	SCREW - 10-12 X 1/2 PPH - OFF WHITE
	000G68-06-12B	EA	SCREW - 6-18 X 3/4 POH - ZINC & CLEAR
	000G68-06-10J	EA	SCREW - 6-18 X 5/8 POH - BRASS
	000G68-06-10G	EA	SCREW - 6-18 X 5/8 POH - ANTIQUE BRASS
	000G68-06-12J	EA	SCREW - 6-18 X 3/4 POH - BRASS
	029130-01-000	EA	SCREW - SNAP STUD - #8-16 X 5/8" LONG
	029130-03-000	EA	SCREW - SNAP STUD - #8-16 X 1" LONG
	049465-01-000	EA	SCREW - 10-16 PTH W/WASHER - DARK BROWN
	049465-03-000	EA	SCREW - 10-16 X 1 POH W/WASHER - OFF WHITE
	049465-04-000	EA	SCREW - 10-16 X 1 PTH W/WASHER - BEIGE
	049465-13-000	EA	SCREW-10+16X1 PTH W/WASHER - *ASH GRAY
	049465-17-000	EA	SCREW - 10-16 X 1 POH W/WASHER - BRIGHT WHITE
	054434-03-000	EA	SCREW - SF/DR - 10-16 X 2 - PWH - ZINC
	075908-01-000	EA	SCREW - MACHINE - 10-32 X .56 PTH - EXTERNAL TOOTH - ZINC
	076790-01-000	EA	SCREW - 6-20 X 1 1/4 PPH - BLACK
	076790-05-000	EA	SCREW - 6-20 X 1/2 PPH - BLACK - THREAD CUTTING/WOOD
	083554-01-000	EA	SCREW - DRYWALL - 8 X 1 1/4
	083554-04-000	EA	SCREW - DRYWALL - 8 X 2 1/2
	087721-01-000	EA	SCREW - FLAT HEAD - TAPPING - 1/4 X 1 1/4 LONG - ZINC
	087721-02-000	EA	SCREW - FLAT HEAD - TAPPING - 1/4" X 2 1/4" LONG - ZINC
	090033-02-000	EA	SCREW - 1/4-20 X 5/8 - ROUND WASHER HEAD - OFF/WHITE
	097974-01-000	EA	SCREW - PARTICLE BOARD - 7-9 X 3/4 PPH
	101618-01-000	EA	SCREW - 1/4-20 X 3/4 HEX - TAPPING - STALGARD TYPE F
	109235-01-05A	FT	COVER - SCREW - BRIGHT WHITE
	109235-01-01A	FT	COVER - SCREW - MAT BLACK
	113563-01-01A	EA	SCREW - 8 X 5/8 LONG SHOULDER/WASHER HEAD
	116111-02-01A	EA	SCREW - TAPTITE - 1/4-20 X 3/8 PPH - ZINC

SEALANTS & FASTENERS GROUP (CONTINUED)
SCREWS (CONTINUED)

KEY	PART NUMBER	U/M	DESCRIPTION
	117478-01-04A	EA	SCREW - 8-18 X 3/4 PPH W/WASHER - VW LIGHT GRAY
	118383-01-09A	EA	RETAINER/RECESSED - F/.22" SCREW - GLACIER
	118383-01-06A	EA	RETAINER/RECESSED - F/.22" SCREW - ALLANTE ANTELOPE
	118383-01-04A	EA	RETAINER/RECESSED - F/.22" SCREW - BRIGHT WHITE
	118383-02-09A	EA	RETAINER/RECESSED - F/.27" SCREW - GLACIER
	118383-02-05A	EA	RETAINER/RECESSED - F/.27" SCREW - VW LIGHT GRAY
	118383-02-10A	EA	RETAINER/RECESSED - F/.27" SCREW - RIVERSTONE
	118383-02-11A	EA	RETAINER/RECESSED - F/.27" SCREW - CASHMERE
	118383-03-09A	EA	RETAINER/RECESSED - F/.32" SCREW - GLACIER
	118383-04-04A	EA	CAP - F/RECESSED RETAINER - BRIGHT WHITE
	118383-04-08A	EA	CAP - F/RECESSED RETAINER - CADDY CREAM
	118383-04-05A	EA	CAP - F/RECESSED RETAINER - VW LIGHT GRAY
	118383-04-11A	EA	CAP - F/RECESSED RETAINER - CASHMERE
	118383-04-10A	EA	CAP - F/RECESSED RETAINER - RIVERSTONE
	118383-04-09A	EA	CAP - F/RECESSED RETAINER - GLACIER
	134126-01-01A	EA	SCREW/NAIL - HEX HEAD - 3/4"
	140040-01-000	EA	SCREW - 1/4-20 X 1 - BUTTON HEAD/SOCKET - W/LOCTITE
	144078-01-01A	EA	SCREW - HEX/FLANGE HEAD CAP-1" W/.75" THREAD LENGTH-ZINC
	149753-01-02A	EA	RETAINER/RECESSED - F/.22" SCREW - BRIGHT WHITE
	149753-01-01A	EA	RETAINER/RECESSED - F/.22" SCREW - BLACK
	149753-02-02A	EA	CAP - F/RECESSED RETAINER - BRIGHT WHITE
	149753-02-01A	EA	CAP - F/RECESSED RETAINER - BLACK

CLAMPS, CLIPS, GROMMETS, RIVETS, & PLUGS

KEY	PART NUMBER	U/M	DESCRIPTION
	000F10-06-32B	EA	PIN - COTTER - 3/16" X 2" - ZINC
	000H14-06-06R	EA	RIVET-MANDREL BLIND,3/16 AL - CHERRY BSP-66
	000H16-04-06R	EA	RIVET - POP ALUMINUM - 1/8 X .313 - .375
	000H16-06-10R	EA	RIVET - POP ALUMINUM - 3/16 X .501 - .625
	007161-01-000	EA	CLAMP - HOSE - SPRING TYPE - 1/2"
	008386-01-000	EA	GROMMET - SNAP - 3/8" DIAMETER - NYLON
	010495-01-000	EA	CLAMP - CABLE - 9/16"ID - BLACK
	010495-02-000	EA	CLAMP - CABLE - 3/8"ID - BLACK
	010495-04-000	EA	CLAMP - CABLE - 11/16"ID - WHITE
	010497-01-000	EA	CLAMP - CLOSED - 5/8"ID
	010497-02-000	EA	CLAMP - CLOSED - 1.5"ID
	010497-03-000	EA	CLAMP - CLOSED - 1"ID - CUSHIONED
	010497-04-000	EA	CLAMP - CLOSED - 1 5/8"ID
	010497-05-000	EA	CLAMP - CLOSED - 1/2"ID
	010497-07-000	EA	CLAMP - CLOSED - 3/8"ID
	010497-09-000	EA	CLAMP - CLOSED - 5/16"ID
	010497-10-000	EA	CLAMP - CLOSED - 7/8"ID
	010499-01-000	EA	CLAMP - CLOSED - 3/8"ID
	016188-03-000	EA	GROMMET - LP LINE - 3/8"HOLE X 2 1/2"LONG - RUBBER
	016188-04-000	EA	GROMMET - LP LINE - 1/2"HOLE X 2 1/2"LONG - RUBBER
	016188-05-000	EA	GROMMET - LP LINE - 3/8"HOLE X 1 1/4"LONG - RUBBER
	016188-06-000	EA	GROMMET - L/P LINE - 3/8"HOLE X 3 1/4"LONG - RUBBER
	016188-08-000	EA	GROMMET - LP LINE - 1/2"HOLE X 1 1/4"LONG - RUBBER
	016188-09-000	EA	GROMMET - LP LINE - .68"HOLE X 1 1/4"LONG - RUBBER
	016188-10-000	EA	GROMMET - LP LINE - .68"HOLE X 2.5"LONG - RUBBER
	023942-01-000	EA	GROMMET - RUBBER - 2" OD
	034141-02-000	EA	PLUG/NYLON - .38" - BLACK
	061420-01-000	EA	PLUG/PLASTIC - 1 3/4" DIAMETER - BROWN
	061420-04-000	EA	PLUG/PLASTIC - 1 1/4" DIAMETER
	061420-05-000	EA	PLUG/PLASTIC - 1 1/2" DIAMETER
	061420-08-000	EA	PLUG/PLASTIC - 2 1/2" DIAMETER
	061420-09-000	EA	PLUG/PLASTIC - 1.00" - DIAMETER
	061420-10-000	EA	PLUG/PLASTIC - 1 1/2" DIAMETER - BLACK
	061420-14-000	EA	PLUG/PLASTIC - 7/8" DIAMETER - BLACK
	061420-15-000	EA	PLUG/PLASTIC - 2" DIAMETER - BLACK
	062401-01-000	EA	CLAMP - HOSE - WORMGEAR - .25" - 1"
	062401-02-000	EA	CLAMP - HOSE - WORMGEAR - 1.56" - 2.5"
	062401-03-000	EA	CLAMP - HOSE - WORMGEAR - .22" - 1"
	062401-04-000	EA	CLAMP - HOSE - WORMGEAR - .69" - 1.25"

SEALANTS & FASTENERS GROUP (CONTINUED)
CLAMPS, CLIPS, GROMMETS, RIVETS, & PLUGS (CONTINUED)

KEY	PART NUMBER	U/M	DESCRIPTION
	062401-05-000	EA	CLAMP - HOSE - WORMGEAR - 2" - 3" ID
	062401-06-000	EA	CLAMP - HOSE - WORMGEAR - .22" - .62" ID
	062401-09-000	EA	CLAMP - HOSE - WORMGEAR - 2.8" - 3.75"
	062401-11-000	EA	CLAMP - HOSE - WORMGEAR - 3.50" - 4.50"
	062401-12-000	EA	CLAMP - HOSE - WORMGEAR - .79" X 1.26"
	062401-13-000	EA	CLAMP - HOSE - WORMGEAR
	071015-01-000	EA	GROMMET - RUBBER - .5"ID X 1"OD-W/.38" GROOVE - BLACK
	071015-11-000	EA	GROMMET - RUBBER - 1 ID - FITS .12 MATERIAL - BLACK
	071015-13-000	EA	GROMMET - RUBBER - .62 ID - FITS .09 GROOVE - BLACK
	071015-19-000	EA	GROMMET - RUBBER - .38 ID - FITS .06 MATERIAL - BLACK
	071015-26-000	EA	GROMMET - RUBBER - 1.5" ID X 2.1" OD W/.06" GROOVE-BLACK
	071015-29-000	EA	GROMMET - RUBBER - .3"ID X 1.3"OD W/.12" GROOVE - BLACK
	071015-30-000	EA	GROMMET - RUBBER - .3"ID X .81"OD W/.12" GROOVE - BLACK
	071015-32-000	EA	GROMMET - RUBBER - .75"ID X 1.375"OD W/.187" GROOVE-BLK
	071015-37-000	EA	GROMMET - .81 ID FITS .56 MTL
	071015-39-000	EA	GROMMET - .75 ID FITS .06 MTL
	071015-40-000	EA	GROMMET - .38 ID FITS .09 MTL
	071015-41-000	EA	GROMMET - .125 ID FITS .188 MTL
	071015-42-000	EA	GROMMET - RUBBER - .25 ID - FITS .06 MATERIAL - BLACK
	075148-02-000	EA	CLAMP - GROUNDING - BRONZE SCREWS
	077955-01-000	EA	CLIP/J - 3/8" - VINYL COATED
	080211-03-000	EA	CLIP - XMAS TREE W/PANEL RETAINING HEAD - 3/4" SHANK
	080734-02-000	EA	CLIP - WIRE NYLON
	081211-01-000	EA	PLUG - PLASTIC - .31"DIA - BLACK
	081211-03-000	EA	PLUG/PLASTIC - .50" DIAMETER - TRUSS HEAD - BLACK
	081211-04-000	EA	PLUG/PLASTIC - .46 DIAMETER - TRUSS HEAD - BLACK
	083609-01-000	EA	CLAMP - WIRE - DUAL - EQUAL DIAMETERS - 5/8"
	083610-01-000	EA	CLAMP - WIRE - DUAL - UNEQUAL DIAMETERS - 3/4" & 1 1/4"
	083610-02-000	EA	CLAMP - WIRE - DUAL - UNEQUAL DIAMETERS - 3/4" & 2"
	083610-03-000	EA	CLAMP - WIRE - DUAL - EQUAL DIAMETERS - 2"
	088756-01-000	EA	GROMMET - WEB - 1 1/8 " I.D.
	089329-02-000	EA	CLIP - SPRING
	091952-01-000	EA	CLIP - GRIPPER - 1"
	091952-02-000	EA	CLIP - GRIPPER - 3/4"
	091952-03-000	EA	CLIP - GRIPPER - 1/2" - BLACK VINYL COATED
	094362-02-000	EA	CLIP - XMAS TREE - BINDER HEAD - .9" LONG
	094362-05-000	EA	CLIP - XMAS TREE - ROUND HEAD - 1.4" LONG
	113133-02-01A	EA	RIVET - POP - ALUMINUM - 3/16 X .252 - .504 - BLACK
	114208-01-000	EA	GROMMET - EDGE LINER - FITS 1 3/4"
	114208-05-000	EA	GROMMET - EDGE LINER - FITS 2"
	115361-01-01A	EA	PLUG/PLASTIC - 1/2" DIAMETER
	118626-01-02A	EA	RIVET - POP - ALUMINUM - 3/16 X .08 - .375
	118626-01-01A	EA	RIVET - POP - ALUMINUM - 3/16 X .08 - .375
	137014-01-02A	EA	GROMMET - CABLE - BROWN
	137014-01-01A	EA	GROMMET - CABLE - ALMOND
	137014-01-03A	EA	GROMMET - CABLE - BLACK
	139118-02-01A	EA	GROMMET - SCREW - PLASTIC
	140171-01-000	EA	CLAMP - HOSE - STEPLESS EAR - .312

MISCELLANEOUS FASTENERS

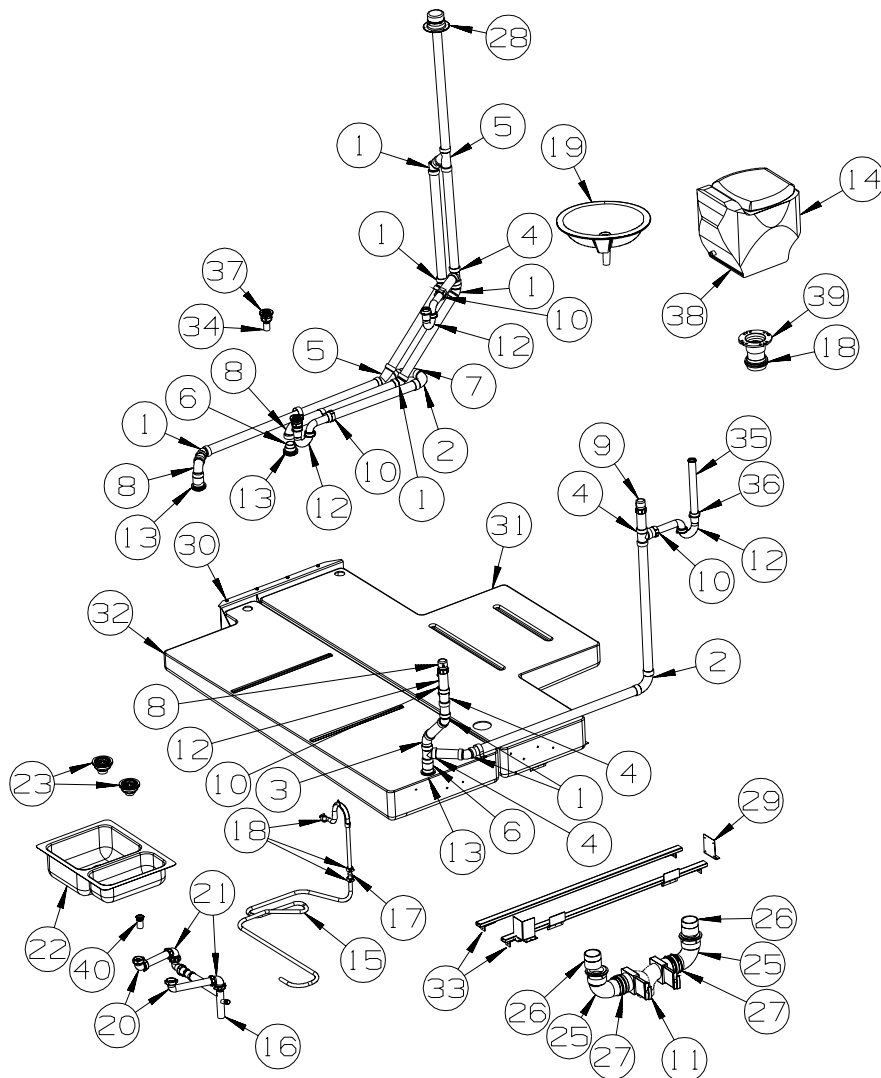
KEY	PART NUMBER	U/M	DESCRIPTION
	008343-01-000	EA	TIE - WIRE - 6"
	008343-02-000	EA	TIE - WIRE - 14"
	008343-03-000	EA	TIE - WIRE - 7 1/2" - BLACK
	029094-04-000	YD	VELCRO TAPE - LOOP - 1" WIDE - BLACK
	029096-03-000	YD	VELCRO TAPE - HOOK - 1" WIDE - BLACK
	029096-04-000	YD	VELCRO TAPE/HOOK - 1" WIDE - BLACK - W/ADHESIVE BACK (PSA)
	048394-02-000	YD	VELCRO TAPE - HOOK - ADHESIVE BACK - 3/4" WIDE - BEIGE
	085774-01-000	FT	FASTENER - DUAL LOCK - 1" WIDE - ADHESIVE BACK - BLACK
	085774-02-000	FT	FASTENER - DUAL HOOK - 1" WIDE - ADHESIVE BACK - BLACK
	085774-03-000	FT	FASTENER - DUAL LOCK - 1/2" WIDE - ADHESIVE BACK - BLACK
	085774-04-000	FT	FASTENER - DUAL HOOK - 1/2" WIDE - ADHESIVE BACK - BLACK
	088792-02-000	YD	VELCRO TAPE - LOOP - 3/4" - ADHESIVE BACK - BEIGE
	088792-04-000	YD	VELCRO TAPE - HOOK - 5/8" - NON-ADHESIVE BACK - WHITE

SEALANTS & FASTENERS GROUP (CONTINUED)
MISCELLANEOUS FASTENERS (CONTINUED)

KEY	PART NUMBER	U/M	DESCRIPTION
	088792-05-000	YD	VELCRO TAPE - LOOP - 5/8" - NON-ADHESIVE BACK - WHITE
	108046-01-000	EA	CABLE TIE - SCREW MOUNT 8"
	108046-02-000	EA	CABLE TIE - SCREW MOUNT 15"
	110943-01-000	FT	FELT STRIP - 3/8" - ADHESIVE BACK - BLACK - 75' PER ROLL
	110943-02-000	FT	FELT STRIP - 3/8" - ADHESIVE BACK - WHITE
	127960-01-01A	EA	RETAINER - 3/8" - STAINLESS STEEL

WATER & SEWAGE GROUP

DRAINAGE SYSTEM

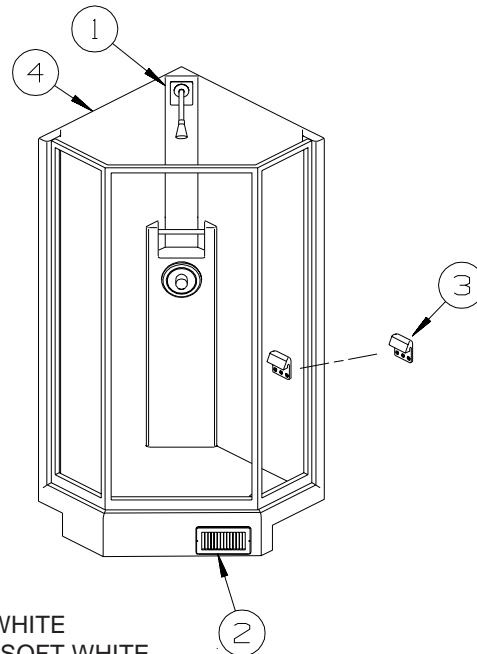


KEY	PART NUMBER	U/M	DESCRIPTION
1	010006-01-000	EA	ELBOW - 45 DEGREE - 1 1/2" HUB X HUB - PLASTIC
2	010008-01-000	EA	ELBOW - 90 DEGREE - 1 1/2" HUB X HUB - PLASTIC
3	010051-01-000	EA	ELBOW - 45 DEGREE - 1 1/2" SPIGOT X HUB - PLASTIC
4	010071-01-000	EA	TEE - SANITARY - 1 1/2" HUB X HUB X HUB - PLASTIC
5	010073-01-000	EA	WYE - 45 DEGREE - 1 1/2" HUB X HUB X HUB - PLASTIC
6	010115-01-000	EA	COUPLING - 1 1/2" HUB X HUB - PLASTIC
7	033761-01-000	EA	ELBOW - 90 DEGREE - TURN - 1 1/2" HUB X 1 1/2" SPIGOT
8	034250-01-000	EA	ELBOW - 90 DEGREE - LONG TURN - 1 1/2" HUB X HUB - ABS
9	079968-01-000	EA	VENT - MECHANICAL/TRAP ARM - ANTI-SIPHON-2" X 7.3" PLASTIC
10	109571-01-000	EA	ADAPTER - P-TRAP - 1 1/2"P X 1 1/4"MPT
			FROM: 00-00-00 THRU: 10-12-04
10	152146-01-000	EA	CONNECTOR - 1 1/2"P X 1 1/2"MPT
			FROM: 10-13-04 THRU: 99-99-99
11	136143-01-000	EA	VALVE - DUAL - 3" X 3"
	139513-02-000	EA	HOSE - SEWER - 3" X 20' - W/ADAPTER
	062416-01-000	EA	ADAPTER - SEWER HOSE TO 3" PIPE
	144728-01-000	EA	VALVE - SEWER HOSE - 3"
	147845-01-01A	EA	LABEL - DRIP VALVE
12	107538-01-000	EA	P-TRAP - PLASTIC - 1 1/4" W/EXTENSION ARM
			FROM: 00-00-00 THRU: 10-12-04
12	107538-02-000	EA	P-TRAP - PLASTIC - 1 1/2" W/EXTENSION ARM
			FROM: 10-13-04 THRU: 99-99-99
12	011071-01-000	EA	P-TRAP - 1 1/2" - CSA - PLASTIC - CANADIAN
13	061607-01-000	EA	GROMMET - HOLDING TANK - 1 1/2" NPS
14*	136729-01-01A	EA	TOILET - CHINA - STANDARD W/SPRAYER - WHITE
15	139567-01-000	FT	HOSE - DISHWASHER - 7/8" DIAMETER - DISHWASHER

WATER & SEWAGE GROUP (CONTINUED)
DRAINAGE SYSTEM (CONTINUED)

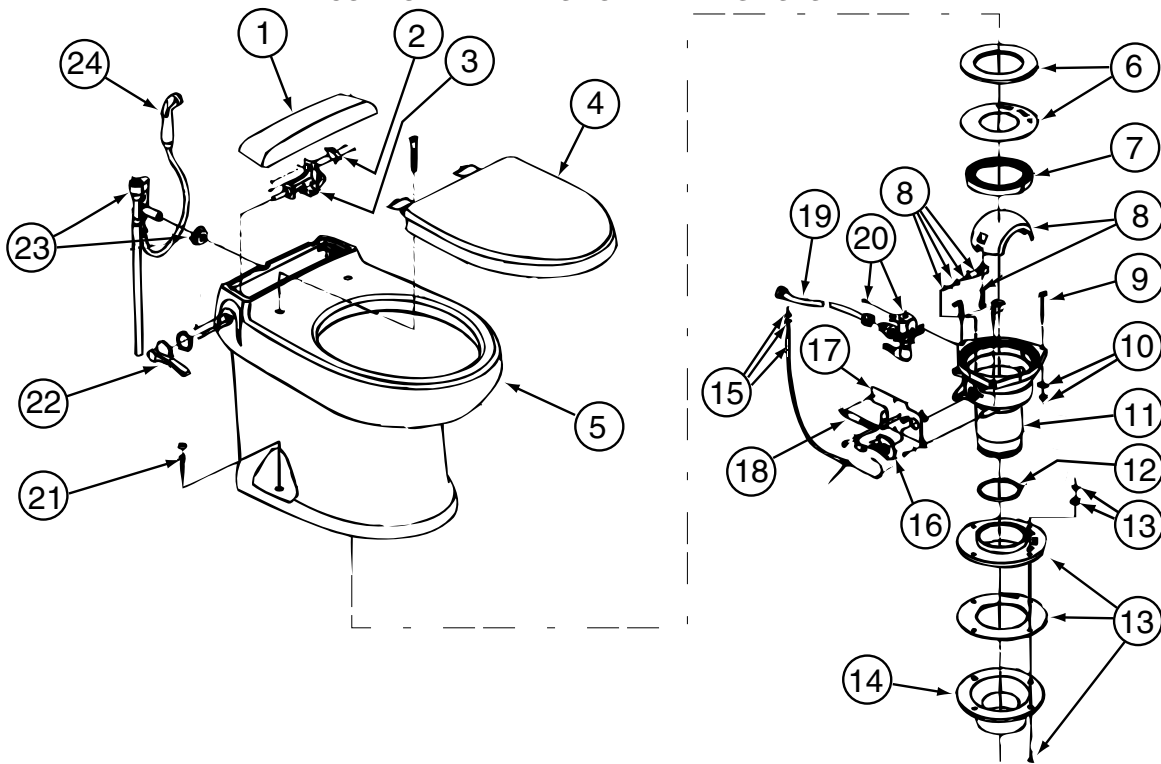
KEY	PART NUMBER	U/M	DESCRIPTION
16	011091-04-000	EA	WASTE - CONTINUOUS - DOUBLE SINK - DISHWASHER
16	011091-02-000	EA	WASTE - CONTINUOUS - DOUBLE SINK
17	139571-01-000	EA	COUPLING - REDUCING - 1" X 1 3/4" - DISHWASHER
18	061607-02-000	EA	GROMMET - HOLDING TANK - 3" NPS
19	147930-01-000	EA	WASHER/SEAL - FOAM - 1.4"ID X 2.1"OD - F/POP-UP DRAIN
20	126588-01-000	EA	ARM - WASTE - 1 1/2" X 9 1/2" - FEMALE
21	125569-01-000	EA	ELBOW - 1 1/2" X 90 DEGREE - DOUBLE SLIP
22	144445-01-01A	EA	SINK - DOUBLE BOWL - 25" X 18" - STAINLESS STEEL
23	092303-02-000	EA	STRAINER - W/BASKET
	127440-02-01A	EA	WASHER - RUBBER - 1.8" X .1"
24	143310-01-01A	EA	SINK - LAVATORY - OVAL - 19.6" X 16.5" X 7.6" - WHITE FROM: 00-00-00 THRU: 03-13-05
24	155318-01-01A	EA	SINK - LAVATORY - OVAL - 19.5" X 16" X 6.1" - CREAM FROM: 03-14-05 THRU: 99-99-99
25	010062-01-000	EA	ELBOW - 3 90 SPIGOT X HUB - PLASTIC
26	010129-03-000	EA	NIPPLE - 3" X 3" TOE - PLASTIC
27	078406-01-000	EA	COUPLER - 3" X 3" W/CLAMPS - RUBBER
28	083558-03-000	EA	VENT W/COVER F/PLUMBING STACK - OFF WHITE
29	094756-01-01A	EA	BRACKET/ANGLE - W/HOLES - E-COATED
30	150578-01-02B	EA	BRACKET - TANK DRAIN - E-COATED
31	132408-01-000	EA	TANK - HOLDING - 48 GALLON W/O FITTINGS
	010232-01-000	EA	FITTING - SPINWELD - PLASTIC 3FPT
32	150147-01-000	EA	TANK - HOLDING - 50 GALLON W/O FITTINGS
	010232-01-000	EA	FITTING - SPINWELD - PLASTIC 3FPT
33	132871-03-02B	EA	BRACKET/L ANGLE W/HOLES - 1.2" X 2.8" - E-COATED
34	011069-06-000	EA	TAILPIECE - 1 1/2" X 1 1/4" X 2 1/2"
	130403-01-000	EA	NUT - SLIP - W/WINGS 1 1/2"
35	126588-02-000	EA	ARM - WASTE - 1 1/2" X 20" SLIP - FEMALE
36	061420-10-000	EA	PLUG/PLASTIC - 1 1/2" DIAMETER - BLACK
37	066440-01-000	EA	STRAINER - SHOWER DRAIN - W/RUBBER WASHER
	127440-02-01A	EA	WASHER - RUBBER - 1.8" X .1"
38	116644-01-000	EA	FLANGE/CLOSET - 3" FEMALE - 4 BOLT
39	131786-03-01A	EA	SPACER/TOILET - ROUND - 10" DIAM. X 1.25" HIGH - SOFT WHT
40	011069-03-000	EA	TAILPIECE - TUB/SHOWER - 1 1/2" X 1 3/4" - PLASTIC
	127440-02-01A	EA	WASHER - RUBBER - 1.8" X .1"
	130403-01-000	EA	NUT - SLIP - W/WINGS 1 1/2"

***COMPONENT PARTS LISTED LATER IN THIS GROUP**



KEY	PART NUMBER	U/M	DESCRIPTION
1	143218-01-02A	EA	PLATE/COVER - SHOWER HEAD - SOFT WHITE
2	089326-02-000	EA	GRILLE - FLOOR - HEATING - 9.3" X 5.3" - SOFT WHITE
3	135607-03-01A	EA	SEAT - SHOWER/FOLDING(FOR REPLACEMENT OR OPTION INST ONLY)
4	142017-01-01A	EA	SHOWER - FIBERGLASS - SOFT WHITE

WATER & SEWAGE GROUP (CONTINUED)
COMPONENT PARTS FOR DRAINAGE SYSTEM

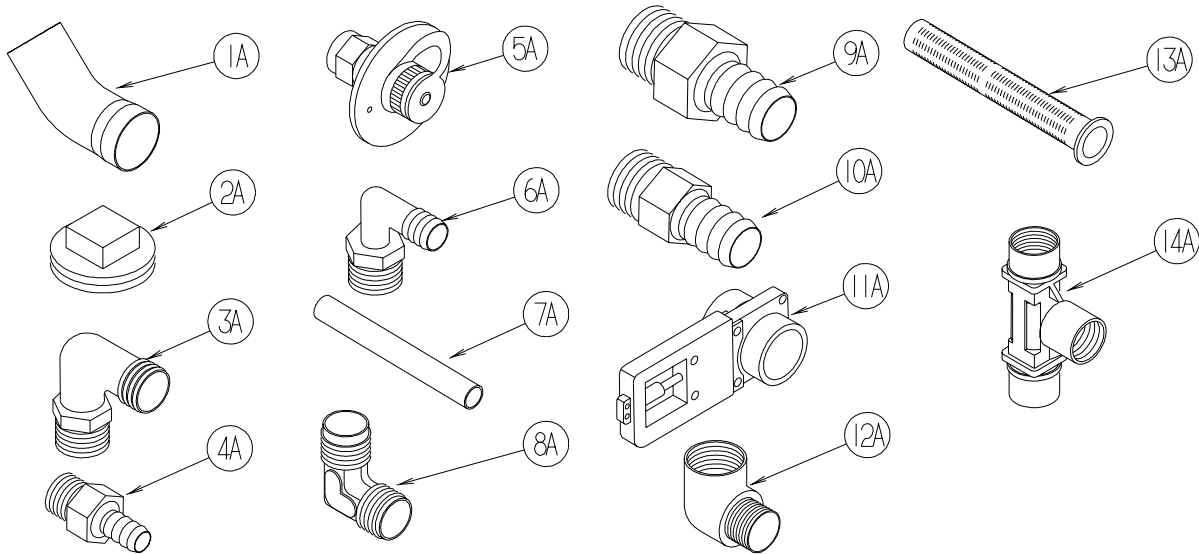


146770-01-01A

KEY	PART NUMBER	U/M	DESCRIPTION	VENDOR NO.
1	146770-01-700	EA	COVER/ACCESS - WHITE	385311001
2	146770-01-701	EA	FLUSH (SWITCH ASSEMBLY)	385311003
3	146770-01-702	EA	FLUSH (SHAFT HANDLE KIT)	385311004
4	146770-01-703	EA	SEAT AND LID (WHITE)	385311005
5	146770-01-704	EA	BOWL-W/ACCESS COVER-(WHITE)	385311007
6	146770-01-705	EA	BOWL - (SEAL KIT)	385311009
7	144447-01-713	EA	INSERT - BASE RING	343534
8	146770-01-706	EA	SHAFT (FLUSH BALL KIT)	385311010
9	146770-01-707	EA	BOLTS-J(INCL. NUTS WASHERS)	385311011
10	146770-01-708	EA	HARDWARE(NUTS/WASHERS) - PLASTIC	385311012
11	146770-01-709	EA	BASE (STOOL)F/CONCERTO	385311028
12	146770-01-710	EA	O-RING	600344609
13	146770-01-711	EA	ADAPTER KIT (FLOOR FLANGE)	385311013
14	085330-01-716	EA	FLOOR FLANGE - 3" MPT	345889
14	144447-01-717	EA	FLOOR FLANGE - 3" SPIGOT	343765
15	146770-01-712	EA	CABLE (FLUSH KIT)	385311014
16	146770-01-713	EA	PULLEY KIT	385311015
17	146770-01-714	EA	BRACKET - BASE	385311016
18	146770-01-715	EA	SPRING RETURN KIT	385311017
19	146770-01-716	EA	HOSE (WATER SUPPLY)	385311018
20	146770-01-717	EA	WATER VALVE KIT	385311019
21	146770-01-718	EA	MOUNTING HARDWARE (CHROME)	385311020
22	146770-01-719	EA	FLUSH HANDLE (CHROME)	385311023
23	146770-01-720	EA	VACUUM BREAKER KIT	385311026
23	146770-01-721	EA	VACUUM BREAKER W/HAND SPRAY	385311027
24	144447-01-705	EA	HAND SPRAY	310809

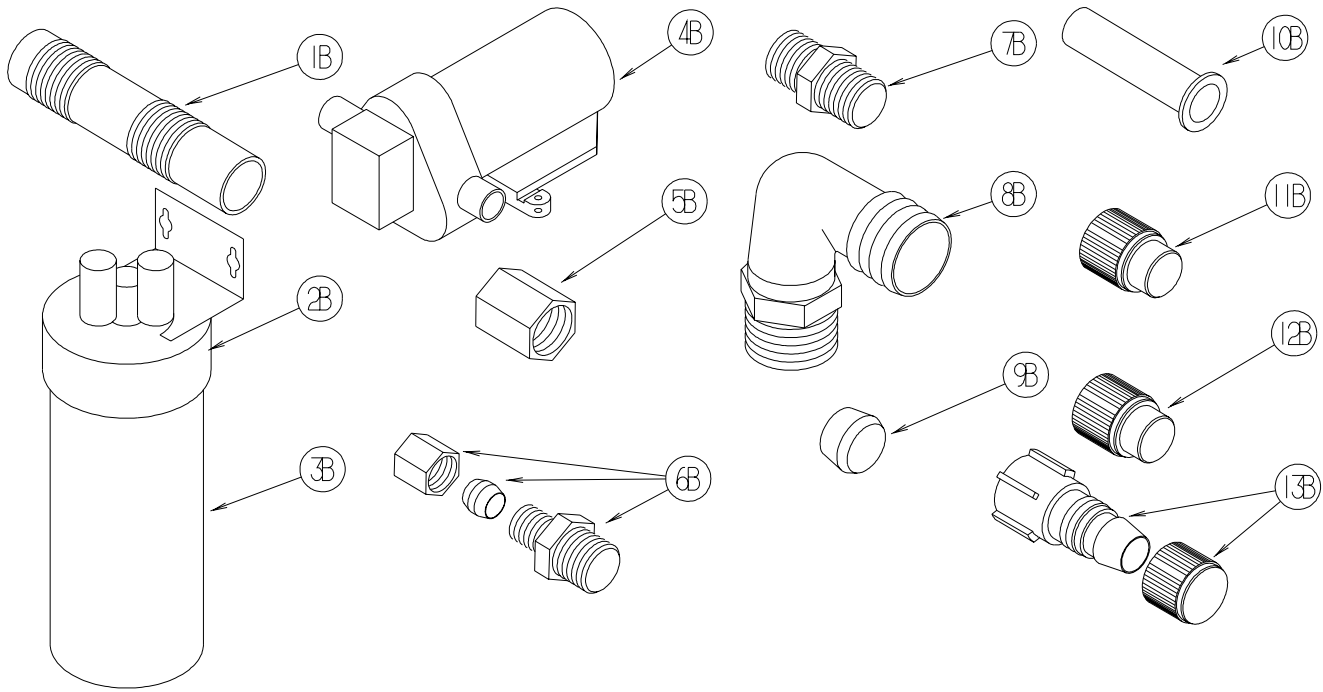
WATER & SEWAGE GROUP (CONTINUED)

WATER SYSTEM



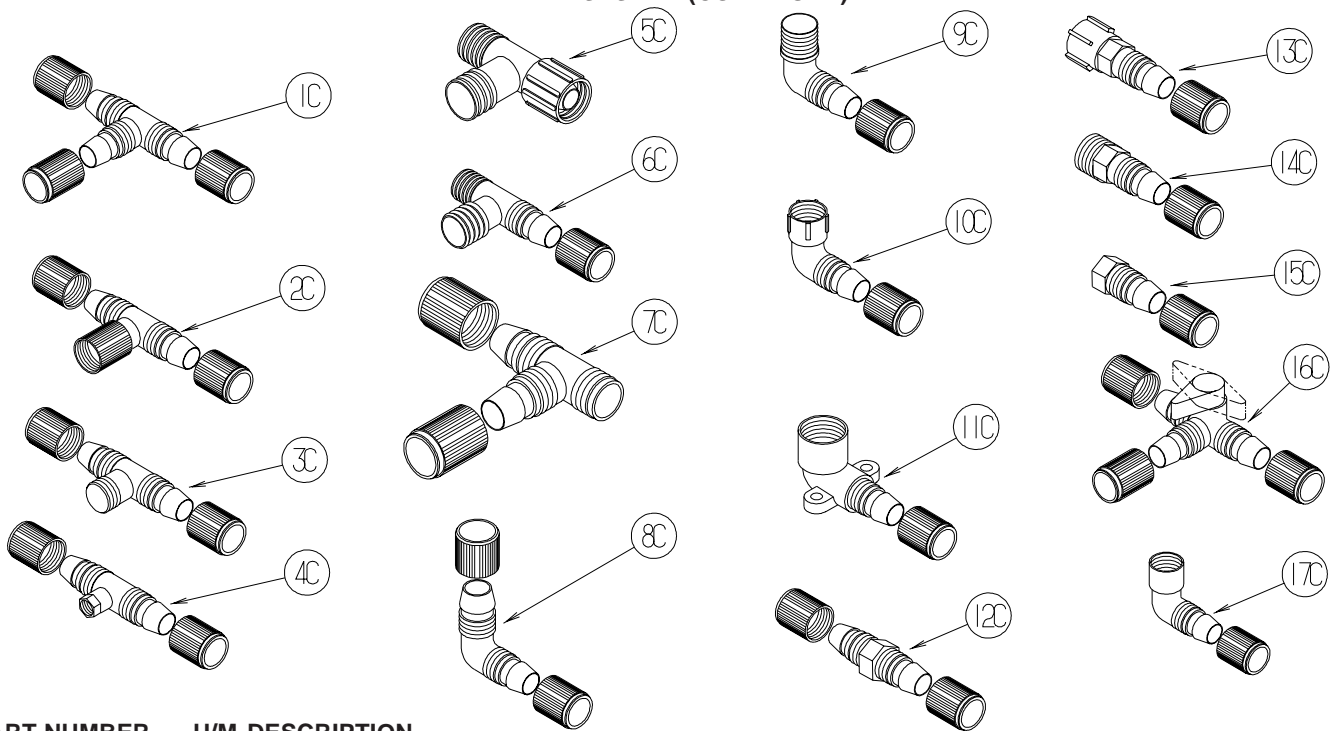
KEY	PART NUMBER	U/M	DESCRIPTION
1A	010009-01-000	EA	ELBOW - 90 DEGREE - 1/4 BEND - 1 1/2" PLASTIC
2A	010166-01-000	EA	PLUG/THREADED - 1 1/4"MPT - PLASTIC - BLACK - UL
3A	010219-01-000	EA	ELBOW - 1 1/4 MPT X 1 1/4 BARB - WATER FILL - PLASTIC
4A	010224-01-000	EA	ADAPTER - HOSE TO PIPE - 3/8 MPT X 3/8 BARB - PLASTIC
5A	010230-06-000	EA	FILL - CITY WATER - W/CHECK VALVE - MPT - BRUSHED ALUM
6A	035539-01-000	EA	ELBOW - 3/8 MPT X 3/8 BARB - PLASTIC
7A	039800-04-000	FT	TUBING - POLYBUTYL - 1/4"OD
7A	074462-02-000	FT	TUBING - VINYL - 3/8 ID X 20' - CLEAR
7A	112176-01-000	FT	TUBING - VINYL - REINFORCED - 1/2" ID
7A	124188-01-000	FT	TUBING - PEX - 1/2" ID X 20' - BLUE(COLD)
7A	124188-02-000	FT	TUBING - PEX - 1/2" ID X 20' - RED(HOT)
8A	039808-03-000	EA	ELBOW - 1/2" MPT X 1/2" MPT - PLASTIC
9A	044927-01-000	EA	ADAPTER - HOSE TO PIPE-1 1/4 MPTX1 1/4 BARB-BLACK PLASTIC
10A	044927-02-000	EA	ADAPTER - REDUCING - 1" MPT X 1.3" BARB - PLASTIC
11A	062421-03-000	EA	VALVE/DUMP W/O HANDLE - 1 1/2" X 1 1/2" HUB
	062421-05-000	EA	CABLE/ROD - F/DUMP VALVE - W/HANDLE - 48"
	062421-07-000	EA	CABLE/ROD - F/DUMP VALVE - W/HANDLE - 144"
	062421-08-000	EA	CABLE/ROD - F/DUMP VALVE - W/HANDLE - 108"
12A	065318-02-000	EA	ELBOW - 90 DEGREE - 3/8" MPT TO 3/8" FPT
13A	077954-02-000	EA	FILTER - WATER TANK - W/SCREEN IN TANK
14A	039798-01-000	EA	TEE - 1/2"MPT X 1/2"MPT X 1/2"MPT - PLASTIC

WATER & SEWAGE GROUP (CONTINUED)
WATER SYSTEM (CONTINUED)



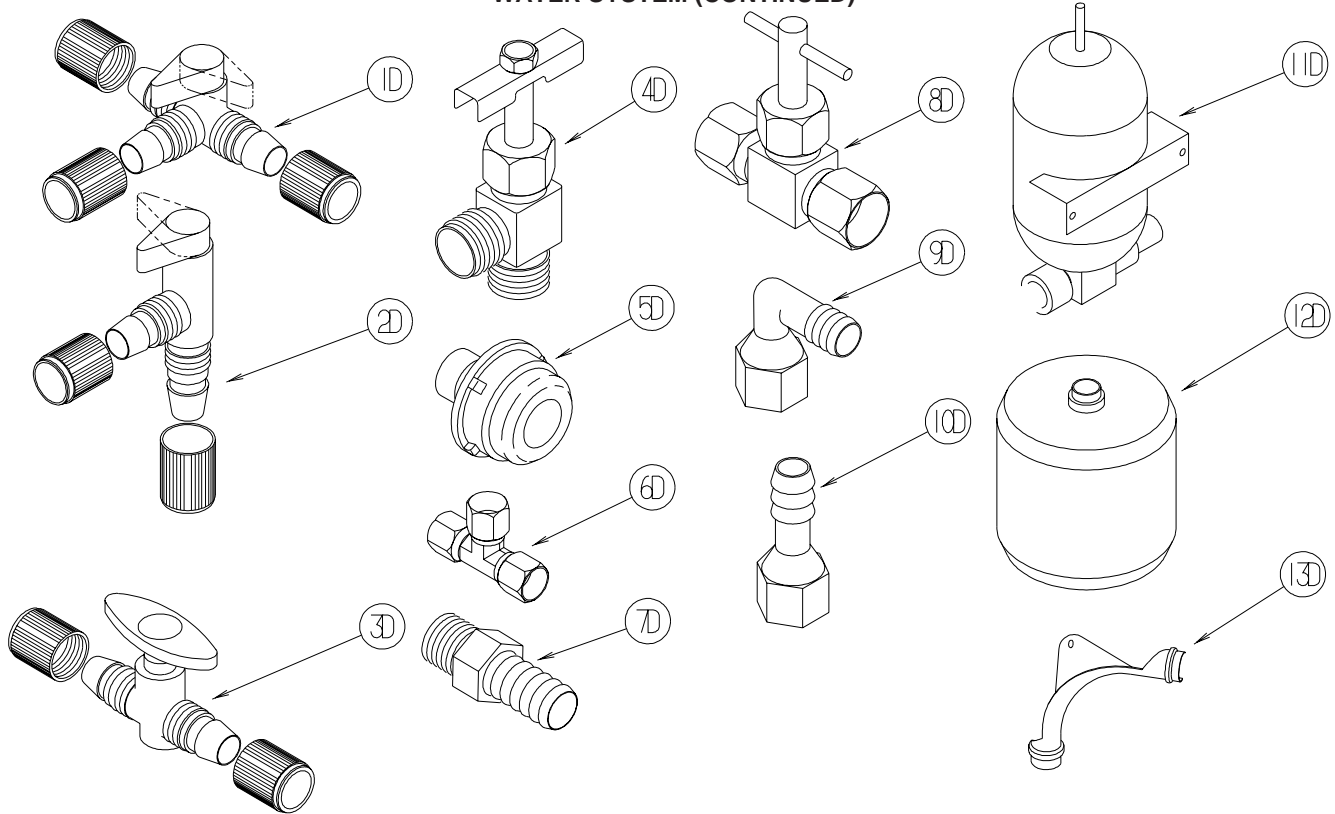
KEY	PART NUMBER	U/M	DESCRIPTION
1B	079381-01-000	FT	TUBING - RIBBED FLEXIBLE - WATER FILL - 1.4" ID
2B	087200-01-000	EA	FILTER-WATER PURIFCATION, EVERPURE QC2-AC
3B	087200-02-000	EA	CARTRIDGE-WATER FILTER,AC - EVERPURE 9601-11
4B*	098607-01-000	EA	PUMP - WATER - W/.5" MPT FITTING - FLOW 2.8 GPM
5B	101814-01-000	EA	COUPLING - FEMALE - 1/2" X 1/2" FPT - GRAY
6B	103798-01-000	EA	CONNECTOR - 1/4 OD X 3/8 MPT
7B	110438-02-000	EA	VALVE - CHECK - BRASS - 1/2 MPT X 1/2 MPT
8B	111223-02-000	EA	ELBOW - 1/2" MPT X 3/8" BARB - PLASTIC
8B	111223-03-000	EA	ELBOW - 3/4" MPT X 1/2" BARB - PLASTIC
8B	111223-04-000	EA	ELBOW - 1/2" MPT X 1/2" BARB - PLASTIC
9B	111888-01-000	EA	FERRULE - PLASTIC - .250 ID X .375 OD
10B	111888-02-000	EA	INSERT - BRASS - 1/4 COMP
11B	113697-01-000	EA	CAP - 3/8"P
12B	114427-01-000	EA	CAP - 1/2"P
13B	114427-02-000	EA	PLUG - W/COMP NUT - 1/2" PLASTIC PIPE/1/2" FLAIR-IT

WATER & SEWAGE GROUP (CONTINUED)
WATER SYSTEM (CONTINUED)



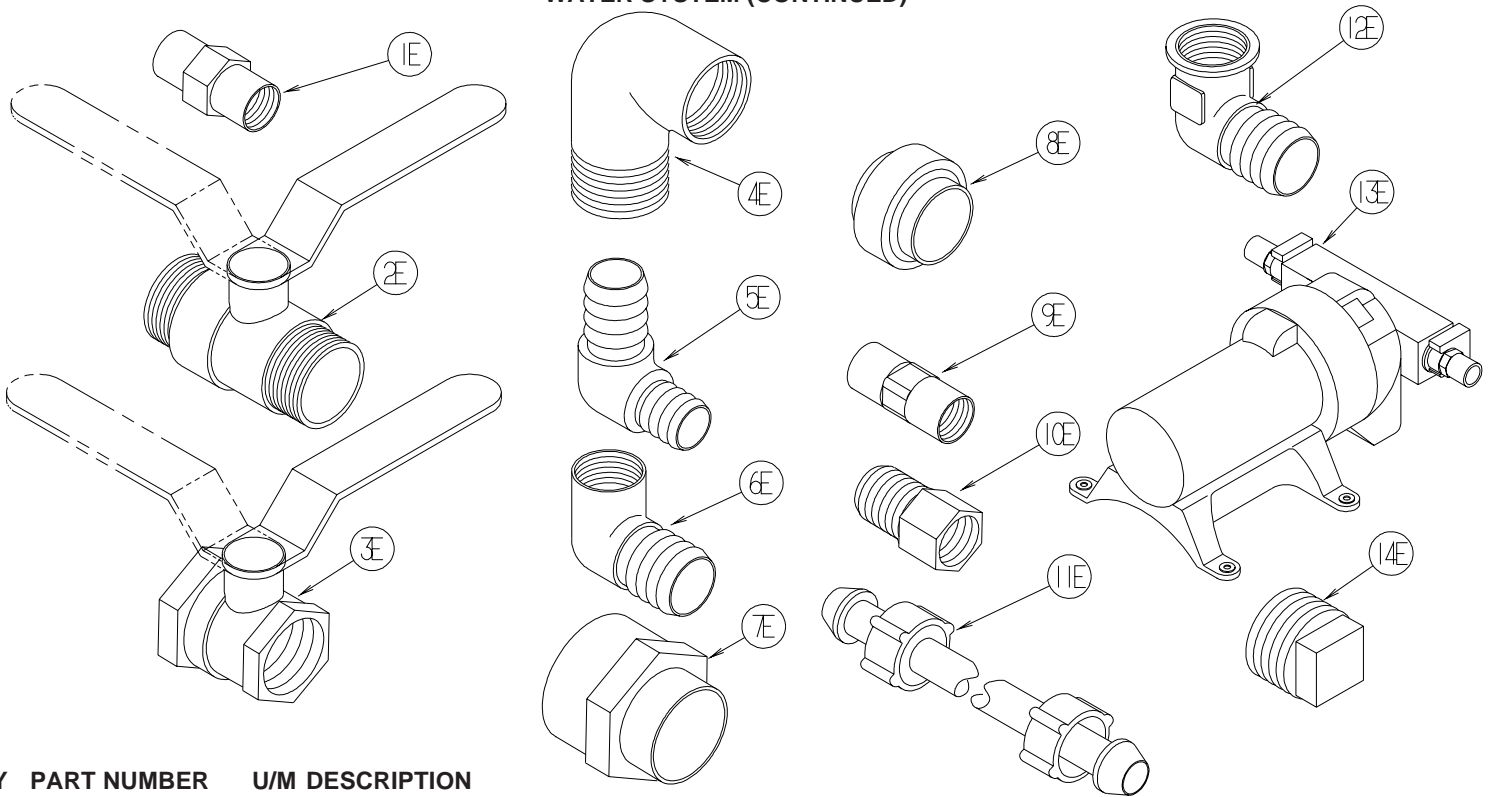
KEY	PART NUMBER	U/M	DESCRIPTION
1C	114428-01-000	EA	TEE - 1/2"P X 1/2"P X 1/2"P
2C	114428-02-000	EA	TEE - SWIVEL - 1/2"P X 1/2"P X 1/2"FPT
3C	114428-03-000	EA	TEE - 1/2"P X 1/2"P X 1/2"MPT
4C	114428-04-000	EA	TEE - 1/2"P X 1/2"P X 1/8"FPT
5C	114428-05-000	EA	TEE - 1/2" SWIVEL X 1/2" MPT X 1/2" MPT
6C	114428-06-000	EA	TEE - 1/2" P X 1/2" MPT X 1/2" MPT
7C	114428-07-000	EA	TEE - 1/2" P X 1/2" MPT X 1/2" P
8C	114429-01-000	EA	ELBOW - 1/2"P X 1/2"P
9C	114429-02-000	EA	ELBOW - 1/2"P X 1/2"MPT
9C	114429-04-000	EA	ELBOW - 1/2"P X 3/8"MPT
9C	114429-05-000	EA	ELBOW - 1/2"P X 3/4"MPT
9C	114429-10-000	EA	ELBOW - SWIVEL - 1/2"MPT X 1/2"FPT
10C	114429-06-000	EA	ELBOW - SWIVEL - 1/2"P X 3/4"FPT
10C	114429-08-000	EA	ELBOW - SWIVEL - 1/2"P X 1/2"FPT
11C	114429-09-000	EA	ELBOW - 1/2"P X 1/2"FPT DROP EAR
12C	114430-01-000	EA	ADAPTER - 1/2"P X 1/2"P
13C	114430-02-000	EA	ADAPTER - SWIVEL - 1/2"P X 1/2"FPT
13C	114430-04-000	EA	ADAPTER - SWIVEL - 1/2"P X 3/8"MPT
14C	114430-03-000	EA	ADAPTER - 1/2"P X 1/2"MPT
15C	114430-06-000	EA	ADAPTER - 1/2"P X 3/8"FPT
15C	114430-09-000	EA	ADAPTER - 1/2"P X 1/2"FPT
16C	114431-01-000	EA	VALVE - 180 DEGREE/CENTER DRAIN - 1/2"P - THREE WAY
17C	114429-11-000	EA	ELBOW - 1/2"P X 1/2"FPT

WATER & SEWAGE GROUP (CONTINUED)
WATER SYSTEM (CONTINUED)



KEY	PART NUMBER	U/M	DESCRIPTION
1D	114431-02-000	EA	VALVE - WATER BYPASS - 1/2"P - THREE WAY (WATER HEATER)
2D	114431-03-000	EA	VALVE - 90 DEGREE DRAIN - 1/2"P
3D	114431-04-000	EA	VALVE - "INLINE SHUT-OFF" - 1/2"P
4D	114431-05-000	EA	VALVE - NEEDLE - 1/8" MPT X 1/4" COMPRESSION (ICE MAKER)
5D	114966-01-000	EA	FILTER - IN LINE - TWIST ON - 1/2"
			FROM: 00-00-00 THRU: 09-26-04
5D	152925-01-01A	EA	FILTER - IN LINE - TWIST ON - 1/2" - BLACK
			FROM: 09-27-04 THRU: 99-99-99
6D	118423-01-000	EA	FITTING - BRASS-TEE - 1/4C X 1/4C X 1/4C
7D	118809-01-000	EA	ADAPTER - 1/2" MPT X 3/8" BARB - PLASTIC
7D	118809-02-000	EA	ADAPTER - 1/2" MPT X 1/2" BARB - PLASTIC
8D	120868-01-000	EA	VALVE - NEEDLE - 1/4" COMPRESSION X 1/4" COMPRESSION
9D	123150-01-000	EA	ELBOW - 1/2 FPT X 1/2 BARB - SWIVEL
10D	123152-01-000	EA	ADAPTER - 1/2 FPT X 1/2 BARB - SWIVEL
11D	123243-01-000	EA	TANK - ACCUMULATOR - 24 OZ
12D	123317-01-000	EA	TANK - ACCUMULATOR - 2 GALLON
13D	124184-01-000	EA	SUPPORT - WATER LINE - BEND

WATER & SEWAGE GROUP (CONTINUED)
WATER SYSTEM (CONTINUED)

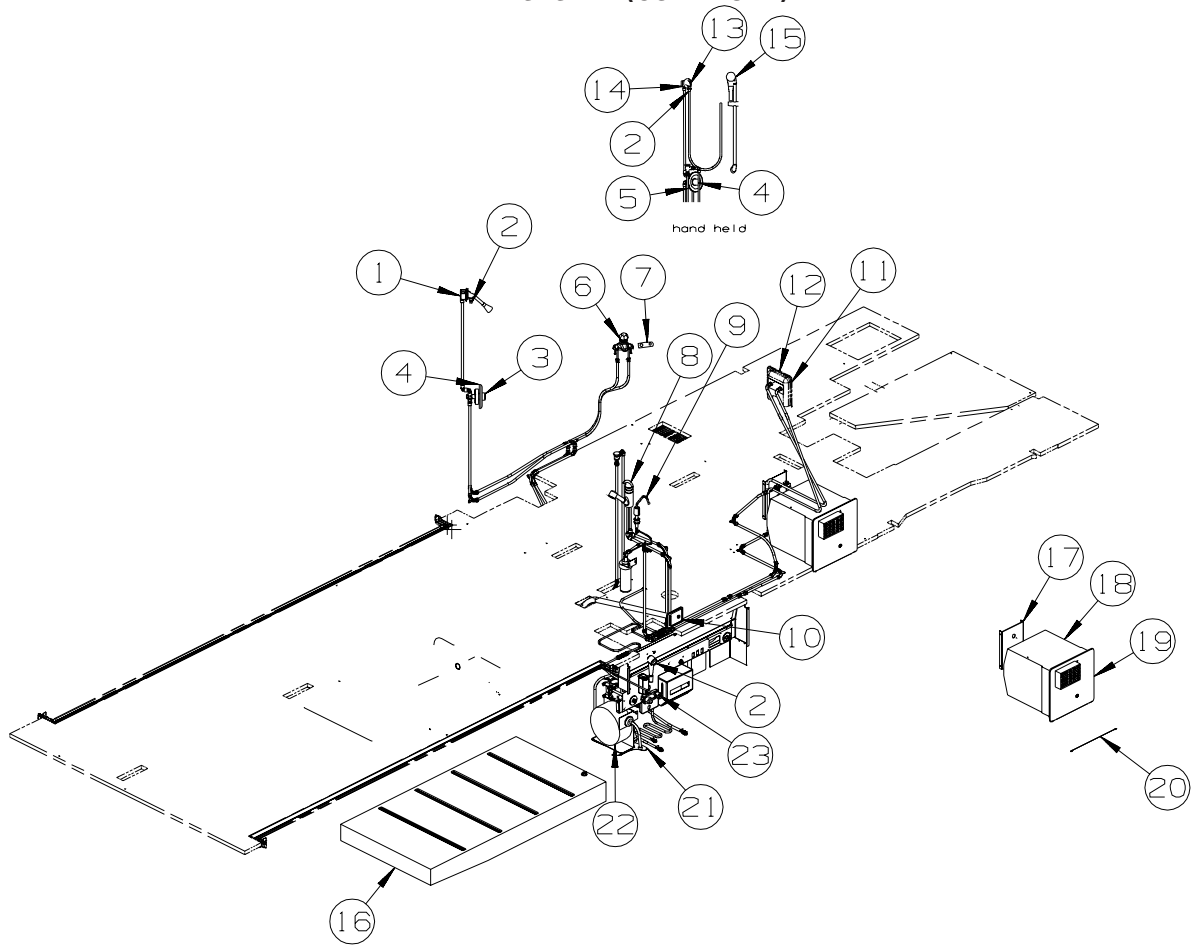


KEY	PART NUMBER	U/M	DESCRIPTION
1E	132148-01-000	EA	CONNECTOR - 1/2" X 1/2"MPT - BRASS
2E	132483-01-000	EA	VALVE/BALL - 1" - THREADED ENDS
3E	132483-02-000	EA	VALVE/BALL - 1/2" - BRASS - FPT
4E	132484-01-000	EA	ELBOW - 90 DEGREE - 1MPT X 1FPT - PLASTIC
5E	132781-01-000	EA	ELBOW - 1.3" BARB X 1.3" BARB - 90 DEGREE - PLASTIC
6E	132782-01-000	EA	ELBOW - 1"FPT X 1.3" BARB - 90 DEGREE - PLASTIC
7E	133835-01-000	EA	ADAPTER - REDUCING - 1 1/2" X 1 1/4"
8E	133889-01-000	EA	UNION - 1 1/2 DOUBLE SLIP - PVC
9E	135386-01-000	EA	NIPPLE - 1/2"
10E	136333-01-000	EA	ADAPTER - BRASS - 1/2"MPT X 1/2"FPT
11E	140821-01-000	EA	TUBE - WATER SUPPLY - 3/8" X 24"
11E	140821-02-000	EA	TUBE - WATER SUPPLY - 3/8" X 30"
11E	140821-03-000	EA	TUBE - WATER SUPPLY - 3/8" X 36"
11E	140821-04-000	EA	TUBE - WATER SUPPLY - 3/8" X 48"
11E	140821-05-000	EA	TUBE - WATER SUPPLY - 3/8" X 54"
11E	140821-06-000	EA	TUBE - WATER SUPPLY - 3/8" X 60"
11E	140821-07-000	EA	TUBE - WATER SUPPLY - 3/8" X 72"
12E	142812-01-000	EA	ELBOW - BRASS - 1/2"MPT X 1/2"FPT
13E*	144215-01-000	EA	PUMP - WATER - 5.7 GPM - W/1/2" MPT
*	144215-02-000	EA	STRAINER - WATER PUMP
14E	145609-01-000	EA	PLUG - BRASS - 1/2" MPT/HEX HEAD

***COMPONENT PARTS LISTED LATER IN THIS GROUP**

WATER & SEWAGE GROUP (CONTINUED)

WATER SYSTEM (CONTINUED)



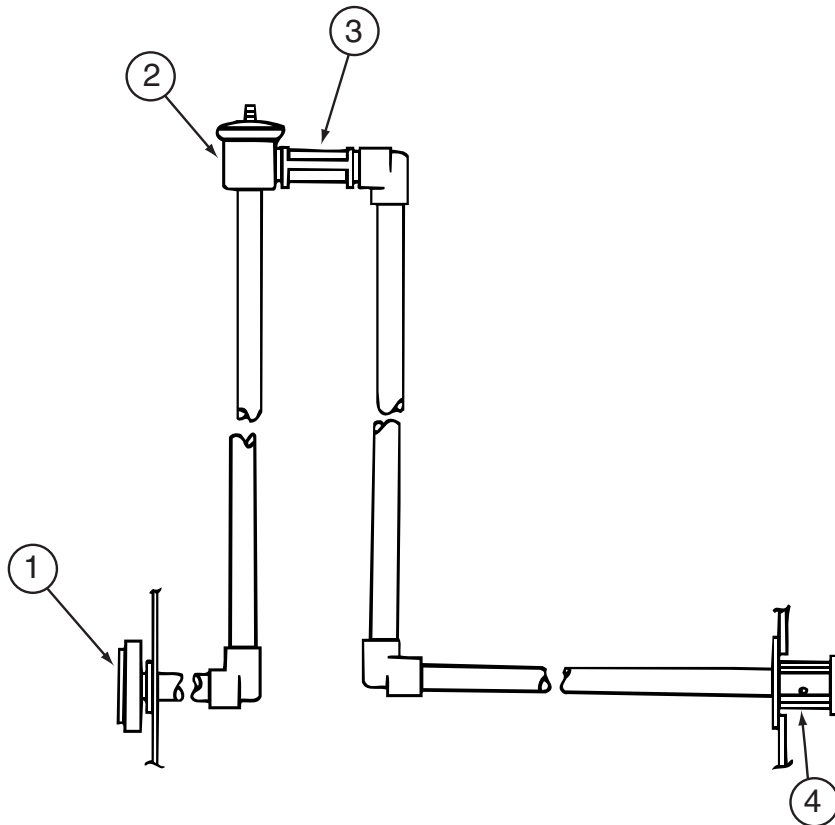
KEY	PART NUMBER	U/M	DESCRIPTION
1	143101-01-01A	EA	BRACKET - SHOWER HEAD
2	128974-01-02A	EA	VALVE - SHOWER HEAD - CHROME
3	NOT USED		
4*	144596-01-01A	EA	FAUCET/VALVE ONLY - SHOWER - W/TEMP LIMIT STOP(MOEN 62300)
5	144596-02-02A	EA	TRIM KIT - (KNOB & PLATE) - CHATEAU - CHROME
6*	149174-01-01A	EA	VALVE/WATER - W/DRAIN VALVE - F/LAVATORY - CASTLEBY
6	149174-02-01A	EA	TRIM KIT - HANDLES & SPOUT COVER - CHROME - CASTLEBY
7	105218-01-01A	EA	SPACER - FAUCET/LAVATORY SINK - 2" X 5.9" - ABS PLASTIC
8*	144444-01-01A	EA	FAUCET/GALLEY - W/PULLOUT SPOUT - CHROME
9*	103635-01-000	EA	FAUCET - SINGLE CONTROL/DRINKING WATER
10	137169-01-01A	EA	WATER FILL/GRAVITY - W/DOOR - W/O LOCK - BRIGHT WHITE
	138290-03-000	EA	CASE - W/CAM - W/O CYLINDER/KEY
11	098419-01-000	EA	FAUCET - 90 DEGREE
12	149259-01-R68	EA	PANEL - FAUCET (WASHER/DRYER)
13	135028-01-02A	EA	DROP ELL - F/HAND HELD SHOWER HEAD - W/1/2"IPS - CHROME
			FROM: 00-00-00 THRU: 04-25-04
13	135028-02-02A	EA	DROP ELL - F/HAND HELD SHOWER HEAD/OVAL - W/1/2"IPS-CHROME
			FROM: 04-26-04 THRU: 99-99-99
14	130041-01-02A	EA	SPACER/SHOWER HEAD - SOFT WHITE
			FROM: 00-00-00 THRU: 05-09-04
14	130041-03-18A	EA	SPACER/SHOWER HEAD
			FROM: 05-10-04 THRU: 99-99-99
15	143525-01-02A	EA	SHOWER - HAND HELD - W/SLIDE BAR - CHROME
16	150153-02-000	EA	TANK - WATER - 33 GALLON - W/FITTINGS
	042989-03-000	EA	FITTING - SPINWELD - 1 1/4"NPT - PLASTIC
	042989-05-000	EA	FITTING - SPINWELD - 1/2"FPT - PLASTIC
	077954-02-000	EA	FILTER - WATER TANK - W/SCREEN IN TANK
	062421-03-000	EA	VALVE/DUMP W/O HANDLE - 1 1/2" X 1 1/2" HUB
	062421-08-000	EA	CABLE/ROD - F/DUMP VALVE - W/HANDLE - 108"

WATER & SEWAGE GROUP (CONTINUED)

WATER SYSTEM (CONTINUED)

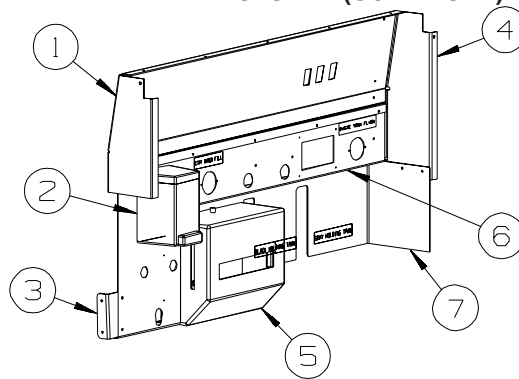
150152-02-000	EA	TANK - WATER - 70 GALLON - W/FITTINGS
17 151245-01-12B	EA	BRACKET - VALVE/BYPASS - HEATER - BRIGHT WHITE
18* 145541-01-000	EA	WATER HEATER/MOTOR AID-GAS/ELECT IGN - GCH10A-4E - 10 GAL
19* 125420-01-03A	EA	DOOR - WATER HEATER - 10 GALLON - 18" X 17.7" - BLACK
KEY PART NUMBER	U/M	DESCRIPTION
20 076767-03-000	EA	CABLE - STAINLESS STEEL - 18.5"
21 145758-01-02B	EA	BRACKET - HOSE REEL - WATER - E-COATED
22* 142675-01-01A	EA	HOSE REEL/WATER - POWERED - RETRIEVAL/STORAGE
23* 075241-06-000	EA	FAUCET/SHOWER -.5"MPT W/1.9" INLET PIPES- EXTERIOR/BRT WHT

***COMPONENT PARTS LISTED LATER IN THIS GROUP**



KEY	PART NUMBER	U/M	DESCRIPTION
1	125697-05-000	EA	INLET/WATER - F/FLUSHING SYSTEM
2	125697-04-000	EA	BREAKER/VACUUM - F/FLUSHING SYSTEM
3	125697-03-000	EA	CHECK VALVE - F/FLUSHING SYSTEM
4	125697-02-000	EA	NOZZLE - WELD-A-FLUSH
	125697-06-000	EA	INSTRUCTIONS - USER - F/FLUSHING SYSTEM
	125697-07-000	EA	LABEL - CAUTION - F/FLUSHING SYSTEM

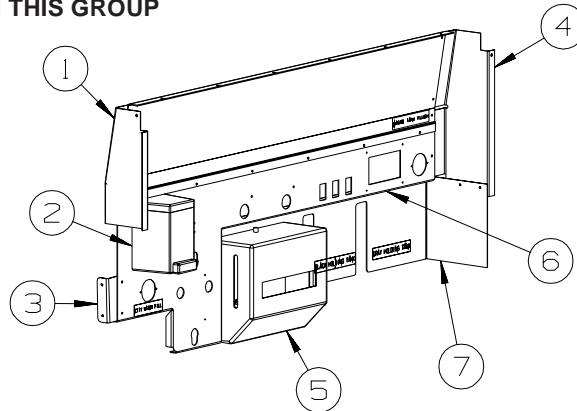
WATER & SEWAGE GROUP (CONTINUED)
WATER SYSTEM (CONTINUED)



S36GD

KEY	PART NUMBER	U/M	DESCRIPTION
1	146194-02-12B	EA	PANEL - SERVICE CENTER - BRIGHT WHITE
2	149894-01-01A	EA	DISPENSER/LIQUID SOAP - 200 ML - WHITE
3	147351-01-12B	EA	BRACKET/SUPPORT - SERVICE CENTER - BRIGHT WHITE
4	145317-01-12B	EA	PANEL - SERVICE CENTER - REAR - BRIGHT WHITE
5*	136915-01-000	EA	DISPENSER - TOWEL/PAPER - 9"H X 10.8"L X 4.8"D - WHITE
6	145726-02-12B	EA	PANEL - SERVICE CENTER - MIDDLE - BRIGHT WHITE
7	145336-02-12B	EA	PANEL - SERVICE CENTER - SHIELD - BRIGHT WHITE

***COMPONENT PARTS LISTED LATER IN THIS GROUP**



S36RD, S40FD

KEY	PART NUMBER	U/M	DESCRIPTION
1	146194-01-12B	EA	PANEL - SERVICE CENTER - UPPER - BRIGHT WHITE
2	149894-01-01A	EA	DISPENSER/LIQUID SOAP - 200 ML - WHITE
3	147351-01-12B	EA	BRACKET/SUPPORT - SERVICE CENTER - BRIGHT WHITE
4	145317-01-12B	EA	PANEL - SERVICE CENTER - REAR - BRIGHT WHITE
5*	136915-01-000	EA	DISPENSER - TOWEL/PAPER - 9"H X 10.8"L X 4.8"D - WHITE
6	145726-03-12B	EA	PANEL - SERVICE CENTER - MIDDLE - BRIGHT WHITE
7	145336-01-12B	EA	PANEL - SERVICE CENTER - SHIELD - BRIGHT WHITE

***COMPONENT PARTS LISTED LATER IN THIS GROUP**

S40AD, S40KD

KEY	PART NUMBER	U/M	DESCRIPTION
1	146194-01-12B	EA	PANEL - SERVICE CENTER - UPPER - BRIGHT WHITE
2	149894-01-01A	EA	DISPENSER/LIQUID SOAP - 200 ML - WHITE
3	147351-01-12B	EA	BRACKET/SUPPORT - SERVICE CENTER - BRIGHT WHITE
4	145317-01-12B	EA	PANEL - SERVICE CENTER - REAR - BRIGHT WHITE
5*	136915-01-000	EA	DISPENSER - TOWEL/PAPER - 9"H X 10.8"L X 4.8"D - WHITE
6	145726-01-12B	EA	PANEL - SERVICE CENTER - MIDDLE - BRIGHT WHITE
7	145336-01-12B	EA	PANEL - SERVICE CENTER - SHIELD - BRIGHT WHITE

***COMPONENT PARTS LISTED LATER IN THIS GROUP**

WATER & SEWAGE GROUP (CONTINUED)

COMPONENT PARTS FOR WATER SYSTEM

075241-04-000, 075241-05-000, 075241-06-000

KEY	PART NUMBER	U/M	DESCRIPTION	VENDOR NO.
	075240-05-700	EA	CARTRIDGE - WASHERLESS	9-P42

098607-01-000

KEY	PART NUMBER	U/M	DESCRIPTION	VENDOR NO.
	098607-01-702	EA	DIAPHRAGM/DRIVE ASSEMBLY KIT	94-238-04
	098607-01-703	EA	VALVE KIT	94-232-00
	098607-01-705	EA	VALVE-CHECK, KIT	94-237-00
	098607-01-706	EA	HOUSING, W/SWITCH ONLY	94-231-20
	098607-01-707	EA	MOTOR W/BASEPLATE	11-148-04

103635-01-000

KEY	PART NUMBER	U/M	DESCRIPTION	VENDOR NO.
	103635-01-703	EA	CARTRIDGE - 10"	ADC-959201

125420-01-02A, 125420-01-03A, 125420-03-03A, 125420-04-03A

KEY	PART NUMBER	U/M	DESCRIPTION	VENDOR NO.
	051391-01-705	EA	FASTENER - CAMLOCK	92609

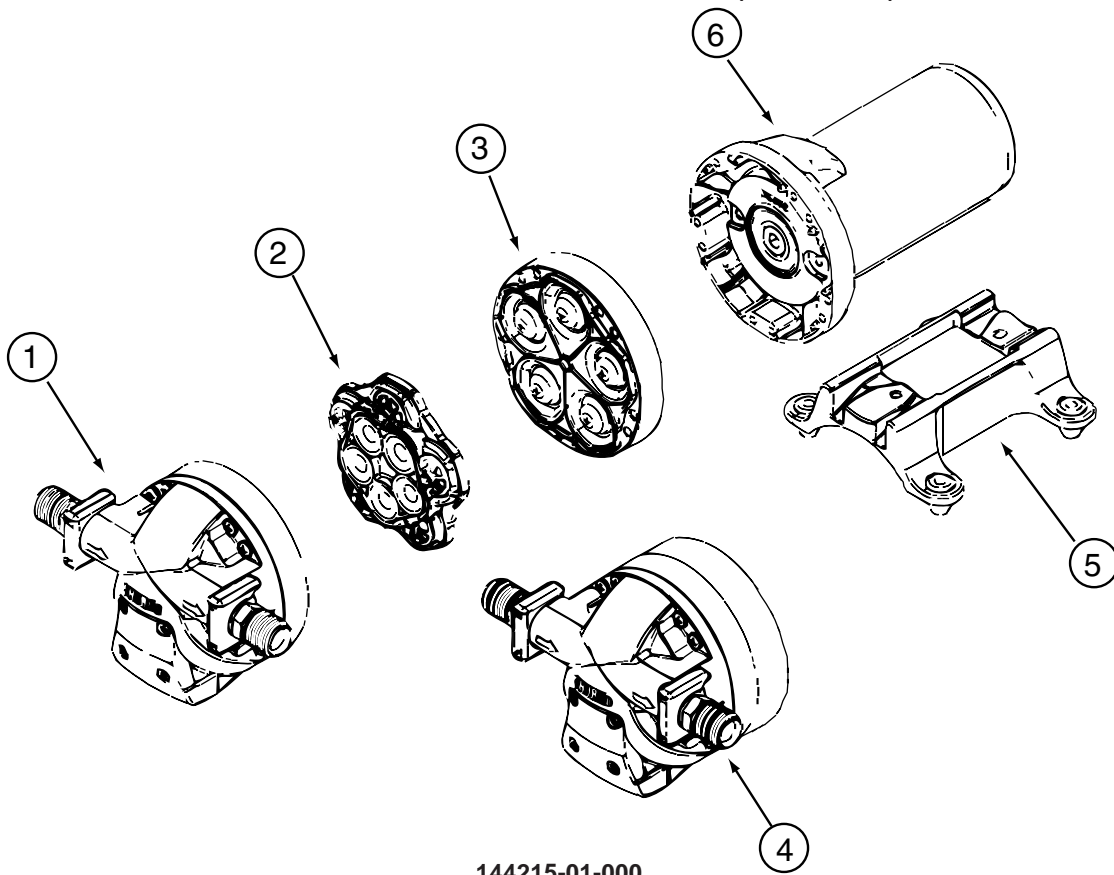
136915-01-000

KEY	PART NUMBER	U/M	DESCRIPTION	VENDOR NO.
	136915-01-700	EA	TOWEL - PAPER/FOLDING PKG.	1999

142675-01-01A

KEY	PART NUMBER	U/M	DESCRIPTION	VENDOR NO.
	142675-01-700	EA	SWITCH ASM - HOSE REEL	19553- 1GLENDINNING
	142675-01-701	EA	HOSE WHEEL ASM W/35" HOSE	19551 GLENDINNING
	142675-01-702	EA	MOTOR W/DRIVE GEAR	20550 W/52553

WATER & SEWAGE GROUP (CONTINUED)
COMPONENT PARTS FOR WATER SYSTEM (CONTINUED)



144215-01-000

KEY	PART NUMBER	U/M	DESCRIPTION	VENDOR NO.
	144215-01-700	EA	VALVE ASSEMBLY	94-030-01
	144215-01-701	EA	DRIVE ASSEMBLY	94-030-02
	144215-01-702	EA	FITTING KIT - W/ORINGS	94-615-06
			CONTACT WINNEBAGO PARTS SALES FOR UNLISTED COMPONENT(S)	

144215-02-000

KEY	PART NUMBER	U/M	DESCRIPTION	VENDOR NO.
	144215-02-700	EA	FITTING KIT- COUPLER W/ORING	94-637-00

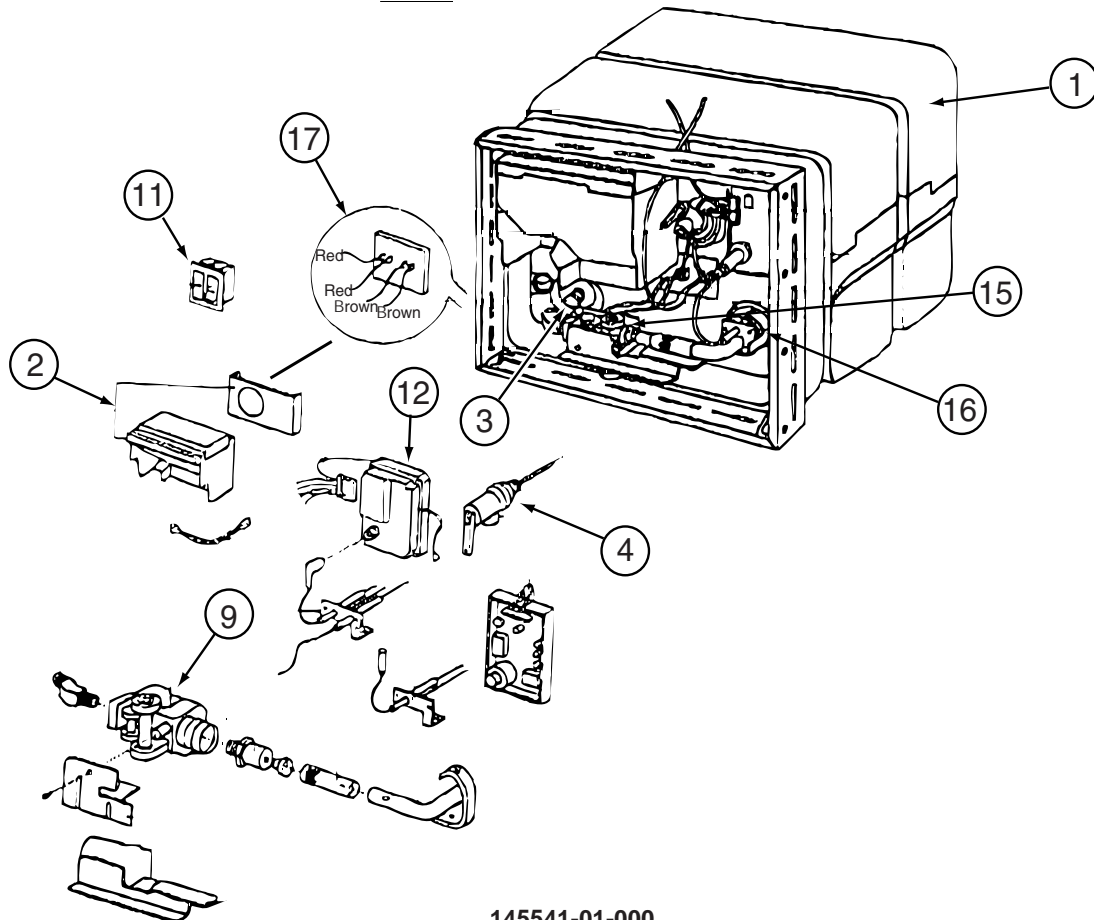
144444-01-01A

KEY	PART NUMBER	U/M	DESCRIPTION	VENDOR NO.
	135027-01-705	EA	CARTRIDGE F/SGL LEVER FAUCET	1225

144596-01-01A

KEY	PART NUMBER	U/M	DESCRIPTION	VENDOR NO.
	144596-01-700	EA	CARTRIDGE (REPLACEMENT)	1222

WATER & SEWAGE GROUP (CONTINUED)
COMPONENT PARTS FOR WATER SYSTEM (CONTINUED)



145541-01-000

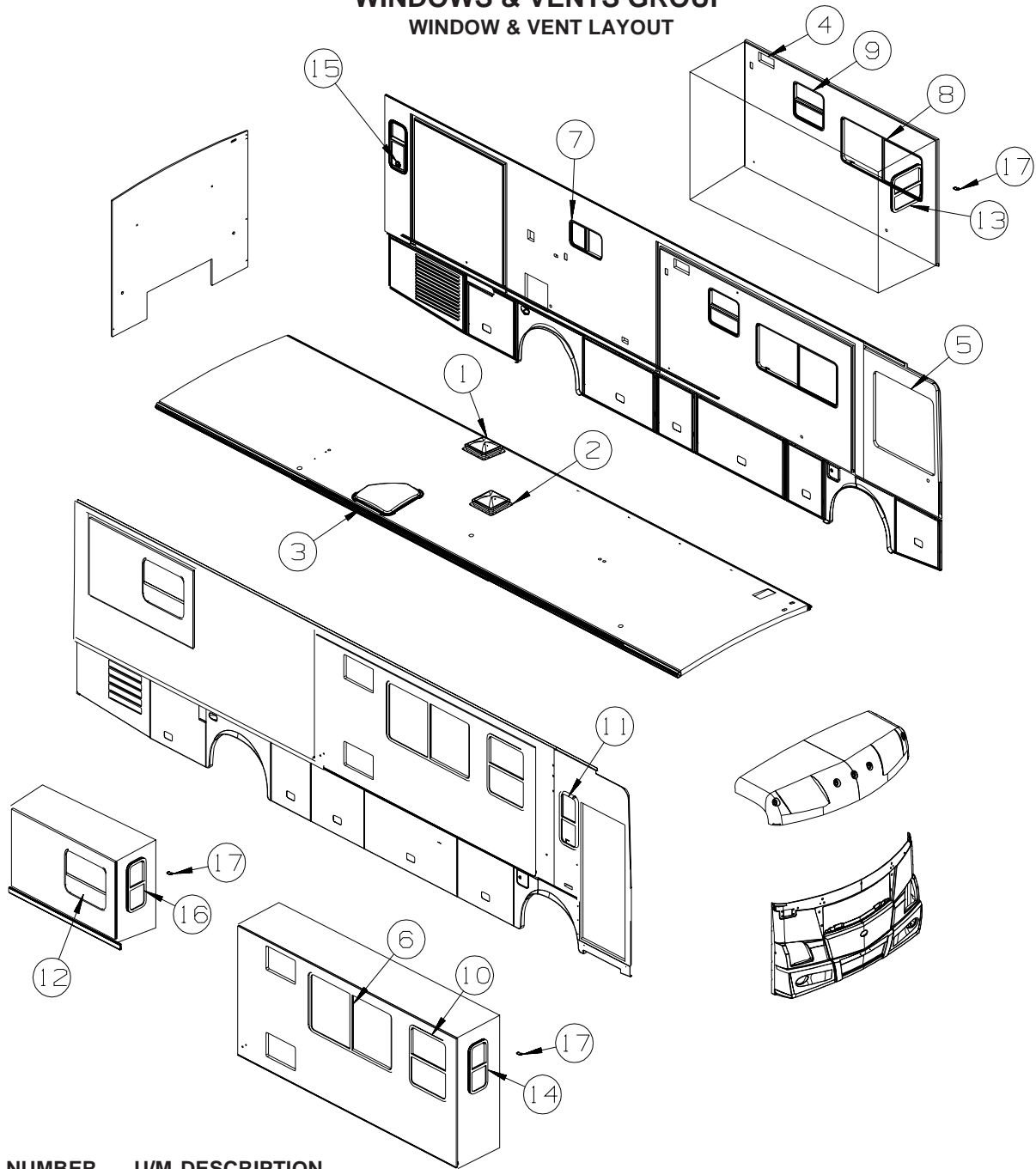
KEY	PART NUMBER	U/M DESCRIPTION	VENDOR NO.
1	145541-01-700	EA TANK - W/INSULATION - 10 GAL	91028
2	051391-04-707	EA KIT-EXHAUST, (FLUE & GASKET)	90960
3	051391-01-715	EA PLUG-DRAIN, 1 EA = 2 PER PKG	91857
4	051391-01-704	EA VALVE-RELIEF, 1/2" FITTING	91604
9	051393-01-726	EA VALVE/SOLENOID - W/O BRACKET	93870
11	145541-01-701	EA SWITCH - ON/OFF - WHITE	91859
12	145541-01-702	EA CIRCUIT BOARD	91226
15	145541-01-703	EA SWITCH - THERMAL CUT OFF	93866
16	051393-01-725	EA ELECTRODE-SGL SPADE CONNECT.	93868
17	051393-01-721	EA THERMOSTAT W/ECO, 140 FRT MT	91447
	051391-05-706	EA ELEMENT-HEATING 1500 WATT	92249 W/GASKET
	051393-01-701	EA SWITCH - REMOTE - W/LIGHT	91959
	145541-01-704	EA RELAY	90061
	145541-01-705	EA JUNCTION BOX(PLASTIC) 10 GAL	91224

CONTACT WINNEBAGO PARTS SALES FOR UNLISTED COMPONENT(S)

149174-01-01A

KEY	PART NUMBER	U/M DESCRIPTION	VENDOR NO.
	132410-01-700	EA CARTRIDGE F/DBL HDLE FAUCET	1224

WINDOWS & VENTS GROUP WINDOW & VENT LAYOUT



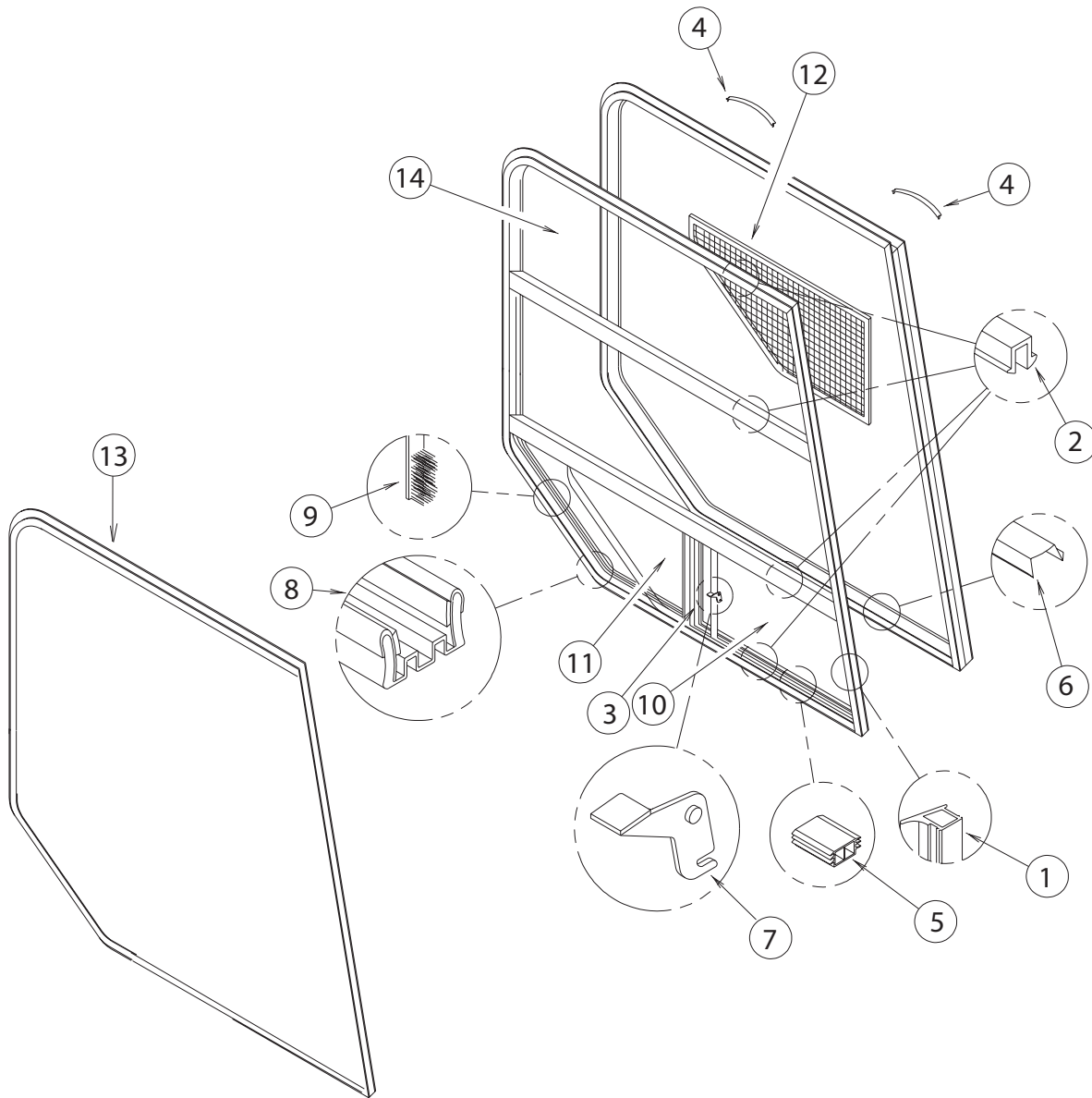
KEY	PART NUMBER	U/M	DESCRIPTION
1*	123780-17-01A	EA	FANTASTIC VENT-4"ROOF-W/FAN/PWR LIFT/RAIN SEN/DBL DOME-WHT
	009440-01-000	EA	GEAR/ARM - LIFT - ROOF VENT COVER
2*	123780-15-01A	EA	FANTASTIC VENT-3"ROOF-W/FAN/PWR LIFT/THERM/RAIN SEN/DBE DM
	009440-01-000	EA	GEAR/ARM - LIFT - ROOF VENT COVER
3	122214-01-02A	EA	PANEL - SKYLITE - INNER - W/ANGLED CORNER - WHITE
3	138372-01-02B	EA	TRIM - CORNER - SKYLIGHT - E-COATED
3	139411-01-01A	EA	PANEL/SKYLITE - OUTER - NEO ANGLE - WHITE
4	138983-01-02A	EA	VENT - MICROWAVE/OUTER - BLACK
4	138983-03-01A	EA	COVER - VENT MICROWAVE/OUTER - BRIGHT WHITE
5*	106466-14-01A	EA	WINDOW - DRVR CAB/THERMO W/RETAINER-44.6"T X 44.7"H X 46"B
			FROM: 00-00-00 THRU: 05-02-04
5*	151069-03-01A	EA	WINDOW - CAB/LEFT HAND/FLUSH/THERMO - 43.6" X 44.9"/43.6"
			FROM: 05-03-04 THRU: 99-99-99
6*	112795-69-01A	EA	WINDOW - PASS HORIZ SLIDER/THERMO W/TRIM - 26.3" X 60"
			FROM: 00-00-00 THRU: 05-02-04
6*	150648-03-01A	EA	WINDOW-HORIZ SLIDER/FLUSH/THERMO/RH - 26.3" X 59.9" - BLK
			FROM: 05-03-04 THRU: 07-18-04
6*	150648-25-01A	EA	WINDOW-HORIZ SLIDER/FLUSH/THERMO/RH - 33.4" X 60.4"
			FROM: 07-19-04 THRU: 99-99-99

WINDOW & VENTS GROUP (CONTNUED)
WINDOW & VENT LAYOUT (CONTINUED)

KEY	PART NUMBER	U/M	DESCRIPTION
7*	112795-84-01A	EA	WINDOW - DRVR HORIZ SLIDER/THERMO W/TRIM - 27" X 24" FROM: 00-00-00 THRU: 05-02-04
7*	150648-09-01A	EA	WINDOW-HORIZ SLIDER/FLUSH/THERMO/LH - 15.2" X 24" FROM: 05-03-04 THRU: 99-99-99
8*	112795-87-01A	EA	WINDOW-DRVR HORIZ SLIDER/THERMO/ESC W/TRIM - 26.3" X 59.9" FROM: 00-00-00 THRU: 05-02-04
8*	150648-19-01A	EA	WINDOW-HORIZ SLIDER/FLUSH/THERMO/LH - 26.3" X 59.9" FROM: 05-03-04 THRU: 99-99-99
9*	112898-21-01A	EA	WINDOW - VERTICAL SLIDER/THERMO-W/TRIM - 21.1" X 22.7" FROM: 00-00-00 THRU: 05-02-04
9	150656-12-01A	EA	WINDOW - TIPOUT/FLUSH/THERMO - 21" X 22.7" FROM: 05-03-04 THRU: 99-99-99
10*	112898-25-01A	EA	WINDOW - VERTICAL SLIDER/THERMO-W/TRIM - 26.3" X 26.9" FROM: 00-00-00 THRU: 05-02-04
10*	150649-03-01A	EA	WINDOW - VERT SLIDER/FLUSH/THERMO - 26.3" X 26.9" FROM: 05-03-04 THRU: 07-18-04
10*	150649-12-01A	EA	WINDOW - VERT SLIDER/FLUSH/THERMO - 33.4" X 26.9" FROM: 07-19-04 THRU: 99-99-99
11*	112898-27-01A	EA	WINDOW - VERTICAL SLIDER/THERMO-W/TRIM - 12" X 29.4" FROM: 00-00-00 THRU: 05-02-04
11*	150649-05-01A	EA	WINDOW - VERT SLIDER/FLUSH/THERMO - 29.6" X 12.3" FROM: 05-03-04 THRU: 99-99-99
12*	129929-14-01A	EA	WINDOW - TIPOUT/THERMO/ESCAPE W/TRIM - 24" X 30" FROM: 00-00-00 THRU: 05-02-04
12*	150656-09-01A	EA	WINDOW - TIPOUT/FLUSH/ESCAPE/THERMO - 24.2" X 30.2" FROM: 05-03-04 THRU: 99-99-99
13*	134004-03-01A	EA	WINDOW - VERT SLIDER/FLUSH O/S-THERMO W/TRIM - 21" X 19.8" FROM: 00-00-00 THRU: 05-02-04
13*	150649-07-01A	EA	WINDOW - VERT SLIDER/FLUSH/THERMO - 19.8" X 20.8" FROM: 05-03-04 THRU: 99-99-99
14*	134004-05-01A	EA	WINDOW - VERT SLIDER/FLUSH O/S-THERMO W/TRIM-27.2" X 12.2" FROM: 00-00-00 THRU: 05-02-04
14*	150649-11-01A	EA	WINDOW - VERT SLIDER/FLUSH/THERMO - 27.2" X 12.2" FROM: 05-03-04 THRU: 99-99-99
15*	137867-04-01A	EA	WINDOW - DOUBLE TIPOUT/THERMO W/TRIM - 12" X 27" FROM: 00-00-00 THRU: 05-02-04
15*	150656-10-01A	EA	WINDOW - TIPOUT/FLUSH/THERMO - 27.2" X 12.3" FROM: 05-03-04 THRU: 99-99-99
16*	134004-05-01A	EA	WINDOW - VERT SLIDER/FLUSH O/S-THERMO W/TRIM-27.2" X 12.2" FROM: 00-00-00 THRU: 05-02-04
16*	150649-11-01A	EA	WINDOW - VERT SLIDER/FLUSH/THERMO - 27.2" X 12.2" FROM: 05-03-04 THRU: 07-18-04
16*	150649-13-01A	EA	WINDOW - VERT SLIDER/FLUSH/THERMO - 33.4" X 12.2" FROM: 07-19-04 THRU: 99-99-99

*COMPONENT PARTS LISTED LATER IN THIS GROUP

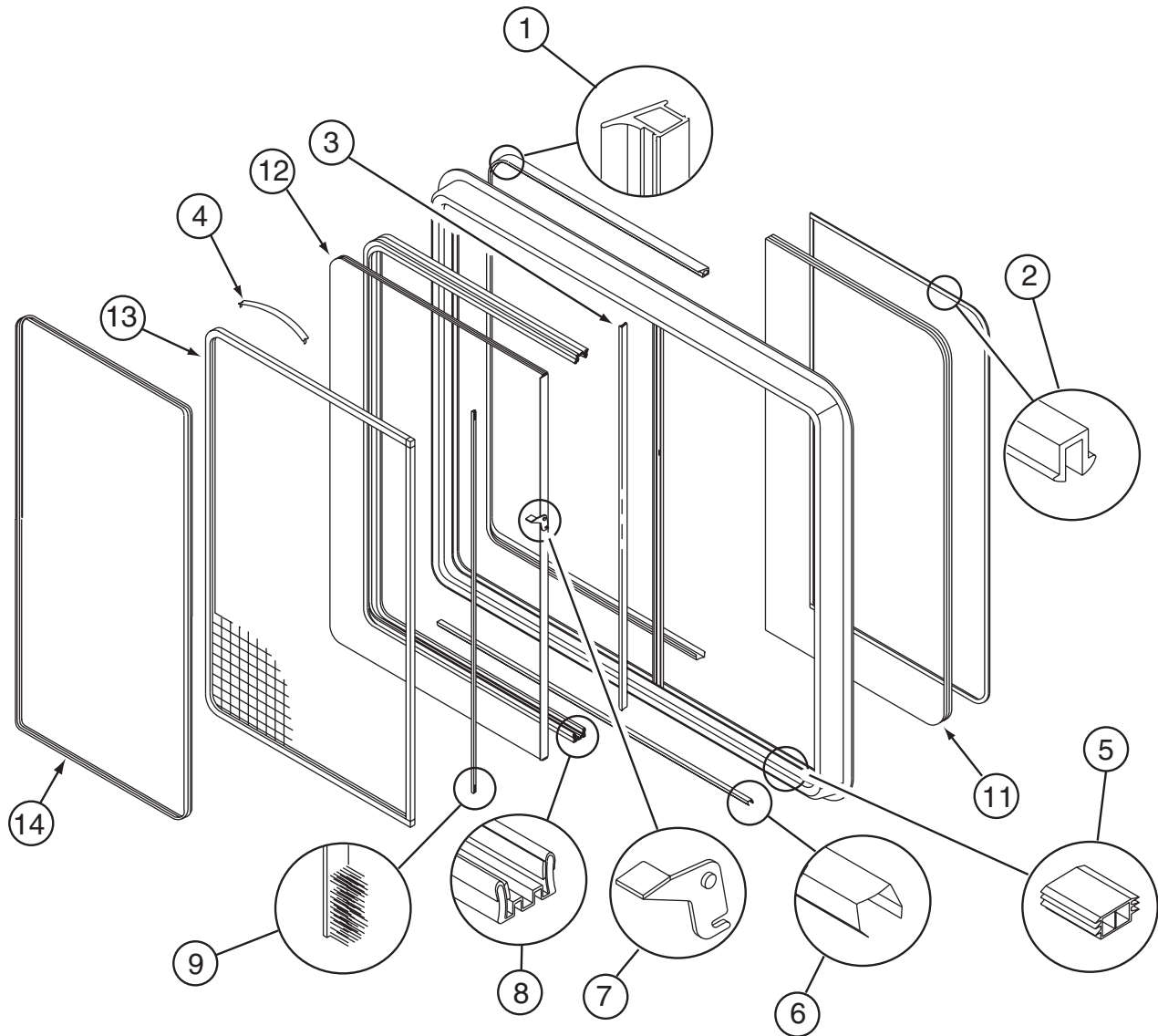
WINDOWS & VENTS GROUP (CONTINUED)
COMPONENT PARTS FOR WINDOW & VENT LAYOUT



106466-14-01A

KEY	PART NUMBER	U/M	DESCRIPTION	VENDOR NO.
1	112795-01-704	FT	PLUG FILLER (DOUBLE GLAZED)	122-018737
2	112795-01-705	FT	VINYL - GLAZING	132-027331
3	098644-01-706	FT	WEATHERSTRIP - GLASS	171-010668
4	098644-01-713	EA	CLIP - SCREEN - METAL	226-016966
4	125582-01-701	EA	CLIP - SCREEN - PLASTIC	130-005153
5	112795-01-701	EA	SLIDE-STOP	132-019092
6	098644-01-710	FT	TRACK - SCREEN SPACER 12'	132-017135
7	112795-01-700	EA	LATCH ASM., BLK.,(BOLT ON)	DH287-CK
8	112795-01-703	IN	CHANNEL-RUN (INCHES)	122-027566
9	075673-05-000	FT	SEAL-PILE ADH BACK,BLK	AMESBURY
10	106466-14-701	EA	GLASS - STATIONERY - LOWER	390-027478
11	106466-14-702	EA	GLASS-SLIDING W/SASH & LATCH	DH567-A9L
12	125582-04-701	EA	SCREEN ASM - W/SEALS & CLIPS	410-026544
13	106466-13-703	EA	RETAINER - TRIM	H671-66L
14	106466-14-700	EA	GLASS - STATIONERY - UPPER	390-027477
	098644-01-717	FT	SPLINE - SCREEN	132-004716
	125582-01-708	EA	WEEPHOLE COVER - RIGHT HAND	130-026598
	125582-01-709	EA	WEEPHOLE COVER - LEFT HAND	130-026599

WINDOWS & VENTS GROUP (CONTINUED)
COMPONENT PARTS FOR WINDOW & VENT LAYOUT (CONTINUED)



112795-69-01A

KEY	PART NUMBER	U/M	DESCRIPTION	VENDOR NO.
1	112795-01-704	FT	PLUG FILLER (DOUBLE GLAZED)	122-018737
2	112795-01-705	FT	VINYL - GLAZING	132-025736
3	098644-01-706	FT	WEATHERSTRIP - GLASS	171-010668
4	098644-01-713	EA	CLIP - SCREEN - METAL	226-016966
4	125582-01-701	EA	CLIP - SCREEN - PLASTIC	130-005153
	098644-01-717	FT	SPLINE - SCREEN	132-004716
5	112795-01-701	EA	SLIDE-STOP	132-019092
6	098644-01-710	FT	TRACK - SCREEN SPACER 12'	132-017135
7	112795-01-700	EA	LATCH ASM., BLK.,(BOLT ON)	DH287-CK
8	112795-01-703	IN	CHANNEL-RUN (INCHES)	122-018736
9	098644-01-711	FT	WEATHERSTRIP - SCREEN BLACK	171-016965
11	112795-68-700	EA	GLASS - STATIONARY	390-028353
12	112795-68-701	EA	GLASS - SLIDING W/SASH LATCH	390-028353
13	098647-23-704	EA	SCREEN ASSY - W/SEAL & CLIPS	410-019066
14	098647-27-704	EA	RETAINER - TRIM	H287-66

WINDOWS & VENTS GROUP (CONTINUED)
COMPONENT PARTS FOR WINDOW & VENT LAYOUT (CONTINUED)

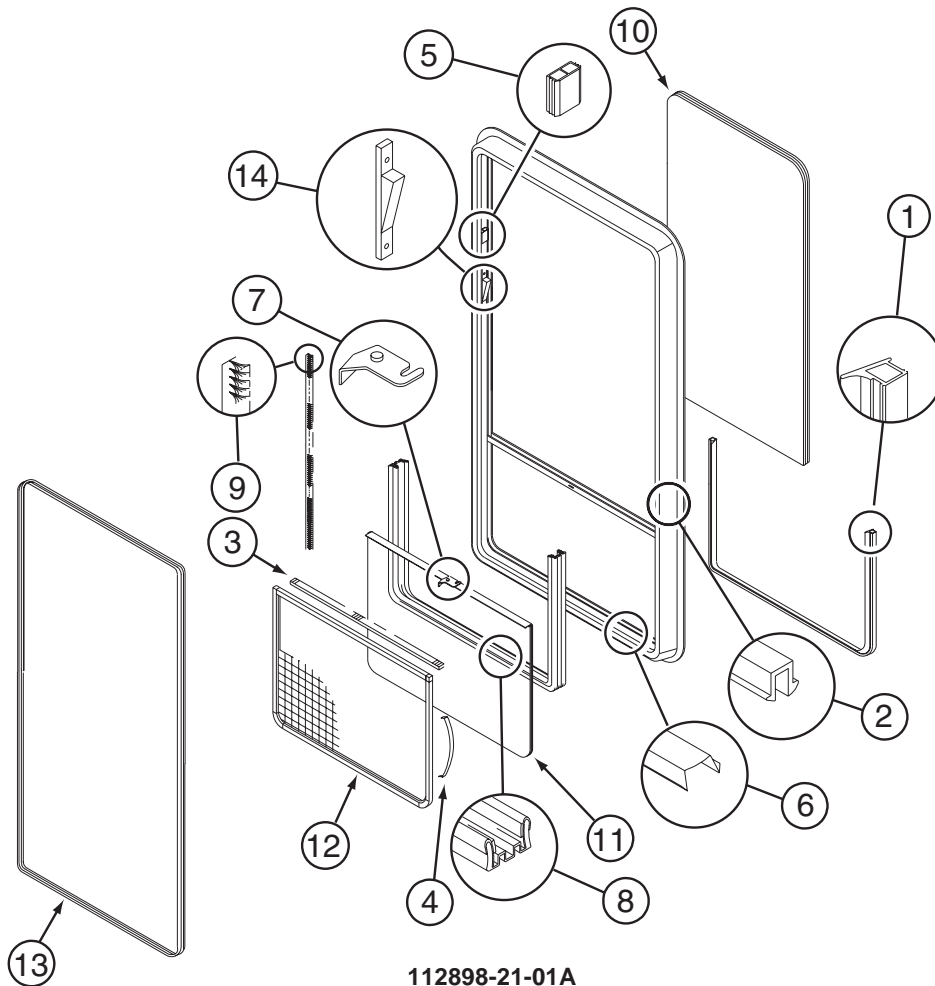
112795-84-01A

KEY	PART NUMBER	U/M	DESCRIPTION	VENDOR NO.
1	112795-01-704	FT	PLUG FILLER (DOUBLE GLAZED)	122-018737
2	112795-01-705	FT	VINYL - GLAZING	132-025736
3	098644-01-706	FT	WEATHERSTRIP - GLASS	171-010668
4	098644-01-713	EA	CLIP - SCREEN - METAL	226-016966
4	125582-01-701	EA	CLIP - SCREEN - PLASTIC	130-005153
	098644-01-717	FT	SPLINE - SCREEN	132-004716
5	112795-01-701	EA	SLIDE-STOP	132-019092
6	098644-01-710	FT	TRACK - SCREEN SPACER 12'	132-017135
7	112795-01-700	EA	LATCH ASM., BLK.,(BOLT ON)	DH287-CK
8	112795-01-703	IN	CHANNEL-RUN (INCHES)	122-018736
9	098644-01-711	FT	WEATHERSTRIP - SCREEN BLACK	171-016965
11	112795-78-700	EA	GLASS - STATIONARY	390-028338
12	112795-78-701	EA	GLASS - SLIDING W/SASH LATCH	DB969-G8
13	112795-56-702	EA	SCREEN ASSY - W/SEAL & CLIPS	410-019414
14	112795-56-704	EA	RETAINER - TRIM	390-028338

112795-87-01A

KEY	PART NUMBER	U/M	DESCRIPTION	VENDOR NO.
1	112795-01-704	FT	PLUG FILLER (DOUBLE GLAZED)	122-018737
2	112795-01-705	FT	VINYL - GLAZING	132-027331
3	098644-01-706	FT	WEATHERSTRIP - GLASS	171-010668
4	125582-01-701	EA	CLIP - SCREEN - PLASTIC	130-005153
4	098644-01-713	EA	CLIP - SCREEN - METAL	226-016966
5	112795-01-701	EA	SLIDE-STOP	132-019092
6	098644-01-710	FT	TRACK - SCREEN SPACER 12'	132-017135
7	112795-01-700	EA	LATCH ASM., BLK.,(BOLT ON)	DH287-CK
8	112795-01-703	IN	CHANNEL-RUN (INCHES)	122-027566
9	098644-01-711	FT	WEATHERSTRIP - SCREEN BLACK	171-016965
11	112795-68-700	EA	GLASS - STATIONARY	390-028353
12	112795-87-700	EA	GLASS-SLIDING W/SASH & LATCH	DH334G8L
13	098647-23-704	EA	SCREEN ASM - W/SEALS & CLIPS	410-019066
14	098647-27-704	EA	RETAINER - TRIM	H287-66
	098644-01-717	FT	SPLINE - SCREEN	132-004716

WINDOWS & VENTS GROUP (CONTINUED)
COMPONENT PARTS FOR WINDOW & VENT LAYOUT (CONTINUED)



112898-21-01A

KEY	PART NUMBER	U/M	DESCRIPTION	VENDOR NO.
1	112795-01-704	FT	PLUG FILLER (DOUBLE GLAZED)	122-018737
2	112795-01-705	FT	VINYL - GLAZING	132-025736
3	098644-01-706	FT	WEATHERSTRIP - GLASS	171-010668
4	098644-01-713	EA	CLIP - SCREEN - METAL	226-016966
4	125582-01-701	EA	CLIP - SCREEN - PLASTIC	130-005153
5	112795-01-701	EA	SLIDE-STOP	132-019092
6	098644-01-710	FT	TRACK - SCREEN SPACER 12'	132-017135
7	112795-01-700	EA	LATCH ASM., BLK.,(BOLT ON)	DH287-CK
8	112795-01-703	IN	CHANNEL-RUN (INCHES)	122-018736
9	098644-01-711	FT	WEATHERSTRIP - SCREEN BLACK	171-016965
10	112898-21-700	EA	GLASS - STATIONARY	390-028342
11	112898-21-701	EA	GLASS-SLIDING W/SASH & LATCH	DH439-G8
12	112898-07-704	EA	SCREEN ASM - W/SEALS & CLIPS	410-019475
13	112898-07-705	EA	RETAINER - TRIM	CH91-66
14	112898-04-703	EA	VERTICAL LATCH (SASH KIT)	DH343-CK
	098644-01-717	FT	SPLINE - SCREEN	132-004716

WINDOWS & VENTS GROUP (CONTINUED)
COMPONENT PARTS FOR WINDOW & VENT LAYOUT (CONTINUED)

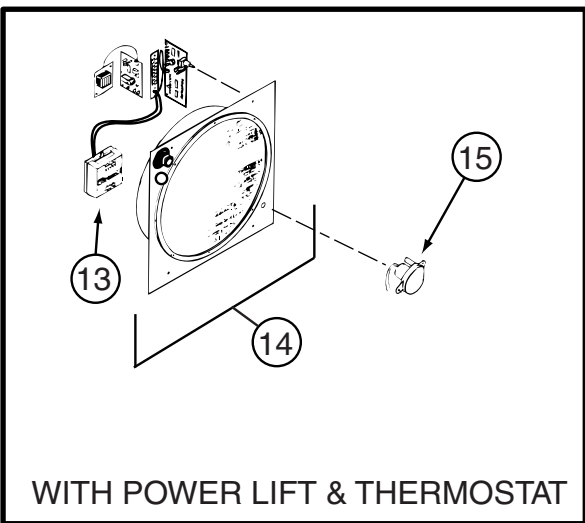
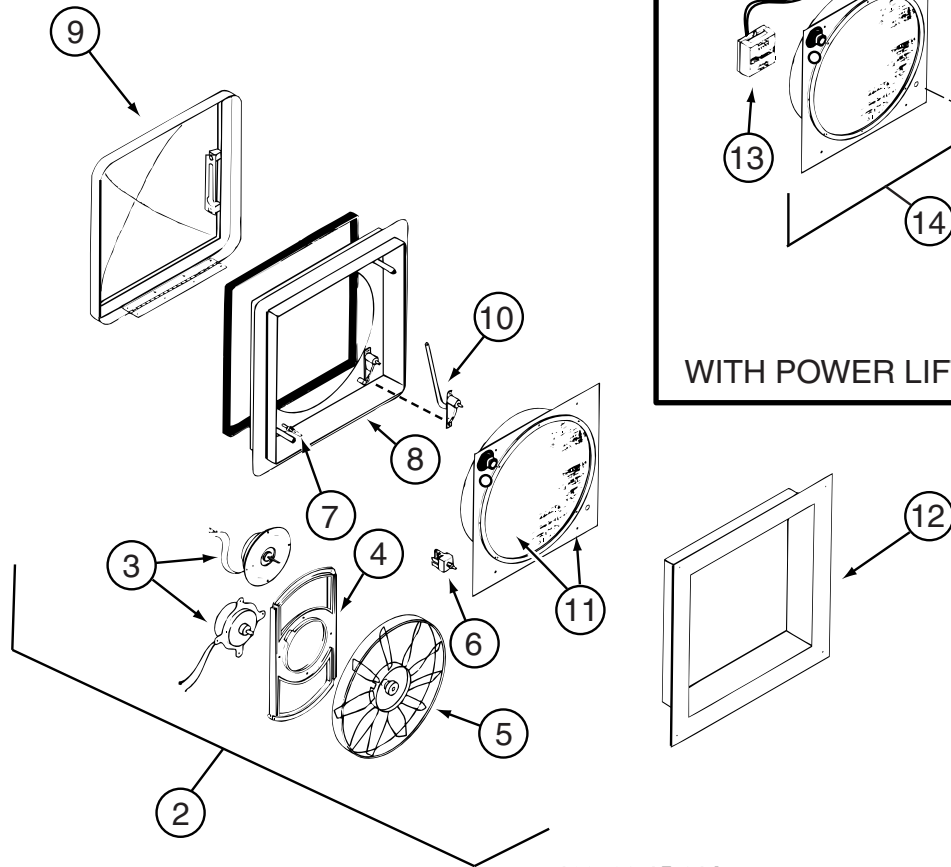
112898-25-01A

KEY	PART NUMBER	U/M	DESCRIPTION	VENDOR NO.
1	112795-01-704	FT	PLUG FILLER (DOUBLE GLAZED)	122-018737
2	112795-01-705	FT	VINYL - GLAZING	132-025736
3	098644-01-706	FT	WEATHERSTRIP - GLASS	171-010668
4	098644-01-713	EA	CLIP - SCREEN - METAL	226-016966
4	125582-01-701	EA	CLIP - SCREEN - PLASTIC	130-005153
5	112795-01-701	EA	SLIDE-STOP	132-019092
6	098644-01-710	FT	TRACK - SCREEN SPACER 12'	132-017135
7	112795-01-700	EA	LATCH ASM., BLK.,(BOLT ON)	DH287-CK
8	112795-01-703	IN	CHANNEL-RUN (INCHES)	122-018736
9	098644-01-711	FT	WEATHERSTRIP - SCREEN BLACK	171-016965
10	112898-25-700	EA	GLASS - STATIONARY	390-028310
11	112898-25-701	EA	GLASS-SLIDING W/SASH & LATCH	DH564-G8
12	112898-19-702	EA	SCREEN ASM - W/SEALS & CLIPS	410-026279
13	112898-19-703	EA	RETAINER - TRIM	W564-66
14	112898-04-703	EA	VERTICAL LATCH (SASH KIT)	DH343-CK
	098644-01-717	FT	SPLINE - SCREEN	132-004716

112898-27-01A

KEY	PART NUMBER	U/M	DESCRIPTION	VENDOR NO.
1	112795-01-704	FT	PLUG FILLER (DOUBLE GLAZED)	122-018737
2	112795-01-705	FT	VINYL - GLAZING	132-027331
3	098644-01-706	FT	WEATHERSTRIP - GLASS	171-010668
4	098644-01-713	EA	CLIP - SCREEN - METAL	226-016966
4	125582-01-701	EA	CLIP - SCREEN - PLASTIC	130-005153
5	112795-01-701	EA	SLIDE-STOP	132-019092
6	098644-01-710	FT	TRACK - SCREEN SPACER 12'	132-017135
7	112795-01-700	EA	LATCH ASM., BLK.,(BOLT ON)	DH287-CK
8	112795-01-703	IN	CHANNEL-RUN (INCHES)	122-027566
9	075673-05-000	FT	SEAL-PILE ADH BACK,BLK	AMESBURY
10	112898-27-700	EA	GLASS - STATIONARY	390-029191
11	112898-27-701	EA	GLASS-SLIDING W/SASH & LATCH	DH755-G8
12	112898-27-702	EA	SCREEN ASM W/SEALS & CLIPS	410-029193
13	113733-13-701	EA	RETAINER - TRIM	H754-66
14	112898-04-703	EA	VERTICAL LATCH (SASH KIT)	DH343-CK
	098644-01-717	FT	SPLINE - SCREEN	132-004716

WINDOWS & VENTS GROUP (CONTINUED)
COMPONENT PARTS FOR WINDOW & VENT LAYOUT (CONTINUED)



123780-15-01A

KEY	PART NUMBER	U/M	DESCRIPTION	VENDOR NO.
2	084079-11-700	EA	MOTOR & FAN BLADE W/BRACKET	K4017-09
4	084079-01-711	EA	MOTOR MOUNT (BOWTIE)	1015-00
5	084079-01-704	EA	BLADE-FAN	1138-00
6	084079-01-709	EA	SWITCH - MAIN - 3 SPEED	1031-05
7	084079-01-707	EA	SWITCH - SAFETY	1122-05
8	123780-05-700	EA	BASE/MAIN-BRT WHT W/GASKET	1010-81
9	123780-09-700	EA	DOME (DOUBLE)WHT TRANSPARENT	K2020-82
11	123780-01-702	EA	SCREEN INSERT (SCREEN RING)	K1035-81
12	123780-03-700	EA	GARNISH - INT. 3"-4" BRT/WHT	2040-81
13	084079-01-710	EA	THERMOSTAT(WALL MT)ANY COLOR	9988-81
14	123780-05-701	EA	SCREEN INT W/ALL SWITCHES	KIT-81
15	084079-11-703	EA	MOTOR/AUTO LIFT OFF/WHT CAP	6050-80 OS

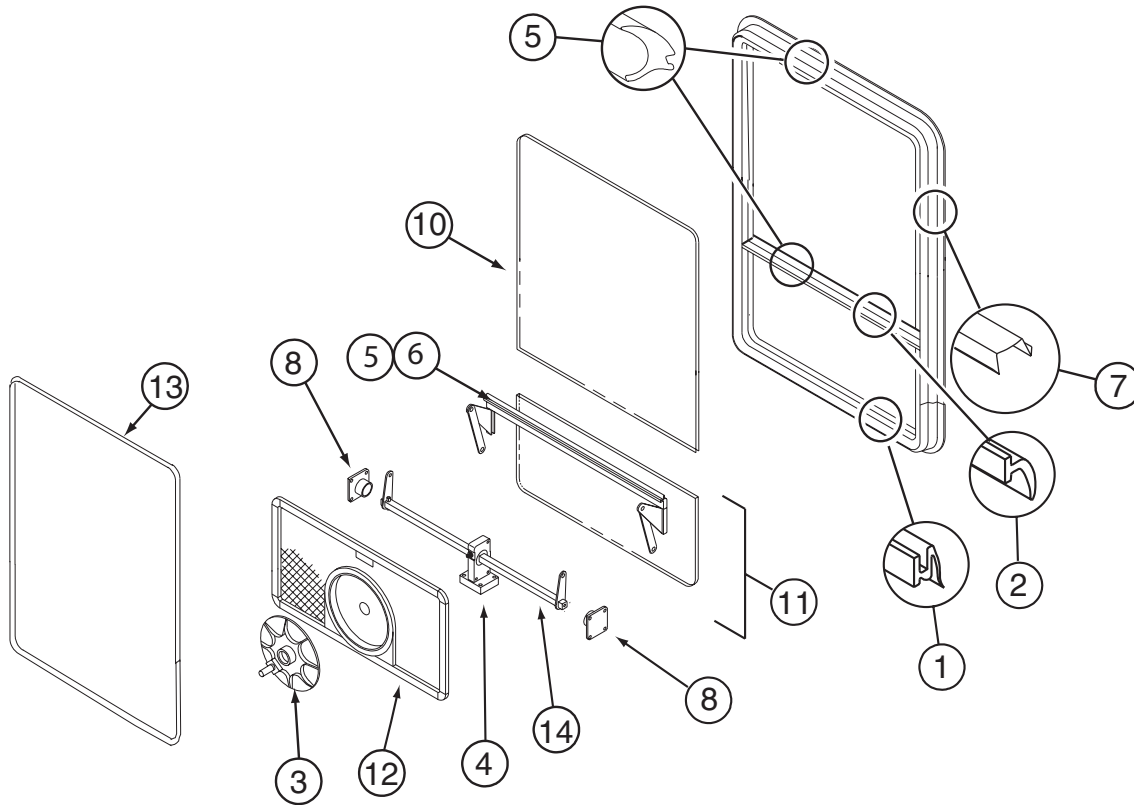
CONTACT WINNEBAGO PART SALES FOR UNLISTED COMPONENT(S)

123780-17-01A

KEY	PART NUMBER	U/M	DESCRIPTION	VENDOR NO.
2	084079-11-700	EA	MOTOR & FAN BLADE W/BRACKET	K4017-09
4	084079-01-711	EA	MOTOR MOUNT (BOWTIE)	1015-00
5	084079-01-704	EA	BLADE-FAN	1138-00
6	084079-01-709	EA	SWITCH - MAIN - 3 SPEED	1031-05
7	084079-01-707	EA	SWITCH - SAFETY	1122-05
8	123780-05-700	EA	BASE/MAIN-BRT WHT W/GASKET	1010-81
9	123780-09-700	EA	DOME (DOUBLE)WHT TRANSPARENT	K2020-82
11	123780-01-702	EA	SCREEN INSERT (SCREEN RING)	K1035-81
12	123780-03-700	EA	GARNISH - INT. 3"-4" BRT/WHT	2040-81
15	084079-11-703	EA	MOTOR/AUTO LIFT OFF/WHT CAP	6050-80 OS

CONTACT WINNEBAGO PART SALES FOR UNLISTED COMPONENT(S)

WINDOWS & VENTS GROUP (CONTINUED)
COMPONENT PARTS FOR WINDOW & VENT LAYOUT (CONTINUED)

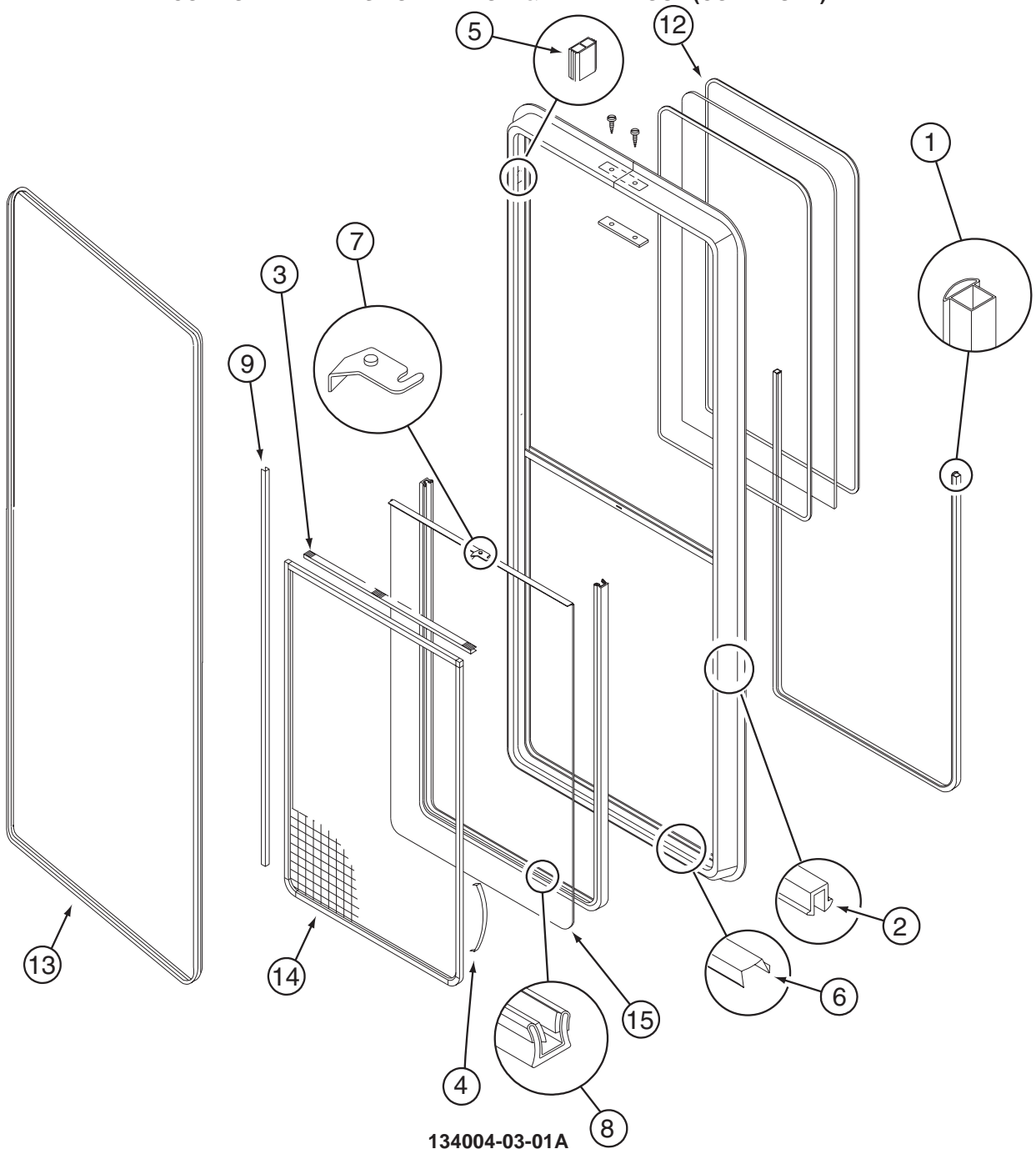


129929-14-01A

KEY	PART NUMBER	U/M	DESCRIPTION	VENDOR NO .
1	100322-01-701	FT	SEAL-VENT	122-016071
3	100322-01-718	EA	HANDLE-DIAL	410-016081
4	129929-01-710	EA	TORQUE-CTR SUPPORT (2 HOLE)	410-026806
5	129929-01-705	FT	GLAZING VINYL	132-026811
6	129929-01-707	FT	COVER/SCREW-FILLER STRIP	132-026808
8	129929-01-708	EA	SUPPORT - TORQUE BAR - RT/LT	130-026804
10	129929-14-700	EA	GLASS - STATIONARY	390-028301
11	129929-14-701	EA	VENT GLASS ASSEMBLY	DTH009-G9
12	129929-14-702	EA	SCREEN ASM - W/SEALS & CLIPS	410-026861
13	129929-14-703	EA	RETAINER - TRIM	CH98-62
14	N/A			
	129929-14-704	EA	OPRTR BAR ASM - INCLUDES KEYS 4 & 14	DTH009-15
	100322-01-717	EA	E-RING	245-015975
	129929-01-706	FT	SEAL - TOP F/CENTER EGRESS	132-026811
	129929-02-706	FT	SEAL - FOAM	140-027022
	112898-06-704	EA	HANDLE/RH-(TIPOUT)ESCAPE-RED	182-11293
	112898-06-705	EA	HANDLE-LH-(TIPOUT)ESCAPE-RED	182-11294

CONTACT WINNEBAGO PART SALES FOR UNLISTED COMPONENTS

WINDOWS & VENTS GROUP (CONTINUED)
COMPONENT PARTS FOR WINDOW & VENT LAYOUT (CONTINUED)



134004-03-01A

KEY	PART NUMBER	U/M	DESCRIPTION	VENDOR NO
1	112795-01-704	FT	PLUG FILLER (DOUBLE GLAZED)	122-018737
2	112795-01-705	FT	VINYL - GLAZING	132-027331
3	098644-01-706	FT	WEATHERSTRIP - GLASS	171-010668
4	098644-01-713	EA	CLIP - SCREEN - METAL	226-016966
4	125582-01-701	EA	CLIP - SCREEN - PLASTIC	130-005153
5	112795-01-701	EA	SLIDE-STOP	132-019092
6	098644-01-710	FT	TRACK - SCREEN SPACER 12'	132-017135
7	112795-01-700	EA	LATCH ASM., BLK.,(BOLT ON)	DH287-CK
8	112795-01-703	IN	CHANNEL-RUN (INCHES)	122-027566
9	075673-05-000	FT	SEAL-PILE ADH BACK,BLK	AMESBURY
12	134004-03-700	EA	GLASS - STATIONARY	390-028662
13	134004-03-702	EA	RETAINER - TRIM	H702-56
14	098644-13-702	EA	SCREEN ASM W/SEALS & CLIPS	410-028663
15	134004-03-701	EA	GLASS-SLIDING W/SASH & LATCH	DH702-G8
	098644-01-717	FT	SPLINE - SCREEN	132-004716
	112898-04-703	EA	VERTICAL LATCH (SASH KIT)	DH343-CK

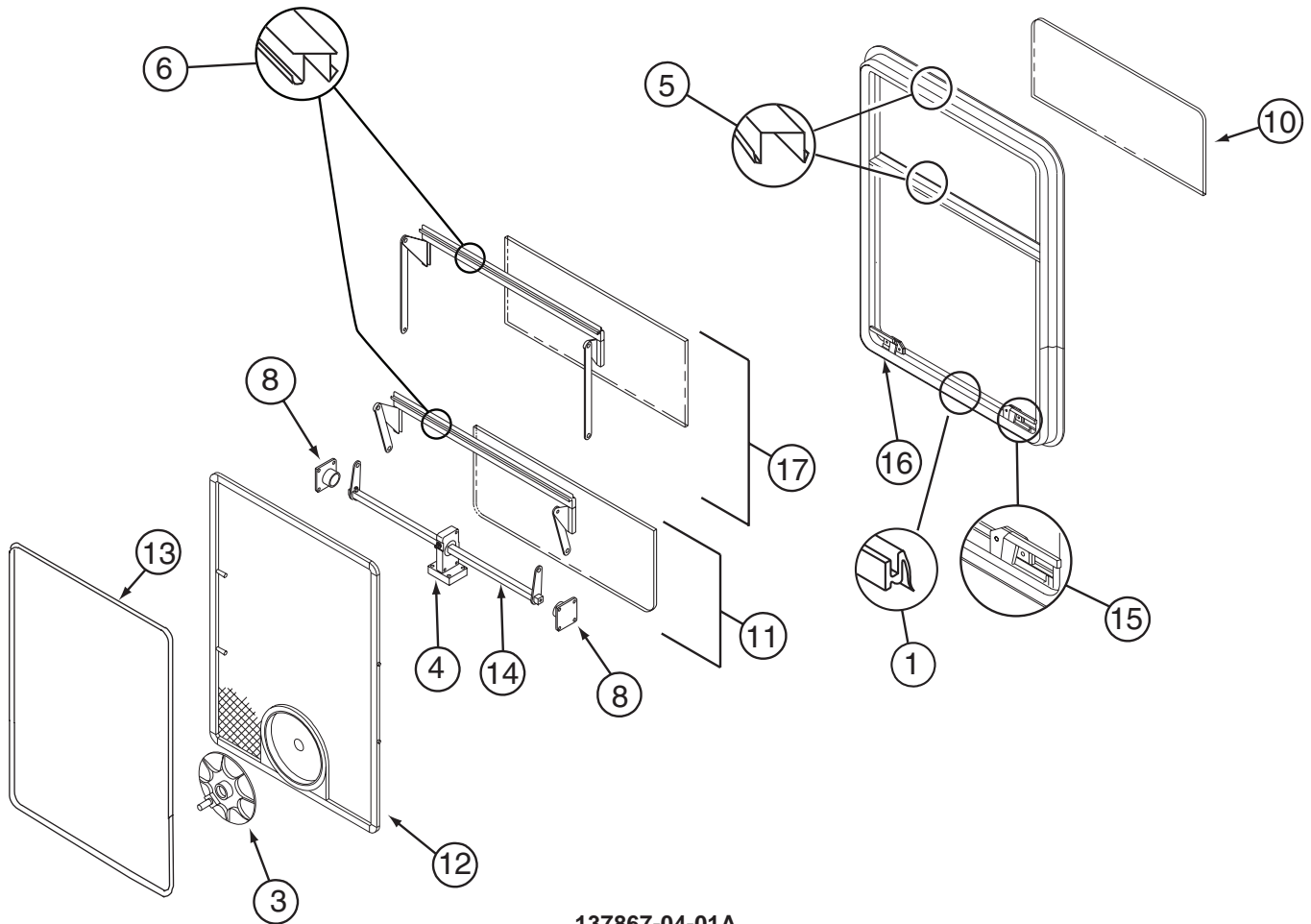
CONTACT WINNEBAGO PART SALES FOR UNLISTED COMPONENTS

WINDOWS & VENTS GROUP (CONTINUED)
COMPONENT PARTS FOR WINDOW & VENT LAYOUT (CONTINUED)

134004-05-01A

KEY	PART NUMBER	U/M	DESCRIPTION	VENDOR NO.
1	112795-01-704	FT	PLUG FILLER (DOUBLE GLAZED)	122-018737
2	112795-01-705	FT	VINYL - GLAZING	132-025736
3	098644-01-706	FT	WEATHERSTRIP - GLASS	171-010668
4	098644-01-713	EA	CLIP - SCREEN - METAL	226-016966
4	125582-01-701	EA	CLIP - SCREEN - PLASTIC	130-005153
5	112795-01-701	EA	SLIDE-STOP	132-019092
6	098644-01-710	FT	TRACK - SCREEN SPACER 12'	132-017135
7	112795-01-700	EA	LATCH ASM., BLK.,(BOLT ON)	DH287-CK
8	112795-01-703	IN	CHANNEL-RUN (INCHES)	122-018736
9	098644-01-711	FT	WEATHERSTRIP - SCREEN BLACK	171-016965
10	134004-05-700	EA	GLASS - STATIONARY	390-035487
11	134004-05-701	EA	GLASS-SLIDING W/SASH & LATCH	FH298
12	134004-05-702	EA	SCREEN ASM - W/SEALS & CLIPS	410-017634
13	134004-05-703	EA	RETAINER - TRIM	H298-56
	112898-04-703	EA	VERTICAL LATCH (SASH KIT)	DH343-CK
	098644-01-717	FT	SPLINE - SCREEN	132-004716

WINDOWS & VENTS GROUP (CONTINUED)
COMPONENT PARTS FOR WINDOW & VENT LAYOUT (CONTINUED)



137867-04-01A

KEY	PART NUMBER	U/M	DESCRIPTION	VENDOR NO.
1	100322-01-701	FT	SEAL-VENT	122-016071
3	100322-01-718	EA	HANDLE-DIAL	410-016081
4	129929-01-710	EA	TORQUE-CTR SUPPORT (2 HOLE)	410-026806
5	129929-01-705	FT	GLAZING VINYL	132-026811
6	129929-01-707	FT	COVER/SCREW-FILLER STRIP	132-026808
8	129929-01-708	EA	SUPPORT - TORQUE BAR - RT/LT	130-026804
10	137867-04-700	EA	GLASS - STATIONARY (DBL GLZ)	390-029416
11	137867-04-701	EA	VENT ASSEMBLY LWR (DBL GLZ)	DTH025-G8
12	137867-04-703	EA	SCREEN ASSEMBLY W/SEAL/CLIPS	410-029417
13	137867-04-704	EA	RETAINER - TRIM	H298-62
14	137867-03-704	EA	OPERATOR BAR ASSEMBLY	DTH025-15
15	NOT USED			
16	NOT USED			
17	137867-04-702	EA	VENT ASSEMBLY UPR (DBL GLZ)	DTH025-G6
	100322-01-717	EA	E-RING	245-015975
	129929-01-706	IN	SEAL - TOP F/CENTER EGRESS	132-026811
	129929-02-706	FT	SEAL - FOAM	140-027022

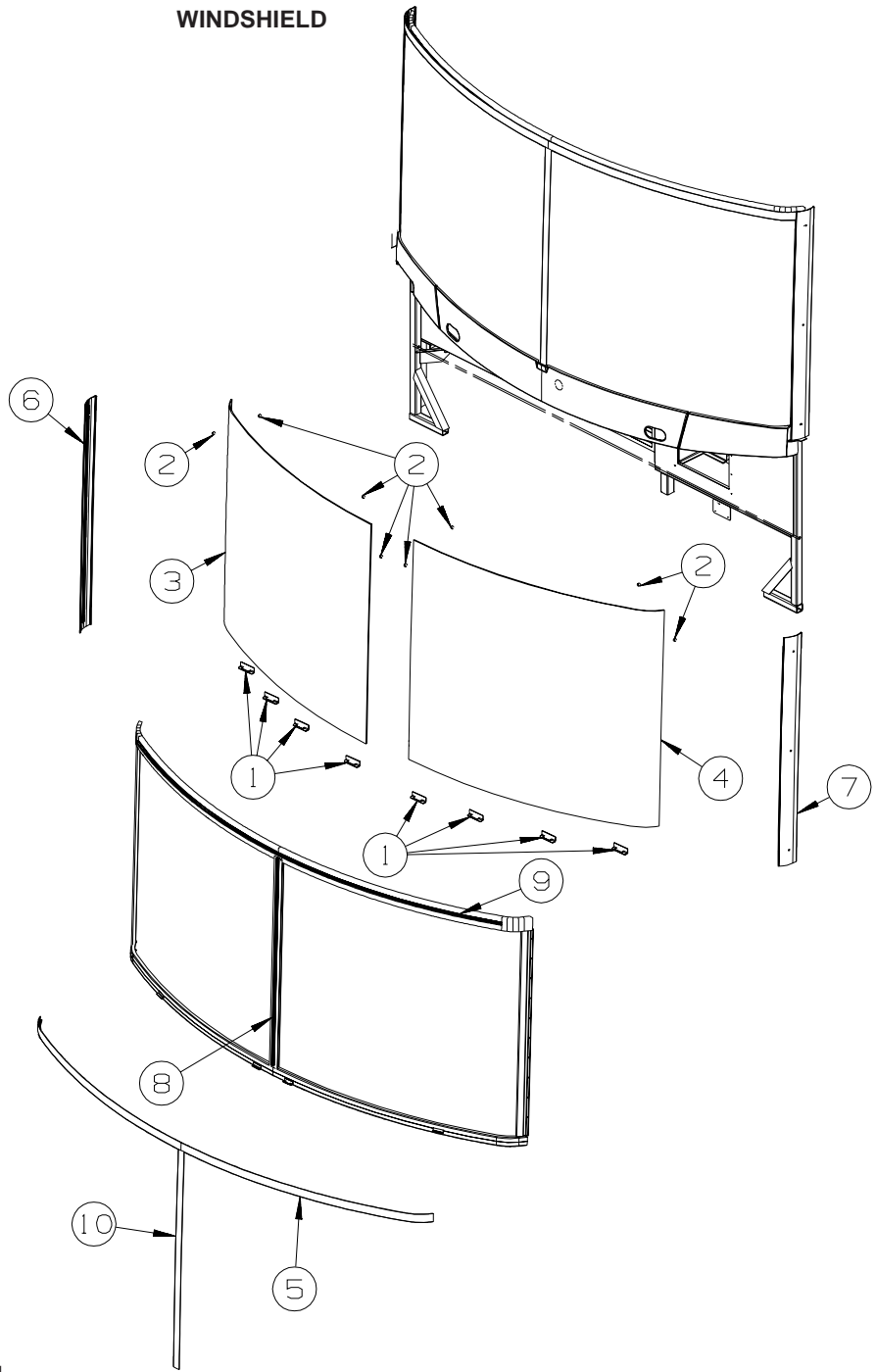
CONTACT WINNEBAGO PART SALES FOR UNLISTED COMPONENTS

WINDOWS & VENTS GROUP (CONTINUED)
COMPONENT PARTS FOR WINDOW & VENT LAYOUT (CONTINUED)

150648-03-01A			
KEY	PART NUMBER	U/M DESCRIPTION	VENDOR NO
	150648-19-700	EA SCREEN ASM	410-035332
	151069-01-700	FT CHANNEL-RUN, SLIDING	122-030627
150648-09-01A			
KEY	PART NUMBER	U/M DESCRIPTION	VENDOR NO
	150648-09-700	EA SCREEN ASM	410-035336
	151069-01-700	FT CHANNEL-RUN, SLIDING	122-030627
150648-19-01A			
KEY	PART NUMBER	U/M DESCRIPTION	VENDOR NO
	150648-19-700	EA SCREEN ASM	410-031157
	151069-01-700	EA CHANNEL-RUN, SLIDING	122-030627
150648-25-01A			
KEY	PART NUMBER	U/M DESCRIPTION	VENDOR NO
	151069-01-700	EA CHANNEL-RUN, SLIDING	122-030627
150649-03-01A			
KEY	PART NUMBER	U/M DESCRIPTION	VENDOR NO
	150649-01-700	EA LATCH-VERTICLE SLIDE-BLK	FH3016-CK
150649-05-01A			
KEY	PART NUMBER	U/M DESCRIPTION	VENDOR NO
	112795-01-705	FT VINYL-GLAZING	132-027331
	150649-01-700	EA LATCH KIT - F/VERTICLE SLIDE WINDOW - BLACK	FH3016-CK
	150649-05-700	EA RETAINER - TRIM	H754-67
	150649-05-702	EA FIN SEAL-F/LOCKING RAIL-BLK	171-062348
150649-07-01A			
KEY	PART NUMBER	U/M DESCRIPTION	VENDOR NO
	112898-04-703	EA VERTICAL LATCH/HOLD UP/OPEN	DH343-CK
	150649-01-700	EA LATCH-VERTICLE SLIDE-BLK	FH3016-CK
	150649-01-701	EA CLIP - SCREEN RETAINER	132-035820
150649-11-01A			
KEY	PART NUMBER	U/M DESCRIPTION	VENDOR NO
	150649-01-700	EA LATCH-VERTICLE SLIDE-BLK	FH3016-CK
150649-12-01A			
KEY	PART NUMBER	U/M DESCRIPTION	VENDOR NO
	15064901700	EA LATCH-VERTICLE SLIDE-BLK	FH3016-CK
150649-13-01A			
KEY	PART NUMBER	U/M DESCRIPTION	VENDOR NO
	15064901700	EA LATCH-VERTICLE SLIDE-BLK	FH3016-CK
150656-09-01A			
KEY	PART NUMBER	U/M DESCRIPTION	VENDOR NO
	150656-09-700	EA SEAL/SPONGE FOAM-SCREEN/FRME	140-035542
150656-10-01A			
KEY	PART NUMBER	U/M DESCRIPTION	VENDOR NO
	150656-10-700	EA GLASS-TIPOUT W/GUIDE RAIL	DTH3042G8
151069-03-01A			
KEY	PART NUMBER	U/M DESCRIPTION	VENDOR NO
	151069-01-700	EA CHANNEL - RUN - SLIDING	122-030627
	151069-01-703	EA COVER - DRAIN SLOT - LH HAND	130-030398 LEFT
	151069-03-700	EA SCREEN ASM	410-035509
	151069-03-701	EA GLASS - SLIDING - W/SASH & LATCH	FH3041A9L
	151069-03-702	EA GLASS - STATIONARY - LOWER	390-027478
	151069-03-703	EA GLASS - STATIONARY - UPPER	390-035508

WINDSHIELD & WIPER GROUP

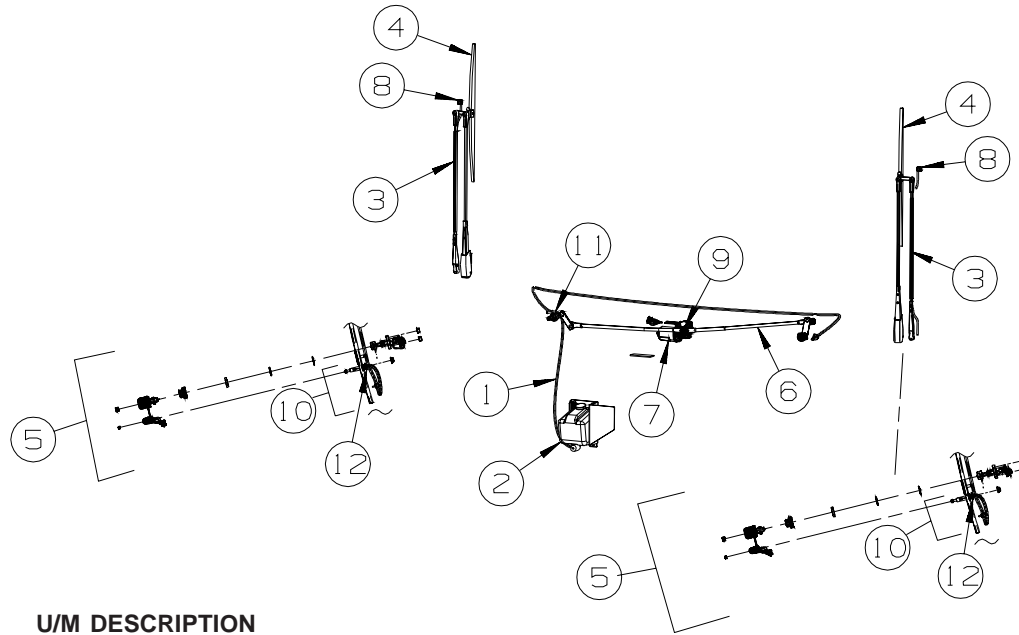
WINDSHIELD



KEY	PART NUMBER	U/M	DESCRIPTION
1	002328-02-000	EA	BLOCK - WINDSHIELD - .062" X .5" X .98"
2	081914-02-000	EA	BUMPER - RUBBER - ROUND - 5/16" DIA. X 13/64" THICK
3	131244-01-000	EA	WINDSHIELD - PASSENGER - 52.5" X 44.4" (CURVED)
4	131244-02-000	EA	WINDSHIELD - DRIVER - 52.5" X 44.4" (CURVED)
5	120533-01-000	FT	MOLDING - REVEAL - WINDSHIELD
6	144054-01-02A	EA	TRIM - WINDSHIELD - A PILLAR - RIGHT HAND - BLACK
	144054-01-01A	EA	TRIM - WINDSHIELD - A PILLAR - RIGHT HAND
7	144054-02-02A	EA	TRIM - WINDSHIELD - A PILLAR - LEFT HAND - BLACK
	144054-02-01A	EA	TRIM - WINDSHIELD - A PILLAR - LEFT HAND
8	127862-06-000	EA	CARRIER/REVEAL - WINDSHIELD - 41.9"
9	127862-01-000	EA	CARRIER/REVEAL - WINDSHIELD - 47.2"
10	118586-01-000	FT	MOLDING - REVEAL - WINDSHILED (CENTER POST)

WINDSHIELD & WIPER GROUP (CONTINUED)

WIPER



KEY	PART NUMBER	U/M	DESCRIPTION
1	045794-01-000	FT	HOSE - WINDSHIELD WASHER - 5/32"ID - BLACK
2	117766-02-000	EA	RESERVOIR/PUMP - WINDSHIELD WASHER
3*	145270-01-000	EA	ARM - WIPER - PANTOGRAPH - 28"
4	145277-01-000	EA	BLADE - WINDSHIELD WIPER - 24"
5	145623-01-000	EA	SHAFT/PIVOT - WINDSHIELD WIPER
6	145624-01-000	EA	LINK/WIPER DRIVE ASM. - DRV CRANK,DOUBLE BALL,RH & LH LINK
7	145321-01-000	EA	MOTOR - WIPER
7	145627-01-000	EA	SCREW - WIPER MOTOR MOUNTING - M6 1.25 X 5/8"
8	145631-01-000	EA	SCREW - F/JET NOZZLE - #4 X 1/4" PAN HEAD/SELF TAPPING
9	145637-01-000	EA	NUT/RETAINING - WIPER MOTOR TO DRIVE ARM - M8 1.25
10	145698-01-01A	EA	SHAFT/IDLER - PANTOGRAPH - W/WASHER DIVERTER - STAINLESS
11	146486-01-000	EA	TEE - PLASTIC - 5/32" X 5/32" X 5/32"
12	110742-03-000	EA	GASKET - WIPER

*COMPONENT PARTS LISTED LATER IN THIS GROUP

COMPONENT PARTS FOR WIPER

145270-01-000

KEY	PART NUMBER	U/M	DESCRIPTION	VENDOR NO.
	145270-01-700	EA	WASHER JET W/HOSE & TEE	AW-PJ96
	145270-01-701	EA	COVER/HEAD - LOWER WIPER ARM	AW-RPHC
	145270-01-702	EA	COVER/BRG - UPPER WIPER ARM	AW-RBC
	145270-01-703	EA	COVER/ARM & HOSE - WIPER ARM	AW-PWAC
	145270-01-704	EA	SCREW - WIPER ARM/BLADE	AW-946BS
	145270-01-705	EA	NUT/LOCK - WIPER ARM/BLADE	AW-946NN
	145270-01-706	EA	BOLT & NUT KIT - WIPER ARM	PART SALES