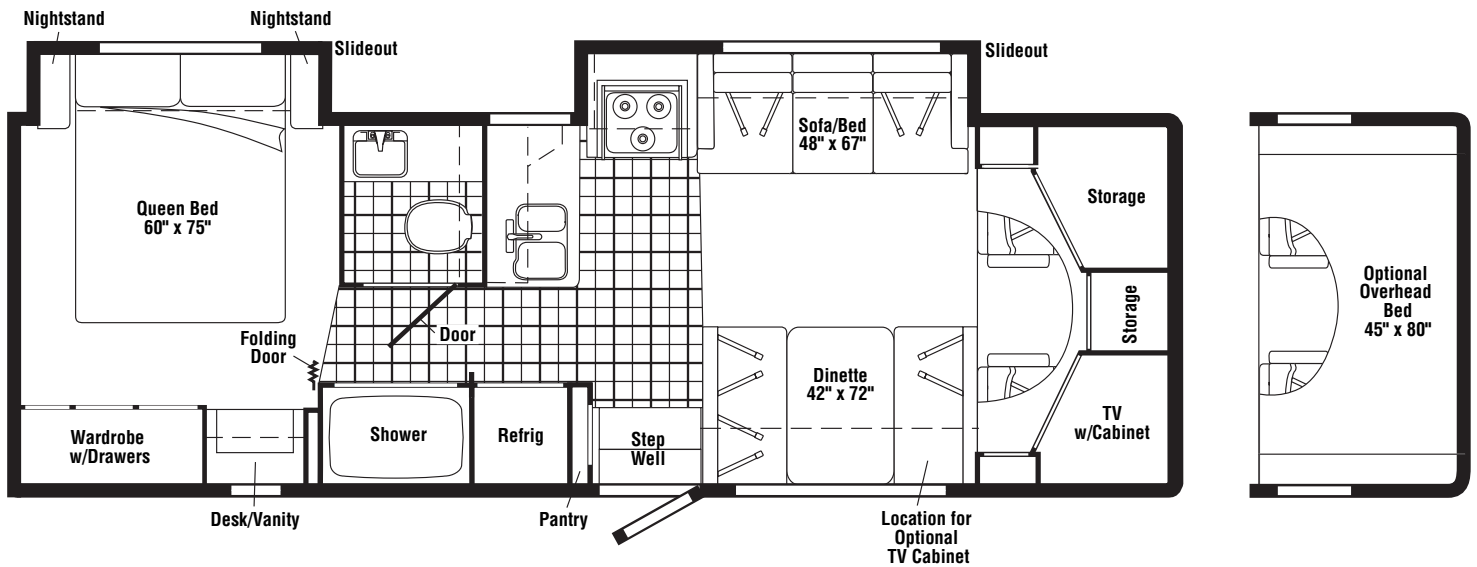


**2005**  
**SUNDANCER**  
**IF430V**  
**400-SERIES**  
**PORTSMOUTH OAK**  
**S16 BLUE SMOKE - BLUE**  
**S19 COSMIC SAGE - GREEN**  
**S22 ALABASTER - TAN**  
**CONCERT CHERRY**  
**S17 BLUE SMOKE - BLUE**  
**S20 COSMIC SAGE - GREEN**  
**S23 ALABASTER - TAN**  
**WASHED MAPLE**  
**S18 BLUE SMOKE - BLUE**  
**S21 COSMIC SAGE - GREEN**  
**S24 ALABASTER - TAN**



**FLOORPLAN**

# CONTENTS

<b>FLOORPLAN</b> .....	<b>1</b>
<b>ACCESSORIES GROUP</b> .....	<b>6</b>
OPERATORS MANUAL .....	6
<b>AUDIO VIDEO GROUP</b> .....	<b>7</b>
RADIO SYSTEM .....	7
REAR MONITOR .....	7
<b>CABINET &amp; APPLIANCE GROUP</b> .....	<b>8</b>
CABINET & APPLIANCE LAYOUT .....	8
APPLIANCES .....	8
COMPONENT PARTS FOR APPLIANCES .....	13
112881-03-01A .....	13
120075-12-01A, 120075-13-01A, 120075-14-01A, 120075-15-01A .....	16
121569-05-01A, 121569-06-01A & 121569-07-01A .....	22
135656-03-01A, 151279-01-01A .....	27
136354-05-01A .....	31
136354-06-01A .....	32
151277-01-01A, 151277-02-01A .....	33
151277-03-01A, 151279-01-01A, 151279-02-01A/02A, 151279-03-01A .....	35
BATH .....	37
BEDROOM .....	39
DINETTE .....	42
GALLEY .....	50
LOUNGE .....	53
<b>CHASSIS GROUP</b> .....	<b>54</b>
FRAME .....	54
DRIVETRAIN .....	54
EXHAUST .....	55
HITCH .....	56
FUEL .....	56
SPARE TIRE .....	60
SUSPENSION .....	60
WHEEL, TIRE, COVERS &/OR LINERS .....	60
COMPONENT PARTS FOR WHEEL, TIRE, COVERS &/OR LINERS .....	60
110435-13-000 .....	60
BRAKELINE .....	60
<b>CURTAIN &amp; CUSHION GROUP</b> .....	<b>61</b>
NOTICE .....	61
CUSHION LAYOUT .....	62
BUCKET SEATS .....	64
COMPONENT PARTS FOR BUCKET SEATS .....	65
122611-02-000 .....	65
SOFA .....	66
WINDOW TREATMENT .....	67
HARDWARE .....	69
ACCESSORIES .....	70
FABRICS .....	71
<b>DRIVERS COMPARTMENT GROUP</b> .....	<b>73</b>
FRONT INTERIOR .....	73
COMPONENT PARTS FOR FRONT INTERIOR .....	74
106025-03-01A .....	74
106025-02-01A .....	74
CABINETS .....	75

# CONTENTS (CONTINUED)

<b>ELECTRICAL GROUP</b> .....	<b>79</b>
110V BODY WIRING .....	79
12V BODY WIRING .....	80
EXTERIOR LAMPS .....	85
FRONT END .....	86
FRONT TV/VCR .....	86
SIDE TV/VCR .....	87
COMPONENT PARTS FOR WIRING .....	88
076319-23-000 .....	88
076319-25-000 .....	88
087694-01-000 .....	89
097917-01-06A .....	89
113589-01-000 .....	89
113589-02-000 .....	89
115504-01-000 .....	89
120269-07-01A .....	89
121935-01-01A .....	89
123775-01-01A .....	89
134940-01-01A .....	89
134940-02-01A .....	90
134940-04-01A .....	91
134940-06-01A .....	92
134940-07-01A .....	92
134940-08-01A .....	92
137135-02-000 .....	93
137417-01-01A, 137417-03-01A .....	94
137417-02-01A .....	94
137417-06-01A .....	94
145641-03-000 .....	94
145641-02-000, 145641-04-000 .....	94
148230-02-000 .....	94
148231-01-000 .....	94
149040-01-000 .....	94
CIRCUIT BREAKERS & FUSES .....	95
CONVERTER, INVERTER, LOAD CENTERS .....	95
BOXES & CORDS .....	96
WIRE ASSEMBLIES .....	96
CONNECTORS & CONDUIT .....	97
CHASSIS .....	99
<b>EXTERIOR BODY GROUP</b> .....	<b>100</b>
GRAPHICS & PAINT .....	100
PANELS & TRIMS .....	102
COMPONENT PARTS FOR PANELS & TRIMS .....	104
132442-01-01A .....	104
133908-01 THRU 133908-08, 133908-10 THRU 133908-13, 133908-16, 133908-17, -01A/-02A/-03A .....	104
STRUCTURAL COMPONENTS .....	105
AWNINGS .....	105
COMPONENT PARTS FOR AWNINGS .....	106
113874-01-02A .....	106
<b>EXTERIOR DOORS &amp; COMPARTMENTS GROUP</b> .....	<b>107</b>
DOOR & COMPARTMENT LAYOUT .....	107
COMPONENT PARTS FOR DOOR & COMPARTMENT LAYOUT .....	111
084103-08-000 .....	111
094707-03-01A .....	111
142226-02-01A .....	111
COMPARTMENT DOOR PIECE PARTS .....	112
ENTRY .....	114
SCREEN .....	115
LATCH - ENTRY .....	116

# CONTENTS (CONTINUED)

<b>EXTERIOR SLIDEOUT GROUP</b> .....	<b>117</b>
FRONT LEFT .....	117
COMPONENT PARTS FOR FRONT SLIDEOUT .....	120
136747-01-000 .....	120
143394-01-000 .....	120
LEFT REAR .....	121
COMPONENT PARTS FOR REAR SLIDEOUT .....	123
100536-42-000 .....	123
128599-02-000 .....	123
128599-04-000 .....	123
<b>GENERATOR GROUP</b> .....	<b>124</b>
GAS .....	124
<b>HEATING &amp; A/C GROUP</b> .....	<b>125</b>
FURNACE .....	125
COMPONENT PARTS FOR FURNACE .....	126
139980-02-000 .....	126
REAR HEATER .....	127
COMPONENT PARTS FOR REAR HEATER .....	127
084405-01-000 .....	127
ROOF .....	128
COMPONENT PARTS FOR ROOF .....	128
131184-01-01A .....	128
131184-05-01A .....	129
131188-03-01A .....	130
131188-04-01A .....	131
<b>INTERIOR FINISH GROUP</b> .....	<b>132</b>
MOLDINGS & TRIMS .....	132
PANELING & LAMINATES .....	143
INTERIOR TRIM LAYOUT .....	144
COMPONENT PARTS FOR INTERIOR TRIM LAYOUT .....	146
094499-02-000 .....	146
115011-03-01A .....	146
131595-01-01A, 131595-05-01A, 131595-10-01A .....	147
FLOOR COVERINGS .....	147
HARDWARE .....	148
<b>LABELS GROUP</b> .....	<b>155</b>
<b>LP GROUP</b> .....	<b>161</b>
LP SYSTEM .....	161
COMPONENT PARTS FOR LP SYSTEM .....	161
144116-04-000 .....	161
<b>SEALANTS &amp; FASTENERS GROUP</b> .....	<b>162</b>
SEALANTS & ADHESIVES .....	162
BOLTS, NUTS AND WASHERS .....	163
SCREWS .....	165
CLAMPS, CLIPS, GROMMETS, RIVETS & PLUGS .....	168
MISCELLANEOUS FASTENERS .....	169

# CONTENTS (CONTINUED)

<b>WATER &amp; SEWAGE GROUP</b> .....	<b>171</b>
DRAINAGE SYSTEM .....	171
COMPONENT PARTS FOR DRAINAGE SYSTEM .....	173
096927-01-02A .....	173
147421-01-01A, 147421-02-01A .....	173
WATER SYSTEM .....	174
COMPONENT PARTS FOR WATER SYSTEM .....	181
051391-03-000 .....	181
075240-05-000 .....	182
075241-04-000, 075241-05-000, 075241-06-000 .....	182
098607-01-000 .....	182
103635-01-000 .....	182
144215-01-000 .....	182
144215-02-000 .....	182
145541-02-000 .....	183
<b>WINDOW &amp; VENTS GROUP</b> .....	<b>184</b>
WINDOW & VENT LAYOUT .....	184
COMPONENT PARTS FOR WINDOW & VENT LAYOUT .....	186
098644-07-02A .....	186
098647-06-01A .....	187
098647-07-03A .....	188
098647-23-02A .....	188
098647-47-02A .....	188
098647-55-01A .....	189
112795-69-01A .....	190
112795-77-01A .....	191
112795-78-01A .....	191
112795-81-01A .....	191
112795-84-01A .....	192
112898-22-01A .....	193
113500-09-02A .....	194
113733-10-01A .....	194
122882-01-01A .....	194
122882-02-01A, 122882-03-01A .....	195
123780-03-01A .....	195
123780-09-01A .....	196
123780-11-01A .....	196
129929-12-01A .....	197
150648-03-01A .....	198
150648-07-01A .....	198
150648-08-01A .....	198
150648-09-01A .....	198
150648-22-01A .....	198
150649-01-01A .....	198
150651-01-01A .....	198
150656-04-01A .....	198

**ACCESSORIES GROUP**  
**OPERATORS MANUAL**

<b>KEY</b>	<b>PART NUMBER</b>	<b>U/M</b>	<b>DESCRIPTION</b>
	132000-13-005	EA	MANUAL/OWNER - SUNDANCER - 2005
	129079-01-01A	EA	CASE - VINYL/BLACK-EXPANDABLE ACCORDION SIDES-7"WX9"HX14"L
	148621-01-000	EA	TOP LEVEL - 400 SERIES, 2005

**AUDIO VIDEO GROUP  
RADIO SYSTEM**

<b>KEY</b>	<b>PART NUMBER</b>	<b>U/M</b>	<b>DESCRIPTION</b>
	135420-05-000	EA	MOUNTING KIT - RADIO - FORD
	135420-09-000	EA	RADIO-AM/FM/CASS/CD COMBO-AUX/CD CHANGER INPUT-REMOTE COMP FROM: 00-00-00 THRU: 05-02-04
	135420-13-000	EA	RADIO-AM/FM/CASS/CD COMBO-AUX/CD CHANGER INPUT-IR REMOTE FROM: 05-03-04 THRU: 99-99-99
	135420-10-000	EA	REMOTE CONTROL/RADIO (CREDIT CARD SIZE)
	135420-11-000	EA	REMOTE CONTROL/RADIO (STEERING WHEEL MOUNT) FROM: 05-05-04 THRU: 99-99-99
	135420-14-000	EA	RECEIVER - INFRARED FROM: 05-03-04 THRU: 99-99-99

**REAR MONITOR**

<b>KEY</b>	<b>PART NUMBER</b>	<b>U/M</b>	<b>DESCRIPTION</b>
	136514-04-000	EA	MONITOR/COLOR - 6.8" FLAT PANEL/REAR VIEW- W/PWR & INT CBL
	144677-04-000	EA	CAMERA - REAR VIEW W/BRACKET - BLACK & WHITE - VBCS150
	143999-01-01A	EA	SPACER - MONITOR - BLACK

**SEE 12V BODY WIRING IN THE ELECTRICAL GROUP FOR LOCATION OF OTHER  
AUDIO VIDEO COMPONENTS**

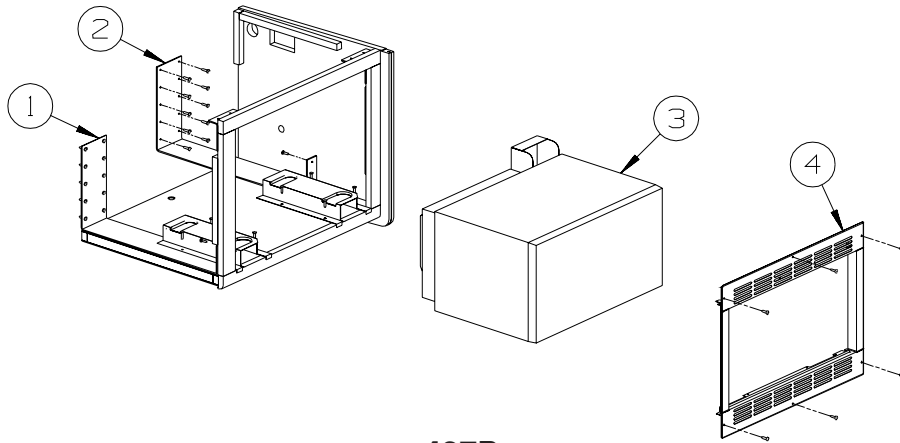
# CABINET & APPLIANCE GROUP

## CABINET & APPLIANCE LAYOUT

### APPLIANCES

KEY	PART NUMBER	U/M	DESCRIPTION
*	135656-03-01A	EA	RANGE-16"/3 BURNER W/OVEN/NEW STYLE KNOBS/GRATES-BLK DR/GL FROM: 00-00-00 THRU: 05-20-04
*	151279-01-01A	EA	RANGE-16"-3 BURNER/SEALED-MERCURY FREE-BLK DOOR/GLASS FROM: 05-21-04 THRU: 99-99-99
*	112881-03-01A	EA	RANGE-16"-3 BRNR/NEW STYLE KNOBS/GRATES-BLK TOP/GLASS DOOR - CANADIAN 430v FROM: 00-00-00 THRU: 01-31-05
*	151277-02-01A	EA	RANGE-16"-3 BURNER - MERCURY FREE - BLK DOOR/TEXTURED-CSA - CANADIAN 430v FROM: 02-01-05 THRU: 99-99-99
*	136354-05-01A	EA	HOOD - RANGE - W/LITE/FAN - BLACK TEXTURED - UL
	117806-01-000	EA	BULB - 12V - #912 - 1.0 AMP
*	136354-06-01A	EA	HOOD - RANGE - W/LITE/FAN - BLACK TEXTURED - CSA - CANADIAN
	117806-01-000	EA	BULB - 12V - #912 - 1.0 AMP
	140176-03-02B	EA	BRACKET/TIEDOWN STOVE - E-COATED - 431C, 427P
	140176-04-02B	EA	BRACKET/TIEDOWN STOVE - E-COATED - 431C, 427P
	149374-01-02B	EA	BRACKET/RANGE TIEDOWN - E-COATED - 430v

\*COMPONENT PARTS LISTED LATER IN THIS GROUP



**427P**

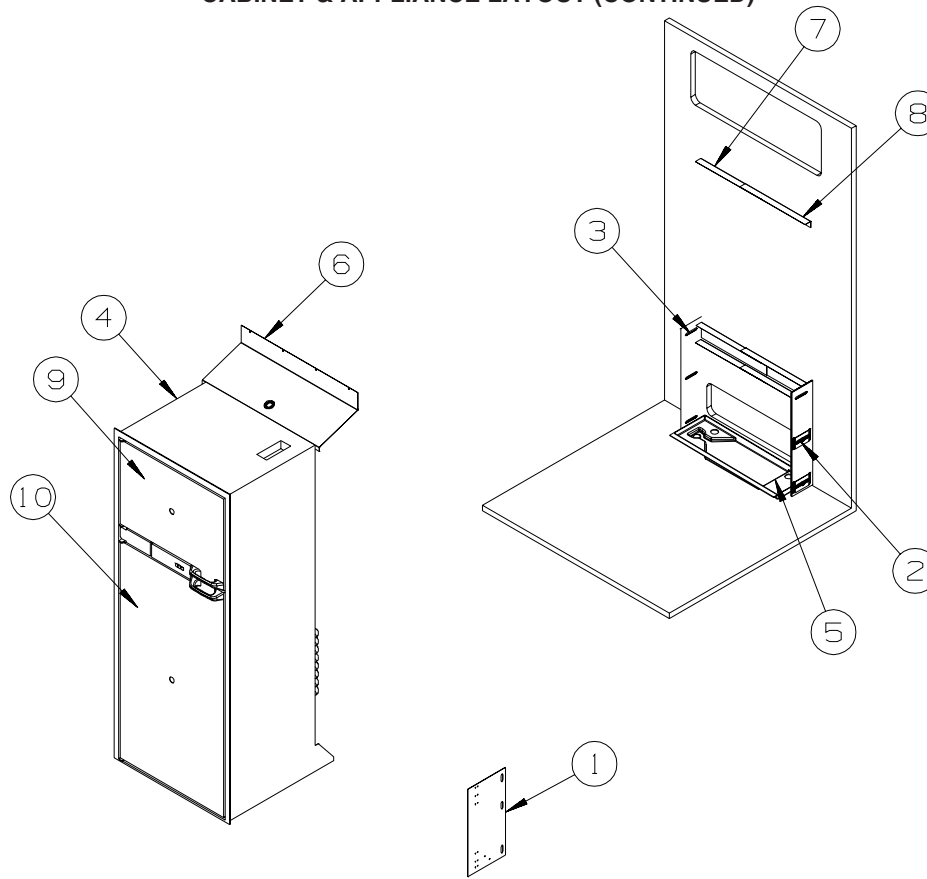
KEY	PART NUMBER	U/M	DESCRIPTION
1	149418-04-02B	EA	BRACKET - MICROWAVE - E-COATED
2	149418-01-02B	EA	BRACKET - MICROWAVE - E-COATED
3	150606-01-01A	EA	OVEN - MICROWAVE/CONVECTION/BLACK - 1.5 CU FT - #R-930AK
4	150606-02-01A	EA	TRIM KIT - MICROWAVE 1.5 CU FT - BLACK - SHARP #RK-66A

**430V, 431C**

KEY	PART NUMBER	U/M	DESCRIPTION
1	149418-02-02B	EA	BRACKET - MICROWAVE - E-COATED
2	149418-01-02B	EA	BRACKET - MICROWAVE - E-COATED
3	128527-11-000	EA	OVEN/MICROWAVE W/O TRIM KIT - 1.0 CUBIC FT - CONVECTION FROM: 00-00-00 THRU: 01-03-05
3	128527-15-000	EA	OVEN/MICROWAVE W/O TRIM KIT - 1.0 CUBIC FT - CONVECTION FROM: 01-04-05 THRU: 99-99-99
4	128527-12-000	EA	MOUNTING FRAME/RAILS-W/TRIM KIT (SASH) 1.0 FT - CONVECTION



**CABINET & APPLIANCE GROUP (CONTINUED)**  
**CABINET & APPLIANCE LAYOUT (CONTINUED)**



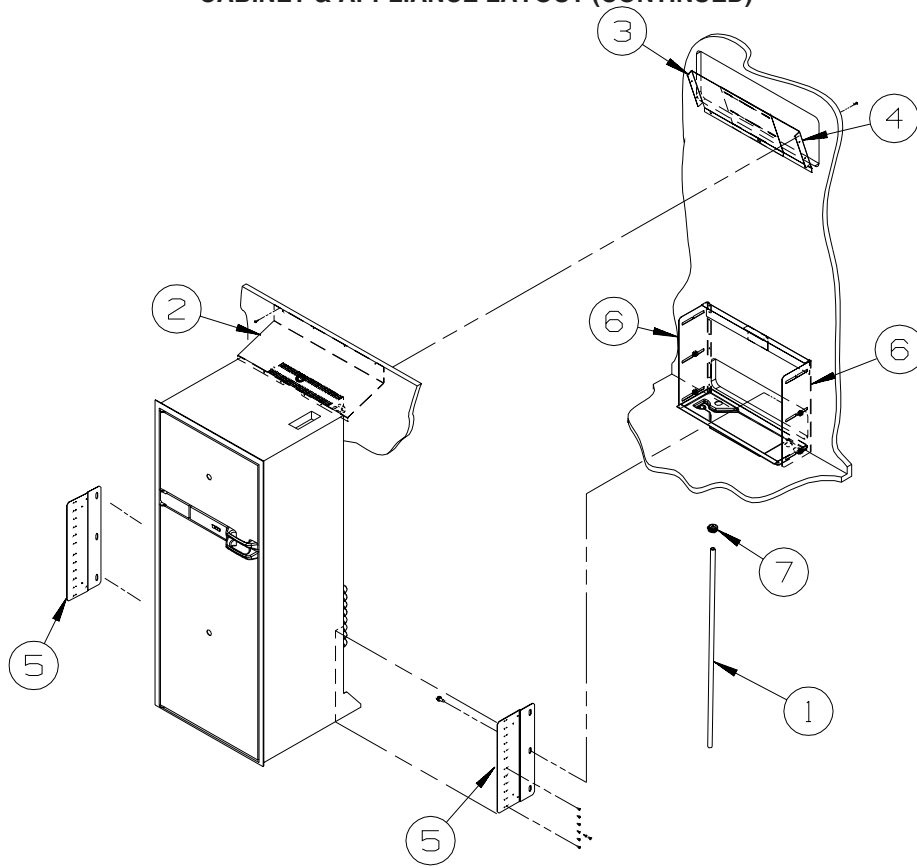
**427P**  
**FROM 00-00-00**  
**THRU 08-17-04**

**APPLIANCES (CONTINUED)**

KEY	PART NUMBER	U/M	DESCRIPTION
1	141975-04-02B	EA	PLATE - TIEDOWN/REFRIGERATOR
2	141550-01-02B	EA	BRACKET/TIEDOWN - REFRIGERATOR - E-COATED
3	141550-02-02B	EA	BRACKET/TIEDOWN - REFRIGERATOR - E-COATED
4*	121569-07-01A	EA	REFRIGERATOR - LARGE DOUBLE DOOR/LEFT HAND -2 WAY- F/SLIDEOUT
4*	120075-14-01A	EA	REFRIGETER-LARGE DOUBLE DOOR-2-WAY/LH/ICEMAKER/FLUSH HDL-BLACK - <b>W/ICEMAKER</b>
5	112176-01-000	FT	TUBING - VINYL - REINFORCED - 1/2" ID
6	136966-04-02B	EA	BAFFLE - REFRIGERATOR - E-COATED
7	143195-01-02B	EA	BAFFLE - REFRIGERATOR - E-COATED
8	143195-02-02B	EA	BAFFLE - REFRIGERATOR - E-COATED
9	P34457-03-N47	EA	PANEL - INSERT RAISED MEMBRANE - 21.5" X 14.5" - PORTSMOUTH OAK
9	P34457-03-L85	EA	PANEL - INSERT RAISED MEMBRANE - 21.5" X 14.5" - CONCERT CHERRY
9	P34457-03-L94	EA	PANEL - INSERT RAISED MEMBRANE - 21.5" X 14.5" - WASHED MAPLE
9	P34457-03-SA3	EA	PANEL - INSERT RAISED MEMBRANE - 21.5" X 14.5" - SIERRA MAPLE
10	P34457-04-N47	EA	PANEL - INSERT RAISED MEMBRANE - 21.5" X 38.5" - PORTSMOUTH OAK
10	P34457-04-L85	EA	PANEL - INSERT RAISED MEMBRANE - 21.5" X 38.5" - CONCERT CHERRY
10	P34457-04-L94	EA	PANEL - INSERT RAISED MEMBRANE - 21.5" X 38.5" - WASHED MAPLE
10	P34457-04-SA3	EA	PANEL - INSERT RAISED MEMBRANE - 21.5" X 38.5" - SIERRA MAPLE
	054450-01-000	EA	LEVEL - REFRIGERATOR
	090329-01-000	FT	SEAL - "T" - REFRIGERATOR CABINET
	136907-01-01A	EA	TRAY - REFRIGERATOR - BLACK

**\*COMPONENT PARTS LISTED LATER IN THIS GROUP**

**CABINET & APPLIANCE GROUP (CONTINUED)**  
**CABINET & APPLIANCE LAYOUT (CONTINUED)**



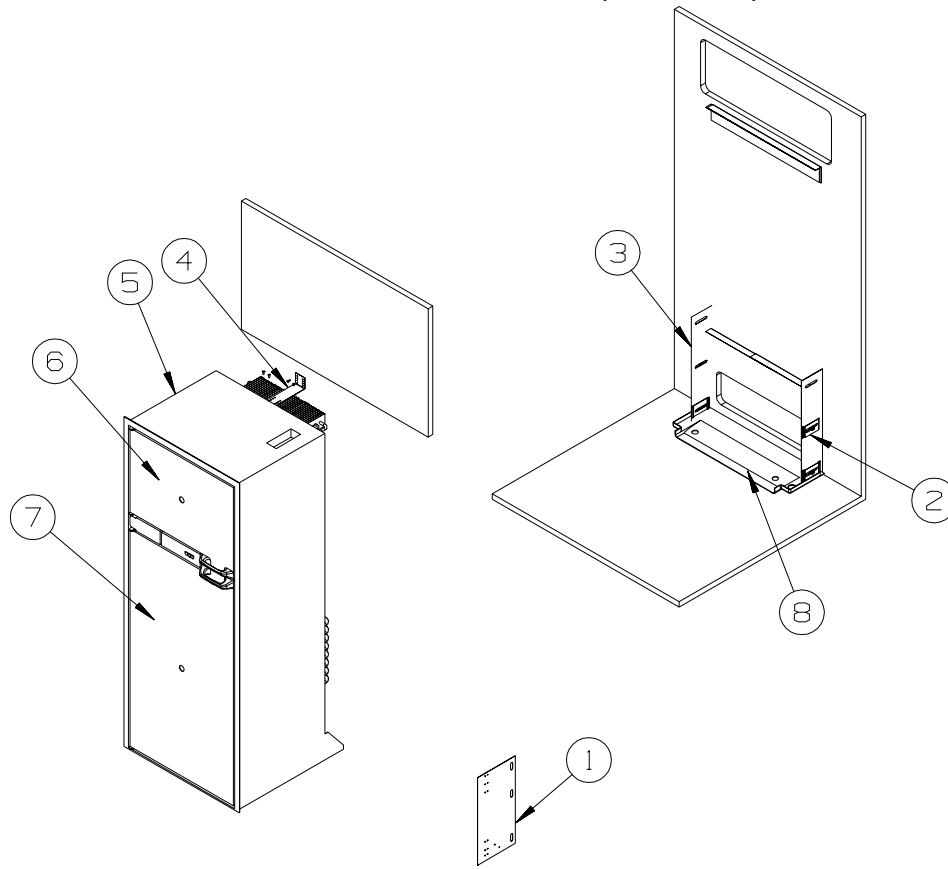
**427P**  
**FROM 08-18-04**  
**THRU 99-99-99**

**APPLIANCES (CONTINUED)**

KEY	PART NUMBER	U/M	DESCRIPTION
1	112176-01-000	FT	TUBING - VINYL - REINFORCED - 1/2" ID
2	136966-04-02B	EA	BAFFLE - REFRIGERATOR - E-COATED
3	143195-01-02B	EA	BAFFLE - REFRIGERATOR - E-COATED
4	143195-02-02B	EA	BAFFLE - REFRIGERATOR - E-COATED
5	150740-01-02B	EA	BRACKET - REFRIGERATOR - E-COATED
6	150740-02-02B	EA	BRACKET - REFRIGERATOR - E-COATED
7	152417-01-01A	EA	CLAMP/RATCHET - F/REFRIDGERATOR DRIP TRAY HOSE - BLACK
*	121569-07-01A	EA	REFRIGERATOR - LARGE DOUBLE DOOR/LEFT HAND -2 WAY- F/SLIDEOUT
*	120075-14-01A	EA	REFRIGETER-LARGE DOUBLE DOOR-2-WAY/LH/ICEMAKER/FLUSH HDL-BLACK - <b>W/ICEMAKER</b>
	P34457-03-N47	EA	PANEL - INSERT RAISED MEMBRANE - 21.5" X 14.5" - PORTSMOUTH OAK
	P34457-03-L85	EA	PANEL - INSERT RAISED MEMBRANE - 21.5" X 14.5" - CONCERT CHERRY
	P34457-03-L94	EA	PANEL - INSERT RAISED MEMBRANE - 21.5" X 14.5" - WASHED MAPLE
	P34457-03-SA3	EA	PANEL - INSERT RAISED MEMBRANE - 21.5" X 14.5" - SIERRA MAPLE
	P34457-04-N47	EA	PANEL - INSERT RAISED MEMBRANE - 21.5" X 38.5" - PORTSMOUTH OAK
	P34457-04-L85	EA	PANEL - INSERT RAISED MEMBRANE - 21.5" X 38.5" - CONCERT CHERRY
	P34457-04-L94	EA	PANEL - INSERT RAISED MEMBRANE - 21.5" X 38.5" - WASHED MAPLE
	P34457-04-SA3	EA	PANEL - INSERT RAISED MEMBRANE - 21.5" X 38.5" - SIERRA MAPLE
	054450-01-000	EA	LEVEL - REFRIGERATOR
	090329-01-000	FT	SEAL - "T" - REFRIGERATOR CABINET
	136907-01-01A	EA	TRAY - REFRIGERATOR - BLACK

**\*COMPONENT PARTS LISTED LATER IN THIS GROUP**

**CABINET & APPLIANCE GROUP (CONTINUED)**  
**CABINET & APPLIANCE LAYOUT (CONTINUED)**



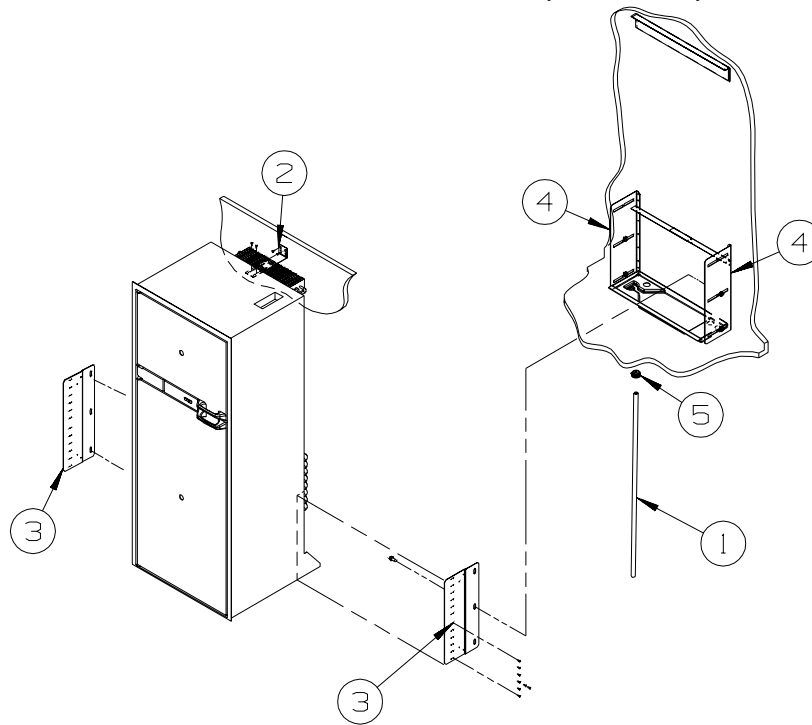
**430V, 431C  
 FROM 00-00-00  
 THRU 08-17-04**

**APPLIANCES (CONTINUED)**

<b>KEY</b>	<b>PART NUMBER</b>	<b>U/M DESCRIPTION</b>
1	141975-04-02B	EA PLATE - TIEDOWN/REFRIGERATOR
2	141550-01-02B	EA BRACKET/TIEDOWN - REFRIGERATOR - E-COATED
3	141550-02-02B	EA BRACKET/TIEDOWN - REFRIGERATOR - E-COATED
4	145445-02-02B	EA STRAP - REFRIGERATOR - E-COATED
5*	120075-13-01A	EA REFRIGTR-LARGE DOUBLE DOOR-2-WAY/RH/ICEMAKER/FLUSH HDL-BLCK - <b>W/ICEMAKER</b>
5*	121569-05-01A	EA REFRIGERATOR-LARGE DOUBLE DOOR/2 WAY/NON-FLUSH HANDLE-BLK RH
6	P34457-03-N47	EA PANEL - INSERT RAISED MEMBRANE - 21.5" X 14.5" - PORTSMOUTH OAK
6	P34457-03-L85	EA PANEL - INSERT RAISED MEMBRANE - 21.5" X 14.5" - CONCERT CHERRY
6	P34457-03-L94	EA PANEL - INSERT RAISED MEMBRANE - 21.5" X 14.5" - WASHED MAPLE
6	P34457-03-SA3	EA PANEL - INSERT RAISED MEMBRANE - 21.5" X 14.5" - SIERRA MAPLE
7	P34457-04-N47	EA PANEL - INSERT RAISED MEMBRANE - 21.5" X 38.5" - PORTSMOUTH OAK
7	P34457-04-L85	EA PANEL - INSERT RAISED MEMBRANE - 21.5" X 38.5" - CONCERT CHERRY
7	P34457-04-L94	EA PANEL - INSERT RAISED MEMBRANE - 21.5" X 38.5" - WASHED MAPLE
7	P34457-04-SA3	EA PANEL - INSERT RAISED MEMBRANE - 21.5" X 38.5" - SIERRA MAPLE
8	112176-01-000	FT TUBING - VINYL - REINFORCED - 1/2" ID
	054450-01-000	EA LEVEL - REFRIGERATOR
	090329-01-000	FT SEAL - "T" - REFRIGERATOR CABINET
	116751-02-01A	EA TRAY - REFRIGERATOR - BLACK - <b>431C</b>
	116751-05-01A	EA TRAY - REFRIGERATOR - BLACK - <b>430V</b>

**\*COMPONENT PARTS LISTED LATER IN THIS GROUP**

**CABINET & APPLIANCE GROUP (CONTINUED)**  
**CABINET & APPLIANCE LAYOUT (CONTINUED)**



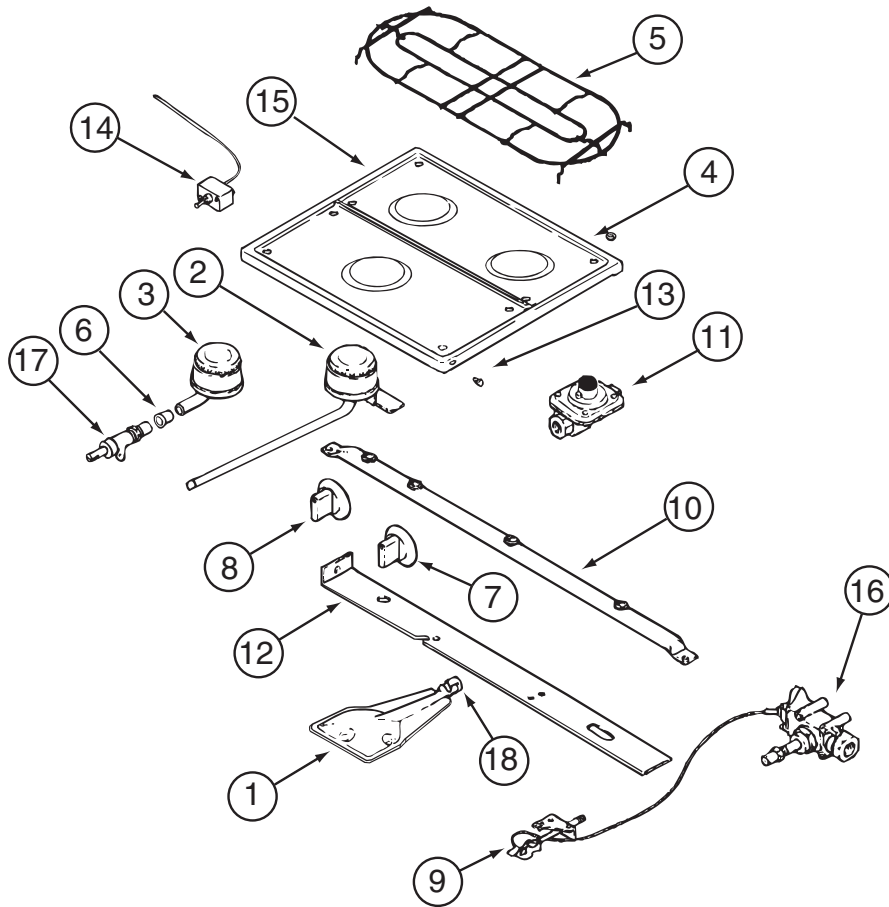
**430V, 431C**  
**FROM 08-18-04**  
**THRU 99-99-99**

**APPLIANCES (CONTINUED)**

<b>KEY</b>	<b>PART NUMBER</b>	<b>U/M</b>	<b>DESCRIPTION</b>
1	112176-01-000	FT	TUBING - VINYL - REINFORCED - 1/2" ID
2	145445-02-02B	EA	STRAP - REFRIGERATOR - E-COATED
3	150740-01-02B	EA	BRACKET - REFRIGERATOR - E-COATED
4	150740-02-02B	EA	BRACKET - REFRIGERATOR - E-COATED
5	152417-01-01A	EA	CLAMP/RATCHET - F/REFRIDGERATOR DRIP TRAY HOSE - BLACK
*	120075-13-01A	EA	REFRIGTR-LARGE DOUBLE DOOR-2-WAY/RH/ICEMAKER/FLUSH HDL-BLCK - <b>W/ICEMAKER</b>
*	121569-05-01A	EA	REFRIGERATOR-LARGE DOUBLE DOOR/2 WAY/NON-FLUSH HANDLE-BLK RH
	P34457-03-N47	EA	PANEL - INSERT RAISED MEMBRANE - 21.5" X 14.5" - PORTSMOUTH OAK
	P34457-03-L85	EA	PANEL - INSERT RAISED MEMBRANE - 21.5" X 14.5" - CONCERT CHERRY
	P34457-03-L94	EA	PANEL - INSERT RAISED MEMBRANE - 21.5" X 14.5" - WASHED MAPLE
	P34457-03-SA3	EA	PANEL - INSERT RAISED MEMBRANE - 21.5" X 14.5" - SIERRA MAPLE
	P34457-04-N47	EA	PANEL - INSERT RAISED MEMBRANE - 21.5" X 38.5" - PORTSMOUTH OAK
	P34457-04-L85	EA	PANEL - INSERT RAISED MEMBRANE - 21.5" X 38.5" - CONCERT CHERRY
	P34457-04-L94	EA	PANEL - INSERT RAISED MEMBRANE - 21.5" X 38.5" - WASHED MAPLE
	P34457-04-SA3	EA	PANEL - INSERT RAISED MEMBRANE - 21.5" X 38.5" - SIERRA MAPLE
	054450-01-000	EA	LEVEL - REFRIGERATOR
	090329-01-000	FT	SEAL - "T" - REFRIGERATOR CABINET
	116751-02-01A	EA	TRAY - REFRIGERATOR - BLACK - <b>431C</b>
	116751-05-01A	EA	TRAY - REFRIGERATOR - BLACK - <b>430V</b>

**\*COMPONENT PARTS LISTED LATER IN THIS GROUP**

**CABINET & APPLIANCE GROUP (CONTINUED)**  
**CABINET & APPLIANCE LAYOUT (CONTINUED)**



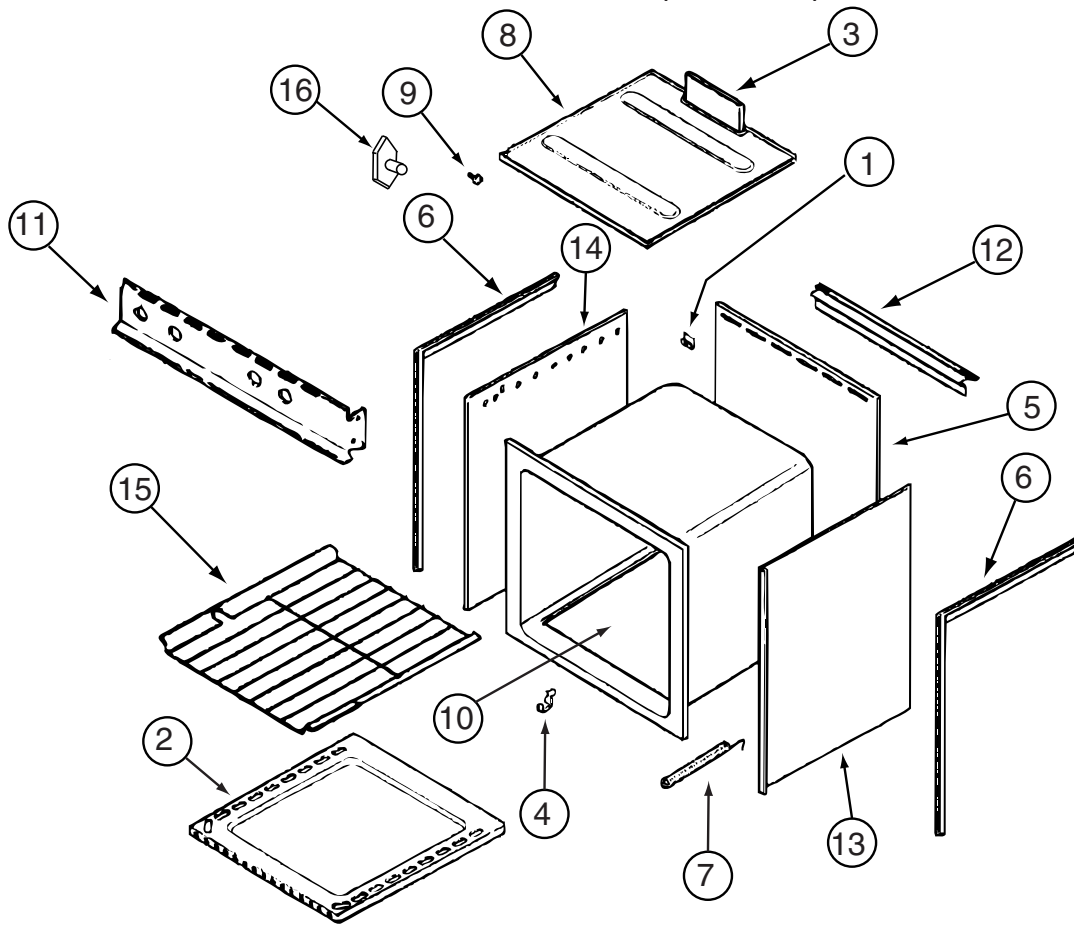
**COMPONENT PARTS FOR APPLIANCES**

112881-03-01A

KEY	PART NUMBER	U/M	DESCRIPTION	VENDOR NO.
1	126023-01-717	EA	BURNER - OVEN	74003343
2	112881-01-717	EA	BURNER, TOP REAR	7505P181-60
3	112881-02-703	EA	BURNER - FRONT HIGH OUTPUT	7505P142-60
4	102020-01-709	EA	BUMPER-GRATE	8007-P020-60
5	126023-01-730	EA	GRATE - TOP	74003358
6	098507-02-701	EA	INSERT-BURNER, SLOTTED VENT	7214P015-60
7	112881-01-718	EA	KNOB - TOP BURNER HI-OUTPUT	74001794
7	112881-01-705	EA	KNOB-TOP BURNER	7733P072-60
8	112881-03-700	EA	KNOB - THERMOSTAT - BLACK	74004155
9	102020-01-714	EA	PILOT-OVEN	968-143
10	126023-01-705	EA	PIPE - MANIFOLD	7513P161-60
11	112881-03-701	EA	REGULATOR KIT W/FITTINGS	12001285
13	102020-01-724	EA	BUMPER-MAIN TOP	8003P008-60
14	112881-01-722	EA	THERMOSTAT SER.# CHECK 12/13	7515P029-60K
15	126023-01-728	EA	TOP - MAIN (BLACK)	74003323
16	102020-01-720	EA	VALVE-MERCURY CONTROL	7501P056-60
	128728-01-712	EA	FITTING - HALF UNION	7507P083-60

CONTACT WINNEBAGO PART SALES FOR UNLISTED COMPONENTS

**CABINET & APPLIANCE GROUP (CONTINUED)**  
**CABINET & APPLIANCE LAYOUT (CONTINUED)**



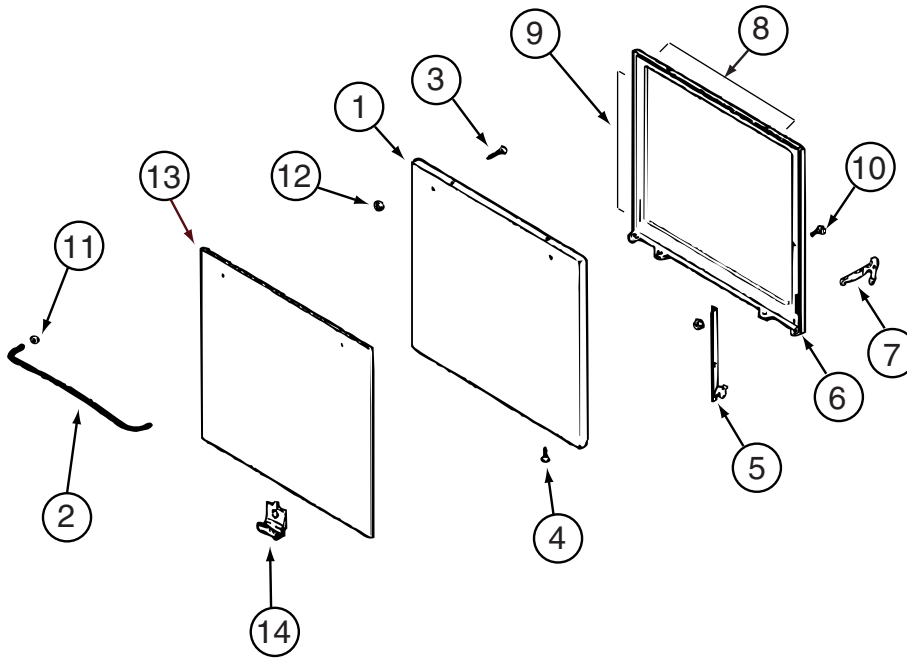
**COMPONENT PARTS FOR APPLIANCES (CONTINUED)**

**112881-03-01A (CONTINUED)**

KEY	PART NUMBER	U/M	DESCRIPTION	VENDOR NO.
1	112881-02-701	EA	CLIP - MAIN TOP (REAR)	7112P071-60
2	126023-01-731	EA	BOTTOM - OVEN	2205F016-19
3	126023-01-718	EA	FLUE BOX ASSEMBLY	4006W075-80
6	112881-01-720	EA	TRIM-FLAT RH BLACK TEXTURED	4002812
6	112881-01-719	EA	TRIM-FLAT LH BLACK TEXTURED	74002813
7	112881-02-704	EA	SPRING-OVEN DOOR F/1641 MOD	7803P052-60
7	112881-02-702	EA	SPRING - OVEN DOOR	7803P051-60
11	126023-01-715	EA	PANEL - MANIFOLD	74003350
12	112881-01-721	EA	DEFLECTOR FLUE BLACK TEXTURE	74002809
15	126023-01-716	EA	RACK - OVEN	74003106
16	128728-01-703	EA	T-NUT - F/HINGE	7103P109-60
	112881-03-702	EA	CLIP - MAIN TOP	74003998

CONTACT WINNEBAGO PART SALES FOR UNLISTED COMPONENTS

**CABINET & APPLIANCE GROUP (CONTINUED)**  
**CABINET & APPLIANCE LAYOUT (CONTINUED)**



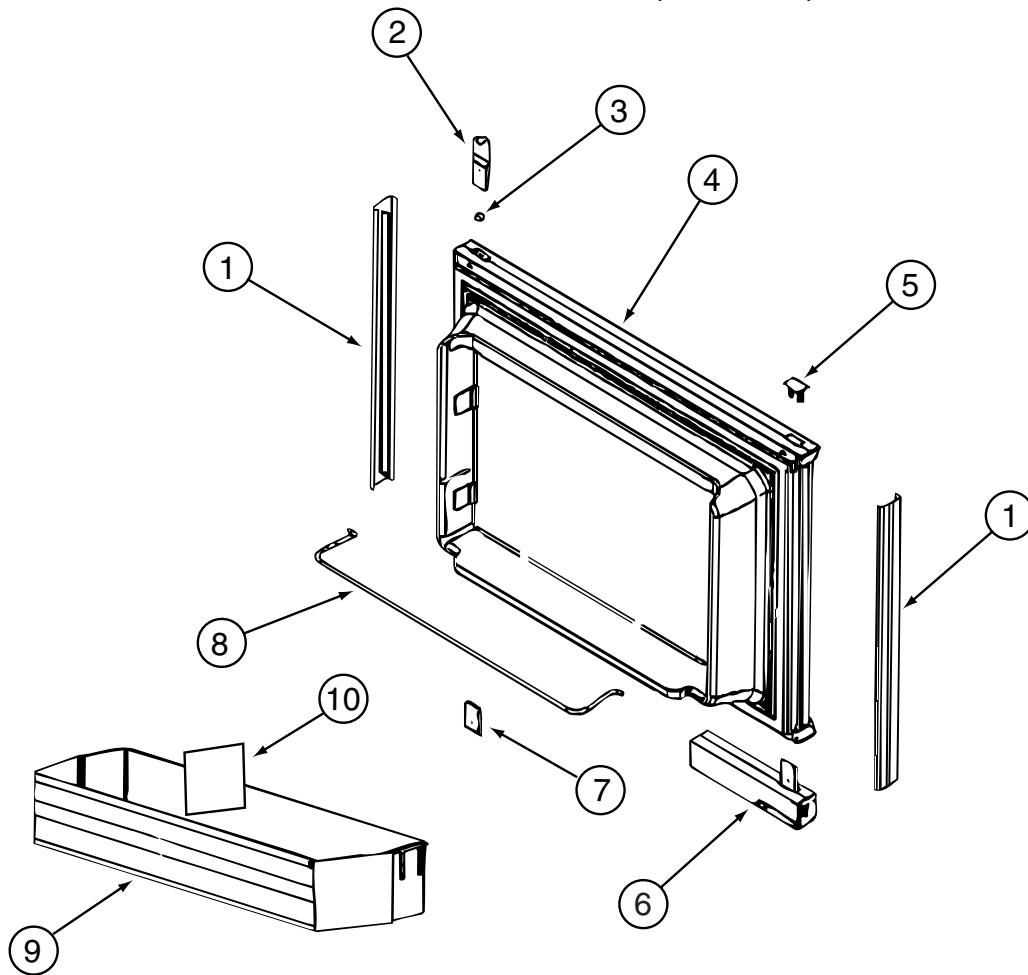
**COMPONENT PARTS FOR APPLIANCES (CONTINUED)**

**112881-03-01A (CONTINUED)**

KEY	PART NUMBER	U/M	DESCRIPTION	VENDOR NO.
1	112881-02-705	EA	DOOR/OVEN-TEXT/BLK-F/WINDOW	74001273
1	112881-01-713	EA	DOOR/OVEN-TEXT/BLK NO WINDOW	2401F126-70
2	102020-01-701	EA	HANDLE,DOOR	7701P092-60
8	126023-01-732	EA	SEAL/OVEN DR TOP	7212P014-60
9	126023-01-733	EA	SEAL/OVEN DR SIDES(2PCS)	7212P038-60
13	102022-01-704	EA	GLASS-OUTER	7902P261-60

CONTACT WINNEBAGO PART SALES FOR UNLISTED COMPONENTS

**CABINET & APPLIANCE GROUP (CONTINUED)**  
**CABINET & APPLIANCE LAYOUT (CONTINUED)**



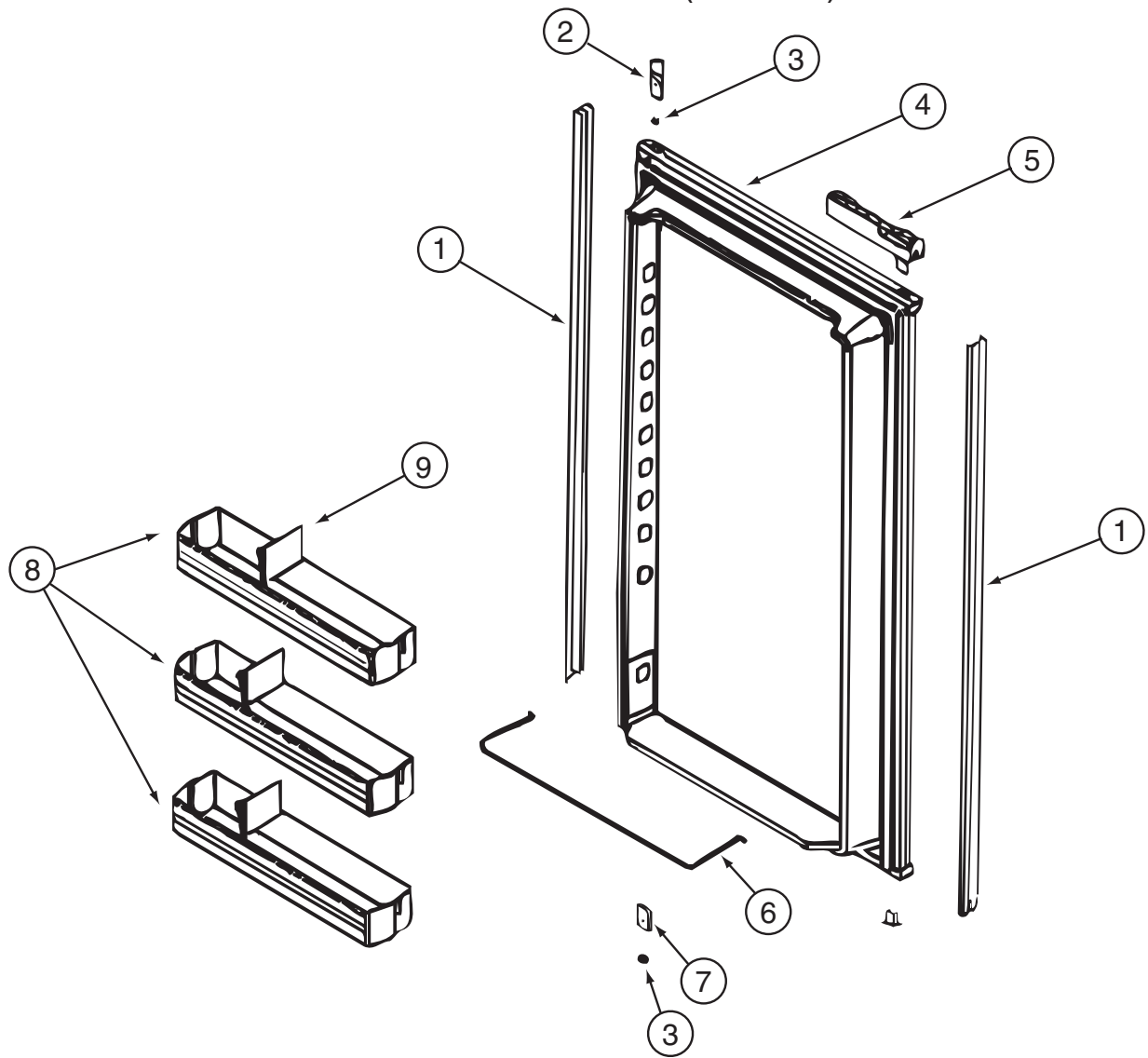
**COMPONENT PARTS FOR APPLIANCES (CONTINUED)**

120075-12-01A, 120075-13-01A, 120075-14-01A, 120075-15-01A

KEY	PART NUMBER	U/M	DESCRIPTION	VENDOR NO.
1	121568-03-700	EA	RETAINER - DOOR PANEL/BLACK	619558
2	120075-01-701	EA	HINGE-TOP RH/BOTTOM LH(DOOR)	618511
3	121568-03-701	EA	BUSHING - HINGE PIN/GRAY	619671
4	121568-03-702	EA	DOOR LINER - W/TRIM/BLACK	619627 - SMALL DOOR
5	120075-01-702	EA	CAP, (HINGE PLUG)	618160
6	120075-12-700	EA	HANDLE(CONTOUR)TOP LH/BTM RH	621105
	120075-12-702	EA	HANDLE/HOUSING-TOP-LH/BTM RH	618159GEN
6	120075-12-701	EA	HANDLE(CONTOUR)TOP RH/BTM LH	621104
	120075-12-707	EA	LATCH	619648
	120075-12-709	EA	HANDLE/HOUSING-BTM LH/TOP RH	618122GEN
6	121568-03-703	EA	HANDLE/FLUSH-TOP/RH-LWR/LH	619865
6	121568-03-708	EA	HANDLE/FLUSH-TOP/LH-LWR/RH	619866
7	120075-01-705	EA	HINGE-TOP LH/BOTTOM RH(DOOR)	618510
8	121568-01-700	EA	RAIL - DOOR UPPER	618618
9	120075-07-700	EA	DOOR BIN - CLEAR	619006
10	120075-07-701	EA	DIVIDER/DOOR BIN CLEAR	619008
	121568-03-704	EA	TRAVEL LATCH - GRAY	619647
	121568-03-705	EA	STORAGE LATCH - GRAY	619648



**CABINET & APPLIANCE GROUP (CONTINUED)**  
**CABINET & APPLIANCE LAYOUT (CONTINUED)**

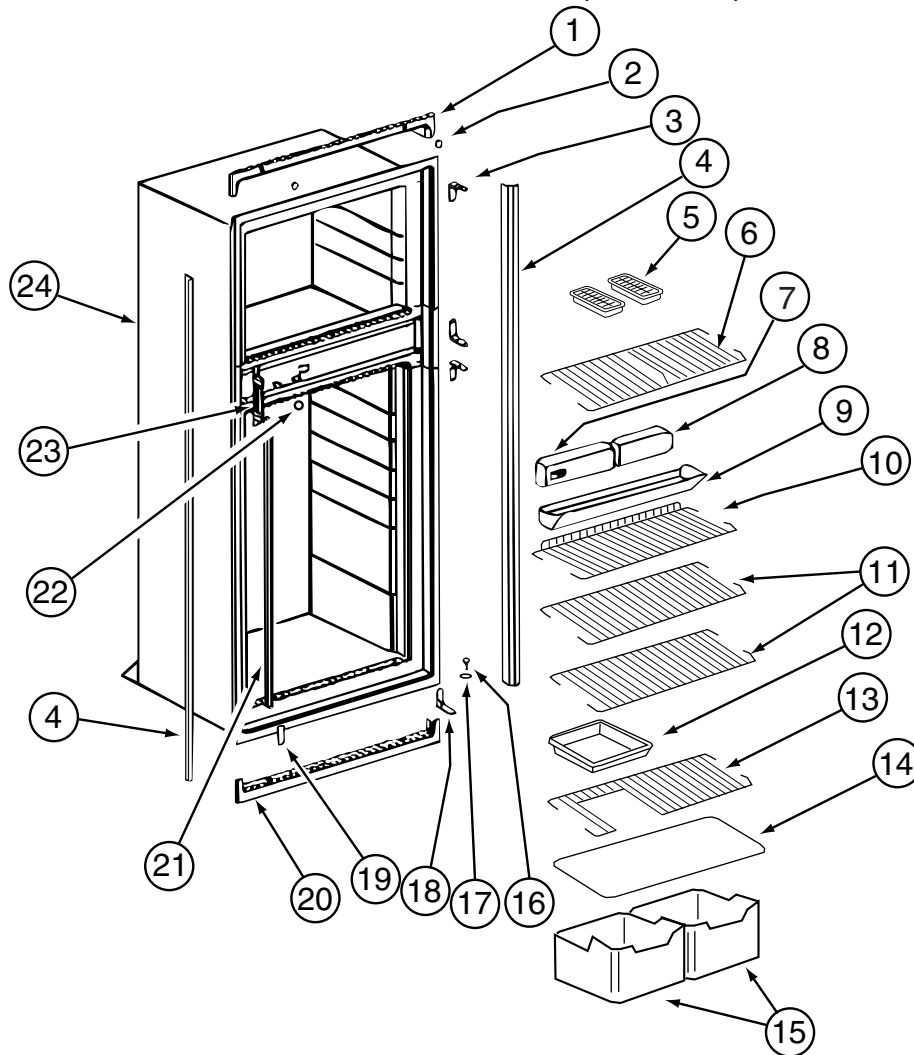


**COMPONENT PARTS FOR APPLIANCES (CONTINUED)**

120075-12-01A, 120075-13-01A, 120075-14-01A, 120075-15-01A (CONTINUED)

KEY	PART NUMBER	U/M	DESCRIPTION	VENDOR NO.
1	120075-07-702	EA	RETAINER - DOOR PANEL/BLACK	619560
2	120075-01-701	EA	HINGE-TOP RH/BOTTOM LH(DOOR)	618511
3	121568-03-701	EA	BUSHING - HINGE PIN/GRAY	619671
4	120075-07-703	EA	DOOR LINER - BLACK	619631 - LARGE DOOR
5	120075-12-700	EA	HANDLE(CONTOUR)TOP LH/BTM RH	621105
	120075-12-702	EA	HANDLE/HOUSING-TOP-LH/BTM RH	618159GEN
5	120075-12-701	EA	HANDLE(CONTOUR)TOP RH/BTM LH	621104
	120075-12-707	EA	LATCH	619648
	120075-12-709	EA	HANDLE/HOUSING-BTM LH/TOP RH	618122GEN
5	121568-03-703	EA	HANDLE/FLUSH-TOP/RH-LWR/LH	619865
5	121568-03-708	EA	HANDLE/FLUSH-TOP/LH-LWR/RH	619866
6	121568-01-704	EA	RAIL - DOOR LOWER	618578
7	120075-01-705	EA	HINGE-TOP LH/BOTTOM RH(DOOR)	618510
8	120075-07-700	EA	DOOR BIN - CLEAR	619006
8	120075-07-704	EA	DOOR BIN - LARGE/CLEAR	619005
9	120075-07-701	EA	DIVIDER/DOOR BIN CLEAR	619008
	121568-03-704	EA	TRAVEL LATCH - GRAY	619647
	121568-03-705	EA	STORAGE LATCH - GRAY	619648

**CABINET & APPLIANCE GROUP (CONTINUED)**  
**CABINET & APPLIANCE LAYOUT (CONTINUED)**

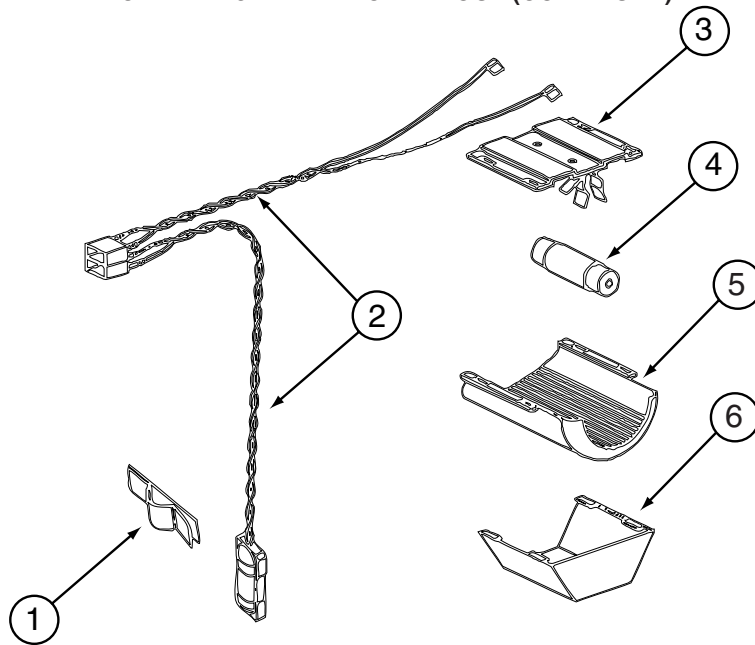


**COMPONENT PARTS FOR APPLIANCES (CONTINUED)**

**120075-12-01A, 120075-13-01A, 120075-14-01A, 120075-15-01A (CONTINUED)**

KEY	PART NUMBER	U/M	DESCRIPTION	VENDOR NO.
1	121568-03-709	EA	TRIM - TOP/BLACK	619687
2	120075-01-714	EA	PLUG-HOLE (BLACK)	618170
3	121568-03-710	EA	HINGE/CABINET-TOP/RH-LWR/LH	619335
4	120075-07-705	EA	TRIM - SIDE - BLACK	622296
5	104137-06-724	EA	ICE TRAY	61630422
6	120075-07-706	EA	SHELF - WIRE/FREEZER	620249
7	120075-07-707	EA	CONTROL BOX - BLACK	619665
8	121568-03-713	EA	FRONT BOX/DECORATIVE-BLACK	619282
9	120075-01-720	EA	TRAY-DRIP	618137
10	120075-01-722	EA	SHELF-WIRE, SHORT	620269
11	120075-01-723	EA	SHELF-WIRE	620270
12	104137-06-718	EA	SHELF-TRAY, WHITE, W/CUTOUT	617756
13	120075-01-724	EA	SHELF-WIRE, W/CUTOUT	618177
14	120075-01-725	EA	COVER-CRISPER	618158
15	120075-07-708	EA	CRISPER/ICE BIN	619007
16	120075-01-727	EA	PIN-HINGE	618145
17	121568-03-701	EA	BUSHING - HINGE PIN/GRAY	619671
18	121568-03-715	EA	HINGE/CABINET-TOP/LH-LWR/RH	619336
19	121568-03-716	EA	COVER - HINGE HOLES	619301
20	120075-01-729	EA	TRIM-BOTTOM PIECE	620958
21	120075-01-730	EA	RETAINER-SHELF(SER#926684 DN	618181
22	121568-03-717	EA	HOLE PLUG - WHITE	619561
23	120075-01-732	EA	PLATE-STRIKE	618167
24	120075-09-700	EA	CABINET - FOAMED	619660
	120075-01-721	EA	LOUVER-DRIP TRAY	618176

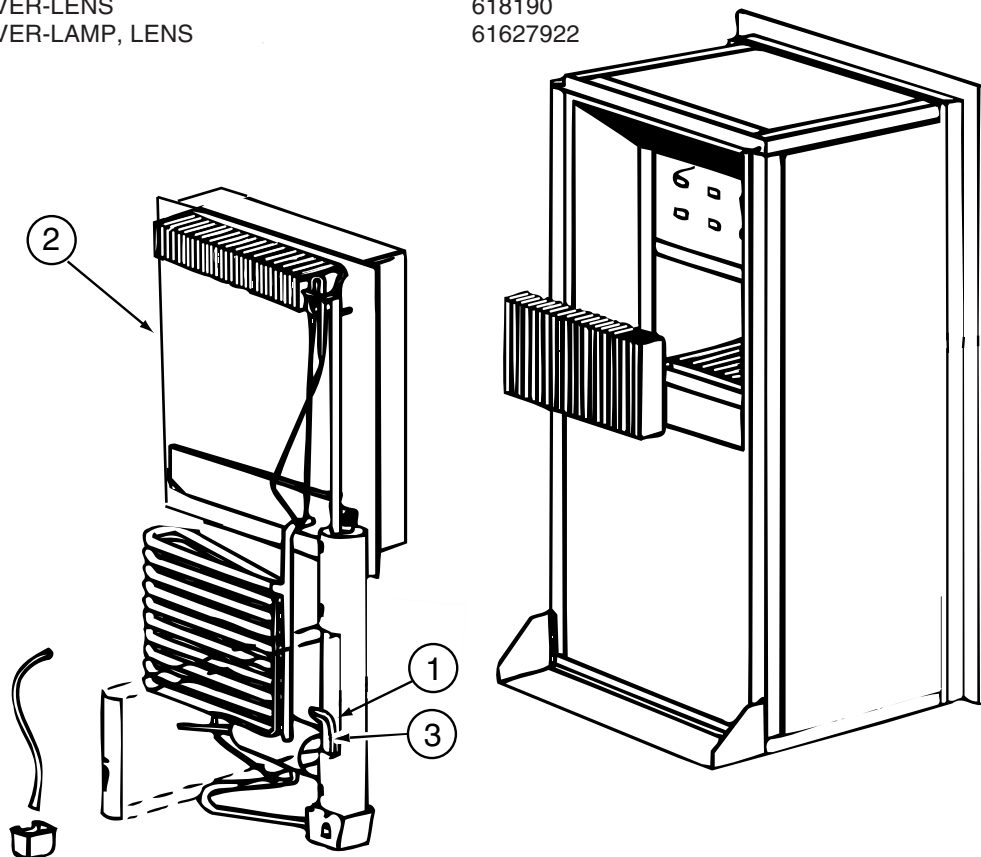
**CABINET & APPLIANCE GROUP (CONTINUED)**  
**CABINET & APPLIANCE LAYOUT (CONTINUED)**



**COMPONENT PARTS FOR APPLIANCES (CONTINUED)**

**120075-12-01A, 120075-13-01A, 120075-14-01A, 120075-15-01A (CONTINUED)**

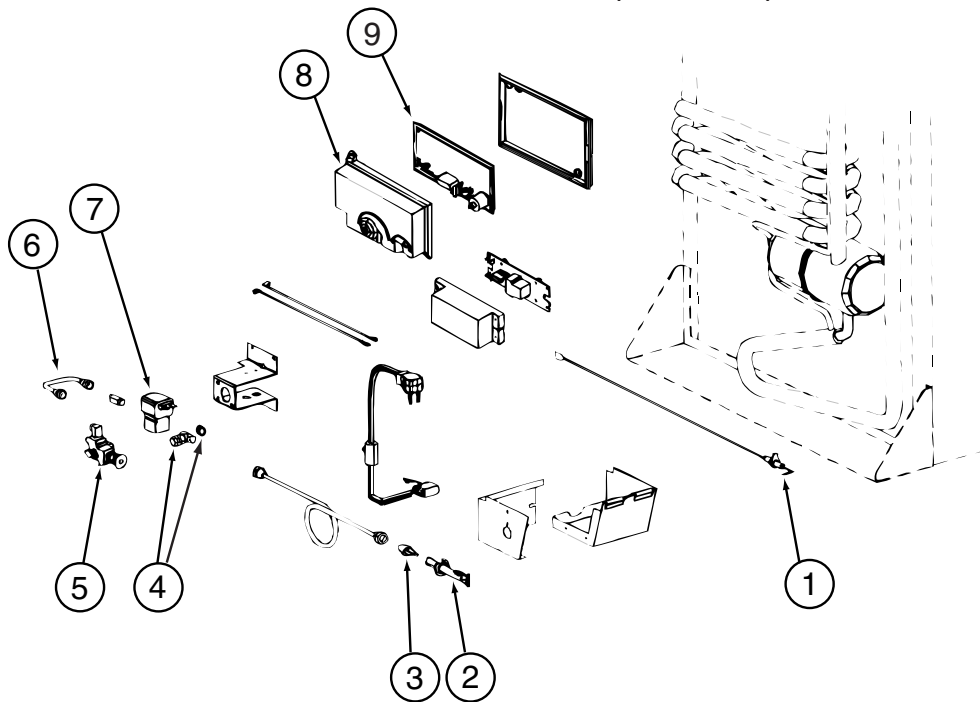
KEY	PART NUMBER	U/M	DESCRIPTION	VENDOR NO.
1	084880-01-760	EA	CLIP (THERMISTER)	61689122
2	120075-01-735	EA	THERMISTER W/LAMP & WIRE/ASM	618548
3	084880-03-705	EA	BRACKET-LIGHT-INTERIOR	61629722
4	084880-03-706	EA	BULB-LAMP	61628922
5	120075-01-734	EA	COVER-LENS	618190
6	084880-03-707	EA	COVER-LAMP, LENS	61627922



**120075-12-01A, 120075-13-01A, 120075-14-01A, 120075-15-01A (CONTINUED)**

KEY	PART NUMBER	U/M	DESCRIPTION	VENDOR NO.
1	088248-01-710	EA	HEATER DC (HORIZONTAL)	61562822
2	120075-01-736	EA	COOLING UNIT, SERVICE PACK	618542
3	088248-01-709	EA	HEATER-AC (HORIZONTAL)	61562722

**CABINET & APPLIANCE GROUP (CONTINUED)**  
**CABINET & APPLIANCE LAYOUT (CONTINUED)**

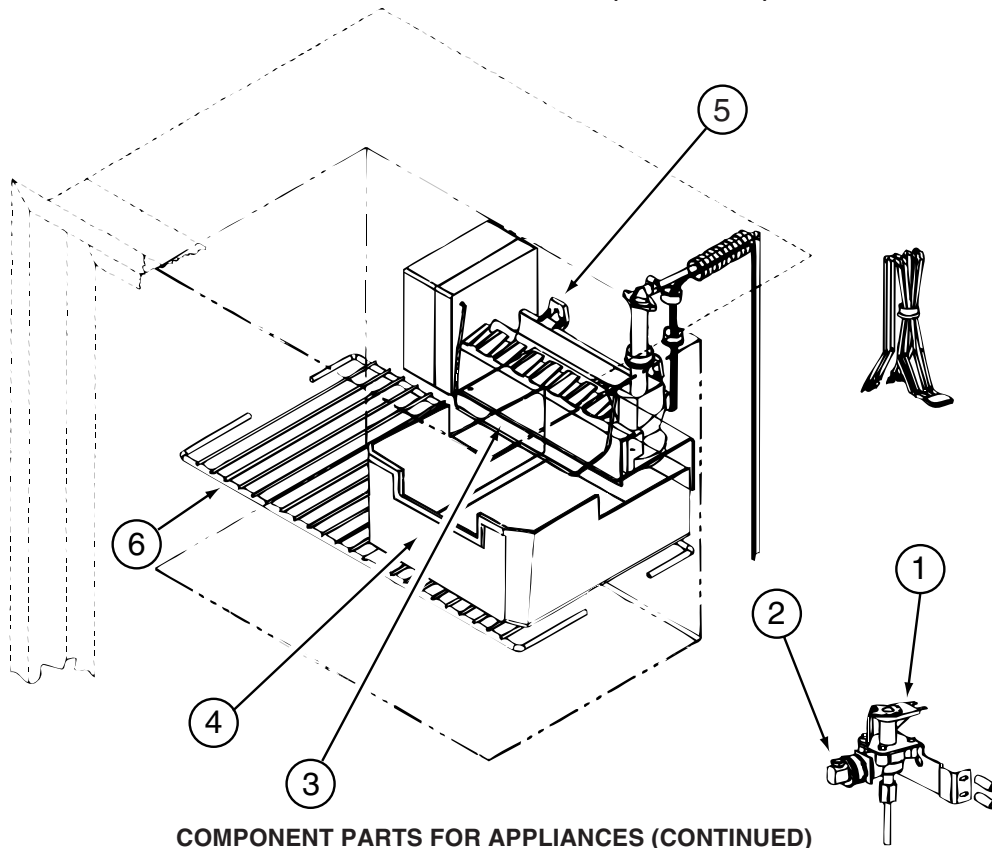


**COMPONENT PARTS FOR APPLIANCES (CONTINUED)**

**120075-12-01A, 120075-13-01A, 120075-14-01A, 120075-15-01A (CONTINUED)**

KEY	PART NUMBER	U/M	DESCRIPTION	VENDOR NO.
1	104137-06-715	EA	ELECTRODE-SPARK/SENSOR, SGL	61692222
2	104137-06-714	EA	BURNER ASSEMBLY, 5-SLOT	61705222
3	120075-01-737	EA	ORIFICE - JEWEL - .0155	618284
4	113737-01-702	EA	PLUG 1/8" F/PRESSURE TAP	61445322
4	113737-01-716	EA	TAP-PRESSURE	61594422
5	104137-06-734	EA	VALVE-SHUT OFF/MAN-NEW STYLE	618696
6	113737-01-750	EA	TUBE-UNION	61694622
7	084880-01-718	EA	VALVE-GAS, (ASCO)	621447
8	120075-01-738	EA	COVER-POWER BOARD	618185
9	120075-07-710	EA	POWER - BOARD - 2-WAY	619360 = 621269
	120075-01-744	EA	KIT - GAS VALVE/BURNER TUBE	620609

**CABINET & APPLIANCE GROUP (CONTINUED)**  
**CABINET & APPLIANCE LAYOUT (CONTINUED)**

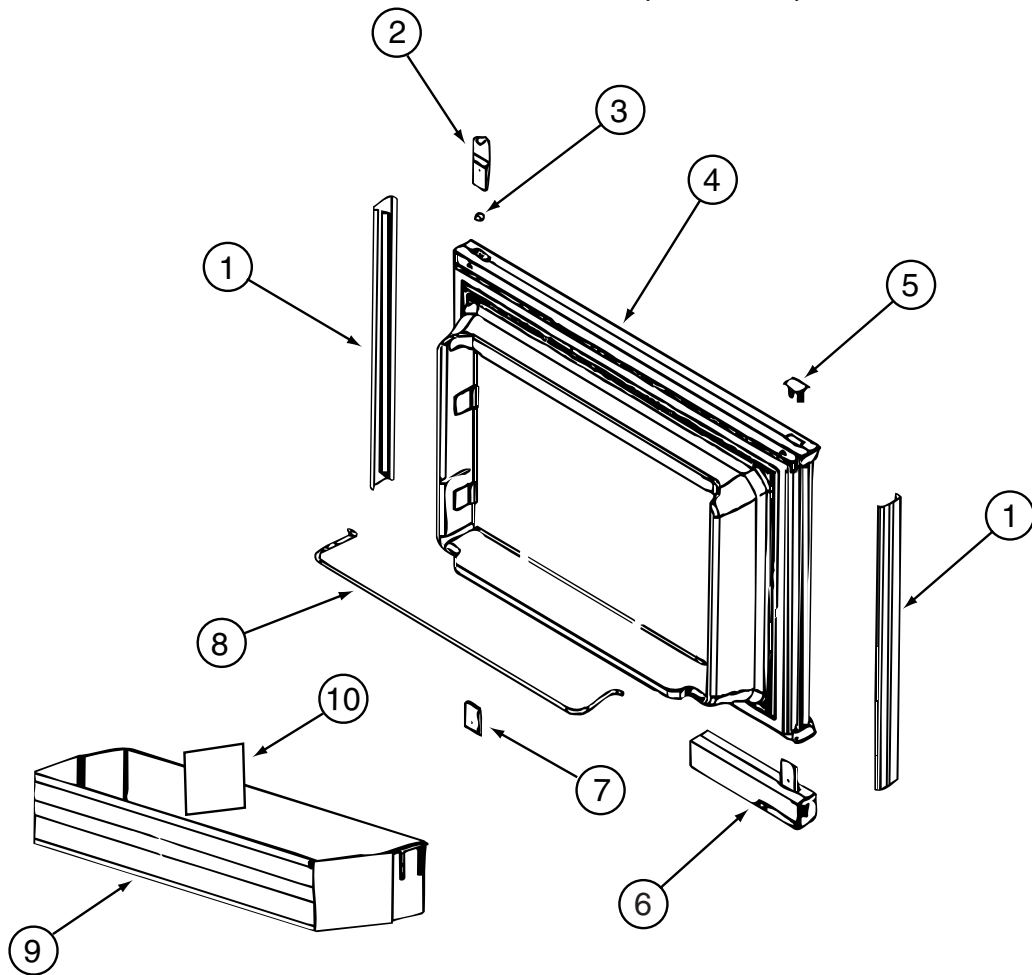


**COMPONENT PARTS FOR APPLIANCES (CONTINUED)**

**120075-13-01A, 120075-14-01A (CONTINUED)**

KEY	PART NUMBER	U/M	DESCRIPTION	VENDOR NO.
1	120075-09-701	EA	WATER VALVE W/BRACKET	618253
2	120075-03-702	EA	NUT/COMPRESSION - FITTING	61678722
3	120075-03-703	EA	ARM-SHUT OFF	61656922
4	120075-03-704	EA	BIN-ICE CUBE	618154
5	094039-07-706	EA	ICE MAKER W/O PLATES	61656522
6	120075-01-717	EA	SHELF-FREEZER, WIRE	618172

**CABINET & APPLIANCE GROUP (CONTINUED)**  
**CABINET & APPLIANCE LAYOUT (CONTINUED)**

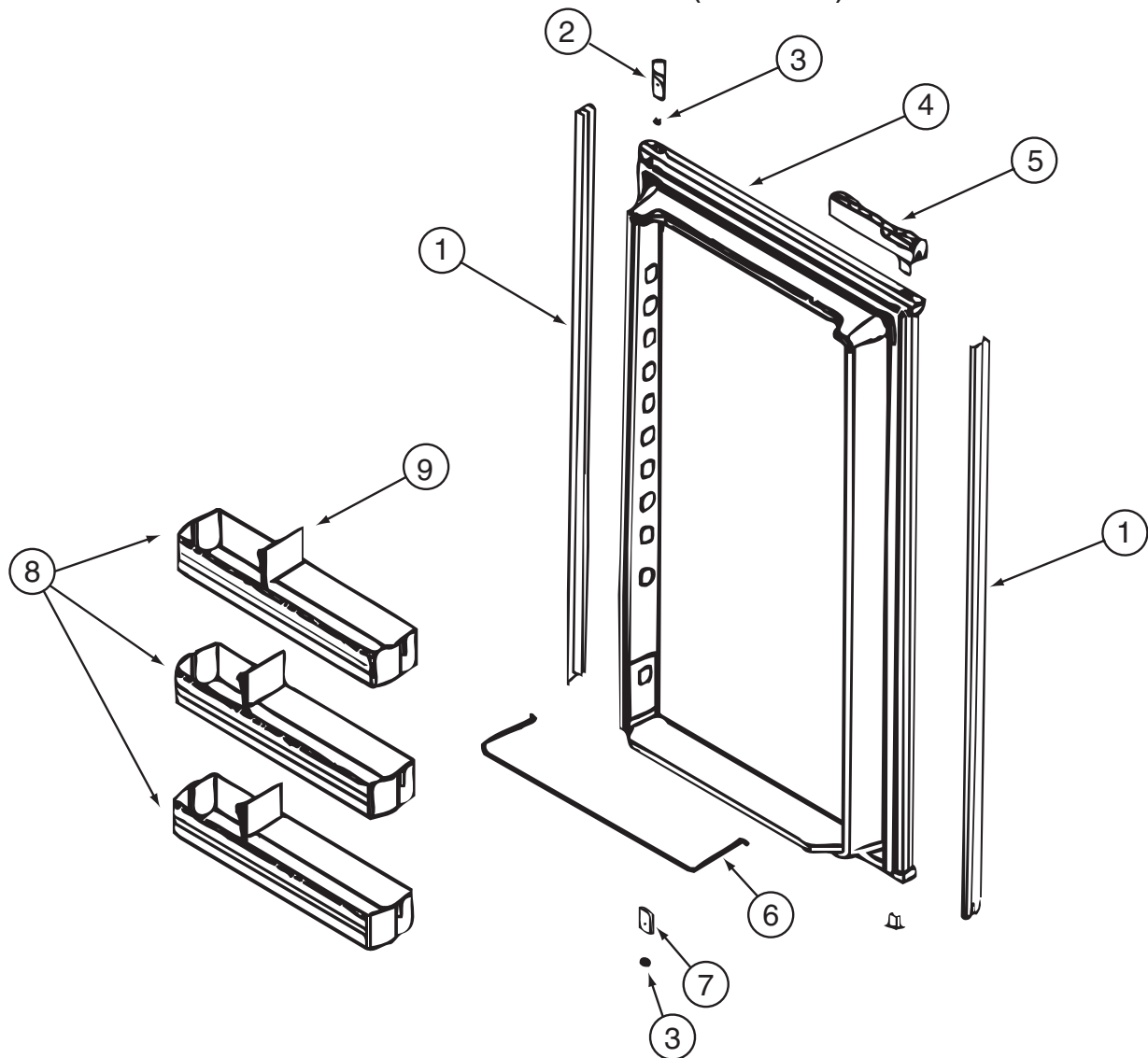


**COMPONENT PARTS FOR APPLIANCES (CONTINUED)**

121569-05-01A, 121569-06-01A & 121569-07-01A

KEY	PART NUMBER	U/M	DESCRIPTION	VENDOR NO.
1	121568-03-700	EA	RETAINER - DOOR PANEL/BLACK	619558
2	120075-01-701	EA	HINGE-TOP RH/BOTTOM LH(DOOR)	618511
3	121568-03-701	EA	BUSHING - HINGE PIN/GRAY	619671
4	121568-03-702	EA	DOOR LINER - W/TRIM/BLACK	619627 - SMALL DOOR
5	120075-01-702	EA	CAP, (HINGE PLUG)	618160
6	120075-12-700	EA	HANDLE(CONTOUR)TOP LH/BTM RH	621105
7	120075-01-705	EA	HINGE-TOP LH/BOTTOM RH(DOOR)	618510
8	121568-01-700	EA	RAIL - DOOR UPPER	618618
9	120075-07-700	EA	DOOR BIN - CLEAR	619006
10	120075-07-701	EA	DIVIDER/DOOR BIN CLEAR	619008
	121568-03-705	EA	STORAGE LATCH - GRAY	619648

**CABINET & APPLIANCE GROUP (CONTINUED)**  
**CABINET & APPLIANCE LAYOUT (CONTINUED)**

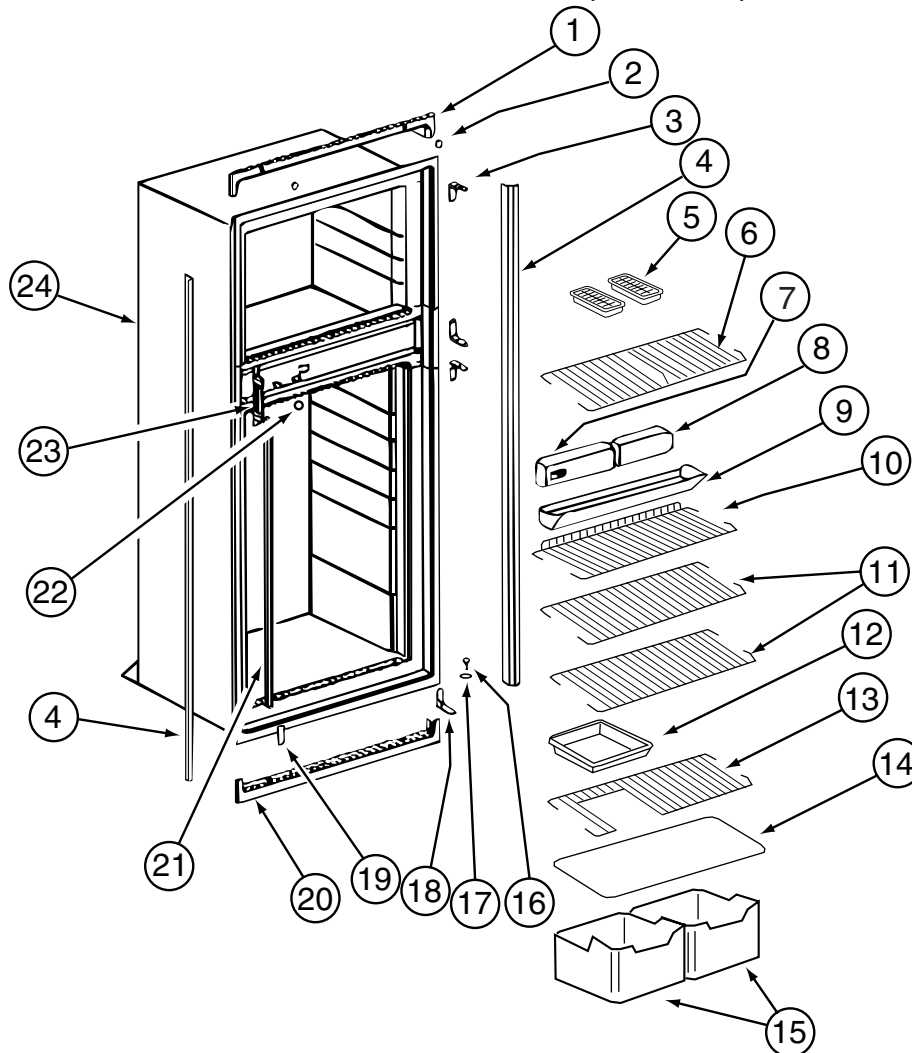


**COMPONENT PARTS FOR APPLIANCES (CONTINUED)**

121569-05-01A, 121569-06-01A & 121569-07-01A (CONTINUED)

KEY	PART NUMBER	U/M	DESCRIPTION	VENDOR NO.
1	120075-07-702	EA	RETAINER - DOOR PANEL/BLACK	619560
2	120075-01-701	EA	HINGE-TOP RH/BOTTOM LH(DOOR)	618511
3	121568-03-701	EA	BUSHING - HINGE PIN/GRAY	619671
4	121568-03-707	EA	DOOR LINER - W/BLACK TRIM	619629
5	120075-12-701	EA	HANDLE(CONTOUR)TOP RH/BTM LH	621104
6	121568-01-704	EA	RAIL - DOOR LOWER	618578
7	120075-01-705	EA	HINGE-TOP LH/BOTTOM RH(DOOR)	618510
8	121568-01-701	EA	BIN - DOOR WHITE	618619
9	120075-07-701	EA	DIVIDER/DOOR BIN CLEAR	619008
	121568-03-705	EA	STORAGE LATCH - GRAY	619648

**CABINET & APPLIANCE GROUP (CONTINUED)**  
**CABINET & APPLIANCE LAYOUT (CONTINUED)**



**COMPONENT PARTS FOR APPLIANCES (CONTINUED)**

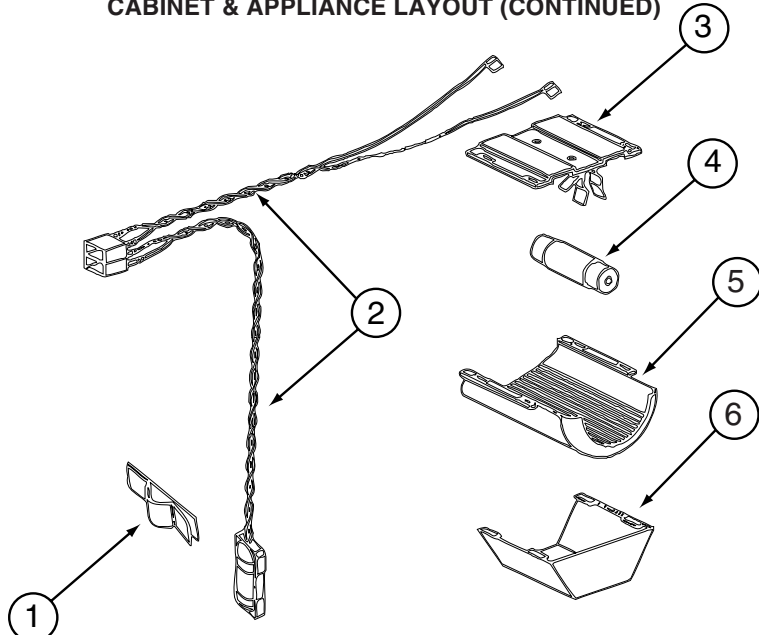
121569-05-01A, 121569-06-01A & 121569-07-01A (CONTINUED)

KEY	PART NUMBER	U/M	DESCRIPTION	VENDOR NO.
1	121568-03-709	EA	TRIM - TOP/BLACK	619687
2	120075-01-714	EA	PLUG-HOLE	618170
3	121568-03-710	EA	HINGE/CABINET-TOP/RH-LWR/LH	619335
4	120075-07-705	EA	TRIM - SIDE - BLACK	619802
6	121568-03-712	EA	SHELF - WIRE/FREEZER	620250
7	121568-03-714	EA	CONTROL ASM - 2 WAY BLACK	619350
8	121568-03-713	EA	FRONT BOX/DECORATIVE-BLACK	619282
9	120075-01-720	EA	TRAY-DRIP	618137
10	121568-01-707	EA	SHELF - WIRE - SHORT	618624
11	121568-01-708	EA	SHELF - WIRE	618589
14	120075-01-725	EA	COVER-CRISPER	618158
15	121568-01-709	EA	CRISPER	618571
16	120075-01-727	EA	PIN-HINGE	618145
18	121568-03-715	EA	HINGE/CABINET-TOP/LH-LWR/RH	619336
19	121568-03-716	EA	COVER - HINGE HOLES	619301
20	120075-01-729	EA	TRIM-BOTTOM PIECE	618136
21	120075-01-730	EA	RETAINER-SHELF	618181
22	121568-03-717	EA	HOLE PLUG - WHITE	619561
23	120075-01-732	EA	PLATE-STRIKE	618167
24	120075-07-709	EA	CABINET - FOAMED	619347
	120075-01-721	EA	LOUVER-DRIP TRAY	618176

CONTACT WINNEBAGO PART SALES FOR UNLISTED COMPONENTS



**CABINET & APPLIANCE GROUP (CONTINUED)**  
**CABINET & APPLIANCE LAYOUT (CONTINUED)**

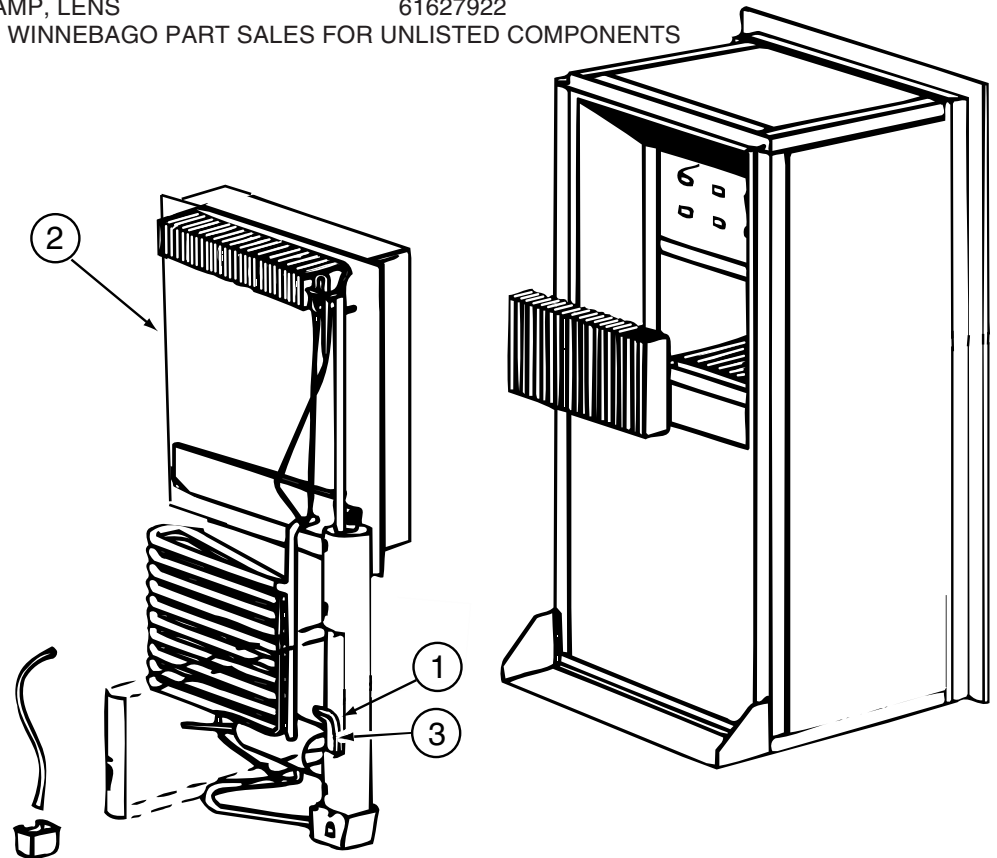


**COMPONENT PARTS FOR APPLIANCES (CONTINUED)**

121569-05-01A, 121569-06-01A & 121569-07-01A (CONTINUED)

KEY	PART NUMBER	U/M	DESCRIPTION	VENDOR NO.
1	084880-01-760	EA	CLIP (THERMISTER)	61689122
2	120075-01-735	EA	THERMISTER W/LAMP & WIRE/ASM	618548
3	084880-03-705	EA	BRACKET-LIGHT-INTERIOR	61629722
4	084880-03-706	EA	BULB-LAMP	61628922
6	084880-03-707	EA	COVER-LAMP, LENS	61627922

CONTACT WINNEBAGO PART SALES FOR UNLISTED COMPONENTS

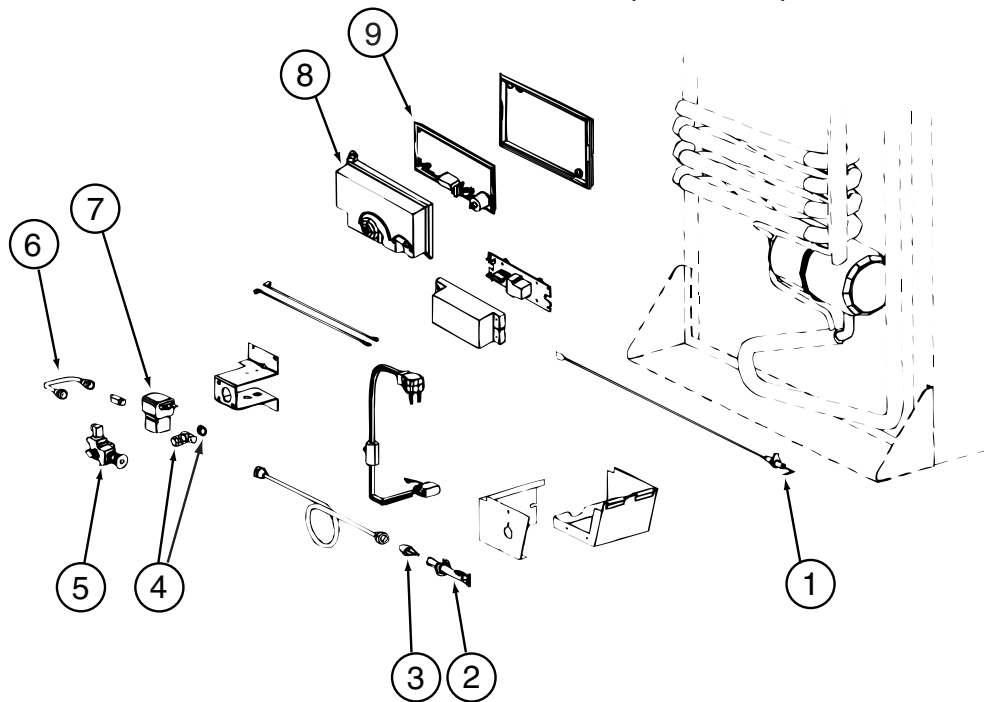


121569-05-01A, 121569-06-01A & 121569-07-01A (CONTINUED)

KEY	PART NUMBER	U/M	DESCRIPTION	VENDOR NO.
2	120075-01-736	EA	COOLING UNIT, SERVICE PACK	618542
3	088248-01-709	EA	HEATER-AC (HORIZONTAL)	61562722
	120075-01-744	EA	KIT - GAS VALVE/BURNER TUBE	620609

CONTACT WINNEBAGO PART SALES FOR UNLISTED COMPONENTS

**CABINET & APPLIANCE GROUP (CONTINUED)**  
**CABINET & APPLIANCE LAYOUT (CONTINUED)**



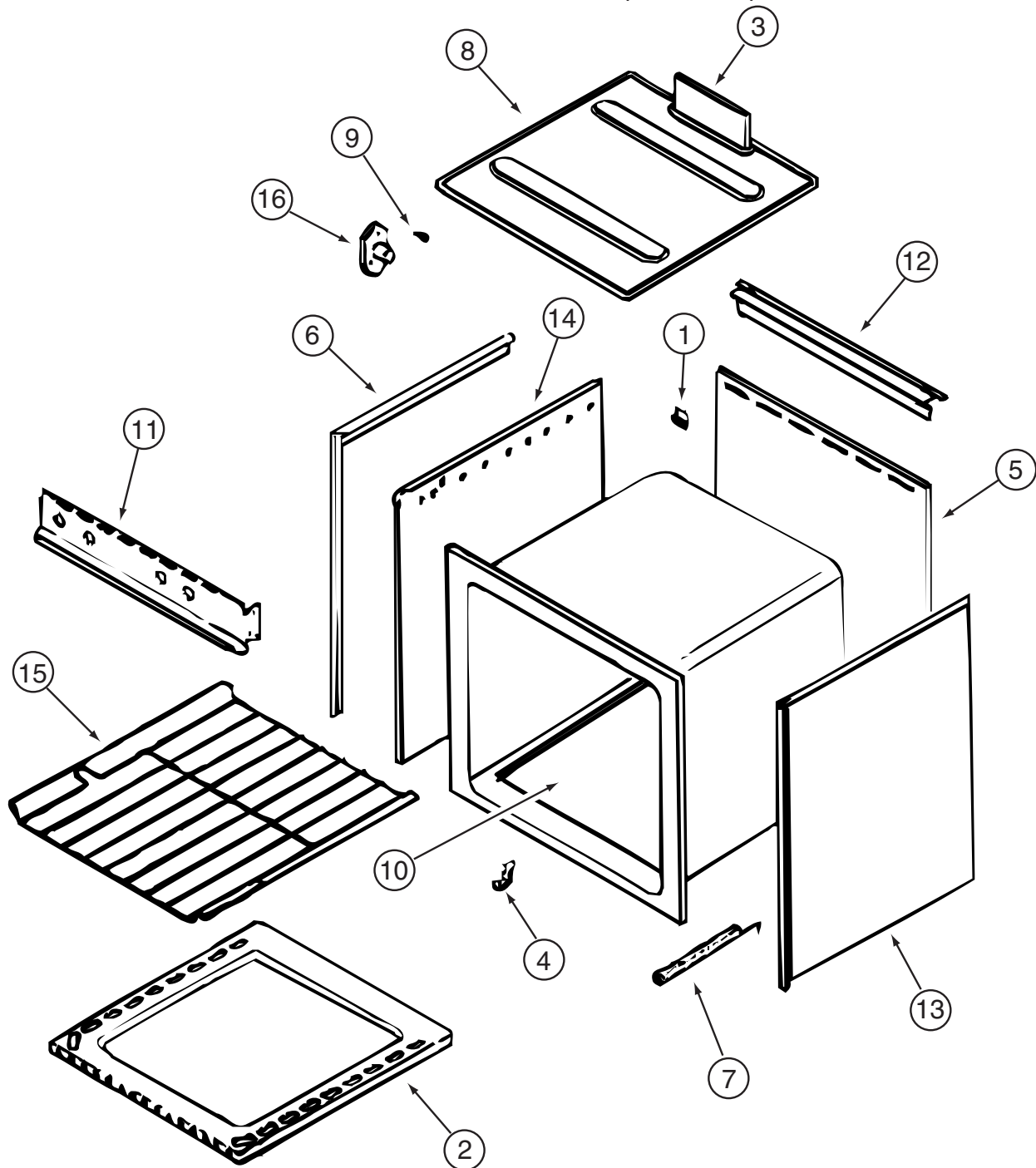
**COMPONENT PARTS FOR APPLIANCES (CONTINUED)**

121569-05-01A, 121569-06-01A & 121569-07-01A (CONTINUED)

KEY	PART NUMBER	U/M	DESCRIPTION	VENDOR NO.
1	104137-06-715	EA	ELECTRODE-SPARK/SENSOR, SGL	61692222
2	104137-06-714	EA	BURNER ASSEMBLY, 5-SLOT	61705222
3	120075-01-737	EA	ORIFICE - JEWEL - .0155	618284
4	113737-01-702	EA	PLUG 1/8" F/PRESSURE TAP	61445322
4	113737-01-716	EA	TAP-PRESSURE	61594422
6	113737-01-750	EA	TUBE-UNION	61694622
7	084880-01-718	EA	VALVE-GAS, (ASCO)	61551822
8	120075-01-738	EA	COVER-POWER BOARD	618185
9	121568-03-719	EA	POWER - BOARD - 2-WAY	619353
	121568-03-720	EA	VALVE/SHUT OF-MANUAL ELECT.	618696

CONTACT WINNEBAGO PART SALES FOR UNLISTED COMPONENTS

**CABINET & APPLIANCE GROUP (CONTINUED)**  
**CABINET & APPLIANCE LAYOUT (CONTINUED)**



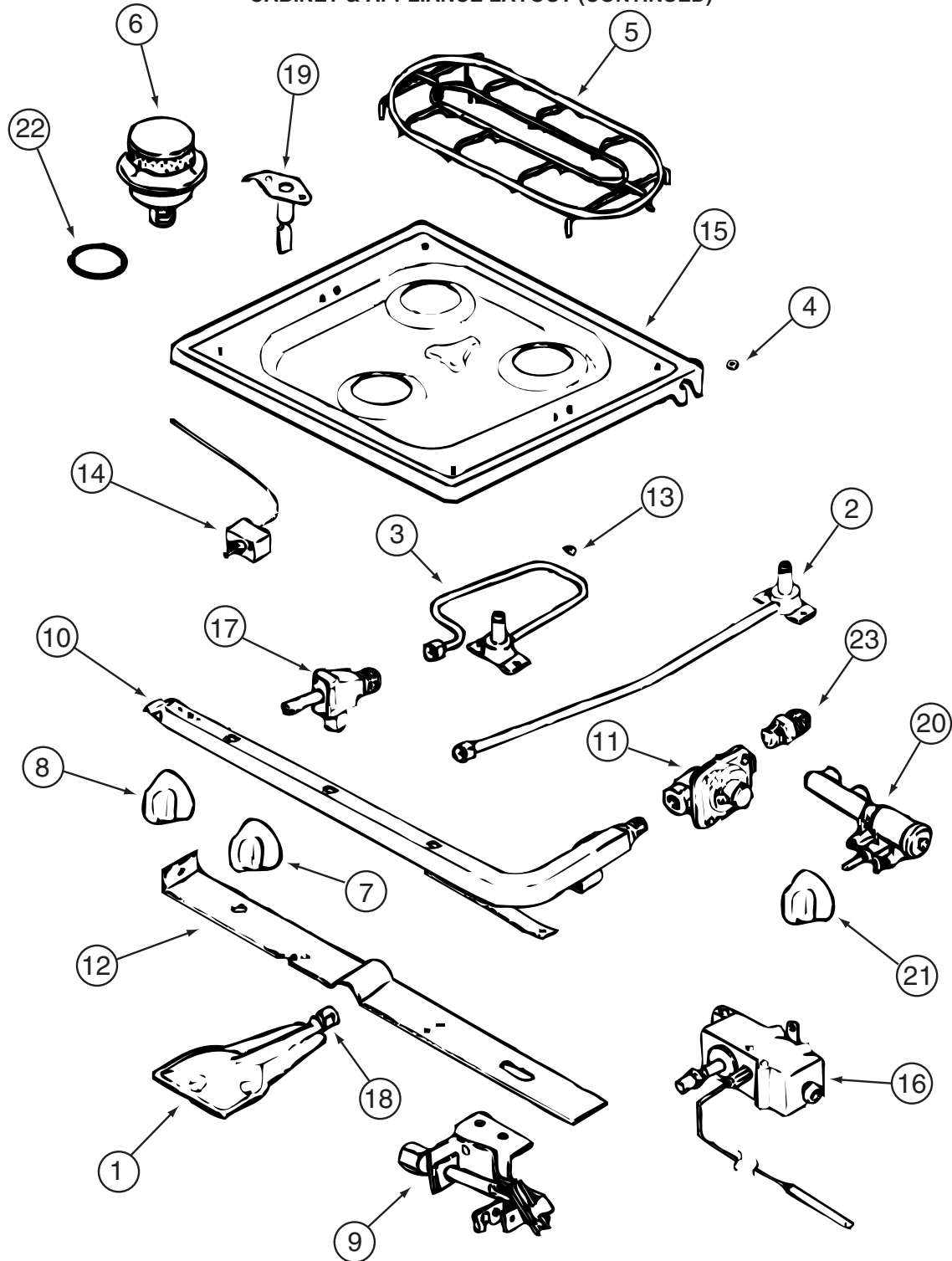
**COMPONENT PARTS FOR APPLIANCES (CONTINUED)**

135656-03-01A, 151279-01-01A

KEY	PART NUMBER	U/M	DESCRIPTION	VENDOR NO.
1	112881-03-702	EA	CLIP - MAIN TOP	74003998
2	126023-01-731	EA	BOTTOM - OVEN	2205F016-19
3	126023-01-718	EA	FLUE BOX ASSEMBLY	4006W075-80
6	112881-01-719	EA	TRIM-FLAT LH BLACK TEXTURED	74002813
6	112881-01-720	EA	TRIM-FLAT RH BLACK TEXTURED	74002812
7	135066-03-700	EA	SPRING - OVEN DOOR	74001835
9	128728-01-703	EA	PIN/T-NUT F/HINGE	7103P109-60
11	135066-03-701	EA	PANEL - MANIFOLD - BLACK	74007306
12	112881-01-723	EA	DEFLECTOR/FLUE-BLK-NON SEAL	74002809
15	126023-01-716	EA	RACK - OVEN	74003106

CONTACT WINNEBAGO PART SALES FOR UNLISTED COMPONENT(S)

**CABINET & APPLIANCE GROUP (CONTINUED)**  
**CABINET & APPLIANCE LAYOUT (CONTINUED)**



**COMPONENT PARTS FOR APPLIANCES (CONTINUED)**

**135656-03-01A (CONTINUED)**

# CABINET & APPLIANCE GROUP (CONTINUED)

## CABINET & APPLIANCE LAYOUT (CONTINUED)

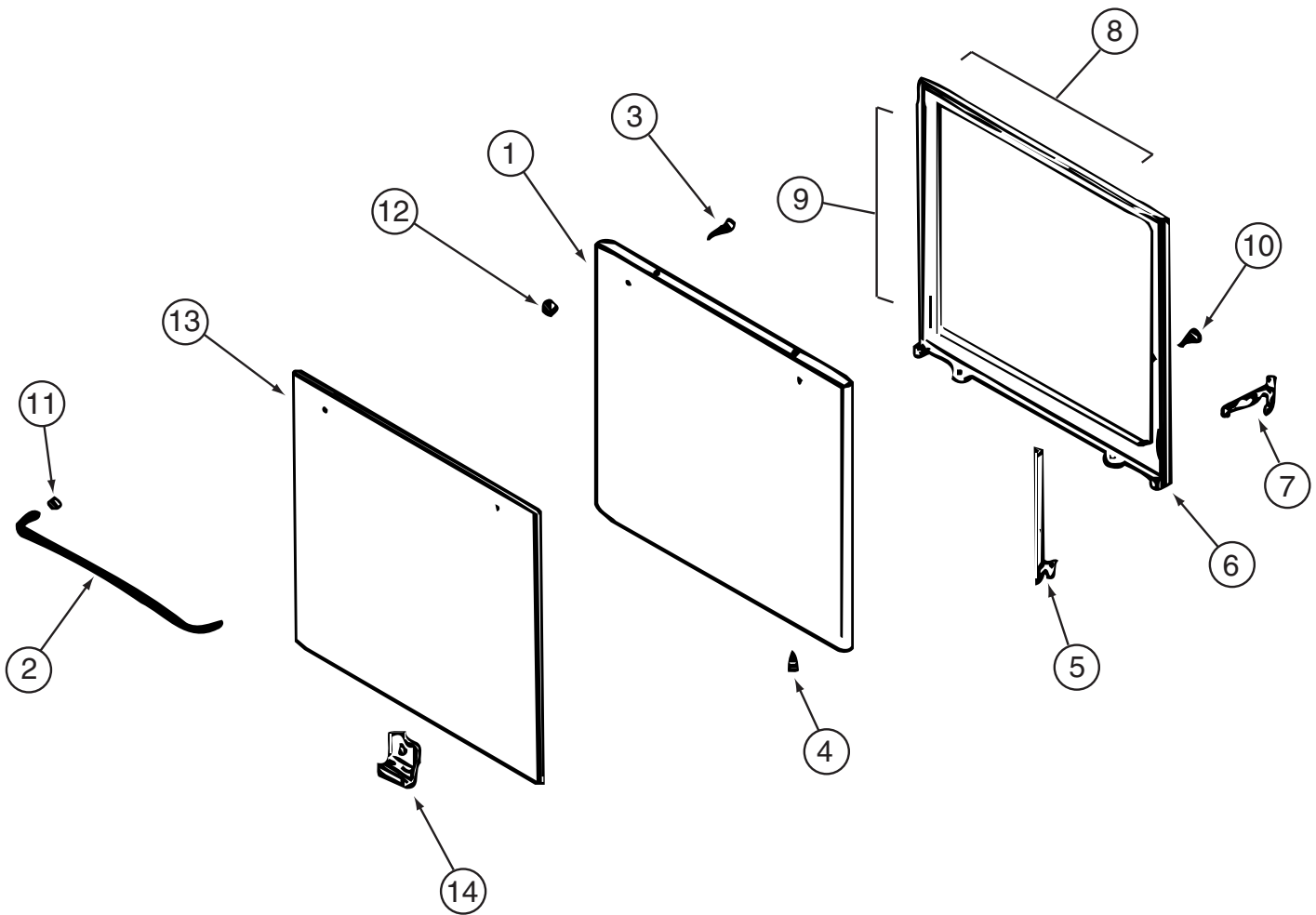
### COMPONENT PARTS FOR APPLIANCES (CONTINUED)

#### 135656-03-01A (CONTINUED)

KEY	PART NUMBER	U/M	DESCRIPTION	VENDOR NO.
1	126023-01-717	EA	BURNER - OVEN	74003343
2	128728-01-708	EA	FITTING W/ORFICE/TUBE - REAR	74003931
3	128728-01-710	EA	FITTING W/ORFICE/TUBE - FRT	74003930
4	102020-01-709	EA	BUMPER-GRATE	8007-P020-60
5	135065-03-703	EA	GRATE - BLACK(SEALED BURNER)	74007304
6	135065-03-702	EA	SEALED BURNER ASM.(BLACK) RV	74003967
7	128728-01-701	EA	KNOB - BURNER - REAR	74003941
7	128728-01-702	EA	KNOB - BURNER - FRONT	74003942
8	112881-04-703	EA	KNOB - THERMOSTAT - BLACK	74004645
9	112881-04-706	EA	PILOT - OVEN	74006334
10	126023-02-702	EA	PIPE - MANIFOLD	74004360
11	126023-02-703	EA	REGULATOR - PRESSURE	74004235
12	112881-01-721	EA	DEFLECTOR/FLUE-BLK-SEALED BR	74002829
13	102020-01-724	EA	BUMPER-MAIN TOP	8003P008-60
14	126023-01-734	EA	THERMOSTAT/OVEN SERIES #11	74006332
15	128728-01-705	EA	TOP - MAIN - BLACK	74003928
16	112881-04-704	EA	VALVE - OVEN	74006333
17	135065-01-701	EA	IGNITOR/PORCELAIN-TOP BURNER	74004053
17	135065-01-703	EA	VALVE/BURNER - REAR	74004643
17	135065-01-704	EA	VALVE/BURNER-FRT-HI	74004644
18	135656-01-701	EA	MIXER/AIR	3411F003-34
20	128728-01-716	EA	BURNER - IGNITOR	74003946
20	128728-01-717	EA	WIRES - IGNITOR	74003947
21	128728-01-707	EA	KNOB - IGNITOR	74003944
22	135065-03-700	EA	FITTING - HALF UNION	74004234

CONTACT WINNEBAGO PART SALES FOR UNLISTED COMPONENTS

**CABINET & APPLIANCE GROUP (CONTINUED)**  
**CABINET & APPLIANCE LAYOUT (CONTINUED)**



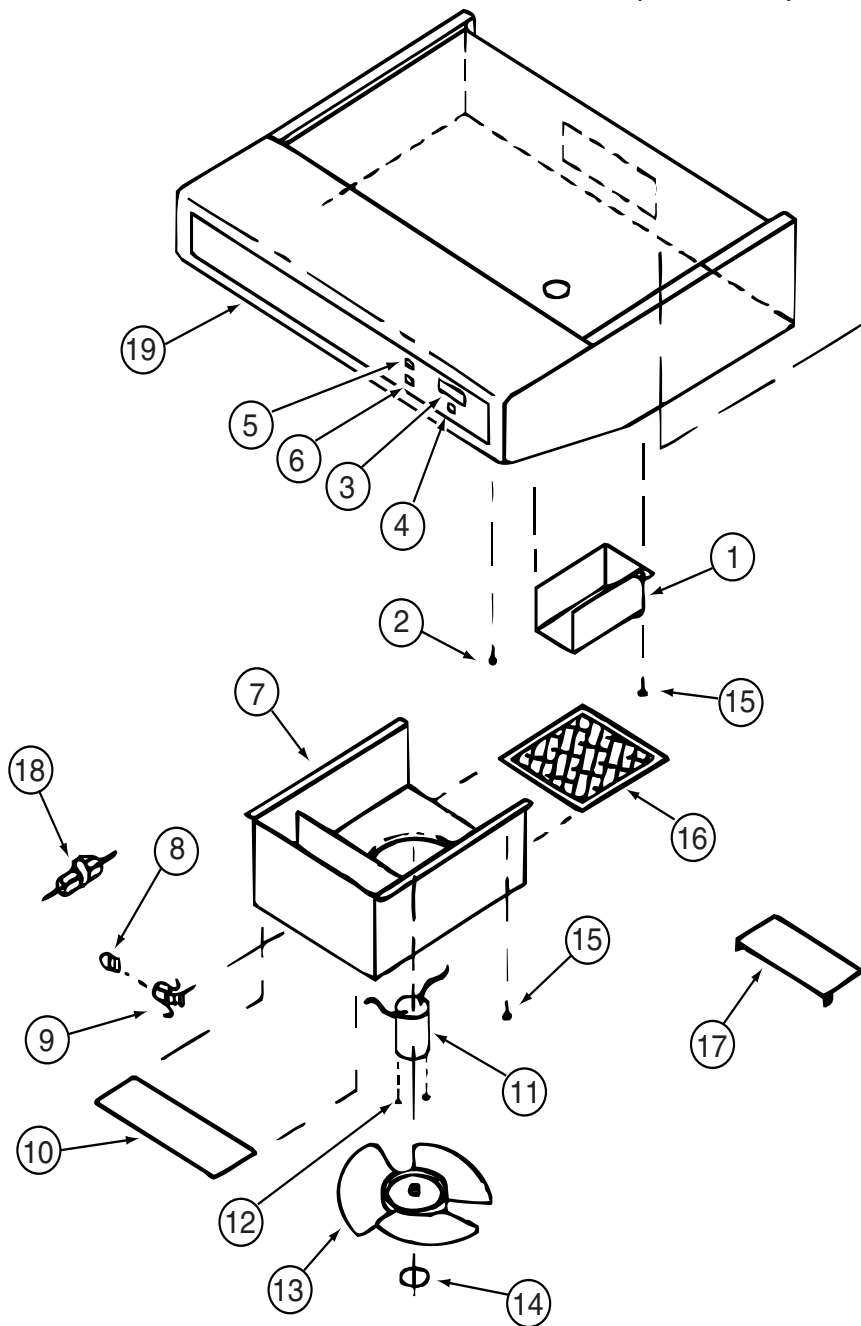
**COMPONENT PARTS FOR APPLIANCES (CONTINUED)**

**135656-03-01A (CONTINUED)**

KEY	PART NUMBER	U/M	DESCRIPTION	VENDOR NO.
1	112881-02-705	EA	DOOR/OVEN-TEXT/BLK-F/WINDOW	74001273
2	128727-01-701	EA	HANDLE - OVEN DOOR	74003929
8	126023-01-732	EA	SEAL/OVEN DR TOP	7212P014-60
9	126023-01-733	EA	SEAL/OVEN DR SIDES(2PCS)	7212P038-60
13	102020-01-704	EA	GLASS OUTER	7902P261-60

CONTACT WINNEBAGO PART SALES FOR UNLISTED COMPONENTS

**CABINET & APPLIANCE GROUP (CONTINUED)**  
**CABINET & APPLIANCE LAYOUT (CONTINUED)**



**COMPONENT PARTS FOR APPLIANCES (CONTINUED)**

136354-05-01A

KEY	PART NUMBER	U/M	DESCRIPTION	VENDOR NO.
3	100258-10-700	EA	GAUGE-HOUR METER, SCREW ON	L0150-00 WAS 150
4	096983-01-702	EA	SWITCH - MOM/OFF/MOM/3 TERM	L0112-00
5	096983-01-700	EA	SWITCH/1 SPEED -ON/OFF- BLK	L0108-00
9	092696-01-710	EA	HOLDER-LAMP	CB267-02
10	092696-02-701	EA	LENS-LAMP	CC179-2
11	136354-05-700	EA	MOTOR-12 VOLT	VC0536-02
13	136354-05-701	EA	BLADE-FAN 7" DIA	VD0216-00
16	096983-01-707	EA	FILTER-MESH	CC0246-00
17	100258-01-701	EA	DAMPER ASSEMBLY (METAL FLAP)	CA0-565-00
19	100258-01-700	EA	LABEL-HOOD NOSE	CC0428-00

CONTACT WINNEBAGO PART SALES FOR UNLISTED COMPONENT(S)

## CABINET & APPLIANCE GROUP (CONTINUED)

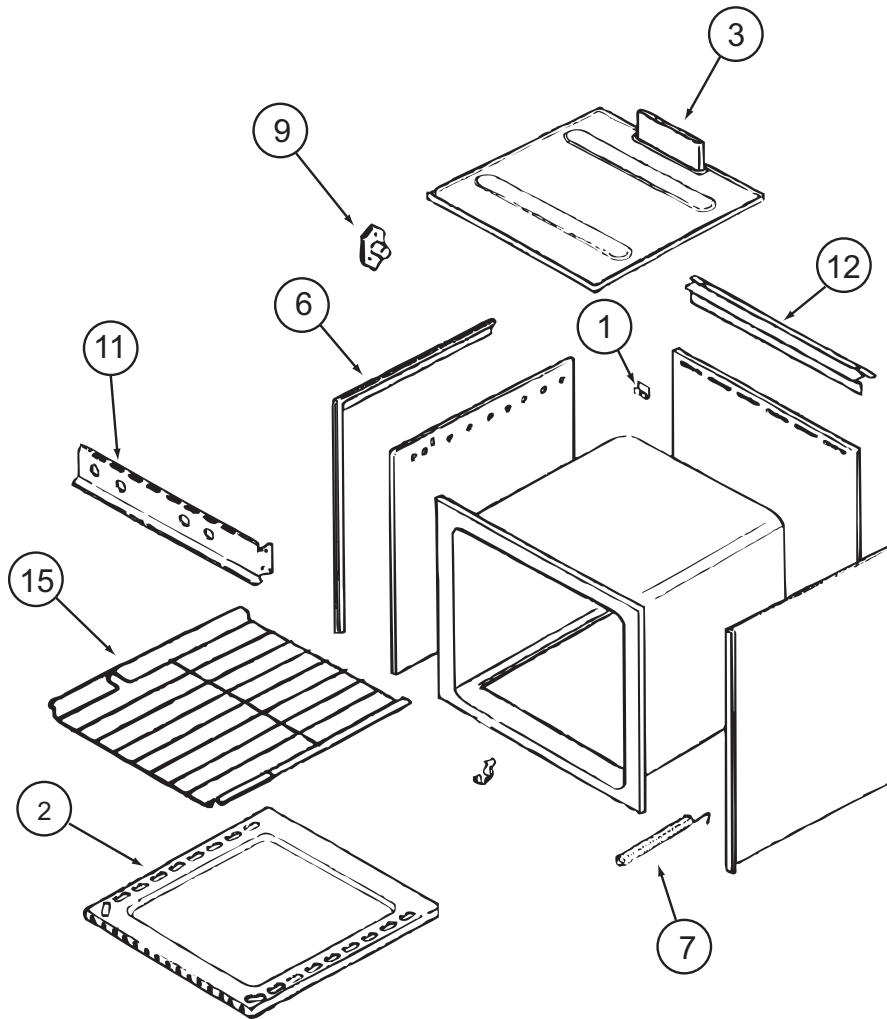
### CABINET & APPLIANCE LAYOUT (CONTINUED)

#### COMPONENT PARTS FOR APPLIANCES (CONTINUED)

136354-06-01A

KEY	PART NUMBER	U/M	DESCRIPTION	VENDOR NO.
3	100258-10-700	EA	GAUGE-HOUR METER, SCREW ON	L0150-00 WAS 150
4	096983-01-702	EA	SWITCH - MOM/OFF/MOM/3 TERM	L0112-00
5	096983-01-700	EA	SWITCH/1 SPEED -ON/OFF- BLK	L0108-00
9	092696-01-710	EA	HOLDER-LAMP	CB0267-02
10	096983-01-708	EA	LENS-LAMP	CC0179
11	136354-06-700	EA	MOTOR - FAN (CSA)	VC0535-02
13	136354-05-701	EA	BLADE-FAN 7" DIA	VD0216-00
16	096983-01-707	EA	FILTER-MESH	CC0246-00
17	100258-01-701	EA	DAMPER ASSEMBLY (METAL FLAP)	CA0565-00
19	100258-01-700	EA	LABEL-HOOD NOSE	CC0428-00

CONTACT WINNEBAGO PART SALES FOR UNLISTED COMPONENT(S)



112881-04-01A, 112881-05-01A, 151277-02-01A (CONTINUED)

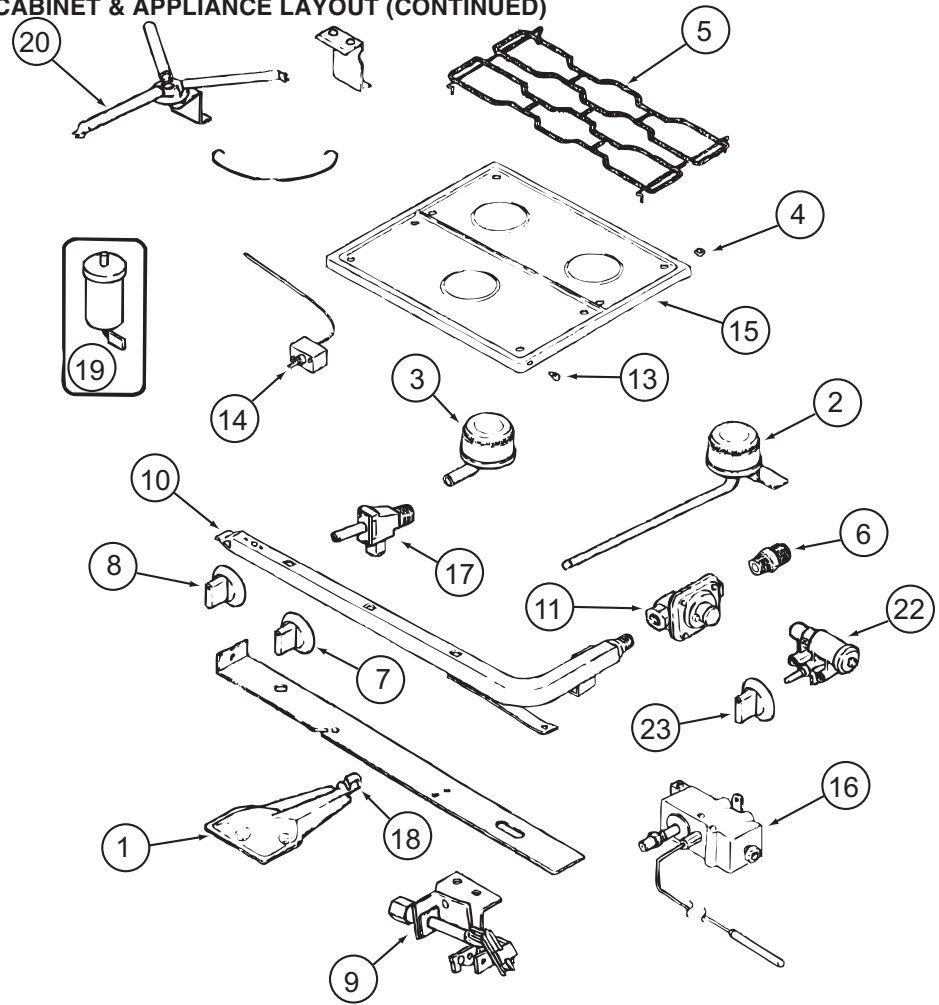
KEY	PART NUMBER	U/M	DESCRIPTION	VENDOR NO.
1	112881-03-702	EA	CLIP - MAIN TOP	74003998
2	126023-01-731	EA	BOTTOM - OVEN	2205F016-19
3	126023-01-718	EA	FLUE BOX ASSEMBLY	4006W075-80
6	112881-01-720	EA	TRIM-FLAT RH BLACK TEXTURED	74002812
6	112881-01-719	EA	TRIM-FLAT LH BLACK TEXTURED	74002813
7	112881-02-702	EA	SPRING - OVEN DOOR F/1631 MOD	7803P051-60
9	128728-01-703	EA	PIN/T-NUT F/HINGE	7103P109-60
11	112881-04-707	EA	MANIFOLD - BLACK	74007296
12	112881-01-723	EA	DEFLECTOR/FLUE-BLK-NON SEAL	74002809
15	126023-01-716	EA	RACK - OVEN	74003106

CONTACT WINNEBAGO PART SALES FOR UNLISTED COMPONENT(S)



## CABINET & APPLIANCE GROUP (CONTINUED)

### CABINET & APPLIANCE LAYOUT (CONTINUED)



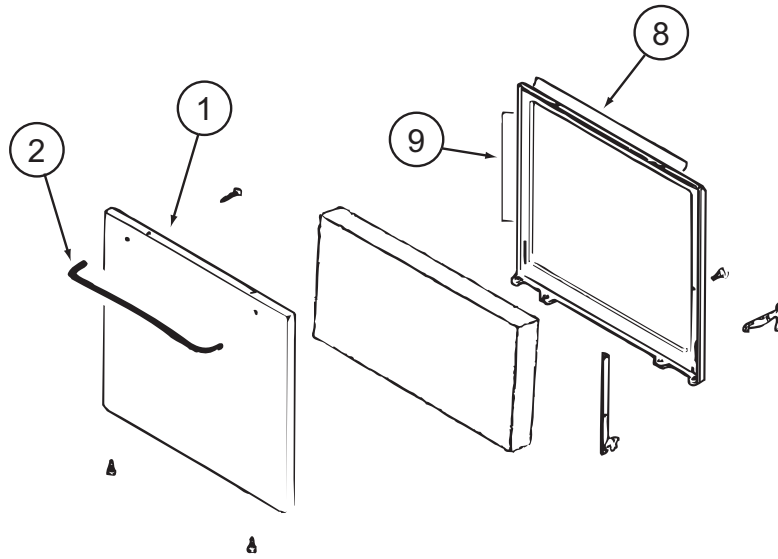
### COMPONENT PARTS FOR APPLIANCES (CONTINUED)

151277-01-01A, 151277-02-01A

KEY	PART NUMBER	U/M	DESCRIPTION	VENDOR NO.
1	151279-02-700	EA	BURNER - OVEN - W/SHUTTER	74009853
2	112881-04-700	EA	BURNER - TOP/LEFT REAR	74004584
2	126023-01-700	EA	BURNER-TOP (RT-REAR) 5100BTU	74004583
3	112881-04-701	EA	BURNER - TOP/FRONT	74004582
4	102020-01-709	EA	BUMPER-GRATE	8007P020-60
5	112881-04-702	EA	GRATE - BLACK	74007277
6	135065-03-700	EA	FITTING - HALF UNION	74004234
7	128728-01-701	EA	KNOB - BURNER - REAR	74003941 (1 PER)
7	128728-01-702	EA	KNOB - BURNER - FRONT	74003942 (2 PER)
8	151279-02-701	EA	KNOB - THERMOSTAT - BLACK	74009858
9	151279-01-700	EA	PILOT - BURNER - 16" SERIES	74009852
10	151279-02-702	EA	PIPE - MANIFOLD	74009856
11	112881-03-701	EA	REGULATOR KIT W/FITTINGS	12001285
13	102020-01-724	EA	BUMPER-MAIN TOP	8003P008-60
14	151279-02-703	EA	THERMOSTAT	74009855
15	151277-01-700	EA	TOP - MAIN (BLACK)	74007287
16	151279-02-704	EA	ELBOW BLOCK ASM (VALVE-OVEN)	74009864
17	151277-01-701	EA	VALVE/REAR - W/SET SCREW	12002254
17	151277-01-702	EA	VALVE/FRONT - W/SET SCREW	12002246
19	112881-04-705	EA	PUSH RING (ELECTRODE MTG)	7104P002-60
19	126023-01-711	EA	ELECTRODE - IGNITER (ONLY)	7432P077-60
20	126023-01-736	EA	FLASH TUBE EXTENSION (REAR)	74003326
20	126023-01-737	EA	FLASH TUBE EXTENSION (FRONT)	74003327
21	112881-04-708	EA	CLIP-FLASH TUBE	7112P068-60
22	126023-01-735	EA	KIT - IGNITOR TOP BRNER & KNOB	12001296=74002413&4
23	128728-01-707	EA	KNOB - IGNITOR	74003944
26	112881-04-709	EA	SHIELD-SPARK	3604F211-45

CONTACT WINNEBAGO PART SALES FOR UNLISTED COMPONENT(S)

**CABINET & APPLIANCE GROUP (CONTINUED)**  
**CABINET & APPLIANCE LAYOUT (CONTINUED)**



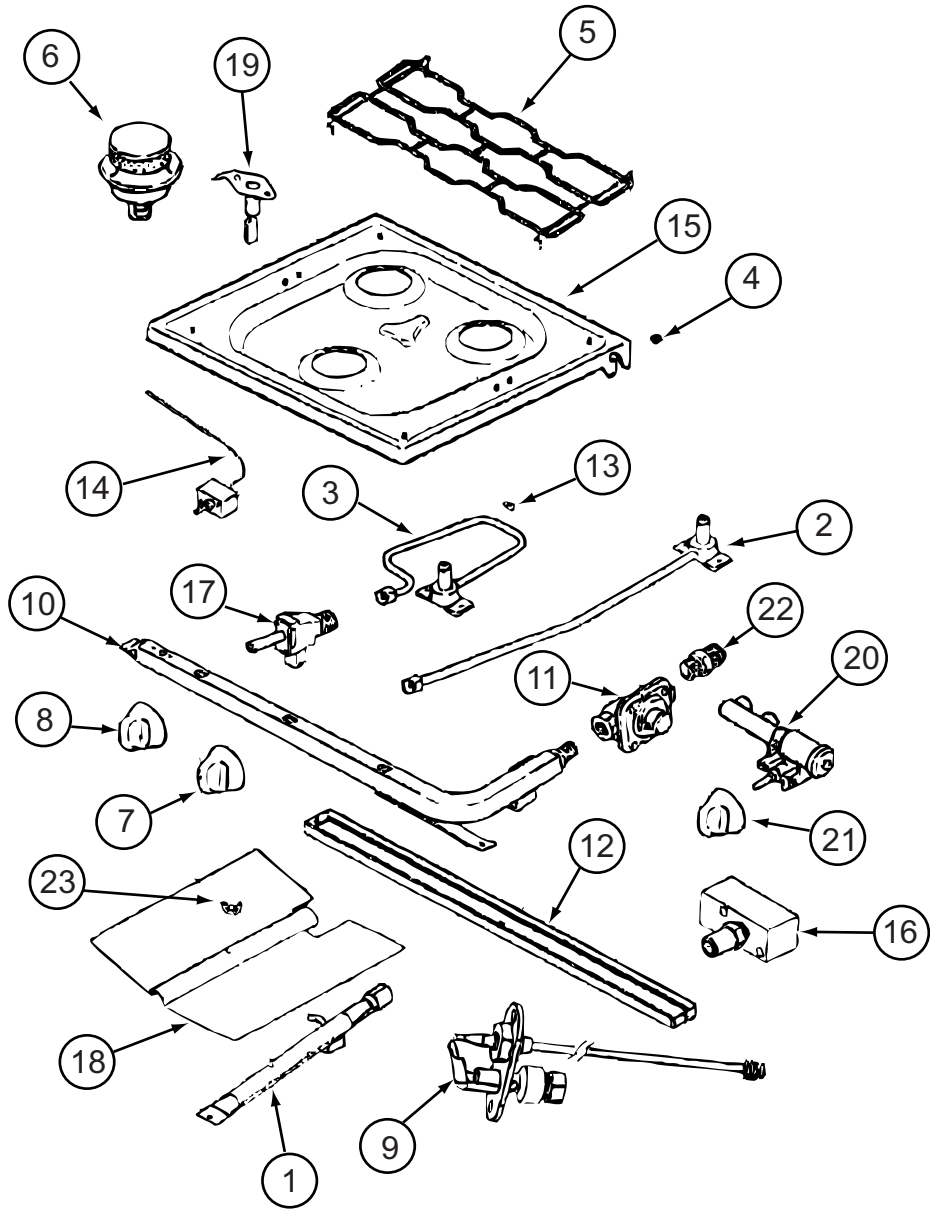
**COMPONENT PARTS FOR APPLIANCES (CONTINUED)**

112881-04-01A, 112881-05-01A, 151277-02-01A (CONTINUED)

KEY	PART NUMBER	U/M	DESCRIPTION	VENDOR NO.
1	112881-01-713	EA	DR-TXT/BLK NO WNDW(112881-05/151277)	2401F126-70
1	112881-02-705	EA	DR-TXT/BLK F/WINDOW(112881-04)	74001273
2	128727-01-701	EA	HANDLE - OVEN DOOR	74003929
8	126023-01-732	EA	SEAL/OVEN DR TOP	7212P014-60
9	126023-01-733	EA	SEAL/OVEN DR SIDES(2PCS)	7212P038-60

CONTACT WINNEBAGO PART SALES FOR UNLISTED COMPONENT(S)

**CABINET & APPLIANCE GROUP (CONTINUED)**  
**CABINET & APPLIANCE LAYOUT (CONTINUED)**



**COMPONENT PARTS FOR APPLIANCES (CONTINUED)**

151277-03-01A, 151279-01-01A, 151279-02-01A/02A, 151279-03-01A

# CABINET & APPLIANCE GROUP (CONTINUED)

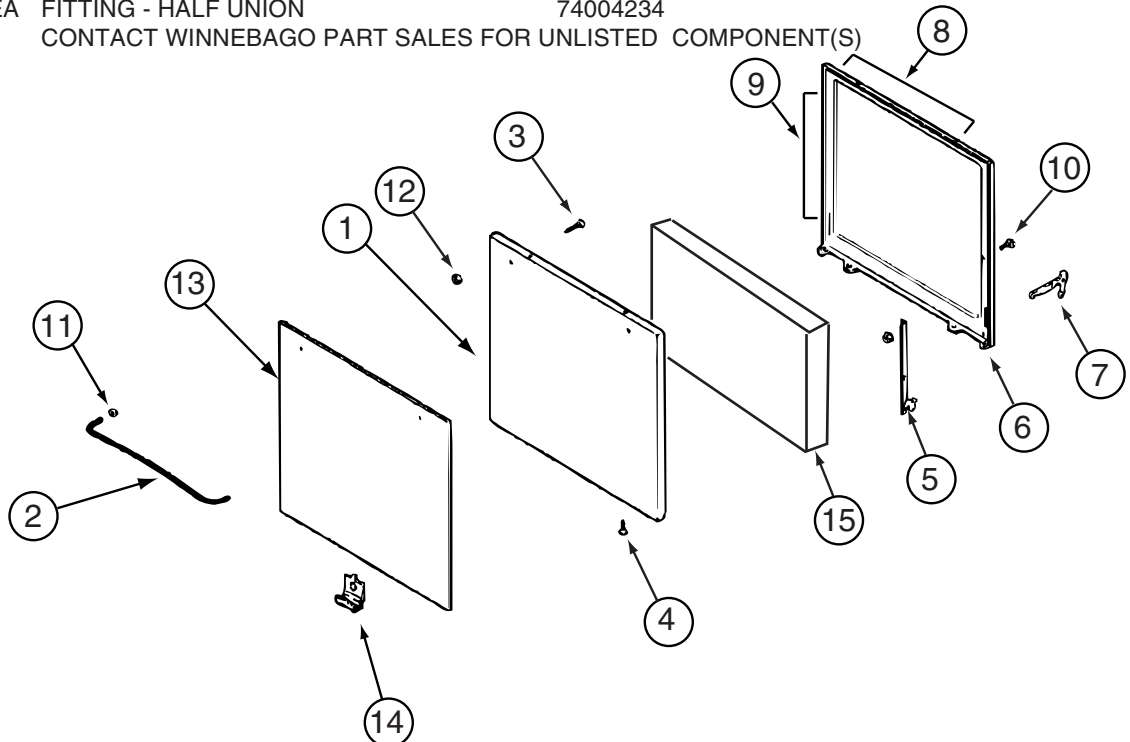
## CABINET & APPLIANCE LAYOUT (CONTINUED)

### COMPONENT PARTS FOR APPLIANCES (CONTINUED)

#### 151277-03-01A, 151279-01-01A, 151279-02-01A/02A, 151279-03-01A (CONTINUED)

KEY	PART NUMBER	U/M	DESCRIPTION	VENDOR NO.
1	151279-02-700	EA	BURNER - OVEN - W/SHUTTER	74009853
2	128728-01-708	EA	FITTING W/ORFICE/TUBE - REAR	74003931
3	128728-01-710	EA	FITTING W/ORFICE/TUBE - FRT	74003930
4	102020-01-709	EA	BUMPER-GRATE	8007P020-60
5	135065-03-703	EA	GRATE - BLACK(SEALED BURNER)	74007304
6	135065-03-702	EA	SEALED BURNER ASM.(BLACK) RV	74003967
7	128728-01-701	EA	KNOB - BURNER - REAR	74003941 (1 PER)
7	128728-01-702	EA	KNOB - BURNER - FRONT	74003942 (2 PER)
8	151279-02-701	EA	KNOB - THERMOSTAT - BLACK	74009858
9	151279-02-705	EA	PILOT - OVEN - 22" SERIES	74010544
10	151279-02-702	EA	PIPE - MANIFOLD	74009856
11	126023-02-703	EA	REGULATOR - PRESSURE	74004235
11	112881-03-701	EA	REGULATOR KIT W/FITTINGS	12001285
13	102020-01-724	EA	BUMPER-MAIN TOP	8003P008-60
14	151279-02-703	EA	THERMOSTAT	74009855
15	128728-01-705	EA	TOP - MAIN - BLACK	74003928
15	135065-03-715	EA	TOP - MAIN - STAINLESS STEEL	74007299
16	151279-02-704	EA	ELBOW BLOCK ASM (VALVE-OVEN)	74009864
17	135065-01-703	EA	VALVE/BURNER - REAR	74004643
17	135065-01-704	EA	VALVE/BURNER-FRT-HI	74004644
18	135656-01-701	EA	MIXER/AIR	3411F003-34
19	135065-01-701	EA	IGNITOR/PORCELAIN-TOP BURNER	74004053
20	128728-01-716	EA	IGNITOR - F/BURNERS	74003946
20	128728-01-717	EA	WIRES - IGNITOR	74003947
21	128728-01-707	EA	KNOB - IGNITOR	74003944
22	135065-03-700	EA	FITTING - HALF UNION	74004234

CONTACT WINNEBAGO PART SALES FOR UNLISTED COMPONENT(S)

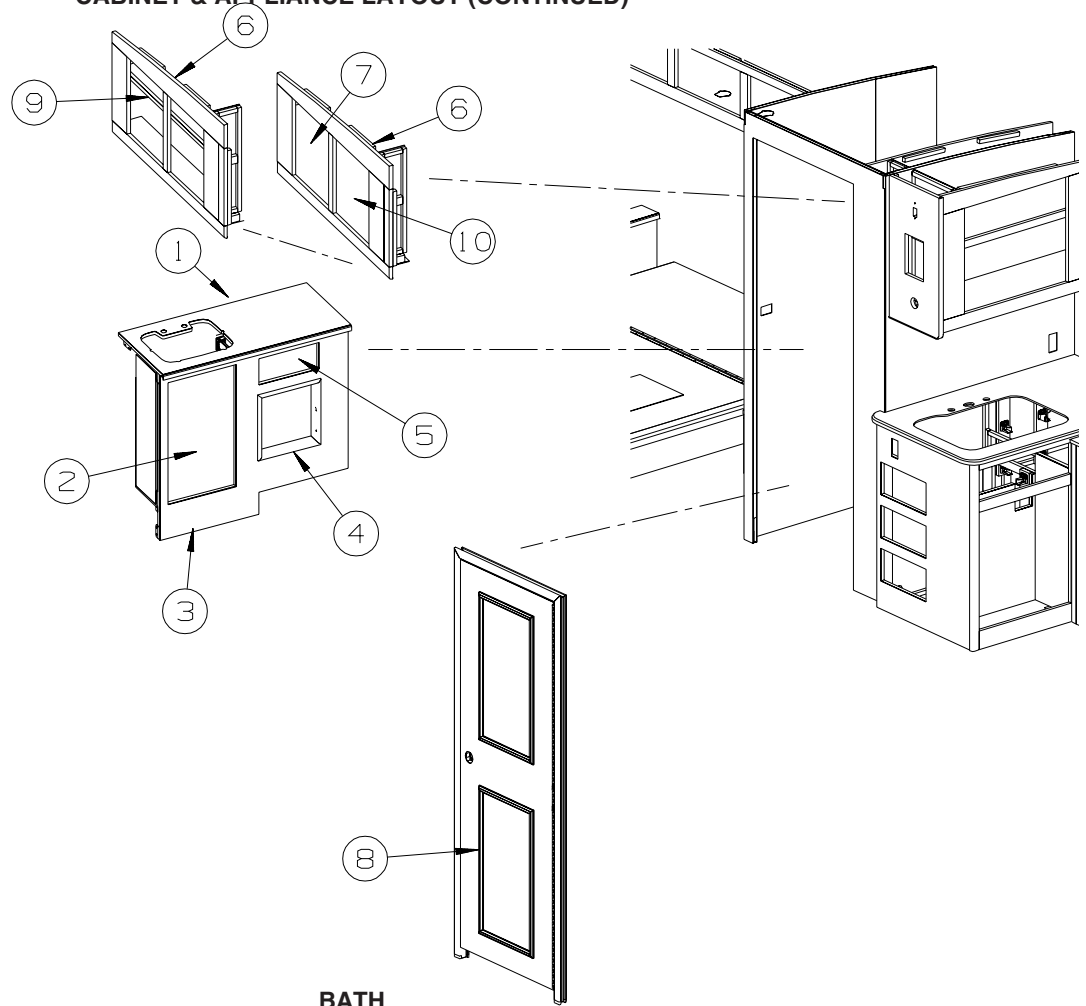


#### 151279-01-01A (CONTINUED)

KEY	PART NUMBER	U/M	DESCRIPTION	VENDOR NO.
1	112881-02-705	EA	DOOR/OVEN-TEXT/BLK-F/WINDOW	74001273
2	128727-01-701	EA	HANDLE - OVEN DOOR	74003929
8	126023-01-732	EA	SEAL/OVEN DR TOP	7212P014-60
9	126023-01-733	EA	SEAL/OVEN DR SIDES(2PCS)	7212P038-60
13	102022-01-704	EA	GLASS OUTER	7902P261-60
14	126023-01-738	EA	CLIP - GLASS OVEN/BLACK	7112P093-60

CONTACT WINNEBAGO PART SALES FOR UNLISTED COMPONENT(S)

**CABINET & APPLIANCE GROUP (CONTINUED)**  
**CABINET & APPLIANCE LAYOUT (CONTINUED)**



**BATH**

KEY	PART NUMBER	U/M	DESCRIPTION
1	133654-21-P13	EA	COUNTERTOP - LAMINATED - GRAY TRANQUILITY/PORTSMOUTH OAK (S16)
1	133654-21-P14	EA	COUNTERTOP - LAMINATED - GRAY TRANQUILITY/CONCERT CHERRY (S17)
1	133654-21-RW1	EA	COUNTERTOP - LAMINATED - GRAY TRANQUILITY/WASHED MAPLE (S18)
1	133654-21-R15	EA	COUNTERTOP - LAMINATED - LINO FRIEZE/PORTSMOUTH OAK (S19)
1	133654-21-R16	EA	COUNTERTOP - LAMINATED - LINO FRIEZE/CONCERT CHERRY (S20)
1	133654-21-RW2	EA	COUNTERTOP - LAMINATED - LINO FRIEZE/WASHED MAPLE (S21)
1	133654-21-R17	EA	COUNTERTOP - LAMINATED - ROCKY MT HIGH/PORTSMOUTH OAK (S22)
1	133654-21-R18	EA	COUNTERTOP - LAMINATED - ROCKY MT HIGH/CONCERT CHERRY (S23)
1	133654-21-RW3	EA	COUNTERTOP - LAMINATED - ROCKY MT HIGH/WASHED MAPLE (S24)
1	133654-21-SW0	EA	COUNTERTOP - LAMINATED - GRAY TRANQUILITY/SIERRA MAPLE (SW3)
1	133654-21-SW4	EA	COUNTERTOP - LAMINATED - LINO FRIEZE/SIERRA MAPLE (SW4)
1	133654-21-SW1	EA	COUNTERTOP - LAMINATED - ROCKY MT HIGH/SIERRA MAPLE (SW5)
2	136919-B0-R19	EA	DOOR - FLAT/PENCIL EDGE - 14.3" X 26.7" - W/O HARDWARE - PORTSMOUTH OAK
2	136919-B0-R20	EA	DOOR - FLAT/PENCIL EDGE - 14.3" X 26.7" - W/O HARDWARE - CONCERT CHERRY
2	136919-B0-R21	EA	DOOR - FLAT/PENCIL EDGE - 14.3" X 26.7" - W/O HARDWARE - WASHED MAPLE
2	136919-B0-SW3	EA	DOOR - FLAT/PENCIL EDGE - 14.3" X 26.7" - W/O HARDWARE - SIERRA MAPLE
3	141605-01-P13	EA	CABINET - LAVATORY - W/O COUNTERTOP/DOORS/DRAWERS/HARDWARE - PORTSMOUTH OAK
3	141605-01-P14	EA	CABINET - LAVATORY - W/O COUNTERTOP/DOORS/DRAWERS/HARDWARE - CONCERT CHERRY
3	141605-01-RW1	EA	CABINET - LAVATORY - W/O COUNTERTOP/DOORS/DRAWERS/HARDWARE - WASHED MAPLE
3	141605-01-SW0	EA	CABINET - LAVATORY - W/O COUNTERTOP/DOORS/DRAWERS/HARDWARE - SIERRA MAPLE
4	137602-07-N01	EA	POCKET - MAGAZINE - PORTSMOUTH OAK
4	137602-07-P46	EA	POCKET - MAGAZINE - CONCERT CHERRY
4	137602-07-RW1	EA	POCKET - MAGAZINE - WASHED MAPLE
4	137602-07-S67	EA	POCKET - MAGAZINE - SIERRA MAPLE
5	145492-36-R10	EA	DRAWER - PENCIL EDGE - 10.7" W X 13.8" D - W/O SLIDES/HARDWARE - PORTSMOUTH OAK
5	145492-36-R20	EA	DRAWER - PENCIL EDGE - 10.7" W X 13.8" D - W/O SLIDES/HARDWARE - CONCERT CHERRY
5	145492-36-R21	EA	DRAWER - PENCIL EDGE - 10.7" W X 13.8" D - W/O SLIDES/HARDWARE - WASHED MAPLE
5	145492-36-SJ3	EA	DRAWER - PENCIL EDGE - 10.7" W X 13.8" D - W/O SLIDES/HARDWARE - SIERRA MAPLE

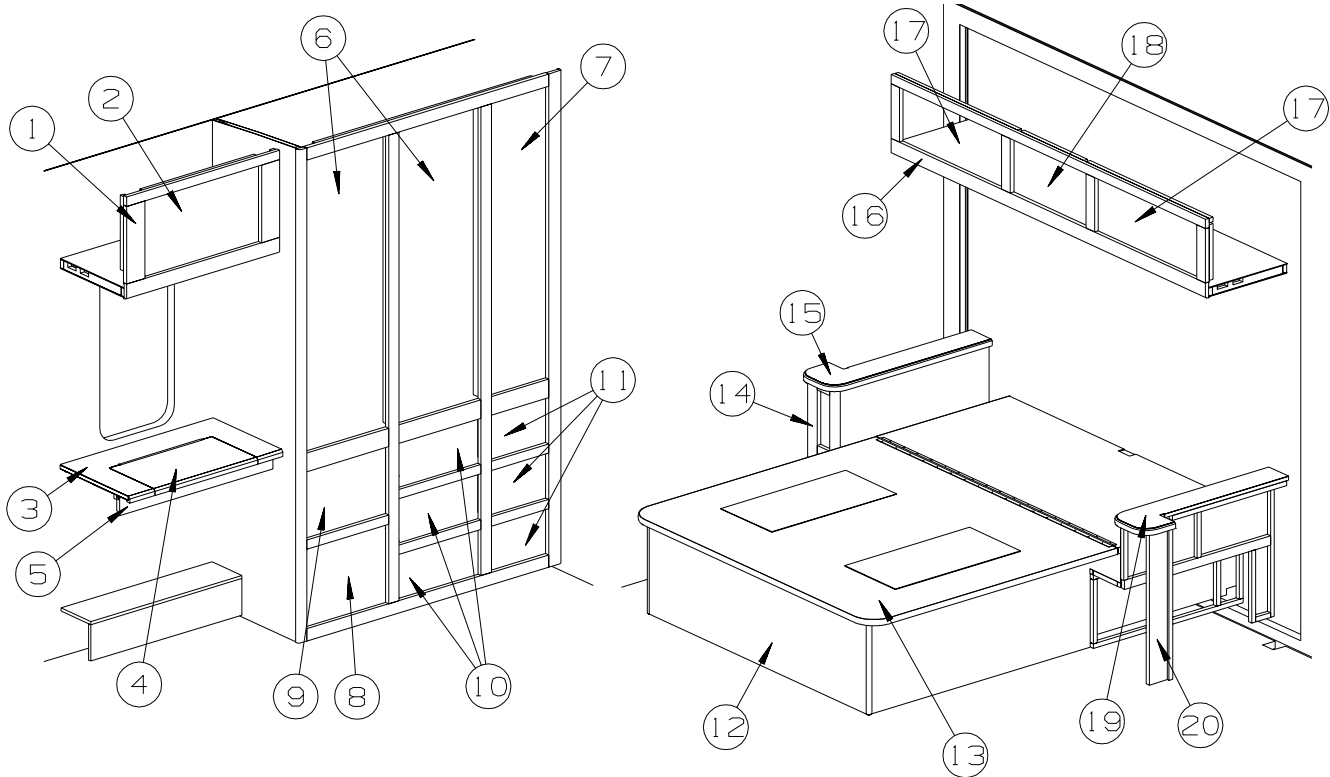
## CABINET & APPLIANCE GROUP (CONTINUED)

### CABINET & APPLIANCE LAYOUT (CONTINUED)

#### BATH (CONTINUED)

KEY	PART NUMBER	U/M	DESCRIPTION
6	141607-01-P13	EA	CABINET - OVERHEAD/MEDICINE - W/O DOORS/HARDWARE - PORTSMOUTH OAK
6	141607-01-P14	EA	CABINET - OVERHEAD/MEDICINE - W/O DOORS/HARDWARE - CONCERT CHERRY
6	141607-01-RW1	EA	CABINET - OVERHEAD/MEDICINE - W/O DOORS/HARDWARE - WASHED MAPLE
6	141607-01-SW0	EA	CABINET - OVERHEAD/MEDICINE - W/O DOORS/HARDWARE - SIERRA MAPLE
7	141518-A3-R74	EA	DOOR - ARCHED/PENCIL EDGE - 14.3" X 17.9" - W/O HARDWARE - PORTSMOUTH OAK
7	141518-A3-R75	EA	DOOR - ARCHED/PENCIL EDGE - 14.3" X 17.9" - W/O HARDWARE - CONCERT CHERRY
7	141518-A3-R76	EA	DOOR - ARCHED/PENCIL EDGE - 14.3" X 17.9" - W/O HARDWARE - WASHED MAPLE
7	141518-A3-SW3	EA	DOOR - ARCHED/PENCIL EDGE - 14.3" X 17.9" - W/O HARDWARE - SIERRA MAPLE
8	144645-04-R13	EA	DOOR - BATH - W/O TOWEL RACK/HARDWARE - PORTSMOUTH OAK
8	144645-04-R14	EA	DOOR - BATH - W/O TOWEL RACK/HARDWARE - CONCERT CHERRY
8	144645-04-RW1	EA	DOOR - BATH - W/O TOWEL RACK/HARDWARE - WASHED MAPLE
8	144645-04-S67	EA	DOOR - BATH - W/O TOWEL RACK/HARDWARE - SIERRA MAPLE
9	141607-24-R13	EA	SHELF - W/PLASTIC EDGE MOLDING - PORTSMOUTH OAK
9	141607-24-R14	EA	SHELF - W/PLASTIC EDGE MOLDING - CONCERT CHERRY
9	141607-24-RW1	EA	SHELF - W/PLASTIC EDGE MOLDING - WASHED MAPLE
9	141607-24-SW0	EA	SHELF - W/PLASTIC EDGE MOLDING - SIERRA MAPLE
10	141520-A3-R74	EA	DOOR - ARCHED/PENCIL EDGE/RIGHT HAND - 14.3" X 17.9" - W/O HDW - PORTSMOUTH OAK
10	141520-A3-R75	EA	DOOR - ARCHED/PENCIL EDGE/RIGHT HAND - 14.3" X 17.9" - W/O HDW - CONCERT CHERRY
10	141520-A3-R76	EA	DOOR - ARCHED/PENCIL EDGE/RIGHT HAND - 14.3" X 17.9" - W/O HDW - WASHED MAPLE
10	141520-A3-SW3	EA	DOOR - ARCHED/PENCIL EDGE/RIGHT HAND - 14.3" X 17.9" - W/O HDW - SIERRA MAPLE

**CABINET & APPLIANCE GROUP (CONTINUED)**  
**CABINET & APPLIANCE LAYOUT (CONTINUED)**



**BEDROOM**

KEY	PART NUMBER	U/M	DESCRIPTION
1	141320-01-P13	EA	CABINET - OVERHEAD/VANITY - W/O DOORS/HARDWARE - PORTSMOUTH OAK
1	141320-01-P14	EA	CABINET - OVERHEAD/VANITY - W/O DOORS/HARDWARE - CONCERT CHERRY
1	141320-01-RW1	EA	CABINET - OVERHEAD/VANITY - W/O DOORS/HARDWARE - WASHED MAPLE
1	141320-01-SW0	EA	CABINET - OVERHEAD/VANITY - W/O DOORS/HARDWARE - SIERRA MAPLE
2	141522-97-R19	EA	DOOR - ARCHED/PENCIL EDGE/HORIZ - 13.8" X 23.2" - W/O HDW - PORTSMOUTH OAK
2	141522-97-R20	EA	DOOR - ARCHED/PENCIL EDGE/HORIZ - 13.8" X 23.2" - W/O HDW - CONCERT CHERRY
2	141522-97-R21	EA	DOOR - ARCHED/PENCIL EDGE/HORIZ - 13.8" X 23.2" - W/O HDW - WASHED MAPLE
2	141522-97-SW3	EA	DOOR - ARCHED/PENCIL EDGE/HORIZ - 13.8" X 23.2" - W/O HDW - SIERRA MAPLE
3	140889-03-P13	EA	COUNTERTOP - LAMINATED - GRAY TRANQUILITY/PORTSMOUTH OAK (S16)
3	140889-03-P14	EA	COUNTERTOP - LAMINATED - GRAY TRANQUILITY/CONCERT CHERRY (S17)
3	140889-03-P33	EA	COUNTERTOP - LAMINATED - GRAY TRANQUILITY/WASHED MAPLE (S18)
3	140889-03-R15	EA	COUNTERTOP - LAMINATED - LINO FRIEZE/PORTSMOUTH OAK (S19)
3	140889-03-R16	EA	COUNTERTOP - LAMINATED - LINO FRIEZE/CONCERT CHERRY (S20)
3	140889-03-R24	EA	COUNTERTOP - LAMINATED - LINO FRIEZE/WASHED MAPLE (S21)
3	140889-03-R17	EA	COUNTERTOP - LAMINATED - ROCKY MOUNTAIN HIGH/PORTSMOUTH OAK (S22)
3	140889-03-R18	EA	COUNTERTOP - LAMINATED - ROCKY MOUNTAIN HIGH/CONCERT CHERRY (S23)
3	140889-03-R27	EA	COUNTERTOP - LAMINATED - ROCKY MOUNTAIN HIGH/WASHED MAPLE (S24)
3	140889-03-SJ2	EA	COUNTERTOP - LAMINATED - GRAY TRANQUILITY/SIERRA MAPLE (SW3)
3	140889-03-SJ0	EA	COUNTERTOP - LAMINATED - LINO FRIEZE/SIERRA MAPLE (SW4)
3	140889-03-SW1	EA	COUNTERTOP - LAMINATED - ROCKY MOUNTAIN HIGH/SIERRA MAPLE (SW5)
4	140889-04-P13	EA	COUNTERTOP - LAMINATED - GRAY TRANQUILITY/PORTSMOUTH OAK (S16)
4	140889-04-P14	EA	COUNTERTOP - LAMINATED - GRAY TRANQUILITY/CONCERT CHERRY (S17)
4	140889-04-P33	EA	COUNTERTOP - LAMINATED - GRAY TRANQUILITY/WASHED MAPLE (S18)
4	140889-04-R15	EA	COUNTERTOP - LAMINATED - LINO FRIEZE/PORTSMOUTH OAK (S19)
4	140889-04-R16	EA	COUNTERTOP - LAMINATED - LINO FRIEZE/CONCERT CHERRY (S20)
4	140889-04-R24	EA	COUNTERTOP - LAMINATED - LINO FRIEZE/WASHED MAPLE (S21)
4	140889-04-R17	EA	COUNTERTOP - LAMINATED - ROCKY MOUNTAIN HIGH/PORTSMOUTH OAK (S22)
4	140889-04-R18	EA	COUNTERTOP - LAMINATED - ROCKY MOUNTAIN HIGH/CONCERT CHERRY (S23)
4	140889-04-R27	EA	COUNTERTOP - LAMINATED - ROCKY MOUNTAIN HIGH/WASHED MAPLE (S24)
4	140889-04-SJ2	EA	COUNTERTOP - LAMINATED - GRAY TRANQUILITY/SIERRA MAPLE (SW3)
4	140889-04-SJ0	EA	COUNTERTOP - LAMINATED - LINO FRIEZE/SIERRA MAPLE (SW4)
4	140889-04-SW1	EA	COUNTERTOP - LAMINATED - ROCKY MT HIGH/SIERRA MAPLE (SW5)

# CABINET & APPLIANCE GROUP (CONTINUED)

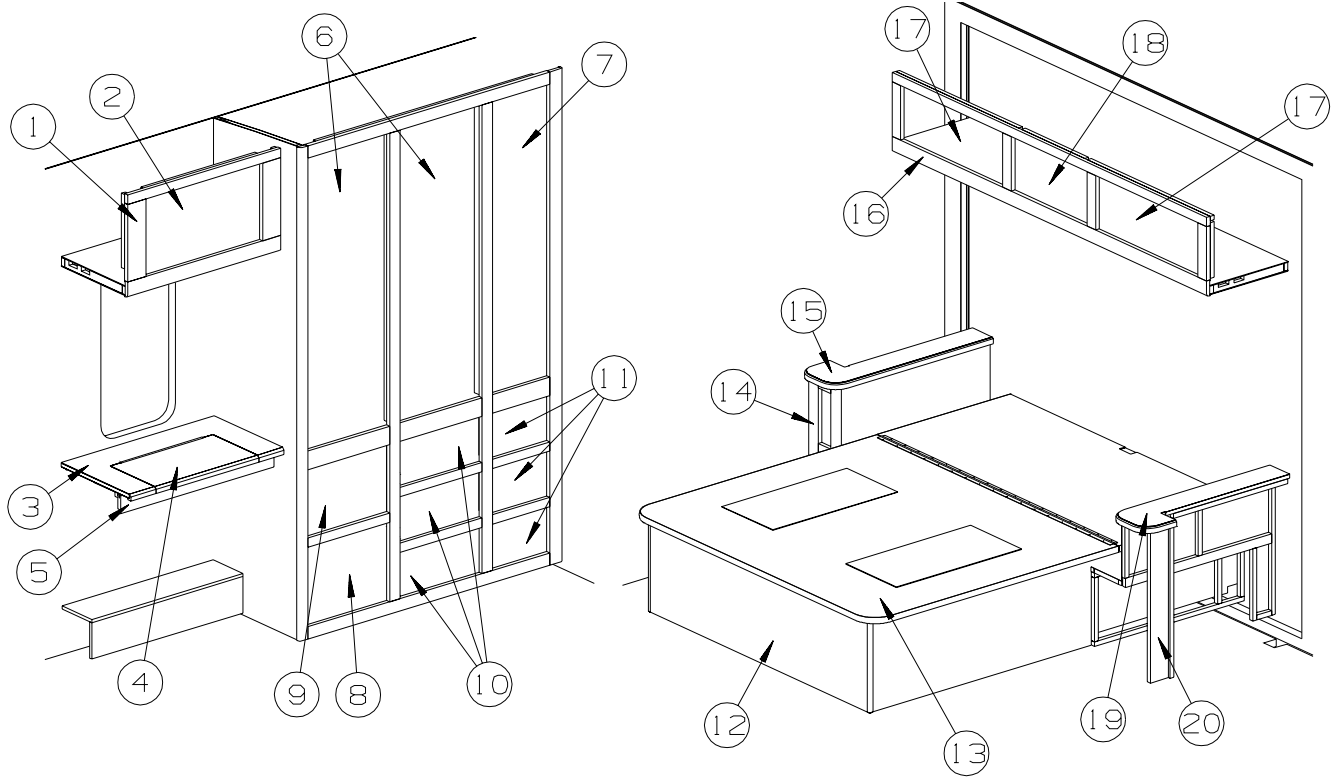
## CABINET & APPLIANCE LAYOUT (CONTINUED)

### BEDROOM (CONTINUED)

KEY	PART NUMBER	U/M	DESCRIPTION
5	136937-01-M07	EA	CABINET - VANITY - W/O COUNTERTOP/MIRROR - PORTSMOUTH OAK
5	136937-01-M08	EA	CABINET - VANITY - W/O COUNTERTOP/MIRROR - CONCERT CHERRY
5	136937-01-RW1	EA	CABINET - VANITY - W/O COUNTERTOP/MIRROR - WASHED MAPLE
5	136937-01-SJ0	EA	CABINET - VANITY - W/O COUNTERTOP/MIRROR - SIERRA MAPLE
	140374-35-000	EA	MIRROR - SAFETY GLASS - 9" X 14.9"
6	141507-03-S55	EA	DOOR - MIRRORED/PENCIL EDGE - 16.7" X 48" - W/O HDW - PORTSMOUTH OAK
6	141507-03-S56	EA	DOOR - MIRRORED/PENCIL EDGE - 16.7" X 48" - W/O HDW - CONCERT CHERRY
6	141507-03-S57	EA	DOOR - MIRRORED/PENCIL EDGE - 16.7" X 48" - W/O HDW - WASHED MAPLE
6	141507-03-SW3	EA	DOOR - MIRRORED/PENCIL EDGE - 16.7" X 48" - W/O HDW - SIERRA MAPLE
	076767-04-000	EA	CABLE - STAINLESS STEEL - 5.9"
7	141520-76-P54	EA	DOOR - ARCHED/PENCIL EDGE/RIGHT HAND - 12" X 48" - W/O HARDWARE - PORTSMOUTH OAK
7	141520-76-P55	EA	DOOR - ARCHED/PENCIL EDGE/RIGHT HAND - 12" X 48" - W/O HARDWARE - CONCERT CHERRY
7	141520-76-P56	EA	DOOR - ARCHED/PENCIL EDGE/RIGHT HAND - 12" X 48" - W/O HARDWARE - WASHED MAPLE
7	141520-76-SW3	EA	DOOR - ARCHED/PENCIL EDGE/RIGHT HAND - 12" X 48" - W/O HARDWARE - SIERRA MAPLE
8	145386-34-R19	EA	DRAWER - PENCIL EDGE - 15.1" W X 13.8"D - W/O SLIDES HARDWARE - PORTSMOUTH OAK
8	145386-34-R20	EA	DRAWER - PENCIL EDGE - 15.1" W X 13.8" D - W/O SLIDES HARDWARE - CONCERT CHERRY
8	145386-34-R21	EA	DRAWER - PENCIL EDGE - 15.1" W X 13.8" D - W/O SLIDES/HARDWARE - WASHED MAPLE
8	145386-34-SW3	EA	DRAWER - PENCIL EDGE - 15.1" W X 13.8" D - W/O SLIDES/HARDWARE - SIERRA MAPLE
9	145492-A0-R19	EA	DRAWER - PENCIL EDGE - 14.7" W X 17.7" D - W/O SLIDES/HARDWARE - PORTSMOUTH OAK
9	145492-A0-R20	EA	DRAWER - PENCIL EDGE - 14.7" W X 17.7" D - W/O SLIDES/HARDWARE - CONCERT CHERRY
9	145492-A0-R21	EA	DRAWER - PENCIL EDGE - 14.7" W X 17.7" D - W/O SLIDES/HARDWARE - WASHED MAPLE
9	145492-A0-SW3	EA	DRAWER - PENCIL EDGE - 14.7" W X 17.7" D - W/O SLIDES/HARDWARE - SIERRA MAPLE
10	145492-50-R19	EA	DRAWER - PENCIL EDGE - 14.6" W X 17.7" D - W/O SLIDES/HARDWARE - PORTSMOUTH OAK
10	145492-50-R20	EA	DRAWER - PENCIL EDGE - 14.6" W X 17.7" D - W/O SLIDES/HARDWARE - CONCERT CHERRY
10	145492-50-R21	EA	DRAWER - PENCIL EDGE - 14.6" W X 17.7" D - W/O SLIDES/HARDWARE - WASHED MAPLE
10	145492-50-SW3	EA	DRAWER - PENCIL EDGE - 14.6" W X 17.7" D - W/O SLIDES/HARDWARE - SIERRA MAPLE
11	145492-P4-R38	EA	DRAWER - PENCIL EDGE - 9.8" W X 11.8" D - W/O SLIDES/HARDWARE - PORTSMOUTH OAK
11	145492-P4-R39	EA	DRAWER - PENCIL EDGE - 9.8" W X 11.8" D - W/O SLIDES/HARDWARE - CONCERT CHERRY
11	145492-P4-R21	EA	DRAWER - PENCIL EDGE - 9.8" W X 11.8" D - W/O SLIDES/HARDWARE - WASHED MAPLE
11	145492-P4-SW3	EA	DRAWER - PENCIL EDGE - 9.8" W X 11.8" D - W/O SSLIDES/HARDWARE - SIERRA MAPLE
12	140655-03-R13	EA	CABINET/BASE - W/O DOORS/HARDWARE - QUEEN BED - PORTSMOUTH OAK
12	140655-03-R14	EA	CABINET/BASE - W/O DOORS/HARDWARE - QUEEN BED - CONCERT CHERRY
12	140655-03-RW1	EA	CABINET/BASE - W/O DOOR/HARDWARE - F/QUEEN BED - WASHED MAPLE
12	140655-03-SW0	EA	CABINET/BASE - W/O DOOR/HARDWARE - F/QUEEN BED - SIERRA MAPLE
13	137406-05-P13	EA	BEDBOARD - W/HINGE/T-MOLDING/SLIPNOT - FLIP-UP
14	136885-10-N09	EA	CABINET - NIGHTSTAND - W/O COUNTERTOP/DOOR/DRAWER/HARDWARE - PORTSMOUTH OAK
14	136885-10-N10	EA	CABINET - NIGHTSTAND - W/O COUNTERTOP/DOOR/DRAWER/HARDWARE - CONCERT CHERRY
14	136885-10-RW1	EA	CABINET - NIGHTSTAND - W/O COUNTERTOP/DOOR/DRAWER/HARDWARE - WASHED MAPLE
14	136885-10-SW0	EA	CABINET - NIGHTSTAND - W/O COUNTERTOP/DOOR/DRAWER/HARDWARE - SIERRA MAPLE
15	140888-08-P13	EA	COUNTERTOP - LAMINATED - GRAY TRANQUILITY/PORTSMOUTH OAK (S16)
15	140888-08-P14	EA	COUNTERTOP - LAMINATED - GRAY TRANQUILITY/CONCERT CHERRY (S17)
15	140888-08-RW1	EA	COUNTERTOP - LAMINATED - GRAY TRANQUILITY/WASHED MAPLE (S18)
15	140888-08-R09	EA	COUNTERTOP - LAMINATED - LINO FRIEZE/PORTSMOUTH OAK (S19)
15	140888-08-R16	EA	COUNTERTOP - LAMINATED - LINO FRIEZE/CONCERT CHERRY (S20)
15	140888-08-RW2	EA	COUNTERTOP - LAMINATED - LINO FRIEZE/WASHED MAPLE (S21)
15	140888-08-R17	EA	COUNTERTOP - LAMINATED - ROCKY MOUNTAIN HIGH/PORTSMOUTH OAK (S22)
15	140888-08-R18	EA	COUNTERTOP - LAMINATED - ROCKY MOUNTAIN HIGH/CONCERT CHERRY (S23)
15	140888-08-RW3	EA	COUNTERTOP - LAMINATED - ROCKY MOUNTAIN HIGH/WASHED MAPLE (S24)
15	140888-08-SJ2	EA	COUNTERTOP - LAMINATED - GRAY TRANQUILITY/SIERRA MAPLE (SW3)
15	140888-08-SJ0	EA	COUNTERTOP - LAMINATED - LINO FRIEZE/SIERRA MAPLE (SW4)
15	140888-08-SW1	EA	COUNTERTOP - LAMINATED - ROCKY MOUNTAIN HIGH/SIERRA MAPLE (SW5)
16	136936-01-P13	EA	CABINET - OVERHEAD/REAR - W/O DOORS/HARDWARE - PORTSMOUTH OAK
16	136936-01-P14	EA	CABINET - OVERHEAD/REAR - W/O DOORS/HARDWARE - CONCERT CHERRY
16	136936-01-RW1	EA	CABINET - OVERHEAD/REAR - W/O DOORS/HARDWARE - WASHED MAPLE
16	136936-01-SW0	EA	CABINET - OVERHEAD/REAR - W/O DOORS/HARDWARE - SIERRA MAPLE
17	141522-25-P54	EA	DOOR - ARCHED/PENCIL EDGE/HORIZ - 10" X 25.2" - W/O HDW - PORTSMOUTH OAK
17	141522-25-P55	EA	DOOR - ARCHED/PENCIL EDGE/HORIZ - 10" X 25.2" - W/O HDW - CONCERT CHERRY
17	141522-25-P56	EA	DOOR - ARCHED/PENCIL EDGE/HORIZ - 10" X 25.2" - W/O HDW - WASHED MAPLE
17	141522-25-SW3	EA	DOOR - ARCHED/PENCIL EDGE/HORIZ - 10" X 25.2" - W/O HDW - SIERRA MAPLE
18	141522-22-R74	EA	DOOR - ARCHED/PENCIL EDGE/HORIZ - 10" X 19.1" - W/O HDW - PORTSMOUTH OAK
18	141522-22-R75	EA	DOOR - ARCHED/PENCIL EDGE/HORIZ - 10" X 19.1" - W/O HDW - CONCERT CHERRY
18	141522-22-R76	EA	DOOR - ARCHED/PENCIL EDGE/HORIZ - 10" X 19.1" - W/O HDW - WASHED MAPLE
18	141522-22-SW3	EA	DOOR - ARCHED/PENCIL EDGE/HORIZ - 10" X 19.1" - W/O HDW - SIERRA MAPLE



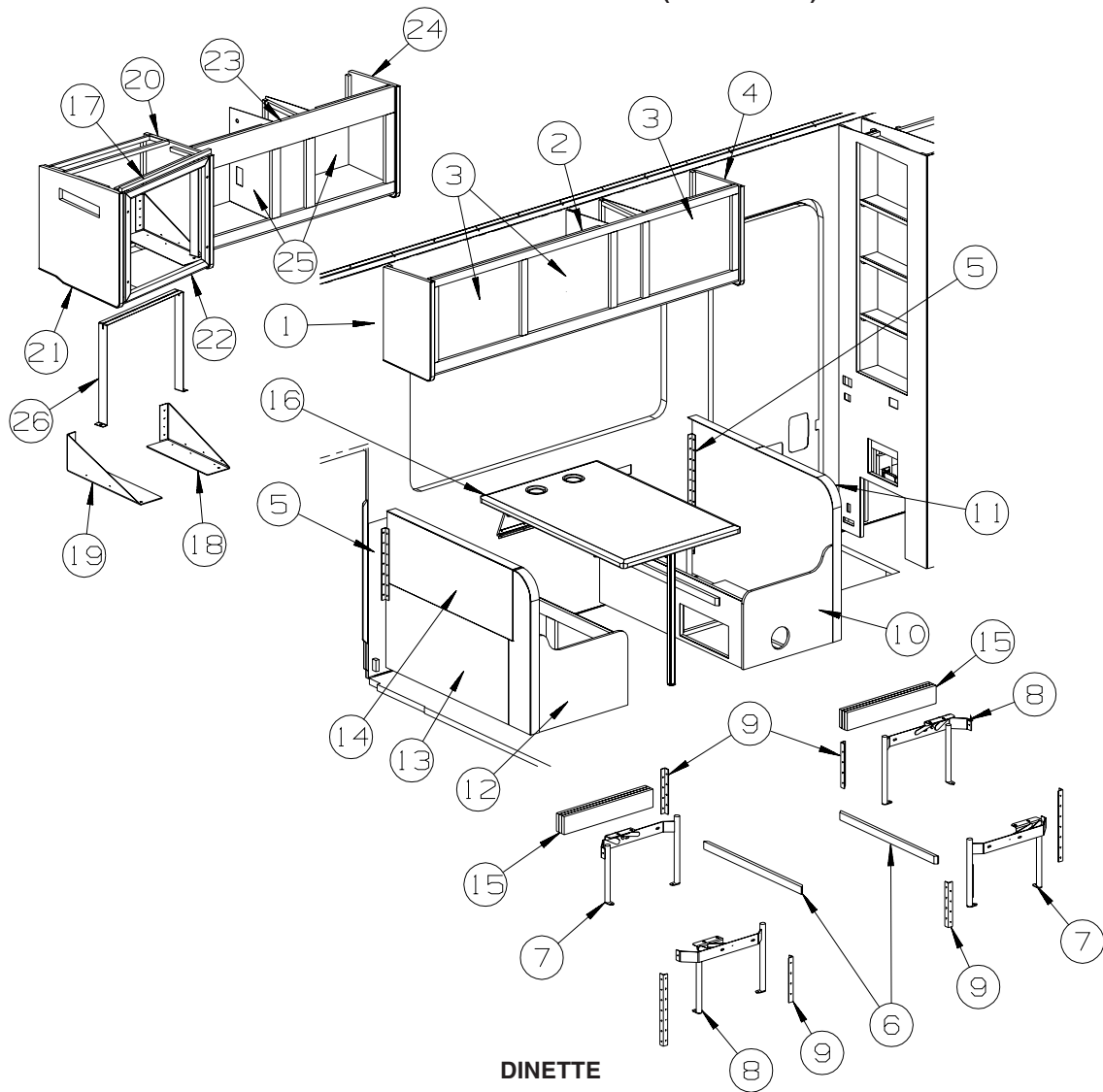
**CABINET & APPLIANCE GROUP (CONTINUED)**  
**CABINET & APPLIANCE LAYOUT (CONTINUED)**



**BEDROOM (CONTINUED)**

KEY	PART NUMBER	U/M	DESCRIPTION
19	140888-09-P13	EA	COUNTERTOP - LAMINATED - GRAY TRANQUILITY/PORTSMOUTH OAK (S16)
19	140888-09-P14	EA	COUNTERTOP - LAMINATED - GRAY TRANQUILITY/CONCERT CHERRY (S17)
19	140888-09-RW1	EA	COUNTERTOP - LAMINATED - GRAY TRANQUILITY/WASHED MAPLE (S18)
19	140888-09-R15	EA	COUNTERTOP - LAMINATED - LINO FRIEZE/PORTSMOUTH OAK (S19)
19	140888-09-R16	EA	COUNTERTOP - LAMINATED - LINO FRIEZE/CONCERT CHERRY (S20)
19	140888-09-RW2	EA	COUNTERTOP - LAMINATED - LINO FRIEZE/WASHED MAPLE (S21)
19	140888-09-R17	EA	COUNTERTOP - LAMINATED - ROCKY MOUNTAIN HIGH/PORTSMOUTH OAK (S22)
19	140888-09-R18	EA	COUNTERTOP - LAMINATED - ROCKY MOUNTAIN HIGH/CONCERT CHERRY (S23)
19	140888-09-RW3	EA	COUNTERTOP - LAMINATED - ROCKY MOUNTAIN HIGH/WASHED MAPLE (S24)
19	140888-09-SJ2	EA	COUNTERTOP - LAMINATED - GRAY TRANQUILITY/SIERRA MAPLE (SW3)
19	140888-09-SJ0	EA	COUNTERTOP - LAMINATED - LINO FRIEZE/SIERRA MAPLE (SW4)
19	140888-09-SW1	EA	COUNTERTOP - LAMINATED - ROCKY MOUNTAIN HIGH/SIERRA MAPLE (SW5)
20	136885-A0-N09	EA	CABINET - NIGHTSTAND - W/O COUNTERTOP/DOOR/DRAWER/HARDWARE - PORTSMOUTH OAK
20	136885-A0-N10	EA	CABINET - NIGHTSTAND - W/O COUNTERTOP/DOOR/DRAWER/HARDWARE - CONCERT CHERRY
20	136885-A0-RW1	EA	CABINET - NIGHTSTAND - W/O COUNTERTOP/DOOR/DRAWER/HARDWARE - WASHED MAPLE
20	136885-A0-SW0	EA	CABINET - NIGHTSTAND - W/O COUNTERTOP/DOOR/DRAWER/HARDWARE - SIERRA MAPLE

**CABINET & APPLIANCE GROUP (CONTINUED)**  
**CABINET & APPLIANCE LAYOUT (CONTINUED)**



**DINETTE**

KEY	PART NUMBER	U/M	DESCRIPTION
1	140307-17-P13	EA	END CAP - OVERHEAD CABINET - PORTSMOUTH OAK
1	140307-17-P14	EA	END CAP - OVERHEAD CABINET - CONCERT CHERRY
1	140307-17-RW1	EA	END CAP - OVERHEAD CABINET - WASHED MAPLE
1	140307-17-SW0	EA	END CAP - OVERHEAD CABINET - SIERRA MAPLE
2	141565-01-P19	EA	CABINET - OVERHEAD/FRONT - W/O DOORS/HARDWARE (S16)
2	141565-01-P20	EA	CABINET - OVERHEAD/FRONT - W/O DOORS/HARDWARE (S17)
2	141565-01-S18	EA	CABINET - OVERHEAD/FRONT - W/O DOORS/HARDWARE (S18)
2	141565-01-S19	EA	CABINET - OVERHEAD/FRONT - W/O DOORS/HARDWARE (S19)
2	141565-01-S20	EA	CABINET - OVERHEAD/FRONT - W/O DOORS/HARDWARE (S20)
2	141565-01-S21	EA	CABINET - OVERHEAD/FRONT - W/O DOORS/HARDWARE (S21)
2	141565-01-R25	EA	CABINET - OVERHEAD/FRONT - W/O DOORS/HARDWARE (S22)
2	141565-01-R26	EA	CABINET - OVERHEAD/FRONT - W/O DOORS/HARDWARE (S23)
2	141565-01-RW3	EA	CABINET - OVERHEAD/FRONT - W/O DOORS/HARDWARE (S24)
2	141565-01-SW3	EA	CABINET - OVERHEAD/FRONT - W/O DOORS/HARDWARE (SW3)
2	141565-01-SW4	EA	CABINET - OVERHEAD/FRONT - W/O DOORS/HARDWARE (SW4)
2	141565-01-SW5	EA	CABINET - OVERHEAD/FRONT - W/O DOORS/HARDWARE (SW5)
3	141522-D0-P54	EA	DOOR - ARCHED/PENCIL EDGE/HORIZ - 15.7" X 20.4" - W/O HDW - PORTSMOUTH OAK
3	141522-D0-P55	EA	DOOR - ARCHED/PENCIL EDGE/HORIZ - 15.7" X 20.4" - W/O HDW - CONCERT CHERRY
3	141522-D0-P56	EA	DOOR - ARCHED/PENCIL EDGE/HORIZ - 15.7" X 20.4" - W/O HDW - WASHED MAPLE
3	141522-D0-SW3	EA	DOOR - ARCHED/PENCIL EDGE/HORIZ - 15.7" X 20.4" - W/O HDW - SIERRA MAPLE
4	140307-17-P13	EA	END CAP - OVERHEAD CABINET - PORTSMOUTH OAK
4	140307-17-P14	EA	END CAP - OVERHEAD CABINET - CONCERT CHERRY
4	140307-17-RW1	EA	END CAP - OVERHEAD CABINET - WASHED MAPLE
4	140307-17-SW0	EA	END CAP - OVERHEAD CABINET - SIERRA MAPLE

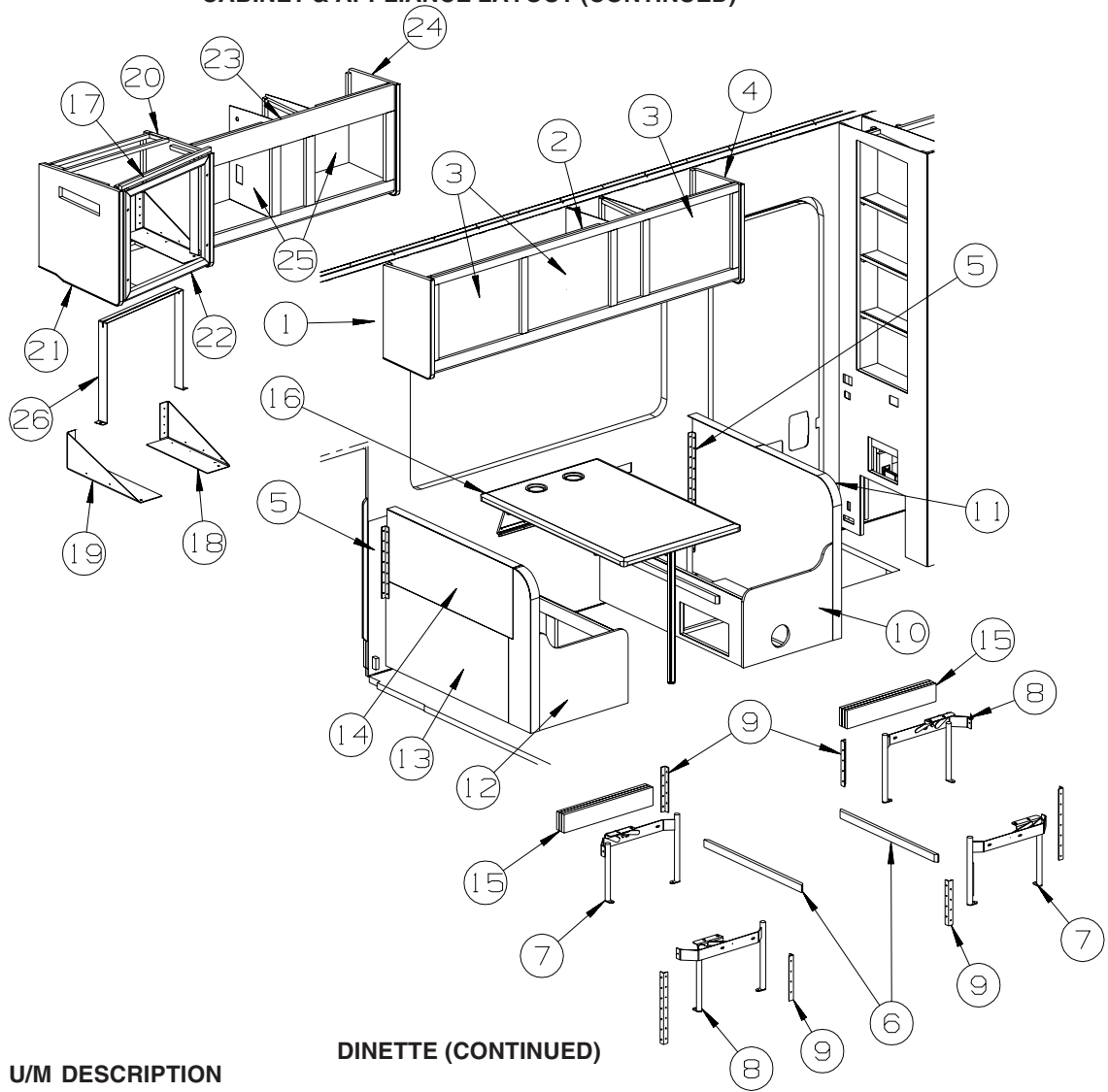
# CABINET & APPLIANCE GROUP (CONTINUED)

## CABINET & APPLIANCE LAYOUT (CONTINUED)

### DINETTE (CONTINUED)

KEY	PART NUMBER	U/M	DESCRIPTION
5	122021-02-02A	EA	ANGLE - W/HOLES - 13.7" LONG - OFF WHITE
6	081295-01-N70	EA	SUPPORT - BED/DINETTE - 28" LONG - PORTSMOUTH OAK
6	081295-01-M52	EA	SUPPORT - BED/DINETTE - 28" LONG - CONCERT CHERRY
6	081295-01-H37	EA	SUPPORT - BED/DINETTE - 28" LONG - WASHED MAPLE
6	081295-01-RE0	EA	SUPPORT - BED/DINETTE - 28" LONG - SIERRA MAPLE
7	142033-01-000	EA	BRACKET - DINETTE - RIGHT HAND
8	142033-02-000	EA	BRACKET - DINETTE - LEFT HAND
9	122021-01-02A	EA	ANGLE - W/HOLES - 8.6" LONG - OFF WHITE
10	142046-01-P19	EA	CABINET/BASE - DINETTE W/O BACK-F/FLIP UP CUSHION - RH (S16) FROM: 00-00-00 THRU: 04-04-04
10	142046-A1-S16	EA	CABINET/BASE - DINETTE W/O BACK-F/FLIP UP CUSHION - RH (S16) FROM: 04-05-04 THRU: 99-99-99
10	142046-01-P20	EA	CABINET/BASE - DINETTE W/O BACK-F/FLIP UP CUSHION - RH (S17) FROM: 00-00-00 THRU: 04-04-04
10	142046-A1-S17	EA	CABINET/BASE - DINETTE W/O BACK-F/FLIP UP CUSHION - RH (S17) FROM: 04-05-04 THRU: 99-99-99
10	142046-01-S18	EA	CABINET/BASE - DINETTE W/O BACK-F/FLIP UP CUSHION - RH (S18) FROM: 00-00-00 THRU: 04-04-04
10	142046-A1-S18	EA	CABINET/BASE - DINETTE W/O BACK-F/FLIP UP CUSHION - RH (S18) FROM: 04-05-04 THRU: 99-99-99
10	142046-01-S19	EA	CABINET/BASE - DINETTE W/O BACK-F/FLIP UP CUSHION - RH (S19) FROM: 00-00-00 THRU: 04-04-04
10	142046-A1-S19	EA	CABINET/BASE - DINETTE W/O BACK-F/FLIP UP CUSHION - RH (S19) FROM: 04-05-04 THRU: 99-99-99
10	142046-01-S20	EA	CABINET/BASE - DINETTE W/O BACK-F/FLIP UP CUSHION - RH (S20) FROM: 00-00-00 THRU: 04-04-04
10	142046-A1-S20	EA	CABINET/BASE - DINETTE W/O BACK-F/FLIP UP CUSHION - RH (S20) FROM: 04-05-04 THRU: 99-99-99
10	142046-01-S21	EA	CABINET/BASE - DINETTE W/O BACK-F/FLIP UP CUSHION - RH (S21) FROM: 00-00-00 THRU: 04-04-04
10	142046-A1-S21	EA	CABINET/BASE - DINETTE W/O BACK-F/FLIP UP CUSHION - RH (S21) FROM: 04-05-04 THRU: 99-99-99
10	142046-01-R25	EA	CABINET/BASE - DINETTE W/O BACK-F/FLIP UP CUSHION - RH (S22) FROM: 00-00-00 THRU: 04-04-04
10	142046-A1-S22	EA	CABINET/BASE - DINETTE W/O BACK-F/FLIP UP CUSHION - RH (S22) FROM: 04-05-04 THRU: 99-99-99
10	142046-01-R26	EA	CABINET/BASE - DINETTE W/O BACK-F/FLIP UP CUSHION - RH (S23) FROM: 00-00-00 THRU: 04-04-04
10	142046-A1-S23	EA	CABINET/BASE - DINETTE W/O BACK-F/FLIP UP CUSHION - RH (S23) FROM: 04-05-04 THRU: 99-99-99
10	142046-01-RW3	EA	CABINET/BASE - DINETTE W/O BACK-F/FLIP UP CUSHION - RH (S24) FROM: 00-00-00 THRU: 04-04-04
10	142046-A1-S24	EA	CABINET/BASE - DINETTE W/O BACK-F/FLIP UP CUSHION - RH (S24) FROM: 04-05-04 THRU: 99-99-99
10	142046-A1-SW3	EA	CABINET/BASE - DINETTE W/O BACK-F/FLIP UP CUSHION - RH (SW3)
10	142046-A1-SW4	EA	CABINET/BASE - DINETTE W/O BACK-F/FLIP UP CUSHION - RH (SW4)
10	142046-A1-SW5	EA	CABINET/BASE - DINETTE W/O BACK-F/FLIP UP CUSHION - RH (SW5)
10	142046-04-P19	EA	CABINET/BASE - DINETTE W/O BACK-F/FLIP UP CUSHION - RH (S16) HOME COMFORT PLUS FROM: 00-00-00 THRU: 04-04-04
10	142046-A2-S16	EA	CABINET/BASE - DINETTE W/O BACK-F/FLIP UP CUSHION - RH (S16) HOME COMFORT PLUS FROM: 04-05-04 THRU: 99-99-99
10	142046-04-P20	EA	CABINET/BASE - DINETTE W/O BACK-F/FLIP UP CUSHION - RH (S17) HOME COMFORT PLUS FROM: 00-00-00 THRU: 04-04-04
10	142046-A2-S17	EA	CABINET/BASE - DINETTE W/O BACK-F/FLIP UP CUSHION - RH (S17) HOME COMFORT PLUS FROM: 04-05-04 THRU: 99-99-99
10	142046-04-S18	EA	CABINET/BASE - DINETTE W/O BACK-F/FLIP UP CUSHION - RH (S18) HOME COMFORT PLUS FROM: 00-00-00 THRU: 04-04-04
10	142046-A2-S18	EA	CABINET/BASE - DINETTE W/O BACK-F/FLIP UP CUSHION - RH (S18) HOME COMFORT PLUS FROM: 04-05-04 THRU: 99-99-99
10	142046-04-S19	EA	CABINET/BASE - DINETTE W/O BACK-F/FLIP UP CUSHION - RH (S19) HOME COMFORT PLUS FROM: 00-00-00 THRU: 04-04-04
10	142046-A2-S19	EA	CABINET/BASE - DINETTE W/O BACK-F/FLIP UP CUSHION - RH (S19) HOME COMFORT PLUS FROM: 04-05-04 THRU: 99-99-99

**CABINET & APPLIANCE GROUP (CONTINUED)**  
**CABINET & APPLIANCE LAYOUT (CONTINUED)**



**DINETTE (CONTINUED)**

KEY	PART NUMBER	U/M	DESCRIPTION
10	142046-04-S20	EA	CABINET/BASE - DINETTE W/O BACK-F/FLIP UP CUSHION - RH (S20) <b>HOME COMFORT PLUS</b> FROM: 00-00-00 THRU: 04-04-04
10	142046-A2-S20	EA	CABINET/BASE - DINETTE W/O BACK-F/FLIP UP CUSHION - RH (S20) <b>HOME COMFORT PLUS</b> FROM: 04-05-04 THRU: 99-99-99
10	142046-04-S21	EA	CABINET/BASE - DINETTE W/O BACK-F/FLIP UP CUSHION - RH (S21) <b>HOME COMFORT PLUS</b> FROM: 00-00-00 THRU: 04-04-04
10	142046-A2-S21	EA	CABINET/BASE - DINETTE W/O BACK-F/FLIP UP CUSHION - RH (S21) <b>HOME COMFORT PLUS</b> FROM: 04-05-04 THRU: 99-99-99
10	142046-04-R25	EA	CABINET/BASE - DINETTE W/O BACK-F/FLIP UP CUSHION - RH (S22) <b>HOME COMFORT PLUS</b> FROM: 00-00-00 THRU: 04-04-04
10	142046-A2-S22	EA	CABINET/BASE - DINETTE W/O BACK-F/FLIP UP CUSHION - RH (S22) <b>HOME COMFORT PLUS</b> FROM: 04-05-04 THRU: 99-99-99
10	142046-04-R26	EA	CABINET/BASE - DINETTE W/O BACK-F/FLIP UP CUSHION - RH (S23) <b>HOME COMFORT PLUS</b> FROM: 00-00-00 THRU: 04-04-04
10	142046-A2-S23	EA	CABINET/BASE - DINETTE W/O BACK-F/FLIP UP CUSHION - RH (S23) <b>HOME COMFORT PLUS</b> FROM: 04-05-04 THRU: 99-99-99
10	142046-04-RW3	EA	CABINET/BASE - DINETTE W/O BACK-F/FLIP UP CUSHION - RH (S24) <b>HOME COMFORT PLUS</b> FROM: 00-00-00 THRU: 04-04-04
10	142046-A2-S24	EA	CABINET/BASE - DINETTE W/O BACK-F/FLIP UP CUSHION - RH (S24) <b>HOME COMFORT PLUS</b> FROM: 04-05-04 THRU: 99-99-99
10	142046-A2-SW3	EA	CABINET/BASE - DINETTE W/O BACK-F/FLIP UP CUSHION - RH (SW3) <b>HOME COMFORT PLUS</b>
10	142046-A2-SW4	EA	CABINET/BASE - DINETTE W/O BACK-F/FLIP UP CUSHION - RH (SW4) <b>HOME COMFORT PLUS</b>
10	142046-A2-SW5	EA	CABINET/BASE - DINETTE W/O BACK-F/FLIP UP CUSHION - RH (SW5) <b>HOME COMFORT PLUS</b>
11	142046-16-P19	EA	PANEL/BACK - DINETTE SEAT - RIGHT HAND (S16) FROM: 00-00-00 THRU: 04-04-04
11	142046-A3-S16	EA	PANEL/BACK - DINETTE SEAT - RIGHT HAND (S16) FROM: 04-05-04 THRU: 99-99-99

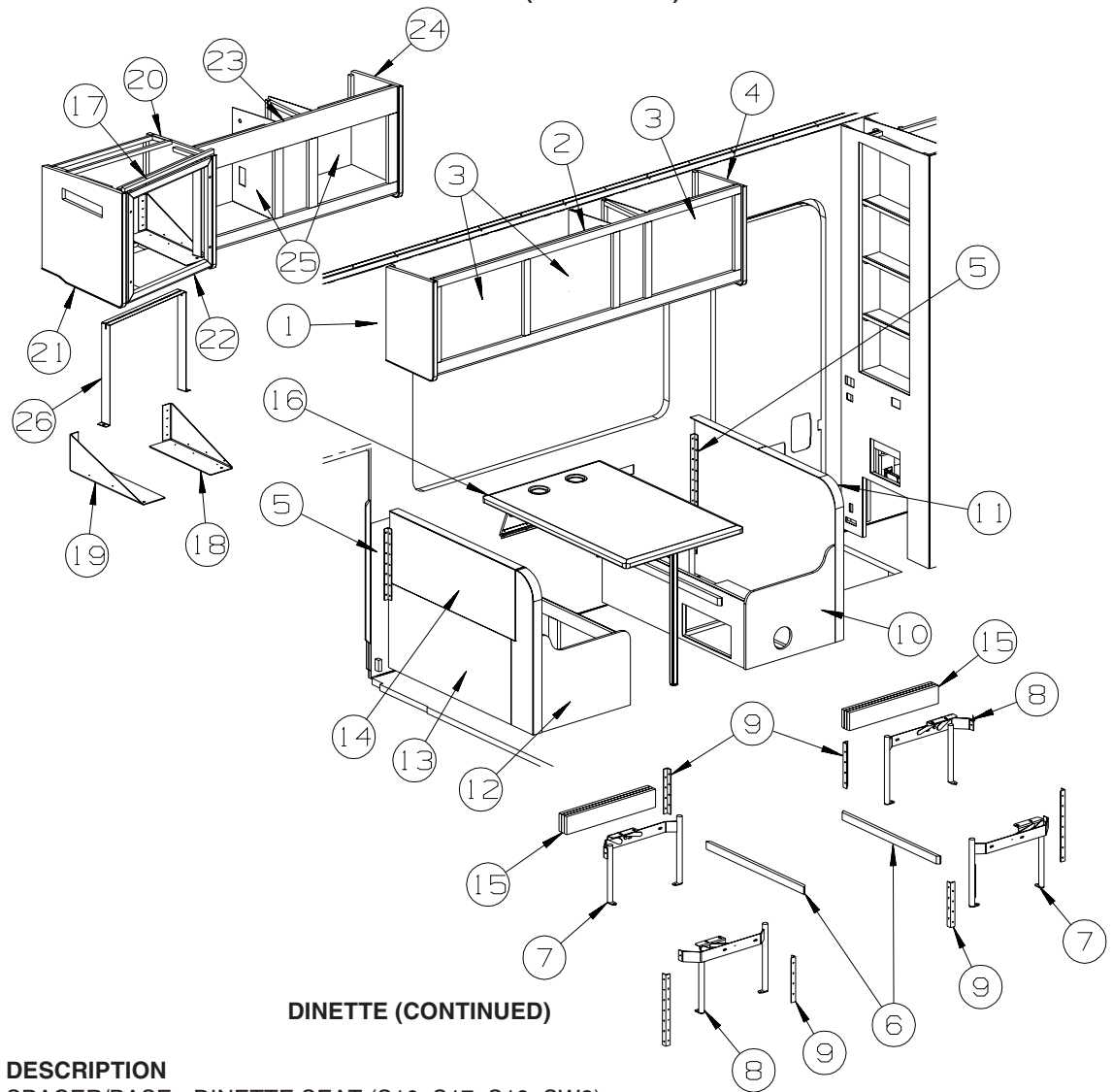
## CABINET & APPLIANCE GROUP (CONTINUED)

### CABINET & APPLIANCE LAYOUT (CONTINUED)

#### DINETTE (CONTINUED)

KEY	PART NUMBER	U/M	DESCRIPTION
11	142046-16-P20	EA	PANEL/BACK - DINETTE SEAT - RIGHT HAND (S17) FROM: 00-00-00 THRU: 04-04-04
11	142046-A3-S17	EA	PANEL/BACK - DINETTE SEAT - RIGHT HAND (S17) FROM: 04-05-04 THRU: 99-99-99
11	142046-16-S18	EA	PANEL/BACK - DINETTE SEAT - RIGHT HAND (S18) FROM: 00-00-00 THRU: 04-04-04
11	142046-A3-S18	EA	PANEL/BACK - DINETTE SEAT - RIGHT HAND (S18) FROM: 04-05-04 THRU: 99-99-99
11	142046-16-S19	EA	PANEL/BACK - DINETTE SEAT - RIGHT HAND (S19) FROM: 00-00-00 THRU: 04-04-04
11	142046-A3-S19	EA	PANEL/BACK - DINETTE SEAT - RIGHT HAND (S19) FROM: 04-05-04 THRU: 99-99-99
11	142046-16-S20	EA	PANEL/BACK - DINETTE SEAT - RIGHT HAND (S20) FROM: 00-00-00 THRU: 04-04-04
11	142046-A3-S20	EA	PANEL/BACK - DINETTE SEAT - RIGHT HAND (S20) FROM: 04-05-04 THRU: 99-99-99
11	142046-16-S21	EA	PANEL/BACK - DINETTE SEAT - RIGHT HAND (S21) FROM: 00-00-00 THRU: 04-04-04
11	142046-A3-S21	EA	PANEL/BACK - DINETTE SEAT - RIGHT HAND (S21) FROM: 04-05-04 THRU: 99-99-99
11	142046-16-R25	EA	PANEL/BACK - DINETTE SEAT - RIGHT HAND (S22) FROM: 00-00-00 THRU: 04-04-04
11	142046-A3-S22	EA	PANEL/BACK - DINETTE SEAT - RIGHT HAND (S22) FROM: 04-05-04 THRU: 99-99-99
11	142046-16-R26	EA	PANEL/BACK - DINETTE SEAT - RIGHT HAND (S23) FROM: 00-00-00 THRU: 04-04-04
11	142046-A3-S23	EA	PANEL/BACK - DINETTE SEAT - RIGHT HAND (S23) FROM: 04-05-04 THRU: 99-99-99
11	142046-16-RW3	EA	PANEL/BACK - DINETTE SEAT - RIGHT HAND (S24) FROM: 00-00-00 THRU: 04-04-04
11	142046-A3-S24	EA	PANEL/BACK - DINETTE SEAT - RIGHT HAND (S24) FROM: 04-05-04 THRU: 99-99-99
11	142046-A3-SW3	EA	PANEL/BACK - DINETTE SEAT - RIGHT HAND (SW3)
11	142046-A3-SW4	EA	PANEL/BACK - DINETTE SEAT - RIGHT HAND (SW4)
11	142046-A3-SW5	EA	PANEL/BACK - DINETTE SEAT - RIGHT HAND (SW5)
12	142046-09-S16	EA	CABINET/BASE - DINETTE W/O BACK-F/FLIP UP CUSHION - LH (S16)
12	142046-09-P20	EA	CABINET/BASE - DINETTE W/O BACK-F/FLIP UP CUSHION - LH (S17)
12	142046-09-S18	EA	CABINET/BASE - DINETTE W/O BACK-F/FLIP UP CUSHION - LH (S18)
12	142046-09-S19	EA	CABINET/BASE - DINETTE W/O BACK-F/FLIP UP CUSHION - LH (S19)
12	142046-09-S20	EA	CABINET/BASE - DINETTE W/O BACK-F/FLIP UP CUSHION - LH (S20)
12	142046-09-S21	EA	CABINET/BASE - DINETTE W/O BACK-F/FLIP UP CUSHION - LH (S21)
12	142046-09-S22	EA	CABINET/BASE - DINETTE W/O BACK-F/FLIP UP CUSHION - LH (S22)
12	142046-09-R26	EA	CABINET/BASE - DINETTE W/O BACK-F/FLIP UP CUSHION - LH (S23)
12	142046-09-RW3	EA	CABINET/BASE - DINETTE W/O BACK-F/FLIP UP CUSHION - LH (S24)
12	142046-09-SW3	EA	CABINET/BASE - DINETTE W/O BACK-F/FLIP UP CUSHION - LH (SW3)
12	142046-09-SW4	EA	CABINET/BASE - DINETTE W/O BACK-F/FLIP UP CUSHION - LH (SW4)
12	142046-09-SW5	EA	CABINET/BASE - DINETTE W/O BACK-F/FLIP UP CUSHION - LH (SW5)
13	142046-72-P19	EA	PANEL/BACK - DINETTE SEAT/W/O HINGED PORTION - LEFT HAND (S16)
13	142046-72-P20	EA	PANEL/BACK - DINETTE SEAT/W/O HINGED PORTION - LEFT HAND (S17)
13	142046-72-S18	EA	PANEL/BACK - DINETTE SEAT/W/O HINGED PORTION - LEFT HAND (S18)
13	142046-72-S19	EA	PANEL/BACK - DINETTE SEAT/W/O HINGED PORTION - LEFT HAND (S19)
13	142046-72-S20	EA	PANEL/BACK - DINETTE SEAT/W/O HINGED PORTION - LEFT HAND (S20)
13	142046-72-S21	EA	PANEL/BACK - DINETTE SEAT/W/O HINGED PORTION - LEFT HAND (S21)
13	142046-72-R25	EA	PANEL/BACK - DINETTE SEAT/W/O HINGED PORTION - LEFT HAND (S22)
13	142046-72-R26	EA	PANEL/BACK - DINETTE SEAT/W/O HINGED PORTION - LEFT HAND (S23)
13	142046-72-RW3	EA	PANEL/BACK - DINETTE SEAT/W/O HINGED PORTION - LEFT HAND (S24)
13	142046-72-SW3	EA	PANEL/BACK - DINETTE SEAT/W/O HINGED PORTION - LEFT HAND (SW3)
13	142046-72-SW4	EA	PANEL/BACK - DINETTE SEAT/W/O HINGED PORTION - LEFT HAND (SW4)
13	142046-72-SW5	EA	PANEL/BACK - DINETTE SEAT/W/O HINGED PORTION - LEFT HAND (SW5)
14	142046-75-P13	EA	PANEL - BACK/HINGED - PORTSMOUTH OAK
14	142046-75-S08	EA	PANEL - BACK/HINGED - CONCERT CHERRY
14	142046-75-RW1	EA	PANEL - BACK/HINGED - WASHED MAPLE
14	142046-75-SW0	EA	PANEL - BACK/HINGED - SIERRA MAPLE

**CABINET & APPLIANCE GROUP (CONTINUED)**  
**CABINET & APPLIANCE LAYOUT (CONTINUED)**



**DINETTE (CONTINUED)**

KEY	PART NUMBER	U/M	DESCRIPTION
15	142046-62-P19	EA	SPACER/BASE - DINETTE SEAT (S16, S17, S18, SW3)
15	142046-62-S19	EA	SPACER/BASE - DINETTE SEAT (S19, S20, S21, SW4)
15	142046-62-R25	EA	SPACER/BASE - DINETTE SEAT (S22, S23, S24, SW5)
16	148659-06-S07	EA	TABLE - DINETTE - 24"W X 41.6"D-GRAY TRANQUILITY/PORTS OAK (S16) FROM: 00-00-00 THRU: 02-29-04
16	143257-10-R13	EA	TABLE - 27.8" X 41.6" - GRAY TRANQUILITY/PORTSMOUTH OAK (S16) FROM: 03-01-04 THRU: 99-99-99
16	148659-06-S08	EA	TABLE - DINETTE - 24"W X 41.6"D - GRAY TRAN/CHERRY IV (S17) FROM: 00-00-00 THRU: 02-29-04
16	143257-10-R14	EA	TABLE - 27.8" X 41.6" - GRAY TRANQUILITY/CHERRY (S17) FROM: 03-01-04 THRU: 99-99-99
16	148659-06-S09	EA	TABLE - DINETTE - 24"W X 41.6"D - GRAY TRAN/WASHED MAPLE (S18) FROM: 00-00-00 THRU: 02-29-04
16	143257-10-R21	EA	TABLE - 27.8" X 41.6" - GRAY TRANQUILITY/WASHED MAPLE (S18) FROM: 03-01-04 THRU: 99-99-99
16	148659-06-S19	EA	TABLE - DINETTE - 24"W X 41.6"D - ROCKY MT HIGH/PORTS OAK (S19), FROM: 00-00-00 THRU: 02-29-04
16	143257-10-R15	EA	TABLE - 27.8" X 41.6" - ROCKY MOUNTAIN HIGH/PORTSMOUTH OAK (S19), FROM: 03-01-04 THRU: 99-99-99
16	148659-06-S20	EA	TABLE - DINETTE - 24"W X 41.6"D - ROCKY MT HIGH/CHERRY IV (S20) FROM: 00-00-00 THRU: 02-29-04
16	143257-10-R16	EA	TABLE - 27.8" X 41.6" - ROCKY MOUNTAIN HIGH/CHERRY (S20) FROM: 03-01-04 THRU: 99-99-99
16	148659-06-S21	EA	TABLE - DINETTE - 24"W X 41.6"D - ROCKY MT HIGH/WASHED MPL (S21) FROM: 00-00-00 THRU: 02-29-04
16	143257-10-R24	EA	TABLE - 27.8" X 41.6" - ROCKY MOUNTAIN HIGH/WASHED MAPLE (S21) FROM: 03-01-04 THRU: 99-99-99

# CABINET & APPLIANCE GROUP (CONTINUED)

## CABINET & APPLIANCE LAYOUT (CONTINUED)

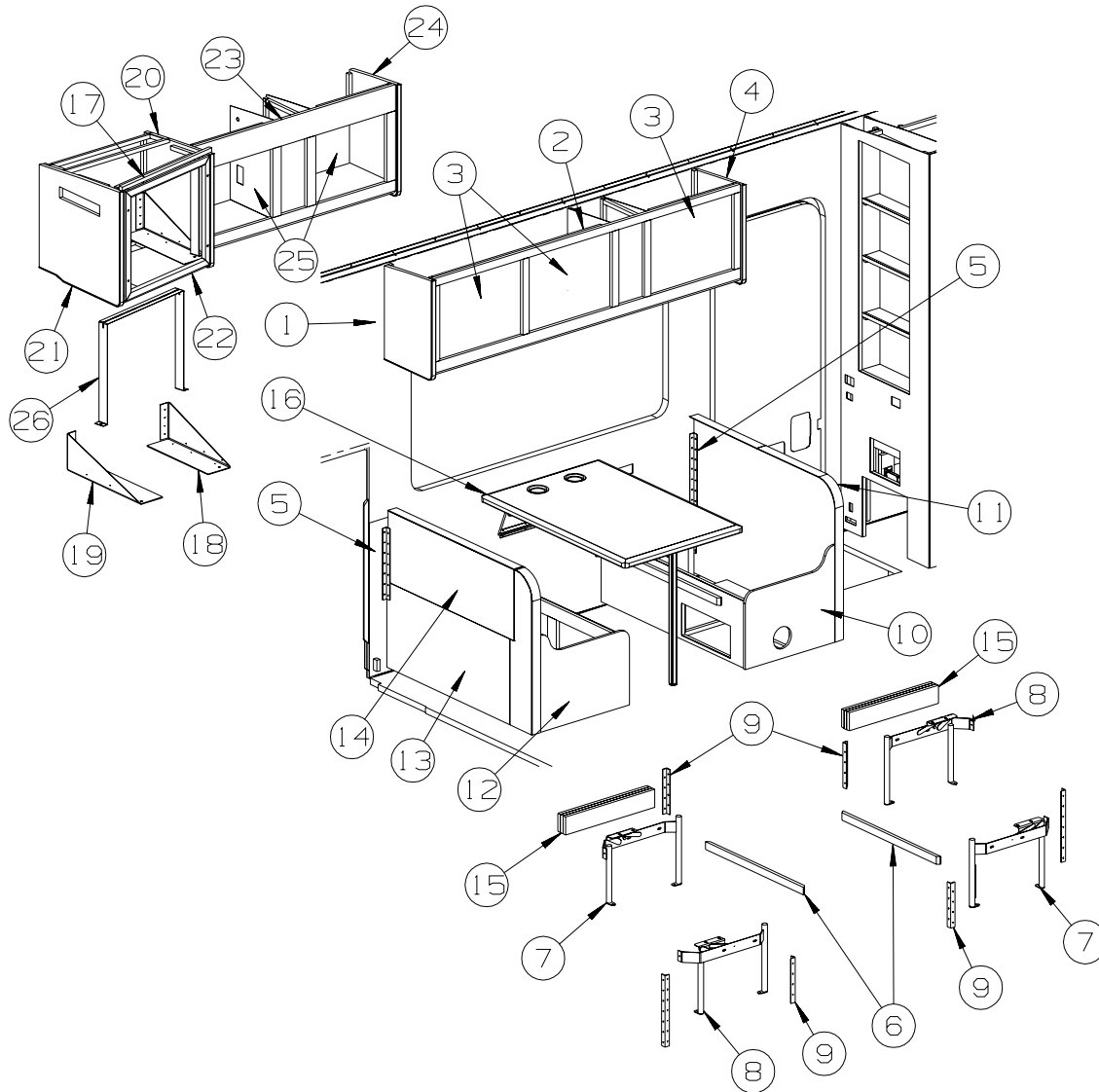
### DINETTE (CONTINUED)

KEY	PART NUMBER	U/M	DESCRIPTION
16	148659-06-S10	EA	TABLE - DINETTE - 24"W X 41.6"D - ROCKY MT HIGH/PORTS OAK (S22) FROM: 00-00-00 THRU: 02-29-04
16	143257-10-R17	EA	TABLE - 27.8" X 41.6" - ROCKY MOUNTAIN HIGH/PORTSMOUTH OAK (S22) FROM: 03-01-04 THRU: 99-99-99
16	148659-06-S11	EA	TABLE - DINETTE - 24"W X 41.6"D - ROCKY MT HIGH/CHERRY IV (S23) FROM: 00-00-00 THRU: 02-29-04
16	143257-10-R18	EA	TABLE - 27.8" X 41.6" - ROCKY MOUNTAIN HIGH/CHERRY (S23) FROM: 03-01-04 THRU: 99-99-99
16	148659-06-S12	EA	TABLE - DINETTE - 24"W X 41.6"D - ROCKY MT HIGH/WASHED MPL (S24) FROM: 00-00-00 THRU: 02-29-04
16	143257-10-R27	EA	TABLE - 27.8" X 41.6" - ROCKY MOUNTAIN HIGH/WASHED MAPLE (S24) FROM: 03-01-04 THRU: 99-99-99
16	143257-10-SW0	EA	TABLE - 27.8" X 41.6" - GRAY TRANQUILITY/SIERRA MAPLE (SW3)
16	143257-10-SW4	EA	TABLE - 27.8" X 41.6" - LINO FRIEZE/SIERRA MAPLE (SW4)
16	143257-10-SW1	EA	TABLE - 27.8" X 41.6" - ROCKY MOUNTAIN HIGH/SIERRA MAPLE (SW5)
17	149006-01-S07	EA	CABINET - OVERHEAD/TV (SIDE) - W/O DOORS/HARDWARE - PORTSMOUTH OAK FROM: 00-00-00 THRU: 05-16-04
17	149006-02-S07	EA	CABINET - OVERHEAD/TV (SIDE) - W/O DOORS/HARDWARE - PORTSMOUTH OAK FROM: 05-17-04 THRU: 99-99-99
17	149006-01-S08	EA	CABINET - OVERHEAD/TV (SIDE) - W/O DOORS/HARDWARE - CONCERT CHERRY FROM: 00-00-00 THRU: 05-16-04
17	149006-02-S08	EA	CABINET - OVERHEAD/TV (SIDE) - W/O DOORS/HARDWARE - CONCERT CHERRY FROM: 05-17-04 THRU: 99-99-99
17	149006-01-S09	EA	CABINET - OVERHEAD/TV (SIDE) - W/O DOORS/HARDWARE - WASHED MAPLE FROM: 00-00-00 THRU: 05-16-04
17	149006-02-S09	EA	CABINET - OVERHEAD/TV (SIDE) - W/O DOORS/HARDWARE - WASHED MAPLE FROM: 05-17-04 THRU: 99-99-99
17	149006-02-SW0	EA	CABINET - OVERHEAD/TV (SIDE) - W/O DOORS/HARDWARE - SIERRA MAPLE
18	122298-06-02B	EA	BRACKET - TV/VCR W/ANGLE - LH HAND - E-COATED FROM: 04-12-04 THRU: 99-99-99
19	122298-07-02B	EA	BRACKET - TV/VCR W/ANGLE - RH HAND - E-COATED FROM: 04-12-04 THRU: 99-99-99
20	140307-34-S07	EA	END CAP - OVERHEAD CABINET - PORTSMOUTH OAK
20	140307-34-S08	EA	END CAP - OVERHEAD CABINET - CONCERT CHERRY
20	140307-34-S09	EA	END CAP - OVERHEAD CABINET - WASHED MAPLE
20	140307-34-SW0	EA	END CAP - OVERHEAD CABINET - SIERRA MAPLE
21	140307-35-S07	EA	END CAP - OVERHEAD CABINET - PORTSMOUTH OAK
21	140307-35-S08	EA	END CAP - OVERHEAD CABINET - CONCERT CHERRY
21	140307-35-S09	EA	END CAP - OVERHEAD CABINET - WASHED MAPLE
21	140307-35-SW0	EA	END CAP - OVERHEAD CABINET - SIERRA MAPLE
	149083-01-02B	EA	BRACKET - TV - E-COATED FROM: 00-00-00 THRU: 04-11-04
22	149006-20-S07	EA	FACE FRAME - TV CABINET - PORTSMOUTH OAK FROM: 04-12-04 THRU: 99-99-99
22	149006-20-S08	EA	FACE FRAME - TV CABINET - CONCERT CHERRY FROM: 04-12-04 THRU: 99-99-99
22	149006-20-S09	EA	FACE FRAME - TV CABINET - WASHED MAPLE FROM: 04-12-04 THRU: 99-99-99
22	149006-20-SW0	EA	FACE FRAME - TV CABINET - SIERRA MAPLE
23	149030-01-S16	EA	CABINET - OVERHEAD/FRONT - W/O DOORS/HARDWARE
23	149030-01-S17	EA	CABINET - OVERHEAD/FRONT - W/O DOORS/HARDWARE
23	149030-01-S18	EA	CABINET - OVERHEAD/FRONT - W/O DOORS/HARDWARE
23	149030-01-S19	EA	CABINET - OVERHEAD/FRONT - W/O DOORS/HARDWARE
23	149030-01-S20	EA	CABINET - OVERHEAD/FRONT - W/O DOORS/HARDWARE
23	149030-01-S21	EA	CABINET - OVERHEAD/FRONT - W/O DOORS/HARDWARE
23	149030-01-S22	EA	CABINET - OVERHEAD/FRONT - W/O DOORS/HARDWARE
23	149030-01-S23	EA	CABINET - OVERHEAD/FRONT - W/O DOORS/HARDWARE
23	149030-01-S24	EA	CABINET - OVERHEAD/FRONT - W/O DOORS/HARDWARE
23	149030-01-SW3	EA	CABINET - OVERHEAD/FRONT - W/O DOORS/HARDWARE
23	149030-01-SW4	EA	CABINET - OVERHEAD/FRONT - W/O DOORS/HARDWARE
23	149030-01-SW5	EA	CABINET - OVERHEAD/FRONT - W/O DOORS/HARDWARE

# CABINET & APPLIANCE GROUP (CONTINUED)

## CABINET & APPLIANCE LAYOUT (CONTINUED)

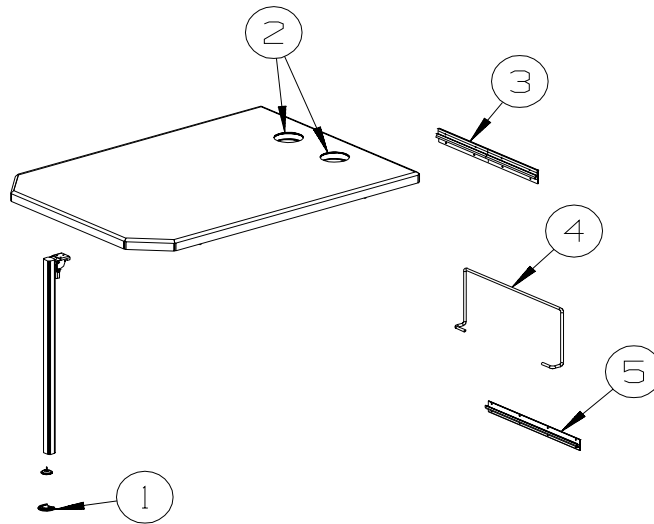
### DINETTE (CONTINUED)



KEY	PART NUMBER	U/M	DESCRIPTION
24	140307-37-S07	EA	END CAP - OVERHEAD CABINET - PORTSMOUTH OAK
24	140307-37-S08	EA	END CAP - OVERHEAD CABINET - CONCERT CHERRY
24	140307-37-S09	EA	END CAP - OVERHEAD CABINET - WASHED MAPLE
24	140307-37-SW0	EA	END CAP - OVERHEAD CABINET - SIERRA MAPLE
25	141522-A3-S16	EA	DOOR - ARCHED/PENCIL EDGE/HORIZ - 14.3" X 17.9" - W/O HDW - PORTSMOUTH OAK
25	141522-A3-S17	EA	DOOR - ARCHED/PENCIL EDGE/HORIZ - 14.3" X 17.9" - W/O HDW - CONCERT CHERRY
25	141522-A3-S18	EA	DOOR - ARCHED/PENCIL EDGE/HORIZ - 14.3" X 17.9" - W/O HDW - WASHED MAPLE
25	141522-A3-SW3	EA	DOOR - ARCHED/PENCIL EDGE/HORIZ - 14.3" X 17.9" - W/O HDW - SIERRA MAPLE
26	148247-05-02B	EA	STRAP/TIEDOWN - TV - E-COATED



**CABINET & APPLIANCE GROUP (CONTINUED)**  
**CABINET & APPLIANCE LAYOUT (CONTINUED)**

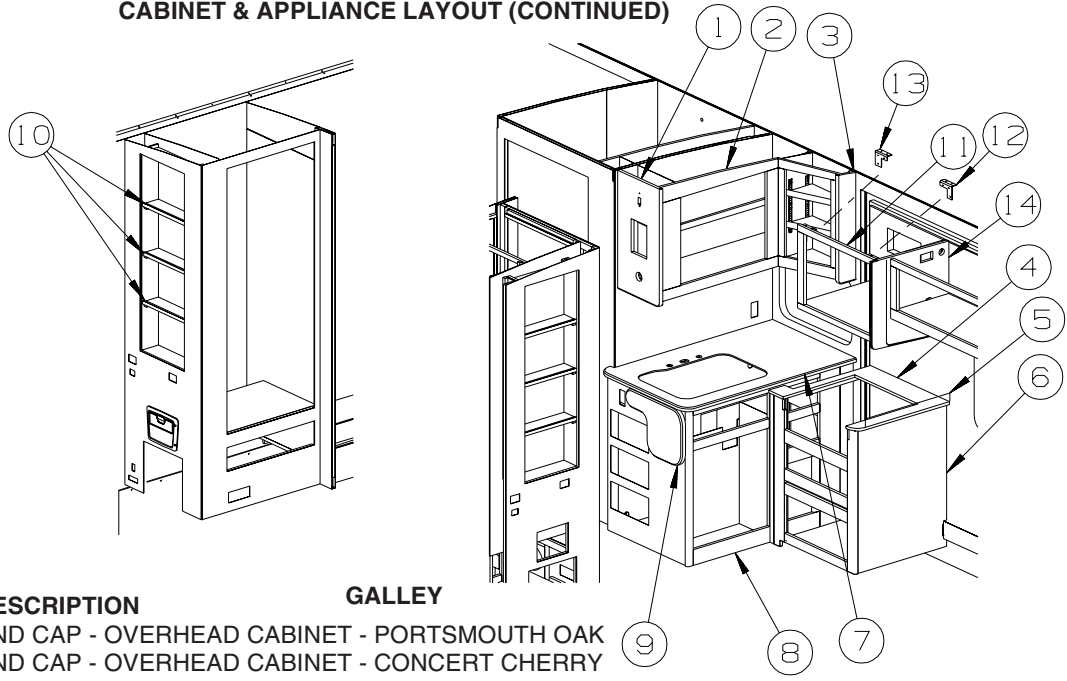


**DINETTE (CONTINUED)**

KEY	PART NUMBER	U/M	DESCRIPTION
1	143798-01-01A	EA	CATCH - FLOOR TO TABLE LEG - BRIGHT WHITE
2	064781-06-000	EA	HOLDER/CUP - TWO STEP - OFF WHITE
3	140921-02-01A	EA	BRACKET/TABLE SUPPORT - 18.5" - OFF WHITE
4	024275-13-000	EA	ROD - TABLE LIFT - OFF/WHITE
5	024281-15-000	EA	BRACKET/TABLE - LIFT ROD/LOWER WALL MOUNTED - 17.1"

## CABINET & APPLIANCE GROUP (CONTINUED)

### CABINET & APPLIANCE LAYOUT (CONTINUED)

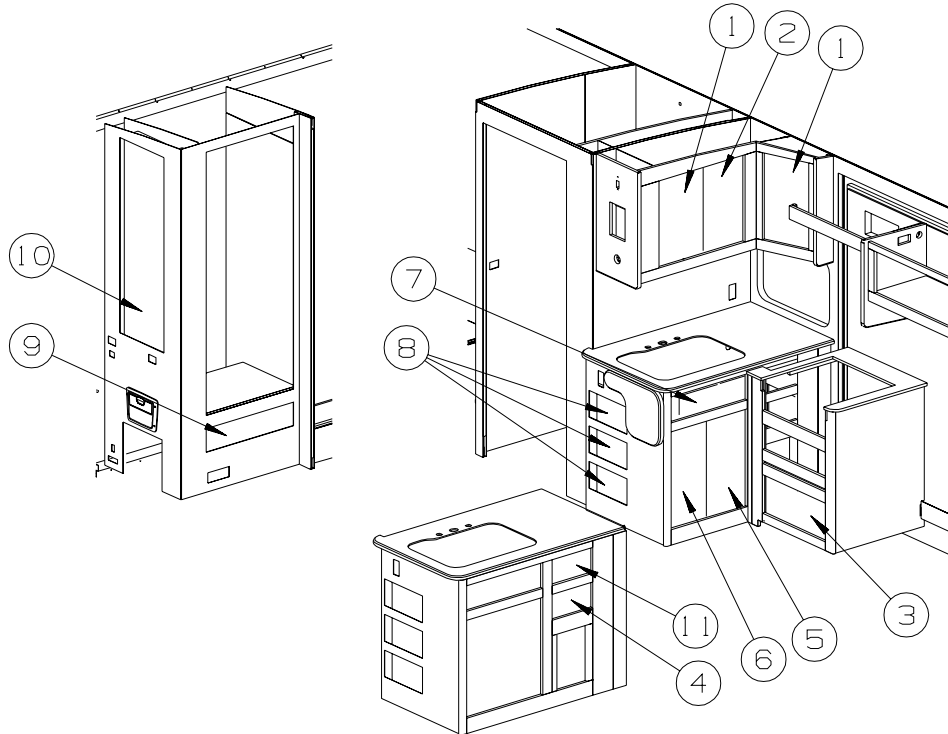


KEY	PART NUMBER	U/M	DESCRIPTION	GALLEY
1	143060-16-P13	EA	END CAP - OVERHEAD CABINET - PORTSMOUTH OAK	
1	143060-16-P14	EA	END CAP - OVERHEAD CABINET - CONCERT CHERRY	
1	143060-16-RW1	EA	END CAP - OVERHEAD CABINET - WASHED MAPLE	
1	143060-16-SW0	EA	END CAP - OVERHEAD CABINET - SIERRA MAPLE	
1	143060-31-P13	EA	END CAP - OVERHEAD CABINET - PORTSMOUTH OAK - 6 GAL WATER HEATER W/MOTOR AID	
1	143060-31-P14	EA	END CAP - OVERHEAD CABINET - CONCERT CHERRY - 6 GAL WATER HEATER W/MOTOR AID	
1	143060-31-RW1	EA	END CAP - OVERHEAD CABINET - WASHED MAPLE - 6 GAL WATER HEATER W/MOTOR AID	
1	143060-31-SW0	EA	END CAP - OVERHEAD CABINET - SIERRA MAPLE - 6 GAL WATER HEATER W/MOTOR AID	
2	143060-01-P13	EA	CABINET - OVERHEAD/GALLEY - W/O DRS/HDW - PORTSMOUTH OAK	
2	143060-01-P14	EA	CABINET - OVERHEAD/GALLEY - W/O DRS/HDW - CONCERT CHERRY	
2	143060-01-RW1	EA	CABINET - OVERHEAD/GALLEY - W/O DRS/HDW - WASHED MAPLE	
2	143060-01-SW0	EA	CABINET - OVERHEAD/GALLEY - W/O DRS/HDW - SIERRA MAPLE	
2	143060-03-P13	EA	CABINET - OVHD - W/O DRS/HDW - PORTSMOUTH OAK - 6 GAL WATER HEATER W/MOTOR AID	
2	143060-03-P14	EA	CABINET - OVHD - W/O DRS/HDW - CONCERT CHERRY - 6 GAL WATER HEATER W/MOTOR AID	
2	143060-03-RW1	EA	CABINET - OVHD - W/O DRS/HDW - WASHED MAPLE - 6 GAL WATER HEATER W/MOTOR AID	
2	143060-03-SW0	EA	CABINET - OVHD - W/O DRS/HDW - SIERRA MAPLE - 6 GAL WATER HEATER W/MOTOR AID	
3	140307-26-P13	EA	END CAP - OVERHEAD CABINET - PORTSMOUTH OAK	
3	140307-26-P14	EA	END CAP - OVERHEAD CABINET - CONCERT CHERRY	
3	140307-26-RW1	EA	END CAP - OVERHEAD CABINET - WASHED MAPLE	
3	140307-26-SJ0	EA	END CAP - OVERHEAD CABINET - SIERRA MAPLE	
4	149086-12-04A	EA	COUNTERTOP - 1/4" VENDURA - NATURES FLANNEL	
5	126875-02-N70	EA	FRAME ONLY - F/SPLASHGUARD - PORTSMOUTH OAK	
5	126875-02-K09	EA	FRAME ONLY - F/SPLASHGUARD - CONCERT CHERRY	
5	126875-02-K13	EA	FRAME ONLY - F/SPLASHGUARD - WASHED MAPLE	
5	126875-02-SW0	EA	FRAME ONLY - F/SPLASHGUARD - SIERRA MAPLE	
5	127117-02-01A	EA	GLASS - STATIONARY - SPLASHGUARD	
6	P49226-01-S07	EA	CABINET - GALLEY - W/O COUNTERTOP/DOORS/DRAWERS/HARDWARE - PORTSMOUTH OAK	
6	P49226-01-S08	EA	CABINET - GALLEY - W/O COUNTERTOP/DOORS/DRAWERS/HARDWARE - CONCERT CHERRY	
6	P49226-01-S09	EA	CABINET - GALLEY - W/O COUNTERTOP/DOORS/DRAWERS/HARDWARE - WASHED MAPLE	
6	P49226-01-SW0	EA	CABINET - GALLEY - W/O COUNTERTOP/DOORS/DRAWERS/HARDWARE - SIERRA MAPLE	
7	149086-13-04A	EA	COUNTERTOP - 1/4" VENDURA - NATURES FLANNEL	
7	149086-14-04A	EA	COUNTERTOP - 1/4" VENDURA - NATURES FLANNEL - WATER PURIFIER	
8	143061-01-P13	EA	CABINET - GALLEYS/HARDWARE - PORTSMOUTH OAK	
8	143061-01-P14	EA	CABINET - GALLEYS/HARDWARE - CONCERT CHERRY	
8	143061-01-RW1	EA	CABINET - GALLEYS/HARDWARE - WASHED MAPLE	
8	143061-01-SW0	EA	CABINET - GALLEYS/HARDWARE - SIERRA MAPLE	
9	141784-03-04A	EA	COUNTERTOP EXTENSION - 1/4"VENDURA - NATURES FLANNEL	
10	149321-30-S07	EA	SHELF - W/PLASTIC EDGE MOLDING - PORTSMOUTH OAK	
10	149321-30-S08	EA	SHELF - W/PLASTIC EDGE MOLDING - CONCERT CHERRY	
10	149321-30-S09	EA	SHELF - W/PLASTIC EDGE MOLDING - WASHED MAPLE	
10	149321-30-SW0	EA	SHELF - W/PLASTIC EDGE MOLDING - SIERRA MAPLE	
11	149084-01-S07	EA	CABINET - OVERHEAD/MICROWAVE - W/O DOORS/HARDWARE - PORTSMOUTH OAK	
11	149084-01-S08	EA	CABINET - OVERHEAD/MICROWAVE - W/O DOORS/HARDWARE - CONCERT CHERRY	
11	149084-01-S09	EA	CABINET - OVERHEAD/MICROWAVE - W/O DOORS/HARDWARE - WASHED MAPLE	
11	149084-01-SJ0	EA	CABINET - OVERHEAD/MICROWAVE - W/O DOORS/HARDWARE - SIERRA MAPLE	

## CABINET & APPLIANCE GROUP (CONTINUED)

### CABINET & APPLIANCE LAYOUT (CONTINUED)

KEY	PART NUMBER	U/M	DESCRIPTION
12	149420-01-02B	EA	BRACE - MICROWAVE - E-COATED - MICROWAVE/CONVECTION
13	149420-02-02B	EA	BRACE - MICROWAVE - E-COATED - MICROWAVE/CONVECTION
14	149084-16-S07	EA	END CAP - OVERHEAD CABINET - PORTSMOUTH OAK
14	149084-16-S08	EA	END CAP - OVERHEAD CABINET - CONCERT CHERRY
14	149084-16-S09	EA	END CAP - OVERHEAD CABINET - WASHED MAPLE
14	149084-16-SJ0	EA	END CAP - OVERHEAD CABINET - SIERRA MAPLE



### GALLEY (CONTINUED)

KEY	PART NUMBER	U/M	DESCRIPTION
1	141518-67-P54	EA	DOOR - ARCHED/PENCIL EDGE/LEFT HAND-12" X 21.8"-W/O HDW - PORTSMOUTH OAK
1	141518-67-P55	EA	DOOR - ARCHED/PENCIL EDGE/LEFT HAND-12" X 21.8"-W/O HDW - CONCERT CHERRY
1	141518-67-P56	EA	DOOR - ARCHED/PENCIL EDGE/LEFT HAND-12" X 21.8"-W/O HDW - WASHED MAPLE
1	141518-67-SW3	EA	DOOR - ARCHED/PENCIL EDGE/LEFT HAND-12" X 21.8"-W/O HDW - SIERRA MAPLE
1	076767-04-000	EA	CABLE - STAINLESS STEEL - 5.9"
2	141520-67-P54	EA	DOOR - ARCHED/PENCIL EDGE/RIGHT HAND -12"X21.8"- W/O HDW - PORTSMOUTH OAK
2	141520-67-P55	EA	DOOR - ARCHED/PENCIL EDGE/RIGHT HAND -12"X21.8"- W/O HDW - CONCERT CHERRY
2	141520-67-P56	EA	DOOR - ARCHED/PENCIL EDGE/RIGHT HAND -12"X21.8"- W/O HDW - WASHED MAPLE
2	141520-67-SW3	EA	DOOR - ARCHED/PENCIL EDGE/RIGHT HAND -12"X21.8"- W/O HDW - SIERRA MAPLE
2	076767-04-000	EA	CABLE - STAINLESS STEEL - 5.9"
3	145386-M2-S16	EA	DRAWER - PENCIL EDGE - 17.1"W X 21.6"D - W/O SLIDES/HDW - PORTSMOUTH OAK
3	145386-M2-S17	EA	DRAWER - PENCIL EDGE - 17.1"W X 21.6"D - W/O SLIDES/HDW - CONCERT CHERRY
3	145386-M2-S18	EA	DRAWER - PENCIL EDGE - 17.1"W X 21.6"D - W/O SLIDES/HDW - WASHED MAPLE
3	145386-M2-SJ3	EA	DRAWER - PENCIL EDGE - 17.1"W X 21.6"D - W/O SLIDES/HDW - SIERRA MAPLE
4	145386-25-R19	EA	DRAWER - PENCIL EDGE-10.4"W X 15.7"D - W/O SLIDES/HARDWARE - PORTSMOUTH OAK
4	145386-25-R20	EA	DRAWER - PENCIL EDGE-10.4"W X 15.7"D - W/O SLIDES/HARDWARE - CONCERT CHERRY
4	145386-25-R21	EA	DRAWER - PENCIL EDGE-10.4"W X 15.7"D - W/O SLIDES/HARDWARE - WASHED MAPLE
4	145386-25-SW3	EA	DRAWER - PENCIL EDGE-10.4"W X 15.7"D - W/O SLIDES/HARDWARE - SIERRA MAPLE
5	136919-45-R19	EA	DOOR - FLAT/PENCIL EDGE - 10.8" X 23.8" - W/O HARDWARE - PORTSMOUTH OAK
5	136919-45-R20	EA	DOOR - FLAT/PENCIL EDGE - 10.8" X 23.8" - W/O HARDWARE - CONCERT CHERRY
5	136919-45-R21	EA	DOOR - FLAT/PENCIL EDGE - 10.8" X 23.8" - W/O HARDWARE - WASHED MAPLE
5	136919-45-SW3	EA	DOOR - FLAT/PENCIL EDGE - 10.8" X 23.8" - W/O HARDWARE - SIERRA MAPLE
6	136919-44-R19	EA	DOOR - FLAT/PENCIL EDGE - 10.8" X 23.8" - W/O HARDWARE - PORTSMOUTH OAK
6	136919-44-R20	EA	DOOR - FLAT/PENCIL EDGE - 10.8" X 23.8" - W/O HARDWARE - CONCERT CHERRY
6	136919-44-R21	EA	DOOR - FLAT/PENCIL EDGE - 10.8" X 23.8" - W/O HARDWARE - WASHED MAPLE
6	136919-44-SW3	EA	DOOR - FLAT/PENCIL EDGE - 10.8" X 23.8" - W/O HARDWARE - SIERRA MAPLE

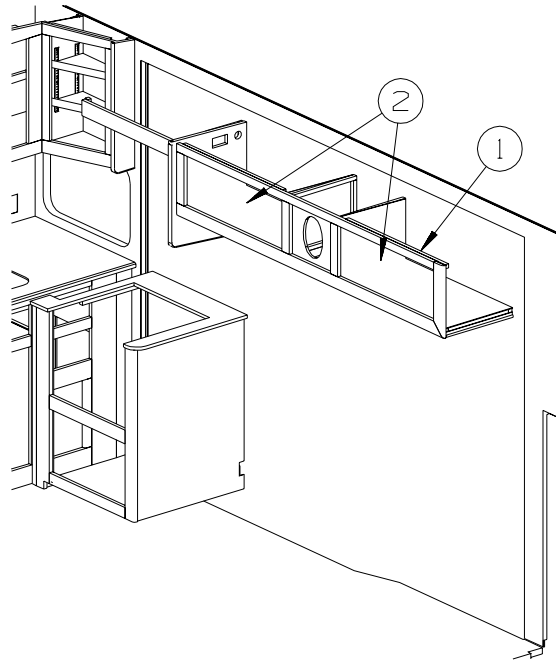
## CABINET & APPLIANCE GROUP (CONTINUED)

### CABINET & APPLIANCE LAYOUT (CONTINUED)

#### GALLEY (CONTINUED)

KEY	PART NUMBER	U/M	DESCRIPTION
7	134842-11-R19	EA	DRAWER - TIPOUT - W/HIDDEN TRAY - PORTSMOUTH OAK FROM: 00-00-00 THRU: 04-25-04
7	146910-17-S16	EA	DRAWER - TIPOUT - W/HIDDEN TRAY - PORTSMOUTH OAK FROM: 04-26-04 THRU: 99-99-99
7	134842-11-R20	EA	DRAWER - TIPOUT - W/HIDDEN TRAY - CONCERT CHERRY FROM: 00-00-00 THRU: 04-25-04
7	146910-17-S17	EA	DRAWER - TIPOUT - W/HIDDEN TRAY - CONCERT CHERRY FROM: 04-26-04 THRU: 99-99-99
7	134842-11-R21	EA	DRAWER - TIPOUT - W/HIDDEN TRAY - WASHED MAPLE FROM: 00-00-00 THRU: 04-25-04
7	146910-17-S18	EA	DRAWER - TIPOUT - W/HIDDEN TRAY - WASHED MAPLE FROM: 04-26-04 THRU: 99-99-99
7	146910-17-SW3	EA	DRAWER - TIPOUT - W/HIDDEN TRAY - SIERRA MAPLE FROM: 04-26-04 THRU: 99-99-99
	108127-01-01A	EA	CAP - TRAY
	108128-01-01A	EA	TRAY - HIDDEN
8	145386-99-R19	EA	DRAWER - PENCIL EDGE - 12"W X 17.7"D - W/O SLIDES/HDW - PORTSMOUTH OAK
8	145386-99-R20	EA	DRAWER - PENCIL EDGE - 12"W X 17.7"D - W/O SLIDES/HDW - CONCERT CHERRY
8	145386-99-R21	EA	DRAWER - PENCIL EDGE - 12"W X 17.7"D - W/O SLIDES/HDW - WASHED MAPLE
8	145386-99-SW3	EA	DRAWER - PENCIL EDGE - 12"W X 17.7"D - W/O SLIDES/HDW - SIERRA MAPLE
9	145492-06-R10	EA	DRAWER - PENCIL EDGE - 22.5"W X 13.8"D - W/O SLIDES/HDW - PORTSMOUTH OAK
9	145492-06-R20	EA	DRAWER - PENCIL EDGE - 22.5"W X 13.8"D - W/O SLIDES/HDW - CONCERT CHERRY
9	145492-06-R21	EA	DRAWER - PENCIL EDGE - 22.5"W X 13.8"D - W/O SLIDES/HDW - WASHED MAPLE
9	145492-06-S91	EA	DRAWER - PENCIL EDGE - 22.5"W X 13.8"D - W/O SLIDES/HDW - SIERRA MAPLE
10	141518-C7-R19	EA	DOOR - ARCHED/PENCIL EDGE - 15.5" X 45.4" - W/O HARDWARE - PORTSMOUTH OAK
10	141518-C7-R20	EA	DOOR - ARCHED/PENCIL EDGE - 15.5" X 45.4" - W/O HARDWARE - CONCERT CHERRY
10	141518-C7-R21	EA	DOOR - ARCHED/PENCIL EDGE - 15.5" X 45.4" - W/O HARDWARE - WASHED MAPLE
10	141518-C7-SW3	EA	DOOR - ARCHED/PENCIL EDGE - 15.5" X 45.4" - W/O HARDWARE - SIERRA MAPLE
10	076767-04-000	EA	CABLE - STAINLESS STEEL - 5.9"
11	145386-22-R19	EA	DRAWER - PENCIL EDGE - 10.4"W X 21.6"D - W/O SLIDES/HDW - PORTSMOUTH OAK
11	145386-22-R20	EA	DRAWER - PENCIL EDGE - 10.4"W X 21.6"D - W/O SLIDES/HDW - CONCERT CHERRY
11	145386-22-R21	EA	DRAWER - PENCIL EDGE - 10.4"W X 21.6"D - W/O SLIDES/HDW - WASHED MAPLE
11	145386-22-SW3	EA	DRAWER - PENCIL EDGE - 10.4"W X 21.6"D - W/O SLIDES/HDW - SIERRA MAPLE

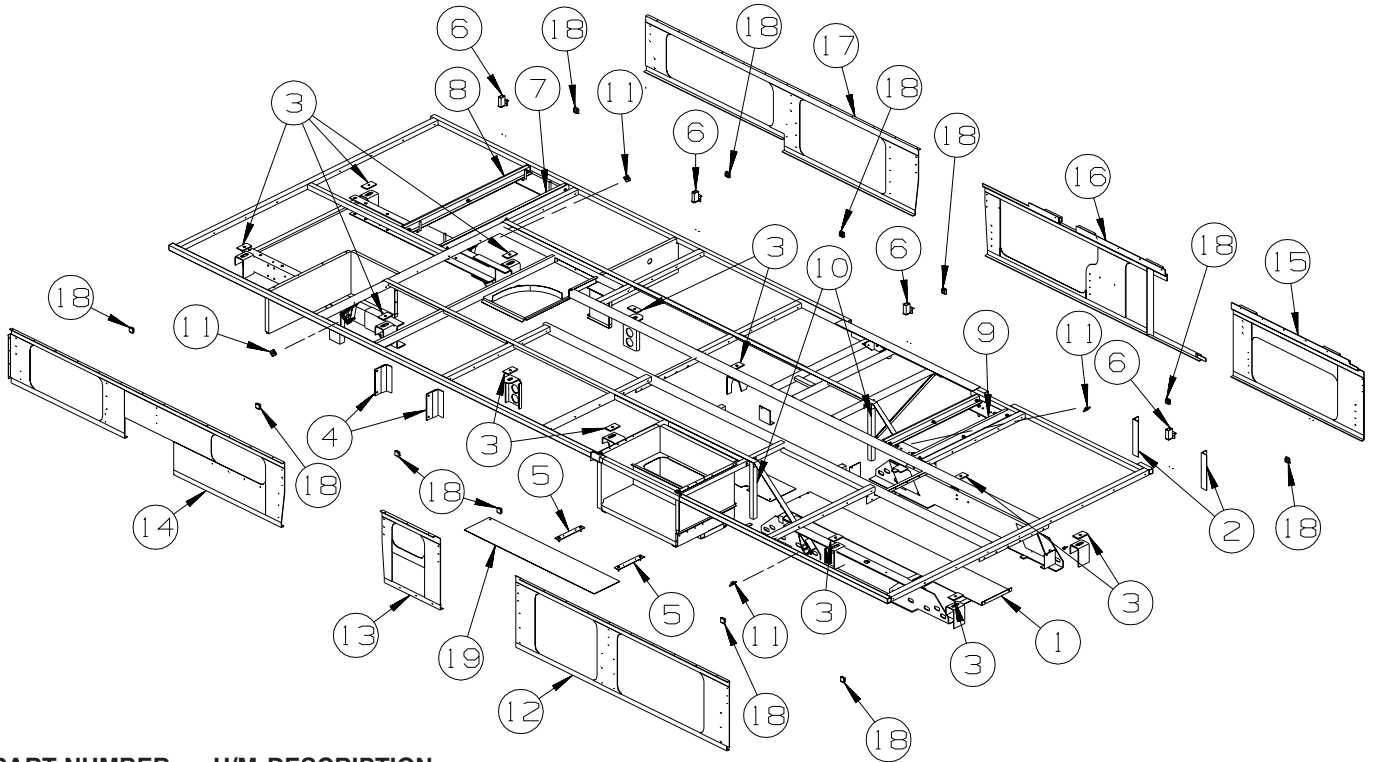
**CABINET & APPLIANCE GROUP (CONTINUED)**  
**CABINET & APPLIANCE LAYOUT (CONTINUED)**



**LOUNGE**

KEY	PART NUMBER	U/M	DESCRIPTION
1	142038-02-S16	EA	CABINET - OVERHEAD/FRONT LEFT HAND - W/O DOORS/HARDWARE
1	142038-02-S17	EA	CABINET - OVERHEAD/FRONT LEFT HAND - W/O DOORS/HARDWARE
1	142038-02-S18	EA	CABINET - OVERHEAD/FRONT LEFT HAND - W/O DOORS/HARDWARE
1	142038-02-S19	EA	CABINET - OVERHEAD/FRONT LEFT HAND - W/O DOORS/HARDWARE
1	142038-02-S20	EA	CABINET - OVERHEAD/FRONT LEFT HAND - W/O DOORS/HARDWARE
1	142038-02-S21	EA	CABINET - OVERHEAD/FRONT LEFT HAND - W/O DOORS/HARDWARE
1	142038-02-S22	EA	CABINET - OVERHEAD/FRONT LEFT HAND - W/O DOORS/HARDWARE
1	142038-02-S23	EA	CABINET - OVERHEAD/FRONT LEFT HAND - W/O DOORS/HARDWARE
1	142038-02-S24	EA	CABINET - OVERHEAD/FRONT LEFT HAND - W/O DOORS/HARDWARE
1	142038-02-SW3	EA	CABINET - OVERHEAD/FRONT LEFT HAND - W/O DOORS/HARDWARE
1	142038-02-SW4	EA	CABINET - OVERHEAD/FRONT LEFT HAND - W/O DOORS/HARDWARE
1	142038-02-SW5	EA	CABINET - OVERHEAD/FRONT LEFT HAND - W/O DOORS/HARDWARE
2	141522-46-P54	EA	DOOR - ARCHED/PENCIL EDGE/HORIZ - 10.8" X 27.9" - W/O HDW - PORTSMOUTH OAK
2	141522-46-P55	EA	DOOR - ARCHED/PENCIL EDGE/HORIZ - 10.8" X 27.9" - W/O HDW - CONCERT CHERRY
2	141522-46-P56	EA	DOOR - ARCHED/PENCIL EDGE/HORIZ - 10.8" X 27.9" - W/O HDW - WASHED MAPLE
2	141522-46-SW3	EA	DOOR - ARCHED/PENCIL EDGE/HORIZ - 10.8" X 27.9" - W/O HDW - SIERRA MAPLE

## CHASSIS GROUP FRAME



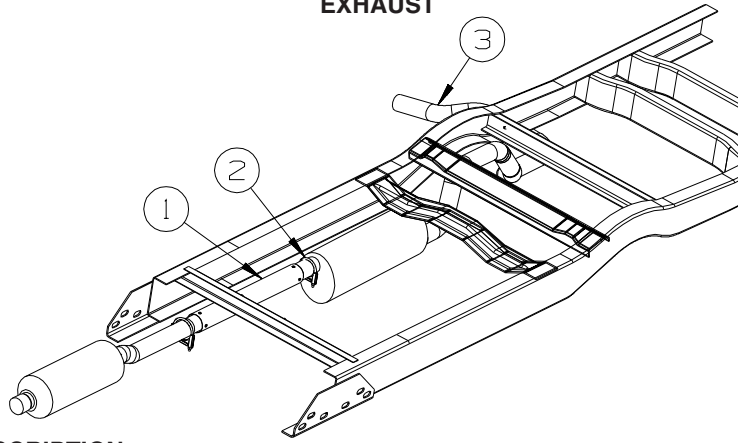
KEY	PART NUMBER	U/M	DESCRIPTION
1	135676-04-02B	EA	SHIELD - HEAT - E-COAT
2	143953-01-02B	EA	ANGLE - GENERATOR MOUNT - E-COATED
3	135712-01-02B	EA	PLATE - BODY MOUNT - E-COATED
4	136042-01-02B	EA	BRACKET - LP SUPPORT - E-COATED
5	143130-02-02B	EA	PLATE - BACKING - RIGHT/LEFT - E-COATED
6	136780-02-02B	EA	ADJUSTER - SLIDE - E-COATED
7	143020-02-02B	EA	FRAME - F/SLIDEOUT MECHANISM - E-COATED
8	143019-01-01B	EA	ZEE - BRACKET - SLIDEOUT
9	143020-01-02B	EA	FRAME - SLIDEOUT/MECHANISM - E-COATED
10	143275-01-02B	EA	TRUSS SUPPORT - E-COATED
11	141901-02-02B	EA	PLATE - TIE DOWN - E-COATED
12	146231-13-01A	EA	SEAL PLANE
13	146231-14-01A	EA	SEAL PLANE
14	146231-15-01A	EA	SEAL PLANE
15	146231-16-01A	EA	SEAL PLANE
16	146231-18-01A	EA	SEAL PLANE
17	146231-17-01A	EA	SEAL PLANE
18	119845-01-01A	EA	PLUG/PLASTIC - 1 1/2" SQUARE - BLACK
19	145027-01-02B	EA	SHIELD - HEAT - E-COATED

## DRIVETRAIN

KEY	PART NUMBER	U/M	DESCRIPTION
	103653-23-000	EA	BOLT - U-JOINT - 5/16-24 X .75 - 430V, 431C
	103653-24-000	EA	STRAP - U-JOINT - 430V, 431C
	131694-09-000	EA	DRIVESHAFT ASSEMBLY - BALANCED PAIR - 190" WHEELBASE - 427P FROM: 00-00-00 THRU: 08-24-04
	152618-04-000	EA	DRIVESHAFT - BALANCED - 2 SECTION - 5 SPD/E450 - 190" WB - 427P FROM: 08-25-04 THRU: 99-99-99
	131695-05-000	EA	DRIVESHAFT - 3 BALANCED - 205" WHEELBASE - 430V FROM: 00-00-00 THRU: 08-24-04
	152619-01-000	EA	DRIVESHAFT - BALANCED - 3 SECTION - 5 SPD/E450 - 205" WB - 430V FROM: 08-25-04 THRU: 99-99-99
	131695-08-000	EA	DRIVESHAFT - 3 BALANCED - 216" WHEELBASE - 431C FROM: 00-00-00 THRU: 08-24-04
	152619-03-000	EA	DRIVESHAFT - BALANCED - 3 SECTION - 5 SPD/E450 - 216" WB - 431C FROM: 08-25-04 THRU: 99-99-99

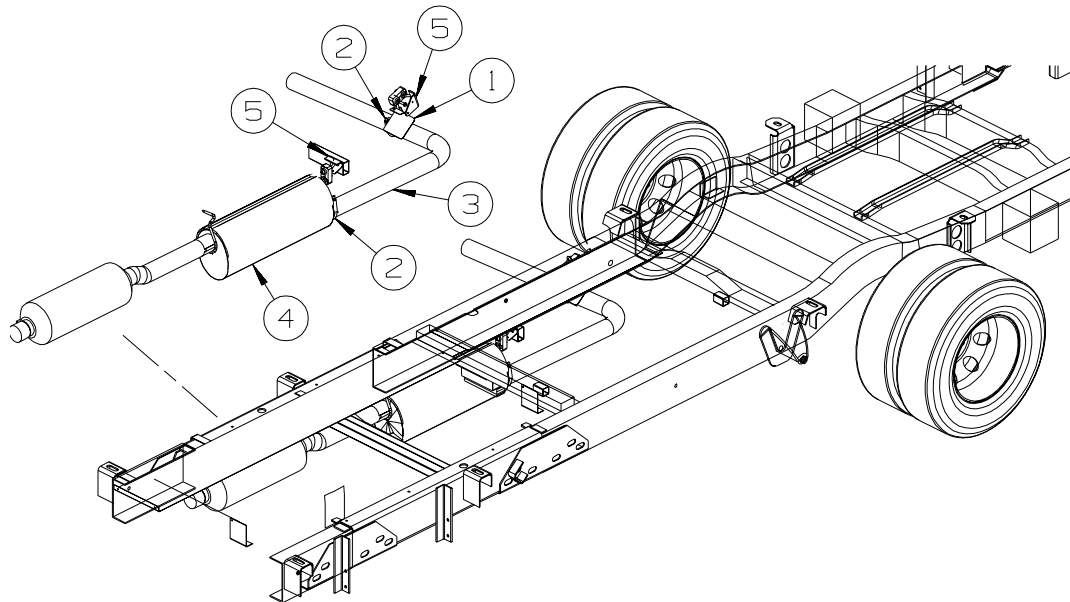
## CHASSIS GROUP (CONTINUED)

### EXHAUST



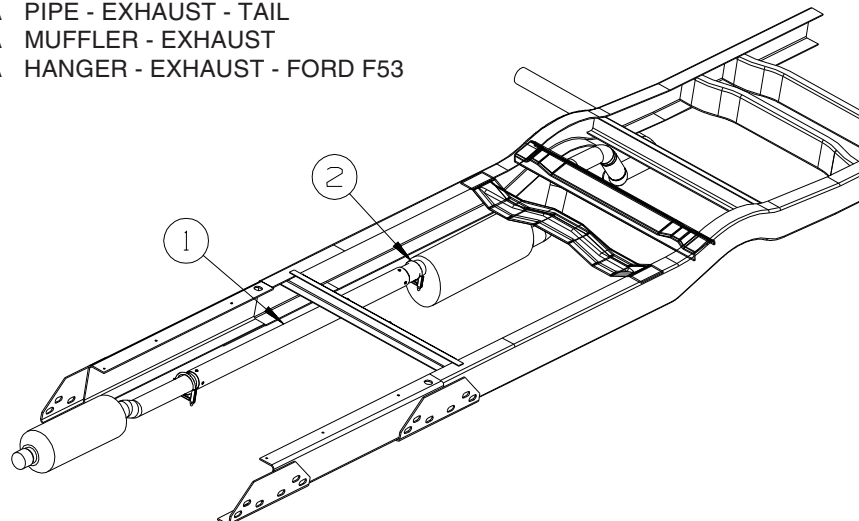
427P

KEY	PART NUMBER	U/M DESCRIPTION
1	111478-02-000	EA EXHAUST PIPE - DOUBLE WALL STAINLESS STEEL - 34" - GAS
2	094918-06-000	EA CLAMP - EXHAUST - 3" - HEAVY DUTY
3	129846-02-000	EA PIPE - EXHAUST - TAIL - 3"



430V

KEY	PART NUMBER	U/M DESCRIPTION
1	143138-02-02B	EA SHIELD - EXHAUST - E-COATED
2	122392-02-02B	EA HANGER - TAILPIPE - E-COATED
	094918-01-000	EA CLAMP - EXHAUST - 3" - GUILLOTINE STYLE
3	143927-01-000	EA PIPE - EXHAUST - TAIL
4	143929-01-000	EA MUFFLER - EXHAUST
5	143811-01-000	EA HANGER - EXHAUST - FORD F53



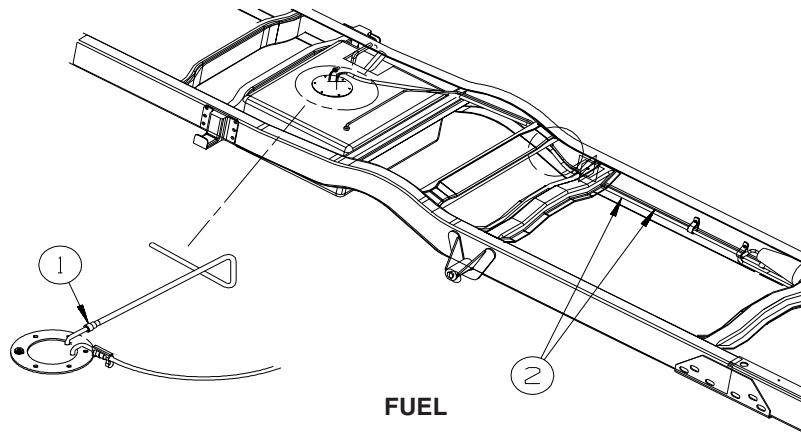
431C

KEY	PART NUMBER	U/M DESCRIPTION
1	111478-05-000	EA EXHAUST PIPE - DOUBLE WALL STAINLESS STEEL
2	094918-06-000	EA CLAMP - EXHAUST - 3" - HEAVY DUTY

## CHASSIS GROUP (CONTINUED)

### HITCH

KEY	PART NUMBER	U/M DESCRIPTION
	130339-11-000	EA HITCH RECEIVER - BOLT ON CLASS III



### FUEL 427P

KEY	PART NUMBER	U/M DESCRIPTION
1	149468-01-000	EA FITTING - F/FUEL-SENDING UNIT - 1/4"
2	106388-10-000	EA FUEL LINE - FORD - 5/16 HP - FORD

### 430V

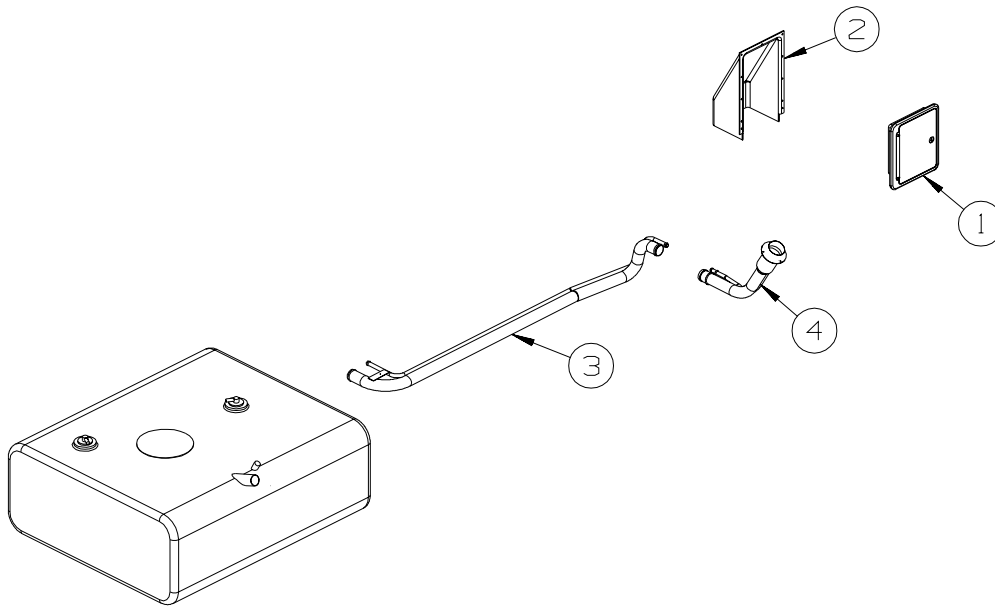
KEY	PART NUMBER	U/M DESCRIPTION
1	149468-01-000	EA FITTING - F/FUEL-SENDING UNIT - 1/4"
2	106388-11-000	EA FUEL LINE - FORD - 5/16 HP - FORD E350

### 431C

KEY	PART NUMBER	U/M DESCRIPTION
1	149468-01-000	EA FITTING - F/FUEL-SENDING UNIT - 1/4"
2	106388-12-000	EA FUEL LINE - FORD - 5/16 HP - FORD E350



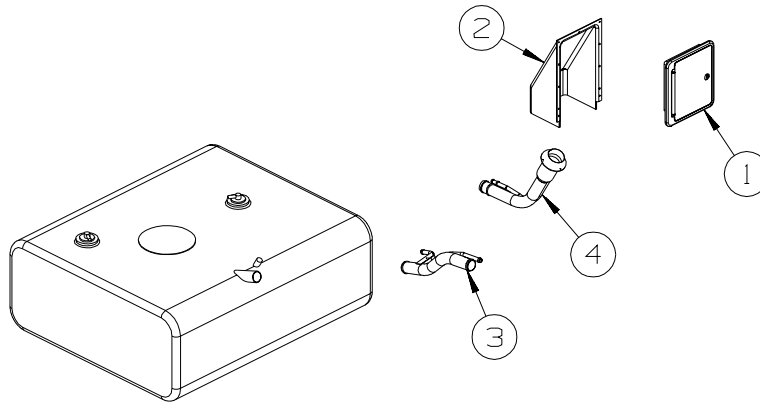
**CHASSIS GROUP (CONTINUED)**  
**FUEL (CONTINUED)**



**427P**

KEY	PART NUMBER	U/M	DESCRIPTION
1	147587-01-01A	EA	DOOR - FUEL FILL
	137169-02-01A	EA	ADAPTER/LOCK - (WASHER) F/GRAVITY WATERFILL
	138637-03-000	EA	LOCK ASM. - KEYED - .9" CASE (CYLINDER/CAM/HDWR PKG) FROM: 00-00-00 THRU: 02-24-05
	138637-52-000	EA	CASE/CYLINDER - LOCKING - W/O CAM/KEY - .9" FROM: 00-00-00 THRU: 02-24-05
	138637-52-001	EA	CASE/CYLINDER - LOCKING - W/O CAM/KEY - .9" FROM: 00-00-00 THRU: 02-24-05
	138637-52-002	EA	CASE/CYLINDER - LOCKING - W/O CAM/KEY - .9" FROM: 00-00-00 THRU: 02-24-05
	138637-52-003	EA	CASE/CYLINDER - LOCKING - W/O CAM/KEY - .9" FROM: 00-00-00 THRU: 02-24-05
	138637-52-004	EA	CASE/CYLINDER - LOCKING - W/O CAM/KEY - .9" FROM: 00-00-00 THRU: 02-24-05
	138637-52-005	EA	CASE/CYLINDER - LOCKING - W/O CAM/KEY - .9" FROM: 00-00-00 THRU: 02-24-05
	138637-52-006	EA	CASE/CYLINDER - LOCKING - W/O CAM/KEY - .9" FROM: 00-00-00 THRU: 02-24-05
	138637-52-007	EA	CASE/CYLINDER - LOCKING - W/O CAM/KEY - .9" FROM: 00-00-00 THRU: 02-24-05
	138637-52-008	EA	CASE/CYLINDER - LOCKING - W/O CAM/KEY - .9" FROM: 00-00-00 THRU: 02-24-05
	138637-52-009	EA	CASE/CYLINDER - LOCKING - W/O CAM/KEY - .9" FROM: 00-00-00 THRU: 02-24-05
	138637-62-000	EA	CAM - LATCHING - DOG LEG - 1" LONG FROM: 00-00-00 THRU: 02-24-05
	144474-01-000	EA	ADAPTER - LOCK - 180 DEGREE FROM: 00-00-00 THRU: 02-24-05
	138290-03-000	EA	CASE - W/CAM - W/O CYLINDER/KEY FROM: 02-25-05 THRU: 99-99-99
2	135557-02-01A	EA	SHROUD - FUEL FILL - UPPER - 13.5" X 8.2"
3	148812-02-000	EA	NECK - FILLER/MAIN/EXTENSION
4	148789-01-000	EA	NECK - FUEL FILL

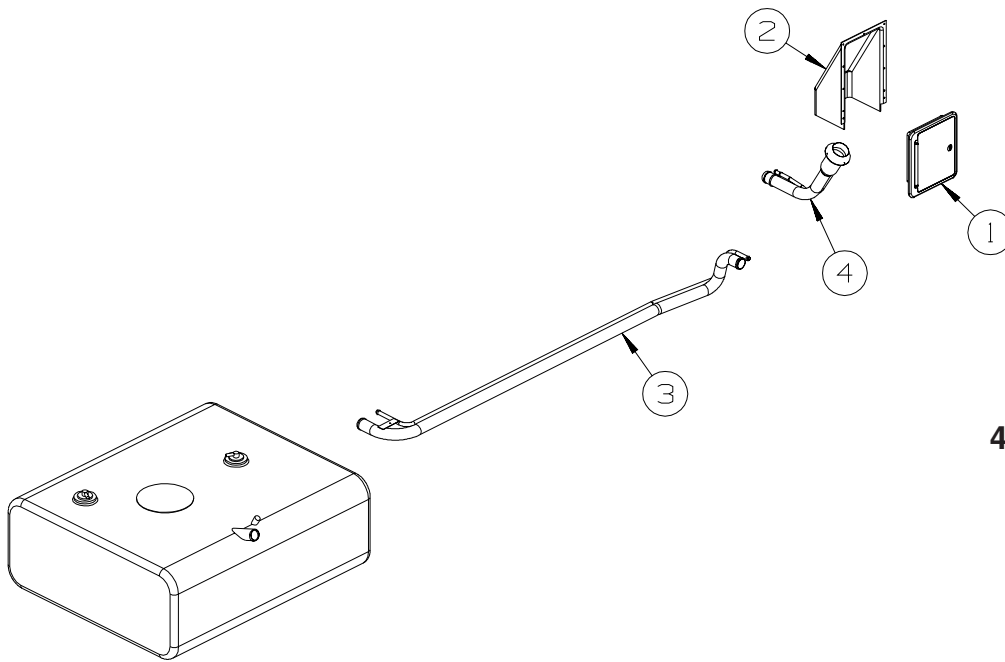
**CHASSIS GROUP (CONTINUED)**  
**FUEL (CONTINUED)**



**430V**

KEY	PART NUMBER	U/M	DESCRIPTION
1	147587-01-01A	EA	DOOR - FUEL FILL
	137169-02-01A	EA	ADAPTER/LOCK - (WASHER) F/GRAVITY WATERFILL
	138637-03-000	EA	LOCK ASM. - KEYED - .9" CASE (CYLINDER/CAM/HDWR PKG) FROM: 00-00-00 THRU: 02-24-05
	138637-52-000	EA	CASE/CYLINDER - LOCKING - W/O CAM/KEY - .9" FROM: 00-00-00 THRU: 02-24-05
	138637-52-001	EA	CASE/CYLINDER - LOCKING - W/O CAM/KEY - .9" FROM: 00-00-00 THRU: 02-24-05
	138637-52-002	EA	CASE/CYLINDER - LOCKING - W/O CAM/KEY - .9" FROM: 00-00-00 THRU: 02-24-05
	138637-52-003	EA	CASE/CYLINDER - LOCKING - W/O CAM/KEY - .9" FROM: 00-00-00 THRU: 02-24-05
	138637-52-004	EA	CASE/CYLINDER - LOCKING - W/O CAM/KEY - .9" FROM: 00-00-00 THRU: 02-24-05
	138637-52-005	EA	CASE/CYLINDER - LOCKING - W/O CAM/KEY - .9" FROM: 00-00-00 THRU: 02-24-05
	138637-52-006	EA	CASE/CYLINDER - LOCKING - W/O CAM/KEY - .9" FROM: 00-00-00 THRU: 02-24-05
	138637-52-007	EA	CASE/CYLINDER - LOCKING - W/O CAM/KEY - .9" FROM: 00-00-00 THRU: 02-24-05
	138637-52-008	EA	CASE/CYLINDER - LOCKING - W/O CAM/KEY - .9" FROM: 00-00-00 THRU: 02-24-05
	138637-52-009	EA	CASE/CYLINDER - LOCKING - W/O CAM/KEY - .9" FROM: 00-00-00 THRU: 02-24-05
	138637-62-000	EA	CAM - LATCHING - DOG LEG - 1" LONG FROM: 00-00-00 THRU: 02-24-05
	144474-01-000	EA	ADAPTER - LOCK - 180 DEGREE FROM: 00-00-00 THRU: 02-24-05
	138290-03-000	EA	CASE - W/CAM - W/O CYLINDER/KEY FROM: 02-25-05 THRU: 99-99-99
2	135557-02-01A	EA	SHROUD - FUEL FILL - UPPER - 13.5" X 8.2"
3	148779-02-000	EA	NECK - FILLER/MAIN/EXTENSION
4	148789-01-000	EA	NECK - FUEL FILL

**CHASSIS GROUP (CONTINUED)**  
**FUEL (CONTINUED)**

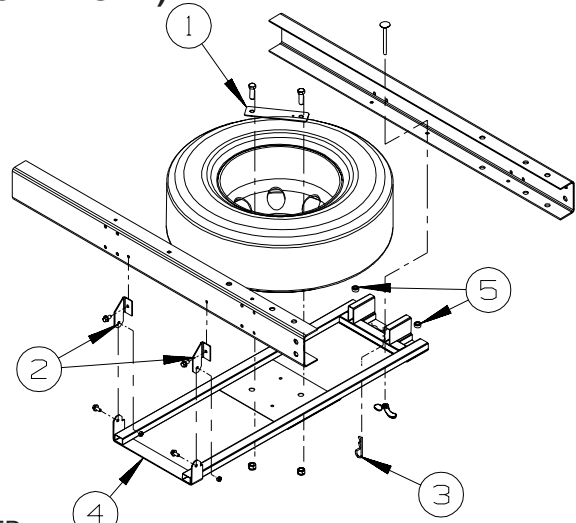


**431C**

KEY	PART NUMBER	U/M	DESCRIPTION
1	147587-01-01A	EA	DOOR - FUEL FILL
	137169-02-01A	EA	ADAPTER/LOCK - (WASHER) F/GRAVITY WATERFILL
	138637-03-000	EA	LOCK ASM. - KEYED - .9" CASE (CYLINDER/CAM/HDWR PKG) FROM: 00-00-00 THRU: 02-24-05
	138637-52-000	EA	CASE/CYLINDER - LOCKING - W/O CAM/KEY - .9" FROM: 00-00-00 THRU: 02-24-05
	138637-52-001	EA	CASE/CYLINDER - LOCKING - W/O CAM/KEY - .9" FROM: 00-00-00 THRU: 02-24-05
	138637-52-002	EA	CASE/CYLINDER - LOCKING - W/O CAM/KEY - .9" FROM: 00-00-00 THRU: 02-24-05
	138637-52-003	EA	CASE/CYLINDER - LOCKING - W/O CAM/KEY - .9" FROM: 00-00-00 THRU: 02-24-05
	138637-52-004	EA	CASE/CYLINDER - LOCKING - W/O CAM/KEY - .9" FROM: 00-00-00 THRU: 02-24-05
	138637-52-005	EA	CASE/CYLINDER - LOCKING - W/O CAM/KEY - .9" FROM: 00-00-00 THRU: 02-24-05
	138637-52-006	EA	CASE/CYLINDER - LOCKING - W/O CAM/KEY - .9" FROM: 00-00-00 THRU: 02-24-05
	138637-52-007	EA	CASE/CYLINDER - LOCKING - W/O CAM/KEY - .9" FROM: 00-00-00 THRU: 02-24-05
	138637-52-008	EA	CASE/CYLINDER - LOCKING - W/O CAM/KEY - .9" FROM: 00-00-00 THRU: 02-24-05
	138637-52-009	EA	CASE/CYLINDER - LOCKING - W/O CAM/KEY - .9" FROM: 00-00-00 THRU: 02-24-05
	138637-62-000	EA	CAM - LATCHING - DOG LEG - 1" LONG FROM: 00-00-00 THRU: 02-24-05
	144474-01-000	EA	ADAPTER - LOCK - 180 DEGREE FROM: 00-00-00 THRU: 02-24-05
	138290-03-000	EA	CASE - W/CAM - W/O CYLINDER/KEY FROM: 02-25-05 THRU: 99-99-99
2	135557-02-01A	EA	SHROUD - FUEL FILL - UPPER - 13.5" X 8.2"
3	148812-01-000	EA	NECK - FILLER/MAIN/EXTENSION
4	148789-01-000	EA	NECK - FUEL FILL

## CHASSIS GROUP (CONTINUED)

### SPARE TIRE



KEY	PART NUMBER	U/M	DESCRIPTION
1	116338-02-02B	EA	BRACKET/CLAMP - SPARE TIRE - E-COATED
2	116349-03-02B	EA	BRACKET/HINGE - SPARE TIRE - 2.4" - E-COATED - 427P, 431C FROM: 00-00-00 THRU: 01-30-05
2	116349-04-02B	EA	BRACKET/HINGE - SPARE TIRE - E-COATED - 427P, 431C FROM: 01-31-05 THRU: 99-99-99
2	116349-04-02B	EA	BRACKET/HINGE - SPARE TIRE - E-COATED - 430V
3	034513-01-000	EA	PIN - HITCH - 3/16" WIRE
4	141986-01-02B	EA	CRADLE - SPARE TIRE - E-COATED
5	069726-02-000	EA	BUMPER - .88" OD X .40" THICK - BLACK

### SUSPENSION

KEY	PART NUMBER	U/M	DESCRIPTION
	144887-02-000	EA	AIRSPRING - 4" DIAMETER/TWIN BAG SYSTEM - FIRESTONE - AIR SPRINGS REAR

### WHEEL, TIRE, COVERS &/OR LINERS

KEY	PART NUMBER	U/M	DESCRIPTION
	051377-04-000	EA	VALVE STEM - .5" X 2"
	077030-01-000	EA	EXTENSION - VALVE STEM - 1.25" - METAL
	095012-05-000	EA	EXTENSION/VALVE STEM - LIVE - 5"
	095012-06-000	EA	STABILIZER/VALVE EXTENSION - LIVE - 2"
	080208-02-000	EA	BAR/LEVERAGE - LUG WRENCH - 13/16" DIA. - CHEVY/OSHKOSH - ALUMINUM WHEELS
	080208-06-000	EA	LUG WRENCH - 1"/1.1" SOCKETS X 16.4" LONG - ALUMINUM WHEELS
	112358-01-000	EA	WRENCH - LUG - 7/8" - L-SHAPE
	083425-14-000	EA	TIRE - LT225/75R16 LRE - MICHELIN LTX M/S
	083617-04-000	EA	WHEEL - STEEL - 6" X 16" - FORD
*	110435-13-000	EA	LINER - WHEEL - SET OF 4 - 16" (8 HOLE)
	149749-01-000	EA	WHEEL - ALUMINUM - 6" X 16" - FRONT - FORD E450
	149749-02-000	EA	WHEEL - ALUMINUM - 6" X 16" - REAR - FORD E450
	149749-03-000	EA	COVER/HUB - FRONT - FORD E450
	149749-04-000	EA	COVER/HUB - REAR - FORD E450
	149749-05-000	EA	COVER/NUT - FORD E450
	149749-06-000	EA	NUT/WHEEL - 9/16"-18 - LOW PROFILE - FORD E450

\*COMPONENT PARTS LISTED LATER IN THIS GROUP

### COMPONENT PARTS FOR WHEEL, TIRE, COVERS &/OR LINERS

110435-13-000

KEY	PART NUMBER	U/M	DESCRIPTION	VENDOR NO.
	110435-01-711	EA	DECAL-CENTER CAP, 2"	2" DECAL
	110435-10-705	EA	TOOL/JAMB NUT INSTALLATION	V195P7-TOL
	110435-13-700	EA	LINER - WHEEL - FRONT	V160F7-FWC
	110435-13-701	EA	LINER - WHEEL - REAR	V160F7-RWC
	110435-13-702	EA	JAMB NUT W/COVER - 9/16"	V160F7-EJN

### BRAKELINE

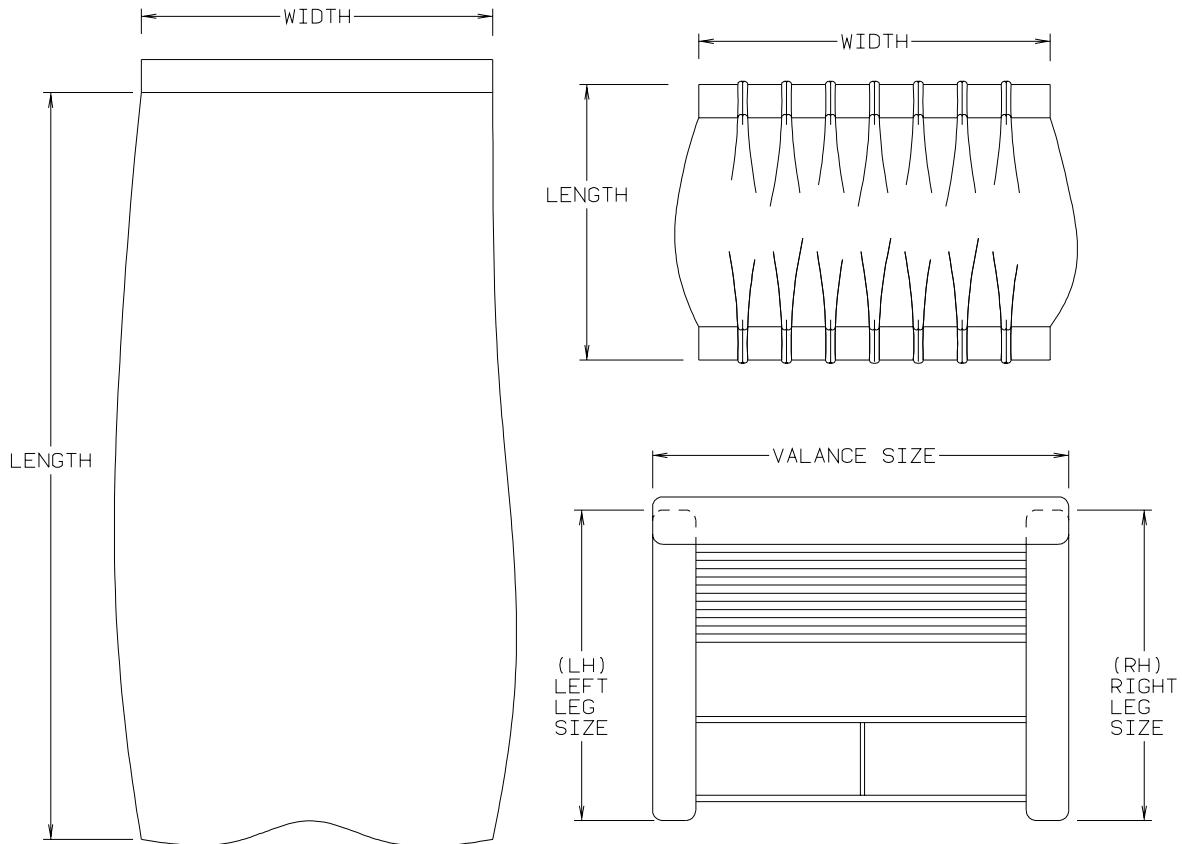
KEY	PART NUMBER	U/M	DESCRIPTION
	088498-01-000	EA	UNION - INVERTED FLARE - BRASS - 3/16

## CURTAIN & CUSHION GROUP

### NOTICE

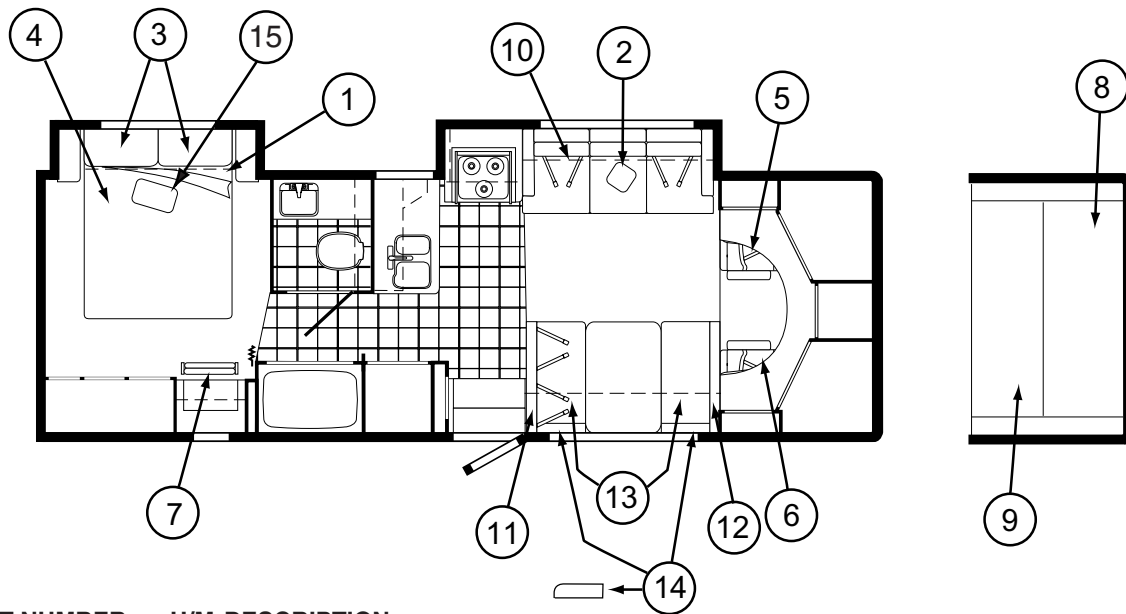
IN ORDER TO ASSIST OUR PARTS SALES DEPT. IN PROVIDING INTERIOR SOFTWARE ITEMS, PLEASE INCLUDE THE SERIAL NUMBER AND THE COLOR CODE NUMBER FROM THE VEHICLE CERTIFICATION LABEL WHEN ORDERING. THIS LABEL IS LOCATED ON THE LEFT SIDEWALL AT THE END OF THE DASH (A-BODY), OR ON THE DRIVER'S DOOR LATCH PLATE (C-BODY).

AN EXAMPLE OF A COLOR CODE NUMBER IS B07, WHICH DESIGNATES AN OVERALL COLOR SCHEME OF A PARTICULAR UNIT. THE COLOR LISTED AFTER THE ITEM DESCRIPTION ON THE MICROFICHE, INDICATES THE OVERALL UNIT COLOR. ORDER THE ITEM YOU DESIRE ACCORDING TO UNIT COLOR CODE. IF ALL COLORS USE THE SAME ITEM NO COLOR CODE WILL BE NOTED.



NOTE: USE THIS ILLUSTRATION WHEN DETERMINING LENGTH AND WIDTH MEASUREMENTS FOR CURTAINS. YOU WILL NOTE THE WIDTH MEASUREMENT IS TAKEN ON THE TOP OF THE CURTAIN WITH THE CURTAIN FULLY EXTENDED. THE LENGTH MEASUREMENT IS TAKEN FROM TOP TO BOTTOM. LEFT AND RIGHT WINDOW LEGS ARE DETERMINED WHEN FACING THE WINDOW.

**CURTAIN & CUSHION GROUP (CONTINUED)**  
**CUSHION LAYOUT**



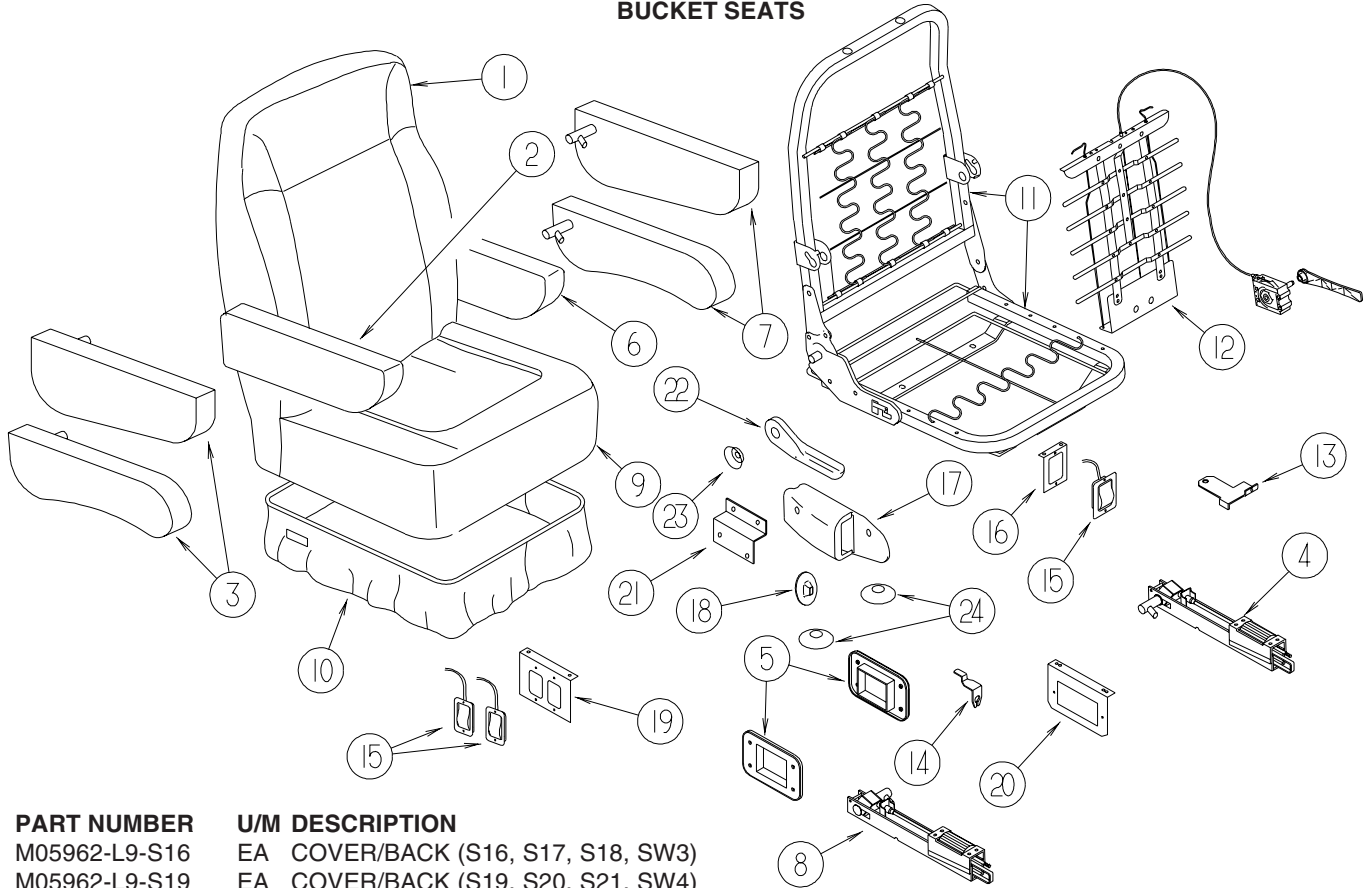
KEY	PART NUMBER	U/M	DESCRIPTION
1	142411-04-000	EA	MATTRESS/AIR - 60" X 75" - SELECT COMFORT
	142411-03-000	EA	AIR PUMP W/CONTROLS - F/SELECT COMFORT MATTRESS
2	132319-71-S16	EA	PILLOW - 17" - W/FROWN OVERLAY (S16, S17, S18)
2	132319-71-S19	EA	PILLOW - 17" - W/FROWN OVERLAY (S19, S20, S21)
2	132319-65-R25	EA	PILLOW - 17" - W/FROWN OVERLAY (S22, S23, S24)
3	104565-30-S16	EA	PILLOW SHAM (S16, S17, S18)
3	104565-30-S19	EA	PILLOW SHAM (S19, S20, S21)
3	104565-30-S22	EA	PILLOW SHAM (S22, S23, S24)
4	132336-05-S16	EA	BEDSPREAD/CAP - 60" X 75" (S16, S17, S18)
4	132336-05-S19	EA	BEDSPREAD/CAP - 60" X 75" (S19, S20, S21)
4	132336-05-R25	EA	BEDSPREAD/CAP - 60" X 75" (S22, S23, S24)
5	149588-01-S16	EA	SEAT - BUCKET/DRIVER - W/LUMBAR (S16, S17, S18)
5	149588-01-S19	EA	SEAT - BUCKET/DRIVER - W/LUMBAR (S19, S20, S21)
5	149588-05-S22	EA	SEAT - BUCKET/DRIVER - W/LUMBAR (S22, S23, S24)
5	149588-03-S16	EA	SEAT - BUCKET/DRIVER - W/LUMBAR - LEATHER - <b>ULTRALEATHER</b>
6	149588-02-S16	EA	SEAT - BUCKET/PASSENGER (S16, S17, S18)
6	149588-02-S19	EA	SEAT - BUCKET/PASSENGER (S19, S20, S21)
6	149588-06-S22	EA	SEAT - BUCKET/PASSENGER (S22, S23, S24)
6	149588-04-S16	EA	SEAT - BUCKET/PASSENGER- W/LUMBAR - LEATHER - <b>ULTRALEATHER</b>
7	135600-92-000	EA	CHAIR - FOLDING - LEGHORN/PORTSMOUTH OAK (S16)
			FROM: 00-00-00 THRU: 07-18-04
7	135600-93-000	EA	CHAIR - FOLDING - LEGHORN/CHERRY (S17)
			FROM: 00-00-00 THRU: 07-18-04
7	135600-94-000	EA	CHAIR - FOLDING - LEGHORN/WASHED MAPLE (S18)
			FROM: 00-00-00 THRU: 07-18-04
7	150547-01-S16	EA	CHAIR - VANITY (S16, S17, S18)
			FROM: 07-19-04 THRU: 99-99-99
7	135600-M6-000	EA	CHAIR - FOLDING - CELERY/PORTSMOUTH OAK (S19)
			FROM: 00-00-00 THRU: 07-18-04
7	135600-M7-000	EA	CHAIR - FOLDING - CELERY/CONCERT CHERRY (S20)
			FROM: 00-00-00 THRU: 07-18-04
7	135600-M8-000	EA	CHAIR - FOLDING - CELERY/WASHED MAPLE (S21)
			FROM: 00-00-00 THRU: 07-18-04
7	150547-01-S19	EA	CHAIR - VANITY (S19, S20, S21)
			FROM: 07-19-04 THRU: 99-99-99
7	135600-L1-000	EA	CHAIR - FOLDING - SAGE/PORTSMOUTH OAK
			FROM: 00-00-00 THRU: 07-18-04
7	135600-L2-000	EA	CHAIR - FOLDING - SAGE/CONCERT CHERRY (S23)
			FROM: 00-00-00 THRU: 07-18-04
7	135600-L3-000	EA	CHAIR - FOLDING - SAGE/WASHED MAPLE (S24)
			FROM: 00-00-00 THRU: 07-18-04
7	150547-01-S22	EA	CHAIR - VANITY (S22, S23, S24)
			FROM: 07-19-04 THRU: 99-99-99
	151827-01-01A	EA	PULL - VANITY STOOL - BRASS

**CURTAIN & CUSHION GROUP (CONTINUED)**  
**CUSHION LAYOUT (CONTINUED)**

KEY	PART NUMBER	U/M	DESCRIPTION
8	105573-19-S16	EA	CUSHION - OVERHEAD BUNK/FRT - 20" X 80" X 5" - DBL ANGLED (S16, S17, S18)
8	105573-19-S19	EA	CUSHION - OVERHEAD BUNK/FRT - 20" X 80" X 5" - DBL ANGLED (S19, S20, S21)
8	105573-20-S22	EA	CUSHION - OVERHEAD BUNK/FRONT - 20" X 80" X 5" (S22, S23, S24)
	P05573-19-S16	EA	COVER - CUSHION/OVERHEAD/FRT BUNK - 20"X80"X5"- DBL ANGLED (S16, S17, S18)
	P05573-19-S19	EA	COVER - CUSHION/OVERHEAD/FRT BUNK - 20"X80"X5"- DBL ANGLED (S19, S20, S21)
	P05573-20-S22	EA	COVER - CUSHION/OVERHEAD/FRT BUNK - 20"X80"X5"- DBL ANGLED (S22, S23, S24)4
9	105573-21-S16	EA	CUSHION - OVERHEAD BUNK/REAR - 27" X 23" X 80" X 5" (S16, S17, S18)
9	105573-17-S19	EA	CUSHION - OVERHEAD BUNK/REAR - 27" X 23" X 80" X 5" (S19, S20, S21)
9	105573-22-S22	EA	CUSHION - OVERHEAD BUNK/REAR - 27" X 23" X 80" X 5" (S22, S23, S24)
	P05573-21-S16	EA	COVER - CUSHION/OVERHEAD BUNK/REAR - 27" X 23" X 80" X 5" (S16, S17, S18)
	P05573-17-S19	EA	COVER - CUSHION/OVERHEAD BUNK/REAR - 27" X 23" X 80" X 5" (S19, S20, S21)
	P05573-22-S22	EA	COVER - CUSHION/OVERHEAD/BUNK/REAR - 27" X 23" X 80" X 5" (S22, S23, S24)
10			SOFA - SEE SOFA AREA
11	142291-03-S16	EA	BACK - DINETTE CUSHION - RIGHT - 12.5" X 42" (S16, S17, S18)
11	142291-03-S19	EA	BACK - DINETTE CUSHION - RIGHT - 12.5" X 42" (S19, S20, S21)
11	142291-09-R25	EA	BACK - DINETTE CUSHION - RIGHT - 12.5" X 42" (S22, S23, S24)
	P42291-03-S16	EA	COVER/BACK - DINETTE CUSHION - RIGHT - 12.5" X 42" (S16, S17, S18)
	P42291-03-S19	EA	COVER/BACK - DINETTE CUSHION - RIGHT - 12.5" X 42" (S19, S20, S21)
	P42291-09-R25	EA	COVER/BACK - DINETTE CUSHION - RIGHT - 12.5" X 42" (S22, S23, S24)
12	142291-04-S16	EA	BACK - DINETTE CUSHION - LEFT - 12.5" X 42" (S16, S17, S18)
12	142291-04-S19	EA	BACK - DINETTE CUSHION - LEFT - 12.5" X 42" (S19, S20, S21)
12	142291-10-R25	EA	BACK - DINETTE CUSHION - LEFT - 12.5" X 42" (S22, S23, S24)
	P42291-04-S16	EA	COVER/BACK - DINETTE CUSHION - LEFT - 12.5" X 42" (S16, S17, S18)
	P42291-04-S19	EA	COVER/BACK - DINETTE CUSHION - LEFT - 12.5" X 42" (S19, S20, S21)
	P42291-10-R25	EA	COVER/BACK - DINETTE CUSHION - LEFT - 12.5" X 42" (S22, S23, S24)
13	142292-06-S16	EA	SEAT - DINETTE CUSHION (SPRUNG) - 22" X 37" (S16, S17, S18)
13	142292-06-S19	EA	SEAT - DINETTE CUSHION (SPRUNG) - 22" X 37" (S19, S20, S21)
13	142292-08-R25	EA	SEAT - DINETTE CUSHION (SPRUNG) - 22" X 37" (S22, S23, S24)
	P42292-06-S16	EA	COVER/SEAT - DINETTE CUSHION (SPRUNG) - 22" X 37" (S16, S17, S18)
	P42292-06-S19	EA	COVER/SEAT - DINETTE CUSHION (SPRUNG) - 22" X 37" (S19, S20, S21)
	P42292-08-R25	EA	COVER/SEAT - DINETTE CUSHION (SPRUNG) - 22" X 37" (S22, S23, S24)
	142366-03-000	EA	FRAME - SPRUNG - DINETTE SEAT
	143730-01-000	EA	CAP - F/DINETTE BRACKET TUBE - PLASTIC
14	151856-01-S16	EA	CUSHION - FILLER - DINETTE (S16, S17, S18)
14	151856-01-S19	EA	CUSHION - FILLER - DINETTE (S19, S20, S21)
14	151856-01-S22	EA	CUSHION - FILLER - DINETTE (S22, S23, S24)
15	150709-05-S16	EA	PILLOW - 14" X 20" (S16, S17, S18)
15	150709-05-S19	EA	PILLOW - 14" X 20" (S19, S20, S21)
15	150709-05-S22	EA	PILLOW - 14" X 20" (S22, S23, S24)

## CURTAIN & CUSHION GROUP (CONTINUED)

### BUCKET SEATS



KEY	PART NUMBER	U/M	DESCRIPTION
1	M05962-L9-S16	EA	COVER/BACK (S16, S17, S18, SW3)
1	M05962-L9-S19	EA	COVER/BACK (S19, S20, S21, SW4)
1	M05962-M5-S22	EA	COVER/BACK (S22, S23, S24, SW5)
1	M05962-M1-S16	EA	COVER/BACK - LEATHER - <b>ULTRALEATHER</b>
2	129666-07-P19	EA	ARMREST - RIGHT HAND (S16, S17, S18, SW3)
2	129666-07-S19	EA	ARMREST - RIGHT HAND (S19, S20, S21, SW4)
2	129666-21-R25	EA	ARMREST - RIGHT HAND (S22, S23, S24, SW5)
2	129666-09-M04	EA	ARMREST - RIGHT HAND - <b>ULTRALEATHER</b>
	P29666-07-P19	EA	COVER/ARMREST - RIGHT HAND (S16, S17, S18, SW3)
	P29666-07-S19	EA	COVER/ARMREST - RIGHT HAND (S19, S20, S21, SW4)
	P29666-21-R25	EA	COVER/ARMREST - RIGHT HAND (S22, S23, S24, SW5)
	P29666-09-M04	EA	COVER/ARMREST - RIGHT HAND - <b>ULTRALEATHER</b>
3	130698-01-000	EA	ARMREST/MOLDED - RIGHT - W/O COVER
4	NOT USED		
5	NOT USED		
6	129666-08-P19	EA	ARMREST - LEFT HAND (S16, S17, S18, SW3)
6	129666-08-S19	EA	ARMREST - LEFT HAND (S19, S20, S21, SW4)
6	129666-22-R25	EA	ARMREST - LEFT HAND (S22, S23, S24, SW5)
6	129666-10-M04	EA	ARMREST - LEFT HAND - <b>ULTRALEATHER</b>
	P29666-08-P19	EA	COVER/ARMREST - LEFT HAND (S16, S17, S18, SW3)
	P29666-08-S19	EA	COVER/ARMREST - LEFT HAND (S19, S20, S21, SW4)
	P29666-22-R25	EA	COVER/ARMREST - LEFT HAND (S22, S23, S24, SW5)
	P29666-10-M04	EA	COVER/ARMREST - LEFT HAND - <b>ULTRALEATHER</b>
7	130698-02-000	EA	ARMREST/MOLDED - LEFT - W/O COVER
8	NOT USED		
9	M05962-P9-S16	EA	COVER/SEAT - PASSENGER (S16, S17, S18, SW3)
9	M05962-P9-S19	EA	COVER/SEAT - PASSENGER (S19, S20, S21, SW4)
9	M05962-R3-S22	EA	COVER/SEAT - PASSENGER (S22, S23, S24, SW5)
9	M05962-R1-S16	EA	COVER/SEAT - PASSENGER - LEATHER - <b>ULTRALEATHER</b>
9	M05962-R0-S16	EA	COVER/SEAT - DRIVER (S16, S17, S18, SW3)
9	M05962-R0-S19	EA	COVER/SEAT - DRIVER (S19, S20, S21, SW4)
9	M05962-R4-S22	EA	COVER/SEAT - DRIVER (S22, S23, S24, SW5)
9	M05962-R2-S16	EA	COVER/SEAT - DRIVER - LEATHER - <b>ULTRALEATHER</b>
10	NOT USED		
11	132875-03-000	EA	FRAME - RIGHT HAND CHAIR/TAPERED BACK
11	132875-04-000	EA	FRAME - LEFT HAND CHAIR/TAPERED BACK



**CURTAIN & CUSHION GROUP (CONTINUED)**  
**BUCKET SEATS (CONTINUED)**

KEY	PART NUMBER	U/M	DESCRIPTION
12*	122611-02-000	EA	LUMBAR - W/LEVER
13	NOT USED		
14	NOT USED		
15	NOT USED		
16	NOT USED		
17	NOT USED		
18	NOT USED		
19	NOT USED		
20	NOT USED		
21	147457-01-02B	EA	BRACKET - ZEE W/HOLES - 2.8" - E-COATED
22	130802-02-000	EA	LEVER - RIGHT HAND
	130802-01-000	EA	LEVER - LEFT HAND
23	130802-03-000	EA	SCREW F/LEVER
	148668-01-01A	EA	CUP/TRIM COVER - F/LEVER - BLACK
24	007221-01-000	EA	SPACER - SEAT/ADJUSTER
	029134-01-000	EA	CLIP - FINISH - UPHOLSTERY

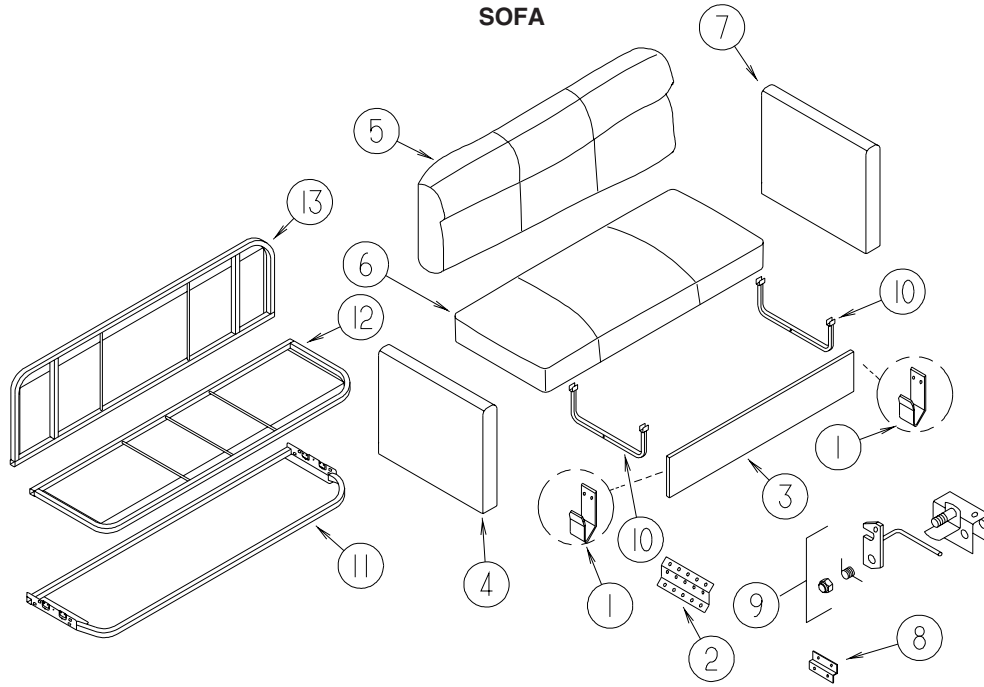
**\*COMPONENT PARTS LISTED LATER IN THIS GROUP**

**COMPONENT PARTS FOR BUCKET SEATS**

KEY	PART NUMBER	U/M	DESCRIPTION	122611-02-000	VENDOR NO.
	122611-02-701	EA	LUMBAR - LEVER		412
	122611-02-702	EA	LUMBAR MECHANISM		24395-FLEXSTEEL

## CURTAIN & CUSHION GROUP (CONTINUED)

### SOFA



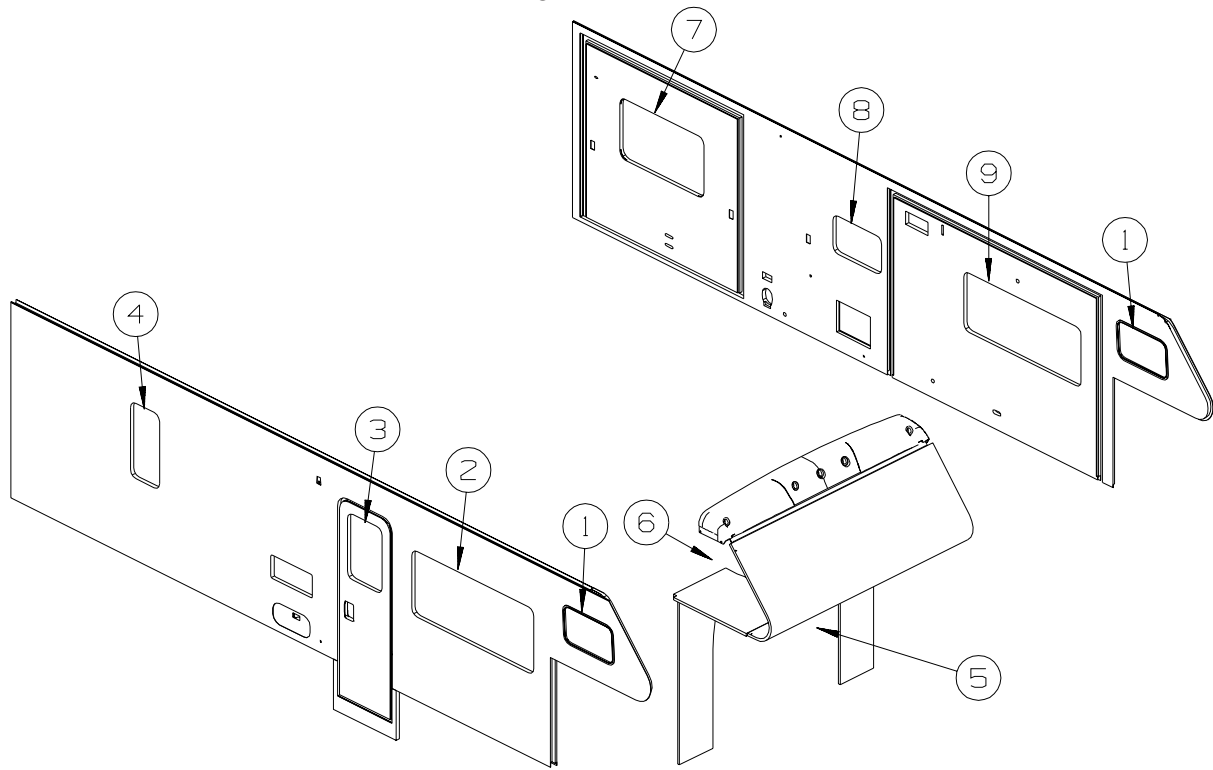
KEY	PART NUMBER	U/M	DESCRIPTION
1	121906-01-02B	EA	BRACKET - KICKBOARD - E-COATED
2	116104-04-02B	EA	BRACKET - ZEE W/HOLES - 3.2" - E-COATED - MOUNTS ARM TO FLOOR
3	120992-34-S16	EA	PANEL/FRONT KICK - SOFA/BED - FABRIC COVERED - 67.5" (S16, S17, S18, SW3)
3	120992-34-S19	EA	PANEL/FRONT KICK - SOFA/BED - FABRIC COVERED - 67.5" (S19, S20, S21, SW4)
3	120992-34-R25	EA	PANEL/FRONT KICK - SOFA/BED - FABRIC COVERED - 67.5" (S22, S23, S24, SW5)
4	123381-05-S16	EA	ARMREST - RIGHT HAND (S16, S17, S18, SW3)
4	123381-05-S19	EA	ARMREST - RIGHT HAND (S19, S20, S21, SW4)
4	123381-05-R25	EA	ARMREST - RIGHT HAND (S22, S23, S24, SW5)
	P23381-05-S16	EA	COVER/ARMREST - RIGHT HAND (S16, S17, S18, SW3)
	P23381-05-S19	EA	COVER/ARMREST - RIGHT HAND (S19, S20, S21, SW4)
	P23381-05-R25	EA	COVER/ARMREST - RIGHT HAND (S22, S23, S24, SW5)
4	123499-04-000	EA	SOFA/ARM - WOOD - RIGHT HAND
5	149617-01-S16	EA	BED - SOFA/BACK - 67.5" (S16, S17, S18, SW3)
5	149617-01-S19	EA	BED - SOFA/BACK - 67.5" (S19, S20, S21, SW4)
5	149617-01-S22	EA	BED - SOFA/BACK - 67.5" (S22, S23, S24, SW5)
	P49617-01-S16	EA	COVER/BACK - SOFA BED - 67.5" (S16, S17, S18, SW3)
	P49617-01-S19	EA	COVER/BACK - SOFA BED - 67.5" (S19, S20, S21, SW4)
	P49617-01-S22	EA	COVER/BACK - SOFA BED - 67.5" (S22, S23, S24, SW5)
6	136278-14-S16	EA	SEAT - SOFA/BED - 67.5" (S16, S17, S18, SW3)
6	136278-14-S19	EA	SEAT - SOFA/BED - 67.5" (S19, S20, S21, SW4)
6	136278-14-S22	EA	SEAT - SOFA/BED - 67.5" (S22, S23, S24, SW5)
	P36278-14-S16	EA	COVER/SEAT - SOFA/BED - 67.5" (S16, S17, S18, SW3)
	P36278-14-S19	EA	COVER/SEAT - SOFA/BED - 67.5" (S19, S20, S21, SW4)
	P36278-14-S22	EA	COVER/SEAT - SOFA/BED - 67.5" (S22, S23, S24, SW5)
7	123381-06-S16	EA	ARMREST - LEFT HAND (S16, S17, S18, SW3)
7	123381-06-S19	EA	ARMREST - LEFT HAND (S19, S20, S21, SW4)
7	123381-06-R25	EA	ARMREST - LEFT HAND (S22, S23, S24, SW5)
	P23381-06-S16	EA	COVER/ARMREST - LEFT HAND (S16, S17, S18, SW3)
	P23381-06-S19	EA	COVER/ARMREST - LEFT HAND (S19, S20, S21, SW4)
	P23381-06-R25	EA	COVER/ARMREST - LEFT HAND (S22, S23, S24, SW5)
7	123499-05-000	EA	SOFA/ARM - WOOD - LEFT HAND
8	101926-01-02A	EA	BRACKET - ZEE - 2" - BLACK - MOUNTS SOFA TO FLOOR
9	127335-10-000	EA	BRACKET - CANADIAN LATCH - CANADIAN
10	127335-07-000	EA	LEG - SOFA/BED - 8"
11	127335-04-000	EA	FRAME/BASE - (SEAT) - 67.5"
11	151290-20-000	EA	FRAME - BASE - 27.25" X 67.5"
12	151290-05-000	EA	FRAME - SEAT - 67.5"
13	127335-05-000	EA	FRAME/BASE - (BACK) - 67.5"

FROM: 00-00-00 THRU: 03-24-05

FROM: 03-25-05 THRU: 99-99-99

## CURTAIN & CUSHION GROUP (CONTINUED)

### WINDOW TREATMENT



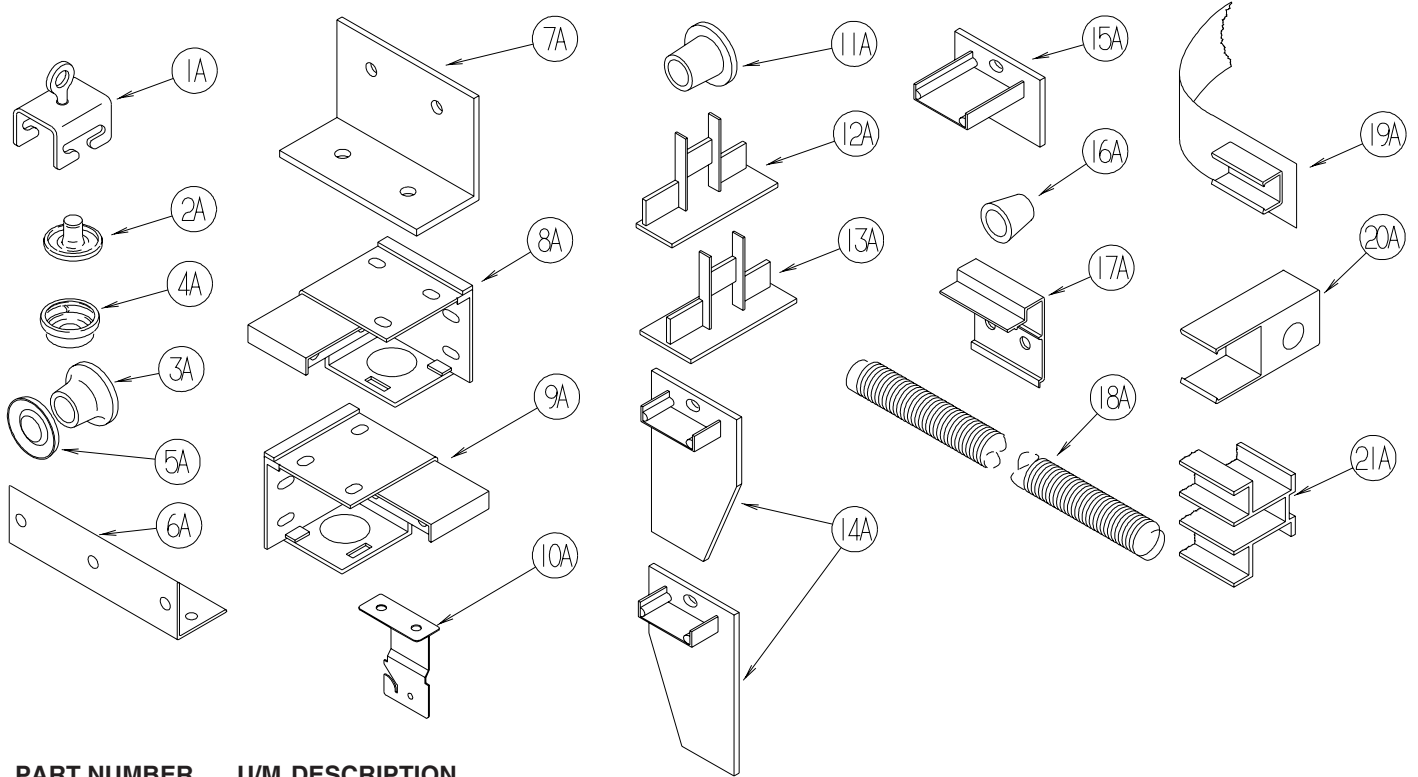
KEY	PART NUMBER	U/M	DESCRIPTION
1	101034-63-S16	EA	CURTAIN - PRIVACY/RIGHT HAND - 19.5" X 31" (S16, S17, S18, SW3)
1	101034-63-S19	EA	CURTAIN - PRIVACY/RIGHT HAND - 19.5" X 31" (S19, S20, S21, SW4)
1	101034-63-S22	EA	CURTAIN - PRIVACY/RIGHT HAND - 19.5" X 31" (S22, S23, S24, SW5)
1	101034-64-S16	EA	CURTAIN - PRIVACY/LEFT HAND - 19.5" X 31" (S16, S17, S18, SW3)
1	101034-64-S19	EA	CURTAIN - PRIVACY/LEFT HAND - 19.5" X 31" (S19, S20, S21, SW4)
1	101034-64-S22	EA	CURTAIN - PRIVACY/LEFT HAND - 19.5" X 31" (S22, S23, S24, SW5)
2	142259-07-S16	EA	LAMBREQUIN - PALM COURT - 63" (S16, S17, S18, SW3)
2	142259-07-S19	EA	LAMBREQUIN - PALM COURT - 63" (S19, S20, S21, SW4)
2	142259-07-R25	EA	LAMBREQUIN - PALM COURT - 63" (S22, S23, S24, SW5)
2	142259-02-S16	EA	LAMBREQUIN - PALM COURT - 61" (S16, S17, S18, SW3) - BUNK-FRONT TV/DVD
2	142259-02-S19	EA	LAMBREQUIN - PALM COURT - 61" (S19, S20, S21, SW4) - BUNK-FRONT TV/DVD
2	142259-02-R25	EA	LAMBREQUIN - PALM COURT - 61" (S22, S23, S24, SW5) - BUNK-FRONT TV/DVD
2	140789-14-N72	EA	BLIND - DAY/NIGHTER - 61" X 28.5" (S16, S17, S18, S19, S20, S21, SW3, SW4)
2	140789-14-N09	EA	BLIND - DAY/NIGHTER - 61" X 28.5" (S22, S23, S24, SW5)
9	140789-08-N44	EA	BLIND - DAY/NIGHTER - 59" X 26.5" (S16, S17, S18, S19, S20, S21, SW3, SW4) - BUNK-FRONT TV/DVD
9	140789-08-N09	EA	BLIND - DAY/NIGHTER - 59" X 26.5" (S22, S23, S24, SW5) - BUNK-FRONT TV/DVD
3	121410-B4-S16	EA	VALANCE - MODERATE - 31.75" (S16, S17, S18, SW3)
3	121410-B4-R25	EA	VALANCE - MODERATE - 31.75" (S22, S23, S24, SW4)
3	121410-B4-S19	EA	VALANCE - MODERATE - 31.75" (S19, S20, S21, SW5)
3	084755-57-P37	EA	SHADE - PULL - 27.25"
4	142259-13-S16	EA	VALANCE - PALM COURT - 19" (S16, S17, S18, SW3)
4	142259-13-S19	EA	VALANCE - PALM COURT - 19" (S19, S20, S21, SW4)
4	142259-13-S22	EA	VALANCE - PALM COURT - 19" (S22, S23, S24, SW5)
4	136988-43-S16	EA	LEG - RIGHT - 29" (S16, SW3)
4	136988-31-S16	EA	LEG - RIGHT - 29" (S17, S18)
4	136988-43-S19	EA	LEG - RIGHT - 29" (S19, SW4)
4	136988-31-S19	EA	LEG - RIGHT - 29" (S20, S21)
4	136988-43-R25	EA	LEG - RIGHT - 29" (S22, SW5)
4	136988-31-S22	EA	LEG - RIGHT - 29" (S23, S24)
4	136988-44-S16	EA	LEG - LEFT - 29" (S16, SW3)
4	136988-32-S16	EA	LEG - LEFT - 29" (S17, S18)
4	136988-44-S19	EA	LEG - LEFT - 29" (S19, SW4)
4	136988-32-S19	EA	LEG - LEFT - 29" (S20, S21)
4	136988-44-R25	EA	LEG - LEFT - 29" (S22, SW5)
4	136988-32-S22	EA	LEG - LEFT - 29" (S23, S24)
4	140789-23-P13	EA	BLIND - DAY/NIGHTER - 15.5" X 33" (S16, S17, S18, S19, S20, S21, SW3, SW4)
4	140789-23-N09	EA	BLIND - DAY/NIGHTER - 15.5" X 33" (S22, S23, S24, SW5)

**CURTAIN & CUSHION GROUP (CONTINUED)**  
**WINDOW TREATMENT (CONTINUED)**

<b>KEY</b>	<b>PART NUMBER</b>	<b>U/M</b>	<b>DESCRIPTION</b>
5	076892-28-P13	EA	CURTAIN - CAB PRIVACY - 42" X 74"
5	076892-31-S07	EA	CURTAIN - CAB PRIVACY - 42.5" X 74" - <b>BUNK-FRONT TV/DVD</b>
6	093487-10-01A	EA	CURTAIN - BUNK/PRIVACY/PLEATED - 31" X 100"
7	142259-12-S16	EA	VALANCE - PALM COURT - 46" (S16, S17, S18, SW3)
7	142259-12-S19	EA	VALANCE - PALM COURT - 46" (S19, S20, S21, SW4)
7	142259-12-S22	EA	VALANCE - PALM COURT - 46" (S22, S23, S24, SW5)
7	136988-17-S16	EA	LEG - RIGHT - 26" (S16, S17, S18, SW3)
7	136988-17-S19	EA	LEG - RIGHT - 26" (S19, S20, S21, SW4)
7	136988-17-R25	EA	LEG - RIGHT - 26" (S22, S23, S24, SW5)
7	136988-18-S16	EA	LEG - LEFT - 26" (S16, S17, S18, SW3)
7	136988-18-S19	EA	LEG - LEFT - 26" (S19, S20, S21, SW4)
7	136988-18-R25	EA	LEG - LEFT - 26" (S22, S23, S24, SW5)
7	140789-02-N94	EA	BLIND - DAY/NIGHTER - 43" X 28" (S16, S17, S18, S19, S20, S21, SW3, SW4)
7	140789-02-N09	EA	BLIND - DAY/NIGHTER - 43" X 28" (S22, S23, S24, SW5)
8	109041-57-03A	EA	BLIND - MINI - 26" X 17" (S16, S17, S18, S19, S20, S21, SW3, SW4)
8	109041-57-02A	EA	BLIND - MINI - 26" X 17" (S22, S23, S24, SW5)
9	142259-02-S16	EA	LAMBREQUIN - PALM COURT - 61" (S16, S17, S18, SW3)
9	142259-02-S19	EA	LAMBREQUIN - PALM COURT - 61" (S19, S20, S21, SW4)
9	142259-02-R25	EA	LAMBREQUIN - PALM COURT - 61" (S22, S23, S24, SW5)
9	140789-08-N44	EA	BLIND - DAY/NIGHTER - 59" X 26.5" (S16, S17, S18, S19, S20, S21, SW3, SW4)
9	140789-08-N09	EA	BLIND - DAY/NIGHTER - 59" X 26.5" (S22, S23, S24, SW5)

## CURTAIN & CUSHION GROUP (CONTINUED)

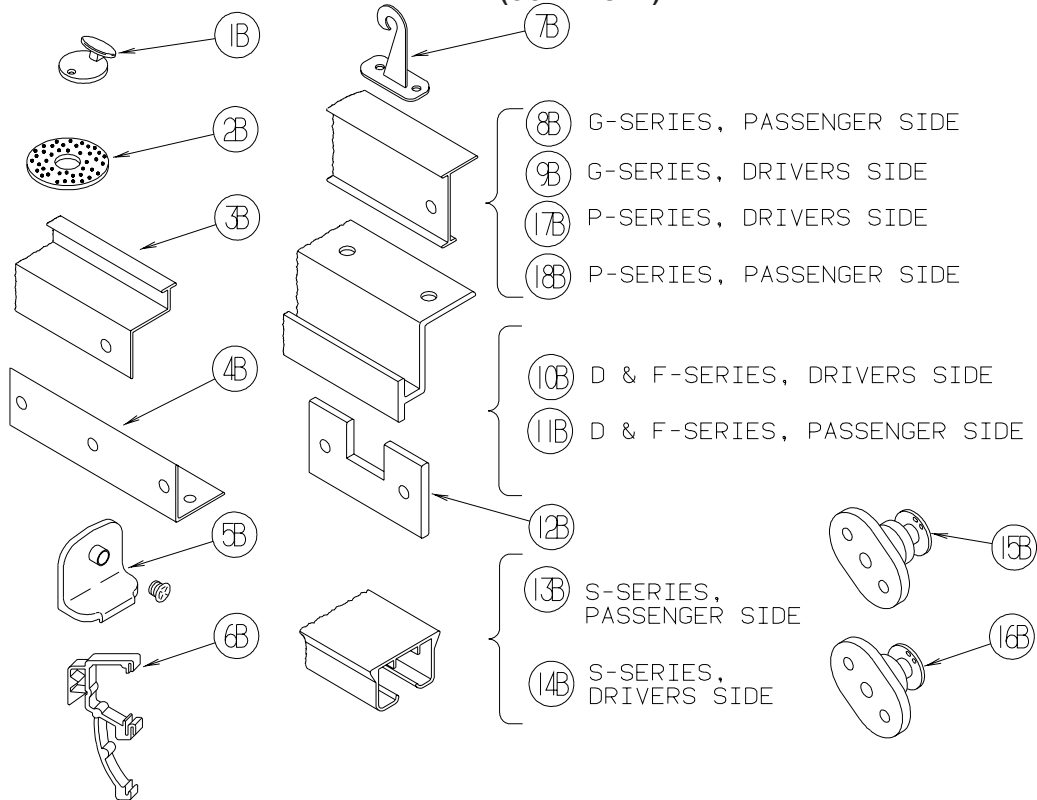
### HARDWARE



KEY	PART NUMBER	U/M	DESCRIPTION
1A	009702-01-000	EA	END STOP - CURTAIN CARRIER - L ROD
2A	029155-01-000	EA	CAP - SNAP - 5/32" OUTSIDE DIAMETER OF PIN
3A	029156-01-000	EA	SOCKET - SNAP - 9/16" O.D.
4A	046867-02-000	EA	WASHER - HANDY BUTTON #3
5A	046867-03-000	EA	GROMMET - HANDY BUTTON #3
6A	075943-10-000	EA	BRACE - VALANCE - 20" - OFF WHITE
7A	083125-08-000	EA	BRACE - WINDOW MOUNT - .75" - OFF WHITE
8A	083170-01-000	EA	BRACKET/BLIND - LEFT SIDE WHEN FACING WINDOW - CLEAR
9A	083170-02-000	EA	BRACKET/BLIND - RIGHT SIDE WHEN FACING WINDOW - CLEAR
10A	084434-01-000	EA	BRACKET - MOUNTING - ROLLER SHADE - 1 3/8"
11A	094896-02-000	EA	GROMMET - CORD/PLEATED BLIND - NYLON - GRAY
12A	094907-02-000	EA	END CAP - PLEATED BLIND/TOP - RH/LH - GRAY PLASTIC
13A	094907-04-000	EA	END CAP - PLEATED BLIND/BOTTOM - RH/LH
14A	094907-05-000	EA	END CAP - PLEATED BLIND/BOTTOM - PULL TYPE - PLASTIC
15A	094907-06-000	EA	END CAP/BLIND - TOP RH/LH
16A	097564-03-000	EA	HANDLE - KNOB - E-Z LIFT SHADE - TAN
16A	097564-06-000	EA	HANDLE - KNOB - E-Z LIFT SHADE - ALABASTER
	097593-02-000	FT	CORD - BLIND - PLEATED - GRAY
	097593-06-000	FT	CORD - BLIND - PLEATED - PEWTER
	097593-10-000	FT	CORD - BLIND - PLEATED - VANILLA
	109353-09-01A	EA	BLIND - SLAT - 21' - ALABASTER PEARL
17A	097565-01-000	EA	BRACKET - MOUNTING - PLEATED BLIND
18A	097591-01-000	EA	SPRING - EXTENSION - PLEATED BLIND
19A	101031-01-000	YD	TAPE/GLIDE - 4.25" SPACING
20A	101033-02-000	EA	END CAP - LOW PROFILE TRACK - CLEAR
21A	101033-08-000	EA	TRACK/WALL - 75" - <b>FRT BUNK WINDOW MINNIE/SPIRIT 300-SERIES</b>
21A	101033-09-000	EA	TRACK/WALL - 32" - <b>SIDE BUNK WINDOW MINNIE/SPIRIT 300-SERIES</b>

## CURTAIN & CUSHION GROUP (CONTINUED)

### HARDWARE (CONTINUED)



KEY	PART NUMBER	U/M DESCRIPTION
1B	102555-03-000	EA BRACKET - (CLEAT TYPE) - F/BLIND HOLDOWN - MILKY WHITE
2B	103242-01-000	EA VELCRO HOOK - BEIGE 7/8" ROUND W/CENTER HOLE
2B	103242-02-000	EA VELCRO HOOK - BLACK 7/8" ROUND W/CENTER HOLE
3B	105450-14-01A	EA TRACK - CURTAIN - 90" - OFF WHITE - <b>FRONT BUNK PRIVACY MINNIE/SPIRIT 300-SERIES</b>
4B	105648-01-02A	EA BRACE - VALANCE - OFF/WHITE - 14"
5B	106544-01-000	EA PULL - SHADE/BRASS
5B	106544-01-001	EA SCREW - SHADE/BRASS
5B	106544-02-000	EA PULL-SHADE - NICKEL
6B	109353-04-000	EA CLIP - VALANCE SLAT MOUNTING - CLEAR PLASTIC
7B	109441-03-000	EA BRACKET/HOOK - BLIND HOLD DOWN - NEW DESIGN/CLEAR
8B	126456-03-04A	EA TRACK/WRAPAROUND - PASSENGER - GLACIER - <b>ADVENTURER/SUNCRUISER G-SERIES</b>
9B	126456-04-04A	EA TRACK/WRAPAROUND - DRIVER - GLACIER - <b>ADVENTURER/SUNCRUISER G-SERIES</b>
10B	127254-04-05A	EA TRACK/WRAPAROUND-DRVR-GLACIER - <b>SIGHTSEER/SUNOVA D-SERIES, BRAVE/SUNRISE F-SERIES</b>
11B	127254-14-03A	EA TRACK/WRAPAROUND-PASS-GLACIER - <b>SIGHTSEER/SUNOVA D-SERIES, BRAVE/SUNRISE F-SERIES</b>
12B	130549-01-01A	EA STOP - CURTAIN TRACK
13B	138460-07-02A	EA TRACK/CURTAIN - PASSENGER - W/BRACKET/CARRIER/PULLEY - WHT - <b>VECTRA/HORIZON S-SERIES</b>
14B	138460-08-02A	EA TRACK/CURTAIN - DRIVER - W/BRACKET/CARRIER/PULLEY - WHT - <b>VECTRA/HORIZON S-SERIES</b>
15B	141634-01-000	EA BRACKET-(BOBBIN TYPE) 7/8"H HOLDUPBASE(OVAL)-2 HOLE-CLEAR
16B	143805-01-000	EA BRACKET-(BOBBIN TYPE) 1/2"H HOLDUPBASE(OVAL)-2 HOLES CLEAR
17B	146591-01-01A	EA TRACK - CURTAIN - LEFT HAND - GLACIER - <b>JOURNEY/MERIDIAN P-SERIES</b>
18B	146591-02-01A	EA TRACK - CURTAIN - RIGHT HAND - GLACIER - <b>JOURNEY/MERIDIAN P-SERIES</b>
	009700-04-002	EA TRCK-CRTN-L SHPE-15.5'-OFF WHT- <b>FRONT BUNK PRIVACY MINNIE WINNE/SUNDANCER 400-SERIES</b>

### ACCESSORIES

KEY	PART NUMBER	U/M DESCRIPTION
	118337-08-R42	EA BUTTON - #60 - FABRIC COVERED (S16, S17, S18, SW3)
	118337-08-S10	EA BUTTON - #60 - FABRIC COVERED (S19, S20, S21, SW4)
	118337-08-R17	EA BUTTON - #60 - FABRIC COVERED (S22, S23, S24, SW5)
	057534-03-000	EA TIEBACK - CLEAR PLASTIC - 7.5"

**CURTAIN & CUSHION GROUP (CONTINUED)**  
FABRICS

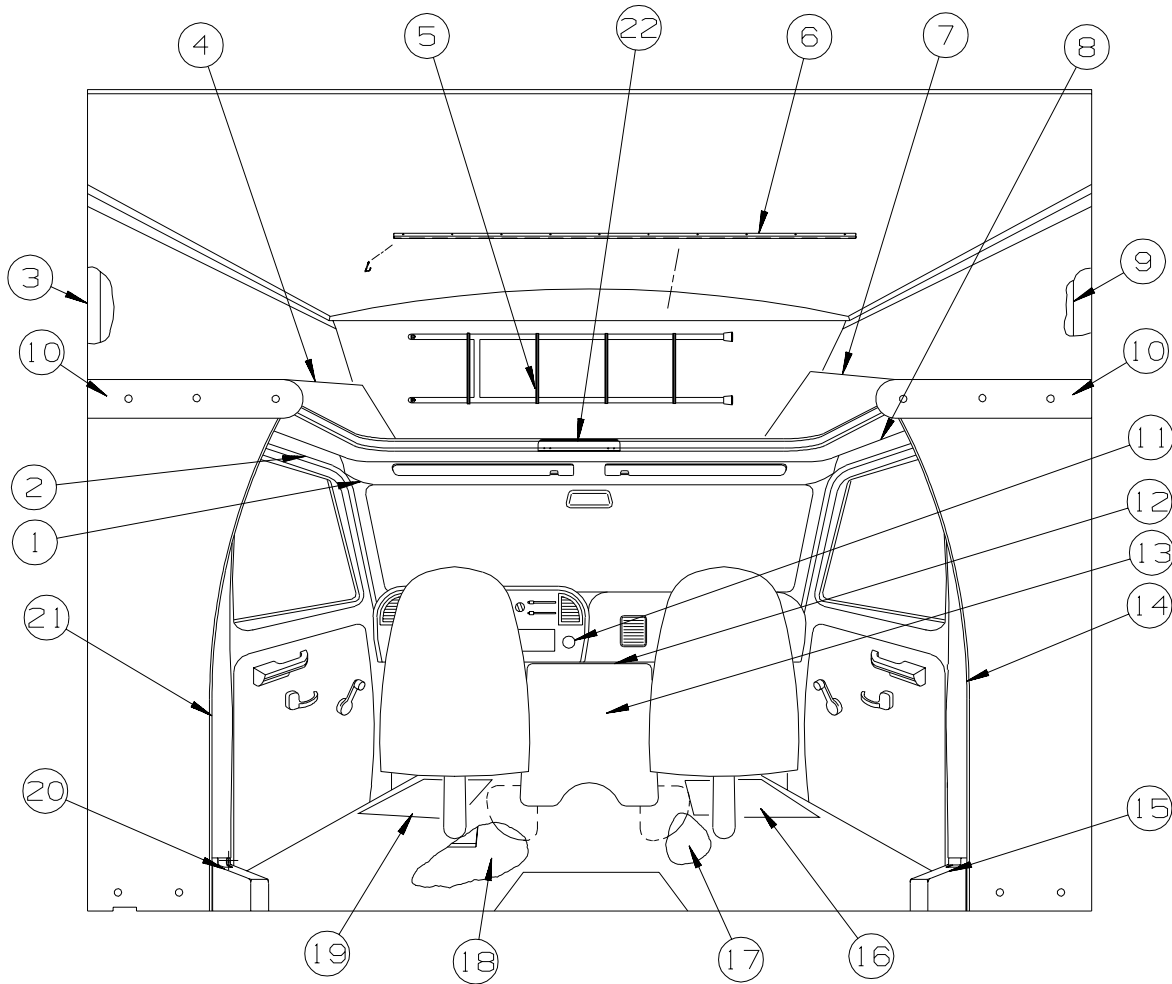
2005 FAMILY	S16/S17/S18	S19/20/S21	S22/S23/S24
	BLUE SMOKE	COSMIC SAGE	ALABASTER
<b>BUCKET</b>	564 C BUCKET	564 C BUCKET	564 C BUCKET
	126883-N0-000	148797-37-000	126883-U9-000
	*OPT. ULTRA/STEEL GRAY	*OPT. ULTRA/STEEL GRAY	*OPT. ULTRA/STEEL GRAY
	079680-39-000	079680-39-000	079680-39-000
<b>DINETTE CUSHIONS</b>	735 CLUB PARTIAL WRAP	735 CLUB PARTIAL WRAP	735 CLUB PARTIAL WRAP
	148797-41-000	148797-36-000	126883-V8-000
<b>DINETTE WRAP</b>	126883-N0-000	148797-37-000	126883-U9-000
<b>SOFA (2 CUSHION)</b>	427P/430V: 687 COMFORT SOFA	427P/430V: 687 COMFORT SOFA	427P/430V: 687 COMFORT SOFA
	431C: 327 JACK KNIFE STYLE	431C: 327 JACK KNIFE STYLE	431C: 327 JACK KNIFE STYLE
	148797-41-000	148797-36-000	126883-U9-000
<b>LOUNGE CHAIR</b>	#465 HOOP CHAIR	#465 HOOP CHAIR	#465 HOOP CHAIR
	126883-N0-000	148797-38-000	126883-U9-000
<b>LOUNGE WINDOWS</b>	PALM COURT LAMBREQUIN	PALM COURT LAMBREQUIN	PALM COURT LAMBREQUIN
	UNDERLAY - 126883-N0-000	UNDERLAY - 148797-37-000	UNDERLAY - 126883-V9-000
	OVERLAY - 148797-41-000	OVERLAY - 148797-36-000	OVERLAY - 126883-U9-000
	BRAID - 084415-E1-000	BRAID - 084415-F2-000	BRAID - 084415-F4-000
<b>LOUNGE PILLOW</b>	(2) 17" PALM COURT	(2) 17" PALM COURT	(2) 17" PALM COURT
	BACK & BODY - 126883-N0-000	BACK & BODY - 148797-38-000	BACK & BODY - 126883-U9-000
	OVERLAY - 148797-41-000	OVERLAY - 148797-36-000	OVERLAY - 126883-V9-000
	WELT - 126883-N0-000	WELT - 148797-38-000	WELT - 126883-U9-000
	BRAID - 084415-E1-000	BRAID - 084415-F2-000	BRAID - 084415-F4-000
<b>FWA, BLACKOUT &amp; PRIVACY CURTAIN</b>	073233-85-000	073233-85-000	073233-85-000
	CLOUDS MUSHROOM	CLOUDS MUSHROOM	CLOUDS MUSHROOM
<b>OVERHEAD BUNK</b>	126883-N0-000	148797-37-000	126883-U9-000
<b>OVERHEAD BUNK CURTAIN</b>	137813-D8-000	137813-E2-000	137813-72-000
<b>DAY/NIGHTER</b>	094911-56/126883-50	094911-56/126883-50	094911-58/126883-50
	EGGSHELL/WT. DECO	EGGSHELL/WT. DECO	PUTTY/WT. DECO
<b>GALLEY BLINDS</b>	386 SNOCAP	386 SNOCAP	C011 BEIGE

**CURTAIN & CUSHION GROUP (CONTINUED)**  
**FABRICS (CONTINUED)**

2005 FAMILY	S16/S27/S28	S19/20/S21	S22/S23/S24
	BLUE SMOKE	COSMIC SAGE	ALABASTER
<b>BEDROOM WDO TREATMENT</b>	PALM COURT VALANCE	PALM COURT VALANCE	PALM COURT VALANCE
	OVERLAY -137813-D7-000	OVERLAY -137813-E1-000	OVERLAY - 105745-V0-000
	UNDERLAY -137813-D8-000	UNDERLAY -137813-E2-000	UNDERLAY - 137813-72-000
	LEGS -137813-D8-000	LEGS -137813-E2-000	LEGS - 137813-72-000
	CORD - 084415-E1-000	CORD -084415-F2-000	CORD - 084415-F4-000
<b>BEDCOVER</b>	BEDCAP W/CORD	BEDCAP W/CORD	BEDCAP W/CORD
	BODY - 137813-D7-000	BODY - 137813-E1-000	BODY - 105745-V0-000
	CORD - 084415-E1-000	CORD - 084415-F2-000	CORD - 084415-F4-000
<b>QUILT PATTERN</b>	LARGE DIAMOND	LARGE DIAMOND	LARGE DIAMOND
<b>SHAMS</b>	SHAM W/SINGLE FLANGE	SHAM W/SINGLE FLANGE	SHAM W/SINGLE FLANGE
	BODY -137813-D7-000	BODY -137813-E1-000	BODY - 105745-V0-000
	FLANGE -137813-D8-000	FLANGE -137813-E2-000	FLANGE - 137813-72-000
	BRAID - 084415-E1-000	BRAID - 084415-F2-000	BRAID - 084415-F4-000
<b>BED PILLOW</b>	(1) 10X17" RECT. W/END FRINGE	(1) 10X17" RECT. W/END FRINGE	(1) 10X17" RECT. W/END FRINGE
	BODY -137813-D8-000	BODY -137813-E2-000	BODY - 137813-72-000
	FRINGE - 139041-10-000	FRINGE -084415-F3-000	FRINGE - 084415-F5-000
<b>HEADBOARD</b>	CAMEO STYLE	CAMEO STYLE	CAMEO STYLE
	CENTER - 137813-D7-000	CENTER - 137813-E1-000	CENTER - 105745-V0-000
	SIDES - 137813-D8-000	SIDES - 137813-E2-000	SIDES - 137813-72-000
	SURROUND - 137813-D8-000	SURROUND - 137813-E2-000	SURROUND - 138813-72-000
	CORD - 084415-E1-000	CORD - 084415-F2-000	CORD - 084415-F4-000
<b>DESK/VANITY CHAIR</b>	REM FOLDING CHAIR	REM FOLDING CHAIR	REM FOLDING CHAIR
	126883-N0-000	148797-37-000	126883-V9-000
<b>CARPET</b>	139056-26-000	139056-28-000	096060-H1-000
	SKY BLUE	CAMEL	TAPIOCA
<b>LOUNGE CABINET FABRIC INSERT</b>	126883-N0-000	148797-37-000	126883-V9-000
<b>BEDROOM CABINET INSERT</b>	137813-D8-000	137813-E1-000	105745-V0-000
<b>CEILING TIL 06-17-04</b>	113979-09-01A SOFT GEOMETRIC	113979-09-01A SOFT GEOMETRIC	113979-09-01A SOFT GEOMETRIC
	OR	OR	OR
	113979-12-01A SOFT CLOUD	113979-12-01A SOFT CLOUD	113979-12-01A SOFT CLOUD
<b>CEILING AFTER 06-18-04</b>	113979-09-01A SOFT GEOMETRIC	113979-09-01A SOFT GEOMETRIC	113979-09-01A SOFT GEOMETRIC



## DRIVERS COMPARTMENT GROUP FRONT INTERIOR



KEY	PART NUMBER	U/M	DESCRIPTION
1	106448-06-P13	EA	HEADLINER - W/VINYL
2	106447-10-P13	EA	TRIM - CAB DOOR - UPPER/LEFT HAND
3	109709-01-01A	EA	BRACKET - WINGWALL - OFF WHITE
4	149492-01-S07	EA	CABINET - HAMPER/FRONT - W/O HARDWARE (S16)
4	149492-01-S08	EA	CABINET - HAMPER/FRONT - W/O HARDWARE (S17)
4	149492-01-S09	EA	CABINET - HAMPER/FRONT - W/O HARDWARE (S18)
4	149492-01-S10	EA	CABINET - HAMPER/FRONT - W/O HARDWARE (S19)
4	149492-01-S11	EA	CABINET - HAMPER/FRONT - W/O HARDWARE (S20)
4	149492-01-S12	EA	CABINET - HAMPER/FRONT - W/O HARDWARE (S21)
4	149492-01-S13	EA	CABINET - HAMPER/FRONT - W/O HARDWARE (S22)
4	149492-01-S14	EA	CABINET - HAMPER/FRONT - W/O HARDWARE (S23)
4	149492-01-S15	EA	CABINET - HAMPER/FRONT - W/O HARDWARE (S24)
4	149492-01-SW0	EA	CABINET - HAMPER/FRONT - W/O HARDWARE (SW3)
4	149492-01-SW1	EA	CABINET - HAMPER/FRONT - W/O HARDWARE (SW4)
4	149492-01-SW2	EA	CABINET - HAMPER/FRONT - W/O HARDWARE (SW5)
5*	106025-02-01A	EA	LADDER - BUNK - 52"
FROM: 00-00-00 THRU: 11-17-04			
5*	106025-03-01A	EA	LADDER - BUNK - 47.3" - BLACK
FROM: 11-18-04 THRU: 99-99-99			
6	141829-01-01A	EA	TRIM - J MOLDING - OFF WHITE - 96"
7	149492-02-S07	EA	CABINET - HAMPER/FRONT - W/O HARDWARE (S16)
7	149492-02-S08	EA	CABINET - HAMPER/FRONT - W/O HARDWARE (S17)
7	149492-02-S09	EA	CABINET - HAMPER/FRONT - W/O HARDWARE (S18)
7	149492-02-S10	EA	CABINET - HAMPER/FRONT - W/O HARDWARE (S19)
7	149492-02-S11	EA	CABINET - HAMPER/FRONT - W/O HARDWARE (S20)
7	149492-02-S12	EA	CABINET - HAMPER/FRONT - W/O HARDWARE (S21)
7	149492-02-S13	EA	CABINET - HAMPER/FRONT - W/O HARDWARE (S22)
7	149492-02-S14	EA	CABINET - HAMPER/FRONT - W/O HARDWARE (S23)
7	149492-02-S15	EA	CABINET - HAMPER/FRONT - W/O HARDWARE (S24)
7	149492-02-SW0	EA	CABINET - HAMPER/FRONT - W/O HARDWARE (SW3)

**DRIVERS COMPARTMENT GROUP (CONTINUED)**  
**FRONT INTERIOR (CONTINUED)**

KEY	PART NUMBER	U/M	DESCRIPTION
7	149492-02-SW1	EA	CABINET - HAMPER/FRONT - W/O HARDWARE (SW4)
7	149492-02-SW2	EA	CABINET - HAMPER/FRONT - W/O HARDWARE (SW5)
8	106447-09-R13	EA	TRIM - CAB DOOR - UPPER/RIGHT HAND
9	109709-02-01A	EA	BRACKET - WINGWALL - OFF WHITE
10	142374-01-P13	EA	CAP - SLEEPERBOARD - PORTSMOUTH OAK
10	142374-01-P14	EA	CAP - SLEEPERBOARD - CONCERT CHERRY
10	142374-01-P33	EA	CAP - SLEEPERBOARD - WASHED MAPLE
10	142374-01-SW0	EA	CAP - SLEEPERBOARD - SIERRA MAPLE
11	150974-01-01A	EA	APPLIQUE - BEZEL - INSTRUMENT PANEL-POLISHED PEARL STONE -INSTRUMENT PANEL APPLIQUE
12	150974-02-01A	EA	APPLIQUE - BEZEL - MOTOR COVER - POLISHED PEARL STONE -INSTRUMENT PANEL APPLIQUE
13	147623-01-01A	EA	TRAY - BEVERAGE - MOTOR COVER
	151391-01-01A	EA	PAD/TRAY - BEVERAGE TRAY
	151391-02-01A	EA	PAD/CUP - BEVERAGE TRAY
14	125031-01-H04	EA	TRIM - CAB - B-PILLAR - PASSENGER SIDE
15	106431-01-02A	EA	COVER - SEATBELT RECOIL - PASSENGER SIDE - VW GREY
16	125780-03-000	EA	MAT - FLOOR - FRONT PASSENGER - "I" - FORD (GRAY)
17	135426-02-000	EA	INSULATION - FLOOR, CAB, RH
18	135426-01-000	EA	INSULATION - FLOOR, CAB, LH
19	125780-04-000	EA	MAT - FLOOR - FRONT DRIVER - "I" - FORD (GRAY)
20	106431-02-02A	EA	COVER - SEATBELT RECOIL - DRIVER SIDE - VW GREY
21	125031-02-H04	EA	TRIM - CAB - B-PILLAR - DRIVER SIDE
22	094658-02-N01	EA	HANDLE - BUNK - 1.1" X 2" X 14.2" - OAK - PORTSMOUTH OAK
22	094658-02-S17	EA	HANDLE - BUNK - 1.1" X 2" X 14.2" - CHERRY - CONCERT CHERRY
22	094658-02-S18	EA	HANDLE - BUNK - 1.1" X 2" X 14.2" - MAPLE - WASHED MAPLE
22	094658-02-S88	EA	HANDLE - BUNK - 1.1" X 2" X 14.2" - MAPLE - SIERRA MAPLE

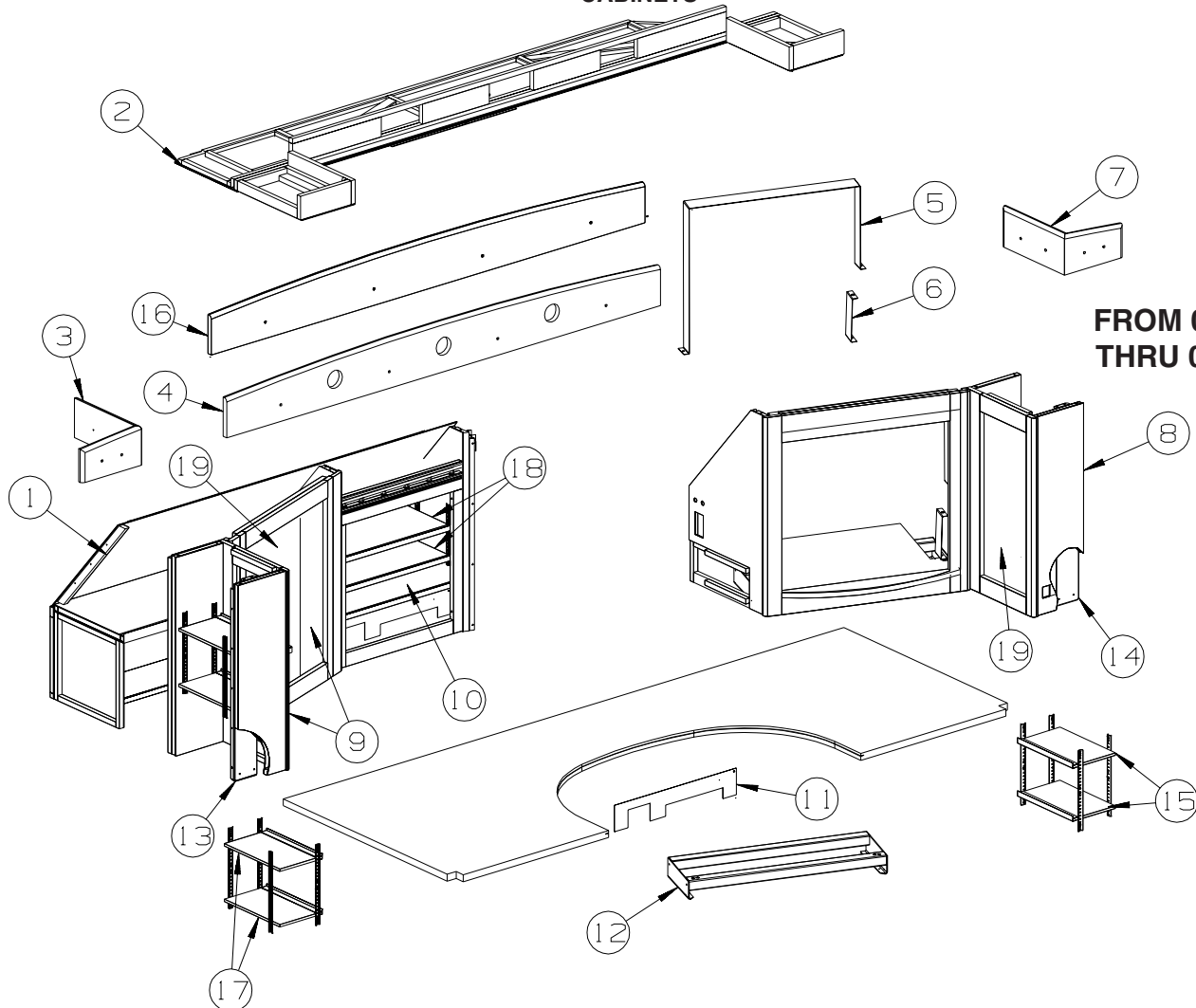
**\*COMPONENT PARTS LISTED LATER IN THIS GROUP**

**COMPONENT PARTS FOR FRONT INTERIOR**

KEY	PART NUMBER	U/M	DESCRIPTION	VENDOR NO.
			<b>106025-02-01A</b>	
	106025-01-700	EA	BRACKET SET-F/BUNK LADDER	
	106025-01-701	EA	END CAP-F/STEP LADDER RUNGS	
			<b>106025-03-01A</b>	
KEY	PART NUMBER	U/M	DESCRIPTION	VENDOR NO.
	106025-01-700	EA	BRACKET SET-F/BUNK LADDER	08-0030-00
	106025-01-701	EA	END CAP-F/STEP LADDER RUNGS	

# DRIVERS COMPARTMENT GROUP (CONTINUED)

## CABINETS



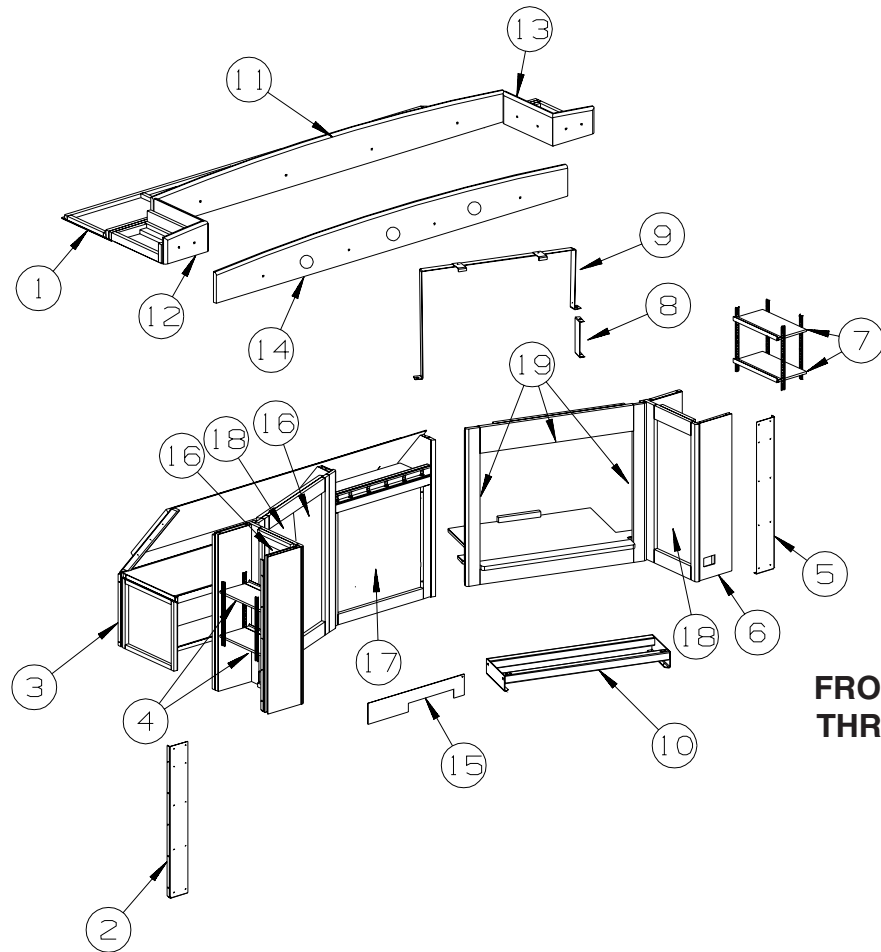
FROM 00-00-00  
THRU 09-06-04

KEY	PART NUMBER	U/M	DESCRIPTION
1	148347-03-S07	EA	CABINET - ENTERTAINMENT CENTER - LEFT HAND - W/O DOORS/HDW - PORTSMOUTH OAK
1	148347-03-S08	EA	CABINET - ENTERTAINMENT CENTER - LEFT HAND - W/O DOORS/HDW - CONCERT CHERRY
1	148347-03-S09	EA	CABINET - ENTERTAINMENT CENTER - LEFT HAND - W/O DOORS/HDW - WASHED MAPLE
1	148347-03-SW0	EA	CABINET - ENTERTAINMENT CENTER - LEFT HAND - W/O DOORS/HDW - SIERRA MAPLE
1	148347-04-S07	EA	CABINET - ENT CENTER - LH - W/O DRS/HDW - PORTSMOUTH OAK - DVD/VCR, STEREO
1	148347-04-S08	EA	CABINET - ENT CENTER - LH - W/O DRS/HDW - CONCERT CHERRY - DVD/VCR, STEREO
1	148347-04-S09	EA	CABINET - ENT CENTER - LH - W/O DRS/HDW - WASHED MAPLE - DVD/VCR, STEREO
1	148347-04-SW0	EA	CABINET - ENT CENTER - LH - W/O DRS/HDW - SIERRA MAPLE - DVD/VCR, STEREO
2	148349-02-S07	EA	CABINET - ENTERTAINMENT CENTER/TOP - W/O DOORS/HDW
3	148686-03-S07	EA	TRIM - ENTERTAINMENT CENTER - PORTSMOUTH OAK
3	148686-03-S08	EA	TRIM - ENTERTAINMENT CENTER - CONCERT CHERRY
3	148686-03-S09	EA	TRIM - ENTERTAINMENT CENTER - WASHED MAPLE
3	148686-03-SW0	EA	TRIM - ENTERTAINMENT CENTER - SIERRA MAPLE
4	148686-02-S07	EA	TRIM - ENTERTAINMENT CENTER - PORTSMOUTH OAK - SURROUND SOUND SYS.
4	148686-02-S08	EA	TRIM - ENTERTAINMENT CENTER - CONCERT CHERRY - SURROUND SOUND SYS.
4	148686-02-S09	EA	TRIM - ENTERTAINMENT CENTER - WASHED MAPLE - SURROUND SOUND SYS.
4	148686-02-SW0	EA	TRIM - ENTERTAINMENT CENTER - SIERRA MAPLE - SURROUND SOUND SYS.
5	148247-03-02B	EA	STRAP/TIEDOWN - TV - E-COATED
6	136269-08-02B	EA	BRACKET/TV TIEDOWN - E-COATED
7	148686-04-S01	EA	TRIM - ENTERTAINMENT CENTER - PORTSMOUTH OAK
7	148686-04-S08	EA	TRIM - ENTERTAINMENT CENTER - CONCERT CHERRY
7	148686-04-S09	EA	TRIM - ENTERTAINMENT CENTER - WASHED MAPLE
7	148686-04-SW0	EA	TRIM - ENTERTAINMENT CENTER - SIERRA MAPLE
8	148339-02-S07	EA	CABINET - ENTERTAINMENT CENTER/TV - W/O DOORS/HARDWARE - PORTSMOUTH OAK
8	148339-02-S08	EA	CABINET - ENTERTAINMENT CENTER/TV - W/O DOORS/HARDWARE - CONCERT CHERRY
8	148339-02-S09	EA	CABINET - ENTERTAINMENT CENTER/TV - W/O DOORS/HARDWARE - WASHED MAPLE
8	148339-02-SW0	EA	CABINET - ENTERTAINMENT CENTER/TV - W/O DOORS/HARDWARE - SIERRA MAPLE

**DRIVERS COMPARTMENT GROUP (CONTINUED)**  
**CABINETS (CONTINUED)**

KEY	PART NUMBER	U/M	DESCRIPTION
9	141520-70-R74	EA	DOOR - ARCHED/PENCIL EDGE/RIGHT HAND -12"X25.9"- W/O HDW - PORTSMOUTH OAK
9	141520-70-R75	EA	DOOR - ARCHED/PENCIL EDGE/RIGHT HAND -12"X25.9"- W/O HDW - CONCERT CHERRY
9	141520-70-R76	EA	DOOR - ARCHED/PENCIL EDGE/RIGHT HAND -12"X25.9"- W/O HDW - WASHED MAPLE
9	141520-70-SW3	EA	DOOR - ARCHED/PENCIL EDGE/RIGHT HAND -12"X25.9"- W/O HDW - SIERRA MAPLE
	076767-04-000	EA	CABLE - STAINLESS STEEL - 5.9"
10	100708-30-000	EA	DOOR/GLASS - TV CABINET - 18.8" X 18.8" - W/O HARDWARE
11	142200-01-P07	EA	PANEL - VINYL COVERED
12	148344-01-02B	EA	BRACKET - ENTERTAINMENT CTR - E-COATED
13	136268-04-03B	EA	BRACKET - WINGWALL - OFF WHITE
14	136268-03-03B	EA	BRACKET - WINGWALL - OFF WHITE
15	148339-22-R07	EA	SHELF - W/PLASTIC EDGE MOLDING - PORTSMOUTH OAK
15	148339-22-S08	EA	SHELF - W/PLASTIC EDGE MOLDING - CONCERT CHERRY
15	148339-22-S09	EA	SHELF - W/PLASTIC EDGE MOLDING - WASHED MAPLE
15	148339-22-S88	EA	SHELF - W/PLASTIC EDGE MOLDING - SIERRA MAPLE
16	148686-01-S07	EA	TRIM - ENTERTAINMENT CENTER - PORTSMOUTH OAK
16	148686-01-S08	EA	TRIM - ENTERTAINMENT CENTER - CONCERT CHERRY
16	148686-01-S09	EA	TRIM - ENTERTAINMENT CENTER - WASHED MAPLE
16	148686-01-SW0	EA	TRIM - ENTERTAINMENT CENTER - SIERRA MAPLE
17	148347-34-R07	EA	SHELF - W/PLASTIC EDGE MOLDING - PORTSMOUTH OAK
17	148347-34-S08	EA	SHELF - W/PLASTIC EDGE MOLDING - CONCERT CHERRY
17	148347-34-S09	EA	SHELF - W/PLASTIC EDGE MOLDING - WASHED MAPLE
17	148347-34-S88	EA	SHELF - W/PLASTIC EDGE MOLDING - SIERRA MAPLE
18	148347-46-R07	EA	SHELF - W/PLASTIC EDGE MOLDING - PORTSMOUTH OAK
18	148347-46-S08	EA	SHELF - W/PLASTIC EDGE MOLDING - CONCERT CHERRY
18	148347-46-S09	EA	SHELF - W/PLASTIC EDGE MOLDING - WASHED MAPLE
18	148347-46-S88	EA	SHELF - W/PLASTIC EDGE MOLDING - SIERRA MAPLE
19	141518-70-R74	EA	DOOR - ARCHED/PENCIL EDGE/LEFT HAND-12" X 25.9"-W/O HDW - PORTSMOUTH OAK
19	141518-70-R75	EA	DOOR - ARCHED/PENCIL EDGE/LEFT HAND-12" X 25.9"-W/O HDW - CONCERT CHERRY
19	141518-70-R76	EA	DOOR - ARCHED/PENCIL EDGE/LEFT HAND-12" X 25.9"-W/O HDW - WASHED MAPLE
19	141518-70-SW3	EA	DOOR - ARCHED/PENCIL EDGE/LEFT HAND-12" X 25.9"-W/O HDW - SIERRA MAPLE
	076767-04-000	EA	CABLE - STAINLESS STEEL - 5.9"

## DRIVERS COMPARTMENT GROUP (CONTINUED) CABINETS (CONTINUED)



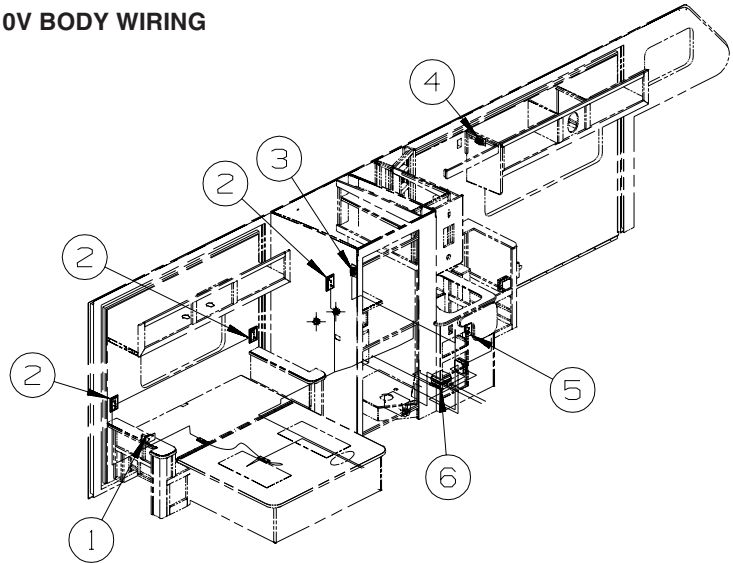
**FROM 09-07-04  
THRU 99-99-99**

KEY	PART NUMBER	U/M	DESCRIPTION
1	148349-02-S07	EA	CABINET - ENTERTAINMENT CENTER/TOP - W/O DOORS/HDW
2	136268-04-03B	EA	BRACKET - WINGWALL - OFF WHITE
3	149244-01-S07	EA	CABINET - OVERHEAD/ENTERTAINMENT CENTER/LH - W/O DOOR/HDW - PORTSMOUTH OAK
3	149244-01-S08	EA	CABINET - OVERHEAD/ENTERTAINMENT CENTER/LH - W/O DOOR/HDW - CONCERT CHERRY
3	149244-01-S09	EA	CABINET - OVERHEAD/ENTERTAINMENT CENTER/LH - W/O DOOR/HDW - WASHED MAPLE
3	149244-01-SW0	EA	CABINET - OVERHEAD/ENTERTAINMENT CENTER/LH - W/O DOOR/HDW - SIERRA MAPLE
3	149244-02-S07	EA	CABINET - OVHD/ENT. CENTER/TV - W/O DR/HDW - PORTSMOUTH OAK - DVD/VCR, STEREO
3	149244-02-S08	EA	CABINET - OVHD/ENT. CENTER/TV - W/O DR/HDW - CONCERT CHERRY - DVD/VCR, STEREO
3	149244-02-S09	EA	CABINET - OVHD/ENT. CENTER/TV - W/O DR/HDW - WASHED MAPLE - DVD/VCR, STEREO
3	149244-02-SW0	EA	CABINET - OVHD/ENT. CENTER/TV - W/O DR/HDW - SIERRA MAPLE - DVD/VCR, STEREO
4	149244-34-S07	EA	SHELF - W/PLASTIC MOLDING - PORTSMOUTH OAK
4	149244-34-S08	EA	SHELF - W/PLASTIC MOLDING - CONCERT CHERRY
4	149244-34-S09	EA	SHELF - W/PLASTIC MOLDING - WASHED MAPLE
4	149244-34-SW0	EA	SHELF - W/PLASTIC MOLDING - SIERRA MAPLE
5	136268-03-03B	EA	BRACKET - WINGWALL - OFF WHITE
6	149245-01-S07	EA	CABINET - OVERHEAD/ENTERTAINMENT CENTER/TV - W/O DOOR/HDW - PORTSMOUTH OAK
6	149245-01-S08	EA	CABINET - OVERHEAD/ENTERTAINMENT CENTER/TV - W/O DOOR/HDW - CONCERT CHERRY
6	149245-01-S09	EA	CABINET - OVERHEAD/ENTERTAINMENT CENTER/TV - W/O DOOR/HDW - WASHED MAPLE
6	149245-01-SW0	EA	CABINET - OVERHEAD/ENTERTAINMENT CENTER/TV - W/O DOOR/HDW - SIERRA MAPLE
7	149245-22-S07	EA	SHELF - W/PLASTIC EDGE MOLDING - PORTSMOUTH OAK
7	149245-22-S08	EA	SHELF - W/PLASTIC EDGE MOLDING - CONCERT CHERRY
7	149245-22-S09	EA	SHELF - W/PLASTIC EDGE MOLDING - WASHED MAPLE
7	149245-22-SW0	EA	SHELF - W/PLASTIC EDGE MOLDING - SIERRA MAPLE
8	136269-08-02B	EA	BRACKET/TV TIEDOWN - E-COATED
9	144148-06-02B	EA	BRACKET - TIEDOWN/TV - E-COATED
10	148344-01-02B	EA	BRACKET - ENTERTAINMENT CENTER - E-COATED
11	148686-01-S07	EA	TRIM - ENTERTAINMENT CENTER - PORTSMOUTH OAK
11	148686-01-S08	EA	TRIM - ENTERTAINMENT CENTER - CONCERT CHERRY
11	148686-01-S09	EA	TRIM - ENTERTAINMENT CENTER - WASHED MAPLE
11	148686-01-SW0	EA	TRIM - ENTERTAINMENT CENTER - SIERRA MAPLE

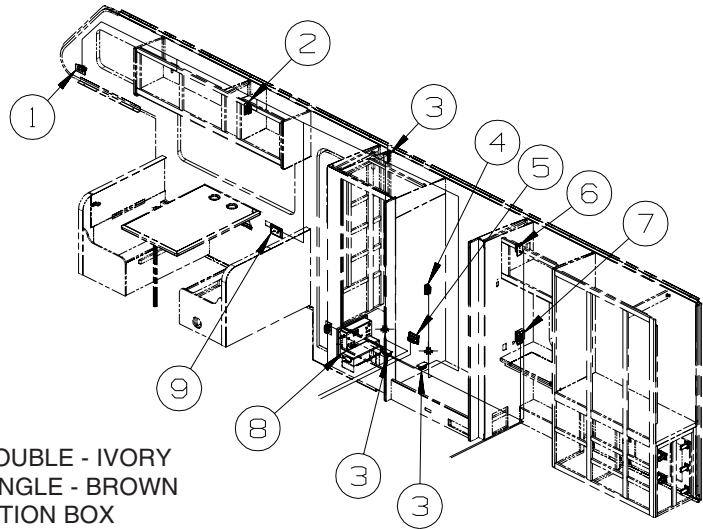
**DRIVERS COMPARTMENT GROUP (CONTINUED)**  
**CABINETS (CONTINUED)**

KEY	PART NUMBER	U/M	DESCRIPTION
12	148686-03-S07	EA	TRIM - ENTERTAINMENT CENTER - PORTSMOUTH OAK
12	148686-03-S08	EA	TRIM - ENTERTAINMENT CENTER - CONCERT CHERRY
12	148686-03-S09	EA	TRIM - ENTERTAINMENT CENTER - WASHED MAPLE
12	148686-03-SW0	EA	TRIM - ENTERTAINMENT CENTER - SIERRA MAPLE
13	148686-04-S01	EA	TRIM - ENTERTAINMENT CENTER - PORTSMOUTH OAK
13	148686-04-S08	EA	TRIM - ENTERTAINMENT CENTER - CONCERT CHERRY
13	148686-04-S09	EA	TRIM - ENTERTAINMENT CENTER - WASHED MAPLE
13	148686-04-SW0	EA	TRIM - ENTERTAINMENT CENTER - SIERRA MAPLE
14	148686-02-S07	EA	TRIM - ENTERTAINMENT CENTER - PORTSMOUTH OAK - SND SYS DLX W/Q-SRND
14	148686-02-S08	EA	TRIM - ENTERTAINMENT CENTER - CONCERT CHERRY - SND SYS DLX W/Q-SRND
14	148686-02-S09	EA	TRIM - ENTERTAINMENT CENTER - WASHED MAPLE - SND SYS DLX W/Q-SRND
14	148686-02-SW0	EA	TRIM - ENTERTAINMENT CENTER - SIERRA MAPLE - SND SYS DLX W/Q-SRND
15	142200-01-P07	EA	PANEL - VINYL COVERED
16	141520-70-R74	EA	DOOR - ARCHED/PENCIL EDGE/RIGHT HAND -12"X25.9"- W/O HDW - PORTSMOUTH OAK
16	141520-70-R75	EA	DOOR - ARCHED/PENCIL EDGE/RIGHT HAND -12"X25.9"- W/O HDW - CONCERT CHERRY
16	141520-70-R76	EA	DOOR - ARCHED/PENCIL EDGE/RIGHT HAND -12"X25.9"- W/O HDW - WASHED MAPLE
16	141520-70-SW3	EA	DOOR - ARCHED/PENCIL EDGE/RIGHT HAND -12"X25.9"- W/O HDW - SIERRA MAPLE
	076767-04-000	EA	CABLE - STAINLESS STEEL - 5.9"
17	100708-30-000	EA	DOOR/GLASS - TV CABINET - 18.8" X 18.8" - W/O HARDWARE
18	141518-70-R74	EA	DOOR - ARCHED/PENCIL EDGE/LEFT HAND-12" X 25.9"-W/O HDW - PORTSMOUTH OAK
18	141518-70-R75	EA	DOOR - ARCHED/PENCIL EDGE/LEFT HAND-12" X 25.9"-W/O HDW - CONCERT CHERRY
18	141518-70-R76	EA	DOOR - ARCHED/PENCIL EDGE/LEFT HAND-12" X 25.9"-W/O HDW - WASHED MAPLE
18	141518-70-SW3	EA	DOOR - ARCHED/PENCIL EDGE/LEFT HAND-12" X 25.9"-W/O HDW - SIERRA MAPLE
	076767-04-000	EA	CABLE - STAINLESS STEEL - 5.9"
19	123012-04-000	FT	SEAL - SLIDEOUT - .09"/.13" THICK X 1.5" - W/ADHESIVE

## ELECTRICAL GROUP 110V BODY WIRING



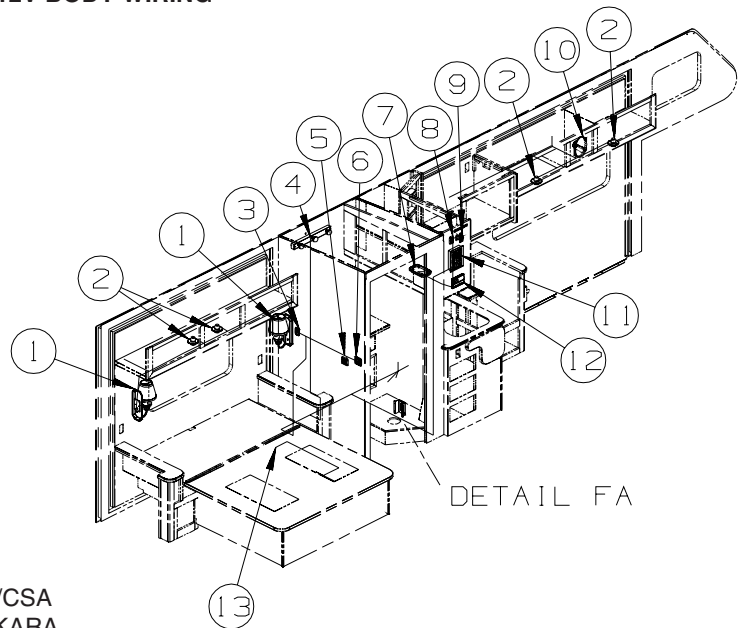
KEY	PART NUMBER	U/M	DESCRIPTION
1	058708-07-000	EA	RECEPTACLE - ELECTRICAL - SINGLE - WHITE
2	133713-01-20A	EA	SPACER/RECEPTACLE - WHITE VINYL
2	058708-06-000	EA	RECEPTACLE - DUPLEX - WHITE
3	133713-11-20A	EA	SPACER/RECEPTACLE - VINYL WHITE
3	058708-06-000	EA	RECEPTACLE - DUPLEX - WHITE
4	058708-05-000	EA	RECEPTACLE - ELECTRIC - SINGLE - BROWN
5	058708-01-000	EA	RECEPTACLE - ELECTRIC - DOUBLE - BROWN
6	136481-01-000	EA	MODULE - AUTO ENERGY SELECTOR



KEY	PART NUMBER	U/M	DESCRIPTION
1	058708-02-000	EA	RECEPTACLE - ELECTRIC - DOUBLE - IVORY
2	058708-05-000	EA	RECEPTACLE - ELECTRIC - SINGLE - BROWN
3	058707-02-000	EA	RECEPTACLE - BLANK - JUNCTION BOX
4	058707-01-000	EA	RECEPTACLE - ELECTRIC - SINGLE - BROWN
5	131826-01-01A	EA	RECEPTACLE - EXTERIOR - W/COVER/GASKET - WHITE
6	058708-01-000	EA	RECEPTACLE - ELECTRIC - DOUBLE - BROWN
7	147446-01-02A	EA	RECEPTACLE - GFCI - 15A 125V - BROWN
7	147450-01-01A	EA	PLATE - ELECTRICAL OUTLET - WHITE
8	099048-04-000	EA	INVERTER - 300 WATT
9	133713-01-20A	EA	SPACER/RECEPTACLE - WHITE VINYL
9	058708-06-000	EA	RECEPTACLE - DUPLEX - WHITE

## ELECTRICAL GROUP (CONTINUED)

### 12V BODY WIRING



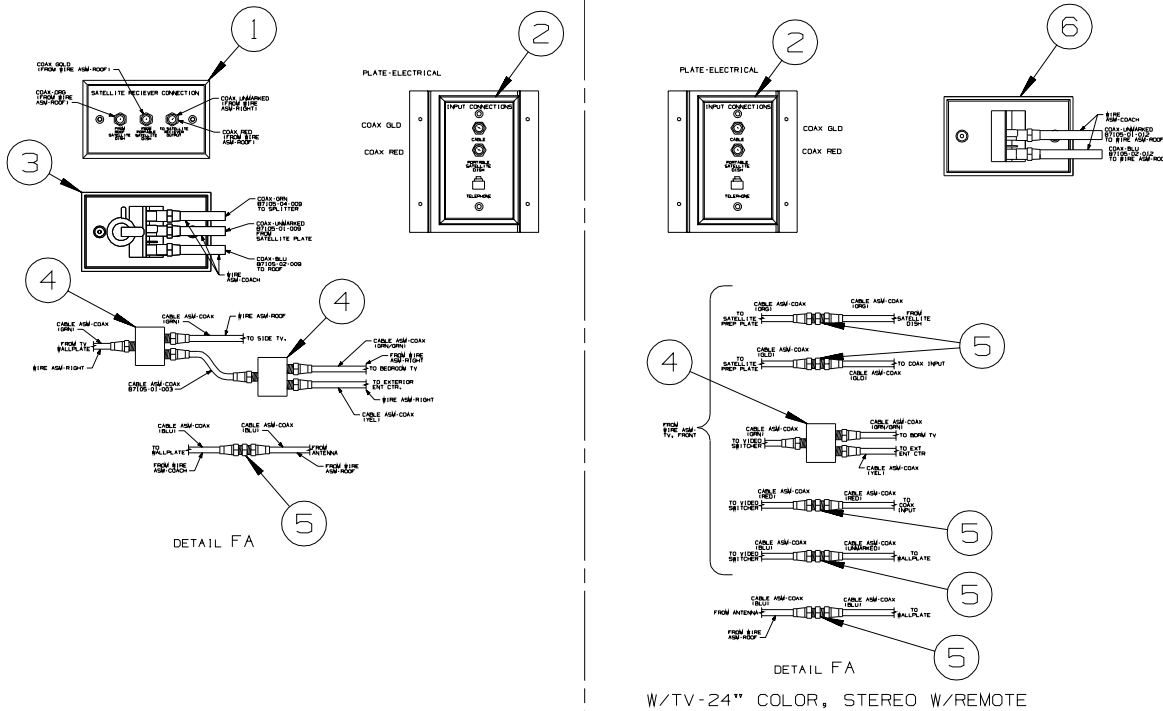
KEY	PART NUMBER	U/M	DESCRIPTION
1	119258-32-01A	EA	LAMP - WALL - BRASS - UL/CSA
1	119257-15-01A	EA	SHADE - LAMP - LINEN SILKARA
1	067479-01-000	EA	BULB - 12V - #1076 - 1.80 AMP
2	132427-01-01A	EA	LIGHT - READING/SWIVEL - ROUND - BRASS
	123917-01-000	EA	BULB - 12V - HALOGEN SPOT
3	135740-01-02A	EA	SWITCH - ROCKER - SPST - ON/OFF - WHITE
3	135741-01-02A	EA	SWITCH - BASE - SINGLE - WHITE
3	135742-08-01A	EA	BEZEL - SWITCH - MAKEUP - WHITE
4	138116-01-01A	EA	LIGHT/MAKE UP - 3 BULB - CURVED - W/O BULB - BRASS
4	123918-01-000	EA	BULB - 12V - MAKEUP - WHITE
5	135740-01-01A	EA	SWITCH - ROCKER - SPST - ON/OFF - BROWN - <b>CEILING</b>
5	135740-02-01A	EA	SWITCH - ROCKER - SPDT - ON/ON - BROWN - <b>AISLE</b>
5	135741-02-01A	EA	SWITCH - BASE - DOUBLE - BROWN
5	135742-13-02A	EA	BEZEL - SWITCH - CEILING/AISLE - BROWN
6	135740-01-02A	EA	SWITCH - ROCKER - SPST - ON/OFF - WHITE
6	135741-02-02A	EA	SWITCH - BASE - DOUBLE - WHITE
6	135742-15-01A	EA	BEZEL - SWITCH - CEILING/SHOWER - WHITE
7*	137417-02-01A	EA	LIGHT - DOME - SINGLE - W/SWITCH/OPTIC LENS - WHITE
8	135740-06-01A	EA	SWITCH - ROCKER - ON/OFF - LIGHTED - RED
8	135741-01-01A	EA	SWITCH - BASE - SINGLE - BROWN
8	135742-35-02A	EA	BEZEL - SWITCH - WATER HEATER/110 VOLT - BROWN
9	144363-10-02B	EA	PLATE - SWITCH - E-COATED
9	108357-06-000	EA	SWITCH - ROCKER - DPDT - MOM/OFF/MOM - 6 TERM - W/O COVER
9	108356-02-01A	EA	COVER/ACTUATOR SWITCH - 2 ROWS DIMPLES - BLACK
9	108355-01-000	EA	HOUSING - SWITCH
9	116220-01-000	EA	APPLIQUE - SWITCH/SLIDEOUT
9	116549-01-000	EA	LABEL - WARNING - SLIDEOUT
10	110465-01-000	EA	SPEAKER KIT,4 5X7 SPEAKERS , FORD F2UF-18814-CD
11*	134940-01-01A	EA	PANEL - MONITOR - 2 TANK - W/GENERATOR SWITCH/HOUR METER FROM: 00-00-00 THRU: 05-02-04
11*	134940-06-01A	EA	PANEL - MONITOR - 2 TANK - W/GENERATOR SWITCH - <b>GENERATOR</b> FROM: 05-03-04 THRU: 99-99-99
11*	134940-02-01A	EA	PANEL - MONITOR - 2 TANK - W/O GENERATOR SWITCH/HOUR METER FROM: 00-00-00 THRU: 05-02-04
11*	134940-07-01A	EA	PANEL - MONITOR - 2 TANK FROM: 05-03-04 THRU: 99-99-99
11*	134940-04-01A	EA	PANEL - MONITOR - 2 TANK-W/GENERATOR SWITCH/SOLAR CHARGER FROM: 00-00-00 THRU: 05-02-04
11*	134940-08-01A	EA	PANEL - MONITOR - 2 TANK-W/GEN. SWITCH/SOLAR CHARGER - <b>GENERATOR</b> FROM: 05-03-04 THRU: 99-99-99
12	135618-03-01A	EA	THERMOSTAT - ROOF A/C & FURNACE - WHITE
12	135618-01-01A	EA	THERMOSTAT - HEAT PUMP/FURNACE - WHITE - <b>HOME COMFORT PLUS</b>
13	108357-15-000	EA	SWITCH - ROCKER - DPDT - ON/NONE/ON - W/LIGHT W/O COVER
13	108356-04-01A	EA	COVER/ACTUATOR SWITCH - 2 ROWS DIMPLES W/LENS - BLACK
13	108355-01-000	EA	HOUSING - SWITCH

\*COMPONENT PARTS LISTED LATER IN THIS GROUP



# ELECTRICAL GROUP (CONTINUED)

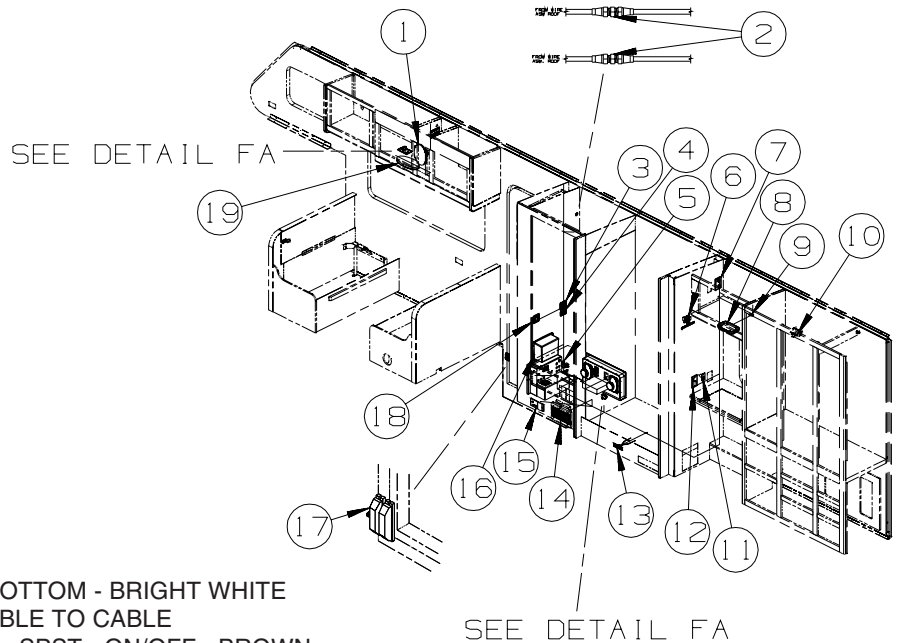
## 12V BODY WIRING (CONTINUED)



KEY	PART NUMBER	U/M	DESCRIPTION
1	134006-01-03B	EA	PLATE - COAXIAL CABLE/OFF WHITE FROM: 00-00-00 THRU: 04-30-04
1	149557-04-01A	EA	PLATE/WALL - TRIPLE COAXIAL/HORIZONTAL - WHITE FROM: 05-01-04 THRU: 99-99-99
2	130686-01-01A	EA	PLATE - WALL - TELEPHONE/COAX - WHITE FROM: 00-00-00 THRU: 01-20-04
2	149557-01-01A	EA	PLATE/WALL - PHONE/DUAL COAXIAL/VERTICAL - WHITE FROM: 01-21-04 THRU: 99-99-99
3	086777-02-000	EA	WALLPLATE/TV CABLE W/ANTENNA SWITCH/BOOSTER - 2 TV - BLACK
4	086756-01-000	EA	SPLITTER - TV/2 WAY
5	082134-01-000	EA	ADAPTER - TV - CABLE TO CABLE
6	086777-06-000	EA	WALLPLATE/TV CABLE - W/ANTENNA BOOSTER/1 OUTPUT - BLACK

## ELECTRICAL GROUP (CONTINUED)

### 12V BODY WIRING (CONTINUED)

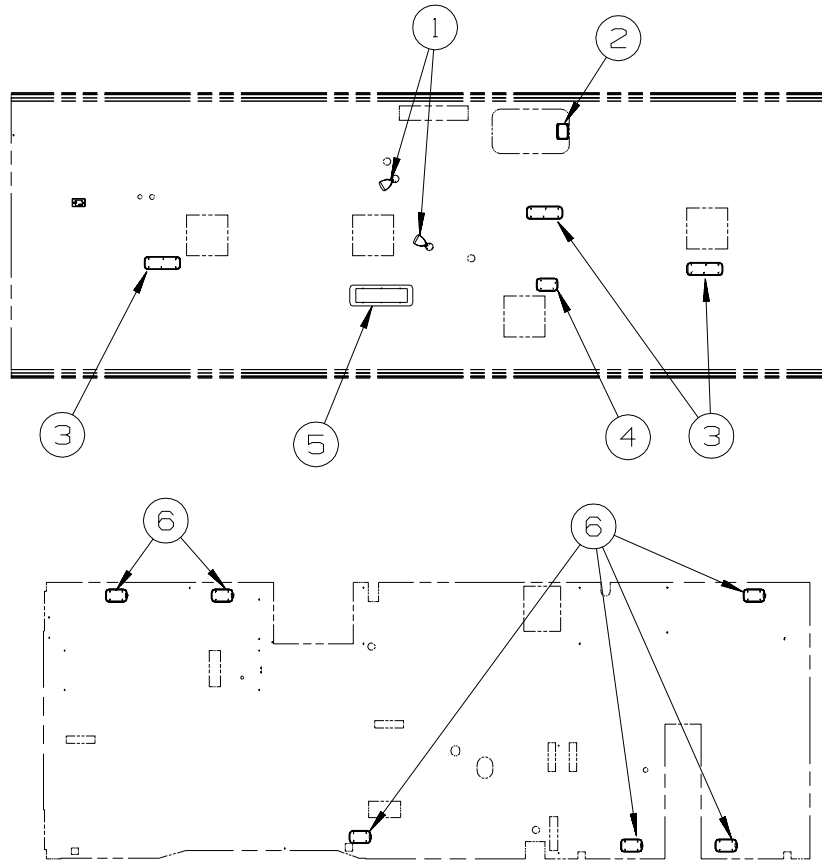


KEY	PART NUMBER	U/M	DESCRIPTION
1	110465-01-000	EA	PLATE - PLASTIC BOTTOM - BRIGHT WHITE
2	082134-01-000	EA	ADAPTER - TV - CABLE TO CABLE
3	135740-01-01A	EA	SWITCH - ROCKER - SPST - ON/OFF - BROWN
3	135741-02-01A	EA	SWITCH - BASE - DOUBLE - BROWN
3	135742-19-02A	EA	BEZEL - SWITCH - CEILING/PORCH - BROWN
4	135740-01-01A	EA	SWITCH - ROCKER - SPST - ON/OFF - BROWN
4	135741-01-01A	EA	SWITCH - BASE - SINGLE - BROWN
4	135742-11-02A	EA	BEZEL - SWITCH - STEP - BROWN
5	098351-07-01A	EA	PLATE/SWITCH - 1 GANG - POLISHED BRASS - GENERATOR
5	108357-06-000	EA	SWITCH - ROCKER - DPDT - MOM/OFF/MOM - 6 TERM - W/O COVER
5	108356-11-01A	EA	COVER/ACTUATOR SWITCH - 3 GROOVES - AUX BATT - BLACK
5	108355-01-000	EA	HOUSING - SWITCH
6	144363-10-02B	EA	PLATE - SWITCH - E-COATED
6	108357-06-000	EA	SWITCH - ROCKER - DPDT - MOM/OFF/MOM - 6 TERM - W/O COVER
6	108356-02-01A	EA	COVER/ACTUATOR SWITCH - 2 ROWS DIMPLES - BLACK
6	108355-01-000	EA	HOUSING - SWITCH
6	116220-01-000	EA	APPLIQUE - SWITCH/SLIDEOUT
6	116549-01-000	EA	LABEL - WARNING - SLIDEOUT
7	076319-27-000	EA	WALLPLATE/RECEPTACLE - WHITE
8*	137417-02-01A	EA	LIGHT - DOME - SINGLE - W/SWITCH/OPTIC LENS - WHITE
9	056264-01-000	EA	SWITCH - LEAF ACTUATOR
10*	087694-01-000	EA	LIGHT - WARDROBE/CLOSET - W/SWITCH
11	111414-01-000	EA	RECEPTACLE/SOCKET - 12 VOLT
11	111386-01-04B	EA	PLATE - RECEPTACLE - 12 VOLT - BLACK
12	093253-01-03A	EA	PLATE - WALL - TELEPHONE - WHITE
13	061424-01-000	EA	LIGHT - AISLE - 12 VOLT - RECTANGULAR
14	124884-01-000	EA	SPEAKER - 6" X 9" - SUB-WOOFER - W/O GRILLE
14	124885-01-000	EA	GRILLE - SPEAKER - 6" X 9" - SUB WOOFER
			FROM: 00-00-00 THRU: 06-07-04
14	151844-01-01A	EA	GRILLE - SPEAKER - 6" X 9" - SUB WOOFER - BLACK
			FROM: 06-08-04 THRU: 99-99-99
15	150138-01-02A	EA	DETECTOR - LP GAS - BROWN
16	141679-03-000	EA	CHARGER/DOCK STATION ONLY - FOR #GMRS100 TWO-WAY RADIO
16	141679-04-000	EA	RADIO/TWO-WAY W/BATTERY (EACH = 1) - 5 MILE - ASA GMRS100
17	116995-02-000	EA	SWITCH/MAGNET - ELECTRIC STEP - BLACK/WHITE- NORMALLY OPEN
18	135740-01-01A	EA	SWITCH - ROCKER - SPST - ON/OFF - BROWN - <b>CEILING</b>
18	135740-02-01A	EA	SWITCH - ROCKER - SPDT - ON/ON - BROWN - <b> AISLE</b>
18	135741-02-01A	EA	SWITCH - BASE - DOUBLE - BROWN
18	135742-13-02A	EA	BEZEL - SWITCH - CEILING/AISLE - BROWN
19	093575-26-01A	EA	LIGHT - CEILING/OVAL - BRASS/NICKEL
19	117805-02-000	EA	BULB - 12V - #921 - 1.4 AMPS

\*COMPONENT PARTS LISTED LATER IN THIS GROUP

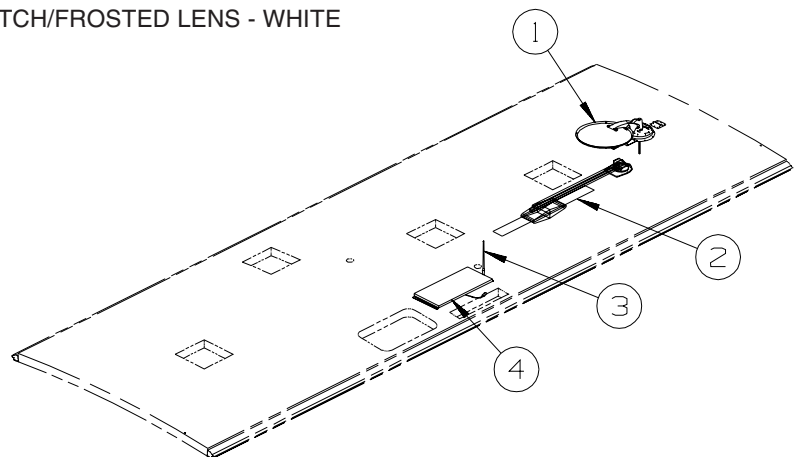
## ELECTRICAL GROUP (CONTINUED)

### 12V BODY WIRING (CONTINUED)



KEY	PART NUMBER	U/M	DESCRIPTION
1	148026-01-01A	EA	SPEAKER - CUBE - W/FIXED BRACKET - SILVER
1	148026-02-01A	EA	SPEAKER GRILLE - CUBE - SILVER
1	148026-03-01A	EA	SPEAKER - CUBE - W/O CASE
2*	121935-01-01A	EA	LIGHT - DOME - SHOWER
3*	137417-06-01A	EA	LIGHT - DOME - DOUBLE - W/O SWITCH - W/FROSTED LENS-WHITE
4*	137417-03-01A	EA	LIGHT - DOME - SINGLE - W/O SWITCH - W/FROSTED LENS-WHITE
5	130338-01-01A	EA	LIGHT - FLUORESCENT 18" - THIN LITE
	091937-03-000	EA	BULB - FLUORESCENT LIGHT - 12 VOLT
6*	137417-01-01A	EA	LIGHT - DOME - SINGLE - W/SWITCH/FROSTED LENS - WHITE

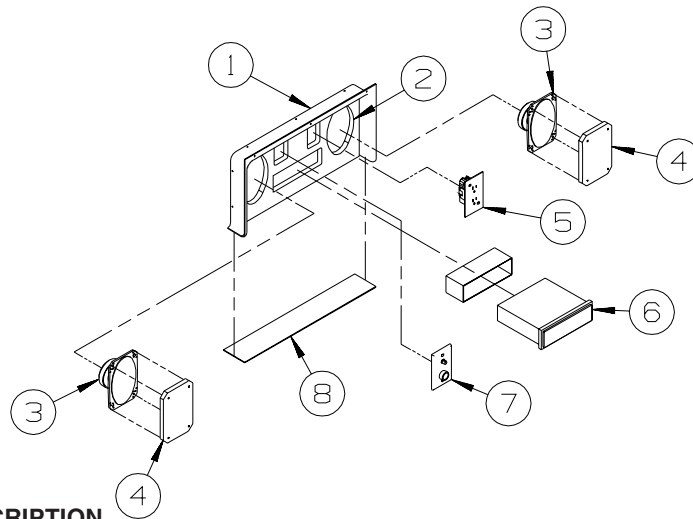
**\*COMPONENT PARTS LISTED LATER IN THIS GROUP**



KEY	PART NUMBER	U/M	DESCRIPTION
1*	137135-02-000	EA	ANTENNA - SATELLITE DSS - W/SENSOR
2*	076319-23-000	EA	ANTENNA - TV ROOF MOUNT - 44.5" MAST
2*	076319-25-000	EA	KIT - HARDWARE INTERIOR
3	090944-01-000	EA	ANTENNA - RADIO - 16" RUBBER - W/72" LEAD WIRE
3	109889-04-000	EA	EXTENDER - ANTENNA SHAFT - 3.7"
3	147741-01-09B	EA	BRACKET - ANTENNA GROUND - GALVANIZED
4	151647-01-000	EA	PANEL - SOLAR 10 WATT

**\*COMPONENT PARTS LISTED LATER IN THIS GROUP**

**ELECTRICAL GROUP (CONTINUED)**  
**12V BODY WIRING (CONTINUED)**

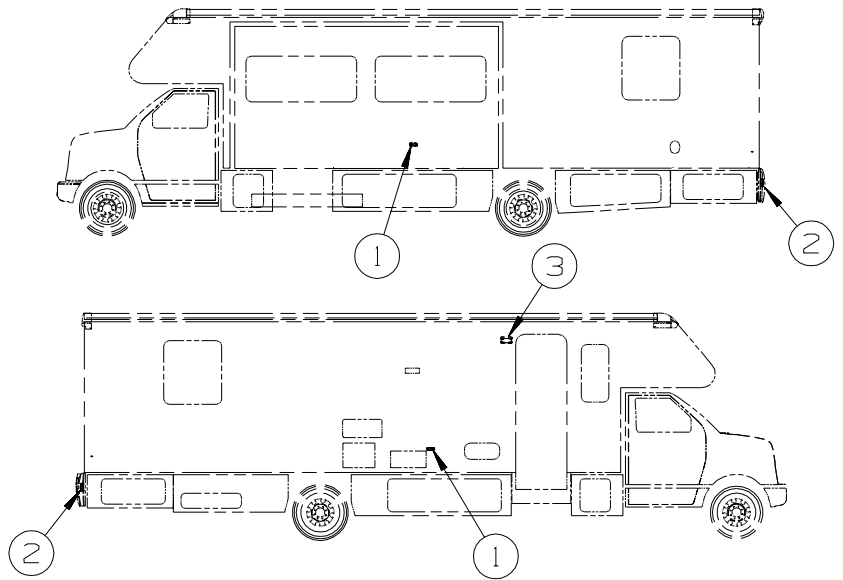


KEY	PART NUMBER	U/M	DESCRIPTION
1	124696-02-01A	EA	BOX-19.4"W X 10"H X 2.5"D - BRT WHT
	124696-01-01A	EA	BOX-19.4"W X 10"H X 10.2"D W/CUTOUTS
2	127409-02-L15	EA	PLATE - RADIO MOUNTING
3	110469-01-000	EA	SPEAKER - 4" X 6" OVAL - COAXIAL
4	110470-01-01A	EA	GRILLE - 4" X 6" - OVAL SPEAKER - BLACK
5	058708-01-000	EA	RECEPTACLE - ELECTRIC - DOUBLE - BROWN
6*	148231-01-000	EA	RADIO - AM/FM CD W/REMOTE - MAGNADYNE M3100CD
			FROM: 00-00-00 THRU: 04-11-05
6	155619-01-000	EA	RADIO - AM/FM CD - W/REMOTE - MAGNADYNE M3200CD
			FROM: 04-12-05 THRU: 99-99-99
7	076319-09-000	EA	WALLPLATE - TV CABLE RECEPTACLE - SINGLE - BROWN
8	104898-01-02A	EA	PLATE - PLASTIC BOTTOM - BRIGHT WHITE

**\*COMPONENT PARTS LISTED LATER IN THIS GROUP**

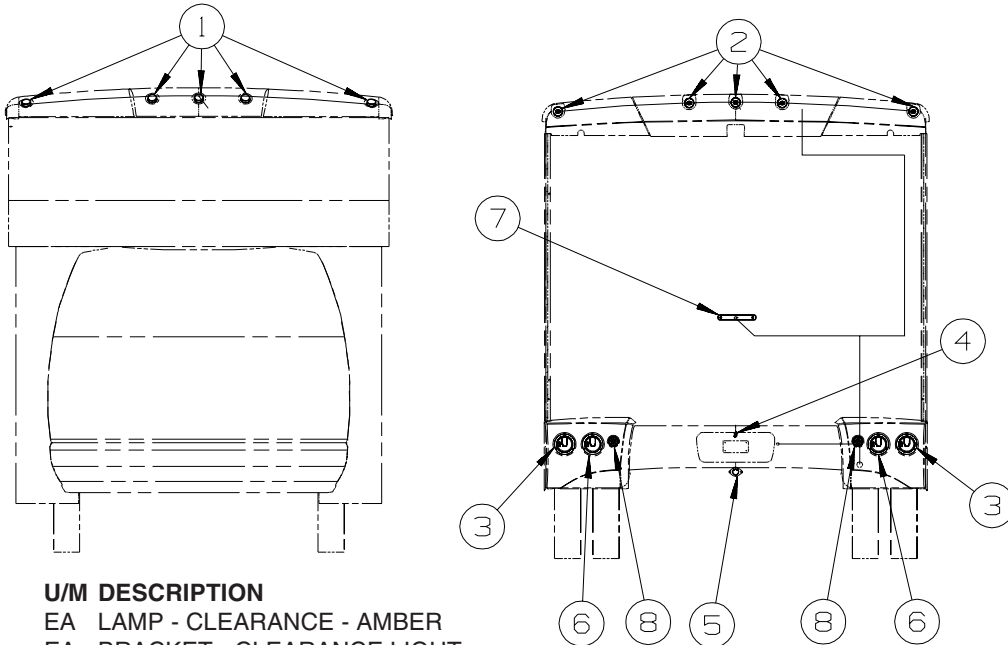
## ELECTRICAL GROUP (CONTINUED)

### EXTERIOR LAMPS



KEY	PART NUMBER	U/M	DESCRIPTION
1	111102-02-000	EA	LENS - AMBER - MARKER LAMP - 430V, 431C
1	111102-01-000	EA	BASE - MARKER LAMP - 430V, 431C
	036196-01-000	EA	BULB - 12V - #194 - .27 AMP - BAYONETTE - 430V, 431C
2	111102-03-000	EA	LENS - RED - MARKER LAMP
2	111102-01-000	EA	BASE - MARKER LAMP
	036196-01-000	EA	BULB - 12V - #194 - .27 AMP - BAYONETTE
3*	097917-01-06A	EA	LIGHT - PORCH - ENTRY DOOR - BRIGHT WHITE
	008215-01-000	EA	BULB - 12 VOLT - #1003 - .94 AMP

\*COMPONENT PARTS LISTED LATER IN THIS GROUP

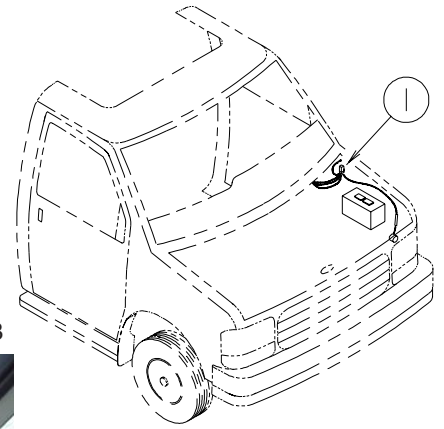


KEY	PART NUMBER	U/M	DESCRIPTION
1	138996-01-000	EA	LAMP - CLEARANCE - AMBER
1	138996-03-000	EA	BRACKET - CLEARANCE LIGHT
2	138996-02-000	EA	LAMP - CLEARANCE - RED
2	138996-03-000	EA	BRACKET - CLEARANCE LIGHT
3	138441-01-000	EA	LAMP - BRAKE/TAIL/TURN - 4 1/2" ROUND
3	126403-02-000	EA	CONNECTOR - 3 CIRCUIT
4	087201-01-000	EA	LIGHT - HALF ROUND - 1" X 1.7" - PLASTIC - BLACK OR WHITE
5*	113589-01-000	EA	CONNECTOR - PLUG - TRAILER
5*	113589-02-000	EA	CONNECTOR - SOCKET - TRAILER
6	138441-02-000	EA	LAMP - BACKUP - 4 1/2" ROUND
6	126403-01-000	EA	CONNECTOR - 2 CIRCUIT
7	136916-01-000	EA	LIGHT - BRAKE - CENTER MOUNT - RECTANGLE - 1.3" X 9.8"
8	141514-01-000	EA	REFLECTOR - ROUND/RED

\*COMPONENT PARTS LISTED LATER IN THIS GROUP

## ELECTRICAL GROUP (CONTINUED)

### FRONT END



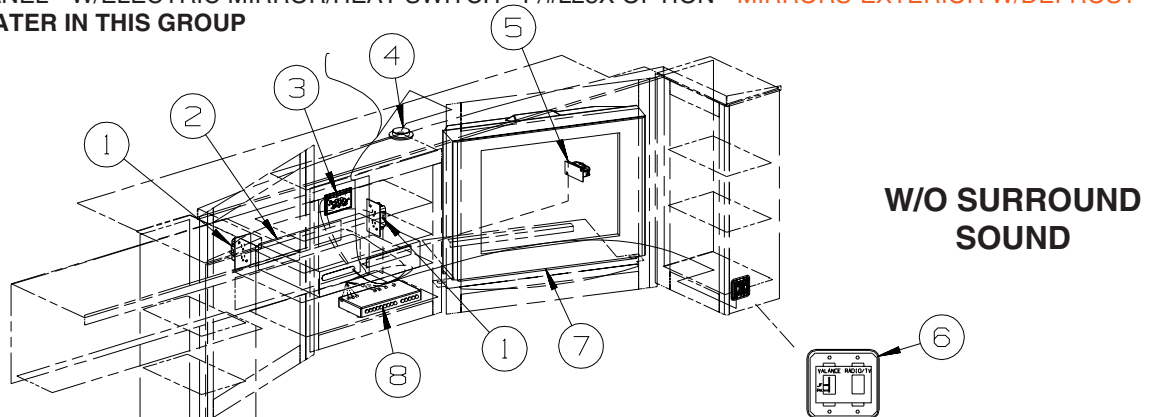
KEY	PART NUMBER	U/M	DESCRIPTION
1	100138-01-000	EA	MODULE - DAYTIME/RUNNING LIGHT - HAMSAR DRL #H8005B



**DRIVERS DOOR**

KEY	PART NUMBER	U/M	DESCRIPTION
*	120269-07-01A	EA	PANEL - W/ELECTRIC MIRROR/HEAT SWITCH - F/#L28X OPTION - MIRRORS-EXTERIOR W/DEFROST

**\*COMPONENT PARTS LISTED LATER IN THIS GROUP**



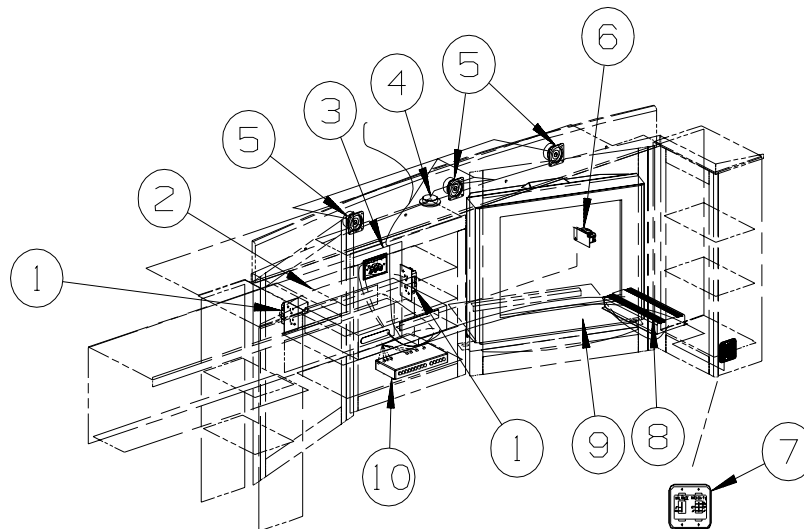
**W/O SURROUND SOUND**

**FRONT TV/VCR**

KEY	PART NUMBER	U/M	DESCRIPTION
1	058708-01-000	EA	RECEPTACLE - ELECTRIC - DOUBLE - BROWN
2*	145641-03-000	EA	DVD/VCR PLAYER - RCA DRC6200N FROM: 00-00-00 THRU: 08-22-04
2*	145641-02-000	EA	DVD/VCR PLAYER - RCA DRC6100N FROM: 08-23-04 THRU: 10-17-04
2*	145641-04-000	EA	DVD/VCR PLAYER - RCA DRC6300N FROM: 10-18-04 THRU: 99-99-99
3	149557-04-01A	EA	PLATE/WALL - TRIPLE COAXIAL/HORIZONTAL - WHITE
4*	123775-01-01A	EA	LIGHT - HALOGEN - ROUND
5	058707-02-000	EA	RECEPTACLE - BLANK - JUNCTION BOX
6	135740-01-01A	EA	SWITCH - ROCKER - SPST - ON/OFF - BROWN
6	138253-01-02A	EA	SWITCH - BLANK - BROWN
6	135741-02-01A	EA	SWITCH - BASE - DOUBLE - BROWN
6	135742-29-02A	EA	BEZEL - SWITCH - RADIO/TV/VALANCE - BROWN
7*	148230-02-000	EA	TV - 24" - STEREO/5 JACKS - RCA 24F530T FROM: 00-00-00 THRU: 09-06-04
7	152440-01-000	EA	TV - 24" - STEREO/FLAT SCREEN/5 JACKS - RCA 24F650T FROM: 09-07-04 THRU: 99-99-99
8	086757-04-000	EA	CONTROL CENTER - SWITCH - VCR/TV - 5 INPUTS

**\*COMPONENT PARTS LISTED LATER IN THIS GROUP**

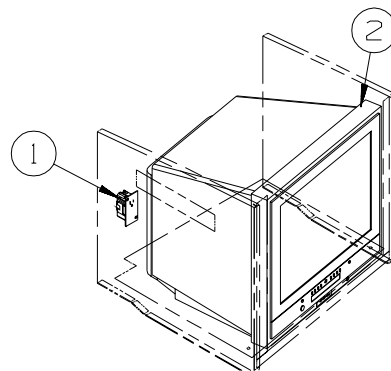
## ELECTRICAL GROUP (CONTINUED)



**SURROUND SOUND  
SYS.**

KEY	PART NUMBER	U/M	DESCRIPTION
1	058708-01-000	EA	RECEPTACLE - ELECTRIC - DOUBLE - BROWN
2*	145641-03-000	EA	DVD/VCR PLAYER - RCA DRC6200N
			FROM: 00-00-00 THRU: 08-22-04
2*	145641-02-000	EA	DVD/VCR PLAYER - RCA DRC6100N
			FROM: 08-23-04 THRU: 10-17-04
2*	145641-04-000	EA	DVD/VCR PLAYER - RCA DRC6300N
			FROM: 10-18-04 THRU: 99-99-99
3	149557-04-01A	EA	PLATE/WALL - TRIPLE COAXIAL/HORIZONTAL - WHITE
4*	123775-01-01A	EA	LIGHT - HALOGEN - ROUND
5	148026-02-01A	EA	SPEAKER GRILLE - CUBE - SILVER
5	148026-03-01A	EA	SPEAKER - CUBE - W/O CASE
6	058707-02-000	EA	RECEPTACLE - BLANK - JUNCTION BOX
7	135740-01-01A	EA	SWITCH - ROCKER - SPST - ON/OFF - BROWN
7	135740-05-01A	EA	SWITCH - ROCKER - DPDT - ON/ON - <b>SURROUND SOUND</b>
7	135741-02-01A	EA	SWITCH - BASE - DOUBLE - BROWN
7	135742-29-02A	EA	BEZEL - SWITCH - RADIO/TV/VALANCE - BROWN
8	124881-02-000	EA	AMPLIFIER - AUDIO - MTS Q SURROUND - ORANGE LABEL (LATEST)
9*	148230-02-000	EA	TV - 24" - STEREO/5 JACKS - RCA 24F530T
			FROM: 00-00-00 THRU: 09-06-04
9	152440-01-000	EA	TV - 24" - STEREO/FLAT SCREEN/5 JACKS - RCA 24F650T
			FROM: 09-07-04 THRU: 99-99-99
10	086757-04-000	EA	CONTROL CENTER - SWITCH - VCR/TV - 5 INPUTS
11	123324-01-000	EA	FILTER - GROUND LOOP - <b>SURROUND SOUND</b>

**\*COMPONENT PARTS LISTED LATER IN THIS GROUP**

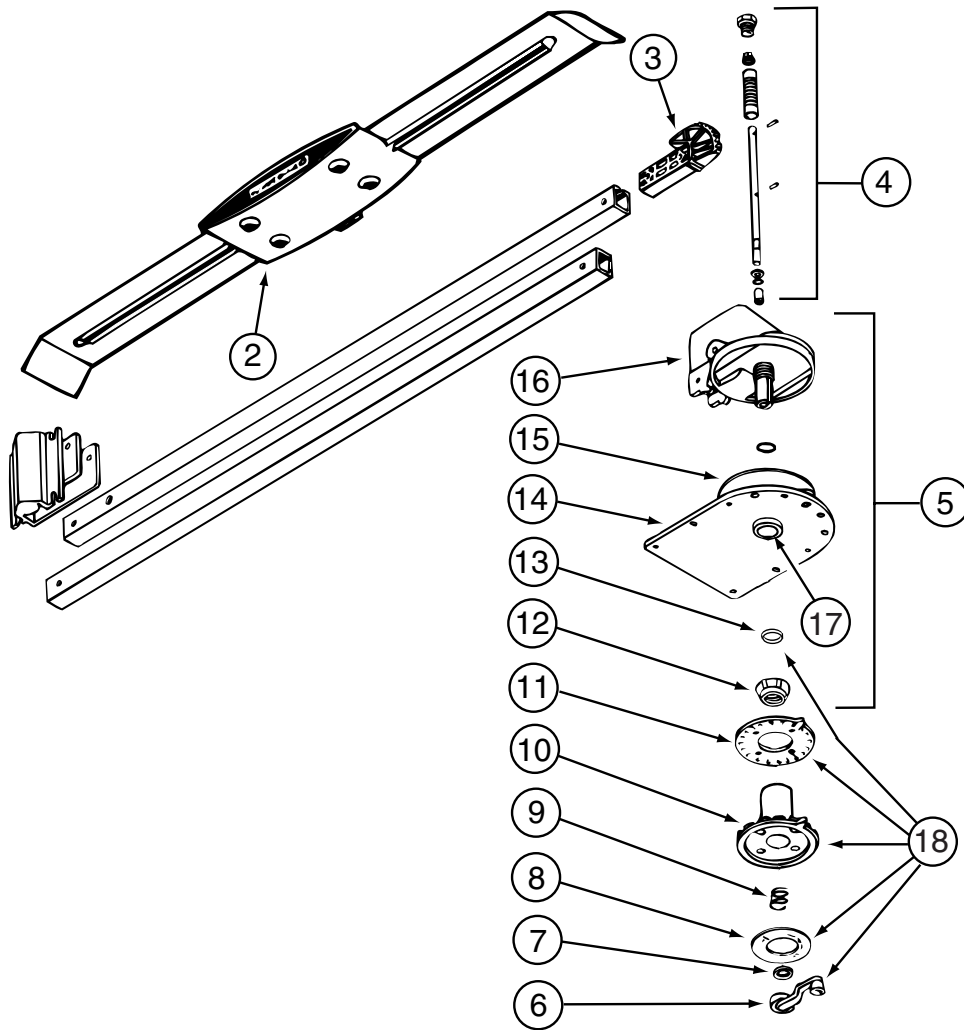


**SIDE TV/VCR**

KEY	PART NUMBER	U/M	DESCRIPTION
1*	149040-01-000	EA	TV/DVD COMBINATION- 20" FLAT SCREEN/STEREO - RCA BD20TF10
2	058707-01-000	EA	RECEPTACLE - ELECTRIC - SINGLE - BROWN

**\*COMPONENT PARTS LISTED LATER IN THIS GROUP**

**ELECTRICAL GROUP (CONTINUED)**  
**COMPONENT PARTS FOR WIRING**



**076319-23-000**

KEY	PART NUMBER	U/M	DESCRIPTION	VENDOR NO.
2	076319-01-700	EA	HEAD-ANTENNA, AMPLIFIED	RVSA U/V
3	076319-01-701	EA	GEAR-ELEVATING, PLASTIC	2200046
4	076319-01-702	EA	SHAFT ASM-ELEVATING	RP-4000
5	076319-01-711	EA	BASE & LIFT ASM	2762802
7	076319-01-705	EA	GROMMET-NYLON, 7/8"ID	3200658
8	076319-01-708	EA	DECAL-CRANK	5413002
9	076319-01-707	EA	SPRING-HANDLE	2160822
11	076319-01-712	EA	PLATE - CEILING	3200608
12	076319-01-715	EA	NUT (GEAR HOUSING)	2200047
14	076319-01-713	EA	PLATE-BASE, STEEL	3100523
15	076319-01-703	EA	BEARING-NYLON, 5"OD	3200656
16	076319-01-714	EA	HOUSING, ROTATING GEAR	2200049
17	076319-01-704	EA	BEARING-NYLON, 1.25"OD	3200657
18	076319-01-709	EA	HANDLE-HEAD DIRECTIONAL	200644
	076319-01-716	EA	TUBING, ELEVATING	RP-2900

CONTACT WINNEBAGO PART SALES FOR UNLISTED COMPONENT(S)

**076319-25-000**

KEY	PART NUMBER	U/M	DESCRIPTION	VENDOR NO.
6	076319-01-706	EA	CRANK-W/SET SCREW UNIV/BEIGE	2750897
6	120233-01-710	EA	HANDLE-CRANK W/SCREW - WHITE	RP-6795
8	076319-01-708	EA	DECAL-CRANK	5413002
10	076319-25-700	EA	DIRECTIONAL HANDLE(WHITE)	3200612
11	076319-25-701	EA	PLATE - CEILING(WHITE)	3200609
13	120233-01-709	EA	WASHER-NYLON	RP-2658

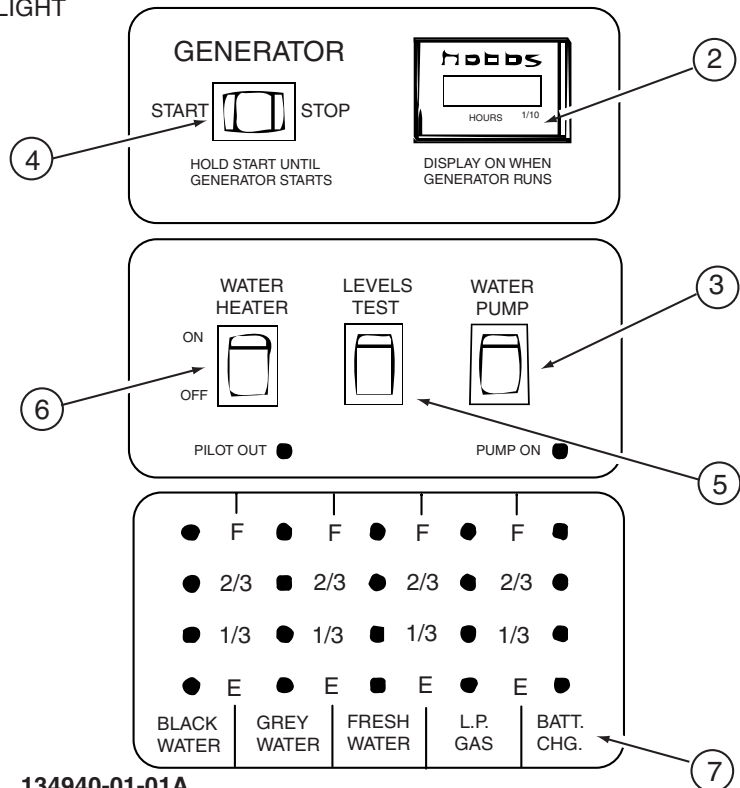
CONTACT WINNEBAGO PART SALES FOR UNLISTED COMPONENT(S)



## ELECTRICAL GROUP (CONTINUED)

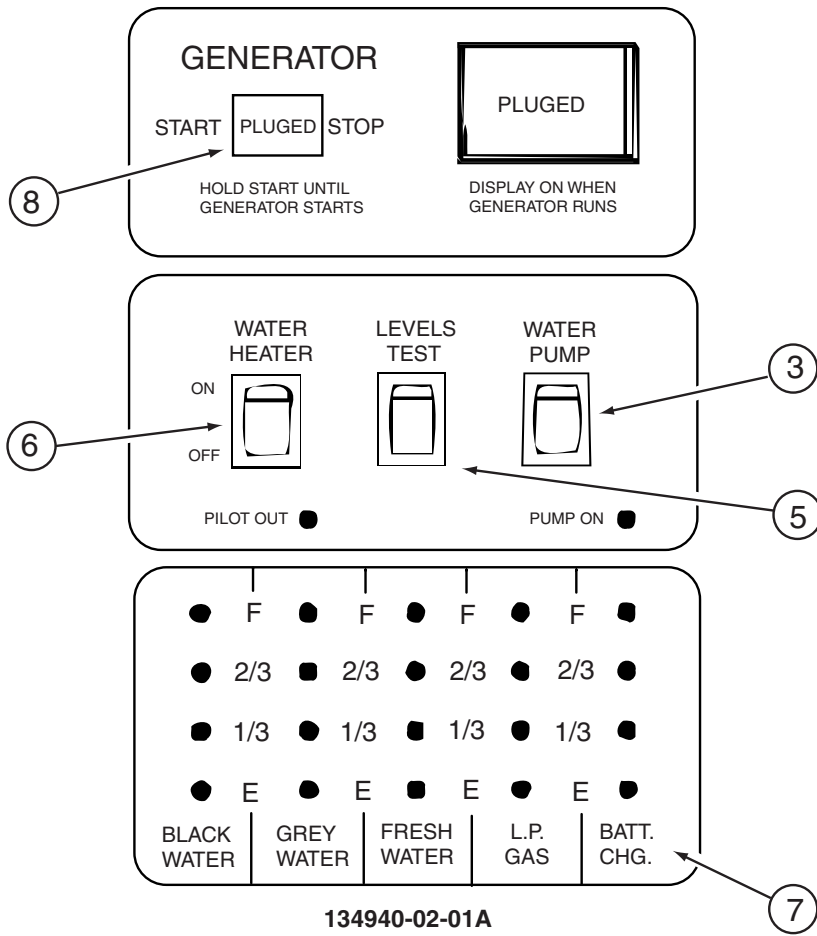
### COMPONENT PARTS FOR WIRING (CONTINUED)

			087694-01-000		
KEY	PART NUMBER	U/M DESCRIPTION		VENDOR NO.	
	087694-01-700	EA BULB		GE561	
			097917-01-06A		
KEY	PART NUMBER	U/M DESCRIPTION		VENDOR NO.	
	097917-01-700	EA LENS-LIGHT, CLEAR		30-78-021	
			113589-01-000		
KEY	PART NUMBER	U/M DESCRIPTION		VENDOR NO.	
	113589-01-700	EA ADAPTER, 4-WAY/6-WAY		5291	
			113589-02-000		
KEY	PART NUMBER	U/M DESCRIPTION		VENDOR NO.	
	113589-03-700	EA ADAPTER 7 RND SPADE/4 FLAT		5290	
			115504-01-000		
KEY	PART NUMBER	U/M DESCRIPTION		VENDOR NO.	
	115504-01-700	EA PLUG & CABLE, 10 WATT PANEL		600-016	
			120269-07-01A		
KEY	PART NUMBER	U/M DESCRIPTION		VENDOR NO.	
	120269-07-700	EA SWITCH - REMOTE		7475720	
	133908-09-700	EA SWITCH - MIRROR HEATER		7475150	
			121935-01-01A		
KEY	PART NUMBER	U/M DESCRIPTION		VENDOR NO.	
	121935-01-700	EA LENS ONLY		809511	
			123775-01-01A		
KEY	PART NUMBER	U/M DESCRIPTION		VENDOR NO.	
	123775-01-700	EA BULB - 10 WATT - HALOGEN		71-JC10	
	123775-01-701	EA BEZEL/LENS - RECESSED LIGHT			



			134940-01-01A		
KEY	PART NUMBER	U/M DESCRIPTION		VENDOR NO.	
	134940-01-700	EA BOARD - PC		L5118-01	
2	100258-10-701	EA GAUGE-HR METER ONLY (LCD)		L0775-00	
3	096983-01-703	EA SWITCH - ON/ON		L0115-00	
4	096983-01-702	EA SWITCH - MOM/OFF/MOM/3 TERM		L0112-00	
5	096983-01-701	EA SWITCH - SPST/MOM 2 TERMINAL		L0111-00	
6	134940-01-701	EA SWITCH-SPST/ON-OFF/BLK W/LGT		L0109	
7	134940-01-702	EA CHASSIS - SILKSCREENED		CC0558-00	
	100258-10-702	EA HOUR METER(CLIP ON)SW & WIRE		L4441-00	

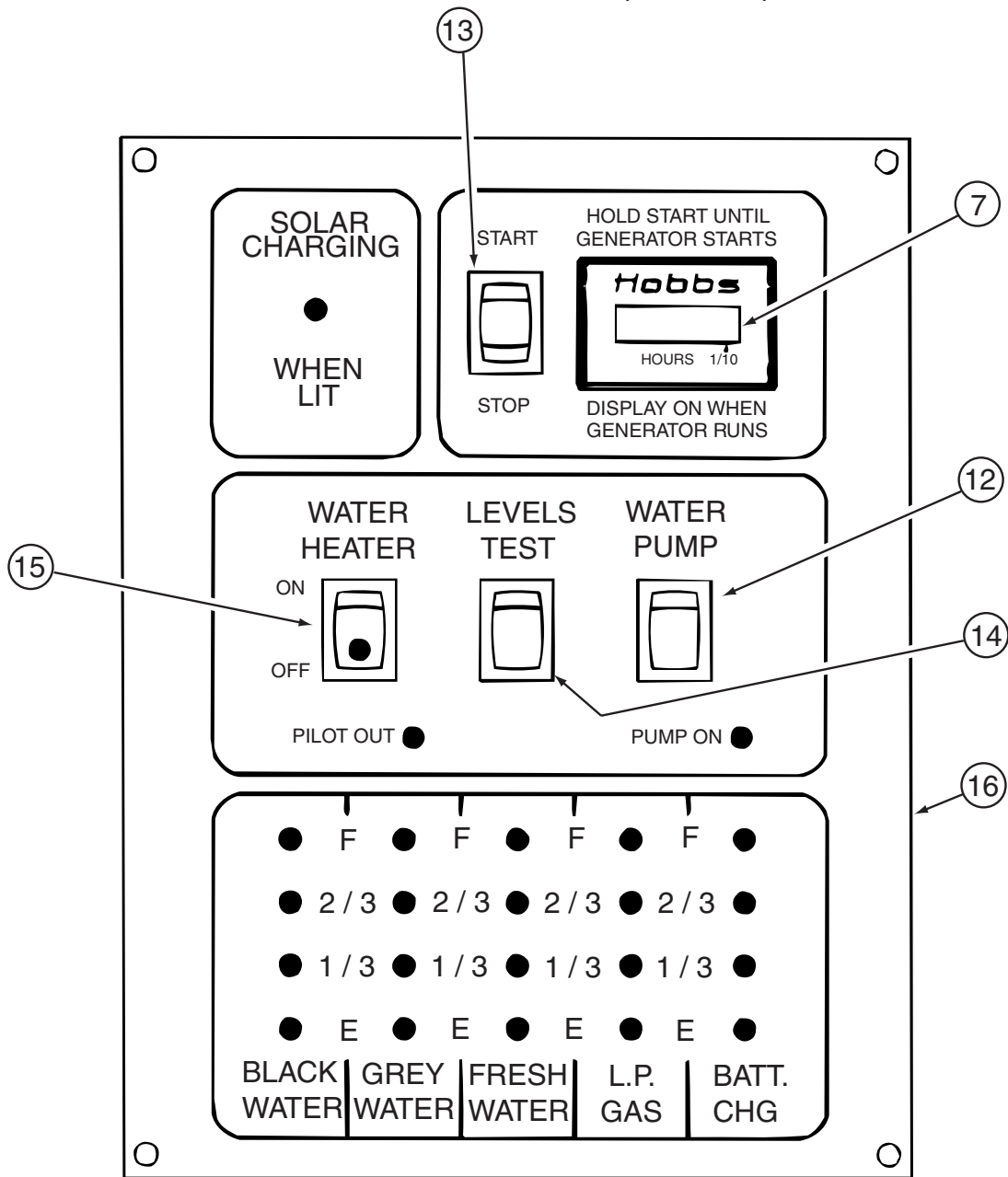
**ELECTRICAL GROUP (CONTINUED)**  
**COMPONENT PARTS FOR WIRING (CONTINUED)**



134940-02-01A

KEY	PART NUMBER	U/M	DESCRIPTION	VENDOR NO.
	134940-01-700	EA	BOARD - PC	L5118-01
3	096983-01-703	EA	SWITCH - ON/ON	L0115-00
5	096983-01-701	EA	SWITCH - SPST/MOM 2 TERMINAL	L0111-00
6	134940-01-701	EA	SWITCH-SPST/ON-OFF/BLK W/LGT	L0109
7	134940-01-702	EA	CHASSIS - SILKSCREENED	CC0558-00
8	134940-02-700	EA	SWITCH - DUMMY	L0118

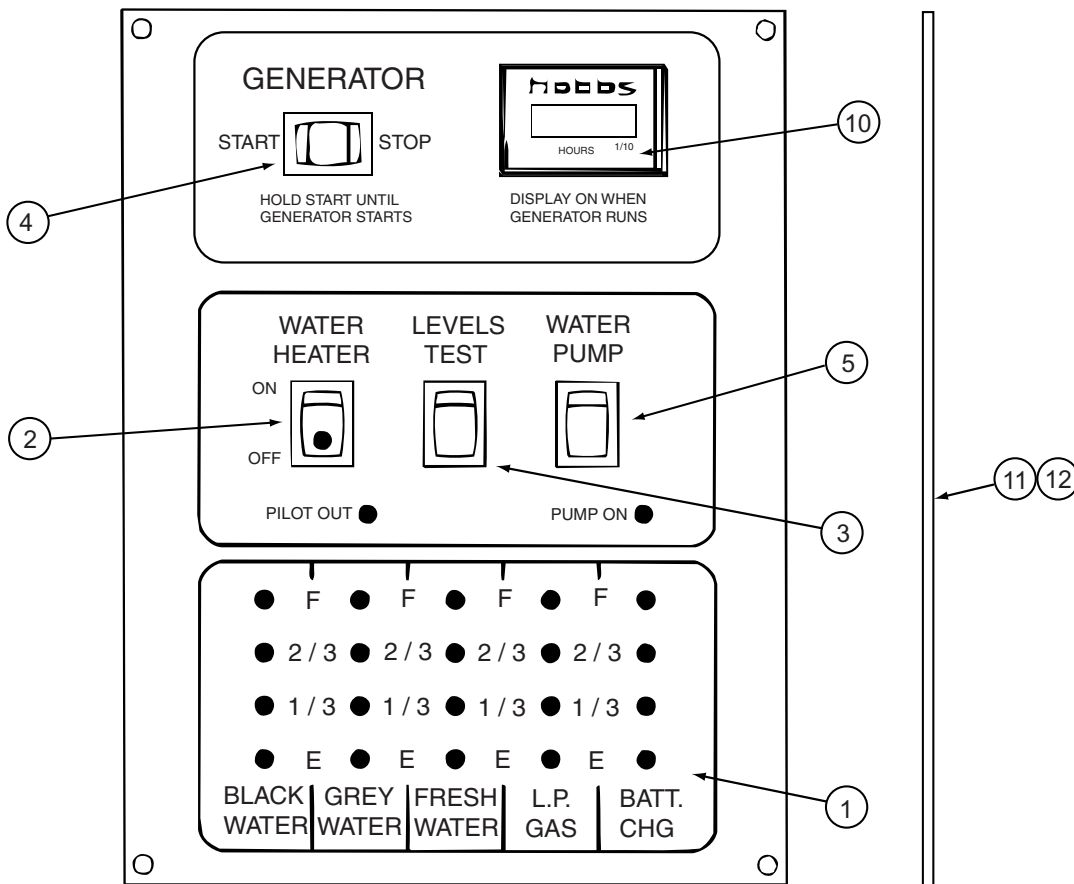
**ELECTRICAL GROUP (CONTINUED)**  
**COMPONENT PARTS FOR WIRING (CONTINUED)**



134940-04-01A

KEY	PART NUMBER	U/M	DESCRIPTION	VENDOR NO.
7	100258-10-701	EA	GAUGE/HOUR METER-CLIP ON LCD	L0775-00
12	096983-01-703	EA	SWITCH - ON/ON	L0115-00
13	096983-01-702	EA	SWITCH - MOM/OFF/MOM/3 TERM	L0112-00
14	096983-01-701	EA	SWITCH - SPST/MOM 2 TERMINAL	L0111-00
15	134940-01-701	EA	SWITCH-SPST/ON-OFF/BLK W/LGT	L0109
16	134940-04-700	EA	CHASSIS - SILKSCREENED	CE0136-00
	134940-04-701	EA	BOARD - PC - SOLAR LIGHT	L5121-01

**ELECTRICAL GROUP (CONTINUED)**  
**COMPONENT PARTS FOR WIRING (CONTINUED)**



**134940-06-01A**

KEY	PART NUMBER	U/M	DESCRIPTION	VENDOR NO.
1	134940-01-702	EA	CHASSIS - SILKSCREENED	CC0558-00
2	134940-01-701	EA	SWITCH-SPST/ON-OFF/BLK W/LGT	L0109
3	096983-01-701	EA	SWITCH - SPST/MOM 2 TERMINAL	L0111-00
4	096983-01-702	EA	SWITCH - MOM/OFF/MOM/3 TERM	L0112-00
5	096983-01-703	EA	SWITCH - ON/ON	L0115-00
10	100258-10-701	EA	GAUGE-HR METER ONLY (LCD)	L0775-00
11	134940-06-700	EA	PC BOARD - SENSOR SYSTEM/RED	L5131-02

CONTACT WINNEBAGO PART SALES FOR UNLISTED COMPONENT(S)

**134940-07-01A**

KEY	PART NUMBER	U/M	DESCRIPTION	VENDOR NO.
1	134940-01-702	EA	CHASSIS - SILKSCREENED	CC0558-00
2	134940-01-701	EA	SWITCH-SPST/ON-OFF/BLK W/LGT	L0109
3	096983-01-701	EA	SWITCH - SPST/MOM 2 TERMINAL	L0111-00
4	096983-01-703	EA	SWITCH - ON/ON	L0115-00
5	134940-02-700	EA	SWITCH - DUMMY	L0118
11	134940-06-700	EA	PC BOARD - SENSOR SYSTEM/RED	L5131-02

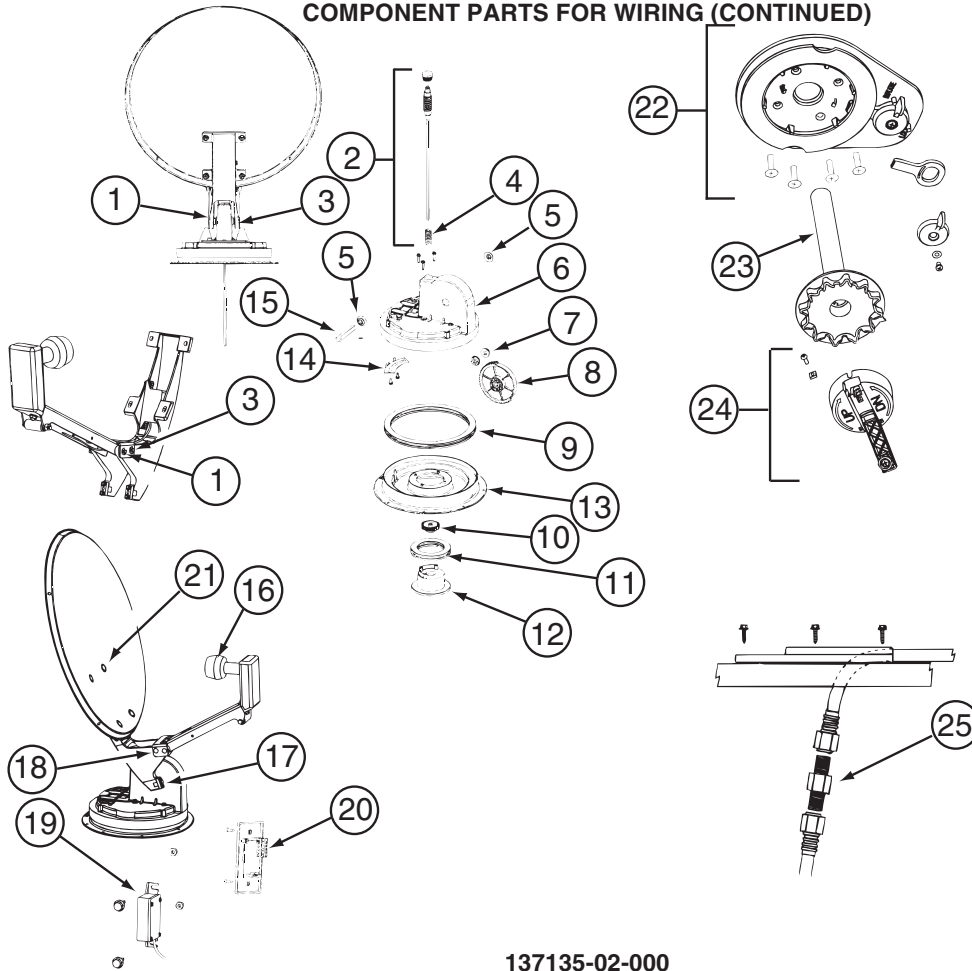
CONTACT WINNEBAGO PART SALES FOR UNLISTED COMPONENT(S)

**134940-08-01A**

KEY	PART NUMBER	U/M	DESCRIPTION	VENDOR NO.
1	134940-04-700	EA	CHASSIS - SILKSCREENED	CE0136-00
2	134940-01-701	EA	SWITCH-SPST/ON-OFF/BLK W/LGT	L0109
3	096983-01-701	EA	SWITCH - SPST/MOM 2 TERMINAL	L0111-00
4	096983-01-702	EA	SWITCH - MOM/OFF/MOM/3 TERM	L0112-00
5	096983-01-703	EA	SWITCH - ON/ON	L0115-00
10	100258-10-701	EA	GAUGE-HR METER ONLY (LCD)	L0775-00
11	134940-06-700	EA	PC BOARD - SENSOR SYSTEM/RED	L5131-02
12	134940-04-701	EA	BOARD - PC - SOLAR LIGHT	L5121-01

CONTACT WINNEBAGO PART SALES FOR UNLISTED COMPONENT(S)

**ELECTRICAL GROUP (CONTINUED)**  
**COMPONENT PARTS FOR WIRING (CONTINUED)**



137135-02-000

KEY	PART NUMBER	U/M	DESCRIPTION	VENDOR NO.
1	120233-01-714	EA	CLIP-E	5160818
2	137135-01-703	EA	KIT ELEV - SHAFT/GEAR/SPRING	RP-4400
3	137135-01-704	EA	PIN - 1/4" X 3.25"	2160813
4	137135-01-705	EA	SPRING	2160818
5	137135-01-707	EA	SEAL - PIVOT SHAFT	2200852
6	137135-01-708	EA	TURRET	3100728
7	137135-01-709	EA	PIVOT BEARING	2200470
8	137135-01-711	EA	GEAR - ELEVATING	2200464
9	137135-01-712	EA	BEARING - OUTER	2590347
10	137135-01-714	EA	GEAR - ELEVATING SHAFT	2200465
11	137135-01-715	EA	BEARING - INNER	2590348
12	137135-01-716	EA	HUB	3100731
13	137135-01-713	EA	TURRET BASE	3100730
14	137135-01-710	EA	PLATE - ROTATE LIMIT	3720052
16	137135-02-703	EA	LOW NOISE BLOCK FILTER	LB-6000 - DUAL
17	137135-01-722	EA	CLAMP	2590343
18	137135-01-719	EA	BRACKET - PIVOT	2744945
19	137135-01-720	EA	DE-SENSOR UNIT W/43" CABLE	DM4000
20	137135-02-701	EA	BOX - SURFACE MOUNT	SM-100
21	137135-01-717	EA	BOLT - FLAT HEAD	2160362
22	120233-01-737	EA	PLATE/INT-W/DIRECTIONAL HDLE	RK-CEIL
23	120233-01-704	EA	DIAL/DIRECTIONAL 4"W/SPRING	3200364
24	120233-01-738	EA	HDW PKG-HANDLE/SPRING/WASHER	RK-HAND
25	137135-01-701	EA	CONNECTOR - F - MALE TO MALE	FS-8100
	120233-04-700	EA	KIT-WALL PLATE/CABLE - GRAY	DM4000
	137135-01-700	EA	ROOF WEDGE W/GASKET	RW-5000
	137135-01-706	EA	KIT-TURRET/SEAL/BEARING/GEAR	RP-RM30
	137135-01-718	EA	REFLECTOR/WHITE-46CM W/HDW	RP-35RM
	137135-02-700	EA	DE-SENSOR	2780096
	137135-02-704	EA	KIT-UPDATE DIRECTIONAL HDL	RP-RMDH
	137135-02-705	EA	KIT-TURRET & SHAFT COMPLETE	RP-RM46

CONTACT WINNEBAGO PART SALES FOR UNLISTED COMPONENT(S)

**ELECTRICAL GROUP (CONTINUED)**  
**COMPONENT PARTS FOR WIRING (CONTINUED)**

137417-01-01A, 137417-03-01A			
KEY	PART NUMBER	U/M DESCRIPTION	VENDOR NO.
	137417-01-700	EA LENS - SINGLE (FROSTED)	810868
137417-02-01A			
KEY	PART NUMBER	U/M DESCRIPTION	VENDOR NO.
	137417-02-700	EA LENS - SINGLE OPTIC	810844
137417-06-01A			
KEY	PART NUMBER	U/M DESCRIPTION	VENDOR NO.
	137417-06-700	EA LENS - DOUBLE WHITE	810867
145641-03-000			
KEY	PART NUMBER	U/M DESCRIPTION	VENDOR NO.
	145641-03-700	EA REMOTE	RCR311DA1
145641-02-000, 145641-04-000			
KEY	PART NUMBER	U/M DESCRIPTION	VENDOR NO.
	145641-02-700	EA REMOTE	260607
148230-02-000			
KEY	PART NUMBER	U/M DESCRIPTION	VENDOR NO.
	148230-01-700	EA REMOTE (TV)	RCR311TBM1
148231-01-000			
KEY	PART NUMBER	U/M DESCRIPTION	VENDOR NO.
	148231-01-700	EA REMOTE	RC3100
149040-01-000			
KEY	PART NUMBER	U/M DESCRIPTION	VENDOR NO.
	149040-01-700	EA REMOTE (TV) UNIVERSAL	CRK76TW1

**ELECTRICAL GROUP (CONTINUED)**  
**CIRCUIT BREAKERS & FUSES**

<b>KEY</b>	<b>PART NUMBER</b>	<b>U/M</b>	<b>DESCRIPTION</b>
	008235-01-000	EA	FUSE - 15 AMP/12VOLT - AUTOMOTIVE
	033573-01-000	EA	CIRCUIT BREAKER W/MOUNT-20A, 12V - FASCO 1711-2026
	062901-02-000	EA	FUSE - 5 AMP - AUTOMOTIVE
	062901-04-000	EA	FUSE - 10 AMP - AUTOMOTIVE
	062901-05-000	EA	FUSE - 15 AMP - AUTOMOTIVE
	062901-06-000	EA	FUSE - 20 AMP - AUTOMOTIVE
	062901-07-000	EA	FUSE - 25 AMP - AUTOMOTIVE
	062901-08-000	EA	FUSE - 30 AMP - AUTOMOTIVE
	063910-01-000	EA	HOUSING - RELAY
	063912-02-000	EA	RELAY - CANISTER - SPDT
	083209-01-000	EA	CIRCUIT BREAKER - 15 AMP - 120 VOLT - CANADIAN
	083209-02-000	EA	CIRCUIT BREAKER - 15/15 AMP - 120 VOLT
	083209-03-000	EA	CIRCUIT BREAKER - 15/20 AMP - 120 VOLT
	083209-04-000	EA	CIRCUIT BREAKER - 30 AMP - 120 VOLT
	083209-05-000	EA	CIRCUIT BREAKER - 20 AMP - 120 VOLT
	083209-06-000	EA	CIRCUIT BREAKER - 30/15 AMP - 120 VOLT
	083209-07-000	EA	CIRCUIT BREAKER - 20/20 AMP - 120 VOLT
	083209-10-000	EA	CIRCUIT BREAKER - 20/30 AMP - 120 VOLT
	083209-11-000	EA	CIRCUIT BREAKER - 20/15 AMP - 120 VOLT
	092786-03-000	EA	BUSS BAR - 6.9" LONG
	092786-06-000	EA	BUSS BAR
	093654-01-000	EA	CIRCUIT BREAKER - 6 AMP - 12 VOLT - PUSH BUTTON - WHITE
	093654-02-000	EA	CIRCUIT BREAKER - 15 AMP - 12 VOLT - PUSH BUTTON - WHITE
	093654-03-000	EA	CIRCUIT BREAKER - 20 AMP - 12 VOLT - PUSH BUTTON - WHITE
	093654-11-000	EA	COVER - RESET BUTTON
	093655-01-000	EA	CIRCUIT BREAKER - 25 AMP - 12 VOLT - PUSH BUTTON - WHITE
	093655-02-000	EA	CIRCUIT BREAKER - 30 AMP - 12 VOLT - PUSH BUTTON - WHITE
	093655-03-000	EA	CIRCUIT BREAKER - 40 AMP - 12 VOLT - PUSH BUTTON - WHITE
	097611-01-000	EA	CIRCUIT BREAKER - 10 AMP
	097611-02-000	EA	CIRCUIT BREAKER - 30 AMP
	097611-03-000	EA	CIRCUIT BREAKER - 20 AMP
	097611-04-000	EA	CIRCUIT BREAKER - 25 AMP
	100341-01-000	EA	FUSE HOLDER - IN LINE TYPE
	106656-01-000	EA	FUSE BLOCK - 4 CAVITY - AUTOFUSE
	108567-01-000	EA	CIRCUIT BREAKER - 40 AMP - 12 VOLT - TYPE II
	111683-01-000	EA	FUSE - HOLDER - GLASS - 1/4" X 1 1/4"
	113482-01-000	EA	CIRCUIT BREAKER - 55 AMP - MANUAL
	115187-01-000	EA	FUSE - 300 AMP - NON-DELAY
	115187-02-000	EA	FUSE HOLDER - BUSS ANN/ANL BLOCK
	119930-01-000	EA	CAPACITOR - ELECTROLYTIC
	122811-01-000	EA	CIRCUIT BREAKER - 20/50/50/20 AMP - 250V
	125986-02-000	EA	FUSE - 5 AMP - AUTO - MINI BLADE
	125986-04-000	EA	FUSE - 10 AMP - AUTO - MINI BLADE
	125986-05-000	EA	FUSE - 15 AMP - AUTO - MINI BLADE
	125986-06-000	EA	FUSE - 20 AMP - AUTO - MINI BLADE
	125986-07-000	EA	FUSE - 25 AMP - AUTO - MINI BLADE
	134127-01-000	EA	CIRCUIT BREAKER - 10 AMP - MINI
	141789-01-000	EA	SPACER - CIRCUIT BREAKER

**CONVERTER, INVERTER, LOAD CENTERS**

<b>KEY</b>	<b>PART NUMBER</b>	<b>U/M</b>	<b>DESCRIPTION</b>
	083208-06-000	EA	CONTROL CENTER - 45 AMP/120V/12V - W/O BREAKERS/ELECTRONIC
	099048-04-000	EA	INVERTER - 300 WATT
	106071-01-000	EA	SWITCH - AUTOMATIC TRANSFER - 30 AMP - MAGNETEK

**ELECTRICAL GROUP (CONTINUED)**  
**BOXES & CORDS**

KEY	PART NUMBER	U/M	DESCRIPTION
	008054-01-000	EA	CORD - POWER - 10/3 WIRE - 30 AMP - 25'
	115832-01-000	FT	CORD - HEAVY DUTY - 14-2W GROUND
	008289-01-000	EA	BOX - ELECTRIC/STEEL - 4" X 4" - 1/2" & 3/4" KNOCKOUTS
	131679-01-000	EA	BOX/ELECTRIC-WATERPROOF-4" X 4" - W/4 3/4"OUTLETS-UL/CSA
	133070-01-000	EA	BOX - ELECTRIC/PLASTIC - 3" X 2" X 2.8" - UL
	133070-02-000	EA	BOX - ELECTRIC/PLASTIC - 3" X 2" X 2.8" - CSA
	008294-01-000	EA	COVER - ELECTRIC BOX - BLANK/STEEL - 4" X 4" - GRAY
	131680-01-000	EA	COVER - F/ELECTRIC BOX W/GASKET 4" X 4" - UL/CSA

**WIRE ASSEMBLIES**

KEY	PART NUMBER	U/M	DESCRIPTION
	096450-01-000	EA	WIRE F/SENSORS - BLACK WATER - 39.3" FROM: 00-00-00 THRU: 05-02-04
	151317-03-000	EA	WIRE ASM-W/NO CONTACT SENSORS - FRESH WATER/BLK TANK-43.2" FROM: 05-03-04 THRU: 99-99-99
	096451-06-000	EA	WIRE F/SENSORS - GREY WATER - 23.6" FROM: 00-00-00 THRU: 05-02-04
	151316-02-000	EA	WIRE ASM - W/NO CONTACT SENSORS - GREY WATER - 23.6" FROM: 05-03-04 THRU: 99-99-99
	096450-05-000	EA	WIRE F/SENSORS - BLACK WATER - 23.6" FROM: 00-00-00 THRU: 05-02-04
	151317-02-000	EA	WIRE ASM-W/NO CONTACT SENSORS - FRESH WATER/BLK TANK-23.6" FROM: 05-03-04 THRU: 99-99-99
	096451-06-000	EA	WIRE F/SENSORS - GREY WATER - 23.6" FROM: 00-00-00 THRU: 05-02-04
	151316-02-000	EA	WIRE ASM - W/NO CONTACT SENSORS - GREY WATER - 23.6" FROM: 05-03-04 THRU: 99-99-99
	096449-01-000	EA	WIRE ASSEMBLY - WATER TANK TO MONITOR PANEL FROM: 00-00-00 THRU: 05-02-04
	151317-01-000	EA	WIRE ASM-W/NO CONTACT SENSORS - FRESH WATER/BLK TANK-3.9" FROM: 05-03-04 THRU: 99-99-99
	077069-02-000	EA	CABLE/EXTENSION - RADIO ANTENNA - 96"
	077069-03-000	EA	CABLE/EXTENSION - RADIO ANTENNA - 260"
	076319-03-000	FT	CABLE - COAXIAL - 75 OHM
	076319-12-000	EA	CONNECTOR - COAXIAL - ONE PIECE
	106851-01-000	EA	WIRE ASSEMBLY - RUNNING LIGHTS - FUSE
	116894-01-000	EA	WIRE ASSEMBLY - SPEED SENSOR EXTENDED
	120269-08-000	EA	HARNESS/WIRE - F/ELECTRIC MIRRORS
	124882-10-000	EA	WIRE LOOM - AMPLIFIER - Q SURROUND FROM: 00-00-00 THRU: 03-27-05
	124882-11-000	EA	WIRE LOOM - AMPLIFIER - Q SURROUND FROM: 03-28-05 THRU: 99-99-99
	125853-04-000	EA	WIRE LOOM - ENTERTAINMENT CENTER
	135420-08-000	EA	WIRE - RADIO - FORD C - 4 PIN
	136514-02-000	EA	CABLE - MONITOR/CAMERA
	137135-03-000	EA	WIRE LOOM - DIGITAL ELEVATION SENSOR
	137135-04-000	EA	WIRE HARNESS - POWER - DIGITAL ELEVATION SENSOR
	142258-02-000	EA	WIRE LOOM - VIDEO SWITCH/POWER SUPPLY



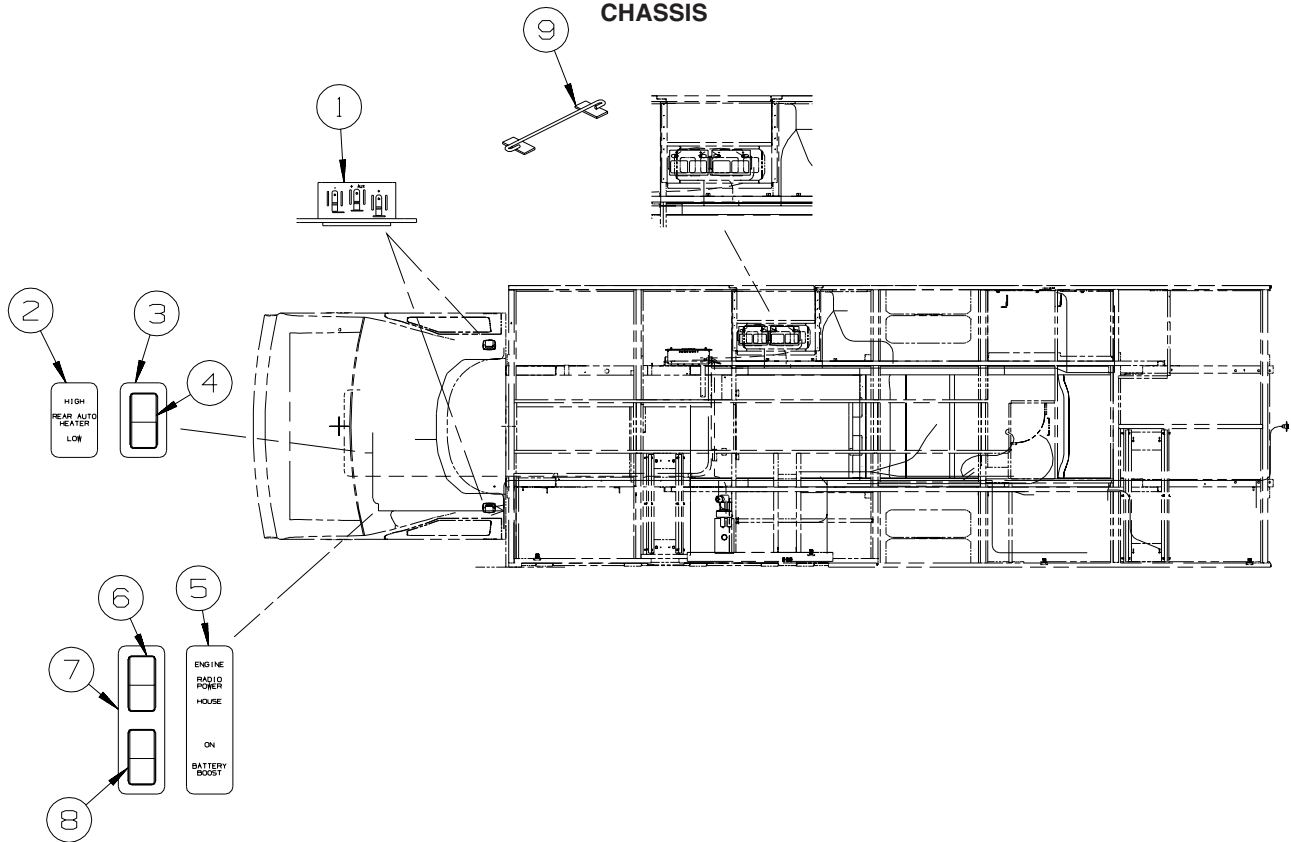
**ELECTRICAL GROUP (CONTINUED)**  
**CONNECTORS & CONDUIT**

KEY	PART NUMBER	U/M	DESCRIPTION
	007940-01-000	EA	RECEPTACLE/SLIDE 16 TO 12 AWG - FEMALE END
	007940-02-000	EA	RECEPTACLE-SLIDE 10 AWG - AMP 180351-2
	007954-01-000	EA	RECEPTACLE - HOUSING - 6 POSITION
	007956-05-000	EA	INSULATOR - SHRINK - 1/4"ID X 1 1/2"
	008058-01-000	EA	ADAPTER - POWER CORD - 30 AMP TO 15 AMP
	008311-01-000	EA	CONNECTOR - WIRE NUT - INSULATED - RED
	008312-01-000	EA	CONNECTOR - WIRE NUT - INSULATED - BLUE
	008313-01-000	EA	CONNECTOR - WIRE NUT - INSULATED - YELLOW
	008314-01-000	EA	CONNECTOR - WIRE NUT - INSULATED - GRAY
	008326-01-000	EA	TERMINAL - RING - 16/14 WIRE - 3/8" STUD
	008328-01-000	EA	TERMINAL - RING - 12/10 WIRE - #10 STUD FIT
	008331-01-000	EA	TERMINAL - RING - TONGUE - #4 WIRE - 3/8" STUD - COPPER
	008348-01-000	EA	TERMINAL - RING - 3/8" STUD 2 GA. WIRE
	008355-01-000	EA	CONNECTOR - CABLE CLAMPING - 3/4"
	008356-01-000	EA	CONNECTOR - PLASTIC - 3/8"
	008356-02-000	EA	CONNECTOR - PLASTIC - 21/32"
	008394-01-000	FT	CONDUIT - FLEXIBLE - 1/2"
	008398-01-000	EA	CONNECTOR - 1/2" X 90 DEGREE - FLEX CONDUIT - UL & CSA
	035416-04-000	EA	TERMINAL - RING - #10 STUD FIT - INSULATED BARREL #16/14
	041953-01-000	FT	CONDUIT - CONVOLUTE SLIT - .5" ID - POLYETHYLENE
	041953-03-000	FT	CONDUIT - CONVOLUTE SLIT - 1" ID (CLOTHES ROD COVER)
	041953-06-000	FT	CONDUIT - CONVOLUTE SLIT - .4" ID - POLYETHYLENE
	041953-07-000	FT	CONDUIT - CONVOLUTE SLIT - .25" ID - POLYETHYLENE
	041953-08-000	FT	CONDUIT - CONVOLUTE SLIT - 1.5" ID - POLYETHYLENE
	041953-09-000	FT	CONDUIT - CONVOLUTE SLIT - .5" ID - NYLON
	041953-10-000	FT	CONDUIT - CONVOLUTE SLIT - .75" ID - NYLON
	041953-11-000	FT	CONDUIT - CONVOLUTE SLIT - 1.06" ID - NYLON
	041953-12-000	FT	CONDUIT - CONVOLUTE SOLID - 1.1" ID - NYLON
	041953-13-000	FT	CONDUIT - CONVOLUTE SLIT - 1.25" ID
	041953-14-000	FT	CONDUIT - CONVOLUTE SLIT - 1.5" ID
	041953-15-000	FT	CONDUIT - CONVOLUTE SLIT - 2"
	041953-16-000	FT	CONDUIT - CONVOLUTE SLIT - 2"
	047443-01-000	EA	TERMINAL - .250 RECEPTACLE FIT - INSULATED - 16/14 AWG
	047443-02-000	EA	TERMINAL - .250 RECEPTACLE FIT - INSULATED - 12/10 AWG
	058028-01-000	EA	CONNECTOR - ELECTRICAL PIGTAIL - NYLON - CLEAR
	062036-01-000	EA	TERMINAL - PACK - CON - 12/10 AWG
	077479-01-000	EA	BOOT - BATTERY TERMINAL - DOUBLE CABLE
	077479-02-000	EA	BOOT - BATTERY TERMINAL - SINGLE CABLE
	080015-02-000	EA	RECEPTACLE - FLAG - .185 - 16/14 GAUGE
	080015-03-000	EA	RECEPTACLE - FLAG - .250 - 14/16 GAUGE
	082109-01-000	EA	HOUSING - CONNECTOR - PACKARD
	082741-01-000	EA	CONNECTOR BODY - 2 CONNECTOR MALE
	087225-01-000	FT	SLEEVING - 1/2" - TYPE H
	087949-01-000	EA	BUSS BAR - 2 POSITION - .6" X 1.5"
	087949-03-000	EA	BUSS BAR - 4 POSITION
	088473-01-000	EA	HOUSING - PIN - 12 CAVITY (3 ROWS OF 4)
	088473-02-000	EA	HOUSING - PIN - 15 CAVITY (3 ROWS OF 5)
	088473-03-000	EA	HOUSING - PIN - 9 CAVITY (3 ROWS OF 3)
	088473-04-000	EA	HOUSING - PIN - 8 CAVITY IN-LINE
	088473-06-000	EA	HOUSING - PIN - 6 CAVITY (2 ROWS OF 3)
	088473-07-000	EA	HOUSING - PIN - 5 CAVITY - IN-LINE
	088473-08-000	EA	HOUSING - PIN - 4 CAVITY - IN-LINE
	088473-09-000	EA	HOUSING - PIN - 3 CAVITY - IN-LINE
	088473-10-000	EA	HOUSING - PIN - 2 CAVITY - IN LINE
	088474-01-000	EA	HOUSING - SOCKET - 12 CAVITY
	088474-02-000	EA	HOUSING - SOCKET - 15 CAVITY
	088474-03-000	EA	HOUSING - SOCKET - 9 CAVITY
	088474-06-000	EA	HOUSING - SOCKET - 6 CAVITY
	088474-07-000	EA	HOUSING - SOCKET - 5 CAVITY
	088474-08-000	EA	HOUSING - SOCKET - 4 CAVITY
	088474-09-000	EA	HOUSING - SOCKET - 3 CAVITY
	088474-10-000	EA	HOUSING - SOCKET - 2 CAVITY

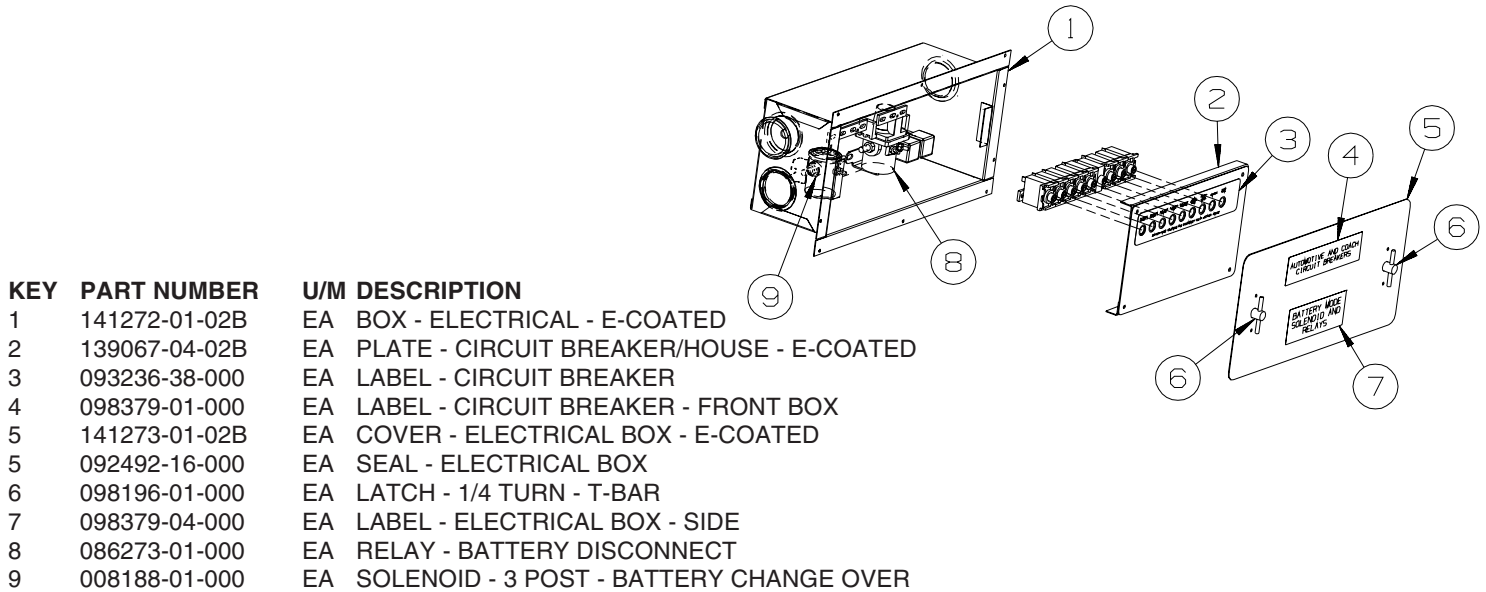
**ELECTRICAL GROUP (CONTINUED)**  
**CONNECTORS & CONDUIT (CONTINUED)**

KEY	PART NUMBER	U/M	DESCRIPTION
	088475-01-000	EA	PIN - CONNECTOR - 14-20 AWG
	088475-02-000	EA	PIN - CONNECTOR - 10-12 AWG
	088476-01-000	EA	TERMINAL - ELECTRICAL
	088476-02-000	EA	SOCKET - CONNECTOR - 12-10 GA - PRE-TIN
	098261-01-000	EA	SOCKET - CONNECTOR - WEATHERPACK - 12 AWG
	098261-02-000	EA	SOCKET - CONNECTOR - WEATHERPACK - 14-18 AWG
	098262-01-000	EA	SEAL - CONNECTOR - WEATHERPACK
	098264-01-000	EA	HOUSING - 2 PIN - WEATHER PACK - MALE W/FEMALE PINS
	098264-02-000	EA	HOUSING - 2 PIN - WEATHER PACK - FEMALE W/MALE PINS
	098265-02-000	EA	PIN - CONNECTOR - WEATHER PACK
	102777-02-000	EA	TERMINAL - RING - #6 STUD - 10 AWG
	103608-01-000	EA	SOCKET - WEDGE BASE W/LEADS
	104100-01-000	EA	HOUSING - 1 POSITION - 75 AMPS
	104100-03-000	EA	TERMINAL - 75 AMP
	110178-01-000	EA	HOUSING - WIPER MOTOR
	112823-01-000	EA	SPLICE - REDUCER - 16-14 TO 18-22
	113135-01-000	EA	TERMINAL - FEMALE - M/P - 14-16 - F/SEALED TERMINAL
	113308-01-000	EA	TERMINAL - FEMALE - M/P - 14-16 - 280
	113468-01-000	EA	HOUSING - 2 POSITION-FEMALE-USED ON WIPER/WASHER WIRE ASM
	115931-02-000	EA	COVER - CONNECTOR - 50 AMP W/LOCKING RING
	115932-01-000	EA	CONNECTOR - FEMALE - 30 AMP/120 VOLT
	116811-01-000	EA	TERMINAL - .110 RECEPTACLE - 16-14 AWG
	118571-01-000	EA	CONNECTOR - 3-WAY - MALE/SEALED
	118571-02-000	EA	CONNECTOR - 3-WAY - FEMALE/SEALED
	118571-05-000	EA	LOCK - SECONDARY - FEMALE/SEALED
	118571-06-000	EA	LOCK - SECONDARY - MALE
	118599-02-000	EA	TERMINAL - MALE - M/P - 280/14-12
	118820-01-000	EA	INSULATOR - TERMINAL
	129233-01-000	EA	HOUSING - 2-POSITION/FEMALE - 280-SERIES
	129233-02-000	EA	HOUSING - 2-POSITION/FEMALE - 280-SERIES
	131681-01-000	EA	CONNECTOR - 3/4" SO CORD - UL/CS
	137207-01-000	EA	HOUSING - PIN - 2 CAVITY/HIGH AMP
	137208-01-000	EA	HOUSING - SOCKET - 2 CAVITY/HIGH AMP
	137209-01-000	EA	PIN - CONNECTOR - 10AWG/HIGH AMP
	137210-01-000	EA	SOCKET - CONNECTOR - 10 AWG/HIGH AMP
	138419-03-000	EA	SOCKET - TURN SIGNAL LAMP - 3 WIRE
	142520-01-000	EA	TERMINAL - FEMALE - MINI-FIT 16
	142522-01-000	EA	HOUSING - 4 PIN/MALE - MINI FIT
	142524-01-000	EA	HOUSING - 4 PIN/FEMALE - WEATHER PACK
	142524-02-000	EA	HOUSING - 4 PIN/FEMALE - WEATHER PACK
	144283-01-000	EA	CONNECTOR - 110V - F/USE WITH SOW WIRE - BLUE
	144283-02-000	EA	CONNECTOR - 110V - F/USE WITH NM ROMEX WIRE - CLEAR
	145171-01-000	EA	CONNECTOR - COAXIAL
	149687-01-000	EA	HOUSING - 2 POSITION/MALE - PACKARD
	149687-02-000	EA	LOCK - F/2 POSITION HOUSING - PACKARD
	149688-01-000	EA	TERMINAL - MALE - 16 GAUGE WIRE

## ELECTRICAL GROUP (CONTINUED) CHASSIS

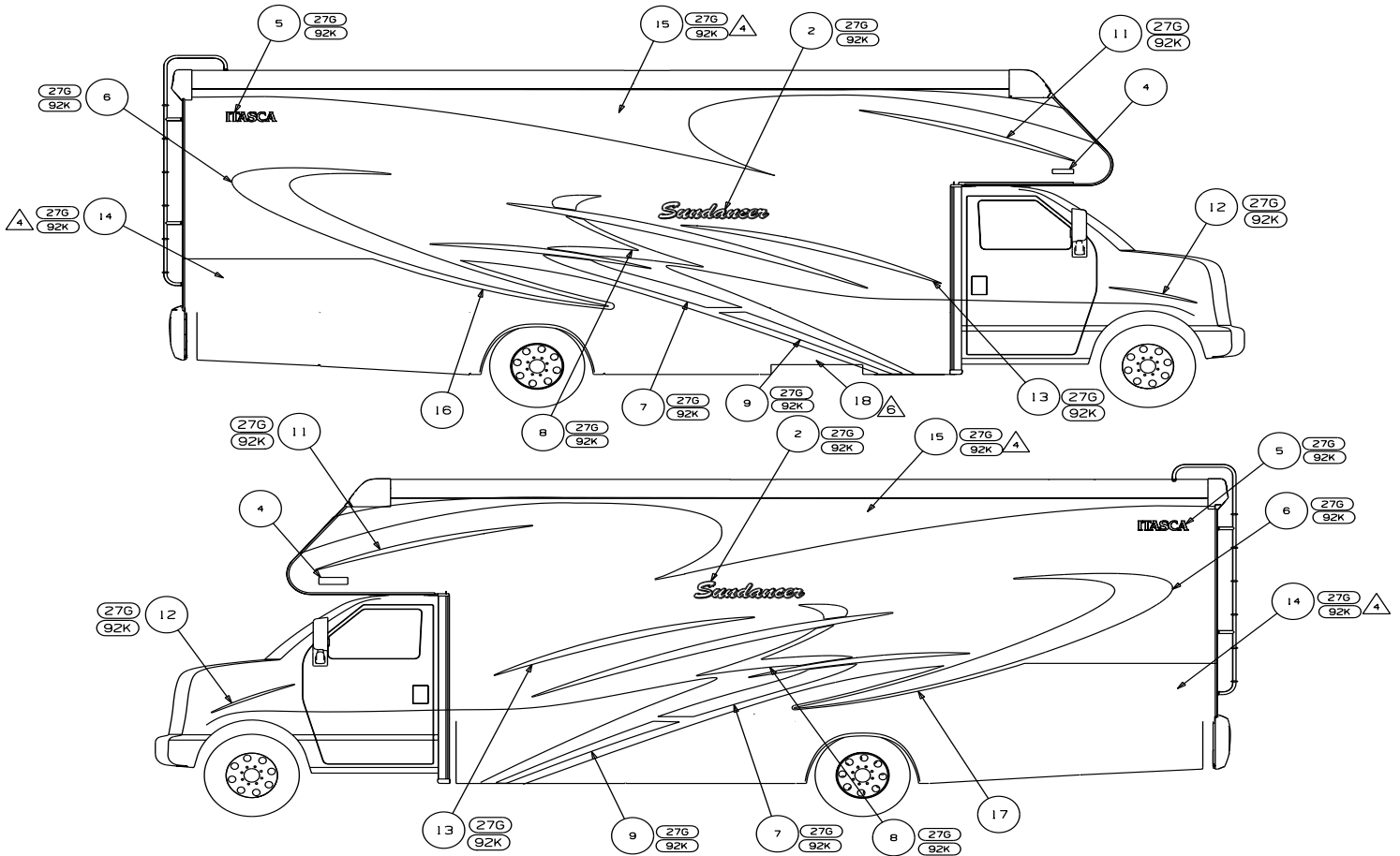


KEY	PART NUMBER	U/M	DESCRIPTION
1	112643-01-000	EA	LIGHT - SINGLE - SWIVEL
1	112642-01-06A	EA	TRIM RING - SINGLE LIGHT - BLACK
2	145731-03-01A	EA	LABEL - SWITCH - REAR AUTO HEATER
3	144363-07-04B	EA	PLATE - SWITCH - BLACK
4	108357-03-000	EA	SWITCH - ROCKER - SPDT - ON/OFF/ON - 3 TERM - W/O COVER
4	108356-02-01A	EA	COVER/ACTUATOR SWITCH - 2 ROWS DIMPLES - BLACK
4	108355-01-000	EA	HOUSING - SWITCH
5	145731-01-01A	EA	LABEL - SWITCH - RADIO/BATTERY - BLACK
6	108357-08-000	EA	SWITCH - ROCKER - DPDT - 0N/NONE/ON - 6 TERM - W/O COVER
6	108356-02-01A	EA	COVER/ACTUATOR SWITCH - 2 ROWS DIMPLES - BLACK
6	108355-01-000	EA	HOUSING - SWITCH
7	144363-12-04B	EA	PLATE - SWITCH - BLACK
8	108357-09-000	EA	SWITCH - ROCKER - SPDT - ON/NONE/MOM - 3 TERM - W/O COVER
8	108356-02-01A	EA	COVER/ACTUATOR SWITCH - 2 ROWS DIMPLES - BLACK
8	108355-01-000	EA	HOUSING - SWITCH
9	065451-05-000	EA	BRACKET/TIEDOWN - BATTERY - 7.7" FROM BRKT TO BRKT



KEY	PART NUMBER	U/M	DESCRIPTION
1	141272-01-02B	EA	BOX - ELECTRICAL - E-COATED
2	139067-04-02B	EA	PLATE - CIRCUIT BREAKER/HOUSE - E-COATED
3	093236-38-000	EA	LABEL - CIRCUIT BREAKER
4	098379-01-000	EA	LABEL - CIRCUIT BREAKER - FRONT BOX
5	141273-01-02B	EA	COVER - ELECTRICAL BOX - E-COATED
5	092492-16-000	EA	SEAL - ELECTRICAL BOX
6	098196-01-000	EA	LATCH - 1/4 TURN - T-BAR
7	098379-04-000	EA	LABEL - ELECTRICAL BOX - SIDE
8	086273-01-000	EA	RELAY - BATTERY DISCONNECT
9	008188-01-000	EA	SOLENOID - 3 POST - BATTERY CHANGE OVER

# EXTERIOR BODY GROUP GRAPHICS & PAINT

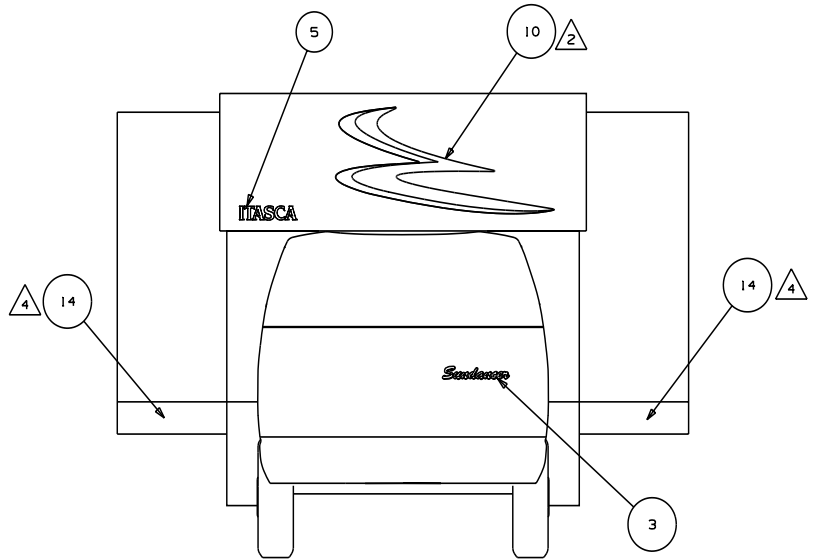
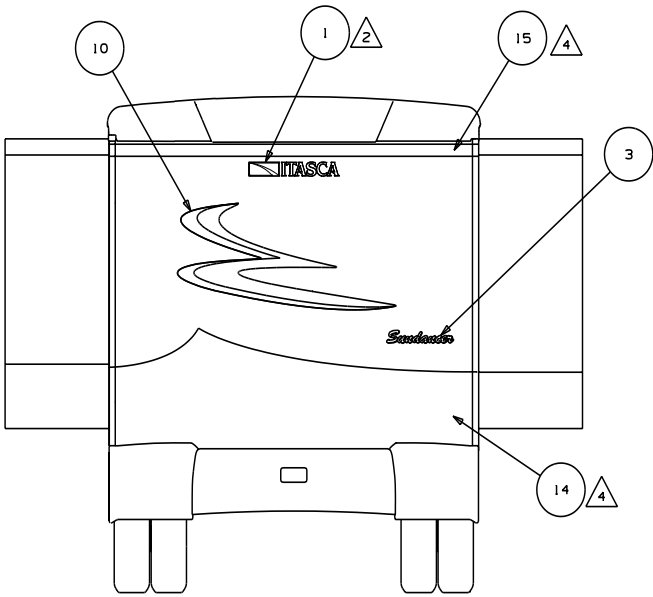


6. FILM TO PROTECT BOTTOM OF DOOR FROM SCUFF MARKS.  
 5. PAINT MASK TO BE REMOVED AFTER PAINTED.  
 4. CLEAR COAT TO BE APPLIED ON PAINTED AREAS TO PROTECT PAINT.  
 3. CONTINUE MULTISTRIPE ONTO ENDWALLS OF SLIDEOUT.  
 2. CENTERED ON UNIT.  
 1. APPLY PROTECTOR 116424-01 TO WATER SEATER DOOR LATCH.

92K EXTERIOR GRAPHICS PACKAGE #2  
 27G EXTERIOR GRAPHICS PACKAGE #1

KEY	PART NUMBER	U/M	DESCRIPTION
27G	124806-01-CHT(34A)	EA	DECAL-ITASCA W/ICON - DK ROYAL BLUE/BRT WHITE
92K	124806-01-CHT(35A)	EA	DECAL-ITASCA W/ICON - LT WINEBERRY/BRT WHITE
27G	125103-01-CHT(09A)	EA	DECAL-SUNDANCER,LG - BRT WHITE/SAND/CHINA BLUE/DK ROYAL BLUE
92K	125103-01-CHT(10A)	EA	DECAL-SUNDANCER,LG - BRT WHITE/SAND/ANTIQUE BRONZE/LT WINEBERRY
27G	125103-02-CHT(05A)	EA	DECAL-SUNDANCER,SML - BRT WHITE/SAND/CHINA BLUE/DK ROYAL BLUE
92K	125103-02-CHT(06A)	EA	DECAL-SUNDANCER,SML - BRT WHITE/SAND/ANTIQUE BRONZE/LT WINEBERRY
4	32664-01-CHT(01A)	EA	DECAL-WINNEBAGO,DOMED - GOLD CHROME/BLACK
27G	44587-01-CHT(03A)	EA	DECAL-ITASCA - DK ROYAL BLUE/BRT WHITE
92K	44587-01-CHT(04A)	EA	DECAL-ITASCA - LT WINEBERRY/BRT WHITE
27G	45741-01-CHT(02A)	EA	DECAL-SWEEP,RH - DK ROYAL BLUE
92K	45741-01-CHT(03A)	EA	DECAL-SWEEP,RH - LT WINEBERRY
27G	45741-02-CHT(02A)	EA	DECAL-SWEEP,LH - DK ROYAL BLUE
92K	45741-02-CHT(03A)	EA	DECAL-SWEEP,LH - LT WINEBERRY
27G	45742-01-CHT(02A)	EA	DECAL-SLASHES,LWR,RH - DK ROYAL BLUE
92K	45742-01-CHT(03A)	EA	DECAL-SLASHES,LWR,RH - LT WINEBERRY
27G	45742-02-CHT(02A)	EA	DECAL-SLASHES,LWR,LH - DK ROYAL BLUE
92K	45742-02-CHT(03A)	EA	DECAL-SLASHES,LWR,LH - LT WINEBERRY
27G	45743-01-CHT(02A)	EA	DECAL-SLASHES,UPPER,RH - DK ROYAL BLUE/CHINA BLUE/SAND
92K	45743-01-CHT(03A)	EA	DECAL-SLASHES,UPPER,RH - LT WINEBERRY/ANTIQUE BRONZE/SAND
27G	45743-02-CHT(02A)	EA	DECAL-SLASHES,UPPER,LH - DK ROYAL BLUE/CHINA BLUE/SAND
92K	45743-02-CHT(03A)	EA	DECAL-SLASHES,UPPER,LH - LT WINEBERRY/ANTIQUE BRONZE/SAND
27G	45744-01-CHT(02A)	EA	DECAL-SWEEP,LWR,RH - DK ROYAL BLUE
92K	45744-01-CHT(03A)	EA	DECAL-SWEEP,LWR,RH - LT WINEBERRY
27G	45744-02-CHT(02A)	EA	DECAL-SWEEP,LWR,LH - DK ROYAL BLUE
92K	45744-02-CHT(03A)	EA	DECAL-SWEEP,LWR,LH - LT WINEBERRY
27G	45751-01-CHT(02A)	EA	DECAL-SLEEPER - DK ROYAL BLUE/CHINA BLUE
92K	45751-01-CHT(03A)	EA	DECAL-SLEEPER - LT WINEBERRY/ANTIQUE BRONZE
27G	49290-01-CHT(01A)	EA	DECAL-SWEEP,UPPER,RH - CHINA BLUE
92K	49290-01-CHT(02A)	EA	DECAL-SWEEP,UPPER,RH - ANTIQUE BRONZE
27G	49290-02-CHT(01A)	EA	DECAL-SWEEP,UPPER,LH - CHINA BLUE
92K	49290-02-CHT(02A)	EA	DECAL-SWEEP,UPPER,LH - ANTIQUE BRONZE
27G	49291-01-CHT(01A)	EA	DECAL-SWEEP,CAB,RH - CHINA BLUE
92K	49291-01-CHT(02A)	EA	DECAL-SWEEP,CAB,RH - ANTIQUE BRONZE
27G	49291-02-CHT(01A)	EA	DECAL-SWEEP,CAB,LH - CHINA BLUE
92K	49291-02-CHT(02A)	EA	DECAL-SWEEP,CAB,LH - ANTIQUE BRONZE
27G	49292-01-CHT(01A)	EA	DECAL-SWEEP,MID,RH - DK ROYAL BLUE
92K	49292-01-CHT(02A)	EA	DECAL-SWEEP,MID,RH - LT WINEBERRY
27G	49292-02-CHT(01A)	EA	DECAL-SWEEP,MID,LH - DK ROYAL BLUE
92K	49292-02-CHT(02A)	EA	DECAL-SWEEP,MID,LH - LT WINEBERRY
27G	141599-32-000	GL	PAINT - TITANIUM MET - DUPONT #373-P7435
92K	141599-37-000	GL	PAINT - LT ALUMWOOD MET - DUPONT #373-P7441
27G	141599-36-000	GL	PAINT - STEEL BLUE MET - DUPONT #373-P7440
92K	141599-30-000	GL	PAINT - TITANIUM MET - DUPONT #373-P7435
27G	145359-01-CHT(01A)	EA	DECAL-PAINT MASK RH
92K	145359-02-CHT(01A)	EA	DECAL-PAINT MASK LH
5	109506-01-000	EA	FILM-URETHANE PROTECTION

## EXTERIOR BODY GROUP (CONTINUED) GRAPHICS & PAINT (CONTINUED)



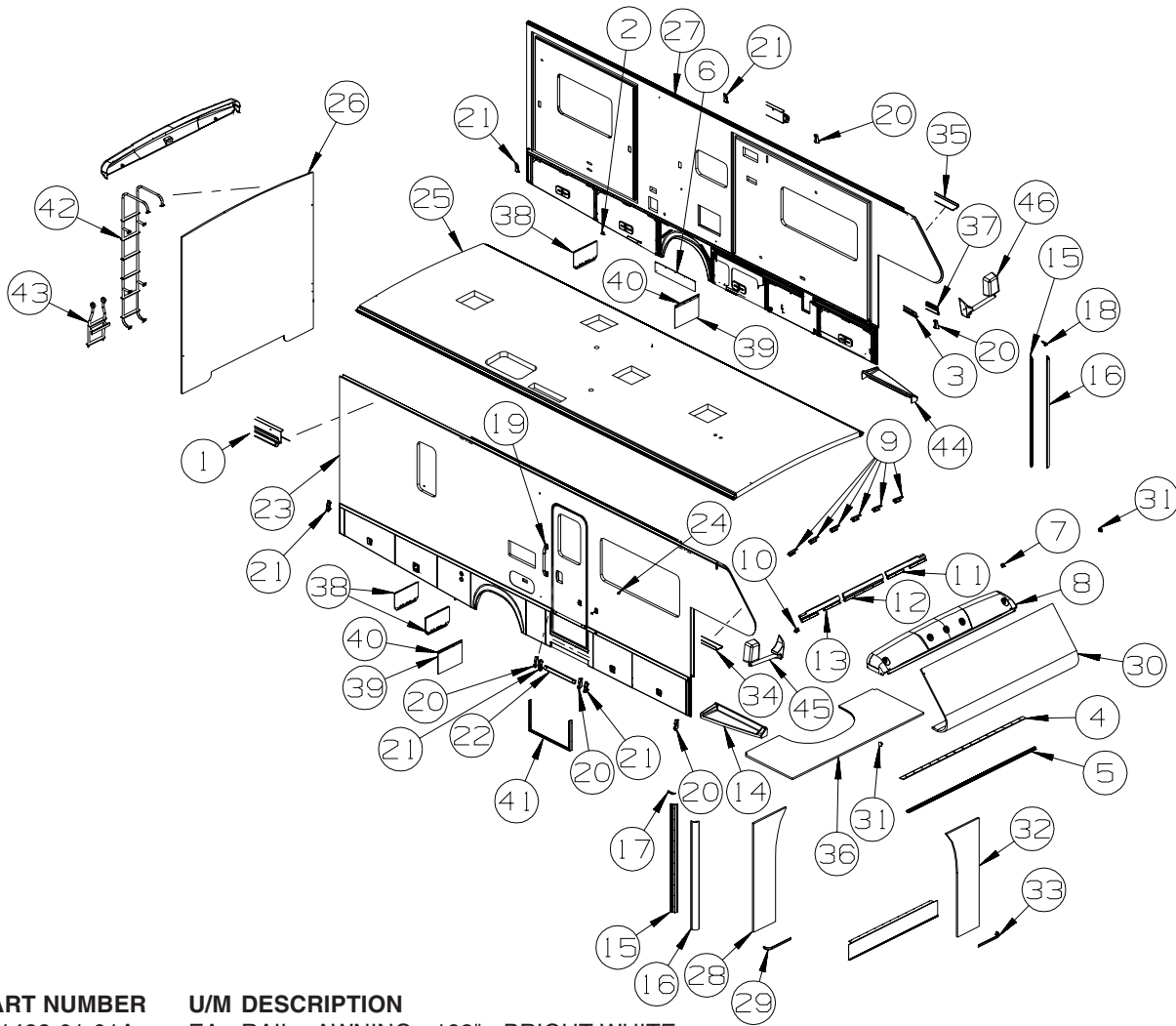
KEY	PART NUMBER	U/M	DESCRIPTION
27G	1	EA	DECAL-ITASCA W/ICON - DK ROYAL BLUE/BRT WHITE
92K	1	EA	DECAL-ITASCA W/ICON - LT WINEBERRY/BRT WHITE
27G	2	EA	DECAL-SUNDANCER,LG - BRT WHITE/SAND/CHINA BLUE/DK ROYAL BLUE
92K	2	EA	DECAL-SUNDANCER,LG - BRT WHITE/SAND/ANTIQUE BRONZE/LT WINEBERRY
27G	3	EA	DECAL-SUNDANCER,SML - BRT WHITE/SAND/CHINA BLUE/DK ROYAL BLUE
92K	3	EA	DECAL-SUNDANCER,SML - BRT WHITE/SAND/ANTIQUE BRONZE/LT WINEBERRY
27G	4	EA	DECAL-WINNEBAGO,DOMED - GOLD CHROME/BLACK
92K	4	EA	DECAL-ITASCA - DK ROYAL BLUE/BRT WHITE
27G	5	EA	DECAL-ITASCA - LT WINEBERRY/BRT WHITE
92K	6	EA	DECAL-SWEEP,RH - DK ROYAL BLUE
27G	6	EA	DECAL-SWEEP,RH - LT WINEBERRY
92K	6	EA	DECAL-SWEEP,LH - DK ROYAL BLUE
27G	6	EA	DECAL-SWEEP,LH - LT WINEBERRY
92K	7	EA	DECAL-SLASHES,LWR,RH - DK ROYAL BLUE
27G	7	EA	DECAL-SLASHES,LWR,RH - LT WINEBERRY
92K	7	EA	DECAL-SLASHES,LWR,LH - DK ROYAL BLUE
27G	7	EA	DECAL-SLASHES,LWR,LH - LT WINEBERRY
92K	8	EA	DECAL-SLASHES,UPPER,RH - DK ROYAL BLUE/CHINA BLUE/SAND
27G	8	EA	DECAL-SLASHES,UPPER,RH - LT WINEBERRY/ANTIQUE BRONZE/SAND
92K	8	EA	DECAL-SLASHES,UPPER,LH - DK ROYAL BLUE/CHINA BLUE/SAND
27G	8	EA	DECAL-SLASHES,UPPER,LH - LT WINEBERRY/ANTIQUE BRONZE/SAND
92K	9	EA	DECAL-SWEEP,LWR,RH - DK ROYAL BLUE
27G	9	EA	DECAL-SWEEP,LWR,RH - LT WINEBERRY
92K	9	EA	DECAL-SWEEP,LWR,LH - DK ROYAL BLUE
27G	9	EA	DECAL-SWEEP,LWR,LH - LT WINEBERRY
92K	10	EA	DECAL-SLEEPER - DK ROYAL BLUE/CHINA BLUE
27G	10	EA	DECAL-SLEEPER - LT WINEBERRY/ANTIQUE BRONZE
92K	11	EA	DECAL-SWEEP,UPPER,RH - CHINA BLUE
27G	11	EA	DECAL-SWEEP,UPPER,RH - ANTIQUE BRONZE
92K	11	EA	DECAL-SWEEP,UPPER,LH - CHINA BLUE
27G	11	EA	DECAL-SWEEP,UPPER,LH - ANTIQUE BRONZE
92K	12	EA	DECAL-SWEEP,CAB,RH - CHINA BLUE
27G	12	EA	DECAL-SWEEP,CAB,RH - ANTIQUE BRONZE
92K	12	EA	DECAL-SWEEP,CAB,LH - CHINA BLUE
27G	12	EA	DECAL-SWEEP,CAB,LH - ANTIQUE BRONZE
92K	13	EA	DECAL-SWEEP,MID,RH - DK ROYAL BLUE
27G	13	EA	DECAL-SWEEP,MID,RH - LT WINEBERRY
92K	13	EA	DECAL-SWEEP,MID,LH - DK ROYAL BLUE
27G	13	EA	DECAL-SWEEP,MID,LH - LT WINEBERRY
92K	14	GL	PAINT - TITANIUM MET - DUPONT #373-P7435
27G	14	GL	PAINT - LT AUTUMWOOD MET - DUPONT #373-P7441
92K	15	GL	PAINT - STEEL BLUE MET - DUPONT #373-P7440
27G	15	GL	PAINT - TITANIUM MET - DUPONT #373-P7435
92K	16	EA	DECAL-PAINT MASK RH
92K	17	EA	DECAL-PAINT MASK LH
27G	18	EA	FILM-URETHANE PROTECTION

KEY	PART NUMBER	U/M	DESCRIPTION
	041561-03-000	EA	PAINT/SPRAY - 12 OZ. NET - OFF WHITE
	116424-01-000	EA	PROTECTOR - LATCH - WATER HEATER

**DUPONT COLOR CODES ARE NOW FOUND IN THE PAINT CODE MANUAL.  
YOU CAN FIND THIS MANUAL ON YOUR DEALER INDEX WEBPAGE UNDER SERVICE.**

## EXTERIOR BODY GROUP (CONTINUED)

### PANELS & TRIMS



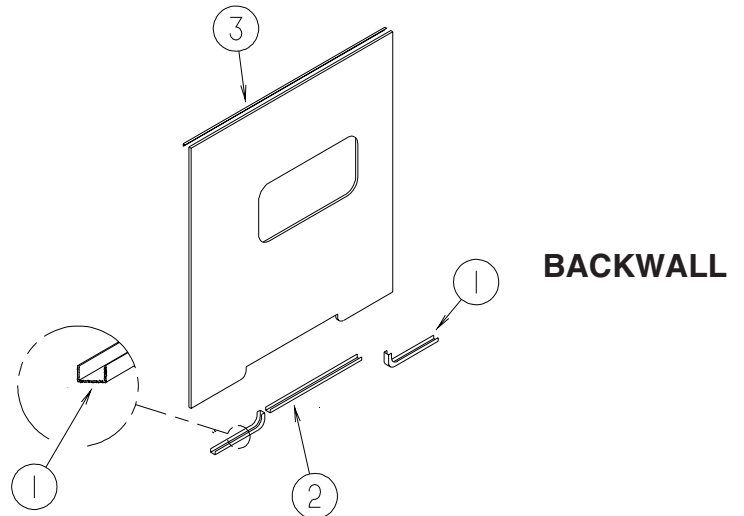
KEY	PART NUMBER	U/M	DESCRIPTION
1	131483-01-01A	EA	RAIL - AWNING - 192" - BRIGHT WHITE
2	143143-01-01A	EA	ANGLE - SUPPORT/TRIM
3	146548-01-01A	EA	TRIM - RETAINER
4	100085-05-01A	EA	TRIM/STRAP - SLEEPERBOARD - OFF/WHITE - 92.9"
5	100086-04-01A	EA	TRIM - SLEEPERBOARD/ROOF/LOWER - BRIGHT WHITE - 96.5"
6	121948-02-000	EA	SHIELD - SIGHT
7	140476-02-01A	EA	CAP - TRIM - CORNER/DRIVER
8	140443-02-P07	EA	CAP - ROOF/FRONT - W/O LIGHTS/VENTS - W/WIRING
9	134774-01-02B	EA	BRACKET - CAB ATTACHMENT - E-COATED
10	140476-01-01A	EA	CAP - TRIM - CORNER/PASSENGER
11	141718-02-02B	EA	BRACKET - ROOF CAP - END/LEFT HAND - E-COATED
12	140805-01-02B	EA	BRACKET - ROOF CAP/FRONT - E-COATED
13	141718-01-02B	EA	BRACKET - ROOF CAP - END/RIGHT HAND - E-COATED
14	146515-03-01A	EA	MAT - ANTI SLIP - RIGHT HAND - BLACK
14	149604-01-01A	EA	RUNNING BOARD/WEDGE - PASSENGER - FORD 300/400 - PRIMED
14	149604-07-01A	EA	WHEEL LIP - FIBERGLASS - PASSENGER
14	149604-09-000	EA	HARDWARE KIT (RUNNING BOARD INSTALL)
15	105015-03-02A	EA	TRIM - WINGWALL/SIDEWALL CURVED - INNER SUPT BRKT - B/W
16	108037-03-02A	EA	COVER - WINGWALL OUTER/CURVED - BRIGHT WHITE
17	104444-01-02A	EA	COVER - WINGWALL TRIM - UPPER PASSENGER - BRIGHT WHITE
18	104444-02-02A	EA	COVER - WINGWALL TRIM - UPPER DRIVER - BRIGHT WHITE
19	132442-03-01A	EA	HANDLE - ASSIST/ITASCA LOGO - 18" - W/CHROME ENDS
20	146576-01-01A	EA	END CAP/TRIM - RIGHT HAND - BRIGHT WHITE
21	146576-02-01A	EA	END CAP/TRIM - LEFT HAND - BRIGHT WHITE
22	149822-02-01A	EA	TRIM - SIDEWALL/ENTRY DOOR - 23.1" - BRIGHT WHITE
23	P48610-01-S07	EA	SIDEWALL - PASSENGER - W/O WINDOWS/TRIMS (S16, S17, S18, SW3)
23	P48610-01-S10	EA	SIDEWALL - PASSENGER - W/O WINDOWS/TRIMS (S19, S20, S21, SW4)
23	P48610-01-S13	EA	SIDEWALL - PASSENGER - W/O WINDOWS/TRIMS (S22, S23, S24, SW5)

## EXTERIOR BODY GROUP (CONTINUED)

### PANELS & TRIMS (CONTINUED)

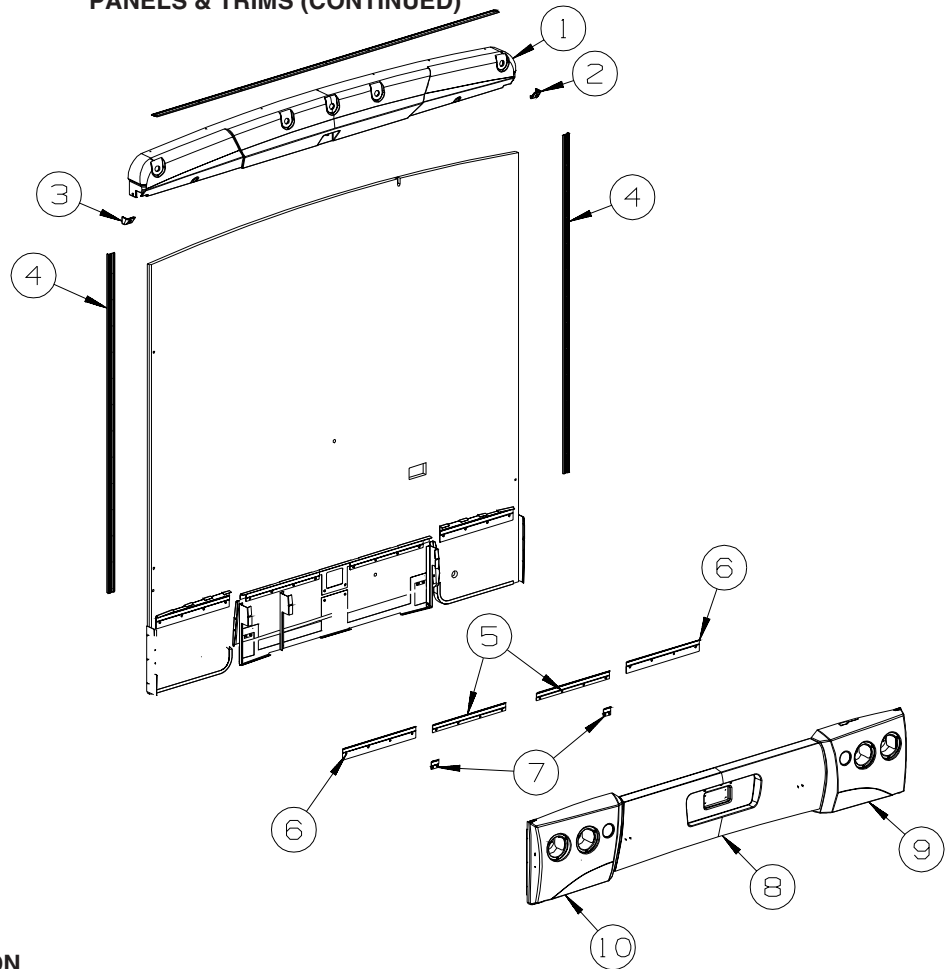
KEY	PART NUMBER	U/M	DESCRIPTION
24	117046-02-000	EA	BUMPER - RUBBER/ROUND END - 1.5"
25	148611-01-S07	EA	ROOF - W/O LIGHTS/VENTS - W/WIRING
26	148612-01-S07	EA	BACKWALL - W/O WINDOWS/TRIMS (S16, S17, S18, SW3)
26	148612-01-S10	EA	BACKWALL - W/O WINDOWS/TRIMS (S19, S20, S21, SW4)
26	148612-01-S13	EA	BACKWALL - W/O WINDOWS/TRIMS (S22, S23, S24, SW5)
27	P48609-01-S07	EA	SIDEWALL - DRIVER - W/O WINDOWS/TRIMS (S16, S17, S18, SW3)
27	P48609-01-S10	EA	SIDEWALL - DRIVER - W/O WINDOWS/TRIMS (S19, S20, S21, SW4)
27	P48609-01-S13	EA	SIDEWALL - DRIVER - W/O WINDOWS/TRIMS (S22, S23, S24, SW5)
28	141437-01-S07	EA	WINGWALL - PASSENGER
29	122910-01-G07	EA	COVER - WINGWALL - PASSENGER
30	148626-01-S07	EA	ROOF - FRONT SECTION - W/O LIGHTS/VENTS - W/WIRING
31	137050-01-01A	EA	PLUG - CAP - PUSH-IN
32	141437-02-R13	EA	WINGWALL - DRIVER
33	122910-02-G07	EA	COVER - WINGWALL - DRIVER
34	136826-15-01A	EA	TRIM - CONTOUR - 83.5"
35	136826-16-01A	EA	TRIM - CONTOUR - 83.5"
36	125129-03-P13	EA	SLEEPERBOARD - PORTSMOUTH OAK
36	125129-03-P14	EA	SLEEPERBOARD - CONCERT CHERRY
36	125129-03-RW1	EA	SLEEPERBOARD - WASHED MAPLE
36	125129-03-SW0	EA	SLEEPERBOARD - SIERRA MAPLE
37	146550-01-03A	EA	TRIM COVER - SIDEWALL - 182" - BRIGHT WHITE
38	136389-01-02B	EA	GUARD/ROCK - STEEL - W/BEND - 18"W X 10.9"H - E-COATED
39	017516-01-000	EA	MUD FLAP - 14"H X 18"W - W/O MOUNTING HOLES - BLACK
40	140922-01-02B	EA	PLATE - MUD FLAP - E-COATED
41	144153-02-P13	EA	ANGLE ASM - "U" F/ENTRANCE DOOR - 31" X 18.9"
42	129639-07-01A	EA	LADDER - 81.7" - 6 STEP - BRUSHED ALUMINUM
43	130163-10-01A	EA	LADDER EXTENSION/LOWER - 35.6" - 3 STEP - BRUSHED ALUMINUM
44	146515-04-01A	EA	MAT - ANTI SLIP - LEFT HAND - BLACK
44	149604-02-01A	EA	RUNNING BOARD/WEDGE - DRIVER - FORD 300/400 - PRIMED
44	149604-08-01A	EA	WHEEL LIP - FIBERGLASS - DRIVER
44	149604-09-000	EA	HARDWARE KIT (RUNNING BOARD INSTALL)
45*	133908-12-01A	EA	MIRROR/PASS - 102" C BODY/FORD 4 BOLT MT-HEATED/REMOTE-B/W
46*	133908-13-01A	EA	MIRROR/DRVR - 102" C BODY/FORD 4-BOLT MT-HEATED/REMOTE-B/W

\*COMPONENT PARTS LISTED LATER IN THIS GROUP



KEY	PART NUMBER	U/M	DESCRIPTION
1	103334-08-02A	EA	TRIM - BACKWALL/LOWER - 20.4" - BRIGHT WHITE
2	103335-09-02A	EA	TRIM - BACKWALL/LOWER - 56.9" - BRIGHT WHITE
3	114248-02-01A	EA	ANGLE - PLASTIC - 96.6"

**EXTERIOR BODY GROUP (CONTINUED)**  
**PANELS & TRIMS (CONTINUED)**



KEY	PART NUMBER	U/M	DESCRIPTION
1	140596-02-P07	EA	CAP - ROOF/REAR - W/O LIGHTS/VENTS/WIRING-W/STEEL SUPPORT
2	140620-01-01A	EA	CAP - TRIM - REAR/RIGHT - BRIGHT WHITE
3	140620-02-01A	EA	CAP - TRIM - REAR/LEFT - BRIGHT WHITE
4	096854-13-01A	EA	TRIM - CONTOUR - 76.3" - BRIGHT WHITE
5	130034-04-02B	EA	CLIP - TRIM - E-COATED
6	130034-05-02B	EA	CLIP - TRIM - E-COATED
7	130034-07-02B	EA	CLIP - TRIM - E-COATED
8	144427-02-R13	EA	BUMPER - REAR
9	140460-03-P19	EA	TRIM/BACKWALL - LOWER/PASSENGER - W/BACKWALL SUPT BRACKETS
10	140460-04-P19	EA	TRIM/BACKWALL - LOWER/DRIVER - W/BACKWALL SUPT BRACKETS

**COMPONENT PARTS FOR PANELS & TRIMS**

**132442-01-01A**

KEY	PART NUMBER	U/M	DESCRIPTION	VENDOR NO.
	132442-01-700	EA	BULB/ROPE - F/ASSIST HANDLE	ST012-0C/12MLX

**133908-01 THRU 133908-08, 133908-10 THRU 133908-13, 133908-16, 133908-17, -01A/-02A/-03A**

KEY	PART NUMBER	U/M	DESCRIPTION	VENDOR NO.
	117051-01-700	EA	MIRROR-CONVEX	723068-4
	120269-05-701	EA	GLASS-HTD/REM RH/LH W/CONVEX	709411
	133908-03-700	EA	CAP - RECT/BLACK-W/O LIGHT	709557
	133908-04-700	EA	CAP-MIRROR/ROUND - W/O LIGHT	7095470



**EXTERIOR BODY GROUP (CONTINUED)**  
**STRUCTURAL COMPONENTS**

KEY	PART NUMBER	U/M	DESCRIPTION
	002726-01-001	EA	GARNISH - U-CHANNEL - 1.38" X 19' - SERRATED
	068716-01-001	EA	BRACE - 90 DEGREE - L-ANGLE - 16'
	089297-01-000	SF	PLYWOOD - LUAN - OVERLAY GRADE - 4' X 8'
	100619-01-000	BF	FOAM - EXPANDED POLYSTYRENE - 1.34" X 48" X 96"
	100619-02-000	BF	FOAM - EXPANDED POLYSTYRENE - 1.5" X 48" X 96"
	100619-04-000	BF	FOAM - EXPANDED POLYSTYRENE - .5" X 48" X 96"
	100619-05-000	BF	FOAM - EXPANDED POLYSTYRENE - .75" X 48" X 96"-1.5"DENSITY
	100619-11-000	BF	FOAM - EXPANDED POLYSTYRENE - 2" X 48" X 96"
	100619-13-000	BF	FOAM - EXPANDED POLYSTYRENE-.34" X 34.7" X 96"-2" DENSITY
	100619-16-000	BF	FOAM - EXPANDED POLYSTYRENE - .75" X 48" X 96"-2" DENSITY
	100619-27-000	BF	FOAM - EXPANDED POLYSTYRENE - 3" X 48" X 92.8"
	105077-10-000	EA	FOAM - PLUG - ROOF CAP
	116942-03-01A	LB	ALUMINUM - .7" X 40" X 158"
	120107-01-000	EA	FOAM - ROOF COVE - 2.8" X 48" LONG
	120107-02-000	EA	FOAM - PLUG - ROOF TUBE - 2.2" X 2.9" X 1.8" LONG
	120107-03-000	EA	FOAM - PLUG - SIDEWALL TUBE - 1.2" X 2.1" X 1.8" LONG
	076054-AC-000	EA	FIBERGLASS SHEET - 20" X 99.8" - OFF WHITE
	108535-05-03A	SF	FIBERGLASS SHEET - 108" X 500' ROLL - BRIGHT WHITE
	135926-17-01A	EA	FIBERGLASS - SHEET - 12.6" X 68" - BRIGHT WHITE
	135926-19-01A	EA	FIBERGLASS - SHEET - 31.1" X 68.2" - BRIGHT WHITE
	148884-03-01A	EA	FIBERGLASS SHEET - 96.7" X 355.7" -HIGH GLOSS-BRIGHT WHITE
	148884-04-01A	EA	FIBERGLASS SHEET - 99.5" X 100.2" -HIGH GLOSS-BRIGHT WHITE
	148884-05-01A	EA	FIBERGLASS SHEET - 37.7" X 99.7" - HIGH GLOSS-BRIGHT WHITE
	148884-07-01A	EA	FIBERGLASS SHEET - 56.4" X 99.8" - HIGH GLOSS-BRIGHT WHITE
	148884-09-01A	EA	FIBERGLASS SHEET - 27.4" X 67.2" - HIGH GLOSS-BRIGHT WHITE
	148884-10-01A	EA	FIBERGLASS SHEET - 22.1" X 68.2" - HIGH GLOSS-BRIGHT WHITE
	148884-11-01A	EA	FIBERGLASS SHEET - 26.1" X 68.2" - HIGH GLOSS-BRIGHT WHITE
	148884-13-01A	EA	FIBERGLASS SHEET - 78.9" X 309.4" -HIGH GLOSS-BRIGHT WHITE
	148884-20-01A	EA	FIBERGLASS SHEET - 4" X 93.8" - HIGH GLOSS - BRIGHT WHITE
	148884-22-01A	EA	FIBERGLASS SHEET - 47.9" X 95.8" - HIGH GLOSS-BRIGHT WHITE

**AWNINGS**

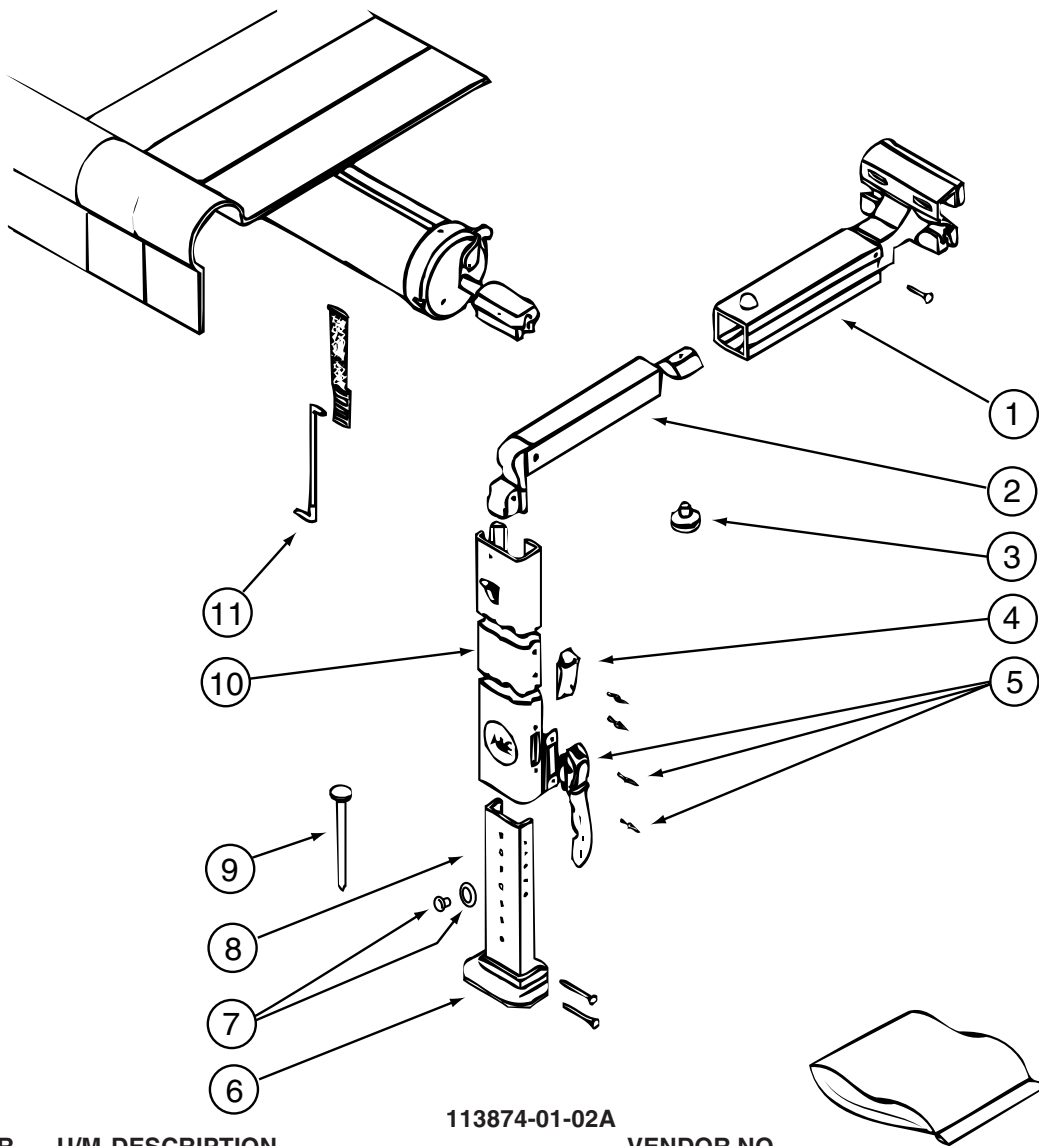
**PATIO AWNINGS**

SERIES	MODEL	COLOR DESIGNATION	AWNING FABRIC	AWNING LENGTH	WEATHER WRAP (MANUAL)	MANUAL AWNG PART #
SUNDANCER	27G	GULF BLUE (DX)	VINYL	11.5'	VINYL/BRT WHITE	113874-03-50A
	430V	GULF BLUE (DX)	VINYL	14'	VINYL/BRT WHITE	113874-05-50A
	431C	GULF BLUE (DX)	VINYL	14'	VINYL/BRT WHITE	113874-05-50A
SUNDANCER	92K	FAWN (EA)	VINYL	11.5'	VINYL/BRT WHITE	113874-03-53A
	430V	FAWN (EA)	VINYL	14'	VINYL/BRT WHITE	113874-05-53A
	431C	FAWN (EA)	VINYL	14'	VINYL/BRT WHITE	113874-05-53A

KEY	PART NUMBER	U/M	DESCRIPTION
*	113874-01-02A	EA	HARDWARE KIT - AWNING - W/O STANDOFF BRACKET-BRIGHT WHITE
	137054-01-02A	EA	BRACKET - AWNING - BRIGHT WHITE
	127647-02-01A	EA	ROD/AWNING GUARD - ENTRY DOOR - 12.7" LONG - 431C
	113874-11-01A	EA	SCREW/LAG - AWNING - 1/4" X 1" STAINLESS STEEL
	113874-12-01A	EA	SCREW/LAG - AWNING - 1/4" X 2 3/4" STAINLESS STEEL

\*COMPONENT PARTS LISTED LATER IN THIS GROUP

**EXTERIOR BODY GROUP (CONTINUED)**  
**COMPONENT PARTS FOR AWNINGS**

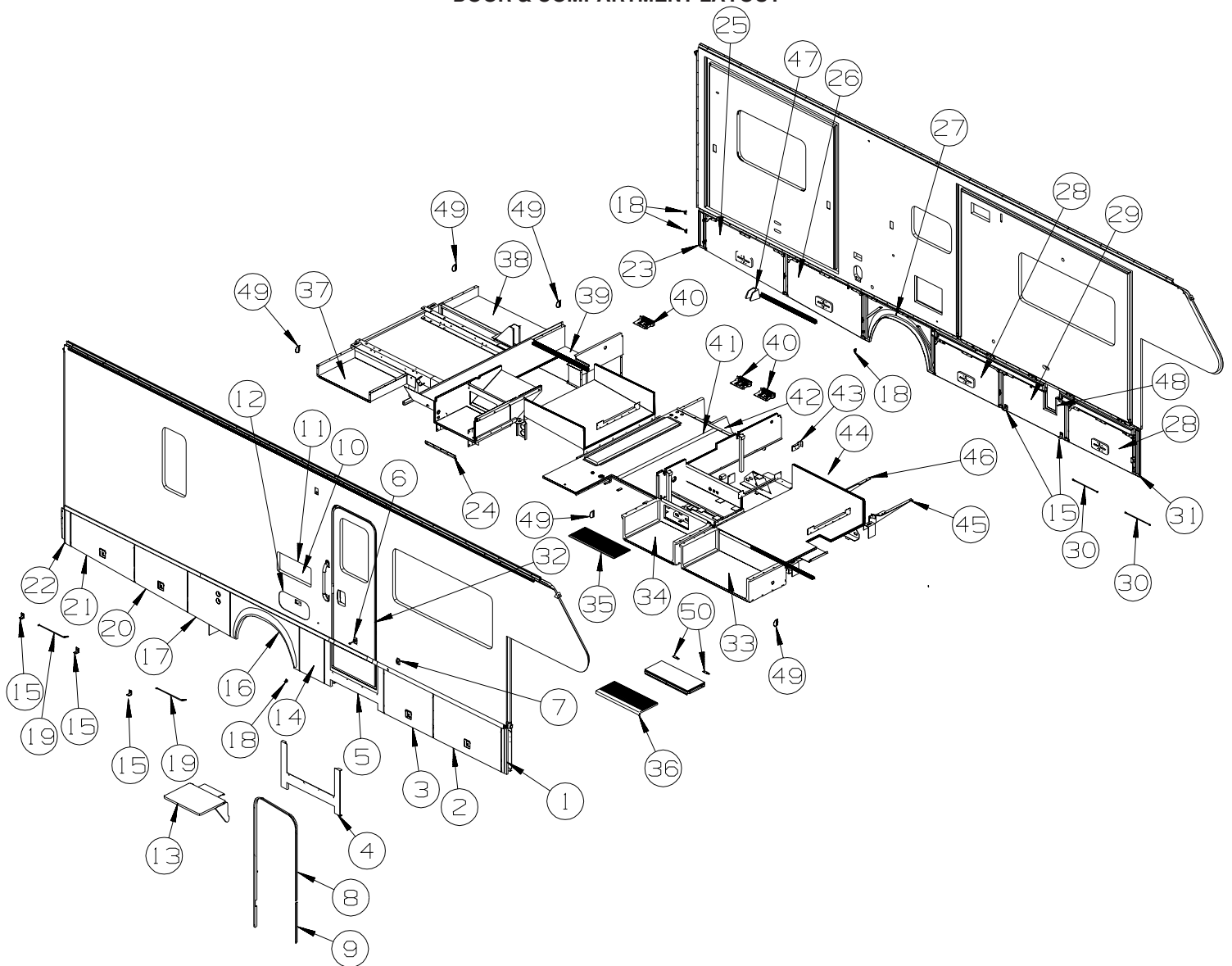


113874-01-02A

KEY	PART NUMBER	U/M	DESCRIPTION	VENDOR NO.
1	113874-01-714	EA	RAFTER - MAIN RH/LH BRT/WHT	830295.536F
2	113874-01-715	EA	RAFTER - SECONDARY BRT/WHT	830463.511F
3	113874-01-702	EA	KNOB - ADJUSTING	3105421.014
4	113874-01-706	EA	LOCK - TRAVEL	830587.001
5	113874-01-707	EA	HANDLE - LIFT W/RIVETS	830644
6	113874-01-712	EA	FOOT - PATIO	730366-001
7	113874-01-710	EA	PLUG-STOP KIT	830456
8	113874-01-717	EA	ARM - ADJUSTABLE BRT/WHT	830467.517/F
9	113874-01-709	EA	NAIL-SPIKE, 8"	113006
10	113874-01-716	EA	ARM - MAIN SUPPORT BRT/WHT	3104502.293/F
11	113874-01-703	EA	ROD-CENTER PULL W/ACCESSORY	830152.102

# EXTERIOR DOORS & COMPARTMENTS GROUP

## DOOR & COMPARTMENT LAYOUT

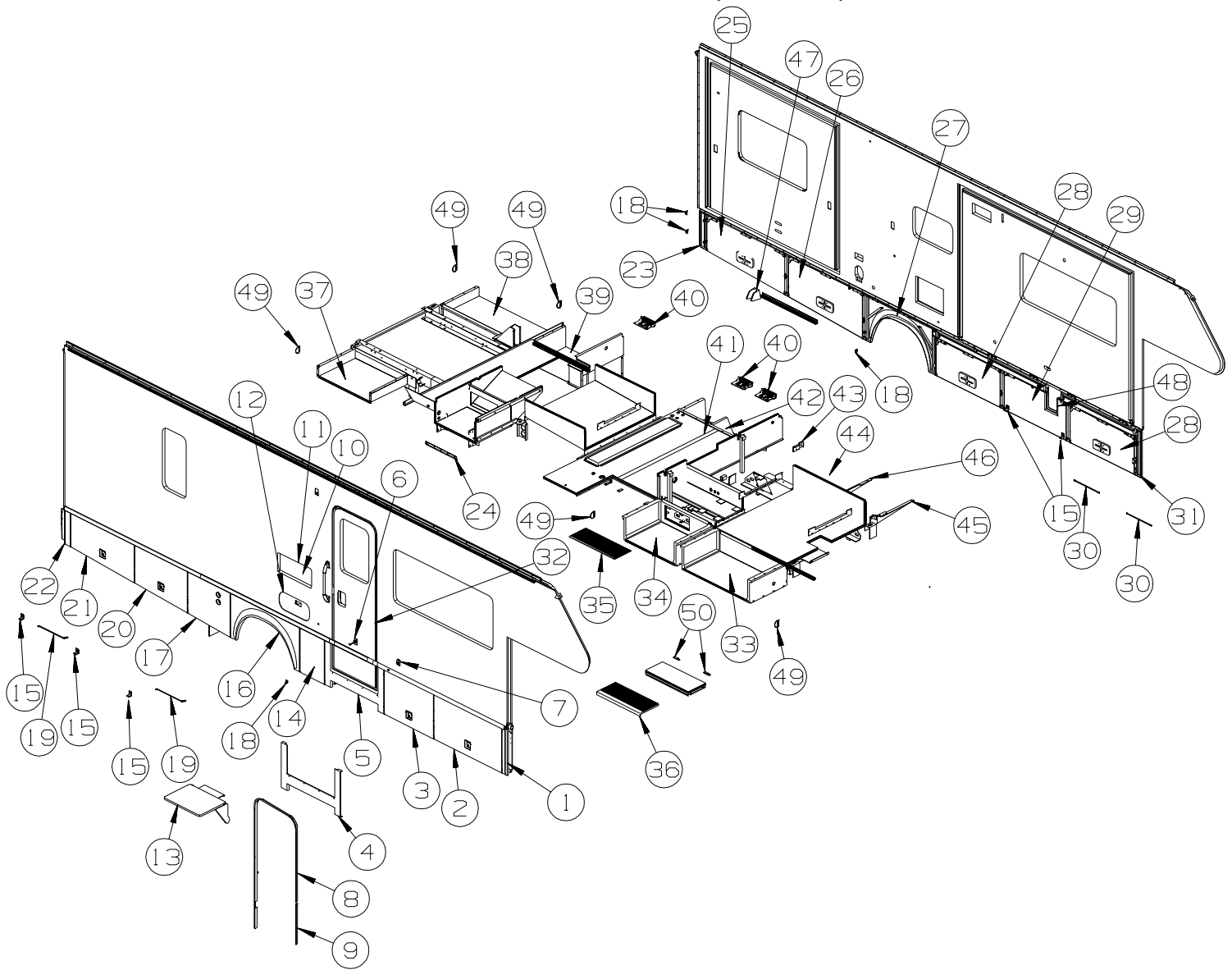


KEY	PART NUMBER	U/M	DESCRIPTION
1	135764-01-M07	EA	PANEL/FILLER - VALANCE
2	140552-19-P14	EA	VALANCE/DOOR - W/O PADDLE LATCH - 40.6" X 22.4"
	132873-A8-000	EA	ROD - LATCH - 14.1" W/3/4" DOG LEG
	132873-A9-000	EA	ROD - LATCH - 16" W/3/4" DOG LEG
	142569-12-000	EA	SPRING/GAS - 90 LB. - 15" EXTENDED/9.5" COMPRESSED
	132892-03-01A	FT	SEAL - BULB - W/LEG/WIRED U CHANNEL - BLACK
3	140552-18-P14	EA	VALANCE/DOOR - W/O PADDLE LATCH - 29.4" X 22.4"
	132873-A7-000	EA	ROD - LATCH - 8.6" W/3/4" DOG LEG
	132873-24-000	EA	ROD - LATCH - 10.3" W/3/4" DOG LEG
	142569-12-000	EA	SPRING/GAS - 90 LB. - 15" EXTENDED/9.5" COMPRESSED
	132892-03-01A	FT	SEAL - BULB - W/LEG/WIRED U CHANNEL - BLACK
4	143065-01-P14	EA	VALANCE/PANEL - ENTRY DOOR - HORSESHOE - 35.4" - BRT WHT
5*	094707-03-01A	EA	STEP - ELECTRIC DOUBLE - W/BLACK CONTROL BOX - KWIKEE
6	104099-01-04A	EA	CATCH - DOOR HOLDER - STRIKE - 3.9" - BRIGHT WHITE
7	104099-02-04A	EA	CATCH/RETAINER - DOOR HOLDER - BRIGHT WHITE
8	139100-07-01A	EA	GARNISH/RADIUS - ENTRY DOOR
9	139101-06-01A	EA	GARNISH/STRAIGHT - ENTRY DOOR
10*	084103-08-000	EA	DOOR - VENT - REFRIGERATOR - W/O JAMB - BRIGHT WHITE
11	084104-08-000	EA	JAMB - VENT DOOR/REFRIGERATOR - BRIGHT WHITE
12	126945-09-N42	EA	DOOR/STORAGE - W/O HARDWARE - 18.3" X 9.9"
13	142034-02-01A	EA	SHELF - F/EXTERIOR TV - BRIGHT WHITE

**EXTERIOR DOORS & COMPARTMENTS GROUP (CONTINUED)**  
**DOOR & COMPARTMENT LAYOUT (CONTINUED)**

KEY	PART NUMBER	U/M	DESCRIPTION
14	140552-20-P14	EA	VALANCE/DOOR - W/O PADDLE LATCH - 14.6" X 22.4"
	107721-07-000	FT	SEAL - ACCESS DOOR - .9"WIDE X 1.1"HIGH
15	119568-01-01A	EA	STANDOFF - VALANCE PANEL - BLACK
16	135983-01-M07	EA	PANEL - WHEEL LIP - REAR
	139793-03-01A	EA	HINGE - CENTER/VALANCE DOOR - W/O BALL STUD
17	140552-21-P13	EA	VALANCE/DOOR - PASS W/O PADDLE LATCH - 22.4" X 46.6" X 20"
	107721-07-000	FT	SEAL - ACCESS DOOR - .9"WIDE X 1.1"HIGH
18	123512-06-02B	EA	BRACKET - DOOR/VALANCE - E-COATED
19	107865-01-000	EA	ROD - SUPPORT - VALANCE PANEL - 14.3"
20	140552-27-P13	EA	VALANCE/DOOR - PASS W/O PAD LATCH - 21.1" X 31.5" X 19.4"
	132873-B9-000	EA	ROD - LATCH - 9.6" W/3/4" DOG LEG
	132873-D0-000	EA	ROD - LATCH - 11.4" W/3/4" DOG LEG
	142569-17-000	EA	SPRING/GAS - 90 LB - 12" EXTENDED/8.5" COMPRESSED
	132892-03-01A	FT	SEAL - BULB - W/LEG/WIRED U CHANNEL - BLACK
21	140552-07-N09	EA	VALANCE/DOOR - PASS W/O PADDLE LATCH - 19.4" X 38" X 17.3"
	132873-56-000	EA	ROD - LATCH - 12.9" W/3/4" DOG LEG
	132873-57-000	EA	ROD - LATCH - 14.6" W/3/4" DOG LEG
	142569-17-000	EA	SPRING/GAS - 90 LB - 12" EXTENDED/8.5" COMPRESSED
	132892-03-01A	FT	SEAL - BULB - W/LEG/WIRED U CHANNEL - BLACK
22	135764-03-M07	EA	PANEL/FILLER - VALANCE
23	135764-04-M07	EA	PANEL/FILLER - VALANCE
24	143627-01-02B	EA	ANGLE - W/HOLES - E-COATED
25	140552-23-P13	EA	VALANCE/DOOR - DRVR W/O PAD LATCH - 17.4" X 48.6" X 19.9"
	132873-B1-000	EA	ROD - LATCH - 18.1" W/3/4" DOG LEG
	132873-B2-000	EA	ROD - LATCH - 20.1" W/3/4" DOG LEG
	142569-17-000	EA	SPRING/GAS - 90 LB - 12" EXTENDED/8.5" COMPRESSED
	132892-03-01A	FT	SEAL - BULB - W/LEG/WIRED U CHANNEL - BLACK
26	140552-22-P13	EA	VALANCE/DOOR - DRVR W/O PADDLE LATCH - 22.4" X 46.6" X 20"
	132873-68-000	EA	ROD - LATCH - 17.2" W/3/4" DOG LEG
	132873-69-000	EA	ROD - LATCH - 19" W/3/4" DOG LEG
	142569-17-000	EA	SPRING/GAS - 90 LB - 12" EXTENDED/8.5" COMPRESSED
	107721-07-000	FT	SEAL - ACCESS DOOR - .9"WIDE X 1.1"HIGH
	076767-15-000	EA	CABLE - STAINLESS STEEL - 9.8"
27	135983-02-P13	EA	PANEL - WHEEL LIP - REAR
	139793-03-01A	EA	HINGE - CENTER/VALANCE DOOR - W/O BALL STUD
28	140552-26-P14	EA	VALANCE/DOOR - W/O PADDLE LATCH - 40.6" X 18.5"
	132873-A8-000	EA	ROD - LATCH - 14.1" W/3/4" DOG LEG
	132873-A9-000	EA	ROD - LATCH - 16" W/3/4" DOG LEG
	142569-25-000	EA	SPRING/GAS - 60 LB - 12" EXTENDED/8.5" COMPRESSED
	076767-15-000	EA	CABLE - STAINLESS STEEL - 9.8"
	132892-03-01A	FT	SEAL - BULB - W/LEG/WIRED U CHANNEL - BLACK
29	140552-25-P14	EA	VALANCE/DOOR - W/O HARDWARE - W/NOTCH - 39.2" X 18.5"
30	107865-06-000	EA	ROD - SUPPORT - VALANCE PANEL - 15"
31	135764-05-P13	EA	PANEL/FILLER - VALANCE
32	P32206-10-R13	EA	DOOR - ENTRY W/SCREEN DOOR - W/O WINDOW/LATCH (S16, S17, S18, SW3)
32	P32206-10-S10	EA	DOOR - ENTRY W/SCREEN DOOR - W/O WINDOW/LATCH (S19, S20, S21, SW4)
32	P32206-10-S13	EA	DOOR - ENTRY W/SCREEN DOOR - W/O WINDOW/LATCH (S22, S23, S24, SW5)
33	135927-18-P13	EA	COMPARTMENT - LUGGAGE
34	142456-01-P13	EA	COMPARTMENT - LUGGAGE
35	133114-03-03A	EA	TREAD/STEP - RUBBER - GRAY (S16, S17, S18, SW3)
35	133114-03-01A	EA	TREAD/STEP - RUBBER - TAUPE (S19, S20, S21, S22, S23, S24, SW4, SW5)
	116975-01-01A	EA	LATCH - W/O STRIKE - BLACK - NEW STYLE
36	147781-01-03A	EA	TREAD/STEP - RUBBER - GRAY (S16, S17, S18, SW3)
36	147781-01-01A	EA	TREAD/STEP - RUBBER - TAUPE (S19, S20, S21, S22, S23, S24, SW4, SW5)
37	135929-11-S07	EA	COMPARTMENT - LUGGAGE
38	135929-10-S07	EA	COMPARTMENT - LUGGAGE
39	135929-09-R13	EA	COMPARTMENT - LUGGAGE
40*	142226-02-01A	EA	HATCH - POWER
41	146323-01-R13	EA	COMPARTMENT - STORAGE
42	146322-01-01A	EA	COMPARTMENT - SEWER
43	143491-01-02B	EA	BRACKET/SUPPORT - E-COATED
44	147453-01-02B	EA	COMPARTMENT - STORAGE - E-COATED

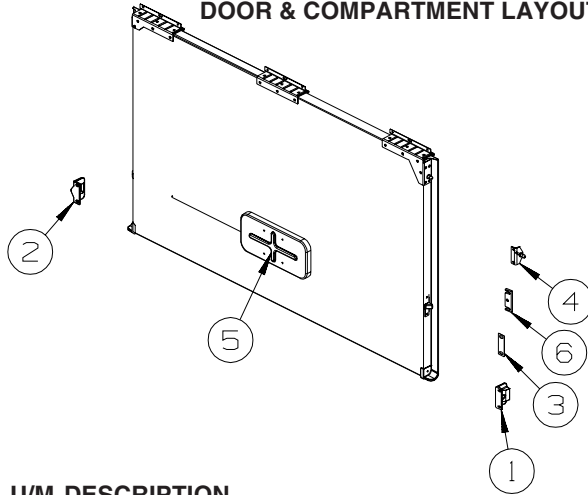
**EXTERIOR DOORS & COMPARTMENTS GROUP (CONTINUED)**  
**DOOR & COMPARTMENT LAYOUT (CONTINUED)**



KEY	PART NUMBER	U/M	DESCRIPTION
	45	143938-01-02B	EA BRACKET - GENERATOR - E-COATED
	46	143938-02-02B	EA BRACKET - GENERATOR - E-COATED
	47	131383-03-02A	EA BRACKET - SHOWER HEAD - WHITE
	48	133049-05-P13	EA TRIM/COVER - WATER HEATER
	49	143749-01-01A	EA EXTRUDED - VINYL - TRIM
	50	116975-01-01A	EA LATCH - W/O STRIKE - BLACK - NEW STYLE

**\*COMPONENT PARTS LISTED LATER IN THIS GROUP**

**EXTERIOR DOORS & COMPARTMENTS GROUP (CONTINUED)**  
**DOOR & COMPARTMENT LAYOUT (CONTINUED)**



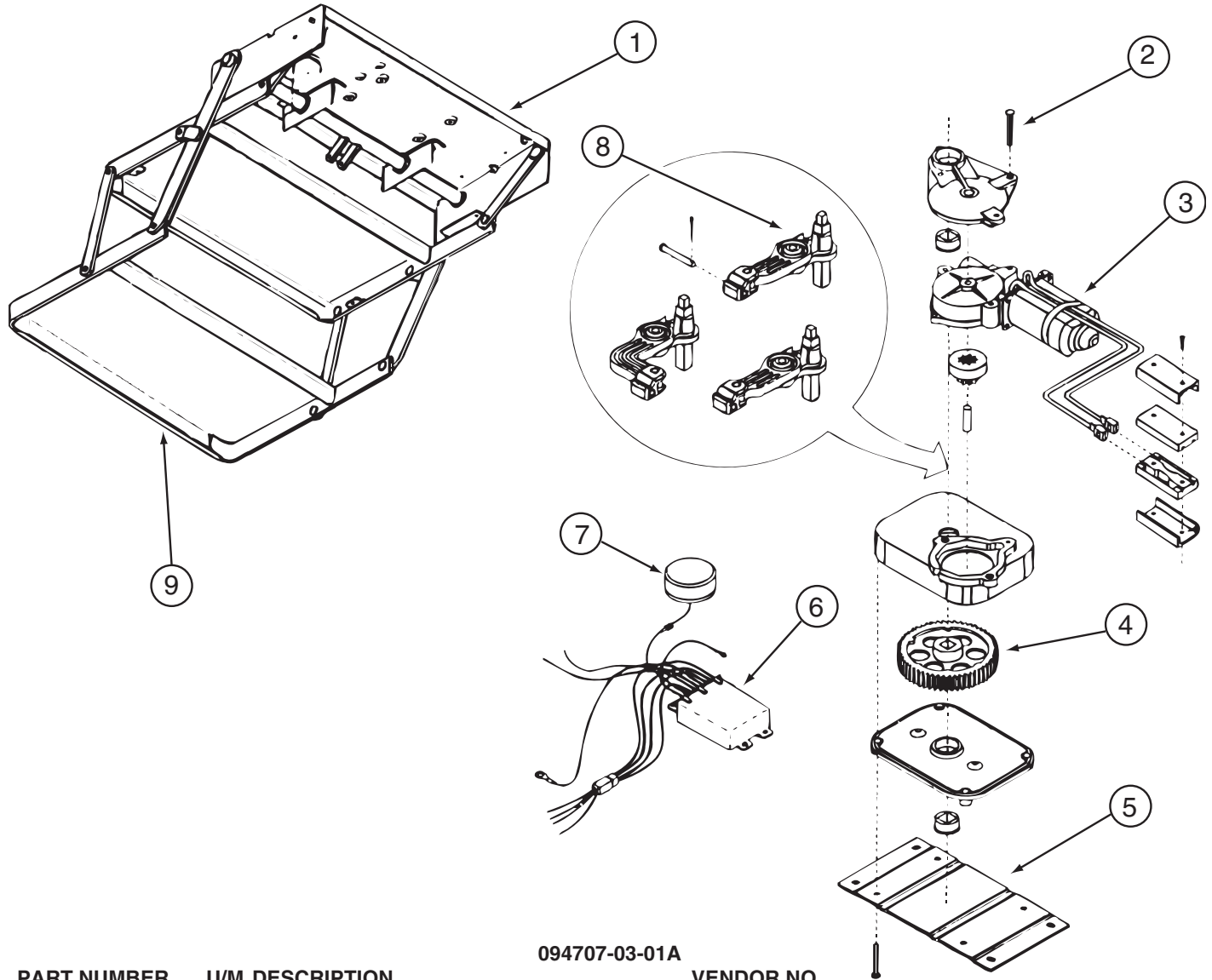
KEY	PART NUMBER	U/M	DESCRIPTION
1	130053-01-01A	EA	STRIKER - LUGGAGE DOOR - FLUSH - BLACK
2	130053-02-01A	EA	STRIKER - LUGGAGE DOOR - OFF SET - BLACK
3	143793-01-01A	EA	SHIM/STRIKER - LUGGAGE - 1.5" - BLACK
4	126263-02-02B	EA	BRACKET - GAS SPRING W/BALL STUD - E-COATED
5	138289-01-000	EA	CYLINDER/LOCK - ACCESS DOORS
5	138289-02-000	EA	CYLINDER/LOCK - ACCESS DOORS
5	138289-03-000	EA	CYLINDER/LOCK - ACCESS DOORS
5	138289-04-000	EA	CYLINDER/LOCK - ACCESS DOORS
5	138289-05-000	EA	CYLINDER/LOCK - ACCESS DOORS
5	138289-06-000	EA	CYLINDER/LOCK - ACCESS DOORS
5	138289-07-000	EA	CYLINDER/LOCK - ACCESS DOORS
5	138289-08-000	EA	CYLINDER/LOCK - ACCESS DOORS
5	138289-09-000	EA	CYLINDER/LOCK - ACCESS DOORS
5	138289-10-000	EA	CYLINDER/LOCK - ACCESS DOORS
	138288-01-000	EA	KEY - REVERSIBLE - #1151 - T/M 16169-02-1151
	138288-02-000	EA	KEY - REVERSIBLE - #1152 - T/M 16169-02-1152
	138288-03-000	EA	KEY - REVERSIBLE - #1153 - T/M 16169-02-1153
	138288-04-000	EA	KEY - REVERSIBLE - #1154 - T/M 16169-02-1154
	138288-05-000	EA	KEY - REVERSIBLE - #1155 - T/M 16169-02-1155
	138288-06-000	EA	KEY - REVERSIBLE - #1156 - T/M 16169-02-1156
	138288-07-000	EA	KEY - REVERSIBLE - #1157 - T/M 16169-02-1157
	138288-08-000	EA	KEY - REVERSIBLE - #1158 - T/M 16169-02-1158
	138288-09-000	EA	KEY - REVERSIBLE - #1159 - T/M 16169-02-1159
	138288-10-000	EA	KEY - REVERSIBLE - #1150 - T/M 16169-02-1150
6	NOT USED		

## EXTERIOR DOORS & COMPARTMENTS GROUP (CONTINUED)

### COMPONENT PARTS FOR DOOR & COMPARTMENT LAYOUT

084103-08-000

KEY	PART NUMBER	U/M DESCRIPTION	VENDOR NO.
	084104-01-700	EA LOCK-MALE, FASTENER	201-721-010
	084104-01-701	EA LOCK-FEMALE, FASTENER	201-802-010



094707-03-01A

KEY	PART NUMBER	U/M DESCRIPTION	VENDOR NO.
1	094707-01-702	EA FRAME W/DBL STEP,3200 SERIES	908032
2	094707-02-703	EA BEARING & PINS	909530
3	094707-02-700	EA MOTOR - "UT" ASM W/BRGS/PIN	909520
4	094707-02-702	EA GEAR KIT(GEAR-BEARING-PINS)	909525
5	094707-02-704	EA CONNECTOR-MOTOR ASM.W/PLATES	909537
6	094707-03-700	EA KIT CONTROL/SWITCH-RETROFIT	909506005
7	088746-01-705	EA LIGHT-UNDER STEP	9004
7	088733-01-700	EA BULB	9004
8	094707-02-701	EA LINKAGE ASM. W/BEARINGS-PINS	909534
9	094707-02-707	EA TREAD - NON-SKID - BLACK	909333
	094707-02-706	EA GEAR BOX ASM. W/O MOTOR	9524
	094707-02-708	EA TREAD - NON-SKID - YELLOW	909331
	094707-03-701	EA PLUG - 4-WAY - PACKARD	909306

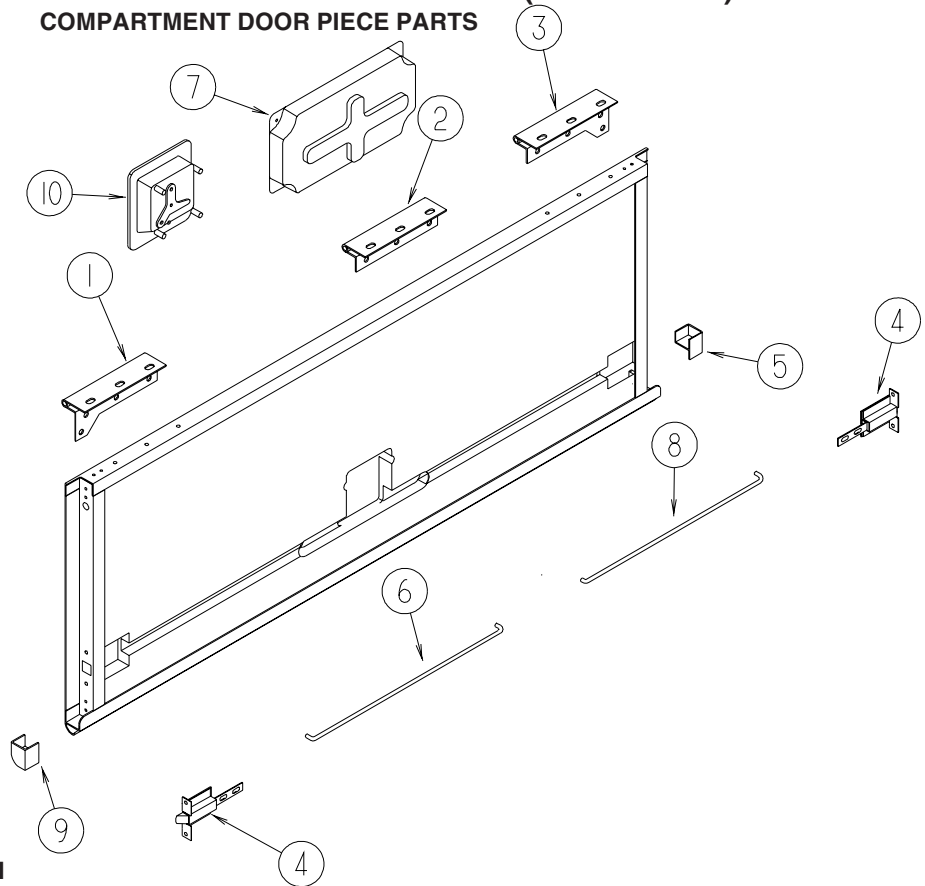
CONTACT WINNEBAGO PART SALES FOR UNLISTED COMPONENT(S)

142226-02-01A

KEY	PART NUMBER	U/M DESCRIPTION	VENDOR NO
	142226-02-700	EA TAB/LOCKING - ESCAPE (RED)	9667709

# EXTERIOR DOORS & COMPARTMENTS GROUP (CONTINUED)

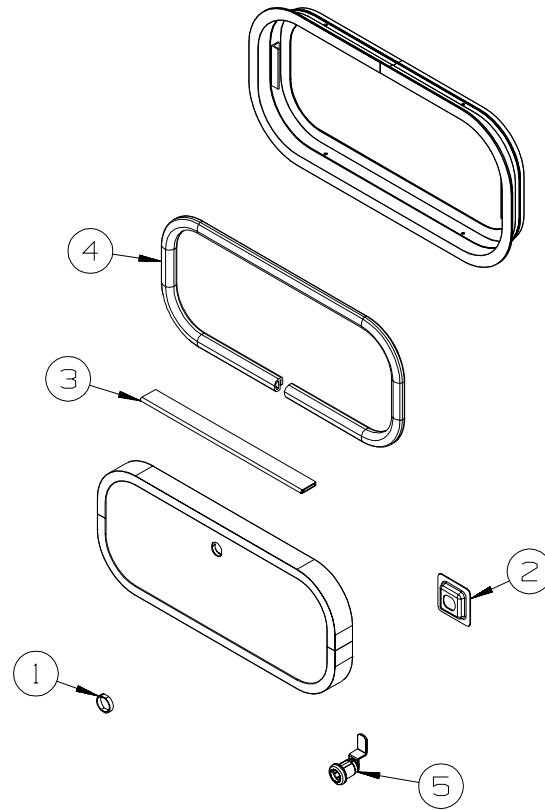
## COMPARTMENT DOOR PIECE PARTS



KEY	PART NUMBER	U/M	DESCRIPTION
1	139793-02-01A	EA	HINGE - LEFT HAND/VALANCE DOOR - W/BALLSTUD
1	139793-05-01A	EA	HINGE - LEFT HAND/VALANCE DOOR - W/O BALLSTUD
2	139793-03-01A	EA	HINGE - CENTER/VALANCE DOOR - W/O BALLSTUD
2	139793-09-01A	EA	HINGE - VALANCE DOOR - CENTER - <b>W/O BALL STUD - SHORT</b>
3	139793-04-01A	EA	HINGE - RIGHT HAND/VALANCE DOOR - W/O BALLSTUD
4	121947-01-01A	EA	BOLT - SLIDE/LATCH - W/PLASTIC PLUNGER
5	135276-01-01A	EA	REINFORCEMENT - CORNER - RIGHT HAND
6	132873-02-000	EA	ROD - LATCH (BLANK) - LEFT HAND
7	137359-01-01A	EA	COVER - LATCH - WHITE
8	132873-01-000	EA	ROD - LATCH (BLANK) - RIGHT HAND
9	135276-02-01A	EA	REINFORCEMENT - CORNER - LEFT HAND
10	138277-01-01A	EA	LATCH/PADDLE - COMPARTMENT DOOR - BLACK - KEY ONE
10	138277-01-02A	EA	LATCH/PADDLE - COMPARTMENT DOOR - WHITE - KEY ONE
10	112949-02-05A	EA	LATCH - PADDLE NON-LOCKING - BLACK



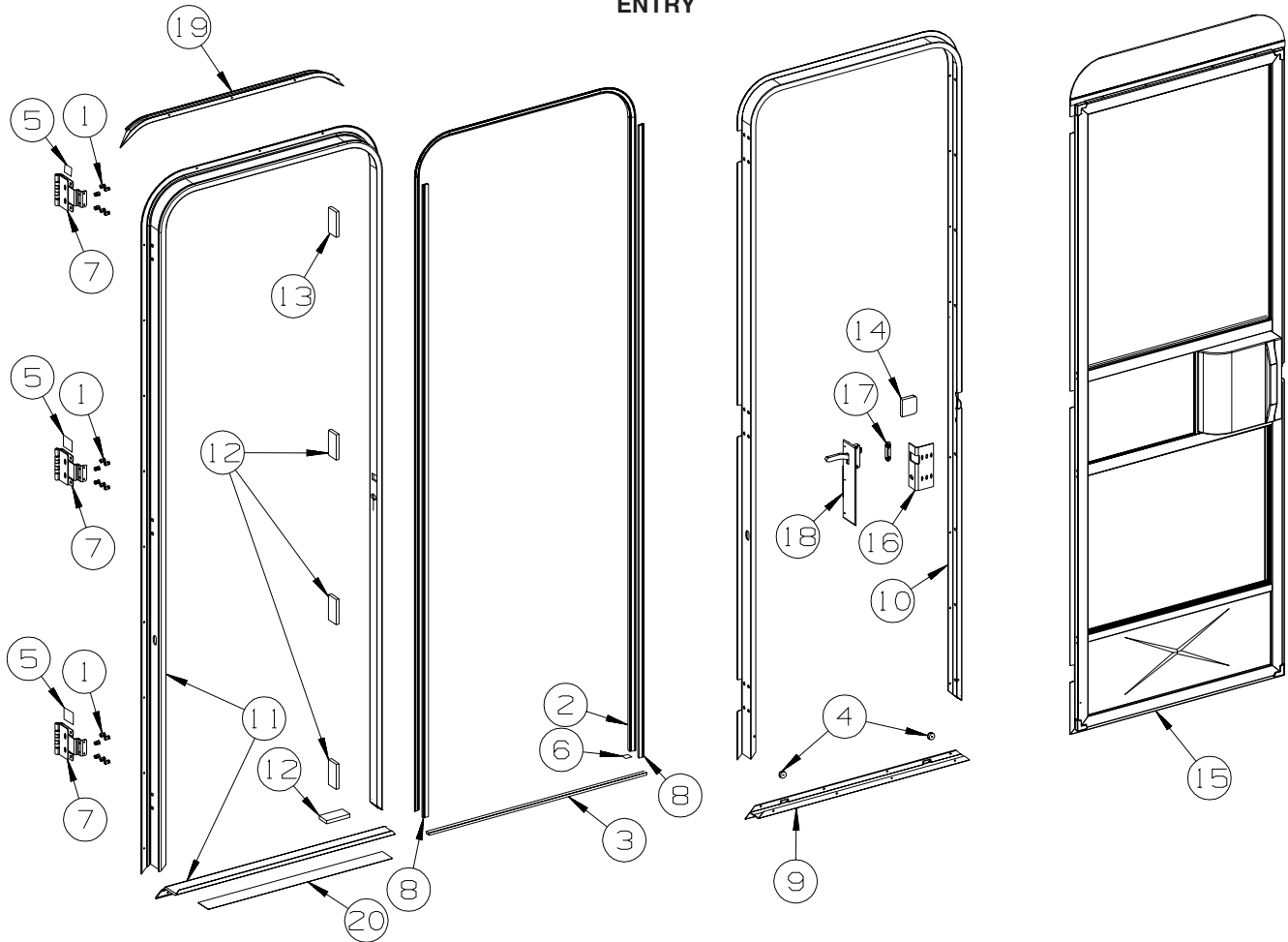
**EXTERIOR DOORS & COMPARTMENTS GROUP (CONTINUED)**  
**COMPARTMENT DOOR PIECE PARTS (CONTINUED)**



KEY	PART NUMBER	U/M	DESCRIPTION
1	139325-01-000	EA	SPACER - LOCK - 6MM
	139337-01-000	EA	GASKET - LOCK
2	097111-02-04A	EA	POCKET - LOCK - REAR DOOR - BLACK
2	097111-02-05A	EA	POCKET - LOCK - REAR DOOR - BRIGHT WHITE
3	081801-FN-000	EA	HINGE - DOOR - PIANO - 2" X 96" - BLACK
3	081801-V3-000	EA	HINGE - DOOR - PIANO - 2" X 96" - BRIGHT WHITE
4	106850-02-000	FT	SEAL-E - SPONGE RUBBER - .43" X .75"
5	138290-02-000	EA	CASE - W/CAM - W/O CYLINDER/KEY

# EXTERIOR DOORS & COMPARTMENTS GROUP (CONTINUED)

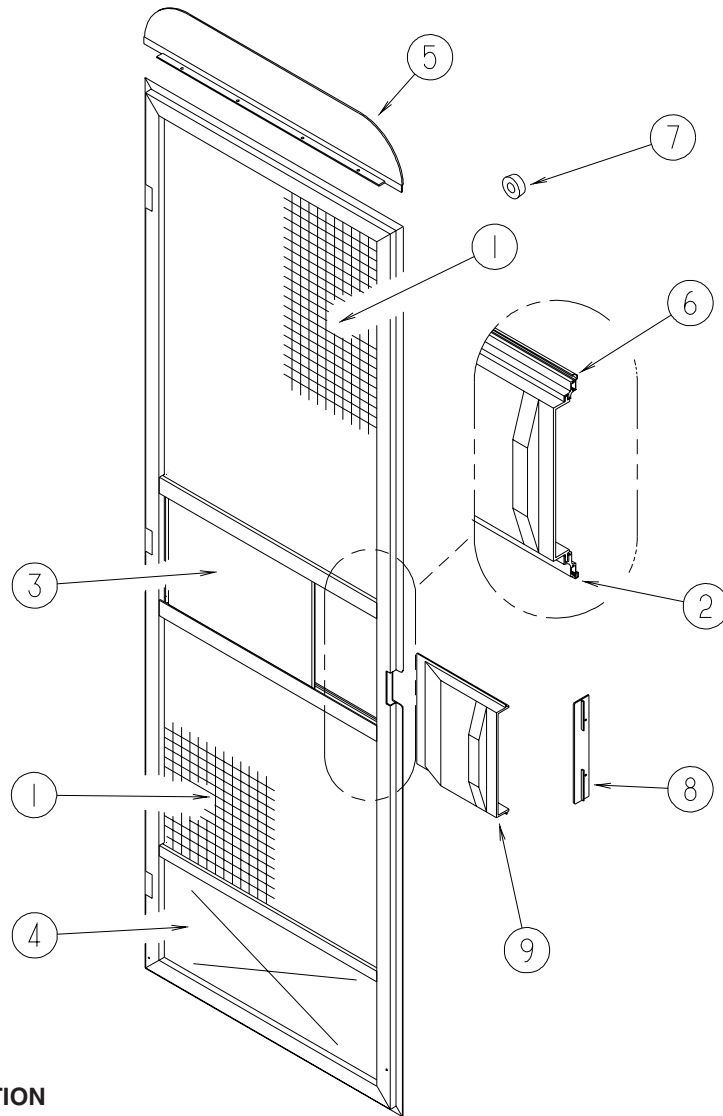
## ENTRY



KEY	PART NUMBER	U/M	DESCRIPTION
1	039715-01-000	EA	NUT-SERT - 1/4" DIAMETER - 20 THREADS
2	075671-04-000	FT	SEAL - SPONGE - LAZY T - W/ADHESIVE STRIP - .5" WIDE
3	075673-05-000	FT	SEAL/PILE - .5" HIGH W/ADHESIVE BACK - BLACK
4	081914-02-000	EA	BUMPER - RUBBER - ROUND - 5/16" DIA. X 13/64" THICK
5	100128-02-000	FT	SEAL - FOAM/ADHESIVE BACK - .37" WIDE X .37" THICK
6	104692-01-000	FT	SEAL - ADHESIVE BACKED FOAM - 3/4" THICK X 3/4" WIDE X 25'
7	106719-01-05A	EA	HINGE - ENTRY DOOR - BRIGHT WHITE
8	118929-01-01A	FT	SEAL - PILE - PUSH ON
9	121893-01-01A	EA	FRAME - ENTRY DOOR/BOTTOM - BRIGHT WHITE
10	121894-30-01A	EA	FRAME - ENTRY DOOR - BRIGHT WHITE
11	121898-18-01A	EA	JAMB - DOOR/ENTRANCE - BRIGHT WHITE
12	125724-01-000	EA	SHIM - DOOR, ENTRANCE
13	125724-02-000	EA	SHIM - DOOR - ENTRANCE
14	130096-05-000	EA	FOAM - SCREEN DOOR, RETAINER
15	132208-04-L07	EA	DOOR - SCREEN - W/O HARDWARE
16	137401-01-03B	EA	BRACKET - DOOR ANGLE - OFF WHITE
17	148364-01-02A	EA	STRIKE - SCREEN DOOR - BRIGHT WHITE
			FROM: 00-00-00 THRU: 02-11-04
17	148364-01-12B	EA	STRIKE - SCREEN DOOR - BRIGHT WHITE
			FROM: 02-12-04 THRU: 99-99-99
	138287-01-000	EA	CYLINDER/LOCK - ENTRY DOOR (MASTER)
	138287-02-000	EA	CYLINDER/LOCK - ENTRY DOOR (MASTER)
	138287-03-000	EA	CYLINDER/LOCK - ENTRY DOOR (MASTER)
	138287-04-000	EA	CYLINDER/LOCK - ENTRY DOOR (MASTER)
	138287-05-000	EA	CYLINDER/LOCK - ENTRY DOOR (MASTER)
	138287-06-000	EA	CYLINDER/LOCK - ENTRY DOOR (MASTER)
	138287-07-000	EA	CYLINDER/LOCK - ENTRY DOOR (MASTER)
	138287-08-000	EA	CYLINDER/LOCK - ENTRY DOOR (MASTER)
	138287-09-000	EA	CYLINDER/LOCK - ENTRY DOOR (MASTER)
	138287-10-000	EA	CYLINDER/LOCK - ENTRY DOOR (MASTER)

**EXTERIOR DOORS & COMPARTMENTS GROUP (CONTINUED)**  
**ENTRY (CONTINUED)**

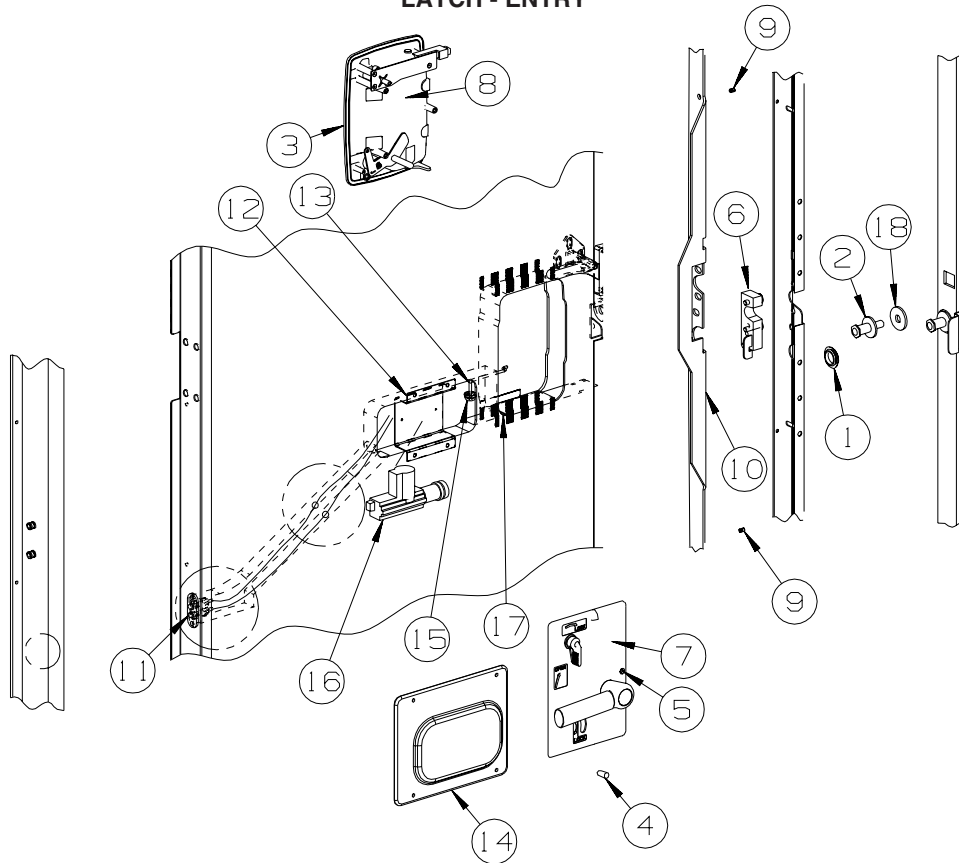
KEY	PART NUMBER	U/M DESCRIPTION
	138288-01-000	EA KEY - REVERSIBLE - #1151 - T/M 16169-02-1151
	138288-02-000	EA KEY - REVERSIBLE - #1152 - T/M 16169-02-1152
	138288-03-000	EA KEY - REVERSIBLE - #1153 - T/M 16169-02-1153
	138288-04-000	EA KEY - REVERSIBLE - #1154 - T/M 16169-02-1154
	138288-05-000	EA KEY - REVERSIBLE - #1155 - T/M 16169-02-1155
	138288-06-000	EA KEY - REVERSIBLE - #1156 - T/M 16169-02-1156
	138288-07-000	EA KEY - REVERSIBLE - #1157 - T/M 16169-02-1157
	138288-08-000	EA KEY - REVERSIBLE - #1158 - T/M 16169-02-1158
	138288-09-000	EA KEY - REVERSIBLE - #1159 - T/M 16169-02-1159
	138288-10-000	EA KEY - REVERSIBLE - #1150 - T/M 16169-02-1150
18	132915-01-01A	EA LATCH - SCREEN DOOR - BLACK
	138292-01-000	EA SEAL - LOCK CYLINDER
19	139054-01-01A	EA CAP - DRIP - JAMB MOUNTED - BRIGHT WHITE
20	038327-01-000	EA TAPE - ANTI-SLIP - 2" X 60'



KEY	PART NUMBER	U/M DESCRIPTION
1	002293-02-000	SF SCREEN - 26" - CHARCOAL <b>SCREEN</b>
2	002294-01-000	FT SPLINE - SCREENING - .13" X .14"
3	016454-21-000	EA INSERT/CENTER - SCREEN DOOR
4	078552-03-000	EA KICK PANEL - SCREEN DOOR - LOWER INSERT - UNPAINTED
5	078595-01-000	EA TOP PLATE - SCREEN DOOR - CURVED TOP - 4.7" X 25.35"
6	078777-08-000	FT CHANNEL - SLIDER - 4 FOOT INCREMENTS
7	120863-06-000	EA BUMPER - RUBBER/RADIUS TOP - 3/4" X 3/8" - LT GRAY
		FROM: 00-00-00 THRU: 06-26-05
7	120863-09-000	EA BUMPER - RUBBER/RADIUS TOP - 3/4" X 3/8" - LT GRAY
		FROM: 06-27-05 THRU: 99-99-99
8	132081-01-01A	EA STRIKE - SLIDER - SCREEN DOOR - BRIGHT WHITE
9	132082-01-01A	EA SLIDER - SCREEN DOOR - BRIGHT WHITE

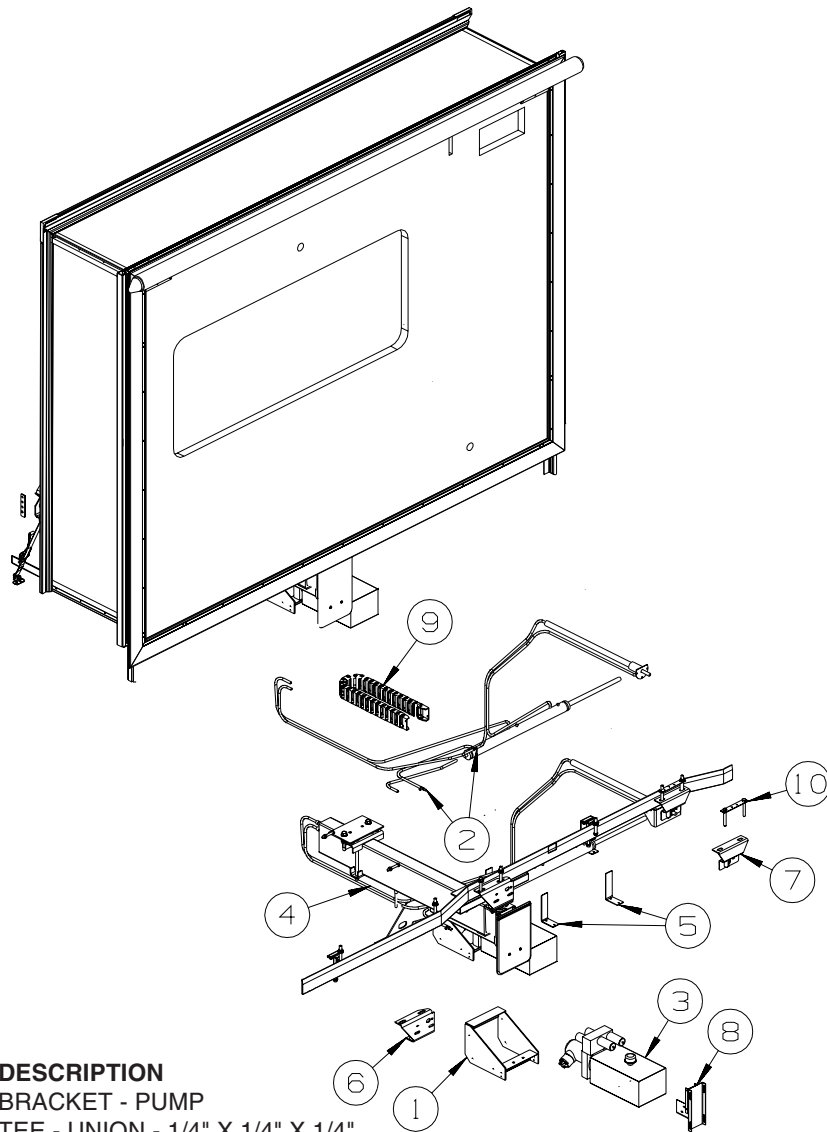
# EXTERIOR DOORS & COMPARTMENTS GROUP (CONTINUED)

## LATCH - ENTRY



KEY	PART NUMBER	U/M	DESCRIPTION	
1	061420-14-000	EA	PLUG/PLASTIC - 7/8" DIAMETER - BLACK	
2	092927-15-000	EA	STRIKER - BOLT	
3	112782-04-01A	EA	GASKET	
4	112782-05-01A	EA	CAP - VINYL - RED	
5	112782-08-01A	EA	SCREW - MOUNTING/PLATE - ZINC	
6	112782-15-01A	EA	LATCH - SINGLE ROTOR	
6	112782-22-01A	EA	LATCH - SINGLE ROTOR	FROM: 00-00-00 THRU: 05-30-04
7	112782-16-01A	EA	LATCH - INTERIOR PLATE	FROM: 05-31-04 THRU: 99-99-99
7	112782-21-01A	EA	LATCH - INTERIOR PLATE	FROM: 00-00-00 THRU: 05-30-04
8	112782-18-01A	EA	LATCH - EXTERIOR - W/O LOCK CYLINDER W/ICON-REVERSIBLE KEY	FROM: 05-31-04 THRU: 99-99-99
8	112782-20-01A	EA	LATCH - EXTERIOR - W/O LOCK CYLINDER W/ICON-REVERSIBLE KEY	FROM: 00-00-00 THRU: 05-30-04
9	072893-04-000	EA	NUTSERT - 10-32	FROM: 05-31-04 THRU: 99-99-99
10	132207-01-02B	EA	STIFFENER/DOOR - FORMED - E-COATED	
11	138897-01-000	EA	SWITCH - 2 PIN/SPRING LOADED CONTACTS (EA=1 SWITCH)	
12	113650-02-02B	EA	BRACKET - ACTUATOR - ELECTRIC - E-COATED	
13	113651-01-01A	EA	ROD - CONTROL - MOTOR/LOCK	
14	113960-01-01A	EA	COVER - ACTUATOR - POWER LOCK	
15	114209-01-01A	EA	PUSHNUT - CAP - 1/8" - WHITE	
16	138898-01-000	EA	ACTUATOR/LOCK - ELECTRIC	
17	137230-01-01A	EA	STRIKER - NOTCHED, MILL	
18	147900-01-01A	EA	SPACER - STRIKE BOLT, MILL	

# EXTERIOR SLIDEOUT GROUP FRONT LEFT

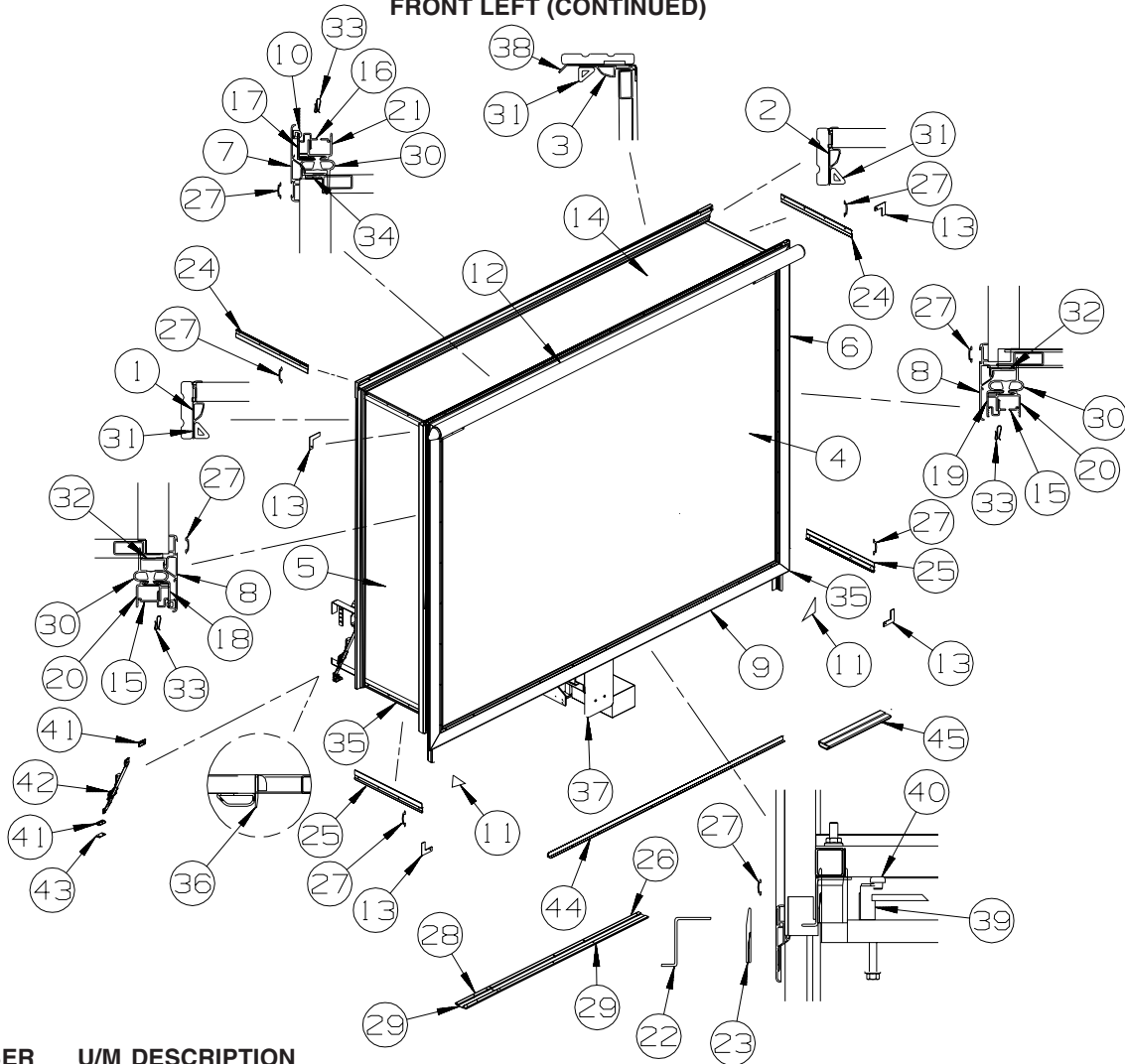


KEY	PART NUMBER	U/M	DESCRIPTION
1	107938-08-000	EA	BRACKET - PUMP
2	123264-01-000	EA	TEE - UNION - 1/4" X 1/4" X 1/4"
3*	136747-01-000	EA	PUMP - SLIDEOUT - 2 ROOM
4*	143394-01-000	EA	SLIDEOUT - HYDRAULIC KIT
5	122922-03-02B	EA	BRACKET/SUPPORT - CYLINDER - (QTY 2)
6	127030-02-02B	EA	BRACKET - INNER REAR/MOUNT - SLIDEOUT - E-COATED
7	143198-01-02B	EA	BRACKET/MOUNT - F/SLIDEOUT - E-COATED
8	145262-01-02B	EA	BRACKET - RAM COVER - E-COATED
9	143541-01-01A	EA	CARRIER/WIRING - F/SLIDEOUT ROOM - 29 LINKS
10	136995-05-02B	EA	PLATE W/BOLTS - 5.9" X 1" W/7/16" X 3" BOLTS

FROM: 00-00-00 THRU: 11-29-04

**\*COMPONENT PARTS LISTED LATER IN THIS GROUP**

**EXTERIOR SLIDEOUT GROUP (CONTINUED)**  
**FRONT LEFT (CONTINUED)**

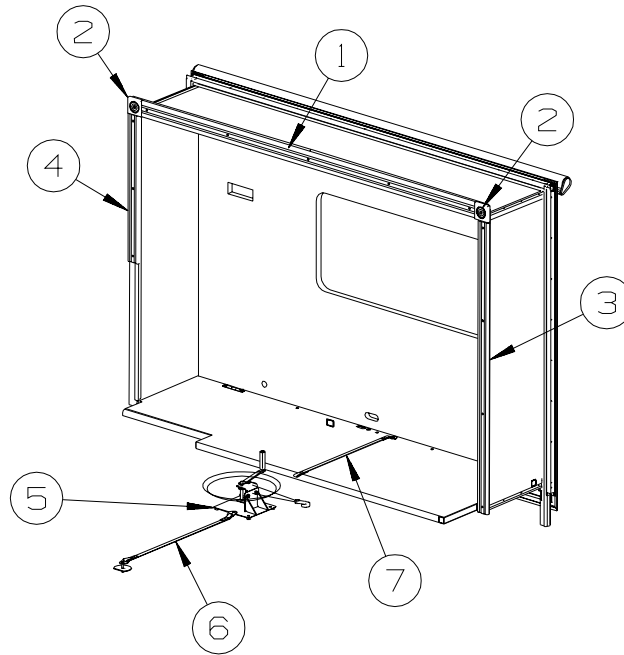


KEY	PART NUMBER	U/M	DESCRIPTION
1	139624-01-01A	EA	TRIM/SEAL - INNER/RIGHT HAND - 73.4" - BRIGHT WHITE
2	139624-02-01A	EA	TRIM/SEAL - INNER/LEFT HAND - 73.4" - BRIGHT WHITE
3	139624-23-01A	EA	TRIM/SEAL - INNER/TOP - 105.3" - BRIGHT WHITE
4	148609-11-S07	EA	SLUG - F/SLIDEOUT (S16, S17, S18, SW3)
4	148609-11-S10	EA	SLUG - F/SLIDEOUT (S19, S20, S21, SW4)
4	148609-11-S13	EA	SLUG - F/SLIDEOUT (S22, S23, S24, SW5)
5	150389-01-R08	EA	PANEL/END - F/SLIDEOUT (S16, S17, S18, SW3)
5	150389-01-S01	EA	PANEL/END - F/SLIDEOUT (S19, S20, S21, SW4)
5	150389-01-S03	EA	PANEL/END - F/SLIDEOUT (S22, S23, S24, SW5)
6	121402-06-S07	EA	PANEL/END - F/SLIDEOUT (S16, S17, S18, SW3)
6	121402-06-S10	EA	PANEL/END - F/SLIDEOUT (S19, S20, S21, SW4)
6	121402-06-S13	EA	PANEL/END - F/SLIDEOUT (S22, S23, S24, SW5)
7	139625-25-01A	EA	TRIM/SEAL - W/MITERED ENDS - 107" - BRIGHT WHITE
8	139625-13-01A	EA	TRIM/SEAL - W/MITERED ENDS - 79.5" - BRIGHT WHITE
9	142233-01-01A	EA	TRIM/SEAL - W/MITERED ENDS - 107.2" - BRIGHT WHITE
10	099418-01-000	FT	SEAL - D-SECTION/ADHESIVE BACK - .44" X .44" - BLK RUBBER
11	135275-01-01A	EA	PROTECTOR - CORNER - SLIDEOUT - WHITE
12	122977-20-03A	EA	AWNING/SLIDEOUT W/COVER - 108" - WHITE - VINYL/VINYL WRAP
13	116444-04-12B	EA	TRIM/KEY CORNER - SLIDEOUT - 3.1" X 3.1" - BRT WHITE
14	142949-01-P13	EA	ROOF - F/SLIDEOUT
14	142949-01-S01	EA	ROOF - F/SLIDEOUT
			FROM: 00-00-00 THRU: 07-18-04
			FROM: 07-19-04 THRU: 99-99-99
15	142718-01-01A	EA	RETAINER - SIDEWALL/SLIDEOUT - 72.8"
16	142718-16-01A	EA	RETAINER - SIDEWALL/SLIDEOUT - 104.7"
17	142719-16-01A	EA	TRIM/SIDEWALL - TOP/SLIDEOUT - 106.3" - BRIGHT WHITE
18	142720-08-01A	EA	TRIM - SIDEWALL/SLIDEOUT - 74.4" - BRIGHT WHITE
19	142720-06-01A	EA	TRIM - SIDEWALL/SLIDEOUT - 74.4" - BRIGHT WHITE
20	136824-38-01A	EA	TRIM - SIDEWALL/SLIDEOUT - 74.6" - BRIGHT WHITE

**EXTERIOR SLIDEOUT GROUP (CONTINUED)**  
**FRONT LEFT (CONTINUED)**

<b>KEY</b>	<b>PART NUMBER</b>	<b>U/M</b>	<b>DESCRIPTION</b>
21	136824-24-01A	EA	TRIM - SIDEWALL/SLIDEOUT - 106.4" - BRIGHT WHITE
22	128621-30-01A	EA	BRACKET/ZEE - SLIDEOUT - 100.6" - MILL
23	115075-03-000	FT	SEAL - WIPE - .25" X 2.9"
24	138659-01-01A	EA	TRIM/FEATURE STRIP - 181.7" - BRIGHT WHITE
25	125051-01-01A	EA	TRIM - FEATURE STRIP/LOWER - 20.2" - BRIGHT WHITE
26	115325-07-01A	EA	RAIL - FLOOR/SLIDEOUT ROOM - 44.2" LONG - BLACK
27	105312-01-07A	FT	INSERT - FEATURE STRIP - VINYL - BRIGHT WHITE
28	115325-16-01A	EA	RAIL - FLOOR/SLIDEOUT ROOM - 9.8" LONG - BLACK
29	115661-01-000	FT	SHOE/GLIDE - SLIDEOUT ROOM - 1/16" X 3" - POLYETHYLENE
30	136978-01-01A	FT	SEAL - SLIDEOUT - BLACK
31	146056-01-000	FT	SEAL - TRIANGLE - W/PSA
32	133954-09-01A	EA	TRIM/SEAL - 71.6" - BRIGHT WHITE
33	142549-01-000	EA	CLIP - "S" TYPE
34	133954-32-01A	EA	TRIM/SEAL - 101.7" - BRIGHT WHITE
35	075673-05-000	FT	SEAL - PILE - ADHESIVE BACK - BLACK
36	115075-02-000	FT	SEAL - WIPE - .25" X 2.9"
37	138077-04-P13	EA	COVER/RAM - 8.2" X 11.7" - W/BRACKET/TUBE - BRIGHT WHITE
	138077-03-01A	EA	COVER/RAM - 8.2" X 11.7" - W/O TUBE - BRIGHT WHITE
38	125466-09-02A	EA	SUPRT ASM-RF,INTR,B/W,2652MM
39	126313-09-02B	EA	SUPPORT - ROLLER - SLIDE-OUT ROOM - E-COATED
40	134855-01-000	EA	BEARING PAD - NARROW
41	135619-02-01A	EA	PLATE - TIEDOWN - SLIDEOUT ROOM
42	135619-01-01A	EA	STRAP - TIEDOWN - SLIDEOUT ROOM
43	135622-01-02B	EA	PLATE - TIEDOWN - SLIDEOUT ROOM
44	151282-03-01A	EA	TRIM - CARPET EDGE/F-ANGLE - 69.6" - BLACK
			FROM: 04-19-04 THRU: 99-99-99
45	134756-03-M30	EA	RAMP - FABRIC COVERED - SLIDEOUT - 18.3"
			FROM: 04-26-04 THRU: 99-99-99

**EXTERIOR SLIDEOUT GROUP (CONTINUED)**  
**FRONT LEFT (CONTINUED)**



KEY	PART NUMBER	U/M	DESCRIPTION
1	132663-25-08A	EA	MOLDING-VINYL WRAP/PRE DRILLED-.6" X 3.8" X 97.5" - PORTSMOUTH OAK
1	132663-25-07A	EA	MOLDING-VINYL WRAP/PRE DRILLED-.6" X 3.8" X 97.5" - CONCERT CHERRY
1	132663-25-21A	EA	MOLDING-VINYL WRAP/PRE DRILLED-.6" X 3.8" X 97.5" - WASHED MAPLE
1	132663-25-22A	EA	MOLDING-VINYL WRAP/PRE DRILLED-.6" X 3.8" X 97.5" - SIERRA MAPLE
2	132844-01-08A	EA	BLOCK - CORNER - 3.9" X 3.9" - PORTSMOUTH OAK
2	132844-01-02A	EA	BLOCK - CORNER - 3.9" X 3.9" - CONCERT CHERRY
2	132844-01-21A	EA	BLOCK - CORNER - 3.9" X 3.9" - WASHED MAPLE
2	132844-01-22A	EA	BLOCK - CORNER - 3.9" X 3.9" - SIERRA MAPLE
3	132663-04-08A	EA	MOLDING-VINYL WRAP/PRE DRILLED-.6"X3"X70.2" - PORTSMOUTH OAK
3	132663-04-07A	EA	MOLDING-VINYL WRAP/PRE DRILLED-.6"X3"X70.4" - CONCERT CHERRY
3	132663-04-21A	EA	MOLDING-VINYL WRAP/PRE DRILLED-.6"X3"X70.2" - WASHED MAPLE
3	132663-04-22A	EA	MOLDING-VINYL WRAP/PRE DRILLED-.6"X3"X70.2" - SIERRA MAPLE
4	132663-13-08A	EA	MOLDING-VINYL WRAP/PRE DRILLED-.6"X3"X35.7" - PORTSMOUTH OAK
4	132663-13-07A	EA	MOLDING-VINYL WRAP/PRE DRILLED-.6" X 3" X 35.7" - CONCERT CHERRY
4	132663-13-21A	EA	MOLDING-VINYL WRAP/PRE DRILLED-.6" X 3" X 35.7" - WASHED MAPLE
4	132663-13-22A	EA	MOLDING-VINYL WRAP/PRE DRILLED-.6" X 3" X 35.7" - SIERRA MAPLE
5	116082-01-02B	EA	BRACKET - WINCH
	069726-02-000	EA	BUMPER - .88" OD X .40" THICK - BLACK
6	116101-03-H13	EA	STRAP - WINCH - 39.5" CENTER BRACKET/CENTER
	140221-01-02B	EA	WASHER - SEAT BELT - E-COAT
7	116101-02-F31	EA	STRAP - WINCH - 34" CENTER BRACKET/STRAP END
8	115767-02-000	EA	WINCH - SLIDEOUT W/10' STRAP

**COMPONENT PARTS FOR FRONT SLIDEOUT**

**136747-01-000**

KEY	PART NUMBER	U/M	DESCRIPTION	VENDOR NO.
	100532-01-713	EA	PUMP/MOTOR/TANK - MONARCH	RAP90014/AP2260 & AP21255
	100532-03-715	EA	CAP-BREATHER W/DIPSTICK	RAP7876
	100532-03-723	EA	O-RING/SEAL KIT	RAP9171
	100532-09-710	EA	SOLENOID-INTERMITTENT DUTY	RAP0533
	131306-12-702	EA	VALVE - PRESSURE SOLENOID - 3.3"X1.6"	RAP90729/AP24604

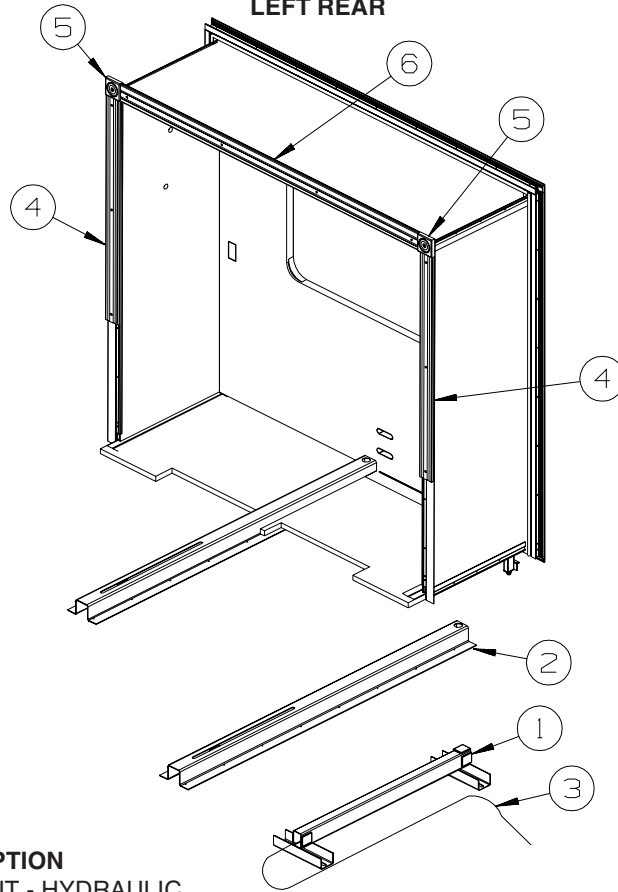
**143394-01-000**

KEY	PART NUMBER	U/M	DESCRIPTION	VENDOR NO.
	132540-01-706	EA	BOLT - SLIDE ROOM ADJUSTER	RAP90865/P19611



## EXTERIOR SLIDEOUT GROUP (CONTINUED)

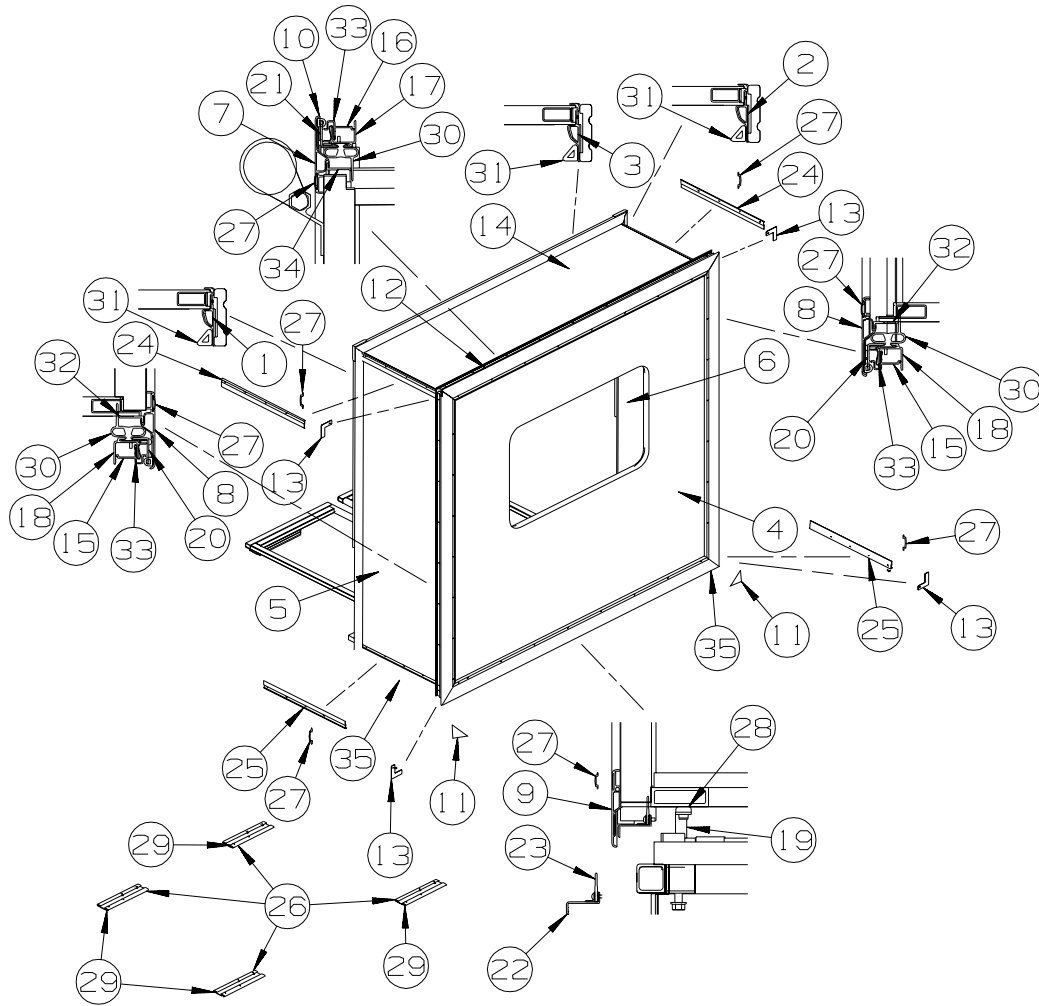
LEFT REAR



KEY	PART NUMBER	U/M	DESCRIPTION
1*	128599-04-000	EA	SLIDEOUT - HYDRAULIC
2*	128599-02-000	EA	CHANNEL - F/SLIDEOUT
3*	100536-42-000	EA	HOSE KIT - PUMP TO SLIDE-OUT VALVE
4	132663-17-08A	EA	MOLDING-VINYL WRAP/PRE DRILLED-.6"X3.8"X45.5" - OAK - PORTSMOUTH OAK
4	132663-17-07A	EA	MOLDING-VINYL WRAP/PRE DRILLED-.6"X3.8"X45.5" - CHERRY - CONCERT CHERRY
4	132663-17-21A	EA	MOLDING-VINYL WRAP/PRE DRILLED-.6"X3.8"X45.5" - WASHED MAPLE
4	132663-17-22A	EA	MOLDING-VINYL WRAP/PRE DRILLED - .6" X 3" X 45.5" - S/MAPLE - SIERRA MAPLE
5	132844-02-08A	EA	BLOCK - CORNER - 3.5" X 3.5" - PORTSMOUTH OAK
5	132844-02-02A	EA	BLOCK - CORNER - 3.5" X 3.5" - SALEM CHERRY - CONCERT CHERRY
5	132844-02-21A	EA	BLOCK - CORNER - 3.5" X 3.5" - WASHED MAPLE
5	132844-02-22A	EA	BLOCK - CORNER - 3.5" X 3.5" - SIERRA MAPLE
6	132663-18-08A	EA	MOLDING-VINYL WRAP/PRE DRILLED - .6" X 3.4" X 73.2" - OAK - PORTSMOUTH OAK
6	132663-18-07A	EA	MOLDING-VINYL WRAP/PRE DRILLED - .6" X 3.4" X 73.2"-CHERRY - CONCERT CHERRY
6	132663-18-21A	EA	MOLDING-VINYL WRAP/PRE DRILLED - .6" X 3.4" X 73.1" - WASHED MAPLE
6	132663-18-22A	EA	MOLDING-VINYL WRAP/PRE DRILLED-.6" X 3.4" X 73.1" - S/MAPLE - SIERRA MAPLE

\*COMPONENT PARTS LISTED LATER IN THIS GROUP

**EXTERIOR SLIDEOUT GROUP (CONTINUED)**  
**LEFT REAR (CONTINUED)**



KEY	PART NUMBER	U/M	DESCRIPTION
1	139624-15-01A	EA	TRIM/SEAL - INNER/RIGHT HAND - 72.9" - BRIGHT WHITE
2	139624-16-01A	EA	TRIM/SEAL - INNER/LEFT HAND - 72.9" - BRIGHT WHITE
3	139624-04-01A	EA	TRIM/SEAL - INNER/TOP - 80.2" - BRIGHT WHITE
4	148609-12-S07	EA	SLUG - F/SIDEWALL (S16, S17, S18, SW3)
4	148609-12-S10	EA	SLUG - F/SIDEWALL (S19, S20, S21, SW4)
4	148609-12-S13	EA	SLUG - F/SIDEWALL (S22, S23, S24, SW5)
5	143039-01-R13	EA	PANEL/FRAMED WALL - REAR - F/SLIDEOUT (S16, S17, S18, SW3)
5	143039-01-S10	EA	PANEL/FRAMED WALL - REAR - F/SLIDEOUT (S19, S20, S21, SW4)
5	143039-01-S13	EA	PANEL/FRAMED WALL - REAR - F/SLIDEOUT (S22, S23, S24, SW5)
6	143041-01-R13	EA	PANEL/FRAMED WALL - FRONT - F/SLIDEOUT (S16, S17, S18, SW3)
6	143041-01-S10	EA	PANEL/FRAMED WALL - FRONT - F/SLIDEOUT (S19, S20, S21, SW4)
6	143041-01-S13	EA	PANEL/FRAMED WALL - FRONT - F/SLIDEOUT (S22, S23, S24, SW5)
7	139625-03-01A	EA	TRIM/SEAL - W/MITERED ENDS - 82" - BRIGHT WHITE
8	139625-11-01A	EA	TRIM/SEAL - W/MITERED ENDS - 75.9" - BRIGHT WHITE
9	142233-04-01A	EA	TRIM/SEAL - W/MITERED ENDS - 82" - BRIGHT WHITE
10	099418-01-000	FT	SEAL - D-SECTION/ADHESIVE BACK - .44" X .44" - BLK RUBBER
11	135275-01-01A	EA	PROTECTOR - CORNER - SLIDEOUT - WHITE
12	122977-12-03A	EA	AWNING/SLIDEOUT W/COVER - 81.8" - WHITE - VINYL/VINYL WRAP
13	116444-04-12B	EA	TRIM/KEY CORNER - SLIDEOUT - 3.1" X 3.1" - BRT WHITE
14	136557-01-M07	EA	ROOF - F/SLIDEOUT
14	136557-01-S01	EA	ROOF - F/SLIDEOUT
			FROM: 00-00-00 THRU: 07-18-04
			FROM: 07-19-04 THRU: 99-99-99
15	142718-01-01A	EA	RETAINER - SIDEWALL/SLIDEOUT - 72.8"
16	142718-23-01A	EA	RETAINER - SIDEWALL/SLIDEOUT - 79.9"
17	142719-05-01A	EA	TRIM/SIDEWALL - TOP/SLIDEOUT - 81.3" - BRIGHT WHITE
18	142720-11-01A	EA	TRIM - SIDEWALL/SLIDEOUT - 72.9" - BRIGHT WHITE
19	126313-09-02B	EA	SUPPORT - ROLLER - SLIDEOUT ROOM - E-COATED

**EXTERIOR SLIDEOUT GROUP (CONTINUED)**  
**LEFT REAR (CONTINUED)**

<b>KEY</b>	<b>PART NUMBER</b>	<b>U/M</b>	<b>DESCRIPTION</b>
20	136824-16-01A	EA	TRIM - SIDEWALL/SLIDEOUT - 72.7" - BRIGHT WHITE
21	136824-02-01A	EA	TRIM - SIDEWALL/SLIDEOUT - 81.2" - BRIGHT WHITE
22	141174-01-02A	EA	TRIM/ZEE - SIDEWALL - 81.4" - BRIGHT WHITE
	149821-01-01A	EA	TRIM/ANGLE - SIDEWALL - BLACK - 1/2" X 1/2" X 77.9"
23	123012-01-000	FT	SEAL - SLIDEOUT - .09"/.13" THICK X 1.3" - W/ADHESIVE
24	138659-01-01A	EA	TRIM/FEATURE STRIP - 181.7" - BRIGHT WHITE
25	141435-04-01A	EA	TRIM - FEATURE - LOWER - 24" - BRIGHT WHITE
26	115325-08-01A	EA	RAIL - FLOOR/SLIDEOUT ROOM - 12" LONG - BLACK
27	105312-01-07A	FT	INSERT - FEATURE STRIP - VINYL - BRIGHT WHITE
28	134855-01-000	EA	BEARING PAD - NARROW
29	115661-01-000	FT	SHOE/GLIDE - SLIDEOUT ROOM - 1/16" X 3" - POLYETHYLENE
30	136978-01-01A	FT	SEAL - SLIDEOUT - BLACK
31	146056-01-000	FT	SEAL - TRIANGLE - W/PSA
32	133954-46-01A	EA	TRIM/SEAL - 68.8" - BRIGHT WHITE
33	142549-01-000	EA	CLIP - "S" TYPE
34	133954-18-01A	EA	TRIM/SEAL - 76.5" - BRIGHT WHITE
35	075673-05-000	FT	SEAL - PILE - ADHESIVE BACK - BLACK

**COMPONENT PARTS FOR REAR SLIDEOUT**

**100536-42-000**

<b>KEY</b>	<b>PART NUMBER</b>	<b>U/M</b>	<b>DESCRIPTION</b>	<b>VENDOR NO.</b>
	100536-42-700	EA	HOSE/HYDRAULIC - 180" - PRESS	RAP90120/AP5965
	100536-42-701	EA	HOSE/HYDRAULIC - 175" - RETURN	RAP90350/AP7358

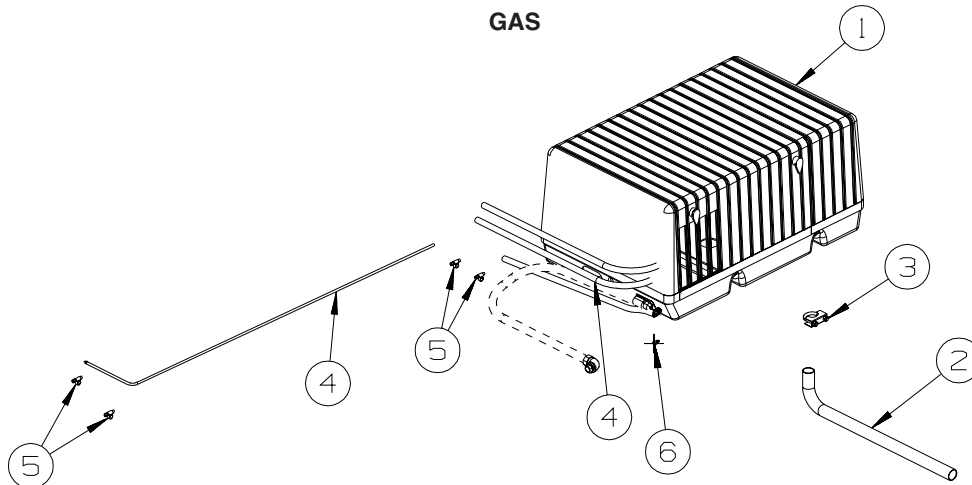
**128599-02-000**

<b>KEY</b>	<b>PART NUMBER</b>	<b>U/M</b>	<b>DESCRIPTION</b>	<b>VENDOR NO.</b>
	128599-06-703	EA	BEARING KIT - SLIDE-OUT TUBE	RAP90698
	128599-06-704	EA	BEARING PAD - SLIDE-OUT	P14811

**128599-04-000**

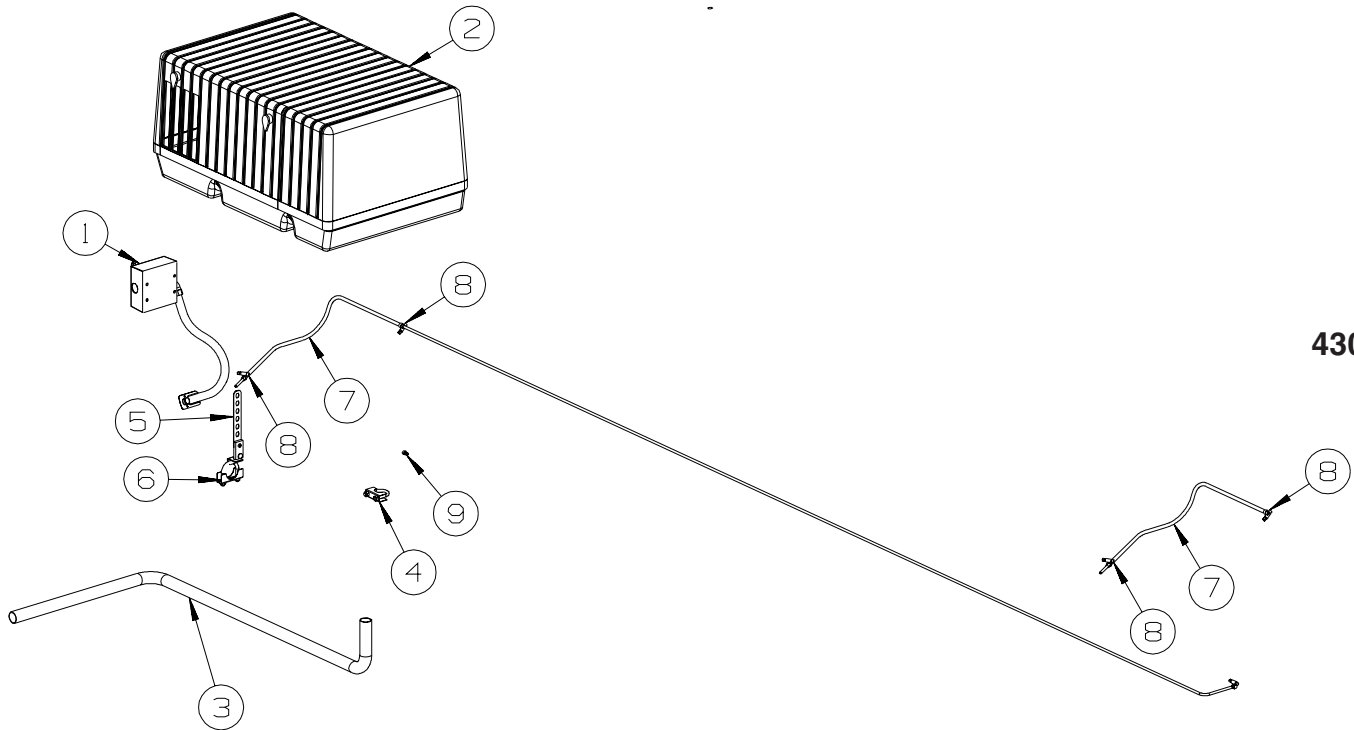
<b>KEY</b>	<b>PART NUMBER</b>	<b>U/M</b>	<b>DESCRIPTION</b>	<b>VENDOR NO.</b>
	128599-05-700	EA	RAM/CYLINDER - SLIDEOUT	RAP90688
	137390-01-701	EA	CYLINDER NUT KIT - SLIDEOUT	RAP90947

# GENERATOR GROUP GAS



427P, 431C

KEY	PART NUMBER	U/M	DESCRIPTION
1	109982-03-000	EA	GENERATOR - 4.0 MICROLITE
2	105958-26-000	EA	PIPE - EXHAUST/GENERATOR
3	007125-04-000	EA	CLAMP - MUFFLER - 1.12"DIAMETER
4	128139-03-000	FT	HOSE - FUEL - LOW PERMEABILITY - 1/4" DIAMETER
5	084884-01-000	EA	PLUG - BRASS - 3/8"



430V

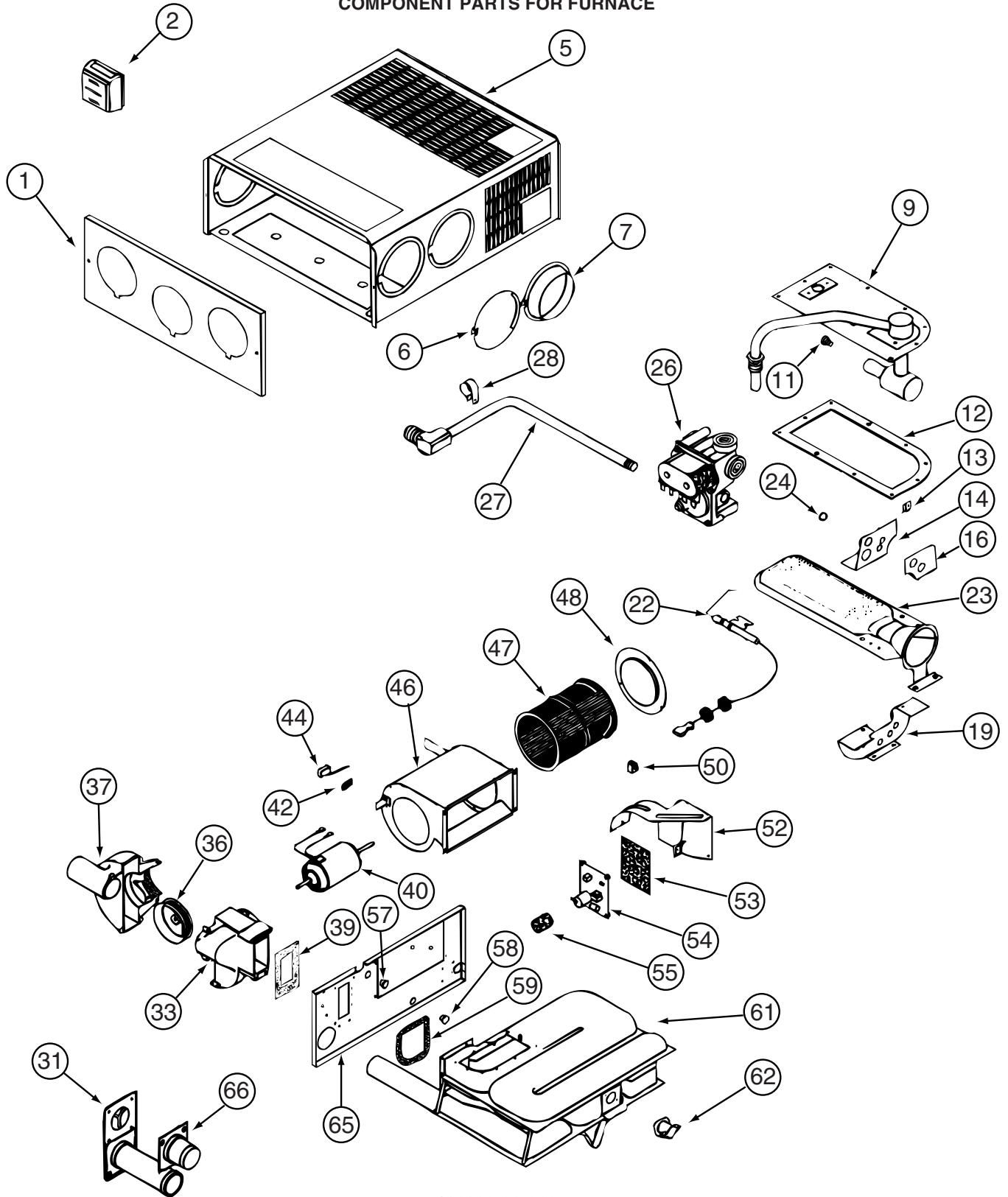
KEY	PART NUMBER	U/M	DESCRIPTION
1	084884-01-000	EA	PLUG - BRASS - 3/8"
2	109982-03-000	EA	GENERATOR - 4.0 MICROLITE
3	143954-01-000	EA	PIPE/EXHAUST - GENERATOR
4	007125-04-000	EA	CLAMP - MUFFLER - 1.12"DIAMETER
5	007131-01-000	EA	HANGER - TAILPIPE - 6 SLOTS
6	007125-03-000	EA	CLAMP - MUFFLER - 1.5"DIAMETER
7	128139-03-000	FT	HOSE - FUEL - LOW PERMEABILITY - 1/4" DIAMETER

**HEATING & A/C GROUP**  
**FURNACE**

<b>KEY</b>	<b>PART NUMBER</b>	<b>U/M</b>	<b>DESCRIPTION</b>
	009198-01-000	FT	DUCT - HEAT - FLEXIBLE - 4" ID X 25'
	009198-02-000	FT	DUCT - HEAT - FLEXIBLE - 2" ID X 25'
	009200-01-000	EA	TAPE - FURNACE - 1 1/2"
	092776-01-000	EA	ADAPTER - DUCT - 2"
	093741-01-000	EA	BOX - BOOT - FLOOR REGISTER
	098668-15-000	EA	PLATE - FACE - SUBURBAN FURNACE
	098668-26-000	EA	BOTTOM DUCT KIT - 40,000 BTU
	093614-02-02A	EA	GRILLE - AIR RETURN - 9.9" X 9.9" - BEIGE
	137965-01-01A	EA	REGISTER - 11.2" X 3.6"(9.7 X 2.1"R/O) W/O DAMPER- ANT BRS
	137965-02-01A	EA	REGISTER - 11.2" X 3.6"(9.7 X 2.1"R/O) W/DAMPER - ANT BRS
*	139980-02-000	EA	FURNACE - 30000 BTU - SF QUIET - SUBURBAN SF-30 2321J

**\*COMPONENT PARTS LISTED LATER IN THIS GROUP**

**HEATING & A/C GROUP (CONTINUED)**  
COMPONENT PARTS FOR FURNACE



139980-02-000

**HEATING & A/C GROUP (CONTINUED)**  
**COMPONENT PARTS FOR FURNACE (CONTINUED)**

**139980-02-000 (CONTNUED)**

KEY	PART NUMBER	U/M	DESCRIPTION	VENDOR NO.
9	139980-01-700	EA	MANIFOLD ASSEMBLY	171571
11	092300-02-701	EA	ORIFICE-MAIN BURNER (NT-30BW	180214
12	098668-22-703	EA	GASKET - BURNER ACCESS COVER	070811
22	139980-01-701	EA	ELECTRODE	232286
23	098668-02-700	EA	BURNER ASSEMBLY,SF-30 & SF35	010745
26	098668-01-718	EA	VALVE-GAS SF S.N.974903079	161122
27	139980-01-702	EA	PIPE ASSEMBLY/GAS INLET	171574
31	098668-01-707	EA	TUBE ASSEMBLY, EXHAUST W/CAP	260231
33	139980-01-703	EA	HOUSING/COMB. - FRONT/HALF	390852
36	098668-01-706	EA	WHEEL-COMBUSTION AIR	350184
37	139980-01-704	EA	HOUSING/COMB. - REAR/HALF	390848
39	139980-01-705	EA	GASKET/FIREWALL-COMB AIR	071084
40	139980-01-706	EA	MOTOR ASSEMBLY W/GASKET	232682
42	101990-01-714	EA	GASKET-MICROSWITCH	230877
44	098668-21-700	EA	SWITCH-MICRO-W/O FLAG 3 1/4"	232261
46	139980-01-708	EA	BLOWER ASSEMBLY - ROOM AIR	390739BK
47	098668-01-711	EA	WHEEL-BLOWER, ROOM AIR	350129
48	139980-01-709	EA	ORFICE RING	390696
50	139980-01-710	EA	SWITCH - ON/OFF	232351
52	139980-01-711	EA	PANEL ASSEMBLY-MODULE BD	101663
53	139980-01-712	EA	INSULATOR - MODULE BD	070807
54	098668-22-705	EA	MODULE BD W/RELAY TIME DELAY	520820
55	139980-01-713	EA	CAP/INSULATOR-MODULE BD	070973
57	139980-01-714	EA	BUSHING - UNIVERSAL	070362
58	139980-01-715	EA	BUSHING - STRAIN RELIEF	231809
59	098668-01-716	EA	GASKET-FIREWALL,CHAMBER SIDE	070808
61	139980-01-716	EA	CHAMBER ASSEMBLY - FINAL	021149BK
62	098668-21-701	EA	SWITCH - LIMIT	232504
66	098668-01-713	EA	TUBE ASSEMBLY, INTAKE	051248

CONTACT WINNEBAGO PART SALES FOR UNLISTED COMPONENT(S)

**REAR HEATER**

KEY	PART NUMBER	U/M	DESCRIPTION
	007108-01-000	FT	HOSE - HEATER - 5/8" ID - HI-TEMP
	079059-01-000	EA	HOSE - 90 DEGREE - 5/8"ID X 4" X 36"
	079059-02-000	EA	HOSE - 90 DEGREE - .61" ID X 4" X 6"
	009198-01-000	FT	DUCT - HEAT - FLEXIBLE - 4" ID X 25'
	009198-02-000	FT	DUCT - HEAT - FLEXIBLE - 2" ID X 25'
	069636-02-000	EA	CONNECTOR - DUCT - 4" ID
	076776-01-000	EA	TEE - BEADED - 5/8" X 5/8" X 5/8"
	008042-01-000	FT	TUBING - VINYL - .65" ID
*	084405-01-000	EA	HEATER - REAR/DUCTED - W/MOTOR AID
	093614-01-02A	EA	GRILLE - AIR RETURN - 15.9" X 7.9" - BEIGE
	093741-01-000	EA	BOX - BOOT - FLOOR REGISTER
	118761-01-000	EA	REDUCER - 4"-2" - GALVANIZED
	056464-10-000	EA	REGISTER W/O DAMPER - 4" DIAMETER - PLASTIC - BIEGE
	137965-01-01A	EA	REGISTER - 11.2" X 3.6"(9.7 X 2.1"R/O) W/O DAMPER- ANT BRS

\*COMPONENT PARTS LISTED LATER IN THIS GROUP

**COMPONENT PARTS FOR REAR HEATER**

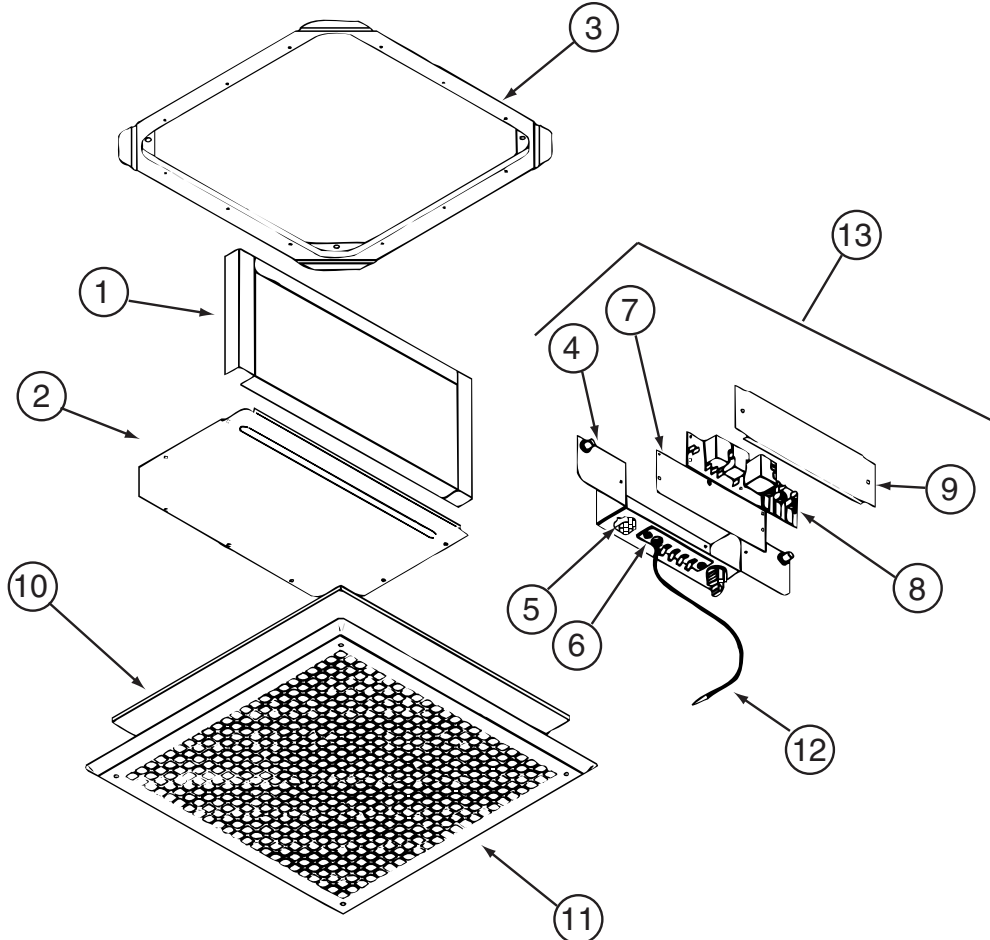
**084405-01-000**

KEY	PART NUMBER	U/M	DESCRIPTION	VENDOR NO.
	084405-01-700	EA	CORE-HEATER	FT200229
	084405-01-701	EA	FAN BLADES	HV029931
	084405-01-702	EA	MOTOR ASSEMBLY, 12 VOLT	RV010348

## HEATING & A/C GROUP (CONTINUED) ROOF

KEY	PART NUMBER	U/M	DESCRIPTION
*	131184-01-01A	EA	CEILING ASSEMBLY - A/C DUCTED - WHITE
*	131184-05-01A	EA	CEILING - HEAT PUMP - WHITE - <b>HOME COMFORT PLUS PACKAGE</b>
*	131184-02-01A	EA	BOARD - DIVIDER - SILVER
*	131188-03-01A	EA	A/C/ROOF - 14,800 BTU/MACH 15 - NEW MODEL #8335B676 - WHT
*	131188-04-01A	EA	A/C/ROOF -14,800 BTU/HEAT PUMP-NEW MODEL #8535B676-WHT - <b>HOME COMFORT PLUS PACKAGE</b>

**\*COMPONENT PARTS LISTED LATER IN THIS GROUP**



**COMPONENT PARTS FOR ROOF**

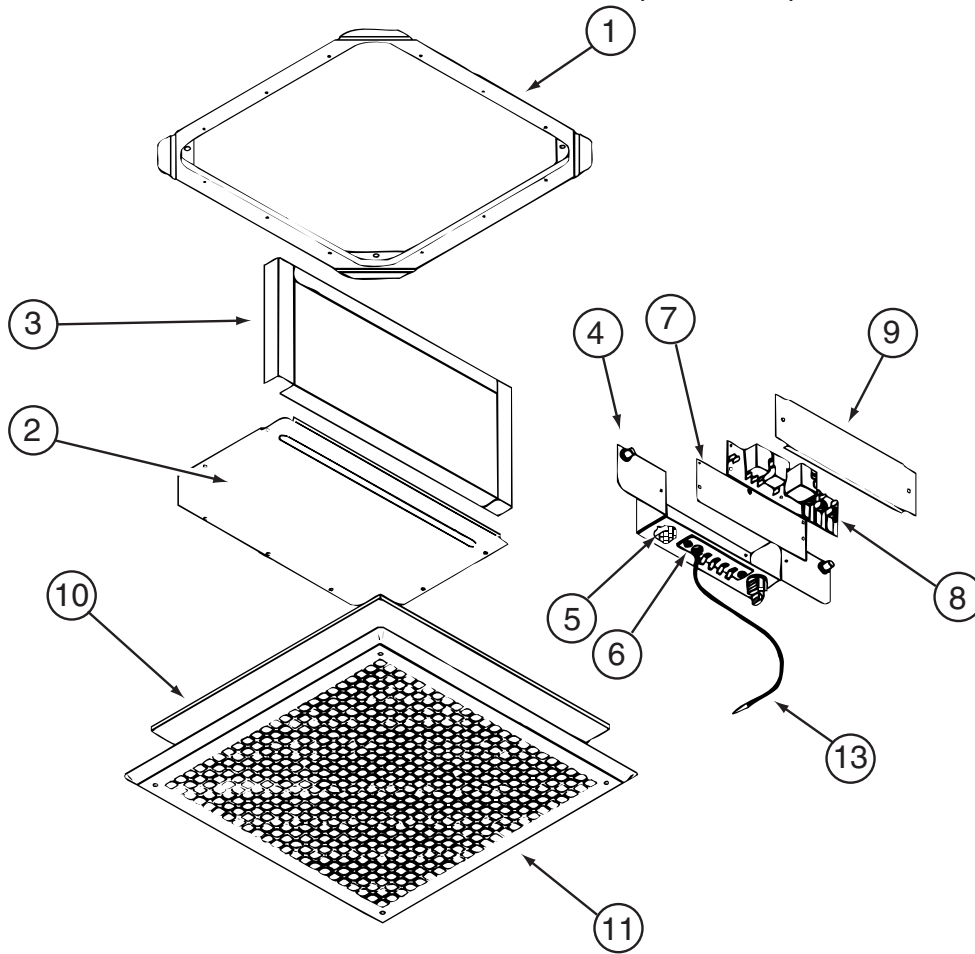
### 131184-01-01A

KEY	PART NUMBER	U/M	DESCRIPTION	VENDOR NO.
1	131184-01-707	EA	DUCT DIVIDER	8330-3501
5	131184-01-700	EA	PLUG ASSEMBLY	7330A389
6	131184-01-701	EA	TERMINAL BOARD	7330B3201
7	131184-01-702	EA	ISOLATOR - BLANK	7330C365
8	108892-01-702	EA	BOARD-P.C.	7330A3211
10	108892-01-703	EA	FILTER	6798A3761
11	108892-01-704	EA	GRILLE 16 3/8X16 3/8 RETURN	6798-3041
12	131184-01-704	EA	COIL SENSOR	7330-6111
13	131184-01-705	EA	JUNCTION BOX ASSEMBLY	7330B5551
	131184-01-703	EA	SMALL PARTS PKG	8330-5961

CONTACT WINNEBAGO PART SALES FOR UNLISTED COMPONENT(S)



**HEATING & A/C GROUP (CONTINUED)**  
**COMPONENT PARTS FOR CENTRAL (CONTINUED)**

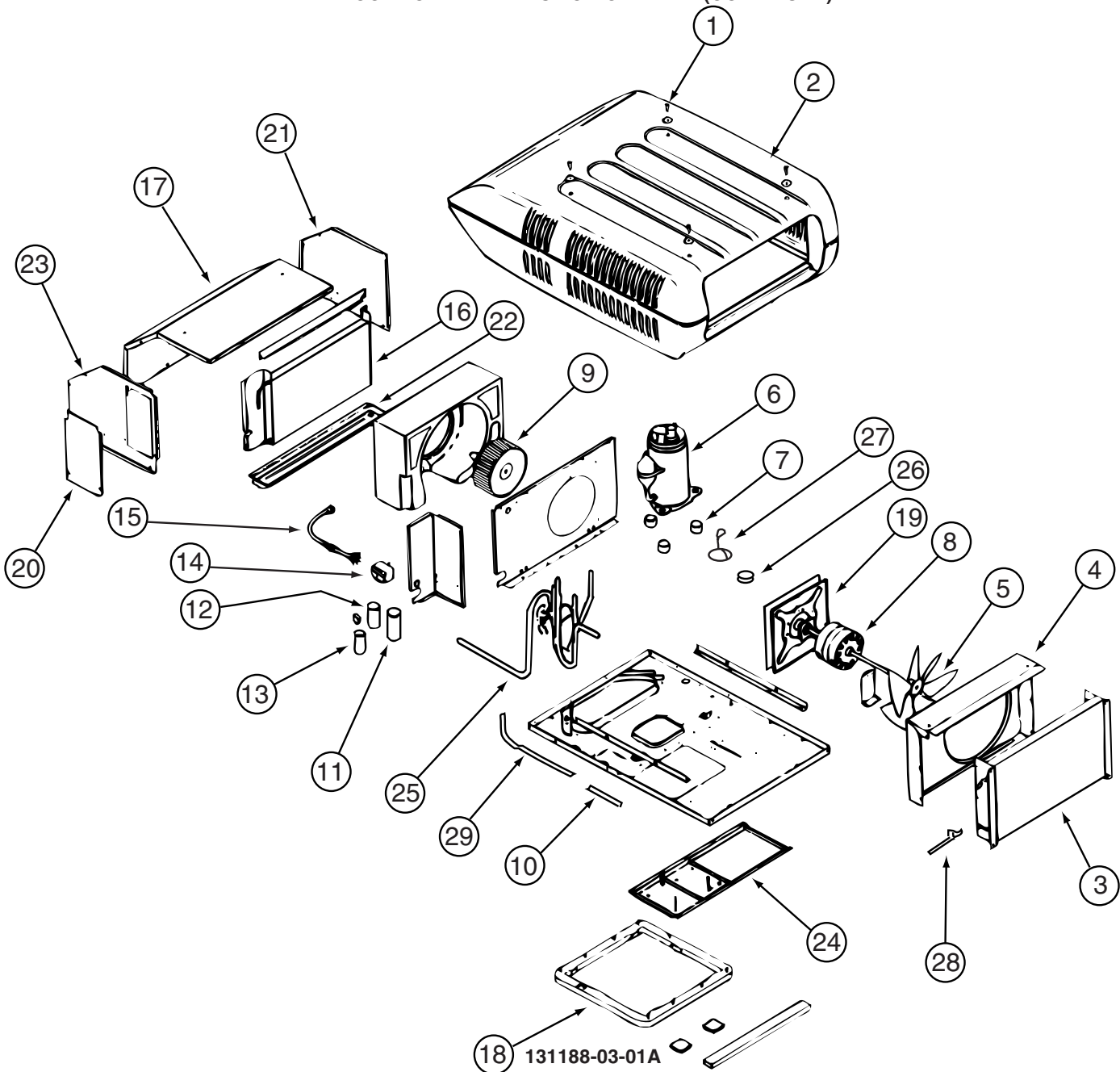


131184-05-01A

KEY	PART NUMBER	U/M	DESCRIPTION	VENDOR NO.
4	131184-04-703	EA	BOX - JUNCTION	7330-113
5	131184-04-700	EA	PLUG ASSEMBLY	7530A340
6	131184-04-702	EA	BOARD - TERMINAL	7530B3201
7	131184-01-702	EA	ISOLATOR - BLANK	7330C365
8	131184-04-705	EA	BOARD - P.C.	7330B3311
10	108892-01-703	EA	FILTER	6798A3761
11	108892-01-704	EA	GRILLE 16 3/8X16 3/8 RETURN	6798-3041
13	105620-12-719	EA	COIL SENSOR	7330A3231
	131184-01-703	EA	SMALL PARTS PKG	8330-5961
	131184-04-706	EA	JUNCTION BOX ASM. (HEAT PUMP)	7530-508

CONTACT WINNEBAGO PART SALES FOR UNLISTED COMPONENT(S)

**HEATING & A/C GROUP (CONTINUED)**  
**COMPONENT PARTS FOR CENTRAL (CONTINUED)**



KEY	PART NUMBER	U/M	DESCRIPTION	VENDOR NO.
2	131185-03-700	EA	SHROUD-ROOF AIR W/HAIL GUARD	8333-4161
3	115219-01-700	EA	COIL-CONDENSER	1452A1321
5	093763-01-712	EA	BLADE-FAN-CONDENSER	6733-3221
6	131188-01-700	EA	COMPRESSOR - TECUMSEH	1450A2609
7	105620-01-706	EA	MOUNTING PKG.,COMP., 3 PER	6759-3081
8	131185-01-701	EA	MOTOR (115V, 60HZ)	1468-3069
9	131185-01-702	EA	BLOWER WHEEL PACKAGE	1472-1091
11	131188-01-701	EA	RUN CAP. (COMP-40MFD/370V)	1499-5721
12	108889-01-708	EA	CAPACITOR-FAN, 7.5MFD. 370U	1499-5461
13	126859-01-704	EA	CAPACITOR - START	1497-0871
14	091225-01-709	EA	RELAY-START	1497-4131
16	131186-01-701	EA	EVAPORATOR COIL	1452-1521
18	037648-01-714	EA	GASKET PACKAGE	8332-3301
19	131185-01-704	EA	MOTOR MOUNT & SEAL KIT	8333-5151
	093306-01-701	EA	DECAL PACKAGE, LEFT & RIGHT	6798B3591
	108889-01-710	EA	PAD-FILLER, CONDENSER SEAL	6759B3971
	131188-01-702	EA	LINE - SUCTION	7335A134
	131188-01-703	EA	LINE - DISCHARGE	7335A135

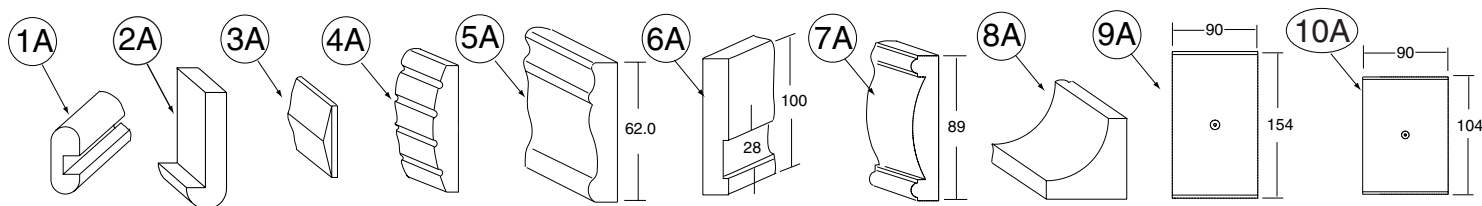
CONTACT WINNEBAGO PART SALES FOR UNLISTED COMPONENT(S)

**HEATING & A/C GROUP (CONTINUED)**  
**COMPONENT PARTS FOR CENTRAL (CONTINUED)**

131188-04-01A

KEY	PART NUMBER	U/M	DESCRIPTION	VENDOR NO.
3	131188-02-700	EA	CONDENSER COIL	1452-1441
5	093763-01-712	EA	BLADE-FAN-CONDENSER	6733-3221
6	131188-02-701	EA	COMPRESSOR(TECUMSEH-RK225AT)	1450A2069
7	105620-01-706	EA	MOUNTING PKG.,COMP., 3 PER	6759-3081
8	131185-01-701	EA	MOTOR (115V, 60HZ)	1468-3069
9	131185-01-702	EA	BLOWER WHEEL PACKAGE	1472-1091
10	131188-02-702	EA	RESTRICTOR - BY FLOW	1454-2501
11	131188-01-701	EA	RUN CAP. (COMP-40MFD/370V)	1499-5721
12	093763-01-704	EA	CAPACITOR-FAN (INDOOR MOTOR)	1499-5461
13	131188-02-703	EA	CAPACITOR-START(21-25MFD)	1497-0211
14	091225-01-709	EA	RELAY-START	1497-4131
16	131186-01-701	EA	EVAPORATOR COIL	1452-1521
18	037648-01-714	EA	GASKET PACKAGE	8332-3301
19	131185-01-704	EA	MOTOR MOUNT & SEAL KIT	8333-5151
25	131188-02-704	EA	VALVE/REVERSE ASSEMBLY	7535A5301
26	105620-12-708	EA	COIL - SOLENOID	1460-1081
27	131188-02-705	EA	WIRE HARNESS F/SOLENOID	7535-109
28	131188-02-706	EA	SWITCH - FREEZE	1460-2041
29	131188-02-707	EA	LIQUID LINE	7535-135
			CONTACT WINNEBAGO PART SALES FOR UNLISTED COMPONENT(S)	

**INTERIOR FINISH GROUP**  
**MOLDINGS & TRIMS**  
**PORTSMOUTH OAK, CONCERT CHERRY, WASHED MAPLE**

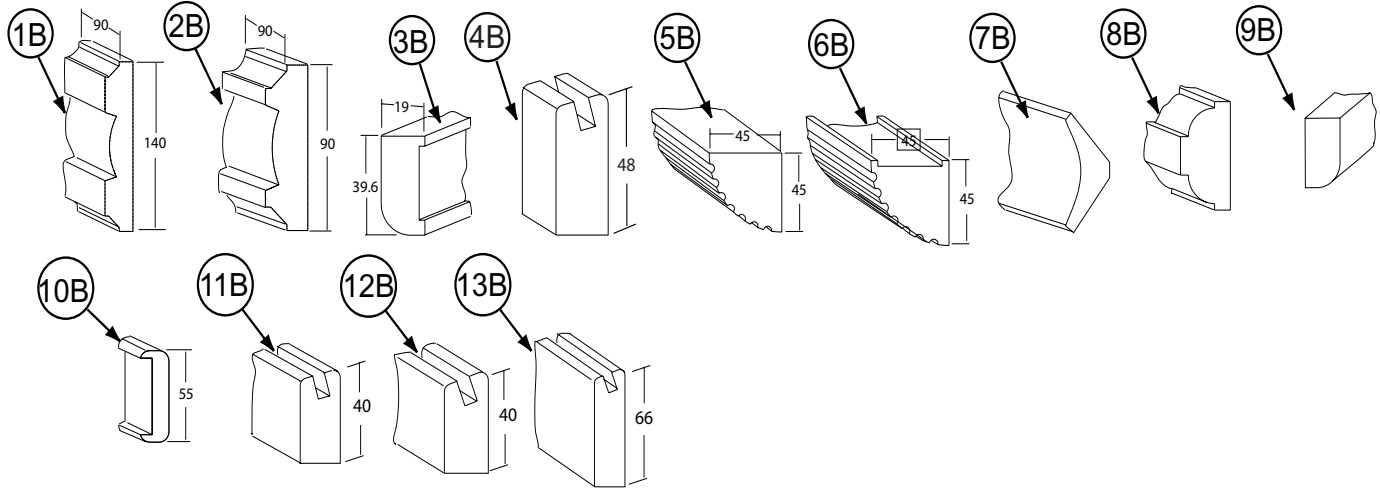


KEY	PART NUMBER	U/M	DESCRIPTION
1A	M09412-62-N42	EA	MOLDING/SHELF EDGE - .6" X 1.3" X 96" - PORTSMOUTH OAK
1A	M09412-62-M52	EA	MOLDING/SHELF EDGE - .6" X 1.3" X 96" - CHERRY - CONCERT CHERRY
1A	M09412-62-M62	EA	MOLDING/SHELF EDGE - .6" X 1.3" X 96" - WASHED MAPLE - WASHED MAPLE
1A	M09412-62-RC3	EA	MOLDING/SHELF EDGE - .6" X 1.3" X 96" - HONEY CHERRY - HONEY CHERRY
1A	M09412-62-SA3	EA	MOLDING/SHELF EDGE - .6" X 1.3" X 96" - MAPLE - SIERRA MAPLE
2A	M09438-25-N95	EA	MOLDING - HARDWOOD-W/NOTCH - 1.4"X 80.2" - OAK/PORTS OAK - PORTSMOUTH OAK
2A	M09438-25-N94	EA	MOLDING - HARDWOOD-W/NOTCH - 1.4"X 80.2" - CHERRY/CHERRY IV - CONCERT CHERRY
2A	M09438-25-NQ0	EA	MOLDING - HARDWOOD-W/NOTCH - 1.4"X 80.2" - MAPLE/WASHED MP - WASHED MAPLE
2A	M09438-25-RA3	EA	MOLDING - HARDWOOD-W/NOTCH - 1.4"X 80.2" - CHERRY/HONEY - HONEY CHERRY
2A	M09454-33-PC0	EA	MOLDING - HARDWOOD-W/NOTCH - 1"X 77.6" - OAK/PORTS OAK - PORTSMOUTH OAK
2A	M09454-33-PC1	EA	MOLDING - HARDWOOD-W/NOTCH - 1"X 77.6" - CHERRY/CHERRY IV - CONCERT CHERRY
2A	M09454-33-PC2	EA	MOLDING - HARDWOOD-W/NOTCH - 1"X 77.6" - MAPLE/WASHED MP - WASHED MAPLE
2A	M09454-33-RA3	EA	MOLDING - HARDWOOD-W/NOTCH - 1"X 77.6" - CHERRY/HONEY - HONEY CHERRY
3A	M09454-62-P54	EA	MOLDING - TRIM/VEE - .2" X 1" X 3.5" - OAK - PORTSMOUTH OAK
3A	M09454-62-P55	EA	MOLDING - TRIM/VEE - .2" X 1" X 3.5" - CHERRY - CONCERT CHERRY
3A	M09454-62-P56	EA	MOLDING - TRIM/VEE - .2" X 1" X 3.5" - MAPLE - WASHED MAPLE
3A	M09454-62-RE0	EA	MOLDING - TRIM/VEE - .2" X 1" X 3.5" - CHERRY - HONEY CHERRY
3A	M09462-50-R74	EA	MOLDING - TRIM/VEE - .2" X 1" X 93.5" - PORTSMOUTH OAK
3A	M09462-50-R75	EA	MOLDING - TRIM/VEE - .2" X 1" X 93.5" - CHERRY/CHERRY - CONCERT CHERRY
3A	M09462-50-R76	EA	MOLDING - TRIM/VEE - .2" X 1" X 93.5" - MAPLE/MAPLE - WASHED MAPLE
3A	M09462-50-SD3	EA	MOLDING - TRIM/VEE - .2" X 1" X 93.5" - HONEY/CHERRY - HONEY CHERRY
3A	M09462-50-S67	EA	MOLDING - TRIM/VEE - .2" X 1" X 93.5" - SIERRA/MAPLE - SIERRA MAPLE
4A	M09462-54-R89	EA	MOLDING - FLUTED, CURVED - .6" X 6" X 82.7" - PORTSMOUTH OAK
4A	M09462-54-R90	EA	MOLDING - FLUTED, CURVED - .6" X 6" X 82.7" - CONCERT CHERRY
4A	M09462-54-R91	EA	MOLDING - FLUTED, CURVED - .6" X 6" X 82.7" - WASHED MAPLE
4A	M09462-54-RE3	EA	MOLDING - FLUTED, CURVED - .6" X 6" X 82.7" - HONEY CHERRY
4A	M09471-09-R89	EA	MOLDING - STAINED - 4" X 8' - PORTSMOUTH OAK
4A	M09471-09-R90	EA	MOLDING - STAINED - 4" X 8' - CONCERT CHERRY
4A	M09471-09-R91	EA	MOLDING - STAINED - 4" X 8' - WASHED MAPLE
4A	M09471-09-RE3	EA	MOLDING - STAINED - 4" X 8' - HONEY CHERRY
4A	Y00202-42-438	EA	MOLDING - FLUTED - .75" X 3.5" X 96" - UNSTAINED - OAK
4A	Y00202-32-438	EA	MOLDING - FLUTED - .75" X 3.5" X 96" - UNSTAINED - CHERRY
4A	Y00202-22-438	EA	MOLDING - FLUTED - .75" X 3.5" X 96" - UNSTAINED - MAPLE
5A	M09462-66-R74	EA	TRIM - RAIL - .5" X 2.4" X 96" - PORTSMOUTH OAK
5A	M09462-66-R75	EA	TRIM - RAIL - .5" X 2.4" X 96" - CONCERT CHERRY
5A	M09462-66-R76	EA	TRIM - RAIL - .5" X 2.4" X 96" - WASHED MAPLE
5A	M09462-66-RE0	EA	TRIM - RAIL - .5" X 2.4" X 96" - HONEY CHERRY
5A	M09462-66-SA3	EA	TRIM - RAIL - .5" X 2.4" X 96" - SIERRA MAPLE
6A	M09471-20-R83	EA	MOLDING - STAINED - .75" X 4" X 74.6" - PORTSMOUTH OAK
6A	M09471-20-R84	EA	MOLDING - STAINED - .75" X 4" X 74.6" - CONCERT CHERRY
6A	M09471-20-R91	EA	MOLDING - STAINED - .75" X 4" X 74.6" - WASHED MAPLE
6A	M09471-20-RE0	EA	MOLDING - STAINED - .75" X 4" X 74.6" - HONEY CHERRY
7A	M09471-40-R83	EA	MOLDING - STAINED - .7" X 3.5" X 70.4" - PORTSMOUTH OAK
7A	M09471-40-R84	EA	MOLDING - STAINED - .7" X 3.5" X 70.4" - CONCERT CHERRY
7A	M09471-40-SD2	EA	MOLDING - STAINED - .7" X 3.5" X 70.4" - WASHED MAPLE
7A	M09471-40-RE0	EA	MOLDING - STAINED - .7" X 3.5" X 70.4" - HONEY CHERRY
8A	M09471-79-R38	EA	MOLDING - TRIM/COVE - .8" X .8" X 95.8" - OAK/PORTS OAK - PORTSMOUTH OAK
8A	M09471-79-R39	EA	MOLDING - TRIM/COVE - .8" X .8" X 95.8" - CHERRY/CHERRY - CONCERT CHERRY
8A	M09471-79-R46	EA	MOLDING - TRIM/COVE - .8" X .8" X 95.8" - MAPLE/MAPLE - WASHED MAPLE
8A	M09471-79-RE0	EA	MOLDING - TRIM/COVE - .8" X .8" X 95.8" - HONEY/CHERRY - HONEY CHERRY
8A	M09471-79-SA3	EA	MOLDING - TRIM/COVE - .8" X .8" X 95.8" - HONEY/MAPLE - SIERRA MAPLE
9A	P49186-01-SA0	EA	MOLDING/BLOCK - PORTSMOUTH OAK
9A	P49186-01-SA1	EA	MOLDING/BLOCK - CONCERT CHERRY
9A	P49186-01-SA2	EA	MOLDING/BLOCK - WASHED MAPLE
9A	P49186-01-SA3	EA	MOLDING/BLOCK - SIERRA MAPLE

## INTERIOR FINISH GROUP (CONTINUED)

### MOLDINGS & TRIMS (CONTINUED)

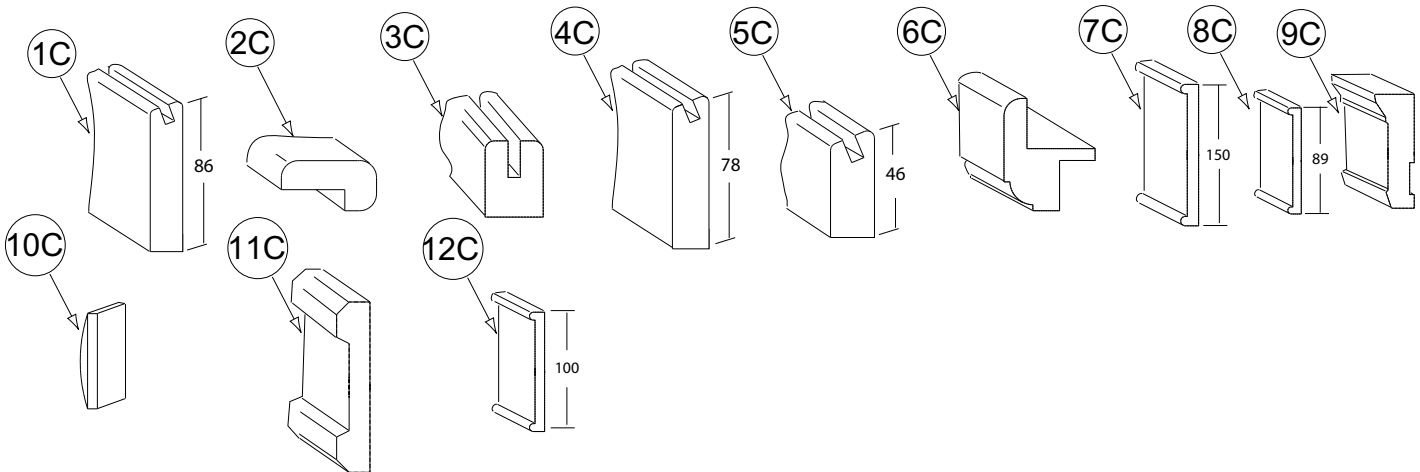
KEY	PART NUMBER	U/M	DESCRIPTION
10A	P49186-02-SA0	EA	MOLDING/BLOCK - PORTSMOUTH OAK
10A	P49186-02-SA1	EA	MOLDING/BLOCK - CONCERT CHERRY
10A	P49186-02-SA2	EA	MOLDING/BLOCK - WASHED MAPLE
10A	P49186-02-SA3	EA	MOLDING/BLOCK - SIERRA MAPLE



KEY	PART NUMBER	U/M	DESCRIPTION
1B	P49188-01-SA0	EA	MOLDING/BLOCK - PORTSMOUTH OAK
1B	P49188-01-SA1	EA	MOLDING/BLOCK - CONCERT CHERRY
1B	P49188-01-SA2	EA	MOLDING/BLOCK - WASHED MAPLE
1B	P49188-01-SA3	EA	MOLDING/BLOCK - SIERRA MAPLE
2B	P49188-02-SA0	EA	MOLDING/BLOCK - PORTSMOUTH OAK
2B	P49188-02-SA1	EA	MOLDING/BLOCK - CONCERT CHERRY
2B	P49188-02-SA2	EA	MOLDING/BLOCK - WASHED MAPLE
2B	P49188-02-SA3	EA	MOLDING/BLOCK - SIERRA MAPLE
3B	Y00007-42-438	EA	MOLDING - 12.7 RADIUS OAK - UNSTAINED
3B	Y00007-32-438	EA	MOLDING - 12.7 RADIUS CHERRY - UNSTAINED
3B	Y00007-22-438	EA	MOLDING - 12.7 RADIUS MAPLE - UNSTAINED
3B	Y00287-42-438	EA	MOLDING - 6.0 RADIUS OAK - UNSTAINED
3B	Y00287-32-438	EA	MOLDING - 6.0 RADIUS CHERRY - UNSTAINED
3B	Y00287-22-438	EA	MOLDING - 6.0 RADIUS MAPLE - UNSTAINED
4B	Y00054-72-438	EA	MOLDING - VINYL - W/SLOT - .7" X 1.9" X 96" - PORTSMOUTH OAK
4B	Y00054-62-438	EA	MOLDING - VINYL - W/SLOT - .7" X 1.9" X 96" - CONCERT CHERRY
4B	Y00054-A2-438	EA	MOLDING - VINYL - W/SLOT - .7" X 1.9" X 96" - WASHED MAPLE
4B	Y00054-92-438	EA	MOLDING - VINYL - W/SLOT - .7" X 1.9" X 96" - SIERRA MAPLE
5B	Y00070-42-438	EA	MOLDING/FLUTED - OAK - 96"
5B	Y00070-32-438	EA	MOLDING/FLUTED - CHERRY - 96"
5B	Y00070-22-438	EA	MOLDING/FLUTED - MAPLE - 96"
6B	Y00071-42-438	EA	MOLDING/FLUTED - W/NOTCH - OAK/UNSTAINED - 96"
6B	Y00071-32-438	EA	MOLDING/FLUTED - W/NOTCH - CHERRY/UNSTAINED - 96"
6B	Y00071-22-438	EA	MOLDING/FLUTED - W/NOTCH - MAPLE/UNSTAINED - 96"
7B	Y00074-72-438	EA	MOLDING/CROWN - VINYL WRAPPED - PORTSMOUTH OAK - 96" - PORTSMOUTH OAK
7B	Y00074-62-438	EA	MOLDING/CROWN - VINYL WRAPPED - CONCERT CHERRY - 96" - CONCERT CHERRY
7B	Y00074-A2-438	EA	MOLDING/CROWN - VINYL WRAPPED - MAPLE - 96" - WASHED MAPLE
7B	Y00074-92-438	EA	MOLDING/CROWN - VINYL WRAPPED - SIERRA MAPLE - 96" - SIERRA MAPLE
8B	Y00076-42-438	EA	MOLDING/TRIM - .5" X 1" X 96" - OAK (UNSTAINED)
8B	Y00076-32-438	EA	MOLDING/TRIM - .5" X 1" X 96" - CHERRY (UNSTAINED)
8B	Y00076-22-438	EA	MOLDING/TRIM - .5" X 1" X 96" - MAPLE (UNSTAINED)
9B	Y00086-72-438	EA	MOLDING - VINYL WRAP - .7" X 1.6" X 96" - PORTSMOUTH OAK - PORTSMOUTH OAK
9B	Y00086-62-438	EA	MOLDING - VINYL WRAP - .7" X 1.6" X 96" - CHERRY - CONCERT CHERRY
9B	Y00086-A2-438	EA	MOLDING - VINYL WRAP - .7" X 1.6" X 96" - WASHED MAPLE
9B	Y00086-82-438	EA	MOLDING - VINYL WRAP - .7" X 1.6" X 96" - HONEY CHERRY - HONEY CHERRY
9B	Y00086-92-438	EA	MOLDING - VINYL WRAP - .7" X 1.6" X 96" - SIERRA MAPLE - SIERRA MAPLE
9B	Y00087-A2-438	EA	MOLDING - VINYL WRAP - .7" X 2.9" X 96" - WASHED MAPLE
9B	Y00087-62-438	EA	MOLDING - VINYL WRAP - .7" X 2.9" X 96" - CONCERT CHERRY
9B	Y00087-72-438	EA	MOLDING - VINYL WRAP - .7" X 2.9" X 96" - PORTSMOUTH OAK
9B	Y00087-82-438	EA	MOLDING - VINYL WRAP - .7" X 2.9" X 96" - HONEY CHERRY
9B	Y00087-92-438	EA	MOLDING - VINYL WRAP - .7" X 2.9" X 96" - SIERRA MAPLE
9B	Y00267-72-438	EA	MOLDING - VINYL WRAP/MITERED - .6" X 96" - PORTSMOUTH OAK

**INTERIOR FINISH GROUP (CONTINUED)**  
**MOLDINGS & TRIMS (CONTINUED)**

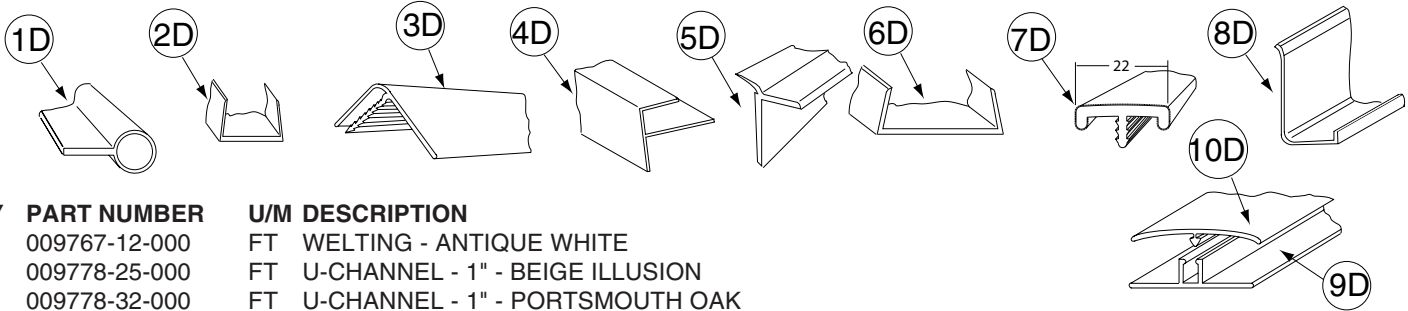
KEY	PART NUMBER	U/M	DESCRIPTION
9B	Y00267-62-438	EA	MOLDING - VINYL WRAP/MITERED - .6" X 96" - CONCERT CHERRY
9B	Y00267-A2-438	EA	MOLDING - VINYL WRAP/MITERED - .6" X 96" - WASHED MAPLE
9B	Y00267-A2-438	EA	MOLDING - VINYL WRAP/MITERED - .6" X 96" - SIERRA MAPLE
10B	Y00103-42-438	EA	MOLDING - STRAIGHT - .75" X 2.16" X 96" - UNSTAINED - OAK
10B	Y00103-32-438	EA	MOLDING - STRAIGHT - .75" X 2.16" X 96" - UNSTAINED - CHERRY
10B	Y00103-22-438	EA	MOLDING - STRAIGHT - .75" X 2.16" X 96" - UNSTAINED - MAPLE
11B	Y00203-72-438	EA	MOLDING - VINYL/BEVELED - 96" - PORTSMOUT OAK
11B	Y00203-62-438	EA	MOLDING - VINYL/BEVELED - 96" - CONCERT CHERRY
11B	Y00203-A2-438	EA	MOLDING - VINYL/BEVELED - 96" - WASHED MAPLE
11B	Y00203-82-438	EA	MOLDING - VINYL/BEVELED - 96" - HONEY CHERRY
12B	Y00204-72-438	EA	MOLDING - VINYL/BEVELED - 96" - PORTSMOUT OAK
12B	Y00204-62-438	EA	MOLDING - VINYL/BEVELED - 96" - CONCERT CHERRY
12B	Y00204-A2-438	EA	MOLDING - VINYL/BEVELED - 96" - WASHED MAPLE
12B	Y00204-82-438	EA	MOLDING - VINYL/BEVELED - 96" - HONEY CHERRY
13B	Y00205-72-438	EA	MOLDING - VINYL/BEVELED - 96" - PORTSMOUT OAK
13B	Y00205-62-438	EA	MOLDING - VINYL/BEVELED - 96" - CONCERT CHERRY
13B	Y00205-A2-438	EA	MOLDING - VINYL/BEVELED - WASHED MAPLE
13B	Y00205-82-438	EA	MOLDING - VINYL/BEVELED - 96" - HONEY CHERRY



KEY	PART NUMBER	U/M	DESCRIPTION
1C	Y00206-72-438	EA	MOLDING - VINYL/BEVELED - 96" - PORTSMOUT OAK
1C	Y00206-62-438	EA	MOLDING - VINYL/BEVELED - 96" - CONCERT CHERRY
1C	Y00206-A2-438	EA	MOLDING - VINYL/BEVELED - 96" - WASHED MAPLE
1C	Y00206-82-438	EA	MOLDING - VINYL/BEVELED - 96" - HONEY CHERRY
2C	M09494-38-SD0	EA	MOLDING - TRIM - W/NOTCH - 1" X 79.6" - OAK/PORTSMOUTH OAK - PORTSMOUTH OAK
2C	M09494-38-SD1	EA	MOLDING - TRIM - W/NOTCH - 1" X 79.6" - CHERRY/CHERRY - CONCERT CHERRY
2C	M09494-38-SD2	EA	MOLDING - TRIM - W/NOTCH - 1" X 79.6" - MAPLE/WASHED MAPLE - WASHED MAPLE
2C	M09494-38-SD3	EA	MOLDING - TRIM - W/NOTCH - 1" X 79.6" - HONEY/CHERRY - HONEY CHERRY
2C	Y00207-42-438	EA	MOLDING - .75" X 1.4" X 96" - UNSTAINED OAK
2C	Y00207-32-438	EA	MOLDING - .75" X 1.4" X 96" - UNSTAINED CHERRY
2C	Y00207-22-438	EA	MOLDING - .75" X 1.4" X 96" - UNSTAINED MAPLE
3C	Y00223-42-438	EA	MOLDING - HARDWOOD/OAK - .7" X 1" X 96"
3C	Y00223-32-438	EA	MOLDING - HARDWOOD/CHERRY - .7" X 1" X 96"
3C	Y00223-22-438	EA	MOLDING - HARDWOOD/MAPLE - .7" X 1" X 96"
4C	Y00258-72-438	EA	MOLDING/VINYL WRAP-BEVELED-.73" X 3.1" X 96" - PORTSMOUTH OAK
4C	Y00258-62-438	EA	MOLDING/VINYL WRAP-BEVELED-.73" X 3.1" X 96" - CONCERT CHERRY
4C	Y00258-A2-438	EA	MOLDING/VINYL WRAP-BEVELED ENDS-.73"X3.1"X96" - WASHED MAPLE
4C	Y00258-92-438	EA	MOLDING/VINYL WRAP-BEVELED-.73" X 3.1" X 96" - SIERRA MAPLE
5C	Y00259-72-438	EA	MOLDING/VINYL WRAP-BEVELED-.73" X 1.8" X 96" - PORTSMOUTH OAK
5C	Y00259-62-438	EA	MOLDING/VINYL WRAP-BEVELED-.73" X 1.8" X 96" - CONCERT CHERRY
5C	Y00259-A2-438	EA	MOLDING/VINYL WRAP-BEVELED-.73"X1.8"X96" - WASHED MAPLE
5C	Y00259-92-438	EA	MOLDING/VINYL WRAP-BEVELED-.73"X1.8"X96" - SIERRA MAPLE
6C	Y00266-42-438	EA	MOLDING - .75" X 1.5" X 96" OAK - .7" X 1" X 96"
6C	Y00266-32-438	EA	MOLDING - .75" X 1.5" X 96" CHERRY - .7" X 1" X 96"
6C	Y00266-22-438	EA	MOLDING - .75" X 1.5" X 96" MAPLE - .7" X 1" X 96"
7C	Y00280-74-174	EA	MOLDING/TRIM - VINYL - F/SLIDEOUT - 164.1" - PORTSMOUTH OAK
7C	Y00280-64-174	EA	MOLDING/TRIM - VINYL - F/SLIDEOUT - 164.1" - CONCERT CHERRY

**INTERIOR FINISH GROUP (CONTINUED)**  
**MOLDINGS & TRIMS (CONTINUED)**

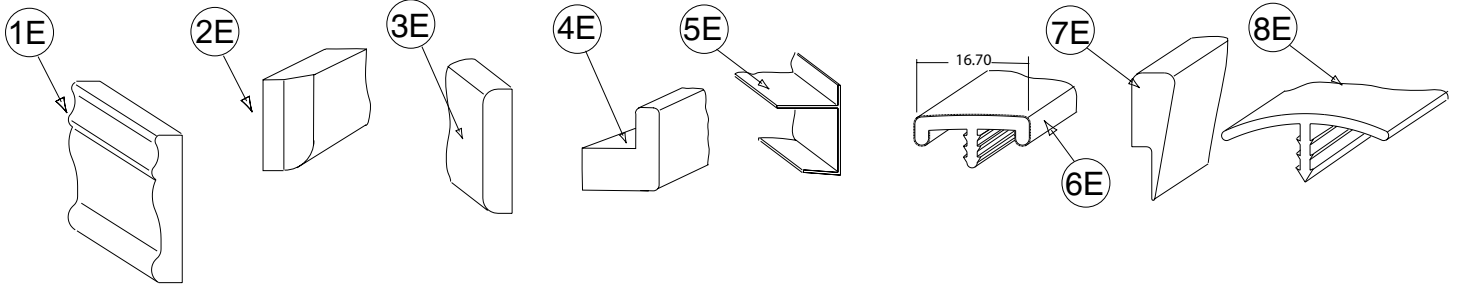
KEY	PART NUMBER	U/M	DESCRIPTION
7C	Y00280-A4-174	EA	MOLDING/TRIM - VINYL - F/SLIDEOUT - 164.1" - WASHED MAPLE
7C	Y00280-94-174	EA	MOLDING/TRIM - VINYL - F/SLIDEOUT - 164.1" - SIERRA MAPLE
8C	Y00281-72-438	EA	MOLDING/TRIM - VINYL - F/SLIDEOUT - 96" - PORTSMTH OAK
8C	Y00281-62-438	EA	MOLDING/TRIM - VINYL - F/SLIDEOUT - 96" - CONCERT CHERRY
8C	Y00281-A2-438	EA	MOLDING/TRIM - VINYL - F/SLIDEOUT - 96" - WASHED MAPLE
8C	Y00281-92-438	EA	MOLDING/TRIM - VINYL - F/SLIDEOUT - 96" - SIERRA MAPLE
9C	Y00282-72-438	EA	MOLDING - SLIDEOUT/VINYL WRAP - 3.9" X 96"- PORTSMOUTH OAK
9C	Y00282-62-438	EA	MOLDING - SLIDEOUT/VINYL WRAP - 3.9" X 96"- CONCERT CHERRY
9C	Y00282-A2-438	EA	MOLDING - SLIDEOUT/VINYL WRAP - 3.9" X 96"- WASHED MAPLE
10C	Y00284-42-438	EA	MOLDING - STRAIGHT - .2" X1.5" X 96"- UNSTAINED OAK
10C	Y00284-32-438	EA	MOLDING - STRAIGHT - .2" X1.5" X 96"- UNSTAINED CHERRY
10C	Y00284-22-438	EA	MOLDING - STRAIGHT - .2" X1.5" X 96"- UNSTAINED MAPLE
11C	Y00285-42-438	EA	MOLDING - STRAIGHT - .63" X 3.2" X 96"- UNSTAINED OAK
11C	Y00285-32-438	EA	MOLDING - STRAIGHT - .63" X 3.2" X 96"- UNSTAINED CHERRY
11C	Y00285-22-438	EA	MOLDING - STRAIGHT - .63" X 3.2" X 96"- UNSTAINED MAPLE
12C	Y00291-72-438	EA	MOLDING - VINYL WRAPPED - 4" X 96" - PORTSMTH OAK
12C	Y00291-62-438	EA	MOLDING - VINYL WRAPPED - 4" X 96" - CONCERT CHERRY
12C	Y00291-A2-438	EA	MOLDING - VINYL WRAPPED - 4" X 96" - WASHED MAPLE
12C	Y00291-92-438	EA	MOLDING - VINYL WRAPPED - 4" X 96" - SIERRA MAPLE



KEY	PART NUMBER	U/M	DESCRIPTION
1D	009767-12-000	FT	WELTING - ANTIQUE WHITE
2D	009778-25-000	FT	U-CHANNEL - 1" - BEIGE ILLUSION
2D	009778-32-000	FT	U-CHANNEL - 1" - PORTSMOUTH OAK
2D	009778-34-000	FT	U-CHANNEL - 1" - CONCERT CHERRY
2D	009778-35-000	FT	U-CHANNEL - 1" - HONEY CHERRY
2D	009778-36-000	FT	U-CHANNEL - 1" - SIERRA MAPLE
2D	009778-27-000	FT	U-CHANNEL - 1" - WASHED MAPLE
3D	009809-30-000	EA	MOLDING - CORNER - OUTSIDE - 1" X 84" - BEIGE ILLUSION
3D	009809-32-000	EA	MOLDING - CORNER - OUTSIDE - 1" X 84" - PORTSMOUTH OAK
3D	009809-33-000	EA	MOLDING - CORNER - OUTSIDE - 1" X 84" - CONCERT CHERRY
3D	009809-35-000	EA	MOLDING - CORNER - OUTSIDE - 1" X 84" - SIERRA MAPLE
3D	009809-34-000	EA	MOLDING - CORNER - OUTSIDE - 1" X 84" - HONEY CHERRY
3D	009809-31-000	EA	MOLDING - CORNER - OUTSIDE - 1" X 84" - WASHED MAPLE
4D	009812-31-000	EA	MOLDING - CORNER - 1/2" W/1/4"CHAN X 84" - BEIGE ILLUSION
4D	009812-34-000	EA	MOLDING - CORNER - 1/2" W/1/4"CHAN X 84" - VW LIGHT GRAY
4D	009812-35-000	EA	MOLDING - CORNER - 1/2" W/1/4"CHAN X 84" - PORTSMOUTH OAK
4D	009812-36-000	EA	MOLDING - CORNER - 1/2" W/1/4"CHAN X 84" - CONCERT CHERRY
4D	009812-37-000	EA	MOLDING - CORNER - 1/2" W/1/4"CHAN X 84" - HONEY CHERRY
4D	009812-38-000	EA	MOLDING - CORNER - 1/2" W/1/4"CHAN X 84" - SIERRA MAPLE
4D	009812-33-000	EA	MOLDING - CORNER - 1/2" W/1/4"CHAN X 84" - WASHED MAPLE
5D	022992-11-000	FT	MOLDING - REVERSE COVE - T-SHAPED - IVORY
5D	022992-14-000	FT	MOLDING - REVERSE COVE - T-SHAPED - BRIGHT WHITE
5D	022992-15-000	FT	MOLDING - REVERSE COVE - T-SHAPED - VW GRAY
6D	070504-42-000	FT	U-CHANNEL - PLASTIC - .13" X 84" - BEIGE ILLUSION
6D	070504-43-000	FT	U-CHANNEL - PLASTIC - .9" X 96" - BEIGE ILLUSION
6D	070504-57-000	FT	U-CHANNEL - PLASTIC - .13" X 84" - PORTSMOUTH OAK
6D	070504-58-000	FT	U-CHANNEL - PLASTIC - .9" X 84" - PORTSMOUTH OAK
6D	070504-60-000	FT	U-CHANNEL - PLASTIC - .13" X 84" - CONCERT CHERRY
6D	070504-61-000	FT	U-CHANNEL - PLASTIC - .9" X 84" - CONCERT CHERRY
6D	070504-62-000	FT	U-CHANNEL - PLASTIC - 1.65" X 84" - HONEY CHERRY
6D	070504-63-000	FT	U-CHANNEL - PLASTIC - .9" X 84" - HONEY CHERRY
6D	070504-65-000	FT	U-CHANNEL - PLASTIC - 1.65" X 84" - SIERRA MAPLE
6D	070504-66-000	FT	U-CHANNEL - PLASTIC - .9" X 84" - SIERRA MAPLE
6D	070504-50-000	FT	U-CHANNEL - PLASTIC - .13" X 96" - WASHED MAPLE
6D	070504-51-000	FT	U-CHANNEL - PLASTIC - .9" X 96" - WASHED MAPLE

**INTERIOR FINISH GROUP (CONTINUED)**  
**MOLDINGS & TRIMS (CONTINUED)**

KEY	PART NUMBER	U/M	DESCRIPTION
7D	083620-15-000	FT	MOLDING-T - W/EDGE LIP - 7/8" FACE - BEIGE ILLUSION
7D	083620-20-000	FT	MOLDING-T - W/EDGE LIP - 7/8" FACE - PORTSMOUTH OAK
7D	083620-21-000	FT	MOLDING-T - W/EDGE LIP - 7/8" FACE - CONCERT CHERRY/HONEY CHERRY
7D	083620-22-000	FT	MOLDING-T - W/EDGE LIP - 7/8" FACE - SIERRA MAPLE
7D	083620-19-000	FT	MOLDING-T - W/EDGE LIP - 7/8" FACE - WASHED MAPLE
8D	085746-04-000	FT	TRIM-J - CARPET 1.2" X .5" ANGLE - 12' LONG - OFF WHITE
9D	086229-01-000	EA	RETAINER - BATTEN - .75" X 92.1" - ANY COLOR
10D	086229-20-000	EA	BATTEN - 1" X 96" - BEIGE

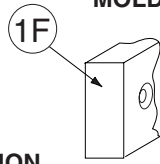


KEY	PART NUMBER	U/M	DESCRIPTION
1E	100182-10-N47	EA	TRIM/WOOD - CHAIR RAIL - 2.5" X 8' - PORTSMOUTH OAK
1E	100182-10-P85	EA	TRIM/WOOD - CHAIR RAIL - 2.5" X 8' - CONCERT CHERRY
1E	100182-10-J70	EA	TRIM/WOOD - CHAIR RAIL - 2.5" X 8' - WASHED MAPLE
1E	100182-10-RA3	EA	TRIM/WOOD - CHAIR RAIL - 2.5" X 8' - HONEY CHERRY
1E	100182-10-S67	EA	TRIM/WOOD - CHAIR RAIL - 2.5" X 8' - SIERRA MAPLE
2E	100659-30-N75	EA	MOLDING - TRIM - 8' - PORTSMOUTH OAK
2E	100659-30-N74	EA	MOLDING - TRIM - 8' - CONCERT CHERRY
2E	100659-30-M84	EA	MOLDING - TRIM - 8' - WASHED MAPLE
2E	100659-27-RA3	EA	MOLDING - TRIM - HONEY CHERRY
2E	100659-31-SA3	EA	MOLDING - TRIM - SIERRA MAPLE
3E	100818-01-12A	EA	MOLDING - VINYL WRAPPED - 1.6" X .4" X 84" - PORTSMOUTH OAK
3E	100818-01-13A	EA	MOLDING - VINYL WRAPPED - 1.6" X .4" X 84" - CONCERT CHERRY
3E	100818-01-14A	EA	MOLDING - VINYL WRAPPED - 1.6" X .4" X 84" - HONEY CHERRY
3E	100818-01-21A	EA	MOLDING - VINYL WRAPPED - 1.6" X .4" X 84" - WASHED MAPLE
3E	100818-01-22A	EA	MOLDING - VINYL WRAPPED - 1.6" X .4" X 84" - SIERRA MAPLE
4E	100819-01-12A	EA	MOLDING - VINYL WRAPPED-L-SHAPED-1.5"X1.5"X84" - PORTSMOUTH OAK
4E	100819-01-13A	EA	MOLDING - VINYL WRAPPED-L-SHAPED-1.5"X1.5"X84" - CONCERT CHERRY
4E	100819-01-14A	EA	MOLDING - VINYL WRAPPED-L-SHAPED-1.5"X1.5"X84" - HONEY CHERRY
4E	100819-01-21A	EA	MOLDING - VINYL WRAPPED-L-SHAPED-1.5"X1.5"X84" - WASHED MAPLE
4E	100819-01-22A	EA	MOLDING - VINYL WRAPPED-L-SHAPED-1.5"X1.5"X84" - SIERRA MAPLE
5E	103186-01-07A	FT	MOLDING/PLASTIC - 3/8" U-CHANNEL-3/4" FACE -BEIGE ILLUSION
5E	103186-01-09A	FT	MOLDING/PLASTIC - 3/8" U-CHAN'L-3/4" FACE - PORTSMOUTH OAK
5E	103186-01-10A	FT	MOLDING/PLASTIC - 3/8" U-CHAN'L-3/4" FACE - CONCERT CHERRY
5E	103186-01-11A	FT	MOLDING/PLASTIC - 3/8" U-CHAN'L-3/4" FACE - HONEY CHERRY
5E	103186-01-12A	FT	MOLDING/PLASTIC - 3/8" U-CHAN'L-3/4" FACE - SIERRA MAPLE
5E	103186-01-08A	FT	MOLDING/PLASTIC - 3/8" U-CHANNEL-3/4"FACE-WASHED MAPLE 8' - WASHED MAPLE
5E	103186-02-07A	FT	MOLDING/PLASTIC-1" U-CHAN'L-1 3/8" FACE - BEIGE ILLUSION
5E	103186-02-09A	FT	MOLDING/PLASTIC - 1" U-CHAN'L-1 3/8" FACE - PORTSMOUTH OAK
5E	103186-02-10A	FT	MOLDING/PLASTIC - 1" U-CHAN'L-1 3/8" FACE - CONCERT CHERRY
5E	103186-02-11A	FT	MOLDING/PLASTIC - 1" U-CHAN'L-1 3/8" FACE - HONEY CHERRY
5E	103186-02-12A	FT	MOLDING/PLASTIC - 1" U-CHAN'L-1 3/8" FACE - SIERRA MAPLE
5E	103186-02-08A	FT	MOLDING/PLASTIC - 1" U-CHANNEL-1 3/8"FACE - WASHED MAPLE
6E	104676-02-08A	FT	MOLDING-T - W/EDGE LIP - 11/16" FACE - PORTSMOUTH OAK
6E	104676-02-09A	FT	MOLDING-T - W/EDGE LIP - 11/16" FACE - CONCERT CHERRY
6E	104676-02-10A	FT	MOLDING-T - W/EDGE LIP - 11/16" FACE - HONEY CHERRY
6E	104676-02-06A	FT	MOLDING-T - W/EDGE LIP - 11/16" FACE - WASHED MAPLE
6E	104676-02-12A	FT	MOLDING-T - W/EDGE LIP - 11/16" FACE - SIERRA MAPLE
7E	105004-01-12A	EA	MOLDING - VINYL WRAPPED - 1" X 96" - PORTSMOUTH OAK
7E	105004-01-13A	EA	MOLDING - VINYL WRAPPED 1" X 8' - CONCERT CHERRY/HONEY CHERRY
7E	105004-01-21A	EA	MOLDING - VINYL WRAPPED - 1" X 8' - WASHED MAPLE
7E	105004-01-22A	EA	MOLDING - VINYL WRAPPED - 1" X 8' - SIERRA MAPLE
8E	105709-02-000	FT	MOLDING-T - W/EDGE LIP 3/4" FACE - BEIGE ILLUSION



# INTERIOR FINISH GROUP (CONTINUED)

## MOLDINGS & TRIMS (CONTINUED)

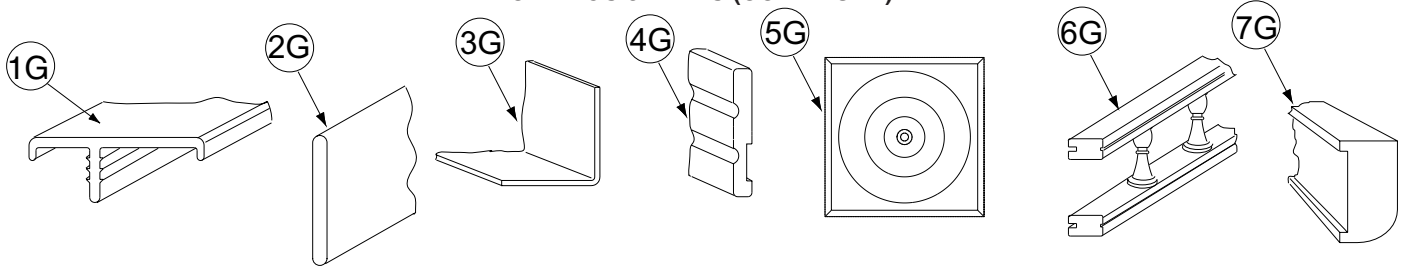


KEY	PART NUMBER	U/M	DESCRIPTION
1F	116951-11-N95	EA	MOLDING - TRIM - 3.5" X 75.9" - PORTSMOUTH
1F	116951-11-KQ1	EA	MOLDING - TRIM - 3.5" X 75.9" - CONCERT CHERRY
1F	116951-11-RE0	EA	MOLDING - TRIM - 3.5" X 75.8" - HONEY CHERRY
1F	116951-23-R83	EA	MOLDING - TRIM - 3.5" X 74.6" - PORTSMOUTH OAK
1F	116951-23-R84	EA	MOLDING - TRIM - 3.5" X 74.6" - CONCERT CHERRY
1F	116951-23-R91	EA	MOLDING - TRIM - 3.5" X 74.6" - WASHED MAPLE
1F	116951-23-RE0	EA	MOLDING - TRIM - 3.5" X 74.6" - HONEY CHERRY
1F	116951-24-R83	EA	MOLDING - TRIM - 3.5" X 74.6" - PORTSMOUTH OAK
1F	116951-24-R84	EA	MOLDING - TRIM - 3.5" X 74.6" - CONCERT CHERRY
1F	116951-24-R91	EA	MOLDING - TRIM - 3.5" X 74.6" - WASHED MAPLE
1F	116951-24-RE0	EA	MOLDING - TRIM - 3.5" X 74.6" - HONEY CHERRY
1F	116951-25-SD0	EA	MOLDING - TRIM - 5.5" X 69.8" - PORTSMOUTH OAK
1F	116951-25-SD1	EA	MOLDING - TRIM - 5.5" X 69.8" - CONCERT CHERRY
1F	116951-25-SD2	EA	MOLDING - TRIM - 5.5" X 69.8" - WASHED MAPLE
1F	116951-25-SD3	EA	MOLDING - TRIM - 5.5" X 69.8" - HONEY CHERRY
1F	116951-27-N75	EA	MOLDING - TRIM - 3.5" X 46.8" - PORTSMOUTH OAK
1F	116951-27-N85	EA	MOLDING - TRIM - 3.5" X 46.8" - CONCERT CHERRY
1F	116951-27-N84	EA	MOLDING - TRIM - 3.5" X 46.8" - WASHED MAPLE
1F	116951-28-N75	EA	MOLDING - TRIM - 3.5" X 79.4" - PORTSMOUTH OAK
1F	116951-28-N85	EA	MOLDING - TRIM - 3.5" X 79.4" - CONCERT CHERRY
1F	116951-28-N84	EA	MOLDING - TRIM - 3.5" X 79.4" - WASHED MAPLE
1F	116951-29-N70	EA	MOLDING - TRIM - 5.5" X 30.4" - PORTSMOUTH OAK
1F	116951-29-N85	EA	MOLDING - TRIM - 5.5" X 30.4" - CONCERT CHERRY
1F	116951-29-N84	EA	MOLDING - TRIM - 5.5" X 30.4" - WASHED MAPLE
1F	116951-29-RC3	EA	MOLDING - TRIM - 5.5" X 30.4" - HONEY CHERRY
1F	116951-29-SA3	EA	MOLDING - TRIM - 5.5" X 30.4" - SIERRA MAPLE
1F	116951-32-P75	EA	MOLDING - TRIM - 1.5" X 33.4" - PORTSMOUTH OAK
1F	116951-32-P25	EA	MOLDING - TRIM - 1.5" X 33.4" - CONCERT CHERRY
1F	116951-32-P28	EA	MOLDING - TRIM - 1.5" X 33.4" - WASHED MAPLE
1F	116951-32-RE0	EA	MOLDING - TRIM - 1.5" X 33.4" - HONEY CHERRY
1F	116951-34-P78	EA	MOLDING - TRIM - 3.5" X 44.3" - PORTSMOUTH OAK
1F	116951-34-P79	EA	MOLDING - TRIM - 3.5" X 44.3" - CONCERT CHERRY
1F	116951-34-P28	EA	MOLDING - TRIM - 3.5" X 44.3" - WASHED MAPLE
1F	116951-34-RE0	EA	MOLDING - TRIM - 3.5" X 44.3" - HONEY CHERRY
1F	116951-35-P78	EA	MOLDING - TRIM - 3.5" X 96" - PORTSMOUTH OAK
1F	116951-35-P79	EA	MOLDING - TRIM - 3.5" X 96" - CONCERT CHERRY
1F	116951-35-P28	EA	MOLDING - TRIM - 3.5" X 96" - WASHED MAPLE
1F	116951-35-RE0	EA	MOLDING - TRIM - 3.5" X 96" - HONEY CHERRY
1F	116951-36-R68	EA	MOLDING - TRIM - 3.5" X 48.8" - PORTSMOUTH OAK
1F	116951-36-R69	EA	MOLDING - TRIM - 3.5" X 48.8" - CONCERT CHERRY
1F	116951-36-R76	EA	MOLDING - TRIM - 3.5" X 48.8" - WASHED MAPLE
1F	116951-37-R68	EA	MOLDING - TRIM - 3.5" X 38.6" - PORTSMOUTH OAK
1F	116951-37-R69	EA	MOLDING - TRIM - 3.5" X 38.6" - CONCERT CHERRY
1F	116951-37-R76	EA	MOLDING - TRIM - 3.5" X 38.6" - WASHED MAPLE
1F	116951-38-R83	EA	MOLDING - TRIM - 3.5" X 82.6" - PORTSMOUTH OAK
1F	116951-38-R84	EA	MOLDING - TRIM - 3.5" X 82.6" - CONCERT CHERRY
1F	116951-38-R91	EA	MOLDING - TRIM - 3.5" X 82.6" - WASHED MAPLE
1F	116951-38-RE0	EA	MOLDING - TRIM - 3.5" X 82.6" - HONEY CHERRY
1F	116951-39-R83	EA	MOLDING - TRIM - 3.5" X 73.9" - PORTSMOUTH OAK
1F	116951-39-R84	EA	MOLDING - TRIM - 3.5" X 73.9" - CONCERT CHERRY
1F	116951-39-R91	EA	MOLDING - TRIM - 3.5" X 73.9" - WASHED MAPLE
1F	116951-39-RE0	EA	MOLDING - TRIM - 3.5" X 73.9" - HONEY CHERRY
1F	116951-40-R83	EA	MOLDING - TRIM - 4.5" X 81.9" - PORTSMOUTH OAK
1F	116951-40-R84	EA	MOLDING - TRIM - 4.5" X 81.9" - CONCERT CHERRY
1F	116951-40-R91	EA	MOLDING - TRIM - 4.5" X 81.9" - WASHED MAPLE
1F	116951-40-RE0	EA	MOLDING - TRIM - 4.5" X 81.9" - HONEY CHERRY
1F	116951-41-R83	EA	MOLDING - TRIM - 3.5" X 36.8" - PORTSMOUTH OAK
1F	116951-41-R84	EA	MOLDING - TRIM - 3.5" X 36.8" - CONCERT CHERRY
1F	116951-41-R91	EA	MOLDING - TRIM - 3.5" X 36.8" - WASHED MAPLE
1F	116951-41-RE0	EA	MOLDING - TRIM - 3.5" X 36.8" - HONEY CHERRY

**INTERIOR FINISH GROUP (CONTINUED)**  
**MOLDINGS & TRIMS (CONTINUED)**

KEY	PART NUMBER	U/M	DESCRIPTION
1F	116951-42-R83	EA	MOLDING - TRIM - 3.5" X 46.8" - PORTSMOUTH OAK
1F	116951-42-R84	EA	MOLDING - TRIM - 3.5" X 46.8" - CONCERT CHERRY
1F	116951-42-R91	EA	MOLDING - TRIM - 3.5" X 46.8" - WASHED MAPLE
1F	116951-42-RE0	EA	MOLDING - TRIM - 3.5" X 46.8" - HONEY CHERRY
1F	116951-43-R83	EA	MOLDING - TRIM - 3.5" X 86.5" - PORTSMOUTH OAK
1F	116951-43-R84	EA	MOLDING - TRIM - 3.5" X 86.5" - CONCERT CHERRY
1F	116951-43-R91	EA	MOLDING - TRIM - 3.5" X 86.5" - WASHED MAPLE
1F	116951-43-RE0	EA	MOLDING - TRIM - 3.5" X 86.5" - HONEY CHERRY
1F	116951-44-R83	EA	MOLDING - TRIM - 3.5" X 76.1" - PORTSMOUTH OAK
1F	116951-44-R84	EA	MOLDING - TRIM - 3.5" X 76.1" - CONCERT CHERRY
1F	116951-44-R91	EA	MOLDING - TRIM - 3.5" X 76.1" - WASHED MAPLE
1F	116951-44-RE0	EA	MOLDING - TRIM - 3.5" X 76.1" - HONEY CHERRY
1F	116951-45-R68	EA	MOLDING - TRIM - 3" X 30.3" - PORTSMOUTH OAK
1F	116951-45-R69	EA	MOLDING - TRIM - 3" X 30.3" - CONCERT CHERRY
1F	116951-45-R76	EA	MOLDING - TRIM - 3" X 30.3" - WASHED MAPLE
1F	116951-46-R83	EA	MOLDING - TRIM - 4.5" X 72.3" - PORTSMOUTH OAK
1F	116951-46-R84	EA	MOLDING - TRIM - 4.5" X 72.3" - CONCERT CHERRY
1F	116951-46-R91	EA	MOLDING - TRIM - 4.5" X 72.3" - WASHED MAPLE
1F	116951-46-RE0	EA	MOLDING - TRIM - 4.5" X 72.3" - HONEY CHERRY
1F	116951-48-R83	EA	MOLDING - TRIM - 4.5" X 76.1" - PORTSMOUTH OAK
1F	116951-48-R84	EA	MOLDING - TRIM - 4.5" X 76.1" - CONCERT CHERRY
1F	116951-48-R91	EA	MOLDING - TRIM - 4.5" X 76.1" - WASHED MAPLE
1F	116951-48-RE0	EA	MOLDING - TRIM - 4.5" X 76.1" - HONEY CHERRY
1F	116951-49-R83	EA	MOLDING - TRIM - 4.5" X 69.8" - PORTSMOUTH OAK
1F	116951-49-R84	EA	MOLDING - TRIM - 4.5" X 69.8" - CONCERT CHERRY
1F	116951-49-R91	EA	MOLDING - TRIM - 4.5" X 69.8" - WASHED MAPLE
1F	116951-49-RE0	EA	MOLDING - TRIM - 4.5" X 69.8" - HONEY CHERRY
1F	116951-51-SA3	EA	MOLDING - TRIM - 3.5" X 47.3" - SIERRA MAPLE
1F	116951-51-SA2	EA	MOLDING - TRIM - 3.5" X 47.3" - WASHED MAPLE
1F	116951-51-SA0	EA	MOLDING - TRIM - 3.5" X 47.3" - PORTSMOUTH OAK
1F	116951-51-SA1	EA	MOLDING - TRIM - 3.5" X 47.3" - CONCERT CHERRY
1F	116951-52-SD0	EA	MOLDING - TRIM - 4.5" X 73.3" - PORTSMOUTH OAK
1F	116951-52-SD1	EA	MOLDING - TRIM - 4.5" X 73.3" - CONCERT CHERRY
1F	116951-52-SD2	EA	MOLDING - TRIM - 4.5" X 73.3" - WASHED MAPLE
1F	116951-52-SD3	EA	MOLDING - TRIM - 4.5" X 73.3" - HONEY CHERRY
1F	116951-53-SD0	EA	MOLDING - TRIM - 4.5" X 53.4" - PORTSMOUTH OAK
1F	116951-53-SD1	EA	MOLDING - TRIM - 4.5" X 53.4" - CONCERT CHERRY
1F	116951-53-SD2	EA	MOLDING - TRIM - 4.5" X 53.4" - WASHED MAPLE
1F	116951-53-SD3	EA	MOLDING - TRIM - 4.5" X 53.4" - HONEY CHERRY

**INTERIOR FINISH GROUP (CONTINUED)**  
**MOLDINGS & TRIMS (CONTINUED)**

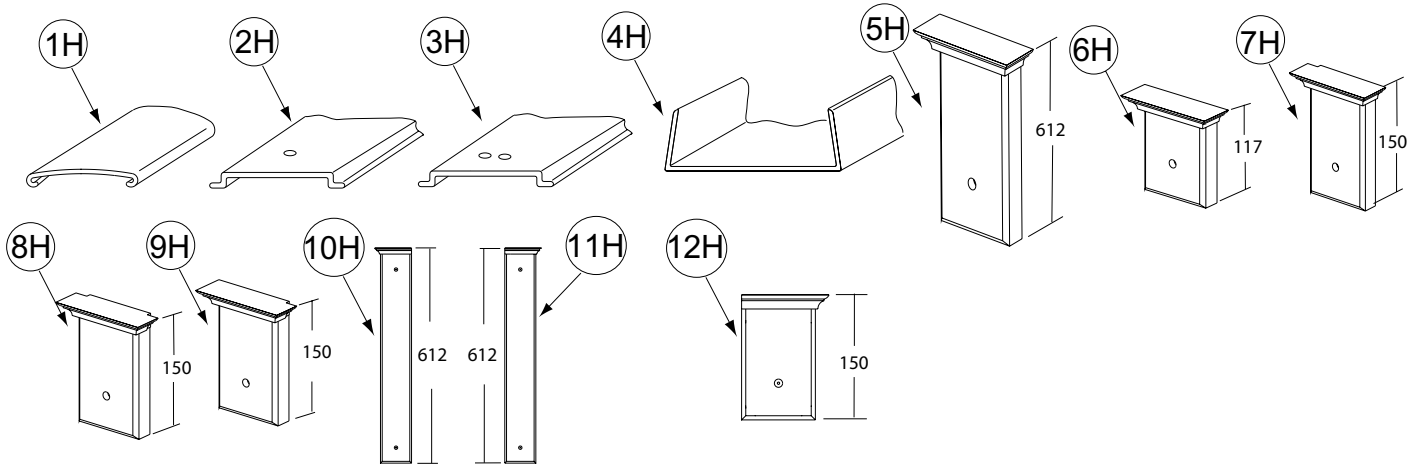


KEY	PART NUMBER	U/M	DESCRIPTION
1G	119520-01-01A	FT	MOLDING-T/OFFSET - W/EDGE LIP - 1"FACE - OFF WHITE
1G	119520-01-04A	FT	MOLDING-T - OFFSET W/EDGE LIP - 1"FACE - PORTSMOUTH OAK
1G	119520-01-02A	FT	MOLDING-T - OFFSET W/EDGE LIP - 1"FACE - CONCERT CHERRY/HONEY CHERRY
1G	119520-01-03A	FT	MOLDING-T - OFFSET W/EDGE LIP - 1"FACE - WASHED MAPLE
2G	127842-01-01A	FT	SEAL - SIGHT SHIELD - 2" BLACK
3G	130262-01-000	EA	PROTECTOR - CORNER SAVER - .7" X .7" X 48"
3G	130262-03-000	EA	PROTECTOR - CORNER - .75" X .75"
3G	130262-04-000	EA	PROTECTOR - CORNER SAVER - .4" X .7" X 48"
4G	132663-03-08A	EA	MOLDING-VINYL WRAP/PRE DRILLED-.6"X3.8"X150.6" - PORTSMOUTH OAK
4G	132663-11-07A	EA	MOLDING-VINYL WRAP/PRE DRILLED-.6"X3.8"X110.5" - CONCERT CHERRY/HONEY CHERRY
4G	132663-11-21A	EA	MOLDING-VINYL WRAP/PRE DRILLED-.6"X3.4"X57.9" - WASHED MAPLE
4G	132663-11-22A	EA	MOLDING-VINYL WRAP/PRE DRILLED-.6"X3.4"X57.9" - SIERRA MAPLE
4G	132663-09-08A	EA	MOLDING-VINYL WRAP/PRE DRILLED-.6"X3.4"X96.5" - PORTSMOUTH OAK
4G	132663-09-07A	EA	MOLDING-VINYL WRAP/PRE DRILLED-.6"X3.4"X96.5" - CONCERT CHERRY/ HONEY CHERRY
4G	132663-18-21A	EA	MOLDING-VINYL WRAP/PRE DRILLED-.6" X 3.4" X 73.1" - WASHED MAPLE
4G	132663-18-22A	EA	MOLDING-VINYL WRAP/PRE DRILLED-.6" X 3.4" X 73.1" - SIERRA MAPLE
4G	132663-15-08A	EA	MOLDING-VINYL WRAP/PRE DRILLED-.6"X3"X96" - PORTSMOUTH OAK
4G	132663-15-07A	EA	MOLDING-VINYL WRAP/PRE DRILLED-.6"X3"X96" - CONCERT CHERRY/HONEY CHERRY
4G	132663-04-21A	EA	MOLDING-VINYL WRAP/PRE DRILLED - .6" X 3" X 70.2" - WASHED MAPLE
4G	132663-04-22A	EA	MOLDING-VINYL WRAP/PRE DRILLED - .6" X 3" X 70.2" - SIERRA MAPLE
5G	132844-01-08A	EA	BLOCK - CORNER - 3.9" X 3.9" - PORTSMOUTH OAK
5G	132844-01-02A	EA	BLOCK - CORNER - 3.9" X 3.9" - CONCERT CHERRY/HONEY CHERRY
5G	132844-01-21A	EA	BLOCK - CORNER - 3.9" X 3.9" - WASHED MAPLE
5G	132844-01-22A	EA	BLOCK - CORNER - 3.9" X 3.9" - SIERRA MAPLE
5G	132844-02-08A	EA	BLOCK - CORNER - 3.5" X 3.5" - PORTSMOUTH OAK
5G	132844-02-02A	EA	BLOCK - CORNER - 3.5" X 3.5" - CONCERT CHERRY/HONEY CHERRY
5G	132844-02-21A	EA	BLOCK - CORNER - 3.5" X 3.5" - WASHED MAPLE
5G	132844-02-22A	EA	BLOCK - CORNER - 3.5" X 3.5" - SIERRA MAPLE
6G	137108-01-07A	EA	RAIL - DECORATIVE - 96" - PORTSMOUTH OAK
6G	137108-01-02A	EA	RAIL - DECORATIVE - 96" - CONCERT CHERRY
6G	137108-01-03A	EA	RAIL - DECORATIVE - 96" - WASHED MAPLE
6G	137108-01-08A	EA	RAIL - DECORATIVE - 96" - HONEY CHERRY
6G	137108-01-09A	EA	RAIL - DECORATIVE - 96" W/O REVERSE SIDE GROOVE - SIERRA MAPLE
6G	150167-01-07A	EA	RAIL - DECORATIVE - 96" W/O REVERSE SIDE GROOVE - PORTSMOUTH OAK
6G	150167-01-02A	EA	RAIL - DECORATIVE - 96" W/O REVERSE SIDE GROOVE - SALEM CHERRY - CONCERT CHERRY
6G	150167-01-03A	EA	RAIL - DECORATIVE - 96" W/O REVERSE SIDE GROOVE - WASHED MAPLE
6G	150167-01-09A	EA	RAIL - DECORATIVE - 96" W/O REVERSE SIDE GROOVE - SIERRA MAPLE
	137885-A2-438	EA	LUMBER - VINYL WRAPPED - .7" X .75" X 96" - CONCERT CHERRY
	137885-D2-438	EA	LUMBER - VINYL WRAPPED - .7" X 1.5" X 96" - CONCERT CHERRY
	137885-E2-438	EA	LUMBER - VINYL WRAPPED - .7" X 2" X 96" - CONCERT CHERRY
	137885-F2-438	EA	LUMBER - VINYL WRAPPED - .7" X 2.5" X 96" - CONCERT CHERRY
	137885-G2-438	EA	LUMBER - VINYL WRAPPED - .7" X 3" X 96" - CONCERT CHERRY
	137885-H2-438	EA	LUMBER - VINYL WRAPPED - .7" X 3.5" X 96" - CONCERT CHERRY
	137885-J2-438	EA	LUMBER - VINYL WRAPPED - .7" X 5.5" X 96" - CONCERT CHERRY
	137885-J2-743	EA	LUMBER - VINYL WRAPPED - .7" X 5.5" X 108" - CONCERT CHERRY
	137885-K2-438	EA	LUMBER - VINYL WRAPPED - .7" X 3.9" X 96" - CONCERT CHERRY
	137885-R2-438	EA	LUMBER - VINYL WRAPPED - .7" X 3" X 96" - CONCERT CHERRY
7G	137887-D2-134	EA	MOLDING - VINYL WRAPPED - .7" X 1.6" X 84" - CONCERT CHERRY
7G	137887-D2-743	EA	MOLDING - VINYL WRAPPED - .7" X 1.6" X 108" - CONCERT CHERRY
7G	137887-F2-134	EA	MOLDING - VINYL WRAPPED - .7" X 2.5" X 84" - CONCERT CHERRY
7G	137887-F2-743	EA	MOLDING - VINYL WRAPPED - .7" X 2.5" X 108" - CONCERT CHERRY
7G	137887-F2-438	EA	MOLDING - VINYL WRAPPED - .7" X 2.5" X 96" - CONCERT CHERRY

**INTERIOR FINISH GROUP (CONTINUED)**  
**MOLDINGS & TRIMS (CONTINUED)**

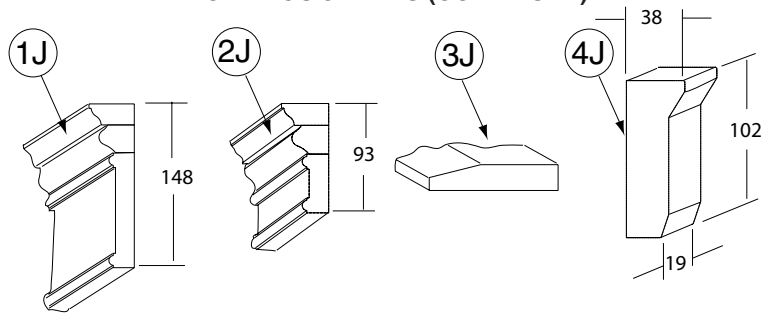
KEY	PART NUMBER	U/M	DESCRIPTION
	137894-A2-438	EA	LUMBER - VINYL WRAPPED - .7" X .75" X 96" - PORTSMOUTH OAK
	137894-D2-438	EA	LUMBER - VINYL WRAPPED - .7" X 1.5" X 96" - PORTSMOUTH OAK
	137894-E2-438	EA	LUMBER - VINYL WRAPPED - .7" X 2" X 96" - PORTSMOUTH OAK
	137894-F2-438	EA	LUMBER - VINYL WRAPPED - .7" X 2.5" X 96" - PORTSMOUTH OAK
	137894-G2-438	EA	LUMBER - VINYL WRAPPED - .7" X 3" X 96" - PORTSMOUTH OAK
	137894-H2-438	EA	LUMBER - VINYL WRAPPED - .7" X 3.5" X 96" - PORTSMOUTH OAK
	137894-J2-438	EA	LUMBER - VINYL WRAPPED - .7" X 5.5" X 96" - PORTSMOUTH OAK
	137894-J2-743	EA	LUMBER - VINYL WRAPPED - .7" X 5.5" X 96" - PORTSMOUTH OAK
	137894-K2-438	EA	LUMBER - VINYL WRAPPED - .7" X 3.9" X 96" - PORTSMOUTH OAK
	137894-R2-438	EA	LUMBER - VINYL WRAPPED - .7" X 3" X 96" - PORTSMOUTH OAK
7G	137895-D2-134	EA	MOLDING - VINYL WRAPPED - .7" X 1.6" X 84"-PORTSMOUTH OAK
7G	137895-D2-743	EA	MOLDING - VINYL WRAPPED - .7" X 1.6" X 108"-PORTSMOUTH OAK
7G	137895-F2-743	EA	MOLDING - VINYL WRAPPED - .7" X 2.5" X 108" - PORTSMOUTH OAK
	146419-A2-438	EA	LUMBER - VINYL WRAPPED - .7" X .75" X 96" - HONEY CHERRY
	146419-D2-438	EA	LUMBER - VINYL WRAPPED - .7" X 1.5" X 96" - HONEY CHERRY
	146419-E2-438	EA	LUMBER - VINYL WRAPPED - .7" X 2" X 96" - HONEY CHERRY
	146419-F2-438	EA	LUMBER - VINYL WRAPPED - .7" X 2.5" X 96" - HONEY CHERRY
	146419-G2-438	EA	LUMBER - VINYL WRAPPED - .7" X 3" X 96" - HONEY CHERRY
	146419-H2-438	EA	LUMBER - VINYL WRAPPED - .7" X 3.5" X 96" - HONEY CHERRY
	146419-J2-438	EA	LUMBER - VINYL WRAPPED - .7" X 5.5" X 96" - HONEY CHERRY
	146419-J2-743	EA	LUMBER - VINYL WRAPPED - .7" X 5.5" X 108" - HONEY CHERRY
	146419-K2-438	EA	LUMBER - VINYL WRAPPED - .7" X 3.9" X 96" - HONEY CHERRY
	146419-R2-438	EA	LUMBER - VINYL WRAPPED - .7" X 3" X 96" - HONEY CHERRY
7G	146425-D2-134	EA	MOLDING - VINYL WRAPPED - .7" X 1.6" X 96" - HONEY CHERRY
7G	146425-F2-134	EA	MOLDING - VINYL WRAPPED - .7" X 2.5" X 84" - HONEY CHERRY
7G	146425-F2-134	EA	MOLDING - VINYL WRAPPED - .7" X 2.5" X 96" - HONEY CHERRY
7G	146425-F2-743	EA	MOLDING - VINYL WRAPPED - .7" X 2.5" X 108" - HONEY CHERRY
	149325-A2-438	EA	LUMBER - VINYL WRAPPED - .7" X .75" X 96" - WASHED MAPLE
	149325-D2-438	EA	LUMBER - VINYL WRAPPED - .7" X 1.5" X 96" - WASHED MAPLE
	149325-E2-438	EA	LUMBER - VINYL WRAPPED - .7" X 2" X 96" - WASHED MAPLE
	149325-F2-438	EA	LUMBER - VINYL WRAPPED - .7" X 2.5" X 96" - WASHED MAPLE
	149325-G2-438	EA	LUMBER - VINYL WRAPPED - .7" X 3" X 96" - WASHED MAPLE
	149325-H2-438	EA	LUMBER - VINYL WRAPPED - .7" X 3.5" X 96" - WASHED MAPLE
	149325-J2-438	EA	LUMBER - VINYL WRAPPED - .7" X 5.5" X 96" - WASHED MAPLE
	149325-J2-743	EA	LUMBER - VINYL WRAPPED - .7" X 5.5" X 108" - WASHED MAPLE
	149325-K2-438	EA	LUMBER - VINYL WRAPPED - .7" X 3.9" X 96" - WASHED MAPLE
	149325-R2-438	EA	LUMBER - VINYL WRAPPED - .7" X 3" X 96" - WASHED MAPLE
7G	149326-D2-134	EA	MOLDING - VINYL WRAPPED - .7" X 1.6" X 84" - WASHED MAPLE
7G	149326-F2-134	EA	MOLDING - VINYL WRAPPED - .7" X 2.5" X 84" - WASHED MAPLE
7G	149326-F2-438	EA	MOLDING - VINYL WRAPPED - .7" X 2.5" X 96" - WASHED MAPLE
7G	149326-F2-743	EA	MOLDING - VINYL WRAPPED - .7" X 2.5" X 108" - WASHED MAPLE
	149330-A2-438	EA	LUMBER - VINYL WRAPPED - .7" X .75" X 96" - SIERRA MAPLE
	149330-D2-438	EA	LUMBER - VINYL WRAPPED - .7" X 1.5" X 96" - SIERRA MAPLE
	149330-E2-438	EA	LUMBER - VINYL WRAPPED - .7" X 2" X 96" - SIERRA MAPLE
	149330-F2-438	EA	LUMBER - VINYL WRAPPED - .7" X 2.5" X 96" - SIERRA MAPLE
	149330-G2-438	EA	LUMBER - VINYL WRAPPED - .7" X 3" X 96" - SIERRA MAPLE
	149330-H2-438	EA	LUMBER - VINYL WRAPPED - .7" X 3.5" X 96" - SIERRA MAPLE
	149330-J2-438	EA	LUMBER - VINYL WRAPPED - .7" X 5.5" X 96" - SIERRA MAPLE
	149330-J2-743	EA	LUMBER - VINYL WRAPPED - .7" X 5.5" X 108" - SIERRA MAPLE
	149330-K2-438	EA	LUMBER - VINYL WRAPPED - .7" X 3.9" X 96" - SIERRA MAPLE
	149330-R2-438	EA	LUMBER - VINYL WRAPPED - .7" X 3" X 96" - SIERRA MAPLE
7G	149331-D2-134	EA	MOLDING - VINYL WRAPPED - .7" X 1.6" X 96" - SIERRA MAPLE
7G	149331-F2-134	EA	MOLDING - VINYL WRAPPED - .7" X 2.5" X 84" - SIERRA MAPLE
7G	149331-F2-439	EA	MOLDING - VINYL WRAPPED - .7" X 2.5" X 96" - SIERRA MAPLE
7G	149331-F2-743	EA	MOLDING - VINYL WRAPPED - .7" X 2.5" X 108" - SIERRA MAPLE

**INTERIOR FINISH GROUP (CONTINUED)**  
**MOLDINGS & TRIMS (CONTINUED)**



KEY	PART NUMBER	U/M	DESCRIPTION
1H	138359-01-01A	FT	COVER - ROOF BREAK - PEARL CREAM/PLASTIC - 96"
2H	138403-01-01A	EA	TRIM - ROOF - MILL
3H	138403-03-01A	EA	TRIM - ROOF - MILL
4H	141260-01-01A	FT	U-CHANNEL - 1" - VILLAGE OAK - PORTSMOUTH OAK/WASHED MAPLE/SIERRA MAPLE
4H	141260-01-02A	FT	U-CHANNEL - 1" - GRADY BROWN - CONCERT CHERRY/HONEY CHERRY
5H	141303-02-N53	EA	MOLDING - CROWN/BLOCK - PORTSMOUTH OAK
5H	141303-02-N52	EA	MOLDING - CROWN/BLOCK - CONCERT CHERRY
5H	141303-02-N62	EA	MOLDING - CROWN/BLOCK - WASHED MAPLE
5H	141303-02-RA3	EA	MOLDING - CROWN/BLOCK - HONEY CHERRY
6H	141303-03-N53	EA	MOLDING - CROWN/BLOCK - PORTSMOUTH OAK
6H	141303-03-N52	EA	MOLDING - CROWN/BLOCK - CONCERT CHERRY
6H	141303-03-N62	EA	MOLDING - CROWN/BLOCK - WASHED MAPLE
6H	141303-03-RA3	EA	MOLDING - CROWN/BLOCK - HONEY CHERRY
7H	141303-05-R89	EA	MOLDING - CROWN/BLOCK - PORTSMOUTH OAK
7H	141303-05-R91	EA	MOLDING - CROWN/BLOCK - WASHED MAPLE
7H	141303-05-R90	EA	MOLDING - CROWN/BLOCK - CONCERT CHERRY
7H	141303-05-RE3	EA	MOLDING - CROWN/BLOCK - HONEY CHERRY
8H	141303-06-R89	EA	MOLDING - CROWN/BLOCK - PORTSMOUTH OAK
8H	141303-06-R90	EA	MOLDING - CROWN/BLOCK - CONCERT CHERRY
8H	141303-06-R91	EA	MOLDING - CROWN/BLOCK - WASHED MAPLE
8H	141303-06-RE3	EA	MOLDING - CROWN/BLOCK - HONEY CHERRY
9H	141303-07-R89	EA	MOLDING - CROWN/BLOCK - PORTSMOUTH OAK
9H	141303-07-R90	EA	MOLDING - CROWN/BLOCK - CONCERT CHERRY
9H	141303-07-R91	EA	MOLDING - CROWN/BLOCK - WASHED MAPLE
9H	141303-07-RE3	EA	MOLDING - CROWN/BLOCK - HONEY CHERRY
10H	141303-08-R83	EA	MOLDING - CROWN/BLOCK - PORTSMOUTH OAK
10H	141303-08-R84	EA	MOLDING - CROWN/BLOCK - CONCERT CHERRY
10H	141303-08-R91	EA	MOLDING - CROWN/BLOCK - WASHED MAPLE
10H	141303-08-RE0	EA	MOLDING - CROWN/BLOCK - HONEY CHERRY
11H	141303-09-R83	EA	MOLDING - CROWN/BLOCK - PORTSMOUTH OAK
11H	141303-09-R84	EA	MOLDING - CROWN/BLOCK - CONCERT CHERRY
11H	141303-09-R91	EA	MOLDING - CROWN/BLOCK - WASHED MAPLE
11H	141303-09-RE0	EA	MOLDING - CROWN/BLOCK - HONEY CHERRY
12H	141303-10-R89	EA	MOLDING - CROWN/BLOCK - PORTSMOUTH OAK
12H	141303-10-R90	EA	MOLDING - CROWN/BLOCK - CONCERT CHERRY
12H	141303-10-R91	EA	MOLDING - CROWN/BLOCK - WASHED MAPLE
12H	141303-10-RE3	EA	MOLDING - CROWN/BLOCK - HONEY CHERRY

**INTERIOR FINISH GROUP (CONTINUED)**  
**MOLDINGS & TRIMS (CONTINUED)**



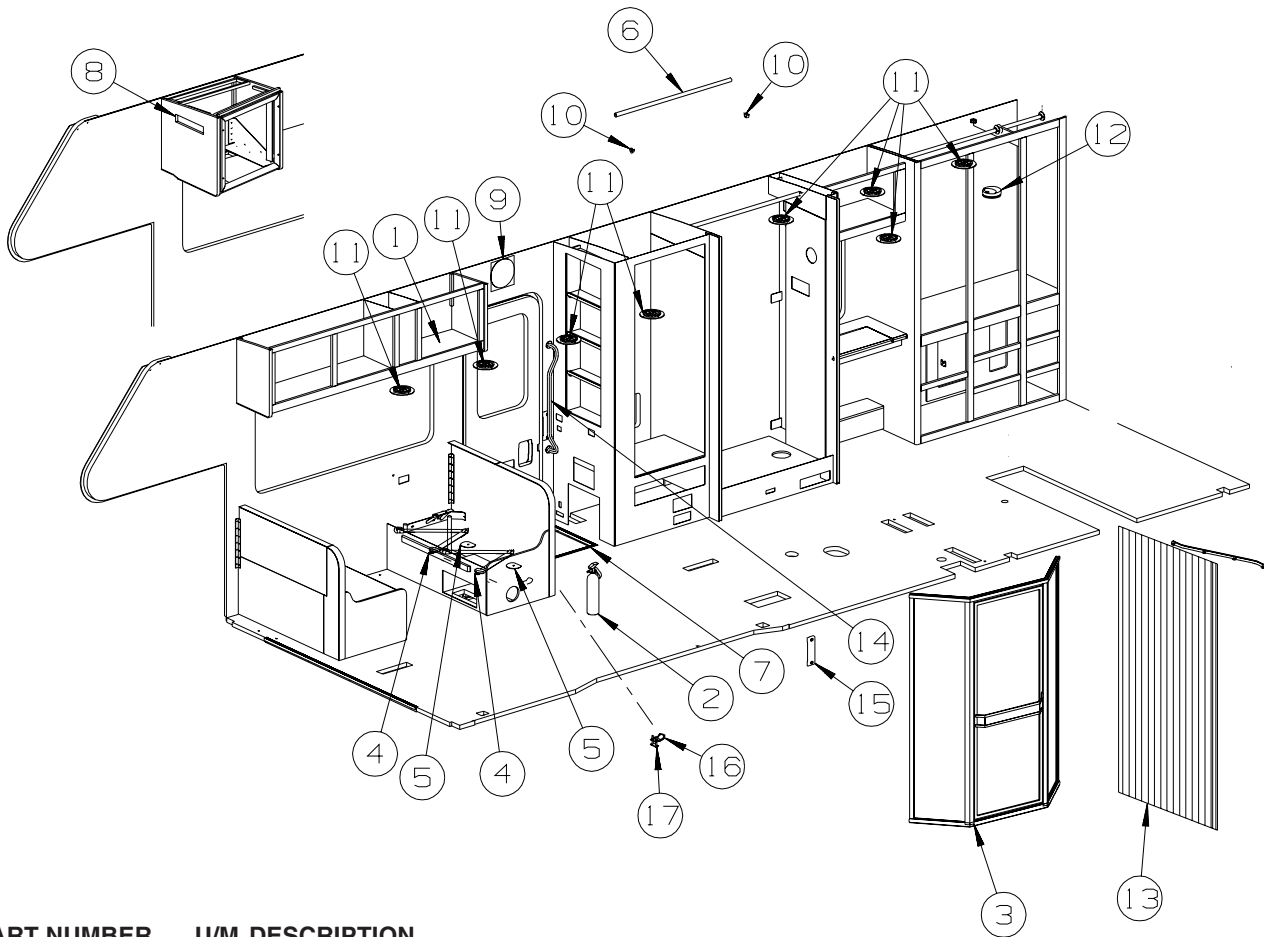
KEY	PART NUMBER	U/M	DESCRIPTION
1J	144885-14-R83	EA	MOLDING - F/SLIDEOUT - 86.5" - PORTSMOUTH OAK
1J	144885-14-R84	EA	MOLDING - F/SLIDEOUT - 86.5" - CHERRY
1J	144885-14-RE0	EA	MOLDING - F/SLIDEOUT - 86.5" - HONEY CHERRY
1J	144885-07-SD2	EA	MOLDING - F/SLIDEOUT - 82.5" - WASHED MAPLE
2J	145379-01-R83	EA	MOLDING/TRIM - 47.48" - PORTSMOUTH OAK
2J	145379-01-R84	EA	MOLDING/TRIM - 47.48" - CONCERT CHERRY
2J	145379-01-RE0	EA	MOLDING/TRIM - 47.48" - HONEY CHERRY
2J	145379-01-SD2	EA	MOLDING/TRIM - 47.48" - WASHED MAPLE
2J	145379-02-R83	E A	MOLDING/TRIM - 7.87" W/RIGHT SIDE ANGLE CUT - PORTSMOUTH OAK
2J	145379-02-R84	EA	MOLDING/TRIM - 7.87" W/RIGHT SIDE ANGLE CUT - CONCERT CHERRY
2J	145379-02-RE0	EA	MOLDING/TRIM - 7.87" W/RIGHT SIDE ANGLE CUT - HONEY CHERRY
2J	145379-02-SD2	EA	MOLDING/TRIM - 7.87" W/RIGHT SIDE ANGLE CUT - WASHED MAPLE
2J	145379-03-R83	EA	MOLDING/TRIM - 7.87" W/LEFT SIDE ANGLE CUT - PORTSMOUTH OAK
2J	145379-03-R84	EA	MOLDING/TRIM - 7.87" W/LEFT SIDE ANGLE CUT - CONCERT CHERRY
2J	145379-03-RE0	EA	MOLDING/TRIM - 7.87" W/LEFT SIDE ANGLE CUT - HONEY CHERRY
2J	145379-03-SD2	EA	MOLDING/TRIM - 7.87" W/LEFT SIDE ANGLE CUT - WASHED MAPLE
2J	145379-05-R83	EA	MOLDING/TRIM - 102.75" - PORTSMOUTH OAK
2J	145379-05-R84	EA	MOLDING/TRIM - 102.75" - CONCERT CHERRY
2J	145379-05-SD2	EA	MOLDING/TRIM - 102.75" - WASHED MAPLE
2J	145379-05-RE0	EA	MOLDING/TRIM - 102.75" - HONEY CHERRY
3J	146306-01-01A	FT	TRANSITION - CARPET/TILE
4J	149151-01-S46	EA	MOLDING - BLOCK - PORTSMOUTH OAK
4J	149151-01-S47	EA	MOLDING - BLOCK - CONCERT CHERRY
4J	149151-01-S48	EA	MOLDING - BLOCK - WASHED MAPLE

**INTERIOR FINISH GROUP (CONTINUED)**  
**PANELING & LAMINATES**

<b>KEY</b>	<b>PART NUMBER</b>	<b>U/M</b>	<b>DESCRIPTION</b>
	000885-A5-000	SF	PARTICLE BOARD - 3/8" X 4' X 8' - WHITE PEB EMB - 1 SIDED
	000885-92-000	SF	PARTICLE BOARD - 3/8" X 4' X 8' - PORTSMOUTH OAK - 1 SIDED - PORTSMOUTH OAK
	000885-93-000	SF	PARTICLE BOARD - 3/8" X 4' X 8' - PORTSMOUTH OAK - 2-SIDED - PORTSMOUTH OAK
	000885-94-000	SF	PARTICLE BOARD - 1/2" X 4' X 8' - PORTSMOUTH OAK - 2 SIDED - PORTSMOUTH OAK
	000885-95-000	SF	PARTICLE BOARD - 3/4" X 4' X 8' - PORTSMOUTH OAK - 2-SIDED - PORTSMOUTH OAK
	000885-B8-000	SF	PARTICLE BOARD - 3/8" X 4' X 8'- NEW CONC CHERRY - 2 SIDED - CONCERT CHERRY
	000885-B9-000	SF	PARTICLE BOARD - 3/8" X 4' X 8'- NEW CONC CHERRY - 1 SIDED - CONCERT CHERRY
	000885-C0-000	SF	PARTICLE BOARD - 3/4" X 4' X 8'- NEW CONC CHERRY - 2 SIDED - CONCERT CHERRY
	000885-C1-000	SF	PARTICLE BOARD - 1/2" X 4' X 8'- NEW CONC CHERRY - 2 SIDED - CONCERT CHERRY
	000885-B4-000	SF	PARTICLE BOARD - 3/8" X 4' X 8'- WASHED MAPLE - 2 SIDED - WASHED MAPLE
	000885-B5-000	SF	PARTICLE BOARD - 3/8" X 4' X 8'- WASHED MAPLE - 1 SIDED - WASHED MAPLE
	000885-B6-000	SF	PARTICLE BOARD - 3/4" X 4' X 8'- WASHED MAPLE - 2 SIDED - WASHED MAPLE
	000885-B7-000	SF	PARTICLE BOARD - 1/2" X 4' X 8'- WASHED MAPLE - 2 SIDED - WASHED MAPLE
	000885-B0-000	SF	PARTICLE BOARD - 3/8" X 4' X 8'- SIERRA MAPLE - 2 SIDED - SIERRA MAPLE
	000885-A5-000	SF	PARTICLE BOARD - 3/8" X 4' X 8'- SIERRA MAPLE - 1 SIDED - SIERRA MAPLE
	000885-B2-000	SF	PARTICLE BOARD - 3/4" X 4' X 8'- SIERRA MAPLE - 2 SIDED - SIERRA MAPLE
	000885-B3-000	SF	PARTICLE BOARD - 1/2" X 4' X 8'- SIERRA MAPLE - 2 SIDED - SIERRA MAPLE
	069733-87-000	EA	BATT STRIP - WOODGRAINED/PORTSMOUTH OAK - 8' - PORTSMOUTH OAK
	069733-86-000	EA	BATT STRIP - WOODGRAINED/WASHED MAPLE - 8' - WASHED MAPLE
	069733-90-000	EA	BATT STRIP - WOODGRAINED/SIERRA MAPLE - 8' - SIERRA MAPLE
	088263-J3-000	EA	BATT STRIP - DECORATIVE - NEAT CONCERT CHERRY - CONCERT CHERRY
	088263-J2-000	EA	BATT STRIP - DECORATIVE - NEAT/WASHED MAPLE - WASHED MAPLE
	088263-J1-000	EA	BATT STRIP - DECORATIVE - SIERRA MAPLE - SIERRA MAPLE
	088263-G1-000	EA	BATT STRIP - DECORATIVE - PEBBLE EMBOSSED - 8' LONG
	088263-H4-000	EA	BATT STRIP - DECORATIVE - ROCKET SILVERADO (S16, S17, S18, SW3)
	088263-H5-000	EA	BATT STRIP - DECORATIVE - CYPRESS (S19, S20, S21, SW4)
	088263-H6-000	EA	BATT STRIP - DECORATIVE - STONE (S22, S23, S24, SW5)
	074497-42-000	SF	PANELING - PORTSMOUTH OAK - 1/8" X 4' X 8' - PORTSMOUTH OAK
	076773-15-000	SF	PANELING - 2 SIDED/PORTSMOUTH OAK - 1/8" X 4' X 8' - PORTSMOUTH OAK
	074497-50-000	SF	PANELING - NEW CONCERT CHERRY - 1/8" X 4' X 8' - CONCERT CHERRY
	076773-21-000	SF	PANELING - 2 SIDED/NEW CONC CHERRY - 1/8" X 4' X 8' - CONCERT CHERRY
	074497-49-000	SF	PANELING - WASHED MAPLE - 1/8" X 4' X 8' - WASHED MAPLE
	076773-20-000	SF	PANELING - 2 SIDED/WASHED MAPLE - 1/8" X 4' X 8' - WASHED MAPLE
	074497-48-000	SF	PANELING - SIERRA MAPLE - 1/8" X 4' X 8' - SIERRA MAPLE
	076773-19-000	SF	PANELING - 2 SIDED/SIERRA MAPLE - 1/8" X 4' X 8' - SIERRA MAPLE
	074497-46-000	SF	PANELING - CEILING - SCULPTURES - 1/8" X 4' X 100"
	088272-H9-000	SF	PANELING - PEBBLE EMBOSSED - WHITE - 4' X 7'
	088272-K5-000	SF	PANELING - SILVERADO - 4' X 7' (S16, S17, S18, SW3)
	088272-K6-000	SF	PANELING - CYPRESS - 4' X 7' (S19, S20, S21, SW4)
	088272-K7-000	SF	PANELING - STONE - 4' X 7' (S22, S23, S24, SW5)
	074498-97-000	SF	LAMINATE - PLASTIC - GRAY TRANQUILITY - 4' X 8' (S16, S17, S18, SW3)
	074498-A1-000	SF	LAMINATE - PLASTIC - LINO FRIEZE - 5' X 8' (S19, S20, S21, SW4)
	074498-A0-000	SF	LAMINATE - PLASTIC - ROCKY MOUNTAIN HIGH - 4' X 8' (S22, S23, S24, SW5)
	074498-40-000	SF	LAMINATE - PLASTIC - OFF WHITE - 4' X 8'
	076325-73-000	FT	MOLDING - EDGE BAND - .93" X .024" - OFF WHITE
	085284-G8-000	FT	BATT TAPE - ADHESIVE BACKED/PAPER WRAP - PORTSMOUTH OAK - PORTSMOUTH OAK
	085284-J7-000	FT	BATT TAPE - ADHESIVE BACKED - NEW CONCERT CHERRY - CONCERT CHERRY
	085284-J5-000	FT	BATT TAPE - ADHESIVE BACKED - DECORATIVE-NEAT/WASHED MAPLE - WASHED MAPLE
	085284-J4-000	FT	BATT TAPE - ADHESIVE BACKED - DECORATIVE-SIERRA MAPLE - SIERRA MAPLE
	085284-F9-000	FT	BATT TAPE - ADHESIVE BACKED - PEBBLE EMBOSSED
	085284-H8-000	FT	BATT TAPE - ADHESIVE BACKED - DECORATIVE-ROCKET SILVERADO (S16, S17, S18, SW3)
	085284-H9-000	FT	BATT TAPE - ADHESIVE BACKED - DECORATIVE - CYPRESS (S19, S20, S21, SW4)
	085284-H0-000	FT	BATT TAPE - ADHESIVE BACKED - DECORATIVE - STONE (S22, S23, S24, SW5)
	126339-01-000	SF	BOARD - WHEAT - 60" X 72"
	132610-06-14A	FT	WALLPAPER - BORDER - 5 1/4" - SELF-ADHESIVE (S16, S17, S18, SW3)
	132610-06-13A	FT	WALLPAPER - BORDER - 5 1/4" - SELF-ADHESIVE (S19, S20, S21, SW4)
	132610-05-08A	FT	WALLPAPER - BORDER - 7" - SELF-ADHESIVE (S22, S23, S24, SW5)

## INTERIOR FINISH GROUP (CONTINUED)

### INTERIOR TRIM LAYOUT

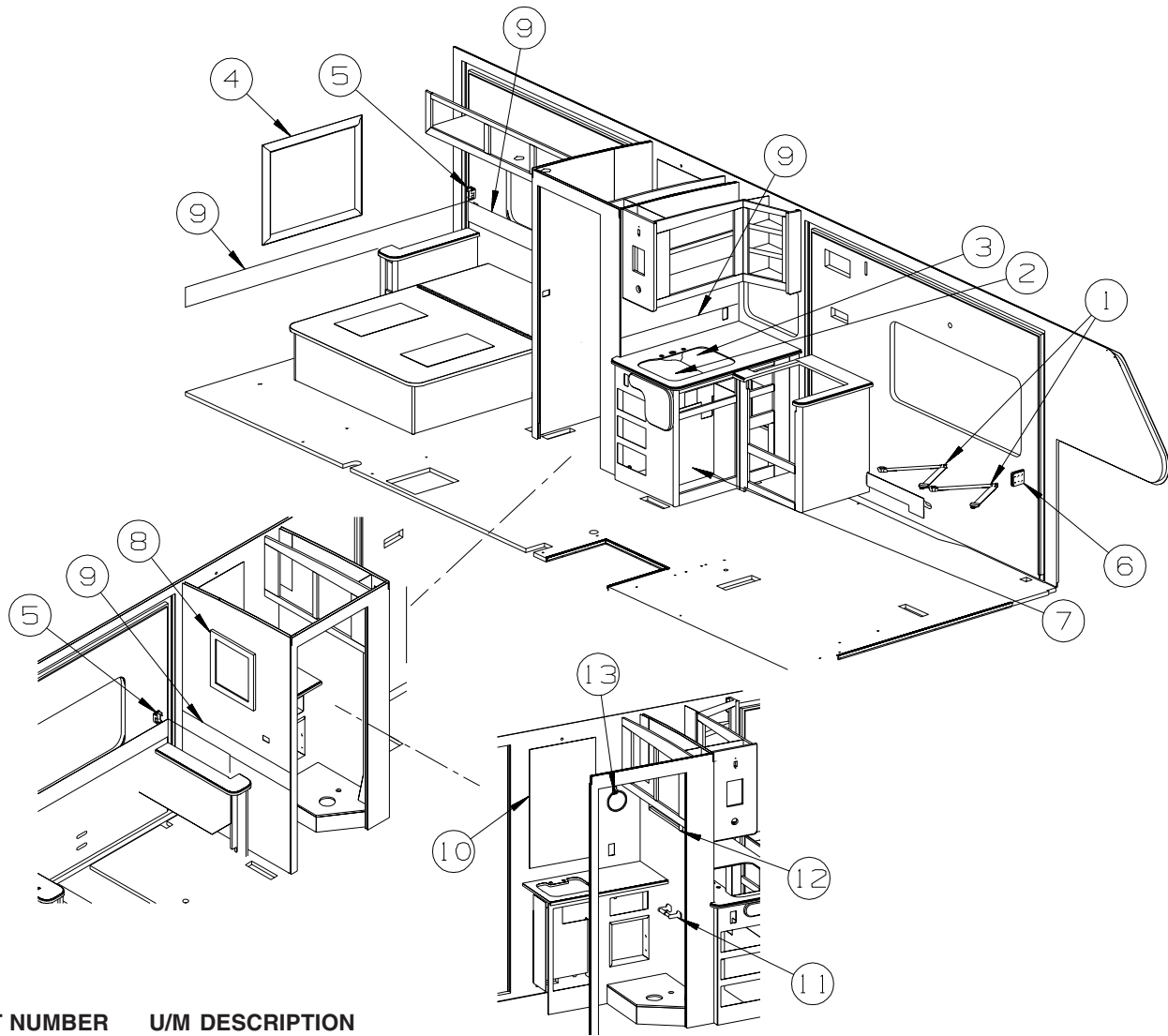


KEY	PART NUMBER	U/M	DESCRIPTION
1	072852-01-000	EA	DETECTOR - SMOKE - W/9 VOLT BATTERY - US
1	072852-02-000	EA	DETECTOR - SMOKE - W/9 VOLT BATTERY - <b>CANADIAN</b>
2	094499-03-000	EA	EXTINGUISHER/FIRE - DRY - 10BC - W/GAUGE/BRACKET
2*	094499-02-000	EA	EXTINGUISHER/FIRE - DRY - 10BC - W/GAUGE/BRACKET - <b>CANADIAN</b>
	094499-04-000	EA	STRAP - FIRE EXTINGUISHER MOUNTING - META
3*	115011-03-01A	EA	DOOR SHOWER - SLIDING/BYPASS W/40" LOWER TRACK - GOLD/AQUA
4	007021-01-000	EA	SEAT BELT - 2" X 90" - BLACK
5	140221-01-02B	EA	WASHER - SEAT BELT - E-COAT
6	102075-18-02A	EA	ROD - SHOWER CURTAIN - 1" OD X 38.9" - SOFT WHITE
7	139955-14-04A	EA	TRIM - STEP/ENTRY - 26.7" - TITANIUM
8	109918-03-01A	EA	VENT - RETURN AIR - 12.3" X 2.75" - BLACK
9	142368-02-01A	EA	CLOCK - 8" SQUARE - BRASS
10	113236-01-01A	EA	BRACKET - CLOTHES - ROD
11	120134-01-02A	EA	REGISTER - W/DAMPER - 4" PIPE/6.4" O.D. FACE - WHITE
12	125136-02-000	EA	DETECTOR/CO - GAS MODEL - 9 VOLT
13*	131595-01-01A	EA	DOOR/FOLDING-36.9"X 74.9"-4 CEILING BRKTS & STRAIGHT TRACK
	131595-07-01A	EA	TRACK - DOOR - CURVED/RIGHT - 28.5"
	057534-03-000	EA	TIEBACK - CLEAR PLASTIC - 7.5"
14	137605-01-01A	EA	RAIL - HAND - INTERIOR ENTRY DOOR - BLACK
15	148362-01-01A	EA	COVER - BRACKET/STRIKE - BRIGHT WHITE
	140151-02-02A	EA	COVER - SCREW - BRIGHT WHITE
16	150697-01-02B	EA	BRACKET - RESTRAINT/CHILD - E-COATED
17	150700-01-02B	EA	PLATE/MOUNTING - RESTRAINT/CHILD - 1" X 2.3" - E-COATED

\*COMPONENT PARTS LISTED LATER IN THIS GROUP



**INTERIOR FINISH GROUP (CONTINUED)**  
**INTERIOR TRIM LAYOUT (CONTINUED)**

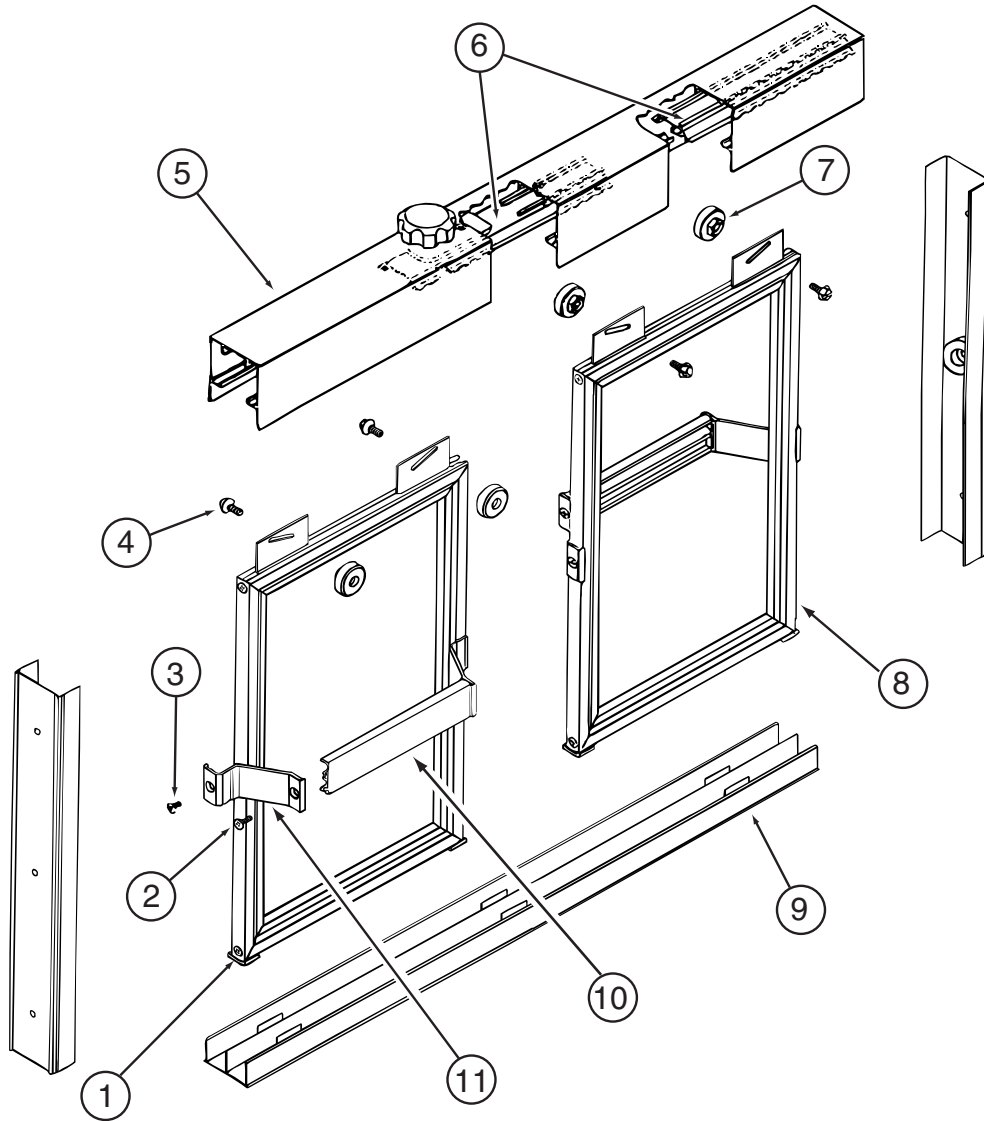


KEY	PART NUMBER	U/M	DESCRIPTION
1	056271-01-000	EA	SEAT BELT - 2" X 102" - BLACK
2	137489-01-04A	EA	COVER - SINK/LARGE - 13.8" X 17" - 1/4" NATURES FLANNEL
3	137489-02-04A	EA	COVER - SINK/SMALL - 9.6" X 15.7" - 1/4" NATURES FLANNEL
4	140374-30-000	EA	MIRROR - SAFETY GLASS - 25.6" X 31.5"
4	142631-02-03A	EA	FRAME - MIRROR - 35.7"H X 30"W - PORTSMOUTH OAK
4	142631-02-01A	EA	FRAME - MIRROR - 35.7"H X 30"W - CONCERT CHERRY
4	142631-02-02A	EA	FRAME - MIRROR - 35.7"H X 30"W - WASHED MAPLE
4	142631-02-04A	EA	FRAME - MIRROR - 35.7"H X 30"W - SIERRA MAPLE
5	142411-05-000	EA	HOLDER - F/CONTROL (SELECT COMFORT)
6	118718-01-01A	EA	HOLDER/DRINK - COLLAPSIBLE MUG - BLACK PLASTIC
6	118718-01-02A	EA	HOLDER/DRINK - COLLAPSIBLE MUG - WHITE PLASTIC
7	130818-02-01A	EA	TRASH CONTAINER - 20 QUART ALMOND
8	131493-02-12A	EA	PICTURE - DECORATIVE - 13" X 15" - AFRICAN LILY (S16, S17, S18, SW3)
8	131493-02-14A	EA	PICTURE - DECORATIVE - 16" X 19" - WINTER WHITE (S19, S20, S21, SW4)
8	131493-02-13A	EA	PICTURE - DECORATIVE - 13" X 15" - SANDCASTLE (S22, S23, S24, SW5)
9	132610-06-14A	FT	WALLPAPER - BORDER - 5 1/4" - SELF-ADHESIVE (S16, S17, S18, SW3)
9	132610-06-13A	FT	WALLPAPER - BORDER - 5 1/4" - SELF-ADHESIVE (S19, S20, S21, SW4)
9	132610-05-08A	FT	WALLPAPER - BORDER - 7" - SELF-ADHESIVE (S22, S23, S24, SW5)
10	140374-14-000	EA	MIRROR - SAFETY GLASS - 20.8" X 35.4"
11	145980-03-02A	EA	HOLDER - TOILET TISSUE - EURO - BRASS/CHROME
12	145980-04-01A	EA	TOWEL BAR - POST - PAIR/BRASS
12	145980-05-02A	EA	TOWEL BAR - 18" - CHROME
13	145980-06-02A	EA	TOWEL RING - BRASS/CHROME

**INTERIOR FINISH GROUP (CONTINUED)**  
**COMPONENT PARTS FOR INTERIOR TRIM LAYOUT**

094499-02-000

KEY	PART NUMBER	U/M	DESCRIPTION	VENDOR NO
	094499-01-700	EA	BRACKET MTG. W/PLAS. STRAP	294039



115011-03-01A

KEY	PART NUMBER	U/M	DESCRIPTION	VENDOR NO.
1	115011-01-701	EA	GUIDE-NYLON, (W-TRACK)	1104
2	115011-01-707	EA	SCREW F/TOWEL BAR	612F
3	115011-01-708	EA	SCREW F/TOWEL BAR BRKTS	638F
4	115011-01-705	EA	SCREW-ROLLER, (HEX HEAD)	832HEX
5	115011-01-700	EA	HEADER, W/O ANTI JUMP GUARD	120G
6	115011-01-710	EA	HEADER LOCK (ANTI JUMP) ADJ	130MIDDLE
6	115011-01-716	EA	GUARD-ANTI JUMP-W/O TENSION	130END
7	115011-01-704	EA	ROLLERS	PN193
8	115011-01-706	FT	GLAZING VINYL	C 169
9	115011-01-709	EA	TRACK-BOTTOM- 50"	90
10	115011-01-703	EA	BAR-TOWEL	136
11	115011-01-702	EA	BRACKET-TOWEL BAR	135
	115011-01-711	EA	KNOB-TENSION,(HEADER W/BOLT)	1420K-1420S
	115011-01-714	EA	BUMPER - RATTLE/SHOWER DOOR	5168S
	115011-01-715	EA	PAD - FOAM	116R

**INTERIOR FINISH GROUP (CONTINUED)**  
**COMPONENT PARTS FOR INTERIOR TRIM LAYOUT (CONTINUED)**

131595-01-01A, 131595-05-01A, 131595-10-01A

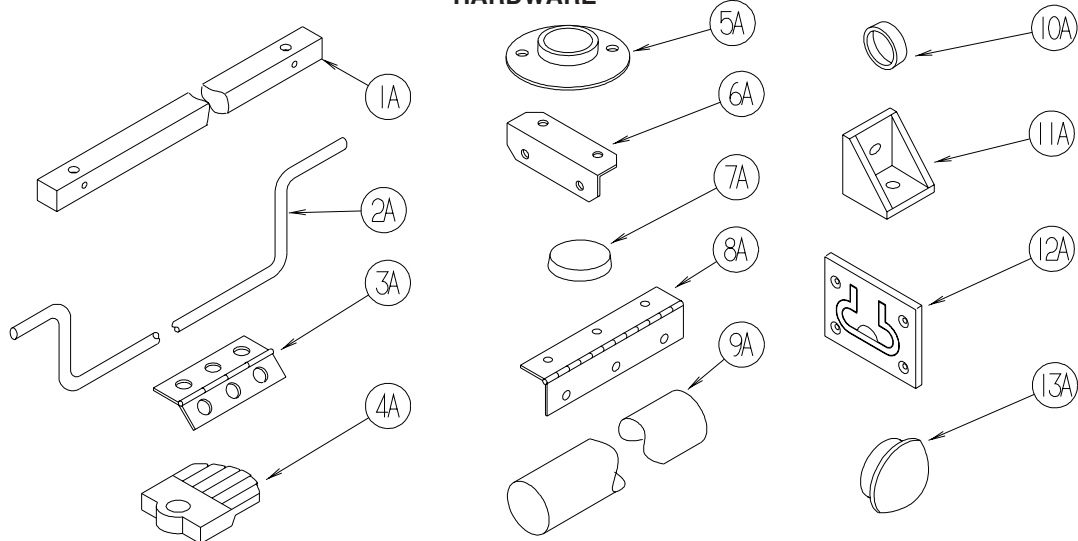
KEY	PART NUMBER	U/M	DESCRIPTION	VENDOR NO.
	117431-01-707	EA	CATCH/PIN - PLASTIC	
	131595-01-700	EA	END STOP ONLY	
	131595-01-701	EA	BRACKET/MOUNTING	908956
	131595-01-702	EA	TRACK/STRAIGHT - 37"	

**FLOOR COVERINGS**

KEY	PART NUMBER	U/M	DESCRIPTION
	042720-32-000	SY	VINYL - FLOOR COVERING - RANDOM PAV
	075233-01-000	SY	PAD - CARPET - 3/8" X 6' ROLL
	089275-02-000	FT	STRIP - 3/4" X 84" BLACK POLYETHYLENE
	093486-01-000	SY	CARPET - COMPARTMENT - 72" WIDE - DARK GRAY
	096060-E6-000	SY	CARPET - OASIS - INCREMENTS OF 4 SQ YARDS (S16, S17, S18, SW3) FROM: 00-00-00 THRU: 11-07-04
	152251-05-05A	SY	CARPET - 4 SQUARE YARD INCREMENTS - SKY BLUE (S16, S17, S18, SW3) FROM: 11-08-04 THRU: 99-99-99
	096060-G8-000	SY	CARPET - CAMEL - INCREMENTS OF 4 SQ YARDS (S19, S20, S21, SW4) FROM: 00-00-00 THRU: 10-31-04
	152251-05-04A	SY	CARPET - 4 SQUARE YARD INCREMENTS - BUTTERCUP (S19, S20, S21, SW4) FROM: 11-01-04 THRU: 99-99-99
	096060-H1-000	SY	CARPET - TAPIOCA - INCREMENTS OF 4 SQ YARDS (S22, S23, S24, SW5) FROM: 00-00-00 THRU: 12-19-04
	152251-06-01A	SY	CARPET - 4 SQUARE YARD INCREMENTS - WHEAT (S22, S23, S24, SW5) FROM: 12-20-04 THRU: 99-99-99

## INTERIOR FINISH GROUP (CONTINUED)

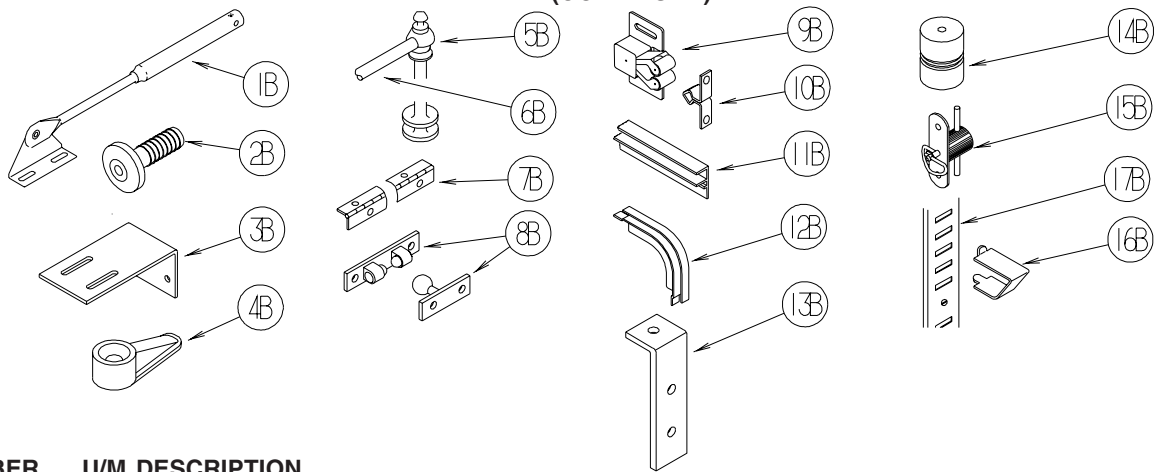
### HARDWARE



KEY	PART NUMBER	U/M	DESCRIPTION
1A	P34509-01-N01	EA	RAIL END - RH/LH - TOWEL RACK - PORTSMOUTH
1A	P34509-01-P14	EA	RAIL END - RH/LH - TOWEL RACK - CONCERT CHERRY
1A	P34509-01-J70	EA	RAIL END - RH/LH - TOWEL RACK - WASHED MAPLE
1A	P34509-01-RE0	EA	RAIL END - RH/LH - TOWEL RACK - HONEY CHERRY
1A	P34509-01-SA3	EA	RAIL END - RH/LH - TOWEL RACK - SIERRA MAPLE
2A	146801-01-01A	EA	ROD/TOWEL BAR (OFFSET) - BRASS
2A	146801-01-02A	EA	ROD/TOWEL BAR (OFFSET) - PEWTER
3A	009059-01-000	EA	HINGE - DOOR - 2" X 1.4" - BRASS
3A	009059-02-000	EA	HINGE - DOOR - 2" X 2.7" - BRASS
3A	009059-03-000	EA	HINGE - BRASS - 1.75"
3A	009059-04-000	EA	HINGE - 2" - ZINC
4A	009089-01-000	EA	CLIP - MIRROR
5A	009112-01-000	EA	FLANGE - PLASTIC - 1" CLOTHES ROD - OFF WHITE
5A	152301-01-01A	EA	FLANGE - PLASTIC - 1" CLOTHES ROD HOLDER - WHITE
6A	016604-05-000	EA	BRACE - ANGLE - 2 1/2" - OFF WHITE METAL
6A	016604-10-000	EA	BRACE - SEAT ANGLE - 2.5" - BLACK
7A	023320-01-000	EA	PAD - FELT 3/8" DIAMETER
8A	041389-25-000	EA	HINGE - PIANO - 1 1/2" X 55" - UNPAINTED
9A	042438-02-000	EA	DOWEL - WOOD - 2" DIAMETER X 2'
10A	057671-01-000	EA	COVER - SCREW - #8 - OFF WHITE
10A	057671-15-000	EA	COVER - SCREW - #8 - BRIGHT WHITE
10A	057671-16-000	EA	COVER - SCREW - #8 - SOFT WHITE
10A	057671-17-000	EA	COVER - SCREW - VW LT GRAY - #8
11A	065740-01-000	EA	BRACE - CABINET/CORNER - PLASTIC
12A	072871-01-000	EA	PULL - FLUSH - CHROME
13A	074045-08-000	EA	PLUG - OAK - 3/8" DOWEL-1/2" HEAD - CONCERT CHERRY
13A	074045-12-000	EA	PLUG - OAK - 3/8" DOWEL-1/2" HEAD - WASHED MAPLE
13A	074045-13-000	EA	PLUG - OAK - 3/8" DOWEL-1/2" HEAD - PORTSMOUTH OAK
13A	074045-14-000	EA	PLUG - OAK - 3/8" DOWEL-1/2" HEAD - HONEY CHERRY
13A	074045-15-000	EA	PLUG - OAK - 3/8" DOWEL-1/2" HEAD - SIERRA MAPLE

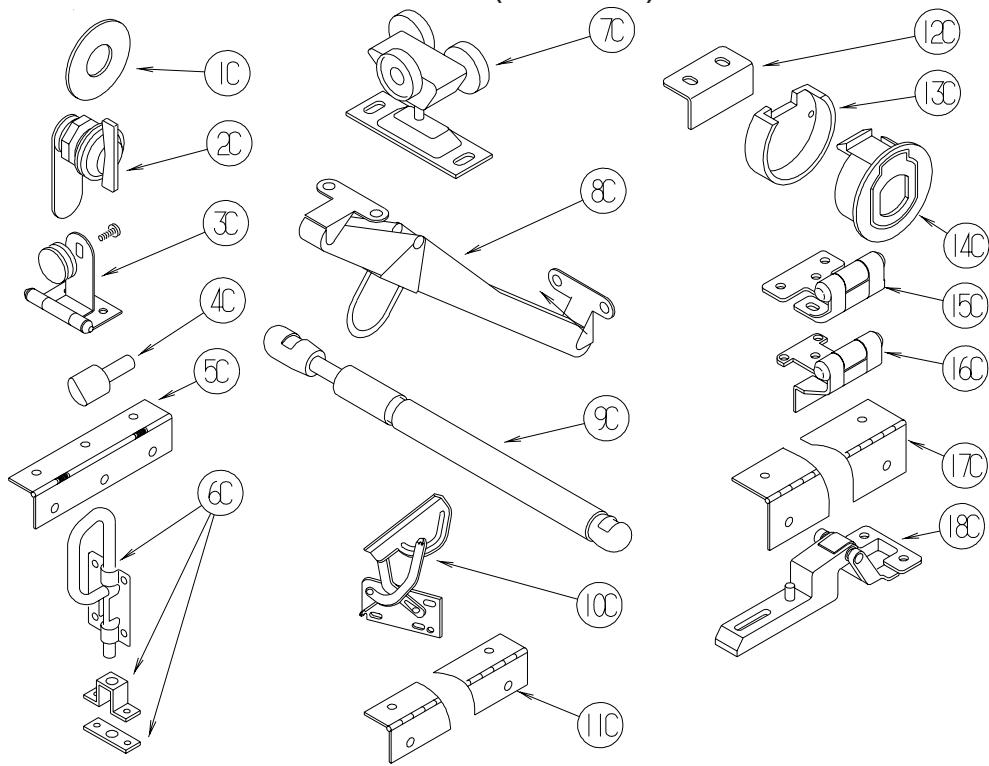
# INTERIOR FINISH GROUP (CONTINUED)

## HARDWARE (CONTINUED)



KEY	PART NUMBER	U/M	DESCRIPTION
1B	074493-02-000	EA	SUPPORT - PISTON SPRING - CABINET DOOR - 26 LBS
1B	074493-03-000	EA	SUPPORT - PISTON SPRING - CABINET DOOR - 12 LBS
2B	079921-01-000	EA	ROLLER - NYLON - W/STEEL SHAFT - BARBED
3B	083125-07-000	EA	BRACE - ANGLE/COUCH - 2.5" - OFF WHITE
4B	083204-03-000	EA	BUTTON - RETAINING MIRROR 5/16" TIP
5B	084070-03-000	EA	POST - END - 2.4" - SHINY BRASS
6B	084071-20-000	EA	ROD - BRASS - 9.8"
6B	146840-03-01A	EA	ROD - .25" DIAMETER - BRASS
6B	146840-03-02A	EA	ROD - .25" DIAMETER - PEWTER
6B	146840-04-01A	EA	ROD - .25" DIAMETER - BRASS
6B	146840-04-02A	EA	ROD - .25" DIAMETER - PEWTER
6B	146840-05-01A	EA	ROD - .25" DIAMETER - BRASS
6B	146840-05-02A	EA	ROD - .25" DIAMETER - PEWTER
7B	084413-01-000	EA	HINGE - 1" X 72" - ALUMINUM - W/HOLES
8B	084451-01-000	EA	CATCH & LATCH - 1.7" - BRASS
9B	093586-03-000	EA	CATCH - SPRING ROLLER - .377"
9B	093586-06-000	EA	CATCH - SPRING ROLLER - .236"
10B	093586-04-000	EA	STRIKE - SPRING STEEL - 1.14"
10B	093586-05-000	EA	STRIKE - SPRING STEEL - .943"
11B	093622-01-000	EA	TRACK - DOOR - TAMBOUR - PLASTIC - 8' LENGTHS
12B	093623-01-000	EA	CORNER - TRACK - TAMBOUR DOOR
13B	096826-01-01A	EA	BRACE-CABINET E-COATED
14B	097872-04-000	EA	DOWEL - WOOD - 1" DIAMETER X 1.38" LONG - UNFINISHED
15B	098196-01-000	EA	LATCH - 1/4 TURN - T-BAR
16B	098979-01-000	EA	CLIP - ADJUSTABLE SHELF
17B	098980-01-000	EA	PILASTER - ADJUSTABLE SHELF - 18"
17B	098980-02-000	EA	PILASTER - ADJUSTABLE SHELF - 12"
17B	098980-03-000	EA	PILASTER - ADJUSTABLE SHELF - 9"
17B	098980-04-000	EA	PILASTER - ADJUSTABLE SHELF - 48"
17B	098980-05-000	EA	PILASTER - ADJUSTABLE SHELF - 15"
17B	098980-06-000	EA	PILASTER - ADJUSTABLE SHELF - 24"

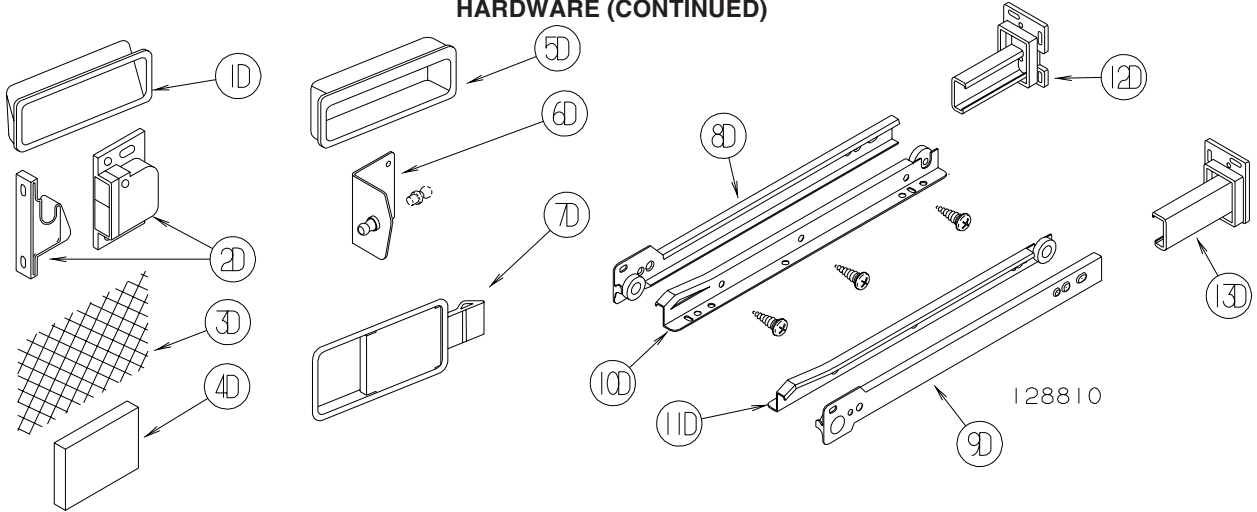
**INTERIOR FINISH GROUP (CONTINUED)**  
**HARDWARE (CONTINUED)**



KEY	PART NUMBER	U/M	DESCRIPTION
1C	100707-01-000	EA	SPACER - GLASS DOOR - .8" DIA - .3" HOLE - PLASTIC
2C	100710-01-01A	EA	LOCK - GLASS DOOR/TWIST TYPE - BRASS
3C	100711-01-01A	EA	HINGE - GLASS DOOR
4C	101766-01-000	EA	PIN - SUPPORT/GLASS DOOR
5C	102920-01-01A	EA	HINGE - SPRING LOADED - BRASS
6C	103256-01-000	EA	LATCH COMPLETE (SLIDE)
7C	103874-01-000	EA	HANGER - SLIDING DOOR
8C	104181-01-01A	EA	SUPPORT - LEAF 5.3" EXTENDS TO 7.5" - SAFETY RING - METAL
9C	142569-15-000	EA	SPRING/GAS - 12" COMPRESSED/20" EXTENDED - 120 LB.
9C	142569-16-000	EA	SPRING/GAS - 12" COMPRESSED/20" EXTENDED - 90 LB
10C	108126-01-000	EA	TRAY HINGE SET (QTY. 2 PER SET)
11C	110496-01-01A	EA	HINGE - BRASS
12C	113375-02-01A	EA	STRIKE - DOOR - CHROME
13C	113375-05-01A	EA	LATCH - SLAM - BACK - .8" THICK
14C	113375-06-01A	EA	LATCH - SLAM - FACE - .7" THICK
15C	113676-01-01A	EA	HINGE - OVERLAY - VARIABLE - BURNISHED BRASS
16C	113677-01-01A	EA	HINGE - SELF CLOSING
17C	114278-02-000	EA	HINGE - CONTINUOUS - 3" WIDE
18C	114443-01-01A	EA	HINGE - CABINET DOOR

## INTERIOR FINISH GROUP (CONTINUED)

### HARDWARE (CONTINUED)



KEY	PART NUMBER	U/M	DESCRIPTION
1D	115994-01-01A	EA	HANDLE - POCKET
2D	117095-01-01A	EA	LATCH - DOOR - GRABBER W/KEEPER - PLASTIC - BLK-5 LB PULL
2D	117095-02-01A	EA	LATCH - DOOR - GRABBER W/KEEPER - PLASTIC - BLK-10 LB PULL
3D	118200-01-01A	SF	MESH - PLASTIC 1/2" - 48" X LENGTH = SF - BLACK
4D	122717-06-01A	FT	PAD - NON-SKID - PSA - 5"W
5D	124311-01-01A	EA	HANDLE - RECESSED - BRASS
6D	126263-06-02B	EA	BRACKET - GAS SPRING W/INSIDE BALL STUD - E-COATED
	057460-02-000	EA	BALL STUD - F/GAS SPRING .39" - 5/16" - 18
6D	126263-08-02B	EA	BRACKET - GAS SPRING W/CENTERED BALL STUD - E-COATED
7D	127349-01-01A	EA	LATCH - PADDLE

**FROM: 00-00-00 THRU: 01-03-05**

8D	128810-01-01A	EA	SLIDE - DRAWER - 12" - LEFT CABINET
8D	128810-05-01A	EA	SLIDE - DRAWER - 14" - LEFT CABINET
8D	128810-09-01A	EA	SLIDE - DRAWER - 16" - LEFT CABINET
8D	128810-13-01A	EA	SLIDE - DRAWER - 18" - LEFT CABINET
8D	128810-17-01A	EA	SLIDE - DRAWER - 20" - LEFT CABINET
8D	128810-21-01A	EA	SLIDE - DRAWER - 22" - LEFT CABINET
8D	128810-25-01A	EA	SLIDE - DRAWER - 24" - LEFT CABINET
9D	128810-02-01A	EA	SLIDE - DRAWER - 12" - RIGHT CABINET
9D	128810-06-01A	EA	SLIDE - DRAWER - 14" - RIGHT CABINET
9D	128810-10-01A	EA	SLIDE - DRAWER - 16" - RIGHT CABINET
9D	128810-14-01A	EA	SLIDE - DRAWER - 18" - RIGHT CABINET
9D	128810-18-01A	EA	SLIDE - DRAWER - 20" - RIGHT CABINET
9D	128810-22-01A	EA	SLIDE - DRAWER - 22" - RIGHT CABINET
9D	128810-26-01A	EA	SLIDE - DRAWER - 24" - RIGHT CABINET
10D	128810-03-01A	EA	SLIDE - DRAWER - 12" - LEFT DRAWER
10D	128810-07-01A	EA	SLIDE - DRAWER - 14" - LEFT DRAWER
10D	128810-11-01A	EA	SLIDE - DRAWER - 16" - LEFT DRAWER
10D	128810-15-01A	EA	SLIDE - DRAWER - 18" - LEFT DRAWER
10D	128810-19-01A	EA	SLIDE - DRAWER - 20" - LEFT DRAWER
10D	128810-23-01A	EA	SLIDE - DRAWER - 22" - LEFT DRAWER
10D	128810-27-01A	EA	SLIDE - DRAWER - 24" - LEFT DRAWER
11D	128810-04-01A	EA	SLIDE - DRAWER - 12" - RIGHT DRAWER
11D	128810-08-01A	EA	SLIDE - DRAWER - 14" - RIGHT DRAWER
11D	128810-12-01A	EA	SLIDE - DRAWER - 16" - RIGHT DRAWER
11D	128810-16-01A	EA	SLIDE - DRAWER - 18" - RIGHT DRAWER
11D	128810-20-01A	EA	SLIDE - DRAWER - 20" - RIGHT DRAWER
11D	128810-24-01A	EA	SLIDE - DRAWER - 22" - RIGHT DRAWER
11D	128810-28-01A	EA	SLIDE - DRAWER - 24" - RIGHT DRAWER
12D	128811-01-02A	EA	BACKSOCKET - ADJUSTABLE - LEFT
13D	128811-02-02A	EA	BACKSOCKET - ADJUSTABLE - RIGHT

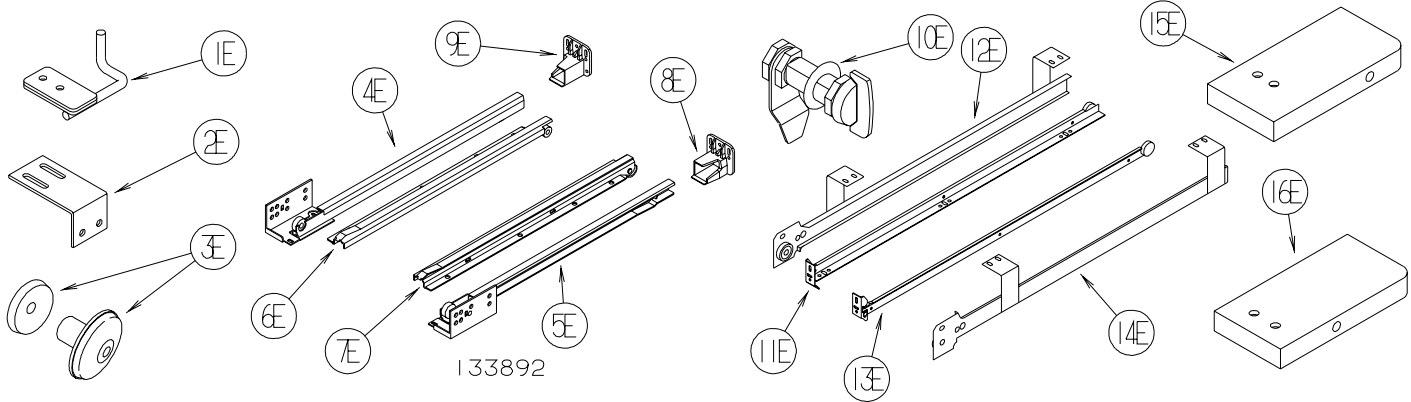
**FROM: 01-04-05 THRU: 99-99-99**

153000-01-01A	EA	SLIDE - CABINET MOUNT - 11.8"
153000-02-01A	EA	SLIDE - DRAWER MOUNT - 11.8"
153000-03-01A	EA	SLIDE - CABINET MOUNT - 13.8"
153000-04-01A	EA	SLIDE - DRAWER MOUNT - 13.8"
153000-05-01A	EA	SLIDE - CABINET MOUNT - 15.7"
153000-06-01A	EA	SLIDE - DRAWER MOUNT - 15.7"

## INTERIOR FINISH GROUP (CONTINUED)

### HARDWARE (CONTINUED)

KEY	PART NUMBER	U/M	DESCRIPTION
	153000-07-01A	EA	SLIDE - CABINET MOUNT - 17.7"
	153000-08-01A	EA	SLIDE - DRAWER MOUNT - 17.7"
	153000-09-01A	EA	SLIDE - CABINET MOUNT - 19.7"
	153000-10-01A	EA	SLIDE - DRAWER MOUNT - 19.7"
	153000-11-01A	EA	SLIDE - CABINET MOUNT - 21.6"
	153000-12-01A	EA	SLIDE - DRAWER MOUNT - 21.6"
	153000-14-01A	EA	SLIDE - CABINET MOUNT - 23.6"
	153000-15-01A	EA	SLIDE - DRAWER MOUNT - 23.4"
	153000-16-01A	EA	SLIDE - CABINET MOUNT - 7.9"
	153000-17-01A	EA	SLIDE - DRAWER MOUNT - 7.7"
	153000-18-01A	EA	SLIDE - CABINET MOUNT - 9.8"
	153000-19-01A	EA	SLIDE - DRAWER MOUNT - 9.6"
	153000-13-01A	EA	BACKSOCKET - DRAWER SLIDE

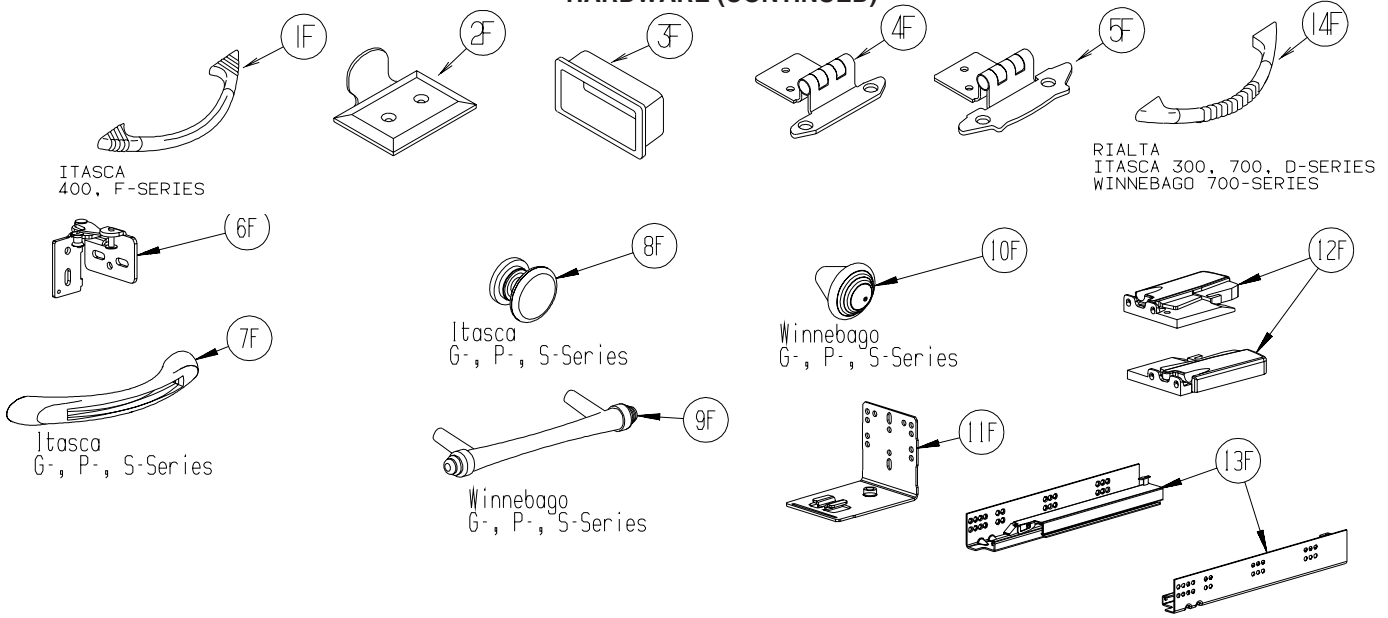


KEY	PART NUMBER	U/M	DESCRIPTION
1E	130798-01-02B	EA	GUIDE - POCKET DOOR - E-COATED
2E	132871-02-02B	EA	BRACKET/L-ANGLE W/HOLES - 1.9" X 2.8" - E-COATED
3E	133313-01-02A	EA	PULL - DOOR/DRAWER - BRIGHT BRASS - MINNIE, MINNIE WINNIE, BRAVE & SPIRIT
3E	133313-01-03A	EA	PULL - DOOR/DWR - CHROME/BRASS - SUNDANCER AND SUNRISE
4E	133892-01-01A	EA	SLIDE - DRAWER - 16" - LEFT CABINET
4E	133892-06-01A	EA	SLIDE - DRAWER - 22" - LEFT CABINET
4E	133892-10-01A	EA	SLIDE - DRAWER - 12" - LEFT CABINET
4E	133892-14-01A	EA	SLIDE - DRAWER - 18" - LEFT CABINET
5E	133892-02-01A	EA	SLIDE - DRAWER - 16" - RIGHT CABINET
5E	133892-07-01A	EA	SLIDE - DRAWER - 22" - RIGHT CABINET
5E	133892-11-01A	EA	SLIDE - DRAWER - 12" - RIGHT CABINET
5E	133892-15-01A	EA	SLIDE - DRAWER - 18" - RIGHT CABINET
6E	133892-03-01A	EA	SLIDE - DRAWER - 16" - LEFT DRAWER
6E	133892-08-01A	EA	SLIDE - DRAWER - 22" - LEFT DRAWER
6E	133892-12-01A	EA	SLIDE - DRAWER - 12" - LEFT DRAWER
6E	133892-16-01A	EA	SLIDE - DRAWER - 18" - LEFT DRAWER
7E	133892-04-01A	EA	SLIDE - DRAWER - 16" - RIGHT DRAWER
7E	133892-09-01A	EA	SLIDE - DRAWER - 22" - RIGHT DRAWER
7E	133892-13-01A	EA	SLIDE - DRAWER - 12" - RIGHT DRAWER
7E	133892-17-01A	EA	SLIDE - DRAWER - 18" - RIGHT DRAWER
8E	133907-01-01A	EA	BACKSOCKET - RIGHT HAND
9E	133907-02-01A	EA	BACKSOCKET - LEFT HAND
10E	135231-01-01A	EA	LATCH - COMPRESSION - BLACK
11E	136944-01-01A	EA	SLIDE - DRAWER/RIGHT HAND - 13.8"
12E	136944-02-01A	EA	SLIDE - CABINET/RIGHT HAND - 13.8"
13E	136944-03-01A	EA	SLIDE - DRAWER/LEFT HAND - 13.8"
14E	136944-04-01A	EA	SLIDE - CABINET/LEFT HAND - 13.8"
15E	137445-01-N42	EA	STOP - F/SLIDING DOOR - PORTSMOUTH OAK
15E	137445-01-P46	EA	STOP - F/SLIDING DOOR - CONCERT CHERRY
15E	137445-01-P56	EA	STOP - F/SLIDING DOOR - WASHED MAPLE
15E	137445-01-S67	EA	STOP - F/SLIDING DOOR - HONEY CHERRY
16E	137445-02-P45	EA	STOP - F/SLIDING DOOR - PORTSMOUTH OAK
16E	137445-02-P46	EA	STOP - F/SLIDING DOOR - CONCERT CHERRY
16E	137445-02-P56	EA	STOP - F/SLIDING DOOR - WASHED MAPLE
16E	137445-02-S67	EA	STOP - F/SLIDING DOOR - HONEY CHERRY



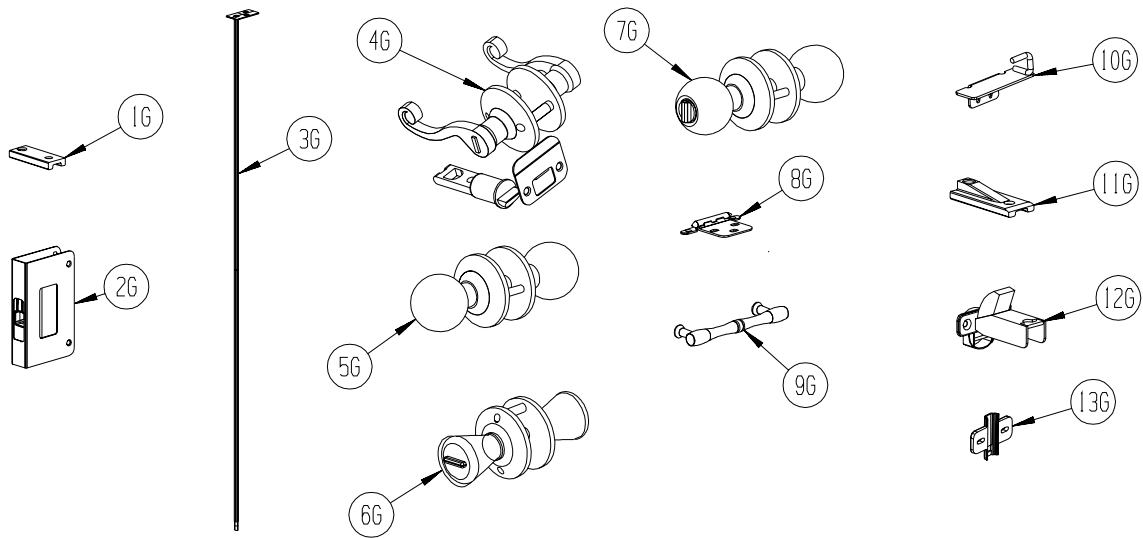
# INTERIOR FINISH GROUP (CONTINUED)

## HARDWARE (CONTINUED)



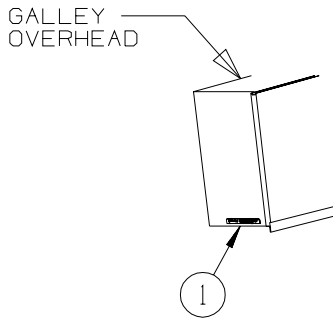
KEY	PART NUMBER	U/M	DESCRIPTION
1F	137446-01-01A	EA	PULL - CABINET - CHROME/BRASS - <b>SUNDANCER, SUNRISE</b>
2F	137463-01-01A	EA	LIFT - HOOK - SATIN BRASS
2F	137463-01-02A	EA	LIFT - HOOK - PEWTER
3F	139136-01-01A	EA	HANDLE - RECESSED .7" - BRASS
3F	139136-02-01A	EA	HANDLE - RECESSED .35" - BRASS
3F	139136-02-02A	EA	HANDLE - RECESSED .35" - PEWTER
4F	143468-01-02A	EA	HINGE - SELF CLOSING - POLISHED BRASS
5F	143468-02-03A	EA	HINGE - SELF CLOSING - SATIN NICKEL
6F	144488-01-02A	EA	HINGE - CABINET - NICKEL - <b>HORIZON</b>
7F	144917-01-01A	EA	PULL - DRAWER - SATIN NICKEL - <b>SUNCRUISER, MERIDIAN, HORIZON</b>
8F	144918-01-01A	EA	PULL - DRAWER/KNOB - SATIN NICKEL - <b>SUNCRUISER, MERIDIAN, HORIZON</b>
9F	145172-01-01A	EA	PULL - CABINET DOOR - BRASS - <b>ADVENTURER, JOURNEY, VECTRA</b>
9F	145172-01-02A	EA	PULL - CABINET DOOR - CHROME - <b>ADVENTURER, JOURNEY, VECTRA</b>
10F	145172-02-01A	EA	KNOB - CABINET DOOR - BRASS - <b>ADVENTURER, JOURNEY, VECTRA</b>
10F	145172-02-02A	EA	KNOB - CABINET DOOR - CHROME - <b>ADVENTURER, JOURNEY, VECTRA</b>
11F	145739-01-000	EA	BRACKET - REAR MOUNT
12F	145739-02-000	EA	LOCKING MECHANISM - LEFT
12F	145739-03-000	EA	LOCKING MECHANISM - RIGHT
13F	145739-04-000	EA	SLIDE - DRAWER - 12"
14F	148816-01-01A	EA	PULL - CABINET DOOR - BRASS - <b>RIALTA, SUNDANCER, SUNOVA</b>
14F	148816-01-02A	EA	PULL - CABINET DOOR - NICKEL - <b>ASPECT, CAMBRIA</b>

**INTERIOR FINISH GROUP (CONTINUED)**  
**HARDWARE (CONTINUED)**

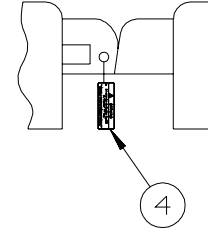
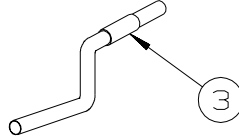
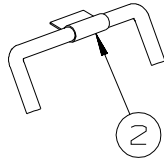
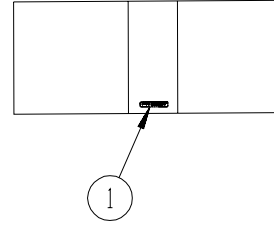


KEY	PART NUMBER	U/M	DESCRIPTION
1G	145815-01-000	EA	BLOCK - DOOR TRACK - 3" X 1.2" - BLACK
2G	145939-01-01A	EA	LATCH - SLIDE - AISLE DOOR(1" THICK DOOR) - BRASS
2G	145939-01-02A	EA	LATCH - SLIDE - AISLE DOOR(1" THICK DOOR) - NICKEL
3G	145939-03-01A	EA	ROD/LATCH - AISLE DOOR - BRASS
3G	145939-03-02A	EA	ROD/LATCH - AISLE DOOR - NICKEL
4G	146064-01-01A	EA	LOCK/PRIVACY (LOCKING) LEVER STYLE - POLISHED BRASS
4G	146064-01-02A	EA	LOCK/PRIVACY (LOCKING) LEVER STYLE - SATIN PEWTER
5G	146064-04-01A	EA	LOCK/PASSAGE (NON LOCKING) KNOB STYLE - POLISHED BRASS
6G	146064-05-01A	EA	LOCK/PRIVACY (LOCKING) KNOB STYLE - SATIN NICKEL
7G	146064-06-01A	EA	LOCK/PASSAGE (NON LOCKING) KNOB STYLE - SATIN NICKEL
8G	146553-01-01A	EA	HINGE - CABINET DOOR - BURNISHED BRASS
8G	146553-01-02A	EA	HINGE - CABINET DOOR - BRIGHT BRASS
8G	146553-01-03A	EA	HINGE - CABINET DOOR - SATIN NICKEL
9G	149090-01-01A	EA	PULL - CABINET DOOR - BRASS - MINNIE, MINNIE WINNIE, BRAVE, SIGHTSEER
10G	149607-01-02B	EA	GUIDE - F/POCKET DOOR - 1.6" BENT ROD - E-COATED
10G	149607-03-02B	EA	GUIDE - F/POCKET DOOR - 2.9" BENT ROD - E-COATED
11G	150983-01-01A	EA	BLOCK - DOOR TRACK - 3" X 1.2" - BLACK
12G	151305-01-01A	EA	HINGE - CONCEALED/SELF CLOSING - BRASS
13G	151305-02-01A	EA	PLATE/MOUNTING - F/HINGE - WHITE

# LABELS GROUP

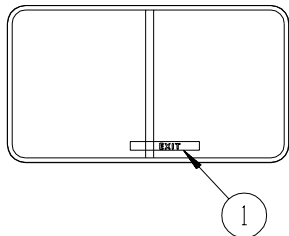


329B  
OVERHEAD DINETTE CABINET

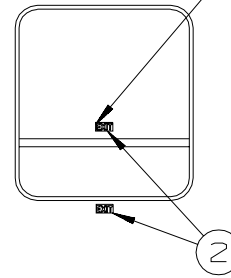


KEY	PART NUMBER	U/M	DESCRIPTION
1	116549-01-000	EA	LABEL - WARNING - SLIDEOUT
2	128658-01-000	EA	LABEL - PROP ROD - ENTRY DOOR
3	126024-01-01A	EA	LABEL - TIRE HANGER REMOVAL
4	126612-01-000	EA	LABEL - HANG TAG - AIR BAG - DASH

ALTERNATE LABEL LOCATION

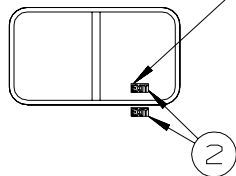


EXIT WINDOW POP-OUT STYLE



EXIT WINDOW HINGE STYLE

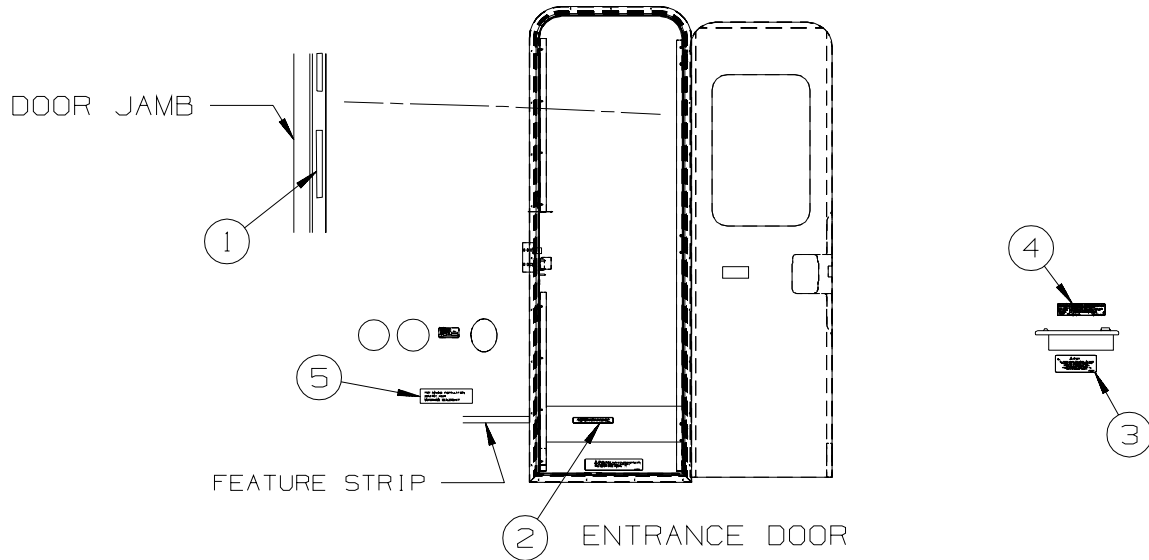
ALTERNATE LABEL LOCATION



EXIT WINDOW SLIDER STYLE

KEY	PART NUMBER	U/M	DESCRIPTION
1	107571-01-000	EA	LABEL - EXIT/ESCAPE WINDOW
2	039290-01-000	EA	LABEL - WARNING - EXIT

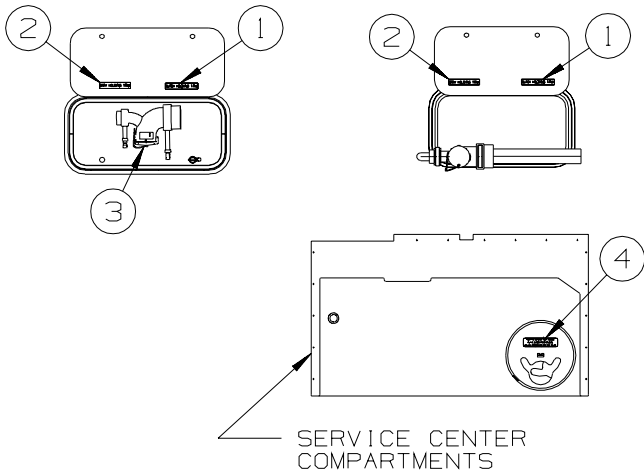
## LABELS GROUP (CONTINUED)



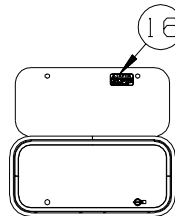
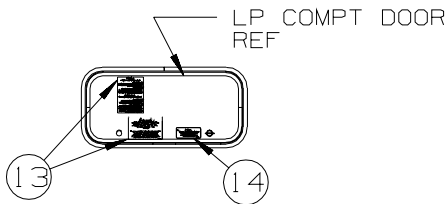
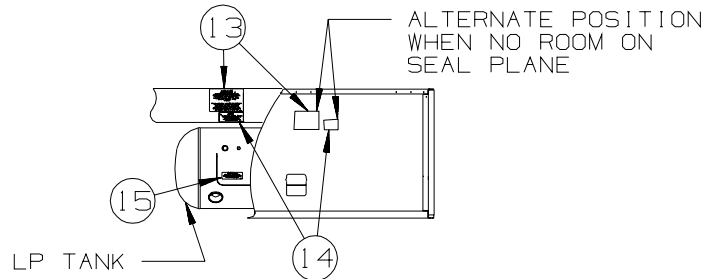
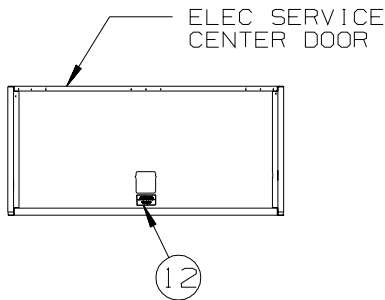
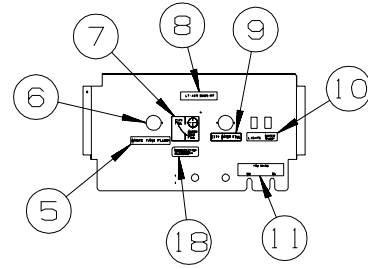
KEY	PART NUMBER	U/M	DESCRIPTION
1	135869-01-01A	EA	LABEL - MERCURY CONTENT - BLACK ON CLEAR
1	135869-01-02A	EA	LABEL - MERCURY CONTENT - WHITE ON CLEAR
2	065748-01-000	EA	LABEL - WARNING - BATTERY CHARGING - UL
2	065748-02-000	EA	LABEL - WARNING - BATTERY CHARGING - CSA - CANADIAN
3	124519-01-01A	EA	LABEL - WARNING/REFUELING - BLACK ON CLEAR
3	124519-01-02A	EA	LABEL - WARNING/REFUELING - WHITE ON CLEAR
3	124519-02-01A	EA	LABEL - WARNING/REFUELING - BLACK ON CLEAR - CSA - CANADIAN
3	124519-02-02A	EA	LABEL - WARNING/REFUELING - WHITE ON CLEAR - CSA - CANADIAN
4	068383-01-000	EA	LABEL - DIESEL FUELFORD - FORD DIESEL
5	099509-01-000	EA	LABEL - AWNING INSTALLATION

## LABELS GROUP (CONTINUED)

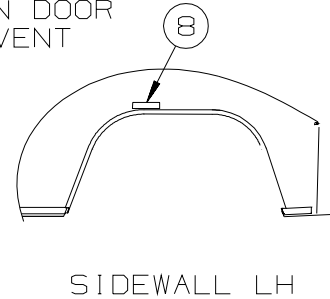
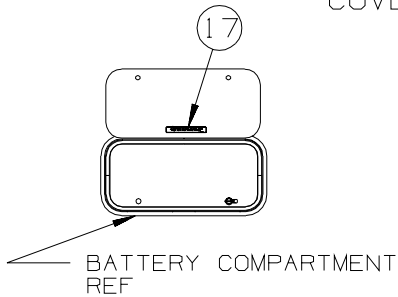
### TYPICAL DRAINAGE AND UTILITY ACCESS



### TYPICAL SERVICE PANEL



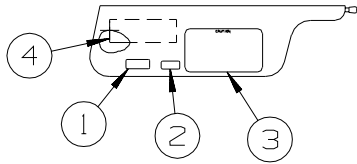
LOCATE ON INSIDE OF DOOR WHEN DOOR COVERS WATER HEATER EXHAUST VENT



KEY	PART NUMBER	U/M	DESCRIPTION
1	126247-06-000	EA	LABEL - BLACK HOLDING TANK-BLACK LETTERS/CLEAR BACKGROUND
2	126247-05-000	EA	LABEL - GRAY HOLDING TANK-BLACK LETTERS/CLEAR BACKGROUND
3	144649-01-01A	EA	LABEL - ADJUSTABLE VALVE - WHITE ON CLEAR
4	123562-01-000	EA	LABEL - SERVICE/UTILITY ACCESS
5	130168-01-000	EA	LABEL - WASTE TANK FLUSH
6	125697-07-000	EA	LABEL - CAUTION - F/FLUSHING SYSTEM
7	117629-04-000	EA	LABEL - CITY WATER/TANK FILL
8	136360-01-01A	EA	LABEL - AIR BAGS
9	126249-03-000	EA	LABEL - CITY WATER FILL-BLK LETTERS/CLEAR BACKGROUND .31"
10	130170-02-000	EA	LABEL - SWITCH PANEL - BLK/CLEAR BACKGROUND- 1.4"H X 3.9"L
11	130166-02-000	EA	LABEL - DRAIN

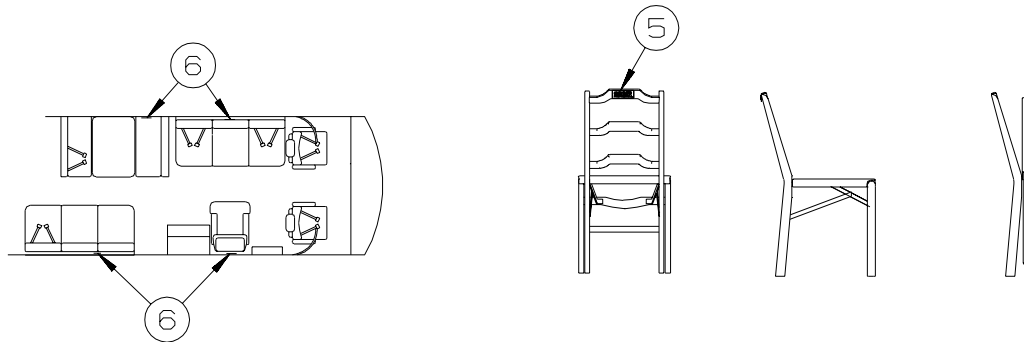
## LABELS GROUP (CONTINUED)

KEY	PART NUMBER	U/M	DESCRIPTION
12	125306-01-01A	EA	LABEL - ELECTRICAL ENTRANCE - 110V 30 AMP - BLACK ON CLEAR
12	125306-01-02A	EA	LABEL - ELECTRICAL ENTRANCE - 110V 30 AMP - WHITE ON CLEAR
12	125306-04-01A	EA	LABEL - ELECTRICAL ENTRANCE-120/20V 50 AMP-BLACK ON CLEAR
12	125306-04-02A	EA	LABEL - ELECTRICAL ENTRANCE-120/240V 50 AMP-WHITE ON CLEAR
13	124520-01-01A	EA	LABEL - LP GAS ONLY - BLACK ON CLEAR
13	124520-01-02A	EA	LABEL - LP GAS ONLY - WHITE ON CLEAR
13	023769-01-000	EA	LABEL - WARNING - LPG - CANADIAN - <b>CANADIAN</b>
14	124519-01-01A	EA	LABEL - WARNING/REFUELING - BLACK ON CLEAR
14	124519-01-02A	EA	LABEL - WARNING/REFUELING - WHITE ON CLEAR
14	124519-02-01A	EA	LABEL - WARNING/REFUELING - BLACK ON CLEAR - CSA - <b>CANADIAN</b>
14	124519-02-02A	EA	LABEL - WARNING/REFUELING - WHITE ON CLEAR - CSA - <b>CANADIAN</b>
15	079965-01-000	EA	LABEL - LPG - 80% CAPACITY
16	113402-01-000	EA	LABEL - CAUTION - WATER HEATER EXHAUST
17	065748-01-000	EA	LABEL - WARNING - BATTERY CHARGING - UL
18	154292-01-01A	EA	LABEL - TANK FILL VALVE



LABELS SHALL BE LOCATED ON OPPOSITE SIDE OF VISOR THAT THE AIR BAG LABEL IS INSTALLED ON.

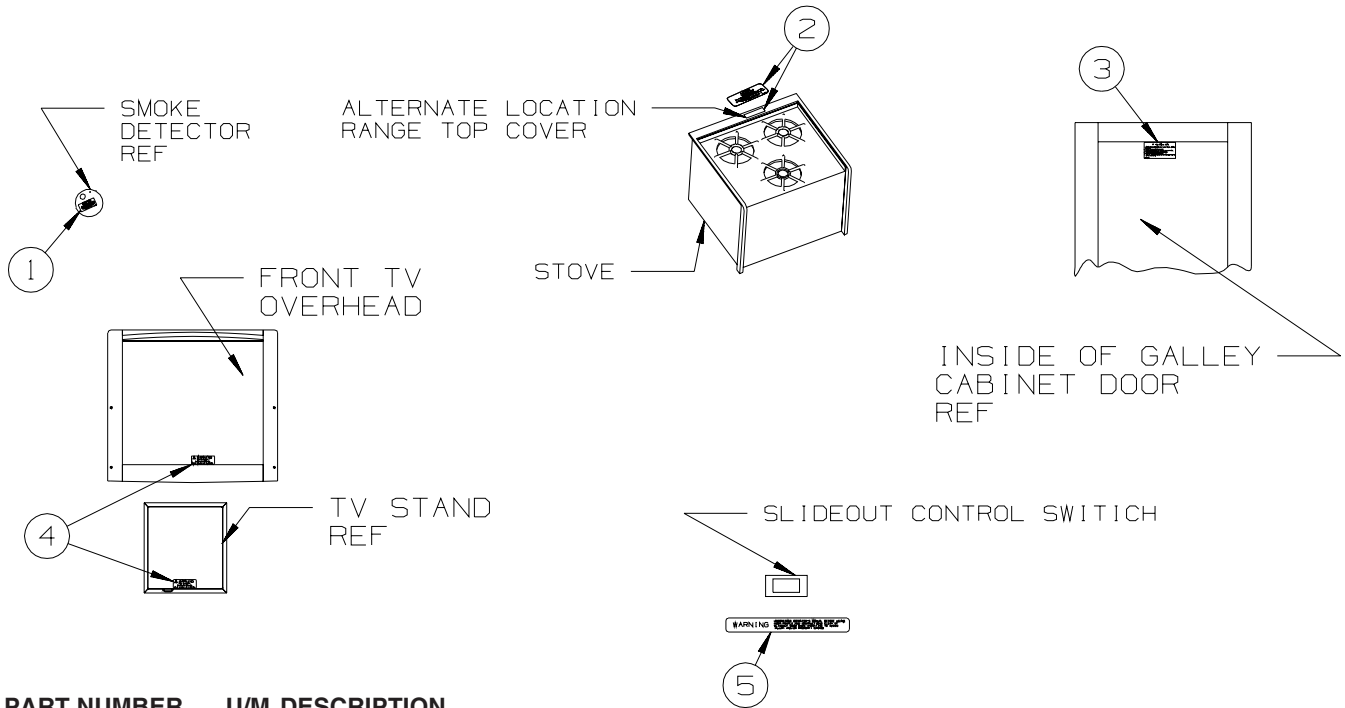
### TYPICAL SEAT AND BELT CONFIGURATIONS



ATTACH LABEL ON OR NEXT TO:  
 +ANY SINGLE CHAIR WITHOUT BELTS.  
 +ANY DINETTE SEAT WITHOUT BELTS.  
 +ANY COUCH WITHOUT BELTS OR ANY SEATING POSITION ON THAT COUCH.  
 DO NOT ATTACH LABEL IF:  
 +DINETTE SEAT HAS AT LEAST ONE SET OF BELTS INSTALLED.

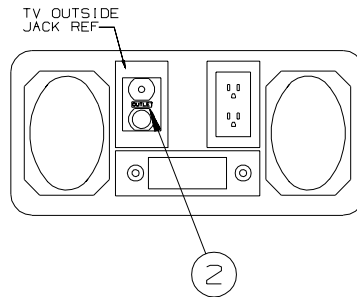
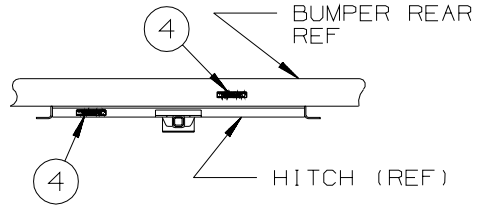
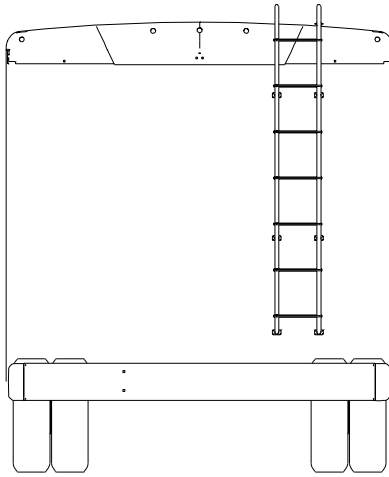
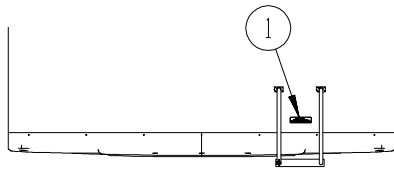
KEY	PART NUMBER	U/M	DESCRIPTION
1	111802-01-000	EA	LABEL - CFC WARNING
2	099689-01-000	EA	LABEL - WARNING - CANCER/TOXICITY
3	056259-01-000	EA	LABEL - SAFETY CHECK LIST
4	126611-01-000	EA	LABEL - AIR BAG - VISOR
5	134537-01-01A	EA	LABEL - OCCUPANCY - CHAIR - US
5	134537-02-01A	EA	LABEL - OCCUPANCY - CHAIR - CSA - <b>CANADIAN</b>
6	134538-01-01A	EA	LABEL - OCCUPANCY - NO SEAT BELT - BLACK ON CLEAR - US
6	134538-02-01A	EA	LABEL - OCCUPANCY - NO SEAT BELT - BLACK ON CLEAR - CSA - <b>CANADIAN</b>

## LABELS GROUP (CONTINUED)

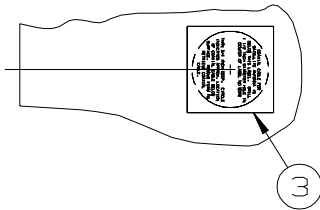


KEY	PART NUMBER	U/M	DESCRIPTION
1	077956-01-000	EA	LABEL - WARNING/SMOKE DETECTOR
2	134539-01-01A	EA	LABEL - WARNING - STOVE/HEATING - US - BLACK ON CLEAR
2	134540-01-01A	EA	LABEL - WARNING - STOVE/HEATING - CSA - BLACK ON CLEAR - <b>CANADIAN</b>
3	073998-01-000	EA	LABEL - LPG/ODOR WARNING
4	079966-01-000	EA	LABEL - WARNING - STOWED - MOTION
5	116549-01-000	EA	LABEL - WARNING - SLIDEOUT

## LABELS GROUP (CONTINUED)



TYPICAL EXTERIOR  
ENTERTAINMENT CENTER



KEY	PART NUMBER	U/M	DESCRIPTION
1	128218-01-01A	EA	LABEL - WARNING - SLIPPERY ROOF
2	087236-02-000	EA	LABEL - TV OUTLET
3	120431-01-000	EA	LABEL - LOCATION - COAXIAL CABLE/SATELLITE ANTENNA
4	129669-01-01A	EA	LABEL - HITCH/VEHICLE RATE - 350 - WHITE ON CLEAR
4	129669-01-02A	EA	LABEL - HITCH/VEHICLE RATE - 350 - BLACK ON CLEAR



**LP GROUP  
LP SYSTEM**

KEY	PART NUMBER	U/M	DESCRIPTION
	010265-01-000	EA	ELBOW - BRASS - 90 DEGREE - 3/8"F X 1/2"FPT
	010377-02-000	EA	NUT - 3/8" FLARE - FORGED - BRASS
	010380-02-000	EA	NUT - 1/2" FLARE - FORGED - BRASS
	010589-01-000	EA	NIPPLE - PIPE - 1/2" X 1 1/2" - BLACK
	010589-03-000	EA	NIPPLE - PIPE - 1/2" X 2 1/2" - BLACK
	024250-01-000	EA	ADAPTER - BRASS - 3/8"F X 1/2"FPT
	010323-01-000	EA	ADAPTER - 3/8"F X 1/2"MPT - BRASS
	010326-01-000	EA	ADAPTER - FLARE - W/CONE GASKET - 3/8"F X 1/2"F
	010329-01-000	EA	ADAPTER - 1/2"F X 1/2"MPT - BRASS
	040440-02-000	EA	TRANSMITTER - DIAL/BOLT-ON - 0-90 OHM 2 TERM(POWER/GROUND)
	045703-03-000	EA	HOSE - LP - 3/8"ID X 18" - 3/8"MPT X 1/2"F SWIVEL - US
	045703-12-000	EA	HOSE - LP - 3/8"ID X 18" - 3/8"MPT X 1/2"F SWIVEL - CSA
	045703-15-000	EA	HOSE - LP - 3/8"ID X 142" - 1/2"F SWIVEL X 3/8"F SWIVEL
	045703-19-000	EA	HOSE - LP - 3/8"ID X 102" - 1/2"F SWIVELX3/8"F SWVL US/CSA
	105658-01-000	EA	COMPARTMENT - LP REGULATOR
	106150-05-000	EA	REGULATOR - TWO STAGE
*	144116-04-000	EA	TANK - LP - 60 LB - 14"D X 29.75"L
	144485-01-000	EA	COVER - LP REGULATOR

**\*COMPONENT PARTS LISTED LATER IN THIS GROUP**

**COMPONENT PARTS FOR LP SYSTEM**

**144116-04-000**

KEY	PART NUMBER	U/M	DESCRIPTION	VENDOR NO.
	040421-01-712	EA	VALVE-SERV. W/O VAPOR RELIEF	V20373
	040421-01-713	EA	VALVE-RELIEF 1" W/SPRING 7"	V20479
	144116-01-700	EA	VALVE-OUTAGE(NO STEM REMOVE)	V20058
	144116-01-701	EA	VALVE/FILL 80 % W/YELLOW CAP	V13414
	144116-04-700	EA	FLOAT/SENDING UNIT W/O DIAL	G11530
	144116-04-701	EA	DIAL - TRANSMITER	G12845

**SEALANTS & FASTENERS GROUP**  
**SEALANTS & ADHESIVES**

<b>KEY</b>	<b>PART NUMBER</b>	<b>U/M</b>	<b>DESCRIPTION</b>
	004001-02-000	EA	GUN - PLEXUS ADHESIVE - W/O NOZZLE
	004001-05-000	EA	ADHESIVE - SCOTCH-WELD - 3M DP100 - CLEAR - 50ML
	004001-06-000	EA	FASTWELD PIN TIPS
	004011-01-000	EA	ADHESIVE-3M-4475 TUBE
	010405-02-000	EA	TAPE - THREAD SEALING - 3/8"
	034552-06-000	EA	SILICONE - TUBE - W/O NOZZLE - OFF WHITE
	034552-15-000	EA	SILICONE - TUBE - W/O NOZZLE - BRIGHT WHITE
	063642-01-000	FT	TAPE - ADHESIVE - .4" X 1.5" X 180'
	064075-07-000	FT	SEAL - BULB - W/WIRED U CHANNEL - .3" X .5" CHANNEL-BLACK
	067788-01-000	EA	ADHESIVE - SPRAY - 3M - 19.5 OZ AEROSOL CAN
	069640-01-000	FT	SEALER - TAPE - .25" DIAMETER X 30' - BLACK OR GRAY
	069640-02-000	FT	SEALER - TAPE - .13" THICK X .5" WIDE X 60' - GRAY
	069640-03-000	FT	SEALER - TAPE - .13" THICK X .75" WIDE X 60' - BLACK
	069640-07-000	FT	SEALER - TAPE - .09" THICK X 2" WIDE X 45' - GRAY
	069640-09-000	FT	SEALER - TAPE - .03" THICK X 2.50" WIDE X 80' - GRAY
	069640-10-000	FT	SEALER - TAPE - .03" THICK X 1.50" WIDE X 90' - GRAY
	069640-11-000	FT	SEALER - TAPE - .19" THICK X .38" WIDE X 40' - BLACK
	069640-13-000	FT	SEALER - TAPE - .03" THICK X 2" WIDE X 45' - BLACK
	069640-14-000	FT	SEALER - TAPE - .06" THICK X 1" WIDE X 100' - GRAY
	069640-15-000	FT	SEALER - TAPE - .06" THICK X .38" WIDE X 100' - GRAY
	069640-17-000	FT	SEALER - TAPE - .03" THICK X 1" WIDE X 90' - GRAY
	069640-18-000	FT	SEALER - TAPE - .50" THICK X .13" WIDE X 60' - BRT WHITE
	069640-19-000	FT	SEALER - TAPE - .75" THICK X .13" WIDE X 60' - BRT WHITE
	069640-20-000	FT	SEALER - TAPE - .50" THICK X .5" WIDE X 60' - BLACK
	069640-21-000	FT	SEALER - TAPE - .50" THICK X .06" WIDE X 100' - BRT WHITE
	069640-22-000	FT	SEALER - TAPE - 1/32"THICK X 1/4"WIDE X 200 FT - BRT WHT
	069640-23-000	FT	SEALER - TAPE - 1/16"THICK X 3/4"WIDE X 100 FT - BRT WHT
	069640-27-000	FT	SEALER - TAPE - .06" THICK X 2.25" WIDE - BRIGHT WHITE
	069640-28-000	FT	SEALER - TAPE - .25" THICK X 1.86" WIDE X 90' - GRAY
	069640-30-000	FT	SEALER - TAPE - .03" THICK X .625" WIDE X 50' - GRAY
	069640-31-000	FT	SEALER - TAPE - .25"THICK X .75" WIDE X 15' - BLACK
	069640-32-000	FT	SEALER - RIBBON - 1/16" X 3/8" X 100' - BLACK
	069640-33-000	FT	SEALER - RIBBON - 3/8"DIAMETER X 20' - BLACK
	072889-01-000	EA	SEALANT - URETHANE - BLACK - TUBE W/NOZZLE TIP
	072889-10-000	EA	SEALANT - URETHANE - BRIGHT WHITE - TUBE W/NOZZLE TIP
	072889-27-000	EA	SEALANT - URETHANE - SILVER - 10 OZ TUBE W/NOZZLE TIP
	076322-01-000	FT	TAPE-DOUBLE COATED/ADHESIVE BK-.03"THK X .8"W X 216'- WHT
	076322-02-000	FT	TAPE-DOUBLE COATED/ADHESIVE BK-.05"THK X 1"W X 108' - WHT
	076322-03-000	FT	TAPE-DOUBLE COATED/ADHESIVE BK-.05"THK X .5"W X 108' - WHT
	076322-04-000	FT	TAPE-DOUBLE COATED/ADHESIVE BK-.05"THK X .8"W X 108' - WHT
	076322-05-000	FT	TAPE-DOUBLE COATED/ADHESIVE BK-.05"THK X .8"W X 108' - WHT
	076322-07-000	FT	TAPE-DOUBLE COATED/ADHESIVE BK-.05"THK X .5"W X 200' - BLK
	076322-11-000	FT	TAPE-DOUBLE COATED/ADHESIVE BK-.02"THK X 1"W X 216' - CLR
	076322-21-000	FT	TAPE - FOAM/DOUBLE COATED - .5"
	076322-22-000	FT	TAPE - FOAM/DOUBLE COATED - .045" X .75"
	076322-23-000	FT	TAPE - FOAM/DOUBLE COATED - .045" X 1"
	076322-24-000	FT	TAPE - FOAM/DOUBLE COATED - .025" X 1"
	076322-25-000	FT	TAPE - FOAM/DOUBLE COATED - .025" X .5"
	076813-02-000	FT	SEAL-D BULB, .5" X .7" - MEDIUM SPONGE RUBBER - BLACK
	086276-01-000	EA	TAPE - DOUBLE SIDED - 1/2" WIDE X 108' LONG (SOLD BY ROLL)
	088479-01-000	EA	TAPE - ALUMINUM - 3"
	090340-01-000	FT	SEAL - FOAM - CLOSED CELL - 1/4" X 1/2" X 50'
	091255-02-000	FT	SEAL - ADHESIVE BACKED/FOAM - 3/64" THICK X 3/16"W X 1000'
	091255-03-000	FT	SEAL - ADHESIVE BACKED/FOAM - 1/4" THICK X 1/4"W X 1000'
	094401-01-000	EA	SEALER - BODY SEAM - FLEXICLEAR
	094401-03-000	EA	SEALER - BODY SEAM - BLACK
	094401-04-000	EA	SEALER - BODY SEAM - CLEAR
	094401-05-000	EA	SEALER - BODY SEAM - 20OZ BLACK
	094401-06-000	EA	SEALER - BODY SEAM - 12OZ BLACK
	098408-01-000	FT	SEAL - SPONGE RUBBER - CLOSED CELL
	099069-01-000	FT	SEAL - RUBBER - CLOSED SPONGE - .5" WIDE X .12" THICK -BLK
	099418-01-000	FT	SEAL - D-SECTION/ADHESIVE BACK - .44" X .44"- BLK RUBBER
	099418-02-000	FT	SEAL - D-SECTION/ADHESIVE BACK - .44" X .44"- WHITE RUBBER
	100128-02-000	FT	SEAL - FOAM/ADHESIVE BACK - .37" WIDE X .37" THICK

**SEALANTS & FASTENERS GROUP (CONTINUED)**  
**SEALANTS & ADHESIVES (CONTINUED)**

KEY	PART NUMBER	U/M	DESCRIPTION
	104692-01-000	FT	SEAL - ADHESIVE BACKED FOAM - 3/4" THICK X 3/4" WIDE X 25'
	104692-03-000	FT	SEAL - ADHESIVE BACKED FOAM - 1" THICK X 1 3/16"WIDE X 15'
	107828-01-000	EA	SEALANT - SB - 190 EVERSEAL
	109506-01-000	EA	FILM - URETHANE - PROTECTANT - 4.25" X 26.75"
	109506-12-000	EA	FILM/ABRASION-RESISTANT - TRANSPARENT - 1" DIA.
	109506-13-000	EA	FILM/ABRASION-RESISTANT - TRANSPARENT - 1" DIA.
	110274-01-000	FT	TAPE - DOUBLE SIDED/FOAM - .45" X 1" X 216' - BLACK
	112481-02-000	EA	ADHESIVE - PLEXUS ETHACRYLATE - CARTRIDGE
	112864-01-000	FT	SEAL - FOAM/BUTYL COVERED - 3/8" X 35'
	112864-02-000	FT	FOAM - BUTYL COVERED - 5/16" X 44'
	112864-04-000	FT	FOAM - BUTYL COVERED - 3/8" X 1/8"
	112901-02-000	EA	ADHESIVE - PLEXUS - MA330 - 50ML - GRAY
	112901-03-000	EA	ADHESIVE - PLEXUS - MA300 - 50ML - WHITE
	112902-01-000	EA	NOZZLE - ELEMENT - 3/8 X 24
	112902-03-000	EA	MIXER NOZZLE - F/GUN #00400102000 - SCOTCH-WELD & PLEXUS
	112902-04-000	EA	NOZZLE - ELEMENT - 1/4" X 3.5"
	113366-01-000	EA	ADHESIVE - INSTANT - 1 OZ
	113452-02-000	FT	SEAL/TRIM - FRONT - VINYL W/WIRE CARRIER - .027"
	115933-01-000	FT	TAPE - 1/64" X 3/8" X 100'
	120074-02-03A	EA	SILICONE - TUBE - W/O NOZZLE - LOW ODOR - SMOKEY WHITE
	120074-02-02A	EA	SILICONE - TUBE - W/O NOZZLE - LOW ODOR - SOFT WHITE
	120534-01-01A	EA	TAPE - SCOTCH - 3M - 1/2" FINE LINE
	123244-01-000	FT	TAPE - DOUBLE SIDED/FOAM - 5/64" THICK X 3/4" WIDE X 108'
	123816-01-000	FT	TAPE - DOUBLE SIDED - 1" X 3/4" X 200'
	123816-02-000	FT	TAPE - DOUBLE SIDED - 1/2" X 1 1/3" X 200'
	123816-03-000	FT	TAPE - DOUBLE SIDED - 1/2" X 3/4" X 200'
	123816-04-000	FT	TAPE - DOUBLE SIDED - 6" X 750'
	126427-01-000	EA	ADHESIVE - ALL PURPOSE - ABS/PVC
	126427-02-000	EA	PRIMER - CLEANER - FLEX PIPING
	131264-01-02A	EA	SILICONE - TUBE - W/O NOZZLE - CLEAR
	131264-01-01A	EA	SILICONE - TUBE - W/O NOZZLE - BLACK
	131264-02-01A	EA	SILICONE - TUBE - W/O NOZZLE - VW GRAY - BATH ONLY
	131264-03-01A	EA	SILICONE - TUBE - W/O NOZZLE- SELF LEVELING - BRIGHT WHITE
	131264-04-01A	EA	SILICONE/SEALANT/ADHESIVE - FAST CURE F/GLASS/VINYL - B/W
	131264-05-01A	EA	SILICONE/SEALANT - ODORLESS - TUBE - W/NOZZLE - BLACK
	131264-05-02A	EA	SILICONE/SEALANT - ODORLESS - TUBE - W/NOZZLE - CLEAR
	131384-01-000	EA	ADHESIVE - JET WELD
	134651-01-000	FT	SEAL - 1/2" X 3/4" PSA 1 SIDE
	900390-01-000	EA	NOZZLE - SILICONE TUBE - 2.5" LONG - W/EXTERNAL THREADS
	900390-03-000	EA	NOZZLE - SILICONE TUBE - 4.3" LONG W/INTERNAL THREADS
	900563-17-000	EA	TAPE - 2 SIDED, 2" X 36 YDS

**BOLTS, NUTS AND WASHERS**

KEY	PART NUMBER	U/M	DESCRIPTION
	OMC05K-08-055	EA	BOLT - HEX - M08 X 1.25 X 2.2
	OMD16K-10-000	EA	NUT - HEX PREV TORQUE M10 X 1 1/2 CLASS 8
	OMD39K-12-000	EA	NUT - HEX W/NYLON LOCK - M12 X 1 3/4
	OMD40K-14-000	EA	NUT - HEX W/NYLON LOCK - M14 X 2
	OMD54F-06-000	EA	NUT-HEX SER FLG M6X1,0 SS - DIN6923A2M6
	OME06K-14-280	EA	WASHER - FLAT - 14 ID X 28 OD
	000C12-04-08B	EA	BOLT - HEX - 1/4-20 X 1/2 - GRADE #5 - ZINC
	000C12-04-12A	EA	BOLT - HEX - 1/4-20 X 3/4 - PLAIN 5
	000C12-04-40B	EA	BOLT - HEX - 1/4-20 X 2 1/2 - GRADE #5 ZINC
	000C12-05-16B	EA	BOLT - HEX - 5/16 - 18X1 - GRADE #5 - ZINC
	000C12-05-40B	EA	BOLT - HEX - 5/16"-18 X 2.5" - GRADE #5 - ZINC
	000C12-06-44B	EA	BOLT - HEX - 3/8-16 X 2 3/4 - GRADE 5 - ZINC
	000C12-06-16B	EA	BOLT - HEX - 3/8 - 16X1 - GRADE #5 - ZINC
	000C12-08-28B	EA	BOLT - HEX - 1/2-13 X 1 3/4 - GRADE #5 - ZINC
	000C12-08-24B	EA	BOLT - HEX - 1/2 - 13X1 1/2 - GRADE #5 - ZINC
	000C12-08-16B	EA	BOLT - HEX - 1/2-13 X 1 - GRADE #5 - ZINC
	000C12-10-24B	EA	BOLT - HEX - 5/8 - 11X1 1/2 - GRADE #5 - ZINC
	000C13-07-48B	EA	BOLT - HEX - 7/16-20 X 3 - GRADE #5 - ZINC
	000C13-07-40B	EA	BOLT - HEX - 7/16-20 X 2 1/2 - GRADE #5 - ZINC
	000C14-07-28B	EA	BOLT - HEX - 7/16-14 X 1 3/4 - GRADE #8 - ZINC

**SEALANTS & FASTENERS GROUP (CONTINUED)**  
**BOLTS, NUTS AND WASHERS (CONTINUED)**

KEY	PART NUMBER	U/M	DESCRIPTION
	000C14-10-32K	EA	BOLT - HEX - 5/8-11 X 2 - GRADE #8 - ZINC
	000C16-07-16B	EA	BOLT - CARRIAGE - ASSIST HANDLE - 7/16-14 X 1
	000C18-05-40A	EA	BOLT - ELEVATOR - 5/16-18 X 2 1/2 - PL
	000C26-04-10B	EA	BOLT - HEX - SERRATED FLANGE - 1/4-20 X 5/8 - ZINC
	000C26-04-18B	EA	BOLT - HEX - SERRATED FLANGE - 1/4-20 X 1 1/8 - ZINC
	000C26-04-14B	EA	BOLT - HEX - SERRATED FLANGE - 1/4-20 X 7/8 - ZINC
	000C26-05-20B	EA	BOLT - HEX - SERRATED FLANGE - 5/16-18 X 1 1/4 - ZINC
	000C26-05-12B	EA	BOLT - HEX - SERRATED FLANGE - 5/16-18 X 3/4 - ZINC
	000C26-06-40B	EA	BOLT - HEX - SERRATED FLANGE - 3/8-16 X 2 1/2 - ZINC
	000C26-06-28B	EA	BOLT - HEX - SERRATED FLANGE - 3/8-16 X 1 3/4 - ZINC
	000C26-06-20B	EA	BOLT - HEX - SERRATED FLANGE - 3/8-16 X 1 1/4 - ZINC
	000C26-06-12B	EA	BOLT - HEX - SERRATED FLANGE - 3/8-16 X 3/4 - ZINC
	000C26-08-24B	EA	BOLT - HEX - SERRATED FLANGE - 1/2-13 X 1 1/2 - ZINC
	000C27-04-40B	EA	BOLT - CARRIAGE - 1/4-20 X 2 1/2 - ZINC
	000C27-07-40B	EA	BOLT - CARRIAGE - 7/16-14 X 2 1/2 - GRADE #5
	000C27-08-48B	EA	BOLT - CARRIAGE - 1/2-13 X 3 - GRADE #5
	000D16-07-00B	EA	NUT - HEX - 7/16-14 - ZINC
	000D20-07-00B	EA	NUT - ACORN - ASSIST HANDLE - 7/16 - 14
	000D23-04-00B	EA	NUT - HEX SF/LK #4-40
	000D24-10-00B	EA	NUT - HEX - SELF LOCKING - 10-32 - ZINC
	000D25-06-00B	EA	NUT-3/8" W/BURR - FASTENER HOUSE
	000D28-10-00B	EA	NUT - HEX - W/NYLON LOCK - 10-32 ZINC
	000D29-04-00B	EA	NUT - HEX - SELF LOCKING - 1/4 X 20 - ZINC
	000D29-06-00B	EA	NUT - HEX - W/NYLON LOCK - 3/8-16 - ZINC
	000D29-09-00B	EA	NUT - HEX - SELF LOCKING - 9/16-12 - ZINC
	000D30-07-00B	EA	NUT - HEX LOCK - NYLON 7/16 X 20
	000D34-04-00B	EA	NUT - HEX - LOCKING - 1/4-20 - ZINC
	000D34-06-00B	EA	NUT - HEX - LOCKING - 3/8-16 GRADE C - ZINC
	000D39-04-00B	EA	NUT - HEX - LOCKING W/SERRATED FLANGE - 1/4-20 - ZINC
	000D39-05-00B	EA	NUT - HEX - LOCKING W/SERRATED FLANGE - 5/16-18 - ZINC
	000D39-06-00B	EA	NUT - HEX - LOCKING W/SERRATED FLANGE - 3/8-18 - ZINC
	000D39-07-00B	EA	NUT - HEX - LOCKING W/SERRATED FLANGE - 7/16-14 - ZINC
	000D39-08-00B	EA	NUT - HEX - LOCKING W/SERRATED FLANGE - 1/2-13 - ZINC
	000D44-04-00B	EA	NUT - HEX - LOCKING W/SERRATED FLANGE - 1/4-28 - ZINC
	000D44-07-00B	EA	NUT - HEX - LOCKING W/SERRATED FLANGE - 7/16-20 - ZINC
	000D44-08-00B	EA	NUT - HEX - LOCKING W/SERRATED FLANGE - 1/2-20 - ZINC
	000D46-04-00A	EA	NUT - HEX - WELD - 1/4-20 - PLAIN
	000D58-06-00A	EA	NUT - HEX - WELD 3/8-16 - PLAIN
	000D65-08-00B	EA	NUT - HEX - LOCKING W/SERRATED FLANGE - 8-32 - ZINC
	000D67-10-00B	EA	NUT - HEX - LOCK - 5/8-11 - ZINC
	000D73-08-00C	EA	NUT - HEX FLANGE - 1/2-13
	000D75-09-00B	EA	NUT - HEX LOCKING - 9/16-12 - ZINC
	000D76-06-00B	EA	NUT - HEX FLANGE - 3/8-16
	000E11-04-00F	EA	WASHER - LOCKING - 1/4 MED SPLIT - STAINLESS STEEL
	000E11-07-00B	EA	WASHER - LOCKING - 7/16 MED SPLIT - ZINC
	000E11-08-00B	EA	WASHER - LOCKING - 1/2 MED SPLIT - ZINC
	000E13-17-00B	EA	WASHER - FLAT - 3/8 AR - ZINC
	000E13-18-00B	EA	WASHER - FLAT - 3/8 WIDE - ZINC
	000E13-20-00B	EA	WASHER - FLAT - 7/16 WIDE - ZINC
	000E13-22-00B	EA	WASHER - FLAT - 1/2 WIDE - ZINC
	000E13-26-00B	EA	WASHER - FLAT - 5/8 WIDE - ZINC
	000E14-10-00B	EA	WASHER - LOCKING - #10 EXTERNAL TOOTH - ZINC
	000E16-10-00B	EA	WASHER - HARDENED - 5/8 - FLAT - ZINC
	000G45-05-16B	EA	BOLT - LAG - 5/16-9 X 1 - ZINC
	002329-01-000	EA	WASHER-FLAT, 9/32" ID X 5/8" OD - NYLON
	005081-01-000	EA	NUT - SPEED - C-TYPE - #8 SCREW
	040921-01-000	EA	NUT - SPEED - U TYPE - #10-24 - BLACK
	040921-03-000	EA	NUT - SPEED - U TYPE - #10
	040921-04-000	EA	NUT - SPEED - U TYPE - #8-.59" LENGTH X .44" WIDTH
	040921-05-000	EA	NUT - SPEED - U-TYPE - 8-.67" X .44" WIDE
	041322-01-000	EA	WASHER - FLANGE - 15/32 ID X 2 3/8 OD - F/SEAT BELT MTG
	044364-02-000	EA	NUT - SPEED - FLAT - ROUND
	044533-01-000	EA	WASHER - 1 3/8"OD - FOR BUTTONS - PLASTIC
	051387-06-000	EA	BOLT - CARRIAGE W/O HOLE - 5/16-18 X 9 1/2 - ZINC

**SEALANTS & FASTENERS GROUP (CONTINUED)**  
**BOLTS, NUTS AND WASHERS (CONTINUED)**

KEY	PART NUMBER	U/M	DESCRIPTION
	058716-02-000	EA	WASHER - FLAT NYLON
	064081-03-000	EA	NUT - WING 3/8-16 - W/WELD NUT
	077071-01-000	EA	WASHER - FENDER - 3/16"ID X 1"OD
	084406-01-000	EA	NUT - CAPPED - CROSS RECESSED - BLACK - 1/4-20 THD
	087234-01-000	EA	NUT - JACK - 1/4 X 20 THD - MOLLY
	087718-01-000	EA	MONOBOLT - STEEL - 3/16 DIAMETER
	088787-12-000	EA	STUD - WELD - 1/4 - 20 X 1.0 LG - MN
	102333-01-06A	EA	BOLT - CARRIAGE - 7/16-14 STAINLESS STEEL CAP
	103020-02-000	EA	BOLT-U - #8-32 - GRADE 5 ZINC
	106956-03-000	EA	BOLT - HEX TAP - 1/2-12NC X 3 - GRADE 5 - FULL THREAD/ZINC
	107397-01-000	EA	WASHER - FENDER - 3/4"ID X 1"OD
	108067-03-000	EA	STUD - WELD - 1/4 - 20 X 1/2 CD
	109917-01-000	EA	WASHER - 1.5" X 1.25"
	109917-03-000	EA	WASHER - 1" X .50"
	109917-04-000	EA	WASHER - 1" X .75"
	110794-01-000	EA	WASHER - FLAT - 1"ID X 1 3/4"OD
	113985-02-000	EA	BOLT - FLANGE - M10-1 1/2 X 30CL 10.9
	114259-05-000	EA	BOLT - 7/16-20 X 1 1/4 W/WASHER
	128444-01-000	EA	WASHER - SPRING - CONICAL
	131377-01-000	EA	NUT-HEX HEAD W/WASHER-1/4-20 X 2" STEEL W/3/4" OD WASHER
	135092-02-01A	EA	BOLT - HEX - SERRATED FLANGE - 1/2-20 X 2 1/2-GRADE 5 ZINC
	143399-01-01A	EA	NUT/RETAINING - 3/8"- 24 NFT
	144904-01-01A	EA	BOLT - ADJUSTMENT - HEADLAMP
	147284-01-000	EA	NUT/SELF RETAINING - 3/8"-16
	147284-02-000	EA	NUT/SELF RETAINING - 5/16"-18
	148817-01-000	EA	WASHER/SPUR - LOCKING

**SCREWS**

KEY	PART NUMBER	U/M	DESCRIPTION
	0G1106-06-160	EA	SCREW - 6-20 X 3/8 PPH
	0G1106-08-240	EA	SCREW - 6-20 X 1/2 PPH - VW LIGHT GRAY
	0G1208-12-170	EA	SCREW - 8-18 X 3/4 POH - BRIGHT WHITE
	0G3804-22-180	EA	SCREW - MACHINE - 1/4-20 X 1 3/8 PFH - BLACK
	0G3908-08-170	EA	SCREW - SF/DR - 8-18 X 1/2 PPH - BRIGHT WHITE
	0G3908-08-160	EA	SCREW - SF/DR - 8-18 X 1/2 PPH - VW WHITE
	0G3908-12-250	EA	SCREW - SF/DR - 8-18 X 3/4 PPH - DARK GRAY
	0G3908-16-170	EA	SCREW - SF/DR - 8-18 X 1 PPH - BRIGHT WHITE
	0G3908-24-170	EA	SCREW - SF/DR - 8-18 X 1 1/2 PPH - BRIGHT WHITE
	0G3910-10-330	EA	SCREW - SF/DR - 20-16 X 5/8 PPH - PUTTY
	0G3910-10-320	EA	SCREW - SF/DR - 10-16 X 5/8 PPH - GLACIER
	0G3910-12-240	EA	SCREW - SF/DR - 10-16 X .75 PPH - VW LIGHT GRAY
	0G3910-12-170	EA	SCREW - SF/DR - 10-16 X 3/4 PPH - BRIGHT WHITE
	0G3910-12-320	EA	SCREW - SF/DR - 10-16 X 3/4 PPH - GLACIER
	0G5508-08-380	EA	SCREW - SF/DR - 8-18 X .5 PWH - CASHMERE
	0G5508-08-370	EA	SCREW - SF/DR - 8-18 X .5 PWH - RIVERSTONE
	0G5508-12-240	EA	SCREW - SF/DR - 8-18 X 3/4 PWH - VW LIGHT GRAY
	0G5508-12-170	EA	SCREW - SF/DR - 8-18 X 3/4 PWH - BRIGHT WHITE
	0G5508-12-330	EA	SCREW - SF/DR - 8-18 X 3/4 PWH - PUTTY
	0G5508-12-320	EA	SCREW - SF/DR - 8-18 X 3/4 PWH - GLACIER
	0G5508-12-270	EA	SCREW - SF/DR - 8-18 X 3/4 PWH - TITANIUM
	0G5508-16-250	EA	SCREW - SF/DR - 8-18 X 1 PWH - VW DARK GRAY
	0G5508-16-320	EA	SCREW - SF/DR - 8-18 X 1 PWH - GLACIER
	0G6008-16-170	EA	SCREW - SF/DR - 8-18 X 1 POH - BRIGHT WHITE
	0G6710-08-130	EA	SCREW - 10-12 X 1/2 PPH - TAUPE
	0G6710-08-170	EA	SCREW - 10-12 X 1/2 PPH - BRIGHT WHITE
	0G6710-08-240	EA	SCREW - 10-12 X 1/2 PPH - VW LIGHT GRAY
	0G6710-12-170	EA	SCREW - 10-12 X 3/4 PPH - BRIGHT WHITE
	0G6806-16-170	EA	SCREW - 6-18 X 1 POH - BRIGHT WHITE
	0G6810-24-280	EA	SCREW - 10-12 X 1 1/2 POH - SOFT WHITE
	000C20-05-28F	EA	SCREW - 5/16-18 X 1 3/4 FLAT SOC - STAINLESS STEEL
	000C20-06-24T	EA	SCREW - 3/8-16 X 1 1/2 - FLAT SOCKET
	000G11-06-10J	EA	SCREW - 6-20 X 5/8 PPH - BRASS

**SEALANTS & FASTENERS GROUP (CONTINUED)**  
**SCREWS (CONTINUED)**

KEY	PART NUMBER	U/M	DESCRIPTION
	000G11-06-08B	EA	SCREW - 6-20 X 1/2 PPH - ZINC
	000G11-06-10B	EA	SCREW - 6-20 X 5/8 PPH - ZINC
	000G11-07-08B	EA	SCREW - 7-19 X 1/2 PPH - ZINC
	000G11-08-20G	EA	SCREW - 8-18 X 1 1/4 - ANTIQUE BRASS
	000G11-08-20B	EA	SCREW - 8-18 X 1 1/4 PPH - ZINC
	000G11-08-12T	EA	SCREW - 8-18 X 3/4 PPH - BLACK MAGNESIUM
	000G11-08-12P	EA	SCREW - 8-18 X 3/4 PPH - DARK BROWN
	000G11-08-12S	EA	SCREW - 8-18 X 3/4 PPH - OFF WHITE
	000G11-08-12B	EA	SCREW - 8-18 X 3/4 PPH - ZINC
	000G11-08-08T	EA	SCREW - 8-18 X 1/2 PPH - FLUOROCARBON COATING
	000G11-08-06B	EA	SCREW - 8-18 X 3/8 PPH - ZINC
	000G11-10-12D	EA	SCREW - 10-16 X 3/4 PPH - BLACK
	000G12-06-12J	EA	SCREW - 6-20 X .75 POH - BRASS
	000G12-06-08T	EA	SCREW - 6-20 X 1/2 POH - BLACK
	000G13-05-10B	EA	SCREW - 5-12 X 5/8 PFH - ZINC
	000G13-06-08G	EA	SCREW - 6-20 X 1/2 PFH - ANTIQUE BRASS
	000G13-06-08B	EA	SCREW - 6-20 X 1/2 PFH - ZINC
	000G13-06-06I	EA	SCREW - 6-20 X 3/8 PFH - BLACK ZINC
	000G13-06-24J	EA	SCREW - 6-20 X 1 1/2 PFH - BRASS
	000G13-06-16J	EA	SCREW - 6-20 X 1 PFH - BRASS
	000G13-06-10J	EA	SCREW - 6-20 X 5/8 PFH - BRASS
	000G13-06-10G	EA	SCREW - 6-20 X 5/8 PFH - ANTIQUE BRASS
	000G13-07-10H	EA	SCREW - 7-19 X 5/8 PFH - BLACK
	000G13-07-12B	EA	SCREW - 7-19 X 3/4 PFH - ZINC
	000G13-08-16B	EA	SCREW - 8-18 X 1 PFH - ZINC
	000G13-08-109	EA	SCREW - 8-18 X 5/8 PFH
	000G13-08-10B	EA	SCREW - 8-18 X 5/8 PFH - ZINC
	000G13-08-24B	EA	SCREW - 8-18 X 1 1/2 PFH - ZINC
	000G16-04-24B	EA	SCREW - MACHINE - 1/4-20 X 1 1/2 PPH
	000G18-04-12B	EA	SCREW - MACHINE - 4-40 X 3/4 PPH - ZINC
	000G18-08-12B	EA	SCREW - MACHINE - 8-32 X 3/4 PPH - ZINC
	000G18-08-16B	EA	SCREW - MACHINE - 8-32 X 1 PPH - ZINC
	000G18-08-24B	EA	SCREW - MACHINE - 8-32 X 1 1/2 PPH - ZINC
	000G18-08-22B	EA	SCREW - MACHINE - 8-32 X 1 3/8 PPH - ZINC
	000G19-10-10B	EA	SCREW - MACHINE - 10-32 X 5/8 - PPH - ZINC
	000G19-10-08B	EA	SCREW - MACHINE - 10-32 X 1/2 PPH - ZINC
	000G19-10-20B	EA	SCREW - MACHINE - 10-32 X 1 1/2 PPH - ZINC
	000G19-10-40B	EA	SCREW-MACH,10-32X2.50 PPH ZN
	000G19-10-12F	EA	SCREW - MACHINE - 10-32 X 3/4 PPH - STAINLESS STEEL
	000G32-10-06B	EA	SCREW - 10-32 X 3/8 PPH - ZINC
	000G36-10-12T	EA	SCREW - 10-24X 3/4 PFH TYPE 23 - BLACK
	000G39-06-06J	EA	SCREW - 6-20 X 3/8 PPH - BRASS
	000G39-06-10T	EA	SCREW - SF/DR - 6-20 X 5/8 PPH - BLACK
	000G39-06-16T	EA	SCREW - SF/DR - 6-20 X 1 PPH - BLACK
	000G39-08-08S	EA	SCREW - SF/DR - 8-18 X 1/2 PPH - OFF WHITE
	000G39-08-08B	EA	SCREW - SF/DR - 8-18 X 1/2 PPH - ZINC
	000G39-08-08T	EA	SCREW - SF/DR - 8-18 X 1/2 PPH - BLACK
	000G39-08-06B	EA	SCREW - SF/DR - 8-18 X 3/8 PPH - ZINC
	000G39-08-32B	EA	SCREW - SF/DR - 8-18 X 2 PPH - ZINC
	000G39-08-24T	EA	SCREW - SF/DR - 8-18 X 1 1/2 PPH - BLACK
	000G39-08-24S	EA	SCREW - SF/DR - 8-18 X 1 1/2 - OFF WHITE
	000G39-08-24B	EA	SCREW - SF/DR - 8-18 X 1 1/2 PPH - ZINC
	000G39-08-16T	EA	SCREW - SF/DR - 6-20 X 1 PPH - BLACK
	000G39-08-16B	EA	SCREW - SF/DR - 8-18 X 1 PPH - ZINC
	000G39-08-12B	EA	SCREW - SF/DR - 8-18 X 3/4 PPH - ZINC
	000G39-08-12T	EA	SCREW - SF/DR - 8-18 X 3/4 PPH - BLACK
	000G39-10-48T	EA	SCREW - SF/DR - 10-16 X 3 PPH - BLACK
	000G39-10-48B	EA	SCREW - SF/DR - 10-16 X 3 - PPH - ZINC
	000G39-10-40D	EA	SCREW - SF/DR - 10-16 X 2 1/2 PPH - BLACK
	000G39-10-32B	EA	SCREW - SF/DR - 10-16 X 2 - PPH - ZINC
	000G39-10-20T	EA	SCREW - SF/DR - 10-16 X 1 1/4 PPH - BLACK
	000G39-10-20B	EA	SCREW - SF/DR - 10-16 X 1 1/4 PPH - ZINC
	000G39-10-169	EA	SCREW - SF/DR - 10-16 X 1 PPH - FLUOROCARBON SILVER
	000G39-10-129	EA	SCREW - SF/DR - 10-16 X 3/4 PPH - FLUOROCARBON SILVER

**SEALANTS & FASTENERS GROUP (CONTINUED)**  
**SCREWS (CONTINUED)**

KEY	PART NUMBER	U/M	DESCRIPTION
	000G39-10-12T	EA	SCREW - SF/DR - 10-16 X 3/4 - BLACK
	000G39-10-10T	EA	SCREW - SF/DR - 10-16 X 5/8 - BLACK
	000G39-10-10B	EA	SCREW - SF/DR - 10-16 X 5/8 PPH - ZINC
	000G39-10-08B	EA	SCREW - SF/DR - 10-16 X 1/2 PPH - ZINC
	000G39-12-12E	EA	SCREW - SF/DR - 12 - 14 X 3/4 PPH - CHROME
	000G42-04-24B	EA	SCREW - SF/DR - 1/4-14 X 1 1/2 - ZINC
	000G42-04-16B	EA	SCREW - SF/DR - 1/4-14 X 1 HWH - ZINC
	000G42-04-24B	EA	SCREW - SF/DR - 1/4-14 X 1 1/2 - ZINC
	000G46-08-24T	EA	SCREW - MACHINE - 8-32 X 1 1/2 PFH - BLACK
	000G50-04-08B	EA	SCREW - MACHINE - 1/4-20 X 1/2 PTH - ZINC
	000G52-06-05B	EA	SCREW - MACHINE - 6-32 X 5/16 PTH ZINC
	000G52-06-06B	EA	SCREW - MACHINE - 6-32 X 3/8 PIN - ZINC
	000G54-04-14B	EA	SCREW - 1/4-20 X 7/8 PTH - TYPE 23 - ZINC PLATED
	000G55-08-124	EA	SCREW - SF/DR - 8-18 X 3/4 PWH - ASH GRAY
	000G55-08-16T	EA	SCREW - SF/DR - 8-18 X 1 PWH - BLACK
	000G56-12-48B	EA	SCREW - WOOD - 12-11 X 3 POH - SPECIAL HARDENED
	000G57-14-64B	EA	SCREW - 14-10 X 4 PFH ZINC
	000G60-08-20F	EA	SCREW - SF/DR - 8-19X1.25 POH
	000G60-08-16E	EA	SCREW - SF/DR - 8-1 X 1 POH - CHROME
	000G60-08-22B	EA	SCREW - SF/DR - 8-18 X 1.38 POH - ZINC
	000G60-10-209	EA	SCREW - SF/DR - 10-16 X 1 1/4 POH - SILVER STALGAARD
	000G60-10-20B	EA	SCREW - SF/DR - 10-16 X 1 1/4 POH - ZINC
	000G60-10-16J	EA	SCREW - SF/DR - 10-16 X 1 POH - BRIGHT BRASS
	000G60-10-28T	EA	SCREW - SF/DR - 10-16 X 1 3/4 - BLACK
	000G62-08-24B	EA	SCREW - SF/DR - 8-18 X 1 1/2 PFH
	000G67-08-32B	EA	SCREW - 8-15 X 2 PPH - ZINC
	000G67-10-08B	EA	SCREW - 10-12 X 1/2 PPH - ZINC
	000G67-10-32J	EA	SCREW-10-12X2 PPH - BRIGHT BRASS
	000G67-10-24S	EA	SCREW - 10-12 X 1 1/2 PPH - OFF WHITE
	000G67-10-24B	EA	SCREW - 10-12 X 1 1/2 PPH - ZINC
	000G67-10-20D	EA	SCREW - 10-12 X 1 1/4 PPH - BLACK
	000G67-10-12P	EA	SCREW - 10-12 X 3/4 PPH - DARK BROWN
	000G67-10-12B	EA	SCREW - 10-12 X 3/4 PPH - ZINC
	000G67-10-10T	EA	SCREW - 10-12 X 5/8 PPH - BLACK
	000G67-10-10S	EA	SCREW - 10-12 X 5/8 PPH - OFF WHITE
	000G67-10-10P	EA	SCREW - 10-12 X 5/8 PPH - DARK BROWN
	000G67-10-10B	EA	SCREW - 10-12 X 5/8 PPH - ZINC - TYPE A
	000G67-10-08S	EA	SCREW - 10-12 X 1/2 PPH - OFF WHITE
	000G68-06-12B	EA	SCREW - 6-18 X 3/4 POH - ZINC & CLEAR
	000G68-06-10J	EA	SCREW - 6-18 X 5/8 POH - BRASS
	000G68-06-10G	EA	SCREW - 6-18 X 5/8 POH - ANTIQUE BRASS
	000G68-06-12J	EA	SCREW - 6-18 X 3/4 POH - BRASS
	029130-01-000	EA	SCREW - SNAP STUD - #8-16 X 5/8" LONG
	029130-03-000	EA	SCREW - SNAP STUD - #8-16 X 1" LONG
	049465-01-000	EA	SCREW - 10-16 PTH W/WASHER - DARK BROWN
	049465-03-000	EA	SCREW - 10-16 X 1 POH W/WASHER - OFF WHITE
	049465-04-000	EA	SCREW - 10-16 X 1 PTH W/WASHER - BEIGE
	049465-13-000	EA	SCREW-10+16X1 PTH W/WASHER - *ASH GRAY
	049465-17-000	EA	SCREW - 10-16 X 1 POH W/WASHER - BRIGHT WHITE
	054434-03-000	EA	SCREW - SF/DR - 10-16 X 2 - PWH - ZINC
	075908-01-000	EA	SCREW - MACHINE - 10-32 X .56 PTH - EXTERNAL TOOTH - ZINC
	076790-01-000	EA	SCREW - 6-20 X 1 1/4 PPH - BLACK
	076790-05-000	EA	SCREW - 6-20 X 1/2 PPH - BLACK - THREAD CUTTING/WOOD
	083554-01-000	EA	SCREW - DRYWALL - 8 X 1 1/4
	083554-04-000	EA	SCREW - DRYWALL - 8 X 2 1/2
	087721-01-000	EA	SCREW - FLAT HEAD - TAPPING - 1/4 X 1 1/4 LONG - ZINC
	087721-02-000	EA	SCREW - FLAT HEAD - TAPPING - 1/4" X 2 1/4" LONG - ZINC
	090033-02-000	EA	SCREW - 1/4-20 X 5/8 - ROUND WASHER HEAD - OFF/WHITE
	097974-01-000	EA	SCREW - PARTICLE BOARD - 7-9 X 3/4 PPH
	101618-01-000	EA	SCREW - 1/4-20 X 3/4 HEX - TAPPING - STALGARD TYPE F
	109235-01-05A	FT	COVER - SCREW - BRIGHT WHITE
	109235-01-01A	FT	COVER - SCREW - MAT BLACK
	113563-01-01A	EA	SCREW - 8 X 5/8 LONG SHOULDER/WASHER HEAD
	116111-02-01A	EA	SCREW - TAPTITE - 1/4-20 X 3/8 PPH - ZINC

## SEALANTS & FASTENERS GROUP (CONTINUED)

### SCREWS (CONTINUED)

KEY	PART NUMBER	U/M	DESCRIPTION
	117478-01-04A	EA	SCREW - 8-18 X 3/4 PPH W/WASHER - VW LIGHT GRAY
	118383-01-09A	EA	RETAINER/RECESSED - F/.22" SCREW - GLACIER
	118383-01-06A	EA	RETAINER/RECESSED - F/.22" SCREW - ALLANTE ANTELOPE
	118383-01-04A	EA	RETAINER/RECESSED - F/.22" SCREW - BRIGHT WHITE
	118383-02-09A	EA	RETAINER/RECESSED - F/.27" SCREW - GLACIER
	118383-02-05A	EA	RETAINER/RECESSED - F/.27" SCREW - VW LIGHT GRAY
	118383-02-10A	EA	RETAINER/RECESSED - F/.27" SCREW - RIVERSTONE
	118383-02-11A	EA	RETAINER/RECESSED - F/.27" SCREW - CASHMERE
	118383-03-09A	EA	RETAINER/RECESSED - F/.32" SCREW - GLACIER
	118383-04-04A	EA	CAP - F/RECESSED RETAINER - BRIGHT WHITE
	118383-04-08A	EA	CAP - F/RECESSED RETAINER - CADDY CREAM
	118383-04-05A	EA	CAP - F/RECESSED RETAINER - VW LIGHT GRAY
	118383-04-11A	EA	CAP - F/RECESSED RETAINER - CASHMERE
	118383-04-10A	EA	CAP - F/RECESSED RETAINER - RIVERSTONE
	118383-04-09A	EA	CAP - F/RECESSED RETAINER - GLACIER
	134126-01-01A	EA	SCREW/NAIL - HEX HEAD - 3/4"
	140040-01-000	EA	SCREW - 1/4-20 X 1 - BUTTON HEAD/SOCKET - W/LOCTITE
	144078-01-01A	EA	SCREW - HEX/FLANGE HEAD CAP-1" W/.75" THREAD LENGTH-ZINC
	149753-01-02A	EA	RETAINER/RECESSED - F/.22" SCREW - BRIGHT WHITE
	149753-01-01A	EA	RETAINER/RECESSED - F/.22" SCREW - BLACK
	149753-02-02A	EA	CAP - F/RECESSED RETAINER - BRIGHT WHITE
	149753-02-01A	EA	CAP - F/RECESSED RETAINER - BLACK

### CLAMPS, CLIPS, GROMMETS, RIVETS & PLUGS

KEY	PART NUMBER	U/M	DESCRIPTION
	000F10-06-32B	EA	PIN - COTTER - 3/16" X 2" - ZINC
	000H14-06-06R	EA	RIVET-MANDREL BLIND,3/16 AL - CHERRY BSP-66
	000H16-04-06R	EA	RIVET - POP ALUMINUM - 1/8 X .313 - .375
	000H16-06-10R	EA	RIVET - POP ALUMINUM - 3/16 X .501 - .625
	007161-01-000	EA	CLAMP - HOSE - SPRING TYPE - 1/2"
	008386-01-000	EA	GROMMET - SNAP - 3/8" DIAMETER - NYLON
	010495-01-000	EA	CLAMP - CABLE - 9/16"ID - BLACK
	010495-02-000	EA	CLAMP - CABLE - 3/8"ID - BLACK
	010495-04-000	EA	CLAMP - CABLE - 11/16"ID - WHITE
	010497-01-000	EA	CLAMP - CLOSED - 5/8"ID
	010497-02-000	EA	CLAMP - CLOSED - 1.5"ID
	010497-03-000	EA	CLAMP - CLOSED - 1"ID - CUSHIONED
	010497-04-000	EA	CLAMP - CLOSED - 1 5/8"ID
	010497-05-000	EA	CLAMP - CLOSED - 1/2"ID
	010497-07-000	EA	CLAMP - CLOSED - 3/8"ID
	010497-09-000	EA	CLAMP - CLOSED - 5/16"ID
	010497-10-000	EA	CLAMP - CLOSED - 7/8"ID
	010499-01-000	EA	CLAMP - CLOSED - 3/8"ID
	016188-03-000	EA	GROMMET - LP LINE - 3/8"HOLE X 2 1/2"LONG - RUBBER
	016188-04-000	EA	GROMMET - LP LINE - 1/2"HOLE X 2 1/2"LONG - RUBBER
	016188-05-000	EA	GROMMET - LP LINE - 3/8"HOLE X 1 1/4"LONG - RUBBER
	016188-06-000	EA	GROMMET - L/P LINE - 3/8"HOLE X 3 1/4"LONG - RUBBER
	016188-08-000	EA	GROMMET - LP LINE - 1/2"HOLE X 1 1/4"LONG - RUBBER
	016188-09-000	EA	GROMMET - LP LINE - .68"HOLE X 1 1/4"LONG - RUBBER
	016188-10-000	EA	GROMMET - LP LINE - .68"HOLE X 2.5"LONG - RUBBER
	023942-01-000	EA	GROMMET - RUBBER - 2" OD
	034141-02-000	EA	PLUG/NYLON - .38" - BLACK
	061420-01-000	EA	PLUG/PLASTIC - 1 3/4" DIAMETER - BROWN
	061420-04-000	EA	PLUG/PLASTIC - 1 1/4" DIAMETER
	061420-05-000	EA	PLUG/PLASTIC - 1 1/2" DIAMETER
	061420-08-000	EA	PLUG/PLASTIC - 2 1/2" DIAMETER
	061420-09-000	EA	PLUG/PLASTIC - 1.00" - DIAMETER
	061420-10-000	EA	PLUG/PLASTIC - 1 1/2" DIAMETER - BLACK
	061420-14-000	EA	PLUG/PLASTIC - 7/8" DIAMETER - BLACK
	061420-15-000	EA	PLUG/PLASTIC - 2" DIAMETER - BLACK
	062401-01-000	EA	CLAMP - HOSE - WORMGEAR - .25" - 1"
	062401-02-000	EA	CLAMP - HOSE - WORMGEAR - 1.56" - 2.5"
	062401-03-000	EA	CLAMP - HOSE - WORMGEAR - .22" - 1"
	062401-04-000	EA	CLAMP - HOSE - WORMGEAR - .69" - 1.25"



## SEALANTS & FASTENERS GROUP (CONTINUED)

### CLAMPS, CLIPS, GROMMETS, RIVETS & PLUGS (CONTINUED)

KEY	PART NUMBER	U/M	DESCRIPTION
	062401-05-000	EA	CLAMP - HOSE - WORMGEAR - 2" - 3" ID
	062401-06-000	EA	CLAMP - HOSE - WORMGEAR - .22" - .62" ID
	062401-09-000	EA	CLAMP - HOSE - WORMGEAR - 2.8" - 3.75"
	062401-11-000	EA	CLAMP - HOSE - WORMGEAR - 3.50" - 4.50"
	062401-12-000	EA	CLAMP - HOSE - WORMGEAR - .79" X 1.26"
	062401-13-000	EA	CLAMP - HOSE - WORMGEAR
	071015-01-000	EA	GROMMET - RUBBER - .5"ID X 1"OD-W/.38" GROOVE - BLACK
	071015-11-000	EA	GROMMET - RUBBER - 1 ID - FITS .12 MATERIAL - BLACK
	071015-13-000	EA	GROMMET - RUBBER - .62 ID - FITS .09 GROOVE - BLACK
	071015-19-000	EA	GROMMET - RUBBER - .38 ID - FITS .06 MATERIAL - BLACK
	071015-26-000	EA	GROMMET - RUBBER - 1.5" ID X 2.1" OD W/.06" GROOVE-BLACK
	071015-29-000	EA	GROMMET - RUBBER - .3"ID X 1.3"OD W/.12" GROOVE - BLACK
	071015-30-000	EA	GROMMET - RUBBER - .3"ID X .81"OD W/.12" GROOVE - BLACK
	071015-32-000	EA	GROMMET - RUBBER - .75"ID X 1.375"OD W/.187" GROOVE-BLK
	071015-37-000	EA	GROMMET - .81 ID FITS .56 MTL
	071015-39-000	EA	GROMMET - .75 ID FITS .06 MTL
	071015-40-000	EA	GROMMET - .38 ID FITS .09 MTL
	071015-41-000	EA	GROMMET - .125 ID FITS .188 MTL
	071015-42-000	EA	GROMMET - RUBBER - .25 ID - FITS .06 MATERIAL - BLACK
	075148-02-000	EA	CLAMP - GROUNDING - BRONZE SCREWS
	077955-01-000	EA	CLIP/J - 3/8" - VINYL COATED
	080211-03-000	EA	CLIP - XMAS TREE W/PANEL RETAINING HEAD - 3/4" SHANK
	080734-02-000	EA	CLIP - WIRE NYLON
	081211-01-000	EA	PLUG - PLASTIC - .31"DIA - BLACK
	081211-03-000	EA	PLUG/PLASTIC - .50" DIAMETER - TRUSS HEAD - BLACK
	081211-04-000	EA	PLUG/PLASTIC - .46 DIAMETER - TRUSS HEAD - BLACK
	083609-01-000	EA	CLAMP - WIRE - DUAL - EQUAL DIAMETERS - 5/8"
	083610-01-000	EA	CLAMP - WIRE - DUAL - UNEQUAL DIAMETERS - 3/4" & 1 1/4"
	083610-02-000	EA	CLAMP - WIRE - DUAL - UNEQUAL DIAMETERS - 3/4" & 2"
	083610-03-000	EA	CLAMP - WIRE - DUAL - EQUAL DIAMETERS - 2"
	088756-01-000	EA	GROMMET - WEB - 1 1/8 " I.D.
	089329-02-000	EA	CLIP - SPRING
	091952-01-000	EA	CLIP - GRIPPER - 1"
	091952-02-000	EA	CLIP - GRIPPER - 3/4"
	091952-03-000	EA	CLIP - GRIPPER - 1/2" - BLACK VINYL COATED
	094362-02-000	EA	CLIP - XMAS TREE - BINDER HEAD - .9" LONG
	094362-05-000	EA	CLIP - XMAS TREE - ROUND HEAD - 1.4" LONG
	113133-02-01A	EA	RIVET - POP - ALUMINUM - 3/16 X .252 - .504 - BLACK
	114208-01-000	EA	GROMMET - EDGE LINER - FITS 1 3/4"
	114208-05-000	EA	GROMMET - EDGE LINER - FITS 2"
	115361-01-01A	EA	PLUG/PLASTIC - 1/2" DIAMETER
	118626-01-02A	EA	RIVET - POP - ALUMINUM - 3/16 X .08 - .375
	118626-01-01A	EA	RIVET - POP - ALUMINUM - 3/16 X .08 - .375
	137014-01-02A	EA	GROMMET - CABLE - BROWN
	137014-01-01A	EA	GROMMET - CABLE - ALMOND
	137014-01-03A	EA	GROMMET - CABLE - BLACK
	139118-02-01A	EA	GROMMET - SCREW - PLASTIC
	140171-01-000	EA	CLAMP - HOSE - STEPLESS EAR - .312

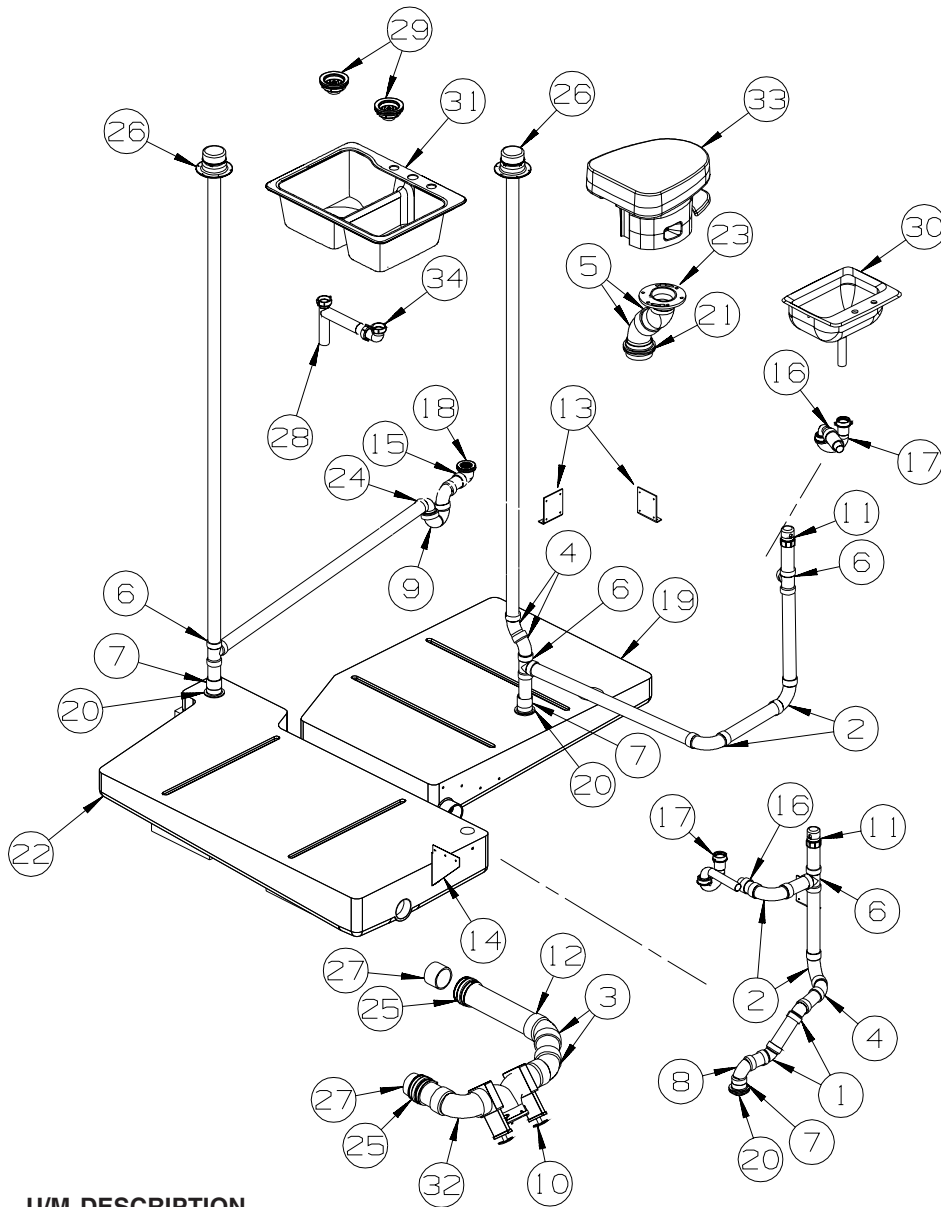
### MISCELLANEOUS FASTENERS

KEY	PART NUMBER	U/M	DESCRIPTION
	008343-01-000	EA	TIE - WIRE - 6"
	008343-02-000	EA	TIE - WIRE - 14"
	008343-03-000	EA	TIE - WIRE - 7 1/2" - BLACK
	029094-04-000	YD	VELCRO TAPE - LOOP - 1" WIDE - BLACK
	029096-03-000	YD	VELCRO TAPE - HOOK - 1" WIDE - BLACK
	029096-04-000	YD	VELCRO TAPE/HOOK - 1" WIDE - BLACK - W/ADHESIVE BACK (PSA)
	048394-02-000	YD	VELCRO TAPE - HOOK - ADHESIVE BACK - 3/4" WIDE - BEIGE
	085774-01-000	FT	FASTENER - DUAL LOCK - 1" WIDE - ADHESIVE BACK - BLACK
	085774-02-000	FT	FASTENER - DUAL HOOK - 1" WIDE - ADHESIVE BACK - BLACK
	085774-03-000	FT	FASTENER - DUAL LOCK - 1/2" WIDE - ADHESIVE BACK - BLACK
	085774-04-000	FT	FASTENER - DUAL HOOK - 1/2" WIDE - ADHESIVE BACK - BLACK
	088792-02-000	YD	VELCRO TAPE - LOOP - 3/4" - ADHESIVE BACK - BEIGE
	088792-04-000	YD	VELCRO TAPE - HOOK - 5/8" - NON-ADHESIVE BACK - WHITE

**SEALANTS & FASTENERS GROUP (CONTINUED)**  
**CLAMPS, CLIPS, GROMMETS, RIVETS & PLUGS (CONTINUED)**

<b>KEY</b>	<b>PART NUMBER</b>	<b>U/M</b>	<b>DESCRIPTION</b>
	088792-05-000	YD	VELCRO TAPE - LOOP - 5/8" - NON-ADHESIVE BACK - WHITE
	108046-01-000	EA	CABLE TIE - SCREW MOUNT 8"
	108046-02-000	EA	CABLE TIE - SCREW MOUNT 15"
	110943-01-000	FT	FELT STRIP - 3/8" - ADHESIVE BACK - BLACK - 75' PER ROLL
	110943-02-000	FT	FELT STRIP - 3/8" - ADHESIVE BACK - WHITE
	127960-01-01A	EA	RETAINER - 3/8" - STAINLESS STEEL

# WATER & SEWAGE GROUP DRAINAGE SYSTEM

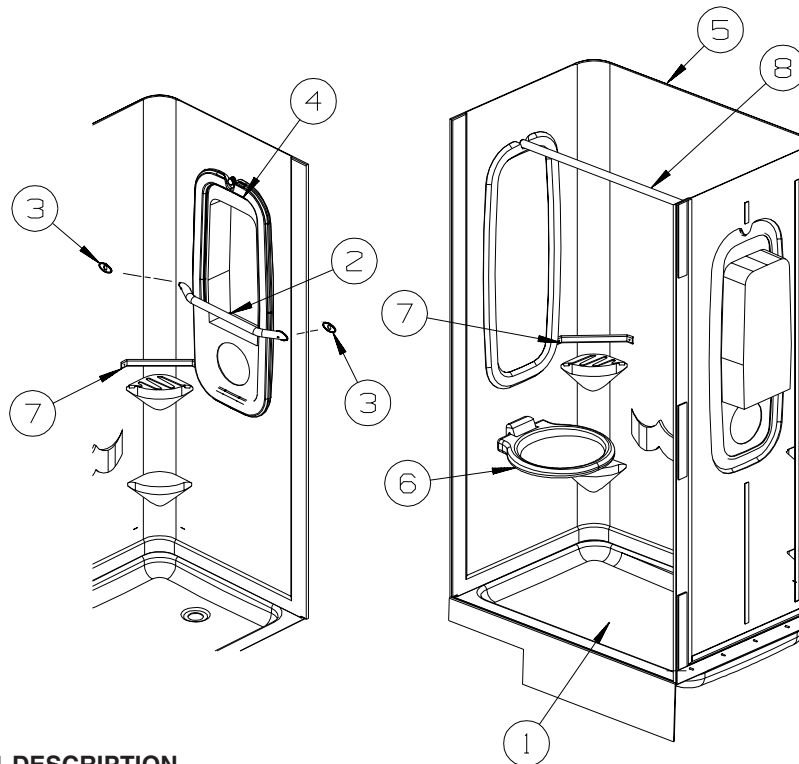


KEY	PART NUMBER	U/M	DESCRIPTION
1	010006-01-000	EA	ELBOW - 45 DEGREE - 1 1/2" HUB X HUB - PLASTIC
2	010008-01-000	EA	ELBOW - 90 DEGREE - 1 1/2" HUB X HUB - PLASTIC
3	010024-01-000	EA	ELBOW - 45 DEGREE - 3" HUB X HUB - PLASTIC
4	010051-01-000	EA	ELBOW - 45 DEGREE - 1 1/2" SPIGOT X HUB - PLASTIC
5	010061-01-000	EA	ELBOW - 45 DEGREE ST - 3" SPIGOT & HUB - PLASTIC
6	010071-01-000	EA	TEE - SANITARY - 1 1/2" HUB X HUB X HUB - PLASTIC
7	010115-01-000	EA	COUPLING - 1 1/2" HUB X HUB - PLASTIC
8	034250-01-000	EA	ELBOW - 90 DEGREE - LONG TURN - 1 1/2" HUB X HUB - ABS
9	037763-01-000	EA	P-TRAP - PLASTIC - 1 1/2 HXH W/UNION
10	136143-01-000	EA	VALVE - DUAL - 3" X 3"
	139513-01-000	EA	HOSE - SEWER - 3" X 10' - W/ADAPTER
	062416-01-000	EA	ADAPTER - SEWER HOSE TO 3" PIPE
11	079968-01-000	EA	VENT - MECHANICAL/TRAP ARM - ANTI-SIPHON-2" X 7.3" PLASTIC
12	141443-01-02B	EA	HOLDER - RING - E-COATED
13	094756-02-01A	EA	BRACKET - L - 6.1" LONG X 3.9" WIDE - STEEL
14	112628-05-02B	EA	BRACKET/TIEDOWN - WATER TANK - E-COATED
15	131486-01-000	EA	ELBOW - DRAIN - 1 1/2 LOW PROFILE - TUB DRAIN
16	109571-01-000	EA	ADAPTER - P-TRAP - 1 1/2"P X 1 1/4"MPT
			FROM: 00-00-00 THRU: 10-12-04
16	152146-01-000	EA	CONNECTOR - 1 1/2"P X 1 1/2"MPT
			FROM: 10-13-04 THRU: 99-99-99

**WATER & SEWAGE GROUP (CONTINUED)**  
**DRAINAGE SYSTEM (CONTINUED)**

KEY	PART NUMBER	U/M	DESCRIPTION
17	107538-01-000	EA	P-TRAP - PLASTIC - 1 1/4" W/EXTENSION ARM FROM: 00-00-00 THRU: 10-12-04
17	107538-02-000	EA	P-TRAP - PLASTIC - 1 1/2" W/EXTENSION ARM FROM: 10-13-04 THRU: 99-99-99
17	011071-01-000	EA	P-TRAP - PLASTIC - 1 1/2" - CSA - <b>CANADIAN</b>
18	066440-01-000	EA	STRAINER - SHOWER DRAIN - W/RUBBER WASHER
	011069-02-000	EA	TAILPIECE - TUB/SHOWER - 1 1/2" X 1 1/4" X 4" - BRASS
	127440-02-01A	EA	WASHER - RUBBER - 1.8" X .1"
	130403-01-000	EA	NUT - SLIP - W/WINGS 1 1/2"
19	129964-01-000	EA	TANK - HOLDING - 38 GALLON - W/O FITTINGS
20	061607-01-000	EA	GROMMET - HOLDING TANK - 1 1/2" NPS
21	061607-02-000	EA	GROMMET - HOLDING TANK - 3" NPS
22	146261-01-700	EA	TANK - HOLDING - 40 GALLONS - W/O FITTINGS
23	063641-01-000	EA	FLANGE - CLOSET - 4" X 3"
24	010009-01-000	EA	ELBOW - 90 DEGREE - 1/4 BEND - 1 1/2" PLASTIC
25	078406-01-000	EA	COUPLER - 3" X 3" W/CLAMPS - RUBBER
26	083558-03-000	EA	VENT W/COVER F/PLUMBING STACK - OFF WHITE
27	010129-03-000	EA	NIPPLE - 3" X 3" TOE - PLASTIC
28	011091-02-000	EA	WASTE - CONTINUOUS
29	092303-01-000	EA	STRAINER - W/BASKET - GALLEY SINK - 4" OD
	127440-02-01A	EA	WASHER - RUBBER - 1.8" X .1"
30*	096927-01-02A	EA	SINK - LAVATORY - RECTANGLE - SOFT WHITE
	106116-01-02A	EA	STRAINER/PLASTIC - STOPPER/TAILPIECE/GASKET & NUT-LAVATORY
31	148870-01-01A	EA	SINK/DBL - LGE/SM BASIN-25"X19"X7" W/O NOTCH/FAUCET HOLES
32	010062-01-000	EA	ELBOW - 3 90 SPIGOT X HUB - PLASTIC
33*	147421-02-01A	EA	TOILET - AQUA MAGIC 5 - LOW/FOOTFLUSH/W/SPRAYER- WHITE
34	NOT USED		

\*COMPONENT PARTS LISTED LATER IN THIS GROUP

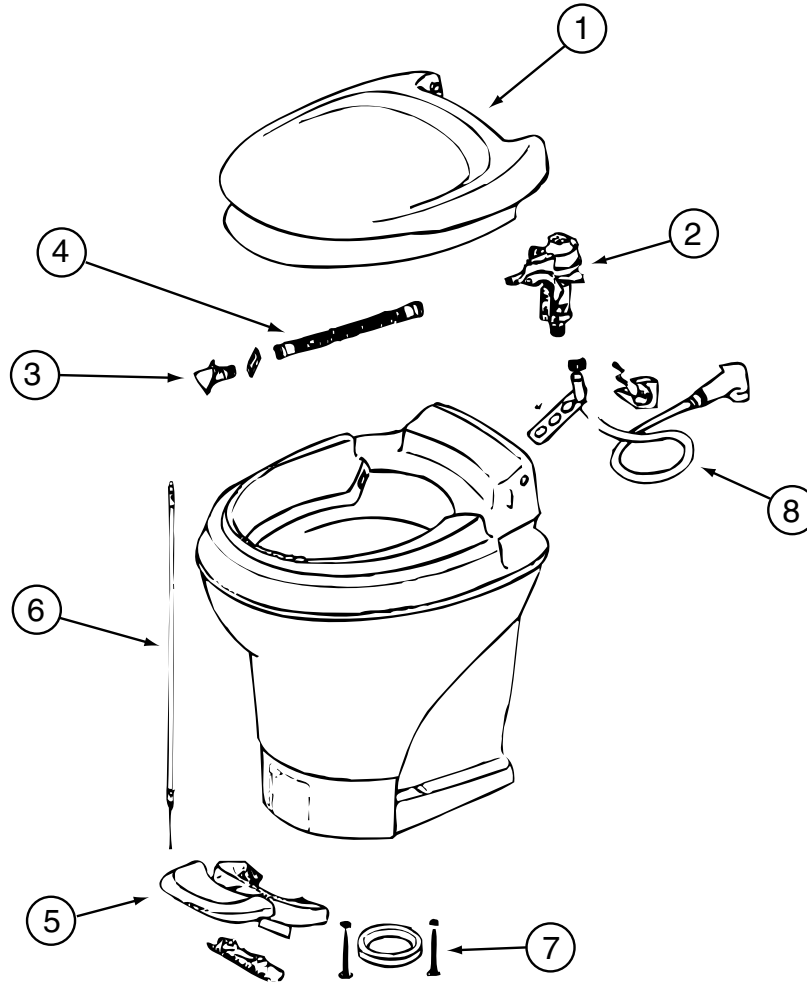


KEY	PART NUMBER	U/M	DESCRIPTION
1	M02630-80-R28	EA	SHOWER PAN - W/STRAINER - SOFT WHITE
2	NOT USED		
3	NOT USED		
4	NOT USED		
5	147188-03-01A	EA	SURROUND/SHOWER - SOFT WHITE
6	NOT USED		
7	113714-04-02A	EA	RETAINER - SHELF/SHOWER - SOFT WHITE
8	102075-18-02A	EA	ROD - SHOWER CURTAIN - 1" OD X 38.9" - SOFT WHITE

**WATER & SEWAGE GROUP (CONTINUED)**  
**COMPONENT PARTS FOR DRAINAGE SYSTEM**

096927-01-02A

KEY	PART NUMBER	U/M	DESCRIPTION	VENDOR NO.
	096927-01-700	EA	SINK STOPPER	M9801
	096927-01-701	EA	TAILPIECE-DRAIN-LAVATORY	M9802

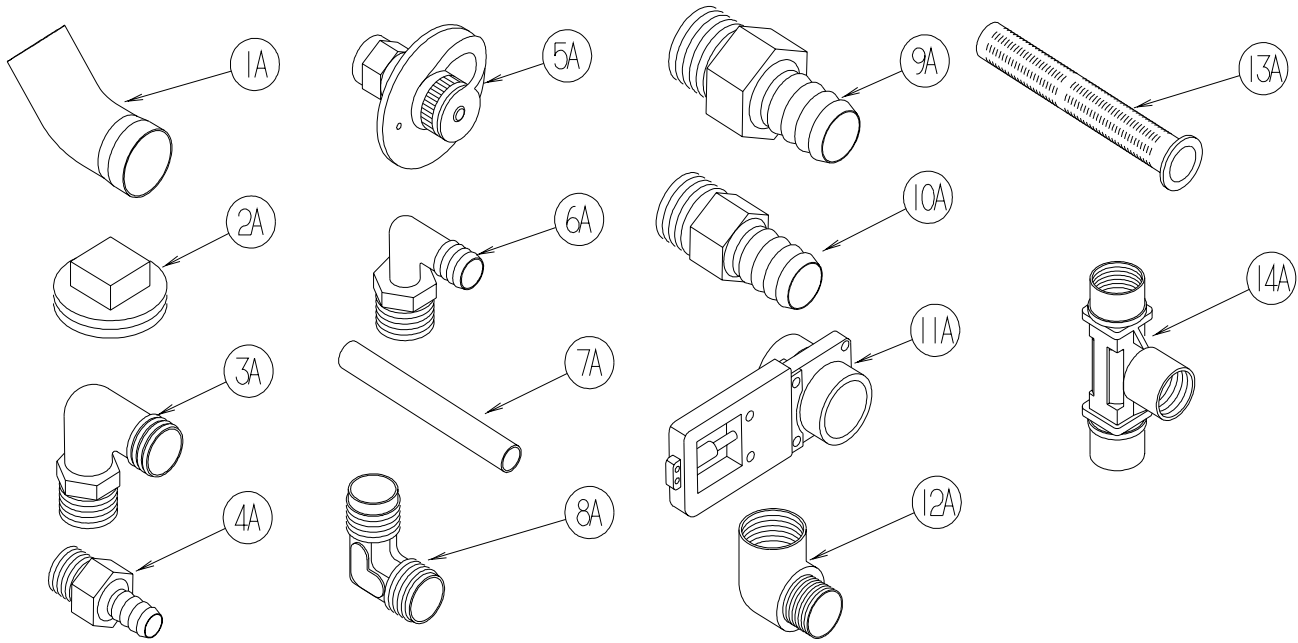


147421-01-01A, 147421-02-01A

KEY	PART NUMBER	U/M	DESCRIPTION	VENDOR NO.
1	147421-01-700	EA	SEAT & COVER ASSEMBLY(WHT)	31703
2	147421-01-701	EA	WATER MODULE ASSEMBLY	31705
3	147421-01-702	EA	NOZZLE ASSEMBLY	31706
4	147421-01-703	EA	LINK - WATER MODULE	31621
5	147421-01-704	EA	PEDAL - WHITE	31709
6	147421-01-705	EA	FOOT CABLE	31711
7	063740-01-706	EA	BOLT PACKAGE-FLOOR FLANGE	12524 THETFORD
8	132389-01-708	EA	HAND SPRAY KIT	19289
	147421-01-706	EA	SEAL - BLADE	31708
	147421-01-707	EA	CAP (UNIVERSAL BOLT) - WHITE	31713

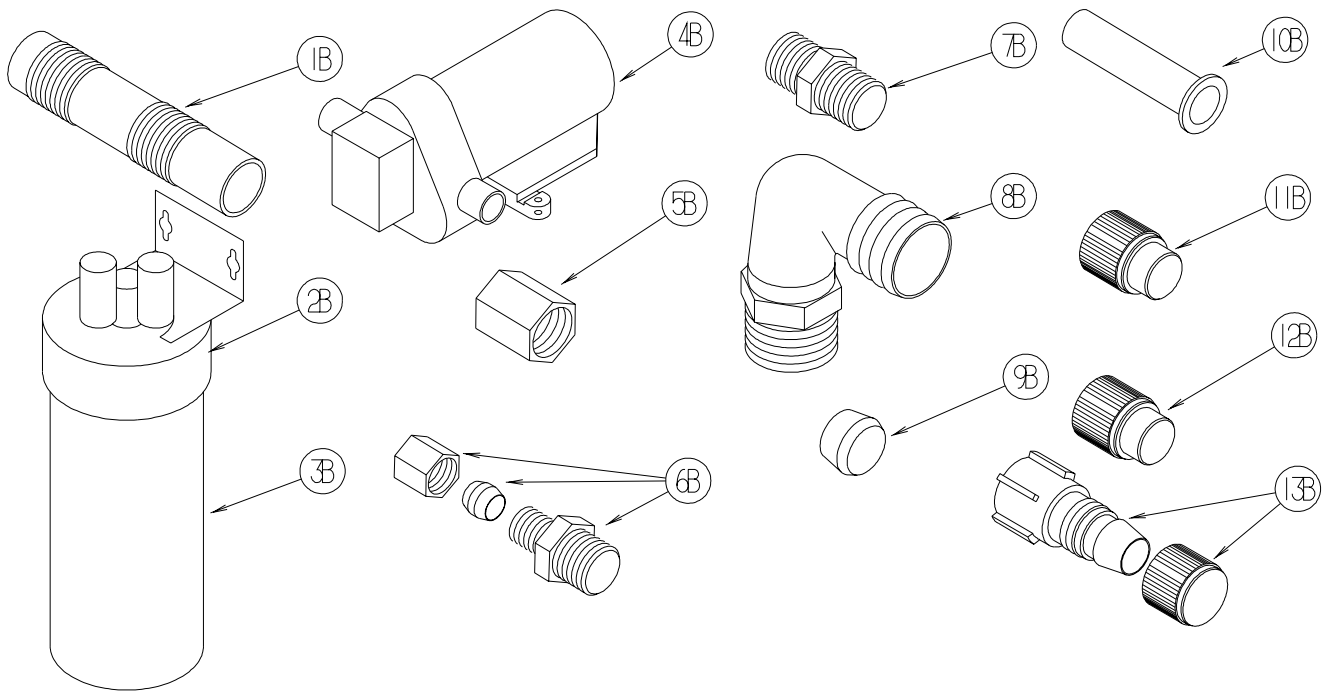
## WATER & SEWAGE GROUP (CONTINUED)

### WATER SYSTEM



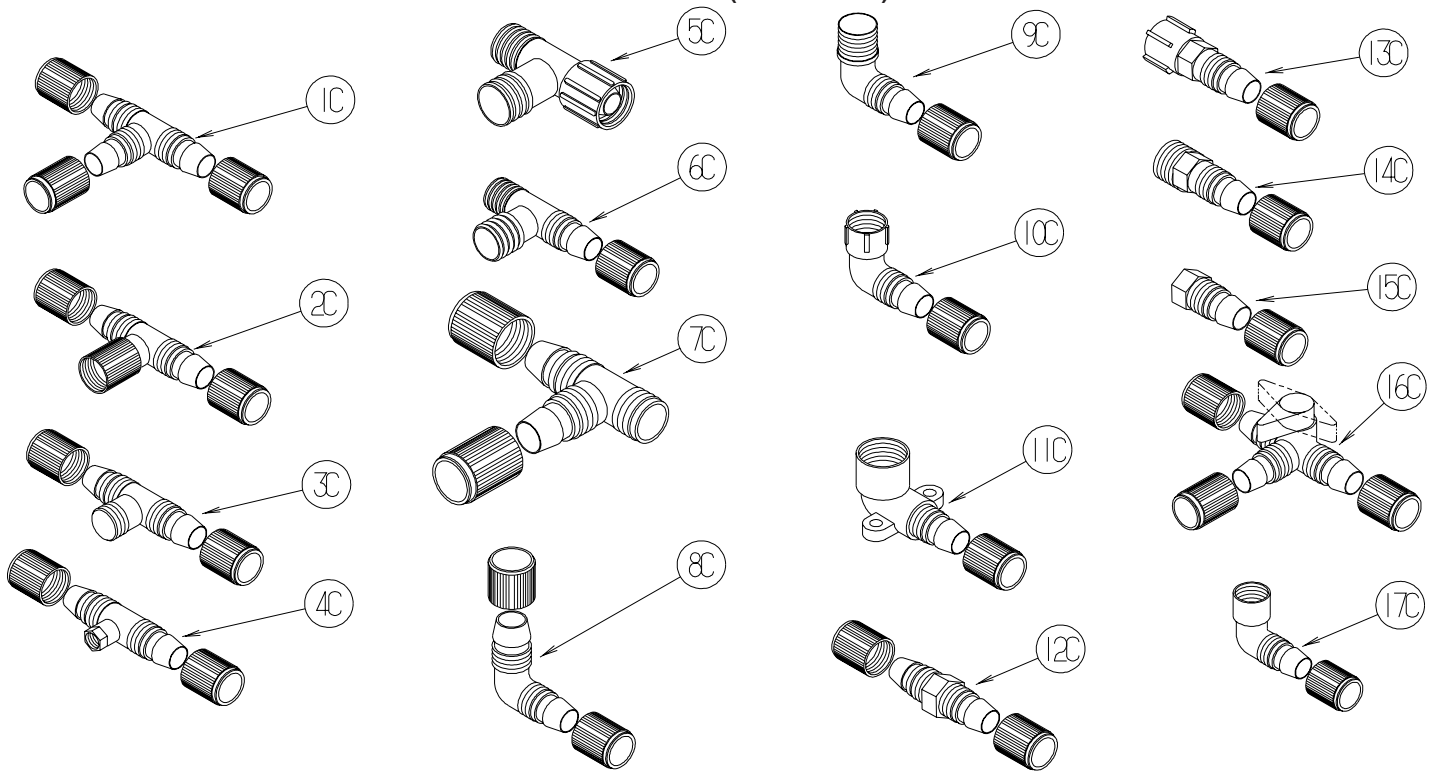
KEY	PART NUMBER	U/M	DESCRIPTION
1A	010009-01-000	EA	ELBOW - 90 DEGREE - 1/4 BEND - 1 1/2" PLASTIC
2A	010166-01-000	EA	PLUG/THREADED - 1 1/4"MPT - PLASTIC - BLACK - UL
3A	010219-01-000	EA	ELBOW - 1 1/4 MPT X 1 1/4 BARB - WATER FILL - PLASTIC
4A	010224-01-000	EA	ADAPTER - HOSE TO PIPE - 3/8 MPT X 3/8 BARB - PLASTIC
5A	010230-06-000	EA	FILL - CITY WATER - W/CHECK VALVE - MPT - BRUSHED ALUM
6A	035539-01-000	EA	ELBOW - 3/8 MPT X 3/8 BARB - PLASTIC
7A	039800-04-000	FT	TUBING - POLYBUTYL - 1/4"OD
7A	074462-02-000	FT	TUBING - VINYL - 3/8 ID X 20' - CLEAR
7A	112176-01-000	FT	TUBING - VINYL - REINFORCED - 1/2" ID
7A	124188-01-000	FT	TUBING - PEX - 1/2" ID X 20' - BLUE(COLD)
7A	124188-02-000	FT	TUBING - PEX - 1/2" ID X 20' - RED(HOT)
8A	039808-03-000	EA	ELBOW - 1/2" MPT X 1/2" MPT - PLASTIC
9A	044927-01-000	EA	ADAPTER - HOSE TO PIPE-1 1/4 MPTX1 1/4 BARB-BLACK PLASTIC
10A	044927-02-000	EA	ADAPTER - REDUCING - 1" MPT X 1.3" BARB - PLASTIC
11A	062421-03-000	EA	VALVE/DUMP W/O HANDLE - 1 1/2" X 1 1/2" HUB
	062421-05-000	EA	CABLE/ROD - F/DUMP VALVE - W/HANDLE - 48"
	062421-07-000	EA	CABLE/ROD - F/DUMP VALVE - W/HANDLE - 144"
	062421-08-000	EA	CABLE/ROD - F/DUMP VALVE - W/HANDLE - 108"
12A	065318-02-000	EA	ELBOW - 90 DEGREE - 3/8" MPT TO 3/8" FPT
13A	077954-02-000	EA	FILTER - WATER TANK - W/SCREEN IN TANK
14A	039798-01-000	EA	TEE - 1/2"MPT X 1/2"MPT X 1/2"MPT - PLASTIC

**WATER & SEWAGE GROUP (CONTINUED)**  
**WATER SYSTEM (CONTINUED)**



KEY	PART NUMBER	U/M	DESCRIPTION
1B	079381-01-000	FT	TUBING - RIBBED FLEXIBLE - WATER FILL - 1.4" ID
2B	087200-01-000	EA	FILTER-WATER PURIFCATION, EVERPURE QC2-AC
3B	087200-02-000	EA	CARTRIDGE-WATER FILTER,AC - EVERPURE 9601-11
4B*	098607-01-000	EA	PUMP - WATER - W/.5" MPT FITTING - FLOW 2.8 GPM
5B	101814-01-000	EA	COUPLING - FEMALE - 1/2" X 1/2" FPT - GRAY
6B	103798-01-000	EA	CONNECTOR - 1/4 OD X 3/8 MPT
7B	110438-02-000	EA	VALVE - CHECK - BRASS - 1/2 MPT X 1/2 MPT
8B	111223-02-000	EA	ELBOW - 1/2" MPT X 3/8" BARB - PLASTIC
8B	111223-03-000	EA	ELBOW - 3/4" MPT X 1/2" BARB - PLASTIC
8B	111223-04-000	EA	ELBOW - 1/2" MPT X 1/2" BARB - PLASTIC
9B	111888-01-000	EA	FERRULE - PLASTIC - .250 ID X .375 OD
10B	111888-02-000	EA	INSERT - BRASS - 1/4 COMP
11B	113697-01-000	EA	CAP - 3/8"P
12B	114427-01-000	EA	CAP - 1/2"P
13B	114427-02-000	EA	PLUG - W/COMP NUT - 1/2" PLASTIC PIPE/1/2" FLAIR-IT

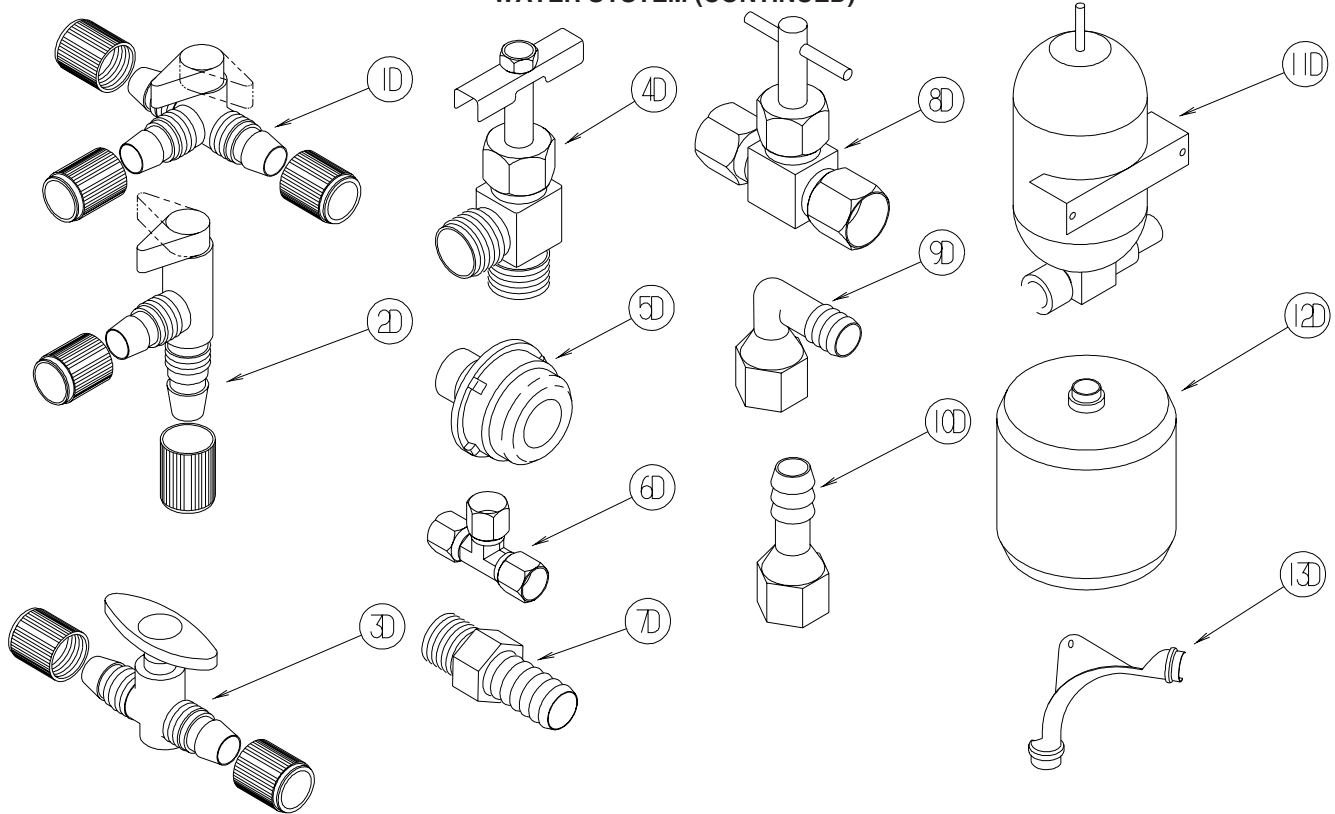
**WATER & SEWAGE GROUP (CONTINUED)**  
**WATER SYSTEM (CONTINUED)**



KEY	PART NUMBER	U/M	DESCRIPTION
1C	114428-01-000	EA	TEE - 1/2"P X 1/2"P X 1/2"P
2C	114428-02-000	EA	TEE - SWIVEL - 1/2"P X 1/2"P X 1/2"FPT
3C	114428-03-000	EA	TEE - 1/2"P X 1/2"P X 1/2"MPT
4C	114428-04-000	EA	TEE - 1/2"P X 1/2"P X 1/8"FPT
5C	114428-05-000	EA	TEE - 1/2" SWIVEL X 1/2" MPT X 1/2" MPT
6C	114428-06-000	EA	TEE - 1/2" P X 1/2" MPT X 1/2" MPT
7C	114428-07-000	EA	TEE - 1/2" P X 1/2" MPT X 1/2" P
8C	114429-01-000	EA	ELBOW - 1/2"P X 1/2"P
9C	114429-02-000	EA	ELBOW - 1/2"P X 1/2"MPT
9C	114429-04-000	EA	ELBOW - 1/2"P X 3/8"MPT
9C	114429-05-000	EA	ELBOW - 1/2"P X 3/4"MPT
9C	114429-10-000	EA	ELBOW - SWIVEL - 1/2"MPT X 1/2"FPT
10C	114429-06-000	EA	ELBOW - SWIVEL - 1/2"P X 3/4"FPT
10C	114429-08-000	EA	ELBOW - SWIVEL - 1/2"P X 1/2"FPT
11C	114429-09-000	EA	ELBOW - 1/2"P X 1/2"FPT DROP EAR
12C	114430-01-000	EA	ADAPTER - 1/2"P X 1/2"P
13C	114430-02-000	EA	ADAPTER - SWIVEL - 1/2"P X 1/2"FPT
13C	114430-04-000	EA	ADAPTER - SWIVEL - 1/2"P X 3/8"MPT
14C	114430-03-000	EA	ADAPTER - 1/2"P X 1/2"MPT
15C	114430-06-000	EA	ADAPTER - 1/2"P X 3/8"FPT
15C	114430-09-000	EA	ADAPTER - 1/2"P X 1/2"FPT
16C	114431-01-000	EA	VALVE - 180 DEGREE/CENTER DRAIN - 1/2"P - THREE WAY
17C	114429-11-000	EA	ELBOW - 1/2"P X 1/2"FPT

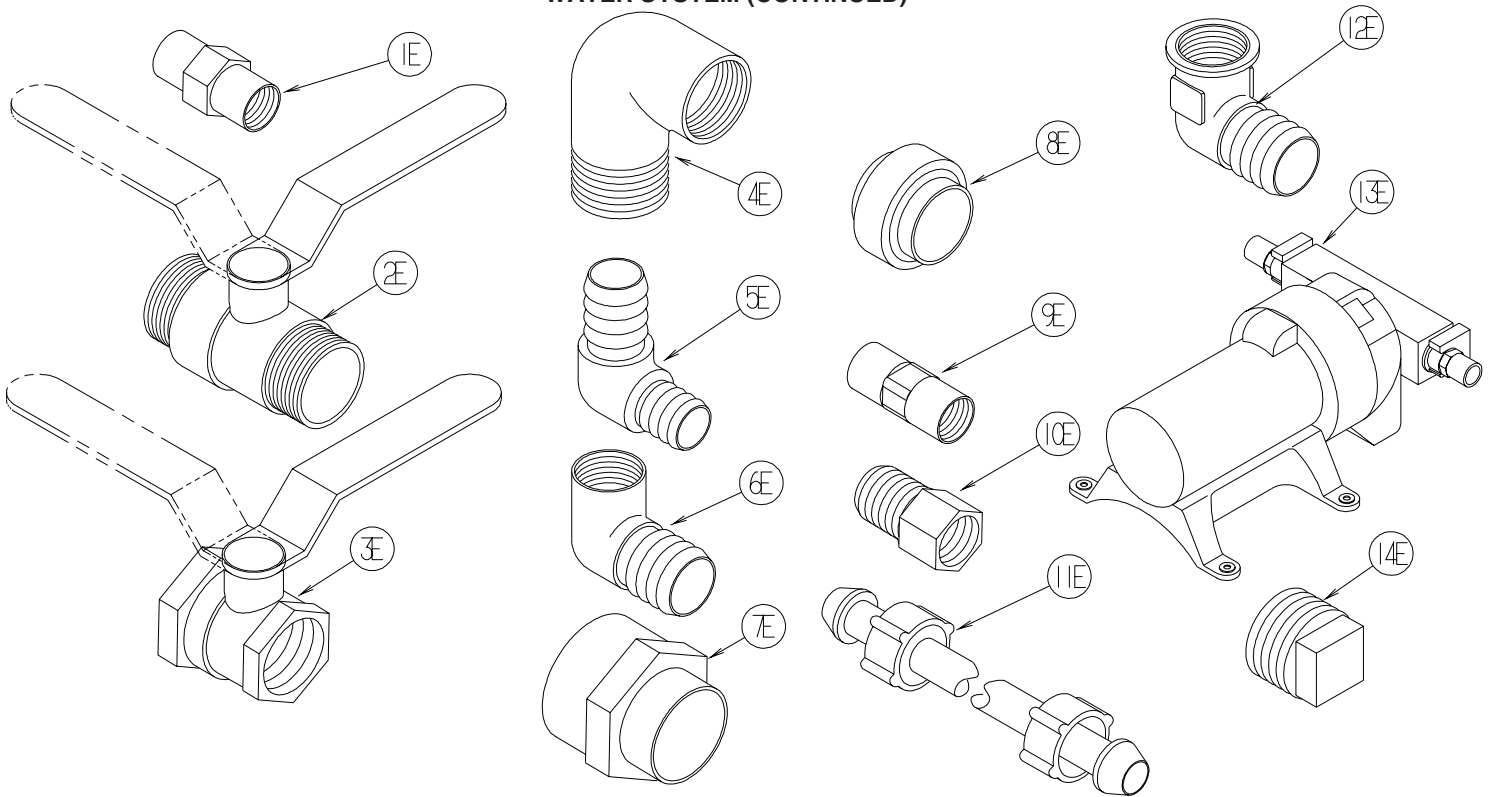


**WATER & SEWAGE GROUP (CONTINUED)**  
**WATER SYSTEM (CONTINUED)**



KEY	PART NUMBER	U/M	DESCRIPTION
1D	114431-02-000	EA	VALVE - WATER BYPASS - 1/2"P - THREE WAY (WATER HEATER)
2D	114431-03-000	EA	VALVE - 90 DEGREE DRAIN - 1/2"P
3D	114431-04-000	EA	VALVE - "INLINE SHUT-OFF" - 1/2"P
4D	114431-05-000	EA	VALVE - NEEDLE - 1/8" MPT X 1/4" COMPRESSION (ICE MAKER)
5D	114966-01-000	EA	FILTER - IN LINE - TWIST ON - 1/2"
			FROM: 00-00-00 THRU: 09-26-04
5D	152925-01-01A	EA	FILTER - IN LINE - TWIST ON - 1/2" - BLACK
			FROM: 09-27-04 THRU: 99-99-99
6D	118423-01-000	EA	FITTING - BRASS-TEE - 1/4C X 1/4C X 1/4C
7D	118809-01-000	EA	ADAPTER - 1/2" MPT X 3/8" BARB - PLASTIC
7D	118809-02-000	EA	ADAPTER - 1/2" MPT X 1/2" BARB - PLASTIC
8D	120868-01-000	EA	VALVE - NEEDLE - 1/4" COMPRESSION X 1/4" COMPRESSION
9D	123150-01-000	EA	ELBOW - 1/2 FPT X 1/2 BARB - SWIVEL
10D	123152-01-000	EA	ADAPTER - 1/2 FPT X 1/2 BARB - SWIVEL
11D	123243-01-000	EA	TANK - ACCUMULATOR - 24 OZ
12D	123317-01-000	EA	TANK - ACCUMULATOR - 2 GALLON
13D	124184-01-000	EA	SUPPORT - WATER LINE - BEND

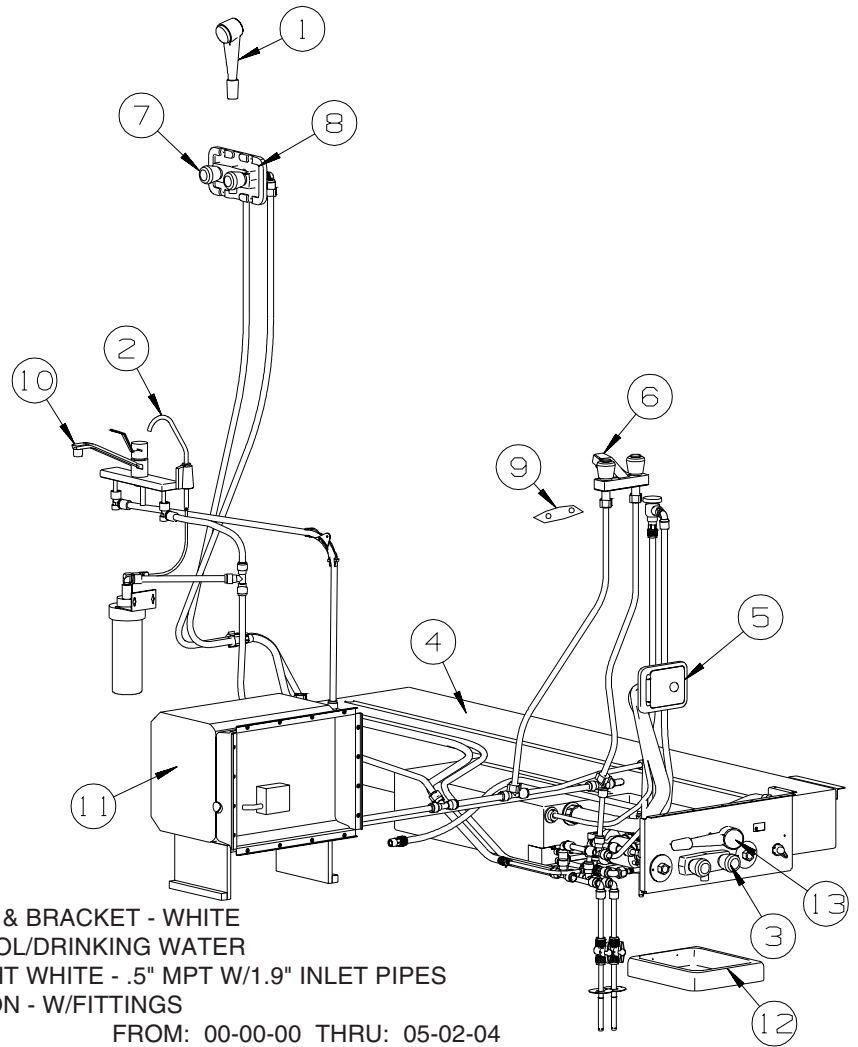
**WATER & SEWAGE GROUP (CONTINUED)**  
**WATER SYSTEM (CONTINUED)**



KEY	PART NUMBER	U/M	DESCRIPTION
1E	132148-01-000	EA	CONNECTOR - 1/2" X 1/2"MPT - BRASS
2E	132483-01-000	EA	VALVE/BALL - 1" - THREADED ENDS
3E	132483-02-000	EA	VALVE/BALL - 1/2" - BRASS - FPT
4E	132484-01-000	EA	ELBOW - 90 DEGREE - 1MPT X 1FPT - PLASTIC
5E	132781-01-000	EA	ELBOW - 1.3" BARB X 1.3" BARB - 90 DEGREE - PLASTIC
6E	132782-01-000	EA	ELBOW - 1"FPT X 1.3" BARB - 90 DEGREE - PLASTIC
7E	133835-01-000	EA	ADAPTER - REDUCING - 1 1/2" X 1 1/4"
8E	133889-01-000	EA	UNION - 1 1/2 DOUBLE SLIP - PVC
9E	135386-01-000	EA	NIPPLE - 1/2"
10E	136333-01-000	EA	ADAPTER - BRASS - 1/2"MPT X 1/2"FPT
11E	140821-01-000	EA	TUBE - WATER SUPPLY - 3/8" X 24"
11E	140821-02-000	EA	TUBE - WATER SUPPLY - 3/8" X 30"
11E	140821-03-000	EA	TUBE - WATER SUPPLY - 3/8" X 36"
11E	140821-04-000	EA	TUBE - WATER SUPPLY - 3/8" X 48"
11E	140821-05-000	EA	TUBE - WATER SUPPLY - 3/8" X 54"
11E	140821-06-000	EA	TUBE - WATER SUPPLY - 3/8" X 60"
11E	140821-07-000	EA	TUBE - WATER SUPPLY - 3/8" X 72"
12E	142812-01-000	EA	ELBOW - BRASS - 1/2"MPT X 1/2"FPT
13E*	144215-01-000	EA	PUMP - WATER - 5.7 GPM - W/1/2" MPT
*	144215-02-000	EA	STRAINER - WATER PUMP
14E	145609-01-000	EA	PLUG - BRASS - 1/2" MPT/HEX HEAD

**\*COMPONENT PARTS LISTED LATER IN THIS GROUP**

**WATER & SEWAGE GROUP (CONTINUED)**  
**WATER SYSTEM (CONTINUED)**

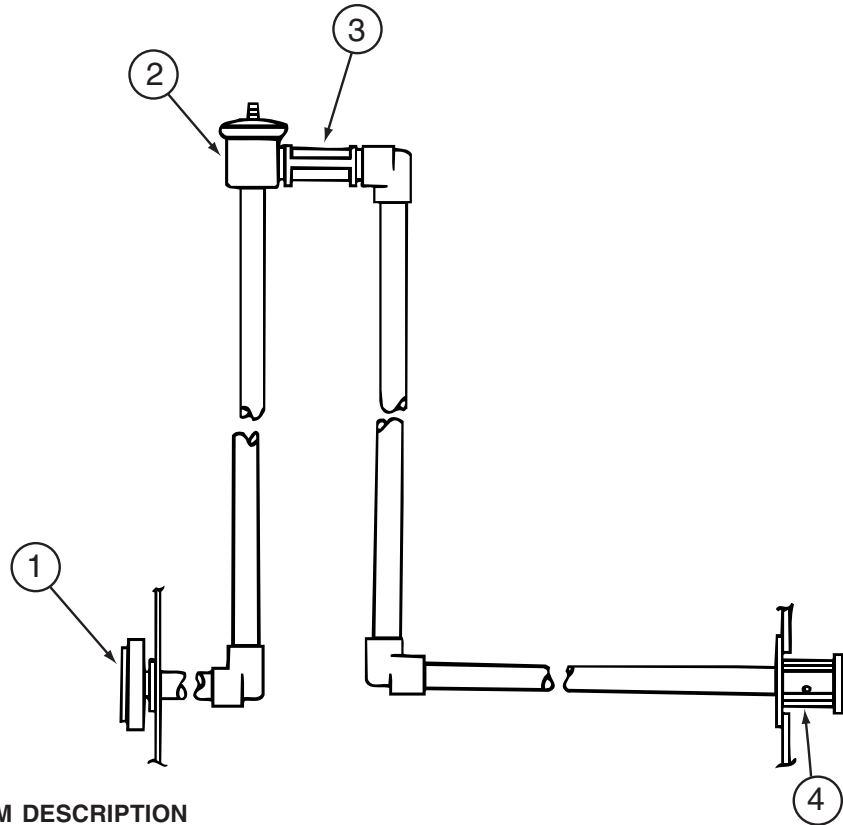


KEY	PART NUMBER	U/M	DESCRIPTION
1	129390-04-01A	EA	SHOWER HEAD - W/HOSE & BRACKET - WHITE
2*	103635-01-000	EA	FAUCET - SINGLE CONTROL/DRINKING WATER
3*	075241-06-000	EA	FAUCET - SHOWER/BRIGHT WHITE - .5" MPT W/1.9" INLET PIPES
4	142250-02-01A	EA	TANK - WATER - 35 GALLON - W/FITTINGS
			FROM: 00-00-00 THRU: 05-02-04
4	142250-03-01A	EA	TANK - WATER - 35 GALLON - W/FITTINGS
			FROM: 05-03-04 THRU: 99-99-99
	042989-03-000	EA	FITTING - SPINWELD - 1 1/4"NPT - PLASTIC
	042989-04-000	EA	FITTING - SPINWELD - 3/8"FPT - PLASTIC
	042989-05-000	EA	FITTING - SPINWELD - 1/2"FPT - PLASTIC
	042989-08-000	EA	FITTING - SPINWELD - 1"FPT - PLASTIC
	049032-01-000	EA	PATCH - SPINWELD - 3/8" - PLASTIC
5	137169-01-01A	EA	WATER FILL/GRAVITY - W/DOOR - W/O LOCK - BRIGHT WHITE
	138290-03-000	EA	CASE - W/CAM - W/O CYLINDER/KEY
	138637-03-000	EA	LOCK ASM. - KEYED - .9" CASE (CYLINDER/CAM/HDWR PKG)
	138637-52-000	EA	CASE/CYLINDER - LOCKING - W/O CAM/KEY - .9"
	138637-52-001	EA	CASE/CYLINDER - LOCKING - W/O CAM/KEY - .9"
	138637-52-002	EA	CASE/CYLINDER - LOCKING - W/O CAM/KEY - .9"
	138637-52-003	EA	CASE/CYLINDER - LOCKING - W/O CAM/KEY - .9"
	138637-52-004	EA	CASE/CYLINDER - LOCKING - W/O CAM/KEY - .9"
	138637-52-005	EA	CASE/CYLINDER - LOCKING - W/O CAM/KEY - .9"
	138637-52-006	EA	CASE/CYLINDER - LOCKING - W/O CAM/KEY - .9"
	138637-52-007	EA	CASE/CYLINDER - LOCKING - W/O CAM/KEY - .9"
	138637-52-008	EA	CASE/CYLINDER - LOCKING - W/O CAM/KEY - .9"
	138637-52-009	EA	CASE/CYLINDER - LOCKING - W/O CAM/KEY - .9"
	138637-62-000	EA	CAM - LATCHING - DOG LEG - 1" LONG
6*	075240-05-000	EA	FAUCET - LAVATORY/BRASS - W/CLEAR KNOBS
7*	075241-04-000	EA	FAUCET - SHOWER/BRASS
8	075606-03-000	EA	PANEL - FAUCET SHOWER - SOFT WHITE
9	091253-01-000	EA	GASKET - FAUCET - LAVATORY/GALLEY
10	149164-01-01A	EA	FAUCET - GALLEY - SINGLE CONTROL - CHROME
11*	051391-03-000	EA	WATER HEATER G6A-8E ELECTRONIC IGNITION
11*	145541-02-000	EA	WATER HTR-6 GAL-GAS/ELEC/120'-REM IGN-W/HEAT EXC-4E - 6 GAL WATER HEATER W/MOTOR AID
11	052009-06-000	EA	DOOR - WATER HEATER - BRIGHT WHITE - 18" X 14.6"

**WATER & SEWAGE GROUP (CONTINUED)**  
**WATER SYSTEM (CONTINUED)**

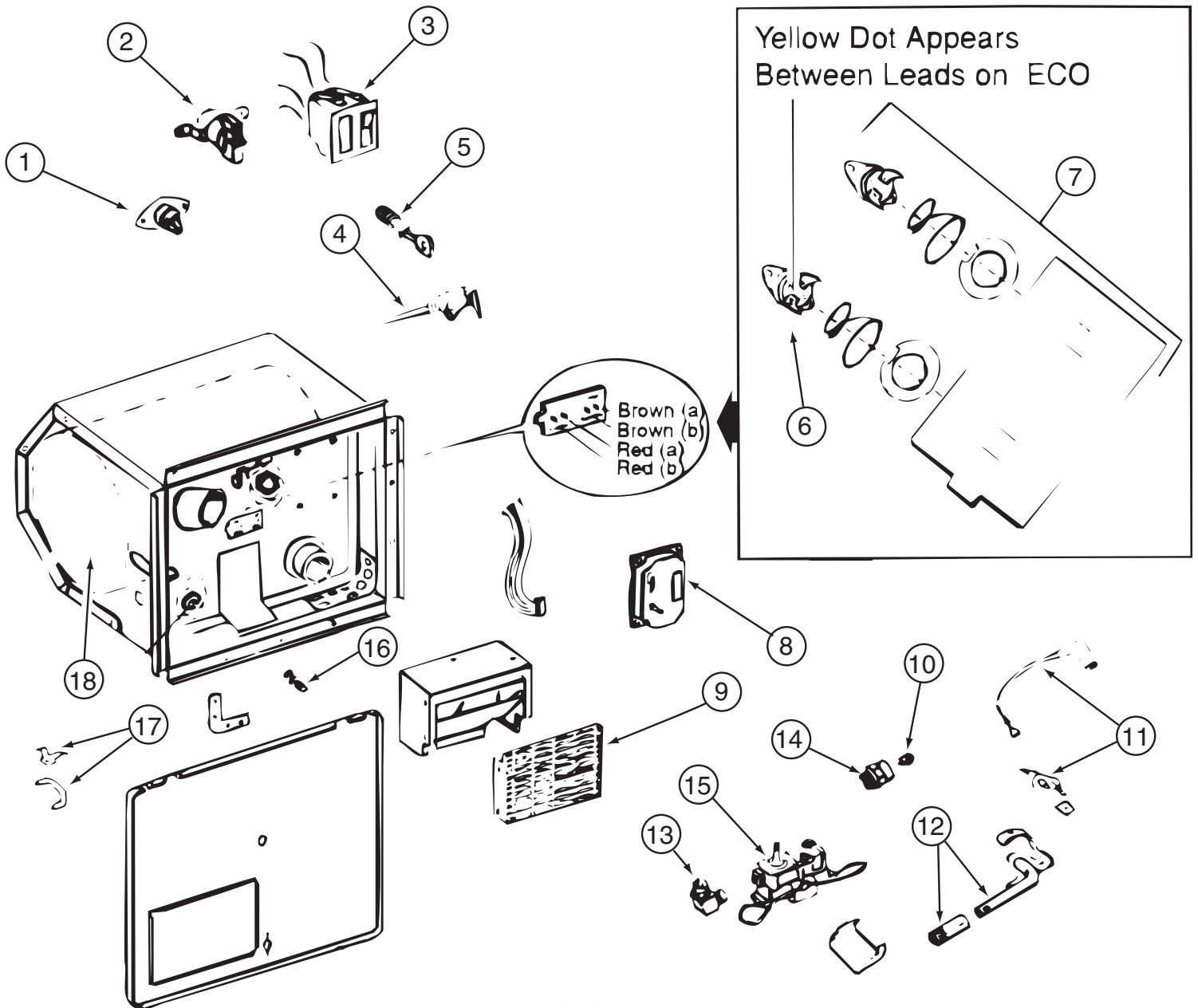
KEY	PART NUMBER	U/M	DESCRIPTION
12	114293-01-02A	EA	PAN/DRIP - EXTERIOR - BRIGHT WHITE
13	131383-01-02A	EA	SHOWER HEAD - W/60" HOSE & BRACKET - WHITE

**\*COMPONENT PARTS LISTED LATER IN THIS GROUP**



KEY	PART NUMBER	U/M	DESCRIPTION
1	125697-05-000	EA	INLET/WATER - F/FLUSHING SYSTEM
2	125697-04-000	EA	BREAKER/VACUUM - F/FLUSHING SYSTEM
3	125697-03-000	EA	CHECK VALVE - F/FLUSHING SYSTEM
4	125697-02-000	EA	NOZZLE - WELD-A-FLUSH
	125697-06-000	EA	INSTRUCTIONS - USER - F/FLUSHING SYSTEM
	125697-07-000	EA	LABEL - CAUTION - F/FLUSHING SYSTEM

**WATER & SEWAGE GROUP (CONTINUED)**  
**COMPONENT PARTS FOR WATER SYSTEM**



051391-03-000

KEY	PART NUMBER	U/M	DESCRIPTION	VENDOR NO.
3	051393-01-701	EA	SWITCH - REMOTE - W/LIGHT	91959
4	051391-01-704	EA	VALVE-RELIEF, 1/2" FITTING	91604
5	051391-01-705	EA	FASTENER-CAMLOCK	92609
6	051391-04-701	EA	THERMOSTAT 12V DC-120 PRESET	91470
7	051393-01-721	EA	THERMOSTAT W/ECO, 140 FRT MT	91447
9	051391-04-707	EA	KIT-EXHAUST, (FLUE & GASKET)	90960
10	051391-01-710	EA	ORIFICE-MAIN BURNER	92742
12	051391-04-703	EA	BURNER-MAIN/ELECTRONIC IG	91638
13	051391-01-714	EA	FITTING-ELBOW 45,3/8F X 3/8	MPT 1044
14	051391-03-700	EA	HOLDER-ORIFICE	91563
16	051391-01-715	EA	PLUG-DRAIN, 1 EA = 2 PER PKG	91857
17	051391-01-700	EA	HINGE KIT, (PIN & CLIP)	92568&92559
18	051391-04-706	EA	TANK-G6A-4E/6E/7E/8E-FRT.MT	91641
	051391-01-717	EA	GRILLE-WATER HEATER DOOR	92640
	051393-01-723	EA	SWITCH - THERMAL CUTOUT 2/PK	93853 NOW 93866
	051393-01-724	EA	BOARD-CIRCUIT, SPADE TERMINAL	93865
	051393-01-725	EA	ELECTRODE-SGL SPADE CONNECT.	93868
	051393-01-726	EA	VALVE/SOLENOID - W/O BRACKET	93870
	111129-01-711	EA	BRACKET-CORNER, SET OF FOUR	91928

CONTACT WINNEBAGO PARTS SALES FOR UNLISTED COMPONENT(S)

**WATER & SEWAGE GROUP (CONTINUED)**  
**COMPONENT PARTS FOR WATER SYSTEM (CONTINUED)**

**075240-05-000**

<b>KEY</b>	<b>PART NUMBER</b>	<b>U/M DESCRIPTION</b>	<b>VENDOR NO.</b>
	075240-05-700	EA CARTRIDGE - WASHERLESS	9-P42

**075241-04-000, 075241-05-000, 075241-06-000**

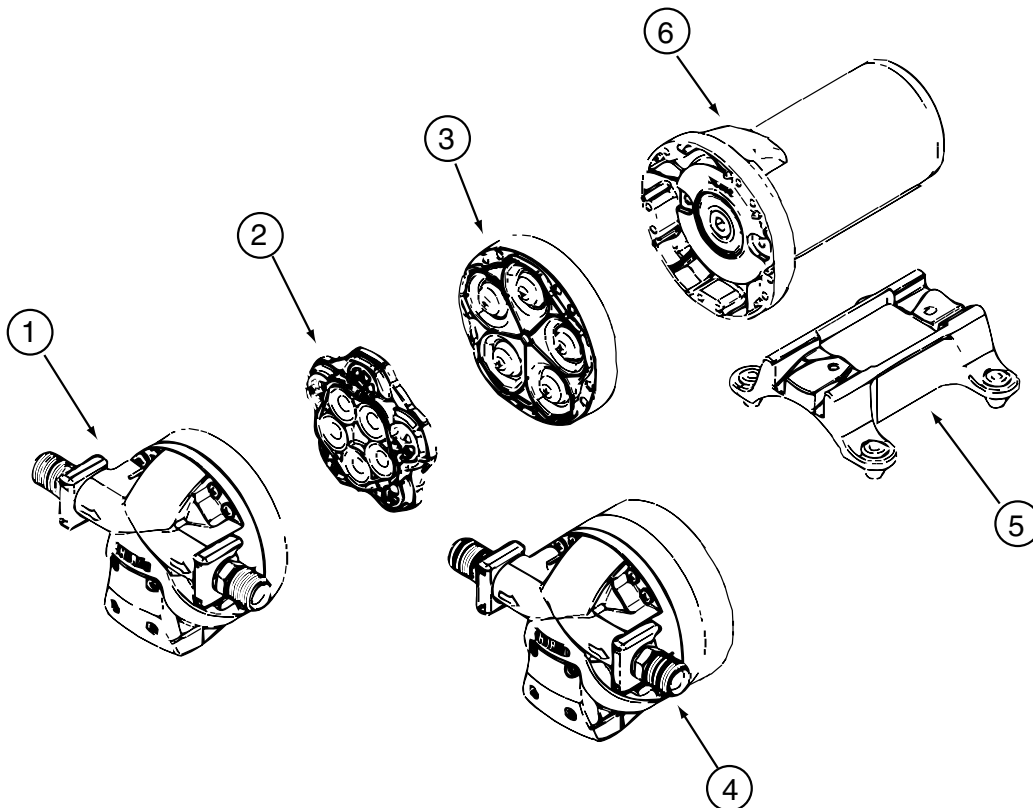
<b>KEY</b>	<b>PART NUMBER</b>	<b>U/M DESCRIPTION</b>	<b>VENDOR NO.</b>
	075240-05-700	EA CARTRIDGE - WASHERLESS	9-P42

**098607-01-000**

<b>KEY</b>	<b>PART NUMBER</b>	<b>U/M DESCRIPTION</b>	<b>VENDOR NO.</b>
	098607-01-702	EA DIAPHRAGM/DRIVE ASSEMBLY KIT	94-238-04
	098607-01-703	EA VALVE KIT	94-232-00
	098607-01-705	EA VALVE-CHECK, KIT	94-237-00
	098607-01-706	EA HOUSING, W/SWITCH ONLY	94-231-20
	098607-01-707	EA MOTOR W/BASEPLATE	11-148-04

**103635-01-000**

<b>KEY</b>	<b>PART NUMBER</b>	<b>U/M DESCRIPTION</b>	<b>VENDOR NO.</b>
	103635-01-703	EA CARTRIDGE - 10"	ADC-959201



**144215-01-000**

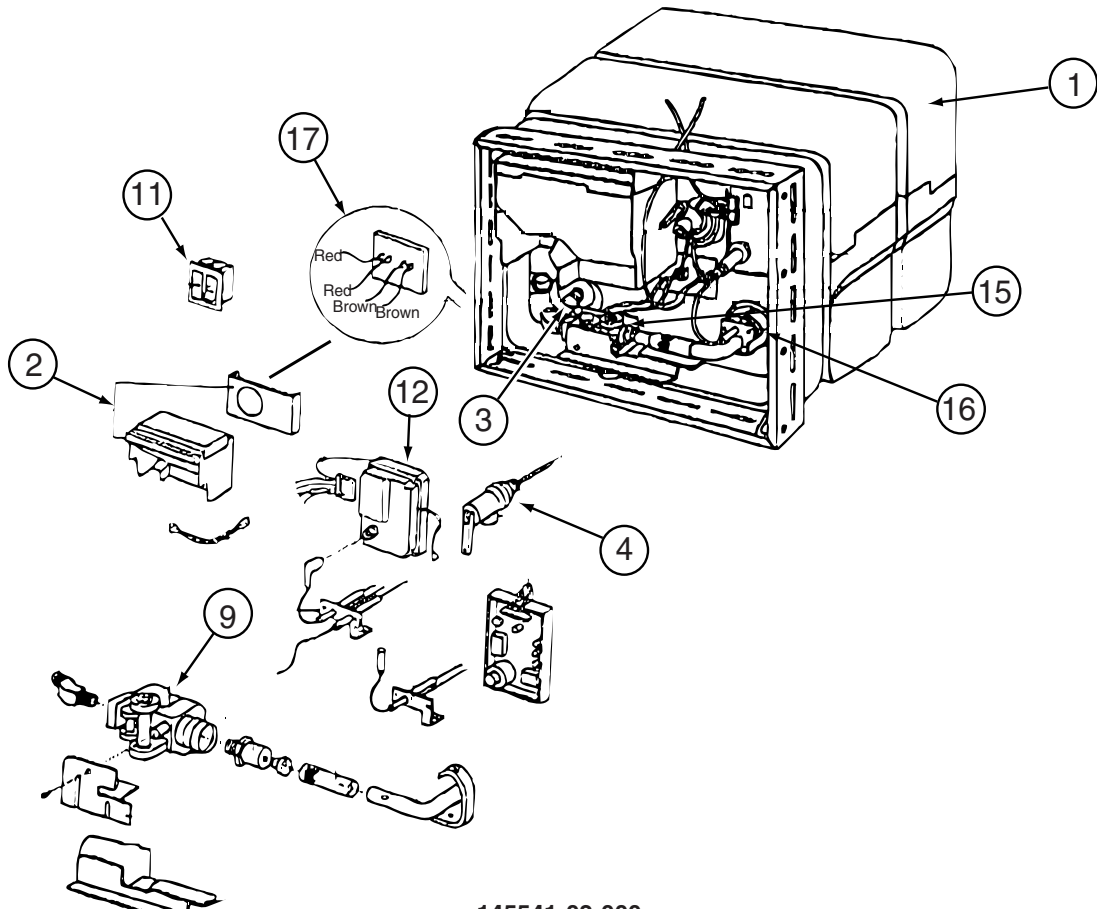
<b>KEY</b>	<b>PART NUMBER</b>	<b>U/M DESCRIPTION</b>	<b>VENDOR NO.</b>
2	144215-01-700	EA VALVE ASSEMBLY	94-030-01
3	144215-01-701	EA DRIVE ASSEMBLY	94-030-02
	144215-01-702	EA FITTING KIT - W/ORINGS	94-615-06

CONTACT WINNEBAGO PARTS SALES FOR UNLISTED COMPONENT(S)

**144215-02-000**

<b>KEY</b>	<b>PART NUMBER</b>	<b>U/M DESCRIPTION</b>	<b>VENDOR NO.</b>
	144215-02-700	EA FITTING KIT- COUPLER W/ORING	94-637-00

**WATER & SEWAGE GROUP (CONTINUED)**  
**COMPONENT PARTS FOR WATER SYSTEM (CONTINUED)**



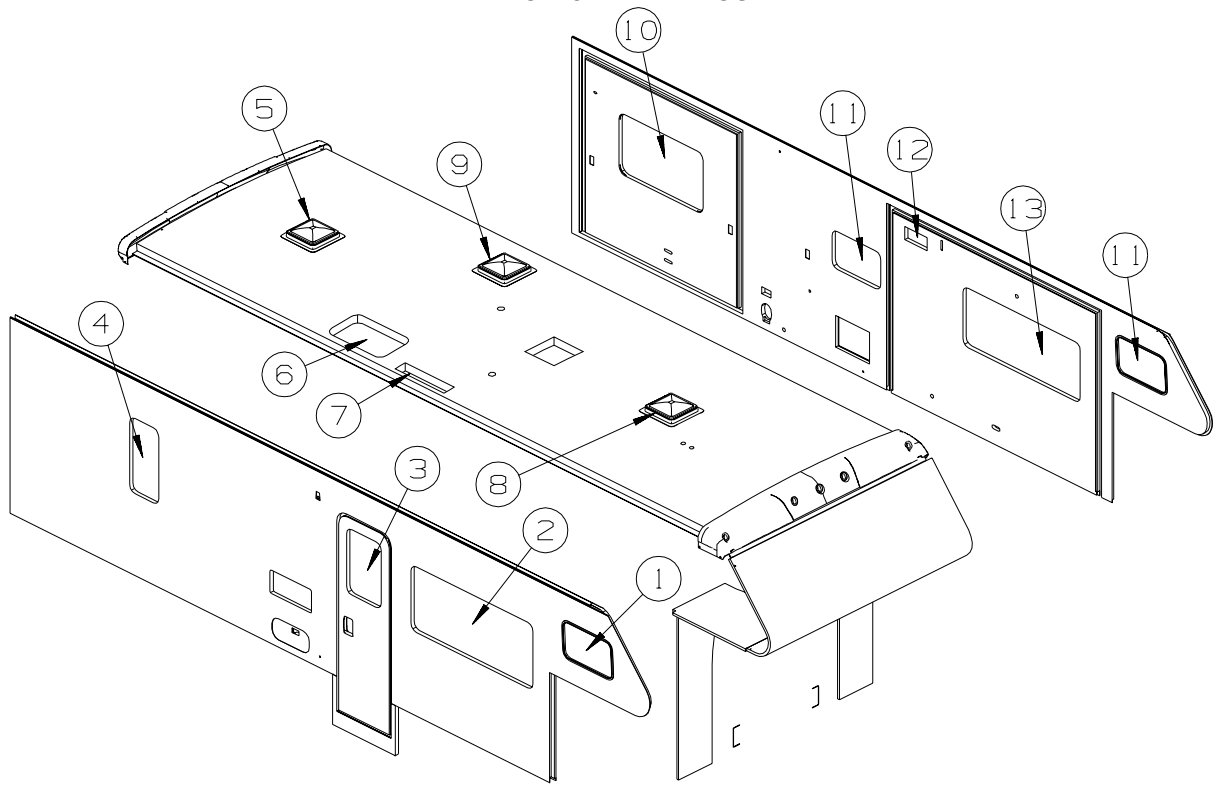
145541-02-000

KEY	PART NUMBER	U/M	DESCRIPTION	VENDOR NO.
1	145541-02-700	EA	TANK/SERVICE KIT PCS- 6 GAL	91053
2	051391-04-707	EA	KIT-EXHAUST, (FLUE & GASKET)	90960
3	051391-01-715	EA	PLUG-DRAIN, 1 EA = 2 PER PKG	91857
4	051391-01-704	EA	VALVE-RELIEF, 1/2" FITTING	91604
9	051393-01-726	EA	VALVE-SOLENOID - W/O BRACKET	93870
11	051393-01-701	EA	SWITCH - REMOTE - W/LIGHT	91959
11	145541-01-701	EA	SWITCH - ON/OFF - WHITE	91859
12	145541-01-702	EA	CIRCUIT BOARD	91226
15	145541-01-703	EA	SWITCH - THERMAL CUT OFF	93866
16	051393-01-725	EA	ELECTRODE-SGL SPADE CONNECT.	93868
17	051393-01-721	EA	THERMOSTAT W/ECO, 140 FRT MT	91447
	051391-05-706	EA	ELEMENT-HEATING 1500 WATT	92249 W/GASKET
	145541-01-704	EA	RELAY	90061
	145541-02-701	EA	JUNCTION BOX(PLASTIC) 6 GAL	91222

CONTACT WINNEBAGO PARTS SALES FOR UNLISTED COMPONENT(S)

## WINDOW & VENTS GROUP

### WINDOW & VENT LAYOUT



KEY	PART NUMBER	U/M	DESCRIPTION
1*	098647-06-01A	EA	WINDOW - PASS HORIZ SLIDER W/BLK TRIM-TINTED - 23.7" X 15"
1*	112795-78-01A	EA	WINDOW - PASS HORIZ SLIDER/THERMO W/TRIM - 23.7" X 15" - <b>DUAL PANE</b> FROM: 00-00-00 THRU: 05-02-04
1*	150648-08-01A	EA	WINDOW-HORIZ SLIDER/FLUSH/THERMO/RH - 15.2" X 24" - <b>DUAL PANE</b> FROM: 05-03-04 THRU: 99-99-99
2*	098647-23-02A	EA	WDO - PASS HORIZ SLIDER TINTED W/RETAINER-26.1" X 59.7"
2*	112795-69-01A	EA	WINDOW - PASS HORIZ SLIDER/THERMO W/TRIM - 26.3" X 60" - <b>DUAL PANE</b> FROM: 00-00-00 THRU: 05-02-04
2*	150648-03-01A	EA	WINDOW-HORIZ SLIDER/FLUSH/THERMO/RH - 26.3" X 59.9" - <b>DUAL PANE</b> FROM: 05-03-04 THRU: 99-99-99
2*	098647-55-01A	EA	WINDOW - PASS HORIZ SLIDER W/TRIM - 41.3" X 38.8" - <b>BUNK-SINGLE, FRONT TV/DVD</b> FROM: 00-00-00 THRU: 05-02-04
2	098647-72-01A	EA	WINDOW - PASS HORIZ SLIDER W/TRIM - 23.9" X 57.7" - <b>BUNK-SINGLE, FRONT TV/DVD</b> FROM: 05-03-04 THRU: 99-99-99
2*	112795-81-01A	EA	WINDOW-HZ SLDR/THERMO/ESC W/TRIM - 23.8" X 57.7" - <b>DUAL PANE/BUNK-SINGLE, FRONT TV/DVD</b> FROM: 00-00-00 THRU: 05-02-04
2*	150648-22-01A	EA	WINDOW-HZ SLDR/FLUSH/THERMO/RH - 23.8" X 57.7" - <b>DUAL PANE/BUNK-SINGLE, FRONT TV/DVD</b> FROM: 05-03-04 THRU: 99-99-99
3	117053-02-F36	EA	WINDOW - PICTURE - W/O TRIM - 60% TINTING - 26.4" X 17"
	002181-25-000	EA	GLASS - PICTURE WINDOW - 25.8"W X 16.4"H
	087561-01-000	FT	SEAL - GLASS - EXTERIOR - .5" WIDE - VINYL BLACK
3	117054-02-02A	EA	TRIM/RETAINER - INSIDE - 16.9" X 26.2" - BRIGHT WHITE FROM: 00-00-00 THRU: 11-26-04
3	117054-02-03A	EA	TRIM/RETAINER - INSIDE - 16.9" X 26.2" - BLACK FROM: 11-29-04 THRU: 99-99-99
3*	113733-10-01A	EA	WINDOW - STATIONARY W/TRIM - THERMO/EURO - 26.3" X 17" FROM: 00-00-00 THRU: 04-11-04
3*	150651-01-01A	EA	WINDOW - STATIONARY/FLUSH/THERMO - 26.3" X 17" FROM: 04-12-04 THRU: 99-99-99
4*	098644-07-02A	EA	WINDOW - VERTICAL SLIDER W/TRIM - TINTED - 14" X 30"
4*	112898-22-01A	EA	WINDOW - VERTICAL SLIDER/THERMO-W/TRIM - 30.9" X 14.2" FROM: 00-00-00 THRU: 05-02-04
4*	150649-01-01A	EA	WINDOW - VERT SLIDER/FLUSH/THERMO - 30.9" X 14.2" FROM: 05-03-04 THRU: 99-99-99

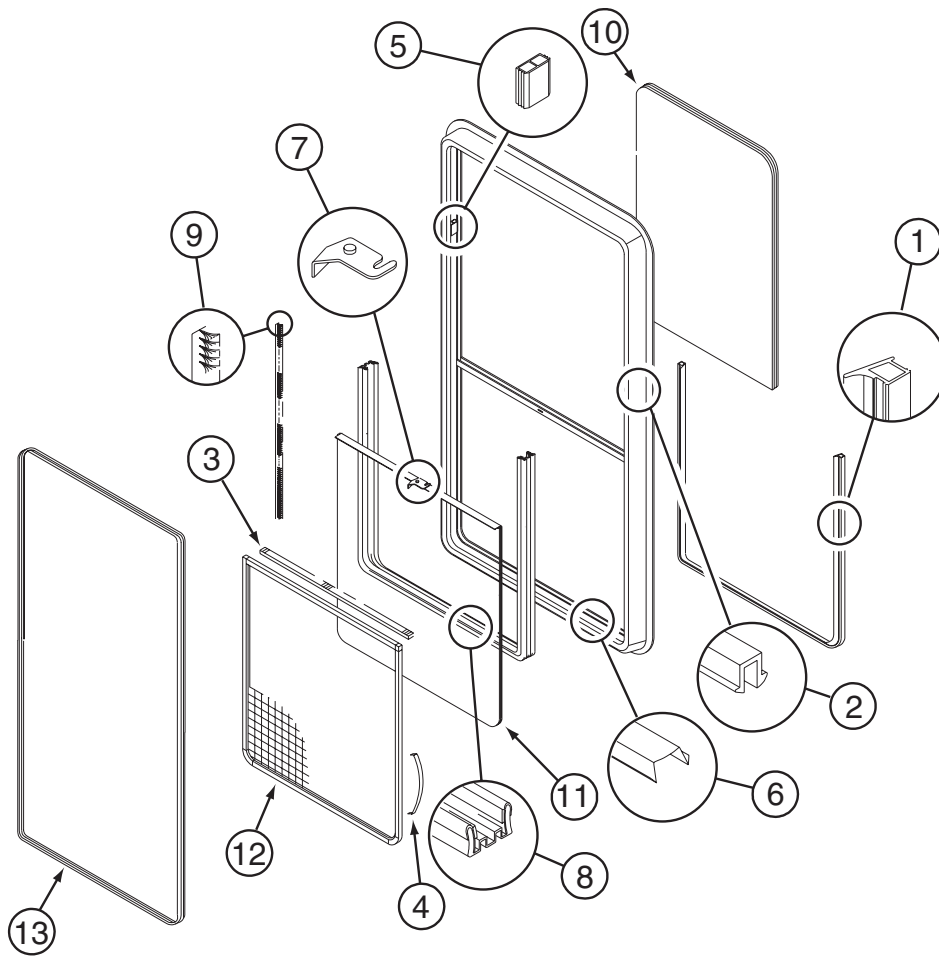


**WINDOW & VENTS GROUP (CONTINUED)**  
**WINDOW & VENT LAYOUT (CONTINUED)**

KEY	PART NUMBER	U/M	DESCRIPTION
5*	122882-01-01A	EA	VENT - ROOF - NONPOWERED - W/O INSIDE GARNISH
	009440-01-000	EA	GEAR/ARM - LIFT - ROOF VENT COVER
5	122882-07-01A	EA	GARNISH - ROOF VENT - 2.5" TO 4.1"
5*	123780-11-01A	EA	FANTASTIC VENT-4"ROOF-DBL DOME-W/O FAN/THERM/PWR LIFT - HOME COMFORT PLUS PKG
	009440-01-000	EA	GEAR/ARM - LIFT - ROOF VENT COVER
6	122193-01-02A	EA	PANEL - SKYLITE - INNER - W/LIGHT INDENTATION
6	138379-02-01A	EA	PANEL/SKYLIGHT OTR - RECT/4"H CTR DOME-18.4" X 29.5 - WHT
6	138372-01-02B	EA	TRIM - CORNER - SKYLIGHT - E-COATED
7	149508-01-02A	EA	CAP - ROOF/REFRIGERATOR VENT - WHITE
7	149508-02-02A	EA	BASE - ROOF/REFRIGERATOR VENT - BRIGHT WHITE
8*	122882-01-01A	EA	VENT - ROOF - NONPOWERED - W/O INSIDE GARNISH
	009440-01-000	EA	GEAR/ARM - LIFT - ROOF VENT COVER
8	122882-07-01A	EA	GARNISH - ROOF VENT - 2.5" TO 4.1"
8*	123780-09-01A	EA	FANTASTIC VENT-4"ROOF- W/FAN/DBL DOME-W/O THERM/PWR LIFT - HOME COMFORT PLUS PKG
	009440-01-000	EA	GEAR/ARM - LIFT - ROOF VENT COVER
8*	123780-03-01A	EA	FANTASTIC VENT-3"/4"ROOF-W/FAN-W/O THERM/PWR LIFT/WHT CVR - VENT - POWER VENTILATOR
	009440-01-000	EA	GEAR/ARM - LIFT - ROOF VENT COVER
9*	122882-02-01A	EA	VENT - ROOF - W/FAN - W/O INSIDE GARNISH - UL
	009440-01-000	EA	GEAR/ARM - LIFT - ROOF VENT COVER
	048648-01-000	EA	MOTOR/ROOF VENT - W/RESISTER - 1/8"SHAFT - 12VOLT
	048649-01-000	EA	FAN BLADE - ROOF VENT - 6 BLADED - 6"RADIUS
9*	122882-03-01A	EA	VENT - ROOF - W/FAN - W/O INSIDE GARNISH - CSA - CANADIAN
	009440-01-000	EA	GEAR/ARM - LIFT - ROOF VENT COVER
	048648-01-000	EA	MOTOR/ROOF VENT - W/RESISTER - 1/8"SHAFT - 12VOLT
	048649-01-000	EA	FAN BLADE - ROOF VENT - 6 BLADED - 6"RADIUS
9	122882-07-01A	EA	GARNISH - ROOF VENT - 2.5" TO 4.1"
9*	123780-09-01A	EA	FANTASTIC VENT-4"ROOF- W/FAN/DBL DOME-W/O THERM/PWR LIFT - HOME COMFORT PLUS PKG
	009440-01-000	EA	GEAR/ARM - LIFT - ROOF VENT COVER
10*	113500-09-02A	EA	WINDOW - DBL TIPOUT/ESCAPE W/TRIM - TINTED - 24.2" X 41.2"
10*	129929-12-01A	EA	WINDOW - TIPOUT/THERMO/ESCAPE W/TRIM - 24.4" X 41.3"
			FROM: 00-00-00 THRU: 05-02-04
10*	150656-04-01A	EA	WINDOW - TIPOUT/FLUSH/ESCAPE/THERMO - 24.5" X 41.2"
			FROM: 05-03-04 THRU: 99-99-99
11*	098647-07-03A	EA	WINDOW - DRIVER HORIZ SLIDER W/TRIM - TINTED - 15" X 23.7"
11*	112795-84-01A	EA	WINDOW - DRVR HORIZ SLIDER/THERMO W/TRIM - 27" X 24"
			FROM: 00-00-00 THRU: 05-02-04
11*	150648-09-01A	EA	WINDOW-HORIZ SLIDER/FLUSH/THERMO/LH - 15.2" X 24"
			FROM: 05-03-04 THRU: 99-99-99
12	084616-07-000	EA	SHROUD - EXHAUST VENT/RANGE HOOD - BRIGHT WHITE
			FROM: 00-00-00 THRU: 08-01-04
12	084878-09-000	EA	VENT - EXHAUST/RANGE HOOD - OFF WHITE
			FROM: 00-00-00 THRU: 08-01-04
12	147821-01-01A	EA	VENT - RANGE - OUTER - BRIGHT WHITE
			FROM: 08-02-04 THRU: 99-99-99
12	147821-02-01A	EA	VENT - RANGE - OUTER - BRIGHT WHITE
			FROM: 08-02-04 THRU: 99-99-99
13*	098647-47-02A	EA	WINDOW - DRVR HORIZ SLIDER W/TRIM - TINTED - 57.4" X 23.6"
13*	112795-77-01A	EA	WINDOW - DRVR HORIZ SLIDER/THERMO W/TRIM - 57.4" X 23.6"
			FROM: 00-00-00 THRU: 05-02-04
13*	150648-07-01A	EA	WINDOW-HORIZ SLIDER/FLUSH/THERMO/LH - 23.8" X 57.7"
			FROM: 05-03-04 THRU: 99-99-99

\*COMPONENT PARTS LISTED LATER IN THIS GROUP

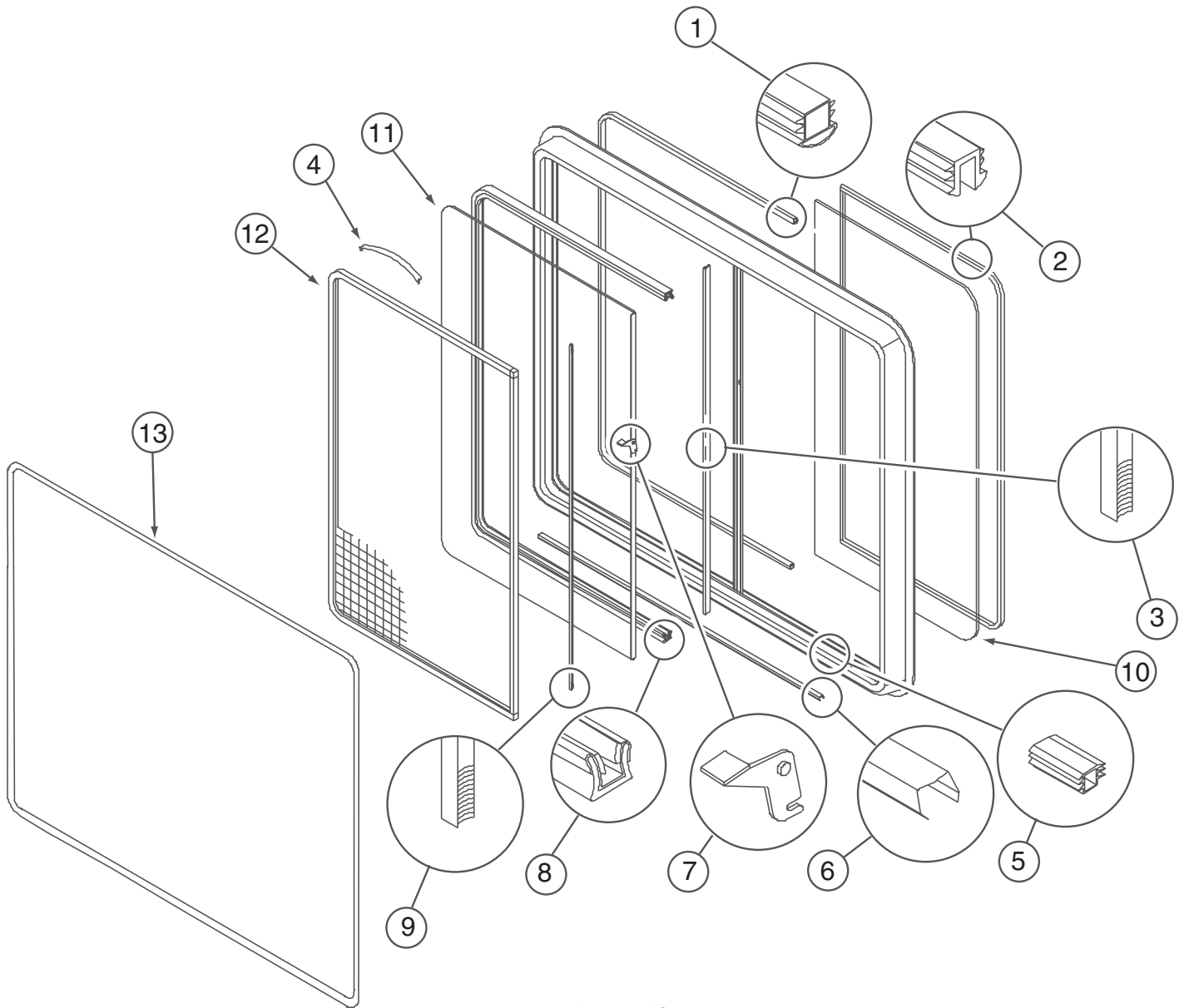
**WINDOW & VENTS GROUP (CONTINUED)**  
**COMPONENT PARTS FOR WINDOW & VENT LAYOUT**



098644-07-02A

KEY	PART NUMBER	U/M	DESCRIPTION	VENDOR NO.
1	098644-01-716	FT	PLUG - FILLER	132-014470
2	098644-01-705	FT	GLAZING - STRIP	132-010231
3	098644-01-706	FT	WEATHERSTRIP - GLASS	171-010668
4	098644-01-713	EA	CLIP - SCREEN - METAL	226-016966
4	125582-01-701	EA	CLIP - SCREEN - PLASTIC	130-005153
5	098644-01-719	EA	STOP - SLIDER GLASS	132-014203
6	098644-01-710	FT	TRACK - SCREEN SPACER 12'	132-017135
7	098644-01-700	EA	LATCH - REPAIR KIT (BLACK)	B801-CK
7	098647-54-701	EA	LATCH - REPAIR KIT (RED)	B081-CK
8	098644-01-708	FT	CHANNEL - RUN PIERCED	122-016543
9	098644-01-711	FT	WEATHERSTRIP - SCREEN BLACK	171-016965
10	098644-07-702	EA	GLASS - STATIONARY	106-015777
11	098644-07-703	EA	GLASS-SLIDING W/SASH & LATCH	H170-G9
12	098644-07-704	EA	SCREEN ASM - W/SEALS & CLIPS	410-018863
13	098644-07-705	EA	RETAINER - TRIM	CH02-66
	098644-01-717	FT	SPLINE - SCREEN	132-004716

**WINDOW & VENTS GROUP (CONTINUED)**  
**COMPONENT PARTS FOR WINDOW & VENT LAYOUT (CONTINUED)**



098647-06-01A

KEY	PART NUMBER	U/M	DESCRIPTION	VENDOR NO.
1	098644-01-716	FT	PLUG - FILLER	132-014470
2	098644-01-705	FT	GLAZING - STRIP	132-010231
3	098644-01-706	FT	WEATHERSTRIP - GLASS	171-010668
4	098644-01-713	EA	CLIP - SCREEN - METAL	226-016966
4	125582-01-701	EA	CLIP - SCREEN - PLASTIC	130-005153
5	098644-01-719	EA	STOP - SLIDER GLASS	132-014203
6	098644-01-710	FT	TRACK - SCREEN SPACER 12'	132-017135
7	098644-01-700	EA	LATCH - REPAIR KIT (BLACK)	B801-CK
7	098647-54-701	EA	LATCH - REPAIR KIT (RED)	B081-CK
8	098644-01-708	FT	CHANNEL - RUN PIERCED	122-016543
9	098644-01-711	FT	WEATHERSTRIP - SCREEN BLACK	171-016965
10	098647-06-700	EA	GLASS - STATIONARY 10.9X13.8	106-016921
11	098647-06-702	EA	GLASS-SLIDING W/SASH & LATCH	B969-G9
12	098647-06-703	EA	SCREEN ASM - W/SEALS & CLIPS	410-016477
13	098647-06-704	EA	RETAINER - TRIM	B969-67
	098644-01-717	FT	SPLINE - SCREEN	132-004716

**WINDOW & VENTS GROUP (CONTINUED)**  
**COMPONENT PARTS FOR WINDOW & VENT LAYOUT (CONTINUED)**

**098647-07-03A**

<b>KEY</b>	<b>PART NUMBER</b>	<b>U/M</b>	<b>DESCRIPTION</b>	<b>VENDOR NO.</b>
1	098644-01-716	FT	PLUG - FILLER	132-014470
2	098644-01-705	FT	GLAZING - STRIP	132-010231
3	098644-01-706	FT	WEATHERSTRIP - GLASS	171-010668
4	098644-01-713	EA	CLIP - SCREEN - METAL	226-016966
4	125582-01-701	EA	CLIP - SCREEN - PLASTIC	130-005153
5	098644-01-719	EA	STOP - SLIDER GLASS	132-014203
6	098644-01-710	FT	TRACK - SCREEN SPACER 12'	132-017135
7	098644-01-700	EA	LATCH - REPAIR KIT (BLACK)	B801-CK
7	098647-54-701	EA	LATCH - REPAIR KIT (RED)	B081-CK
8	098644-01-708	FT	CHANNEL - RUN PIERCED	122-016543
9	098644-01-711	FT	WEATHERSTRIP - SCREEN BLACK	171-016965
10	098647-06-700	EA	GLASS - STATIONARY 10.9X13.8	106-016921
11	098647-06-702	EA	GLASS-SLIDING W/SASH & LATCH	B969-G9
12	098647-06-703	EA	SCREEN ASM - W/SEALS & CLIPS	410-016477
13	098647-07-701	EA	RETAINER - TRIM	H969-67
	098644-01-717	FT	SPLINE - SCREEN	132-004716

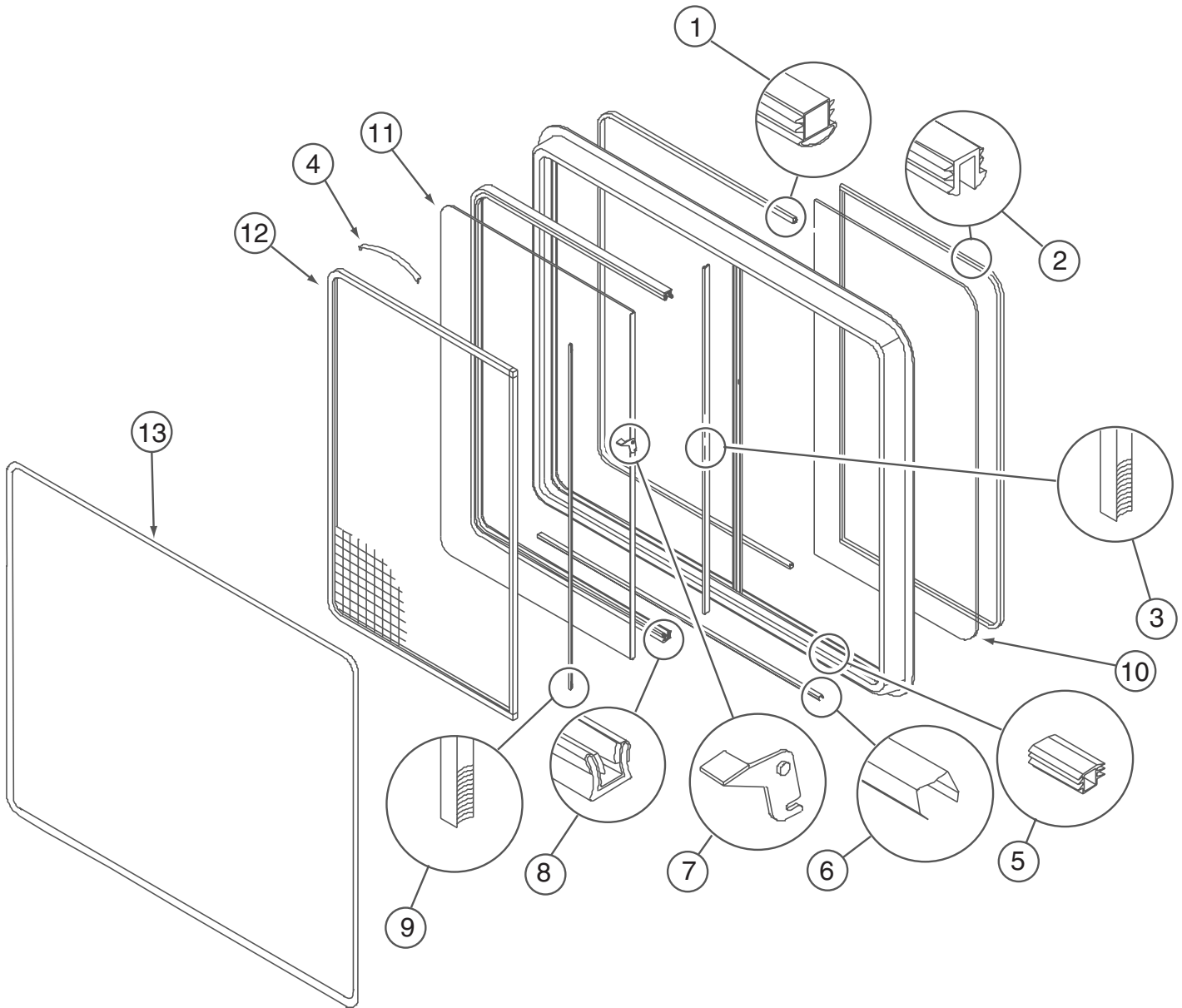
**098647-23-02A**

<b>KEY</b>	<b>PART NUMBER</b>	<b>U/M</b>	<b>DESCRIPTION</b>	<b>VENDOR NO.</b>
1	098644-01-716	FT	PLUG - FILLER	132-014470
2	098644-01-705	FT	GLAZING - STRIP	132-010231
3	098644-01-706	FT	WEATHERSTRIP - GLASS	171-010668
4	098644-01-713	EA	CLIP - SCREEN - METAL	226-016966
4	125582-01-701	EA	CLIP - SCREEN - PLASTIC	130-005153
5	098644-01-719	EA	STOP - SLIDER GLASS	132-014203
6	098644-01-710	FT	TRACK - SCREEN SPACER 12'	132-017135
7	098644-01-700	EA	LATCH - REPAIR KIT (BLACK)	B801-CK
7	098647-54-701	EA	LATCH - REPAIR KIT (RED)	B081-CK
8	098644-01-708	FT	CHANNEL - RUN PIERCED	122-016543
9	098644-01-711	FT	WEATHERSTRIP - SCREEN BLACK	171-016965
10	098647-23-703	EA	GLASS - STATIONARY	106-017622
11	098647-23-700	EA	GLASS SLIDING W/SASH & LATCH	H287-G9
12	098647-23-704	EA	SCREEN ASM - W/SEALS & CLIPS	410-019066
13	098647-22-701	EA	RETAINER - TRIM	H287-67
	098644-01-717	FT	SPLINE - SCREEN	132-004716

**098647-47-02A**

<b>KEY</b>	<b>PART NUMBER</b>	<b>U/M</b>	<b>DESCRIPTION</b>	<b>VENDOR NO.</b>
1	098644-01-716	FT	PLUG - FILLER	132-014470
2	098644-01-705	FT	GLAZING - STRIP	132-010231
3	098644-01-706	FT	WEATHERSTRIP - GLASS	171-010668
4	098644-01-713	EA	CLIP - SCREEN - METAL	226-016966
4	125582-01-701	EA	CLIP - SCREEN - PLASTIC	130-005153
5	098644-01-719	EA	STOP - SLIDER GLASS	132-014203
6	098644-01-710	FT	TRACK - SCREEN SPACER 12'	132-017135
7	098644-01-700	EA	LATCH - REPAIR KIT (BLACK)	B801-CK
7	098647-54-701	EA	LATCH - REPAIR KIT (RED)	B081-CK
8	098644-01-708	FT	CHANNEL - RUN PIERCED	122-016543
9	098644-01-711	FT	WEATHERSTRIP - SCREEN BLACK	171-016965
10	098647-47-700	EA	GLASS - STATIONARY	106-025224
11	098647-47-701	EA	GLASS-SLIDING W/SASH & LATCH	H493-G9
12	098647-47-702	EA	SCREEN ASM - W/SEALS & CLIPS	410-025226
13	098647-47-704	EA	RETAINER - TRIM	H493-66
	098644-01-717	FT	SPLINE - SCREEN	132-004716

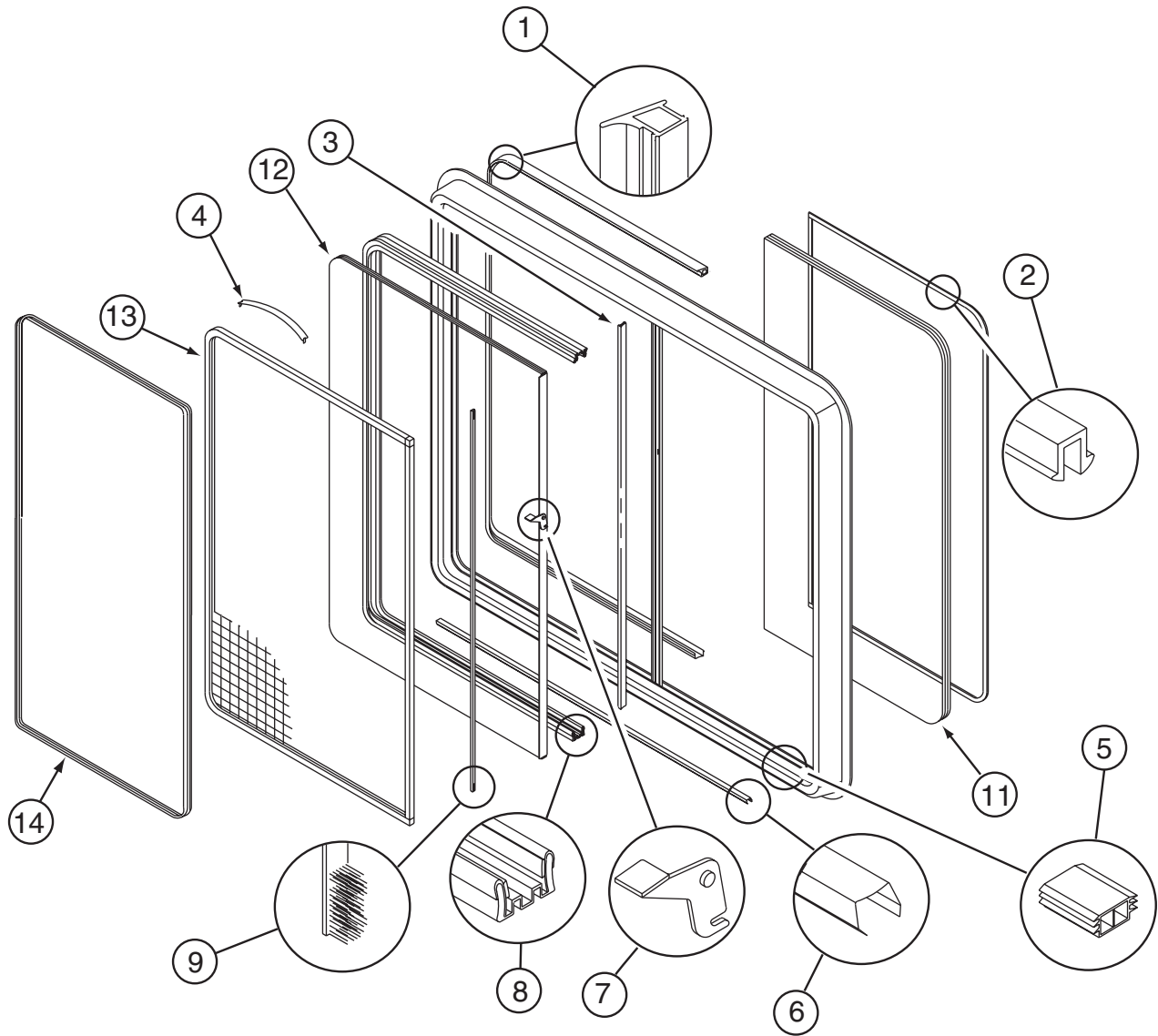
**WINDOW & VENTS GROUP (CONTINUED)**  
**COMPONENT PARTS FOR WINDOW & VENT LAYOUT (CONTINUED)**



098647-55-01A

KEY	PART NUMBER	U/M	DESCRIPTION	VENDOR NO.
1	098644-01-716	FT	PLUG - FILLER	132-014470
2	098644-01-705	FT	GLAZING - STRIP	132-010231
3	098644-01-706	FT	WEATHERSTRIP - GLASS	171-010668
4	098644-01-713	EA	CLIP - SCREEN - METAL	226-016966
4	125582-01-701	EA	CLIP - SCREEN - PLASTIC	130-0
5	098644-01-719	EA	STOP - SLIDER GLASS	132-014203
6	098644-01-710	FT	TRACK - SCREEN SPACER 12'	132-017135
7	098647-54-701	EA	LATCH - REPAIR KIT (RED)	B081-CK
8	098644-01-708	FT	CHANNEL - RUN PIERCED	122-016543
9	098644-01-711	FT	WEATHERSTRIP - SCREEN BLACK	171-016965
10	098647-55-700	EA	GLASS - STATIONARY	106-028005
11	098647-55-701	EA	GLASS-SLIDING W/SASH & LATCH	H650-G9
12	112795-67-702	EA	SCREEN ASM - W/SEALS & CLIPS	410-027134
13	112795-67-700	EA	RETAINER - TRIM	H650-66
	098644-01-717	FT	SPLINE - SCREEN	132-004716

**WINDOW & VENTS GROUP (CONTINUED)**  
**COMPONENT PARTS FOR WINDOW & VENT LAYOUT (CONTINUED)**



112795-69-01A

KEY	PART NUMBER	U/M	DESCRIPTION	VENDOR NO.
1	112795-01-704	FT	PLUG FILLER (DOUBLE GLAZED)	122-018737
2	112795-01-705	FT	VINYL - GLAZING	132-025736
3	098644-01-706	FT	WEATHERSTRIP - GLASS	171-010668
4	098644-01-713	EA	CLIP - SCREEN - METAL	226-016966
4	125582-01-701	EA	CLIP - SCREEN - PLASTIC	130-005153
	098644-01-717	FT	SPLINE - SCREEN	132-004716
5	112795-01-701	EA	SLIDE-STOP	132-019092
6	098644-01-710	FT	TRACK - SCREEN SPACER 12'	132-017135
7	112795-01-700	EA	LATCH ASM., BLK.,(BOLT ON)	DH287-CK
8	112795-01-703	IN	CHANNEL-RUN (INCHES)	122-018736
9	098644-01-711	FT	WEATHERSTRIP - SCREEN BLACK	171-016965
11	112795-68-700	EA	GLASS - STATIONARY	390-028353
12	112795-68-701	EA	GLASS - SLIDING W/SASH LATCH	390-028353
13	098647-23-704	EA	SCREEN ASSY - W/SEAL & CLIPS	410-019066
14	098647-27-704	EA	RETAINER - TRIM	H287-66

**WINDOW & VENTS GROUP (CONTINUED)**  
**COMPONENT PARTS FOR WINDOW & VENT LAYOUT (CONTINUED)**

**112795-77-01A**

KEY	PART NUMBER	U/M	DESCRIPTION	VENDOR NO.
1	112795-01-704	FT	PLUG FILLER (DOUBLE GLAZED)	122-018737
2	112795-01-705	FT	VINYL - GLAZING	132-025736
3	098644-01-706	FT	WEATHERSTRIP - GLASS	171-010668
4	098644-01-713	EA	CLIP - SCREEN - METAL	226-016966
4	125582-01-701	EA	CLIP - SCREEN - PLASTIC	130-005153
5	112795-01-701	EA	SLIDE-STOP	132-019092
6	098644-01-710	FT	TRACK - SCREEN SPACER 12'	132-017135
7	112795-01-700	EA	LATCH ASM., BLK.,(BOLT ON)	DH287-CK
8	112795-01-703	IN	CHANNEL-RUN (INCHES)	122-018736
9	098644-01-711	FT	WEATHERSTRIP - SCREEN BLACK	171-016965
11	112795-77-700	EA	GLASS - STATIONARY	390-28313
12	112795-77-701	EA	GLASS - SLIDING W/SASH LATCH	DH493-G8
13	098647-47-702	EA	SCREEN ASSY - W/SEAL & CLIPS	410-025226
14	098647-47-704	EA	RETAINER - TRIM	H493-66
	098644-01-717	FT	SPLINE - SCREEN	132-004716

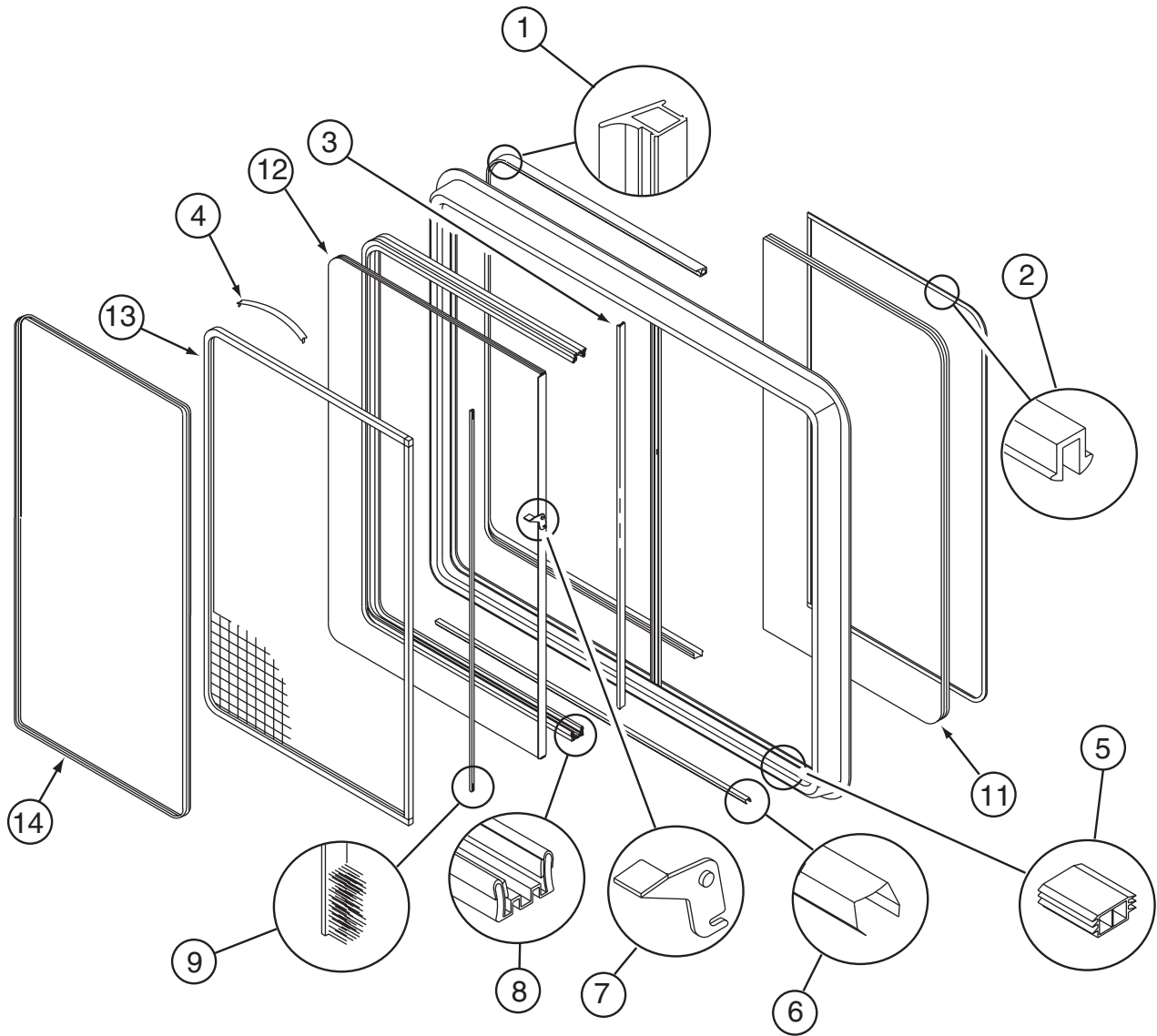
**112795-78-01A**

KEY	PART NUMBER	U/M	DESCRIPTION	VENDOR NO.
1	112795-01-704	FT	PLUG FILLER (DOUBLE GLAZED)	122-018737
2	112795-01-705	FT	VINYL - GLAZING	132-025736
3	098644-01-706	FT	WEATHERSTRIP - GLASS	171-010668
4	098644-01-713	EA	CLIP - SCREEN - METAL	226-016966
4	125582-01-701	EA	CLIP - SCREEN - PLASTIC	130-005153
	098644-01-717	FT	SPLINE - SCREEN	132-004716
5	112795-01-701	EA	SLIDE-STOP	132-019092
6	098644-01-710	FT	TRACK - SCREEN SPACER 12'	132-017135
7	112795-01-700	EA	LATCH ASM., BLK.,(BOLT ON)	DH287-CK
8	112795-01-703	IN	CHANNEL-RUN (INCHES)	122-018736
9	098644-01-711	FT	WEATHERSTRIP - SCREEN BLACK	171-016965
11	112795-78-700	EA	GLASS - STATIONARY	390-028338
12	112795-78-701	EA	GLASS - SLIDING W/SASH LATCH	DB969-G8
13	112795-56-702	EA	SCREEN ASSY - W/SEAL & CLIPS	410-019414
14	112795-56-704	EA	RETAINER - TRIM	B969-66

**112795-81-01A**

KEY	PART NUMBER	U/M	DESCRIPTION	VENDOR NO.
1	112795-01-704	FT	PLUG FILLER (DOUBLE GLAZED)	122-018737
2	112795-01-705	FT	VINYL - GLAZING	132-025736
3	098644-01-706	FT	WEATHERSTRIP - GLASS	171-010668
4	098644-01-713	EA	CLIP - SCREEN - METAL	226-016966
4	125582-01-701	EA	CLIP - SCREEN - PLASTIC	130-005153
	098644-01-717	FT	SPLINE - SCREEN	132-004716
5	112795-01-701	EA	SLIDE-STOP	132-019092
6	098644-01-710	FT	TRACK - SCREEN SPACER 12'	132-017135
7	112795-01-700	EA	LATCH ASM., BLK.,(BOLT ON)	DH287-CK
8	112795-01-703	IN	CHANNEL-RUN (INCHES)	122-018736
9	098644-01-711	FT	WEATHERSTRIP - SCREEN BLACK	171-016965
11	112795-77-700	EA	GLASS - STATIONARY	390-28313
12	112795-77-701	EA	GLASS - SLIDING W/SASH LATCH	DH493-G8
13	098647-47-702	EA	SCREEN ASSY - W/SEAL & CLIPS	410-025226
14	098647-47-704	EA	RETAINER - TRIM	H493-66

**WINDOW & VENTS GROUP (CONTINUED)**  
**COMPONENT PARTS FOR WINDOW & VENT LAYOUT (CONTINUED)**

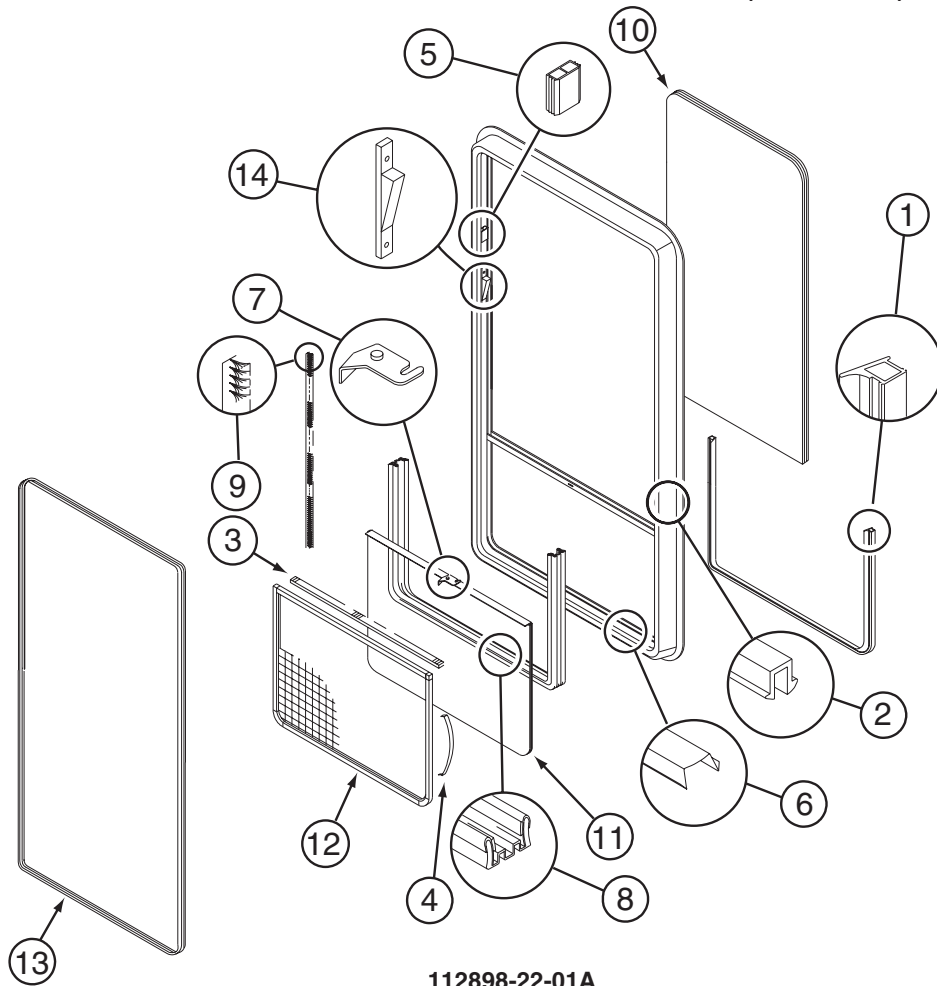


112795-84-01A

KEY	PART NUMBER	U/M	DESCRIPTION	VENDOR NO.
1	112795-01-704	FT	PLUG FILLER (DOUBLE GLAZED)	122-018737
2	112795-01-705	FT	VINYL - GLAZING	132-025736
3	098644-01-706	FT	WEATHERSTRIP - GLASS	171-010668
4	098644-01-713	EA	CLIP - SCREEN - METAL	226-016966
4	125582-01-701	EA	CLIP - SCREEN - PLASTIC	130-005153
	098644-01-717	FT	SPLINE - SCREEN	132-004716
5	112795-01-701	EA	SLIDE-STOP	132-019092
6	098644-01-710	FT	TRACK - SCREEN SPACER 12'	132-017135
7	112795-01-700	EA	LATCH ASM., BLK.,(BOLT ON)	DH287-CK
8	112795-01-703	IN	CHANNEL-RUN (INCHES)	122-018736
9	098644-01-711	FT	WEATHERSTRIP - SCREEN BLACK	171-016965
11	112795-78-700	EA	GLASS - STATIONARY	390-028338
12	112795-78-701	EA	GLASS - SLIDING W/SASH LATCH	DB969-G8
13	112795-56-702	EA	SCREEN ASSY - W/SEAL & CLIPS	410-019414
14	112795-56-704	EA	RETAINER - TRIM	390-028338



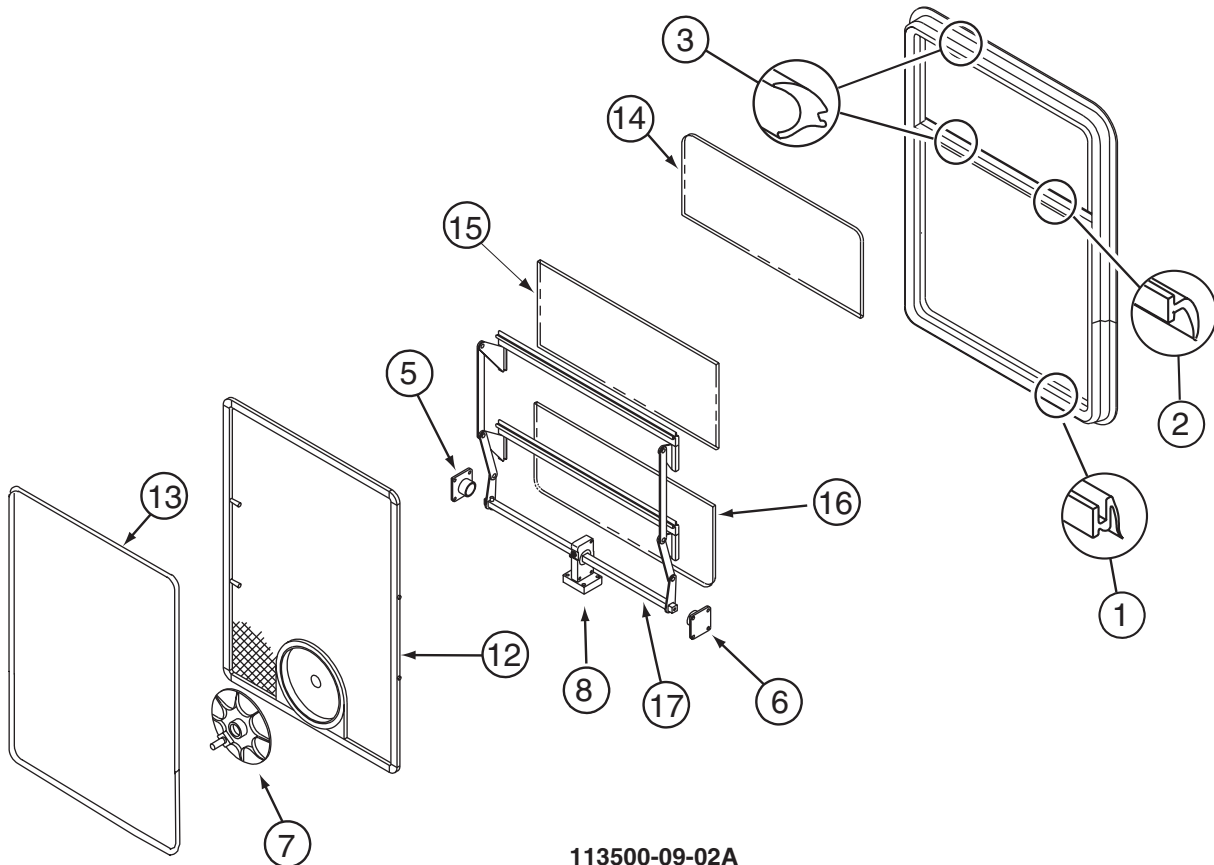
**WINDOW & VENTS GROUP (CONTINUED)**  
**COMPONENT PARTS FOR WINDOW & VENT LAYOUT (CONTINUED)**



112898-22-01A

KEY	PART NUMBER	U/M	DESCRIPTION	VENDOR NO.
1	112795-01-704	FT	PLUG FILLER (DOUBLE GLAZED)	122-018737
2	112795-01-705	FT	VINYL - GLAZING	132-025736
3	098644-01-706	FT	WEATHERSTRIP - GLASS	171-010668
4	098644-01-713	EA	CLIP - SCREEN - METAL	226-016966
4	125582-01-701	EA	CLIP - SCREEN - PLASTIC	130-005153
5	112795-01-701	EA	SLIDE-STOP	132-019092
6	098644-01-710	FT	TRACK - SCREEN SPACER 12'	132-017135
7	112795-01-700	EA	LATCH ASM., BLK.,(BOLT ON)	DH287-CK
8	112795-01-703	IN	CHANNEL-RUN (INCHES)	122-018736
9	098644-01-711	FT	WEATHERSTRIP - SCREEN BLACK	171-016965
10	112898-22-700	EA	GLASS - STATIONARY	390-028345
11	112898-22-701	EA	GLASS-SLIDING-W/SASH & LATCH	DC02-G8
12	098644-07-704	EA	SCREEN ASM - W/SEALS & CLIPS	410-018863
13	098644-07-705	EA	RETAINER - TRIM	CH02-66
14	112898-04-703	EA	VERTICAL LATCH (SASH KIT)	DH343-CK
	098644-01-717	FT	SPLINE - SCREEN	132-004716

**WINDOW & VENTS GROUP (CONTINUED)**  
**COMPONENT PARTS FOR WINDOW & VENT LAYOUT (CONTINUED)**



**113500-09-02A**

KEY	PART NUMBER	U/M	DESCRIPTION	VENDOR NO.
1	116976-01-702	FT	FILLER PLUG	132-016065
2	100322-01-701	FT	SEAL-VENT	122-016071
3	100322-01-702	EA	WEATHERSTRIP-HORIZ RAIL-148"	132-019631
5	100322-01-714	EA	SUPPORT-TORQUE BAR, LH	130-015978
6	100322-01-715	EA	SUPPORT-TORQUE BAR, RH	130-015979
7	100322-01-718	EA	HANDLE-DIAL	410-016081
8	112519-01-702	EA	TORQUE-CTR SUPPORT (4 HOLE)	410-016123
12	113500-09-705	EA	SCREEN - W/SEAL & CLIPS	410-018794
14	113500-09-701	EA	GLASS/STATIONARY - UPPER	106-018772
15	113500-09-702	EA	GLASS - UPPER VENT ASSEMBLY	CH73G7
16	113500-09-703	EA	GLASS - LOWER VENT ASSEMBLY	CH73G9L
17	113500-09-704	EA	OPERATOR BAR ASSEMBLY	CH73-15L
	100322-01-703	FT	VINYL-GLAZING, BUTYL	132-010723
	100322-01-717	EA	E-RING	245-015975
	112463-02-706	FT	SEAL - FOAM RUBBER	140-014727
	112898-06-704	EA	HANDLE/RH-(TIPOUT)ESCAPE-RED	182-11293
	112898-06-705	EA	HANDLE-LH-(TIPOUT)ESCAPE-RED	182-11294

CONTACT WINNEBAGO PART SALES FOR UNLISTED COMPONENT(S)

**113733-10-01A**

KEY	PART NUMBER	U/M	DESCRIPTION	VENDOR NO.
	112795-01-705	FT	VINYL - GLAZING	132-025736
	113733-10-700	EA	GLASS-STATIONARY	390-028306
	113733-10-701	EA	RETAINER-TRIM	H416-66

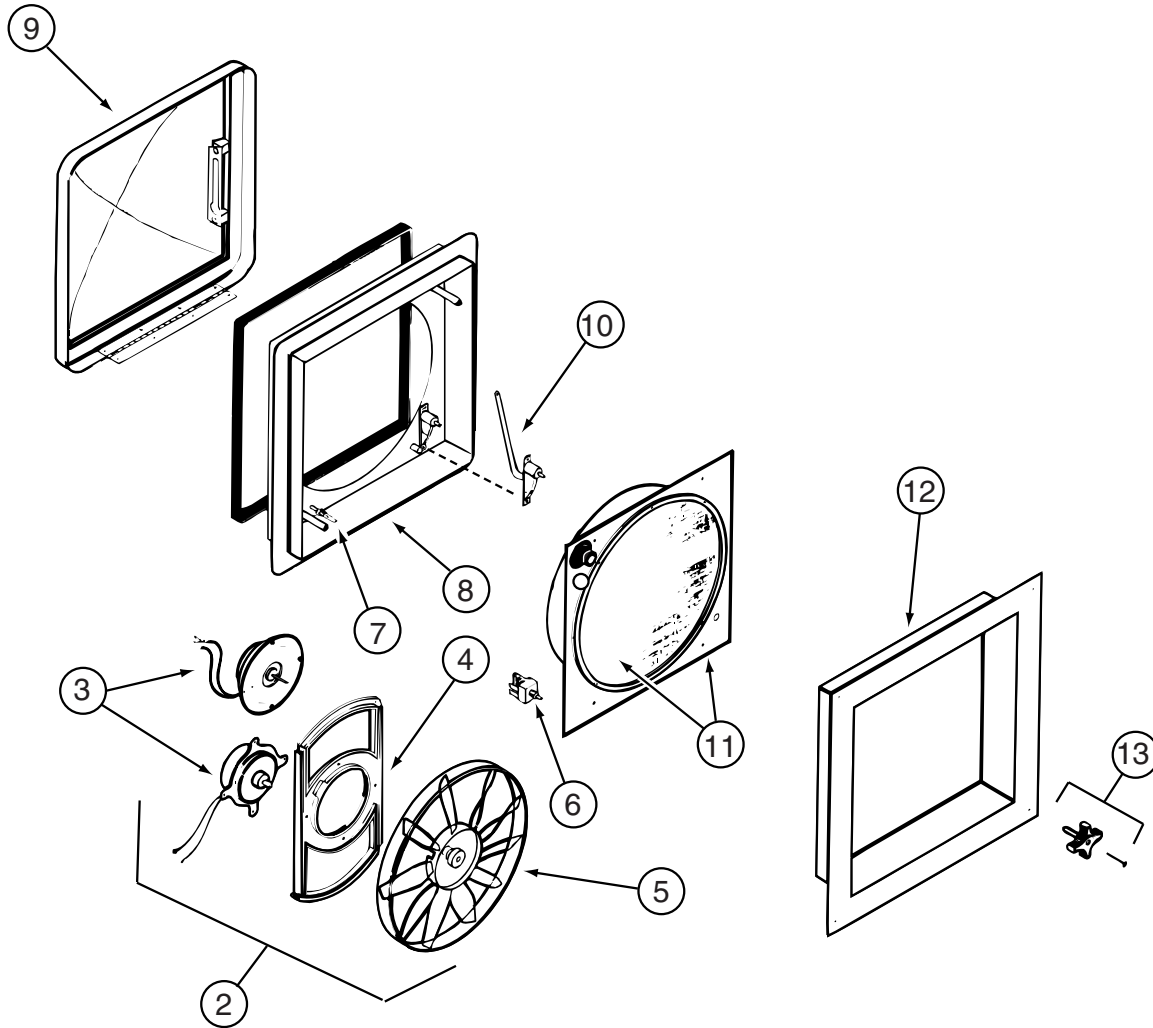
**122882-01-01A**

KEY	PART NUMBER	U/M	DESCRIPTION	VENDOR NO.
	009440-01-000	EA	GEAR-ARM-ROOF VENT	705221K38
	064470-01-700	EA	COVER - VENT	J7291
	064470-01-701	EA	SLIDE BAR - VENT LID	JRP1291B
	122882-01-700	EA	HANDLE - CRANK - BLACK	90128
	122882-01-701	EA	SCREEN	JRP-1124-B
	122882-01-702	EA	HANDLE - CRANK - WHITE	JRP1031B

**WINDOW & VENTS GROUP (CONTINUED)**  
**COMPONENT PARTS FOR WINDOW & VENT LAYOUT (CONTINUED)**

122882-02-01A, 122882-03-01A

KEY	PART NUMBER	U/M	DESCRIPTION	VENDOR NO.
	064470-01-700	EA	COVER - VENT	J7291
	064470-01-701	EA	SLIDE BAR - VENT LID	JRP1291B
	110051-03-700	EA	SWITCH-BLACK/PUSH BUTTON	27-0164
	122882-01-700	EA	HANDLE - CRANK - BLACK	90128
	122882-01-701	EA	SCREEN	JRP-1124-B
	122882-01-702	EA	HANDLE - CRANK - WHITE	JRP1031B



123780-03-01A

KEY	PART NUMBER	U/M	DESCRIPTION	VENDOR NO.
2	084079-11-700	EA	MOTOR & FAN BLADE W/BRACKET	K4017-09
3	084079-01-705	EA	MOTOR/EXT BRKT/FAN BLADE KIT	1080-00
4	084079-01-711	EA	MOTOR MOUNT (BOWTIE)	1015-00
5	084079-01-704	EA	BLADE-FAN	1138-00
6	084079-01-709	EA	SWITCH - MAIN - 3 SPEED	1031-05
7	084079-01-707	EA	SWITCH - SAFETY	1122-05
8	123780-05-700	EA	BASE/MAIN-BRT WHT W/GASKET	1010-81
9	123780-01-700	EA	COVER - VENT W/HINGE & SLIDE	1020K-81
11	123780-03-701	EA	SCREEN ASM 78-100MM W/SWITCH	1030BT-81
12	123780-03-700	EA	GARNISH - INT. 3"-4" BRT/WHT	2040-81
13	084079-01-703	EA	KNOB-LIFT	1140K-00
	084079-01-706	EA	PLUG, 12 VOLT	1090
	123780-01-702	EA	SCREEN INSERT (SCREEN RING)	K1035-81

CONTACT WINNEBAGO PART SALES FOR UNLISTED COMPONENT(S)

**WINDOW & VENTS GROUP (CONTINUED)**  
**COMPONENT PARTS FOR WINDOW & VENT LAYOUT (CONTINUED)**

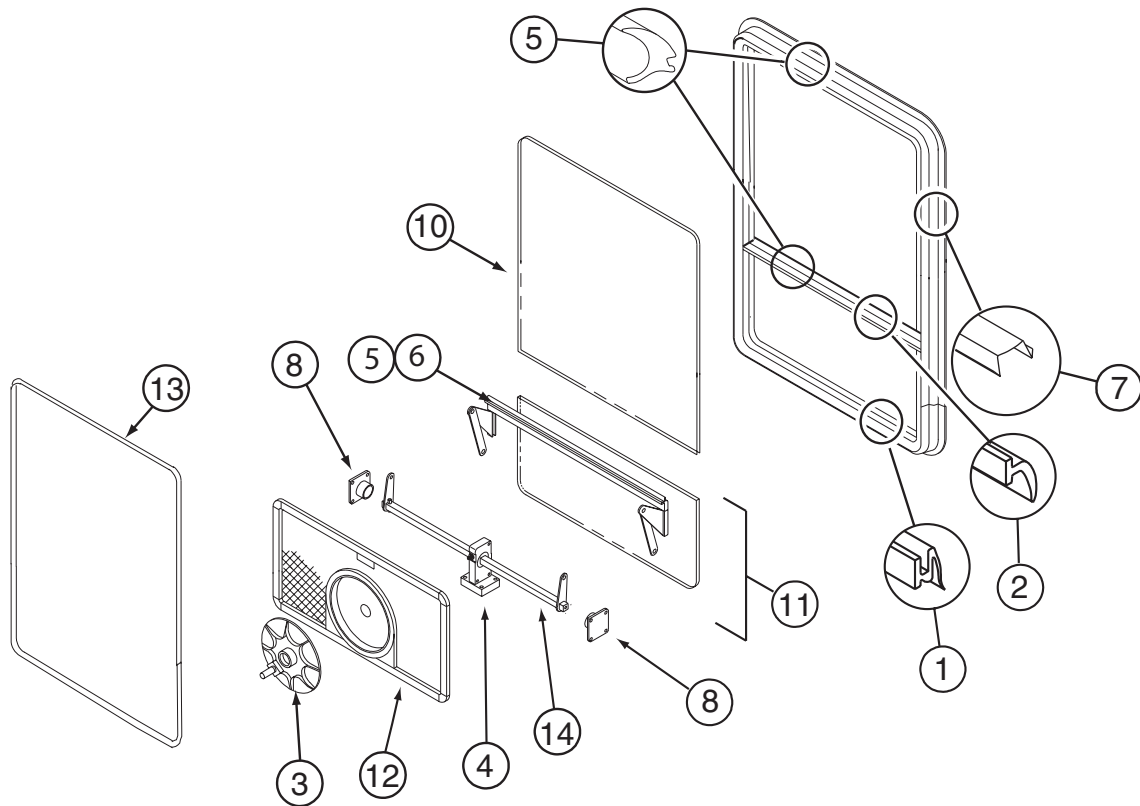
**123780-09-01A**

<b>KEY</b>	<b>PART NUMBER</b>	<b>U/M</b>	<b>DESCRIPTION</b>	<b>VENDOR NO.</b>
2	084079-11-700	EA	MOTOR & FAN BLADE W/BRACKET	K4017-09
3	084079-01-705	EA	MOTOR/EXT BRKT/FAN BLADE KIT	1080-00
5	084079-01-704	EA	BLADE-FAN	1138-00
6	084079-01-709	EA	SWITCH - MAIN - 3 SPEED	1031-05
7	084079-01-707	EA	SWITCH - SAFETY	1122-05
8	123780-05-700	EA	BASE/MAIN-BRT WHT W/GASKET	1010-81
9	123780-09-700	EA	DOME (DOUBLE)WHT TRANSPARENT	K2020-82
11	123780-03-701	EA	SCREEN ASM 78-100MM W/SWITCH	1030BT-81
12	123780-03-700	EA	GARNISH - INT. 3"-4" BRT/WHT	2040-81
13	084079-01-703	EA	KNOB-LIFT	1140K-00
	084079-01-706	EA	PLUG, 12 VOLT	1090
	123780-01-702	EA	SCREEN INSERT (SCREEN RING)	K1035-81
			CONTACT WINNEBAGO PART SALES FOR UNLISTED COMPONENT(S)	

**123780-11-01A**

<b>KEY</b>	<b>PART NUMBER</b>	<b>U/M</b>	<b>DESCRIPTION</b>	<b>VENDOR NO.</b>
8	123780-05-700	EA	BASE/MAIN-BRT WHT W/GASKET	1010-81
9	123780-09-700	EA	DOME (DOUBLE)WHT TRANSPARENT	K2020-82
10	009440-01-000	EA	GEAR-ARM-ROOF VENT	705221K38
12	123780-03-700	EA	GARNISH - INT. 3"-4" BRT/WHT	2040-81
13	084079-01-703	EA	KNOB-LIFT	1140K-00
	123780-01-702	EA	SCREEN INSERT (SCREEN RING)	K1035-81
			CONTACT WINNEBAGO PART SALES FOR UNLISTED COMPONENT(S)	

**WINDOW & VENTS GROUP (CONTINUED)**  
**COMPONENT PARTS FOR WINDOW & VENT LAYOUT (CONTINUED)**



129929-12-01A

KEY	PART NUMBER	U/M	DESCRIPTION	VENDOR NO .
1	100322-01-701	FT	SEAL-VENT	122-016071
3	100322-01-718	EA	HANDLE-DIAL	410-016081
4	129929-01-710	EA	TORQUE-CTR SUPPORT (2 HOLE)	410-026806
5	129929-01-705	FT	GLAZING VINYL	132-026811
6	129929-01-707	FT	COVER/SCREW-FILLER STRIP	132-026808
8	129929-01-708	EA	SUPPORT - TORQUE BAR - RT/LT	130-026804
10	129929-12-700	EA	GLASS - STATIONARY	390-029808
11	129929-12-701	EA	VENT GLASS ASSEMBLY	DTH011-G8
12	129929-12-702	EA	SCREEN ASM - W/SEALS & CLIPS	410-028632
13	129929-12-703	EA	RETAINER - TRIM	DTH011-62
14	129929-12-704	EA	OPERATOR BAR ASSEMBLY	DTH011-18
	100322-01-717	EA	E-RING	245-015975
	129929-01-706	FT	SEAL - TOP F/CENTER EGRESS	132-026811
	129929-02-706	FT	SEAL - FOAM	140-027022

CONTACT WINNEBAGO PART SALES FOR UNLISTED COMPONENTS

**WINDOW & VENTS GROUP (CONTINUED)**  
**COMPONENT PARTS FOR WINDOW & VENT LAYOUT (CONTINUED)**

**150648-03-01A**

<b>KEY</b>	<b>PART NUMBER</b>	<b>U/M</b>	<b>DESCRIPTION</b>	<b>VENDOR NO</b>
	150648-19-700	EA	SCREEN ASM	410-035332
	151069-01-700	FT	CHANNEL-RUN, SLIDING	122-030627

**150648-07-01A**

<b>KEY</b>	<b>PART NUMBER</b>	<b>U/M</b>	<b>DESCRIPTION</b>	<b>VENDOR NO</b>
	112795-01-705	FT	VINYL - GLAZING	132-027331
	150648-01-700	EA	LATCH-HORIZONTAL SLIDE-BLK	FH3000-CK
	150648-01-702	EA	SCREEN ASM	410-031156
	151069-01-700	FT	CHANNEL-RUN, SLIDING	122-030627

**150648-08-01A**

<b>KEY</b>	<b>PART NUMBER</b>	<b>U/M</b>	<b>DESCRIPTION</b>	<b>VENDOR NO</b>
	151069-01-700	FT	CHANNEL-RUN, SLIDING	122-030627

**150648-09-01A**

<b>KEY</b>	<b>PART NUMBER</b>	<b>U/M</b>	<b>DESCRIPTION</b>	<b>VENDOR NO</b>
	150648-09-700	EA	SCREEN ASM	410-035336
	151069-01-700	FT	CHANNEL-RUN, SLIDING	122-030627

**150648-22-01A**

<b>KEY</b>	<b>PART NUMBER</b>	<b>U/M</b>	<b>DESCRIPTION</b>	<b>VENDOR NO</b>
	151069-01-700	EA	CHANNEL-RUN, SLIDING	122-030627

**150649-01-01A**

<b>KEY</b>	<b>PART NUMBER</b>	<b>U/M</b>	<b>DESCRIPTION</b>	<b>VENDOR NO</b>
	150649-01-700	EA	LATCH-VERTICLE SLIDE-BLK	FH3016-CK
	150649-01-702	EA	SCREEN ASM	410-035464

**150651-01-01A**

<b>KEY</b>	<b>PART NUMBER</b>	<b>U/M</b>	<b>DESCRIPTION</b>	<b>VENDOR NO</b>
	112795-01-705	FT	VINYL - GLAZING	132-027331

**150656-04-01A**

<b>KEY</b>	<b>PART NUMBER</b>	<b>U/M</b>	<b>DESCRIPTION</b>	<b>VENDOR NO</b>
	150656-04-700	EA	GLASS-TIPOUT ASM - RIGHT	DTH3042G9R
	150656-04-701	EA	GLASS-TIPOUT ASM-LEFT/EGRESS	DTH3024G6L (LEFT)