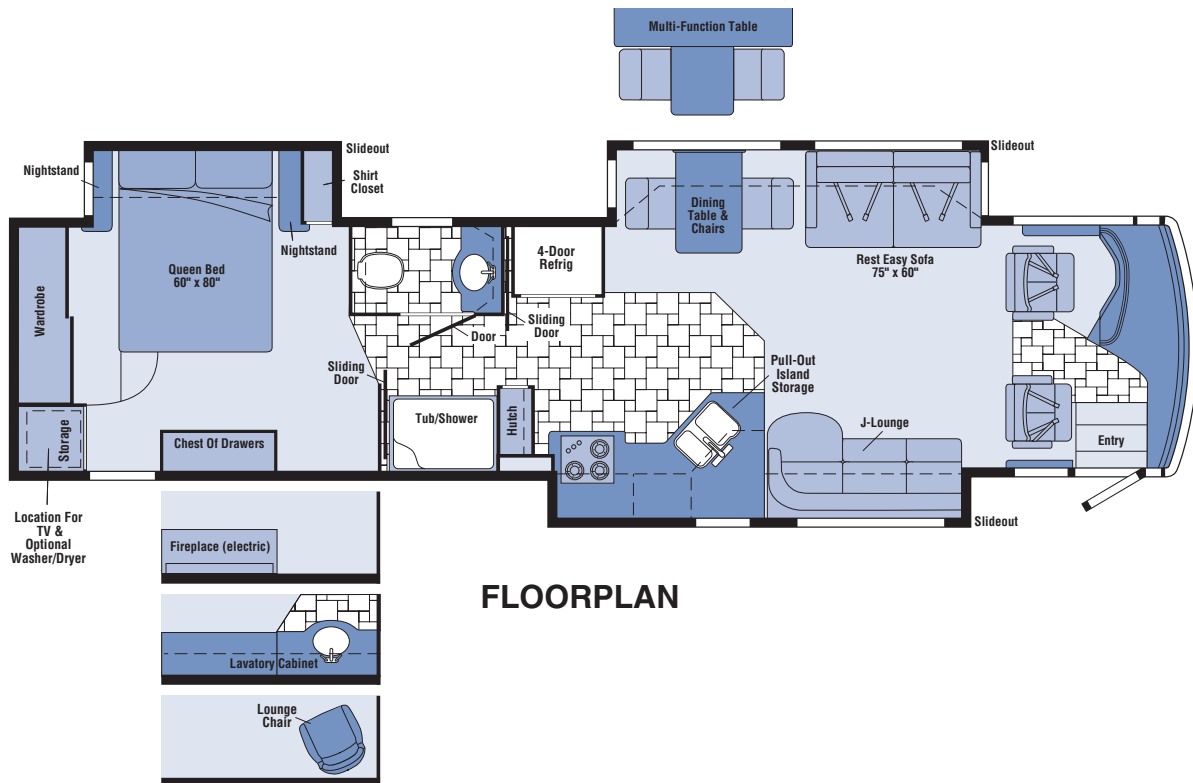


2004
FREEDOM
USQ40KD
Q-SERIES
PORTSMOUTH OAK
RC0 TUSCANY BLUE - BLUE
RC4 CASHMERE - NUETRAL
RD0 CELADON VALLEY - GREEN
RD4 IRON WOOD - SILVER
CONCERT CHERRY
RC1 TUSCANY BLUE - BLUE
RC5 CASHMERE - NUETRAL
RD1 CELADON VALLEY - GREEN
RD5 IRON WOOD - SILVER
WASHED MAPLE
RC2 TUSCANY BLUE - BLUE
RC6 CASHMERE - NUETRAL
RD2 CELADON VALLEY - GREEN
RD6 IRON WOOD - SILVER
HONEY CHERRY
RC3 TUSCANY BLUE - BLUE
RC7 CASHMERE - NUETRAL
RD3 CELADON VALLEY - GREEN
RD7 IRON WOOD - SILVER



FLOORPLAN

CONTENTS

FLOORPLAN	1
ACCESSORIES GROUP	7
OPERATORS MANUAL	7
APPLIANCE GROUP	8
APPLIANCES	8
COMPONENT PARTS FOR APPLIANCE	12
108186-02-000	12
108186-03-000	12
115504-01-000	12
119296-03-01A	13
119267-13-01A	14
125242-02-01A	15
129561-01-01A	23
133004-02-01A	24
133004-04-01A	24
140147-01-01A	25
140147-02-01A, 140147-02-02A	25
AUDIO VIDEO GROUP	26
RADIO SYSTEM	26
COMPONENT PARTS FOR RADIO SYSTEM	26
147057-01-000	26
REAR VIEW MONITOR	27
TELEPHONE	27
TV & VCR	28
COMPONENT PARTS FOR TV & VCR	29
076319-23-000	29
076319-25-000	29
124075-08-000	29
137135-02-000	30
141454-01-01A	31
141454-03-01A	32
144377-01-000	32
146397-01-000	32
146473-01-000	32
EXTERIOR ENTERTAINMENT	33
BATH GROUP	34
CABINETS	34
SHOWER	36
COMPONENT PARTS FOR SHOWER DOOR	36
139047-06-01A, -02A	36
BEDROOM GROUP	37
CABINETS	37
COMPONENT PARTS FOR CABINETS	39
124236-01-000	39
DOORS & DRAWERS	40
CHASSIS GROUP	43
FRAME	43
FRONT END	46
AIR INTAKE	47
INSULATION	47
STEPWELL COVER	49
COMPONENT PARTS FOR STEPWELL COVER	49
145122-01-01A	49
EXHAUST	50
HITCH	50
REAR BUMPER	50
FUEL	51
HYDRAULIC LEVELING	52
COMPONENT PARTS FOR HYDRAULIC LEVELING	52
144226-05-000	52
144226-07-000	52
WHEEL, TIRE, COVERS &/OR LINERS	52

CONTENTS (CONTINUED)

CURTAIN & CUSHION GROUP	53
NOTICE	53
CUSHION LAYOUT	54
WINDOW TREATMENT	57
HARDWARE	61
ACCESSORIES	63
FABRICS	64
DINETTE GROUP	66
CABINETS	66
TABLE	67
DRIVERS COMPARTMENT GROUP	68
DASH	68
BEVERAGE TRAY	69
FRONT INTERIOR	70
CABINETS	73
ELECTRICAL GROUP	75
12V BODY WIRING	75
FRONT END WIRING	82
COMPONENT PARTS FOR LIGHTS & SWITCHES	85
087694-01-000	85
091206-04-000	85
091937-09-000	85
091937-10-000	85
098024-01-03A	85
102756-03-000	85
108354-01-01A	85
113589-01-000	85
113589-02-000	85
113832-02-01A	85
113832-03-01A	85
121935-01-01A	85
123774-01-01A, 123774-02-01A, 123774-03-01A & 123774-04-01A	85
123775-01-01A	85
130672-01-02A	85
136119-01-000	86
137417-01-01A	86
137417-03-01A	86
137424-01-000	86
143591-05-000	86
CIRCUIT BREAKERS & FUSES	87
CONVERTER, INVERTER, LOAD CENTER	88
110V WIRING	89
ENTERTAINMENT WIRING	91
BOXES & CORDS	92
WIRE ASSEMBLIES	92
CONNECTORS & CONDUIT	93
BOOTS, SOLENOIDS, RELAYS & MISCELLANEOUS	94

CONTENTS (CONTINUED)

EXTERIOR BODY GROUP	95
AIR HORN	95
COMPONENT PARTS FOR AIR HORN	95
077497-06-000	95
GRAPHICS & PAINT	96
PANELS & TRIMS	98
COMPONENT PARTS FOR PANEL & TRIMS	101
138827-01-000	101
FRONT END	102
COMPONENT PARTS FOR FRONT END	103
091955-02-000	103
LADDER	103
MIRRORS	103
COMPONENT PARTS FOR MIRRORS	104
129656-01-01A	104
129656-02-01A	104
STRUCTURAL COMPONENTS	105
AWNINGS	105
EXTERIOR DOORS & COMPARTMENTS GROUP	107
DOOR & COMPARTMENT LAYOUT	107
COMPONENT PARTS FOR DOOR & COMPARTMENT LAYOUT	111
084103-08-000	111
094708-03-01A	112
131682-01-01A	112
COMPARTMENT DOOR PIECE PARTS	113
ENTRY	114
COMPONENT PARTS FOR ENTRY	115
128913-12-01A	115
EXTERIOR SLIDEOUT GROUP	119
LEFT FRONT	119
COMPONENT PARTS FOR LEFT FRONT	122
100536-52-000	122
145494-02-000	122
RIGHT FRONT	123
COMPONENT PARTS FOR FRONT RIGHT	126
100536-42-000	126
143071-01-000	126
143071-02-000	126
LEFT REAR	127
COMPONENT PARTS FOR LEFT REAR	130
137390-01-000	130
GALLEY GROUP	131
CABINETS	131
DOORS & DRAWERS	133
GENERATOR GROUP	134
DIESEL	134
COMPONENT PARTS FOR DIESEL	134
130294-01-01A	134

CONTENTS (CONTINUED)

HEATING & A/C GROUP	135
AUTOMOTIVE	135
COMPONENT PARTS FOR AUTOMOTIVE	137
072342-15-000	137
072342-18-000	138
072342-22-000	138
072342-23-000	138
103930-51-000	138
103930-56-000	139
103930-57-000	140
FURNACE	141
CENTRAL	143
COMPONENT PARTS FOR CENTRAL	144
105620-12-000	144
105620-15-000	145
INTERIOR FINISH GROUP	146
MOLDINGS & TRIMS	146
PANELING & LAMINATES	157
ACCESSORIES	158
COMPONENT PARTS FOR ACCESSORIES	158
094499-02-000	158
FLOOR COVERINGS	158
HARDWARE	159
LABELS GROUP	167
LP GROUP	196
LP SYSTEM	196
COMPONENT PARTS FOR LP SYSTEM	196
144116-05-000	196
LOUNGE GROUP	197
CABINETS	197
SEALANTS & FASTENERS GROUP	198
SEALANTS & ADHESIVES	198
BOLTS, NUTS AND WASHERS	199
SCREWS	201
CLAMPS, CLIPS, GROMMETS, RIVETS & PLUGS	204
MISCELLANEOUS FASTENERS	206
WATER & SEWAGE GROUP	207
DRAINAGE SYSTEM	207
COMPONENT PARTS FOR DRAINAGE SYSTEM	209
062415-01-000	209
144447-01-01A	209
WATER SYSTEM	210
COMPONENT PARTS FOR WATER SYSTEM	217
075241-04-000, 075241-05-000, 075241-06-000	217
098607-01-000	217
103635-01-000	217
132410-04-01A	217
136915-01-000	217
141682-01-01A	217
144215-01-000	217
144596-01-01A	217
144596-02-01A, 144596-03-01A	217

CONTENTS (CONTINUED)

WINDOW & VENTS GROUP	218
WINDOW & VENT LAYOUT	218
COMPONENT PARTS FOR WINDOW & VENT LAYOUT	219
106466-16-01A	219
106467-09-01A	219
112795-73-01A	220
112795-77-01A	221
112795-80-01A	221
112795-81-01A	221
112795-86-01A	222
123780-15-01A	223
123780-17-01A	223
123780-18-01A	224
129929-13-01A	225
129929-15-01A	225
134004-03-01A	226
140069-01-01A	227
WINDSHIELD & WIPER GROUP	228
WINDSHIELD	228
WIPER	229
COMPONENT PARTS FOR WIPER	230
095964-01-000	230
096505-09-000	230
117769-01-000	230

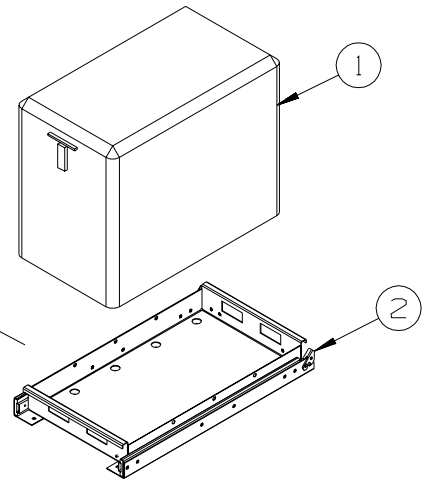
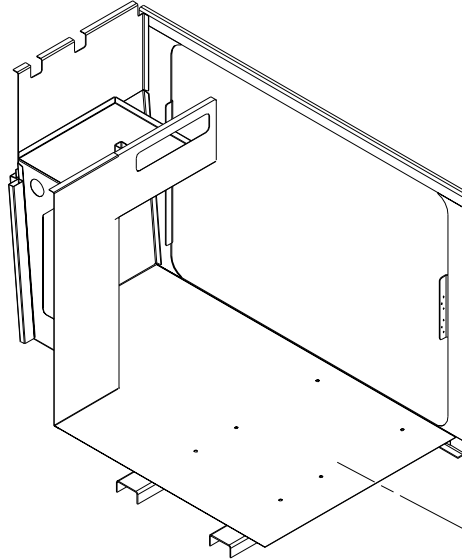
ACCESSORIES GROUP
OPERATORS MANUAL

KEY	PART NUMBER	U/M	DESCRIPTION
	137943-01-000	EA	SAFE - STEEL - 9.8" X 9.8" FACE / 7.7" X 8.7" X 8.7" R.O.
	144357-01-000	EA	TOP LEVEL-Q,2004
	129079-03-01A	EA	CASE - VINYL/BLK-EXPANDABLE ACCORDION SIDES-11"WX9"HX14"L
	132000-10-004	EA	MANUAL/OWNER - ULTIMATE FREEDOM - 2004

APPLIANCE GROUP APPLIANCES

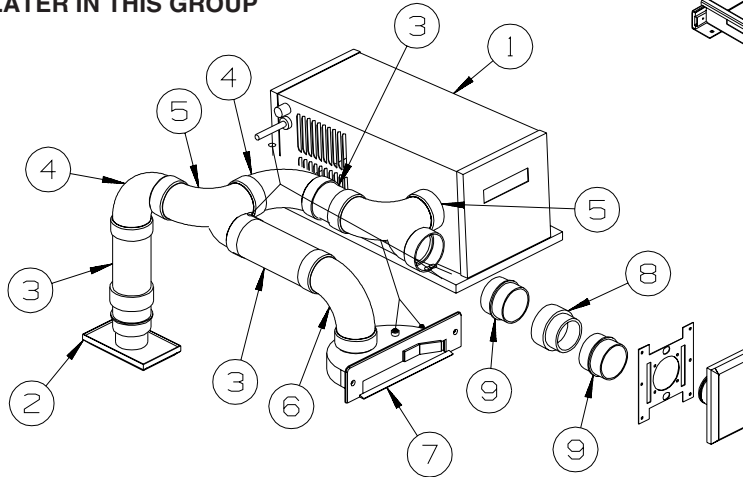
KEY	PART NUMBER	U/M	DESCRIPTION
	107752-04-01A	EA	DISHWASHER - 18" - BLACK
	138584-01-01A	EA	COFFEE MAKER/CARAFE - BLACK - NO TIMER - KRUPS
*	115504-01-000	EA	PANEL - SOLAR 10 WATT - 12.2"W X 26.9"L X 1.2"H
*	133004-02-01A	EA	PANEL/MONITOR-2 TANK-DIGITAL VOLT MT/SOLAR-W/WATER HTR SWT
*	133004-04-01A	EA	PANEL/MONITOR-2 TANK-DIGITAL VOLT MT/SOLAR-NO WATER HTR SW
	133200-03-01A	EA	RANGE TOP - 3 BURNER/GLASS TOP/BLACK - 12V IGNITION
	130818-02-01A	EA	TRASH CONTAINER - 20 QUART ALMOND
*	129561-01-01A	EA	PANEL/MONITOR - READ OUT ONLY - HOLDING/WATER TANK

***COMPONENT PARTS LISTED LATER IN THIS GROUP**



KEY	PART NUMBER	U/M	DESCRIPTION
1*	119296-03-01A	EA	FREEZER - PORTABLE - DUAL PLUG
2	120320-01-000	EA	TRAY - REFRIGERATOR/FREEZER

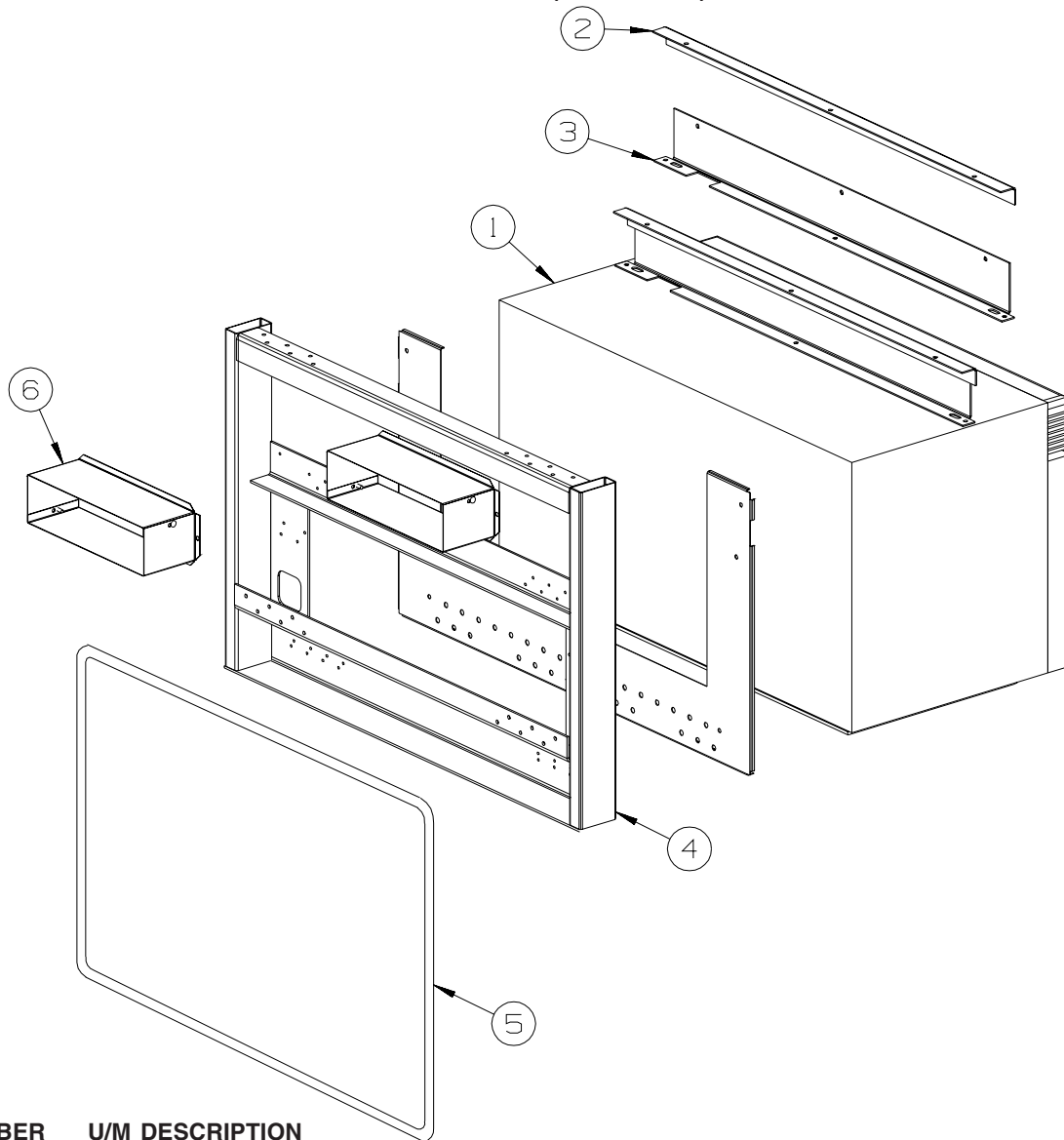
***COMPONENT PARTS LISTED LATER IN THIS GROUP**



KEY	PART NUMBER	U/M	DESCRIPTION
1*	108186-02-000	EA	TOOL SET - VACUUM - W/O POWER BRUSH W/30' HOSE
1*	108186-03-000	EA	VACUUM CLEANER - BUILT IN - W/O HOSE/TOOL KIT
2	108187-13-000	EA	VALVE/INLET - VACUUM CLEANER - WHITE
3	108187-01-000	EA	PIPE - 2" X 8' - VACUUM SYSTEM - PVC
4	108187-02-000	EA	ELBOW - 90 DEGREE STREET - VACUUM SYSTEM - PVC - FROM 3 WAY ELBOW TO INLET VALVE
4	108187-08-000	EA	ELBOW - 45 DEGREE - 2" - FROM 3 WAY ELBOW TO VACUUM
5	108187-11-000	EA	TEE - 90 DEGREE - 3 WAY ELBOW 2"
6	108187-12-000	EA	ELBOW - 90 DEGREE - 2"SPGXSPG
7	142348-01-000	EA	VACPAN-WHITE
8	108187-06-000	EA	INLET - REDUCER
9	108187-04-000	EA	COUPLING - STOP - MALE
	108186-05-000	EA	BAG/CANVAS - CADDY W/POCKETS
	108186-06-000	EA	RACK - VACUUM HOSE/CADDY

***COMPONENT PARTS LISTED LATER IN THIS GROUP**

APPLIANCE GROUP (CONTINUED)
APPLIANCES (CONTINUED)

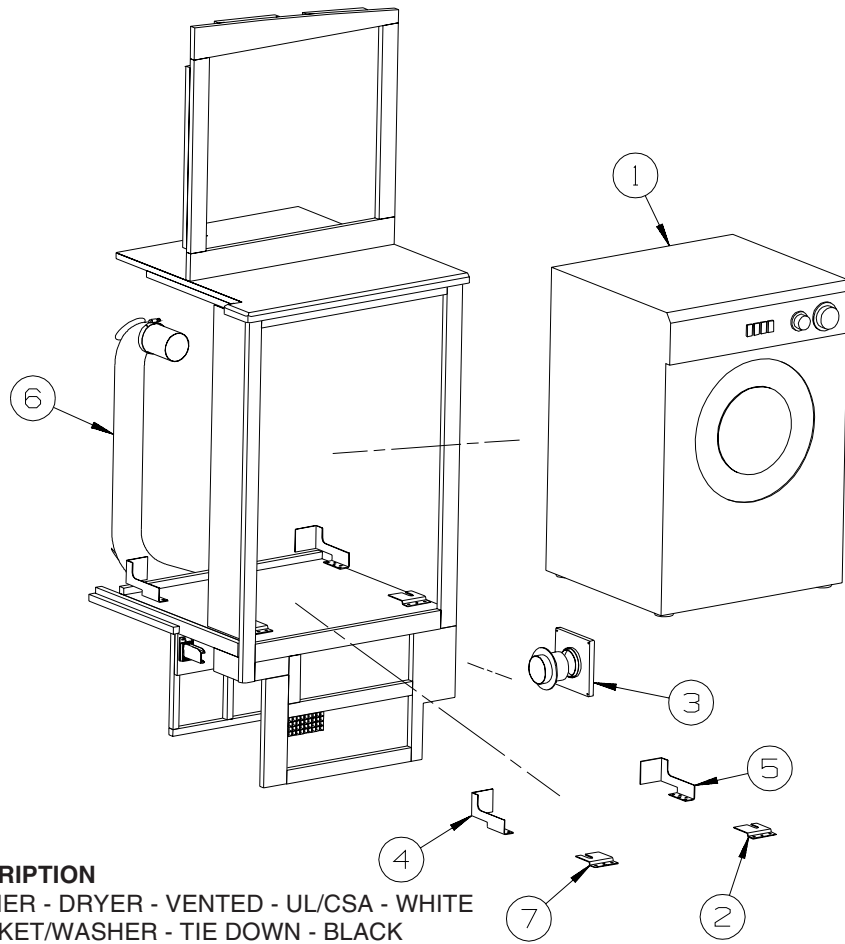


KEY	PART NUMBER	U/M	DESCRIPTION
1*	140147-01-01A	EA	OVEN/MICROWAVE - 1.4 CUBIC FT - 30" CONVECTION/BLK FACE
1*	119267-13-01A	EA	OVEN - MICROWAVE/CONVECTION W/HOOD CSA - #R-1875A - CANADIAN
1*	140147-02-01A	EA	OVEN/MICROWAVE - 1.4 CUBIC FT - STAINLESS STEEL FACE - SPEEDCOOK FROM: 00-00-00 THRU: 03-01-04
1*	140147-02-02A	EA	OVEN/MICROWAVE - 1.4 CUBIC FT - ADVANTIUM/BLAC - SPEEDCOOK FROM: 03-02-04 THRU: 99-99-99

2	129836-02-02B	EA	ANGLE - W/HOLES - .7" X 1" X 28.3" - E-COATED
3	140225-02-02B	EA	ANGLE - W/HOLES - E-COATED
4	137824-05-02B	EA	BRACKET - MICROWAVE - E-COATED
5	093305-01-01A	EA	TRIM - EDGE C-TYPE - WIRE CARRIER - .35" X .24" - VINYL
6	140093-05-02B	EA	DUCT ASM ,E-CT

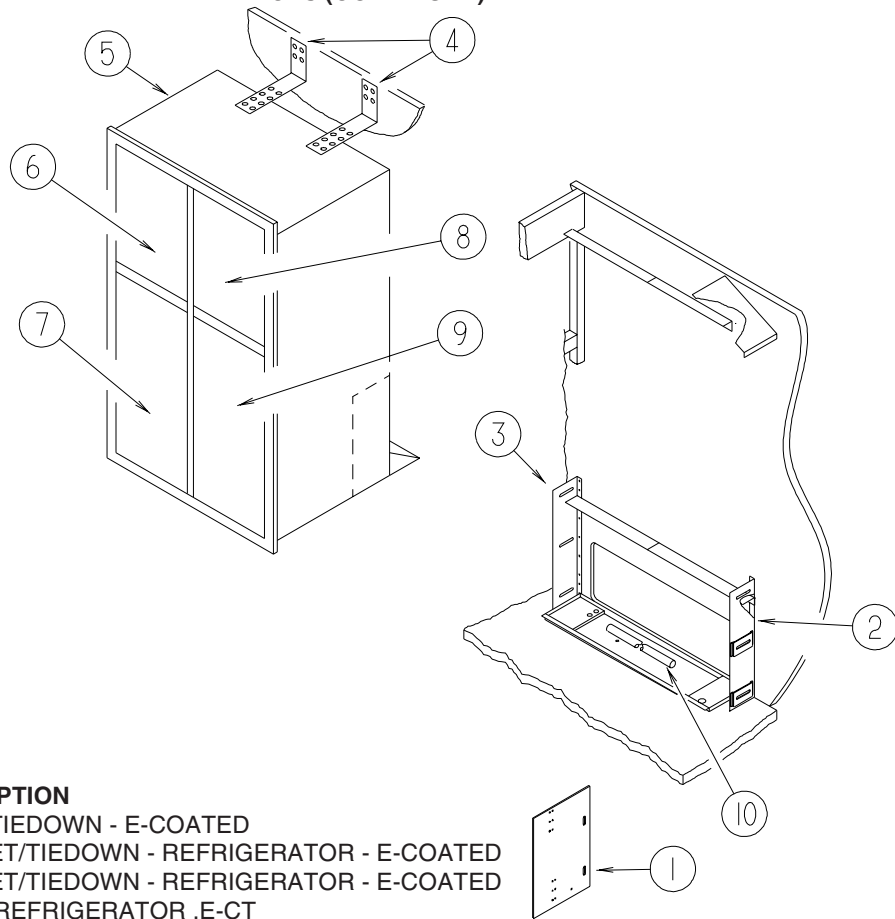
***COMPONENT PARTS LISTED LATER IN THIS GROUP**

APPLIANCE GROUP (CONTINUED)
APPLIANCES (CONTINUED)



KEY	PART NUMBER	U/M	DESCRIPTION
1	107753-04-01A	EA	WASHER - DRYER - VENTED - UL/CSA - WHITE
2	111913-03-04B	EA	BRACKET/WASHER - TIE DOWN - BLACK
3	111947-02-01A	EA	VENT - DRYER - 3"
			FROM: 00-00-00 THRU: 08-17-03
3	146292-01-01A	EA	COVER - DRYER VENT - BRIGHT WHITE
			FROM: 08-18-03 THRU: 99-99-99
3	146292-02-01A	EA	DRYER VENT - INNER - BRIGHT WHITE
			FROM: 08-18-03 THRU: 99-99-99
4	113795-03-02B	EA	BRACKET - WASHER - E-COATED
5	113795-04-02B	EA	BRACKET - WASHER - E-COATED
6	116653-02-000	FT	DUCT - FLEXIBLE - 3' COMPRESSED/8' EXTENDED
7	111913-02-04B	EA	BRACKET/WASHER - TIE DOWN - BLACK

APPLIANCE GROUP (CONTINUED)
APPLIANCES (CONTINUED)



KEY	PART NUMBER	U/M	DESCRIPTION
1	141975-01-02B	EA	PLATE/TIEDOWN - E-COATED
2	141550-01-02B	EA	BRACKET/TIEDOWN - REFRIGERATOR - E-COATED
3	141550-02-02B	EA	BRACKET/TIEDOWN - REFRIGERATOR - E-COATED
4	145445-02-02B	EA	STRAP-REFRIGERATOR ,E-CT
5*	125242-02-01A	EA	REFRIGERATOR-4 DR-W/ICE MKR-W/CONTOURED HANDLE-NORCOLD1201
6	P45488-01-RC0	EA	PANEL/INSERT - FREEZER DOOR - 16.3" X 19.3" - PORTSMOUTH OAK
6	P45488-01-RC1	EA	PANEL/INSERT - FREEZER DOOR - 16.3" X 19.3" - CONCERT CHERRY
6	P45488-01-RC2	EA	PANEL/INSERT - FREEZER DOOR - 16.3" X 19.3" - WASHED MAPLE
6	P45488-01-RC3	EA	PANEL/INSERT - FREEZER DOOR - 16.3" X 19.3" - HONEY CHERRY
7	P45488-03-RC0	EA	PANEL/INSERT - REFRIGERATOR DOOR - 16.3 X 42" - PORTSMOUTH OAK
7	P45488-03-RC1	EA	PANEL/INSERT - REFRIGERATOR DOOR - 16.3 X 42" - CONCERT CHERRY
7	P45488-03-RC2	EA	PANEL/INSERT - REFRIGERATOR DOOR - 16.3 X 42" - WASHED MAPLE
7	P45488-03-RC3	EA	PANEL/INSERT - REFRIGERATOR DOOR - 16.3 X 42" - HONEY CHERRY
8	P45488-02-RC0	EA	PANEL/INSERT - FREEZER DOOR - 16.3" X 19.3" - PORTSMOUTH OAK
8	P45488-02-RC1	EA	PANEL/INSERT - FREEZER DOOR - 16.3" X 19.3" - CONCERT CHERRY
8	P45488-02-RC2	EA	PANEL/INSERT - FREEZER DOOR - 16.3" X 19.3" - WASHED MAPLE
8	P45488-02-RC3	EA	PANEL/INSERT - FREEZER DOOR - 16.3" X 19.3" - HONEY CHERRY
9	P45488-04-RC0	EA	PANEL/INSERT - REFRIGERATOR DOOR - 16.3 X 42" - PORTSMOUTH OAK
9	P45488-04-RC1	EA	PANEL/INSERT - REFRIGERATOR DOOR - 16.3 X 42" - CONCERT CHERRY
9	P45488-04-RC2	EA	PANEL/INSERT - REFRIGERATOR DOOR - 16.3 X 42" - WASHED MAPLE
9	P45488-04-RC3	EA	PANEL/INSERT - REFRIGERATOR DOOR - 16.3 X 42" - HONEY CHERRY
10	112176-01-000	FT	TUBING - VINYL - REINFORCED - 1/2" ID
	054450-01-000	EA	LEVEL - REFRIGERATOR
	090329-01-000	FT	SEAL/T - REFRIGERATOR CABINET
	118871-05-01A	EA	TRAY - REFRIGERATOR - SIDE/SIDE - BLACK - 35.5" LONG

***COMPONENT PARTS LISTED LATER IN THIS GROUP**

APPLIANCE GROUP (CONTINUED)
COMPONENT PARTS FOR APPLIANCE

108186-02-000

KEY	PART NUMBER	U/M	DESCRIPTION	VENDOR NO.
	092304-02-702	EA	TOOL-RUG	4982
	092304-02-707	EA	TOOL-UPHOLSTERY	7029
	092304-02-708	EA	WAND-PLASTIC	4978
	092304-02-709	EA	HOSE ASM., 30' COMPLETE	4988-30-G

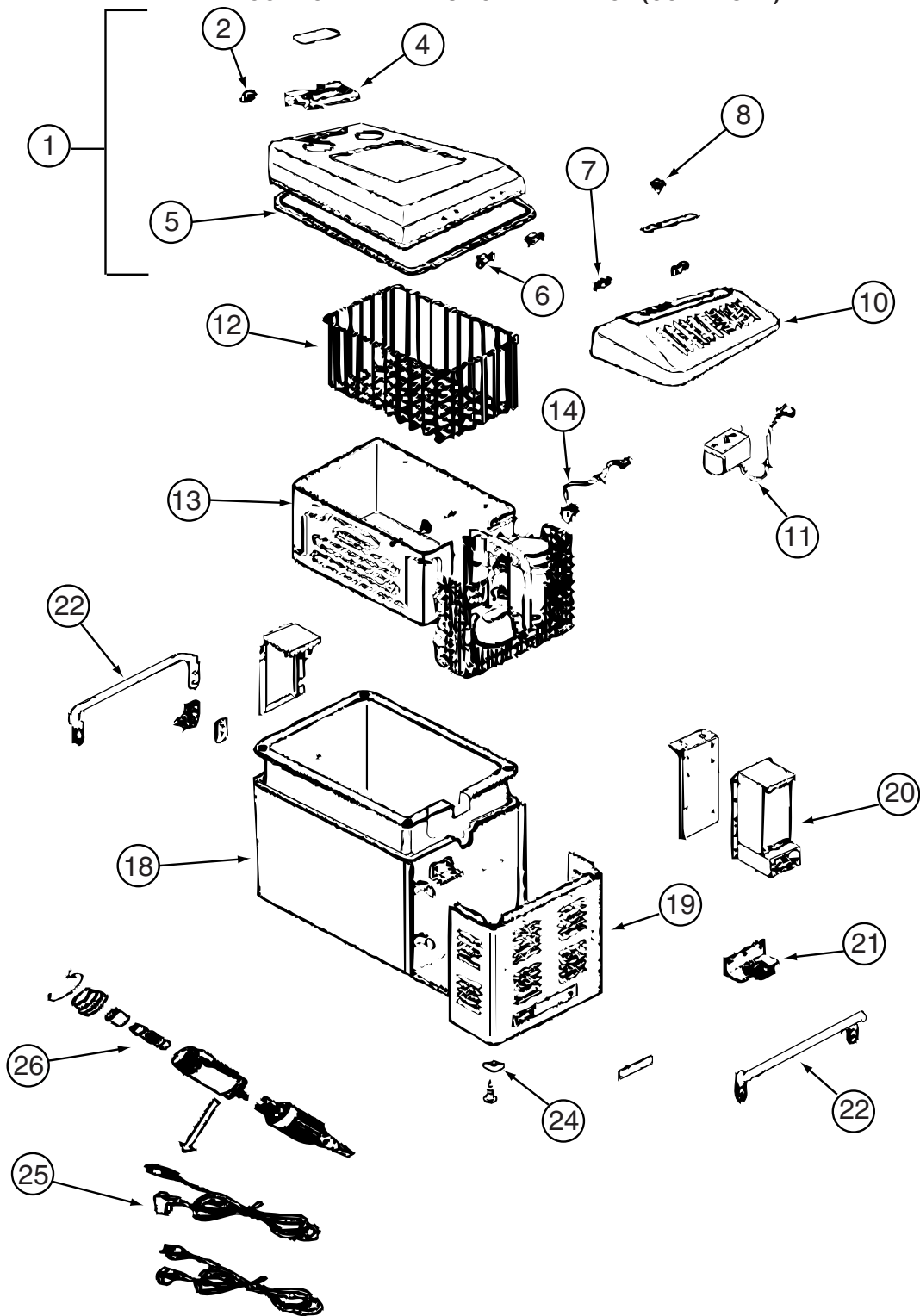
108186-03-000

KEY	PART NUMBER	U/M	DESCRIPTION	VENDOR NO.
	092304-02-700	EA	BRUSH-POWER, VACUUM (RUGRAT)	6970
	092304-02-702	EA	TOOL-RUG	4982
	092304-02-707	EA	TOOL-UPHOLSTERY	7029
	092304-02-708	EA	WAND-PLASTIC	4978
	092304-02-709	EA	HOSE ASM., 30' COMPLETE	4988-30-G
	092304-02-710	EA	SECONDARY FILTER	4929
	108186-03-700	EA	PAPER BAG - 3-PKG	7767
	108186-03-701	EA	MOTOR F/RV2000	7756
	108186-03-702	EA	REDUCER	5531
	108186-03-703	EA	VALVE - INLET - WHITE	4935
	108186-03-704	EA	BRUSH - TURBINE (HAND HELD)	7834-B

115504-01-000

KEY	PART NUMBER	U/M	DESCRIPTION	VENDOR NO.
	115504-01-700	EA	PLUG & CABLE, 10 WATT PANEL	600-016

APPLIANCE GROUP (CONTINUED)
COMPONENT PARTS FOR APPLIANCE (CONTINUED)



119296-03-01A

APPLIANCE GROUP (CONTINUED)
COMPONENT PARTS FOR APPLIANCE (CONTINUED)

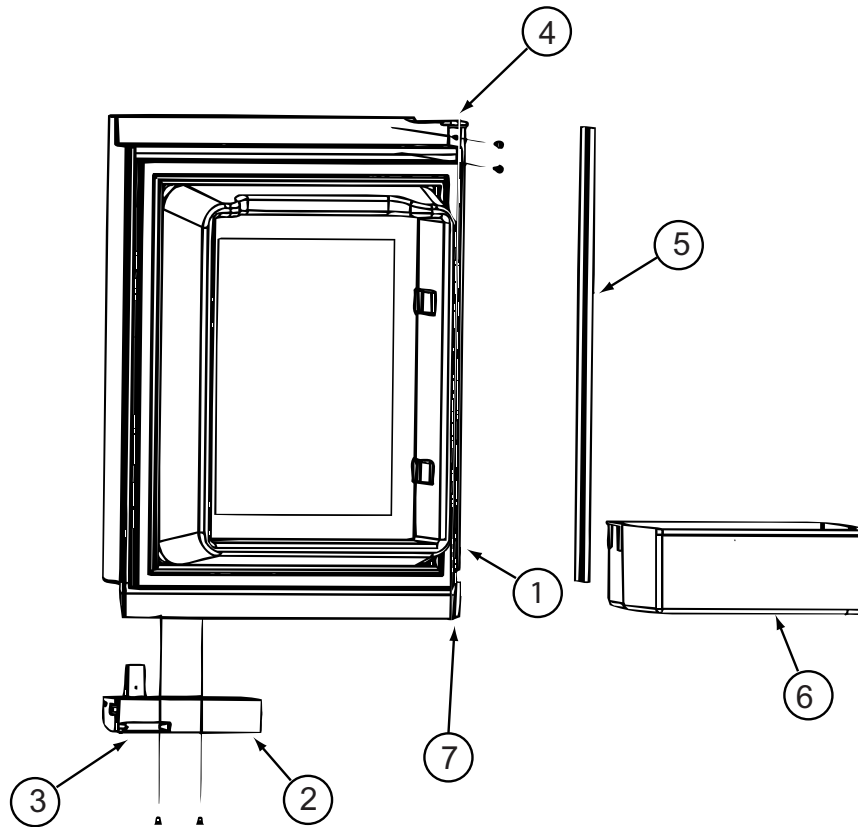
119296-03-01A (CONTINUED)

KEY	PART NUMBER	U/M	DESCRIPTION	VENDOR NO.
1	119296-03-700	EA	DOOR ASSEMBLYSTAT/EVAPORATOR	160044800
2	119296-03-701	EA	LATCH ASSEMBLY	160935600
4	119296-01-702	EA	HANDLE-DOOR	422500401
5	119296-03-702	EA	DOOR GASKET	414803100
6	119296-03-703	EA	HINGE ASSEMBLY SET	160934500
8	119296-01-709	EA	DIAL ASSEMBLY, THERMOSTAT	160206700
10	119296-03-704	EA	MOTOR COVER ASSEMBLY	160220300
11	119296-03-705	EA	THERMOSTAT	160116910
12	119296-03-706	EA	BASKET	523003800
13	119296-03-707	EA	COOLING UNIT	161011610
14	119296-02-703	EA	THERMISTER - EVAPORATOR	605505410
18	119296-03-708	EA	CABINET ASSEMBLY	160044700
19	119296-03-709	EA	COVER ASSEMBLY-CASE	160934700
20	119296-03-710	EA	POWER SUPPLY	160116810
21	119296-02-706	EA	FAN ASSEMBLY	160928900
22	119296-03-711	EA	HANDLE-CABINET	32330100
24	119296-03-712	EA	CUSHION-CORNER	427400930
25	119296-03-713	EA	CORD ASSEMBLY-DC	191240400
26	119296-03-714	EA	FUSE-SPECIAL TERMINAL	160300200
			CONTACT WINNEBAGO PART SALES FOR UNLISTED COMPONENT(S)	

119267-13-01A

KEY	PART NUMBER	U/M	DESCRIPTION	VENDOR NO.
	119267-04-700	EA	FILTER-GREASE	BOO2

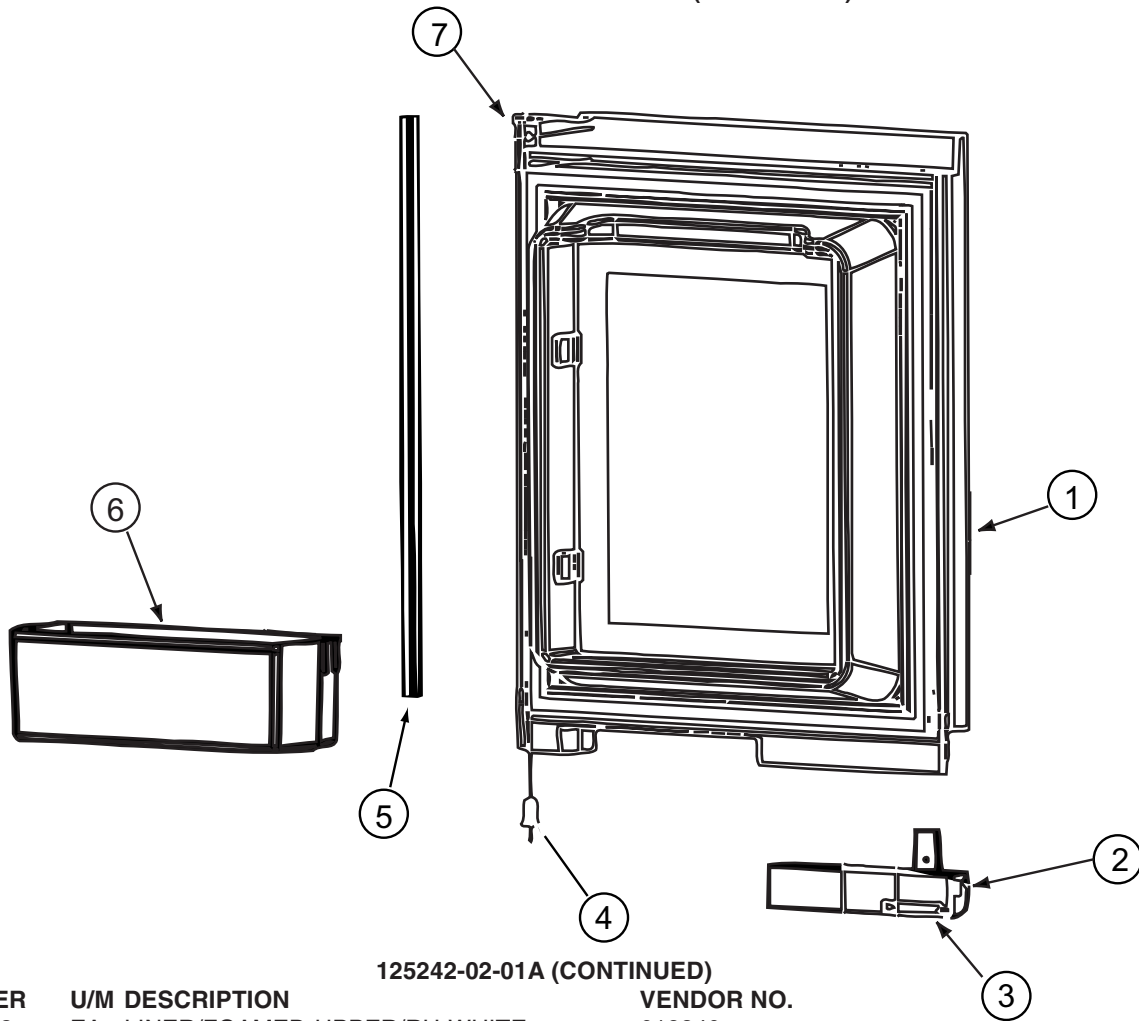
APPLIANCE GROUP (CONTINUED)
COMPONENT PARTS FOR APPLIANCE (CONTINUED)



125242-02-01A

KEY	PART NUMBER	U/M	DESCRIPTION	VENDOR NO.
1	125242-01-762	EA	LINER/FOAMED-UPPER/LH-WHITE	619839
1	125242-02-734	EA	LINER/FOAMED-UPPER/LH-BLACK	625212 AFT #1291390
2	125242-02-700	EA	HANDLE(CONTOUR)TOP LH BTM RH	621107
3	125242-02-722	EA	LATCH-STORAGE DR/BLK POINTED	619374
4	125242-02-724	EA	HINGE - DOOR	618792
5	125242-02-723	EA	RETAINER/PANEL-UPPER DOOR	623166
6	125242-03-704	EA	DOOR BIN	622831
7	125242-01-704	EA	BUSHING-HINGE MIDDLE	618746
	125242-02-725	EA	DOOR ASM/UPR LH/WHITE GASKET	621148
	125242-02-735	EA	DOOR ASM/UPR LH/BLACK GASKET	625220 AFT #1291390
	125242-01-719	EA	RETAINER-UPPER PANEL	618825 = 623166

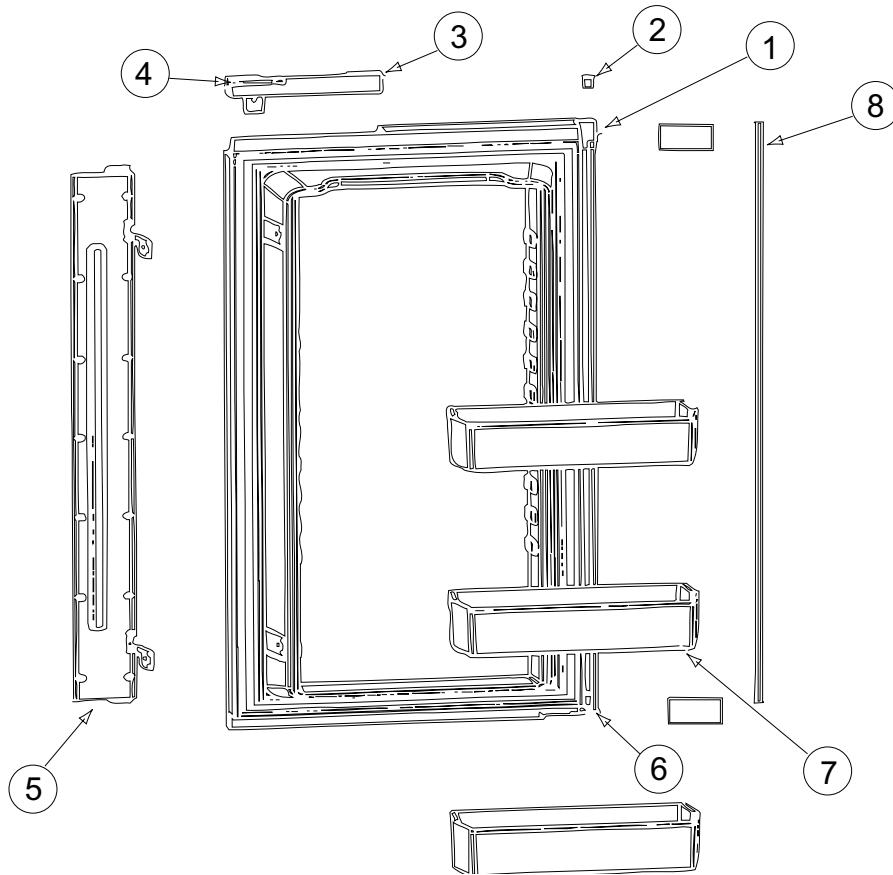
APPLIANCE GROUP (CONTINUED)
COMPONENT PARTS FOR APPLIANCE (CONTINUED)



125242-02-01A (CONTINUED)

KEY	PART NUMBER	U/M	DESCRIPTION	VENDOR NO.
1	125242-01-763	EA	LINER/FOAMED-UPPER/RH-WHITE	619840
1	125242-02-733	EA	LINER/FOAMED-UPPER/RH-BLACK	625213 1291391 & UP
2	125242-02-701	EA	HANDLE(CONTOUR)TOP RH LWR LH	621106
3	125242-02-722	EA	LATCH-STORAGE DR/BLK POINTED	619374
4	125242-01-704	EA	BUSHING-HINGE MIDDLE	618746
5	125242-02-723	EA	RETAINER/PANEL-UPPER DOOR	623166
6	125242-03-704	EA	BIN - DOOR SHELF	622831
7	125242-02-724	EA	HINGE - DOOR	618792
	125242-02-721	EA	DOOR ASM-UPR/RH/WHITE GASKET	621149
	125242-02-732	EA	DOOR ASM-UPR/RH/BLACK GASKET	625221 1291391 & UP
	125242-01-719	EA	RETAINER-UPPER PANEL	618825 = 623166

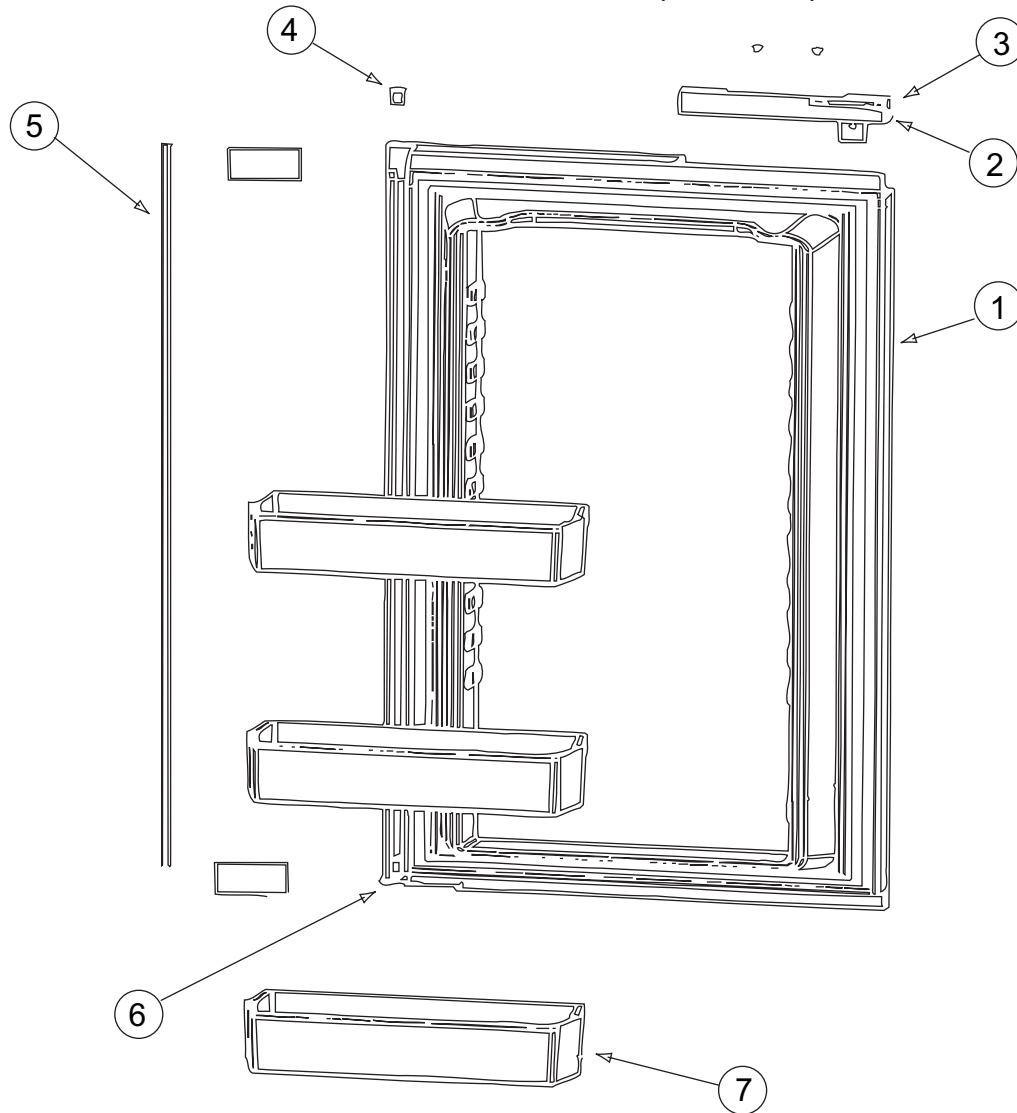
APPLIANCE GROUP (CONTINUED)
COMPONENT PARTS FOR APPLIANCE (CONTINUED)



125242-02-01A (CONTINUED)

KEY	PART NUMBER	U/M	DESCRIPTION	VENDOR NO.
1	125242-01-765	EA	LINER/FOAMED-LOWER-LH-WHITE	619837
1	125242-02-739	EA	LINER/FOAMED-LOWER-LH-BLACK	625214 1291390 & UP
2	125242-01-704	EA	BUSHING-HINGE MIDDLE	618746
3	125242-02-701	EA	HANDLE(CONTOUR)TOP RH LWR LH	621106
4	125242-02-722	EA	LATCH-STORAGE DR/BLK POINTED	619374
5	125242-02-727	EA	FLAPPER/DBL POLE (SER#540295) UP	619845
5	125242-02-740	EA	FLAPPER/DBL POLE SER#1291391	623887 1291391 & UP
6	125242-02-724	EA	HINGE - DOOR	618792
7	125242-03-704	EA	BIN - DOOR SHELF	622831
8	125242-02-728	EA	RETAINER/PANEL - LOWER	623167
	125242-01-736	EA	CONTACT-PROBE PIN	618886
	125242-02-726	EA	DOOR ASM-LWR LH/WHITE GASKET	621150
	125242-02-738	EA	DOOR ASM-LWR LH/BLACK GASKET	625222 1291390 & UP
	125242-02-716	EA	GUIDE ASM LWR(SER#540294 DN)	620042
	125242-02-717	EA	GUIDE ASM LWR(SER#540295 UP)	620043

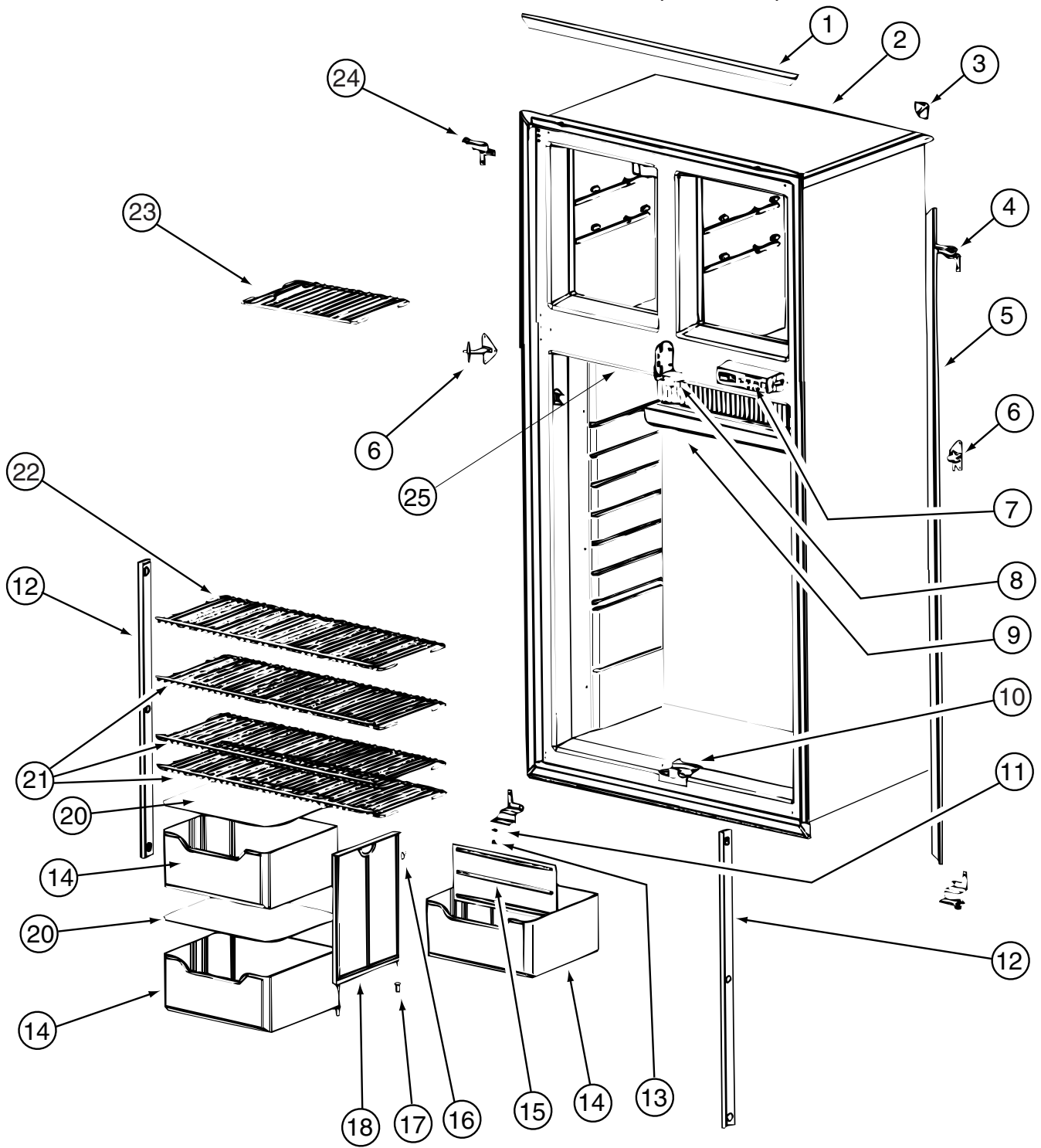
APPLIANCE GROUP (CONTINUED)
COMPONENT PARTS FOR APPLIANCE (CONTINUED)



125242-02-01A (CONTINUED)

KEY	PART NUMBER	U/M	DESCRIPTION	VENDOR NO.
1	125242-01-764	EA	LINER/FOAMED-LOWER/RH-WHITE	619838
1	125242-02-737	EA	LINER/FOAMED-LOWER/RH-BLACK	625215 F/1291391&UP
2	125242-02-700	EA	HANDLE(CONTOUR)TOP LH BTM RH	621107
3	125242-02-722	EA	LATCH-STORAGE DR/BLK POINTED	619374
4	125242-01-704	EA	BUSHING-HINGE MIDDLE	618746
5	125242-02-728	EA	RETAINER/PANEL - LOWER	623167
6	125242-02-724	EA	HINGE - DOOR	618792
7	125242-03-704	EA	BIN - DOOR SHELF	622831
	125242-02-729	EA	DOOR ASM-LWR RH/WHITE GASKET	621151
	125242-02-736	EA	DOOR ASM-LWR RH/BLACK GASKET	625223 F/1291391&UP
	125242-02-716	EA	GUIDE ASM LWR(SER#540294 DN)	620042
	125242-02-717	EA	GUIDE ASM LWR(SER#540295 UP)	620043

APPLIANCE GROUP (CONTINUED)
COMPONENT PARTS FOR APPLIANCE (CONTINUED)

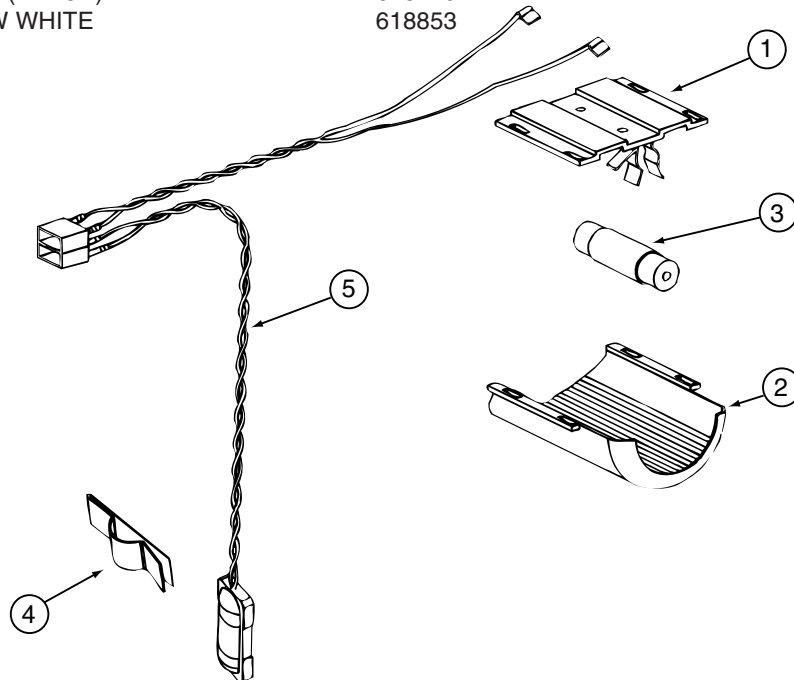


125242-02-01A (CONTINUED)

APPLIANCE GROUP (CONTINUED)
COMPONENT PARTS FOR APPLIANCE (CONTINUED)

125242-02-01A (CONTINUED)

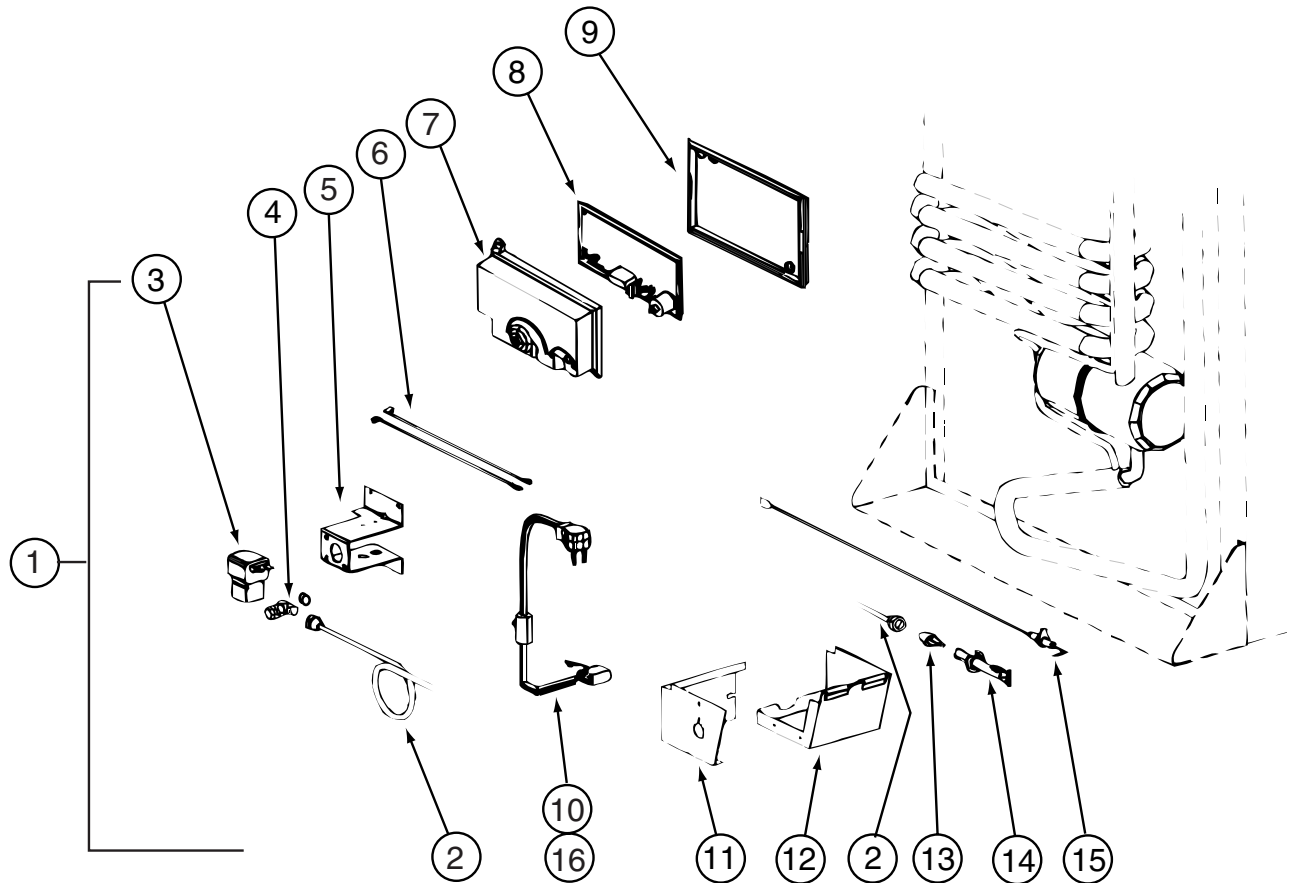
KEY	PART NUMBER	U/M	DESCRIPTION	VENDOR NO.
1	125242-01-723	EA	TRIM-HORIZONTAL-FRT SNAP ON	618845
1	125242-02-730	EA	TRIM - TOP/BOTTOM - SCREW ON	623255
2	125242-01-748	EA	CABINET/FOAMED ASSEMBLY	618748
3	125242-01-722	EA	TRIM-CORNER	618844
3	125242-01-767	EA	KIT INSTALL(U TRIM PCS)HDW	623528
4	125242-01-715	EA	HINGE - TOP RH/BOTTOM LH	618798
5	125242-01-724	EA	TRIM-LT/RT-FRT VERT SNAPON	618846
5	125242-01-766	EA	TRIM-LT/RT HAND-SCREW ON	623254
6	125242-01-713	EA	HINGE-MIDDLE (PAINTED)	618794
7	125242-02-704	EA	DISPLAY ASM (SER#832172) UP	621188
8	125242-01-751	EA	BLOCK - GUIDE - UPPER	618789
9	125242-01-712	EA	DRIP TRAY	618774
10	125242-01-752	EA	BLOCK - GUIDE - LOWER	618788
11	120075-01-708	EA	BUSHING-DOOR HINGE	618144
12	120075-01-730	EA	RETAINER-SHELF(SER#926684 DN	618181
12	125242-02-720	EA	RETAINER/SHELF(SER#926685 UP	622033
13	120075-01-727	EA	PIN-HINGE	618145
14	125242-01-734	EA	CRISPER/BOTTLE BIN	618878
15	125242-01-733	EA	DIVIDER-BOTTLE CRISPER	618877
16	125242-01-750	EA	CLIP	61409622
17	113737-01-701	EA	BUSHING-HINGE	61742022
18	125242-01-749	EA	SUPPORT - WALL	618840
20	125242-01-706	EA	COVER-CRISPER	618757
21	125242-01-726	EA	SHELF-WIRE (LONG)	618848
22	125242-01-727	EA	SHELF-WIRE (SHORT)	618849
23	125242-01-725	EA	SHELF-FREEZER (WIRE)	618847
24	125242-01-714	EA	HINGE - TOP LH/BOTTOM RH	618796
25	125242-01-735	EA	SWITCH - DOOR LIGHT	618884
25	125242-01-768	EA	SWITCH - DOOR LIGHT	623918
	120075-01-714	EA	PLUG-HOLE (BLACK)	618170
	125242-01-728	EA	CAP-SCREW WHITE	618853



125242-02-01A (CONTINUED)

KEY	PART NUMBER	U/M	DESCRIPTION	VENDOR NO.
1	084880-03-705	EA	BRACKET-LIGHT-INTERIOR	61629722
2	120075-01-734	EA	COVER-LENS	618190
3	084880-03-706	EA	BULB-LAMP	61628922
4	084880-01-760	EA	CLIP (THERMISTER)	61689122
5	120075-01-735	EA	THERMISTER W/LAMP & WIRE/ASM	618548
	125242-02-706	EA	LAMP/WIRE ASM/SER#849677 UP	620871
	125242-02-707	EA	LAMP/WIRE ASM SER#849677 DWN	621742

APPLIANCE GROUP (CONTINUED)
COMPONENT PARTS FOR APPLIANCE (CONTINUED)

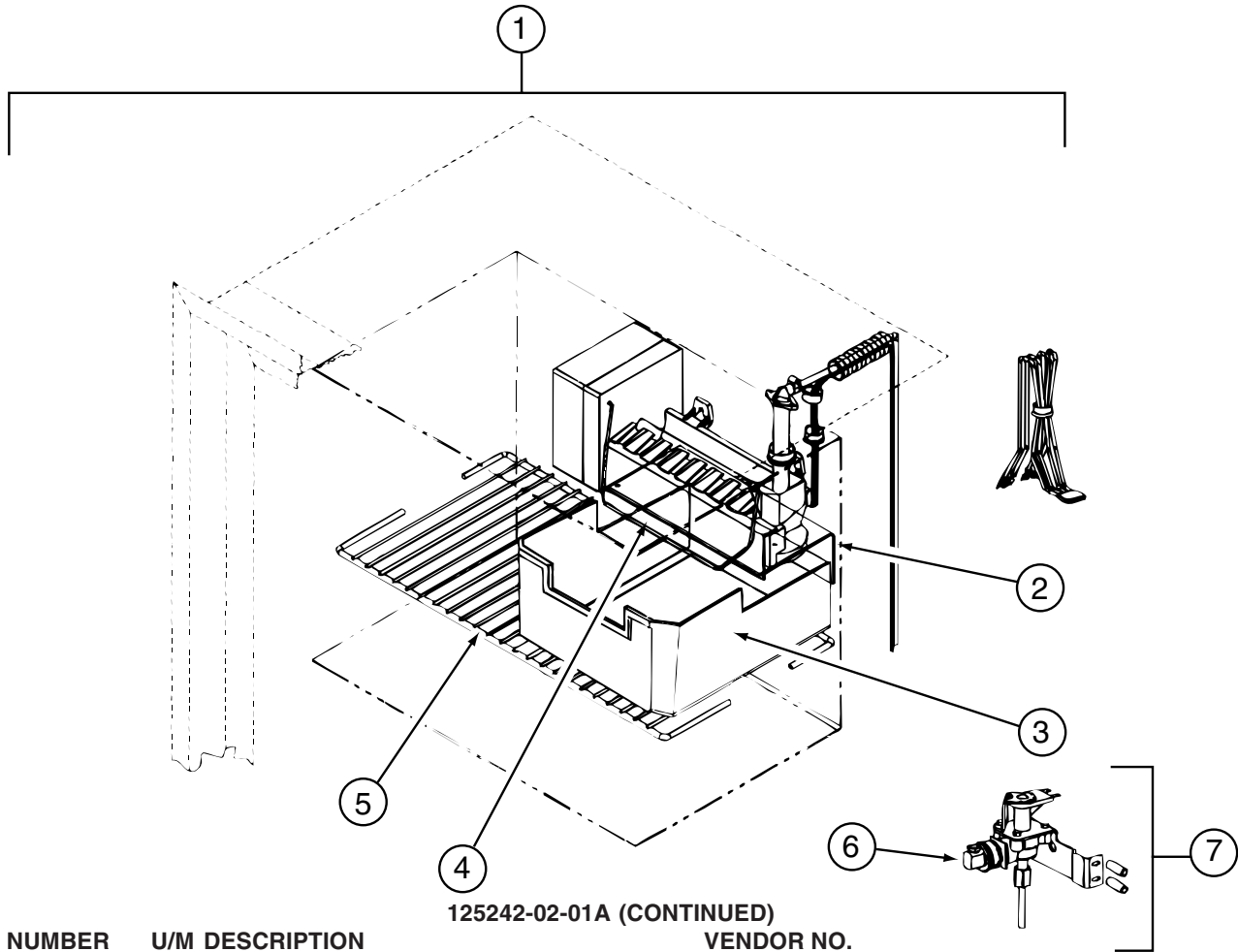


125242-02-01A (CONTINUED)

KEY	PART NUMBER	U/M	DESCRIPTION	VENDOR NO.
1	125242-01-753	EA	KIT-GAS VALVE/SOLENOID/TUBE	621445
2	125242-01-744	EA	BURNER TUBE	618937
4	113737-01-716	EA	TAP-PRESSURE	61594422
7	120075-01-738	EA	COVER-POWER BOARD	618185
8	125242-02-703	EA	POWER BOARD (SER #832171 UP)	621271
9	120075-01-740	EA	COVER-BASE, POWER BOARD	618186
11	125242-01-740	EA	COVER-BURNER BOX	618910
12	125242-01-739	EA	BASE-BURNER BOX	618902
13	125242-01-717	EA	ORIFICE-JEWELED	618814
14	125242-01-743	EA	BURNER - 8 SLOT	618932
15	104137-06-715	EA	ELECTRODE-SPARK/SENSOR, SGL	61692222

CONTACT WINNEBAGO PART SALES FOR UNLISTED COMPONENT(S)

APPLIANCE GROUP (CONTINUED)
COMPONENT PARTS FOR APPLIANCE (CONTINUED)



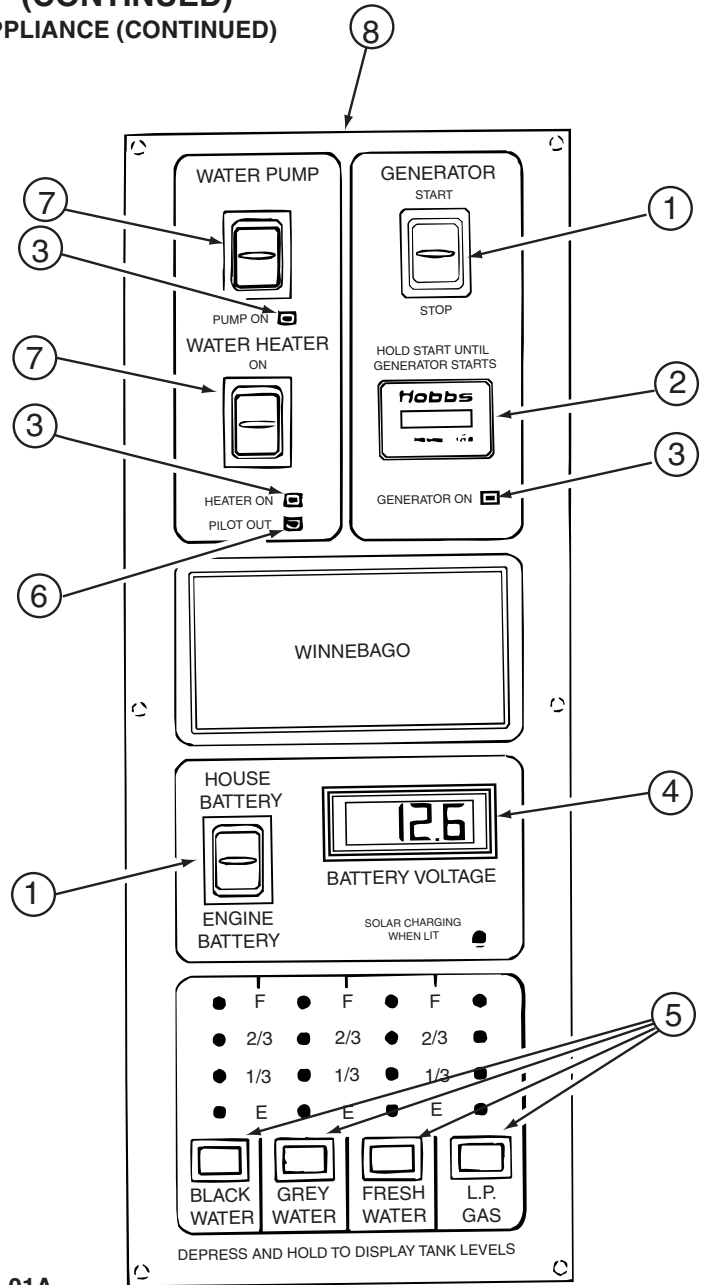
125242-02-01A (CONTINUED)

KEY	PART NUMBER	U/M	DESCRIPTION	VENDOR NO.
1	094039-07-706	EA	ICE MAKER W/O PLATES	61656522
2	125242-01-737	EA	BRACKET-MOUNTING (ICE MAKER)	618894/620890
3	125242-01-716	EA	ICE BIN	618803
4	120075-03-703	EA	ARM-SHUT OFF	61656922
5	125242-01-725	EA	SHELF-FREEZER (WIRE)	618847
6	120075-03-702	EA	NUT/COMPRESSION - FITTING	61678722
7	120075-03-701	EA	VALVE ASM., WATER, W/BRACKET	618253

129561-01-01A

KEY	PART NUMBER	U/M	DESCRIPTION	VENDOR NO.
	129561-01-700	EA	PC BOARD	L5097-09
	129561-01-701	EA	CHASSIS SCREENED	C00399
	129561-01-702	EA	LABEL	L0451-0
	129561-01-703	EA	HARNESS	L7694-00

APPLIANCE GROUP (CONTINUED)
COMPONENT PARTS FOR APPLIANCE (CONTINUED)



133004-02-01A

KEY	PART NUMBER	U/M	DESCRIPTION	VENDOR NO.
1	133004-01-702	EA	SWITCH/DPDT MOM=ON-OFF-ON	L1011-00
2	100258-10-701	EA	GAUGE-HR METER ONLY (LCD)	L0775-00
3	133004-01-706	EA	L.E.D. GREEN-PANEL MOUNT	L0785
4	133004-01-704	EA	METER/VOLT-DIGITAL - LCD	L1008-00
5	133004-01-705	EA	SWITCH/MOM ON - PUSH BUTTON	L0950-00
6	133004-01-703	EA	L.E.D. RED-PANEL MOUNT	L1009-00
7	133004-01-701	EA	SWITCH/DPDT ON-ON/MAINTAINED	L1025-00
8	133004-02-701	EA	SCREENED - CHASSIS	CC0547-00
	133004-02-700	EA	BOARD - PC	L5113-03

133004-04-01A

KEY	PART NUMBER	U/M	DESCRIPTION	VENDOR NO.
1	133004-01-702	EA	SWITCH/DPDT MOM=ON-OFF-ON	L1011-00
2	100258-10-701	EA	GAUGE-HOUR MTR-CLIP ON (LCD)	L0775-00
3	133004-01-706	EA	L.E.D. GREEN-PANEL MOUNT	L0785
4	133004-01-704	EA	METER/VOLT-DIGITAL - LCD	L1008-00
5	133004-01-705	EA	SWITCH/MOM ON - PUSH BUTTON	L0950-00
7	133004-01-701	EA	SWITCH/DPDT ON-ON/MAINTAINED	L1025-00
8	133004-04-700	EA	SCREENED CHASSIS/SUB ASSY	CE0287
	133004-02-700	EA	BOARD - PC	L5113-03

CONTACT WINNEBAGO PARTS SALES FOR MISSING COMPONENTS

APPLIANCE GROUP (CONTINUED)
COMPONENT PARTS FOR APPLIANCE (CONTINUED)

140147-01-01A

KEY	PART NUMBER	U/M	DESCRIPTION	VENDOR NO.
	140147-02-700	EA	TRAY-GLASS	WB49X10074
	140147-02-701	EA	FILTER-GREASE (SOLD AS PAIR)	WB6X10309 - 2/PKG.

140147-02-01A, 140147-02-02A

KEY	PART NUMBER	U/M	DESCRIPTION	VENDOR NO.
	140147-02-700	EA	TRAY-GLASS	WB49X10074
	140147-02-701	EA	FILTER-GREASE (SOLD AS PAIR)	WB6X10309 - 2/PKG.
	140147-02-702	EA	TRAY-METAL PAN	WB49X10053

**AUDIO VIDEO GROUP
RADIO SYSTEM**

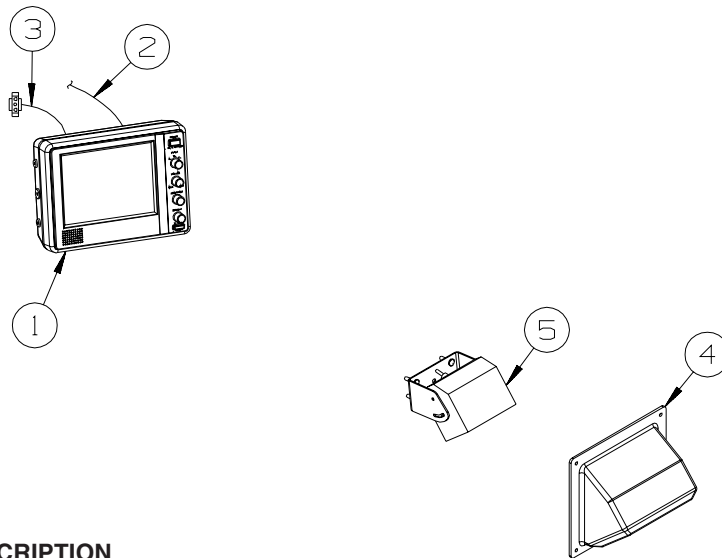
KEY	PART NUMBER	U/M	DESCRIPTION
*	147057-01-000	EA	RADIO - AM/FM CD - W/REMOTE - PANASONIC - CQ-DP133U - EXTERIOR ENTERTAINMENT
	133307-02-000	EA	RADIO - WALL MOUNT - CD W/ALARM - AUDIOVOX AWN-930 - REAR STEREO
	136543-04-000	EA	RADIO - AM/FM CD - DASH
	110469-01-000	EA	SPEAKER - 4" X 6" OVAL - COAXIAL - EXTERIOR ENTERTAINMENT
	124884-01-000	EA	SPEAKER - 6" X 9" - SUB-WOOFER - W/O GRILLE - SURROUND SOUND
	094097-01-000	EA	SPEAKER - RADIO/TV - W/O GRILLE - 5.25" DIAMETER - REAR STEREO
	126387-01-000	EA	BRACKET - SPEAKER MOUNTING W/WING NUTS- NEW REVISED DESIGN - SURROUND SOUND
	110470-01-01A	EA	GRILLE - 4" X 6" - OVAL SPEAKER - BLACK - EXTERIOR ENTERTAINMENT
	124885-01-000	EA	GRILLE - SPEAKER - 6" X 9" - SUB WOOFER - SURROUND SOUND
	089340-02-000	EA	GRILLE - SPEAKER - 6.5" SQUARE - REAR STEREO
	146062-01-01A	EA	BEZEL - SPEAKER - GRAY - SURROUND SOUND
	090944-01-000	EA	ANTENNA - RADIO - 16" RUBBER - W/72" LEAD WIRE - EXTERIOR ENTERTAINMENT/REAR STEREO
	090944-02-000	EA	ANTENNA - RADIO - 16" RUBBER - W/O LEAD WIRE - DASH
	147190-01-000	EA	ANTENNA/SATELLITE-RADIO/SIRIUS-W/GRD PLANE PLATE/6" LEAD - SATELLITE RADIO
	123256-01-000	EA	ANTENNA - CB - W/O CABLE - CB RADIO
	108847-01-000	EA	BRACKET - ANTENNA GROUND
	140600-06-01B	EA	BRACKET/ANTENNA MOUNT - MILL FINISH - DASH RADIO & CB
	147741-01-09B	EA	BRACKET - ANTENNA GROUND - GALVINIZED - EXTERIOR ENTERTAINMENT/REAR STEREO
	109889-04-000	EA	EXTENDER - ANTENNA SHAFT - 3.7" - EXTERIOR ENTERTAINMENT/REAR STEREO
	114870-02-000	EA	PLUG - AUDIO W/LEADS - 10"
	090944-03-000	EA	CABLE - ANTENNA - DASH
	077069-02-000	EA	CABLE/EXTENSION - RADIO ANTENNA - 96"
	077069-03-000	EA	CABLE/EXTENSION - RADIO ANTENNA - 260"
	147190-02-000	EA	CABLE/SATELLITE ANTENNA - RADIO SIRIUS - 22 FT - SATELLITE RADIO
			FROM: 00-00-00 THRU: 09-12-03
	147190-03-000	EA	CABLE-ANTENNA SAT SIR W/O CO - RIVERPK SATSIR-CG - SATELLITE RADIO
			FROM: 09-13-03 THRU: 99-99-99
	123256-02-000	EA	CABLE - CB - COAX - CB RADIO
	136543-06-000	EA	RECEIVER - SATELLITE RADIO - SATELLITE RADIO
	136543-08-000	EA	BRACKET - RECEIVER/SATELLITE RADIO - SATELLITE RADIO

*COMPONENT PARTS LISTED LATER IN THIS GROUP

COMPONENT PARTS FOR RADIO SYSTEM

KEY	PART NUMBER	U/M	DESCRIPTION	VENDOR NO.
			147057-01-000	
	147057-01-700	EA	REMOTE	YEFX9992013

AUDIO VIDEO GROUP (CONTINUED)
REAR VIEW MONITOR



KEY	PART NUMBER	U/M	DESCRIPTION
1	143363-01-000	EA	MONITOR/REAR - COLOR - W/BACKET - SONY VCB-MH1
2	143363-03-000	EA	CABLE - MONITOR/CAMERA - COLOR - SONY VCB-MHC20
3	143545-01-000	EA	WIRE ASSEMBLY - REAR MONITOR
	136514-02-000	EA	CABLE - MONITOR/CAMERA
4	123281-01-01A	EA	SHROUD - CAMERA/OUTER - BRIGHT WHITE
			FROM: 00-00-00 THRU: 09-07-03
4	148773-01-01A	EA	SHROUD - CAMERA/OUTER - BRIGHT WHITE
			FROM: 09-08-03 THRU: 99-99-99
5	143363-02-000	EA	CAMERA/REAR - COLOR - W/BACKET - SONY VCB-MHD1
			FROM: 00-00-00 THRU: 09-07-03
5	143363-05-000	EA	CAMERA/REAR - COLOR - W/BACKET - SONY VCB-MHD1
			FROM: 09-08-03 THRU: 99-99-99

TELEPHONE

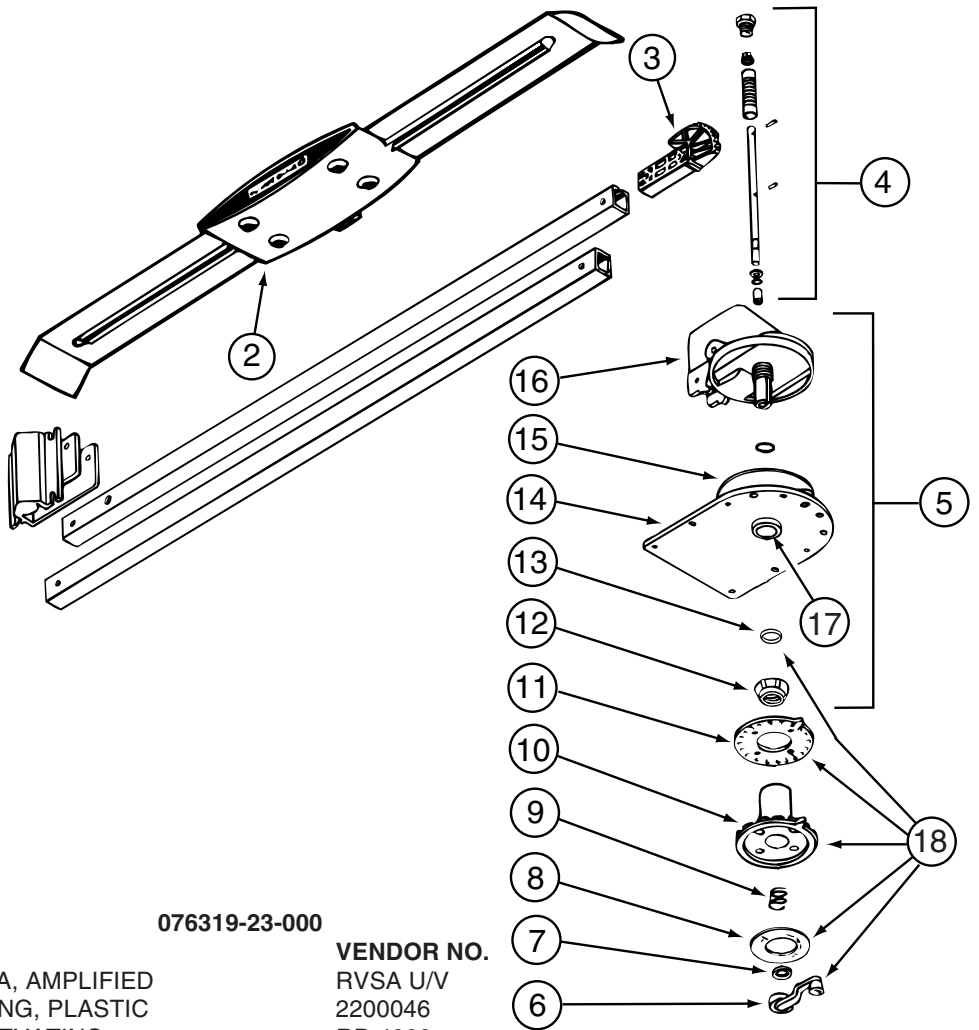
KEY	PART NUMBER	U/M	DESCRIPTION
	093253-01-02A	EA	PLATE - WALL - TELEPHONE - BROWN
	093253-01-03A	EA	PLATE - WALL - TELEPHONE - WHITE
	130686-01-01A	EA	PLATE - WALL - TELEPHONE/COAX - WHITE

AUDIO VIDEO GROUP (CONTINUED)
TV & VCR

KEY	PART NUMBER	U/M	DESCRIPTION
*	076319-23-000	EA	ANTENNA - TV ROOF MOUNT - 44.5" MAST
*	076319-25-000	EA	KIT - HARDWARE INTERIOR
*	137135-02-000	EA	ANTENNA - SATELLITE DSS - W/SENSOR
*	141454-01-01A	EA	ANTENNA/SATELLITE - AUTO SEARCH WHILE PARKED/GPS SYS - AUTOMATIC SATELLITE DISH FROM: 00-00-00 THRU: 07-06-03
*	141454-03-01A	EA	ANTENNA/SATELLITE - "AUTO SEARCH WHILE PARKED/GPS SYS" - AUTOMATIC SATELLITE DISH FROM: 07-07-03 THRU: 99-99-99
*	144377-01-000	EA	ANTENNA/MOBILE TELEVISION SATELLITE - "SEARCH IN MOTION" - IN MOTION SATELLITE SYSTEM
	076319-09-000	EA	WALLPLATE - TV CABLE RECEPTACLE - SINGLE - BROWN
	136860-01-000	EA	CABLE - RCA - #3 MALE TO #12F MALE CONNECTOR
	117420-03-000	EA	CABLE - W/MALE RCA ENDS - SHIELDED - 20'
	076319-03-000	FT	CABLE - COAXIAL - 75 OHM
	076319-12-000	EA	CONNECTOR - COAXIAL - ONE PIECE
	145171-01-000	EA	CONNECTOR - COAXIAL
*	146473-01-000	EA	TV - 32" STEREO PLASMA - SONY KE-32TS2 - 32" COLORED TV STEREO W/REMOTE
*	124075-08-000	EA	TV - 19" - STEREO - 1/8" JACKS - RCA F19431M - 19" COLORED TV STEREO
	082134-01-000	EA	ADAPTER - TV - CABLE TO CABLE
	082136-01-000	EA	NUT - HEX JAM - 3/8-32
	086756-01-000	EA	SPLITTER - TV/2 WAY
	144348-01-000	EA	STEREO - AM/FM/DVD W/SPEAKERS - SONY DAV-C770
	142258-01-000	EA	SWITCH - VIDEO/ANTENNA POWER SUPPLY
	134006-01-03B	EA	PLATE - COAXIAL CABLE/OFF WHITE
*	146397-01-000	EA	VCR - VHS HI-FI STEREO

***COMPONENT PARTS LISTED LATER IN THIS GROUP**

AUDIO VIDEO GROUP (CONTINUED)
COMPONENT PARTS FOR TV & VCR



076319-23-000

KEY	PART NUMBER	U/M	DESCRIPTION	VENDOR NO.
2	076319-01-700	EA	HEAD-ANTENNA, AMPLIFIED	RVSA U/V
3	076319-01-701	EA	GEAR-ELEVATING, PLASTIC	2200046
4	076319-01-702	EA	SHAFT ASM-ELEVATING	RP-4000
5	076319-01-711	EA	BASE & LIFT ASM	2762802
7	076319-01-705	EA	GROMMET-NYLON, 7/8"ID	3200658
8	076319-01-708	EA	DECAL-CRANK	5413002
9	076319-01-707	EA	SPRING-HANDLE	2160822
11	076319-01-712	EA	PLATE - CEILING	3200608
12	076319-01-715	EA	NUT (GEAR HOUSING)	2200047
14	076319-01-713	EA	BASE-PLATE, STEEL	3100523
15	076319-01-703	EA	BEARING-NYLON, 5"OD	3200656
16	076319-01-714	EA	HOUSING, ROTATING GEAR	2200049
	076319-01-716	EA	TUBING, ELEVATING	RP-2900
17	076319-01-704	EA	BEARING-NYLON, 1.25"OD	3200657
18	076319-01-709	EA	HANDLE-HEAD DIRECTIONAL	200644

CONTACT WINNEBAGO PART SALES FOR UNLISTED COMPONENT

076319-25-000

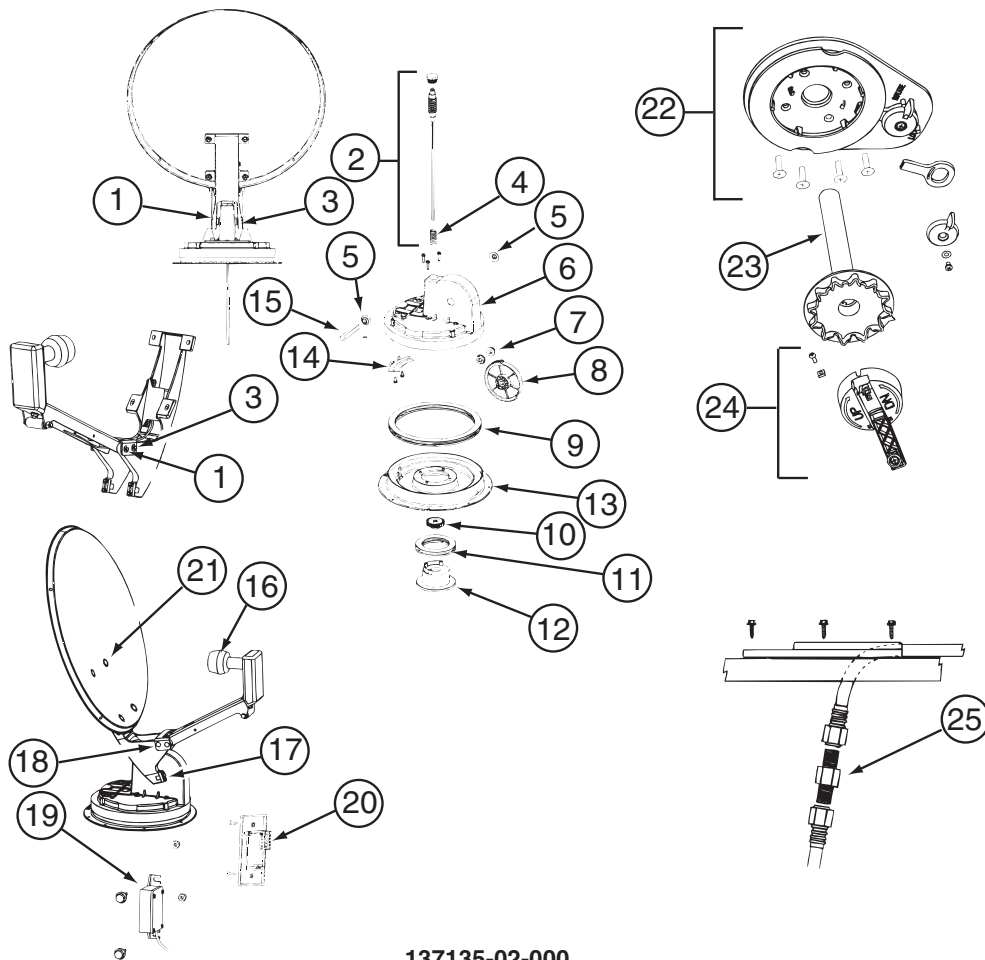
KEY	PART NUMBER	U/M	DESCRIPTION	VENDOR NO.
6	076319-01-706	EA	CRANK-W/SET SCREW UNIV/BEIGE	2750897
6	120233-01-710	EA	HANDLE-CRANK W/SCREW - WHITE	RP-6795
8	076319-01-708	EA	DECAL-CRANK	5413002
10	076319-25-700	EA	DIRECTIONAL HANDLE(WHITE)	3200612
11	076319-25-701	EA	PLATE - CEILING(WHITE)	3200609
13	120233-01-709	EA	WASHER-NYLON	RP-2658

CONTACT WINNEBAGO PART SALES FOR UNLISTED COMPONENTS

124075-08-000

KEY	PART NUMBER	U/M	DESCRIPTION	VENDOR NO.
	124075-04-700	EA	REMOTE	240959

AUDIO VIDEO GROUP (CONTINUED)
COMPONENT PARTS FOR TV & VCR (CONTINUED)

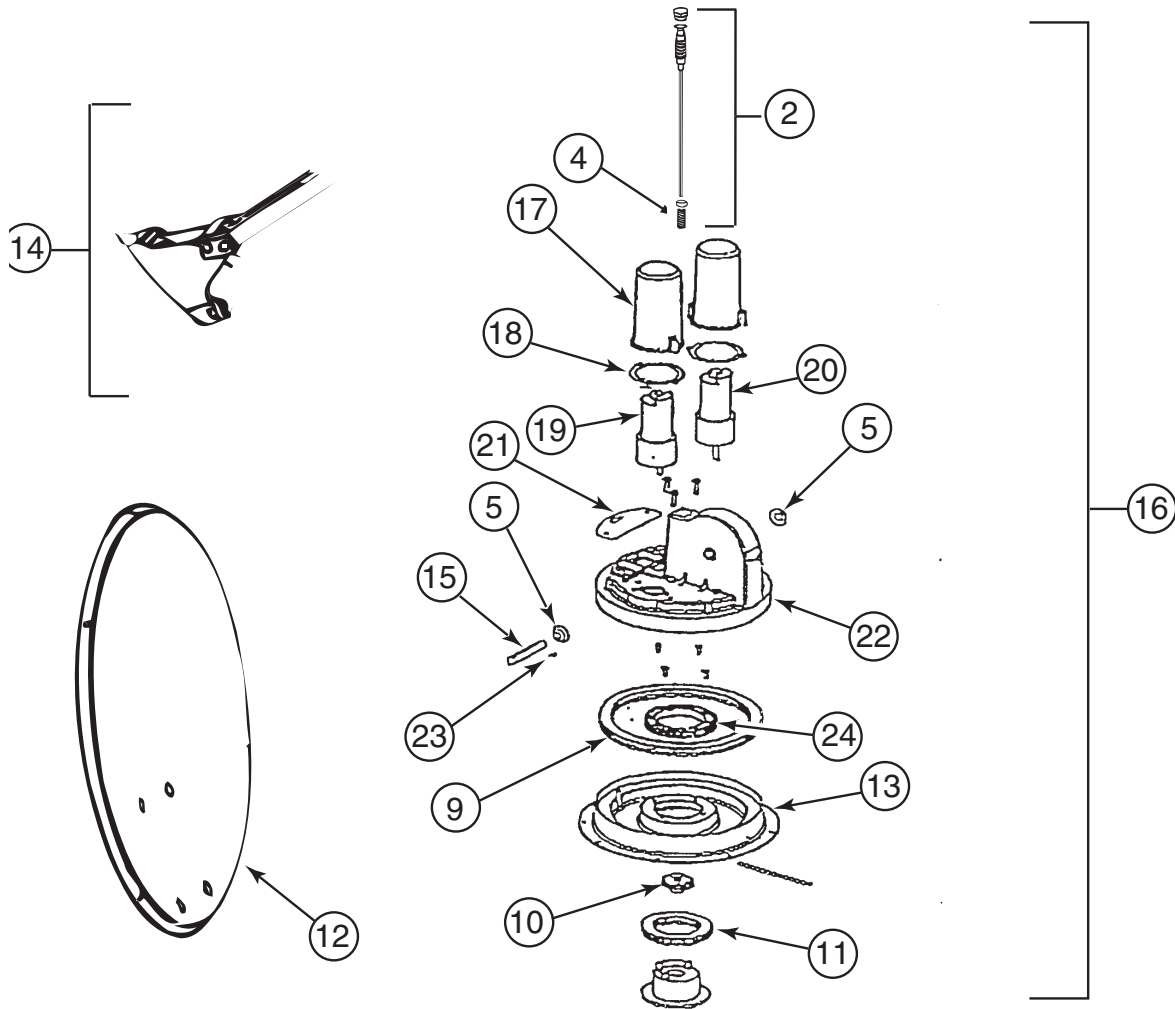


137135-02-000

KEY	PART NUMBER	U/M	DESCRIPTION	VENDOR NO.
1	120233-01-714	EA	CLIP-E	5160818
2	137135-01-703	EA	KIT ELEV - SHAFT/GEAR/SPRING	RP-4400
3	137135-01-704	EA	PIN - 1/4" X 3.25"	2160813
4	137135-01-705	EA	SPRING	2160818
5	137135-01-707	EA	SEAL - PIVOT SHAFT	2200852
6	137135-01-708	EA	TURRET	3100728
7	137135-01-709	EA	PIVOT BEARING	2200470
8	137135-01-711	EA	GEAR - ELEVATING	2200464
9	137135-01-712	EA	BEARING - OUTER	2590347
10	137135-01-714	EA	GEAR - ELEVATING SHAFT	2200465
11	137135-01-715	EA	BEARING - INNER	2590348
12	137135-01-716	EA	HUB	3100731
13	137135-01-713	EA	TURRET BASE	3100730
14	137135-01-710	EA	PLATE - ROTATE LIMIT	3720052
16	137135-02-703	EA	LOW NOISE BLOCK FILTER	LB-6000 - DUAL
17	137135-01-722	EA	CLAMP	2590343
18	137135-01-719	EA	BRACKET - PIVOT	2744945
19	137135-01-720	EA	DE-SENSOR UNIT W/43" CABLE	DM4000
20	137135-02-701	EA	BOX - SURFACE MOUNT	SM-100
21	137135-01-717	EA	BOLT - FLAT HEAD	2160362
22	120233-01-737	EA	PLATE/INT-W/DIRECTIONAL HDLE	RK-CEIL
23	120233-01-704	EA	DIAL/DIRECTIONAL 4"W/SPRING	3200364
24	120233-01-738	EA	HDW PKG-HANDLE/SPRING/WASHER	RK-HAND
25	137135-01-701	EA	CONNECTOR - F - MALE TO MALE	FS-8100
	120233-04-700	EA	KIT-WALL PLATE/CABLE - GRAY	DM4000
	137135-01-700	EA	ROOF WEDGE W/GASKET	RW-5000
	137135-01-706	EA	KIT-TURRET/SEAL/BEARING/GEAR	RP-RM30
	137135-01-718	EA	REFLECTOR/WHITE-46CM W/HDW	RP-35RM
	137135-02-700	EA	DE-SENSOR	2780096
	137135-02-704	EA	KIT-UPDATE DIRECTIONAL HDL	RP-RMDH

CONTACT WINNEBAGO PART SALES FOR UNLISTED COMPONENT(S)

AUDIO VIDEO GROUP (CONTINUED)
COMPONENT PARTS FOR TV & VCR (CONTINUED)

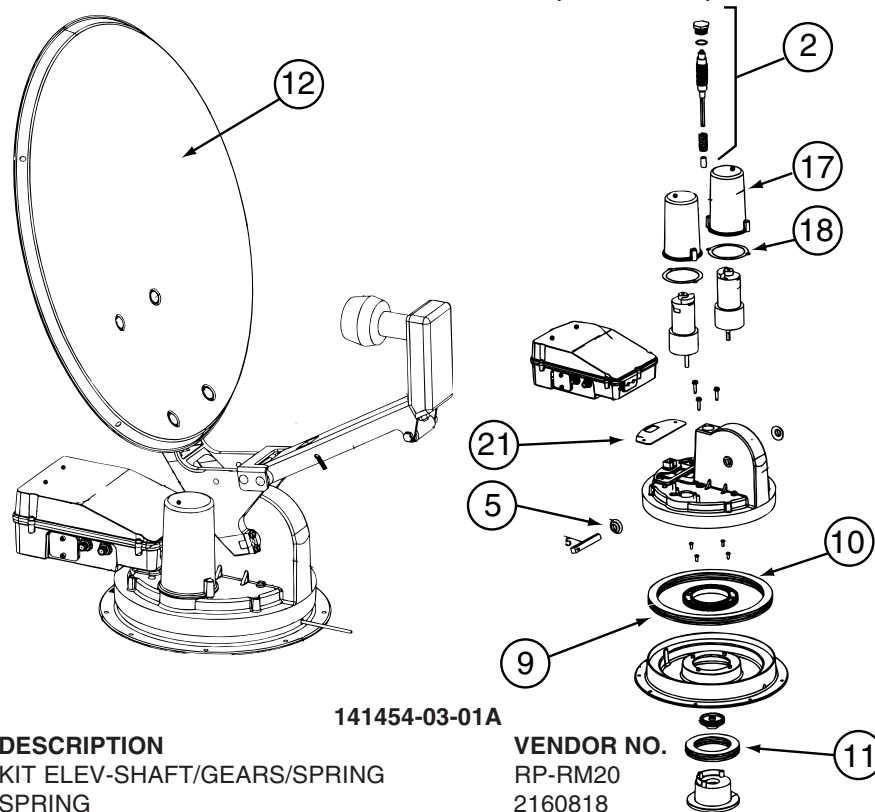


141454-01-01A

KEY	PART NUMBER	U/M	DESCRIPTION	VENDOR NO.
2	141454-01-700	EA	KIT ELEV-SHAFT/GEARS/SPRING	RP-RM20
4	137135-01-705	EA	SPRING	2160818
5	137135-01-707	EA	SEAL - PIVOT SHAFT	2200852
9	137135-01-712	EA	BEARING - OUTER	2590347
10	137135-01-714	EA	GEAR - ELEVATING SHAFT	2200465
11	137135-01-715	EA	BEARING - INNER	2590348
12	137135-01-718	EA	REFLECTOR/WHITE-46CM W/HDWE	RP-35RM
13	137135-01-713	EA	TURRET BASE	3100730
14	137135-01-723	EA	SUPPORT/FRAME-BACKUP-W/HDWE	RP-RM00
16	141454-01-704	EA	KIT LIFT ASSEMBLY COMPLETE	RP-RM05
17	141454-01-705	EA	HOUSING - MOTOR	3200260
18	141454-01-706	EA	GASKET - MOTOR HOUSING	2240054
19	141454-01-707	EA	MOTOR - AZIMUTH	2665039
20	141454-01-708	EA	MOTOR - ELEVATION	2665038
21	141454-01-709	EA	GASKET	2240056
22	141454-01-710	EA	TURRET	3100729
23	141454-01-711	EA	ROLL PIN	2160842
24	141454-01-712	EA	GEAR - ROTATE	2200469
	120233-01-714	EA	CLIP-E	5160818
	137135-01-704	EA	PIN - 1/4" X 3.25"	2160813
	137135-01-719	EA	BRACKET - PIVOT	2744945
	141454-01-701	EA	KIT - GEAR/MOTOR-GEAR/ROTATE	RP-RM25
	141454-01-702	EA	HOUSING/ELECTRONICS - UPPER	RP-RM10
	141454-01-703	EA	HOUSING/ELECTRONICS - LOWER	RP-RM15
	141454-01-713	EA	PANEL/FRT-W/DIGITAL READOUT	2764586
	141454-01-714	EA	KIT - TURRET ANTI-RATTLE	RP-RM45

CONTACT WINNEBAGO PART SALES FOR UNLISTED COMPONENT(S)

AUDIO VIDEO GROUP (CONTINUED)
COMPONENT PARTS FOR TV & VCR (CONTINUED)



141454-03-01A

KEY	PART NUMBER	U/M	DESCRIPTION	VENDOR NO.
2	141454-01-700	EA	KIT ELEV-SHAFT/GEARS/SPRING	RP-RM20
4	137135-01-705	EA	SPRING	2160818
5	137135-01-707	EA	SEAL - PIVOT SHAFT	2200852
9	137135-01-712	EA	BEARING - OUTER	2590347
10	137135-01-714	EA	GEAR - ELEVATING SHAFT	2200465
10	141454-01-712	EA	GEAR - ROTATE	2200469
11	137135-01-715	EA	BEARING - INNER	2590348
12	137135-01-718	EA	REFLECTOR/WHITE-46CM W/HDWE	RP-35RM
13	137135-01-713	EA	TURRET BASE	3100730
17	141454-01-705	EA	HOUSING - MOTOR	3200260
18	141454-01-706	EA	GASKET - MOTOR HOUSING	2240054
21	141454-01-709	EA	GASKET	2240056
	120233-01-714	EA	CLIP-E	5160818
	137135-01-704	EA	PIN - 1/4" X 3.25"	2160813
	137135-01-719	EA	BRACKET - PIVOT	2744945
	137135-01-722	EA	CLAMP	2590343
	137135-01-723	EA	SUPPORT/FRAME-BACKUP-W/HDWE	RP-RM00
	137135-02-703	EA	LOW NOISE BLOCK FILTER	LB-6000 - DUAL
	141454-01-701	EA	KIT - GEAR/MOTOR-GEAR/ROTATE	RP-RM25
	141454-01-702	EA	HOUSING/ELECTRONICS - UPPER	RP-RM10
	141454-01-703	EA	HOUSING/ELECTRONICS - LOWER	RP-RM15
	141454-01-704	EA	KIT LIFT ASSEMBLY COMPLETE	RP-RM05
	141454-03-700	EA	MOTOR (AZIMUTH)	2665042
	141454-03-701	EA	MOTOR (ELEVATION)	2665041
	141454-03-702	EA	CIRCUIT BOARD(CONTROL BOARD)	RP-RM80
	141454-03-703	EA	CONTRL PANEL W/BOX (AS2003)	RP-AS85

CONTACT WINNEBAGO PART SALES FOR UNLISTED COMPONENT(S)

144377-01-000

KEY	PART NUMBER	U/M	DESCRIPTION	VENDOR NO.
	144377-01-700	EA	SWITCH	2400101
	144377-01-701	EA	PLATE F/SWITCH	3202239
	144377-01-702	EA	DOME W/NOTCHES	2780402

146397-01-000

KEY	PART NUMBER	U/M	DESCRIPTION	VENDOR NO.
	146397-01-700	EA	REMOTE - VCR	SLV-N55

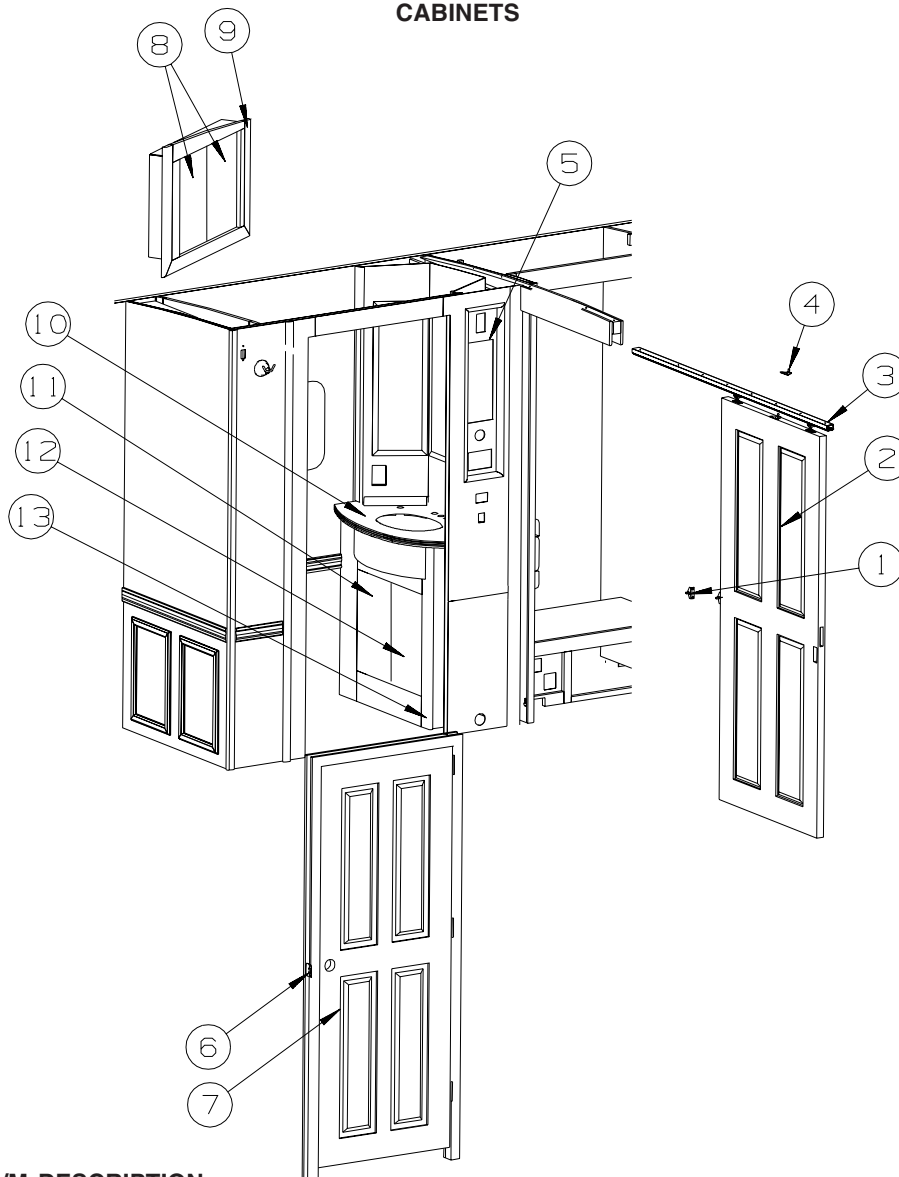
146473-01-000

KEY	PART NUMBER	U/M	DESCRIPTION	VENDOR NO.
	146473-01-700	EA	REMOTE - VCR	1-477-625-11

AUDIO VIDEO GROUP (CONTINUED)
EXTERIOR ENTERTAINMENT

KEY	PART NUMBER	U/M	DESCRIPTION
	126123-01-K30	EA	PLATE - RADIO MOUNTING - WHITE LAMINATE

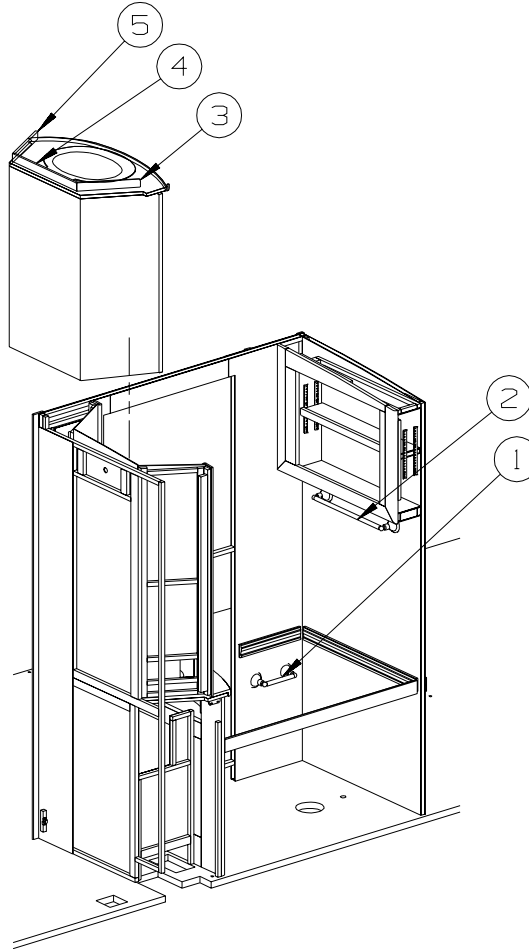
BATH GROUP CABINETS



KEY	PART NUMBER	U/M	DESCRIPTION
1	126263-02-02B	EA	BRACKET - GAS SPRING W/BALL STUD - E-COATED
2	142371-06-07A	EA	DOOR - SLIDING - 31.4" X 72.7" - W/O HARDWARE - PTSM OAK - PORTSMOUTH OAK
2	142371-06-05A	EA	DOOR - SLIDING - 31.4" X 72.7" - W/O HARDWARE - CHERRY - CONCERT CHERRY
2	142371-06-06A	EA	DOOR - SLIDING - 31.4" X 72.7" - W/O HARDWARE - MAPLE - WASHED MAPLE
2	142371-06-08A	EA	DOOR - SLIDING - 31.4" X 72.7" - W/O HARDWARE - HONEY CHERRY
3	137422-18-01A	EA	TRACK - DOOR - OFF WHITE
4	126263-08-02B	EA	BRACKET - GAS SPRING W/CENTERED BALL STUD - E-COATED
5	137602-90-RC0	EA	POCKET - MONITOR PANEL - PORTSMOUTH OAK - PORTSMOUTH OAK
5	137602-90-RC1	EA	POCKET - MONITOR PANEL - CHERRY - CONCERT CHERRY
5	137602-90-RC2	EA	POCKET - MONITOR PANEL - WASHED MAPLE - WASHED MAPLE
5	137602-90-RC3	EA	POCKET - MONITOR PANEL - CHERRY - HONEY CHERRY
6	144909-01-01A	EA	PLATE - STRIKE - DOOR LATCH - POLISHED BRASS
7	142401-04-07A	EA	DOOR - W/JAMB/RH HINGED - 27.5" X 72.7" - W/O HDW-PTSM OAK - PORTSMOUTH OAK
7	142401-04-05A	EA	DOOR - W/JAMB/RH HINGED - 27.5" X 72.7" - W/O HDW-CHERRY - CONCERT CHERRY
7	142401-04-06A	EA	DOOR - W/JAMB/RH HINGED - 27.5" X 72.7" - W/O HDW-MAPLE - WASHED MAPLE
7	142401-04-08A	EA	DOOR - W/JAMB/RH HINGED - 27.5" X 72.7" - W/O HDW - HONEY CHERRY
	146063-01-01A	EA	LOCK - PRIVACY HANDLE - POLISHED BRASS
8	144970-64-RC0	EA	DOOR-RAISED PANEL/HDWD/MOLDING/FLUTED-12"X18.7"-W/O HDW - PORTSMOUTH OAK
8	144970-64-RC1	EA	DOOR-RAISED PANEL/HDWD/MOLDING/FLUTED-12"X18.7"-W/O HDW - CONCERT CHERRY
8	144970-64-RC2	EA	DOOR-RAISED PANEL/HDWD/MOLDING/FLUTED-12"X18.7"-W/O HDW - WASHED MAPLE
8	144970-64-RC3	EA	DOOR-RAISED PANEL/HDWD/MOLDING/FLUTED-12"X18.7"-W/O HDW - HONEY CHERRY
9	145392-01-RC0	EA	CABINET - OVERHEAD/LINEN - W/O DOORS/HARDWARE - PORTSMOUTH OAK
9	145392-01-RC1	EA	CABINET - OVERHEAD/LINEN - W/O DOORS/HARDWARE - CONCERT CHERRY
9	145392-01-RC2	EA	CABINET - OVERHEAD/LINEN - W/O DOORS/HARDWARE - WASHED MAPLE
9	145392-01-RC3	EA	CABINET - OVERHEAD/LINEN - W/O DOORS/HARDWARE - HONEY CHERRY

BATH GROUP (CONTINUED) CABINETS (CONTINUED)

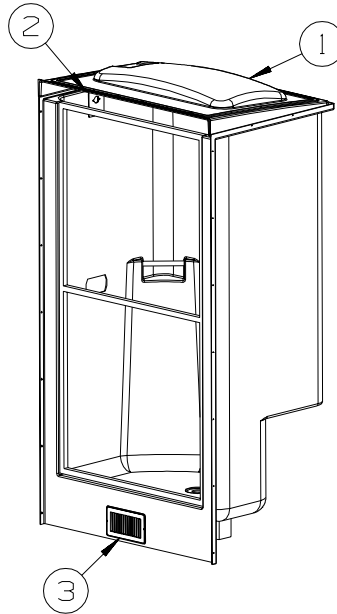
KEY	PART NUMBER	U/M	DESCRIPTION
10	138786-08-01C	EA	COUNTERTOP - 1/2" CORIAN - HIGH GLOSS/MAGNA SAVANNA
11	144970-08-RC0	EA	DOOR-RAISED PANEL/HDWD/MOLDING/FLUTED-9.2"X21.8"-W/O HDW - PORTSMOUTH OAK
11	144970-08-RC1	EA	DOOR-RAISED PANEL/HDWD/MOLDING/FLUTED-9.2"X21.8"-W/O HDW - CONCERT CHERRY
11	144970-08-RC2	EA	DOOR-RAISED PANEL/HDWD/MOLDING/FLUTED-9.2"X21.8"-W/O HDW - WASHED MAPLE
11	144970-08-RC3	EA	DOOR-RAISED PANEL/HDWD/MOLDING/FLUTED-9.2"X21.8"-W/O HDW - HONEY CHERRY
12	144970-09-RC0	EA	DOOR-RAISED PANEL/HDWD/MOLDING/FLUTED-9.2"X21.8"-W/O HDW - PORTSMOUTH OAK
12	144970-09-RC1	EA	DOOR-RAISED PANEL/HDWD/MOLDING/FLUTED-9.2"X21.8"-W/O HDW - CONCERT CHERRY
12	144970-09-RC2	EA	DOOR-RAISED PANEL/HDWD/MOLDING/FLUTED-9.2"X21.8"-W/O HDW - WASHED MAPLE
12	144970-09-RC3	EA	DOOR-RAISED PANEL/HDWD/MOLDING/FLUTED-9.2"X21.8"-W/O HDW - HONEY CHERRY
13	P45427-01-RC0	EA	CABINET - LAVATORY - W/O COUNTERTOP/DRAWERS/DOORS/HARDWARE - PORTSMOUTH OAK
13	P45427-01-RC1	EA	CABINET - LAVATORY - W/O COUNTERTOP/DRAWERS/DOORS/HARDWARE - CONCERT CHERRY
13	P45427-01-RC2	EA	CABINET - LAVATORY - W/O COUNTERTOP/DRAWERS/DOORS/HARDWARE - WASHED MAPLE
13	P45427-01-RC3	EA	CABINET - LAVATORY - W/O COUNTERTOP/DRAWERS/DOORS/HARDWARE - HONEY CHERRY



KEY	PART NUMBER	U/M	DESCRIPTION
1	142069-01-01A	EA	TISSUE HOLDER
2	142068-01-01A	EA	TOWEL BAR - 18"
3	144403-02-01C	EA	BACKSPLASH - COUNTERTOP - CORIAN-HIGH GLOSS/MAGNA SAVANNA
4	139855-07-01C	EA	BACKSPLASH - COUNTERTOP - CORIAN - HI GLOSS/MAGNA SAVANNA
5	144403-01-01C	EA	BACKSPLASH - COUNTERTOP - CORIAN-HIGH GLOSS/MAGNA SAVANNA
	124236-01-000	EA	DISPENSER - SOAP/HAND LOTION - POLISHED BRASS

BATH GROUP (CONTINUED)

SHOWER

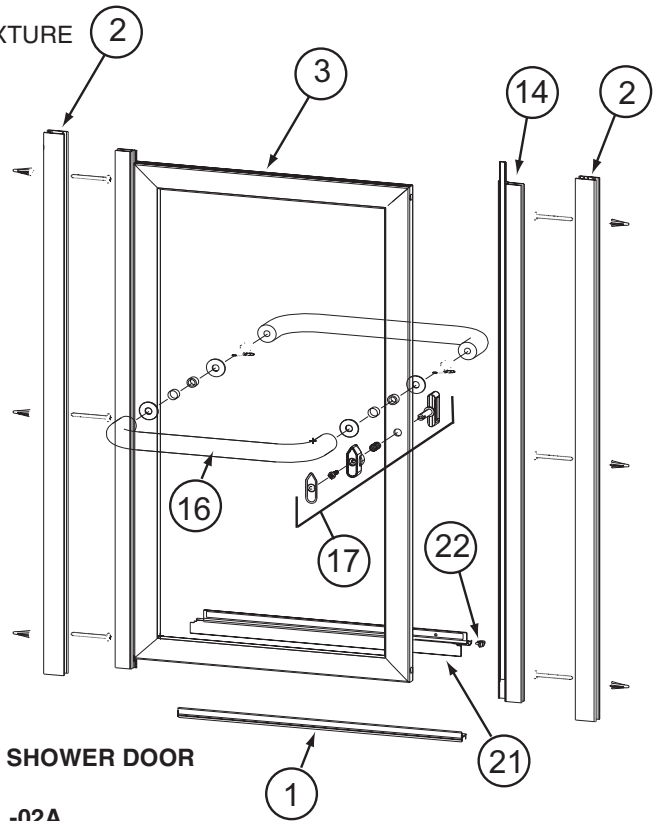


KEY	PART NUMBER	U/M	DESCRIPTION
1	141797-01-01A	EA	PANEL - SKYLITE - INNER
2	NOT USED		
3	NOT USED		

SHOWER DOOR

KEY	PART NUMBER	U/M	DESCRIPTION
*	139047-06-01A	EA	DOOR - SHOWER - STRAIGHT - RAIN TEXTURE

*COMPONENT PARTS LISTED LATER IN THIS GROUP



COMPONENT PARTS FOR SHOWER DOOR

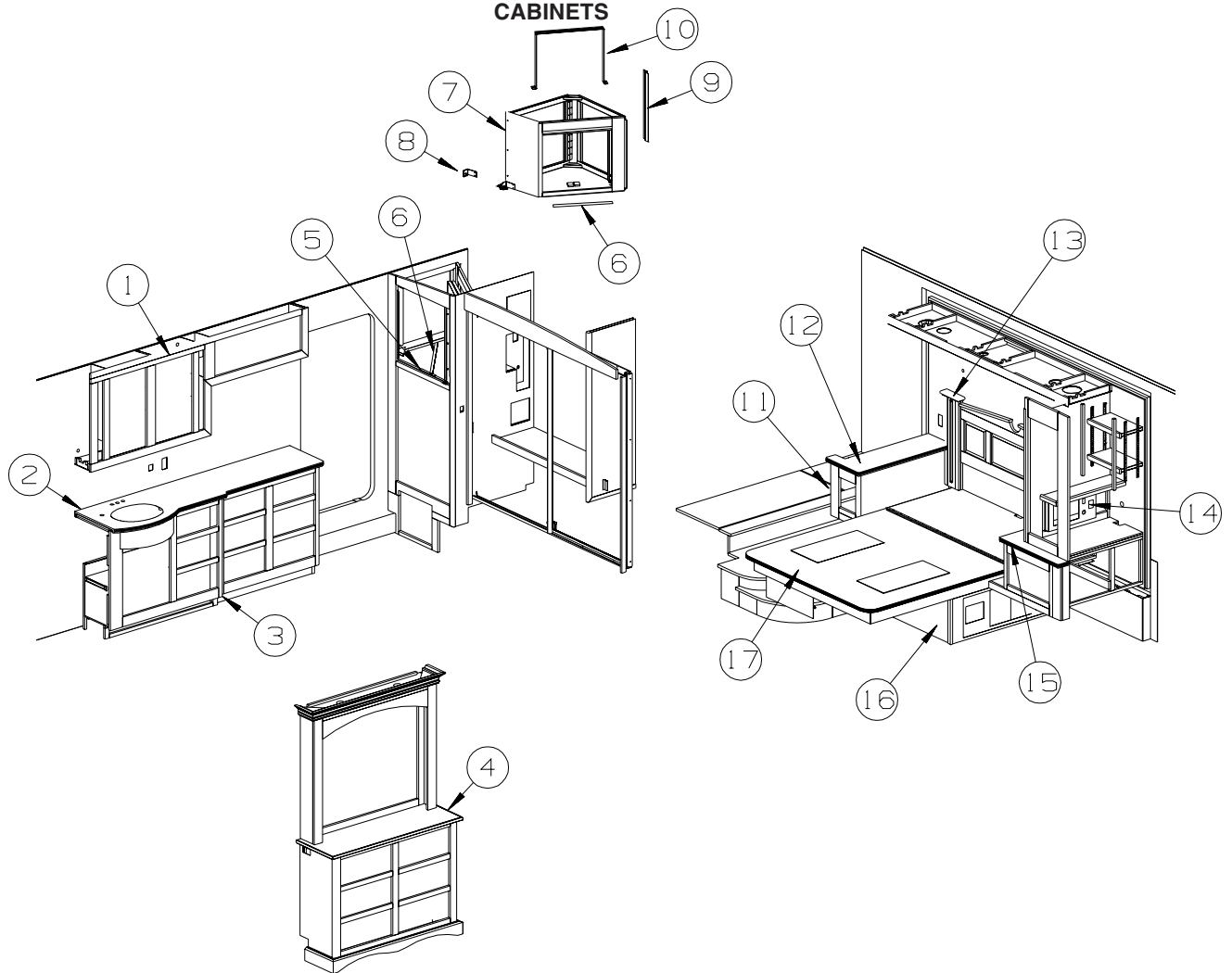
139047-06-01A, -02A

KEY	PART NUMBER	U/M	DESCRIPTION	VENDOR NO.
1	139047-01-701	EA	DAM STRIP-TOP/BOTTOM-35.4"	901
2	139047-01-702	EA	JAMB - WALL - 65.9"	903
3	139047-01-705	EA	HINGE/POST - DOOR - 64.5"	920
14	139047-01-704	EA	STRIKE - JAMB - 64.6"	926
16	139047-06-700	EA	TOWEL BAR ASM (KIT)	
17	139047-06-701	EA	TRAVEL LATCH KIT	
21	139047-01-710	FT	VINYL SWEEP	C176G
22	139047-01-711	EA	PLUG - DRIP CAP (SET)	CP933
	139047-01-706	EA	HINGE PINS	CP932
	139047-01-707	EA	WASHERS - HINGE	CP148TW
	139047-01-708	EA	HINGE - SLEEVE - 61.5"	C921B
	139047-01-709	EA	STRIP - MAGNETIC- 55"	98-42

CONTACT WINNEBAGO PART SALES FOR UNLISTED COMPONENT(S)

BEDROOM GROUP

CABINETS

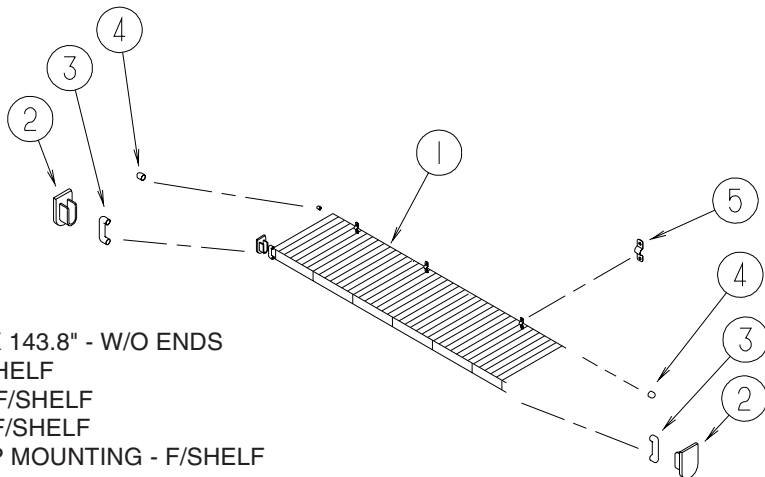


KEY	PART NUMBER	U/M	DESCRIPTION
1	145430-01-RC0	EA	CABINET - OVERHEAD/VANITY - W/O DOORS/HARDWARE (RC0, RC4, RD0)
1	145430-01-RC1	EA	CABINET - OVERHEAD/VANITY - W/O DOORS/HARDWARE (RC1, RC5, RD1)
1	145430-01-RC2	EA	CABINET - OVERHEAD/VANITY - W/O DOORS/HARDWARE (RC2, RC6, RD2) FROM: 00-00-00 THRU: 01-04-04
1	145430-01-RX1	EA	CABINET - OVERHEAD/VANITY - W/O DOORS/HARDWARE (RA2) FROM: 01-05-04 THRU: 99-99-99
1	145430-01-RC3	EA	CABINET - OVERHEAD/VANITY - W/O DOORS/HARDWARE (RC3, RC7, RD3)
1	145430-01-RD4	EA	CABINET - OVERHEAD/VANITY - W/O DOORS/HARDWARE (RD4)
1	145430-01-RD5	EA	CABINET - OVERHEAD/VANITY - W/O DOORS/HARDWARE (RD5)
1	145430-01-RD6	EA	CABINET - OVERHEAD/VANITY - W/O DOORS/HARDWARE (RD6) FROM: 00-00-00 THRU: 01-04-04
1	145430-01-RX4	EA	CABINET - OVERHEAD/VANITY - W/O DOORS/HARDWARE (RD6) FROM: 01-05-04 THRU: 99-99-99
1	145430-01-RD7	EA	CABINET - OVERHEAD/VANITY - W/O DOORS/HARDWARE (RD7)
2	138786-17-01C	EA	COUNTERTOP - 1/2" CORIAN - HIGH GLOSS/MAGNA SAVANNA
3	P45431-01-RA0	EA	CABINET - VANITY - W/O COUNTERTOP/DRAWERS/DOORS/HARDWARE - PORTSMOUTH OAK
3	P45431-01-RA1	EA	CABINET - VANITY - W/O COUNTERTOP/DRAWERS/DOORS/HARDWARE - CONCERT CHERRY
3	P45431-01-RA2	EA	CABINET - VANITY - W/O COUNTERTOP/DRAWERS/DOORS/HARDWARE - WASHED MAPLE
3	P45431-01-RA3	EA	CABINET - VANITY - W/O COUNTERTOP/DRAWERS/DOORS/HARDWARE - HONEY CHERRY
4	145212-05-R83	EA	COUNTERTOP - LAMINATED - PORTSMOUTH OAK
4	145212-05-R84	EA	COUNTERTOP - LAMINATED - CONCERT CHERRY
4	145212-05-R91	EA	COUNTERTOP - LAMINATED - WASHED MAPLE - WASHED MAPLE
4	145212-05-RC3	EA	COUNTERTOP - LAMINATED - HONEY CHERRY
5	113797-02-01A	EA	STRIP - BLACK PLASTIC W/SELF ADHESIVE-.25" X .75" X 6.45"
6	113797-07-01A	EA	STRIP - RECTANGULAR - .2" X 23.4"
7	146907-01-RC0	EA	CABINET - OVERHEAD/TV/SWINGOUT - W/O DOORS/HARDWARE - PORTSMOUTH OAK
7	146907-01-RC1	EA	CABINET - OVERHEAD/TV/SWINGOUT - W/O DOORS/HARDWARE - CONCERT CHERRY
7	146907-01-RC2	EA	CABINET - OVERHEAD/TV/SWINGOUT - W/O DOORS/HARDWARE - WASHED MAPLE
7	146907-01-RC3	EA	CABINET - OVERHEAD/TV/SWINGOUT - W/O DOORS/HARDWARE - HONEY CHERRY

BEDROOM GROUP (CONTINUED)

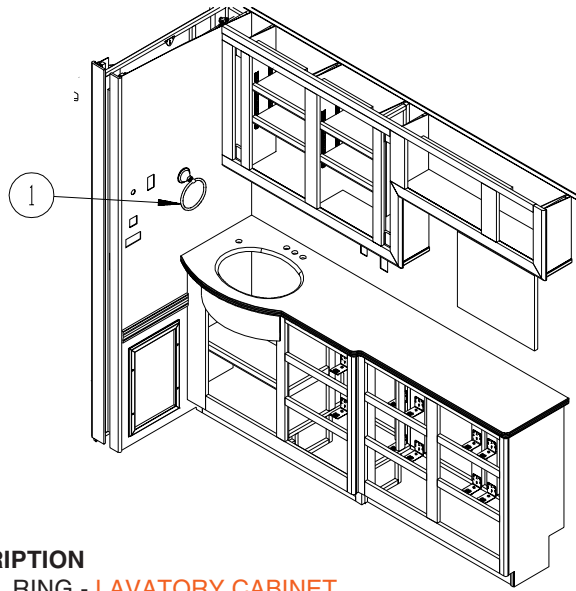
CABINETS (CONTINUED)

KEY	PART NUMBER	U/M	DESCRIPTION
8	144050-01-02B	EA	ANGLE/SUPPORT - TV - E-COATED
9	116104-08-02B	EA	BRACKET - ZEE W/HOLES - 20.6" - E-COATED
10	115466-20-02B	EA	TIEDOWN STRAP - TV - E-COATED STEEL
			FROM: 00-00-00 THRU: 06-01-03
10	115466-39-02B	EA	STRAP - TV TIEDOWN - E-COATED
			FROM: 05-30-03 THRU: 07-20-03
10	148247-02-02B	EA	STRAP/TIEDOWN - TV - ECOATED
			FROM: 07-21-03 THRU: 99-99-99
11	136885-A9-RC0	EA	CABINET - NIGHTSTAND/LH - W/O COUNTERTOP/DOOR/DRAWER/HDW - PORTSMOUTH OAK
11	136885-A9-RC1	EA	CABINET - NIGHTSTAND/LH - W/O COUNTERTOP/DOOR/DRAWER/HDW - CONCERT CHERRY
11	136885-A9-RC2	EA	CABINET - NIGHTSTAND/LH - W/O COUNTERTOP/DOOR/DRAWER/HDW - WASHED MAPLE
11	136885-A9-RC3	EA	CABINET - NIGHTSTAND/LH - W/O COUNTERTOP/DOOR/DRAWER/HDW - HONEY CHERRY
12	133539-40-01C	EA	COUNTERTOP - 1/2" CORIAN - HIGH GLOSS/MAGNA SAVANNA
13	145901-01-RC0	EA	CABINET/HEADBOARD - PORTSMOUTH OAK
13	145901-01-RC1	EA	CABINET/HEADBOARD - CONCERT CHERRY
13	145901-01-RC2	EA	CABINET/HEADBOARD - WASHED MAPLE
13	145901-01-RC3	EA	CABINET/HEADBOARD - HONEY CHERRY
14	137602-89-RC0	EA	POCKET - RADIO - PORTSMOUTH OAK - PORTSMOUTH OAK
14	137602-89-RC1	EA	POCKET - RADIO - CHERRY - CONCERT CHERRY
14	137602-89-RC2	EA	POCKET - RADIO - WASHED MAPLE - WASHED MAPLE
14	137602-89-RC3	EA	POCKET - RADIO - CHERRY - HONEY CHERRY
15	133539-59-01C	EA	COUNTERTOP - 1/2" CORIAN - HIGH GLOSS/MAGNA SAVANNA
16	P45486-01-RC0	EA	CABINET/BASE - W/O DOORS/DRAWERS/HDW - F/QUEEN BED (RC0, RC4)
16	P45486-01-RC1	EA	CABINET/BASE - W/O DOORS/DRAWERS/HDW - F/QUEEN BED (RC1, RC5)
16	P45486-01-RC2	EA	CABINET/BASE - W/O DOORS/DRAWERS/HDW - F/QUEEN BED (RC2, RC6)
			FROM: 00-00-00 THRU: 01-04-04
16	P45486-01-RX5	EA	CABINET/BASE (UNASSEMBLED/QUEEN BED)-W/O HEAD/ BED BRD/MATT (RC2, RC6)
			FROM: 01-05-04 THRU: 99-99-99
16	P45486-01-RC3	EA	CABINET/BASE - W/O DOORS/DRAWERS/HDW - F/QUEEN BED (RC3, RC7)
16	P45486-01-RD0	EA	CABINET/BASE - W/O DOORS/DRAWERS/HDW - F/QUEEN BED (RD0)
16	P45486-01-RD1	EA	CABINET/BASE - W/O DOORS/DRAWERS/HDW - F/QUEEN BED (RD1)
16	P45486-01-RD2	EA	CABINET/BASE - W/O DOORS/DRAWERS/HDW - F/QUEEN BED (RD2)
			FROM: 00-00-00 THRU: 01-04-04
16	P45486-01-RX7	EA	CABINET/BASE (UNASSEMBLED/QUEEN BED)-W/O HEAD/ BED BRD/MATT (RD2)
			FROM: 01-05-04 THRU: 99-99-99
16	P45486-01-RD3	EA	CABINET/BASE - W/O DOORS/DRAWERS/HDW - F/QUEEN BED (RD3)
16	P45486-01-RA0	EA	CABINET/BASE - W/O DOORS/DRAWERS/HDW - F/QUEEN BED (RD4)
16	P45486-01-RA1	EA	CABINET/BASE - W/O DOORS/DRAWERS/HDW - F/QUEEN BED (RD5)
16	P45486-01-RA6	EA	CABINET/BASE - W/O DOORS/DRAWERS/HDW - F/QUEEN BED (RD6)
			FROM: 00-00-00 THRU: 01-04-04
16	P45486-01-RX8	EA	CABINET/BASE (UNASSEMBLED/QUEEN BED)-W/O HEAD/ BED BRD/MATT (RD6)
			FROM: 01-05-04 THRU: 99-99-99
16	P45486-01-RA3	EA	CABINET/BASE - W/O DOORS/DRAWERS/HDW - F/QUEEN BED (RD7)
17	137406-04-N52	EA	BEDBOARD - W/HINGE/T-MOLDING/SLIPNOT - FLIP-UP
	145482-02-RC0	EA	CABINET - STORAGE/QUEEN BED - W/O DOOR/HARDWARE



KEY	PART NUMBER	U/M	DESCRIPTION
1	136891-01-01A	EA	SHELF & ROD - 12" X 143.8" - W/O ENDS
2	136891-50-01A	EA	BRACKET/END - F/SHELF
3	136891-51-01A	EA	END CAP - LARGE - F/SHELF
4	136891-52-01A	EA	END CAP - SMALL - F/SHELF
5	136891-53-01A	EA	BRACKET - U/CLAMP MOUNTING - F/SHELF

BEDROOM GROUP (CONTINUED)
CABINETS (CONTINUED)



KEY	PART NUMBER	U/M	DESCRIPTION
1	142066-01-01A	EA	TOWEL RING - LAVATORY CABINET
*	124236-01-000	EA	DISPENSER - SOAP/HAND LOTION - POLISHED BRASS - LAVATORY CABINET

***COMPONENT PARTS LISTED LATER IN THIS GROUP**

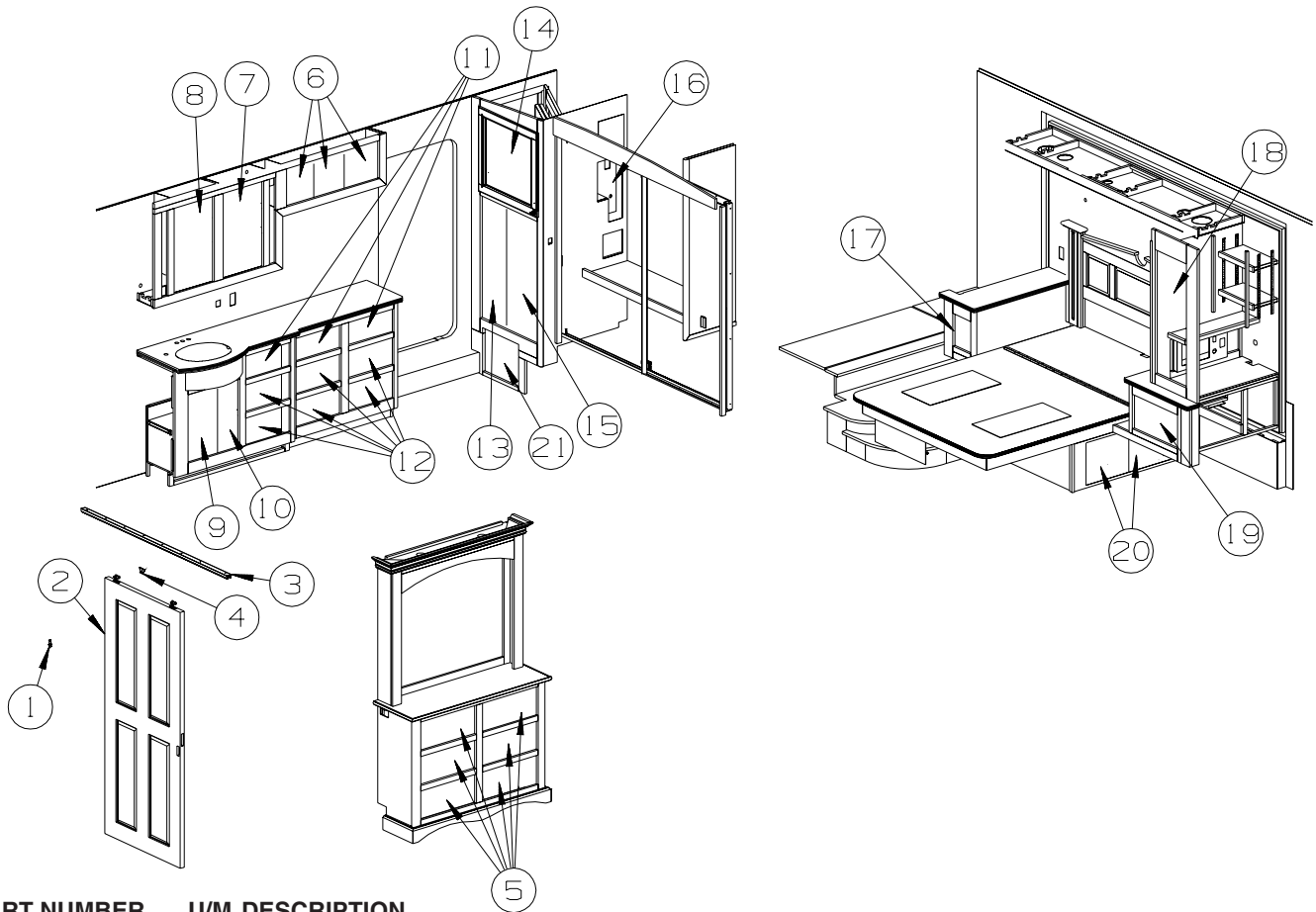
COMPONENT PARTS FOR CABINETS

124236-01-000

KEY	PART NUMBER	U/M	DESCRIPTION	VENDOR NO.
	124236-01-700	EA	HEAD - DISPENSER	RP21905
	124236-01-701	EA	PUMP - DISPENSER	RP21908
	124236-01-702	EA	BODY - DISPENSER	RP21906
	124236-01-703	EA	BASE & GASKET - DISPENSER	RP21907
	124236-01-704	EA	NUT - DISPENSER	RP21945
	124236-01-705	EA	BOTTLE - DISPENSER	RP21904

BEDROOM GROUP (CONTINUED)

DOORS & DRAWERS

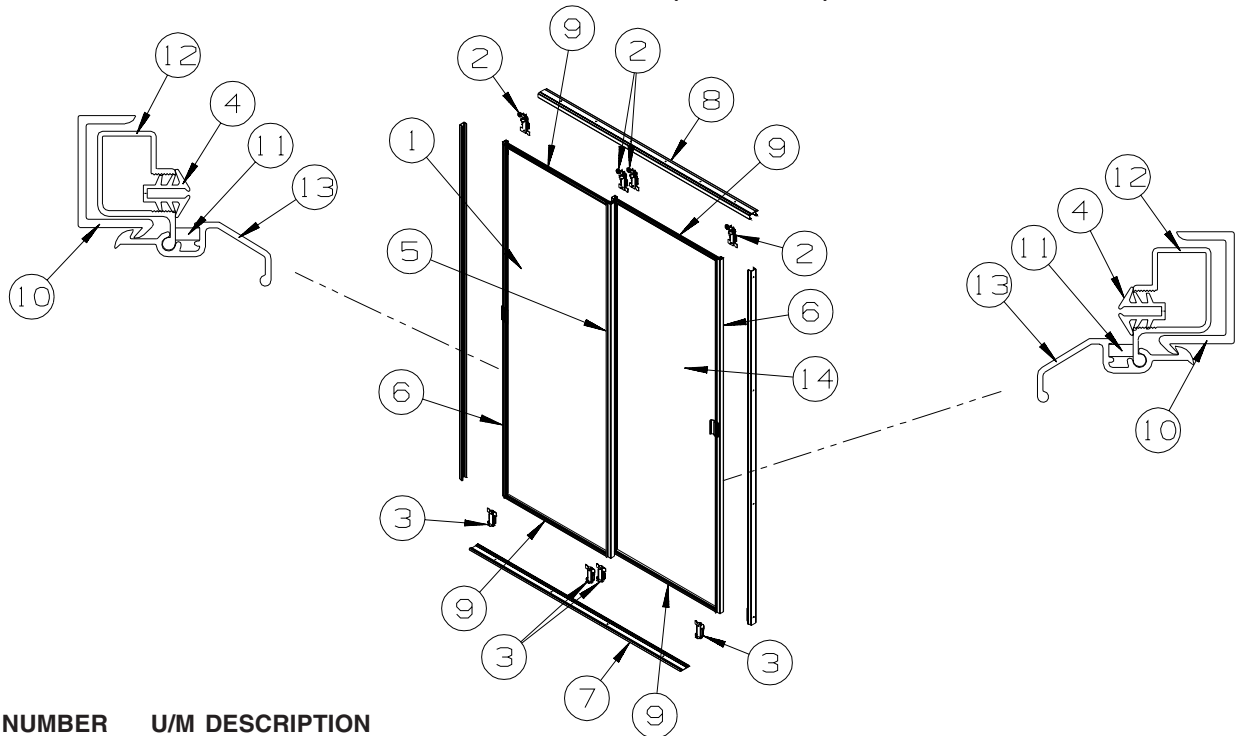


KEY	PART NUMBER	U/M	DESCRIPTION
1	126263-02-02B	EA	BRACKET - GAS SPRING W/BALL STUD - E-COATED
2	142371-06-07A	EA	DOOR - SLIDING - 31.4" X 72.7" - W/O HARDWARE - PTSM OAK - PORTSMOUTH OAK
2	142371-06-05A	EA	DOOR - SLIDING - 31.4" X 72.7" - W/O HARDWARE - CHERRY - CONCERT CHERRY
2	142371-06-06A	EA	DOOR - SLIDING - 31.4" X 72.7" - W/O HARDWARE - MAPLE - WASHED MAPLE
2	142371-06-08A	EA	DOOR - SLIDING - 31.4" X 72.7" - W/O HARDWARE - HONEY CHERRY
3	137422-10-01A	EA	TRACK/DOOR - OFF WHITE
4	126263-08-02B	EA	BRACKET - GAS SPRING W/CENTERED BALL STUD - E-COATED
5	146224-01-RC0	EA	DRAWER - FLUTED EDGE - 23"W X 12"D - W/O SLIDES/HDW - PORTSMOUTH OAK
5	146224-01-RC1	EA	DRAWER - FLUTED EDGE - 23"W X 12"D - W/O SLIDES/HDW - CONCERT CHERRY
5	146224-01-RC2	EA	DRAWER - FLUTED EDGE - 23"W X 12"D - W/O SLIDES/HDW - WASHED MAPLE
5	146224-01-RC3	EA	DRAWER - FLUTED EDGE - 23"W X 12"D - W/O SLIDES/HDW - HONEY CHERRY
6	144970-10-RC0	EA	DOOR-RAISED PANEL/HDWD/MOLDING/FLUTED-9.8"X12"-W/O HDW - PORTSMOUTH OAK
6	144970-10-RC1	EA	DOOR-RAISED PANEL/HDWD/MOLDING/FLUTED-9.8"X12"-W/O HDW - CONCERT CHERRY
6	144970-10-RC2	EA	DOOR-RAISED PANEL/HDWD/MOLDING/FLUTED-9.8"X12"-W/O HDW - WASHED MAPLE
6	144970-10-RC3	EA	DOOR-RAISED PANEL/HDWD/MOLDING/FLUTED-9.8"X12"-W/O HDW - HONEY CHERRY
7	145576-02-RC0	EA	DOOR - W/MIRROR - 14.5" X 25.9" - W/O HARDWARE - PORTSMOUTH OAK
7	145576-02-RC1	EA	DOOR - W/MIRROR - 14.5" X 25.9" - W/O HARDWARE - CONCERT CHERRY
7	145576-02-RC2	EA	DOOR - W/MIRROR - 14.5" X 25.9" - W/O HARDWARE - WASHED MAPLE
7	145576-02-RC3	EA	DOOR - W/MIRROR - 14.5" X 25.9" - W/O HARDWARE - HONEY CHERRY
	093606-30-000	EA	MIRROR - BEVELED EDGE - 14.5" X 25.9"
	137463-01-01A	EA	LIFT - HOOK - SATIN BRASS
8	145576-01-RC0	EA	DOOR - W/MIRROR - 14.5" X 25.9" - W/O HARDWARE - PORTSMOUTH OAK
8	145576-01-RC1	EA	DOOR - W/MIRROR - 14.5" X 25.9" - W/O HARDWARE - CONCERT CHERRY
8	145576-01-RC2	EA	DOOR - W/MIRROR - 14.5" X 25.9" - W/O HARDWARE - WASHED MAPLE
8	145576-01-RC3	EA	DOOR - W/MIRROR - 14.5" X 25.9" - W/O HARDWARE - HONEY CHERRY
	093606-30-000	EA	MIRROR - BEVELED EDGE - 14.5" X 25.9"
	137463-01-01A	EA	LIFT - HOOK - SATIN BRASS
9	144970-08-RC0	EA	DOOR-RAISED PANEL/HDWD/MOLDING/FLUTED-9.2"X21.8"-W/O HDW - PORTSMOUTH OAK
9	144970-08-RC1	EA	DOOR-RAISED PANEL/HDWD/MOLDING/FLUTED-9.2"X21.8"-W/O HDW - CONCERT CHERRY
9	144970-08-RC2	EA	DOOR-RAISED PANEL/HDWD/MOLDING/FLUTED-9.2"X21.8"-W/O HDW - WASHED MAPLE
9	144970-08-RC3	EA	DOOR-RAISED PANEL/HDWD/MOLDING/FLUTED-9.2"X21.8"-W/O HDW - HONEY CHERRY

BEDROOM GROUP (CONTINUED)
DOORS & DRAWERS (CONTINUED)

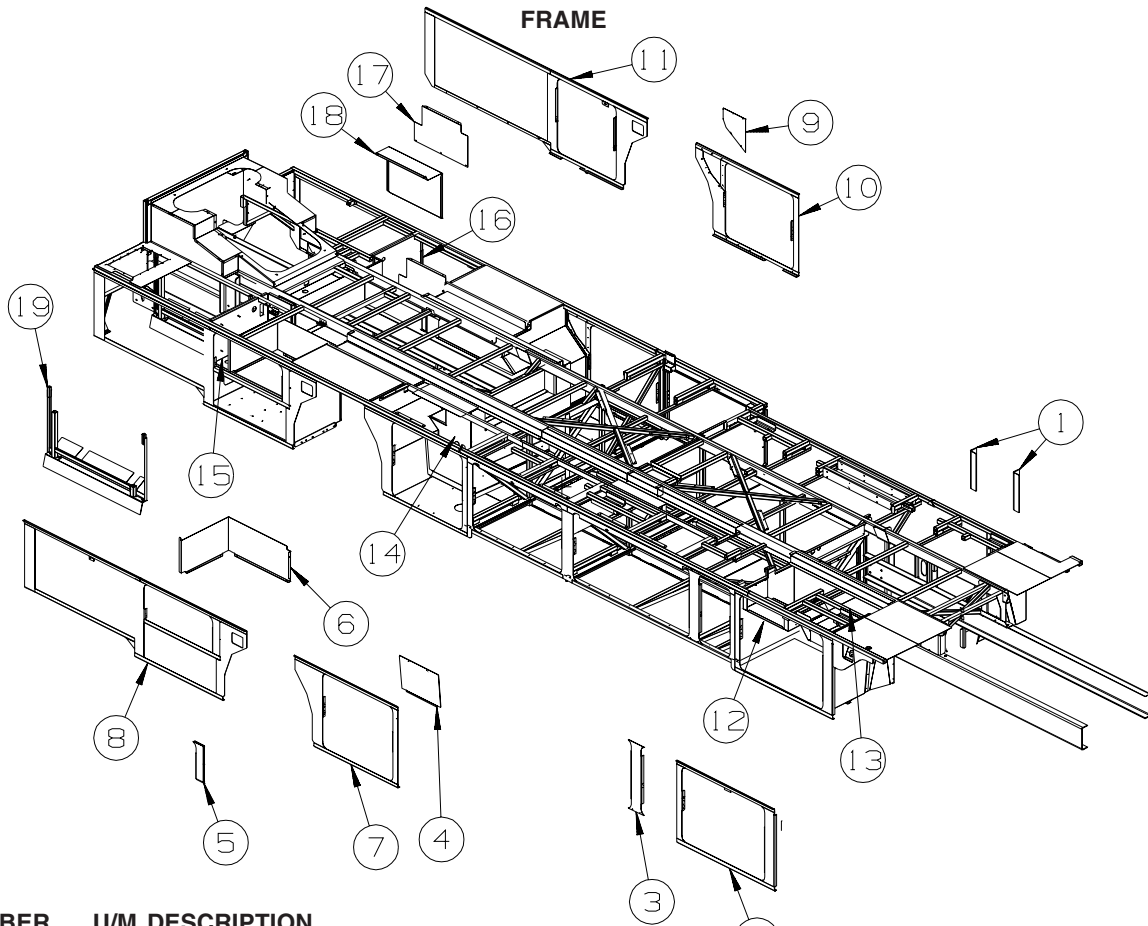
KEY	PART NUMBER	U/M	DESCRIPTION
10	144970-09-RC0	EA	DOOR-RAISED PANEL/HDWD/MOLDING/FLUTED-9.2"X21.8"-W/O HDW - PORTSMOUTH OAK
10	144970-09-RC1	EA	DOOR-RAISED PANEL/HDWD/MOLDING/FLUTED-9.2"X21.8"-W/O HDW - CONCERT CHERRY
10	144970-09-RC2	EA	DOOR-RAISED PANEL/HDWD/MOLDING/FLUTED-9.2"X21.8"-W/O HDW - WASHED MAPLE
10	144970-09-RC3	EA	DOOR-RAISED PANEL/HDWD/MOLDING/FLUTED-9.2"X21.8"-W/O HDW - HONEY CHERRY
11	146224-02-RC0	EA	DRAWER - FLUTED EDGE - 15"W X 12"D - W/O SLIDES/HDW - PORTSMOUTH OAK
11	146224-02-RC1	EA	DRAWER - FLUTED EDGE - 15"W X 12"D - W/O SLIDES/HDW - CONCERT CHERRY
11	146224-02-RC2	EA	DRAWER - FLUTED EDGE - 15"W X 12"D - W/O SLIDES/HDW - WASHED MAPLE
11	146224-02-RC3	EA	DRAWER - FLUTED EDGE - 15"W X 12"D - W/O SLIDES/HDW - HONEY CHERRY
12	146224-03-RC0	EA	DRAWER - FLUTED EDGE - 15"W X 12"D - W/O SLIDES/HDW - PORTSMOUTH OAK
12	146224-03-RC1	EA	DRAWER - FLUTED EDGE - 15"W X 12"D - W/O SLIDES/HDW - CONCERT CHERRY
12	146224-03-RC2	EA	DRAWER - FLUTED EDGE - 15"W X 12"D - W/O SLIDES/HDW - WASHED MAPLE
12	146224-03-RC3	EA	DRAWER - FLUTED EDGE - 15"W X 12"D - W/O SLIDES/HDW - HONEY CHERRY
13	145579-01-RC0	EA	DOOR - LOUVERED/FLUTED/LEFT HAND - 12.4" X 36" - W/O HDW - PORTSMOUTH OAK
13	145579-01-RC1	EA	DOOR - LOUVERED/FLUTED/LEFT HAND - 12.4" X 36" - W/O HDW - CONCERT CHERRY
13	145579-01-RC2	EA	DOOR - LOUVERED/FLUTED/LEFT HAND - 12.4" X 36" - W/O HDW - WASHED MAPLE
13	145579-01-RC3	EA	DOOR - LOUVERED/FLUTED/LEFT HAND - 12.4" X 36" - W/O HDW - HONEY CHERRY
14	143959-09-RC0	EA	DOOR - RAISED PANEL/FLUTED EDGE - 24.3" X 24" - W/O HDW - PORTSMOUTH OAK
14	143959-09-RC1	EA	DOOR - RAISED PANEL/FLUTED EDGE - 24.3" X 24" - W/O HDW - CONCERT CHERRY
14	143959-09-RC2	EA	DOOR - RAISED PANEL/FLUTED EDGE - 24.3" X 24" - W/O HDW - WASHED MAPLE
14	143959-09-RC3	EA	DOOR - RAISED PANEL/FLUTED EDGE - 24.3" X 24" - W/O HDW - HONEY CHERRY
15	145578-01-RC0	EA	DOOR - LOUVERED/FLUTED/RIGHT HAND - 12.4" X 36" - W/O HDW - PORTSMOUTH OAK
15	145578-01-RC1	EA	DOOR - LOUVERED/FLUTED/RIGHT HAND - 12.4" X 36" - W/O HDW - CONCERT CHERRY
15	145578-01-RC2	EA	DOOR - LOUVERED/FLUTED/RIGHT HAND - 12.4" X 36" - W/O HDW - WASHED MAPLE
15	145578-01-RC3	EA	DOOR - LOUVERED/FLUTED/RIGHT HAND - 12.4" X 36" - W/O HDW - HONEY CHERRY
16	144970-22-RC0	EA	DOOR-RAISED PANEL/HDWD/MOLDING/FLUTED-10"X19.1"-W/O HDW - PORTSMOUTH OAK FROM: 00-00-00 THRU: 11-02-03
16	144970-28-RC0	EA	DOOR-RAISED PANEL/HDWD/MOLDING/FLUTED-10"X29.5" -W/O HDW - PORTSMOUTH OAK FROM: 11-03-03 THRU: 99-99-99
16	144970-22-RC1	EA	DOOR-RAISED PANEL/HDWD/MOLDING/FLUTED-10"X19.1"-W/O HDW - CONCERT CHERRY FROM: 00-00-00 THRU: 11-02-03
16	144970-28-RC1	EA	DOOR-RAISED PANEL/HDWD/MOLDING/FLUTED-10"X29.5" -W/O HDW - CONCERT CHERRY FROM: 11-03-03 THRU: 99-99-99
16	144970-22-RC2	EA	DOOR-RAISED PANEL/HDWD/MOLDING/FLUTED-10"X19.1"-W/O HDW - WASHED MAPLE FROM: 00-00-00 THRU: 11-02-03
16	144970-28-RC2	EA	DOOR-RAISED PANEL/HDWD/MOLDING/FLUTED-10"X29.5" -W/O HDW - WASHED MAPLE FROM: 11-03-03 THRU: 99-99-99
16	144970-22-RC3	EA	DOOR-RAISED PANEL/HDWD/MOLDING/FLUTED-10"X19.1"-W/O HDW - HONEY CHERRY FROM: 00-00-00 THRU: 11-02-03
16	144970-28-RC3	EA	DOOR-RAISED PANEL/HDWD/MOLDING/FLUTED-10"X29.5" -W/O HDW - HONEY CHERRY FROM: 11-03-03 THRU: 99-99-99
17	145575-02-RC0	EA	DRAWER - FLUTED EDGE - 7.1"W X 21.6"D - W/O SLIDES/HDW - PORTSMOUTH OAK
17	145575-02-RC1	EA	DRAWER - FLUTED EDGE - 7.1"W X 21.6"D - W/O SLIDES/HDW - CONCERT CHERRY
17	145575-02-RC2	EA	DRAWER - FLUTED EDGE - 7.1"W X 21.6"D - W/O SLIDES/HDW - WASHED MAPLE
17	145575-02-RC3	EA	DRAWER - FLUTED EDGE - 7.1"W X 21.6"D - W/O SLIDES/HDW - HONEY CHERRY
18	144970-B5-RC0	EA	DOOR-RAISED PANEL/HDWD/MOLDING/FLUTED-14.3"X36.4"-W/O HDW - PORTSMOUTH OAK
18	144970-B5-RC1	EA	DOOR-RAISED PANEL/HDWD/MOLDING/FLUTED-14.3"X36.4"-W/O HDW - CONCERT CHERRY
18	144970-B5-RC2	EA	DOOR-RAISED PANEL/HDWD/MOLDING/FLUTED-14.3"X36.4"-W/O HDW - WASHED MAPLE
18	144970-B5-RC3	EA	DOOR-RAISED PANEL/HDWD/MOLDING/FLUTED-14.3"X36.4"-W/O HDW - HONEY CHERRY
19	145575-07-RC0	EA	DRAWER - FLUTED EDGE - 18.5"W X 17.7"D - W/O SLIDES/HDW - PORTSMOUTH OAK
19	145575-07-RC1	EA	DRAWER - FLUTED EDGE - 18.5"W X 17.7"D - W/O SLIDES/HDW - CONCERT CHERRY
19	145575-07-RC2	EA	DRAWER - FLUTED EDGE - 18.5"W X 17.7"D - W/O SLIDES/HDW - WASHED MAPLE
19	145575-07-RC3	EA	DRAWER - FLUTED EDGE - 18.5"W X 17.7"D - W/O SLIDES/HDW - HONEY CHERRY
20	143959-10-RC0	EA	DOOR - RAISED PANEL/FLUTED EDGE - 16.9" X 12.8" - W/O HDW - PORTSMOUTH OAK
20	143959-10-RC1	EA	DOOR - RAISED PANEL/FLUTED EDGE - 16.9" X 12.8" - W/O HDW - CONCERT CHERRY
20	143959-10-RC2	EA	DOOR - RAISED PANEL/FLUTED EDGE - 16.9" X 12.8" - W/O HDW - WASHED MAPLE
20	143959-10-RC3	EA	DOOR - RAISED PANEL/FLUTED EDGE - 16.9" X 12.8" - W/O HDW - HONEY CHERRY
21	140594-23-01A	EA	GRILLE - RETURN AIR - 23.5" X 9.4" - BLACK

BEDROOM GROUP (CONTINUED)
DOORS & DRAWERS (CONTINUED)



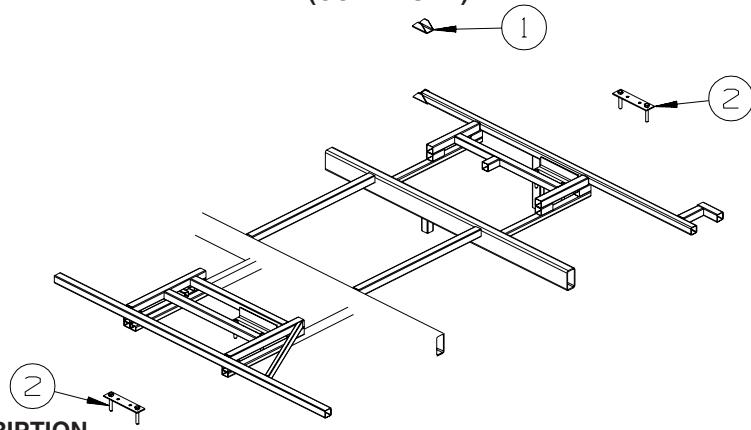
KEY	PART NUMBER	U/M	DESCRIPTION
1	136681-21-N84	EA	DOOR - MIRRORED/WARDROBE - LH - W/HANGERS/GUIDES/LATCH
2	107390-02-000	EA	CORNER HANGER (DOUBLE ROLLER W/BACKET) (SOLD AS 1 EACH)
3	107391-01-000	EA	GUIDE - BOTTOM - BY-PASS (4 USED PER DOOR)
4	111575-01-01A	FT	CHANNEL - GLAZING - SWING DOOR
5	114104-21-01A	EA	STILE - DOOR - SLIDING - 57.9" - TERRATONE
6	114104-22-01A	EA	STILE - DOOR - SLIDING - 57.9" - TERRATONE
7	114105-18-01A	EA	TRACK - SLIDING DOOR - LOWER - 67.2" - TERRATONE
8	114106-18-01A	EA	TRACK - SLIDING DOOR - UPPER - 67.2" - TERRATONE
9	114107-03-01A	EA	RAIL - DOOR/SLIDING - UPPER/LOWER - 34.1" - TERRATONE
10	115538-10-01A	EA	JAMB - DOOR - WARDROBE/MIRRORED - 58.6" - BLACK
11	115541-01-000	EA	SPRING - DOOR - SLIDING
12	123655-01-000	FT	SEAL - CLOSED CELL/FOAM
13	132038-01-01A	EA	LATCH - DOOR/WARDROBE - TERRATONE
			FROM: 00-00-00 THRU: 11-16-03
13	149252-01-01A	EA	LATCH - WARDROBE DOOR - TERRA COTTA
			FROM: 11-17-03 THRU: 99-99-99
14	136680-21-N84	EA	DOOR - MIRRORED/WARDROBE - RH - W/HANGERS/GUIDES/LATCH

CHASSIS GROUP FRAME

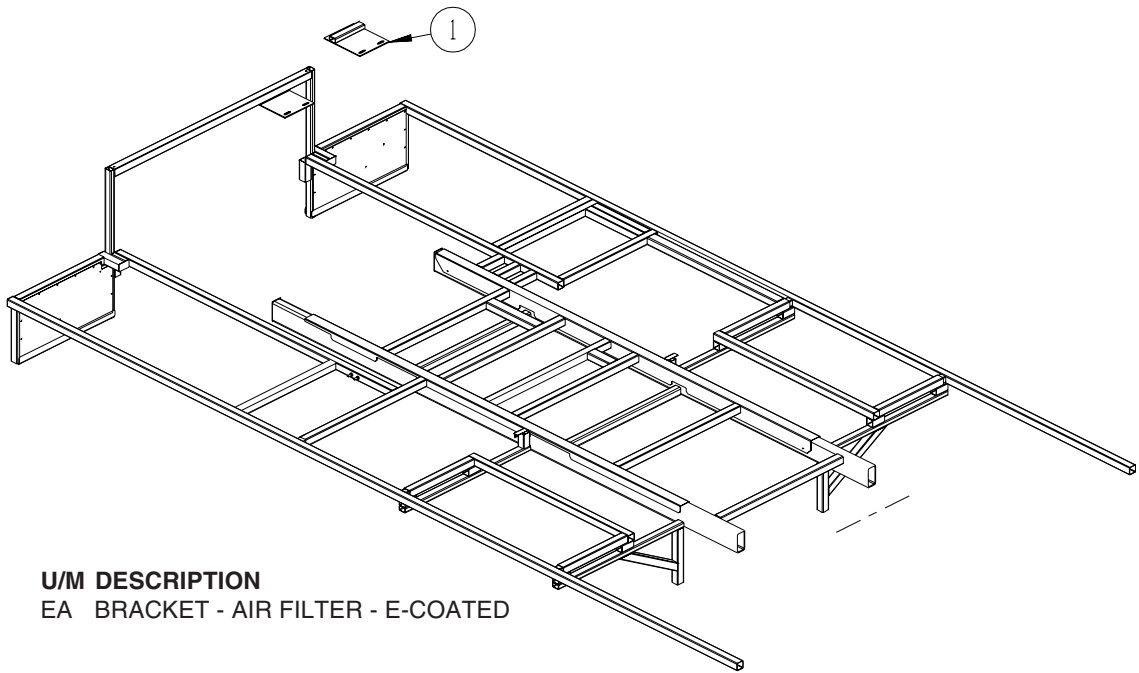


KEY	PART NUMBER	U/M	DESCRIPTION
1	145817-01-02B	EA	BRACKET/MOUNTING - LP TANK - E-COATED
2	146227-01-02B	EA	SEAL PLANE - ENTRY/CENTER - RIGHT HAND - E-COATED
3	128140-04-02B	EA	SEAL PLANE - E-COATED
4	138489-02-02B	EA	PANEL/ACCESS - ELECTRICAL - E-COATED
5	138200-01-02B	EA	PLATE - SEAL - E-COATED
6	141683-04-02B	EA	PANEL/CLOSEOUT - ELECTRICAL - E-COATED
7	129868-01-02B	EA	SEAL PLANE - BATTERY/RIGHT HAND - E-COATED
8	138051-01-02B	EA	SEAL PLANE - REAR/RIGHT HAND - E-COATED
9	128140-01-02B	EA	SEAL PLANE - E-COATED
10	129870-01-02B	EA	SEAL PLANE - DRAIN/LEFT HAND - E-COATED
11	146188-01-02B	EA	SEAL PLANE - LEFT HAND/REAR - E-COATED
12	146330-02-02B	EA	PANEL/COVER - SLIDEOUT ARM - E-COATED
13	146244-01-02B	EA	PANEL - ENTERTAINMENT CENTER - E-COATED
14	141712-01-02B	EA	COMPARTMENT/HOLDING - E-COATED
15	137942-01-02B	EA	COMPARTMENT - WATER - E-COATED
16	146185-01-02B	EA	COMPARTMENT - POWER CORD - E-COATED
17	141683-01-02B	EA	PANEL/CLOSEOUT - ELECTRICAL - E-COATED
18	141683-02-02B	EA	PANEL/CLOSEOUT - ELECTRIC - E-COATED
19	138481-01-02B	EA	HANGER - A/C COACH - E-COATED

CHASSIS GROUP (CONTINUED) FRAME (CONTINUED)



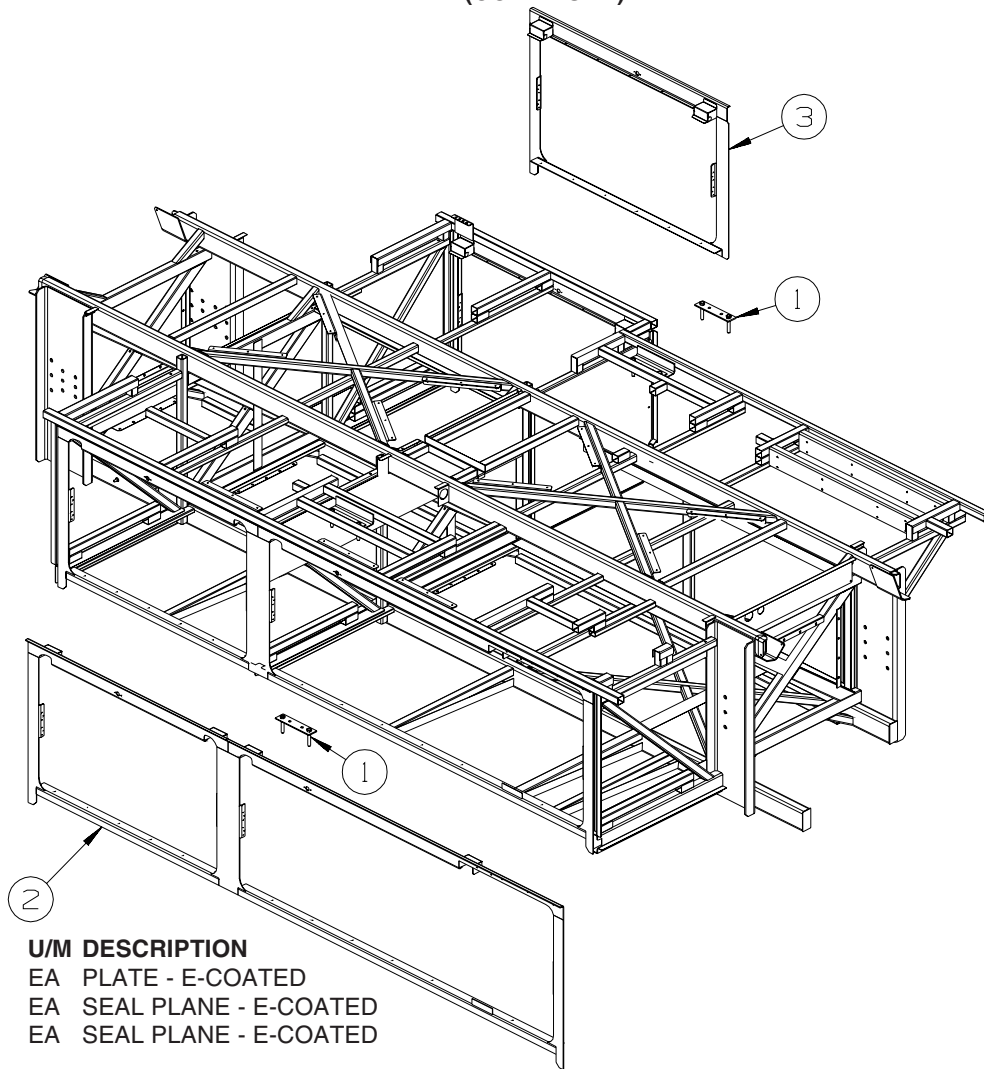
KEY	PART NUMBER	U/M	DESCRIPTION
1	135727-01-02B	EA	BRACKET - SPLICE - TUBE - E-COATED
2	136995-02-02B	EA	PLATE - E-COATED



KEY	PART NUMBER	U/M	DESCRIPTION
1	141664-01-02B	EA	BRACKET - AIR FILTER - E-COATED

CHASSIS GROUP (CONTINUED)

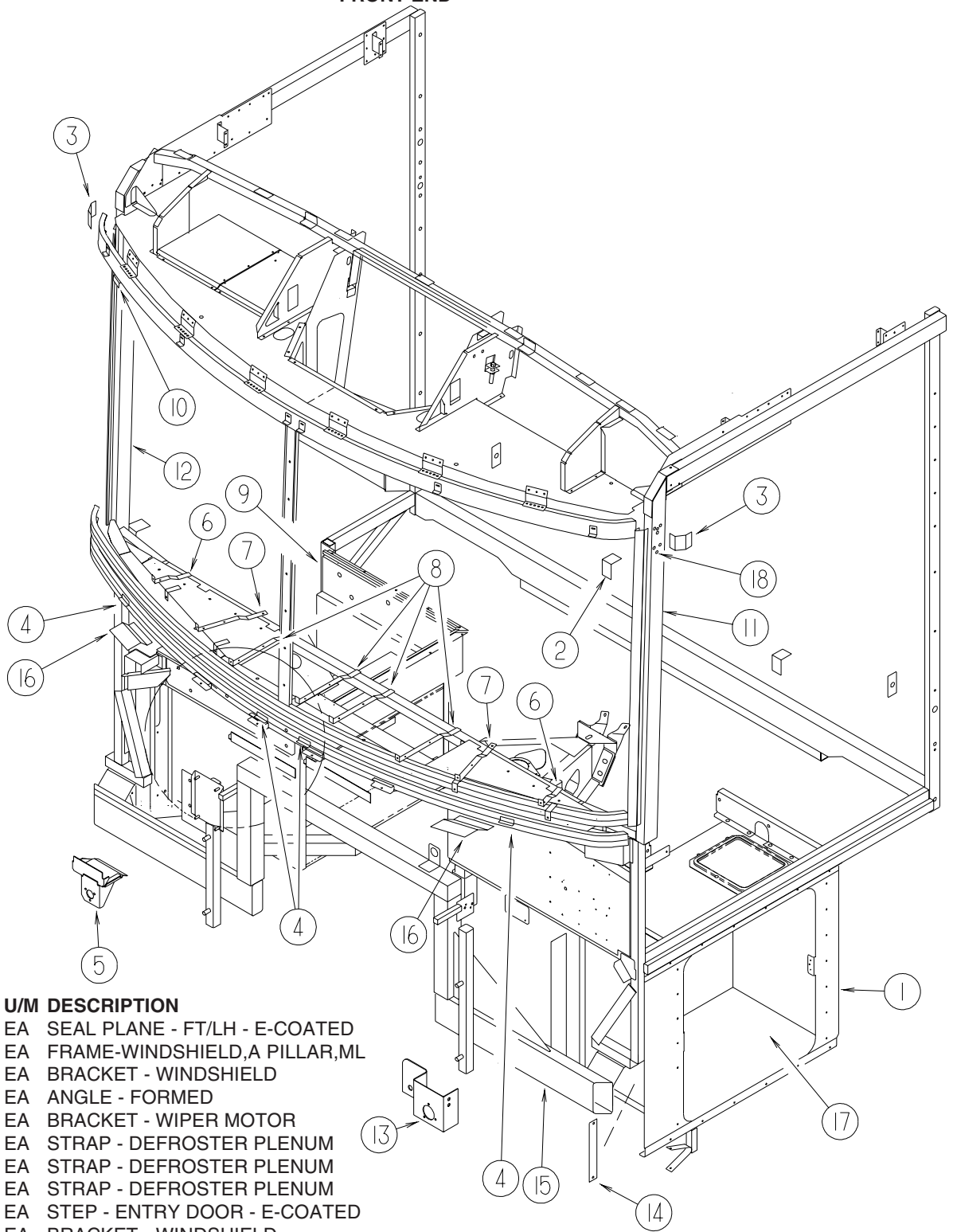
FRAME (CONTINUED)



KEY	PART NUMBER	U/M	DESCRIPTION
1	136995-02-02B	EA	PLATE - E-COATED
2	146241-11-02B	EA	SEAL PLANE - E-COATED
3	146241-12-02B	EA	SEAL PLANE - E-COATED

CHASSIS GROUP (CONTINUED)

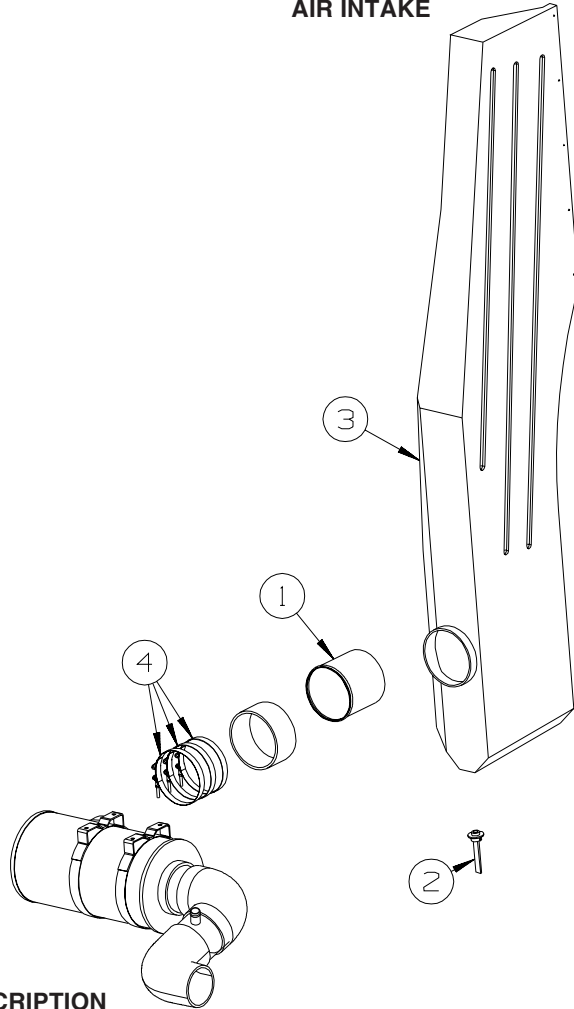
FRONT END



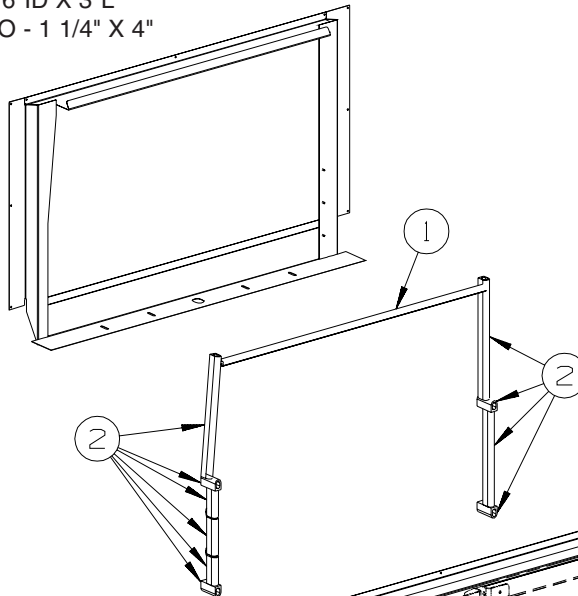
KEY	PART NUMBER	U/M	DESCRIPTION
1	129991-01-02B	EA	SEAL PLANE - FT/LH - E-COATED
2	121269-13-01B	EA	FRAME-WINDSHIELD,A PILLAR,ML
3	120363-02-01B	EA	BRACKET - WINDSHIELD
4	126289-65-01B	EA	ANGLE - FORMED
5	134506-01-01B	EA	BRACKET - WIPER MOTOR
6	137047-06-01B	EA	STRAP - DEFROSTER PLENUM
7	137047-05-01B	EA	STRAP - DEFROSTER PLENUM
8	137047-04-01B	EA	STRAP - DEFROSTER PLENUM
9	144034-02-02B	EA	STEP - ENTRY DOOR - E-COATED
10	120363-01-01B	EA	BRACKET - WINDSHIELD
11	129420-01-01B	EA	TUBE-MITERED,A PILLAR,MILL
12	129420-02-01B	EA	TUBE-MITERED,A PILLAR,MILL
13	142478-01-01B	EA	BRACKET - GAUGE - AIR SOURCE - MILL
14	115023-01-000	EA	ISOLATOR - RUBBER
15	135808-02-02B	EA	SUPPORT - FRONT - E-COATED
16	134202-01-01B	EA	REINFORCEMENT - SUPPORT - LOWER WINDSHIELD/MIDDLE
17	140614-02-02B	EA	COMPARTMENT - LUGGAGE - E-COATED
18	063729-12-000	EA	RIVNUT - 5/16 - 18 UNCUT - FLATHEAD - STAINLESS

CHASSIS GROUP (CONTINUED)

AIR INTAKE

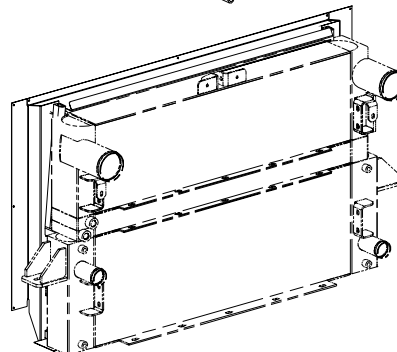


KEY	PART NUMBER	U/M	DESCRIPTION
1	124497-02-000	EA	SLEEVE - RUBBER - 6"ID X 3"L
2	130377-01-000	EA	TUBE/DRAIN - KAZOO - 1 1/4" X 4"
	135386-01-000	EA	NIPPLE - 1/2"
3	140408-02-01A	EA	DUCT - AIR INTAKE
4	125083-01-01A	EA	CLAMP - T BOLT - 6"

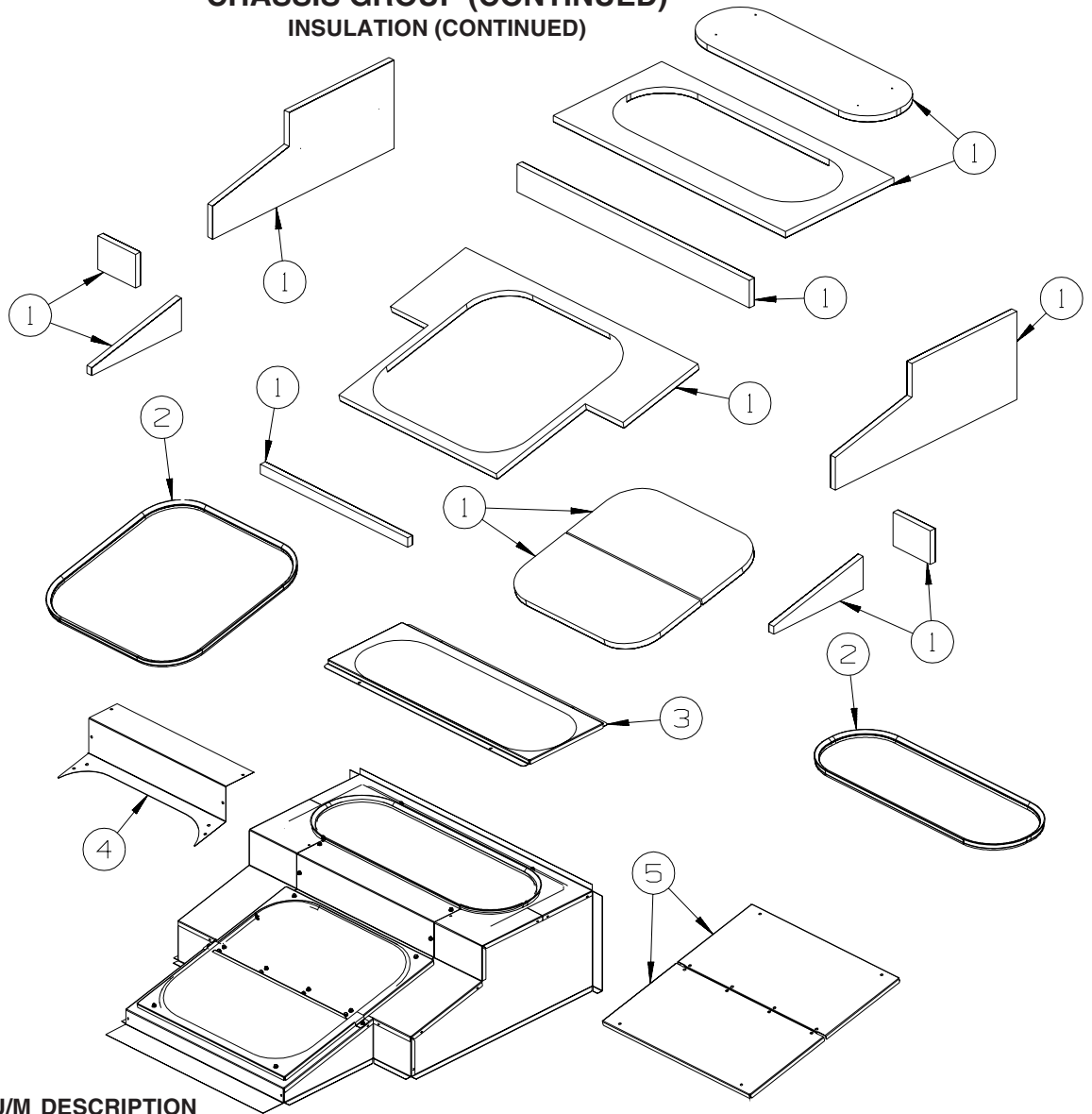


INSULATION

KEY	PART NUMBER	U/M	DESCRIPTION
1	107721-08-000	FT	SEAL - ACCESS DOOR - .9"WIDE X .9"HIGH
2	145993-01-000	FT	SEAL - "D SECTION" W/ADHESIVE BACK

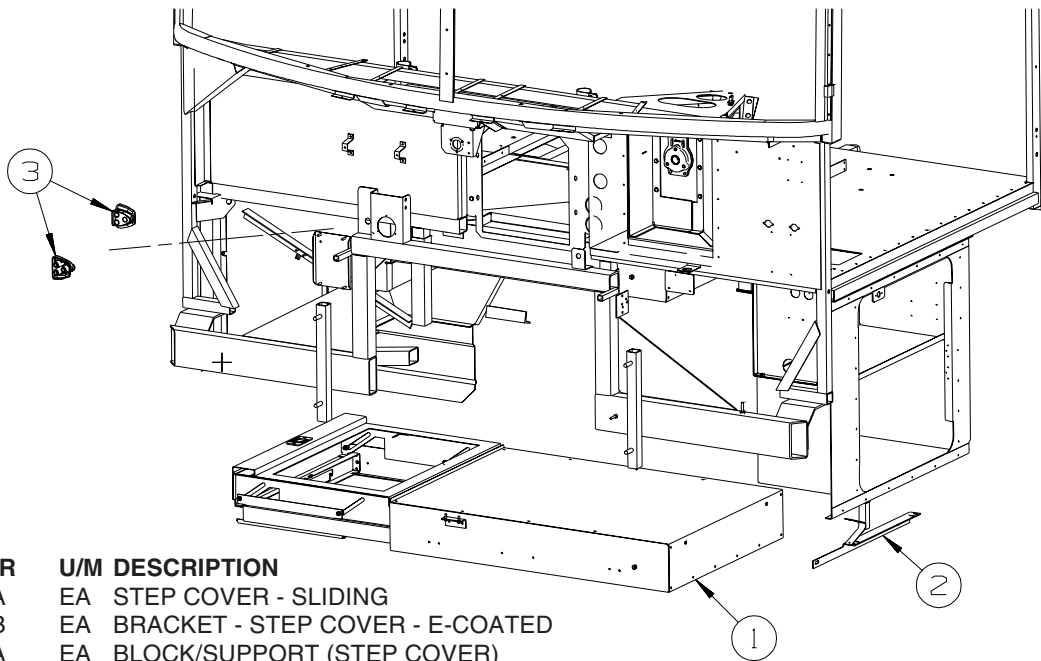


CHASSIS GROUP (CONTINUED)
INSULATION (CONTINUED)



KEY	PART NUMBER	U/M	DESCRIPTION
1	072877-03-000	EA	INSULATION - SOUND BARRIER- 1" X 36" X 57" - ADHESIVE BACK
2	039623-01-000	EA	SEAL - MOTOR COVER - RUBBER BULB TYPE
3	140399-02-02B	EA	COVER - ENGINE - E-COATED
4	145239-02-02B	EA	PANEL ASM - COMPARTMENT ACCESS - E-COATED
5	145267-02-02B	EA	COVER ASM - ENGINE - E-COATED

CHASSIS GROUP (CONTINUED) STEPWELL COVER



KEY	PART NUMBER	U/M	DESCRIPTION
1*	145122-01-01A	EA	STEP COVER - SLIDING
2	145661-01-02B	EA	BRACKET - STEP COVER - E-COATED
3	142499-01-01A	EA	BLOCK/SUPPORT (STEP COVER)

FROM: 00-00-00 THRU: 07-01-03

3	142499-02-01A	EA	BLOCK/SUPPORT (STEP COVER)
---	---------------	----	----------------------------

FROM: 07-02-03 THRU: 99-99-99

*COMPONENT PARTS LISTED LATER IN THIS GROUP

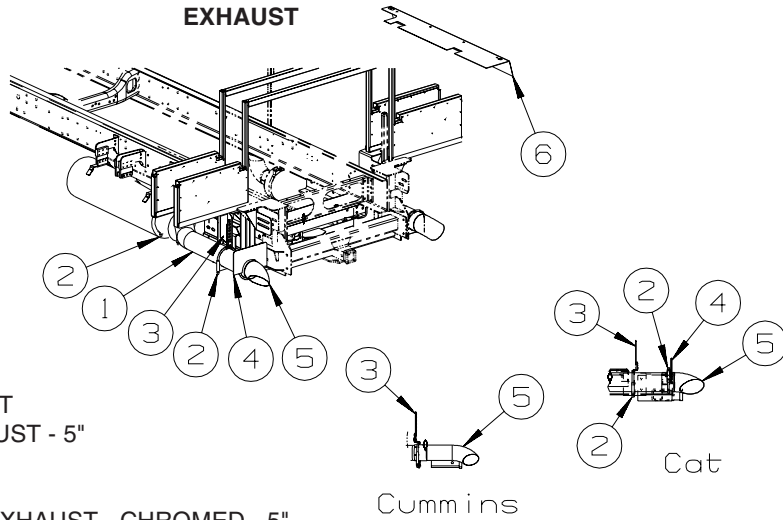
COMPONENT PARTS FOR STEPWELL COVER

145122-01-01A

KEY	PART NUMBER	U/M	DESCRIPTION	VENDOR NO.
	141691-01-703	EA	LATCH-CABLE RELEASE	1912125
	141691-01-704	EA	SPRING - CABLE PRELOAD	1217507
	141691-01-708	EA	MOTOR W/9 TOOTH PINION	1820122
	145122-01-700	EA	CABLE - 80" W/STOPS	1218753
	145122-01-701	EA	CABLE - 54" W/STOPS	1218754
	145122-01-702	EA	CAP/END - F/DRUM - PLASTIC	1612535
	145122-01-703	EA	BUSHING - .6"ID X .8"OD	1614003
	145122-01-704	EA	HARNESS/ADAPTER	1809938
	145122-01-705	EA	CABLE/RELEASE - 8" W/EYE	1213000
	145122-01-706	EA	COVER - EMERGENCY RETRACT	1612532
	145122-01-707	EA	SHOE/CABLE - PLASTIC	1612533
	145122-01-708	EA	GUIDE/ARM SLIDE - PLASTIC	1612542
	145122-01-709	EA	BUSHING/BRONZE - .38" X .50"	1614007

CHASSIS GROUP (CONTINUED)

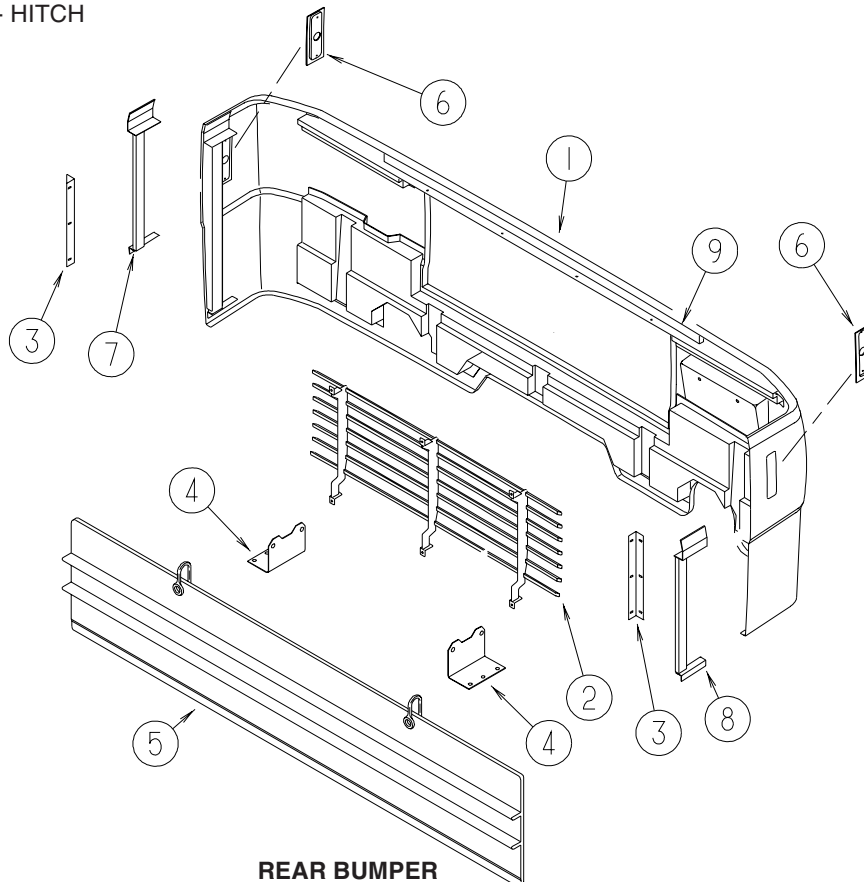
EXHAUST



KEY	PART NUMBER	U/M DESCRIPTION
1	114869-11-000	EA PIPE - EXHAUST
2	094918-08-000	EA CLAMP - EXHAUST - 5"
3	NOT USED	
4	NOT USED	
5	116425-02-000	EA EXTENSION - EXHAUST - CHROMED - 5"
6	NOT USED	

HITCH

KEY	PART NUMBER	U/M DESCRIPTION
	134016-01-01A	EA HITCH RECEIVER - BOLT ON CLASS III - 10,000#
	133706-02-02B	EA SHIM - HITCH

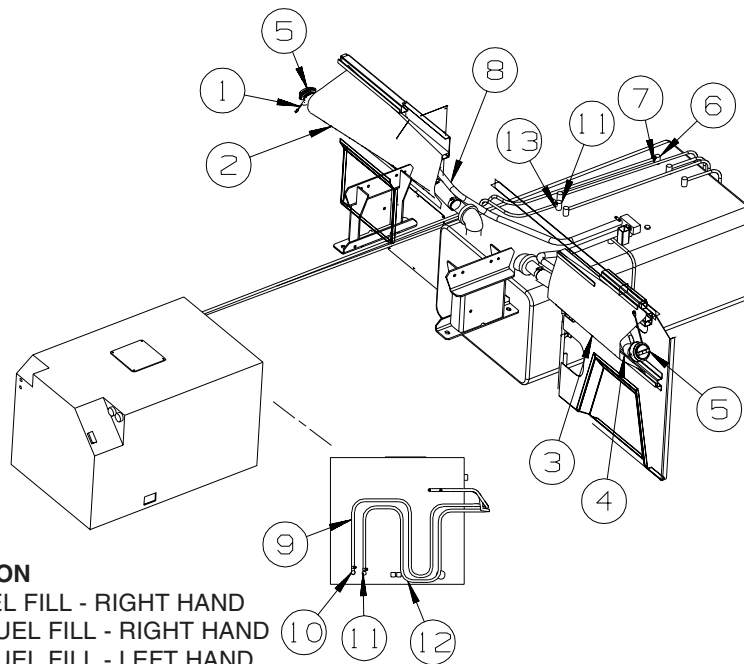


REAR BUMPER

KEY	PART NUMBER	U/M DESCRIPTION
1	P29397-02-KQ0	EA PANEL - BUMPER/REAR
2	129377-01-KQ0	EA GRILLE - BUMPER/REAR
3	113041-03-02B	EA ANGLE - BUMPER MOUNT - E-COATED
4	144977-01-02B	EA BRACKET - MUDFLAP/REAR - E-COATED
5	143924-01-01A	EA MUD FLAP/REAR - "ULTIMATE" - RUBBER W/STAINLESS STEEL
6	118374-01-01A	EA POCKET - SIDE MARKER LIGHT - BLACK - FLAT WALL
7	124837-05-01A	EA SUPPORT - BUMPER - REAR/PASSENGER - BLACK
8	124837-06-01A	EA SUPPORT - BUMPER - REAR/DRIVER - BLACK
9	124861-01-02A	EA SUPPORT - BUMPER - REAR/PASSENGER/UPPER - BLACK

CHASSIS GROUP (CONTINUED)

FUEL

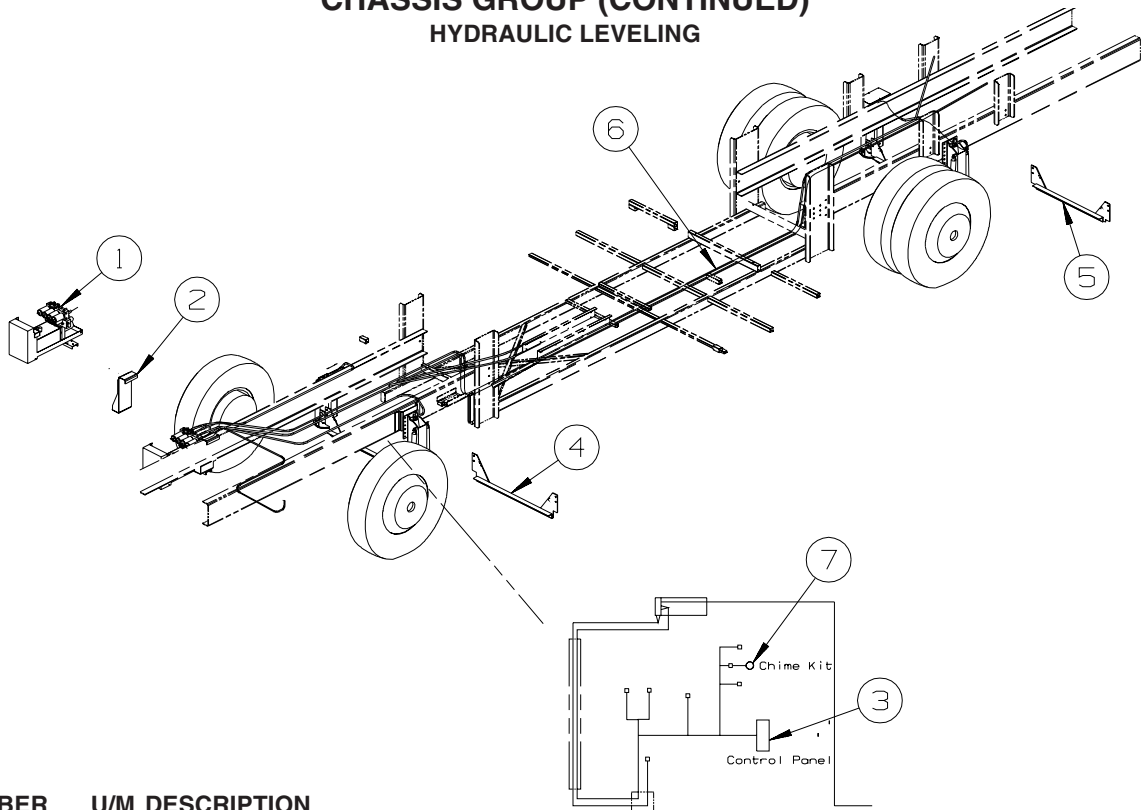


KEY	PART NUMBER	U/M	DESCRIPTION
1	143097-02-000	EA	NECK - FUEL FILL - RIGHT HAND
2	118726-04-000	EA	BAFFLE - FUEL FILL - RIGHT HAND
3	118726-03-000	EA	BAFFLE - FUEL FILL - LEFT HAND
3	118726-06-000	EA	BAFFLE - FUEL FILL - LEFT HAND
4	143097-01-000	EA	NECK - FUEL FILL - LEFT HAND
5	073220-04-000	EA	CAP - FUEL FILL - NON LOCKING DIESEL
6	114253-02-000	EA	ELBOW - 5/16 SINGLE BARB X 1/4 MPT
7	068382-01-000	EA	BUSHING - 1/2"MPT X 1/4"FPT - BRASS
8	066732-01-000	FT	HOSE - FUEL - .62"ID
9	024138-01-000	FT	HOSE - FUEL - 5/16" ID
10	114253-04-000	EA	ELBOW - 5/16 SINGLE BARB X 1/8 MPT
11	114253-01-000	EA	ELBOW - 1/4 SINGLE BARB X 1/8 MPT
12	128139-03-000	FT	HOSE - FUEL - LOW PERMEABILITY - 1/4" DIAMETER
13	068382-06-000	EA	BUSHING - 3/8"MPT X 1/8"FPT - BRASS

FROM: 00-00-00 THRU: 04-06-03

FROM: 04-07-03 THRU: 99-99-99

CHASSIS GROUP (CONTINUED) HYDRAULIC LEVELING



KEY	PART NUMBER	U/M	DESCRIPTION
1*	144226-05-000	EA	LEVELING SYSTEM - F/3 SLIDEOUTS - Q40ED
1*	144226-07-000	EA	LEVELING SYSTEM - F/3 SLIDEOUTS - Q40AD, Q40KD
2	144224-02-01A	EA	BRACKET - PUMP/LEVELING - BLACK - Q40AD, Q40KD
3	107889-06-000	EA	PANEL - CONTROL - 625 AIR DUMP
4	128411-01-02B	EA	BRACKET - JACK - E-COATED
5	128411-04-02B	EA	BRACKET - JACK - E-COATED
6	100536-50-000	EA	HOSE KIT - LEVELING JACKS
7	134092-03-000	EA	CHIME KIT - LEVELING SYSTEM - 625
			FROM: 00-00-00 THRU: 09-28-03
7	134092-05-000	EA	CHIME KIT - LEVELING SYSTEM - 325/625
			FROM: 09-29-03 THRU: 99-99-99

*COMPONENT PARTS LISTED LATER IN THIS GROUP

COMPONENT PARTS FOR HYDRAULIC LEVELING

144226-05-000

KEY	PART NUMBER	U/M	DESCRIPTION	VENDOR NO.
	144226-01-700	EA	SWITCH - WARNING/MAGNETIC	RAP90968/AP26641
	144226-01-701	EA	PUMP MOTOR/TANK ASM-MONRACH	RAP91169/AP30349

144226-07-000

KEY	PART NUMBER	U/M	DESCRIPTION	VENDOR NO.
	144226-01-700	EA	SWITCH - WARNING/MAGNETIC	RAP90968/AP26641
	144226-01-701	EA	PUMP MOTOR/TANK ASM-MONRACH	RAP91169/AP30349

WHEEL, TIRE, COVERS &/OR LINERS

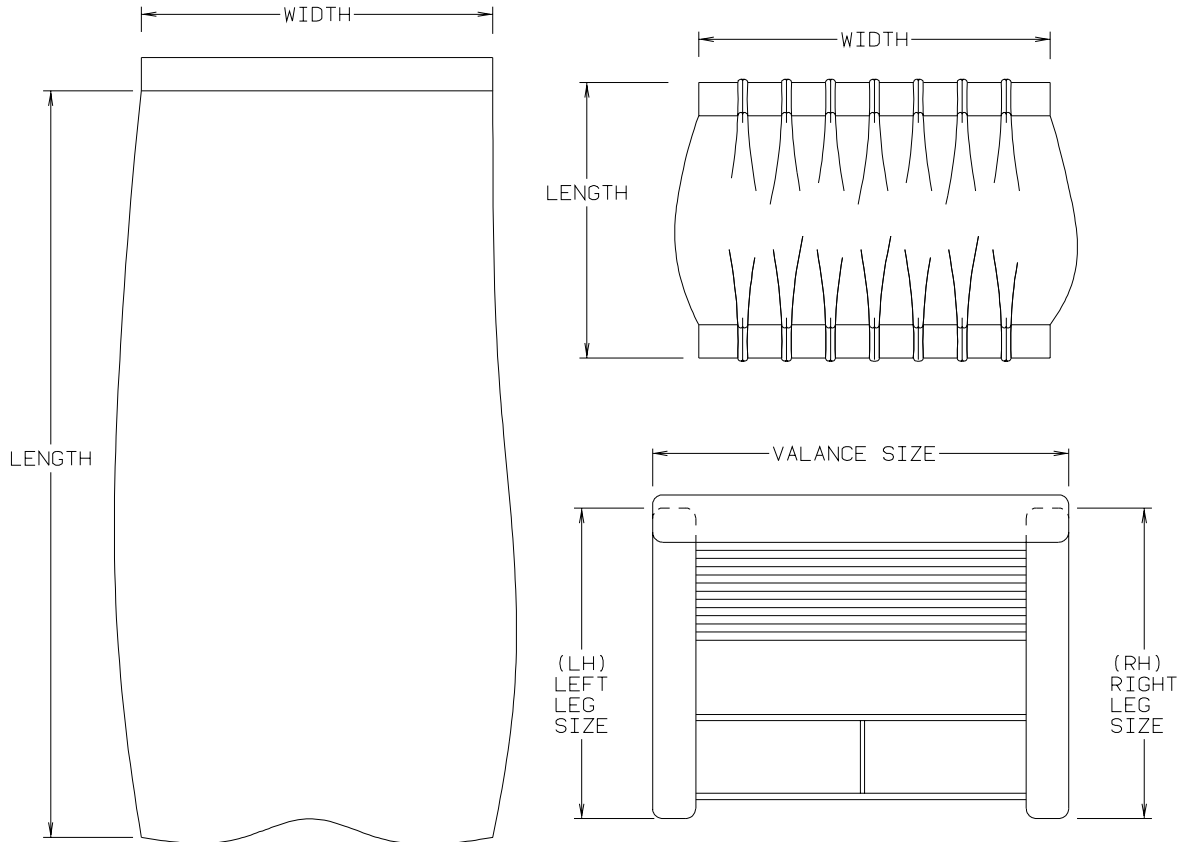
KEY	PART NUMBER	U/M	DESCRIPTION
	129058-10-000	EA	COVER - NUT - 1.9"H X 2"BASE X 1.4"NUT
	129058-14-000	EA	COVER - FRONT AXLE W/INDENT F/LOGO-W/O LOGO - 10 BOLT
	129058-15-000	EA	COVER - REAR AXLE W/INDENT F/LOGO-W/O LOGO - 10 BOLT
	129058-16-000	EA	CAP - REAR - W/LOGO - THREADED - RIGHT HAND
	129058-17-000	EA	BRACKET - F/REAR THREADED CAP - RIGHT HAND
	134439-01-000	EA	WHEEL - ALUMINUM - 7.5" X 22.5"/10 BOLT - FRONT
	134439-02-000	EA	WHEEL - ALUMINUM - 7.5" X 22.5"/10 BOLT - REAR
	080208-04-000	EA	LUG WRENCH - 1 3/16" - OSHKOSH/SPARTAN
	080208-05-000	EA	BAR - LEVERAGE - LUG WRENCH - .75"DIA. - OSHKOSH/SPARTAN

CURTAIN & CUSHION GROUP

NOTICE

IN ORDER TO ASSIST OUR PARTS SALES DEPT. IN PROVIDING INTERIOR SOFTWARE ITEMS, PLEASE INCLUDE THE SERIAL NUMBER AND THE COLOR CODE NUMBER FROM THE VEHICLE CERTIFICATION LABEL WHEN ORDERING. THIS LABEL IS LOCATED ON THE LEFT SIDEWALL AT THE END OF THE DASH (A-BODY), OR ON THE DRIVER'S DOOR LATCH PLATE (C-BODY).

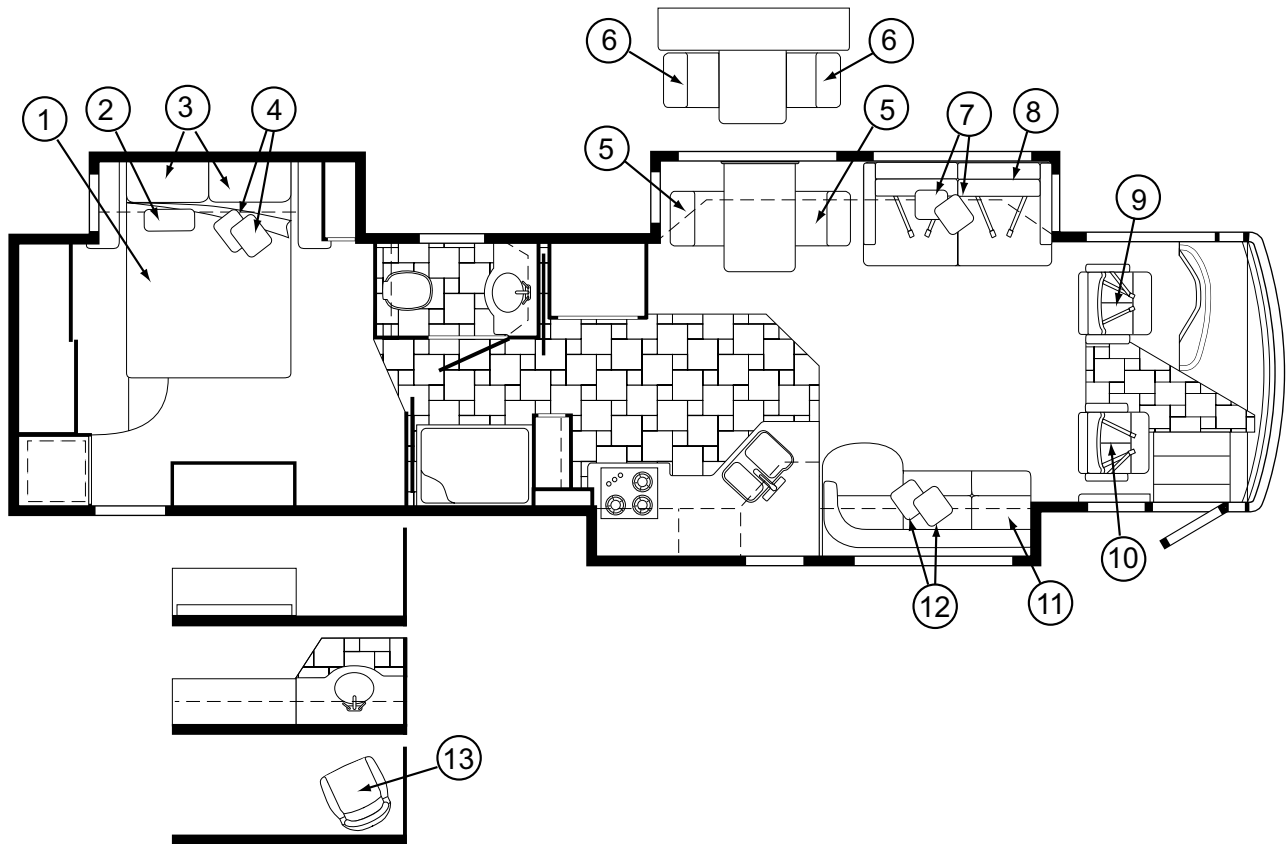
AN EXAMPLE OF A COLOR CODE NUMBER IS B07, WHICH DESIGNATES AN OVERALL COLOR SCHEME OF A PARTICULAR UNIT. THE COLOR LISTED AFTER THE ITEM DESCRIPTION ON THE MICROFICHE, INDICATES THE OVERALL UNIT COLOR. ORDER THE ITEM YOU DESIRE ACCORDING TO UNIT COLOR CODE. IF ALL COLORS USE THE SAME ITEM NO COLOR CODE WILL BE NOTED.



NOTE: USE THIS ILLUSTRATION WHEN DETERMINING LENGTH AND WIDTH MEASUREMENTS FOR CURTAINS. YOU WILL NOTE THE WIDTH MEASUREMENT IS TAKEN ON THE TOP OF THE CURTAIN WITH THE CURTAIN FULLY EXTENDED. THE LENGTH MEASUREMENT IS TAKEN FROM TOP TO BOTTOM. LEFT AND RIGHT WINDOW LEGS ARE DETERMINED WHEN FACING THE WINDOW.

CURTAIN & CUSHION GROUP (CONTINUED)

CUSHION LAYOUT

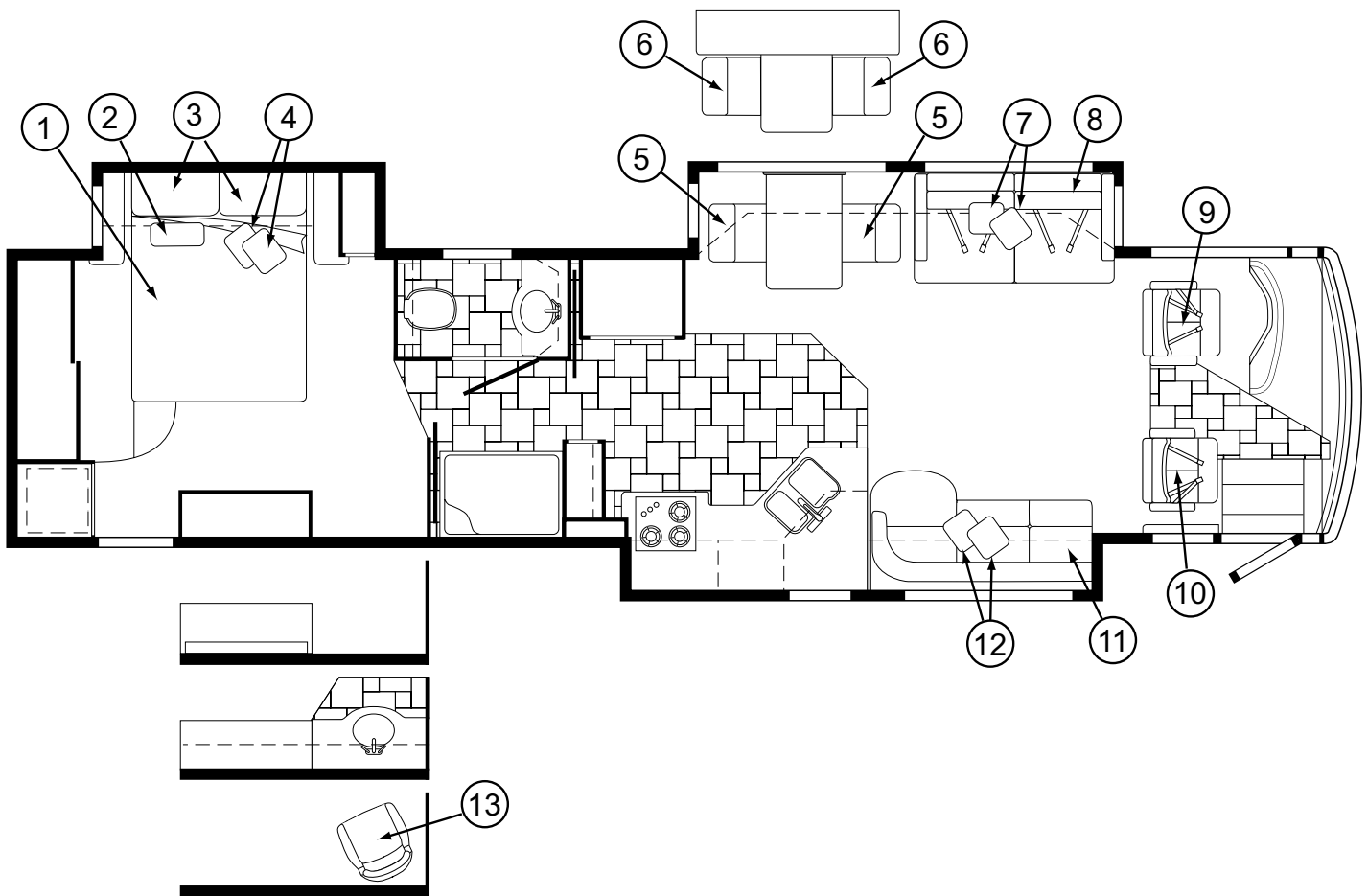


KEY	PART NUMBER	U/M	DESCRIPTION
1	143141-01-RC0	EA	BEDSPREAD - 60" X 80" (RC0, RC1, RC2, RC3)
1	143141-01-PC3	EA	BEDSPREAD - 60" X 80" (RC4, RC5, RC6, RC7)
1	143141-02-PC6	EA	BEDSPREAD - 60" X 80" (RD0, RD1, RD2, RD3)
1	143141-01-RD4	EA	BEDSPREAD - 60" X 80" (RD4, RD5, RD6, RD7)
1	142411-02-000	EA	MATTRESS/AIR - 60" X 80" - SELECT COMFORT
1	142411-03-000	EA	AIR PUMP W/CONTROLS - F/SELECT COMFORT MATTRESS
2	132338-32-RC0	EA	PILLOW - 7" X 22" (RC0, RC1, RC2, RC3)
2	132338-32-PC3	EA	PILLOW - 7" X 22" (RC4, RC5, RC6, RC7)
2	132338-32-PC6	EA	PILLOW - 7" X 22" (RD0, RD1, RD2, RD3)
2	132338-32-RD4	EA	PILLOW - 7" X 22" (RD4, RD5, RD6, RD7)
3	104565-26-RC0	EA	PILLOW SHAM (RC0, RC1, RC2, RC3) - SMALL RECTANGLE SHAPED
3	104565-26-PC3	EA	PILLOW SHAM (RC4, RC5, RC6, RC7) - SMALL RECTANGLE SHAPED
3	104565-26-PC6	EA	PILLOW SHAM (RD0, RD1, RD2, RD3) - SMALL RECTANGLE SHAPED
3	104565-26-RD4	EA	PILLOW SHAM (RD4, RD5, RD6, RD7) - SMALL RECTANGLE SHAPED
3	143197-01-RC0	EA	PILLOW SHAM - 27" (RC0, RC1, RC2, RC3) - LARGE SQUARE SHAPED
3	143215-01-RC0	EA	PILLOW SHAM (RC0, RC1, RC2, RC3)
3	143197-01-PC3	EA	PILLOW SHAM - 27" (RC4, RC5, RC6, RC7) - LARGE SQUARE SHAPED
3	143215-01-PC3	EA	PILLOW SHAM (RC4, RC5, RC6, RC7)
3	143197-01-PC6	EA	PILLOW SHAM - 27" (RD0, RD1, RD2, RD3) - LARGE SQUARE SHAPED
3	143215-01-PC6	EA	PILLOW SHAM (RD0, RD1, RD2, RD3)
3	143197-01-RD4	EA	PILLOW SHAM - 27" (RD4, RD5, RD6, RD7) - LARGE SQUARE SHAPED
3	143215-01-RD4	EA	PILLOW SHAM (RD4, RD5, RD6, RD7)
4	132338-31-RC0	EA	PILLOW - 10" X 17" (RC0, RC1, RC2, RC3)
4	132338-31-RC4	EA	PILLOW - 10" X 17" (RC4, RC5, RC6, RC7)
4	132338-31-PC6	EA	PILLOW - 10" X 17" (RD0, RD1, RD2, RD3)
4	132338-31-RD4	EA	PILLOW - 10" X 17" (RD4, RD5, RD6, RD7)
5	139623-26-000	EA	CHAIR - DINING - CELEDON/PORTSMOUTH OAK (RC0)
5	139623-27-000	EA	CHAIR - DINING - CELEDON/CONCERT CHERRY (RC1)
5	139623-28-000	EA	CHAIR - DINING - CELEDON/WASHED MAPLE (RC2)
5	139623-29-000	EA	CHAIR - DINING - CELEDON/HONEY CHERRY (RC3)
5	139623-21-000	EA	CHAIR - DINING - PORTSMOUTH OAK (RC4)
5	139623-22-000	EA	CHAIR - DINING - CHERRY (RC5)
5	139623-23-000	EA	CHAIR - DINING - WASHED MAPLE (RC6)
5	139623-24-000	EA	CHAIR - DINING - HONEY CHERRY (RC7)
5	139623-18-000	EA	CHAIR - DINING - PORTSMOUTH OAK (RD0)

CURTAIN & CUSHION GROUP (CONTINUED)
CUSHION LAYOUT (CONTINUED)

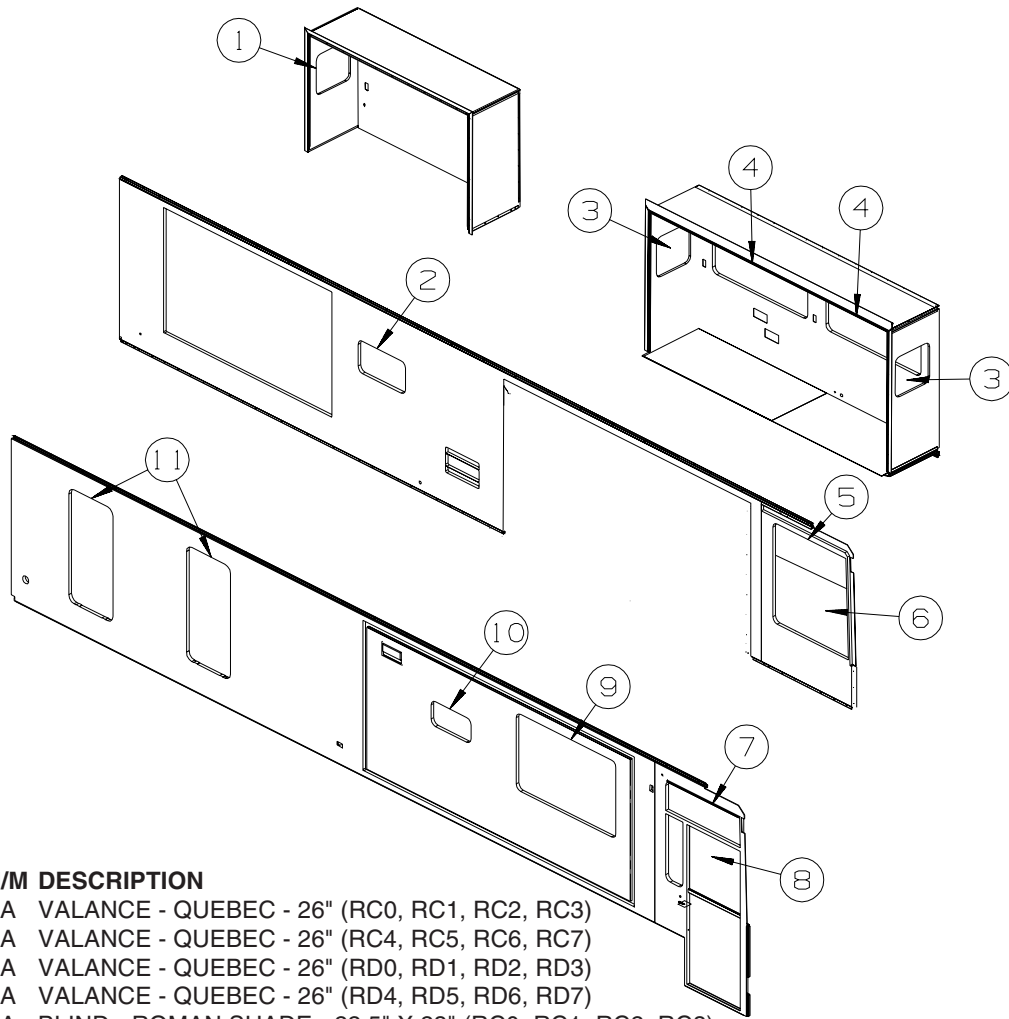
KEY	PART NUMBER	U/M	DESCRIPTION
5	139623-19-000	EA	CHAIR - DINING - CHERRY (RD1)
5	139623-20-000	EA	CHAIR - DINING - WASHED MAPLE (RD2)
5	139623-25-000	EA	CHAIR - DINING - HONEY CHERRY (RD3)
5	139623-30-000	EA	CHAIR - DINING - PORTSMOUTH OAK (RD4)
5	139623-31-000	EA	CHAIR - DINING - CONCERT CHERRY (RD5)
5	139623-32-000	EA	CHAIR - DINING - WASHED MAPLE (RD6)
5	139623-33-000	EA	CHAIR - DINING - HONEY CHERRY (RD7)
	135600-J3-000	EA	CHAIR - FOLDING - PORTSMOUTH OAK (RC0)
	135600-J4-000	EA	CHAIR - FOLDING - CONCERT CHERRY (RC1)
	135600-J5-000	EA	CHAIR - FOLDING - WASHED MAPLE (RC2)
	135600-J6-000	EA	CHAIR - FOLDING - HONEY CHERRY (RC3)
	135600-F2-000	EA	CHAIR - FOLDING - PORTSMOUTH OAK (RC4)
	135600-F3-000	EA	CHAIR - FOLDING - CHERRY (RC5)
	135600-F4-000	EA	CHAIR - FOLDING - WASHED MAPLE (RC6)
	135600-J1-000	EA	CHAIR - FOLDING - HONEY CHERRY (RC7)
	135600-C5-000	EA	CHAIR - FOLDING - PORTSMOUTH OAK (RD0)
	135600-C6-000	EA	CHAIR - FOLDING - CONCERT CHERRY (RD1)
	135600-C7-000	EA	CHAIR - FOLDING - WASHED MAPLE (RD2)
	135600-J2-000	EA	CHAIR - FOLDING - HONEY CHERRY (RD3)
	135600-J7-000	EA	CHAIR - FOLDING - PORTSMOUTH OAK (RD4)
	135600-J8-000	EA	CHAIR - FOLDING - SARASA/CONCERT CHERRY (RD5)
	135600-J9-000	EA	CHAIR - FOLDING - WASHED MAPLE (RD6)
	135600-K0-000	EA	CHAIR - FOLDING - HONEY CHERRY (RD7)
6	141091-74-000	EA	CHAIR - COMPUTER - PORTSMOUTH OAK (RC0)
6	141091-75-000	EA	CHAIR - COMPUTER - CHERRY (RC1)
6	141091-76-000	EA	CHAIR - COMPUTER - WASHED MAPLE (RC2)
6	141091-77-000	EA	CHAIR - COMPUTER - HONEY CHERRY (RC3)
6	141091-67-000	EA	CHAIR - COMPUTER - PORTSMOUTH OAK (RC4)
6	141091-68-000	EA	CHAIR - COMPUTER - CHERRY (RC5)
6	141091-69-000	EA	CHAIR - COMPUTER - WASHED MAPLE (RC6)
6	141091-78-000	EA	CHAIR - COMPUTER - HONEY CHERRY (RC7)
6	141091-40-000	EA	CHAIR - COMPUTER - PORTSMOUTH OAK (RD0)
6	141091-41-000	EA	CHAIR - COMPUTER - CONCERT CHERRY (RD1)
6	141091-42-000	EA	CHAIR - COMPUTER - WASHED MAPLE (RD2)
6	141091-79-000	EA	CHAIR - COMPUTER - HONEY CHERRY (RD3)
6	141091-80-000	EA	CHAIR - COMPUTER - PORTSMOUTH OAK (RD4)
6	141091-81-000	EA	CHAIR - COMPUTER - CHERRY (RD5)
6	141091-82-000	EA	CHAIR - COMPUTER - WASHED MAPLE (RD6)
6	141091-83-000	EA	CHAIR - COMPUTER - HONEY CHERRY (RD7)
	135600-J3-000	EA	CHAIR - FOLDING - PORTSMOUTH OAK (RC0)
	135600-J4-000	EA	CHAIR - FOLDING - CONCERT CHERRY (RC1)
	135600-J5-000	EA	CHAIR - FOLDING - WASHED MAPLE (RC2)
	135600-J6-000	EA	CHAIR - FOLDING - HONEY CHERRY (RC3)
	135600-F2-000	EA	CHAIR - FOLDING - PORTSMOUTH OAK (RC4)
	135600-F3-000	EA	CHAIR - FOLDING - CHERRY (RC5)
	135600-F4-000	EA	CHAIR - FOLDING - WASHED MAPLE (RC6)
	135600-J1-000	EA	CHAIR - FOLDING - HONEY CHERRY (RC7)
	135600-C5-000	EA	CHAIR - FOLDING - PORTSMOUTH OAK (RD0)
	135600-C6-000	EA	CHAIR - FOLDING - CONCERT CHERRY (RD1)
	135600-C7-000	EA	CHAIR - FOLDING - WASHED MAPLE (RD2)
	135600-J2-000	EA	CHAIR - FOLDING - HONEY CHERRY (RD3)
	135600-J7-000	EA	CHAIR - FOLDING - PORTSMOUTH OAK (RD4)
	135600-J8-000	EA	CHAIR - FOLDING - SARASA/CONCERT CHERRY (RD5)
	135600-J9-000	EA	CHAIR - FOLDING - WASHED MAPLE (RD6)
	135600-K0-000	EA	CHAIR - FOLDING - HONEY CHERRY (RD7)
7	139679-04-RC0	EA	PILLOW - 15" X 15" - W/BOXING & OVERLAY (RC0, RC1, RC2, RC3)
7	139679-04-RC4	EA	PILLOW - 15" X 15" - W/BOXING & OVERLAY (RC4, RC5, RC6, RC7)
7	139679-04-RD0	EA	PILLOW - 15" X 15" - W/BOXING & OVERLAY (RD0, RD1, RD2, RD3)
7	139679-04-RD4	EA	PILLOW - 15" X 15" - W/BOXING & OVERLAY (RD4, RD5, RD6, RD7)
8	139618-12-000	EA	SOFA/SLEEPER - HIDE-A-BED/ELECTRIC - 69" (RC0, RC1, RC2, RC3)
8	139618-10-000	EA	SOFA/SLEEPER - HIDE-A-BED/ELECTRIC - 69" (RC4, RC5, RC6, RC7)
8	139618-11-000	EA	SOFA/SLEEPER - HIDE-A-BED/ELECTRIC - 69" (RD0, RD1, RD2, RD3)
8	139618-13-000	EA	SOFA/SLEEPER - HIDE-A-BED/ELECTRIC - 69" (RD4, RD5, RD6, RD7)
8	139618-08-000	EA	SOFA/SLEEPER - HIDE-A-BED/ELECTRIC - 69" ULTRALEATHER

CURTAIN & CUSHION GROUP (CONTINUED)
CUSHION LAYOUT (CONTINUED)



KEY	PART NUMBER	U/M	DESCRIPTION
8	139618-06-000	EA	SOFA/SLEEPER - HIDE-A-BED DUAL/ELECTRIC - 69" DUAL ULTRALEATHER
	116104-04-02B	EA	BRACKET - ZEE W/HOLES - 3.2" - E-COATED
9	146992-01-000	EA	BUCKET SEAT - DRIVER - W/LUMBAR
10	146992-02-000	EA	BUCKET SEAT - PASSENGER
10	146992-03-000	EA	BUCKET SEAT - PASSENGER - W/FOOTREST
11	142814-05-000	EA	SOFA/SLEEPER - "J" LOUNGE - W/HEAT - 74" - CELEDON (RC0, RC1, RC2, RC3)
11	142814-03-000	EA	SOFA/SLEEPER - "J" LOUNGE - W/HEAT - 74" (RC4, RC5, RC6, RC7)
11	142814-04-000	EA	SOFA/SLEEPER - "J" LOUNGE - W/HEAT - 74" - ISHA (RD0, RD1, RD2, RD3)
11	142814-06-000	EA	SOFA/SLEEPER - "J" LOUNGE - W/HEAT - 74" (RD4, RD5, RD6, RD7)
11	142814-01-000	EA	SOFA/SLEEPER - "J" LOUNGE - W/HEAT - 74" - GLACIER - ULTRALEATHER
	116104-04-02B	EA	BRACKET - ZEE W/HOLES - 3.2" - E-COATED
12	139679-06-RC0	EA	PILLOW - 15" X 15" - W/BOXING (RC0, RC1, RC2, RC3)
12	139679-06-RC4	EA	PILLOW - 15" X 15" - W/BOXING (RC4, RC5, RC6, RC7)
12	139679-06-PC6	EA	PILLOW - 15" X 15" - W/BOXING (RD0, RD1, RD2, RD3)
12	139679-06-RD4	EA	PILLOW - 15" X 15" - W/BOXING (RD4, RD5, RD6, RD7)
13	147147-02-000	EA	CHAIR - RCLNR W/OTTOMAN - NATURAL (RC0, RC2, RC4, RC6, RD0, RD2, RD4, RD6) - EURO LOUNGE
13	147147-01-000	EA	CHAIR - RECLINER W/OTTOMAN - TEAK (RC1, RC3, RC5, RC7, RD1, RD3, RD5, RD7) - EURO LOUNGE
	134128-02-02B	EA	PLATE - W/HOLES - W/BOLT - E-COATED - EURO LOUNGE
	134194-01-01A	EA	KNOB - HOLD/DOWN - RECLINER - BLACK - EURO LOUNGE
	143956-01-04B	EA	BRACKET/TIEDOWN - EURO CHAIR - BLACK - EURO LOUNGE
13	147700-11-000	EA	CHAIR - SUITE W/OTTOMAN (RC0, RC1, RC2, RC3) - LOUNGE CHAIR
13	147700-12-000	EA	CHAIR - SUITE W/OTTOMAN (RC4, RC5, RC6, RC7) - LOUNGE CHAIR
13	147700-13-000	EA	CHAIR - SUITE W/OTTOMAN (RD0, RD1, RD2, RD3) - LOUNGE CHAIR
13	147700-14-000	EA	CHAIR - SUITE W/OTTOMAN (RD4, RD5, RD6, RD7) - LOUNGE CHAIR
	134057-01-11B	EA	BRACKET - RECLINER - FLAT BLACK - LOUNGE CHAIR
	134128-02-02B	EA	PLATE - W/HOLES - W/BOLT - E-COATED - LOUNGE CHAIR
	134194-01-01A	EA	KNOB - HOLD/DOWN - RECLINER - BLACK - OUNGE CHAIR

CURTAIN & CUSHION GROUP (CONTINUED)
WINDOW TREATMENT

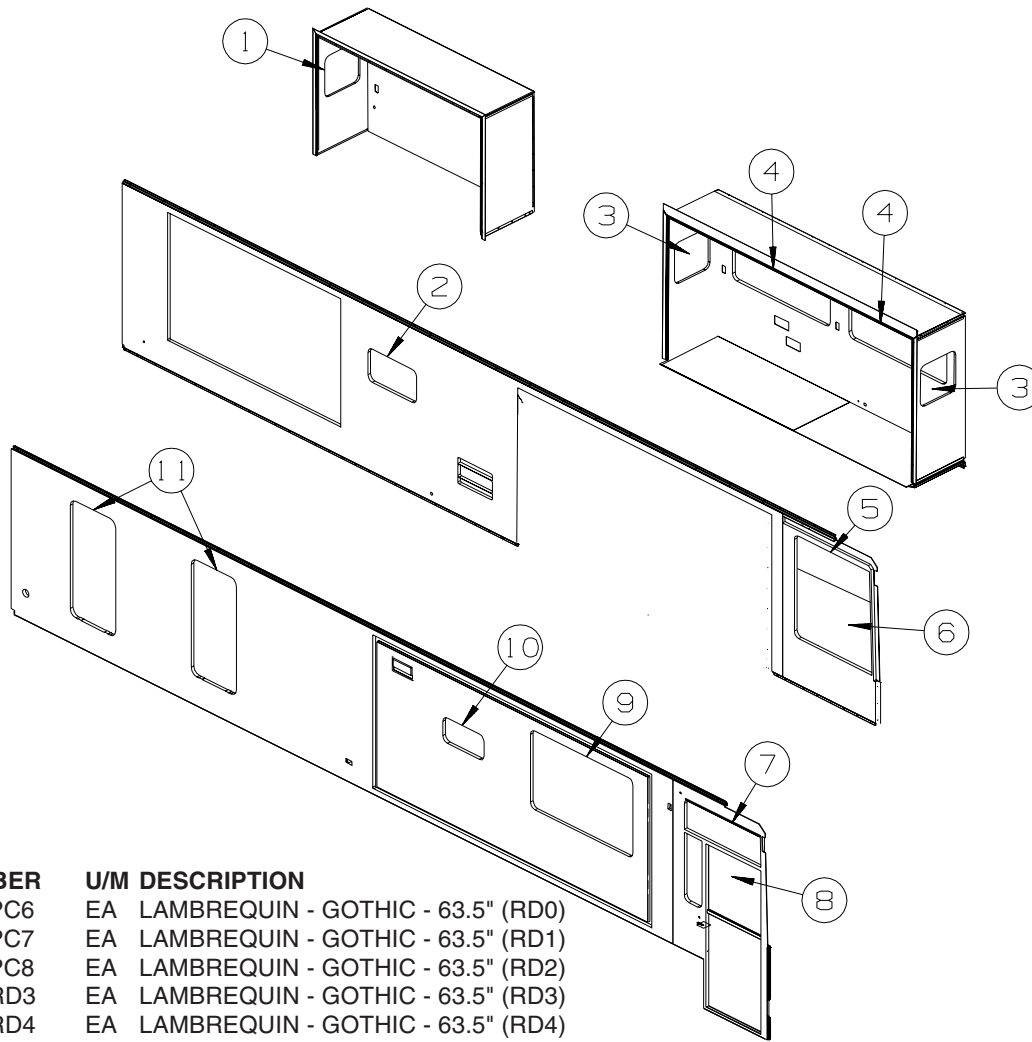


KEY	PART NUMBER	U/M	DESCRIPTION
1	139706-07-RC0	EA	VALANCE - QUEBEC - 26" (RC0, RC1, RC2, RC3)
1	139706-03-PC3	EA	VALANCE - QUEBEC - 26" (RC4, RC5, RC6, RC7)
1	139706-08-RD0	EA	VALANCE - QUEBEC - 26" (RD0, RD1, RD2, RD3)
1	139706-03-RD4	EA	VALANCE - QUEBEC - 26" (RD4, RD5, RD6, RD7)
1	141694-05-RC0	EA	BLIND - ROMAN SHADE - 22.5" X 23" (RC0, RC1, RC2, RC3)
1	141694-03-PC3	EA	BLIND - ROMAN SHADE - 22.5" X 23" (RC4, RC5, RC6, RC7)
1	141694-03-PC6	EA	BLIND - ROMAN SHADE - 22.5" X 23" (RD0, RD1, RD2, RD3)
1	141694-05-RD4	EA	BLIND - ROMAN SHADE - 22.5" X 23" (RD4, RD5, RD6, RD7)
1	136988-59-RC0	EA	LEG - RIGHT - 22" (RC0, RC1, RC2, RC3)
1	136988-85-PC3	EA	LEG - RIGHT - 22" (RC4, RC5, RC6, RC7)
1	136988-85-PC6	EA	LEG - RIGHT - 22" (RD0, RD1, RD2, RD3)
1	136988-85-RD4	EA	LEG - RIGHT - 22" (RD4, RD5, RD6, RD7)
1	136988-60-RC0	EA	LEG - LEFT - 22" (RC0, RC1, RC2, RC3)
1	136988-86-PC3	EA	LEG - LEFT - 22" (RC4, RC5, RC6, RC7)
1	136988-86-PC6	EA	LEG - LEFT - 22" (RD0, RD1, RD2, RD3)
1	136988-86-RD4	EA	LEG - LEFT - 22" (RD4, RD5, RD6, RD7)
2	121410-D1-RC0	EA	VALANCE - MODERATE - 32" (RC0, RC1, RC2, RC3)
2	121410-D1-RC4	EA	VALANCE - MODERATE - 32" (RC4, RC5, RC6, RC7)
2	121410-D1-PC6	EA	VALANCE - MODERATE - 32" (RD0, RD1, RD2, RD3)
2	121410-D1-RD4	EA	VALANCE - MODERATE - 32" (RD4, RD5, RD6, RD7)
	143829-01-PC0	EA	TRIM/WINDOW - U-SHAPED - 2.8" X 32.3"
2	111861-09-01A	EA	BLIND - MINI - 30.5" X 18"
3	139773-09-RC0	EA	VALANCE - 26" (RC0)
3	139773-09-RC1	EA	VALANCE - 26" (RC1)
3	139773-09-RC2	EA	VALANCE - 26" (RC2)
3	139773-09-RC3	EA	VALANCE - 26" (RC3)
3	139773-09-PC3	EA	VALANCE - 26" (RC4)
3	139773-09-PC4	EA	VALANCE - 26" (RC5)
3	139773-09-PC5	EA	VALANCE - 26" (RC6)
3	139773-09-RC7	EA	VALANCE - 26" (RC7)
3	139773-09-PC6	EA	VALANCE - 26" (RD0)
3	139773-09-PC7	EA	VALANCE - 26" (RD1)
3	139773-09-PC8	EA	VALANCE - 26" (RD2)
3	139773-09-RD3	EA	VALANCE - 26" (RD3)
3	139773-09-RD4	EA	VALANCE - 26" (RD4)

CURTAIN & CUSHION GROUP (CONTINUED)
WINDOW TREATMENT (CONTINUED)

KEY	PART NUMBER	U/M	DESCRIPTION
3	139773-09-RD5	EA	VALANCE - 26" (RD5)
3	139773-09-RD6	EA	VALANCE - 26" (RD6)
3	139773-09-RD7	EA	VALANCE - 26" (RD7)
3	140789-07-N44	EA	BLIND - DAY/NIGHTER - 22.5" X 23"
3	114214-13-03A	EA	BLIND - WOOD - 2" SLATS - 22.5" X 23" (RC0, RC3,RC4, RC7, RD0, RD3, RD4, RD7) W/WOOD BLINDS
3	114214-13-01A	EA	BLIND - WOOD - 2" SLATS - 22.5" X 23" (RC2, RC6, RD2, RD6) W/WOOD BLINDS
3	114214-13-02A	EA	BLIND - WOOD - 2" SLATS - 22.5" X 23" (RC1, RC5, RD1, RD5) W/WOOD BLINDS
3	136988-33-RC0	EA	LEG - RIGHT - 22" (RC0, RC1, RC2, RC3)
3	136988-33-PC3	EA	LEG - RIGHT - 22" (RC4, RC5, RC6, RC7)
3	136988-33-PC6	EA	LEG - RIGHT - 22" (RD0, RD1, RD2, RD3)
3	136988-33-RD4	EA	LEG - RIGHT - 22" (RD4, RD5, RD6, RD7)
3	136988-34-RC0	EA	LEG - LEFT - 22" (RC0, RC1, RC2, RC3)
3	136988-34-PC3	EA	LEG - LEFT - 22" (RC4, RC5, RC6, RC7)
3	136988-34-PC6	EA	LEG - LEFT - 22" (RD0, RD1, RD2, RD3)
3	136988-34-RD4	EA	LEG - LEFT - 22" (RD4, RD5, RD6, RD7)
4	139773-01-RC0	EA	LAMBREQUIN - GOTHIC - 61" (RC0)
4	139773-01-RC1	EA	LAMBREQUIN - GOTHIC - 61" (RC1)
4	139773-01-RC2	EA	LAMBREQUIN - GOTHIC - 61" (RC2)
4	139773-01-RC3	EA	LAMBREQUIN - GOTHIC - 61" (RC3)
4	139773-01-PC3	EA	LAMBREQUIN - GOTHIC - 61" (RC4)
4	139773-01-PC4	EA	LAMBREQUIN - GOTHIC - 61" (RC5)
4	139773-01-PC5	EA	LAMBREQUIN - GOTHIC - 61" (RC6)
4	139773-01-RC7	EA	LAMBREQUIN - GOTHIC - 61" (RC7)
4	139773-01-PC6	EA	LAMBREQUIN - GOTHIC - 61" (RD0)
4	139773-01-PC7	EA	LAMBREQUIN - GOTHIC - 61" (RD1)
4	139773-01-PC8	EA	LAMBREQUIN - GOTHIC - 61" (RD2)
4	139773-01-RD3	EA	LAMBREQUIN - GOTHIC - 61" (RD3)
4	139773-01-RD4	EA	LAMBREQUIN - GOTHIC - 61" (RD4)
4	139773-01-RD5	EA	LAMBREQUIN - GOTHIC - 61" (RD5)
4	139773-01-RD6	EA	LAMBREQUIN - GOTHIC - 61" (RD6)
4	139773-01-RD7	EA	LAMBREQUIN - GOTHIC - 61" (RD7)
4	139773-05-RC0	EA	LAMBREQUIN - GOTHIC - 61" (RC0) W/WOOD BLINDS
4	139773-05-RC1	EA	LAMBREQUIN - GOTHIC - 61" (RC1) W/WOOD BLINDS
4	139773-05-RC2	EA	LAMBREQUIN - GOTHIC - 61" (RC2) W/WOOD BLINDS
4	139773-05-RC3	EA	LAMBREQUIN - GOTHIC - 61" (RC3) W/WOOD BLINDS
4	139773-05-PC3	EA	LAMBREQUIN - GOTHIC - 61" (RC4) W/WOOD BLINDS
4	139773-05-PC4	EA	LAMBREQUIN - GOTHIC - 61" (RC5) W/WOOD BLINDS
4	139773-05-PC5	EA	LAMBREQUIN - GOTHIC - 61" (RC6) W/WOOD BLINDS
4	139773-05-RC7	EA	LAMBREQUIN - GOTHIC - 61" (RC7) W/WOOD BLINDS
4	139773-05-PC6	EA	LAMBREQUIN - GOTHIC - 61" (RD0) W/WOOD BLINDS
4	139773-05-PC7	EA	LAMBREQUIN - GOTHIC - 61" (RD1) W/WOOD BLINDS
4	139773-05-PC8	EA	LAMBREQUIN - GOTHIC - 61" (RD2) W/WOOD BLINDS
4	139773-05-RD3	EA	LAMBREQUIN - GOTHIC - 61" (RD3) W/WOOD BLINDS
4	139773-05-RD4	EA	LAMBREQUIN - GOTHIC - 61" (RD4) W/WOOD BLINDS
4	139773-05-RD5	EA	LAMBREQUIN - GOTHIC - 61" (RD5) W/WOOD BLINDS
4	139773-05-RD6	EA	LAMBREQUIN - GOTHIC - 61" (RD6) W/WOOD BLINDS
4	139773-05-RD7	EA	LAMBREQUIN - GOTHIC - 61" (RD7) W/WOOD BLINDS
4	140789-08-N44	EA	BLIND - DAY/NIGHTER - 59" X 26.5"
4	114214-08-04A	EA	BLIND - WOOD - 2" SLATS - 58" X 26.5" (RC0, RC3,RC4, RC7, RD0, RD3, RD4, RD7) W/WOOD BLINDS
4	114214-08-01A	EA	BLIND - WOOD - 2" SLATS - 58" X 26.5" (RC2, RC6, RD2, RD6) W/WOOD BLINDS
4	114214-08-03A	EA	BLIND - WOOD - 2" SLATS - 58" X 26.5" (RC1, RC5, RD1, RD5) W/WOOD BLINDS
5	126841-01-000	EA	SHADE - PULL - CHARCOAL MESH - 45" X 60"
6	139479-04-01A	EA	CURTAIN - DRIVER WRAP/PRIVACY/PLEATED - 46.25" X 108"
7	126841-08-000	EA	SHADE - PULL - CHARCOAL MESH - 36" X 60"
8	139479-05-01A	EA	CURTAIN - PASS/Front WRAP/PRIVACY/PLEATED - 46.75" X 75"
8	139479-06-01A	EA	CURTAIN - PASS/REAR WRAP/PRIVACY/PLEATED - 49.5" X 75"
9	139773-03-RC0	EA	LAMBREQUIN - GOTHIC - 63.5" (RC0)
9	139773-03-RC1	EA	LAMBREQUIN - GOTHIC - 63.5" (RC1)
9	139773-03-RC2	EA	LAMBREQUIN - GOTHIC - 63.5" (RC2)
9	139773-03-RC3	EA	LAMBREQUIN - GOTHIC - 63.5" (RC3)
9	139773-03-PC3	EA	LAMBREQUIN - GOTHIC - 63.5" (RC4)
9	139773-03-PC4	EA	LAMBREQUIN - GOTHIC - 63.5" (RC5)
9	139773-03-PC5	EA	LAMBREQUIN - GOTHIC - 63.5" (RC6)
9	139773-03-RC7	EA	LAMBREQUIN - GOTHIC - 63.5" (RC7)

CURTAIN & CUSHION GROUP (CONTINUED)
WINDOW TREATMENT (CONTINUED)



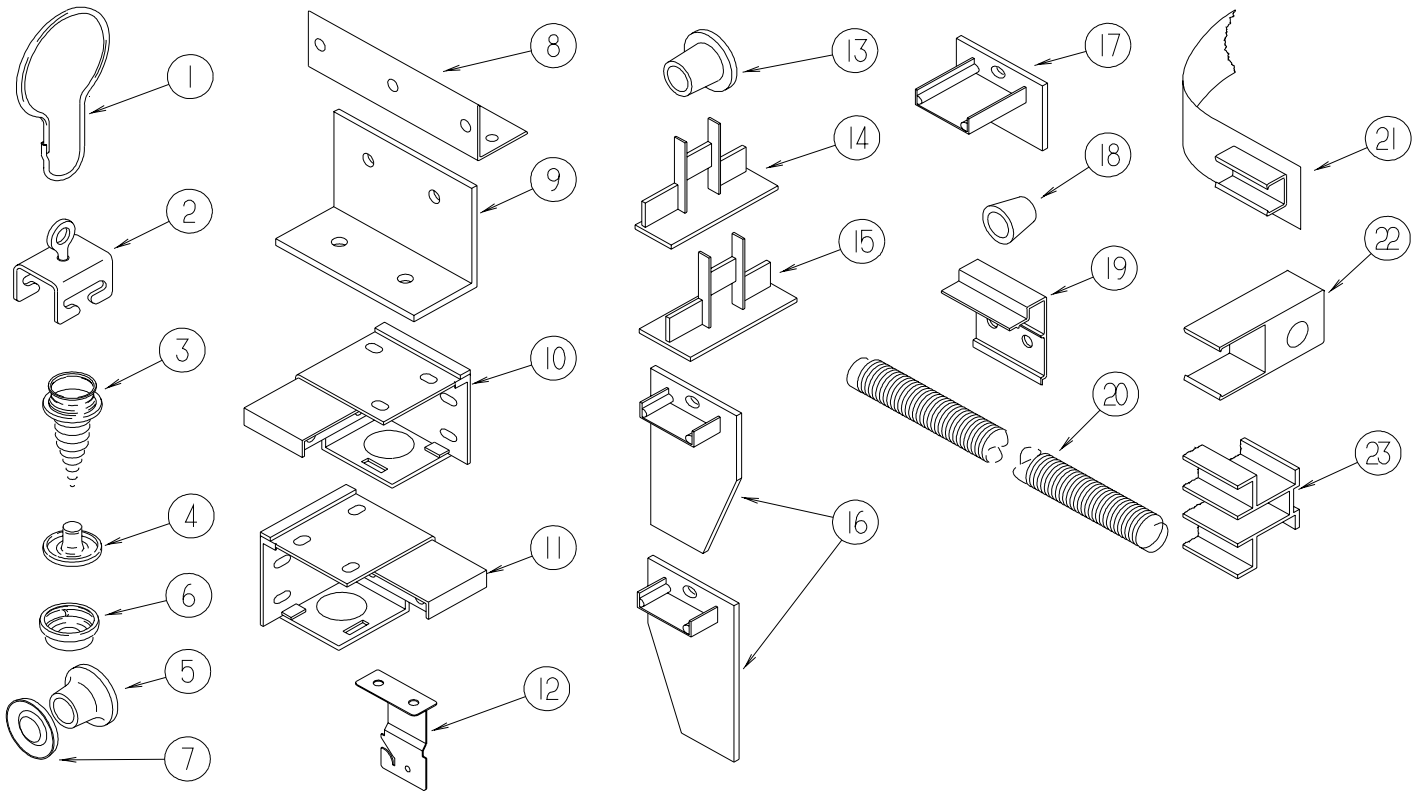
KEY	PART NUMBER	U/M	DESCRIPTION
9	139773-03-PC6	EA	LAMBREQUIN - GOTHIC - 63.5" (RD0)
9	139773-03-PC7	EA	LAMBREQUIN - GOTHIC - 63.5" (RD1)
9	139773-03-PC8	EA	LAMBREQUIN - GOTHIC - 63.5" (RD2)
9	139773-03-RD3	EA	LAMBREQUIN - GOTHIC - 63.5" (RD3)
9	139773-03-RD4	EA	LAMBREQUIN - GOTHIC - 63.5" (RD4)
9	139773-03-RD5	EA	LAMBREQUIN - GOTHIC - 63.5" (RD5)
9	139773-03-RD6	EA	LAMBREQUIN - GOTHIC - 63.5" (RD6)
9	139773-03-RD7	EA	LAMBREQUIN - GOTHIC - 63.5" (RD7)
9	139773-07-RC0	EA	LAMBREQUIN - GOTHIC - 63.5" (RC0) W/WOOD BLINDS
9	139773-07-RC1	EA	LAMBREQUIN - GOTHIC - 63.5" (RC1) W/WOOD BLINDS
9	139773-07-RC2	EA	LAMBREQUIN - GOTHIC - 63.5" (RC2) W/WOOD BLINDS
9	139773-07-RC3	EA	LAMBREQUIN - GOTHIC - 63.5" (RC3) W/WOOD BLINDS
9	139773-07-PC3	EA	LAMBREQUIN - GOTHIC - 63.5" (RC4) W/WOOD BLINDS
9	139773-07-PC4	EA	LAMBREQUIN - GOTHIC - 63.5" (RC5) W/WOOD BLINDS
9	139773-07-PC5	EA	LAMBREQUIN - GOTHIC - 63.5" (RC6) W/WOOD BLINDS
9	139773-07-RC7	EA	LAMBREQUIN - GOTHIC - 63.5" (RC7) W/WOOD BLINDS
9	139773-07-PC6	EA	LAMBREQUIN - GOTHIC - 63.5" (RD0) W/WOOD BLINDS
9	139773-07-PC7	EA	LAMBREQUIN - GOTHIC - 63.5" (RD1) W/WOOD BLINDS
9	139773-07-PC8	EA	LAMBREQUIN - GOTHIC - 63.5" (RD2) W/WOOD BLINDS
9	139773-07-RD3	EA	LAMBREQUIN - GOTHIC - 63.5" (RD3) W/WOOD BLINDS
9	139773-07-RD4	EA	LAMBREQUIN - GOTHIC - 63.5" (RD4) W/WOOD BLINDS
9	139773-07-RD5	EA	LAMBREQUIN - GOTHIC - 63.5" (RD5) W/WOOD BLINDS
9	139773-07-RD6	EA	LAMBREQUIN - GOTHIC - 63.5" (RD6) W/WOOD BLINDS
9	139773-07-RD7	EA	LAMBREQUIN - GOTHIC - 63.5" (RD7) W/WOOD BLINDS
9	140789-13-N54	EA	BLIND - DAY/NIGHTER - 61" X 42"
9	114214-01-05A	EA	BLIND - WOOD - 2" SLATS - 61.5" X 41" (RC0, RC3,RC4, RC7, RD0, RD3, RD4, RD7) W/WOOD BLINDS
9	114214-01-01A	EA	BLIND - WOOD - 2" SLATS - 61.5" X 41" (RC2, RC6, RD2, RD6) W/WOOD BLINDS
9	114214-01-04A	EA	BLIND - WOOD - 2" SLATS - 61.5" X 41" (RC1, RC5, RD1, RD5) W/WOOD BLINDS
10	111861-18-01A	EA	BLIND - MINI - 26" X 13.5" - ALABASTER PEARL
10	143828-01-PC0	EA	TRIM - WINDOW (RC0, RC4, RD0, RD4)
10	143828-01-PC1	EA	TRIM - WINDOW (RC1, RC5, RD1, RD5)
10	143828-01-PC2	EA	TRIM - WINDOW (RC2, RC6, RD2, RD6)
10	143828-01-RC3	EA	TRIM - WINDOW (RC3, RC7, RD3, RD7)
10	143828-02-PC0	EA	TRIM - WINDOW (RC0, RC4, RD0, RD4)

CURTAIN & CUSHION GROUP (CONTINUED)
WINDOW TREATMENT (CONTINUED)

KEY	PART NUMBER	U/M	DESCRIPTION
10	143828-02-PC1	EA	TRIM - WINDOW (RC1, RC5, RD1, RD5)
10	143828-02-PC2	EA	TRIM - WINDOW (RC2, RC6, RD2, RD6)
10	143828-02-RC3	EA	TRIM - WINDOW (RC3, RC7, RD3, RD7)
11	139706-09-RC0	EA	VALANCE - QUEBEC - 32.5" (RC0, RC1, RC2, RC3)
11	139706-04-PC3	EA	VALANCE - QUEBEC - 32.5" (RC4, RC5, RC6, RC7)
11	139706-10-RD0	EA	VALANCE - QUEBEC - 32.5" (RD0, RD1, RD2, RD3)
11	139706-04-RD4	EA	VALANCE - QUEBEC - 32.5" (RD4, RD5, RD6, RD7)
11	141694-06-RC0	EA	BLIND - ROMAN SHADE - 29" X 57" (RC0, RC1, RC2, RC3)
11	141694-07-RC4	EA	BLIND - ROMAN SHADE - 30" X 57" (RC4, RC5, RC6, RC7)
11	141694-07-RD0	EA	BLIND - ROMAN SHADE - 30" X 57" (RD0, RD1, RD2, RD3)
11	141694-06-RD4	EA	BLIND - ROMAN SHADE - 29" X 57" (RD4, RD5, RD6, RD7)
11	136988-C2-RC0	EA	LEG - RIGHT - 57" (RC0, RC1, RC2, RC3) - CHEST OF DRAWERS
11	136988-C4-RC4	EA	LEG - RIGHT - 57" (RC4, RC5, RC6, RC7) - CHEST OF DRAWERS
11	136988-C4-RD0	EA	LEG - RIGHT - 57" (RD0, RD1, RD2, RD3) - CHEST OF DRAWERS
11	136988-C4-RD4	EA	LEG - RIGHT - 57" (RD4, RD5, RD6, RD7) - CHEST OF DRAWERS
11	136988-83-RC0	EA	LEG - RIGHT - 57" (RC0, RC1, RC2, RC3) - LAVATORY CABINET
11	136988-A2-PC3	EA	LEG - RIGHT - 57" (RC4, RC5, RC6, RC7) - LAVATORY CABINET
11	136988-A2-PC6	EA	LEG - RIGHT - 57" (RD0, RD1, RD2, RD3) - LAVATORY CABINET
11	136988-A2-RD4	EA	LEG - RIGHT - 57" (RD4, RD5, RD6, RD7) - LAVATORY CABINET
11	136988-C3-RC0	EA	LEG - LEFT - 57" (RC0, RC1, RC2, RC3) - CHEST OF DRAWERS
11	136988-C5-RC4	EA	LEG - LEFT - 57" (RC4, RC5, RC6, RC7) - CHEST OF DRAWERS
11	136988-C5-RD0	EA	LEG - LEFT - 57" (RD0, RD1, RD2, RD3) - CHEST OF DRAWERS
11	136988-C5-RD4	EA	LEG - LEFT - 57" (RD4, RD5, RD6, RD7) - CHEST OF DRAWERS
11	136988-84-RC0	EA	LEG - LEFT - 57" (RC0, RC1, RC2, RC3) - LAVATORY CABINET
11	136988-A3-PC3	EA	LEG - LEFT - 57" (RC4, RC5, RC6, RC7) - LAVATORY CABINET
11	136988-A3-PC6	EA	LEG - LEFT - 57" (RD0, RD1, RD2, RD3) - LAVATORY CABINET
11	136988-A3-RD4	EA	LEG - LEFT - 57" (RD4, RD5, RD6, RD7) - LAVATORY CABINET

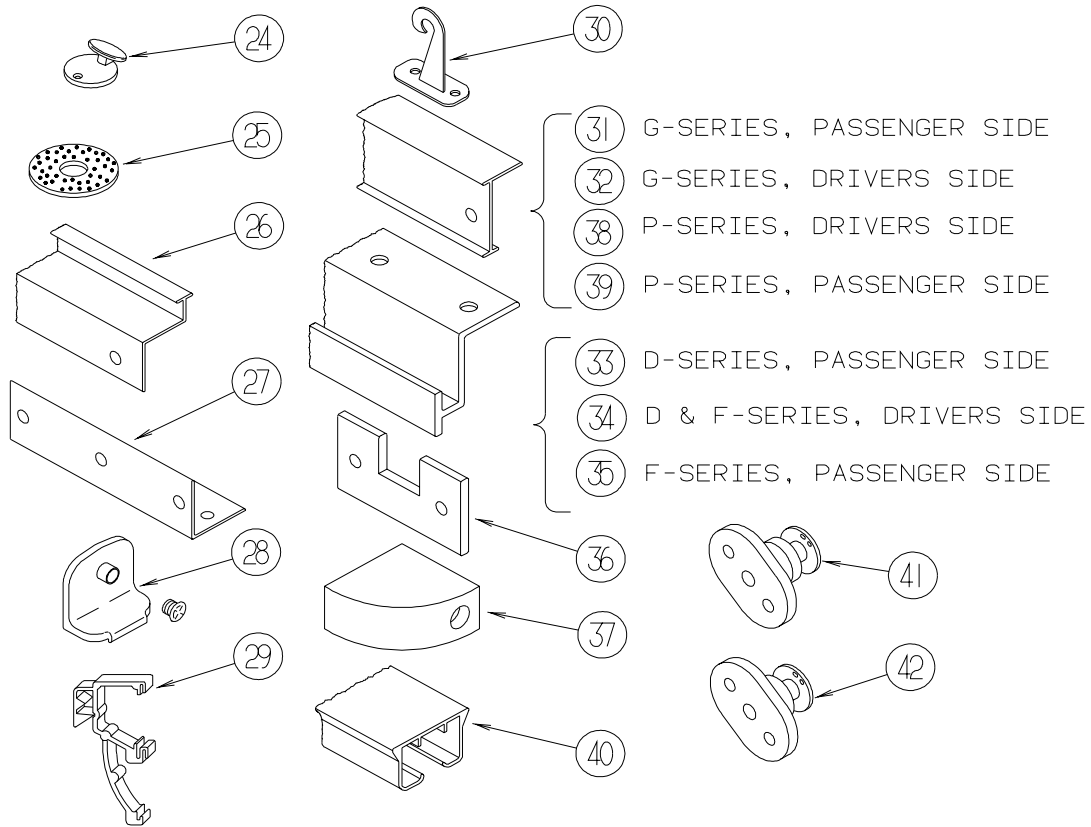
CURTAIN & CUSHION GROUP (CONTINUED)

HARDWARE



KEY	PART NUMBER	U/M	DESCRIPTION
1	009136-02-000	EA	HANGER - RING - PIN TYPE - CURTAIN - BRASS
2	009702-01-000	EA	END STOP - CURTAIN CARRIER - L - ROD
3	029130-01-000	EA	SCREW - SNAP STUD - #8-16 X 3/8" LONG
3	029130-03-000	EA	SCREW - SNAP STUD - #8-16 X 1" LONG
4	029155-01-000	EA	CAP - SNAP - 5/32" OUTSIDE DIAMETER OF PIN
5	029156-01-000	EA	SOCKET - SNAP - 9/16" O.D.
6	046867-02-000	EA	WASHER - HANDY BUTTON #3
7	046867-03-000	EA	GROMMET - HANDY BUTTON #3
8	075943-10-000	EA	BRACE - VALANCE - 20" - OFF WHITE
9	083125-07-000	EA	BRACE - ANGLE/COUCH - 2.5" - OFF WHITE
9	083125-08-000	EA	BRACE - WINDOW MOUNT - .75" - OFF WHITE
10	083170-01-000	EA	BRACKET/BLIND - LEFT SIDE WHEN FACING WINDOW - CLEAR
11	083170-02-000	EA	BRACKET/BLIND - RIGHT SIDE WHEN FACING WINDOW - CLEAR
12	084434-01-000	EA	BRACKET - MOUNTING - ROLLER SHADE - 1 3/8"
13	094896-02-000	EA	GROMMET - CORD/PLEATED BLIND - NYLON - GRAY
14	094907-02-000	EA	END CAP - PLEATED BLIND/TOP - RH/LH - GRAY PLASTIC
15	094907-04-000	EA	END CAP - PLEATED BLIND/BOTTOM - RH/LH
16	094907-05-000	EA	END CAP - PLEATED BLIND/BOTTOM - PULL TYPE - PLASTIC
17	094907-06-000	EA	END CAP - PLEATED BLIND/TOP
18	097564-03-000	EA	HANDLE - KNOB - E-Z LIFT SHADE - TAN
18	097564-05-000	EA	HANDLE - KNOB - E-Z LIFT SHADE - TEAL
18	097564-06-000	EA	HANDLE - KNOB - E-Z LIFT SHADE - ALABASTER
	097593-02-000	FT	CORD - BLIND - PLEATED - GRAY
	097593-06-000	FT	CORD - BLIND - PLEATED - PEWTER
	097593-10-000	FT	CORD - BLIND - PLEATED - VANILLA
19	097565-01-000	EA	BRACKET - MOUNTING - PLEATED BLIND
19	097565-02-000	EA	BRACKET - MOUNTING - PLEATED BLIND
20	097591-01-000	EA	SPRING - EXTENSION - PLEATED BLIND
21	101031-01-000	YD	TAPE/GLIDE - 4.25" SPACING
22	101033-02-000	EA	END CAP - LOW PROFILE TRACK - CLEAR
23	101033-08-000	EA	TRACK/WALL - 75" - FRT BUNK WINDOW 300 SERIES (MINNIE/SPIRIT)
23	101033-09-000	EA	TRACK/WALL - 32" - SIDE BUNK WINDOW 200 SERIES/300 SERIES (VISTA/SUNSTAR /MINNIE/SPIRIT)

CURTAIN & CUSHION GROUP (CONTINUED)
HARDWARE (CONTINUED)



KEY	PART NUMBER	U/M	DESCRIPTION
24	102555-03-000	EA	CLEAT - BLIND CORD - MILKY WHITE - PLASTIC
25	103242-01-000	EA	VELCRO HOOK - BEIGE 7/8" ROUND W/CENTER HOLE
25	103242-02-000	EA	VELCRO HOOK - BLACK 7/8" ROUND W/CENTER HOLE
26	105450-14-01A	EA	TRACK - CURTAIN - 90" - OFF WHITE - FRONT BUNK PRIVACY 300 SERIES (MINNIE/SPIRIT)
26	105450-15-01A	EA	TRACK - CURTAIN - 82.3" - OFF WHITE - FRONT BUNK PRIVACY 200 SERIES (VISTA/SUNSTAR)
27	105648-01-02A	EA	BRACE - VALANCE - OFF/WHITE - 14"
28	106544-01-000	EA	PULL - SHADE/BRASS
	106544-01-001	EA	SCREW - SHADE/BRASS
29	109353-04-000	EA	CLIP - VALANCE SLAT MOUNTING - CLEAR PLASTIC
	109441-02-000	EA	SPACER/BRACKET - BLIND HOLD DOWN
30	109441-03-000	EA	BRACKET/HOOK - BLIND HOLD DOWN - NEW DESIGN/CLEAR
31	126456-03-04A	EA	TRACK/WRAPAROUND - PASSENGER - GLACIER - G SERIES (ADVENTURER/SUNCRUISER)
32	126456-04-04A	EA	TRACK/WRAPAROUND - DRIVER - GLACIER - G SERIES (ADVENTURER/SUNCRUISER)
33	127254-03-05A	EA	TRACK/WRAPAROUND - PASSENGER - GLACIER - D SERIES (SIGHTSEER/SUNOVA) FROM: 00-00-00 THRU: 09-07-03
33	127254-14-03A	EA	TRACK/WRAP - PASS - GLACIER - D SERIES (SIGHTSEER/SUNOVA) FROM: 09-08-03 THRU: 99-99-99
34	127254-04-05A	EA	TRACK/WRAP - DRIVER - GLACIER - D SERIES/F SERIES (SIGHTSEER/SUNOVA/BRAVE/SUNRISE)
35	127254-14-03A	EA	TRACK/WRAP - PASS - GLACIER - F SERIES (BRAVE/SUNRISE)
36	130549-01-01A	EA	STOP - CURTAIN TRACK
37	132504-01-N92	EA	BRACKET - SHADE
38	146591-01-01A	EA	TRACK - CURTAIN - LEFT HAND - GLACIER - P SERIES (JOURNEY/MERIDIAN)
39	146591-02-01A	EA	TRACK - CURTAIN - RIGHT HAND - GLACIER - P SERIES (JOURNEY/MERIDIAN)
40	138460-01-02A	EA	TRACK/CURTAIN - PASSENGER - WHITE - Q SERIES (ULTIMATE ADVANTAGE/ULTIMATE FREEDOM)
	138460-02-02A	EA	TRACK/CURTAIN - DRIVER - WHITE - Q SERIES (ULTIMATE ADVANTAGE/ULTIMATE FREEDOM)
40	138460-05-02A	EA	TRACK/CURTAIN - PASSENGER - WHITE - L SERIES (CHIEFTAIN/SUNFLYER)
	138460-06-02A	EA	TRACK/CURTAIN - DRIVER - WHITE - L SERIES (CHIEFTAIN/SUNFLYER)
40	138460-07-02A	EA	TRACK/CURTAIN - PASSENGER - WHITE - S SERIES (VECTRA/HORIZON)
	138460-08-02A	EA	TRACK/CURTAIN - DRIVER - WHITE - S SERIES (VECTRA/HORIZON)
41	141634-01-000	EA	BRACKET-(BOBBIN TYPE) 7/8"H HOLDUPBASE(OVAL)-2 HOLE-CLEAR
42	143805-01-000	EA	BRACKET-(BOBBIN TYPE) 1/2"H HOLDUPBASE(OVAL)-2 HOLES CLEAR

CURTAIN & CUSHION GROUP (CONTINUED)

ACCESSORIES

KEY	PART NUMBER	U/M	DESCRIPTION
	007021-01-000	EA	SEAT BELT - 2" X 90" - BLACK
	056271-01-000	EA	SEAT BELT - 2" X 102" - BLACK
	057534-01-000	EA	TIEBACK - CLEAR PLASTIC - 6"
	057534-04-000	EA	TIEBACK - CLEAR PLASTIC - 20"
	057534-08-000	EA	TIEBACK - CLEAR PLASTIC - 16"
	105402-03-000	EA	STRAP - DINING CHAIR/TIEDOWN - 18"
	105402-04-000	EA	STRAP - DINING CHAIR/TIEDOWN - 35"
	057759-01-000	EA	WASHER - FLAT F/SEAT BELT - 4" DIAMETER
	140221-01-02B	EA	WASHER - SEAT BELT - E-COAT

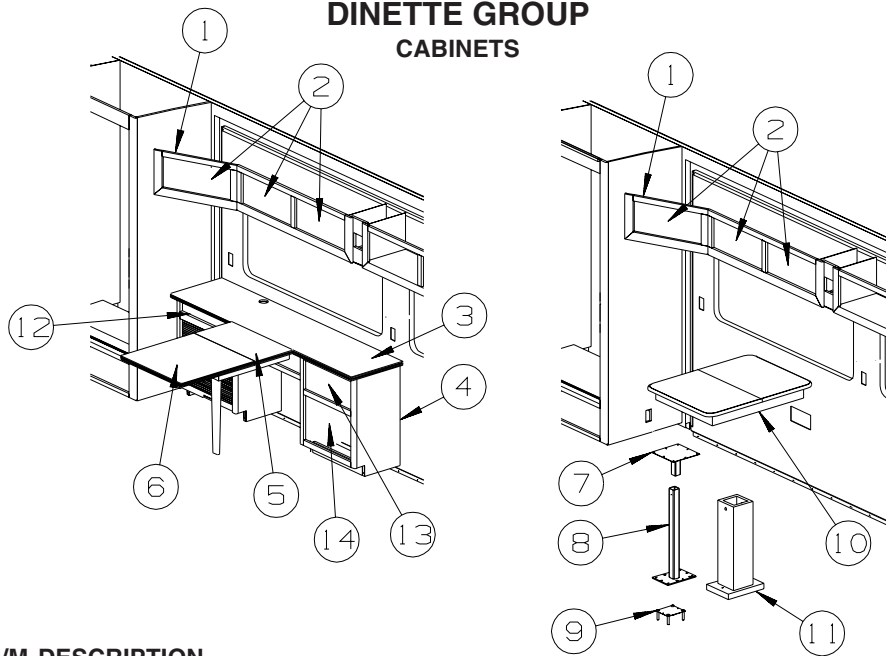
CURTAIN & CUSHION GROUP (CONTINUED)
FABRICS

	RC0/RC1/RC2/RC3 TUSCANY BLUE	RC4/RC5/RC6/RC7 CASHMERE	RD0/RD1/RD2/RD3 CELADON VALLEY	RD4/RD5/RD6/RD7 IRON WOOD
2004 FAMILY BUCKET	KUSTOM FIT	KUSTOM FIT	KUSTOM FIT	KUSTOM FIT
	FREEDOM STYLE	FREEDOM STYLE	FREEDOM STYLE	FREEDOM STYLE
	ALLANTE DOESKIN	ALLANTE DOESKIN	ALLANTE DOESKIN	ALLANTE DOESKIN
LOUNGE CHAIR	DELANO HOOP STYLE	DELANO HOOP STYLE	DELANO HOOP STYLE	DELANO HOOP STYLE
	126883-W1-000	126883-P9-000	126883-P7-000	126883-W3-000
	OPT. DOESKIN LEATH.	OPT. DOESKIN LEATH.	OPT. DOESKIN LEATH.	OPT. DOESKIN LEATH.
EURO CHAIR	EKRONES W/OTTOMAN LEATH. W/WOOD BTM.	EKRONES W/OTTOMAN LEATH. W/WOOD BTM.	EKRONES W/OTTOMAN LEATH. W/WOOD BTM.	EKRONES W/OTTOMAN LEATH. W/WOOD BTM.
DINING CHAIR	(2) DELANO STYLE	(2) DELANO STYLE	(2) DELANO STYLE	(2) DELANO STYLE
	126883-W0-000	126883-P9-000	126883-P6-000	126883-W2-000
FOLDING CHAIRS	(2) REM	(2) REM	(2) REM	(2) REM
	126883-W0-000	126883-P9-000	126883-P7-000	126883-W3-000
SOFA	DELANO ELECTRIC	DELANO ELECTRIC	DELANO ELECTRIC	DELANO ELECTRIC
	126883-W0-000	126883-P8-000	126883-P6-000	126883-W2-000
	*OPTIONAL LEATHER	*OPTIONAL LEATHER	*OPTIONAL LEATHER	*OPTIONAL LEATHER
	ALLANTE DOESKIN	ALLANTE DOESKIN	ALLANTE DOESKIN	ALLANTE DOESKIN
DUAL SOFA	DELANO STYLE	DELANO STYLE	DELANO STYLE	DELANO STYLE
	ALLANTE DOESKIN	ALLANTE DOESKIN	ALLANTE DOESKIN	ALLANTE DOESKIN
3-CUSHION BANQUETTE	DELANO STYLE	DELANO STYLE	DELANO STYLE	DELANO STYLE
	126883-W0-000	126883-P8-000	126883-P6-000	126883-W2-000
	*OPTIONAL LEATHER	*OPTIONAL LEATHER	DELANO STYLE	DELANO STYLE
	ALLANTE DOESKIN	ALLANTE DOESKIN	ALLANTE DOESKIN	ALLANTE DOESKIN
LOUNGE PILLOW	(2) 16X16 W/BOXING W/BOXING & TASSEL BODY - 126883-W0-000	(2) 16X16 W/BOXING W/BOXING & TASSEL BODY - 126883-P8-000	(2) 16X16 W/BOXING W/BOXING & TASSEL BODY - 126883-P6-000	(2) 16X16 W/BOXING W/BOXING & TASSEL BODY - 126883-W2-000
	BOXING/WLT - 126883-W1	BOXING/WLT - 126883-P9	BOXING/ WLT - 126883-P7	BOXING/WLT - 126883-W3
	TASSELS - 139727-16-000	TASSELS - 139727-15-000	TASSELS - 139727-14-000	TASSELS - 139727-17-000
BANQUETTE PILLOW	(2) 17" SQUARE PILLOW W/VINYL BOXING BODY - 126883-W0-000	(2) 17" SQUARE PILLOW W/VINYL BOXING BODY - 126883-P8-000	(2) 17" SQUARE PILLOW W/VINYL BOXING BODY - 126883-P6-000	(2) 17" SQUARE PILLOW W/VINYL BOXING BODY - 126883-W2-000
	BOXING & WELT - 079680-50	BOXING & WELT - 079680-50	BOXING & WELT - 079680-50	BOXING & WELT - 079680-50
LOUNGE WINDOWS	GOTHIC LAMBREQUIN	GOTHIC LAMBREQUIN	GOTHIC LAMBREQUIN	GOTHIC LAMBREQUIN
	BODY - 126883-W1-000	BODY - 126883-P9-000	BODY - 126883-P7-000	BODY - 126883-W3-000
	OVERLAY - 126883-W0	OVERLAY - 126883-P8	OVERLAY - 126883-P6	OVERLAY - 126883-W2
	WELT TRIM - 126883-W0	WELT TRIM - 126883-P8	WELT TRIM - 126883-P6	WELT TRIM - 126883-W2
FRONT WRAP	PURCHASED PLEATED	PURCHASED PLEATED	PURCHASED PLEATED	PURCHASED PLEATED

CURTAIN & CUSHION GROUP (CONTINUED)
FABRICS (CONTINUED)

2004 FAMILY	RC0/RC1/RC2/RC3 TUSCANY BLUE	RC4/RC5/RC6/RC7 CASHMERE	RD0/RD1/RD2/RD3 CELADON VALLEY	RD4/RD5/RD6/RD7 IRON WOOD
DAY/NIGHTER	094911-56/094911-50 EGGSHELL/WT. DECO	094911-56/094911-50 EGGSHELL/WT. DECO	094911-56/094911-50 EGGSHELL/WT. DECO	094911-56/094911-50 EGGSHELL/WT. DECO
ROMANS	137813-93/094911-50-000	137813-56/094911-50	137813-54/094911-50	137813-95/094911-50
GALLEY BLIND	ALABASTER PEARL	ALABASTER PEARL	ALABASTER PEARL	ALABASTER PEARL
BATH WINDOW	MODERATE W/CORD 137813-92/139041-34	MODERATE W/CORD 137813-56/139041-27-000	MODERATE W/CORD 137813-54/139041-03-000	MODERATE W/CORD 137813-94/139041-36-000
BEDROOM WINDOW TREATMENT	QUEBEC VALANCE WRAP - 137813-93-000 OVERLAY - 137813-92-000 LEGS - 137813-93-000 **DIAMOND OVLY**	QUEBEC VALANCE WRAP - 137813-57-000 OVERLAY - 137813-56-000 LEGS - 137813-57-000 CIRCLE - 137813-56-000	QUEBEC VALANCE WRAP - 137813-55-000 OVERLAY - 137813-55-000 LEGS - 137813-55-000 CIRCLE - 137813-54-000	QUEBEC VALANCE WRAP - 137813-95-000 OVERLAY - 137813-94-000 LEGS - 137813-95-000 CIRCLE - 137813-94-000
BEDCOVER	REVERSIBLE COVERLET 137813-92/137813-93 TRIM - 139041-34-000	REVERSIBLE COVERLET 137813-56/137813-57 TRIM - 139041-27-000	REVERSIBLE COVERLET 137813-54-000 TRIM - 139041-03-000	REVERSIBLE COVERLET 137813-94/137813-95 TRIM - 139041-36-000
SHAMS	27" SQ. EURO SHAM 3" FLANGED W/CORD 137813-92-000 TRIM - 139041-34-000	27" SQ. EURO SHAM 3" FLANGED W/CORD 137813-56-000 TRIM - 139041-27-000	27" SQ. EURO SHAM 3" FLANGED W/CORD 137813-54-000 TRIM - 139041-03-000	27" SQ. EURO SHAM 3" FLANGED W/CORD 137813-94-000 TRIM - 139041-36-000
BED PILLOW	(2) 10X17 W/SQ. OVLY 137813-09/137813-10 TRIM - 139041-34-000	(2) 10X17 W/SQ. OVLY 137813-57/137813-56 TRIM - 139041-27-000	(2) 10X17 W/SQ. OVLY 137813-55/137813-54 TRIM - 139041-03-000	(2) 10X17 W/SQ. OVLY 137813-55/137813-54 TRIM - 139041-36-000
BEDBOARD	(1) 7X22 KIDNEY W/CORD 137813-93-000 TRIM - 139041-34-000	(1) 7X22 KIDNEY W/CORD 137813-57-000 TRIM - 139041-27-000	(1) 7X22 KIDNEY W/CORD 137813-56-000 TRIM - 139041-03-000	(1) 7X22 KIDNEY W/CORD 137813-95-000 TRIM - 139041-36-000
CARPET	139056-17-000 BRITISH TAN	139056-17-000 BRITISH TAN	139056-18-000 FROSTED JADE	139056-20-000 EL GRECO - SLATE

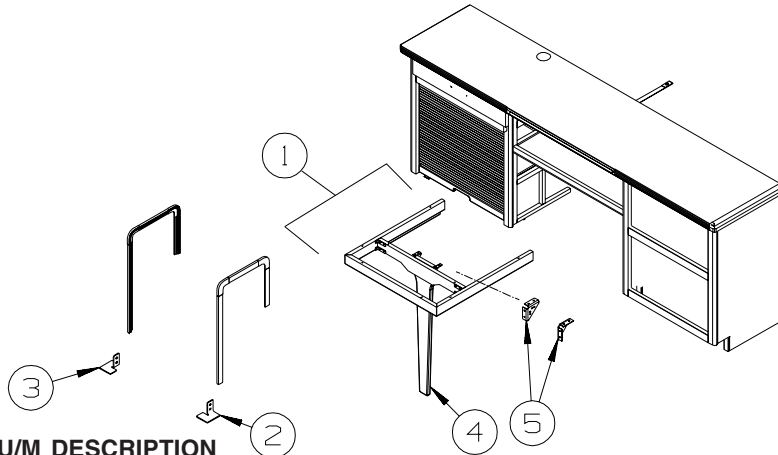
DINETTE GROUP CABINETS



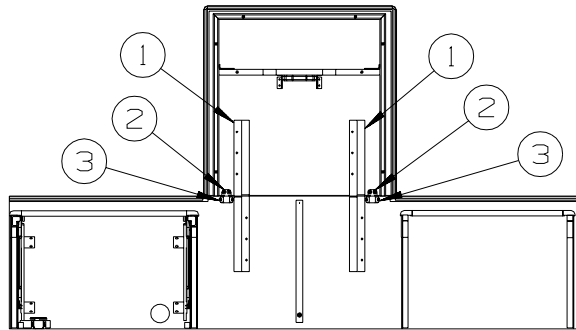
KEY	PART NUMBER	U/M	DESCRIPTION
1	145385-01-RC0	EA	CABINET - OVERHEAD/SLIDEOUT - W/O DOORS/HARDWARE - PORTSMOUTH OAK
1	145385-01-RC1	EA	CABINET - OVERHEAD/SLIDEOUT - W/O DOORS/HARDWARE - CONCERT CHERRY
1	145385-01-RC2	EA	CABINET - OVERHEAD/SLIDEOUT - W/O DOORS/HARDWARE - WASHED MAPLE
1	145385-01-RC3	EA	CABINET - OVERHEAD/SLIDEOUT - W/O DOORS/HARDWARE - HONEY CHERRY
2	144970-31-RC0	EA	DOOR - RAIL/SOLID PANEL - 10.8" X 21.8" - W/O HARDWARE - PORTSMOUTH OAK
2	144970-31-RC1	EA	DOOR - RAIL/SOLID PANEL - 10.8" X 21.8" - W/O HARDWARE - CONCERT CHERRY
2	144970-31-RC2	EA	DOOR - RAIL/SOLID PANEL - 10.8" X 21.8" - W/O HARDWARE - WASHED MAPLE
2	144970-31-RC3	EA	DOOR - RAIL/SOLID PANEL - 10.8" X 21.8" - W/O HARDWARE - HONEY CHERRY
3	133539-36-01C	EA	COUNTERTOP - 1/2" CORIAN - HIGH GLOSS/MAGNA SAVANNA
4	P43782-05-RC0	EA	CABINET - DINETTE/COMPUTER - W/O COUNTERTOPS/DRAWERS/HDW (RC0, RC4, RD0)
4	P43782-05-RC1	EA	CABINET - DINETTE/COMPUTER - W/O COUNTERTOPS/DRAWERS/HDW (RC1, RC5, RD1)
4	P43782-05-RC2	EA	CABINET - DINETTE/COMPUTER - W/O COUNTERTOPS/DRAWERS/HDW (RC2, RC6, RD2)
4	P43782-05-RW6	EA	CABINET - DINETTE/COMPUTER - W/O COUNTERTOPS/DRAWERS/HDW (RC2, RC6, RD2) FROM: 00-00-00 THRU: 01-04-04
4	P43782-05-RC3	EA	CABINET - DINETTE/COMPUTER - W/O COUNTERTOPS/DRAWERS/HDW (RC3, RC7, RD3)
4	P43782-05-RD4	EA	CABINET - DINETTE/COMPUTER - W/O COUNTERTOPS/DRAWERS/HDW (RD4)
4	P43782-05-RD5	EA	CABINET - DINETTE/COMPUTER - W/O COUNTERTOPS/DRAWERS/HDW (RD5)
4	P43782-05-RD6	EA	CABINET - DINETTE/COMPUTER - W/O COUNTERTOPS/DRAWERS/HDW (RD6) FROM: 00-00-00 THRU: 01-04-04
4	P43782-05-RW5	EA	CABINET - DINETTE/COMPUTER - W/O COUNTERTOPS/DRAWERS/HDW (RD6) FROM: 01-05-04 THRU: 99-99-99
4	P43782-05-RD7	EA	CABINET - DINETTE/COMPUTER - W/O COUNTERTOPS/DRAWERS/HDW (RD7)
5	133539-37-01C	EA	COUNTERTOP - 1/2" CORIAN - HIGH GLOSS/MAGNA SAVANNA
6	133539-38-01C	EA	COUNTERTOP - 1/2" CORIAN - HIGH GLOSS/MAGNA SAVANNA
7	139466-01-02B	EA	SUPPORT - TABLE - UPPER - E-COATED
8	139459-01-02B	EA	SUPPORT/TABLE - DINETTE - E-COATED
9	141071-02-02B	EA	PLATE/BASE - TABLE - DINETTE - E-COATED
10	139294-01-04A	EA	TABLE - DINETTE - FREE STANDING - OAK - PORTSMOUTH OAK
10	139294-01-03A	EA	TABLE - DINETTE - FREE STANDING - CHERRY - CONCERT CHERRY
10	139294-01-02A	EA	TABLE - DINETTE - FREE STANDING - WASHED MAPLE
10	139294-01-05A	EA	TABLE - DINETTE - FREE STANDING - HONEY CHERRY
11	139294-02-04A	EA	TABLE BASE - DINETTE - OAK - PORTSMOUTH OAK
11	139294-02-03A	EA	TABLE BASE - DINETTE - CHERRY - CONCERT CHERRY
11	139294-02-02A	EA	TABLE BASE - DINETTE - WASHED MAPLE
11	139294-02-05A	EA	TABLE BASE - DINETTE - HONEY CHERRY
12	P36353-04-RC0	EA	DRAWER-KEYBOARD - W/DRAWER SLIDES - W/O CABINET SLIDES/HDW - PORTSMOUTH OAK
12	P36353-04-RC1	EA	DRAWER-KEYBOARD - W/DRAWER SLIDES - W/O CABINET SLIDES/HDW - CONCERT CHERRY
12	P36353-04-RC2	EA	DRAWER-KEYBOARD - W/DRAWER SLIDES - W/O CABINET SLIDES/HDW - WASHED MAPLE
12	P36353-04-RC3	EA	DRAWER-KEYBOARD - W/DRAWER SLIDES - W/O CABINET SLIDES/HDW - HONEY CHERRY
13	145575-11-RC0	EA	DRAWER - FLUTED EDGE - 19.3"W X 11.8"D - W/O SLIDES/HDW - PORTSMOUTH OAK
13	145575-11-RC1	EA	DRAWER - FLUTED EDGE - 19.3"W X 11.8"D - W/O SLIDES/HDW - CONCERT CHERRY
13	145575-11-RC2	EA	DRAWER - FLUTED EDGE - 19.3"W X 11.8"D - W/O SLIDES/HDW - WASHED MAPLE
13	145575-11-RC3	EA	DRAWER - FLUTED EDGE - 19.3"W X 11.8"D - W/O SLIDES/HDW - HONEY CHERRY

DINETTE GROUP (CONTINUED) TABLE

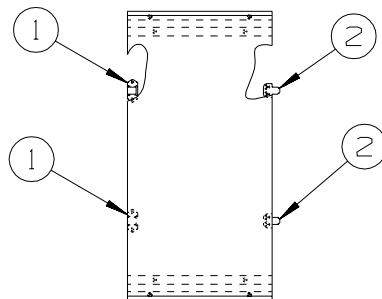
KEY	PART NUMBER	U/M	DESCRIPTION
14	145575-10-RC0	EA	DRAWER - FLUTED EDGE - 19.3"W X 11.8"D - W/O SLIDES/HDW - PORTSMOUTH OAK
14	145575-10-RC1	EA	DRAWER - FLUTED EDGE - 19.3"W X 11.8"D - W/O SLIDES/HDW - CONCERT CHERRY
14	145575-10-RC2	EA	DRAWER - FLUTED EDGE - 19.3"W X 11.8"D - W/O SLIDES/HDW - WASHED MAPLE
14	145575-10-RC3	EA	DRAWER - FLUTED EDGE - 19.3"W X 11.8"D - W/O SLIDES/HDW - HONEY CHERRY



KEY	PART NUMBER	U/M	DESCRIPTION
1	P43782-34-PA0	EA	SUPPORT/FRAME - W/LEG - W/O TOP - PORTSMOUTH OAK
1	P43782-34-PA1	EA	SUPPORT/FRAME - W/LEG - W/O TOP - CONCERT CHERRY
1	P43782-34-PA2	EA	SUPPORT/FRAME - W/LEG - W/O TOP - WASHED MAPLE
1	P43782-34-RC3	EA	SUPPORT/FRAME - W/LEG - W/O TOP - HONEY CHERRY
2	139264-01-02B	EA	STOP - DOOR - TAMBOUR - E-COATED
3	139264-02-02B	EA	STOP - DOOR - TAMBOUR - E-COATED
4	143782-39-PA0	EA	LEG - TABLE - PORTSMOUTH OAK
4	143782-39-PA1	EA	LEG - TABLE - CONCERT CHERRY
4	143782-39-PA2	EA	LEG - TABLE - WASHED MAPLE
4	143782-39-RC3	EA	LEG - TABLE - HONEY CHERRY
5	102810-01-04A	EA	BRACE - TABLE LEG - BLACK

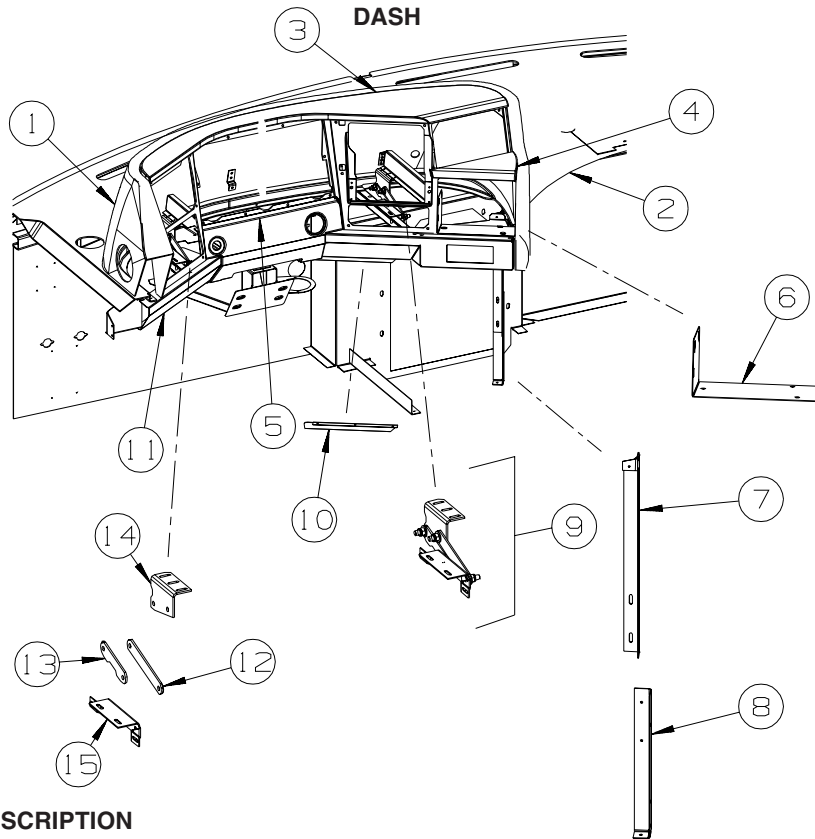


KEY	PART NUMBER	U/M	DESCRIPTION
1	110749-01-000	EA	SLIDE/EXTENSION - 19 3/4" TO 33 1/4"
2	009050-02-000	EA	LEVELER - TABLE TOP - MALE END W/4 SCREWS - PLASTIC
3	009050-03-000	EA	LEVELER - TABLE TOP - FEMALE END W/2 SCREWS - PLASTIC



KEY	PART NUMBER	U/M	DESCRIPTION
1	009050-03-000	EA	LEVELER - TABLE TOP - FEMALE END W/2 SCREWS - PLASTIC
2	009050-02-000	EA	LEVELER - TABLE TOP - MALE END W/4 SCREWS - PLASTIC

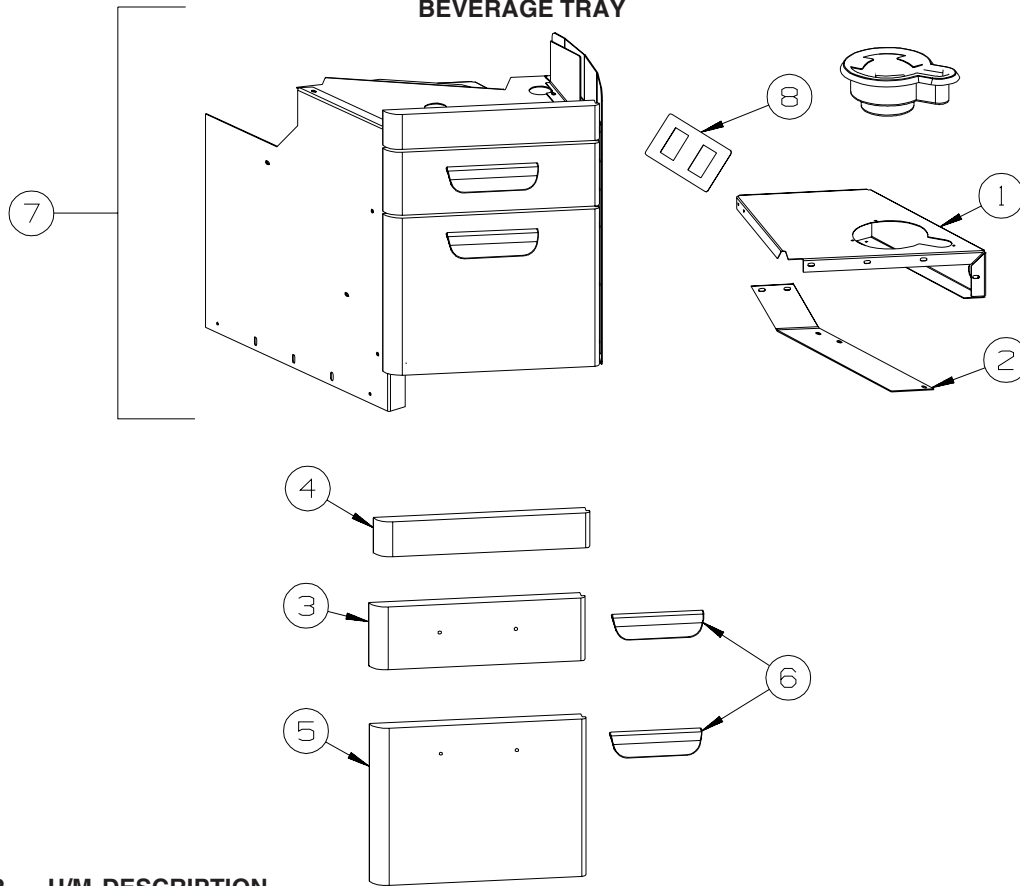
DRIVERS COMPARTMENT GROUP



KEY	PART NUMBER	U/M	DESCRIPTION
1	134554-03-02A	EA	POD - DASH - ALLANTE DOESKIN
2	134586-01-03A	EA	EXTENSION - DASH POD - RIGHT HAND - ALLANTE DOESKIN
3	P35573-01-N95	EA	TRIM/DASH - TOP (INSTRUMENT CLUSTER) - PORTSMOUTH OAK
3	P35573-01-MQ0	EA	TRIM/DASH - TOP (INSTRUMENT CLUSTER) - MAPLE
3	P35573-01-M94	EA	TRIM/DASH - TOP (INSTRUMENT CLUSTER) - CHERRY/CHERRY
3	P35573-01-RC3	EA	TRIM/DASH - TOP (INSTRUMENT CLUSTER) - HONEY CHERRY
4	P35573-02-N95	EA	TRIM/DASH - SHELF (BETWEEN RADIO/MONITOR) - PORTSMOUTH OAK
4	P35573-02-MQ0	EA	TRIM/DASH - SHELF (BETWEEN RADIO/MONITOR) - MAPLE
4	P35573-02-M94	EA	TRIM/DASH - SHELF (BETWEEN RADIO/MONITOR) - CHERRY
4	P35573-02-RC3	EA	TRIM/DASH - SHELF (BETWEEN RADIO/MONITOR) - HONEY CHERRY
5	115870-01-000	FT	SEAL - TRIM - EDGE
6	134742-02-02B	EA	MOUNT - MONITOR - E-COATED
7	134804-01-02B	EA	SUPPORT - DASH - UPPER/CENTER - E-COATED
8	134805-01-02B	EA	SUPPORT - DASH - LOWER/CENTER - E-COATED
9	134856-01-M94	EA	HINGE - DASH POD
10	147591-01-02B	EA	SHIELD - SIGHT - DASH - E-COATED
11	136513-01-03A	EA	COVER - DASH/LOWER LEFT - VINYL/ALLANTE DOESKIN
12	134858-01-02B	EA	LINK - HINGE - E-COATED
13	134858-02-02B	EA	LINK - HINGE - E-COATED
14	134859-02-02B	EA	BRACKET - HINGE/LINK - E-COATED
15	134860-02-02B	EA	BRACKET - HINGE/LINK - E-COATED

DRIVERS COMPARTMENT GROUP (CONTINUED)

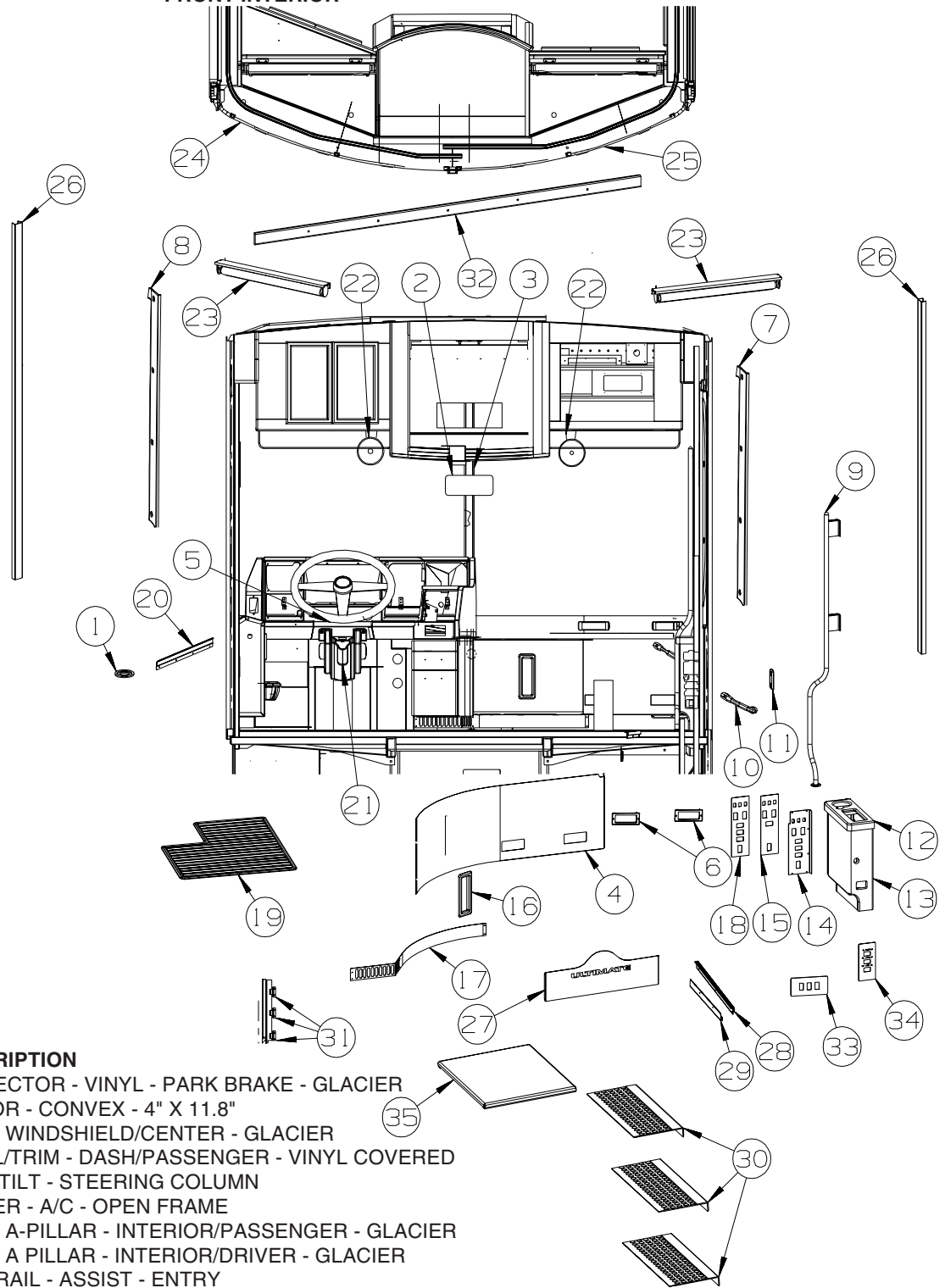
BEVERAGE TRAY



KEY	PART NUMBER	U/M	DESCRIPTION
1	P41847-01-PC0	EA	TRAY/BEVERAGE - STEEL - VINYL WRAPPED - DOESKIN
2	141850-01-02B	EA	MOUNT/CATCH - PRESSURE - E-COATED
3	P35708-04-PC0	EA	DOOR - CONSOLE - 3.5" - PORTSMOUTH OAK
3	P35708-04-PC1	EA	DOOR - CONSOLE - 3.5" - CONCERT CHERRY
3	P35708-04-PC2	EA	DOOR - CONSOLE - 3.5" - WASHED MAPLE
3	P35708-04-RC3	EA	DOOR - CONSOLE - 3.5" - HONEY CHERRY
4	P35708-05-PC0	EA	DOOR - CONSOLE - 2" - PORTSMOUTH OAK
4	P35708-05-PC1	EA	DOOR - CONSOLE - 2" - CONCERT CHERRY
4	P35708-05-PC2	EA	DOOR - CONSOLE - 2" - WASHED MAPLE
4	P35708-05-RC3	EA	DOOR - CONSOLE - 2" - HONEY CHERRY
5	P35708-03-PC0	EA	DOOR - CONSOLE - 8.8" - PORTSMOUTH OAK
5	P35708-03-PC1	EA	DOOR - CONSOLE - 8.8" - CONCERT CHERRY
5	P35708-03-PC2	EA	DOOR - CONSOLE - 8.8" - WASHED MAPLE
5	P35708-03-RC3	EA	DOOR - CONSOLE - 8.8" - HONEY CHERRY
6	074762-01-000	EA	PULL - CABINET - 4.8" X .9" - BLACK PLASTIC
7	P41823-01-PC0	EA	CONSOLE/CENTER - STEEL - VINYL WRAPPED - DOESKIN
	134759-01-01B	EA	PANEL - CONSOLE - SWEEP - E-COATED
	106569-12-03A	YD	VINYL - LAMINATE - ALLANTE DOESKIN - 1/4" X 54"
8	132946-04-01A	EA	APPLIQUE - SWITCH - F/SLIDEOUT

DRIVERS COMPARTMENT GROUP (CONTINUED)

FRONT INTERIOR

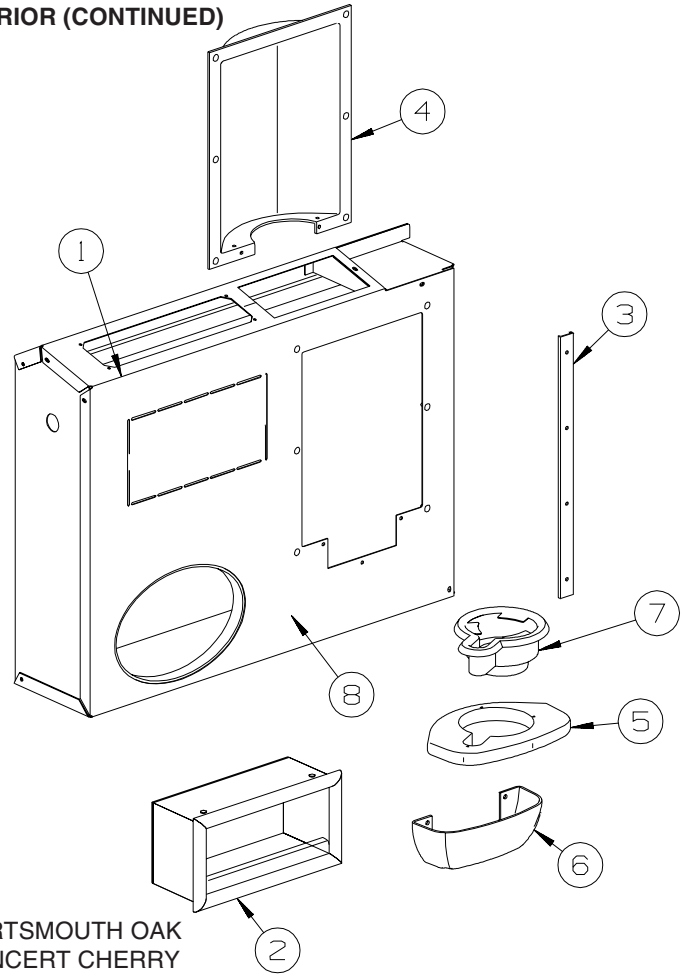


KEY	PART NUMBER	U/M	DESCRIPTION
1	136457-01-02A	EA	PROTECTOR - VINYL - PARK BRAKE - GLACIER
2	134154-01-000	EA	MIRROR - CONVEX - 4" X 11.8"
3	118452-08-05A	EA	TRIM - WINDSHIELD/CENTER - GLACIER
4	P34764-03-PC0	EA	PANEL/TRIM - DASH/PASSENGER - VINYL COVERED
5	095933-07-000	EA	STOP/TILT - STEERING COLUMN
6	135803-03-01A	EA	LOUVER - A/C - OPEN FRAME
7	136351-01-02A	EA	TRIM - A-PILLAR - INTERIOR/PASSENGER - GLACIER
8	143745-01-01A	EA	TRIM - A PILLAR - INTERIOR/DRIVER - GLACIER
9	123577-01-01A	EA	HANDRAIL - ASSIST - ENTRY
10	123246-01-05A	EA	HANDLE - GRAB - GLACIER
11	136456-01-02A	EA	COVER - BRACKET - STRIKER BOLT - GLACIER
12	133539-03-01C	EA	COUNTERTOP - 1/2" CORIAN - HI GLOSS
13	143311-01-PC0	EA	CABINET - CONSOLE/RIGHT HAND - PORTSMOUTH OAK
13	143311-01-PC1	EA	CABINET - CONSOLE/RIGHT HAND - CONCERT CHERRY
13	143311-01-PC2	EA	CABINET - CONSOLE/RIGHT HAND - WASHED MAPLE
13	143311-01-RC3	EA	CABINET - CONSOLE/RIGHT HAND - HONEY CHERRY
14	135119-01-02B	EA	PLATE - SWITCH - CONSOLE/RIGHT HAND - E-COATED
15	135429-01-01A	EA	PLATE/SWITCH - W/APPLIQUE - 3.7"W X 12.3"H
16	142668-02-PC0	EA	BEZEL - HVAC CONTROL - PASSENGER
17	134758-02-11B	EA	PANEL - TOE KICK - RIGHT HAND - BLACK
18	135429-03-01A	EA	PLATE/SWITCH - W/APPLIQUE - 3.7"W X 12.3"H

DRIVERS COMPARTMENT GROUP (CONTINUED)
FRONT INTERIOR (CONTINUED)

KEY	PART NUMBER	U/M	DESCRIPTION
19	108152-03-000	EA	MAT - FLOOR - DRIVER - BLACK
20	130034-04-02B	EA	CLIP - TRIM - E-COATED
21	135327-02-01A	EA	COVER - STEERING COLUMN - BLACK
	135327-01-01A	EA	COVER - STEERING COLUMN - BLACK
22	122856-01-01A	EA	FAN-DEFROSTER-2 SPEED W/SWIVEL BASE/NON-OSCILLATING
23	142380-06-01A	EA	SHADE - POWER - 25.7"
			FROM: 00-00-00 THRU: 07-27-03
23	142380-05-01A	EA	SHADE - POWER - 27.5"
			FROM: 07-28-03 THRU: 99-99-99
24	129004-02-05A	EA	TRIM - WINDSHIELD - INTERIOR/DRIVER TOP - GLACIER
25	129004-01-05A	EA	TRIM - WINDSHIELD - INTERIOR/PASSENGER TOP - GLACIER
26	024700-69-000	EA	COVER - ROLL BAR - SIDEWALL - 72.9" - SOFT WHITE
27	146411-01-01A	EA	PANEL/KICK - W/LOGO - ULTIMATE FREEDOM
28	139955-19-03A	EA	TRIM - STEP/ENTRY - 29.5" - BLACK
29	136839-07-01A	EA	TRIM-J - CARPET EDGE/SLIDEOUT - 28.3" - BLACK
30	120231-01-02A	EA	FLOORING - RUBBER - 66.4" X 19.8"
31	073050-03-000	EA	CLIP/MOUNTING
32	133771-02-PA0	EA	MOLDING - CAP - PORTSMOUTH OAK
32	133771-02-M94	EA	MOLDING - CAP - CONCERT CHERRY
32	133771-02-MQ0	EA	MOLDING - CAP - WASHED MAPLE
32	133771-02-RC3	EA	MOLDING - CAP - HONEY CHERRY
33	142487-02-02B	EA	PLATE - SWITCH - E-COATED
34	142475-02-01A	EA	APPLIQUE - SWITCH - PASSENGER
35	146657-02-RC0	EA	COVER - STEP (RC0, RC1, RC2, RC3, RC4, RC5, RC6, RC7)
35	146657-02-RD0	EA	COVER - STEP (RD0, RD1, RD2, RD3)
35	146657-02-RD4	EA	COVER - STEP (RD4, RD5, RD6, RD7)

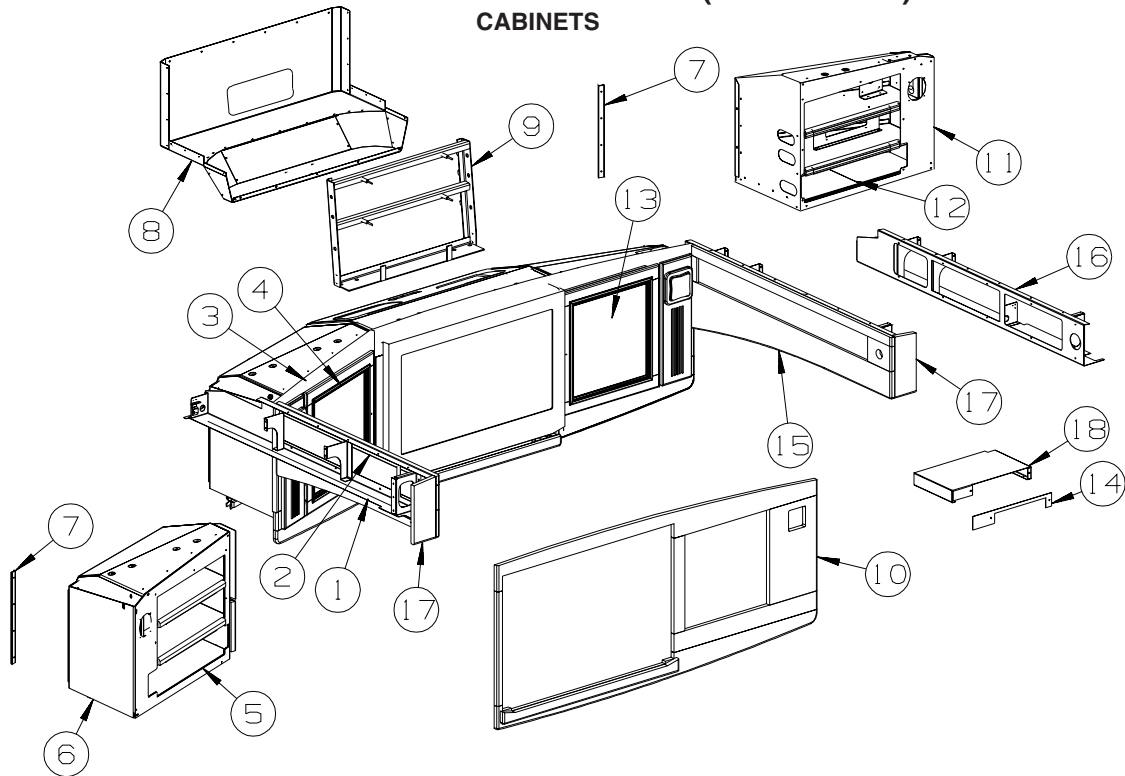
DRIVERS COMPARTMENT GROUP (CONTINUED)
FRONT INTERIOR (CONTINUED)



KEY	PART NUMBER	U/M	DESCRIPTION
1	140794-01-PC0	EA	CONSOLE COMPL-DRIVER - PORTSMOUTH OAK
1	140794-01-PC1	EA	CONSOLE COMPL-DRIVER - CONCERT CHERRY
1	140794-01-PC2	EA	CONSOLE COMPL-DRIVER - WASHED MAPLE
1	140794-01-RX1	EA	CONSOLE COMPL-DRIVER - WASHED MAPLE FROM: 00-00-00 THRU: 01-04-04
1	140794-01-RC3	EA	CONSOLE COMPL-DRIVER - HONEY CHERRY FROM: 01-05-04 THRU: 99-99-99
2	137602-54-PC0	EA	POCKET - DRIVER CONSOLE - PORTSMOUTH OAK
2	137602-54-PC1	EA	POCKET - DRIVER CONSOLE - CONCERT CHERRY
2	137602-54-PC2	EA	POCKET - DRIVER CONSOLE - WASHED MAPLE
2	137602-54-RX1	EA	POCKET - DRIVER CONSOLE - WASHED MAPLE FROM: 00-00-00 THRU: 01-04-04
2	137602-54-RC3	EA	POCKET - DRIVER CONSOLE - HONEY CHERRY FROM: 01-05-04 THRU: 99-99-99
3	131358-03-02A	EA	RETAINER - U-CHANNEL - 14.8" - GLACIER
4	143538-01-01A	EA	POCKET - CONSOLE - CUPHOLDER
5	P40796-01-PC0	EA	PANEL/TRIM - F/BEVERAGE HOLDER - DRIVER - PORTSMOUTH OAK
5	P40796-01-PC1	EA	PANEL/TRIM - F/BEVERAGE HOLDER - DRIVER - CONCERT CHERRY
5	P40796-01-PC2	EA	PANEL/TRIM - F/BEVERAGE HOLDER - DRIVER - WASHED MAPLE
5	P40796-01-RC3	EA	PANEL/TRIM - F/BEVERAGE HOLDER - DRIVER - HONEY CHERRY
6	140819-01-01A	EA	TRIM - CONSOLE - DRIVER - GLACIER
7	133831-01-01A	EA	HOLDER - CUP W/THREE CENTERLINE RUBBER FINGERS
8	143108-01-01A	EA	COVER - VINYL - DRIVER CONSOLE - DOESKIN

DRIVERS COMPARTMENT GROUP (CONTINUED)

CABINETS

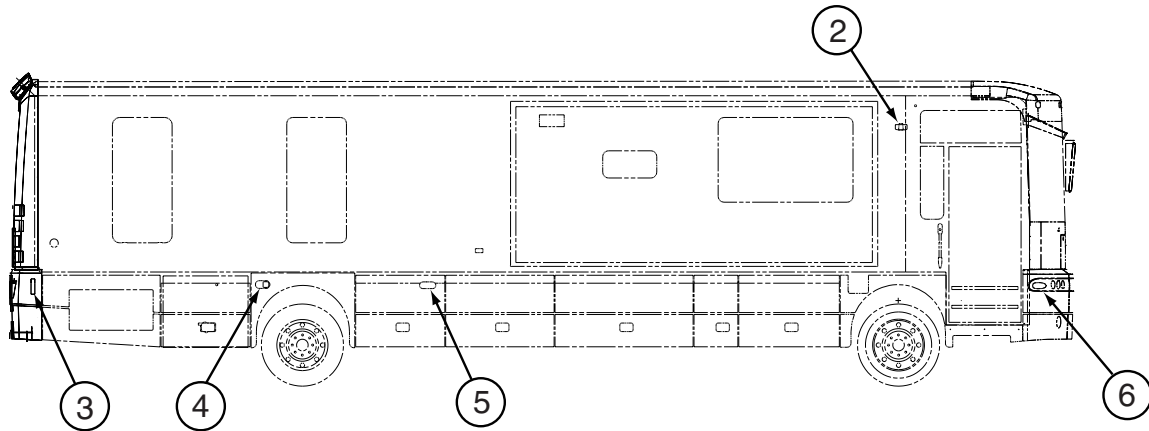
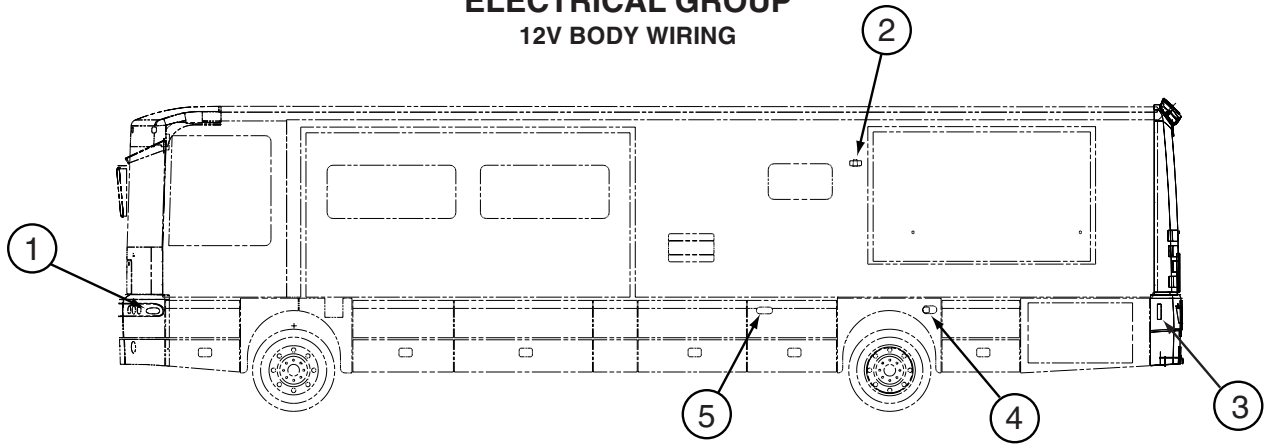


KEY	PART NUMBER	U/M	DESCRIPTION
1	146421-02-RC0	EA	CABINET - OVERHEAD/FRONT/LEFT HAND - W/O DOORS/HARDWARE - PORTSMOUTH OAK
1	146421-02-RC1	EA	CABINET - OVERHEAD/FRONT/LEFT HAND - W/O DOORS/HARDWARE - CONCERT CHERRY
1	146421-02-RC2	EA	CABINET - OVERHEAD/FRONT/LEFT HAND - W/O DOORS/HARDWARE - WASHED MAPLE
1	146421-02-RC3	EA	CABINET - OVERHEAD/FRONT/LEFT HAND - W/O DOORS/HARDWARE - HONEY CHERRY
2	P35582-03-RC0	EA	PANEL - OVERHEAD/LEFT HAND - VINYL COVERED
	135582-03-02B	EA	PANEL - OVERHEAD/LEFT HAND - E-COATED
3	146422-02-RC0	EA	CABINET - OVERHEAD/TV FACE - W/O DOORS/HARDWARE - PORTSMOUTH OAK
3	146422-02-RC1	EA	CABINET - OVERHEAD/TV FACE - W/O DOORS/HARDWARE - CONCERT CHERRY
3	146422-02-RC2	EA	CABINET - OVERHEAD/TV FACE - W/O DOORS/HARDWARE - WASHED MAPLE
3	146422-02-RC3	EA	CABINET - OVERHEAD/TV FACE - W/O DOORS/HARDWARE - HONEY CHERRY
4	146028-06-RC0	EA	DOOR - GLASS/FLUTED EDGE - 19.7" X 19.7" - W/O HARDWARE - PORTSMOUTH OAK
4	146028-06-RC1	EA	DOOR - GLASS/FLUTED EDGE - 19.7" X 19.7" - W/O HARDWARE - CONCERT CHERRY
4	146028-06-RC2	EA	DOOR - GLASS/FLUTED EDGE - 19.7" X 19.7" - W/O HARDWARE - WASHED MAPLE
			FROM: 00-00-00 THRU: 01-04-04
4	146028-06-RX5	EA	DOOR - GLASS/FLUTED EDGE - 19.7" X 19.7" - W/O HARDWARE - WASHED MAPLE
			FROM: 01-05-04 THRU: 99-99-99
4	146028-06-RC3	EA	DOOR - GLASS/FLUTED EDGE - 19.7" X 19.7" - W/O HARDWARE - HONEY CHERRY
5	146436-02-RC0	EA	SHELF - OVERHEAD/ENTERTAINMENT CENTER/LEFT HAND - PORTSMOUTH OAK
5	146436-02-RC1	EA	SHELF - OVERHEAD/ENTERTAINMENT CENTER/LEFT HAND - CONCERT CHERRY
5	146436-02-RC2	EA	SHELF - OVERHEAD/ENTERTAINMENT CENTER/LEFT HAND - WASHED MAPLE
			FROM: 00-00-00 THRU: 01-04-04
5	146436-02-RX1	EA	SHELF - OVERHEAD/ENTERTAINMENT CENTER/LEFT HAND - WASHED MAPLE
			FROM: 01-05-04 THRU: 99-99-99
5	146436-02-RC3	EA	SHELF - OVERHEAD/ENTERTAINMENT CENTER/LEFT HAND - HONEY CHERRY
6	P46390-01-RC0	EA	PANEL - ENTERTAINMENT CENTER/VINYL COVERED - LEFT HAND
	146390-01-02B	EA	PANEL - ENTERTAINMENT CENTER/LH - E-COATED
7	131358-03-02A	EA	RETAINER - U-CHANNEL - 14.8" - GLACIER
8	P46439-01-RC0	EA	CABINET - ENTERTAINMENT CTR - RIGHT HAND - VINYL COVERED
9	146448-01-02B	EA	MOUNT - TV - E-COATED
10	146422-01-RC0	EA	CABINET/FACE ONLY - OVERHEAD/TV - W/O DOOR/HARDWARE - PORTSMOUTH OAK
10	146422-01-RC1	EA	CABINET/FACE ONLY - OVERHEAD/TV - W/O DOOR/HARDWARE - CONCERT CHERRY
10	146422-01-RC2	EA	CABINET/FACE ONLY - OVERHEAD/TV - W/O DOOR/HARDWARE - WASHED MAPLE
10	146422-01-RC3	EA	CABINET/FACE ONLY - OVERHEAD/TV - W/O DOOR/HARDWARE - HONEY CHERRY
11	P46378-01-RC0	EA	PANEL - ENTERTAINMENT CENTER/VINYL COVERED - RIGHT HAND
	146378-01-02B	EA	PANEL - ENTERTAINMENT CENTER/RIGHT HAND - E-COATED

DRIVERS COMPARTMENT GROUP (CONTINUED)
CABINETS (CONTINUED)

KEY	PART NUMBER	U/M	DESCRIPTION
12	146436-01-RC0	EA	SHELF - OVERHEAD/ENTERTAINMENT CENTER/LEFT HAND - PORTSMOUTH OAK
12	146436-01-RC1	EA	SHELF - OVERHEAD/ENTERTAINMENT CENTER/LEFT HAND - CONCERT CHERRY
12	146436-01-RC2	EA	SHELF - OVERHEAD/ENTERTAINMENT CENTER/LEFT HAND - WASHED MAPLE
12	146436-01-RC3	EA	SHELF - OVERHEAD/ENTERTAINMENT CENTER/LEFT HAND - HONEY CHERRY
13	146028-05-RC0	EA	DOOR - GLASS/FLUTED EDGE - 18.9" X 19.7" - W/O HARDWARE - PORTSMOUTH OAK
13	146028-05-RC1	EA	DOOR - GLASS/FLUTED EDGE - 18.9" X 19.7" - W/O HARDWARE - CONCERT CHERRY
13	146028-05-RC2	EA	DOOR - GLASS/FLUTED EDGE - 18.9" X 19.7" - W/O HARDWARE - WASHED MAPLE FROM: 00-00-00 THRU: 01-04-04
13	146028-05-RX5	EA	DOOR - GLASS/FLUTED EDGE - 18.9" X 19.7" - W/O HARDWARE - WASHED MAPLE FROM: 01-05-04 THRU: 99-99-99
13	146028-05-RC3	EA	DOOR - GLASS/FLUTED EDGE - 18.9" X 19.7" - W/O HARDWARE - HONEY CHERRY
14	136387-01-RC0	EA	PANEL - VINYL COVERED
	136386-01-02B	EA	PANEL - COVER/FRONT - E-COATED
15	146421-01-RC0	EA	CABINET - OVERHEAD/FRONT/RIGHT HAND - W/O DOORS/HARDWARE - PORTSMOUTH OAK
15	146421-01-RC1	EA	CABINET - OVERHEAD/FRONT/RIGHT HAND - W/O DOORS/HARDWARE - CONCERT CHERRY
15	146421-01-RC2	EA	CABINET - OVERHEAD/FRONT/RIGHT HAND - W/O DOORS/HARDWARE - WASHED MAPLE
15	146421-01-RC3	EA	CABINET - OVERHEAD/FRONT/RIGHT HAND - W/O DOORS/HARDWARE - HONEY CHERRY
16	P35582-01-RC0	EA	PANEL - OVERHEAD/LEFT HAND - VINYL COVERED
	135582-01-02B	EA	PANEL - OVERHEAD/LEFT HAND - E-COATED
17	146421-15-RC0	EA	END CAP - OVERHEAD CABINET - PORTSMOUTH OAK
17	146421-15-RC1	EA	END CAP - OVERHEAD CABINET - CONCERT CHERRY/HONEY CHERRY
17	146421-15-RC2	EA	END CAP - OVERHEAD CABINET - WASHED MAPLE
18	136392-01-02B	EA	PANEL - COVER/SWITCH BOX - E-COATED FROM: 00-00-00 THRU: 07-17-03
18	147963-01-02B	EA	PANEL - COVER/SWITCH BOX - E-COATED FROM: 07-18-03 THRU: 99-99-99

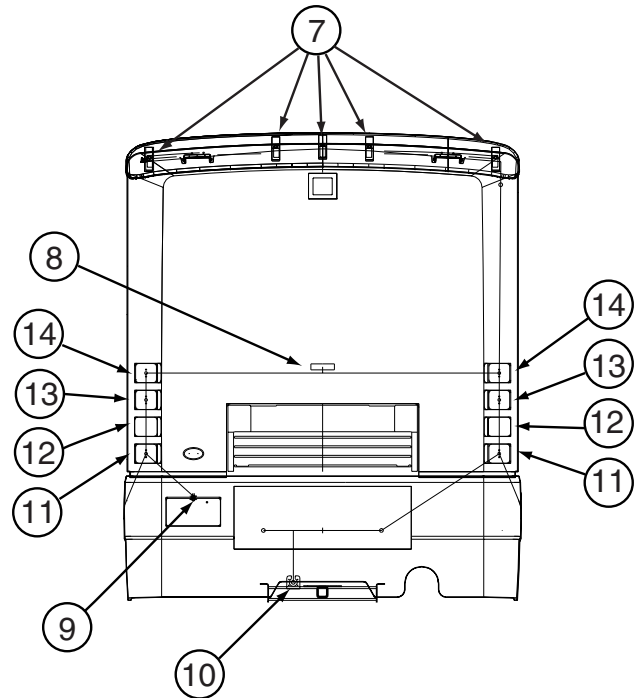
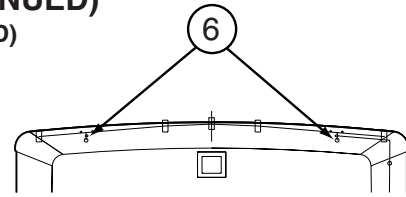
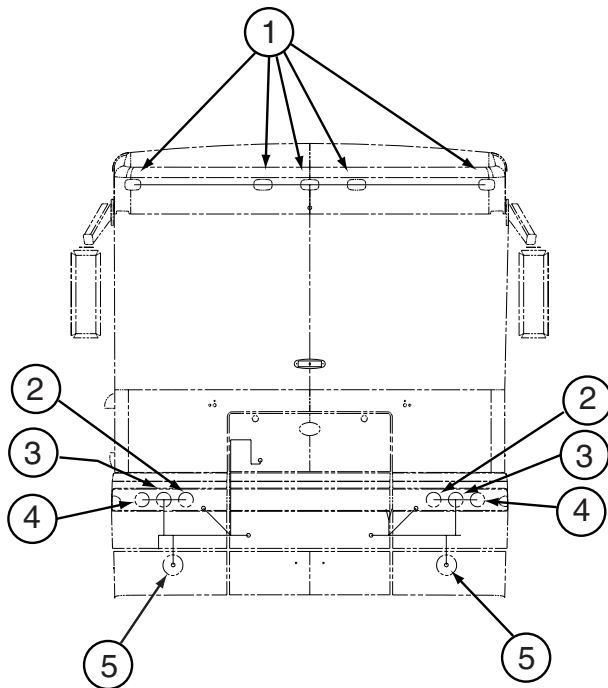
ELECTRICAL GROUP
12V BODY WIRING



KEY	PART NUMBER	U/M	DESCRIPTION
1	146528-02-000	EA	LAMP - SIDEMARKER - AMBER/LEFT HAND
1	036196-01-000	EA	BULB - 12V - #194 - .27 AMP - BAYONETTE
1	067789-02-000	EA	SOCKET - LAMP
2	097917-01-08A	EA	LIGHT/PORCH - CHROME
	008215-01-000	EA	BULB - 12 VOLT - #1003 - .94 AMP
3	117826-01-000	EA	LAMP/SIDE MARKER ASSEMBLY - RED
3	036196-01-000	EA	BULB - 12V - #194 - .27 AMP - BAYONETTE
3	117826-03-000	EA	GASKET/SIDE MARKER LIGHT
4	129746-01-000	EA	LAMP - DOCKING/DRIVING W/MOUNT BRACKET
5	113293-01-000	EA	LAMP - (LENS/BASE) SIDEMARKER/TURN SIGNAL - AMBER
5	037935-01-000	EA	BULB - 12V - #1157 OR #2057 - 2.1 AMP - CLEAR GLASS
5	106687-02-000	EA	SOCKET - LIGHT - 3-WIRE
6	146528-01-000	EA	LAMP - SIDEMARKER - AMBER/RIGHT HAND
6	036196-01-000	EA	BULB - 12V - #194 - .27 AMP - BAYONETTE
6	067789-02-000	EA	SOCKET - LAMP

ELECTRICAL GROUP (CONTINUED)

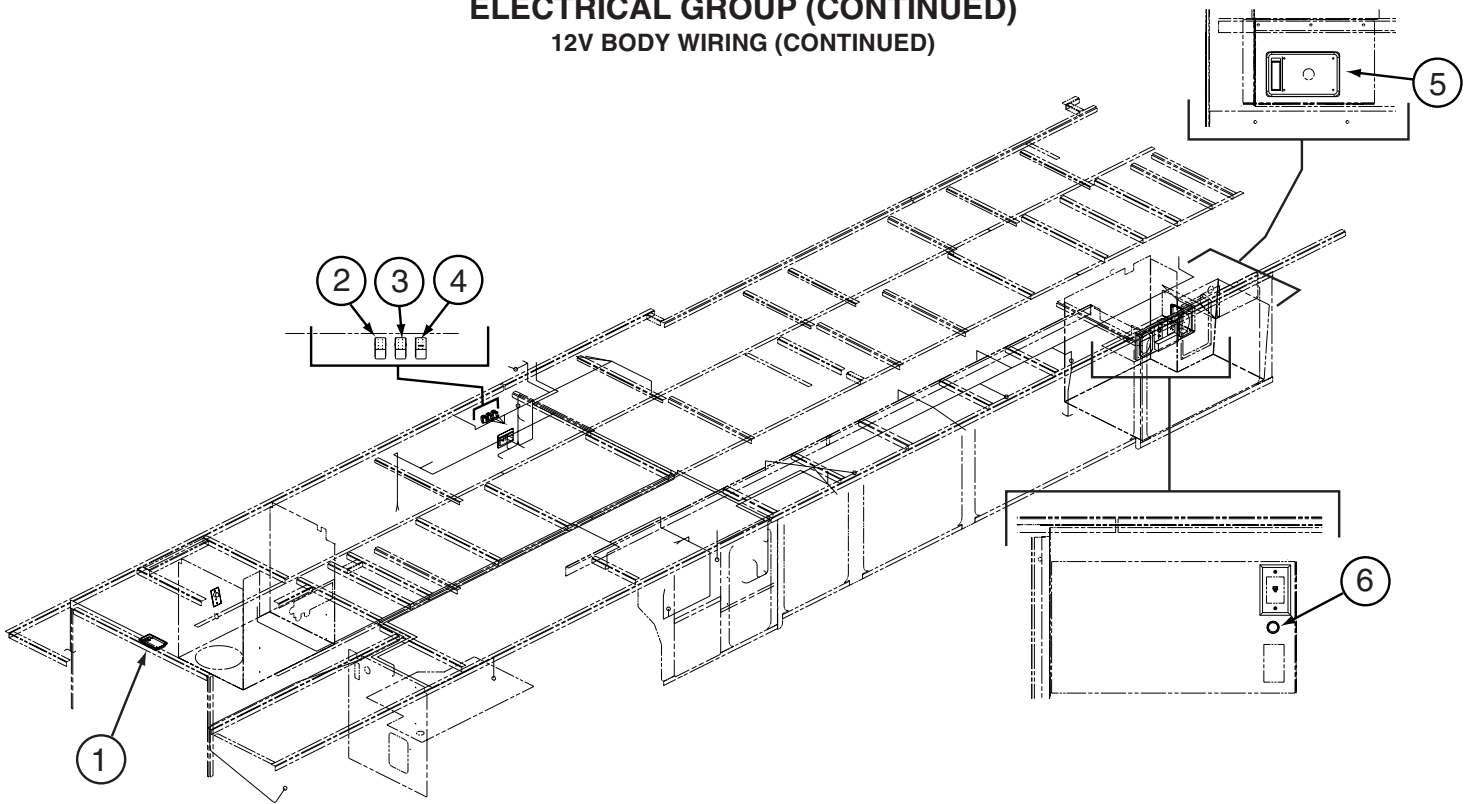
12V BODY WIRING (CONTINUED)



KEY	PART NUMBER	U/M	DESCRIPTION
1	129942-01-000	EA	LAMP - CLEARANCE - AMBER
2	146527-02-000	EA	HEADLAMP - HIGH BEAM
2	147103-01-000	EA	HOUSING/CONNECTOR - HEADLAMP - W/PIGTAIL
2	067789-02-000	EA	SOCKET - LAMP
3	146527-01-000	EA	HEADLAMP - LOW BEAM
3	147103-01-000	EA	HOUSING/CONNECTOR - HEADLAMP - W/PIGTAIL
3	067789-02-000	EA	SOCKET - LAMP
4	146560-01-000	EA	LAMP - PARK/TURN - CLEAR
4	112708-02-000	EA	BULB - 12 VOLT - #3157NA
5	138910-01-000	EA	LAMP - FOG - CLEAR/ROUND
5	139686-01-02B	EA	ANGLE - MOUNT - FOGLAMP - E-COATED
6	129928-01-000	EA	LAMP - FOG - CLEAR LENS/RECTANGULAR - FOG LAMPS, Q40AD, Q40ED, Q40KD
7	129942-02-000	EA	LAMP - CLEARANCE - RED
8	136917-01-000	EA	LIGHT - BRAKE - CENTER MOUNT - OVAL
9	087201-01-000	EA	LIGHT - HALF ROUND - 1" X 1.7" - PLASTIC - BLACK OR WHITE
10*	113589-02-000	EA	CONNECTOR - SOCKET - TRAILER
10*	113589-01-000	EA	CONNECTOR - PLUG - TRAILER
11	124186-01-000	EA	LIGHT - BACKUP (WHITE/CLEAR)
11	124220-01-000	EA	BULB - 12 VOLT/1.75 AMP/21 WATT - #7506
12	124186-04-000	EA	REFLECTOR - RED
13	124186-02-000	EA	LIGHT - TURN/AMBER
13	124220-01-000	EA	BULB - 12 VOLT/1.75 AMP/21 WATT - #7506
14	124186-03-000	EA	LIGHT - STOP/TAIL - RED
14	124234-01-000	EA	BULB - 12 VOLT/1.7-.42AMP #7528
*	130672-01-02A	EA	SPOTLIGHT - POWER/REMOTE - BLACK - SPOTLIGHT

*COMPONENT PARTS LISTED LATER IN THIS GROUP

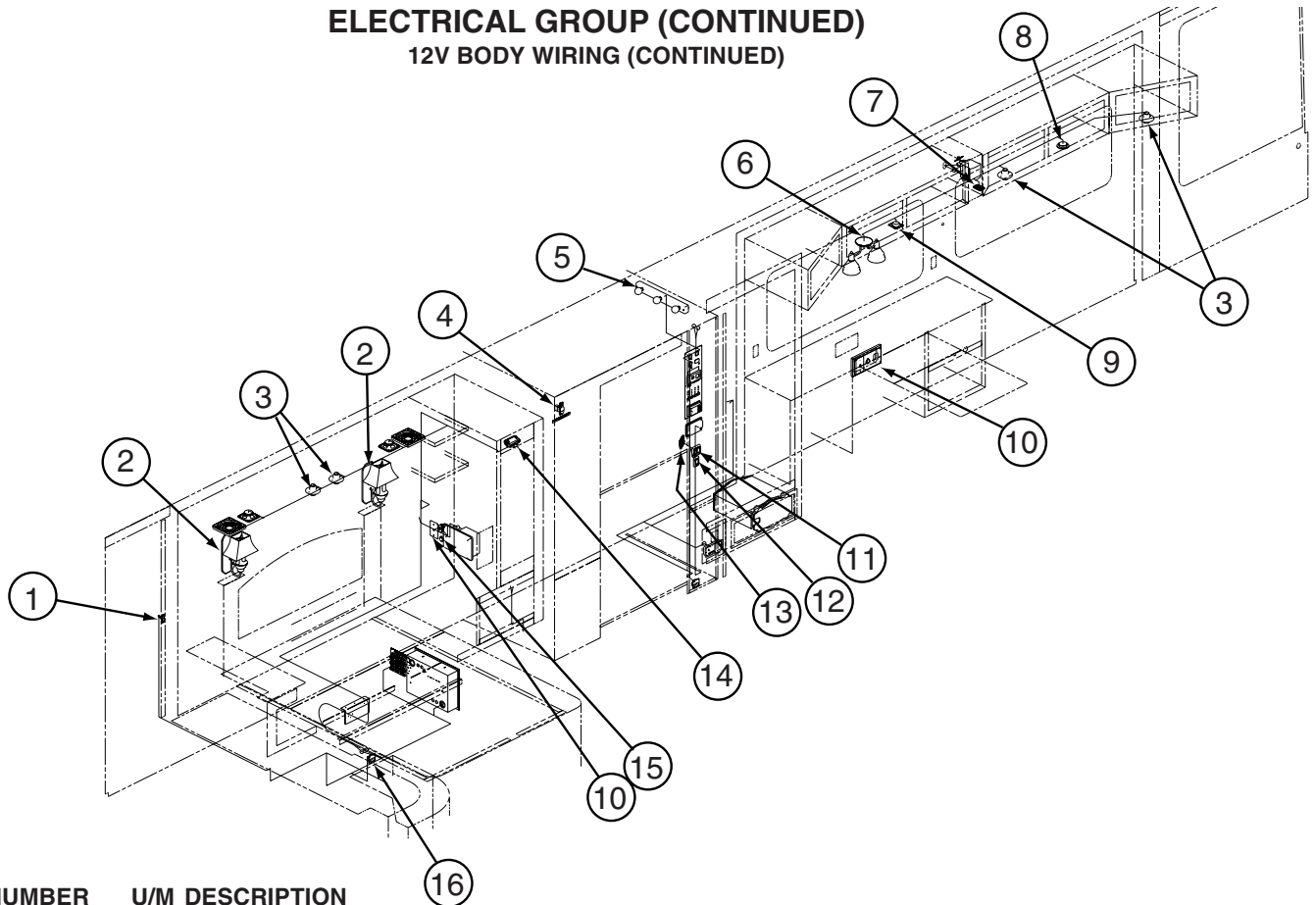
ELECTRICAL GROUP (CONTINUED)
12V BODY WIRING (CONTINUED)



KEY	PART NUMBER	U/M	DESCRIPTION
1*	137417-01-01A	EA	LIGHT - DOME - SINGLE - W/SWITCH/FROSTED LENS - WHITE
2	108357-01-000	EA	SWITCH - ROCKER - SPST - ON/OFF - 2 TERMINAL - W/O COVER
2	108356-02-01A	EA	COVER/ACTUATOR SWITCH - 2 ROWS DIMPLES- CONTURA II - BLACK
2	108355-01-000	EA	HOUSING - SWITCH
3	108357-09-000	EA	SWITCH - ROCKER - SPDT - ON/NONE/MOM - 3 TERM - W/O COVER
3	108356-04-01A	EA	COVER/ACTUATOR SWITCH - 2 ROWS DIMPLES W/LENS-CONTURA-BLK
3	108355-01-000	EA	HOUSING - SWITCH
4	108357-15-000	EA	SWITCH - ROCKER - DPDT - ON/NONE/ON - W/LIGHT W/O COVER
4	108356-04-01A	EA	COVER/ACTUATOR SWITCH - 2 ROWS DIMPLES W/LENS-CONTURA-BLK
4	108355-01-000	EA	HOUSING - SWITCH
5*	098024-01-03A	EA	LIGHT - DOME - 1 BULB - WHITE
5	008218-01-000	EA	BULB - 12 VOLT - #1141 - 1.44 AMP
6	111414-01-000	EA	RECEPTACLE/SOCKET - 12 VOLT

***COMPONENT PARTS LISTED LATER IN THIS GROUP**

ELECTRICAL GROUP (CONTINUED)
12V BODY WIRING (CONTINUED)

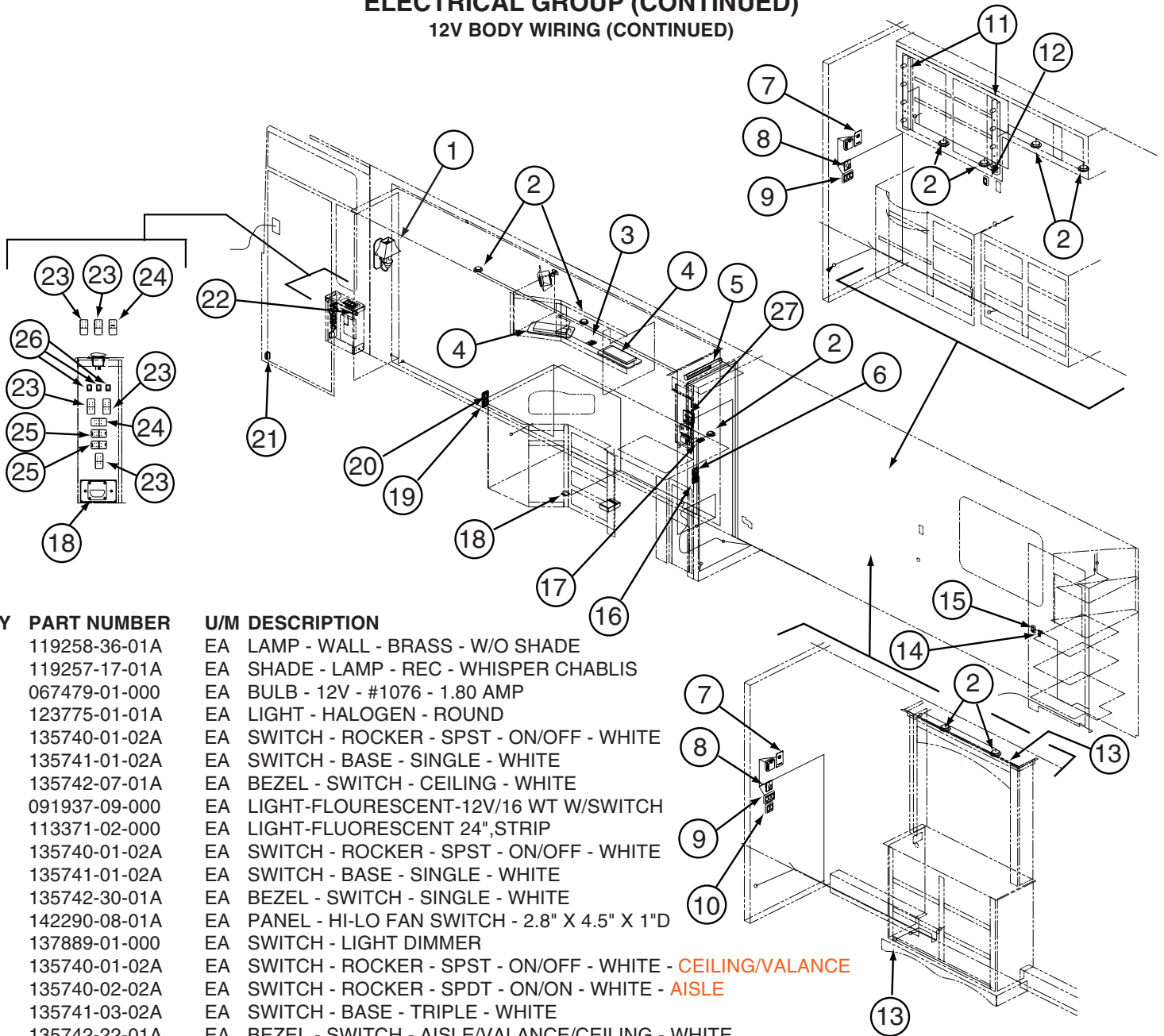


KEY	PART NUMBER	U/M	DESCRIPTION
1	041250-01-000	EA	SWITCH - PUSH BUTTON/DOOR JAMB - METAL - CHROME
2	119258-36-01A	EA	LAMP - WALL - BRASS - W/O SHADE - UL/CSA
2	119257-17-01A	EA	SHADE - LAMP - RECTANGULAR - WHISPER CHABLIS
	067479-01-000	EA	BULB - 12V - #1076 - 1.80 AMP
3	132427-01-01A	EA	LIGHT - READING - SWIVEL/ROUND - BRASS
3	123917-01-000	EA	BULB - 12V - HALOGEN SPOT
4	108357-06-000	EA	SWITCH - ROCKER - DPDT - MOM/OFF/MOM - 6 TERM - W/O COVER
4	108356-02-01A	EA	COVER/ACTUATOR SWITCH - 2 ROWS DIMPLES- CONTURA II - BLACK
4	108355-01-000	EA	HOUSING - SWITCH
5	123774-03-01A	EA	LIGHT - MAKE UP - 3 BULB
	123918-01-000	EA	BULB - 12V - MAKEUP - WHITE
6	093575-25-01A	EA	LIGHT - CEILING/DOUBLE - BRASS
6	119257-17-01A	EA	SHADE - LAMP - RECTANGULAR - WHISPER CHABLIS
6	117806-01-000	EA	BULB - 12V - #912 - 1.0 AM
7	135740-01-02A	EA	SWITCH - ROCKER - SPST - ON/OFF - WHITE
7	135741-01-02A	EA	SWITCH - BASE - SINGLE - WHITE
7	135742-01-02A	EA	BEZEL - SWITCH - SINGLE - WHITE
8*	123775-01-01A	EA	LIGHT - HALOGEN - ROUND
9	137889-01-000	EA	SWITCH - LIGHT DIMMER
10	132958-01-000	EA	RECEPTACLE - 12 VOLT - MOUNTING FLANGE - BLACK
11	135740-01-02A	EA	SWITCH - ROCKER - SPST - ON/OFF - WHITE
11	135741-02-02A	EA	SWITCH - BASE - DOUBLE - WHITE
11	135742-15-01A	EA	BEZEL - SWITCH - CEILING/SHOWER - WHITE
12	135740-01-02A	EA	SWITCH - ROCKER - SPST - ON/OFF - WHITE
12	135741-01-02A	EA	SWITCH - BASE - SINGLE - WHITE
12	135742-30-01A	EA	BEZEL - SWITCH - SINGLE - WHITE
13	135740-01-02A	EA	SWITCH - ROCKER - SPST - ON/OFF - WHITE
13	135741-02-02A	EA	SWITCH - BASE - DOUBLE - WHITE
13	135742-14-01A	EA	BEZEL - SWITCH - MAKEUP/CEILING - WHITE
14*	087694-01-000	EA	LIGHT - WARDROBE/CLOSET - W/SWITCH
15	108357-10-000	EA	SWITCH - ROCKER - SPDT-MOM/NONE/MOM-5 TERM W/LGT W/O COVER
15	108356-05-01A	EA	COVER/ACTUATOR SWITCH-3 GROOVES W/LENS-GEN SET-CONTURA III
15	108355-01-000	EA	HOUSING - SWITCH
15	098351-07-01A	EA	PLATE/SWITCH - 1 GANG - POLISHED BRASS - GENERATOR
16*	108354-01-01A	EA	LIGHT - COURTESY

*COMPONENT PARTS LISTED LATER IN THIS GROUP

ELECTRICAL GROUP (CONTINUED)

12V BODY WIRING (CONTINUED)



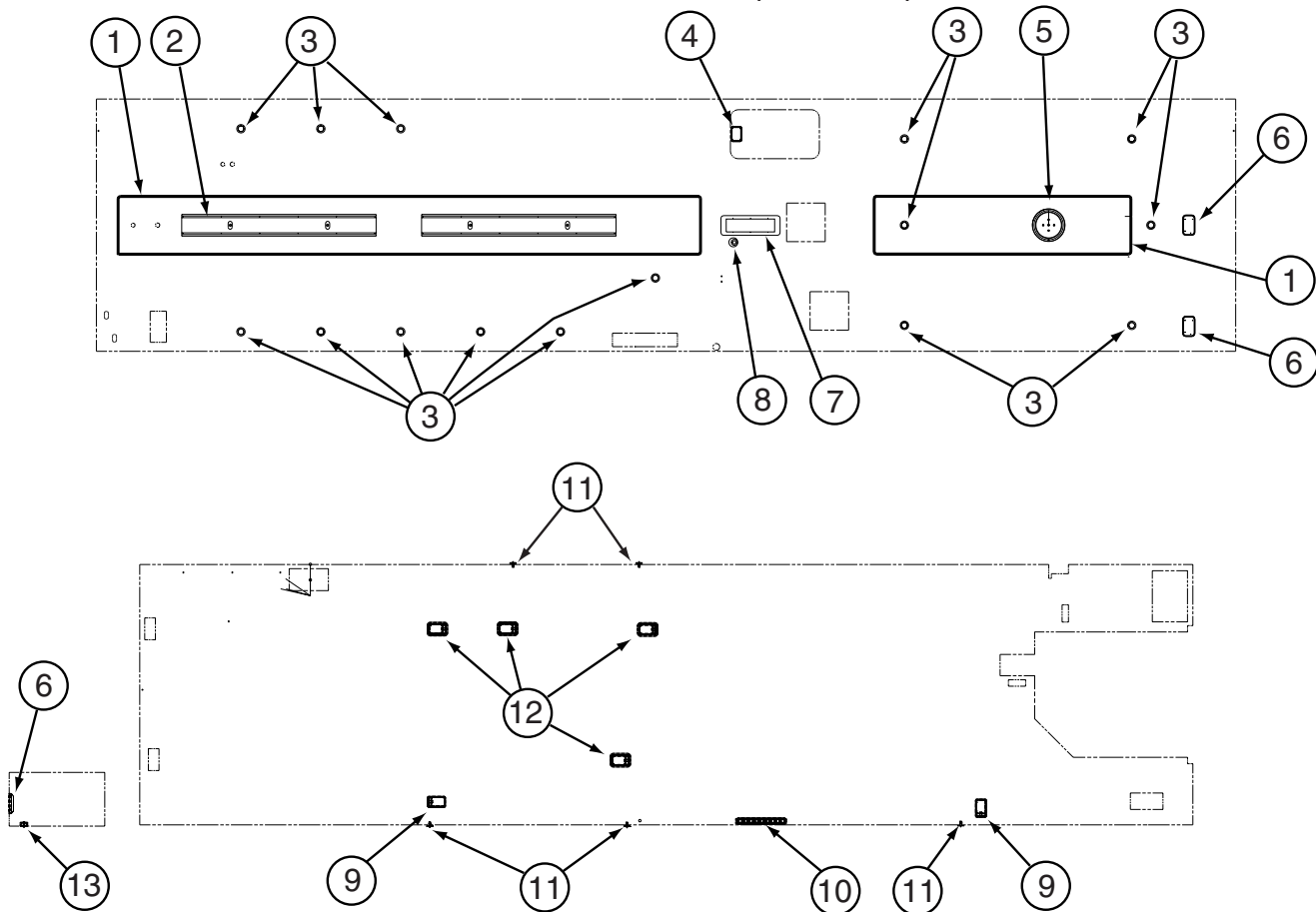
KEY	PART NUMBER	U/M	DESCRIPTION
1	119258-36-01A	EA	LAMP - WALL - BRASS - W/O SHADE
1	119257-17-01A	EA	SHADE - LAMP - REC - WHISPER CHABLIS
	067479-01-000	EA	BULB - 12V - #1076 - 1.80 AMP
2*	123775-01-01A	EA	LIGHT - HALOGEN - ROUND
3	135740-01-02A	EA	SWITCH - ROCKER - SPST - ON/OFF - WHITE
3	135741-01-02A	EA	SWITCH - BASE - SINGLE - WHITE
3	135742-07-01A	EA	BEZEL - SWITCH - CEILING - WHITE
4*	091937-09-000	EA	LIGHT-FLOURESCENT-12V/16 WT W/SWITCH
5	113371-02-000	EA	LIGHT-FLUORESCENT 24",STRIP
6	135740-01-02A	EA	SWITCH - ROCKER - SPST - ON/OFF - WHITE
6	135741-01-02A	EA	SWITCH - BASE - SINGLE - WHITE
6	135742-30-01A	EA	BEZEL - SWITCH - SINGLE - WHITE
7	142290-08-01A	EA	PANEL - HI-LO FAN SWITCH - 2.8" X 4.5" X 1"D
8	137889-01-000	EA	SWITCH - LIGHT DIMMER
9	135740-01-02A	EA	SWITCH - ROCKER - SPST - ON/OFF - WHITE - CEILING/VALANCE
9	135740-02-02A	EA	SWITCH - ROCKER - SPDT - ON/ON - WHITE - AISLE
9	135741-03-02A	EA	SWITCH - BASE - TRIPLE - WHITE
9	135742-22-01A	EA	BEZEL - SWITCH - AISLE/VALANCE/CEILING - WHITE
10	135740-01-02A	EA	SWITCH - ROCKER - SPST - ON/OFF - WHITE
10	135741-02-02A	EA	SWITCH - BASE - DOUBLE - WHITE
10	135742-36-01A	EA	BEZEL - SWITCH - VALANCE/ACCENT - WHITE
11	123774-02-01A	EA	LIGHT - MAKE UP - 4 BULB
	123918-01-000	EA	BULB - 12V - MAKEUP - WHITE
12	135740-01-02A	EA	SWITCH - ROCKER - SPST - ON/OFF - WHITE
12	135741-01-02A	EA	SWITCH - BASE - SINGLE - WHITE
12	135742-08-01A	EA	BEZEL - SWITCH - MAKEUP - WHITE
13	146514-01-000	FT	LIGHT - FLEX/ROUND W/STRIP
14	041250-01-000	EA	SWITCH - PUSH BUTTON/DOOR JAMB - METAL - CHROME
15	135740-01-02A	EA	SWITCH - ROCKER - SPST - ON/OFF - WHITE
15	135741-01-02A	EA	SWITCH - BASE - SINGLE - WHITE
15	135742-06-01A	EA	BEZEL - SWITCH - AISLE - WHITE
16	135740-01-02A	EA	SWITCH - ROCKER - SPST - ON/OFF - WHITE - GALLEY
16	135740-02-02A	EA	SWITCH - ROCKER - SPDT - ON/ON - WHITE - LOUNGE
16	135741-02-02A	EA	SWITCH - BASE - DOUBLE - WHITE
16	135742-18-01A	EA	BEZEL - SWITCH - LOUNGE/GALLEY - WHITE
17	135740-01-02A	EA	SWITCH - ROCKER - SPST - ON/OFF - WHITE
17	135741-01-02A	EA	SWITCH - BASE - SINGLE - WHITE
17	135742-01-02A	EA	BEZEL - SWITCH - SINGLE - WHITE
18*	108354-01-01A	EA	LIGHT - COURTESY

ELECTRICAL GROUP (CONTINUED)
12V BODY WIRING (CONTINUED)

KEY	PART NUMBER	U/M	DESCRIPTION
19	135740-01-02A	EA	SWITCH - ROCKER - SPST - ON/OFF - WHITE
19	135741-02-02A	EA	SWITCH - BASE - DOUBLE - WHITE
19	135742-38-01A	EA	BEZEL - SWITCH - VALANCE/READING - WHITE
20	135740-01-02A	EA	SWITCH - ROCKER - SPST - ON/OFF - WHITE - CEILING
20	135740-02-02A	EA	SWITCH - ROCKER - SPDT - ON/ON - WHITE - AISLE
20	135741-02-02A	EA	SWITCH - BASE - DOUBLE - WHITE
20	135742-13-02A	EA	BEZEL - SWITCH - CEILING/AISLE - BROWN
21	116995-02-000	EA	SWITCH/MAGNET - ELECTRIC STEP - BLACK/WHITE-CLOSED CIRCUIT
22	132958-01-000	EA	RECEPTACLE - 12 VOLT - MOUNTING FLANGE - BLACK
23	108357-06-000	EA	SWITCH - ROCKER - DPDT - MOM/OFF/MOM - 6 TERM - W/O COVER
23	108356-01-01A	EA	COVER/ACTUATOR SWITCH - 3 GROOVES - CONTURA III - BLACK
23	108355-01-000	EA	HOUSING - SWITCH
24	108357-01-000	EA	SWITCH - ROCKER - SPST - ON/OFF - 2 TERMINAL - W/O COVER
24	108356-01-01A	EA	COVER/ACTUATOR SWITCH - 3 GROOVES - CONTURA III - BLACK
24	108355-01-000	EA	HOUSING - SWITCH
25	108357-06-000	EA	SWITCH - ROCKER - DPDT - MOM/OFF/MOM - 6 TERM - W/O COVER
25	108356-12-01A	EA	COVER/ACTUATOR SWITCH - 3 GROOVES
25	108355-01-000	EA	HOUSING - SWITCH
26	132180-01-01A	EA	SWITCH - PADDLE - SPST - ON/OFF - BLACK
27	142290-20-01A	EA	REMOTE DISPLAY/SWITCHES

***COMPONENT PARTS LISTED LATER IN THIS GROUP**

ELECTRICAL GROUP (CONTINUED)
12V BODY WIRING (CONTINUED)

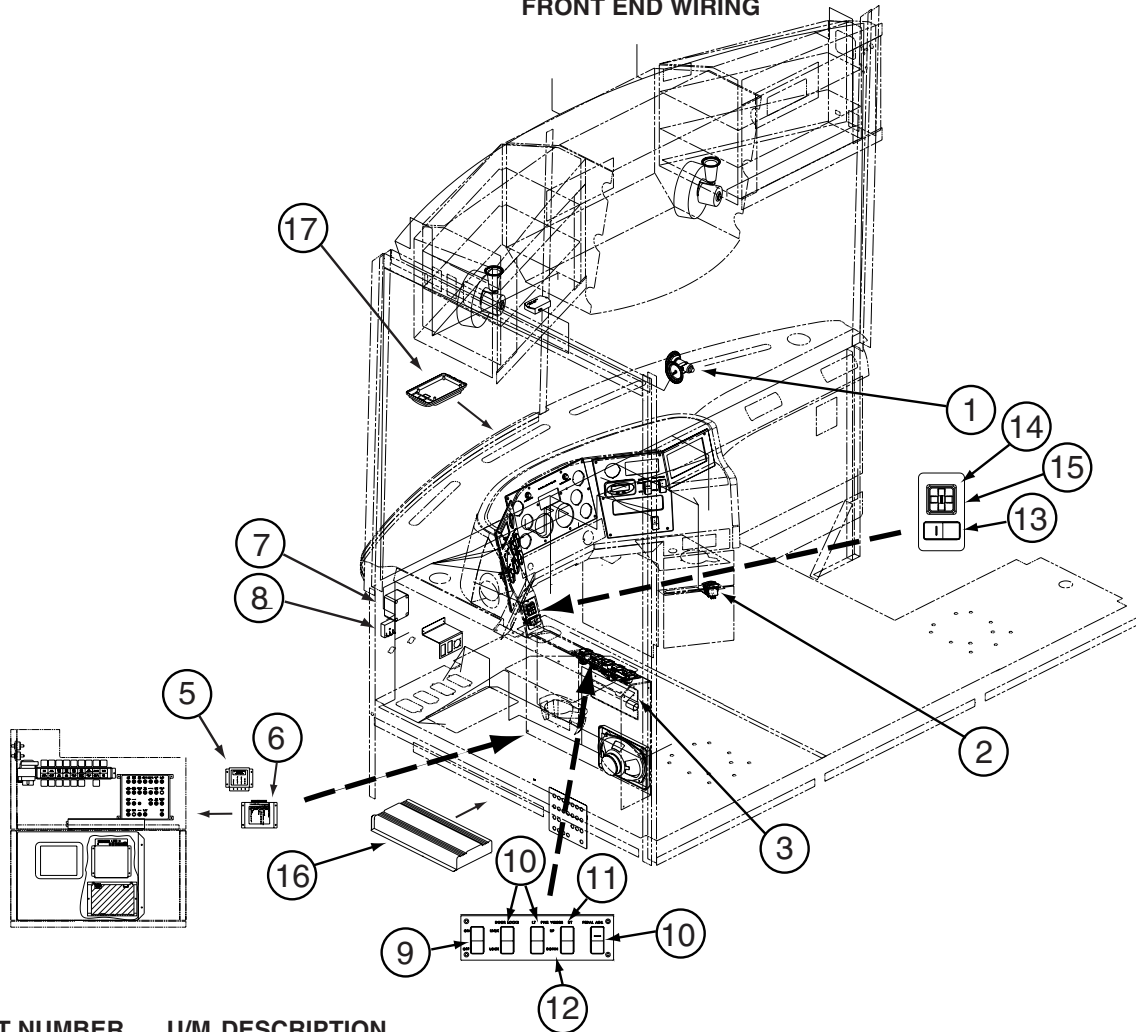


KEY	PART NUMBER	U/M	DESCRIPTION
1	146514-01-000	FT	LIGHT - FLEX/ROUND W/STRIP
2	133416-03-000	EA	LIGHT - FLUORESCENT - 36"/2 BULB
2	145711-01-03B	EA	PANEL - LIGHT - MOUNTING - OFF WHITE
3*	123775-01-01A	EA	LIGHT - HALOGEN - ROUND
4*	121935-01-01A	EA	LIGHT - DOME - SHOWER
5	093575-24-01A	EA	LIGHT - CEILING/ROUND - BRASS
	117806-01-000	EA	BULB - 12V - #912 - 1.0 AMP
6*	137417-03-01A	EA	LIGHT - DOME - SINGLE - W/FROSTED LENS - W/O SWITCH-WHITE
7*	091937-10-000	EA	LIGHT-FLOURESCENT-12V/16 WATT RECESSED - W/O SWITCH
8	146048-01-01A	EA	LIGHT - HALOGEN/ADJUSTABLE - WHITE
9*	098024-01-03A	EA	LIGHT - DOME - 1 BULB - WHITE
9	008218-01-000	EA	BULB - 12 VOLT - #1141 - 1.44 AMP
10	127327-01-01A	EA	LAMP - FLUORESCENT - BLACK/THIN LITE
11	041250-01-000	EA	SWITCH - PUSH BUTTON/DOOR JAMB - METAL - CHROME
12*	098024-01-03A	EA	LIGHT - DOME - 1 BULB - WHITE
12	008218-01-000	EA	BULB - 12 VOLT - #1141 - 1.44 AMP
12	098023-01-02A	EA	SHROUD - CEILING LIGHT - SINGLE WHITE
13	041250-01-000	EA	SWITCH - PUSH BUTTON/DOOR JAMB - METAL - CHROME

*COMPONENT PARTS LISTED LATER IN THIS GROUP

ELECTRICAL GROUP (CONTINUED)

FRONT END WIRING

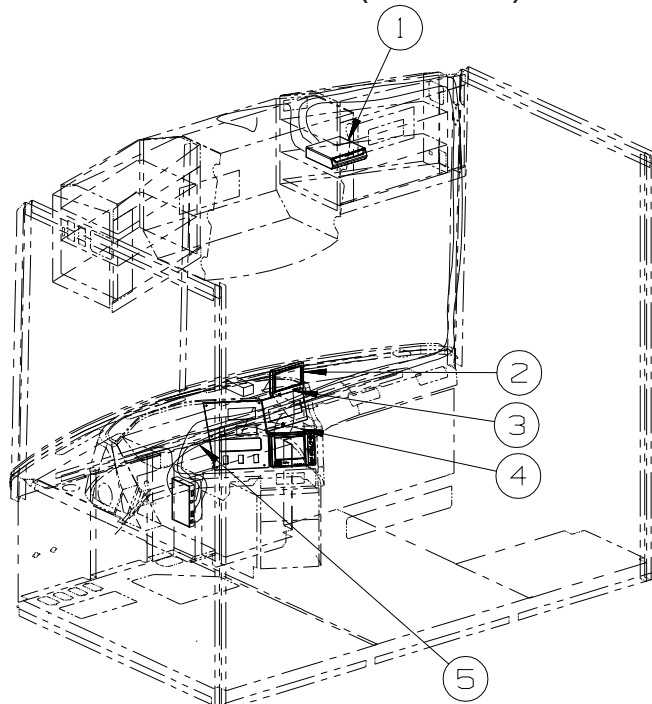


KEY	PART NUMBER	U/M	DESCRIPTION
1	128786-02-01A	EA	LIGHT - READING/SWIVEL - W/O SWITCH - BRASS
1	123917-01-000	EA	BULB - 12V - HALOGEN SPOT
2	108357-06-000	EA	SWITCH - ROCKER - DPDT - MOM/OFF/MOM - 6 TERM - W/O COVER
2	108356-01-01A	EA	COVER/ACTUATOR SWITCH - 3 GROOVES - CONTURA III - BLACK
2	108355-01-000	EA	HOUSING - SWITCH
2	096241-03-000	EA	SWITCH - BLANK - BLACK
3	132958-01-000	EA	RECEPTACLE - 12 VOLT - MOUNTING FLANGE - BLACK
4	141683-03-02B	EA	PANEL/CLOSEOUT - ELECTRICAL - E-COATED
5	130366-01-000	EA	MODULE - CHARGE CNTRL/BI-DIRECTIONAL ISOLATOR RELAY DELAY
6*	102756-03-000	EA	KEYLESS ENTRY & CARGO W/REMOTE
7	128074-02-000	EA	FILTER - NOISE - 12 VOLT DC W/PLUGS
8	133535-01-000	EA	MODULE - TIMER 20 SECOND - WARNING LIGHT - TS61120P
9	108357-07-000	EA	SWITCH - ROCKER - SPDT - MOM/OFF/MOM - 3 TERM - W/O COVER
9	108356-01-01A	EA	COVER/ACTUATOR SWITCH - 3 GROOVES - CONTURA III - BLACK
9	108355-01-000	EA	HOUSING - SWITCH
10	108357-06-000	EA	SWITCH - ROCKER - DPDT - MOM/OFF/MOM - 6 TERM - W/O COVER
10	108356-01-01A	EA	COVER/ACTUATOR SWITCH - 3 GROOVES - CONTURA III - BLACK
10	108355-01-000	EA	HOUSING - SWITCH
11	108357-15-000	EA	SWITCH - ROCKER - DPDT - ON/NONE/ON - W/LIGHT W/O COVER
11	108356-03-01A	EA	COVER/ACTUATOR SWITCH - 3 GROOVES W/LIGHT-CONTURA III-BLK
11	108355-01-000	EA	HOUSING - SWITCH
12	139046-05-01A	EA	BEZEL/DASH - W/CIRCUIT TAPE/TRANSFORMER - 11" X 3.3" - BLK
13	108357-14-000	EA	SWITCH - ROCKER - SPST-ON/OFF - 4 TERM W/LIGHT W/O COVER
13	108356-03-01A	EA	COVER/ACTUATOR SWITCH - 3 GROOVES W/LIGHT-CONTURA III-BLK
13	108355-01-000	EA	HOUSING - SWITCH
14	088246-01-000	EA	SWITCH/REMOTE MIRROR - W/2PIN & 6 PIN CONNECTORS/PIGTAIL
15	099982-06-04B	EA	PLATE - SWITCH - BLACK
16	140062-01-000	EA	SWITCH - SPEAKER - 6 CHANNEL
17*	137417-03-01A	EA	LIGHT - DOME - SINGLE - W/O SWITCH/FROSTED LENS - WHITE

*COMPONENT PARTS LISTED LATER IN THIS GROUP

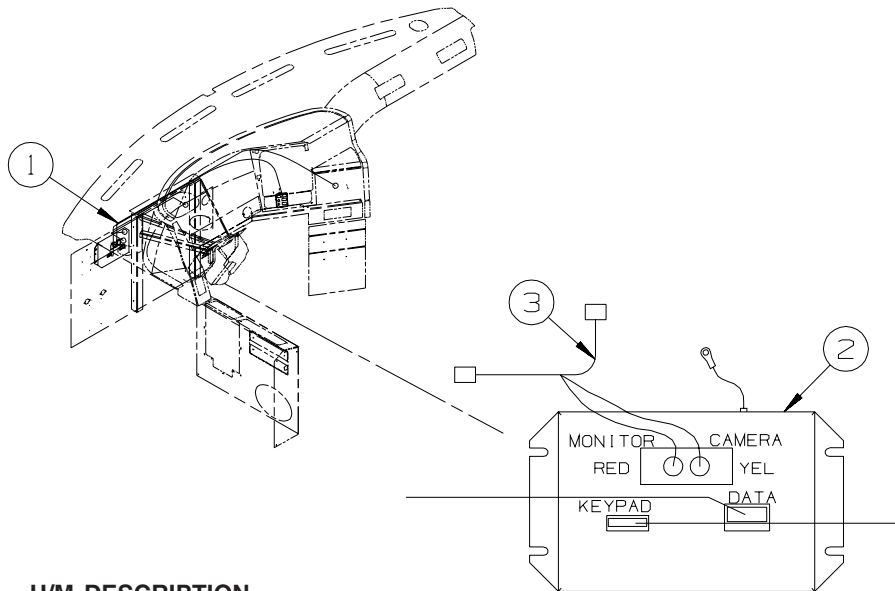
ELECTRICAL GROUP (CONTINUED)

FRONT END WIRING (CONTINUED)



KEY	PART NUMBER	U/M	DESCRIPTION
1*	137424-01-000	EA	GPS-NAVAGATION SYS-W/DVD DIVIT/MAPS/GPS ANT & WIRE HARNESS
2	137424-03-000	EA	MONITOR/LCD - COLOR
3	137424-04-000	EA	BRACKET - MONITOR
4	148112-01-000	EA	CABLE - MONITOR - SONY AUX
5	148591-01-000	EA	CABLE - RCA MALE/RCA MALE - RIVER PARK 55-862-1

***COMPONENT PARTS LISTED LATER IN THIS GROUP**

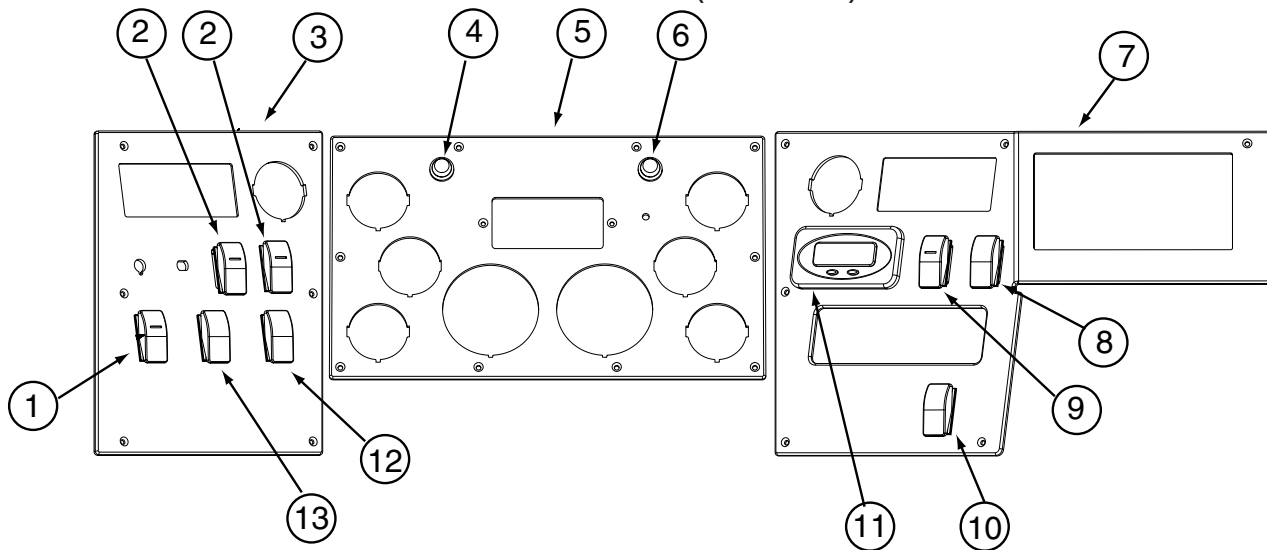


KEY	PART NUMBER	U/M	DESCRIPTION
1	143591-02-000	EA	WIRE LOOM - COMPUTER TRIP/ENGINE MONITOR-TRIP TEK 02-04007
2*	143591-05-000	EA	COMPUTER - TRIP/ENGINE MONITOR - F/COLOR MONITOR - #2500-3
3	143591-04-000	EA	CABLE - CAMERA INTERFACE - F/COLOR MONITOR

***COMPONENT PARTS LISTED LATER IN THIS GROUP**

ELECTRICAL GROUP (CONTINUED)

FRONT END WIRING (CONTINUED)



KEY	PART NUMBER	U/M	DESCRIPTION
1	108357-15-000	EA	SWITCH - ROCKER - DPDT - ON/NONE/ON - W/LIGHT W/O COVER
1	108356-03-01A	EA	COVER/ACTUATOR SWITCH - 3 GROOVES W/LIGHT-CONTURA III-BLK
1	108355-01-000	EA	HOUSING - SWITCH
*	091206-04-000	EA	MODULE KIT - WIPER CONTROL - DYNAMIC PARK
2	108357-14-000	EA	SWITCH - ROCKER - SPST-ON/OFF - 4 TERM W/LIGHT W/O COVER
2	108356-03-01A	EA	COVER/ACTUATOR SWITCH - 3 GROOVES W/LIGHT-CONTURA III-BLK
2	108355-01-000	EA	HOUSING - SWITCH
3	134553-06-01A	EA	BEZEL/DASH - LEFT HAND
4	133534-01-000	EA	LIGHT - RED INDICATOR WITH 1/4" TERMINALS
5	134552-05-01A	EA	BEZEL/DASH-CTR-REVERSE ENGRAVED/MATTE BLACK
6	133534-02-000	EA	LIGHT - AMBER INDICATOR WITH 1/4" TERMINALS
7	134556-05-01A	EA	BEZEL/DASH - RIGHT HAND
7	134556-06-01A	EA	BEZEL/DASH - RH - W/CIRCUIT TAPE - F/TRIP COMPUTER - BLK
8	108357-08-000	EA	SWITCH - ROCKER - DPDT - 0N/NONE/ON - 6 TERM - W/O COVER
8	108356-01-01A	EA	COVER/ACTUATOR SWITCH - 3 GROOVES - CONTURA III - BLACK
8	108355-01-000	EA	HOUSING - SWITCH
9	108357-10-000	EA	SWITCH - ROCKER - SPDT-MOM/NONE/MOM-5 TERM W/LGT W/O COVER
9	108356-03-01A	EA	COVER/ACTUATOR SWITCH - 3 GROOVES W/LIGHT-CONTURA III-BLK
9	108355-01-000	EA	HOUSING - SWITCH
10	108357-05-000	EA	SWITCH - ROCKER - SPDT - ON/NONE/ON - 3 TERM - W/O COVER
10	108356-01-01A	EA	COVER/ACTUATOR SWITCH - 3 GROOVES - CONTURA III - BLACK
10	108355-01-000	EA	HOUSING - SWITCH
11*	136119-01-000	EA	COMPASS/THERMOMETER - ELECTRONIC- 4.5" X 2.3" DISPLAY FACE
12	108357-09-000	EA	SWITCH - ROCKER - SPDT - ON/NONE/MOM - 3 TERM - W/O COVER
12	108356-01-01A	EA	COVER/ACTUATOR SWITCH - 3 GROOVES - CONTURA III - BLACK
12	108355-01-000	EA	HOUSING - SWITCH
13	108357-03-000	EA	SWITCH - ROCKER - SPDT - ON/OFF/ON - 3 TERM - W/O COVER
13	108356-01-01A	EA	COVER/ACTUATOR SWITCH - 3 GROOVES - CONTURA III - BLACK
13	108355-01-000	EA	HOUSING - SWITCH

*COMPONENT PARTS LISTED LATER IN THIS GROUP

ELECTRICAL GROUP (CONTINUED)
COMPONENT PARTS FOR LIGHTS & SWITCHES

087694-01-000

KEY	PART NUMBER	U/M	DESCRIPTION	VENDOR NO.
	087694-01-700	EA	BULB	GE561

091206-04-000

KEY	PART NUMBER	U/M	DESCRIPTION	VENDOR NO.
	091206-02-700	EA	KNOB-INNER	66C-00019
	091206-02-701	EA	KNOB-OUTER	66C-00020
	091206-04-700	EA	SWITCH ASSEM. ONLY	250-6623
	102362-03-700	EA	MODULE-WIPER CONT., DYNAMIC	66D-00093

091937-09-000

KEY	PART NUMBER	U/M	DESCRIPTION	VENDOR NO.
	091937-09-700	EA	LENS - LIGHT - FLUORESCENT	D-762

091937-10-000

KEY	PART NUMBER	U/M	DESCRIPTION	VENDOR NO.
	091937-09-700	EA	LENS - LIGHT - FLUORESCENT	D-762

098024-01-03A

KEY	PART NUMBER	U/M	DESCRIPTION	VENDOR NO.
	098024-01-700	EA	LENS-LIGHT	807877

102756-03-000

KEY	PART NUMBER	U/M	DESCRIPTION	VENDOR NO.
	102756-02-702	EA	BATTERY-12 VOLT	402-1002
	102756-03-700	EA	MODULE BOARD	202-3219
	102756-03-701	EA	REMOTE-KEYLESS ENTRY	412-1115
	102756-03-702	EA	RELAY- 30AMP - SPDT	463-1000
	102756-03-703	EA	WIRE HARNESS - KEYLESS ENTRY	203-6879

108354-01-01A

KEY	PART NUMBER	U/M	DESCRIPTION	VENDOR NO.
	108354-01-700	EA	BULB-COURTESY LIGHT	395-B

113589-01-000

KEY	PART NUMBER	U/M	DESCRIPTION	VENDOR NO.
	113589-01-700	EA	ADAPTER, 4-WAY/6-WAY	5291

113589-02-000

KEY	PART NUMBER	U/M	DESCRIPTION	VENDOR NO.
	113589-03-700	EA	ADAPTER 7 RND SPADE/4 FLAT	5290

113832-02-01A

KEY	PART NUMBER	U/M	DESCRIPTION	VENDOR NO.
	113832-01-700	EA	STRAP-FLAT W/J-HOOK & LATCH	8323

113832-03-01A

KEY	PART NUMBER	U/M	DESCRIPTION	VENDOR NO.
	113832-01-700	EA	STRAP-FLAT W/J-HOOK & LATCH	8323

121935-01-01A

KEY	PART NUMBER	U/M	DESCRIPTION	VENDOR NO.
	121935-01-700	EA	LENS ONLY	809511

123774-01-01A, 123774-02-01A, 123774-03-01A & 123774-04-01A

KEY	PART NUMBER	U/M	DESCRIPTION	VENDOR NO.
	123774-01-700	EA	BULB - MAKEUP LIGHT/CLEAR	719019C CLEAR
	123774-01-701	EA	BULB - MAKEUP LIGHT/FROSTED	719019F FROSTED

123775-01-01A

KEY	PART NUMBER	U/M	DESCRIPTION	VENDOR NO.
	123775-01-700	EA	BULB - 10 WATT - HALOGEN	71-JC10
	123775-01-701	EA	BEZEL/LENS - RECESSED LIGHT	

130672-01-02A

KEY	PART NUMBER	U/M	DESCRIPTION	VENDOR NO.
	130672-02-700	EA	REMOTE-WHITE BEZEL(GOLIGHT)	7900T
	130672-02-701	EA	HEAD	49250
	130672-02-702	EA	BULB	49000

ELECTRICAL GROUP (CONTINUED)
COMPONENT PARTS FOR LIGHTS & SWITCHES (CONTINUED)

136119-01-000

KEY	PART NUMBER	U/M	DESCRIPTION	VENDOR NO.
	136119-01-700	EA	COMPASS SENSOR (BLACK BOX)	AP-SUB-005
	136119-01-701	EA	PROBE/TEMPERATURE SENSOR(V1)	AP-SUB-004A
	136119-01-702	EA	DISPLAY MODULE-LED (V1)	AP-SUB-004B
	136119-01-703	EA	HARNESS - COMPASS POWER	AP-HRN-175
	136119-01-704	EA	HARNESS - COMPASS ENGINE	AP-HRN-176
	136119-01-705	EA	HRNSS-COMP.TEMP SENSOR V1	AP-HRN-177
	136119-01-706	EA	PROBE/TEMPERATURE SENSOR (V2)	AP-SUB-006
	136119-01-707	EA	DISPLAY MODULE - VISUAL (V2)	AP-SUB-007
	136119-01-708	EA	HARNESS/COMP. COMP/THERM(V2)	AP-HRN-239 W/PACKRD

137417-01-01A

KEY	PART NUMBER	U/M	DESCRIPTION	VENDOR NO.
	137417-01-700	EA	LENS - SINGLE (FROSTED)	810868

137417-03-01A

KEY	PART NUMBER	U/M	DESCRIPTION	VENDOR NO.
	137417-01-700	EA	LENS - SINGLE (FROSTED)	810868

137424-01-000

KEY	PART NUMBER	U/M	DESCRIPTION	VENDOR NO.
	137424-01-700	EA	DISC - SETUP - DVD	NVD-A131
	137424-01-701	EA	REMOTE	RUE-4190

143591-05-000

KEY	PART NUMBER	U/M	DESCRIPTION	VENDOR NO.
	143591-05-700	EA	TOUCH PAD W/WIRE/CIRCUIT BRD	TRIP TEK #01-02002

ELECTRICAL GROUP (CONTINUED)
CIRCUIT BREAKERS & FUSES

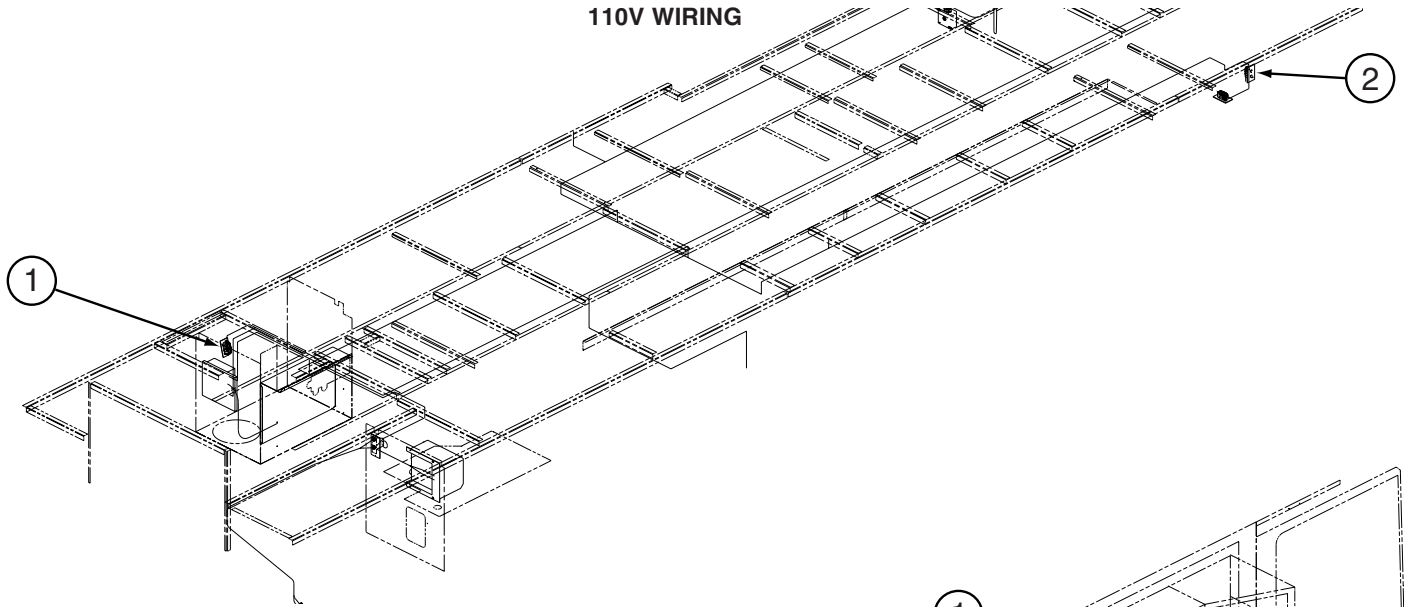
KEY	PART NUMBER	U/M	DESCRIPTION
	008233-01-000	EA	FUSE - 12 VOLT - 6 AMP
	008235-01-000	EA	FUSE - 15 AMP/12VOLT - AUTOMOTIVE
	033573-01-000	EA	CIRCUIT BREAKER W/MOUNT-20A, 12V - FASCO 1711-2026
	062901-02-000	EA	FUSE - 5 AMP - AUTOMOTIVE
	062901-04-000	EA	FUSE - 10 AMP - AUTOMOTIVE
	062901-05-000	EA	FUSE - 15 AMP - AUTOMOTIVE
	062901-06-000	EA	FUSE - 20 AMP - AUTOMOTIVE
	062901-07-000	EA	FUSE - 25 AMP - AUTOMOTIVE
	062901-08-000	EA	FUSE - 30 AMP - AUTOMOTIVE
	083209-01-000	EA	CIRCUIT BREAKER - 15 AMP - 120 VOLT - CANADIAN
	083209-02-000	EA	CIRCUIT BREAKER - 15/15 AMP - 120 VOLT
	083209-03-000	EA	CIRCUIT BREAKER - 15/20 AMP - 120 VOLT
	083209-04-000	EA	CIRCUIT BREAKER - 30 AMP - 120 VOLT
	083209-05-000	EA	CIRCUIT BREAKER - 20 AMP - 120 VOLT
	083209-06-000	EA	CIRCUIT BREAKER - 30/15 AMP - 120 VOLT
	083209-07-000	EA	CIRCUIT BREAKER - 20/20 AMP - 120 VOLT
	083209-10-000	EA	CIRCUIT BREAKER - 20/30 AMP - 120 VOLT
	083209-11-000	EA	CIRCUIT BREAKER - 20/15 AMP - 120 VOLT
	092786-03-000	EA	BUSS BAR - 6.9" LONG
	092786-06-000	EA	BUSS BAR
	093654-01-000	EA	CIRCUIT BREAKER - 6 AMP - 12 VOLT - PUSH BUTTON - WHITE
	093654-02-000	EA	CIRCUIT BREAKER - 15 AMP - 12 VOLT - PUSH BUTTON - WHITE
	093654-03-000	EA	CIRCUIT BREAKER - 20 AMP - 12 VOLT - PUSH BUTTON - WHITE
	093654-11-000	EA	COVER - RESET BUTTON
	093655-01-000	EA	CIRCUIT BREAKER - 25 AMP - 12 VOLT - PUSH BUTTON - WHITE
	093655-02-000	EA	CIRCUIT BREAKER - 30 AMP - 12 VOLT - PUSH BUTTON - WHITE
	093655-03-000	EA	CIRCUIT BREAKER - 40 AMP - 12 VOLT - PUSH BUTTON - WHITE
	097611-01-000	EA	CIRCUIT BREAKER - 10 AMP
	097611-02-000	EA	CIRCUIT BREAKER - 30 AMP
	097611-03-000	EA	CIRCUIT BREAKER - 20 AMP
	097611-04-000	EA	CIRCUIT BREAKER - 25 AMP
	100341-01-000	EA	FUSE HOLDER - IN LINE TYPE
	106656-01-000	EA	FUSE BLOCK - 4 CAVITY - AUTOFUSE
	108567-01-000	EA	CIRCUIT BREAKER - 40 AMP - 12 VOLT - TYPE II
	111683-01-000	EA	FUSE - HOLDER - GLASS - 1/4" X 1 1/4"
	113482-01-000	EA	CIRCUIT BREAKER - 55 AMP - MANUAL
	115187-01-000	EA	FUSE - 300 AMP - NON-DELAY
	115187-02-000	EA	FUSE HOLDER - BUSS ANN/ANL BLOCK
	118531-05-02B	EA	PLATE - CIRCUIT BREAKER - E-COAT - CHIEFTAIN/SUNFLYER L-SERIES
	122811-01-000	EA	CIRCUIT BREAKER - 20/50/50/20 AMP - 250V
	134127-01-000	EA	CIRCUIT BREAKER - 10 AMP - MINI
	139067-01-02B	EA	PLATE - CIRCUIT BRKR-HOUSE - E-CTD - 10 PLACE
	139067-02-02B	EA	PLATE - CIRCUIT BRKR-HOUSE - E-CTD - 12 PLACE
	139067-03-02B	EA	PLATE-CIRCUIT BKR/HOUSE-E-CTD - 14 PLACE
	139067-04-02B	EA	PLATE - CIRCUIT BRKR-HOUSE - E-CTD - TOP 10 PLACE
	139067-05-02B	EA	PLATE - CIRCUIT BREAKER/HOUSE - E-COATED - 16 PLACE
	139067-06-02B	EA	PLATE - CIRCUIT BREAKER/HOUSE - E-COATED - 18 PLACE
	139067-07-02B	EA	PLATE - CIRCUIT BREAKER/HOUSE - E-COATED - 21 PLACE
	141789-01-000	EA	SPACER - CIRCUIT BREAKER

ELECTRICAL GROUP (CONTINUED)
CONVERTER, INVERTER, LOAD CENTER

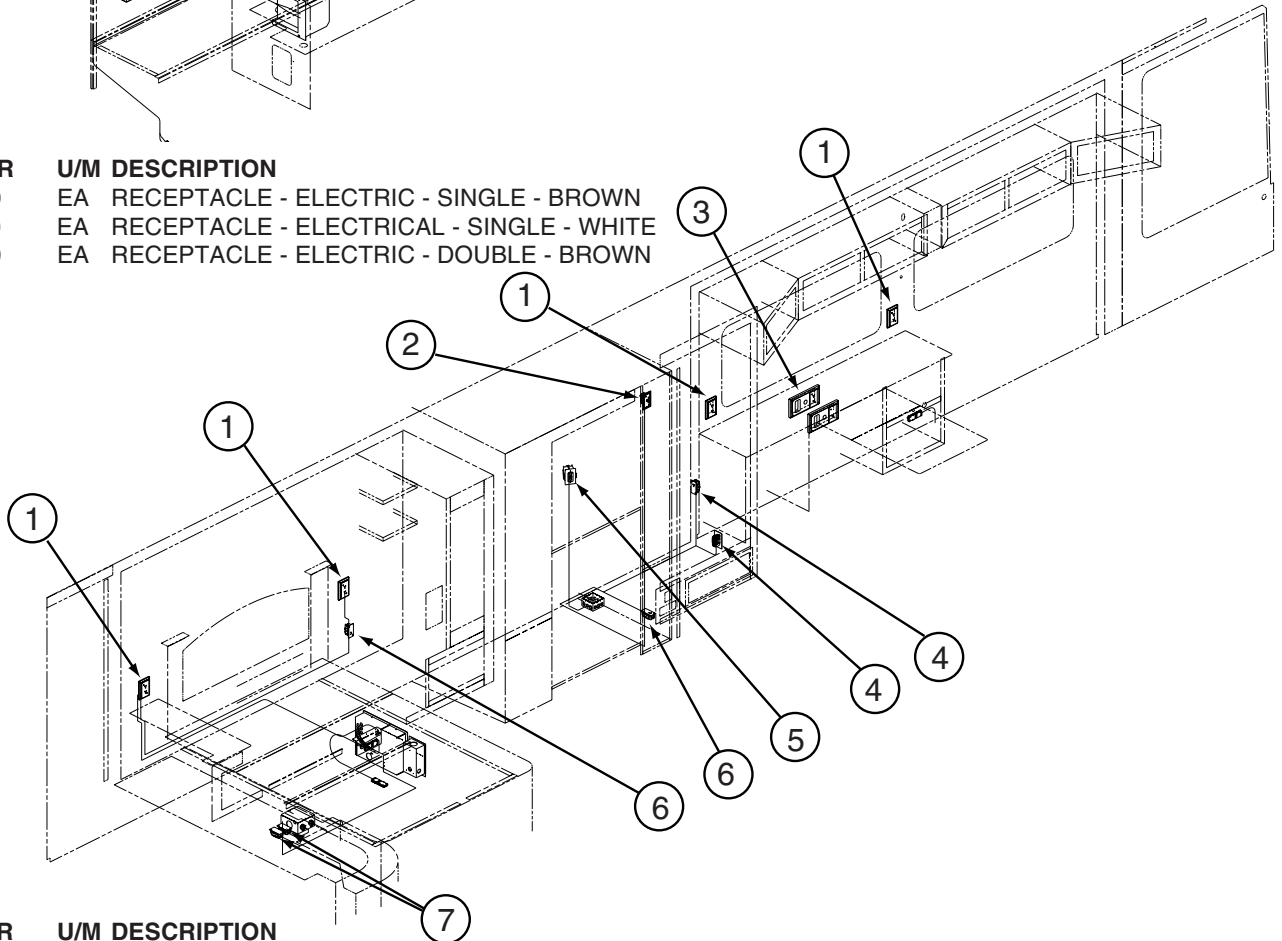
KEY	PART NUMBER	U/M	DESCRIPTION
	109677-01-000	EA	LOAD CENTER - 120 VOLT - 40 AMP
	113685-01-000	EA	INVERTER - CHARGER - 2000W AC
			FROM: 00-00-00 THRU: 08-06-03
	148254-01-000	EA	INVERTER - CHARGER - 2000W AC
			FROM: 08-07-03 THRU: 99-99-99
	113685-05-000	EA	REMOTE PANEL - INVERTER/CHARGER
			FROM: 00-00-00 THRU: 08-06-03
	148254-02-000	EA	REMOTE PANEL - INVERTER/CHARGER
			FROM: 08-07-03 THRU: 99-99-99
	113685-06-000	EA	CABLE/HEART INVERTOR - W/6 PIN MODULAR PHONE JACK - 50'
			FROM: 00-00-00 THRU: 08-06-03
	148254-03-000	EA	CABLE/DIMEN INVERTOR - W/8 PIN MODULAR PHONE JACK - 50'
			FROM: 08-07-03 THRU: 99-99-99
	127002-05-000	EA	PANEL/MONITOR - ENERGY MANAGEMENT SYSTEMS CTRL - W/PLUG
	127002-07-000	EA	SENSOR - CURRENT
	127002-08-000	EA	MODULE - EMS CENTER - W/REMOTE SENSOR
	141258-01-000	EA	LOAD CENTER - 120/240 - 50 AMP
	141258-02-000	EA	LOAD CENTER - COVER

ELECTRICAL GROUP (CONTINUED)

110V WIRING



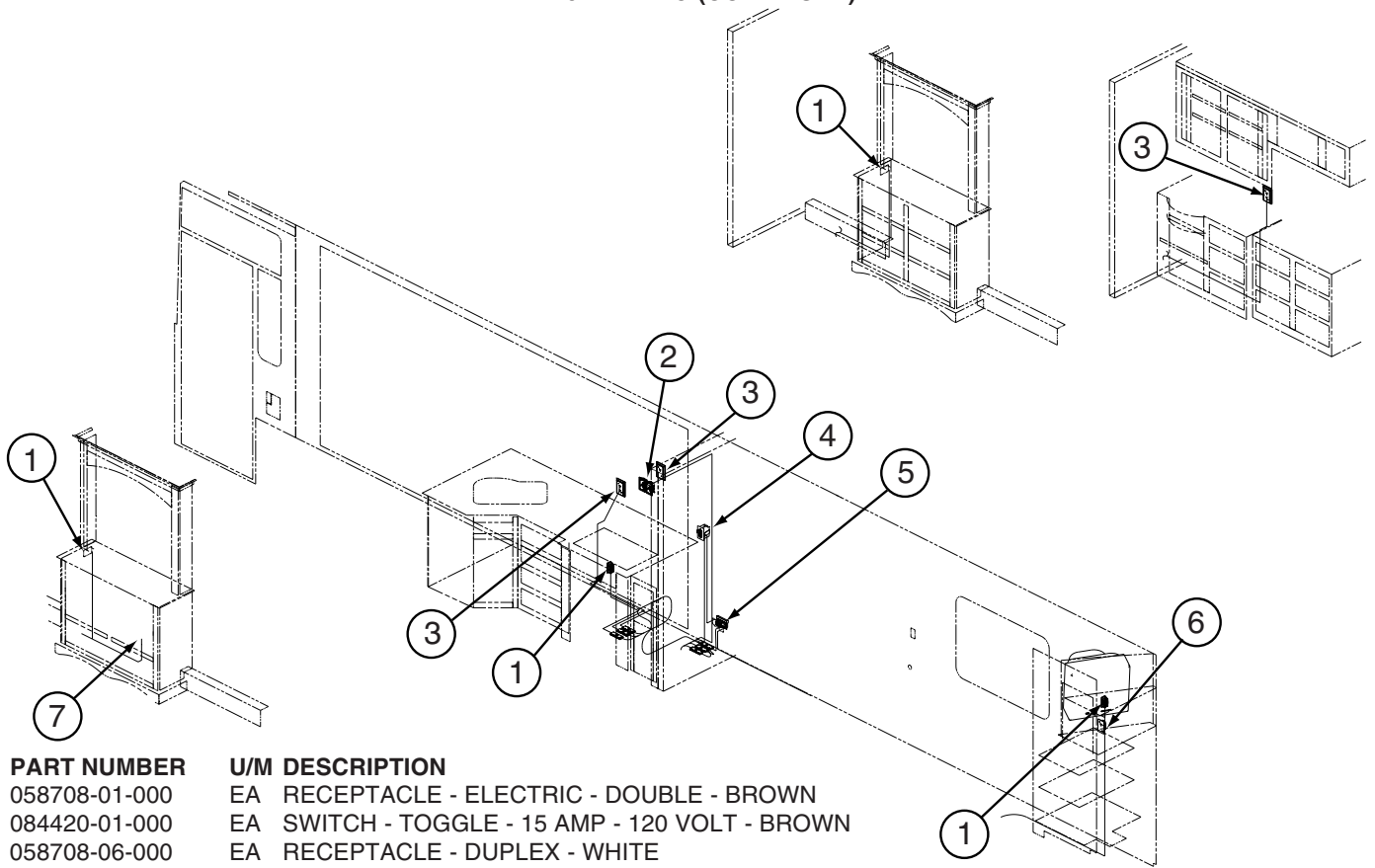
KEY	PART NUMBER	U/M	DESCRIPTION
1	058708-05-000	EA	RECEPTACLE - ELECTRIC - SINGLE - BROWN
1	058708-07-000	EA	RECEPTACLE - ELECTRICAL - SINGLE - WHITE
2	058708-01-000	EA	RECEPTACLE - ELECTRIC - DOUBLE - BROWN



KEY	PART NUMBER	U/M	DESCRIPTION
1	058708-06-000	EA	RECEPTACLE - DUPLEX - WHITE
1	133713-01-20A	EA	SPACER/RECEPTACLE - WHITE VINYL - WHITE
1	133713-01-08A	EA	SPACER/RECEPTACLE - PORTSMOUTH OAK
1	133713-01-03A	EA	SPACER/RECEPTACLE - CONCERT CHERRY
1	133713-01-21A	EA	SPACER/RECEPTACLE - WASHED MAPLE
1	133713-01-23A	EA	SPACER/RECEPTACLE - HONEY CHERRY
2	084420-01-000	EA	SWITCH - TOGGLE - 15 AMP - 120 VOLT - BROWN
3	058708-06-000	EA	RECEPTACLE - DUPLEX - WHITE
6	133713-06-20A	EA	SPACER/RECEPTACLE - PHONE - WHITE VINYL - WHITE
6	133713-06-08A	EA	SPACER/RECEPTACLE - PHONE - PORTSMOUTH OAK
6	133713-06-03A	EA	SPACER/RECEPTACLE - PHONE - CONCERT CHERRY
6	133713-06-21A	EA	SPACER/RECEPTACLE - PHONE - WASHED MAPLE
6	133713-06-23A	EA	SPACER/RECEPTACLE - PHONE - HONEY CHERRY
4	058708-01-000	EA	RECEPTACLE - ELECTRIC - DOUBLE - BROWN
5	147446-01-01A	EA	RECEPTACLE - GFCI - 15A 125V - WHITE
5	147450-01-01A	EA	PLATE - ELECTRICAL OUTLET - WHITE
6	058707-01-000	EA	RECEPTACLE - ELECTRIC - SINGLE - BROWN
7	058707-02-000	EA	RECEPTACLE - BLANK - JUNCTION BOX

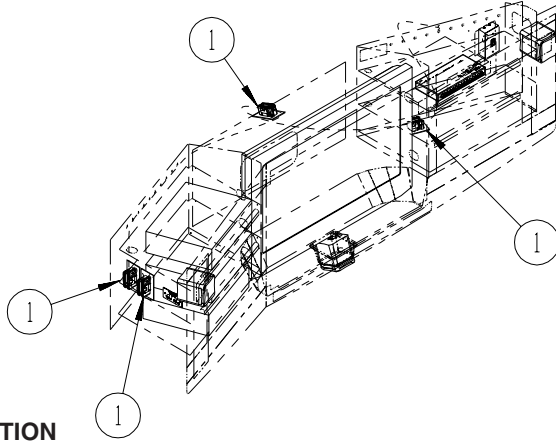
ELECTRICAL GROUP (CONTINUED)

110V WIRING (CONTINUED)

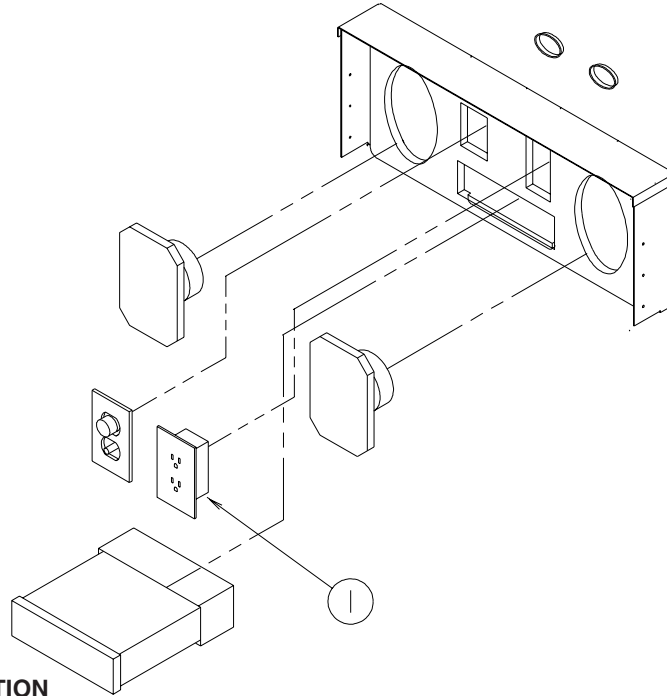


KEY	PART NUMBER	U/M	DESCRIPTION
1	058708-01-000	EA	RECEPTACLE - ELECTRIC - DOUBLE - BROWN
2	084420-01-000	EA	SWITCH - TOGGLE - 15 AMP - 120 VOLT - BROWN
3	058708-06-000	EA	RECEPTACLE - DUPLEX - WHITE
3	133713-01-20A	EA	SPACER/RECEPTACLE - WHITE VINYL - WHITE
3	133713-01-08A	EA	SPACER/RECEPTACLE - PORTSMOUTH OAK
3	133713-01-03A	EA	SPACER/RECEPTACLE - CONCERT CHERRY
3	133713-01-21A	EA	SPACER/RECEPTACLE - WASHED MAPLE
3	133713-01-23A	EA	SPACER/RECEPTACLE - HONEY CHERRY
4	147446-01-01A	EA	RECEPTACLE - GFCI - 15A 125V - WHITE
4	147450-01-01A	EA	PLATE - ELECTRICAL OUTLET - WHITE
5	131826-01-01A	EA	RECEPTACLE - EXTERIOR - W/COVER/GASKET - WHITE
6	058708-05-000	EA	RECEPTACLE - ELECTRIC - SINGLE - BROWN
6	058708-07-000	EA	RECEPTACLE - ELECTRICAL - SINGLE - WHITE
7	058707-01-000	EA	RECEPTACLE - ELECTRIC - SINGLE - BROWN

ELECTRICAL GROUP (CONTINUED)
ENTERTAINMENT WIRING



KEY	PART NUMBER	U/M DESCRIPTION
1	058708-01-000	EA RECEPTACLE - ELECTRIC - DOUBLE - BROWN



KEY	PART NUMBER	U/M DESCRIPTION
1	058708-01-000	EA RECEPTACLE - ELECTRIC - DOUBLE - BROWN

ELECTRICAL GROUP (CONTINUED)
BOXES & CORDS

KEY	PART NUMBER	U/M	DESCRIPTION
	008289-01-000	EA	BOX - ELECTRIC/STEEL - 4" X 4" - 1/2" & 3/4" KNOCKOUTS
	008294-01-000	EA	COVER - ELECTRIC BOX - BLANK/STEEL - 4" X 4" - GRAY
	091910-01-000	EA	BOX - ELECTRIC - 3.8" X 3.5" X 1.8" - PLASTIC
	091910-02-000	EA	BOX - ELECTRIC - 2.2" X 3.5" X 1.8" - PLASTIC
	108934-02-000	EA	CORD - POWER - 50 AMP - 4-WIRE - 36'
	109172-01-000	EA	CORD - POWER - 13 AMP - 3-WIRE - 4'
	115832-01-000	FT	CORD - HEAVY DUTY - 14-2W GROUND
	121470-01-000	EA	CORD/EXTENSION - 6 FOOT - 16-2 WIRE
	131679-01-000	EA	BOX-ELEC-WATERPROOF SEALED 4" X 4" W/4 3/4"OUTLETS-UL/CSA
	131680-01-000	EA	COVER - W/GASKET FOR WATERPROOF 4" X 4" BOX - UL/CSA
	133070-01-000	EA	BOX - ELECTRIC/PLASTIC - 3" X 2" X 2.8" - UL
	133070-02-000	EA	BOX - ELECTRIC/PLASTIC - 3" X 2" X 2.8" - CSA
	144858-01-000	EA	REEL - POWERED/36'-50 AMP POWERCORD INSTALLED
	144858-02-000	EA	REEL - POWERED

WIRE ASSEMBLIES

KEY	PART NUMBER	U/M	DESCRIPTION
	097618-01-000	EA	WIRE ASSEMBLY/MONITOR PANEL - 3 WIRES & RESISTOR - 15.7"
	125853-04-000	EA	WIRE LOOM - ENTERTAINMENT CENTER
	129365-02-000	EA	WIRE ASSEMBLY - CLEARANCE LAMPS - REAR
	129560-01-000	EA	WIRE LOOM - 2 MONITOR PANEL
	129619-01-000	EA	WIRE F/SENSORS - BLACK WATER
	129620-01-000	EA	WIRE F/SENSORS - GREY WATER
	132267-01-000	EA	WIRE ASM-DOOR LOCK
	135131-01-000	EA	WIRE LOOM - THERMOSTAT
	136543-05-000	EA	WIRE - RADIO
	136543-07-000	EA	WIRE - INTERFACE SATELLITE RADIO
	137135-03-000	EA	WIRE LOOM - DIGITAL ELEVATION SENSOR
	137135-04-000	EA	WIRE HARNESS - POWER - DIGITAL ELEVATION SENSOR
	140062-02-000	EA	WIRE LOOM - SPEAKER
	140167-01-000	EA	WIRE LOOM - GPS ADAPTER
	141454-02-000	EA	WIRE LOOM - SATELLITE - AUTOMATIC
			FROM: 00-00-00 THRU: 07-06-03
	141454-04-000	EA	WIRE - SATELLITE - AUTOMATIC
			FROM: 07-07-03 THRU: 99-99-99
	142258-02-000	EA	WIRE LOOM - VIDEO SWITCH/POWER SUPPLY
	142290-17-01A	EA	WIRE HARNES - REMOTE SWITCH/DIGITAL DISPLAY PANEL - 50'
	143545-01-000	EA	WIRE ASSEMBLY - REAR MONITOR
	143591-02-000	EA	WIRE LOOM - COMPUTER TRIP/ENGINE MONITOR-TRIP TEK 02-04007

ELECTRICAL GROUP (CONTINUED)
CONNECTORS & CONDUIT

KEY	PART NUMBER	U/M	DESCRIPTION
	007940-01-000	EA	RECEPTACLE/SLIDE 16 TO 12 AWG - FEMALE END
	007940-02-000	EA	RECEPTACLE-SLIDE 10 AWG - AMP 180351-2
	007954-01-000	EA	RECEPTACLE - HOUSING - 6 POSITION
	007956-05-000	EA	INSULATOR - SHRINK - 1/4" ID X 1 1/2"
	008058-01-700	EA	ADAP-ELEC.30AMP M X 50 AMP F 30M50F
	008058-01-000	EA	ADAPTER - POWER CORD - 30 AMP TO 15 AMP
	008311-01-000	EA	CONNECTOR - WIRE NUT - INSULATED - RED
	008312-01-000	EA	CONNECTOR - WIRE NUT - INSULATED - BLUE
	008313-01-000	EA	CONNECTOR - WIRE NUT - INSULATED - YELLOW
	008314-01-000	EA	CONNECTOR - WIRE NUT - INSULATED - GRAY
	008326-01-000	EA	TERMINAL - RING - 16/14 WIRE - 3/8" STUD
	008328-01-000	EA	TERMINAL - RING - 12/10 WIRE - #10 STUD FIT
	008331-01-000	EA	TERMINAL - RING - TONGUE - #4 WIRE - 3/8" STUD - COPPER
	008348-01-000	EA	TERMINAL - RING - 3/8" STUD 2 GA. WIRE
	008355-01-000	EA	CONNECTOR - CABLE CLAMPING - 3/4"
	008356-01-000	EA	CONNECTOR - PLASTIC - 3/8"
	008356-02-000	EA	CONNECTOR - PLASTIC - 21/32"
	008394-01-000	FT	CONDUIT - FLEXIBLE - 1/2"
	008398-01-000	EA	CONNECTOR - 1/2" X 90 DEGREE - FLEX CONDUIT - UL & CSA
	035416-04-000	EA	TERMINAL - RING - #10 STUD FIT - INSULATED BARREL #16/14
	041953-01-000	FT	CONDUIT - CONVOLUTE SLIT - .5" ID - POLYETHYLENE
	041953-02-000	FT	CONDUIT - CONVOLUTE SLIT - .6" ID - POLYETHYLENE
	041953-03-000	FT	CONDUIT - CONVOLUTE SLIT - 1" ID (CLOTHES ROD COVER)
	041953-06-000	FT	CONDUIT - CONVOLUTE SLIT - .4" ID - POLYETHYLENE
	041953-07-000	FT	CONDUIT - CONVOLUTE SLIT - .25" ID - POLYETHYLENE
	041953-08-000	FT	CONDUIT - CONVOLUTE SLIT - 1.5" ID - POLYETHYLENE
	041953-09-000	FT	CONDUIT - CONVOLUTE SLIT - .5" ID - NYLON
	041953-10-000	FT	CONDUIT - CONVOLUTE SLIT - .75" ID - NYLON
	041953-11-000	FT	CONDUIT - CONVOLUTE SLIT - 1.06" ID - NYLON
	041953-12-000	FT	CONDUIT - CONVOLUTE SOLID - 1.1" ID - NYLON
	041953-13-000	FT	CONDUIT - CONVOLUTE SLIT - 1.25" ID
	041953-14-000	FT	CONDUIT - CONVOLUTE SLIT - 1.5" ID
	041953-15-000	FT	CONDUIT - CONVOLUTE SLIT - 2"
	041953-16-000	FT	CONDUIT - CONVOLUTE SLIT - 2"
	047443-01-000	EA	TERMINAL - .250 RECEPTACLE FIT - INSULATED - 16/14 AWG
	047443-02-000	EA	TERMINAL - .250 RECEPTACLE FIT - INSULATED - 12/10 AWG
	058028-01-000	EA	CONNECTOR - ELECTRICAL PIGTAIL - NYLON - CLEAR
	062036-01-000	EA	TERMINAL - PACK - CON - 12/10 AWG
	074017-02-000	EA	HOUSING - 5 POSITION - RIGHT ANGLED
	077479-01-000	EA	BOOT - BATTERY TERMINAL - DOUBLE CABLE
	077479-02-000	EA	BOOT - BATTERY TERMINAL - SINGLE CABLE
	080015-02-000	EA	RECEPTACLE - FLAG - .185 - 16/14 GAUGE
	080015-03-000	EA	RECEPTACLE - FLAG - .250 - 14/16 GAUGE
	082109-01-000	EA	HOUSING - CONNECTOR - PACKARD
	082741-01-000	EA	CONNECTOR BODY - 2 CONNECTOR MALE
	087225-01-000	FT	SLEEVING - 1/2" - TYPE H
	087949-01-000	EA	BUSS BAR - 2 POSITION - .6" X 1.5"
	087949-03-000	EA	BUSS BAR - 4 POSITION
	087949-05-000	EA	BUSS BAR - 7 POSITION
	088473-01-000	EA	HOUSING - PIN - 12 CAVITY (3 ROWS OF 4)
	088473-02-000	EA	HOUSING - PIN - 15 CAVITY (3 ROWS OF 5)
	088473-03-000	EA	HOUSING - PIN - 9 CAVITY (3 ROWS OF 3)
	088473-04-000	EA	HOUSING - PIN - 8 CAVITY IN-LINE
	088473-06-000	EA	HOUSING - PIN - 6 CAVITY (2 ROWS OF 3)
	088473-07-000	EA	HOUSING - PIN - 5 CAVITY - IN LINE
	088473-08-000	EA	HOUSING - PIN - 4 CAVITY - IN-LINE
	088473-09-000	EA	HOUSING - PIN - 3 CAVITY - IN-LINE
	088473-10-000	EA	HOUSING - PIN - 2 CAVITY - IN LINE
	088474-01-000	EA	HOUSING - SOCKET - 12 CAVITY
	088474-02-000	EA	HOUSING - SOCKET - 15 CAVITY
	088474-03-000	EA	HOUSING - SOCKET - 9 CAVITY
	088474-06-000	EA	HOUSING - SOCKET - 6 CAVITY
	088474-07-000	EA	HOUSING - SOCKET - 5 CAVITY

ELECTRICAL GROUP (CONTINUED)
CONNECTORS & CONDUIT (CONTINUED)

KEY	PART NUMBER	U/M	DESCRIPTION
	088474-08-000	EA	HOUSING - SOCKET - 4 CAVITY
	088474-09-000	EA	HOUSING - SOCKET - 3 CAVITY
	088474-10-000	EA	HOUSING - SOCKET - 2 CAVITY
	088475-01-000	EA	PIN - CONNECTOR - 14-20 AWG
	088475-02-000	EA	PIN - CONNECTOR - 10-12 AWG
	088476-01-000	EA	TERMINAL - ELECTRICAL
	088476-02-000	EA	SOCKET - CONNECTOR - 12-10 GA - PRE-TIN
	098261-01-000	EA	SOCKET - CONNECTOR - WEATHERPACK - 12 AWG
	098261-02-000	EA	SOCKET - CONNECTOR - WEATHERPACK - 14-18 AWG
	098262-01-000	EA	SEAL - CONNECTOR - WEATHERPACK
	098264-01-000	EA	HOUSING - 2 PIN - WEATHER PACK - MALE W/FEMALE PINS
	098264-02-000	EA	HOUSING - 2 PIN - WEATHER PACK - FEMALE W/MALE PINS
	098265-02-000	EA	PIN - CONNECTOR - WEATHER PACK
	101751-02-000	EA	HOUSING - 1 PIN - WEATHERPACK
	102777-02-000	EA	TERMINAL - RING - #6 STUD - 10 AWG
	103608-01-000	EA	SOCKET - WEDGE BASE W/LEADS
	104100-01-000	EA	HOUSING - 1 POSITION - 75 AMPS
	104100-03-000	EA	TERMINAL - 75 AMP
	110178-01-000	EA	HOUSING - WIPER MOTOR
	112823-01-000	EA	SPLICE - REDUCER - 16-14 TO 18-22
	113135-01-000	EA	TERMINAL - FEMALE - M/P - 14-16 - F/SEALED TERMINAL
	113308-01-000	EA	TERMINAL - FEMALE - M/P - 14-16 - 280
	113468-01-000	EA	HOUSING - 2 POSITION-FEMALE-USED ON WIPER/WASHER WIRE ASM
	113638-02-000	EA	CONNECTOR - ACTUATOR
	115931-01-000	EA	COVER - CONNECTOR - 30 AMP W/LOCK RING
	115931-02-000	EA	COVER - CONNECTOR - 50 AMP W/LOCKING RING
	115932-01-000	EA	CONNECTOR - FEMALE - 30 AMP/120 VOLT
	115932-02-000	EA	CONNECTOR - FEMALE - 50 AMP/240 VOLT
	116811-01-000	EA	TERMINAL - .110 RECEPTACLE - 16-14 AWG
	118571-01-000	EA	CONNECTOR - 3-WAY - MALE/SEALED
	118571-02-000	EA	CONNECTOR - 3-WAY - FEMALE/SEALED
	118571-05-000	EA	LOCK - SECONDARY - FEMALE
	118571-06-000	EA	LOCK - SECONDARY - MALE
	118599-02-000	EA	TERMINAL - MALE - M/P - 280/14-12
	118820-01-000	EA	INSULATOR - TERMINAL
	129233-01-000	EA	HOUSING - 2-POSITION/FEMALE - 280-SERIES
	129233-02-000	EA	HOUSING - 2-POSITION/FEMALE - 280-SERIES
	131681-01-000	EA	CONNECTOR - 3/4" SO CORD - UL/CS
	137207-01-000	EA	HOUSING - PIN - 2 CAVITY/HIGH AMP
	137208-01-000	EA	HOUSING - SOCKET - 2 CAVITY/HIGH AMP
	137209-01-000	EA	PIN - CONNECTOR - 10AWG/HIGH AMP
	137210-01-000	EA	SOCKET - CONNECTOR - 10 AWG/HIGH AMP
	138419-03-000	EA	SOCKET - LAMP - 3 WIRE
	142520-01-000	EA	TERMINAL - FEMALE - MINI-FIT 16
	142522-01-000	EA	HOUSING - 4 PIN/MALE - MINI FIT
	142522-02-000	EA	HOUSING - 6 PIN/MALE - MINI FIT
	142522-03-000	EA	HOUSING - 8 PIN/MALE - MINI FIT
	142524-01-000	EA	HOUSING - 4 PIN/FEMALE - WEATHER PACK
	142524-02-000	EA	HOUSING - 4 PIN/WEATHER PACK/FEMALE
	144283-01-000	EA	CONNECTOR - WIRE, SOW, BLUE, MOLEX 19403-0011
	144283-02-000	EA	CONNECTOR - WIRE, NM, CLEAR, MOLEX 19045-1000

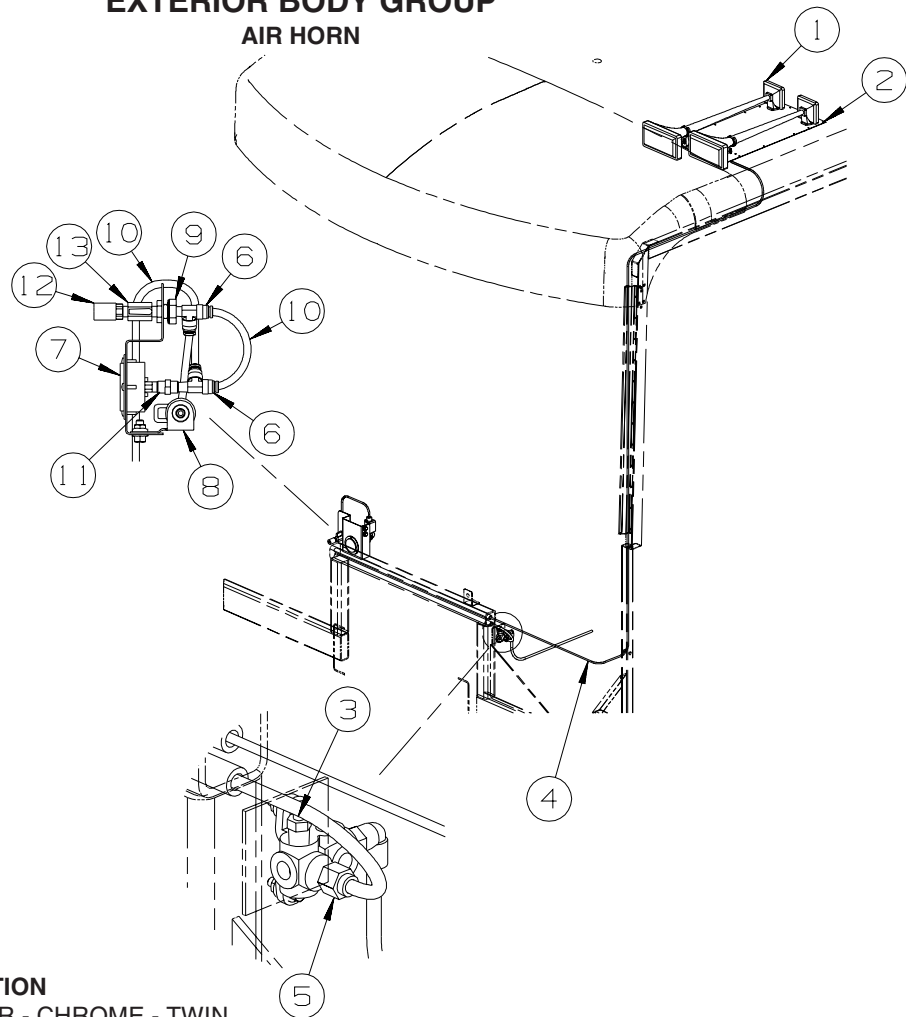
BOOTS, SOLENOIDS, RELAYS & MISCELLANEOUS

KEY	PART NUMBER	U/M	DESCRIPTION
	008188-02-000	EA	SOLENOID - VENTED - HEAVY DUTY
	063910-01-000	EA	HOUSING - RELAY
	063912-02-000	EA	RELAY - CANISTER - SPDT
	086233-01-000	EA	STUD - ISOLATED - 3/8" X 7/8" LONG
	086273-01-000	EA	RELAY - BATTERY DISCONNECT
*	113832-02-01A	EA	SLIDE - BATTERY TRAY - HEAVY DUTY - W/RETAINING STRAPS
*	113832-03-01A	EA	SLIDE-BATT. TRAY-W/BATT. RETAINING STRAPS
	131832-01-000	EA	RELAY - 25 AMP/120 VOLT AC/6 TERM - CUTLER-HAMMER D8PR7TEA
	131832-02-000	EA	HOUSING - RELAY

*COMPONENT PARTS LISTED LATER IN THIS GROUP

EXTERIOR BODY GROUP

AIR HORN



KEY	PART NUMBER	U/M	DESCRIPTION
1*	077497-06-000	EA	HORN - AIR - CHROME - TWIN
2	125123-01-12B	EA	PLATE/MOUNT - AIR HORN - 25" X 13" - BRIGHT WHITE
3	086241-01-000	EA	VALVE - AIR - 1/4 MPT X TIRE STEM
4	071390-04-000	FT	TUBING - AIR BRAKE - 1/4" OD-BLK WEATHERHEAD(BRKS & HORN)
5	142571-01-000	EA	CONNECTOR - 3/8"T X 1/4"P
6	142570-01-000	EA	TEE - 3/8"T X 1/4"P
7	142609-01-000	EA	GAUGE - AIR - 2.5" MOUNTING FLANGE - 1/4" MPT
8	077497-11-000	EA	SOLENOID - HORN - REMOTE MOUNT
9	071374-03-000	EA	FITTING - BULKHEAD - 1/4" X 1/4" MNPT
10	071390-07-000	FT	TUBING-AIR BRAKE,3/8 BLACK
11	075155-03-000	EA	COUPLING-PIPE,1/4 BRASS
12	142595-01-000	EA	COUPLER - QUICK CONNECT - AIR - 1/4"MPT
13	142597-01-000	EA	VALVE - BALL - AIR - 1/4"MFPT
	142607-03-000	EA	HOSE - AIR - 50'

*COMPONENT PARTS LISTED LATER IN THIS GROUP

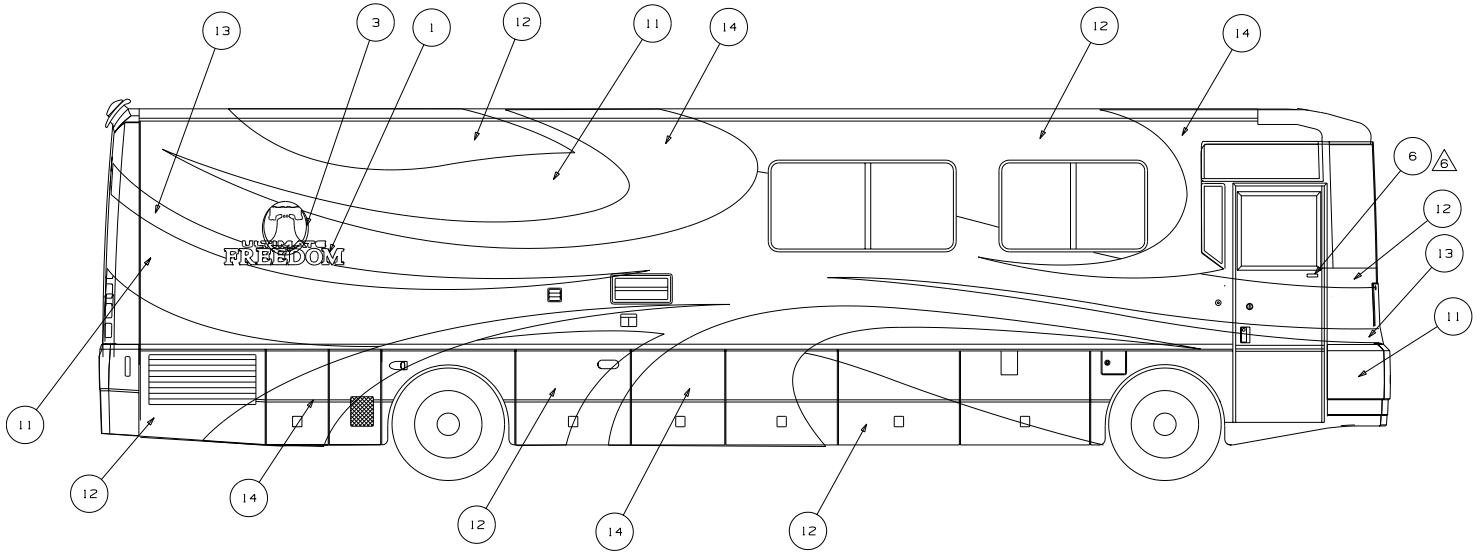
COMPONENT PARTS FOR AIR HORN

077497-06-000

KEY	PART NUMBER	U/M	DESCRIPTION	VENDOR NO.
	077497-01-701	EA	SWITCH - COMPRESSOR	13940-S
	077497-01-702	EA	SWITCH - TOGGLE - W/WIRE	12949-S

EXTERIOR BODY GROUP (CONTINUED)

GRAPHICS & PAINT



- 7 SATELLITE DOME TO BE PAINTED.
- 6 ALSO ON DRIVERS SIDE.
- 5 DIE CUT ACRYLIC 3M FILM USED TO PROTECT FULL BODY PAINTED UNITS.
- 4. ON FULL BODY PAINT UNITS, USE 145487-01-000 (100 FT) TO COVER UNSEALED ROOF SEAMS.
- 3 DOUBLE CLEAR-COAT TO BE APPLIED ON ENTIRE UNIT TO PROTECT PAINT.
- 2 CENTER ON UNIT.
- 1. APPLY PROTECTOR 116424-01 TO WATER HEATER LATCH.

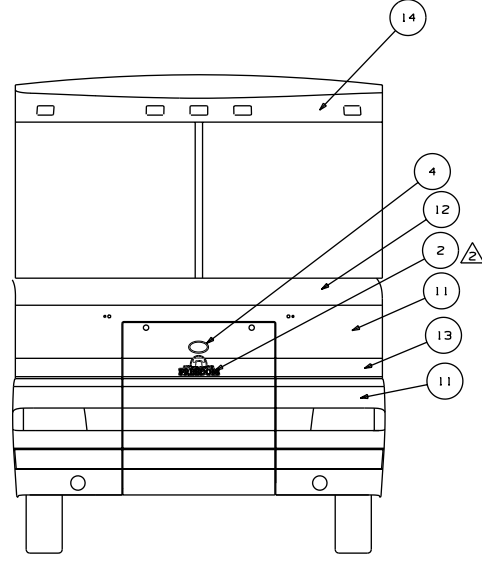
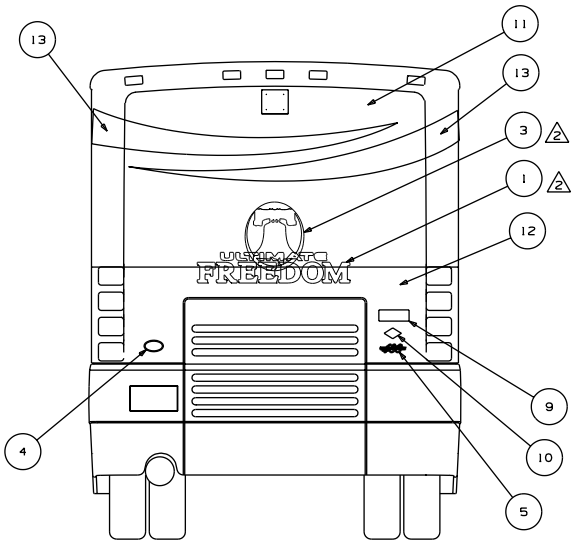
- 24P FRT EXT PROTECTION MASK
- 24B GRAPHICS PKG #4
- 24C GRAPHICS PKG #3
- 92A GRAPHICS PKG #2
- 27A GRAPHICS PKG #1

NOTES:

	(27A) KEY	PART NUMBER	U/M	DESCRIPTION ALOE
	1	136181-01-CHT(01A)	EA	DECAL-ULTIMATE FREEDOM,LG - CHROME/BLACK/BRT.WHITE/GOLD
	2	136181-03-CHT(05A)	EA	DECAL-ULTIMATE FREEDOM,SML - LT BRONZEMIST/DK.BROWN/BLACK/CHROME/GOLD/BRT WHITE
	3	136181-02-CHT(05A)	EA	DECAL-BELL - LT BRONZEMIST/DK BROWN/BLACK
	4	137618-03-CHT(01A)	EA	DECAL/BEZEL- DOMED GRILLE LOGO - BLACK/GOLD
	5	135089-05-CHT(01A)	EA	DECAL-DOMED,HORSEPOWER 400 - BRT WHITE/CHROME BLACK
	6	132664-01-CHT(01A)	EA	DECAL-LOGO,DOMED,WINNEBAGO - GOLD CHROME/BLACK
	7	143366-68-000	GL	PAINT-CLEAR - DUPONT/SPIES #8000
	8	147280-01-000	EA	KIT - 3M PAINT PROTECTION
	9	143566-01-000	EA	DECAL-LOGO ULTI-BAY - CHROME/BLACK/WHITE/RED
	10	-----	EA	DECAL-SPARTAN (CHASSIS SUPPLIED)
	11	-----	GL	PAINT - LT.BRONZE MIST #63528
	12	-----	GL	PAINT - BRONZED GRAY #60813
	13	-----	GL	PAINT - SEDONA BRONZE #60751
	14	-----	GL	PAINT - FOREST GREEN #62494
	15	-----	GL	PAINT - CUSTOM BLEND NON-METALLIC PAINT TO MATCH FOREST GREEN #62494
	(92A) KEY	PART NUMBER	U/M	DESCRIPTION MAHOGANY
	1	136181-01-CHT(01A)	EA	DECAL-ULTIMATE FREEDOM,LG - CHROME/BLACK/BRT.WHITE/GOLD
	2	136181-03-CHT(06A)	EA	DECAL-ULTIMATE FREEDOM,SML - LT KHAKI/DK.BROWN/BLACK/CHROME/GOLD/BRT WHITE
	3	136181-02-CHT(06A)	EA	DECAL-BELL - LT KHAKI/DK BROWN/BLACK
	4	137618-03-CHT(01A)	EA	DECAL/BEZEL- DOMED GRILLE LOGO - BLACK/GOLD
	5	135089-05-CHT(01A)	EA	DECAL-DOMED,HORSEPOWER 400 - BRT WHITE/CHROME BLACK
	6	132664-01-CHT(01A)	EA	DECAL-LOGO,DOMED,WINNEBAGO - GOLD CHROME/BLACK
	7	143366-68-000	GL	PAINT-CLEAR - DUPONT/SPIES #8000
	8	147280-01-000	EA	KIT - 3M PAINT PROTECTION
	9	143566-01-000	EA	DECAL-LOGO ULTI-BAY - CHROME/BLACK/WHITE/RED
	10	-----	EA	DECAL-SPARTAN (CHASSIS SUPPLIED)
	11	-----	GL	PAINT - LT.KHAKI #64023
	12	-----	GL	PAINT - GRAPHITE - #64223
	13	-----	GL	PAINT - ESPRESSO BROWN - #64167
	14	-----	GL	PAINT - DEEP MAHOGANY #62976
	15	-----	GL	PAINT - CUSTOM BLEND NON-METALLIC PAINT TO MATCH DEEP MAHOGANY #62976
	(24C) KEY	PART NUMBER	U/M	DESCRIPTION CASHMERE
	1	136181-01-CHT(01A)	EA	DECAL-ULTIMATE FREEDOM,LG - CHROME/BLACK/BRT.WHITE/GOLD
	2	136181-03-CHT(07A)	EA	DECAL-ULTIMATE FREEDOM,SML - STORM BEIGEL/DK.BROWN/BLACK/CHROME/GOLD/BRT WHITE
	3	136181-02-CHT(07A)	EA	DECAL-BELL - STORM BEIGEL/DK BROWN/BLACK
	4	137618-03-CHT(01A)	EA	DECAL/BEZEL- DOMED GRILLE LOGO - BLACK/GOLD
	5	135089-05-CHT(01A)	EA	DECAL-DOMED,HORSEPOWER 400 - BRT WHITE/CHROME BLACK
	6	132664-01-CHT(01A)	EA	DECAL-LOGO,DOMED,WINNEBAGO - GOLD CHROME/BLACK
	7	143366-68-000	GL	PAINT-CLEAR - DUPONT/SPIES #8000
	8	147280-01-000	EA	KIT - 3M PAINT PROTECTION
	9	143566-01-000	EA	DECAL-LOGO ULTI-BAY - CHROME/BLACK/WHITE/RED
	10	-----	EA	DECAL-SPARTAN (CHASSIS SUPPLIED)
	11	-----	GL	PAINT - STORM BEIGE #62879
	12	-----	GL	PAINT - KALAHARI BEIGE #64503
	13	-----	GL	PAINT - SEDONA #63814
	14	-----	GL	PAINT - CHESTNUT #62447
	15	-----	GL	PAINT - CUSTOM BLEND NON-METALLIC PAINT TO MATCH CHESTNUT #62447
	(24B) KEY	PART NUMBER	U/M	DESCRIPTION GRANITE
	1	136181-01-CHT(01A)	EA	DECAL-ULTIMATE FREEDOM,LG - CHROME/BLACK/BRT.WHITE/GOLD
	2	136181-03-CHT(08A)	EA	DECAL-ULTIMATE FREEDOM,SML - GRANITE/DK.BROWN/BLACK/CHROME/GOLD/BRT WHITE
	3	136181-02-CHT(08A)	EA	DECAL-BELL - GRANITE/DK BROWN/BLACK
	4	137618-03-CHT(01A)	EA	DECAL/BEZEL- DOMED GRILLE LOGO - BLACK/GOLD
	5	135089-05-CHT(01A)	EA	DECAL-DOMED,HORSEPOWER 400 - BRT WHITE/CHROME BLACK
	6	132664-01-CHT(01A)	EA	DECAL-LOGO,DOMED,WINNEBAGO - GOLD CHROME/BLACK
	7	143366-68-000	GL	PAINT-CLEAR - DUPONT/SPIES #8000
	8	147280-01-000	EA	KIT - 3M PAINT PROTECTION
	9	143566-01-000	EA	DECAL-LOGO ULTI-BAY - CHROME/BLACK/WHITE/RED
	10	-----	EA	DECAL-SPARTAN (CHASSIS SUPPLIED)
	11	-----	GL	PAINT - GRANITE #63989
	12	-----	GL	PAINT - DK.GRAY #64255
	13	-----	GL	DECAL-LOGO,DOMED,WINNEBAGO - GOLD
	14	-----	GL	PAINT - IRON GRAY #61766
	15	-----	GL	PAINT - CUSTOM BLEND NON-METALLIC PAINT TO MATCH IRON GRAY #61766

EXTERIOR BODY GROUP (CONTINUED)

GRAPHICS & PAINT (CONTINUED)



(27A) KEY

- 1
- 2
- 3
- 4
- 5
- 6
- 7
- 8
- 9
- 10
- 11
- 12
- 13
- 14
- 15

PART NUMBER	U/M
136181-01-CHT(01A)	EA
136181-03-CHT(05A)	EA
136181-02-CHT(05A)	EA
137618-03-CHT(01A)	EA
135089-05-CHT(01A)	EA
132664-01-CHT(01A)	EA
143366-68-000	GL
147280-01-000	EA
143566-01-000	EA
-----	EA
-----	GL
-----	GL
-----	GL
-----	GL
-----	GL

DESCRIPTION ALOE

DECAL-ULTIMATE FREEDOM,LG - CHROME/BLACK/BRT.WHITE/GOLD
 DECAL-ULTIMATE FREEDOM,SML - LT BRONZEMIST/DK.BROWN/BLACK/CHROME/GOLD/BRT WHITE
 DECAL-BELL - LT BRONZEMIST/DK BROWN/BLACK
 DECAL/BEZEL - DOMED GRILLE LOGO - BLACK/GOLD
 DECAL-DOMED,HORSEPOWER 400 - BRT WHITE/CHROME BLACK
 DECAL-LOGO,DOMED,WINNEBAGO - GOLD CHROME/BLACK
 PAINT-CLEAR - DUPONT/SPIES #8000
 KIT - 3M PAINT PROTECTION
 DECAL-LOGO ULTI-BAY - CHROME/BLACK/WHITE/RED
 DECAL-SPARTAN (CHASSIS SUPPLIED)
 PAINT - LT.BRONZE MIST #63528
 GL - BRONZED GRAY #60813
 PAINT - SEDONA BRONZE #60751
 PAINT - FOREST GREEN #62494
 PAINT - CUSTOM BLEND NON-METALLIC PAINT TO MATCH FOREST GREEN #62494

(92A) KEY

- 1
- 2
- 3
- 4
- 5
- 6
- 7
- 8
- 9
- 10
- 11
- 12
- 13
- 14
- 15

PART NUMBER	U/M
136181-01-CHT(01A)	EA
136181-03-CHT(06A)	EA
136181-02-CHT(06A)	EA
137618-03-CHT(01A)	EA
135089-05-CHT(01A)	EA
132664-01-CHT(01A)	EA
143366-68-000	GL
147280-01-000	EA
143566-01-000	EA
-----	EA
-----	GL
-----	GL
-----	GL
-----	GL
-----	GL

DESCRIPTION MAHOGANY

DECAL-ULTIMATE FREEDOM,LG - CHROME/BLACK/BRT.WHITE/GOLD
 DECAL-ULTIMATE FREEDOM,SML - LT KHAKI/DK.BROWN/BLACK/CHROME/GOLD/BRT WHITE
 DECAL-BELL - LT KHAKI/DK BROWN/BLACK
 DECAL/BEZEL - DOMED GRILLE LOGO - BLACK/GOLD
 DECAL-DOMED,HORSEPOWER 400 - BRT WHITE/CHROME BLACK
 DECAL-LOGO,DOMED,WINNEBAGO - GOLD CHROME/BLACK
 PAINT-CLEAR - DUPONT/SPIES #8000
 KIT - 3M PAINT PROTECTION
 DECAL-LOGO ULTI-BAY - CHROME/BLACK/WHITE/RED
 DECAL-SPARTAN (CHASSIS SUPPLIED)
 PAINT - LT.KHAKI - #64023
 PAINT - GRAPHITE - #64223
 PAINT - ESPRESSO BROWN - #64167
 PAINT - DEEP MAHOGANY #62976
 PAINT - CUSTOM BLEND NON-METALLIC PAINT TO MATCH DEEP MAHOGANY #62976

(24C) KEY

- 1
- 2
- 3
- 4
- 5
- 6
- 7
- 8
- 9
- 10
- 11
- 12
- 13
- 14
- 15

PART NUMBER	U/M
136181-01-CHT(01A)	EA
136181-03-CHT(07A)	EA
136181-02-CHT(07A)	EA
137618-03-CHT(01A)	EA
135089-05-CHT(01A)	EA
132664-01-CHT(01A)	EA
143366-68-000	GL
147280-01-000	EA
143566-01-000	EA
-----	EA
-----	GL
-----	GL
-----	GL
-----	GL
-----	GL

DESCRIPTION CASHMERE

DECAL-ULTIMATE FREEDOM,LG - CHROME/BLACK/BRT.WHITE/GOLD
 DECAL-ULTIMATE FREEDOM,SML - STORM BEIGEL/DK.BROWN/BLACK/CHROME/GOLD/BRT WHITE
 DECAL-BELL - STORM BEIGEL/DK BROWN/BLACK
 DECAL/BEZEL - DOMED GRILLE LOGO - BLACK/GOLD
 DECAL-DOMED,HORSEPOWER 400 - BRT WHITE/CHROME BLACK
 DECAL-LOGO,DOMED,WINNEBAGO - GOLD CHROME/BLACK
 PAINT-CLEAR - DUPONT/SPIES #8000
 KIT - 3M PAINT PROTECTION
 DECAL-LOGO ULTI-BAY - CHROME/BLACK/WHITE/RED
 DECAL-SPARTAN (CHASSIS SUPPLIED)
 PAINT - STORM BEIGE #62879
 PAINT - KALAHARI BEIGE #64503
 PAINT - SEDONA #63814
 PAINT - CHESTNUT #62447
 PAINT - CUSTOM BLEND NON-METALLIC PAINT TO MATCH CHESTNUT #62447

(24B) KEY

- 1
- 2
- 3
- 4
- 5
- 6
- 7
- 8
- 9
- 10
- 11
- 12
- 13
- 14
- 15

PART NUMBER	U/M
136181-01-CHT(01A)	EA
136181-03-CHT(08A)	EA
136181-02-CHT(08A)	EA
137618-03-CHT(01A)	EA
135089-05-CHT(01A)	EA
132664-01-CHT(01A)	EA
143366-68-000	GL
147280-01-000	EA
143566-01-000	EA
-----	EA
-----	GL
-----	GL
-----	GL
-----	GL
-----	GL

DESCRIPTION GRANITE

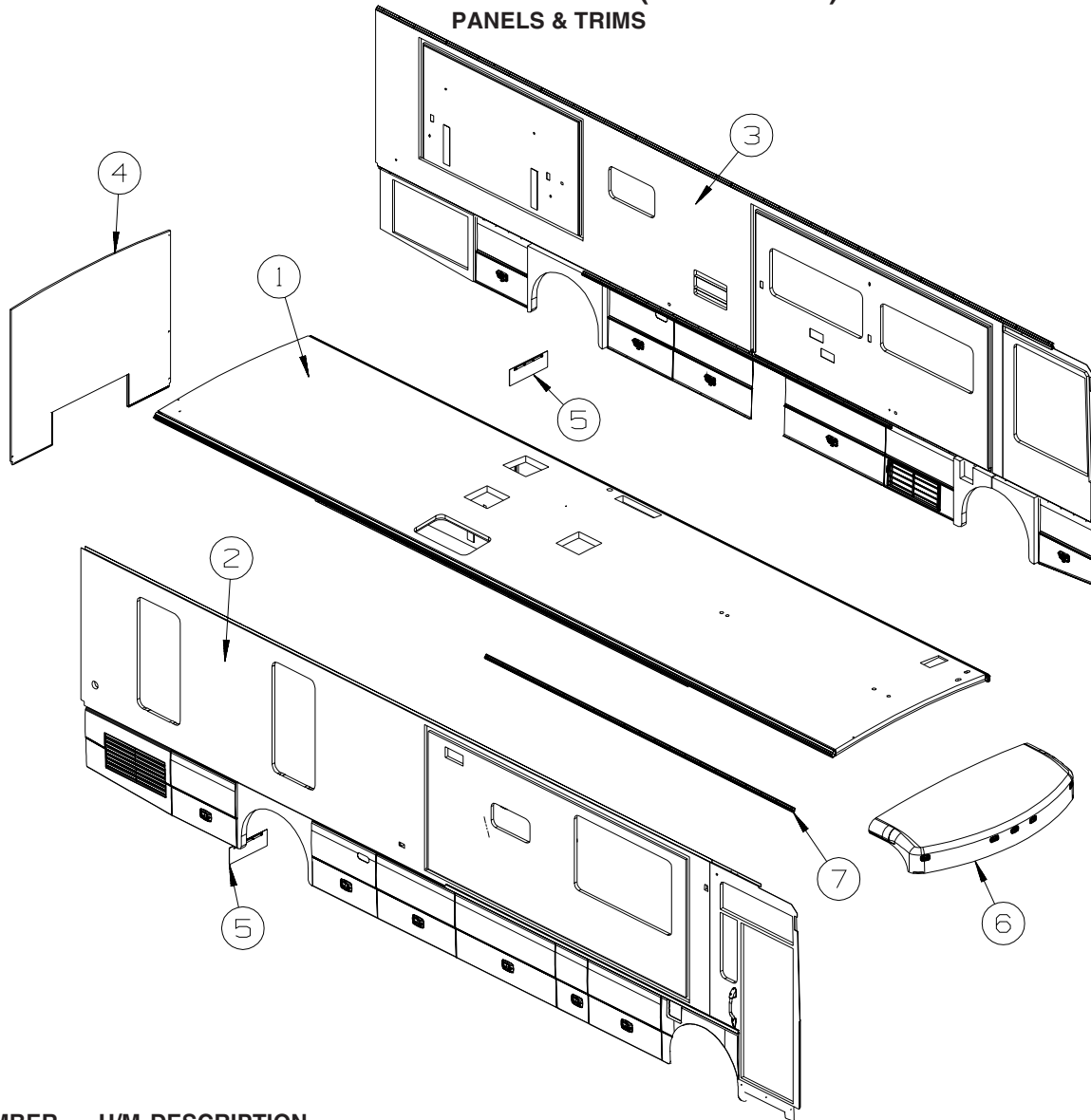
DECAL-ULTIMATE FREEDOM,LG - CHROME/BLACK/BRT.WHITE/GOLD
 DECAL-ULTIMATE FREEDOM,SML - GRANITE/DK.BROWN/BLACK/CHROME/GOLD/BRT WHITE
 DECAL-BELL - GRANITE/DK BROWN/BLACK
 DECAL/BEZEL - DOMED GRILLE LOGO - BLACK/GOLD
 DECAL-DOMED,HORSEPOWER 400 - BRT WHITE/CHROME BLACK
 DECAL-LOGO,DOMED,WINNEBAGO - GOLD CHROME/BLACK
 PAINT-CLEAR - DUPONT/SPIES #8000
 KIT - 3M PAINT PROTECTION
 DECAL-LOGO ULTI-BAY - CHROME/BLACK/WHITE/RED
 DECAL-SPARTAN (CHASSIS SUPPLIED)
 PAINT - GRANITE #63989
 PAINT - DK.GRAY #64255
 PAINT - CIBOLA GOLD #60462
 PAINT - IRON GRAY #61766
 PAINT - CUSTOM BLEND NON-METALLIC PAINT TO MATCH IRON GRAY #61766

KEY PART NUMBER U/M DESCRIPTION
 072882-01-000 GL PAINT - LOW BAKE - OFF WHITE

**DUPONT COLOR CODES ARE NOW FOUND IN THE PAINT CODE MANUAL.
 YOU CAN FIND THIS MANUAL ON YOUR DEALER INDEX WEBPAGE UNDER SERVICE.**

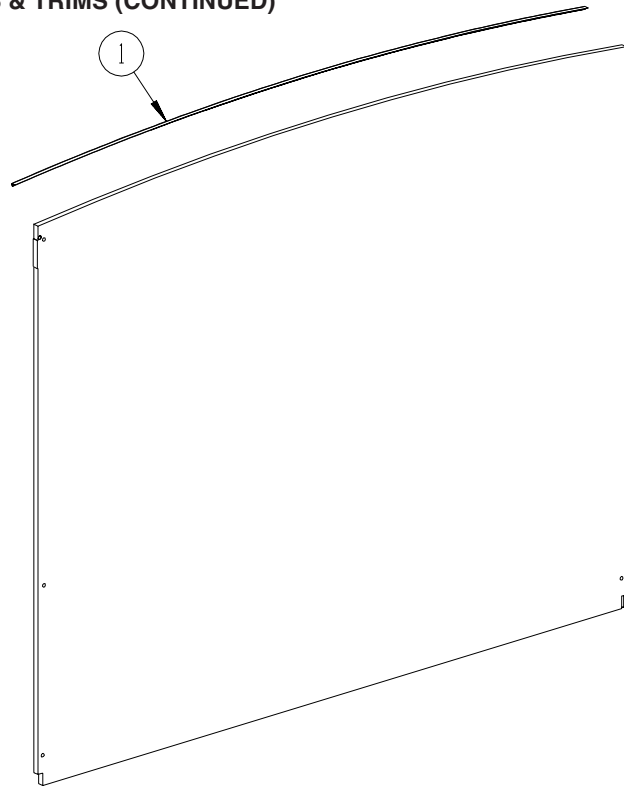
EXTERIOR BODY GROUP (CONTINUED)

PANELS & TRIMS

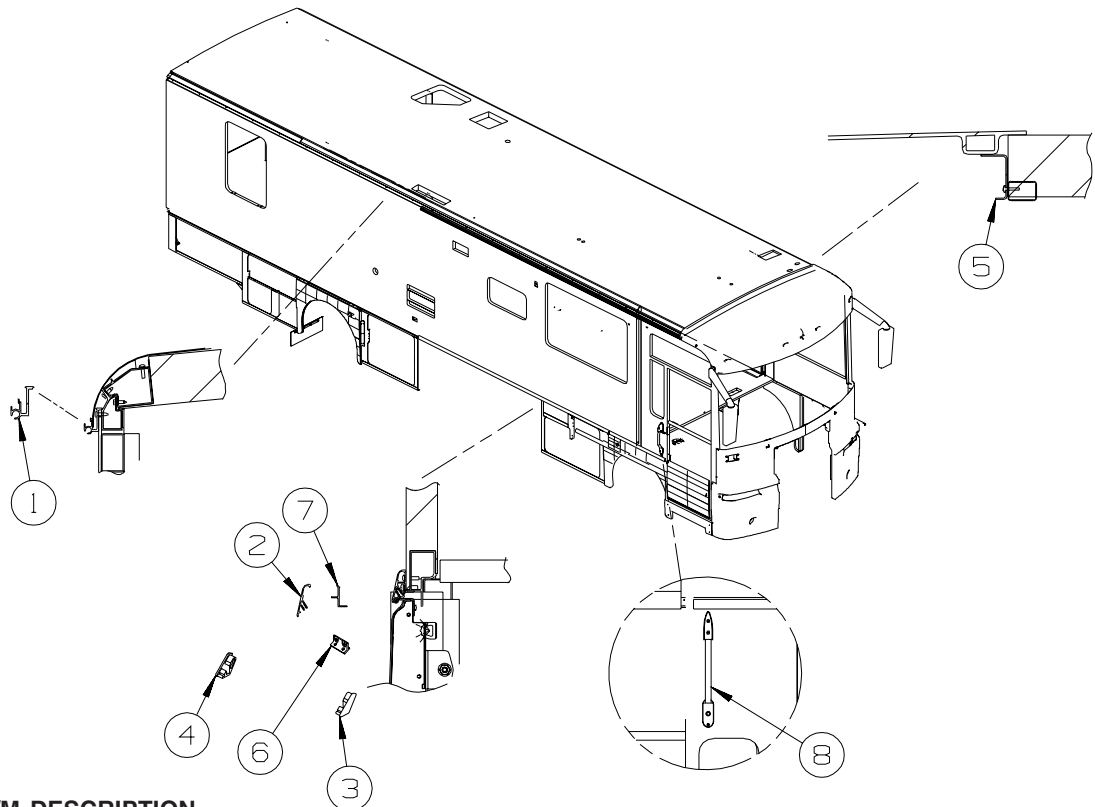


KEY	PART NUMBER	U/M	DESCRIPTION
1	145691-01-RC0	EA	ROOF - W/O LIGHTS/VENTS - W/WIRING (RC0, RC4, RD0, RD4)
1	145691-01-RC1	EA	ROOF - W/O LIGHTS/VENTS - W/WIRING (RC1, RC5, RD1, RD5)
1	145691-01-RC2	EA	ROOF - W/O LIGHTS/VENTS - W/WIRING (RC2, RC6, RD2, RD6)
1	145691-01-RC3	EA	ROOF - W/O LIGHTS/VENTS - W/WIRING (RC3, RC7, RD3, RD7)
2	145692-01-RC0	EA	SIDEWALL-PASS - W/O WINDOWS/TRIMS (RC0,RC1,RC2,RC3,RC4,RC5,RC6,RC7,RD0,RD1,RD2,RD3)
2	145692-01-RD4	EA	SIDEWALL-PASS - W/O WINDOWS/TRIMS (RD4, RD5, RD6, RD7)
3	145693-01-RC0	EA	SIDEWALL DRVR - W/O WINDOWS/TRIMS (RC0,RC1,RC2,RC3,RC4,RC5,RC6,RC7,RD0,RD1,RD2,RD3)
3	145693-01-RD4	EA	SIDEWALL - DRIVER - W/O WINDOWS/TRIMS (RD4, RD5, RD6, RD7)
4	141898-01-PC3	EA	BACKWALL - W/O WINDOWS/TRIMS (RC0,RC1,RC2,RC3,RC4,RC5,RC6,RC7,RD0,RD1,RD2,RD3)
4	141898-01-PA3	EA	BACKWALL - W/O WINDOWS/TRIMS (RD4, RD5, RD6, RD7)
5	140922-01-02B	EA	PLATE - MUD FLAP - E-COATED
5	141594-01-01A	EA	MUD FLAP - BLACK
6	128342-02-KQ0	EA	PANEL - ROOF CAP - W/O LIGHTS/WIRING
7	142123-01-01A	EA	RAIL - AWNING - 239.6" - BRIGHT WHITE

EXTERIOR BODY GROUP (CONTINUED)
PANELS & TRIMS (CONTINUED)



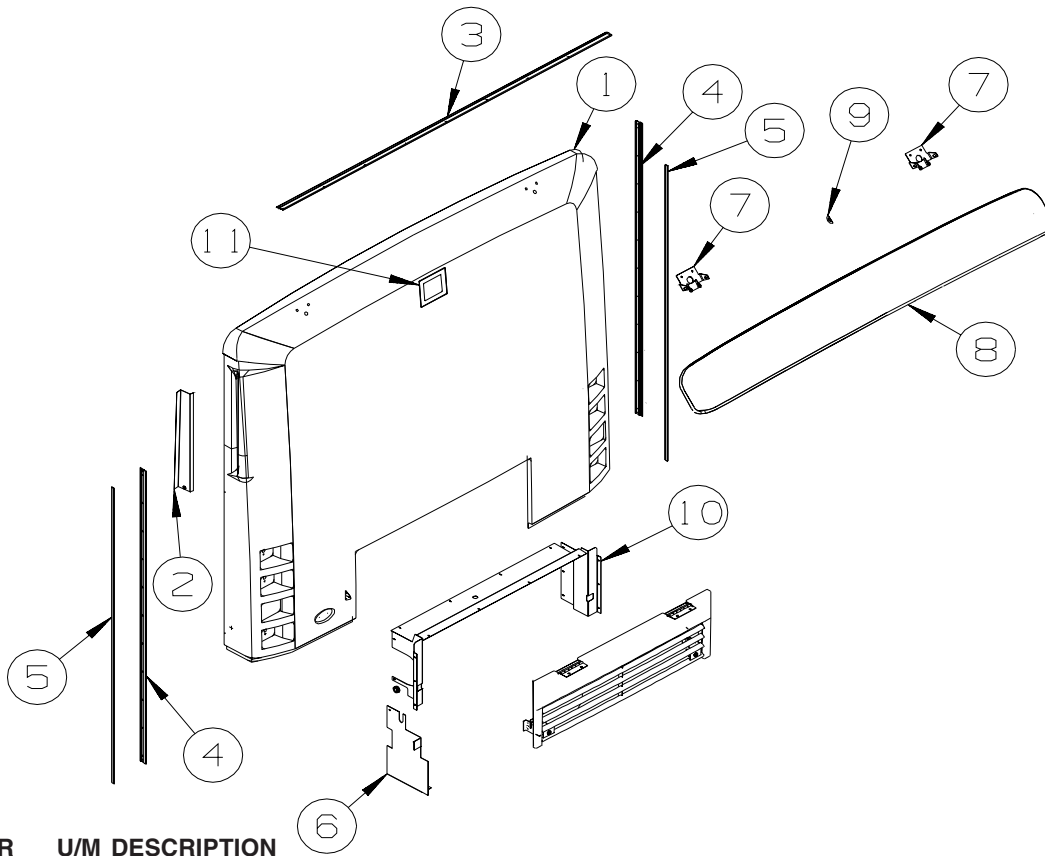
KEY	PART NUMBER	U/M	DESCRIPTION
1	114248-02-01A	EA	ANGLE - PLASTIC - 96.6"



KEY	PART NUMBER	U/M	DESCRIPTION
1	131483-01-01A	EA	RAIL - AWNING - 192" - BRIGHT WHITE
2	123993-01-02A	EA	TRIM - COVER - 182" ALUMINUM - BLACK
3	126775-01-02A	EA	END CAP - VALANCE TRIM - RIGHT HAND - BLACK
4	126775-02-02A	EA	END CAP - VALANCE TRIM - LEFT HAND - BLACK
5	134774-01-02B	EA	BRACKET - CAB ATTACHMENT - E-COATED
6	143143-02-01A	EA	ANGLE - SUPPORT/TRIM
7	133376-01-01A	EA	TRIM - RETAINER - 144" - MILL
8*	138827-01-000	EA	BELL/DOOR - W/EXTERIOR "ULTIMATE" ENGRAVED/LIGHTED HANDLE

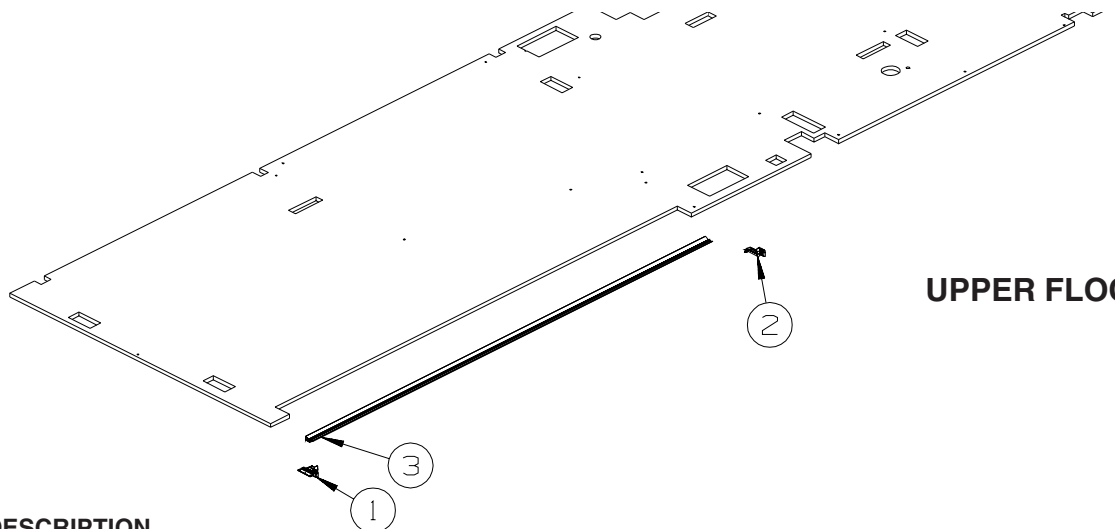
***COMPONENT PARTS LISTED LATER IN THIS GROUP**

EXTERIOR BODY GROUP (CONTINUED)
PANELS & TRIMS (CONTINUED)



KEY	PART NUMBER	U/M	DESCRIPTION
1	128928-02-KQ0	EA	PANEL - REAR CAP - W/DOOR - W/O HARDWARE
2	129683-01-02A	EA	PANEL - AIR INTAKE - BLACK
3	083805-23-000	EA	TRIM - ROOF CAP - 92.1" - BRIGHT WHITE
4	092041-02-03A	EA	TRIM - BACKWALL/SIDEWALL - 77.1" - BRIGHT WHITE
5	091985-01-07A	EA	INSERT - TRIM - .65" WIDE - BRIGHT WHITE
6	134559-01-02B	EA	PLATE - FILLER - SIDE RADIATOR - E-COATED
7	129302-02-02B	EA	BRACKET - MOUNTING/SPOILER - E-COATED
8	129172-01-01A	EA	SPOILER - REAR - W/O CLEARANCE LIGHTS - PRIMED
9	112160-01-000	FT	SEAL - D SECTION - .2 X .3" - FOAM RUBBER
10	118741-06-02B	EA	SHIELD - ENGINE/UPPER - E-COATED
11	P23280-01-01A	EA	SHROUD - CAMERA - INNER

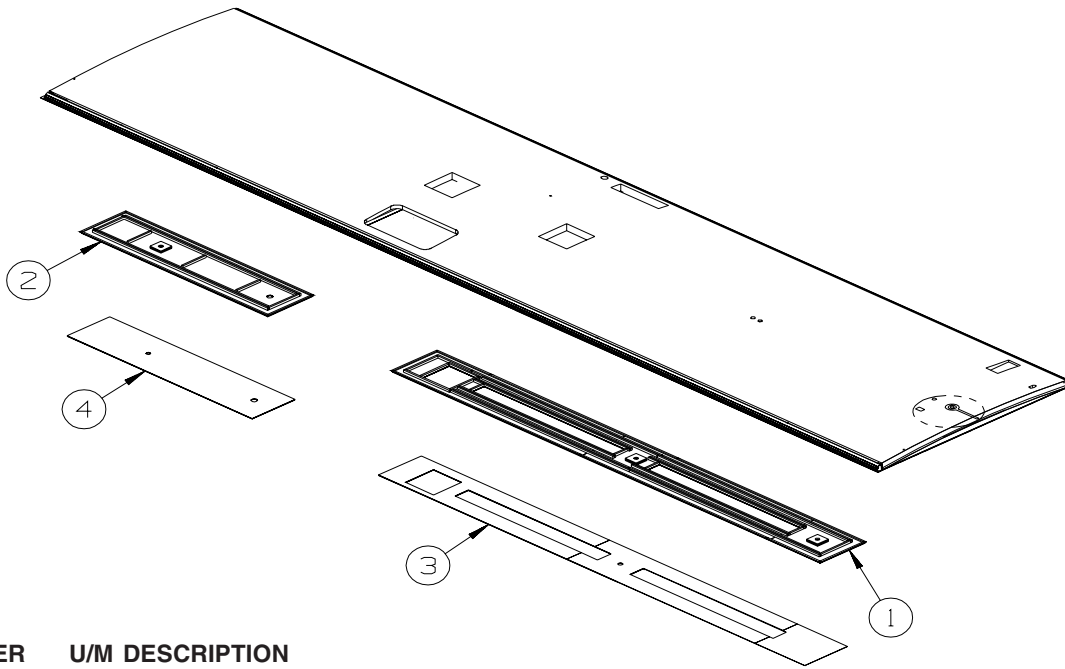
FROM: 00-00-00 THRU: 09-07-03



UPPER FLOOR

KEY	PART NUMBER	U/M	DESCRIPTION
1	143219-01-01A	EA	SEAL - CORNER - F/REAR SLIDEOUT - RH
2	143219-02-01A	EA	SEAL - CORNER - F/REAR SLIDEOUT - LH
3	143905-01-000	FT	SEAL - LOWER - F/SLIDEOUT
	142043-01-01A	EA	TRIM SEAL - FLOOR/SLIDEOUT - W/SLOTS - 1.2" X 1.4" X 4.6" MILL

EXTERIOR BODY GROUP (CONTINUED)
PANELS & TRIMS (CONTINUED)



KEY	PART NUMBER	U/M	DESCRIPTION
1	147733-01-RC0	EA	CEILING (DROP) - VINYL COVERED (RC0, RC4, RD0, RD4)
1	147733-01-RC1	EA	CEILING (DROP) - VINYL COVERED (RC1, RC5, RD1, RD5)
1	147733-01-RC2	EA	CEILING (DROP) - VINYL COVERED (RC2, RC6, RD2, RD6)
1	147733-01-RC3	EA	CEILING (DROP) - VINYL COVERED (RC3, RC7, RD3, RD7)
2	147733-02-RC0	EA	CEILING (DROP) - VINYL COVERED (RC0, RC4, RD0, RD4)
2	147733-02-RC1	EA	CEILING (DROP) - VINYL COVERED (RC1, RC5, RD1, RD5)
2	147733-02-RC2	EA	CEILING (DROP) - VINYL COVERED (RC2, RC6, RD2, RD6)
2	147733-02-RC3	EA	CEILING (DROP) - VINYL COVERED (RC3, RC7, RD3, RD7)
3	147733-11-RC0	EA	PANEL - F/DROP CEILING - VINYL COVERED
4	147733-18-RC0	EA	PANEL - F/DROP CEILING - VINYL COVERED

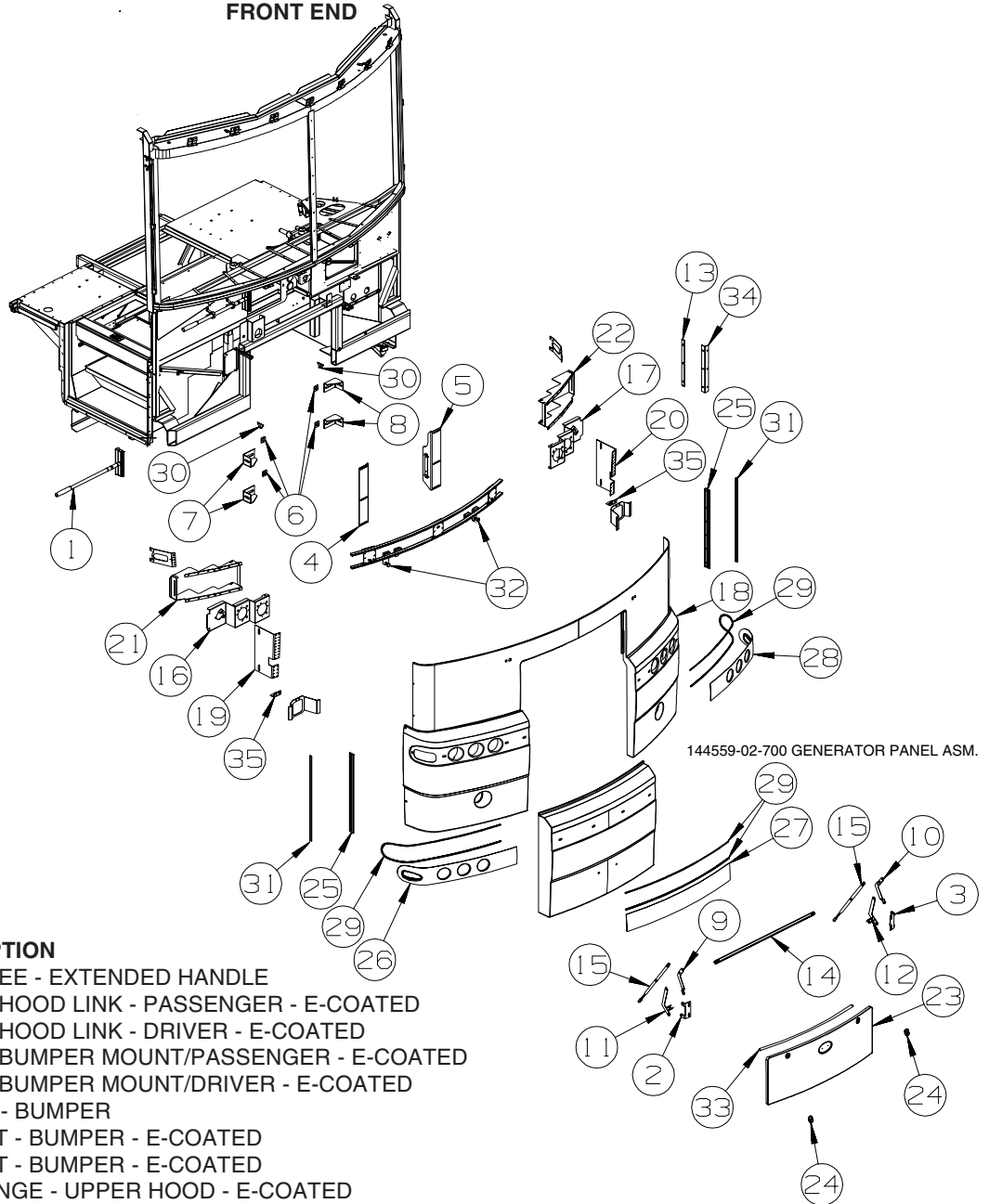
COMPONENT PARTS FOR PANEL & TRIMS

138827-01-000

KEY	PART NUMBER	U/M	DESCRIPTION	VENDOR NO.
	138827-01-700	EA	HANDLE - ULTIMATE	71211AU
	138827-01-701	EA	CHIME BOX	71211CB
	138827-01-702	EA	TOP BRACKET-SS W/TRANSMITTER	71211BA

EXTERIOR BODY GROUP (CONTINUED)

FRONT END



KEY	PART NUMBER	U/M	DESCRIPTION
1*	091955-02-000	EA	SQUEEGEE - EXTENDED HANDLE
2	113505-01-02B	EA	ANGLE - HOOD LINK - PASSENGER - E-COATED
3	113505-02-02B	EA	ANGLE - HOOD LINK - DRIVER - E-COATED
4	114396-05-02B	EA	ANGLE - BUMPER MOUNT/PASSENGER - E-COATED
5	114396-06-02B	EA	ANGLE - BUMPER MOUNT/DRIVER - E-COATED
6	116617-02-02B	EA	SPACER - BUMPER
7	128455-01-02B	EA	BRACKET - BUMPER - E-COATED
8	128455-02-02B	EA	BRACKET - BUMPER - E-COATED
9	131661-01-02B	EA	LINK - HINGE - UPPER HOOD - E-COATED
10	131661-02-02B	EA	LINK - HINGE - UPPER HOOD - E-COATED
11	131662-01-02B	EA	LINK - HINGE - LOWER HOOD - E-COATED
12	131662-02-02B	EA	LINK - HINGE - LOWER HOOD - E-COATED
13	134417-01-02B	EA	PLATE/SPACER - FRONT - E-COATED
14	138814-08-02B	EA	TUBE-TIMING - HOOD HINGE - 39.2" - E-COATED
15	142569-07-000	EA	SPRING/GAS - 20 LB. - 20" EXTENDED/12" COMPRESSED
16	144118-01-02B	EA	BRACKET/HEADLAMP - E-COATED
17	144118-02-02B	EA	BRACKET/HEADLAMP - E-COATED
18	144625-02-RC0	EA	PANEL - FRONT/LOWER - W/HARDWARE
			FROM: 00-00-00 THRU: 04-13-03
18	144625-04-RC0	EA	PANEL - FRONT/LOWER
			FROM: 04-14-03 THRU: 99-99-99
19	131304-01-02B	EA	SUPPORT - BUMPER - FRONT/PASSENGER - E-COATED
20	131304-02-02B	EA	SUPPORT - BUMPER - FRONT/DRIVER - E-COATED
21	144107-01-02B	EA	SUPPORT - HEADLAMP - E-COATED
22	144107-02-02B	EA	SUPPORT - HEADLAMP - E-COATED
23	129271-01-KQ0	EA	HOOD - FRONT - Q-SERIES
24	131664-01-01A	EA	PULL-LOCK, BLACK
25	092041-06-01A	EA	TRIM - BACKWALL/SIDEWALL - 25.5" - BRIGHT WHITE
26	144748-01-01A	EA	BEZEL - LOWER/FRONT/RIGHT HAND-BRT BRUSHED STAINLESS STEEL
27	144748-02-01A	EA	BEZEL - LOWER/FRONT/CENTER

EXTERIOR BODY GROUP (CONTINUED)
FRONT END (CONTINUED)

KEY	PART NUMBER	U/M	DESCRIPTION
28	144748-03-01A	EA	BEZEL - LOWER/FRONT/LEFT HAND
29	115870-01-000	FT	SEAL/EDGE - TRIM
30	126263-08-02B	EA	BRACKET - GAS SPRING W/CENTERED BALL STUD - E-COATED
31	091985-01-07A	FT	INSERT - TRIM - REAR CAP TO SIDEWALL - .66" - BRIGHT WHITE
32	058786-01-000	EA	BOLT - HOOD ADJUSTMENT - 5/16"-18 X 1.5"-2" - W/BLACK PAD
33	115870-01-000	FT	SEAL/EDGE - TRIM
34	113041-03-02B	EA	ANGLE - BUMPER MOUNT - E-COATED
35	139686-01-02B	EA	ANGLE - MOUNT - FOG LAMP - E-COATED
	139685-22-02B	EA	SUPPORT - FOG LAMP - PASSENGER - E-COATED
	139685-24-02B	EA	SUPPORT - FOG LAMP - DRIVER - E-COATED

***COMPONENT PARTS LISTED LATER IN THIS GROUP**

COMPONENT PARTS FOR FRONT END

091955-02-000

KEY	PART NUMBER	U/M	DESCRIPTION	VENDOR NO.
	091955-01-701	EA	HANDLE-EXTENSION 24" TO 40"	

LADDER

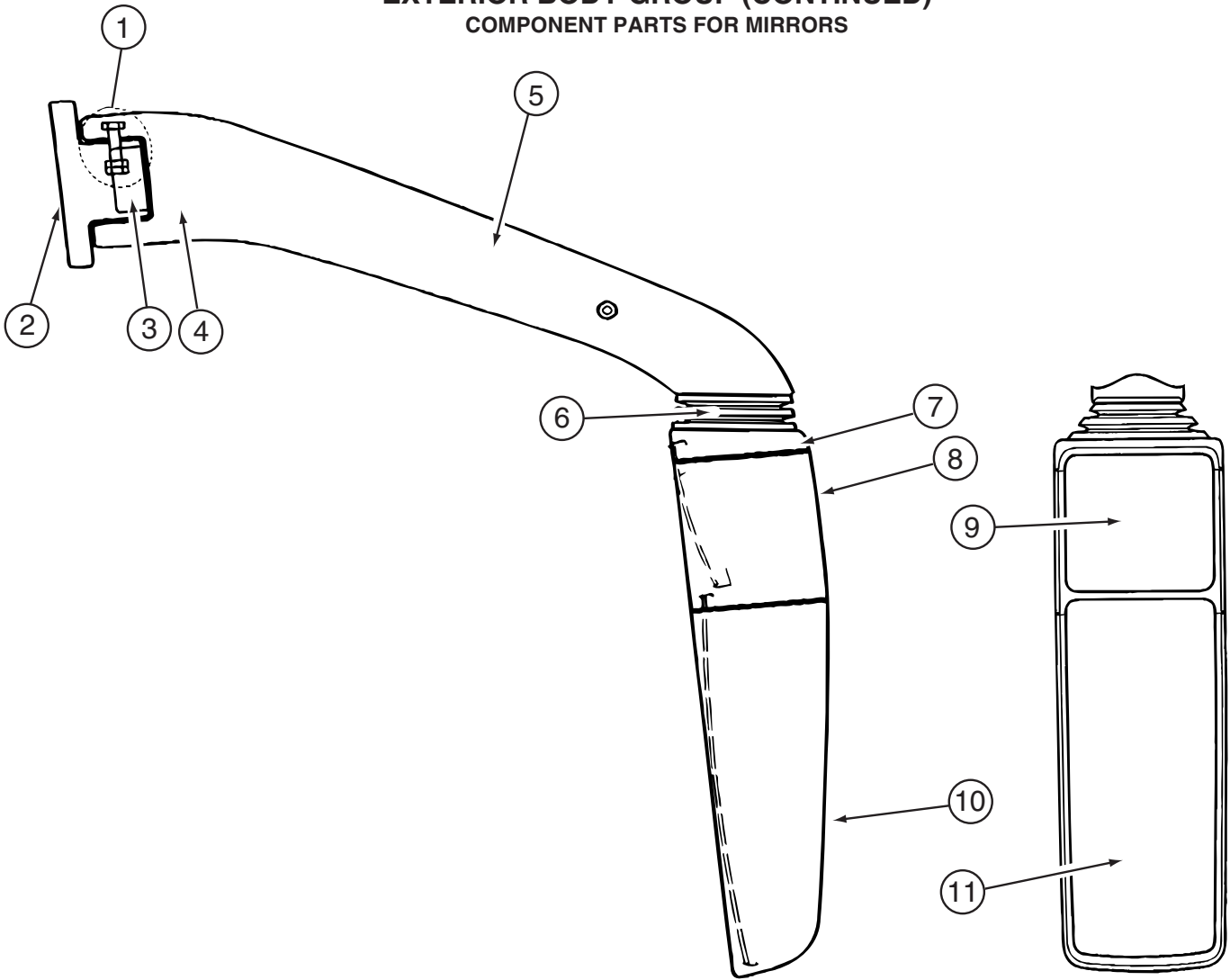
KEY	PART NUMBER	U/M	DESCRIPTION
	130163-01-01A	EA	LADDER EXTENSION/LOWER - 47.6" - 4 STEP - BRUSHED ALUMINUM
	130164-01-01A	EA	LADDER - UPPER - BRUSHED ALUMINUM
	129375-02-000	EA	SEAL - LADDER BRACKET

MIRRORS

KEY	PART NUMBER	U/M	DESCRIPTION
*	129656-01-01A	EA	MIRROR - EXTERIOR REMOTE/HEAT - PASSENGER - SMOOTH SURFACE
*	129656-02-01A	EA	MIRROR - EXTERIOR REMOTE/HEAT - DRIVER - SMOOTH SURFACE
	129486-01-01A	EA	SPACER/MIRROR - BLACK
	129607-05-01A	EA	BRACKET - WIRE MOUNT

***COMPONENT PARTS LISTED LATER IN THIS GROUP**

EXTERIOR BODY GROUP (CONTINUED)
COMPONENT PARTS FOR MIRRORS



129656-01-01A

KEY	PART NUMBER	U/M	DESCRIPTION	VENDOR NO.
1	129656-01-700	EA	HARDWARE-FASTENING F/HOLDER8HS	563 390-00
2	129656-01-703	EA	HOLDER ASSEMBLY	9XD 563 637-01
3	129656-01-702	EA	CAP	9HD 562 802-01
4	129656-01-701	EA	HOLDER/SUPPORT ASSEMBLY	9BP 563 482-00
5	129656-01-704	EA	COVER - F/ARM ASSEMBLY 551MM	8SB 501 246
6	129656-01-705	EA	BELLOWS	9GH 562 803-00
7	129656-01-706	EA	HOUSING-MIRROR/UPPER SUPPORT	9BG 562 812-00
8	129656-01-707	EA	HOUSING-MIRROR/CTR SUPPORT	9BG 562 813-00
9	129656-01-709	EA	MIRROR-CONVEX GLASS/CARRIER	9MX 562 846-01
10	129656-01-708	EA	HOUSING-MIRROR/LWR SUPPORT	9GB 562 814-00
11	129656-01-710	EA	MIRROR-FLAT GLASS/CARRIER -PASS	9MX 562 841-05

129656-02-01A

KEY	PART NUMBER	U/M	DESCRIPTION	VENDOR NO.
1	129656-01-700	EA	HARDWARE-FASTENING F/HOLDER	8HS 563 390-00
2	129656-01-703	EA	HOLDER ASSEMBLY	9XD 563 637-01
3	129656-01-702	EA	CAP	9HD 562 802-01
4	129656-01-701	EA	HOLDER/SUPPORT ASSEMBLY	9BP 563 482-00
5	129656-01-704	EA	COVER - F/ARM ASSEMBLY 551MM	9HB 562 824-02
6	129656-01-705	EA	BELLOWS	9GH 562 803-00
7	129656-01-706	EA	HOUSING-MIRROR/UPPER SUPPORT	9BG 562 812-00
8	129656-01-707	EA	HOUSING-MIRROR/CTR SUPPORT	9BG 562 813-00
9	129656-01-709	EA	MIRROR-CONVEX GLASS/CARRIER	9MX 562 846-01
10	129656-01-708	EA	HOUSING-MIRROR/LWR SUPPORT	9GB 562 814-00
11	129656-02-700	EA	MIRROR-CONVEX	9MX 562 841-01

EXTERIOR BODY GROUP (CONTINUED)
STRUCTURAL COMPONENTS

KEY	PART NUMBER	U/M	DESCRIPTION
	068716-01-001	EA	BRACE - 90 DEGREE - L-ANGLE - 16'
	076054-Y2-000	EA	FIBERGLASS SHEET - 102" X 320.9" - BRIGHT WHITE
	076054-Z3-000	EA	FIBERGLASS SHEET - 102" X 93.9" - ROOF/SIDEWALL - BRT WHT
	089297-01-000	SF	PLYWOOD - LUAN - OVERLAY GRADE - 4' X 8'
	089297-02-000	SF	PLYWOOD - LUAN - OVERLAY GRADE - 4' X 9'
	100619-01-000	BF	FOAM - EXPANDED POLYSTYRENE - 1.34" X 48" X 96"
	100619-02-000	BF	FOAM - EXPANDED POLYSTYRENE - 1.5" X 48" X 96"
	100619-04-000	BF	FOAM - EXPANDED POLYSTYRENE - .5" X 48" X 96"
	100619-05-000	BF	FOAM - EXPANDED POLYSTYRENE - .75" X 48" X 96"-1.5"DENSITY
	100619-11-000	BF	FOAM - EXPANDED POLYSTYRENE-.2" X 48" X 96"-2" DENSITY
	100619-13-000	BF	FOAM - EXPANDED POLYSTYRENE-.34" X 34.7" X 96"-2" DENSITY
	100619-16-000	BF	FOAM - EXPANDED POLYSTYRENE - .75" X 48" X 96"-2" DENSITY
	100619-27-000	BF	FOAM - EXPANDED POLYSTYRENE - 3" X 48" X 92.8"
	108535-05-03A	SF	FIBERGLASS SHEET - 108" X 500' ROLL - BRIGHT WHITE
	113192-06-01A	EA	FIBERGLASS/LUAN LAMINATED SHEET-79"X446" - HIGH GLOSS-B/W
	116942-03-01A	LB	ALUMINUM - .7" X 40" X 158"
	120107-01-000	EA	FOAM - ROOF COVE - 2.8" X 96" LONG
	120107-02-000	EA	FOAM - PLUG - ROOF TUBE - 2.2" X 2.9" X 1.8" LONG
	120107-03-000	EA	FOAM - PLUG - SIDEWALL TUBE - 1.2" X 2.1" X 1.8" LONG
	120107-07-000	EA	FOAM - ROOF COVE
	120107-08-000	EA	FOAM - PLUG - ROOF TUBE
	128782-03-01A	EA	FIBERGLASS SHEET - 26.1" X 68.2" - HIGH GLOSS/SLIDEOUT-B/W
	128782-08-01A	EA	FIBERGLASS SHEET - 22" X 68.3" - HIGH GLOSS - BRIGHT WHITE
	128782-09-01A	EA	FIBERGLASS SHEET - 31" X 68.2" - HIGH GLOSS - BRIGHT WHITE

AWNINGS

ULTIMATE FREEDOM PATIO AWNINGS

MODEL	COLOR CODE	AWNING COLOR	HARDWARE COLOR	PATIO ROLLER	AWNING LENGTH	PATIO HARDWARE	PATIO ELECTRICAL KIT
TUSCANT/MAHOGANY							
Q40ED	92A	BLK CHERRY	LT KHAKI	137148-04-14G	20'	137148-09-06A	137148-11-01A
Q40AD	92A	BLK CHERRY	LT KHAKI	137148-08-14G	21'	137148-10-06A	137148-11-01A
Q40KD	92A BEDROOM W/LAVATORY	BLK CHERRY	LT KHAKI	137148-08-14G	21'	137148-10-06A	137148-11-01A
Q40KD	92A BEDROOM W/DRESSER	BLK CHERRY	LT KHAKI	137148-05-14G	19'	137148-10-06A	137148-11-01A
CASHMERE							
Q40ED	24C	TRUE BROWN	CHAMPAGNE	137148-04-05N	20'	137148-09-12A	137148-11-01A
Q40AD	24C	TRUE BROWN	CHAMPAGNE	137148-08-05N	21'	137148-10-12A	137148-11-01A
Q40KD	24C BEDROOM W/LAVATORY	TRUE BROWN	CHAMPAGNE	137148-08-05N	21'	137148-10-12A	137148-11-01A
Q40KD	24C BEDROOM W/DRESSER	TRUE BROWN	CHAMPAGNE	137148-05-05N	19'	137148-10-12A	137148-11-01A
CELADON VALLEY/ALOE							
Q40ED	27A	SPRUCE	LT BRONZE MIST	137148-04-08H	20'	137148-09-07A	137148-11-01A
Q40AD	27A	SPRUCE	LT BRONZE MIST	137148-08-08H	21'	137148-10-07A	137148-11-01A
Q40KD	27A BEDROOM W/LAVATORY	SPRUCE	LT BRONZE MIST	137148-08-08H	21'	137148-10-07A	137148-11-01A
Q40KD	27A BEDROOM W/DRESSER	SPRUCE	LT BRONZE MIST	137148-05-08H	19'	137148-10-07A	137148-11-01A
IRON WOOD/GRANITE							
Q40ED	24B	CHARCOAL GREY	GRANITE	137148-04-04J	20'	137148-09-08A	137148-11-01A
Q40AD	24B	CHARCOAL GREY	GRANITE	137148-08-04J	21'	137148-10-08A	137148-11-01A
Q40KD	24B BEDROOM W/LAVATORY	CHARCOAL GREY	GRANITE	137148-08-04J	21'	137148-10-08A	137148-11-01A
Q40KD	24B BEDROOM W/DRESSER	CHARCOAL GREY	GRANITE	137148-05-04J	19'	137148-10-08A	137148-11-01A

KEY	PART NUMBER	U/M	DESCRIPTION
	113874-12-01A	EA	SCREW/LAG - AWNING - 1/4" X 2 3/4" STAINLESS STEEL
	136770-03-02A	EA	SPACER - AWNING - 2" - BLACK
	137029-02-02A	EA	BRACKET - AWNING - BLACK
	137148-03-01A	EA	ELECTRICAL OUTLET ASSEMBLY - F/1 TOUCH AWNING
	137148-11-01A	EA	ELECTRICAL OUTLET ASM(CONTROL BOX KIT) AUTO RETRACT/REWIND

EXTERIOR BODY GROUP (CONTINUED)

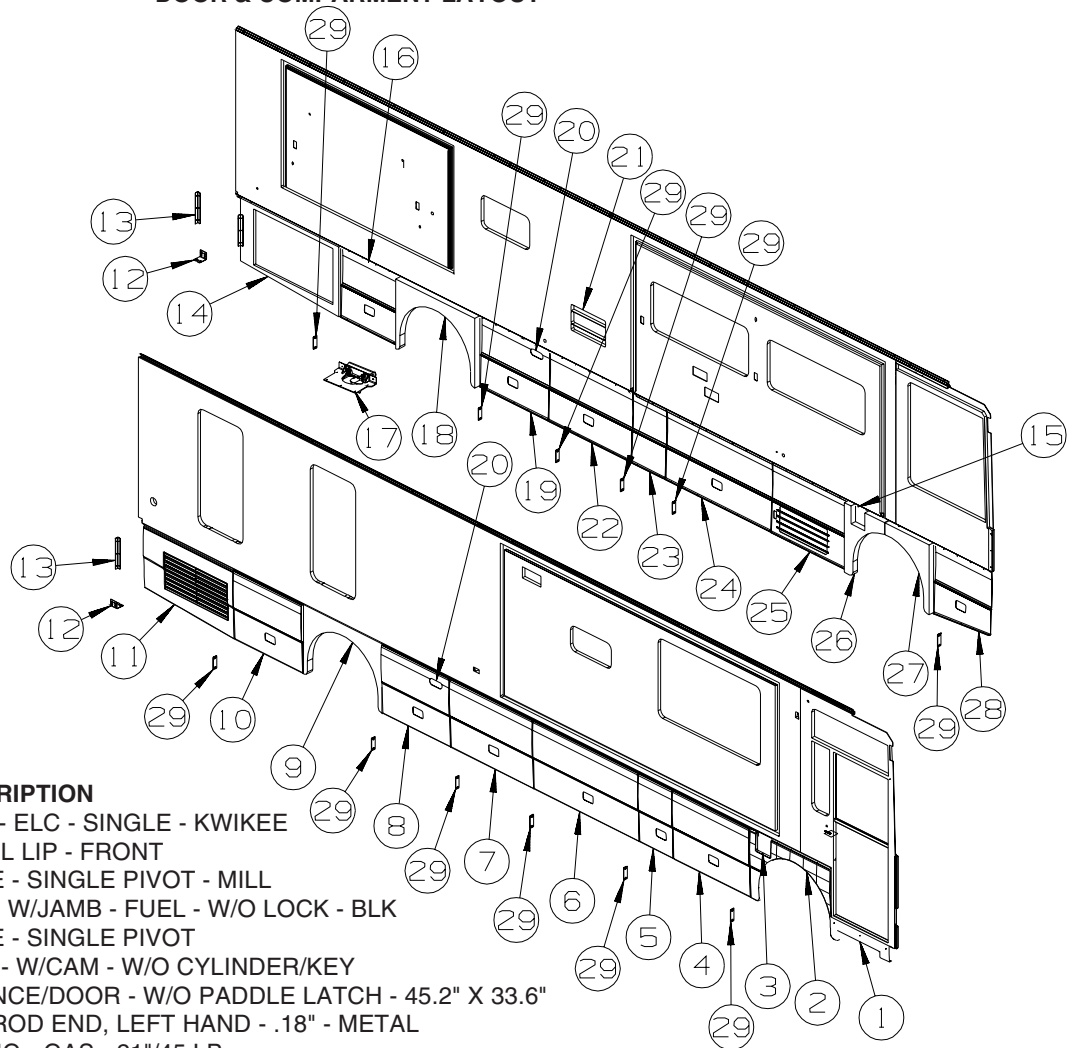
AWNINGS (CONTINUED)

ENTRY DOOR AND WINDOW AWNINGS

MODEL	Q40ED	Q40AD	Q40KD BEDROOM W/LAVATORY	Q40KD BEDROOM W/DRESSER
COLOR CODE	92A	92A	92A	92A
TUSCANT/MAHOGANY				
DOOR	143185-02-14G	143185-02-14G	143185-02-14G	143185-02-14G
WINDOW LT FT ROLLER	130485-06-14G	130485-06-14G	130485-06-14G	130485-06-14G
WINDOW LT FT HDW	130485-01-06A	130485-01-06A	130485-01-06A	130485-01-06A
WINDOW LT MID ROLLER	NA	NA	130485-02-14G	130485-02-14G
WINDOW LT MID HDW	NA	NA	130485-01-06A	130485-01-06A
WINDOW LT RR ROLLER	130485-02-14G	NA	NA	NA
WINDOW LT RR HDW	130485-01-06A	NA	NA	NA
WINDOW RT RR ROLLER	NA	134483-02-14G	134483-02-14G	134483-05-14G
WINDOW RT RR HDW	NA	134483-01-06A	134483-01-06A	134483-01-06A
COLOR CODE	24C	24C	24C	24C
CASHMERE				
DOOR	143185-02-05N	143185-02-05N	143185-02-05N	143185-02-05N
WINDOW LT FT ROLLER	130485-06-05N	130485-06-05N	130485-06-05N	130485-06-05N
WINDOW LT FT HDW	130485-01-12A	130485-01-12A	130485-01-12A	130485-01-12A
WINDOW LT MID ROLLER	NA	NA	130485-02-05N	130485-02-05N
WINDOW LT MID HDW	NA	NA	130485-01-12A	130485-01-12A
WINDOW LT RR ROLLER	130485-02-05N	NA	NA	NA
WINDOW LT RR HDW	130485-01-12A	NA	NA	NA
WINDOW RT RR ROLLER	NA	134483-02-05N	134483-02-05N	134483-05-05N
WINDOW RT RR HDW	NA	134483-01-12A	134483-01-12A	134483-01-12A
COLOR CODE	27A	27A	27A	27A
CELADON VALLEY/ALOE				
DOOR	143185-02-08H	143185-02-08H	143185-02-08H	143185-02-08H
WINDOW LT FT ROLLER	130485-06-08H	130485-06-08H	130485-06-08H	130485-06-08H
WINDOW LT FT HDW	130485-01-07A	130485-01-07A	130485-01-07A	130485-01-07A
WINDOW LT MID ROLLER	NA	NA	130485-02-08H	130485-02-08H
WINDOW LT MID HDW	NA	NA	130485-01-07A	130485-01-07A
WINDOW LT RR ROLLER	130485-02-08H	NA	NA	NA
WINDOW LT RR HDW	130485-01-07A	NA	NA	NA
WINDOW RT RR ROLLER	NA	134483-02-08H	134483-02-08H	134483-05-08H
WINDOW RT RR HDW	NA	134483-01-07A	134483-01-07A	134483-01-07A
COLOR CODE	24B	24B	24B	24B
IRON WOOD/GRANITE				
DOOR	143185-02-04J	143185-02-04J	143185-02-04J	143185-02-04J
WINDOW LT FT ROLLER	130485-06-04J	130485-06-04J	130485-06-04J	130485-06-04J
WINDOW LT FT HDW	130485-01-08A	130485-01-08A	130485-01-08A	130485-01-08A
WINDOW LT MID ROLLER	NA	NA	130485-02-04J	130485-02-04J
WINDOW LT MID HDW	NA	NA	130485-01-08A	130485-01-08A
WINDOW LT RR ROLLER	130485-02-04J	NA	NA	NA
WINDOW LT RR HDW	130485-01-08A	NA	NA	NA
WINDOW RT RR ROLLER	NA	134483-02-04J	134483-02-04J	134483-05-04J
WINDOW RT RR HDW	NA	134483-01-08A	134483-01-08A	134483-01-08A

EXTERIOR DOORS & COMPARTMENTS GROUP

DOOR & COMPARTMENT LAYOUT



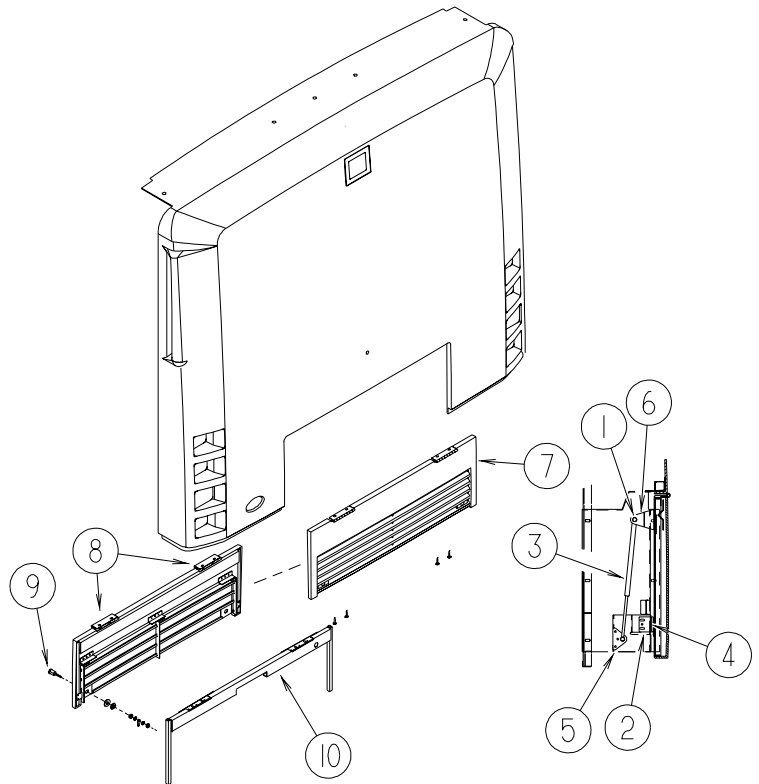
KEY	PART NUMBER	U/M	DESCRIPTION
1*	094708-03-01A	EA	STEP - ELC - SINGLE - KWIKEE
2	146666-01-RC0	EA	WHEEL LIP - FRONT
	129116-01-01A	EA	HINGE - SINGLE PIVOT - MILL
3	146668-01-RC0	EA	DOOR W/JAMB - FUEL - W/O LOCK - BLK
	121677-01-01A	EA	HINGE - SINGLE PIVOT
	138290-01-000	EA	CASE - W/CAM - W/O CYLINDER/KEY
4	141909-09-PC0	EA	VALANCE/DOOR - W/O PADDLE LATCH - 45.2" X 33.6"
	102265-03-000	EA	CLIP-ROD END, LEFT HAND - .18" - METAL
	142569-02-000	EA	SPRING - GAS - 21"/45 LB
5	141909-14-PC0	EA	VALANCE/DOOR - W/O PADDLE LATCH - 19.7" X 33.6"
	102265-03-000	EA	CLIP-ROD END, LEFT HAND - .18" - METAL
	142569-02-000	EA	SPRING - GAS - 21"/45 LB
6	141909-10-PC0	EA	VALANCE/DOOR - W/O PADDLE LATCH - 62" X 33.6"
	102265-03-000	EA	CLIP-ROD END, LEFT HAND - .18" - METAL
	142569-01-000	EA	SPRING - GAS - 21"/60 LB
7	141909-13-PC0	EA	VALANCE/DOOR - W/O PADDLE LATCH - 48.7" X 33.6"
	102265-03-000	EA	CLIP-ROD END, LEFT HAND - .18" - METAL
	142569-02-000	EA	SPRING - GAS - 21"/45 LB
8	141909-07-PC0	EA	VALANCE/DOOR-PASS W/O PAD LATCH-40" X 33.6"-W/LIGHT POCKET
	102265-03-000	EA	CLIP-ROD END, LEFT HAND - .18" - METAL
	142569-04-000	EA	SPRING - GAS - 21"/45 LB
9	P28911-04-PC0	EA	WHEEL LIP - REAR - W/LIGHT
	129116-01-01A	EA	HINGE - SINGLE PIVOT - MILL
10	141909-05-PC0	EA	VALANCE/DOOR - W/O PADDLE LATCH - 40" X 33.6"
	102265-03-000	EA	CLIP-ROD END, LEFT HAND - .18" - METAL
	142569-10-000	EA	SPRING - GAS - 18.6"/45LBS
11	138059-01-N94	EA	VALANCE/DOOR
	121677-01-01A	EA	HINGE - SINGLE PIVOT
12	140309-03-02B	EA	ANGLE - FURNACE DOOR
13	113041-03-02B	EA	ANGLE - BUMPER MOUNT - E-COATED
14	134737-01-L94	EA	VALANCE/PANEL - DRIVER W/GRILLE - 30.1" X 56.6" X 33.2"
	121677-01-01A	EA	HINGE - SINGLE PIVOT
15	146668-02-RC0	EA	DOOR W/JAMB - FUEL FILL - W/O LOCK - BLACK
	121677-01-01A	EA	HINGE - SINGLE PIVOT
	138290-01-000	EA	CASE - W/CAM - W/O CYLINDER/KEY
16	141909-04-PC0	EA	VALANCE/DOOR - W/O PADDLE LATCH - 34.9" X 33.6"
	102265-03-000	EA	CLIP-ROD END, LEFT HAND - .18" - METAL
	142569-02-000	EA	SPRING - GAS - 21"/45 LB

EXTERIOR DOORS & COMPARTMENTS GROUP (CONTINUED)
DOOR & COMPARTMENT LAYOUT (CONTINUED)

KEY	PART NUMBER	U/M	DESCRIPTION
17	142226-01-01A	EA	HATCH - POWER
18	P28911-05-PC0	EA	WHEEL LIP - REAR - W/LIGHT
	129116-01-01A	EA	HINGE - SINGLE PIVOT - MILL
19	141909-06-PC0	EA	VALANCE/DOOR-DRVR W/O PAD LATCH-40" X 33.6"-W/LIGHT POCKET
	102265-03-000	EA	CLIP-ROD END, LEFT HAND - .18" - METAL
	142569-04-000	EA	SPRING - GAS - 21"/45 LB
20	115792-03-02A	EA	COVER - WIRE - WHITE
21*	084103-08-000	EA	DOOR - VENT - REFRIGERATOR - W/O JAMB - BRIGHT WHITE
	084104-08-000	EA	JAMB - VENT DOOR/REFRIGERATOR - BRIGHT WHITE
22	141909-13-PC0	EA	VALANCE/DOOR - W/O PADDLE LATCH - 48.7" X 33.6"
	102265-03-000	EA	CLIP-ROD END, LEFT HAND - .18" - METAL
	142569-04-000	EA	SPRING - GAS - 21"/45 LB
23	141909-16-PC0	EA	VALANCE/DOOR - W/O PADDLE LATCH - 19.7" X 33.6"
	121677-01-01A	EA	HINGE - SINGLE PIVOT
24	141909-10-PC0	EA	VALANCE/DOOR - W/O PADDLE LATCH - 62" X 33.6"
	102265-03-000	EA	CLIP-ROD END, LEFT HAND - .18" - METAL
	142569-04-000	EA	SPRING - GAS - 21"/45 LB
25	141909-08-PC0	EA	VALANCE/DOOR - W/O PADDLE LATCH - 45.2" X 33.6"
	102265-03-000	EA	CLIP-ROD END, LEFT HAND - .18" - METAL
	142569-04-000	EA	SPRING - GAS - 21"/45 LB
26	146666-04-RC0	EA	WHEEL LIP - FRONT
	129116-01-01A	EA	HINGE - SINGLE PIVOT - MILL
	146759-02-02B	EA	END CAP - VALANCE DOOR - E-COATED
27	146666-03-RC0	EA	WHEEL LIP - FRONT
	129116-01-01A	EA	HINGE - SINGLE PIVOT - MILL
28	141909-12-PC0	EA	VALANCE/DOOR - DRVR W/O PAD LATCH - 33.6" X 33.2" X 30.8"
	102265-03-000	EA	CLIP-ROD END, LEFT HAND - .18" - METAL
	142569-04-000	EA	SPRING - GAS - 21"/45 LB
29	143793-01-01A	EA	SHIM/STRIKER - LUGGAGE - 1.5" - BLACK
	138292-01-000	EA	SEAL - LOCK CYLINDER
	138289-01-000	EA	CYLINDER - LOCKING
	138289-02-000	EA	CYLINDER - LOCKING
	138289-03-000	EA	CYLINDER - LOCKING
	138289-04-000	EA	CYLINDER - LOCKING
	138289-05-000	EA	CYLINDER - LOCKING
	138289-06-000	EA	CYLINDER - LOCKING
	138289-07-000	EA	CYLINDER - LOCKING
	138289-08-000	EA	CYLINDER - LOCKING
	138289-09-000	EA	CYLINDER - LOCKING
	138289-10-000	EA	CYLINDER - LOCKING
	138288-01-000	EA	KEY - #1151 - T/M 16169-02-3091
	138288-02-000	EA	KEY - #1152 - T/M 16169-02-3092
	138288-03-000	EA	KEY - #1153 - T/M 16169-02-3093
	138288-04-000	EA	KEY - #1154 - T/M 16169-02-3094
	138288-05-000	EA	KEY - #1155 - T/M 16169-02-3095
	138288-06-000	EA	KEY - #1156 - T/M 16169-02-3096
	138288-07-000	EA	KEY - #1157 - T/M 16169-02-3097
	138288-08-000	EA	KEY - #1158 - T/M 16169-02-3098
	138288-09-000	EA	KEY - #1159 - T/M 16169-02-3099
	138288-10-000	EA	KEY - #1150 - T/M 16169-02-3100

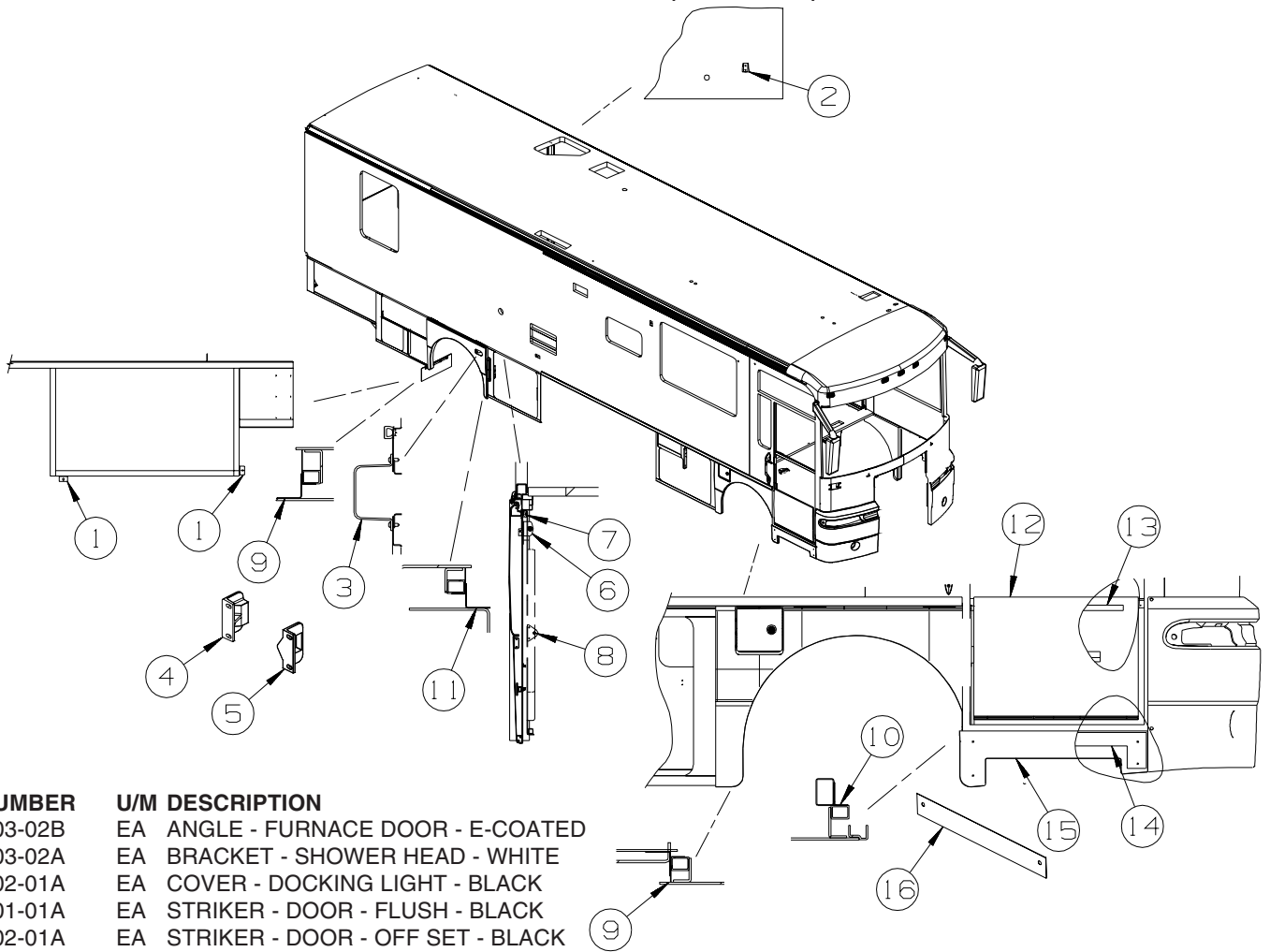
*COMPONENT PARTS LISTED LATER IN THIS GROUP

KEY	PART NUMBER	U/M	DESCRIPTION
1	057460-02-000	EA	BALL STUD - F/GAS SPRING - 5/16"
2	107719-01-01A	EA	STRIKE - VALANCE DOOR
3	142569-08-000	EA	SPRING - GAS - 18.5"/45 LB
4	118931-01-02B	EA	SHIM - STRIKER - DOOR
5	126263-08-02B	EA	BRACKET - GAS SPRING W/CENTERED BALL STUD - E-COATED
6	126263-10-02B	EA	BRACKET - GAS SPRING W/BALL STUD - E-COATED
7	129786-01-K90	EA	DOOR - REAR ENGINE
8	102325-02-07A	EA	HINGE/TRUNK DOOR - 6" W/.6" OFF SET - BRIGHT WHITE
9	102330-02-000	EA	LATCH - VISE ACTION/KEY OPERATED
10	113310-03-02B	EA	FRAME - DOOR/REAR ENGINE - E-COATED



EXTERIOR DOORS & COMPARTMENTS GROUP (CONTINUED)

DOOR & COMPARTMENT LAYOUT (CONTINUED)

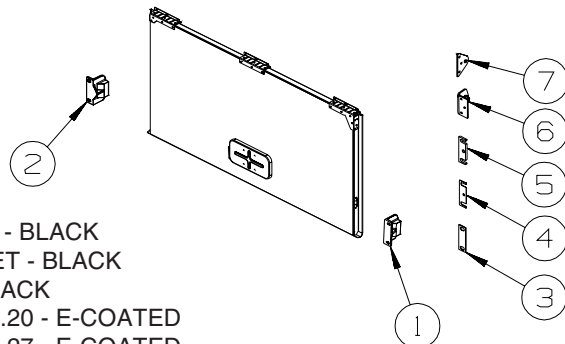


KEY	PART NUMBER	U/M	DESCRIPTION
1	140309-03-02B	EA	ANGLE - FURNACE DOOR - E-COATED
2	131383-03-02A	EA	BRACKET - SHOWER HEAD - WHITE
3	129301-02-01A	EA	COVER - DOCKING LIGHT - BLACK
4	130053-01-01A	EA	STRIKER - DOOR - FLUSH - BLACK
5	130053-02-01A	EA	STRIKER - DOOR - OFF SET - BLACK
6	126263-05-02B	EA	BRACKET - GAS SPRING - E-COATED
7	107721-08-000	FT	SEAL - DOOR - .9" WIDE X .9" HIGH
8	126263-08-02B	EA	BRACKET - GAS SPRING W/CENTERED BALL STUD - E-COATED
9	113041-03-02B	EA	ANGLE - BUMPER MOUNT - E-COATED
10	113041-12-02B	EA	ANGLE - BUMPER MOUNT - E-COATED
11	113904-07-02B	EA	ANGLE - ATTACHMENT/WHEEL LIP - 8" - E-COAT
12	130044-02-KQ0	EA	PANEL/VALANCE - ENTRY DOOR - W/O HARDWARE
13	130034-01-02B	EA	CLIP - TRIM - E-COATED
14	134125-03-02B	EA	SUPPORT - DOOR/VALANCE - E-COATED
15	146671-02-RC0	EA	PANEL - ENTRANCE DOOR/LOWER
16	143362-01-02B	EA	CLIP - TRIM - E-COATED
16	143362-03-02B	EA	CLIP - TRIM - E-COATED

FROM: 00-00-00 THRU: 09-28-03

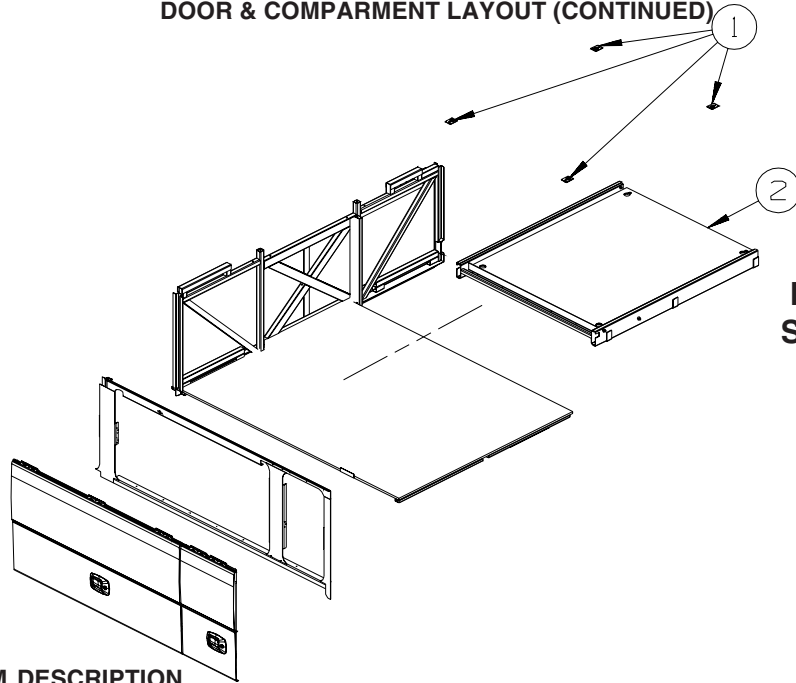
FROM: 09-09-03 THRU: 99-99-99

KEY	PART NUMBER	U/M	DESCRIPTION
1	130053-01-01A	EA	STRIKER - LUGGAGE DOOR - FLUSH - BLACK
2	130053-02-01A	EA	STRIKER - LUGGAGE DOOR - OFF SET - BLACK
3	143793-01-01A	EA	SHIM/STRIKER - LUGGAGE - 1.5" - BLACK
4	120494-03-02B	EA	SHIM - STRIKER - LUGGAGE DOOR - .20 - E-COATED
5	120494-04-02B	EA	SHIM - STRIKER - LUGGAGE DOOR - .27 - E-COATED
6	126263-05-02B	EA	BRACKET - GAS SPRING W/BALL STUD - E-COATED
7	126263-08-02B	EA	BRACKET - GAS SPRING W/CENTERED BALL STUD - E-COATED



EXTERIOR DOORS & COMPARTMENTS GROUP (CONTINUED)

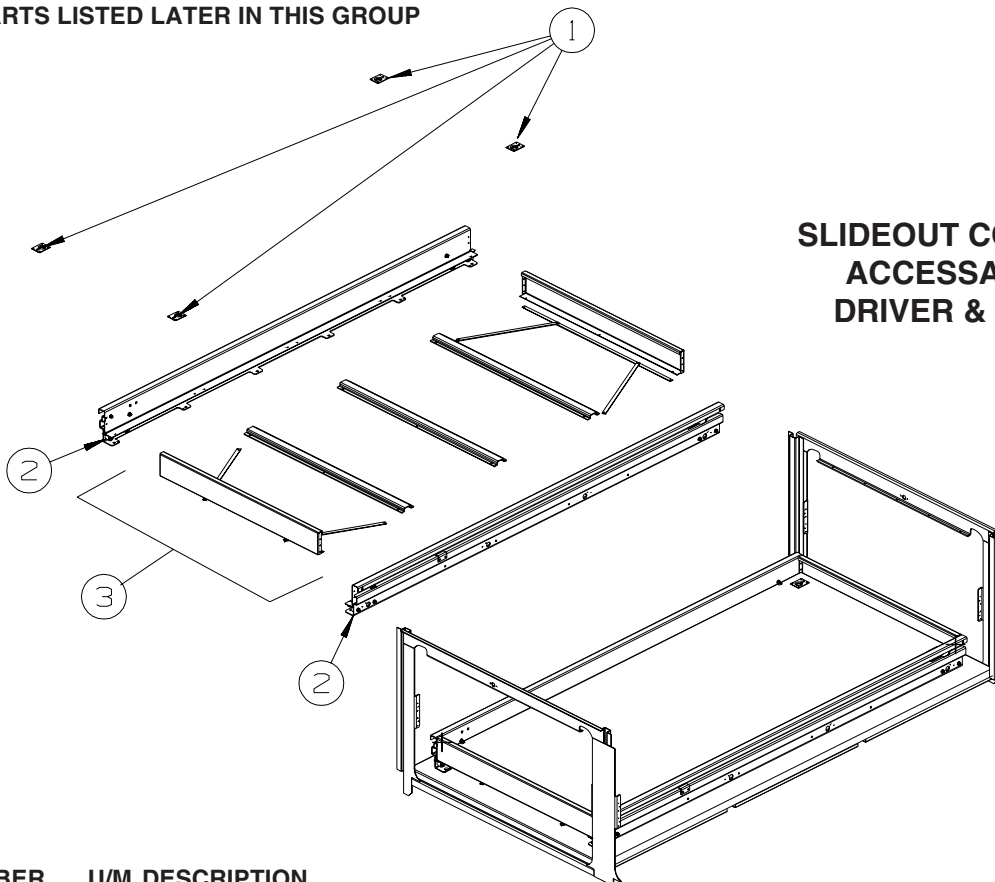
DOOR & COMPARTMENT LAYOUT (CONTINUED)



**FRONT PASSENGER SIDE
SLIDEOUT COMPARTMENT
TRAY**

KEY	PART NUMBER	U/M DESCRIPTION
1	130838-01-01A	EA RING - FLUSH LIFT - CHROME PLATED
2*	131682-01-01A	EA SLIDE W/2 TRIM ANGLES/FLOOR MOUNT

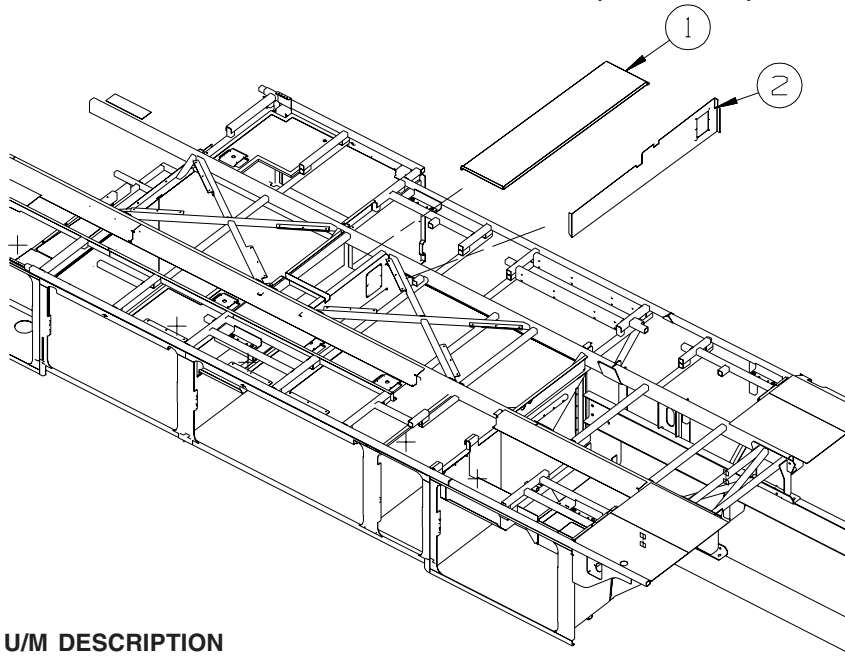
*COMPONENT PARTS LISTED LATER IN THIS GROUP



**SLIDEOUT COMPARTMENT TRAY
ACCESSABLE FROM BOTH
DRIVER & PASSENGER SIDE**

KEY	PART NUMBER	U/M DESCRIPTION
1	130838-01-01A	EA RING - FLUSH LIFT - CHROME PLATED ZAMAK
2	147533-01-000	EA SLIDE TRAY - LUGGAGE
3	147533-02-000	EA SLIDE TRAY - TRIM KIT - LUGGAGE

EXTERIOR DOORS & COMPARTMENTS GROUP (CONTINUED)
DOOR & COMPARTMENT LAYOUT (CONTINUED)



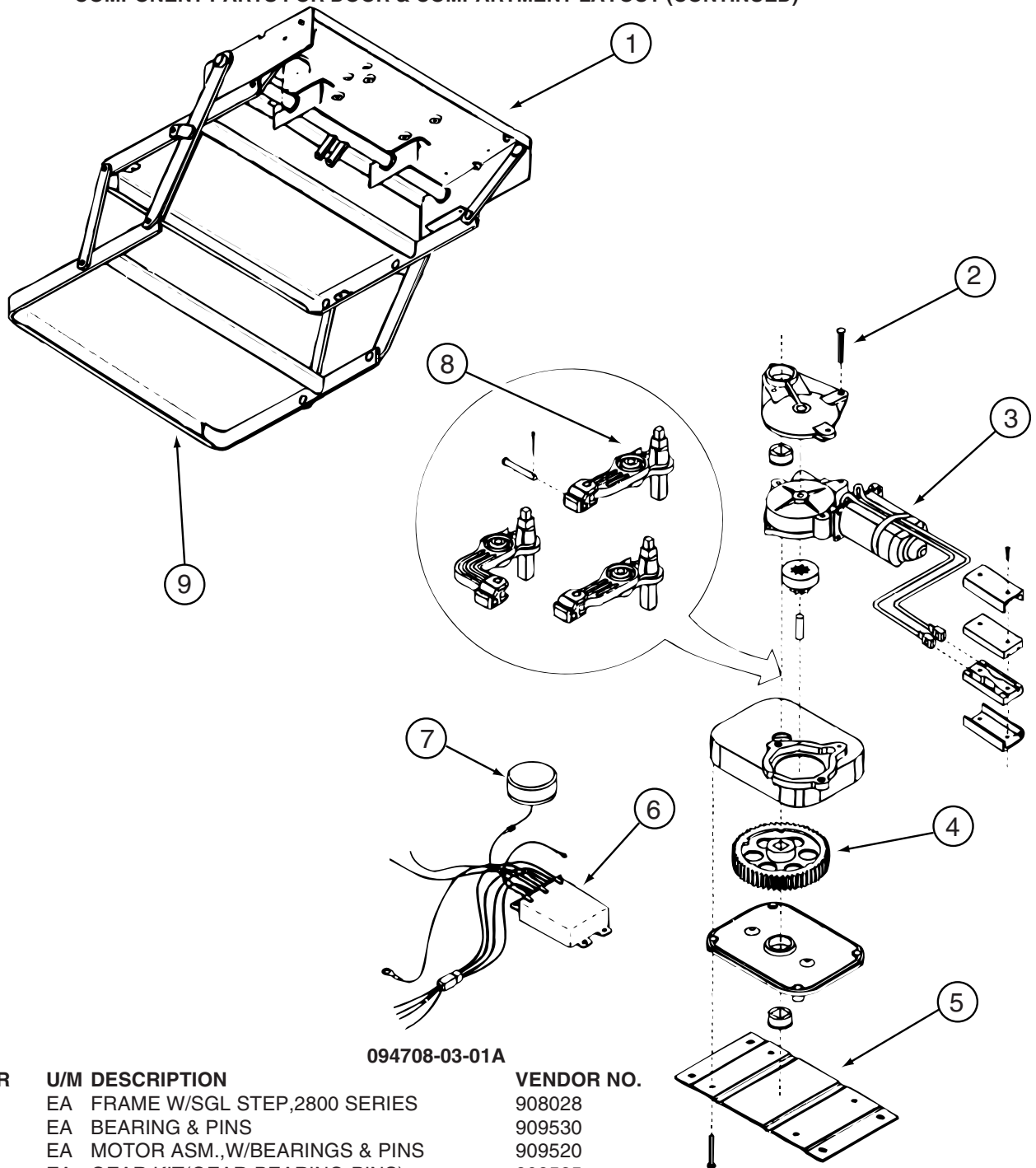
KEY	PART NUMBER	U/M	DESCRIPTION
1	146327-01-02B	EA	PANEL - COVER/SLIDEOUT - W/O CARPET - E-COATED
2	146329-01-02B	EA	PANEL - CLOSEOUT/SLIDEOUT - W/O CARPET - E-COATED

COMPONENT PARTS FOR DOOR & COMPARTMENT LAYOUT

084103-08-000

KEY	PART NUMBER	U/M	DESCRIPTION	VENDOR NO.
	084104-01-700	EA	LOCK-MALE, FASTENER	201-721-010
	084104-01-701	EA	LOCK-FEMALE, FASTENER	201-802-010

EXTERIOR DOORS & COMPARTMENTS GROUP (CONTINUED)
COMPONENT PARTS FOR DOOR & COMPARTMENT LAYOUT (CONTINUED)



094708-03-01A

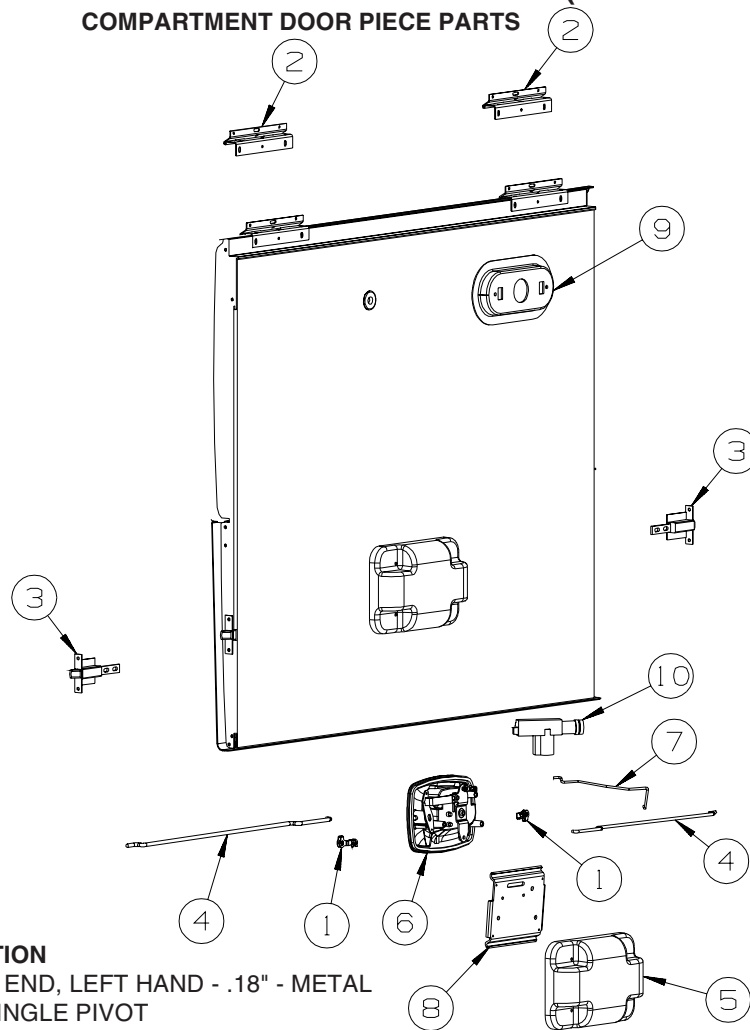
KEY	PART NUMBER	U/M	DESCRIPTION	VENDOR NO.
1	088746-01-709	EA	FRAME W/SGL STEP,2800 SERIES	908028
2	094707-02-703	EA	BEARING & PINS	909530
3	094707-02-700	EA	MOTOR ASM.,W/BEARINGS & PINS	909520
4	094707-02-702	EA	GEAR KIT(GEAR-BEARING-PINS)	909525
5	094707-02-704	EA	CONNECTOR-MOTOR ASM.W/PLATES	909537
6	094707-03-700	EA	KIT CONTROL/SWITCH-RETROFIT	909506005
7	088733-01-700	EA	BULB	9004
7	088746-01-705	EA	LIGHT-UNDER STEP	9004
8	094708-03-700	EA	LINKAGE ASSEMBLY-SERIES 28	909533
9	094707-02-707	EA	TREAD - NON-SKID - BLACK	909333
	094707-03-701	EA	PLUG - 4-WAY - PACKARD	909306

131682-01-01A

KEY	PART NUMBER	U/M	DESCRIPTION	VENDOR NO.
	131682-01-700	EA	ROLLER - (BEARING)	1912040
	131682-01-701	EA	LATCH - (HANDLE)	3535405
	131682-01-702	EA	SPRING - (LEFT HAND)	1217901
	131682-01-703	EA	SPRING - (RIGHT HAND)	1217911

EXTERIOR DOORS & COMPARTMENTS GROUP (CONTINUED)

COMPARTMENT DOOR PIECE PARTS



KEY	PART NUMBER	U/M	DESCRIPTION
1	102265-03-000	EA	CLIP-ROD END, LEFT HAND - .18" - METAL
2	121677-01-01A	EA	HINGE - SINGLE PIVOT
3	121947-01-01A	EA	BOLT - SLIDE/LATCH - W/PLASTIC PLUNGER
4	132873-01-000	EA	ROD - LATCH (BLANK)
5	141856-01-01A	EA	COVER - LATCH/VALANCE DOOR - BRIGHT WHITE
			FROM: 00-00-00 THRU: 05-18-03
5	144172-01-01A	EA	COVER - LATCH - BRIGHT WHITE
			FROM: 05-19-03 THRU: 99-99-99
6	141940-01-01A	EA	LATCH - PADDLE - BLACK
6	141940-02-01A	EA	LATCH - PADDLE - NON LOCKING - BLACK
7	141940-03-01A	EA	ROD - PADDLE LATCH
8	141940-04-01A	EA	BRACKET - PADDLE LATCH
9	113598-02-01A	EA	POCKET - LIGHT - SIDE MARKER
10	138898-01-000	EA	ACTUATOR/LOCK - ELECTRIC

EXTERIOR DOORS & COMPARTMENTS GROUP (CONTINUED)

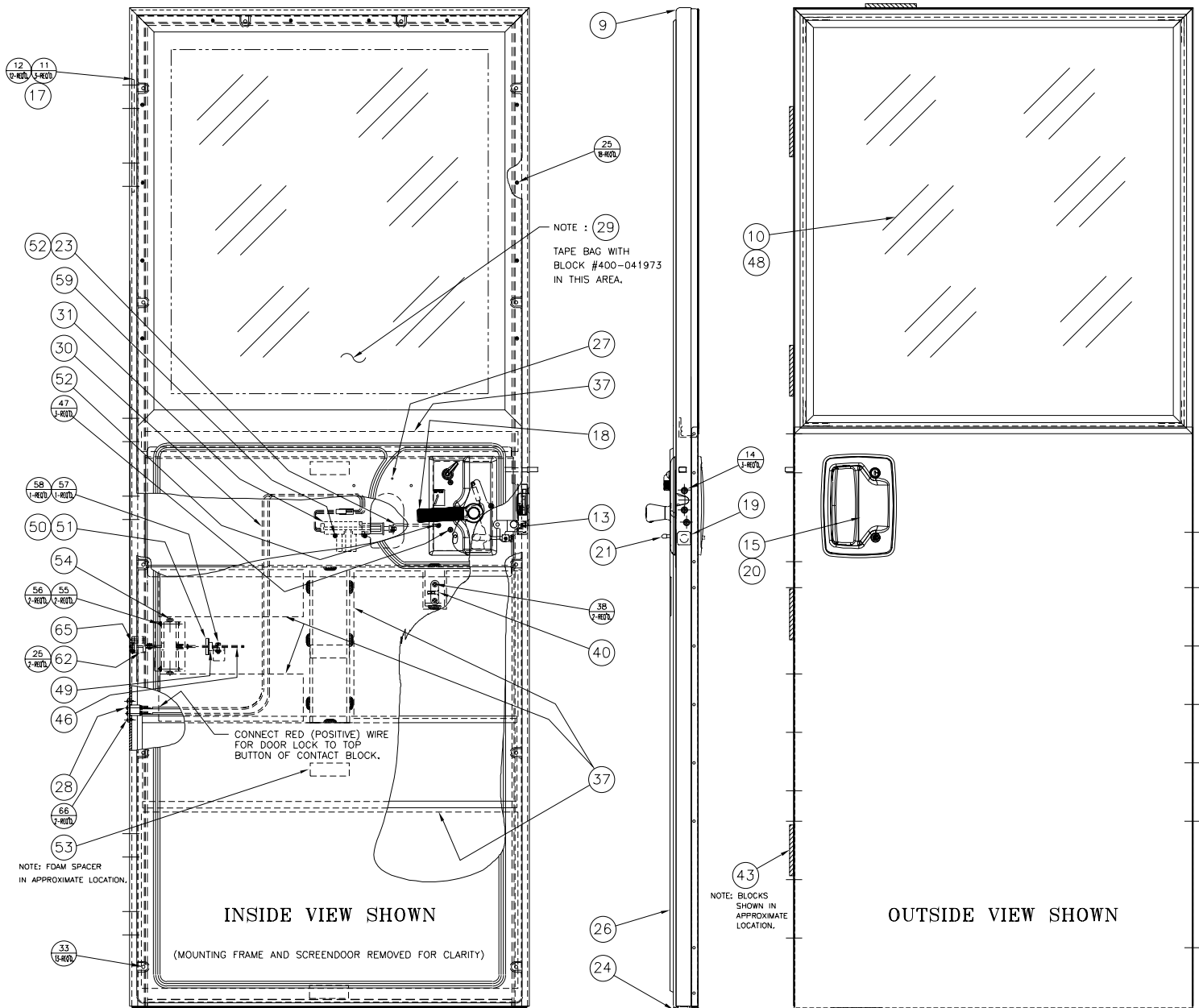
ENTRY

KEY	PART NUMBER	U/M	DESCRIPTION
*	128913-12-01A	EA	DOOR - ENTRY/FRONT - POWER LOCK - BLACK
	112782-04-01A	EA	GASKET
	134450-02-01A	EA	TAPE - ANTI SLIP - 1.25" X 29.9" - BLACK
	138287-01-000	EA	CYLINDER/LOCK - ENTRY DOOR (MASTER)
	138287-02-000	EA	CYLINDER/LOCK - ENTRY DOOR (MASTER)
	138287-03-000	EA	CYLINDER/LOCK - ENTRY DOOR (MASTER)
	138287-04-000	EA	CYLINDER/LOCK - ENTRY DOOR (MASTER)
	138287-05-000	EA	CYLINDER/LOCK - ENTRY DOOR (MASTER)
	138287-06-000	EA	CYLINDER/LOCK - ENTRY DOOR (MASTER)
	138287-07-000	EA	CYLINDER/LOCK - ENTRY DOOR (MASTER)
	138287-08-000	EA	CYLINDER/LOCK - ENTRY DOOR (MASTER)
	138287-09-000	EA	CYLINDER/LOCK - ENTRY DOOR (MASTER)
	138287-10-000	EA	CYLINDER/LOCK - ENTRY DOOR (MASTER)
	138288-01-000	EA	KEY - REVERSIBLE - #1151 - T/M 16169-02-3091
	138288-02-000	EA	KEY - REVERSIBLE - #1152 - T/M 16169-02-3092
	138288-03-000	EA	KEY - REVERSIBLE - #1153 - T/M 16169-02-3093
	138288-04-000	EA	KEY - REVERSIBLE - #1154 - T/M 16169-02-3094
	138288-05-000	EA	KEY - REVERSIBLE - #1155 - T/M 16169-02-3095
	138288-06-000	EA	KEY - REVERSIBLE - #1156 - T/M 16169-02-3096
	138288-07-000	EA	KEY - REVERSIBLE - #1157 - T/M 16169-02-3097
	138288-08-000	EA	KEY - REVERSIBLE - #1158 - T/M 16169-02-3098
	138288-09-000	EA	KEY - REVERSIBLE - #1159 - T/M 16169-02-3099
	138288-10-000	EA	KEY - REVERSIBLE - #1150 - T/M 16169-02-3100

*COMPONENT PARTS LISTED LATER IN THIS GROUP

EXTERIOR DOORS & COMPARTMENTS GROUP (CONTINUED)

COMPONENT PARTS FOR ENTRY



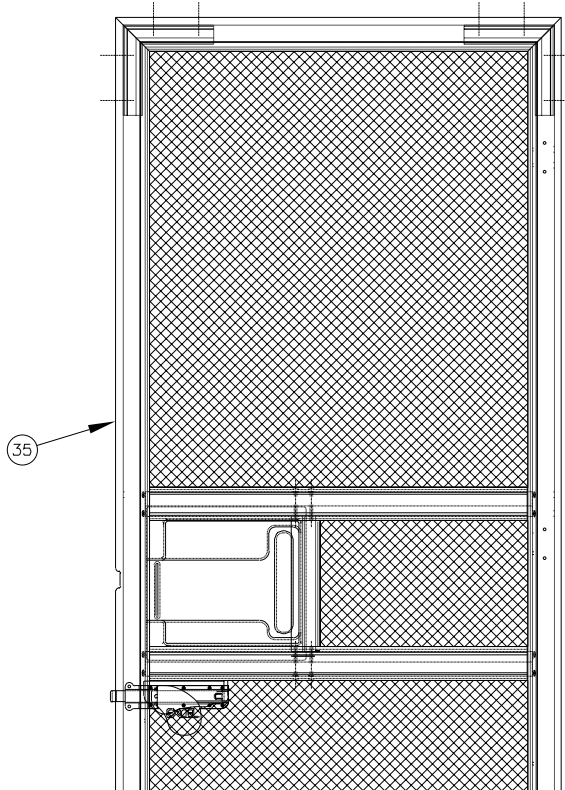
128913-12-01A

EXTERIOR DOORS & COMPARTMENTS GROUP (CONTINUED)
COMPONENT PARTS FOR ENTRY (CONTINUED)

128913-12-01A (CONTINUED)

KEY	PART NUMBER	U/M	DESCRIPTION	VENDOR NO.
9	128913-12-704	EA	FRAME/DOOR-SUB ASM BLACK	490488
10	128913-12-701	EA	WINDOW-DUAL PANE	490505
10	128913-12-700	FT	SEAL - GLAZING	132-030529
13	128913-04-706	EA	LATCH/ROTARY - W/LINKAGE RH	B248-041726/T/M179
15	128913-08-701	EA	PADDLE ASM - OUTSIDE	490060
18	128913-08-700	EA	HANDLE - INSIDE - REV.	248-041725
20	112782-04-01A	EA	GASKET	*T/M 81480
21	128913-04-717	EA	CAP - VINYL - RED	130-042257
23	128913-04-704	EA	ROD/LOCK - (POWER)	17705-01
24	128913-01-744	EA	SEAL/BULB-STICK ON/THRESHOLD	122-042230
26	128913-04-712	EA	PANEL - INNER PLASTIC	490057
28	128913-01-714	EA	CONTACT - MALE/2-POSITION	400-041934
29	128913-01-713	EA	CONTACT - FEMALE/2-POSITION	400-041973
30	128913-01-712	EA	WIRE HARNESS-POWER DOOR LOCK	400-041935
31	128913-01-702	EA	ACTUATOR	410-041096
40	128913-01-710	EA	STRIKER - LATCH/SCREEN DOOR	130-041815
46	128913-02-711	EA	SLIDE BAR ASSEMBLY	V196-29
47	128913-01-746	EA	SCREW #8 X 3/4" OVAL HEAD	276-042030
48	128913-04-700	FT	TAPE/BUTYL - FOAM CORE	154-041549
49	128913-02-712	EA	PIN - COILED SPRING	248-042237
50	128913-02-713	EA	BUMPER STOP	V196-24
52	106469-05-700	EA	ROD CLIP	231-041095
54	128913-01-733	EA	DOOR CHECK KIT - ADJ SUB ASM	V196-04
57	128913-01-705	EA	BOLT - SHOULDER - #10 X 1/4	268-042011
62	128913-02-714	EA	GUIDE BLOCK - DOOR CHECK	146-042045
65	128913-04-709	EA	PIN/CLEVIS-GROOVED W/E-RING	245-042260

CONTACT WINNEBAGO PARTS SALES FOR UNLISTED COMPONENT(S)



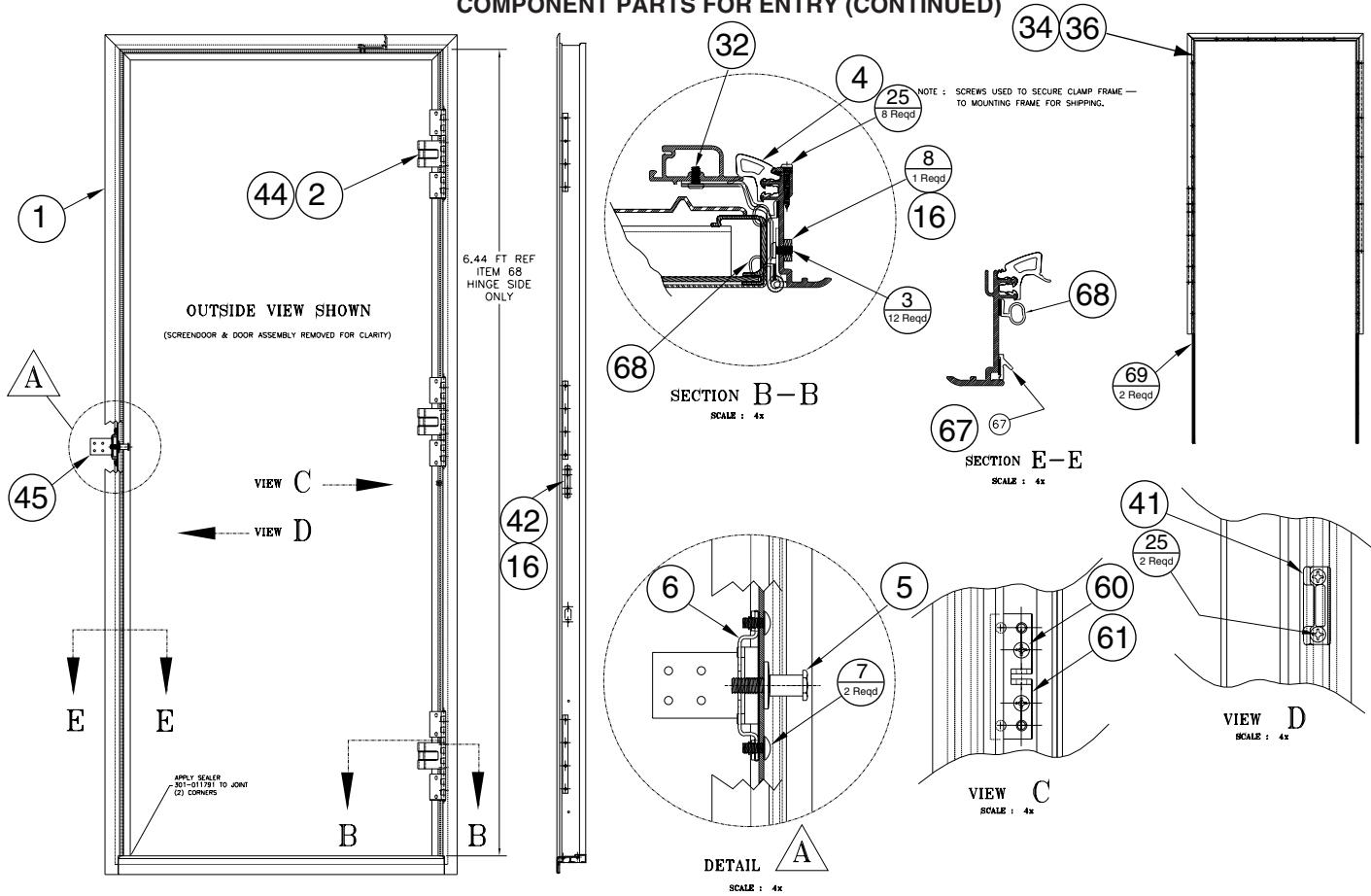
128913-12-01A (CONTINUED)

KEY	PART NUMBER	U/M	DESCRIPTION	VENDOR NO.
35	128913-09-700	EA	SCREEN DOOR ASSEMBLY	490056

CONTACT WINNEBAGO PARTS SALES FOR UNLISTED COMPONENT(S)

EXTERIOR DOORS & COMPARTMENTS GROUP (CONTINUED)

COMPONENT PARTS FOR ENTRY (CONTINUED)

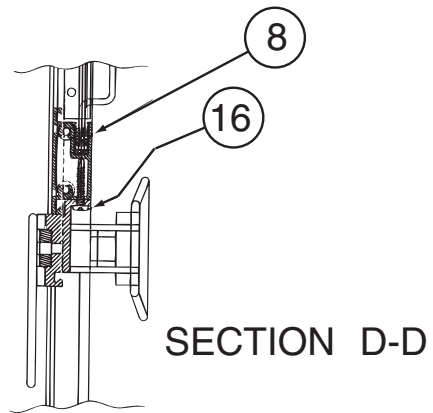
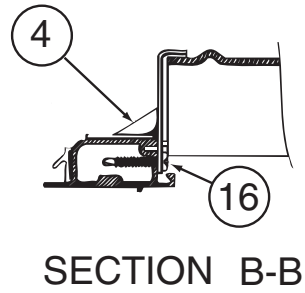
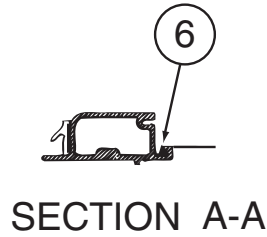
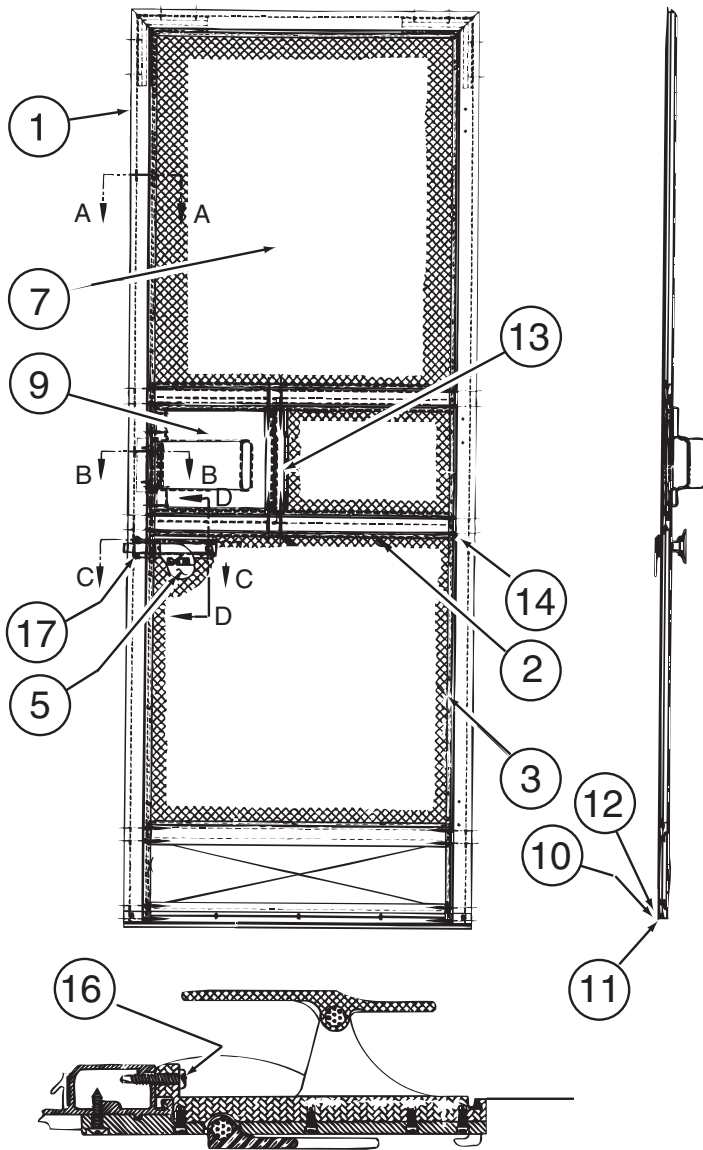


128913-12-01A (CONTINUED)

KEY	PART NUMBER	U/M	DESCRIPTION	VENDOR NO.
1	128913-12-702	EA	FRAME/MOUNTING-SUB ASM BLACK	490486
2	128913-12-703	EA	HINGE (TAKES 3)	490487
4	128913-01-728	EA	SEAL - DOOR/CORNER- MITERED	122-041917
5	128913-01-727	EA	STRIKER - BOLT - LONG	11628-16
6	128913-01-726	EA	NUT ASSEMBLY-CAGED (STRIKER)	11920-16
36	128913-10-700	EA	FRAME/CLAMP - WELD ASM BLACK	490195
41	128913-01-709	EA	STRIKER-SCREEN DR/FRAME MT	130-041824
44	128913-03-708	EA	SEAL/HINGE (3 PER DOOR)	124-042236
45	128913-02-700	EA	LATCH - BRACKET	210-042215
61	128913-01-704	EA	BRACKET - PIVOT/BRASS	370-042315
67	128913-01-732	FT	SEAL - LAZY T	122-041986
68	128913-01-748	FT	SEAL/BULB	132-042483

CONTACT WINNEBAGO PARTS SALES FOR UNLISTED COMPONENT(S)

EXTERIOR DOORS & COMPARTMENTS GROUP (CONTINUED)
COMPONENT PARTS FOR ENTRY (CONTINUED)



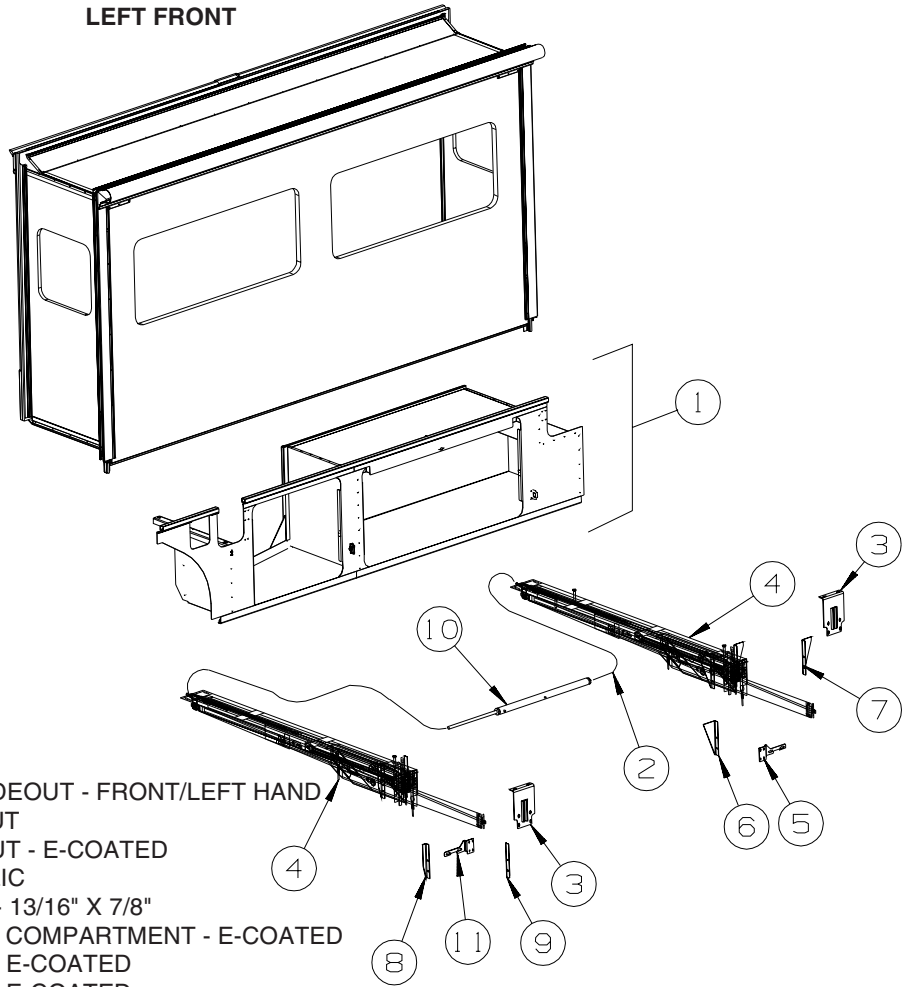
SECTION C-C

128913-10-01A/02A, 128913-11-01A, 128913-12-01A, 128913-13-01A/02A (CONTINUED)

KEY	PART NUMBER	U/M	DESCRIPTION	VENDOR NO.
2	128913-09-704	EA	RAIL/MID SCREEN-GLACIER BEIGE	490054
4	128913-09-703	EA	END CAP/SLIDER - GLACIER BEIGE	490061
5	128913-01-731	EA	LATCH - SCREEN DOOR	146-041950
6	128913-01-742	FT	SPLINE - SCREEN	132-041775
7	128913-01-741	EA	SCREEN ONLY - SCREENDOOR	110-041928
8	128913-01-740	FT	RUN CHANNEL-SCREEN DR SLIDER	170-041263
9	128913-09-702	EA	SLIDER/SCREENDOOR - GLACIER	490059
10	128913-09-701	EA	SWEEPER/SCREENDOOR- GLACIER	490052
11	128913-01-736	FT	WEATHERSTRIP-SCREEN DOOR	171-041284
13	128913-01-738	FT	WEATHERSTRIP - SLIDER	171-041285

CONTACT WINNEBAGO PARTS SALES FOR UNLISTED COMPONENT(S)

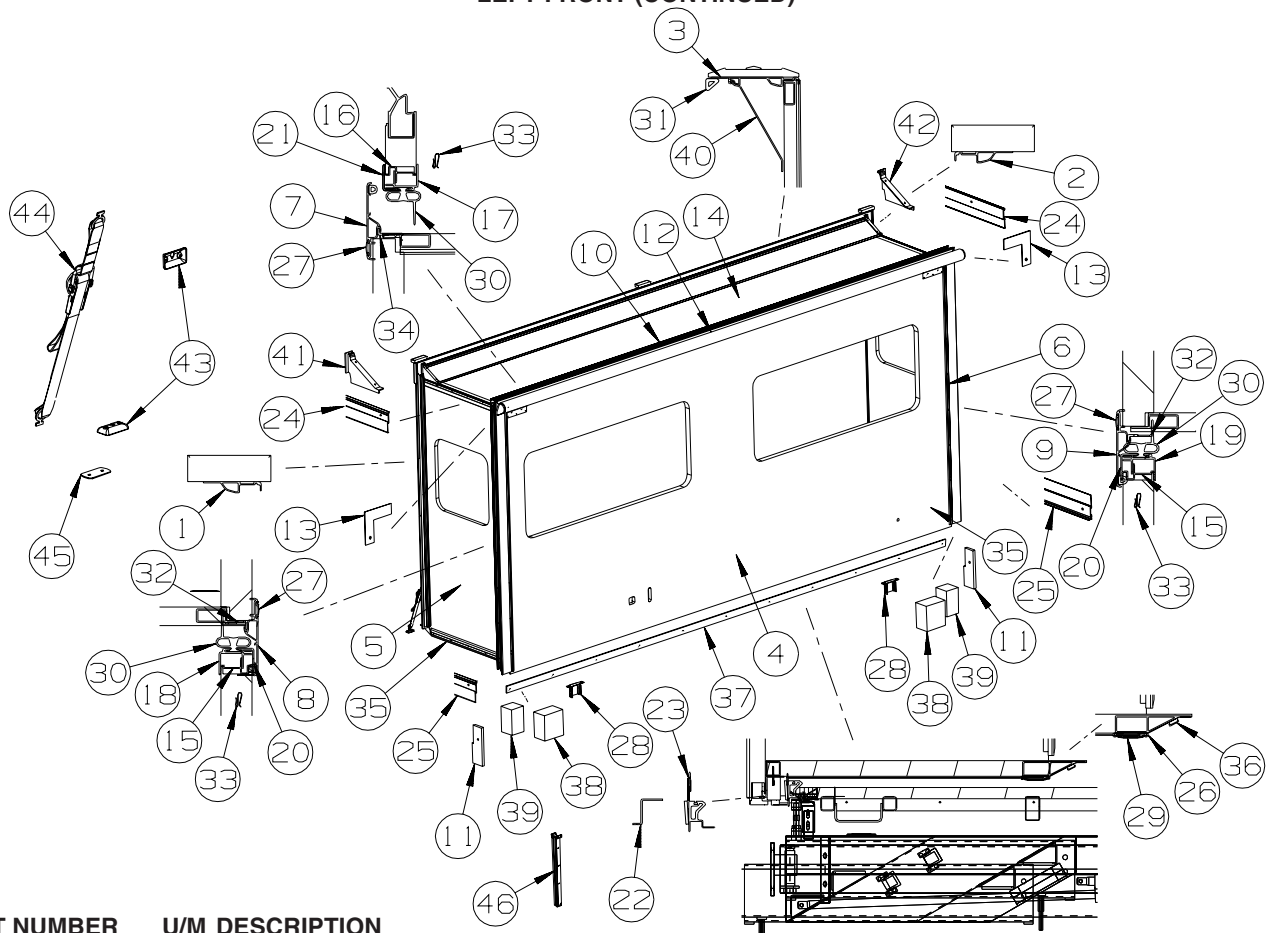
EXTERIOR SLIDEOUT GROUP LEFT FRONT



KEY	PART NUMBER	U/M	DESCRIPTION
1	146452-01-RC0	EA	COMPARTMENT - SLIDEOUT - FRONT/LEFT HAND
2*	100536-52-000	EA	HOSE KIT - F/SLIDEOUT
3	145179-01-02B	EA	BRACKET - F/SLIDEOUT - E-COATED
4*	145494-02-000	EA	SLIDEOUT - HYDRAULIC
	143738-01-000	EA	WRENCH - RATCHET - 13/16" X 7/8"
5	143183-02-02B	EA	BRACKET - SLIDEOUT COMPARTMENT - E-COATED
6	131531-02-02B	EA	GUSSET - SLIDEOUT - E-COATED
7	131531-03-02B	EA	GUSSET - SLIDEOUT - E-COATED
8	131531-04-02B	EA	GUSSET - SLIDEOUT - E-COATED
9	131531-07-02B	EA	GUSSET - SLIDEOUT - E-COATED
10	145494-03-000	EA	SLIDEOUT-HYDRAULIC KIT
11	143183-01-02B	EA	BRACKET - SLIDEOUT COMPARTMENT - E-COATED

***COMPONENT PARTS LISTED LATER IN THIS GROUP**

EXTERIOR SLIDEOUT GROUP (CONTINUED)
LEFT FRONT (CONTINUED)



KEY	PART NUMBER	U/M	DESCRIPTION
1	139624-18-01A	EA	TRIM/SEAL - INNER/RIGHT HAND - 71.3" - BRIGHT WHITE
2	139624-19-01A	EA	TRIM/SEAL - INNER/LEFT HAND - 71.3" - BRIGHT WHITE
3	141893-04-01A	EA	TRIM/SEAL - F/SLIDEOUT - BRIGHT WHITE
4	145942-11-RC0	EA	SLUG - F/SLIDEOUT (RC0, RC1, RC2, RC3, RC4, RC5, RC6, RC7, RD0, RD1, RD2, RD3)
4	145942-11-RD4	EA	SLUG - F/SLIDEOUT (RD4, RD5, RD6, RD7)
5	141972-02-N98	EA	PANEL/FRONT - F/FRONT SLIDEOUT (RC0, RC1, RC2, RC3, RC4, RC5, RC6, RC7, RD0, RD1, RD2, RD3)
5	141972-02-N96	EA	PANEL/FRONT - F/FRONT SLIDEOUT (RD4, RD5, RD6, RD7)
6	141973-02-PC3	EA	PANEL/REAR - F/FRONT SLIDEOUT (RC0, RC1, RC2, RC3, RC4, RC5, RC6, RC7, RD0, RD1, RD2, RD3)
6	141973-02-N96	EA	PANEL - REAR - F/FRONT SLIDEOUT (RD4, RD5, RD6, RD7)
7	139625-20-02A	EA	TRIM/SEAL - TOP/W/MITERED ENDS - 151.3" - BLACK
8	139625-33-02A	EA	TRIM/SEAL - LEFT HAND - 75.3" - BLACK
9	139625-34-02A	EA	TRIM/SEAL - LEFT HAND - 75.3" - BLACK
10	117058-01-01A	FT	TAPE - LOOP - 3/4" WIDE - ADHESIVE BACKED
11	126546-02-02A	EA	COVER - END/SIDEWALL SLIDEOUT - BRIGHT WHITE

EXTERIOR SLIDEOUT GROUP (CONTINUED)
LEFT FRONT (CONTINUED)

KEY PART NUMBER U/M DESCRIPTION
 12 SLIDEOUT AWNING - FULL BODY PAINT

SLIDEOUT AWNINGS

MODEL	COLOR CODE	HARDWARE COLOR	SLIDEROOM LT FRONT	SLIDEROOM LT REAR	SLIDEROOM RT FRONT	SLIDEROOM RT REAR
TUSCANT/MAHOGANY						
Q40ED	92A	LT KHAKI	140019-04-06A	140019-07-06A	NA	140019-06-06A
Q40AD	92A	LT KHAKI	140019-04-06A	140019-11-06A	140019-12-06A	NA
Q40KD	92A	LT KHAKI	140019-08-06A	140019-07-06A	140019-09-06A	NA
CASHMERE						
Q40ED	24C	CHAMPAGNE	140019-04-12A	140019-07-12A	NA	140019-06-12A
Q40AD	24C	CHAMPAGNE	140019-04-12A	140019-11-12A	140019-12-12A	NA
Q40KD	24C	CHAMPAGNE	140019-08-12A	140019-07-12A	140019-09-12A	NA
CELADON VALLEY/ALOE						
Q40ED	27A	LT BRONZE MIST	140019-04-07A	140019-07-07A	NA	140019-06-07A
Q40AD	27A	LT BRONZE MIST	140019-04-07A	140019-11-07A	140019-12-07A	NA
Q40KD	27A	LT BRONZE MIST	140019-08-07A	140019-07-07A	140019-09-07A	NA
IRON WOOD/GRANITE						
Q40ED	24B	GRANITE	140019-04-08A	140019-07-08A	NA	140019-06-08A
Q40AD	24B	GRANITE	140019-04-08A	140019-11-08A	140019-12-08A	NA
Q40KD	24B	GRANITE	140019-08-08A	140019-07-08A	140019-09-08A	NA

KEY	PART NUMBER	U/M DESCRIPTION
13	116444-04-02B	EA TRIM/KEY CORNER - SLIDEOUT - 3.1"X3.1" - E-COATED
14	141155-02-RC0	EA ROOF - F/SLIDEOUT - W/O LIGHTS/VENTS
15	142718-01-01A	EA RETAINER - SIDEWALL/SLIDEOUT - 72.8"
16	142718-18-01A	EA RETAINER - SIDEWALL/SLIDEOUT - 149"
17	142719-15-01A	EA TRIM - SIDEWALL/TOP/SLIDEOUT - 150.8" - BRIGHT WHITE
18	142720-01-01A	EA TRIM - SIDEWALL/SLIDEOUT - 74.8" - BRIGHT WHITE
19	142720-02-01A	EA TRIM - SIDEWALL/SLIDEOUT - 74.8" - BRIGHT WHITE
20	136824-35-02A	EA TRIM - SIDEWALL/SLIDEOUT - 74" - BLACK
21	136824-25-02A	EA TRIM - SIDEWALL/SLIDEOUT - 150.9" - BLACK
22	131520-11-01A	EA EXTRUSION/ZEE - F/SLIDEOUT - 141.7"
23	123012-01-000	FT SEAL - SLIDEOUT - .09"/.13" THICK X 1.25" - W/ADHESIVE
24	138659-01-02A	EA TRIM/FEATURE STRIP - 181.7" - BLACK
25	125051-03-02A	EA TRIM - FEATURE STRIP/LOWER - 29.3" - BLACK
26	115325-04-02A	EA RAIL - FLOOR/SLIDEOUT ROOM - 134.2" LONG - BLACK
27	105312-01-07A	FT INSERT - FEATURE STRIP - VINYL - BRIGHT WHITE
28	133233-01-02B	EA BRACKET - SLIDEOUT - E-COATED
29	115661-01-000	FT SHOE/GLIDE - SLIDEOUT ROOM - 1/16" X 3" - POLYETHYLENE
30	136978-01-01A	FT SEAL - SLIDEOUT - BLACK
31	146056-01-000	FT SEAL - TRIANGLE - W/PSA
32	133954-16-02A	EA TRIM/SEAL - 71.2" - BLACK
33	142549-01-000	EA CLIP - "S" TYPE
34	133954-36-02A	EA TRIM/SEAL - 145.6" - BLACK
35	075673-05-000	FT SEAL - PILE - ADHESIVE BACK - BLACK
36	131358-05-01A	EA RETAINER - U-CHANNEL - 153.4" - BLACK
37	137343-04-02B	EA STRAP - W/HOLES - E-COATED
38	137408-01-000	EA SEAL - BLOCK - F/SLIDEOUT - 2.2"
39	137408-02-000	EA SEAL - BLOCK - F/SLIDEOUT - 1.4"
40	131579-04-02A	EA TRIM - RETAINER - BLACK
41	131584-01-02A	EA COVER - TRIM - SLIDEOUT - FRONT - BLACK
42	131584-02-02A	EA COVER - TRIM - SLIDEOUT - REAR - BLACK
43	135619-02-01A	EA PLATE - TIEDOWN - SLIDEOUT ROOM
44	135619-01-01A	EA STRAP - TIEDOWN - SLIDEOUT ROOM
45	135622-01-02B	EA PLATE - TIEDOWN - SLIDEOUT ROOM
46	126591-02-02B	EA CARRIER - WIRE LOOM - F/SLIDEOUT ROOM

EXTERIOR SLIDEOUT GROUP (CONTINUED)

COMPONENT PARTS FOR LEFT FRONT

100536-52-000

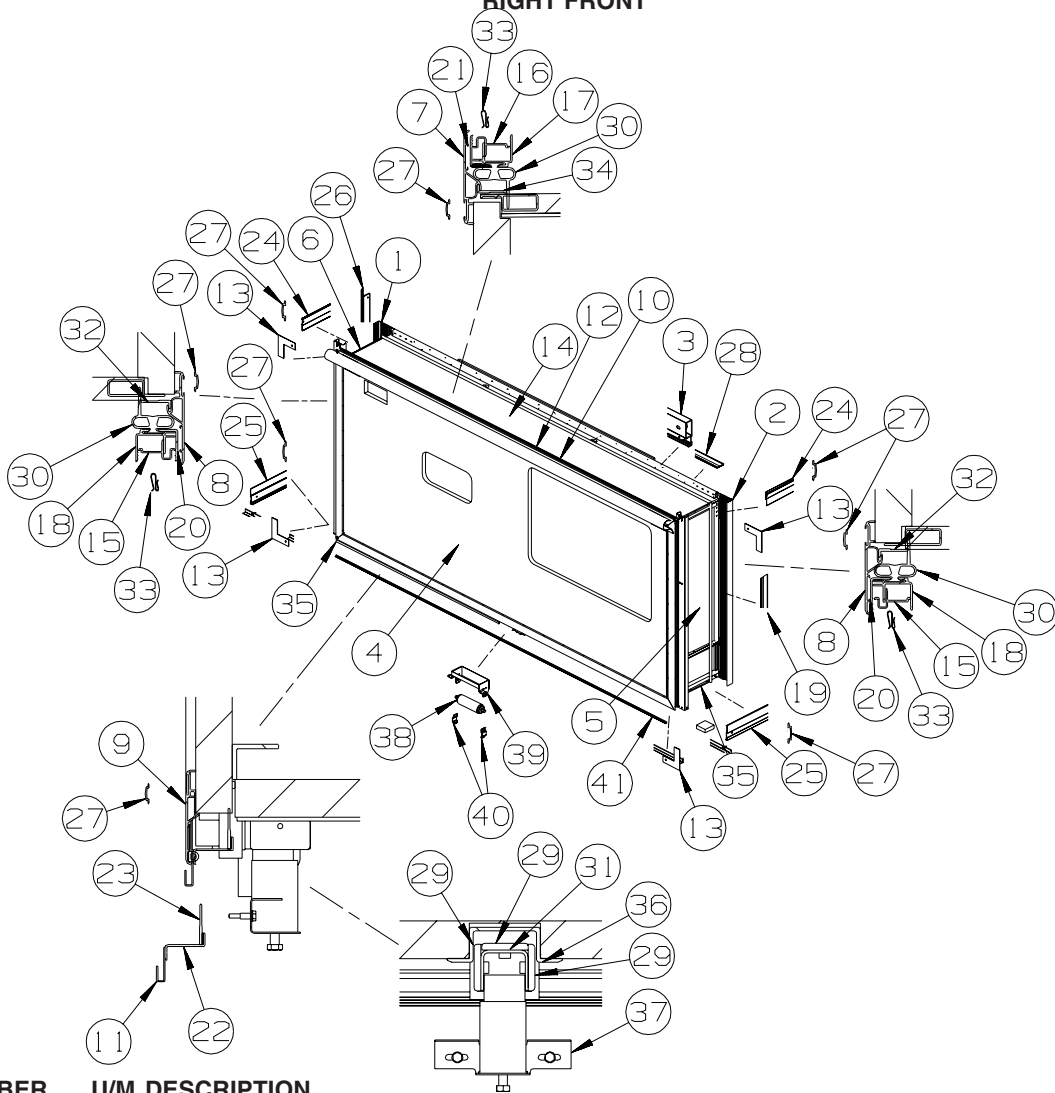
KEY	PART NUMBER	U/M	DESCRIPTION	VENDOR NO.
	100536-52-700	EA	HOSE-HYDRAULIC - 1/4" X 207"	RAP90119/AP11212
	100536-52-701	EA	HOSE-HYDRAULIC 1/4" X 228"	AP5924

145494-02-000

KEY	PART NUMBER	U/M	DESCRIPTION	VENDOR NO.
	131360-01-704	EA	STUD/COMPT MOUNT-3 3/8" LONG	P19715
	131360-01-705	EA	STUD/COMPT MOUNT-4 5/8" LONG	P19716
	131360-01-709	EA	PIN/UPPER MOUNT - FLAT FLOOR	P19685
	131360-01-711	EA	STUD KIT - COMPT.MOUNT	RAP91341
	145494-02-700	EA	ROD - THREADED F/RETRACTING	AP27277
	145494-02-701	EA	BLOCK/BUSHING- THREADED	P26340
	145494-02-702	EA	BEARING PAD/RH - TRIANGULAR	P18229
	145494-02-703	EA	BEARING PAD/LH - TRIANGULAR	P18230
	145494-02-704	EA	RAM/CYLINDER - SLIDEOUT ROOM	RAP91371/AP28614
	145494-02-705	EA	KIT - ROOM RETRACTING	RAP91357

EXTERIOR SLIDEOUT GROUP (CONTINUED)

RIGHT FRONT



KEY	PART NUMBER	U/M	DESCRIPTION
1	142982-01-01A	EA	TRIM - SLIDEOUT/INNER - 72.5" - BRIGHT WHITE
2	142982-02-01A	EA	TRIM - SLIDEOUT/INNER - 72.5" - BRIGHT WHITE
3	141927-01-01A	EA	TRIM - SLIDEOUT - INNER/TOP - BRIGHT WHITE
4	145692-11-RC0	EA	SLUG - F/SLIDEOUT (RC0, RC1, RC2, RC3, RC4, RC5, RC6, RC7, RD0, RD1, RD2, RD3)
4	145692-11-RD4	EA	SLUG - F/SLIDEOUT (RD4, RD5, RD6, RD7)
5	142479-01-PC3	EA	PANEL - FRONT-F/FRONT SLIDEOUT (RC0, RC1, RC2, RC3, RC4, RC5, RC6, RC7, RD0, RD1, RD2, RD3)
5	142479-01-PA3	EA	PANEL - FRONT - F/FRONT SLIDEOUT (RD4, RD5, RD6, RD7)
6	142480-01-PC3	EA	PANEL - REAR - F/FRONT SLIDEOUT (RC0, RC1, RC2, RC3, RC4, RC5, RC6, RC7, RD0, RD1, RD2, RD3)
6	142480-01-PA3	EA	PANEL - REAR - F/FRONT SLIDEOUT (RD4, RD5, RD6, RD7)
7	139625-24-02A	EA	TRIM/SEAL - TOP/W/MITERED ENDS - 167.8" - BLACK
8	139625-35-02A	EA	TRIM/SEAL - W/MITERED ENDS - 75.1" - BLACK
9	142233-08-02A	EA	TRIM/SEAL - W/MITERED ENDS - 167.8" - BLACK
10	117058-01-01A	FT	TAPE - LOOP - 3/4" WIDE - ADHESIVE BACKED
11	136839-01-01A	EA	TRIM-J - CARPET EDGE/SLIDEOUT - 79.5" - BLACK

EXTERIOR SLIDEOUT GROUP (CONTINUED)
RIGHT FRONT (CONTINUED)

KEY PART NUMBER U/M DESCRIPTION
 12 SLIDEOUT AWNING - FULL BODY PAINT

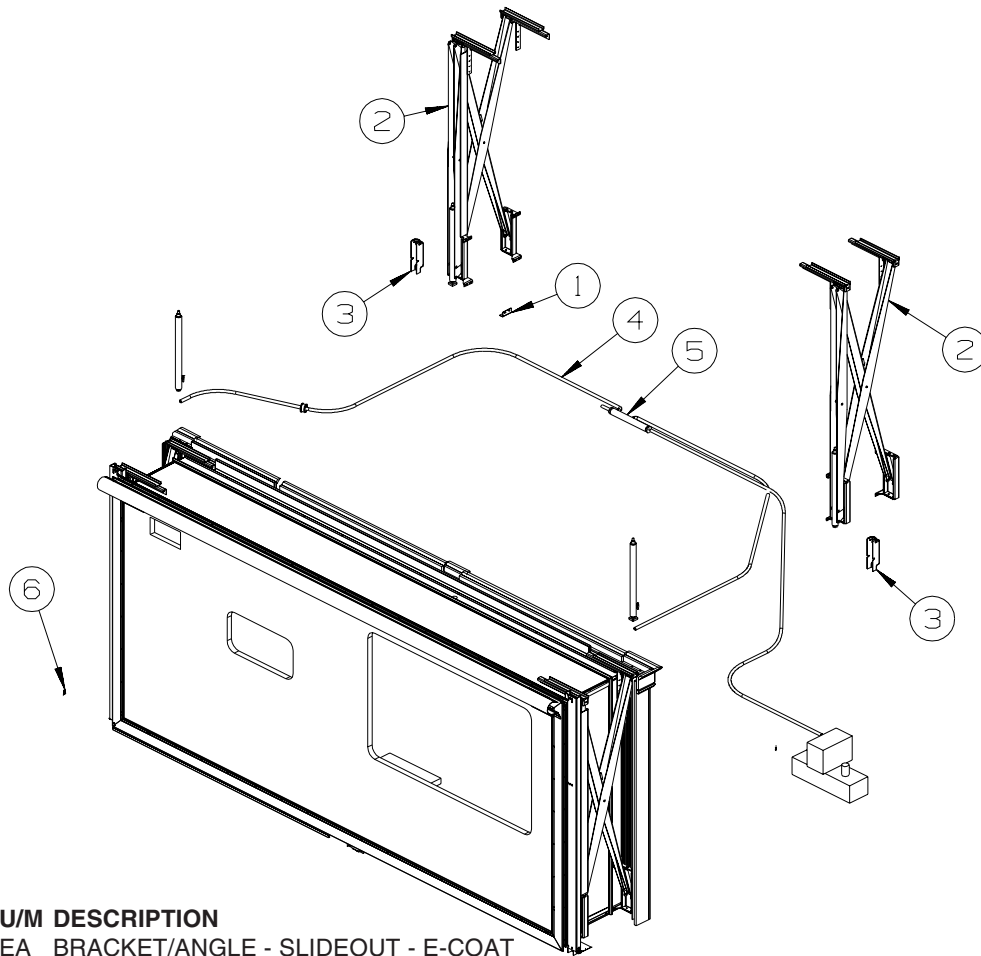
SLIDEOUT AWNINGS

MODEL	COLOR CODE	HARDWARE COLOR	SLIDEROOM LT FRONT	SLIDEROOM LT REAR	SLIDEROOM RT FRONT	SLIDEROOM RT REAR
TUSCANT/MAHOGANY						
Q40ED	92A	LT KHAKI	140019-04-06A	140019-07-06A	NA	140019-06-06A
Q40AD	92A	LT KHAKI	140019-04-06A	140019-11-06A	140019-12-06A	NA
Q40KD	92A	LT KHAKI	140019-08-06A	140019-07-06A	140019-09-06A	NA
CASHMERE						
Q40ED	24C	CHAMPAGNE	140019-04-12A	140019-07-12A	NA	140019-06-12A
Q40AD	24C	CHAMPAGNE	140019-04-12A	140019-11-12A	140019-12-12A	NA
Q40KD	24C	CHAMPAGNE	140019-08-12A	140019-07-12A	140019-09-12A	NA
CELADON VALLEY/ALOE						
Q40ED	27A	LT BRONZE MIST	140019-04-07A	140019-07-07A	NA	140019-06-07A
Q40AD	27A	LT BRONZE MIST	140019-04-07A	140019-11-07A	140019-12-07A	NA
Q40KD	27A	LT BRONZE MIST	140019-08-07A	140019-07-07A	140019-09-07A	NA
IRON WOOD/GRANITE						
Q40ED	24B	GRANITE	140019-04-08A	140019-07-08A	NA	140019-06-08A
Q40AD	24B	GRANITE	140019-04-08A	140019-11-08A	140019-12-08A	NA
Q40KD	24B	GRANITE	140019-08-08A	140019-07-08A	140019-09-08A	NA

13	116444-04-02B	EA	TRIM/KEY CORNER - SLIDEOUT - 3.1"X3.1" - E-COATED			
14	142481-02-RC0	EA	ROOF - F/SLIDEOUT			
15	142718-14-01A	EA	RETAINER - SIDEWALL/SLIDEOUT - 75"			
16	142718-25-01A	EA	RETAINER - SIDEWALL/SLIDEOUT - 163.1"			
17	142719-17-01A	EA	TRIM - SIDEWALL/TOP/SLIDEOUT - 167.3" - BRIGHT WHITE			
18	142720-11-01A	EA	TRIM - SIDEWALL/SLIDEOUT - 72.9" - BRIGHT WHITE			
19	141429-01-01A	EA	TRIM/SEAL - INNER - W/MITERED ENDS - 71.8"			
20	136824-16-02A	EA	TRIM - SIDEWALL/SLIDEOUT - 72.7" - BLACK			
21	136824-28-02A	EA	TRIM - SIDEWALL/SLIDEOUT - 167.6" - BLACK			
22	141174-06-03A	EA	TRIM/ZEE - SIDEWALL - 165.6" - BLACK			
23	123012-03-000	FT	SEAL - F/SLIDEOUT			
24	138659-01-02A	EA	TRIM/FEATURE STRIP - 181.7" - BLACK			
25	125051-05-02A	EA	TRIM - FEATURE STRIP/LOWER - 17.7" - BLACK			
26	141429-02-01A	EA	TRIM/SEAL - INNER - W/MITERED ENDS - 71.8"			
27	105312-01-07A	FT	INSERT - FEATURE STRIP - VINYL - BRIGHT WHITE			
28	141429-03-01A	EA	TRIM/SEAL - INNER - W/MITERED ENDS - 163.6"			
29	128599-03-000	EA	PAD - F/SLIDEOUT			
30	136978-01-01A	FT	SEAL - SLIDEOUT - BLACK			
31	142529-01-02B	EA	GUIDE - F/SLIDEOUT ROOM - E-COATED			
	142881-01-01B	EA	CHANNEL/GUIDE - SLIDEOUT			
32	133954-23-02A	EA	TRIM/SEAL - 68.3" - BLACK			
33	142549-01-000	EA	CLIP-S TYPE			
34	133954-38-02A	EA	TRIM/SEAL - 160.4" - BLACK			
35	075673-05-000	FT	SEAL - PILE - ADHESIVE BACK - BLACK			
36	143240-01-000	EA	SEAL - SPONGE RUBBER			
37	142488-01-02B	EA	ADJUSTER - SLIDE - E-COATED			
38	127033-02-01A	EA	ROLLER - GUIDE			
39	140928-02-02B	EA	BRACKET - ROLLER - E-COATED			
	139517-06-01B	EA	BRACKET - ROLLER - F/SLIDEOUT ROOM - E-COATED			
40	143017-01-02B	EA	ZEE - FORMED/RETAINER - ROLLER - E-COATED			
41	149821-06-01A	EA	TRIM/ANGLE - SIDEWALL- BLACK - 1/2" X 1/2" X 162"			

FROM: 12-08-03 THRU: 99-99-99

EXTERIOR SLIDEOUT GROUP (CONTINUED)
RIGHT FRONT (CONTINUED)



KEY	PART NUMBER	U/M	DESCRIPTION
1	128252-01-02B	EA	BRACKET/ANGLE - SLIDEOUT - E-COAT
2*	143071-01-000	EA	SLIDEOUT - "X" ARM 2 CYLINDER ROOM SYSTEM - 18"
3	NOT USED		
4*	100536-42-000	EA	HOSE KIT - PUMP TO SLIDE-OUT VALVE
5*	143071-02-000	EA	SLIDEOUT-X ARM, KIT
6	113452-01-000	EA	SEAL/TRIM - FRONT - VINYL W/WIRE CARRIER - .020"

***COMPONENT PARTS LISTED LATER IN THIS GROUP**

EXTERIOR SLIDEOUT GROUP (CONTINUED)
COMPONENT PARTS FOR FRONT RIGHT

100536-42-000

KEY	PART NUMBER	U/M DESCRIPTION	VENDOR NO.
	100536-42-700	EA HOSE/HYDRAULIC - 180" - PRESS	RAP90120/AP5965
	100536-42-701	EA HOSE/HYDRAULIC - 175" - RETURN	RAP90350/AP7358

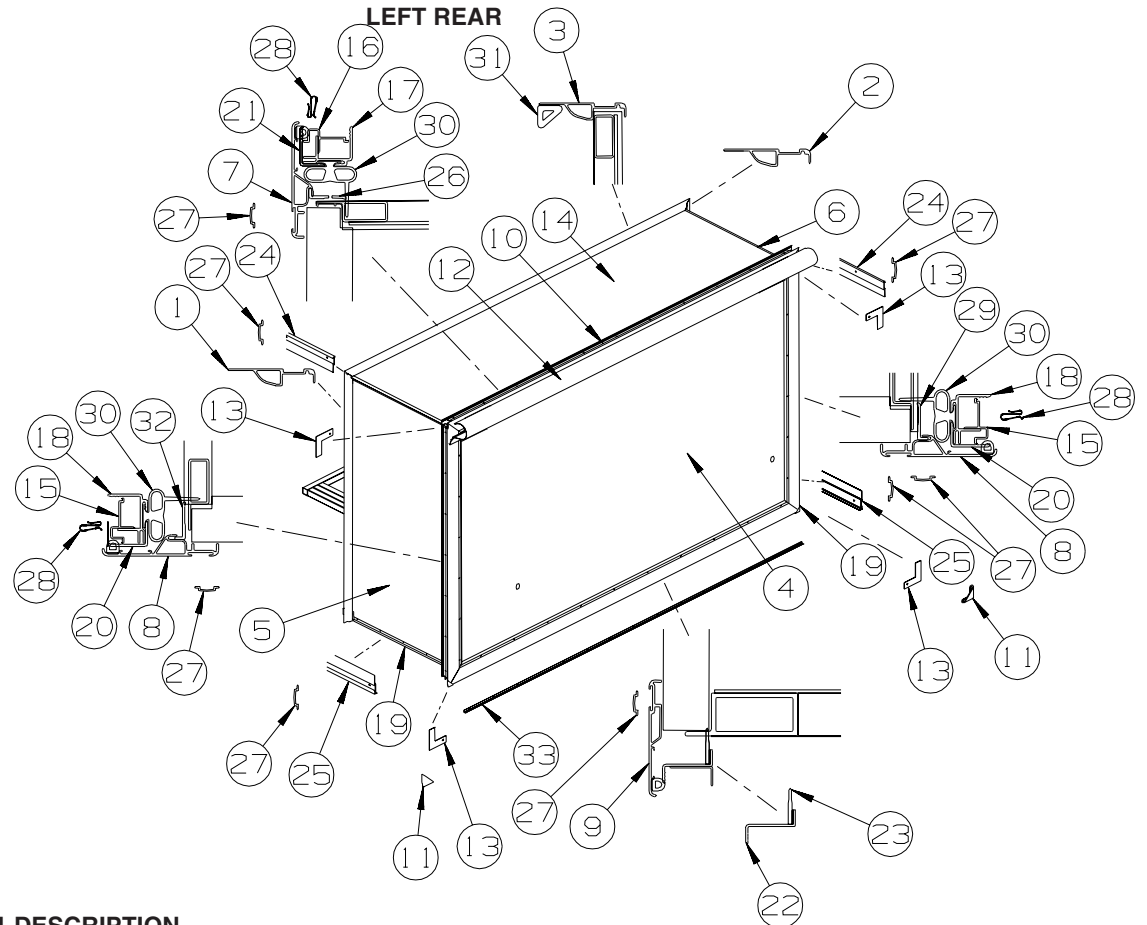
143071-01-000

KEY	PART NUMBER	U/M DESCRIPTION	VENDOR NO.
	143071-01-700	EA HOSE - HYDRAULIC 1/8" X 192"	RAP90821/AP24652
	143071-01-701	EA CYLINDER - SYNCRONIZING	RAP91006/AP27302
	143071-01-702	EA HOSE - HYDRAULIC 1/8" X 196"	AP26471
	143071-01-703	EA HOSE - HYDRAULI 1/8" X 18.8"	AP25732
	143071-01-704	EA HOSE - HYDRAULI 1/8" X 15.8"	AP25957
	143071-01-705	EA CYLINDER/RAM - SLIDEOUT ROOM	RAP91007/AP27723

143071-02-000

KEY	PART NUMBER	U/M DESCRIPTION	VENDOR NO.
	143071-01-701	EA CYLINDER - SYNCRONIZING	RAP91006/AP27302

EXTERIOR SLIDEOUT GROUP (CONTINUED)



KEY	PART NUMBER	U/M	DESCRIPTION
1	139624-20-01A	EA	TRIM/SEAL - INNER/RIGHT HAND W/NOTCH - 60.6" - BRIGHT WHITE
2	139624-21-01A	EA	TRIM/SEAL - INNER/LEFT HAND W/NOTCH - 60.6" - BRIGHT WHITE
2	139624-22-01A	EA	TRIM/SEAL - INNER/TOP - 101.8" - BRIGHT WHITE
4	145693-12-RC0	EA	SLUG - F/SLIDEOUT (RC0, RC1, RC2, RC3, RC4, RC5, RC6, RC7, RD0, RD1, RD2, RD3)
4	145693-12-RD4	EA	SLUG - F/SLIDEOUT (RD4, RD5, RD6, RD7)
5	141913-01-P78	EA	PANEL/FRAMED WALL - FRONT (RC0, RC1, RC2, RC3, RC4, RC5, RC6, RC7, RD0, RD1, RD2, RD3)
5	141913-01-PA3	EA	PANEL/FRAMED WALL - FRONT - F/REAR SLIDEOUT (RD4, RD5, RD6, RD7)
6	141912-01-PC3	EA	PANEL/REAR - F/REAR SLIDEOUT (RC0, RC1, RC2, RC3, RC4, RC5, RC6, RC7, RD0, RD1, RD2, RD3)
6	141912-01-PA3	EA	PANEL - REAR - F/REAR SLIDEOUT (RD4, RD5, RD6, RD7)
7	139625-19-02A	EA	TRIM/SEAL - TOP/W/MITERED ENDS - 103.5" - BLACK
8	139625-26-02A	EA	TRIM/SEAL - TOP/W/MITERED ENDS - 63.3" - BLACK
9	142233-07-02A	EA	TRIM/SEAL - W/MITERED ENDS - 103.5" - BLACK
10	117058-01-01A	FT	TAPE - LOOP - 3/4" WIDE - ADHESIVE BACKED
11	135275-01-01A	EA	PROTECTOR - CORNER - SLIDEOUT - WHITE

EXTERIOR SLIDEOUT GROUP (CONTINUED)
LEFT REAR (CONTINUED)

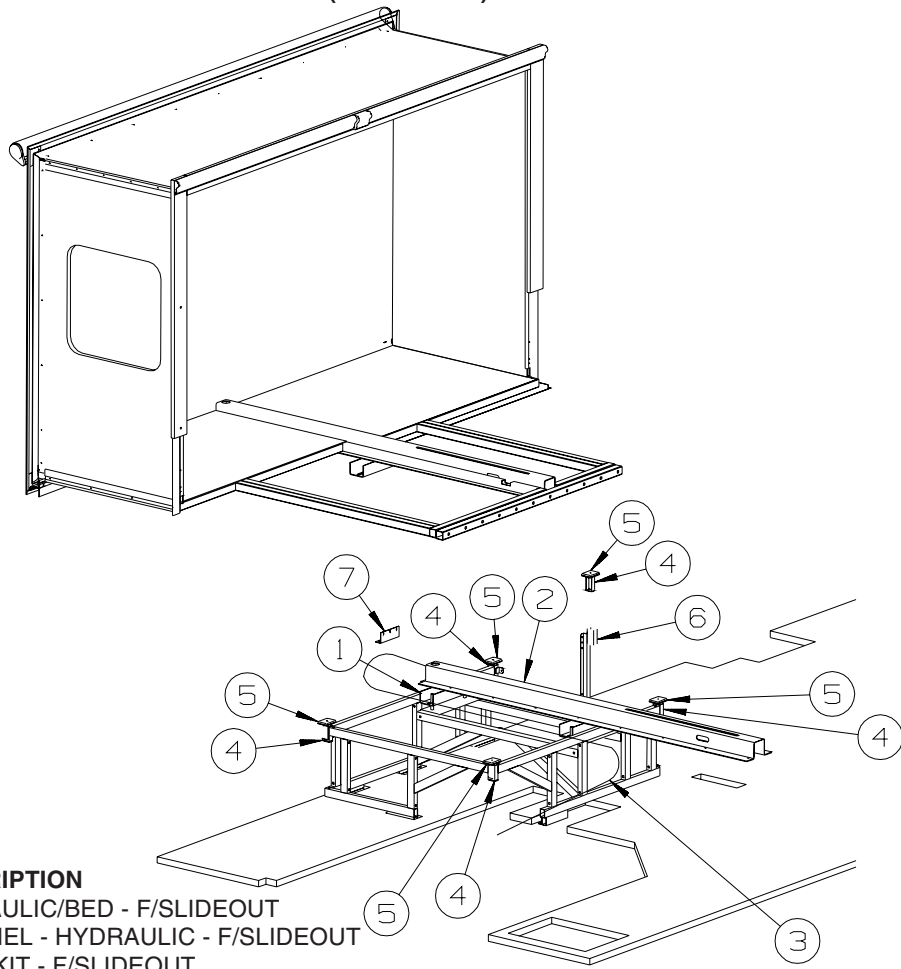
KEY	PART NUMBER	U/M	DESCRIPTION
12			SLIDEOUT AWNING - FULL BODY PAINT
	137321-01-02A	EA	SPACER - SLIDE COVER - BLACK

SLIDEOUT AWNINGS

MODEL	COLOR CODE	HARDWARE COLOR	SLIDEROOM LT FRONT	SLIDEROOM LT REAR	SLIDEROOM RT FRONT	SLIDEROOM RT REAR
TUSCANT/MAHOGANY						
Q40ED	92A	LT KHAKI	140019-04-06A	140019-07-06A	NA	140019-06-06A
Q40AD	92A	LT KHAKI	140019-04-06A	140019-11-06A	140019-12-06A	NA
Q40KD	92A	LT KHAKI	140019-08-06A	140019-07-06A	140019-09-06A	NA
CASHMERE						
Q40ED	24C	CHAMPAGNE	140019-04-12A	140019-07-12A	NA	140019-06-12A
Q40AD	24C	CHAMPAGNE	140019-04-12A	140019-11-12A	140019-12-12A	NA
Q40KD	24C	CHAMPAGNE	140019-08-12A	140019-07-12A	140019-09-12A	NA
CELADON VALLEY/ALOE						
Q40ED	27A	LT BRONZE MIST	140019-04-07A	140019-07-07A	NA	140019-06-07A
Q40AD	27A	LT BRONZE MIST	140019-04-07A	140019-11-07A	140019-12-07A	NA
Q40KD	27A	LT BRONZE MIST	140019-08-07A	140019-07-07A	140019-09-07A	NA
IRON WOOD/GRANITE						
Q40ED	24B	GRANITE	140019-04-08A	140019-07-08A	NA	140019-06-08A
Q40AD	24B	GRANITE	140019-04-08A	140019-11-08A	140019-12-08A	NA
Q40KD	24B	GRANITE	140019-08-08A	140019-07-08A	140019-09-08A	NA

KEY	PART NUMBER	U/M	DESCRIPTION
13	116444-04-02B	EA	TRIM/KEY CORNER - SLIDEOUT - 3.1"X3.1" - E-COATED
14	141914-02-RC0	EA	ROOF - F/REAR SLIDEOUT
15	142718-26-01A	EA	RETAINER - SIDEWALL/SLIDEOUT - 60.2"
16	142718-17-01A	EA	RETAINER - SIDEWALL/SLIDEOUT - 100.2"
17	142719-21-01A	EA	TRIM - SIDEWALL/TOP/SLIDEOUT - 103.2" - BRIGHT WHITE
18	142720-13-01A	EA	TRIM - SIDEWALL/SLIDEOUT - 60.5" - BRIGHT WHITE
19	075673-05-000	FT	SEAL - PILE - ADHESIVE BACK - BLACK
20	136824-19-02A	EA	TRIM - SIDEWALL/SLIDEOUT - 60.6" - BLACK
21	136824-36-02A	EA	TRIM - SIDEWALL/SLIDEOUT - 103" - BLACK
22	141174-03-03A	EA	TRIM/ZEE - SIDEWALL - 103.1" - BLACK
23	123012-01-000	FT	SEAL - SLIDEOUT - .09"/.13" THICK X 1.25" - W/ADHESIVE
24	138659-01-02A	EA	TRIM/FEATURE STRIP - 181.7" - BLACK
25	125051-03-02A	EA	TRIM - FEATURE STRIP/LOWER - 29.3" - BLACK
26	133954-35-02A	EA	TRIM/SEAL - 98.1" - BLACK
27	105312-01-07A	FT	INSERT - FEATURE STRIP - VINYL - BRIGHT WHITE
28	142549-01-000	EA	CLIP-S TYPE
29	133954-34-02A	EA	TRIM/SEAL - W/NOTCHED ENDS - 56.7" - BLACK
			FROM: 00-00-00 THRU: 03-07-04
29	133954-54-02A	EA	TRIM/SEAL - 56.7" - BLACK
			FROM: 03-08-04 THRU: 99-99-99
30	136978-01-01A	FT	SEAL - SLIDEOUT - BLACK
31	146056-01-000	FT	SEAL - TRIANGLE - W/PSA
32	133954-31-02A	EA	TRIM/SEAL - W/NOTCHED ENDS - 56.7" - BLACK
			FROM: 00-00-00 THRU: 03-07-04
32	133954-54-02A	EA	TRIM/SEAL - 56.7" - BLACK
			FROM: 03-08-04 THRU: 99-99-99
33	149821-03-01A	EA	TRIM/ANGLE - SIDEWALL - BLACK - 1/2" X 1/2" X 99.6"
			FROM: 12-08-03 THRU: 99-99-99

EXTERIOR SLIDEOUT GROUP (CONTINUED)
LEFT REAR (CONTINUED)



KEY	PART NUMBER	U/M	DESCRIPTION
1*	137390-01-000	EA	HYDRAULIC/BED - F/SLIDEOUT
2	137390-02-000	EA	CHANNEL - HYDRAULIC - F/SLIDEOUT
3	100536-51-000	EA	HOSE KIT - F/SLIDEOUT
4	126313-02-02B	EA	SUPPORT - ROLLER - E-COATED
5	128599-03-000	EA	PAD - F/SLIDEOUT
6	140484-01-02B	EA	ADJUSTMENT - F/SLIDEOUT - E-COATED
7	113904-16-02B	EA	ANGLE - ATTACHMENT/WHEEL LIP - 5.1" - E-COAT

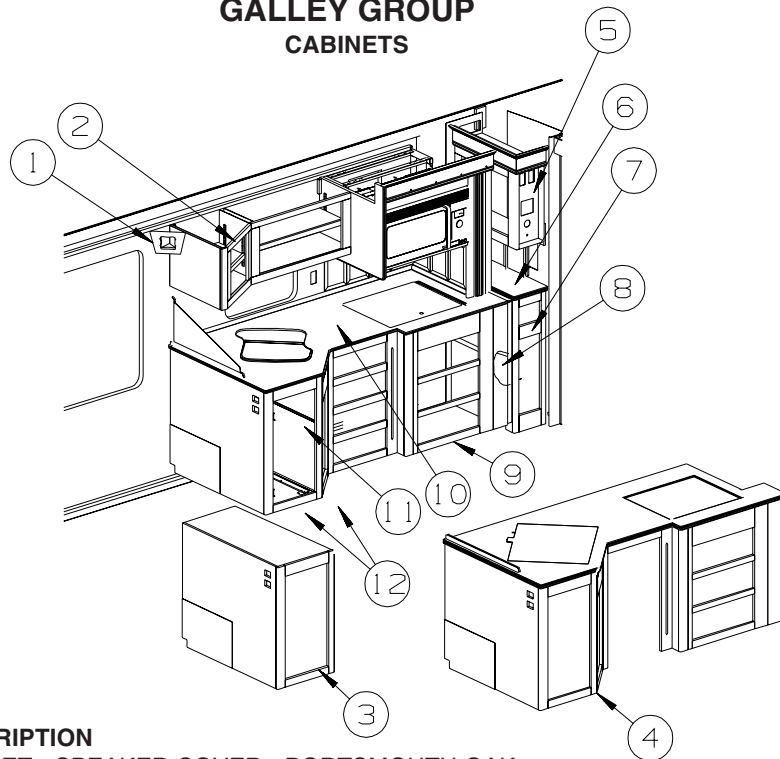
***COMPONENT PARTS LISTED LATER IN THIS GROUP**

EXTERIOR SLIDEOUT GROUP (CONTINUED)
COMPONENT PARTS FOR LEFT REAR

137390-01-000

KEY	PART NUMBER	U/M	DESCRIPTION	VENDOR NO.
	128599-06-700	EA	HOSE/HYDRAULIC -1/8" X 72"	AP24635
	128599-06-701	EA	HOSE/HYDRAULIC - 1/8" X 84"	AP24636
	128599-06-703	EA	BEARING KIT - SLIDE-OUT TUBE	RAP90698
	128599-06-704	EA	BEARING PAD - SLIDE-OUT	P14811
	137390-01-700	EA	RAM/CYLINDER - SLIDEOUT ROOM	RAP90876/AP23425
	137390-01-701	EA	CYLINDER NUT KIT - SLIDEOUT	RAP90947
	137390-01-702	EA	SLOT COVER ASM. - RUBBER	AP26959

GALLEY GROUP CABINETS

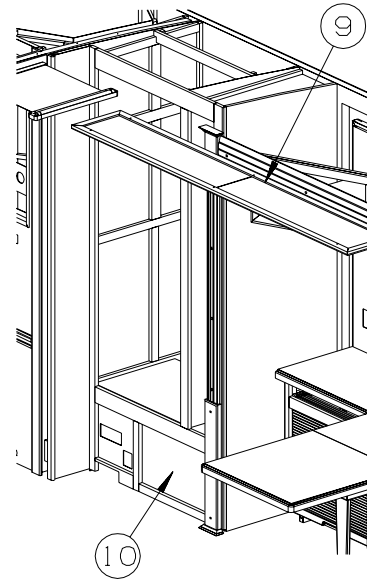
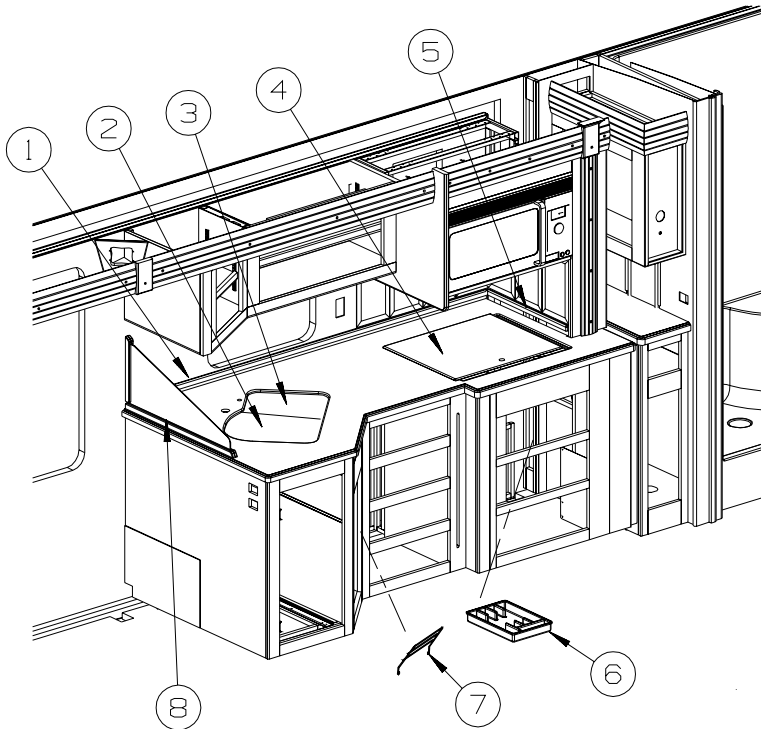


KEY	PART NUMBER	U/M	DESCRIPTION
1	146825-01-RC0	EA	CABINET - SPEAKER COVER - PORTSMOUTH OAK
1	146825-01-RC1	EA	CABINET - SPEAKER COVER - CONCERT CHERRY
1	146825-01-RC2	EA	CABINET - SPEAKER COVER - WASHED MAPLE
1	146825-01-RC3	EA	CABINET - SPEAKER COVER - HONEY CHERRY
2	145439-01-RC0	EA	CABINET - OVERHEAD/GALLEY - W/O DOORS/HARDWARE (RC0,RC4,RD0)
2	145439-01-RC1	EA	CABINET - OVERHEAD/GALLEY - W/O DOORS/HARDWARE (RC1,RC5,RD1)
2	145439-01-RC2	EA	CABINET - OVERHEAD/GALLEY - W/O DOORS/HARDWARE (RC2,RC6,RD2)
2	145439-01-RC3	EA	CABINET - OVERHEAD/GALLEY - W/O DOORS/HARDWARE (RC3,RC7,RD3)
2	145439-01-RD4	EA	CABINET - OVERHEAD/GALLEY - W/O DOORS/HARDWARE (RD4)
2	145439-01-RD5	EA	CABINET - OVERHEAD/GALLEY - W/O DOORS/HARDWARE (RD5)
2	145439-01-RD6	EA	CABINET - OVERHEAD/GALLEY - W/O DOORS/HARDWARE (RD6)
2	145439-01-RD7	EA	CABINET - OVERHEAD/GALLEY - W/O DOORS/HARDWARE (RD7)
3	147374-01-RC0	EA	PANTRY/SLIDING - UNDER GALLEY CABINET - W/O DOORS/HARDWARE - PORTSMOUTH OAK
3	147374-01-RC1	EA	PANTRY/SLIDING - UNDER GALLEY CABINET - W/O DOORS/HARDWARE - CONCERT CHERRY
3	147374-01-RC2	EA	PANTRY/SLIDING - UNDER GALLEY CABINET - W/O DOORS/HARDWARE - WASHED MAPLE
3	147374-01-RC3	EA	PANTRY/SLIDING - UNDER GALLEY CABINET - W/O DOORS/HARDWARE - HONEY CHERRY
4	P45601-02-RC0	EA	CABINET - GALLEY - W/O COUNTERTOP/DOORS/DRAWERS/HARDWARE - PORTSMOUTH OAK
4	P45601-02-RC1	EA	CABINET - GALLEY - W/O COUNTERTOP/DOORS/DRAWERS/HARDWARE - CONCERT CHERRY
4	P45601-02-RC2	EA	CABINET - GALLEY - W/O COUNTERTOP/DOORS/DRAWERS/HARDWARE - WASHED MAPLE
			FROM: 00-00-00 THRU: 01-04-04
4	P45601-02-RX1	EA	CABINET - GALLEY - W/O COUNTERTOP/DOORS/DRAWERS/HARDWARE - WASHED MAPLE
			FROM: 01-05-04 THRU: 99-99-99
4	P45601-02-RC2	EA	CABINET - GALLEY - W/O COUNTERTOP/DOORS/DRAWERS/HARDWARE - WASHED MAPLE
4	P45601-02-RC3	EA	CABINET - GALLEY - W/O COUNTERTOP/DOORS/DRAWERS/HARDWARE - HONEY CHERRY
5	145441-01-RC0	EA	CABINET - OVERHEAD/STORAGE - W/O DOORS/HARDWARE - PORTSMOUTH OAK
5	145441-01-RC1	EA	CABINET - OVERHEAD/STORAGE - W/O DOORS/HARDWARE - CONCERT CHERRY
5	145441-01-RC2	EA	CABINET - OVERHEAD/STORAGE - W/O DOORS/HARDWARE - WASHED MAPLE
5	145441-01-RC3	EA	CABINET - OVERHEAD/STORAGE - W/O DOORS/HARDWARE - HONEY CHERRY
6	133539-43-01C	EA	COUNTERTOP - 1/2" CORIAN - HIGH GLOSS/MAGNA SAVANNA
7	P41727-01-RC0	EA	CABINET - STORAGE/PANTRY - W/O DOORS/HARDWARE - PORTSMOUTH OAK
7	P41727-01-RC1	EA	CABINET - STORAGE/PANTRY - W/O DOORS/HARDWARE - CONCERT CHERRY
7	P41727-01-RC2	EA	CABINET - STORAGE/PANTRY - W/O DOORS/HARDWARE - WASHED MAPLE
7	P41727-01-RC3	EA	CABINET - STORAGE/PANTRY - W/O DOORS/HARDWARE - HONEY CHERRY
8	141727-16-RC0	EA	DOOR - STORAGE/PANTRY CABINET - W/O HARDWARE - PORTSMOUTH OAK
8	141727-16-RC1	EA	DOOR - STORAGE/PANTRY CABINET - W/O HARDWARE - CONCERT CHERRY
8	141727-16-RC2	EA	DOOR - STORAGE/PANTRY CABINET - W/O HARDWARE - WASHED MAPLE
8	141727-16-RC3	EA	DOOR - STORAGE/PANTRY CABINET - W/O HARDWARE - HONEY CHERRY
9	P45601-01-RC0	EA	CABINET - GALLEY - W/O COUNTERTOP/DOORS/DRAWERS/HARDWARE - PORTSMOUTH OAK
9	P45601-01-RC1	EA	CABINET - GALLEY - W/O COUNTERTOP/DOORS/DRAWERS/HARDWARE - CONCERT CHERRY

GALLEY GROUP (CONTINUED)

CABINETS (CONTINUED)

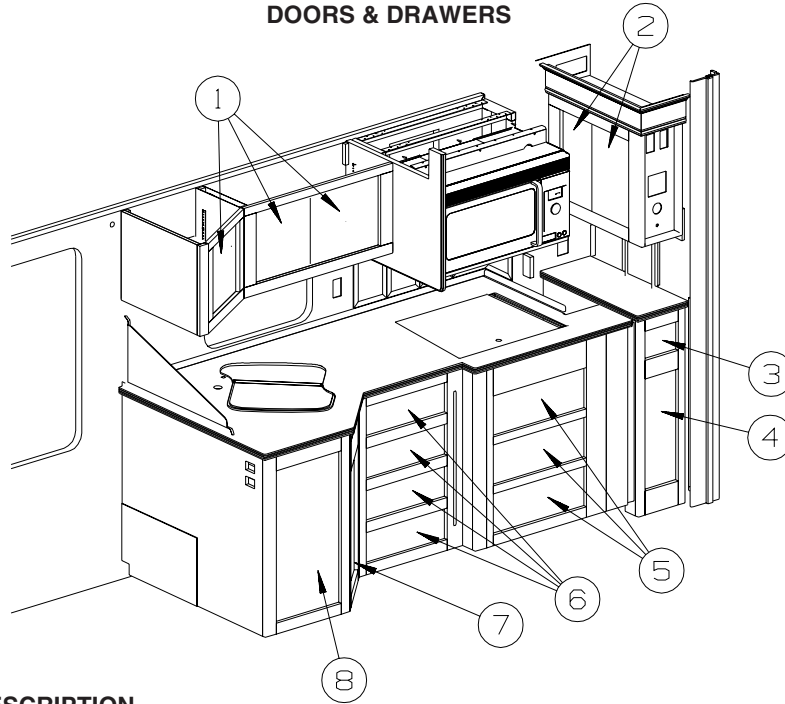
KEY	PART NUMBER	U/M	DESCRIPTION
9	P45601-01-RC2	EA	CABINET - GALLEY - W/O COUNTERTOP/DOORS/DRAWERS/HARDWARE - WASHED MAPLE FROM: 00-00-00 THRU: 01-04-04
9	P45601-01-RX1	EA	CABINET - GALLEY - W/O COUNTERTOP/DOORS/DRAWERS/HARDWARE - WASHED MAPLE FROM: 01-05-04 THRU: 99-99-99
9	P45601-01-RC3	EA	CABINET - GALLEY - W/O COUNTERTOP/DOORS/DRAWERS/HARDWARE - HONEY CHERRY
10	145600-01-01C	EA	COUNTERTOP - 1/2" CORIAN - W/SINK - HI GLOSS/SIERRA AURORA
11	122360-06-000	EA	SLIDE - PANTRY W/LOCK - LEFT HAND
12	122360-05-000	EA	SLIDE - PANTRY W/O LOCK



KEY	PART NUMBER	U/M	DESCRIPTION
1	142772-05-01C	EA	BACKSPLASH - COUNTERTOP - CORIAN-HIGH GLOSS/MAGNA SAVANNA
2	107044-12-01C	EA	COVER - RECESSED SINK - 12.9" X 18.3"-MAGNA SAVANNA/HI-GLOSS
3	107044-11-01C	EA	COVER - RECESSED SINK - 9" X 18.3"-MAGNA SAVANNA(HI-GLOSS)
4	120445-03-01A	EA	COUNTERTOP - STOVE LID - CORIAN - MAGNA SAVANNAH
5	142772-06-01C	EA	BACKSPLASH - COUNTERTOP - CORIAN-HIGH GLOSS/MAGNA SAVANNA
6	100081-01-01A	EA	TRAY - SILVERWARE - 9" X 13.3" RUBBERMAID ALMOND PLASTIC
7	093605-02-01A	EA	RACK - TOWEL/WIRE - ALMOND
8	127117-01-01A	EA	GLASS - STATIONARY - SPLASHGUARD
8	128838-02-PC0	EA	MOLDING - SPLASHGUARD - MAGNA SAVANNAH
9	145978-01-RC0	EA	CABINET - OVERHEAD/LIGHT - W/O DOORS/HARDWARE - PORTSMOUTH OAK
9	145978-01-RC1	EA	CABINET - OVERHEAD/LIGHT - W/O DOORS/HARDWARE - CONCERT CHERRY
9	145978-01-RC2	EA	CABINET - OVERHEAD/LIGHT - W/O DOORS/HARDWARE - WASHED MAPLE
9	145978-01-RC3	EA	CABINET - OVERHEAD/LIGHT - W/O DOORS/HARDWARE - HONEY CHERRY
9	133312-04-RC0	EA	LENS - DIFFUSER
10	140594-27-01A	EA	GRILLE - RETURN AIR - ALUMINUM - 17.9" X 4.8" - BLACK

GALLEY GROUP (CONTINUED)

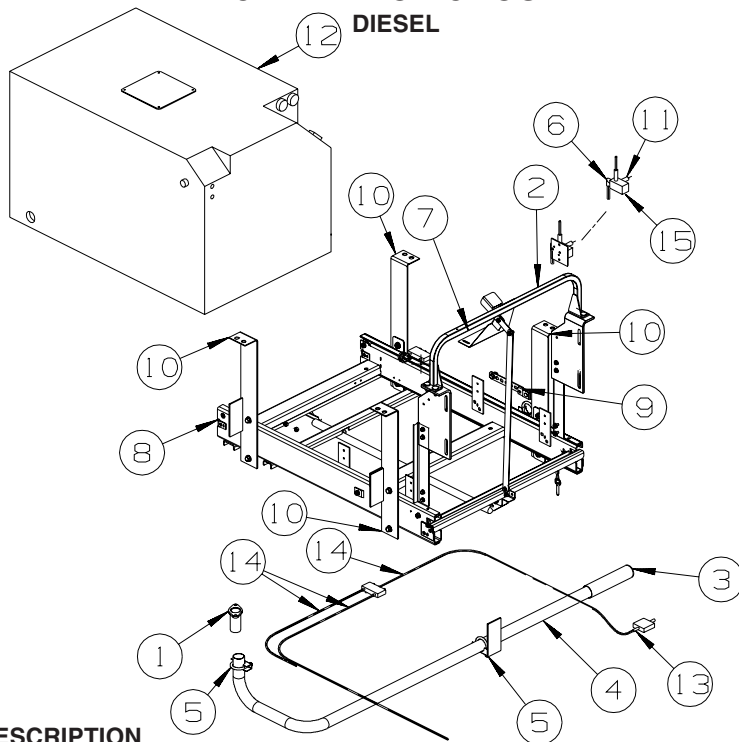
DOORS & DRAWERS



KEY	PART NUMBER	U/M	DESCRIPTION
1	144970-A0-RC0	EA	DOOR-RAISED PANEL/HDWD/MOLDING/FLUTED-14.3"X14.3"-W/O HDW - PORTSMOUTH OAK
1	144970-A0-RC1	EA	DOOR-RAISED PANEL/HDWD/MOLDING/FLUTED-14.3"X14.3"-W/O HDW - CONCERT CHERRY
1	144970-A0-RC2	EA	DOOR-RAISED PANEL/HDWD/MOLDING/FLUTED-14.3"X14.3"-W/O HDW - WASHED MAPLE
1	144970-A0-RC3	EA	DOOR-RAISED PANEL/HDWD/MOLDING/FLUTED-14.3"X14.3"-W/O HDW - HONEY CHERRY
2	144970-22-RC1	EA	DOOR-RAISED PANEL/HDWD/MOLDING/FLUTED-10"X19.1"-W/O HDW - PORTSMOUTH OAK
2	144970-22-RC2	EA	DOOR-RAISED PANEL/HDWD/MOLDING/FLUTED-10"X19.1"-W/O HDW - WASHED MAPLE
2	144970-22-RC3	EA	DOOR-RAISED PANEL/HDWD/MOLDING/FLUTED-10"X19.1"-W/O HDW - HONEY CHERRY
3	145575-06-RC0	EA	DRAWER - FLUTED EDGE - 7.1"W X 21.6"D - W/O SLIDES/HDW - PORTSMOUTH OAK
3	145575-06-RC1	EA	DRAWER - FLUTED EDGE - 7.1"W X 21.6"D - W/O SLIDES/HDW - CONCERT CHERRY
3	145575-06-RC2	EA	DRAWER - FLUTED EDGE - 7.1"W X 21.6"D - W/O SLIDES/HDW - WASHED MAPLE
3	145575-06-RC3	EA	DRAWER - FLUTED EDGE - 7.1"W X 21.6"D - W/O SLIDES/HDW - HONEY CHERRY
4	143959-12-RC0	EA	DOOR - RAISED PANEL/FLUTED EDGE - 9.2" X 21.8" - W/O HDW - PORTSMOUTH OAK
4	143959-12-RC1	EA	DOOR - RAISED PANEL/FLUTED EDGE - 9.2" X 21.8" - W/O HDW - CONCERT CHERRY
4	143959-12-RC2	EA	DOOR - RAISED PANEL/FLUTED EDGE - 9.2" X 21.8" - W/O HDW - WASHED MAPLE
4	143959-12-RC3	EA	DOOR - RAISED PANEL/FLUTED EDGE - 9.2" X 21.8" - W/O HDW - HONEY CHERRY
5	145575-05-RC0	EA	DRAWER - FLUTED EDGE - 20.4"W X 21.6"D - W/O SLIDES/HDW - PORTSMOUTH OAK
5	145575-05-RC1	EA	DRAWER - FLUTED EDGE - 20.4"W X 21.6"D - W/O SLIDES/HDW - CONCERT CHERRY
5	145575-05-RC2	EA	DRAWER - FLUTED EDGE - 20.4"W X 21.6"D - W/O SLIDES/HDW - WASHED MAPLE
5	145575-05-RC3	EA	DRAWER - FLUTED EDGE - 20.4"W X 21.6"D - W/O SLIDES/HDW - HONEY CHERRY
6	145575-01-RC0	EA	DRAWER - FLUTED EDGE - 17.7"W X 21.6"D - W/O SLIDES/HDW - PORTSMOUTH OAK
6	145575-01-RC1	EA	DRAWER - FLUTED EDGE - 17.7"W X 21.6"D - W/O SLIDES/HDW - CONCERT CHERRY
6	145575-01-RC2	EA	DRAWER - FLUTED EDGE - 17.7"W X 21.6"D - W/O SLIDES/HDW - WASHED MAPLE
6	145575-01-RC3	EA	DRAWER - FLUTED EDGE - 17.7"W X 21.6"D - W/O SLIDES/HDW - HONEY CHERRY
7	143959-11-RC0	EA	DOOR - RAISED PANEL/FLUTED EDGE - 13.6" X 30.3" - W/O HDW - PORTSMOUTH OAK
7	143959-11-RC1	EA	DOOR - RAISED PANEL/FLUTED EDGE - 13.6" X 30.3" - W/O HDW - CONCERT CHERRY
7	143959-11-RC2	EA	DOOR - RAISED PANEL/FLUTED EDGE - 13.6" X 30.3" - W/O HDW - WASHED MAPLE
7	143959-11-RC3	EA	DOOR - RAISED PANEL/FLUTED EDGE - 13.6" X 30.3" - W/O HDW - HONEY CHERRY
8	143959-35-RC0	EA	DOOR - RAISED PANEL/FLUTED EDGE - 15.5" X 30.3" - W/O HDW - PORTSMOUTH OAK
8	143959-35-RC1	EA	DOOR - RAISED PANEL/FLUTED EDGE - 15.5" X 30.3" - W/O HDW - CONCERT CHERRY
8	143959-35-RC2	EA	DOOR - RAISED PANEL/FLUTED EDGE - 15.5" X 30.3" - W/O HDW - WASHED MAPLE
8	143959-35-RC3	EA	DOOR - RAISED PANEL/FLUTED EDGE - 15.5" X 30.3" - W/O HDW - HONEY CHERRY

GENERATOR GROUP

DIESEL



KEY	PART NUMBER	U/M	DESCRIPTION
1	106235-01-000	EA	ADAPTOR - GENERATOR EXHAUST
2	114169-02-02B	EA	HANDLE - BUMPER MOUNT - E-COATED
3	138246-01-01A	EA	EXTENSION - TAILPIPE - 1.6"ID X 7.7"
4	131450-01-000	EA	PIPE - EXHAUST - GENERATOR
5	007125-03-000	EA	CLAMP - MUFFLER - 1.5" DIAMETER
6	071387-05-000	EA	ELBOW - MALE - BRAKE TUBE - 1/4 X 1/4
7	131507-01-02B	EA	BRACKET - GENERATOR - E-COATED
8*	130294-01-01A	EA	SLIDE - AIR POWERED - W/O VALVE (FLOW CONTROL)
9	007131-01-000	EA	HANGER - TAILPIPE - 6 SLOTS
10	123141-05-02B	EA	BRACKET/HANGER - GENERATOR - E-COATED
11	086241-02-000	EA	VALVE - AIR - 1/8" MPT - TANK
12	122425-01-000	EA	GENERATOR - DIESEL - 7.5
13	071386-06-000	EA	CONNECTOR - MALE - 1/4 TUBE X 1/4
14	071390-04-000	FT	TUBING - AIR BRAKE - 1/4" OD-BLK WEATHERHEAD(BRKS & HORN)
15	124382-01-000	EA	REGULATOR/FLOW METER - AIR/MINIATURE - PRESET @ 45 PSI.

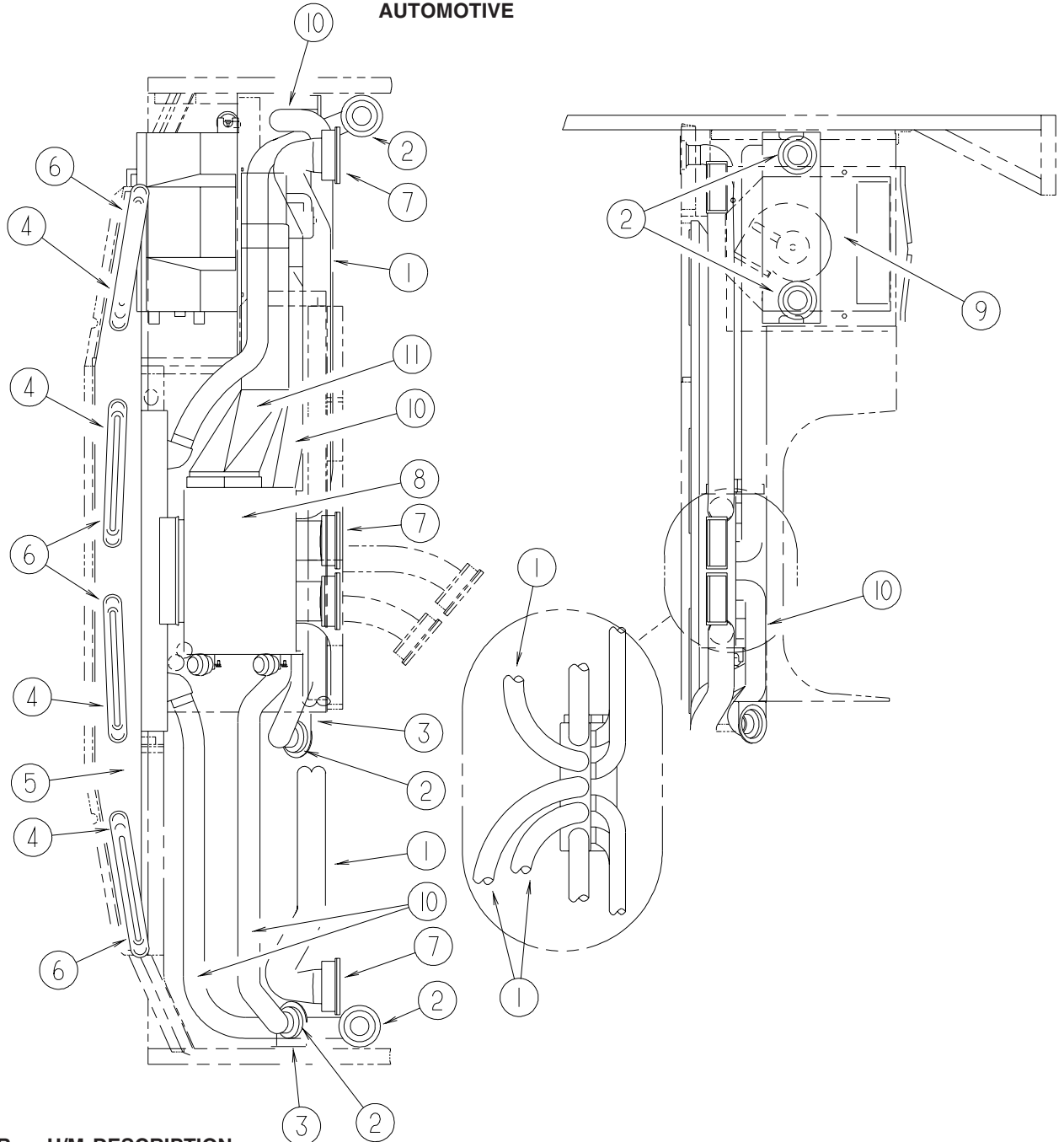
*COMPONENT PARTS LISTED LATER IN THIS GROUP

COMPONENT PARTS FOR DIESEL

130294-01-01A

KEY	PART NUMBER	U/M	DESCRIPTION	VENDOR NO.
	130294-01-700	EA	CYLINDER/AIR-F/GEN. SLIDEOUT	1901262
	130294-01-701	EA	VALVE - FLOW CONTROL	1901101
	130294-01-702	EA	REGULATOR	1901325
	130294-01-703	EA	VALVE - 4-WAY TOGGLE	1901123

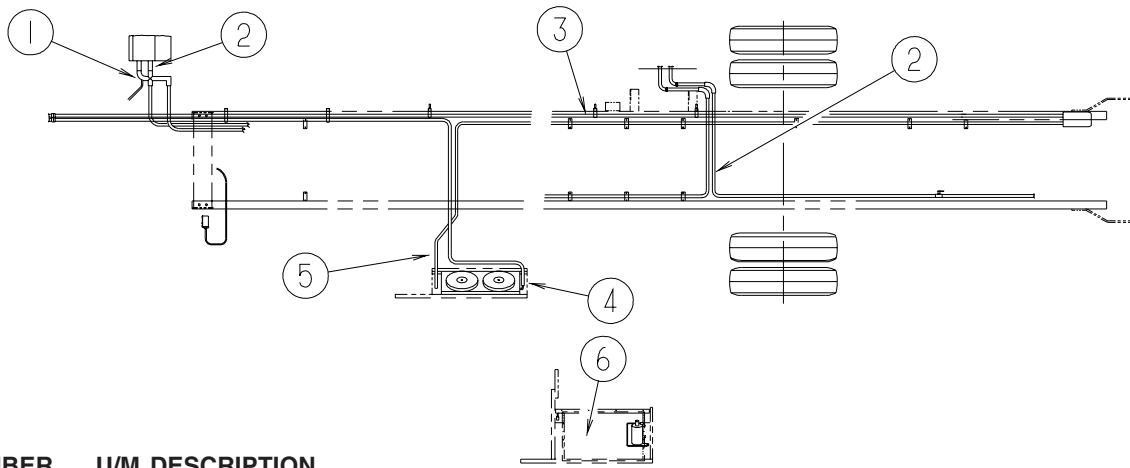
HEATING & A/C GROUP AUTOMOTIVE



KEY	PART NUMBER	U/M	DESCRIPTION
1	007281-01-000	EA	HOSE - FLEXIBLE PVC - 2 1/2" ID X 50'
2	024990-05-000	EA	OUTLET - DEFROSTER - W/SWIVEL - 2" SLEEVE/4" OD - BLACK - 2 USED
2	024990-12-000	EA	OUTLET - DEFROSTER - W/SWIVEL - 2" SLEEVE/4" OD - GLACIER - 3 USED
3	136157-03-02B	EA	BRACKET - HEATER - E-COATED - 1 USED
4	077075-01-000	EA	GASKET - INSTRUMENT PANEL/DEFROSTER PLENUM - .6" X 10.2"
5	103017-03-000	EA	PLENUM - DEFROSTER
6	135265-01-04A	EA	VENT - DEFROSTER - PLASTIC - GLACIER
7	135803-01-01A	EA	LOUVER - A/C - 2.5" X 5.2" - BLACK - 3 USED
7	135803-02-01A	EA	LOUVER - A/C - 2.5" - 5.7" - W/SCREW HOLES - BLACK - 2 USED
8*	103930-57-000	EA	CONTROL/PLENUM - DUAL OUTPUT
9*	103930-56-000	EA	EVAPORATOR/HEATER - DUAL OUTPUT
10	007076-01-000	EA	HOSE - FLEXIBLE PVC - 2" ID - INCREMENTS OF 50'
11	NOT USED		
	103930-54-000	EA	MANUAL - OWNERS - HEATER/AC

***COMPONENT PARTS LISTED LATER IN THIS GROUP**

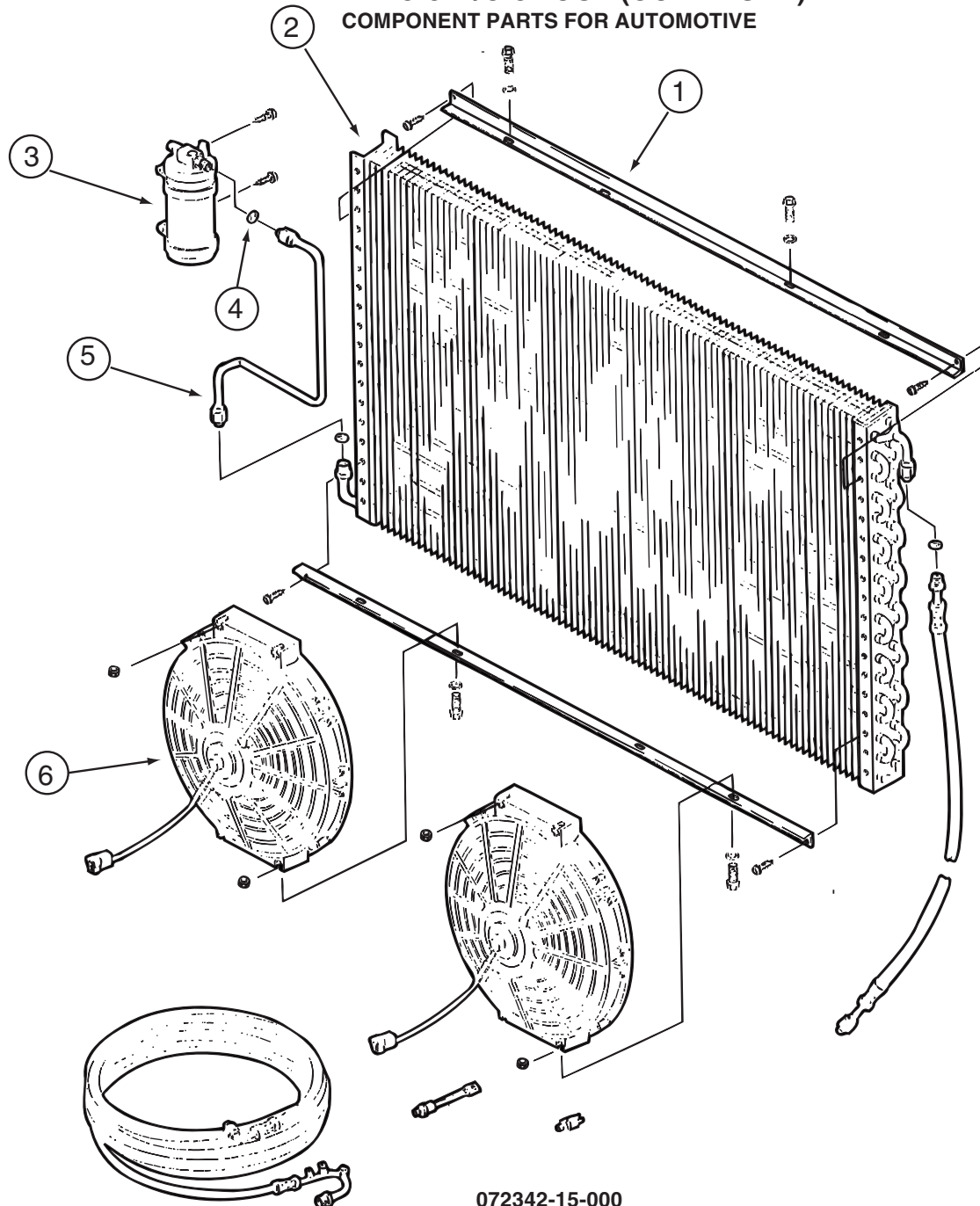
HEATING & A/C GROUP (CONTINUED) AUTOMOTIVE (CONTINUED)



KEY	PART NUMBER	U/M	DESCRIPTION
1	103930-24-000	EA	VALVE - WATER CONTROL - 4 PORT VACUUM CONTROLLED
2	007108-01-000	FT	HOSE - HEATER - 5/8" ID - HI-TEMP
3*	103930-51-000	EA	HOSE KIT - #12 496" 90 DEGREE BEND - COMPRESSOR/EVAPORATOR
4*	072342-23-000	EA	HOSE - #6 - 175" LONG
			FROM: 00-00-00 THRU: 05-24-03
4*	072342-18-000	EA	HOSE - #6 - REC DRIER/EVAPORATOR - 42.8' LONG W/SWITCHES
			FROM: 05-25-03 THRU: 99-99-99
5*	072342-22-000	EA	HOSE - #8/90 DEGREE END - 465" LONG
			FROM: 00-00-00 THRU: 05-24-03
5	072342-25-000	EA	HOSE #8 - 90 DEGREE/FEMALE - 95" - SCS 093-00683
			FROM: 05-25-03 THRU: 99-99-99
6*	072342-15-000	EA	CONDENSER - W/FAN ON SIDE - NO HOSE
			FROM: 00-00-00 THRU: 05-24-03
	103930-60-000	EA	HOSE KIT (DRYER TO EVAP. & COMPRESSOR)
			FROM: 05-25-03 THRU: 99-99-99

***COMPONENT PARTS LISTED LATER IN THIS GROUP**

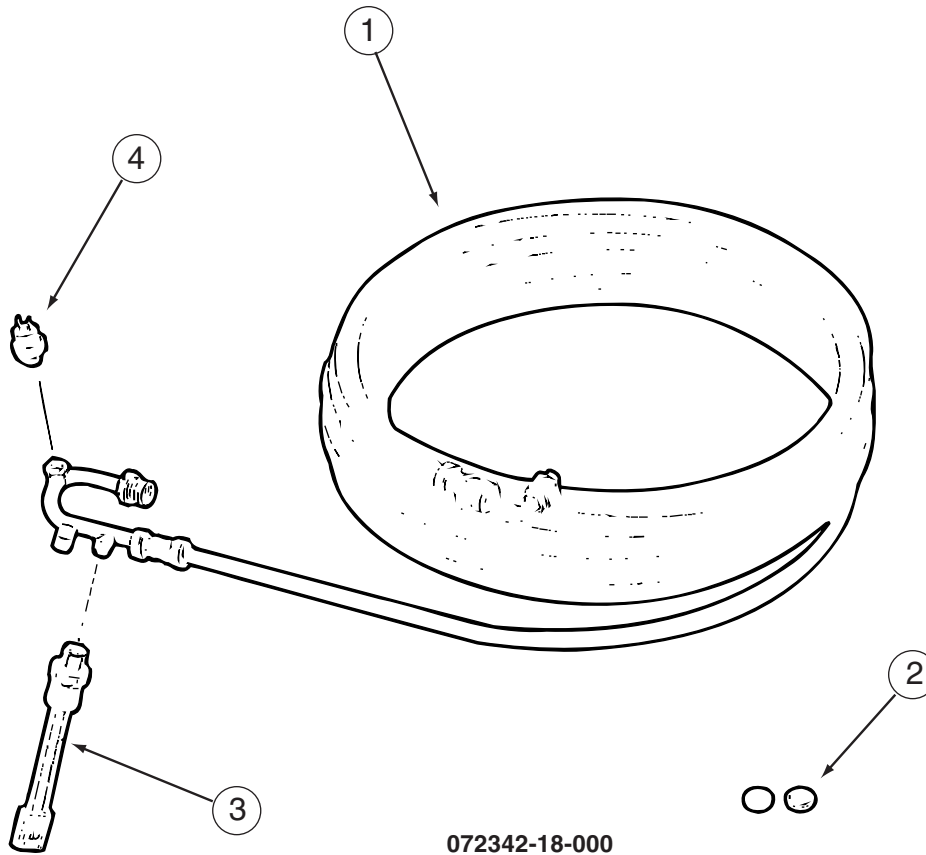
HEATING & A/C GROUP (CONTINUED)
COMPONENT PARTS FOR AUTOMOTIVE



072342-15-000

KEY	PART NUMBER	U/M	DESCRIPTION	VENDOR NO.
1	072342-13-700	EA	BRACKET - CONDENSER FAN	070-0148
2	072342-12-700	EA	COIL-CONDENSER	040-0027
3	072342-12-703	EA	RECEIVER DRIER	054-0001
4	113245-01-711	EA	O'RING #6	045-0129
5	072342-13-703	EA	TUBE ASM. #6	052-0040
6	072342-08-703	EA	FAN BLADE/MOTOR & SHROUD 11"	062-0097

HEATING & A/C GROUP (CONTINUED)
COMPONENT PARTS FOR AUTOMOTIVE (CONTINUED)



072342-18-000

KEY	PART NUMBER	U/M	DESCRIPTION	VENDOR NO.
1	072342-13-702	EA	HOSE ASM. #6	085-0460
2	113245-01-711	EA	O'RING #6	045-0129
3	103930-01-716	EA	SWITCH - PRESSURE - FAN	032-0036
4	103930-12-708	EA	SWITCH-BINARY-HI/LOW CUTOUT	032-0048

072342-22-000

KEY	PART NUMBER	U/M	DESCRIPTION	VENDOR NO.
	072342-22-700	EA	HOSE - #8 COMP/COND - 38.8'	085-0541
	113245-01-707	EA	O'RING #8	045-0126

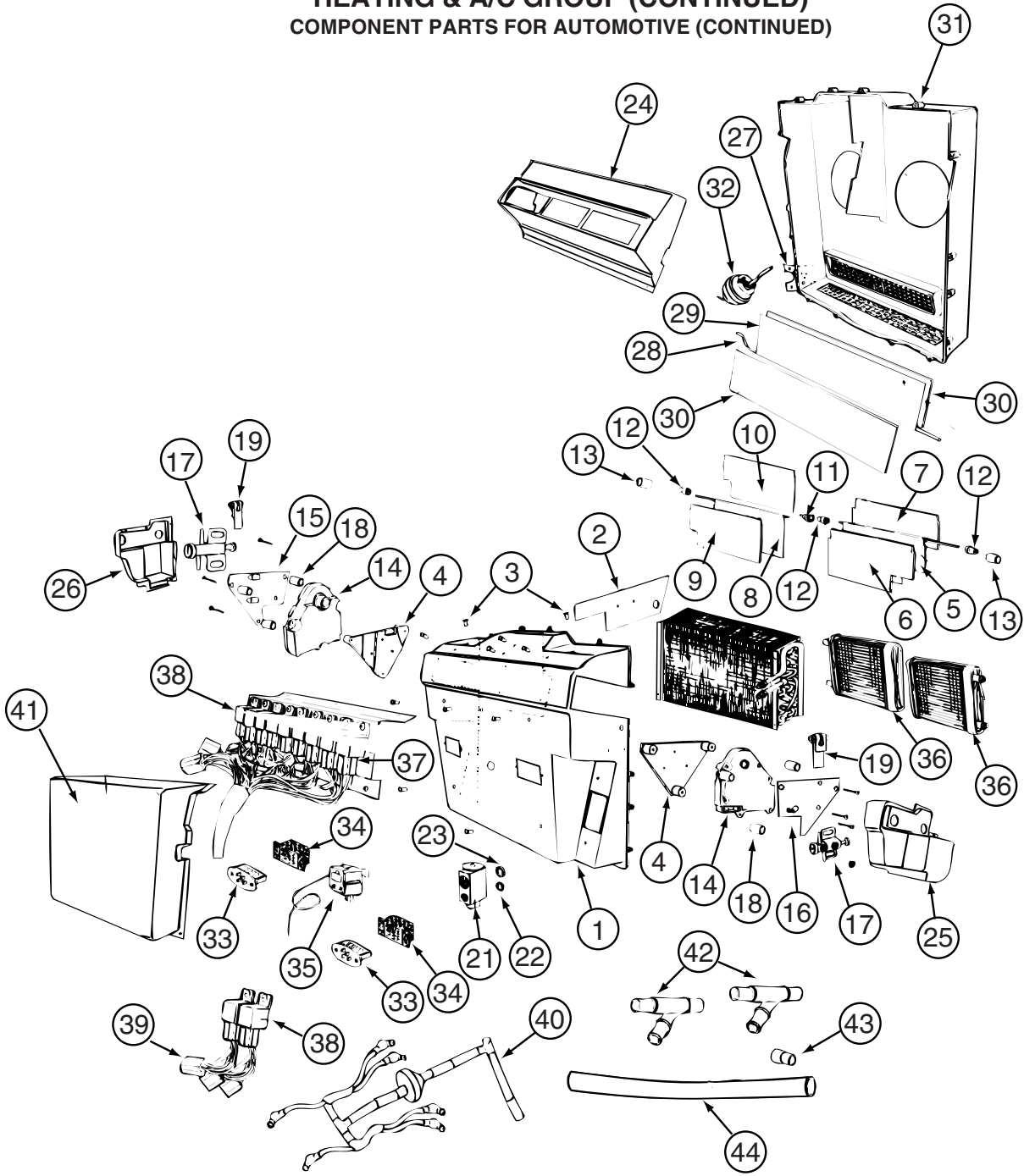
072342-23-000

KEY	PART NUMBER	U/M	DESCRIPTION	VENDOR NO.
	072342-23-700	EA	HOSE - #6 EVAP/DRIER - 14.6'	085-0540
	103930-01-716	EA	SWITCH-PRESSURE-PIGTAILED	032-0036
	103930-12-708	EA	SWITCH-BINARY-HI/LOW CUTOUT	032-0048
	113245-01-711	EA	O'RING #6	045-0129
	103930-51-000	EA	HOSE KIT - #12 - COMPRESSOR/EVAPORATOR - 41.5' LONG 10	

103930-51-000

KEY	PART NUMBER	U/M	DESCRIPTION	VENDOR NO.
	103930-17-702	EA	O'RING #10	045-0127

HEATING & A/C GROUP (CONTINUED)
COMPONENT PARTS FOR AUTOMOTIVE (CONTINUED)



103930-56-000

HEATING & A/C GROUP (CONTINUED)
COMPONENT PARTS FOR AUTOMOTIVE (CONTINUED)

103930-56-000 (CONTINUED)

KEY	PART NUMBER	U/M	DESCRIPTION	VENDOR NO.
1	103930-56-701	EA	CASE - FRONTEVAPORATOR	062-0661
5	103930-56-702	EA	DOOR - DIVERTOR	071-0895
8	103930-56-703	EA	DOOR - DIVERTOR	071-0893
11	103930-56-704	EA	BUSHING - DOOR PIVOT	062-0535
12	103930-30-702	EA	BUSHING/DRIVE (BLEND DOOR)	062-0168
13	103930-30-708	EA	BUSHING/IDLER - BLEND DOOR	062-0167
14	103930-30-703	EA	MOTOR - SERVO	030-0104
17	103930-56-705	EA	VALVE/VACUUM - A/C	034-0124
18	103930-56-706	EA	SPACER - BRKT TO MOTOR	021-0028
19	103930-56-707	EA	ACTUATOR ARM - DOOR	070-0677
20	103930-56-708	EA	COIL - EVAPORATOR	084-0268
21	103930-20-700	EA	VALVE-EXPANSION-BLOCK, 2 TON	034-0032
22	113245-01-707	EA	O'RING #8	045-0126
23	103930-17-702	EA	O'RING #10	045-0127
27	103930-01-708	EA	BRACKET-VACUUM MOTOR	070-0113
28	103930-20-704	EA	ROD-DOOR-RECIRCULATING	073-0018
29	103930-55-707	EA	DOOR - RECIRCULATION	071-0891
31	103930-56-709	EA	CASE - REAR W/GRILLES	086-0439
32	103930-02-708	EA	MOTOR-VACUUM SERVO, A/C	030-0025
33	103930-01-710	EA	RESISTOR-FUSED, A/C 4 TERM	035-0006
35	103930-01-711	EA	THERMOSTAT	033-0003
36	103930-56-710	EA	COIL - HEATER - W/GASKETS	084-270
38	103930-02-707	EA	RELAY-BOSCH W/RESISTER	031-0001
39	103930-56-711	EA	HARNES - JUMPER	036-0674
40	103930-56-712	EA	HARNES - VACUUM	036-0666
42	103930-56-713	EA	FITTING/Y" - HEATER HOSE	050-0112
43	103930-56-714	EA	RESTRICTOR - DRAIN	062-0083
44	113245-01-718	FT	HOSE - DRAIN - 1/2"	051-0002

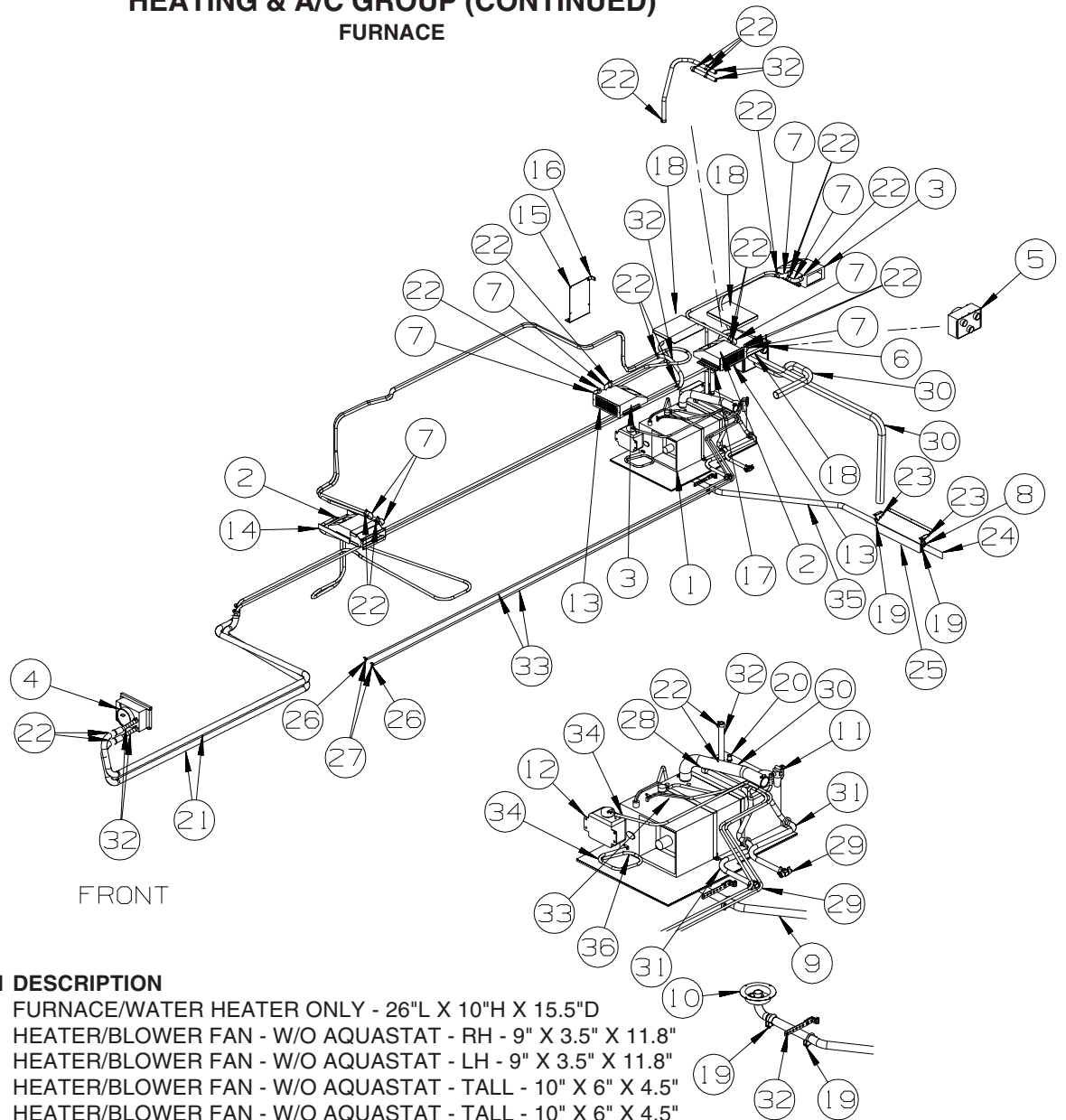
CONTACT WINNEBAGO PART SALES FOR UNLISTED COMPONENTS

103930-57-000

KEY	PART NUMBER	U/M	DESCRIPTION	VENDOR NO
	103930-49-704	EA	SWITCH - BLOWER	032-0332
	103930-49-708	EA	KNOB - BLOWER - NONRECESSED	062-0617
	103930-57-700	EA	SWITCH - TEMP/VENT POSITION	032-0133
	103930-57-701	EA	KNOB - CONTROL	062-0640
	103930-57-703	EA	DECAL	058-0193
	103930-57-704	EA	LIGHT PANEL (UNDER DECAL)	062-00704

HEATING & A/C GROUP (CONTINUED)

FURNACE



FRONT

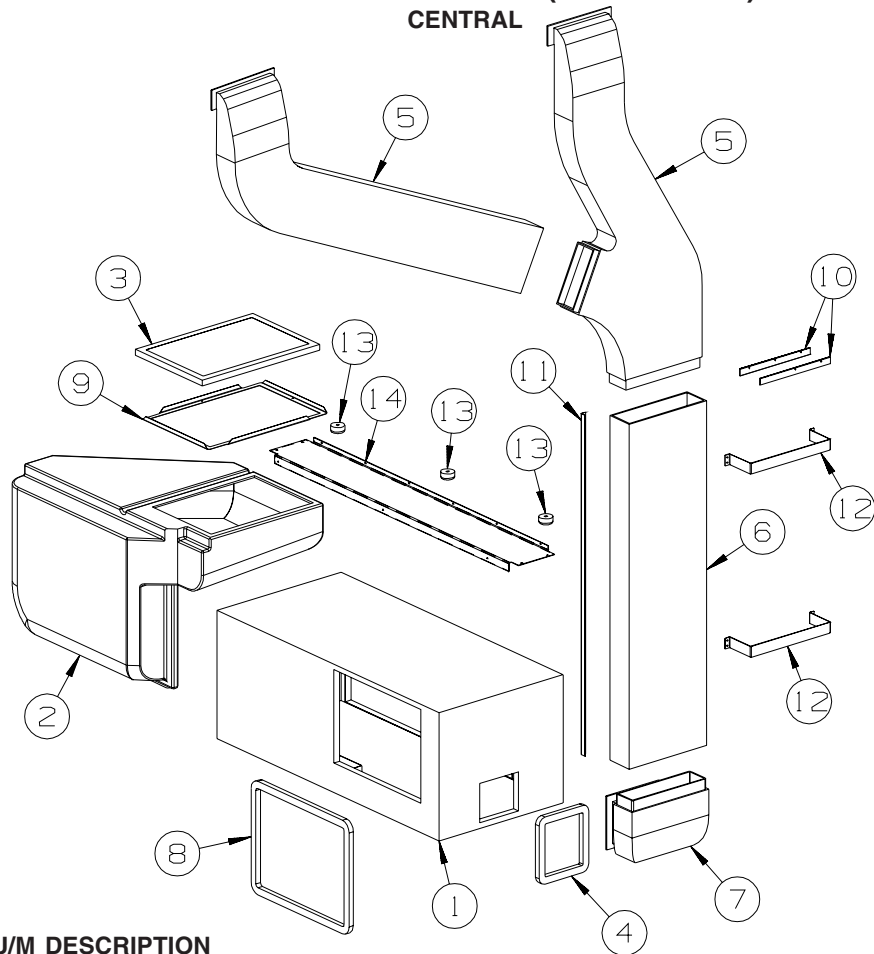
KEY	PART NUMBER	U/M	DESCRIPTION
1	142290-01-01A	EA	FURNACE/WATER HEATER ONLY - 26"L X 10"H X 15.5"D
2	142290-02-01A	EA	HEATER/BLOWER FAN - W/O AQUASTAT - RH - 9" X 3.5" X 11.8"
3	142290-03-01A	EA	HEATER/BLOWER FAN - W/O AQUASTAT - LH - 9" X 3.5" X 11.8"
4	142290-04-01A	EA	HEATER/BLOWER FAN - W/O AQUASTAT - TALL - 10" X 6" X 4.5"
5	142290-05-01A	EA	HEATER/BLOWER FAN - W/O AQUASTAT - TALL - 10" X 6" X 4.5"
6	142290-06-01A	EA	PLATE/OUTLET - 3-2" PORTS - F/HEATED AIR - 9.8" X 5.9"
7	142290-07-01A	EA	HOSE/MOLDED RUBBER - 90 DEGREE - 3/4"ID X 3.5" X 3"
8	142290-10-01A	EA	MUFFLER - FURNACE EXHAUST - 18"L X 3" DIA.
9	142290-11-01A	EA	PIPE/FURNACE EXHAUST - 90 DEG.STEEL - 1.5"ID X 5.3" X 5.3"
10	142290-12-01A	EA	COLLAR/FURNACE EXHAUST - 5"ID X 7"OD
11	142290-14-01A	EA	FILTER/FUEL - FURNACE - W/BARBED FITTINGS
12	142290-15-01A	EA	RESERVOIR/COOLANT OVERFLOW - FURNACE - 8.6" X 6.5" X 4.3"
13	142290-19-02A	EA	GRILLE - HEATER/HURRICANE - 11" X 4" - OFF WHITE
14	143259-01-02B	EA	BRACKET - HEATER - E - COATED
15	142970-02-02B	EA	BRACKET - CONTROL BOX - E-COATED
16	143765-01-02B	EA	BRACKET/SHIELD - EXHAUST - E-COATED
17	130034-02-02B	EA	CLIP - TRIM - E-COATED
18	072877-03-000	EA	INSULATION - SOUND BARRIER- 1" X 36" X 57" - ADHESIVE BACK
19	007125-03-000	EA	CLAMP - MUFFLER - 1.5" DIAMETER
20	090338-03-000	EA	FITTING - HOSE - 3/4"ID - 2" LENGTH - BRASS
21	142676-01-000	EA	INSULATION - TUBING - 3/4" ID
22	142677-02-01A	EA	CLAMP/HOSE - SPRING BAND - 1.13"
23	007131-01-000	EA	HANGER - TAILPIPE - 6 SLOTS
24	138246-02-01A	EA	EXTENSION - TAILPIPE - 1.6"ID
25	144083-01-02B	EA	BRACKET/MOUNT - MUFFLER - E-COATED
26	068382-06-000	EA	BUSHING - BRASS - 3/8"MPT X 1/8"FPT
27	114253-01-000	EA	ELBOW - 1/4 SINGLE BARB X 1/8 MPT
28	142448-01-01A	EA	ELBOW - BRASS - 1/2"MPT X 5/8"SGL B

HEATING & A/C GROUP (CONTINUED)
FURNACE (CONTINUED)

KEY	PART NUMBER	U/M	DESCRIPTION
29	076776-01-000	EA	TEE - BEADED - 5/8" X 5/8" X 5/8"
	142677-02-01A	EA	CLAMP/HOSE - SPRING BAND - 1.13"
30	007076-01-000	EA	HOSE - FLEXIBLE PVC - 2" ID - INCREMENTS OF 50'
31	007108-01-000	FT	HOSE - HEATER - 5/8" ID - HI-TEMP
32	007108-02-000	FT	HOSE - HEATER - 3/4" ID - HI-TEMP
33	128139-03-000	FT	HOSE - FUEL - LOW PERMEABILITY - 1/4" DIAMETER
34	044317-01-000	FT	HOSE - FUEL - 3/8" ID
35	142449-01-01A	EA	PIPE - EXHAUST - FURNACE
36	105290-01-000	SF	INSULATION - AIR POCKET W/FOIL
	142290-13-01A	EA	THERMOSTAT/LOW TEMP - F/COMPARTMENTS
	142290-18-01A	EA	THERMOSTAT/INTERIOR WALL - RIXEN FURNACE- 3" X 3.3" X 1.2"

HEATING & A/C GROUP (CONTINUED)

CENTRAL

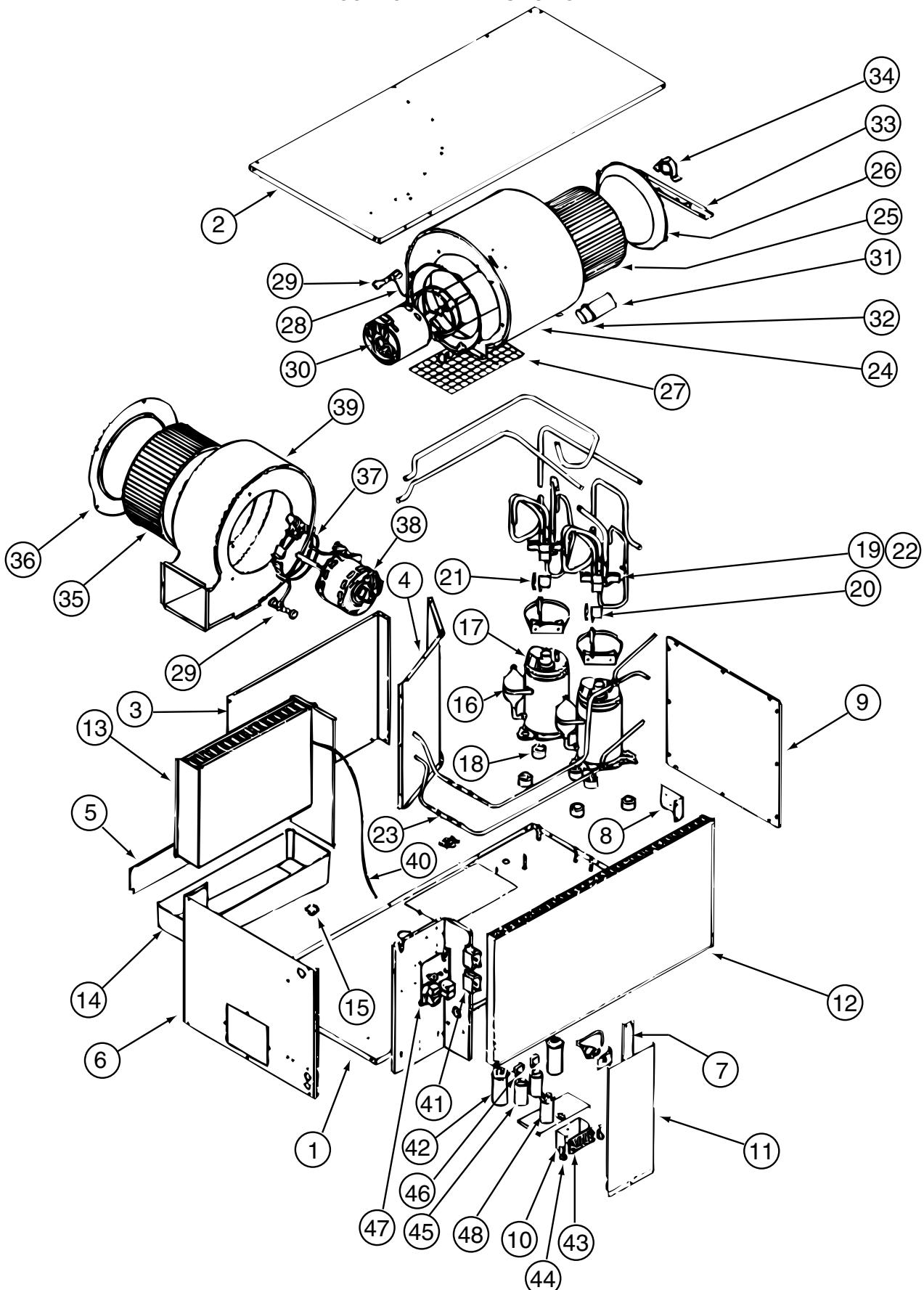


KEY	PART NUMBER	U/M	DESCRIPTION
1*	105620-12-000	EA	A/C-CENTRAL - RH HAND/HEAT PUMP/12,000 BTU - TECUMSEH COMP
2	138052-01-01A	EA	DUCT - CENTRAL AIR RETURN
	130481-01-01A	EA	BRACKET - ZEE W/HOLES - 7"
3	109050-02-000	EA	FILTER - FIBERGLASS - 1" X 14" X 20"
4	139757-01-02B	EA	PANEL - TRAY - A/C FILTER - E-COATED
5	M09204-01-000	EA	DUCT/AC - UPPER RIGHT HAND & LEFT HAND
	128862-01-000	EA	DUCT/AIR - UPPER LEFT HAND
	128868-01-000	EA	DUCT/AIR - UPPER RIGHT HAND
	129051-01-01A	EA	STRAP-MOUNTING, AIR DUCT, MILL
5	105290-01-000	EA	INSULATION - AIR POCKET W/FOIL
6	117870-10-01A	EA	PLENUM - A/C - 48.5"
7	P28855-01-000	EA	DUCT/CENTRAL AIR - LOWER
7	105290-01-000	EA	INSULATION - AIR POCKET W/FOIL
8	134588-02-000	EA	GASKET - DUCT - 6.4" X 7.4" IS - 8.3" X 9.4" OS
9	134588-04-000	EA	GASKET - DUCT - 13.9" X 18.2" IS - 15.9" X 20.2" OS
10	115886-11-02A	EA	RETAINER - SIDEWALL - BRIGHT WHITE - 11.8"
11	130262-01-000	EA	PROTECTOR - CORNER SAVER - .7" X .7" X 48"
12	129047-01-02B	EA	STRAP/MOUNTING - AIR DUCT - E-COATED
*	105620-15-000	EA	THERMOSTAT - FURNACE/HEAT PUMP
	120134-01-02A	EA	REGISTER - W/DAMPER - 4" PIPE/6.4" O.D. FACE - WHITE
	120134-02-01A	EA	REGISTER - TRIM RING - WHITE

*COMPONENT PARTS LISTED LATER IN THIS GROUP

HEATING & A/C GROUP (CONTINUED)

COMPONENT PARTS FOR CENTRAL



105620-12-000

HEATING & A/C GROUP (CONTINUED)
COMPONENT PARTS FOR CENTRAL (CONTINUED)

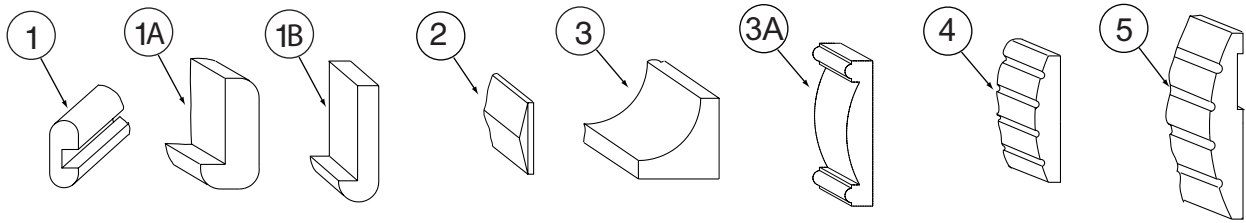
105620-12-000 (CONTINUED)

KEY	PART NUMBER	U/M	DESCRIPTION	VENDOR NO.
10	105620-01-733	EA	ISOLATOR-HIGH VOLTAGE	6795-117
11	105620-10-716	EA	DOOR - ELECTRIC BOX	6535B346
12	105620-12-701	EA	COIL - CONDENSER	1452A1621
13	105620-12-702	EA	COIL - EVAPORATOR	1452A1611
15	105620-12-703	EA	VALVE - DRAIN	6795-200
16	105620-12-704	EA	COMPRESSOR	1450-2149
				FROM: 00-00-00 THRU: 07-27-03
16	105620-12-723	EA	COMPRESSOR (PANASONIC)	1450-2229
				FROM: 07-28-03 THRU: 99-99-99
17	105620-12-705	EA	OVERLOAD	1450-0081
18	105620-01-706	EA	MOUNTING PKG.,COMP., 3 PER	6759-3081
19	105620-12-706	EA	REVERSING VALVE ASSEMBLY #1	6535A533
				FROM: 00-00-00 THRU: 07-27-03
	105620-12-707	EA	REVERSING VALVE ASSEMBLY #2	6535-5321
				FROM: 00-00-00 THRU: 07-27-03
19	105620-12-724	EA	REVERSING VALVE ASSEMBLY	6535-535
				FROM: 07-28-03 THRU: 99-99-99
20	105620-12-708	EA	COIL - SOLENOID	1460-1081
21	105620-12-709	EA	WIRE HARNESS-REVERSING VALVE	6536-111
22	105620-12-710	EA	VALVE - REVERSE ONLY	1454A350
23	105620-12-711	EA	RESTRICTOR - BY FLOW	1454-2521
24	105620-10-718	EA	BLOWER HOUSING/OUTSIDE AIR	6536-515
25	105620-01-713	EA	WHEEL-BLOWER/OUTSIDE AIR	1472-1011
26	105620-01-714	EA	VENTURI-BLOWER/OUTSIDE AIR	6795A150
28	105620-01-715	EA	MOUNT-BLOWER/OUTSIDE AIR	6795A3011
29	105620-01-716	EA	SLEEVE & GROMMET, 4 PER PKKG.	6795A3031
30	105620-10-721	EA	MOTOR/BLOWER-8 3/4" SHAFT	1468A3029
31	105620-01-718	EA	CAPACITOR-FAN (OUTDOOR MOTOR))	1499-5631
32	105620-10-715	EA	RUBBER CAPACITOR BOOT	1499-951
33	105620-10-700	EA	BEARING BRACKET/OUTSIDE AIR	6536-514
34	105620-10-701	EA	BEARING/PILLOW BLOCK-O/S AIR	6536-3011
35	105620-11-701	EA	BLOWER WHEEL/INSIDE AIR	1472-1151
36	105620-12-715	EA	BLOWER VENTURI/INSIDE AIR	6535A287
37	105620-01-723	EA	MOUNT-BLOWER MOTOR - I/S AIR	6795-302
38	105620-12-716	EA	BLOWER MTR/IN AIR/REVERSIBLE	1468-3219
39	105620-11-706	EA	MOTOR/BLOWER KIT	6535B5901
				FROM: 07-28-03 THRU: 99-99-99
40	105620-12-719	EA	COIL SENSOR	7330A3231
41	105620-01-729	EA	RELAY-COMPRESSOR -4 TERMINAL	1460-1131
42	126859-01-703	EA	CAPACITOR - RUN	1499-5671
				FROM: 00-00-00 THRU: 07-27-03
42	105620-12-725	EA	COMPRESSOR RUN CAPACITOR	1499-5731
				FROM: 07-28-03 THRU: 99-99-99
43	105620-01-738	EA	BOARD-TERMINAL, HIGH VOLTAGE	6795-315
46	105620-10-705	EA	PTCR (START DEVICE) - W/CAP.	8333A9021
47	105620-12-720	EA	KIT-CIRCUIT BD (6535-SERIES)	6535-3209
				FROM: 00-00-00 THRU: 07-27-03
47	105620-12-721	EA	CIRCUIT BD (6535 A SERIES)	6535A3201
48	093763-01-704	EA	CAPACITOR-FAN (INDOOR MOTOR)	1499-5461
	105620-10-720	EA	FUSE/BUSS(8AMP/250V) 2 PKG	6535-3081
			CONTACT WINNEBAGO PART SALES FOR UNLISTED COMPONENT(S)	

105620-15-000

KEY	PART NUMBER	U/M	DESCRIPTION	VENDOR NO.
	105620-15-700	EA	FUSE/BUSS (2AMP/250V) 3 PER PK	8330-3343

**INTERIOR FINISH GROUP
MOLDINGS & TRIMS**

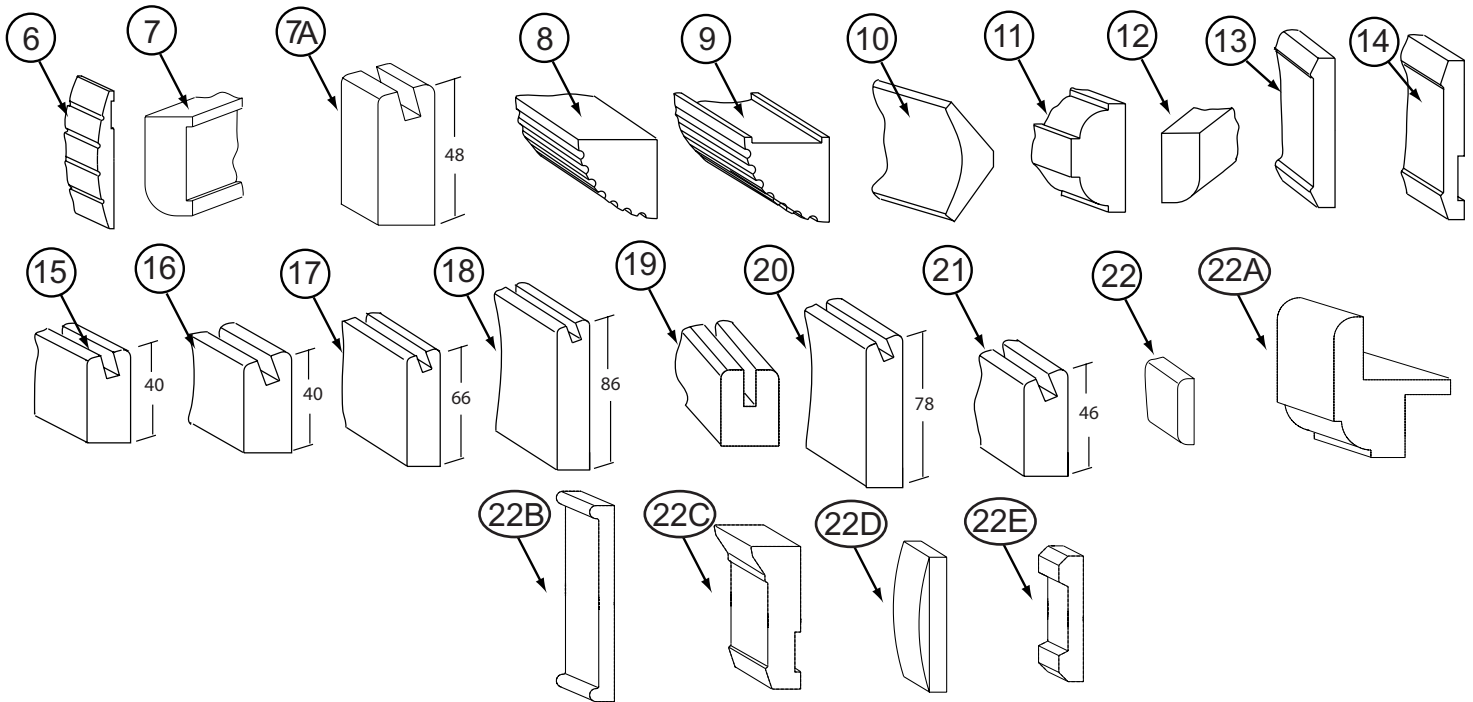


KEY	PART NUMBER	U/M	DESCRIPTION
1	M09412-62-N42	EA	MOLDING/SHELF EDGE - W/.4" NOTCH - PORTSMOUTH II - PORTSMOUTH OAK
1	M09412-62-M52	EA	MOLDING/SHELF EDGE - W/.4" NOTCH - CHERRY IV - CONCERT CHERRY
1	M09412-62-M62	EA	MOLDING/SHELF EDGE - W/.4" NOTCH - WASHED MAPLE
1	M09412-62-RC3	EA	MOLDING/SHELF EDGE - W/.4" NOTCH - .6" X 1.3" X 96" - HONEY CHERRY
1A	M09438-02-N70	EA	MOLDING - HARDWOOD-W/NOTCH - 1.4"X 80.5" - OAK/PORTS OAK - PORTSMOUTH OAK
1A	M09438-02-N85	EA	MOLDING - HARDWOOD-W/NOTCH - 1.4"X 80.5" - CHERRY/CHERRY IV - CONCERT CHERRY
1A	M09438-02-N84	EA	MOLDING - HARDWOOD-W/NOTCH - 1.4"X 80.5" - MAPLE/WASHED MP - WASHED MAPLE
1B	M09438-21-N95	EA	MOLDING/TRIM - .8" X 2.2" X 80.2" - OAK/PORTS OAK - PORTSMOUTH OAK
1B	M09438-21-N94	EA	MOLDING/TRIM - .8" X 2.2" X 80.2" - CHERRY/CHERRY IV - CONCERT CHERRY
1B	M09438-21-NQ0	EA	MOLDING/TRIM - .8" X 2.2" X 80.2" - MAPLE/WASHED MP - WASHED MAPLE
1B	M09438-23-N95	EA	MOLDING - HARDWOOD-W/NOTCH - 4" X 80.2" - OAK/PORTS OAK - PORTSMOUTH OAK
1B	M09438-23-N94	EA	MOLDING - HARDWOOD-W/NOTCH - 4" X 80.2" - CHERRY/CHERRY IV - CONCERT CHERRY
1B	M09438-23-NQ0	EA	MOLDING - HARDWOOD-W/NOTCH - 4" X 80.2" - MAPLE/WASHED MP - WASHED MAPLE
1B	M09438-25-N95	EA	MOLDING - HARDWOOD-W/NOTCH - 1.4"X 80.2" - OAK/PORTS OAK - PORTSMOUTH OAK
1B	M09438-25-N94	EA	MOLDING - HARDWOOD-W/NOTCH - 1.4"X 80.2" - CHERRY/CHERRY IV - CONCERT CHERRY
1B	M09438-25-NQ0	EA	MOLDING - HARDWOOD-W/NOTCH - 1.4"X 80.2" - MAPLE/WASHED MP - WASHED MAPLE
1B	M09438-25-RA3	EA	MOLDING - HARDWOOD-W/NOTCH - 1.4"X 80.2" - CHERRY/HONEY - HONEY CHERRY
1B	M09450-77-PC0	EA	MOLDING - TRIM/HDWD W/LIP -.4"X3.2"X79.6" - OAK/PORTS OAK - PORTSMOUTH OAK
1B	M09450-77-PC1	EA	MOLDING - TRIM/HDWD W/LIP -.4"X3.2"X79.6" - CHERRY/CHERRY IV - CONCERT CHERRY
1B	M09450-77-PC2	EA	MOLDING - TRIM/HDWD W/LIP -.4"X3.2"X79.6" - MAPLE/WASHED MP - WASHED MAPLE
1B	M09450-77-RC3	EA	MOLDING - TRIM/HDWD W/LIP -.4"X3.2"X79.6" - CHERRY/HONEY - HONEY CHERRY
1B	M09462-75-R38	EA	MOLDING/TRIM - .75" X 1.2" X 80.2" - PORTSMOUTH OAK
1B	M09462-75-R39	EA	MOLDING/TRIM - .75" X 1.2" X 80.2" - CONCERT CHERRY
1B	M09462-75-R46	EA	MOLDING/TRIM - .75" X 1.2" X 80.2" - WASHED MAPLE
2	M09454-62-P54	EA	MOLDING - TRIM/VEE - .2" X 1" X 3.5" - OAK - PORTSMOUTH OAK
2	M09454-62-P55	EA	MOLDING - TRIM/VEE - .2" X 1" X 3.5" - CHERRY - CONCERT CHERRY
2	M09454-62-P56	EA	MOLDING - TRIM/VEE - .2" X 1" X 3.5" - MAPLE - WASHED MAPLE
2	M09454-62-RE0	EA	MOLDING - TRIM/VEE - .2" X 1" X 3.5" - CHERRY - HONEY CHERRY
2	M09462-50-R74	EA	MOLDING - TRIM/VEE - .2" X 1" X 93.5" - PORTSMOUTH OAK
2	M09462-50-R75	EA	MOLDING - TRIM/VEE - .2" X 1" X 93.5" - CONCERT CHERRY
2	M09462-50-R76	EA	MOLDING - TRIM/VEE - .2" X 1" X 93.5" - WASHED MAPLE
2	M09477-18-R83	EA	MOLDING - TRIM/VEE - .2" X 1" X 32" - OAK - PORTSMOUTH OAK
2	M09477-18-R84	EA	MOLDING - TRIM/VEE - .2" X 1" X 32" - CHERRY - CONCERT CHERRY
2	M09477-18-R91	EA	MOLDING - TRIM/VEE - .2" X 1" X 32" - MAPLE - WASHED MAPLE
2	M09477-18-RE0	EA	MOLDING - TRIM/VEE - .2" X 1" X 32" - CHERRY - HONEY CHERRY
3	M09471-79-R38	EA	MOLDING-STAINED - PORTSMOUTH OAK
3	M09471-79-R39	EA	MOLDING-STAINED - CONCERT CHERRY
3	M09471-79-R46	EA	MOLDING-STAINED - WASHED MAPLE
3	M09471-79-RE0	EA	MOLDING-STAINED - HONEY CHERRY
3A	M09471-40-R83	EA	MOLDING-STAINED - PORTSMOUTH OAK
3A	M09471-40-R84	EA	MOLDING-STAINED - CONCERT CHERRY
3A	M09471-40-RE0	EA	MOLDING-STAINED - HONEY CHERRY
4	M09454-52-PA0	EA	MOLDING - FLUTED - .75" X 3.5" X 76.7" - OAK - PORTSMOUTH OAK
4	M09454-52-PA1	EA	MOLDING - FLUTED - .75" X 3.5" X 76.7" - CHERRY - CONCERT CHERRY
4	M09454-52-PA2	EA	MOLDING - FLUTED - .75" X 3.5" X 76.7" - MAPLE - WASHED MAPLE
4	P39129-01-N53	EA	MOLDING - FLUTED/CURVED - 3.5" X 44.5" - PORTSMOUTH OAK
4	P39129-01-N52	EA	MOLDING - FLUTED/CURVED - 3.5" X 44.5" - CONCERT CHERRY
4	P39129-01-N62	EA	MOLDING - FLUTED/CURVED - 3.5" X 44.5" - WASHED MAPLE
4	P39129-01-RA3	EA	MOLDING - FLUTED/CURVED - 3.5" X 44.5" - HONEY CHERRY

INTERIOR FINISH GROUP (CONTINUED)
MOLDINGS & TRIMS (CONTINUED)

KEY	PART NUMBER	U/M	DESCRIPTION
4	P39129-08-N53	EA	MOLDING - FLUTED/CURVED - 3.5" X 45.5" - PORTSMOUTH OAK
4	P39129-08-N52	EA	MOLDING - FLUTED/CURVED - 3.5" X 45.5" - CONCERT CHERRY
4	P39129-08-N62	EA	MOLDING - FLUTED/CURVED - 3.5" X 45.5" - WASHED MAPLE
4	P39129-08-RA3	EA	MOLDING - FLUTED/CURVED - 3.5" X 45.5" - HONEY CHERRY
4	P39129-14-PA0	EA	MOLDING - FLUTED/CURVED - 3.5" X 40.8" - PORTSMOUTH OAK
4	P39129-14-PA1	EA	MOLDING - FLUTED/CURVED - 3.5" X 40.8" - CONCERT CHERRY
4	P39129-14-PA2	EA	MOLDING - FLUTED/CURVED - 3.5" X 40.8" - WASHED MAPLE
4	P39129-14-RA3	EA	MOLDING - FLUTED/CURVED - 3.5" X 40.8" - HONEY CHERRY
4	P39129-20-PA0	EA	MOLDING - FLUTED/CURVED - 3.5" X 33.4" - PORTSMOUTH OAK
4	P39129-20-PA1	EA	MOLDING - FLUTED/CURVED - 3.5" X 33.4" - CONCERT CHERRY
4	P39129-20-PA2	EA	MOLDING - FLUTED/CURVED - 3.5" X 33.4" - WASHED MAPLE
4	P39129-20-RA3	EA	MOLDING - FLUTED/CURVED - 3.5" X 33.4" - HONEY CHERRY
4	P39129-25-PA0	EA	MOLDING - FLUTED/CURVED - 3.5" X 46.6" - PORTSMOUTH OAK
4	P39129-25-PA1	EA	MOLDING - FLUTED/CURVED - 3.5" X 46.6" - CONCERT CHERRY
4	P39129-25-PA2	EA	MOLDING - FLUTED/CURVED - 3.5" X 46.6" - WASHED MAPLE
4	P39129-25-RA3	EA	MOLDING - FLUTED/CURVED - 3.5" X 46.6" - HONEY CHERRY
4	P39129-31-PA0	EA	MOLDING - FLUTED/CURVED - 3.5" X 80.7" - PORTSMOUTH OAK
4	P39129-31-PA1	EA	MOLDING - FLUTED/CURVED - 3.5" X 80.7" - CONCERT CHERRY
4	P39129-31-PA2	EA	MOLDING - FLUTED/CURVED - 3.5" X 80.7" - WASHED MAPLE
4	P39129-31-RA3	EA	MOLDING - FLUTED/CURVED - 3.5" X 80.7" - HONEY CHERRY
4	P39129-32-RA0	EA	MOLDING - FLUTED/CURVED - 3.5" X 99.2" - PORTSMOUTH OAK
4	P39129-32-RA1	EA	MOLDING - FLUTED/CURVED - 3.5" X 99.2" - CONCERT CHERRY
4	P39129-32-RA2	EA	MOLDING - FLUTED/CURVED - 3.5" X 99.2" - WASHED MAPLE
4	P39129-32-RA3	EA	MOLDING - FLUTED/CURVED - 3.5" X 99.2" - HONEY CHERRY
4	P39129-33-RA0	EA	MOLDING - FLUTED/CURVED - 3.5" X 98.58" - PORTSMOUTH OAK
4	P39129-33-RA1	EA	MOLDING - FLUTED/CURVED - 3.5" X 98.58" - CONCERT CHERRY
4	P39129-33-RA2	EA	MOLDING - FLUTED/CURVED - 3.5" X 98.58" - WASHED MAPLE
4	P39129-33-RA3	EA	MOLDING - FLUTED/CURVED - 3.5" X 98.58" - HONEY CHERRY
5	P39129-19-PA0	EA	MOLDING - FLUTED/CURVED - 5.9" X 32.1" - PORTSMOUTH OAK
5	P39129-19-PA1	EA	MOLDING - FLUTED/CURVED - 5.9" X 32.1" - CONCERT CHERRY
5	P39129-19-PA2	EA	MOLDING - FLUTED/CURVED - 5.9" X 32.1" - WASHED MAPLE
5	P39129-19-RA3	EA	MOLDING - FLUTED/CURVED - 5.9" X 32.1" - HONEY CHERRY
5	P39129-28-PA0	EA	MOLDING - FLUTED/CURVED - 5.9" X 63.3" - PORTSMOUTH OAK
5	P39129-28-PA1	EA	MOLDING - FLUTED/CURVED - 5.9" X 63.3" - CONCERT CHERRY
5	P39129-28-PA2	EA	MOLDING - FLUTED/CURVED - 5.9" X 63.3" - WASHED MAPLE
5	P39129-28-RA3	EA	MOLDING - FLUTED/CURVED - 5.9" X 63.3" - HONEY CHERRY
5	P39129-29-PA0	EA	MOLDING - FLUTED/CURVED - 5.9" X 70.1" - PORTSMOUTH OAK
5	P39129-29-PA1	EA	MOLDING - FLUTED/CURVED - 5.9" X 70.1" - CONCERT CHERRY
5	P39129-29-PA2	EA	MOLDING - FLUTED/CURVED - 5.9" X 70.1" - WASHED MAPLE
5	P39129-29-RA3	EA	MOLDING - FLUTED/CURVED - 5.9" X 70.1" - HONEY CHERRY

INTERIOR FINISH GROUP (CONTINUED)
MOLDINGS & TRIMS (CONTINUED)

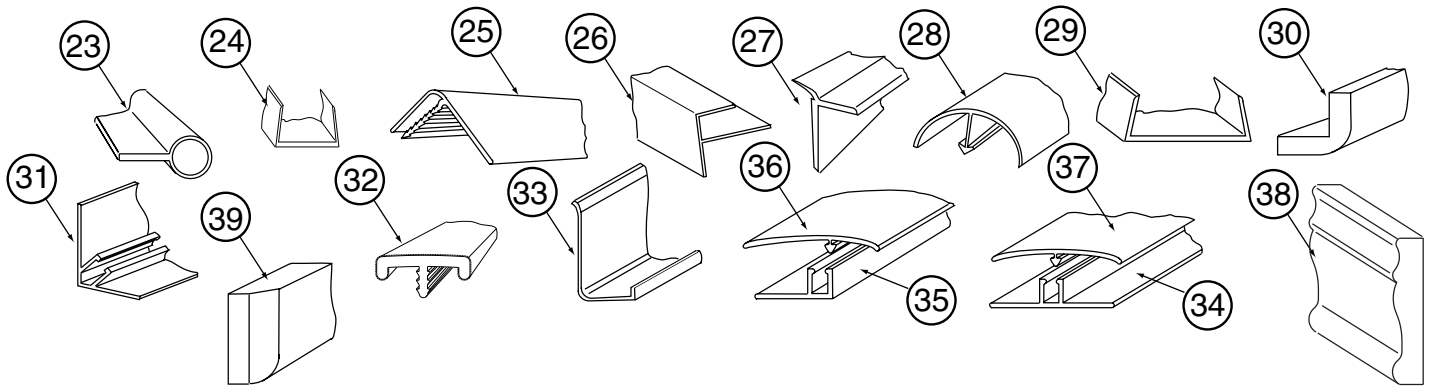


KEY	PART NUMBER	U/M	DESCRIPTION
6	P39129-21-PA0	EA	MOLDING - FLUTED/CURVED - 5.9" X 2.5" - PORTSMOUTH OAK
6	P39129-21-PA1	EA	MOLDING - FLUTED/CURVED - 5.9" X 2.5" - CONCERT CHERRY
6	P39129-21-PA2	EA	MOLDING - FLUTED/CURVED - 5.9" X 2.5" - WASHED MAPLE
6	P39129-21-RA3	EA	MOLDING - FLUTED/CURVED - 5.9" X 2.5" - HONEY CHERRY
6	P39129-22-PA0	EA	MOLDING - FLUTED/CURVED - 5.9" X 5.3" - PORTSMOUTH OAK
6	P39129-22-PA1	EA	MOLDING - FLUTED/CURVED - 5.9" X 5.3" - CONCERT CHERRY
6	P39129-22-PA2	EA	MOLDING - FLUTED/CURVED - 5.9" X 5.3" - WASHED MAPLE
6	P39129-22-RA3	EA	MOLDING - FLUTED/CURVED - 5.9" X 5.3" - HONEY CHERRY
7	Y00007-22-438	EA	MOLDING - MAPLE - UNSTAINED
7	Y00007-32-438	EA	MOLDING - CHERRY - UNSTAINED
7	Y00007-42-438	EA	MOLDING - OAK - UNSTAINED
7A	Y00054-72-438	EA	MOLDING - VINYL - W/SLOT - .7"X 1.9"X 96" - PORTSMOUTH OAK
7A	Y00054-62-438	EA	MOLDING - VINYL - W/SLOT - .7"X 1.9"X 96" - CONCERT CHERRY
7A	Y00054-A2-438	EA	MOLDING - VINYL - W/SLOT - .7"X 1.9"X 96" - WASHED MAPLE
8	Y00070-22-438	EA	MOLDING/FLUTED - MAPLE - 96" - WASHED MAPLE
8	Y00070-32-438	EA	MOLDING/FLUTED - CHERRY - 96" - CONCERT CHERRY
8	Y00070-42-438	EA	MOLDING/FLUTED - OAK - 96" - PORTSMOUTH OAK
9	Y00071-22-438	EA	MOLDING/FLUTED - W/NOTCH - MAPLE/UNSTAINED - 96"
9	Y00071-32-438	EA	MOLDING/FLUTED - W/NOTCH - CHERRY/UNSTAINED - 96"
9	Y00071-42-438	EA	MOLDING/FLUTED - W/NOTCH - OAK/UNSTAINED - 96"
10	Y00074-A2-438	EA	MOLDING/CROWN - VINYL WRAPPED - MAPLE - 96" - WASHED MAPLE
10	Y00074-62-438	EA	MOLDING/CROWN - VINYL WRAPPED - CONCERT CHERRY - 96" - CONCERT CHERRY
10	Y00074-72-438	EA	MOLDING/CROWN - VINYL WRAPPED - PORTSMOUTH OAK - 96" - PORTSMOUTH OAK
11	Y00076-22-438	EA	MOLDING/TRIM - .5" X 1" X 96" - MAPLE (UNSTAINED)
11	Y00076-32-438	EA	MOLDING/TRIM - .5" X 1" X 96" - CHERRY (UNSTAINED)
11	Y00076-42-438	EA	MOLDING/TRIM - .5" X 1" X 96" - OAK (UNSTAINED)
12	Y00086-A2-438	EA	MOLDING - VINYL WRAP - .7" X 1.6" X 96" - WASHED MAPLE
12	Y00086-62-438	EA	MOLDING - VINYL WRAP - .7" X 1.6" X 96" - CONCERT CHERRY
12	Y00086-72-438	EA	MOLDING - VINYL WRAP - .7" X 1.6" X 96" - PORTSMOUTH OAK
12	Y00086-82-438	EA	MOLDING - VINYL WRAP - .7" X 1.6" X 96" - HONEY CHERRY
12	Y00087-A2-438	EA	MOLDING - VINYL WRAP - .7" X 2.9" X 96" - WASHED MAPLE
12	Y00087-62-438	EA	MOLDING - VINYL WRAP - .7" X 2.9" X 96" - CONCERT CHERRY
12	Y00087-72-438	EA	MOLDING - VINYL WRAP - .7" X 2.9" X 96" - PORTSMOUTH OAK
12	Y00087-82-438	EA	MOLDING - VINYL WRAP - .7" X 2.9" X 96" - HONEY CHERRY
12	Y00267-72-438	EA	MOLDING - VINYL WRAP/MITERED - .6" X 96" - PORTSMOUTH OAK
12	Y00267-62-438	EA	MOLDING - VINYL WRAP/MITERED - .6" X 96" - CONCERT CHERRY
12	Y00267-A2-438	EA	MOLDING - VINYL WRAP/MITERED - .6" X 96" - WASHED MAPLE

INTERIOR FINISH GROUP (CONTINUED)
MOLDINGS & TRIMS (CONTINUED)

KEY	PART NUMBER	U/M	DESCRIPTION
13	Y00152-A2-438	EA	MOLDING/TRIM - VINYL - .6" X 3.5" X 96" - WASHED MAPLE
13	Y00152-62-438	EA	MOLDING/TRIM - VINYL - .6" X 3.5" X 96" - CONCERT CHERRY
13	Y00152-72-438	EA	MOLDING/TRIM - VINYL - .6" X 3.5" X 96" - PORTSMOUTH OAK
14	Y00153-A2-438	EA	MOLDING/TRIM - VINYL - .6" X 3.9" X 96" - WASHED MAPLE
14	Y00153-62-438	EA	MOLDING/TRIM - VINYL - .6" X 3.9" X 96" - CONCERT CHERRY
14	Y00153-72-438	EA	MOLDING/TRIM - VINYL - .6" X 3.9" X 96" - PORTSMOUTH OAK
14	Y00153-82-438	EA	MOLDING/TRIM - VINYL - .6" X 3.9" X 96" - HONEY CHERRY
15	Y00203-A2-438	EA	MOLDING - VINYL/BEVELED - 96" - WASHED MAPLE
15	Y00203-62-438	EA	MOLDING - VINYL/BEVELED - 96" - CONCERT CHERRY
15	Y00203-72-438	EA	MOLDING - VINYL/BEVELED - 96" - PORTSMOUT OAK
15	Y00203-82-438	EA	MOLDING - VINYL/BEVELED - 96" - HONEY CHERRY
16	Y00204-A2-438	EA	MOLDING - VINYL/BEVELED - 96" - WASHED MAPLE
16	Y00204-62-438	EA	MOLDING - VINYL/BEVELED - 96" - CONCERT CHERRY
16	Y00204-72-438	EA	MOLDING - VINYL/BEVELED - 96" - PORTSMOUT OAK
16	Y00204-82-438	EA	MOLDING - VINYL/BEVELED - 96" - HONEY CHERRY
17	Y00205-A2-438	EA	MOLDING - VINYL/BEVELED - 96" - WASHED MAPLE
17	Y00205-62-438	EA	MOLDING - VINYL/BEVELED - 96" - CONCERT CHERRY
17	Y00205-72-438	EA	MOLDING - VINYL/BEVELED - 96" - PORTSMOUT OAK
17	Y00205-82-438	EA	MOLDING - VINYL/BEVELED - 96" - HONEY CHERRY
18	Y00206-A2-438	EA	MOLDING - VINYL/BEVELED - 96" - WASHED MAPLE
18	Y00206-62-438	EA	MOLDING - VINYL/BEVELED - 96" - CONCERT CHERRY
18	Y00206-72-438	EA	MOLDING - VINYL/BEVELED - 96" - PORTSMOUT OAK
18	Y00206-82-438	EA	MOLDING - VINYL/BEVELED - 96" - HONEY CHERRY
19	Y00223-22-438	EA	MOLDING - HARDWOOD/MAPLE - .7" X 1" X 96"
19	Y00223-32-438	EA	MOLDING - HARDWOOD/CHERRY - .7" X 1" X 96"
19	Y00223-42-438	EA	MOLDING - HARDWOOD/OAK - .7" X 1" X 96"
20	Y00258-A2-438	EA	MOLDING - VINYL/BEVELED - 96" - WASHED MAPLE
20	Y00258-62-438	EA	MOLDING - VINYL/BEVELED - 96" - CONCERT CHERRY
20	Y00258-72-438	EA	MOLDING - VINYL/BEVELED - 96" - PORTSMOUT OAK
20	Y00258-82-438	EA	MOLDING - VINYL/BEVELED - 96" - HONEY CHERRY
21	Y00259-A2-438	EA	MOLDING - VINYL/BEVELED - 96" - WASHED MAPLE
21	Y00259-62-438	EA	MOLDING - VINYL/BEVELED - 96" - CONCERT CHERRY
21	Y00259-72-438	EA	MOLDING - VINYL/BEVELED - 96" - PORTSMOUT OAK
21	Y00259-82-438	EA	MOLDING - VINYL/BEVELED - 96" - HONEY CHERRY
22	Y00262-22-438	EA	MOLDING - 96" - MAPLE, UNSTAINED
22	Y00262-32-438	EA	MOLDING - 96" - CHERRY, UNSTAINED
22	Y00262-42-438	EA	MOLDING - 96" - OAK, UNSTAINED
22A	Y00266-42-438	EA	MOLDING - .75" X 1.5" X 96" OAK - .7" X 1" X 96"
22A	Y00266-32-438	EA	MOLDING - .75" X 1.5" X 96" CHERRY - .7" X 1" X 96"
22A	Y00266-22-438	EA	MOLDING - .75" X 1.5" X 96" MAPLE - .7" X 1" X 96"
22B	Y00280-74-174	EA	MOLDING/TRIM - VINYL - F/SLIDEOUT - 164.1" - PORTSMOUTH OAK
22B	Y00280-64-174	EA	MOLDING/TRIM - VINYL - F/SLIDEOUT - 164.1" - CONCERT CHERRY
22B	Y00280-A4-174	EA	MOLDING/TRIM - VINYL - F/SLIDEOUT - 164.1" - WASHED MAPLE
22B	Y00281-72-438	EA	MOLDING/TRIM - VINYL - F/SLIDEOUT - 96" - PORTSMTH OAK
22B	Y00281-62-438	EA	MOLDING/TRIM - VINYL - F/SLIDEOUT - 96" - CONCERT CHERRY
22B	Y00281-A2-438	EA	MOLDING/TRIM - VINYL - F/SLIDEOUT - 96" - WASHED MAPLE
22B	Y00291-72-438	EA	MOLDING - VINYL WRAPPED - 4" X 96" - PORTSMTH OAK
22B	Y00291-62-438	EA	MOLDING - VINYL WRAPPED - 4" X 96" - CONCERT CHERRY
22B	Y00291-A2-438	EA	MOLDING - VINYL WRAPPED - 4" X 96" - WASHED MAPLE
22C	Y00282-72-438	EA	MOLDING - SLIDEOUT/VINYL WRAP - 3.9" X 96"- PORTSMOUTH OAK
22C	Y00282-62-438	EA	MOLDING - SLIDEOUT/VINYL WRAP - 3.9" X 96"- CONCERT CHERRY
22C	Y00282-A2-438	EA	MOLDING - SLIDEOUT/VINYL WRAP - 3.9" X 96"- WASHED MAPLE
22D	Y00284-42-438	EA	MOLDING - STRAIGHT - .2" X 1.5" X 96"- UNSTAINED OAK
22D	Y00284-32-438	EA	MOLDING - STRAIGHT - .2" X 1.5" X 96"- UNSTAINED CHERRY
22D	Y00284-22-438	EA	MOLDING - STRAIGHT - .2" X 1.5" X 96"- UNSTAINED MAPLE
22E	Y00285-42-438	EA	MOLDING - STRAIGHT - .63" X 3.2" X 96"- UNSTAINED OAK
22E	Y00285-32-438	EA	MOLDING - STRAIGHT - .63" X 3.2" X 96"- UNSTAINED CHERRY
22E	Y00285-22-438	EA	MOLDING - STRAIGHT - .63" X 3.2" X 96"- UNSTAINED MAPLE

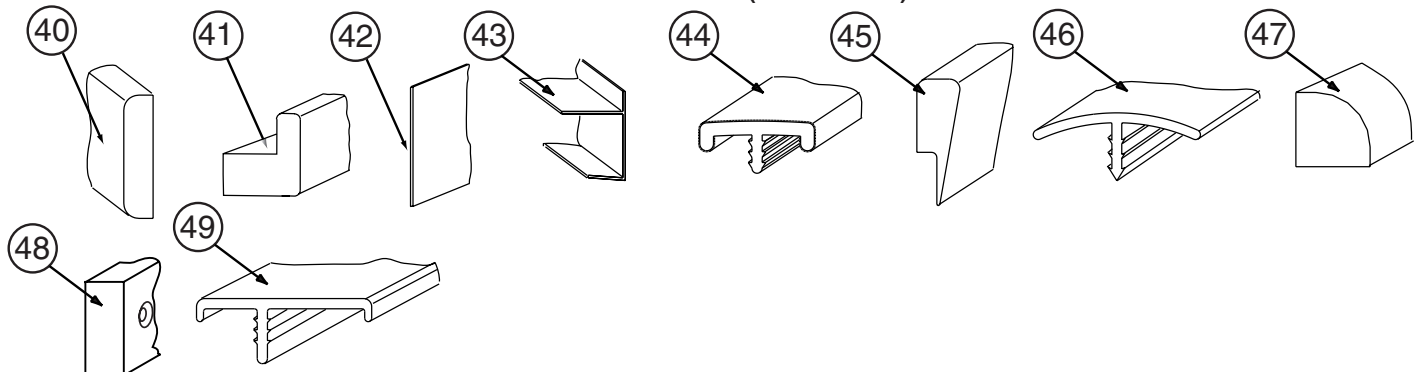
INTERIOR FINISH GROUP (CONTINUED)
MOLDINGS & TRIMS (CONTINUED)



KEY	PART NUMBER	U/M	DESCRIPTION
23	009767-12-000	FT	WELTING - ANTIQUE WHITE
24	009778-25-000	FT	U-CHANNEL - 1" - BEIGE ILLUSION
24	009778-27-000	FT	U-CHANNEL - 1" - WASHED MAPLE
24	009778-32-000	FT	U-CHANNEL - 1" - PORTSMOUTH OAK
24	009778-34-000	FT	U-CHANNEL - 1" - CONCERT CHERRY
24	009778-35-000	FT	U-CHANNEL - 1" - HONEY CHERRY
25	009809-30-000	EA	MOLDING - CORNER - OUTSIDE - 1" X 84" - BEIGE ILLUSION
25	009809-32-000	EA	MOLDING - CORNER - OUTSIDE - 1" X 84" - PORTSMOUTH OAK
25	009809-31-000	EA	MOLDING - CORNER - OUTSIDE - 1" X 84" - WASHED MAPLE
25	009809-33-000	EA	MOLDING - CORNER - OUTSIDE - 1" X 84" - CONCERT CHERRY
25	009809-34-000	EA	MOLDING - CORNER - OUTSIDE - 1" X 84" - HONEY CHERRY
26	009812-31-000	EA	MOLDING - CORNER - 1/2" W/1/4"CHAN X 84" - BEIGE ILLUSION
26	009812-33-000	EA	MOLDING - CORNER - 1/2" W/1/4"CHAN X 84" - WASHED MAPLE
26	009812-34-000	EA	MOLDING - CORNER - 1/2" W/1/4"CHAN X 84" - VW LIGHT GRAY
26	009812-35-000	EA	MOLDING - CORNER - 1/2" W/1/4"CHAN X 84" - PORTSMOUTH OAK
26	009812-36-000	EA	MOLDING - CORNER - 1/2" W/1/4"CHAN X 84" - CONCERT CHERRY
26	009812-37-000	EA	MOLDING - CORNER - 1/2" W/1/4"CHAN X 84" - HONEY CHERRY
27	022992-11-000	FT	MOLDING - REVERSE COVE - T-SHAPED - IVORY
27	022992-14-000	FT	MOLDING - REVERSE COVE - T-SHAPED - BRIGHT WHITE
27	022992-15-000	FT	MOLDING - REVERSE COVE - T-SHAPED - VW GRAY
28	042357-25-000	EA	MOLDING - CORNER - RADIUS/PLASTIC - WASHED MAPLE
29	070504-42-000	FT	U-CHANNEL - PLASTIC - .13" X 84" - BEIGE ILLUSION
29	070504-50-000	FT	U-CHANNEL - PLASTIC - .13" X 96" - WASHED MAPLE
29	070504-51-000	FT	U-CHANNEL - PLASTIC - .9" X 96" - WASHED MAPLE
29	070504-54-000	FT	U-CHANNEL - PLASTIC - .9" X 96" - VILLAGE OAK
29	070504-57-000	FT	U-CHANNEL - PLASTIC - .13" X 84" - PORTSMOUTH OAK
29	070504-58-000	FT	U-CHANNEL - PLASTIC - .9" X 84" - PORTSMOUTH OAK
29	070504-60-000	FT	U-CHANNEL - PLASTIC - .13" X 84" - CONCERT CHERRY
29	070504-61-000	FT	U-CHANNEL - PLASTIC - .9" X 84" - CONCERT CHERRY
29	070504-62-000	FT	U-CHANNEL - PLASTIC - 1.65" X 84" - HONEY CHERRY
29	070504-63-000	FT	U-CHANNEL - PLASTIC - .9" X 84" - HONEY CHERRY
29	070504-64-000	FT	U-CHANNEL - PLASTIC - .7" X 84" - HONEY CHERRY
30	080176-08-000	EA	CAP - CORNER - RADIUS MOLDING - PLASTIC - WASHED MAPLE
31	081521-02-007	EA	MOUNT - METAL MOLDING - F/RADIUS CORNER MOLDING - 151.5"
32	083620-15-000	FT	MOLDING-T - W/EDGE LIP - 7/8" FACE - BEIGE ILLUSION
32	083620-19-000	FT	MOLDING-T - W/EDGE LIP - 7/8" FACE - WASHED MAPLE
32	083620-20-000	FT	MOLDING-T - W/EDGE LIP - 7/8" FACE - PORTSMOUTH OAK
32	083620-21-000	FT	MOLDING-T - W/EDGE LIP - 7/8" FACE - CONCERT CHERRY/HONEY CHERRY
33	085746-04-000	FT	TRIM-J - CARPET 1.2" X .5" ANGLE - 10' LONG - OFF WHITE
34	086229-01-000	EA	RETAINER - BATTEN - .75" X 92.1" - ANY COLOR
35	086229-11-000	EA	RETAINER - OFFSET - 97"
36	086229-21-000	EA	BATTEN - 1.5" X 83.9" OFFSET - WHITE
37	086229-20-000	EA	BATTEN - 1" X 96" - BEIGE
38	100182-10-J70	EA	TRIM/WOOD - CHAIR RAIL - 2.5" X 8' - WASHED MAPLE
38	100182-10-N47	EA	TRIM/WOOD - CHAIR RAIL - 2.5" X 8' - PORTSMOUTH OAK
38	100182-10-P85	EA	TRIM/WOOD - CHAIR RAIL - 2.5" X 8' - CHERRY - CONCERT CHERRY
38	100182-10-RA3	EA	TRIM/WOOD - CHAIR RAIL - 2.5" X 8' - HONEY CHERRY
39	100659-30-N75	EA	MOLDING - TRIM - 8' - PORTSMOUTH OAK
39	100659-30-N74	EA	MOLDING - TRIM - 8' - CHERRY - CONCERT CHERRY
39	100659-30-M84	EA	MOLDING - TRIM - 8' - WASHED MAPLE
39	100659-27-RA2	EA	MOLDING - TRIM - HONEY CHERRY

INTERIOR FINISH GROUP (CONTINUED)

MOLDINGS & TRIMS (CONTINUED)



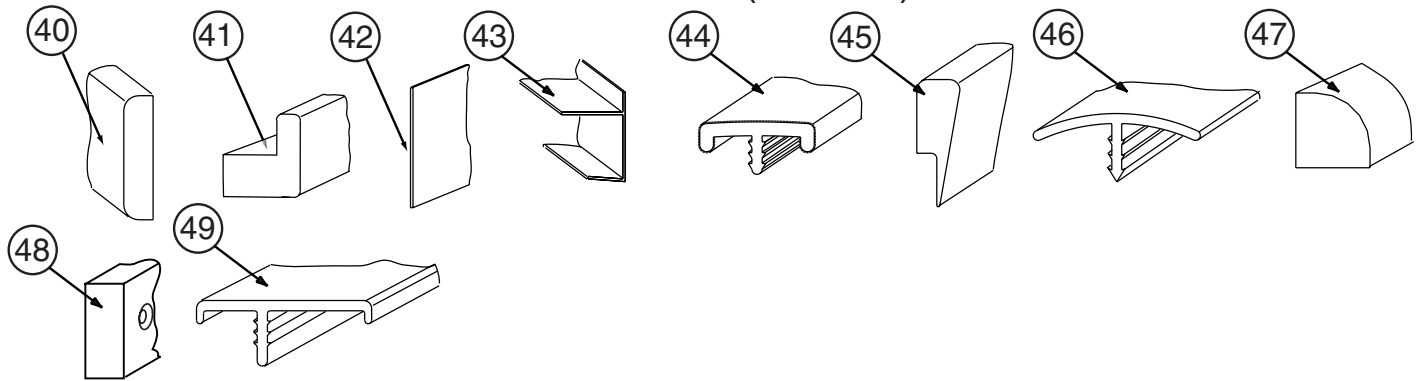
KEY	PART NUMBER	U/M	DESCRIPTION
40	100818-01-21A	EA	MOLDING - VINYL WRAPPED - 1.6" X .4" X 84" - WASHED MAPLE
40	100818-01-12A	EA	MOLDING - VINYL WRAPPED - 1.6" X .4" X 84" - PORTSMOUTH OAK
40	100818-01-13A	EA	MOLDING - VINYL WRAPPED - 1.6" X .4" X 84" - CHERRY - CONCERT CHERRY
40	100818-01-14A	EA	MOLDING - VINYL WRAPPED - 1.6" X .4" X 84" - HONEY CHERRY
41	100819-01-21A	EA	MOLDING - VINYL WRAPPED-L-SHAPED-1.5"X1.5"X84" - WASHED MAPLE
41	100819-01-12A	EA	MOLDING - VINYL WRAPPED-L-SHAPED - 1.5" X 1.5" X 84" - OAK - PORTSMOUTH OAK
41	100819-01-13A	EA	MOLDING - VINYL WRAPPED-L-SHAPED-1.5"X1.5"X84" - CONCERT CHERRY
41	100819-01-14A	EA	MOLDING - VINYL WRAPPED-L-SHAPED-1.5"X1.5"X84" - HONEY CHERRY
42	101957-01-06A	EA	EXTRUDED - PLASTIC - WASHED MAPLE
43	103186-01-07A	FT	MOLDING/PLASTIC - 3/8" U-CHANNEL-3/4"FACE - BEIGE ILLUS 8'
43	103186-01-08A	FT	MOLDING/PLASTIC - 3/8" U-CHANNEL-3/4"FACE-WASHED MAPLE 8' - WASHED MAPLE
43	103186-01-09A	FT	MOLDING/PLASTIC - 3/8" U-CHAN'L-3/4"FACE-PORTSMOUTH OAK 8' - PORTSMOUTH OAK
43	103186-01-10A	FT	MOLDING/PLASTIC-3/8" U-CHAN'L-3/4"FACE-CONCERT CHERRY 8' - CONCERT CHERRY
43	103186-01-11A	FT	MOLDING/PLASTIC-3/8" U-CHAN'L-3/4"FACE-CONCERT CHERRY 8' - HONEY CHERRY
43	103186-02-07A	FT	MOLDING/PLASTIC-1" U-CHAN'L-1 3/8"FACE-BEIGE ILLUSION - 8'
43	103186-02-08A	FT	MOLDING/PLASTIC - 1" U-CHANNEL-1 3/8"FACE-WASHED MAPLE 8' - WASHED MAPLE
43	103186-02-09A	FT	MOLDING/PLASTIC - 1" U-CHAN'L-1 3/8"FACE-PORTSMOUTH OAK 8' - PORTSMOUTH OAK
43	103186-02-10A	FT	MOLDING/PLASTIC - 1" U-CHAN'L-1 3/8"FACE-CONCERT CHERRY 8' - CONCERT CHERRY
43	103186-02-11A	FT	MOLDING/PLASTIC - 1" U-CHAN'L-1 3/8"FACE-CONCERT CHERRY 8' - HONEY CHERRY
44	104676-02-06A	FT	MOLDING-T - W/EDGE LIP - 11/16" FACE - WASHED MAPLE
44	104676-02-08A	FT	MOLDING-T - W/EDGE LIP - 11/16" FACE - PORTSMOUTH OAK
44	104676-02-09A	FT	MOLDING-T - W/EDGE LIP - 11/16" FACE - CONCERT CHERRY
44	104676-02-10A	FT	MOLDING-T - W/EDGE LIP - 11/16" FACE - HONEY CHERRY
45	105004-01-21A	EA	MOLDING - VINYL WRAPPED - 1" X 96" - WASHED MAPLE
45	105004-01-12A	EA	MOLDING - VINYL WRAPPED 1" X 96" - PORTSMOUTH OAK
45	105004-01-13A	EA	MOLDING - VINYL WRAPPED 1" X 96" - CONCERT CHERRY
45	105004-01-14A	EA	MOLDING - VINYL WRAPPED 1" X 96" - HONEY CHERRY
46	105709-02-000	FT	MOLDING-T - W/EDGE LIP - 3/4" FACE - BEIGE ILLUSION
47	109410-01-P25	EA	MOLDING - TRIM - 8' - BLACK CHERRY/CHERRY IV - CONCERT CHERRY
47	109410-01-N75	EA	MOLDING - TRIM - 8' - PORTSMOUTH OAK
47	109410-01-J70	EA	MOLDING - TRIM - 8' - WHITE MAPLE - WASHED MAPLE
48	116951-11-KQ0	EA	MOLDING - TRIM - 3.5" X 75.9" - WASHED MAPLE
48	116951-11-KQ1	EA	MOLDING - TRIM - 3.5" X 75.9" - CONCERT CHERRY
48	116951-11-N95	EA	MOLDING - TRIM - 3.5" X 75.9" - PORTSMOUTH OAK
48	116951-11-RE0	EA	MOLDING - TRIM - 3.5" X 75.9" - HONEY CHERRY
48	116951-16-K37	EA	MOLDING - TRIM - 3.5" X 74.3" - CONCERT CHERRY
48	116951-16-K90	EA	MOLDING - TRIM - 3.5" X 74.3" - WASHED MAPLE
48	116951-16-N75	EA	MOLDING - TRIM - 3.5" X 74.3" - PORTSMOUTH OAK
48	116951-16-RC3	EA	MOLDING - TRIM - 3.5" X 74.3" - HONEY CHERRY
48	116951-23-L52	EA	MOLDING - TRIM - 3.5" X 74.3" - CONCERT CHERRY
48	116951-23-L58	EA	MOLDING - TRIM - 3.5" X 74.3" - WASHED MAPLE
48	116951-23-RE0	EA	MOLDING - TRIM - 3.5" X 74.3" - HONEY CHERRY
48	116951-23-R83	EA	MOLDING - TRIM - 3.5" X 74.3" - PORTSMOUTH OAK
48	116951-24-L52	EA	MOLDING - TRIM - 3.5" X 74.6" - CONCERT CHERRY
48	116951-24-L58	EA	MOLDING - TRIM - 3.5" X 74.6" - WASHED MAPLE
48	116951-24-RE0	EA	MOLDING - TRIM - 3.5" X 74.6" - HONEY CHERRY
48	116951-24-R83	EA	MOLDING - TRIM - 3.5" X 74.6" - PORTSMOUTH OAK
48	116951-27-N75	EA	MOLDING - TRIM - 3.5" X 46.8" - PORTSMOUTH OAK
48	116951-27-N84	EA	MOLDING - TRIM - 3.5" X 46.8" - WASHED MAPLE
48	116951-27-N85	EA	MOLDING - TRIM - 3.5" X 46.8" - CONCERT CHERRY
48	116951-28-N75	EA	MOLDING - TRIM - 3.5" X 79.4" - PORTSMOUTH OAK

INTERIOR FINISH GROUP (CONTINUED)
MOLDINGS & TRIMS (CONTINUED)

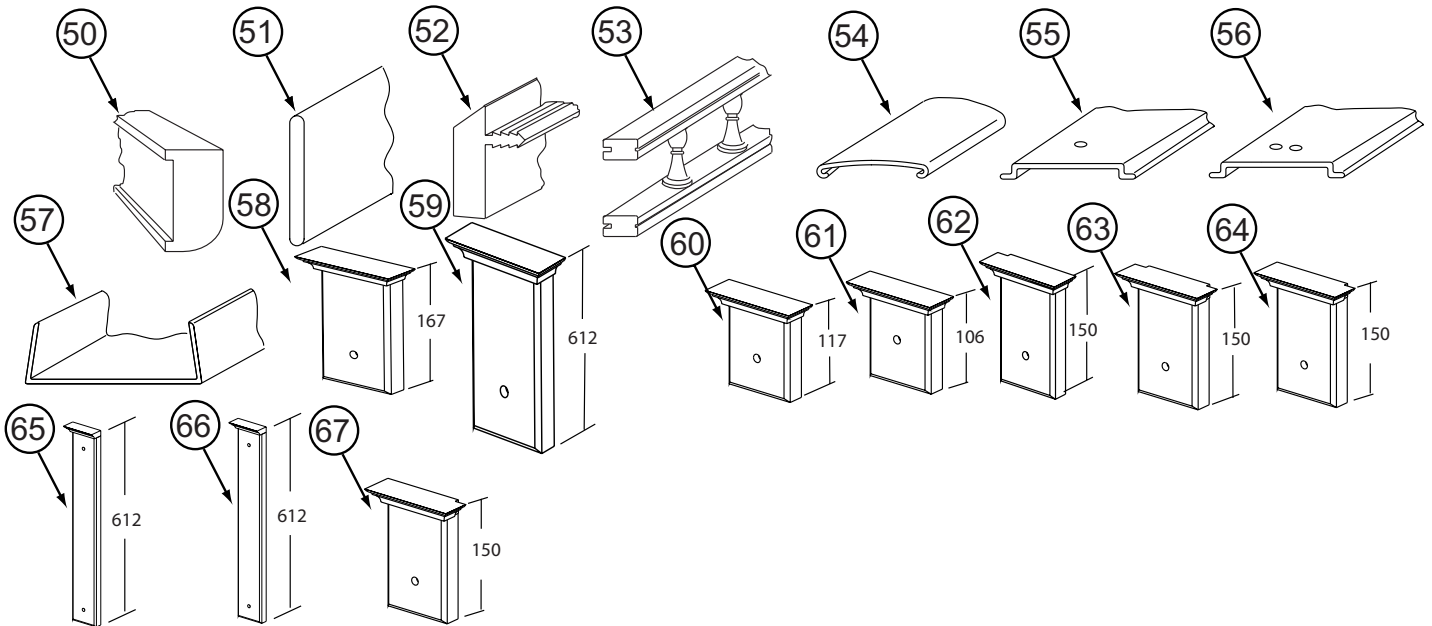
KEY	PART NUMBER	U/M	DESCRIPTION
48	116951-28-N84	EA	MOLDING - TRIM - 3.5" X 79.4" - WASHED MAPLE
48	116951-28-N85	EA	MOLDING - TRIM - 3.5" X 79.4" - CONCERT CHERRY
48	116951-29-N70	EA	MOLDING - TRIM - 5.5" X 30.4" - PORTSMOUTH OAK
48	116951-29-N84	EA	MOLDING - TRIM - 5.5" X 30.4" - WASHED MAPLE
48	116951-29-N85	EA	MOLDING - TRIM - 5.5" X 30.4" - CONCERT CHERRY
48	116951-29-RC3	EA	MOLDING - TRIM - 5.5" X 30.4" - HONEY CHERRY
48	116951-32-P75	EA	MOLDING - TRIM - 3" X 33.4" - PORTSMOUTH OAK
48	116951-32-P25	EA	MOLDING - TRIM - 3" X 33.4" - CONCERT CHERRY
48	116951-32-P28	EA	MOLDING - TRIM - 3" X 33.4" - WASHED MAPLE
48	116951-32-RE0	EA	MOLDING - TRIM - 3" X 33.4" - HONEY CHERRY
48	116951-34-P28	EA	MOLDING - TRIM - 3" X 33.4" - WASHED MAPLE
48	116951-34-P78	EA	MOLDING - TRIM - 3" X 33.4" - PORTSMOUTH OAK
48	116951-34-P79	EA	MOLDING - TRIM - 3" X 33.4" - CONCERT CHERRY
48	116951-34-RE0	EA	MOLDING - TRIM - 3" X 33.4" - HONEY CHERRY
48	116951-35-P28	EA	MOLDING - TRIM - 3.5" X 96" - WASHED MAPLE
48	116951-35-P78	EA	MOLDING - TRIM - 3.5" X 96" - PORTSMOUTH OAK
48	116951-35-P79	EA	MOLDING - TRIM - 3.5" X 96" - CONCERT CHERRY
48	116951-35-RE0	EA	MOLDING - TRIM - 3.5" X 96" - HONEY CHERRY
48	116951-36-R68	EA	MOLDING - TRIM - 3.5" X 48.8" - WASHED MAPLE
48	116951-36-R69	EA	MOLDING - TRIM - 3.5" X 48.8" - PORTSMOUTH OAK
48	116951-36-R76	EA	MOLDING - TRIM - 3.5" X 48.8" - CONCERT CHERRY
48	116951-37-R68	EA	MOLDING - TRIM - 3.5" X 38.6" - WASHED MAPLE
48	116951-37-R69	EA	MOLDING - TRIM - 3.5" X 38.6" - PORTSMOUTH OAK
48	116951-37-R76	EA	MOLDING - TRIM - 3.5" X 38.6" - CONCERT CHERRY
48	116951-38-RE0	EA	MOLDING - TRIM - 3.5" X 82.6" - HONEY CHERRY
48	116951-38-R83	EA	MOLDING - TRIM - 3.5" X 82.6" - PORTSMOUTH OAK
48	116951-38-R84	EA	MOLDING - TRIM - 3.5" X 82.6" - CONCERT CHERRY
48	116951-38-R91	EA	MOLDING - TRIM - 3.5" X 82.6" - WASHED MAPLE
48	116951-39-RE0	EA	MOLDING - TRIM - 3.5" X 73.9" - HONEY CHERRY
48	116951-39-R83	EA	MOLDING - TRIM - 3.5" X 73.9" - PORTSMOUTH OAK
48	116951-39-R84	EA	MOLDING - TRIM - 3.5" X 73.9" - CONCERT CHERRY
48	116951-39-R91	EA	MOLDING - TRIM - 3.5" X 73.9" - WASHED MAPLE
48	116951-40-RE0	EA	MOLDING - TRIM - 4.5" X 81.9" - HONEY CHERRY
48	116951-40-R83	EA	MOLDING - TRIM - 4.5" X 81.9" - PORTSMOUTH OAK
48	116951-40-R84	EA	MOLDING - TRIM - 4.5" X 81.9" - CONCERT CHERRY
48	116951-40-R91	EA	MOLDING - TRIM - 4.5" X 81.9" - WASHED MAPLE
48	116951-41-RE0	EA	MOLDING - TRIM - 3.5" X 36.8" - HONEY CHERRY
48	116951-41-R83	EA	MOLDING - TRIM - 3.5" X 36.8" - PORTSMOUTH OAK
48	116951-41-R84	EA	MOLDING - TRIM - 3.5" X 36.8" - CONCERT CHERRY
48	116951-41-R91	EA	MOLDING - TRIM - 3.5" X 36.8" - WASHED MAPLE
48	116951-42-RE0	EA	MOLDING - TRIM - 3.5" X 46.8" - HONEY CHERRY
48	116951-42-R83	EA	MOLDING - TRIM - 3.5" X 46.8" - PORTSMOUTH OAK
48	116951-42-R84	EA	MOLDING - TRIM - 3.5" X 46.8" - CONCERT CHERRY
48	116951-42-R91	EA	MOLDING - TRIM - 3.5" X 46.8" - WASHED MAPLE
48	116951-43-RE0	EA	MOLDING - TRIM - 3.5" X 86.5" - HONEY CHERRY
48	116951-43-R83	EA	MOLDING - TRIM - 3.5" X 86.5" - PORTSMOUTH OAK
48	116951-43-R84	EA	MOLDING - TRIM - 3.5" X 86.5" - CONCERT CHERRY
48	116951-43-R91	EA	MOLDING - TRIM - 3.5" X 86.5" - WASHED MAPLE
48	116951-44-RE0	EA	MOLDING - TRIM - 3.5" X 76.1" - HONEY CHERRY
48	116951-44-R83	EA	MOLDING - TRIM - 3.5" X 76.1" - PORTSMOUTH OAK
48	116951-44-R84	EA	MOLDING - TRIM - 3.5" X 76.1" - CONCERT CHERRY
48	116951-44-R91	EA	MOLDING - TRIM - 3.5" X 76.1" - WASHED MAPLE
48	116951-45-R68	EA	MOLDING - TRIM - 3" X 30.3" - PORTSMOUTH OAK
48	116951-45-R69	EA	MOLDING - TRIM - 3" X 30.3" - CONCERT CHERRY
48	116951-45-R76	EA	MOLDING - TRIM - 3" X 30.3" - WASHED MAPLE
48	116951-46-RE0	EA	MOLDING - TRIM - 4.5" X 72.3" - HONEY CHERRY
48	116951-46-R83	EA	MOLDING - TRIM - 4.5" X 72.3" - PORTSMOUTH OAK
48	116951-46-R84	EA	MOLDING - TRIM - 4.5" X 72.3" - CONCERT CHERRY
48	116951-46-R91	EA	MOLDING - TRIM - 4.5" X 72.3" - WASHED MAPLE
48	116951-48-RE0	EA	MOLDING - TRIM - 4.5" X 76.1" - HONEY CHERRY
48	116951-48-R83	EA	MOLDING - TRIM - 4.5" X 76.1" - PORTSMOUTH OAK
48	116951-48-R84	EA	MOLDING - TRIM - 4.5" X 76.1" - CONCERT CHERRY
48	116951-48-R91	EA	MOLDING - TRIM - 4.5" X 76.1" - WASHED MAPLE
48	116951-49-RE0	EA	MOLDING - TRIM - 4.5" X 69.8" - HONEY CHERRY

INTERIOR FINISH GROUP (CONTINUED)

MOLDINGS & TRIMS (CONTINUED)



KEY	PART NUMBER	U/M DESCRIPTION
48	116951-49-R83	EA MOLDING - TRIM - 4.5" X 69.8" - PORTSMOUTH OAK
48	116951-49-R84	EA MOLDING - TRIM - 4.5" X 69.8" - CONCERT CHERRY
48	116951-49-R91	EA MOLDING - TRIM - 4.5" X 69.8" - WASHED MAPLE
48	116951-50-RE0	EA MOLDING - TRIM - 4.5" X 70.3" - HONEY CHERRY
48	116951-50-R83	EA MOLDING - TRIM - 4.5" X 70.3" - PORTSMOUTH OAK
48	116951-50-R84	EA MOLDING - TRIM - 4.5" X 70.3" - CONCERT CHERRY
48	116951-50-R91	EA MOLDING - TRIM - 4.5" X 70.3" - WASHED MAPLE
49	119520-01-01A	FT MOLDING-T/OFFSET - W/EDGE LIP - 1.3" FACE - OFF WHITE
49	119520-01-04A	FT MOLDING-T/OFFSET - W/EDGE LIP - 1.3" FACE - PORTSMOUTH OAK
49	119520-01-02A	FT MOLDING-T/OFFSET - W/EDGE LIP - 1.3" FACE - CONCERT CHERRY
49	119520-01-03A	FT MOLDING-T/OFFSET - W/EDGE LIP - 1.3" FACE - WASHED MAPLE
49	119520-02-01A	FT MOLDING-T - OFFSET W/EDGE LIP - 1.3" FACE - OFF WHITE

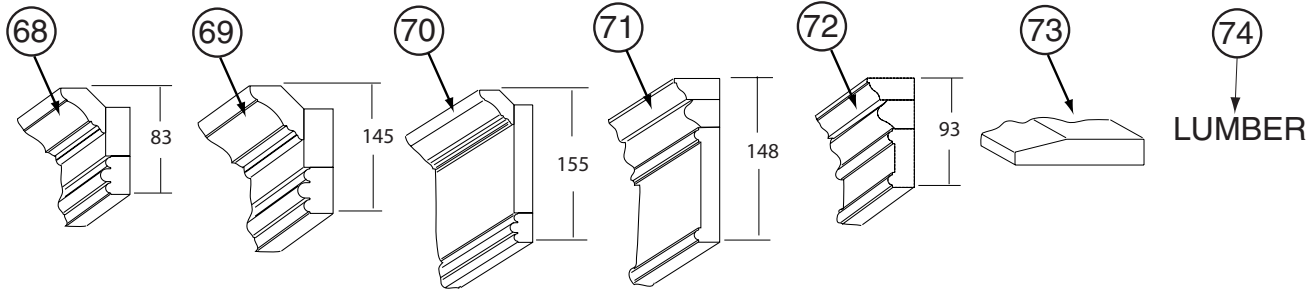


KEY	PART NUMBER	U/M DESCRIPTION
50	149326-D2-134	EA MOLDING - VINYL WRAPPED - .7" X 1.6" X 84" - WASHED MAPLE
50	149326-F2-134	EA MOLDING - VINYL WRAPPED - .7" X 2.5" X 84" - WASHED MAPLE
50	137887-D2-134	EA MOLDING - VINYL WRAPPED - .7" X 1.6" X 96" - CONCERT CHERRY
50	137887-D2-743	EA MOLDING - VINYL WRAPPED - .7" X 1.6" X 108" - CONCERT CHERRY
50	137887-F2-134	EA MOLDING - VINYL WRAPPED - .7" X 2.5" X 84" - CONCERT CHERRY
50	137887-F2-743	EA MOLDING - VINYL WRAPPED - .7" X 2.5" X 108" - CONCERT CHERRY
50	137895-D2-134	EA MOLDING - VINYL WRAPPED - .7" X 1.6" X 84" - PORTSMOUTH OAK
50	137895-D2-743	EA MOLDING - VINYL WRAPPED - .7" X 1.5" X 108" - PORTSMOUTH OAK
50	137895-F2-743	EA MOLDING - VINYL WRAPPED - .7" X 2.5" X 108" - PORTSMOUTH OAK
50	146425-D2-134	EA MOLDING - VINYL WRAPPED - .7" X 1.6" X 96" - HONEY CHERRY
50	146425-F2-134	EA MOLDING - VINYL WRAPPED - .7" X 2.5" X 84" - HONEY CHERRY
50	146425-F2-743	EA MOLDING - VINYL WRAPPED - .7" X 2.5" X 108" - HONEY CHERRY
51	127842-01-01A	FT SEAL - SIGHT SHIELD - 2" BLACK
52	130247-01-02A	FT MOLDING-T/OFF SET - 1.3" FACE - WASHED MAPLE
52	130247-01-04A	FT MOLDING-T/OFF SET - 1.3" FACE - PORTSMOUTH OAK
52	130247-01-05A	FT MOLDING-T/OFF SET - 1.3" FACE - CONCERT CHERRY/HONEY CHERRY

INTERIOR FINISH GROUP (CONTINUED)
MOLDINGS & TRIMS (CONTINUED)

KEY	PART NUMBER	U/M	DESCRIPTION
53	137108-01-02A	EA	RAIL - DECORATIVE - SALEM CHERRY - CONCERT CHERRY
53	137108-01-03A	EA	RAIL - DECORATIVE - WASHED MAPLE
53	137108-01-07A	EA	RAIL - DECORATIVE - PORTSMOUTH OAK
53	137108-01-08A	EA	RAIL - DECORATIVE - HONEY CHERRY
54	138359-01-01A	FT	COVER - ROOF BREAK - PEARL CREAM/PLASTIC - 96"
55	138403-01-01A	EA	TRIM - ROOF - MILL
56	138403-02-01A	EA	TRIM - ROOF - MILL
56	138403-03-01A	EA	TRIM - ROOF - MILL
57	141260-01-01A	FT	U-CHANNEL - 1" - VILLAGE OAK
57	141260-01-02A	FT	U-CHANNEL - 1" - GRADY BROWN
58	141303-01-N52	EA	MOLDING - CROWN/BLOCK - CONCERT CHERRY
58	141303-01-N53	EA	MOLDING - CROWN/BLOCK - PORTSMOUTH OAK
58	141303-01-N62	EA	MOLDING - CROWN/BLOCK - WASHED MAPLE
58	141303-01-RA3	EA	MOLDING - CROWN/BLOCK - HONEY CHERRY
59	141303-02-N52	EA	MOLDING - CROWN/BLOCK - CONCERT CHERRY
59	141303-02-N53	EA	MOLDING - CROWN/BLOCK - PORTSMOUTH OAK
59	141303-02-N62	EA	MOLDING - CROWN/BLOCK - WASHED MAPLE
59	141303-02-RA3	EA	MOLDING - CROWN/BLOCK - HONEY CHERRY
60	141303-03-N52	EA	MOLDING - CROWN/BLOCK - CONCERT CHERRY
60	141303-03-N53	EA	MOLDING - CROWN/BLOCK - PORTSMOUTH OAK
60	141303-03-N62	EA	MOLDING - CROWN/BLOCK - WASHED MAPLE
60	141303-03-RA3	EA	MOLDING - CROWN/BLOCK - HONEY CHERRY
61	141303-04-PC0	EA	MOLDING - CROWN/BLOCK - PORTSMOUTH OAK
61	141303-04-PC1	EA	MOLDING - CROWN/BLOCK - CONCERT CHERRY
61	141303-04-PC2	EA	MOLDING - CROWN/BLOCK - WASHED MAPLE
61	141303-04-RA3	EA	MOLDING - CROWN/BLOCK - HONEY CHERRY
62	141303-05-RE3	EA	MOLDING - CROWN/BLOCK - HONEY CHERRY
62	141303-05-R89	EA	MOLDING - CROWN/BLOCK - PORTSMOUTH OAK
62	141303-05-R90	EA	MOLDING - CROWN/BLOCK - CONCERT CHERRY
62	141303-05-R91	EA	MOLDING - CROWN/BLOCK - WASHED MAPLE
63	141303-06-RE3	EA	MOLDING - CROWN/BLOCK - HONEY CHERRY
63	141303-06-R89	EA	MOLDING - CROWN/BLOCK - PORTSMOUTH OAK
63	141303-06-R90	EA	MOLDING - CROWN/BLOCK - CONCERT CHERRY
63	141303-06-R91	EA	MOLDING - CROWN/BLOCK - WASHED MAPLE
64	141303-07-RE3	EA	MOLDING - CROWN/BLOCK - HONEY CHERRY
64	141303-07-R89	EA	MOLDING - CROWN/BLOCK - PORTSMOUTH OAK
64	141303-07-R90	EA	MOLDING - CROWN/BLOCK - CONCERT CHERRY
64	141303-07-R91	EA	MOLDING - CROWN/BLOCK - WASHED MAPLE
65	141303-08-RE3	EA	MOLDING - CROWN/BLOCK - HONEY CHERRY
65	141303-08-R89	EA	MOLDING - CROWN/BLOCK - PORTSMOUTH OAK
65	141303-08-R90	EA	MOLDING - CROWN/BLOCK - CONCERT CHERRY
65	141303-08-R91	EA	MOLDING - CROWN/BLOCK - WASHED MAPLE
66	141303-09-RE3	EA	MOLDING - CROWN/BLOCK - HONEY CHERRY
66	141303-09-R89	EA	MOLDING - CROWN/BLOCK - PORTSMOUTH OAK
66	141303-09-R90	EA	MOLDING - CROWN/BLOCK - CONCERT CHERRY
66	141303-09-R91	EA	MOLDING - CROWN/BLOCK - WASHED MAPLE
67	141303-10-RE3	EA	MOLDING - CROWN/BLOCK - HONEY CHERRY
67	141303-10-R89	EA	MOLDING - CROWN/BLOCK - PORTSMOUTH OAK
67	141303-10-R90	EA	MOLDING - CROWN/BLOCK - CONCERT CHERRY
67	141303-10-R91	EA	MOLDING - CROWN/BLOCK - WASHED MAPLE

INTERIOR FINISH GROUP (CONTINUED)
MOLDINGS & TRIMS (CONTINUED)



KEY	PART NUMBER	U/M	DESCRIPTION
68	141915-29-PC0	EA	MOLDING - F/SLIDEOUT - 81.8" - PORTSMOUTH OAK
68	141915-29-PC1	EA	MOLDING - F/SLIDEOUT - 81.8" - CONCERT CHERRY
68	141915-29-PC2	EA	MOLDING - F/SLIDEOUT - 81.8" - WASHED MAPLE
68	141915-29-RC3	EA	MOLDING - F/SLIDEOUT - 81.8" - HONEY CHERRY
69	141915-35-RC0	EA	MOLDING - F/SLIDEOUT - 8.89' - PORTSMOUTH OAK
69	141915-35-RC1	EA	MOLDING - F/SLIDEOUT - 8.89' - CONCERT CHERRY
69	141915-35-RC2	EA	MOLDING - F/SLIDEOUT - 8.89' - WASHED MAPLE
69	141915-35-RC3	EA	MOLDING - F/SLIDEOUT - 8.89' - HONEY CHERRY
70	141915-47-RC0	EA	MOLDING - F/SLIDEOUT - 6.82' - PORTSMOUTH OAK
70	141915-47-RC1	EA	MOLDING - F/SLIDEOUT - 6.82' - CONCERT CHERRY
70	141915-47-RC2	EA	MOLDING - F/SLIDEOUT - 6.82' - WASHED MAPLE
70	141915-47-RC3	EA	MOLDING - F/SLIDEOUT - 6.82' - HONEY CHERRY
71	144885-14-RE0	EA	MOLDING - F/SLIDEOUT - 86.5" - HONEY CHERRY
71	144885-14-R83	EA	MOLDING - F/SLIDEOUT - 86.5" - PORTSMOUTH OAK
71	144885-14-R84	EA	MOLDING - F/SLIDEOUT - 86.5" - CONCERT CHERRY
72	145379-01-RE0	EA	MOLDING/TRIM - 47.48" - HONEY CHERRY
72	145379-01-R83	EA	MOLDING/TRIM - 47.48" - PORTSMOUTH OAK
72	145379-01-R84	EA	MOLDING/TRIM - 47.48" - CONCERT CHERRY
72	145379-02-RE0	EA	MOLDING/TRIM - 7.87" W/RIGHT SIDE ANGLE CUT - HONEY CHERRY
72	145379-02-R83	EA	MOLDING/TRIM - 7.87" W/RIGHT SIDE ANGLE CUT - PORTSMOUTH OAK
72	145379-02-R84	EA	MOLDING/TRIM - 7.87" W/RIGHT SIDE ANGLE CUT - CONCERT CHERRY
72	145379-03-RE0	EA	MOLDING/TRIM - 7.87" W/LEFT SIDE ANGLE CUT - HONEY CHERRY
72	145379-03-R83	EA	MOLDING/TRIM - 7.87" W/LEFT SIDE ANGLE CUT - PORTSMOUTH OAK
72	145379-03-R84	EA	MOLDING/TRIM - 7.87" W/LEFT SIDE ANGLE CUT - CONCERT CHERRY
72	145379-04-RE0	EA	MOLDING/TRIM - 86.61" - HONEY CHERRY
72	145379-04-R83	EA	MOLDING/TRIM - 86.61" - PORTSMOUTH OAK
72	145379-04-R84	EA	MOLDING/TRIM - 86.61" - CONCERT CHERRY
72	145379-05-RE0	EA	MOLDING/TRIM - 102.75" - HONEY CHERRY
72	145379-05-R83	EA	MOLDING/TRIM - 102.75" - PORTSMOUTH OAK
72	145379-05-R84	EA	MOLDING/TRIM - 102.75" - CONCERT CHERRY
73	146306-01-01A	FT	TRANSITION - CARPET/TILE
74	149325-A2-438	EA	LUMBER - VINYL WRAPPED - .7" X .75" X 96" - WASHED MAPLE
74	149325-D2-438	EA	LUMBER - VINYL WRAPPED - .7" X 1.5" X 96" - WASHED MAPLE
74	149325-E2-438	EA	LUMBER - VINYL WRAPPED - .7" X 2" X 96" - WASHED MAPLE
74	149325-F2-438	EA	LUMBER - VINYL WRAPPED - .7" X 2.5" X 96" - WASHED MAPLE
74	149325-G2-438	EA	LUMBER - STAINED - .7" X 3" X 96" - WASHED MAPLE
74	149325-H2-438	EA	LUMBER - STAINED - .7" X 3.5" X 96" - WASHED MAPLE
74	149325-J2-438	EA	LUMBER - VINYL WRAPPED - .7" X 5.5" X 96" - WASHED MAPLE
74	149325-J2-743	EA	LUMBER - VINYL WRAPPED - .7" X 5.5" X 108" - WASHED MAPLE
74	149325-K2-438	EA	LUMBER - VINYL WRAPPED - .7" X 3.9" X 96" - WASHED MAPLE
74	149325-R2-438	EA	LUMBER - VINYL WRAPPED - .7" X 3" X 96" - WASHED MAPLE
74	137885-A2-438	EA	LUMBER - VINYL WRAPPED - .7" X .75" X 96" - CHERRY - CONCERT CHERRY
74	137885-D2-438	EA	LUMBER - VINYL WRAPPED - .7" X 1.5" X 96" - CHERRY - CONCERT CHERRY
74	137885-E2-438	EA	LUMBER - VINYL WRAPPED - .7" X 2" X 96" - CHERRY - CONCERT CHERRY
74	137885-F2-438	EA	LUMBER - VINYL WRAPPED - .7" X 2.5" X 96" - CHERRY - CONCERT CHERRY
74	137885-G2-438	EA	LUMBER - VINYL WRAPPED - .7" X 3" X 96" - CHERRY - CONCERT CHERRY
74	137885-H2-438	EA	LUMBER - VINYL WRAPPED - .7" X 3.5" X 96" - CHERRY - CONCERT CHERRY
74	137885-J2-438	EA	LUMBER - VINYL WRAPPED - .7" X 5.5" X 96" - CHERRY - CONCERT CHERRY
74	137885-J2-743	EA	LUMBER - VINYL WRAPPED - .7" X 5.5" X 108" - CHERRY - CONCERT CHERRY
74	137885-K2-438	EA	LUMBER - VINYL WRAPPED - .7" X 3.9" X 96" - CHERRY - CONCERT CHERRY
74	137885-R2-438	EA	LUMBER - VINYL WRAPPED - .7" X 3" X 96" - CHERRY - CONCERT CHERRY
74	137894-A2-438	EA	LUMBER - VINYL WRAPPED - .7" X .75" X 96" - PORTSMOUTH OAK
74	137894-D2-438	EA	LUMBER - VINYL WRAPPED - .7" X 1.5" X 96" - PORTSMOUTH OAK

INTERIOR FINISH GROUP (CONTINUED)
MOLDINGS & TRIMS (CONTINUED)

KEY	PART NUMBER	U/M	DESCRIPTION
74	137894-E2-438	EA	LUMBER - VINYL WRAPPED - .7" X 2" X 96" - PORTSMOUTH OAK
74	137894-F2-438	EA	LUMBER - VINYL WRAPPED - .7" X 2.5" X 96" - PORTSMOUTH OAK
74	137894-G2-438	EA	LUMBER - VINYL WRAPPED - .7" X 3" X 96" - PORTSMOUTH OAK
74	137894-H2-438	EA	LUMBER - VINYL WRAPPED - .7" X 3.5" X 96" - PORTSMOUTH OAK
74	137894-J2-438	EA	LUMBER - VINYL WRAPPED - .7" X 5.5" X 96" - PORTSMOUTH OAK
74	137894-J2-743	EA	LUMBER - VINYL WRAPPED - .7" X 5.5" X 96" - PORTSMOUTH OAK
74	137894-K2-438	EA	LUMBER - VINYL WRAPPED - .7" X 3.9" X 96" - PORTSMOUTH OAK
74	137894-R2-438	EA	LUMBER - VINYL WRAPPED - .7" X 3" X 96" - PORTSMOUTH OAK
74	146419-A2-438	EA	LUMBER - VINYL WRAPPED - .7" X .75" X 96" - HONEY CHERRY
74	146419-D2-438	EA	LUMBER - VINYL WRAPPED - .7" X 1.5" X 96" - HONEY CHERRY
74	146419-E2-438	EA	LUMBER - VINYL WRAPPED - .7" X 2" X 96" - HONEY CHERRY
74	146419-F2-438	EA	LUMBER - VINYL WRAPPED - .7" X 2.5" X 96" - HONEY CHERRY
74	146419-G2-438	EA	LUMBER - VINYL WRAPPED - .7" X 3" X 96" - HONEY CHERRY
74	146419-H2-438	EA	LUMBER - VINYL WRAPPED - .7" X 3.5" X 96" - HONEY CHERRY
74	146419-J2-438	EA	LUMBER - VINYL WRAPPED - .7" X 5.5" X 96" - HONEY CHERRY
74	146419-J2-743	EA	LUMBER - VINYL WRAPPED - .7" X 5.5" X 108" - HONEY CHERRY
74	146419-K2-438	EA	LUMBER - VINYL WRAPPED - .7" X 3.9" X 96" - HONEY CHERRY
74	146419-R2-438	EA	LUMBER - VINYL WRAPPED - .7" X 3" X 96" - HONEY CHERRY

INTERIOR FINISH GROUP (CONTINUED)
PANELING & LAMINATES

KEY	PART NUMBER	U/M	DESCRIPTION
	000885-92-000	SF	PARTICLE BOARD - 3/8" X 4' X 8' - PORTSMOUTH OAK - 1 SIDED - PORTSMOUTH OAK
	000885-96-000	SF	PARTICLE BOARD - 3/8" X 4' X 8' - CONCERT CHERRY - 1-SIDED - CONCERT CHERRY
	000885-88-000	SF	PARTICLE BOARD - 3/8" X 4' X 8' - WASHED MAPLE - 1-SIDED - WASHED MAPLE FROM: 00-00-00 THRU: 01-04-04
	000885-B5-000	SF	PARTICLE BOARD - 3/8" X 4' X 8' - WASHED MAPLE - 1-SIDED - WASHED MAPLE FROM: 01-05-04 THRU: 99-99-99
	000885-A8-000	SF	PARTICLE BOARD - 3/8" X 4' X 8' - HONEY CHERRY - 1 SIDED - HONEY CHERRY
	000885-93-000	SF	PARTICLE BOARD - 3/8" X 4' X 8' - PORTSMOUTH OAK - 2-SIDED - PORTSMOUTH OAK
	000885-94-000	SF	PARTICLE BOARD - 1/2" X 4' X 8' - PORTSMOUTH OAK - 2-SIDED - PORTSMOUTH OAK
	000885-95-000	SF	PARTICLE BOARD - 3/4" X 4' X 8' - PORTSMOUTH OAK - 2-SIDED - PORTSMOUTH OAK
	000885-A1-000	SF	PARTICLE BOARD - 1/2" X 4' X 8' - SALEM CHERRY - 2 SIDED - CONCERT CHERRY
	000885-A3-000	SF	PARTICLE BOARD - 3/4" X 4' X 8' - SALEM CHERRY - 2 SIDED - CONCERT CHERRY FROM: 00-00-00 THRU: 10-19-03
	000885-C0-000	SF	PARTICLE BOARD - 3/4" X 4' X 8' - NEW CONC CHERRY - 2 SIDED - CONCERT CHERRY FROM: 10-20-03 THRU: 99-99-99
	000885-98-000	SF	PARTICLE BOARD - 3/8" X 4' X 8' - SALEM CHERRY - 2 SIDED - CONCERT CHERRY
	000885-89-000	SF	PARTICLE BOARD - 3/8" X 4' X 8' - WASHED MAPLE - 2-SIDED - WASHED MAPLE FROM: 00-00-00 THRU: 01-04-04
	000885-B4-000	SF	PARTICLE BOARD - 3/8" X 4' X 8' - WASHED MAPLE - 2 SIDED - WASHED MAPLE FROM: 01-05-04 THRU: 99-99-99
	000885-90-000	SF	PARTICLE BOARD - 1/2" X 4' X 8' - WASHED MAPLE - 2-SIDED - WASHED MAPLE FROM: 00-00-00 THRU: 01-04-04
	000885-B7-000	SF	PARTICLE BOARD - 1/2" X 4' X 8' - NEAT/WASHED MPL - 2 SIDED - WASHED MAPLE FROM: 01-05-04 THRU: 99-99-99
	000885-91-000	SF	PARTICLE BOARD - 3/4" X 4' X 8' - WASHED MAPLE - 2-SIDED - WASHED MAPLE FROM: 00-00-00 THRU: 01-04-04
	000885-B6-000	SF	PARTICLE BOARD - 3/4" X 4' X 8' - WASHED MAPLE - 2-SIDED - WASHED MAPLE FROM: 01-05-04 THRU: 99-99-99
	000885-A7-000	SF	PARTICLE BOARD - 3/4" X 4' X 8' - HONEY CHERRY - 2 SIDED - HONEY CHERRY
	000885-A6-000	SF	PARTICLE BOARD - 1/2" X 4' X 8' - HONEY CHERRY - 2 SIDED - HONEY CHERRY
	000885-A9-000	SF	PARTICLE BOARD - 3/8" X 4' X 8' - HONEY CHERRY - 2 SIDED - HONEY CHERRY
	000885-A5-000	SF	PARTICLE BOARD - 3/8" X 4' X 8' - WHITE PEB EMB - 1 SIDED
	057882-04-000	SF	TAMBOUR - 48" X 96" SHEET - UNFINISHED - PORTSMOUTH OAK
	057882-06-000	SF	TAMBOUR - 48" X 96" - SHEET - CONCERT CHERRY/HONEY CHERRY
	057882-05-000	SF	TAMBOUR - 48" X 96" SHEET - UNFINISHED - WASHED MAPLE
	074497-42-000	SF	PANELING - PORTSMOUTH OAK - 4' X 8' - PORTSMOUTH OAK
	074497-43-000	SF	PANELING - SALEM CHERRY - 4' X 8' - CONCERT CHERRY FROM: 00-00-00 THRU: 10-19-03
	074497-50-000	SF	PANELING/PAPER WRAP - NEW CONCERT CHERRY - 1/8" X 4' X 8' - CONCERT CHERRY FROM: 10-20-03 THRU: 99-99-99
	074497-39-000	SF	PANELING - WASHED MAPLE - 4' X 8' - WASHED MAPLE FROM: 00-00-00 THRU: 01-04-04
	074497-49-000	SF	PANELING/PAPER WRAPPED - WASHED MAPLE - 1/8" X 4' X 8' - WASHED MAPLE FROM: 01-05-04 THRU: 99-99-99
	074497-47-000	SF	PANELING - HONEY CHERRY - 4' X 8' - HONEY CHERRY
	079666-03-000	SF	PANELING - CLOSET - CEDAR - 4' X 7'
	085284-G8-000	FT	BATT TAPE - ADHESIVE BACKED - PORTSMOUTH OAK
	085284-H2-000	FT	BATT TAPE - ADHESIVE BACKED - SALEM CHERRY - CONCERT CHERRY FROM: 00-00-00 THRU: 10-19-03
	085284-J7-000	FT	BATT TAPE - ADHESIVE BACKED - NEW CONCERT CHERRY - CONCERT CHERRY FROM: 10-20-03 THRU: 99-99-99
	085284-F5-000	FT	BATT TAPE - ADHESIVE BACKED - WASHED MAPLE FROM: 00-00-00 THRU: 01-04-04
	085284-J5-000	FT	BATT TAPE - ADHESIVE BACKED - DECORATIVE-NEAT/WASHED MAPLE - WASHED MAPLE FROM: 01-05-04 THRU: 99-99-99
	085284-J6-000	FT	BATT TAPE - ADHESIVE BACKED - HONEY CHERRY
	085284-G9-000	FT	BATT TAPE - ALABASTER (RC0, RC1, RC2, RC3, RC4, RC5, RC6, RC7, RD0, RD1, RD2, RD3)
	085284-H1-000	FT	BATT TAPE - ADHESIVE BACKED - DECORATIVE - GRAY (RD4, RD5, RD6, RD7)
	085284-F9-000	FT	BATT TAPE - ADHESIVE BACKED - PEBBLE EMBOSSED

INTERIOR FINISH GROUP (CONTINUED)
PANELING & LAMINATES (CONTINUED)

KEY	PART NUMBER	U/M	DESCRIPTION
	088263-G9-000	EA	BATT STRIP - ALABASTER - 8' (RC0, RC1, RC2, RC3, RC4, RC5, RC6, RC7, RD0, RD1, RD2, RD3)
	088263-H0-000	EA	BATT STRIP - DECORATIVE - VILLA/GRAY - 8' LONG (RD4, RD5, RD6, RD7)
	088263-E3-000	EA	BATT STRIP - PEBBLE EMBOSSED/ANTIQUE - 8'
	069733-87-000	EA	BATT STRIP - WOODGRAINED/PORTSMOUTH OAK - 8' - PORTSMOUTH OAK
	069733-88-000	EA	BATT STRIP - WOODGRAINED/SALEM CHERRY - 8' - CONCERT CHERRY
	069733-86-000	EA	BATT STRIP - WOODGRAINED/WASHED MAPLE - 8' - WASHED MAPLE FROM: 00-00-00 THRU: 01-04-04
	069733-91-000	EA	BATT STRIP - WOODGRAINED/NEAT/WASHED MAPLE - 8' - WASHED MAPLE FROM: 01-05-04 THRU: 99-99-99
	088272-J9-000	SF	PANELING - ALABASTER - 4' X 7' (RC0, RC1, RC2, RC3, RC4, RC5, RC6, RC7, RD0, RD1, RD2, RD3)
	088272-K1-000	SF	PANELING - GRAY - 4' X 7' (RD4, RD5, RD6, RD7)
	088272-H9-000	SF	PANELING - PEBBLE EMBOSSED - WHITE - 4' X 7'
	106569-14-01A	EA	VINYL - LAMINATE - OYSTER BAY - 1/4" X 54"
	106569-14-02A	EA	VINYL - LAMINATE - CHAMPAGNE - 1/4" X 54"
	074498-40-000	SF	LAMINATE - PLASTIC - OFF WHITE - 4' X 8'

ACCESSORIES

KEY	PART NUMBER	U/M	DESCRIPTION
	072852-01-000	EA	DETECTOR - SMOKE - W/9 VOLT BATTERY - US
	072852-02-000	EA	DETECTOR - SMOKE - W/9 VOLT BATTERY - CANADIAN
	094499-03-000	EA	EXTINGUISHER/FIRE - DRY - 10BC - W/GAUGE/BACKET - US
*	094499-02-000	EA	EXTINGUISHER/FIRE - DRY - 10BC - W/GAUGE - CANADIAN
	094499-04-000	EA	STRAP - FIRE EXTINGUISHER MOUNTING - METAL
	125136-02-000	EA	DETECTOR/CO - GAS MODEL - 9 VOLT
	096764-02-000	FT	SLIPNOT - ANTISLIP - 1'WIDE (180' ROLLS) - WHITE
	091261-01-000	FT	SLIPNOT - ANTISLIP - 1' WIDE X 12' - BLACK
	133831-01-01A	EA	HOLDER - CUP W/THREE CENTERLINE RUBBER FINGERS
	113195-17-01A	EA	MIRROR - BEVELED SAFETY GLASS - CLEAR - 16.6" X 26.2"
	113195-42-01A	EA	MIRROR - BEVELED SAFETY GLASS - 11.6" X 36.8"
	113195-43-02A	EA	MIRROR - BEVELED SAFETY GLASS - 7.4" X 12.6"
	113195-44-02A	EA	MIRROR - BEVELED SAFETY GLASS - 9.6" X 27.9"
	113195-45-02A	EA	MIRROR - BEVELED SAFETY GLASS - 17.3" X 27.9"
	113195-46-02A	EA	MIRROR - BEVELED SAFETY GLASS - 24.5" X 25.9"
	113195-47-02A	EA	MIRROR - BEVELED SAFETY GLASS - 7.4" X 10.8"
	131494-03-01A	EA	MIRROR - BEVELED/GLASS - OCTAGON - 1" X 20" X 36"
	140374-63-000	EA	MIRROR - SAFETY GLASS - 42.5" X 38.4"
	131493-02-12A	EA	PICTURE - DECORATIVE - 13" X 15" - AFRICAN LILY (RC0, RC1, RC2, RC3, RD4, RD5, RD6, RD7)
	131493-02-09A	EA	PICTURE - DECOR - 13" X 15" - MEDITERRANEAN COVE (RC4, RC5, RC6, RC7, RD0, RD1, RD2, RD3)
	131493-02-05A	EA	PICTURE - DECORATIVE - 13" X 15" - VIOLIN
	144628-01-01A	EA	SHADE - VENT COVER - 15.7" X 15.7" - OFF WHITE
	148695-01-01A	EA	WEATHER STATION - KIT - BRASS

*COMPONENT PARTS LISTED LATER IN THIS GROUP

COMPONENT PARTS FOR ACCESSORIES

094499-02-000

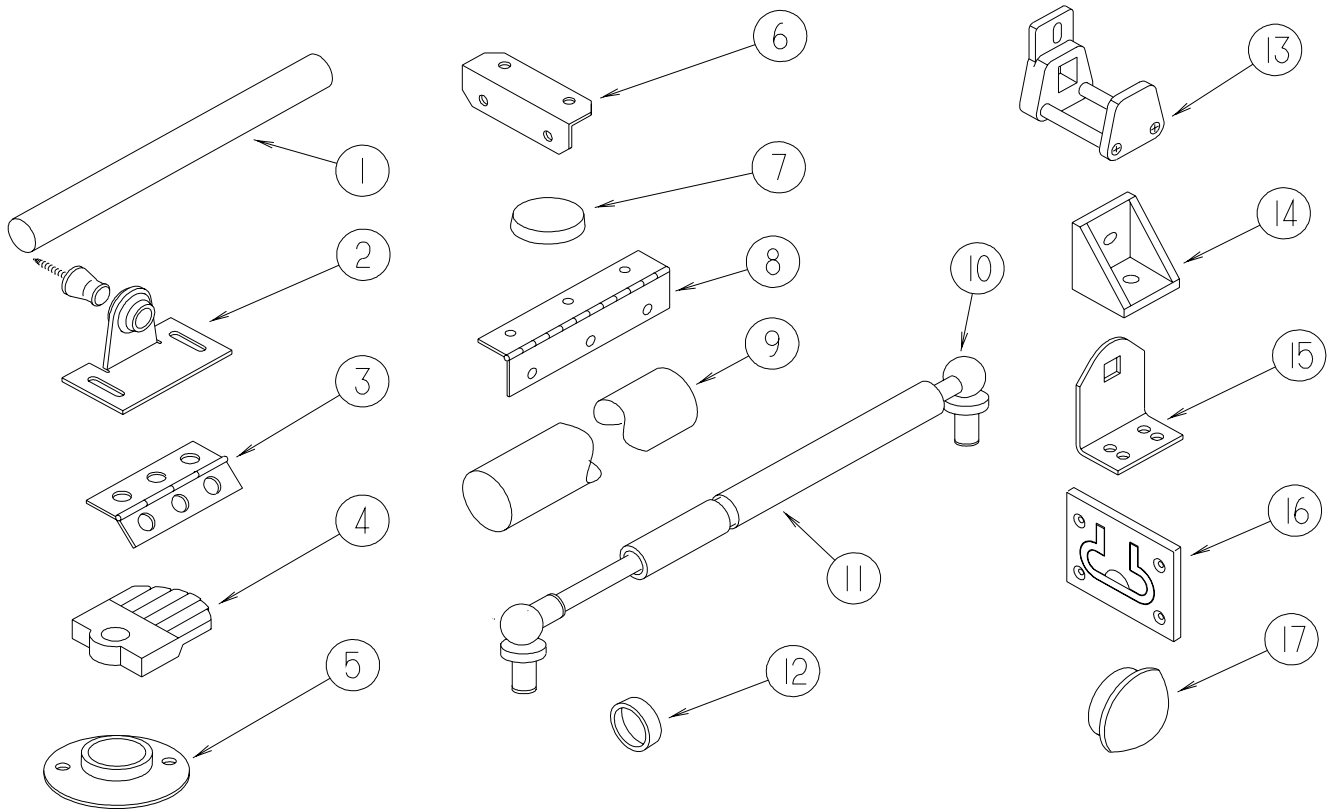
KEY	PART NUMBER	U/M	DESCRIPTION	VENDOR NO
	094499-01-700	EA	BRACKET MTG. W/PLAS. STRAP	294039

FLOOR COVERINGS

KEY	PART NUMBER	U/M	DESCRIPTION
	042720-14-000	SY	VINYL - FLOOR COVERING - 6' WIDE - CAPRI - SILVER GRAY
	123994-06-01A	EA	GROUT KIT - FLOOR TILE - CREAM COLOR - 13 LB PKG
	123994-09-02A	EA	TILE - FLOOR - CERAMIC - 12" X 12" - BONE
	123994-08-03A	EA	TILE - FLOOR - CERAMIC - 6" X 6" - BONE
	124742-01-02A	EA	MOLDING - TRIM - TILE - SOFT WHITE
	075233-01-000	SY	PAD - CARPET - 3/8" X 6' ROLL
	089275-02-000	FT	STRIP - 3/4" X 84" BLACK POLYETHYLENE
	093486-01-000	SY	CARPET - COMPARTMENT - 72" WIDE - DARK GRAY
	139056-17-000	SY	CARPET - BRITISH TAN - 4 SQUARE YARD INCREMENTS (RC0, RC1, RC2, RC3, RC4, RC5, RC6, RC7)
	139056-18-000	SY	CARPET - FROSTED JADE - 4 SQUARE YARD INCREMENTS (RD1, RD2, RD3, RD4)
	139056-20-000	SY	CARPET - SLATE - 4 SQUARE YARD INCREMENTS (RD4, RD5, RD6, RD7)

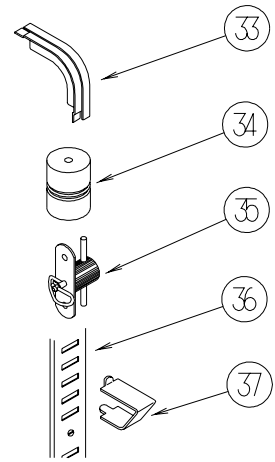
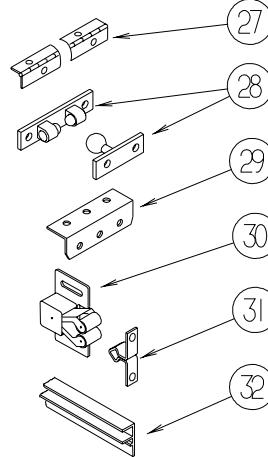
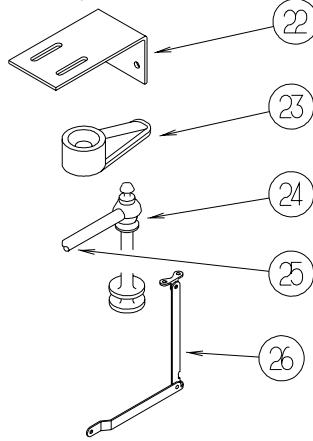
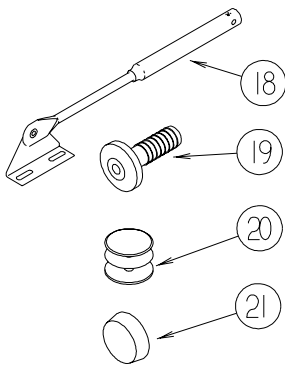
INTERIOR FINISH GROUP (CONTINUED)

HARDWARE



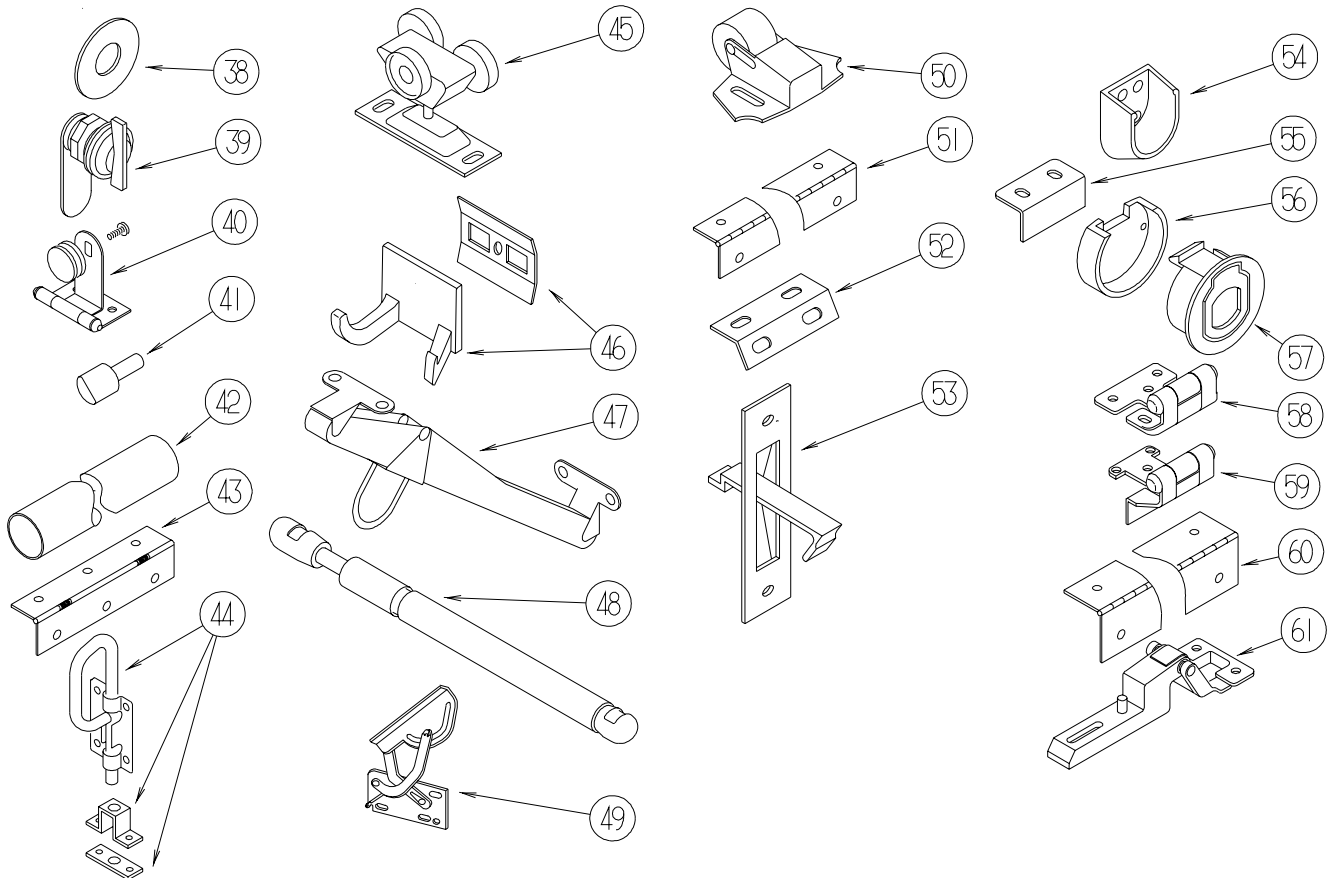
KEY	PART NUMBER	U/M	DESCRIPTION
1	Y00136-21-218	EA	DOWEL - WOOD - 1" X 4'
2	009013-01-000	EA	CATCH - BULLDOG - MALE/FEMALE
3	009059-01-000	EA	HINGE - DOOR - 2" X 1.4" - BRASS
3	009059-02-000	EA	HINGE - DOOR - 2" X 2.7" - BRASS
3	009059-03-000	EA	HINGE - BRASS - 1.75"
3	009059-04-000	EA	HINGE - 2" - ZINC
4	009089-01-000	EA	CLIP - MIRROR
5	009112-01-000	EA	FLANGE - PLASTIC - 1" CLOTHES ROD - OFF WHITE
6	016604-01-000	EA	BRACE - ANGLE - 2 1/2" - UNPAINTED METAL
6	016604-05-000	EA	BRACE - ANGLE - 2 1/2" - OFF WHITE METAL
6	016604-10-000	EA	BRACE - SEAT ANGLE - 2.5" - BLACK
7	023320-01-000	EA	PAD - FELT 3/8" DIAMETER
8	041389-25-000	EA	HINGE - PIANO - 1 1/2" X 55" - UNPAINTED
9	042438-02-000	EA	DOWEL - WOOD - 2" DIAMETER X 2'
10	057460-02-000	EA	BALL STUD - F/GAS SPRING .39" - 5/16"-18
11	057460-04-000	EA	SPRING/GAS - BALL STUD STYLE - 120 PI - "SPD6209"
12	057671-01-000	EA	COVER - SCREW - #8 - OFF WHITE
12	057671-15-000	EA	COVER - SCREW - #8 - BRIGHT WHITE
12	057671-16-000	EA	COVER - SCREW - #8 - SOFT WHITE
12	057671-17-000	EA	COVER - SCREW - VW LT GRAY - #8
13	064467-01-000	EA	GUIDE - POCKET - SLIDING DOOR - WALL MOUNTED
14	065740-01-000	EA	BRACE - CABINET/CORNER - PLASTIC
15	069178-03-000	EA	BRACKET/MOUNTING - ASSIST HANDLE - BRIGHT WHITE
16	072871-01-000	EA	PULL - FLUSH - CHROME
17	074045-08-000	EA	PLUG - OAK - 3/8" DOWEL-1/2" HEAD - SALEM CHERRY - CONCERT CHERRY
17	074045-12-000	EA	PLUG - OAK - 3/8" DOWEL-1/2" HEAD - WASHED MAPLE
17	074045-13-000	EA	PLUG - OAK - 3/8" DOWEL-1/2" HEAD - PORTSMOUTH OAK
17	074045-14-000	EA	PLUG - OAK - 3/8" DOWEL-1/2" HEAD - HONEY CHERRY

INTERIOR FINISH GROUP (CONTINUED)
HARDWARE (CONTINUED)



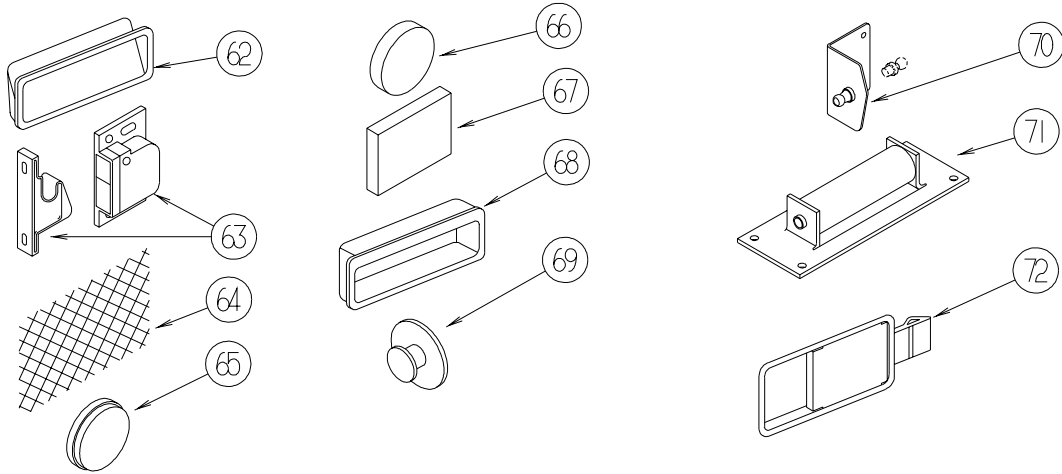
KEY	PART NUMBER	U/M	DESCRIPTION
18	074493-02-000	EA	SUPPORT - PISTON SPRING - CABINET DOOR - 26 LBS
18	074493-03-000	EA	SUPPORT - PISTON SPRING - CABINET DOOR - 12 LBS
19	079921-01-000	EA	ROLLER - NYLON - W/STEEL SHAFT - BARBED
20	081114-02-000	EA	CAP - INSERT - ROUND - 1" DIAMETER - WHITE PLASTIC
21	004354-01-000	EA	BUMPER - RUBBER - 1/2" DIA - BROWN
21	081914-01-000	EA	BUMPER - RUBBER - ROUND - 1/2" DIA. X 1/8" THICK
22	083125-07-000	EA	BRACE - ANGLE/COUCH - 2.5" - OFF WHITE
22	132871-02-02B	EA	BRACKET/L-SHAPED W/HOLES - 1.9" X 2.8" - E-COATED
23	083204-03-000	EA	BUTTON - RETAINING MIRROR 5/16" TIP
24	084070-03-000	EA	POST - END - 2.4" - SHINY BRASS
25	084071-05-000	EA	ROD - BRASS - 15"
25	084071-19-000	EA	ROD - BRASS - 7.1"
25	084071-20-000	EA	ROD - BRASS - 9.8"
25	084071-23-000	EA	ROD - BRASS - 13.1"
25	084071-24-000	EA	ROD - BRASS - 3.8"
25	084071-33-000	EA	ROD - BRASS - 20.4"
25	146840-01-01A	EA	ROD - .25" DIAMETER - BRASS
25	146840-01-02A	EA	ROD - .25" DIAMETER - PEWTER
25	146840-02-01A	EA	ROD - .25" DIAMETER - BRASS
25	146840-02-02A	EA	ROD - .25" DIAMETER - PEWTER
25	146840-03-01A	EA	ROD - .25" DIAMETER - BRASS
25	146840-03-02A	EA	ROD - .25" DIAMETER - PEWTER
25	146840-04-01A	EA	ROD - .25" DIAMETER - BRASS
25	146840-04-02A	EA	ROD - .25" DIAMETER - PEWTER
25	146840-05-01A	EA	ROD - .25" DIAMETER - BRASS
25	146840-05-02A	EA	ROD - .25" DIAMETER - PEWTER
26	084412-01-000	EA	SUPPORT/HINGE KIT (LEFT & RIGHT HINGES)
27	084413-01-000	EA	HINGE - 1" X 72" - ALUMINUM - W/HOLES
28	084451-01-000	EA	CATCH & LATCH - 1.7" - BRASS
29	089025-01-000	EA	SUPPORT - SPRING TO BED - ANGLE 1.5" X 11.8"
30	093586-03-000	EA	CATCH - SPRING ROLLER - .377"
30	093586-06-000	EA	CATCH - SPRING ROLLER - .236"
31	093586-04-000	EA	STRIKE - SPRING STEEL - 1.14"
31	093586-05-000	EA	STRIKE - SPRING STEEL - .943"
32	093622-01-000	EA	TRACK - DOOR - TAMBOUR - PLASTIC - 8' LENGTHS
33	093623-01-000	EA	CORNER - TRACK - TAMBOUR DOOR
34	097872-04-000	EA	DOWEL - WOOD - 1" DIAMETER X 1.38" LONG - UNFINISHED
35	098196-01-000	EA	LATCH - 1/4 TURN - T-BAR
36	098979-01-000	EA	CLIP - ADJUSTABLE SHELF
37	098980-01-000	EA	PILASTER - ADJUSTABLE SHELF - 18"
37	098980-02-000	EA	PILASTER - ADJUSTABLE SHELF - 12"
37	098980-03-000	EA	PILASTER - ADJUSTABLE SHELF - 9"
37	098980-04-000	EA	PILASTER - ADJUSTABLE SHELF - 48"
37	098980-05-000	EA	PILASTER - ADJUSTABLE SHELF - 15"
37	098980-06-000	EA	PILASTER - ADJUSTABLE SHELF - 24"

INTERIOR FINISH GROUP (CONTINUED)
HARDWARE (CONTINUED)



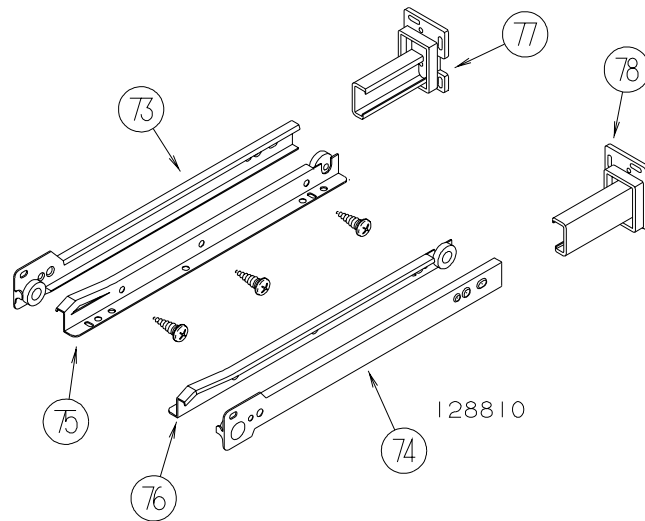
KEY	PART NUMBER	U/M	DESCRIPTION
38	100707-01-000	EA	SPACER - GLASS DOOR - .8" DIA - .3" HOLE - PLASTIC
39	100710-01-01A	EA	LOCK - GLASS DOOR/TWIST TYPE - BRASS
40	100711-01-01A	EA	HINGE - GLASS DOOR
41	101766-01-000	EA	PIN - SUPPORT/GLASS DOOR
42	102075-10-02A	EA	ROD - SHOWER CURTAIN - 1" OD X 46.3" - SOFT WHITE
43	102920-01-01A	EA	HINGE - SPRING LOADED - BRASS
44	103256-01-000	EA	LATCH COMPLETE (SLIDE)
45	103874-01-000	EA	HANGER - SLIDING DOOR
46	104174-01-000	EA	HOOK - ROBE - DOUBLE
47	104181-01-01A	EA	SUPPORT - LEAF 5.3" EXTENDS TO 7.5" - SAFETY RING - METAL
48	142569-15-000	EA	SPRING/GAS - 12" COMPRESSED/20" EXTENDED - 120 LB.
48	142569-16-000	EA	SPRING/GAS - 12" COMPRESSED/20" EXTENDED - 90 LB
48	142569-05-000	EA	SPRING - GAS - 15 LB. - 39.9"
48	142569-18-000	EA	SPRING/GAS - 6.5" COMPRESSED/9.6" EXTENDED - 65 LB.
49	108126-01-000	EA	TRAY HINGE SET (QTY. 2 PER SET)
50	109403-01-000	EA	CATCH - SINGLE ROLLER - SCREEN DOOR
51	110496-01-01A	EA	HINGE - BRASS
52	111866-01-02A	EA	BRACE - SEAT - ANGLE - OFF WHITE
53	113130-01-01A	EA	PULL - DOOR POCKET
54	113236-01-01A	EA	BRACKET - CLOTHES - ROD
55	113375-02-01A	EA	STRIKE - DOOR - CHROME
56	113375-05-01A	EA	LATCH - SLAM - BACK - .8" THICK
57	113375-06-01A	EA	LATCH - SLAM - FACE - .7" THICK
58	113676-01-01A	EA	HINGE - OVERLAY - VARIABLE - BURNISHED BRASS
59	113677-01-01A	EA	HINGE - SELF CLOSING
60	114278-02-000	EA	HINGE - CONTINUOUS - 3" WIDE
61	114443-01-01A	EA	HINGE - CABINET DOOR

INTERIOR FINISH GROUP (CONTINUED)
HARDWARE (CONTINUED)



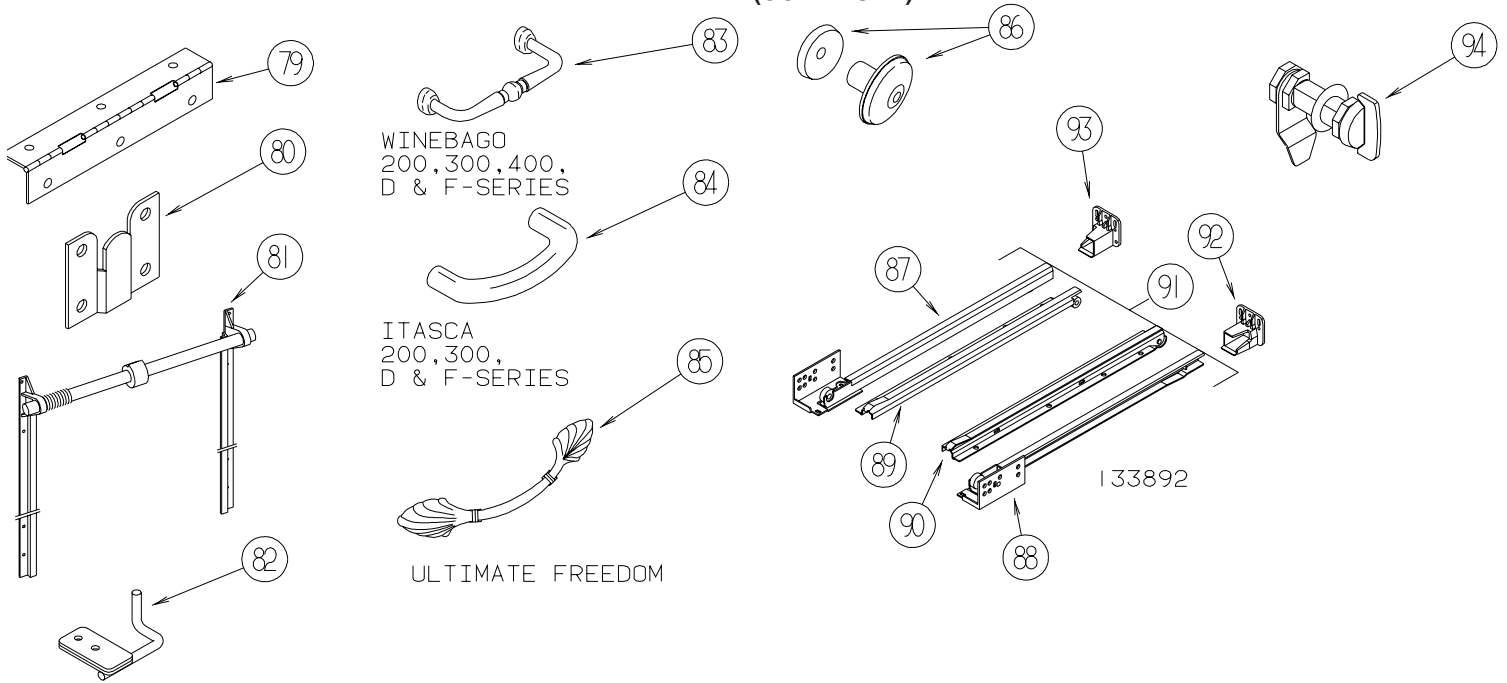
KEY	PART NUMBER	U/M	DESCRIPTION
62	115994-01-01A	EA	HANDLE - POCKET
63	117095-01-01A	EA	LATCH - DOOR - GRABBER W/KEEPER - PLASTIC - BLK-5 LB PULL
63	117095-02-01A	EA	LATCH - DOOR - GRABBER W/KEEPER - PLASTIC - BLK-10 LB PULL
64	118200-01-01A	SF	MESH - PLASTIC 1/2" - 48" X LENGTH = SF - BLACK
65	120760-01-000	EA	RUBBER BUMPER - CLEAR - .1" THICK X .8" DIAMETER
66	122717-01-01A	EA	PAD - NON SKID - 4" DIAMETER ROUND
67	122717-06-01A	FT	PAD - NON-SKID - PSA - 5"W
68	124311-01-01A	EA	HANDLE - RECESSED - BRASS
69	125221-01-01A	EA	PULL - MIRROR - W/ROUND HANDLE
70	126263-06-02B	EA	BRACKET - GAS SPRING W/INSIDE BALL STUD - E-COATED
70	126263-08-02B	EA	BRACKET - GAS SPRING W/CENTERED BALL STUD - E-COATED
71	126584-02-000	EA	ROLLER - FLAT
72	127349-01-01A	EA	LATCH - PADDLE

INTERIOR FINISH GROUP (CONTINUED)
HARDWARE (CONTINUED)



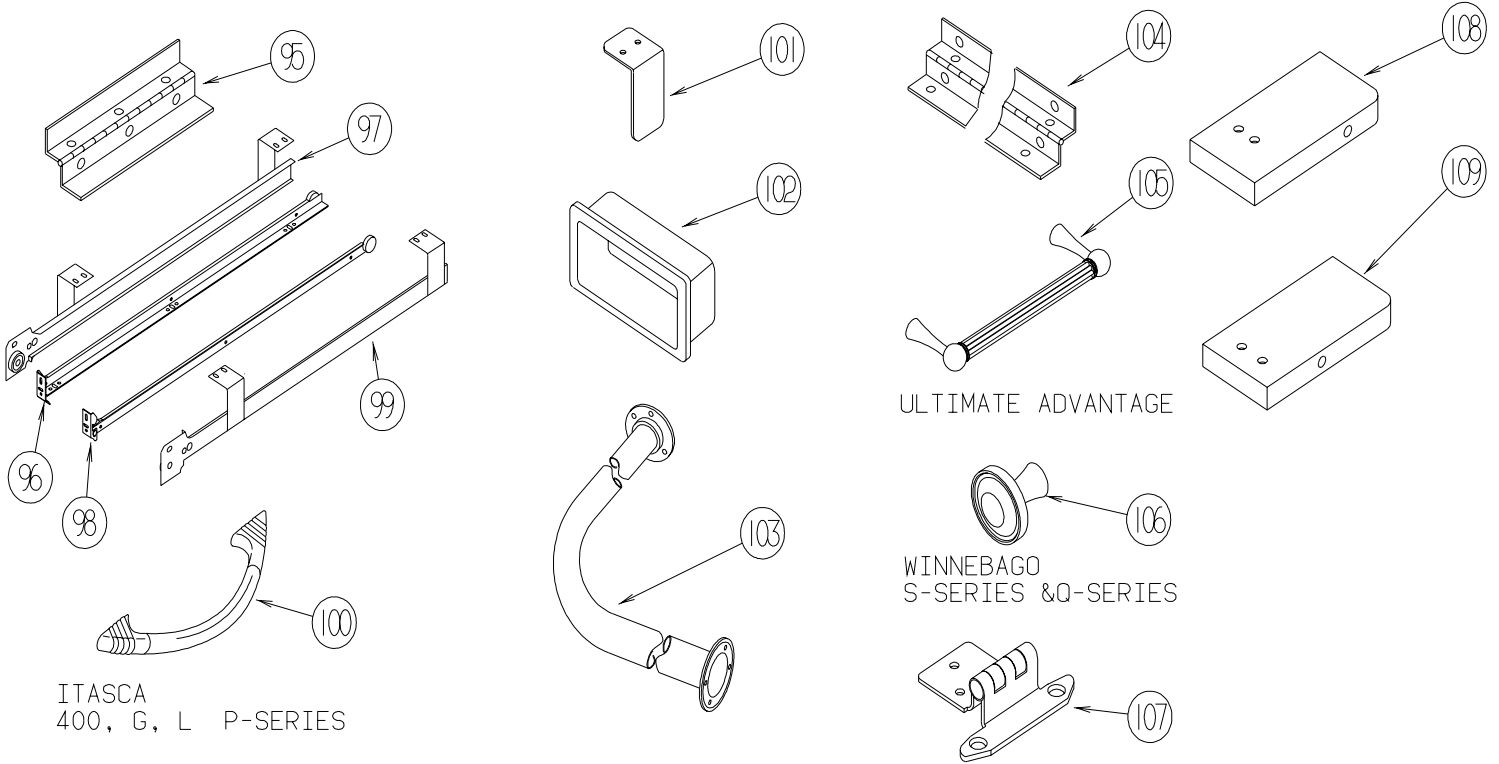
KEY	PART NUMBER	U/M	DESCRIPTION
73	128810-01-01A	EA	SLIDE - DRAWER - 12" - LEFT CABINET
73	128810-05-01A	EA	SLIDE - DRAWER - 14" - LEFT CABINET
73	128810-09-01A	EA	SLIDE - DRAWER - 16" - LEFT CABINET
73	128810-13-01A	EA	SLIDE - DRAWER - 18" - LEFT CABINET
73	128810-17-01A	EA	SLIDE - DRAWER - 20" - LEFT CABINET
73	128810-21-01A	EA	SLIDE - DRAWER - 22" - LEFT CABINET
73	128810-25-01A	EA	SLIDE - DRAWER - 24" - LEFT CABINET
73	128810-29-01A	EA	SLIDE - DRAWER - 9" - LEFT CABINET
74	128810-02-01A	EA	SLIDE - DRAWER - 12" - RIGHT CABINET
74	128810-06-01A	EA	SLIDE - DRAWER - 14" - RIGHT CABINET
74	128810-10-01A	EA	SLIDE - DRAWER - 16" - RIGHT CABINET
74	128810-14-01A	EA	SLIDE - DRAWER - 18" - RIGHT CABINET
74	128810-18-01A	EA	SLIDE - DRAWER - 20" - RIGHT CABINET
74	128810-22-01A	EA	SLIDE - DRAWER - 22" - RIGHT CABINET
74	128810-26-01A	EA	SLIDE - DRAWER - 24" - RIGHT CABINET
74	128810-30-01A	EA	SLIDE - DRAWER - 9" - RIGHT CABINET
75	128810-03-01A	EA	SLIDE - DRAWER - 12" - LEFT DRAWER
75	128810-07-01A	EA	SLIDE - DRAWER - 14" - LEFT DRAWER
75	128810-11-01A	EA	SLIDE - DRAWER - 16" - LEFT DRAWER
75	128810-15-01A	EA	SLIDE - DRAWER - 18" - LEFT DRAWER
75	128810-19-01A	EA	SLIDE - DRAWER - 20" - LEFT DRAWER
75	128810-23-01A	EA	SLIDE - DRAWER - 22" - LEFT DRAWER
75	128810-27-01A	EA	SLIDE - DRAWER - 24" - LEFT DRAWER
75	128810-27-01A	EA	SLIDE - DRAWER - 24" - LEFT DRAWER
75	128810-31-01A	EA	SLIDE - DRAWER - 9" - LEFT DRAWER
76	128810-04-01A	EA	SLIDE - DRAWER - 12" - RIGHT DRAWER
76	128810-08-01A	EA	SLIDE - DRAWER - 14" - RIGHT DRAWER
76	128810-12-01A	EA	SLIDE - DRAWER - 16" - RIGHT DRAWER
76	128810-16-01A	EA	SLIDE - DRAWER - 18" - RIGHT DRAWER
76	128810-20-01A	EA	SLIDE - DRAWER - 20" - RIGHT DRAWER
76	128810-24-01A	EA	SLIDE - DRAWER - 22" - RIGHT DRAWER
76	128810-28-01A	EA	SLIDE - DRAWER - 24" - RIGHT DRAWER
76	128810-32-01A	EA	SLIDE - DRAWER - 9" - RIGHT DRAWER
77	128811-01-02A	EA	BACKSOCKET - ADJUSTABLE - LEFT
78	128811-02-02A	EA	BACKSOCKET - ADJUSTABLE - RIGHT

INTERIOR FINISH GROUP (CONTINUED)
HARDWARE (CONTINUED)



KEY	PART NUMBER	U/M	DESCRIPTION
79	129753-01-01A	EA	HINGE - SPRING LOADED - 19" X 19" - BLACK
80	130120-01-01A	EA	BRACKET - MIRROR
81	130787-02-000	EA	TRACK - TAMBOUR DOOR/SPRING - 24"
81	130787-04-000	EA	TRACK - TAMBOUR DOOR - SPRING
82	130798-01-02B	EA	GUIDE - POCKET DOOR - E-COATED
83	131963-01-01A	EA	PULL - POLISHED BRASS - WINNEBAGO VISTA/MINNIE/MINNIE WINNIE/SIGHTSEER & BRAVE
84	131964-01-01A	EA	PULL - POLISHED BRASS - ITASCA SUNSTAR/SPIRIT/SUNOVA & SUNRISE
85	131965-01-01A	EA	PULL - DOOR/DRAWER - 6.3" - BURNISHED BRASS - ULTIMATE FREEDOM
86	133313-01-02A	EA	PULL - DOOR/DRAWER - BRIGHT BRASS
86	133313-01-03A	EA	PULL - DOOR/DWR - CHROME/BRASS - ITASCA SUNDANCER/SUNCRUISER/SUNFLYER/MERIDIAN
87	133892-01-01A	EA	SLIDE - DRAWER - 16" - LEFT CABINET
87	133892-06-01A	EA	SLIDE - DRAWER - 22" - LEFT CABINET
87	133892-10-01A	EA	SLIDE - DRAWER - 12" - LEFT CABINET
87	133892-14-01A	EA	SLIDE - DRAWER - 18" - LEFT CABINET
88	133892-02-01A	EA	SLIDE - DRAWER - 16" - RIGHT CABINET
88	133892-07-01A	EA	SLIDE - DRAWER - 22" - RIGHT CABINET
88	133892-11-01A	EA	SLIDE - DRAWER - 12" - RIGHT CABINET
88	133892-15-01A	EA	SLIDE - DRAWER - 18" - RIGHT CABINET
89	133892-03-01A	EA	SLIDE - DRAWER - 16" - LEFT DRAWER
89	133892-08-01A	EA	SLIDE - DRAWER - 22" - LEFT DRAWER
89	133892-12-01A	EA	SLIDE - DRAWER - 12" - LEFT DRAWER
89	133892-16-01A	EA	SLIDE - DRAWER - 18" - LEFT DRAWER
90	133892-04-01A	EA	SLIDE - DRAWER - 16" - RIGHT DRAWER
90	133892-09-01A	EA	SLIDE - DRAWER - 22" - RIGHT DRAWER
90	133892-13-01A	EA	SLIDE - DRAWER - 12" - RIGHT DRAWER
90	133892-17-01A	EA	SLIDE - DRAWER - 18" - RIGHT DRAWER
91	133892-05-01A	EA	SLIDE - DRAWER - 9" - FULL SET
92	133907-01-01A	EA	BACKSOCKET - RIGHT HAND
93	133907-02-01A	EA	BACKSOCKET - LEFT HAND
94	135231-01-01A	EA	LATCH - COMPRESSION - BLACK

INTERIOR FINISH GROUP (CONTINUED)
HARDWARE (CONTINUED)



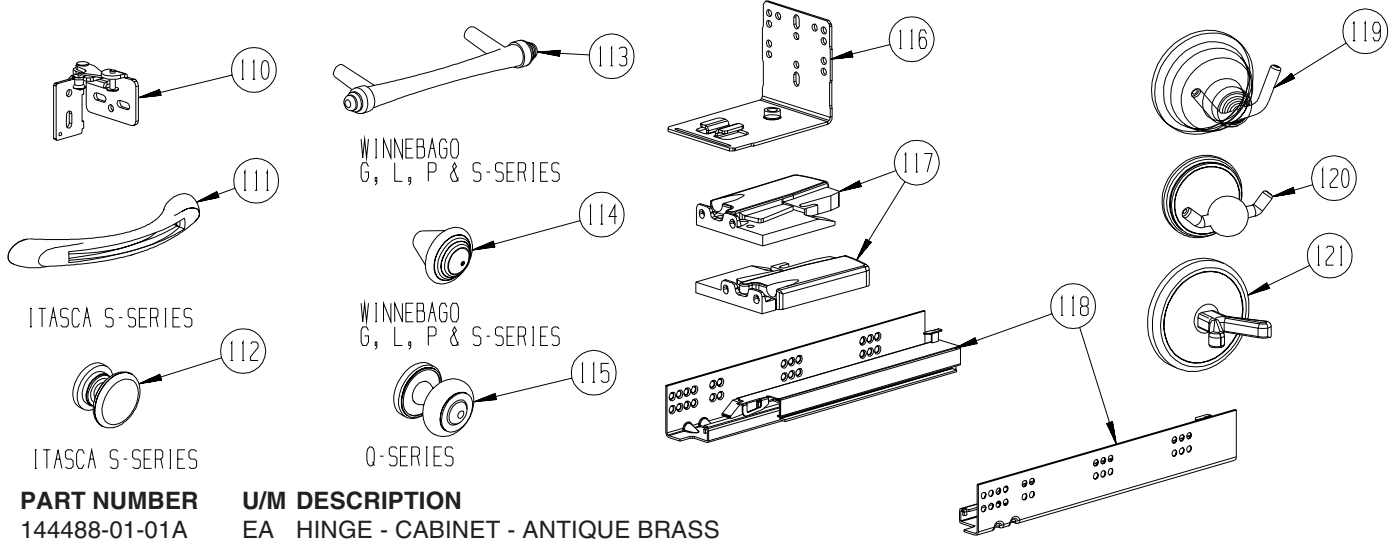
ITASCA
400, G, L P-SERIES

ULTIMATE ADVANTAGE

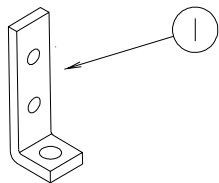
WINNEBAGO
S-SERIES & Q-SERIES

KEY	PART NUMBER	U/M	DESCRIPTION
95	135538-01-01A	EA	HINGE - PIANO - FULL WRAP - BRASS PLATED
95	135538-03-01A	EA	HINGE - PIANO - FULL WRAP - STOCKER BRASS
95	135538-06-01A	EA	HINGE - PIANO - FULL WRAP
96	136944-01-01A	EA	SLIDE - DRAWER/RIGHT HAND - 13.8"
97	136944-02-01A	EA	SLIDE - CABINET/RIGHT HAND - 13.8"
98	136944-03-01A	EA	SLIDE - DRAWER/LEFT HAND - 13.8"
99	136944-04-01A	EA	SLIDE - CABINET/LEFT HAND - 13.8"
100	137446-01-01A	EA	PULL - CABINET - CHROME/BRASS - ITASCA SUNDANCE/SUNCRUISER/SUNFLYER & MERIDIAN
101	138136-02-02B	EA	GUIDE - DOOR - E-COATED
102	139136-01-01A	EA	HANDLE - RECESSED - BRASS
102	139136-02-01A	EA	HANDLE - RECESSED - BRASS
102	139136-02-02A	EA	HANDLE - RECESSED - PEWTER
103	140494-01-01A	EA	ROD - SHOWER
103	140494-01-02A	EA	ROD - SHOWER - SOFT WHITE
104	142276-01-01A	EA	HINGE - PIANO - FULL WRAP - BRASS
105	142909-01-01A	EA	PULL - CABINET - BRASS - ULTIMATE ADVANTAGE
106	142910-01-01A	EA	KNOB - CABINET - BRASS - WINNEBAGO VECTRA & ULTIMATE ADVANTAGE
107	143468-01-01A	EA	HINGE - SELF CLOSING - BURNISHED BRASS - ULTIMATE FREEDOM
107	143468-01-02A	EA	HINGE - SELF CLOSING - POLISHED BRASS
107	143468-02-02A	EA	HINGE - SELF CLOSING - POLISHED BRASS
107	143468-02-03A	EA	HINGE - SELF CLOSING - SATIN NICKEL - ITASCA SUNFLYER, L-SERIES
107	146553-01-02A	EA	HINGE - CABINET DOOR - BRIGHT BRASS
107	146553-01-03A	EA	HINGE - CABINET DOOR - SATIN NICKEL
108	137445-01-N42	EA	STOP - F/SLIDING DOOR
108	137445-01-P46	EA	STOP - F/SLIDING DOOR
108	137445-01-P56	EA	STOP - F/SLIDING DOOR
109	137445-02-P45	EA	STOP - F/SLIDING DOOR
109	137445-02-P46	EA	STOP - F/SLIDING DOOR
109	137445-02-P56	EA	STOP - F/SLIDING DOOR

INTERIOR FINISH GROUP (CONTINUED) HARDWARE (CONTINUED)



KEY	PART NUMBER	U/M	DESCRIPTION
110	144488-01-01A	EA	HINGE - CABINET - ANTIQUE BRASS
110	144488-01-02A	EA	HINGE - CABINET - NICKEL - ITASCA HORIZON
111	144917-01-01A	EA	PULL - DRAWER/KNOB - SATIN NICKEL - ITASCA HORIZON
112	144918-01-01A	EA	PULL - DRAWER/KNOB - SATIN NICKEL - ITASCA HORIZON
113	145172-01-01A	EA	PULL - CABINET DOOR - WINNEBAGO ADVENTURER/CHIEFTAIN/JOURNEY & VECTRA
114	145172-02-01A	EA	PULL - DRAWER/DNOB - WINNEBAGO ADVENTURER/CHIEFTAIN & JOURNEY
115	145180-01-01A	EA	KNOB - CABINET DOOR - ULTIMATE FREEDOM
116	145739-01-000	EA	BRACKET - REAR MOUNT
117	145739-02-000	EA	LOCKING MECHANISM - LEFT
117	145739-03-000	EA	LOCKING MECHANISM - RIGHT
118	145739-04-000	EA	SLIDE - DRAWER - 12"
119	145849-01-01A	EA	ROBE HOOK - TWIN - BRASS
119	145849-02-01A	EA	ROBE HOOK - TWIN - CHROME
120	145849-03-01A	EA	ROBE HOOK - TWIN - BRASS
121	145849-04-01A	EA	ROBE HOOK - TWIN - CHROME/BRASS



KEY	PART NUMBER	U/M	DESCRIPTION
1	096826-01-01A	EA	BRACE-CABINET E-COATED

LABELS GROUP

SEWAGE

KEY PART NUMBER U/M DESCRIPTION
006187-01-000 EA LABEL - SEWAGE

WASTE WATER

KEY PART NUMBER U/M DESCRIPTION
006188-01-000 EA LABEL - WASTE WATER

WARNING

THIS SYSTEM IS DESIGNED FOR USE WITH PROPANE ONLY
DO NOT CONNECT NATURAL GAS TO THIS SYSTEM

BEFORE TURNING ON PROPANE:

- (A) BE CERTAIN APPLIANCES ARE CERTIFIED FOR PROPANE AND ARE EQUIPPED WITH CORRECT BURNING ORIFICES.
- (B) MAKE CERTAIN ALL PROPANE CONNECTIONS ARE TIGHT BY TESTING WITH SOAPY WATER. ALL APPLIANCE VALVES ARE TURNED OFF, AND ANY UNCONNECTED OUTLETS ARE CAPPED.

AFTER TURNING ON PROPANE:

- (A) LIGHT ALL PILOT LIGHTS
- (B) (B) ALL CONNECTIONS, INCLUDING THOSE AT THE APPLIANCES, REGULATORS AND CYLINDERS SHOULD BE LEAK-TESTED PERIODICALLY WITH SOAPY WATER BY THE OCCUPANT. NEVER USE A LIGHTED MATCH OR OTHER FLAME WHEN CHECKING FOR LEAKS.
- (C) DO NOT LEAVE SYSTEM TURNED ON OF CONTAINERS CONNECTED UNTIL THE SYSTEM HAS BEEN PROVEN TO BE FREE OF LEAKS.
- (D) COOKING APPLIANCES SHOULD NOT BE USED FOR SPACE HEATING.
- (E) WHEN THE CONTAINERS ARE DISCONNECTED THE PROPANE SUPPLY LINE SHOULD BE CAPPED OR PLUGGED.

AVERTISSEMENT

CETTE INSTALLATION EST CONCUE POUR LE PROPANE SEULEMENT
NE PAS L'ALIMENTER EN GAZ NATUREL

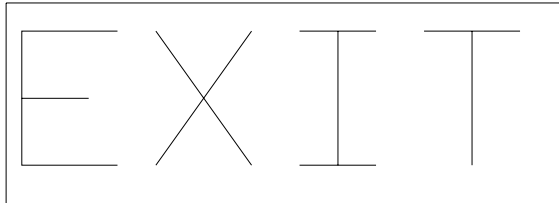
AVANT LA MISE EN SERVICE:

- (A) S'ASSURER QUE LES APPAREILS SONT CERTIFIES POUR LE PROPANE ET MUNIS D'ORIFICES DE BRULEUR APPROPRIES.
- (B) VERIFIER L'ETANCHEITE DE TOUS LES RACCORDEMENTS AU PROPANE. LA PERMETURE DE TOUS LES ROBINETS D'APPAREILS ET L'OBTURATION DE TOUTES LES SORTIES NON RACCORDEES.

APRES LA MISE EN SERVICE:

- (A) ALLUMER TOUTES LES VEILLEUSES.
- (B) L'OCCUPANT DOIT EPROUVER PERIODIQUEMENT L'ETANCHEITE DE TOUS LES RACCORDEMENTS Y COMPRIS CEUX AUX APPAREILS, AUX DETENDEURS ET AUX BOUTEILLES, EN Y APPLIQUANT DE L'EAU SAVONNEUSE NE JAMA'S SE SERVIR D'UNE ALLUMETTE OU AUTRE POUR LA DETECTION DES FUITES.
- (C) NE PAS LAISSER L'ALIMENTATION OUVERTE NI LES RECIPIENTS RACCORDES AVANT D'AVOIR COMPLETE L'EPREUVE D'ETANCHEITE AU PROPANE DE L'INSTALLATION.
- (D) LES APPAREILS DE CUISSON NE DOIVENT PAS ETRE UTILISES POUR LE CHAUFFAGE DES LOCAUX.
- (E) LORSQUE LES RECIPIENTS SONT DECONNECTES, L'ALIMENTATION DE PROPANE DOIT ETRE OBTUREE OU SCELLEE.

KEY PART NUMBER U/M DESCRIPTION
023769-01-000 EA LABEL - WARNING - LPG - CANADIAN



KEY PART NUMBER U/M DESCRIPTION
039290-01-000 EA LABEL - WARNING - EXIT

LABELS GROUP (CONTINUED)



KEY PART NUMBER U/M DESCRIPTION
040944-01-000 EA LABEL - ENTRANCE DOOR - "OPEN"

CAUTION

THIS MOTOR HOME HAS BEEN DESIGNED, MANUFACTURED AND TESTED WITH CONCERN FOR THE PROTECTION OF IT'S OCCUPANTS. WE RECOMMEND YOU PERFORM THE FOLLOWING INSPECTIONS FOR YOUR SAFETY AND THE SAFETY OF YOUR PASSENGERS BEFORE STARTING YOUR VEHICLE.

1. LP GAS SYSTEM- TURN OFF AT TANK FOR TRAVELING. TEST FOR LEAKS UPON ARRIVAL AT DESTINATION. BEFORE LIGHTING PILOTS.
2. WHEELS- INSPECT FOR DAMAGE AND CHECK LUG NUTS FOR TIGHTNESS.
3. TIRES- INSPECT FOR WEAR AND DAMAGE AND CHECK FOR RECOMMENDED AIR PRESSURE.
4. LIGHTING- TEST FOR PROPER OPERATION OF ALL INTERIOR AND EXTERIOR LIGHTS INCLUDING DASH LIGHTS, HEADLIGHTS, TAIL LIGHTS, BRAKE LIGHTS, CLEARANCE LIGHTS AND TURN SIGNALS.
5. EXITS- INSPECT RELEASE MECHANISM ON EMERGENCY EXIT WINDOW. TEST BOTH LOCKS ON MAIN ENTRANCE DOOR FOR EASE OF OPERATION AND INSTRUCT PASSENGERS HOW TO USE BOTH MEANS OF EXIT.
6. SEAT BELTS- DIRECT PASSENGERS TO DESIGNATED SEATS AND REQUIRE USE OF SEAT BELTS.
7. APPLIANCES- TURN OFF AND LATCH OR LOCK DOORS WHERE PROVIDED.
8. LOOSE PARCELS- STORE SECURELY.
9. UTILITY SUPPLY LINES- DISCONNECT ALL ELECTRIC, SEWER AND WATER LINES AND SECURE PROPERLY.
10. ENTRANCE DOOR STEP- PLACE IN RETRACTED POSITION FOR TRAVELING.

READ YOUR MOTOR HOME AND CHASSIS OWNER'S MANUAL FOR FURTHER PRECAUTIONS

KEY PART NUMBER U/M DESCRIPTION
056259-01-000 EA LABEL - SAFETY CHECK LIST

UNLEADED FUEL ONLY

KEY PART NUMBER U/M DESCRIPTION
062043-01-000 EA LABEL - FUEL - UNLEADED

WARNING DISCONNECT BATTERIES BEFORE CONNECTING EXTERNAL CHARGING EQUIPMENT.

KEY PART NUMBER U/M DESCRIPTION
065748-01-000 EA LABEL - WARNING - BATTERY CHARGING - UL

AVERTISSEMENT : DEBRANCHER LES BATTERIES AVANT DE BRANCHER TOUT EQUIPEMENT DE CHARGE EXTERIEUR.

KEY PART NUMBER U/M DESCRIPTION
065748-02-000 EA LABEL - WARNING - BATTERY CHARGING - CSA - CANADIAN

DIESEL FUEL ONLY

KEY PART NUMBER U/M DESCRIPTION
068383-01-000 EA LABEL - DIESEL FUEL

VEHICLE EMISSION CONTROL INFORMATION

THIS VEHICLE CONFORMS TO U.S. EPA REGULATIONS APPLICABLE TO XXXX MODEL YEAR NEW VEHICLES.

072887-01-000-2 CATALYST

KEY PART NUMBER U/M DESCRIPTION
072887-14-000 EA LABEL - EPA - 2003 MODEL YEAR

LABELS GROUP (CONTINUED)

IF YOU SMELL GAS

1. EXTINGUISH ANY OPEN FLAME, PILOT LIGHTS AND ALL SMOKING MATERIALS.
2. DO NOT TOUCH ELECTRICAL SWITCHES.
3. SHUT OFF THE GAS SUPPLY AT THE TANK VALVE(S) OR GAS SUPPLY CONNECTION.
4. OPEN DOORS AND OTHER VENTILATING OPENINGS.
5. LEAVE THE AREA UNTIL ODOR CLEARS.
6. HAVE THE GAS SYSTEM CHECKED AND LEAKAGE SOURCE CORRECTED BEFORE USING AGAIN.

KEY PART NUMBER U/M DESCRIPTION
073998-01-000 EA LABEL - LPG ODOR WARNING

WARNING: TEST SMOKE DETECTOR OPERATION AFTER VEHICLE HAS BEEN IN STORAGE, BEFORE EACH TRIP AND AT LEAST ONCE PER WEEK DURING USE.

KEY PART NUMBER U/M DESCRIPTION
077956-01-000 EA LABEL - WARNING - SMOKE DETECTOR

DO NOT FILL LP-GAS CONTAINER(S) TO MORE THAN 80% OF CAPACITY.

KEY PART NUMBER U/M DESCRIPTION
079965-01-000 EA LABEL - LPG - 80% CAPACITY

WARNING
MUST BE STOWED
IN LATCHED POSITION
WHILE VEHICLE IS IN MOTION

KEY PART NUMBER U/M DESCRIPTION
079966-01-000 EA LABEL - WARNING - STOWED - MOTION

W
A
T
E
R
H
E
A
T
E
R
ON
OFF

KEY PART NUMBER U/M DESCRIPTION
083588-01-000 EA LABEL - ON/OFF - WATER HEATER

E
N
G
I
N
E
H
E
A
T
E
R
ON
OFF

KEY PART NUMBER U/M DESCRIPTION
083588-02-000 EA LABEL - ON/OFF - ENGINE HEATER
083588-04-000 EA LABEL - ON/OFF - ENGINE HEATER

LABELS GROUP (CONTINUED)

<p>CAUTION</p> <p>FUEL SPRAY MAY CAUSE PERSONAL INJURY</p>	<p>TO HELP AVOID PERSONAL INJURY DURING REMOVAL OF FUEL FILLER CAP, SLOWLY LOOSEN CAP 1/2 TURN TO ALLOW ANY FUEL PRESSURE TO BE RELIEVED BEFORE TURNING CAP FURTHER.</p> <p>STOP ADDING FUEL AFTER FIRST SHUTOFF BY AUTOMATIC NOZZLE WHEN TANK IS NEARLY FULL. DO NOT OVERFILL FUEL TANK.</p> <p>SEE OWNERS MANUAL FOR ADDITIONAL INFORMATION.</p> <p>PRINTED IN U.S.A. WLC PT NO 15611763</p>
---	---

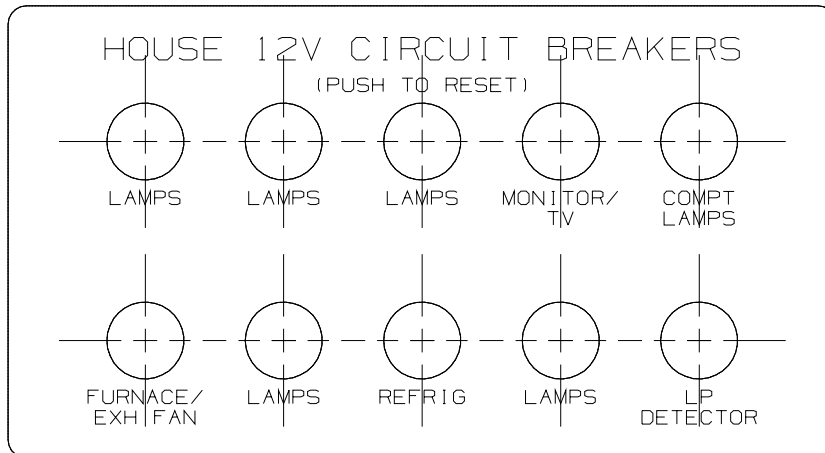
KEY PART NUMBER U/M DESCRIPTION
 087207-05-000 EA LABEL - FUEL CAP REMOVAL



KEY PART NUMBER U/M DESCRIPTION
 087236-01-000 EA LABEL - CABLE - INPUT

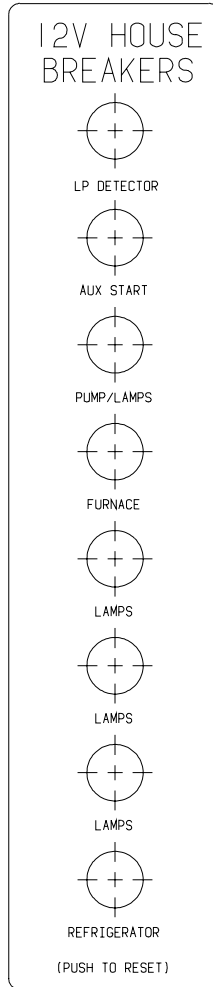


KEY PART NUMBER U/M DESCRIPTION
 087236-02-000 EA LABEL - TV OUTLET

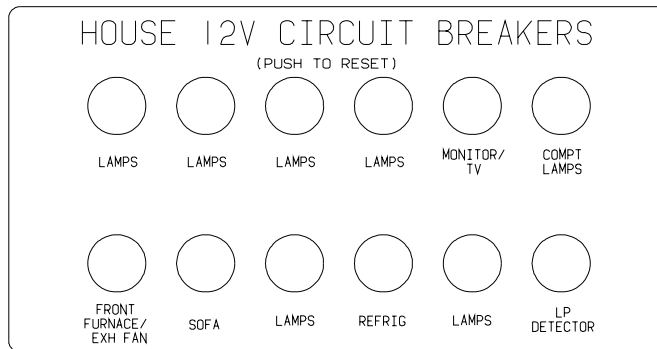


KEY PART NUMBER U/M DESCRIPTION
 092547-06-000 EA LABEL - CIRCUIT BREAKER

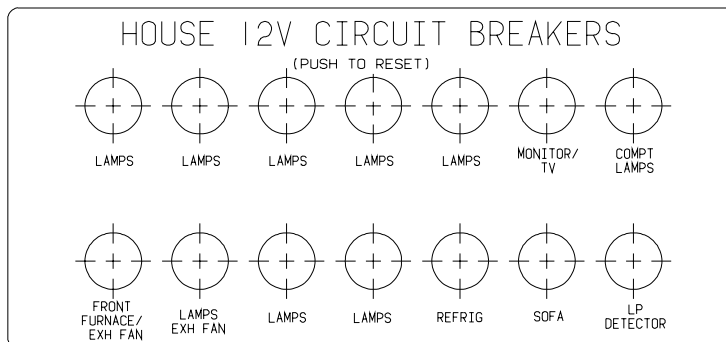
LABELS GROUP (CONTINUED)



KEY	PART NUMBER	U/M	DESCRIPTION
	092547-08-000	EA	LABEL - CIRCUIT BREAKER

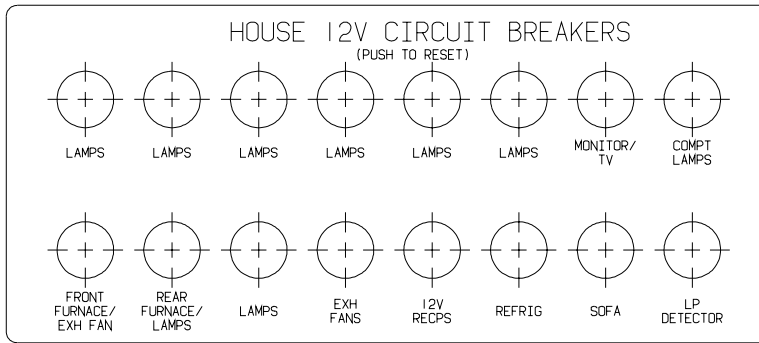


KEY	PART NUMBER	U/M	DESCRIPTION
	092547-10-000	EA	LABEL - CIRCUIT BREAKER

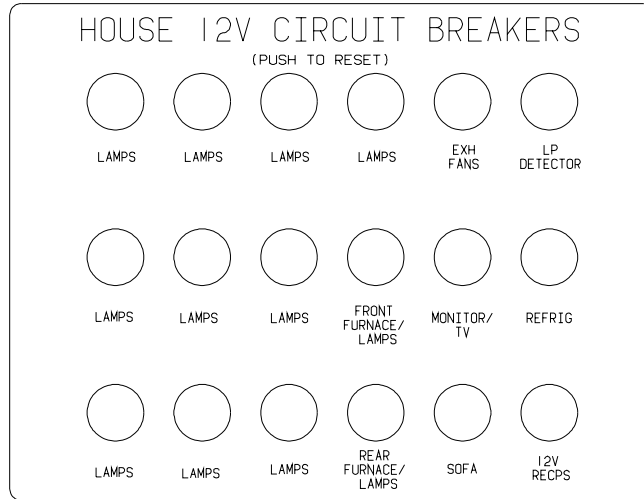


KEY	PART NUMBER	U/M	DESCRIPTION
	092547-12-000	EA	LABEL - CIRCUIT BREAKER

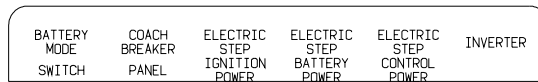
LABELS GROUP (CONTINUED)



KEY PART NUMBER **U/M DESCRIPTION**
 092547-13-000 EA LABEL - CIRCUIT BREAKER

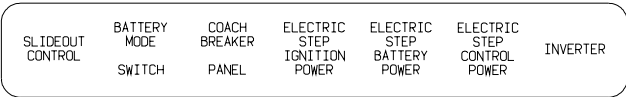


KEY PART NUMBER **U/M DESCRIPTION**
 092547-14-000 EA LABEL - CIRCUIT BREAKER

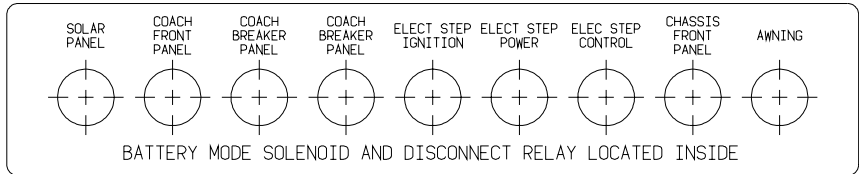


KEY PART NUMBER **U/M DESCRIPTION**
 093236-08-000 EA LABEL - CIRCUIT BREAKER

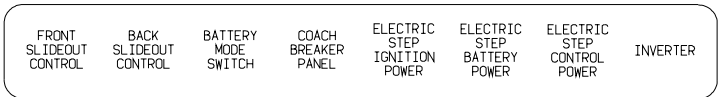
LABELS GROUP (CONTINUED)



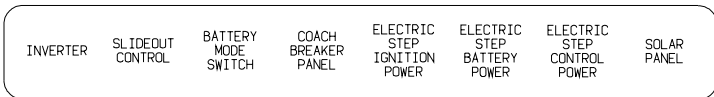
KEY PART NUMBER U/M DESCRIPTION
 093236-21-000 EA LABEL - CIRCUIT BREAKER



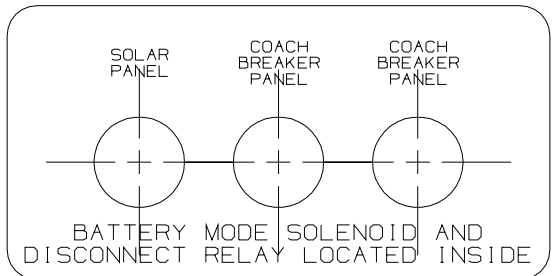
KEY PART NUMBER U/M DESCRIPTION
 093236-26-000 EA LABEL - CIRCUIT BREAKER



KEY PART NUMBER U/M DESCRIPTION
 093236-28-000 EA LABEL - CIRCUIT BREAKER

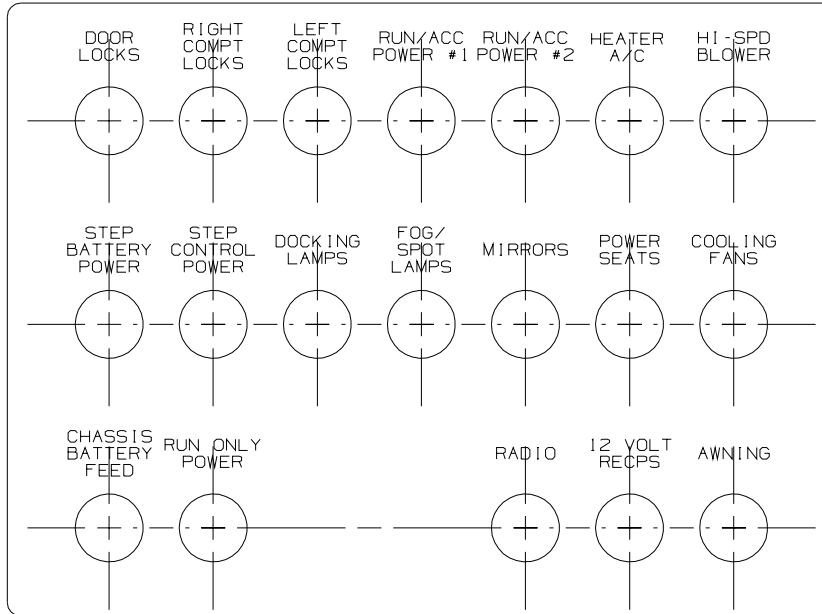


KEY PART NUMBER U/M DESCRIPTION
 093236-29-000 EA LABEL - CIRCUIT BREAKER



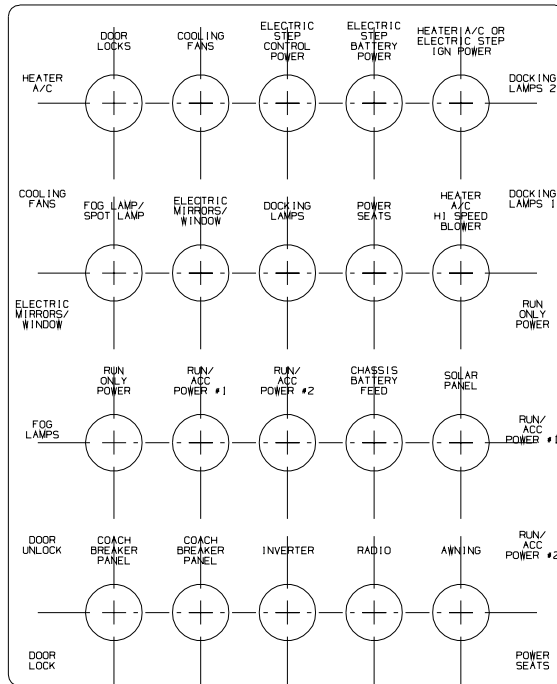
KEY PART NUMBER U/M DESCRIPTION
 093236-31-000 EA LABEL - CIRCUIT BREAKER

LABELS GROUP (CONTINUED)



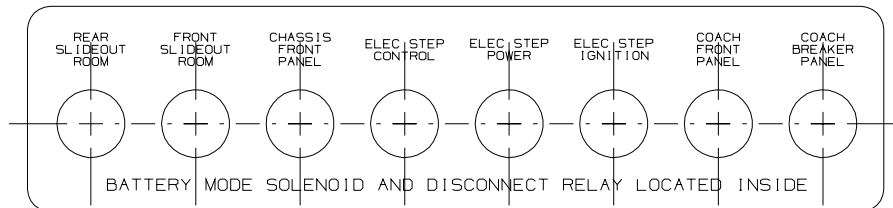
KEY PART NUMBER
093236-32-000

U/M DESCRIPTION
EA LABEL - CIRCUIT BREAKER



KEY PART NUMBER
093236-33-000

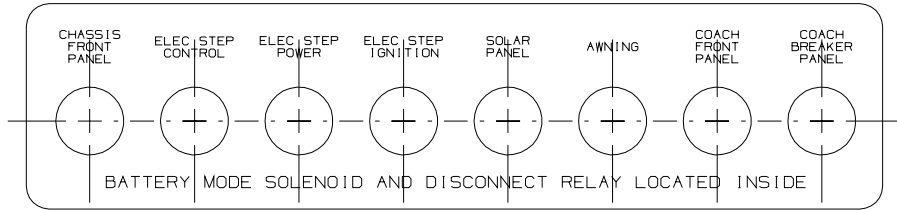
U/M DESCRIPTION
EA LABEL - CIRCUIT BREAKER



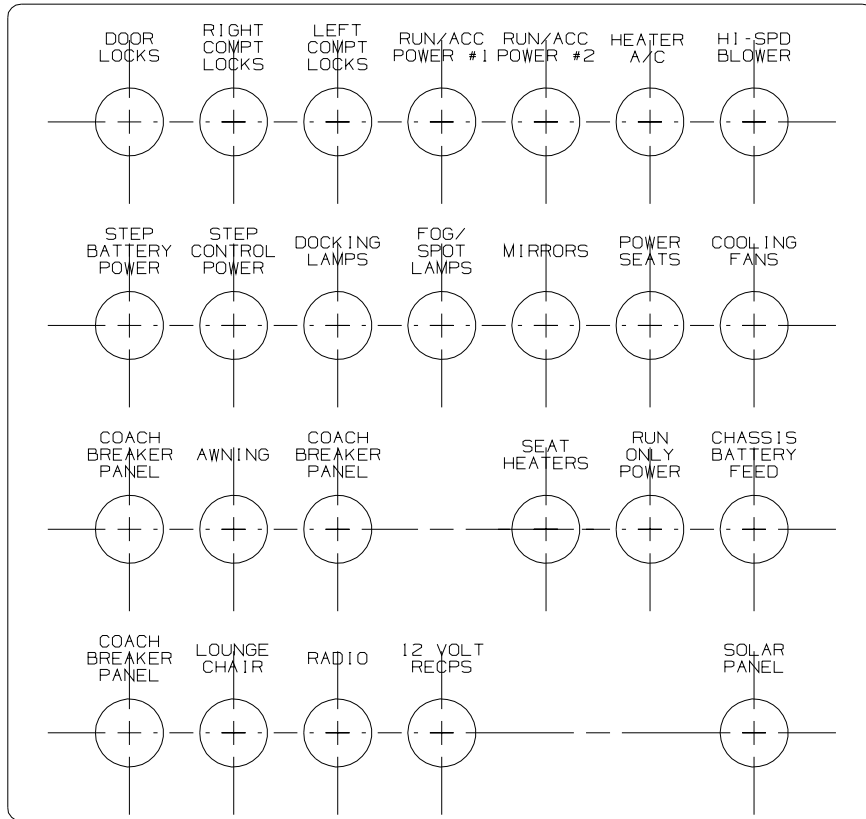
KEY PART NUMBER
093236-34-000

U/M DESCRIPTION
EA LABEL - CIRCUIT BREAKER

LABELS GROUP (CONTINUED)



KEY PART NUMBER	U/M DESCRIPTION
093236-35-000	EA LABEL - CIRCUIT BREAKER



KEY PART NUMBER	U/M DESCRIPTION
093236-37-000	EA LABEL - CIRCUIT BREAKER

LABELS GROUP (CONTINUED)

S U B M A I N	D I S H W A S H E R	R E C P S 1	R E C P S 2	R E C P S 3	M I C R O W A V E
-------------------------------------	--	--------------------------------	--------------------------------	--------------------------------	---

KEY PART NUMBER U/M DESCRIPTION
 095721-20-000 EA LABEL - CONTROL CENTER W/INVERTER

A / C C I R C U I T 1	M A I N	A / C C I R C U I T 2	R E F F R I G / C O N V	M I C R O W A V E	R E C P S 1	R E C P S 2	R E C P S 3		
---	------------------	---	--	---	--------------------------------	--------------------------------	--------------------------------	--	--

KEY PART NUMBER U/M DESCRIPTION
 095721-27-000 EA LABEL - CONTROL CENTER - 30 AMP

A / C C I R C U I T 1	M A I N	A / C C I R C U I T 2	R E F F R I G / C O N V	M I C R O W A V E	R E C P S 1	R E C P S 2	R E C P S 3	W A S H E R / D R Y E R	W A T E R H E A T E R	
---	------------------	---	--	---	--------------------------------	--------------------------------	--------------------------------	--	---	--

KEY PART NUMBER U/M DESCRIPTION
 095721-31-000 EA LABEL - CONTROL CENTER - 30 AMP - US

LABELS GROUP (CONTINUED)

A / C CIRCUIT 1	MAIN	MAIN	A / C CIRCUIT 2	REFRIG / CONV	MICROWAVE	RECP S 1	RECP S 2	RECP S 3	WASHER / DRYER	WATER HEATER
-----------------------	------	------	-----------------------	---------------	-----------	-------------	-------------	-------------	----------------	-----------------

KEY PART NUMBER 095721-33-000 **U/M DESCRIPTION** EA LABEL - CONTROL CENTER - 50 AMP - US

MAIN	MICROWAVE	GFI / RECP S	REFER / CONV	WATER HT R	A / C
------	-----------	--------------	--------------	------------	-------

KEY PART NUMBER 095721-38-000 **U/M DESCRIPTION** EA LABEL - CONTROL CENTER - 30 AMP - US

A / C CIRCUIT 1	MAIN	MAIN	A / C CIRCUIT 2	INVERTER / CHARGER	WASHER / DRYER	WATER HEATER	WATER HEATER	DISHWASHER	FIREPLACE / RECP S 4	FIREPLACE / RECP S 4
-----------------------	------	------	-----------------------	-----------------------	----------------	-----------------	-----------------	------------	----------------------------	----------------------------

KEY PART NUMBER 095721-44-000 **U/M DESCRIPTION** EA LABEL - CONTROL CENTER - 30 AMP - US

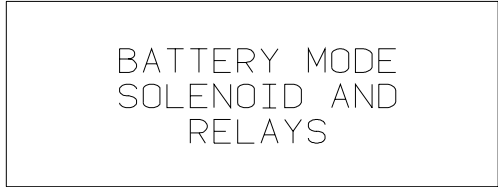
AUTOMOTIVE AND COACH CIRCUIT BREAKERS
--

KEY PART NUMBER 098379-01-000 **U/M DESCRIPTION** EA LABEL - CIRCUIT BREAKER - FRONT BOX

CIRCUIT BREAKERS AND AUTOMOTIVE FUSE PANEL
--

KEY PART NUMBER 098379-03-000 **U/M DESCRIPTION** EA LABEL - ELECTRICAL BOX - FRONT

LABELS GROUP (CONTINUED)



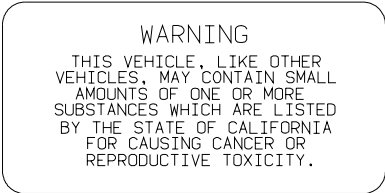
KEY PART NUMBER U/M DESCRIPTION
098379-04-000 EA LABEL - ELECTRICAL BOX - SIDE



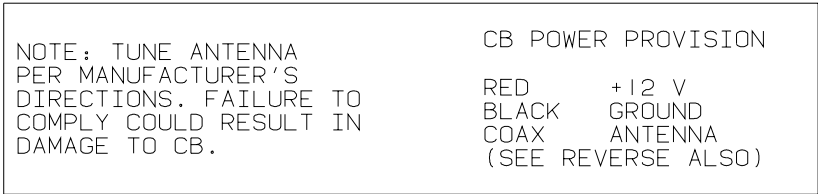
KEY PART NUMBER U/M DESCRIPTION
098641-01-000 EA LABEL - FUEL - UNLEADED - DASH




KEY PART NUMBER U/M DESCRIPTION
099509-01-000 EA LABEL - AWNING INSTALLATION



KEY PART NUMBER U/M DESCRIPTION
099689-01-000 EA LABEL - WARNING - CANCER/TOXICITY

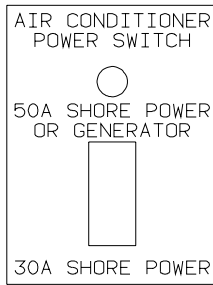


KEY PART NUMBER U/M DESCRIPTION
104678-01-000 EA LABEL - CB PREP



KEY PART NUMBER U/M DESCRIPTION
107571-01-000 EA LABEL - EXIT/ESCAPE WINDOW

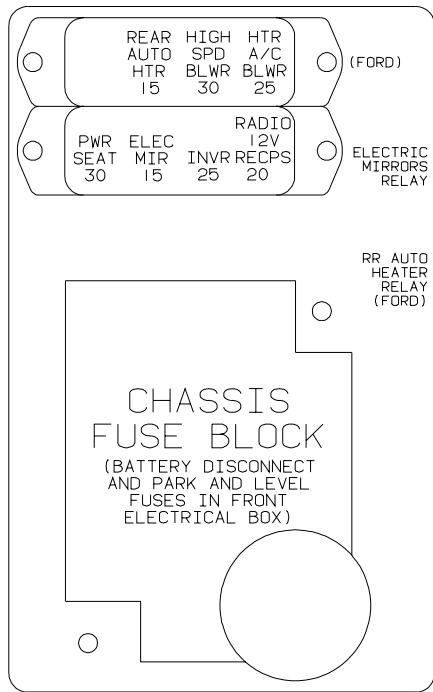
LABELS GROUP (CONTINUED)



KEY	PART NUMBER	U/M DESCRIPTION
	109051-02-000	EA LABEL - SWITCH - 50 AMP POWER

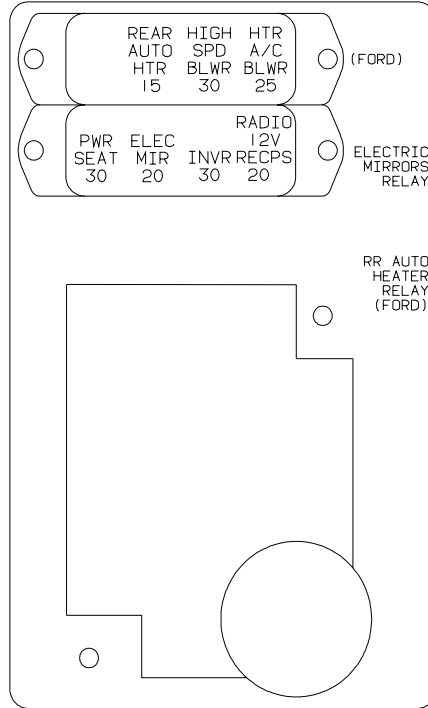


KEY	PART NUMBER	U/M DESCRIPTION
	111104-01-000	EA LABEL - HITCH - READ MANUAL - WHITE



KEY	PART NUMBER	U/M DESCRIPTION
	111537-08-000	EA LABEL - FUSES

LABELS GROUP (CONTINUED)



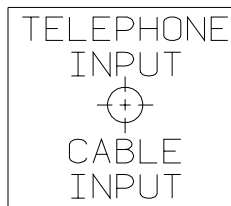
KEY PART NUMBER U/M DESCRIPTION
 111537-09-000 EA LABEL - FUSES

WARNING: CONTAINS "CFC" A SUBSTANCE WHICH HARMS PUBLIC HEALTH AND ENVIRONMENT BY DESTROYING OZONE IN THE UPPER ATMOSPHERE.

KEY PART NUMBER U/M DESCRIPTION
 111802-01-000 EA LABEL - CFC WARNING

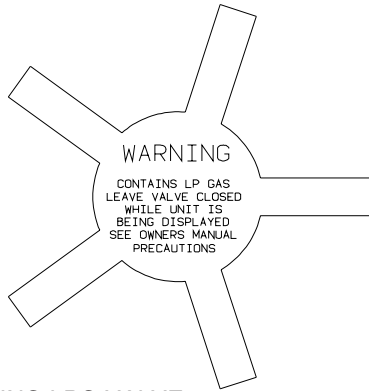


KEY PART NUMBER U/M DESCRIPTION
 113402-01-000 EA LABEL - CAUTION - WATER HEATER EXHAUST



KEY PART NUMBER U/M DESCRIPTION
 114866-02-000 EA LABEL - PHONE & CABLE INPUT - WHITE/CLEAR BACKGROUND

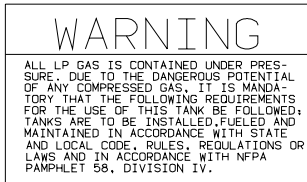
LABELS GROUP (CONTINUED)



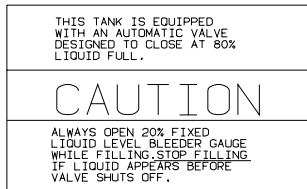
KEY PART NUMBER U/M DESCRIPTION
 115600-01-000 EA LABEL - WARNING LPG VALVE

WARNING: REPLACE TIRE ONLY WITH ONE OF EXACTLY SAME TYPE AND RATING. DO NOT REPLACE WITH PASSENGER CAR TIRE. SEE OPERATOR'S MANUAL FOR MORE INFORMATION CALL WINNEBAGO OWNER RELATIONS AT 1-800-537-1885.

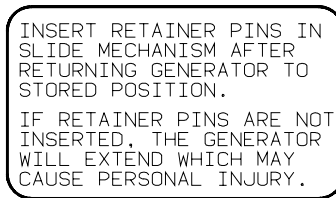
KEY PART NUMBER U/M DESCRIPTION
 115869-01-000 EA LABEL - WARNING - TIRE



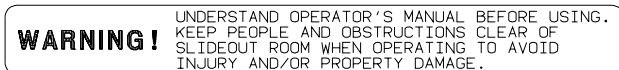
KEY PART NUMBER U/M DESCRIPTION
 116112-01-000 EA LABEL - CAUTION - LP



KEY PART NUMBER U/M DESCRIPTION
 116113-01-000 EA LABEL - CAUTION - LP

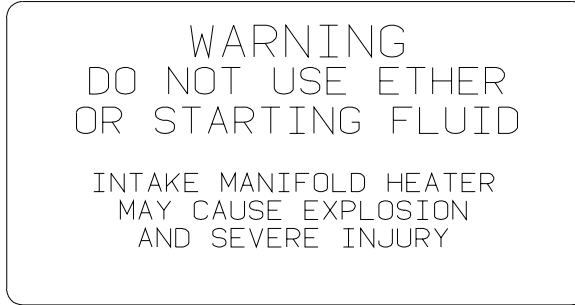


KEY PART NUMBER U/M DESCRIPTION
 116273-01-000 EA LABEL - WARNING - GENERATOR



KEY PART NUMBER U/M DESCRIPTION
 116549-01-000 EA LABEL - WARNING - SLIDEOUT

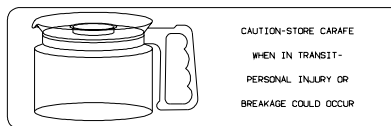
LABELS GROUP (CONTINUED)



KEY	PART NUMBER	U/M DESCRIPTION
	116756-02-000	EA LABEL - WARNING - ETHER/STARTING - RED W/CLEAR BACKGROUND
	116756-03-000	EA LABEL - WARNING - ETHER/STARTING - RED W/WHITE BACKGROUND



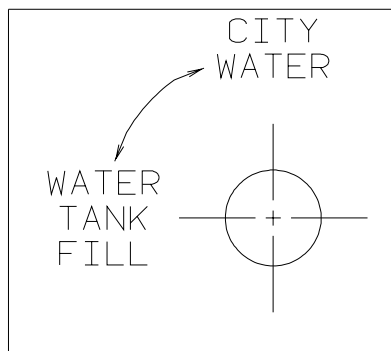
KEY	PART NUMBER	U/M DESCRIPTION
	116775-01-000	EA LABEL/CAUTION - TRAVEL LATCH



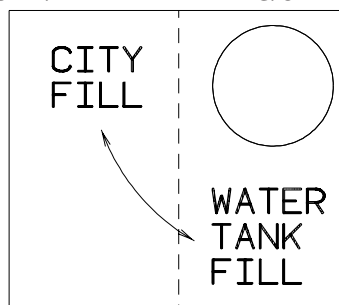
KEY	PART NUMBER	U/M DESCRIPTION
	116829-02-000	EA LABEL - COFFEEMAKER



KEY	PART NUMBER	U/M DESCRIPTION
	117628-02-000	EA LABEL - SWITCH - WATER PUMP/LIGHTS-WHITE/CLEAR BACKGROUND

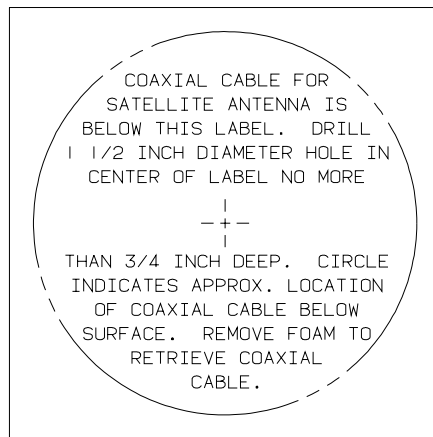


KEY	PART NUMBER	U/M DESCRIPTION
	117629-01-000	EA LABEL - WATER PUMP/FILL-BLK LETTER/CLEAR BACKGROUND-.24"
	117629-03-000	EA LABEL - WATER PUMP/FILL-BLK LETTERS/CLEAR BACKGROUND-.31"

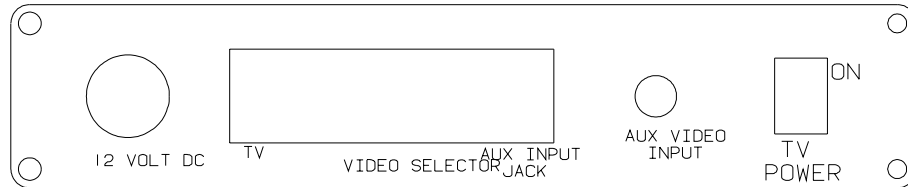


KEY	PART NUMBER	U/M DESCRIPTION
	117629-04-000	EA LABEL - CITY WATER/TANK FILL

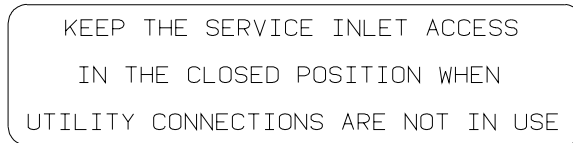
LABELS GROUP (CONTINUED)



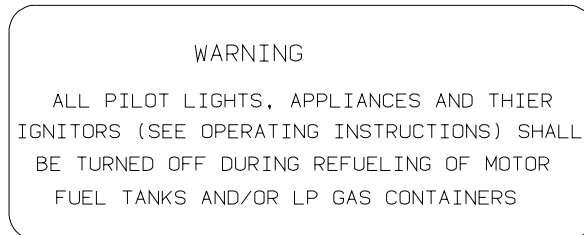
KEY PART NUMBER **U/M DESCRIPTION**
 120431-01-000 EA LABEL - LOCATION - COAXIAL CABLE/SATELLITE ANTENNA



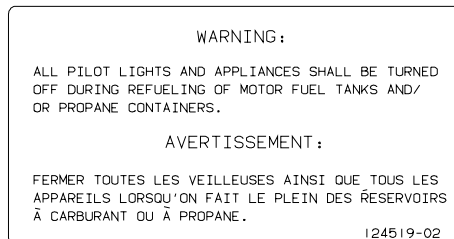
KEY PART NUMBER **U/M DESCRIPTION**
 120677-01-000 EA LABEL - TV



KEY PART NUMBER **U/M DESCRIPTION**
 123562-01-000 EA LABEL - SERVICE/UTILITY ACCESS



KEY PART NUMBER **U/M DESCRIPTION**
 124519-01-01A EA LABEL - WARNING/REFUELING - BLACK ON CLEAR
 124519-01-02A EA LABEL - WARNING/REFUELING - WHITE ON CLEAR



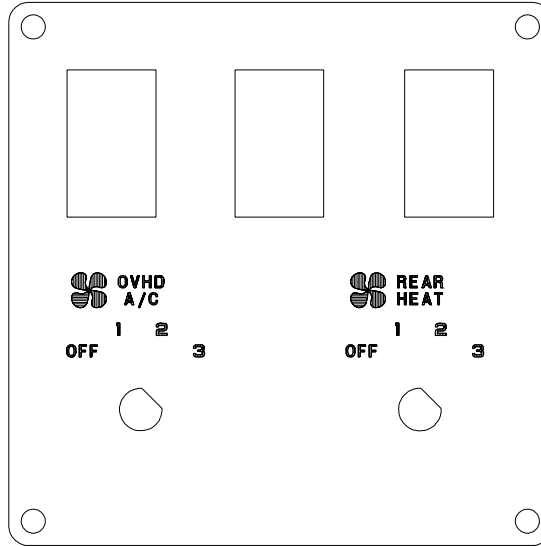
KEY PART NUMBER **U/M DESCRIPTION**
 124519-02-01A EA LABEL - WARNING/REFUELING - BLACK ON CLEAR - CSA
 124519-02-02A EA LABEL - WARNING/REFUELING - WHITE ON CLEAR - CSA

LABELS GROUP (CONTINUED)

LP-GAS SYSTEM
THIS GAS PIPING SYSTEM IS
DESIGNED FOR USE OF
LIQUIFIED PETROLEUM GAS
ONLY. DO NOT CONNECT
NATURAL GAS TO THIS
SYSTEM.
SECURE CAP INLET(S) WHEN NOT
CONNECTED FOR USE. AFTER TURNING
ON GAS, EXCEPT AFTER NORMAL
CONTAINER REPLACEMENT, TEST GAS
PIPING AND CONNECTIONS TO
APPLIANCES FOR LEAKAGE WITH SOAPY
WATER OR BUBBLE SOLUTION. DO NOT
USE PRODUCTS THAT CONTAIN AMMONIA
OR CLORINE.

124520

KEY	PART NUMBER	U/M	DESCRIPTION
	124520-01-01A	EA	LABEL - LP GAS ONLY - BLACK ON CLEAR
	124520-01-02A	EA	LABEL - LP GAS ONLY - WHITE ON CLEAR



KEY	PART NUMBER	U/M	DESCRIPTION
	124572-01-000	EA	LABEL - SWITCHES

THIS CONNECTION IS FOR
(B) VOLT AC, 60 HZ(CYCLES)
(A) AMPERE SUPPLY

DO NOT CONNECT TO
HIGHER VOLTAGE


KEY	PART NUMBER	U/M	DESCRIPTION
	125306-01-01A	EA	LABEL - ELECTRICAL ENTRANCE - 110V 30 AMP - BLACK ON CLEAR

LABELS GROUP (CONTINUED)

THIS CONNECTION IS FOR
 (B) VOLT AC, 3-POLE, 4 WIRE
 60 HZ (CYCLES), (A) AMPERE SUPPLY

DO NOT CONNECT TO
 HIGHER VOLTAGE

KEY	PART NUMBER	U/M	DESCRIPTION
	125306-04-01A	EA	LABEL-ELECTRICAL ENTRANCE-120/240V 50 AMP-BLACK ON CLEAR
	125306-04-02A	EA	LABEL - ELECTRICAL ENTRANCE-120/240V 50 AMP-WHITE ON CLEAR



KEY	PART NUMBER	U/M	DESCRIPTION
	125697-07-000	EA	LABEL - CAUTION - FLUSHING SYSTEM

REMOVE PRIMARY TIRE HANGER BEFORE USING
 SPARE TIRE HOIST-SEE OWNERS MANUAL- PERSONAL
 INJURY MAY RESULT IF NOT FOLLOWED

KEY	PART NUMBER	U/M	DESCRIPTION
	126024-01-01A	EA	LABEL - TIRE HANGER REMOVAL

GRAY HOLDING TANK

KEY	PART NUMBER	U/M	DESCRIPTION
	126247-01-000	EA	LABEL - GRAY HOLDING TANK-WHITE LETTERS/CLEAR BACKGROUND
	126247-05-000	EA	LABEL - GRAY HOLDING TANK-BLACK LETTERS/CLEAR BACKGROUND

BLACK HOLDING TANK

KEY	PART NUMBER	U/M	DESCRIPTION
	126247-02-000	EA	LABEL - BLACK HOLDING TANK-WHITE LETTERS/BLACK BACKGROUND
	126247-06-000	EA	LABEL - BLACK HOLDING TANK-BLACK LETTERS/CLEAR BACKGROUND


EXTERIOR SHOWER

KEY	PART NUMBER	U/M	DESCRIPTION
	126248-03-000	EA	LABEL - EXTERIOR SHOWER

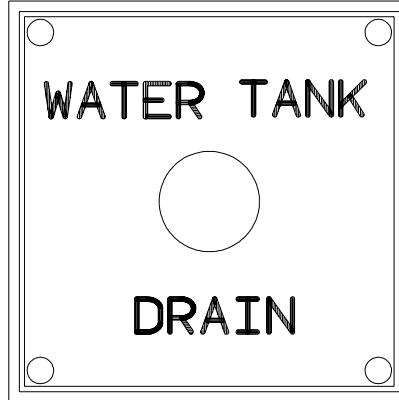
CITY WATER FILL

KEY	PART NUMBER	U/M	DESCRIPTION
	126249-03-000	EA	LABEL - CITY WATER FILL-BLK LETTERS/CLEAR BACKGROUND .31"

LABELS GROUP (CONTINUED)



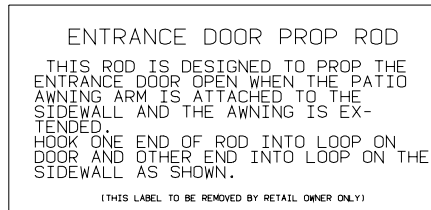
KEY PART NUMBER U/M DESCRIPTION
 126612-01-000 EA LABEL - HANG TAG - AIR BAG - DASH



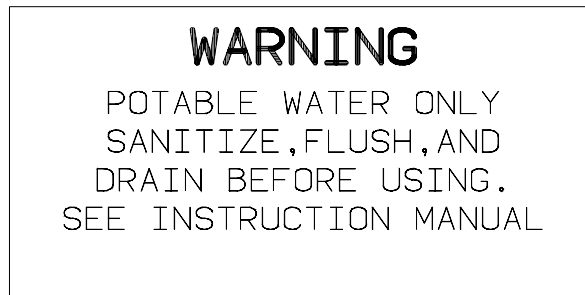
KEY PART NUMBER U/M DESCRIPTION
 127170-01-000 EA LABEL - WATER TANK DRAIN



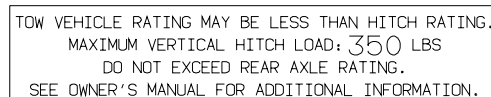
KEY PART NUMBER U/M DESCRIPTION
 128218-01-01A EA LABEL - WARNING - SLIPPERY ROOF



KEY PART NUMBER U/M DESCRIPTION
 128658-01-000 EA LABEL - PROP ROD - ENTRY DOOR



KEY PART NUMBER U/M DESCRIPTION
 128725-01-01A EA LABEL - POTABLE WATER ONLY - BLACK ON CLEAR

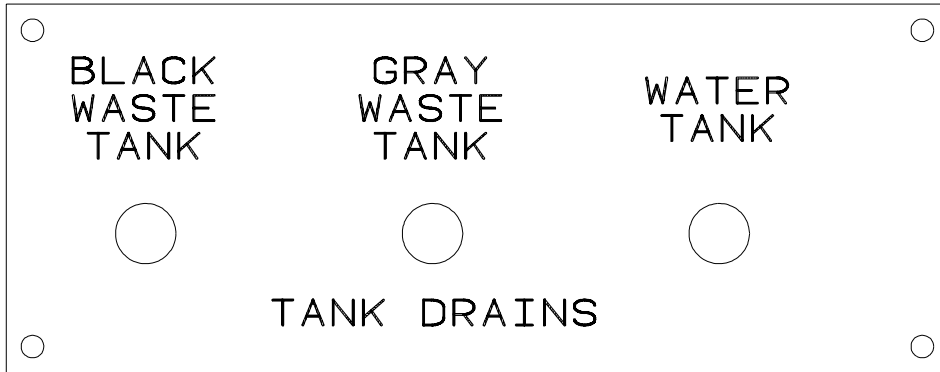


KEY PART NUMBER U/M DESCRIPTION
 129669-01-01A EA LABEL - HITCH/VEHICLE RATE - 350 - WHITE ON CLEAR
 129669-01-02A EA LABEL - HITCH/VEHICLE RATE - 350 - BLACK ON CLEAR
 129669-02-01A EA LABEL - HITCH/VEHICLE RATE - 500 - WHITE ON CLEAR
 129669-02-02A EA LABEL - HITCH/VEHICLE RATE - 500 - BLACK ON CLEAR

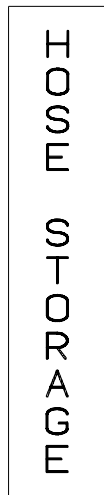
LABELS GROUP (CONTINUED)

TIRE ROTATION
 SEE RIALTA OWNERS MANUAL
 SECTION 9

KEY PART NUMBER U/M DESCRIPTION
 129684-01-000 EA LABEL - TIRE ROTATION



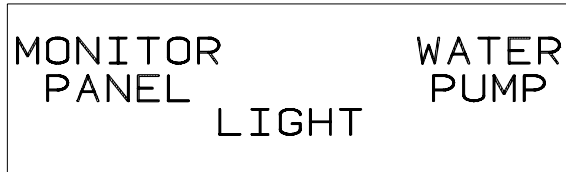
KEY PART NUMBER U/M DESCRIPTION
 130166-01-000 EA LABEL - DRAIN



KEY PART NUMBER U/M DESCRIPTION
 130167-02-000 EA LABEL - HOSE STORAGE



KEY PART NUMBER U/M DESCRIPTION
 130168-01-000 EA LABEL - WASTE TANK FLUSH

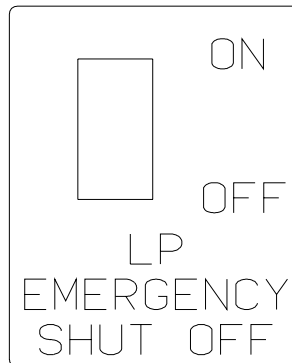


KEY PART NUMBER U/M DESCRIPTION
 130170-01-000 EA LABEL - SWITCH PANEL - BLK/CLEAR BACKGROUND-1.8"H X 5.9"L

LABEL GROUP (CONTINUED)



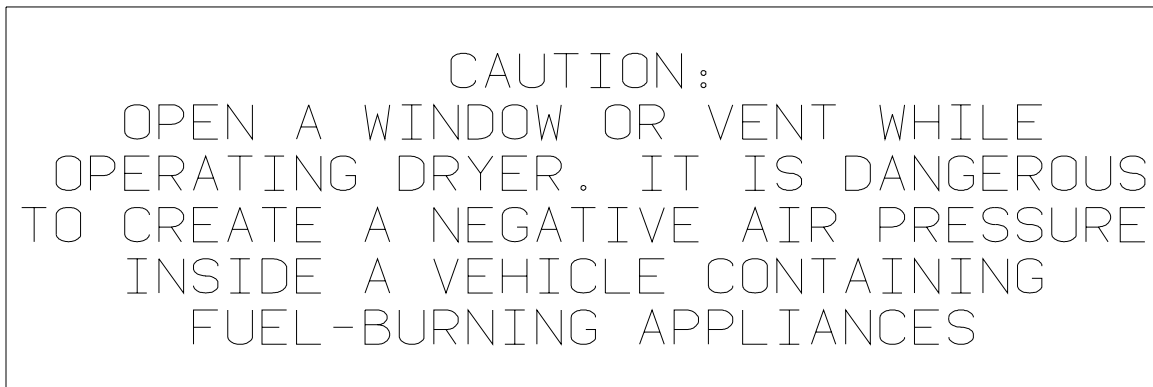
KEY PART NUMBER U/M DESCRIPTION
 130170-02-000 EA LABEL - SWITCH PANEL-BLK/CLEAR BACKGROUND-1.4"H X 3.9"L



KEY PART NUMBER U/M DESCRIPTION
 130170-04-000 EA LABEL - SWITCH PANEL



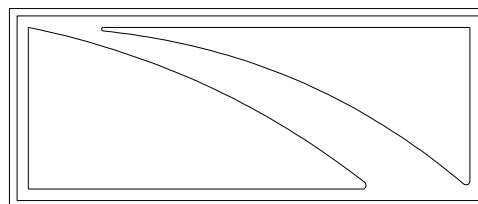
KEY PART NUMBER U/M DESCRIPTION
 130170-05-000 EA LABEL - SWITCH PANEL



KEY PART NUMBER U/M DESCRIPTION
 130670-01-01A EA LABEL - CAUTION DRYER VENTING - BLACK ON CLEAR

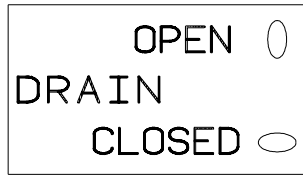


KEY PART NUMBER U/M DESCRIPTION
 131779-01-01A EA LABEL - GENERATOR



KEY PART NUMBER U/M DESCRIPTION
 132651-01-01A EA DECAL - MIRROR/GALLEY

LABEL GROUP (CONTINUED)



KEY PART NUMBER U/M DESCRIPTION
133423-01-01A EA LABEL - DRAIN



KEY PART NUMBER U/M DESCRIPTION
133424-01-01A EA LABEL - WATER HEATER BYPASS - BLACK/CLEAR



KEY PART NUMBER U/M DESCRIPTION
133424-02-01A EA LABEL - NORMAL OPERATION




KEY PART NUMBER U/M DESCRIPTION
133424-03-01A EA LABEL - WATER HEATER BYPASS - BLACK/CLEAR



KEY PART NUMBER U/M DESCRIPTION
133533-01-01A EA LABEL - JACKS DOWN - CLEAR W/WHITE LETTERING



KEY PART NUMBER U/M DESCRIPTION
133533-02-01A EA LABEL - CHECK ANTENNA - CLEAR W/WHITE LETTERING



KEY PART NUMBER U/M DESCRIPTION
133533-03-01A EA LABEL - LOCK/UNLOCK - BLACK/WHITE



KEY PART NUMBER U/M DESCRIPTION
133533-04-01A EA LABEL - WINDOW/MIRROR HEAT- BLACK/CLEAR

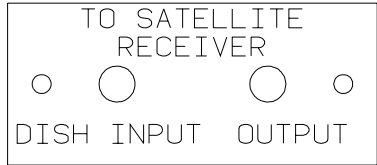


KEY PART NUMBER U/M DESCRIPTION
133533-05-01A EA LABEL - SUNVISOR - DRIVER/PASSENGER - BLACK/CLEAR

LABELS GROUP (CONTINUED)



KEY PART NUMBER U/M DESCRIPTION
 133533-06-01A EA LABEL - MAP LIGHT/SUNVISOR - BLACK/CLEAR



KEY PART NUMBER U/M DESCRIPTION
 134250-01-01A EA LABEL - SATELLITE RECEIVER - BLACK/CLEAR

THIS CHAIR IS NOT INTENDED FOR OCCUPANCY WHEN VEHICLE IS IN MOTION AND MUST BE RETURNED TO STOWED POSITION
--

DTS ISICE SIEGE N/EST PAS DESTINE A ETRE OCCUPE LORSQUE LE VEHICULE EST IN MOVEMENT ET IL FAUT QUE LE RANGER	THIS CHAIR IS NOT INTENDED FOR OCCUPANCY WHEN VEHICLE IS IN MOTION AND MUST BE RETURNED TO STOWED POSITION
--	--

KEY PART NUMBER U/M DESCRIPTION
 134537-01-01A EA LABEL - OCCUPANCY - CHAIR - US

THIS SEAT IS NOT INTENDED FOR OCCUPANCY WHEN VEHICLE IS IN MOTION

KEY PART NUMBER U/M DESCRIPTION
 134538-01-01A EA LABEL - OCCUPANCY - NO SEAT BELT - BLACK ON CLEAR - US

DST ISICE SIEGE N/EST PAS DESTINE A ETRE OCCUPE LORSQUE LE VEHICULE EST IN MOVUEMENT	THIS SEAT IS NOT INTENDED FOR OCCUPANCY WHILE VEHICLE IS IN MOTION
--	--

KEY PART NUMBER U/M DESCRIPTION
 134538-02-01A EA LABEL - OCCUPANCY - NO SEAT BELT - BLACK ON CLEAR - CSA

<p style="font-size: 1.2em; margin: 0;">WARNING</p> <p style="margin: 5px 0;">IT IS NOT SAFE TO USE COOKING APPLICANCES FOR COMFORT HEATING</p> <p style="margin: 5px 0;">COOKING APPLICANCES NEED FRESH AIR FOR SAFE OPERATION BEFORE OPERATION.</p> <p style="margin: 5px 0;">1. OPEN OVERHEAD VENT OR TURN ON EXHAUST FAN AND;</p> <p style="margin: 5px 0;">2. OPEN WINDOW.</p>

KEY PART NUMBER U/M DESCRIPTION
 134539-01-01A EA LABEL - WARNING - STOVE/HEATING - US - BLACK ON CLEAR

LABELS GROUP (CONTINUED)

TO ENSURE A SUPPLY OF FRESH AIR TO OCCUPANTS, OPEN VENTILATORS WHEN FUEL-BURNING RANGE, FUEL BURNING CARRY-ON APPLIANCES AND/OR FUEL-BURNING LIGHTS ARE IN OPERATION.	DE MANIERE A ASSURER UNE ALIMENTATION EN AIR FRAIS AUX OCCUPANTS, OUVRIER LES VENTILATEURS LORSQUE LA CUISINIERE LES APPARELS DE CHAUFFAGE PORTABLES ET/OU LES LAMPES DE COMBUSTION D'HUILE SONT EN FONCTIONNEMENT.
COOKING APPLIANCES SHOULD NOT BE USED FOR SPACE HEATING PURPOSES.	LES APPARELS DE CUISSON NE DOIVENT PAS SERVIR AU CHAUFFAGE DES LOCAUX.

KEY PART NUMBER U/M DESCRIPTION
 134540-01-01A EA LABEL - WARNING - STOVE/HEATING - CSA - BLACK ON CLEAR

HOLDING TANK HEATER

TURN OFF WHEN NOT IN USE

SEE OPERATOR'S MANUAL

KEY PART NUMBER U/M DESCRIPTION
 134563-01-01A EA LABEL - SWITCH - HEATER

THIS VEHICLE MAY INCLUDE MERCURY-CONTAINING DEVICES INSTALLED BY THE MANUFACTURER:

FLUORESCENT TUBES, RANGES WITH OVEN, HWH LEVEL SENSING UNIT.

REMOVE DEVICES BEFORE VEHICLE DISPOSAL UPON REMOVAL OF DEVICES: PLEASE REUSE, RECYCLE, OR DISPOSE AS HAZARDOUS WASTE

135869-01A

KEY PART NUMBER U/M DESCRIPTION
 135869-01-01A EA LABEL - MERCURY CONTENT - BLACK ON CLEAR
 135869-01-02A EA LABEL - MERCURY CONTENT - WHITE ON CLEAR

LIQUID SOAP

KEY PART NUMBER U/M DESCRIPTION
 136047-01-01A EA LABEL - LIQUID SOAP

DOOR LOCK	DOOR UNLOCK	RIGHT COMPT DOOR LOCK	RIGHT COMPT DOOR UNLOCK	LEFT COMPT DOOR LOCK	LEFT COMPT DOOR UNLOCK	AUX START SOLENOID	AMP SOURCE
POWER MIRRORS	HEATER BLOWER	PASS HEATER BLOWER	FOG LAMPS	DOCKING LAMPS	DOCKING LAMPS SWITCH TRIGGER	COOLING FANS	

KEY PART NUMBER U/M DESCRIPTION
 136161-01-01A EA LABEL - RELAY - MATTE BLACK/WHITE LETTERS

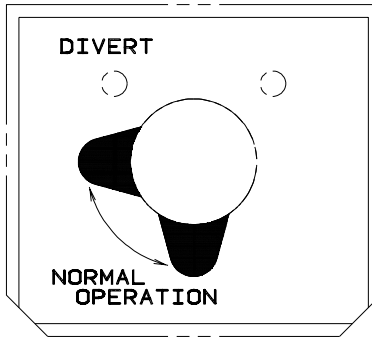
DOOR LOCK	DOOR UNLOCK	RIGHT COMPT DOOR LOCK	RIGHT COMPT DOOR UNLOCK	LEFT COMPT DOOR LOCK	LEFT COMPT DOOR UNLOCK	AUX START SOLENOID	RUN/ACC POWER #1	POWER SEATS
POWER MIRRORS	HEATER BLOWER	RUN ONLY POWER	FOG LAMPS	DOCKING LAMPS	DOCKING LAMPS SWITCH TRIGGER	COOLING FANS	RUN/ACC POWER #2	

KEY PART NUMBER U/M DESCRIPTION
 136161-02-01A EA LABEL - RELAY - BLACK/WHITE

LT - AIR BAGS - RT

KEY PART NUMBER U/M DESCRIPTION
 136360-01-01A EA LABEL - AIR BAGS

LABELS GROUP (CONTINUED)




KEY PART NUMBER U/M DESCRIPTION
137997-01-01A EA LABEL - WINTERIZATION VALVE - BLACK/CLEAR



KEY PART NUMBER U/M DESCRIPTION
140190-01-01A EA DECAL/LOGO - V6 (DOMED) - CYAN/MAGENTA/YELLOW/BLACK

WASHER/DRYER
BRACKETS

KEY PART NUMBER U/M DESCRIPTION
141523-01-01A EA LABEL - WASHER/DRYER BRACKETS - BLACK/WHITE

 **WARNING:** COMPRESSED AIR CAN BE HAZARDOUS.

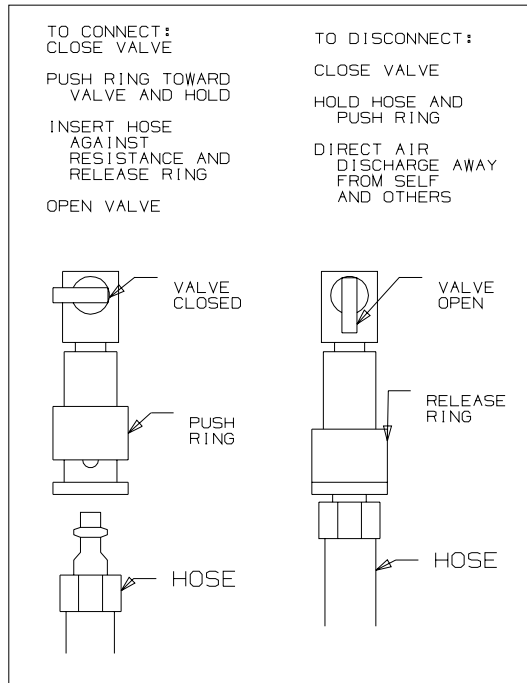
PROPER EYE PROTECTION MUST BE WORN WHEN CONNECTING, DISCONNECTING OR USING AIR HOSE.

CLOSE VALVE BEHIND CONNECTOR BEFORE CONNECTING OR DISCONNECTING AIR HOSE.

HOSE DISCONNECT WILL PRODUCE AIR DISCHARGE FROM HOSE. DIRECT AIR DISCHARGE AWAY FROM SELF AND OTHERS.

KEY PART NUMBER U/M DESCRIPTION
142771-01-01A EA LABEL - WARNING/COMPRESSED AIR - WHITE LETTERING ON CLEAR

LABELS GROUP (CONTINUED)



KEY	PART NUMBER	U/M DESCRIPTION
	142773-01-01A	EA LABEL - CONNECT/COMPRESS AIR - WHITE LETTERING ON CLEAR



KEY	PART NUMBER	U/M DESCRIPTION
	142908-01-000	EA LABEL - FREON CHARG




KEY	PART NUMBER	U/M DESCRIPTION
	144183-01-01A	EA LABEL - CAUTION RELEASE CATCH - WHITE/CLEAR

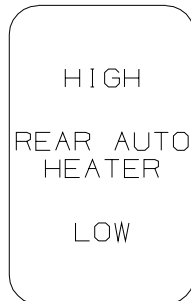


KEY	PART NUMBER	U/M DESCRIPTION
	144649-01-01A	EA LABEL - ADJUSTABLE VALVE - WHITE ON CLEAR

LABELS GROUP (CONTINUED)



KEY	PART NUMBER	U/M	DESCRIPTION
	145731-01-01A	EA	LABEL - SWITCH - RADIO/BATTERY - BLACK



KEY	PART NUMBER	U/M	DESCRIPTION
	145731-03-01A	EA	LABEL - SWITCH - REAR AUTO HEATER - BLACK

LABELS GROUP (CONTINUED)



KEY PART NUMBER **U/M DESCRIPTION**
 146057-01-01A EA LABEL - LP SHUT OFF - RED LETTER/WHITE BACK

FOR FUTURE INSTALLATION OF WASHER/DRYER EXHAUST DUCT

(A) A CLOTHES DRYER MOISTURE-LINT EXHAUST DUCT SHALL NOT BE CONNECTED TO ANY OTHER DUCT, VENT, OR CHIMNEY.

(B) THE EXHAUST DUCT SHALL BE OF SUFFICIENT LENGTH SO AS NOT TO TERMINATE BENEATH THE RECREATION VEHICLE.

(C) MOISTURE-LINT EXHAUST DUCTS SHALL NOT BE CONNECTED WITH SHEET METAL SCREWS OR OTHER FASTENING DEVICES THAT EXTEND INTO THE INTERIOR OF THE DUCT.


(D) MOISTURE-LINT EXHAUST DUCT AND TERMINATION FITTINGS SHALL BE INSTALLED IN ACCORDANCE WITH THE APPLIANCE MANUFACTURER'S PRINTED INSTRUCTIONS.

(E) SEE MARKED INTERIOR AREA ON SIDEWALL TO LOCATE CUTOUT FOR EXHAUST VENT.

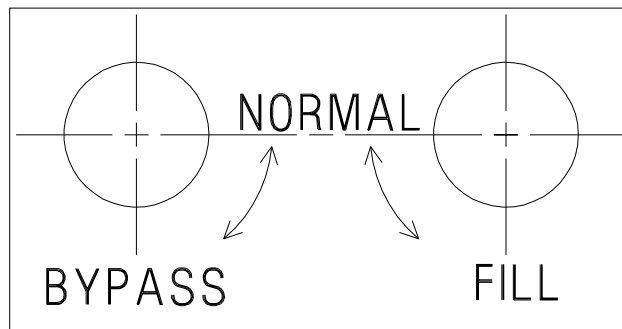
(F) AS PART OF WASHER/DRYER PREP 4 HOLD DOWN BRACKETS WERE SHIPPED WITH YOUR VEHICLE WHICH ARE INTENDED TO BE USED WITH THE WINNEBAGO OFFERED APPLIANCE.

147824-01

KEY PART NUMBER **U/M DESCRIPTION**
 147524-01-000 EA LABEL - DRYER VENTING



KEY PART NUMBER **U/M DESCRIPTION**
 147525-01-000 EA LABEL - DRYER VENT CUTOUT



KEY PART NUMBER **U/M DESCRIPTION**
 147581-01-01A EA LABEL - WATERFILL/BYPASS - BLACK/CLEAR

YOUR MOTORHOME IS EQUIPPED WITH A SEWER HOSE END ELBOW WHICH INCLUDES A CLOSEABLE DRIP VALVE. AFTER PLACING THE END OF THE HOSE ELBOW INTO THE PARK SEWER DISPOSAL OPENING, USE THUMB TO LIFT HANDLE LOCK AND MOVE HANDLE FORWARD TO OPEN VALVE.

NEVER OPERATE TANK VALVES WITHOUT FIRST OPENING THE DRIP VALVE.

AFTER TANKS ARE EMPTY, CLOSE TANK VALVES, THEN PULL HANDLE ON ELBOW TO A VERTICAL CARRYING POSITION TO CLOSE DRIP VALVE. THIS WILL ELIMINATE ANY DRIPPING FROM THE HOSE INTO YOUR STORAGE AREA. SEE OPERATORS MANUAL FOR ADDITIONAL INFORMATION.

147845-01A

KEY PART NUMBER **U/M DESCRIPTION**
 147845-01-01A EA LABEL - DRIP VALVE - BLACK/WHITE

LP GROUP
LP SYSTEM

KEY	PART NUMBER	U/M	DESCRIPTION
	045703-01-000	EA	HOSE - LP - 3/8"ID X 24" - 3/8"MPT X 1/2"F SWIVEL - USA
	045703-02-000	EA	HOSE - LP - 3/8"ID X 24" - 3/8"MPT X 1/2"F SWIVEL - CANADAIN
	045703-15-000	EA	HOSE - LP - 3/8"ID X 142" - 1/2"F SWIVEL X 3/8"F SWIVEL
	045703-20-000	EA	HOSE - LP 3/8"ID X 294" - US/CGA - 1/2F SWIVEL X 3/8F SWIVEL
	045703-27-000	EA	HOSE - LP - 3/8"ID X 13" - 1/2"F SWIVEL X 3/8"F SWIVEL
	144485-01-000	EA	COMPARTMENT - LP REGULATOR
	106150-05-000	EA	REGULATOR - TWO STAGE
	024250-01-000	EA	ADAPTER - BRASS - 3/8"F X 1/2"FPT
	010323-02-000	EA	ADAPTER - BRASS - 3/8 FEMALE X 3/8 MALE PIPE THREADS
	010329-01-000	EA	ADAPTER - BRASS - 1/2"F X 1/2"MPT
	040440-03-000	EA	TRANSMITTER - DIAL/SNAP-ON - 0-90 OHM 2 TERM(POWER/GROUND)
*	144116-05-000	EA	TANK - LP - 100 LB - 20" D X 35"L
	103613-03-000	EA	DETECTOR - LP GAS - W/O SHUT-OFF VALVE
			FROM: 00-00-00 THRU: 02-08-04
	150138-01-01A	EA	DETECTOR - LP GAS - WHITE
			FROM: 02-09-04 THRU: 99-99-99
	150138-01-02A	EA	DETECTOR - LP GAS - BROWN
			FROM: 02-09-04 THRU: 99-99-99
	010377-02-000	EA	NUT - BRASS - 3/8" FLARE - FORGED
	010589-01-000	EA	NIPPLE - PIPE - 1/2" X 1 1/2" - BLACK

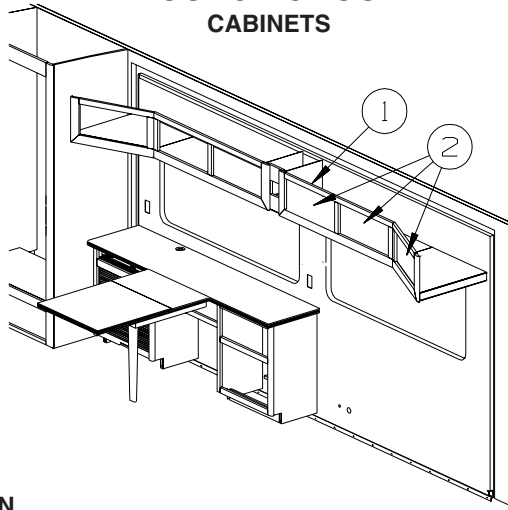
*COMPONENT PARTS LISTED LATER IN THIS GROUP

COMPONENT PARTS FOR LP SYSTEM

144116-05-000

KEY	PART NUMBER	U/M	DESCRIPTION	VENDOR NO.
	040421-01-712	EA	VALVE-SERV. W/O VAPOR RELIEF	29000853
	040421-01-713	EA	VALVE-RELIEF 1" W/SPRING 7"	V-20479
	144116-01-700	EA	VALVE-OUTAGE(NO STEM REMOVE)	V20058
	144116-01-701	EA	VALVE/FILL 80 % W/YELLOW CAP	V13414
	144116-05-700	EA	SENDING UNIT (SNAP ON GAUGE)	G13065

LOUNGE GROUP CABINETS



KEY	PCRT NUMBER	U/M	DESCRIPTION
1	145384-01-RC0	EA	CABINET - OVERHEAD/SLIDEOUT - W/O DOORS/HARDWARE - PORTSMOUTH OAK
1	145384-01-RC1	EA	CABINET - OVERHEAD/SLIDEOUT - W/O DOORS/HARDWARE - CONCERT CHERRY
1	145384-01-RC2	EA	CABINET - OVERHEAD/SLIDEOUT - W/O DOORS/HARDWARE - WASHED MAPLE
1	145384-01-RC3	EA	CABINET - OVERHEAD/SLIDEOUT - W/O DOORS/HARDWARE - HONEY CHERRY
2	144970-31-RC0	EA	DOOR - RAIL/SOLID PANEL - 10.8" X 21.8" - W/O HARDWARE - PORTSMOUTH OAK
2	144970-31-RC1	EA	DOOR - RAIL/SOLID PANEL - 10.8" X 21.8" - W/O HARDWARE - CONCERT CHERRY
2	144970-31-RC2	EA	DOOR - RAIL/SOLID PANEL - 10.8" X 21.8" - W/O HARDWARE - WASHED MAPLE
2	144970-31-RC3	EA	DOOR - RAIL/SOLID PANEL - 10.8" X 21.8" - W/O HARDWARE - HONEY CHERRY

SEALANTS & FASTENERS GROUP
SEALANTS & ADHESIVES

KEY	PART NUMBER	U/M	DESCRIPTION
	004001-05-000	EA	ADHESIVE - SCOTCH-WELD - 3M DP100 - CLEAR - 50ML
	010405-02-000	EA	TAPE - THREAD SEALING - 3/8"
	034552-06-000	EA	SILICONE - TUBE - W/O NOZZLE - OFF WHITE
	034552-15-000	EA	SILICONE - TUBE - W/O NOZZLE - BRIGHT WHITE
	063642-01-000	FT	TAPE - ADHESIVE - .4" X 1.5" X 180'
	064075-07-000	FT	SEAL - BULB - W/WIRED U CHANNEL - .3" X .5" CHANNEL-BLACK
	067788-01-000	EA	ADHESIVE - SPRAY - 3M - 19.5 OZ AEROSOL CAN
	069640-01-000	FT	SEALER - TAPE - .25" DIAMETER X 30' - BLACK OR GRAY
	069640-02-000	FT	SEALER - TAPE - .13" THICK X .5" WIDE X 60' - GRAY
	069640-03-000	FT	SEALER - TAPE - .13" THICK X .75" WIDE X 60' - BLACK
	069640-07-000	FT	SEALER - TAPE - .09" THICK X 2" WIDE X 45' - GRAY
	069640-09-000	FT	SEALER - TAPE - .03" THICK X 2.50" WIDE X 80' - GRAY
	069640-10-000	FT	SEALER - TAPE - .03" THICK X 1.50" WIDE X 90' - GRAY
	069640-11-000	FT	SEALER - TAPE - .19" THICK X .38" WIDE X 40' - BLACK
	069640-13-000	FT	SEALER - TAPE - .03" THICK X 2" WIDE X 45' - BLACK
	069640-14-000	FT	SEALER - TAPE - .06" THICK X 1" WIDE X 100' - GRAY
	069640-15-000	FT	SEALER - TAPE - .06" THICK X .38" WIDE X 100' - GRAY
	069640-17-000	FT	SEALER - TAPE - .03" THICK X 1" WIDE X 90' - GRAY
	069640-18-000	FT	SEALER - TAPE - .50" THICK X .13" WIDE X 60' - BRT WHITE
	069640-19-000	FT	SEALER - TAPE - .75" THICK X .13" WIDE X 60' - BRT WHITE
	069640-20-000	FT	SEALER - TAPE - .50" THICK X .5" WIDE X 60' - BLACK
	069640-21-000	FT	SEALER - TAPE - .50" THICK X .06" WIDE X 100'- BRT WHITE
	069640-22-000	FT	SEALER - TAPE - 1/32" THICK X 1/4" WIDE X 200'- BRT WHITE
	069640-23-000	FT	SEALER - TAPE - 1/16" THICK X 3/4" WIDE X 100'- BRT WHITE
	069640-27-000	FT	SEALER - TAPE - .06" THICK X 2.25" WIDE - BRIGHT WHITE
	069640-28-000	FT	SEALER - TAPE - .25" THICK X 1.86" WIDE X 90' - GRAY
	069640-30-000	FT	SEALER - TAPE - .03" THICK X .625" WIDE X 50' - GRAY
	069640-31-000	FT	SEALER - TAPE - .25" THICK X .75" WIDE X 15' - BLACK
	069640-32-000	FT	SEALER - RIBBON - 1/16" X 3/8" X 100' - BLACK
	072889-01-000	EA	SEALANT - URETHANE - BLACK - TUBE W/NOZZLE TIP
	072889-27-000	EA	SEALANT - URETHANE - SILVER 10 OZ - TUBE W/NOZZLE TIP
	076322-01-000	FT	TAPE-DOUBLE COATED/ADHESIVE BK-.03"THK X .8"W X 216'- WHT
	076322-02-000	FT	TAPE-DOUBLE COATED/ADHESIVE BK-.05"THK X 1"W X 108' - WHT
	076322-03-000	FT	TAPE-DOUBLE COATED/ADHESIVE BK-.05"THK X .5"W X 108' - WHT
	076322-04-000	FT	TAPE-DOUBLE COATED/ADHESIVE BK-.05"THK X .8"W X 108' - WHT
	076322-05-000	FT	TAPE-DOUBLE COATED/ADHESIVE BK-.05"THK X .8"W X 108' - WHT
	076322-07-000	FT	TAPE-DOUBLE COATED/ADHESIVE BK-.05"THK X .5"W X 200' - WHT
	076322-11-000	FT	TAPE-DOUBLE COATED/ADHESIVE BK-.02"THK X 1"W X 216' - CLR
	076322-21-000	FT	TAPE - FOAM/DOUBLE COATED - .5"
	076322-22-000	FT	TAPE - FOAM/DOUBLE COATED - .045" X .75"
	076322-23-000	FT	TAPE - FOAM/DOUBLE COATED - .045" X 1"
	076322-24-000	FT	TAPE - FOAM/DOUBLE COATED - .025" X 1"
	076322-25-000	FT	TAPE - FOAM/DOUBLE COATED - .025" X .5"
	086276-01-000	EA	TAPE - DOUBLE SIDED - 1/2" WIDE X 108' LONG (SOLD BY ROLL)
	088479-01-000	EA	TAPE - ALUMINUM - 3"
	090340-01-000	FT	SEAL - FOAM - CLOSED CELL - 1/4" X 1/2" X 50'
	091255-02-000	FT	SEAL - ADHESIVE BACKED/FOAM - 3/64" THICK X 3/16"W X 1000'
	091255-03-000	FT	SEAL - ADHESIVE BACKED/FOAM - 1/4" THICK X 1/4"W X 1000'
	094401-01-000	EA	SEALER - BODY SEAM - FLEXICLEAR
	094401-03-000	EA	SEALER - BODY SEAM - BLACK
	094401-04-000	EA	SEALER - BODY SEAM - CLEAR
	098408-01-000	FT	SEAL - SPONGE RUBBER - CLOSED CELL
	099069-01-000	FT	SEAL - RUBBER - CLOSED SPONGE - .5" WIDE X .12" THICK -BLK
	099418-01-000	FT	SEAL - D-SECTION/ADHESIVE BACK - .44" X .44"- BLK RUBBER
	099418-02-000	FT	SEAL - D-SECTION/ADHESIVE BACK - .44" X .44"- WHITE RUBBER
	100128-02-000	FT	SEAL - FOAM/ADHESIVE BACK - .37" WIDE X .37" THICK
	104692-01-000	FT	SEAL - ADHESIVE BACKED FOAM - 3/4" THICK X 3/4" WIDE X 25'
	104692-03-000	FT	SEAL - ADHESIVE BACKED FOAM - 1" THICK X 1 3/16"WIDE X 15'
	107828-01-000	EA	SEALANT - SB - 190 EVERSEAL
	109506-12-000	EA	FILM/ABRASION-RESISTANT - TRANSPARENT - 1" DIA.
	110274-01-000	FT	TAPE - DOUBLE SIDED/FOAM - .45" X 1" X 216' - BLACK
	112481-02-000	EA	ADHESIVE - PLEXUS ETHACRYLATE - CARTRIDGE
	112864-01-000	FT	SEAL - FOAM/BUTYL COVERED - 3/8" X 35'

SEALANTS & FASTENERS GROUP (CONTINUED)
SEALANTS & ADHESIVES (CONTINUED)

KEY	PART NUMBER	U/M	DESCRIPTION
	112091-01-000	FT	SEAL/D - NEOPRENE - HEAT ACTIVE ADHESIVE - .9" X .7"
	112901-03-000	EA	ADHESIVE - PLEXUS - MA300 - 50ML - WHITE
	112902-01-000	EA	NOZZLE - ELEMENT - 3/8 X 24
	112902-03-000	EA	MIXER NOZZLE - F/GUN #00400102000 - SCOTCH-WELD & PLEXUS
	112902-04-000	EA	NOZZLE - ELEMENT - 1/4" X 3.5"
	113366-01-000	EA	ADHESIVE - INSTANT - 1 OZ
	113452-02-000	FT	SEAL/TRIM - FRONT - VINYL W/WIRE CARRIER - .027"
	120074-02-03A	EA	SILICONE - TUBE - W/O NOZZLE - LOW ODOR - SMOKEY WHITE
	120074-02-02A	EA	SILICONE - TUBE - W/O NOZZLE - LOW ODOR - SOFT WHITE
	120534-01-01A	EA	TAPE - SCOTCH - 3M - 1/2" FINE LINE
	123244-01-000	FT	TAPE - DOUBLE SIDED/FOAM - 5/64" THICK X 3/4" WIDE X 108'
	123816-01-000	FT	TAPE - DOUBLE SIDED - 1" X 3/4" X 200'
	123816-02-000	FT	TAPE - DOUBLE SIDED - 1/2" X 1 1/3" X 200'
	123816-03-000	FT	TAPE - DOUBLE SIDED - 1/2" X 3/4" X 200'
	123816-04-000	FT	TAPE - DOUBLE SIDED - 6" X 750'
	126427-01-000	EA	ADHESIVE - ALL PURPOSE - ABS/PVC
	126427-02-000	EA	PRIMER - CLEANER - FLEX PIPING
	131264-01-02A	EA	SILICONE - TUBE - W/O NOZZLE - CLEAR
	131264-01-01A	EA	SILICONE - TUBE - W/O NOZZLE - BLACK
	131264-02-01A	EA	SILICONE - TUBE - W/O NOZZLE - VW GRAY - BATH ONLY
	131264-03-01A	EA	SILICONE - TUBE - W/O NOZZLE- SELF LEVELING - BRIGHT WHITE
	131264-04-01A	EA	SILICONE/SEALANT/ADHESIVE - FAST CURE F/GLASS/VINYL - B/W
	131384-01-000	EA	ADHESIVE - JET WELD
	134651-01-000	FT	SEAL - 1/2" X 3/4" PSA 1 SIDE
	900390-01-000	EA	NOZZLE - SILICONE TUBE - 2.5" LONG - W/EXTERNAL THREADS
	900390-03-000	EA	NOZZLE - SILICONE TUBE - 4.3" LONG W/INTERNAL THREADS

BOLTS, NUTS AND WASHERS

KEY	PART NUMBER	U/M	DESCRIPTION
	OMC04K-06-016	EA	BOLT - HEX - M06 X 1 X 016
	OMC05K-08-055	EA	BOLT - HEX - M08 X 1.25 X 2.2
	OMC13K-14-110	EA	BOLT - HEX
	OMC13K-14-070	EA	BOLT - HEX - M14 X 2 X 2 3/4
	OMC31K-08-020	EA	BOLT - HEX - SERRATED FLANGE - M8 X 020
	OMC32K-10-030	EA	BOLT - HEX - SERRATED FLANGE - M10 X 1 1/2
	OMD16K-10-000	EA	NUT - HEX PREV TORQUE M10 X 1 1/2 CLASS 8
	OMD39K-12-000	EA	NUT - HEX W/NYLON LOCK - M12 X 1 3/4
	OMD40K-14-000	EA	NUT - HEX W/NYLON LOCK - M14 X 2
	OMD54F-06-000	EA	NUT-HEX SER FLG M6X1,0 SS - DIN6923A2M6
	OME06K-14-280	EA	WASHER - FLAT - 14 ID X 28 OD
	000C12-04-08B	EA	BOLT - HEX - 1/4-20 X 1/2 - GRADE #5 - ZINC
	000C12-04-12A	EA	BOLT - HEX - 1/4-20 X 3/4 - PLAIN 5
	000C12-04-40B	EA	BOLT - HEX - 1/4-20 X 2 1/2 - GRADE 5 ZINC
	000C12-05-16B	EA	BOLT - HEX - 5/16 - 18X1 - GRADE #5 - ZINC
	000C12-06-44B	EA	BOLT - HEX - 3/8-16 X 2 3/4 - GRADE 5 - ZINC
	000C12-06-16B	EA	BOLT - HEX - 3/8 - 16X1 - GRADE #5 - ZINC
	000C12-08-28B	EA	BOLT - HEX - 1/2-13 X 1 3/4 - GRADE #5 - ZINC
	000C12-08-24B	EA	BOLT - HEX - 1/2 - 13X1 1/2 - GRADE #5 - ZINC
	000C12-08-16B	EA	BOLT - HEX - 1/2-13 X 1 - GRADE #5 - ZINC
	000C12-10-24B	EA	BOLT - HEX - 5/8 - 11X1 1/2 - GRADE #5 - ZINC
	000C13-07-48B	EA	BOLT - HEX - 7/16-20 X 3 - GRADE #5 - ZINC
	000C13-07-40B	EA	BOLT - HEX - 7/16-20 X 2 1/2 - GRADE #5 - ZINC
	000C14-07-28B	EA	BOLT - HEX - 7/16-14 X 1 3/4 - GRADE #8 - ZINC
	000C14-10-32K	EA	BOLT - HEX - 5/8-11 X 2 - GRADE #8 - ZINC
	000C14-10-24K	EA	BOLT - HEX - 5/8-11 X 1 1/2 - GRADE #8 - ZINC
	000C16-07-16B	EA	BOLT - CARRIAGE - ASSIST HANDLE - 7/16TH - 14 X 1
	000C18-05-40A	EA	BOLT - ELEVATOR - 5/16-18 X 2 1/2 - PL
	000C26-04-10B	EA	BOLT - HEX - SERRATED FLANGE - 1/4-20 X 5/8 - ZINC
	000C26-04-18B	EA	BOLT - HEX - SERRATED FLANGE - 1/4-20 X 1 1/8 - ZINC
	000C26-04-14B	EA	BOLT - HEX - SERRATED FLANGE - 1/4-20 X 7/8 - ZINC
	000C26-05-20B	EA	BOLT - HEX - SERRATED FLANGE - 5/16-18 X 1 1/4 - ZINC

SEALANTS & FASTENERS GROUP (CONTINUED)
BOLTS, NUTS AND WASHERS (CONTINUED)

KEY	PART NUMBER	U/M	DESCRIPTION
	000C26-06-12B	EA	BOLT - HEX - SERRATED FLANGE - 3/8-16 X 3/4 - ZINC
	000C26-08-24B	EA	BOLT - HEX - SERRATED FLANGE - 1/2-13 X 1 1/2 - ZINC
	000C27-04-40B	EA	BOLT - CARRIAGE - 1/4-20 X 2 1/2 - ZINC
	000C27-07-40B	EA	BOLT - CARRIAGE - 7/16-14 X 2 1/2 - GRADE #5
	000C27-08-48B	EA	BOLT - CARRIAGE - 1/2-13 X 3 - GRADE #5
	000D16-07-00B	EA	NUT - HEX - 7/16-14 - ZINC
	000D20-07-00B	EA	NUT - ACORN - ASSIST HANDLE - 7/16 - 14
	000D24-10-00B	EA	NUT - HEX - SELF LOCKING - 10-32 - ZINC
	000D28-10-00B	EA	NUT - HEX - W/NYLON LOCK - 10-32 ZINC
	000D29-04-00B	EA	NUT - HEX - SELF LOCKING - 1/4 X 20 - ZINC
	000D29-06-00B	EA	NUT - HEX - W/NYLON LOCK - 3/8-16 - ZINC
	000D29-09-00B	EA	NUT - HEX - SELF LOCKING - 9/16-12 - ZINC
	000D30-07-00B	EA	NUT - HEX LOCK - NYLON 7/16 X 20
	000D34-04-00B	EA	NUT - HEX - LOCKING - 1/4-20 - ZINC
	000D34-06-00B	EA	NUT - HEX - LOCKING - 3/8-16 GRADE C - ZINC
	000D39-04-00B	EA	NUT - HEX - LOCKING W/SERRATED FLANGE - 1/4-20 - ZINC
	000D39-05-00B	EA	NUT - HEX - LOCKING W/SERRATED FLANGE - 5/16-18 - ZINC
	000D39-06-00B	EA	NUT - HEX - LOCKING W/SERRATED FLANGE - 3/8-18 - ZINC
	000D39-07-00B	EA	NUT - HEX - LOCKING W/SERRATED FLANGE - 7/16-14 - ZINC
	000D39-08-00B	EA	NUT - HEX - LOCKING W/SERRATED FLANGE - 1/2-13 - ZINC
	000D44-04-00B	EA	NUT - HEX - LOCKING W/SERRATED FLANGE - 1/4-28 - ZINC
	000D44-07-00B	EA	NUT - HEX - LOCKING W/SERRATED FLANGE - 7/16-20 - ZINC
	000D44-08-00B	EA	NUT - HEX - LOCKING W/SERRATED FLANGE - 1/2-20 - ZINC
	000D46-04-00A	EA	NUT - HEX - WELD - 1/4-20 - PLAIN
	000D58-06-00A	EA	NUT - HEX - WELD 3/8-16 - PLAIN
	000D65-08-00B	EA	NUT - HEX - LOCKING W/SERRATED FLANGE - 8-32 - ZINC
	000D67-10-00B	EA	NUT - HEX - LOCK - 5/8-11 - ZINC
	000D73-08-00C	EA	NUT - HEX FLANGE - 1/2-13
	000D75-09-00B	EA	NUT - HEX LOCKING - 9/16-12 - ZINC
	000D76-06-00B	EA	NUT - HEX FLANGE - 3/8-16
	000E11-04-00F	EA	WASHER - LOCKING - 1/4 MED SPLIT - STAINLESS STEEL
	000E11-07-00B	EA	WASHER - LOCKING - 7/16 MED SPLIT - ZINC
	000E11-08-00B	EA	WASHER - LOCKING - 1/2 MED SPLIT - ZINC
	000E13-17-00B	EA	WASHER - FLAT - 3/8 AR - ZINC
	000E13-18-00B	EA	WASHER - FLAT - 3/8 WIDE - ZINC
	000E13-20-00B	EA	WASHER - FLAT - 7/16 WIDE - ZINC
	000E13-22-00B	EA	WASHER - FLAT - 1/2 WIDE - ZINC
	000E13-26-00B	EA	WASHER - FLAT - 5/8 WIDE - ZINC
	000E14-10-00B	EA	WASHER - LOCKING - #10 EXTERNAL TOOTH - ZINC
	000E16-10-00B	EA	WASHER - HARDENED - 5/8 - FLAT - ZINC
	000G45-05-16B	EA	BOLT - LAG - 5/16-9 X 1 - ZINC
	000G62-08-24B	EA	SCREW - SF/DR - 8-18 X 1 1/2 PFH
	005081-01-000	EA	NUT - SPEED - C-TYPE - #8 SCREW
	040921-03-000	EA	NUT - SPEED - U TYPE - #10
	040921-04-000	EA	NUT - SPEED - U TYPE - #8-.59" LENGTH X .44" WIDTH
	040921-05-000	EA	NUT - SPEED - U-TYPE - 8-.67" X .44" WIDE
	041322-01-000	EA	WASHER - FLANGE - 15/32 ID X 2 3/8 OD - F/SEAT BELT MTG
	044364-02-000	EA	NUT - SPEED - FLAT - ROUND
	044533-01-000	EA	WASHER - 1 3/8"OD - FOR BUTTONS - PLASTIC
	051387-06-000	EA	BOLT - CARRIAGE W/O HOLE - 5/16-18 X 9 1/2 - ZINC
	058716-02-000	EA	WASHER - FLAT NYLON
	064081-03-000	EA	NUT - WING 3/8-16 - W/WELD NUT
	077071-01-000	EA	WASHER - FENDER - 3/16"ID X 1"OD
	084406-01-000	EA	NUT - CAPPED - CROSS RECESSED - BLACK - 1/4-20 THD
	087234-01-000	EA	NUT - JACK - 1/4 X 20 THD - MOLLY
	088787-12-000	EA	STUD - WELD - 1/4 - 20 X 1.0 LG - MN
	102333-01-06A	EA	BOLT - CARRIAGE - 7/16-14 STAINLESS STEEL CAP
	103020-02-000	EA	BOLT-U - #8-32 - GRADE 5 ZINC
	106166-01-000	EA	BOLT/COLLARED HANGER - 8-32 X 1
	106956-03-000	EA	BOLT - HEX TAP - 1/2-12NC X 3 - GRADE 5 - FULL THREAD/ZINC
	106956-08-000	EA	BOLT - HEX TAP - 1/2-13NC X 4 - GRADE 5 - FULL THREAD/ZINC
	107397-01-000	EA	WASHER - FENDER - 3/4"ID X 1"OD
	108067-03-000	EA	STUD - WELD - 1/4 - 20 X 1/2 CD

SEALANTS & FASTENERS GROUP (CONTINUED)
BOLTS, NUTS AND WASHERS (CONTINUED)

KEY	PART NUMBER	U/M	DESCRIPTION
	103020-02-000	EA	BOLT-U - #8-32 - GRADE 5 ZINC
	106166-01-000	EA	BOLT/COLLARED HANGER - 8-32 X 1
	106956-03-000	EA	BOLT - HEX TAP - 1/2-12NC X 3 - GRADE 5 - FULL THREAD/ZINC
	106956-08-000	EA	BOLT - HEX TAP - 1/2-13NC X 4 - GRADE 5 - FULL THREAD/ZINC
	107397-01-000	EA	WASHER - FENDER - 3/4"ID X 1"OD
	108067-03-000	EA	STUD - WELD - 1/4 - 20 X 1/2 CD
	109235-01-05A	FT	COVER - SCREW - BRIGHT WHITE
	109235-01-01A	FT	COVER - SCREW - MAT BLACK
	109917-03-000	EA	WASHER - 1" X .50"
	109917-04-000	EA	WASHER - 1" X .75"
	110794-01-000	EA	WASHER - FLAT - 1" ID X 1 3/4" OD
	121511-01-000	EA	WASHER - SPUR
	113985-02-000	EA	BOLT - FLANGE - M10-1 1/2 X 30CL 10.9
	114259-05-000	EA	BOLT - 7/16-20 X 1 1/4 W/WASHER
	128444-01-000	EA	WASHER - SPRING - CONICAL
	131377-01-000	EA	NUT-HEX HEAD W/WASHER-1/4-20 X 2" STEEL W/3/4" OD WASHER
	135092-01-01A	EA	BOLT - HEX - SERRATED FLANGE - 1/2-20 X 1 3/4-GRADE 5 ZINC
	135092-02-01A	EA	BOLT - HEX - SERRATED FLANGE - 1/2-20 X 2 1/2-GRADE 5 ZINC
	143399-01-01A	EA	NUT/RETAINING - 3/8"- 24 NFT
	144904-01-01A	EA	BOLT - ADJUSTMENT - HEADLAMP
	148817-01-000	EA	WASHER/SPUR - LOCKING

SCREWS

KEY	PART NUMBER	U/M	DESCRIPTION
	0G1106-06-160	EA	SCREW - 6-20 X 3/8 PPH
	0G1106-08-240	EA	SCREW - 6-20 X 1/2 PPH - VW LIGHT GRAY
	0G1108-12-240	EA	SCREW - 8-18 X 3/4 PPH - VW LIGHT GRAY
	0G1108-16-240	EA	SCREW - 8-18 X 1.00 PPS - VW LIGHT GRAY
	0G1208-12-170	EA	SCREW - 8-18 X 3/4 POH - BRIGHT WHITE
	0G1308-10-240	EA	SCREW - 8-18 X 5/8 PFH - VW LIGHT GRAY
	0G3804-22-180	EA	SCREW - MACHINE - 1/4-20 X 1 3/8 PFH - BLACK
	0G3908-08-170	EA	SCREW - SF/DR - 8-18 X 1/2 PPH - BRIGHT WHITE
	0G3908-08-160	EA	SCREW - SF/DR - 8-18 X 1/2 PPH - VW WHITE
	0G3908-08-240	EA	SCREW - SF/DR - 8-18 X 1/2 PPH - VW LIGHT GRAY
	0G3908-12-250	EA	SCREW - SF/DR - 8-18 X 3/4 PPH - DARK GRAY
	0G3908-12-240	EA	SCREW - SF/DR - 8-18 X .75 PPH - VW LIGHT GRAY
	0G3908-16-170	EA	SCREW - SF/DR - 8-18 X 1 PPH - BRIGHT WHITE
	0G3908-24-170	EA	SCREW - SF/DR - 8-18 X 1 1/2 PPH - BRIGHT WHITE
	0G3910-10-330	EA	SCREW - SF/DR - 20-16 X 5/8 PPH - PUTTY
	0G3910-10-320	EA	SCREW - SF/DR - 10-16 X 5/8 PPH - GLACIER
	0G3910-10-240	EA	SCREW - SF/DR - 10-16 X 5/8 PPH - VW LIGHT GRAY
	0G3910-12-240	EA	SCREW - SF/DR - 10-16 X .75 PPH - VW LIGHT GRAY
	0G3910-12-170	EA	SCREW - SF/DR - 10-16 X 3/4 PPH - BRIGHT WHITE
	0G3910-12-320	EA	SCREW - SF/DR - 10-16 X 3/4 PPH - GLACIER
	0G5508-12-240	EA	SCREW - SF/DR - 8-18 X 3/4 PWH - VW LIGHT GRAY
	0G5508-12-170	EA	SCREW - SF/DR - 8-18 X 3/4 PWH - BRIGHT WHITE
	0G5508-12-330	EA	SCREW - SF/DR - 8-18 X 3/4 PWH - PUTTY
	0G5508-12-320	EA	SCREW - SF/DR - 8-18 X 3/4 PWH - GLACIER
	0G5508-12-260	EA	SCREW - SF/DR - 8-18 X 3/4 PWH - ALLANTE ANTELOPE
	0G5508-12-270	EA	SCREW - SF/DR - 8-18 X 3/4 PWH - TITANIUM
	0G5508-16-250	EA	SCREW - SF/DR - 8-18 X 1 PWH - VW DARK GRAY
	0G5508-16-330	EA	SCREW - SF/DR - 8-18 X 1 PWH - PUTTY
	0G5508-16-320	EA	SCREW - SF/DR - 8-18 X 1 PWH - GLACIER
	0G6008-16-170	EA	SCREW - SF/DR - 8-18 X 1 POH - BRIGHT WHITE
	0G6710-08-130	EA	SCREW - 10-12 X 1/2 PPH - TAUPE
	0G6710-08-170	EA	SCREW - 10-12 X 1/2 PPH - BRIGHT WHITE
	0G6710-08-240	EA	SCREW - 10-12 X 1/2 PPH - VW LIGHT GRAY
	0G6710-12-170	EA	SCREW - 10-12 X 3/4 PPH - BRIGHT WHITE
	0G6806-16-170	EA	SCREW - 6-18 X 1 POH - BRIGHT WHITE
	0G6810-24-280	EA	SCREW - 10-12 X 1 1/2 POH - SOFT WHITE
	000C20-04-16A	EA	SCREW - 1/4-20X 1 - FLAT SOCKET HEAD
	000C20-05-28F	EA	SCREW - 5/16-18 X 1 3/4 FLAT SOC - STAINLESS STEEL
	000C20-06-24T	EA	SCREW - 3/8-16 X 1 1/2 - FLAT SOCKET

SEALANTS & FASTENERS GROUP (CONTINUED)
SCREWS (CONTINUED)

KEY	PART NUMBER	U/M	DESCRIPTION
	000G11-06-10J	EA	SCREW - 6-20 X 5/8 PPH - BRASS
	000G11-06-08P	EA	SCREW - 6-20 X 1/2 PPH - DARK BROWN
	000G11-06-08B	EA	SCREW - 6-20 X 1/2 PPH - ZINC
	000G11-07-08B	EA	SCREW - 7-19 X 1/2 PPH - ZINC
	000G11-08-20G	EA	SCREW - 8-18 X 1 1/4 - ANTIQUE BRASS
	000G11-08-20B	EA	SCREW - 8-18 X 1 1/4 PPH - ZINC
	000G11-08-16B	EA	SCREW - 8-18 X 1 PPH - ZINC
	000G11-08-12T	EA	SCREW - 8-18 X 3/4 PPH - BLACK MAGNESIUM
	000G11-08-12P	EA	SCREW - 8-18 X 3/4 PPH - DARK BROWN
	000G11-08-12B	EA	SCREW - 8-18 X 3/4 PPH - ZINC
	000G11-08-08T	EA	SCREW - 8-18 X 1/2 PPH - FLUOROCARBON COATING
	000G11-08-06B	EA	SCREW - 8-18 X 3/8 PPH - ZINC
	000G11-10-24P	EA	SCREW - 10-16 X 1 1/2 PPH - DARK BROWN
	000G11-10-12D	EA	SCREW - 10-16 X 3/4 PPH - BLACK
	000G12-06-12J	EA	SCREW - 6-20 X .75 POH - BRASS
	000G12-06-08T	EA	SCREW - 6-20 X 1/2 POH - BLACK
	000G13-05-10B	EA	SCREW - 5-12 X 5/8 PFH - ZINC
	000G13-06-08G	EA	SCREW - 6-20 X 1/2 PFH - ANTIQUE BRASS
	000G13-06-08B	EA	SCREW - 6-20 X 1/2 PFH - ZINC
	000G13-06-06I	EA	SCREW - 6-20 X 3/8 PFH - BLACK ZINC
	000G13-06-24J	EA	SCREW - 6-20 X 1 1/2 PFH - BRASS
	000G13-06-16J	EA	SCREW - 6-20 X 1 PFH - BRASS
	000G13-06-10J	EA	SCREW - 6-20 X 5/8 PFH - BRASS
	000G13-06-10G	EA	SCREW - 6-20 X 5/8 PFH - ANTIQUE BRASS
	000G13-07-10H	EA	SCREW - 7-19 X 5/8 PFH - BLACK
	000G13-08-16B	EA	SCREW - 8-18 X 1 PFH - ZINC
	000G13-08-109	EA	SCREW - 8-18 X 5/8 PFH
	000G13-08-10B	EA	SCREW - 8-18 X 5/8 PFH - ZINC
	000G13-08-24B	EA	SCREW - 8-18 X 1 1/2 PFH - ZINC
	000G13-10-16I	EA	SCREW - 10-16 X 1 PFH - BLACK
	000G16-04-24B	EA	SCREW - MACHINE - 1/4-20 X 1 1/2 PPH
	000G18-08-16B	EA	SCREW - MACHINE - 8-32 X 1 PPH - ZINC
	000G18-08-24B	EA	SCREW - MACHINE - 8-32 X 1 1/2 PPH - ZINC
	000G18-08-22B	EA	SCREW - MACHINE - 8-32 X 1 3/8 PPH - ZINC
	000G19-10-10B	EA	SCREW - MACHINE - 10-32 X 5/8 - PPH - ZINC
	000G19-10-08B	EA	SCREW - MACHINE - 10-32 X 1/2 PPH - ZINC
	000G19-10-20B	EA	SCREW - MACHINE - 10-32 X 1 1/2 PPH - ZINC
	000G19-10-12F	EA	SCREW - MACHINE - 10-32 X 3/4 PPH - STAINLESS STEEL
	000G36-10-12T	EA	SCREW - 10-24X 3/4 PFH TYPE 23 - BLACK
	000G39-06-10T	EA	SCREW - SF/DR - 6-20 X 5/8 PPH - BLACK
	000G39-06-16T	EA	SCREW - SF/DR - 6-20 X 1 PPH - BLACK
	000G39-08-08S	EA	SCREW - SF/DR - 8-18 X 1/2 PPH - OFF WHITE
	000G39-08-08B	EA	SCREW - SF/DR - 8-18 X 1/2 PPH - ZINC
	000G39-08-08T	EA	SCREW - SF/DR - 8-18 X 1/2 PPH - BLACK
	000G39-08-06B	EA	SCREW - SF/DR - 8-18 X 3/8 PPH - ZINC
	000G39-08-32B	EA	SCREW - SF/DR - 8-18 X 2 PPH - ZINC
	000G39-08-24T	EA	SCREW - SF/DR - 8-18 X 1 1/2 PPH - BLACK
	000G39-08-24S	EA	SCREW - SF/DR - 8-18 X 1 1/2 - OFF WHITE
	000G39-08-24B	EA	SCREW - SF/DR - 8-18 X 1 1/2 PPH - ZINC
	000G39-08-16T	EA	SCREW - SF/DR - 6-20 X 1 PPH - BLACK
	000G39-08-16B	EA	SCREW - SF/DR - 8-18 X 1 PPH - ZINC
	000G39-08-12B	EA	SCREW - SF/DR - 8-18 X 3/4 PPH - ZINC
	000G39-08-12T	EA	SCREW - SF/DR - 8-18 X 3/4 PPH - BLACK
	000G39-10-48T	EA	SCREW - SF/DR - 10-16 X 3 PPH - BLACK
	000G39-10-48B	EA	SCREW - SF/DR - 10-16 X 3 - PPH - ZINC
	000G39-10-40D	EA	SCREW - SF/DR - 10-16 X 2 1/2 PPH - BLACK
	000G39-10-32B	EA	SCREW - SF/DR - 10-16 X 2 - PPH - ZINC
	000G39-10-20T	EA	SCREW - SF/DR - 10-16 X 1 1/4 PPH - BLACK
	000G39-10-20B	EA	SCREW - SF/DR - 10-16 X 1 1/4 PPH - ZINC
	000G39-10-169	EA	SCREW - SF/DR - 10-16 X 1 PPH - FLUOROCARBON SILVER
	000G39-10-129	EA	SCREW - SF/DR - 10-16 X 3/4 PPH - FLUOROCARBON SILVER
	000G39-10-12T	EA	SCREW - SF/DR - 10-16 X 3/4 - BLACK
	000G39-10-10T	EA	SCREW - SF/DR - 10-16 X 5/8 - BLACK

SEALANTS & FASTENERS GROUP (CONTINUED)
SCREWS (CONTINUED)

KEY	PART NUMBER	U/M	DESCRIPTION
	000G39-10-10B	EA	SCREW - SF/DR - 10-16 X 5/8 PPH - ZINC
	000G39-10-08B	EA	SCREW - SF/DR - 10-16 X 1/2 PPH - ZINC
	000G39-10-088	EA	SCREW - SF/DR - 10-16 X 1/2 PPH - FLEX FLUOROCARBON
	000G39-12-12E	EA	SCREW - SF/DR - 12 - 14 X 3/4 PPH - CHROME
	000G42-04-24B	EA	SCREW - SF/DR - 1/4-14 X 1 1/2 - ZINC
	000G42-04-16B	EA	SCREW - SF/DR - 1/4-14 X 1 HWH - ZINC
	000G42-04-24B	EA	SCREW - SF/DR - 1/4-14 X 1 1/2 - ZINC
	000G46-08-24T	EA	SCREW - MACHINE - 8-32 X 1 1/2 PFH - BLACK
	000G50-04-48B	EA	SCREW - MACHINE - 1/4-14 X 3 - ZINC
	000G52-06-05B	EA	SCREW - MACHINE - 6-32 X 5/16 PTH ZINC
	000G52-06-06B	EA	SCREW - MACHINE - 6-32 X 3/8 PIN - ZINC
	000G54-04-14B	EA	SCREW - 1/4-20 X 7/8 PTH - TYPE 23 - ZINC PLATED
	000G55-08-124	EA	SCREW - SF/DR - 8-18 X 3/4 PWH - ASH GRAY
	000G55-08-12M	EA	SCREW - SF/DR - 8-19 X .75 PWH - GRAY
	000G55-08-165	EA	SCREW - SF/DR - 8-18 X 1 PWH - WILLOW
	000G55-08-16T	EA	SCREW - SF/DR - 8-18 X 1 PWH - BLACK
	000G55-08-16S	EA	SCREW - SF/DR - 8-18 X 1.00 - PWH - OFF WHITE
	000G56-12-48B	EA	SCREW - WOOD - 12-11 X 3 POH - SPECIAL HARDENED
	000G57-14-72B	EA	SCREW-14-10-X4 1/2 PFH ZN GENERAL MOTORHOMES
	000G57-14-64B	EA	SCREW - 14-10 X 4 PFH ZINC
	000G60-08-20F	EA	SCREW - SF/DR - 8-19X1.25 POH
	000G60-08-16E	EA	SCREW - SF/DR - 8-1 X 1 POH - CHROME
	000G60-08-22B	EA	SCREW - SF/DR - 8-18 X 1.38 POH - ZINC
	000G60-10-209	EA	SCREW - SF/DR - 10-16 X 1 1/4 POH - SILVER STALGAARD
	000G60-10-20B	EA	SCREW - SF/DR - 10-16 X 1 1/4 POH - ZINC
	000G60-10-16J	EA	SCREW - SF/DR - 10-16 X 1 POH - BRIGHT BRASS
	000G60-10-28T	EA	SCREW - SF/DR - 10-16 X 1 3/4 - BLACK
	000G67-08-32B	EA	SCREW - 8-15 X 2 PPH - ZINC
	000G67-10-08B	EA	SCREW - 10-12 X 1/2 PPH - ZINC
	000G67-10-24S	EA	SCREW - 10-12 X 1 1/2 PPH - OFF WHITE
	000G67-10-24B	EA	SCREW - 10-12 X 1 1/2 PPH - ZINC
	000G67-10-20D	EA	SCREW - 10-12 X 1 1/4 PPH - BLACK
	000G67-10-12P	EA	SCREW - 10-12 X 3/4 PPH - DARK BROWN
	000G67-10-12B	EA	SCREW - 10-12 X 3/4 PPH - ZINC
	000G67-10-10T	EA	SCREW - 10-12 X 5/8 PPH - BLACK
	000G67-10-10S	EA	SCREW - 10-12 X 5/8 PPH - OFF WHITE
	000G67-10-10P	EA	SCREW - 10-12 X 5/8 PPH - DARK BROWN
	000G67-10-10B	EA	SCREW - 10-12 X 5/8 PPH - ZINC - TYPE A
	000G67-10-08S	EA	SCREW - 10-12 X 1/2 PPH - OFF WHITE
	000G68-06-10J	EA	SCREW - 6-18 X 5/8 POH - BRASS
	000G68-06-10G	EA	SCREW - 6-18 X 5/8 POH - ANTIQUE BRASS
	000G68-06-12J	EA	SCREW - 6-18 X 3/4 POH - BRASS
	000G68-06-12B	EA	SCREW - 6-18 X 3/4 POH - ZINC & CLEAR
	029130-01-000	EA	SCREW - SNAP STUD - #8-16 X 5/8" LONG
	029130-03-000	EA	SCREW - SNAP STUD - #8-16 X 1" LONG
	049465-01-000	EA	SCREW - 10-16 PTH W/WASHER - DARK BROWN
	049465-03-000	EA	SCREW - 10-16 X 1 POH W/WASHER - OFF WHITE
	049465-04-000	EA	SCREW - 10-16 X 1 PTH W/WASHER - BEIGE
	049465-13-000	EA	SCREW-10+16X1 PTH W/WASHER - *ASH GRAY
	049465-17-000	EA	SCREW - 10-16 X 1 POH W/WASHER - BRIGHT WHITE
	049465-23-000	EA	SCREW - 10-16 X 1.5 POH W/WASHER - VW LIGHT GRAY
	054434-02-000	EA	SCREW - SF/DR - 10-16 X 2 - ZINC
	054434-03-000	EA	SCREW - SF/DR - 10-16 X 2 - PWH - ZINC
	075908-01-000	EA	SCREW - MACHINE - 10-32 X .56 PTH - EXTERNAL TOOTH - ZINC
	076790-01-000	EA	SCREW - 6-20 X 1 1/4 PPH - BLACK
	076790-05-000	EA	SCREW - 6-20 X 1/2 PPH - BLACK - THREAD CUTTING/WOOD
	083554-01-000	EA	SCREW - DRYWALL - 8 X 1 1/4
	083554-04-000	EA	SCREW - DRYWALL - 8 X 2 1/2
	087721-01-000	EA	SCREW - FLAT HEAD - TAPPING - 1/4 X 1 1/4 LONG - ZINC
	087721-02-000	EA	SCREW - FLAT HEAD - TAPPING - 1/4 X 2 1/4 LONG - ZINC
	090033-02-000	EA	SCREW - 1/4-20 X 5/8 - ROUND WASHER HEAD - OFF/WHITE
	097974-01-000	EA	SCREW - PARTICLE BOARD - 7-9 X 3/4 PPH
	101618-01-000	EA	SCREW - 1/4-20 X 3/4 HEX - TAPPING - STALGARD TYPE F

SEALANTS & FASTENERS GROUP (CONTINUED)
SCREWS (CONTINUED)

KEY	PART NUMBER	U/M DESCRIPTION
	110460-05-02A	EA SCREW - MACHINE - 10-24 X 2 1/2 PFH - WHITE
	113563-01-01A	EA SCREW - 8 X 5/8 LONG SHOULDER/WASHER HEAD
	114469-01-02A	EA COVER - SCREW - VW DARK GRAY
	117478-01-04A	EA SCREW - 8-18 X 3/4 PPH W/WASHER - VW LIGHT GRAY
	118383-01-09A	EA RETAINER/RECESSED - F/.22" SCREW - GLACIER
	118383-01-06A	EA RETAINER/RECESSED - F/.22" SCREW - ALLANTE ANTELOPE
	118383-01-05A	EA RETAINER/RECESSED - F/.22" SCREW - VW LIGHT GRAY
	118383-01-04A	EA RETAINER/RECESSED - F/.22" SCREW - BRIGHT WHITE
	118383-02-09A	EA RETAINER/RECESSED - F/.27" SCREW - GLACIER
	118383-02-05A	EA RETAINER/RECESSED - F/.27" SCREW - VW LIGHT GRAY
	118383-02-04A	EA RETAINER/RECESSED - F/.27" SCREW - BRIGHT WHITE
	118383-03-09A	EA RETAINER/RECESSED - F/.32" SCREW - GLACIER
	118383-04-05A	EA CAP - F/RECESSED RETAINER - VW LIGHT GRAY
	118383-04-04A	EA CAP - F/RECESSED RETAINER - BRIGHT WHITE
	118383-04-09A	EA CAP - F/RECESSED RETAINER - GLACIER
	118383-04-06A	EA CAP - F/RECESSED RETAINER - ALLANTE ANTELOPE
	134126-01-01A	EA SCREW/NAIL - HEX HEAD - 3/4"
	140040-01-000	EA SCREW - 1/4-20 X 1 - BUTTON HEAD/SOCKET - W/LOCTITE
	144078-01-01A	EA SCREW - HEX/FLANGE HEAD CAP - 1" W/.75" THREAD LENGTH - ZINC
	149753-01-01A	EA RETAINER/RECESSED - F/.22" SCREW - BLACK
	149753-01-02A	EA RETAINER/RECESSED - F/.22" SCREW - BRIGHT WHITE
	149753-02-01A	EA CAP - F/RECESSED RETAINER - BLACK
	149753-02-02A	EA CAP - F/RECESSED RETAINER - BRIGHT WHITE

CLAMPS, CLIPS, GROMMETS, RIVETS & PLUGS

KEY	PART NUMBER	U/M DESCRIPTION
	000F10-06-32B	EA PIN - COTTER - 3/16" X 2" - ZINC
	000H14-06-06R	EA RIVET-MANDREL BLIND,3/16 AL - CHERRY BSP-66
	000H16-04-06R	EA RIVET - POP ALUMINUM - 1/8 X .313 - .375
	000H16-06-10R	EA RIVET - POP ALUMINUM - 3/16 X .501 - .625
	007161-01-000	EA CLAMP - HOSE - SPRING TYPE - 1/2"
	008386-01-000	EA GROMMET - SNAP - 3/8" DIAMETER - NYLON
	010495-01-000	EA CLAMP - CABLE - 9/16"ID - BLACK
	010495-02-000	EA CLAMP - CABLE - 3/8"ID - BLACK
	010495-04-000	EA CLAMP - CABLE - 11/16"ID - WHITE
	010497-01-000	EA CLAMP - CLOSED - 5/8"ID
	010497-02-000	EA CLAMP - CLOSED - 1.5"ID
	010497-03-000	EA CLAMP - CLOSED - 1"ID - CUSHIONED
	010497-04-000	EA CLAMP - CLOSED - 1 5/8"ID
	010497-07-000	EA CLAMP - CLOSED - 3/8"ID
	010497-09-000	EA CLAMP - CLOSED - 5/16"ID
	010497-10-000	EA CLAMP - CLOSED - 7/8"ID
	010499-01-000	EA CLAMP - CLOSED - 3/8"ID
	016188-03-000	EA GROMMET - LP LINE - 3/8"HOLE X 2 1/2"LONG - RUBBER
	016188-04-000	EA GROMMET - LP LINE - 1/2"HOLE X 2 1/2"LONG - RUBBER
	016188-05-000	EA GROMMET - LP LINE - 3/8"HOLE X 1 1/4"LONG - RUBBER
	016188-06-000	EA GROMMET - L/P LINE - 3/8"HOLE X 3 1/4"LONG - RUBBER
	016188-08-000	EA GROMMET - LP LINE - 1/2"HOLE X 1 1/4"LONG - RUBBER
	016188-09-000	EA GROMMET - LP LINE - .68"HOLE X 1 1/4"LONG - RUBBER
	016188-10-000	EA GROMMET - LP LINE - .68"HOLE X 2.5"LONG - RUBBER
	023942-01-000	EA GROMMET - RUBBER - 2" OD
	034141-02-000	EA PLUG/NYLON - .38" - BLACK
	061420-01-000	EA PLUG/PLASTIC - 1 3/4" DIAMETER - BROWN
	061420-04-000	EA PLUG/PLASTIC - 1 1/4" DIAMETER
	061420-05-000	EA PLUG/PLASTIC - 1 1/2" DIAMETER
	061420-08-000	EA PLUG/PLASTIC - 2 1/2" DIAMETER
	061420-09-000	EA PLUG/PLASTIC - 1.00" - DIAMETER
	061420-10-000	EA PLUG/PLASTIC - 1 1/2" DIAMETER - BLACK
	061420-13-000	EA PLUG/PLASTIC - 3/8 - 3"
	061420-14-000	EA PLUG/PLASTIC - 7/8" DIAMETER - BLACK
	061420-15-000	EA PLUG/PLASTIC - 2" DIAMETER - BLACK
	061420-16-000	EA PLUG/PLASTIC - 2 1/8" DIAMETER - BLACK

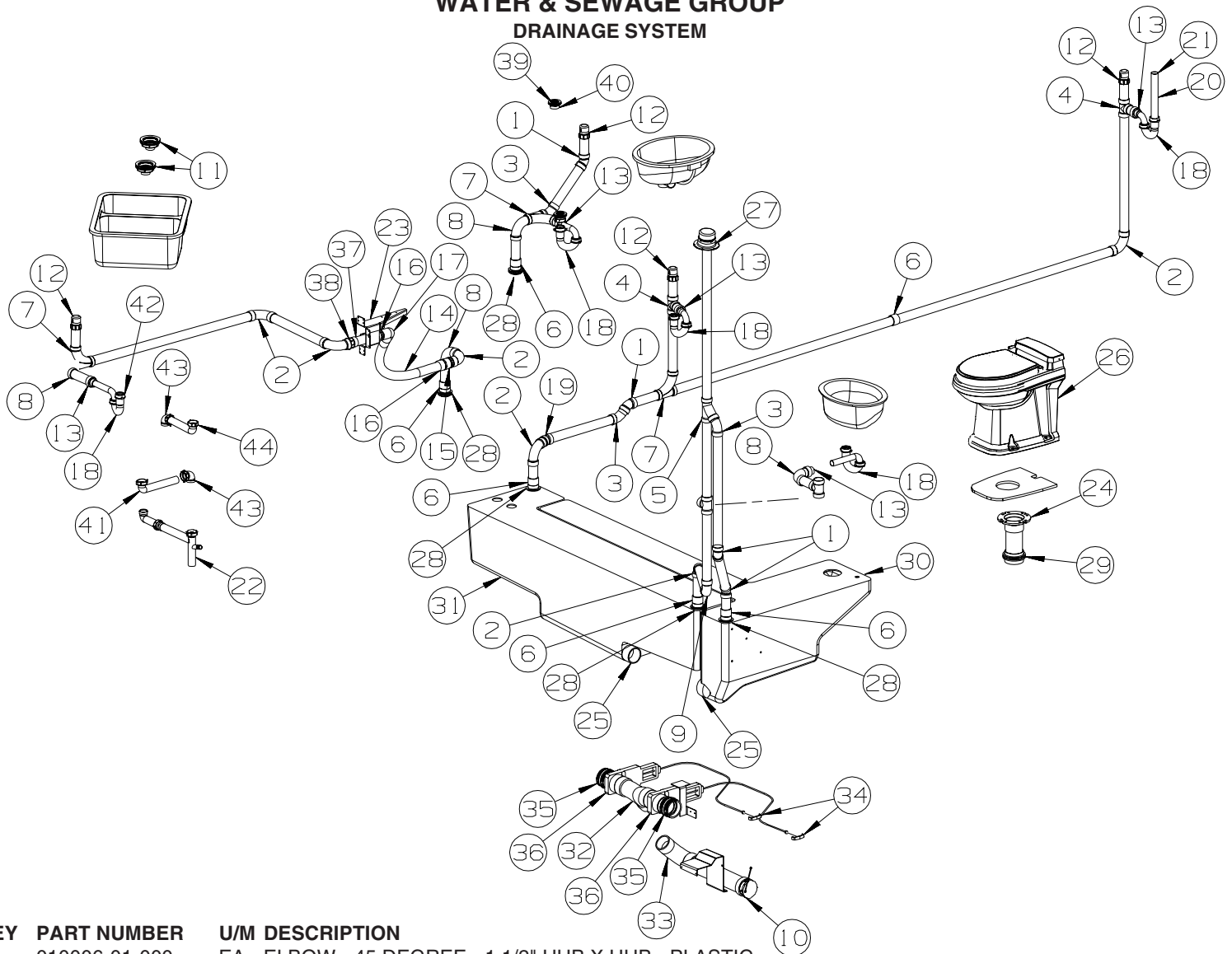
SEALANTS & FASTENERS GROUP (CONTINUED)
CLAMPS, CLIPS, GROMMETS, RIVETS & PLUGS (CONTINUED)

KEY	PART NUMBER	U/M	DESCRIPTION
	062401-01-000	EA	CLAMP - HOSE - WORMGEAR - .25" - 1"
	062401-02-000	EA	CLAMP - HOSE - WORMGEAR - 1.56" - 2.5"
	062401-03-000	EA	CLAMP - HOSE - WORMGEAR - .22" - 1"
	062401-04-000	EA	CLAMP - HOSE - WORMGEAR - .69" - 1.25"
	062401-05-000	EA	CLAMP - HOSE - WORMGEAR - 2" - 3" ID
	062401-06-000	EA	CLAMP - HOSE - WORMGEAR - .22" - .62" ID
	062401-09-000	EA	CLAMP - HOSE - WORMGEAR - 2.8" - 3.75"
	062401-11-000	EA	CLAMP - HOSE - WORMGEAR - 3.50" - 4.50"
	062401-12-000	EA	CLAMP - HOSE - WORMGEAR - .79" X 1.26"
	071015-11-000	EA	GROMMET - RUBBER - 1 ID - FITS .12 MATERIAL - BLACK
	071015-13-000	EA	GROMMET - RUBBER - .62 ID - FITS .09 GROOVE - BLACK
	071015-19-000	EA	GROMMET - RUBBER - .38 ID - FITS .06 MATERIAL - BLACK
	071015-22-000	EA	GROMMET - RUBBER - .62 ID - 1.12 OD - W/.19 GROOVE - BLACK
	071015-26-000	EA	GROMMET - RUBBER - 1.5" ID X 2.1" OD W/.06" GROOVE-BLACK
	071015-29-000	EA	GROMMET - RUBBER - .3" ID X 1.3"OD W/.12" GROOVE - BLACK
	071015-30-000	EA	GROMMET - RUBBER - .3" ID X .81"OD W/.12" GROOVE - BLACK
	071015-32-000	EA	GROMMET - RUBBER - .75 ID X 1.375 OD W/.187 GROOVE - BLACK
	071015-40-000	EA	GROMMET - RUBBER - .38 ID - FITS .09 MATERIAL - BLACK
	071015-41-000	EA	GROMMET - .125 ID FITS .188 MTL
	071015-42-000	EA	GROMMET - RUBBER - .25 ID - FITS .06 MATERIAL - BLACK
	075148-02-000	EA	CLAMP - GROUNDING - BRONZE SCREWS
	077955-01-000	EA	CLIP/J - 3/8" - VINYL COATED
	080734-02-000	EA	CLIP - WIRE NYLON
	081211-01-000	EA	PLUG/PLASTIC - .31" DIAMETER - BLACK
	081211-03-000	EA	PLUG/PLASTIC - .50" DIAMETER - TRUSS HEAD - BLACK
	081211-04-000	EA	PLUG/PLASTIC - .46 DIAMETER - TRUSS HEAD - BLACK
	083609-01-000	EA	CLAMP - WIRE - DUAL - EQUAL DIAMETERS - 5/8"
	083610-01-000	EA	CLAMP - WIRE - DUAL - UNEQUAL DIAMETERS - 3/4" & 1 1/4"
	083610-02-000	EA	CLAMP - WIRE - DUAL - UNEQUAL DIAMETERS - 3/4" & 2"
	083610-03-000	EA	CLAMP - WIRE - DUAL - EQUAL DIAMETERS - 2"
	088756-01-000	EA	GROMMET - WEB - 1 1/8 " I.D.
	089329-02-000	EA	CLIP - SPRING
	091952-01-000	EA	CLIP - GRIPPER - 1"
	091952-02-000	EA	CLIP - GRIPPER - 3/4"
	091952-03-000	EA	CLIP - GRIPPER - 1/2" - BLACK VINYL COATED
	094362-02-000	EA	CLIP - XMAS TREE - BINDER HEAD - .9" LONG
	094362-05-000	EA	CLIP - XMAS TREE - ROUND HEAD - 1.4" LONG
	114208-01-000	EA	GROMMET - EDGE LINER - FITS 1 3/4"
	114208-03-000	EA	GROMMET - EDGE LINER - FITS 2 1/2"
	114208-05-000	EA	GROMMET - EDGE LINER - FITS 2"
	118626-01-02A	EA	RIVET - POP - ALUMINUM - 3/16 X .08 - .375
	118626-01-01A	EA	RIVET - POP - ALUMINUM - 3/16 X .08 - .375
	118626-02-01A	EA	RIVET - POP - ALUMINUM - 3/16 X .500 - .750
	137014-01-01A	EA	GROMMET - CABLE - ALMOND
	137014-01-02A	EA	GROMMET - CABLE - BROWN
	137014-01-03A	EA	GROMMET - CABLE - BLACK
	139118-02-01A	EA	GROMMET - SCREW - PLASTIC
	140171-01-000	EA	CLAMP - HOSE - STEPLESS EAR - .312
	140171-02-000	EA	CLAMP - HOSE - STEPLESS EAR - .250

SEALANTS & FASTENERS GROUP (CONTINUED)
MISCELLANEOUS FASTENERS

KEY	PART NUMBER	U/M	DESCRIPTION
	008343-01-000	EA	TIE - WIRE - 6"
	008343-02-000	EA	TIE - WIRE - 14"
	008343-03-000	EA	TIE - WIRE - 7 1/2" - BLACK
	029094-04-000	YD	VELCRO TAPE - LOOP - 1" WIDE - BLACK
	029094-06-000	YD	VELCRO TAPE - LOOP - 2" WIDE - BLACK
	029096-03-000	YD	VELCRO TAPE - HOOK - 1" WIDE - BLACK
	029096-04-000	YD	VELCRO TAPE/HOOK - 1"WIDE - BLACK - W/ADHESIVE BACK (PSA)
	048394-02-000	YD	VELCRO TAPE - HOOK - ADHESIVE BACK - 3/4" WIDE - BEIGE
	085774-01-000	FT	FASTENER - DUAL LOCK - 1" WIDE - ADHESIVE BACK - BLACK
	085774-02-000	FT	FASTENER - DUAL HOOK - 1" WIDE - ADHESIVE BACK - BLACK
	085774-07-000	FT	FASTENER - DUAL HOOK - 1" WIDE
	088792-02-000	YD	VELCRO TAPE - LOOP - 3/4" - ADHESIVE BACK - BEIGE
	088792-04-000	YD	VELCRO TAPE - HOOK - 5/8" - NON-ADHESIVE BACK - WHITE
	088792-05-000	YD	VELCRO TAPE - LOOP - 5/8" - NON-ADHESIVE BACK - WHITE
	108046-01-000	EA	CABLE TIE - SCREW MOUNT 8"
	108046-02-000	EA	CABLE TIE - SCREW MOUNT 15"
	110943-01-000	FT	FELT STRIP - 3/8" - ADHESIVE BACK - BLACK
	110943-02-000	FT	FELT STRIP - 3/8" - ADHESIVE BACK - WHITE
	113133-02-01A	EA	RIVET - POP - ALUMINUM - 3/16 X .252 - .504 - BLACK
	115361-01-01A	EA	PLUG/PLASTIC - 1/2" DIAMETER
	127960-01-01A	EA	RETAINER - 3/8" - STAINLESS STEEL

WATER & SEWAGE GROUP DRAINAGE SYSTEM



KEY	PART NUMBER	U/M	DESCRIPTION
1	010006-01-000	EA	ELBOW - 45 DEGREE - 1 1/2" HUB X HUB - PLASTIC
2	010008-01-000	EA	ELBOW - 90 DEGREE - 1 1/2" HUB X HUB - PLASTIC
3	010051-01-000	EA	ELBOW - 45 DEGREE - 1 1/2" SPIGOT X HUB - PLASTIC
4	010071-01-000	EA	TEE - SANITARY - 1 1/2" HUB X HUB X HUB - PLASTIC
5	010073-01-000	EA	WYE - 45 DEGREE - 1 1/2" HUB X HUB X HUB - PLASTIC
6	010115-01-000	EA	COUPLING - 1 1/2" HUB X HUB - PLASTIC
7	031365-02-000	EA	TEE - PLASTIC - 1 1/2" EXTRA LONG TURN
8	033761-01-000	EA	ELBOW - 90 DEGREE - TURN - 1 1/2" HUB X 1 1/2" SPIGOT
9	034250-01-000	EA	ELBOW - 90 DEGREE - LONG TURN - 1 1/2" HUB X HUB - ABS
10*	062415-01-000	EA	CAP - SEWER - 3" DIAMETER
	062417-01-000	EA	ADAPTER - TERMINATION - 3"
	139513-01-000	EA	HOSE - SEWER - 3" X 10' - W/ADAPTER
	062416-01-000	EA	ADAPTER - SEWER HOSE TO 3" PIPE
11	092303-01-000	EA	STRAINER - W/BASKET - GALLEY SINK - 4" OD
	127440-02-01A	EA	WASHER - RUBBER - 1.8" X .1"
12	079968-01-000	EA	VENT - MECHANICAL/TRAP ARM - ANTI-SIPHON-2" X 7.3" PLASTIC
13	109571-01-000	EA	ADAPTER - P-TRAP - 1 1/2" P X 1 1/4" MPT
14	126426-01-000	FT	PIPE - 1 1/2" FLEXIBLE
15	130685-01-000	EA	ADAPTER - 1 7/8" FEMALE SLIP X 1 1/2" FEMALE THREAD/O-RING
16	130685-03-000	EA	ADAPTER - 1 7/8" MALE SLIP X 1 1/2" MALE THREAD/O-RING
17	136111-01-000	EA	ELBOW-1 1/2, SOCKET X SLIP FIT - LASCO
18	107538-01-000	EA	P-TRAP - PLASTIC - 1 1/4" W/EXTENSION ARM - USA
18	011071-01-000	EA	P-TRAP - PLASTIC - 1 1/2" - CSA - CANADIAN
19	010005-01-000	EA	ELBOW - 22.5 DEGREE - 1 1/2" HUB X HUB - PLASTIC
20	126588-02-000	EA	ARM - WASTE - 1 1/2 X 20" - FEMALE
21	061420-10-000	EA	PLUG/PLASTIC - 1 1/2" DIAMETER - BLACK

WATER & SEWAGE GROUP (CONTINUED)
DRAINAGE SYSTEM (CONTINUED)

KEY	PART NUMBER	U/M	DESCRIPTION
22	011091-04-000	EA	WASTE - CONTINUOUS - DOUBLE SINK - DISHWASHER - W/DISHWASHER
22	011091-02-000	EA	WASTE - CONTINUOUS - DOUBLE SINK - W/O DISHWASHER
23	142527-01-02B	EA	BRACKET/CARRIER - PLUMBING - E-COATED
23	142526-01-02B	EA	BRACKET/COVER - PLUMBING - E-COATED
24	116644-01-000	EA	FLANGE/CLOSET - 3" FEMALE - 4 BOLT
25	010129-03-000	EA	NIPPLE - 3" X 3" TOE - PLASTIC
26*	144447-01-01A	EA	TOILET - MAGNUM OPUS - CHINA - WHITE
27	083558-03-000	EA	VENT W/COVER F/PLUMBING STACK - OFF WHITE
28	061607-01-000	EA	GROMMET - HOLDING TANK - 1 1/2" NPS
29	061607-02-000	EA	GROMMET - HOLDING TANK - 3" NPS
30	128993-01-000	EA	TANK - HOLDING - 60 GALLON - W/O FITTINGS
	102024-01-000	EA	NIPPLE - PLASTIC - 1.5" X 2.62" TOE
31	128996-01-000	EA	TANK - HOLDING - 70 GALLON - W/O FITTINGS
32	010065-01-000	EA	TEE - 3" FEMALE - PLASTIC
33	041956-01-000	EA	ELBOW - 3" STREET - 90 DEGREE - PLASTIC
34	062421-04-000	EA	CABLE/ROD - F/DUMP VALVE - W/HANDLE - 36"
35	078406-01-000	EA	COUPLER - 3" X 3" W/CLAMPS - RUBBER
36	129147-01-000	EA	VALVE - 3" HUB X 3" HUB - REMOTE
37	126424-01-000	EA	ADAPTER - 1 1/2" MPT X 1 1/2" HUB
38	126425-02-000	EA	ADAPTER - SWIVEL - 1 1/2 FPT X SPIGOT
39	066440-01-000	EA	STRAINER - SHOWER DRAIN - W/RUBBER WASHER
	132376-01-01A	EA	GASKET - FOAM - 1 1/2" - TUB STRAINER
40	130403-01-000	EA	NUT - SLIP - W/WINGS 1 1/2"
	011069-06-000	EA	TAILPIECE - 1 1/2" X 1 1/4" X 2 1/2"
41	126588-03-000	EA	ARM - WASTE - 1 1/2" X 91/2" SLIP
42	011069-03-000	EA	TAILPIECE - TUB/SHOWER - 1 1/2" X 1 3/4" - PLASTIC
43	125569-01-000	EA	ELBOW - 1 1/2" X 90 DEGREE - DOUBLE SLIP
44	126588-01-000	EA	ARM - WASTE - 1 1/2" X 9 1/2" - FEMALE

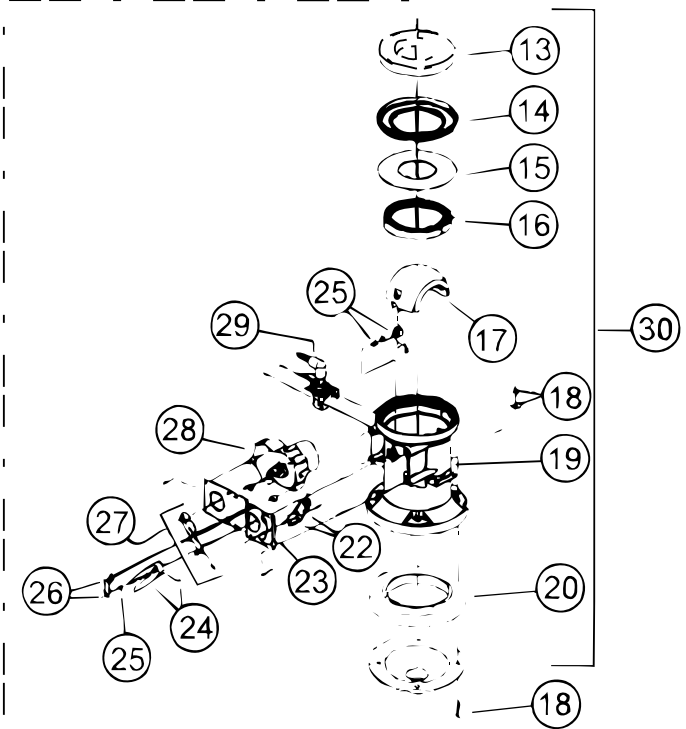
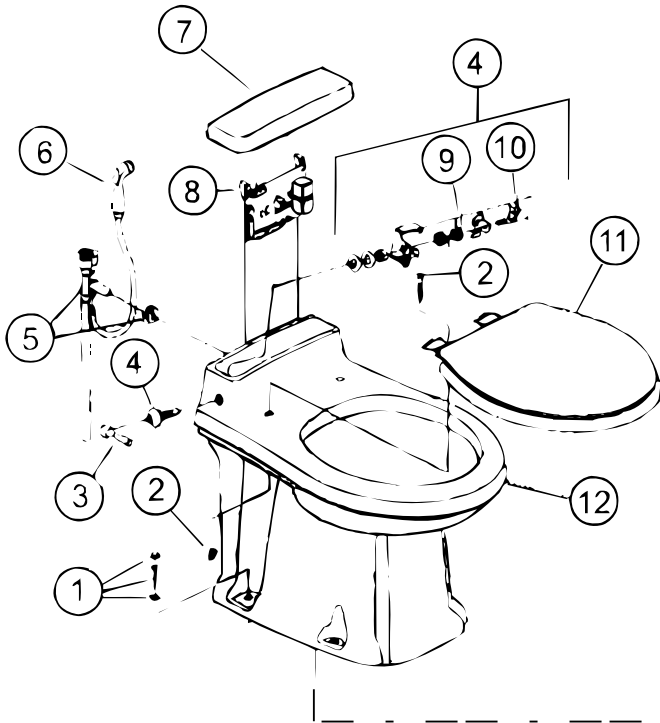
***COMPONENT PARTS LISTED LATER IN THIS GROUP**

WATER & SEWAGE GROUP (CONTINUED)

COMPONENT PARTS FOR DRAINAGE SYSTEM

062415-01-000

KEY	PART NUMBER	U/M DESCRIPTION	VENDOR NO.
	062415-01-700	EA STRING-SEWER CAP	V#SV7 STRAP

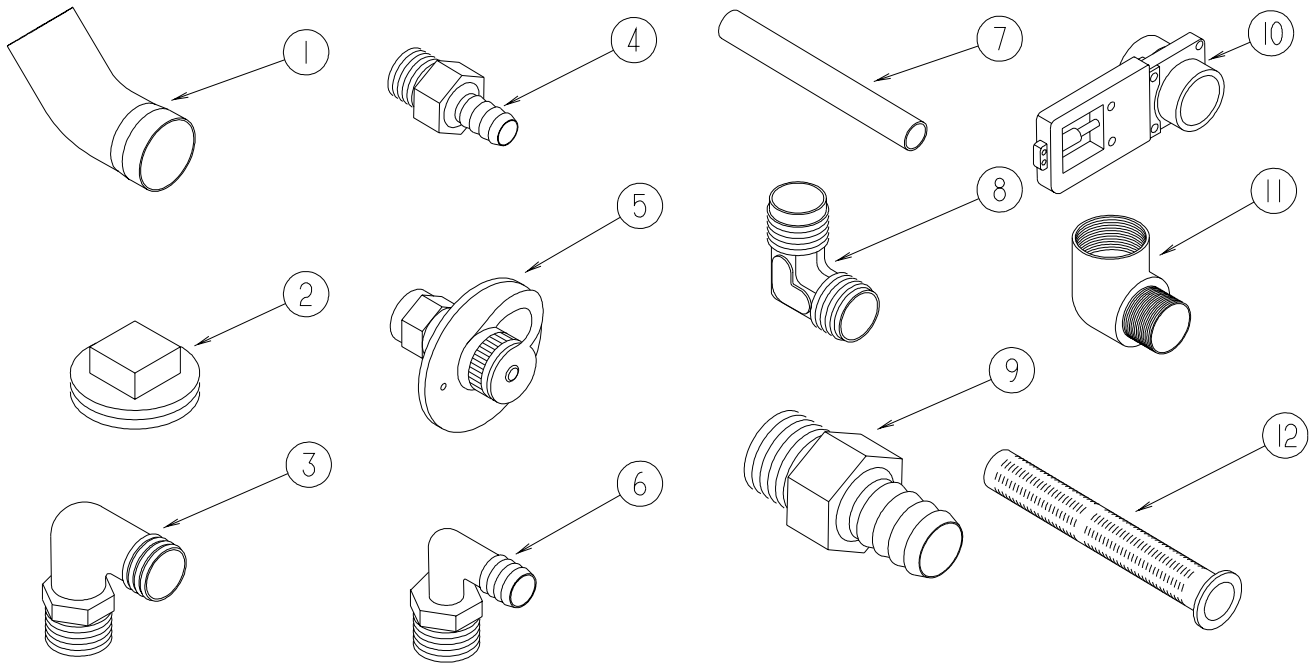


144447-01-01A

KEY	PART NUMBER	U/M DESCRIPTION	VENDOR NO.
1	144447-01-700	EA BASE - MOUNTING KIT/CHROME	310813
2	144447-01-701	EA SEAT/CVR-MOUNTING KIT/CHROME	310810
3	144447-01-702	EA FLUSH HANDLE/CHROME W/SCREW	310815
4	144447-01-703	EA CONTROL SW ASM(FLUSH)CHROME	310817
5	144447-01-704	EA VACUUM BREAKER ASSEMBLY	310807
6	144447-01-705	EA HAND SPRAY	310809
7	144447-01-706	EA ACCESS CVR/FLUSHING MECH-WHT	310851
9	144447-01-707	EA SPRING - TORSION	344113
10	144447-01-708	EA SWITCH - FLUSH	344110
11	144447-01-709	EA SEAT & COVER (WHITE)	344013
13	144447-01-710	EA SEAL - BOWL TO BASE	344234
14	144447-01-711	EA SEAL - RETAINER RING	344196
15	144447-01-712	EA SEAL - FLUSH BALL	310819
16	144447-01-713	EA INSERT - BASE RING	343534
17	144447-01-714	EA FLUSH BALL - WHITE	342537
18	085330-01-717	EA HARDWARE KIT - BASE MOUNTING	310064
19	144447-01-715	EA BASE - F/MAGNUM OPUS	310829
20	144447-01-716	EA SEALO - FLOOR FLANGE	343938
22	144447-01-718	EA SWITCH - SNAP ACTION	342541
23	144447-01-719	EA BRACKET/FLUSH ASM-W/SWITCHES	310825
24	144447-01-720	EA SHAFT/ROTOR W/SET SCREW	310824
25	144447-01-721	EA BALL SHAFT W/O'RINGS/BUSHING	310820
27	144447-01-722	EA DRIVE ARM KIT	310823
28	144447-01-723	EA MOTOR W/MOUNTING HDW 12VDC	310822
29	144447-01-724	EA VALVE/WATER 12VDC/MTG SCREWS	310821
30	144447-01-725	EA BASE ASM. COMP-W/O FLANGE	310830
	144447-01-717	EA FLOOR FLANGE - 3" SPIGOT	343765
	144447-01-726	EA ELBOW/SWIVEL - WATER VALVE	344202

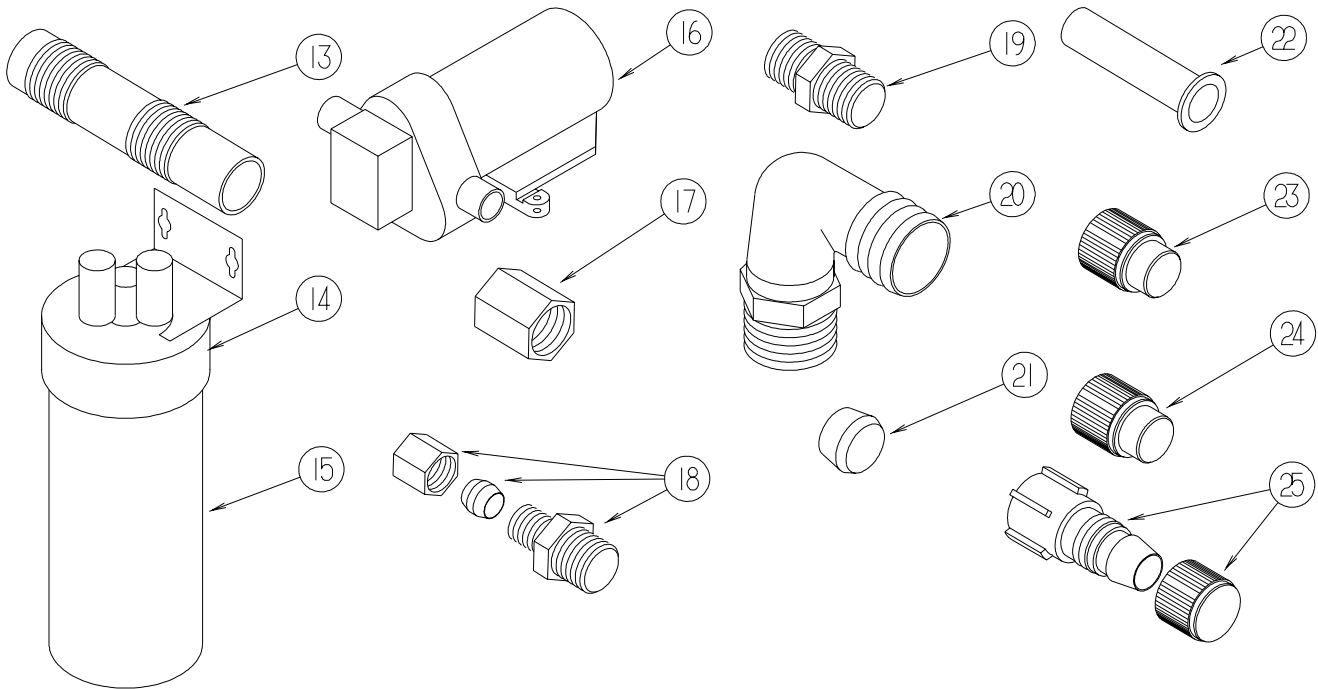
CONTACT WINNEBAGO PART SALES FOR UNLISTED COMPONENT

WATER & SEWAGE GROUP (CONTINUED)
WATER SYSTEM



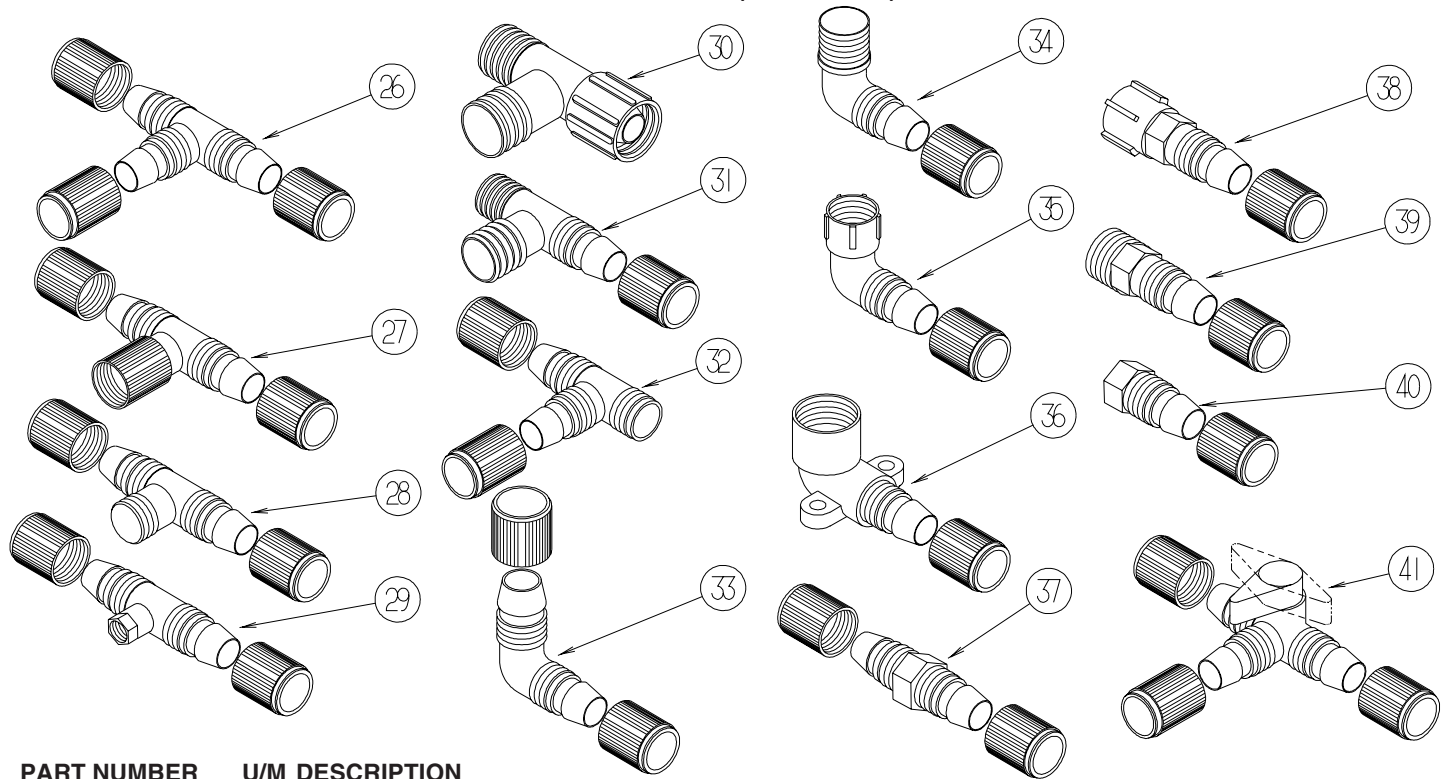
KEY	PART NUMBER	U/M	DESCRIPTION
1	010009-01-000	EA	ELBOW - 90 DEGREE - 1/4 BEND - 1 1/2" PLASTIC
2	010166-01-000	EA	PLUG/THREADED - 1 1/4"MPT - PLASTIC - BLACK - UL
3	010219-01-000	EA	ELBOW - 1 1/4 MPT X 1 1/4 BARB - WATER FILL - PLASTIC
4	010224-01-000	EA	ADAPTER - HOSE TO PIPE - 3/8 MPT X 3/8 BARB - PLASTIC
5	010230-06-000	EA	FILL - CITY WATER - W/CHECK VALVE - MPT - BRUSHED ALUM
6	035539-01-000	EA	ELBOW - 3/8 MPT X 3/8 BARB - PLASTIC
7	039800-04-000	FT	TUBING - POLYBUTYL - 1/4"OD
7	074462-02-000	FT	TUBING - VINYL - 3/8 ID X 20' - CLEAR
7	112176-01-000	FT	TUBING - VINYL - REINFORCED - 1/2" ID
7	124188-01-000	FT	TUBING - PEX - 1/2" ID X 20' - BLUE(COLD)
7	124188-02-000	FT	TUBING - PEX - 1/2" ID X 20' - RED(HOT)
8	039808-03-000	EA	ELBOW - 1/2" MPT X 1/2" MPT - PLASTIC
9	044927-01-000	EA	ADAPTER - HOSE TO PIPE-1 1/4 MPTX1 1/4 BARB-BLACK PLASTIC
10	062421-03-000	EA	VALVE/DUMP W/O HANDLE - 1 1/2" X 1 1/2" HUB
	062421-05-000	EA	CABLE/ROD - F/DUMP VALVE - W/HANDLE - 48"
11	065318-02-000	EA	ELBOW - 90 DEGREE - 3/8" MPT TO 3/8" FPT
12	077954-02-000	EA	FILTER - WATER TANK - W/SCREEN IN TANK

WATER & SEWAGE GROUP (CONTINUED)
WATER SYSTEM (CONTINUED)



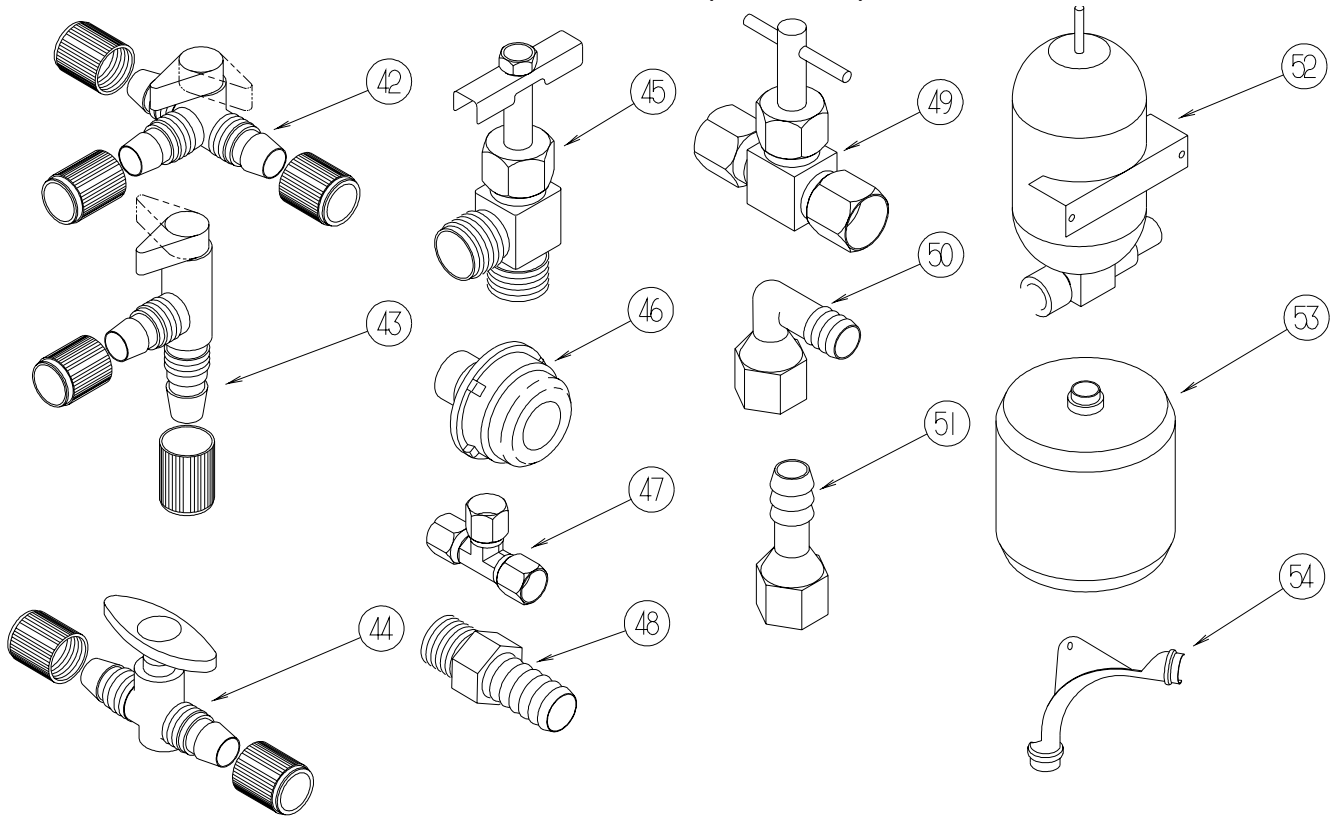
KEY	PART NUMBER	U/M	DESCRIPTION
13	079381-01-000	FT	TUBING - RIBBED FLEXIBLE - WATER FILL - 1.4" ID
14	087200-01-000	EA	FILTER-WATER PURIFCATION, EVERPURE QC2-AC
15	087200-02-000	EA	CARTRIDGE-WATER FILTER,AC - EVERPURE 9601-11
16*	098607-01-000	EA	PUMP - WATER - W/.5" MPT FITTING - FLOW 2.8 GPM
17	101814-01-000	EA	COUPLING - FEMALE - 1/2" X 1/2" FPT - GRAY
18	103798-01-000	EA	CONNECTOR - 1/4 OD X 3/8 MPT
19	110438-02-000	EA	VALVE - CHECK - BRASS - 1/2 MPT X 1/2 MPT
20	111223-02-000	EA	ELBOW - 1/2" MPT X 3/8" BARB - PLASTIC
20	111223-03-000	EA	ELBOW - 3/4" MPT X 1/2" BARB - PLASTIC
20	111223-04-000	EA	ELBOW - 1/2" MPT X 1/2" BARB - PLASTIC
21	111888-01-000	EA	FERRULE - PLASTIC - .250 ID X .375 OD
22	111888-02-000	EA	INSERT - BRASS - 1/4 COMP
23	113697-01-000	EA	CAP - 3/8"P
24	114427-01-000	EA	CAP - 1/2"P
25	114427-02-000	EA	PLUG - W/COMP NUT - 1/2" PLASTIC PIPE/1/2" FLAIR-IT

WATER & SEWAGE GROUP (CONTINUED)
WATER SYSTEM (CONTINUED)



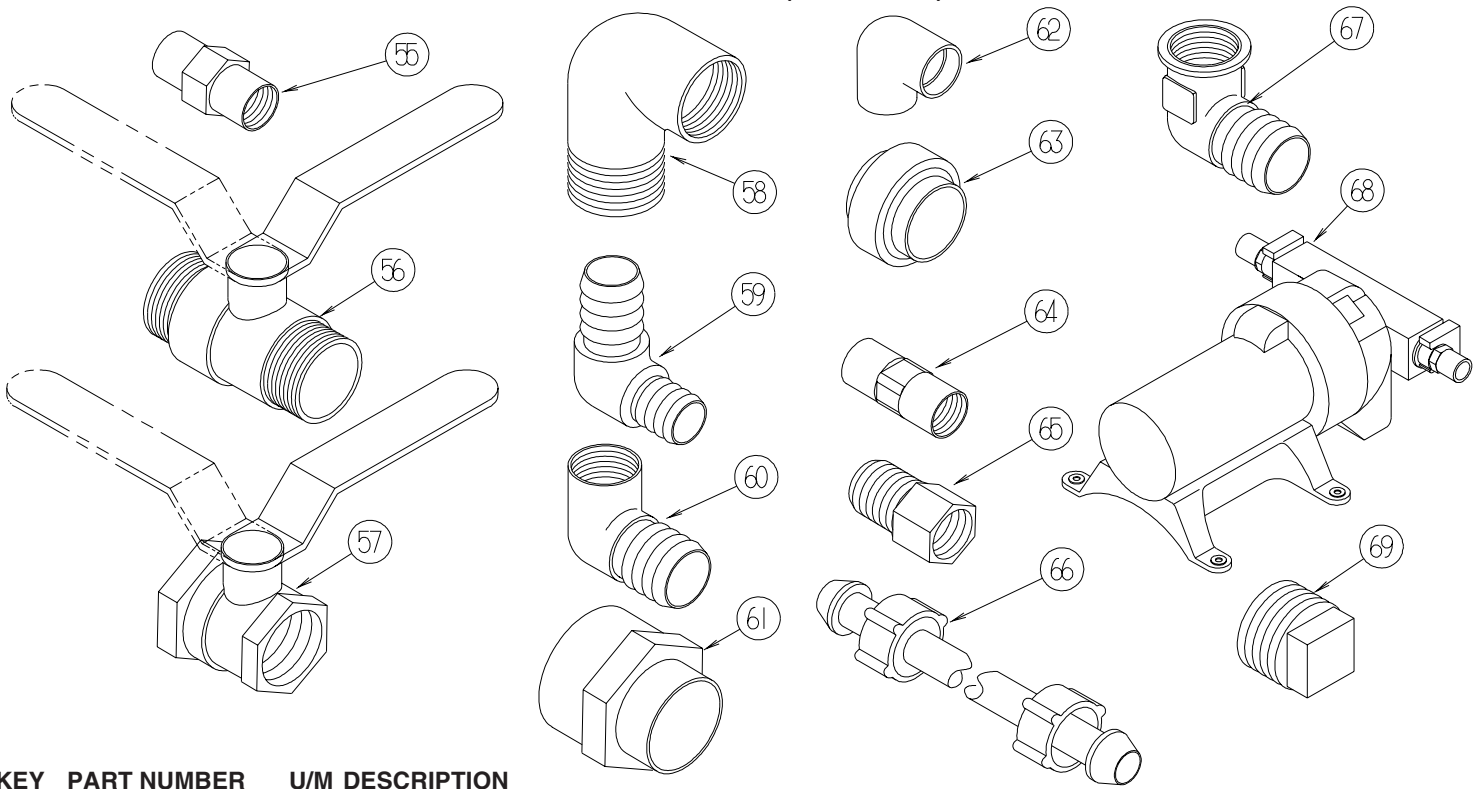
KEY	PART NUMBER	U/M	DESCRIPTION
	039798-01-000	EA	TEE - 1/2" MPT X 1/2" MPT X 1/2" MPT - PLASTIC
26	114428-01-000	EA	TEE - 1/2" P X 1/2" P X 1/2" P
27	114428-02-000	EA	TEE - SWIVEL - 1/2" P X 1/2" P X 1/2" FPT
28	114428-03-000	EA	TEE - 1/2" P X 1/2" P X 1/2" MPT
29	114428-04-000	EA	TEE - 1/2" P X 1/2" P X 1/8" FPT
30	114428-05-000	EA	TEE - 1/2" SWIVEL X 1/2" MPT X 1/2" MPT
31	114428-06-000	EA	TEE - 1/2" P X 1/2" MPT X 1/2" MPT
32	114428-07-000	EA	TEE - 1/2" P X 1/2" MPT X 1/2" P
33	114429-01-000	EA	ELBOW - 1/2" P X 1/2" P
34	114429-02-000	EA	ELBOW - 1/2" P X 1/2" MPT
34	114429-04-000	EA	ELBOW - 1/2" P X 3/8" MPT
34	114429-05-000	EA	ELBOW - 1/2" P X 3/4" MPT
34	114429-10-000	EA	ELBOW - SWIVEL - 1/2" MPT X 1/2" FPT
35	114429-03-000	EA	ELBOW - SWIVEL - 1/2" P X 1/2" FPT
35	114429-06-000	EA	ELBOW - SWIVEL - 1/2" P X 3/4" FPT
35	114429-08-000	EA	ELBOW - SWIVEL - 1/2" P X 1/2" FPT
35	114429-11-000	EA	ELBOW - 1/2" P X 1/2" FPT
36	114429-09-000	EA	ELBOW - 1/2" P X 1/2" FPT DROP EAR
37	114430-01-000	EA	ADAPTER - 1/2" P X 1/2" P
38	114430-02-000	EA	ADAPTER - SWIVEL - 1/2" P X 1/2" FPT
38	114430-04-000	EA	ADAPTER - SWIVEL - 1/2" P X 3/8" MPT
39	114430-03-000	EA	ADAPTER - 1/2" P X 1/2" MPT
40	114430-06-000	EA	ADAPTER - 1/2" P X 3/8" FPT
40	114430-09-000	EA	ADAPTER - 1/2" P X 1/2" FPT
41	114431-01-000	EA	VALVE - 180 DEGREE/CENTER DRAIN - 1/2" P - THREE WAY

WATER & SEWAGE GROUP (CONTINUED)
WATER SYSTEM (CONTINUED)



KEY	PART NUMBER	U/M	DESCRIPTION
42	114431-02-000	EA	VALVE - WATER BYPASS - 1/2"P - THREE WAY (WATER HEATER)
43	114431-03-000	EA	VALVE - 90 DEGREE DRAIN - 1/2"P
44	114431-04-000	EA	VALVE - "INLINE SHUT-OFF" - 1/2"P
45	114431-05-000	EA	VALVE - NEEDLE - 1/8" MPT X 1/4" COMPRESSION (ICE MAKER)
46	114966-01-000	EA	FILTER - IN LINE - TWIST ON - 1/2"
47	118423-01-000	EA	FITTING - BRASS-TEE - 1/4C X 1/4C X 1/4C
48	118809-01-000	EA	ADAPTER - 1/2" MPT X 3/8" BARB - PLASTIC
48	118809-02-000	EA	ADAPTER - 1/2" MPT X 1/2" BARB - PLASTIC
49	120868-01-000	EA	VALVE - NEEDLE - 1/4" COMPRESSION X 1/4" COMPRESSION
50	123150-01-000	EA	ELBOW - 1/2 FPT X 1/2 BARB - SWIVEL
51	123152-01-000	EA	ADAPTER - 1/2 FPT X 1/2 BARB - SWIVEL
52	123243-01-000	EA	TANK - ACCUMULATOR - 24 OZ
53	123317-01-000	EA	TANK - ACCUMULATOR - 2 GALLON
54	124184-01-000	EA	SUPPORT - WATER LINE - BEND

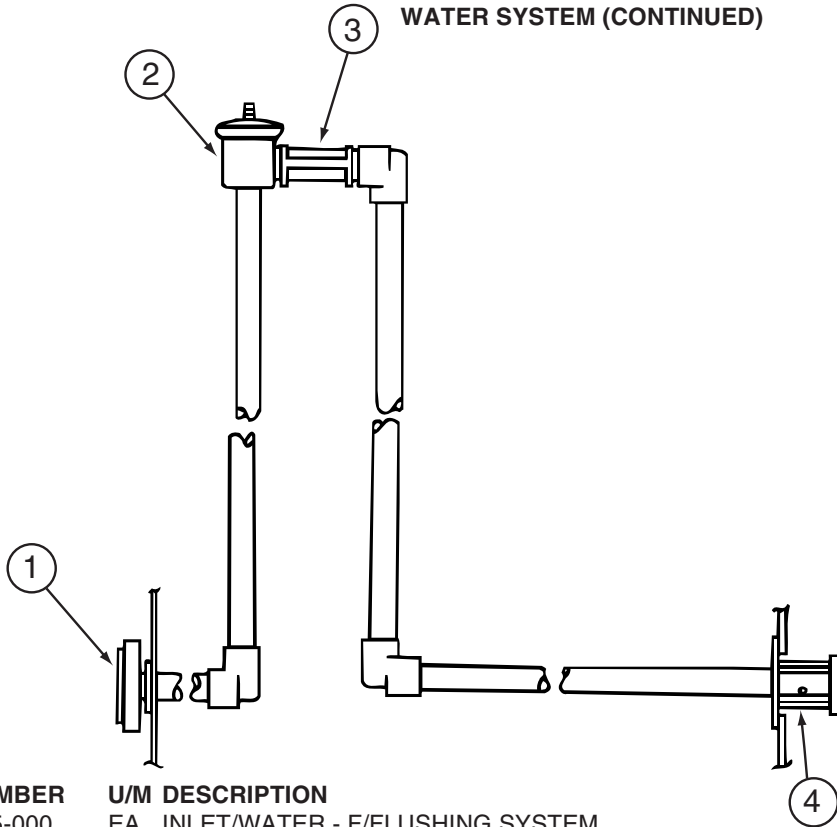
WATER & SEWAGE GROUP (CONTINUED)
WATER SYSTEM (CONTINUED)



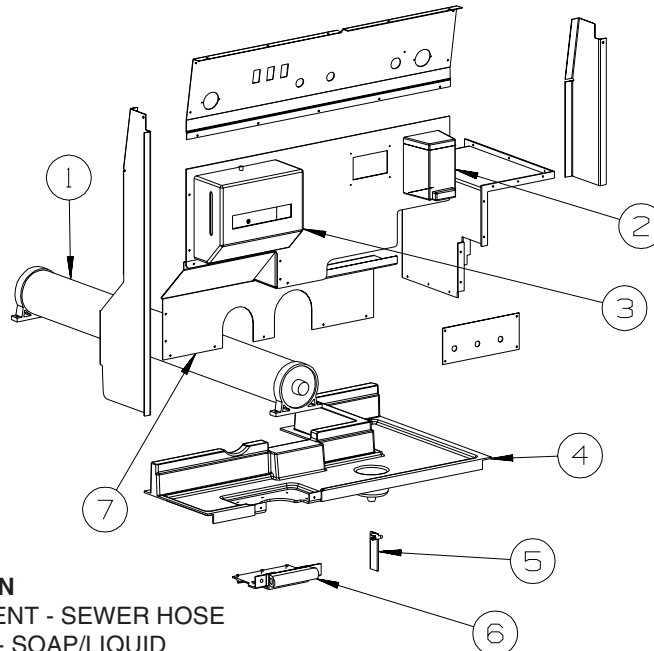
KEY	PART NUMBER	U/M	DESCRIPTION
55	132148-01-000	EA	CONNECTOR - 1/2" X 1/2"MPT - BRASS
56	132483-01-000	EA	VALVE/BALL - 1" - THREADED ENDS
57	132483-02-000	EA	VALVE/BALL - 1/2" - BRASS - FPT
58	132484-01-000	EA	ELBOW - 90 DEGREE - 1MPT X 1FPT - PLASTIC
59	132781-01-000	EA	ELBOW - 1.3" BARB X 1.3" BARB - 90 DEGREE - PLASTIC
60	132782-01-000	EA	ELBOW - 1"FPT X 1.3" BARB - 90 DEGREE - PLASTIC
61	133835-01-000	EA	ADAPTER - REDUCING - 1 1/2" X 1 1/4"
62	133837-01-000	EA	ELBOW - 1 1/2" X 90 DEGREE - DOUBLE SLIP
63	133889-01-000	EA	UNION - 1 1/2 DOUBLE SLIP - PVC
64	135386-01-000	EA	NIPPLE - 1/2"
65	136333-01-000	EA	ADAPTER - BRASS - 1/2"MPT X 1/2"FPT
66	140821-01-000	EA	TUBE - WATER SUPPLY - 3/8" X 24"
66	140821-02-000	EA	TUBE - WATER SUPPLY - 3/8" X 30"
66	140821-03-000	EA	TUBE - WATER SUPPLY - 3/8" X 36"
66	140821-04-000	EA	TUBE - WATER SUPPLY - 3/8" X 48"
66	140821-05-000	EA	TUBE - WATER SUPPLY - 3/8" X 54"
66	140821-06-000	EA	TUBE - WATER SUPPLY - 3/8" X 60"
66	140821-07-000	EA	TUBE - WATER SUPPLY - 3/8" X 72"
67	142812-01-000	EA	ELBOW - BRASS - 1/2"MPT X 1/2"FPT
68*	144215-01-000	EA	PUMP - WATER - 5.7 GPM - W/1/2" MPT
*	144215-02-000	EA	STRAINER - WATER PUMP
69	145609-01-000	EA	PLUG - BRASS - 1/2" MPT/HEX HEAD

***COMPONENT PARTS LISTED LATER IN THIS GROUP**

WATER & SEWAGE GROUP (CONTINUED)
WATER SYSTEM (CONTINUED)



KEY	PART NUMBER	U/M	DESCRIPTION
1	125697-05-000	EA	INLET/WATER - F/FLUSHING SYSTEM
2	125697-04-000	EA	BREAKER/VACUUM - F/FLUSHING SYSTEM
3	125697-03-000	EA	CHECK VALVE - F/FLUSHING SYSTEM
4	125697-02-000	EA	NOZZLE - WELD-A-FLUSH
	125697-06-000	EA	INSTRUCTIONS - USER - F/FLUSHING SYSTEM

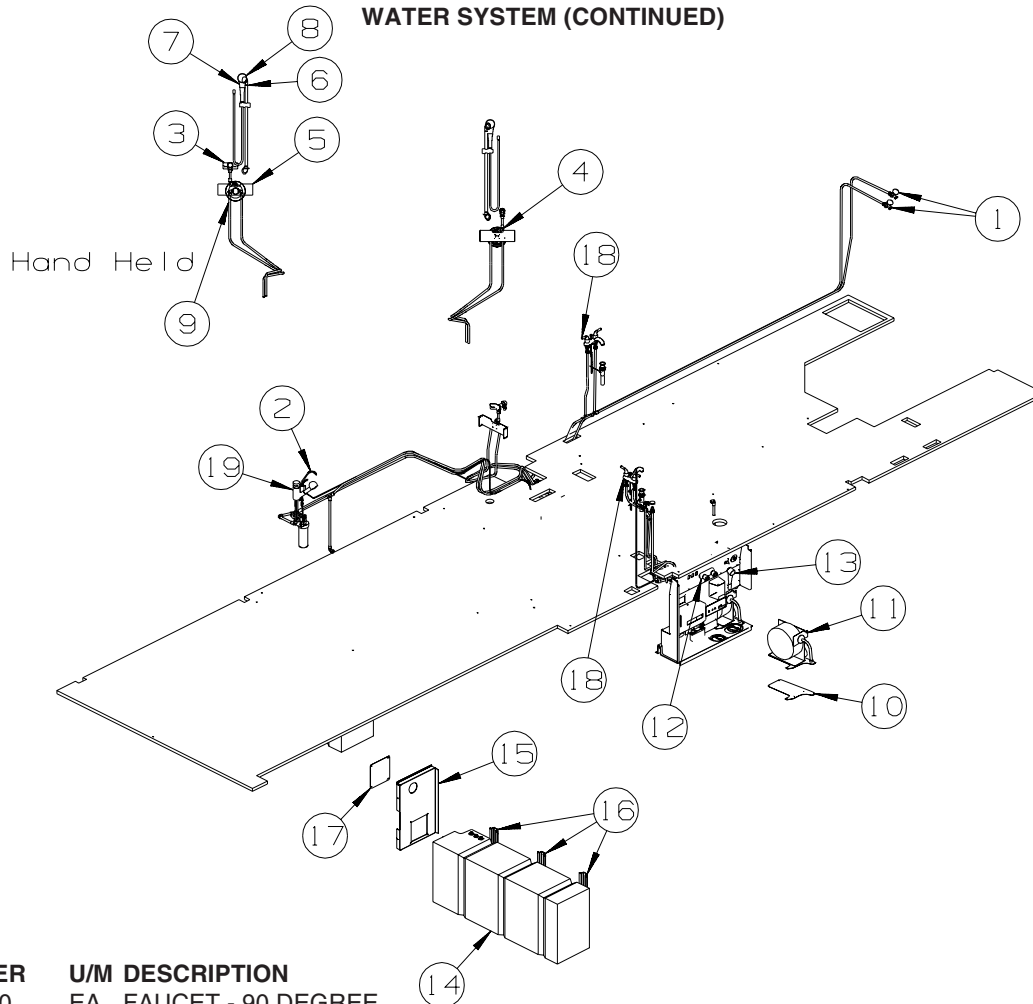


KEY	PART NUMBER	U/M	DESCRIPTION
1	129850-01-01A	EA	COMPARTMENT - SEWER HOSE
2	136909-01-000	EA	DISPENSER - SOAP/LIQUID
3*	136915-01-000	EA	DISPENSER - TOWEL/PAPER - 9"H X 10.8"L X 4.8"D - WHITE
4	145933-01-01A	EA	COMPARTMENT - SEWER DRAIN
			FROM: 00-00-00 THRU: 08-31-03
4	148233-01-01A	EA	COMPARTMENT - SEWER DRAIN
			FROM: 09-01-03 THRU: 99-99-99
5	130377-01-000	EA	TUBE/DRAIN - KAZOO - 1 1/4" X 4"
6	142226-01-01A	EA	HATCH - POWER
7	131674-02-12B	EA	PANEL - SERVICE CENTER/LOWER - BRIGHT WHITE

***COMPONENT PARTS LISTED LATER IN THIS GROUP**

WATER & SEWAGE GROUP (CONTINUED)

WATER SYSTEM (CONTINUED)



KEY	PART NUMBER	U/M	DESCRIPTION
1	098419-01-000	EA	FAUCET - 90 DEGREE
2*	103635-03-000	EA	FAUCET - WATER PURIFIER - WHITE
3	128974-01-01A	EA	VALVE - SHOWER HEAD/WATER SAVER (ON/OFF) - BRIGHT BRASS
4*	144596-01-01A	EA	FAUCET/VALVE ONLY - SHOWER - W/TEMP LIMIT STOP(MOEN 62300)
5	133721-02-02B	EA	BRACKET - SHOWER CONTROL - E-COATED
6	133726-01-02B	EA	BRACKET - SHOWER HEAD - E-COATED
7	135028-01-01A	EA	DROP ELL - F/HAND HELD SHOWER HEAD - 1/2"IPS - BRASS
8	143525-01-01A	EA	SHOWER - HAND HELD - W/SLIDE BAR - BRASS
9*	144596-02-01A	EA	TRIM KIT - (KNOB & PLATE) - CHATEAU - POLISHED BRASS
10	142667-01-02B	EA	BRACKET - HOSE REEL - WATER - E-COATED
11	142675-01-01A	EA	HOSE REEL/WATER - POWERED
12*	075241-06-000	EA	FAUCET - SHOWER/BRIGHT WHITE - .5" MPT W/1.9" INLET PIPES
13	131383-01-02A	EA	SHOWER HEAD - W/60" HOSE & BRACKET - WHITE - U.S.
13	131383-02-02A	EA	SHOWER HEAD - W/60" HOSE & BRACKET - WHITE - CSA - CANADIAN
14	143652-01-000	EA	TANK - WATER - 95 GALLONS - W/O FITTINGS
14	143652-02-000	EA	TANK - WATER - 95 GALLONS - W/FITTINGS
	042989-03-000	EA	FITTING - SPINWELD - 1 1/4"NPT - PLASTIC
	042989-05-000	EA	FITTING - SPINWELD - 1/2"FPT - PLASTIC
	042989-08-000	EA	FITTING - SPINWELD - 1"FPT - PLASTIC
	049032-01-000	EA	PATCH - SPINWELD - 3/8" - PLASTIC
15	144216-02-02B	EA	PANEL/CLOSEOUT - WATER - E-COATED
16	143671-01-02B	EA	BRACKET/TIEDOWN - WATER - E-COATED
17	144110-01-02B	EA	PANEL/CLOSEOUT - WATER - E-COATED
18*	132410-04-01A	EA	FAUCET - LAVATORY - W/STOP & SMALL LEVERS - POLISHED BRASS
19*	141682-01-01A	EA	FAUCET - GALLEY - W/PULLOUT SPOUT - WHITE

***COMPONENT PARTS LISTED LATER IN THIS GROUP**

WATER & SEWAGE GROUP (CONTINUED)
COMPONENT PARTS FOR WATER SYSTEM

075241-04-000, 075241-05-000, 075241-06-000

KEY	PART NUMBER	U/M DESCRIPTION	VENDOR NO.
	075240-05-700	EA CARTRIDGE - WASHERLESS	9-P42

098607-01-000

KEY	PART NUMBER	U/M DESCRIPTION	VENDOR NO.
	098607-01-702	EA DIAPHRAGM/DRIVE ASSEMBLY KIT	94-238-04
	098607-01-703	EA VALVE KIT	94-232-00
	098607-01-705	EA VALVE-CHECK, KIT	94-237-00
	098607-01-706	EA HOUSING, W/SWITCH ONLY	94-231-20
	098607-01-707	EA MOTOR W/BASEPLATE	11-148-04

103635-01-000

KEY	PART NUMBER	U/M DESCRIPTION	VENDOR NO.
	103635-01-703	EA CARTRIDGE - 10"	ADC-959201

132410-04-01A

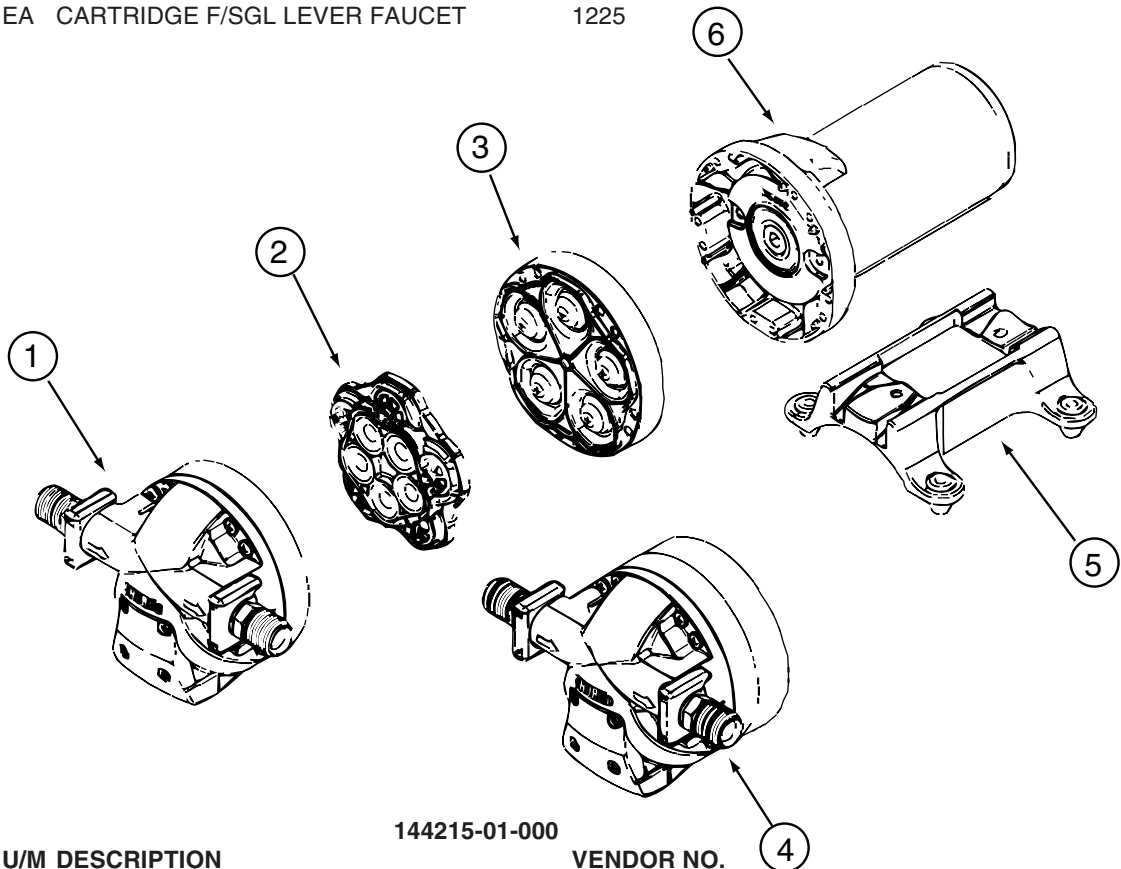
KEY	PART NUMBER	U/M DESCRIPTION	VENDOR NO.
	132410-01-700	EA CARTRIDGE F/DBL HANDLE FAUCET	1225

136915-01-000

KEY	PART NUMBER	U/M DESCRIPTION	VENDOR NO.
	136915-01-700	EA TOWEL - PAPER/FOLDING PKG.	1999

141682-01-01A

KEY	PART NUMBER	U/M DESCRIPTION	VENDOR NO.
	135027-01-705	EA CARTRIDGE F/SGL LEVER FAUCET	1225



144215-01-000

KEY	PART NUMBER	U/M DESCRIPTION	VENDOR NO.
2	144215-01-700	EA VALVE ASSEMBLY	94-030-01
3	144215-01-701	EA DRIVE ASSEMBLY	94-030-02
	144215-01-702	EA FITTING KIT - W/ORINGS	94-615-06

CONTACT WINNEBAGO PARTS SALES FOR UNLISTED COMPONENT(S)

144596-01-01A

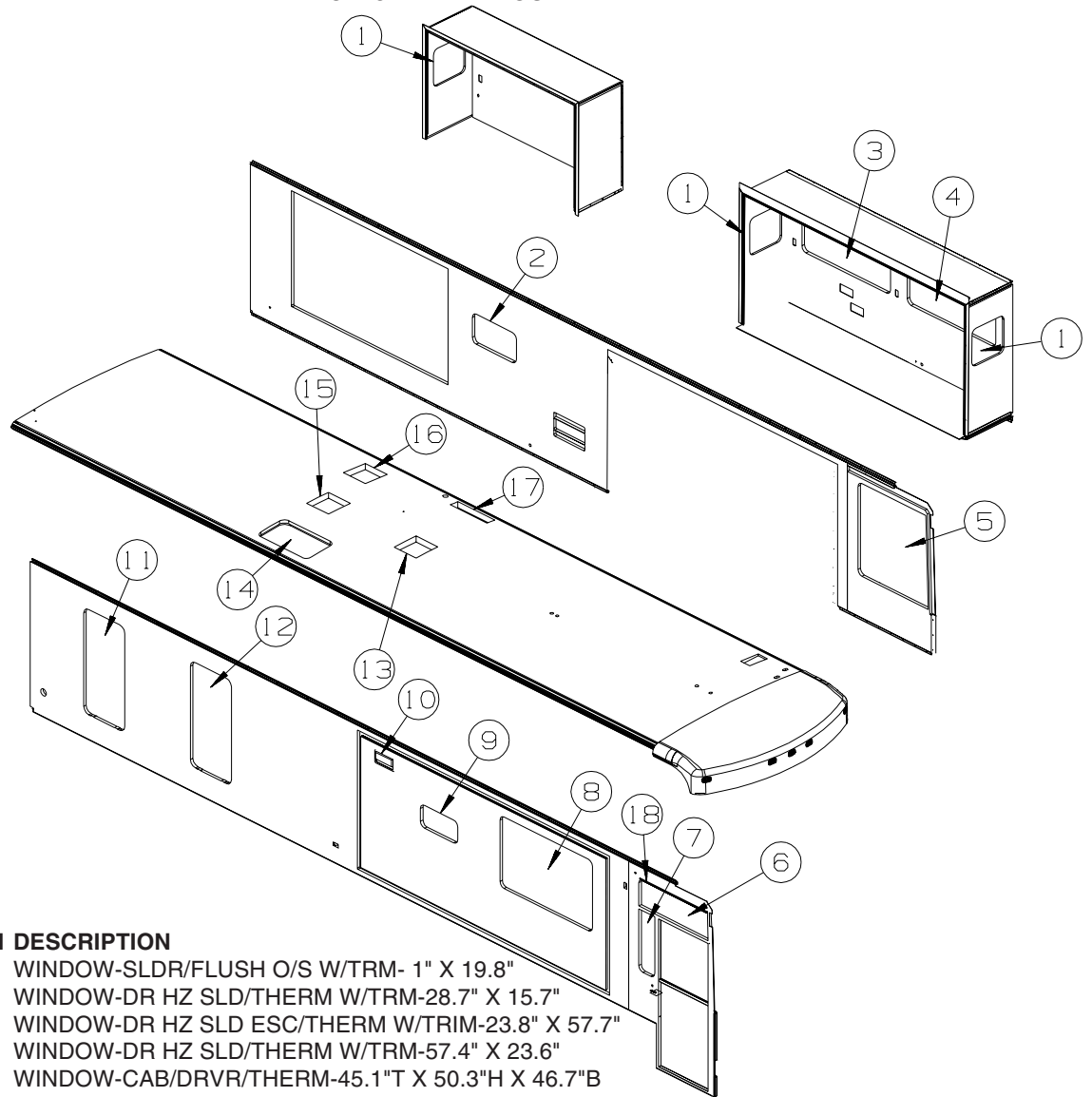
KEY	PART NUMBER	U/M DESCRIPTION	VENDOR NO.
	144596-01-700	EA CARTRIDGE (REPLACEMENT)	1222

144596-02-01A, 144596-03-01A

KEY	PART NUMBER	U/M DESCRIPTION	VENDOR NO.
	144596-03-700	EA KNOB (INSERT KIT) WHITE/GOLD	M0-91754

WINDOW & VENTS GROUP

WINDOW & VENT LAYOUT



KEY	PART NUMBER	U/M	DESCRIPTION
1*	134004-03-01A	EA	WINDOW-SLDR/FLUSH O/S W/TRM- 1" X 19.8"
2*	112795-73-01A	EA	WINDOW-DR HZ SLD/THERM W/TRM-28.7" X 15.7"
3*	112795-81-01A	EA	WINDOW-DR HZ SLD ESC/THERM W/TRIM-23.8" X 57.7"
4*	112795-77-01A	EA	WINDOW-DR HZ SLD/THERM W/TRM-57.4" X 23.6"
5*	106466-16-01A	EA	WINDOW-CAB/DRVR/THERM-45.1"T X 50.3"H X 46.7"B
6*	106467-09-01A	EA	WINDOW-PASSENGER VISTA/THERM-45.1"T X 45.7"B X 15.6"H
7*	140069-01-01A	EA	WINDOW-VERTICAL SLD - THERM- W/TRM- 32.7" X 10.5"
8*	112795-80-01A	EA	WINDOW-PASS HZ SLD/THERM W/TRM-37.9" X 60.4"
9*	112795-86-01A	EA	WINDOW-PASS HZ SLD/THERM W/TRM-12.3" X 24.2"
10	138983-01-02A	EA	VENT - MICROWAVE/OUTER - BLACK
10	138983-03-01A	EA	COVER - VENT MICROWAVE/OUTER - BRIGHT WHITE
11*	129929-13-01A	EA	WINDOW - TIPOUT/THERMO/ESCAPE W/TRIM - 56.1" X 26.7"
12*	129929-15-01A	EA	WINDOW - TIPOUT/THERMO/ESCAPE W/TRIM - 26.5" X 56"
13*	123780-18-01A	EA	FANTASTIC VENT-4"ROOF-W/FAN/PWR LIFT/THERM/RAIN SEN/DBE DM
	009440-01-000	EA	GEAR/ARM - LIFT - ROOF VENT COVER
14	138372-01-02B	EA	TRIM - CORNER - SKYLIGHT - E-COATED
14	138380-01-01A	EA	PANEL/SKYLIGHT - LARGE/OUTER - RECTANGULAR - WHITE
15*	123780-15-01A	EA	FANTASTIC VENT-4"ROOF-W/FAN/PWR LIFT/THERM/RAIN SEN/DBE DM
	009440-01-000	EA	GEAR/ARM - LIFT - ROOF VENT COVER
16*	123780-17-01A	EA	FANTASTIC VENT-4"ROOF-W/FAN/PWR LIFT/RAIN SEN/DBL DOME-WHT
	009440-01-000	EA	GEAR/ARM - LIFT - ROOF VENT COVER
17	084073-04-000	EA	BASE/VENT - ROOF/REFRIGERATOR - BLACK - NORCOLD
			FROM: 00-00-00 THRU: 01-11-04
17	149508-02-01A	EA	BASE - REFRIGERATOR ROOF VENT - BLACK
			FROM: 01-12-04 THRU: 99-99-99
17	084073-07-000	EA	CAP - ROOF/REFRIGERATOR VENT - 10" X 32" - BRIGHT WHITE
			FROM: 00-00-00 THRU: 11-09-03
17	149508-01-01A	EA	CAP - ROOF/REFRIGERATOR VENT - GRAY
			FROM: 11-10-03 THRU: 99-99-99
18	124860-01-01A	EA	RAIL - DRIP - FRONT - 44.2"

*COMPONENT PARTS LISTED LATER IN THIS GROUP

WINDOW & VENTS GROUP (CONTINUED)
COMPONENT PARTS FOR WINDOW & VENT LAYOUT

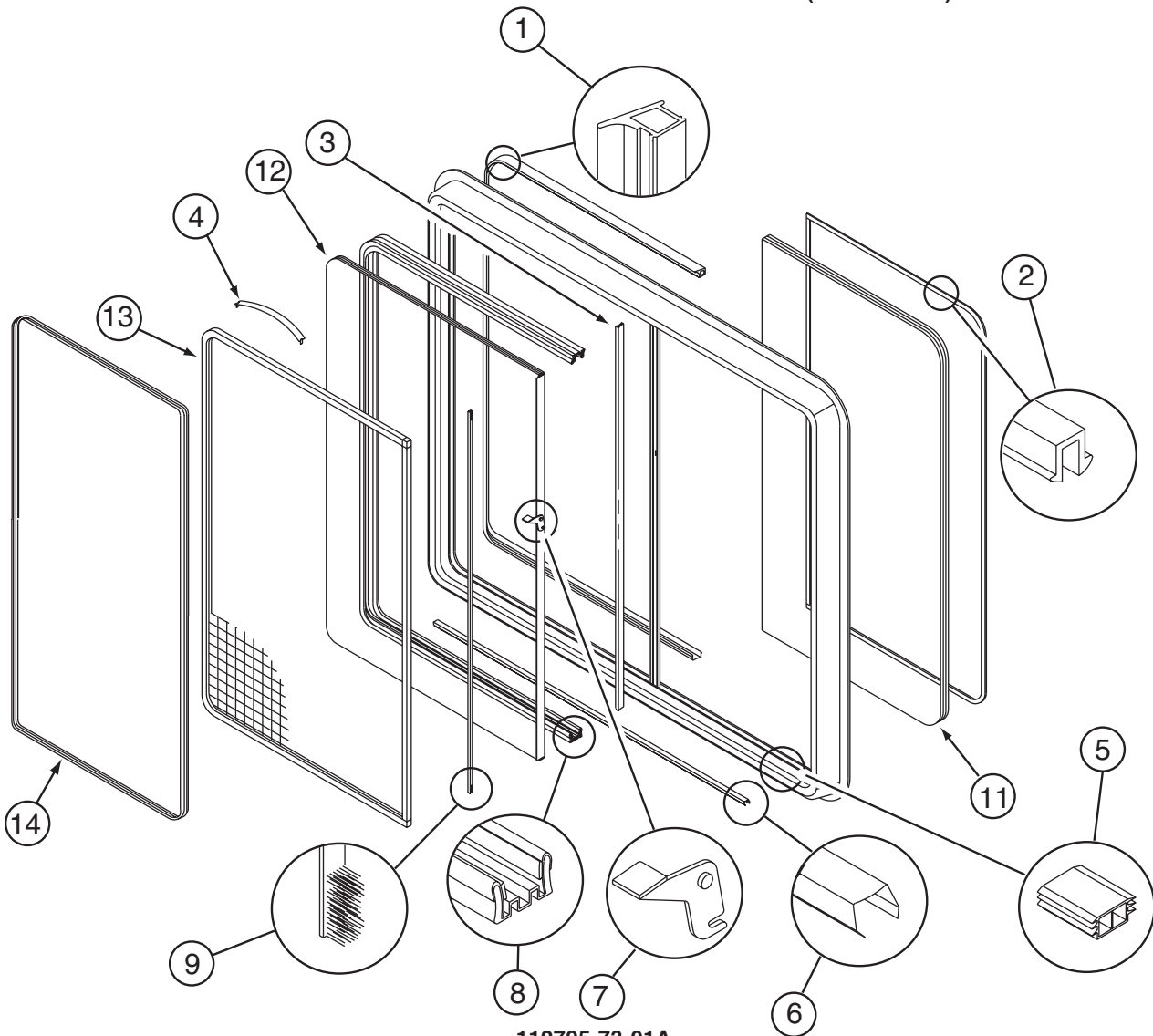
106466-16-01A

KEY	PART NUMBER	U/M	DESCRIPTION	VENDOR NO.
	098644-01-706	FT	WEATHERSTRIP - GLASS	171-010668
	098644-01-710	FT	TRACK - SCREEN SPACER 12'	132-017135
	098644-01-713	EA	CLIP - SCREEN - METAL	226-016966
	098644-01-717	FT	SPLINE - SCREEN	132-004716
	112795-01-700	EA	LATCH ASM., BLK.,(BOLT ON)	DH287-CK
	112795-01-701	EA	SLIDE-STOP	132-019092
	112795-01-703	IN	CHANNEL-RUN (INCHES)	122-027566
	112795-01-704	FT	PLUG FILLER (DOUBLE GLAZED)	122-018737
	112795-01-705	FT	VINYL - GLAZING	132-027331
	125582-01-701	EA	CLIP - SCREEN - PLASTIC	130-005153

106467-09-01A

KEY	PART NUMBER	U/M	DESCRIPTION	VENDOR NO.
	106467-09-700	EA	GLASS - STATIONARY	390-026726
	116000-01-704	FT	VINYL - GLAZING	132-018161
	106467-09-701	EA	RETAINER - TRIM	H619-27R

WINDOW & VENTS GROUP (CONTINUED)
COMPONENT PARTS FOR WINDOW & VENT LAYOUT (CONTINUED)



112795-73-01A

KEY	PART NUMBER	U/M	DESCRIPTION	VENDOR NO.
1	112795-01-704	FT	PLUG FILLER (DOUBLE GLAZED)	122-018737
2	112795-01-705	FT	VINYL - GLAZING	132-025736
3	098644-01-706	FT	WEATHERSTRIP - GLASS	171-010668
4	098644-01-713	EA	CLIP - SCREEN - METAL	226-016966
4	125582-01-701	EA	CLIP - SCREEN - PLASTIC	130-005153
	098644-01-717	FT	SPLINE - SCREEN	132-004716
5	112795-01-701	EA	SLIDE-STOP	132-019092
6	098644-01-710	FT	TRACK - SCREEN SPACER 12'	132-017135
7	112795-01-700	EA	LATCH ASM., BLK.,(BOLT ON)	DH287-CK
8	112795-01-703	IN	CHANNEL-RUN (INCHES)	122-018736
9	098644-01-711	FT	WEATHERSTRIP - SCREEN BLACK	171-016965
11	112795-72-700	EA	GLASS - STATIONARY	390-028307
12	112795-72-701	EA	GLASS - SLIDING W/SASH LATCH	DC29-G8
13	098647-31-704	EA	SCREEN ASSY - W/SEAL & CLIPS	410-019128
14	098647-31-705	EA	RETAINER - TRIM	CH29-66

WINDOW & VENTS GROUP (CONTINUED)
COMPONENT PARTS FOR WINDOW & VENT LAYOUT (CONTINUED)

112795-77-01A

KEY	PART NUMBER	U/M	DESCRIPTION	VENDOR NO.
1	112795-01-704	FT	PLUG FILLER (DOUBLE GLAZED)	122-018737
2	112795-01-705	FT	VINYL - GLAZING	132-025736
3	098644-01-706	FT	WEATHERSTRIP - GLASS	171-010668
4	098644-01-713	EA	CLIP - SCREEN - METAL	226-016966
4	125582-01-701	EA	CLIP - SCREEN - PLASTIC	130-005153
5	112795-01-701	EA	SLIDE-STOP	132-019092
6	098644-01-710	FT	TRACK - SCREEN SPACER 12'	132-017135
7	112795-01-700	EA	LATCH ASM., BLK.,(BOLT ON)	DH287-CK
8	112795-01-703	IN	CHANNEL-RUN (INCHES)	122-018736
9	098644-01-711	FT	WEATHERSTRIP - SCREEN BLACK	171-016965
11	112795-77-700	EA	GLASS - STATIONARY	390-28313
12	112795-77-701	EA	GLASS - SLIDING W/SASH LATCH	DH493-G8
13	098647-47-702	EA	SCREEN ASSY - W/SEAL & CLIPS	410-025226
14	098647-47-704	EA	RETAINER - TRIM	H493-66
	098644-01-717	FT	SPLINE - SCREEN	132-004716

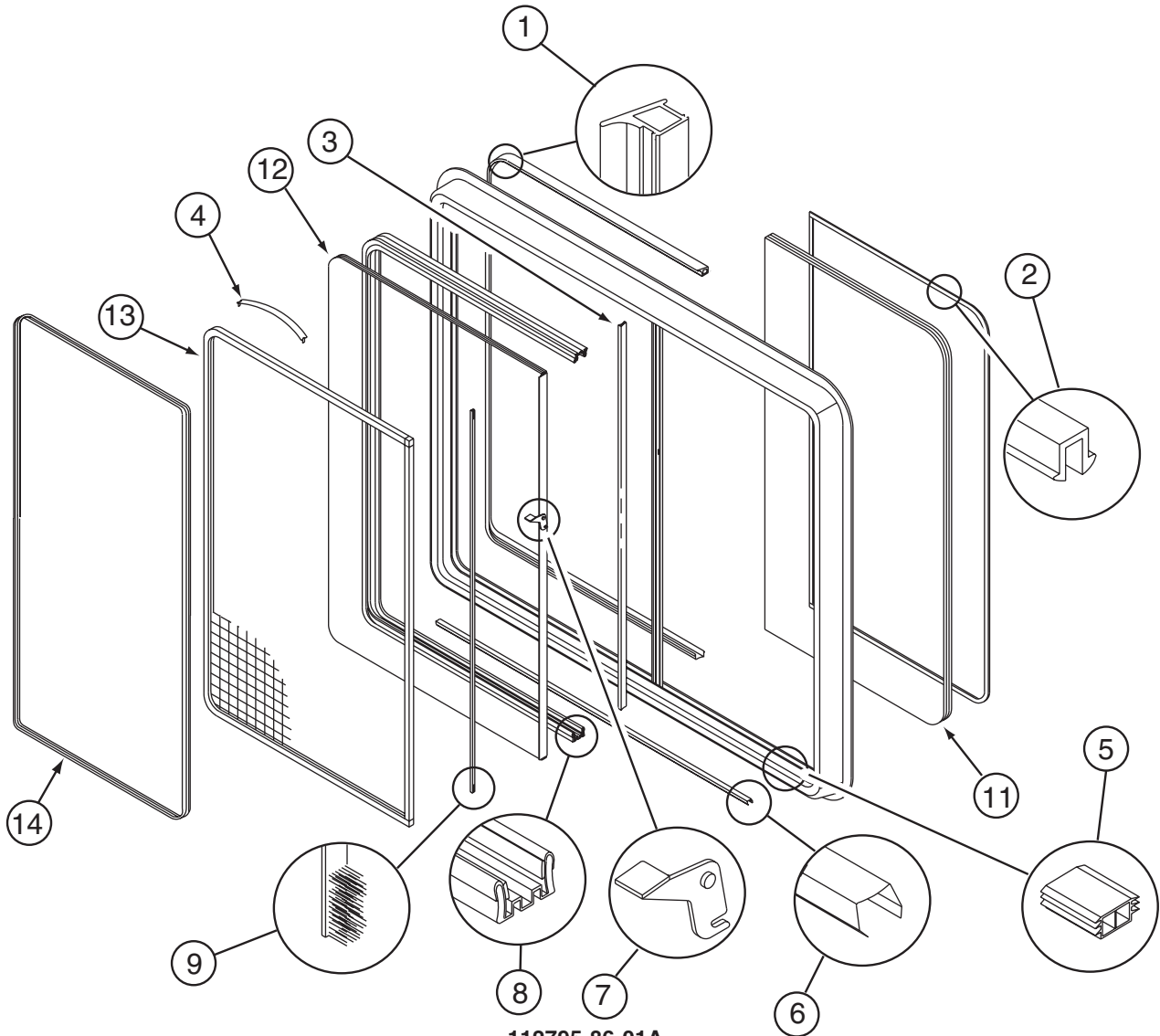
112795-80-01A

KEY	PART NUMBER	U/M	DESCRIPTION	VENDOR NO.
1	112795-01-704	FT	PLUG FILLER (DOUBLE GLAZED)	122-018737
2	112795-01-705	FT	VINYL - GLAZING	132-025736
3	098644-01-706	FT	WEATHERSTRIP - GLASS	171-010668
4	098644-01-713	EA	CLIP - SCREEN - METAL	226-016966
4	125582-01-701	EA	CLIP - SCREEN - PLASTIC	130-005153
	098644-01-717	FT	SPLINE - SCREEN	132-004716
5	112795-01-701	EA	SLIDE-STOP	132-019092
6	098644-01-710	FT	TRACK - SCREEN SPACER 12'	132-017135
7	112795-01-700	EA	LATCH ASM., BLK.,(BOLT ON)	DH287-CK
8	112795-01-703	IN	CHANNEL-RUN (INCHES)	122-018736
9	098644-01-711	FT	WEATHERSTRIP - SCREEN BLACK	171-016965
11	112795-80-700	EA	GLASS - STATIONARY	390-028379
12	112795-80-701	EA	GLASS - SLIDING W/SASH LATCH	DH442-G8
13	112795-80-702	EA	SCREEN ASSY - W/SEAL & CLIPS	410-019057
14	112795-64-700	EA	RETAINER - TRIM	H442-66

112795-81-01A

KEY	PART NUMBER	U/M	DESCRIPTION	VENDOR NO.
1	112795-01-704	FT	PLUG FILLER (DOUBLE GLAZED)	122-018737
2	112795-01-705	FT	VINYL - GLAZING	132-025736
3	098644-01-706	FT	WEATHERSTRIP - GLASS	171-010668
4	098644-01-713	EA	CLIP - SCREEN - METAL	226-016966
4	125582-01-701	EA	CLIP - SCREEN - PLASTIC	130-005153
	098644-01-717	FT	SPLINE - SCREEN	132-004716
5	112795-01-701	EA	SLIDE-STOP	132-019092
6	098644-01-710	FT	TRACK - SCREEN SPACER 12'	132-017135
7	112795-01-700	EA	LATCH ASM., BLK.,(BOLT ON)	DH287-CK
8	112795-01-703	IN	CHANNEL-RUN (INCHES)	122-018736
9	098644-01-711	FT	WEATHERSTRIP - SCREEN BLACK	171-016965
11	112795-77-700	EA	GLASS - STATIONARY	390-28313
12	112795-77-701	EA	GLASS - SLIDING W/SASH LATCH	DH493-G8
13	098647-47-702	EA	SCREEN ASSY - W/SEAL & CLIPS	410-025226
14	098647-47-704	EA	RETAINER - TRIM	H493-66

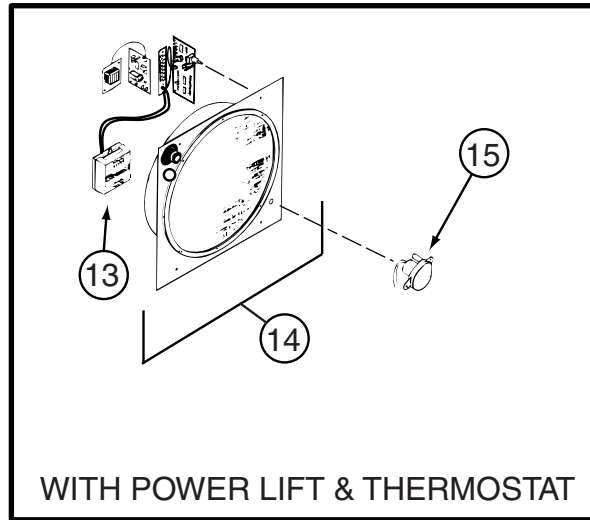
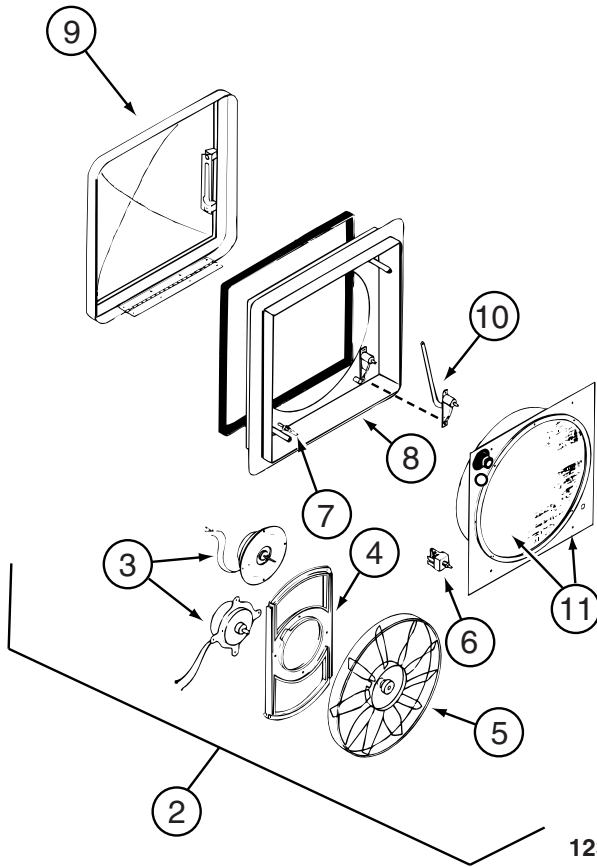
WINDOW & VENTS GROUP (CONTINUED)
COMPONENT PARTS FOR WINDOW & VENT LAYOUT (CONTINUED)



112795-86-01A

KEY	PART NUMBER	U/M	DESCRIPTION	VENDOR NO.
1	112795-01-704	FT	PLUG FILLER (DOUBLE GLAZED)	122-018737
2	112795-01-705	FT	VINYL - GLAZING	132-027331
3	098644-01-706	FT	WEATHERSTRIP - GLASS	171-010668
4	125582-01-701	EA	CLIP - SCREEN - PLASTIC	130-005153
4	098644-01-713	EA	CLIP - SCREEN - METAL	226-016966
5	112795-01-701	EA	SLIDE-STOP	132-019092
6	098644-01-710	FT	TRACK - SCREEN SPACER 12'	132-017135
7	112795-01-700	EA	LATCH ASM., BLK.,(BOLT ON)	DH287-CK
8	112795-01-703	IN	CHANNEL-RUN (INCHES)	122-027566
9	098644-01-711	FT	WEATHERSTRIP - SCREEN BLACK	171-016965
11	112795-86-700	EA	GLASS - STATIONARY	390-030058
12	112795-86-701	EA	GLASS-SLIDING W/SASH & LATCH	DB951-G8
13	112795-86-702	EA	SCREEN ASM W/SEALS & CLIPS	410-030059
14	112795-86-703	EA	RETAINER - TRIM	B951-66
	098644-01-717	FT	SPLINE - SCREEN	132-004716

WINDOW & VENTS GROUP (CONTINUED)
COMPONENT PARTS FOR WINDOW & VENT LAYOUT (CONTINUED)



123780-15-01A

KEY	PART NUMBER	U/M	DESCRIPTION	VENDOR NO.
2	084079-11-700	EA	MOTOR & FAN BLADE W/BRACKET	K4017-09
4	084079-01-711	EA	MOTOR MOUNT (BOWTIE)	1015-00
5	084079-01-704	EA	BLADE-FAN	1138-00
6	084079-01-709	EA	SWITCH - MAIN - 3 SPEED	1031-05
7	084079-01-707	EA	SWITCH - SAFETY	1122-05
8	123780-05-700	EA	BASE/MAIN-BRT WHT W/GASKET	1010-81
9	123780-09-700	EA	DOME (DOUBLE)WHT TRANSPARENT	K2020-82
10	009440-01-000	EA	GEAR-ARM-ROOF VENT	705221K38
11	123780-01-702	EA	SCREEN INSERT (SCREEN RING)	K1035-81
12	123780-03-700	EA	GARNISH - INT. 3"-4" BRT/WHT	2040-81
13	084079-01-710	EA	THERMOSTAT(WALL MT)ANY COLOR	9988-81
14	123780-05-701	EA	SCREEN INT W/ALL SWITCHES	KIT-81
15	084079-11-703	EA	MOTOR/AUTO LIFT OFF/WHT CAP	6050-80 OS

CONTACT WINNEBAGO PART SALES FOR UNLISTED COMPONENT(S)

123780-17-01A

KEY	PART NUMBER	U/M	DESCRIPTION	VENDOR NO.
2	084079-11-700	EA	MOTOR & FAN BLADE W/BRACKET	K4017-09
4	084079-01-711	EA	MOTOR MOUNT (BOWTIE)	1015-00
5	084079-01-704	EA	BLADE-FAN	1138-00
6	084079-01-709	EA	SWITCH - MAIN - 3 SPEED	1031-05
7	084079-01-707	EA	SWITCH - SAFETY	1122-05
8	123780-05-700	EA	BASE/MAIN-BRT WHT W/GASKET	1010-81
9	123780-09-700	EA	DOME (DOUBLE)WHT TRANSPARENT	K2020-82
10	009440-01-000	EA	GEAR-ARM-ROOF VENT	705221K38
11	123780-01-702	EA	SCREEN INSERT (SCREEN RING)	K1035-81
12	123780-03-700	EA	GARNISH - INT. 3"-4" BRT/WHT	2040-81
15	084079-11-703	EA	MOTOR/AUTO LIFT OFF/WHT CAP	6050-80 OS

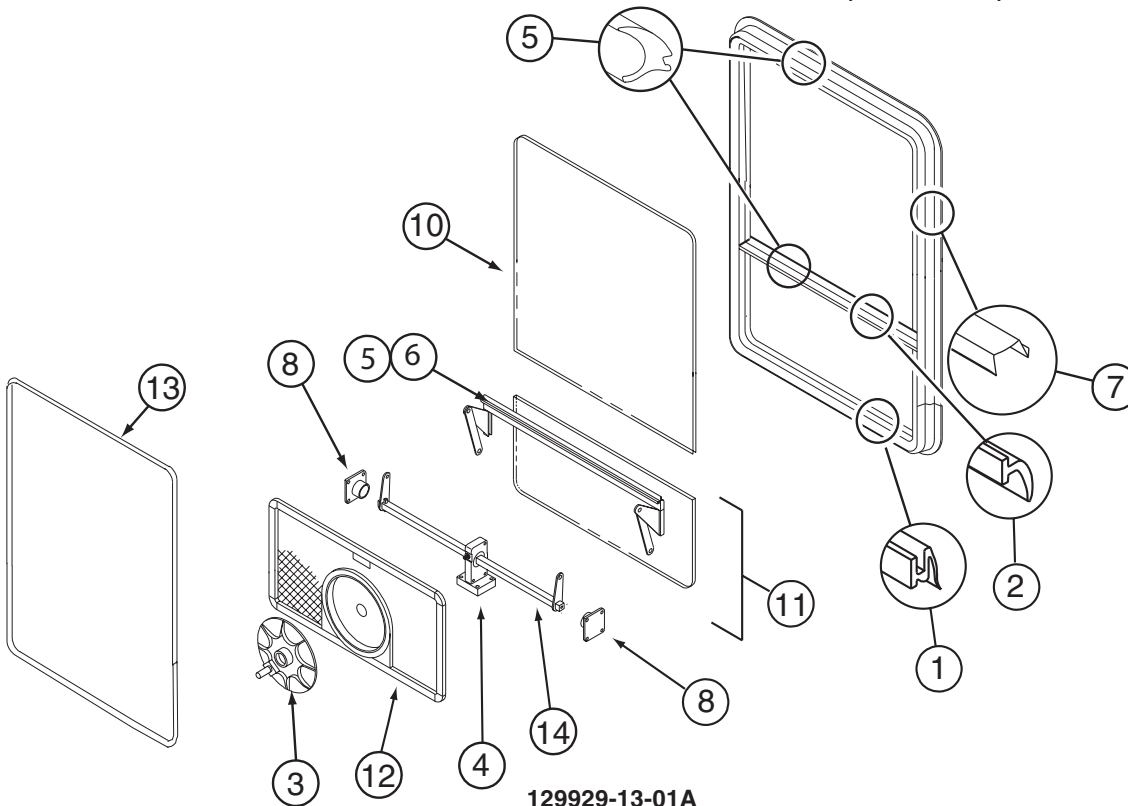
CONTACT WINNEBAGO PART SALES FOR UNLISTED COMPONENT(S)

WINDOW & VENTS GROUP (CONTINUED)
COMPONENT PARTS FOR WINDOW & VENT LAYOUT (CONTINUED)

123780-18-01A

KEY	PART NUMBER	U/M	DESCRIPTION	VENDOR NO.
2	084079-11-700	EA	MOTOR & FAN BLADE W/BRACKET	K4017-09
4	084079-01-711	EA	MOTOR MOUNT (BOWTIE)	1015-00
5	084079-01-704	EA	BLADE-FAN	1138-00
6	084079-01-709	EA	SWITCH - MAIN - 3 SPEED	1031-05
7	084079-01-707	EA	SWITCH - SAFETY	1122-05
8	123780-05-700	EA	BASE/MAIN-BRT WHT W/GASKET	1010-81
9	123780-09-700	EA	DOME (DOUBLE)WHT TRANSPARENT	K2020-82
10	009440-01-000	EA	GEAR-ARM-ROOF VENT	705221K38
11	123780-01-702	EA	SCREEN INSERT (SCREEN RING)	K1035-81
12	123780-03-700	EA	GARNISH - INT. 3"-4" BRT/WHT	2040-81
13	084079-01-710	EA	THERMOSTAT (WALL MT) ANY COLOR	9988-81
14	123780-05-701	EA	SCREEN INT W/ALL SWITCHES	KIT-81
15	084079-11-703	EA	MOTOR/AUTO LIFT OFF/WHT CAP	6050-80 OS
CONTACT WINNEBAGO PART SALES FOR UNLISTED COMPONENT(S)				

WINDOW & VENTS GROUP (CONTINUED)
COMPONENT PARTS FOR WINDOW & VENT LAYOUT (CONTINUED)



129929-13-01A

KEY	PART NUMBER	U/M	DESCRIPTION	VENDOR NO .
1	100322-01-701	FT	SEAL-VENT	122-016071
3	100322-01-718	EA	HANDLE-DIAL	410-016081
4	129929-01-710	EA	TORQUE-CTR SUPPORT (2 HOLE)	410-026806
5	129929-01-705	FT	GLAZING VINYL	132-026811
6	129929-01-707	FT	COVER/SCREW-FILLER STRIP	132-026808
8	129929-01-708	EA	SUPPORT - TORQUE BAR - RT/LT	130-026804
10	129929-13-700	EA	GLASS - STATIONARY	390-030042
11	129929-13-701	EA	VENT GLASS ASSEMBLY	DTH028-G8
12	129929-13-702	EA	SCREEN ASM - W/SEALS & CLIPS	410-030044
13	129929-13-703	EA	RETAINER - TRIM	DTH028-62
14	129929-13-704	EA	OPERATOR BAR	DTH028-18
	129929-13-705	EA	OPRTR BAR ASM - INCLUDES KEYS 4 & 14	DTH028-15
	100322-01-717	EA	E-RING	245-015975
	129929-01-706	FT	SEAL - TOP F/CENTER EGRESS	132-026811
	129929-02-706	FT	SEAL - FOAM	140-027022
	112898-06-704	EA	HANDLE/RH-(TIPOUT)ESCAPE-RED	182-11293
	112898-06-705	EA	HANDLE-LH-(TIPOUT)ESCAPE-RED	182-11294

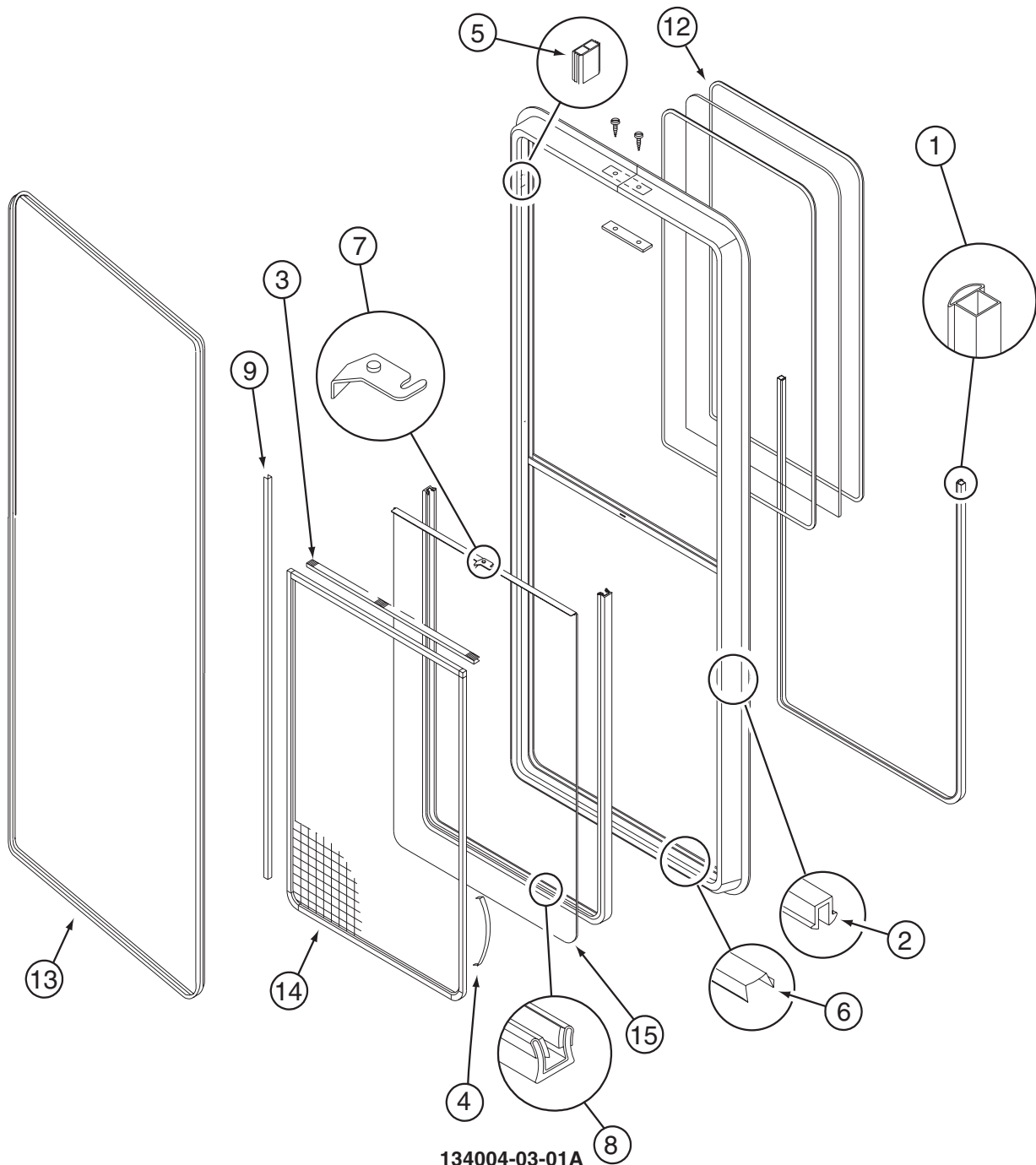
CONTACT WINNEBAGO PART SALES FOR UNLISTED COMPONENTS

129929-15-01A

KEY	PART NUMBER	U/M	DESCRIPTION	VENDOR NO .
1	100322-01-701	FT	SEAL-VENT	122-016071
3	100322-01-718	EA	HANDLE-DIAL	410-016081
4	129929-01-710	EA	TORQUE-CTR SUPPORT (2 HOLE)	410-026806
5	129929-01-705	FT	GLAZING VINYL	132-026811
6	129929-01-707	FT	COVER/SCREW-FILLER STRIP	132-026808
8	129929-01-708	EA	SUPPORT - TORQUE BAR - RT/LT	130-026804
10	129929-15-700	EA	GLASS - STATIONARY	390-030877
11	129929-15-701	EA	VENT GLASS ASSEMBLY	DTH035
12	129929-15-702	EA	SCREEN ASM - W/SEALS & CLIPS	410-030878
13	129929-15-703	EA	RETAINER - TRIM	DTH035-62
14	129929-15-704	EA	OPERATOR BAR ASSEMBLY	DTH035-15
	100322-01-717	EA	E-RING	245-015975
	129929-01-706	FT	SEAL - TOP F/CENTER EGRESS	132-026811
	129929-02-706	FT	SEAL - FOAM	140-027022

CONTACT WINNEBAGO PART SALES FOR UNLISTED COMPONENTS

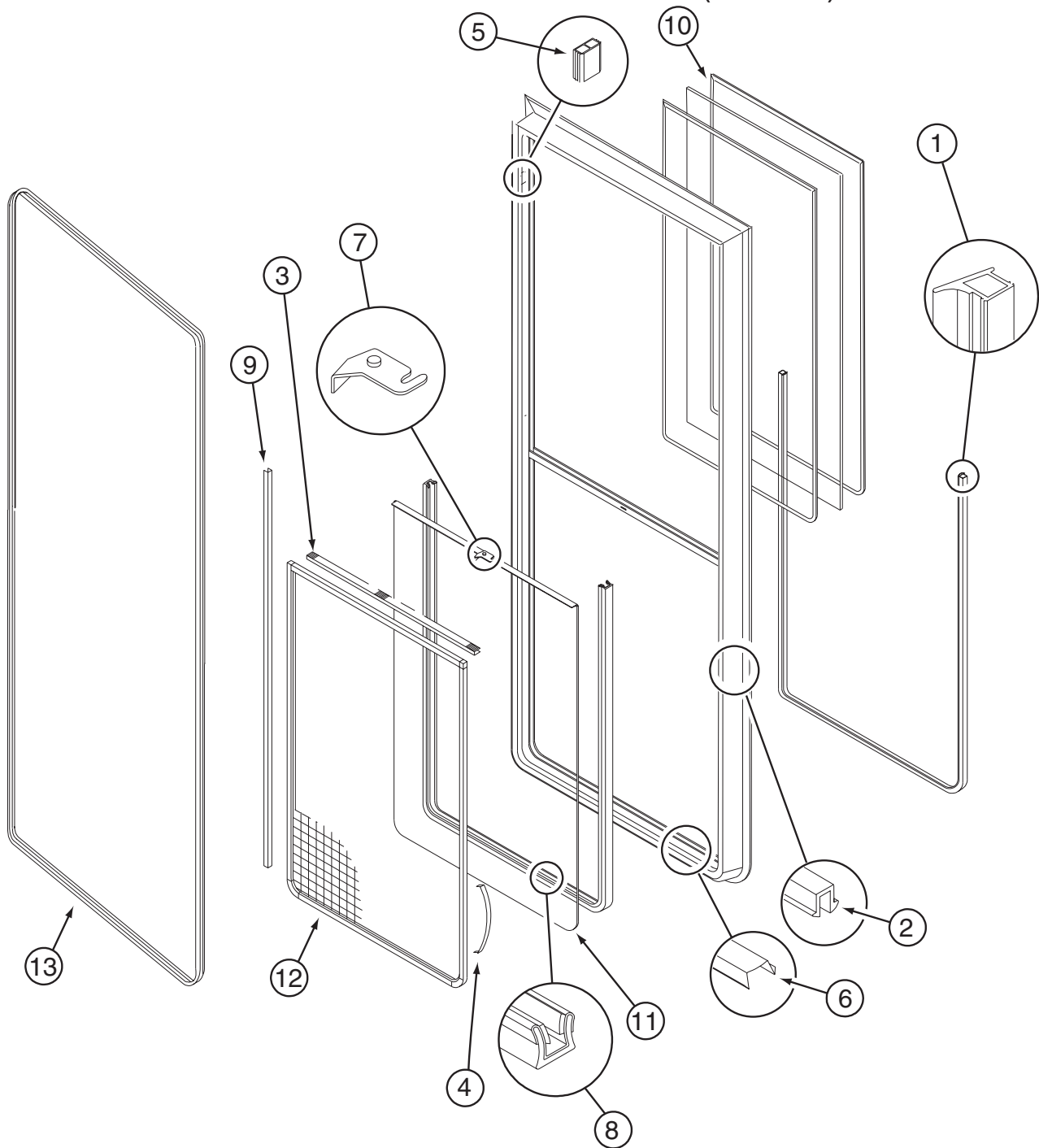
WINDOW & VENTS GROUP (CONTINUED)
COMPONENT PARTS FOR WINDOW & VENT LAYOUT (CONTINUED)



134004-03-01A

KEY	PART NUMBER	U/M	DESCRIPTION	VENDOR NO
1	112795-01-704	FT	PLUG FILLER (DOUBLE GLAZED)	122-018737
2	112795-01-705	FT	VINYL - GLAZING	132-027331
3	098644-01-706	FT	WEATHERSTRIP - GLASS	171-010668
4	098644-01-713	EA	CLIP - SCREEN - METAL	226-016966
4	125582-01-701	EA	CLIP - SCREEN - PLASTIC	130-005153
5	112795-01-701	EA	SLIDE-STOP	132-019092
6	098644-01-710	FT	TRACK - SCREEN SPACER 12'	132-017135
7	112795-01-700	EA	LATCH ASM., BLK.,(BOLT ON)	DH287-CK
8	112795-01-703	IN	CHANNEL-RUN (INCHES)	122-027566
9	075673-05-000	FT	SEAL-PILE ADH BACK,BLK	AMESBURY
12	134004-03-700	EA	GLASS - STATIONARY	390-028662
13	134004-03-702	EA	RETAINER - TRIM	H702-56
14	098644-13-702	EA	SCREEN ASM W/SEALS & CLIPS	410-028663
15	134004-03-701	EA	GLASS-SLIDING W/SASH & LATCH	DH702-G8
	098644-01-717	FT	SPLINE - SCREEN	132-004716
	112898-04-703	EA	VERTICAL LATCH (SASH KIT)	DH343-CK

WINDOW & VENTS GROUP (CONTINUED)
COMPONENT PARTS FOR WINDOW & VENT LAYOUT (CONTINUED)

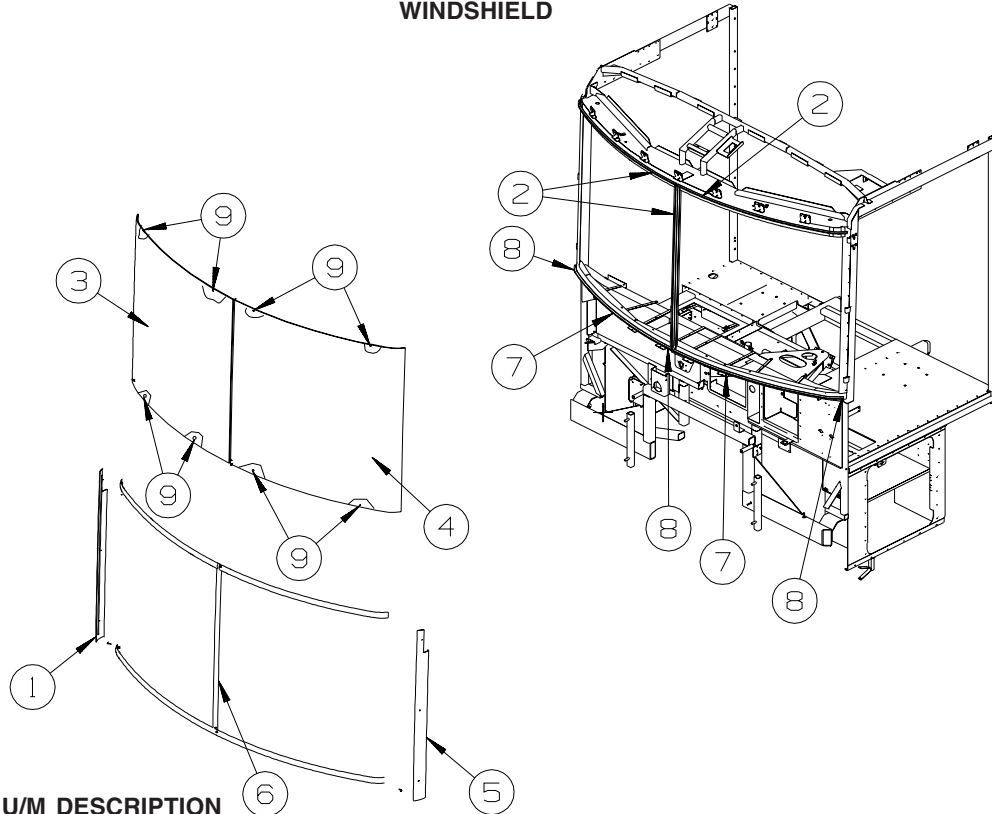


140069-01-01A

KEY	PART NUMBER	U/M	DESCRIPTION	VENDOR NO
1	112795-01-704	FT	PLUG FILLER (DOUBLE GLAZED)	122-018737
2	112795-01-705	FT	VINYL - GLAZING	132-027331
3	098644-01-706	FT	WEATHERSTRIP - GLASS	171-010668
4	098644-01-713	EA	CLIP - SCREEN - METAL	226-016966
4	125582-01-701	EA	CLIP - SCREEN - PLASTIC	130-005153
5	112795-01-701	EA	SLIDE-STOP	132-019092
6	098644-01-710	FT	TRACK - SCREEN SPACER 12'	132-017135
7	112795-01-700	EA	LATCH ASM., BLK.,(BOLT ON)	DH287-CK
8	112795-01-703	IN	CHANNEL-RUN (INCHES)	122-027566
9	098644-01-711	FT	WEATHERSTRIP - SCREEN BLACK	171-016965
10	140069-01-700	EA	GLASS - STATIONARY	390-029541
11	140069-01-701	EA	GLASS-SLIDING W/SASH & LATCH	DH788-A9
12	140069-01-702	EA	SCREEN ASM W/SEALS & CLIPS	410-029458
13	140069-01-703	EA	RETAINER - TRIM	H788-41
	098644-01-717	FT	SPLINE - SCREEN	132-004716

WINDSHIELD & WIPER GROUP

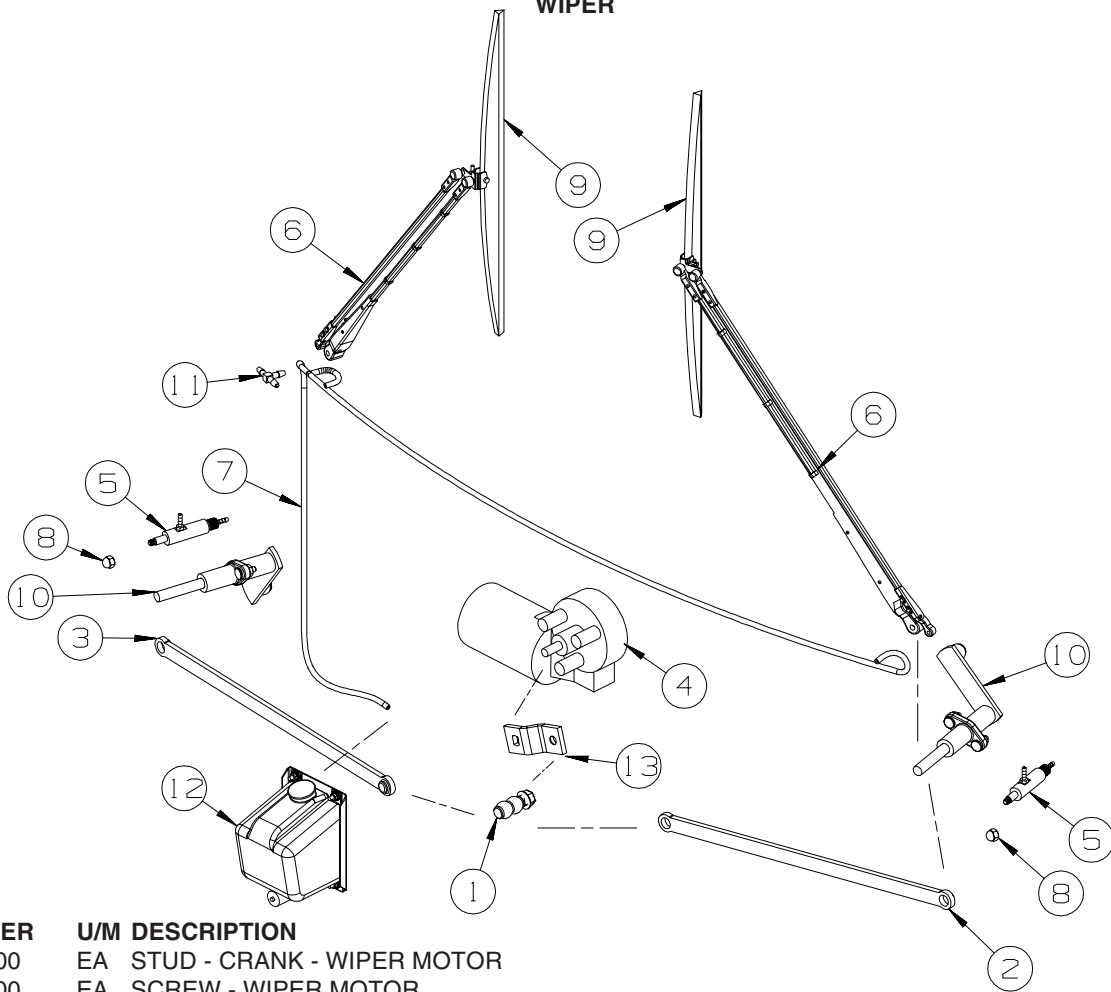
WINDSHIELD



KEY	PART NUMBER	U/M	DESCRIPTION
1	129497-01-02A	EA	TRIM - A-PILLAR - PASSENGER - BLACK
2	127862-01-000	EA	CARRIER - REVEAL - WINDSHIELD - 47.2"
3	124591-01-000	EA	WINDSHIELD - PASSENGER - CURVED - 52.3" X 48.8"
4	124591-02-000	EA	WINDSHIELD - DRIVER - CURVED - 52.3" X 48.8"
5	129497-02-02A	EA	TRIM - WINDSHIELD - A-PILLAR - DRIVER - BLACK
6	120533-01-000	FT	MOLDING - REVEAL - WINDSHIELD
7	117335-06-000	EA	CARRIER - REVEAL - 29.8"
8	132375-01-000	EA	CARRIER/REVEAL - WINDSHIELD - 5.5"
9	081914-02-000	EA	BUMPER - RUBBER - ROUND - 5/16" DIA. X 13/64" THICK
	002328-02-000	EA	BLOCK - WINDSHIELD - .062" X .5" X .98"

WINDSHIELD & WIPER GROUP (CONTINUED)

WIPER



KEY	PART NUMBER	U/M	DESCRIPTION
1	067188-01-000	EA	STUD - CRANK - WIPER MOTOR
	145627-01-000	EA	SCREW - WIPER MOTOR
			FROM: 00-00-00 THRU: 05-08-03
	117322-01-000	EA	SCREW - 1/4-28 UNFINISHED - 2A - TORX
			FROM: 05-09-03 THRU: 99-99-99
2	117770-01-000	EA	LINK - CONNECTING - 24" - CLOSED GROMMET/OPEN GROMMET
3	117770-02-000	EA	LINK - CONNECTING - 24" - CLOSED GROMMET/CLOSED GROMMET
4	104346-05-000	EA	WIPER MOTOR - "DYNAMIC PARK" - W/INT BREAKER
5	145698-01-01A	EA	SHAFT/ADAPTER - PANTOGRAPH - W/WASHER DIVERTER - STAINLESS
6*	117769-01-000	EA	ARM - WIPER - PANTOGRAPH - 28"
7	045794-01-000	FT	HOSE - WASHER - WINDSHIELD - 5/32" ID - BLACK
8	077049-02-000	EA	NUT - ACORN - 10-32 BLACK/ANODIZED
9*	095964-01-000	EA	BLADE - WINDSHIELD WIPER - 24"
10*	096505-09-000	EA	SHAFT/PIVOT - WINDSHIELD WIPER
11	146486-01-000	EA	TEE - PLASTIC - 5/32" X 5/32" X 5/32"
12	117766-02-000	EA	RESERVOIR/PUMP - WINDSHIELD WASHER
13	104347-04-000	EA	ARM - DRIVE - WIPER MOTOR
	110742-03-000	EA	GASKET - WIPER

*COMPONENT PARTS LISTED LATER IN THIS GROUP

WINDSHIELD & WIPER GROUP (CONTINUED)
COMPONENT PARTS FOR WIPER

095964-01-000

KEY	PART NUMBER	U/M	DESCRIPTION	VENDOR NO.
	095964-01-700	EA	BLADE-REFILL 24" EA= 1 PAIR	12360

096505-09-000

KEY	PART NUMBER	U/M	DESCRIPTION	VENDOR NO.
	096505-02-700	EA	DRIVER-KNURLED,(HD) BRL .687	NT721017
	096505-02-701	EA	NUT-HEX (HD) W/.687 BARREL	NT721021
	096505-02-702	EA	CAP-RUBBER (HD) BARREL .687	CP721084
	096505-02-703	EA	NUT/ACORN - HD W/.687 BRL	51065-40-NT27WC

117769-01-000

KEY	PART NUMBER	U/M	DESCRIPTION	VENDOR NO.
	096931-01-700	FT	HOSE - WASHER - 1/8" ID	XTU-66-0001
	117769-01-700	EA	RETAINER CLIP - HOSE	