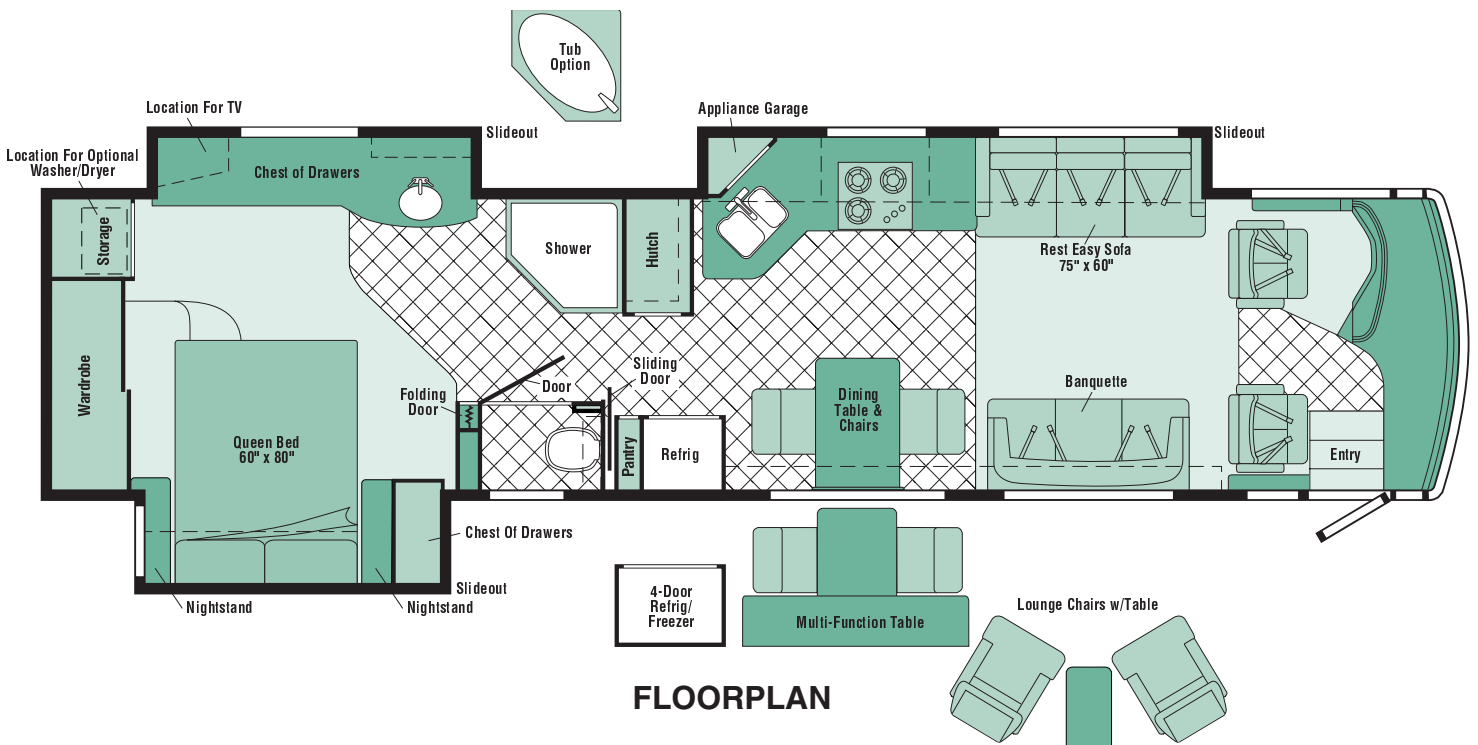


**2004**  
**ADVANTAGE**  
**USQ40E**  
**Q-SERIES**  
**PORTSMOUTH OAK**  
**RA0 BLUE CALAIS - BLUE**  
**RA4 OPULANCE - NEUTRAL**  
**RB0 GEORGIAN ROSEWOOD - GREEN**  
**RB4 SANDALWOOD - BEIGE**  
**CONCERT CHERRY**  
**RA1 BLUE CALAIS - BLUE**  
**RA5 OPULANCE - NEUTRAL**  
**RB1 GEORGIAN ROSEWOOD - GREEN**  
**RB5 SANDALWOOD - BEIGE**  
**WASHED MAPLE**  
**RA2 BLUE CALAIS - BLUE**  
**RA6 OPULANCE - NEUTRAL**  
**RB2 GEORGIAN ROSEWOOD - GREEN**  
**RB6 SANDALWOOD - BEIGE**  
**HONEY CHERRY**  
**RA3 BLUE CALAIS - BLUE**  
**RA7 OPULANCE - NEUTRAL**  
**RB3 GEORGIAN ROSEWOOD - GREEN**  
**RB7 SANDALWOOD - BEIGE**



**FLOORPLAN**

# CONTENTS

|  |           |
|--|-----------|
| <b>FLOORPLAN</b> .....   | <b>1</b>  |
| <b>ACCESSORIES GROUP</b> .....                                   | <b>7</b>  |
| OPERATORS MANUAL .....   | 7         |
| <b>APPLIANCE GROUP</b> .....                                     | <b>8</b>  |
| APPLIANCES .....   | 8         |
| COMPONENT PARTS FOR APPLIANCE .....                              | 13        |
| 108186-02-000 .....  | 13        |
| 108186-03-000 .....  | 13        |
| 115504-01-000 .....  | 13        |
| 119296-03-01A .....  | 14        |
| 119267-13-01A .....  | 15        |
| 120075-12-01A, 120075-13-01A, 120075-14-01A, 120075-15-01A ..... | 16        |
| 125242-02-01A .....  | 22        |
| 129561-01-01A .....  | 30        |
| 133004-02-01A .....  | 31        |
| 133004-04-01A .....  | 31        |
| 140147-01-01A .....  | 32        |
| 140147-02-01A, 140147-02-02A .....                               | 32        |
| <b>AUDIO VIDEO GROUP</b> .....                                   | <b>33</b> |
| RADIO SYSTEM .....   | 33        |
| COMPONENT PARTS FOR RADIO SYSTEM .....                           | 33        |
| 147057-01-000 .....  | 33        |
| REAR VIEW MONITOR .....  | 34        |
| TELEPHONE .....  | 34        |
| TV & VCR .....   | 34        |
| COMPONENT PARTS FOR TV & VCR .....                               | 35        |
| 076319-23-000 .....  | 35        |
| 076319-25-000 .....  | 35        |
| 124075-08-000 .....  | 35        |
| 137135-02-000 .....  | 36        |
| 141454-01-01A .....  | 37        |
| 141454-03-01A .....  | 38        |
| 144377-01-000 .....  | 38        |
| 146298-01-000 .....  | 38        |
| 146397-01-000 .....  | 39        |
| 146473-01-000 .....  | 39        |
| EXTERIOR ENTERTAINMENT .....                                     | 39        |
| <b>BATH GROUP</b> .....  | <b>40</b> |
| CABINETS .....   | 40        |
| SHOWER .....   | 42        |
| COMPONENT PARTS FOR SHOWER .....                                 | 44        |
| 139047-08-01A & -02A, 139047-09-01A & -02A .....                 | 44        |
| <b>BEDROOM GROUP</b> .....                                       | <b>45</b> |
| CABINETS .....   | 45        |
| COMPONENT PARTS FOR CABINETS .....                               | 46        |
| 124236-01-000 .....  | 46        |
| DOORS & DRAWERS .....  | 47        |
| COMPONENT PARTS FOR DOORS & DRAWERS .....                        | 49        |
| 131595-01-01A, 131595-05-01A, 131595-10-01A .....                | 49        |

# CONTENTS (CONTINUED)

|  |           |
|--|-----------|
| <b>CHASSIS GROUP</b> .....                   | <b>50</b> |
| FRAME .....                                  | 50        |
| FRONT END .....                              | 53        |
| AIR INTAKE .....                             | 54        |
| INSULATION .....                             | 54        |
| STEPWELL COVER .....                         | 56        |
| COMPONENT PARTS FOR STEPWELL COVER .....     | 56        |
| 145122-01-01A .....                          | 56        |
| EXHAUST .....                                | 56        |
| HITCH .....                                  | 57        |
| REAR BUMPER .....                            | 57        |
| FUEL .....                                   | 58        |
| HYDRAULIC LEVELING .....                     | 59        |
| COMPONENT PARTS FOR HYDRAULIC LEVELING ..... | 59        |
| 144226-05-000 .....                          | 59        |
| 144226-07-000 .....                          | 59        |
| WHEEL, TIRE, COVERS &/OR LINERS .....        | 59        |
| <b>CURTAIN &amp; CUSHION GROUP</b> .....     | <b>60</b> |
| NOTICE .....                                 | 60        |
| CUSHION LAYOUT .....                         | 61        |
| WINDOW TREATMENT .....                       | 63        |
| HARDWARE .....                               | 66        |
| ACCESSORIES .....                            | 68        |
| FABRICS .....                                | 69        |
| <b>DINETTE GROUP</b> .....                   | <b>71</b> |
| CABINETS .....                               | 71        |
| TABLE .....                                  | 73        |
| <b>DRIVERS COMPARTMENT GROUP</b> .....       | <b>74</b> |
| DASH .....                                   | 74        |
| BEVERAGE TRAY .....                          | 75        |
| FRONT INTERIOR .....                         | 76        |
| CABINETS .....                               | 79        |

# CONTENTS (CONTINUED)

|   |            |
|---|------------|
| <b>ELECTRICAL GROUP</b> .....                                     | <b>81</b>  |
| 12V BODY WIRING .....   | 81         |
| FRONT END WIRING .....  | 88         |
| 091937-08-000 .....   | 91         |
| 123774-01-01A, 123774-02-01A, 123774-03-01A & 123774-04-01A ..... | 91         |
| COMPONENT PARTS FOR LIGHTS & SWITCHES .....                       | 91         |
| 091937-09-000 .....   | 91         |
| 091206-04-000 .....   | 91         |
| 091937-10-000 .....   | 91         |
| 093575-34-01A .....   | 91         |
| 098024-01-03A .....   | 91         |
| 102756-03-000 .....   | 91         |
| 108354-01-01A .....   | 91         |
| 113589-01-000 .....   | 91         |
| 113589-02-000 .....   | 91         |
| 113832-02-01A .....   | 91         |
| 113832-03-01A .....   | 91         |
| 123775-01-01A .....   | 91         |
| 130672-01-02A .....   | 92         |
| 136119-01-000 .....   | 92         |
| 137417-01-01A .....   | 92         |
| 137417-03-01A .....   | 92         |
| 137424-01-000 .....   | 92         |
| 143591-05-000 .....   | 92         |
| CIRCUIT BREAKERS & FUSES .....                                    | 93         |
| CONVERTER, INVERTER, LOAD CENTER .....                            | 94         |
| 110V WIRING .....   | 95         |
| ENTERTAINMENT WIRING .....  | 98         |
| BOXES & CORDS .....   | 99         |
| WIRE ASSEMBLIES .....   | 99         |
| CONNECTORS & CONDUIT .....  | 100        |
| BOOTS, SOLENOIDS, RELAYS & MISCELLANEOUS .....                    | 101        |
| <b>EXTERIOR BODY GROUP</b> .....                                  | <b>102</b> |
| AIR HORN .....  | 102        |
| COMPONENT PARTS FOR AIR HORN .....                                | 102        |
| 077497-06-000 .....   | 102        |
| GRAPHICS & PAINT .....  | 103        |
| PANELS & TRIMS .....  | 105        |
| COMPONENT PARTS FOR PANELS & TRIMS .....                          | 109        |
| 138827-01-000 .....   | 109        |
| FRONT END .....   | 110        |
| COMPONENT PARTS FOR FRONT END .....                               | 111        |
| 091955-02-000 .....   | 111        |
| LADDER .....  | 111        |
| MIRRORS .....   | 111        |
| COMPONENT PARTS FOR MIRRORS .....                                 | 112        |
| 129656-01-01A .....   | 112        |
| 129656-02-01A .....   | 112        |
| STRUCTURAL COMPONENTS .....                                       | 113        |
| AWNINGS .....   | 114        |
| <b>EXTERIOR DOORS &amp; COMPARTMENTS GROUP</b> .....              | <b>115</b> |
| DOOR & COMPARTMENT LAYOUT .....                                   | 115        |
| COMPONENT PARTS FOR DOOR & COMPARTMENT LAYOUT .....               | 119        |
| 084103-08-000 .....   | 119        |
| 094708-03-01A .....   | 120        |
| 110506-A1-000, 110506-A2-000, 110506-26-000, 110506-27-000 .....  | 120        |
| 131682-01-01A .....   | 120        |
| COMPARTMENT DOOR PIECE PARTS .....                                | 121        |
| ENTRY .....   | 122        |
| COMPONENT PARTS FOR ENTRY .....                                   | 123        |
| 128913-12-01A .....   | 123        |

## CONTENTS (CONTINUED)

|   |            |
|---|------------|
| <b>EXTERIOR SLIDEOUT GROUP</b> .....          | <b>127</b> |
| FRONT LEFT .....                              | 127        |
| COMPONENT PARTS FOR FRONT LEFT .....          | 131        |
| 100536-52-000 .....                           | 131        |
| 140121-01-000 .....                           | 131        |
| RIGHT REAR .....                              | 132        |
| COMPONENT PARTS FOR RIGHT REAR .....          | 135        |
| 137390-01-000 .....                           | 135        |
| LEFT REAR .....                               | 136        |
| COMPONENT PARTS FOR LEFT REAR .....           | 139        |
| 142455-02-000 .....                           | 139        |
| <b>GALLEY GROUP</b> .....                     | <b>140</b> |
| CABINETS .....                                | 140        |
| DOORS & DRAWERS .....                         | 143        |
| <b>GENERATOR GROUP</b> .....                  | <b>145</b> |
| DIESEL .....                                  | 145        |
| <b>HEATING &amp; A/C GROUP</b> .....          | <b>146</b> |
| AUTOMOTIVE .....                              | 146        |
| COMPONENT PARTS FOR AUTOMOTIVE .....          | 148        |
| 072342-15-000 .....                           | 148        |
| 072342-18-000 .....                           | 149        |
| 072342-22-000 .....                           | 149        |
| 072342-23-000 .....                           | 149        |
| 103930-51-000 .....                           | 149        |
| 103930-52-000 .....                           | 150        |
| 103930-55-000 .....                           | 151        |
| 103930-56-000 .....                           | 152        |
| 103930-57-000 .....                           | 153        |
| FURNACE .....                                 | 154        |
| COMPONENT PARTS FOR FURNACE .....             | 155        |
| 143563-01-000 .....                           | 155        |
| CENTRAL .....                                 | 157        |
| COMPONENT PARTS FOR CENTRAL .....             | 158        |
| 105620-12-000 .....                           | 158        |
| 105620-15-000 .....                           | 159        |
| <b>INTERIOR FINISH GROUP</b> .....            | <b>160</b> |
| MOLDINGS & TRIMS .....                        | 160        |
| PANELING & LAMINATES .....                    | 171        |
| ACCESSORIES .....                             | 172        |
| COMPONENT PARTS FOR ACCESSORIES .....         | 172        |
| 094499-02-000 .....                           | 172        |
| FLOOR COVERINGS .....                         | 172        |
| HARDWARE .....                                | 173        |
| <b>LABELS GROUP</b> .....                     | <b>181</b> |
| <b>LP GROUP</b> .....                         | <b>209</b> |
| LP SYSTEM .....                               | 209        |
| COMPONENT PARTS FOR LP SYSTEM .....           | 209        |
| 144116-05-000 .....                           | 209        |
| <b>LOUNGE GROUP</b> .....                     | <b>210</b> |
| CABINETS .....                                | 210        |
| <b>SEALANTS &amp; FASTENERS GROUP</b> .....   | <b>211</b> |
| SEALANTS & ADHESIVES .....                    | 211        |
| BOLTS, NUTS AND WASHERS .....                 | 212        |
| SCREWS .....                                  | 214        |
| CLAMPS, CLIPS, GROMMETS, RIVETS & PLUGS ..... | 217        |
| MISCELLANEOUS FASTENERS .....                 | 219        |

## CONTENTS (CONTINUED)

|  |            |
|--|------------|
| <b>WATER &amp; SEWAGE GROUP .....</b>                            | <b>220</b> |
| DRAINAGE SYSTEM .....  | 220        |
| COMPONENT PARTS FOR DRAINAGE SYSTEM .....                        | 222        |
| 062415-01-000 .....  | 222        |
| 146770-01-01A .....  | 222        |
| WATER SYSTEM .....   | 223        |
| 075241-04-000, 075241-05-000, 075241-06-000 .....                | 230        |
| 103635-01-000 .....  | 230        |
| 125420-01-02A, 125420-01-03A, 125420-03-03A, 125420-04-03A ..... | 230        |
| 134735-01-01A .....  | 230        |
| 136915-01-000 .....  | 230        |
| 141682-01-01A .....  | 230        |
| 144215-01-000 .....  | 230        |
| 144596-01-01A .....  | 230        |
| 144596-02-01A, 144596-03-01A .....                               | 230        |
| 145541-01-000 .....  | 231        |
| <b>WINDOW &amp; VENTS GROUP .....</b>                            | <b>232</b> |
| WINDOW & VENT LAYOUT .....                                       | 232        |
| COMPONENT PARTS FOR WINDOW & VENT LAYOUT .....                   | 234        |
| 106466-16-01A .....  | 234        |
| 106467-09-01A .....  | 234        |
| 112795-76-01A .....  | 235        |
| 112795-77-01A .....  | 236        |
| 112795-85-01A .....  | 236        |
| 112898-28-01A .....  | 237        |
| 123780-15-01A .....  | 238        |
| 123780-17-01A .....  | 238        |
| 123780-18-01A .....  | 239        |
| 129929-14-01A .....  | 239        |
| 134004-03-01A .....  | 240        |
| 140069-01-01A .....  | 241        |
| <b>WINDSHIELD &amp; WIPER GROUP .....</b>                        | <b>242</b> |
| WINDSHIELD .....   | 242        |
| WIPER .....  | 243        |
| COMPONENT PARTS FOR WIPER .....                                  | 244        |
| 095964-01-000 .....  | 244        |
| 096505-09-000 .....  | 244        |
| 117769-01-000 .....  | 244        |

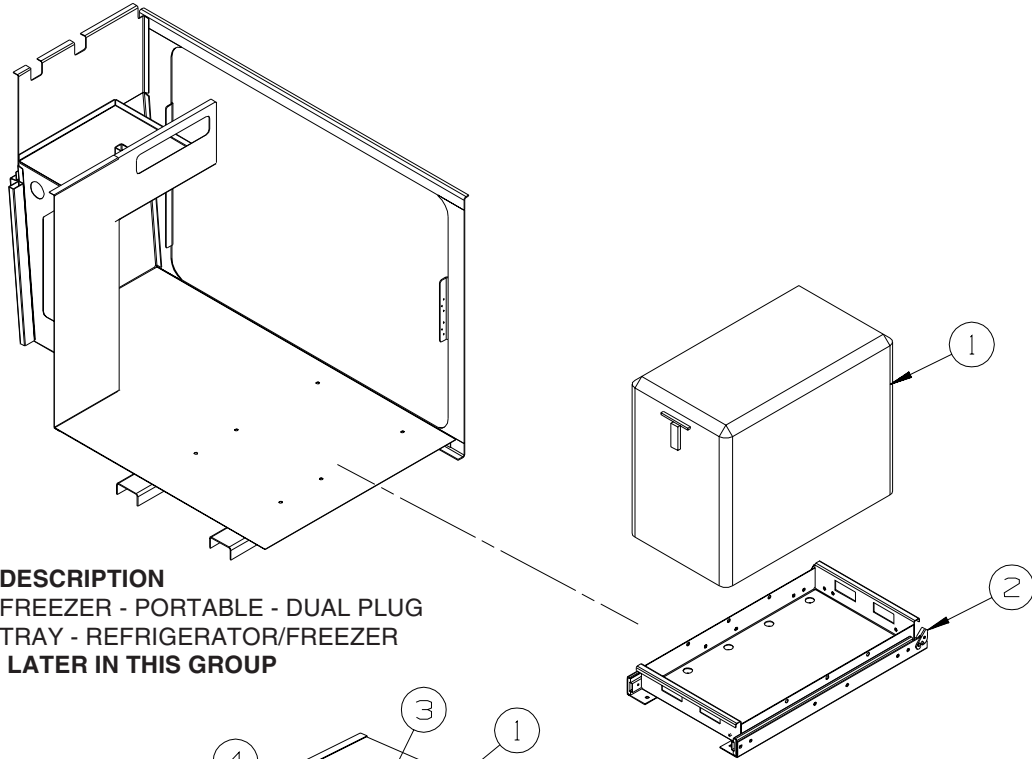
**ACCESSORIES GROUP**  
**OPERATORS MANUAL**

| <b>KEY</b> | <b>PART NUMBER</b> | <b>U/M</b> | <b>DESCRIPTION</b>  |
|------------|--------------------|------------|---|
|            | 137943-01-000      | EA         | SAFE - STEEL - 9.8" X 9.8" FACE / 7.7" X 8.7" X 8.7" R.O. |
|            | 144357-01-000      | EA         | TOP LEVEL-Q,2004  |
|            | 129079-03-01A      | EA         | CASE - VINYL/BLK-EXPANDABLE ACCORDION SIDES-11"WX9"HX14"L |
|            | 132000-11-004      | EA         | MANUAL/OWNER - ULTIMATE ADVANTAGE - 2004                  |

## APPLIANCE GROUP APPLIANCES

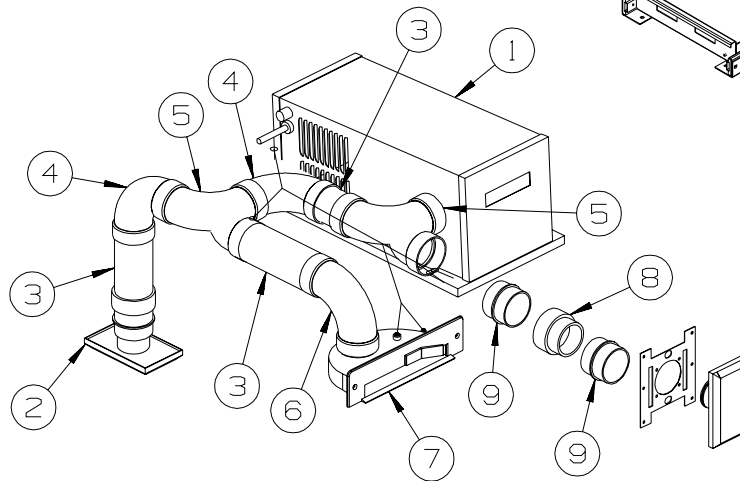
| KEY | PART NUMBER   | U/M | DESCRIPTION  |
|-----|---------------|-----|--|
|     | 107752-04-01A | EA  | DISHWASHER - 18" - BLACK                                   |
|     | 138584-01-01A | EA  | COFFEE MAKER/CARAFE - BLACK - NO TIMER - KRUPS             |
| *   | 115504-01-000 | EA  | PANEL - SOLAR 10 WATT - 12.2"W X 26.9"L X 1.2"H            |
| *   | 133004-02-01A | EA  | PANEL/MONITOR-2 TANK-DIGITAL VOLT MT/SOLAR-W/WATER HTR SWT |
| *   | 133004-04-01A | EA  | PANEL/MONITOR-2 TANK-DIGITAL VOLT MT/SOLAR-NO WATER HTR SW |
|     | 133200-03-01A | EA  | RANGE TOP - 3 BURNER/GLASS TOP/BLACK - 12V IGNITION        |
|     | 130818-02-01A | EA  | TRASH CONTAINER - 20 QUART ALMOND                          |
| *   | 129561-01-01A | EA  | PANEL/MONITOR - READ OUT ONLY - HOLDING/WATER TANK         |

**\*COMPONENT PARTS LISTED LATER IN THIS GROUP**



| KEY | PART NUMBER   | U/M | DESCRIPTION                    |
|-----|---------------|-----|--------------------------------|
| 1*  | 119296-03-01A | EA  | FREEZER - PORTABLE - DUAL PLUG |
| 2   | 120320-01-000 | EA  | TRAY - REFRIGERATOR/FREEZER    |

**\*COMPONENT PARTS LISTED LATER IN THIS GROUP**

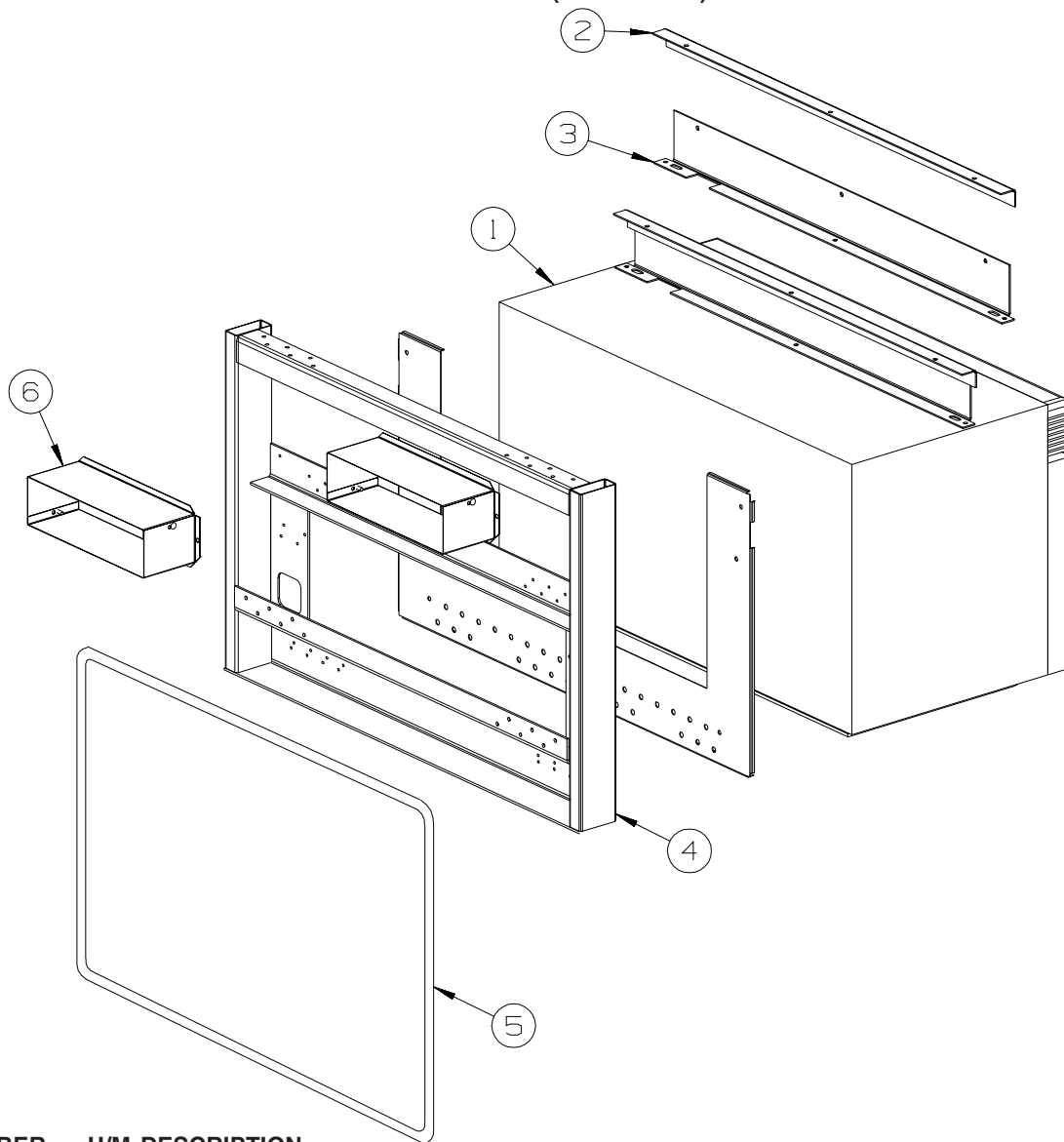


| KEY | PART NUMBER   | U/M | DESCRIPTION  |
|-----|---------------|-----|--|
| 1*  | 108186-02-000 | EA  | TOOL SET - VACUUM - W/O POWER BRUSH W/30' HOSE                                   |
| 1*  | 108186-03-000 | EA  | VACUUM CLEANER - BUILT IN - W/O HOSE/TOOL KIT                                    |
| 2   | 108187-13-000 | EA  | VALVE/INLET - VACUUM CLEANER - WHITE   |
| 3   | 108187-01-000 | EA  | PIPE - 2" X 8' - VACUUM SYSTEM - PVC   |
| 4   | 108187-02-000 | EA  | ELBOW - 90 DEGREE STREET - VACUUM SYSTEM - PVC - FROM 3 WAY ELBOW TO INLET VALVE |
| 4   | 108187-08-000 | EA  | ELBOW - 45 DEGREE - 2" - FROM 3 WAY ELBOW TO VACUUM                              |
| 5   | 108187-11-000 | EA  | TEE - 90 DEGREE - 3 WAY ELBOW 2"   |
| 6   | 108187-12-000 | EA  | ELBOW - 90 DEGREE - 2"SPGXSPG  |
| 7   | 142348-01-000 | EA  | VACPAN-WHITE   |
| 8   | 108187-06-000 | EA  | INLET - REDUCER  |
| 9   | 108187-04-000 | EA  | COUPLING - STOP - MALE   |
|     | 108186-05-000 | EA  | BAG/CANVAS - CADDY W/POCKETS   |
|     | 108186-06-000 | EA  | RACK - VACUUM HOSE/CADDY   |

**\*COMPONENT PARTS LISTED LATER IN THIS GROUP**



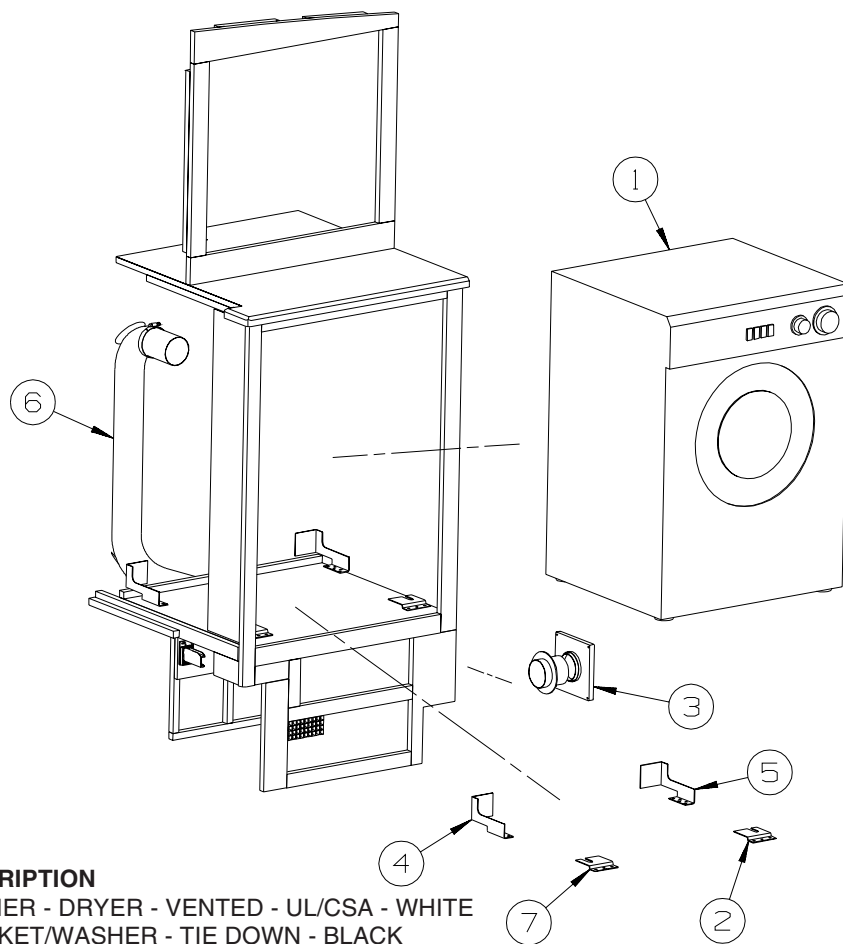
**APPLIANCE GROUP (CONTINUED)**  
**APPLIANCES (CONTINUED)**



| KEY | PART NUMBER   | U/M | DESCRIPTION   |
|-----|---------------|-----|---|
| 1*  | 140147-01-01A | EA  | OVEN/MICROWAVE - 1.4 CUBIC FT - 30" CONVECTION/BLK FACE   |
| 1*  | 119267-13-01A | EA  | OVEN - MICROWAVE/CONVECTION W/HOOD CSA - #R-1875A - CANADIAN                                      |
| 1*  | 140147-02-01A | EA  | OVEN/MICROWAVE - 1.4 CUBIC FT - STAINLESS STEEL FACE - SPEEDCOOK<br>FROM: 00-00-00 THRU: 03-01-04 |
| 1*  | 140147-02-02A | EA  | OVEN/MICROWAVE - 1.4 CUBIC FT - ADVANTIUM/BLAC - SPEEDCOOK<br>FROM: 03-02-04 THRU: 99-99-99       |
| 2   | 129836-02-02B | EA  | ANGLE - W/HOLES - .7" X 1" X 28.3" - E-COATED   |
| 3   | 140225-02-02B | EA  | ANGLE - W/HOLES - E-COATED  |
| 4   | 137824-05-02B | EA  | BRACKET - MICROWAVE - E-COATED  |
| 5   | 093305-01-01A | EA  | TRIM - EDGE C-TYPE - WIRE CARRIER - .35" X .24" - VINYL   |
| 6   | 140093-05-02B | EA  | DUCT ASM ,E-CT  |

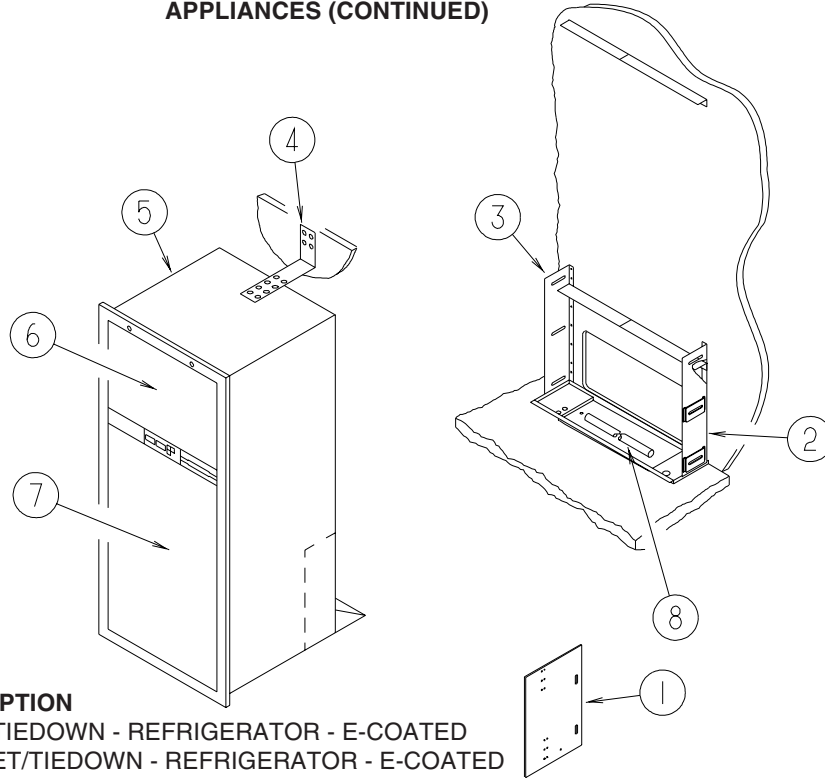
**\*COMPONENT PARTS LISTED LATER IN THIS GROUP**

**APPLIANCE GROUP (CONTINUED)**  
**APPLIANCES (CONTINUED)**



| KEY | PART NUMBER   | U/M | DESCRIPTION                                 |
|-----|---------------|-----|---|
| 1   | 107753-04-01A | EA  | WASHER - DRYER - VENTED - UL/CSA - WHITE    |
| 2   | 111913-03-04B | EA  | BRACKET/WASHER - TIE DOWN - BLACK           |
| 3   | 111947-02-01A | EA  | VENT - DRYER - 3"                           |
|     |               |     | FROM: 00-00-00 THRU: 08-17-03               |
| 3   | 146292-01-01A | EA  | COVER - DRYER VENT - BRIGHT WHITE           |
|     |               |     | FROM: 08-18-03 THRU: 99-99-99               |
| 3   | 146292-02-01A | EA  | DRYER VENT - INNER - BRIGHT WHITE           |
|     |               |     | FROM: 08-18-03 THRU: 99-99-99               |
| 4   | 113795-03-02B | EA  | BRACKET - WASHER - E-COATED                 |
| 5   | 113795-04-02B | EA  | BRACKET - WASHER - E-COATED                 |
| 6   | 116653-02-000 | FT  | DUCT - FLEXIBLE - 3' COMPRESSED/8' EXTENDED |
| 7   | 111913-02-04B | EA  | BRACKET/WASHER - TIE DOWN - BLACK           |

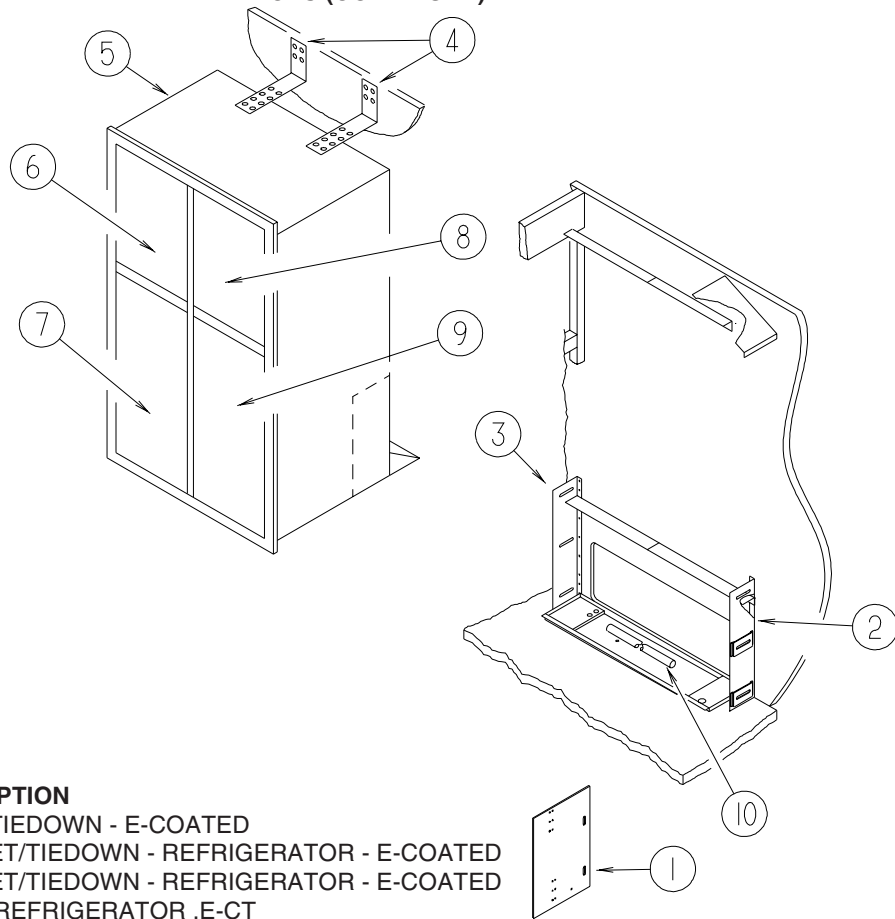
**APPLIANCE GROUP (CONTINUED)**  
**APPLIANCES (CONTINUED)**



| KEY | PART NUMBER   | U/M | DESCRIPTION  |
|-----|---------------|-----|--|
| 1   | 141975-04-02B | EA  | PLATE/TIEDOWN - REFRIGERATOR - E-COATED                          |
| 2   | 141550-01-02B | EA  | BRACKET/TIEDOWN - REFRIGERATOR - E-COATED                        |
| 3   | 141550-02-02B | EA  | BRACKET/TIEDOWN - REFRIGERATOR - E-COATED                        |
| 4   | 145445-02-02B | EA  | STRAP-REFRIGERATOR ,E-CT   |
| 5*  | 120075-13-01A | EA  | REFRIGERATOR-LGE DBL DR-2-WAY/RH/ICE MAKER/FLUSH HDL-BLACK       |
| 6   | P45488-09-RA0 | EA  | PANEL/INSERT - FREEZER DOOR - 21.7" X 15.4" - PORTSMOUTH OAK     |
| 6   | P45488-09-RA1 | EA  | PANEL/INSERT - FREEZER DOOR - 21.7" X 15.4" - CONCERT CHERRY     |
| 6   | P45488-09-RA2 | EA  | PANEL/INSERT - FREEZER DOOR - 21.7" X 15.4" - WASHED MAPLE       |
| 6   | P45488-09-RA3 | EA  | PANEL/INSERT - FREEZER DOOR - 21.7" X 15.4" - HONEY CHERRY       |
| 7   | P45488-10-RA0 | EA  | PANEL/INSERT - REFRIGERATOR DOOR - 21.7" X 15.4 - PORTSMOUTH OAK |
| 7   | P45488-10-RA1 | EA  | PANEL/INSERT - REFRIGERATOR DOOR - 21.7" X 15.4 - CONCERT CHERRY |
| 7   | P45488-10-RA2 | EA  | PANEL/INSERT - REFRIGERATOR DOOR - 21.7" X 15.4 - WASHED MAPLE   |
| 7   | P45488-10-RA3 | EA  | PANEL/INSERT - REFRIGERATOR DOOR - 21.7" X 15.4 - HONEY CHERRY   |
| 8   | 112176-01-000 | FT  | TUBING - VINYL - REINFORCED - 1/2" ID                            |
|     | 090329-01-000 | FT  | SEAL - "T" - REFRIGERATOR CABINET                                |
|     | 054450-01-000 | EA  | LEVEL - REFRIGERATOR   |
|     | 118871-02-01A | EA  | TRAY - REFRIGERATOR - SIDE/SIDE - BLACK - 34.4" LONG             |

**\*COMPONENT PARTS LISTED LATER IN THIS GROUP**

**APPLIANCE GROUP (CONTINUED)**  
**APPLIANCES (CONTINUED)**



| KEY | PART NUMBER   | U/M | DESCRIPTION   |
|-----|---------------|-----|---|
| 1   | 141975-01-02B | EA  | PLATE/TIEDOWN - E-COATED  |
| 2   | 141550-01-02B | EA  | BRACKET/TIEDOWN - REFRIGERATOR - E-COATED                                   |
| 3   | 141550-02-02B | EA  | BRACKET/TIEDOWN - REFRIGERATOR - E-COATED                                   |
| 4   | 145445-02-02B | EA  | STRAP-REFRIGERATOR ,E-CT  |
| 5*  | 125242-02-01A | EA  | REFRIGERATOR-4 DR-W/ICE MKR-W/CONTOURED HANDLE-NORCOLD1201                  |
| 6   | P46588-05-RA0 | EA  | PANEL/REFRIGERATOR DOOR INSERT - EGEE EDGE - 16.3" X 18.8" - PORTSMOUTH OAK |
| 6   | P46588-05-RA1 | EA  | PANEL/REFRIGERATOR DOOR INSERT - EGEE EDGE - 16.3" X 18.8" - CONCERT CHERRY |
| 6   | P46588-05-RA2 | EA  | PANEL/REFRIGERATOR DOOR INSERT - EGEE EDGE - 16.3" X 18.8" - WASHED mAPLE   |
| 6   | P46588-05-RA3 | EA  | PANEL/REFRIGERATOR DOOR INSERT - EGEE EDGE - 16.3" X 18.8" - HONEY CHERRY   |
| 7   | P46588-07-RA0 | EA  | PANEL/REFRIGERATOR DOOR INSERT - EGEE EDGE - 16.3" X 42" - PORTSMOUTH OAK   |
| 7   | P46588-07-RA1 | EA  | PANEL/REFRIGERATOR DOOR INSERT - EGEE EDGE - 16.3" X 42" - CONCERT CHERRY   |
| 7   | P46588-07-RA2 | EA  | PANEL/REFRIGERATOR DOOR INSERT - EGEE EDGE - 16.3" X 42" - WASHED mAPLE     |
| 7   | P46588-07-RA3 | EA  | PANEL/REFRIGERATOR DOOR INSERT - EGEE EDGE - 16.3" X 42" - HONEY CHERRY     |
| 8   | P46588-06-RA0 | EA  | PANEL/REFRIGERATOR DOOR INSERT - EGEE EDGE - 16.3" X 18.8" - PORTSMOUTH OAK |
| 8   | P46588-06-RA1 | EA  | PANEL/REFRIGERATOR DOOR INSERT - EGEE EDGE - 16.3" X 18.8" - CONCERT CHERRY |
| 8   | P46588-06-RA2 | EA  | PANEL/REFRIGERATOR DOOR INSERT - EGEE EDGE - 16.3" X 18.8" - WASHED mAPLE   |
| 8   | P46588-06-RA3 | EA  | PANEL/REFRIGERATOR DOOR INSERT - EGEE EDGE - 16.3" X 18.8" - HONEY CHERRY   |
| 9   | P46588-08-RA0 | EA  | PANEL/REFRIGERATOR DOOR INSERT - EGEE EDGE - 16.3" X 42" - PORTSMOUTH OAK   |
| 9   | P46588-08-RA1 | EA  | PANEL/REFRIGERATOR DOOR INSERT - EGEE EDGE - 16.3" X 42" - CONCERT CHERRY   |
| 9   | P46588-08-RA2 | EA  | PANEL/REFRIGERATOR DOOR INSERT - EGEE EDGE - 16.3" X 42" - WASHED mAPLE     |
| 9   | P46588-08-RA3 | EA  | PANEL/REFRIGERATOR DOOR INSERT - EGEE EDGE - 16.3" X 42" - HONEY CHERRY     |
| 10  | 112176-01-000 | FT  | TUBING - VINYL - REINFORCED - 1/2" ID                                       |
|     | 054450-01-000 | EA  | LEVEL - REFRIGERATOR  |
|     | 090329-01-000 | FT  | SEAL/T - REFRIGERATOR CABINET   |
|     | 118871-05-01A | EA  | TRAY - REFRIGERATOR - SIDE/SIDE - BLACK - 35.5" LONG                        |

**\*COMPONENT PARTS LISTED LATER IN THIS GROUP**

**APPLIANCE GROUP (CONTINUED)**  
**COMPONENT PARTS FOR APPLIANCE**

**108186-02-000**

| <b>KEY</b> | <b>PART NUMBER</b> | <b>U/M</b> | <b>DESCRIPTION</b>      | <b>VENDOR NO.</b> |
|------------|--------------------|------------|-------------------------|-------------------|
|            | 092304-02-702      | EA         | TOOL-RUG                | 4982              |
|            | 092304-02-707      | EA         | TOOL-UPHOLSTERY         | 7029              |
|            | 092304-02-708      | EA         | WAND-PLASTIC            | 4978              |
|            | 092304-02-709      | EA         | HOSE ASM., 30' COMPLETE | 4988-30-G         |

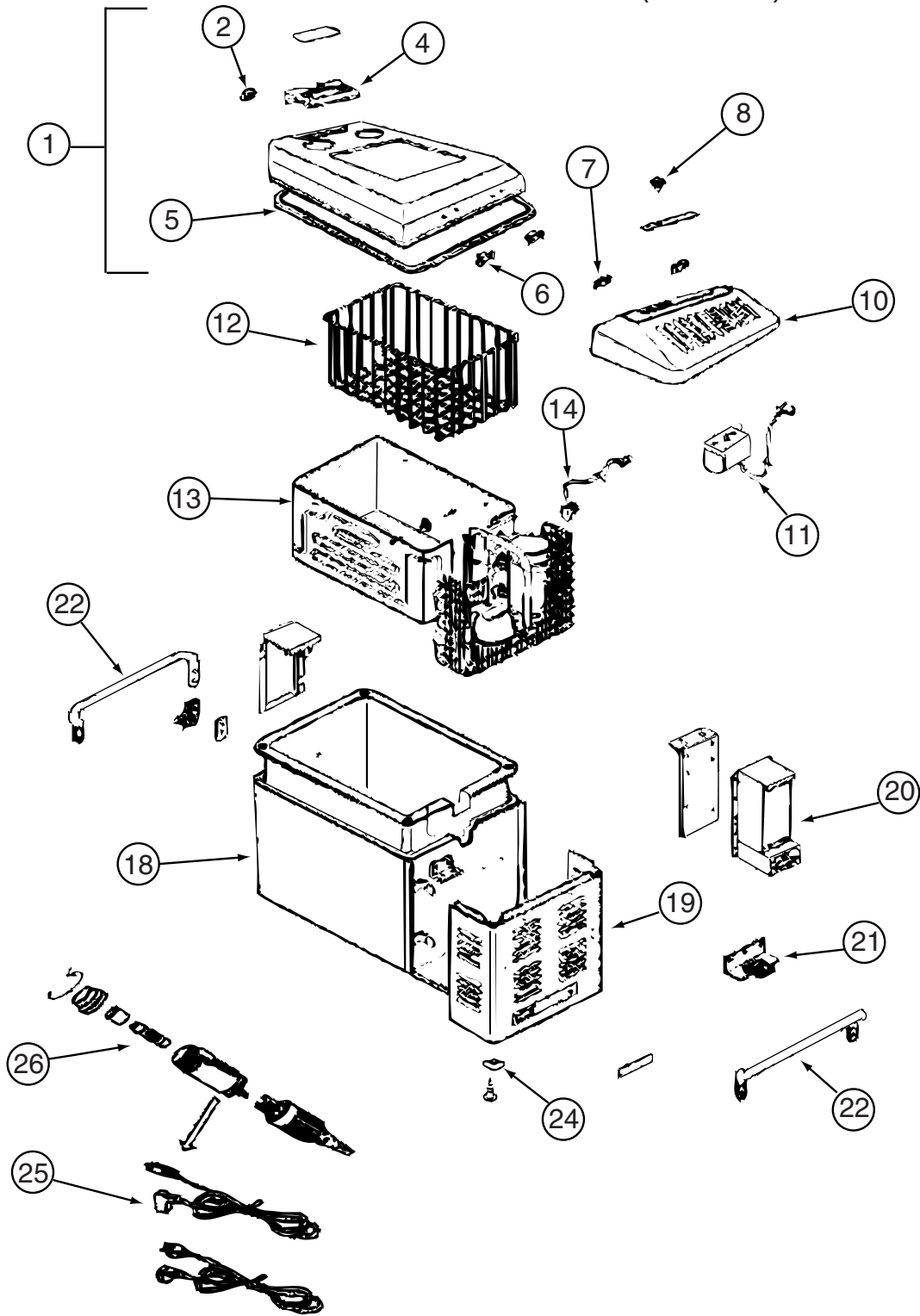
**108186-03-000**

| <b>KEY</b> | <b>PART NUMBER</b> | <b>U/M</b> | <b>DESCRIPTION</b>           | <b>VENDOR NO.</b> |
|------------|--------------------|------------|------------------------------|-------------------|
|            | 092304-02-700      | EA         | BRUSH-POWER, VACUUM (RUGRAT) | 6970              |
|            | 092304-02-702      | EA         | TOOL-RUG                     | 4982              |
|            | 092304-02-707      | EA         | TOOL-UPHOLSTERY              | 7029              |
|            | 092304-02-708      | EA         | WAND-PLASTIC                 | 4978              |
|            | 092304-02-709      | EA         | HOSE ASM., 30' COMPLETE      | 4988-30-G         |
|            | 092304-02-710      | EA         | SECONDARY FILTER             | 4929              |
|            | 108186-03-700      | EA         | PAPER BAG - 3-PKG            | 7767              |
|            | 108186-03-701      | EA         | MOTOR F/RV2000               | 7756              |
|            | 108186-03-702      | EA         | REDUCER                      | 5531              |
|            | 108186-03-703      | EA         | VALVE - INLET - WHITE        | 4935              |
|            | 108186-03-704      | EA         | BRUSH - TURBINE (HAND HELD)  | 7834-B            |

**115504-01-000**

| <b>KEY</b> | <b>PART NUMBER</b> | <b>U/M</b> | <b>DESCRIPTION</b>          | <b>VENDOR NO.</b> |
|------------|--------------------|------------|-----------------------------|-------------------|
|            | 115504-01-700      | EA         | PLUG & CABLE, 10 WATT PANEL | 600-016           |

**APPLIANCE GROUP (CONTINUED)**  
**COMPONENT PARTS FOR APPLIANCE (CONTINUED)**



119296-03-01A

**APPLIANCE GROUP (CONTINUED)**  
**COMPONENT PARTS FOR APPLIANCE (CONTINUED)**

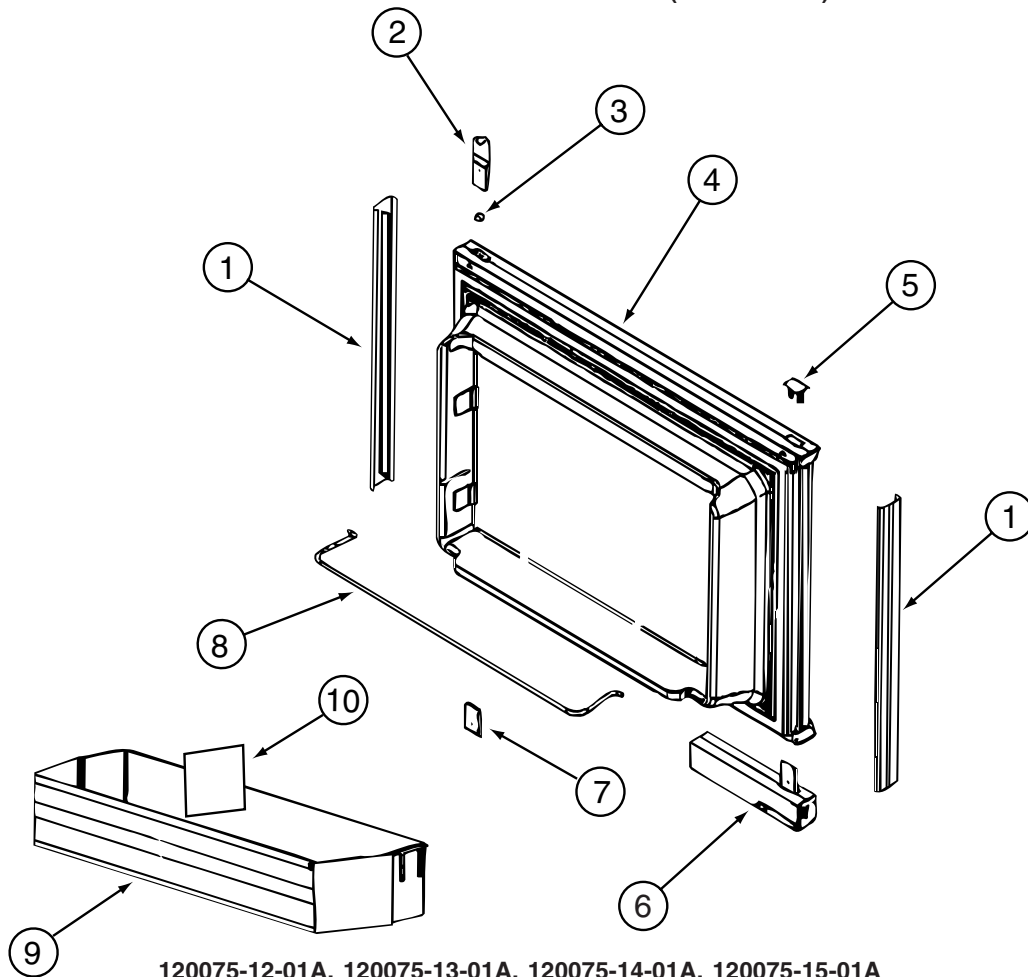
**119296-03-01A (CONTINUED)**

| <b>KEY</b> | <b>PART NUMBER</b> | <b>U/M</b> | <b>DESCRIPTION</b>                                     | <b>VENDOR NO.</b> |
|------------|--------------------|------------|--|-------------------|
| 1          | 119296-03-700      | EA         | DOOR ASSEMBLYSTAT/EVAPORATOR                           | 160044800         |
| 2          | 119296-03-701      | EA         | LATCH ASSEMBLY   | 160935600         |
| 4          | 119296-01-702      | EA         | HANDLE-DOOR  | 422500401         |
| 5          | 119296-03-702      | EA         | DOOR GASKET  | 414803100         |
| 6          | 119296-03-703      | EA         | HINGE ASSEMBLY SET                                     | 160934500         |
| 8          | 119296-01-709      | EA         | DIAL ASSEMBLY, THERMOSTAT                              | 160206700         |
| 10         | 119296-03-704      | EA         | MOTOR COVER ASSEMBLY                                   | 160220300         |
| 11         | 119296-03-705      | EA         | THERMOSTAT   | 160116910         |
| 12         | 119296-03-706      | EA         | BASKET   | 523003800         |
| 13         | 119296-03-707      | EA         | COOLING UNIT   | 161011610         |
| 14         | 119296-02-703      | EA         | THERMISTER - EVAPORATOR                                | 605505410         |
| 18         | 119296-03-708      | EA         | CABINET ASSEMBLY                                       | 160044700         |
| 19         | 119296-03-709      | EA         | COVER ASSEMBLY-CASE                                    | 160934700         |
| 20         | 119296-03-710      | EA         | POWER SUPPLY   | 160116810         |
| 21         | 119296-02-706      | EA         | FAN ASSEMBLY   | 160928900         |
| 22         | 119296-03-711      | EA         | HANDLE-CABINET   | 32330100          |
| 24         | 119296-03-712      | EA         | CUSHION-CORNER   | 427400930         |
| 25         | 119296-03-713      | EA         | CORD ASSEMBLY-DC                                       | 191240400         |
| 26         | 119296-03-714      | EA         | FUSE-SPECIAL TERMINAL                                  | 160300200         |
|            |                    |            | CONTACT WINNEBAGO PART SALES FOR UNLISTED COMPONENT(S) |                   |

**119267-13-01A**

| <b>KEY</b> | <b>PART NUMBER</b> | <b>U/M</b> | <b>DESCRIPTION</b> | <b>VENDOR NO.</b> |
|------------|--------------------|------------|--------------------|-------------------|
|            | 119267-04-700      | EA         | FILTER-GREASE      | BOO2              |

**APPLIANCE GROUP (CONTINUED)**  
**COMPONENT PARTS FOR APPLIANCE (CONTINUED)**

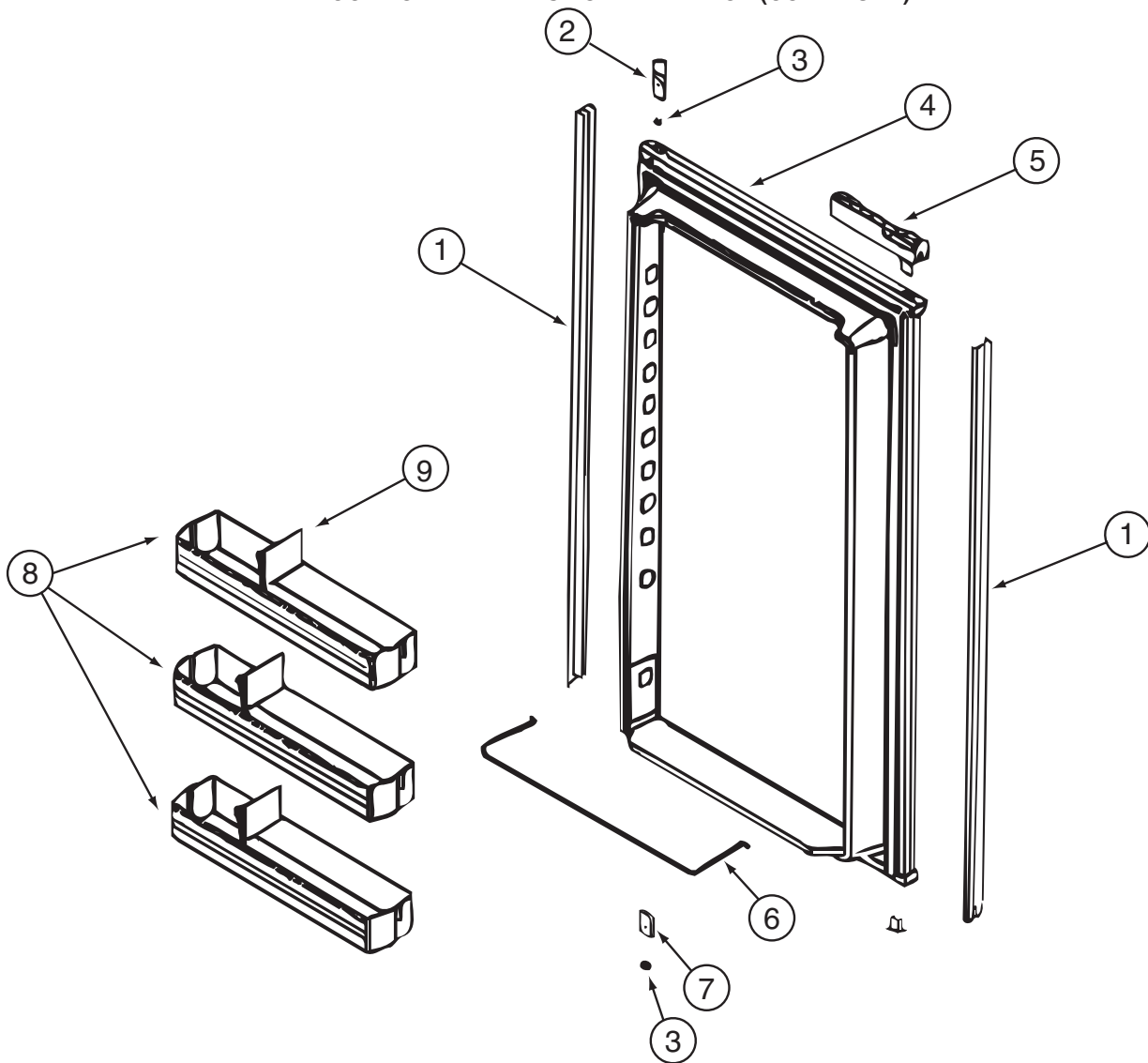


120075-12-01A, 120075-13-01A, 120075-14-01A, 120075-15-01A

| KEY | PART NUMBER   | U/M | DESCRIPTION                  | VENDOR NO.          |
|-----|---------------|-----|------------------------------|---------------------|
| 1   | 121568-03-700 | EA  | RETAINER - DOOR PANEL/BLACK  | 619558              |
| 2   | 120075-01-701 | EA  | HINGE-TOP RH/BOTTOM LH(DOOR) | 618511              |
| 3   | 121568-03-701 | EA  | BUSHING - HINGE PIN/GRAY     | 619671              |
| 4   | 121568-03-702 | EA  | DOOR LINER - W/TRIM/BLACK    | 619627 - SMALL DOOR |
| 5   | 120075-01-702 | EA  | CAP, (HINGE PLUG)            | 618160              |
| 6   | 120075-12-700 | EA  | HANDLE(CONTOUR)TOP LH/BTM RH | 621105              |
|     | 120075-12-702 | EA  | HANDLE/HOUSING-TOP-LH/BTM RH | 618159GEN           |
| 6   | 120075-12-701 | EA  | HANDLE(CONTOUR)TOP RH/BTM LH | 621104              |
|     | 120075-12-707 | EA  | LATCH                        | 619648              |
|     | 120075-12-709 | EA  | HANDLE/HOUSING-BTM LH/TOP RH | 618122GEN           |
| 6   | 121568-03-703 | EA  | HANDLE/FLUSH-TOP/RH-LWR/LH   | 619865              |
| 6   | 121568-03-708 | EA  | HANDLE/FLUSH-TOP/LH-LWR/RH   | 619866              |
| 7   | 120075-01-705 | EA  | HINGE-TOP LH/BOTTOM RH(DOOR) | 618510              |
| 8   | 121568-01-700 | EA  | RAIL - DOOR UPPER            | 618618              |
| 9   | 120075-07-700 | EA  | DOOR BIN - CLEAR             | 619006              |
| 10  | 120075-07-701 | EA  | DIVIDER/DOOR BIN CLEAR       | 619008              |
|     | 121568-03-704 | EA  | TRAVEL LATCH - GRAY          | 619647              |
|     | 121568-03-705 | EA  | STORAGE LATCH - GRAY         | 619648              |



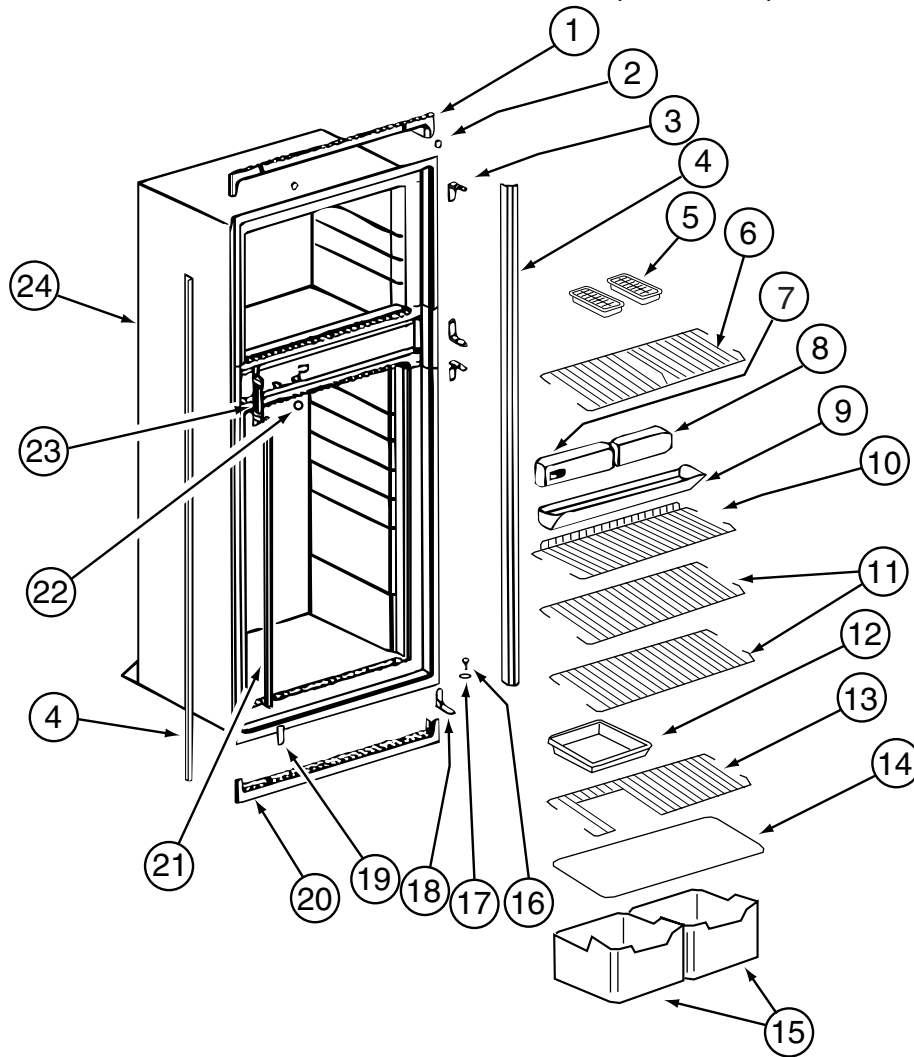
**APPLIANCE GROUP (CONTINUED)**  
**COMPONENT PARTS FOR APPLIANCE (CONTINUED)**



**120075-12-01A, 120075-13-01A, 120075-14-01A, 120075-15-01A (CONTINUED)**

| KEY | PART NUMBER   | U/M DESCRIPTION                 | VENDOR NO.          |
|-----|---------------|---------------------------------|---------------------|
| 1   | 120075-07-702 | EA RETAINER - DOOR PANEL/BLACK  | 619560              |
| 2   | 120075-01-701 | EA HINGE-TOP RH/BOTTOM LH(DOOR) | 618511              |
| 3   | 121568-03-701 | EA BUSHING - HINGE PIN/GRAY     | 619671              |
| 4   | 120075-07-703 | EA DOOR LINER - BLACK           | 619631 - LARGE DOOR |
| 5   | 120075-12-700 | EA HANDLE(CONTOUR)TOP LH/BTM RH | 621105              |
|     | 120075-12-702 | EA HANDLE/HOUSING-TOP-LH/BTM RH | 618159GEN           |
| 5   | 120075-12-701 | EA HANDLE(CONTOUR)TOP RH/BTM LH | 621104              |
|     | 120075-12-707 | EA LATCH                        | 619648              |
|     | 120075-12-709 | EA HANDLE/HOUSING-BTM LH/TOP RH | 618122GEN           |
| 5   | 121568-03-703 | EA HANDLE/FLUSH-TOP/RH-LWR/LH   | 619865              |
| 5   | 121568-03-708 | EA HANDLE/FLUSH-TOP/LH-LWR/RH   | 619866              |
| 6   | 121568-01-704 | EA RAIL - DOOR LOWER            | 618578              |
| 7   | 120075-01-705 | EA HINGE-TOP LH/BOTTOM RH(DOOR) | 618510              |
| 8   | 120075-07-700 | EA DOOR BIN - CLEAR             | 619006              |
| 8   | 120075-07-704 | EA DOOR BIN - LARGE/CLEAR       | 619005              |
| 9   | 120075-07-701 | EA DIVIDER/DOOR BIN CLEAR       | 619008              |
|     | 121568-03-704 | EA TRAVEL LATCH - GRAY          | 619647              |
|     | 121568-03-705 | EA STORAGE LATCH - GRAY         | 619648              |

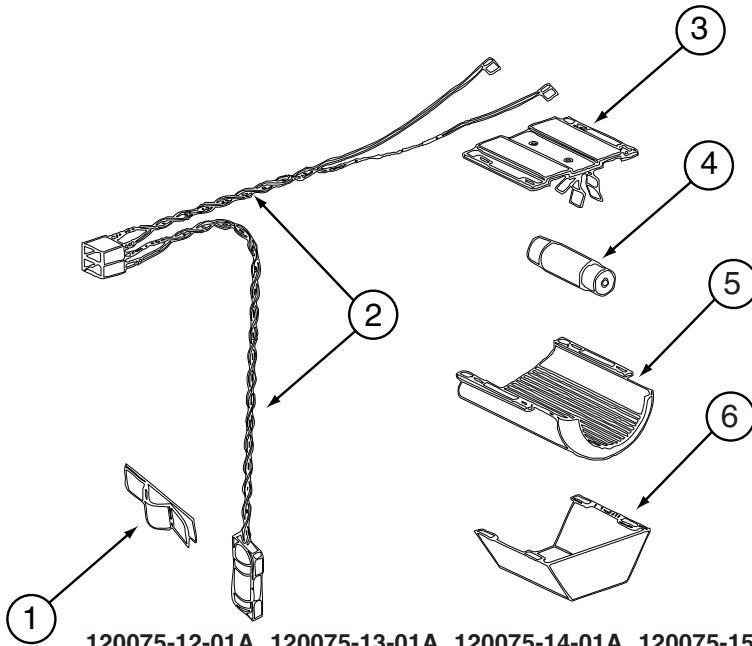
**APPLIANCE GROUP (CONTINUED)**  
**COMPONENT PARTS FOR APPLIANCE (CONTINUED)**



**120075-12-01A, 120075-13-01A, 120075-14-01A, 120075-15-01A (CONTINUED)**

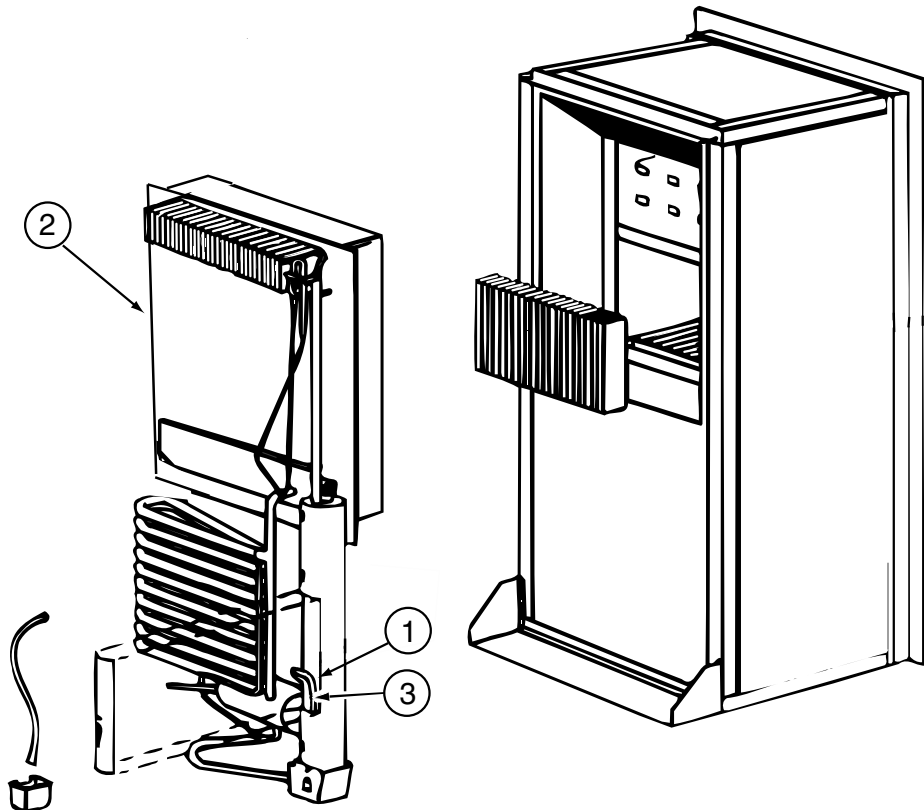
| KEY | PART NUMBER   | U/M | DESCRIPTION                  | VENDOR NO. |
|-----|---------------|-----|------------------------------|------------|
| 1   | 121568-03-709 | EA  | TRIM - TOP/BLACK             | 619687     |
| 2   | 120075-01-714 | EA  | PLUG-HOLE (BLACK)            | 618170     |
| 3   | 121568-03-710 | EA  | HINGE/CABINET-TOP/RH-LWR/LH  | 619335     |
| 4   | 120075-07-705 | EA  | TRIM - SIDE - BLACK          | 622296     |
| 5   | 104137-06-724 | EA  | ICE TRAY                     | 61630422   |
| 6   | 120075-07-706 | EA  | SHELF - WIRE/FREEZER         | 620249     |
| 7   | 120075-07-707 | EA  | CONTROL BOX - BLACK          | 619665     |
| 8   | 121568-03-713 | EA  | FRONT BOX/DECORATIVE-BLACK   | 619282     |
| 9   | 120075-01-720 | EA  | TRAY-DRIP                    | 618137     |
| 10  | 120075-01-722 | EA  | SHELF-WIRE, SHORT            | 620269     |
| 11  | 120075-01-723 | EA  | SHELF-WIRE                   | 620270     |
| 12  | 104137-06-718 | EA  | SHELF-TRAY, WHITE, W/CUTOUT  | 617756     |
| 13  | 120075-01-724 | EA  | SHELF-WIRE, W/CUTOUT         | 618177     |
| 14  | 120075-01-725 | EA  | COVER-CRISPER                | 618158     |
| 15  | 120075-07-708 | EA  | CRISPER/ICE BIN              | 619007     |
| 16  | 120075-01-727 | EA  | PIN-HINGE                    | 618145     |
| 17  | 121568-03-701 | EA  | BUSHING - HINGE PIN/GRAY     | 619671     |
| 18  | 121568-03-715 | EA  | HINGE/CABINET-TOP/LH-LWR/RH  | 619336     |
| 19  | 121568-03-716 | EA  | COVER - HINGE HOLES          | 619301     |
| 20  | 120075-01-729 | EA  | TRIM-BOTTOM PIECE            | 620958     |
| 21  | 120075-01-730 | EA  | RETAINER-SHELF(SER#926684 DN | 618181     |
| 22  | 121568-03-717 | EA  | HOLE PLUG - WHITE            | 619561     |
| 23  | 120075-01-732 | EA  | PLATE-STRIKE                 | 618167     |
| 24  | 120075-09-700 | EA  | CABINET - FOAMED             | 619660     |
|     | 120075-01-721 | EA  | LOUVER-DRIP TRAY             | 618176     |

**APPLIANCE GROUP (CONTINUED)**  
**COMPONENT PARTS FOR APPLIANCE (CONTINUED)**



120075-12-01A, 120075-13-01A, 120075-14-01A, 120075-15-01A (CONTINUED)

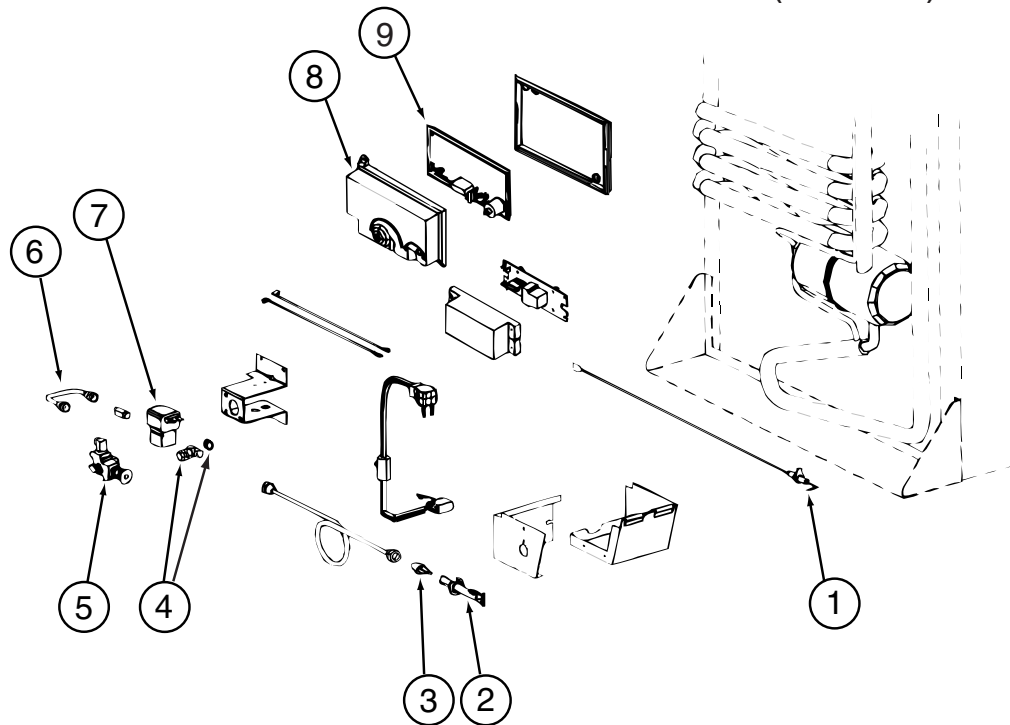
| KEY | PART NUMBER   | U/M | DESCRIPTION                  | VENDOR NO. |
|-----|---------------|-----|------------------------------|------------|
| 1   | 084880-01-760 | EA  | CLIP (THERMISTER)            | 61689122   |
| 2   | 120075-01-735 | EA  | THERMISTER W/LAMP & WIRE/ASM | 618548     |
| 3   | 084880-03-705 | EA  | BRACKET-LIGHT-INTERIOR       | 61629722   |
| 4   | 084880-03-706 | EA  | BULB-LAMP                    | 61628922   |
| 5   | 120075-01-734 | EA  | COVER-LENS                   | 618190     |
| 6   | 084880-03-707 | EA  | COVER-LAMP, LENS             | 61627922   |



120075-12-01A, 120075-13-01A, 120075-14-01A, 120075-15-01A (CONTINUED)

| KEY | PART NUMBER   | U/M | DESCRIPTION                | VENDOR NO. |
|-----|---------------|-----|----------------------------|------------|
| 1   | 088248-01-710 | EA  | HEATER DC (HORIZONTAL)     | 61562822   |
| 2   | 120075-01-736 | EA  | COOLING UNIT, SERVICE PACK | 618542     |
| 3   | 088248-01-709 | EA  | HEATER-AC (HORIZONTAL)     | 61562722   |

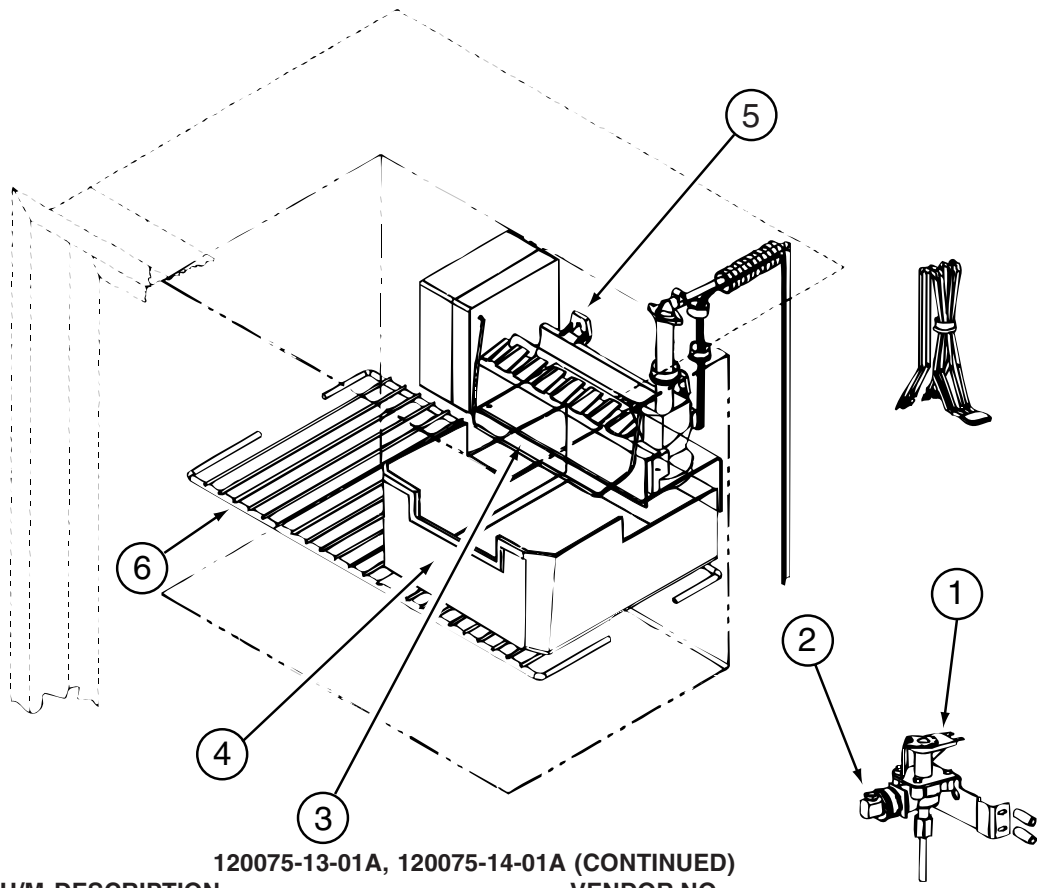
**APPLIANCE GROUP (CONTINUED)**  
**COMPONENT PARTS FOR APPLIANCE (CONTINUED)**



**120075-12-01A, 120075-13-01A, 120075-14-01A, 120075-15-01A (CONTINUED)**

| KEY | PART NUMBER   | U/M | DESCRIPTION                  | VENDOR NO.      |
|-----|---------------|-----|------------------------------|-----------------|
| 1   | 104137-06-715 | EA  | ELECTRODE-SPARK/SENSOR, SGL  | 61692222        |
| 2   | 104137-06-714 | EA  | BURNER ASSEMBLY, 5-SLOT      | 61705222        |
| 3   | 120075-01-737 | EA  | ORIFICE - JEWEL - .0155      | 618284          |
| 4   | 113737-01-702 | EA  | PLUG 1/8" F/PRESSURE TAP     | 61445322        |
| 4   | 113737-01-716 | EA  | TAP-PRESSURE                 | 61594422        |
| 5   | 104137-06-734 | EA  | VALVE-SHUT OFF/MAN-NEW STYLE | 618696          |
| 6   | 113737-01-750 | EA  | TUBE-UNION                   | 61694622        |
| 7   | 084880-01-718 | EA  | VALVE-GAS, (ASCO)            | 621447          |
| 8   | 120075-01-738 | EA  | COVER-POWER BOARD            | 618185          |
| 9   | 120075-07-710 | EA  | POWER - BOARD - 2-WAY        | 619360 = 621269 |
|     | 120075-01-744 | EA  | KIT - GAS VALVE/BURNER TUBE  | 620609          |

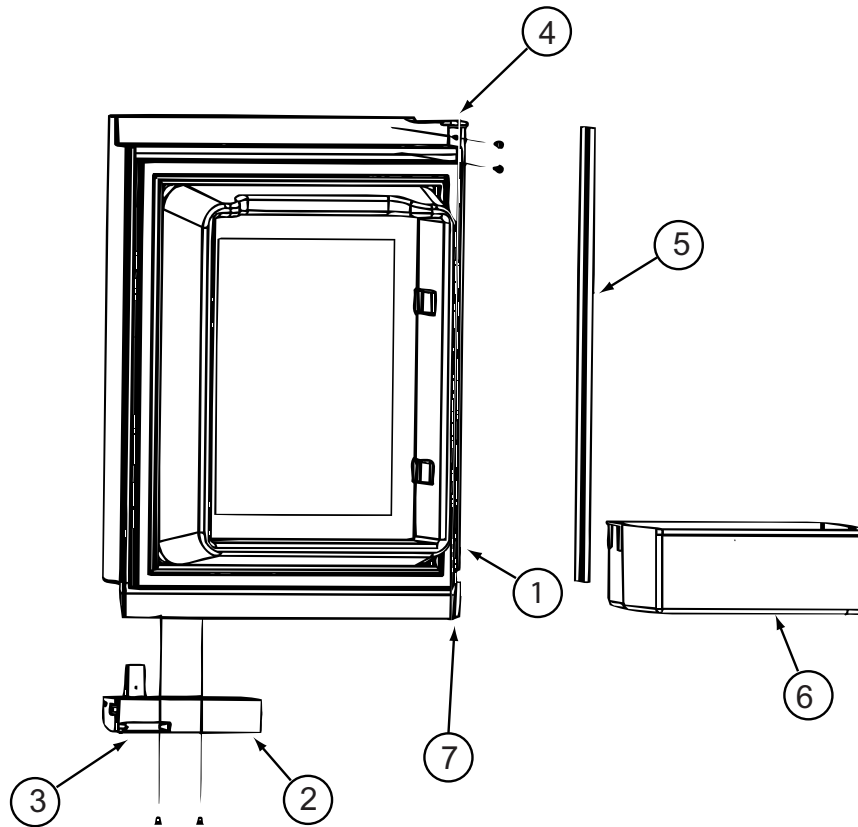
**APPLIANCE GROUP (CONTINUED)**  
**COMPONENT PARTS FOR APPLIANCE (CONTINUED)**



**120075-13-01A, 120075-14-01A (CONTINUED)**

| <b>KEY</b> | <b>PART NUMBER</b> | <b>U/M</b> | <b>DESCRIPTION</b>        | <b>VENDOR NO.</b> |
|------------|--------------------|------------|---------------------------|-------------------|
| 1          | 120075-09-701      | EA         | WATER VALVE W/BRACKET     | 618253            |
| 2          | 120075-03-702      | EA         | NUT/COMPRESSION - FITTING | 61678722          |
| 3          | 120075-03-703      | EA         | ARM-SHUT OFF              | 61656922          |
| 4          | 120075-03-704      | EA         | BIN-ICE CUBE              | 618154            |
| 5          | 094039-07-706      | EA         | ICE MAKER W/O PLATES      | 61656522          |
| 6          | 120075-01-717      | EA         | SHELF-FREEZER, WIRE       | 618172            |

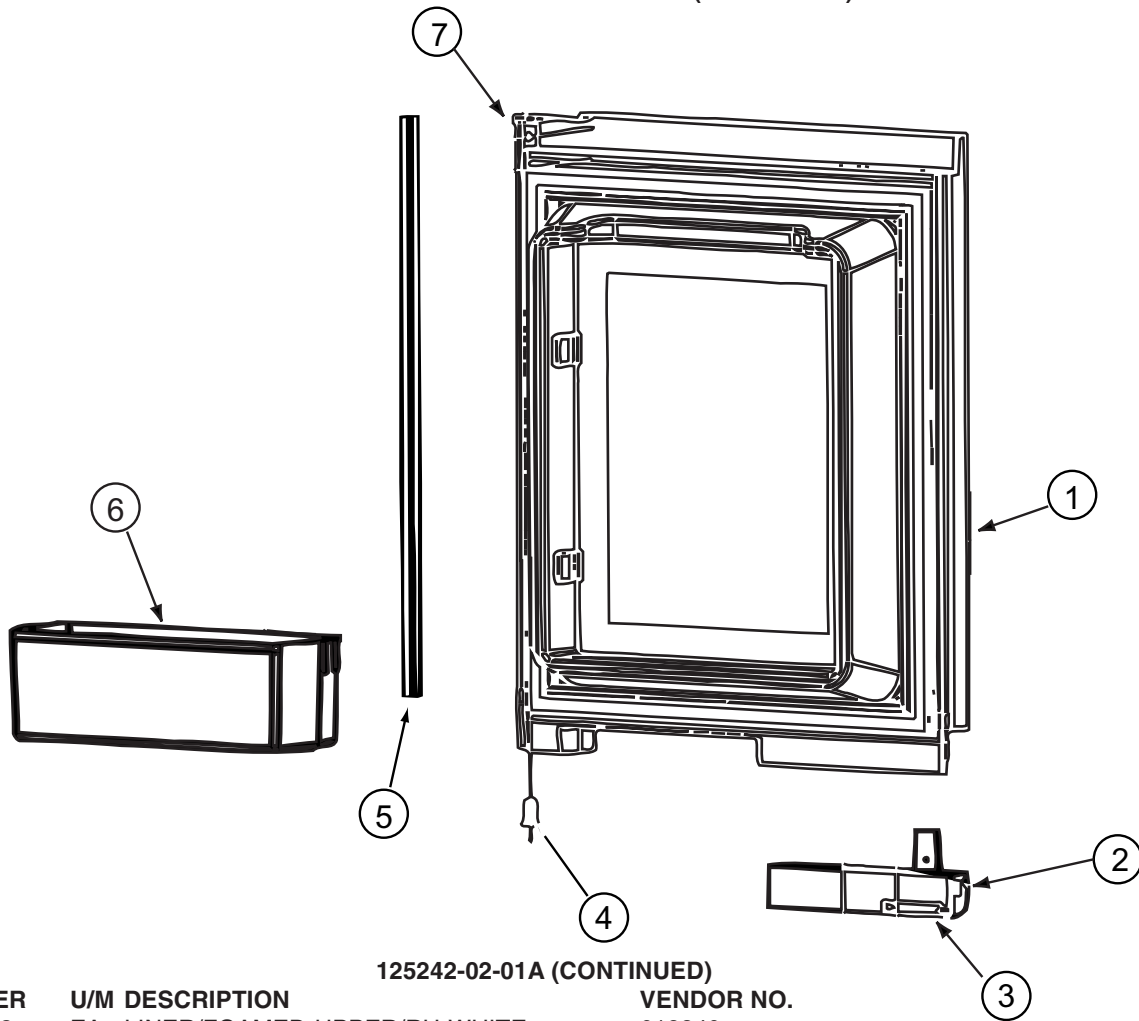
**APPLIANCE GROUP (CONTINUED)**  
**COMPONENT PARTS FOR APPLIANCE (CONTINUED)**



125242-02-01A

| KEY | PART NUMBER   | U/M | DESCRIPTION                  | VENDOR NO.          |
|-----|---------------|-----|------------------------------|---------------------|
| 1   | 125242-01-762 | EA  | LINER/FOAMED-UPPER/LH-WHITE  | 619839              |
| 1   | 125242-02-734 | EA  | LINER/FOAMED-UPPER/LH-BLACK  | 625212 AFT #1291390 |
| 2   | 125242-02-700 | EA  | HANDLE(CONTOUR)TOP LH BTM RH | 621107              |
| 3   | 125242-02-722 | EA  | LATCH-STORAGE DR/BLK POINTED | 619374              |
| 4   | 125242-02-724 | EA  | HINGE - DOOR                 | 618792              |
| 5   | 125242-02-723 | EA  | RETAINER/PANEL-UPPER DOOR    | 623166              |
| 6   | 125242-03-704 | EA  | DOOR BIN                     | 622831              |
| 7   | 125242-01-704 | EA  | BUSHING-HINGE MIDDLE         | 618746              |
|     | 125242-02-725 | EA  | DOOR ASM/UPR LH/WHITE GASKET | 621148              |
|     | 125242-02-735 | EA  | DOOR ASM/UPR LH/BLACK GASKET | 625220 AFT #1291390 |
|     | 125242-01-719 | EA  | RETAINER-UPPER PANEL         | 618825 = 623166     |

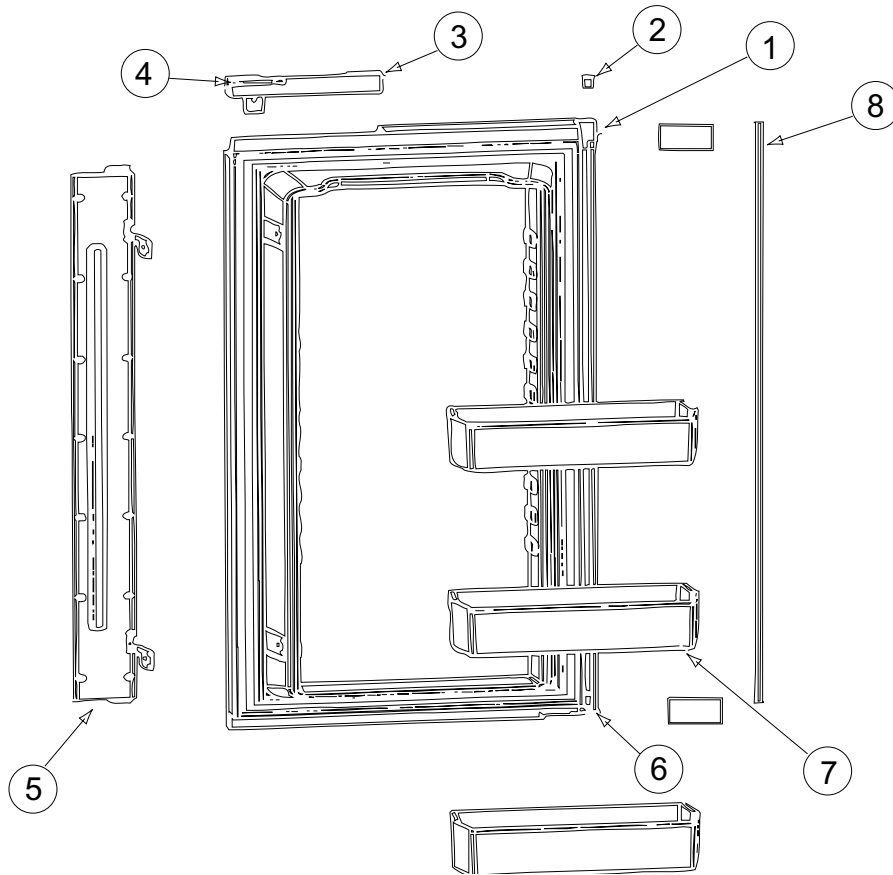
**APPLIANCE GROUP (CONTINUED)**  
**COMPONENT PARTS FOR APPLIANCE (CONTINUED)**



**125242-02-01A (CONTINUED)**

| KEY | PART NUMBER   | U/M | DESCRIPTION                  | VENDOR NO.          |
|-----|---------------|-----|------------------------------|---------------------|
| 1   | 125242-01-763 | EA  | LINER/FOAMED-UPPER/RH-WHITE  | 619840              |
| 1   | 125242-02-733 | EA  | LINER/FOAMED-UPPER/RH-BLACK  | 625213 1291391 & UP |
| 2   | 125242-02-701 | EA  | HANDLE(CONTOUR)TOP RH LWR LH | 621106              |
| 3   | 125242-02-722 | EA  | LATCH-STORAGE DR/BLK POINTED | 619374              |
| 4   | 125242-01-704 | EA  | BUSHING-HINGE MIDDLE         | 618746              |
| 5   | 125242-02-723 | EA  | RETAINER/PANEL-UPPER DOOR    | 623166              |
| 6   | 125242-03-704 | EA  | BIN - DOOR SHELF             | 622831              |
| 7   | 125242-02-724 | EA  | HINGE - DOOR                 | 618792              |
|     | 125242-02-721 | EA  | DOOR ASM-UPR/RH/WHITE GASKET | 621149              |
|     | 125242-02-732 | EA  | DOOR ASM-UPR/RH/BLACK GASKET | 625221 1291391 & UP |
|     | 125242-01-719 | EA  | RETAINER-UPPER PANEL         | 618825 = 623166     |

**APPLIANCE GROUP (CONTINUED)**  
**COMPONENT PARTS FOR APPLIANCE (CONTINUED)**

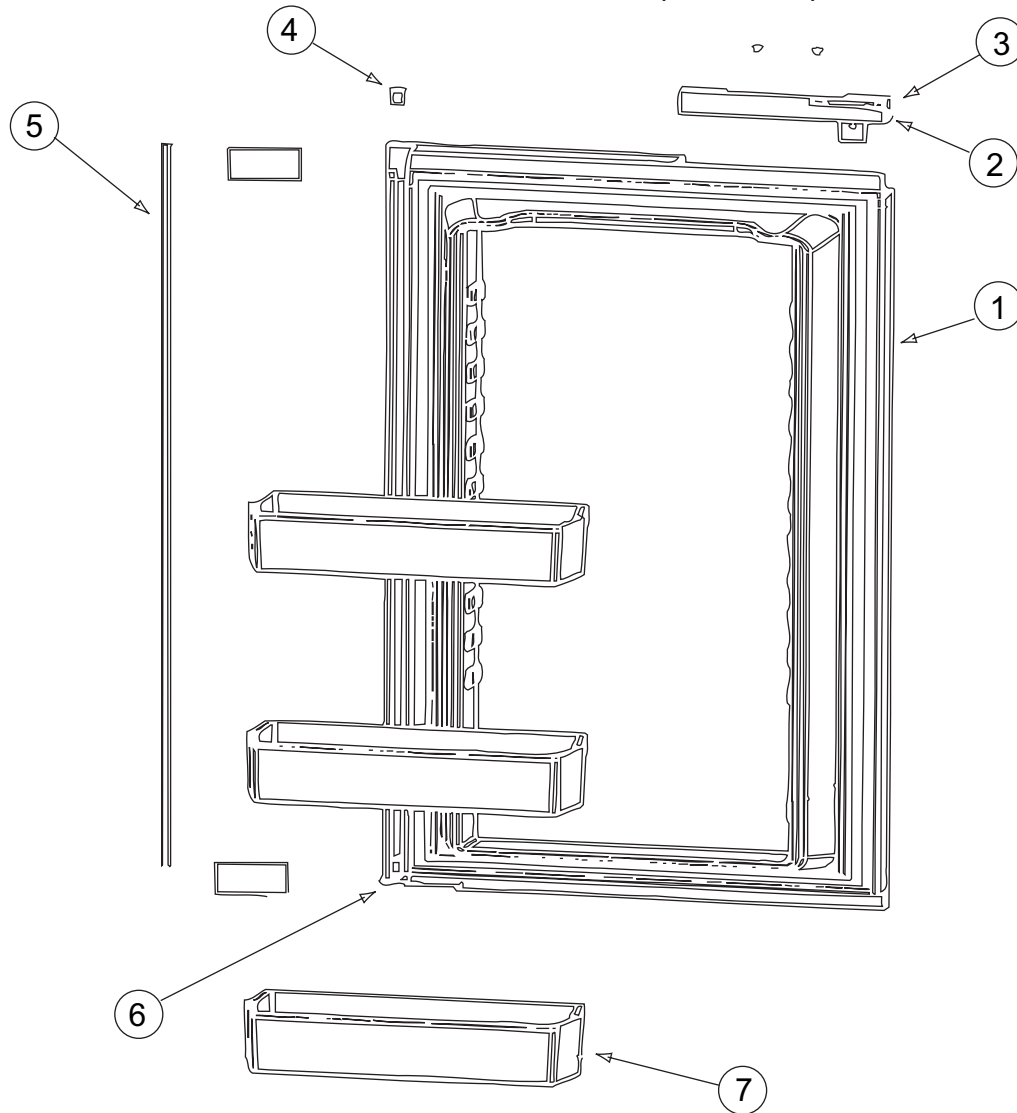


**125242-02-01A (CONTINUED)**

| KEY | PART NUMBER   | U/M | DESCRIPTION                      | VENDOR NO.          |
|-----|---------------|-----|----------------------------------|---------------------|
| 1   | 125242-01-765 | EA  | LINER/FOAMED-LOWER-LH-WHITE      | 619837              |
| 1   | 125242-02-739 | EA  | LINER/FOAMED-LOWER-LH-BLACK      | 625214 1291390 & UP |
| 2   | 125242-01-704 | EA  | BUSHING-HINGE MIDDLE             | 618746              |
| 3   | 125242-02-701 | EA  | HANDLE(CONTOUR)TOP RH LWR LH     | 621106              |
| 4   | 125242-02-722 | EA  | LATCH-STORAGE DR/BLK POINTED     | 619374              |
| 5   | 125242-02-727 | EA  | FLAPPER/DBL POLE (SER#540295) UP | 619845              |
| 5   | 125242-02-740 | EA  | FLAPPER/DBL POLE SER#1291391     | 623887 1291391 & UP |
| 6   | 125242-02-724 | EA  | HINGE - DOOR                     | 618792              |
| 7   | 125242-03-704 | EA  | BIN - DOOR SHELF                 | 622831              |
| 8   | 125242-02-728 | EA  | RETAINER/PANEL - LOWER           | 623167              |
|     | 125242-01-736 | EA  | CONTACT-PROBE PIN                | 618886              |
|     | 125242-02-726 | EA  | DOOR ASM-LWR LH/WHITE GASKET     | 621150              |
|     | 125242-02-738 | EA  | DOOR ASM-LWR LH/BLACK GASKET     | 625222 1291390 & UP |
|     | 125242-02-716 | EA  | GUIDE ASM LWR(SER#540294 DN)     | 620042              |
|     | 125242-02-717 | EA  | GUIDE ASM LWR(SER#540295 UP)     | 620043              |



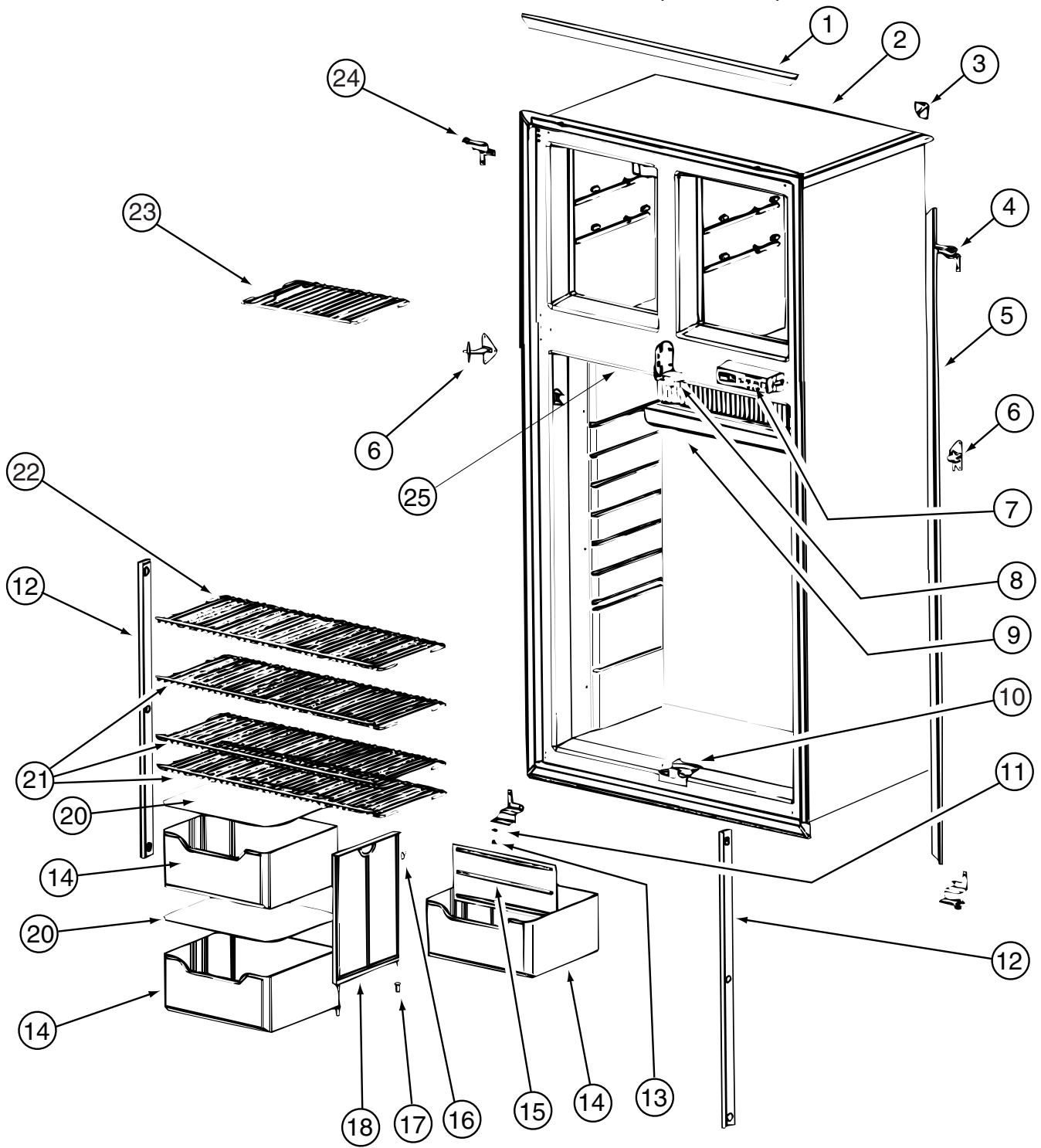
**APPLIANCE GROUP (CONTINUED)**  
**COMPONENT PARTS FOR APPLIANCE (CONTINUED)**



**125242-02-01A (CONTINUED)**

| KEY | PART NUMBER   | U/M | DESCRIPTION                  | VENDOR NO.          |
|-----|---------------|-----|------------------------------|---------------------|
| 1   | 125242-01-764 | EA  | LINER/FOAMED-LOWER/RH-WHITE  | 619838              |
| 1   | 125242-02-737 | EA  | LINER/FOAMED-LOWER/RH-BLACK  | 625215 F/1291391&UP |
| 2   | 125242-02-700 | EA  | HANDLE(CONTOUR)TOP LH BTM RH | 621107              |
| 3   | 125242-02-722 | EA  | LATCH-STORAGE DR/BLK POINTED | 619374              |
| 4   | 125242-01-704 | EA  | BUSHING-HINGE MIDDLE         | 618746              |
| 5   | 125242-02-728 | EA  | RETAINER/PANEL - LOWER       | 623167              |
| 6   | 125242-02-724 | EA  | HINGE - DOOR                 | 618792              |
| 7   | 125242-03-704 | EA  | BIN - DOOR SHELF             | 622831              |
|     | 125242-02-729 | EA  | DOOR ASM-LWR RH/WHITE GASKET | 621151              |
|     | 125242-02-736 | EA  | DOOR ASM-LWR RH/BLACK GASKET | 625223 F/1291391&UP |
|     | 125242-02-716 | EA  | GUIDE ASM LWR(SER#540294 DN) | 620042              |
|     | 125242-02-717 | EA  | GUIDE ASM LWR(SER#540295 UP) | 620043              |

**APPLIANCE GROUP (CONTINUED)**  
**COMPONENT PARTS FOR APPLIANCE (CONTINUED)**

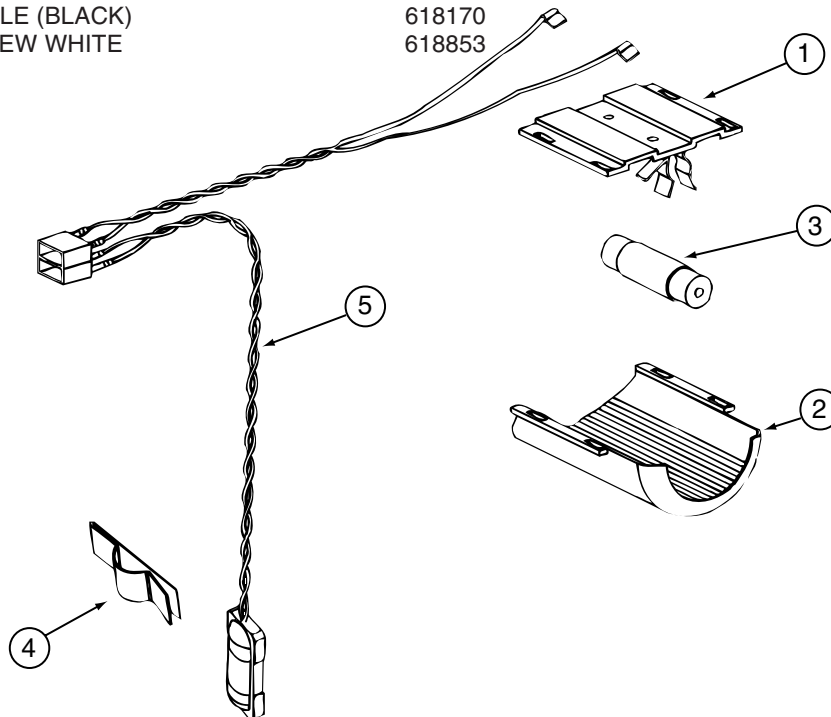


125242-02-01A (CONTINUED)

**APPLIANCE GROUP (CONTINUED)**  
**COMPONENT PARTS FOR APPLIANCE (CONTINUED)**

**125242-02-01A (CONTINUED)**

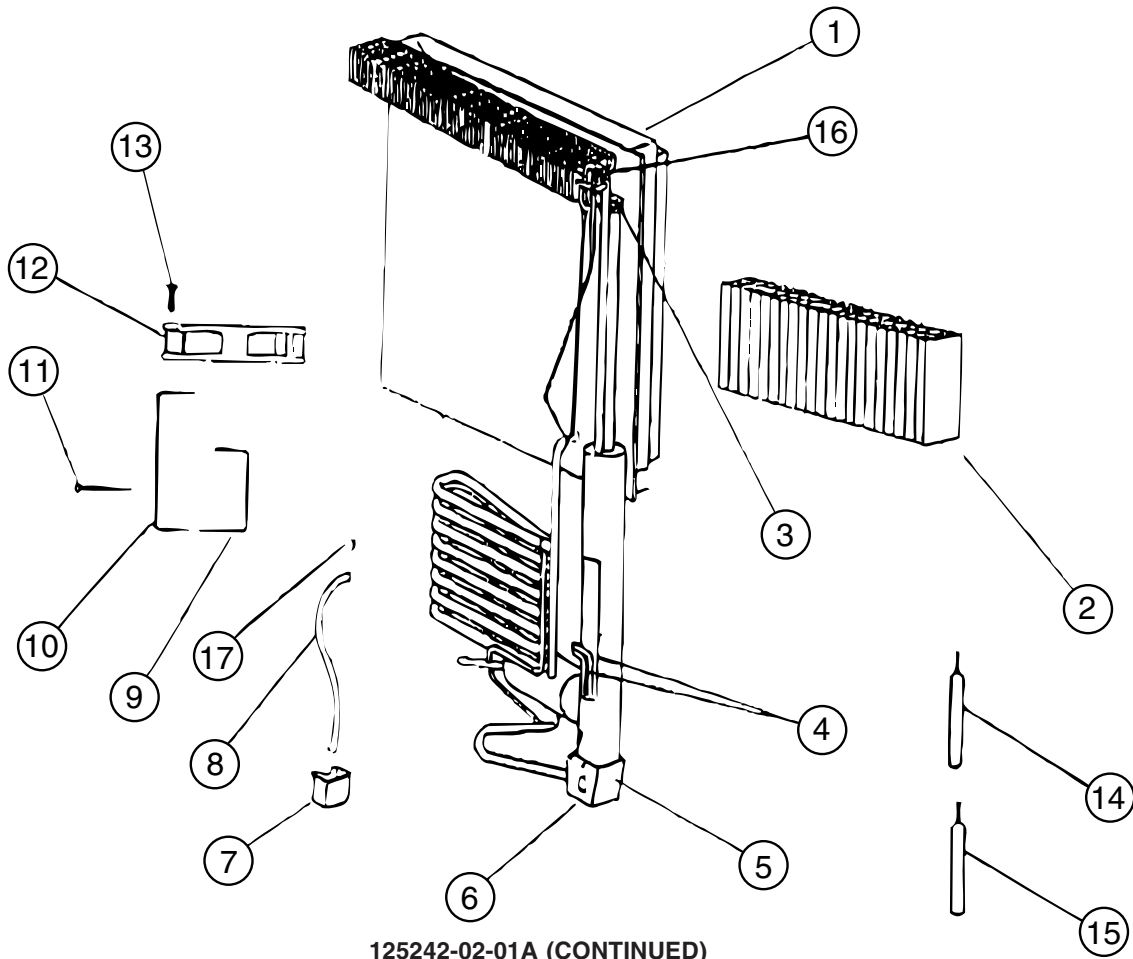
| KEY | PART NUMBER   | U/M | DESCRIPTION                  | VENDOR NO. |
|-----|---------------|-----|------------------------------|------------|
| 1   | 125242-01-723 | EA  | TRIM-HORIZONTAL-FRT SNAP ON  | 618845     |
| 1   | 125242-02-730 | EA  | TRIM - TOP/BOTTOM - SCREW ON | 623255     |
| 2   | 125242-01-748 | EA  | CABINET/FOAMED ASSEMBLY      | 618748     |
| 3   | 125242-01-722 | EA  | TRIM-CORNER                  | 618844     |
| 3   | 125242-01-767 | EA  | KIT INSTALL(U TRIM PCS)HDW   | 623528     |
| 4   | 125242-01-715 | EA  | HINGE - TOP RH/BOTTOM LH     | 618798     |
| 5   | 125242-01-724 | EA  | TRIM-LT/RT-FRT VERT SNAPON   | 618846     |
| 5   | 125242-01-766 | EA  | TRIM-LT/RT HAND-SCREW ON     | 623254     |
| 6   | 125242-01-713 | EA  | HINGE-MIDDLE (PAINTED)       | 618794     |
| 7   | 125242-02-704 | EA  | DISPLAY ASM (SER#832172) UP  | 621188     |
| 8   | 125242-01-751 | EA  | BLOCK - GUIDE - UPPER        | 618789     |
| 9   | 125242-01-712 | EA  | DRIP TRAY                    | 618774     |
| 10  | 125242-01-752 | EA  | BLOCK - GUIDE - LOWER        | 618788     |
| 11  | 120075-01-708 | EA  | BUSHING-DOOR HINGE           | 618144     |
| 12  | 120075-01-730 | EA  | RETAINER-SHELF(SER#926684 DN | 618181     |
| 12  | 125242-02-720 | EA  | RETAINER/SHELF(SER#926685 UP | 622033     |
| 13  | 120075-01-727 | EA  | PIN-HINGE                    | 618145     |
| 14  | 125242-01-734 | EA  | CRISPER/BOTTLE BIN           | 618878     |
| 15  | 125242-01-733 | EA  | DIVIDER-BOTTLE CRISPER       | 618877     |
| 16  | 125242-01-750 | EA  | CLIP                         | 61409622   |
| 17  | 113737-01-701 | EA  | BUSHING-HINGE                | 61742022   |
| 18  | 125242-01-749 | EA  | SUPPORT - WALL               | 618840     |
| 20  | 125242-01-706 | EA  | COVER-CRISPER                | 618757     |
| 21  | 125242-01-726 | EA  | SHELF-WIRE (LONG)            | 618848     |
| 22  | 125242-01-727 | EA  | SHELF-WIRE (SHORT)           | 618849     |
| 23  | 125242-01-725 | EA  | SHELF-FREEZER (WIRE)         | 618847     |
| 24  | 125242-01-714 | EA  | HINGE - TOP LH/BOTTOM RH     | 618796     |
| 25  | 125242-01-735 | EA  | SWITCH - DOOR LIGHT          | 618884     |
| 25  | 125242-01-768 | EA  | SWITCH - DOOR LIGHT          | 623918     |
|     | 120075-01-714 | EA  | PLUG-HOLE (BLACK)            | 618170     |
|     | 125242-01-728 | EA  | CAP-SCREW WHITE              | 618853     |



**125242-02-01A (CONTINUED)**

| KEY | PART NUMBER   | U/M | DESCRIPTION                  | VENDOR NO. |
|-----|---------------|-----|------------------------------|------------|
| 1   | 084880-03-705 | EA  | BRACKET-LIGHT-INTERIOR       | 61629722   |
| 2   | 120075-01-734 | EA  | COVER-LENS                   | 618190     |
| 3   | 084880-03-706 | EA  | BULB-LAMP                    | 61628922   |
| 4   | 084880-01-760 | EA  | CLIP (THERMISTER)            | 61689122   |
| 5   | 120075-01-735 | EA  | THERMISTER W/LAMP & WIRE/ASM | 618548     |
|     | 125242-02-706 | EA  | LAMP/WIRE ASM/SER#849677 UP  | 620871     |
|     | 125242-02-707 | EA  | LAMP/WIRE ASM SER#849677 DWN | 621742     |

**APPLIANCE GROUP (CONTINUED)**  
**COMPONENT PARTS FOR APPLIANCE (CONTINUED)**

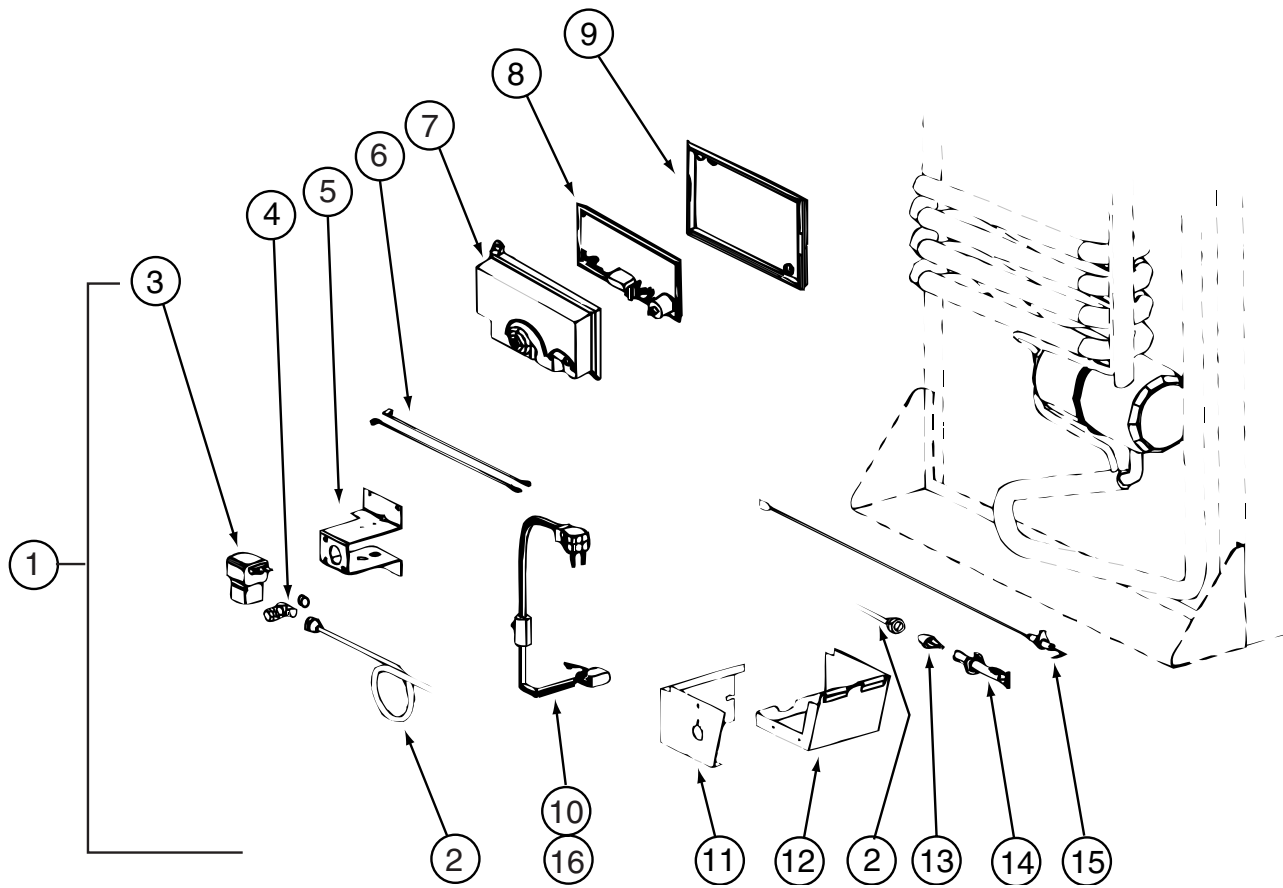


**125242-02-01A (CONTINUED)**

| KEY | PART NUMBER   | U/M | DESCRIPTION             | VENDOR NO. |
|-----|---------------|-----|-------------------------|------------|
| 1   | 125242-01-746 | EA  | COOLING UNIT - 1200     | 618964     |
| 4   | 125242-01-732 | EA  | HEATER AC - 225W/110VAC | 618872     |
| 5   | 125242-01-739 | EA  | BASE-BURNER BOX         | 618902     |
| 6   | 125242-01-740 | EA  | COVER-BURNER BOX        | 618910     |
| 9   | 125242-01-730 | EA  | BRACKET-DC FAN          | 618857     |
| 10  | 125242-01-741 | EA  | SUPPORT-DC FAN          | 618912     |
| 12  | 125242-01-729 | EA  | FAN-EXTERNAL DC         | 618856     |
| 16  | 113737-01-754 | EA  | THERMOSTAT (FAN 12V DC) | 618093     |

CONTACT WINNEBAGO PART SALES FOR UNLISTED COMPONENTS

**APPLIANCE GROUP (CONTINUED)**  
**COMPONENT PARTS FOR APPLIANCE (CONTINUED)**

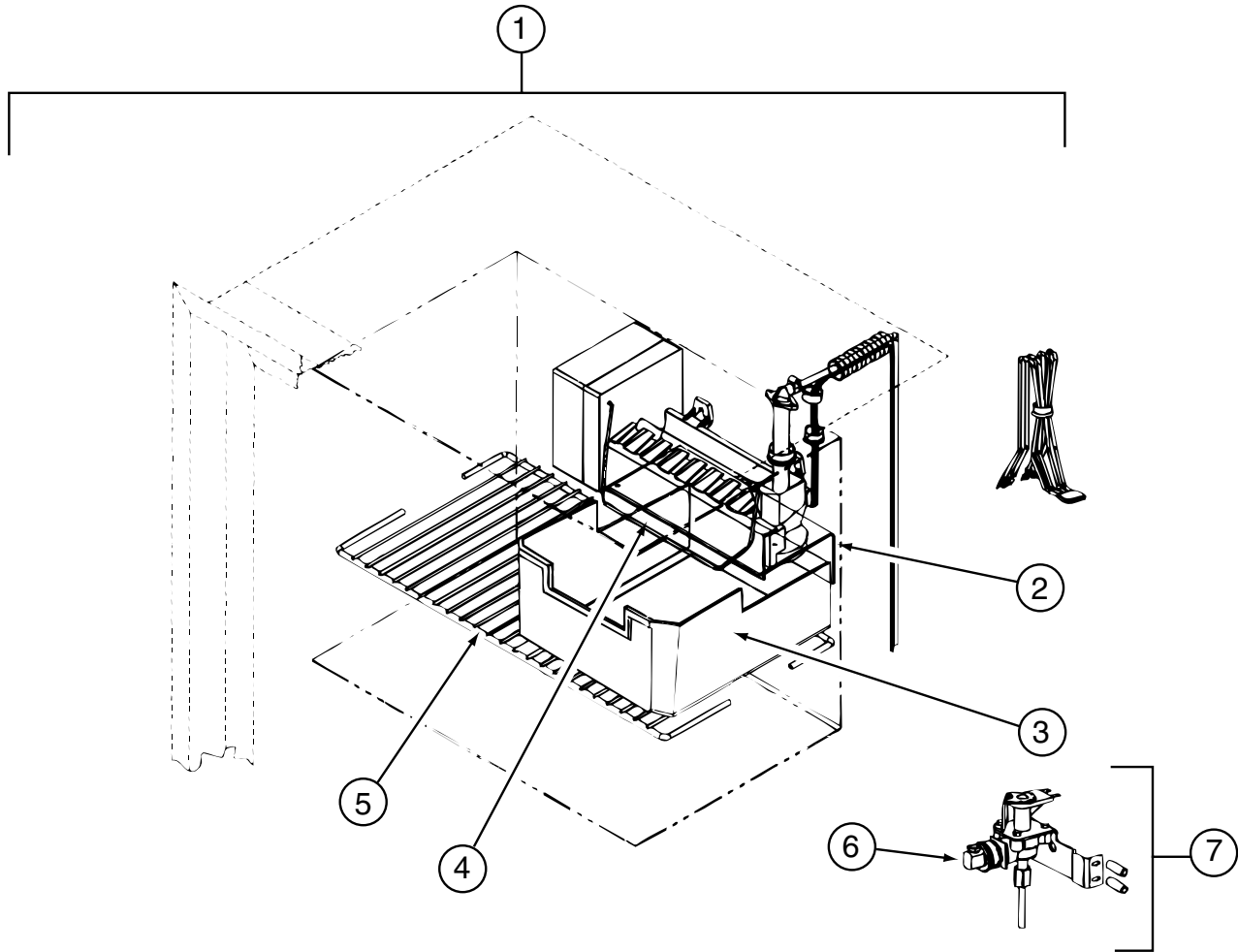


**125242-02-01A (CONTINUED)**

| KEY | PART NUMBER   | U/M | DESCRIPTION                  | VENDOR NO. |
|-----|---------------|-----|------------------------------|------------|
| 1   | 125242-01-753 | EA  | KIT-GAS VALVE/SOLENOID/TUBE  | 621445     |
| 2   | 125242-01-744 | EA  | BURNER TUBE                  | 618937     |
| 4   | 113737-01-716 | EA  | TAP-PRESSURE                 | 61594422   |
| 7   | 120075-01-738 | EA  | COVER-POWER BOARD            | 618185     |
| 8   | 125242-02-703 | EA  | POWER BOARD (SER #832171 UP) | 621271     |
| 9   | 120075-01-740 | EA  | COVER-BASE, POWER BOARD      | 618186     |
| 11  | 125242-01-740 | EA  | COVER-BURNER BOX             | 618910     |
| 12  | 125242-01-739 | EA  | BASE-BURNER BOX              | 618902     |
| 13  | 125242-01-717 | EA  | ORIFICE-JEWELED              | 618814     |
| 14  | 125242-01-743 | EA  | BURNER - 8 SLOT              | 618932     |
| 15  | 104137-06-715 | EA  | ELECTRODE-SPARK/SENSOR, SGL  | 61692222   |

CONTACT WINNEBAGO PART SALES FOR UNLISTED COMPONENT(S)

**APPLIANCE GROUP (CONTINUED)**  
**COMPONENT PARTS FOR APPLIANCE (CONTINUED)**



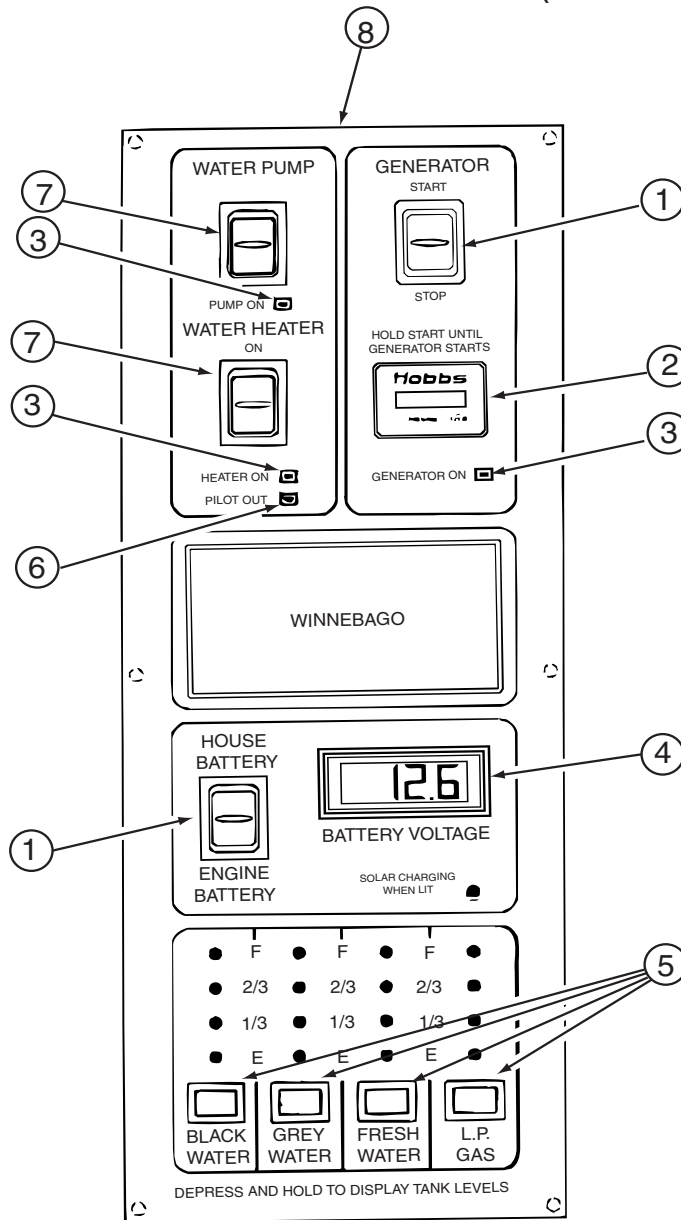
**125242-02-01A (CONTINUED)**

| KEY | PART NUMBER   | U/M | DESCRIPTION                  | VENDOR NO.    |
|-----|---------------|-----|------------------------------|---------------|
| 1   | 094039-07-706 | EA  | ICE MAKER W/O PLATES         | 61656522      |
| 2   | 125242-01-737 | EA  | BRACKET-MOUNTING (ICE MAKER) | 618894/620890 |
| 3   | 125242-01-716 | EA  | ICE BIN                      | 618803        |
| 4   | 120075-03-703 | EA  | ARM-SHUT OFF                 | 61656922      |
| 5   | 125242-01-725 | EA  | SHELF-FREEZER (WIRE)         | 618847        |
| 6   | 120075-03-702 | EA  | NUT/COMPRESSION - FITTING    | 61678722      |
| 7   | 120075-03-701 | EA  | VALVE ASM., WATER, W/BRACKET | 618253        |

**129561-01-01A**

| KEY | PART NUMBER   | U/M | DESCRIPTION      | VENDOR NO. |
|-----|---------------|-----|------------------|------------|
|     | 129561-01-700 | EA  | PC BOARD         | L5097-09   |
|     | 129561-01-701 | EA  | CHASSIS SCREENED | C00399     |
|     | 129561-01-702 | EA  | LABEL            | L0451-0    |
|     | 129561-01-703 | EA  | HARNESS          | L7694-00   |

**APPLIANCE GROUP (CONTINUED)**  
**COMPONENT PARTS FOR APPLIANCE (CONTINUED)**



**133004-02-01A**

| KEY | PART NUMBER   | U/M | DESCRIPTION                  | VENDOR NO. |
|-----|---------------|-----|------------------------------|------------|
| 1   | 133004-01-702 | EA  | SWITCH/DPDT MOM=ON-OFF-ON    | L1011-00   |
| 2   | 100258-10-701 | EA  | GAUGE-HR METER ONLY (LCD)    | L0775-00   |
| 3   | 133004-01-706 | EA  | L.E.D. GREEN-PANEL MOUNT     | L0785      |
| 4   | 133004-01-704 | EA  | METER/VOLT-DIGITAL - LCD     | L1008-00   |
| 5   | 133004-01-705 | EA  | SWITCH/MOM ON - PUSH BUTTON  | L0950-00   |
| 6   | 133004-01-703 | EA  | L.E.D. RED-PANEL MOUNT       | L1009-00   |
| 7   | 133004-01-701 | EA  | SWITCH/DPDT ON-ON/MAINTAINED | L1025-00   |
| 8   | 133004-02-701 | EA  | SCREENED - CHASSIS           | CC0547-00  |
|     | 133004-02-700 | EA  | BOARD - PC                   | L5113-03   |

**133004-04-01A**

| KEY | PART NUMBER   | U/M | DESCRIPTION                  | VENDOR NO. |
|-----|---------------|-----|------------------------------|------------|
| 1   | 133004-01-702 | EA  | SWITCH/DPDT MOM=ON-OFF-ON    | L1011-00   |
| 2   | 100258-10-701 | EA  | GAUGE-HOUR MTR-CLIP ON (LCD) | L0775-00   |
| 3   | 133004-01-706 | EA  | L.E.D. GREEN-PANEL MOUNT     | L0785      |
| 4   | 133004-01-704 | EA  | METER/VOLT-DIGITAL - LCD     | L1008-00   |
| 5   | 133004-01-705 | EA  | SWITCH/MOM ON - PUSH BUTTON  | L0950-00   |
| 7   | 133004-01-701 | EA  | SWITCH/DPDT ON-ON/MAINTAINED | L1025-00   |
| 8   | 133004-04-700 | EA  | SCREENED CHASSIS/SUB ASSY    | CE0287     |
|     | 133004-02-700 | EA  | BOARD - PC                   | L5113-03   |

CONTACT WINNEBAGO PARTS SALES FOR MISSING COMPONENTS

**APPLIANCE GROUP (CONTINUED)**  
**COMPONENT PARTS FOR APPLIANCE (CONTINUED)**

**140147-01-01A**

| <b>KEY</b> | <b>PART NUMBER</b> | <b>U/M</b> | <b>DESCRIPTION</b>           | <b>VENDOR NO.</b>  |
|------------|--------------------|------------|------------------------------|--------------------|
|            | 140147-02-700      | EA         | TRAY-GLASS                   | WB49X10074         |
|            | 140147-02-701      | EA         | FILTER-GREASE (SOLD AS PAIR) | WB6X10309 - 2/PKG. |

**140147-02-01A, 140147-02-02A**

| <b>KEY</b> | <b>PART NUMBER</b> | <b>U/M</b> | <b>DESCRIPTION</b>           | <b>VENDOR NO.</b>  |
|------------|--------------------|------------|------------------------------|--------------------|
|            | 140147-02-700      | EA         | TRAY-GLASS                   | WB49X10074         |
|            | 140147-02-701      | EA         | FILTER-GREASE (SOLD AS PAIR) | WB6X10309 - 2/PKG. |
|            | 140147-02-702      | EA         | TRAY-METAL PAN               | WB49X10053         |



**AUDIO VIDEO GROUP  
RADIO SYSTEM**

| KEY | PART NUMBER   | U/M | DESCRIPTION   |
|-----|---------------|-----|---|
| *   | 147057-01-000 | EA  | RADIO - AM/FM CD - W/REMOTE - PANASONIC - CQ-DP133U - EXTERIOR ENTERTAINMENT                        |
|     | 133307-02-000 | EA  | RADIO - WALL MOUNT - CD W/ALARM - AUDIOVOX AWN-930 - REAR STEREO                                    |
|     | 136543-04-000 | EA  | RADIO - AM/FM CD - DASH   |
|     | 110469-01-000 | EA  | SPEAKER - 4" X 6" OVAL - COAXIAL - EXTERIOR ENTERTAINMENT   |
|     | 124884-01-000 | EA  | SPEAKER - 6" X 9" - SUB-WOOFER - W/O GRILLE - SURROUND SOUND  |
|     | 094097-01-000 | EA  | SPEAKER - RADIO/TV - W/O GRILLE - 5.25" DIAMETER - REAR STEREO                                      |
|     | 126387-01-000 | EA  | BRACKET - SPEAKER MOUNTING W/WING NUTS- NEW REVISED DESIGN - SURROUND SOUND                         |
|     | 110470-01-01A | EA  | GRILLE - 4" X 6" - OVAL SPEAKER - BLACK - EXTERIOR ENTERTAINMENT                                    |
|     | 124885-01-000 | EA  | GRILLE - SPEAKER - 6" X 9" - SUB WOOFER - SURROUND SOUND  |
|     | 089340-02-000 | EA  | GRILLE - SPEAKER - 6.5" SQUARE - REAR STEREO  |
|     | 146062-01-01A | EA  | BEZEL - SPEAKER - GRAY - SURROUND SOUND   |
|     | 090944-01-000 | EA  | ANTENNA - RADIO - 16" RUBBER - W/72" LEAD WIRE - EXTERIOR ENTERTAINMENT/REAR STEREO                 |
|     | 090944-02-000 | EA  | ANTENNA - RADIO - 16" RUBBER - W/O LEAD WIRE - DASH   |
|     | 147190-01-000 | EA  | ANTENNA/SATELLITE-RADIO/SIRIUS-W/GRD PLANE PLATE/6" LEAD - SATELLITE RADIO                          |
|     | 123256-01-000 | EA  | ANTENNA - CB - W/O CABLE - CB RADIO   |
|     | 108847-01-000 | EA  | BRACKET - ANTENNA GROUND  |
|     | 140600-06-01B | EA  | BRACKET/ANTENNA MOUNT - MILL FINISH - DASH RADIO & CB   |
|     | 147741-01-09B | EA  | BRACKET - ANTENNA GROUND - GALVINIZED - EXTERIOR ENTERTAINMENT/REAR STEREO                          |
|     | 109889-04-000 | EA  | EXTENDER - ANTENNA SHAFT - 3.7" - EXTERIOR ENTERTAINMENT/REAR STEREO                                |
|     | 114870-02-000 | EA  | PLUG - AUDIO W/LEADS - 10"  |
|     | 090944-03-000 | EA  | CABLE - ANTENNA - DASH  |
|     | 077069-02-000 | EA  | CABLE/EXTENSION - RADIO ANTENNA - 96"   |
|     | 077069-03-000 | EA  | CABLE/EXTENSION - RADIO ANTENNA - 260"  |
|     | 147190-02-000 | EA  | CABLE/SATELLITE ANTENNA - RADIO SIRIUS - 22 FT - SATELLITE RADIO<br>FROM: 00-00-00 THRU: 09-12-03   |
|     | 147190-03-000 | EA  | CABLE-ANTENNA SAT SIR W/O CO - RIVERPK SATSIR-CG - SATELLITE RADIO<br>FROM: 09-13-03 THRU: 99-99-99 |
|     | 123256-02-000 | EA  | CABLE - CB - COAX - CB RADIO  |
|     | 136543-06-000 | EA  | RECEIVER - SATELLITE RADIO - SATELLITE RADIO  |
|     | 136543-08-000 | EA  | BRACKET - RECEIVER/SATELLITE RADIO - SATELLITE RADIO  |

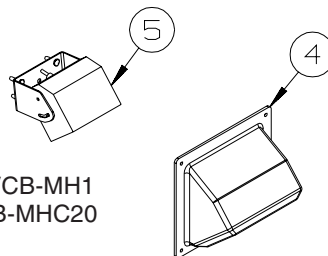
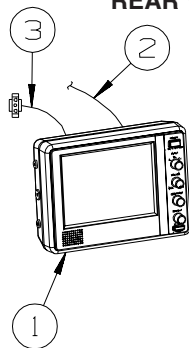
\*COMPONENT PARTS LISTED LATER IN THIS GROUP

**COMPONENT PARTS FOR RADIO SYSTEM**

| KEY | PART NUMBER   | U/M | DESCRIPTION | VENDOR NO.  |
|-----|---------------|-----|-------------|-------------|
|     | 147057-01-700 | EA  | REMOTE      | yefx9992013 |

## AUDIO VIDEO GROUP (CONTINUED)

### REAR VIEW MONITOR



| KEY | PART NUMBER   | U/M | DESCRIPTION                                     |
|-----|---------------|-----|---|
| 1   | 143363-01-000 | EA  | MONITOR/REAR - COLOR - W/BRACKET - SONY VCB-MH1 |
| 2   | 143363-03-000 | EA  | CABLE - MONITOR/CAMERA - COLOR - SONY VCB-MHC20 |
| 3   | 143545-01-000 | EA  | WIRE ASSEMBLY - REAR MONITOR                    |
|     | 136514-02-000 | EA  | CABLE - MONITOR/CAMERA                          |
| 4   | 123281-01-01A | EA  | SHROUD - CAMERA/OUTER - BRIGHT WHITE            |
|     |               |     | FROM: 00-00-00 THRU: 09-07-03                   |
| 4   | 148773-01-01A | EA  | SHROUD - CAMERA/OUTER - BRIGHT WHITE            |
|     |               |     | FROM: 09-08-03 THRU: 99-99-99                   |
| 5   | 143363-02-000 | EA  | CAMERA/REAR - COLOR - W/BRACKET - SONY VCB-MHD1 |
|     |               |     | FROM: 00-00-00 THRU: 09-07-03                   |
| 5   | 143363-05-000 | EA  | CAMERA/REAR - COLOR - W/BRACKET - SONY VCB-MHD1 |
|     |               |     | FROM: 09-08-03 THRU: 99-99-99                   |

### TELEPHONE

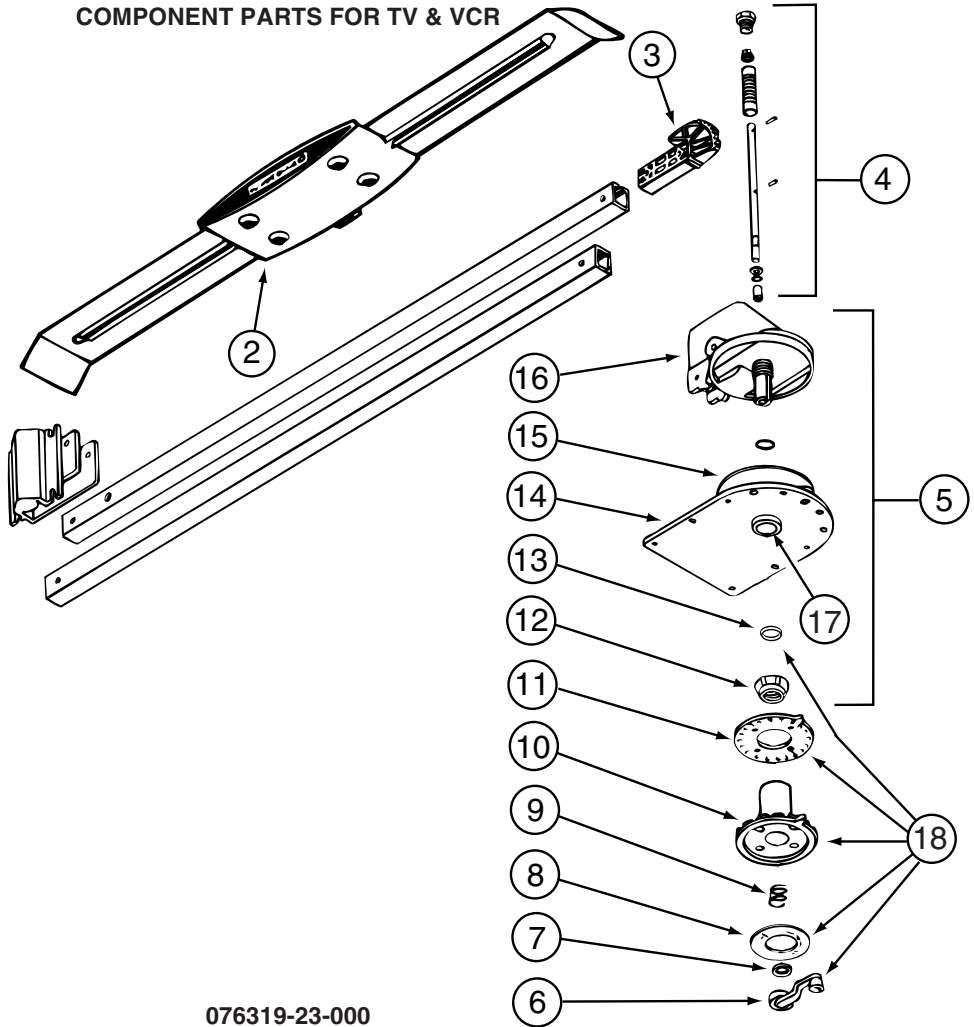
| KEY | PART NUMBER   | U/M | DESCRIPTION                           |
|-----|---------------|-----|---------------------------------------|
|     | 093253-01-02A | EA  | PLATE - WALL - TELEPHONE - BROWN      |
|     | 093253-01-03A | EA  | PLATE - WALL - TELEPHONE - WHITE      |
|     | 130686-01-01A | EA  | PLATE - WALL - TELEPHONE/COAX - WHITE |

### TV & VCR

| KEY | PART NUMBER   | U/M | DESCRIPTION  |
|-----|---------------|-----|--|
| *   | 076319-23-000 | EA  | ANTENNA - TV ROOF MOUNT - 44.5" MAST   |
| *   | 076319-25-000 | EA  | KIT - HARDWARE INTERIOR  |
| *   | 137135-02-000 | EA  | ANTENNA - SATELLITE DSS - W/SENSOR   |
| *   | 141454-01-01A | EA  | ANTENNA/SATELLITE - AUTO SEARCH WHILE PARKED/GPS SYS - <b>AUTOMATIC SATELLITE DISH</b>       |
|     |               |     | FROM: 00-00-00 THRU: 07-06-03  |
| *   | 141454-03-01A | EA  | ANTENNA/SATELLITE - "AUTO SEARCH WHILE PARKED/GPS SYS" - <b>AUTOMATIC SATELLITE DISH</b>     |
|     |               |     | FROM: 07-07-03 THRU: 99-99-99  |
| *   | 144377-01-000 | EA  | ANTENNA/MOBILE TELEVISION SATELLITE - "SEARCH IN MOTION" - <b>IN MOTION SATELLITE SYSTEM</b> |
|     | 076319-09-000 | EA  | WALLPLATE - TV CABLE RECEPTACLE - SINGLE - BROWN   |
|     | 136860-01-000 | EA  | CABLE - RCA - #3 MALE TO #12F MALE CONNECTOR   |
|     | 076319-03-000 | FT  | CABLE - COAXIAL - 75 OHM   |
|     | 076319-12-000 | EA  | CONNECTOR - COAXIAL - ONE PIECE  |
|     | 145171-01-000 | EA  | CONNECTOR - COAXIAL  |
| *   | 124075-08-000 | EA  | TV - 19" - STEREO - 1/8" JACKS - RCA F19431M - <b>19" COLORED TV STEREO</b>                  |
| *   | 146298-01-000 | EA  | TV - 27" STEREO W/5 JACKS - SONY 27FS100 - <b>27" COLORED TV STEREO W/REMOTE</b>             |
|     | 082134-01-000 | EA  | ADAPTER - TV - CABLE TO CABLE  |
|     | 082136-01-000 | EA  | NUT - HEX JAM - 3/8-32   |
|     | 086756-01-000 | EA  | SPLITTER - TV/2 WAY  |
|     | 144348-01-000 | EA  | STEREO - AM/FM/DVD W/SPEAKERS - SONY DAV-C770  |
|     | 142258-01-000 | EA  | SWITCH - VIDEO/ANTENNA POWER SUPPLY  |
|     | 123324-01-000 | EA  | FILTER - GROUND LOOP   |
|     | 134006-01-03B | EA  | PLATE - COAXIAL CABLE/OFF WHITE  |
| *   | 146397-01-000 | EA  | VCR - VHS HI-FI STEREO   |

\*COMPONENT PARTS LISTED LATER IN THIS GROUP

**AUDIO VIDEO GROUP (CONTINUED)**  
**COMPONENT PARTS FOR TV & VCR**



**076319-23-000**

| KEY | PART NUMBER   | U/M | DESCRIPTION             | VENDOR NO. |
|-----|---------------|-----|-------------------------|------------|
| 2   | 076319-01-700 | EA  | HEAD-ANTENNA, AMPLIFIED | RVSA U/V   |
| 3   | 076319-01-701 | EA  | GEAR-ELEVATING, PLASTIC | 2200046    |
| 4   | 076319-01-702 | EA  | SHAFT ASM-ELEVATING     | RP-4000    |
| 5   | 076319-01-711 | EA  | BASE & LIFT ASM         | 2762802    |
| 7   | 076319-01-705 | EA  | GROMMET-NYLON, 7/8"ID   | 3200658    |
| 8   | 076319-01-708 | EA  | DECAL-CRANK             | 5413002    |
| 9   | 076319-01-707 | EA  | SPRING-HANDLE           | 2160822    |
| 11  | 076319-01-712 | EA  | PLATE - CEILING         | 3200608    |
| 12  | 076319-01-715 | EA  | NUT (GEAR HOUSING)      | 2200047    |
| 14  | 076319-01-713 | EA  | BASE-PLATE, STEEL       | 3100523    |
| 15  | 076319-01-703 | EA  | BEARING-NYLON, 5"OD     | 3200656    |
| 16  | 076319-01-714 | EA  | HOUSING, ROTATING GEAR  | 2200049    |
|     | 076319-01-716 | EA  | TUBING, ELEVATING       | RP-2900    |
| 17  | 076319-01-704 | EA  | BEARING-NYLON, 1.25"OD  | 3200657    |
| 18  | 076319-01-709 | EA  | HANDLE-HEAD DIRECTIONAL | 200644     |

CONTACT WINNEBAGO PART SALES FOR UNLISTED COMPONENT

**076319-25-000**

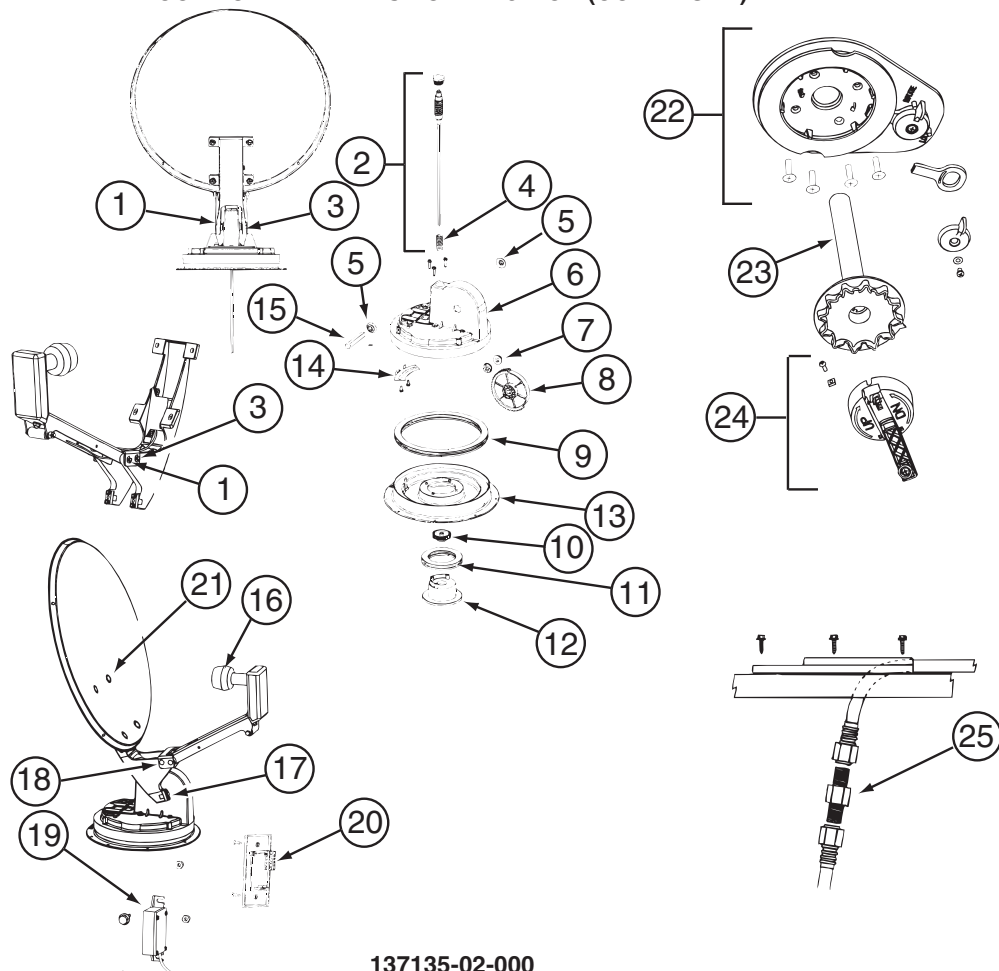
| KEY | PART NUMBER   | U/M | DESCRIPTION                  | VENDOR NO. |
|-----|---------------|-----|------------------------------|------------|
| 6   | 076319-01-706 | EA  | CRANK-W/SET SCREW UNIV/BEIGE | 2750897    |
| 6   | 120233-01-710 | EA  | HANDLE-CRANK W/SCREW - WHITE | RP-6795    |
| 8   | 076319-01-708 | EA  | DECAL-CRANK                  | 5413002    |
| 10  | 076319-25-700 | EA  | DIRECTIONAL HANDLE(WHITE)    | 3200612    |
| 11  | 076319-25-701 | EA  | PLATE - CEILING(WHITE)       | 3200609    |
| 13  | 120233-01-709 | EA  | WASHER-NYLON                 | RP-2658    |

CONTACT WINNEBAGO PART SALES FOR UNLISTED COMPONENTS

**124075-08-000**

| KEY | PART NUMBER   | U/M | DESCRIPTION | VENDOR NO. |
|-----|---------------|-----|-------------|------------|
|     | 124075-04-700 | EA  | REMOTE      | 240959     |

**AUDIO VIDEO GROUP (CONTINUED)**  
**COMPONENT PARTS FOR TV & VCR (CONTINUED)**

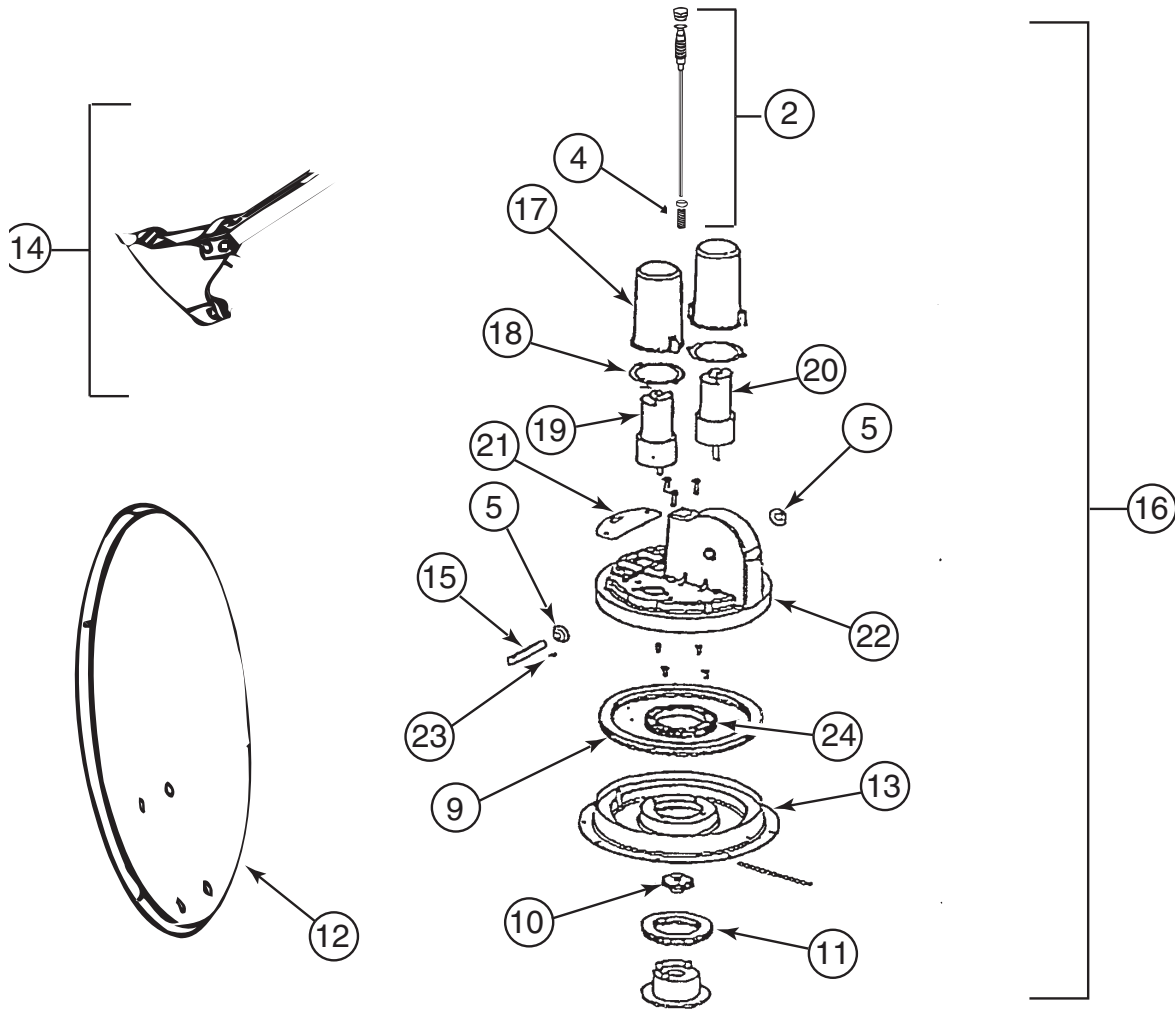


137135-02-000

| KEY | PART NUMBER   | U/M | DESCRIPTION                  | VENDOR NO.     |
|-----|---------------|-----|------------------------------|----------------|
| 1   | 120233-01-714 | EA  | CLIP-E                       | 5160818        |
| 2   | 137135-01-703 | EA  | KIT ELEV - SHAFT/GEAR/SPRING | RP-4400        |
| 3   | 137135-01-704 | EA  | PIN - 1/4" X 3.25"           | 2160813        |
| 4   | 137135-01-705 | EA  | SPRING                       | 2160818        |
| 5   | 137135-01-707 | EA  | SEAL - PIVOT SHAFT           | 2200852        |
| 6   | 137135-01-708 | EA  | TURRET                       | 3100728        |
| 7   | 137135-01-709 | EA  | PIVOT BEARING                | 2200470        |
| 8   | 137135-01-711 | EA  | GEAR - ELEVATING             | 2200464        |
| 9   | 137135-01-712 | EA  | BEARING - OUTER              | 2590347        |
| 10  | 137135-01-714 | EA  | GEAR - ELEVATING SHAFT       | 2200465        |
| 11  | 137135-01-715 | EA  | BEARING - INNER              | 2590348        |
| 12  | 137135-01-716 | EA  | HUB                          | 3100731        |
| 13  | 137135-01-713 | EA  | TURRET BASE                  | 3100730        |
| 14  | 137135-01-710 | EA  | PLATE - ROTATE LIMIT         | 3720052        |
| 16  | 137135-02-703 | EA  | LOW NOISE BLOCK FILTER       | LB-6000 - DUAL |
| 17  | 137135-01-722 | EA  | CLAMP                        | 2590343        |
| 18  | 137135-01-719 | EA  | BRACKET - PIVOT              | 2744945        |
| 19  | 137135-01-720 | EA  | DE-SENSOR UNIT W/43" CABLE   | DM4000         |
| 20  | 137135-02-701 | EA  | BOX - SURFACE MOUNT          | SM-100         |
| 21  | 137135-01-717 | EA  | BOLT - FLAT HEAD             | 2160362        |
| 22  | 120233-01-737 | EA  | PLATE/INT-W/DIRECTIONAL HDLE | RK-CEIL        |
| 23  | 120233-01-704 | EA  | DIAL/DIRECTIONAL 4"W/SPRING  | 3200364        |
| 24  | 120233-01-738 | EA  | HDW PKG-HANDLE/SPRING/WASHER | RK-HAND        |
| 25  | 137135-01-701 | EA  | CONNECTOR - F - MALE TO MALE | FS-8100        |
|     | 120233-04-700 | EA  | KIT-WALL PLATE/CABLE - GRAY  | DM4000         |
|     | 137135-01-700 | EA  | ROOF WEDGE W/GASKET          | RW-5000        |
|     | 137135-01-706 | EA  | KIT-TURRET/SEAL/BEARING/GEAR | RP-RM30        |
|     | 137135-01-718 | EA  | REFLECTOR/WHITE-46CM W/HDW   | RP-35RM        |
|     | 137135-02-700 | EA  | DE-SENSOR                    | 2780096        |
|     | 137135-02-704 | EA  | KIT-UPDATE DIRECTIONAL HDL   | RP-RMDH        |

CONTACT WINNEBAGO PART SALES FOR UNLISTED COMPONENT(S)

**AUDIO VIDEO GROUP (CONTINUED)**  
**COMPONENT PARTS FOR TV & VCR (CONTINUED)**

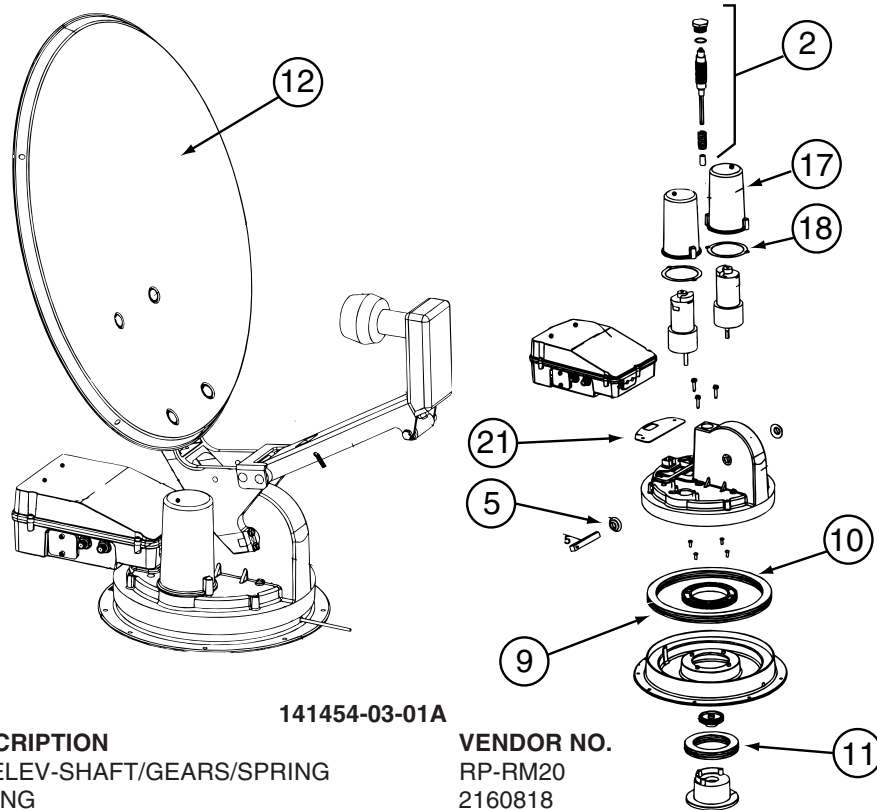


141454-01-01A

| KEY | PART NUMBER   | U/M | DESCRIPTION                  | VENDOR NO. |
|-----|---------------|-----|------------------------------|------------|
| 2   | 141454-01-700 | EA  | KIT ELEV-SHAFT/GEARS/SPRING  | RP-RM20    |
| 4   | 137135-01-705 | EA  | SPRING                       | 2160818    |
| 5   | 137135-01-707 | EA  | SEAL - PIVOT SHAFT           | 2200852    |
| 9   | 137135-01-712 | EA  | BEARING - OUTER              | 2590347    |
| 10  | 137135-01-714 | EA  | GEAR - ELEVATING SHAFT       | 2200465    |
| 11  | 137135-01-715 | EA  | BEARING - INNER              | 2590348    |
| 12  | 137135-01-718 | EA  | REFLECTOR/WHITE-46CM W/HDWE  | RP-35RM    |
| 13  | 137135-01-713 | EA  | TURRET BASE                  | 3100730    |
| 14  | 137135-01-723 | EA  | SUPPORT/FRAME-BACKUP-W/HDWE  | RP-RM00    |
| 16  | 141454-01-704 | EA  | KIT LIFT ASSEMBLY COMPLETE   | RP-RM05    |
| 17  | 141454-01-705 | EA  | HOUSING - MOTOR              | 3200260    |
| 18  | 141454-01-706 | EA  | GASKET - MOTOR HOUSING       | 2240054    |
| 19  | 141454-01-707 | EA  | MOTOR - AZIMUTH              | 2665039    |
| 20  | 141454-01-708 | EA  | MOTOR - ELEVATION            | 2665038    |
| 21  | 141454-01-709 | EA  | GASKET                       | 2240056    |
| 22  | 141454-01-710 | EA  | TURRET                       | 3100729    |
| 23  | 141454-01-711 | EA  | ROLL PIN                     | 2160842    |
| 24  | 141454-01-712 | EA  | GEAR - ROTATE                | 2200469    |
|     | 120233-01-714 | EA  | CLIP-E                       | 5160818    |
|     | 137135-01-704 | EA  | PIN - 1/4" X 3.25"           | 2160813    |
|     | 137135-01-719 | EA  | BRACKET - PIVOT              | 2744945    |
|     | 141454-01-701 | EA  | KIT - GEAR/MOTOR-GEAR/ROTATE | RP-RM25    |
|     | 141454-01-702 | EA  | HOUSING/ELECTRONICS - UPPER  | RP-RM10    |
|     | 141454-01-703 | EA  | HOUSING/ELECTRONICS - LOWER  | RP-RM15    |
|     | 141454-01-713 | EA  | PANEL/FRT-W/DIGITAL READOUT  | 2764586    |
|     | 141454-01-714 | EA  | KIT - TURRET ANTI-RATTLE     | RP-RM45    |

CONTACT WINNEBAGO PART SALES FOR UNLISTED COMPONENT(S)

**AUDIO VIDEO GROUP (CONTINUED)**  
**COMPONENT PARTS FOR TV & VCR (CONTINUED)**



**141454-03-01A**

| KEY | PART NUMBER   | U/M | DESCRIPTION  | VENDOR NO.     |
|-----|---------------|-----|--|----------------|
| 2   | 141454-01-700 | EA  | KIT ELEV-SHAFT/GEARS/SPRING                            | RP-RM20        |
| 4   | 137135-01-705 | EA  | SPRING   | 2160818        |
| 5   | 137135-01-707 | EA  | SEAL - PIVOT SHAFT                                     | 2200852        |
| 9   | 137135-01-712 | EA  | BEARING - OUTER  | 2590347        |
| 10  | 137135-01-714 | EA  | GEAR - ELEVATING SHAFT                                 | 2200465        |
| 10  | 141454-01-712 | EA  | GEAR - ROTATE  | 2200469        |
| 11  | 137135-01-715 | EA  | BEARING - INNER  | 2590348        |
| 12  | 137135-01-718 | EA  | REFLECTOR/WHITE-46CM W/HDWE                            | RP-35RM        |
| 13  | 137135-01-713 | EA  | TURRET BASE  | 3100730        |
| 17  | 141454-01-705 | EA  | HOUSING - MOTOR  | 3200260        |
| 18  | 141454-01-706 | EA  | GASKET - MOTOR HOUSING                                 | 2240054        |
| 21  | 141454-01-709 | EA  | GASKET   | 2240056        |
|     | 120233-01-714 | EA  | CLIP-E   | 5160818        |
|     | 137135-01-704 | EA  | PIN - 1/4" X 3.25"                                     | 2160813        |
|     | 137135-01-719 | EA  | BRACKET - PIVOT  | 2744945        |
|     | 137135-01-722 | EA  | CLAMP  | 2590343        |
|     | 137135-01-723 | EA  | SUPPORT/FRAME-BACKUP-W/HDWE                            | RP-RM00        |
|     | 137135-02-703 | EA  | LOW NOISE BLOCK FILTER                                 | LB-6000 - DUAL |
|     | 141454-01-701 | EA  | KIT - GEAR/MOTOR-GEAR/ROTATE                           | RP-RM25        |
|     | 141454-01-702 | EA  | HOUSING/ELECTRONICS - UPPER                            | RP-RM10        |
|     | 141454-01-703 | EA  | HOUSING/ELECTRONICS - LOWER                            | RP-RM15        |
|     | 141454-01-704 | EA  | KIT LIFT ASSEMBLY COMPLETE                             | RP-RM05        |
|     | 141454-03-700 | EA  | MOTOR (AZIMUTH)  | 2665042        |
|     | 141454-03-701 | EA  | MOTOR (ELEVATION)                                      | 2665041        |
|     | 141454-03-702 | EA  | CIRCUIT BOARD(CONTROL BOARD)                           | RP-RM80        |
|     | 141454-03-703 | EA  | CONTRL PANEL W/BOX (AS2003)                            | RP-AS85        |
|     |               |     | CONTACT WINNEBAGO PART SALES FOR UNLISTED COMPONENT(S) |                |

**144377-01-000**

| KEY | PART NUMBER   | U/M | DESCRIPTION    | VENDOR NO. |
|-----|---------------|-----|----------------|------------|
|     | 144377-01-700 | EA  | SWITCH         | 2400101    |
|     | 144377-01-701 | EA  | PLATE F/SWITCH | 3202239    |
|     | 144377-01-702 | EA  | DOME W/NOTCHES | 2780402    |

**146298-01-000**

| KEY | PART NUMBER   | U/M | DESCRIPTION | VENDOR NO.   |
|-----|---------------|-----|-------------|--------------|
|     | 146298-01-700 | EA  | REMOTE - TV | 1-477-119-21 |

**AUDIO VIDEO GROUP (CONTINUED)**  
**COMPONENT PARTS FOR TV & VCR (CONTINUED)**

146397-01-000

| <b>KEY</b> | <b>PART NUMBER</b> | <b>U/M</b> | <b>DESCRIPTION</b> | <b>VENDOR NO.</b> |
|------------|--------------------|------------|--------------------|-------------------|
|            | 146397-01-700      | EA         | REMOTE - VCR       | SLV-N55           |

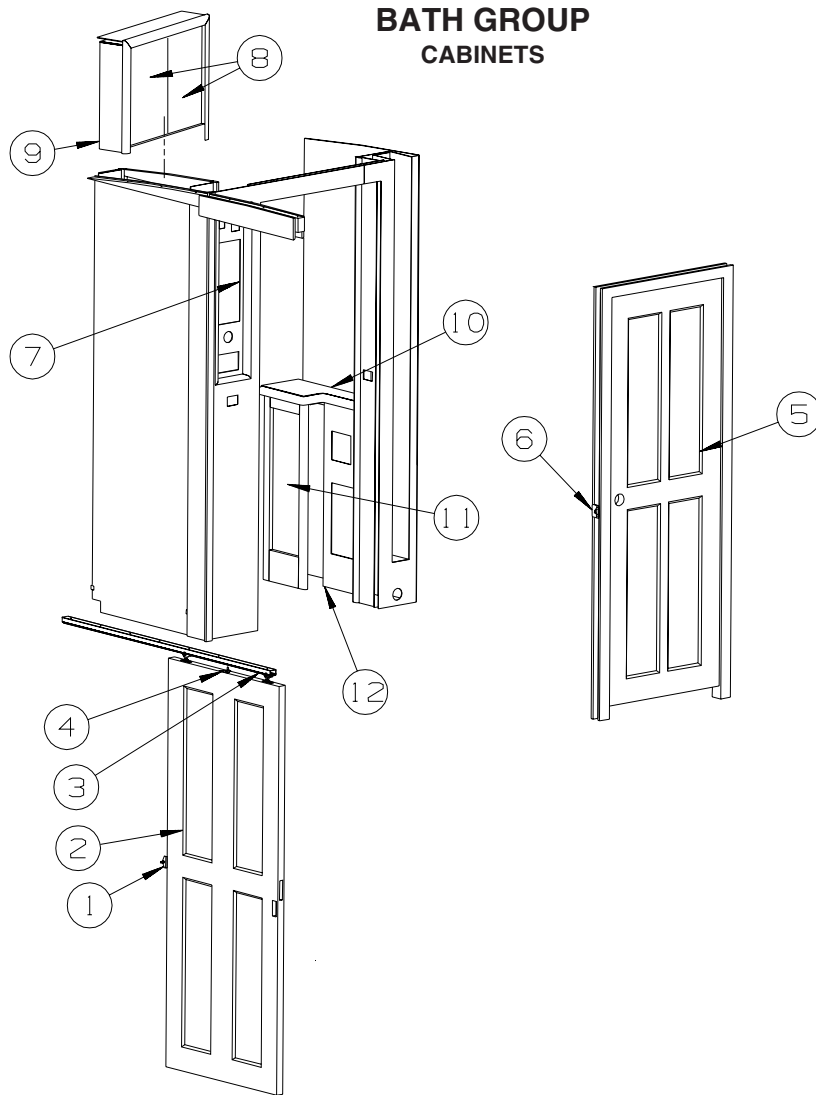
146473-01-000

| <b>KEY</b> | <b>PART NUMBER</b> | <b>U/M</b> | <b>DESCRIPTION</b> | <b>VENDOR NO.</b> |
|------------|--------------------|------------|--------------------|-------------------|
|            | 146473-01-700      | EA         | REMOTE - VCR       | 1-477-625-11      |

**EXTERIOR ENTERTAINMENT**

| <b>KEY</b> | <b>PART NUMBER</b> | <b>U/M</b> | <b>DESCRIPTION</b>                      |
|------------|--------------------|------------|---|
|            | 126123-01-K30      | EA         | PLATE - RADIO MOUNTING - WHITE LAMINATE |

## BATH GROUP CABINETS



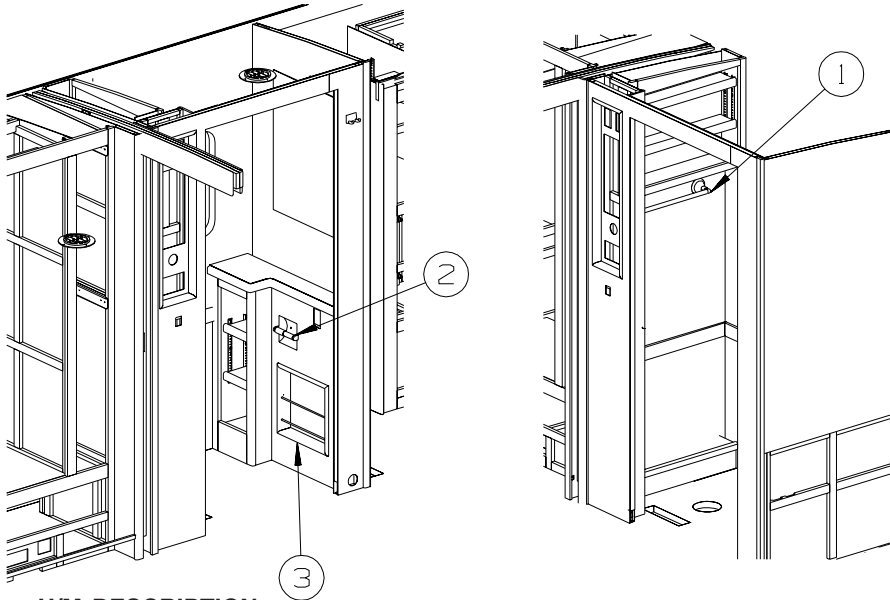
| KEY | PART NUMBER   | U/M | DESCRIPTION   |
|-----|---------------|-----|---|
| 1   | 126263-02-02B | EA  | BRACKET - GAS SPRING W/BALL STUD - E-COATED                               |
| 2   | 142371-02-07A | EA  | DOOR - SLIDING - 29.5" X 72.7" - W/O HARDWARE - PTSM OAK - PORTSMOUTH OAK |
| 2   | 142371-02-05A | EA  | DOOR - SLIDING - 29.5" X 72.7" - W/O HARDWARE - CHERRY - CONCERT CHERRY   |
| 2   | 142371-02-06A | EA  | DOOR - SLIDING - 29.5" X 72.7" - W/O HARDWARE - MAPLE - WASHED MAPLE      |
| 2   | 142371-02-08A | EA  | DOOR - SLIDING - 29.5" X 72.7" - W/O HARDWARE - HONEY CHERRY              |
| 3   | 137422-11-01A | EA  | TRACK/DOOR - OFF WHITE  |
| 4   | 126263-08-02B | EA  | BRACKET - GAS SPRING W/CENTERED BALL STUD - E-COATED                      |
| 5   | 142401-08-07A | EA  | DOOR - W/JAMB/RH HINGED -25.6" X 72.7"-W/O HDW-PORTS OAK - PORTSMOUTH OAK |
| 5   | 142401-08-05A | EA  | DOOR - W/JAMB/RH HINGED -25.6" X 72.7"-W/O HDW-CHERRY - CONCERT CHERRY    |
| 5   | 142401-08-06A | EA  | DOOR - W/JAMB/RH HINGED -25.6" X 72.7"-W/O HDW-MAPLE - WASHED MAPLE       |
| 5   | 142401-08-08A | EA  | DOOR - W/JAMB/RH HINGED -25.6" X 72.7"-W/O HDW-CHERRY - HONEY CHERRY      |
|     | 146063-01-01A | EA  | LOCK - PRIVACY HANDLE - POLISHED BRASS                                    |
| 6   | 144909-01-01A | EA  | PLATE - STRIKE - DOOR LATCH - POLISHED BRASS                              |
| 7   | 137602-B6-RA0 | EA  | POCKET - MONITOR PANEL - PORTSMOUTH OAK - PORTSMOUTH OAK                  |
| 7   | 137602-B6-RA1 | EA  | POCKET - MONITOR PANEL - CHERRY - CONCERT CHERRY                          |
| 7   | 137602-B6-RA2 | EA  | POCKET - MONITOR PANEL - WASHED MAPLE - WASHED MAPLE                      |
| 7   | 137602-B6-RA3 | EA  | POCKET - MONITOR PANEL - HONEY OAK - HONEY CHERRY                         |
| 8   | 136948-64-RA0 | EA  | DOOR - WIDE RAIL/DOUBLE ARCHED/FLUTED - 12" X 18.7" - PORTSMOUTH OAK      |
| 8   | 136948-64-RA1 | EA  | DOOR - WIDE RAIL/DOUBLE ARCHED/FLUTED - 12" X 18.7" - CONCERT CHERRY      |
| 8   | 136948-64-RA2 | EA  | DOOR - WIDE RAIL/DOUBLE ARCHED/FLUTED - 12" X 18.7" - WASHED MAPLE        |
| 8   | 136948-64-RA3 | EA  | DOOR - WIDE RAIL/DOUBLE ARCHED/FLUTED - 12" X 18.7" - HONEY CHERRY        |
| 9   | 145923-02-RC0 | EA  | CABINET - OVERHEAD/TOILET - W/O DOORS/HARDWARE - PORTSMOUTH OAK           |
| 9   | 145923-02-RC1 | EA  | CABINET - OVERHEAD/TOILET - W/O DOORS/HARDWARE - CONCERT CHERRY           |
| 9   | 145923-02-RC2 | EA  | CABINET - OVERHEAD/TOILET - W/O DOORS/HARDWARE - WASHED MAPLE             |
| 9   | 145923-02-RC3 | EA  | CABINET - OVERHEAD/TOILET - W/O DOORS/HARDWARE - HONEY CHERRY             |
| 10  | 133539-64-01A | EA  | COUNTERTOP/TABLE - 1/2" CORIAN - MAGNA SAVANNAH                           |



## BATH GROUP (CONTINUED)

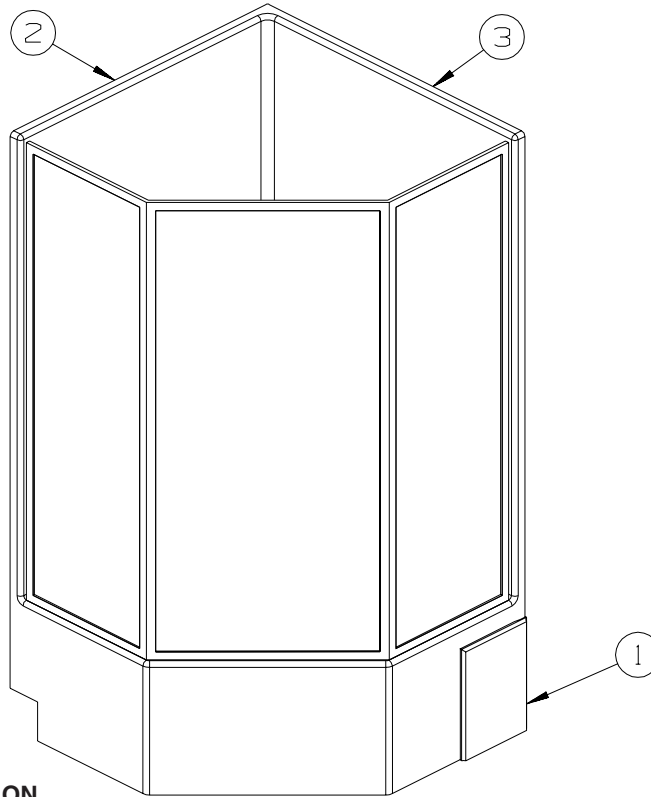
### CABINETS (CONTINUED)

| KEY | PART NUMBER   | U/M | DESCRIPTION   |
|-----|---------------|-----|---|
| 11  | 143842-05-RA0 | EA  | DOOR - WIDE RAIL/ARCHED/LH/FLUTED - 9" X 26.5" - PORTSMOUTH OAK |
| 11  | 143842-05-RA1 | EA  | DOOR - WIDE RAIL/ARCHED/LH/FLUTED - 9" X 26.5" - CONCERT CHERRY |
| 11  | 143842-05-RA2 | EA  | DOOR - WIDE RAIL/ARCHED/LH/FLUTED - 9" X 26.5" - WASHED MAPLE   |
| 11  | 143842-05-RA3 | EA  | DOOR - WIDE RAIL/ARCHED/LH/FLUTED - 9" X 26.5" - HONEY CHERRY   |
| 12  | P45653-01-RA0 | EA  | CABINET - VANITY - W/O DOORS/HARDWARE - PORTSMOUTH OAK          |
| 12  | P45653-01-RA1 | EA  | CABINET - VANITY - W/O DOORS/HARDWARE - CONCERT CHERRY          |
| 12  | P45653-01-RA2 | EA  | CABINET - VANITY - W/O DOORS/HARDWARE - WASHED MAPLE            |
| 12  | P45653-01-RA3 | EA  | CABINET - VANITY - W/O DOORS/HARDWARE - HONEY CHERRY            |



| KEY | PART NUMBER   | U/M | DESCRIPTION   |
|-----|---------------|-----|---|
| 1   | 142068-01-01A | EA  | TOWEL BAR - 18"                                     |
| 2   | 145980-02-01A | EA  | PAPER HOLDER - RECESSED - BRASS                     |
| 3   | 137602-99-RA0 | EA  | POCKET - MAGAZINE - PORTSMOUTH OAK - PORTSMOUTH OAK |
| 3   | 137602-99-RA1 | EA  | POCKET - MAGAZINE - CHERRY - CONCERT CHERRY         |
| 3   | 137602-99-RA2 | EA  | POCKET - MAGAZINE - WASHED MAPLE - WASHED MAPLE     |
| 3   | 137602-99-RA3 | EA  | POCKET - MAGAZINE - HONEY CHERRY - HONEY CHERRY     |

**BATH GROUP (CONTINUED)**  
**SHOWER**



**W/TUB**

| KEY | PART NUMBER   | U/M | DESCRIPTION                   |
|-----|---------------|-----|-------------------------------|
| 1   | 127563-01-02A | EA  | COVER - ACCESS - SHOWER       |
| 2   | 139968-01-000 | EA  | MOLDING/TRIM - SHOWER - WHITE |
| 3   | 139968-02-000 | EA  | MOLDING/TRIM - SHOWER - WHITE |

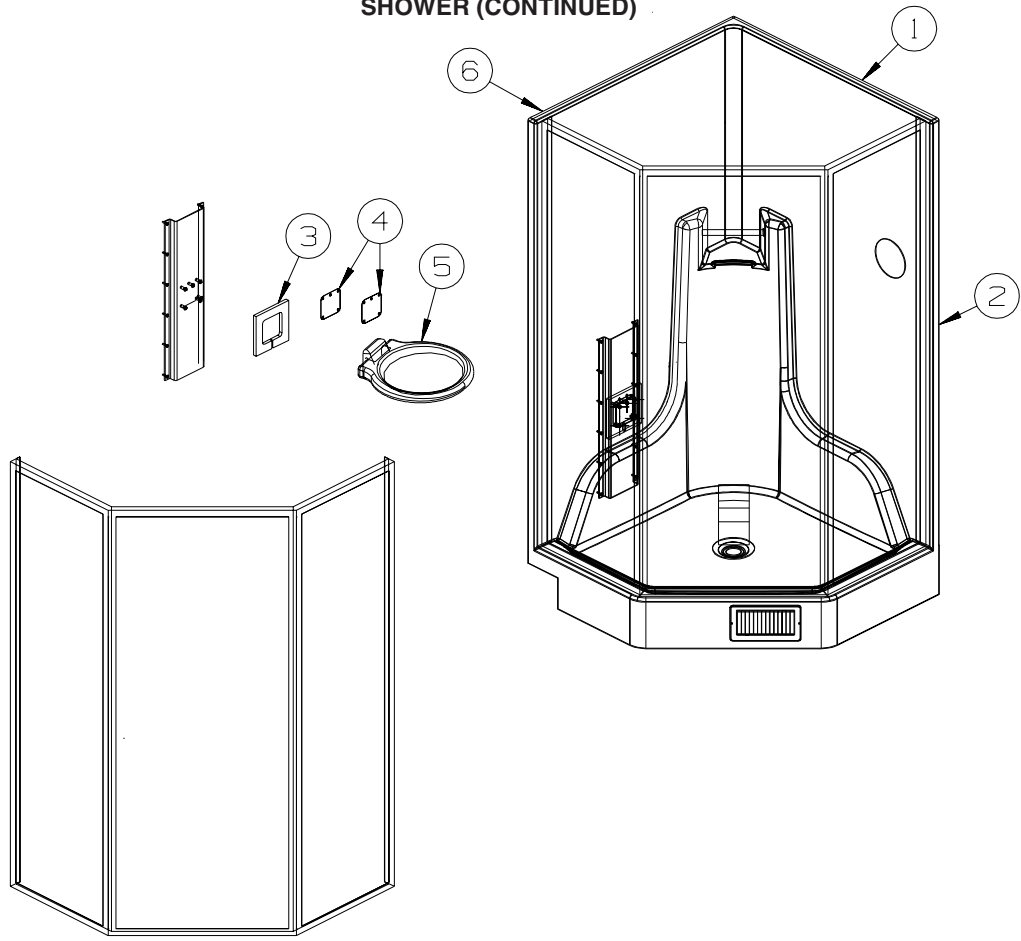
**\*COMPONENT PARTS LISTED LATER IN THIS GROUP**

**SHOWER DOOR**

| KEY | PART NUMBER   | U/M | DESCRIPTION   |
|-----|---------------|-----|---|
| *   | 139047-09-01A | EA  | DOOR - SHOWER - NEO ANGLE/TWO BAR - 55.1" TALL - GOLD/CLEAR |

**\*COMPONENT PARTS LISTED LATER IN THIS GROUP**

**BATH GROUP (CONTINUED)**  
**SHOWER (CONTINUED)**



**W/O TUB**

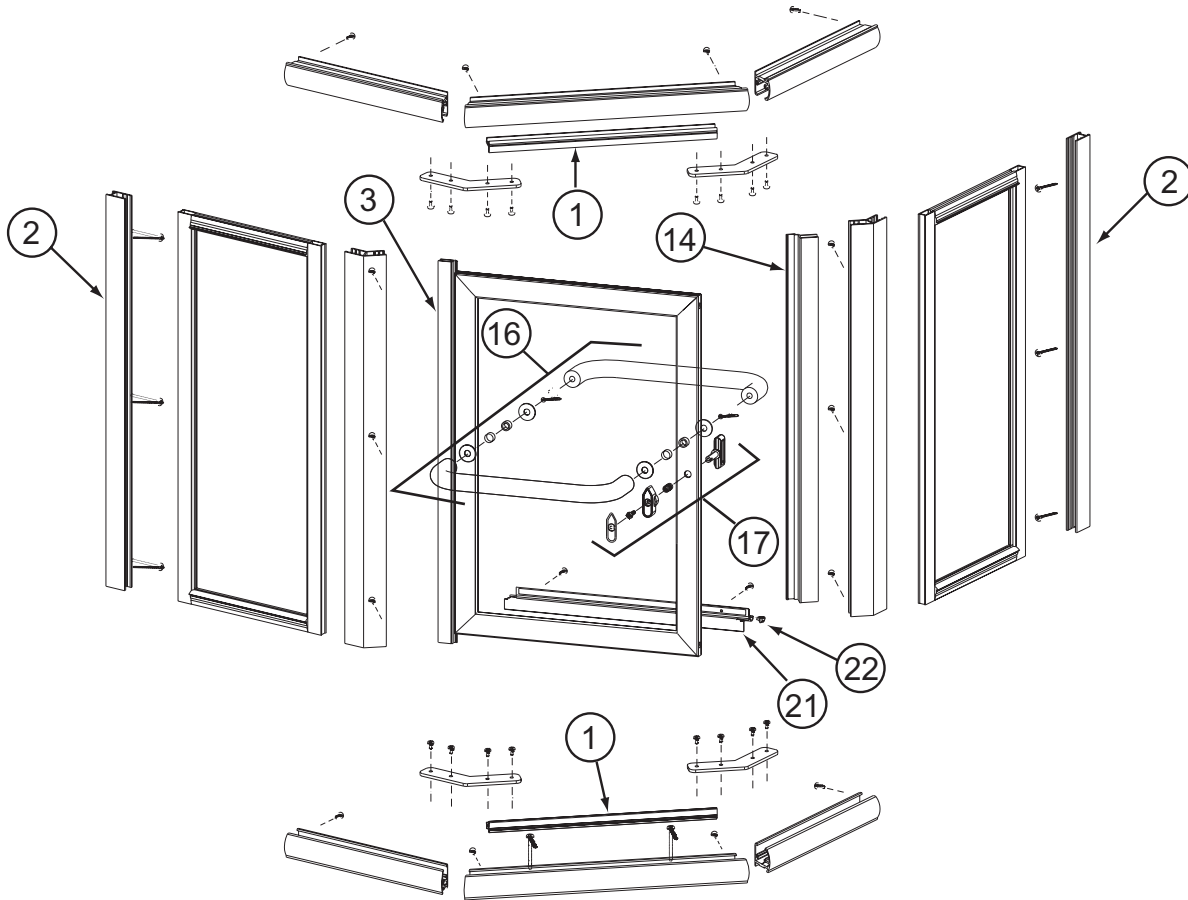
| KEY | PART NUMBER   | U/M DESCRIPTION   |
|-----|---------------|---|
| 1   | 139968-02-000 | EA MOLDING/TRIM - SHOWER - WHITE                              |
| 2   | 136732-01-01A | EA SHOWER - FIBERGLASS - SOFT WHITE                           |
| 3   | 137921-01-000 | EA SPACER - FOAM - SHOWER SEAT                                |
| 4   | 139791-01-02B | EA PLATE/SHIM - SHOWER SEAT - E-COATED                        |
| 5   | 135607-03-01A | EA SEAT - SHOWER/FOLDING(FOR REPLACEMENT OR OPTION INST ONLY) |
| 6   | 139968-01-000 | EA MOLDING/TRIM - SHOWER - WHITE                              |

**SHOWER DOOR**

| KEY | PART NUMBER   | U/M DESCRIPTION  |
|-----|---------------|--|
| *   | 139047-08-01A | EA DOOR - SHOWER - NEO ANGLE/TWO BAR - 63.9" TALL - GOLD/CLEAR |

**\*COMPONENT PARTS LISTED LATER IN THIS GROUP**

**BATH GROUP (CONTINUED)**  
**COMPONENT PARTS FOR SHOWER**

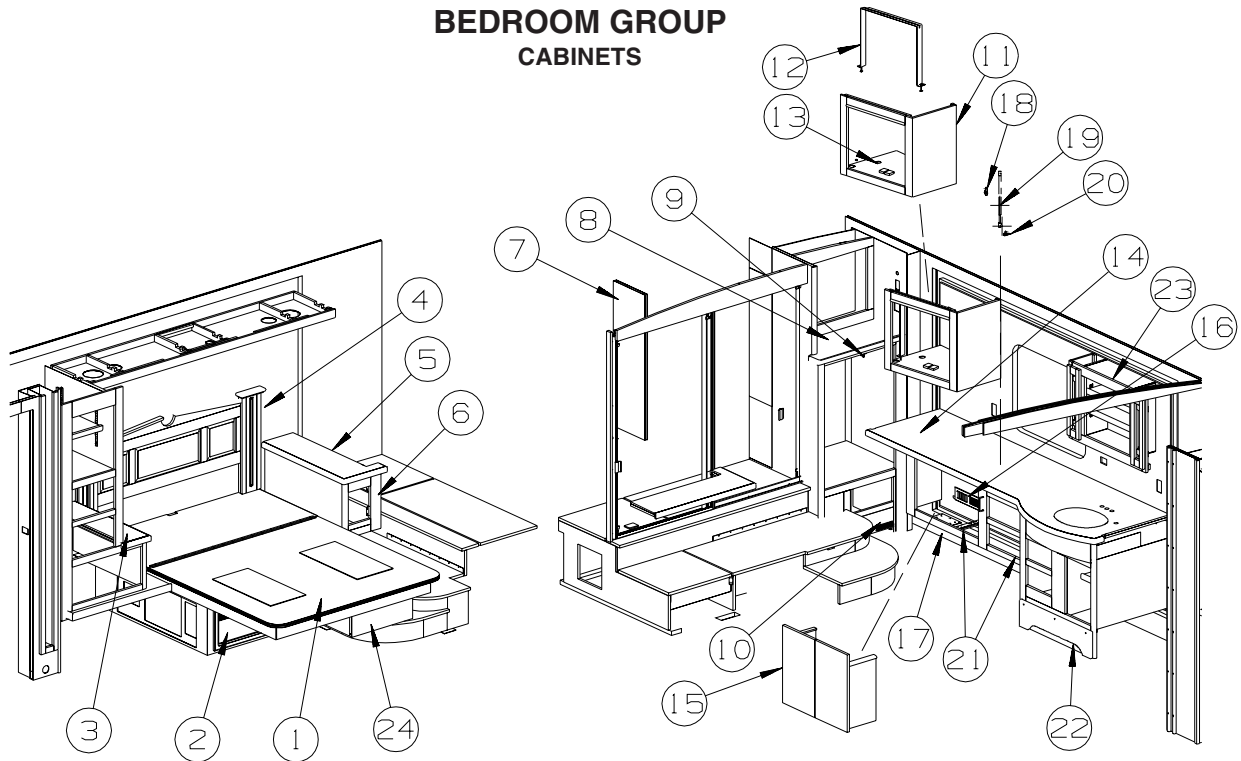


**139047-08-01A & -02A, 139047-09-01A & -02A**

| KEY | PART NUMBER   | U/M | DESCRIPTION                | VENDOR NO. |
|-----|---------------|-----|----------------------------|------------|
| 1   | 139047-01-701 | EA  | DAM STRIP-TOP/BOTTOM-35.4" | 901        |
| 2   | 139047-01-702 | EA  | JAMB - WALL - 65.9"        | 903        |
| 3   | 139047-01-705 | EA  | HINGE/POST - DOOR - 64.5"  | 920        |
| 14  | 139047-01-704 | EA  | STRIKE - JAMB - 64.6"      | 926        |
| 16  | 139047-07-700 | EA  | TOWEL BAR ASM (KIT)        |            |
| 17  | 139047-06-701 | EA  | TRAVEL LATCH KIT           |            |
| 21  | 139047-01-710 | FT  | VINYL SWEEP                | C176G      |
| 22  | 139047-01-711 | EA  | PLUG - DRIP CAP (SET)      | CP933      |
|     | 139047-01-706 | EA  | HINGE PINS                 | CP932      |
|     | 139047-01-707 | EA  | WASHERS - HINGE            | CP148TW    |
|     | 139047-01-708 | EA  | HINGE - SLEEVE - 61.5"     | C921B      |
|     | 139047-01-709 | EA  | STRIP - MAGNETIC- 55"      | 98-42      |

CONTACT WINNEBAGO PART SALES FOR UNLISTED COMPONENT

## BEDROOM GROUP CABINETS

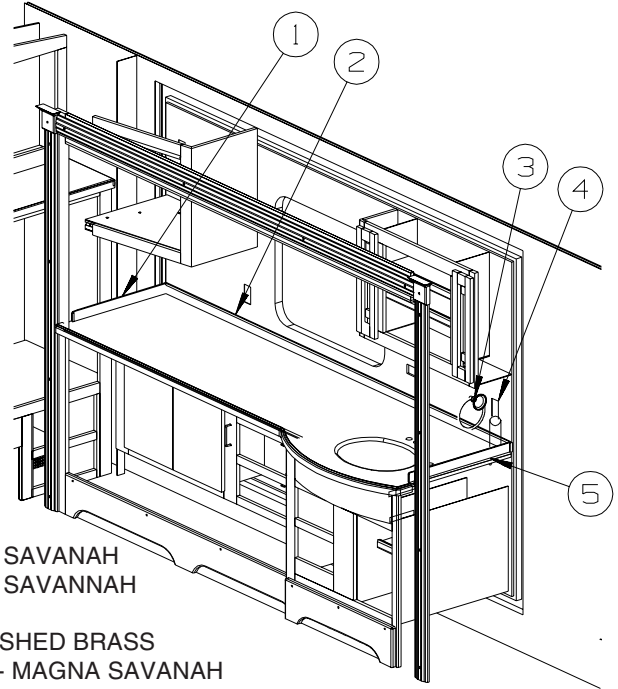


| KEY | PART NUMBER   | U/M | DESCRIPTION  |
|-----|---------------|-----|--|
| 1   | 137406-04-N52 | EA  | BEDBOARD - W/HINGE/T-MOLDING/SLIPNOT - FLIP-UP                           |
| 2   | 140594-02-01A | EA  | GRILL - RETURN AIR - 24.4" X 10.3" - BLACK                               |
| 3   | 133539-63-01A | EA  | COUNTERTOP/TABLE - 1/2" CORIAN - MAGNA SAVANNAH                          |
| 4   | 145901-01-RC0 | EA  | CABINET/HEADBOARD - PORTSMOUTH OAK                                       |
| 4   | 145901-01-RC1 | EA  | CABINET/HEADBOARD - CONCERT CHERRY                                       |
| 4   | 145901-01-RC2 | EA  | CABINET/HEADBOARD - WASHED MAPLE   |
| 4   | 145901-01-RC3 | EA  | CABINET/HEADBOARD - HONEY CHERRY   |
| 5   | 133539-62-01A | EA  | COUNTERTOP/TABLE - 1/2" CORIAN - MAGNA SAVANNAH                          |
| 6   | 136885-B0-RA0 | EA  | CABINET - NIGHTSTAND - W/O COUNTERTOP/DOORS/DRAWERS/HDW - PORTSMOUTH OAK |
| 6   | 136885-B0-RA1 | EA  | CABINET - NIGHTSTAND - W/O COUNTERTOP/DOORS/DRAWERS/HDW - CONCERT CHERRY |
| 6   | 136885-B0-RA2 | EA  | CABINET - NIGHTSTAND - W/O COUNTERTOP/DOORS/DRAWERS/HDW - WASHED MAPLE   |
| 6   | 136885-B0-RA3 | EA  | CABINET - NIGHTSTAND - W/O COUNTERTOP/DOORS/DRAWERS/HDW - HONEY CHERRY   |
| 7   | 137462-24-RC0 | EA  | END CAP - OVERHEAD CABINET - PORTSMOUTH OAK                              |
| 7   | 137462-24-RC1 | EA  | END CAP - OVERHEAD CABINET - CONCERT CHERRY                              |
| 7   | 137462-24-RC2 | EA  | END CAP - OVERHEAD CABINET - WASHED MAPLE                                |
| 7   | 137462-24-RC3 | EA  | END CAP - OVERHEAD CABINET - HONEY CHERRY                                |
| 8   | 133539-61-01A | EA  | COUNTERTOP/TABLE - 1/2" CORIAN - MAGNA SAVANNAH                          |
| 9   | 009016-01-000 | EA  | CATCH/ELBOW - SPRING LOADED DOOR CATCH                                   |
| 10  | 140594-01-01A | EA  | GRILL - RETURN AIR - 17.1" X 6.7" - BLACK                                |
| 11  | 146951-01-RA0 | EA  | CABINET - OVERHEAD/TV/REAR - W/O DOORS/HARDWARE - PORTSMOUTH OAK         |
| 11  | 146951-01-RA1 | EA  | CABINET - OVERHEAD/TV/REAR - W/O DOORS/HARDWARE - CONCERT CHERRY         |
| 11  | 146951-01-RA2 | EA  | CABINET - OVERHEAD/TV/REAR - W/O DOORS/HARDWARE - WASHED MAPLE           |
| 11  | 146951-01-RA3 | EA  | CABINET - OVERHEAD/TV/REAR - W/O DOORS/HARDWARE - HONEY CHERRY           |
| 12  | 115466-28-02B | EA  | STRAP/TIEDOWN - TV - E-COATED  |
|     |               |     | FROM: 00-00-00 THRU: 05-29-03  |
| 12  | 115466-39-02B | EA  | STRAP - TV TIEDOWN - E-COATED  |
|     |               |     | FROM: 05-30-03 THRU: 09-23-03  |
| 12  | 148247-02-02B | EA  | STRAP/TIEDOWN - TV - E-COATED  |
|     |               |     | FROM: 09-24-03 THRU: 99-99-99  |
| 13  | 142178-01-02B | EA  | SHELF - REAR TV SUPPORT - E-COATED                                       |
| 14  | 138786-19-01A | EA  | COUNTERTOP - 1/2" CORIAN - MAGNA SAVANNAH                                |
| 15  | 147452-01-RC0 | EA  | CABINET - HAMPER - W/O DOOR/HARDWARE - PORTSMOUTH OAK                    |
| 15  | 147452-01-RC1 | EA  | CABINET - HAMPER - W/O DOOR/HARDWARE - CONCERT CHERRY                    |
| 15  | 147452-01-RC2 | EA  | CABINET - HAMPER - W/O DOOR/HARDWARE - WASHED MAPLE                      |
| 15  | 147452-01-RC3 | EA  | CABINET - HAMPER - W/O DOOR/HARDWARE - HONEY CHERRY                      |
| 16  | 137965-03-01A | EA  | REGISTER - 11.2" X 3.6"(9.7 X 2.1"R/O) W/O DAMPER- ANT BRS               |
| 17  | 142232-01-PC0 | EA  | CABINET/DRESSER - W/O DRAWERS/HARDWARE - PORTSMOUTH OAK                  |
| 17  | 142232-01-PC1 | EA  | CABINET/DRESSER - W/O DRAWERS/HARDWARE - CONCERT CHERRY                  |
| 17  | 142232-01-PC2 | EA  | CABINET/DRESSER - W/O DRAWERS/HARDWARE - WASHED MAPLE                    |
| 17  | 142232-01-RA3 | EA  | CABINET/DRESSER - W/O DRAWERS/HARDWARE - HONEY CHERRY                    |

## BEDROOM GROUP (CONTINUED)

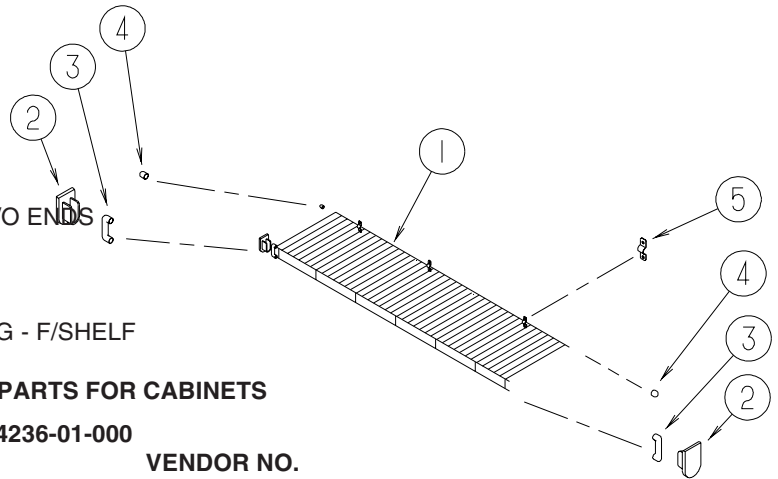
### CABINETS (CONTINUED)

| KEY | PART NUMBER   | U/M | DESCRIPTION   |
|-----|---------------|-----|---|
| 18  | 126263-02-02B | EA  | BRACKET - GAS SPRING W/BALL STUD - E-COATED                                 |
| 19  | 142569-06-000 | EA  | SPRING/GAS - 25 LB. - 14.8" EXTENDED/8.9" COMPRESSED                        |
| 20  | 126263-08-02B | EA  | BRACKET - GAS SPRING W/CENTERED BALL STUD - E-COATED                        |
| 21  | 142882-01-01A | EA  | SLIDES - CABINET - 10"  |
| 22  | 145937-01-RA0 | EA  | CABINET - LAVATORY - W/O COUNTERTOP/DOORS/DRAWERS/HARDWARE - PORTSMOUTH OAK |
| 22  | 145937-01-RA1 | EA  | CABINET - LAVATORY - W/O COUNTERTOP/DOORS/DRAWERS/HARDWARE - CONCERT CHERRY |
| 22  | 145937-01-RA2 | EA  | CABINET - LAVATORY - W/O COUNTERTOP/DOORS/DRAWERS/HARDWARE - WASHED MAPLE   |
| 22  | 145937-01-RA3 | EA  | CABINET - LAVATORY - W/O COUNTERTOP/DOORS/DRAWERS/HARDWARE - HONEY CHERRY   |
| 23  | 144588-02-RC0 | EA  | CABINET - MEDICINE - W/O DOORS/HARDWARE - PORTSMOUTH OAK                    |
| 23  | 144588-02-RC1 | EA  | CABINET - MEDICINE - W/O DOORS/HARDWARE - CONCERT CHERRY                    |
| 23  | 144588-02-RC2 | EA  | CABINET - MEDICINE - W/O DOORS/HARDWARE - WASHED MAPLE                      |
| 23  | 144588-02-RC3 | EA  | CABINET - MEDICINE - W/O DOORS/HARDWARE - HONEY CHERRY                      |
| 24  | 145482-01-RA0 | EA  | CABINET - STORAGE/QUEEN BED - W/O DOOR/HARDWARE                             |



| KEY | PART NUMBER   | U/M | DESCRIPTION                                      |
|-----|---------------|-----|--|
| 1   | 142772-04-02A | EA  | BACKSPLASH - CNTP - CORIAN - MAGNA SAVANAH       |
| 2   | 142772-21-02A | EA  | BACKSPLASH - CNTP - CORIAN - MAGNA SAVANAH       |
| 3   | 142066-01-01A | EA  | TOWEL RING                                       |
| 4*  | 124236-01-000 | EA  | DISPENSER - SOAP/HAND LOTION - POLISHED BRASS    |
| 5   | 142772-02-02A | EA  | BACKSPLASH - COUNTERTOP - CORIAN - MAGNA SAVANAH |
|     | 142689-15-PC0 | EA  | TRIM/KICK PANEL - BELOW DRESSER - PORTSMOUTH OAK |
|     | 142689-15-PC1 | EA  | TRIM/KICK PANEL - BELOW DRESSER - CONCERT CHERRY |
|     | 142689-15-PC2 | EA  | TRIM/KICK PANEL - BELOW DRESSER - WASHED MAPLE   |
|     | 142689-15-RC3 | EA  | TRIM/KICK PANEL - BELOW DRESSER - HONEY CHERRY   |

\*COMPONENT PARTS LISTED LATER IN THIS GROUP



| KEY | PART NUMBER   | U/M | DESCRIPTION                           |
|-----|---------------|-----|---------------------------------------|
| 1   | 136891-01-01A | EA  | SHELF & ROD - 12" X 143.8" - W/O ENDS |
| 2   | 136891-50-01A | EA  | BRACKET/END - F/SHELF                 |
| 3   | 136891-51-01A | EA  | END CAP - LARGE - F/SHELF             |
| 4   | 136891-52-01A | EA  | END CAP - SMALL - F/SHELF             |
| 5   | 136891-53-01A | EA  | BRACKET - U/CLAMP MOUNTING - F/SHELF  |

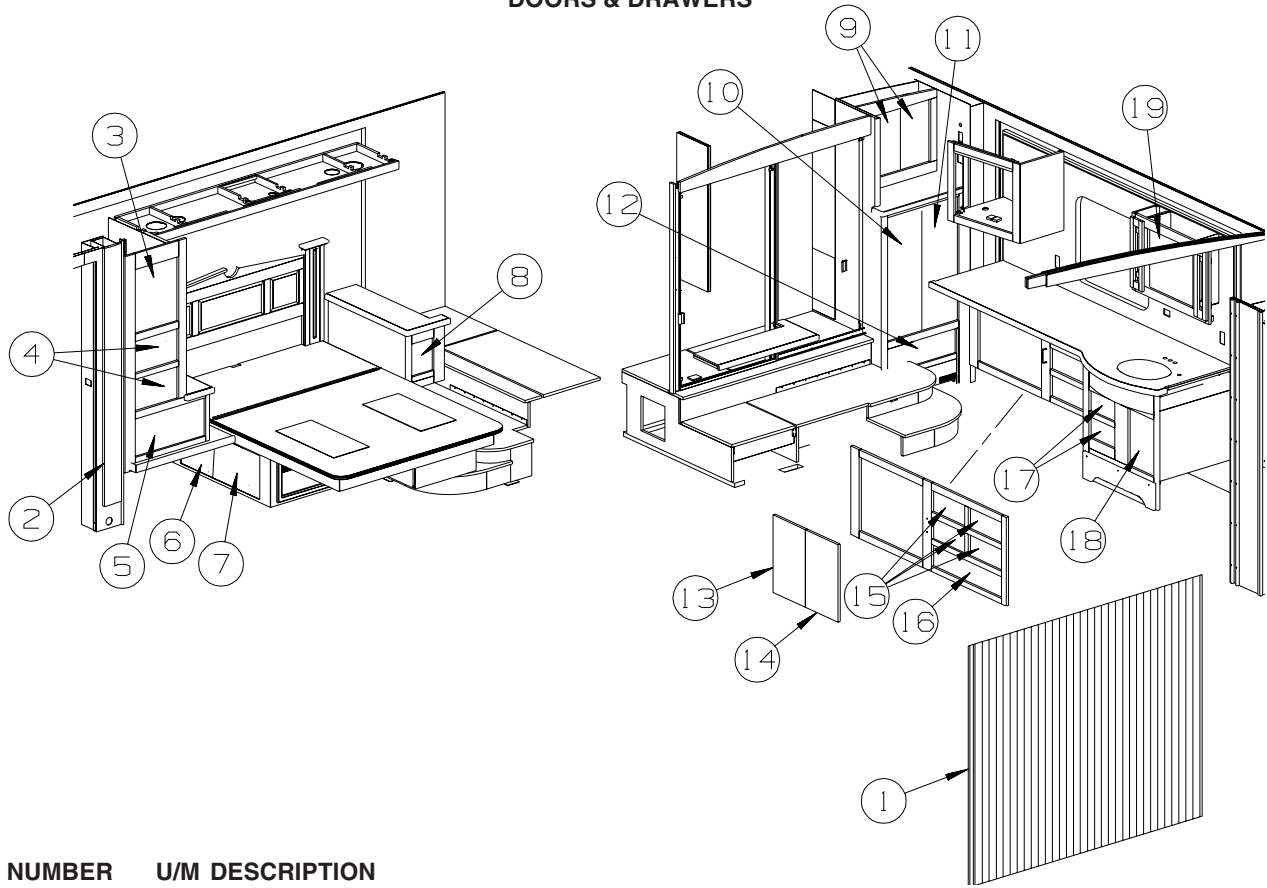
#### COMPONENT PARTS FOR CABINETS

124236-01-000

| KEY | PART NUMBER   | U/M | DESCRIPTION               | VENDOR NO. |
|-----|---------------|-----|---------------------------|------------|
|     | 124236-01-700 | EA  | HEAD - DISPENSER          | RP21905    |
|     | 124236-01-701 | EA  | PUMP - DISPENSER          | RP21908    |
|     | 124236-01-702 | EA  | BODY - DISPENSER          | RP21906    |
|     | 124236-01-703 | EA  | BASE & GASKET - DISPENSER | RP21907    |
|     | 124236-01-704 | EA  | NUT - DISPENSER           | RP21945    |
|     | 124236-01-705 | EA  | BOTTLE - DISPENSER        | RP21904    |

## BEDROOM GROUP (CONTINUED)

### DOORS & DRAWERS



| KEY | PART NUMBER   | U/M | DESCRIPTION   |
|-----|---------------|-----|---|
| 1*  | 131595-05-01A | EA  | DOOR/FOLDING- 78.7" X 68" - 4 CEILING BRKTS/STRAIGHT TRACK                |
| 2   | 146501-01-RA0 | EA  | DOOR COMPL-SPECIAL,FLUTED - PORTSMOUTH OAK                                |
| 2   | 146501-01-RA1 | EA  | DOOR COMPL-SPECIAL,FLUTED - CONCERT CHERRY                                |
| 2   | 146501-01-RA2 | EA  | DOOR COMPL-SPECIAL,FLUTED - WASHED MAPLE                                  |
| 2   | 146501-01-RA3 | EA  | DOOR COMPL-SPECIAL,FLUTED - HONEY CHERRY                                  |
| 3   | 136948-D0-RA0 | EA  | DOOR - WIDE RAIL/DOUBLE ARCHED/FLUTED - 15.7" X 20.4" - PORTSMOUTH OAK    |
| 3   | 136948-D0-RA1 | EA  | DOOR - WIDE RAIL/DOUBLE ARCHED/FLUTED - 15.7" X 20.4" - CONCERT CHERRY    |
| 3   | 136948-D0-RA2 | EA  | DOOR - WIDE RAIL/DOUBLE ARCHED/FLUTED - 15.7" X 20.4" - WASHED MAPLE      |
| 3   | 136948-D0-RA3 | EA  | DOOR - WIDE RAIL/DOUBLE ARCHED/FLUTED - 15.7" X 20.4" - HONEY CHERRY      |
| 4   | 145575-95-RA0 | EA  | DRAWER COMPL-CONCEALED,DOVE,360X300,FLUTED - PORTSMOUTH OAK               |
| 4   | 145575-95-RA1 | EA  | DRAWER COMPL-CONCEALED,DOVE,360X300,FLUTED - CONCERT CHERRY               |
| 4   | 145575-95-RA2 | EA  | DRAWER COMPL-CONCEALED,DOVE,360X300,FLUTED - WASHED MAPLE                 |
| 4   | 145575-95-RA3 | EA  | DRAWER COMPL-CONCEALED,DOVE,360X300,FLUTED - HONEY CHERRY                 |
| 5   | 145575-96-RA0 | EA  | DRAWER - FLUTED EDGE - 23.2"W X 15.7"D - W/O SLIDES/HDW - PORTSMOUTH OAK  |
| 5   | 145575-96-RA1 | EA  | DRAWER - FLUTED EDGE - 23.2"W X 15.7"D - W/O SLIDES/HDW - CONCERT CHERRY  |
| 5   | 145575-96-RA2 | EA  | DRAWER - FLUTED EDGE - 23.2"W X 15.7"D - W/O SLIDES/HDW - WASHED MAPLE    |
| 5   | 145575-96-RA3 | EA  | DRAWER - FLUTED EDGE - 23.2"W X 15.7"D - W/O SLIDES/HDW - HONEY CHERRY    |
| 6   | 145522-12-RA0 | EA  | DOOR - ARCHED/FLUTED EDGE - 16.9" X 12.8" - W/O HARDWARE - PORTSMOUTH OAK |
| 6   | 145522-12-RA1 | EA  | DOOR - ARCHED/FLUTED EDGE - 16.9" X 12.8" - W/O HARDWARE - CONCERT CHERRY |
| 6   | 145522-12-RA2 | EA  | DOOR - ARCHED/FLUTED EDGE - 16.9" X 12.8" - W/O HARDWARE - WASHED MAPLE   |
| 6   | 145522-12-RA3 | EA  | DOOR - ARCHED/FLUTED EDGE - 16.9" X 12.8" - W/O HARDWARE - HONEY CHERRY   |
| 7   | 145522-11-RA0 | EA  | DOOR - ARCHED/FLUTED EDGE - 16.9" X 12.8" - W/O HARDWARE - PORTSMOUTH OAK |
| 7   | 145522-11-RA1 | EA  | DOOR - ARCHED/FLUTED EDGE - 16.9" X 12.8" - W/O HARDWARE - CONCERT CHERRY |
| 7   | 145522-11-RA2 | EA  | DOOR - ARCHED/FLUTED EDGE - 16.9" X 12.8" - W/O HARDWARE - WASHED MAPLE   |
| 7   | 145522-11-RA3 | EA  | DOOR - ARCHED/FLUTED EDGE - 16.9" X 12.8" - W/O HARDWARE - HONEY CHERRY   |
| 8   | 145575-13-RA0 | EA  | DRAWER - FLUTED EDGE - 7.1"W X 21.6"D - W/O SLIDES/HDW - PORTSMOUTH OAK   |
| 8   | 145575-13-RA1 | EA  | DRAWER - FLUTED EDGE - 7.1"W X 21.6"D - W/O SLIDES/HDW - CONCERT CHERRY   |
| 8   | 145575-13-RA2 | EA  | DRAWER - FLUTED EDGE - 7.1"W X 21.6"D - W/O SLIDES/HDW - WASHED MAPLE     |
| 8   | 145575-13-RA3 | EA  | DRAWER - FLUTED EDGE - 7.1"W X 21.6"D - W/O SLIDES/HDW - HONEY CHERRY     |
| 9   | 136948-64-RA0 | EA  | DOOR - WIDE RAIL/DOUBLE ARCHED/FLUTED - 12" X 18.7" - PORTSMOUTH OAK      |
| 9   | 136948-64-RA1 | EA  | DOOR - WIDE RAIL/DOUBLE ARCHED/FLUTED - 12" X 18.7" - CONCERT CHERRY      |
| 9   | 136948-64-RA2 | EA  | DOOR - WIDE RAIL/DOUBLE ARCHED/FLUTED - 12" X 18.7" - WASHED MAPLE        |
| 9   | 136948-64-RA3 | EA  | DOOR - WIDE RAIL/DOUBLE ARCHED/FLUTED - 12" X 18.7" - HONEY CHERRY        |

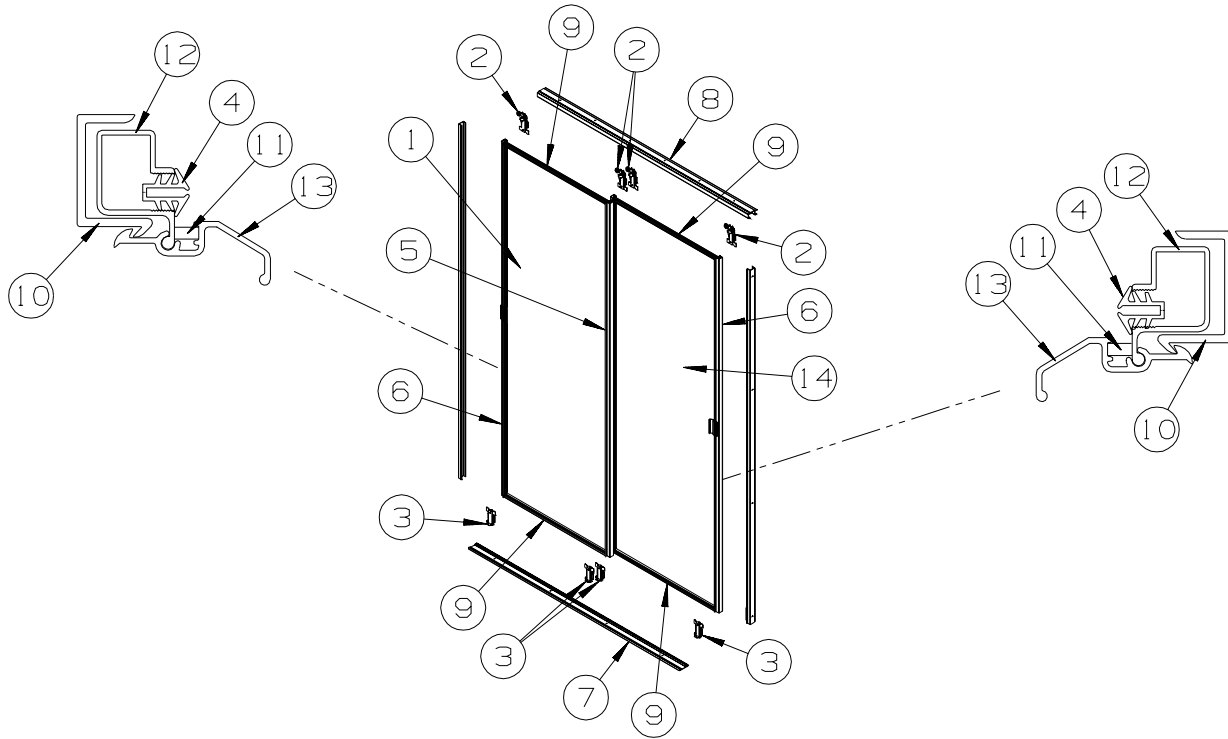
**BEDROOM GROUP (CONTINUED)**  
**DOORS & DRAWERS (CONTINUED)**

| KEY | PART NUMBER   | U/M | DESCRIPTION  |
|-----|---------------|-----|--|
| 10  | 145579-02-RA0 | EA  | DOOR - LOUVERED/FLUTED/LEFT HAND - 12.4" X 36" - W/O HDW - PORTSMOUTH OAK  |
| 10  | 145579-02-RA1 | EA  | DOOR - LOUVERED/FLUTED/LEFT HAND - 12.4" X 36" - W/O HDW - CONCERT CHERRY  |
| 10  | 145579-02-RA2 | EA  | DOOR - LOUVERED/FLUTED/LEFT HAND - 12.4" X 36" - W/O HDW - WASHED MAPLE    |
| 10  | 145579-02-RA3 | EA  | DOOR - LOUVERED/FLUTED/LEFT HAND - 12.4" X 36" - W/O HDW - HONEY CHERRY    |
| 11  | 145578-02-RA0 | EA  | DOOR - LOUVERED/FLUTED/RIGHT HAND - 12.4" X 36" - W/O HDW - PORTSMOUTH OAK |
| 11  | 145578-02-RA1 | EA  | DOOR - LOUVERED/FLUTED/RIGHT HAND - 12.4" X 36" - W/O HDW - CONCERT CHERRY |
| 11  | 145578-02-RA2 | EA  | DOOR - LOUVERED/FLUTED/RIGHT HAND - 12.4" X 36" - W/O HDW - WASHED MAPLE   |
| 11  | 145578-02-RA3 | EA  | DOOR - LOUVERED/FLUTED/RIGHT HAND - 12.4" X 36" - W/O HDW - HONEY CHERRY   |
| 12  | 145575-97-RA0 | EA  | DRAWER - FLUTED EDGE - 14.2"W X 17.7"D - W/O SLIDES/HDW - PORTSMOUTH OAK   |
| 12  | 145575-97-RA1 | EA  | DRAWER - FLUTED EDGE - 14.2"W X 17.7"D - W/O SLIDES/HDW - CONCERT CHERRY   |
| 12  | 145575-97-RA2 | EA  | DRAWER - FLUTED EDGE - 14.2"W X 17.7"D - W/O SLIDES/HDW - WASHED MAPLE     |
| 12  | 145575-97-RA3 | EA  | DRAWER - FLUTED EDGE - 14.2"W X 17.7"D - W/O SLIDES/HDW - HONEY CHERRY     |
| 13  | 145522-17-RA0 | EA  | DOOR - ARCHED PANEL/FLUTED EDGE - 13.4" X 21.8 - W/O HDW - PORTSMOUTH OAK  |
| 13  | 145522-17-RA1 | EA  | DOOR - ARCHED PANEL/FLUTED EDGE - 13.4" X 21.8 - W/O HDW - CONCERT CHERRY  |
| 13  | 145522-17-RA2 | EA  | DOOR - ARCHED PANEL/FLUTED EDGE - 13.4" X 21.8 - W/O HDW - WASHED MAPLE    |
| 13  | 145522-17-RA3 | EA  | DOOR - ARCHED PANEL/FLUTED EDGE - 13.4" X 21.8 - W/O HDW - HONEY CHERRY    |
| 14  | 145522-18-RA0 | EA  | DOOR - ARCHED PANEL/FLUTED EDGE - 13.4" X 21.8 - W/O HDW - PORTSMOUTH OAK  |
| 14  | 145522-18-RA1 | EA  | DOOR - ARCHED PANEL/FLUTED EDGE - 13.4" X 21.8 - W/O HDW - CONCERT CHERRY  |
| 14  | 145522-18-RA2 | EA  | DOOR - ARCHED PANEL/FLUTED EDGE - 13.4" X 21.8 - W/O HDW - WASHED MAPLE    |
| 14  | 145522-18-RA3 | EA  | DOOR - ARCHED PANEL/FLUTED EDGE - 13.4" X 21.8 - W/O HDW - HONEY CHERRY    |
| 15  | 145575-A7-RA0 | EA  | DRAWER - FLUTED EDGE - 13.4"W X 9.8"D - W/O SLIDES/HDW - PORTSMOUTH OAK    |
| 15  | 145575-A7-RA1 | EA  | DRAWER - FLUTED EDGE - 13.4"W X 9.8"D - W/O SLIDES/HDW - CONCERT CHERRY    |
| 15  | 145575-A7-RA2 | EA  | DRAWER - FLUTED EDGE - 13.4"W X 9.8"D - W/O SLIDES/HDW - WASHED MAPLE      |
| 15  | 145575-A7-RA3 | EA  | DRAWER - FLUTED EDGE - 13.4"W X 9.8"D - W/O SLIDES/HDW - HONEY CHERRY      |
| 16  | 145575-A8-RA0 | EA  | DRAWER - FLUTED EDGE - 28.7"W X 9.8"D - W/O SLIDES/HDW - PORTSMOUTH OAK    |
| 16  | 145575-A8-RA1 | EA  | DRAWER - FLUTED EDGE - 28.7"W X 9.8"D - W/O SLIDES/HDW - CONCERT CHERRY    |
| 16  | 145575-A8-RA2 | EA  | DRAWER - FLUTED EDGE - 28.7"W X 9.8"D - W/O SLIDES/HDW - WASHED MAPLE      |
| 16  | 145575-A8-RA3 | EA  | DRAWER - FLUTED EDGE - 28.7"W X 9.8"D - W/O SLIDES/HDW - HONEY CHERRY      |
| 17  | 145575-98-RA0 | EA  | DRAWER - FLUTED EDGE - 10.2"W X 17.7"D - W/O SLIDES/HDW - PORTSMOUTH OAK   |
| 17  | 145575-98-RA1 | EA  | DRAWER - FLUTED EDGE - 10.2"W X 17.7"D - W/O SLIDES/HDW - CONCERT CHERRY   |
| 17  | 145575-98-RA2 | EA  | DRAWER - FLUTED EDGE - 10.2"W X 17.7"D - W/O SLIDES/HDW - WASHED MAPLE     |
| 17  | 145575-98-RA3 | EA  | DRAWER - FLUTED EDGE - 10.2"W X 17.7"D - W/O SLIDES/HDW - HONEY CHERRY     |
| 18  | 141524-84-RA0 | EA  | DOOR - WIDE RAIL/ARCHED/RH/FLUTED - 12.8" X 17.7"-W/O HDW - PORTSMOUTH OAK |
| 18  | 141524-84-RA1 | EA  | DOOR - WIDE RAIL/ARCHED/RH/FLUTED - 12.8" X 17.7"-W/O HDW - CONCERT CHERRY |
| 18  | 141524-84-RA2 | EA  | DOOR - WIDE RAIL/ARCHED/RH/FLUTED - 12.8" X 17.7"-W/O HDW - WASHED MAPLE   |
| 18  | 141524-84-RA3 | EA  | DOOR - WIDE RAIL/ARCHED/RH/FLUTED - 12.8" X 17.7"-W/O HDW - HONEY CHERRY   |
| 19  | 145576-04-RA0 | EA  | DOOR - W/MIRROR - 19.7" X 19.7" - W/O HARDWARE - PORTSMOUTH OAK            |
| 19  | 145576-04-RA1 | EA  | DOOR - W/MIRROR - 19.7" X 19.7" - W/O HARDWARE - CONCERT CHERRY            |
| 19  | 145576-04-RA2 | EA  | DOOR - W/MIRROR - 19.7" X 19.7" - W/O HARDWARE - WASHED MAPLE              |
| 19  | 145576-04-RA3 | EA  | DOOR - W/MIRROR - 19.7" X 19.7" - W/O HARDWARE - HONEY CHERRY              |
|     | 093606-19-000 | EA  | MIRROR - BEVELED EDGE - 19.7" X 19.7"                                      |
|     | 137463-01-01A | EA  | LIFT - HOOK - SATIN BRASS  |

**\*COMPONENT PARTS LISTED LATER IN THIS GROUP**



**BEDROOM GROUP (CONTINUED)**  
**DOORS & DRAWERS (CONTINUED)**



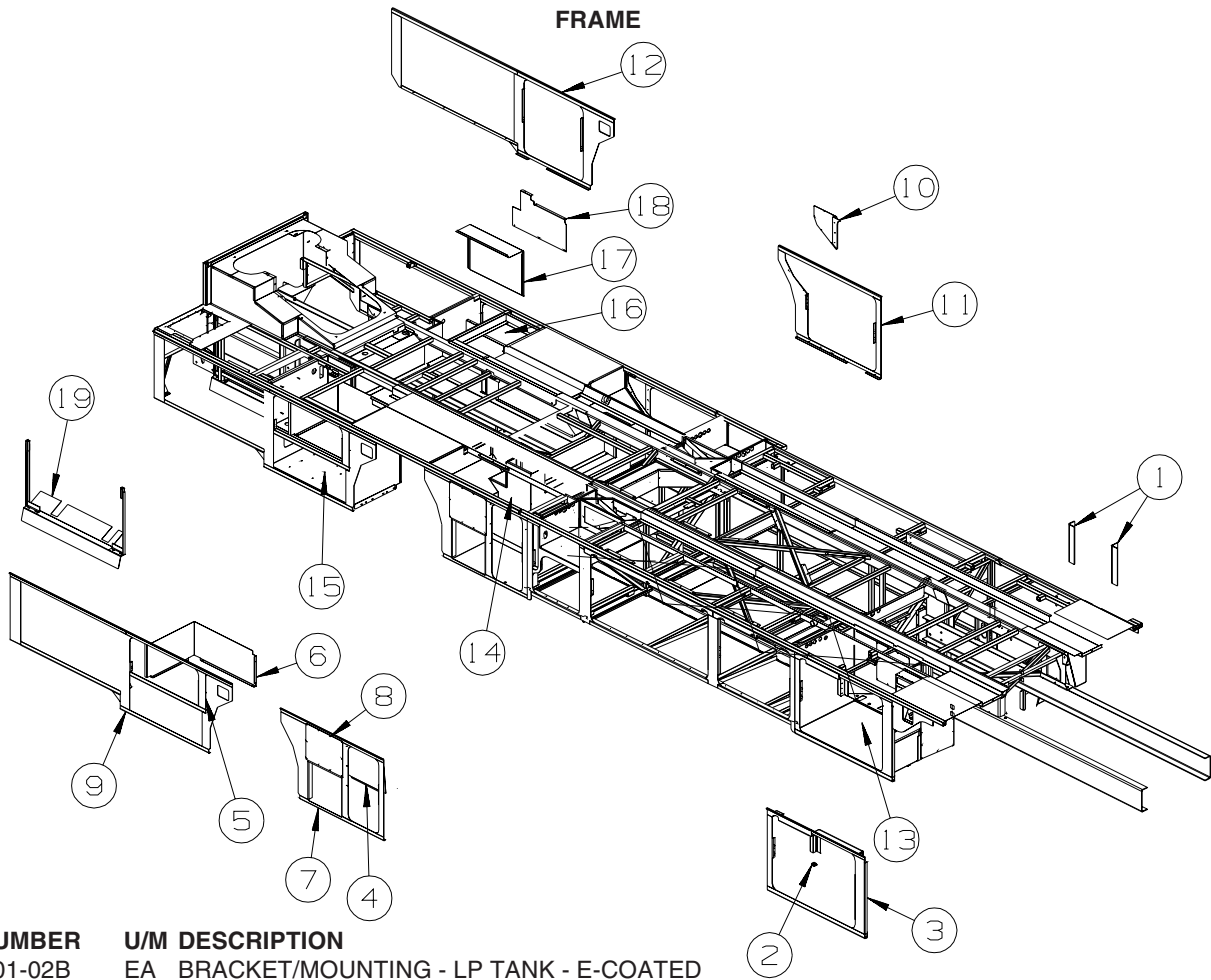
| KEY | PART NUMBER   | U/M | DESCRIPTION   |
|-----|---------------|-----|---|
| 1   | 136681-22-PC0 | EA  | DOOR - MIRRORED/WARDROBE - LH - W/HANGERS/GUIDES/LATCH  |
| 2   | 107390-02-000 | EA  | CORNER HANGER (DOUBLE ROLLER W/BACKET) (SOLD AS 1 EACH) |
| 3   | 107391-01-000 | EA  | GUIDE - BOTTOM - BY-PASS (4 USED PER DOOR)              |
| 4   | 111575-01-01A | FT  | CHANNEL - GLAZING - SWING DOOR                          |
| 5   | 114104-23-01A | EA  | STILE - DOOR - SLIDING - 56.3" - TERRATONE              |
| 6   | 114104-24-01A | EA  | STILE - DOOR - SLIDING - 56.3" - TERRATONE              |
| 7   | 114105-24-01A | EA  | TRACK - SLIDING DOOR - LOWER - 65.3" - TERRATONE        |
| 8   | 114106-24-01A | EA  | TRACK - SLIDING DOOR - UPPER - 65.3" - TERRATONE        |
| 9   | 114107-16-01A | EA  | RAIL - DOOR/SLIDING - UPPER/LOWER - 32.3" - TERRATONE   |
| 10  | 115538-11-01A | EA  | JAMB - DOOR - WARDROBE/MIRRORED - BLACK                 |
| 11  | 115541-01-000 | EA  | SPRING - DOOR - SLIDING                                 |
| 12  | 123655-01-000 | FT  | SEAL - CLOSED CELL/FOAM                                 |
| 13  | 132038-01-01A | EA  | LATCH - DOOR/WARDROBE - TERRATONE                       |
|     |               |     | FROM: 00-00-00 THRU: 11-16-03                           |
| 13  | 149252-01-01A | EA  | LATCH - WARDROBE DOOR - TERRA COTTA                     |
|     |               |     | FROM: 11-17-03 THRU: 99-99-99                           |
| 14  | 136680-22-PC0 | EA  | DOOR - MIRRORED/WARDROBE - RH - W/HANGERS/GUIDES/LATCH  |

**COMPONENT PARTS FOR DOORS & DRAWERS**

131595-01-01A, 131595-05-01A, 131595-10-01A

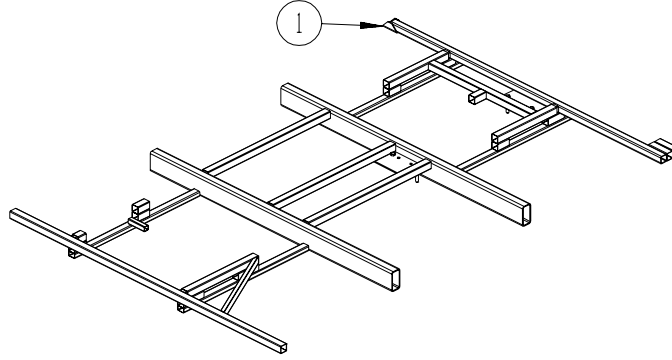
| KEY | PART NUMBER   | U/M | DESCRIPTION          | VENDOR NO. |
|-----|---------------|-----|----------------------|------------|
|     | 117431-01-707 | EA  | CATCH/PIN - PLASTIC  |            |
|     | 131595-01-700 | EA  | END STOP ONLY        |            |
|     | 131595-01-701 | EA  | BRACKET/MOUNTING     | 908956     |
|     | 131595-01-702 | EA  | TRACK/STRAIGHT - 37" |            |

## CHASSIS GROUP FRAME

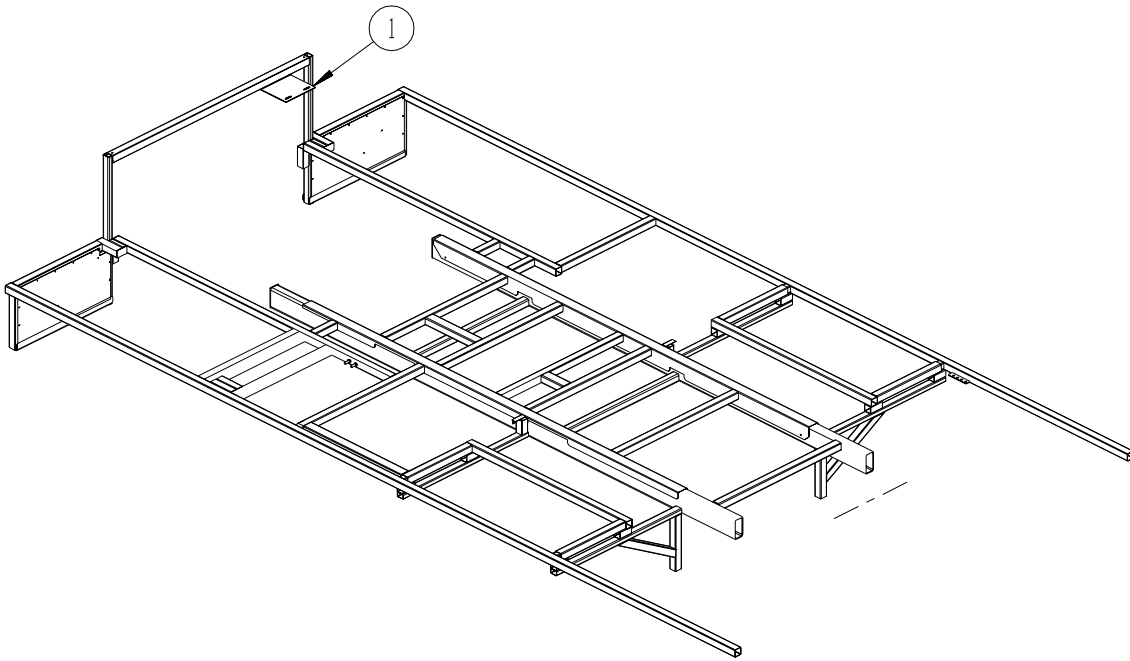


| KEY | PART NUMBER   | U/M | DESCRIPTION                                   |
|-----|---------------|-----|---|
| 1   | 145817-01-02B | EA  | BRACKET/MOUNTING - LP TANK - E-COATED         |
| 2   | 119845-01-01A | EA  | PLUG/PLASTIC - 1 1/2" SQUARE - BLACK          |
| 3   | 141283-01-02B | EA  | SEAL PLANE - ENTERTAINMENT CENTER - E-COATED  |
| 4   | 138489-02-02B | EA  | PANEL/ACCESS - ELECTRICAL - E-COATED          |
| 5   | 138200-01-02B | EA  | PLATE - SEAL - E-COATED                       |
| 6   | 141683-04-02B | EA  | PANEL/CLOSEOUT - ELECTRICAL - E-COATED        |
| 7   | 138050-01-02B | EA  | SEAL PLANE - WATER/RIGHT HAND - E-COATED      |
| 8   | 138489-01-02B | EA  | PANEL - ACCESS - WATER HEATER - E-COATED      |
| 9   | 138051-01-02B | EA  | SEAL PLANE - REAR/RIGHT HAND - E-COATED       |
| 10  | 128140-01-02B | EA  | SEAL PLANE - E-COATED                         |
| 11  | 129870-01-02B | EA  | SEAL PLANE - DRAIN/LEFT HAND - E-COATED       |
| 12  | 146188-01-02B | EA  | SEAL PLANE - LEFT HAND/REAR - E-COATED        |
| 13  | 144264-02-02B | EA  | COMPARTMENT - ENTERTAINMENT CENTER - E-COATED |
| 14  | 137944-01-02B | EA  | COMPARTMENT - HOLDING TANK - E-COATED         |
|     | 138238-01-02B | EA  | PANEL-COMPARTMET BOTTOM                       |
| 15  | 137942-01-02B | EA  | COMPARTMENT - WATER - E-COATED                |
| 16  | 146185-01-02B | EA  | COMPARTMENT - POWER CORD - E-COATED           |
| 17  | 141683-01-02B | EA  | PANEL/CLOSEOUT - ELECTRICAL - E-COATED        |
| 18  | 141683-05-02B | EA  | PANEL/CLOSEOUT - ELECTRICAL - E-COATED        |
| 19  | 138481-01-02B | EA  | HANGER - A/C COACH - E-COATED                 |

**CHASSIS GROUP (CONTINUED)**  
**FRAME (CONTINUED)**

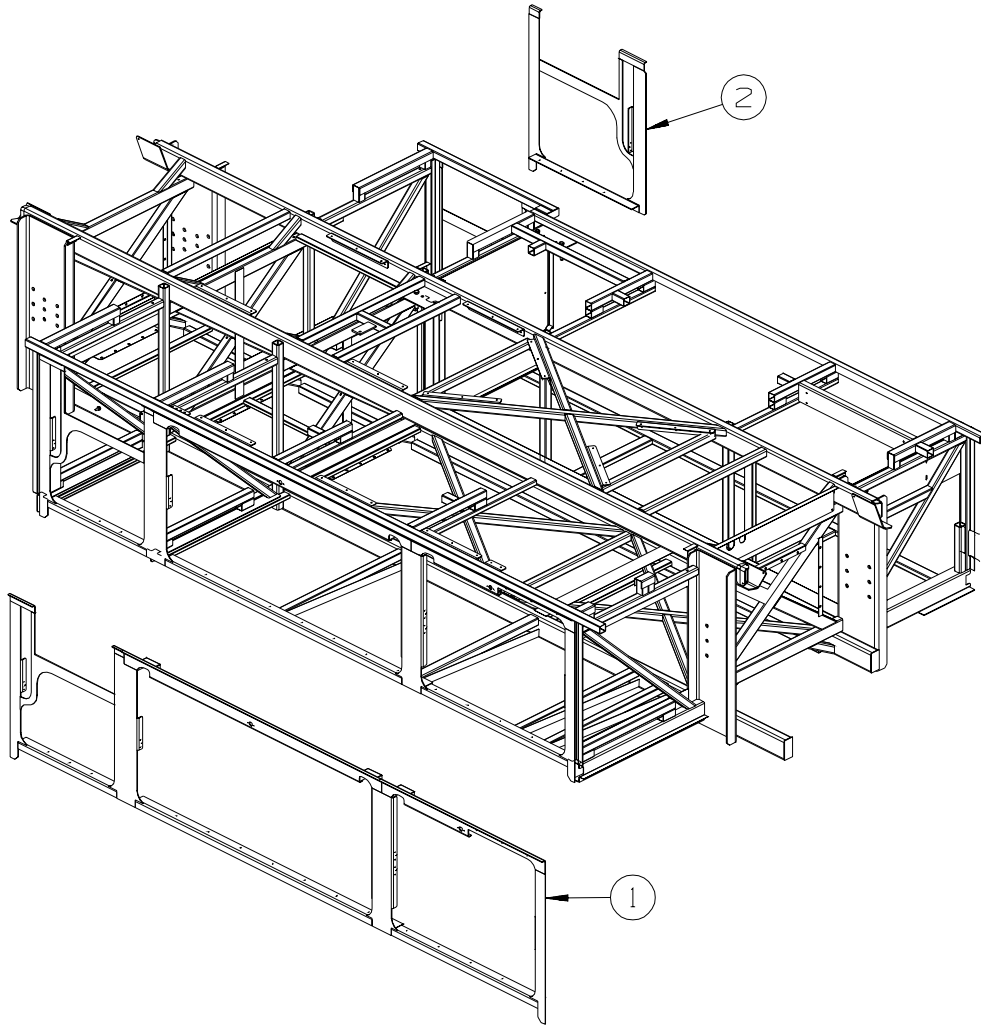


| KEY | PART NUMBER   | U/M DESCRIPTION                       |
|-----|---------------|---------------------------------------|
| 1   | 135727-01-02B | EA BRACKET - SPLICE - TUBE - E-COATED |



| KEY | PART NUMBER   | U/M DESCRIPTION                    |
|-----|---------------|------------------------------------|
| 1   | 141664-01-02B | EA BRACKET - AIR FILTER - E-COATED |

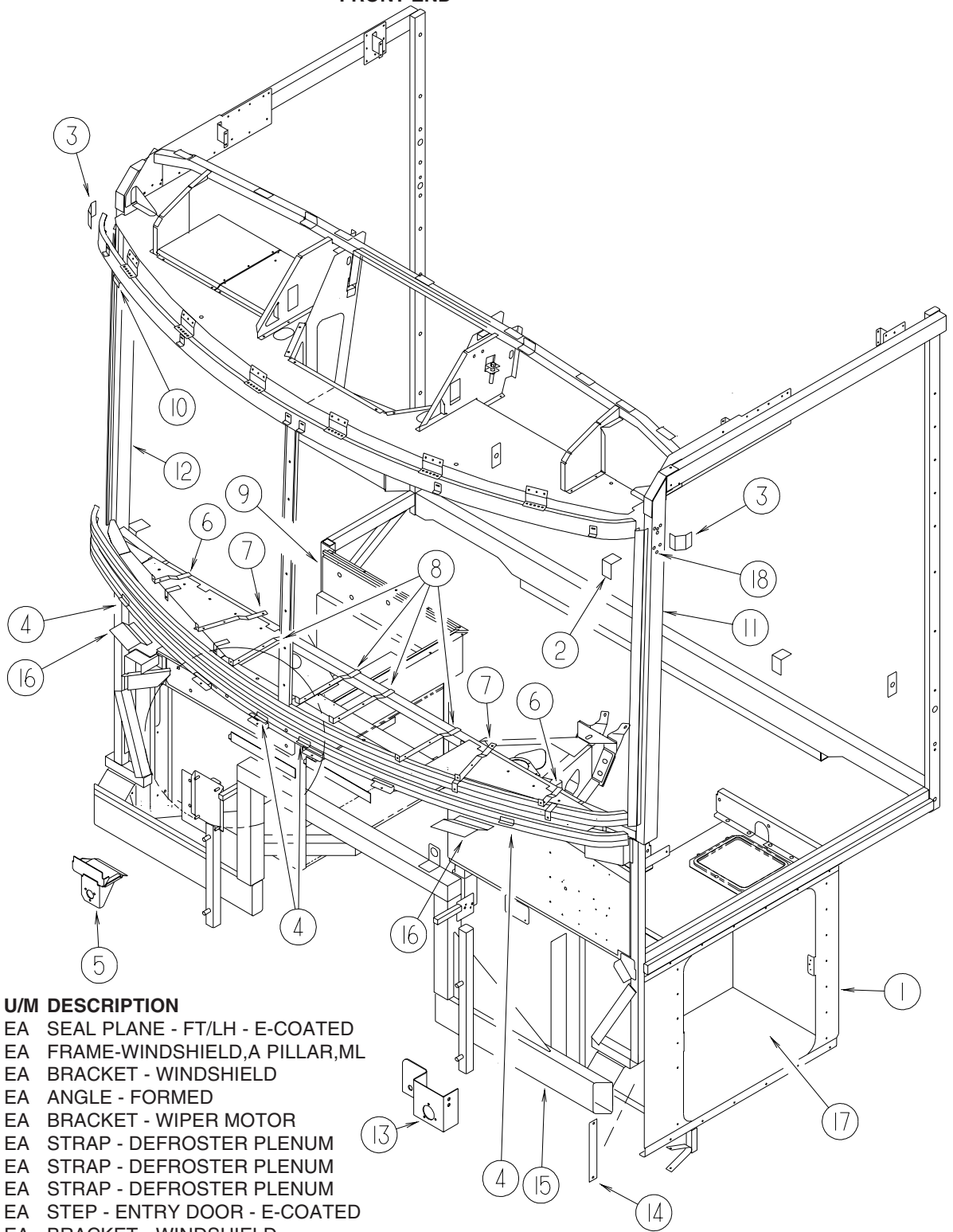
**CHASSIS GROUP (CONTINUED)**  
**FRAME (CONTINUED)**



| KEY | PART NUMBER   | U/M | DESCRIPTION           |
|-----|---------------|-----|-----------------------|
| 1   | 145545-11-02B | EA  | SEAL PLANE - E-COATED |
| 2   | 145545-12-02B | EA  | SEAL PLANE - E-COATED |

# CHASSIS GROUP (CONTINUED)

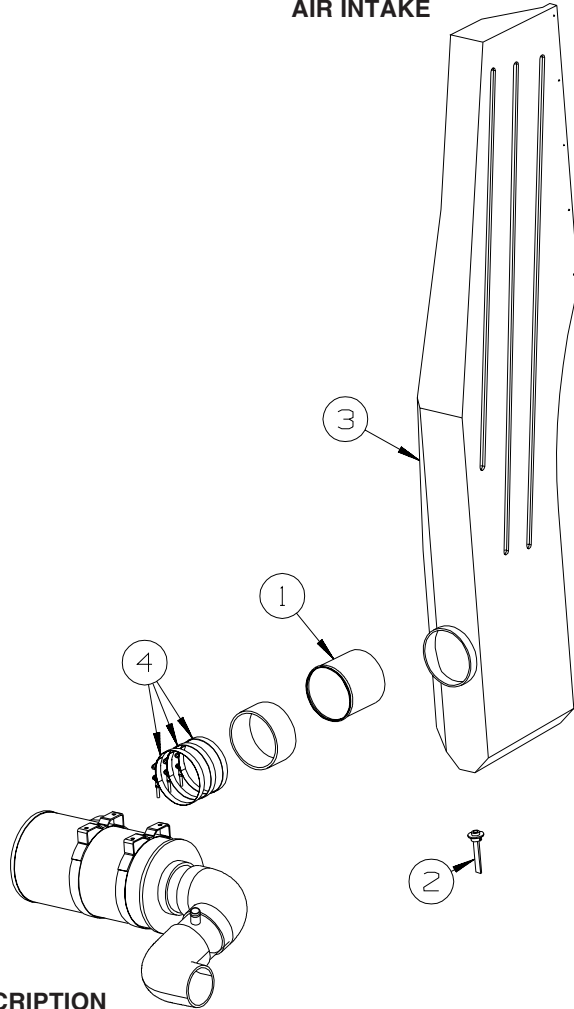
## FRONT END



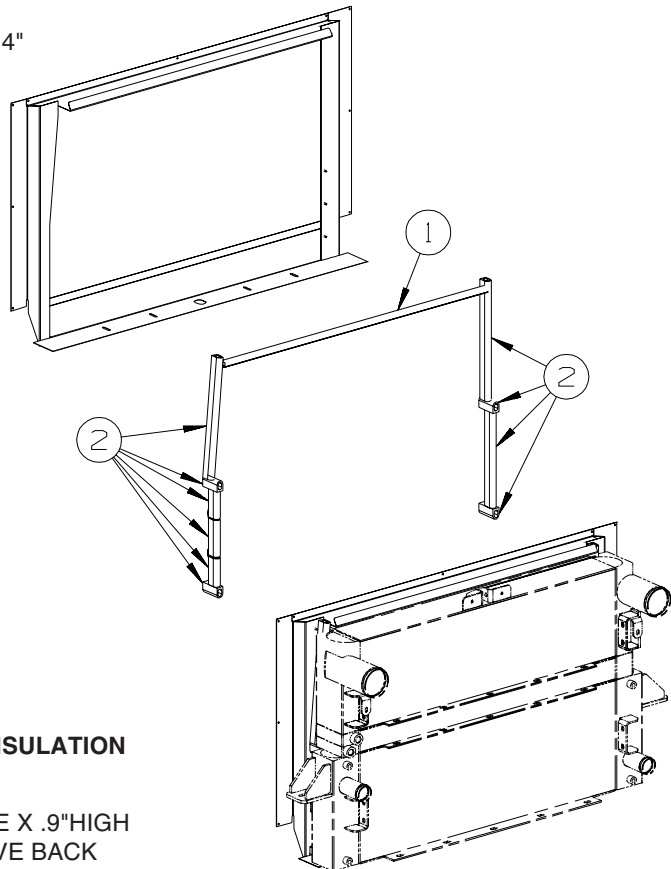
| KEY | PART NUMBER   | U/M | DESCRIPTION                                       |
|-----|---------------|-----|---|
| 1   | 129991-01-02B | EA  | SEAL PLANE - FT/LH - E-COATED                     |
| 2   | 121269-13-01B | EA  | FRAME-WINDSHIELD,A PILLAR,ML                      |
| 3   | 120363-02-01B | EA  | BRACKET - WINDSHIELD                              |
| 4   | 126289-65-01B | EA  | ANGLE - FORMED                                    |
| 5   | 134506-01-01B | EA  | BRACKET - WIPER MOTOR                             |
| 6   | 137047-06-01B | EA  | STRAP - DEFROSTER PLENUM                          |
| 7   | 137047-05-01B | EA  | STRAP - DEFROSTER PLENUM                          |
| 8   | 137047-04-01B | EA  | STRAP - DEFROSTER PLENUM                          |
| 9   | 144034-02-02B | EA  | STEP - ENTRY DOOR - E-COATED                      |
| 10  | 120363-01-01B | EA  | BRACKET - WINDSHIELD                              |
| 11  | 129420-01-01B | EA  | TUBE-MITERED,A PILLAR,MILL                        |
| 12  | 129420-02-01B | EA  | TUBE-MITERED,A PILLAR,MILL                        |
| 13  | 142478-01-01B | EA  | BRACKET - GAUGE - AIR SOURCE - MILL               |
| 14  | 115023-01-000 | EA  | ISOLATOR - RUBBER                                 |
| 15  | 135808-02-02B | EA  | SUPPORT - FRONT - E-COATED                        |
| 16  | 134202-01-01B | EA  | REINFORCEMENT - SUPPORT - LOWER WINDSHIELD/MIDDLE |
| 17  | 140614-02-02B | EA  | COMPARTMENT - LUGGAGE - E-COATED                  |
| 18  | 063729-12-000 | EA  | RIVNUT - 5/16 - 18 UNCUT - FLATHEAD - STAINLESS   |

# CHASSIS GROUP (CONTINUED)

## AIR INTAKE



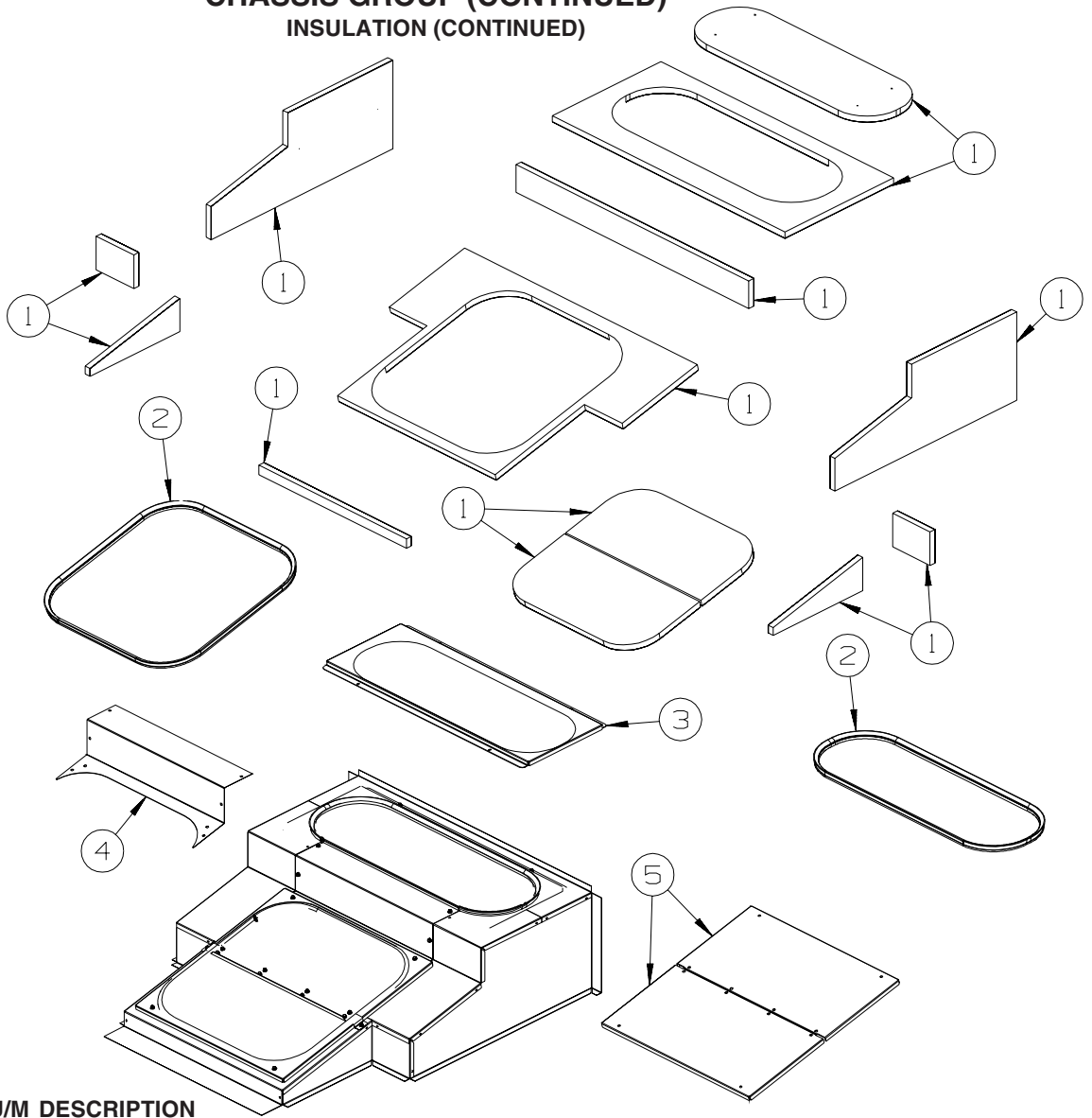
| KEY | PART NUMBER   | U/M | DESCRIPTION                      |
|-----|---------------|-----|----------------------------------|
| 1   | 124497-02-000 | EA  | SLEEVE - RUBBER - 6"ID X 3"L     |
| 2   | 130377-01-000 | EA  | TUBE/DRAIN - KAZOO - 1 1/4" X 4" |
|     | 135386-01-000 | EA  | NIPPLE - 1/2"                    |
| 3   | 140408-02-01A | EA  | DUCT - AIR INTAKE                |
| 4   | 125083-01-01A | EA  | CLAMP - T BOLT - 6"              |



## INSULATION

| KEY | PART NUMBER   | U/M | DESCRIPTION                            |
|-----|---------------|-----|--|
| 1   | 107721-08-000 | FT  | SEAL - ACCESS DOOR - .9"WIDE X .9"HIGH |
| 2   | 145993-01-000 | FT  | SEAL - "D SECTION" W/ADHESIVE BACK     |

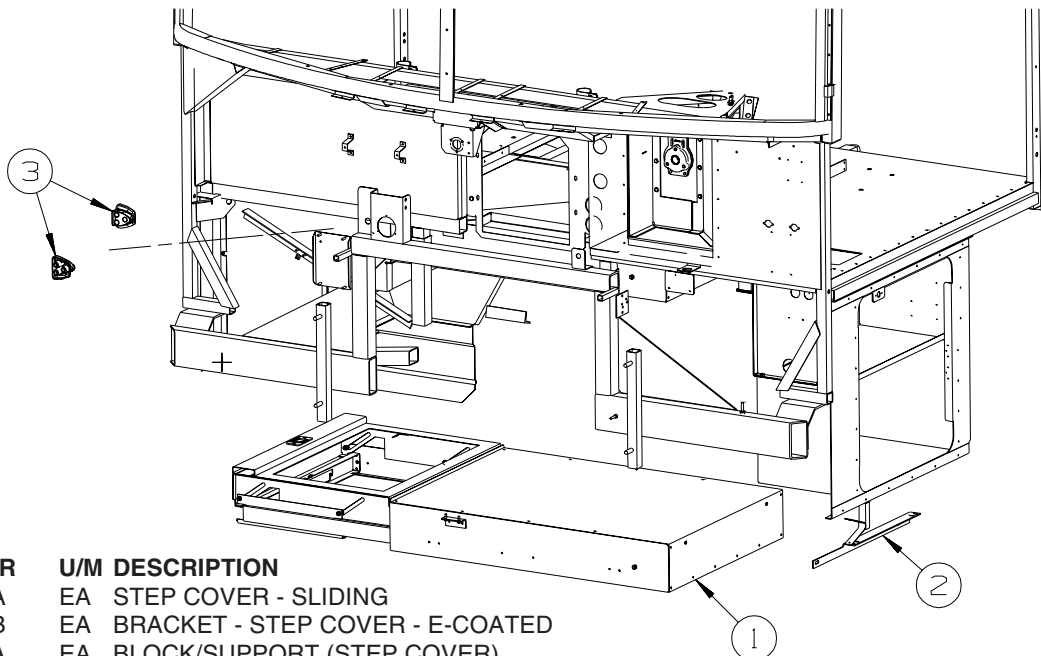
**CHASSIS GROUP (CONTINUED)**  
**INSULATION (CONTINUED)**



| KEY | PART NUMBER   | U/M | DESCRIPTION  |
|-----|---------------|-----|--|
| 1   | 072877-03-000 | EA  | INSULATION - SOUND BARRIER- 1" X 36" X 57" - ADHESIVE BACK |
| 2   | 039623-01-000 | EA  | SEAL - MOTOR COVER - RUBBER BULB TYPE                      |
| 3   | 140399-02-02B | EA  | COVER - ENGINE - E-COATED                                  |
| 4   | 145239-02-02B | EA  | PANEL ASM - COMPARTMENT ACCESS - E-COATED                  |
| 5   | 145267-02-02B | EA  | COVER ASM - ENGINE - E-COATED                              |

## CHASSIS GROUP (CONTINUED)

### STEPWELL COVER



| KEY | PART NUMBER   | U/M | DESCRIPTION                     |
|-----|---------------|-----|---------------------------------|
| 1*  | 145122-01-01A | EA  | STEP COVER - SLIDING            |
| 2   | 145661-01-02B | EA  | BRACKET - STEP COVER - E-COATED |
| 3   | 142499-01-01A | EA  | BLOCK/SUPPORT (STEP COVER)      |

FROM: 00-00-00 THRU: 07-01-03

|   |               |    |                            |
|---|---------------|----|----------------------------|
| 3 | 142499-02-01A | EA | BLOCK/SUPPORT (STEP COVER) |
|---|---------------|----|----------------------------|

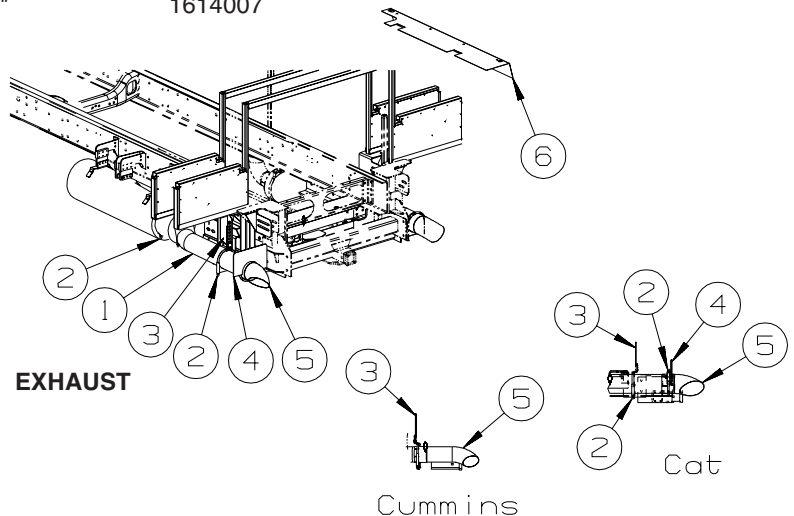
FROM: 07-02-03 THRU: 99-99-99

\*COMPONENT PARTS LISTED LATER IN THIS GROUP

#### COMPONENT PARTS FOR STEPWELL COVER

145122-01-01A

| KEY | PART NUMBER   | U/M | DESCRIPTION                  | VENDOR NO. |
|-----|---------------|-----|------------------------------|------------|
|     | 141691-01-703 | EA  | LATCH-CABLE RELEASE          | 1912125    |
|     | 141691-01-704 | EA  | SPRING - CABLE PRELOAD       | 1217507    |
|     | 141691-01-708 | EA  | MOTOR W/9 TOOTH PINION       | 1820122    |
|     | 145122-01-700 | EA  | CABLE - 80" W/STOPS          | 1218753    |
|     | 145122-01-701 | EA  | CABLE - 54" W/STOPS          | 1218754    |
|     | 145122-01-702 | EA  | CAP/END - F/DRUM - PLASTIC   | 1612535    |
|     | 145122-01-703 | EA  | BUSHING - .6"ID X .8"OD      | 1614003    |
|     | 145122-01-704 | EA  | HARNESS/ADAPTER              | 1809938    |
|     | 145122-01-705 | EA  | CABLE/RELEASE - 8" W/EYE     | 1213000    |
|     | 145122-01-706 | EA  | COVER - EMERGENCY RETRACT    | 1612532    |
|     | 145122-01-707 | EA  | SHOE/CABLE - PLASTIC         | 1612533    |
|     | 145122-01-708 | EA  | GUIDE/ARM SLIDE - PLASTIC    | 1612542    |
|     | 145122-01-709 | EA  | BUSHING/BRONZE - .38" X .50" | 1614007    |



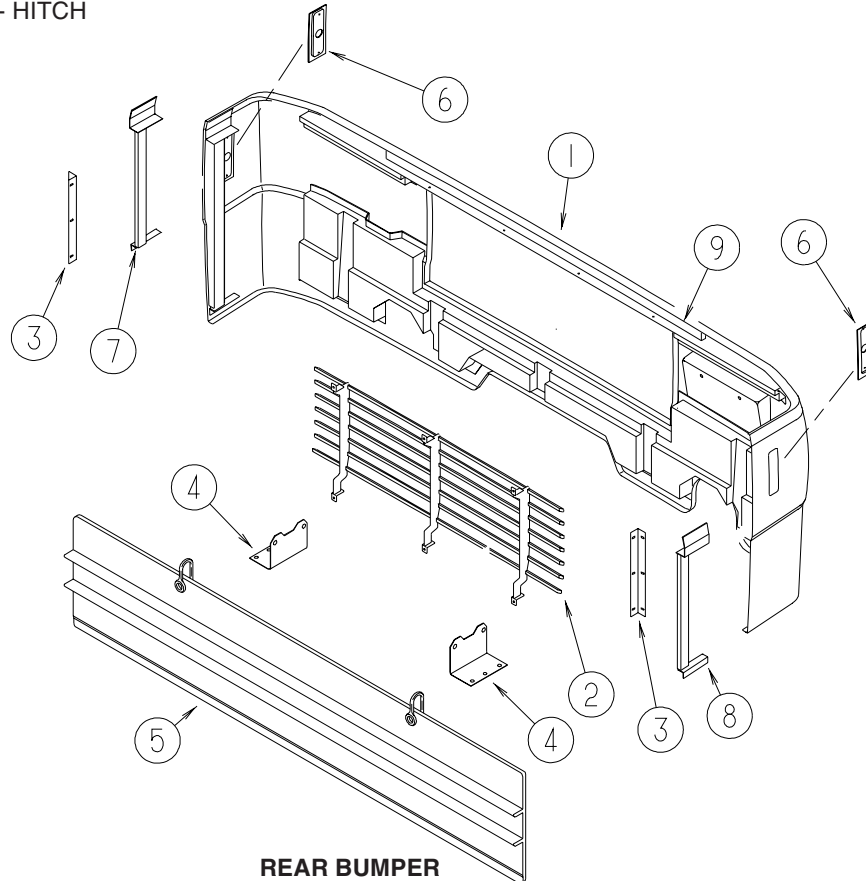
| KEY | PART NUMBER   | U/M | DESCRIPTION                        |
|-----|---------------|-----|------------------------------------|
| 1   | 114869-11-000 | EA  | PIPE - EXHAUST                     |
| 2   | 094918-08-000 | EA  | CLAMP - EXHAUST - 5"               |
| 3   | NOT USED      |     |                                    |
| 4   | NOT USED      |     |                                    |
| 5   | 116425-02-000 | EA  | EXTENSION - EXHAUST - CHROMED - 5" |
| 6   | NOT USED      |     |                                    |



## CHASSIS GROUP (CONTINUED)

### HITCH

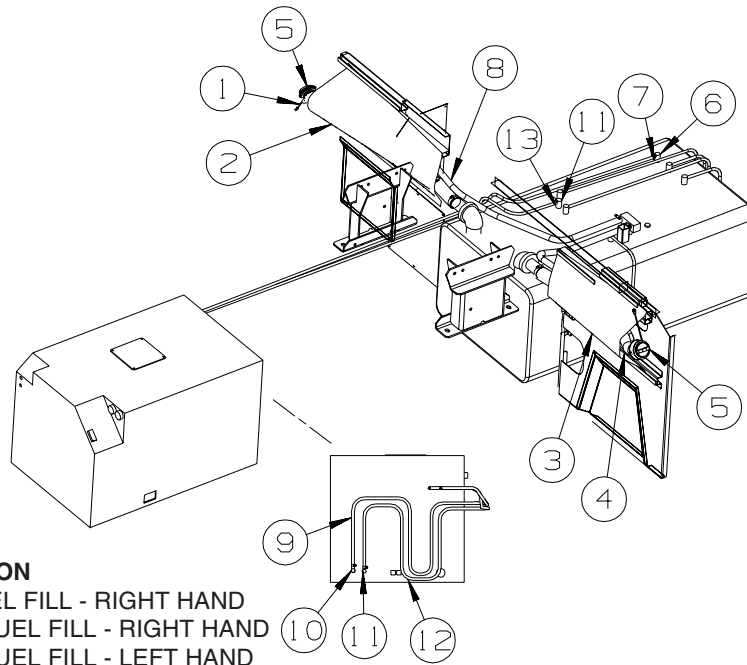
| KEY | PART NUMBER   | U/M | DESCRIPTION                                  |
|-----|---------------|-----|--|
|     | 134016-01-01A | EA  | HITCH RECEIVER - BOLT ON CLASS III - 10,000# |
|     | 133706-02-02B | EA  | SHIM - HITCH                                 |



| KEY | PART NUMBER   | U/M | DESCRIPTION  |
|-----|---------------|-----|--|
| 1   | P29397-02-KQ0 | EA  | PANEL - BUMPER/REAR                                    |
| 2   | 129377-01-KQ0 | EA  | GRILLE - BUMPER/REAR                                   |
| 3   | 113041-03-02B | EA  | ANGLE - BUMPER MOUNT - E-COATED                        |
| 4   | 144977-01-02B | EA  | BRACKET - MUDFLAP/REAR - E-COATED                      |
| 5   | 143924-02-01A | EA  | MUD FLAP/REAR - "ADVANTAGE" - RUBBER W/STAINLESS STEEL |
| 6   | 118374-01-01A | EA  | POCKET - SIDE MARKER LIGHT - BLACK - FLAT WALL         |
| 7   | 124837-05-01A | EA  | SUPPORT - BUMPER - REAR/PASSENGER - BLACK              |
| 8   | 124837-06-01A | EA  | SUPPORT - BUMPER - REAR/DRIVER - BLACK                 |
| 9   | 124861-01-02A | EA  | SUPPORT - BUMPER - REAR/PASSENGER/UPPER - BLACK        |

## CHASSIS GROUP (CONTINUED)

### FUEL

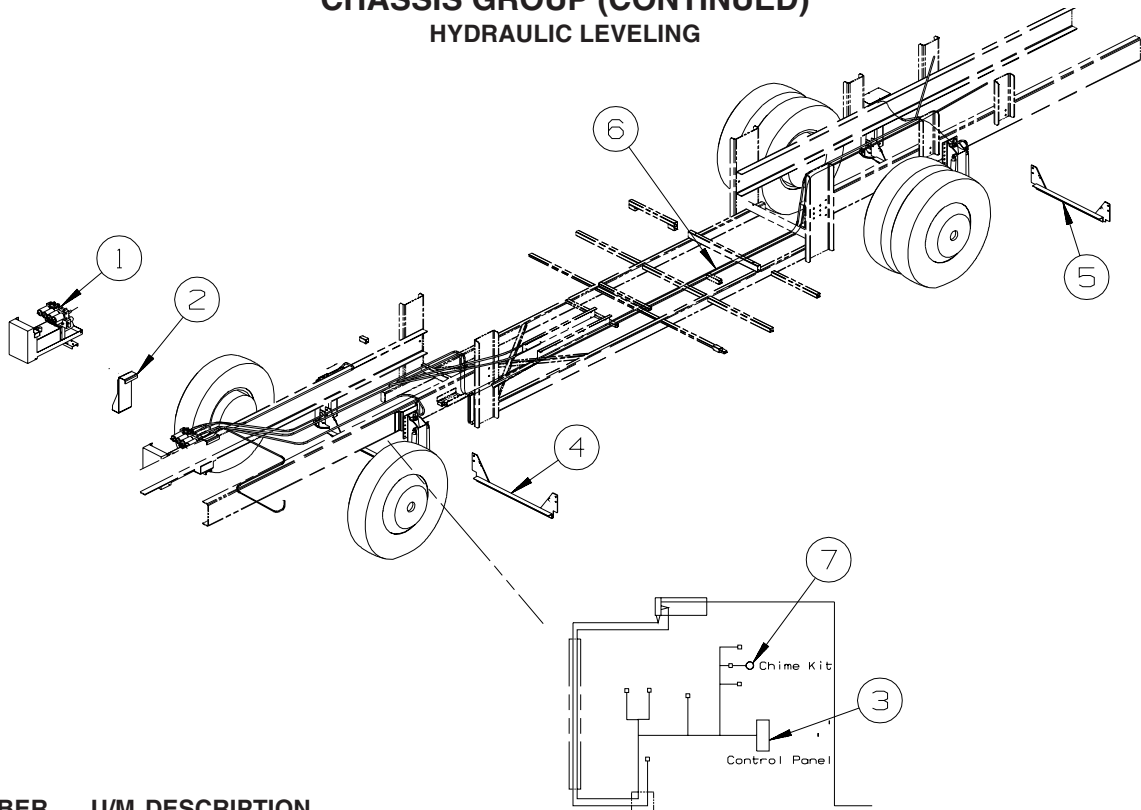


| KEY | PART NUMBER   | U/M | DESCRIPTION                                    |
|-----|---------------|-----|--|
| 1   | 143097-02-000 | EA  | NECK - FUEL FILL - RIGHT HAND                  |
| 2   | 118726-04-000 | EA  | BAFFLE - FUEL FILL - RIGHT HAND                |
| 3   | 118726-03-000 | EA  | BAFFLE - FUEL FILL - LEFT HAND                 |
| 3   | 118726-06-000 | EA  | BAFFLE - FUEL FILL - LEFT HAND                 |
| 4   | 143097-01-000 | EA  | NECK - FUEL FILL - LEFT HAND                   |
| 5   | 073220-04-000 | EA  | CAP - FUEL FILL - NON LOCKING DIESEL           |
| 6   | 114253-02-000 | EA  | ELBOW - 5/16 SINGLE BARB X 1/4 MPT             |
| 7   | 068382-01-000 | EA  | BUSHING - 1/2"MPT X 1/4"FPT - BRASS            |
| 8   | 066732-01-000 | FT  | HOSE - FUEL - .62"ID                           |
| 9   | 024138-01-000 | FT  | HOSE - FUEL - 5/16" ID                         |
| 10  | 114253-04-000 | EA  | ELBOW - 5/16 SINGLE BARB X 1/8 MPT             |
| 11  | 114253-01-000 | EA  | ELBOW - 1/4 SINGLE BARB X 1/8 MPT              |
| 12  | 128139-03-000 | FT  | HOSE - FUEL - LOW PERMEABILITY - 1/4" DIAMETER |
| 13  | 068382-06-000 | EA  | BUSHING - 3/8"MPT X 1/8"FPT - BRASS            |

FROM: 00-00-00 THRU: 04-06-03

FROM: 04-07-03 THRU: 99-99-99

## CHASSIS GROUP (CONTINUED) HYDRAULIC LEVELING



| KEY | PART NUMBER   | U/M | DESCRIPTION                            |
|-----|---------------|-----|--|
| 1*  | 144226-05-000 | EA  | LEVELING SYSTEM - F/3 SLIDEOUTS - Q40E |
| 1*  | 144226-07-000 | EA  | LEVELING SYSTEM - F/3 SLIDEOUTS - Q40K |
| 2   | 144224-02-01A | EA  | BRACKET - PUMP/LEVELING - BLACK        |
| 3   | 107889-06-000 | EA  | PANEL - CONTROL - 625 AIR DUMP         |
| 4   | 128411-01-02B | EA  | BRACKET - JACK - E-COATED              |
| 5   | 128411-04-02B | EA  | BRACKET - JACK - E-COATED              |
| 6   | 100536-50-000 | EA  | HOSE KIT - LEVELING JACKS              |
| 7   | 134092-03-000 | EA  | CHIME KIT - LEVELING SYSTEM - 625      |
|     |               |     | FROM: 00-00-00 THRU: 09-28-03          |
| 7   | 134092-05-000 | EA  | CHIME KIT - LEVELING SYSTEM - 325/625  |
|     |               |     | FROM: 09-29-03 THRU: 99-99-99          |

\*COMPONENT PARTS LISTED LATER IN THIS GROUP

### COMPONENT PARTS FOR HYDRAULIC LEVELING

| 144226-05-000 |               |     |                             |                  |
|---------------|---------------|-----|-----------------------------|------------------|
| KEY           | PART NUMBER   | U/M | DESCRIPTION                 | VENDOR NO.       |
|               | 144226-01-700 | EA  | SWITCH - WARNING/MAGNETIC   | RAP90968/AP26641 |
|               | 144226-01-701 | EA  | PUMP MOTOR/TANK ASM-MONRACH | RAP91169/AP30349 |
| 144226-07-000 |               |     |                             |                  |
| KEY           | PART NUMBER   | U/M | DESCRIPTION                 | VENDOR NO.       |
|               | 144226-01-700 | EA  | SWITCH - WARNING/MAGNETIC   | RAP90968/AP26641 |
|               | 144226-01-701 | EA  | PUMP MOTOR/TANK ASM-MONRACH | RAP91169/AP30349 |

### WHEEL, TIRE, COVERS &/OR LINERS

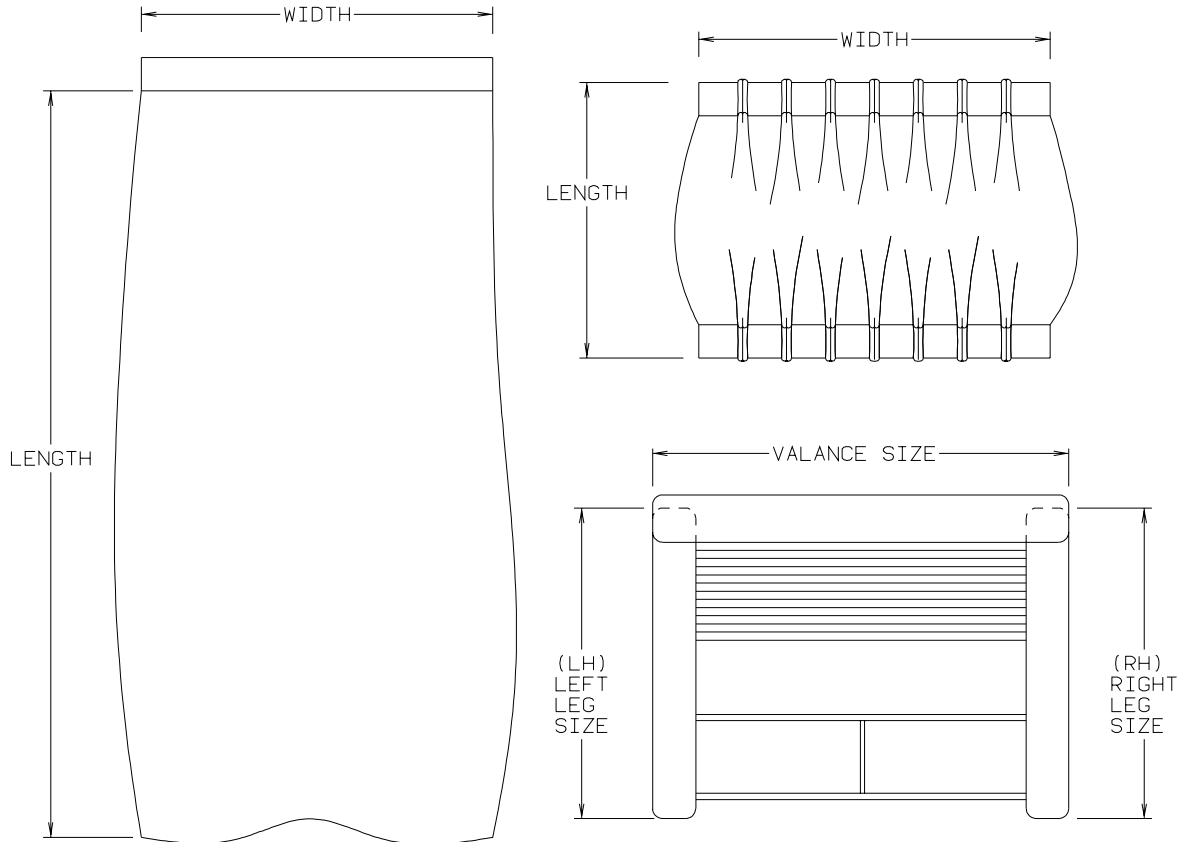
| KEY | PART NUMBER   | U/M | DESCRIPTION  |
|-----|---------------|-----|--|
|     | 129058-10-000 | EA  | COVER - NUT - 1.9"H X 2"BASE X 1.4"NUT                   |
|     | 129058-14-000 | EA  | COVER - FRONT AXLE W/INDENT F/LOGO-W/O LOGO - 10 BOLT    |
|     | 129058-15-000 | EA  | COVER - REAR AXLE W/INDENT F/LOGO-W/O LOGO - 10 BOLT     |
|     | 129058-16-000 | EA  | CAP - REAR - W/LOGO - THREADED - RIGHT HAND              |
|     | 129058-17-000 | EA  | BRACKET - F/REAR THREADED CAP - RIGHT HAND               |
|     | 134439-01-000 | EA  | WHEEL - ALUMINUM - 7.5" X 22.5"/10 BOLT - FRONT          |
|     | 134439-02-000 | EA  | WHEEL - ALUMINUM - 7.5" X 22.5"/10 BOLT - REAR           |
|     | 080208-04-000 | EA  | LUG WRENCH - 1 3/16" - OSHKOSH/SPARTAN                   |
|     | 080208-05-000 | EA  | BAR - LEVERAGE - LUG WRENCH - .75"DIA. - OSHKOSH/SPARTAN |

## CURTAIN & CUSHION GROUP

### NOTICE

IN ORDER TO ASSIST OUR PARTS SALES DEPT. IN PROVIDING INTERIOR SOFTWARE ITEMS, PLEASE INCLUDE THE SERIAL NUMBER AND THE COLOR CODE NUMBER FROM THE VEHICLE CERTIFICATION LABEL WHEN ORDERING. THIS LABEL IS LOCATED ON THE LEFT SIDEWALL AT THE END OF THE DASH (A-BODY), OR ON THE DRIVER'S DOOR LATCH PLATE (C-BODY).

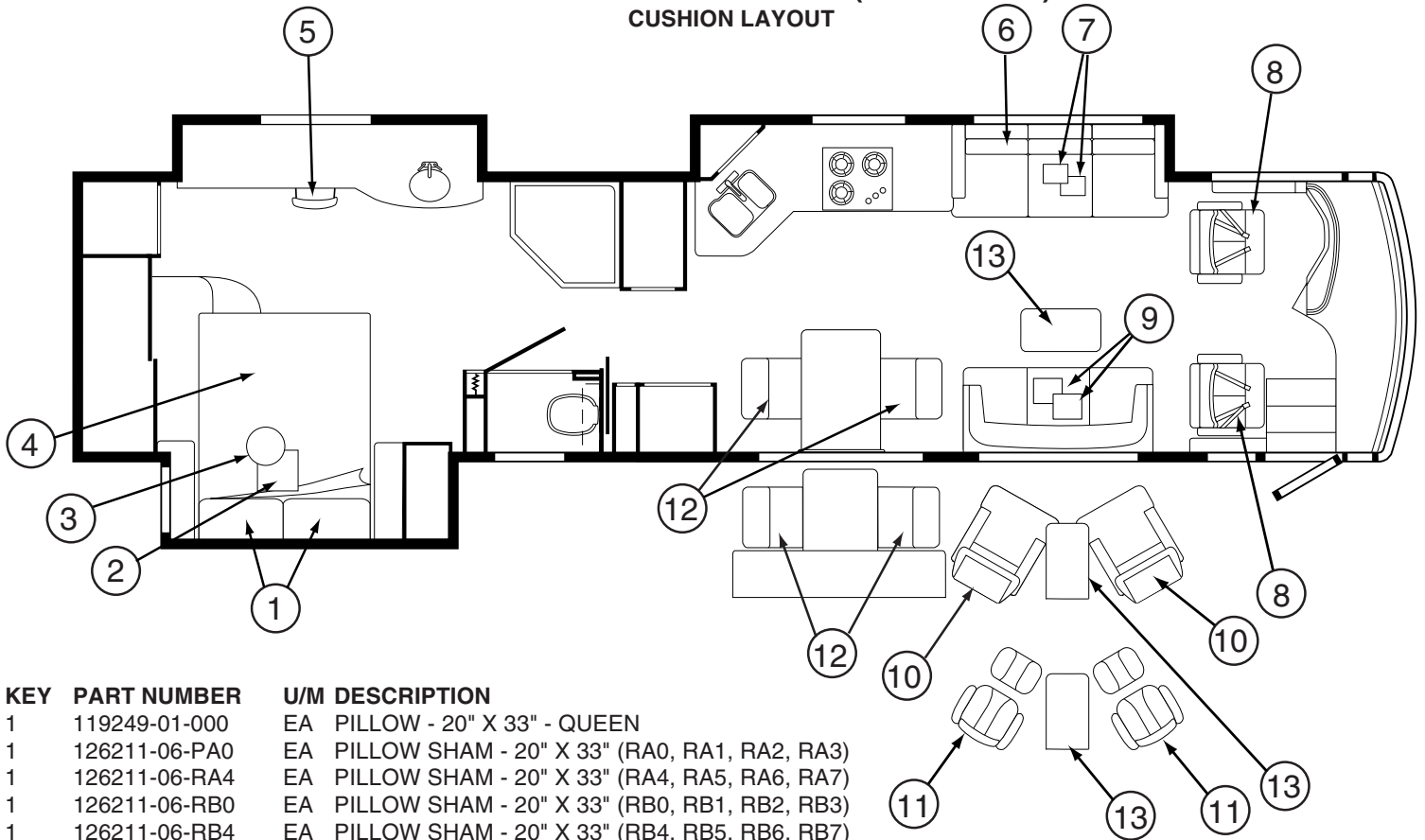
AN EXAMPLE OF A COLOR CODE NUMBER IS B07, WHICH DESIGNATES AN OVERALL COLOR SCHEME OF A PARTICULAR UNIT. THE COLOR LISTED AFTER THE ITEM DESCRIPTION ON THE MICROFICHE, INDICATES THE OVERALL UNIT COLOR. ORDER THE ITEM YOU DESIRE ACCORDING TO UNIT COLOR CODE. IF ALL COLORS USE THE SAME ITEM NO COLOR CODE WILL BE NOTED.



NOTE: USE THIS ILLUSTRATION WHEN DETERMINING LENGTH AND WIDTH MEASUREMENTS FOR CURTAINS. YOU WILL NOTE THE WIDTH MEASUREMENT IS TAKEN ON THE TOP OF THE CURTAIN WITH THE CURTAIN FULLY EXTENDED. THE LENGTH MEASUREMENT IS TAKEN FROM TOP TO BOTTOM. LEFT AND RIGHT WINDOW LEGS ARE DETERMINED WHEN FACING THE WINDOW.

## CURTAIN & CUSHION GROUP (CONTINUED)

### CUSHION LAYOUT

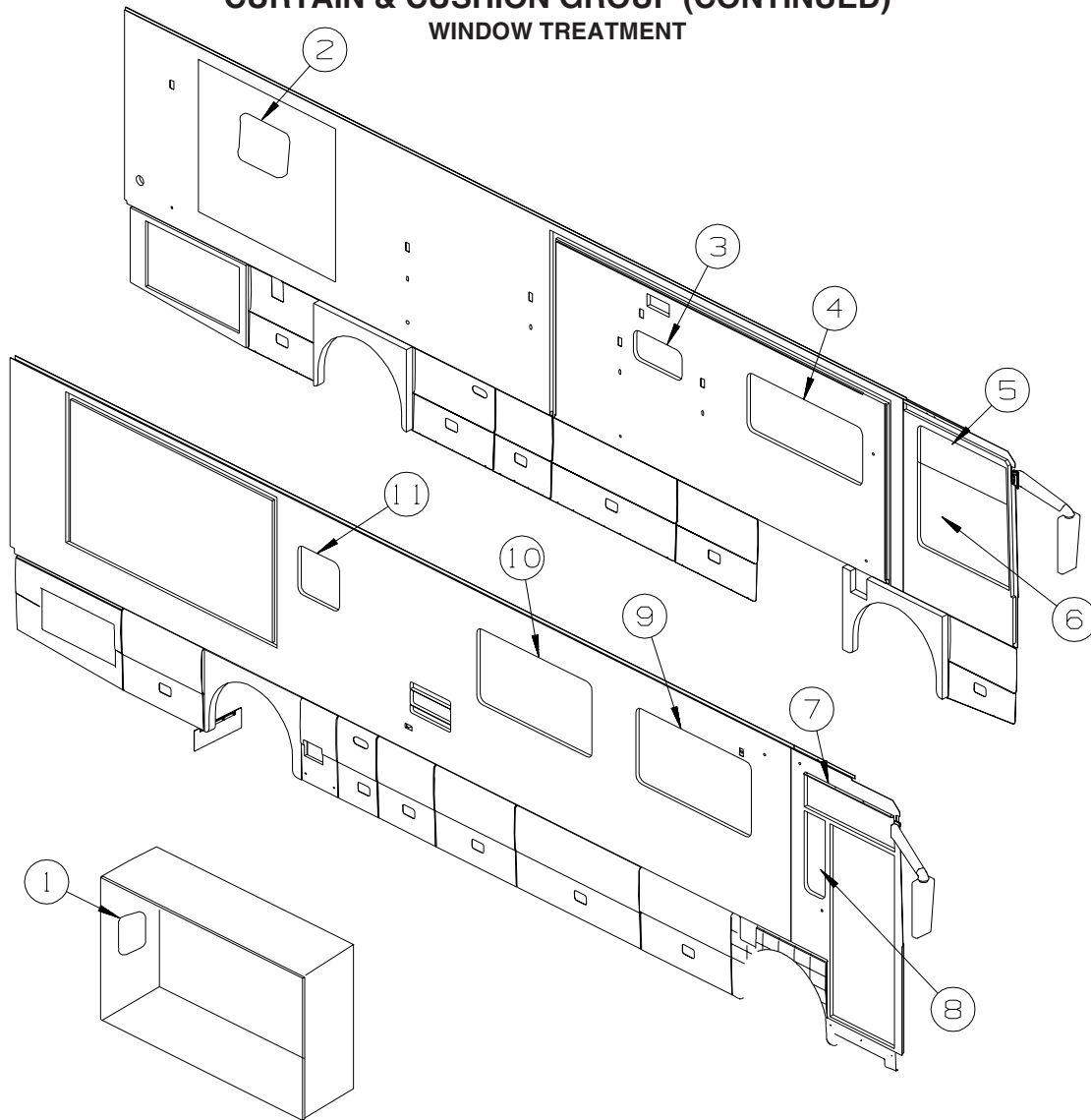


| KEY | PART NUMBER   | U/M | DESCRIPTION  |
|-----|---------------|-----|--|
| 1   | 119249-01-000 | EA  | PILLOW - 20" X 33" - QUEEN                                       |
| 1   | 126211-06-PA0 | EA  | PILLOW SHAM - 20" X 33" (RA0, RA1, RA2, RA3)                     |
| 1   | 126211-06-RA4 | EA  | PILLOW SHAM - 20" X 33" (RA4, RA5, RA6, RA7)                     |
| 1   | 126211-06-RB0 | EA  | PILLOW SHAM - 20" X 33" (RB0, RB1, RB2, RB3)                     |
| 1   | 126211-06-RB4 | EA  | PILLOW SHAM - 20" X 33" (RB4, RB5, RB6, RB7)                     |
| 2   | 139679-05-PA0 | EA  | PILLOW - 15" X 15" (RA0, RA1, RA2, RA3)                          |
| 2   | 139679-05-RA4 | EA  | PILLOW - 15" X 15" (RA4, RA5, RA6, RA7)                          |
| 2   | 139679-08-RB0 | EA  | PILLOW - 15" X 15" - W/BOXING (RB0, RB1, RB2, RB3)               |
| 2   | 139679-05-RB4 | EA  | PILLOW - 15" X 15" (RB4, RB5, RB6, RB7)                          |
| 3   | 139766-01-PA0 | EA  | PILLOW - 16" - ROUND (RA0, RA1, RA2, RA3)                        |
| 3   | 139766-01-RA4 | EA  | PILLOW - 16" - ROUND (RA4, RA5, RA6, RA7)                        |
| 3   | 139766-01-RB0 | EA  | PILLOW - 16" - ROUND (RB0, RB1, RB2, RB3)                        |
| 3   | 139766-01-RB4 | EA  | PILLOW - 16" - ROUND (RB4, RB5, RB6, RB7)                        |
| 4   | 142411-02-000 | EA  | MATTRESS/AIR - 60" X 80" - SELECT COMFORT                        |
|     | 142411-03-000 | EA  | AIR PUMP W/CONTROLS - F/SELECT COMFORT MATTRESS                  |
| 4   | 143141-03-PA0 | EA  | BEDSPREAD - 60" X 80" (RA0, RA1, RA2, RA3)                       |
| 4   | 143141-04-RA4 | EA  | BEDSPREAD - 60" X 80" (RA4, RA5, RA6, RA7)                       |
| 4   | 143141-04-RB0 | EA  | BEDSPREAD - 60" X 80" (RB0, RB1, RB2, RB3)                       |
| 4   | 143141-04-RB4 | EA  | BEDSPREAD - 60" X 80" (RB4, RB5, RB6, RB7)                       |
| 5   | 135600-E0-000 | EA  | CHAIR - FOLDING - PORTSMOUTH OAK (RA0)                           |
| 5   | 135600-E1-000 | EA  | CHAIR - FOLDING - CHERRY (RA1)                                   |
| 5   | 135600-E2-000 | EA  | CHAIR - FOLDING - WASHED MAPLE (RA2)                             |
| 5   | 135600-K1-000 | EA  | CHAIR - FOLDING - KHK/HONEY CHERRY (RA3)                         |
| 5   | 135600-K2-000 | EA  | CHAIR - FOLDING - BISQUE/PORTSMOUTH OAK (RA4)                    |
| 5   | 135600-K3-000 | EA  | CHAIR - FOLDING - BISQUE/CONCERT CHERRY (RA5)                    |
| 5   | 135600-K4-000 | EA  | CHAIR - FOLDING - BISQUE/WASHED MAPLE (RA6)                      |
| 5   | 135600-K5-000 | EA  | CHAIR - FOLDING - BISQUE/HONEY CHERRY (RA7)                      |
| 5   | 135600-E4-000 | EA  | CHAIR - FOLDING - PORTSMOUTH OAK (RB0)                           |
| 5   | 135600-E5-000 | EA  | CHAIR - FOLDING - CHERRY (RB1)                                   |
| 5   | 135600-E6-000 | EA  | CHAIR - FOLDING - WASHED MAPLE (RB2)                             |
| 5   | 135600-K6-000 | EA  | CHAIR - FOLDING - SUNBURY/HONEY CHERRY (RB3)                     |
| 5   | 135600-K7-000 | EA  | CHAIR - FOLDING - WHEAT/PORTSMOUTH OAK (RB4)                     |
| 5   | 135600-K8-000 | EA  | CHAIR - FOLDING - WHEAT/CONCERT CHERRY (RB5)                     |
| 5   | 135600-K9-000 | EA  | CHAIR - FOLDING - WHEAT/WASHED MAPLE (RB6)                       |
| 5   | 135600-L0-000 | EA  | CHAIR - FOLDING - WHEAT/HONEY CHERRY (RB7)                       |
| 6   | 139245-09-000 | EA  | SOFA/SLEEPER - HIDE-A-BED/ELECTRIC - 77" (RA0, RA1, RA2, RA3)    |
| 6   | 139245-13-000 | EA  | SOFA/SLEEPER - HIDE-A-BED/ELECTRIC - 77" (RA4, RA5, RA6, RA7)    |
| 6   | 139245-10-000 | EA  | SOFA/SLEEPER - HIDE-A-BED/ELECTRIC - 77" (RB0, RB1, RB2, RB3)    |
| 6   | 139245-14-000 | EA  | SOFA/SLEEPER - HIDE-A-BED/ELECTRIC - 77" (RB4, RB5, RB6, RB7)    |
| 6   | 139245-08-000 | EA  | SOFA/SLEEPER - HIDE-A-BED/ELECTRIC - 77" - LEATHER RESTEASY      |
| 6   | 147301-01-000 | EA  | SOFA/SLEEPER - HIDE-A-BED/ELECTRIC - 77" - LEATHER DUAL RESTEASY |

**CURTAIN & CUSHION GROUP (CONTINUED)**  
**CUSHION LAYOUT (CONTINUED)**

| KEY | PART NUMBER   | U/M | DESCRIPTION   |
|-----|---------------|-----|---|
| 7   | 139680-03-PA0 | EA  | PILLOW - 13" X 20" - W/BOXING & OVERLAY (RA0, RA1, RA2, RA3)                |
| 7   | 139680-03-RA4 | EA  | PILLOW - 13" X 20" - W/BOXING & OVERLAY (RA4, RA5, RA6, RA7)                |
| 7   | 139680-03-RB0 | EA  | PILLOW - 13" X 20" - W/BOXING & OVERLAY (RB0, RB1, RB2, RB3)                |
| 7   | 139680-03-RB4 | EA  | PILLOW - 13" X 20" - W/BOXING & OVERLAY (RB4, RB5, RB6, RB7)                |
| 8   | 146993-01-000 | EA  | BUCKET SEAT - DRIVER/PASSENGER  |
| 8   | 146993-04-000 | EA  | BUCKET SEAT - DRIVER/PASSENGER - W/HEAT                                     |
| 8   | 146993-02-000 | EA  | BUCKET SEAT - PASSENGER   |
| 8   | 146993-03-000 | EA  | BUCKET SEAT - PASSENGER - W/HEAT  |
| 8   | 146993-05-000 | EA  | BUCKET SEAT - PASSENGER - W/FOOTREST - LEATHER                              |
| 8   | 146993-06-000 | EA  | BUCKET SEAT - PASSENGER - W/FOOTREST/HEAT - LEATHER                         |
|     | 145181-02-000 | EA  | COVER - PLEATED/SLIDEOUT  |
| 9   | 132319-55-PA0 | EA  | PILLOW - 18" - W/CENTER BUTTON/TASSLE/FRINGE (RA0, RA1, RA2, RA3)           |
| 9   | 132319-55-RA4 | EA  | PILLOW - 18" - W/CENTER BUTTON/TASSLE/FRINGE (RA4, RA5, RA6, RA7)           |
| 9   | 132319-55-RB0 | EA  | PILLOW - 18" - W/CENTER BUTTON/TASSLE/FRINGE (RB0, RB1, RB2, RB3)           |
| 9   | 132319-55-RB4 | EA  | PILLOW - 18" - W/CENTER BUTTON/TASSLE/FRINGE (RB4, RB5, RB6, RB7)           |
| 10  | 139209-01-000 | EA  | CHAIR - RECLINER - W/HOOP - LEATHER   |
|     | 134057-01-11B | EA  | BRACKET - RECLINER - FLAT BLACK   |
| 11  | 147147-02-000 | EA  | CHAIR - EURO RECLINER W/OTTOMAN - NATURAL (RA0,RA2,RA4,RA6,RB0,RB2,RB4,RB6) |
| 11  | 147147-01-000 | EA  | CHAIR - EURO RECLINER W/OTTOMAN - TEAK (RA1,RA3,RA5,RA7,RB1,RB3,RB5,RB7)    |
|     | 143956-01-04B | EA  | BRACKET/TIEDOWN - EURO CHAIR - BLACK  |
|     | 134128-02-02B | EA  | PLATE - W/HOLES - W/WELDNUT - E-COATED                                      |
|     | 134194-01-01A | EA  | KNOB - HOLD DOWN/RECLINER - BLACK   |
| 12  | 139218-07-000 | EA  | CHAIR - DINETTE - PORTSMOUTH OAK (RA0)                                      |
| 12  | 139218-08-000 | EA  | CHAIR - DINETTE - CHERRY (RA1)  |
| 12  | 139218-09-000 | EA  | CHAIR - DINETTE - WASHED MAPLE (RA2)  |
| 12  | 139218-14-000 | EA  | CHAIR - DINETTE - HONEY CHERRY (RA3)  |
| 12  | 139218-15-000 | EA  | CHAIR - DINETTE - BISQUE/PORTSMOUTH OAK (RA4)                               |
| 12  | 139218-16-000 | EA  | CHAIR - DINETTE - BISQUE/CONCERT CHERRY (RA5)                               |
| 12  | 139218-17-000 | EA  | CHAIR - DINETTE - BISQUE/WASHED MAPLE (RA6)                                 |
| 12  | 139218-18-000 | EA  | CHAIR - DINETTE - BISQUE/HONEY CHERRY (RA7)                                 |
| 12  | 139218-11-000 | EA  | CHAIR - DINETTE - PORTSMOUTH OAK (RB0)                                      |
| 12  | 139218-12-000 | EA  | CHAIR - DINETTE - CHERRY (RB1)  |
| 12  | 139218-13-000 | EA  | CHAIR - DINETTE - WASHED MAPLE (RB2)  |
| 12  | 139218-19-000 | EA  | CHAIR - DINETTE - LITTLE BORELLI/HONEY CHERRY (RB3)                         |
| 12  | 139218-20-000 | EA  | CHAIR - DINETTE - WHEAT/PORTSMOUTH OAK (RB4)                                |
| 12  | 139218-21-000 | EA  | CHAIR - DINETTE - WHEAT/CONCERT CHERRY (RB5)                                |
| 12  | 139218-22-000 | EA  | CHAIR - DINETTE - WHEAT/WASHED MAPLE (RB6)                                  |
| 12  | 139218-23-000 | EA  | CHAIR - DINETTE - WHEAT/HONEY CHERRY (RB7)                                  |
|     | 135600-E0-000 | EA  | CHAIR - FOLDING - PORTSMOUTH OAK (RA0)                                      |
|     | 135600-E1-000 | EA  | CHAIR - FOLDING - CHERRY (RA1)  |
|     | 135600-E2-000 | EA  | CHAIR - FOLDING - WASHED MAPLE (RA2)  |
|     | 135600-K1-000 | EA  | CHAIR - FOLDING - KHK/HONEY CHERRY (RA3)                                    |
|     | 135600-K2-000 | EA  | CHAIR - FOLDING - BISQUE/PORTSMOUTH OAK (RA4)                               |
|     | 135600-K3-000 | EA  | CHAIR - FOLDING - BISQUE/CONCERT CHERRY (RA5)                               |
|     | 135600-K4-000 | EA  | CHAIR - FOLDING - BISQUE/WASHED MAPLE (RA6)                                 |
|     | 135600-K5-000 | EA  | CHAIR - FOLDING - BISQUE/HONEY CHERRY (RA7)                                 |
|     | 135600-E4-000 | EA  | CHAIR - FOLDING - PORTSMOUTH OAK (RB0)                                      |
|     | 135600-E5-000 | EA  | CHAIR - FOLDING - CHERRY (RB1)  |
|     | 135600-E6-000 | EA  | CHAIR - FOLDING - WASHED MAPLE (RB2)  |
|     | 135600-K6-000 | EA  | CHAIR - FOLDING - SUNBURY/HONEY CHERRY (RB3)                                |
|     | 135600-K7-000 | EA  | CHAIR - FOLDING - WHEAT/PORTSMOUTH OAK (RB4)                                |
|     | 135600-K8-000 | EA  | CHAIR - FOLDING - WHEAT/CONCERT CHERRY (RB5)                                |
|     | 135600-K9-000 | EA  | CHAIR - FOLDING - WHEAT/WASHED MAPLE (RB6)                                  |
|     | 135600-L0-000 | EA  | CHAIR - FOLDING - WHEAT/HONEY CHERRY (RB7)                                  |
| 13  | 140280-01-02A | EA  | BEVERAGE TRAY (WOODEN) - COUCH - OAK - PORTSMOUTH OAK - W/BANQUETTE ONLY    |
| 13  | 140280-01-01A | EA  | BEVERAGE TRAY (WOODEN) - COUCH - CHERRY - CONCERT CHERRY - W/BANQUETTE ONLY |
| 13  | 140280-01-03A | EA  | BEVERAGE TRAY (WOODEN) - COUCH - WASHED MAPLE - W/BANQUETTE ONLY            |
| 13  | 140280-01-04A | EA  | BEVERAGE TRAY (WOODEN) - COUCH - HONEY CHERRY - W/BANQUETTE ONLY            |
|     | 139233-05-000 | EA  | SOFA - BANQUETTE - 75" (RA0, RA1, RA2, RA3)                                 |
|     | 139233-07-000 | EA  | SOFA - BANQUETTE - 75" (RA4, RA5, RA6, RA7)                                 |
|     | 139233-06-000 | EA  | SOFA - BANQUETTE - 75" (RB0, RB1, RB2, RB3)                                 |
|     | 139233-08-000 | EA  | SOFA - BANQUETTE - 75" (RB4, RB5, RB6, RB7)                                 |
|     | 139233-01-000 | EA  | SOFA - BANQUETTE - 75" - LEATHER  |

**CURTAIN & CUSHION GROUP (CONTINUED)**  
**WINDOW TREATMENT**



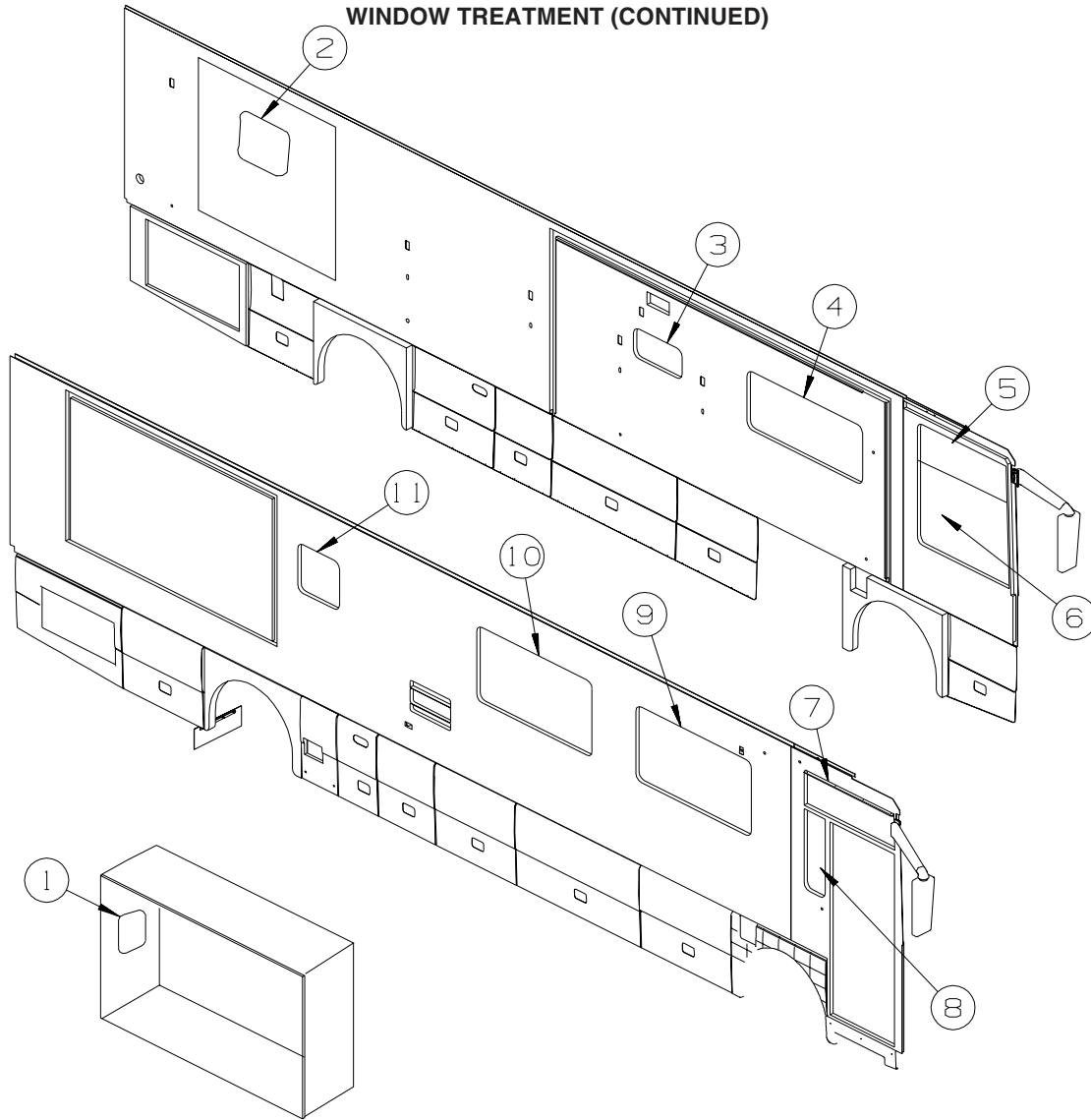
| KEY | PART NUMBER   | U/M | DESCRIPTION                                    |
|-----|---------------|-----|--|
| 1   | 136029-06-PA0 | EA  | VALANCE - TRELLIS - 26" (RA0, RA1, RA2, RA3)   |
| 1   | 136029-06-RA4 | EA  | VALANCE - TRELLIS - 26" (RA4, RA5, RA6, RA7)   |
| 1   | 136029-06-RB0 | EA  | VALANCE - TRELLIS - 26" (RB0, RB1, RB2, RB3)   |
| 1   | 136029-06-RB4 | EA  | VALANCE - TRELLIS - 26" (RB4, RB5, RB6, RB7)   |
| 1   | 136988-59-PA0 | EA  | LEG - RIGHT - 22" (RA0, RA1, RA2, RA3)         |
| 1   | 136988-59-RA4 | EA  | LEG - RIGHT - 22" (RA4, RA5, RA6, RA7)         |
| 1   | 136988-59-RB0 | EA  | LEG - RIGHT - 22" (RB0, RB1, RB2, RB3)         |
| 1   | 136988-59-RB4 | EA  | LEG - RIGHT - 22" (RB4, RB5, RB6, RB7)         |
| 1   | 136988-60-PA0 | EA  | LEG - LEFT - 22" (RA0, RA1, RA2, RA3)          |
| 1   | 136988-60-RA4 | EA  | LEG - LEFT - 22" (RA4, RA5, RA6, RA7)          |
| 1   | 136988-60-RB0 | EA  | LEG - LEFT - 22" (RB0, RB1, RB2, RB3)          |
| 1   | 136988-60-RB4 | EA  | LEG - LEFT - 22" (RB4, RB5, RB6, RB7)          |
| 1   | 140789-07-N44 | EA  | BLIND - DAY/NIGHTER - 22.5" X 23"              |
| 2   | 136029-05-PA0 | EA  | VALANCE - TRELLIS - 35.5" (RA0, RA1, RA2, RA3) |
| 2   | 136029-05-RA4 | EA  | VALANCE - TRELLIS - 35.5" (RA4, RA5, RA6, RA7) |
| 2   | 136029-05-RB0 | EA  | VALANCE - TRELLIS - 35.5" (RB0, RB1, RB2, RB3) |
| 2   | 136029-05-RB4 | EA  | VALANCE - TRELLIS - 35.5" (RB4, RB5, RB6, RB7) |
| 2   | 136988-37-RA0 | EA  | LEG - RIGHT - 26" (RA0, RA1, RA2, RA3)         |
| 2   | 136988-37-RA4 | EA  | LEG - RIGHT - 26" (RA4, RA5, RA6, RA7)         |
| 2   | 136988-37-RB0 | EA  | LEG - RIGHT - 26" (RB0, RB1, RB2, RB3)         |
| 2   | 136988-37-RB4 | EA  | LEG - RIGHT - 26" (RB4, RB5, RB6, RB7)         |
| 2   | 136988-38-RA0 | EA  | LEG - LEFT - 26" (RA0, RA1, RA2, RA3)          |
| 2   | 136988-38-RA4 | EA  | LEG - LEFT - 26" (RA4, RA5, RA6, RA7)          |
| 2   | 136988-38-RB0 | EA  | LEG - LEFT - 26" (RB0, RB1, RB2, RB3)          |
| 2   | 136988-38-RB4 | EA  | LEG - LEFT - 26" (RB4, RB5, RB6, RB7)          |
| 2   | 140789-26-N44 | EA  | BLIND - DAY/NIGHTER - 32" X 28.5"              |

**CURTAIN & CUSHION GROUP (CONTINUED)**  
**WINDOW TREATMENT (CONTINUED)**

| KEY | PART NUMBER   | U/M | DESCRIPTION   |
|-----|---------------|-----|---|
| 3   | 143828-01-PC0 | EA  | TRIM - WINDOW - PORTSMOUTH OAK                        |
| 3   | 143828-01-PC1 | EA  | TRIM - WINDOW - CONCERT CHERRY                        |
| 3   | 143828-01-PC2 | EA  | TRIM - WINDOW - WASHED MAPLE                          |
| 3   | 143828-01-RC3 | EA  | TRIM - WINDOW - HONEY CHERRY                          |
| 3   | 143828-02-PC0 | EA  | TRIM - WINDOW - PORTSMOUTH OAK                        |
| 3   | 143828-02-PC1 | EA  | TRIM - WINDOW - CONCERT CHERRY                        |
| 3   | 143828-02-PC2 | EA  | TRIM - WINDOW - WASHED MAPLE                          |
| 3   | 143828-02-RC3 | EA  | TRIM - WINDOW - HONEY CHERRY                          |
| 3   | 111861-18-01A | EA  | BLIND - MINI - 26" X 13.5" - ALABASTER PEARL          |
| 4   | 139256-11-PA0 | EA  | LAMBREQUIN - WOODMARK - 61" (RA0)                     |
| 4   | 139256-11-PA1 | EA  | LAMBREQUIN - WOODMARK - 61" (RA1)                     |
| 4   | 139256-11-PA2 | EA  | LAMBREQUIN - WOODMARK - 61" (RA2)                     |
| 4   | 139256-11-RA3 | EA  | LAMBREQUIN - WOODMARK - 61" (RA3)                     |
| 4   | 139256-11-RA4 | EA  | LAMBREQUIN - WOODMARK - 61" (RA4)                     |
| 4   | 139256-11-RA5 | EA  | LAMBREQUIN - WOODMARK - 61" (RA5)                     |
| 4   | 139256-11-RA6 | EA  | LAMBREQUIN - WOODMARK - 61" (RA6)                     |
| 4   | 139256-11-RA7 | EA  | LAMBREQUIN - WOODMARK - 61" (RA7)                     |
| 4   | 139256-11-RB0 | EA  | LAMBREQUIN - WOODMARK - 61" (RB0)                     |
| 4   | 139256-11-RB1 | EA  | LAMBREQUIN - WOODMARK - 61" (RB1)                     |
| 4   | 139256-11-RB2 | EA  | LAMBREQUIN - WOODMARK - 61" (RB2)                     |
| 4   | 139256-11-RB3 | EA  | LAMBREQUIN - WOODMARK - 61" (RB3)                     |
| 4   | 139256-11-RB4 | EA  | LAMBREQUIN - WOODMARK - 61" (RB4)                     |
| 4   | 139256-11-RB5 | EA  | LAMBREQUIN - WOODMARK - 61" (RB5)                     |
| 4   | 139256-11-RB6 | EA  | LAMBREQUIN - WOODMARK - 61" (RB6)                     |
| 4   | 139256-11-RB7 | EA  | LAMBREQUIN - WOODMARK - 61" (RB7)                     |
| 4   | 140789-08-N44 | EA  | BLIND - DAY/NIGHTER - 59" X 26.5"                     |
| 5   | 126841-01-000 | EA  | SHADE - PULL - CHARCOAL MESH - 45" X 60"              |
| 6   | 139479-04-01A | EA  | CURTAIN - DRIVER WRAP/PRIVACY/PLEATED - 47" X 108"    |
| 7   | 126841-08-000 | EA  | SHADE - PULL - CHARCOAL MESH - 36" X 60"              |
| 8   | 139479-05-01A | EA  | CURTAIN - PASS/Front WRAP/PRIVACY/PLEATED - 42" X 75" |
| 8   | 139479-06-01A | EA  | CURTAIN - PASS/REAR WRAP/PRIVACY/PLEATED - 42" X 75"  |
| 9   | 139256-12-PA0 | EA  | LAMBREQUIN - WOODMARK - 61" (RA0)                     |
| 9   | 139256-12-PA1 | EA  | LAMBREQUIN - WOODMARK - 61" (RA1)                     |
| 9   | 139256-12-PA2 | EA  | LAMBREQUIN - WOODMARK - 61" (RA2)                     |
| 9   | 139256-12-RA3 | EA  | LAMBREQUIN - WOODMARK - 61" (RA3)                     |
| 9   | 139256-12-RA4 | EA  | LAMBREQUIN - WOODMARK - 61" (RA4)                     |
| 9   | 139256-12-RA5 | EA  | LAMBREQUIN - WOODMARK - 61" (RA5)                     |
| 9   | 139256-12-RA6 | EA  | LAMBREQUIN - WOODMARK - 61" (RA6)                     |
| 9   | 139256-12-RA7 | EA  | LAMBREQUIN - WOODMARK - 61" (RA7)                     |
| 9   | 139256-12-RB0 | EA  | LAMBREQUIN - WOODMARK - 61" (RB0)                     |
| 9   | 139256-12-RB1 | EA  | LAMBREQUIN - WOODMARK - 61" (RB1)                     |
| 9   | 139256-12-RB2 | EA  | LAMBREQUIN - WOODMARK - 61" (RB2)                     |
| 9   | 139256-12-RB3 | EA  | LAMBREQUIN - WOODMARK - 61" (RB3)                     |
| 9   | 139256-12-RB4 | EA  | LAMBREQUIN - WOODMARK - 61" (RB4)                     |
| 9   | 139256-12-RB5 | EA  | LAMBREQUIN - WOODMARK - 61" (RB5)                     |
| 9   | 139256-12-RB6 | EA  | LAMBREQUIN - WOODMARK - 61" (RB6)                     |
| 9   | 139256-12-RB7 | EA  | LAMBREQUIN - WOODMARK - 61" (RB7)                     |
| 9   | 139256-15-RA0 | EA  | LAMBREQUIN - WOODMARK - 61" - BANQUETTE               |
| 9   | 139256-15-RA1 | EA  | LAMBREQUIN - WOODMARK - 61" - BANQUETTE               |
| 9   | 139256-15-RA2 | EA  | LAMBREQUIN - WOODMARK - 61" - BANQUETTE               |
| 9   | 139256-15-RA3 | EA  | LAMBREQUIN - WOODMARK - 61" - BANQUETTE               |
| 9   | 139256-15-RA4 | EA  | LAMBREQUIN - WOODMARK - 61" - BANQUETTE               |
| 9   | 139256-15-RA5 | EA  | LAMBREQUIN - WOODMARK - 61" - BANQUETTE               |
| 9   | 139256-15-RA6 | EA  | LAMBREQUIN - WOODMARK - 61" - BANQUETTE               |
| 9   | 139256-15-RA7 | EA  | LAMBREQUIN - WOODMARK - 61" - BANQUETTE               |
| 9   | 139256-15-RB0 | EA  | LAMBREQUIN - WOODMARK - 61" - BANQUETTE               |
| 9   | 139256-15-RB1 | EA  | LAMBREQUIN - WOODMARK - 61" - BANQUETTE               |
| 9   | 139256-15-RB2 | EA  | LAMBREQUIN - WOODMARK - 61" - BANQUETTE               |
| 9   | 139256-15-RB3 | EA  | LAMBREQUIN - WOODMARK - 61" - BANQUETTE               |
| 9   | 139256-15-RB4 | EA  | LAMBREQUIN - WOODMARK - 61" - BANQUETTE               |
| 9   | 139256-15-RB5 | EA  | LAMBREQUIN - WOODMARK - 61" - BANQUETTE               |
| 9   | 139256-15-RB6 | EA  | LAMBREQUIN - WOODMARK - 61" - BANQUETTE               |
| 9   | 139256-15-RB7 | EA  | LAMBREQUIN - WOODMARK - 61" - BANQUETTE               |
| 9   | 140789-20-N94 | EA  | BLIND - DAY/NIGHTER - 58" X 33"                       |



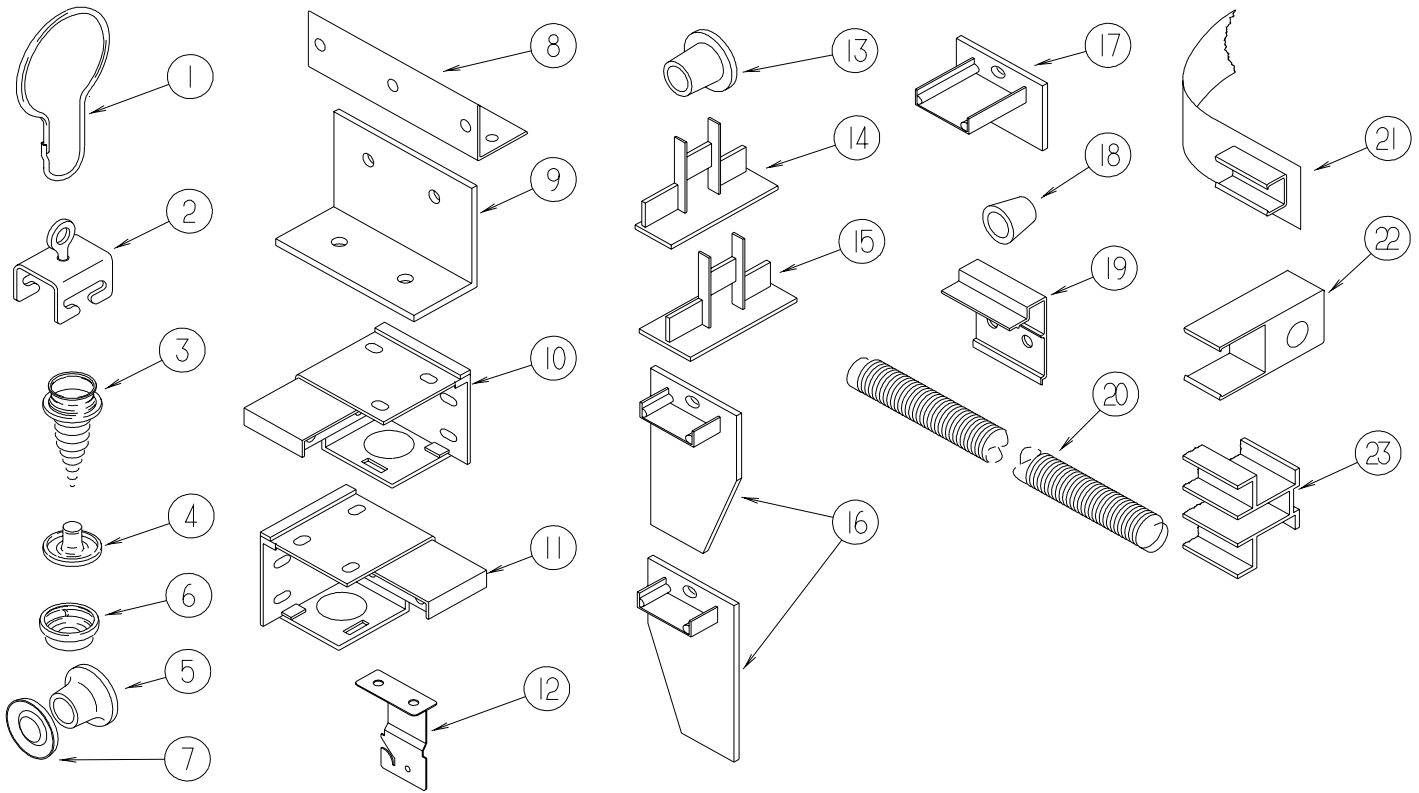
**CURTAIN & CUSHION GROUP (CONTINUED)**  
**WINDOW TREATMENT (CONTINUED)**



| KEY | PART NUMBER   | U/M | DESCRIPTION                                   |
|-----|---------------|-----|---|
| 10  | 139256-12-PA0 | EA  | LAMBREQUIN - WOODMARK - 61" (RA0)             |
| 10  | 139256-12-PA1 | EA  | LAMBREQUIN - WOODMARK - 61" (RA1)             |
| 10  | 139256-12-PA2 | EA  | LAMBREQUIN - WOODMARK - 61" (RA2)             |
| 10  | 139256-12-RA3 | EA  | LAMBREQUIN - WOODMARK - 61" (RA3)             |
| 10  | 139256-12-RA4 | EA  | LAMBREQUIN - WOODMARK - 61" (RA4)             |
| 10  | 139256-12-RA5 | EA  | LAMBREQUIN - WOODMARK - 61" (RA5)             |
| 10  | 139256-12-RA6 | EA  | LAMBREQUIN - WOODMARK - 61" (RA6)             |
| 10  | 139256-12-RA7 | EA  | LAMBREQUIN - WOODMARK - 61" (RA7)             |
| 10  | 139256-12-RB0 | EA  | LAMBREQUIN - WOODMARK - 61" (RB0)             |
| 10  | 139256-12-RB1 | EA  | LAMBREQUIN - WOODMARK - 61" (RB1)             |
| 10  | 139256-12-RB2 | EA  | LAMBREQUIN - WOODMARK - 61" (RB2)             |
| 10  | 139256-12-RB3 | EA  | LAMBREQUIN - WOODMARK - 61" (RB3)             |
| 10  | 139256-12-RB4 | EA  | LAMBREQUIN - WOODMARK - 61" (RB4)             |
| 10  | 139256-12-RB5 | EA  | LAMBREQUIN - WOODMARK - 61" (RB5)             |
| 10  | 139256-12-RB6 | EA  | LAMBREQUIN - WOODMARK - 61" (RB6)             |
| 10  | 139256-12-RB7 | EA  | LAMBREQUIN - WOODMARK - 61" (RB7)             |
| 10  | 140789-20-N94 | EA  | BLIND - DAY/NIGHTER - 58" X 33"               |
| 11  | 121410-D0-PA0 | EA  | VALANCE - MODERATE - 26" (RA0, RA1, RA2, RA3) |
| 11  | 121410-D0-RA4 | EA  | VALANCE - MODERATE - 26" (RA4, RA5, RA6, RA7) |
| 11  | 121410-D0-RB0 | EA  | VALANCE - MODERATE - 26" (RB0, RB1, RB2, RB3) |
| 11  | 121410-D0-RB4 | EA  | VALANCE - MODERATE - 26" (RB4, RB5, RB6, RB7) |
| 11  | 111861-17-01A | EA  | BLIND - MINI - 22.5" X 22" - ALABASTER PEARL  |

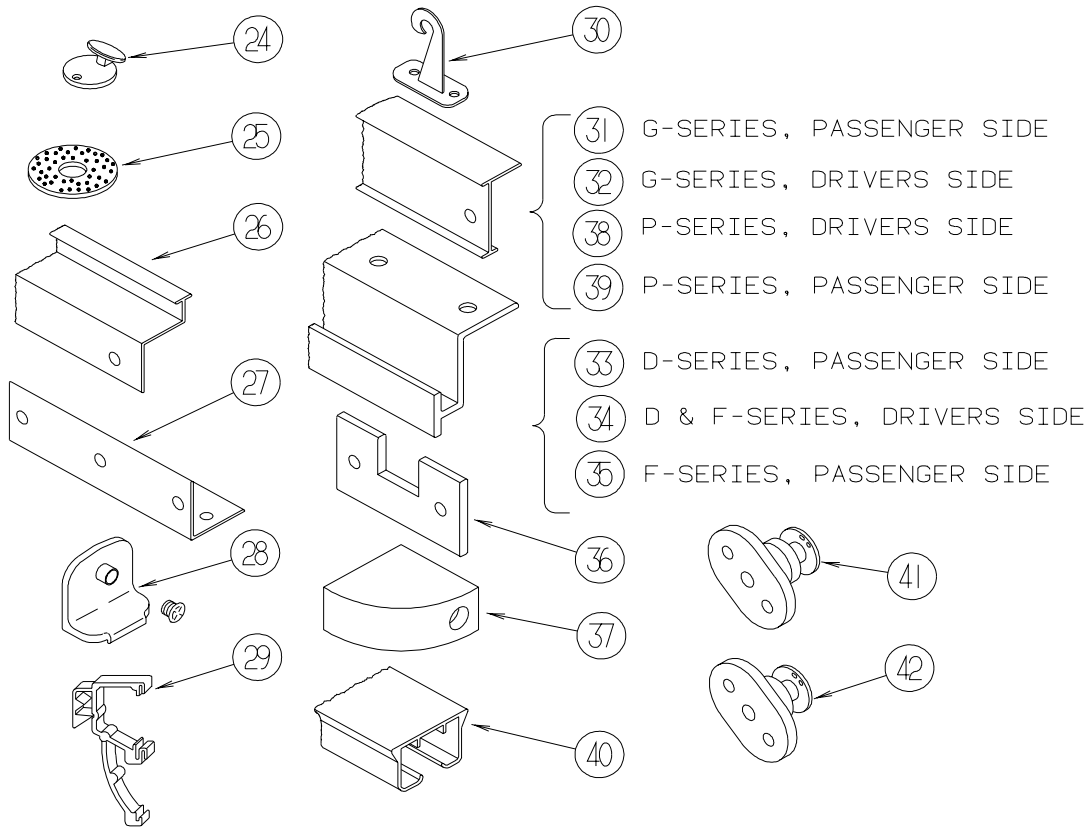
# CURTAIN & CUSHION GROUP (CONTINUED)

## HARDWARE



| KEY | PART NUMBER   | U/M | DESCRIPTION   |
|-----|---------------|-----|---|
| 1   | 009136-02-000 | EA  | HANGER - RING - PIN TYPE - CURTAIN - BRASS  |
| 2   | 009702-01-000 | EA  | END STOP - CURTAIN CARRIER - L - ROD  |
| 3   | 029130-01-000 | EA  | SCREW - SNAP STUD - #8-16 X 3/8" LONG   |
| 3   | 029130-03-000 | EA  | SCREW - SNAP STUD - #8-16 X 1" LONG   |
| 4   | 029155-01-000 | EA  | CAP - SNAP - 5/32" OUTSIDE DIAMETER OF PIN  |
| 5   | 029156-01-000 | EA  | SOCKET - SNAP - 9/16" O.D.  |
| 6   | 046867-02-000 | EA  | WASHER - HANDY BUTTON #3  |
| 7   | 046867-03-000 | EA  | GROMMET - HANDY BUTTON #3   |
| 8   | 075943-10-000 | EA  | BRACE - VALANCE - 20" - OFF WHITE   |
| 9   | 083125-07-000 | EA  | BRACE - ANGLE/COUCH - 2.5" - OFF WHITE  |
| 9   | 083125-08-000 | EA  | BRACE - WINDOW MOUNT - .75" - OFF WHITE   |
| 10  | 083170-01-000 | EA  | BRACKET/BLIND - LEFT SIDE WHEN FACING WINDOW - CLEAR  |
| 11  | 083170-02-000 | EA  | BRACKET/BLIND - RIGHT SIDE WHEN FACING WINDOW - CLEAR   |
| 12  | 084434-01-000 | EA  | BRACKET - MOUNTING - ROLLER SHADE - 1 3/8"  |
| 13  | 094896-02-000 | EA  | GROMMET - CORD/PLEATED BLIND - NYLON - GRAY   |
| 14  | 094907-02-000 | EA  | END CAP - PLEATED BLIND/TOP - RH/LH - GRAY PLASTIC  |
| 15  | 094907-04-000 | EA  | END CAP - PLEATED BLIND/BOTTOM - RH/LH  |
| 16  | 094907-05-000 | EA  | END CAP - PLEATED BLIND/BOTTOM - PULL TYPE - PLASTIC  |
| 17  | 094907-06-000 | EA  | END CAP - PLEATED BLIND/TOP   |
| 18  | 097564-03-000 | EA  | HANDLE - KNOB - E-Z LIFT SHADE - TAN  |
| 18  | 097564-05-000 | EA  | HANDLE - KNOB - E-Z LIFT SHADE - TEAL   |
| 18  | 097564-06-000 | EA  | HANDLE - KNOB - E-Z LIFT SHADE - ALABASTER  |
|     | 097593-02-000 | FT  | CORD - BLIND - PLEATED - GRAY   |
|     | 097593-06-000 | FT  | CORD - BLIND - PLEATED - PEWTER   |
|     | 097593-10-000 | FT  | CORD - BLIND - PLEATED - VANILLA  |
| 19  | 097565-01-000 | EA  | BRACKET - MOUNTING - PLEATED BLIND  |
| 19  | 097565-02-000 | EA  | BRACKET - MOUNTING - PLEATED BLIND  |
| 20  | 097591-01-000 | EA  | SPRING - EXTENSION - PLEATED BLIND  |
| 21  | 101031-01-000 | YD  | TAPE/GLIDE - 4.25" SPACING  |
| 22  | 101033-02-000 | EA  | END CAP - LOW PROFILE TRACK - CLEAR   |
| 23  | 101033-08-000 | EA  | TRACK/WALL - 75" - <b>FRT BUNK WINDOW 300 SERIES (MINNIE/SPIRIT)</b>                            |
| 23  | 101033-09-000 | EA  | TRACK/WALL - 32" - <b>SIDE BUNK WINDOW 200 SERIES/300 SERIES (VISTA/SUNSTAR /MINNIE/SPIRIT)</b> |

**CURTAIN & CUSHION GROUP (CONTINUED)**  
**HARDWARE (CONTINUED)**



| KEY | PART NUMBER   | U/M | DESCRIPTION  |
|-----|---------------|-----|--|
| 24  | 102555-03-000 | EA  | CLEAT - BLIND CORD - MILKY WHITE - PLASTIC   |
| 25  | 103242-01-000 | EA  | VELCRO HOOK - BEIGE 7/8" ROUND W/CENTER HOLE   |
| 25  | 103242-02-000 | EA  | VELCRO HOOK - BLACK 7/8" ROUND W/CENTER HOLE   |
| 26  | 105450-14-01A | EA  | TRACK - CURTAIN - 90" - OFF WHITE - <b>FRONT BUNK PRIVACY 300 SERIES (MINNIE/SPIRIT)</b>   |
| 26  | 105450-15-01A | EA  | TRACK - CURTAIN - 82.3" - OFF WHITE - <b>FRONT BUNK PRIVACY 200 SERIES (VISTA/SUNSTAR)</b> |
| 27  | 105648-01-02A | EA  | BRACE - VALANCE - OFF/WHITE - 14"  |
| 28  | 106544-01-000 | EA  | PULL - SHADE/BRASS   |
|     | 106544-01-001 | EA  | SCREW - SHADE/BRASS  |
| 29  | 109353-04-000 | EA  | CLIP - VALANCE SLAT MOUNTING - CLEAR PLASTIC   |
|     | 109441-02-000 | EA  | SPACER/BRACKET - BLIND HOLD DOWN   |
| 30  | 109441-03-000 | EA  | BRACKET/HOOK - BLIND HOLD DOWN - NEW DESIGN/CLEAR  |
| 31  | 126456-03-04A | EA  | TRACK/WRAPAROUND - PASSENGER - GLACIER - <b>G SERIES (ADVENTURER/SUNCRUISER)</b>           |
| 32  | 126456-04-04A | EA  | TRACK/WRAPAROUND - DRIVER - GLACIER - <b>G SERIES (ADVENTURER/SUNCRUISER)</b>              |
| 33  | 127254-03-05A | EA  | TRACK/WRAPAROUND - PASSENGER - GLACIER - <b>D SERIES (SIGHTSEER/SUNOVA)</b>                |
|     |               |     | FROM: 00-00-00 THRU: 09-07-03  |
| 33  | 127254-14-03A | EA  | TRACK/WRAP - PASS - GLACIER - <b>D SERIES (SIGHTSEER/SUNOVA)</b>                           |
|     |               |     | FROM: 09-08-03 THRU: 99-99-99  |
| 34  | 127254-04-05A | EA  | TRACK/WRAP - DRIVER - GLACIER - <b>D SERIES/F SERIES (SIGHTSEER/SUNOVA/BRAVE/SUNRISE)</b>  |
| 35  | 127254-14-03A | EA  | TRACK/WRAP - PASS - GLACIER - <b>F SERIES (BRAVE/SUNRISE)</b>                              |
| 36  | 130549-01-01A | EA  | STOP - CURTAIN TRACK   |
| 37  | 132504-01-N92 | EA  | BRACKET - SHADE  |
| 38  | 146591-01-01A | EA  | TRACK - CURTAIN - LEFT HAND - GLACIER - <b>P SERIES (JOURNEY/MERIDIAN)</b>                 |
| 39  | 146591-02-01A | EA  | TRACK - CURTAIN - RIGHT HAND - GLACIER - <b>P SERIES (JOURNEY/MERIDIAN)</b>                |
| 40  | 138460-01-02A | EA  | TRACK/CURTAIN - PASSENGER - WHITE - <b>Q SERIES (ULTIMATE ADVANTAGE/ULTIMATE FREEDOM)</b>  |
|     | 138460-02-02A | EA  | TRACK/CURTAIN - DRIVER - WHITE - <b>Q SERIES (ULTIMATE ADVANTAGE/ULTIMATE FREEDOM)</b>     |
| 40  | 138460-05-02A | EA  | TRACK/CURTAIN - PASSENGER - WHITE - <b>L SERIES (CHIEFTAIN/SUNFLYER)</b>                   |
|     | 138460-06-02A | EA  | TRACK/CURTAIN - DRIVER - WHITE - <b>L SERIES (CHIEFTAIN/SUNFLYER)</b>                      |
| 40  | 138460-07-02A | EA  | TRACK/CURTAIN - PASSENGER - WHITE - <b>S SERIES (VECTRA/HORIZON)</b>                       |
|     | 138460-08-02A | EA  | TRACK/CURTAIN - DRIVER - WHITE - <b>S SERIES (VECTRA/HORIZON)</b>                          |
| 41  | 141634-01-000 | EA  | BRACKET-(BOBBIN TYPE) 7/8"H HOLDUPBASE(OVAL)-2 HOLE-CLEAR                                  |
| 42  | 143805-01-000 | EA  | BRACKET-(BOBBIN TYPE) 1/2"H HOLDUPBASE(OVAL)-2 HOLES CLEAR                                 |

**CURTAIN & CUSHION GROUP (CONTINUED)**  
**ACCESSORIES**

| <b>KEY</b> | <b>PART NUMBER</b> | <b>U/M</b> | <b>DESCRIPTION</b>                 |
|------------|--------------------|------------|------------------------------------|
|            | 007021-01-000      | EA         | SEAT BELT - 2" X 90" - BLACK       |
|            | 056271-01-000      | EA         | SEAT BELT - 2" X 102" - BLACK      |
|            | 140221-01-02B      | EA         | WASHER - SEAT BELT - E-COAT        |
|            | 057534-01-000      | EA         | TIEBACK - CLEAR PLASTIC - 6"       |
|            | 057534-03-000      | EA         | TIEBACK - CLEAR PLASTIC - 7.5"     |
|            | 057534-04-000      | EA         | TIEBACK - CLEAR PLASTIC - 20"      |
|            | 057534-08-000      | EA         | TIEBACK - CLEAR PLASTIC - 16"      |
|            | 099717-13-000      | EA         | TIEDOWN - STRAP W/BUCKLE           |
|            | 105402-03-000      | EA         | STRAP - DINING CHAIR/TIEDOWN - 18" |
|            | 105402-04-000      | EA         | STRAP - DINING CHAIR/TIEDOWN - 35" |

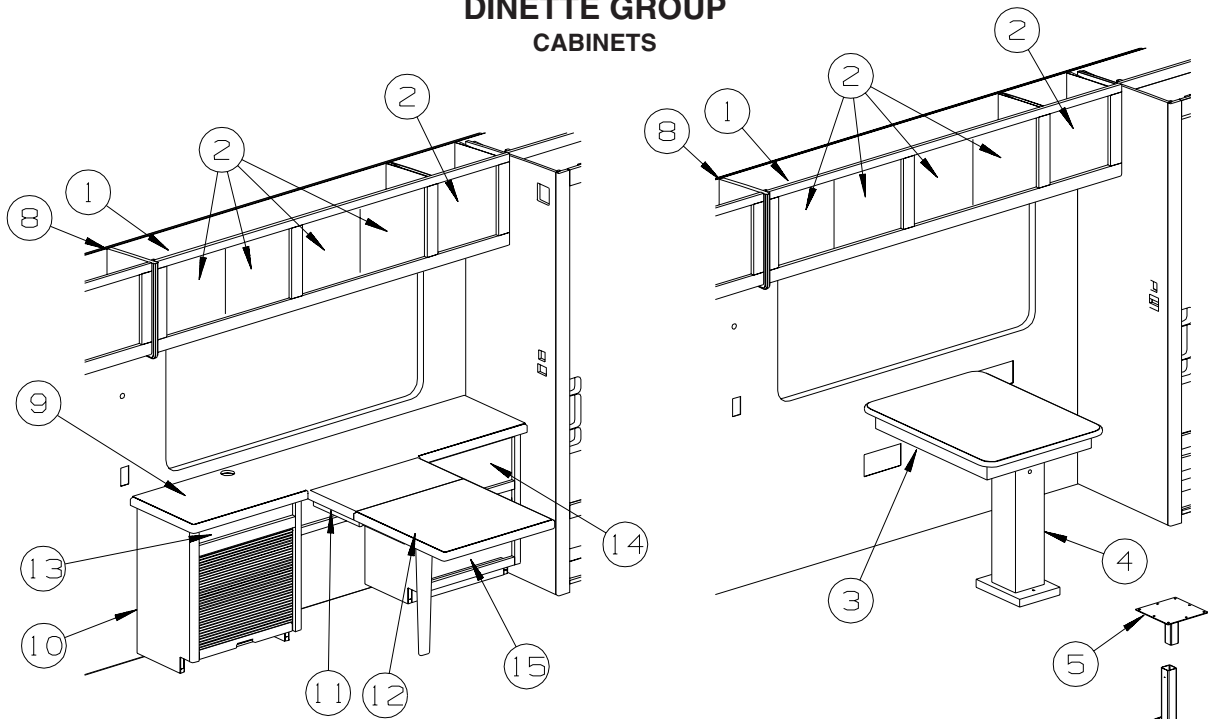
**CURTAIN & CUSHION GROUP (CONTINUED)**  
FABRICS

|  | <b>RA0/RA1/RA2/RA3<br/>BLUE CALAIS</b>   | <b>RA4/RA5/RA6/RA7<br/>OPULANCE</b>  | <b>RB0/RB1/RB2/RB3<br/>ROSEWOOD</b>  | <b>RB4/RB5/RB6/RB7<br/>SANDALWOOD</b>  |
|--|--|--|--|--|
| <b>2004 FAMILY<br/>BUCKET</b>            | KUSTOM FIT   | KUSTOM FIT   | KUSTOM FIT   | KUSTOM FIT   |
|  | ADVANTAGE STYLE  | ADVANTAGE STYLE  | ADVANTAGE STYLE  | ADVANTAGE STYLE  |
|  | ALLANTE DOESKIN  | ALLANTE DOESKIN  | ALLANTE DOESKIN  | ALLANTE DOESKIN  |
| <b>DINING<br/>CHAIRS</b>                 | (2) FINLEY STYLE<br>126883-R1-000  | (2) FINLEY STYLE<br>126883-W5-000  | (2) FINLEY STYLE<br>126883-U8-000  | (2) FINLEY STYLE<br>126883-W7-000  |
|  |  |  |  |  |
| <b>FOLDING<br/>CHAIRS</b>                | (2) REM<br>126883-R1-000   | (2) REM<br>126883-W5-000   | (2) REM<br>126883-U8-000   | (2) REM<br>126883-W7-000   |
|  |  |  |  |  |
| <b>SOFA</b>                              | FINLEY ELECTRIC<br>126883-R0-000   | FINLEY ELECTRIC<br>126883-W4-000   | FINLEY ELECTRIC<br>126883-R2-000   | FINLEY ELECTRIC<br>126883-W6-000   |
|  | *OPTIONAL LEATHER<br>PRESTWICK GLACIER   | *OPTIONAL LEATHER<br>PRESTWICK GLACIER   | *OPTIONAL LEATHER<br>PRESTWICK GLACIER   | *OPTIONAL LEATHER<br>PRESTWICK GLACIER   |
|  |  |  |  |  |
|  |  |  |  |  |
| <b>LOUNE<br/>PILLOW</b>                  | (2) 12X20 RECT. PILLOW<br>W/BOXING & TASSEL<br>126883-R0/126883-R1                 | (2) 12X20 RECT. PILLOW<br>W/BOXING & TASSEL<br>126883-W4/126883-W5                 | (2) 12X20 RECT. PILLOW<br>W/BOXING & TASSEL<br>126883-R2/126883-U8                 | (2) 12X20 RECT. PILLOW<br>W/BOXING & TASSEL<br>126883-W6/126883-W7                 |
|  | BTN. TASSEL - 139730-08  | BTN. TASSEL - 139730-09  | BTN. TASSEL - 139730-07  | BTN. TASSEL - 139730-10  |
|  |  |  |  |  |
|  |  |  |  |  |
| <b>BANQUETTE<br/>PILLOW</b>              | (2) 17" SQUARE PILLOW<br>W/CENTER BUTTON<br>TASSEL & FRINGE<br>126883-R1/139041-04 | (2) 17" SQUARE PILLOW<br>W/CENTER BUTTON<br>TASSEL & FRINGE<br>126883-W5/139041-31 | (2) 17" SQUARE PILLOW<br>W/CENTER BUTTON<br>TASSEL & FRINGE<br>126883-U8/139041-26 | (2) 17" SQUARE PILLOW<br>W/CENTER BUTTON<br>TASSEL & FRINGE<br>126883-W7/139041-33 |
|  | BTN. TASSEL - 139730-08  | BTN. TASSEL - 139730-09  | BTN. TASSEL - 139730-07  | BTN. TASSEL - 139730-10  |
|  |  |  |  |  |
|  |  |  |  |  |
| <b>LOUNGE<br/>CHAIR</b>                  | FINLEY STYLE RECL.<br>126883-R1-000  | FINLEY STYLE RECL.<br>126883-W5-000  | FINLEY STYLE RECL.<br>126883-R4-000  | FINLEY STYLE RECL.<br>126883-W7-000  |
|  | *OPTIONAL LEATHER<br>PRESTWICK GLACIER   | *OPTIONAL LEATHER<br>PRESTWICK GLACIER   | *OPTIONAL LEATHER<br>PRESTWICK GLACIER   | *OPTIONAL LEATHER<br>PRESTWICK GLACIER   |
|  |  |  |  |  |
|  |  |  |  |  |
| <b>"J" LOVE SEAT</b>                     | FINLEY LOVE SEAT<br>GLACIER  | FINLEY LOVE SEAT<br>GLACIER  | FINLEY LOVE SEAT<br>GLACIER  | FINLEY LOVE SEAT<br>GLACIER  |
|  |  |  |  |  |
| <b>LOUNGE<br/>WINDOWS<br/>LAMBREQUIN</b> | WOODMARK<br>WRAP - 126883-R1-000   | WOODMARK<br>WRAP - 126883-W5-000   | WOODMARK<br>WRAP - 126883-U8-000   | WOODMARK<br>WRAP - 126883-W7-000   |
|  | OVLY & WLT - 126883-R0   | OVLY & WLT - 126883-W6   | OVLY & WLT - 126883-R2   | OVLY & WLT - 126883-W6   |
|  |  |  |  |  |
| <b>FRONT WRAP</b>                        | PURCHASED PLEATED  | PURCHASED PLEATED  | PURCHASED PLEATED  | PURCHASED PLEATED  |
|  |  |  |  |  |
| <b>DAY/NIGHTER</b>                       | 094911-56/126883-50<br>EGGSHELL/WT. DECO   | 094911-56/126883-50<br>EGGSHELL/WT. DECO   | 094911-56/126883-50<br>EGGSHELL/WT. DECO   | 094911-56/126883-50<br>EGGSHELL/WT. DECO   |
|  |  |  |  |  |
| <b>GALLEY<br/>BLINDS</b>                 | ALABASTER PEARL  | ALABASTER PEARL  | ALABASTER PEARL  | ALABASTER PEARL  |
|  |  |  |  |  |

**CURTAIN & CUSHION GROUP (CONTINUED)**  
**FABRICS (CONTINUED)**

| <b>2004 FAMILY</b>              | <b>RA0/RA1/RA2/RA3<br/>BLUE CALAIS</b>   | <b>RA4/RA5/RA6/RA7<br/>OPULANCE</b>  | <b>RB0/RB1/RB2/RB3<br/>ROSEWOOD</b>  | <b>RB4/RB5/RB6/RB7<br/>SANDALWOOD</b>  |
|---------------------------------|--|--|--|--|
| <b>BEDROOM WINDOW TREATMENT</b> | TRELLIS VALANCE<br>WRAP - 137813-62-000<br>LATTICE - 137813-58-000<br>LEGS - 137813-62-000                         | TRELLIS VALANCE<br>WRAP - 137813-96-000<br>LATTICE - 137813-97-000<br>LEGS - 137813-96-000                         | TRELLIS VALANCE<br>WRAP - 137813-85-000<br>LATTICE - 126883-U8-000<br>LEGS - 137813-85-000                         | TRELLIS VALANCE<br>WRAP - 137813-98-000<br>LATTICE - 137813-99-000<br>LEGS - 137813-98-000                         |
| <b>BATH WINDOW</b>              | MODERATE VALANCE<br>137813-62-000  | MODERATE VALANCE<br>137813-96-000  | MODERATE VALANCE<br>137813-85-000  | MODERATE VALANCE<br>137813-98-000  |
| <b>BEDCOVER (TIE-DOWNS)</b>     | THROW W/CORD<br>137813-62-000<br>TRIM - 139041-03-000  | THROW W/CORD<br>137813-96/137813-97<br>TRIM - 139041-30-000  | THROW W/CORD<br>137813-85/126883-U8<br>TRIM - 139041-25-000  | THROW W/CORD<br>137813-98/137813-99<br>TRIM - 139041-32-000  |
| <b>SHAMS</b>                    | FLANGED W/CORD<br>137813-58-000<br>CORD - 109041-03-000  | FLANGED W/CORD<br>137813-97-000<br>CORD - 139041-30-000  | FLANGED W/CORD<br>126883-U8-000<br>CORD - 139041-25-000  | FLANGED W/CORD<br>137813-99-000<br>CORD - 139041-32-000  |
| <b>BED PILLOW</b>               | PILLOW CASES/FORMS<br>(2) 17" W/BOXING<br>FACE & WLT - 137813-58<br>BACK - 137813-62-000<br>BOXING - 137813-62-000 | PILLOW CASES/FORMS<br>(2) 17" W/BOXING<br>FACE & WLT - 137813-97<br>BACK - 137813-96-000<br>BOXING - 137813-96-000 | PILLOW CASES/FORMS<br>(2) 17" W/BOXING<br>FACE & WLT - 137813-61<br>BACK - 137813-85-000<br>BOXING - 137813-85-000 | PILLOW CASES/FORMS<br>(2) 17" W/BOXING<br>FACE & WLT - 137813-99<br>BACK - 137813-98-000<br>BOXING - 137813-98-000 |
| <b>BEDBOARD</b>                 | (1) ROUND W/½ WELT<br>BOXING<br>FACE - 137813-62/137813-58<br>BOXING - 137813-62-000<br>BACK - 137813-62-000       | (1) ROUND W/½ WELT<br>BOXING<br>FACE - 137813-96/137813-97<br>BOXING - 137813-96-000<br>BACK - 137813-96-000       | (1) ROUND W/½ WELT<br>BOXING<br>FACE - 126883-85/137813-61<br>BOXING - 137813-61-000<br>BACK - 137813-61-000       | (1) ROUND W/½ WELT<br>BOXING<br>FACE - 137813-98/137813-99<br>BOXING - 137813-98-000<br>BACK - 137813-98-000       |
| <b>CARPET</b>                   | 137813-58-000<br>139056-14-000<br>BLUSH BEIGE  | 137813-97-000<br>139056-16-000<br>SWISS COCOA  | 126883-U8-000<br>139056-13-000<br>CASTILLE   | 126883-99-000<br>139056-14-000<br>BLUSH BEIGE  |

## DINETTE GROUP CABINETS



| KEY | PART NUMBER   | U/M | DESCRIPTION  |
|-----|---------------|-----|--|
| 1   | 145468-02-RA0 | EA  | CABINET - OVERHEAD/DINETTE - W/O DOORS/HARDWARE (RA0)  |
| 1   | 145468-02-RA1 | EA  | CABINET - OVERHEAD/DINETTE - W/O DOORS/HARDWARE (RA1)  |
| 1   | 145468-02-RA2 | EA  | CABINET - OVERHEAD/DINETTE - W/O DOORS/HARDWARE (RA2)  |
| 1   | 145468-02-RX1 | EA  | CABINET - OVERHEAD/DINETTE - W/O DOORS/HARDWARE (RA2)<br>FROM: 00-00-00 THRU: 01-04-04<br>FROM: 01-05-04 THRU: 99-99-99      |
| 1   | 145468-02-RA3 | EA  | CABINET - OVERHEAD/DINETTE - W/O DOORS/HARDWARE (RA3)  |
| 1   | 145468-02-RD4 | EA  | CABINET - OVERHEAD/DINETTE - W/O DOORS/HARDWARE (RA4, RB4)   |
| 1   | 145468-02-RD5 | EA  | CABINET - OVERHEAD/DINETTE - W/O DOORS/HARDWARE (RA5, RB5)   |
| 1   | 145468-02-RD6 | EA  | CABINET - OVERHEAD/DINETTE - W/O DOORS/HARDWARE (RA6, RB6)<br>FROM: 00-00-00 THRU: 01-04-04<br>FROM: 01-05-04 THRU: 99-99-99 |
| 1   | 145468-02-RX2 | EA  | CABINET - OVERHEAD/DINETTE - W/O DOORS/HARDWARE (RA6, RB6)<br>FROM: 01-05-04 THRU: 99-99-99                                  |
| 1   | 145468-02-RD7 | EA  | CABINET - OVERHEAD/DINETTE - W/O DOORS/HARDWARE (RA7, RB7)   |
| 1   | 145468-02-RC0 | EA  | CABINET - OVERHEAD/DINETTE - W/O DOORS/HARDWARE (RB0)  |
| 1   | 145468-02-RC1 | EA  | CABINET - OVERHEAD/DINETTE - W/O DOORS/HARDWARE (RB1)  |
| 1   | 145468-02-RC2 | EA  | CABINET - OVERHEAD/DINETTE - W/O DOORS/HARDWARE (RB2)<br>FROM: 00-00-00 THRU: 01-04-04<br>FROM: 01-05-04 THRU: 99-99-99      |
| 1   | 145468-02-RX3 | EA  | CABINET - OVERHEAD/DINETTE - W/O DOORS/HARDWARE (RB2)<br>FROM: 01-05-04 THRU: 99-99-99                                       |
| 1   | 145468-02-RC3 | EA  | CABINET - OVERHEAD/DINETTE - W/O DOORS/HARDWARE (RB3)  |
| 2   | 136948-A0-RA0 | EA  | DOOR - WIDE RAIL/DOUBLE ARCHED/FLUTED - 14.4" X 14.4" - W/O HDW - PORTSMOUTH OAK   |
| 2   | 136948-A0-RA1 | EA  | DOOR - WIDE RAIL/DOUBLE ARCHED/FLUTED - 14.4" X 14.4" - W/O HDW - CONCERT CHERRY   |
| 2   | 136948-A0-RA2 | EA  | DOOR - WIDE RAIL/DOUBLE ARCHED/FLUTED - 14.4" X 14.4" - W/O HDW - WASHED MAPLE   |
| 2   | 136948-A0-RA3 | EA  | DOOR - WIDE RAIL/DOUBLE ARCHED/FLUTED - 14.4" X 14.4" - HONEY CHERRY   |
| 3   | 139294-01-04A | EA  | TABLE - DINETTE - FREE STANDING - OAK - PORTSMOUTH OAK   |
| 3   | 139294-01-03A | EA  | TABLE - DINETTE - FREE STANDING - CHERRY - CONCERT CHERRY  |
| 3   | 139294-01-02A | EA  | TABLE - DINETTE - FREE STANDING - WASHED MAPLE   |
| 3   | 139294-01-05A | EA  | TABLE - DINETTE - FREE STANDING - HONEY CHERRY   |
| 4   | 139294-02-04A | EA  | TABLE BASE - DINETTE - OAK - PORTSMOUTH OAK  |
| 4   | 139294-02-03A | EA  | TABLE BASE - DINETTE - CHERRY - CONCERT CHERRY   |
| 4   | 139294-02-02A | EA  | TABLE BASE - DINETTE - WASHED MAPLE  |
| 4   | 139294-02-05A | EA  | TABLE BASE - DINETTE - HONEY CHERRY  |
| 5   | 139466-01-02B | EA  | SUPPORT - TABLE - UPPER - E-COATED   |
| 6   | 139459-01-02B | EA  | SUPPORT/TABLE - DINETTE - E-COATED   |
| 7   | 139469-04-02B | EA  | PLATE/BASE - TABLE - DINETTE - E-COATED  |
| 8   | 145468-32-RA0 | EA  | END CAP ASM - PORTSMOUTH OAK   |
| 8   | 145468-32-RA1 | EA  | END CAP ASM - CONCERT CHERRY   |
| 8   | 145468-32-RA2 | EA  | END CAP ASM - WASHED MAPLE   |
| 8   | 145468-32-RA3 | EA  | END CAP ASM - HONEY CHERRY   |

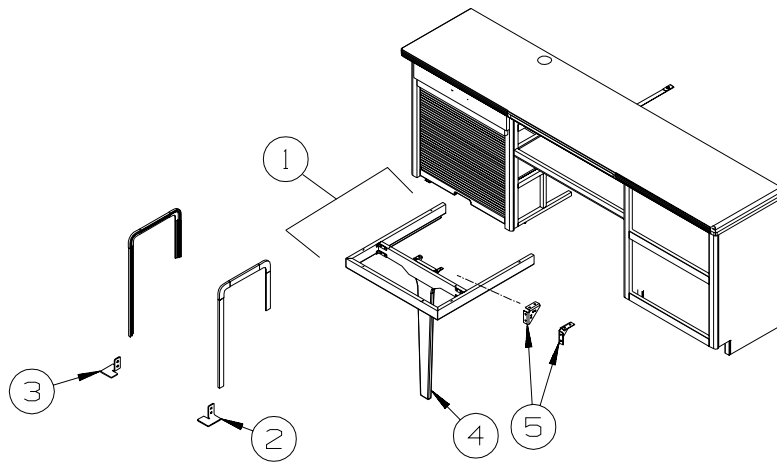
## DINETTE GROUP (CONTINUED)

### CABINETS (CONTINUED)

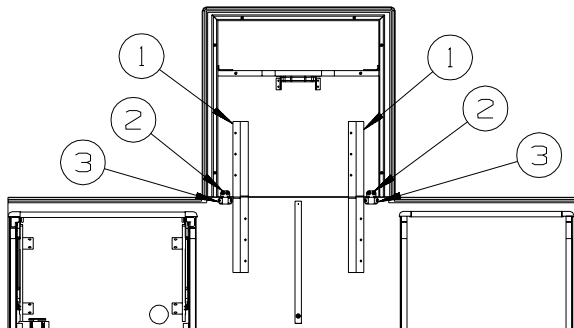
| KEY | PART NUMBER   | U/M | DESCRIPTION  |
|-----|---------------|-----|--|
| 9   | 133539-57-02A | EA  | COUNTERTOP - 1/2" CORIAN - MAGNA SAVANNA   |
| 10  | P43782-05-RA0 | EA  | CABINET - DINETTE/COMPUTER - W/O COUNTERTOPS/DRAWERS/HDW (RA0)                                       |
| 10  | P43782-05-RA1 | EA  | CABINET - DINETTE/COMPUTER - W/O COUNTERTOPS/DRAWERS/HDW (RA1)                                       |
| 10  | P43782-05-RA2 | EA  | CABINET - DINETTE/COMPUTER - W/O COUNTERTOPS/DRAWERS/HDW (RA2)<br>FROM: 00-00-00 THRU: 01-04-04      |
| 10  | P43782-05-RX1 | EA  | CABINET - DINETTE/COMPUTER - W/O COUNTERTOPS/DRAWERS/HDW (RA2)<br>FROM: 01-05-04 THRU: 99-99-99      |
| 10  | P43782-05-RA3 | EA  | CABINET - DINETTE/COMPUTER - W/O COUNTERTOPS/DRAWERS/HDW (RA3)                                       |
| 10  | P43782-05-RD4 | EA  | CABINET - DINETTE/COMPUTER - W/O COUNTERTOPS/DRAWERS/HDW (RA4, RB4)                                  |
| 10  | P43782-05-RD5 | EA  | CABINET - DINETTE/COMPUTER - W/O COUNTERTOPS/DRAWERS/HDW (RA5, RB5)                                  |
| 10  | P43782-05-RD6 | EA  | CABINET - DINETTE/COMPUTER - W/O COUNTERTOPS/DRAWERS/HDW (RA6, RB6)<br>FROM: 00-00-00 THRU: 01-04-04 |
| 10  | P43782-05-RW5 | EA  | CABINET - DINETTE/COMPUTER - W/O COUNTERTOPS/DRAWERS/HDW (RA6)<br>FROM: 01-05-04 THRU: 99-99-99      |
| 10  | P43782-05-RD7 | EA  | CABINET - DINETTE/COMPUTER - W/O COUNTERTOPS/DRAWERS/HDW (RA7, RB7)                                  |
| 10  | P43782-05-RC0 | EA  | CABINET - DINETTE/COMPUTER - W/O COUNTERTOPS/DRAWERS/HDW (RB0)                                       |
| 10  | P43782-05-RC1 | EA  | CABINET - DINETTE/COMPUTER - W/O COUNTERTOPS/DRAWERS/HDW (RB1)                                       |
| 10  | P43782-05-RC2 | EA  | CABINET - DINETTE/COMPUTER - W/O COUNTERTOPS/DRAWERS/HDW (RB2)<br>FROM: 00-00-00 THRU: 01-04-04      |
| 10  | P43782-05-RX3 | EA  | CABINET - DINETTE/COMPUTER - W/O COUNTERTOPS/DRAWERS/HDW (RB2)<br>FROM: 01-05-04 THRU: 99-99-99      |
| 10  | P43782-05-RC3 | EA  | CABINET - DINETTE/COMPUTER - W/O COUNTERTOPS/DRAWERS/HDW (RB3)                                       |
| 10  | P43782-05-RX4 | EA  | CABINET - DINETTE/COMPUTER - W/O COUNTERTOPS/DRAWERS/HDW (RB6)<br>FROM: 01-05-04 THRU: 99-99-99      |
| 11  | 133539-55-02A | EA  | COUNTERTOP - 1/2" CORIAN - MAGNA SAVANNA   |
| 12  | 133539-56-02A | EA  | COUNTERTOP - 1/2" CORIAN - MAGNA SAVANNA   |
| 13  | P36353-04-RA0 | EA  | DRAWER - KEYBOARD - W/SLIDES - PORTSMOUTH OAK  |
| 13  | P36353-04-RA1 | EA  | DRAWER - KEYBOARD - W/SLIDES - CONCERT CHERRY  |
| 13  | P36353-04-RA2 | EA  | DRAWER - KEYBOARD - W/SLIDES - WASHED MAPLE  |
| 13  | P36353-04-RA3 | EA  | DRAWER - KEYBOARD - W/SLIDES - HONEY CHERRY  |
| 14  | 145575-11-RC0 | EA  | DRAWER - FLUTED EDGE - 19.3"W X 11.8"D - W/O SLIDES/HDW - PORTSMOUTH OAK                             |
| 14  | 145575-11-RC1 | EA  | DRAWER - FLUTED EDGE - 19.3"W X 11.8"D - W/O SLIDES/HDW - CONCERT CHERRY                             |
| 14  | 145575-11-RC2 | EA  | DRAWER - FLUTED EDGE - 19.3"W X 11.8"D - W/O SLIDES/HDW - WASHED MAPLE                               |
| 14  | 145575-11-RC3 | EA  | DRAWER - FLUTED EDGE - 19.3"W X 11.8"D - W/O SLIDES/HDW - HONEY CHERRY                               |
| 15  | 145575-10-RC0 | EA  | DRAWER - FLUTED EDGE - 19.3"W X 11.8"D - W/O SLIDES/HDW - PORTSMOUTH OAK                             |
| 15  | 145575-10-RC1 | EA  | DRAWER - FLUTED EDGE - 19.3"W X 11.8"D - W/O SLIDES/HDW - CONCERT CHERRY                             |
| 15  | 145575-10-RC2 | EA  | DRAWER - FLUTED EDGE - 19.3"W X 11.8"D - W/O SLIDES/HDW - WASHED MAPLE                               |
| 15  | 145575-10-RC3 | EA  | DRAWER - FLUTED EDGE - 19.3"W X 11.8"D - W/O SLIDES/HDW - HONEY CHERRY                               |



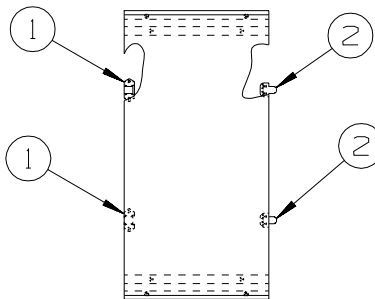
## DINETTE GROUP (CONTINUED) TABLE



| KEY | PART NUMBER   | U/M | DESCRIPTION                                      |
|-----|---------------|-----|--|
| 1   | P43782-34-PA0 | EA  | SUPPORT/FRAME - W/LEG - W/O TOP - PORTSMOUTH OAK |
| 1   | P43782-34-PA1 | EA  | SUPPORT/FRAME - W/LEG - W/O TOP - CONCERT CHERRY |
| 1   | P43782-34-PA2 | EA  | SUPPORT/FRAME - W/LEG - W/O TOP - WASHED MAPLE   |
| 1   | P43782-34-RC3 | EA  | SUPPORT/FRAME - W/LEG - W/O TOP - HONEY CHERRY   |
| 2   | 139264-01-02B | EA  | STOP - DOOR - TAMBOUR - E-COATED                 |
| 3   | 139264-02-02B | EA  | STOP - DOOR - TAMBOUR - E-COATED                 |
| 4   | 143782-39-PA0 | EA  | LEG - TABLE - PORTSMOUTH OAK                     |
| 4   | 143782-39-PA1 | EA  | LEG - TABLE - CONCERT CHERRY                     |
| 4   | 143782-39-PA2 | EA  | LEG - TABLE - WASHED MAPLE                       |
| 4   | 143782-39-RC3 | EA  | LEG - TABLE - HONEY CHERRY                       |
| 5   | 102810-01-04A | EA  | BRACE - TABLE LEG - BLACK                        |

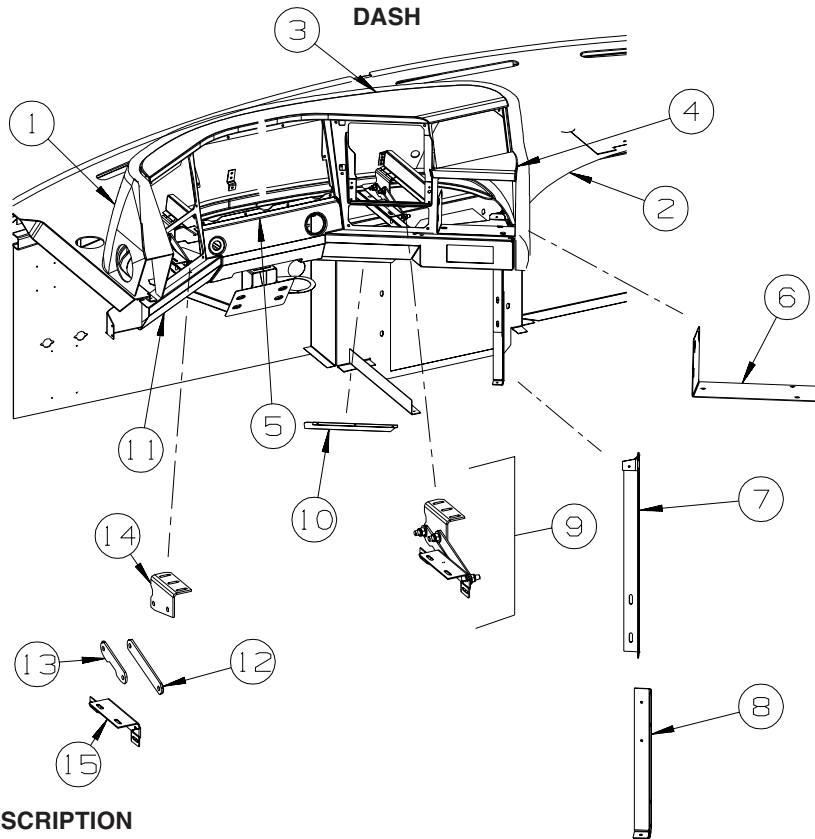


| KEY | PART NUMBER   | U/M | DESCRIPTION   |
|-----|---------------|-----|---|
| 1   | 110749-01-000 | EA  | SLIDE/EXTENSION - 19 3/4" TO 33 1/4"                  |
| 2   | 009050-02-000 | EA  | LEVELER - TABLE TOP - MALE END W/4 SCREWS - PLASTIC   |
| 3   | 009050-03-000 | EA  | LEVELER - TABLE TOP - FEMALE END W/2 SCREWS - PLASTIC |



| KEY | PART NUMBER   | U/M | DESCRIPTION   |
|-----|---------------|-----|---|
| 1   | 009050-03-000 | EA  | LEVELER - TABLE TOP - FEMALE END W/2 SCREWS - PLASTIC |
| 2   | 009050-02-000 | EA  | LEVELER - TABLE TOP - MALE END W/4 SCREWS - PLASTIC   |

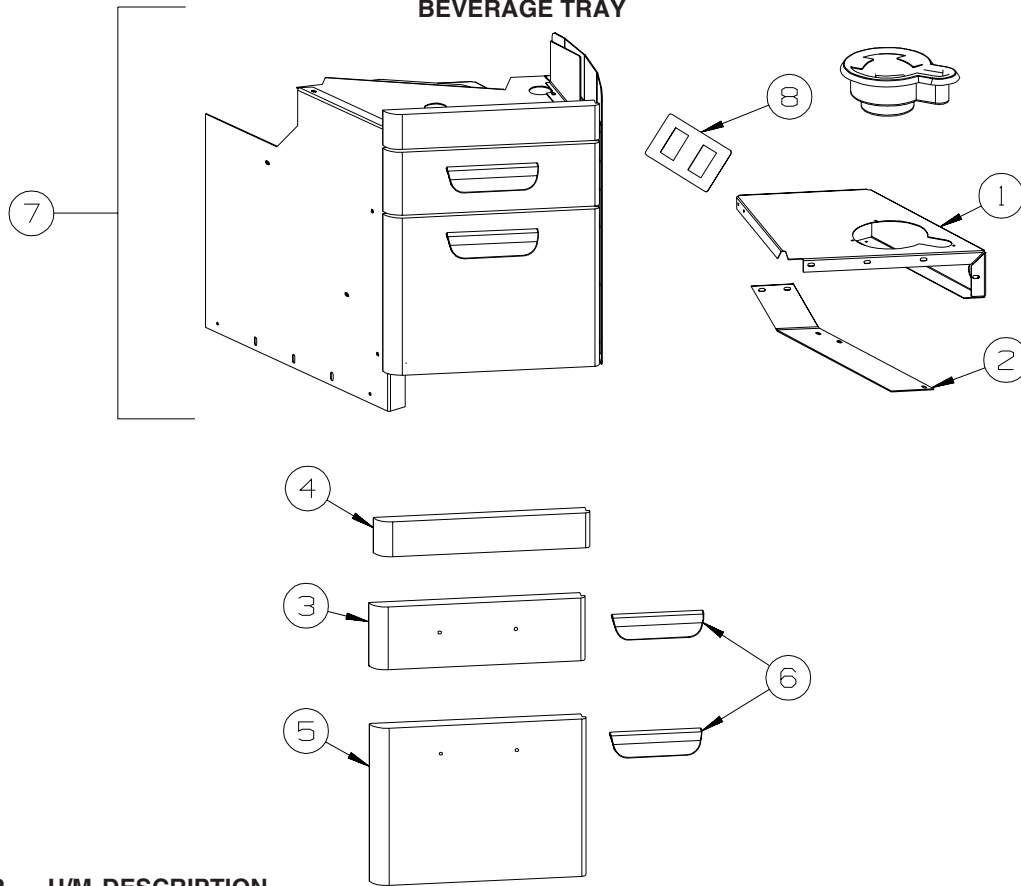
## DRIVERS COMPARTMENT GROUP



| KEY | PART NUMBER   | U/M | DESCRIPTION  |
|-----|---------------|-----|--|
| 1   | 134554-03-02A | EA  | POD - DASH - ALLANTE DOESKIN                               |
| 2   | 134586-01-03A | EA  | EXTENSION - DASH POD - RIGHT HAND - ALLANTE DOESKIN        |
| 3   | P35573-01-N95 | EA  | TRIM/DASH - TOP (INSTRUMENT CLUSTER) - PORTSMOUTH OAK      |
| 3   | P35573-01-MQ0 | EA  | TRIM/DASH - TOP (INSTRUMENT CLUSTER) - MAPLE               |
| 3   | P35573-01-M94 | EA  | TRIM/DASH - TOP (INSTRUMENT CLUSTER) - CHERRY/CHERRY       |
| 3   | P35573-01-RC3 | EA  | TRIM/DASH - TOP (INSTRUMENT CLUSTER) - HONEY CHERRY        |
| 4   | P35573-02-N95 | EA  | TRIM/DASH - SHELF (BETWEEN RADIO/MONITOR) - PORTSMOUTH OAK |
| 4   | P35573-02-MQ0 | EA  | TRIM/DASH - SHELF (BETWEEN RADIO/MONITOR) - MAPLE          |
| 4   | P35573-02-M94 | EA  | TRIM/DASH - SHELF (BETWEEN RADIO/MONITOR) - CHERRY         |
| 4   | P35573-02-RC3 | EA  | TRIM/DASH - SHELF (BETWEEN RADIO/MONITOR) - HONEY CHERRY   |
| 5   | 115870-01-000 | FT  | SEAL - TRIM - EDGE   |
| 6   | 134742-02-02B | EA  | MOUNT - MONITOR - E-COATED                                 |
| 7   | 134804-01-02B | EA  | SUPPORT - DASH - UPPER/CENTER - E-COATED                   |
| 8   | 134805-01-02B | EA  | SUPPORT - DASH - LOWER/CENTER - E-COATED                   |
| 9   | 134856-01-M94 | EA  | HINGE - DASH POD   |
| 10  | 147591-01-02B | EA  | SHIELD - SIGHT - DASH - E-COATED                           |
| 11  | 136513-01-03A | EA  | COVER - DASH/LOWER LEFT - VINYL/ALLANTE DOESKIN            |
| 12  | 134858-01-02B | EA  | LINK - HINGE - E-COATED                                    |
| 13  | 134858-02-02B | EA  | LINK - HINGE - E-COATED                                    |
| 14  | 134859-02-02B | EA  | BRACKET - HINGE/LINK - E-COATED                            |
| 15  | 134860-02-02B | EA  | BRACKET - HINGE/LINK - E-COATED                            |

## DRIVERS COMPARTMENT GROUP (CONTINUED)

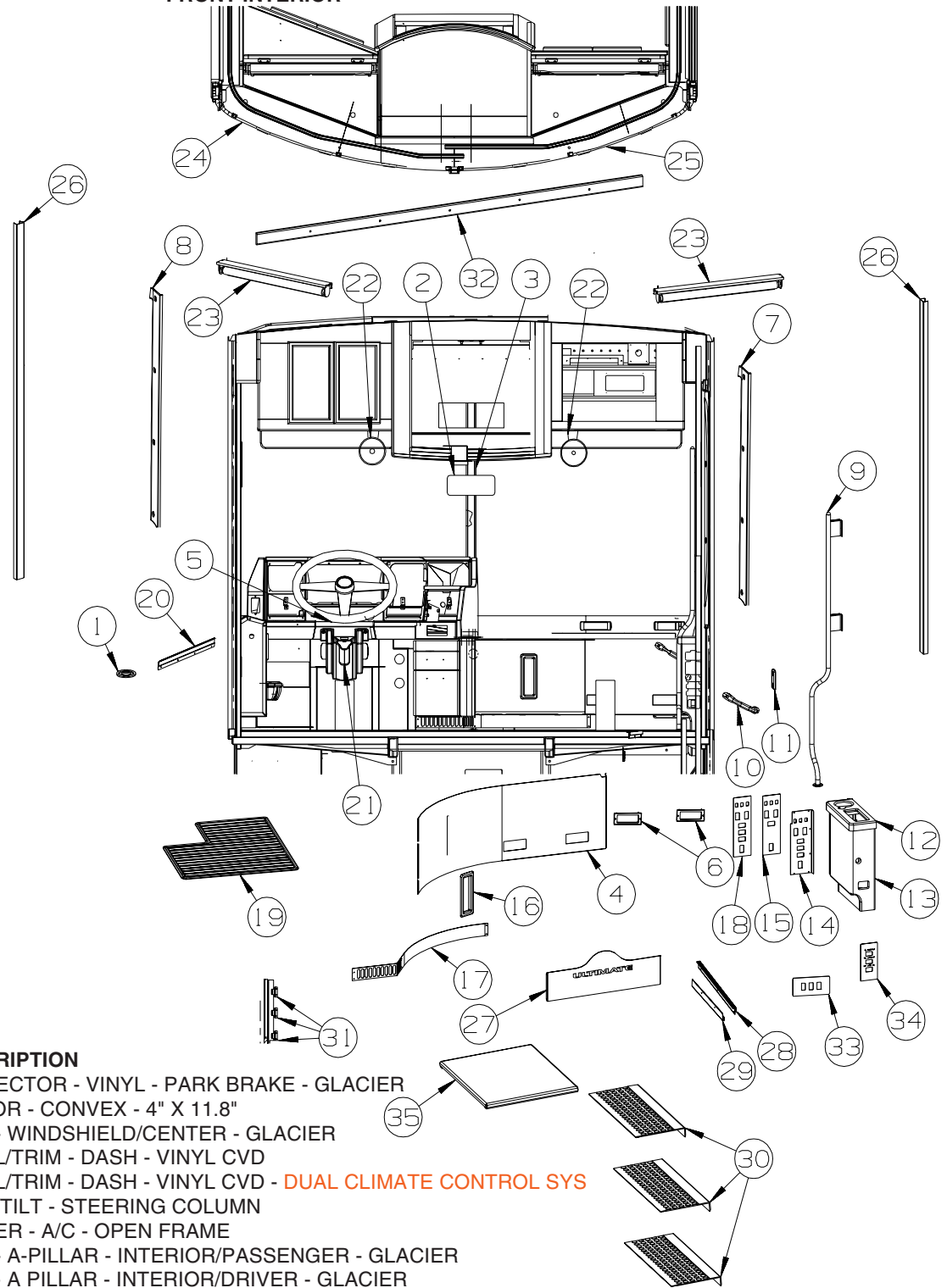
### BEVERAGE TRAY



| KEY | PART NUMBER   | U/M | DESCRIPTION                                      |
|-----|---------------|-----|--|
| 1   | P41847-01-PC0 | EA  | TRAY/BEVERAGE - STEEL - VINYL WRAPPED - DOESKIN  |
| 2   | 141850-01-02B | EA  | MOUNT/CATCH - PRESSURE - E-COATED                |
| 3   | P35708-04-PC0 | EA  | DOOR - CONSOLE - 3.5" - PORTSMOUTH OAK           |
| 3   | P35708-04-PC1 | EA  | DOOR - CONSOLE - 3.5" - CONCERT CHERRY           |
| 3   | P35708-04-PC2 | EA  | DOOR - CONSOLE - 3.5" - WASHED MAPLE             |
| 3   | P35708-04-RC3 | EA  | DOOR - CONSOLE - 3.5" - HONEY CHERRY             |
| 4   | P35708-05-PC0 | EA  | DOOR - CONSOLE - 2" - PORTSMOUTH OAK             |
| 4   | P35708-05-PC1 | EA  | DOOR - CONSOLE - 2" - CONCERT CHERRY             |
| 4   | P35708-05-PC2 | EA  | DOOR - CONSOLE - 2" - WASHED MAPLE               |
| 4   | P35708-05-RC3 | EA  | DOOR - CONSOLE - 2" - HONEY CHERRY               |
| 5   | P35708-03-PC0 | EA  | DOOR - CONSOLE - 8.8" - PORTSMOUTH OAK           |
| 5   | P35708-03-PC1 | EA  | DOOR - CONSOLE - 8.8" - CONCERT CHERRY           |
| 5   | P35708-03-PC2 | EA  | DOOR - CONSOLE - 8.8" - WASHED MAPLE             |
| 5   | P35708-03-RC3 | EA  | DOOR - CONSOLE - 8.8" - HONEY CHERRY             |
| 6   | 074762-01-000 | EA  | PULL - CABINET - 4.8" X .9" - BLACK PLASTIC      |
| 7   | P41823-01-PC0 | EA  | CONSOLE/CENTER - STEEL - VINYL WRAPPED - DOESKIN |
|     | 134759-01-01B | EA  | PANEL - CONSOLE - SWEPT - E-COATED               |
|     | 106569-12-03A | YD  | VINYL - LAMINATE - ALLANTE DOESKIN - 1/4" X 54"  |
| 8   | 132946-04-01A | EA  | APPLIQUE - SWITCH - F/SLIDEOUT                   |

# DRIVERS COMPARTMENT GROUP (CONTINUED)

FRONT INTERIOR

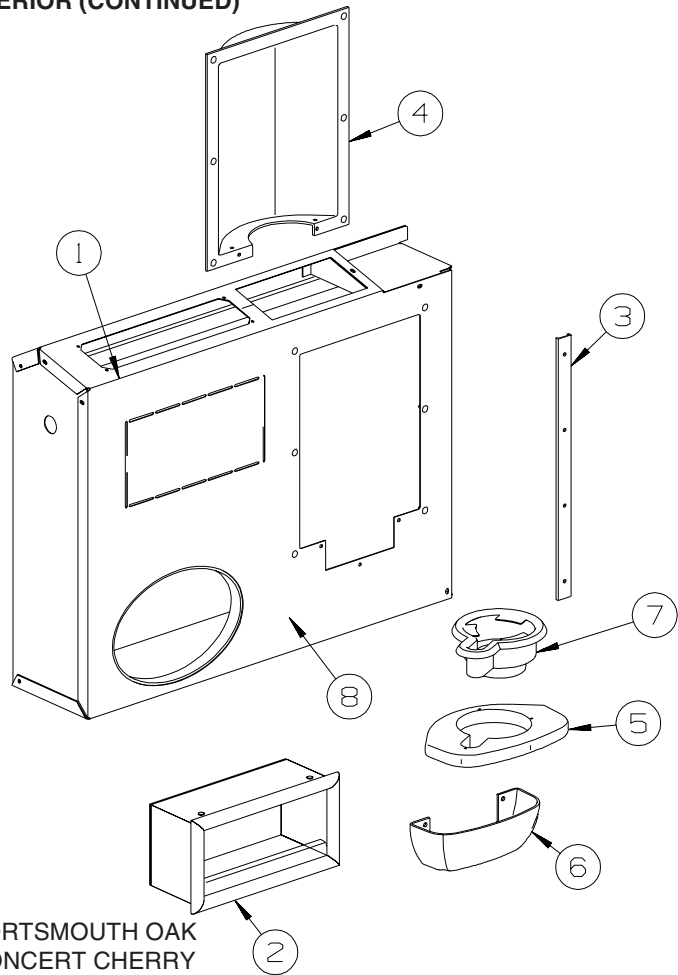


| KEY | PART NUMBER   | U/M | DESCRIPTION   |
|-----|---------------|-----|---|
| 1   | 136457-01-02A | EA  | PROTECTOR - VINYL - PARK BRAKE - GLACIER                        |
| 2   | 134154-01-000 | EA  | MIRROR - CONVEX - 4" X 11.8"                                    |
| 3   | 118452-08-05A | EA  | TRIM - WINDSHIELD/CENTER - GLACIER                              |
| 4   | P34764-02-PC0 | EA  | PANEL/TRIM - DASH - VINYL CVD                                   |
| 4   | P34764-03-PC0 | EA  | PANEL/TRIM - DASH - VINYL CVD - <b>DUAL CLIMATE CONTROL SYS</b> |
| 5   | 095933-07-000 | EA  | STOP/TILT - STEERING COLUMN                                     |
| 6   | 135803-03-01A | EA  | LOUVER - A/C - OPEN FRAME                                       |
| 7   | 136351-01-02A | EA  | TRIM - A-PILLAR - INTERIOR/PASSENGER - GLACIER                  |
| 8   | 143745-01-01A | EA  | TRIM - A PILLAR - INTERIOR/DRIVER - GLACIER                     |
| 9   | 123577-01-01A | EA  | HANDRAIL - ASSIST - ENTRY                                       |
| 10  | 123246-01-05A | EA  | HANDLE - GRAB - GLACIER   |
| 11  | 136456-01-02A | EA  | COVER - BRACKET - STRIKER BOLT - GLACIER                        |
| 12  | 133539-03-02A | EA  | COUNTERTOP - 1/2" CORIAN - MAGNA-SAVANNAH                       |
| 13  | 143311-01-PC0 | EA  | CABINET - CONSOLE/RIGHT HAND - PORTSMOUTH OAK                   |
| 13  | 143311-01-PC1 | EA  | CABINET - CONSOLE/RIGHT HAND - CONCERT CHERRY                   |
| 13  | 143311-01-PC2 | EA  | CABINET - CONSOLE/RIGHT HAND - WASHED MAPLE                     |
| 13  | 143311-01-RC3 | EA  | CABINET - CONSOLE/RIGHT HAND - HONEY CHERRY                     |
| 14  | 135119-01-02B | EA  | PLATE - SWITCH - CONSOLE/RIGHT HAND - E-COATED                  |
| 15  | 135429-01-01A | EA  | PLATE/SWITCH - W/APPLIQUE - 3.7"W X 12.3"H                      |
| 16  | 142668-02-PC0 | EA  | BEZEL - HVAC CONTROL - PASSENGER                                |
| 17  | 134758-02-11B | EA  | PANEL - TOE KICK - RIGHT HAND - BLACK                           |
| 18  | 135429-03-01A | EA  | PLATE/SWITCH - W/APPLIQUE - 3.7"W X 12.3"H                      |

**DRIVERS COMPARTMENT GROUP (CONTINUED)**  
**FRONT INTERIOR (CONTINUED)**

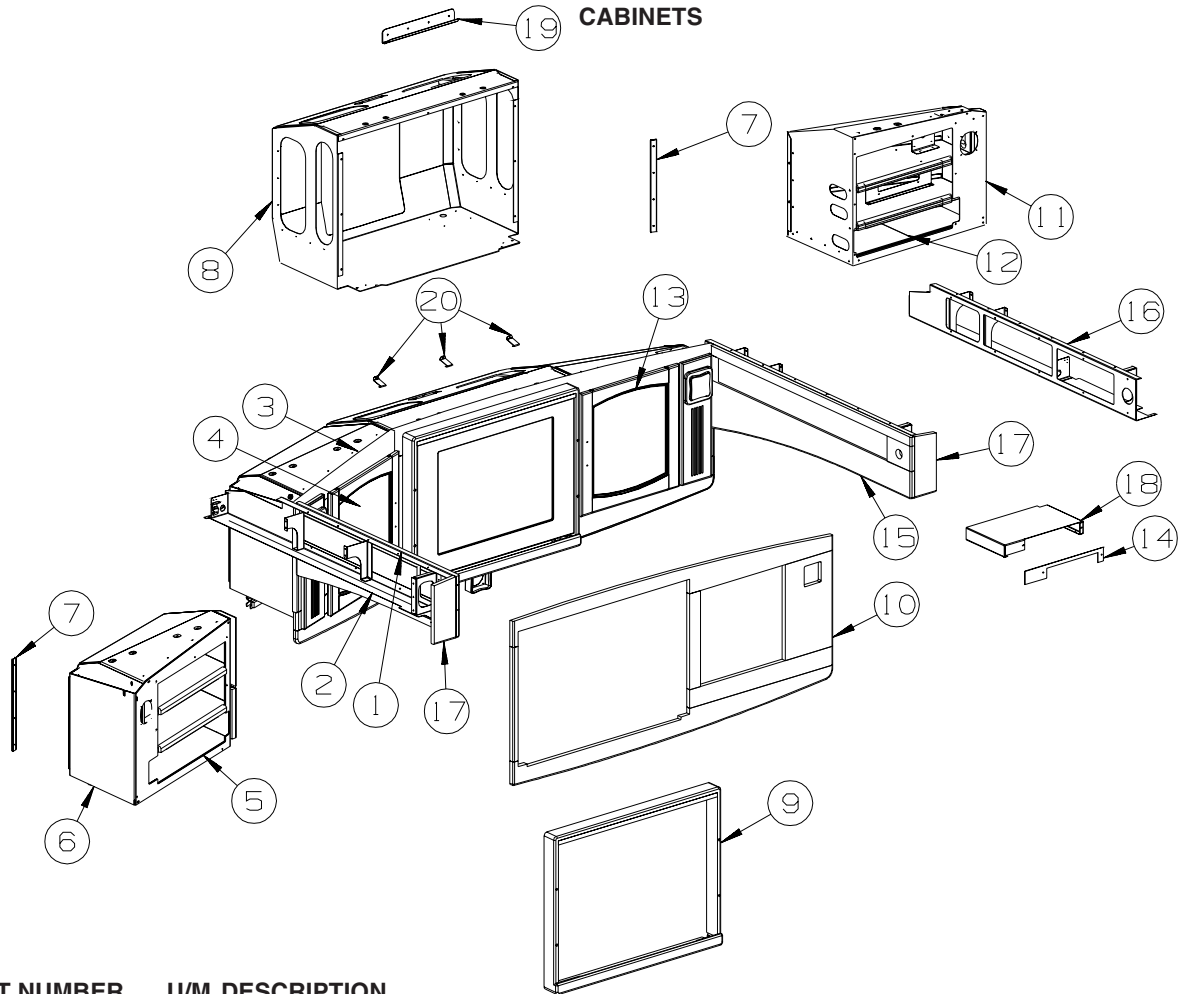
| KEY | PART NUMBER   | U/M | DESCRIPTION   |
|-----|---------------|-----|---|
| 19  | 108152-03-000 | EA  | MAT - FLOOR - DRIVER - BLACK                          |
| 20  | 130034-04-02B | EA  | CLIP - TRIM - E-COATED                                |
| 21  | 135327-02-01A | EA  | COVER - STEERING COLUMN - BLACK                       |
|     | 135327-01-01A | EA  | COVER - STEERING COLUMN - BLACK                       |
| 22  | 122856-01-01A | EA  | FAN-DEFROSTER-2 SPEED W/SWIVEL BASE/NON-OSCILLATING   |
| 23  | 142380-01-01A | EA  | SHADE - POWER - 25.7"                                 |
|     |               |     | FROM: 00-00-00 THRU: 09-21-03                         |
| 23  | 142380-07-01A | EA  | SHADE - POWER - 27.5"                                 |
|     |               |     | FROM: 09-22-03 THRU: 99-99-99                         |
| 24  | 129004-02-05A | EA  | TRIM - WINDSHIELD - INTERIOR/DRIVER TOP - GLACIER     |
| 25  | 129004-01-05A | EA  | TRIM - WINDSHIELD - INTERIOR/PASSENGER TOP - GLACIER  |
| 26  | 024700-69-000 | EA  | COVER - ROLL BAR - SIDEWALL - 72.9" - SOFT WHITE      |
| 27  | 146411-02-01A | EA  | PANEL/KICK - W/LOGO - <b>ULTIMATE ADVANTAGE</b>       |
| 28  | 139955-19-03A | EA  | TRIM - STEP/ENTRY - 29.5" - BLACK                     |
| 29  | 136839-07-01A | EA  | TRIM-J - CARPET EDGE/SLIDEOUT - 28.3" - BLACK         |
| 30  | 120231-01-02A | EA  | FLOORING - RUBBER - 66.4" X 19.8"                     |
| 31  | 073050-03-000 | EA  | CLIP/MOUNTING   |
| 32  | 133771-02-PA0 | EA  | MOLDING - CAP - PORTSMOUTH OAK                        |
| 32  | 133771-02-M94 | EA  | MOLDING - CAP - CONCERT CHERRY                        |
| 32  | 133771-02-MQ0 | EA  | MOLDING - CAP - WASHED MAPLE                          |
| 32  | 133771-02-RC3 | EA  | MOLDING - CAP - HONEY CHERRY                          |
| 33  | 142487-02-02B | EA  | PLATE - SWITCH - E-COATED                             |
| 34  | 142475-02-01A | EA  | APPLIQUE - SWITCH - PASSENGER                         |
| 35  | 146657-02-RA0 | EA  | COVER - STEP (RA0, RA1, RA2, RA3, RB4, RB5, RB6, RB7) |
| 35  | 146657-02-RA4 | EA  | COVER - STEP (RA4, RA5, RA6, RA7)                     |
| 35  | 146657-02-RB0 | EA  | COVER - STEP (RB0, RB1, RB2, RB3)                     |

**DRIVERS COMPARTMENT GROUP (CONTINUED)**  
**FRONT INTERIOR (CONTINUED)**



| KEY | PART NUMBER   | U/M | DESCRIPTION  |
|-----|---------------|-----|--|
| 1   | 140794-01-PC0 | EA  | CONSOLE COMPL-DRIVER - PORTSMOUTH OAK  |
| 1   | 140794-01-PC1 | EA  | CONSOLE COMPL-DRIVER - CONCERT CHERRY  |
| 1   | 140794-01-PC2 | EA  | CONSOLE COMPL-DRIVER - WASHED MAPLE  |
| 1   | 140794-01-RX1 | EA  | CONSOLE COMPL-DRIVER - WASHED MAPLE<br>FROM: 00-00-00 THRU: 01-04-04<br>FROM: 01-05-04 THRU: 99-99-99    |
| 1   | 140794-01-RC3 | EA  | CONSOLE COMPL-DRIVER - HONEY CHERRY  |
| 2   | 137602-54-PC0 | EA  | POCKET - DRIVER CONSOLE - PORTSMOUTH OAK   |
| 2   | 137602-54-PC1 | EA  | POCKET - DRIVER CONSOLE - CONCERT CHERRY   |
| 2   | 137602-54-PC2 | EA  | POCKET - DRIVER CONSOLE - WASHED MAPLE<br>FROM: 00-00-00 THRU: 01-04-04<br>FROM: 01-05-04 THRU: 99-99-99 |
| 2   | 137602-54-RX1 | EA  | POCKET - DRIVER CONSOLE - WASHED MAPLE<br>FROM: 01-05-04 THRU: 99-99-99                                  |
| 2   | 137602-54-RC3 | EA  | POCKET - DRIVER CONSOLE - HONEY CHERRY   |
| 3   | 131358-03-02A | EA  | RETAINER - U-CHANNEL - 14.8" - GLACIER   |
| 4   | 143538-01-01A | EA  | POCKET - CONSOLE - CUPHOLDER   |
| 5   | P40796-01-PC0 | EA  | PANEL/TRIM - F/BEVERAGE HOLDER - DRIVER - PORTSMOUTH OAK   |
| 5   | P40796-01-PC1 | EA  | PANEL/TRIM - F/BEVERAGE HOLDER - DRIVER - CONCERT CHERRY   |
| 5   | P40796-01-PC2 | EA  | PANEL/TRIM - F/BEVERAGE HOLDER - DRIVER - WASHED MAPLE   |
| 5   | P40796-01-RC3 | EA  | PANEL/TRIM - F/BEVERAGE HOLDER - DRIVER - HONEY CHERRY   |
| 6   | 140819-01-01A | EA  | TRIM - CONSOLE - DRIVER - GLACIER  |
| 7   | 133831-01-01A | EA  | HOLDER - CUP W/THREE CENTERLINE RUBBER FINGERS   |
| 8   | 143108-01-01A | EA  | COVER - VINYL - DRIVER CONSOLE - DOESKIN   |

## DRIVERS COMPARTMENT GROUP (CONTINUED)



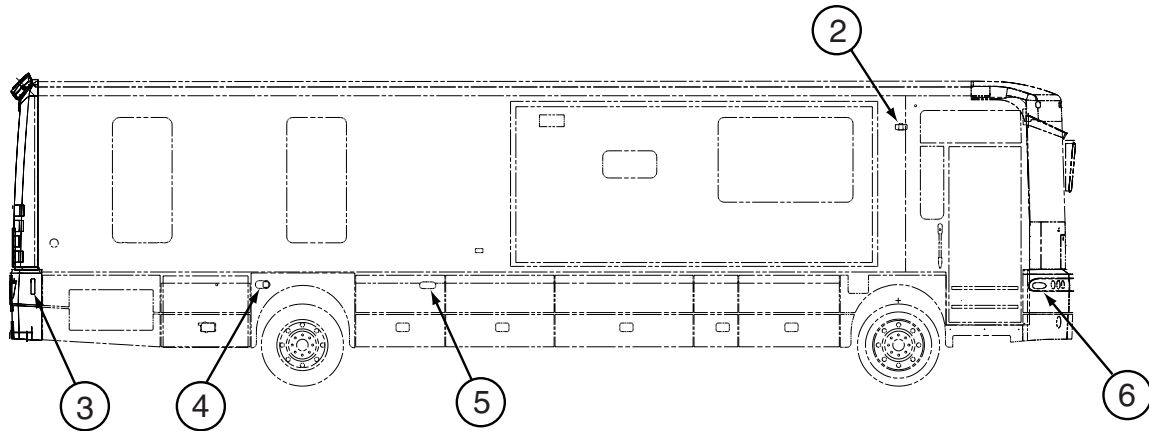
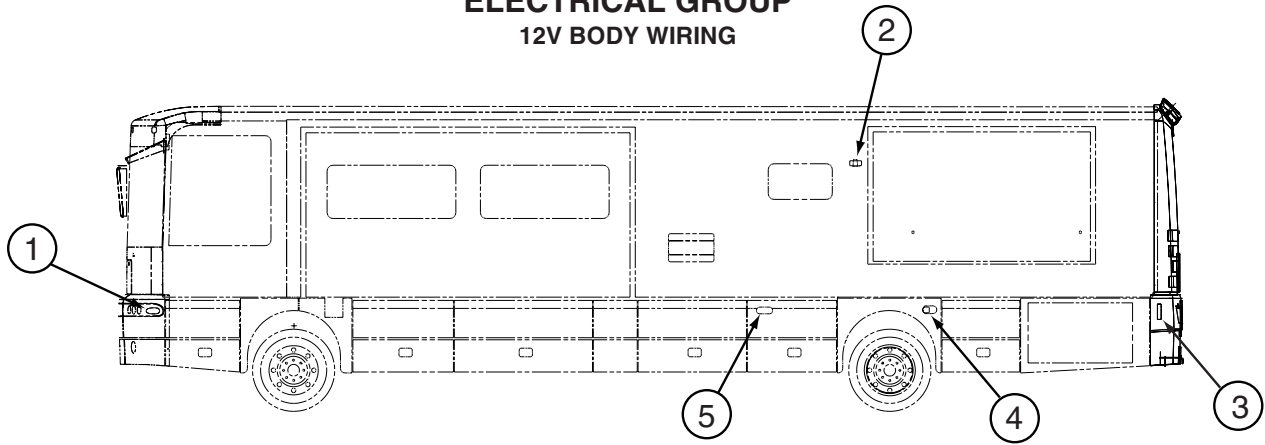
| KEY | PART NUMBER   | U/M | DESCRIPTION  |
|-----|---------------|-----|--|
| 1   | P35582-03-RA0 | EA  | PANEL - OVERHEAD/LEFT HAND - VINYL COVERED                               |
|     | 135582-03-02B | EA  | PANEL - OVERHEAD/LEFT HAND - E-COATED                                    |
| 2   | 146421-02-RC0 | EA  | CABINET - OVERHEAD/FRONT/LEFT HAND - W/O DOORS/HARDWARE - PORTSMOUTH OAK |
| 2   | 146421-02-RC1 | EA  | CABINET - OVERHEAD/FRONT/LEFT HAND - W/O DOORS/HARDWARE - CONCERT CHERRY |
| 2   | 146421-02-RC2 | EA  | CABINET - OVERHEAD/FRONT/LEFT HAND - W/O DOORS/HARDWARE - WASHED MAPLE   |
| 2   | 146421-02-RC3 | EA  | CABINET - OVERHEAD/FRONT/LEFT HAND - W/O DOORS/HARDWARE - HONEY CHERRY   |
| 3   | 146422-02-RC0 | EA  | CABINET - OVERHEAD/TV FACE - W/O DOORS/HARDWARE - PORTSMOUTH OAK         |
|     |               |     | FROM: 00-00-00 THRU: 06-29-03  |
| 3   | 146422-04-RA0 | EA  | CABINET - OVERHEAD/TV FACE - W/O DOORS/HARDWARE - PORTSMOUTH OAK         |
|     |               |     | FROM: 06-30-03 THRU: 99-99-99  |
| 3   | 146422-02-RC1 | EA  | CABINET - OVERHEAD/TV FACE - W/O DOORS/HARDWARE - CONCERT CHERRY         |
|     |               |     | FROM: 00-00-00 THRU: 06-29-03  |
| 3   | 146422-04-RA1 | EA  | CABINET - OVERHEAD/TV FACE - W/O DOORS/HARDWARE - CONCERT CHERRY         |
|     |               |     | FROM: 06-30-03 THRU: 99-99-99  |
| 3   | 146422-02-RC2 | EA  | CABINET - OVERHEAD/TV FACE - W/O DOORS/HARDWARE - WASHED MAPLE           |
|     |               |     | FROM: 00-00-00 THRU: 06-29-03  |
| 3   | 146422-04-RA2 | EA  | CABINET - OVERHEAD/TV FACE - W/O DOORS/HARDWARE - WASHED MAPLE           |
|     |               |     | FROM: 06-30-03 THRU: 99-99-99  |
| 3   | 146422-02-RC3 | EA  | CABINET - OVERHEAD/TV FACE - W/O DOORS/HARDWARE - HONEY CHERRY           |
|     |               |     | FROM: 00-00-00 THRU: 06-29-03  |
| 3   | 146422-04-RA3 | EA  | CABINET - OVERHEAD/TV FACE - W/O DOORS/HARDWARE - HONEY CHERRY           |
|     |               |     | FROM: 06-30-03 THRU: 99-99-99  |
| 4   | 146028-10-RA0 | EA  | DOOR - GLASS/FLUTED EDGE - 19.7" X 19.7" - W/O HARDWARE - PORTSMOUTH OAK |
| 4   | 146028-10-RA1 | EA  | DOOR - GLASS/FLUTED EDGE - 19.7" X 19.7" - W/O HARDWARE - CONCERT CHERRY |
| 4   | 146028-10-RA2 | EA  | DOOR - GLASS/FLUTED EDGE - 19.7" X 19.7" - W/O HARDWARE - WASHED MAPLE   |
|     |               |     | FROM: 00-00-00 THRU: 01-04-04  |
| 4   | 146028-10-RX1 | EA  | DOOR - GLASS/FLUTED EDGE - 19.7" X 19.7" - W/O HARDWARE - WASHED MAPLE   |
|     |               |     | FROM: 01-05-04 THRU: 99-99-99  |
| 4   | 146028-10-RA3 | EA  | DOOR - GLASS/FLUTED EDGE - 19.7" X 19.7" - W/O HARDWARE - HONEY CHERRY   |

**DRIVERS COMPARTMENT GROUP (CONTINUED)**  
**CABINETS (CONTINUED)**

| KEY | PART NUMBER   | U/M | DESCRIPTION   |
|-----|---------------|-----|---|
| 5   | 146436-02-RC0 | EA  | SHELF - OVERHEAD/ENTERTAINMENT CENTER/LEFT HAND - PORTSMOUTH OAK  |
| 5   | 146436-02-RC1 | EA  | SHELF - OVERHEAD/ENTERTAINMENT CENTER/LEFT HAND - CONCERT CHERRY  |
| 5   | 146436-02-RC2 | EA  | SHELF - OVERHEAD/ENTERTAINMENT CENTER/LEFT HAND - WASHED MAPLE<br>FROM: 00-00-00 THRU: 01-04-04         |
| 5   | 146436-02-RX1 | EA  | SHELF - OVERHEAD/ENTERTAINMENT CENTER/LEFT HAND - WASHED MAPLE<br>FROM: 01-05-04 THRU: 99-99-99         |
| 5   | 146436-02-RC3 | EA  | SHELF - OVERHEAD/ENTERTAINMENT CENTER/LEFT HAND - HONEY CHERRY  |
| 6   | P46390-01-RC0 | EA  | PANEL - ENTERTAINMENT CENTER/VINYL COVERED - LEFT HAND  |
|     | 146390-01-02B | EA  | PANEL - ENTERTAINMENT CENTER/LH - E-COATED  |
| 7   | 131358-03-02A | EA  | RETAINER - U-CHANNEL - 14.8" - GLACIER  |
| 8   | P46439-02-RA0 | EA  | CABINET - ENTERTAINMENT CTR - RIGHT HAND (VINYL COVERED)  |
|     | 144831-01-RA0 | EA  | CABINET - ENTERTAINMENT CENTER/TV - W/O DOORS/HARDWARE  |
| 9   | 146422-23-RA0 | EA  | FRAME - TV - PORTSMOUTH OAK   |
| 9   | 146422-23-RA1 | EA  | FRAME - TV - CONCERT CHERRY   |
| 9   | 146422-23-RA2 | EA  | FRAME - TV - WASHED MAPLE   |
| 9   | 146422-23-RA3 | EA  | FRAME - TV - HONEY CHERRY   |
| 10  | 146422-03-RA0 | EA  | CABINET/FACE ONLY - OVERHEAD/TV - W/O DOOR/HARDWARE - PORTSMOUTH OAK                                    |
| 10  | 146422-03-RA1 | EA  | CABINET/FACE ONLY - OVERHEAD/TV - W/O DOOR/HARDWARE - CONCERT CHERRY                                    |
| 10  | 146422-03-RA2 | EA  | CABINET/FACE ONLY - OVERHEAD/TV - W/O DOOR/HARDWARE - WASHED MAPLE                                      |
| 10  | 146422-03-RA3 | EA  | CABINET/FACE ONLY - OVERHEAD/TV - W/O DOOR/HARDWARE - HONEY CHERRY                                      |
| 11  | P46378-01-RC0 | EA  | PANEL - ENTERTAINMENT CENTER/VINYL COVERED - RIGHT HAND   |
|     | 146378-01-02B | EA  | PANEL - ENTERTAINMENT CENTER/RIGHT HAND - E-COATED  |
| 12  | 146436-01-RC0 | EA  | SHELF - OVERHEAD/ENTERTAINMENT CENTER/LEFT HAND - PORTSMOUTH OAK  |
| 12  | 146436-01-RC1 | EA  | SHELF - OVERHEAD/ENTERTAINMENT CENTER/LEFT HAND - CONCERT CHERRY  |
| 12  | 146436-01-RC2 | EA  | SHELF - OVERHEAD/ENTERTAINMENT CENTER/LEFT HAND - WASHED MAPLE  |
| 12  | 146436-01-RC3 | EA  | SHELF - OVERHEAD/ENTERTAINMENT CENTER/LEFT HAND - HONEY CHERRY  |
| 13  | 146028-09-RA0 | EA  | DOOR - GLASS/FLUTED EDGE - 18.9" X 19.7" - W/O HARDWARE - PORTSMOUTH OAK                                |
| 13  | 146028-09-RA1 | EA  | DOOR - GLASS/FLUTED EDGE - 18.9" X 19.7" - W/O HARDWARE - CONCERT CHERRY                                |
| 13  | 146028-09-RA2 | EA  | DOOR - GLASS/FLUTED EDGE - 18.9" X 19.7" - W/O HARDWARE - WASHED MAPLE<br>FROM: 00-00-00 THRU: 01-04-04 |
| 13  | 146028-09-RX1 | EA  | DOOR - GLASS/FLUTED EDGE - 18.9" X 19.7" - W/O HARDWARE - WASHED MAPLE<br>FROM: 01-05-04 THRU: 99-99-99 |
| 13  | 146028-09-RA3 | EA  | DOOR - GLASS/FLUTED EDGE - 18.9" X 19.7" - W/O HARDWARE - HONEY CHERRY                                  |
| 14  | 136387-01-RC0 | EA  | PANEL - VINYL COVERED   |
|     | 136386-01-02B | EA  | PANEL - COVER/FRONT - E-COATED  |
| 15  | 146421-01-RC0 | EA  | CABINET - OVERHEAD/FRONT/RIGHT HAND - W/O DOORS/HARDWARE - PORTSMOUTH OAK                               |
| 15  | 146421-01-RC1 | EA  | CABINET - OVERHEAD/FRONT/RIGHT HAND - W/O DOORS/HARDWARE - CONCERT CHERRY                               |
| 15  | 146421-01-RC2 | EA  | CABINET - OVERHEAD/FRONT/RIGHT HAND - W/O DOORS/HARDWARE - WASHED MAPLE                                 |
| 15  | 146421-01-RC3 | EA  | CABINET - OVERHEAD/FRONT/RIGHT HAND - W/O DOORS/HARDWARE - HONEY CHERRY                                 |
| 16  | P35582-01-RC0 | EA  | PANEL - OVERHEAD/LEFT HAND - VINYL COVERED  |
|     | 135582-01-02B | EA  | PANEL - OVERHEAD/LEFT HAND - E-COATED   |
| 17  | 146421-15-RC0 | EA  | END CAP - OVERHEAD CABINET - PORTSMOUTH OAK   |
| 17  | 146421-15-RC1 | EA  | END CAP - OVERHEAD CABINET - CONCERT CHERRY/HONEY CHERRY  |
| 17  | 146421-15-RC2 | EA  | END CAP - OVERHEAD CABINET - WASHED MAPLE   |
| 18  | 136392-01-02B | EA  | PANEL - COVER/SWITCH BOX - E-COATED<br>FROM: 00-00-00 THRU: 07-17-03                                    |
| 18  | 147963-01-02B | EA  | PANEL - COVER/SWITCH BOX - E-COATED<br>FROM: 07-18-03 THRU: 99-99-99                                    |
| 19  | 147384-01-04B | EA  | BRACKET - TV - BLACK  |
| 20  | 147385-02-04B | EA  | STRAP/TIEDOWN - TV - BLACK  |



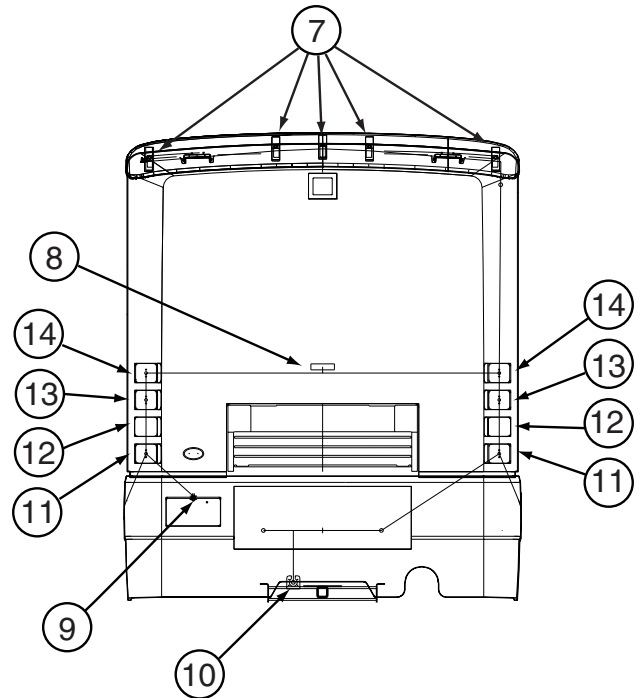
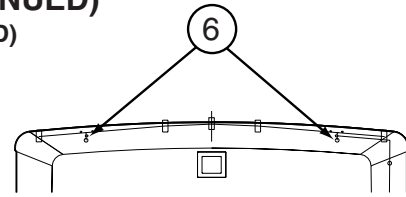
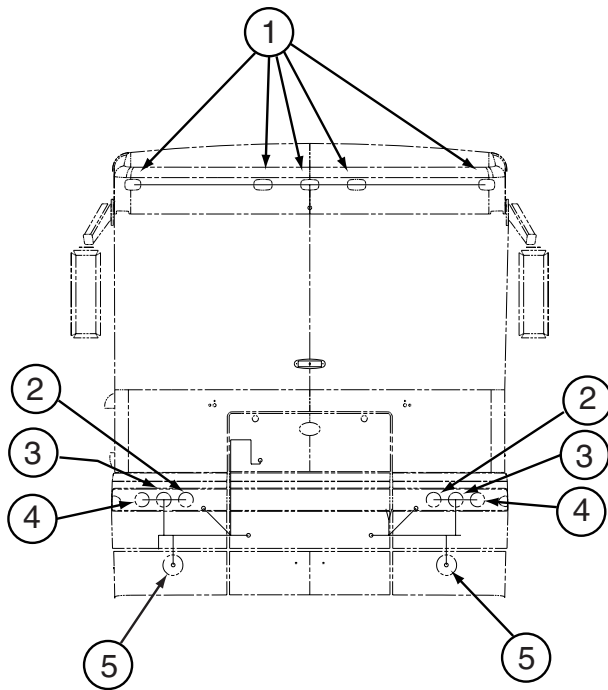
**ELECTRICAL GROUP**  
**12V BODY WIRING**



| KEY | PART NUMBER   | U/M | DESCRIPTION   |
|-----|---------------|-----|---|
| 1   | 146528-02-000 | EA  | LAMP - SIDEMARKER - AMBER/LEFT HAND                 |
| 1   | 036196-01-000 | EA  | BULB - 12V - #194 - .27 AMP - BAYONETTE             |
| 1   | 067789-02-000 | EA  | SOCKET - LAMP                                       |
| 2   | 097917-01-08A | EA  | LIGHT/PORCH - CHROME                                |
|     | 008215-01-000 | EA  | BULB - 12 VOLT - #1003 - .94 AMP                    |
| 3   | 117826-01-000 | EA  | LAMP/SIDE MARKER ASSEMBLY - RED                     |
| 3   | 036196-01-000 | EA  | BULB - 12V - #194 - .27 AMP - BAYONETTE             |
| 3   | 117826-03-000 | EA  | GASKET/SIDE MARKER LIGHT                            |
| 4   | 129746-01-000 | EA  | LAMP - DOCKING/DRIVING W/MOUNT BRACKET              |
| 5   | 113293-01-000 | EA  | LAMP - (LENS/BASE) SIDEMARKER/TURN SIGNAL - AMBER   |
| 5   | 037935-01-000 | EA  | BULB - 12V - #1157 OR #2057 - 2.1 AMP - CLEAR GLASS |
| 5   | 106687-02-000 | EA  | SOCKET - LIGHT - 3-WIRE                             |
| 6   | 146528-01-000 | EA  | LAMP - SIDEMARKER - AMBER/RIGHT HAND                |
| 6   | 036196-01-000 | EA  | BULB - 12V - #194 - .27 AMP - BAYONETTE             |
| 6   | 067789-02-000 | EA  | SOCKET - LAMP                                       |

## ELECTRICAL GROUP (CONTINUED)

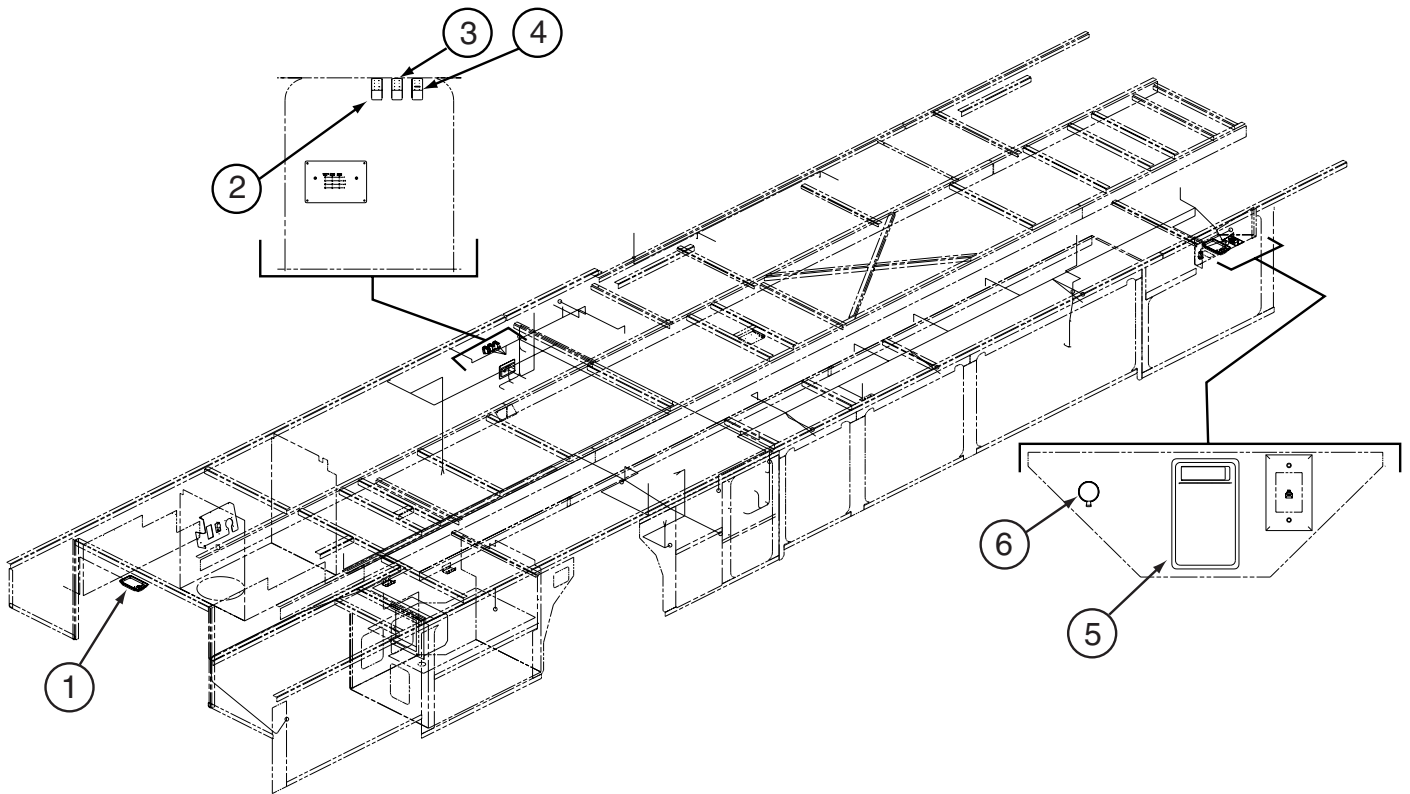
### 12V BODY WIRING (CONTINUED)



| KEY | PART NUMBER   | U/M | DESCRIPTION  |
|-----|---------------|-----|--|
| 1   | 129942-01-000 | EA  | LAMP - CLEARANCE - AMBER   |
| 2   | 146527-02-000 | EA  | HEADLAMP - HIGH BEAM   |
| 2   | 147103-01-000 | EA  | HOUSING/CONNECTOR - HEADLAMP - W/PIGTAIL                             |
| 2   | 067789-02-000 | EA  | SOCKET - LAMP  |
| 3   | 146527-01-000 | EA  | HEADLAMP - LOW BEAM  |
| 3   | 147103-01-000 | EA  | HOUSING/CONNECTOR - HEADLAMP - W/PIGTAIL                             |
| 3   | 067789-02-000 | EA  | SOCKET - LAMP  |
| 4   | 146560-01-000 | EA  | LAMP - PARK/TURN - CLEAR   |
| 4   | 112708-02-000 | EA  | BULB - 12 VOLT - #3157NA   |
| 5   | 138910-01-000 | EA  | LAMP - FOG - CLEAR/ROUND   |
| 5   | 139686-01-02B | EA  | ANGLE - MOUNT - FOGLAMP - E-COATED                                   |
| 6   | 129928-01-000 | EA  | LAMP - FOG - CLEAR LENS/RECTANGULAR - FOG LAMPS, Q40AD, Q40ED, Q40KD |
| 7   | 129942-02-000 | EA  | LAMP - CLEARANCE - RED   |
| 8   | 136917-01-000 | EA  | LIGHT - BRAKE - CENTER MOUNT - OVAL                                  |
| 9   | 087201-01-000 | EA  | LIGHT - HALF ROUND - 1" X 1.7" - PLASTIC - BLACK OR WHITE            |
| 10* | 113589-02-000 | EA  | CONNECTOR - SOCKET - TRAILER   |
| 10* | 113589-01-000 | EA  | CONNECTOR - PLUG - TRAILER   |
| 11  | 124186-01-000 | EA  | LIGHT - BACKUP (WHITE/CLEAR)   |
| 11  | 124220-01-000 | EA  | BULB - 12 VOLT/1.75 AMP/21 WATT - #7506                              |
| 12  | 124186-04-000 | EA  | REFLECTOR - RED  |
| 13  | 124186-02-000 | EA  | LIGHT - TURN/AMBER   |
| 13  | 124220-01-000 | EA  | BULB - 12 VOLT/1.75 AMP/21 WATT - #7506                              |
| 14  | 124186-03-000 | EA  | LIGHT - STOP/TAIL - RED  |
| 14  | 124234-01-000 | EA  | BULB - 12 VOLT/1.7-.42AMP #7528                                      |
| *   | 130672-01-02A | EA  | SPOTLIGHT - POWER/REMOTE - BLACK - SPOTLIGHT                         |

\*COMPONENT PARTS LISTED LATER IN THIS GROUP

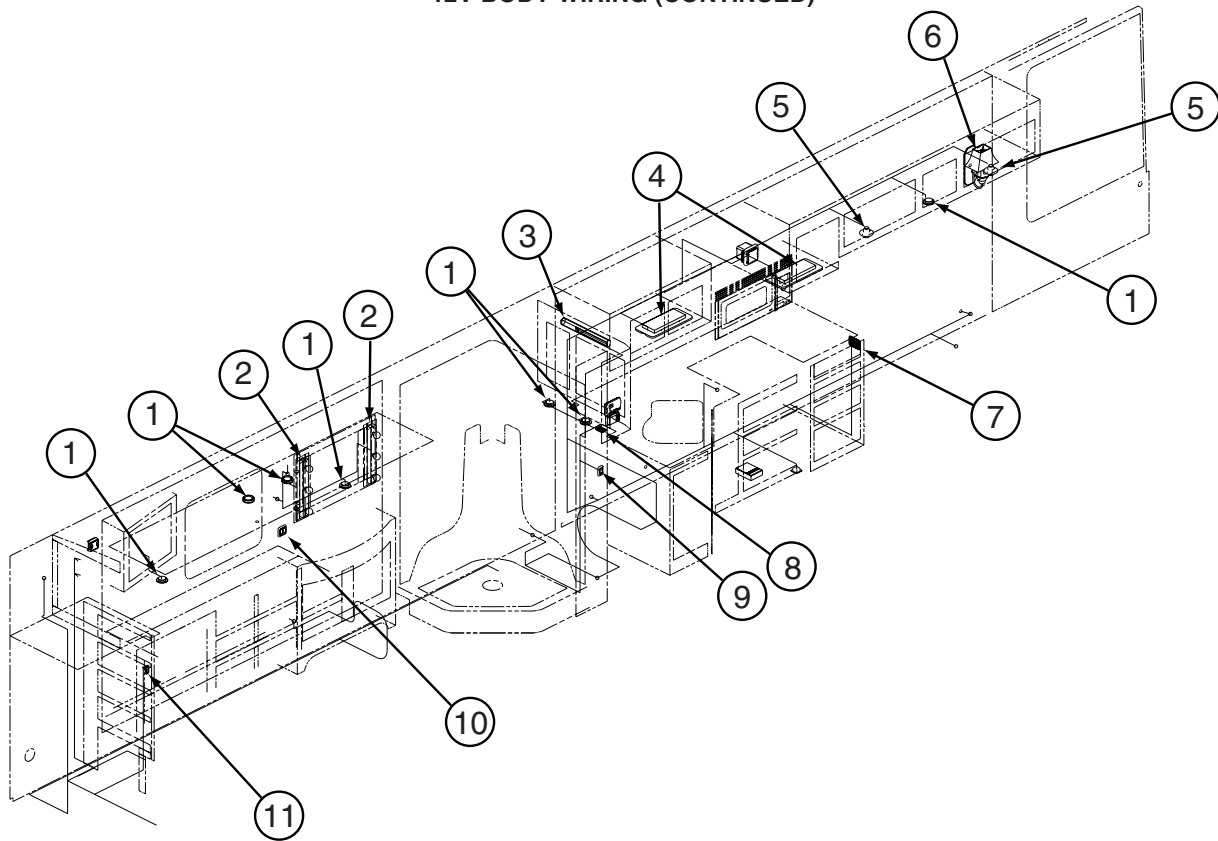
**ELECTRICAL GROUP (CONTINUED)**  
**12V BODY WIRING (CONTINUED)**



| KEY | PART NUMBER   | U/M | DESCRIPTION  |
|-----|---------------|-----|--|
| 1*  | 137417-01-01A | EA  | LIGHT - DOME - SINGLE - W/SWITCH/FROSTED LENS - WHITE      |
| 2   | 108357-01-000 | EA  | SWITCH - ROCKER - SPST - ON/OFF - 2 TERMINAL - W/O COVER   |
| 2   | 108356-02-01A | EA  | COVER/ACTUATOR SWITCH - 2 ROWS DIMPLES- CONTURA II - BLACK |
| 2   | 108355-01-000 | EA  | HOUSING - SWITCH   |
| 3   | 108357-09-000 | EA  | SWITCH - ROCKER - SPDT - ON/NONE/MOM - 3 TERM - W/O COVER  |
| 3   | 108356-02-01A | EA  | COVER/ACTUATOR SWITCH - 2 ROWS DIMPLES- CONTURA II - BLACK |
| 3   | 108355-01-000 | EA  | HOUSING - SWITCH   |
| 4   | 108357-15-000 | EA  | SWITCH - ROCKER - DPDT - ON/NONE/ON - W/LIGHT W/O COVER    |
| 4   | 108356-02-01A | EA  | COVER/ACTUATOR SWITCH - 2 ROWS DIMPLES- CONTURA II - BLACK |
| 4   | 108355-01-000 | EA  | HOUSING - SWITCH   |
| 5*  | 098024-01-03A | EA  | LIGHT - DOME - 1 BULB - WHITE                              |
| 5   | 008218-01-000 | EA  | BULB - 12 VOLT - #1141 - 1.44 AMP                          |
| 6   | 111414-01-000 | EA  | RECEPTACLE/SOCKET - 12 VOLT                                |

\*COMPONENT PARTS LISTED LATER IN THIS GROUP

**ELECTRICAL GROUP (CONTINUED)**  
**12V BODY WIRING (CONTINUED)**

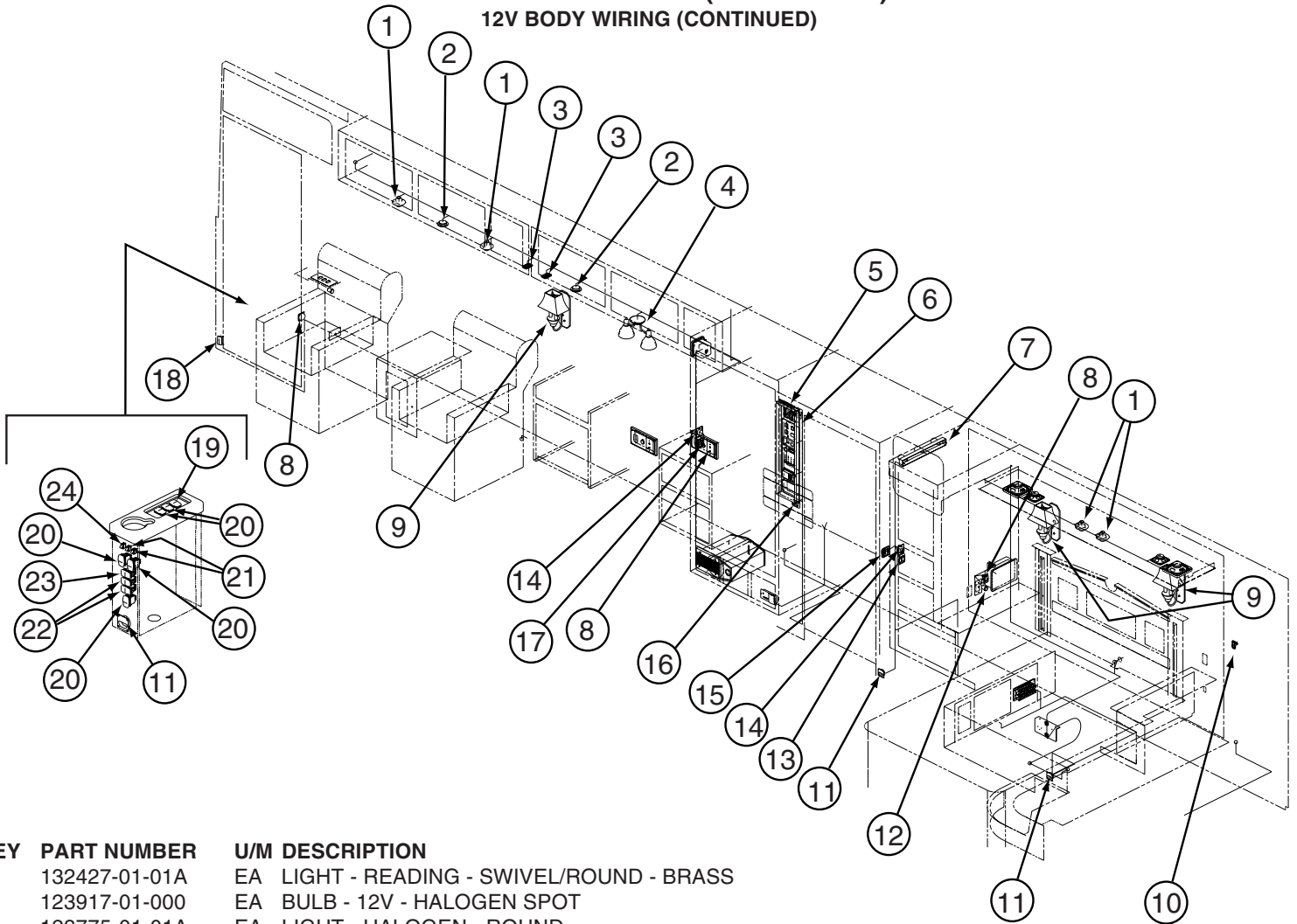


| KEY | PART NUMBER   | U/M | DESCRIPTION   |
|-----|---------------|-----|---|
| 1*  | 123775-01-01A | EA  | LIGHT - HALOGEN - ROUND                                   |
| 2   | 123774-04-01A | EA  | LIGHT - MAKE UP - 3 BULB/MIRROR                           |
|     | 123918-01-000 | EA  | BULB - 12V - MAKEUP - WHITE                               |
| 3   | 113371-02-000 | EA  | LIGHT-FLUORESCENT 24", STRIP                              |
| 4*  | 091937-09-000 | EA  | LIGHT-FLOURESCENT-12V/16 WATT RECESSED - W/SWITCH         |
| 5   | 132427-01-01A | EA  | LIGHT - READING - SWIVEL/ROUND - BRASS                    |
| 5   | 123917-01-000 | EA  | BULB - 12V - HALOGEN SPOT                                 |
| 6   | 119258-40-01A | EA  | LAMP - WALL - UL/GSA - BRASS                              |
| 6   | 065201-09-000 | EA  | SHADE - LAMP - FABRIC/PARCHMENT - 4.1"T X 6.1"H X 7.1"B   |
| 6   | 117805-02-000 | EA  | BULB - 12V - #921 - 1.4 AMPS                              |
| 7   | 135740-01-02A | EA  | SWITCH - ROCKER - SPST - ON/OFF - WHITE - CEILING/VALANCE |
| 7   | 135740-02-02A | EA  | SWITCH - ROCKER - SPDT - ON/ON - WHITE - AISLE            |
| 7   | 135741-03-02A | EA  | SWITCH - BASE - TRIPLE - WHITE                            |
| 7   | 135742-22-01A | EA  | BEZEL - SWITCH - AISLE/VALANCE/CEILING - WHITE            |
| 8   | 135740-01-02A | EA  | SWITCH - ROCKER - SPST - ON/OFF - WHITE                   |
| 8   | 135741-01-02A | EA  | SWITCH - BASE - SINGLE - WHITE                            |
| 8   | 135742-01-02A | EA  | BEZEL - SWITCH - SINGLE - WHITE                           |
| 9   | 135740-01-02A | EA  | SWITCH - ROCKER - SPST - ON/OFF - WHITE                   |
| 9   | 135741-01-02A | EA  | SWITCH - BASE - SINGLE - WHITE                            |
| 9   | 135742-07-01A | EA  | BEZEL - SWITCH - CEILING - WHITE                          |
| 10  | 135740-01-02A | EA  | SWITCH - ROCKER - SPST - ON/OFF - WHITE                   |
| 10  | 135741-02-02A | EA  | SWITCH - BASE - DOUBLE - WHITE                            |
| 10  | 135742-14-01A | EA  | BEZEL - SWITCH - MAKEUP/CEILING - WHITE                   |
| 11  | 041250-01-000 | EA  | SWITCH - PUSH BUTTON/DOOR JAMB - METAL - CHROME           |

\*COMPONENT PARTS LISTED LATER IN THIS GROUP

# ELECTRICAL GROUP (CONTINUED)

## 12V BODY WIRING (CONTINUED)



| KEY | PART NUMBER   | U/M | DESCRIPTION  |
|-----|---------------|-----|--|
| 1   | 132427-01-01A | EA  | LIGHT - READING - SWIVEL/ROUND - BRASS                     |
| 1   | 123917-01-000 | EA  | BULB - 12V - HALOGEN SPOT                                  |
| 2*  | 123775-01-01A | EA  | LIGHT - HALOGEN - ROUND                                    |
| 3   | 135740-01-02A | EA  | SWITCH - ROCKER - SPST - ON/OFF - WHITE                    |
| 3   | 135741-01-02A | EA  | SWITCH - BASE - SINGLE - WHITE                             |
| 3   | 135742-01-02A | EA  | BEZEL - SWITCH - SINGLE - WHITE                            |
| 4   | 093575-32-01A | EA  | LIGHT - CEILING - DOUBLE - BRASS                           |
| 4   | 119257-20-01A | EA  | SHADE - LAMP - PARCHMENT                                   |
| 4   | 117805-02-000 | EA  | BULB - 12V - #921 - 1.4 AMPS                               |
| 5   | 101894-03-01A | EA  | SWITCH - TOGGLE - 15 AMP/120 VOLT - BROWN                  |
| 5   | 101911-01-01A | EA  | WALL PLATE - SWITCH (1 GANG)                               |
| 5   | 135740-06-01A | EA  | SWITCH - ROCKER - ON/OFF - LIGHTED - RED                   |
| 5   | 135741-01-01A | EA  | SWITCH - BASE - SINGLE - BROWN                             |
| 5   | 135742-35-02A | EA  | BEZEL - SWITCH - WATER HEATER/110 VOLT - BROWN             |
| 6   | 108357-06-000 | EA  | SWITCH - ROCKER - DPDT - MOM/OFF/MOM - 6 TERM - W/O COVER  |
| 6   | 108356-02-01A | EA  | COVER/ACTUATOR SWITCH - 2 ROWS DIMPLES- CONTURA II - BLACK |
| 6   | 108355-01-000 | EA  | HOUSING - SWITCH   |
| 7   | 138116-01-01A | EA  | LIGHT/MAKE UP - 3 BULB - CURVED - W/O BULB - BRASS         |
| 8   | 123918-01-000 | EA  | BULB - 12V - MAKEUP - WHITE                                |
| 8   | 132958-01-000 | EA  | RECEPTACLE - 12 VOLT - MOUNTING FLANGE - BLACK             |
| 9   | 119258-40-01A | EA  | LAMP - WALL - UL/CSA - BRASS                               |
| 9   | 065201-09-000 | EA  | SHADE - LAMP - FABRIC/PARCHMENT - 4.1"T X 6.1"H X 7.1"B    |
| 9   | 117805-02-000 | EA  | BULB - 12V - #921 - 1.4 AMPS                               |

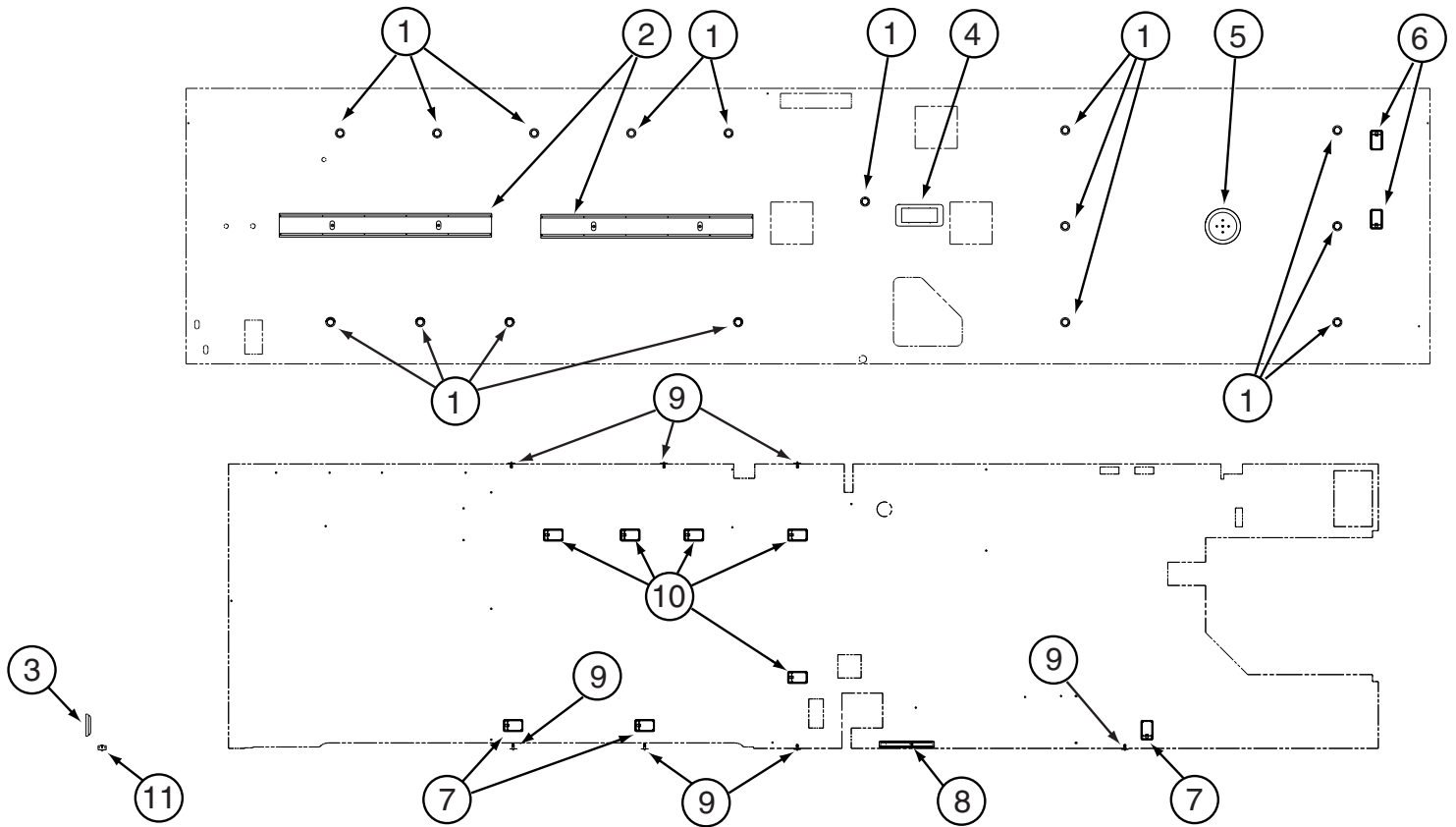
## ELECTRICAL GROUP (CONTINUED)

### 12V BODY WIRING (CONTINUED)

| KEY | PART NUMBER   | U/M | DESCRIPTION  |
|-----|---------------|-----|--|
| 10  | 041250-01-000 | EA  | SWITCH - PUSH BUTTON/DOOR JAMB - METAL - CHROME            |
| 11* | 108354-01-01A | EA  | LIGHT - COURTESY   |
| 12  | 108357-10-000 | EA  | SWITCH - ROCKER - SPDT-MOM/NONE/MOM-5 TERM W/LGT W/O COVER |
| 12  | 108356-05-01A | EA  | COVER/ACTUATOR SWITCH-3 GROOVES W/LENS-GEN SET-CONTURA III |
| 12  | 108355-01-000 | EA  | HOUSING - SWITCH   |
| 12  | 098351-07-01A | EA  | PLATE/SWITCH - 1 GANG - POLISHED BRASS - GENERATOR         |
| 13  | 135740-01-02A | EA  | SWITCH - ROCKER - SPST - ON/OFF - WHITE - CEILING          |
| 13  | 135740-02-02A | EA  | SWITCH - ROCKER - SPDT - ON/ON - WHITE - AISLE             |
| 13  | 135741-02-02A | EA  | SWITCH - BASE - DOUBLE - WHITE                             |
| 13  | 135742-13-01A | EA  | BEZEL - SWITCH - CEILING/AISLE - WHITE                     |
| 14  | 137889-01-000 | EA  | SWITCH - LIGHT DIMMER                                      |
| 15  | 135740-01-02A | EA  | SWITCH - ROCKER - SPST - ON/OFF - WHITE                    |
| 15  | 135741-02-02A | EA  | SWITCH - BASE - DOUBLE - WHITE                             |
| 15  | 135742-02-02A | EA  | BEZEL - SWITCH - DOUBLE - WHITE                            |
| 16  | 135740-01-02A | EA  | SWITCH - ROCKER - SPST - ON/OFF - WHITE                    |
| 16  | 135741-01-02A | EA  | SWITCH - BASE - SINGLE - WHITE                             |
| 16  | 135742-07-01A | EA  | BEZEL - SWITCH - CEILING - WHITE                           |
| 17  | 135740-01-02A | EA  | SWITCH - ROCKER - SPST - ON/OFF - WHITE - GALLEY           |
| 17  | 135740-02-02A | EA  | SWITCH - ROCKER - SPDT - ON/ON - WHITE - LOUNGE            |
| 17  | 135741-02-02A | EA  | SWITCH - BASE - DOUBLE - WHITE                             |
| 17  | 135742-18-01A | EA  | BEZEL - SWITCH - LOUNGE/GALLEY - WHITE                     |
| 18  | 116995-02-000 | EA  | SWITCH/MAGNET - ELECTRIC STEP - BLACK/WHITE-CLOSED CIRCUIT |
| 19  | 108357-01-000 | EA  | SWITCH - ROCKER - SPST - ON/OFF - 2 TERMINAL - W/O COVER   |
| 19  | 108356-01-01A | EA  | COVER/ACTUATOR SWITCH - 3 GROOVES - CONTURA III - BLACK    |
| 19  | 108355-01-000 | EA  | HOUSING - SWITCH   |
| 20  | 108357-06-000 | EA  | SWITCH - ROCKER - DPDT - MOM/OFF/MOM - 6 TERM - W/O COVER  |
| 20  | 108356-01-01A | EA  | COVER/ACTUATOR SWITCH - 3 GROOVES - CONTURA III - BLACK    |
| 20  | 108355-01-000 | EA  | HOUSING - SWITCH   |
| 21  | 132180-01-01A | EA  | SWITCH - PADDLE - SPST - ON/OFF - BLACK                    |
| 22  | 108357-06-000 | EA  | SWITCH - ROCKER - DPDT - MOM/OFF/MOM - 6 TERM - W/O COVER  |
| 22  | 108356-12-01A | EA  | COVER/ACTUATOR SWITCH - 3 GROOVES                          |
| 22  | 108355-01-000 | EA  | HOUSING - SWITCH   |
| 23  | 108357-01-000 | EA  | SWITCH - ROCKER - SPST - ON/OFF - 2 TERMINAL - W/O COVER   |
| 23  | 108356-01-01A | EA  | COVER/ACTUATOR SWITCH - 3 GROOVES - CONTURA III - BLACK    |
| 23  | 108355-01-000 | EA  | HOUSING - SWITCH   |

\*COMPONENT PARTS LISTED LATER IN THIS GROUP

**ELECTRICAL GROUP (CONTINUED)**  
**12V BODY WIRING (CONTINUED)**

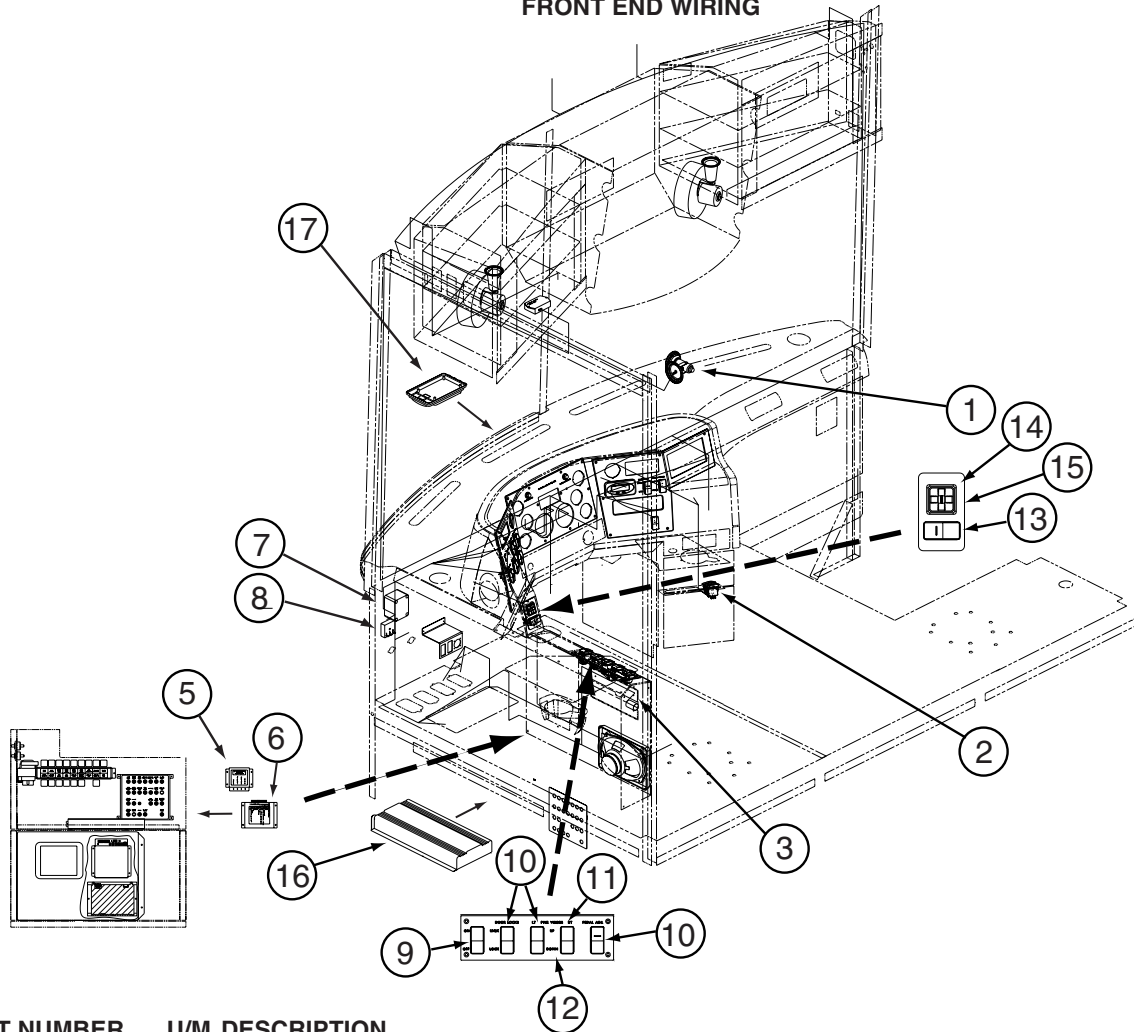


| KEY | PART NUMBER   | U/M | DESCRIPTION   |
|-----|---------------|-----|---|
| 1*  | 123775-01-01A | EA  | LIGHT - HALOGEN - ROUND                                   |
| 2   | 133416-03-000 | EA  | LIGHT - FLUORESCENT - 36"/2 BULB                          |
| 2   | 145711-01-03B | EA  | PANEL - LIGHT - MOUNTING - OFF WHITE                      |
| 3*  | 137417-03-01A | EA  | LIGHT - DOME - SINGLE - W/FROSTED LENS - W/O SWITCH-WHITE |
| 4*  | 091937-10-000 | EA  | LIGHT-FLUORESCENT-12V/16 WATT RECESSED - W/O SWITCH       |
| 5   | 093575-22-01A | EA  | LIGHT - CEILING/ROUND - BRASS - UL/CSA                    |
|     | 117805-02-000 | EA  | BULB - 12V - #921 - 1.4 AMPS                              |
| 6*  | 137417-01-01A | EA  | LIGHT - DOME - SINGLE - W/SWITCH/FROSTED LENS - WHITE     |
| 7*  | 098024-01-03A | EA  | LIGHT - DOME - 1 BULB - WHITE                             |
| 7   | 008218-01-000 | EA  | BULB - 12 VOLT - #1141 - 1.44 AMP                         |
| 8   | 127327-01-01A | EA  | LAMP - FLUORESCENT - BLACK/THIN LITE                      |
| 9   | 041250-01-000 | EA  | SWITCH - PUSH BUTTON/DOOR JAMB - METAL - CHROME           |
| 10* | 098024-01-03A | EA  | LIGHT - DOME - 1 BULB - WHITE                             |
| 10  | 008218-01-000 | EA  | BULB - 12 VOLT - #1141 - 1.44 AMP                         |
| 10  | 098023-01-02A | EA  | SHROUD - CEILING LIGHT - SINGLE WHITE                     |
| 11  | 041250-01-000 | EA  | SWITCH - PUSH BUTTON/DOOR JAMB - METAL - CHROME           |

**\*COMPONENT PARTS LISTED LATER IN THIS GROUP**

## ELECTRICAL GROUP (CONTINUED)

### FRONT END WIRING



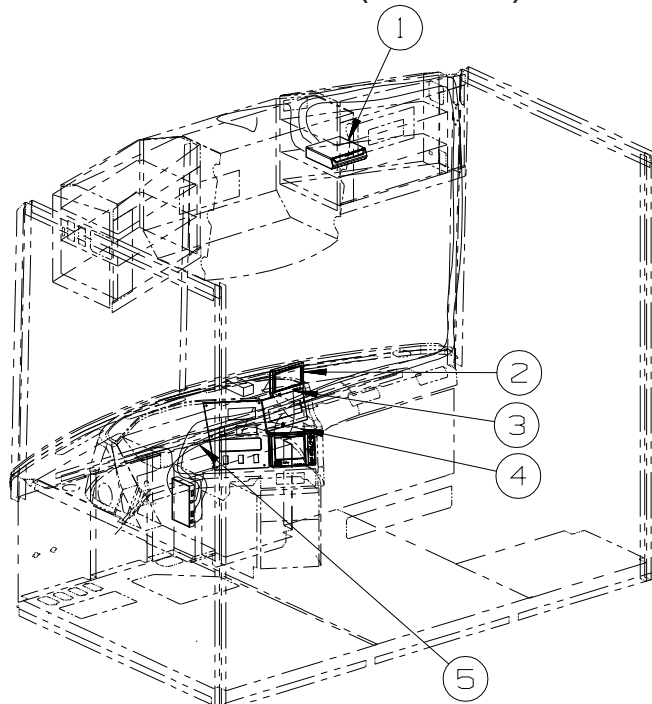
| KEY | PART NUMBER   | U/M | DESCRIPTION  |
|-----|---------------|-----|--|
| 1   | 128786-02-01A | EA  | LIGHT - READING/SWIVEL - W/O SWITCH - BRASS                |
| 1   | 123917-01-000 | EA  | BULB - 12V - HALOGEN SPOT                                  |
| 2   | 108357-06-000 | EA  | SWITCH - ROCKER - DPDT - MOM/OFF/MOM - 6 TERM - W/O COVER  |
| 2   | 108356-01-01A | EA  | COVER/ACTUATOR SWITCH - 3 GROOVES - CONTURA III - BLACK    |
| 2   | 108355-01-000 | EA  | HOUSING - SWITCH   |
| 2   | 096241-03-000 | EA  | SWITCH - BLANK - BLACK                                     |
| 3   | 132958-01-000 | EA  | RECEPTACLE - 12 VOLT - MOUNTING FLANGE - BLACK             |
| 4   | 141683-03-02B | EA  | PANEL/CLOSEOUT - ELECTRICAL - E-COATED                     |
| 5   | 130366-01-000 | EA  | MODULE - CHARGE CNTRL/BI-DIRECTIONAL ISOLATOR RELAY DELAY  |
| 6*  | 102756-03-000 | EA  | KEYLESS ENTRY & CARGO W/REMOTE                             |
| 7   | 128074-02-000 | EA  | FILTER - NOISE - 12 VOLT DC W/PLUGS                        |
| 8   | 133535-01-000 | EA  | MODULE - TIMER 20 SECOND - WARNING LIGHT - TS61120P        |
| 9   | 108357-07-000 | EA  | SWITCH - ROCKER - SPDT - MOM/OFF/MOM - 3 TERM - W/O COVER  |
| 9   | 108356-01-01A | EA  | COVER/ACTUATOR SWITCH - 3 GROOVES - CONTURA III - BLACK    |
| 9   | 108355-01-000 | EA  | HOUSING - SWITCH   |
| 10  | 108357-06-000 | EA  | SWITCH - ROCKER - DPDT - MOM/OFF/MOM - 6 TERM - W/O COVER  |
| 10  | 108356-01-01A | EA  | COVER/ACTUATOR SWITCH - 3 GROOVES - CONTURA III - BLACK    |
| 10  | 108355-01-000 | EA  | HOUSING - SWITCH   |
| 11  | 108357-15-000 | EA  | SWITCH - ROCKER - DPDT - ON/NONE/ON - W/LIGHT W/O COVER    |
| 11  | 108356-03-01A | EA  | COVER/ACTUATOR SWITCH - 3 GROOVES W/LIGHT-CONTURA III-BLK  |
| 11  | 108355-01-000 | EA  | HOUSING - SWITCH   |
| 12  | 139046-05-01A | EA  | BEZEL/DASH - W/CIRCUIT TAPE/TRANSFORMER - 11" X 3.3" - BLK |
| 13  | 108357-14-000 | EA  | SWITCH - ROCKER - SPST-ON/OFF - 4 TERM W/LIGHT W/O COVER   |
| 13  | 108356-03-01A | EA  | COVER/ACTUATOR SWITCH - 3 GROOVES W/LIGHT-CONTURA III-BLK  |
| 13  | 108355-01-000 | EA  | HOUSING - SWITCH   |
| 14  | 088246-01-000 | EA  | SWITCH/REMOTE MIRROR - W/2PIN & 6 PIN CONNECTORS/PIGTAIL   |
| 15  | 099982-06-04B | EA  | PLATE - SWITCH - BLACK                                     |
| 16  | 140062-01-000 | EA  | SWITCH - SPEAKER - 6 CHANNEL                               |
| 17* | 137417-03-01A | EA  | LIGHT - DOME - SINGLE - W/O SWITCH/FROSTED LENS - WHITE    |

\*COMPONENT PARTS LISTED LATER IN THIS GROUP



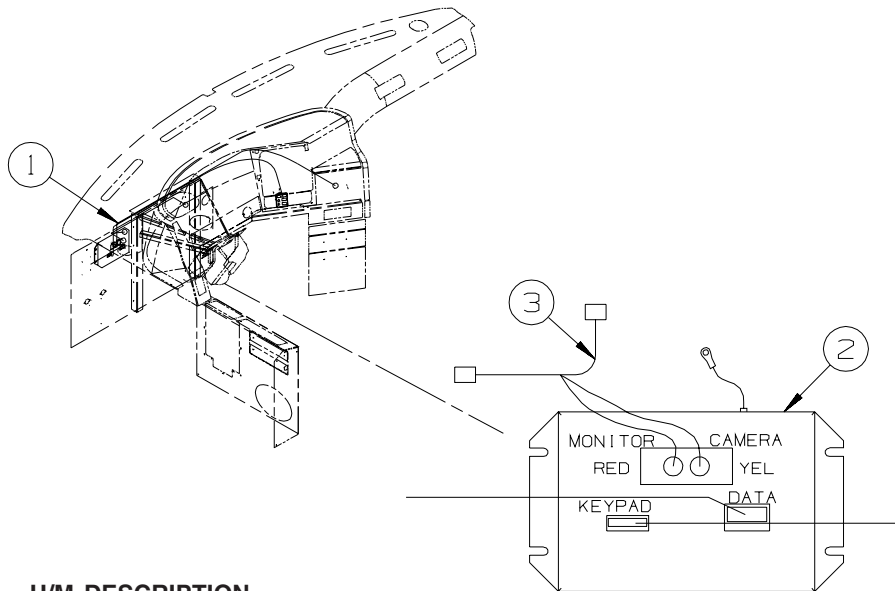
## ELECTRICAL GROUP (CONTINUED)

### FRONT END WIRING (CONTINUED)



| KEY | PART NUMBER   | U/M | DESCRIPTION  |
|-----|---------------|-----|--|
| 1*  | 137424-01-000 | EA  | GPS-NAVAGATION SYS-W/DVD DIVIT/MAPS/GPS ANT & WIRE HARNESS |
| 2   | 137424-03-000 | EA  | MONITOR/LCD - COLOR  |
| 3   | 137424-04-000 | EA  | BRACKET - MONITOR  |
| 4   | 148112-01-000 | EA  | CABLE - MONITOR - SONY AUX                                 |
| 5   | 148591-01-000 | EA  | CABLE - RCA MALE/RCA MALE - RIVER PARK 55-862-1            |

**\*COMPONENT PARTS LISTED LATER IN THIS GROUP**

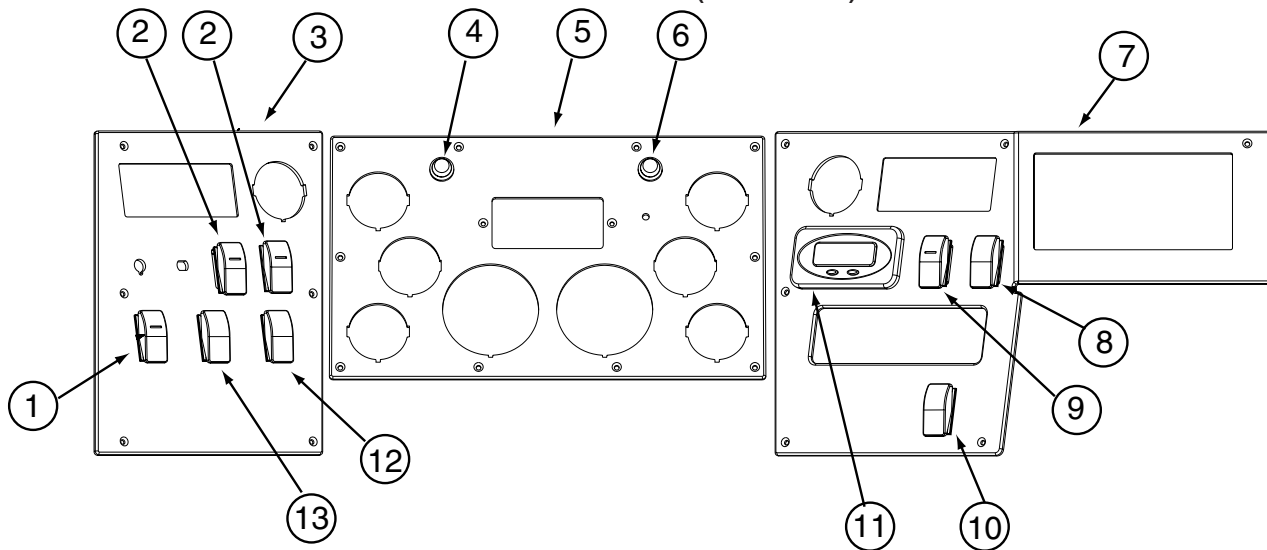


| KEY | PART NUMBER   | U/M | DESCRIPTION  |
|-----|---------------|-----|--|
| 1   | 143591-02-000 | EA  | WIRE LOOM - COMPUTER TRIP/ENGINE MONITOR-TRIP TEK 02-04007 |
| 2*  | 143591-05-000 | EA  | COMPUTER - TRIP/ENGINE MONITOR - F/COLOR MONITOR - #2500-3 |
| 3   | 143591-04-000 | EA  | CABLE - CAMERA INTERFACE - F/COLOR MONITOR                 |

**\*COMPONENT PARTS LISTED LATER IN THIS GROUP**

## ELECTRICAL GROUP (CONTINUED)

### FRONT END WIRING (CONTINUED)



| KEY | PART NUMBER   | U/M | DESCRIPTION  |
|-----|---------------|-----|--|
| 1   | 108357-15-000 | EA  | SWITCH - ROCKER - DPDT - ON/NONE/ON - W/LIGHT W/O COVER    |
| 1   | 108356-03-01A | EA  | COVER/ACTUATOR SWITCH - 3 GROOVES W/LIGHT-CONTURA III-BLK  |
| 1   | 108355-01-000 | EA  | HOUSING - SWITCH   |
| *   | 091206-04-000 | EA  | MODULE KIT - WIPER CONTROL - DYNAMIC PARK                  |
| 2   | 108357-14-000 | EA  | SWITCH - ROCKER - SPST-ON/OFF - 4 TERM W/LIGHT W/O COVER   |
| 2   | 108356-03-01A | EA  | COVER/ACTUATOR SWITCH - 3 GROOVES W/LIGHT-CONTURA III-BLK  |
| 2   | 108355-01-000 | EA  | HOUSING - SWITCH   |
| 3   | 134553-06-01A | EA  | BEZEL/DASH - LEFT HAND                                     |
| 4   | 133534-01-000 | EA  | LIGHT - RED INDICATOR WITH 1/4" TERMINALS                  |
| 5   | 134552-05-01A | EA  | BEZEL/DASH-CTR-REVERSE ENGRAVED/MATTE BLACK                |
| 6   | 133534-02-000 | EA  | LIGHT - AMBER INDICATOR WITH 1/4" TERMINALS                |
| 7   | 134556-05-01A | EA  | BEZEL/DASH - RIGHT HAND                                    |
| 7   | 134556-06-01A | EA  | BEZEL/DASH - RH - W/CIRCUIT TAPE - F/TRIP COMPUTER - BLK   |
| 8   | 108357-08-000 | EA  | SWITCH - ROCKER - DPDT - 0N/NONE/ON - 6 TERM - W/O COVER   |
| 8   | 108356-01-01A | EA  | COVER/ACTUATOR SWITCH - 3 GROOVES - CONTURA III - BLACK    |
| 8   | 108355-01-000 | EA  | HOUSING - SWITCH   |
| 9   | 108357-10-000 | EA  | SWITCH - ROCKER - SPDT-MOM/NONE/MOM-5 TERM W/LGT W/O COVER |
| 9   | 108356-03-01A | EA  | COVER/ACTUATOR SWITCH - 3 GROOVES W/LIGHT-CONTURA III-BLK  |
| 9   | 108355-01-000 | EA  | HOUSING - SWITCH   |
| 10  | 108357-05-000 | EA  | SWITCH - ROCKER - SPDT - ON/NONE/ON - 3 TERM - W/O COVER   |
| 10  | 108356-01-01A | EA  | COVER/ACTUATOR SWITCH - 3 GROOVES - CONTURA III - BLACK    |
| 10  | 108355-01-000 | EA  | HOUSING - SWITCH   |
| 11* | 136119-01-000 | EA  | COMPASS/THERMOMETER - ELECTRONIC- 4.5" X 2.3" DISPLAY FACE |
| 12  | 108357-09-000 | EA  | SWITCH - ROCKER - SPDT - ON/NONE/MOM - 3 TERM - W/O COVER  |
| 12  | 108356-01-01A | EA  | COVER/ACTUATOR SWITCH - 3 GROOVES - CONTURA III - BLACK    |
| 12  | 108355-01-000 | EA  | HOUSING - SWITCH   |
| 13  | 108357-03-000 | EA  | SWITCH - ROCKER - SPDT - ON/OFF/ON - 3 TERM - W/O COVER    |
| 13  | 108356-01-01A | EA  | COVER/ACTUATOR SWITCH - 3 GROOVES - CONTURA III - BLACK    |
| 13  | 108355-01-000 | EA  | HOUSING - SWITCH   |

\*COMPONENT PARTS LISTED LATER IN THIS GROUP

**ELECTRICAL GROUP (CONTINUED)**  
**COMPONENT PARTS FOR LIGHTS & SWITCHES**

**091937-09-000**

| <b>KEY</b> | <b>PART NUMBER</b> | <b>U/M</b> | <b>DESCRIPTION</b>         | <b>VENDOR NO.</b> |
|------------|--------------------|------------|----------------------------|-------------------|
|            | 091937-09-700      | EA         | LENS - LIGHT - FLUORESCENT | D-762             |

**091206-04-000**

| <b>KEY</b> | <b>PART NUMBER</b> | <b>U/M</b> | <b>DESCRIPTION</b>          | <b>VENDOR NO.</b> |
|------------|--------------------|------------|-----------------------------|-------------------|
|            | 091206-02-700      | EA         | KNOB-INNER                  | 66C-00019         |
|            | 091206-02-701      | EA         | KNOB-OUTER                  | 66C-00020         |
|            | 091206-04-700      | EA         | SWITCH ASSEM. ONLY          | 250-6623          |
|            | 102362-03-700      | EA         | MODULE-WIPER CONT., DYNAMIC | 66D-00093         |

**091937-08-000**

| <b>KEY</b> | <b>PART NUMBER</b> | <b>U/M</b> | <b>DESCRIPTION</b>         | <b>VENDOR NO.</b> |
|------------|--------------------|------------|----------------------------|-------------------|
|            | 091937-08-700      | EA         | LENS - LIGHT - FLUORESCENT | D-766             |

**091937-10-000**

| <b>KEY</b> | <b>PART NUMBER</b> | <b>U/M</b> | <b>DESCRIPTION</b>         | <b>VENDOR NO.</b> |
|------------|--------------------|------------|----------------------------|-------------------|
|            | 091937-09-700      | EA         | LENS - LIGHT - FLUORESCENT | D-762             |

**093575-34-01A**

| <b>KEY</b> | <b>PART NUMBER</b> | <b>U/M</b> | <b>DESCRIPTION</b>           | <b>VENDOR NO.</b> |
|------------|--------------------|------------|------------------------------|-------------------|
|            | 093575-33-700      | EA         | FINIAL (MOON BALL) BRASS     | 12-139-1          |
|            | 093575-33-701      | EA         | GLASS(WHITE SWIRL)W/IND HOLE | 9111              |

**098024-01-03A**

| <b>KEY</b> | <b>PART NUMBER</b> | <b>U/M</b> | <b>DESCRIPTION</b> | <b>VENDOR NO.</b> |
|------------|--------------------|------------|--------------------|-------------------|
|            | 098024-01-700      | EA         | LENS-LIGHT         | 807877            |

**102756-03-000**

| <b>KEY</b> | <b>PART NUMBER</b> | <b>U/M</b> | <b>DESCRIPTION</b>           | <b>VENDOR NO.</b> |
|------------|--------------------|------------|------------------------------|-------------------|
|            | 102756-02-702      | EA         | BATTERY-12 VOLT              | 402-1002          |
|            | 102756-03-700      | EA         | MODULE BOARD                 | 202-3219          |
|            | 102756-03-701      | EA         | REMOTE-KEYLESS ENTRY         | 412-1115          |
|            | 102756-03-702      | EA         | RELAY- 30AMP - SPDT          | 463-1000          |
|            | 102756-03-703      | EA         | WIRE HARNESS - KEYLESS ENTRY | 203-6879          |

**108354-01-01A**

| <b>KEY</b> | <b>PART NUMBER</b> | <b>U/M</b> | <b>DESCRIPTION</b>  | <b>VENDOR NO.</b> |
|------------|--------------------|------------|---------------------|-------------------|
|            | 108354-01-700      | EA         | BULB-COURTESY LIGHT | 395-B             |

**113589-01-000**

| <b>KEY</b> | <b>PART NUMBER</b> | <b>U/M</b> | <b>DESCRIPTION</b>   | <b>VENDOR NO.</b> |
|------------|--------------------|------------|----------------------|-------------------|
|            | 113589-01-700      | EA         | ADAPTER, 4-WAY/6-WAY | 5291              |

**113589-02-000**

| <b>KEY</b> | <b>PART NUMBER</b> | <b>U/M</b> | <b>DESCRIPTION</b>         | <b>VENDOR NO.</b> |
|------------|--------------------|------------|----------------------------|-------------------|
|            | 113589-03-700      | EA         | ADAPTER 7 RND SPADE/4 FLAT | 5290              |

**113832-02-01A**

| <b>KEY</b> | <b>PART NUMBER</b> | <b>U/M</b> | <b>DESCRIPTION</b>          | <b>VENDOR NO.</b> |
|------------|--------------------|------------|-----------------------------|-------------------|
|            | 113832-01-700      | EA         | STRAP-FLAT W/J-HOOK & LATCH | 8323              |

**113832-03-01A**

| <b>KEY</b> | <b>PART NUMBER</b> | <b>U/M</b> | <b>DESCRIPTION</b>          | <b>VENDOR NO.</b> |
|------------|--------------------|------------|-----------------------------|-------------------|
|            | 113832-01-700      | EA         | STRAP-FLAT W/J-HOOK & LATCH | 8323              |

**123774-01-01A, 123774-02-01A, 123774-03-01A & 123774-04-01A**

| <b>KEY</b> | <b>PART NUMBER</b> | <b>U/M</b> | <b>DESCRIPTION</b>          | <b>VENDOR NO</b> |
|------------|--------------------|------------|-----------------------------|------------------|
|            | 123774-01-700      | EA         | BULB - MAKEUP LIGHT/CLEAR   | 719019C CLEAR    |
|            | 123774-01-701      | EA         | BULB - MAKEUP LIGHT/FROSTED | 719019F FROSTED  |

**123775-01-01A**

| <b>KEY</b> | <b>PART NUMBER</b> | <b>U/M</b> | <b>DESCRIPTION</b>          | <b>VENDOR NO</b> |
|------------|--------------------|------------|-----------------------------|------------------|
|            | 123775-01-700      | EA         | BULB - 10 WATT - HALOGEN    | 71-JC10          |
|            | 123775-01-701      | EA         | BEZEL/LENS - RECESSED LIGHT |                  |

**ELECTRICAL GROUP (CONTINUED)**  
**COMPONENT PARTS FOR LIGHTS & SWITCHES (CONTINUED)**

**130672-01-02A**

| <b>KEY</b> | <b>PART NUMBER</b> | <b>U/M</b> | <b>DESCRIPTION</b>          | <b>VENDOR NO.</b> |
|------------|--------------------|------------|-----------------------------|-------------------|
|            | 130672-02-700      | EA         | REMOTE-WHITE BEZEL(GOLIGHT) | 7900T             |
|            | 130672-02-701      | EA         | HEAD                        | 49250             |
|            | 130672-02-702      | EA         | BULB                        | 49000             |

**136119-01-000**

| <b>KEY</b> | <b>PART NUMBER</b> | <b>U/M</b> | <b>DESCRIPTION</b>            | <b>VENDOR NO.</b>   |
|------------|--------------------|------------|-------------------------------|---------------------|
|            | 136119-01-700      | EA         | COMPASS SENSOR (BLACK BOX )   | AP-SUB-005          |
|            | 136119-01-701      | EA         | PROBE/TEMPERATURE SENSOR(V1)  | AP-SUB-004A         |
|            | 136119-01-702      | EA         | DISPLAY MODULE-LED (V1)       | AP-SUB-004B         |
|            | 136119-01-703      | EA         | HARNESS - COMPASS POWER       | AP-HRN-175          |
|            | 136119-01-704      | EA         | HARNESS - COMPASS ENGINE      | AP-HRN-176          |
|            | 136119-01-705      | EA         | HRNSS-COMP.TEMP SENSOR V1     | AP-HRN-177          |
|            | 136119-01-706      | EA         | PROBE/TEMPERATURE SENSOR (V2) | AP-SUB-006          |
|            | 136119-01-707      | EA         | DISPLAY MODULE - VISUAL (V2)  | AP-SUB-007          |
|            | 136119-01-708      | EA         | HARNESS/COMP. COMP/THERM(V2)  | AP-HRN-239 W/PACKRD |

**137417-01-01A**

| <b>KEY</b> | <b>PART NUMBER</b> | <b>U/M</b> | <b>DESCRIPTION</b>      | <b>VENDOR NO.</b> |
|------------|--------------------|------------|-------------------------|-------------------|
|            | 137417-01-700      | EA         | LENS - SINGLE (FROSTED) | 810868            |

**137417-03-01A**

| <b>KEY</b> | <b>PART NUMBER</b> | <b>U/M</b> | <b>DESCRIPTION</b>      | <b>VENDOR NO.</b> |
|------------|--------------------|------------|-------------------------|-------------------|
|            | 137417-01-700      | EA         | LENS - SINGLE (FROSTED) | 810868            |

**137424-01-000**

| <b>KEY</b> | <b>PART NUMBER</b> | <b>U/M</b> | <b>DESCRIPTION</b> | <b>VENDOR NO.</b> |
|------------|--------------------|------------|--------------------|-------------------|
|            | 137424-01-700      | EA         | DISC - SETUP - DVD | NVD-A131          |
|            | 137424-01-701      | EA         | REMOTE             | RUE-4190          |

**143591-05-000**

| <b>KEY</b> | <b>PART NUMBER</b> | <b>U/M</b> | <b>DESCRIPTION</b>           | <b>VENDOR NO.</b>  |
|------------|--------------------|------------|------------------------------|--------------------|
|            | 143591-05-700      | EA         | TOUCH PAD W/WIRE/CIRCUIT BRD | TRIP TEK #01-02002 |

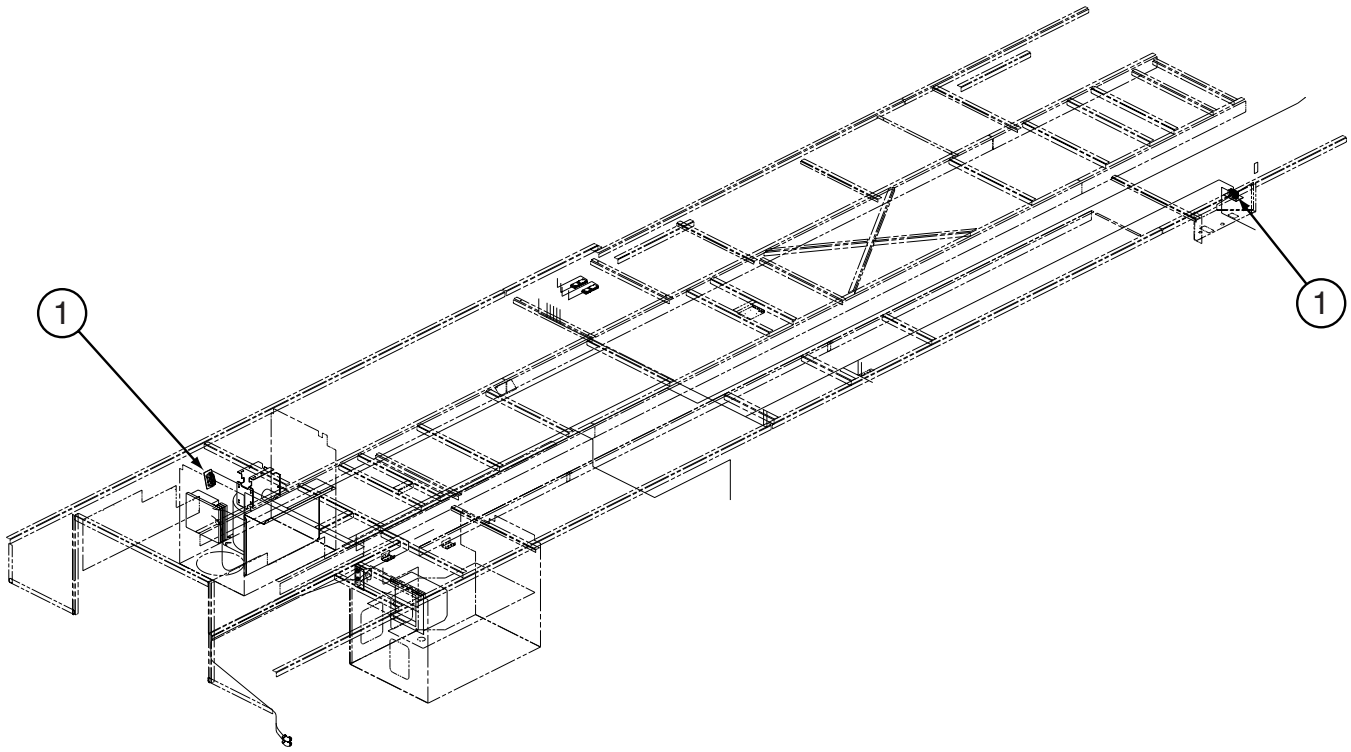
**ELECTRICAL GROUP (CONTINUED)**  
**CIRCUIT BREAKERS & FUSES**

| KEY | PART NUMBER   | U/M | DESCRIPTION   |
|-----|---------------|-----|---|
|     | 008233-01-000 | EA  | FUSE - 12 VOLT - 6 AMP  |
|     | 008235-01-000 | EA  | FUSE - 15 AMP/12VOLT - AUTOMOTIVE                                     |
|     | 033573-01-000 | EA  | CIRCUIT BREAKER W/MOUNT-20A, 12V - FASCO 1711-2026                    |
|     | 062901-02-000 | EA  | FUSE - 5 AMP - AUTOMOTIVE   |
|     | 062901-04-000 | EA  | FUSE - 10 AMP - AUTOMOTIVE  |
|     | 062901-05-000 | EA  | FUSE - 15 AMP - AUTOMOTIVE  |
|     | 062901-06-000 | EA  | FUSE - 20 AMP - AUTOMOTIVE  |
|     | 062901-07-000 | EA  | FUSE - 25 AMP - AUTOMOTIVE  |
|     | 062901-08-000 | EA  | FUSE - 30 AMP - AUTOMOTIVE  |
|     | 083209-01-000 | EA  | CIRCUIT BREAKER - 15 AMP - 120 VOLT - CANADIAN                        |
|     | 083209-02-000 | EA  | CIRCUIT BREAKER - 15/15 AMP - 120 VOLT                                |
|     | 083209-03-000 | EA  | CIRCUIT BREAKER - 15/20 AMP - 120 VOLT                                |
|     | 083209-04-000 | EA  | CIRCUIT BREAKER - 30 AMP - 120 VOLT                                   |
|     | 083209-05-000 | EA  | CIRCUIT BREAKER - 20 AMP - 120 VOLT                                   |
|     | 083209-06-000 | EA  | CIRCUIT BREAKER - 30/15 AMP - 120 VOLT                                |
|     | 083209-07-000 | EA  | CIRCUIT BREAKER - 20/20 AMP - 120 VOLT                                |
|     | 083209-10-000 | EA  | CIRCUIT BREAKER - 20/30 AMP - 120 VOLT                                |
|     | 083209-11-000 | EA  | CIRCUIT BREAKER - 20/15 AMP - 120 VOLT                                |
|     | 092786-03-000 | EA  | BUSS BAR - 6.9" LONG  |
|     | 092786-06-000 | EA  | BUSS BAR  |
|     | 093654-01-000 | EA  | CIRCUIT BREAKER - 6 AMP - 12 VOLT - PUSH BUTTON - WHITE               |
|     | 093654-02-000 | EA  | CIRCUIT BREAKER - 15 AMP - 12 VOLT - PUSH BUTTON - WHITE              |
|     | 093654-03-000 | EA  | CIRCUIT BREAKER - 20 AMP - 12 VOLT - PUSH BUTTON - WHITE              |
|     | 093654-11-000 | EA  | COVER - RESET BUTTON  |
|     | 093655-01-000 | EA  | CIRCUIT BREAKER - 25 AMP - 12 VOLT - PUSH BUTTON - WHITE              |
|     | 093655-02-000 | EA  | CIRCUIT BREAKER - 30 AMP - 12 VOLT - PUSH BUTTON - WHITE              |
|     | 093655-03-000 | EA  | CIRCUIT BREAKER - 40 AMP - 12 VOLT - PUSH BUTTON - WHITE              |
|     | 097611-01-000 | EA  | CIRCUIT BREAKER - 10 AMP  |
|     | 097611-02-000 | EA  | CIRCUIT BREAKER - 30 AMP  |
|     | 097611-03-000 | EA  | CIRCUIT BREAKER - 20 AMP  |
|     | 097611-04-000 | EA  | CIRCUIT BREAKER - 25 AMP  |
|     | 100341-01-000 | EA  | FUSE HOLDER - IN LINE TYPE  |
|     | 106656-01-000 | EA  | FUSE BLOCK - 4 CAVITY - AUTOFUSE                                      |
|     | 108567-01-000 | EA  | CIRCUIT BREAKER - 40 AMP - 12 VOLT - TYPE II                          |
|     | 111683-01-000 | EA  | FUSE - HOLDER - GLASS - 1/4" X 1 1/4"                                 |
|     | 113482-01-000 | EA  | CIRCUIT BREAKER - 55 AMP - MANUAL                                     |
|     | 115187-01-000 | EA  | FUSE - 300 AMP - NON-DELAY  |
|     | 115187-02-000 | EA  | FUSE HOLDER - BUSS ANN/ANL BLOCK                                      |
|     | 118531-05-02B | EA  | PLATE - CIRCUIT BREAKER - E-COAT - <b>CHIEFTAIN/SUNFLYER L-SERIES</b> |
|     | 122811-01-000 | EA  | CIRCUIT BREAKER - 20/50/50/20 AMP - 250V                              |
|     | 134127-01-000 | EA  | CIRCUIT BREAKER - 10 AMP - MINI                                       |
|     | 139067-01-02B | EA  | PLATE - CIRCUIT BRKR-HOUSE - E-CTD - <b>10 PLACE</b>                  |
|     | 139067-02-02B | EA  | PLATE - CIRCUIT BRKR-HOUSE - E-CTD - <b>12 PLACE</b>                  |
|     | 139067-03-02B | EA  | PLATE-CIRCUIT BKR/HOUSE-E-CTD - <b>14 PLACE</b>                       |
|     | 139067-04-02B | EA  | PLATE - CIRCUIT BRKR-HOUSE - E-CTD - <b>TOP 10 PLACE</b>              |
|     | 139067-05-02B | EA  | PLATE - CIRCUIT BREAKER/HOUSE - E-COATED - <b>16 PLACE</b>            |
|     | 139067-06-02B | EA  | PLATE - CIRCUIT BREAKER/HOUSE - E-COATED - <b>18 PLACE</b>            |
|     | 139067-07-02B | EA  | PLATE - CIRCUIT BREAKER/HOUSE - E-COATED - <b>21 PLACE</b>            |
|     | 141789-01-000 | EA  | SPACER - CIRCUIT BREAKER  |

**ELECTRICAL GROUP (CONTINUED)**  
**CONVERTER, INVERTER, LOAD CENTER**

| <b>KEY</b> | <b>PART NUMBER</b> | <b>U/M</b> | <b>DESCRIPTION</b>                                      |
|------------|--------------------|------------|---|
|            | 109677-01-000      | EA         | LOAD CENTER - 120 VOLT - 40 AMP                         |
|            | 113685-01-000      | EA         | INVERTER - CHARGER - 2000W AC                           |
|            |                    |            | FROM: 00-00-00 THRU: 08-06-03                           |
|            | 148254-01-000      | EA         | INVERTER - CHARGER - 2000W AC                           |
|            |                    |            | FROM: 08-07-03 THRU: 99-99-99                           |
|            | 113685-05-000      | EA         | REMOTE PANEL - INVERTER/CHARGER                         |
|            |                    |            | FROM: 00-00-00 THRU: 08-06-03                           |
|            | 148254-02-000      | EA         | REMOTE PANEL - INVERTER/CHARGER                         |
|            |                    |            | FROM: 08-07-03 THRU: 99-99-99                           |
|            | 113685-06-000      | EA         | CABLE/HEART INVERTOR - W/6 PIN MODULAR PHONE JACK - 50' |
|            |                    |            | FROM: 00-00-00 THRU: 08-06-03                           |
|            | 148254-03-000      | EA         | CABLE/DIMEN INVERTOR - W/8 PIN MODULAR PHONE JACK - 50' |
|            |                    |            | FROM: 08-07-03 THRU: 99-99-99                           |
|            | 127002-05-000      | EA         | PANEL/MONITOR - ENERGY MANAGEMENT SYSTEMS CTRL - W/PLUG |
|            | 127002-07-000      | EA         | SENSOR - CURRENT  |
|            | 127002-08-000      | EA         | MODULE - EMS CENTER - W/REMOTE SENSOR                   |
|            | 141258-01-000      | EA         | LOAD CENTER - 120/240 - 50 AMP                          |
|            | 141258-02-000      | EA         | LOAD CENTER - COVER                                     |

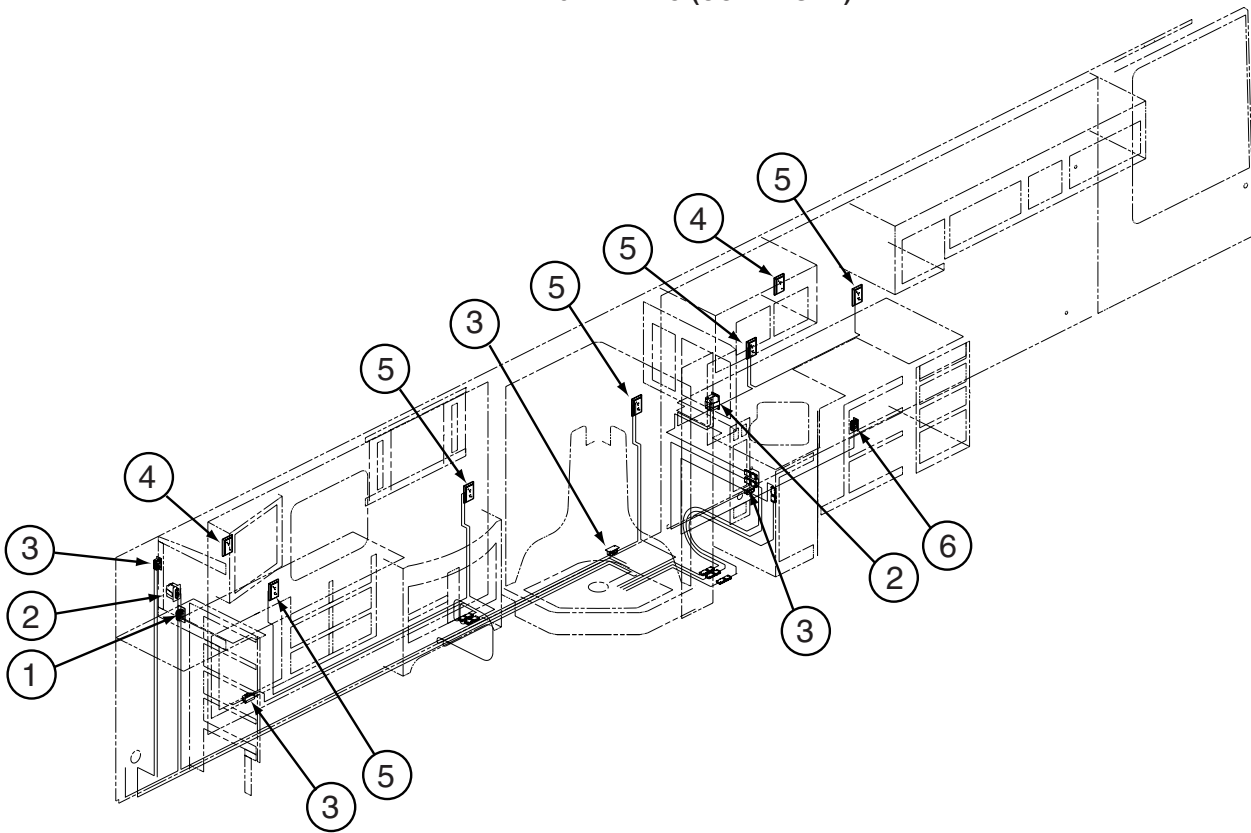
**ELECTRICAL GROUP (CONTINUED)**  
110V WIRING



| KEY | PART NUMBER   | U/M | DESCRIPTION                              |
|-----|---------------|-----|--|
| 1   | 058708-05-000 | EA  | RECEPTACLE - ELECTRIC - SINGLE - BROWN   |
| 1   | 058708-07-000 | EA  | RECEPTACLE - ELECTRICAL - SINGLE - WHITE |

## ELECTRICAL GROUP (CONTINUED)

### 110V WIRING (CONTINUED)

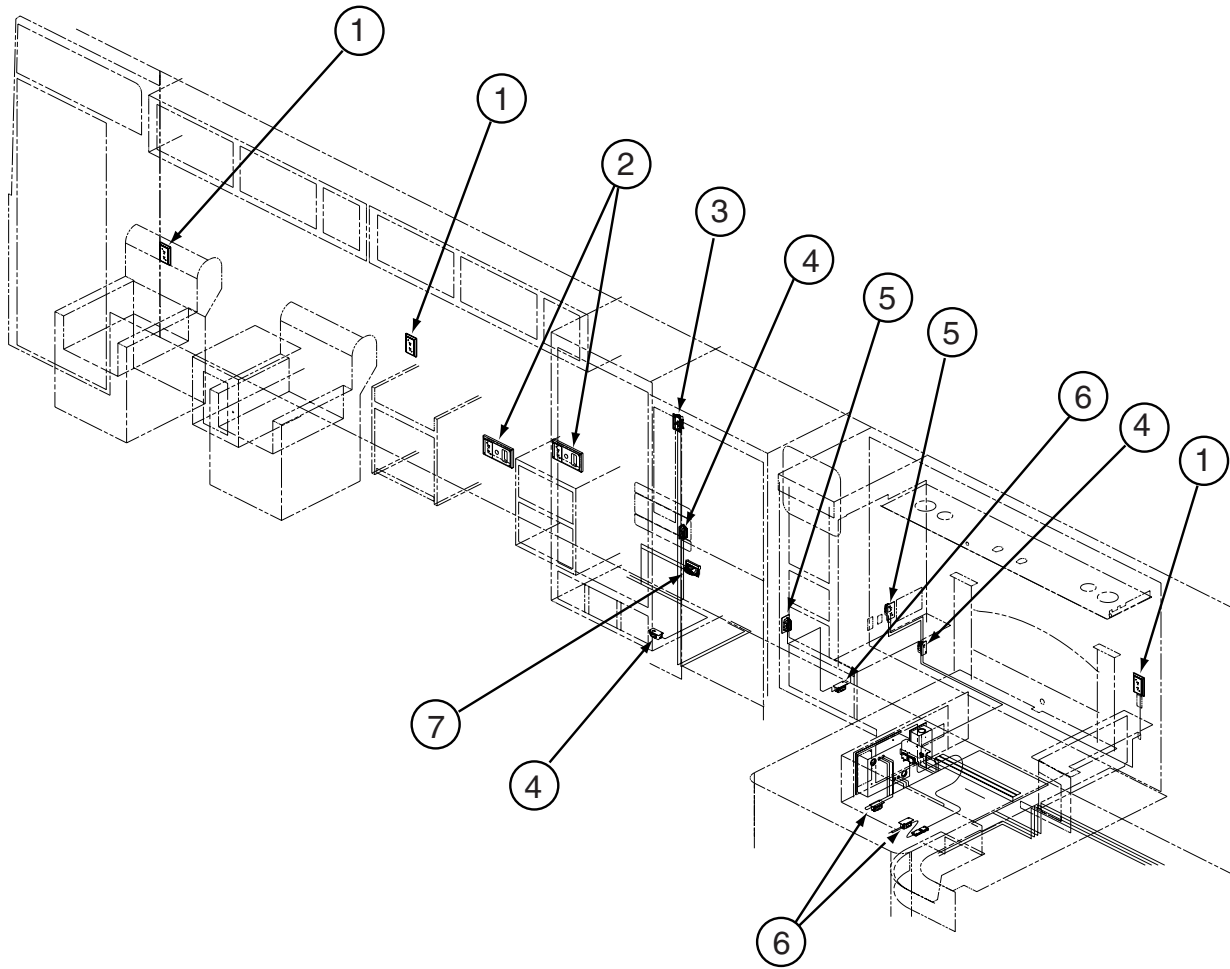


| KEY | PART NUMBER   | U/M | DESCRIPTION                              |
|-----|---------------|-----|--|
| 1   | 058708-05-000 | EA  | RECEPTACLE - ELECTRIC - SINGLE - BROWN   |
| 1   | 058708-07-000 | EA  | RECEPTACLE - ELECTRICAL - SINGLE - WHITE |
| 2   | 147446-01-02A | EA  | RECEPTACLE - GFCI - 15A 125V - BROWN     |
| 2   | 147450-01-02A | EA  | PLATE - ELECTRICAL OUTLET - BROWN        |
| 3   | 058707-02-000 | EA  | RECEPTACLE - BLANK - JUNCTION BOX        |
| 4   | 058708-05-000 | EA  | RECEPTACLE - ELECTRIC - SINGLE - BROWN   |
| 4   | 058708-07-000 | EA  | RECEPTACLE - ELECTRICAL - SINGLE - WHITE |
| 4   | 133713-01-20A | EA  | SPACER/RECEPTACLE - WHITE VINYL - WHITE  |
| 4   | 133713-01-08A | EA  | SPACER/RECEPTACLE - PORTSMOUTH OAK       |
| 4   | 133713-01-03A | EA  | SPACER/RECEPTACLE - CONCERT CHERRY       |
| 4   | 133713-01-21A | EA  | SPACER/RECEPTACLE - WASHED MAPLE         |
| 4   | 133713-01-23A | EA  | SPACER/RECEPTACLE - HONEY CHERRY         |
| 5   | 058708-06-000 | EA  | RECEPTACLE - DUPLEX - WHITE              |
| 5   | 133713-01-20A | EA  | SPACER/RECEPTACLE - WHITE VINYL - WHITE  |
| 5   | 133713-01-08A | EA  | SPACER/RECEPTACLE - PORTSMOUTH OAK       |
| 5   | 133713-01-03A | EA  | SPACER/RECEPTACLE - CONCERT CHERRY       |
| 5   | 133713-01-21A | EA  | SPACER/RECEPTACLE - WASHED MAPLE         |
| 5   | 133713-01-23A | EA  | SPACER/RECEPTACLE - HONEY CHERRY         |
| 6   | 058707-01-000 | EA  | RECEPTACLE - ELECTRIC - SINGLE - BROWN   |



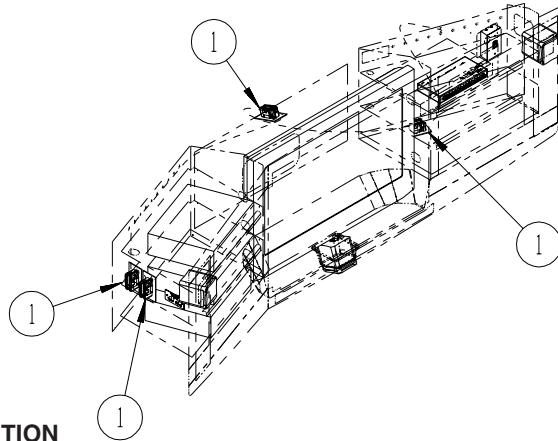
## ELECTRICAL GROUP (CONTINUED)

### 110V WIRING (CONTINUED)

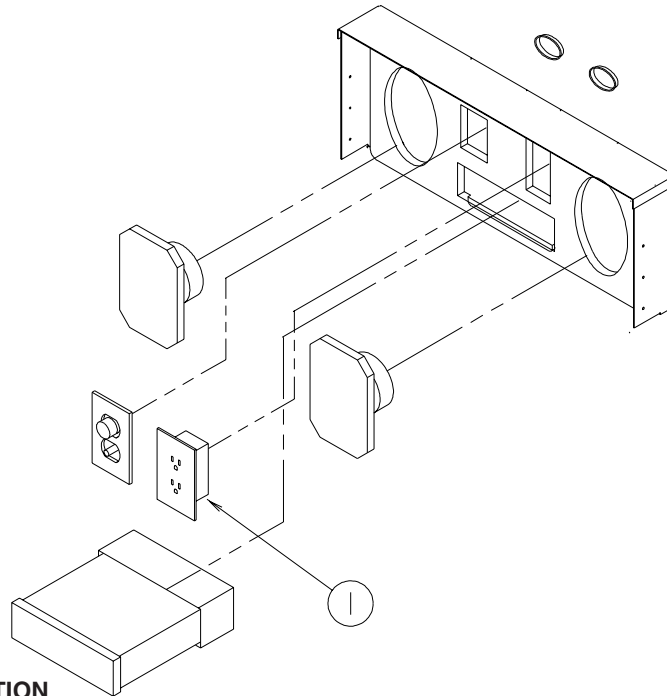


| KEY | PART NUMBER   | U/M | DESCRIPTION                                     |
|-----|---------------|-----|---|
| 1   | 058708-06-000 | EA  | RECEPTACLE - DUPLEX - WHITE                     |
| 1   | 133713-01-20A | EA  | SPACER/RECEPTACLE - WHITE VINYL - WHITE         |
| 1   | 133713-01-08A | EA  | SPACER/RECEPTACLE - PORTSMOUTH OAK              |
| 1   | 133713-01-03A | EA  | SPACER/RECEPTACLE - CONCERT CHERRY              |
| 1   | 133713-01-21A | EA  | SPACER/RECEPTACLE - WASHED MAPLE                |
| 1   | 133713-01-23A | EA  | SPACER/RECEPTACLE - HONEY CHERRY                |
| 2   | 058708-06-000 | EA  | RECEPTACLE - DUPLEX - WHITE                     |
| 2   | 133713-06-20A | EA  | SPACER/RECEPTACLE - PHONE - WHITE VINYL - WHITE |
| 2   | 133713-06-08A | EA  | SPACER/RECEPTACLE - PHONE - PORTSMOUTH OAK      |
| 2   | 133713-06-03A | EA  | SPACER/RECEPTACLE - PHONE - CONCERT CHERRY      |
| 2   | 133713-06-21A | EA  | SPACER/RECEPTACLE - PHONE - WASHED MAPLE        |
| 2   | 133713-06-23A | EA  | SPACER/RECEPTACLE - PHONE - HONEY CHERRY        |
| 3   | 084420-01-000 | EA  | SWITCH - TOGGLE - 15 AMP - 120 VOLT - BROWN     |
| 4   | 058707-01-000 | EA  | RECEPTACLE - ELECTRIC - SINGLE - BROWN          |
| 5   | 058708-01-000 | EA  | RECEPTACLE - ELECTRIC - DOUBLE - BROWN          |
| 6   | 058707-02-000 | EA  | RECEPTACLE - BLANK - JUNCTION BOX               |
| 7   | 131826-01-01A | EA  | RECEPTACLE - EXTERIOR - W/COVER/GASKET - WHITE  |

**ELECTRICAL GROUP (CONTINUED)**  
**ENTERTAINMENT WIRING**



| KEY | PART NUMBER   | U/M DESCRIPTION                           |
|-----|---------------|---|
| 1   | 058708-01-000 | EA RECEPTACLE - ELECTRIC - DOUBLE - BROWN |



| KEY | PART NUMBER   | U/M DESCRIPTION                           |
|-----|---------------|---|
| 1   | 058708-01-000 | EA RECEPTACLE - ELECTRIC - DOUBLE - BROWN |

**ELECTRICAL GROUP (CONTINUED)**  
**BOXES & CORDS**

| <b>KEY</b> | <b>PART NUMBER</b> | <b>U/M</b> | <b>DESCRIPTION</b>  |
|------------|--------------------|------------|---|
|            | 008289-01-000      | EA         | BOX - ELECTRIC/STEEL - 4" X 4" - 1/2" & 3/4" KNOCKOUTS    |
|            | 008294-01-000      | EA         | COVER - ELECTRIC BOX - BLANK/STEEL - 4" X 4" - GRAY       |
|            | 091910-01-000      | EA         | BOX - ELECTRIC - 3.8" X 3.5" X 1.8" - PLASTIC             |
|            | 091910-02-000      | EA         | BOX - ELECTRIC - 2.2" X 3.5" X 1.8" - PLASTIC             |
|            | 108934-02-000      | EA         | CORD - POWER - 50 AMP - 4-WIRE - 36'                      |
|            | 109172-01-000      | EA         | CORD - POWER - 13 AMP - 3-WIRE - 4'                       |
|            | 115832-01-000      | FT         | CORD - HEAVY DUTY - 14-2W GROUND                          |
|            | 121470-01-000      | EA         | CORD/EXTENSION - 6 FOOT - 16-2 WIRE                       |
|            | 131679-01-000      | EA         | BOX-ELEC-WATERPROOF SEALED 4" X 4" W/4 3/4"OUTLETS-UL/CSA |
|            | 131680-01-000      | EA         | COVER - W/GASKET FOR WATERPROOF 4" X 4" BOX - UL/CSA      |
|            | 133070-01-000      | EA         | BOX - ELECTRIC/PLASTIC - 3" X 2" X 2.8" - UL              |
|            | 133070-02-000      | EA         | BOX - ELECTRIC/PLASTIC - 3" X 2" X 2.8" - CSA             |
|            | 144858-01-000      | EA         | REEL - POWERED/36'-50 AMP POWERCORD INSTALLED             |
|            | 144858-02-000      | EA         | REEL - POWERED  |

**WIRE ASSEMBLIES**

| <b>KEY</b> | <b>PART NUMBER</b> | <b>U/M</b> | <b>DESCRIPTION</b>   |
|------------|--------------------|------------|--|
|            | 097618-01-000      | EA         | WIRE ASSEMBLY/MONITOR PANEL - 3 WIRES & RESISTOR - 15.7"   |
|            | 125853-04-000      | EA         | WIRE LOOM - ENTERTAINMENT CENTER                           |
|            | 129365-02-000      | EA         | WIRE ASSEMBLY - CLEARANCE LAMPS - REAR                     |
|            | 129560-01-000      | EA         | WIRE LOOM - 2 MONITOR PANEL                                |
|            | 129619-01-000      | EA         | WIRE F/SENSORS - BLACK WATER                               |
|            | 129620-01-000      | EA         | WIRE F/SENSORS - GREY WATER                                |
|            | 132267-01-000      | EA         | WIRE ASM-DOOR LOCK   |
|            | 135131-01-000      | EA         | WIRE LOOM - THERMOSTAT                                     |
|            | 136543-05-000      | EA         | WIRE - RADIO   |
|            | 136543-07-000      | EA         | WIRE - INTERFACE SATELLITE RADIO                           |
|            | 137135-03-000      | EA         | WIRE LOOM - DIGITAL ELEVATION SENSOR                       |
|            | 137135-04-000      | EA         | WIRE HARNESS - POWER - DIGITAL ELEVATION SENSOR            |
|            | 140062-02-000      | EA         | WIRE LOOM - SPEAKER  |
|            | 140167-01-000      | EA         | WIRE LOOM - GPS ADAPTER                                    |
|            | 141454-02-000      | EA         | WIRE LOOM - SATELLITE - AUTOMATIC                          |
|            |                    |            | FROM: 00-00-00 THRU: 07-06-03                              |
|            | 141454-04-000      | EA         | WIRE - SATELLITE - AUTOMATIC                               |
|            |                    |            | FROM: 07-07-03 THRU: 99-99-99                              |
|            | 142258-02-000      | EA         | WIRE LOOM - VIDEO SWITCH/POWER SUPPLY                      |
|            | 142290-17-01A      | EA         | WIRE HARNES - REMOTE SWITCH/DIGITAL DISPLAY PANEL - 50'    |
|            | 143545-01-000      | EA         | WIRE ASSEMBLY - REAR MONITOR                               |
|            | 143591-02-000      | EA         | WIRE LOOM - COMPUTER TRIP/ENGINE MONITOR-TRIP TEK 02-04007 |

**ELECTRICAL GROUP (CONTINUED)**  
**CONNECTORS & CONDUIT**

| KEY | PART NUMBER   | U/M | DESCRIPTION  |
|-----|---------------|-----|--|
|     | 007940-01-000 | EA  | RECEPTACLE/SLIDE 16 TO 12 AWG - FEMALE END               |
|     | 007940-02-000 | EA  | RECEPTACLE-SLIDE 10 AWG - AMP 180351-2                   |
|     | 007954-01-000 | EA  | RECEPTACLE - HOUSING - 6 POSITION                        |
|     | 007956-05-000 | EA  | INSULATOR - SHRINK - 1/4" ID X 1 1/2"                    |
|     | 008058-01-700 | EA  | ADAP-ELEC.30AMP M X 50 AMP F 30M50F                      |
|     | 008058-01-000 | EA  | ADAPTER - POWER CORD - 30 AMP TO 15 AMP                  |
|     | 008311-01-000 | EA  | CONNECTOR - WIRE NUT - INSULATED - RED                   |
|     | 008312-01-000 | EA  | CONNECTOR - WIRE NUT - INSULATED - BLUE                  |
|     | 008313-01-000 | EA  | CONNECTOR - WIRE NUT - INSULATED - YELLOW                |
|     | 008314-01-000 | EA  | CONNECTOR - WIRE NUT - INSULATED - GRAY                  |
|     | 008326-01-000 | EA  | TERMINAL - RING - 16/14 WIRE - 3/8" STUD                 |
|     | 008328-01-000 | EA  | TERMINAL - RING - 12/10 WIRE - #10 STUD FIT              |
|     | 008331-01-000 | EA  | TERMINAL - RING - TONGUE - #4 WIRE - 3/8" STUD - COPPER  |
|     | 008348-01-000 | EA  | TERMINAL - RING - 3/8" STUD 2 GA. WIRE                   |
|     | 008355-01-000 | EA  | CONNECTOR - CABLE CLAMPING - 3/4"                        |
|     | 008356-01-000 | EA  | CONNECTOR - PLASTIC - 3/8"                               |
|     | 008356-02-000 | EA  | CONNECTOR - PLASTIC - 21/32"                             |
|     | 008394-01-000 | FT  | CONDUIT - FLEXIBLE - 1/2"                                |
|     | 008398-01-000 | EA  | CONNECTOR - 1/2" X 90 DEGREE - FLEX CONDUIT - UL & CSA   |
|     | 035416-04-000 | EA  | TERMINAL - RING - #10 STUD FIT - INSULATED BARREL #16/14 |
|     | 041953-01-000 | FT  | CONDUIT - CONVOLUTE SLIT - .5" ID - POLYETHYLENE         |
|     | 041953-02-000 | FT  | CONDUIT - CONVOLUTE SLIT - .6" ID - POLYETHYLENE         |
|     | 041953-03-000 | FT  | CONDUIT - CONVOLUTE SLIT - 1" ID (CLOTHES ROD COVER)     |
|     | 041953-06-000 | FT  | CONDUIT - CONVOLUTE SLIT - .4" ID - POLYETHYLENE         |
|     | 041953-07-000 | FT  | CONDUIT - CONVOLUTE SLIT - .25" ID - POLYETHYLENE        |
|     | 041953-08-000 | FT  | CONDUIT - CONVOLUTE SLIT - 1.5" ID - POLYETHYLENE        |
|     | 041953-09-000 | FT  | CONDUIT - CONVOLUTE SLIT - .5" ID - NYLON                |
|     | 041953-10-000 | FT  | CONDUIT - CONVOLUTE SLIT - .75" ID - NYLON               |
|     | 041953-11-000 | FT  | CONDUIT - CONVOLUTE SLIT - 1.06" ID - NYLON              |
|     | 041953-12-000 | FT  | CONDUIT - CONVOLUTE SOLID - 1.1" ID - NYLON              |
|     | 041953-13-000 | FT  | CONDUIT - CONVOLUTE SLIT - 1.25" ID                      |
|     | 041953-14-000 | FT  | CONDUIT - CONVOLUTE SLIT - 1.5" ID                       |
|     | 041953-15-000 | FT  | CONDUIT - CONVOLUTE SLIT - 2"                            |
|     | 041953-16-000 | FT  | CONDUIT - CONVOLUTE SLIT - 2"                            |
|     | 047443-01-000 | EA  | TERMINAL - .250 RECEPTACLE FIT - INSULATED - 16/14 AWG   |
|     | 047443-02-000 | EA  | TERMINAL - .250 RECEPTACLE FIT - INSULATED - 12/10 AWG   |
|     | 058028-01-000 | EA  | CONNECTOR - ELECTRICAL PIGTAIL - NYLON - CLEAR           |
|     | 062036-01-000 | EA  | TERMINAL - PACK - CON - 12/10 AWG                        |
|     | 074017-02-000 | EA  | HOUSING - 5 POSITION - RIGHT ANGLED                      |
|     | 077479-01-000 | EA  | BOOT - BATTERY TERMINAL - DOUBLE CABLE                   |
|     | 077479-02-000 | EA  | BOOT - BATTERY TERMINAL - SINGLE CABLE                   |
|     | 080015-02-000 | EA  | RECEPTACLE - FLAG - .185 - 16/14 GAUGE                   |
|     | 080015-03-000 | EA  | RECEPTACLE - FLAG - .250 - 14/16 GAUGE                   |
|     | 082109-01-000 | EA  | HOUSING - CONNECTOR - PACKARD                            |
|     | 082741-01-000 | EA  | CONNECTOR BODY - 2 CONNECTOR MALE                        |
|     | 087225-01-000 | FT  | SLEEVING - 1/2" - TYPE H                                 |
|     | 087949-01-000 | EA  | BUSS BAR - 2 POSITION - .6" X 1.5"                       |
|     | 087949-03-000 | EA  | BUSS BAR - 4 POSITION                                    |
|     | 087949-05-000 | EA  | BUSS BAR - 7 POSITION                                    |
|     | 088473-01-000 | EA  | HOUSING - PIN - 12 CAVITY (3 ROWS OF 4)                  |
|     | 088473-02-000 | EA  | HOUSING - PIN - 15 CAVITY (3 ROWS OF 5)                  |
|     | 088473-03-000 | EA  | HOUSING - PIN - 9 CAVITY (3 ROWS OF 3)                   |
|     | 088473-04-000 | EA  | HOUSING - PIN - 8 CAVITY IN-LINE                         |
|     | 088473-06-000 | EA  | HOUSING - PIN - 6 CAVITY (2 ROWS OF 3)                   |
|     | 088473-07-000 | EA  | HOUSING - PIN - 5 CAVITY - IN LINE                       |
|     | 088473-08-000 | EA  | HOUSING - PIN - 4 CAVITY - IN-LINE                       |
|     | 088473-09-000 | EA  | HOUSING - PIN - 3 CAVITY - IN-LINE                       |
|     | 088473-10-000 | EA  | HOUSING - PIN - 2 CAVITY - IN LINE                       |
|     | 088474-01-000 | EA  | HOUSING - SOCKET - 12 CAVITY                             |
|     | 088474-02-000 | EA  | HOUSING - SOCKET - 15 CAVITY                             |
|     | 088474-03-000 | EA  | HOUSING - SOCKET - 9 CAVITY                              |
|     | 088474-06-000 | EA  | HOUSING - SOCKET - 6 CAVITY                              |
|     | 088474-07-000 | EA  | HOUSING - SOCKET - 5 CAVITY                              |

**ELECTRICAL GROUP (CONTINUED)**  
**CONNECTORS & CONDUIT (CONTINUED)**

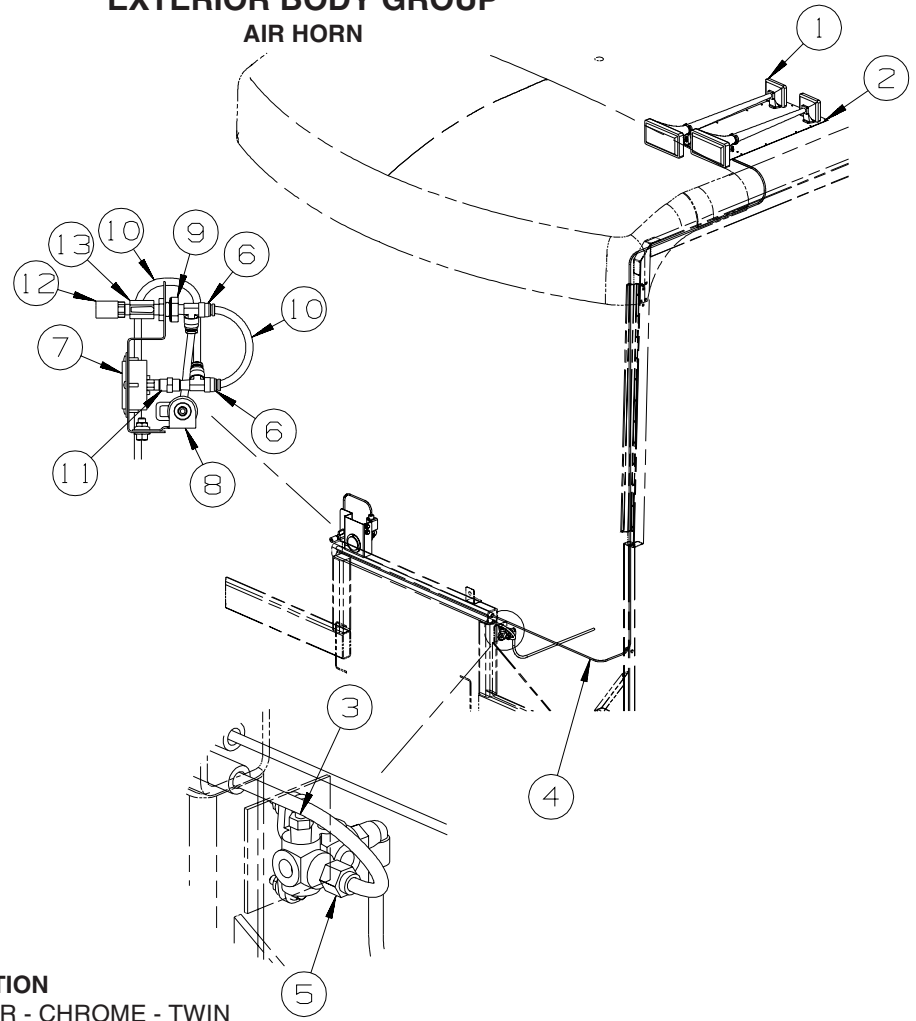
| KEY | PART NUMBER   | U/M | DESCRIPTION   |
|-----|---------------|-----|---|
|     | 088474-08-000 | EA  | HOUSING - SOCKET - 4 CAVITY                               |
|     | 088474-09-000 | EA  | HOUSING - SOCKET - 3 CAVITY                               |
|     | 088474-10-000 | EA  | HOUSING - SOCKET - 2 CAVITY                               |
|     | 088475-01-000 | EA  | PIN - CONNECTOR - 14-20 AWG                               |
|     | 088475-02-000 | EA  | PIN - CONNECTOR - 10-12 AWG                               |
|     | 088476-01-000 | EA  | TERMINAL - ELECTRICAL                                     |
|     | 088476-02-000 | EA  | SOCKET - CONNECTOR - 12-10 GA - PRE-TIN                   |
|     | 098261-01-000 | EA  | SOCKET - CONNECTOR - WEATHERPACK - 12 AWG                 |
|     | 098261-02-000 | EA  | SOCKET - CONNECTOR - WEATHERPACK - 14-18 AWG              |
|     | 098262-01-000 | EA  | SEAL - CONNECTOR - WEATHERPACK                            |
|     | 098264-01-000 | EA  | HOUSING - 2 PIN - WEATHER PACK - MALE W/FEMALE PINS       |
|     | 098264-02-000 | EA  | HOUSING - 2 PIN - WEATHER PACK - FEMALE W/MALE PINS       |
|     | 098265-02-000 | EA  | PIN - CONNECTOR - WEATHER PACK                            |
|     | 101751-02-000 | EA  | HOUSING - 1 PIN - WEATHERPACK                             |
|     | 102777-02-000 | EA  | TERMINAL - RING - #6 STUD - 10 AWG                        |
|     | 103608-01-000 | EA  | SOCKET - WEDGE BASE W/LEADS                               |
|     | 104100-01-000 | EA  | HOUSING - 1 POSITION - 75 AMPS                            |
|     | 104100-03-000 | EA  | TERMINAL - 75 AMP   |
|     | 110178-01-000 | EA  | HOUSING - WIPER MOTOR                                     |
|     | 112823-01-000 | EA  | SPLICE - REDUCER - 16-14 TO 18-22                         |
|     | 113135-01-000 | EA  | TERMINAL - FEMALE - M/P - 14-16 - F/SEALED TERMINAL       |
|     | 113308-01-000 | EA  | TERMINAL - FEMALE - M/P - 14-16 - 280                     |
|     | 113468-01-000 | EA  | HOUSING - 2 POSITION-FEMALE-USED ON WIPER/WASHER WIRE ASM |
|     | 113638-02-000 | EA  | CONNECTOR - ACTUATOR                                      |
|     | 115931-01-000 | EA  | COVER - CONNECTOR - 30 AMP W/LOCK RING                    |
|     | 115931-02-000 | EA  | COVER - CONNECTOR - 50 AMP W/LOCKING RING                 |
|     | 115932-01-000 | EA  | CONNECTOR - FEMALE - 30 AMP/120 VOLT                      |
|     | 115932-02-000 | EA  | CONNECTOR - FEMALE - 50 AMP/240 VOLT                      |
|     | 116811-01-000 | EA  | TERMINAL - .110 RECEPTACLE - 16-14 AWG                    |
|     | 118571-01-000 | EA  | CONNECTOR - 3-WAY - MALE/SEALED                           |
|     | 118571-02-000 | EA  | CONNECTOR - 3-WAY - FEMALE/SEALED                         |
|     | 118571-05-000 | EA  | LOCK - SECONDARY - FEMALE                                 |
|     | 118571-06-000 | EA  | LOCK - SECONDARY - MALE                                   |
|     | 118599-02-000 | EA  | TERMINAL - MALE - M/P - 280/14-12                         |
|     | 118820-01-000 | EA  | INSULATOR - TERMINAL                                      |
|     | 129233-01-000 | EA  | HOUSING - 2-POSITION/FEMALE - 280-SERIES                  |
|     | 129233-02-000 | EA  | HOUSING - 2-POSITION/FEMALE - 280-SERIES                  |
|     | 131681-01-000 | EA  | CONNECTOR - 3/4" SO CORD - UL/CS                          |
|     | 137207-01-000 | EA  | HOUSING - PIN - 2 CAVITY/HIGH AMP                         |
|     | 137208-01-000 | EA  | HOUSING - SOCKET - 2 CAVITY/HIGH AMP                      |
|     | 137209-01-000 | EA  | PIN - CONNECTOR - 10AWG/HIGH AMP                          |
|     | 137210-01-000 | EA  | SOCKET - CONNECTOR - 10 AWG/HIGH AMP                      |
|     | 138419-03-000 | EA  | SOCKET - LAMP - 3 WIRE                                    |
|     | 142520-01-000 | EA  | TERMINAL - FEMALE - MINI-FIT 16                           |
|     | 142522-01-000 | EA  | HOUSING - 4 PIN/MALE - MINI FIT                           |
|     | 142522-02-000 | EA  | HOUSING - 6 PIN/MALE - MINI FIT                           |
|     | 142522-03-000 | EA  | HOUSING - 8 PIN/MALE - MINI FIT                           |
|     | 142524-01-000 | EA  | HOUSING - 4 PIN/FEMALE - WEATHER PACK                     |
|     | 142524-02-000 | EA  | HOUSING - 4 PIN/WEATHER PACK/FEMALE                       |
|     | 144283-01-000 | EA  | CONNECTOR - WIRE, SOW, BLUE, MOLEX 19403-0011             |
|     | 144283-02-000 | EA  | CONNECTOR - WIRE, NM, CLEAR, MOLEX 19045-1000             |

**BOOTS, SOLENOIDS, RELAYS & MISCELLANEOUS**

| KEY | PART NUMBER   | U/M | DESCRIPTION  |
|-----|---------------|-----|--|
|     | 008188-02-000 | EA  | SOLENOID - VENTED - HEAVY DUTY                             |
|     | 063910-01-000 | EA  | HOUSING - RELAY  |
|     | 063912-02-000 | EA  | RELAY - CANISTER - SPDT                                    |
|     | 086233-01-000 | EA  | STUD - ISOLATED - 3/8" X 7/8" LONG                         |
|     | 086273-01-000 | EA  | RELAY - BATTERY DISCONNECT                                 |
| *   | 113832-02-01A | EA  | SLIDE - BATTERY TRAY - HEAVY DUTY - W/RETAINING STRAPS     |
| *   | 113832-03-01A | EA  | SLIDE-BATT. TRAY-W/BATT. RETAINING STRAPS                  |
|     | 131832-01-000 | EA  | RELAY - 25 AMP/120 VOLT AC/6 TERM - CUTLER-HAMMER D8PR7TEA |
|     | 131832-02-000 | EA  | HOUSING - RELAY  |

**\*COMPONENT PARTS LISTED LATER IN THIS GROUP**

**EXTERIOR BODY GROUP**  
**AIR HORN**



| KEY | PART NUMBER   | U/M | DESCRIPTION   |
|-----|---------------|-----|---|
| 1*  | 077497-06-000 | EA  | HORN - AIR - CHROME - TWIN                                |
| 2   | 125123-01-12B | EA  | PLATE/MOUNT - AIR HORN - 25" X 13" - BRIGHT WHITE         |
| 3   | 086241-01-000 | EA  | VALVE - AIR - 1/4 MPT X TIRE STEM                         |
| 4   | 071390-04-000 | FT  | TUBING - AIR BRAKE - 1/4" OD-BLK WEATHERHEAD(BRKS & HORN) |
| 5   | 142571-01-000 | EA  | CONNECTOR - 3/8" T X 1/4" P                               |
| 6   | 142570-01-000 | EA  | TEE - 3/8" T X 1/4" P                                     |
| 7   | 142609-01-000 | EA  | GAUGE - AIR - 2.5" MOUNTING FLANGE - 1/4" MPT             |
| 8   | 077497-11-000 | EA  | SOLENOID - HORN - REMOTE MOUNT                            |
| 9   | 071374-03-000 | EA  | FITTING - BULKHEAD - 1/4" X 1/4" MNPT                     |
| 10  | 071390-07-000 | FT  | TUBING-AIR BRAKE,3/8 BLACK                                |
| 11  | 075155-03-000 | EA  | COUPLING-PIPE,1/4 BRASS                                   |
| 12  | 142595-01-000 | EA  | COUPLER - QUICK CONNECT - AIR - 1/4"MPT                   |
| 13  | 142597-01-000 | EA  | VALVE - BALL - AIR - 1/4"MFPT                             |
|     | 142607-03-000 | EA  | HOSE - AIR - 50'  |

\*COMPONENT PARTS LISTED LATER IN THIS GROUP

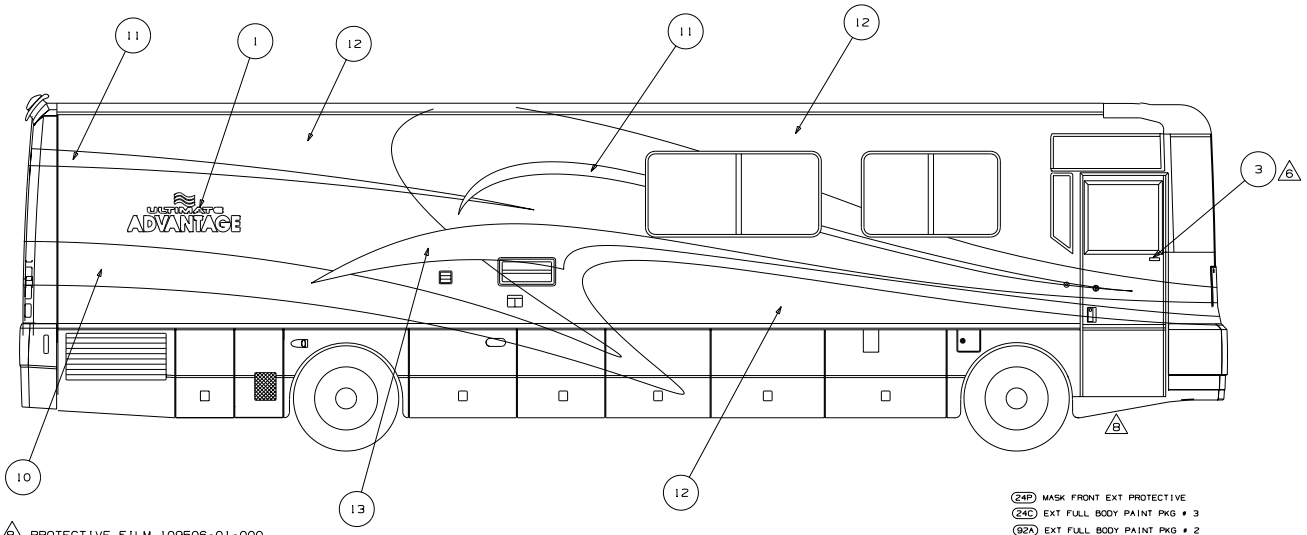
**COMPONENT PARTS FOR AIR HORN**

**077497-06-000**

| KEY | PART NUMBER   | U/M | DESCRIPTION              | VENDOR NO. |
|-----|---------------|-----|--------------------------|------------|
|     | 077497-01-701 | EA  | SWITCH - COMPRESSOR      | 13940-S    |
|     | 077497-01-702 | EA  | SWITCH - TOGGLE - W/WIRE | 12949-S    |

# EXTERIOR BODY GROUP (CONTINUED)

## GRAPHICS & PAINT



△ PROTECTIVE FILM 109506-01-000

△ SATELLITE DOME TO BE PAINTED.

△ ON DRIVERS SIDE ALSO.

△ DIE CUT ACRYLIC 3M FILM USED TO PROTECT FULL BODY PAINTED UNITS.

4. ON FULL BODY PAINT UNITS, USE 145487-01-000 (100 FT) TO COVER UNSEALED ROOF SEAMS.

△ CLEAR COAT TO BE PAINTED ON ENTIRE UNIT.

△ CENTER ON UNIT.

1. APPLY PROTECTOR 116424-01 TO WATER HEATER LATCH.

NOTES:

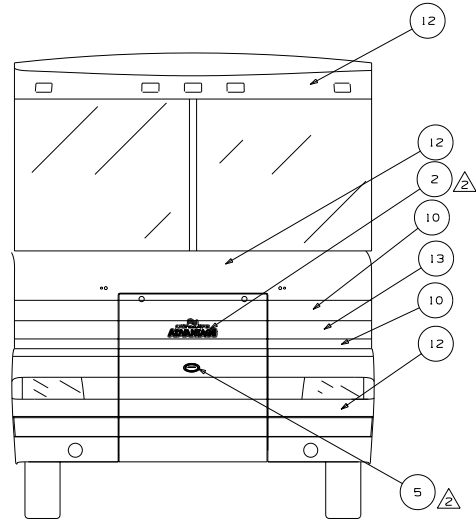
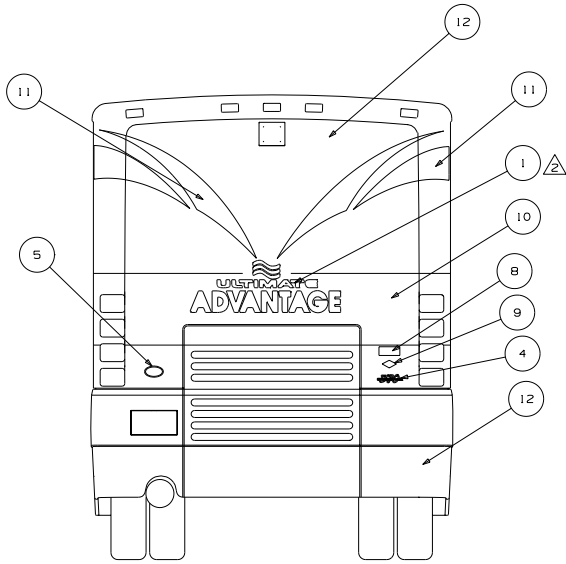
- ②4P MASK FRONT EXT PROTECTIVE
- ②4C EXT FULL BODY PAINT PKG # 3
- ②2A EXT FULL BODY PAINT PKG # 2
- ②7A EXT FULL BODY PAINT PKG # 1

| ②7A KEY | PART NUMBER        | U/M | DESCRIPTION SAPPHIRE  |
|---------|--------------------|-----|---|
| 1       | 136180-01-CHT(01A) | EA  | DECAL-ULTIMATE ADVANTAGE, LG - HOT RED/BLACK/CHROME/TRNS GOLD/BRT WHITE   |
| 2       | 136180-02-CHT(03A) | EA  | DECAL-ULTIMATE ADVANTAGE, SML - HOT RED/BLACK/CHROME/TRNS GOLD/SILVER SKY |
| 3       | 132664-01-CHT(01A) | EA  | DECAL-LOGO DOMED, WINNEBAGO - GOLD CHROME/BLACK                           |
| 4       | 135089-04-CHT(01A) | EA  | DECAL-DOMED HORSEPOWER 370 - BRT WHITE/CHROME BLACK                       |
| 5       | 137618-03-CHT(01A) | EA  | DECAL/BEZEL-DOMED GRILLE LOGO - BLACK/GOLD                                |
| 6       | 143366-68-000      | GL  | PAINT-CLEAR - DUPONT/SPIES #8000  |
| 7       | 147280-01-000      | EA  | KIT-3M PAINT PROTECTION   |
| 8       | 143566-01-000      | EA  | DECAL-LOGO ULTI-BAY - CHROME/BLACK/WHITE/RED                              |
| 9       | .....              | EA  | DECAL-SPARTAN - (CHASSIS SUPPLIED)  |
| 10      | .....              | GL  | PAINT - SILVER SKY #62444   |
| 11      | .....              | GL  | PAINT - GALAXY BLUE #51238  |
| 12      | .....              | GL  | PAINT - BLUESTONE #60728  |
| 13      | .....              | GL  | PAINT - RADIANT RUBY #64037   |
| 14      | .....              | GL  | PAINT - CUSTOM BLEND NON-METALLIC PAINT TO MATCH BLUESTONE #60728         |

| ②2A KEY | PART NUMBER        | U/M | DESCRIPTION FIELD STONE   |
|---------|--------------------|-----|---|
| 1       | 136180-01-CHT(01A) | EA  | DECAL-ULTIMATE ADVANTAGE, LG - HOT RED/BLACK/CHROME/TRNS GOLD/BRT WHITE     |
| 2       | 136180-02-CHT(04A) | EA  | DECAL-ULTIMATE ADVANTAGE, SML - HOT RED/BLACK/CHROME/TRNS GOLD/CANVAS BEIGE |
| 3       | 132664-01-CHT(01A) | EA  | DECAL-LOGO DOMED, WINNEBAGO - GOLD CHROME/BLACK                             |
| 4       | 135089-04-CHT(01A) | EA  | DECAL-DOMED HORSEPOWER 370 - BRT WHITE/CHROME BLACK                         |
| 5       | 137618-03-CHT(01A) | EA  | DECAL/BEZEL-DOMED GRILLE LOGO - BLACK/GOLD                                  |
| 6       | 143366-68-000      | GL  | PAINT-CLEAR - DUPONT/SPIES #8000  |
| 7       | 147280-01-000      | EA  | KIT-3M PAINT PROTECTION   |
| 8       | 143566-01-000      | EA  | DECAL-LOGO ULTI-BAY - CHROME/BLACK/WHITE/RED                                |
| 9       | .....              | EA  | DECAL-SPARTAN - (CHASSIS SUPPLIED)  |
| 10      | .....              | GL  | PAINT - CANVAS BEIGE #64156   |
| 11      | .....              | GL  | PAINT - WOODLAND BROWN #60160   |
| 12      | .....              | GL  | PAINT - MED PLATINUM #44094   |
| 13      | .....              | GL  | PAINT - SOLID GOLD #64548   |
| 14      | .....              | GL  | PAINT - CUSTOM BLEND NON-METALLIC PAINT TO MATCH MED PLATINUM #44094        |

| ②4C KEY | PART NUMBER        | U/M | DESCRIPTION GRAPHITE  |
|---------|--------------------|-----|---|
| 1       | 136180-01-CHT(01A) | EA  | DECAL-ULTIMATE ADVANTAGE, LG - HOT RED/BLACK/CHROME/TRNS GOLD/BRT WHITE   |
| 2       | 136180-02-CHT(05A) | EA  | DECAL-ULTIMATE ADVANTAGE, SML - HOT RED/BLACK/CHROME/TRNS GOLD/ANTHRACITE |
| 3       | 132664-01-CHT(01A) | EA  | DECAL-LOGO DOMED, WINNEBAGO - GOLD CHROME/BLACK                           |
| 4       | 135089-04-CHT(01A) | EA  | DECAL-DOMED HORSEPOWER 370 - BRT WHITE/CHROME BLACK                       |
| 5       | 137618-03-CHT(01A) | EA  | DECAL/BEZEL-DOMED GRILLE LOGO - BLACK/GOLD                                |
| 6       | 143366-68-000      | GL  | PAINT-CLEAR - DUPONT/SPIES #8000  |
| 7       | 147280-01-000      | EA  | KIT-3M PAINT PROTECTION   |
| 8       | 143566-01-000      | EA  | DECAL-LOGO ULTI-BAY - CHROME/BLACK/WHITE/RED                              |
| 9       | .....              | EA  | DECAL-SPARTAN - (CHASSIS SUPPLIED)  |
| 10      | .....              | GL  | PAINT - ANTHRACITE #63227   |
| 11      | .....              | GL  | PAINT - BLACK GARNET #64010   |
| 12      | .....              | GL  | PAINT - IRON GRAY #61766  |
| 13      | .....              | GL  | PAINT - DESERT WIND #63103  |
| 14      | .....              | GL  | PAINT - CUSTOM BLEND NON-METALLIC PAINT TO MATCH IRON GRAY #61766         |

## EXTERIOR BODY GROUP (CONTINUED) GRAPHICS & PAINT (CONTINUED)



| (27A) KEY | PART NUMBER         | U/M |
|-----------|---------------------|-----|
| 1         | 136180-01-CHT (01A) | EA  |
| 2         | 136180-02-CHT (03A) | EA  |
| 3         | 132664-01-CHT (01A) | EA  |
| 4         | 135089-04-CHT (01A) | EA  |
| 5         | 137618-03-CHT (01A) | EA  |
| 6         | 143366-68-000       | GL  |
| (24P) 7   | 147280-01-000       | EA  |
| 8         | 143566-01-000       | EA  |
| 9         | .....               | EA  |
| 10        | .....               | GL  |
| 11        | .....               | GL  |
| 12        | .....               | GL  |
| 13        | .....               | GL  |
| (7) 14    | .....               | GL  |

| DESCRIPTION SAPPHIRE  |
|---|
| DECAL-ULTIMATE ADVANTAGE, LG - HOT RED/BLACK/CHROME/TRNS GOLD/BRT WHITE   |
| DECAL-ULTIMATE ADVANTAGE, SML - HOT RED/BLACK/CHROME/TRNS GOLD/SILVER SKY |
| DECAL-LOGO DOMED, WINNEBAGO - GOLD CHROME/BLACK                           |
| DECAL-DOMED HORSEPOWER 370 - BRT WHITE/CHROME BLACK                       |
| DECAL/BEZEL-DOMED GRILLE LOGO - BLACK/GOLD                                |
| PAINT-CLEAR - DUPONT/SPIES #8000  |
| KIT-3M PAINT PROTECTION   |
| DECAL-LOGO ULTI-BAY - CHROME/BLACK/WHITE/RED                              |
| DECAL-SPARTAN - (CHASSIS SUPPLIED)  |
| PAINT - SILVER SKY #62444   |
| PAINT - GALAXY BLUE #51238  |
| PAINT - BLUESTONE #60728  |
| PAINT - RADIANT RUBY #64037   |
| PAINT - CUSTOM BLEND NON-METALLIC PAINT TO MATCH BLUESTONE #60728         |

| (92A) KEY | PART NUMBER         | U/M |
|-----------|---------------------|-----|
| 1         | 136180-01-CHT (01A) | EA  |
| 2         | 136180-02-CHT (04A) | EA  |
| 3         | 132664-01-CHT (01A) | EA  |
| 4         | 135089-04-CHT (01A) | EA  |
| 5         | 137618-03-CHT (01A) | EA  |
| 6         | 143366-68-000       | GL  |
| (24P) 7   | 147280-01-000       | EA  |
| 8         | 143566-01-000       | EA  |
| 9         | .....               | EA  |
| 10        | .....               | GL  |
| 11        | .....               | GL  |
| 12        | .....               | GL  |
| 13        | .....               | GL  |
| (7) 14    | .....               | GL  |

| DESCRIPTION FIELD STONE   |
|---|
| DECAL-ULTIMATE ADVANTAGE, LG - HOT RED/BLACK/CHROME/TRNS GOLD/BRT WHITE     |
| DECAL-ULTIMATE ADVANTAGE, SML - HOT RED/BLACK/CHROME/TRNS GOLD/CANVAS BEIGE |
| DECAL-LOGO DOMED, WINNEBAGO - GOLD CHROME/BLACK                             |
| DECAL-DOMED HORSEPOWER 370 - BRT WHITE/CHROME BLACK                         |
| DECAL/BEZEL-DOMED GRILLE LOGO - BLACK/GOLD                                  |
| PAINT-CLEAR - DUPONT/SPIES #8000  |
| KIT-3M PAINT PROTECTION   |
| DECAL-LOGO ULTI-BAY - CHROME/BLACK/WHITE/RED                                |
| DECAL-SPARTAN - (CHASSIS SUPPLIED)  |
| PAINT - CANVAS BEIGE #64156   |
| PAINT - WOODLAND BROWN #60160   |
| PAINT - MED PLATINUM #44094   |
| PAINT - SOLID GOLD #64548   |
| PAINT - CUSTOM BLEND NON-METALLIC PAINT TO MATCH MED PLATINUM #44094        |

| (24C) KEY | PART NUMBER         | U/M |
|-----------|---------------------|-----|
| 1         | 136180-01-CHT (01A) | EA  |
| 2         | 136180-02-CHT (05A) | EA  |
| 3         | 132664-01-CHT (01A) | EA  |
| 4         | 135089-04-CHT (01A) | EA  |
| 5         | 137618-03-CHT (01A) | EA  |
| 6         | 143366-68-000       | GL  |
| (24P) 7   | 147280-01-000       | EA  |
| 8         | 143566-01-000       | EA  |
| 9         | .....               | EA  |
| 10        | .....               | GL  |
| 11        | .....               | GL  |
| 12        | .....               | GL  |
| 13        | .....               | GL  |
| (7) 14    | .....               | GL  |

| DESCRIPTION GRAPHITE  |
|---|
| DECAL-ULTIMATE ADVANTAGE, LG - HOT RED/BLACK/CHROME/TRNS GOLD/BRT WHITE   |
| DECAL-ULTIMATE ADVANTAGE, SML - HOT RED/BLACK/CHROME/TRNS GOLD/ANTHRACITE |
| DECAL-LOGO DOMED, WINNEBAGO - GOLD CHROME/BLACK                           |
| DECAL-DOMED HORSEPOWER 370 - BRT WHITE/CHROME BLACK                       |
| DECAL/BEZEL-DOMED GRILLE LOGO - BLACK/GOLD                                |
| PAINT-CLEAR - DUPONT/SPIES #8000  |
| KIT-3M PAINT PROTECTION   |
| DECAL-LOGO ULTI-BAY - CHROME/BLACK/WHITE/RED                              |
| DECAL-SPARTAN - (CHASSIS SUPPLIED)  |
| PAINT - ANTHRACITE #63227   |
| PAINT - BLACK GARNET #64010   |
| PAINT - IRON GRAY #61766  |
| PAINT - DESERT WIND #63103  |
| PAINT - CUSTOM BLEND NON-METALLIC PAINT TO MATCH IRON GRAY #61766         |

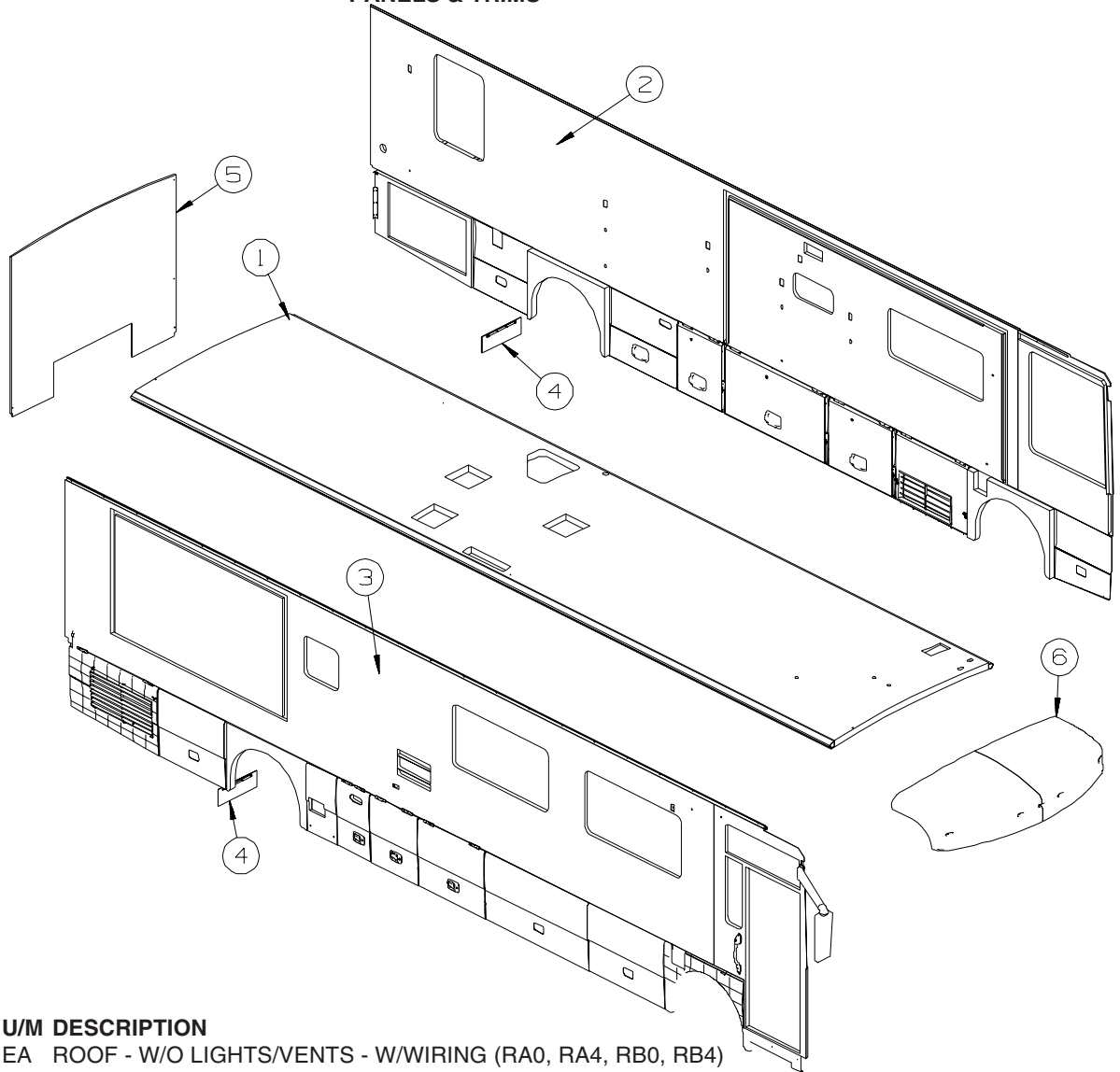
**KEY PART NUMBER U/M DESCRIPTION**  
072882-01-000 GL PAINT - LOW BAKE - OFF WHITE

**DUPONT COLOR CODES ARE NOW FOUND IN THE PAINT CODE MANUAL.  
YOU CAN FIND THIS MANUAL ON YOUR DEALER INDEX WEBPAGE UNDER SERVICE.**



## EXTERIOR BODY GROUP (CONTINUED)

### PANELS & TRIMS

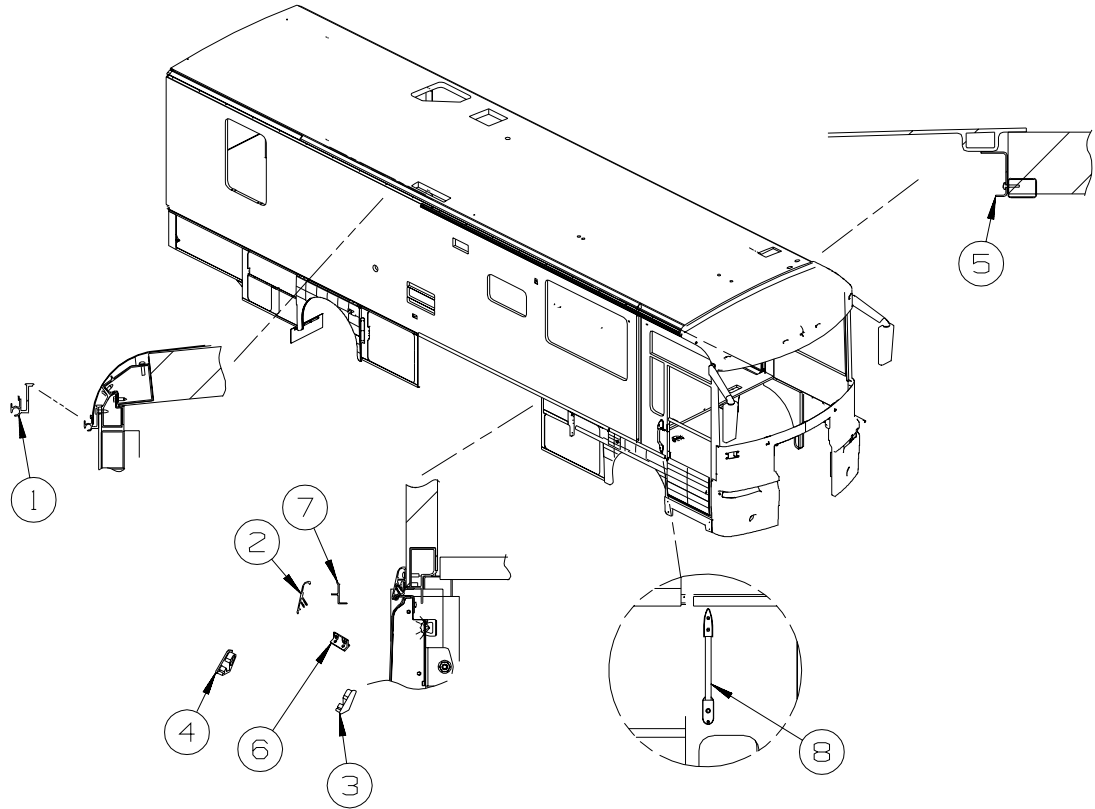


| KEY | PART NUMBER   | U/M | DESCRIPTION  |
|-----|---------------|-----|--|
| 1   | 146119-01-RA0 | EA  | ROOF - W/O LIGHTS/VENTS - W/WIRING (RA0, RA4, RB0, RB4)      |
| 1   | 146119-01-RA1 | EA  | ROOF - W/O LIGHTS/VENTS - W/WIRING (RA1, RA5, RA6, RB1, RB5) |
| 1   | 146119-01-RA2 | EA  | ROOF - W/O LIGHTS/VENTS - W/WIRING (RA2, RB2, RB6)           |
| 1   | 146119-01-RA3 | EA  | ROOF - W/O LIGHTS/VENTS - W/WIRING (RA3, RA7, RB3, RB7)      |
| 2   | 146077-01-RA0 | EA  | SIDEWALL - DRIVER - W/O WINDOWS/TRIMS (RA0)                  |
| 2   | 146077-01-RA1 | EA  | SIDEWALL - DRIVER - W/O WINDOWS/TRIMS (RA1)                  |
| 2   | 146077-01-RA2 | EA  | SIDEWALL - DRIVER - W/O WINDOWS/TRIMS (RA2)                  |
|     |               |     | FROM: 00-00-00 THRU: 01-04-04                                |
| 2   | 146077-01-RX1 | EA  | SIDEWALL - DRIVER - W/O WINDOWS/TRIMS (RA2)                  |
|     |               |     | FROM: 01-05-04 THRU: 99-99-99                                |
| 2   | 146077-01-RA3 | EA  | SIDEWALL - DRIVER - W/O WINDOWS/TRIMS (RA3)                  |
| 2   | 146077-01-RA4 | EA  | SIDEWALL - DRIVER - W/O WINDOWS/TRIMS (RA4, RB4)             |
| 2   | 146077-01-RA5 | EA  | SIDEWALL - DRIVER - W/O WINDOWS/TRIMS (RA5, RB5)             |
| 2   | 146077-01-RA6 | EA  | SIDEWALL - DRIVER - W/O WINDOWS/TRIMS (RA6, RB6)             |
|     |               |     | FROM: 00-00-00 THRU: 01-04-04                                |
| 2   | 146077-01-RX2 | EA  | SIDEWALL - DRIVER - W/O WINDOWS/TRIMS (RA6, RB6)             |
|     |               |     | FROM: 01-05-04 THRU: 99-99-99                                |
| 2   | 146077-01-RA7 | EA  | SIDEWALL - DRIVER - W/O WINDOWS/TRIMS (RA7, RB7)             |
| 2   | 146077-01-RB0 | EA  | SIDEWALL - DRIVER - W/O WINDOWS/TRIMS (RB0)                  |
| 2   | 146077-01-RB1 | EA  | SIDEWALL - DRIVER - W/O WINDOWS/TRIMS (RB1)                  |
| 2   | 146077-01-RB2 | EA  | SIDEWALL - DRIVER - W/O WINDOWS/TRIMS (RB2)                  |
|     |               |     | FROM: 00-00-00 THRU: 01-04-04                                |
| 2   | 146077-01-RX3 | EA  | SIDEWALL - DRIVER - W/O WINDOWS/TRIMS (RB2)                  |
|     |               |     | FROM: 01-05-04 THRU: 99-99-99                                |
| 2   | 146077-01-RB3 | EA  | SIDEWALL - DRIVER - W/O WINDOWS/TRIMS (RB3)                  |

## EXTERIOR BODY GROUP (CONTINUED)

### PANELS & TRIMS (CONTINUED)

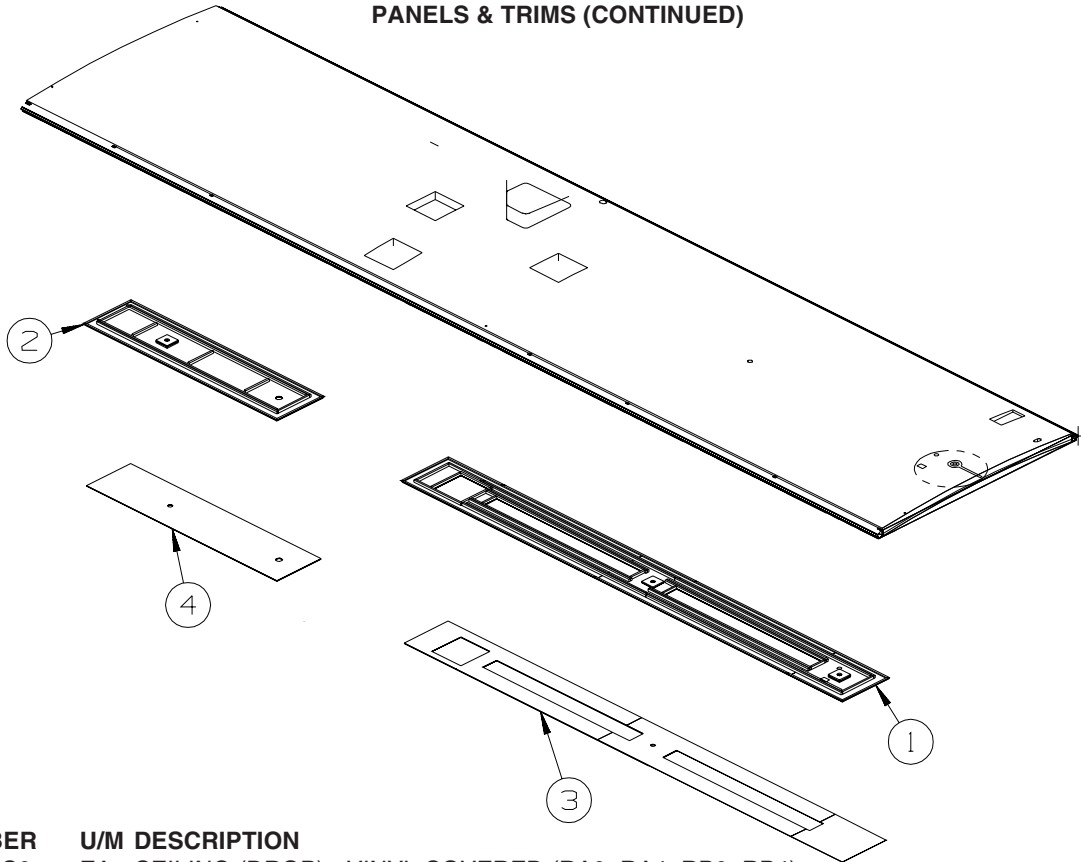
| KEY | PART NUMBER   | U/M | DESCRIPTION   |
|-----|---------------|-----|---|
| 3   | 146078-01-RA0 | EA  | SIDEWALL - PASSENGER - W/O WINDOWS/TRIMS (RA0, RA1, RA2, RA3)                     |
| 3   | 146078-01-RA4 | EA  | SIDEWALL - PASSENGER - W/O WINDOWS/TRIMS (RA4, RA5, RA6, RA7, RB4, RB5, RB6, RB7) |
| 3   | 146078-01-RB0 | EA  | SIDEWALL - PASSENGER - W/O WINDOWS/TRIMS (RB0, RB1, RB2, RB3)                     |
| 4   | 141594-01-01A | EA  | MUD FLAP - BLACK  |
| 4   | 140922-01-02B | EA  | PLATE - MUD FLAP - E-COATED   |
| 5   | 141987-01-RA0 | EA  | BACKWALL - W/O WINDOWS/TRIMS (RA0, RA1, RA2, RA3)                                 |
| 5   | 141987-01-RA4 | EA  | BACKWALL - W/O WINDOWS/TRIMS (RA4, RA5, RA6, RA7, RB4, RB5, RB6, RB7)             |
| 5   | 141987-01-PC3 | EA  | BACKWALL - W/O WINDOWS/TRIMS (RB0, RB1, RB2, RB3)                                 |
| 6   | 128342-02-KQ0 | EA  | PANEL - ROOF CAP - W/O LIGHTS/WIRING  |



| KEY | PART NUMBER   | U/M | DESCRIPTION   |
|-----|---------------|-----|---|
| 1   | 131483-01-01A | EA  | RAIL - AWNING - 192" - BRIGHT WHITE                       |
| 2   | 123993-01-02A | EA  | TRIM - COVER - 182" ALUMINUM - BLACK                      |
| 3   | 126775-01-02A | EA  | END CAP - VALANCE TRIM - RIGHT HAND - BLACK               |
| 4   | 126775-02-02A | EA  | END CAP - VALANCE TRIM - LEFT HAND - BLACK                |
| 5   | 134774-01-02B | EA  | BRACKET - CAB ATTACHMENT - E-COATED                       |
| 6   | 143143-02-01A | EA  | ANGLE - SUPPORT/TRIM                                      |
| 7   | 133376-01-01A | EA  | TRIM - RETAINER - 144" - MILL                             |
| 8*  | 138827-01-000 | EA  | BELL/DOOR - W/EXTERIOR "ULTIMATE" ENGRAVED/LIGHTED HANDLE |

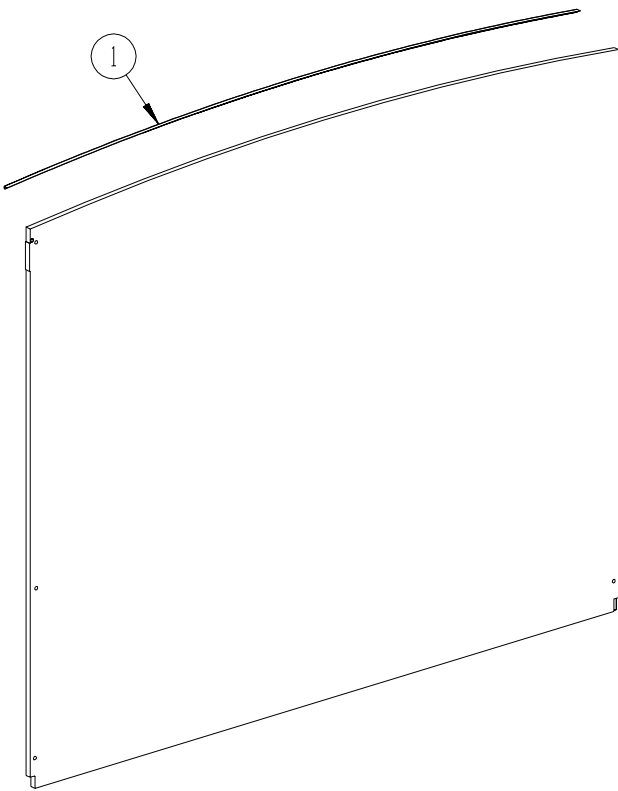
\*COMPONENT PARTS LISTED LATER IN THIS GROUP

**EXTERIOR BODY GROUP (CONTINUED)**  
**PANELS & TRIMS (CONTINUED)**

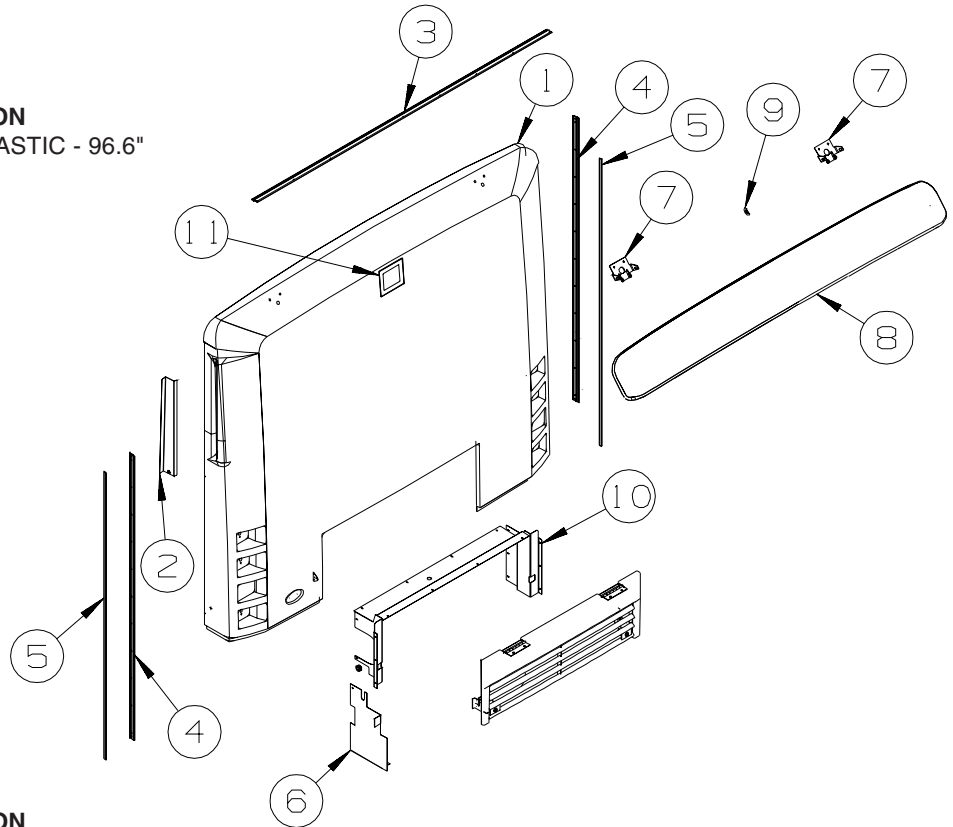


| KEY | PART NUMBER   | U/M | DESCRIPTION   |
|-----|---------------|-----|---|
| 1   | 147733-01-RC0 | EA  | CEILING (DROP) - VINYL COVERED (RA0, RA4, RB0, RB4) |
| 1   | 147733-01-RC1 | EA  | CEILING (DROP) - VINYL COVERED (RA1, RA5, RB1, RB5) |
| 1   | 147733-01-RC2 | EA  | CEILING (DROP) - VINYL COVERED (RA2, RA6, RB2, RB6) |
| 1   | 147733-01-RC3 | EA  | CEILING (DROP) - VINYL COVERED (RA3, RA7, RB3, RB7) |
| 2   | 147733-02-RC0 | EA  | CEILING (DROP) - VINYL COVERED (RA0, RA4, RB0, RB4) |
| 2   | 147733-02-RC1 | EA  | CEILING (DROP) - VINYL COVERED (RA1, RA5, RB1, RB5) |
| 2   | 147733-02-RC2 | EA  | CEILING (DROP) - VINYL COVERED (RA2, RA6, RB2, RB6) |
| 2   | 147733-02-RC3 | EA  | CEILING (DROP) - VINYL COVERED (RA3, RA7, RB3, RB7) |
| 3   | 147733-11-RC0 | EA  | PANEL - F/DROP CEILING - VINYL COVERED              |
| 4   | 147733-18-RC0 | EA  | PANEL - F/DROP CEILING - VINYL COVERED              |

**EXTERIOR BODY GROUP (CONTINUED)**  
**PANELS & TRIMS (CONTINUED)**



| KEY | PART NUMBER   | U/M DESCRIPTION            |
|-----|---------------|----------------------------|
| 1   | 114248-02-01A | EA ANGLE - PLASTIC - 96.6" |



| KEY | PART NUMBER   | U/M DESCRIPTION                                    |
|-----|---------------|--|
| 1   | 128928-04-K90 | EA PANEL - REAR CAP - W/DOOR - W/O HARDWARE        |
| 2   | 129683-01-02A | EA PANEL - AIR INTAKE - BLACK                      |
| 3   | 083805-23-000 | EA TRIM - ROOF CAP - 92.1" - BRIGHT WHITE          |
| 4   | 092041-02-03A | EA TRIM - BACKWALL/SIDEWALL - 77.1" - BRIGHT WHITE |
| 5   | 091985-01-07A | EA INSERT - TRIM - .65" WIDE - BRIGHT WHITE        |
| 6   | 134559-01-02B | EA PLATE - FILLER - SIDE RADIATOR - E-COATED       |
| 7   | NOT USED      |  |
| 8   | NOT USED      |  |
| 9   | NOT USED      |  |
| 10  | 118741-06-02B | EA SHIELD - ENGINE/UPPER - E-COATED                |
| 11  | P23280-01-01A | EA SHROUD - CAMERA - INNER                         |

FROM: 00-00-00 THRU: 09-07-03

## EXTERIOR BODY GROUP (CONTINUED)

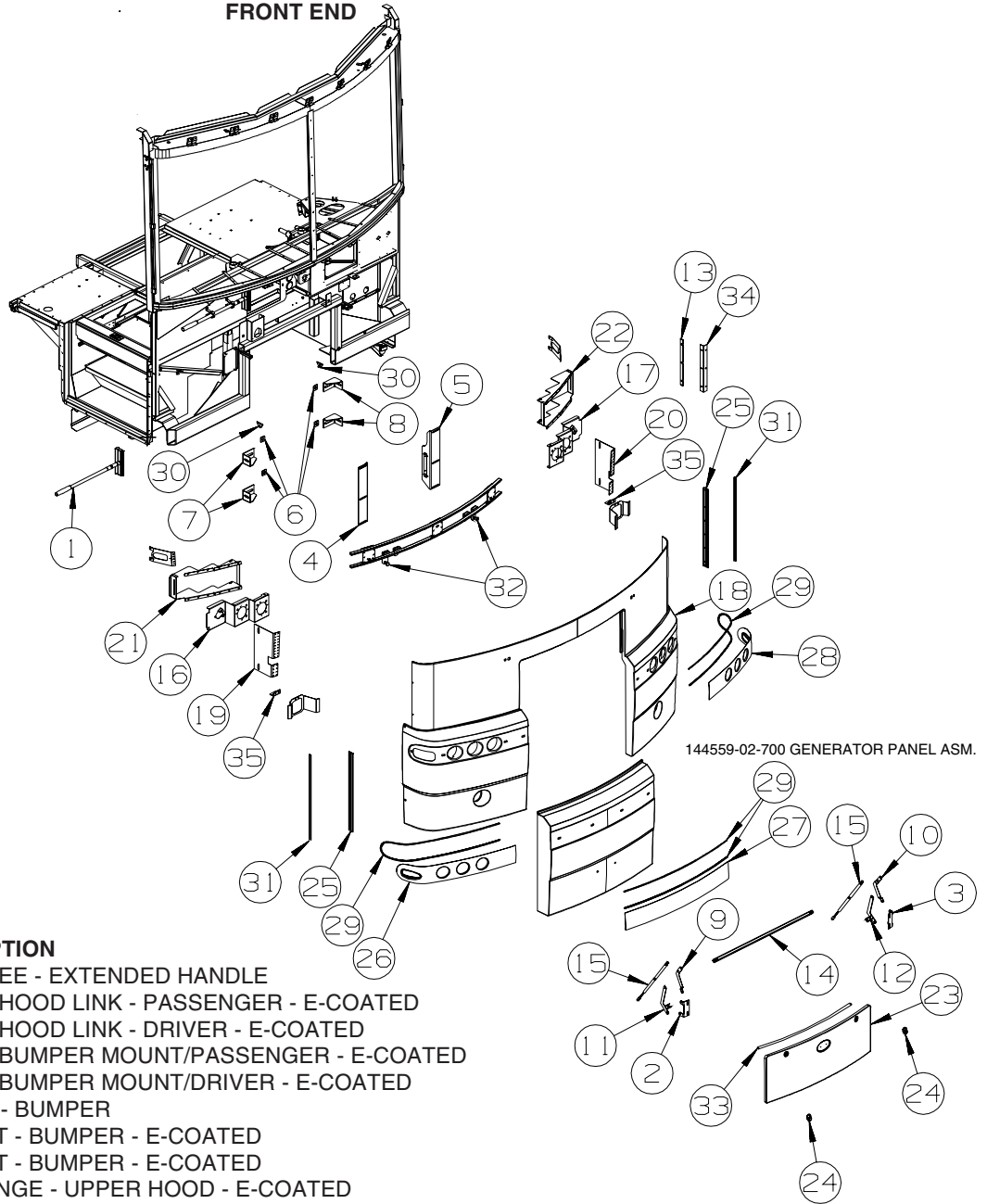
### COMPONENT PARTS FOR PANELS & TRIMS

138827-01-000

| KEY | PART NUMBER   | U/M | DESCRIPTION                  | VENDOR NO. |
|-----|---------------|-----|------------------------------|------------|
|     | 138827-01-700 | EA  | HANDLE - ULTIMATE            | 71211AU    |
|     | 138827-01-701 | EA  | CHIME BOX                    | 71211CB    |
|     | 138827-01-702 | EA  | TOP BRACKET-SS W/TRANSMITTER | 71211BA    |

# EXTERIOR BODY GROUP (CONTINUED)

FRONT END



144559-02-700 GENERATOR PANEL ASM.

| KEY | PART NUMBER   | U/M | DESCRIPTION  |
|-----|---------------|-----|--|
| 1*  | 091955-02-000 | EA  | SQUEEGEE - EXTENDED HANDLE                                 |
| 2   | 113505-01-02B | EA  | ANGLE - HOOD LINK - PASSENGER - E-COATED                   |
| 3   | 113505-02-02B | EA  | ANGLE - HOOD LINK - DRIVER - E-COATED                      |
| 4   | 114396-05-02B | EA  | ANGLE - BUMPER MOUNT/PASSENGER - E-COATED                  |
| 5   | 114396-06-02B | EA  | ANGLE - BUMPER MOUNT/DRIVER - E-COATED                     |
| 6   | 116617-02-02B | EA  | SPACER - BUMPER  |
| 7   | 128455-01-02B | EA  | BRACKET - BUMPER - E-COATED                                |
| 8   | 128455-02-02B | EA  | BRACKET - BUMPER - E-COATED                                |
| 9   | 131661-01-02B | EA  | LINK - HINGE - UPPER HOOD - E-COATED                       |
| 10  | 131661-02-02B | EA  | LINK - HINGE - UPPER HOOD - E-COATED                       |
| 11  | 131662-01-02B | EA  | LINK - HINGE - LOWER HOOD - E-COATED                       |
| 12  | 131662-02-02B | EA  | LINK - HINGE - LOWER HOOD - E-COATED                       |
| 13  | 134417-01-02B | EA  | PLATE/SPACER - FRONT - E-COATED                            |
| 14  | 138814-08-02B | EA  | TUBE-TIMING - HOOD HINGE - 39.2" - E-COATED                |
| 15  | 142569-07-000 | EA  | SPRING/GAS - 20 LB. - 20" EXTENDED/12" COMPRESSED          |
| 16  | 144118-01-02B | EA  | BRACKET/HEADLAMP - E-COATED                                |
| 17  | 144118-02-02B | EA  | BRACKET/HEADLAMP - E-COATED                                |
| 18  | 144625-02-RC0 | EA  | PANEL - FRONT/LOWER - W/HARDWARE                           |
|     |               |     | FROM: 00-00-00 THRU: 04-13-03                              |
| 18  | 144625-04-RC0 | EA  | PANEL - FRONT/LOWER  |
|     |               |     | FROM: 04-14-03 THRU: 99-99-99                              |
| 19  | 131304-01-02B | EA  | SUPPORT - BUMPER - FRONT/PASSENGER - E-COATED              |
| 20  | 131304-02-02B | EA  | SUPPORT - BUMPER - FRONT/DRIVER - E-COATED                 |
| 21  | 144107-01-02B | EA  | SUPPORT - HEADLAMP - E-COATED                              |
| 22  | 144107-02-02B | EA  | SUPPORT - HEADLAMP - E-COATED                              |
| 23  | 129271-01-KQ0 | EA  | HOOD - FRONT - Q-SERIES                                    |
| 24  | 131664-01-01A | EA  | PULL-LOCK, BLACK   |
| 25  | 092041-06-01A | EA  | TRIM - BACKWALL/SIDEWALL - 25.5" - BRIGHT WHITE            |
| 26  | 144748-01-01A | EA  | BEZEL - LOWER/FRONT/RIGHT HAND-BRT BRUSHED STAINLESS STEEL |
| 27  | 144748-02-01A | EA  | BEZEL - LOWER/FRONT/CENTER                                 |

**EXTERIOR BODY GROUP (CONTINUED)**  
**FRONT END (CONTINUED)**

| KEY | PART NUMBER   | U/M | DESCRIPTION  |
|-----|---------------|-----|--|
| 28  | 144748-03-01A | EA  | BEZEL - LOWER/FRONT/LEFT HAND                              |
| 29  | 115870-01-000 | FT  | SEAL/EDGE - TRIM   |
| 30  | 126263-08-02B | EA  | BRACKET - GAS SPRING W/CENTERED BALL STUD - E-COATED       |
| 31  | 091985-01-07A | FT  | INSERT - TRIM - REAR CAP TO SIDEWALL - .66" - BRIGHT WHITE |
| 32  | 058786-01-000 | EA  | BOLT - HOOD ADJUSTMENT - 5/16"-18 X 1.5"-2" - W/BLACK PAD  |
| 33  | 115870-01-000 | FT  | SEAL/EDGE - TRIM   |
| 34  | 113041-03-02B | EA  | ANGLE - BUMPER MOUNT - E-COATED                            |
| 35  | 139686-01-02B | EA  | ANGLE - MOUNT - FOG LAMP - E-COATED                        |
|     | 139685-22-02B | EA  | SUPPORT - FOG LAMP - PASSENGER - E-COATED                  |
|     | 139685-24-02B | EA  | SUPPORT - FOG LAMP - DRIVER - E-COATED                     |

**\*COMPONENT PARTS LISTED LATER IN THIS GROUP**

**COMPONENT PARTS FOR FRONT END**

091955-02-000

| KEY | PART NUMBER   | U/M | DESCRIPTION                 | VENDOR NO. |
|-----|---------------|-----|-----------------------------|------------|
|     | 091955-01-701 | EA  | HANDLE-EXTENSION 24" TO 40" |            |

**LADDER**

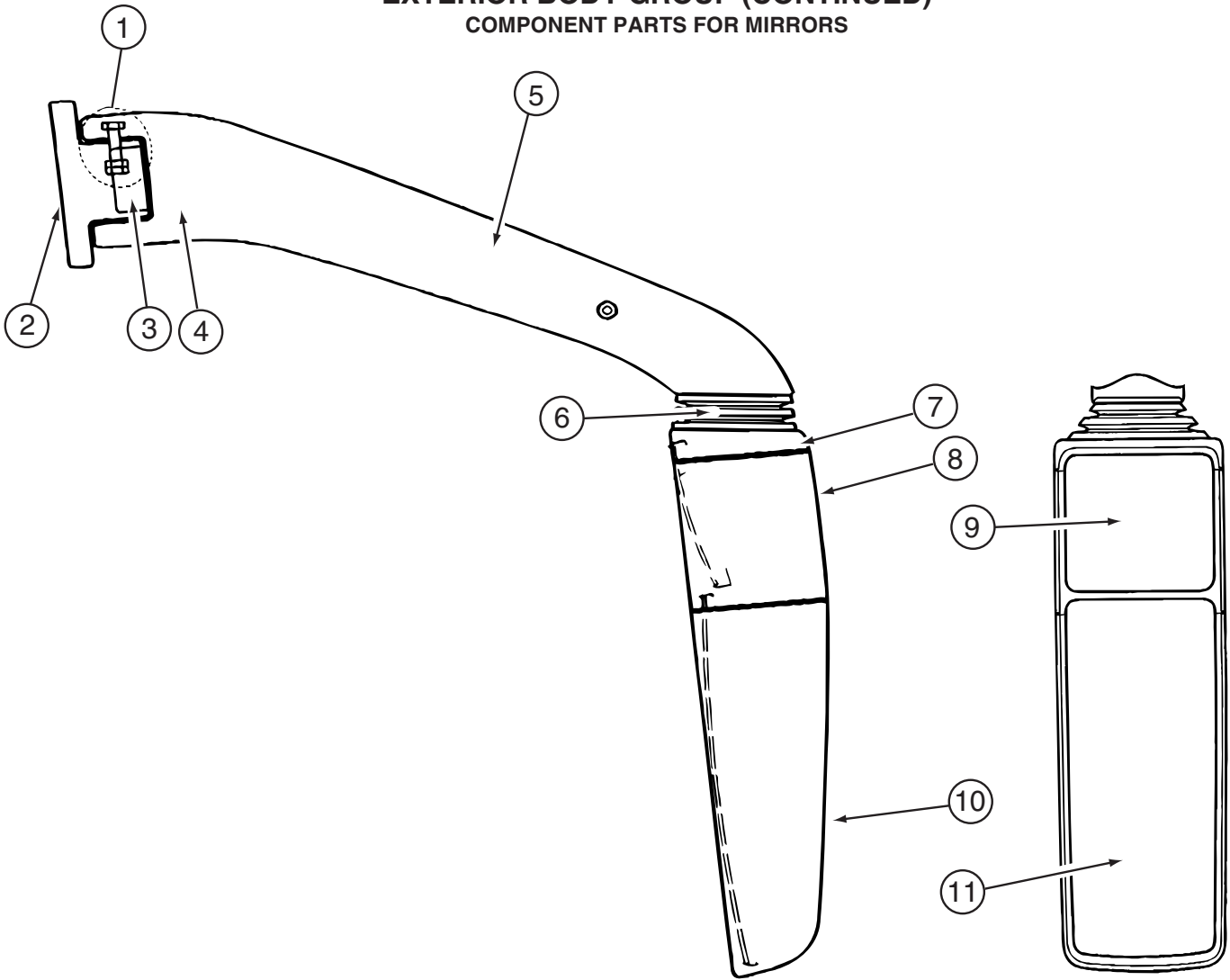
| KEY | PART NUMBER   | U/M | DESCRIPTION  |
|-----|---------------|-----|--|
|     | 130163-01-01A | EA  | LADDER EXTENSION/LOWER - 47.6" - 4 STEP - BRUSHED ALUMINUM |
|     | 130164-01-01A | EA  | LADDER - UPPER - BRUSHED ALUMINUM                          |
|     | 129375-02-000 | EA  | SEAL - LADDER BRACKET                                      |

**MIRRORS**

| KEY | PART NUMBER   | U/M | DESCRIPTION  |
|-----|---------------|-----|--|
| *   | 129656-01-01A | EA  | MIRROR - EXTERIOR REMOTE/HEAT - PASSENGER - SMOOTH SURFACE |
| *   | 129656-02-01A | EA  | MIRROR - EXTERIOR REMOTE/HEAT - DRIVER - SMOOTH SURFACE    |
|     | 129486-01-01A | EA  | SPACER/MIRROR - BLACK                                      |
|     | 129607-05-01A | EA  | BRACKET - WIRE MOUNT                                       |

**\*COMPONENT PARTS LISTED LATER IN THIS GROUP**

**EXTERIOR BODY GROUP (CONTINUED)**  
**COMPONENT PARTS FOR MIRRORS**



**129656-01-01A**

| KEY | PART NUMBER   | U/M | DESCRIPTION                     | VENDOR NO.     |
|-----|---------------|-----|---------------------------------|----------------|
| 1   | 129656-01-700 | EA  | HARDWARE-FASTENING F/HOLDER8HS  | 563 390-00     |
| 2   | 129656-01-703 | EA  | HOLDER ASSEMBLY                 | 9XD 563 637-01 |
| 3   | 129656-01-702 | EA  | CAP                             | 9HD 562 802-01 |
| 4   | 129656-01-701 | EA  | HOLDER/SUPPORT ASSEMBLY         | 9BP 563 482-00 |
| 5   | 129656-01-704 | EA  | COVER - F/ARM ASSEMBLY 551MM    | 8SB 501 246    |
| 6   | 129656-01-705 | EA  | BELLOWS                         | 9GH 562 803-00 |
| 7   | 129656-01-706 | EA  | HOUSING-MIRROR/UPPER SUPPORT    | 9BG 562 812-00 |
| 8   | 129656-01-707 | EA  | HOUSING-MIRROR/CTR SUPPORT      | 9BG 562 813-00 |
| 9   | 129656-01-709 | EA  | MIRROR-CONVEX GLASS/CARRIER     | 9MX 562 846-01 |
| 10  | 129656-01-708 | EA  | HOUSING-MIRROR/LWR SUPPORT      | 9GB 562 814-00 |
| 11  | 129656-01-710 | EA  | MIRROR-FLAT GLASS/CARRIER -PASS | 9MX 562 841-05 |

**129656-02-01A**

| KEY | PART NUMBER   | U/M | DESCRIPTION                  | VENDOR NO.     |
|-----|---------------|-----|------------------------------|----------------|
| 1   | 129656-01-700 | EA  | HARDWARE-FASTENING F/HOLDER  | 8HS 563 390-00 |
| 2   | 129656-01-703 | EA  | HOLDER ASSEMBLY              | 9XD 563 637-01 |
| 3   | 129656-01-702 | EA  | CAP                          | 9HD 562 802-01 |
| 4   | 129656-01-701 | EA  | HOLDER/SUPPORT ASSEMBLY      | 9BP 563 482-00 |
| 5   | 129656-01-704 | EA  | COVER - F/ARM ASSEMBLY 551MM | 9HB 562 824-02 |
| 6   | 129656-01-705 | EA  | BELLOWS                      | 9GH 562 803-00 |
| 7   | 129656-01-706 | EA  | HOUSING-MIRROR/UPPER SUPPORT | 9BG 562 812-00 |
| 8   | 129656-01-707 | EA  | HOUSING-MIRROR/CTR SUPPORT   | 9BG 562 813-00 |
| 9   | 129656-01-709 | EA  | MIRROR-CONVEX GLASS/CARRIER  | 9MX 562 846-01 |
| 10  | 129656-01-708 | EA  | HOUSING-MIRROR/LWR SUPPORT   | 9GB 562 814-00 |
| 11  | 129656-02-700 | EA  | MIRROR-CONVEX                | 9MX 562 841-01 |



**EXTERIOR BODY GROUP (CONTINUED)**  
**STRUCTURAL COMPONENTS**

| <b>KEY</b> | <b>PART NUMBER</b> | <b>U/M</b> | <b>DESCRIPTION</b>   |
|------------|--------------------|------------|--|
|            | 068716-01-001      | EA         | BRACE - 90 DEGREE - L-ANGLE - 16'                          |
|            | 076054-Y2-000      | EA         | FIBERGLASS SHEET - 102" X 320.9" - BRIGHT WHITE            |
|            | 076054-Z3-000      | EA         | FIBERGLASS SHEET - 102" X 93.9" - ROOF/SIDEWALL - BRT WHT  |
|            | 089297-01-000      | SF         | PLYWOOD - LUAN - OVERLAY GRADE - 4' X 8'                   |
|            | 089297-02-000      | SF         | PLYWOOD - LUAN - OVERLAY GRADE - 4' X 9'                   |
|            | 100619-01-000      | BF         | FOAM - EXPANDED POLYSTYRENE - 1.34" X 48" X 96"            |
|            | 100619-02-000      | BF         | FOAM - EXPANDED POLYSTYRENE - 1.5" X 48" X 96"             |
|            | 100619-04-000      | BF         | FOAM - EXPANDED POLYSTYRENE - .5" X 48" X 96"              |
|            | 100619-05-000      | BF         | FOAM - EXPANDED POLYSTYRENE - .75" X 48" X 96"-1.5"DENSITY |
|            | 100619-11-000      | BF         | FOAM - EXPANDED POLYSTYRENE-.2" X 48" X 96"-2" DENSITY     |
|            | 100619-13-000      | BF         | FOAM - EXPANDED POLYSTYRENE-.34" X 34.7" X 96"-2" DENSITY  |
|            | 100619-16-000      | BF         | FOAM - EXPANDED POLYSTYRENE - .75" X 48" X 96"-2" DENSITY  |
|            | 100619-27-000      | BF         | FOAM - EXPANDED POLYSTYRENE - 3" X 48" X 92.8"             |
|            | 108535-05-03A      | SF         | FIBERGLASS SHEET - 108" X 500' ROLL - BRIGHT WHITE         |
|            | 113192-06-01A      | EA         | FIBERGLASS/LUAN LAMINATED SHEET-79"X446" - HIGH GLOSS-B/W  |
|            | 116942-03-01A      | LB         | ALUMINUM - .7" X 40" X 158"                                |
|            | 120107-01-000      | EA         | FOAM - ROOF COVE - 2.8" X 96" LONG                         |
|            | 120107-02-000      | EA         | FOAM - PLUG - ROOF TUBE - 2.2" X 2.9" X 1.8" LONG          |
|            | 120107-03-000      | EA         | FOAM - PLUG - SIDEWALL TUBE - 1.2" X 2.1" X 1.8" LONG      |
|            | 120107-07-000      | EA         | FOAM - ROOF COVE   |
|            | 120107-08-000      | EA         | FOAM - PLUG - ROOF TUBE                                    |
|            | 128782-03-01A      | EA         | FIBERGLASS SHEET - 26.1" X 68.2" - HIGH GLOSS/SLIDEOUT-B/W |
|            | 128782-08-01A      | EA         | FIBERGLASS SHEET - 22" X 68.3" - HIGH GLOSS - BRIGHT WHITE |
|            | 128782-09-01A      | EA         | FIBERGLASS SHEET - 31" X 68.2" - HIGH GLOSS - BRIGHT WHITE |

# EXTERIOR BODY GROUP (CONTINUED)

## AWNINGS

### ULTIMATE ADVANTAGE PATIO AWNINGS

| MODEL | COLOR CODE                         | AWNING COLOR  | HARDWARE COLOR | PATIO ROLLER  | AWNING LENGTH | PATIO HARDWARE | PATIO ELECTRICAL KIT |
|-------|------------------------------------|---------------|----------------|---------------|---------------|----------------|----------------------|
| Q40E  | SAPPHIRE 27A                       | SAPPHIRE BLUE | SILVER SKY     | 137148-04-13K | 20'           | 137148-09-11A  | 137148-11-01A        |
| Q40K  | SAPPHIRE 27A BEDROOM W/LAVATORY    | SAPPHIRE BLUE | SILVER SKY     | 137148-08-13K | 21'           | 137148-10-11A  | 137148-11-01A        |
| Q40K  | SAPPHIRE 27A BEDROOM W/DRESSER     | SAPPHIRE BLUE | SILVER SKY     | 137148-05-13K | 19'           | 137148-10-11A  | 137148-11-01A        |
| Q40E  | FIELD STONE 92A                    | CHARCOAL GREY | CANVAS BEIGE   | 137148-04-04L | 20'           | 137148-09-09A  | 137148-11-01A        |
| Q40K  | FIELD STONE 92A BEDROOM W/LAVATORY | CHARCOAL GREY | CANVAS BEIGE   | 137148-08-04L | 21'           | 137148-10-09A  | 137148-11-01A        |
| Q40K  | FIELD STONE 92A BEDROOM W/DRESSOR  | CHARCOAL GREY | CANVAS BEIGE   | 137148-05-04L | 19'           | 137148-10-09A  | 137148-11-01A        |
| Q40E  | GRAPHITE 24C                       | CHARCOAL GREY | ANTHRACITE     | 137148-04-04M | 20'           | 137148-09-10A  | 137148-11-01A        |
| Q40K  | GRAPHITE 24C BEDROOM W/LAVATORY    | CHARCOAL GREY | ANTHRACITE     | 137148-08-04M | 21'           | 137148-10-10A  | 137148-11-01A        |
| Q40K  | GRAPHITE 24C BEDROOM W/DRESSOR     | CHARCOAL GREY | ANTHRACITE     | 137148-05-04M | 19'           | 137148-10-10A  | 137148-11-01A        |

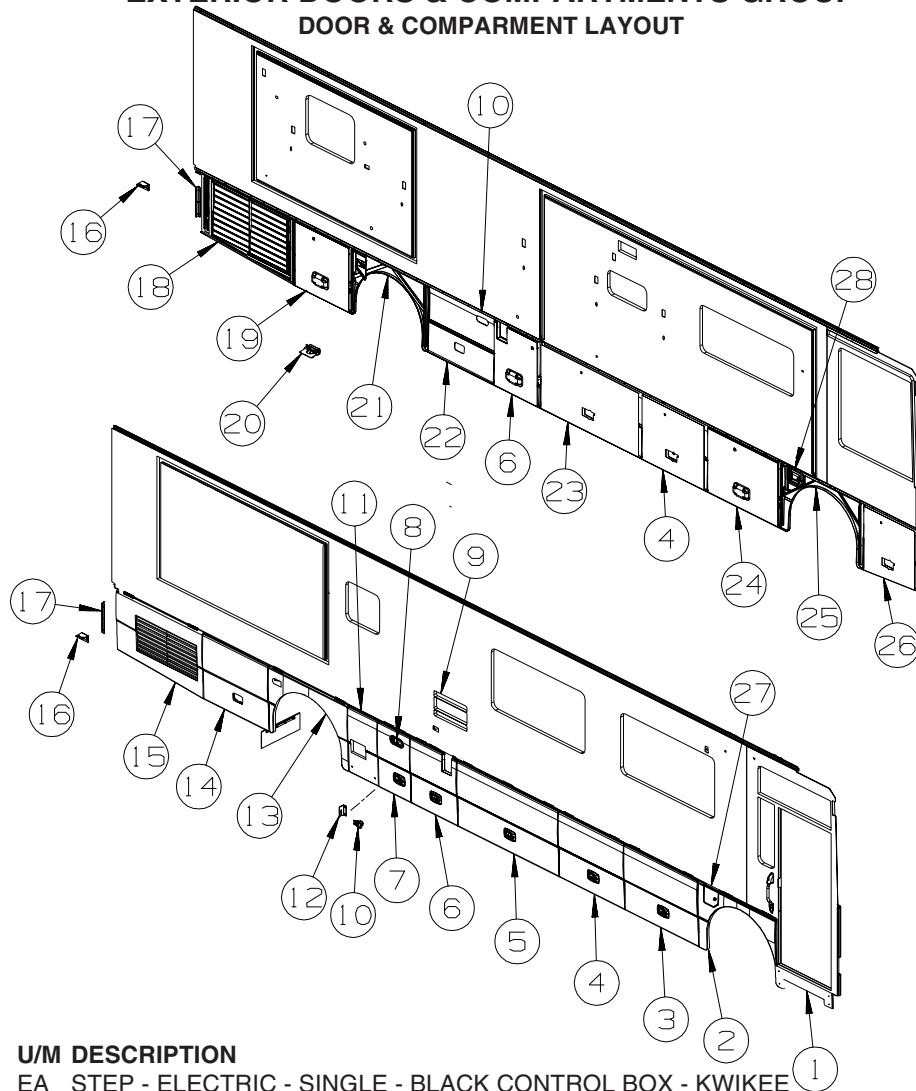
| KEY | PART NUMBER   | U/M | DESCRIPTION  |
|-----|---------------|-----|--|
|     | 113874-12-01A | EA  | SCREW/LAG - AWNING - 1/4" X 2 3/4" STAINLESS STEEL         |
|     | 136770-03-02A | EA  | SPACER - AWNING - 2" - BLACK                               |
|     | 137029-02-02A | EA  | BRACKET - AWNING - BLACK                                   |
|     | 137148-03-01A | EA  | ELECTRICAL OUTLET ASSEMBLY - F/1 TOUCH AWNING              |
|     | 137148-11-01A | EA  | ELECTRICAL OUTLET ASM(CONTROL BOX KIT) AUTO RETRACT/REWIND |

### ENTRY DOOR AND WINDOW AWNINGS

| MODEL                            | Q40E          | Q40K BEDROOM W/LAVATORY | Q40K BEDROOM W/DRESSER |
|----------------------------------|---------------|-------------------------|------------------------|
| <b>COLOR CODE</b><br>FIELD STONE | 92A           | 92A                     | 92A                    |
| <b>DOOR</b>                      | 143185-02-04L | 143185-02-04L           | 143185-02-04L          |
| <b>WINDOW LT FT ROLLER</b>       | 130485-06-04L | 130485-06-04L           | 130485-06-04L          |
| <b>WINDOW LT FT HDW</b>          | 130485-01-09A | 130485-01-09A           | 130485-01-09A          |
| <b>WINDOW LT MID ROLLER</b>      | NA            | 130485-02-04L           | 130485-02-04L          |
| <b>WINDOW LT MID HDW</b>         | NA            | 130485-01-09A           | 130485-01-09A          |
| <b>WINDOW LT RR ROLLER</b>       | 130485-02-04L | NA                      | NA                     |
| <b>WINDOW LT RR HDW</b>          | 130485-01-09A | NA                      | NA                     |
| <b>WINDOW RT RR ROLLER</b>       | NA            | 134483-02-04L           | 134483-05-04L          |
| <b>WINDOW RT RR HDW</b>          | NA            | 134483-01-09A           | 134483-01-09A          |
| <b>COLOR CODE</b><br>GRAPHITE    | 24C           | 24C                     | 24C                    |
| <b>DOOR</b>                      | 143185-02-04M | 143185-02-04M           | 143185-02-04M          |
| <b>WINDOW LT FT ROLLER</b>       | 130485-06-04M | 130485-06-04M           | 130485-06-04M          |
| <b>WINDOW LT FT HDW</b>          | 130485-01-10A | 130485-01-10A           | 130485-01-10A          |
| <b>WINDOW LT MID ROLLER</b>      | NA            | 130485-02-04M           | 130485-02-04M          |
| <b>WINDOW LT MID HDW</b>         | NA            | 130485-01-10A           | 130485-01-10A          |
| <b>WINDOW LT RR ROLLER</b>       | 130485-02-04M | NA                      | NA                     |
| <b>WINDOW LT RR HDW</b>          | 130485-01-10A | NA                      | NA                     |
| <b>WINDOW RT RR ROLLER</b>       | NA            | 134483-02-04M           | 134483-05-04M          |
| <b>WINDOW RT RR HDW</b>          | NA            | 134483-01-10A           | 134483-01-10A          |
| <b>COLOR CODE</b><br>SAPPHIRE    | 27A           | 27A                     | 27A                    |
| <b>DOOR</b>                      | 143185-02-13K | 143185-02-13K           | 143185-02-13K          |
| <b>WINDOW LT FT ROLLER</b>       | 130485-06-13K | 130485-06-13K           | 130485-06-13K          |
| <b>WINDOW LT FT HDW</b>          | 130485-01-11A | 130485-01-11A           | 130485-01-11A          |
| <b>WINDOW LT MID ROLLER</b>      | NA            | 130485-02-13K           | 130485-02-13K          |
| <b>WINDOW LT MID HDW</b>         | NA            | 130485-01-11A           | 130485-01-11A          |
| <b>WINDOW LT RR ROLLER</b>       | 130485-02-13K | NA                      | NA                     |
| <b>WINDOW LT RR HDW</b>          | 130485-01-11A | NA                      | NA                     |
| <b>WINDOW RT RR ROLLER</b>       | NA            | 134483-02-13K           | 134483-05-13K          |
| <b>WINDOW RT RR HDW</b>          | NA            | 134483-01-11A           | 134483-01-11A          |

## EXTERIOR DOORS & COMPARTMENTS GROUP

### DOOR & COMPARTMENT LAYOUT



| KEY | PART NUMBER   | U/M | DESCRIPTION   |
|-----|---------------|-----|---|
| 1*  | 094708-03-01A | EA  | STEP - ELECTRIC - SINGLE - BLACK CONTROL BOX - KWIKEE     |
| 2   | 146666-01-RC0 | EA  | WHEEL LIP - FRONT   |
|     | 129116-01-01A | EA  | HINGE - SINGLE PIVOT - MILL                               |
| 3   | 141909-09-PC0 | EA  | VALANCE/DOOR - W/O PADDLE LATCH - 45.2" X 33.6"           |
|     | 142569-04-000 | EA  | SPRING/GAS - 67 LB. - 21.1" EXTENDED/13.3"COMPRESSED      |
| 4   | 141909-05-PC0 | EA  | VALANCE/DOOR - W/O PADDLE LATCH - 40" X 33.6"             |
|     | 142569-04-000 | EA  | SPRING/GAS - 67 LB. - 21.1" EXTENDED/13.3"COMPRESSED      |
| 5   | 141909-10-PC0 | EA  | VALANCE/DOOR - W/O PADDLE LATCH - 62" X 33.6"             |
|     | 142569-10-000 | EA  | SPRING/GAS - 45 LB. - 18.6" EXTENDED/10.8"COMPRESSED      |
| 6   | 141909-19-RA0 | EA  | VALANCE/DOOR - W/O PADDLE LATCH                           |
|     | 121677-02-02b | EA  | HINGE - SINGLE/PIVOT - E-COATED                           |
|     | 142569-02-000 | EA  | SPRING/GAS - 67 LB. - 21.1" EXTENDED/13.3"COMPRESSED      |
|     |               |     | FROM: 00-00-00 THRU: 09-02-03                             |
|     | 142569-03-000 | EA  | SPRING/GAS - 100 LB. - 21" EXTENDED/12"COMPRESSED         |
|     |               |     | FROM: 09-03-03 THRU: 99-99-99                             |
| 7   | 141909-01-PC0 | EA  | VALANCE/DOOR - W/O PAD LATCH 21.7" X 33.6"-W/LIGHT POCKET |
|     | 142569-04-000 | EA  | SPRING/GAS - 67 LB. - 21.1" EXTENDED/13.3"COMPRESSED      |
| 8   | 113598-02-01A | EA  | POCKET - LIGHT - SIDE MARKER                              |
| 9*  | 084103-08-000 | EA  | DOOR - VENT - REFRIGERATOR - W/O JAMB - BRIGHT WHITE      |
|     | 084104-08-000 | EA  | JAMB - VENT DOOR/REFRIGERATOR - BRIGHT WHITE              |
| 10  | 115792-03-02A | EA  | COVER - WIRE - WHITE                                      |
| 11  | 132057-02-K90 | EA  | VALANCE/PANEL - W/O LATCH/HINGE - 18" X 33.6"             |
|     | 107721-08-000 | FT  | SEAL - ACCESS DOOR - .9"WIDE X .9"HIGH                    |
| *   | 110506-A1-000 | EA  | LOCK ASM-TWIST,17.65MM                                    |
|     | 110506-50-000 | EA  | CASE/CYLINDER - TWIST LATCH - W/O CAM - .65" - 596952     |
|     | 110506-60-000 | EA  | CAM - LATCHING - STRAIGHT 2.4"                            |
|     | 129116-01-01A | EA  | HINGE - SINGLE PIVOT - MILL                               |
| 12  | 132585-01-02B | EA  | BRACKET - CATCH - VALANCE DOOR - E-COATED                 |

**EXTERIOR DOORS & COMPARTMENTS GROUP (CONTINUED)**  
**DOOR & COMPARTMENT LAYOUT (CONTINUED)**

| <b>KEY</b> | <b>PART NUMBER</b> | <b>U/M</b> | <b>DESCRIPTION</b>   |
|------------|--------------------|------------|--|
| 13         | P28911-06-PC0      | EA         | WHEEL LIP - REAR - W/LIGHT                                 |
|            | 129116-01-01A      | EA         | HINGE - SINGLE PIVOT - MILL                                |
| 14         | 141909-05-PC0      | EA         | VALANCE/DOOR - W/O PADDLE LATCH - 40" X 33.6"              |
|            | 142569-10-000      | EA         | SPRING/GAS - 45 LB. - 18.6" EXTENDED/10.8"COMPRESSED       |
|            | 076767-14-000      | EA         | CABLE - STAINLESS STEEL - 14.9"                            |
| 15         | 138059-01-N94      | EA         | VALANCE/DOOR   |
| 16         | 140309-03-02B      | EA         | ANGLE - FURNACE DOOR - E-COATED                            |
| 17         | 113041-03-02B      | EA         | ANGLE - BUMPER MOUNT - E-COATED                            |
| 18         | 134737-01-L94      | EA         | VALANCE/PANEL - DRIVER W/GRILLE - 30.1" X 56.6" X 33.2"    |
| 19         | 141909-04-PC0      | EA         | VALANCE/DOOR - W/O PADDLE LATCH - 34.9" X 33.6"            |
|            | 142569-02-000      | EA         | SPRING/GAS - 67 LB. - 21.1" EXTENDED/13.3"COMPRESSED       |
| 20         | 142226-01-01A      | EA         | HATCH - POWER  |
| 21         | P28911-05-PC0      | EA         | WHEEL LIP - REAR - W/LIGHT                                 |
|            | 129116-01-01A      | EA         | HINGE - SINGLE PIVOT - MILL                                |
| 22         | 141909-06-PC0      | EA         | VALANCE/DOOR-DRVR W/O PAD LATCH-40" X 33.6"-W/LIGHT POCKET |
|            | 142569-04-000      | EA         | SPRING/GAS - 67 LB. - 21.1" EXTENDED/12.6"COMPRESSED       |
| 23         | 141909-10-PC0      | EA         | VALANCE/DOOR - W/O PADDLE LATCH - 62" X 33.6"              |
|            | 142569-04-000      | EA         | SPRING/GAS - 67 LB. - 21.1" EXTENDED/13.3"COMPRESSED       |
| 24         | 141909-08-PC0      | EA         | VALANCE/DOOR - W/O PADDLE LATCH - 45.2" X 33.6"            |
|            | 142569-04-000      | EA         | SPRING/GAS - 67 LB. - 21.1" EXTENDED/13.3"COMPRESSED       |
| 25         | 146666-02-RC0      | EA         | WHEEL LIP - FRONT  |
|            | 129116-01-01A      | EA         | HINGE - SINGLE PIVOT - MILL                                |
| 26         | 141909-12-PC0      | EA         | VALANCE/DOOR - DRVR W/O PAD LATCH - 33.6" X 33.2" X 30.8"  |
|            | 142569-04-000      | EA         | SPRING/GAS - 67 LB. - 21.1" EXTENDED/13.3"COMPRESSED       |
| 27         | 146668-01-RC0      | EA         | DOOR W/JAMB - FUEL FILL - W/O LOCK - BLACK                 |
|            | 121677-01-01A      | EA         | HINGE - SINGLE PIVOT                                       |
|            | 138290-01-000      | EA         | CASE - W/CAM - W/O CYLINDER/KEY                            |
| 28         | 146668-02-RC0      | EA         | DOOR W/JAMB - FUEL FILL - W/O LOCK - BLACK                 |
|            | 121677-01-01A      | EA         | HINGE - SINGLE PIVOT                                       |
|            | 138290-01-000      | EA         | CASE - W/CAM - W/O CYLINDER/KEY                            |
|            | 138292-01-000      | EA         | SEAL - LOCK CYLINDER                                       |
|            | P38289-01-000      | EA         | LOCK ASM W/O MASTER,01-10                                  |
|            | 138289-01-000      | EA         | CYLINDER - LOCKING   |
|            | 138289-02-000      | EA         | CYLINDER - LOCKING   |
|            | 138289-03-000      | EA         | CYLINDER - LOCKING   |
|            | 138289-04-000      | EA         | CYLINDER - LOCKING   |
|            | 138289-05-000      | EA         | CYLINDER - LOCKING   |
|            | 138289-06-000      | EA         | CYLINDER - LOCKING   |
|            | 138289-07-000      | EA         | CYLINDER - LOCKING   |
|            | 138289-08-000      | EA         | CYLINDER - LOCKING   |
|            | 138289-09-000      | EA         | CYLINDER - LOCKING   |
|            | 138289-10-000      | EA         | CYLINDER - LOCKING   |
|            | 138288-01-000      | EA         | KEY - REVERSIBLE - #1151 - T/M 16169-02-3091               |
|            | 138288-02-000      | EA         | KEY - REVERSIBLE - #1152 - T/M 16169-02-3092               |
|            | 138288-03-000      | EA         | KEY - REVERSIBLE - #1153 - T/M 16169-02-3093               |
|            | 138288-04-000      | EA         | KEY - REVERSIBLE - #1154 - T/M 16169-02-3094               |
|            | 138288-05-000      | EA         | KEY - REVERSIBLE - #1155 - T/M 16169-02-3095               |
|            | 138288-06-000      | EA         | KEY - REVERSIBLE - #1156 - T/M 16169-02-3096               |
|            | 138288-07-000      | EA         | KEY - REVERSIBLE - #1157 - T/M 16169-02-3097               |
|            | 138288-08-000      | EA         | KEY - REVERSIBLE - #1158 - T/M 16169-02-3098               |
|            | 138288-09-000      | EA         | KEY - REVERSIBLE - #1159 - T/M 16169-02-3099               |
|            | 138288-10-000      | EA         | KEY - REVERSIBLE - #1150 - T/M 16169-02-3100               |

**\*COMPONENT PARTS LISTED LATER IN THIS GROUP**

## EXTERIOR DOORS & COMPARTMENTS GROUP (CONTINUED)

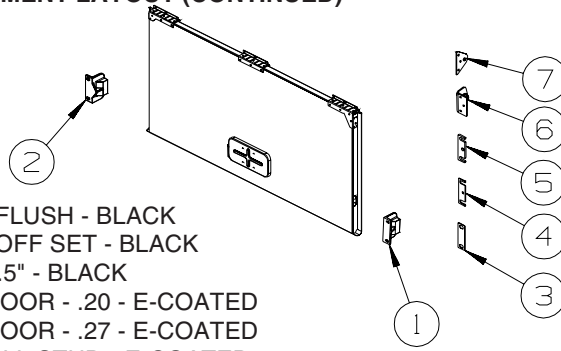
### DOOR & COMPARTMENT LAYOUT (CONTINUED)

**KEY PART NUMBER**

- 1 130053-01-01A
- 2 130053-02-01A
- 3 143793-01-01A
- 4 120494-03-02B
- 5 120494-04-02B
- 6 126263-05-02B
- 7 126263-08-02B

**U/M DESCRIPTION**

- EA STRIKER - LUGGAGE DOOR - FLUSH - BLACK
- EA STRIKER - LUGGAGE DOOR - OFF SET - BLACK
- EA SHIM/STRIKER - LUGGAGE - 1.5" - BLACK
- EA SHIM - STRIKER - LUGGAGE DOOR - .20 - E-COATED
- EA SHIM - STRIKER - LUGGAGE DOOR - .27 - E-COATED
- EA BRACKET - GAS SPRING W/BALL STUD - E-COATED
- EA BRACKET - GAS SPRING W/CENTERED BALL STUD - E-COATED

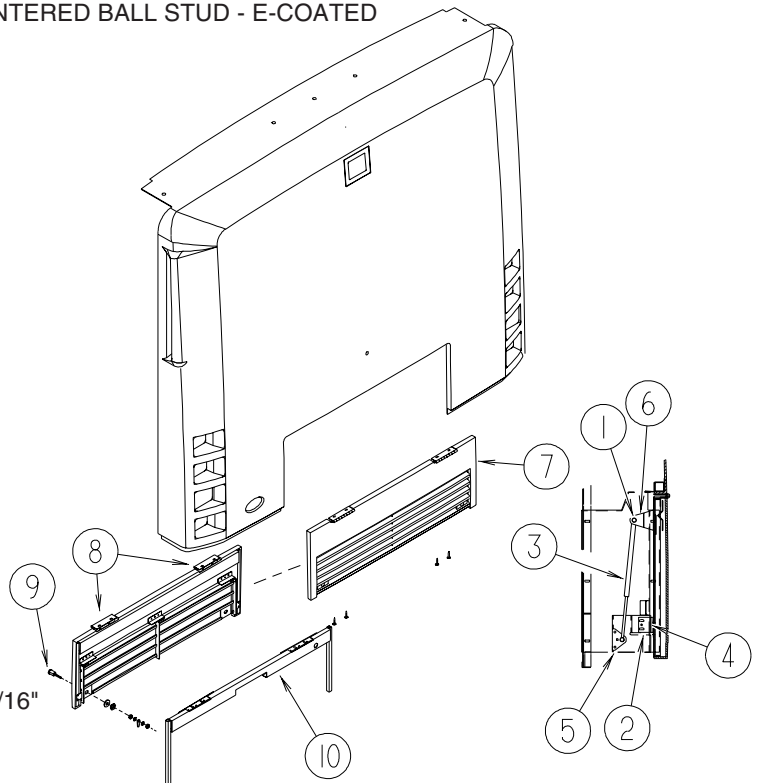


**KEY PART NUMBER**

- 1 057460-02-000
- 2 107719-01-01A
- 3 142569-08-000
- 4 118931-01-02B
- 5 126263-08-02B
- 6 126263-10-02B
- 7 129786-01-K90
- 8 102325-02-07A
- 9 102330-02-000
- 10 113310-03-02B

**U/M DESCRIPTION**

- EA BALL STUD - F/GAS SPRING - 5/16"
- EA STRIKE - VALANCE DOOR
- EA SPRING - GAS - 18.5"/45 LB
- EA SHIM - STRIKER - DOOR
- EA BRACKET - GAS SPRING W/CENTERED BALL STUD - E-COATED
- EA BRACKET - GAS SPRING W/BALL STUD - E-COATED
- EA DOOR - REAR ENGINE
- EA HINGE/TRUNK DOOR - 6" W/.6" OFF SET - BRIGHT WHITE
- EA LATCH - VISE ACTION/KEY OPERATED
- EA FRAME - DOOR/REAR ENGINE - E-COATED



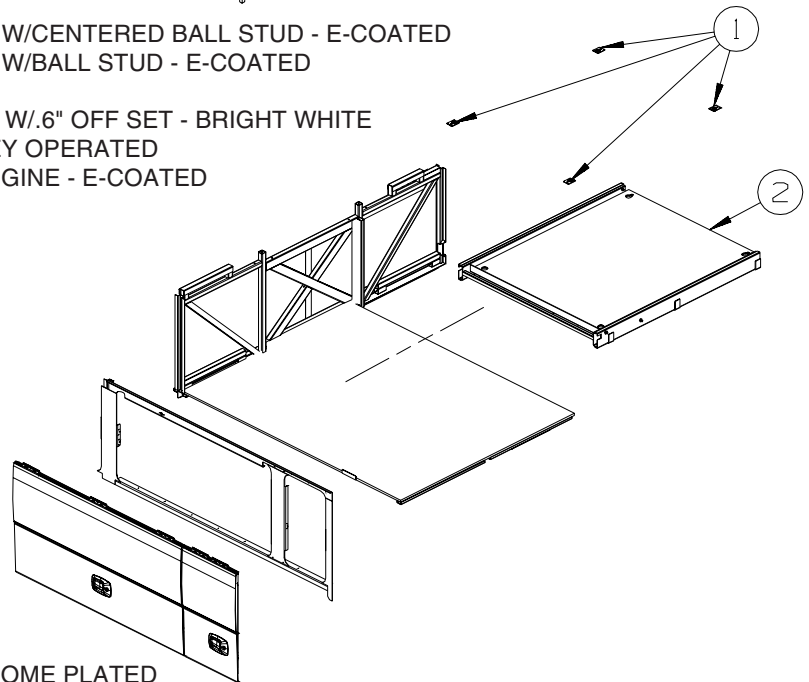
**KEY PART NUMBER**

- 1 130838-01-01A
- 2\* 131682-01-01A

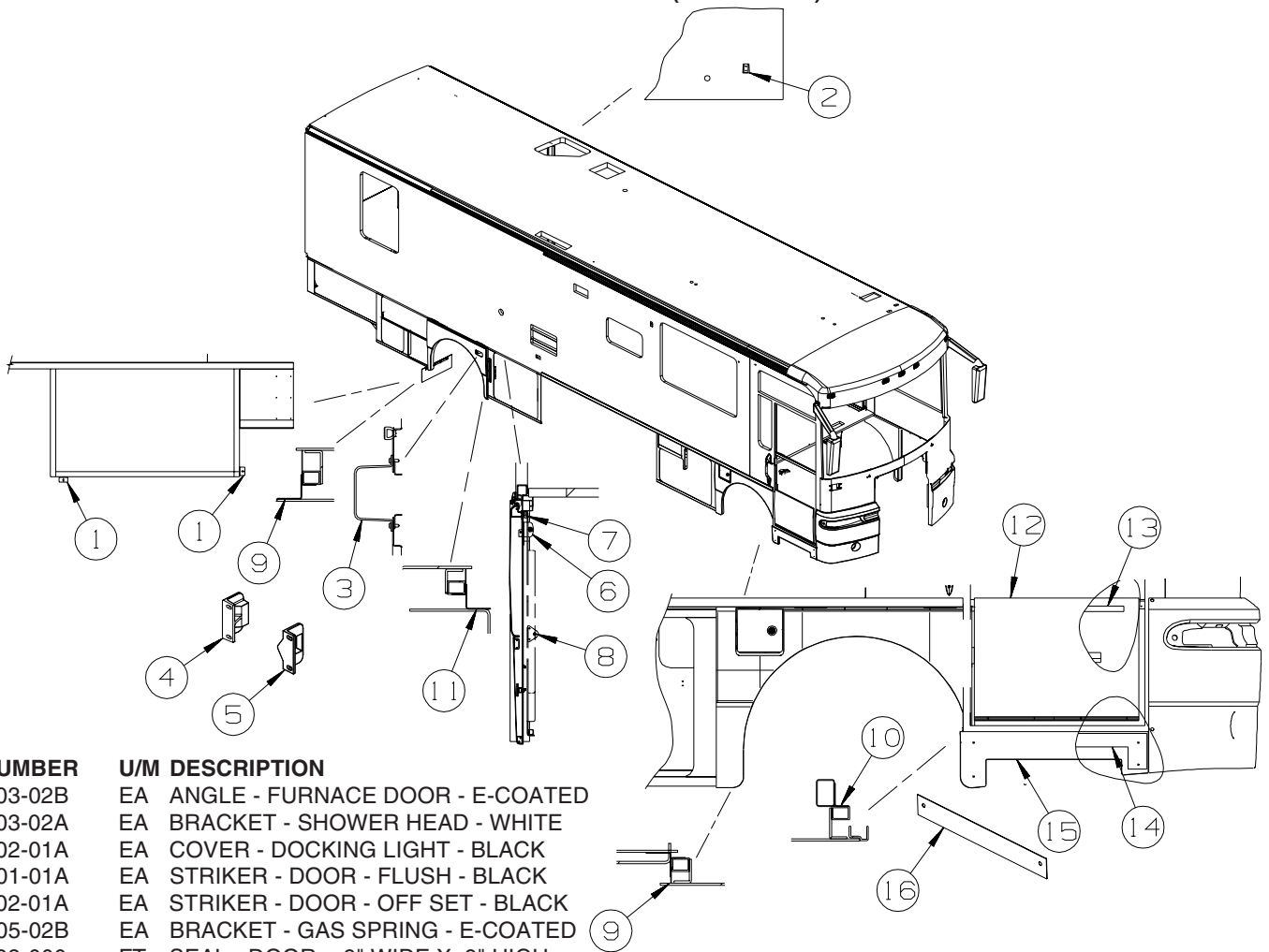
**U/M DESCRIPTION**

- EA RING - FLUSH LIFT - CHROME PLATED
- EA SLIDE W/2 TRIM ANGLES/FLOOR MOUNT

\*COMPONENT PARTS LISTED LATER IN THIS GROUP



**EXTERIOR DOORS & COMPARTMENTS GROUP (CONTINUED)**  
**DOOR & COMPARTMENT LAYOUT (CONTINUED)**

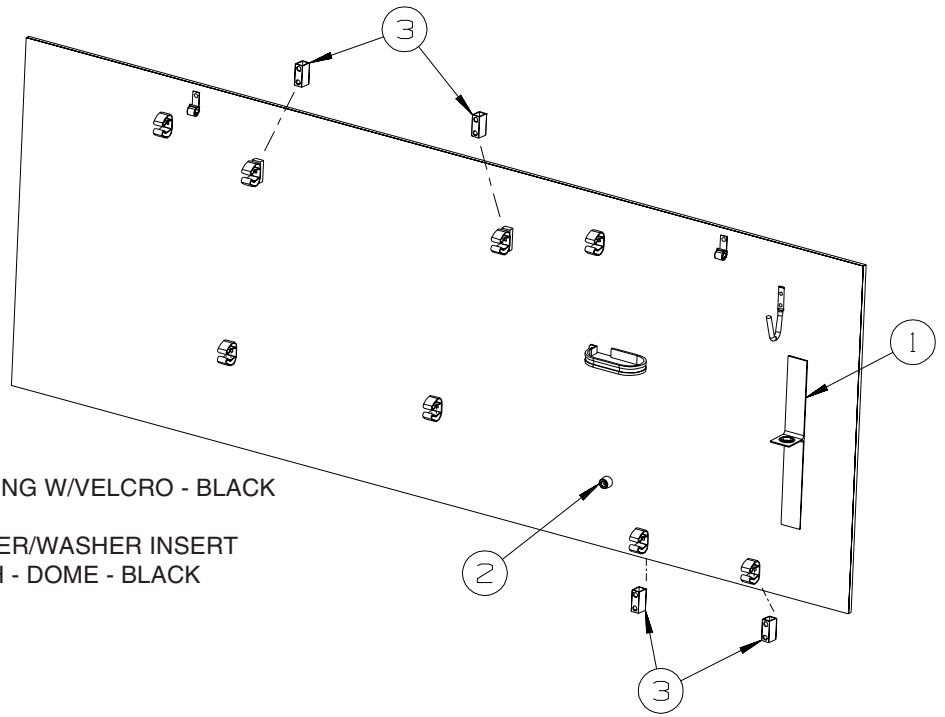


| KEY | PART NUMBER   | U/M | DESCRIPTION  |
|-----|---------------|-----|--|
| 1   | 140309-03-02B | EA  | ANGLE - FURNACE DOOR - E-COATED                      |
| 2   | 131383-03-02A | EA  | BRACKET - SHOWER HEAD - WHITE                        |
| 3   | 129301-02-01A | EA  | COVER - DOCKING LIGHT - BLACK                        |
| 4   | 130053-01-01A | EA  | STRIKER - DOOR - FLUSH - BLACK                       |
| 5   | 130053-02-01A | EA  | STRIKER - DOOR - OFF SET - BLACK                     |
| 6   | 126263-05-02B | EA  | BRACKET - GAS SPRING - E-COATED                      |
| 7   | 107721-08-000 | FT  | SEAL - DOOR - .9" WIDE X .9" HIGH                    |
| 8   | 126263-08-02B | EA  | BRACKET - GAS SPRING W/CENTERED BALL STUD - E-COATED |
| 9   | 113041-03-02B | EA  | ANGLE - BUMPER MOUNT - E-COATED                      |
| 10  | 113041-12-02B | EA  | ANGLE - BUMPER MOUNT - E-COATED                      |
| 11  | 113904-07-02B | EA  | ANGLE - ATTACHMENT/WHEEL LIP - 8" - E-COAT           |
| 12  | 130044-02-KQ0 | EA  | PANEL/VALANCE - ENTRY DOOR - W/O HARDWARE            |
| 13  | 130034-01-02B | EA  | CLIP - TRIM - E-COATED                               |
| 14  | 134125-03-02B | EA  | SUPPORT - DOOR/VALANCE - E-COATED                    |
| 15  | 146671-02-RC0 | EA  | PANEL - ENTRANCE DOOR/LOWER                          |
| 16  | 143362-01-02B | EA  | CLIP - TRIM - E-COATED                               |
| 16  | 143362-03-02B | EA  | CLIP - TRIM - E-COATED                               |

FROM: 00-00-00 THRU: 09-28-03

FROM: 09-09-03 THRU: 99-99-99

**EXTERIOR DOORS & COMPARTMENTS GROUP (CONTINUED)**  
**DOOR & COMPARTMENT LAYOUT (CONTINUED)**



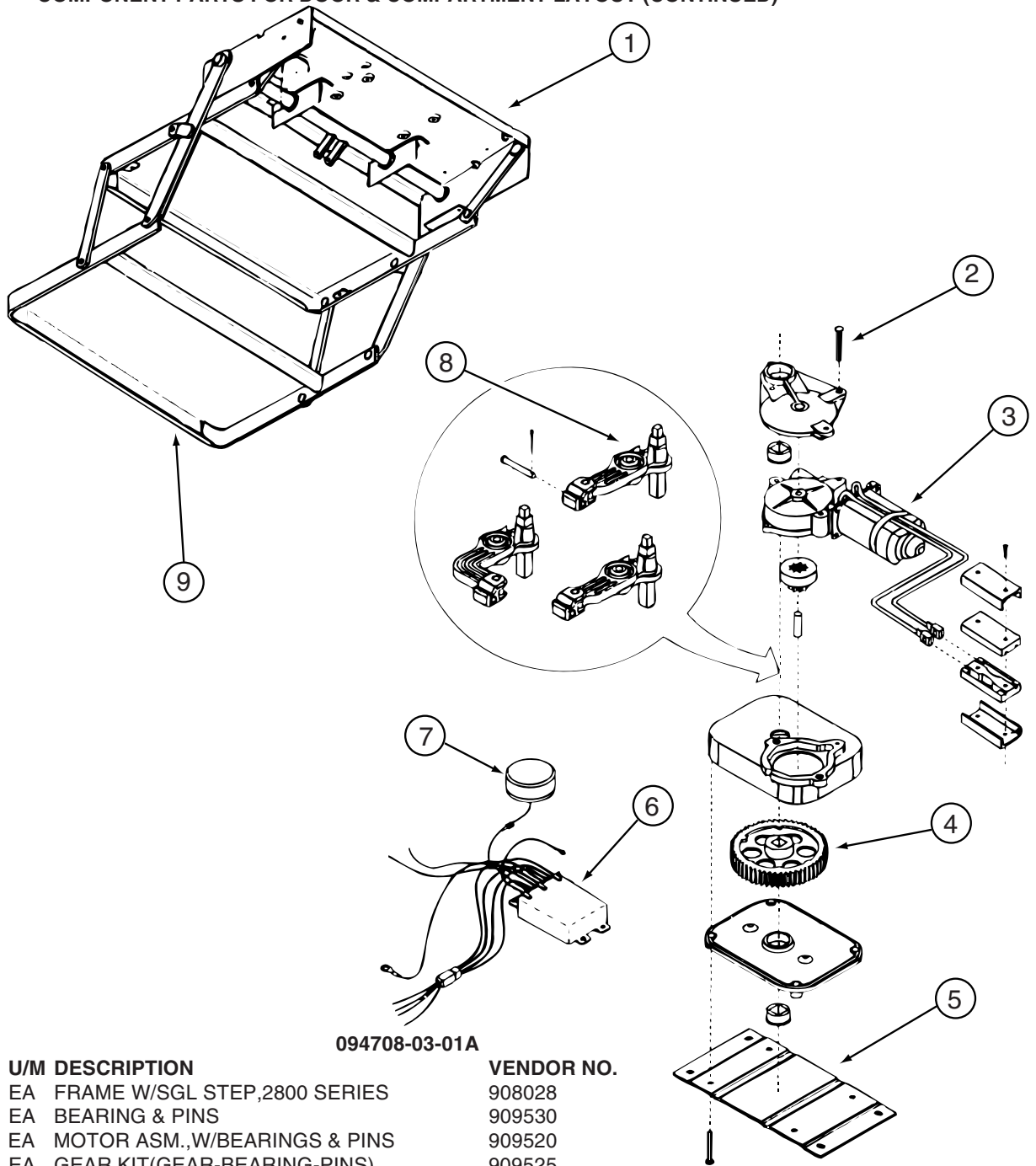
| KEY | PART NUMBER   | U/M | DESCRIPTION                        |
|-----|---------------|-----|------------------------------------|
| 1   | 143505-01-01A | EA  | STRAP - RETAINING W/VELCRO - BLACK |
|     | 143506-01-000 | EA  | HOOK - J                           |
| 2   | 117047-01-000 | EA  | BUMPER - RUBBER/WASHER INSERT      |
| 3   | 128131-01-01A | EA  | SPACER/SWITCH - DOME - BLACK       |

**COMPONENT PARTS FOR DOOR & COMPARTMENT LAYOUT**

084103-08-000

| KEY | PART NUMBER   | U/M | DESCRIPTION           | VENDOR NO.  |
|-----|---------------|-----|-----------------------|-------------|
|     | 084104-01-700 | EA  | LOCK-MALE, FASTENER   | 201-721-010 |
|     | 084104-01-701 | EA  | LOCK-FEMALE, FASTENER | 201-802-010 |

**EXTERIOR DOORS & COMPARTMENTS GROUP (CONTINUED)**  
**COMPONENT PARTS FOR DOOR & COMPARTMENT LAYOUT (CONTINUED)**



094708-03-01A

| KEY | PART NUMBER   | U/M | DESCRIPTION                  | VENDOR NO. |
|-----|---------------|-----|------------------------------|------------|
| 1   | 088746-01-709 | EA  | FRAME W/SGL STEP,2800 SERIES | 908028     |
| 2   | 094707-02-703 | EA  | BEARING & PINS               | 909530     |
| 3   | 094707-02-700 | EA  | MOTOR ASM.,W/BEARINGS & PINS | 909520     |
| 4   | 094707-02-702 | EA  | GEAR KIT(GEAR-BEARING-PINS)  | 909525     |
| 5   | 094707-02-704 | EA  | CONNECTOR-MOTOR ASM.W/PLATES | 909537     |
| 6   | 094707-03-700 | EA  | KIT CONTROL/SWITCH-RETROFIT  | 909506005  |
| 7   | 088733-01-700 | EA  | BULB                         | 9004       |
| 7   | 088746-01-705 | EA  | LIGHT-UNDER STEP             | 9004       |
| 8   | 094708-03-700 | EA  | LINKAGE ASSEMBLY-SERIES 28   | 909533     |
| 9   | 094707-02-707 | EA  | TREAD - NON-SKID - BLACK     | 909333     |
|     | 094707-03-701 | EA  | PLUG - 4-WAY - PACKARD       | 909306     |

110506-A1-000, 110506-A2-000, 110506-26-000, 110506-27-000

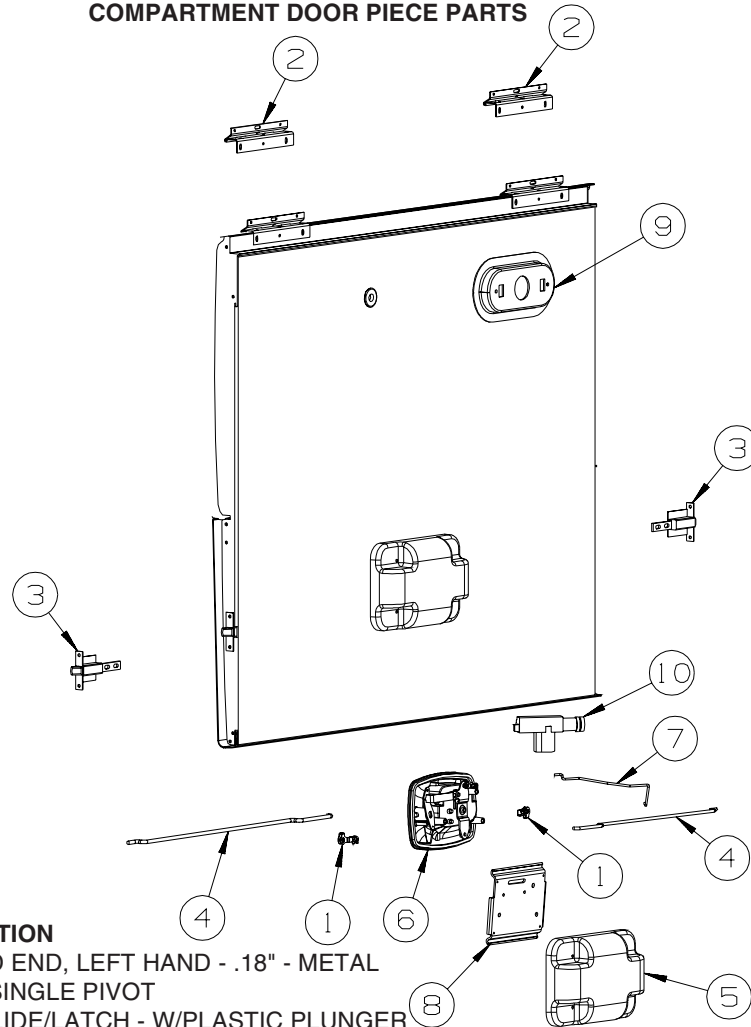
| KEY | PART NUMBER   | U/M | DESCRIPTION                    | VENDOR NO . |
|-----|---------------|-----|--------------------------------|-------------|
|     | 110506-40-700 | EA  | HARDWARE PACKAGE-CYLINDER/CASE | 596950AAL   |

131682-01-01A

| KEY | PART NUMBER   | U/M | DESCRIPTION           | VENDOR NO. |
|-----|---------------|-----|-----------------------|------------|
|     | 131682-01-700 | EA  | ROLLER - (BEARING)    | 1912040    |
|     | 131682-01-701 | EA  | LATCH - (HANDLE)      | 3535405    |
|     | 131682-01-702 | EA  | SPRING - (LEFT HAND)  | 1217901    |
|     | 131682-01-703 | EA  | SPRING - (RIGHT HAND) | 1217911    |



**EXTERIOR DOORS & COMPARTMENTS GROUP (CONTINUED)**  
**COMPARTMENT DOOR PIECE PARTS**



| KEY | PART NUMBER   | U/M | DESCRIPTION                               |
|-----|---------------|-----|---|
| 1   | 102265-03-000 | EA  | CLIP-ROD END, LEFT HAND - .18" - METAL    |
| 2   | 121677-01-01A | EA  | HINGE - SINGLE PIVOT                      |
| 3   | 121947-01-01A | EA  | BOLT - SLIDE/LATCH - W/PLASTIC PLUNGER    |
| 4   | 132873-01-000 | EA  | ROD - LATCH (BLANK)                       |
| 5   | 141856-01-01A | EA  | COVER - LATCH/VALANCE DOOR - BRIGHT WHITE |
| 5   | 144172-01-01A | EA  | COVER - LATCH - BRIGHT WHITE              |
| 6   | 141940-01-01A | EA  | LATCH - PADDLE - BLACK                    |
| 6   | 141940-02-01A | EA  | LATCH - PADDLE - NON LOCKING - BLACK      |
| 7   | 141940-03-01A | EA  | ROD - PADDLE LATCH                        |
| 8   | 141940-04-01A | EA  | BRACKET - PADDLE LATCH                    |
| 9   | 113598-02-01A | EA  | POCKET - LIGHT - SIDE MARKER              |
| 10  | 138898-01-000 | EA  | ACTUATOR/LOCK - ELECTRIC                  |

## EXTERIOR DOORS & COMPARTMENTS GROUP (CONTINUED)

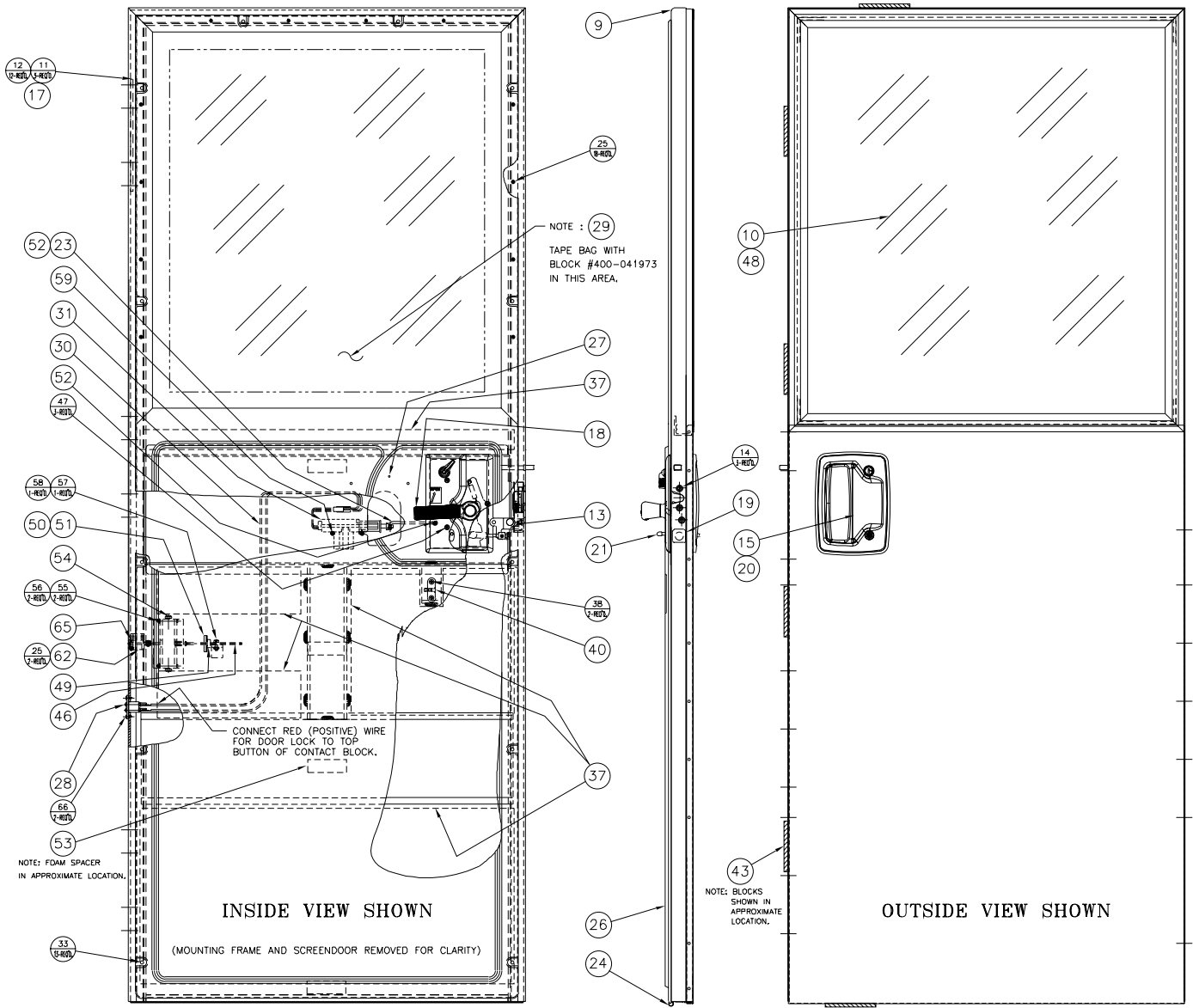
### ENTRY

| KEY | PART NUMBER   | U/M | DESCRIPTION                                  |
|-----|---------------|-----|--|
| *   | 128913-12-01A | EA  | DOOR - ENTRY/FRONT - POWER LOCK - BLACK      |
|     | 112782-04-01A | EA  | GASKET                                       |
|     | 134450-02-01A | EA  | TAPE - ANTI SLIP - 1.25" X 29.9" - BLACK     |
|     | 138287-01-000 | EA  | CYLINDER/LOCK - ENTRY DOOR (MASTER)          |
|     | 138287-02-000 | EA  | CYLINDER/LOCK - ENTRY DOOR (MASTER)          |
|     | 138287-03-000 | EA  | CYLINDER/LOCK - ENTRY DOOR (MASTER)          |
|     | 138287-04-000 | EA  | CYLINDER/LOCK - ENTRY DOOR (MASTER)          |
|     | 138287-05-000 | EA  | CYLINDER/LOCK - ENTRY DOOR (MASTER)          |
|     | 138287-06-000 | EA  | CYLINDER/LOCK - ENTRY DOOR (MASTER)          |
|     | 138287-07-000 | EA  | CYLINDER/LOCK - ENTRY DOOR (MASTER)          |
|     | 138287-08-000 | EA  | CYLINDER/LOCK - ENTRY DOOR (MASTER)          |
|     | 138287-09-000 | EA  | CYLINDER/LOCK - ENTRY DOOR (MASTER)          |
|     | 138287-10-000 | EA  | CYLINDER/LOCK - ENTRY DOOR (MASTER)          |
|     | 138288-01-000 | EA  | KEY - REVERSIBLE - #1151 - T/M 16169-02-3091 |
|     | 138288-02-000 | EA  | KEY - REVERSIBLE - #1152 - T/M 16169-02-3092 |
|     | 138288-03-000 | EA  | KEY - REVERSIBLE - #1153 - T/M 16169-02-3093 |
|     | 138288-04-000 | EA  | KEY - REVERSIBLE - #1154 - T/M 16169-02-3094 |
|     | 138288-05-000 | EA  | KEY - REVERSIBLE - #1155 - T/M 16169-02-3095 |
|     | 138288-06-000 | EA  | KEY - REVERSIBLE - #1156 - T/M 16169-02-3096 |
|     | 138288-07-000 | EA  | KEY - REVERSIBLE - #1157 - T/M 16169-02-3097 |
|     | 138288-08-000 | EA  | KEY - REVERSIBLE - #1158 - T/M 16169-02-3098 |
|     | 138288-09-000 | EA  | KEY - REVERSIBLE - #1159 - T/M 16169-02-3099 |
|     | 138288-10-000 | EA  | KEY - REVERSIBLE - #1150 - T/M 16169-02-3100 |

\*COMPONENT PARTS LISTED LATER IN THIS GROUP

# EXTERIOR DOORS & COMPARTMENTS GROUP (CONTINUED)

## COMPONENT PARTS FOR ENTRY



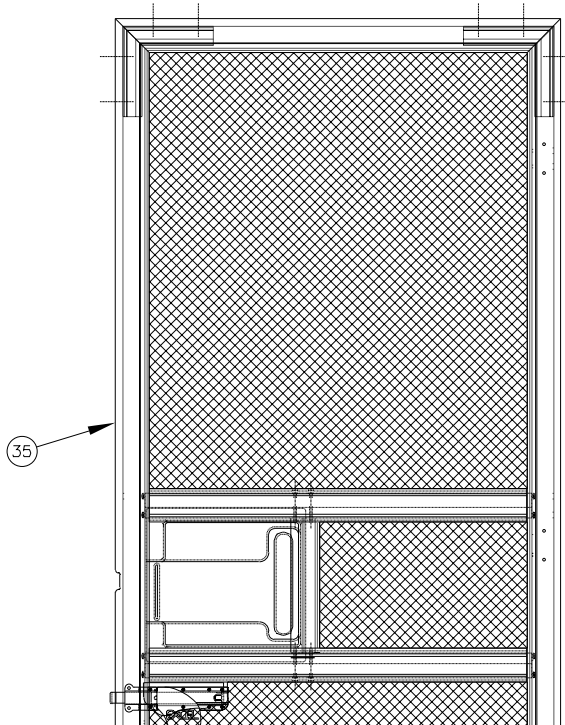
128913-12-01A

**EXTERIOR DOORS & COMPARTMENTS GROUP (CONTINUED)**  
**COMPONENT PARTS FOR ENTRY (CONTINUED)**

**128913-12-01A (CONTINUED)**

| KEY | PART NUMBER   | U/M | DESCRIPTION                  | VENDOR NO.         |
|-----|---------------|-----|------------------------------|--------------------|
| 9   | 128913-12-704 | EA  | FRAME/DOOR-SUB ASM BLACK     | 490488             |
| 10  | 128913-12-701 | EA  | WINDOW-DUAL PANE             | 490505             |
| 10  | 128913-12-700 | FT  | SEAL - GLAZING               | 132-030529         |
| 13  | 128913-04-706 | EA  | LATCH/ROTARY - W/LINKAGE RH  | B248-041726/T/M179 |
| 15  | 128913-08-701 | EA  | PADDLE ASM - OUTSIDE         | 490060             |
| 18  | 128913-08-700 | EA  | HANDLE - INSIDE - REV.       | 248-041725         |
| 20  | 112782-04-01A | EA  | GASKET                       | *T/M 81480         |
| 21  | 128913-04-717 | EA  | CAP - VINYL - RED            | 130-042257         |
| 23  | 128913-04-704 | EA  | ROD/LOCK - (POWER)           | 17705-01           |
| 24  | 128913-01-744 | EA  | SEAL/BULB-STICK ON/THRESHOLD | 122-042230         |
| 26  | 128913-04-712 | EA  | PANEL - INNER PLASTIC        | 490057             |
| 28  | 128913-01-714 | EA  | CONTACT - MALE/2-POSITION    | 400-041934         |
| 29  | 128913-01-713 | EA  | CONTACT - FEMALE/2-POSITION  | 400-041973         |
| 30  | 128913-01-712 | EA  | WIRE HARNESS-POWER DOOR LOCK | 400-041935         |
| 31  | 128913-01-702 | EA  | ACTUATOR                     | 410-041096         |
| 40  | 128913-01-710 | EA  | STRIKER - LATCH/SCREEN DOOR  | 130-041815         |
| 46  | 128913-02-711 | EA  | SLIDE BAR ASSEMBLY           | V196-29            |
| 47  | 128913-01-746 | EA  | SCREW #8 X 3/4" OVAL HEAD    | 276-042030         |
| 48  | 128913-04-700 | FT  | TAPE/BUTYL - FOAM CORE       | 154-041549         |
| 49  | 128913-02-712 | EA  | PIN - COILED SPRING          | 248-042237         |
| 50  | 128913-02-713 | EA  | BUMPER STOP                  | V196-24            |
| 52  | 106469-05-700 | EA  | ROD CLIP                     | 231-041095         |
| 54  | 128913-01-733 | EA  | DOOR CHECK KIT - ADJ SUB ASM | V196-04            |
| 57  | 128913-01-705 | EA  | BOLT - SHOULDER - #10 X 1/4  | 268-042011         |
| 62  | 128913-02-714 | EA  | GUIDE BLOCK - DOOR CHECK     | 146-042045         |
| 65  | 128913-04-709 | EA  | PIN/CLEVIS-GROOVED W/E-RING  | 245-042260         |

CONTACT WINNEBAGO PARTS SALES FOR UNLISTED COMPONENT(S)

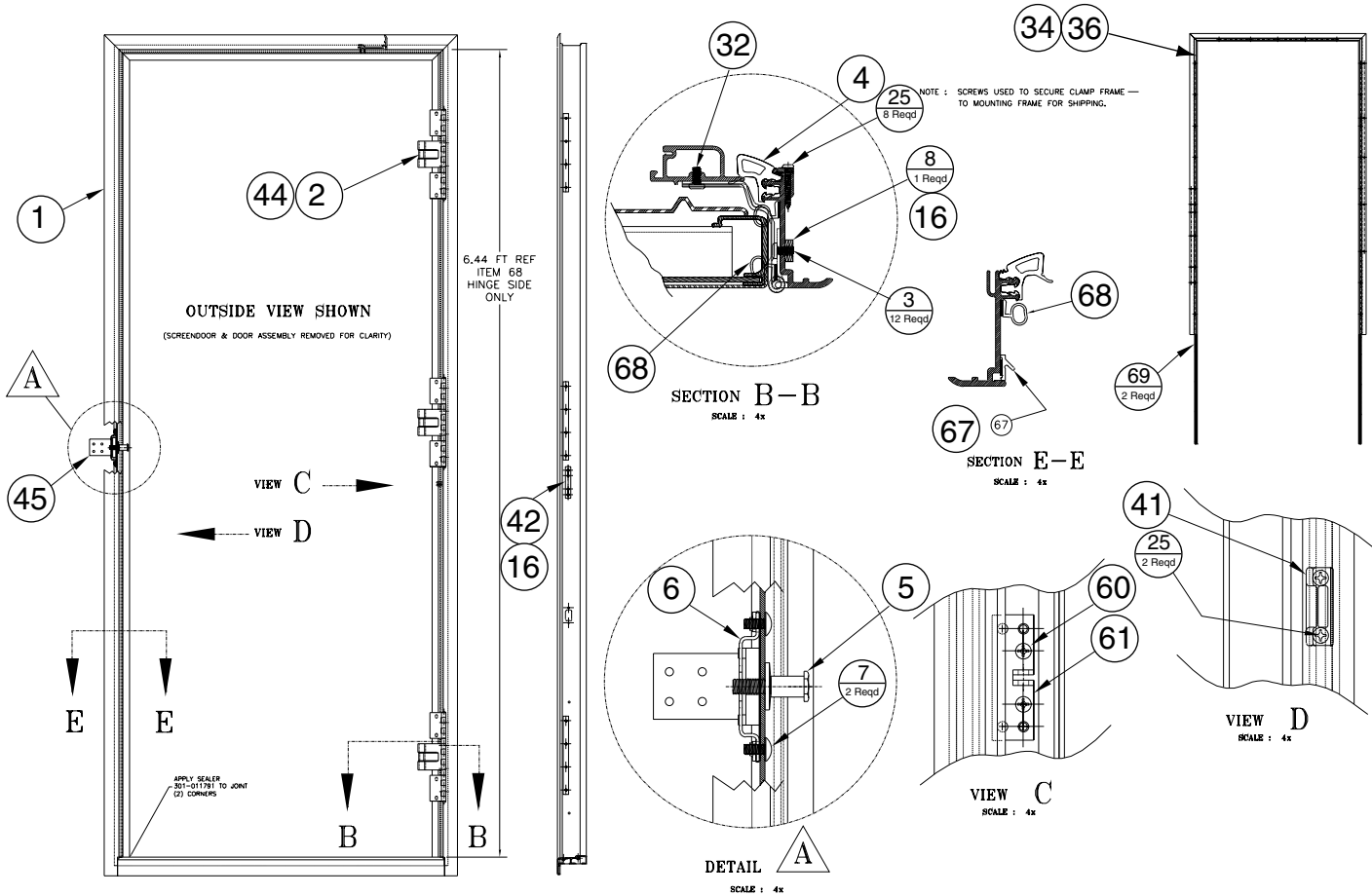


**128913-12-01A (CONTINUED)**

| KEY | PART NUMBER   | U/M | DESCRIPTION          | VENDOR NO. |
|-----|---------------|-----|----------------------|------------|
| 35  | 128913-09-700 | EA  | SCREEN DOOR ASSEMBLY | 490056     |

CONTACT WINNEBAGO PARTS SALES FOR UNLISTED COMPONENT(S)

**EXTERIOR DOORS & COMPARTMENTS GROUP (CONTINUED)**  
**COMPONENT PARTS FOR ENTRY (CONTINUED)**

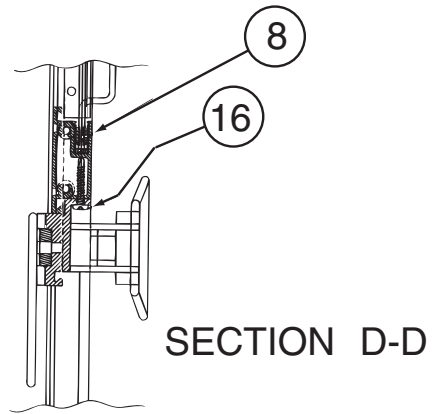
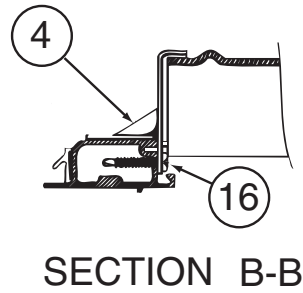
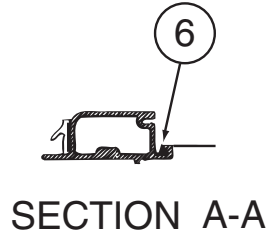
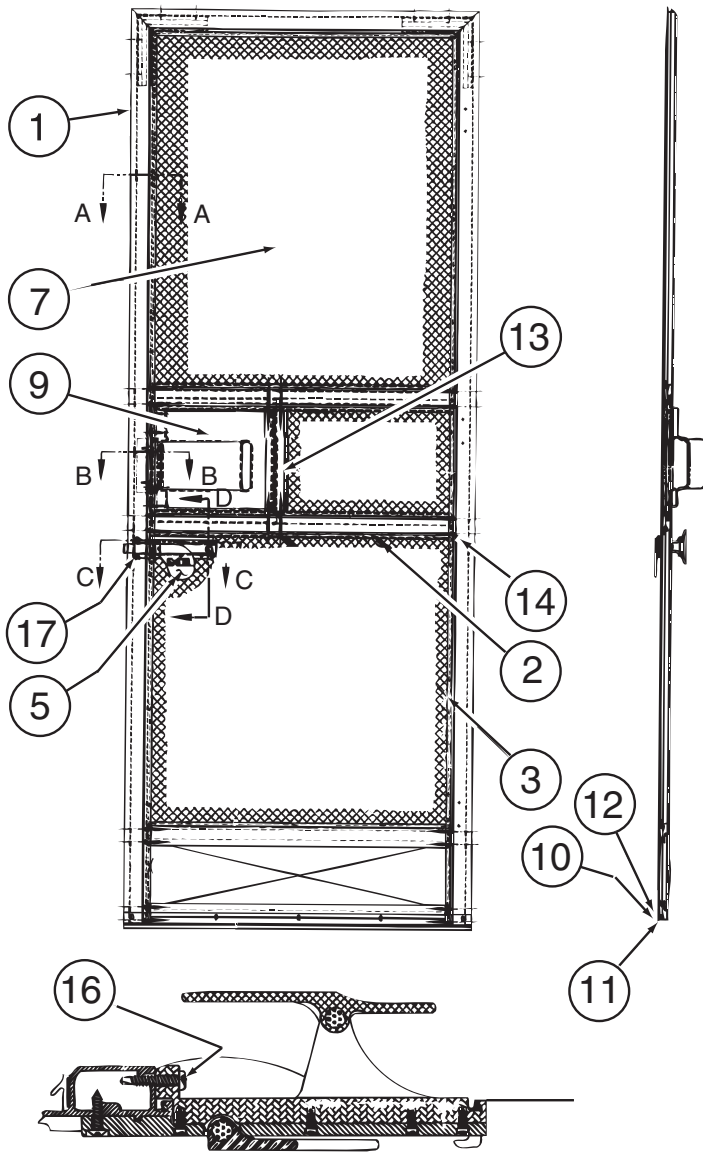


**128913-12-01A (CONTINUED)**

| KEY | PART NUMBER   | U/M | DESCRIPTION                  | VENDOR NO. |
|-----|---------------|-----|------------------------------|------------|
| 1   | 128913-12-702 | EA  | FRAME/MOUNTING-SUB ASM BLACK | 490486     |
| 2   | 128913-12-703 | EA  | HINGE (TAKES 3)              | 490487     |
| 4   | 128913-01-728 | EA  | SEAL - DOOR/CORNER- MITERED  | 122-041917 |
| 5   | 128913-01-727 | EA  | STRIKER - BOLT - LONG        | 11628-16   |
| 6   | 128913-01-726 | EA  | NUT ASSEMBLY-CAGED (STRIKER) | 11920-16   |
| 36  | 128913-10-700 | EA  | FRAME/CLAMP - WELD ASM BLACK | 490195     |
| 41  | 128913-01-709 | EA  | STRIKER-SCREEN DR/FRAME MT   | 130-041824 |
| 44  | 128913-03-708 | EA  | SEAL/HINGE (3 PER DOOR)      | 124-042236 |
| 45  | 128913-02-700 | EA  | LATCH - BRACKET              | 210-042215 |
| 61  | 128913-01-704 | EA  | BRACKET - PIVOT/BRASS        | 370-042315 |
| 67  | 128913-01-732 | FT  | SEAL - LAZY T                | 122-041986 |
| 68  | 128913-01-748 | FT  | SEAL/BULB                    | 132-042483 |

CONTACT WINNEBAGO PARTS SALES FOR UNLISTED COMPONENT(S)

**EXTERIOR DOORS & COMPARTMENTS GROUP (CONTINUED)**  
**COMPONENT PARTS FOR ENTRY (CONTINUED)**



**SECTION C-C**

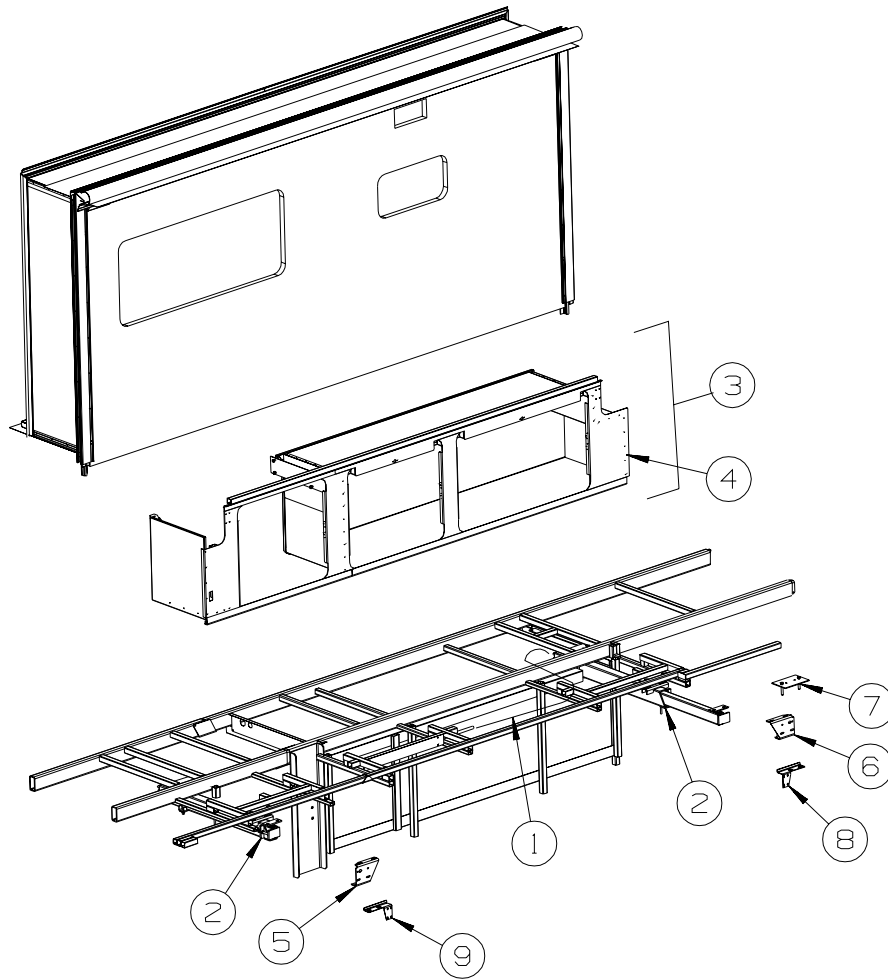
128913-10-01A/02A, 128913-11-01A, 128913-12-01A, 128913-13-01A/02A (CONTINUED)

| KEY | PART NUMBER   | U/M | DESCRIPTION                    | VENDOR NO. |
|-----|---------------|-----|--------------------------------|------------|
| 2   | 128913-09-704 | EA  | RAIL/MID SCREEN-GLACIER BEIGE  | 490054     |
| 4   | 128913-09-703 | EA  | END CAP/SLIDER - GLACIER BEIGE | 490061     |
| 5   | 128913-01-731 | EA  | LATCH - SCREEN DOOR            | 146-041950 |
| 6   | 128913-01-742 | FT  | SPLINE - SCREEN                | 132-041775 |
| 7   | 128913-01-741 | EA  | SCREEN ONLY - SCREENDOOR       | 110-041928 |
| 8   | 128913-01-740 | FT  | RUN CHANNEL-SCREEN DR SLIDER   | 170-041263 |
| 9   | 128913-09-702 | EA  | SLIDER/SCREENDOOR - GLACIER    | 490059     |
| 10  | 128913-09-701 | EA  | SWEEPER/SCREENDOOR- GLACIER    | 490052     |
| 11  | 128913-01-736 | FT  | WEATHERSTRIP-SCREEN DOOR       | 171-041284 |
| 13  | 128913-01-738 | FT  | WEATHERSTRIP - SLIDER          | 171-041285 |

CONTACT WINNEBAGO PARTS SALES FOR UNLISTED COMPONENT(S)

# EXTERIOR SLIDEOUT GROUP

## FRONT LEFT

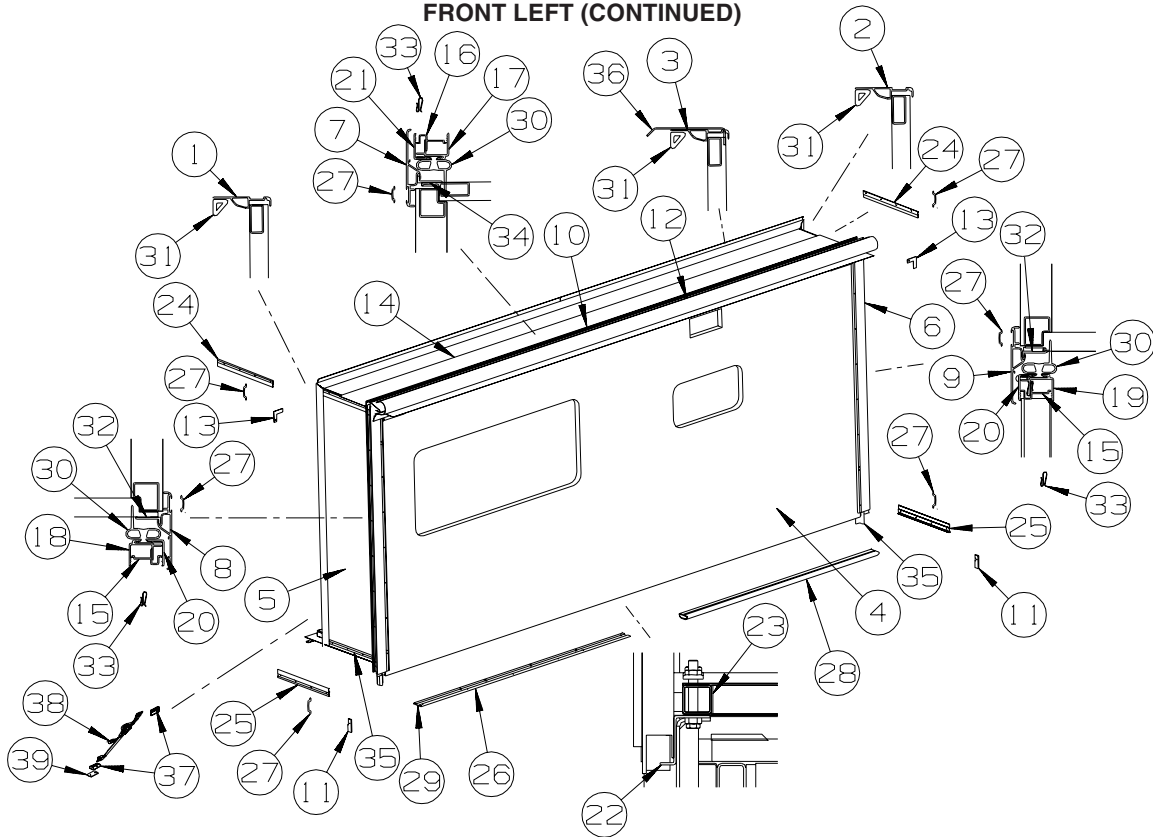


| KEY | PART NUMBER   | U/M | DESCRIPTION  |
|-----|---------------|-----|--|
| 1*  | 100536-52-000 | EA  | HOSE KIT - F/SLIDEOUT                                |
| 2*  | 140121-01-000 | EA  | SLIDEOUT - HYDRAULIC - 20"                           |
| 3   | 146574-01-RA0 | EA  | COMPARTMENT ASM-SLIDEOUT                             |
| 4   | 128904-04-02B | EA  | PANEL - SEAL - SLIDEOUT - E-COATED                   |
| 5   | 127030-05-02B | EA  | BRACKET - INNER FRONT/MOUNT - SLIDEOUT - E-COATED    |
| 6   | 127030-06-02B | EA  | BRACKET - INNER REAR/MOUNT - SLIDEOUT - E-COATED     |
| 7   | 136995-05-02B | EA  | PLATE W/BOLTS - 5.9" X 1" W/7/16" X 3" BOLTS         |
| 8   | 125888-03-02B | EA  | BRACKET/SLIDEOUT COMPARTMENT - RIGHT HAND - E-COATED |
| 9   | 125888-04-02B | EA  | BRACKET/SLIDEOUT COMPARTMENT - LEFT HAND - E-COATED  |

**\*COMPONENT PARTS LISTED LATER IN THIS GROUP**

## EXTERIOR SLIDEOUT GROUP (CONTINUED)

### FRONT LEFT (CONTINUED)



| KEY | PART NUMBER   | U/M | DESCRIPTION   |
|-----|---------------|-----|---|
| 1   | 139624-01-01A | EA  | TRIM/SEAL - INNER/RIGHT HAND - 73.4" - BRIGHT WHITE                             |
| 2   | 139624-02-01A | EA  | TRIM/SEAL - INNER/LEFT HAND - 73.4" - BRIGHT WHITE                              |
| 3   | 139624-24-01A | EA  | TRIM/SEAL - INNER/TOP - 169.9" - BRIGHT WHITE                                   |
| 4   | 146077-11-RA0 | EA  | SLUG - F/SLIDEOUT (RA0, RA1, RA2, RA3)  |
| 4   | 146077-11-RA4 | EA  | SLUG - F/SLIDEOUT (RA4, RA5, RA6, RA7, RB4, RB5, RB6, RB7)                      |
| 4   | 146077-11-RB0 | EA  | SLUG - F/SLIDEOUT (RB0, RB1, RB2, RB3)  |
| 5   | 134728-02-R68 | EA  | PANEL/FRAMED WALL - FRONT - F/SLIDEOUT (RA0, RA1, RA2, RA3)                     |
| 5   | 134728-02-N78 | EA  | PANEL/FRAMED WALL - FRONT - F/SLIDEOUT (RA4, RA5, RA6, RA7, RB4, RB5, RB6, RB7) |
| 5   | 134728-02-M76 | EA  | PANEL/FRAMED WALL - FRONT - F/SLIDEOUT (RB0, RB1, RB2, RB3)                     |
| 6   | 134729-02-R68 | EA  | PANEL - SLIDEOUT - REAR (RA0, RA1, RA2, RA3)                                    |
| 6   | 134729-02-N78 | EA  | PANEL - SLIDEOUT - REAR (RA4, RA5, RA6, RA7, RB4, RB5, RB6, RB7)                |
| 6   | 134729-02-M76 | EA  | PANEL - SLIDEOUT - REAR (RB0, RB1, RB2, RB3)                                    |
| 7   | 139625-27-02A | EA  | TRIM/SEAL - TOP/W/MITERED ENDS - 171.7" - BLACK                                 |
| 8   | 139625-30-02A | EA  | TRIM/SEAL - LEFT HAND - 75.7" - BLACK   |
| 9   | 139625-31-02A | EA  | TRIM/SEAL - RIGHT HAND - 75.7" - BLACK  |
| 10  | 117058-01-01A | FT  | TAPE - LOOP - 3/4" WIDE - ADHESIVE BACKED                                       |
| 11  | 126546-01-02A | EA  | COVER - END/SIDEWALL SLIDEOUT - BRIGHT WHITE                                    |



## EXTERIOR SLIDEOUT GROUP (CONTINUED)

### FRONT LEFT (CONTINUED)

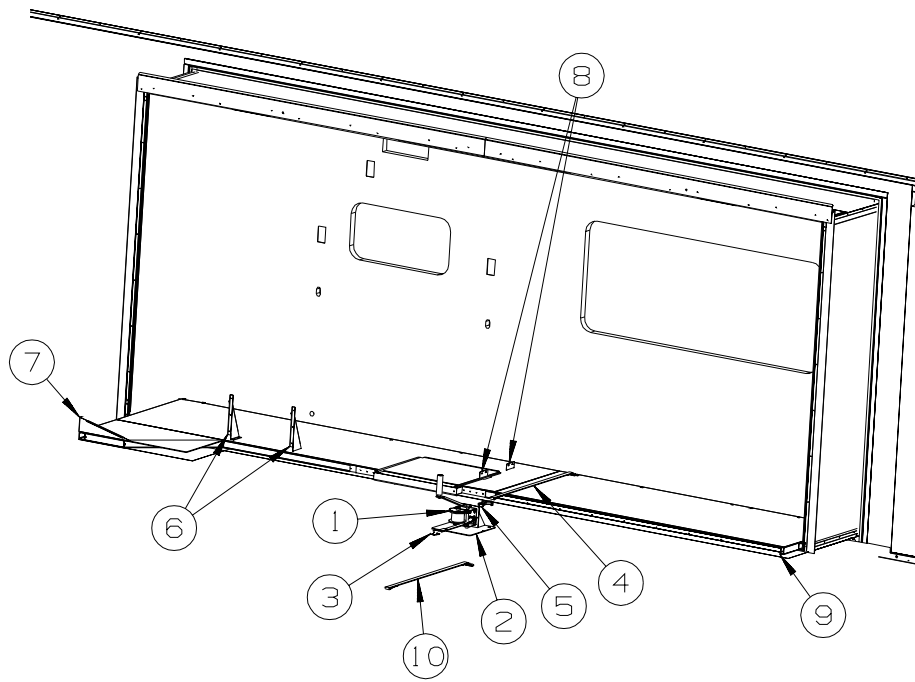
| KEY | PART NUMBER   | U/M | DESCRIPTION                           |
|-----|---------------|-----|---------------------------------------|
| 12  |               |     | SLIDEOUT AWNING - FULL BODY PAINT     |
|     | 137321-01-02A | EA  | SPACER - SLIDE COVER - BLACK          |
|     | 137331-01-02A | EA  | SLIDE - COVER/SPACER - CENTER - BLACK |

### SLIDEOUT AWNINGS

| MODEL              | COLOR CODE | HARDWARE COLOR | SLIDEROOM LT FRONT | SLIDEROOM LT REAR | SLIDEROOM RT FRONT | SLIDEROOM RT REAR |
|--------------------|------------|----------------|--------------------|-------------------|--------------------|-------------------|
| <b>SAPPHIRE</b>    |            |                |                    |                   |                    |                   |
| Q40E               | 27A        | SILVER SKY     | 140019-04-11A      | 140019-07-11A     | NA                 | 140019-06-11A     |
| Q40K               | 27A        | SILVER SKY     | 140019-08-11A      | 140019-07-11A     | 140019-09-11A      | NA                |
| <b>FIELD STONE</b> |            |                |                    |                   |                    |                   |
| Q40E               | 92A        | CANVAS BEIGE   | 140019-04-09A      | 140019-07-09A     | NA                 | 140019-06-09A     |
| Q40K               | 92A        | CANVAS BEIGE   | 140019-08-09A      | 140019-07-09A     | 140019-09-09A      | NA                |
| <b>GRAPHITE</b>    |            |                |                    |                   |                    |                   |
| Q40E               | 24C        | ANTHRACITE     | 140019-04-10A      | 140019-07-10A     | NA                 | 140019-06-10A     |
| Q40K               | 24C        | ANTHRACITE     | 140019-08-10A      | 140019-07-10A     | 140019-09-10A      | NA                |

| KEY | PART NUMBER   | U/M | DESCRIPTION  |
|-----|---------------|-----|--|
| 13  | 116444-04-02B | EA  | TRIM/KEY CORNER - SLIDEOUT - 3.1"X3.1" - E-COATED      |
| 14  | 142513-02-RA0 | EA  | ROOF - F/SLIDEOUT                                      |
| 15  | 142718-01-01A | EA  | RETAINER - SIDEWALL/SLIDEOUT - 72.8"                   |
| 16  | 142718-15-01A | EA  | RETAINER - SIDEWALL/SLIDEOUT - 169.5"                  |
| 17  | 142719-12-01A | EA  | TRIM - SIDEWALL/TOP/SLIDEOUT - 171.2" - BRIGHT WHITE   |
| 18  | 142720-04-01A | EA  | TRIM - SIDEWALL/SLIDEOUT - 75.1" - BRIGHT WHITE        |
| 19  | 142720-05-01A | EA  | TRIM - SIDEWALL/SLIDEOUT - 75.1" - BRIGHT WHITE        |
| 20  | 136824-01-02A | EA  | TRIM - SIDEWALL/SLIDEOUT - 74.8" - BLACK               |
| 21  | 136824-22-02A | EA  | TRIM - SIDEWALL/SLIDEOUT - 171.2" - BLACK              |
| 22  | 128621-17-01A | EA  | BRACKET/ZEE - SLIDEOUT - 165.4" - MILL                 |
| 23  | 115075-03-000 | FT  | SEAL - WIPE - .25" X 2.9"                              |
| 24  | 138659-01-02A | EA  | TRIM/FEATURE STRIP - 181.7" - BLACK                    |
| 25  | 125051-01-03A | EA  | TRIM - FEATURE STRIP/LOWER - 20.2" - BLACK             |
| 26  | 115325-05-02A | EA  | RAIL - FLOOR/SLIDEOUT ROOM - 72.7" LONG - BLACK        |
| 27  | 105312-01-13A | FT  | INSERT - FEATURE STRIP - VINYL - BLACK                 |
| 28  | 134756-01-L76 | EA  | RAMP - FABRIC COVERED - F/SLIDEOUT - 66.9"             |
| 29  | 115661-01-000 | FT  | SHOE/GLIDE - SLIDEOUT ROOM - 1/16" X 3" - POLYETHYLENE |
| 30  | 136978-01-01A | FT  | SEAL - SLIDEOUT - BLACK                                |
| 31  | 146056-01-000 | FT  | SEAL - TRIANGLE - W/PSA                                |
| 32  | 133954-09-02A | EA  | TRIM/SEAL - 71.6" - BLACK                              |
| 33  | 142549-01-000 | EA  | CLIP-S TYPE  |
| 34  | 133954-15-02A | EA  | TRIM/SEAL - 166.5" - BLACK                             |
| 35  | 075673-05-000 | FT  | SEAL - PILE - ADHESIVE BACK - BLACK                    |
| 36  | 125466-04-01A | EA  | SUPPORT - ROOF/INTERIOR - OFF WHITE                    |
| 37  | 135619-02-01A | EA  | PLATE - TIEDOWN - SLIDEOUT ROOM                        |
| 38  | 135619-01-01A | EA  | STRAP - TIEDOWN - SLIDEOUT ROOM                        |
| 39  | 135622-01-02B | EA  | PLATE - TIEDOWN - SLIDEOUT ROOM                        |

**EXTERIOR SLIDEOUT GROUP (CONTINUED)**  
**FRONT LEFT (CONTINUED)**



| KEY | PART NUMBER   | U/M | DESCRIPTION   |
|-----|---------------|-----|---|
| 1   | 115767-02-000 | EA  | WINCH - SLIDEOUT W/10' STRAP                                      |
| 2   | 116082-01-02B | EA  | BRACKET - WINCH   |
|     | 069726-02-000 | EA  | BUMPER - .88" OD X .40" THICK - BLACK                             |
| 3   | 116101-01-F31 | EA  | STRAP - WINCH - 17.8" CENTER/CENTER BRACKET - <b>LOUNGE CAIRS</b> |
| 4   | 116101-02-F31 | EA  | STRAP - WINCH - 34" CENTER BRACKET/STRAP END                      |
| 5   | 140281-01-02B | EA  | STRAP - WINCH - E-COATED  |
| 6   | 123440-04-02B | EA  | SUPPORT - PANEL - 9.9"/7.6" X 4.7" - SLIDEOUT - E-COATED          |
| 7   | 123440-11-02B | EA  | SUPPORT - PANEL - 12.9"/9.2" X 3.1" - SLIDEOUT - E-COATED         |
| 8   | 128252-01-02B | EA  | BRACKET/ANGLE - SLIDEOUT - E-COAT                                 |
| 9   | 136839-03-01A | EA  | TRIM-J - CARPET EDGE/SLIDEOUT - 69.6" - BLACK                     |
| 10  | 116101-02-F31 | EA  | STRAP - WINCH - 34" CENTER BRACKET/STRAP END - <b>BANQUETTE</b>   |

**EXTERIOR SLIDEOUT GROUP (CONTINUED)**  
**COMPONENT PARTS FOR FRONT LEFT**

**100536-52-000**

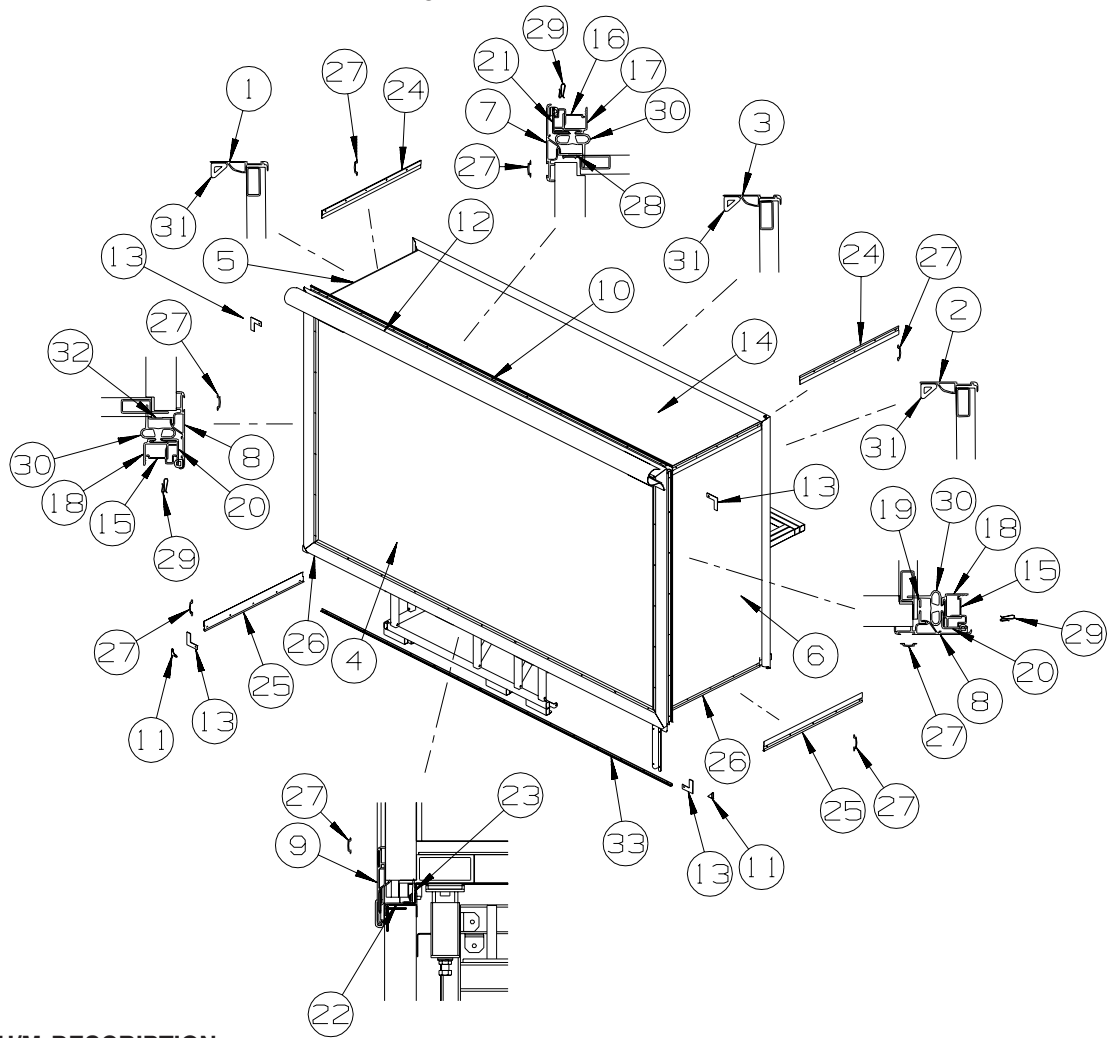
| <b>KEY</b> | <b>PART NUMBER</b> | <b>U/M</b> | <b>DESCRIPTION</b>           | <b>VENDOR NO.</b> |
|------------|--------------------|------------|------------------------------|-------------------|
|            | 100536-52-700      | EA         | HOSE-HYDRAULIC - 1/4" X 207" | RAP90119/AP11212  |
|            | 100536-52-701      | EA         | HOSE-HYDRAULIC 1/4" X 228"   | AP5924            |

**140121-01-000**

| <b>KEY</b> | <b>PART NUMBER</b> | <b>U/M</b> | <b>DESCRIPTION</b>           | <b>VENDOR NO.</b> |
|------------|--------------------|------------|------------------------------|-------------------|
|            | 125687-01-700      | EA         | CYLINDER/RAM - 21" STROKE    | RAP90512          |
|            | 125687-01-702      | EA         | CYLINDER - SYNCHRONIZING     | RAP90471          |
|            | 125687-01-704      | EA         | BOLT - SLIDE ROOM ADJUSTER   | RAP90864/P13685   |
|            | 137196-01-700      | EA         | HOSE-HYDRAULIC - HP X 120"   | AP24642           |
|            | 137196-01-701      | EA         | HOSE-HYDRAULIC - 1/2" X 116" | AP5384            |

# EXTERIOR SLIDEOUT GROUP (CONTINUED)

## RIGHT REAR



| KEY | PART NUMBER   | U/M | DESCRIPTION  |
|-----|---------------|-----|--|
| 1   | 139624-20-01A | EA  | TRIM/SEAL - INNER/RIGHT HAND W/NOTCH - 60.6" - BRIGHT WHITE              |
| 2   | 139624-21-01A | EA  | TRIM/SEAL - INNER/LEFT HAND W/NOTCH - 60.6" - BRIGHT WHITE               |
| 3   | 139624-23-01A | EA  | TRIM/SEAL - INNER/TOP - 105.3" - BRIGHT WHITE                            |
| 4   | 146078-11-RA0 | EA  | SLUG - F/SLIDEOUT (RA0, RA1, RA2, RA3)                                   |
| 4   | 146078-11-RA4 | EA  | SLUG - F/SLIDEOUT (RA4, RA5, RA6, RA7, RB4, RB5, RB6, RB7)               |
| 4   | 146078-11-RB0 | EA  | SLUG - F/SLIDEOUT (RB0, RB1, RB2, RB3)                                   |
| 5   | 140466-01-RA0 | EA  | PANEL - REAR - F/REAR SLIDEOUT (RA0, RA1, RA2, RA3)                      |
| 5   | 140466-01-N96 | EA  | PANEL - REAR - F/REAR SLIDEOUT (RA4, RA5, RA6, RA7, RB4, RB5, RB6, RB7)  |
| 5   | 140466-01-N98 | EA  | PANEL - REAR - F/REAR SLIDEOUT (RB0, RB1, RB2, RB3)                      |
| 6   | 140467-01-RA0 | EA  | PANEL - FRONT - F/REAR SLIDEOUT (RA0, RA1, RA2, RA3)                     |
| 6   | 140467-01-N96 | EA  | PANEL - FRONT - F/REAR SLIDEOUT (RA4, RA5, RA6, RA7, RB4, RB5, RB6, RB7) |
| 6   | 140467-01-N98 | EA  | PANEL - FRONT - F/REAR SLIDEOUT (RB0, RB1, RB2, RB3)                     |
| 7   | 139625-25-02A | EA  | TRIM/SEAL - TOP/W/MITERED ENDS - 107" - BLACK                            |
| 8   | 139625-26-02A | EA  | TRIM/SEAL - TOP/W/MITERED ENDS - 63.3" - BLACK                           |
| 9   | 142233-01-02A | EA  | TRIM/SEAL - W/MITERED ENDS - 107.2" - BLACK                              |
| 10  | 117058-01-01A | FT  | TAPE - LOOP - 3/4" WIDE - ADHESIVE BACKED                                |
| 11  | 135275-01-01A | EA  | PROTECTOR - CORNER - SLIDEOUT - WHITE                                    |

**EXTERIOR SLIDEOUT GROUP (CONTINUED)**  
**RIGHT REAR (CONTINUED)**

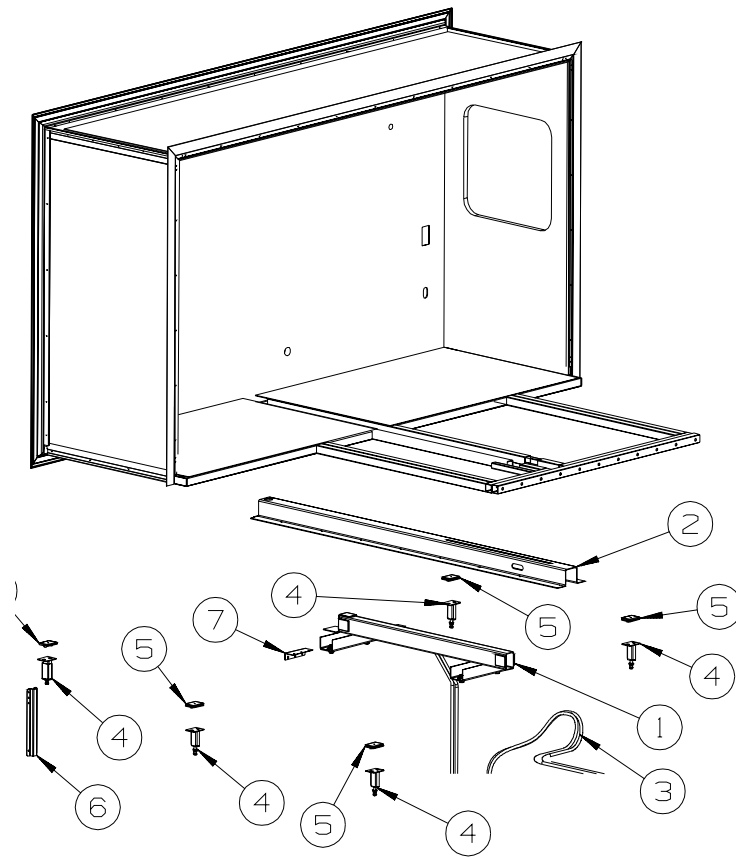
| KEY | PART NUMBER   | U/M | DESCRIPTION                       |
|-----|---------------|-----|-----------------------------------|
| 12  |               |     | SLIDEOUT AWNING - FULL BODY PAINT |
|     | 137321-01-02A | EA  | SPACER - SLIDE COVER - BLACK      |

**SLIDEOUT AWNINGS**

| MODEL              | COLOR CODE | HARDWARE COLOR | SLIDEROOM LT FRONT | SLIDEROOM LT REAR | SLIDEROOM RT FRONT | SLIDEROOM RT REAR |
|--------------------|------------|----------------|--------------------|-------------------|--------------------|-------------------|
| <b>SAPPHIRE</b>    |            |                |                    |                   |                    |                   |
| Q40E               | 27A        | SILVER SKY     | 140019-04-11A      | 140019-07-11A     | NA                 | 140019-06-11A     |
| Q40K               | 27A        | SILVER SKY     | 140019-08-11A      | 140019-07-11A     | 140019-09-11A      | NA                |
| <b>FIELD STONE</b> |            |                |                    |                   |                    |                   |
| Q40E               | 92A        | CANVAS BEIGE   | 140019-04-09A      | 140019-07-09A     | NA                 | 140019-06-09A     |
| Q40K               | 92A        | CANVAS BEIGE   | 140019-08-09A      | 140019-07-09A     | 140019-09-09A      | NA                |
| <b>GRAPHITE</b>    |            |                |                    |                   |                    |                   |
| Q40E               | 24C        | ANTHRACITE     | 140019-04-10A      | 140019-07-10A     | NA                 | 140019-06-10A     |
| Q40K               | 24C        | ANTHRACITE     | 140019-08-10A      | 140019-07-10A     | 140019-09-10A      | NA                |

| KEY | PART NUMBER   | U/M | DESCRIPTION  |
|-----|---------------|-----|--|
| 13  | 116444-04-02B | EA  | TRIM/KEY CORNER - SLIDEOUT - 3.1"X3.1" - E-COATED      |
| 14  | 140468-02-RA0 | EA  | ROOF - W/O LIGHTS/VENTS - W/WIRING - F/REAR SLIDEOUT   |
| 15  | 142718-26-01A | EA  | RETAINER - SIDEWALL/SLIDEOUT - 60.2"                   |
| 16  | 142718-19-01A | EA  | RETAINER - SIDEWALL/SLIDEOUT - 103.7"                  |
| 17  | 142719-20-01A | EA  | TRIM - SIDEWALL/TOP/SLIDEOUT - 106.8" - BRIGHT WHITE   |
| 18  | 142720-13-01A | EA  | TRIM - SIDEWALL/SLIDEOUT - 60.5" - BRIGHT WHITE        |
| 19  | 133954-34-02A | EA  | TRIM/SEAL - W/NOTCHED ENDS - 56.7" - BLACK             |
|     |               |     | FROM: 00-00-00 THRU: 03-07-04                          |
| 19  | 133954-54-02A | EA  | TRIM/SEAL - 56.7" - BLACK                              |
|     |               |     | FROM: 03-08-04 THRU: 99-99-99                          |
| 20  | 136824-19-02A | EA  | TRIM - SIDEWALL/SLIDEOUT - 60.6" - BLACK               |
| 21  | 136824-32-02A | EA  | TRIM - SIDEWALL/SLIDEOUT - 106.7" - BLACK              |
| 22  | 141174-05-03A | EA  | TRIM/ZEE - SIDEWALL - 106.8" - BLACK                   |
| 23  | 123012-01-000 | FT  | SEAL - SLIDEOUT - .09"/.13" THICK X 1.25" - W/ADHESIVE |
| 24  | 138659-01-02A | EA  | TRIM/FEATURE STRIP - 181.7" - BLACK                    |
| 25  | 125051-03-02A | EA  | TRIM - FEATURE STRIP/LOWER - 29.3" - BLACK             |
| 26  | 075673-05-000 | FT  | SEAL - PILE - ADHESIVE BACK - BLACK                    |
| 27  | 105312-01-13A | FT  | INSERT - FEATURE STRIP - VINYL - BLACK                 |
| 28  | 133954-32-02A | EA  | TRIM/SEAL - 101.7" - BLACK                             |
| 29  | 142549-01-000 | EA  | CLIP-S TYPE  |
| 30  | 136978-01-01A | FT  | SEAL - SLIDEOUT - BLACK                                |
| 31  | 146056-01-000 | FT  | SEAL - TRIANGLE - W/PSA                                |
| 32  | 133954-31-02A | EA  | TRIM/SEAL - W/NOTCHED ENDS - 56.7" - BLACK             |
|     |               |     | FROM: 00-00-00 THRU: 03-07-04                          |
| 32  | 133954-54-02A | EA  | TRIM/SEAL - 56.7" - BLACK                              |
|     |               |     | FROM: 03-08-04 THRU: 99-99-99                          |
| 33  | 149821-05-01A | EA  | TRIM/ANGLE - SIDEWALL - BLACK - 1/2" X 1/2" X 103.2"   |
|     |               |     | FROM: 12-08-03 THRU: 99-99-99                          |

**EXTERIOR SLIDEOUT GROUP (CONTINUED)**  
**RIGHT REAR (CONTINUED)**



| KEY | PART NUMBER   | U/M | DESCRIPTION                                  |
|-----|---------------|-----|--|
| 1*  | 137390-01-000 | EA  | HYDRAULIC/BED - F/SLIDEOUT                   |
| 2   | 137390-02-000 | EA  | CHANNEL - HYDRAULIC - F/SLIDEOUT             |
| 3   | 100536-56-000 | EA  | HOSE KIT - F/SLIDEOUT - 2 HOSES (500"/510")  |
| 4   | 126313-02-02B | EA  | SUPPORT - ROLLER - SLIDE-OUT ROOM - E-COATED |
|     | 142881-04-01B | EA  | CHANNEL/GUIDE - F/SLIDEOUT - MILL            |
| 5   | 128599-03-000 | EA  | PAD - F/SLIDEOUT                             |
| 6   | 140484-01-02B | EA  | ADJUSTMENT - F/SLIDEOUT - E-COATED           |
| 7   | 113904-16-02B | EA  | ANGLE - ATTACHMENT/WHEEL LIP - 5.1" - E-COAT |

**\*COMPONENT PARTS LISTED LATER IN THIS GROUP**

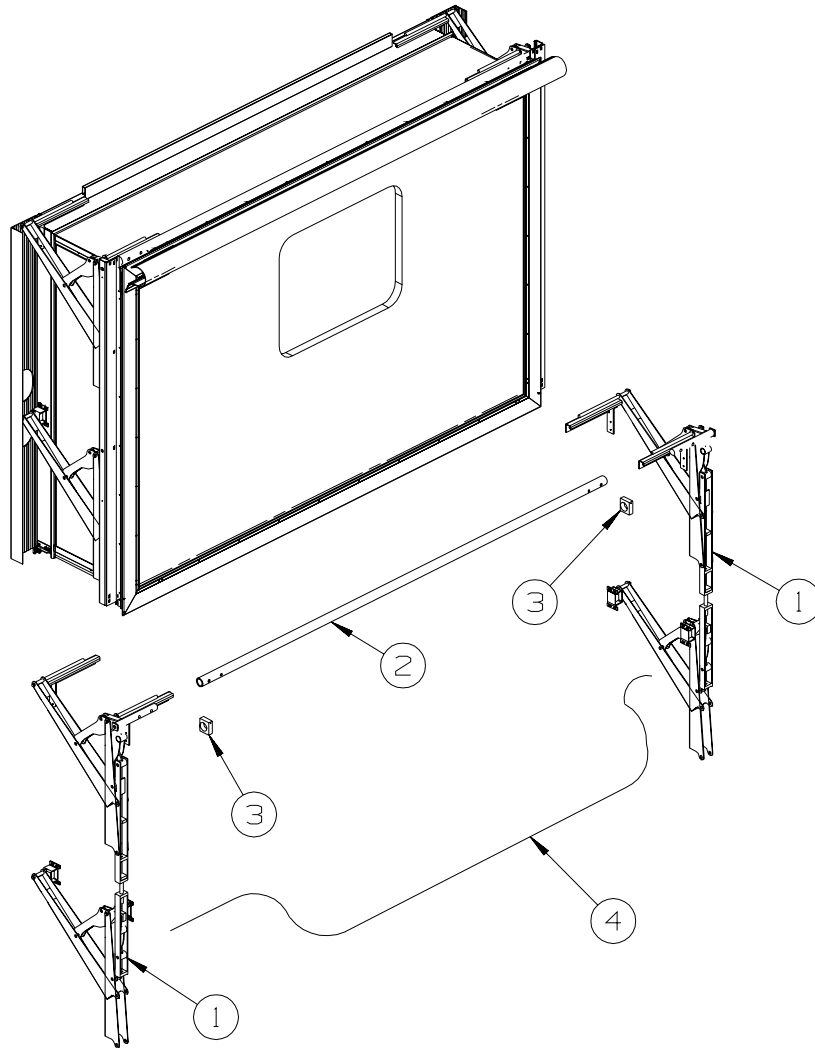
## EXTERIOR SLIDEOUT GROUP (CONTINUED)

### COMPONENT PARTS FOR RIGHT REAR

137390-01-000

| KEY | PART NUMBER   | U/M | DESCRIPTION                  | VENDOR NO.       |
|-----|---------------|-----|------------------------------|------------------|
|     | 128599-06-700 | EA  | HOSE/HYDRAULIC - 1/8" X 72"  | AP24635          |
|     | 128599-06-701 | EA  | HOSE/HYDRAULIC - 1/8" X 84"  | AP24636          |
|     | 128599-06-703 | EA  | BEARING KIT - SLIDE-OUT TUBE | RAP90698         |
|     | 128599-06-704 | EA  | BEARING PAD - SLIDE-OUT      | P14811           |
|     | 137390-01-700 | EA  | RAM/CYLINDER - SLIDEOUT ROOM | RAP90876/AP23425 |
|     | 137390-01-701 | EA  | CYLINDER NUT KIT - SLIDEOUT  | RAP90947         |
|     | 137390-01-702 | EA  | SLOT COVER ASM. - RUBBER     | AP26959          |

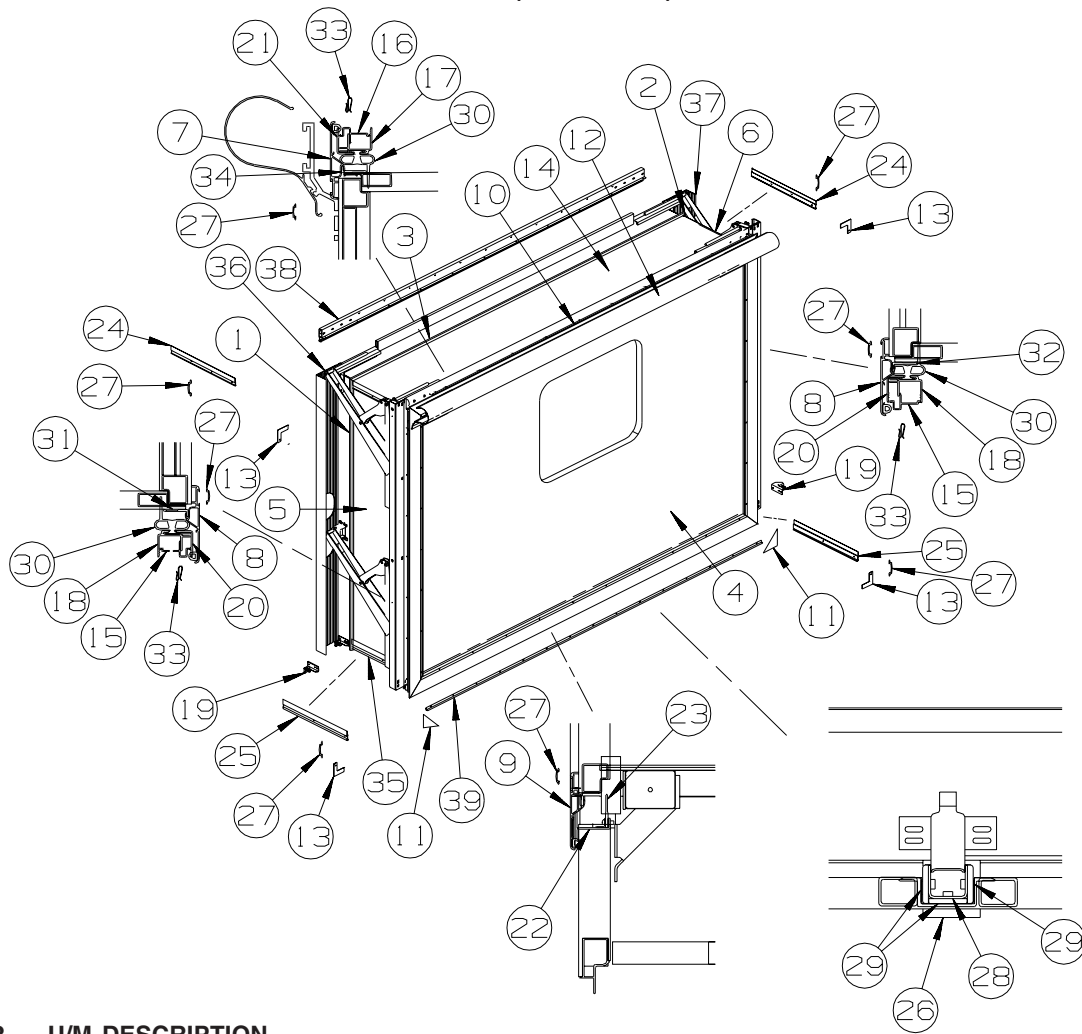
**EXTERIOR SLIDEOUT GROUP (CONTINUED)**  
**LEFT REAR**



| KEY | PART NUMBER   | U/M | DESCRIPTION                    |
|-----|---------------|-----|--------------------------------|
| 1*  | 142455-02-000 | EA  | SLIDEOUT - LATERAL ARM - 18"   |
| 2   | 142455-06-000 | EA  | BAR/TORSION - LATERAL/SLIDEOUT |
| 3   | 142455-03-000 | EA  | BAR DAMPENNER - LATERAL SLIDE  |
| 4   | 100536-51-000 | EA  | HOSE KIT - F/SLIDEOUT          |



**EXTERIOR SLIDEOUT GROUP (CONTINUED)**  
**LEFT REAR (CONTINUED)**



| KEY | PART NUMBER   | U/M | DESCRIPTION   |
|-----|---------------|-----|---|
| 1   | 141429-06-01A | EA  | TRIM/SEAL - INNER - W/MITERED ENDS - 62.3"                                  |
| 2   | 141429-05-01A | EA  | TRIM/SEAL - INNER - W/MITERED ENDS - 62.3"                                  |
| 3   | 141429-07-01A | EA  | TRIM/SEAL - INNER - W/MITERED ENDS - 98.5" - BRIGHT WHITE                   |
| 4   | 146077-12-RA0 | EA  | SLUG - F/SLIDEOUT (RA0, RA1, RA2, RA3)                                      |
| 4   | 146077-12-RA4 | EA  | SLUG - F/SLIDEOUT (RA4, RA5, RA6, RA7, RB4, RB5, RB6, RB7)                  |
| 4   | 146077-12-RB0 | EA  | SLUG - F/SLIDEOUT (RB0, RB1, RB2, RB3)                                      |
| 5   | 142061-01-RA0 | EA  | PANEL - FRONT - LEFT/REAR SLIDEOUT (RA0, RA1, RA2, RA3)                     |
| 5   | 142061-01-RA4 | EA  | PANEL - FRONT - LEFT/REAR SLIDEOUT (RA4, RA5, RA6, RA7, RB4, RB5, RB6, RB7) |
| 5   | 142061-01-PC3 | EA  | PANEL - FRONT - LEFT/REAR SLIDEOUT (RB0, RB1, RB2, RB3)                     |
| 6   | 142059-01-RA0 | EA  | PANEL - REAR - F/REAR SLIDEOUT (RA0, RA1, RA2, RA3)                         |
| 6   | 142059-01-RA4 | EA  | PANEL - REAR - F/REAR SLIDEOUT (RA4, RA5, RA6, RA7, RB4, RB5, RB6, RB7)     |
| 6   | 142059-01-PC3 | EA  | PANEL - REAR - F/REAR SLIDEOUT (RB0, RB1, RB2, RB3)                         |
| 7   | 139625-37-02A | EA  | TRIM/SEAL - TOP/W/MITERED ENDS - 102.7" - BLACK                             |
| 8   | 139625-29-02A | EA  | TRIM/SEAL - TOP/W/MITERED ENDS - 70" - BLACK                                |
| 9   | 142233-11-02A | EA  | TRIM/SEAL - W/MITERED ENDS - 102.9" - BLACK                                 |
| 10  | 117058-01-01A | FT  | TAPE - LOOP - 3/4" WIDE - ADHESIVE BACKED                                   |
| 11  | 135275-01-01A | EA  | PROTECTOR - CORNER - SLIDEOUT - WHITE                                       |

**EXTERIOR SLIDEOUT GROUP (CONTINUED)**  
**LEFT REAR (CONTINUED)**

**KEY PART NUMBER U/M DESCRIPTION**  
 12 SLIDEOUT AWNING - FULL BODY PAINT

**SLIDEOUT AWNINGS**

| MODEL              | COLOR CODE | HARDWARE COLOR | SLIDEROOM LT FRONT | SLIDEROOM LT REAR | SLIDEROOM RT FRONT | SLIDEROOM RT REAR |
|--------------------|------------|----------------|--------------------|-------------------|--------------------|-------------------|
| <b>SAPPHIRE</b>    |            |                |                    |                   |                    |                   |
| Q40E               | 27A        | SILVER SKY     | 140019-04-11A      | 140019-07-11A     | NA                 | 140019-06-11A     |
| Q40K               | 27A        | SILVER SKY     | 140019-08-11A      | 140019-07-11A     | 140019-09-11A      | NA                |
| <b>FIELD STONE</b> |            |                |                    |                   |                    |                   |
| Q40E               | 92A        | CANVAS BEIGE   | 140019-04-09A      | 140019-07-09A     | NA                 | 140019-06-09A     |
| Q40K               | 92A        | CANVAS BEIGE   | 140019-08-09A      | 140019-07-09A     | 140019-09-09A      | NA                |
| <b>GRAPHITE</b>    |            |                |                    |                   |                    |                   |
| Q40E               | 24C        | ANTHRACITE     | 140019-04-10A      | 140019-07-10A     | NA                 | 140019-06-10A     |
| Q40K               | 24C        | ANTHRACITE     | 140019-08-10A      | 140019-07-10A     | 140019-09-10A      | NA                |

| KEY | PART NUMBER   | U/M | DESCRIPTION  |
|-----|---------------|-----|--|
| 13  | 116444-04-02B | EA  | TRIM/KEY CORNER - SLIDEOUT - 3.1"X3.1" - E-COATED    |
| 14  | 144375-01-RA0 | EA  | ROOF - F/SLIDEOUT                                    |
| 15  | 142718-24-01A | EA  | RETAINER - SIDEWALL/SLIDEOUT - 63.2"                 |
| 16  | 142718-28-01A | EA  | RETAINER - SIDEWALL/SLIDEOUT - 94.3"                 |
| 17  | 142719-22-01A | EA  | TRIM - SIDEWALL/TOP/SLIDEOUT - 102.4" - BRIGHT WHITE |
| 18  | 142720-14-01A | EA  | TRIM - SIDEWALL/SLIDEOUT - 67" - BRIGHT WHITE        |
| 19  | 143252-02-02B | EA  | BRACKET/STOP - F/SLIDEOUT - E-COATED                 |
| 20  | 136824-34-02A | EA  | TRIM - SIDEWALL/SLIDEOUT - 66.5" - BLACK             |
| 21  | 136824-37-02A | EA  | TRIM - SIDEWALL/SLIDEOUT - 102" - BLACK              |
| 22  | 141174-10-03A | EA  | TRIM/ZEE - SIDEWALL - 102.2" - BLACK                 |
| 23  | 123012-03-000 | FT  | SEAL - F/SLIDEOUT                                    |
| 24  | 138659-01-02A | EA  | TRIM/FEATURE STRIP - 181.7" - BLACK                  |
| 25  | 125051-03-02A | EA  | TRIM - FEATURE STRIP/LOWER - 29.3" - BLACK           |
| 26  | 143240-01-000 | EA  | SEAL - SPONGE RUBBER                                 |
| 27  | 105312-01-13A | FT  | INSERT - FEATURE STRIP - VINYL - BLACK               |
| 28  | 142529-02-02B | EA  | GUIDE - F/SLIDEOUT ROOM - E-COATED                   |
| 29  | 128599-03-000 | EA  | PAD - F/SLIDEOUT                                     |
| 30  | 136978-01-01A | FT  | SEAL - SLIDEOUT - BLACK                              |
| 31  | 133954-39-02A | EA  | TRIM/SEAL - W/NOTCHED ENDS - 62.7" - BLACK           |
| 32  | 133954-40-02A | EA  | TRIM/SEAL - W/NOTCHED END - 62.7" - BLACK            |
| 33  | 142549-01-000 | EA  | CLIP-S TYPE  |
| 34  | 133954-44-02A | EA  | TRIM/SEAL - 96.8" - BLACK                            |
| 35  | 075673-05-000 | FT  | SEAL - PILE - ADHESIVE BACK - BLACK                  |
| 36  | 141430-04-01A | EA  | TRIM/SEAL - INNER - BRIGHT WHITE                     |
| 37  | 141430-03-01A | EA  | TRIM/SEAL - INNER - BRIGHT WHITE                     |
| 38  | 141927-03-01A | EA  | TRIM/SEAL - INNER/TOP - BRIGHT WHITE                 |
| 39  | 149821-10-01A | EA  | TRIM/ANGLE - SIDEWALL - BLACK - 1/2" X 1/2" X 98.8"  |

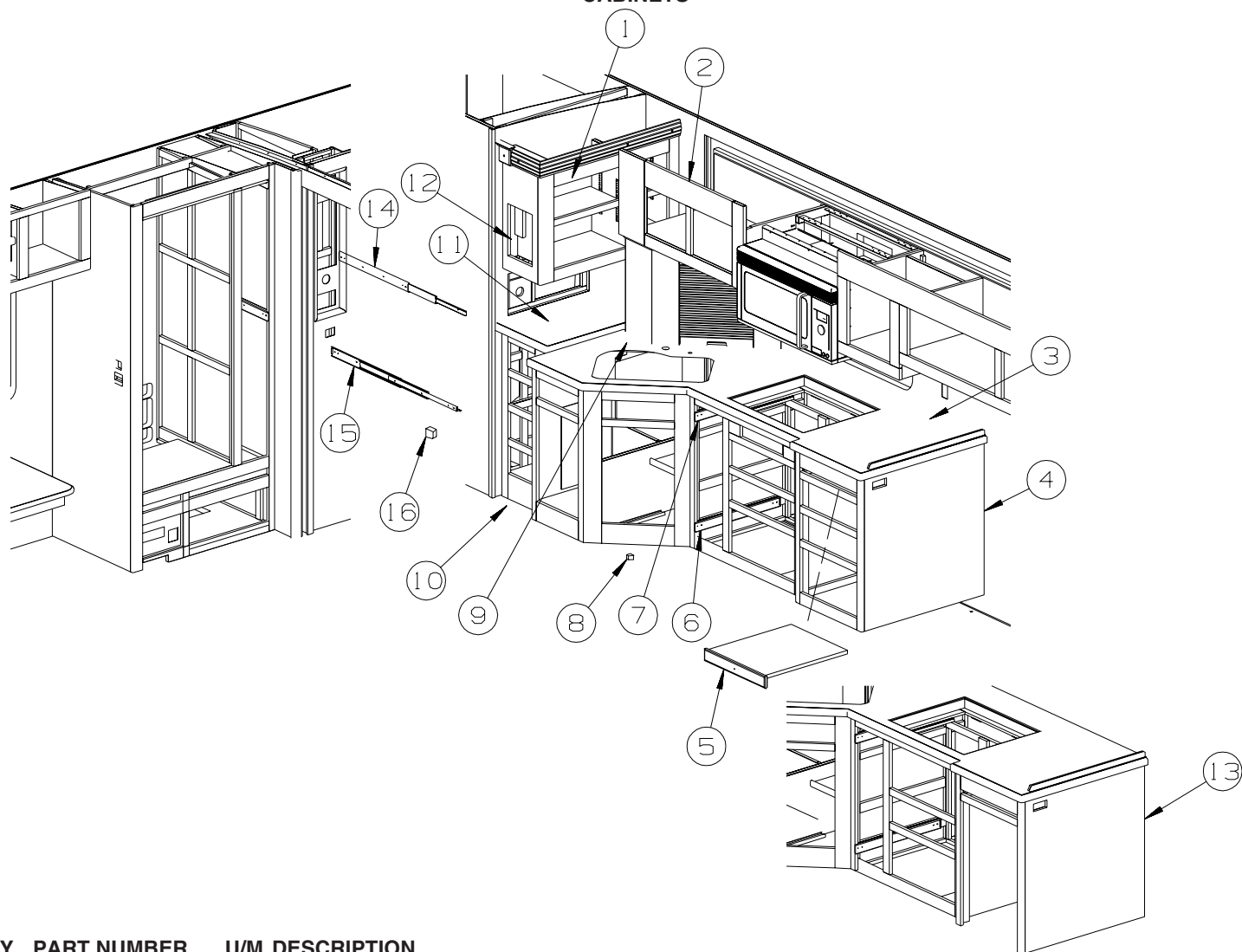
FROM: 12-08-03 THRU: 99-99-99

**EXTERIOR SLIDEOUT GROUP (CONTINUED)**  
**COMPONENT PARTS FOR LEFT REAR**

142455-02-000

| <b>KEY</b> | <b>PART NUMBER</b> | <b>U/M</b> | <b>DESCRIPTION</b>          | <b>VENDOR NO.</b> |
|------------|--------------------|------------|-----------------------------|-------------------|
|            | 139507-01-704      | EA         | RESTRICTOR/PROPORTION VALVE | RAP90819/AP10195  |

## GALLEY GROUP CABINETS

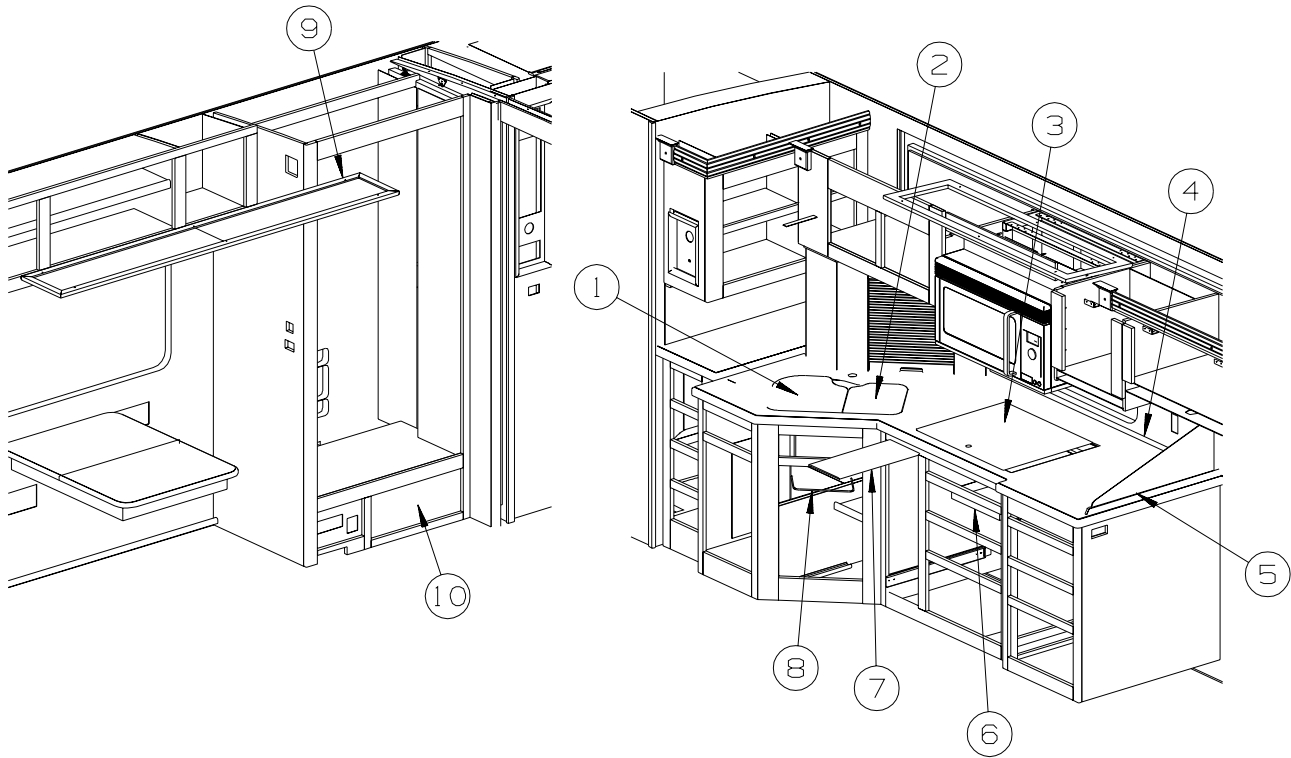


| KEY | PART NUMBER   | U/M | DESCRIPTION  |
|-----|---------------|-----|--|
| 1   | 145458-01-RA0 | EA  | CABINET - PANTRY/OVERHEAD/LEFT HAND - W/O DOORS/HARDWARE (RA0)                                       |
| 1   | 145458-01-RA1 | EA  | CABINET - PANTRY/OVERHEAD/LEFT HAND - W/O DOORS/HARDWARE (RA1)                                       |
| 1   | 145458-01-RA2 | EA  | CABINET - PANTRY/OVERHEAD/LEFT HAND - W/O DOORS/HARDWARE (RA2)<br>FROM: 00-00-00 THRU: 01-04-04      |
| 1   | 145458-01-RX1 | EA  | CABINET - PANTRY/OVERHEAD/LEFT HAND - W/O DOORS/HARDWARE (RA2)<br>FROM: 01-05-04 THRU: 99-99-99      |
| 1   | 145458-01-RA3 | EA  | CABINET - PANTRY/OVERHEAD/LEFT HAND - W/O DOORS/HARDWARE (RA3)                                       |
| 1   | 145458-01-RA4 | EA  | CABINET - PANTRY/OVERHEAD/LEFT HAND - W/O DOORS/HARDWARE (RA4, RB4)                                  |
| 1   | 145458-01-RA5 | EA  | CABINET - PANTRY/OVERHEAD/LEFT HAND - W/O DOORS/HARDWARE (RA5, RB5)                                  |
| 1   | 145458-01-RA6 | EA  | CABINET - PANTRY/OVERHEAD/LEFT HAND - W/O DOORS/HARDWARE (RA6, RB6)<br>FROM: 00-00-00 THRU: 01-04-04 |
| 1   | 145458-01-RX2 | EA  | CABINET - PANTRY/OVERHEAD/LEFT HAND - W/O DOORS/HARDWARE (RA6, RB6)<br>FROM: 01-05-04 THRU: 99-99-99 |
| 1   | 145458-01-RA7 | EA  | CABINET - PANTRY/OVERHEAD/LEFT HAND - W/O DOORS/HARDWARE (RA7, RB7)                                  |
| 1   | 145458-01-RB0 | EA  | CABINET - PANTRY/OVERHEAD/LEFT HAND - W/O DOORS/HARDWARE (RB0)                                       |
| 1   | 145458-01-RB1 | EA  | CABINET - PANTRY/OVERHEAD/LEFT HAND - W/O DOORS/HARDWARE (RB1)                                       |
| 1   | 145458-01-RB2 | EA  | CABINET - PANTRY/OVERHEAD/LEFT HAND - W/O DOORS/HARDWARE (RB2)<br>FROM: 00-00-00 THRU: 01-04-04      |
| 1   | 145458-01-RX3 | EA  | CABINET - PANTRY/OVERHEAD/LEFT HAND - W/O DOORS/HARDWARE (RB2)<br>FROM: 01-05-04 THRU: 99-99-99      |
| 1   | 145458-01-RB3 | EA  | CABINET - PANTRY/OVERHEAD/LEFT HAND - W/O DOORS/HARDWARE (RB3)                                       |
| 2   | 145440-02-RC0 | EA  | CABINET - OVERHEAD/GALLEY - W/O DOORS/HARDWARE - PORTSMOUTH OAK                                      |
| 2   | 145440-02-RC1 | EA  | CABINET - OVERHEAD/GALLEY - W/O DOORS/HARDWARE - CONCERT CHERRY                                      |
| 2   | 145440-02-RC2 | EA  | CABINET - OVERHEAD/GALLEY - W/O DOORS/HARDWARE - WASHED MAPLE  |
| 2   | 145440-02-RC3 | EA  | CABINET - OVERHEAD/GALLEY - W/O DOORS/HARDWARE - HONEY CHERRY  |
| 3   | 145600-03-02A | EA  | COUNTERTOP - CORIAN 1/2" - W/SINK - MAGNA SAVANNAH   |

**GALLEY GROUP (CONTINUED)**  
**CABINETS (CONTINUED)**

| KEY | PART NUMBER   | U/M | DESCRIPTION   |
|-----|---------------|-----|---|
| 4   | P45503-01-RA0 | EA  | CABINET - GALLEY - W/O COUNTERTOP/DOORS/DRAWERS/HARDWARE - PORTSMOUTH OAK |
| 4   | P45503-01-RA1 | EA  | CABINET - GALLEY - W/O COUNTERTOP/DOORS/DRAWERS/HARDWARE - CONCERT CHERRY |
| 4   | P45503-01-RA2 | EA  | CABINET - GALLEY - W/O COUNTERTOP/DOORS/DRAWERS/HARDWARE - WASHED MAPLE   |
| 4   | P45503-01-RA3 | EA  | CABINET - GALLEY - W/O COUNTERTOP/DOORS/DRAWERS/HARDWARE - HONEY CHERRY   |
| 5   | 142669-03-RA0 | EA  | CUTTING BOARD - W/DRAWER FACE - W/O HARDWARE - PORTSMOUTH OAK             |
| 5   | 142669-03-RA1 | EA  | CUTTING BOARD - W/DRAWER FACE - W/O HARDWARE - CONCERT CHERRY             |
| 5   | 142669-03-RA2 | EA  | CUTTING BOARD - W/DRAWER FACE - W/O HARDWARE - WASHED MAPLE               |
| 5   | 142669-03-RA3 | EA  | CUTTING BOARD - W/DRAWER FACE - W/O HARDWARE - HONEY CHERRY               |
| 5   | 102778-11-000 | EA  | BOARD - CUTTING - .7" X 17.9" X 21.2" - WOOD                              |
| 6   | 122360-02-000 | EA  | SLIDE - PANTRY - W/O LOCK - RIGHT/LEFT HAND                               |
| 7   | 122360-01-000 | EA  | SLIDE - PANTRY - W/LOCK - LEFT HAND (FACING PANEL)                        |
| 8   | 123673-01-01A | EA  | KNOB - PANTRY SLIDE   |
| 9   | 140761-01-PA0 | EA  | CABINET - STORAGE/APPLIANCE - W/TAMBOUR DOOR - W/O HDW - PORTSMOUTH OAK   |
| 9   | 140761-01-PA1 | EA  | CABINET - STORAGE/APPLIANCE - W/TAMBOUR DOOR - W/O HDW - CONCERT CHERRY   |
| 9   | 140761-01-PC2 | EA  | CABINET - STORAGE/APPLIANCE - W/TAMBOUR DOOR - W/O HDW - WASHED MAPLE     |
| 9   | 140761-01-RA3 | EA  | CABINET - STORAGE/APPLIANCE - W/TAMBOUR DOOR - W/O HDW - HONEY CHERRY     |
| 10  | P41800-02-RA0 | EA  | CABINET - STORAGE/GALLEY - W/O COUNTERTOP/DOORS/DRWS/HDW - PORTSMOUTH OAK |
| 10  | P41800-02-RA1 | EA  | CABINET - STORAGE/GALLEY - W/O COUNTERTOP/DOORS/DRWS/HDW - CONCERT CHERRY |
| 10  | P41800-02-RA2 | EA  | CABINET - STORAGE/GALLEY - W/O COUNTERTOP/DOORS/DRWS/HDW - WASHED MAPLE   |
| 10  | P41800-02-RA3 | EA  | CABINET - STORAGE/GALLEY - W/O COUNTERTOP/DOORS/DRWS/HDW - HONEY CHERRY   |
| 11  | 133539-52-02A | EA  | COUNTERTOP - 1/2" CORIAN - MAGNA SAVANNAH                                 |
| 12  | 137602-91-RA0 | EA  | POCKET - MONITOR PANEL - PORTSMOUTH OAK - PORTSMOUTH OAK                  |
| 12  | 137602-91-RA1 | EA  | POCKET - MONITOR PANEL - CHERRY - CONCERT CHERRY                          |
| 12  | 137602-91-RA2 | EA  | POCKET - MONITOR PANEL - WASHED MAPLE - WASHED MAPLE                      |
| 12  | 137602-91-RA3 | EA  | POCKET - MONITOR PANEL - HONEY CHERRY - HONEY CHERRY                      |
| 13  | P45503-02-RA0 | EA  | CABINET - GALLEY - W/O COUNTERTOP/DOORS/DRAWERS/HARDWARE - PORTSMOUTH OAK |
| 13  | P45503-02-RA1 | EA  | CABINET - GALLEY - W/O COUNTERTOP/DOORS/DRAWERS/HARDWARE - CONCERT CHERRY |
| 13  | P45503-02-RA2 | EA  | CABINET - GALLEY - W/O COUNTERTOP/DOORS/DRAWERS/HARDWARE - WASHED MAPLE   |
| 13  | P45503-02-RA3 | EA  | CABINET - GALLEY - W/O COUNTERTOP/DOORS/DRAWERS/HARDWARE - HONEY CHERRY   |
| 14  | 122360-02-000 | EA  | SLIDE - PANTRY - W/O LOCK - RIGHT/LEFT HAND                               |
| 15  | 122360-03-000 | EA  | SLIDE - PANTRY - W/LOCK - RIGHT HAND (FACING PANEL)                       |
| 16  | 123673-01-01A | EA  | KNOB - PANTRY SLIDE   |

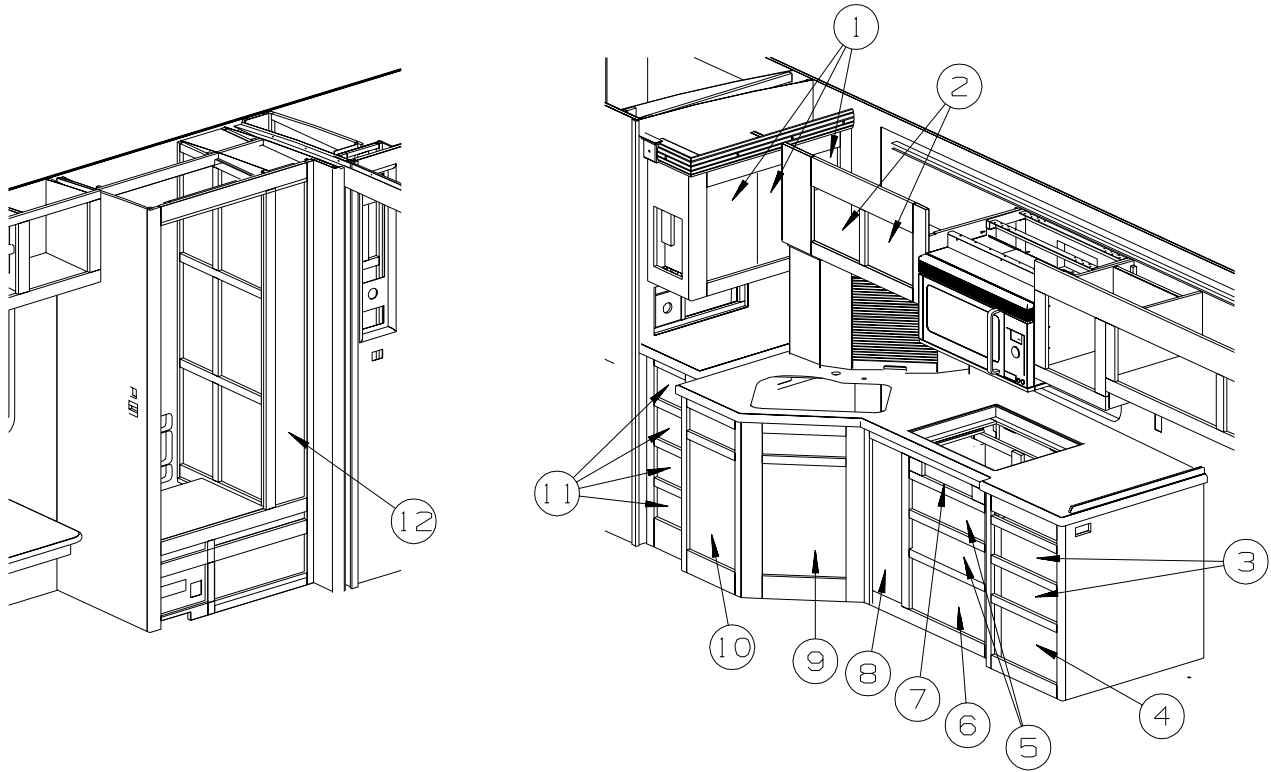
## GALLEY GROUP (CONTINUED) CABINETS (CONTINUED)



| KEY | PART NUMBER   | U/M | DESCRIPTION   |
|-----|---------------|-----|---|
| 1   | 107044-10-01A | EA  | COVER - RECESSED SINK - 13.2" X 16.4" - CORIAN                    |
| 2   | 107044-09-01A | EA  | COVER - RECESSED SINK - 10.1" X 14" - CORIAN                      |
| 3   | 120445-03-01A | EA  | COUNTERTOP - STOVE LID - CORIAN - MAGNA SAVANNAH                  |
| 4   | 142772-07-02A | EA  | BACKSPLASH - COUNTERTOP - CORIAN - MAGNA SAVANNAH                 |
| 5   | 127117-01-01A | EA  | GLASS - STATIONARY - SPLASHGUARD                                  |
| 5   | 128838-02-PC0 | EA  | MOLDING - SPLASHGUARD - MAGNA SAVANNAH                            |
| 6   | 100081-01-01A | EA  | TRAY - SILVERWARE - 9" X 13.3" RUBBERMAID ALMOND PLASTIC          |
| 7   | 130816-05-04A | EA  | COUNTERTOP - 1/2" CORIAN - MAGNA SAVANNAH                         |
| 8   | 093605-02-01A | EA  | RACK - TOWEL/WIRE - ALMOND  |
| 9   | 145979-01-RA0 | EA  | CABINET - OVERHEAD/LIGHT - W/O DOORS/HARDWARE - PORTSMOUTH OAK    |
| 9   | 145979-01-RA1 | EA  | CABINET - OVERHEAD/LIGHT - W/O DOORS/HARDWARE - CONCERT CHERRY    |
| 9   | 145979-01-RA2 | EA  | CABINET - OVERHEAD/LIGHT - W/O DOORS/HARDWARE - WASHED MAPLE      |
| 9   | 145979-01-RA3 | EA  | CABINET - OVERHEAD/LIGHT - W/O DOORS/HARDWARE - HONEY CHERRY      |
| 9   | 133312-04-RC0 | EA  | LENS - DIFFUSER   |
| 9   | 133312-01-01A | EA  | LENS - CLEAR DIFFUSER - 23.7" X 47.8"                             |
| 10  | 146501-05-RA0 | EA  | DOOR COMPL-SPECIAL, FLUTED - PORTSMOUTH OAK                       |
| 10  | 146501-05-RA1 | EA  | DOOR COMPL-SPECIAL, FLUTED - CONCERT CHERRY                       |
| 10  | 146501-05-RA2 | EA  | DOOR COMPL-SPECIAL, FLUTED - WASHED MAPLE                         |
| 10  | 146501-05-RA3 | EA  | DOOR COMPL-SPECIAL, FLUTED - HONEY CHERRY                         |
| 10  | 140594-26-01A | EA  | GRILLE - RETURN AIR - ALUMINUM - 17.9" X 8.6" - BLACK             |
| 10  | 146501-06-RA0 | EA  | DOOR COMPL-SPECIAL, FLUTED - PORTSMOUTH OAK - 4 DOOR REFRIGERATOR |
| 10  | 146501-06-RA1 | EA  | DOOR COMPL-SPECIAL, FLUTED - CONCERT CHERRY - 4 DOOR REFRIGERATOR |
| 10  | 146501-06-RA2 | EA  | DOOR COMPL-SPECIAL, FLUTED - WASHED MAPLE - 4 DOOR REFRIGERATOR   |
| 10  | 146501-06-RA3 | EA  | DOOR COMPL-SPECIAL, FLUTED - HONEY CHERRY - 4 DOOR REFRIGERATOR   |
| 10  | 140594-27-01A | EA  | GRILLE - RETURN AIR - ALUMINUM - 17.9" X 4.8" - BLACK             |

## GALLEY GROUP (CONTINUED)

### DOORS & DRAWERS



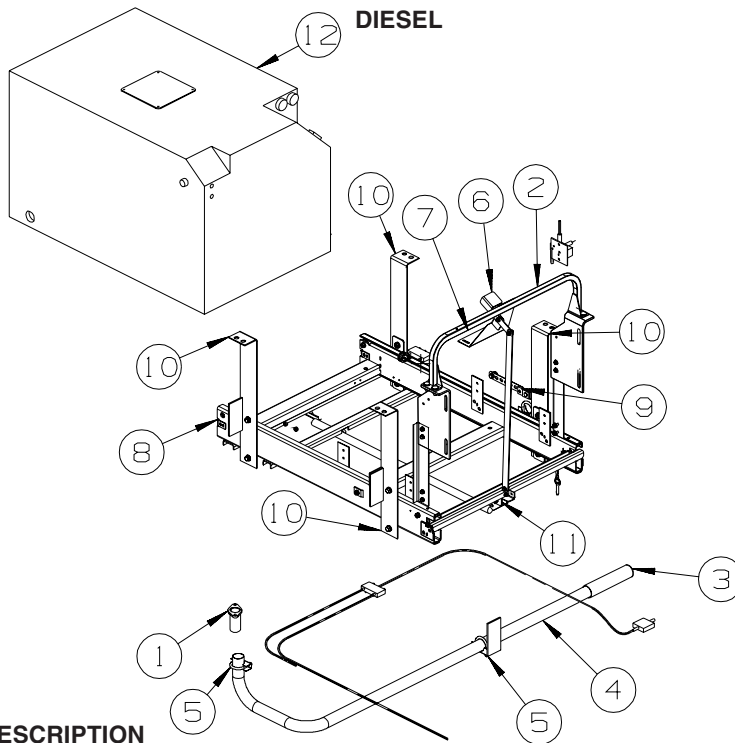
| KEY | PART NUMBER   | U/M | DESCRIPTION   |
|-----|---------------|-----|---|
| 1   | 136948-22-RA0 | EA  | DOOR - WIDE RAIL/DOUBLE ARCHED/FLUTED - 10" X 19.1" - PORTSMOUTH OAK        |
| 1   | 136948-22-RA1 | EA  | DOOR - WIDE RAIL/DOUBLE ARCHED/FLUTED - 10" X 19.1" - CONCERT CHERRY        |
| 1   | 136948-22-RA2 | EA  | DOOR - WIDE RAIL/DOUBLE ARCHED/FLUTED - 10" X 19.1" - WASHED MAPLE          |
| 1   | 136948-22-RA3 | EA  | DOOR - WIDE RAIL/DOUBLE ARCHED/FLUTED - 10" X 19.1" - HONEY CHERRY          |
| 2   | 136948-A0-RA0 | EA  | DOOR - WIDE RAIL/DOUBLE ARCHED/FLUTED - 14.4" X 14.4" - PORTSMOUTH OAK      |
| 2   | 136948-A0-RA1 | EA  | DOOR - WIDE RAIL/DOUBLE ARCHED/FLUTED - 14.4" X 14.4" - CONCERT CHERRY      |
| 2   | 136948-A0-RA2 | EA  | DOOR - WIDE RAIL/DOUBLE ARCHED/FLUTED - 14.4" X 14.4" - WASHED MAPLE        |
| 2   | 136948-A0-RA3 | EA  | DOOR - WIDE RAIL/DOUBLE ARCHED/FLUTED - 14.4" X 14.4" - HONEY CHERRY        |
| 3   | 145575-01-RC0 | EA  | DRAWER - FLUTED EDGE - 17.7"W X 21.6"D - W/O SLIDES/HDW - PORTSMOUTH OAK    |
| 3   | 145575-01-RC1 | EA  | DRAWER - FLUTED EDGE - 17.7"W X 21.6"D - W/O SLIDES/HDW - CONCERT CHERRY    |
| 3   | 145575-01-RC2 | EA  | DRAWER - FLUTED EDGE - 17.7"W X 21.6"D - W/O SLIDES/HDW - WASHED MAPLE      |
| 3   | 145575-01-RC3 | EA  | DRAWER - FLUTED EDGE - 17.7"W X 21.6"D - W/O SLIDES/HDW - HONEY CHERRY      |
| 4   | 145575-A0-RA0 | EA  | DRAWER - FLUTED EDGE - 17.7"W X 21.6"D - W/O SLIDES/HDW - PORTSMOUTH OAK    |
| 4   | 145575-A0-RA1 | EA  | DRAWER - FLUTED EDGE - 17.7"W X 21.6"D - W/O SLIDES/HDW - CONCERT CHERRY    |
| 4   | 145575-A0-RA2 | EA  | DRAWER - FLUTED EDGE - 17.7"W X 21.6"D - W/O SLIDES/HDW - WASHED MAPLE      |
| 4   | 145575-A0-RA3 | EA  | DRAWER - FLUTED EDGE - 17.7"W X 21.6"D - W/O SLIDES/HDW - HONEY CHERRY      |
| 5   | 145575-A1-RA0 | EA  | DRAWER - FLUTED EDGE - 20.4"W X 21.6"D - W/O SLIDES/HDW - PORTSMOUTH OAK    |
| 5   | 145575-A1-RA1 | EA  | DRAWER - FLUTED EDGE - 20.4"W X 21.6"D - W/O SLIDES/HDW - CONCERT CHERRY    |
| 5   | 145575-A1-RA2 | EA  | DRAWER - FLUTED EDGE - 20.4"W X 21.6"D - W/O SLIDES/HDW - WASHED MAPLE      |
| 5   | 145575-A1-RA3 | EA  | DRAWER - FLUTED EDGE - 20.4"W X 21.6"D - W/O SLIDES/HDW - HONEY CHERRY      |
| 6   | 145575-A2-R53 | EA  | DRAWER - FLUTED EDGE - 20.4"W X 21.6"D - W/O SLIDES/HDW - PORTSMOUTH OAK    |
| 6   | 145575-A2-RA2 | EA  | DRAWER - FLUTED EDGE - 20.4"W X 21.6"D - W/O SLIDES/HDW - CONCERT CHERRY    |
| 6   | 145575-A2-RA3 | EA  | DRAWER - FLUTED EDGE - 20.4"W X 21.6"D - W/O SLIDES/HDW - WASHED MAPLE      |
| 6   | 145575-A2-R54 | EA  | DRAWER - FLUTED EDGE - 20.4"W X 21.6"D - W/O SLIDES/HDW - HONEY CHERRY      |
| 7   | 144803-X2-RA0 | EA  | DRAWER/FACE - SOLID PANEL/FLUTED EDGE - 3.5" X 22"-W/O HDW - PORTSMOUTH OAK |
| 7   | 144803-X2-RA1 | EA  | DRAWER/FACE - SOLID PANEL/FLUTED EDGE - 3.5" X 22"-W/O HDW - CONCERT CHERRY |
| 7   | 144803-X2-RA2 | EA  | DRAWER/FACE - SOLID PANEL/FLUTED EDGE - 3.5" X 22"-W/O HDW - WASHED MAPLE   |
| 7   | 144803-X2-RA3 | EA  | DRAWER/FACE - SOLID PANEL/FLUTED EDGE - 3.5" X 22"-W/O HDW - HONEY CHERRY   |
| 8   | 143959-21-RA0 | EA  | DOOR - RAISED PANEL/FLUTED EDGE - 10" X 29.5" - W/O HDW - PORTSMOUTH OAK    |
| 8   | 143959-21-RA1 | EA  | DOOR - RAISED PANEL/FLUTED EDGE - 10" X 29.5" - W/O HDW - CONCERT CHERRY    |
| 8   | 143959-21-RA2 | EA  | DOOR - RAISED PANEL/FLUTED EDGE - 10" X 29.5" - W/O HDW - WASHED MAPLE      |
| 8   | 143959-21-RA3 | EA  | DOOR - RAISED PANEL/FLUTED EDGE - 10" X 29.5" - W/O HDW - HONEY CHERRY      |

**GALLEY GROUP (CONTINUED)**  
**DOORS & DRAWERS (CONTINUED)**

| <b>KEY</b> | <b>PART NUMBER</b> | <b>U/M</b> | <b>DESCRIPTION</b>  |
|------------|--------------------|------------|---|
| 9          | 146890-D4-RA0      | EA         | DOOR - ARCHED PANEL/FLUTED EDGE/LH - 15.7" X 27.9"-W/O HDW - PORTSMOUTH OAK |
| 9          | 146890-D4-RA1      | EA         | DOOR - ARCHED PANEL/FLUTED EDGE/LH - 15.7" X 27.9"-W/O HDW - CONCERT CHERRY |
| 9          | 146890-D4-RA2      | EA         | DOOR - ARCHED PANEL/FLUTED EDGE/LH - 15.7" X 27.9"-W/O HDW - WASHED MAPLE   |
| 9          | 146890-D4-RA3      | EA         | DOOR - ARCHED PANEL/FLUTED EDGE/LH - 15.7" X 27.9"-W/O HDW - HONEY CHERRY   |
| 10         | 145522-19-RA0      | EA         | DOOR - ARCHED PANEL/FLUTED EDGE - 14.4" X 27.9" - W/O HDW - PORTSMOUTH OAK  |
| 10         | 145522-19-RA1      | EA         | DOOR - ARCHED PANEL/FLUTED EDGE - 14.4" X 27.9" - W/O HDW - CONCERT CHERRY  |
| 10         | 145522-19-RA2      | EA         | DOOR - ARCHED PANEL/FLUTED EDGE - 14.4" X 27.9" - W/O HDW - WASHED MAPLE    |
| 10         | 145522-19-RA3      | EA         | DOOR - ARCHED PANEL/FLUTED EDGE - 14.4" X 27.9" - W/O HDW - HONEY CHERRY    |
| 11         | 145575-99-RA0      | EA         | DRAWER - FLUTED EDGE - 8.3"W X 21.6"D - W/O SLIDES/HDW - PORTSMOUTH OAK     |
| 11         | 145575-99-RA1      | EA         | DRAWER - FLUTED EDGE - 8.3"W X 21.6"D - W/O SLIDES/HDW - CONCERT CHERRY     |
| 11         | 145575-99-RA2      | EA         | DRAWER - FLUTED EDGE - 8.3"W X 21.6"D - W/O SLIDES/HDW - WASHED MAPLE       |
| 11         | 145575-99-RA3      | EA         | DRAWER - FLUTED EDGE - 8.3"W X 21.6"D - W/O SLIDES/HDW - HONEY CHERRY       |
| 12         | 143959-18-RA0      | EA         | DOOR - RAISED PANEL/FLUTED EDGE - 8.1" X 60.7" - W/O HDW - PORTSMOUTH OAK   |
| 12         | 143959-18-RA1      | EA         | DOOR - RAISED PANEL/FLUTED EDGE - 8.1" X 60.7" - W/O HDW - CONCERT CHERRY   |
| 12         | 143959-18-RA2      | EA         | DOOR - RAISED PANEL/FLUTED EDGE - 8.1" X 60.7" - W/O HDW - WASHED MAPLE     |
| 12         | 143959-18-RA3      | EA         | DOOR - RAISED PANEL/FLUTED EDGE - 8.1" X 60.7" - W/O HDW - HONEY CHERRY     |

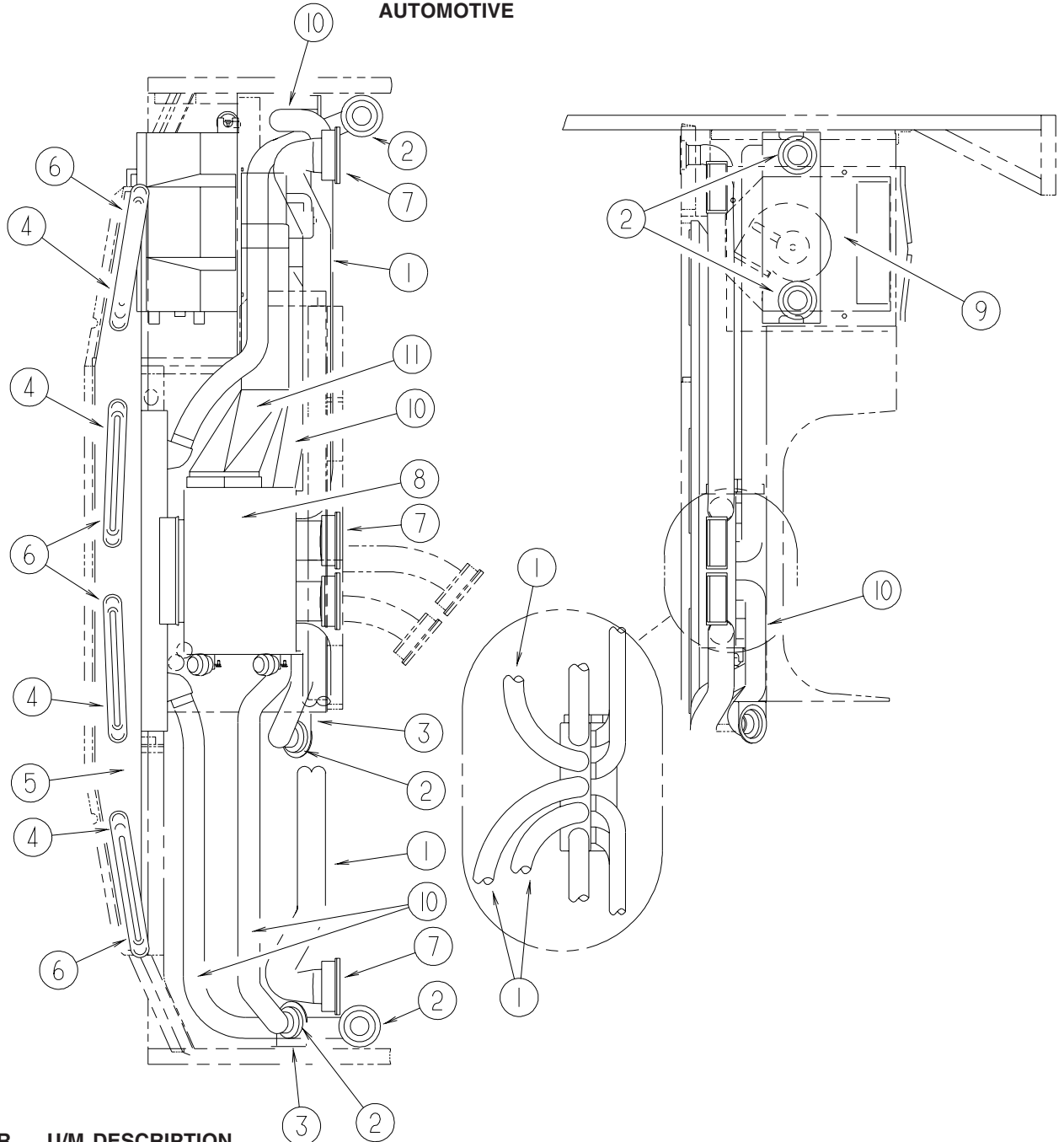


# GENERATOR GROUP DIESEL



| KEY | PART NUMBER   | U/M | DESCRIPTION                           |
|-----|---------------|-----|---------------------------------------|
| 1   | 106235-01-000 | EA  | ADAPTOR - GENERATOR EXHAUST           |
| 2   | 114169-02-02B | EA  | HANDLE - BUMPER MOUNT - E-COATED      |
| 3   | 138246-01-01A | EA  | EXTENSION - TAILPIPE - 1.6"ID X 7.7"  |
| 4   | 116381-09-000 | EA  | PIPE - EXHAUST - GENERATOR            |
| 5   | 007125-03-000 | EA  | CLAMP - MUFFLER - 1.5" DIAMETER       |
| 6   | 131696-01-02B | EA  | BRACKET - GENERATOR - E-COATED        |
| 7   | 131507-01-02B | EA  | BRACKET - GENERATOR - E-COATED        |
| 8   | 130294-02-01A | EA  | SLIDE - GENERATOR - NON-POWERED       |
| 9   | 007131-01-000 | EA  | HANGER - TAILPIPE - 6 SLOTS           |
| 10  | 123141-05-02B | EA  | BRACKET/HANGER - GENERATOR - E-COATED |
| 11  | 131696-02-02B | EA  | BRACKET - GENERATOR - E-COATED        |
| 12  | 122425-01-000 | EA  | GENERATOR - DIESEL - 7.5              |

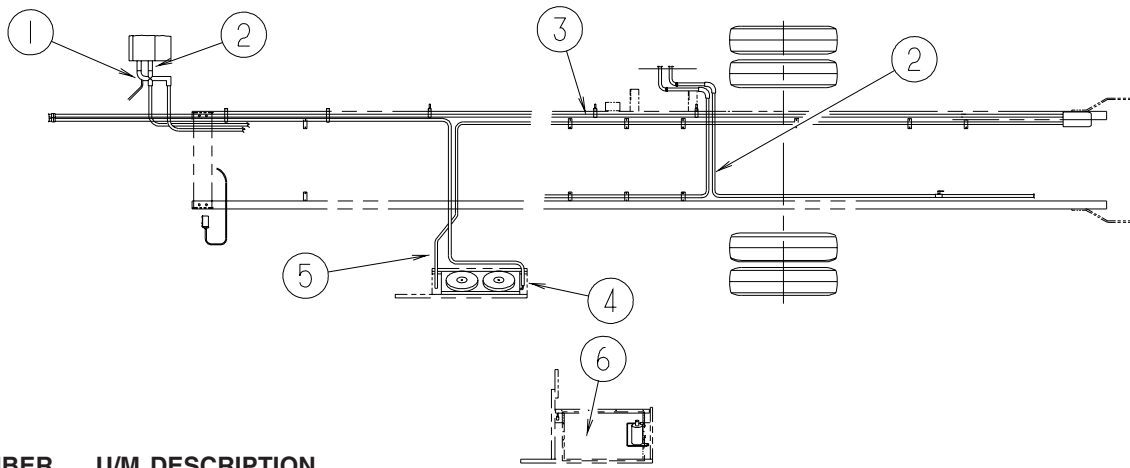
## HEATING & A/C GROUP AUTOMOTIVE



| KEY | PART NUMBER   | U/M | DESCRIPTION   |
|-----|---------------|-----|---|
| 1   | 007281-01-000 | EA  | HOSE - FLEXIBLE PVC - 2 1/2" ID X 50'                                     |
| 2   | 024990-05-000 | EA  | OUTLET - DEFROSTER - W/SWIVEL - 2" SLEEVE/4" OD - BLACK - <b>2 USED</b>   |
| 2   | 024990-12-000 | EA  | OUTLET - DEFROSTER - W/SWIVEL - 2" SLEEVE/4" OD - GLACIER - <b>3 USED</b> |
| 3   | 136157-03-02B | EA  | BRACKET - HEATER - E-COATED - <b>1 USED</b>                               |
| 4   | 077075-01-000 | EA  | GASKET - INSTRUMENT PANEL/DEFROSTER PLENUM - .6" X 10.2"                  |
| 5   | 103017-03-000 | EA  | PLENUM - DEFROSTER  |
| 6   | 135265-01-04A | EA  | VENT - DEFROSTER - PLASTIC - GLACIER                                      |
| 7   | 135803-01-01A | EA  | LOUVER - A/C - 2.5" X 5.2" - BLACK - <b>3 USED</b>                        |
| 7   | 135803-02-01A | EA  | LOUVER - A/C - 2.5" - 5.7" - W/SCREW HOLES - BLACK - <b>2 USED</b>        |
| 8*  | 103930-52-000 | EA  | CONTROL/PLENUM - LARGE ROTARY   |
| 8*  | 103930-57-000 | EA  | CONTROL/PLENUM - DUAL OUTPUT - <b>DUAL CLIMATE CONTROL SYSTEM</b>         |
| 9*  | 103930-55-000 | EA  | EVAPORATOR/HEATER - NONCHARGED - SINGLE OUTPUT                            |
| 9   | 103930-56-000 | EA  | EVAPORATOR/HEATER - DUAL OUTPUT - <b>DUAL CLIMATE CONTROL SYSTEM</b>      |
| 10  | 007076-01-000 | EA  | HOSE - FLEXIBLE PVC - 2" ID - INCREMENTS OF 50'                           |
| 11  | 134275-01-01A | EA  | PLENUM - TRANSITION   |
|     | 103930-54-000 | EA  | MANUAL - OWNERS - HEATER/AC   |

\*COMPONENT PARTS LISTED LATER IN THIS GROUP

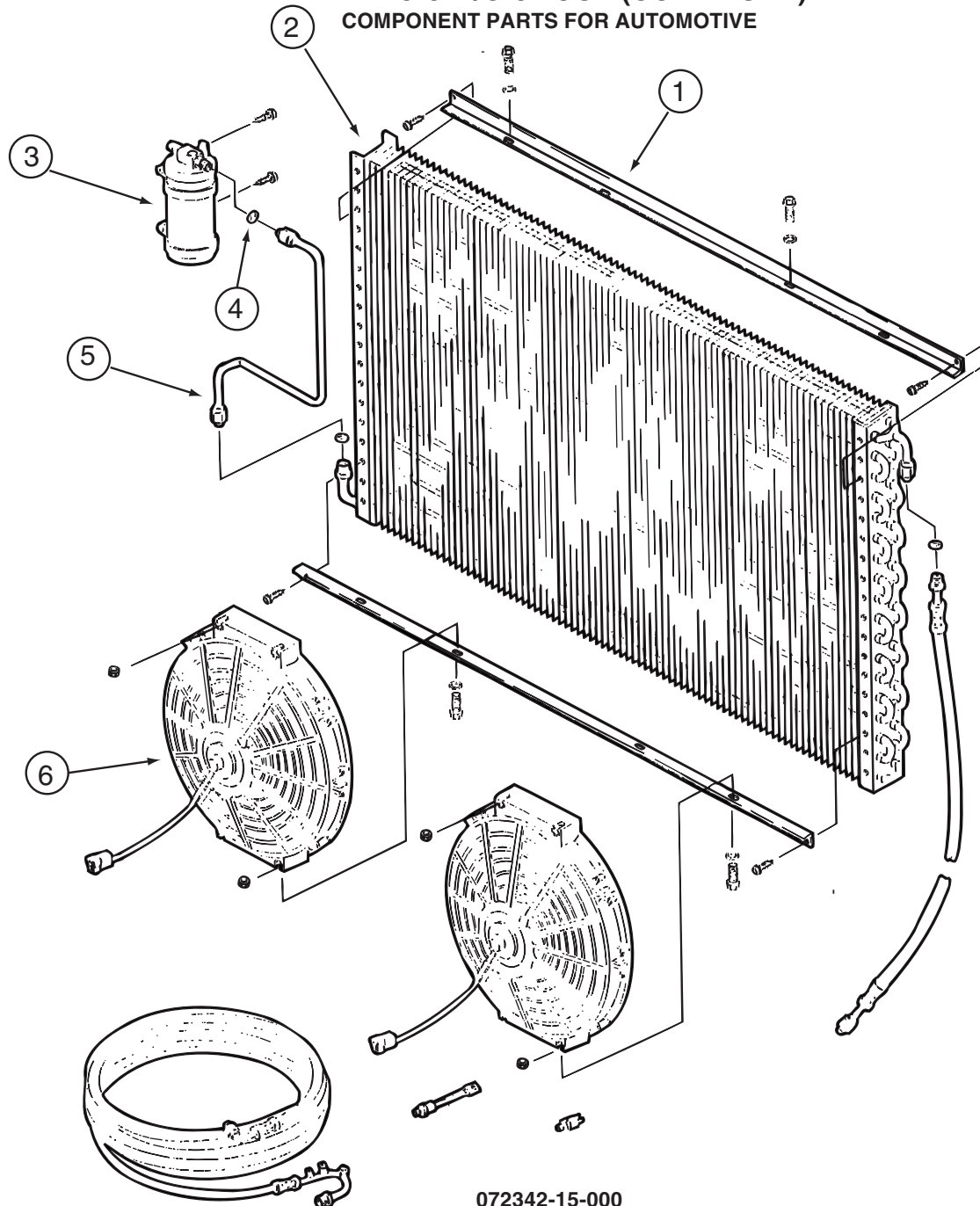
## HEATING & A/C GROUP (CONTINUED) AUTOMOTIVE (CONTINUED)



| KEY | PART NUMBER   | U/M | DESCRIPTION  |
|-----|---------------|-----|--|
| 1   | 103930-24-000 | EA  | VALVE - WATER CONTROL - 4 PORT VACUUM CONTROLLED   |
| 2   | 007108-01-000 | FT  | HOSE - HEATER - 5/8" ID - HI-TEMP  |
| 3*  | 103930-51-000 | EA  | HOSE KIT - #12 496" 90 DEGREE BEND - COMPRESSOR/EVAPORATOR   |
| 4*  | 072342-23-000 | EA  | HOSE - #6 - 175" LONG  |
| 4*  | 072342-18-000 | EA  | HOSE - #6 - REC DRIER/EVAPORATOR - 42.8' LONG W/SWITCHES<br>FROM: 00-00-00 THRU: 05-24-03<br>FROM: 05-25-03 THRU: 99-99-99 |
| 5*  | 072342-22-000 | EA  | HOSE - #8/90 DEGREE END - 465" LONG<br>FROM: 00-00-00 THRU: 05-24-03   |
| 5   | 072342-25-000 | EA  | HOSE #8 - 90 DEGREE/FEMALE - 95" - SCS 093-00683<br>FROM: 05-25-03 THRU: 99-99-99  |
| 6*  | 072342-15-000 | EA  | CONDENSER - W/FAN ON SIDE - NO HOSE<br>FROM: 00-00-00 THRU: 05-24-03   |
|     | 103930-60-000 | EA  | HOSE KIT (DRYER TO EVAP. & COMPRESSOR)<br>FROM: 05-25-03 THRU: 99-99-99  |

\*COMPONENT PARTS LISTED LATER IN THIS GROUP

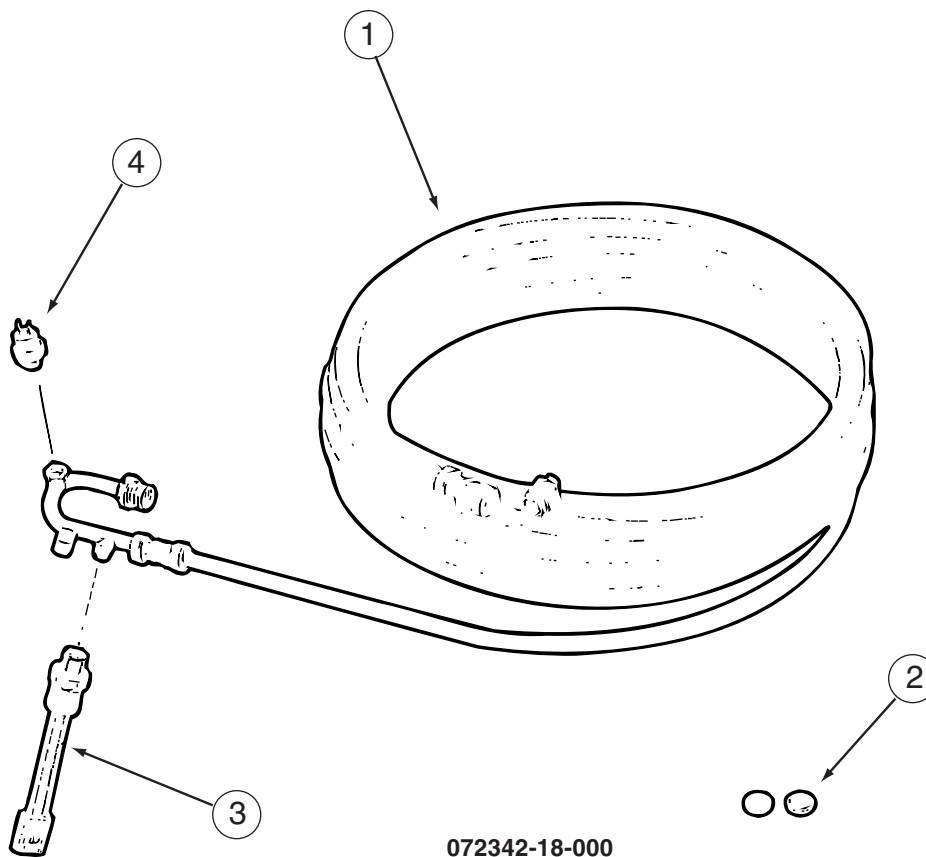
**HEATING & A/C GROUP (CONTINUED)**  
**COMPONENT PARTS FOR AUTOMOTIVE**



072342-15-000

| KEY | PART NUMBER   | U/M | DESCRIPTION                  | VENDOR NO. |
|-----|---------------|-----|------------------------------|------------|
| 1   | 072342-13-700 | EA  | BRACKET - CONDENSER FAN      | 070-0148   |
| 2   | 072342-12-700 | EA  | COIL-CONDENSER               | 040-0027   |
| 3   | 072342-12-703 | EA  | RECEIVER DRIER               | 054-0001   |
| 4   | 113245-01-711 | EA  | O'RING #6                    | 045-0129   |
| 5   | 072342-13-703 | EA  | TUBE ASM. #6                 | 052-0040   |
| 6   | 072342-08-703 | EA  | FAN BLADE/MOTOR & SHROUD 11" | 062-0097   |

**HEATING & A/C GROUP (CONTINUED)**  
**COMPONENT PARTS FOR AUTOMOTIVE (CONTINUED)**



**072342-18-000**

| KEY | PART NUMBER   | U/M | DESCRIPTION                 | VENDOR NO. |
|-----|---------------|-----|-----------------------------|------------|
| 1   | 072342-13-702 | EA  | HOSE ASM. #6                | 085-0460   |
| 2   | 113245-01-711 | EA  | O'RING #6                   | 045-0129   |
| 3   | 103930-01-716 | EA  | SWITCH - PRESSURE - FAN     | 032-0036   |
| 4   | 103930-12-708 | EA  | SWITCH-BINARY-HI/LOW CUTOUT | 032-0048   |

**072342-22-000**

| KEY | PART NUMBER   | U/M | DESCRIPTION                 | VENDOR NO. |
|-----|---------------|-----|-----------------------------|------------|
|     | 072342-22-700 | EA  | HOSE - #8 COMP/COND - 38.8' | 085-0541   |
|     | 113245-01-707 | EA  | O'RING #8                   | 045-0126   |

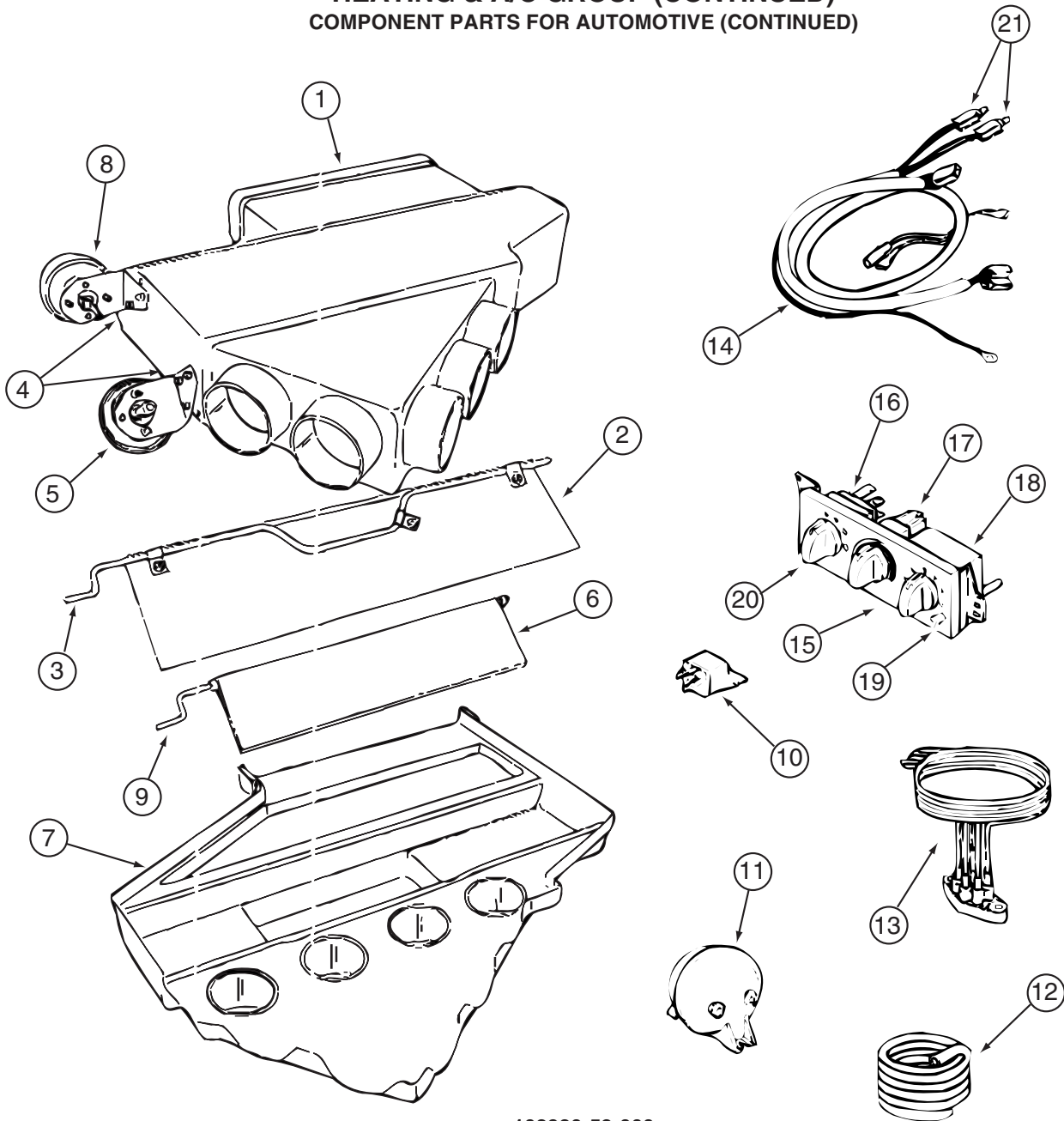
**072342-23-000**

| KEY | PART NUMBER   | U/M | DESCRIPTION  | VENDOR NO. |
|-----|---------------|-----|--|------------|
|     | 072342-23-700 | EA  | HOSE - #6 EVAP/DRIER - 14.6'                           | 085-0540   |
|     | 103930-01-716 | EA  | SWITCH-PRESSURE-PIGTAILED                              | 032-0036   |
|     | 103930-12-708 | EA  | SWITCH-BINARY-HI/LOW CUTOUT                            | 032-0048   |
|     | 113245-01-711 | EA  | O'RING #6  | 045-0129   |
|     | 103930-51-000 | EA  | HOSE KIT - #12 - COMPRESSOR/EVAPORATOR - 41.5' LONG 10 |            |

**103930-51-000**

| KEY | PART NUMBER   | U/M | DESCRIPTION | VENDOR NO. |
|-----|---------------|-----|-------------|------------|
|     | 103930-17-702 | EA  | O'RING #10  | 045-0127   |

**HEATING & A/C GROUP (CONTINUED)**  
**COMPONENT PARTS FOR AUTOMOTIVE (CONTINUED)**

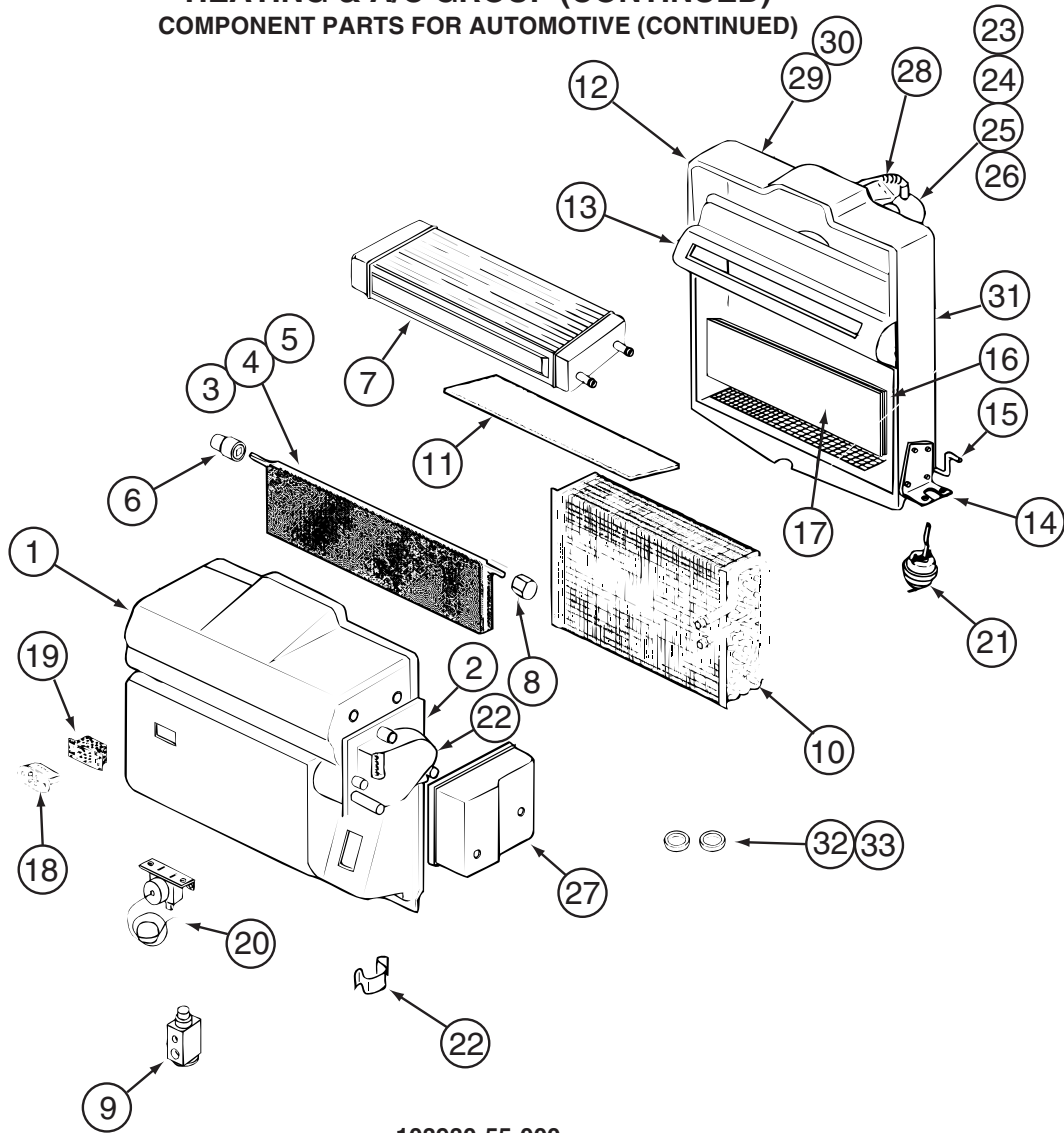


103930-52-000

| KEY | PART NUMBER   | U/M | DESCRIPTION                  | VENDOR NO. |
|-----|---------------|-----|------------------------------|------------|
| 1   | 103930-52-700 | EA  | PLENUM/TOP                   | 060-0580   |
| 2   | 103930-52-701 | EA  | PLATE/DEFROST DOOR           | 071-0728   |
| 3   | 103930-52-702 | EA  | ROD/DEFROST DOOR             | 073-0072   |
| 5   | 103930-02-708 | EA  | MOTOR-VACUUM SERVO, A/C      | 030-0025   |
| 6   | 103930-52-703 | EA  | PLATE/DOOR-AC/HEAT           | 071-0729   |
| 7   | 103930-52-704 | EA  | PLENUM/BOTTOM                | 060-0581   |
| 8   | 103930-33-701 | EA  | MOTOR - VACUUM, 3 STAGE      | 030-0105   |
| 9   | 103930-52-705 | EA  | ROOD/DOOR-A/C HEAT           | 073-0073   |
| 10  | 103930-02-707 | EA  | RELAY-BOSCH W/RESISTER       | 031-0001   |
| 11  | 103930-02-710 | EA  | CANISTER-VACUUM              | 054-0002   |
| 13  | 103930-33-703 | EA  | VACUUM HARNESS               | 036-0466   |
| 14  | 103930-49-701 | EA  | HARNESS - WIRE W/BULBS       | 036-0557   |
| 15  | 103930-49-703 | EA  | CONTROL PANEL - NON RECESSED | 083-0223   |
| 16  | 103930-49-704 | EA  | SWITCH - BLOWER              | 032-0332   |
| 17  | 103930-49-705 | EA  | POTENTIOMETER                | 032-0182   |
| 18  | 103930-49-706 | EA  | SWITCH - VACUUM              | 032-0185   |
| 19  | 103930-49-707 | EA  | DECAL CONTROL PANEL-N/RECESS | 058-0144   |
| 20  | 103930-49-708 | EA  | KNOB - BLOWER - NONRECESSED  | 062-0620   |
| 21  | 103930-33-705 | EA  | LIGHT BULBS                  | 035-0030   |

CONTACT WINNEBAGO PARTS SALES FOR UNLISTED COMPONENTS

**HEATING & A/C GROUP (CONTINUED)**  
**COMPONENT PARTS FOR AUTOMOTIVE (CONTINUED)**

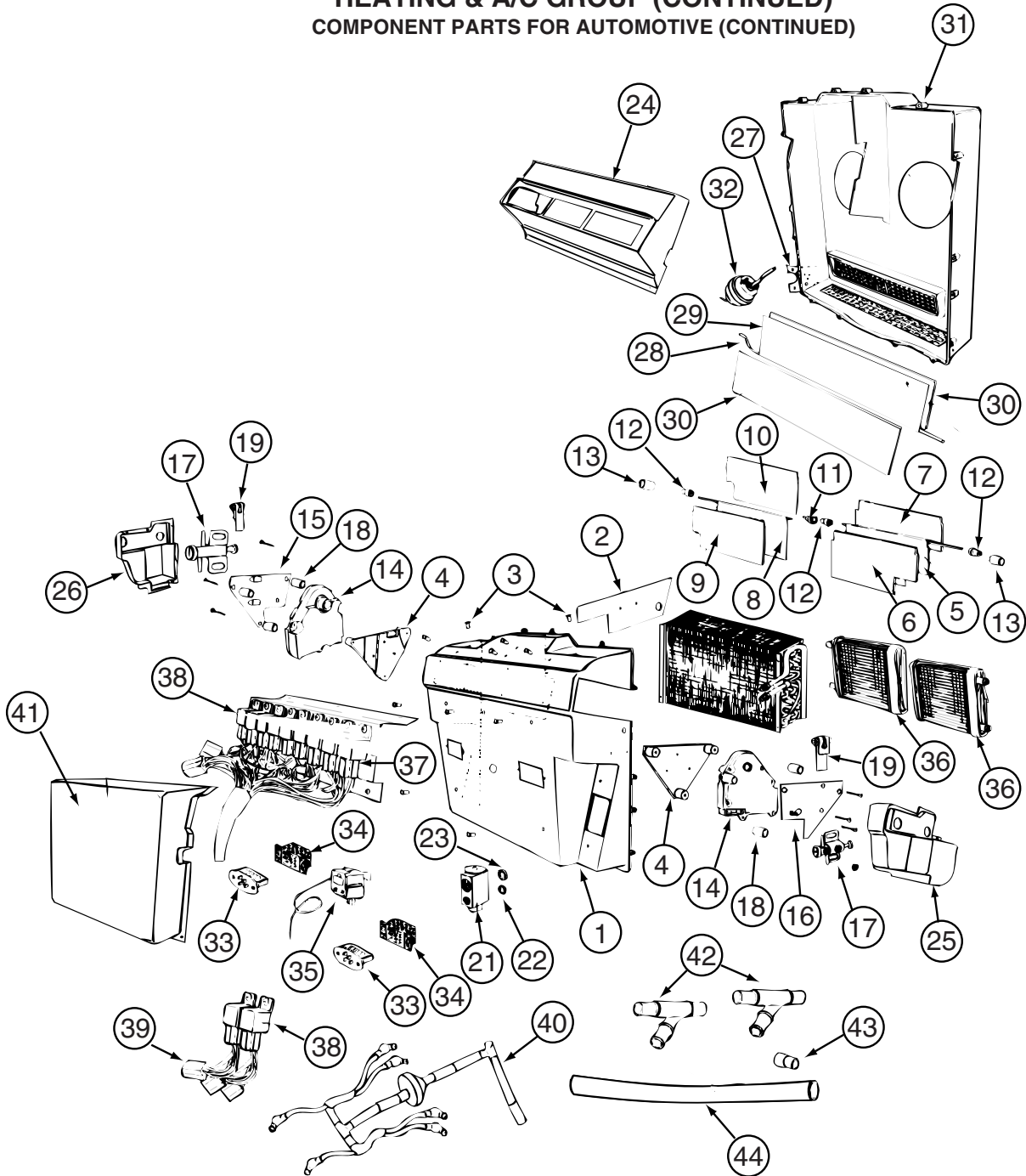


103930-55-000

| KEY | PART NUMBER   | U/M | DESCRIPTION                  | VENDOR NO. |
|-----|---------------|-----|------------------------------|------------|
| 1   | 103930-55-701 | EA  | CASE - FRONT                 | 062-0658   |
| 2   | 103930-30-701 | EA  | PLATE - MOTOR MOUNT          | 062-0544   |
| 3   | 103930-55-705 | EA  | DOOR - BLEND AIR             | 071-0892   |
| 6   | 103930-30-702 | EA  | BUSHING/DRIVE (BLEND DOOR)   | 062-0168   |
| 7   | 103930-55-706 | EA  | CORE - HEATER - W/GASKET     | 084-0271   |
| 8   | 103930-30-709 | EA  | COUPLING - BLEND DOOR SHAFT  | 062-0634   |
| 9   | 103930-20-700 | EA  | VALVE-EXPANSION-BLOCK, 2 TON | 034-0032   |
| 10  | 103930-55-700 | EA  | CORE-EVAPORATOR              | 041-00168  |
| 12  | 103930-55-702 | EA  | CASE-REAR                    | 062-0657   |
| 14  | 103930-01-708 | EA  | BRACKET-VACUUM MOTOR         | 070-0113   |
| 15  | 103930-20-704 | EA  | ROD-DOOR-RECIRCULATING       | 073-0018   |
| 16  | 103930-55-707 | EA  | DOOR - RECIRCULATION         | 071-0891   |
| 18  | 103930-01-710 | EA  | RESISTOR-FUSED, A/C 4 TERM   | 035-0006   |
| 20  | 103930-01-711 | EA  | THERMOSTAT                   | 033-0003   |
| 21  | 103930-02-708 | EA  | MOTOR-VACUUM SERVO, A/C      | 030-0025   |
| 22  | 103930-30-703 | EA  | MOTOR - SERVO                | 030-0104   |
| 23  | 103930-20-707 | EA  | HOUSING-BLOWER               | 062-0145   |
| 24  | 103930-55-703 | EA  | MOTOR-BLOWER W/O PIGTAIL     | 030-0137   |
| 25  | 103930-01-717 | EA  | WHEEL-BLOWER, CLOCKWISE      | 062-0010   |
| 26  | 103930-20-708 | EA  | CLIP-MOTOR SHAFT             | 022-0001   |
| 27  | 103930-30-704 | EA  | COVER - SERVO                | 062-0545   |
| 32  | 113245-01-707 | EA  | O'RING #8                    | 045-0126   |
| 33  | 103930-17-702 | EA  | O'RING #10                   | 045-0127   |
|     | 103930-55-704 | EA  | CORE-HEATER                  | 042-0059   |
|     | 110279-01-703 | EA  | HOSE-VENT F/BLOWER MOTOR     | 051-0034   |

CONTACT WINNEBAGO PART SALES FOR UNLISTED COMPONENT(S)

**HEATING & A/C GROUP (CONTINUED)**  
**COMPONENT PARTS FOR AUTOMOTIVE (CONTINUED)**



103930-56-000



**HEATING & A/C GROUP (CONTINUED)**  
**COMPONENT PARTS FOR AUTOMOTIVE (CONTINUED)**

**103930-56-000 (CONTINUED)**

| <b>KEY</b> | <b>PART NUMBER</b> | <b>U/M</b> | <b>DESCRIPTION</b>           | <b>VENDOR NO.</b> |
|------------|--------------------|------------|------------------------------|-------------------|
| 1          | 103930-56-701      | EA         | CASE - FRONTEVAPORATOR       | 062-0661          |
| 5          | 103930-56-702      | EA         | DOOR - DIVERTOR              | 071-0895          |
| 8          | 103930-56-703      | EA         | DOOR - DIVERTOR              | 071-0893          |
| 11         | 103930-56-704      | EA         | BUSHING - DOOR PIVOT         | 062-0535          |
| 12         | 103930-30-702      | EA         | BUSHING/DRIVE (BLEND DOOR)   | 062-0168          |
| 13         | 103930-30-708      | EA         | BUSHING/IDLER - BLEND DOOR   | 062-0167          |
| 14         | 103930-30-703      | EA         | MOTOR - SERVO                | 030-0104          |
| 17         | 103930-56-705      | EA         | VALVE/VACUUM - A/C           | 034-0124          |
| 18         | 103930-56-706      | EA         | SPACER - BRKT TO MOTOR       | 021-0028          |
| 19         | 103930-56-707      | EA         | ACTUATOR ARM - DOOR          | 070-0677          |
| 20         | 103930-56-708      | EA         | COIL - EVAPORATOR            | 084-0268          |
| 21         | 103930-20-700      | EA         | VALVE-EXPANSION-BLOCK, 2 TON | 034-0032          |
| 22         | 113245-01-707      | EA         | O'RING #8                    | 045-0126          |
| 23         | 103930-17-702      | EA         | O'RING #10                   | 045-0127          |
| 27         | 103930-01-708      | EA         | BRACKET-VACUUM MOTOR         | 070-0113          |
| 28         | 103930-20-704      | EA         | ROD-DOOR-RECIRCULATING       | 073-0018          |
| 29         | 103930-55-707      | EA         | DOOR - RECIRCULATION         | 071-0891          |
| 31         | 103930-56-709      | EA         | CASE - REAR W/GRILLES        | 086-0439          |
| 32         | 103930-02-708      | EA         | MOTOR-VACUUM SERVO, A/C      | 030-0025          |
| 33         | 103930-01-710      | EA         | RESISTOR-FUSED, A/C 4 TERM   | 035-0006          |
| 35         | 103930-01-711      | EA         | THERMOSTAT                   | 033-0003          |
| 36         | 103930-56-710      | EA         | COIL - HEATER - W/GASKETS    | 084-270           |
| 38         | 103930-02-707      | EA         | RELAY-BOSCH W/RESISTER       | 031-0001          |
| 39         | 103930-56-711      | EA         | HARNES - JUMPER              | 036-0674          |
| 40         | 103930-56-712      | EA         | HARNES - VACUUM              | 036-0666          |
| 42         | 103930-56-713      | EA         | FITTING/Y" - HEATER HOSE     | 050-0112          |
| 43         | 103930-56-714      | EA         | RESTRICTOR - DRAIN           | 062-0083          |
| 44         | 113245-01-718      | FT         | HOSE - DRAIN - 1/2"          | 051-0002          |

CONTACT WINNEBAGO PART SALES FOR UNLISTED COMPONENTS

**103930-57-000**

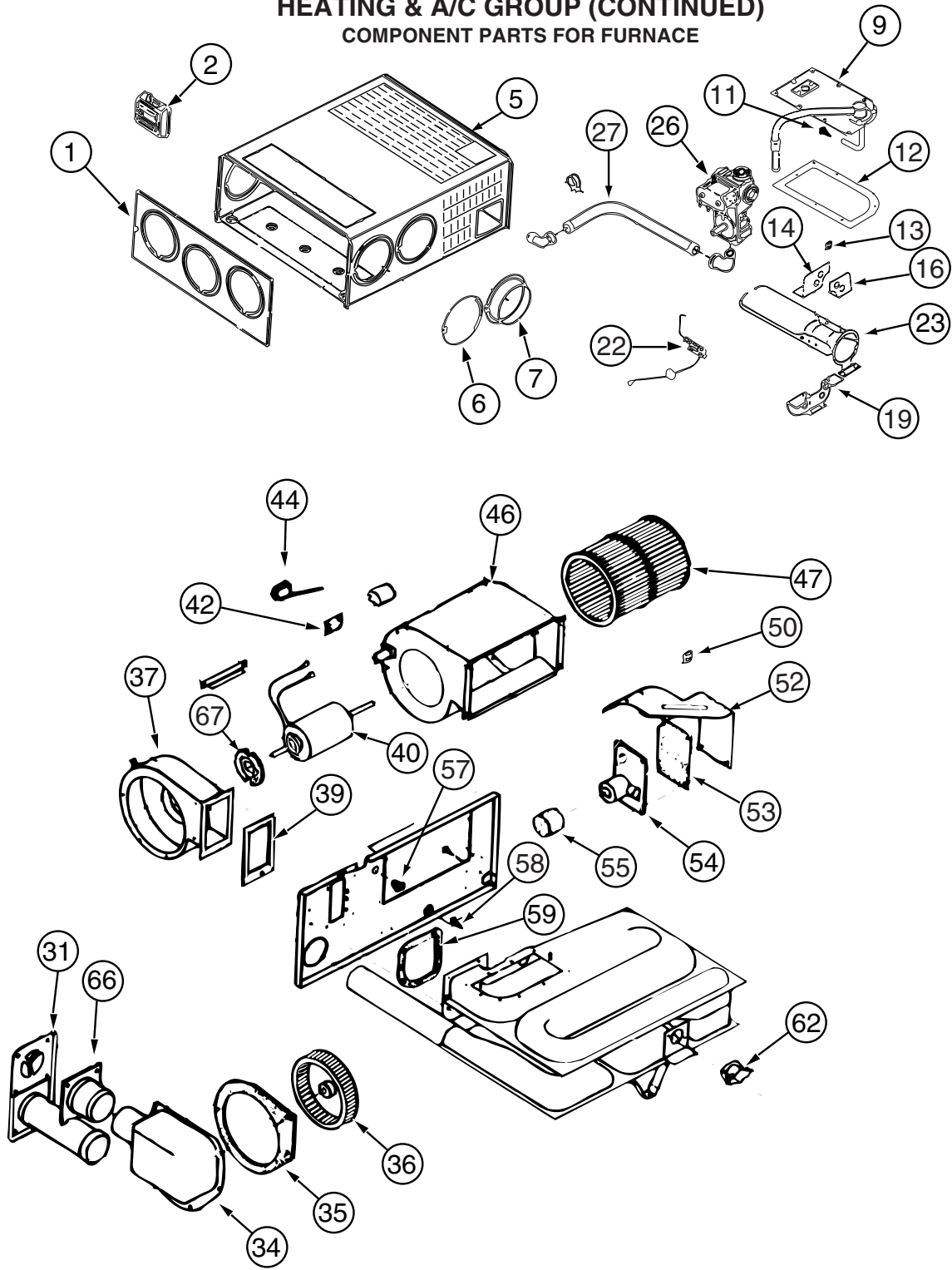
| <b>KEY</b> | <b>PART NUMBER</b> | <b>U/M</b> | <b>DESCRIPTION</b>          | <b>VENDOR NO</b> |
|------------|--------------------|------------|-----------------------------|------------------|
|            | 103930-49-704      | EA         | SWITCH - BLOWER             | 032-0332         |
|            | 103930-49-708      | EA         | KNOB - BLOWER - NONRECESSED | 062-0617         |
|            | 103930-57-700      | EA         | SWITCH - TEMP/VENT POSITION | 032-0133         |
|            | 103930-57-701      | EA         | KNOB - CONTROL              | 062-0640         |
|            | 103930-57-703      | EA         | DECAL                       | 058-0193         |
|            | 103930-57-704      | EA         | LIGHT PANEL (UNDER DECAL)   | 062-00704        |

**HEATING & A/C GROUP (CONTINUED)**  
**FURNACE**

| <b>KEY</b> | <b>PART NUMBER</b> | <b>U/M</b> | <b>DESCRIPTION</b>                                     |
|------------|--------------------|------------|--|
|            | 124643-02-01A      | EA         | SHROUD - FURNACE                                       |
|            | 112091-01-000      | FT         | SEAL/D - NEOPRENE - HEAT ACTIVE ADHESIVE - .9"         |
|            | 128080-04-02B      | EA         | PANEL - EXHAUST/FURNACE - E-COATED - 40K               |
| *          | 143563-01-000      | EA         | FURNACE - 35000 BTU/HIGH QUIET - SUBURBAN SH-35 2322   |
|            | 143563-05-000      | EA         | GASKET - FIBERGLASS - SUBURBAN #071018                 |
|            | 143563-04-000      | EA         | PLATE END - COLLAR                                     |
|            | 098668-16-000      | EA         | VENT - INTAKE  |
|            | 137965-04-01A      | EA         | REGISTER - 2.25" X 10" - W/DAMPER - ANTIQUE BRASS      |
|            | 137965-07-01A      | EA         | REGISTER - 3.5" X 8" - W/O DAMPER - ANTIQUE BRASS      |
|            | 142290-19-02A      | EA         | GRILLE - HEATER/HURRICANE - 11" X 4" - OFF WHITE - 40K |
|            | 093614-08-01A      | EA         | GRILLE - AIR RETURN - 9.8" X 13.9" - WHITE             |
|            | 093614-08-02A      | EA         | GRILLE - AIR RETURN - 9.8" X 13.9" - BEIGE             |
|            | 107721-08-000      | FT         | SEAL - ACCESS DOOR - .9" WIDE X .9" HIGH               |
|            | 115764-01-01A      | EA         | THERMOSTAT - FURNACE - 40E                             |
|            | 130974-01-01A      | EA         | THERMOSTAT - FURNACE - GRAY - 40K                      |

**\*COMPONENT PARTS LISTED LATER IN THIS GROUP**

**HEATING & A/C GROUP (CONTINUED)**  
**COMPONENT PARTS FOR FURNACE**



143563-01-000

**HEATING & A/C GROUP (CONTINUED)  
COMPONENT PARTS FOR FURNACE (CONTINUED)**

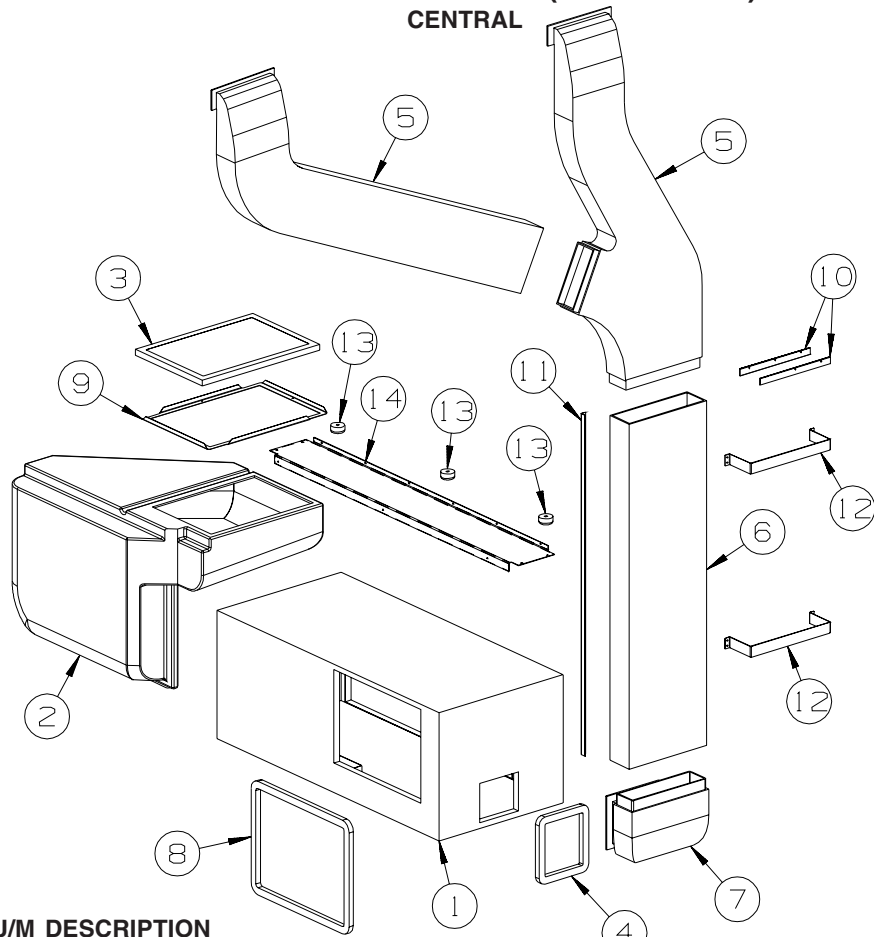
**143563-01-000 (CONTINUED)**

| <b>KEY</b> | <b>PART NUMBER</b> | <b>U/M</b> | <b>DESCRIPTION</b>  | <b>VENDOR NO.</b> |
|------------|--------------------|------------|---|-------------------|
| 1          | 143563-01-700      | EA         | CABINET - FRONT   | 101907            |
| 2          |                    |            | SEE EITHER FURNACE OR 12 VOLT WIRING AREAS FOR CORRECT THERMOSTAT |                   |
| 5          | 143563-01-701      | EA         | CABINET   | 101921            |
| 7          | 075696-02-703      | EA         | COLLAR - DUCT   | 050715            |
| 9          | 143563-01-702      | EA         | MANIFOLD ASSEMBLY   | 171599            |
| 11         | 143563-01-703      | EA         | ORFICE - MAIN BURNER  | 180308            |
| 12         | 098668-22-703      | EA         | GASKET - BURNER ACCESS COVER                                      | 070811            |
| 14         | 143563-01-704      | EA         | PLATE - SECONDARY AIR/TOP BACK                                    | 063199            |
| 16         | 143563-01-705      | EA         | PLATE - SECONDARY AIR/TOP FRT                                     | 062936            |
| 19         | 143563-01-706      | EA         | PLATE - SECONDARY AIR/BOTTOM                                      | 062938            |
| 22         | 139980-01-701      | EA         | ELECTRODE   | 232286            |
| 23         | 098668-02-700      | EA         | BURNER ASSEMBLY,SF-30 & SF35                                      | 010745            |
| 26         | 098668-01-718      | EA         | VALVE-GAS SF S.N.974903079  | 161122            |
| 27         | 143563-01-707      | EA         | PIPE ASSEMBLY (GAS INLET)   | 171603            |
| 31         | 098668-01-707      | EA         | TUBE ASSEMBLY, EXHAUST W/CAP                                      | 260231            |
| 34         | 143563-01-708      | EA         | BOX ASM (COMB. AIR INTAKE)  | 051430BK          |
| 35         | 143563-01-709      | EA         | GASKET (COMB. AIR HOUSING)  | 071108            |
| 36         | 143563-01-710      | EA         | WHEEL (COMBUSTION AIR)  | 350199            |
| 37         | 143563-01-711      | EA         | HOUSING (COMBUSTION AIR)  | 390862BK          |
| 39         | 143563-01-715      | EA         | GASKET-FIREWALL/COMB. AIR   | 071107            |
| 40         | 143563-01-712      | EA         | MOTOR ASSEMBLY  | 232727            |
| 42         | 098668-01-712      | EA         | BOARD-MODULE  | 520741            |
| 44         | 098668-21-700      | EA         | SWITCH-MICRO-W/O FLAG 3 1/4"                                      | 232261            |
| 46         | 143563-01-713      | EA         | BLOWER ASSEMBLY(ROOM AIR)   | 390867BK          |
| 47         | 143563-01-714      | EA         | WHEEL - ROOM AIR  | 350198            |
| 50         | 139980-01-710      | EA         | SWITCH - ON/OFF   | 232351            |
| 52         | 139980-01-711      | EA         | PANEL ASSEMBLY-MODULE BD  | 101663            |
| 53         | 139980-01-712      | EA         | INSULATOR - MODULE BD   | 070807            |
| 54         | 098668-22-705      | EA         | MODULE BD W/RELAY TIME DELAY                                      | 520820            |
| 55         | 139980-01-713      | EA         | CAP/INSULATOR-MODULE BD   | 070973            |
| 57         | 139980-01-714      | EA         | BUSHING - UNIVERSAL   | 070362            |
| 58         | 139980-01-715      | EA         | BUSHING - STRAIN RELIEF   | 231809            |
| 59         | 098668-01-716      | EA         | GASKET-FIREWALL,CHAMBER SIDE                                      | 070808            |
| 62         | 098668-21-701      | EA         | SWITCH - LIMIT  | 232504            |
| 66         | 098668-01-713      | EA         | TUBE ASSEMBLY, INTAKE   | 051248            |
| 67         | 075697-07-703      | EA         | GASKET - MOTOR  | 070448            |

CONTACT WINNEBAGO PART SALES FOR UNLISTED COMPONENTS

## HEATING & A/C GROUP (CONTINUED)

### CENTRAL

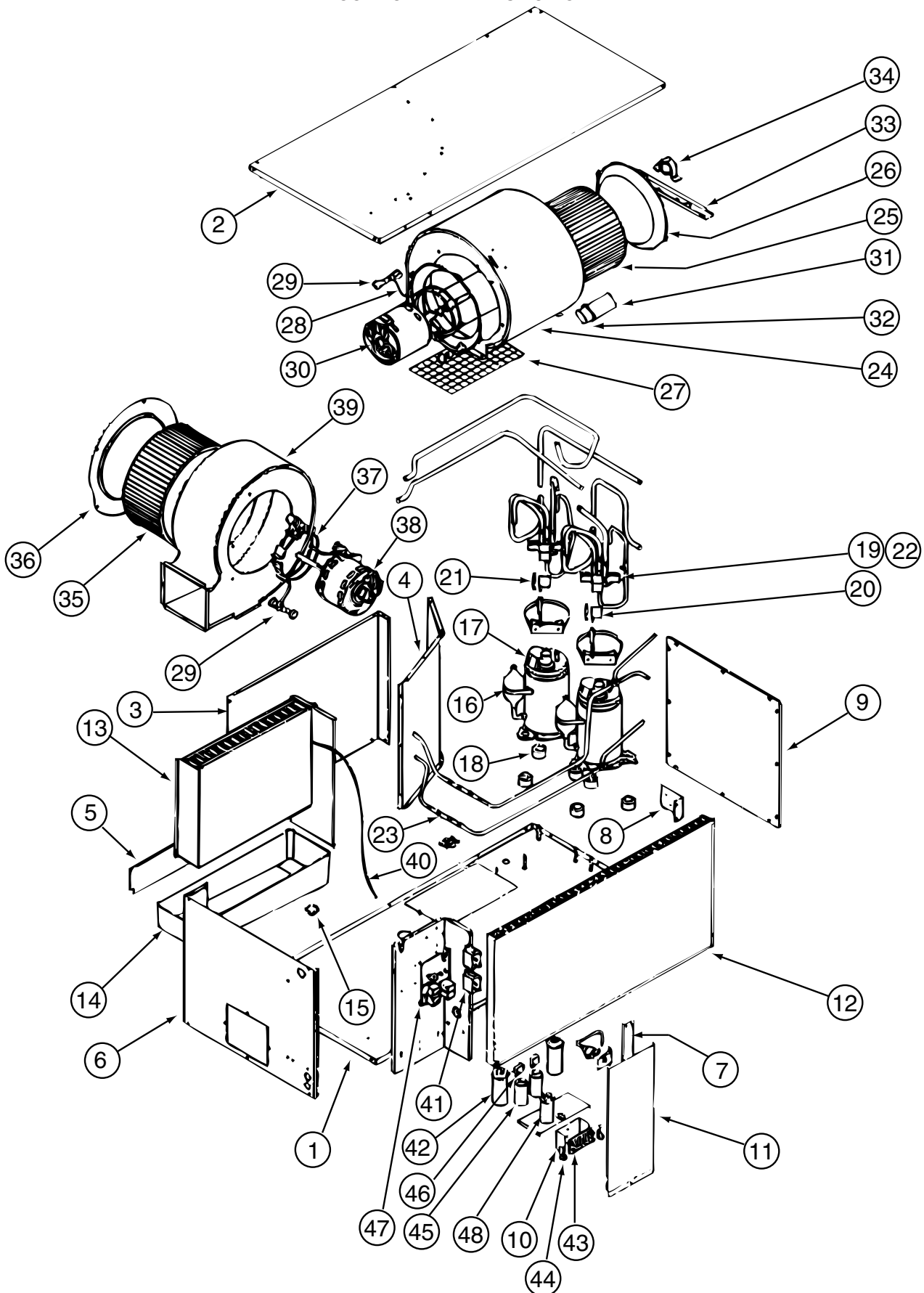


| KEY | PART NUMBER   | U/M | DESCRIPTION  |
|-----|---------------|-----|--|
| 1*  | 105620-12-000 | EA  | A/C-CENTRAL - RH HAND/HEAT PUMP/12,000 BTU - TECUMSEH COMP |
| 2   | 138052-01-01A | EA  | DUCT - CENTRAL AIR RETURN                                  |
|     | 130481-01-01A | EA  | BRACKET - ZEE W/HOLES - 7"                                 |
| 3   | 109050-02-000 | EA  | FILTER - FIBERGLASS - 1" X 14" X 20"                       |
| 4   | 139757-01-02B | EA  | PANEL - TRAY - A/C FILTER - E-COATED                       |
| 5   | M09204-01-000 | EA  | DUCT/AC - UPPER RIGHT HAND & LEFT HAND                     |
|     | 128862-01-000 | EA  | DUCT/AIR - UPPER LEFT HAND                                 |
|     | 128868-01-000 | EA  | DUCT/AIR - UPPER RIGHT HAND                                |
|     | 129051-01-01A | EA  | STRAP-MOUNTING, AIR DUCT, MILL                             |
| 5   | 105290-01-000 | EA  | INSULATION - AIR POCKET W/FOIL                             |
| 6   | 117870-10-01A | EA  | PLENUM - A/C - 48.5"                                       |
| 7   | P28855-01-000 | EA  | DUCT/CENTRAL AIR - LOWER                                   |
| 7   | 105290-01-000 | EA  | INSULATION - AIR POCKET W/FOIL                             |
| 8   | 134588-02-000 | EA  | GASKET - DUCT - 6.4" X 7.4" IS - 8.3" X 9.4" OS            |
| 9   | 134588-04-000 | EA  | GASKET - DUCT - 13.9" X 18.2" IS - 15.9" X 20.2" OS        |
| 10  | 115886-11-02A | EA  | RETAINER - SIDEWALL - BRIGHT WHITE - 11.8"                 |
| 11  | 130262-01-000 | EA  | PROTECTOR - CORNER SAVER - .7" X .7" X 48"                 |
| 12  | 129047-01-02B | EA  | STRAP/MOUNTING - AIR DUCT - E-COATED                       |
| *   | 105620-15-000 | EA  | THERMOSTAT - FURNACE/HEAT PUMP                             |
|     | 120134-01-02A | EA  | REGISTER - W/DAMPER - 4" PIPE/6.4" O.D. FACE - WHITE       |
|     | 120134-02-01A | EA  | REGISTER - TRIM RING - WHITE                               |

\*COMPONENT PARTS LISTED LATER IN THIS GROUP

# HEATING & A/C GROUP (CONTINUED)

## COMPONENT PARTS FOR CENTRAL



105620-12-000

**HEATING & A/C GROUP (CONTINUED)**  
**COMPONENT PARTS FOR CENTRAL (CONTINUED)**

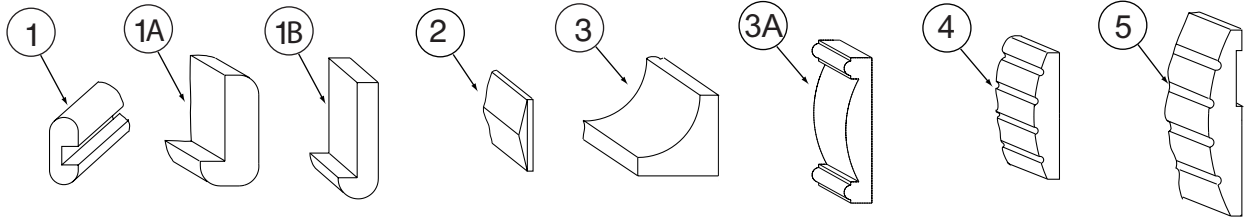
**105620-12-000 (CONTINUED)**

| <b>KEY</b> | <b>PART NUMBER</b> | <b>U/M</b> | <b>DESCRIPTION</b>                                     | <b>VENDOR NO.</b>             |
|------------|--------------------|------------|--|-------------------------------|
| 10         | 105620-01-733      | EA         | ISOLATOR-HIGH VOLTAGE                                  | 6795-117                      |
| 11         | 105620-10-716      | EA         | DOOR - ELECTRIC BOX                                    | 6535B346                      |
| 12         | 105620-12-701      | EA         | COIL - CONDENSER                                       | 1452A1621                     |
| 13         | 105620-12-702      | EA         | COIL - EVAPORATOR                                      | 1452A1611                     |
| 15         | 105620-12-703      | EA         | VALVE - DRAIN  | 6795-200                      |
| 16         | 105620-12-704      | EA         | COMPRESSOR   | 1450-2149                     |
|            |                    |            |  | FROM: 00-00-00 THRU: 07-27-03 |
| 16         | 105620-12-723      | EA         | COMPRESSOR (PANASONIC)                                 | 1450-2229                     |
|            |                    |            |  | FROM: 07-28-03 THRU: 99-99-99 |
| 17         | 105620-12-705      | EA         | OVERLOAD   | 1450-0081                     |
| 18         | 105620-01-706      | EA         | MOUNTING PKG.,COMP., 3 PER                             | 6759-3081                     |
| 19         | 105620-12-706      | EA         | REVERSING VALVE ASSEMBLY #1                            | 6535A533                      |
|            |                    |            |  | FROM: 00-00-00 THRU: 07-27-03 |
|            | 105620-12-707      | EA         | REVERSING VALVE ASSEMBLY #2                            | 6535-5321                     |
|            |                    |            |  | FROM: 00-00-00 THRU: 07-27-03 |
| 19         | 105620-12-724      | EA         | REVERSING VALVE ASSEMBLY                               | 6535-535                      |
|            |                    |            |  | FROM: 07-28-03 THRU: 99-99-99 |
| 20         | 105620-12-708      | EA         | COIL - SOLENOID  | 1460-1081                     |
| 21         | 105620-12-709      | EA         | WIRE HARNESS-REVERSING VALVE                           | 6536-111                      |
| 22         | 105620-12-710      | EA         | VALVE - REVERSE ONLY                                   | 1454A350                      |
| 23         | 105620-12-711      | EA         | RESTRICTOR - BY FLOW                                   | 1454-2521                     |
| 24         | 105620-10-718      | EA         | BLOWER HOUSING/OUTSIDE AIR                             | 6536-515                      |
| 25         | 105620-01-713      | EA         | WHEEL-BLOWER/OUTSIDE AIR                               | 1472-1011                     |
| 26         | 105620-01-714      | EA         | VENTURI-BLOWER/OUTSIDE AIR                             | 6795A150                      |
| 28         | 105620-01-715      | EA         | MOUNT-BLOWER/OUTSIDE AIR                               | 6795A3011                     |
| 29         | 105620-01-716      | EA         | SLEEVE & GROMMET, 4 PER PKKG.                          | 6795A3031                     |
| 30         | 105620-10-721      | EA         | MOTOR/BLOWER-8 3/4" SHAFT                              | 1468A3029                     |
| 31         | 105620-01-718      | EA         | CAPACITOR-FAN (OUTDOOR MOTOR))                         | 1499-5631                     |
| 32         | 105620-10-715      | EA         | RUBBER CAPACITOR BOOT                                  | 1499-951                      |
| 33         | 105620-10-700      | EA         | BEARING BRACKET/OUTSIDE AIR                            | 6536-514                      |
| 34         | 105620-10-701      | EA         | BEARING/PILLOW BLOCK-O/S AIR                           | 6536-3011                     |
| 35         | 105620-11-701      | EA         | BLOWER WHEEL/INSIDE AIR                                | 1472-1151                     |
| 36         | 105620-12-715      | EA         | BLOWER VENTURI/INSIDE AIR                              | 6535A287                      |
| 37         | 105620-01-723      | EA         | MOUNT-BLOWER MOTOR - I/S AIR                           | 6795-302                      |
| 38         | 105620-12-716      | EA         | BLOWER MTR/IN AIR/REVERSIBLE                           | 1468-3219                     |
| 39         | 105620-11-706      | EA         | MOTOR/BLOWER KIT                                       | 6535B5901                     |
|            |                    |            |  | FROM: 07-28-03 THRU: 99-99-99 |
| 40         | 105620-12-719      | EA         | COIL SENSOR  | 7330A3231                     |
| 41         | 105620-01-729      | EA         | RELAY-COMPRESSOR -4 TERMINAL                           | 1460-1131                     |
| 42         | 126859-01-703      | EA         | CAPACITOR - RUN  | 1499-5671                     |
|            |                    |            |  | FROM: 00-00-00 THRU: 07-27-03 |
| 42         | 105620-12-725      | EA         | COMPRESSOR RUN CAPACITOR                               | 1499-5731                     |
|            |                    |            |  | FROM: 07-28-03 THRU: 99-99-99 |
| 43         | 105620-01-738      | EA         | BOARD-TERMINAL, HIGH VOLTAGE                           | 6795-315                      |
| 46         | 105620-10-705      | EA         | PTCR (START DEVICE) - W/CAP.                           | 8333A9021                     |
| 47         | 105620-12-720      | EA         | KIT-CIRCUIT BD (6535-SERIES)                           | 6535-3209                     |
|            |                    |            |  | FROM: 00-00-00 THRU: 07-27-03 |
| 47         | 105620-12-721      | EA         | CIRCUIT BD (6535 A SERIES)                             | 6535A3201                     |
| 48         | 093763-01-704      | EA         | CAPACITOR-FAN (INDOOR MOTOR)                           | 1499-5461                     |
|            | 105620-10-720      | EA         | FUSE/BUSS(8AMP/250V) 2 PKG                             | 6535-3081                     |
|            |                    |            | CONTACT WINNEBAGO PART SALES FOR UNLISTED COMPONENT(S) |                               |

**105620-15-000**

| <b>KEY</b> | <b>PART NUMBER</b> | <b>U/M</b> | <b>DESCRIPTION</b>             | <b>VENDOR NO.</b> |
|------------|--------------------|------------|--------------------------------|-------------------|
|            | 105620-15-700      | EA         | FUSE/BUSS (2AMP/250V) 3 PER PK | 8330-3343         |

## INTERIOR FINISH GROUP MOLDINGS & TRIMS



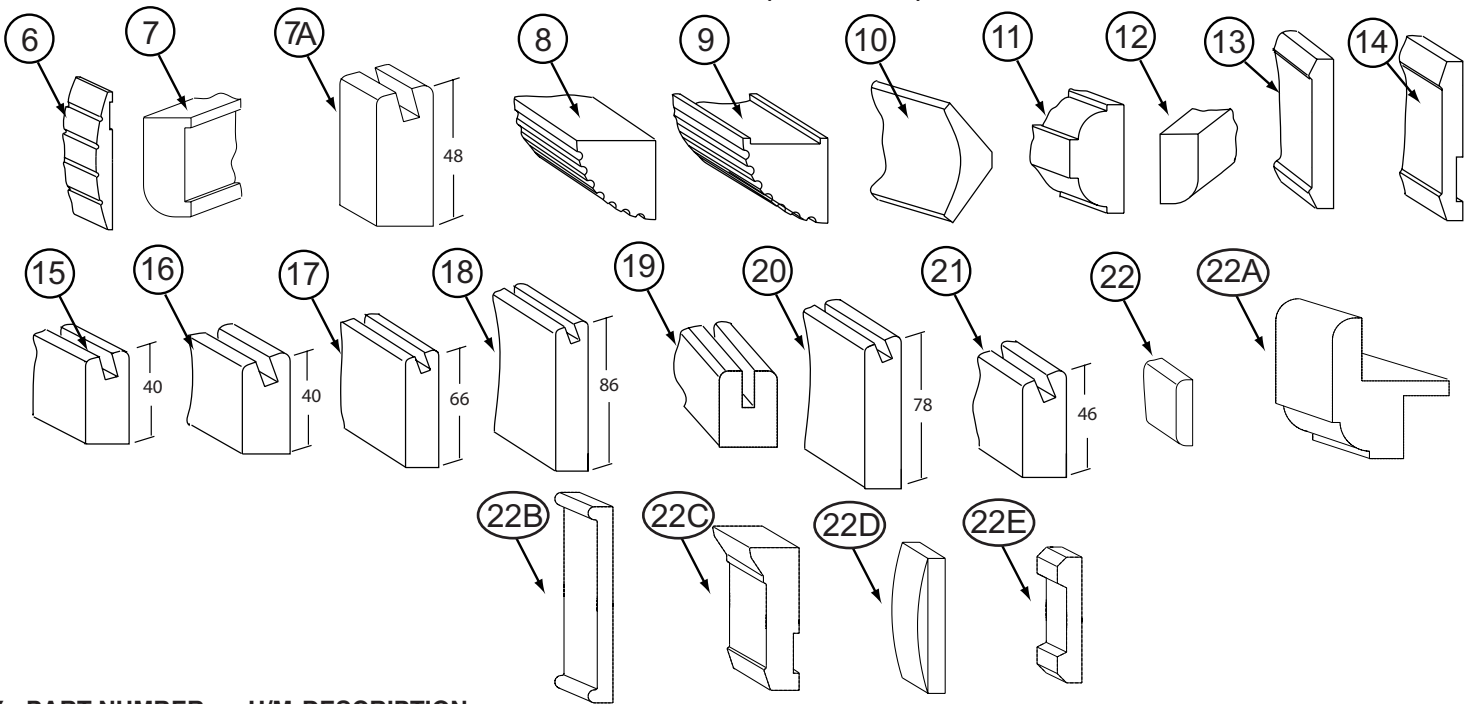
| KEY | PART NUMBER   | U/M | DESCRIPTION   |
|-----|---------------|-----|---|
| 1   | M09412-62-N42 | EA  | MOLDING/SHELF EDGE - W/.4" NOTCH - PORTSMOUTH II - PORTSMOUTH OAK             |
| 1   | M09412-62-M52 | EA  | MOLDING/SHELF EDGE - W/.4" NOTCH - CHERRY IV - CONCERT CHERRY                 |
| 1   | M09412-62-M62 | EA  | MOLDING/SHELF EDGE - W/.4" NOTCH - WASHED MAPLE                               |
| 1   | M09412-62-RC3 | EA  | MOLDING/SHELF EDGE - W/.4" NOTCH - .6" X 1.3" X 96" - HONEY CHERRY            |
| 1A  | M09438-02-N70 | EA  | MOLDING - HARDWOOD-W/NOTCH - 1.4"X 80.5" - OAK/PORTS OAK - PORTSMOUTH OAK     |
| 1A  | M09438-02-N85 | EA  | MOLDING - HARDWOOD-W/NOTCH - 1.4"X 80.5" - CHERRY/CHERRY IV - CONCERT CHERRY  |
| 1A  | M09438-02-N84 | EA  | MOLDING - HARDWOOD-W/NOTCH - 1.4"X 80.5" - MAPLE/WASHED MP - WASHED MAPLE     |
| 1B  | M09438-21-N95 | EA  | MOLDING/TRIM - .8" X 2.2" X 80.2" - OAK/PORTS OAK - PORTSMOUTH OAK            |
| 1B  | M09438-21-N94 | EA  | MOLDING/TRIM - .8" X 2.2" X 80.2" - CHERRY/CHERRY IV - CONCERT CHERRY         |
| 1B  | M09438-21-NQ0 | EA  | MOLDING/TRIM - .8" X 2.2" X 80.2" - MAPLE/WASHED MP - WASHED MAPLE            |
| 1B  | M09438-23-N95 | EA  | MOLDING - HARDWOOD-W/NOTCH - 4" X 80.2" - OAK/PORTS OAK - PORTSMOUTH OAK      |
| 1B  | M09438-23-N94 | EA  | MOLDING - HARDWOOD-W/NOTCH - 4" X 80.2" - CHERRY/CHERRY IV - CONCERT CHERRY   |
| 1B  | M09438-23-NQ0 | EA  | MOLDING - HARDWOOD-W/NOTCH - 4" X 80.2" - MAPLE/WASHED MP - WASHED MAPLE      |
| 1B  | M09438-25-N95 | EA  | MOLDING - HARDWOOD-W/NOTCH - 1.4"X 80.2" - OAK/PORTS OAK - PORTSMOUTH OAK     |
| 1B  | M09438-25-N94 | EA  | MOLDING - HARDWOOD-W/NOTCH - 1.4"X 80.2" - CHERRY/CHERRY IV - CONCERT CHERRY  |
| 1B  | M09438-25-NQ0 | EA  | MOLDING - HARDWOOD-W/NOTCH - 1.4"X 80.2" - MAPLE/WASHED MP - WASHED MAPLE     |
| 1B  | M09438-25-RA3 | EA  | MOLDING - HARDWOOD-W/NOTCH - 1.4"X 80.2" - CHERRY/HONEY - HONEY CHERRY        |
| 1B  | M09450-77-PC0 | EA  | MOLDING - TRIM/HDWD W/LIP -.4"X3.2"X79.6" - OAK/PORTS OAK - PORTSMOUTH OAK    |
| 1B  | M09450-77-PC1 | EA  | MOLDING - TRIM/HDWD W/LIP -.4"X3.2"X79.6" - CHERRY/CHERRY IV - CONCERT CHERRY |
| 1B  | M09450-77-PC2 | EA  | MOLDING - TRIM/HDWD W/LIP -.4"X3.2"X79.6" - MAPLE/WASHED MP - WASHED MAPLE    |
| 1B  | M09450-77-RC3 | EA  | MOLDING - TRIM/HDWD W/LIP -.4"X3.2"X79.6" - CHERRY/HONEY - HONEY CHERRY       |
| 1B  | M09462-75-R38 | EA  | MOLDING/TRIM - .75" X 1.2" X 80.2" - PORTSMOUTH OAK                           |
| 1B  | M09462-75-R39 | EA  | MOLDING/TRIM - .75" X 1.2" X 80.2" - CONCERT CHERRY                           |
| 1B  | M09462-75-R46 | EA  | MOLDING/TRIM - .75" X 1.2" X 80.2" - WASHED MAPLE                             |
| 2   | M09454-62-P54 | EA  | MOLDING - TRIM/VEE - .2" X 1" X 3.5" - OAK - PORTSMOUTH OAK                   |
| 2   | M09454-62-P55 | EA  | MOLDING - TRIM/VEE - .2" X 1" X 3.5" - CHERRY - CONCERT CHERRY                |
| 2   | M09454-62-P56 | EA  | MOLDING - TRIM/VEE - .2" X 1" X 3.5" - MAPLE - WASHED MAPLE                   |
| 2   | M09454-62-RE0 | EA  | MOLDING - TRIM/VEE - .2" X 1" X 3.5" - CHERRY - HONEY CHERRY                  |
| 2   | M09462-50-R74 | EA  | MOLDING - TRIM/VEE - .2" X 1" X 93.5" - PORTSMOUTH OAK                        |
| 2   | M09462-50-R75 | EA  | MOLDING - TRIM/VEE - .2" X 1" X 93.5" - CONCERT CHERRY                        |
| 2   | M09462-50-R76 | EA  | MOLDING - TRIM/VEE - .2" X 1" X 93.5" - WASHED MAPLE                          |
| 2   | M09477-18-R83 | EA  | MOLDING - TRIM/VEE - .2" X 1" X 32" - OAK - PORTSMOUTH OAK                    |
| 2   | M09477-18-R84 | EA  | MOLDING - TRIM/VEE - .2" X 1" X 32" - CHERRY - CONCERT CHERRY                 |
| 2   | M09477-18-R91 | EA  | MOLDING - TRIM/VEE - .2" X 1" X 32" - MAPLE - WASHED MAPLE                    |
| 2   | M09477-18-RE0 | EA  | MOLDING - TRIM/VEE - .2" X 1" X 32" - CHERRY - HONEY CHERRY                   |
| 3   | M09471-79-R38 | EA  | MOLDING-STAINED - PORTSMOUTH OAK  |
| 3   | M09471-79-R39 | EA  | MOLDING-STAINED - CONCERT CHERRY  |
| 3   | M09471-79-R46 | EA  | MOLDING-STAINED - WASHED MAPLE  |
| 3   | M09471-79-RE0 | EA  | MOLDING-STAINED - HONEY CHERRY  |
| 3A  | M09471-40-R83 | EA  | MOLDING-STAINED - PORTSMOUTH OAK  |
| 3A  | M09471-40-R84 | EA  | MOLDING-STAINED - CONCERT CHERRY  |
| 3A  | M09471-40-RE0 | EA  | MOLDING-STAINED - HONEY CHERRY  |
| 4   | M09454-52-PA0 | EA  | MOLDING - FLUTED - .75" X 3.5" X 76.7" - OAK - PORTSMOUTH OAK                 |
| 4   | M09454-52-PA1 | EA  | MOLDING - FLUTED - .75" X 3.5" X 76.7" - CHERRY - CONCERT CHERRY              |
| 4   | M09454-52-PA2 | EA  | MOLDING - FLUTED - .75" X 3.5" X 76.7" - MAPLE - WASHED MAPLE                 |
| 4   | P39129-01-N53 | EA  | MOLDING - FLUTED/CURVED - 3.5" X 44.5" - PORTSMOUTH OAK                       |
| 4   | P39129-01-N52 | EA  | MOLDING - FLUTED/CURVED - 3.5" X 44.5" - CONCERT CHERRY                       |
| 4   | P39129-01-N62 | EA  | MOLDING - FLUTED/CURVED - 3.5" X 44.5" - WASHED MAPLE                         |
| 4   | P39129-01-RA3 | EA  | MOLDING - FLUTED/CURVED - 3.5" X 44.5" - HONEY CHERRY                         |



**INTERIOR FINISH GROUP (CONTINUED)**  
**MOLDINGS & TRIMS (CONTINUED)**

| KEY | PART NUMBER   | U/M | DESCRIPTION  |
|-----|---------------|-----|--|
| 4   | P39129-08-N53 | EA  | MOLDING - FLUTED/CURVED - 3.5" X 45.5" - PORTSMOUTH OAK  |
| 4   | P39129-08-N52 | EA  | MOLDING - FLUTED/CURVED - 3.5" X 45.5" - CONCERT CHERRY  |
| 4   | P39129-08-N62 | EA  | MOLDING - FLUTED/CURVED - 3.5" X 45.5" - WASHED MAPLE    |
| 4   | P39129-08-RA3 | EA  | MOLDING - FLUTED/CURVED - 3.5" X 45.5" - HONEY CHERRY    |
| 4   | P39129-14-PA0 | EA  | MOLDING - FLUTED/CURVED - 3.5" X 40.8" - PORTSMOUTH OAK  |
| 4   | P39129-14-PA1 | EA  | MOLDING - FLUTED/CURVED - 3.5" X 40.8" - CONCERT CHERRY  |
| 4   | P39129-14-PA2 | EA  | MOLDING - FLUTED/CURVED - 3.5" X 40.8" - WASHED MAPLE    |
| 4   | P39129-14-RA3 | EA  | MOLDING - FLUTED/CURVED - 3.5" X 40.8" - HONEY CHERRY    |
| 4   | P39129-20-PA0 | EA  | MOLDING - FLUTED/CURVED - 3.5" X 33.4" - PORTSMOUTH OAK  |
| 4   | P39129-20-PA1 | EA  | MOLDING - FLUTED/CURVED - 3.5" X 33.4" - CONCERT CHERRY  |
| 4   | P39129-20-PA2 | EA  | MOLDING - FLUTED/CURVED - 3.5" X 33.4" - WASHED MAPLE    |
| 4   | P39129-20-RA3 | EA  | MOLDING - FLUTED/CURVED - 3.5" X 33.4" - HONEY CHERRY    |
| 4   | P39129-25-PA0 | EA  | MOLDING - FLUTED/CURVED - 3.5" X 46.6" - PORTSMOUTH OAK  |
| 4   | P39129-25-PA1 | EA  | MOLDING - FLUTED/CURVED - 3.5" X 46.6" - CONCERT CHERRY  |
| 4   | P39129-25-PA2 | EA  | MOLDING - FLUTED/CURVED - 3.5" X 46.6" - WASHED MAPLE    |
| 4   | P39129-25-RA3 | EA  | MOLDING - FLUTED/CURVED - 3.5" X 46.6" - HONEY CHERRY    |
| 4   | P39129-31-PA0 | EA  | MOLDING - FLUTED/CURVED - 3.5" X 80.7" - PORTSMOUTH OAK  |
| 4   | P39129-31-PA1 | EA  | MOLDING - FLUTED/CURVED - 3.5" X 80.7" - CONCERT CHERRY  |
| 4   | P39129-31-PA2 | EA  | MOLDING - FLUTED/CURVED - 3.5" X 80.7" - WASHED MAPLE    |
| 4   | P39129-31-RA3 | EA  | MOLDING - FLUTED/CURVED - 3.5" X 80.7" - HONEY CHERRY    |
| 4   | P39129-32-RA0 | EA  | MOLDING - FLUTED/CURVED - 3.5" X 99.2" - PORTSMOUTH OAK  |
| 4   | P39129-32-RA1 | EA  | MOLDING - FLUTED/CURVED - 3.5" X 99.2" - CONCERT CHERRY  |
| 4   | P39129-32-RA2 | EA  | MOLDING - FLUTED/CURVED - 3.5" X 99.2" - WASHED MAPLE    |
| 4   | P39129-32-RA3 | EA  | MOLDING - FLUTED/CURVED - 3.5" X 99.2" - HONEY CHERRY    |
| 4   | P39129-33-RA0 | EA  | MOLDING - FLUTED/CURVED - 3.5" X 98.58" - PORTSMOUTH OAK |
| 4   | P39129-33-RA1 | EA  | MOLDING - FLUTED/CURVED - 3.5" X 98.58" - CONCERT CHERRY |
| 4   | P39129-33-RA2 | EA  | MOLDING - FLUTED/CURVED - 3.5" X 98.58" - WASHED MAPLE   |
| 4   | P39129-33-RA3 | EA  | MOLDING - FLUTED/CURVED - 3.5" X 98.58" - HONEY CHERRY   |
| 5   | P39129-19-PA0 | EA  | MOLDING - FLUTED/CURVED - 5.9" X 32.1" - PORTSMOUTH OAK  |
| 5   | P39129-19-PA1 | EA  | MOLDING - FLUTED/CURVED - 5.9" X 32.1" - CONCERT CHERRY  |
| 5   | P39129-19-PA2 | EA  | MOLDING - FLUTED/CURVED - 5.9" X 32.1" - WASHED MAPLE    |
| 5   | P39129-19-RA3 | EA  | MOLDING - FLUTED/CURVED - 5.9" X 32.1" - HONEY CHERRY    |
| 5   | P39129-28-PA0 | EA  | MOLDING - FLUTED/CURVED - 5.9" X 63.3" - PORTSMOUTH OAK  |
| 5   | P39129-28-PA1 | EA  | MOLDING - FLUTED/CURVED - 5.9" X 63.3" - CONCERT CHERRY  |
| 5   | P39129-28-PA2 | EA  | MOLDING - FLUTED/CURVED - 5.9" X 63.3" - WASHED MAPLE    |
| 5   | P39129-28-RA3 | EA  | MOLDING - FLUTED/CURVED - 5.9" X 63.3" - HONEY CHERRY    |
| 5   | P39129-29-PA0 | EA  | MOLDING - FLUTED/CURVED - 5.9" X 70.1" - PORTSMOUTH OAK  |
| 5   | P39129-29-PA1 | EA  | MOLDING - FLUTED/CURVED - 5.9" X 70.1" - CONCERT CHERRY  |
| 5   | P39129-29-PA2 | EA  | MOLDING - FLUTED/CURVED - 5.9" X 70.1" - WASHED MAPLE    |
| 5   | P39129-29-RA3 | EA  | MOLDING - FLUTED/CURVED - 5.9" X 70.1" - HONEY CHERRY    |

**INTERIOR FINISH GROUP (CONTINUED)**  
**MOLDINGS & TRIMS (CONTINUED)**

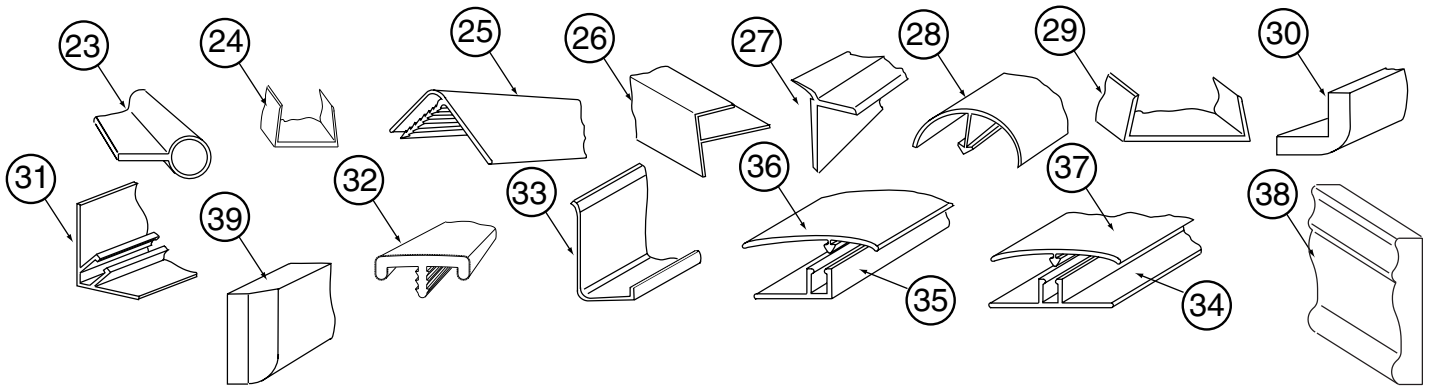


| KEY | PART NUMBER   | U/M | DESCRIPTION   |
|-----|---------------|-----|---|
| 6   | P39129-21-PA0 | EA  | MOLDING - FLUTED/CURVED - 5.9" X 2.5" - PORTSMOUTH OAK                |
| 6   | P39129-21-PA1 | EA  | MOLDING - FLUTED/CURVED - 5.9" X 2.5" - CONCERT CHERRY                |
| 6   | P39129-21-PA2 | EA  | MOLDING - FLUTED/CURVED - 5.9" X 2.5" - WASHED MAPLE                  |
| 6   | P39129-21-RA3 | EA  | MOLDING - FLUTED/CURVED - 5.9" X 2.5" - HONEY CHERRY                  |
| 6   | P39129-22-PA0 | EA  | MOLDING - FLUTED/CURVED - 5.9" X 5.3" - PORTSMOUTH OAK                |
| 6   | P39129-22-PA1 | EA  | MOLDING - FLUTED/CURVED - 5.9" X 5.3" - CONCERT CHERRY                |
| 6   | P39129-22-PA2 | EA  | MOLDING - FLUTED/CURVED - 5.9" X 5.3" - WASHED MAPLE                  |
| 6   | P39129-22-RA3 | EA  | MOLDING - FLUTED/CURVED - 5.9" X 5.3" - HONEY CHERRY                  |
| 7   | Y00007-22-438 | EA  | MOLDING - MAPLE - UNSTAINED   |
| 7   | Y00007-32-438 | EA  | MOLDING - CHERRY - UNSTAINED  |
| 7   | Y00007-42-438 | EA  | MOLDING - OAK - UNSTAINED   |
| 7A  | Y00054-72-438 | EA  | MOLDING - VINYL - W/SLOT - .7"X 1.9"X 96" - PORTSMOUTH OAK            |
| 7A  | Y00054-62-438 | EA  | MOLDING - VINYL - W/SLOT - .7"X 1.9"X 96" - CONCERT CHERRY            |
| 7A  | Y00054-A2-438 | EA  | MOLDING - VINYL - W/SLOT - .7"X 1.9"X 96" - WASHED MAPLE              |
| 8   | Y00070-22-438 | EA  | MOLDING/FLUTED - MAPLE - 96" - WASHED MAPLE                           |
| 8   | Y00070-32-438 | EA  | MOLDING/FLUTED - CHERRY - 96" - CONCERT CHERRY                        |
| 8   | Y00070-42-438 | EA  | MOLDING/FLUTED - OAK - 96" - PORTSMOUTH OAK                           |
| 9   | Y00071-22-438 | EA  | MOLDING/FLUTED - W/NOTCH - MAPLE/UNSTAINED - 96"                      |
| 9   | Y00071-32-438 | EA  | MOLDING/FLUTED - W/NOTCH - CHERRY/UNSTAINED - 96"                     |
| 9   | Y00071-42-438 | EA  | MOLDING/FLUTED - W/NOTCH - OAK/UNSTAINED - 96"                        |
| 10  | Y00074-A2-438 | EA  | MOLDING/CROWN - VINYL WRAPPED - MAPLE - 96" - WASHED MAPLE            |
| 10  | Y00074-62-438 | EA  | MOLDING/CROWN - VINYL WRAPPED - CONCERT CHERRY - 96" - CONCERT CHERRY |
| 10  | Y00074-72-438 | EA  | MOLDING/CROWN - VINYL WRAPPED - PORTSMOUTH OAK - 96" - PORTSMOUTH OAK |
| 11  | Y00076-22-438 | EA  | MOLDING/TRIM - .5" X 1" X 96" - MAPLE (UNSTAINED)                     |
| 11  | Y00076-32-438 | EA  | MOLDING/TRIM - .5" X 1" X 96" - CHERRY (UNSTAINED)                    |
| 11  | Y00076-42-438 | EA  | MOLDING/TRIM - .5" X 1" X 96" - OAK (UNSTAINED)                       |
| 12  | Y00086-A2-438 | EA  | MOLDING - VINYL WRAP - .7" X 1.6" X 96" - WASHED MAPLE                |
| 12  | Y00086-62-438 | EA  | MOLDING - VINYL WRAP - .7" X 1.6" X 96" - CONCERT CHERRY              |
| 12  | Y00086-72-438 | EA  | MOLDING - VINYL WRAP - .7" X 1.6" X 96" - PORTSMOUTH OAK              |
| 12  | Y00086-82-438 | EA  | MOLDING - VINYL WRAP - .7" X 1.6" X 96" - HONEY CHERRY                |
| 12  | Y00087-A2-438 | EA  | MOLDING - VINYL WRAP - .7" X 2.9" X 96" - WASHED MAPLE                |
| 12  | Y00087-62-438 | EA  | MOLDING - VINYL WRAP - .7" X 2.9" X 96" - CONCERT CHERRY              |
| 12  | Y00087-72-438 | EA  | MOLDING - VINYL WRAP - .7" X 2.9" X 96" - PORTSMOUTH OAK              |
| 12  | Y00087-82-438 | EA  | MOLDING - VINYL WRAP - .7" X 2.9" X 96" - HONEY CHERRY                |
| 12  | Y00267-72-438 | EA  | MOLDING - VINYL WRAP/MITERED - .6" X 96" - PORTSMOUTH OAK             |
| 12  | Y00267-62-438 | EA  | MOLDING - VINYL WRAP/MITERED - .6" X 96" - CONCERT CHERRY             |
| 12  | Y00267-A2-438 | EA  | MOLDING - VINYL WRAP/MITERED - .6" X 96" - WASHED MAPLE               |

**INTERIOR FINISH GROUP (CONTINUED)**  
**MOLDINGS & TRIMS (CONTINUED)**

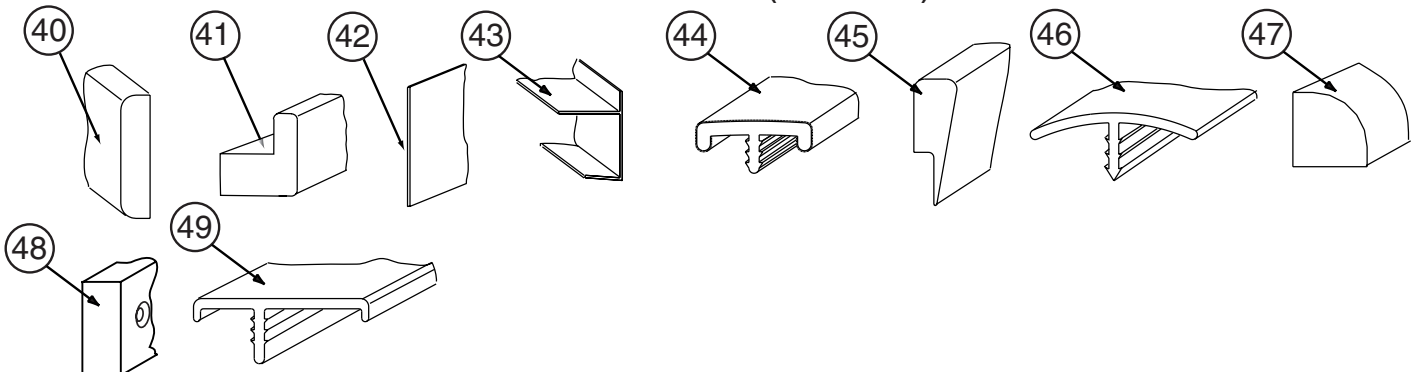
| <b>KEY</b> | <b>PART NUMBER</b> | <b>U/M</b> | <b>DESCRIPTION</b>  |
|------------|--------------------|------------|---|
| 13         | Y00152-A2-438      | EA         | MOLDING/TRIM - VINYL - .6" X 3.5" X 96" - WASHED MAPLE      |
| 13         | Y00152-62-438      | EA         | MOLDING/TRIM - VINYL - .6" X 3.5" X 96" - CONCERT CHERRY    |
| 13         | Y00152-72-438      | EA         | MOLDING/TRIM - VINYL - .6" X 3.5" X 96" - PORTSMOUTH OAK    |
| 14         | Y00153-A2-438      | EA         | MOLDING/TRIM - VINYL - .6" X 3.9" X 96" - WASHED MAPLE      |
| 14         | Y00153-62-438      | EA         | MOLDING/TRIM - VINYL - .6" X 3.9" X 96" - CONCERT CHERRY    |
| 14         | Y00153-72-438      | EA         | MOLDING/TRIM - VINYL - .6" X 3.9" X 96" - PORTSMOUTH OAK    |
| 14         | Y00153-82-438      | EA         | MOLDING/TRIM - VINYL - .6" X 3.9" X 96" - HONEY CHERRY      |
| 15         | Y00203-A2-438      | EA         | MOLDING - VINYL/BEVELED - 96" - WASHED MAPLE                |
| 15         | Y00203-62-438      | EA         | MOLDING - VINYL/BEVELED - 96" - CONCERT CHERRY              |
| 15         | Y00203-72-438      | EA         | MOLDING - VINYL/BEVELED - 96" - PORTSMOUT OAK               |
| 15         | Y00203-82-438      | EA         | MOLDING - VINYL/BEVELED - 96" - HONEY CHERRY                |
| 16         | Y00204-A2-438      | EA         | MOLDING - VINYL/BEVELED - 96" - WASHED MAPLE                |
| 16         | Y00204-62-438      | EA         | MOLDING - VINYL/BEVELED - 96" - CONCERT CHERRY              |
| 16         | Y00204-72-438      | EA         | MOLDING - VINYL/BEVELED - 96" - PORTSMOUT OAK               |
| 16         | Y00204-82-438      | EA         | MOLDING - VINYL/BEVELED - 96" - HONEY CHERRY                |
| 17         | Y00205-A2-438      | EA         | MOLDING - VINYL/BEVELED - 96" - WASHED MAPLE                |
| 17         | Y00205-62-438      | EA         | MOLDING - VINYL/BEVELED - 96" - CONCERT CHERRY              |
| 17         | Y00205-72-438      | EA         | MOLDING - VINYL/BEVELED - 96" - PORTSMOUT OAK               |
| 17         | Y00205-82-438      | EA         | MOLDING - VINYL/BEVELED - 96" - HONEY CHERRY                |
| 18         | Y00206-A2-438      | EA         | MOLDING - VINYL/BEVELED - 96" - WASHED MAPLE                |
| 18         | Y00206-62-438      | EA         | MOLDING - VINYL/BEVELED - 96" - CONCERT CHERRY              |
| 18         | Y00206-72-438      | EA         | MOLDING - VINYL/BEVELED - 96" - PORTSMOUT OAK               |
| 18         | Y00206-82-438      | EA         | MOLDING - VINYL/BEVELED - 96" - HONEY CHERRY                |
| 19         | Y00223-22-438      | EA         | MOLDING - HARDWOOD/MAPLE - .7" X 1" X 96"                   |
| 19         | Y00223-32-438      | EA         | MOLDING - HARDWOOD/CHERRY - .7" X 1" X 96"                  |
| 19         | Y00223-42-438      | EA         | MOLDING - HARDWOOD/OAK - .7" X 1" X 96"                     |
| 20         | Y00258-A2-438      | EA         | MOLDING - VINYL/BEVELED - 96" - WASHED MAPLE                |
| 20         | Y00258-62-438      | EA         | MOLDING - VINYL/BEVELED - 96" - CONCERT CHERRY              |
| 20         | Y00258-72-438      | EA         | MOLDING - VINYL/BEVELED - 96" - PORTSMOUT OAK               |
| 20         | Y00258-82-438      | EA         | MOLDING - VINYL/BEVELED - 96" - HONEY CHERRY                |
| 21         | Y00259-A2-438      | EA         | MOLDING - VINYL/BEVELED - 96" - WASHED MAPLE                |
| 21         | Y00259-62-438      | EA         | MOLDING - VINYL/BEVELED - 96" - CONCERT CHERRY              |
| 21         | Y00259-72-438      | EA         | MOLDING - VINYL/BEVELED - 96" - PORTSMOUT OAK               |
| 21         | Y00259-82-438      | EA         | MOLDING - VINYL/BEVELED - 96" - HONEY CHERRY                |
| 22         | Y00262-22-438      | EA         | MOLDING - 96" - MAPLE, UNSTAINED                            |
| 22         | Y00262-32-438      | EA         | MOLDING - 96" - CHERRY, UNSTAINED                           |
| 22         | Y00262-42-438      | EA         | MOLDING - 96" - OAK, UNSTAINED                              |
| 22A        | Y00266-42-438      | EA         | MOLDING - .75" X 1.5" X 96" OAK - .7" X 1" X 96"            |
| 22A        | Y00266-32-438      | EA         | MOLDING - .75" X 1.5" X 96" CHERRY - .7" X 1" X 96"         |
| 22A        | Y00266-22-438      | EA         | MOLDING - .75" X 1.5" X 96" MAPLE - .7" X 1" X 96"          |
| 22B        | Y00280-74-174      | EA         | MOLDING/TRIM - VINYL - F/SLIDEOUT - 164.1" - PORTSMOUTH OAK |
| 22B        | Y00280-64-174      | EA         | MOLDING/TRIM - VINYL - F/SLIDEOUT - 164.1" - CONCERT CHERRY |
| 22B        | Y00280-A4-174      | EA         | MOLDING/TRIM - VINYL - F/SLIDEOUT - 164.1" - WASHED MAPLE   |
| 22B        | Y00281-72-438      | EA         | MOLDING/TRIM - VINYL - F/SLIDEOUT - 96" - PORTSMTH OAK      |
| 22B        | Y00281-62-438      | EA         | MOLDING/TRIM - VINYL - F/SLIDEOUT - 96" - CONCERT CHERRY    |
| 22B        | Y00281-A2-438      | EA         | MOLDING/TRIM - VINYL - F/SLIDEOUT - 96" - WASHED MAPLE      |
| 22B        | Y00291-72-438      | EA         | MOLDING - VINYL WRAPPED - 4" X 96" - PORTSMTH OAK           |
| 22B        | Y00291-62-438      | EA         | MOLDING - VINYL WRAPPED - 4" X 96" - CONCERT CHERRY         |
| 22B        | Y00291-A2-438      | EA         | MOLDING - VINYL WRAPPED - 4" X 96" - WASHED MAPLE           |
| 22C        | Y00282-72-438      | EA         | MOLDING - SLIDEOUT/VINYL WRAP - 3.9" X 96"- PORTSMOUTH OAK  |
| 22C        | Y00282-62-438      | EA         | MOLDING - SLIDEOUT/VINYL WRAP - 3.9" X 96"- CONCERT CHERRY  |
| 22C        | Y00282-A2-438      | EA         | MOLDING - SLIDEOUT/VINYL WRAP - 3.9" X 96"- WASHED MAPLE    |
| 22D        | Y00284-42-438      | EA         | MOLDING - STRAIGHT - .2" X 1.5" X 96"- UNSTAINED OAK        |
| 22D        | Y00284-32-438      | EA         | MOLDING - STRAIGHT - .2" X 1.5" X 96"- UNSTAINED CHERRY     |
| 22D        | Y00284-22-438      | EA         | MOLDING - STRAIGHT - .2" X 1.5" X 96"- UNSTAINED MAPLE      |
| 22E        | Y00285-42-438      | EA         | MOLDING - STRAIGHT - .63" X 3.2" X 96"- UNSTAINED OAK       |
| 22E        | Y00285-32-438      | EA         | MOLDING - STRAIGHT - .63" X 3.2" X 96"- UNSTAINED CHERRY    |
| 22E        | Y00285-22-438      | EA         | MOLDING - STRAIGHT - .63" X 3.2" X 96"- UNSTAINED MAPLE     |

**INTERIOR FINISH GROUP (CONTINUED)**  
**MOLDINGS & TRIMS (CONTINUED)**



| KEY | PART NUMBER   | U/M | DESCRIPTION  |
|-----|---------------|-----|--|
| 23  | 009767-12-000 | FT  | WELTING - ANTIQUE WHITE  |
| 24  | 009778-25-000 | FT  | U-CHANNEL - 1" - BEIGE ILLUSION                                  |
| 24  | 009778-27-000 | FT  | U-CHANNEL - 1" - WASHED MAPLE                                    |
| 24  | 009778-32-000 | FT  | U-CHANNEL - 1" - PORTSMOUTH OAK                                  |
| 24  | 009778-34-000 | FT  | U-CHANNEL - 1" - CONCERT CHERRY                                  |
| 24  | 009778-35-000 | FT  | U-CHANNEL - 1" - HONEY CHERRY                                    |
| 25  | 009809-30-000 | EA  | MOLDING - CORNER - OUTSIDE - 1" X 84" - BEIGE ILLUSION           |
| 25  | 009809-32-000 | EA  | MOLDING - CORNER - OUTSIDE - 1" X 84" - PORTSMOUTH OAK           |
| 25  | 009809-31-000 | EA  | MOLDING - CORNER - OUTSIDE - 1" X 84" - WASHED MAPLE             |
| 25  | 009809-33-000 | EA  | MOLDING - CORNER - OUTSIDE - 1" X 84" - CONCERT CHERRY           |
| 25  | 009809-34-000 | EA  | MOLDING - CORNER - OUTSIDE - 1" X 84" - HONEY CHERRY             |
| 26  | 009812-31-000 | EA  | MOLDING - CORNER - 1/2" W/1/4"CHAN X 84" - BEIGE ILLUSION        |
| 26  | 009812-33-000 | EA  | MOLDING - CORNER - 1/2" W/1/4"CHAN X 84" - WASHED MAPLE          |
| 26  | 009812-34-000 | EA  | MOLDING - CORNER - 1/2" W/1/4"CHAN X 84" - VW LIGHT GRAY         |
| 26  | 009812-35-000 | EA  | MOLDING - CORNER - 1/2" W/1/4"CHAN X 84" - PORTSMOUTH OAK        |
| 26  | 009812-36-000 | EA  | MOLDING - CORNER - 1/2" W/1/4"CHAN X 84" - CONCERT CHERRY        |
| 26  | 009812-37-000 | EA  | MOLDING - CORNER - 1/2" W/1/4"CHAN X 84" - HONEY CHERRY          |
| 27  | 022992-11-000 | FT  | MOLDING - REVERSE COVE - T-SHAPED - IVORY                        |
| 27  | 022992-14-000 | FT  | MOLDING - REVERSE COVE - T-SHAPED - BRIGHT WHITE                 |
| 27  | 022992-15-000 | FT  | MOLDING - REVERSE COVE - T-SHAPED - VW GRAY                      |
| 28  | 042357-25-000 | EA  | MOLDING - CORNER - RADIUS/PLASTIC - WASHED MAPLE                 |
| 29  | 070504-42-000 | FT  | U-CHANNEL - PLASTIC - .13" X 84" - BEIGE ILLUSION                |
| 29  | 070504-50-000 | FT  | U-CHANNEL - PLASTIC - .13" X 96" - WASHED MAPLE                  |
| 29  | 070504-51-000 | FT  | U-CHANNEL - PLASTIC - .9" X 96" - WASHED MAPLE                   |
| 29  | 070504-54-000 | FT  | U-CHANNEL - PLASTIC - .9" X 96" - VILLAGE OAK                    |
| 29  | 070504-57-000 | FT  | U-CHANNEL - PLASTIC - .13" X 84" - PORTSMOUTH OAK                |
| 29  | 070504-58-000 | FT  | U-CHANNEL - PLASTIC - .9" X 84" - PORTSMOUTH OAK                 |
| 29  | 070504-60-000 | FT  | U-CHANNEL - PLASTIC - .13" X 84" - CONCERT CHERRY                |
| 29  | 070504-61-000 | FT  | U-CHANNEL - PLASTIC - .9" X 84" - CONCERT CHERRY                 |
| 29  | 070504-62-000 | FT  | U-CHANNEL - PLASTIC - 1.65" X 84" - HONEY CHERRY                 |
| 29  | 070504-63-000 | FT  | U-CHANNEL - PLASTIC - .9" X 84" - HONEY CHERRY                   |
| 29  | 070504-64-000 | FT  | U-CHANNEL - PLASTIC - .7" X 84" - HONEY CHERRY                   |
| 30  | 080176-08-000 | EA  | CAP - CORNER - RADIUS MOLDING - PLASTIC - WASHED MAPLE           |
| 31  | 081521-02-007 | EA  | MOUNT - METAL MOLDING - F/RADIUS CORNER MOLDING - 151.5"         |
| 32  | 083620-15-000 | FT  | MOLDING-T - W/EDGE LIP - 7/8" FACE - BEIGE ILLUSION              |
| 32  | 083620-19-000 | FT  | MOLDING-T - W/EDGE LIP - 7/8" FACE - WASHED MAPLE                |
| 32  | 083620-20-000 | FT  | MOLDING-T - W/EDGE LIP - 7/8" FACE - PORTSMOUTH OAK              |
| 32  | 083620-21-000 | FT  | MOLDING-T - W/EDGE LIP - 7/8" FACE - CONCERT CHERRY/HONEY CHERRY |
| 33  | 085746-04-000 | FT  | TRIM-J - CARPET 1.2" X .5" ANGLE - 10' LONG - OFF WHITE          |
| 34  | 086229-01-000 | EA  | RETAINER - BATTEN - .75" X 92.1" - ANY COLOR                     |
| 35  | 086229-11-000 | EA  | RETAINER - OFFSET - 97"  |
| 36  | 086229-21-000 | EA  | BATTEN - 1.5" X 83.9" OFFSET - WHITE                             |
| 37  | 086229-20-000 | EA  | BATTEN - 1" X 96" - BEIGE  |
| 38  | 100182-10-J70 | EA  | TRIM/WOOD - CHAIR RAIL - 2.5" X 8' - WASHED MAPLE                |
| 38  | 100182-10-N47 | EA  | TRIM/WOOD - CHAIR RAIL - 2.5" X 8' - PORTSMOUTH OAK              |
| 38  | 100182-10-P85 | EA  | TRIM/WOOD - CHAIR RAIL - 2.5" X 8' - CHERRY - CONCERT CHERRY     |
| 38  | 100182-10-RA3 | EA  | TRIM/WOOD - CHAIR RAIL - 2.5" X 8' - HONEY CHERRY                |
| 39  | 100659-30-N75 | EA  | MOLDING - TRIM - 8' - PORTSMOUTH OAK                             |
| 39  | 100659-30-N74 | EA  | MOLDING - TRIM - 8' - CHERRY - CONCERT CHERRY                    |
| 39  | 100659-30-M84 | EA  | MOLDING - TRIM - 8' - WASHED MAPLE                               |
| 39  | 100659-27-RA2 | EA  | MOLDING - TRIM - HONEY CHERRY                                    |

**INTERIOR FINISH GROUP (CONTINUED)**  
**MOLDINGS & TRIMS (CONTINUED)**



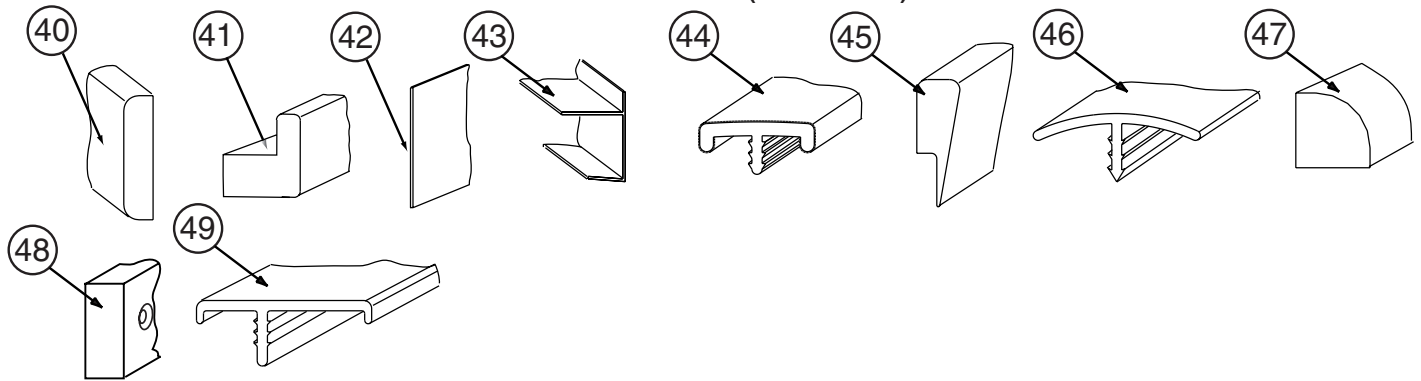
| KEY | PART NUMBER   | U/M | DESCRIPTION   |
|-----|---------------|-----|---|
| 40  | 100818-01-21A | EA  | MOLDING - VINYL WRAPPED - 1.6" X .4" X 84" - WASHED MAPLE                   |
| 40  | 100818-01-12A | EA  | MOLDING - VINYL WRAPPED - 1.6" X .4" X 84" - PORTSMOUTH OAK                 |
| 40  | 100818-01-13A | EA  | MOLDING - VINYL WRAPPED - 1.6" X .4" X 84" - CHERRY - CONCERT CHERRY        |
| 40  | 100818-01-14A | EA  | MOLDING - VINYL WRAPPED - 1.6" X .4" X 84" - HONEY CHERRY                   |
| 41  | 100819-01-21A | EA  | MOLDING - VINYL WRAPPED-L-SHAPED-1.5"X1.5"X84" - WASHED MAPLE               |
| 41  | 100819-01-12A | EA  | MOLDING - VINYL WRAPPED-L-SHAPED - 1.5" X 1.5" X 84" - OAK - PORTSMOUTH OAK |
| 41  | 100819-01-13A | EA  | MOLDING - VINYL WRAPPED-L-SHAPED-1.5"X1.5"X84" - CONCERT CHERRY             |
| 41  | 100819-01-14A | EA  | MOLDING - VINYL WRAPPED-L-SHAPED-1.5"X1.5"X84" - HONEY CHERRY               |
| 42  | 101957-01-06A | EA  | EXTRUDED - PLASTIC - WASHED MAPLE   |
| 43  | 103186-01-07A | FT  | MOLDING/PLASTIC - 3/8" U-CHANNEL-3/4"FACE - BEIGE ILLUS 8'                  |
| 43  | 103186-01-08A | FT  | MOLDING/PLASTIC - 3/8" U-CHANNEL-3/4"FACE-WASHED MAPLE 8' - WASHED MAPLE    |
| 43  | 103186-01-09A | FT  | MOLDING/PLASTIC - 3/8" U-CHAN'L-3/4"FACE-PORTSMOUTH OAK 8' - PORTSMOUTH OAK |
| 43  | 103186-01-10A | FT  | MOLDING/PLASTIC-3/8" U-CHAN'L-3/4"FACE-CONCERT CHERRY 8' - CONCERT CHERRY   |
| 43  | 103186-01-11A | FT  | MOLDING/PLASTIC-3/8" U-CHAN'L-3/4"FACE-CONCERT CHERRY 8' - HONEY CHERRY     |
| 43  | 103186-02-07A | FT  | MOLDING/PLASTIC-1" U-CHAN'L-1 3/8"FACE-BEIGE ILLUSION - 8'                  |
| 43  | 103186-02-08A | FT  | MOLDING/PLASTIC - 1" U-CHANNEL-1 3/8"FACE-WASHED MAPLE 8' - WASHED MAPLE    |
| 43  | 103186-02-09A | FT  | MOLDING/PLASTIC - 1" U-CHAN'L-1 3/8"FACE-PORTSMOUTH OAK 8' - PORTSMOUTH OAK |
| 43  | 103186-02-10A | FT  | MOLDING/PLASTIC - 1" U-CHAN'L-1 3/8"FACE-CONCERT CHERRY 8' - CONCERT CHERRY |
| 43  | 103186-02-11A | FT  | MOLDING/PLASTIC - 1" U-CHAN'L-1 3/8"FACE-CONCERT CHERRY 8' - HONEY CHERRY   |
| 44  | 104676-02-06A | FT  | MOLDING-T - W/EDGE LIP - 11/16" FACE - WASHED MAPLE                         |
| 44  | 104676-02-08A | FT  | MOLDING-T - W/EDGE LIP - 11/16" FACE - PORTSMOUTH OAK                       |
| 44  | 104676-02-09A | FT  | MOLDING-T - W/EDGE LIP - 11/16" FACE - CONCERT CHERRY                       |
| 44  | 104676-02-10A | FT  | MOLDING-T - W/EDGE LIP - 11/16" FACE - HONEY CHERRY                         |
| 45  | 105004-01-21A | EA  | MOLDING - VINYL WRAPPED - 1" X 96" - WASHED MAPLE                           |
| 45  | 105004-01-12A | EA  | MOLDING - VINYL WRAPPED 1" X 96" - PORTSMOUTH OAK                           |
| 45  | 105004-01-13A | EA  | MOLDING - VINYL WRAPPED 1" X 96" - CONCERT CHERRY                           |
| 45  | 105004-01-14A | EA  | MOLDING - VINYL WRAPPED 1" X 96" - HONEY CHERRY                             |
| 46  | 105709-02-000 | FT  | MOLDING-T - W/EDGE LIP - 3/4" FACE - BEIGE ILLUSION                         |
| 47  | 109410-01-P25 | EA  | MOLDING - TRIM - 8' - BLACK CHERRY/CHERRY IV - CONCERT CHERRY               |
| 47  | 109410-01-N75 | EA  | MOLDING - TRIM - 8' - PORTSMOUTH OAK  |
| 47  | 109410-01-J70 | EA  | MOLDING - TRIM - 8' - WHITE MAPLE - WASHED MAPLE                            |
| 48  | 116951-11-KQ0 | EA  | MOLDING - TRIM - 3.5" X 75.9" - WASHED MAPLE                                |
| 48  | 116951-11-KQ1 | EA  | MOLDING - TRIM - 3.5" X 75.9" - CONCERT CHERRY                              |
| 48  | 116951-11-N95 | EA  | MOLDING - TRIM - 3.5" X 75.9" - PORTSMOUTH OAK                              |
| 48  | 116951-11-RE0 | EA  | MOLDING - TRIM - 3.5" X 75.9" - HONEY CHERRY                                |
| 48  | 116951-16-K37 | EA  | MOLDING - TRIM - 3.5" X 74.3" - CONCERT CHERRY                              |
| 48  | 116951-16-K90 | EA  | MOLDING - TRIM - 3.5" X 74.3" - WASHED MAPLE                                |
| 48  | 116951-16-N75 | EA  | MOLDING - TRIM - 3.5" X 74.3" - PORTSMOUTH OAK                              |
| 48  | 116951-16-RC3 | EA  | MOLDING - TRIM - 3.5" X 74.3" - HONEY CHERRY                                |
| 48  | 116951-23-L52 | EA  | MOLDING - TRIM - 3.5" X 74.3" - CONCERT CHERRY                              |
| 48  | 116951-23-L58 | EA  | MOLDING - TRIM - 3.5" X 74.3" - WASHED MAPLE                                |
| 48  | 116951-23-RE0 | EA  | MOLDING - TRIM - 3.5" X 74.3" - HONEY CHERRY                                |
| 48  | 116951-23-R83 | EA  | MOLDING - TRIM - 3.5" X 74.3" - PORTSMOUTH OAK                              |
| 48  | 116951-24-L52 | EA  | MOLDING - TRIM - 3.5" X 74.6" - CONCERT CHERRY                              |
| 48  | 116951-24-L58 | EA  | MOLDING - TRIM - 3.5" X 74.6" - WASHED MAPLE                                |
| 48  | 116951-24-RE0 | EA  | MOLDING - TRIM - 3.5" X 74.6" - HONEY CHERRY                                |
| 48  | 116951-24-R83 | EA  | MOLDING - TRIM - 3.5" X 74.6" - PORTSMOUTH OAK                              |
| 48  | 116951-27-N75 | EA  | MOLDING - TRIM - 3.5" X 46.8" - PORTSMOUTH OAK                              |
| 48  | 116951-27-N84 | EA  | MOLDING - TRIM - 3.5" X 46.8" - WASHED MAPLE                                |
| 48  | 116951-27-N85 | EA  | MOLDING - TRIM - 3.5" X 46.8" - CONCERT CHERRY                              |
| 48  | 116951-28-N75 | EA  | MOLDING - TRIM - 3.5" X 79.4" - PORTSMOUTH OAK                              |

**INTERIOR FINISH GROUP (CONTINUED)**  
**MOLDINGS & TRIMS (CONTINUED)**

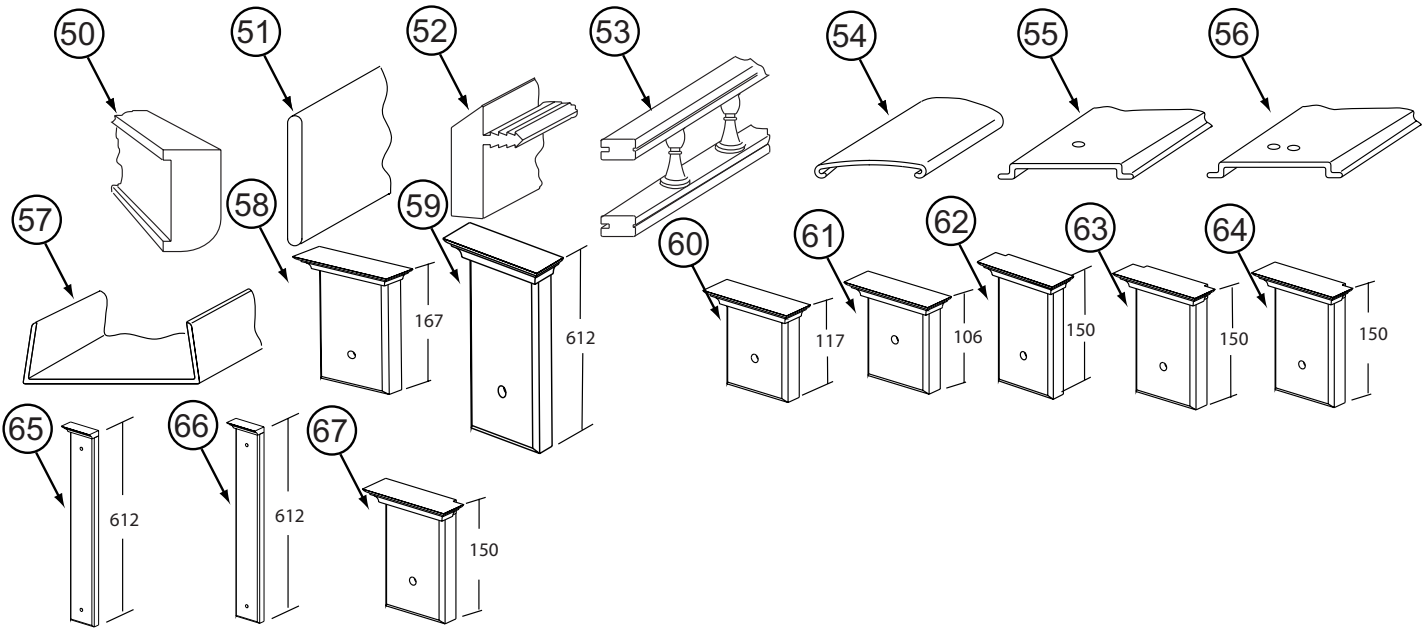
| KEY | PART NUMBER   | U/M | DESCRIPTION                                    |
|-----|---------------|-----|--|
| 48  | 116951-28-N84 | EA  | MOLDING - TRIM - 3.5" X 79.4" - WASHED MAPLE   |
| 48  | 116951-28-N85 | EA  | MOLDING - TRIM - 3.5" X 79.4" - CONCERT CHERRY |
| 48  | 116951-29-N70 | EA  | MOLDING - TRIM - 5.5" X 30.4" - PORTSMOUTH OAK |
| 48  | 116951-29-N84 | EA  | MOLDING - TRIM - 5.5" X 30.4" - WASHED MAPLE   |
| 48  | 116951-29-N85 | EA  | MOLDING - TRIM - 5.5" X 30.4" - CONCERT CHERRY |
| 48  | 116951-29-RC3 | EA  | MOLDING - TRIM - 5.5" X 30.4" - HONEY CHERRY   |
| 48  | 116951-32-P75 | EA  | MOLDING - TRIM - 3" X 33.4" - PORTSMOUTH OAK   |
| 48  | 116951-32-P25 | EA  | MOLDING - TRIM - 3" X 33.4" - CONCERT CHERRY   |
| 48  | 116951-32-P28 | EA  | MOLDING - TRIM - 3" X 33.4" - WASHED MAPLE     |
| 48  | 116951-32-RE0 | EA  | MOLDING - TRIM - 3" X 33.4" - HONEY CHERRY     |
| 48  | 116951-34-P28 | EA  | MOLDING - TRIM - 3" X 33.4" - WASHED MAPLE     |
| 48  | 116951-34-P78 | EA  | MOLDING - TRIM - 3" X 33.4" - PORTSMOUTH OAK   |
| 48  | 116951-34-P79 | EA  | MOLDING - TRIM - 3" X 33.4" - CONCERT CHERRY   |
| 48  | 116951-34-RE0 | EA  | MOLDING - TRIM - 3" X 33.4" - HONEY CHERRY     |
| 48  | 116951-35-P28 | EA  | MOLDING - TRIM - 3.5" X 96" - WASHED MAPLE     |
| 48  | 116951-35-P78 | EA  | MOLDING - TRIM - 3.5" X 96" - PORTSMOUTH OAK   |
| 48  | 116951-35-P79 | EA  | MOLDING - TRIM - 3.5" X 96" - CONCERT CHERRY   |
| 48  | 116951-35-RE0 | EA  | MOLDING - TRIM - 3.5" X 96" - HONEY CHERRY     |
| 48  | 116951-36-R68 | EA  | MOLDING - TRIM - 3.5" X 48.8" - WASHED MAPLE   |
| 48  | 116951-36-R69 | EA  | MOLDING - TRIM - 3.5" X 48.8" - PORTSMOUTH OAK |
| 48  | 116951-36-R76 | EA  | MOLDING - TRIM - 3.5" X 48.8" - CONCERT CHERRY |
| 48  | 116951-37-R68 | EA  | MOLDING - TRIM - 3.5" X 38.6" - WASHED MAPLE   |
| 48  | 116951-37-R69 | EA  | MOLDING - TRIM - 3.5" X 38.6" - PORTSMOUTH OAK |
| 48  | 116951-37-R76 | EA  | MOLDING - TRIM - 3.5" X 38.6" - CONCERT CHERRY |
| 48  | 116951-38-RE0 | EA  | MOLDING - TRIM - 3.5" X 82.6" - HONEY CHERRY   |
| 48  | 116951-38-R83 | EA  | MOLDING - TRIM - 3.5" X 82.6" - PORTSMOUTH OAK |
| 48  | 116951-38-R84 | EA  | MOLDING - TRIM - 3.5" X 82.6" - CONCERT CHERRY |
| 48  | 116951-38-R91 | EA  | MOLDING - TRIM - 3.5" X 82.6" - WASHED MAPLE   |
| 48  | 116951-39-RE0 | EA  | MOLDING - TRIM - 3.5" X 73.9" - HONEY CHERRY   |
| 48  | 116951-39-R83 | EA  | MOLDING - TRIM - 3.5" X 73.9" - PORTSMOUTH OAK |
| 48  | 116951-39-R84 | EA  | MOLDING - TRIM - 3.5" X 73.9" - CONCERT CHERRY |
| 48  | 116951-39-R91 | EA  | MOLDING - TRIM - 3.5" X 73.9" - WASHED MAPLE   |
| 48  | 116951-40-RE0 | EA  | MOLDING - TRIM - 4.5" X 81.9" - HONEY CHERRY   |
| 48  | 116951-40-R83 | EA  | MOLDING - TRIM - 4.5" X 81.9" - PORTSMOUTH OAK |
| 48  | 116951-40-R84 | EA  | MOLDING - TRIM - 4.5" X 81.9" - CONCERT CHERRY |
| 48  | 116951-40-R91 | EA  | MOLDING - TRIM - 4.5" X 81.9" - WASHED MAPLE   |
| 48  | 116951-41-RE0 | EA  | MOLDING - TRIM - 3.5" X 36.8" - HONEY CHERRY   |
| 48  | 116951-41-R83 | EA  | MOLDING - TRIM - 3.5" X 36.8" - PORTSMOUTH OAK |
| 48  | 116951-41-R84 | EA  | MOLDING - TRIM - 3.5" X 36.8" - CONCERT CHERRY |
| 48  | 116951-41-R91 | EA  | MOLDING - TRIM - 3.5" X 36.8" - WASHED MAPLE   |
| 48  | 116951-42-RE0 | EA  | MOLDING - TRIM - 3.5" X 46.8" - HONEY CHERRY   |
| 48  | 116951-42-R83 | EA  | MOLDING - TRIM - 3.5" X 46.8" - PORTSMOUTH OAK |
| 48  | 116951-42-R84 | EA  | MOLDING - TRIM - 3.5" X 46.8" - CONCERT CHERRY |
| 48  | 116951-42-R91 | EA  | MOLDING - TRIM - 3.5" X 46.8" - WASHED MAPLE   |
| 48  | 116951-43-RE0 | EA  | MOLDING - TRIM - 3.5" X 86.5" - HONEY CHERRY   |
| 48  | 116951-43-R83 | EA  | MOLDING - TRIM - 3.5" X 86.5" - PORTSMOUTH OAK |
| 48  | 116951-43-R84 | EA  | MOLDING - TRIM - 3.5" X 86.5" - CONCERT CHERRY |
| 48  | 116951-43-R91 | EA  | MOLDING - TRIM - 3.5" X 86.5" - WASHED MAPLE   |
| 48  | 116951-44-RE0 | EA  | MOLDING - TRIM - 3.5" X 76.1" - HONEY CHERRY   |
| 48  | 116951-44-R83 | EA  | MOLDING - TRIM - 3.5" X 76.1" - PORTSMOUTH OAK |
| 48  | 116951-44-R84 | EA  | MOLDING - TRIM - 3.5" X 76.1" - CONCERT CHERRY |
| 48  | 116951-44-R91 | EA  | MOLDING - TRIM - 3.5" X 76.1" - WASHED MAPLE   |
| 48  | 116951-45-R68 | EA  | MOLDING - TRIM - 3" X 30.3" - PORTSMOUTH OAK   |
| 48  | 116951-45-R69 | EA  | MOLDING - TRIM - 3" X 30.3" - CONCERT CHERRY   |
| 48  | 116951-45-R76 | EA  | MOLDING - TRIM - 3" X 30.3" - WASHED MAPLE     |
| 48  | 116951-46-RE0 | EA  | MOLDING - TRIM - 4.5" X 72.3" - HONEY CHERRY   |
| 48  | 116951-46-R83 | EA  | MOLDING - TRIM - 4.5" X 72.3" - PORTSMOUTH OAK |
| 48  | 116951-46-R84 | EA  | MOLDING - TRIM - 4.5" X 72.3" - CONCERT CHERRY |
| 48  | 116951-46-R91 | EA  | MOLDING - TRIM - 4.5" X 72.3" - WASHED MAPLE   |
| 48  | 116951-48-RE0 | EA  | MOLDING - TRIM - 4.5" X 76.1" - HONEY CHERRY   |
| 48  | 116951-48-R83 | EA  | MOLDING - TRIM - 4.5" X 76.1" - PORTSMOUTH OAK |
| 48  | 116951-48-R84 | EA  | MOLDING - TRIM - 4.5" X 76.1" - CONCERT CHERRY |
| 48  | 116951-48-R91 | EA  | MOLDING - TRIM - 4.5" X 76.1" - WASHED MAPLE   |
| 48  | 116951-49-RE0 | EA  | MOLDING - TRIM - 4.5" X 69.8" - HONEY CHERRY   |

## INTERIOR FINISH GROUP (CONTINUED)

### MOLDINGS & TRIMS (CONTINUED)



| KEY | PART NUMBER   | U/M DESCRIPTION   |
|-----|---------------|---|
| 48  | 116951-49-R83 | EA MOLDING - TRIM - 4.5" X 69.8" - PORTSMOUTH OAK             |
| 48  | 116951-49-R84 | EA MOLDING - TRIM - 4.5" X 69.8" - CONCERT CHERRY             |
| 48  | 116951-49-R91 | EA MOLDING - TRIM - 4.5" X 69.8" - WASHED MAPLE               |
| 48  | 116951-50-RE0 | EA MOLDING - TRIM - 4.5" X 70.3" - HONEY CHERRY               |
| 48  | 116951-50-R83 | EA MOLDING - TRIM - 4.5" X 70.3" - PORTSMOUTH OAK             |
| 48  | 116951-50-R84 | EA MOLDING - TRIM - 4.5" X 70.3" - CONCERT CHERRY             |
| 48  | 116951-50-R91 | EA MOLDING - TRIM - 4.5" X 70.3" - WASHED MAPLE               |
| 49  | 119520-01-01A | FT MOLDING-T/OFFSET - W/EDGE LIP - 1.3" FACE - OFF WHITE      |
| 49  | 119520-01-04A | FT MOLDING-T/OFFSET - W/EDGE LIP - 1.3" FACE - PORTSMOUTH OAK |
| 49  | 119520-01-02A | FT MOLDING-T/OFFSET - W/EDGE LIP - 1.3" FACE - CONCERT CHERRY |
| 49  | 119520-01-03A | FT MOLDING-T/OFFSET - W/EDGE LIP - 1.3" FACE - WASHED MAPLE   |
| 49  | 119520-02-01A | FT MOLDING-T - OFFSET W/EDGE LIP - 1.3" FACE - OFF WHITE      |



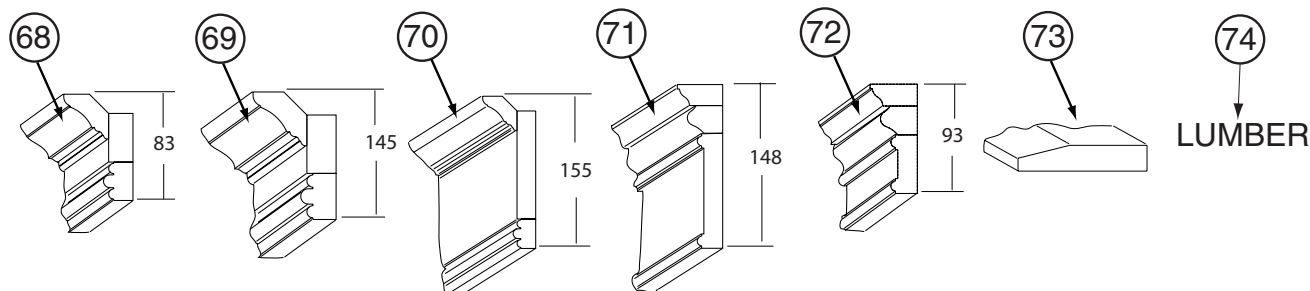
| KEY | PART NUMBER   | U/M DESCRIPTION   |
|-----|---------------|---|
| 50  | 149326-D2-134 | EA MOLDING - VINYL WRAPPED - .7" X 1.6" X 84" - WASHED MAPLE    |
| 50  | 149326-F2-134 | EA MOLDING - VINYL WRAPPED - .7" X 2.5" X 84" - WASHED MAPLE    |
| 50  | 137887-D2-134 | EA MOLDING - VINYL WRAPPED - .7" X 1.6" X 96" - CONCERT CHERRY  |
| 50  | 137887-D2-743 | EA MOLDING - VINYL WRAPPED - .7" X 1.6" X 108" - CONCERT CHERRY |
| 50  | 137887-F2-134 | EA MOLDING - VINYL WRAPPED - .7" X 2.5" X 84" - CONCERT CHERRY  |
| 50  | 137887-F2-743 | EA MOLDING - VINYL WRAPPED - .7" X 2.5" X 108" - CONCERT CHERRY |
| 50  | 137895-D2-134 | EA MOLDING - VINYL WRAPPED - .7" X 1.6" X 84" - PORTSMOUTH OAK  |
| 50  | 137895-D2-743 | EA MOLDING - VINYL WRAPPED - .7" X 1.5" X 108" - PORTSMOUTH OAK |
| 50  | 137895-F2-743 | EA MOLDING - VINYL WRAPPED - .7" X 2.5" X 108" - PORTSMOUTH OAK |
| 50  | 146425-D2-134 | EA MOLDING - VINYL WRAPPED - .7" X 1.6" X 96" - HONEY CHERRY    |
| 50  | 146425-F2-134 | EA MOLDING - VINYL WRAPPED - .7" X 2.5" X 84" - HONEY CHERRY    |
| 50  | 146425-F2-743 | EA MOLDING - VINYL WRAPPED - .7" X 2.5" X 108" - HONEY CHERRY   |
| 51  | 127842-01-01A | FT SEAL - SIGHT SHIELD - 2" BLACK                               |
| 52  | 130247-01-02A | FT MOLDING-T/OFF SET - 1.3" FACE - WASHED MAPLE                 |
| 52  | 130247-01-04A | FT MOLDING-T/OFF SET - 1.3" FACE - PORTSMOUTH OAK               |
| 52  | 130247-01-05A | FT MOLDING-T/OFF SET - 1.3" FACE - CONCERT CHERRY/HONEY CHERRY  |

**INTERIOR FINISH GROUP (CONTINUED)**  
**MOLDINGS & TRIMS (CONTINUED)**

| <b>KEY</b> | <b>PART NUMBER</b> | <b>U/M</b> | <b>DESCRIPTION</b>                                |
|------------|--------------------|------------|---|
| 53         | 137108-01-02A      | EA         | RAIL - DECORATIVE - SALEM CHERRY - CONCERT CHERRY |
| 53         | 137108-01-03A      | EA         | RAIL - DECORATIVE - WASHED MAPLE                  |
| 53         | 137108-01-07A      | EA         | RAIL - DECORATIVE - PORTSMOUTH OAK                |
| 53         | 137108-01-08A      | EA         | RAIL - DECORATIVE - HONEY CHERRY                  |
| 54         | 138359-01-01A      | FT         | COVER - ROOF BREAK - PEARL CREAM/PLASTIC - 96"    |
| 55         | 138403-01-01A      | EA         | TRIM - ROOF - MILL                                |
| 56         | 138403-02-01A      | EA         | TRIM - ROOF - MILL                                |
| 56         | 138403-03-01A      | EA         | TRIM - ROOF - MILL                                |
| 57         | 141260-01-01A      | FT         | U-CHANNEL - 1" - VILLAGE OAK                      |
| 57         | 141260-01-02A      | FT         | U-CHANNEL - 1" - GRADY BROWN                      |
| 58         | 141303-01-N52      | EA         | MOLDING - CROWN/BLOCK - CONCERT CHERRY            |
| 58         | 141303-01-N53      | EA         | MOLDING - CROWN/BLOCK - PORTSMOUTH OAK            |
| 58         | 141303-01-N62      | EA         | MOLDING - CROWN/BLOCK - WASHED MAPLE              |
| 58         | 141303-01-RA3      | EA         | MOLDING - CROWN/BLOCK - HONEY CHERRY              |
| 59         | 141303-02-N52      | EA         | MOLDING - CROWN/BLOCK - CONCERT CHERRY            |
| 59         | 141303-02-N53      | EA         | MOLDING - CROWN/BLOCK - PORTSMOUTH OAK            |
| 59         | 141303-02-N62      | EA         | MOLDING - CROWN/BLOCK - WASHED MAPLE              |
| 59         | 141303-02-RA3      | EA         | MOLDING - CROWN/BLOCK - HONEY CHERRY              |
| 60         | 141303-03-N52      | EA         | MOLDING - CROWN/BLOCK - CONCERT CHERRY            |
| 60         | 141303-03-N53      | EA         | MOLDING - CROWN/BLOCK - PORTSMOUTH OAK            |
| 60         | 141303-03-N62      | EA         | MOLDING - CROWN/BLOCK - WASHED MAPLE              |
| 60         | 141303-03-RA3      | EA         | MOLDING - CROWN/BLOCK - HONEY CHERRY              |
| 61         | 141303-04-PC0      | EA         | MOLDING - CROWN/BLOCK - PORTSMOUTH OAK            |
| 61         | 141303-04-PC1      | EA         | MOLDING - CROWN/BLOCK - CONCERT CHERRY            |
| 61         | 141303-04-PC2      | EA         | MOLDING - CROWN/BLOCK - WASHED MAPLE              |
| 61         | 141303-04-RA3      | EA         | MOLDING - CROWN/BLOCK - HONEY CHERRY              |
| 62         | 141303-05-RE3      | EA         | MOLDING - CROWN/BLOCK - HONEY CHERRY              |
| 62         | 141303-05-R89      | EA         | MOLDING - CROWN/BLOCK - PORTSMOUTH OAK            |
| 62         | 141303-05-R90      | EA         | MOLDING - CROWN/BLOCK - CONCERT CHERRY            |
| 62         | 141303-05-R91      | EA         | MOLDING - CROWN/BLOCK - WASHED MAPLE              |
| 63         | 141303-06-RE3      | EA         | MOLDING - CROWN/BLOCK - HONEY CHERRY              |
| 63         | 141303-06-R89      | EA         | MOLDING - CROWN/BLOCK - PORTSMOUTH OAK            |
| 63         | 141303-06-R90      | EA         | MOLDING - CROWN/BLOCK - CONCERT CHERRY            |
| 63         | 141303-06-R91      | EA         | MOLDING - CROWN/BLOCK - WASHED MAPLE              |
| 64         | 141303-07-RE3      | EA         | MOLDING - CROWN/BLOCK - HONEY CHERRY              |
| 64         | 141303-07-R89      | EA         | MOLDING - CROWN/BLOCK - PORTSMOUTH OAK            |
| 64         | 141303-07-R90      | EA         | MOLDING - CROWN/BLOCK - CONCERT CHERRY            |
| 64         | 141303-07-R91      | EA         | MOLDING - CROWN/BLOCK - WASHED MAPLE              |
| 65         | 141303-08-RE3      | EA         | MOLDING - CROWN/BLOCK - HONEY CHERRY              |
| 65         | 141303-08-R89      | EA         | MOLDING - CROWN/BLOCK - PORTSMOUTH OAK            |
| 65         | 141303-08-R90      | EA         | MOLDING - CROWN/BLOCK - CONCERT CHERRY            |
| 65         | 141303-08-R91      | EA         | MOLDING - CROWN/BLOCK - WASHED MAPLE              |
| 66         | 141303-09-RE3      | EA         | MOLDING - CROWN/BLOCK - HONEY CHERRY              |
| 66         | 141303-09-R89      | EA         | MOLDING - CROWN/BLOCK - PORTSMOUTH OAK            |
| 66         | 141303-09-R90      | EA         | MOLDING - CROWN/BLOCK - CONCERT CHERRY            |
| 66         | 141303-09-R91      | EA         | MOLDING - CROWN/BLOCK - WASHED MAPLE              |
| 67         | 141303-10-RE3      | EA         | MOLDING - CROWN/BLOCK - HONEY CHERRY              |
| 67         | 141303-10-R89      | EA         | MOLDING - CROWN/BLOCK - PORTSMOUTH OAK            |
| 67         | 141303-10-R90      | EA         | MOLDING - CROWN/BLOCK - CONCERT CHERRY            |
| 67         | 141303-10-R91      | EA         | MOLDING - CROWN/BLOCK - WASHED MAPLE              |



**INTERIOR FINISH GROUP (CONTINUED)**  
**MOLDINGS & TRIMS (CONTINUED)**



| KEY | PART NUMBER   | U/M | DESCRIPTION  |
|-----|---------------|-----|--|
| 68  | 141915-29-PC0 | EA  | MOLDING - F/SLIDEOUT - 81.8" - PORTSMOUTH OAK                        |
| 68  | 141915-29-PC1 | EA  | MOLDING - F/SLIDEOUT - 81.8" - CONCERT CHERRY                        |
| 68  | 141915-29-PC2 | EA  | MOLDING - F/SLIDEOUT - 81.8" - WASHED MAPLE                          |
| 68  | 141915-29-RC3 | EA  | MOLDING - F/SLIDEOUT - 81.8" - HONEY CHERRY                          |
| 69  | 141915-35-RC0 | EA  | MOLDING - F/SLIDEOUT - 8.89' - PORTSMOUTH OAK                        |
| 69  | 141915-35-RC1 | EA  | MOLDING - F/SLIDEOUT - 8.89' - CONCERT CHERRY                        |
| 69  | 141915-35-RC2 | EA  | MOLDING - F/SLIDEOUT - 8.89' - WASHED MAPLE                          |
| 69  | 141915-35-RC3 | EA  | MOLDING - F/SLIDEOUT - 8.89' - HONEY CHERRY                          |
| 70  | 141915-47-RC0 | EA  | MOLDING - F/SLIDEOUT - 6.82' - PORTSMOUTH OAK                        |
| 70  | 141915-47-RC1 | EA  | MOLDING - F/SLIDEOUT - 6.82' - CONCERT CHERRY                        |
| 70  | 141915-47-RC2 | EA  | MOLDING - F/SLIDEOUT - 6.82' - WASHED MAPLE                          |
| 70  | 141915-47-RC3 | EA  | MOLDING - F/SLIDEOUT - 6.82' - HONEY CHERRY                          |
| 71  | 144885-14-RE0 | EA  | MOLDING - F/SLIDEOUT - 86.5" - HONEY CHERRY                          |
| 71  | 144885-14-R83 | EA  | MOLDING - F/SLIDEOUT - 86.5" - PORTSMOUTH OAK                        |
| 71  | 144885-14-R84 | EA  | MOLDING - F/SLIDEOUT - 86.5" - CONCERT CHERRY                        |
| 72  | 145379-01-RE0 | EA  | MOLDING/TRIM - 47.48" - HONEY CHERRY                                 |
| 72  | 145379-01-R83 | EA  | MOLDING/TRIM - 47.48" - PORTSMOUTH OAK                               |
| 72  | 145379-01-R84 | EA  | MOLDING/TRIM - 47.48" - CONCERT CHERRY                               |
| 72  | 145379-02-RE0 | EA  | MOLDING/TRIM - 7.87" W/RIGHT SIDE ANGLE CUT - HONEY CHERRY           |
| 72  | 145379-02-R83 | EA  | MOLDING/TRIM - 7.87" W/RIGHT SIDE ANGLE CUT - PORTSMOUTH OAK         |
| 72  | 145379-02-R84 | EA  | MOLDING/TRIM - 7.87" W/RIGHT SIDE ANGLE CUT - CONCERT CHERRY         |
| 72  | 145379-03-RE0 | EA  | MOLDING/TRIM - 7.87" W/LEFT SIDE ANGLE CUT - HONEY CHERRY            |
| 72  | 145379-03-R83 | EA  | MOLDING/TRIM - 7.87" W/LEFT SIDE ANGLE CUT - PORTSMOUTH OAK          |
| 72  | 145379-03-R84 | EA  | MOLDING/TRIM - 7.87" W/LEFT SIDE ANGLE CUT - CONCERT CHERRY          |
| 72  | 145379-04-RE0 | EA  | MOLDING/TRIM - 86.61" - HONEY CHERRY                                 |
| 72  | 145379-04-R83 | EA  | MOLDING/TRIM - 86.61" - PORTSMOUTH OAK                               |
| 72  | 145379-04-R84 | EA  | MOLDING/TRIM - 86.61" - CONCERT CHERRY                               |
| 72  | 145379-05-RE0 | EA  | MOLDING/TRIM - 102.75" - HONEY CHERRY                                |
| 72  | 145379-05-R83 | EA  | MOLDING/TRIM - 102.75" - PORTSMOUTH OAK                              |
| 72  | 145379-05-R84 | EA  | MOLDING/TRIM - 102.75" - CONCERT CHERRY                              |
| 73  | 146306-01-01A | FT  | TRANSITION - CARPET/TILE   |
| 74  | 149325-A2-438 | EA  | LUMBER - VINYL WRAPPED - .7" X .75" X 96" - WASHED MAPLE             |
| 74  | 149325-D2-438 | EA  | LUMBER - VINYL WRAPPED - .7" X 1.5" X 96" - WASHED MAPLE             |
| 74  | 149325-E2-438 | EA  | LUMBER - VINYL WRAPPED - .7" X 2" X 96" - WASHED MAPLE               |
| 74  | 149325-F2-438 | EA  | LUMBER - VINYL WRAPPED - .7" X 2.5" X 96" - WASHED MAPLE             |
| 74  | 149325-G2-438 | EA  | LUMBER - STAINED - .7" X 3" X 96" - WASHED MAPLE                     |
| 74  | 149325-H2-438 | EA  | LUMBER - STAINED - .7" X 3.5" X 96" - WASHED MAPLE                   |
| 74  | 149325-J2-438 | EA  | LUMBER - VINYL WRAPPED - .7" X 5.5" X 96" - WASHED MAPLE             |
| 74  | 149325-J2-743 | EA  | LUMBER - VINYL WRAPPED - .7" X 5.5" X 108" - WASHED MAPLE            |
| 74  | 149325-K2-438 | EA  | LUMBER - VINYL WRAPPED - .7" X 3.9" X 96" - WASHED MAPLE             |
| 74  | 149325-R2-438 | EA  | LUMBER - VINYL WRAPPED - .7" X 3" X 96" - WASHED MAPLE               |
| 74  | 137885-A2-438 | EA  | LUMBER - VINYL WRAPPED - .7" X .75" X 96" - CHERRY - CONCERT CHERRY  |
| 74  | 137885-D2-438 | EA  | LUMBER - VINYL WRAPPED - .7" X 1.5" X 96" - CHERRY - CONCERT CHERRY  |
| 74  | 137885-E2-438 | EA  | LUMBER - VINYL WRAPPED - .7" X 2" X 96" - CHERRY - CONCERT CHERRY    |
| 74  | 137885-F2-438 | EA  | LUMBER - VINYL WRAPPED - .7" X 2.5" X 96" - CHERRY - CONCERT CHERRY  |
| 74  | 137885-G2-438 | EA  | LUMBER - VINYL WRAPPED - .7" X 3" X 96" - CHERRY - CONCERT CHERRY    |
| 74  | 137885-H2-438 | EA  | LUMBER - VINYL WRAPPED - .7" X 3.5" X 96" - CHERRY - CONCERT CHERRY  |
| 74  | 137885-J2-438 | EA  | LUMBER - VINYL WRAPPED - .7" X 5.5" X 96" - CHERRY - CONCERT CHERRY  |
| 74  | 137885-J2-743 | EA  | LUMBER - VINYL WRAPPED - .7" X 5.5" X 108" - CHERRY - CONCERT CHERRY |
| 74  | 137885-K2-438 | EA  | LUMBER - VINYL WRAPPED - .7" X 3.9" X 96" - CHERRY - CONCERT CHERRY  |
| 74  | 137885-R2-438 | EA  | LUMBER - VINYL WRAPPED - .7" X 3" X 96" - CHERRY - CONCERT CHERRY    |
| 74  | 137894-A2-438 | EA  | LUMBER - VINYL WRAPPED - .7" X .75" X 96" - PORTSMOUTH OAK           |
| 74  | 137894-D2-438 | EA  | LUMBER - VINYL WRAPPED - .7" X 1.5" X 96" - PORTSMOUTH OAK           |

**INTERIOR FINISH GROUP (CONTINUED)**  
**MOLDINGS & TRIMS (CONTINUED)**

| <b>KEY</b> | <b>PART NUMBER</b> | <b>U/M</b> | <b>DESCRIPTION</b>   |
|------------|--------------------|------------|--|
| 74         | 137894-E2-438      | EA         | LUMBER - VINYL WRAPPED - .7" X 2" X 96" - PORTSMOUTH OAK   |
| 74         | 137894-F2-438      | EA         | LUMBER - VINYL WRAPPED - .7" X 2.5" X 96" - PORTSMOUTH OAK |
| 74         | 137894-G2-438      | EA         | LUMBER - VINYL WRAPPED - .7" X 3" X 96" - PORTSMOUTH OAK   |
| 74         | 137894-H2-438      | EA         | LUMBER - VINYL WRAPPED - .7" X 3.5" X 96" - PORTSMOUTH OAK |
| 74         | 137894-J2-438      | EA         | LUMBER - VINYL WRAPPED - .7" X 5.5" X 96" - PORTSMOUTH OAK |
| 74         | 137894-K2-438      | EA         | LUMBER - VINYL WRAPPED - .7" X 5.5" X 96" - PORTSMOUTH OAK |
| 74         | 137894-K2-438      | EA         | LUMBER - VINYL WRAPPED - .7" X 3.9" X 96" - PORTSMOUTH OAK |
| 74         | 137894-R2-438      | EA         | LUMBER - VINYL WRAPPED - .7" X 3" X 96" - PORTSMOUTH OAK   |
| 74         | 146419-A2-438      | EA         | LUMBER - VINYL WRAPPED - .7" X .75" X 96" - HONEY CHERRY   |
| 74         | 146419-D2-438      | EA         | LUMBER - VINYL WRAPPED - .7" X 1.5" X 96" - HONEY CHERRY   |
| 74         | 146419-E2-438      | EA         | LUMBER - VINYL WRAPPED - .7" X 2" X 96" - HONEY CHERRY     |
| 74         | 146419-F2-438      | EA         | LUMBER - VINYL WRAPPED - .7" X 2.5" X 96" - HONEY CHERRY   |
| 74         | 146419-G2-438      | EA         | LUMBER - VINYL WRAPPED - .7" X 3" X 96" - HONEY CHERRY     |
| 74         | 146419-H2-438      | EA         | LUMBER - VINYL WRAPPED - .7" X 3.5" X 96" - HONEY CHERRY   |
| 74         | 146419-J2-438      | EA         | LUMBER - VINYL WRAPPED - .7" X 5.5" X 96" - HONEY CHERRY   |
| 74         | 146419-J2-743      | EA         | LUMBER - VINYL WRAPPED - .7" X 5.5" X 108" - HONEY CHERRY  |
| 74         | 146419-K2-438      | EA         | LUMBER - VINYL WRAPPED - .7" X 3.9" X 96" - HONEY CHERRY   |
| 74         | 146419-R2-438      | EA         | LUMBER - VINYL WRAPPED - .7" X 3" X 96" - HONEY CHERRY     |

**INTERIOR FINISH GROUP (CONTINUED)**  
**PANELING & LAMINATES**

| <b>KEY</b> | <b>PART NUMBER</b> | <b>U/M</b> | <b>DESCRIPTION</b>  |
|------------|--------------------|------------|---|
|            | 000885-92-000      | SF         | PARTICLE BOARD - 3/8" X 4' X 8' - PORTSMOUTH OAK - 1 SIDED - PORTSMOUTH OAK                                   |
|            | 000885-96-000      | SF         | PARTICLE BOARD - 3/8" X 4' X 8' - CONCERT CHERRY - 1-SIDED - CONCERT CHERRY                                   |
|            | 000885-88-000      | SF         | PARTICLE BOARD - 3/8" X 4' X 8' - WASHED MAPLE - 1-SIDED - WASHED MAPLE<br>FROM: 00-00-00 THRU: 01-04-04      |
|            | 000885-B5-000      | SF         | PARTICLE BOARD - 3/8" X 4' X 8' - WASHED MAPLE - 1-SIDED - WASHED MAPLE<br>FROM: 01-05-04 THRU: 99-99-99      |
|            | 000885-A8-000      | SF         | PARTICLE BOARD - 3/8" X 4' X 8' - HONEY CHERRY - 1 SIDED - HONEY CHERRY                                       |
|            | 000885-93-000      | SF         | PARTICLE BOARD - 3/8" X 4' X 8' - PORTSMOUTH OAK - 2-SIDED - PORTSMOUTH OAK                                   |
|            | 000885-94-000      | SF         | PARTICLE BOARD - 1/2" X 4' X 8' - PORTSMOUTH OAK - 2-SIDED - PORTSMOUTH OAK                                   |
|            | 000885-95-000      | SF         | PARTICLE BOARD - 3/4" X 4' X 8' - PORTSMOUTH OAK - 2-SIDED - PORTSMOUTH OAK                                   |
|            | 000885-A1-000      | SF         | PARTICLE BOARD - 1/2" X 4' X 8' - SALEM CHERRY - 2 SIDED - CONCERT CHERRY                                     |
|            | 000885-A3-000      | SF         | PARTICLE BOARD - 3/4" X 4' X 8' - SALEM CHERRY - 2 SIDED - CONCERT CHERRY<br>FROM: 00-00-00 THRU: 10-19-03    |
|            | 000885-C0-000      | SF         | PARTICLE BOARD - 3/4" X 4' X 8' - NEW CONC CHERRY - 2 SIDED - CONCERT CHERRY<br>FROM: 10-20-03 THRU: 99-99-99 |
|            | 000885-98-000      | SF         | PARTICLE BOARD - 3/8" X 4' X 8' - SALEM CHERRY - 2 SIDED - CONCERT CHERRY                                     |
|            | 000885-89-000      | SF         | PARTICLE BOARD - 3/8" X 4' X 8' - WASHED MAPLE - 2-SIDED - WASHED MAPLE<br>FROM: 00-00-00 THRU: 01-04-04      |
|            | 000885-B4-000      | SF         | PARTICLE BOARD - 3/8" X 4' X 8' - WASHED MAPLE - 2 SIDED - WASHED MAPLE<br>FROM: 01-05-04 THRU: 99-99-99      |
|            | 000885-90-000      | SF         | PARTICLE BOARD - 1/2" X 4' X 8' - WASHED MAPLE - 2-SIDED - WASHED MAPLE<br>FROM: 00-00-00 THRU: 01-04-04      |
|            | 000885-B7-000      | SF         | PARTICLE BOARD - 1/2" X 4' X 8' - NEAT/WASHED MPL - 2 SIDED - WASHED MAPLE<br>FROM: 01-05-04 THRU: 99-99-99   |
|            | 000885-91-000      | SF         | PARTICLE BOARD - 3/4" X 4' X 8' - WASHED MAPLE - 2-SIDED - WASHED MAPLE<br>FROM: 00-00-00 THRU: 01-04-04      |
|            | 000885-B6-000      | SF         | PARTICLE BOARD - 3/4" X 4' X 8' - WASHED MAPLE - 2-SIDED - WASHED MAPLE<br>FROM: 01-05-04 THRU: 99-99-99      |
|            | 000885-A7-000      | SF         | PARTICLE BOARD - 3/4" X 4' X 8' - HONEY CHERRY - 2 SIDED - HONEY CHERRY                                       |
|            | 000885-A6-000      | SF         | PARTICLE BOARD - 1/2" X 4' X 8' - HONEY CHERRY - 2 SIDED - HONEY CHERRY                                       |
|            | 000885-A9-000      | SF         | PARTICLE BOARD - 3/8" X 4' X 8' - HONEY CHERRY - 2 SIDED - HONEY CHERRY                                       |
|            | 000885-A5-000      | SF         | PARTICLE BOARD - 3/8" X 4' X 8' - WHITE PEB EMB - 1 SIDED   |
|            | 057882-04-000      | SF         | TAMBOUR - 48" X 96" SHEET - UNFINISHED - PORTSMOUTH OAK   |
|            | 057882-06-000      | SF         | TAMBOUR - 48" X 96" - SHEET - CONCERT CHERRY/HONEY CHERRY   |
|            | 057882-05-000      | SF         | TAMBOUR - 48" X 96" SHEET - UNFINISHED - WASHED MAPLE   |
|            | 074497-42-000      | SF         | PANELING - PORTSMOUTH OAK - 4' X 8' - PORTSMOUTH OAK  |
|            | 074497-43-000      | SF         | PANELING - SALEM CHERRY - 4' X 8' - CONCERT CHERRY<br>FROM: 00-00-00 THRU: 10-19-03                           |
|            | 074497-50-000      | SF         | PANELING/PAPER WRAP - NEW CONCERT CHERRY - 1/8" X 4' X 8' - CONCERT CHERRY<br>FROM: 10-20-03 THRU: 99-99-99   |
|            | 074497-39-000      | SF         | PANELING - WASHED MAPLE - 4' X 8' - WASHED MAPLE<br>FROM: 00-00-00 THRU: 01-04-04                             |
|            | 074497-49-000      | SF         | PANELING/PAPER WRAPPED - WASHED MAPLE - 1/8" X 4' X 8' - WASHED MAPLE<br>FROM: 01-05-04 THRU: 99-99-99        |
|            | 074497-47-000      | SF         | PANELING - HONEY CHERRY - 4' X 8' - HONEY CHERRY  |
|            | 079666-03-000      | SF         | PANELING - CLOSET - CEDAR - 4' X 7'   |
|            | 085284-G8-000      | FT         | BATT TAPE - ADHESIVE BACKED - PORTSMOUTH OAK  |
|            | 085284-H2-000      | FT         | BATT TAPE - ADHESIVE BACKED - SALEM CHERRY - CONCERT CHERRY<br>FROM: 00-00-00 THRU: 10-19-03                  |
|            | 085284-J7-000      | FT         | BATT TAPE - ADHESIVE BACKED - NEW CONCERT CHERRY - CONCERT CHERRY<br>FROM: 10-20-03 THRU: 99-99-99            |
|            | 085284-F5-000      | FT         | BATT TAPE - ADHESIVE BACKED - WASHED MAPLE<br>FROM: 00-00-00 THRU: 01-04-04                                   |
|            | 085284-J5-000      | FT         | BATT TAPE - ADHESIVE BACKED - DECORATIVE-NEAT/WASHED MAPLE - WASHED MAPLE<br>FROM: 01-05-04 THRU: 99-99-99    |
|            | 085284-J6-000      | FT         | BATT TAPE - ADHESIVE BACKED - HONEY CHERRY  |
|            | 085284-H8-000      | FT         | BATT TAPE - ADHESIVE BACKED - ROCKET SILVERADO (RA0, RA1, RA2, RA3)   |
|            | 085284-H1-000      | FT         | BATT TAPE - ADHESIVE BACKED - DECORATIVE - GRAY (RA4, RA5, RA6, RA7, RB4, RB5, RB6, RB7)                      |
|            | 085284-G9-000      | FT         | BATT TAPE - ADHESIVE BACKED - DECORATIVE - ALABASTER (RB0, RB1, RB2, RB3)                                     |
|            | 085284-F9-000      | FT         | BATT TAPE - ADHESIVE BACKED - PEBBLE EMBOSSED   |

**INTERIOR FINISH GROUP (CONTINUED)**  
**PANELING & LAMINATES (CONTINUED)**

| KEY | PART NUMBER   | U/M | DESCRIPTION   |
|-----|---------------|-----|---|
|     | 088263-H4-000 | EA  | BATT STRIP - DECORATIVE - ROCKET SILVERADO (RA0, RA1, RA2, RA3)                                 |
|     | 088263-H0-000 | EA  | BATT STRIP - DECORATIVE - VILLA/GRAY - 8' LONG (RA4, RA5, RA6, RA7, RB4, RB5, RB6, RB7)         |
|     | 088263-G9-000 | EA  | BATT STRIP - DECORATIVE - CORK/ALABASTER - 8' (RB0, RB1, RB2, RB3)                              |
|     | 088263-E3-000 | EA  | BATT STRIP - PEBBLE EMBOSSED/ANTIQUE - 8'   |
|     | 069733-87-000 | EA  | BATT STRIP - WOODGRAINED/PORTSMOUTH OAK - 8' - PORTSMOUTH OAK                                   |
|     | 069733-88-000 | EA  | BATT STRIP - WOODGRAINED/SALEM CHERRY - 8' - CONCERT CHERRY                                     |
|     | 069733-86-000 | EA  | BATT STRIP - WOODGRAINED/WASHED MAPLE - 8' - WASHED MAPLE<br>FROM: 00-00-00 THRU: 01-04-04      |
|     | 069733-91-000 | EA  | BATT STRIP - WOODGRAINED/NEAT/WASHED MAPLE - 8' - WASHED MAPLE<br>FROM: 01-05-04 THRU: 99-99-99 |
|     | 088272-K5-000 | SF  | PANELING - SILVERADO - 4' X 7' (RA0, RA1, RA2, RA3)   |
|     | 088272-K1-000 | SF  | PANELING - GRAY - 4' X 7' (RA4, RA5, RA6, RA7, RB4, RB5, RB6, RB7)                              |
|     | 088272-J9-000 | SF  | PANELING - ALABASTER - 4' X 7' (RB0, RB1, RB2, RB3)   |
|     | 088272-H9-000 | SF  | PANELING - PEBBLE EMBOSSED - WHITE - 4' X 7'  |
|     | 106569-14-01A | EA  | VINYL - LAMINATE - OYSTER BAY - 1/4" X 54"  |
|     | 106569-14-02A | EA  | VINYL - LAMINATE - CHAMPAGNE - 1/4" X 54"   |

**ACCESSORIES**

| KEY | PART NUMBER   | U/M | DESCRIPTION  |
|-----|---------------|-----|--|
|     | 072852-01-000 | EA  | DETECTOR - SMOKE - W/9 VOLT BATTERY - <b>US</b>  |
|     | 072852-02-000 | EA  | DETECTOR - SMOKE - W/9 VOLT BATTERY - <b>CANADIAN</b>  |
|     | 094499-03-000 | EA  | EXTINGUISHER/FIRE - DRY - 10BC - W/GAUGE/BRACKET - <b>US</b>   |
| *   | 094499-02-000 | EA  | EXTINGUISHER/FIRE - DRY - 10BC - W/GAUGE - <b>CANADIAN</b>   |
|     | 094499-04-000 | EA  | STRAP - FIRE EXTINGUISHER MOUNTING - METAL   |
|     | 125136-02-000 | EA  | DETECTOR/CO - GAS MODEL - 9 VOLT   |
|     | 096764-02-000 | FT  | SLIPNOT - ANTISLIP - 1'WIDE (180' ROLLS) - WHITE   |
|     | 091261-01-000 | FT  | SLIPNOT - ANTISLIP - 1' WIDE X 12' - BLACK   |
|     | 133831-01-01A | EA  | HOLDER - CUP W/THREE CENTERLINE RUBBER FINGERS   |
|     | 113195-17-01A | EA  | MIRROR - BEVELED SAFETY GLASS - CLEAR - 16.6" X 26.2" - <b>40E</b>                                     |
|     | 113195-42-01A | EA  | MIRROR - BEVELED SAFETY GLASS - 11.6" X 36.8" - <b>40E</b>   |
|     | 113195-43-02A | EA  | MIRROR - BEVELED SAFETY GLASS - 7.4" X 12.6" - <b>40K</b>  |
|     | 113195-44-02A | EA  | MIRROR - BEVELED SAFETY GLASS - 9.6" X 27.9" - <b>40K</b>  |
|     | 113195-45-02A | EA  | MIRROR - BEVELED SAFETY GLASS - 17.3" X 27.9" - <b>40K</b>   |
|     | 131494-03-01A | EA  | MIRROR - BEVELED/GLASS - OCTAGON - 1" X 20" X 36" - <b>40E</b>   |
|     | 140374-63-000 | EA  | MIRROR - SAFETY GLASS - 42.5" X 38.4" - <b>40K</b>   |
|     | 131493-02-12A | EA  | PICTURE - DECORATIVE - 13" X 15" - AFRICAN LILY (RA0, RA1, RA2, RA3) - <b>40K</b>                      |
|     | 131493-02-05A | EA  | PICTURE - DECORATIVE - 13" X 15" - VIOLIN - <b>40E</b>   |
|     | 131493-02-09A | EA  | PICTURE - 13" X 15"-MED COVE (RA4, RA5, RA6, RA7, RB0, RB1, RB2, RB3, RB4, RB5, RB6, RB7) - <b>40K</b> |
|     | 144628-01-01A | EA  | SHADE - VENT COVER - 15.7" X 15.7" - OFF WHITE   |

**\*COMPONENT PARTS LISTED LATER IN THIS GROUP**

**COMPONENT PARTS FOR ACCESSORIES**

**094499-02-000**

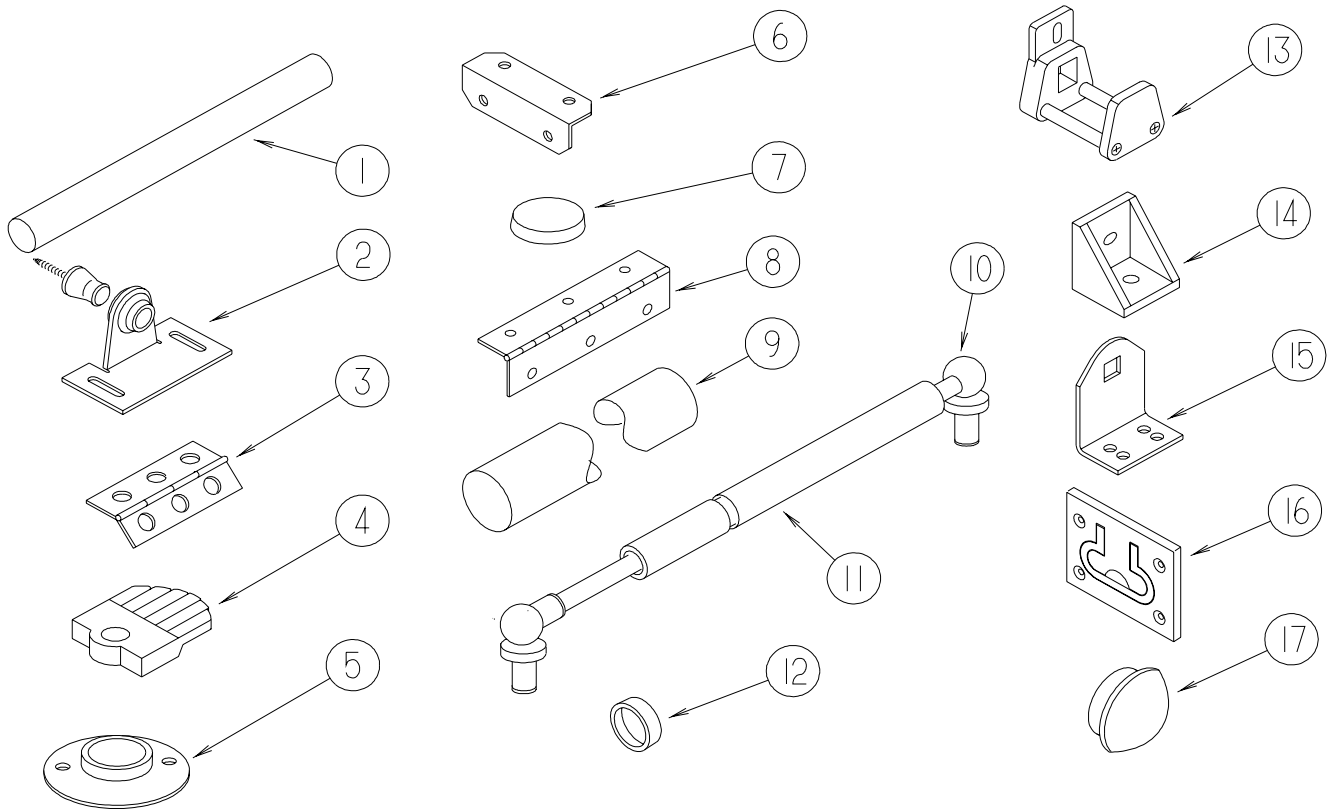
| KEY | PART NUMBER   | U/M | DESCRIPTION                | VENDOR NO |
|-----|---------------|-----|----------------------------|-----------|
|     | 094499-01-700 | EA  | BRACKET MTG. W/PLAS. STRAP | 294039    |

**FLOOR COVERINGS**

| KEY | PART NUMBER   | U/M | DESCRIPTION  |
|-----|---------------|-----|--|
|     | 042720-14-000 | SY  | VINYL - FLOOR COVERING - 6' WIDE - CAPRI - SILVER GRAY                                   |
|     | 123994-06-01A | EA  | GROUT KIT - FLOOR TILE - CREAM COLOR - 13 LB PKG   |
|     | 123994-09-02A | EA  | TILE - FLOOR - CERAMIC - 12" X 12" - BONE  |
|     | 124742-01-02A | EA  | MOLDING - TRIM - TILE - SOFT WHITE   |
|     | 075233-01-000 | SY  | PAD - CARPET - 3/8" X 6' ROLL  |
|     | 089275-02-000 | FT  | STRIP - 3/4" X 84" BLACK POLYETHYLENE  |
|     | 093486-01-000 | SY  | CARPET - COMPARTMENT - 72" WIDE - DARK GRAY  |
|     | 139056-14-000 | SY  | CARPET - BLUSH BEIGE - 4 SQUARE YARD INCREMENTS (RA0, RA1, RA2, RA3, RB4, RB5, RB6, RB7) |
|     | 139056-16-000 | SY  | CARPET - SWISS COCOA - 4 SQUARE YARD INCREMENTS (RA4, RA5, RA6, RA7)                     |
|     | 139056-13-000 | SY  | CARPET - CASTILLE - 4 SQUARE YARD INCREMENTS (RB0, RB1, RB2, RB3)                        |

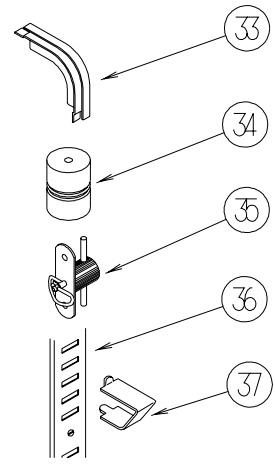
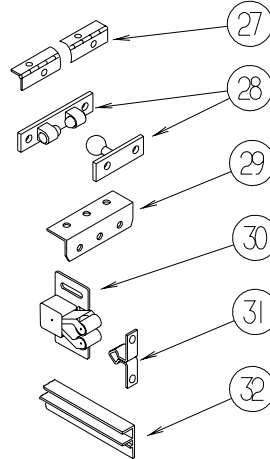
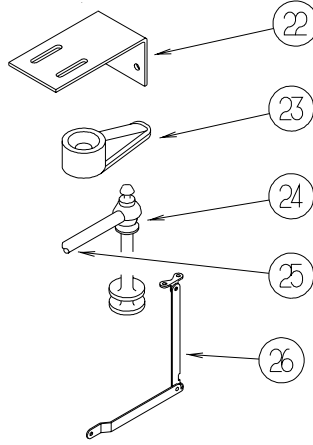
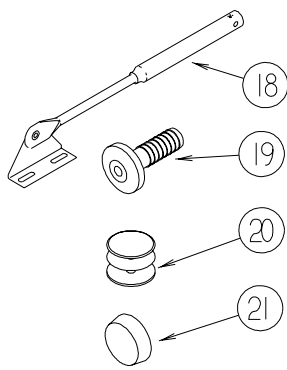
## INTERIOR FINISH GROUP (CONTINUED)

### HARDWARE



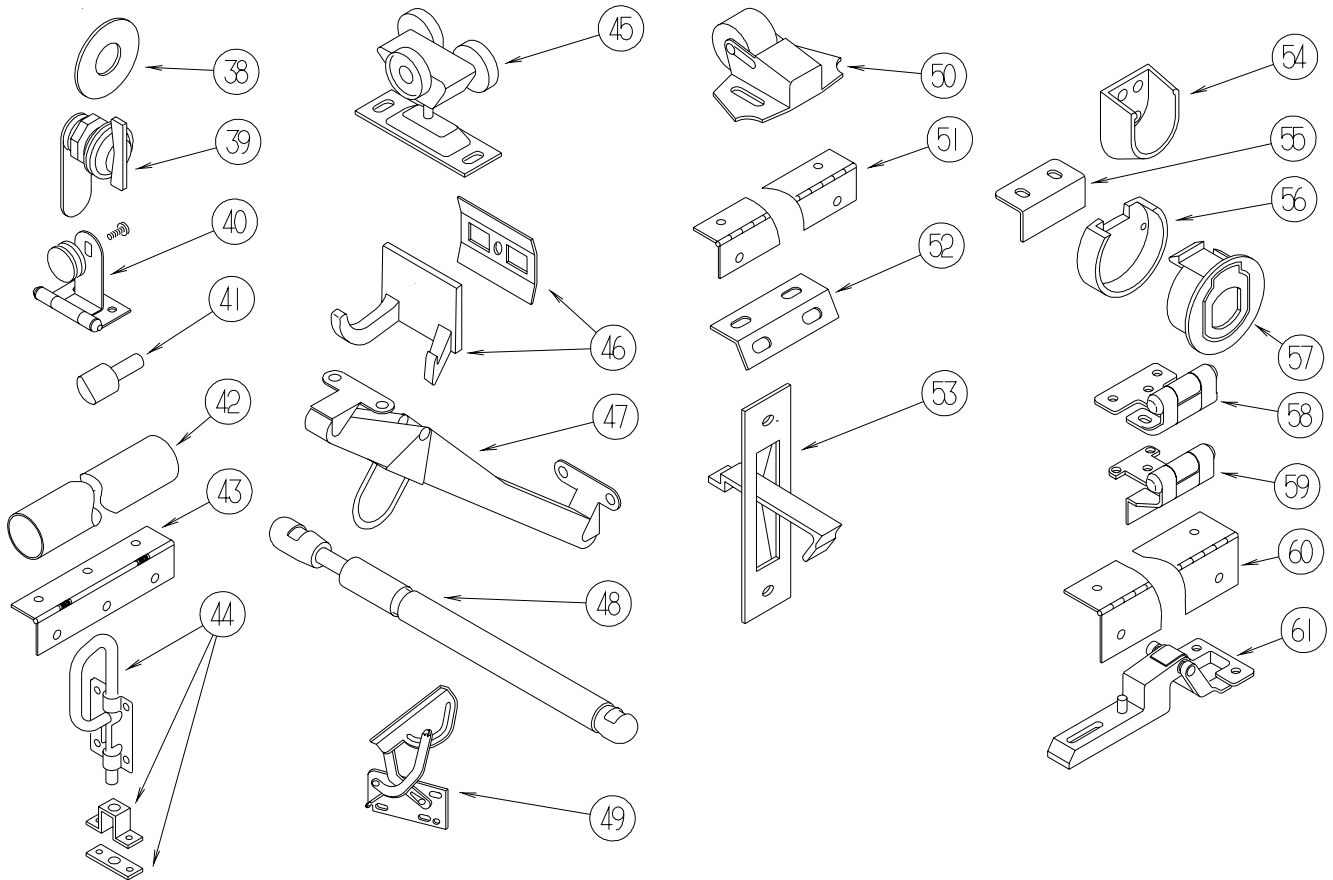
| KEY | PART NUMBER   | U/M | DESCRIPTION   |
|-----|---------------|-----|---|
| 1   | Y00136-21-218 | EA  | DOWEL - WOOD - 1" X 4'  |
| 2   | 009013-01-000 | EA  | CATCH - BULLDOG - MALE/FEMALE                                     |
| 3   | 009059-01-000 | EA  | HINGE - DOOR - 2" X 1.4" - BRASS                                  |
| 3   | 009059-02-000 | EA  | HINGE - DOOR - 2" X 2.7" - BRASS                                  |
| 3   | 009059-03-000 | EA  | HINGE - BRASS - 1.75"   |
| 3   | 009059-04-000 | EA  | HINGE - 2" - ZINC   |
| 4   | 009089-01-000 | EA  | CLIP - MIRROR   |
| 5   | 009112-01-000 | EA  | FLANGE - PLASTIC - 1" CLOTHES ROD - OFF WHITE                     |
| 6   | 016604-01-000 | EA  | BRACE - ANGLE - 2 1/2" - UNPAINTED METAL                          |
| 6   | 016604-05-000 | EA  | BRACE - ANGLE - 2 1/2" - OFF WHITE METAL                          |
| 6   | 016604-10-000 | EA  | BRACE - SEAT ANGLE - 2.5" - BLACK                                 |
| 7   | 023320-01-000 | EA  | PAD - FELT 3/8" DIAMETER  |
| 8   | 041389-25-000 | EA  | HINGE - PIANO - 1 1/2" X 55" - UNPAINTED                          |
| 9   | 042438-02-000 | EA  | DOWEL - WOOD - 2" DIAMETER X 2'                                   |
| 10  | 057460-02-000 | EA  | BALL STUD - F/GAS SPRING .39" - 5/16"-18                          |
| 11  | 057460-04-000 | EA  | SPRING/GAS - BALL STUD STYLE - 120 PI - "SPD6209"                 |
| 12  | 057671-01-000 | EA  | COVER - SCREW - #8 - OFF WHITE                                    |
| 12  | 057671-15-000 | EA  | COVER - SCREW - #8 - BRIGHT WHITE                                 |
| 12  | 057671-16-000 | EA  | COVER - SCREW - #8 - SOFT WHITE                                   |
| 12  | 057671-17-000 | EA  | COVER - SCREW - VW LT GRAY - #8                                   |
| 13  | 064467-01-000 | EA  | GUIDE - POCKET - SLIDING DOOR - WALL MOUNTED                      |
| 14  | 065740-01-000 | EA  | BRACE - CABINET/CORNER - PLASTIC                                  |
| 15  | 069178-03-000 | EA  | BRACKET/MOUNTING - ASSIST HANDLE - BRIGHT WHITE                   |
| 16  | 072871-01-000 | EA  | PULL - FLUSH - CHROME   |
| 17  | 074045-08-000 | EA  | PLUG - OAK - 3/8" DOWEL-1/2" HEAD - SALEM CHERRY - CONCERT CHERRY |
| 17  | 074045-12-000 | EA  | PLUG - OAK - 3/8" DOWEL-1/2" HEAD - WASHED MAPLE                  |
| 17  | 074045-13-000 | EA  | PLUG - OAK - 3/8" DOWEL-1/2" HEAD - PORTSMOUTH OAK                |
| 17  | 074045-14-000 | EA  | PLUG - OAK - 3/8" DOWEL-1/2" HEAD - HONEY CHERRY                  |

**INTERIOR FINISH GROUP (CONTINUED)**  
**HARDWARE (CONTINUED)**



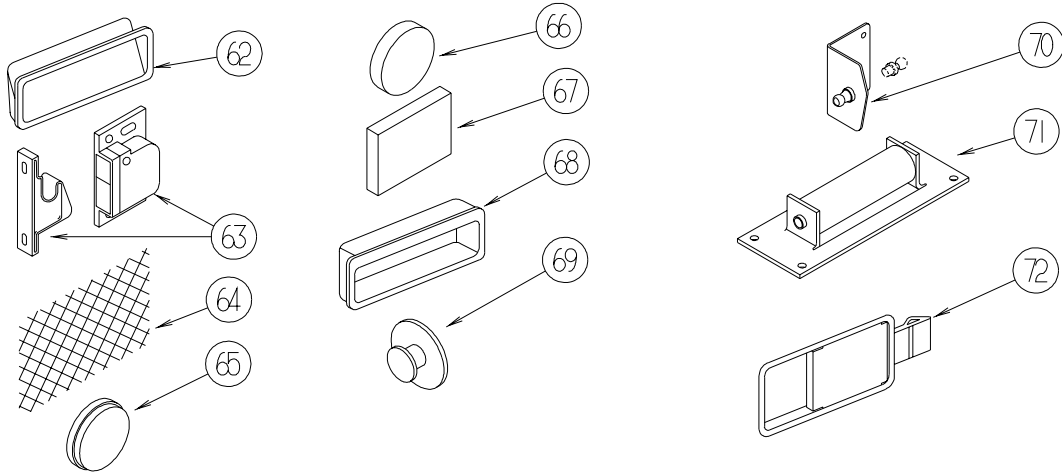
| KEY | PART NUMBER   | U/M | DESCRIPTION  |
|-----|---------------|-----|--|
| 18  | 074493-02-000 | EA  | SUPPORT - PISTON SPRING - CABINET DOOR - 26 LBS      |
| 18  | 074493-03-000 | EA  | SUPPORT - PISTON SPRING - CABINET DOOR - 12 LBS      |
| 19  | 079921-01-000 | EA  | ROLLER - NYLON - W/STEEL SHAFT - BARBED              |
| 20  | 081114-02-000 | EA  | CAP - INSERT - ROUND - 1" DIAMETER - WHITE PLASTIC   |
| 21  | 004354-01-000 | EA  | BUMPER - RUBBER - 1/2" DIA - BROWN                   |
| 21  | 081914-01-000 | EA  | BUMPER - RUBBER - ROUND - 1/2" DIA. X 1/8" THICK     |
| 22  | 083125-07-000 | EA  | BRACE - ANGLE/COUCH - 2.5" - OFF WHITE               |
| 22  | 132871-02-02B | EA  | BRACKET/L-SHAPED W/HOLES - 1.9" X 2.8" - E-COATED    |
| 23  | 083204-03-000 | EA  | BUTTON - RETAINING MIRROR 5/16" TIP                  |
| 24  | 084070-03-000 | EA  | POST - END - 2.4" - SHINY BRASS                      |
| 25  | 084071-05-000 | EA  | ROD - BRASS - 15"                                    |
| 25  | 084071-19-000 | EA  | ROD - BRASS - 7.1"                                   |
| 25  | 084071-20-000 | EA  | ROD - BRASS - 9.8"                                   |
| 25  | 084071-23-000 | EA  | ROD - BRASS - 13.1"                                  |
| 25  | 084071-24-000 | EA  | ROD - BRASS - 3.8"                                   |
| 25  | 084071-33-000 | EA  | ROD - BRASS - 20.4"                                  |
| 25  | 146840-01-01A | EA  | ROD - .25" DIAMETER - BRASS                          |
| 25  | 146840-01-02A | EA  | ROD - .25" DIAMETER - PEWTER                         |
| 25  | 146840-02-01A | EA  | ROD - .25" DIAMETER - BRASS                          |
| 25  | 146840-02-02A | EA  | ROD - .25" DIAMETER - PEWTER                         |
| 25  | 146840-03-01A | EA  | ROD - .25" DIAMETER - BRASS                          |
| 25  | 146840-03-02A | EA  | ROD - .25" DIAMETER - PEWTER                         |
| 25  | 146840-04-01A | EA  | ROD - .25" DIAMETER - BRASS                          |
| 25  | 146840-04-02A | EA  | ROD - .25" DIAMETER - PEWTER                         |
| 25  | 146840-05-01A | EA  | ROD - .25" DIAMETER - BRASS                          |
| 25  | 146840-05-02A | EA  | ROD - .25" DIAMETER - PEWTER                         |
| 26  | 084412-01-000 | EA  | SUPPORT/HINGE KIT (LEFT & RIGHT HINGES)              |
| 27  | 084413-01-000 | EA  | HINGE - 1" X 72" - ALUMINUM - W/HOLES                |
| 28  | 084451-01-000 | EA  | CATCH & LATCH - 1.7" - BRASS                         |
| 29  | 089025-01-000 | EA  | SUPPORT - SPRING TO BED - ANGLE 1.5" X 11.8"         |
| 30  | 093586-03-000 | EA  | CATCH - SPRING ROLLER - .377"                        |
| 30  | 093586-06-000 | EA  | CATCH - SPRING ROLLER - .236"                        |
| 31  | 093586-04-000 | EA  | STRIKE - SPRING STEEL - 1.14"                        |
| 31  | 093586-05-000 | EA  | STRIKE - SPRING STEEL - .943"                        |
| 32  | 093622-01-000 | EA  | TRACK - DOOR - TAMBOUR - PLASTIC - 8' LENGTHS        |
| 33  | 093623-01-000 | EA  | CORNER - TRACK - TAMBOUR DOOR                        |
| 34  | 097872-04-000 | EA  | DOWEL - WOOD - 1" DIAMETER X 1.38" LONG - UNFINISHED |
| 35  | 098196-01-000 | EA  | LATCH - 1/4 TURN - T-BAR                             |
| 36  | 098979-01-000 | EA  | CLIP - ADJUSTABLE SHELF                              |
| 37  | 098980-01-000 | EA  | PILASTER - ADJUSTABLE SHELF - 18"                    |
| 37  | 098980-02-000 | EA  | PILASTER - ADJUSTABLE SHELF - 12"                    |
| 37  | 098980-03-000 | EA  | PILASTER - ADJUSTABLE SHELF - 9"                     |
| 37  | 098980-04-000 | EA  | PILASTER - ADJUSTABLE SHELF - 48"                    |
| 37  | 098980-05-000 | EA  | PILASTER - ADJUSTABLE SHELF - 15"                    |
| 37  | 098980-06-000 | EA  | PILASTER - ADJUSTABLE SHELF - 24"                    |

**INTERIOR FINISH GROUP (CONTINUED)**  
**HARDWARE (CONTINUED)**



| KEY | PART NUMBER   | U/M | DESCRIPTION   |
|-----|---------------|-----|---|
| 38  | 100707-01-000 | EA  | SPACER - GLASS DOOR - .8" DIA - .3" HOLE - PLASTIC        |
| 39  | 100710-01-01A | EA  | LOCK - GLASS DOOR/TWIST TYPE - BRASS                      |
| 40  | 100711-01-01A | EA  | HINGE - GLASS DOOR  |
| 41  | 101766-01-000 | EA  | PIN - SUPPORT/GLASS DOOR                                  |
| 42  | 102075-10-02A | EA  | ROD - SHOWER CURTAIN - 1" OD X 46.3" - SOFT WHITE         |
| 43  | 102920-01-01A | EA  | HINGE - SPRING LOADED - BRASS                             |
| 44  | 103256-01-000 | EA  | LATCH COMPLETE (SLIDE)                                    |
| 45  | 103874-01-000 | EA  | HANGER - SLIDING DOOR                                     |
| 46  | 104174-01-000 | EA  | HOOK - ROBE - DOUBLE                                      |
| 47  | 104181-01-01A | EA  | SUPPORT - LEAF 5.3" EXTENDS TO 7.5" - SAFETY RING - METAL |
| 48  | 142569-15-000 | EA  | SPRING/GAS - 12" COMPRESSED/20" EXTENDED - 120 LB.        |
| 48  | 142569-16-000 | EA  | SPRING/GAS - 12" COMPRESSED/20" EXTENDED - 90 LB          |
| 48  | 142569-05-000 | EA  | SPRING - GAS - 15 LB. - 39.9"                             |
| 48  | 142569-18-000 | EA  | SPRING/GAS - 6.5" COMPRESSED/9.6" EXTENDED - 65 LB.       |
| 49  | 108126-01-000 | EA  | TRAY HINGE SET (QTY. 2 PER SET)                           |
| 50  | 109403-01-000 | EA  | CATCH - SINGLE ROLLER - SCREEN DOOR                       |
| 51  | 110496-01-01A | EA  | HINGE - BRASS   |
| 52  | 111866-01-02A | EA  | BRACE - SEAT - ANGLE - OFF WHITE                          |
| 53  | 113130-01-01A | EA  | PULL - DOOR POCKET  |
| 54  | 113236-01-01A | EA  | BRACKET - CLOTHES - ROD                                   |
| 55  | 113375-02-01A | EA  | STRIKE - DOOR - CHROME                                    |
| 56  | 113375-05-01A | EA  | LATCH - SLAM - BACK - .8" THICK                           |
| 57  | 113375-06-01A | EA  | LATCH - SLAM - FACE - .7" THICK                           |
| 58  | 113676-01-01A | EA  | HINGE - OVERLAY - VARIABLE - BURNISHED BRASS              |
| 59  | 113677-01-01A | EA  | HINGE - SELF CLOSING                                      |
| 60  | 114278-02-000 | EA  | HINGE - CONTINUOUS - 3" WIDE                              |
| 61  | 114443-01-01A | EA  | HINGE - CABINET DOOR                                      |

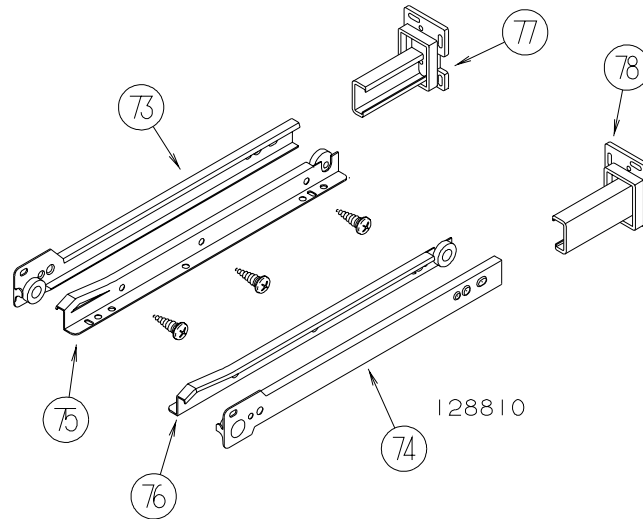
**INTERIOR FINISH GROUP (CONTINUED)**  
**HARDWARE (CONTINUED)**



| KEY | PART NUMBER   | U/M | DESCRIPTION  |
|-----|---------------|-----|--|
| 62  | 115994-01-01A | EA  | HANDLE - POCKET  |
| 63  | 117095-01-01A | EA  | LATCH - DOOR - GRABBER W/KEEPER - PLASTIC - BLK-5 LB PULL  |
| 63  | 117095-02-01A | EA  | LATCH - DOOR - GRABBER W/KEEPER - PLASTIC - BLK-10 LB PULL |
| 64  | 118200-01-01A | SF  | MESH - PLASTIC 1/2" - 48" X LENGTH = SF - BLACK            |
| 65  | 120760-01-000 | EA  | RUBBER BUMPER - CLEAR - .1" THICK X .8" DIAMETER           |
| 66  | 122717-01-01A | EA  | PAD - NON SKID - 4" DIAMETER ROUND                         |
| 67  | 122717-06-01A | FT  | PAD - NON-SKID - PSA - 5"W                                 |
| 68  | 124311-01-01A | EA  | HANDLE - RECESSED - BRASS                                  |
| 69  | 125221-01-01A | EA  | PULL - MIRROR - W/ROUND HANDLE                             |
| 70  | 126263-06-02B | EA  | BRACKET - GAS SPRING W/INSIDE BALL STUD - E-COATED         |
| 70  | 126263-08-02B | EA  | BRACKET - GAS SPRING W/CENTERED BALL STUD - E-COATED       |
| 71  | 126584-02-000 | EA  | ROLLER - FLAT  |
| 72  | 127349-01-01A | EA  | LATCH - PADDLE   |

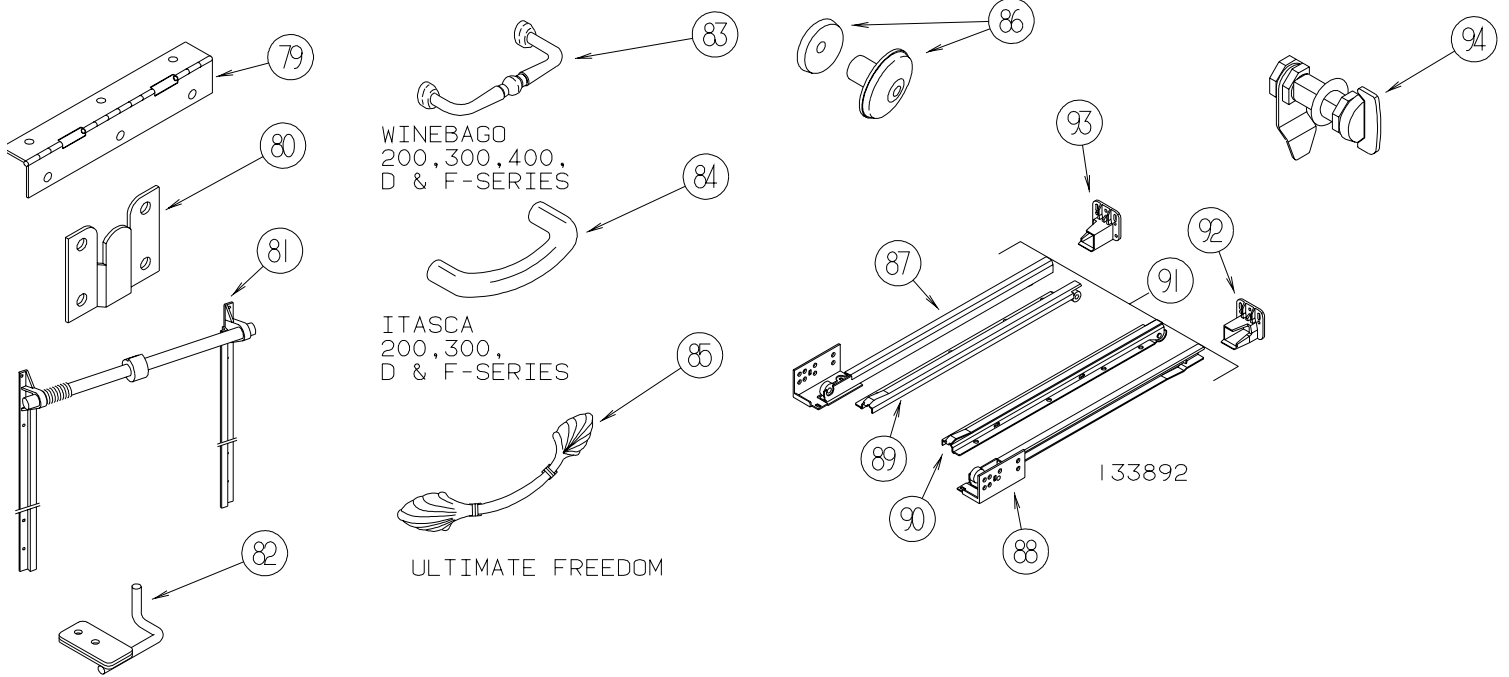


**INTERIOR FINISH GROUP (CONTINUED)**  
**HARDWARE (CONTINUED)**



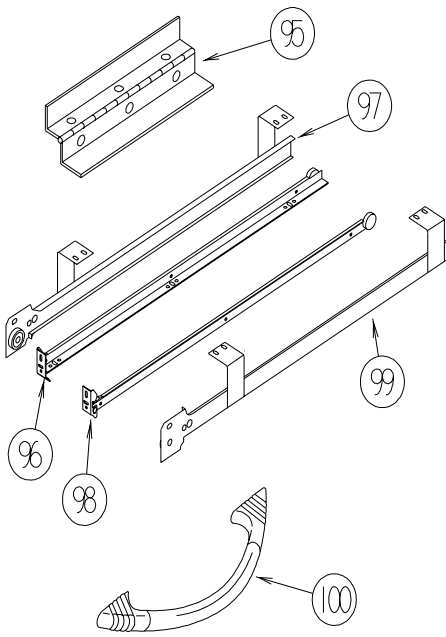
| KEY | PART NUMBER   | U/M | DESCRIPTION                          |
|-----|---------------|-----|--------------------------------------|
| 73  | 128810-01-01A | EA  | SLIDE - DRAWER - 12" - LEFT CABINET  |
| 73  | 128810-05-01A | EA  | SLIDE - DRAWER - 14" - LEFT CABINET  |
| 73  | 128810-09-01A | EA  | SLIDE - DRAWER - 16" - LEFT CABINET  |
| 73  | 128810-13-01A | EA  | SLIDE - DRAWER - 18" - LEFT CABINET  |
| 73  | 128810-17-01A | EA  | SLIDE - DRAWER - 20" - LEFT CABINET  |
| 73  | 128810-21-01A | EA  | SLIDE - DRAWER - 22" - LEFT CABINET  |
| 73  | 128810-25-01A | EA  | SLIDE - DRAWER - 24" - LEFT CABINET  |
| 73  | 128810-29-01A | EA  | SLIDE - DRAWER - 9" - LEFT CABINET   |
| 74  | 128810-02-01A | EA  | SLIDE - DRAWER - 12" - RIGHT CABINET |
| 74  | 128810-06-01A | EA  | SLIDE - DRAWER - 14" - RIGHT CABINET |
| 74  | 128810-10-01A | EA  | SLIDE - DRAWER - 16" - RIGHT CABINET |
| 74  | 128810-14-01A | EA  | SLIDE - DRAWER - 18" - RIGHT CABINET |
| 74  | 128810-18-01A | EA  | SLIDE - DRAWER - 20" - RIGHT CABINET |
| 74  | 128810-22-01A | EA  | SLIDE - DRAWER - 22" - RIGHT CABINET |
| 74  | 128810-26-01A | EA  | SLIDE - DRAWER - 24" - RIGHT CABINET |
| 74  | 128810-30-01A | EA  | SLIDE - DRAWER - 9" - RIGHT CABINET  |
| 75  | 128810-03-01A | EA  | SLIDE - DRAWER - 12" - LEFT DRAWER   |
| 75  | 128810-07-01A | EA  | SLIDE - DRAWER - 14" - LEFT DRAWER   |
| 75  | 128810-11-01A | EA  | SLIDE - DRAWER - 16" - LEFT DRAWER   |
| 75  | 128810-15-01A | EA  | SLIDE - DRAWER - 18" - LEFT DRAWER   |
| 75  | 128810-19-01A | EA  | SLIDE - DRAWER - 20" - LEFT DRAWER   |
| 75  | 128810-23-01A | EA  | SLIDE - DRAWER - 22" - LEFT DRAWER   |
| 75  | 128810-27-01A | EA  | SLIDE - DRAWER - 24" - LEFT DRAWER   |
| 75  | 128810-27-01A | EA  | SLIDE - DRAWER - 24" - LEFT DRAWER   |
| 75  | 128810-31-01A | EA  | SLIDE - DRAWER - 9" - LEFT DRAWER    |
| 76  | 128810-04-01A | EA  | SLIDE - DRAWER - 12" - RIGHT DRAWER  |
| 76  | 128810-08-01A | EA  | SLIDE - DRAWER - 14" - RIGHT DRAWER  |
| 76  | 128810-12-01A | EA  | SLIDE - DRAWER - 16" - RIGHT DRAWER  |
| 76  | 128810-16-01A | EA  | SLIDE - DRAWER - 18" - RIGHT DRAWER  |
| 76  | 128810-20-01A | EA  | SLIDE - DRAWER - 20" - RIGHT DRAWER  |
| 76  | 128810-24-01A | EA  | SLIDE - DRAWER - 22" - RIGHT DRAWER  |
| 76  | 128810-28-01A | EA  | SLIDE - DRAWER - 24" - RIGHT DRAWER  |
| 76  | 128810-32-01A | EA  | SLIDE - DRAWER - 9" - RIGHT DRAWER   |
| 77  | 128811-01-02A | EA  | BACKSOCKET - ADJUSTABLE - LEFT       |
| 78  | 128811-02-02A | EA  | BACKSOCKET - ADJUSTABLE - RIGHT      |

## INTERIOR FINISH GROUP (CONTINUED) HARDWARE (CONTINUED)

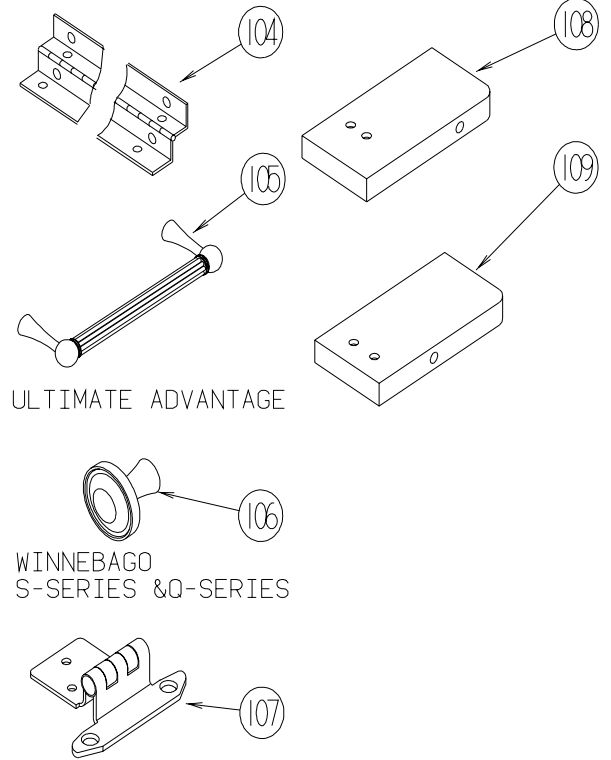
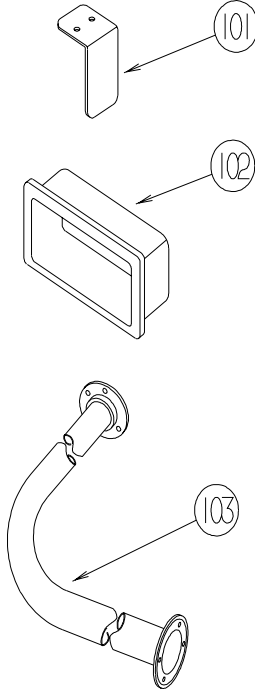


| KEY | PART NUMBER   | U/M | DESCRIPTION  |
|-----|---------------|-----|--|
| 79  | 129753-01-01A | EA  | HINGE - SPRING LOADED - 19" X 19" - BLACK                                      |
| 80  | 130120-01-01A | EA  | BRACKET - MIRROR   |
| 81  | 130787-02-000 | EA  | TRACK - TAMBOUR DOOR/SPRING - 24"  |
| 81  | 130787-04-000 | EA  | TRACK - TAMBOUR DOOR - SPRING  |
| 82  | 130798-01-02B | EA  | GUIDE - POCKET DOOR - E-COATED   |
| 83  | 131963-01-01A | EA  | PULL - POLISHED BRASS - WINNEBAGO VISTA/MINNIE/MINNIE WINNIE/SIGHTSEER & BRAVE |
| 84  | 131964-01-01A | EA  | PULL - POLISHED BRASS - ITASCA SUNSTAR/SPIRIT/SUNOVA & SUNRISE                 |
| 85  | 131965-01-01A | EA  | PULL - DOOR/DRAWER - 6.3" - BURNISHED BRASS - ULTIMATE FREEDOM                 |
| 86  | 133313-01-02A | EA  | PULL - DOOR/DRAWER - BRIGHT BRASS  |
| 86  | 133313-01-03A | EA  | PULL - DOOR/DWR - CHROME/BRASS - ITASCA SUNDANCER/SUNCRUISER/SUNFLYER/MERIDIAN |
| 87  | 133892-01-01A | EA  | SLIDE - DRAWER - 16" - LEFT CABINET  |
| 87  | 133892-06-01A | EA  | SLIDE - DRAWER - 22" - LEFT CABINET  |
| 87  | 133892-10-01A | EA  | SLIDE - DRAWER - 12" - LEFT CABINET  |
| 87  | 133892-14-01A | EA  | SLIDE - DRAWER - 18" - LEFT CABINET  |
| 88  | 133892-02-01A | EA  | SLIDE - DRAWER - 16" - RIGHT CABINET   |
| 88  | 133892-07-01A | EA  | SLIDE - DRAWER - 22" - RIGHT CABINET   |
| 88  | 133892-11-01A | EA  | SLIDE - DRAWER - 12" - RIGHT CABINET   |
| 88  | 133892-15-01A | EA  | SLIDE - DRAWER - 18" - RIGHT CABINET   |
| 89  | 133892-03-01A | EA  | SLIDE - DRAWER - 16" - LEFT DRAWER   |
| 89  | 133892-08-01A | EA  | SLIDE - DRAWER - 22" - LEFT DRAWER   |
| 89  | 133892-12-01A | EA  | SLIDE - DRAWER - 12" - LEFT DRAWER   |
| 89  | 133892-16-01A | EA  | SLIDE - DRAWER - 18" - LEFT DRAWER   |
| 90  | 133892-04-01A | EA  | SLIDE - DRAWER - 16" - RIGHT DRAWER  |
| 90  | 133892-09-01A | EA  | SLIDE - DRAWER - 22" - RIGHT DRAWER  |
| 90  | 133892-13-01A | EA  | SLIDE - DRAWER - 12" - RIGHT DRAWER  |
| 90  | 133892-17-01A | EA  | SLIDE - DRAWER - 18" - RIGHT DRAWER  |
| 91  | 133892-05-01A | EA  | SLIDE - DRAWER - 9" - FULL SET   |
| 92  | 133907-01-01A | EA  | BACKSOCKET - RIGHT HAND  |
| 93  | 133907-02-01A | EA  | BACKSOCKET - LEFT HAND   |
| 94  | 135231-01-01A | EA  | LATCH - COMPRESSION - BLACK  |

**INTERIOR FINISH GROUP (CONTINUED)**  
**HARDWARE (CONTINUED)**



ITASCA  
400, G, L P-SERIES

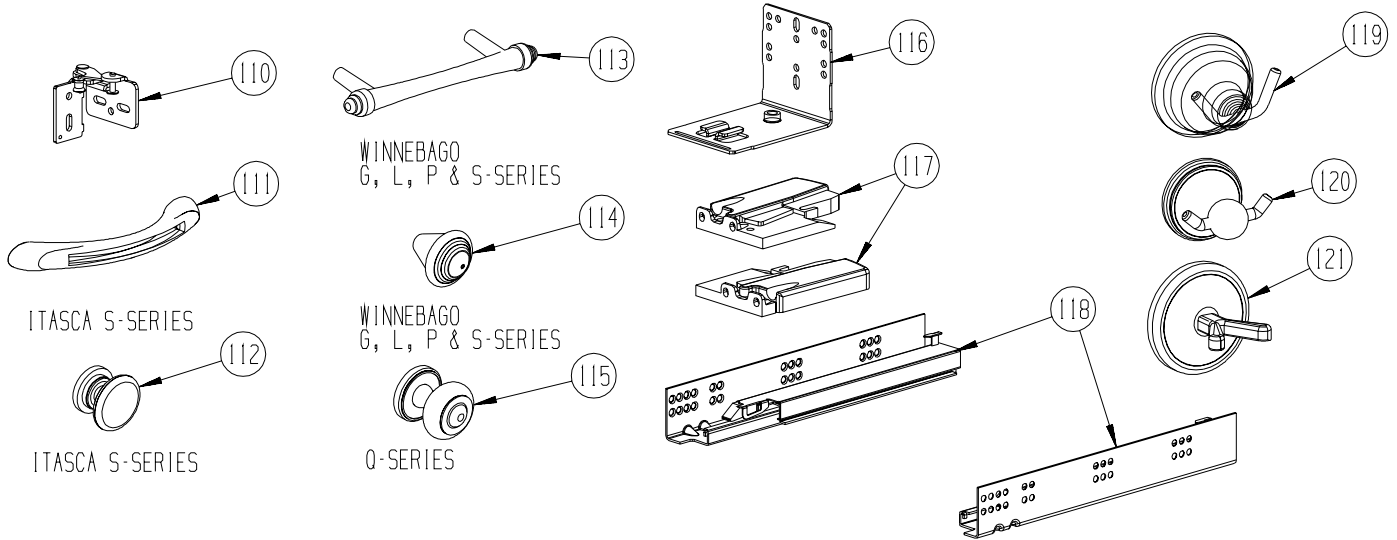


ULTIMATE ADVANTAGE

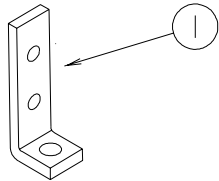
WINNEBAGO  
S-SERIES & Q-SERIES

| KEY | PART NUMBER   | U/M | DESCRIPTION   |
|-----|---------------|-----|---|
| 95  | 135538-01-01A | EA  | HINGE - PIANO - FULL WRAP - BRASS PLATED  |
| 95  | 135538-03-01A | EA  | HINGE - PIANO - FULL WRAP - STOCKER BRASS   |
| 95  | 135538-06-01A | EA  | HINGE - PIANO - FULL WRAP   |
| 96  | 136944-01-01A | EA  | SLIDE - DRAWER/RIGHT HAND - 13.8"   |
| 97  | 136944-02-01A | EA  | SLIDE - CABINET/RIGHT HAND - 13.8"  |
| 98  | 136944-03-01A | EA  | SLIDE - DRAWER/LEFT HAND - 13.8"  |
| 99  | 136944-04-01A | EA  | SLIDE - CABINET/LEFT HAND - 13.8"   |
| 100 | 137446-01-01A | EA  | PULL - CABINET - CHROME/BRASS - <b>ITASCA SUNDANCE/SUNCRUISER/SUNFLYER &amp; MERIDIAN</b> |
| 101 | 138136-02-02B | EA  | GUIDE - DOOR - E-COATED   |
| 102 | 139136-01-01A | EA  | HANDLE - RECESSED - BRASS   |
| 102 | 139136-02-01A | EA  | HANDLE - RECESSED - BRASS   |
| 102 | 139136-02-02A | EA  | HANDLE - RECESSED - PEWTER  |
| 103 | 140494-01-01A | EA  | ROD - SHOWER  |
| 103 | 140494-01-02A | EA  | ROD - SHOWER - SOFT WHITE   |
| 104 | 142276-01-01A | EA  | HINGE - PIANO - FULL WRAP - BRASS   |
| 105 | 142909-01-01A | EA  | PULL - CABINET - BRASS - <b>ULTIMATE ADVANTAGE</b>  |
| 106 | 142910-01-01A | EA  | KNOB - CABINET - BRASS - <b>WINNEBAGO VECTRA &amp; ULTIMATE ADVANTAGE</b>                 |
| 107 | 143468-01-01A | EA  | HINGE - SELF CLOSING - BURNISHED BRASS - <b>ULTIMATE FREEDOM</b>                          |
| 107 | 143468-01-02A | EA  | HINGE - SELF CLOSING - POLISHED BRASS   |
| 107 | 143468-02-02A | EA  | HINGE - SELF CLOSING - POLISHED BRASS   |
| 107 | 143468-02-03A | EA  | HINGE - SELF CLOSING - SATIN NICKEL - <b>ITASCA SUNFLYER, L-SERIES</b>                    |
| 107 | 146553-01-02A | EA  | HINGE - CABINET DOOR - BRIGHT BRASS   |
| 107 | 146553-01-03A | EA  | HINGE - CABINET DOOR - SATIN NICKEL   |
| 108 | 137445-01-N42 | EA  | STOP - F/SLIDING DOOR   |
| 108 | 137445-01-P46 | EA  | STOP - F/SLIDING DOOR   |
| 108 | 137445-01-P56 | EA  | STOP - F/SLIDING DOOR   |
| 109 | 137445-02-P45 | EA  | STOP - F/SLIDING DOOR   |
| 109 | 137445-02-P46 | EA  | STOP - F/SLIDING DOOR   |
| 109 | 137445-02-P56 | EA  | STOP - F/SLIDING DOOR   |

## INTERIOR FINISH GROUP (CONTINUED) HARDWARE (CONTINUED)



| KEY | PART NUMBER   | U/M | DESCRIPTION  |
|-----|---------------|-----|--|
| 110 | 144488-01-01A | EA  | HINGE - CABINET - ANTIQUE BRASS  |
| 110 | 144488-01-02A | EA  | HINGE - CABINET - NICKEL - <b>ITASCA HORIZON</b>                                 |
| 111 | 144917-01-01A | EA  | PULL - DRAWER - SATIN NICKEL - <b>ITASCA HORIZON</b>                             |
| 112 | 144918-01-01A | EA  | PULL - DRAWER/KNOB - SATIN NICKEL - <b>ITASCA HORIZON</b>                        |
| 113 | 145172-01-01A | EA  | PULL - CABINET DOOR - <b>WINNEBAGO ADVENTURER/CHIEFTAIN/JOURNEY &amp; VECTRA</b> |
| 114 | 145172-02-01A | EA  | PULL - DRAWER/DNOB - <b>WINNEBAGO ADVENTURER/CHIEFTAIN &amp; JOURNEY</b>         |
| 115 | 145180-01-01A | EA  | KNOB - CABINET DOOR - <b>ULTIMATE FREEDOM</b>                                    |
| 116 | 145739-01-000 | EA  | BRACKET - REAR MOUNT   |
| 117 | 145739-02-000 | EA  | LOCKING MECHANISM - LEFT   |
| 117 | 145739-03-000 | EA  | LOCKING MECHANISM - RIGHT  |
| 118 | 145739-04-000 | EA  | SLIDE - DRAWER - 12"   |
| 119 | 145849-01-01A | EA  | ROBE HOOK - TWIN - BRASS   |
| 119 | 145849-02-01A | EA  | ROBE HOOK - TWIN - CHROME  |
| 120 | 145849-03-01A | EA  | ROBE HOOK - TWIN - BRASS   |
| 121 | 145849-04-01A | EA  | ROBE HOOK - TWIN - CHROME/BRASS  |



| KEY | PART NUMBER   | U/M | DESCRIPTION            |
|-----|---------------|-----|------------------------|
| 1   | 096826-01-01A | EA  | BRACE-CABINET E-COATED |

## LABELS GROUP

SEWAGE

**KEY PART NUMBER U/M DESCRIPTION**  
006187-01-000 EA LABEL - SEWAGE

WASTE WATER

**KEY PART NUMBER U/M DESCRIPTION**  
006188-01-000 EA LABEL - WASTE WATER

### WARNING

THIS SYSTEM IS DESIGNED FOR USE WITH PROPANE ONLY  
DO NOT CONNECT NATURAL GAS TO THIS SYSTEM

BEFORE TURNING ON PROPANE:

- (A) BE CERTAIN APPLIANCES ARE CERTIFIED FOR PROPANE AND ARE EQUIPPED WITH CORRECT BURNING ORIFICES.
- (B) MAKE CERTAIN ALL PROPANE CONNECTIONS ARE TIGHT BY TESTING WITH SOAPY WATER. ALL APPLIANCE VALVES ARE TURNED OFF, AND ANY UNCONNECTED OUTLETS ARE CAPPED.

AFTER TURNING ON PROPANE:

- (A) LIGHT ALL PILOT LIGHTS
- (B) (B) ALL CONNECTIONS, INCLUDING THOSE AT THE APPLIANCES, REGULATORS AND CYLINDERS SHOULD BE LEAK-TESTED PERIODICALLY WITH SOAPY WATER BY THE OCCUPANT. NEVER USE A LIGHTED MATCH OR OTHER FLAME WHEN CHECKING FOR LEAKS.
- (C) DO NOT LEAVE SYSTEM TURNED ON OF CONTAINERS CONNECTED UNTIL THE SYSTEM HAS BEEN PROVEN TO BE FREE OF LEAKS.
- (D) COOKING APPLIANCES SHOULD NOT BE USED FOR SPACE HEATING.
- (E) WHEN THE CONTAINERS ARE DISCONNECTED THE PROPANE SUPPLY LINE SHOULD BE CAPPED OR PLUGGED.

### AVERTISSEMENT

CETTE INSTALLATION EST CONÇUE POUR LE PROPANE SEULEMENT  
NE PAS L'ALIMENTER EN GAZ NATUREL

AVANT LA MISE EN SERVICE:

- (A) S'ASSURER QUE LES APPAREILS SONT CERTIFIÉS POUR LE PROPANE ET MUNIS D'ORIFICES DE BRULEUR APPROPRIÉS.
- (B) VÉRIFIER L'ÉTANCHEITÉ DE TOUS LES RACCORDEMENTS AU PROPANE. LA PERMÉABILITÉ DE TOUS LES ROBINETS D'APPAREILS ET L'OBTURATION DE TOUTES LES SORTIES NON RACCORDEES.

APRÈS LA MISE EN SERVICE:

- (A) ALLUMER TOUTES LES VEILLEUSES.
- (B) L'OCCUPANT DOIT ÉPROUVER PÉRIODIQUEMENT L'ÉTANCHEITÉ DE TOUS LES RACCORDEMENTS Y COMPRIS CEUX AUX APPAREILS, AUX DÉTENDEURS ET AUX BOUTEILLES, EN Y APPLIQUANT DE L'EAU SAVONNEUSE NE JAMAIS SE SERVIR D'UNE ALLUMETTE OU AUTRE POUR LA DÉTECTION DES FUITES.
- (C) NE PAS LAISSER L'ALIMENTATION OUVERTE NI LES RÉCIPIENTS RACCORDES AVANT D'AVOIR COMPLÉTÉ L'ÉPREUVE D'ÉTANCHEITÉ AU PROPANE DE L'INSTALLATION.
- (D) LES APPAREILS DE CUISSON NE DOIVENT PAS ÊTRE UTILISÉS POUR LE CHAUFFAGE DES LOCAUX.
- (E) LORSQUE LES RÉCIPIENTS SONT DÉCONNECTÉS, L'ALIMENTATION DE PROPANE DOIT ÊTRE OBTURÉE OU SCELLÉE.

**KEY PART NUMBER U/M DESCRIPTION**  
023769-01-000 EA LABEL - WARNING - LPG - CANADIAN

EXIT

**KEY PART NUMBER U/M DESCRIPTION**  
039290-01-000 EA LABEL - WARNING - EXIT

## LABELS GROUP (CONTINUED)



**KEY PART NUMBER U/M DESCRIPTION**  
040944-01-000 EA LABEL - ENTRANCE DOOR - "OPEN"

### CAUTION

THIS MOTOR HOME HAS BEEN DESIGNED, MANUFACTURED AND TESTED WITH CONCERN FOR THE PROTECTION OF IT'S OCCUPANTS. WE RECOMMEND YOU PERFORM THE FOLLOWING INSPECTIONS FOR YOUR SAFETY AND THE SAFETY OF YOUR PASSENGERS BEFORE STARTING YOUR VEHICLE.

1. LP GAS SYSTEM- TURN OFF AT TANK FOR TRAVELING. TEST FOR LEAKS UPON ARRIVAL AT DESTINATION. BEFORE LIGHTING PILOTS.
2. WHEELS- INSPECT FOR DAMAGE AND CHECK LUG NUTS FOR TIGHTNESS.
3. TIRES- INSPECT FOR WEAR AND DAMAGE AND CHECK FOR RECOMMENDED AIR PRESSURE.
4. LIGHTING- TEST FOR PROPER OPERATION OF ALL INTERIOR AND EXTERIOR LIGHTS INCLUDING DASH LIGHTS, HEADLIGHTS, TAIL LIGHTS, BRAKE LIGHTS, CLEARANCE LIGHTS AND TURN SIGNALS.
5. EXITS- INSPECT RELEASE MECHANISM ON EMERGENCY EXIT WINDOW. TEST BOTH LOCKS ON MAIN ENTRANCE DOOR FOR EASE OF OPERATION AND INSTRUCT PASSENGERS HOW TO USE BOTH MEANS OF EXIT.
6. SEAT BELTS- DIRECT PASSENGERS TO DESIGNATED SEATS AND REQUIRE USE OF SEAT BELTS.
7. APPLIANCES- TURN OFF AND LATCH OR LOCK DOORS WHERE PROVIDED.
8. LOOSE PARCELS- STORE SECURELY.
9. UTILITY SUPPLY LINES- DISCONNECT ALL ELECTRIC, SEWER AND WATER LINES AND SECURE PROPERLY.
10. ENTRANCE DOOR STEP- PLACE IN RETRACTED POSITION FOR TRAVELING.

READ YOUR MOTOR HOME AND CHASSIS OWNER'S  
MANUAL FOR FURTHER PRECAUTIONS

**KEY PART NUMBER U/M DESCRIPTION**  
056259-01-000 EA LABEL - SAFETY CHECK LIST

UNLEADED FUEL ONLY

**KEY PART NUMBER U/M DESCRIPTION**  
062043-01-000 EA LABEL - FUEL - UNLEADED

**WARNING** DISCONNECT BATTERIES BEFORE  
CONNECTING EXTERNAL CHARGING EQUIPMENT.

**KEY PART NUMBER U/M DESCRIPTION**  
065748-01-000 EA LABEL - WARNING - BATTERY CHARGING - UL

AVERTISSEMENT : DEBRANCHER LES BATTERIES AVANT  
DE BRANCHER TOUT EQUIPEMENT DE CHARGE EXTERIEUR.

**KEY PART NUMBER U/M DESCRIPTION**  
065748-02-000 EA LABEL - WARNING - BATTERY CHARGING - CSA - CANADIAN

DIESEL FUEL ONLY

**KEY PART NUMBER U/M DESCRIPTION**  
068383-01-000 EA LABEL - DIESEL FUEL

VEHICLE EMISSION CONTROL INFORMATION  
THIS VEHICLE CONFORMS TO U.S. EPA  
REGULATIONS APPLICABLE TO XXXX MODEL  
YEAR NEW VEHICLES.

072887-01-000-2 CATALYST

**KEY PART NUMBER U/M DESCRIPTION**  
072887-14-000 EA LABEL - EPA - 2003 MODEL YEAR

## LABELS GROUP (CONTINUED)

### IF YOU SMELL GAS

1. EXTINGUISH ANY OPEN FLAME, PILOT LIGHTS AND ALL SMOKING MATERIALS.
2. DO NOT TOUCH ELECTRICAL SWITCHES.
3. SHUT OFF THE GAS SUPPLY AT THE TANK VALVE(S) OR GAS SUPPLY CONNECTION.
4. OPEN DOORS AND OTHER VENTILATING OPENINGS.
5. LEAVE THE AREA UNTIL ODOR CLEARS.
6. HAVE THE GAS SYSTEM CHECKED AND LEAKAGE SOURCE CORRECTED BEFORE USING AGAIN.

**KEY PART NUMBER U/M DESCRIPTION**  
073998-01-000 EA LABEL - LPG ODOR WARNING

WARNING: TEST SMOKE DETECTOR  
OPERATION AFTER VEHICLE HAS BEEN IN  
STORAGE, BEFORE EACH TRIP AND AT  
LEAST ONCE PER WEEK DURING USE.

**KEY PART NUMBER U/M DESCRIPTION**  
077956-01-000 EA LABEL - WARNING - SMOKE DETECTOR

DO NOT FILL  
LP-GAS CONTAINER(S)  
TO MORE THAN 80%  
OF CAPACITY.

**KEY PART NUMBER U/M DESCRIPTION**  
079965-01-000 EA LABEL - LPG - 80% CAPACITY

WARNING  
MUST BE STOWED  
IN LATCHED POSITION  
WHILE VEHICLE IS IN MOTION

**KEY PART NUMBER U/M DESCRIPTION**  
079966-01-000 EA LABEL - WARNING - STOWED - MOTION

W  
A  
T  
E  
R  
H  
E  
A  
T  
E  
R  
ON  
OFF

**KEY PART NUMBER U/M DESCRIPTION**  
083588-01-000 EA LABEL - ON/OFF - WATER HEATER

E  
N  
G  
I  
N  
E  
H  
E  
A  
T  
E  
R  
ON  
OFF

**KEY PART NUMBER U/M DESCRIPTION**  
083588-02-000 EA LABEL - ON/OFF - ENGINE HEATER  
083588-04-000 EA LABEL - ON/OFF - ENGINE HEATER

## LABELS GROUP (CONTINUED)

|   |  |
|---|--|
| <p><b>CAUTION</b></p>                       | <p>TO HELP AVOID PERSONAL INJURY DURING REMOVAL OF FUEL FILLER CAP, SLOWLY LOOSEN CAP 1/2 TURN TO ALLOW ANY FUEL PRESSURE TO BE RELIEVED BEFORE TURNING CAP FURTHER.</p>   |
| <p>FUEL SPRAY MAY CAUSE PERSONAL INJURY</p> | <p>STOP ADDING FUEL AFTER FIRST SHUTOFF BY AUTOMATIC NOZZLE WHEN TANK IS NEARLY FULL. DO NOT OVERFILL FUEL TANK.</p> <p>SEE OWNERS MANUAL FOR ADDITIONAL INFORMATION.</p> <p style="font-size: small;">PRINTED IN U.S.A. <span style="float: right;">WLC PT NO 15611763</span></p> |

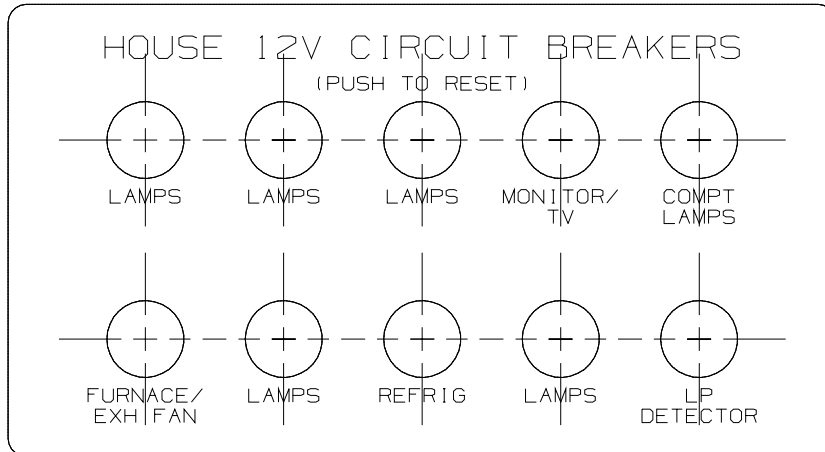
**KEY PART NUMBER U/M DESCRIPTION**  
 087207-05-000 EA LABEL - FUEL CAP REMOVAL



**KEY PART NUMBER U/M DESCRIPTION**  
 087236-01-000 EA LABEL - CABLE - INPUT



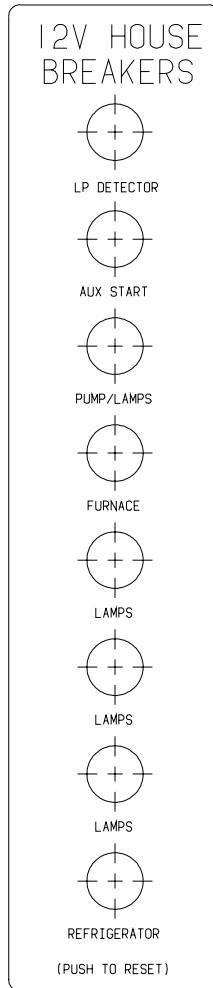
**KEY PART NUMBER U/M DESCRIPTION**  
 087236-02-000 EA LABEL - TV OUTLET



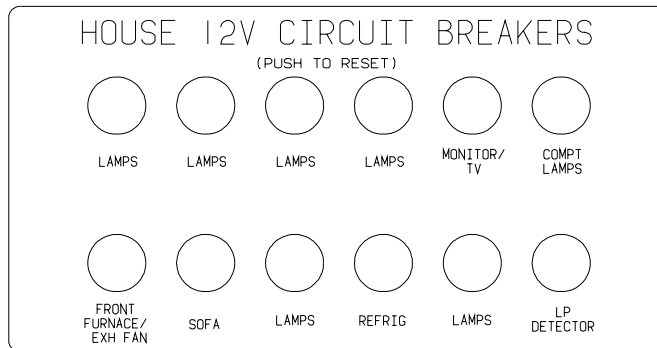
**KEY PART NUMBER U/M DESCRIPTION**  
 092547-06-000 EA LABEL - CIRCUIT BREAKER



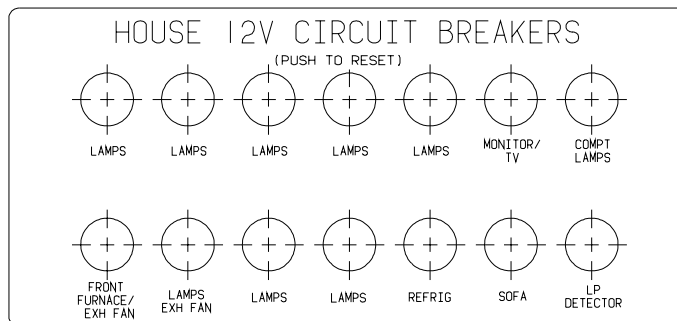
## LABELS GROUP (CONTINUED)



|            |                    |                            |
|------------|--------------------|----------------------------|
| <b>KEY</b> | <b>PART NUMBER</b> | <b>U/M DESCRIPTION</b>     |
|            | 092547-08-000      | EA LABEL - CIRCUIT BREAKER |

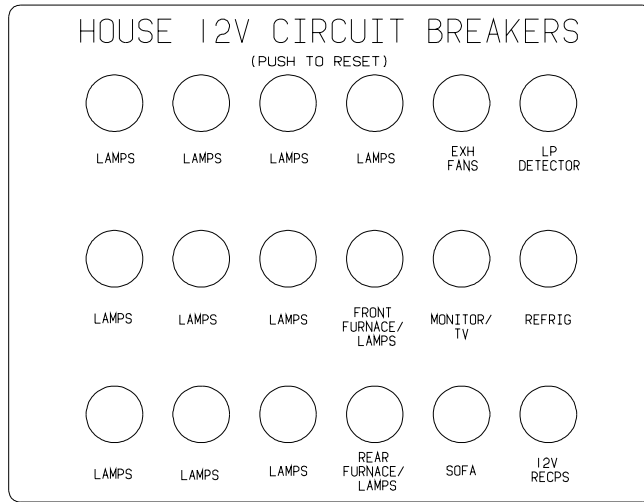


|            |                    |                            |
|------------|--------------------|----------------------------|
| <b>KEY</b> | <b>PART NUMBER</b> | <b>U/M DESCRIPTION</b>     |
|            | 092547-10-000      | EA LABEL - CIRCUIT BREAKER |

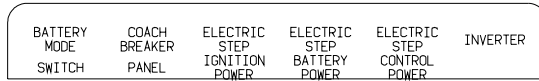


|            |                    |                            |
|------------|--------------------|----------------------------|
| <b>KEY</b> | <b>PART NUMBER</b> | <b>U/M DESCRIPTION</b>     |
|            | 092547-12-000      | EA LABEL - CIRCUIT BREAKER |

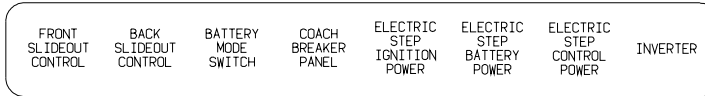
## LABELS GROUP (CONTINUED)



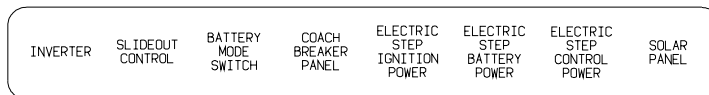
**KEY PART NUMBER**      **U/M DESCRIPTION**  
092547-14-000      EA LABEL - CIRCUIT BREAKER



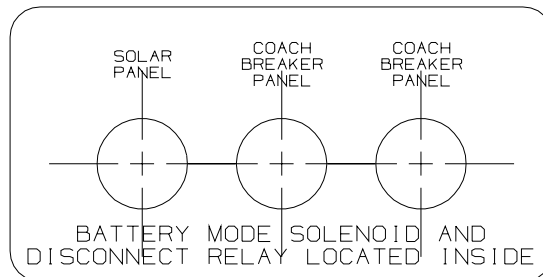
**KEY PART NUMBER**      **U/M DESCRIPTION**  
093236-08-000      EA LABEL - CIRCUIT BREAKER



**KEY PART NUMBER**      **U/M DESCRIPTION**  
093236-28-000      EA LABEL - CIRCUIT BREAKER

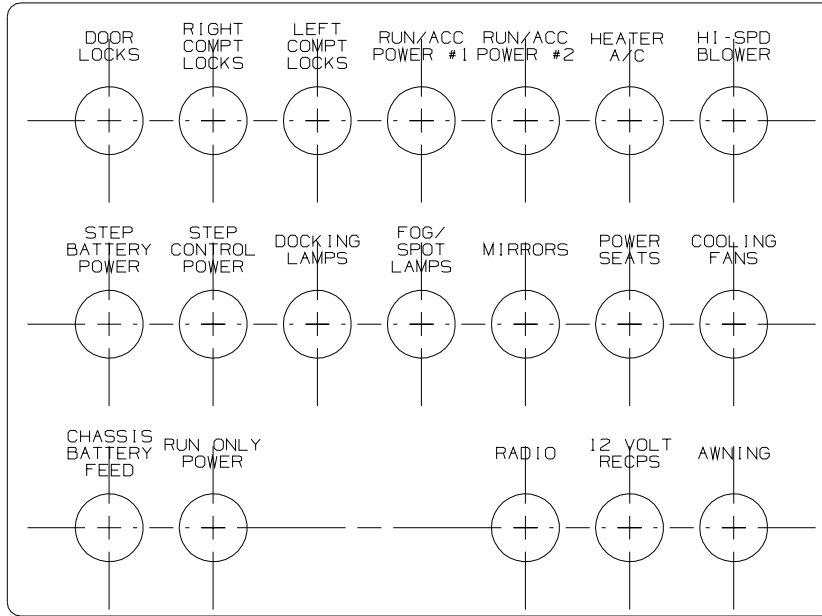


**KEY PART NUMBER**      **U/M DESCRIPTION**  
093236-29-000      EA LABEL - CIRCUIT BREAKER



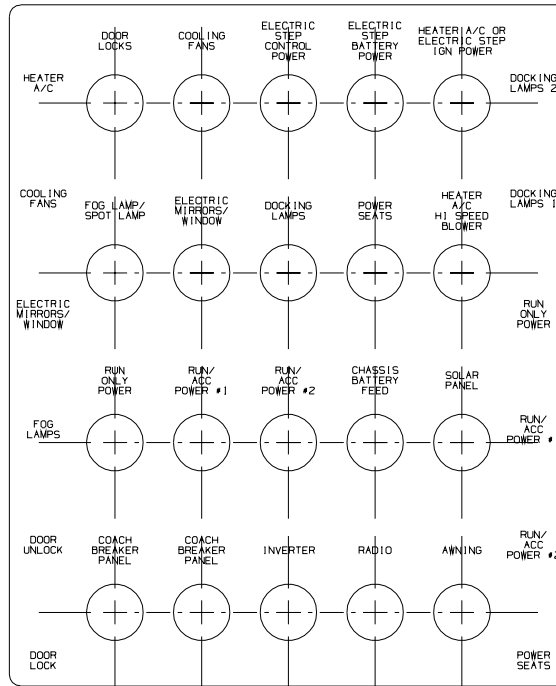
**KEY PART NUMBER**      **U/M DESCRIPTION**  
093236-31-000      EA LABEL - CIRCUIT BREAKER

## LABELS GROUP (CONTINUED)



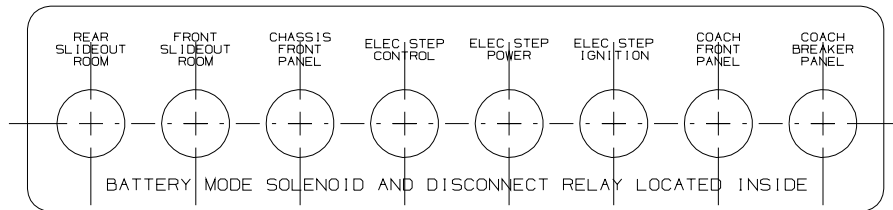
**KEY PART NUMBER**  
093236-32-000

**U/M DESCRIPTION**  
EA LABEL - CIRCUIT BREAKER



**KEY PART NUMBER**  
093236-33-000

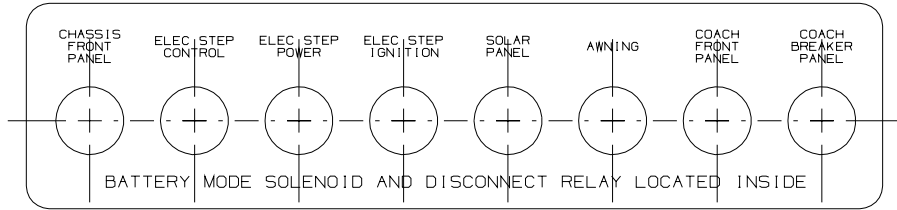
**U/M DESCRIPTION**  
EA LABEL - CIRCUIT BREAKER



**KEY PART NUMBER**  
093236-34-000

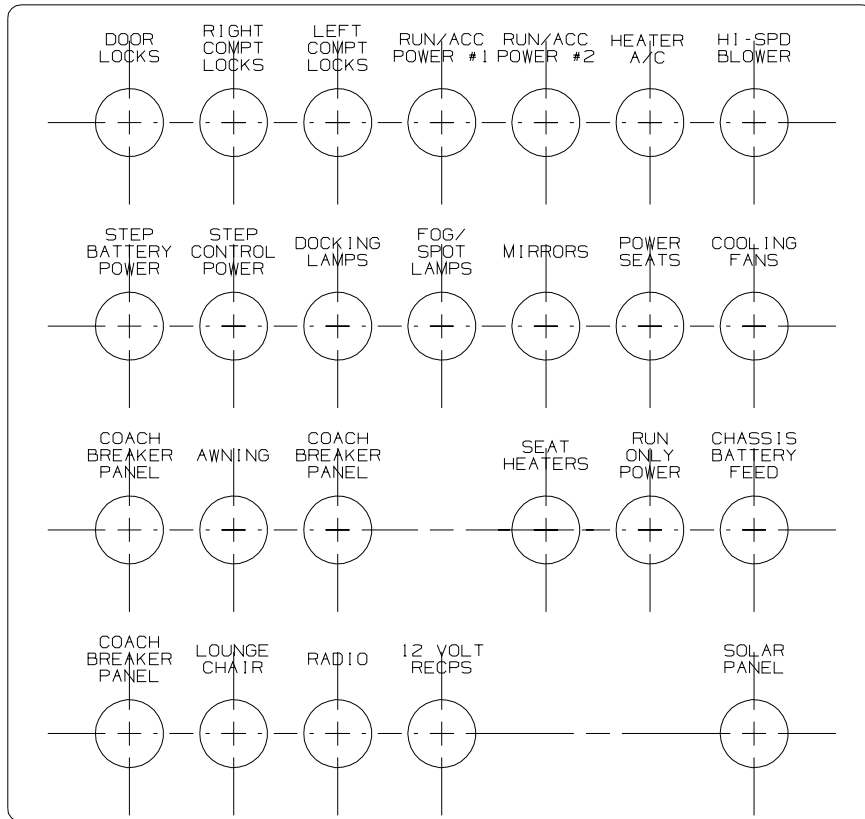
**U/M DESCRIPTION**  
EA LABEL - CIRCUIT BREAKER

## LABELS GROUP (CONTINUED)

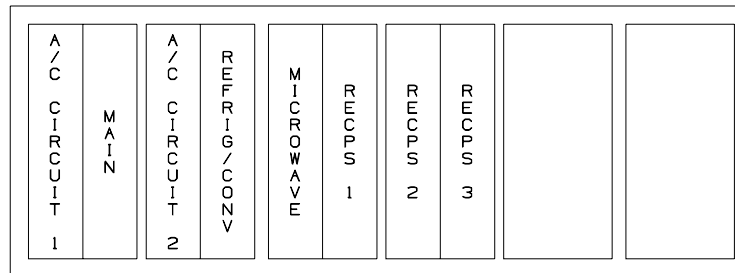


| KEY | PART NUMBER   | U/M | DESCRIPTION             |
|-----|---------------|-----|-------------------------|
|     | 093236-35-000 | EA  | LABEL - CIRCUIT BREAKER |

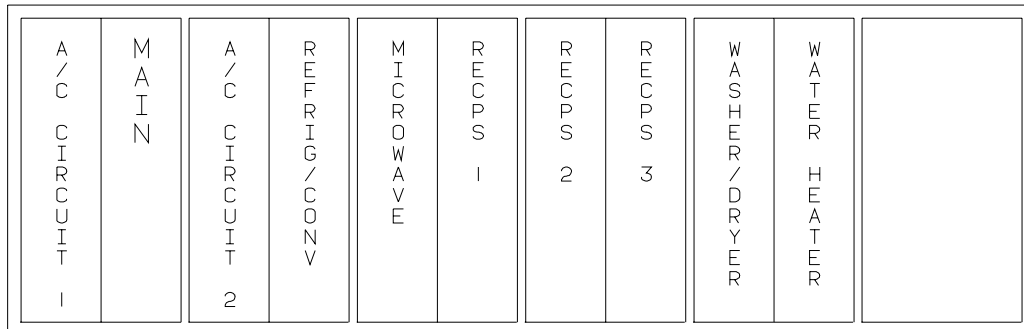
## LABELS GROUP (CONTINUED)



**KEY PART NUMBER U/M DESCRIPTION**  
 093236-37-000 EA LABEL - CIRCUIT BREAKER



**KEY PART NUMBER U/M DESCRIPTION**  
 095721-27-000 EA LABEL - CONTROL CENTER - 30 AMP



**KEY PART NUMBER U/M DESCRIPTION**  
 095721-31-000 EA LABEL - CONTROL CENTER - 30 AMP - US

## LABELS GROUP (CONTINUED)

|                             |         |         |                             |                         |                   |                |                |                |                         |                          |
|-----------------------------|---------|---------|-----------------------------|-------------------------|-------------------|----------------|----------------|----------------|-------------------------|--------------------------|
| A / C<br>C I R C U I T<br>1 | M A I N | M A I N | A / C<br>C I R C U I T<br>2 | R E F F R I G / C O N V | M I C R O W A V E | R E C P S<br>1 | R E C P S<br>2 | R E C P S<br>3 | W A S H E R / D R Y E R | W A T E R<br>H E A T E R |
|-----------------------------|---------|---------|-----------------------------|-------------------------|-------------------|----------------|----------------|----------------|-------------------------|--------------------------|

**KEY PART NUMBER U/M DESCRIPTION**  
 095721-33-000 EA LABEL - CONTROL CENTER - 50 AMP - US

|         |                   |                   |                     |                 |       |
|---------|-------------------|-------------------|---------------------|-----------------|-------|
| M A I N | M I C R O W A V E | G F I / R E C P S | R E F E R / C O N V | W A T E R H T R | A / C |
|---------|-------------------|-------------------|---------------------|-----------------|-------|

**KEY PART NUMBER U/M DESCRIPTION**  
 095721-38-000 EA LABEL - CONTROL CENTER - 30 AMP - US

|                             |         |         |                             |                                      |                         |                          |                          |                     |   |   |
|-----------------------------|---------|---------|-----------------------------|--------------------------------------|-------------------------|--------------------------|--------------------------|---------------------|---|---|
| A / C<br>C I R C U I T<br>1 | M A I N | M A I N | A / C<br>C I R C U I T<br>2 | I N V E R T E R /<br>C H A R G E E R | W A S H E R / D R Y E R | W A T E R<br>H E A T E R | W A T E R<br>H E A T E R | D I S H W A S H E R | F I R E P L A C C E /<br>R E C P S<br>4 | F I R E P L A C C E /<br>R E C P S<br>4 |
|-----------------------------|---------|---------|-----------------------------|--------------------------------------|-------------------------|--------------------------|--------------------------|---------------------|---|---|

**KEY PART NUMBER U/M DESCRIPTION**  
 095721-44-000 EA LABEL - CONTROL CENTER - 30 AMP - US

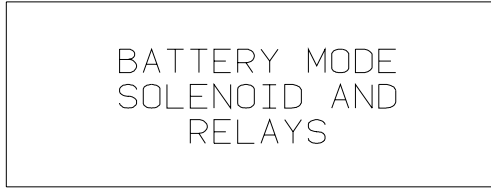
AUTOMOTIVE AND COACH  
CIRCUIT BREAKERS

**KEY PART NUMBER U/M DESCRIPTION**  
 098379-01-000 EA LABEL - CIRCUIT BREAKER - FRONT BOX

CIRCUIT BREAKERS  
AND AUTOMOTIVE  
FUSE PANEL

**KEY PART NUMBER U/M DESCRIPTION**  
 098379-03-000 EA LABEL - ELECTRICAL BOX - FRONT

**LABELS GROUP (CONTINUED)**



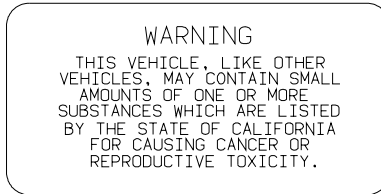
**KEY PART NUMBER U/M DESCRIPTION**  
098379-04-000 EA LABEL - ELECTRICAL BOX - SIDE



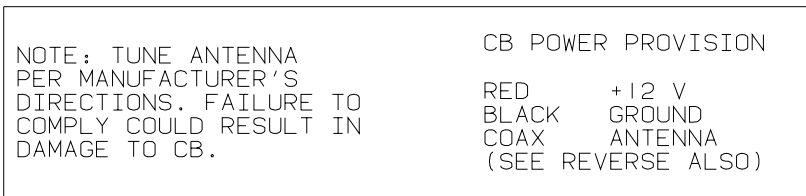
**KEY PART NUMBER U/M DESCRIPTION**  
098641-01-000 EA LABEL - FUEL - UNLEADED - DASH




**KEY PART NUMBER U/M DESCRIPTION**  
099509-01-000 EA LABEL - AWNING INSTALLATION



**KEY PART NUMBER U/M DESCRIPTION**  
099689-01-000 EA LABEL - WARNING - CANCER/TOXICITY

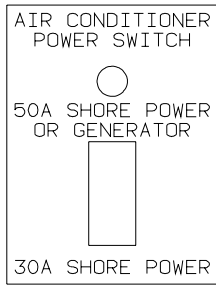


**KEY PART NUMBER U/M DESCRIPTION**  
104678-01-000 EA LABEL - CB PREP



**KEY PART NUMBER U/M DESCRIPTION**  
107571-01-000 EA LABEL - EXIT/ESCAPE WINDOW

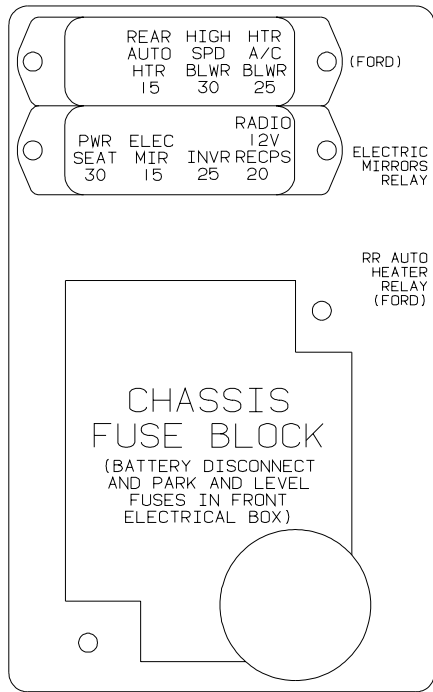
## LABELS GROUP (CONTINUED)



| KEY | PART NUMBER   | U/M DESCRIPTION                  |
|-----|---------------|----------------------------------|
|     | 109051-02-000 | EA LABEL - SWITCH - 50 AMP POWER |



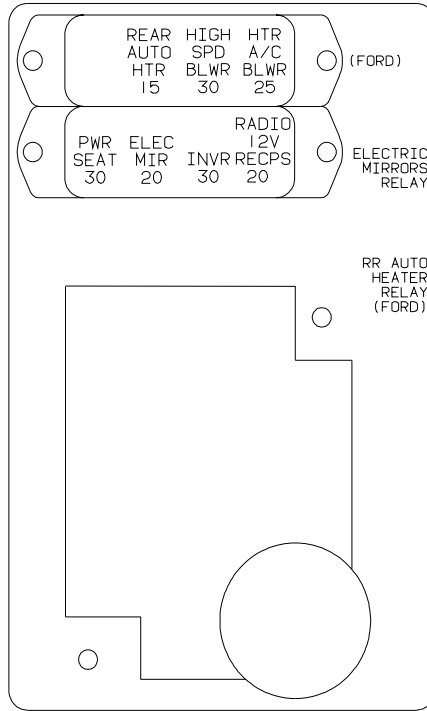
| KEY | PART NUMBER   | U/M DESCRIPTION                        |
|-----|---------------|--|
|     | 111104-01-000 | EA LABEL - HITCH - READ MANUAL - WHITE |



| KEY | PART NUMBER   | U/M DESCRIPTION  |
|-----|---------------|------------------|
|     | 111537-08-000 | EA LABEL - FUSES |



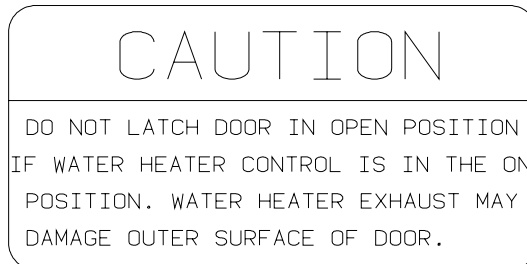
## LABELS GROUP (CONTINUED)



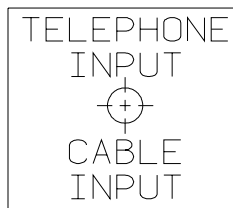
**KEY PART NUMBER U/M DESCRIPTION**  
 111537-09-000 EA LABEL - FUSES

WARNING: CONTAINS "CFC" A SUBSTANCE WHICH HARMS PUBLIC HEALTH AND ENVIRONMENT BY DESTROYING OZONE IN THE UPPER ATMOSPHERE.

**KEY PART NUMBER U/M DESCRIPTION**  
 111802-01-000 EA LABEL - CFC WARNING

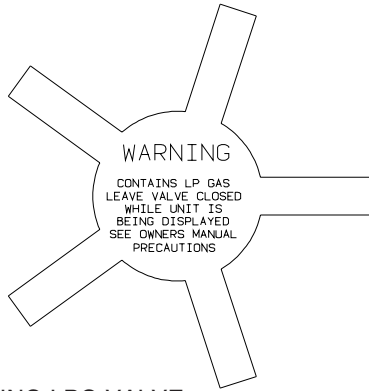


**KEY PART NUMBER U/M DESCRIPTION**  
 113402-01-000 EA LABEL - CAUTION - WATER HEATER EXHAUST



**KEY PART NUMBER U/M DESCRIPTION**  
 114866-02-000 EA LABEL - PHONE & CABLE INPUT - WHITE/CLEAR BACKGROUND

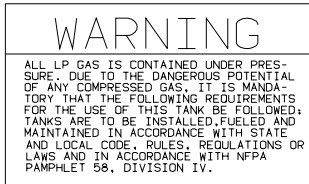
## LABELS GROUP (CONTINUED)



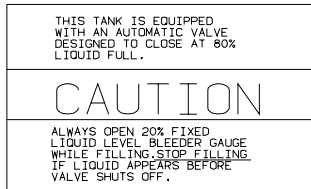
**KEY PART NUMBER U/M DESCRIPTION**  
 115600-01-000 EA LABEL - WARNING LPG VALVE

WARNING: REPLACE TIRE ONLY WITH ONE OF EXACTLY SAME TYPE AND RATING. DO NOT REPLACE WITH PASSENGER CAR TIRE. SEE OPERATOR'S MANUAL FOR MORE INFORMATION CALL WINNEBAGO OWNER RELATIONS AT 1-800-537-1885.

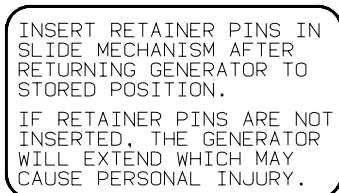
**KEY PART NUMBER U/M DESCRIPTION**  
 115869-01-000 EA LABEL - WARNING - TIRE



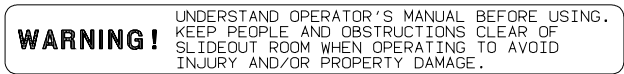
**KEY PART NUMBER U/M DESCRIPTION**  
 116112-01-000 EA LABEL - CAUTION - LP



**KEY PART NUMBER U/M DESCRIPTION**  
 116113-01-000 EA LABEL - CAUTION - LP

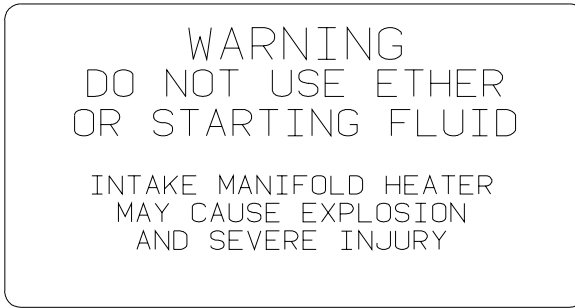


**KEY PART NUMBER U/M DESCRIPTION**  
 116273-01-000 EA LABEL - WARNING - GENERATOR



**KEY PART NUMBER U/M DESCRIPTION**  
 116549-01-000 EA LABEL - WARNING - SLIDEOUT

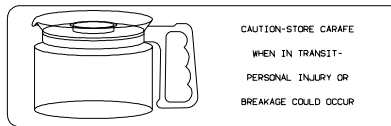
**LABELS GROUP (CONTINUED)**



| KEY | PART NUMBER   | U/M DESCRIPTION  |
|-----|---------------|--|
|     | 116756-02-000 | EA LABEL - WARNING - ETHER/STARTING - RED W/CLEAR BACKGROUND |
|     | 116756-03-000 | EA LABEL - WARNING - ETHER/STARTING - RED W/WHITE BACKGROUND |



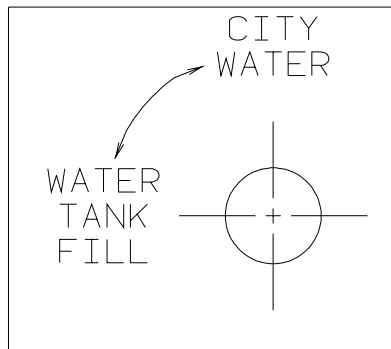
| KEY | PART NUMBER   | U/M DESCRIPTION                 |
|-----|---------------|---------------------------------|
|     | 116775-01-000 | EA LABEL/CAUTION - TRAVEL LATCH |



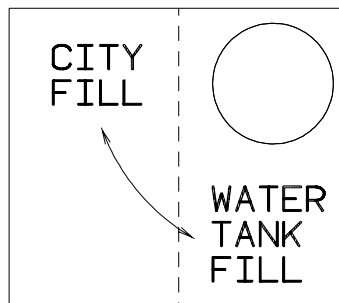
| KEY | PART NUMBER   | U/M DESCRIPTION        |
|-----|---------------|------------------------|
|     | 116829-02-000 | EA LABEL - COFFEEMAKER |



| KEY | PART NUMBER   | U/M DESCRIPTION  |
|-----|---------------|--|
|     | 117628-02-000 | EA LABEL - SWITCH - WATER PUMP/LIGHTS-WHITE/CLEAR BACKGROUND |

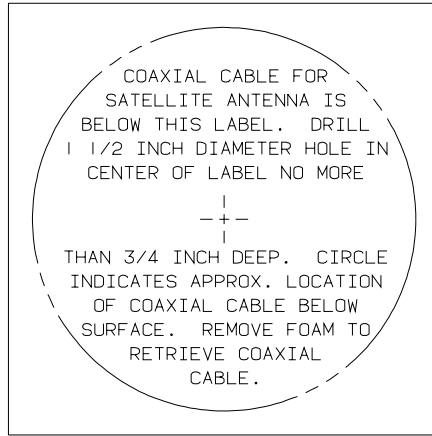


| KEY | PART NUMBER   | U/M DESCRIPTION  |
|-----|---------------|--|
|     | 117629-01-000 | EA LABEL - WATER PUMP/FILL-BLK LETTER/CLEAR BACKGROUND-.24"  |
|     | 117629-03-000 | EA LABEL - WATER PUMP/FILL-BLK LETTERS/CLEAR BACKGROUND-.31" |

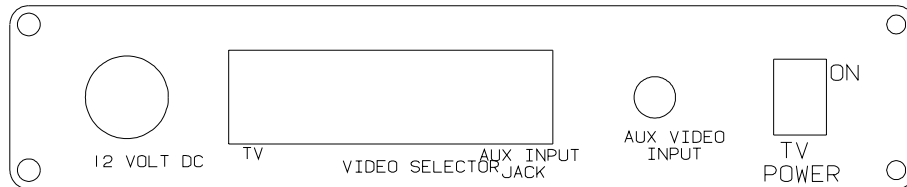


| KEY | PART NUMBER   | U/M DESCRIPTION                 |
|-----|---------------|---------------------------------|
|     | 117629-04-000 | EA LABEL - CITY WATER/TANK FILL |

## LABELS GROUP (CONTINUED)



**KEY PART NUMBER U/M DESCRIPTION**  
 120431-01-000 EA LABEL - LOCATION - COAXIAL CABLE/SATELLITE ANTENNA



**KEY PART NUMBER U/M DESCRIPTION**  
 120677-01-000 EA LABEL - TV

KEEP THE SERVICE INLET ACCESS  
 IN THE CLOSED POSITION WHEN  
 UTILITY CONNECTIONS ARE NOT IN USE

**KEY PART NUMBER U/M DESCRIPTION**  
 123562-01-000 EA LABEL - SERVICE/UTILITY ACCESS

WARNING  
 ALL PILOT LIGHTS, APPLIANCES AND THIER  
 IGNITORS (SEE OPERATING INSTRUCTIONS) SHALL  
 BE TURNED OFF DURING REFUELING OF MOTOR  
 FUEL TANKS AND/OR LP GAS CONTAINERS

**KEY PART NUMBER U/M DESCRIPTION**  
 124519-01-01A EA LABEL - WARNING/REFUELING - BLACK ON CLEAR  
 124519-01-02A EA LABEL - WARNING/REFUELING - WHITE ON CLEAR

WARNING:  
 ALL PILOT LIGHTS AND APPLIANCES SHALL BE TURNED  
 OFF DURING REFUELING OF MOTOR FUEL TANKS AND/  
 OR PROPANE CONTAINERS.  
 AVERTISSEMENT:  
 FERMER TOUTES LES VEILLEUSES AINSI QUE TOUTS LES  
 APPAREILS LORSQU'ON FAIT LE PLEIN DES RESERVOIRS  
 A CARBURANT OU A PROPANE.  
 124519-02

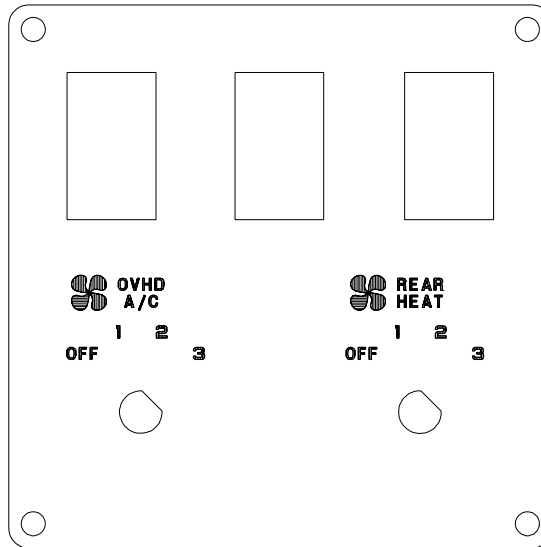
**KEY PART NUMBER U/M DESCRIPTION**  
 124519-02-01A EA LABEL - WARNING/REFUELING - BLACK ON CLEAR - CSA  
 124519-02-02A EA LABEL - WARNING/REFUELING - WHITE ON CLEAR - CSA

## LABELS GROUP (CONTINUED)

LP-GAS SYSTEM  
 THIS GAS PIPING SYSTEM IS  
 DESIGNED FOR USE OF  
 LIQUIFIED PETROLEUM GAS  
 ONLY. DO NOT CONNECT  
 NATURAL GAS TO THIS  
 SYSTEM.  
 SECURE CAP INLET(S) WHEN NOT  
 CONNECTED FOR USE. AFTER TURNING  
 ON GAS, EXCEPT AFTER NORMAL  
 CONTAINER REPLACEMENT, TEST GAS  
 PIPING AND CONNECTIONS TO  
 APPLIANCES FOR LEAKAGE WITH SOAPY  
 WATER OR BUBBLE SOLUTION. DO NOT  
 USE PRODUCTS THAT CONTAIN AMMONIA  
 OR CLORINE.

124520

| KEY | PART NUMBER   | U/M | DESCRIPTION                          |
|-----|---------------|-----|--------------------------------------|
|     | 124520-01-01A | EA  | LABEL - LP GAS ONLY - BLACK ON CLEAR |
|     | 124520-01-02A | EA  | LABEL - LP GAS ONLY - WHITE ON CLEAR |



| KEY | PART NUMBER   | U/M | DESCRIPTION      |
|-----|---------------|-----|------------------|
|     | 124572-01-000 | EA  | LABEL - SWITCHES |

THIS CONNECTION IS FOR  
 (B) VOLT AC, 60 HZ(CYCLES)  
 (A) AMPERE SUPPLY

DO NOT CONNECT TO  
 HIGHER VOLTAGE

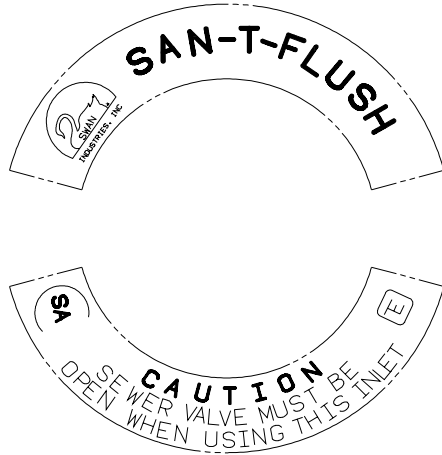
| KEY | PART NUMBER   | U/M | DESCRIPTION  |
|-----|---------------|-----|--|
|     | 125306-01-01A | EA  | LABEL - ELECTRICAL ENTRANCE - 110V 30 AMP - BLACK ON CLEAR |

## LABELS GROUP (CONTINUED)

THIS CONNECTION IS FOR  
 (B) VOLT AC, 3-POLE, 4 WIRE  
 60 HZ (CYCLES), (A) AMPERE SUPPLY

DO NOT CONNECT TO  
 HIGHER VOLTAGE

| KEY | PART NUMBER   | U/M | DESCRIPTION  |
|-----|---------------|-----|--|
|     | 125306-04-01A | EA  | LABEL-ELECTRICAL ENTRANCE-120/240V 50 AMP-BLACK ON CLEAR   |
|     | 125306-04-02A | EA  | LABEL - ELECTRICAL ENTRANCE-120/240V 50 AMP-WHITE ON CLEAR |



| KEY | PART NUMBER   | U/M | DESCRIPTION                       |
|-----|---------------|-----|-----------------------------------|
|     | 125697-07-000 | EA  | LABEL - CAUTION - FLUSHING SYSTEM |

REMOVE PRIMARY TIRE HANGER BEFORE USING  
 SPARE TIRE HOIST-SEE OWNERS MANUAL - PERSONAL  
 INJURY MAY RESULT IF NOT FOLLOWED

| KEY | PART NUMBER   | U/M | DESCRIPTION                 |
|-----|---------------|-----|-----------------------------|
|     | 126024-01-01A | EA  | LABEL - TIRE HANGER REMOVAL |

# GRAY HOLDING TANK

| KEY | PART NUMBER   | U/M | DESCRIPTION  |
|-----|---------------|-----|--|
|     | 126247-01-000 | EA  | LABEL - GRAY HOLDING TANK-WHITE LETTERS/CLEAR BACKGROUND |
|     | 126247-05-000 | EA  | LABEL - GRAY HOLDING TANK-BLACK LETTERS/CLEAR BACKGROUND |

# BLACK HOLDING TANK

| KEY | PART NUMBER   | U/M | DESCRIPTION   |
|-----|---------------|-----|---|
|     | 126247-02-000 | EA  | LABEL - BLACK HOLDING TANK-WHITE LETTERS/BLACK BACKGROUND |
|     | 126247-06-000 | EA  | LABEL - BLACK HOLDING TANK-BLACK LETTERS/CLEAR BACKGROUND |


# EXTERIOR SHOWER

| KEY | PART NUMBER   | U/M | DESCRIPTION             |
|-----|---------------|-----|-------------------------|
|     | 126248-03-000 | EA  | LABEL - EXTERIOR SHOWER |

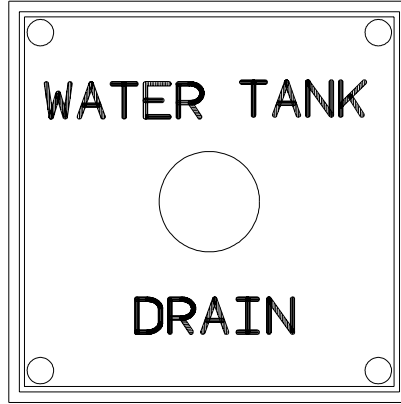
# CITY WATER FILL

| KEY | PART NUMBER   | U/M | DESCRIPTION   |
|-----|---------------|-----|---|
|     | 126249-03-000 | EA  | LABEL - CITY WATER FILL-BLK LETTERS/CLEAR BACKGROUND .31" |

**LABELS GROUP (CONTINUED)**



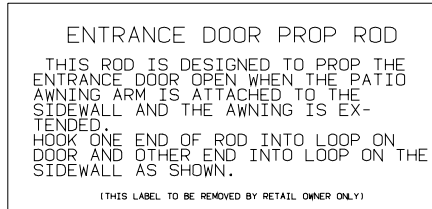
**KEY PART NUMBER U/M DESCRIPTION**  
 126612-01-000 EA LABEL - HANG TAG - AIR BAG - DASH



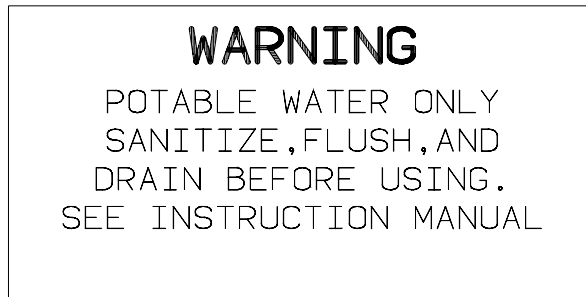
**KEY PART NUMBER U/M DESCRIPTION**  
 127170-01-000 EA LABEL - WATER TANK DRAIN



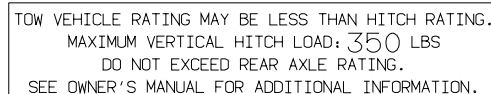
**KEY PART NUMBER U/M DESCRIPTION**  
 128218-01-01A EA LABEL - WARNING - SLIPPERY ROOF



**KEY PART NUMBER U/M DESCRIPTION**  
 128658-01-000 EA LABEL - PROP ROD - ENTRY DOOR



**KEY PART NUMBER U/M DESCRIPTION**  
 128725-01-01A EA LABEL - POTABLE WATER ONLY - BLACK ON CLEAR

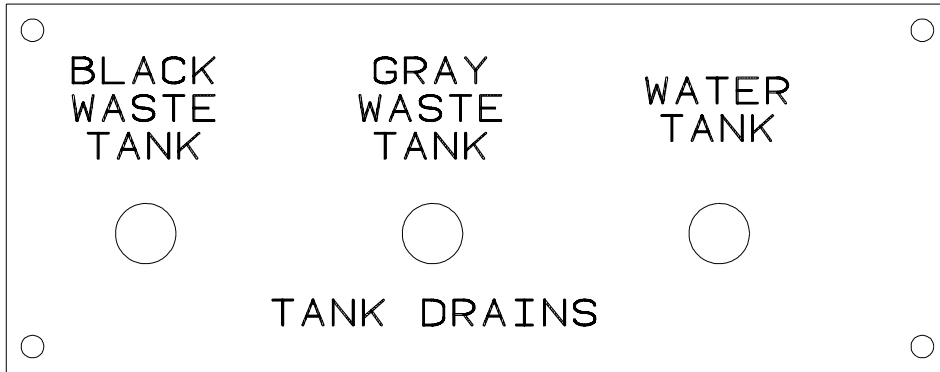


**KEY PART NUMBER U/M DESCRIPTION**  
 129669-01-01A EA LABEL - HITCH/VEHICLE RATE - 350 - WHITE ON CLEAR  
 129669-01-02A EA LABEL - HITCH/VEHICLE RATE - 350 - BLACK ON CLEAR  
 129669-02-01A EA LABEL - HITCH/VEHICLE RATE - 500 - WHITE ON CLEAR  
 129669-02-02A EA LABEL - HITCH/VEHICLE RATE - 500 - BLACK ON CLEAR

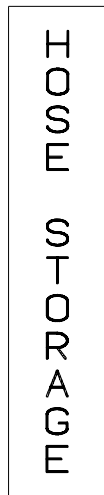
## LABELS GROUP (CONTINUED)

TIRE ROTATION  
 SEE RIALTA OWNERS MANUAL  
 SECTION 9

**KEY PART NUMBER U/M DESCRIPTION**  
 129684-01-000 EA LABEL - TIRE ROTATION



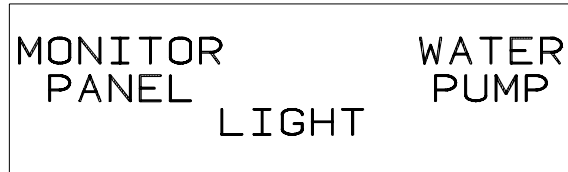
**KEY PART NUMBER U/M DESCRIPTION**  
 130166-01-000 EA LABEL - DRAIN



**KEY PART NUMBER U/M DESCRIPTION**  
 130167-02-000 EA LABEL - HOSE STORAGE



**KEY PART NUMBER U/M DESCRIPTION**  
 130168-01-000 EA LABEL - WASTE TANK FLUSH



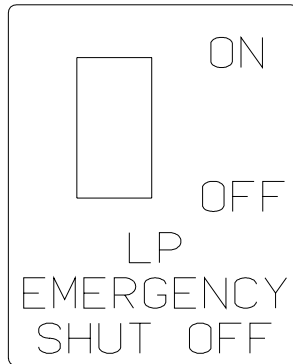
**KEY PART NUMBER U/M DESCRIPTION**  
 130170-01-000 EA LABEL - SWITCH PANEL - BLK/CLEAR BACKGROUND-1.8"H X 5.9"L



**LABEL GROUP (CONTINUED)**



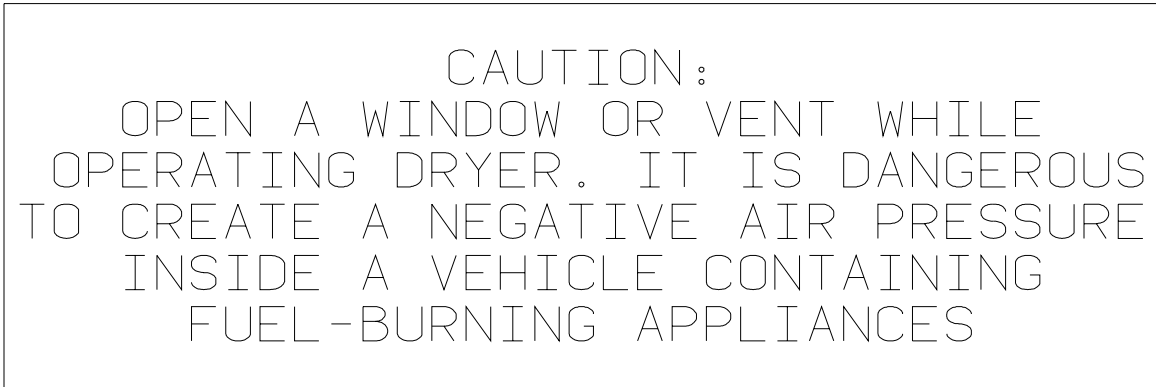
**KEY PART NUMBER U/M DESCRIPTION**  
 130170-02-000 EA LABEL - SWITCH PANEL-BLK/CLEAR BACKGROUND-1.4"H X 3.9"L



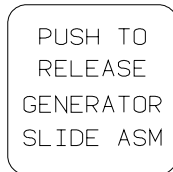
**KEY PART NUMBER U/M DESCRIPTION**  
 130170-04-000 EA LABEL - SWITCH PANEL



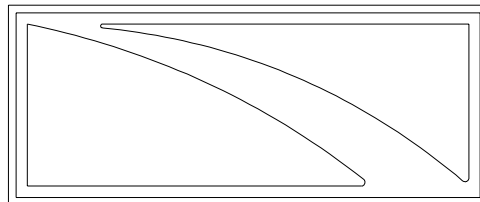
**KEY PART NUMBER U/M DESCRIPTION**  
 130170-05-000 EA LABEL - SWITCH PANEL



**KEY PART NUMBER U/M DESCRIPTION**  
 130670-01-01A EA LABEL - CAUTION DRYER VENTING - BLACK ON CLEAR

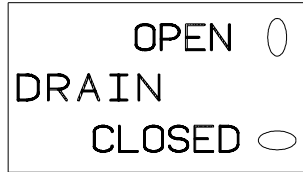


**KEY PART NUMBER U/M DESCRIPTION**  
 131779-01-01A EA LABEL - GENERATOR



**KEY PART NUMBER U/M DESCRIPTION**  
 132651-01-01A EA DECAL - MIRROR/GALLEY

**LABEL GROUP (CONTINUED)**



**KEY PART NUMBER U/M DESCRIPTION**  
133423-01-01A EA LABEL - DRAIN



**KEY PART NUMBER U/M DESCRIPTION**  
133424-01-01A EA LABEL - WATER HEATER BYPASS - BLACK/CLEAR



**KEY PART NUMBER U/M DESCRIPTION**  
133424-02-01A EA LABEL - NORMAL OPERATION



**KEY PART NUMBER U/M DESCRIPTION**  
133424-03-01A EA LABEL - WATER HEATER BYPASS - BLACK/CLEAR



**KEY PART NUMBER U/M DESCRIPTION**  
133533-01-01A EA LABEL - JACKS DOWN - CLEAR W/WHITE LETTERING



**KEY PART NUMBER U/M DESCRIPTION**  
133533-02-01A EA LABEL - CHECK ANTENNA - CLEAR W/WHITE LETTERING



**KEY PART NUMBER U/M DESCRIPTION**  
133533-03-01A EA LABEL - LOCK/UNLOCK - BLACK/WHITE

## LABELS GROUP (CONTINUED)

|        |                |
|--------|----------------|
| WINDOW | MIRROR<br>HEAT |
|--------|----------------|

**KEY PART NUMBER U/M DESCRIPTION**  
 133533-04-01A EA LABEL - WINDOW/MIRROR HEAT- BLACK/CLEAR

|                    |                       |
|--------------------|-----------------------|
| SUNVISOR<br>DRIVER | SUNVISOR<br>PASSENGER |
|--------------------|-----------------------|

**KEY PART NUMBER U/M DESCRIPTION**  
 133533-05-01A EA LABEL - SUNVISOR - DRIVER/PASSENGER - BLACK/CLEAR

|                       |              |
|-----------------------|--------------|
| SUNVISOR<br>PASSENGER | MAP<br>LIGHT |
|-----------------------|--------------|

**KEY PART NUMBER U/M DESCRIPTION**  
 133533-06-01A EA LABEL - MAP LIGHT/SUNVISOR - BLACK/CLEAR

|                          |   |        |   |
|--------------------------|---|--------|---|
| TO SATELLITE<br>RECEIVER |   |        |   |
| ○                        | ○ | ○      | ○ |
| DISH INPUT               |   | OUTPUT |   |

**KEY PART NUMBER U/M DESCRIPTION**  
 134250-01-01A EA LABEL - SATELLITE RECEIVER - BLACK/CLEAR

|  |
|--|
| THIS CHAIR IS NOT INTENDED FOR OCCUPANCY WHEN VEHICLE IS IN MOTION AND MUST BE RETURNED TO STOWED POSITION |
|--|

|  |  |
|--|--|
| DTS ISICE SIEGE N/EST PAS DESTINE A ETRE OCCUPE LORSQUE LE VEHICULE EST IN MOVEMENT ET IL FAUT QUE LE RANGER | THIS CHAIR IS NOT INTENDED FOR OCCUPANCY WHEN VEHICLE IS IN MOTION AND MUST BE RETURNED TO STOWED POSITION |
|--|--|

**KEY PART NUMBER U/M DESCRIPTION**  
 134537-01-01A EA LABEL - OCCUPANCY - CHAIR - US

|   |
|---|
| THIS SEAT IS NOT INTENDED FOR OCCUPANCY WHEN VEHICLE IS IN MOTION |
|---|

**KEY PART NUMBER U/M DESCRIPTION**  
 134538-01-01A EA LABEL - OCCUPANCY - NO SEAT BELT - BLACK ON CLEAR - US

|   |  |
|---|--|
| DST ISICE SIEGE N/EST PAS DESTINE A ETRE OCCUPE LORSQUE LE VEHICULE EST IN MOVEMENT | THIS SEAT IS NOT INTENDED FOR OCCUPANCY WHILE VEHICLE IS IN MOTION |
|---|--|

**KEY PART NUMBER U/M DESCRIPTION**  
 134538-02-01A EA LABEL - OCCUPANCY - NO SEAT BELT - BLACK ON CLEAR - CSA

|   |
|---|
| <p style="font-size: 1.2em; margin: 0;">WARNING</p> <p style="margin: 5px 0;">IT IS NOT SAFE TO USE COOKING APPLICANCES FOR COMFORT HEATING</p> <p style="margin: 5px 0;">COOKING APPLICANCES NEED FRESH AIR FOR SAFE OPERATION BEFORE OPERATION.</p> <p style="margin: 5px 0;">1. OPEN OVERHEAD VENT OR TURN ON EXHAUST FAN AND;</p> <p style="margin: 5px 0;">2. OPEN WINDOW.</p> |
|---|

**KEY PART NUMBER U/M DESCRIPTION**  
 134539-01-01A EA LABEL - WARNING - STOVE/HEATING - US - BLACK ON CLEAR

## LABELS GROUP (CONTINUED)

|   |  |
|---|--|
| TO ENSURE A SUPPLY OF FRESH AIR TO OCCUPANTS, OPEN VENTILATORS WHEN FUEL-BURNING RANGE, FUEL-BURNING CARRY-ON APPLIANCES AND/OR FUEL-BURNING LIGHTS ARE IN OPERATION. | DE MANIERE A ASSURER UNE ALIMENTATION EN AIR FRAIS AUX OCCUPANTS, OUVRIER LES VENTILATEURS LORSQUE LA CUISINIERE LES APPAREILS DE CHAUFFAGE PORTABLES ET/OU LES LAMPES DE COMBUSTION D'HUILE SONT EN FONCTIONNEMENT. |
| COOKING APPLIANCES SHOULD NOT BE USED FOR SPACE HEATING PURPOSES.   | LES APPAREILS DE CUISSON NE DOIVENT PAS SERVIR AU CHAUFFAGE DES LOCAUX.  |

**KEY PART NUMBER U/M DESCRIPTION**  
 134540-01-01A EA LABEL - WARNING - STOVE/HEATING - CSA - BLACK ON CLEAR

**HOLDING TANK HEATER**  
 TURN OFF WHEN NOT IN USE  
 SEE OPERATOR'S MANUAL

**KEY PART NUMBER U/M DESCRIPTION**  
 134563-01-01A EA LABEL - SWITCH - HEATER

THIS VEHICLE MAY INCLUDE MERCURY-CONTAINING DEVICES INSTALLED BY THE MANUFACTURER:  
FLUORESCENT TUBES, RANGES WITH OVEN, HWH LEVEL SENSING UNIT.

REMOVE DEVICES BEFORE VEHICLE DISPOSAL UPON REMOVAL OF DEVICES: PLEASE REUSE, RECYCLE, OR DISPOSE AS HAZARDOUS WASTE

135869-01A

**KEY PART NUMBER U/M DESCRIPTION**  
 135869-01-01A EA LABEL - MERCURY CONTENT - BLACK ON CLEAR  
 135869-01-02A EA LABEL - MERCURY CONTENT - WHITE ON CLEAR

**LIQUID SOAP**

**KEY PART NUMBER U/M DESCRIPTION**  
 136047-01-01A EA LABEL - LIQUID SOAP

|               |               |                       |                         |                      |                              |                    |            |
|---------------|---------------|-----------------------|-------------------------|----------------------|------------------------------|--------------------|------------|
| DOOR LOCK     | DOOR UNLOCK   | RIGHT COMPT DOOR LOCK | RIGHT COMPT DOOR UNLOCK | LEFT COMPT DOOR LOCK | LEFT COMPT DOOR UNLOCK       | AUX START SOLENOID | AMP SOURCE |
| POWER MIRRORS | HEATER BLOWER | PASS HEATER BLOWER    | FOG LAMPS               | DOCKING LAMPS        | DOCKING LAMPS SWITCH TRIGGER | COOLING FANS       |            |

**KEY PART NUMBER U/M DESCRIPTION**  
 136161-01-01A EA LABEL - RELAY - MATTE BLACK/WHITE LETTERS

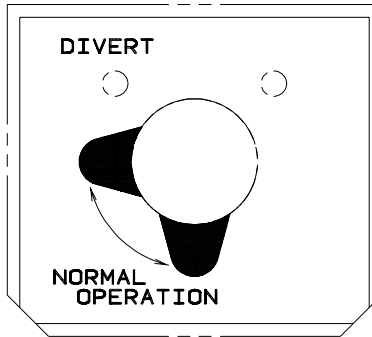
|               |               |                       |                         |                      |                              |                    |                  |             |
|---------------|---------------|-----------------------|-------------------------|----------------------|------------------------------|--------------------|------------------|-------------|
| DOOR LOCK     | DOOR UNLOCK   | RIGHT COMPT DOOR LOCK | RIGHT COMPT DOOR UNLOCK | LEFT COMPT DOOR LOCK | LEFT COMPT DOOR UNLOCK       | AUX START SOLENOID | RUN/ACC POWER #1 | POWER SEATS |
| POWER MIRRORS | HEATER BLOWER | RUN ONLY POWER        | FOG LAMPS               | DOCKING LAMPS        | DOCKING LAMPS SWITCH TRIGGER | COOLING FANS       | RUN/ACC POWER #2 |             |

**KEY PART NUMBER U/M DESCRIPTION**  
 136161-02-01A EA LABEL - RELAY - BLACK/WHITE

**LT - AIR BAGS - RT**

**KEY PART NUMBER U/M DESCRIPTION**  
 136360-01-01A EA LABEL - AIR BAGS

## LABELS GROUP (CONTINUED)



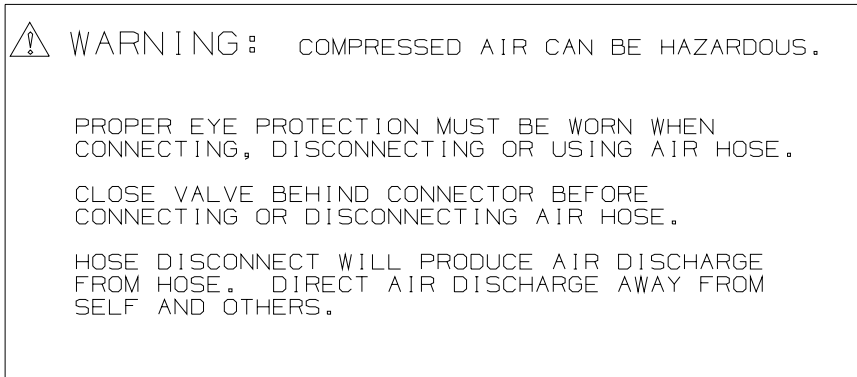
**KEY PART NUMBER** 137997-01-01A **U/M DESCRIPTION**  
EA LABEL - WINTERIZATION VALVE - BLACK/CLEAR



**KEY PART NUMBER** 140190-01-01A **U/M DESCRIPTION**  
EA DECAL/LOGO - V6 (DOMED) - CYAN/MAGENTA/YELLOW/BLACK

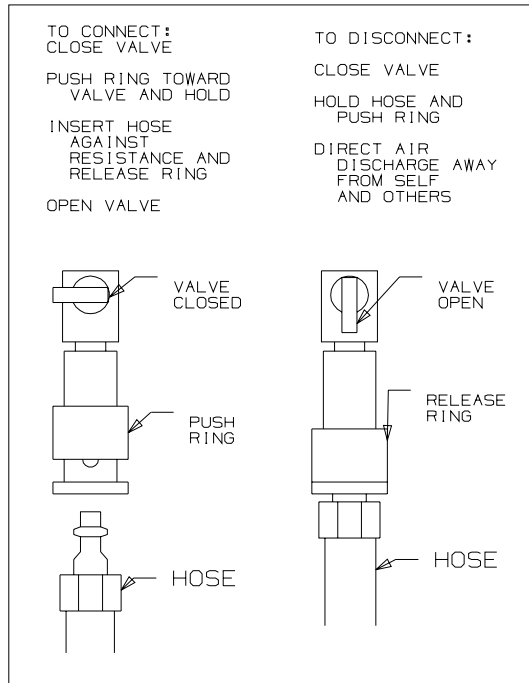


**KEY PART NUMBER** 141523-01-01A **U/M DESCRIPTION**  
EA LABEL - WASHER/DRYER BRACKETS - BLACK/WHITE



**KEY PART NUMBER** 142771-01-01A **U/M DESCRIPTION**  
EA LABEL - WARNING/COMPRESSED AIR - WHITE LETTERING ON CLEAR

## LABELS GROUP (CONTINUED)



|            |                    |  |
|------------|--------------------|--|
| <b>KEY</b> | <b>PART NUMBER</b> | <b>U/M DESCRIPTION</b>                                     |
|            | 142773-01-01A      | EA LABEL - CONNECT/COMPRESS AIR - WHITE LETTERING ON CLEAR |



|            |                    |                        |
|------------|--------------------|------------------------|
| <b>KEY</b> | <b>PART NUMBER</b> | <b>U/M DESCRIPTION</b> |
|            | 142908-01-000      | EA LABEL - FREON CHARG |

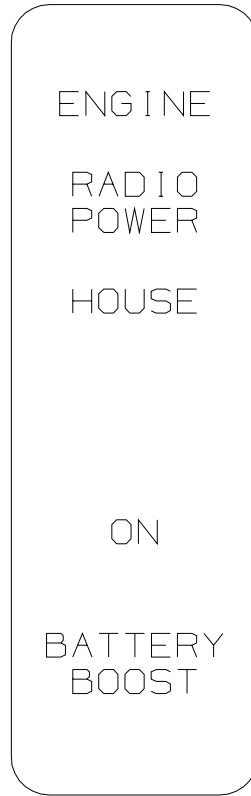


|            |                    |  |
|------------|--------------------|--|
| <b>KEY</b> | <b>PART NUMBER</b> | <b>U/M DESCRIPTION</b>                         |
|            | 144183-01-01A      | EA LABEL - CAUTION RELEASE CATCH - WHITE/CLEAR |

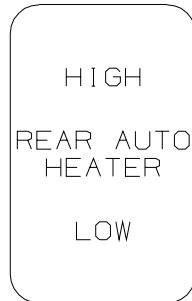


|            |                    |  |
|------------|--------------------|--|
| <b>KEY</b> | <b>PART NUMBER</b> | <b>U/M DESCRIPTION</b>                       |
|            | 144649-01-01A      | EA LABEL - ADJUSTABLE VALVE - WHITE ON CLEAR |

**LABELS GROUP (CONTINUED)**



| <b>KEY</b> | <b>PART NUMBER</b> | <b>U/M DESCRIPTION</b>                    |
|------------|--------------------|---|
|            | 145731-01-01A      | EA LABEL - SWITCH - RADIO/BATTERY - BLACK |



| <b>KEY</b> | <b>PART NUMBER</b> | <b>U/M DESCRIPTION</b>                       |
|------------|--------------------|--|
|            | 145731-03-01A      | EA LABEL - SWITCH - REAR AUTO HEATER - BLACK |

## LABELS GROUP (CONTINUED)



|   |  |
|---|--|
| <b>KEY PART NUMBER</b><br>146057-01-01A | <b>U/M DESCRIPTION</b><br>EA LABEL - LP SHUT OFF - RED LETTER/WHITE BACK |
|---|--|

FOR FUTURE INSTALLATION OF WASHER/DRYER EXHAUST DUCT

(A) A CLOTHES DRYER MOISTURE-LINT EXHAUST DUCT SHALL NOT BE CONNECTED TO ANY OTHER DUCT, VENT, OR CHIMNEY.

(B) THE EXHAUST DUCT SHALL BE OF SUFFICIENT LENGTH SO AS NOT TO TERMINATE BENEATH THE RECREATION VEHICLE.

(C) MOISTURE-LINT EXHAUST DUCTS SHALL NOT BE CONNECTED WITH SHEET METAL SCREWS OR OTHER FASTENING DEVICES THAT EXTEND INTO THE INTERIOR OF THE DUCT.

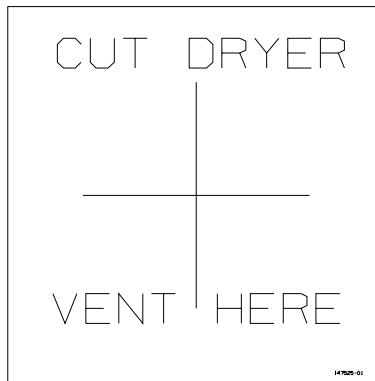
(D) MOISTURE-LINT EXHAUST DUCT AND TERMINATION FITTINGS SHALL BE INSTALLED IN ACCORDANCE WITH THE APPLIANCE MANUFACTURER'S PRINTED INSTRUCTIONS.

(E) SEE MARKED INTERIOR AREA ON SIDEWALL TO LOCATE CUTOUT FOR EXHAUST VENT.

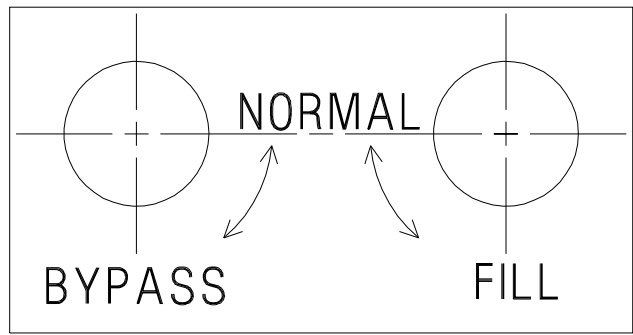
(F) AS PART OF WASHER/DRYER PREP 4 HOLD DOWN BRACKETS WERE SHIPPED WITH YOUR VEHICLE WHICH ARE INTENDED TO BE USED WITH THE WINNEBAGO OFFERED APPLIANCE.

147524-01

|   |  |
|---|--|
| <b>KEY PART NUMBER</b><br>147524-01-000 | <b>U/M DESCRIPTION</b><br>EA LABEL - DRYER VENTING |
|---|--|



|   |  |
|---|--|
| <b>KEY PART NUMBER</b><br>147525-01-000 | <b>U/M DESCRIPTION</b><br>EA LABEL - DRYER VENT CUTOUT |
|---|--|



|   |   |
|---|---|
| <b>KEY PART NUMBER</b><br>147581-01-01A | <b>U/M DESCRIPTION</b><br>EA LABEL - WATERFILL/BYPASS - BLACK/CLEAR |
|---|---|

YOUR MOTORHOME IS EQUIPPED WITH A SEWER HOSE END ELBOW WHICH INCLUDES A CLOSEABLE DRIP VALVE. AFTER PLACING THE END OF THE HOSE ELBOW INTO THE PARK SEWER DISPOSAL OPENING, USE THUMB TO LIFT HANDLE LOCK AND MOVE HANDLE FORWARD TO OPEN VALVE.

NEVER OPERATE TANK VALVES WITHOUT FIRST OPENING THE DRIP VALVE.

AFTER TANKS ARE EMPTY, CLOSE TANK VALVES, THEN PULL HANDLE ON ELBOW TO A VERTICAL CARRYING POSITION TO CLOSE DRIP VALVE. THIS WILL ELIMINATE ANY DRIPPING FROM THE HOSE INTO YOUR STORAGE AREA. SEE OPERATOR'S MANUAL FOR ADDITIONAL INFORMATION.

147845-01A

|   |   |
|---|---|
| <b>KEY PART NUMBER</b><br>147845-01-01A | <b>U/M DESCRIPTION</b><br>EA LABEL - DRIP VALVE - BLACK/WHITE |
|---|---|



**LP GROUP**  
**LP SYSTEM**

| <b>KEY</b> | <b>PART NUMBER</b> | <b>U/M</b> | <b>DESCRIPTION</b>   |
|------------|--------------------|------------|--|
|            | 045703-01-000      | EA         | HOSE - LP - 3/8"ID X 24" - 3/8"MPT X 1/2"F SWIVEL - USA      |
|            | 045703-02-000      | EA         | HOSE - LP - 3/8"ID X 24" - 3/8"MPT X 1/2"F SWIVEL - CANADAIN |
|            | 045703-15-000      | EA         | HOSE - LP - 3/8"ID X 142" - 1/2"F SWIVEL X 3/8"F SWIVEL      |
|            | 045703-20-000      | EA         | HOSE - LP 3/8"ID X 294"-US/CGA - 1/2F SWIVEL X 3/8F SWIVEL   |
|            | 144485-01-000      | EA         | COMPARTMENT - LP REGULATOR                                   |
|            | 106150-05-000      | EA         | REGULATOR - TWO STAGE  |
|            | 010323-01-000      | EA         | ADAPTER - BRASS - 3/8"F X 1/2"MPT                            |
|            | 010323-02-000      | EA         | ADAPTER - BRASS - 3/8 FEMALE X 3/8 MALE PIPE THREADS         |
|            | 010329-01-000      | EA         | ADAPTER - BRASS - 1/2"F X 1/2"MPT                            |
|            | 040440-03-000      | EA         | TRANSMITTER - DIAL/SNAP-ON - 0-90 OHM 2 TERM(POWER/GROUND)   |
| *          | 144116-05-000      | EA         | TANK - LP - 100 LB - 20" D X 35"L                            |
|            | 103613-03-000      | EA         | DETECTOR - LP GAS - W/O SHUT-OFF VALVE                       |
|            |                    |            | FROM: 00-00-00 THRU: 02-08-04                                |
|            | 150138-01-01A      | EA         | DETECTOR - LP GAS - WHITE                                    |
|            |                    |            | FROM: 02-09-04 THRU: 99-99-99                                |
|            | 150138-01-02A      | EA         | DETECTOR - LP GAS - BROWN                                    |
|            |                    |            | FROM: 02-09-04 THRU: 99-99-99                                |
|            | 010377-02-000      | EA         | NUT - BRASS - 3/8" FLARE - FORGED                            |
|            | 010380-02-000      | EA         | NUT - BRASS - 1/2" FLARE - FORGED                            |
|            | 010326-01-000      | EA         | ADAPTER - FLARE - W/CONE GASKET - 3/8"F X 1/2"F              |
|            | 010589-01-000      | EA         | NIPPLE - PIPE - 1/2" X 1 1/2" - BLACK                        |

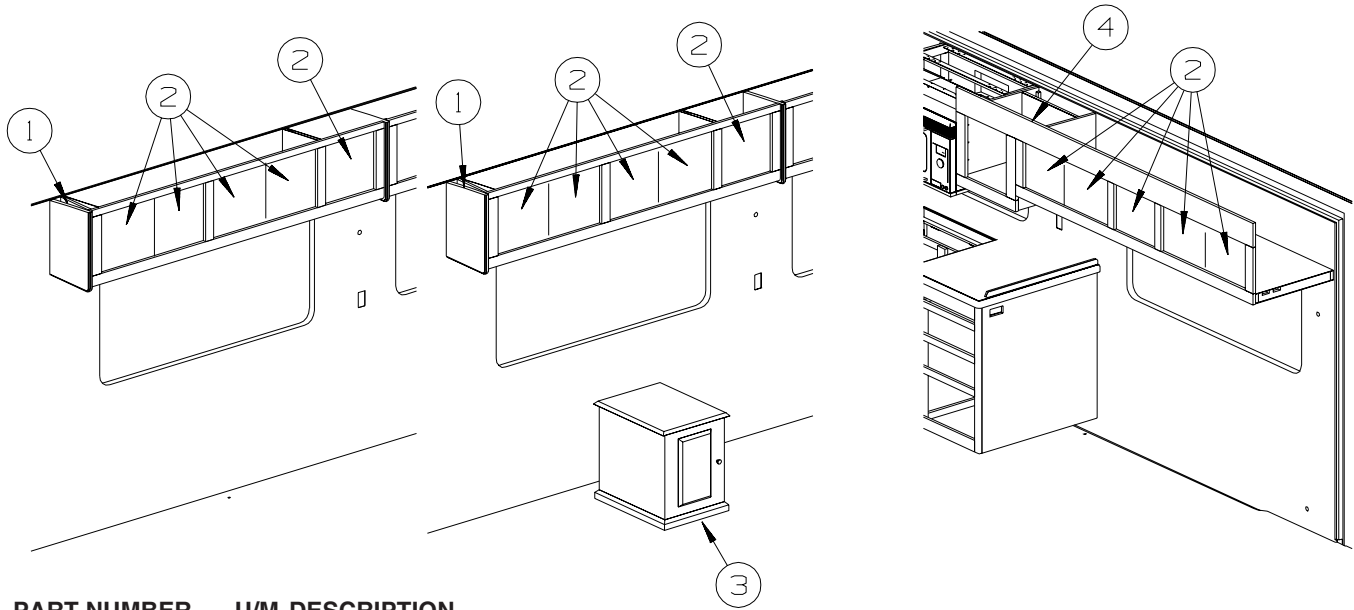
**\*COMPONENT PARTS LISTED LATER IN THIS GROUP**

**COMPONENT PARTS FOR LP SYSTEM**

**144116-05-000**

| <b>KEY</b> | <b>PART NUMBER</b> | <b>U/M</b> | <b>DESCRIPTION</b>           | <b>VENDOR NO.</b> |
|------------|--------------------|------------|------------------------------|-------------------|
|            | 040421-01-712      | EA         | VALVE-SERV. W/O VAPOR RELIEF | 29000853          |
|            | 040421-01-713      | EA         | VALVE-RELIEF 1" W/SPRING 7"  | V-20479           |
|            | 144116-01-700      | EA         | VALVE-OUTAGE(NO STEM REMOVE) | V20058            |
|            | 144116-01-701      | EA         | VALVE/FILL 80 % W/YELLOW CAP | V13414            |
|            | 144116-05-700      | EA         | SENDING UNIT (SNAP ON GAUGE) | G13065            |

## LOUNGE GROUP CABINETS



| KEY | PART NUMBER   | U/M | DESCRIPTION  |
|-----|---------------|-----|--|
| 1   | 145467-02-RA0 | EA  | CABINET - OVERHEAD/LOUNGE - W/O DOORS/HARDWARE (RA0)                             |
| 1   | 145467-02-RA1 | EA  | CABINET - OVERHEAD/LOUNGE - W/O DOORS/HARDWARE (RA1)                             |
| 1   | 145467-02-RA2 | EA  | CABINET - OVERHEAD/LOUNGE - W/O DOORS/HARDWARE (RA2)                             |
| 1   | 145467-02-RA3 | EA  | CABINET - OVERHEAD/LOUNGE - W/O DOORS/HARDWARE (RA3)                             |
| 1   | 145467-02-RD4 | EA  | CABINET - OVERHEAD/LOUNGE - W/O DOORS/HARDWARE (RA4, RB4)                        |
| 1   | 145467-02-RD5 | EA  | CABINET - OVERHEAD/LOUNGE - W/O DOORS/HARDWARE (RA5, RB5)                        |
| 1   | 145467-02-RD6 | EA  | CABINET - OVERHEAD/LOUNGE - W/O DOORS/HARDWARE (RA6, RB6)                        |
| 1   | 145467-02-RD7 | EA  | CABINET - OVERHEAD/LOUNGE - W/O DOORS/HARDWARE (RA7, RB7)                        |
| 1   | 145467-02-RC0 | EA  | CABINET - OVERHEAD/LOUNGE - W/O DOORS/HARDWARE (RB0)                             |
| 1   | 145467-02-RC1 | EA  | CABINET - OVERHEAD/LOUNGE - W/O DOORS/HARDWARE (RB1)                             |
| 1   | 145467-02-RC2 | EA  | CABINET - OVERHEAD/LOUNGE - W/O DOORS/HARDWARE (RB2)                             |
| 1   | 145467-02-RC3 | EA  | CABINET - OVERHEAD/LOUNGE - W/O DOORS/HARDWARE (RB3)                             |
|     | 140640-01-N95 | EA  | END CAP - OVERHEAD CABINET - PORTSMOUTH OAK                                      |
|     | 140640-01-N94 | EA  | END CAP - OVERHEAD CABINET - CONCERT CHERRY                                      |
|     | 140640-01-PC2 | EA  | END CAP - OVERHEAD CABINET - WASHED MAPLE  |
|     | 140640-01-RA3 | EA  | END CAP - OVERHEAD CABINET - HONEY CHERRY  |
| 2   | 136948-A0-RA0 | EA  | DOOR - WIDE RAIL/DOUBLE ARCHED/FLUTED - 14.4" X 14.4" - W/O HDW - PORTSMOUTH OAK |
| 2   | 136948-A0-RA1 | EA  | DOOR - WIDE RAIL/DOUBLE ARCHED/FLUTED - 14.4" X 14.4" - W/O HDW - CONCERT CHERRY |
| 2   | 136948-A0-RA2 | EA  | DOOR - WIDE RAIL/DOUBLE ARCHED/FLUTED - 14.4" X 14.4" - W/O HDW - WASHED MAPLE   |
| 2   | 136948-A0-RA3 | EA  | DOOR - WIDE RAIL/DOUBLE ARCHED/FLUTED - 14.4" X 14.4" - HONEY CHERRY             |
| 3   | 139281-03-04A | EA  | CABINET/END TABLE - F/COUCH - CENTER - OAK - PORTSMOUTH OAK                      |
| 3   | 139281-03-03A | EA  | CABINET/END TABLE - F/COUCH - CENTER - CHERRY - CONCERT CHERRY                   |
| 3   | 139281-03-02A | EA  | CABINET/END TABLE - F/COUCH - CENTER - MAPLE - WASHED MAPLE                      |
| 3   | 139281-03-05A | EA  | CABINET/END TABLE - F/COUCH - CENTER - HONEY CHERRY                              |
| 4   | 145393-02-RC0 | EA  | CABINET - OVERHEAD/FRONT/LEFT HAND - W/O DOORS/HARDWARE - PORTSMOUTH OAK         |
| 4   | 145393-02-RC1 | EA  | CABINET - OVERHEAD/FRONT/LEFT HAND - W/O DOORS/HARDWARE - CONCERT CHERRY         |
| 4   | 145393-02-RC2 | EA  | CABINET - OVERHEAD/FRONT/LEFT HAND - W/O DOORS/HARDWARE - WASHED MAPLE           |
| 4   | 145393-02-RC3 | EA  | CABINET - OVERHEAD/FRONT/LEFT HAND - W/O DOORS/HARDWARE - HONEY CHERRY           |

**SEALANTS & FASTENERS GROUP**  
**SEALANTS & ADHESIVES**

| KEY | PART NUMBER   | U/M | DESCRIPTION  |
|-----|---------------|-----|--|
|     | 004001-05-000 | EA  | ADHESIVE - SCOTCH-WELD - 3M DP100 - CLEAR - 50ML           |
|     | 010405-02-000 | EA  | TAPE - THREAD SEALING - 3/8"                               |
|     | 034552-06-000 | EA  | SILICONE - TUBE - W/O NOZZLE - OFF WHITE                   |
|     | 034552-15-000 | EA  | SILICONE - TUBE - W/O NOZZLE - BRIGHT WHITE                |
|     | 063642-01-000 | FT  | TAPE - ADHESIVE - .4" X 1.5" X 180'                        |
|     | 064075-07-000 | FT  | SEAL - BULB - W/WIRED U CHANNEL - .3" X .5" CHANNEL-BLACK  |
|     | 067788-01-000 | EA  | ADHESIVE - SPRAY - 3M - 19.5 OZ AEROSOL CAN                |
|     | 069640-01-000 | FT  | SEALER - TAPE - .25" DIAMETER X 30' - BLACK OR GRAY        |
|     | 069640-02-000 | FT  | SEALER - TAPE - .13" THICK X .5" WIDE X 60' - GRAY         |
|     | 069640-03-000 | FT  | SEALER - TAPE - .13" THICK X .75" WIDE X 60' - BLACK       |
|     | 069640-07-000 | FT  | SEALER - TAPE - .09" THICK X 2" WIDE X 45' - GRAY          |
|     | 069640-09-000 | FT  | SEALER - TAPE - .03" THICK X 2.50" WIDE X 80' - GRAY       |
|     | 069640-10-000 | FT  | SEALER - TAPE - .03" THICK X 1.50" WIDE X 90' - GRAY       |
|     | 069640-11-000 | FT  | SEALER - TAPE - .19" THICK X .38" WIDE X 40' - BLACK       |
|     | 069640-13-000 | FT  | SEALER - TAPE - .03" THICK X 2" WIDE X 45' - BLACK         |
|     | 069640-14-000 | FT  | SEALER - TAPE - .06" THICK X 1" WIDE X 100' - GRAY         |
|     | 069640-15-000 | FT  | SEALER - TAPE - .06" THICK X .38" WIDE X 100' - GRAY       |
|     | 069640-17-000 | FT  | SEALER - TAPE - .03" THICK X 1" WIDE X 90' - GRAY          |
|     | 069640-18-000 | FT  | SEALER - TAPE - .50" THICK X .13" WIDE X 60' - BRT WHITE   |
|     | 069640-19-000 | FT  | SEALER - TAPE - .75" THICK X .13" WIDE X 60' - BRT WHITE   |
|     | 069640-20-000 | FT  | SEALER - TAPE - .50" THICK X .5" WIDE X 60' - BLACK        |
|     | 069640-21-000 | FT  | SEALER - TAPE - .50" THICK X .06" WIDE X 100'- BRT WHITE   |
|     | 069640-22-000 | FT  | SEALER - TAPE - 1/32" THICK X 1/4" WIDE X 200'- BRT WHITE  |
|     | 069640-23-000 | FT  | SEALER - TAPE - 1/16" THICK X 3/4" WIDE X 100'- BRT WHITE  |
|     | 069640-27-000 | FT  | SEALER - TAPE - .06" THICK X 2.25" WIDE - BRIGHT WHITE     |
|     | 069640-28-000 | FT  | SEALER - TAPE - .25" THICK X 1.86" WIDE X 90' - GRAY       |
|     | 069640-30-000 | FT  | SEALER - TAPE - .03" THICK X .625" WIDE X 50' - GRAY       |
|     | 069640-31-000 | FT  | SEALER - TAPE - .25" THICK X .75" WIDE X 15' - BLACK       |
|     | 069640-32-000 | FT  | SEALER - RIBBON - 1/16" X 3/8" X 100' - BLACK              |
|     | 072889-01-000 | EA  | SEALANT - URETHANE - BLACK - TUBE W/NOZZLE TIP             |
|     | 072889-27-000 | EA  | SEALANT - URETHANE - SILVER 10 OZ - TUBE W/NOZZLE TIP      |
|     | 076322-01-000 | FT  | TAPE-DOUBLE COATED/ADHESIVE BK-.03"THK X .8"W X 216'- WHT  |
|     | 076322-02-000 | FT  | TAPE-DOUBLE COATED/ADHESIVE BK-.05"THK X 1"W X 108' - WHT  |
|     | 076322-03-000 | FT  | TAPE-DOUBLE COATED/ADHESIVE BK-.05"THK X .5"W X 108' - WHT |
|     | 076322-04-000 | FT  | TAPE-DOUBLE COATED/ADHESIVE BK-.05"THK X .8"W X 108' - WHT |
|     | 076322-05-000 | FT  | TAPE-DOUBLE COATED/ADHESIVE BK-.05"THK X .8"W X 108' - WHT |
|     | 076322-07-000 | FT  | TAPE-DOUBLE COATED/ADHESIVE BK-.05"THK X .5"W X 200' - WHT |
|     | 076322-11-000 | FT  | TAPE-DOUBLE COATED/ADHESIVE BK-.02"THK X 1"W X 216' - CLR  |
|     | 076322-21-000 | FT  | TAPE - FOAM/DOUBLE COATED - .5"                            |
|     | 076322-22-000 | FT  | TAPE - FOAM/DOUBLE COATED - .045" X .75"                   |
|     | 076322-23-000 | FT  | TAPE - FOAM/DOUBLE COATED - .045" X 1"                     |
|     | 076322-24-000 | FT  | TAPE - FOAM/DOUBLE COATED - .025" X 1"                     |
|     | 076322-25-000 | FT  | TAPE - FOAM/DOUBLE COATED - .025" X .5"                    |
|     | 086276-01-000 | EA  | TAPE - DOUBLE SIDED - 1/2" WIDE X 108' LONG (SOLD BY ROLL) |
|     | 088479-01-000 | EA  | TAPE - ALUMINUM - 3"                                       |
|     | 090340-01-000 | FT  | SEAL - FOAM - CLOSED CELL - 1/4" X 1/2" X 50'              |
|     | 091255-02-000 | FT  | SEAL - ADHESIVE BACKED/FOAM - 3/64" THICK X 3/16"W X 1000' |
|     | 091255-03-000 | FT  | SEAL - ADHESIVE BACKED/FOAM - 1/4" THICK X 1/4"W X 1000'   |
|     | 094401-01-000 | EA  | SEALER - BODY SEAM - FLEXICLEAR                            |
|     | 094401-03-000 | EA  | SEALER - BODY SEAM - BLACK                                 |
|     | 094401-04-000 | EA  | SEALER - BODY SEAM - CLEAR                                 |
|     | 098408-01-000 | FT  | SEAL - SPONGE RUBBER - CLOSED CELL                         |
|     | 099069-01-000 | FT  | SEAL - RUBBER - CLOSED SPONGE - .5" WIDE X .12" THICK -BLK |
|     | 099418-01-000 | FT  | SEAL - D-SECTION/ADHESIVE BACK - .44" X .44"- BLK RUBBER   |
|     | 099418-02-000 | FT  | SEAL - D-SECTION/ADHESIVE BACK - .44" X .44"- WHITE RUBBER |
|     | 100128-02-000 | FT  | SEAL - FOAM/ADHESIVE BACK - .37" WIDE X .37" THICK         |
|     | 104692-01-000 | FT  | SEAL - ADHESIVE BACKED FOAM - 3/4" THICK X 3/4" WIDE X 25' |
|     | 104692-03-000 | FT  | SEAL - ADHESIVE BACKED FOAM - 1" THICK X 1 3/16"WIDE X 15' |
|     | 107828-01-000 | EA  | SEALANT - SB - 190 EVERSEAL                                |
|     | 109506-12-000 | EA  | FILM/ABRASION-RESISTANT - TRANSPARENT - 1" DIA.            |
|     | 110274-01-000 | FT  | TAPE - DOUBLE SIDED/FOAM - .45" X 1" X 216' - BLACK        |
|     | 112481-02-000 | EA  | ADHESIVE - PLEXUS ETHACRYLATE - CARTRIDGE                  |
|     | 112864-01-000 | FT  | SEAL - FOAM/BUTYL COVERED - 3/8" X 35'                     |

## SEALANTS & FASTENERS GROUP (CONTINUED)

### SEALANTS & ADHESIVES (CONTINUED)

| KEY | PART NUMBER   | U/M | DESCRIPTION  |
|-----|---------------|-----|--|
|     | 112091-01-000 | FT  | SEAL/D - NEOPRENE - HEAT ACTIVE ADHESIVE - .9" X .7"       |
|     | 112901-03-000 | EA  | ADHESIVE - PLEXUS - MA300 - 50ML - WHITE                   |
|     | 112902-01-000 | EA  | NOZZLE - ELEMENT - 3/8 X 24                                |
|     | 112902-03-000 | EA  | MIXER NOZZLE - F/GUN #00400102000 - SCOTCH-WELD & PLEXUS   |
|     | 112902-04-000 | EA  | NOZZLE - ELEMENT - 1/4" X 3.5"                             |
|     | 113366-01-000 | EA  | ADHESIVE - INSTANT - 1 OZ                                  |
|     | 113452-02-000 | FT  | SEAL/TRIM - FRONT - VINYL W/WIRE CARRIER - .027"           |
|     | 120074-02-03A | EA  | SILICONE - TUBE - W/O NOZZLE - LOW ODOR - SMOKEY WHITE     |
|     | 120074-02-02A | EA  | SILICONE - TUBE - W/O NOZZLE - LOW ODOR - SOFT WHITE       |
|     | 120534-01-01A | EA  | TAPE - SCOTCH - 3M - 1/2" FINE LINE                        |
|     | 123244-01-000 | FT  | TAPE - DOUBLE SIDED/FOAM - 5/64" THICK X 3/4" WIDE X 108'  |
|     | 123816-01-000 | FT  | TAPE - DOUBLE SIDED - 1" X 3/4" X 200'                     |
|     | 123816-02-000 | FT  | TAPE - DOUBLE SIDED - 1/2" X 1 1/3" X 200'                 |
|     | 123816-03-000 | FT  | TAPE - DOUBLE SIDED - 1/2" X 3/4" X 200'                   |
|     | 123816-04-000 | FT  | TAPE - DOUBLE SIDED - 6" X 750'                            |
|     | 126427-01-000 | EA  | ADHESIVE - ALL PURPOSE - ABS/PVC                           |
|     | 126427-02-000 | EA  | PRIMER - CLEANER - FLEX PIPING                             |
|     | 131264-01-02A | EA  | SILICONE - TUBE - W/O NOZZLE - CLEAR                       |
|     | 131264-01-01A | EA  | SILICONE - TUBE - W/O NOZZLE - BLACK                       |
|     | 131264-02-01A | EA  | SILICONE - TUBE - W/O NOZZLE - VW GRAY - BATH ONLY         |
|     | 131264-03-01A | EA  | SILICONE - TUBE - W/O NOZZLE- SELF LEVELING - BRIGHT WHITE |
|     | 131264-04-01A | EA  | SILICONE/SEALANT/ADHESIVE - FAST CURE F/GLASS/VINYL - B/W  |
|     | 131384-01-000 | EA  | ADHESIVE - JET WELD  |
|     | 134651-01-000 | FT  | SEAL - 1/2" X 3/4" PSA 1 SIDE                              |
|     | 900390-01-000 | EA  | NOZZLE - SILICONE TUBE - 2.5" LONG - W/EXTERNAL THREADS    |
|     | 900390-03-000 | EA  | NOZZLE - SILICONE TUBE - 4.3" LONG W/INTERNAL THREADS      |

### BOLTS, NUTS AND WASHERS

| KEY | PART NUMBER   | U/M | DESCRIPTION   |
|-----|---------------|-----|---|
|     | OMC04K-06-016 | EA  | BOLT - HEX - M06 X 1 X 016                            |
|     | OMC05K-08-055 | EA  | BOLT - HEX - M08 X 1.25 X 2.2                         |
|     | OMC13K-14-110 | EA  | BOLT - HEX  |
|     | OMC13K-14-070 | EA  | BOLT - HEX - M14 X 2 X 2 3/4                          |
|     | OMC31K-08-020 | EA  | BOLT - HEX - SERRATED FLANGE - M8 X 020               |
|     | OMC32K-10-030 | EA  | BOLT - HEX - SERRATED FLANGE - M10 X 1 1/2            |
|     | OMD16K-10-000 | EA  | NUT - HEX PREV TORQUE M10 X 1 1/2 CLASS 8             |
|     | OMD39K-12-000 | EA  | NUT - HEX W/NYLON LOCK - M12 X 1 3/4                  |
|     | OMD40K-14-000 | EA  | NUT - HEX W/NYLON LOCK - M14 X 2                      |
|     | OMD54F-06-000 | EA  | NUT-HEX SER FLG M6X1,0 SS - DIN6923A2M6               |
|     | OME06K-14-280 | EA  | WASHER - FLAT - 14 ID X 28 OD                         |
|     | 000C12-04-08B | EA  | BOLT - HEX - 1/4-20 X 1/2 - GRADE #5 - ZINC           |
|     | 000C12-04-12A | EA  | BOLT - HEX - 1/4-20 X 3/4 - PLAIN 5                   |
|     | 000C12-04-40B | EA  | BOLT - HEX - 1/4-20 X 2 1/2 - GRADE 5 ZINC            |
|     | 000C12-05-16B | EA  | BOLT - HEX - 5/16 - 18X1 - GRADE #5 - ZINC            |
|     | 000C12-06-44B | EA  | BOLT - HEX - 3/8-16 X 2 3/4 - GRADE 5 - ZINC          |
|     | 000C12-06-16B | EA  | BOLT - HEX - 3/8 - 16X1 - GRADE #5 - ZINC             |
|     | 000C12-08-28B | EA  | BOLT - HEX - 1/2-13 X 1 3/4 - GRADE #5 - ZINC         |
|     | 000C12-08-24B | EA  | BOLT - HEX - 1/2 - 13X1 1/2 - GRADE #5 - ZINC         |
|     | 000C12-08-16B | EA  | BOLT - HEX - 1/2-13 X 1 - GRADE #5 - ZINC             |
|     | 000C12-10-24B | EA  | BOLT - HEX - 5/8 - 11X1 1/2 - GRADE #5 - ZINC         |
|     | 000C13-07-48B | EA  | BOLT - HEX - 7/16-20 X 3 - GRADE #5 - ZINC            |
|     | 000C13-07-40B | EA  | BOLT - HEX - 7/16-20 X 2 1/2 - GRADE #5 - ZINC        |
|     | 000C14-07-28B | EA  | BOLT - HEX - 7/16-14 X 1 3/4 - GRADE #8 - ZINC        |
|     | 000C14-10-32K | EA  | BOLT - HEX - 5/8-11 X 2 - GRADE #8 - ZINC             |
|     | 000C14-10-24K | EA  | BOLT - HEX - 5/8-11 X 1 1/2 - GRADE #8 - ZINC         |
|     | 000C16-07-16B | EA  | BOLT - CARRIAGE - ASSIST HANDLE - 7/16TH - 14 X 1     |
|     | 000C18-05-40A | EA  | BOLT - ELEVATOR - 5/16-18 X 2 1/2 - PL                |
|     | 000C26-04-10B | EA  | BOLT - HEX - SERRATED FLANGE - 1/4-20 X 5/8 - ZINC    |
|     | 000C26-04-18B | EA  | BOLT - HEX - SERRATED FLANGE - 1/4-20 X 1 1/8 - ZINC  |
|     | 000C26-04-14B | EA  | BOLT - HEX - SERRATED FLANGE - 1/4-20 X 7/8 - ZINC    |
|     | 000C26-05-20B | EA  | BOLT - HEX - SERRATED FLANGE - 5/16-18 X 1 1/4 - ZINC |

**SEALANTS & FASTENERS GROUP (CONTINUED)**  
**BOLTS, NUTS AND WASHERS (CONTINUED)**

| KEY | PART NUMBER   | U/M | DESCRIPTION  |
|-----|---------------|-----|--|
|     | 000C26-06-12B | EA  | BOLT - HEX - SERRATED FLANGE - 3/8-16 X 3/4 - ZINC         |
|     | 000C26-08-24B | EA  | BOLT - HEX - SERRATED FLANGE - 1/2-13 X 1 1/2 - ZINC       |
|     | 000C27-04-40B | EA  | BOLT - CARRIAGE - 1/4-20 X 2 1/2 - ZINC                    |
|     | 000C27-07-40B | EA  | BOLT - CARRIAGE - 7/16-14 X 2 1/2 - GRADE #5               |
|     | 000C27-08-48B | EA  | BOLT - CARRIAGE - 1/2-13 X 3 - GRADE #5                    |
|     | 000D16-07-00B | EA  | NUT - HEX - 7/16-14 - ZINC                                 |
|     | 000D20-07-00B | EA  | NUT - ACORN - ASSIST HANDLE - 7/16 - 14                    |
|     | 000D24-10-00B | EA  | NUT - HEX - SELF LOCKING - 10-32 - ZINC                    |
|     | 000D28-10-00B | EA  | NUT - HEX - W/NYLON LOCK - 10-32 ZINC                      |
|     | 000D29-04-00B | EA  | NUT - HEX - SELF LOCKING - 1/4 X 20 - ZINC                 |
|     | 000D29-06-00B | EA  | NUT - HEX - W/NYLON LOCK - 3/8-16 - ZINC                   |
|     | 000D29-09-00B | EA  | NUT - HEX - SELF LOCKING - 9/16-12 - ZINC                  |
|     | 000D30-07-00B | EA  | NUT - HEX LOCK - NYLON 7/16 X 20                           |
|     | 000D34-04-00B | EA  | NUT - HEX - LOCKING - 1/4-20 - ZINC                        |
|     | 000D34-06-00B | EA  | NUT - HEX - LOCKING - 3/8-16 GRADE C - ZINC                |
|     | 000D39-04-00B | EA  | NUT - HEX - LOCKING W/SERRATED FLANGE - 1/4-20 - ZINC      |
|     | 000D39-05-00B | EA  | NUT - HEX - LOCKING W/SERRATED FLANGE - 5/16-18 - ZINC     |
|     | 000D39-06-00B | EA  | NUT - HEX - LOCKING W/SERRATED FLANGE - 3/8-18 - ZINC      |
|     | 000D39-07-00B | EA  | NUT - HEX - LOCKING W/SERRATED FLANGE - 7/16-14 - ZINC     |
|     | 000D39-08-00B | EA  | NUT - HEX - LOCKING W/SERRATED FLANGE - 1/2-13 - ZINC      |
|     | 000D44-04-00B | EA  | NUT - HEX - LOCKING W/SERRATED FLANGE - 1/4-28 - ZINC      |
|     | 000D44-07-00B | EA  | NUT - HEX - LOCKING W/SERRATED FLANGE - 7/16-20 - ZINC     |
|     | 000D44-08-00B | EA  | NUT - HEX - LOCKING W/SERRATED FLANGE - 1/2-20 - ZINC      |
|     | 000D46-04-00A | EA  | NUT - HEX - WELD - 1/4-20 - PLAIN                          |
|     | 000D58-06-00A | EA  | NUT - HEX - WELD 3/8-16 - PLAIN                            |
|     | 000D65-08-00B | EA  | NUT - HEX - LOCKING W/SERRATED FLANGE - 8-32 - ZINC        |
|     | 000D67-10-00B | EA  | NUT - HEX - LOCK - 5/8-11 - ZINC                           |
|     | 000D73-08-00C | EA  | NUT - HEX FLANGE - 1/2-13                                  |
|     | 000D75-09-00B | EA  | NUT - HEX LOCKING - 9/16-12 - ZINC                         |
|     | 000D76-06-00B | EA  | NUT - HEX FLANGE - 3/8-16                                  |
|     | 000E11-04-00F | EA  | WASHER - LOCKING - 1/4 MED SPLIT - STAINLESS STEEL         |
|     | 000E11-07-00B | EA  | WASHER - LOCKING - 7/16 MED SPLIT - ZINC                   |
|     | 000E11-08-00B | EA  | WASHER - LOCKING - 1/2 MED SPLIT - ZINC                    |
|     | 000E13-17-00B | EA  | WASHER - FLAT - 3/8 AR - ZINC                              |
|     | 000E13-18-00B | EA  | WASHER - FLAT - 3/8 WIDE - ZINC                            |
|     | 000E13-20-00B | EA  | WASHER - FLAT - 7/16 WIDE - ZINC                           |
|     | 000E13-22-00B | EA  | WASHER - FLAT - 1/2 WIDE - ZINC                            |
|     | 000E13-26-00B | EA  | WASHER - FLAT - 5/8 WIDE - ZINC                            |
|     | 000E14-10-00B | EA  | WASHER - LOCKING - #10 EXTERNAL TOOTH - ZINC               |
|     | 000E16-10-00B | EA  | WASHER - HARDENED - 5/8 - FLAT - ZINC                      |
|     | 000G45-05-16B | EA  | BOLT - LAG - 5/16-9 X 1 - ZINC                             |
|     | 000G62-08-24B | EA  | SCREW - SF/DR - 8-18 X 1 1/2 PFH                           |
|     | 005081-01-000 | EA  | NUT - SPEED - C-TYPE - #8 SCREW                            |
|     | 040921-03-000 | EA  | NUT - SPEED - U TYPE - #10                                 |
|     | 040921-04-000 | EA  | NUT - SPEED - U TYPE - #8-.59" LENGTH X .44" WIDTH         |
|     | 040921-05-000 | EA  | NUT - SPEED - U-TYPE - 8-.67" X .44" WIDE                  |
|     | 041322-01-000 | EA  | WASHER - FLANGE - 15/32 ID X 2 3/8 OD - F/SEAT BELT MTG    |
|     | 044364-02-000 | EA  | NUT - SPEED - FLAT - ROUND                                 |
|     | 044533-01-000 | EA  | WASHER - 1 3/8"OD - FOR BUTTONS - PLASTIC                  |
|     | 051387-06-000 | EA  | BOLT - CARRIAGE W/O HOLE - 5/16-18 X 9 1/2 - ZINC          |
|     | 058716-02-000 | EA  | WASHER - FLAT NYLON  |
|     | 064081-03-000 | EA  | NUT - WING 3/8-16 - W/WELD NUT                             |
|     | 077071-01-000 | EA  | WASHER - FENDER - 3/16"ID X 1"OD                           |
|     | 084406-01-000 | EA  | NUT - CAPPED - CROSS RECESSED - BLACK - 1/4-20 THD         |
|     | 087234-01-000 | EA  | NUT - JACK - 1/4 X 20 THD - MOLLY                          |
|     | 088787-12-000 | EA  | STUD - WELD - 1/4 - 20 X 1.0 LG - MN                       |
|     | 102333-01-06A | EA  | BOLT - CARRIAGE - 7/16-14 STAINLESS STEEL CAP              |
|     | 103020-02-000 | EA  | BOLT-U - #8-32 - GRADE 5 ZINC                              |
|     | 106166-01-000 | EA  | BOLT/COLLARED HANGER - 8-32 X 1                            |
|     | 106956-03-000 | EA  | BOLT - HEX TAP - 1/2-12NC X 3 - GRADE 5 - FULL THREAD/ZINC |
|     | 106956-08-000 | EA  | BOLT - HEX TAP - 1/2-13NC X 4 - GRADE 5 - FULL THREAD/ZINC |
|     | 107397-01-000 | EA  | WASHER - FENDER - 3/4"ID X 1"OD                            |
|     | 108067-03-000 | EA  | STUD - WELD - 1/4 - 20 X 1/2 CD                            |

**SEALANTS & FASTENERS GROUP (CONTINUED)**  
**BOLTS, NUTS AND WASHERS (CONTINUED)**

| KEY | PART NUMBER   | U/M | DESCRIPTION  |
|-----|---------------|-----|--|
|     | 103020-02-000 | EA  | BOLT-U - #8-32 - GRADE 5 ZINC                              |
|     | 106166-01-000 | EA  | BOLT/COLLARED HANGER - 8-32 X 1                            |
|     | 106956-03-000 | EA  | BOLT - HEX TAP - 1/2-12NC X 3 - GRADE 5 - FULL THREAD/ZINC |
|     | 106956-08-000 | EA  | BOLT - HEX TAP - 1/2-13NC X 4 - GRADE 5 - FULL THREAD/ZINC |
|     | 107397-01-000 | EA  | WASHER - FENDER - 3/4"ID X 1"OD                            |
|     | 108067-03-000 | EA  | STUD - WELD - 1/4 - 20 X 1/2 CD                            |
|     | 109235-01-05A | FT  | COVER - SCREW - BRIGHT WHITE                               |
|     | 109235-01-01A | FT  | COVER - SCREW - MAT BLACK                                  |
|     | 109917-03-000 | EA  | WASHER - 1" X .50"   |
|     | 109917-04-000 | EA  | WASHER - 1" X .75"   |
|     | 110794-01-000 | EA  | WASHER - FLAT - 1" ID X 1 3/4" OD                          |
|     | 121511-01-000 | EA  | WASHER - SPUR  |
|     | 113985-02-000 | EA  | BOLT - FLANGE - M10-1 1/2 X 30CL 10.9                      |
|     | 114259-05-000 | EA  | BOLT - 7/16-20 X 1 1/4 W/WASHER                            |
|     | 128444-01-000 | EA  | WASHER - SPRING - CONICAL                                  |
|     | 131377-01-000 | EA  | NUT-HEX HEAD W/WASHER-1/4-20 X 2" STEEL W/3/4" OD WASHER   |
|     | 135092-01-01A | EA  | BOLT - HEX - SERRATED FLANGE - 1/2-20 X 1 3/4-GRADE 5 ZINC |
|     | 135092-02-01A | EA  | BOLT - HEX - SERRATED FLANGE - 1/2-20 X 2 1/2-GRADE 5 ZINC |
|     | 143399-01-01A | EA  | NUT/RETAINING - 3/8"- 24 NFT                               |
|     | 144904-01-01A | EA  | BOLT - ADJUSTMENT - HEADLAMP                               |
|     | 148817-01-000 | EA  | WASHER/SPUR - LOCKING                                      |

**SCREWS**

| KEY | PART NUMBER   | U/M | DESCRIPTION  |
|-----|---------------|-----|--|
|     | 0G1106-06-160 | EA  | SCREW - 6-20 X 3/8 PPH                             |
|     | 0G1106-08-240 | EA  | SCREW - 6-20 X 1/2 PPH - VW LIGHT GRAY             |
|     | 0G1108-12-240 | EA  | SCREW - 8-18 X 3/4 PPH - VW LIGHT GRAY             |
|     | 0G1108-16-240 | EA  | SCREW - 8-18 X 1.00 PPS - VW LIGHT GRAY            |
|     | 0G1208-12-170 | EA  | SCREW - 8-18 X 3/4 POH - BRIGHT WHITE              |
|     | 0G1308-10-240 | EA  | SCREW - 8-18 X 5/8 PFH - VW LIGHT GRAY             |
|     | 0G3804-22-180 | EA  | SCREW - MACHINE - 1/4-20 X 1 3/8 PFH - BLACK       |
|     | 0G3908-08-170 | EA  | SCREW - SF/DR - 8-18 X 1/2 PPH - BRIGHT WHITE      |
|     | 0G3908-08-160 | EA  | SCREW - SF/DR - 8-18 X 1/2 PPH - VW WHITE          |
|     | 0G3908-08-240 | EA  | SCREW - SF/DR - 8-18 X 1/2 PPH - VW LIGHT GRAY     |
|     | 0G3908-12-250 | EA  | SCREW - SF/DR - 8-18 X 3/4 PPH - DARK GRAY         |
|     | 0G3908-12-240 | EA  | SCREW - SF/DR - 8-18 X .75 PPH - VW LIGHT GRAY     |
|     | 0G3908-16-170 | EA  | SCREW - SF/DR - 8-18 X 1 PPH - BRIGHT WHITE        |
|     | 0G3908-24-170 | EA  | SCREW - SF/DR - 8-18 X 1 1/2 PPH - BRIGHT WHITE    |
|     | 0G3910-10-330 | EA  | SCREW - SF/DR - 20-16 X 5/8 PPH - PUTTY            |
|     | 0G3910-10-320 | EA  | SCREW - SF/DR - 10-16 X 5/8 PPH - GLACIER          |
|     | 0G3910-10-240 | EA  | SCREW - SF/DR - 10-16 X 5/8 PPH - VW LIGHT GRAY    |
|     | 0G3910-12-240 | EA  | SCREW - SF/DR - 10-16 X .75 PPH - VW LIGHT GRAY    |
|     | 0G3910-12-170 | EA  | SCREW - SF/DR - 10-16 X 3/4 PPH - BRIGHT WHITE     |
|     | 0G3910-12-320 | EA  | SCREW - SF/DR - 10-16 X 3/4 PPH - GLACIER          |
|     | 0G5508-12-240 | EA  | SCREW - SF/DR - 8-18 X 3/4 PWH - VW LIGHT GRAY     |
|     | 0G5508-12-170 | EA  | SCREW - SF/DR - 8-18 X 3/4 PWH - BRIGHT WHITE      |
|     | 0G5508-12-330 | EA  | SCREW - SF/DR - 8-18 X 3/4 PWH - PUTTY             |
|     | 0G5508-12-320 | EA  | SCREW - SF/DR - 8-18 X 3/4 PWH - GLACIER           |
|     | 0G5508-12-260 | EA  | SCREW - SF/DR - 8-18 X 3/4 PWH - ALLANTE ANTELOPE  |
|     | 0G5508-12-270 | EA  | SCREW - SF/DR - 8-18 X 3/4 PWH - TITANIUM          |
|     | 0G5508-16-250 | EA  | SCREW - SF/DR - 8-18 X 1 PWH - VW DARK GRAY        |
|     | 0G5508-16-330 | EA  | SCREW - SF/DR - 8-18 X 1 PWH - PUTTY               |
|     | 0G5508-16-320 | EA  | SCREW - SF/DR - 8-18 X 1 PWH - GLACIER             |
|     | 0G6008-16-170 | EA  | SCREW - SF/DR - 8-18 X 1 POH - BRIGHT WHITE        |
|     | 0G6710-08-130 | EA  | SCREW - 10-12 X 1/2 PPH - TAUPE                    |
|     | 0G6710-08-170 | EA  | SCREW - 10-12 X 1/2 PPH - BRIGHT WHITE             |
|     | 0G6710-08-240 | EA  | SCREW - 10-12 X 1/2 PPH - VW LIGHT GRAY            |
|     | 0G6710-12-170 | EA  | SCREW - 10-12 X 3/4 PPH - BRIGHT WHITE             |
|     | 0G6806-16-170 | EA  | SCREW - 6-18 X 1 POH - BRIGHT WHITE                |
|     | 0G6810-24-280 | EA  | SCREW - 10-12 X 1 1/2 POH - SOFT WHITE             |
|     | 000C20-04-16A | EA  | SCREW - 1/4-20X 1 - FLAT SOCKET HEAD               |
|     | 000C20-05-28F | EA  | SCREW - 5/16-18 X 1 3/4 FLAT SOC - STAINLESS STEEL |
|     | 000C20-06-24T | EA  | SCREW - 3/8-16 X 1 1/2 - FLAT SOCKET               |

**SEALANTS & FASTENERS GROUP (CONTINUED)**  
**SCREWS (CONTINUED)**

| KEY | PART NUMBER   | U/M | DESCRIPTION   |
|-----|---------------|-----|---|
|     | 000G11-06-10J | EA  | SCREW - 6-20 X 5/8 PPH - BRASS                        |
|     | 000G11-06-08P | EA  | SCREW - 6-20 X 1/2 PPH - DARK BROWN                   |
|     | 000G11-06-08B | EA  | SCREW - 6-20 X 1/2 PPH - ZINC                         |
|     | 000G11-07-08B | EA  | SCREW - 7-19 X 1/2 PPH - ZINC                         |
|     | 000G11-08-20G | EA  | SCREW - 8-18 X 1 1/4 - ANTIQUE BRASS                  |
|     | 000G11-08-20B | EA  | SCREW - 8-18 X 1 1/4 PPH - ZINC                       |
|     | 000G11-08-16B | EA  | SCREW - 8-18 X 1 PPH - ZINC                           |
|     | 000G11-08-12T | EA  | SCREW - 8-18 X 3/4 PPH - BLACK MAGNESIUM              |
|     | 000G11-08-12P | EA  | SCREW - 8-18 X 3/4 PPH - DARK BROWN                   |
|     | 000G11-08-12B | EA  | SCREW - 8-18 X 3/4 PPH - ZINC                         |
|     | 000G11-08-08T | EA  | SCREW - 8-18 X 1/2 PPH - FLUOROCARBON COATING         |
|     | 000G11-08-06B | EA  | SCREW - 8-18 X 3/8 PPH - ZINC                         |
|     | 000G11-10-24P | EA  | SCREW - 10-16 X 1 1/2 PPH - DARK BROWN                |
|     | 000G11-10-12D | EA  | SCREW - 10-16 X 3/4 PPH - BLACK                       |
|     | 000G12-06-12J | EA  | SCREW - 6-20 X .75 POH - BRASS                        |
|     | 000G12-06-08T | EA  | SCREW - 6-20 X 1/2 POH - BLACK                        |
|     | 000G13-05-10B | EA  | SCREW - 5-12 X 5/8 PFH - ZINC                         |
|     | 000G13-06-08G | EA  | SCREW - 6-20 X 1/2 PFH - ANTIQUE BRASS                |
|     | 000G13-06-08B | EA  | SCREW - 6-20 X 1/2 PFH - ZINC                         |
|     | 000G13-06-06I | EA  | SCREW - 6-20 X 3/8 PFH - BLACK ZINC                   |
|     | 000G13-06-24J | EA  | SCREW - 6-20 X 1 1/2 PFH - BRASS                      |
|     | 000G13-06-16J | EA  | SCREW - 6-20 X 1 PFH - BRASS                          |
|     | 000G13-06-10J | EA  | SCREW - 6-20 X 5/8 PFH - BRASS                        |
|     | 000G13-06-10G | EA  | SCREW - 6-20 X 5/8 PFH - ANTIQUE BRASS                |
|     | 000G13-07-10H | EA  | SCREW - 7-19 X 5/8 PFH - BLACK                        |
|     | 000G13-08-16B | EA  | SCREW - 8-18 X 1 PFH - ZINC                           |
|     | 000G13-08-109 | EA  | SCREW - 8-18 X 5/8 PFH                                |
|     | 000G13-08-10B | EA  | SCREW - 8-18 X 5/8 PFH - ZINC                         |
|     | 000G13-08-24B | EA  | SCREW - 8-18 X 1 1/2 PFH - ZINC                       |
|     | 000G13-10-16I | EA  | SCREW - 10-16 X 1 PFH - BLACK                         |
|     | 000G16-04-24B | EA  | SCREW - MACHINE - 1/4-20 X 1 1/2 PPH                  |
|     | 000G18-08-16B | EA  | SCREW - MACHINE - 8-32 X 1 PPH - ZINC                 |
|     | 000G18-08-24B | EA  | SCREW - MACHINE - 8-32 X 1 1/2 PPH - ZINC             |
|     | 000G18-08-22B | EA  | SCREW - MACHINE - 8-32 X 1 3/8 PPH - ZINC             |
|     | 000G19-10-10B | EA  | SCREW - MACHINE - 10-32 X 5/8 - PPH - ZINC            |
|     | 000G19-10-08B | EA  | SCREW - MACHINE - 10-32 X 1/2 PPH - ZINC              |
|     | 000G19-10-20B | EA  | SCREW - MACHINE - 10-32 X 1 1/2 PPH - ZINC            |
|     | 000G19-10-12F | EA  | SCREW - MACHINE - 10-32 X 3/4 PPH - STAINLESS STEEL   |
|     | 000G36-10-12T | EA  | SCREW - 10-24X 3/4 PFH TYPE 23 - BLACK                |
|     | 000G39-06-10T | EA  | SCREW - SF/DR - 6-20 X 5/8 PPH - BLACK                |
|     | 000G39-06-16T | EA  | SCREW - SF/DR - 6-20 X 1 PPH - BLACK                  |
|     | 000G39-08-08S | EA  | SCREW - SF/DR - 8-18 X 1/2 PPH - OFF WHITE            |
|     | 000G39-08-08B | EA  | SCREW - SF/DR - 8-18 X 1/2 PPH - ZINC                 |
|     | 000G39-08-08T | EA  | SCREW - SF/DR - 8-18 X 1/2 PPH - BLACK                |
|     | 000G39-08-06B | EA  | SCREW - SF/DR - 8-18 X 3/8 PPH - ZINC                 |
|     | 000G39-08-32B | EA  | SCREW - SF/DR - 8-18 X 2 PPH - ZINC                   |
|     | 000G39-08-24T | EA  | SCREW - SF/DR - 8-18 X 1 1/2 PPH - BLACK              |
|     | 000G39-08-24S | EA  | SCREW - SF/DR - 8-18 X 1 1/2 - OFF WHITE              |
|     | 000G39-08-24B | EA  | SCREW - SF/DR - 8-18 X 1 1/2 PPH - ZINC               |
|     | 000G39-08-16T | EA  | SCREW - SF/DR - 6-20 X 1 PPH - BLACK                  |
|     | 000G39-08-16B | EA  | SCREW - SF/DR - 8-18 X 1 PPH - ZINC                   |
|     | 000G39-08-12B | EA  | SCREW - SF/DR - 8-18 X 3/4 PPH - ZINC                 |
|     | 000G39-08-12T | EA  | SCREW - SF/DR - 8-18 X 3/4 PPH - BLACK                |
|     | 000G39-10-48T | EA  | SCREW - SF/DR - 10-16 X 3 PPH - BLACK                 |
|     | 000G39-10-48B | EA  | SCREW - SF/DR - 10-16 X 3 - PPH - ZINC                |
|     | 000G39-10-40D | EA  | SCREW - SF/DR - 10-16 X 2 1/2 PPH - BLACK             |
|     | 000G39-10-32B | EA  | SCREW - SF/DR - 10-16 X 2 - PPH - ZINC                |
|     | 000G39-10-20T | EA  | SCREW - SF/DR - 10-16 X 1 1/4 PPH - BLACK             |
|     | 000G39-10-20B | EA  | SCREW - SF/DR - 10-16 X 1 1/4 PPH - ZINC              |
|     | 000G39-10-169 | EA  | SCREW - SF/DR - 10-16 X 1 PPH - FLUOROCARBON SILVER   |
|     | 000G39-10-129 | EA  | SCREW - SF/DR - 10-16 X 3/4 PPH - FLUOROCARBON SILVER |
|     | 000G39-10-12T | EA  | SCREW - SF/DR - 10-16 X 3/4 - BLACK                   |
|     | 000G39-10-10T | EA  | SCREW - SF/DR - 10-16 X 5/8 - BLACK                   |

**SEALANTS & FASTENERS GROUP (CONTINUED)**  
**SCREWS (CONTINUED)**

| KEY | PART NUMBER   | U/M | DESCRIPTION  |
|-----|---------------|-----|--|
|     | 000G39-10-10B | EA  | SCREW - SF/DR - 10-16 X 5/8 PPH - ZINC                         |
|     | 000G39-10-08B | EA  | SCREW - SF/DR - 10-16 X 1/2 PPH - ZINC                         |
|     | 000G39-10-088 | EA  | SCREW - SF/DR - 10-16 X 1/2 PPH - FLEX FLUOROCARBON            |
|     | 000G39-12-12E | EA  | SCREW - SF/DR - 12 - 14 X 3/4 PPH - CHROME                     |
|     | 000G42-04-24B | EA  | SCREW - SF/DR - 1/4-14 X 1 1/2 - ZINC                          |
|     | 000G42-04-16B | EA  | SCREW - SF/DR - 1/4-14 X 1 HWH - ZINC                          |
|     | 000G42-04-24B | EA  | SCREW - SF/DR - 1/4-14 X 1 1/2 - ZINC                          |
|     | 000G46-08-24T | EA  | SCREW - MACHINE - 8-32 X 1 1/2 PFH - BLACK                     |
|     | 000G50-04-48B | EA  | SCREW - MACHINE - 1/4-14 X 3 - ZINC                            |
|     | 000G52-06-05B | EA  | SCREW - MACHINE - 6-32 X 5/16 PTH ZINC                         |
|     | 000G52-06-06B | EA  | SCREW - MACHINE - 6-32 X 3/8 PIN - ZINC                        |
|     | 000G54-04-14B | EA  | SCREW - 1/4-20 X 7/8 PTH - TYPE 23 - ZINC PLATED               |
|     | 000G55-08-124 | EA  | SCREW - SF/DR - 8-18 X 3/4 PWH - ASH GRAY                      |
|     | 000G55-08-12M | EA  | SCREW - SF/DR - 8-19 X .75 PWH - GRAY                          |
|     | 000G55-08-165 | EA  | SCREW - SF/DR - 8-18 X 1 PWH - WILLOW                          |
|     | 000G55-08-16T | EA  | SCREW - SF/DR - 8-18 X 1 PWH - BLACK                           |
|     | 000G55-08-16S | EA  | SCREW - SF/DR - 8-18 X 1.00 - PWH - OFF WHITE                  |
|     | 000G56-12-48B | EA  | SCREW - WOOD - 12-11 X 3 POH - SPECIAL HARDENED                |
|     | 000G57-14-72B | EA  | SCREW-14-10-X4 1/2 PFH ZN                   GENERAL MOTORHOMES |
|     | 000G57-14-64B | EA  | SCREW - 14-10 X 4 PFH ZINC                                     |
|     | 000G60-08-20F | EA  | SCREW - SF/DR - 8-19X1.25 POH                                  |
|     | 000G60-08-16E | EA  | SCREW - SF/DR - 8-1 X 1 POH - CHROME                           |
|     | 000G60-08-22B | EA  | SCREW - SF/DR - 8-18 X 1.38 POH - ZINC                         |
|     | 000G60-10-209 | EA  | SCREW - SF/DR - 10-16 X 1 1/4 POH - SILVER STALGAARD           |
|     | 000G60-10-20B | EA  | SCREW - SF/DR - 10-16 X 1 1/4 POH - ZINC                       |
|     | 000G60-10-16J | EA  | SCREW - SF/DR - 10-16 X 1 POH - BRIGHT BRASS                   |
|     | 000G60-10-28T | EA  | SCREW - SF/DR - 10-16 X 1 3/4 - BLACK                          |
|     | 000G67-08-32B | EA  | SCREW - 8-15 X 2 PPH - ZINC                                    |
|     | 000G67-10-08B | EA  | SCREW - 10-12 X 1/2 PPH - ZINC                                 |
|     | 000G67-10-24S | EA  | SCREW - 10-12 X 1 1/2 PPH - OFF WHITE                          |
|     | 000G67-10-24B | EA  | SCREW - 10-12 X 1 1/2 PPH - ZINC                               |
|     | 000G67-10-20D | EA  | SCREW - 10-12 X 1 1/4 PPH - BLACK                              |
|     | 000G67-10-12P | EA  | SCREW - 10-12 X 3/4 PPH - DARK BROWN                           |
|     | 000G67-10-12B | EA  | SCREW - 10-12 X 3/4 PPH - ZINC                                 |
|     | 000G67-10-10T | EA  | SCREW - 10-12 X 5/8 PPH - BLACK                                |
|     | 000G67-10-10S | EA  | SCREW - 10-12 X 5/8 PPH - OFF WHITE                            |
|     | 000G67-10-10P | EA  | SCREW - 10-12 X 5/8 PPH - DARK BROWN                           |
|     | 000G67-10-10B | EA  | SCREW - 10-12 X 5/8 PPH - ZINC - TYPE A                        |
|     | 000G67-10-08S | EA  | SCREW - 10-12 X 1/2 PPH - OFF WHITE                            |
|     | 000G68-06-10J | EA  | SCREW - 6-18 X 5/8 POH - BRASS                                 |
|     | 000G68-06-10G | EA  | SCREW - 6-18 X 5/8 POH - ANTIQUE BRASS                         |
|     | 000G68-06-12J | EA  | SCREW - 6-18 X 3/4 POH - BRASS                                 |
|     | 000G68-06-12B | EA  | SCREW - 6-18 X 3/4 POH - ZINC & CLEAR                          |
|     | 029130-01-000 | EA  | SCREW - SNAP STUD - #8-16 X 5/8" LONG                          |
|     | 029130-03-000 | EA  | SCREW - SNAP STUD - #8-16 X 1" LONG                            |
|     | 049465-01-000 | EA  | SCREW - 10-16 PTH W/WASHER - DARK BROWN                        |
|     | 049465-03-000 | EA  | SCREW - 10-16 X 1 POH W/WASHER - OFF WHITE                     |
|     | 049465-04-000 | EA  | SCREW - 10-16 X 1 PTH W/WASHER - BEIGE                         |
|     | 049465-13-000 | EA  | SCREW-10+16X1 PTH W/WASHER - *ASH GRAY                         |
|     | 049465-17-000 | EA  | SCREW - 10-16 X 1 POH W/WASHER - BRIGHT WHITE                  |
|     | 049465-23-000 | EA  | SCREW - 10-16 X 1.5 POH W/WASHER - VW LIGHT GRAY               |
|     | 054434-02-000 | EA  | SCREW - SF/DR - 10-16 X 2 - ZINC                               |
|     | 054434-03-000 | EA  | SCREW - SF/DR - 10-16 X 2 - PWH - ZINC                         |
|     | 075908-01-000 | EA  | SCREW - MACHINE - 10-32 X .56 PTH - EXTERNAL TOOTH - ZINC      |
|     | 076790-01-000 | EA  | SCREW - 6-20 X 1 1/4 PPH - BLACK                               |
|     | 076790-05-000 | EA  | SCREW - 6-20 X 1/2 PPH - BLACK - THREAD CUTTING/WOOD           |
|     | 083554-01-000 | EA  | SCREW - DRYWALL - 8 X 1 1/4                                    |
|     | 083554-04-000 | EA  | SCREW - DRYWALL - 8 X 2 1/2                                    |
|     | 087721-01-000 | EA  | SCREW - FLAT HEAD - TAPPING - 1/4 X 1 1/4 LONG - ZINC          |
|     | 087721-02-000 | EA  | SCREW - FLAT HEAD - TAPPING - 1/4 X 2 1/4 LONG - ZINC          |
|     | 090033-02-000 | EA  | SCREW - 1/4-20 X 5/8 - ROUND WASHER HEAD - OFF/WHITE           |
|     | 097974-01-000 | EA  | SCREW - PARTICLE BOARD - 7-9 X 3/4 PPH                         |
|     | 101618-01-000 | EA  | SCREW - 1/4-20 X 3/4 HEX - TAPPING - STALGARD TYPE F           |



**SEALANTS & FASTENERS GROUP (CONTINUED)**  
**SCREWS (CONTINUED)**

| <b>KEY</b> | <b>PART NUMBER</b> | <b>U/M</b> | <b>DESCRIPTION</b>   |
|------------|--------------------|------------|--|
|            | 110460-05-02A      | EA         | SCREW - MACHINE - 10-24 X 2 1/2 PFH - WHITE                  |
|            | 113563-01-01A      | EA         | SCREW - 8 X 5/8 LONG SHOULDER/WASHER HEAD                    |
|            | 114469-01-02A      | EA         | COVER - SCREW - VW DARK GRAY                                 |
|            | 117478-01-04A      | EA         | SCREW - 8-18 X 3/4 PPH W/WASHER - VW LIGHT GRAY              |
|            | 118383-01-09A      | EA         | RETAINER/RECESSED - F/.22" SCREW - GLACIER                   |
|            | 118383-01-06A      | EA         | RETAINER/RECESSED - F/.22" SCREW - ALLANTE ANTELOPE          |
|            | 118383-01-05A      | EA         | RETAINER/RECESSED - F/.22" SCREW - VW LIGHT GRAY             |
|            | 118383-01-04A      | EA         | RETAINER/RECESSED - F/.22" SCREW - BRIGHT WHITE              |
|            | 118383-02-09A      | EA         | RETAINER/RECESSED - F/.27" SCREW - GLACIER                   |
|            | 118383-02-05A      | EA         | RETAINER/RECESSED - F/.27" SCREW - VW LIGHT GRAY             |
|            | 118383-02-04A      | EA         | RETAINER/RECESSED - F/.27" SCREW - BRIGHT WHITE              |
|            | 118383-03-09A      | EA         | RETAINER/RECESSED - F/.32" SCREW - GLACIER                   |
|            | 118383-04-05A      | EA         | CAP - F/RECESSED RETAINER - VW LIGHT GRAY                    |
|            | 118383-04-04A      | EA         | CAP - F/RECESSED RETAINER - BRIGHT WHITE                     |
|            | 118383-04-09A      | EA         | CAP - F/RECESSED RETAINER - GLACIER                          |
|            | 118383-04-06A      | EA         | CAP - F/RECESSED RETAINER - ALLANTE ANTELOPE                 |
|            | 134126-01-01A      | EA         | SCREW/NAIL - HEX HEAD - 3/4"                                 |
|            | 140040-01-000      | EA         | SCREW - 1/4-20 X 1 - BUTTON HEAD/SOCKET - W/LOCTITE          |
|            | 144078-01-01A      | EA         | SCREW - HEX/FLANGE HEAD CAP - 1" W/.75" THREAD LENGTH - ZINC |
|            | 149753-01-01A      | EA         | RETAINER/RECESSED - F/.22" SCREW - BLACK                     |
|            | 149753-01-02A      | EA         | RETAINER/RECESSED - F/.22" SCREW - BRIGHT WHITE              |
|            | 149753-02-01A      | EA         | CAP - F/RECESSED RETAINER - BLACK                            |
|            | 149753-02-02A      | EA         | CAP - F/RECESSED RETAINER - BRIGHT WHITE                     |

**CLAMPS, CLIPS, GROMMETS, RIVETS & PLUGS**

| <b>KEY</b> | <b>PART NUMBER</b> | <b>U/M</b> | <b>DESCRIPTION</b>                                  |
|------------|--------------------|------------|---|
|            | 000F10-06-32B      | EA         | PIN - COTTER - 3/16" X 2" - ZINC                    |
|            | 000H14-06-06R      | EA         | RIVET-MANDREL BLIND,3/16 AL - CHERRY BSP-66         |
|            | 000H16-04-06R      | EA         | RIVET - POP ALUMINUM - 1/8 X .313 - .375            |
|            | 000H16-06-10R      | EA         | RIVET - POP ALUMINUM - 3/16 X .501 - .625           |
|            | 007161-01-000      | EA         | CLAMP - HOSE - SPRING TYPE - 1/2"                   |
|            | 008386-01-000      | EA         | GROMMET - SNAP - 3/8" DIAMETER - NYLON              |
|            | 010495-01-000      | EA         | CLAMP - CABLE - 9/16"ID - BLACK                     |
|            | 010495-02-000      | EA         | CLAMP - CABLE - 3/8"ID - BLACK                      |
|            | 010495-04-000      | EA         | CLAMP - CABLE - 11/16"ID - WHITE                    |
|            | 010497-01-000      | EA         | CLAMP - CLOSED - 5/8"ID                             |
|            | 010497-02-000      | EA         | CLAMP - CLOSED - 1.5"ID                             |
|            | 010497-03-000      | EA         | CLAMP - CLOSED - 1"ID - CUSHIONED                   |
|            | 010497-04-000      | EA         | CLAMP - CLOSED - 1 5/8"ID                           |
|            | 010497-07-000      | EA         | CLAMP - CLOSED - 3/8"ID                             |
|            | 010497-09-000      | EA         | CLAMP - CLOSED - 5/16"ID                            |
|            | 010497-10-000      | EA         | CLAMP - CLOSED - 7/8"ID                             |
|            | 010499-01-000      | EA         | CLAMP - CLOSED - 3/8"ID                             |
|            | 016188-03-000      | EA         | GROMMET - LP LINE - 3/8"HOLE X 2 1/2"LONG - RUBBER  |
|            | 016188-04-000      | EA         | GROMMET - LP LINE - 1/2"HOLE X 2 1/2"LONG - RUBBER  |
|            | 016188-05-000      | EA         | GROMMET - LP LINE - 3/8"HOLE X 1 1/4"LONG - RUBBER  |
|            | 016188-06-000      | EA         | GROMMET - L/P LINE - 3/8"HOLE X 3 1/4"LONG - RUBBER |
|            | 016188-08-000      | EA         | GROMMET - LP LINE - 1/2"HOLE X 1 1/4"LONG - RUBBER  |
|            | 016188-09-000      | EA         | GROMMET - LP LINE - .68"HOLE X 1 1/4"LONG - RUBBER  |
|            | 016188-10-000      | EA         | GROMMET - LP LINE - .68"HOLE X 2.5"LONG - RUBBER    |
|            | 023942-01-000      | EA         | GROMMET - RUBBER - 2" OD                            |
|            | 034141-02-000      | EA         | PLUG/NYLON - .38" - BLACK                           |
|            | 061420-01-000      | EA         | PLUG/PLASTIC - 1 3/4" DIAMETER - BROWN              |
|            | 061420-04-000      | EA         | PLUG/PLASTIC - 1 1/4" DIAMETER                      |
|            | 061420-05-000      | EA         | PLUG/PLASTIC - 1 1/2" DIAMETER                      |
|            | 061420-08-000      | EA         | PLUG/PLASTIC - 2 1/2" DIAMETER                      |
|            | 061420-09-000      | EA         | PLUG/PLASTIC - 1.00" - DIAMETER                     |
|            | 061420-10-000      | EA         | PLUG/PLASTIC - 1 1/2" DIAMETER - BLACK              |
|            | 061420-13-000      | EA         | PLUG/PLASTIC - 3/8 - 3"                             |
|            | 061420-14-000      | EA         | PLUG/PLASTIC - 7/8" DIAMETER - BLACK                |
|            | 061420-15-000      | EA         | PLUG/PLASTIC - 2" DIAMETER - BLACK                  |
|            | 061420-16-000      | EA         | PLUG/PLASTIC - 2 1/8" DIAMETER - BLACK              |

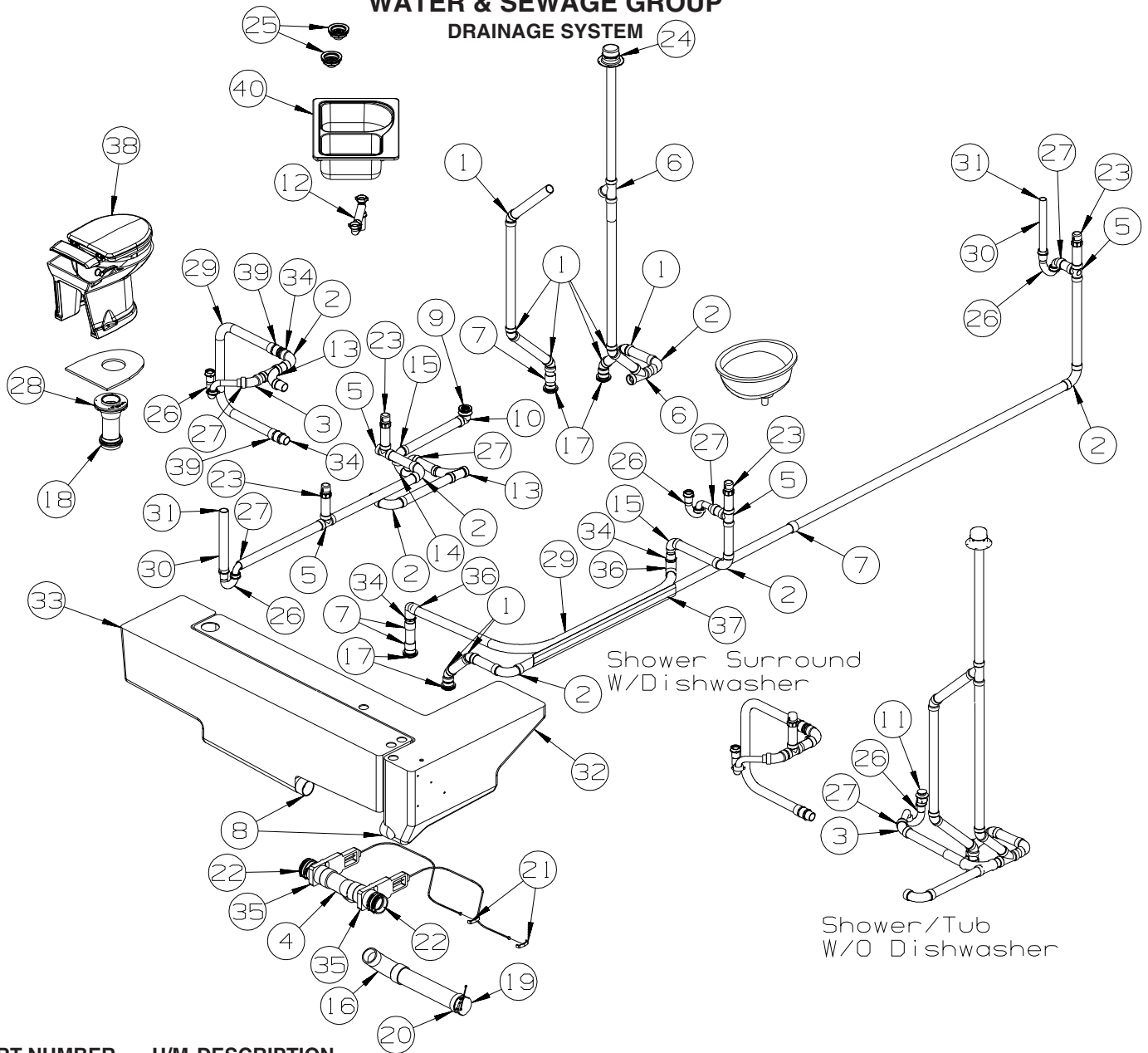
**SEALANTS & FASTENERS GROUP (CONTINUED)**  
**CLAMPS, CLIPS, GROMMETS, RIVETS & PLUGS (CONTINUED)**

| KEY | PART NUMBER   | U/M | DESCRIPTION  |
|-----|---------------|-----|--|
|     | 062401-01-000 | EA  | CLAMP - HOSE - WORMGEAR - .25" - 1"                        |
|     | 062401-02-000 | EA  | CLAMP - HOSE - WORMGEAR - 1.56" - 2.5"                     |
|     | 062401-03-000 | EA  | CLAMP - HOSE - WORMGEAR - .22" - 1"                        |
|     | 062401-04-000 | EA  | CLAMP - HOSE - WORMGEAR - .69" - 1.25"                     |
|     | 062401-05-000 | EA  | CLAMP - HOSE - WORMGEAR - 2" - 3" ID                       |
|     | 062401-06-000 | EA  | CLAMP - HOSE - WORMGEAR - .22" - .62" ID                   |
|     | 062401-09-000 | EA  | CLAMP - HOSE - WORMGEAR - 2.8" - 3.75"                     |
|     | 062401-11-000 | EA  | CLAMP - HOSE - WORMGEAR - 3.50" - 4.50"                    |
|     | 062401-12-000 | EA  | CLAMP - HOSE - WORMGEAR - .79" X 1.26"                     |
|     | 071015-11-000 | EA  | GROMMET - RUBBER - 1 ID - FITS .12 MATERIAL - BLACK        |
|     | 071015-13-000 | EA  | GROMMET - RUBBER - .62 ID - FITS .09 GROOVE - BLACK        |
|     | 071015-19-000 | EA  | GROMMET - RUBBER - .38 ID - FITS .06 MATERIAL - BLACK      |
|     | 071015-22-000 | EA  | GROMMET - RUBBER - .62 ID - 1.12 OD - W/.19 GROOVE - BLACK |
|     | 071015-26-000 | EA  | GROMMET - RUBBER - 1.5" ID X 2.1" OD W/.06" GROOVE-BLACK   |
|     | 071015-29-000 | EA  | GROMMET - RUBBER - .3" ID X 1.3"OD W/.12" GROOVE - BLACK   |
|     | 071015-30-000 | EA  | GROMMET - RUBBER - .3" ID X .81"OD W/.12" GROOVE - BLACK   |
|     | 071015-32-000 | EA  | GROMMET - RUBBER - .75 ID X 1.375 OD W/.187 GROOVE - BLACK |
|     | 071015-40-000 | EA  | GROMMET - RUBBER - .38 ID - FITS .09 MATERIAL - BLACK      |
|     | 071015-41-000 | EA  | GROMMET - .125 ID FITS .188 MTL                            |
|     | 071015-42-000 | EA  | GROMMET - RUBBER - .25 ID - FITS .06 MATERIAL - BLACK      |
|     | 075148-02-000 | EA  | CLAMP - GROUNDING - BRONZE SCREWS                          |
|     | 077955-01-000 | EA  | CLIP/J - 3/8" - VINYL COATED                               |
|     | 080734-02-000 | EA  | CLIP - WIRE NYLON  |
|     | 081211-01-000 | EA  | PLUG/PLASTIC - .31" DIAMETER - BLACK                       |
|     | 081211-03-000 | EA  | PLUG/PLASTIC - .50" DIAMETER - TRUSS HEAD - BLACK          |
|     | 081211-04-000 | EA  | PLUG/PLASTIC - .46 DIAMETER - TRUSS HEAD - BLACK           |
|     | 083609-01-000 | EA  | CLAMP - WIRE - DUAL - EQUAL DIAMETERS - 5/8"               |
|     | 083610-01-000 | EA  | CLAMP - WIRE - DUAL - UNEQUAL DIAMETERS - 3/4" & 1 1/4"    |
|     | 083610-02-000 | EA  | CLAMP - WIRE - DUAL - UNEQUAL DIAMETERS - 3/4" & 2"        |
|     | 083610-03-000 | EA  | CLAMP - WIRE - DUAL - EQUAL DIAMETERS - 2"                 |
|     | 088756-01-000 | EA  | GROMMET - WEB - 1 1/8 " I.D.                               |
|     | 089329-02-000 | EA  | CLIP - SPRING  |
|     | 091952-01-000 | EA  | CLIP - GRIPPER - 1"  |
|     | 091952-02-000 | EA  | CLIP - GRIPPER - 3/4"                                      |
|     | 091952-03-000 | EA  | CLIP - GRIPPER - 1/2" - BLACK VINYL COATED                 |
|     | 094362-02-000 | EA  | CLIP - XMAS TREE - BINDER HEAD - .9" LONG                  |
|     | 094362-05-000 | EA  | CLIP - XMAS TREE - ROUND HEAD - 1.4" LONG                  |
|     | 114208-01-000 | EA  | GROMMET - EDGE LINER - FITS 1 3/4"                         |
|     | 114208-03-000 | EA  | GROMMET - EDGE LINER - FITS 2 1/2"                         |
|     | 114208-05-000 | EA  | GROMMET - EDGE LINER - FITS 2"                             |
|     | 118626-01-02A | EA  | RIVET - POP - ALUMINUM - 3/16 X .08 - .375                 |
|     | 118626-01-01A | EA  | RIVET - POP - ALUMINUM - 3/16 X .08 - .375                 |
|     | 118626-02-01A | EA  | RIVET - POP - ALUMINUM - 3/16 X .500 - .750                |
|     | 137014-01-01A | EA  | GROMMET - CABLE - ALMOND                                   |
|     | 137014-01-02A | EA  | GROMMET - CABLE - BROWN                                    |
|     | 137014-01-03A | EA  | GROMMET - CABLE - BLACK                                    |
|     | 139118-02-01A | EA  | GROMMET - SCREW - PLASTIC                                  |
|     | 140171-01-000 | EA  | CLAMP - HOSE - STEPLESS EAR - .312                         |
|     | 140171-02-000 | EA  | CLAMP - HOSE - STEPLESS EAR - .250                         |

**SEALANTS & FASTENERS GROUP (CONTINUED)**  
**MISCELLANEOUS FASTENERS**

| <b>KEY</b> | <b>PART NUMBER</b> | <b>U/M</b> | <b>DESCRIPTION</b>  |
|------------|--------------------|------------|---|
|            | 008343-01-000      | EA         | TIE - WIRE - 6"   |
|            | 008343-02-000      | EA         | TIE - WIRE - 14"  |
|            | 008343-03-000      | EA         | TIE - WIRE - 7 1/2" - BLACK                               |
|            | 029094-04-000      | YD         | VELCRO TAPE - LOOP - 1" WIDE - BLACK                      |
|            | 029094-06-000      | YD         | VELCRO TAPE - LOOP - 2" WIDE - BLACK                      |
|            | 029096-03-000      | YD         | VELCRO TAPE - HOOK - 1" WIDE - BLACK                      |
|            | 029096-04-000      | YD         | VELCRO TAPE/HOOK - 1"WIDE - BLACK - W/ADHESIVE BACK (PSA) |
|            | 048394-02-000      | YD         | VELCRO TAPE - HOOK - ADHESIVE BACK - 3/4" WIDE - BEIGE    |
|            | 085774-01-000      | FT         | FASTENER - DUAL LOCK - 1" WIDE - ADHESIVE BACK - BLACK    |
|            | 085774-02-000      | FT         | FASTENER - DUAL HOOK - 1" WIDE - ADHESIVE BACK - BLACK    |
|            | 085774-07-000      | FT         | FASTENER - DUAL HOOK - 1" WIDE                            |
|            | 088792-02-000      | YD         | VELCRO TAPE - LOOP - 3/4" - ADHESIVE BACK - BEIGE         |
|            | 088792-04-000      | YD         | VELCRO TAPE - HOOK - 5/8" - NON-ADHESIVE BACK - WHITE     |
|            | 088792-05-000      | YD         | VELCRO TAPE - LOOP - 5/8" - NON-ADHESIVE BACK - WHITE     |
|            | 108046-01-000      | EA         | CABLE TIE - SCREW MOUNT 8"                                |
|            | 108046-02-000      | EA         | CABLE TIE - SCREW MOUNT 15"                               |
|            | 110943-01-000      | FT         | FELT STRIP - 3/8" - ADHESIVE BACK - BLACK                 |
|            | 110943-02-000      | FT         | FELT STRIP - 3/8" - ADHESIVE BACK - WHITE                 |
|            | 113133-02-01A      | EA         | RIVET - POP - ALUMINUM - 3/16 X .252 - .504 - BLACK       |
|            | 115361-01-01A      | EA         | PLUG/PLASTIC - 1/2" DIAMETER                              |
|            | 127960-01-01A      | EA         | RETAINER - 3/8" - STAINLESS STEEL                         |

# WATER & SEWAGE GROUP DRAINAGE SYSTEM



| KEY | PART NUMBER   | U/M DESCRIPTION  |
|-----|---------------|--|
| 1   | 010006-01-000 | EA ELBOW - 45 DEGREE - 1 1/2" HUB X HUB - PLASTIC      |
| 2   | 010008-01-000 | EA ELBOW - 90 DEGREE - 1 1/2" HUB X HUB - PLASTIC      |
| 3   | 010051-01-000 | EA ELBOW - 45 DEGREE - 1 1/2" SPIGOT X HUB - PLASTIC   |
| 4   | 010065-01-000 | EA TEE - 3" FEMALE - PLASTIC                           |
| 5   | 010071-01-000 | EA TEE - SANITARY - 1 1/2" HUB X HUB X HUB - PLASTIC   |
| 6   | 010073-01-000 | EA WYE - 45 DEGREE - 1 1/2" HUB X HUB X HUB - PLASTIC  |
| 7   | 010115-01-000 | EA COUPLING - 1 1/2" HUB X HUB - PLASTIC               |
| 8   | 010129-03-000 | EA NIPPLE - 3" X 3" TOE - PLASTIC                      |
| 9   | 066440-01-000 | EA STRAINER - SHOWER DRAIN - W/RUBBER WASHER           |
|     | 011069-06-000 | EA TAILPIECE - 1 1/2" X 1 1/4" X 2 1/2"                |
|     | 127440-02-01A | EA WASHER - RUBBER - 1.8" X .1"                        |
|     | 130403-01-000 | EA NUT - SLIP - W/WINGS 1 1/2"                         |
|     | 132376-01-01A | EA GASKET - FOAM - 1 1/2" - TUB STRAINER               |
| 10  | 131486-01-000 | EA ELBOW - DRAIN 1 1/2" - LOW PROFILE - TUB DRAIN      |
| 11  | 120981-01-01A | EA DRAIN - BATH/SHOWER W/SPRING LOADED PLUNGER - BRASS |
|     | 066729-01-000 | EA STRAINER - TUB/SHOWER W/PLUG - CHROME               |
|     | 011069-06-000 | EA TAILPIECE - 1 1/2" X 1 1/4" X 2 1/2"                |
|     | 127440-02-01A | EA WASHER - RUBBER - 1.8" X .1"                        |
|     | 130403-01-000 | EA NUT - SLIP - W/WINGS 1 1/2"                         |
| 12  | 011091-02-000 | EA WASTE - CONTINUOUS - DOUBLE SINK                    |
| 13  | 031365-02-000 | EA TEE - 1 1/2" EXTRA LONG TURN - PLASTIC              |

**WATER & SEWAGE GROUP (CONTINUED)**  
**DRAINAGE SYSTEM (CONTINUED)**

| KEY | PART NUMBER   | U/M | DESCRIPTION  |
|-----|---------------|-----|--|
| 14  | 037763-01-000 | EA  | P-TRAP - PLASTIC - 1 1/2 HXH W/UNION                       |
| 15  | 010009-01-000 | EA  | ELBOW - 90 DEGREE - 1/4 BEND - 1 1/2" - PLASTIC            |
| 16  | 041956-01-000 | EA  | ELBOW - 3" STREET - 90 DEGREE - PLASTIC                    |
| 17  | 061607-01-000 | EA  | GROMMET - HOLDING TANK - 1 1/2" NPS                        |
| 18  | 061607-02-000 | EA  | GROMMET - HOLDING TANK - 3" NPS                            |
| 19* | 062415-01-000 | EA  | CAP - SEWER - 3" DIAMETER                                  |
|     | 139513-01-000 | EA  | HOSE - SEWER - 3" X 10' - W/ADAPTER                        |
|     | 062416-01-000 | EA  | ADAPTER - SEWER HOSE TO 3" PIPE                            |
|     | 144728-01-000 | EA  | VALVE - SEWER HOSE - 3"                                    |
| 20  | 062417-01-000 | EA  | ADAPTER - TERMINATION - 3"                                 |
| 21  | 062421-04-000 | EA  | CABLE/ROD - F/DUMP VALVE - W/HANDLE - 36"                  |
| 22  | 078406-01-000 | EA  | COUPLER - 3" X 3" W/CLAMPS - RUBBER                        |
| 23  | 079968-01-000 | EA  | VENT - MECHANICAL/TRAP ARM - ANTI-SIPHON-2" X 7.3" PLASTIC |
| 24  | 083558-03-000 | EA  | VENT W/COVER F/PLUMBING STACK - OFF WHITE                  |
| 25  | 092303-01-000 | EA  | STRAINER - W/BASKET - GALLEY SINK - 4" OD                  |
|     | 127440-02-01A | EA  | WASHER - RUBBER - 1.8" X .1"                               |
| 26  | 107538-01-000 | EA  | P-TRAP - PLASTIC - 1 1/4" W/EXTENSION ARM - USA            |
| 26  | 011071-01-000 | EA  | P-TRAP - 1 1/2" - CSA - PLASTIC - CANADIAN                 |
| 27  | 109571-01-000 | EA  | ADAPTER - P-TRAP - 1 1/2"P X 1 1/4"MPT                     |
| 28  | 116644-01-000 | EA  | FLANGE/CLOSET - 3" FEMALE - 4 BOLT                         |
| 29  | 126426-01-000 | FT  | PIPE - 1 1/2" FLEXIBLE                                     |
| 30  | 126588-02-000 | EA  | ARM - WASTE - 1 1/2" X 20" - FEMALE                        |
| 31  | 061420-10-000 | EA  | PLUG/PLASTIC - 1 1/2" DIAMETER - BLACK                     |
| 32  | 128993-01-700 | EA  | TANK - HOLDING - 60 GALLON - W/O FITTINGS                  |
| 33  | 128996-01-000 | EA  | TANK - HOLDING - 70 GALLON - W/O FITTINGS                  |
| 34  | 130685-03-000 | EA  | ADAPTER - 1 7/8" MALE SLIP X 1 1/2" MALE THREAD/O-RING     |
| 35  | 129147-01-000 | EA  | VALVE - 3"HUB X 3"HUB - REMOTE                             |
| 36  | 136111-01-000 | EA  | ELBOW - 1/2" SOCKET X SLIP FIT                             |
| 37  | 115661-01-000 | EA  | SHOE/GLIDE - SLIDEOUT ROOM - 1/16" X 3" - POLYETHYLENE     |
| 38* | 146770-01-01A | EA  | TOILET - CONCERTO - W/SPRAYER - WHITE                      |
| 39  | 130685-01-000 | EA  | ADAPTER - 1 7/8" FEMALE SLIP X 1 1/2" FEMALE THREAD/O-RING |
| 40  | 134851-01-01A | EA  | SINK - DOUBLE/GALLEY - LARGE/SMALL - 25" X 18" X 6.9"D-WHT |

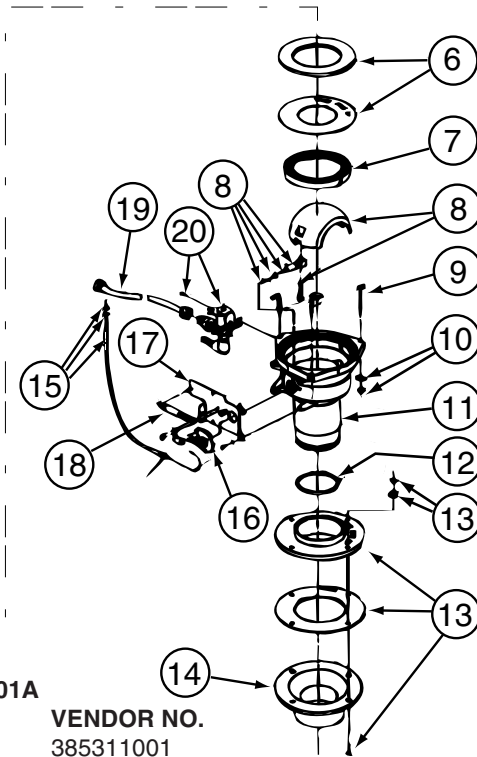
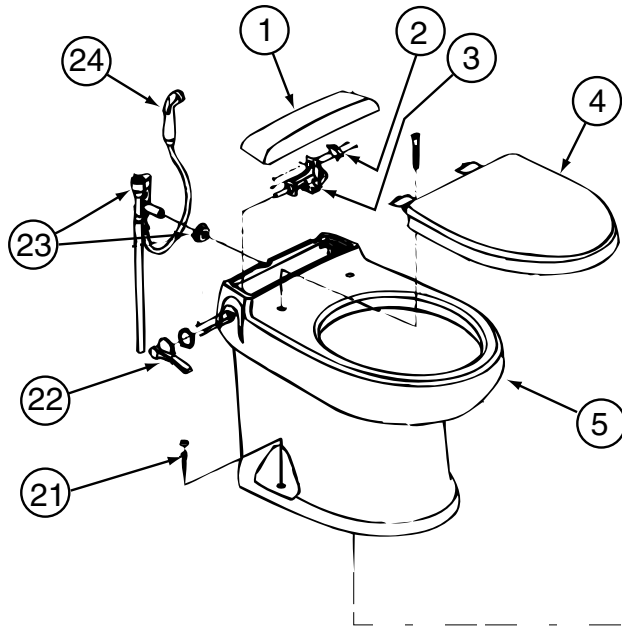
\*COMPONENT PARTS LISTED LATER IN THIS GROUP

## WATER & SEWAGE GROUP (CONTINUED)

### COMPONENT PARTS FOR DRAINAGE SYSTEM

062415-01-000

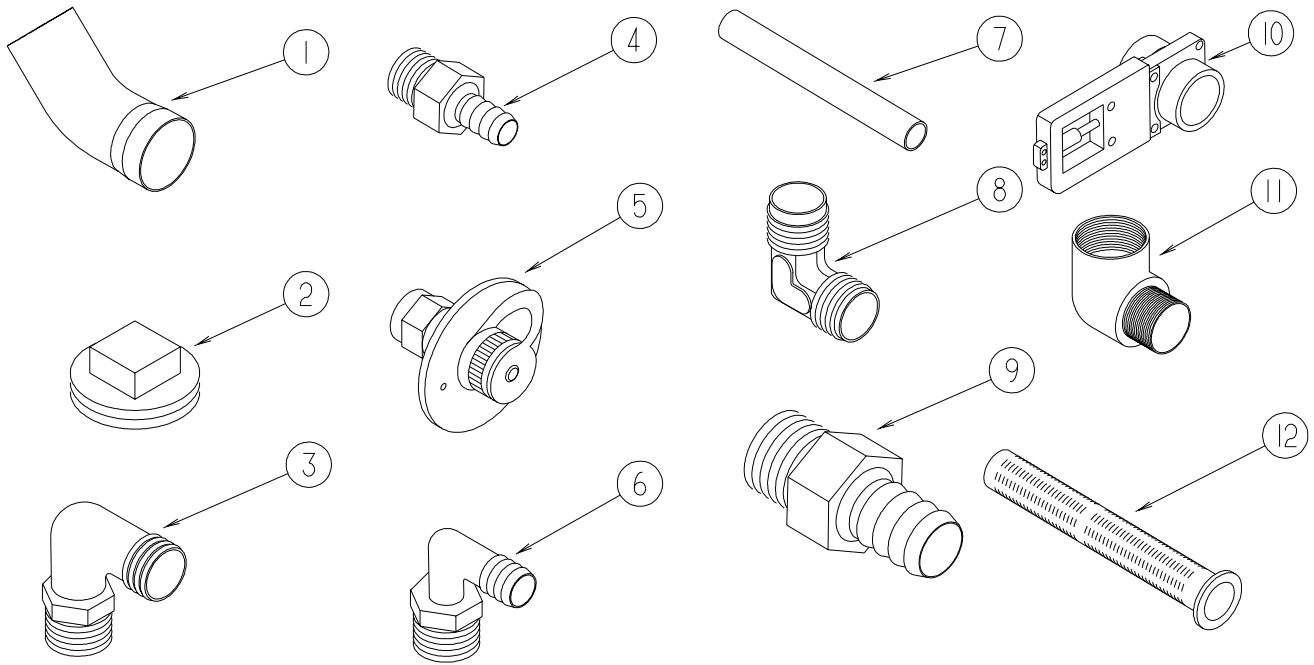
| KEY | PART NUMBER   | U/M | DESCRIPTION      | VENDOR NO.  |
|-----|---------------|-----|------------------|-------------|
|     | 062415-01-700 | EA  | STRING-SEWER CAP | V#SV7 STRAP |



146770-01-01A

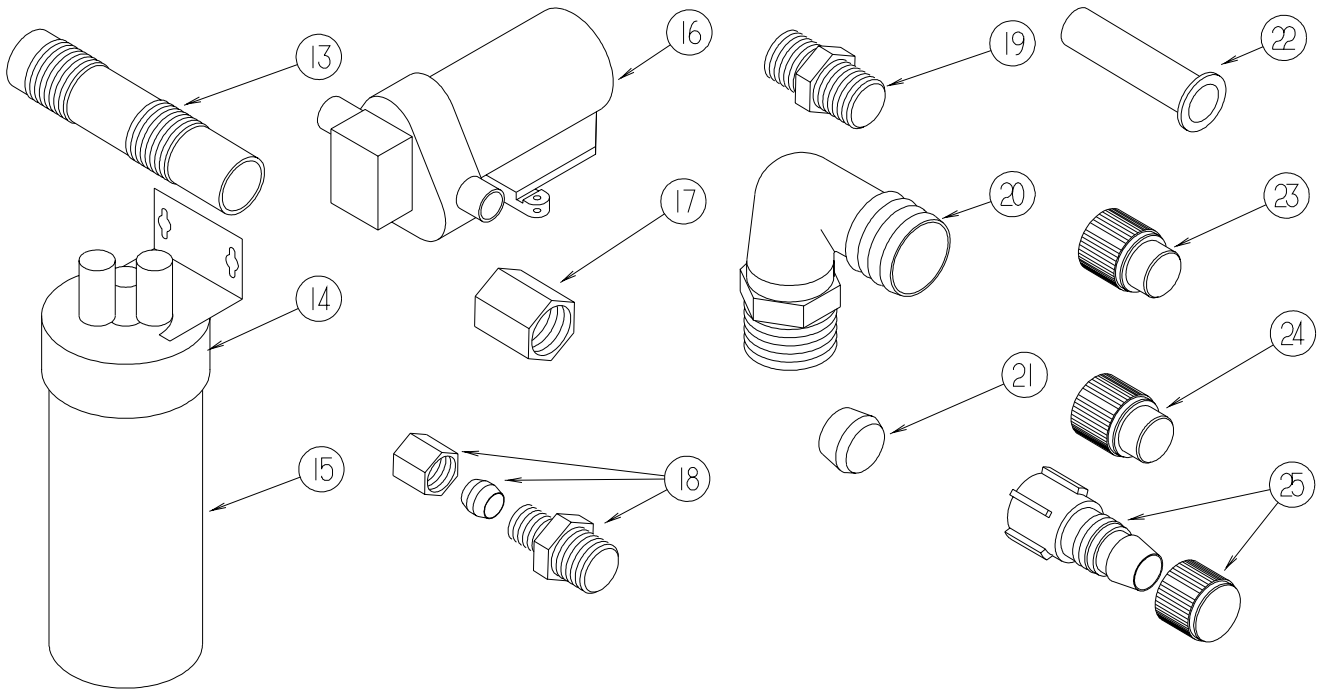
| KEY | PART NUMBER   | U/M | DESCRIPTION                      | VENDOR NO. |
|-----|---------------|-----|----------------------------------|------------|
| 1   | 146770-01-700 | EA  | COVER/ACCESS - WHITE             | 385311001  |
| 2   | 146770-01-701 | EA  | FLUSH (SWITCH ASSEMBLY)          | 385311003  |
| 3   | 146770-01-702 | EA  | FLUSH (SHAFT HANDLE KIT)         | 385311004  |
| 4   | 146770-01-703 | EA  | SEAT AND LID (WHITE)             | 385311005  |
| 5   | 146770-01-704 | EA  | BOWL-W/ACCESS COVER-(WHITE)      | 385311007  |
| 6   | 146770-01-705 | EA  | BOWL - (SEAL KIT)                | 385311009  |
| 7   | 144447-01-713 | EA  | INSERT - BASE RING               | 343534     |
| 8   | 146770-01-706 | EA  | SHAFT (FLUSH BALL KIT)           | 385311010  |
| 9   | 146770-01-707 | EA  | BOLTS-J(INCL. NUTS WASHERS)      | 385311011  |
| 10  | 146770-01-708 | EA  | HARDWARE(NUTS/WASHERS) - PLASTIC | 385311012  |
| 11  | 146770-01-709 | EA  | BASE (STOOL)F/CONCERTO           | 385311028  |
| 12  | 146770-01-710 | EA  | O-RING                           | 600344609  |
| 13  | 146770-01-711 | EA  | ADAPTER KIT (FLOOR FLANGE)       | 385311013  |
| 14  | 085330-01-716 | EA  | FLOOR FLANGE - 3" MPT            | 345889     |
| 14  | 144447-01-717 | EA  | FLOOR FLANGE - 3" SPIGOT         | 343765     |
| 15  | 146770-01-712 | EA  | CABLE (FLUSH KIT)                | 385311014  |
| 16  | 146770-01-713 | EA  | PULLEY KIT                       | 385311015  |
| 17  | 146770-01-714 | EA  | BRACKET - BASE                   | 385311016  |
| 18  | 146770-01-715 | EA  | SPRING RETURN KIT                | 385311017  |
| 19  | 146770-01-716 | EA  | HOSE (WATER SUPPLY)              | 385311018  |
| 20  | 146770-01-717 | EA  | WATER VALVE KIT                  | 385311019  |
| 21  | 146770-01-718 | EA  | MOUNTING HARDWARE (CHROME)       | 385311020  |
| 22  | 146770-01-719 | EA  | FLUSH HANDLE (CHROME)            | 385311023  |
| 23  | 146770-01-720 | EA  | VACUUM BREAKER KIT               | 385311026  |
| 23  | 146770-01-721 | EA  | VACUUM BREAKER W/HAND SPRAY      | 385311027  |
| 24  | 144447-01-705 | EA  | HAND SPRAY                       | 310809     |

**WATER & SEWAGE GROUP (CONTINUED)**  
**WATER SYSTEM**



| KEY | PART NUMBER   | U/M | DESCRIPTION   |
|-----|---------------|-----|---|
| 1   | 010009-01-000 | EA  | ELBOW - 90 DEGREE - 1/4 BEND - 1 1/2" PLASTIC             |
| 2   | 010166-01-000 | EA  | PLUG/THREADED - 1 1/4"MPT - PLASTIC - BLACK - UL          |
| 3   | 010219-01-000 | EA  | ELBOW - 1 1/4 MPT X 1 1/4 BARB - WATER FILL - PLASTIC     |
| 4   | 010224-01-000 | EA  | ADAPTER - HOSE TO PIPE - 3/8 MPT X 3/8 BARB - PLASTIC     |
| 5   | 010230-06-000 | EA  | FILL - CITY WATER - W/CHECK VALVE - MPT - BRUSHED ALUM    |
| 6   | 035539-01-000 | EA  | ELBOW - 3/8 MPT X 3/8 BARB - PLASTIC                      |
| 7   | 039800-04-000 | FT  | TUBING - POLYBUTYL - 1/4"OD                               |
| 7   | 074462-02-000 | FT  | TUBING - VINYL - 3/8 ID X 20' - CLEAR                     |
| 7   | 112176-01-000 | FT  | TUBING - VINYL - REINFORCED - 1/2" ID                     |
| 7   | 124188-01-000 | FT  | TUBING - PEX - 1/2" ID X 20' - BLUE(COLD)                 |
| 7   | 124188-02-000 | FT  | TUBING - PEX - 1/2" ID X 20' - RED(HOT)                   |
| 8   | 039808-03-000 | EA  | ELBOW - 1/2" MPT X 1/2" MPT - PLASTIC                     |
| 9   | 044927-01-000 | EA  | ADAPTER - HOSE TO PIPE-1 1/4 MPTX1 1/4 BARB-BLACK PLASTIC |
| 10  | 062421-03-000 | EA  | VALVE/DUMP W/O HANDLE - 1 1/2" X 1 1/2" HUB               |
|     | 062421-05-000 | EA  | CABLE/ROD - F/DUMP VALVE - W/HANDLE - 48"                 |
| 11  | 065318-02-000 | EA  | ELBOW - 90 DEGREE - 3/8" MPT TO 3/8" FPT                  |
| 12  | 077954-02-000 | EA  | FILTER - WATER TANK - W/SCREEN IN TANK                    |

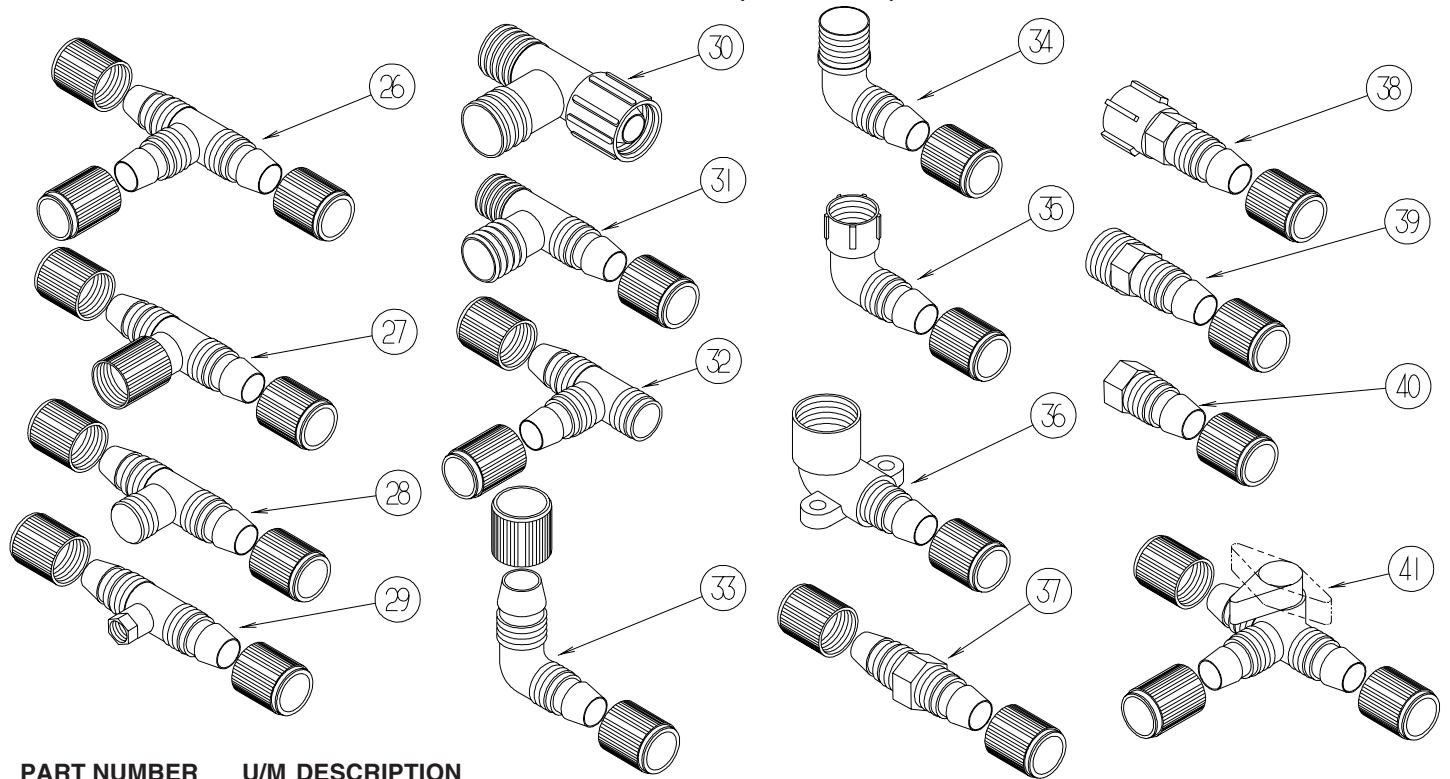
**WATER & SEWAGE GROUP (CONTINUED)**  
**WATER SYSTEM (CONTINUED)**



| KEY | PART NUMBER   | U/M | DESCRIPTION   |
|-----|---------------|-----|---|
| 13  | 079381-01-000 | FT  | TUBING - RIBBED FLEXIBLE - WATER FILL - 1.4" ID     |
| 14  | 087200-01-000 | EA  | FILTER-WATER PURIFCATION, EVERPURE QC2-AC           |
| 15  | 087200-02-000 | EA  | CARTRIDGE-WATER FILTER,AC - EVERPURE 9601-11        |
| 16* | 098607-01-000 | EA  | PUMP - WATER - W/.5" MPT FITTING - FLOW 2.8 GPM     |
| 17  | 101814-01-000 | EA  | COUPLING - FEMALE - 1/2" X 1/2" FPT - GRAY          |
| 18  | 103798-01-000 | EA  | CONNECTOR - 1/4 OD X 3/8 MPT                        |
| 19  | 110438-02-000 | EA  | VALVE - CHECK - BRASS - 1/2 MPT X 1/2 MPT           |
| 20  | 111223-02-000 | EA  | ELBOW - 1/2" MPT X 3/8" BARB - PLASTIC              |
| 20  | 111223-03-000 | EA  | ELBOW - 3/4" MPT X 1/2" BARB - PLASTIC              |
| 20  | 111223-04-000 | EA  | ELBOW - 1/2" MPT X 1/2" BARB - PLASTIC              |
| 21  | 111888-01-000 | EA  | FERRULE - PLASTIC - .250 ID X .375 OD               |
| 22  | 111888-02-000 | EA  | INSERT - BRASS - 1/4 COMP                           |
| 23  | 113697-01-000 | EA  | CAP - 3/8"P   |
| 24  | 114427-01-000 | EA  | CAP - 1/2"P   |
| 25  | 114427-02-000 | EA  | PLUG - W/COMP NUT - 1/2" PLASTIC PIPE/1/2" FLAIR-IT |

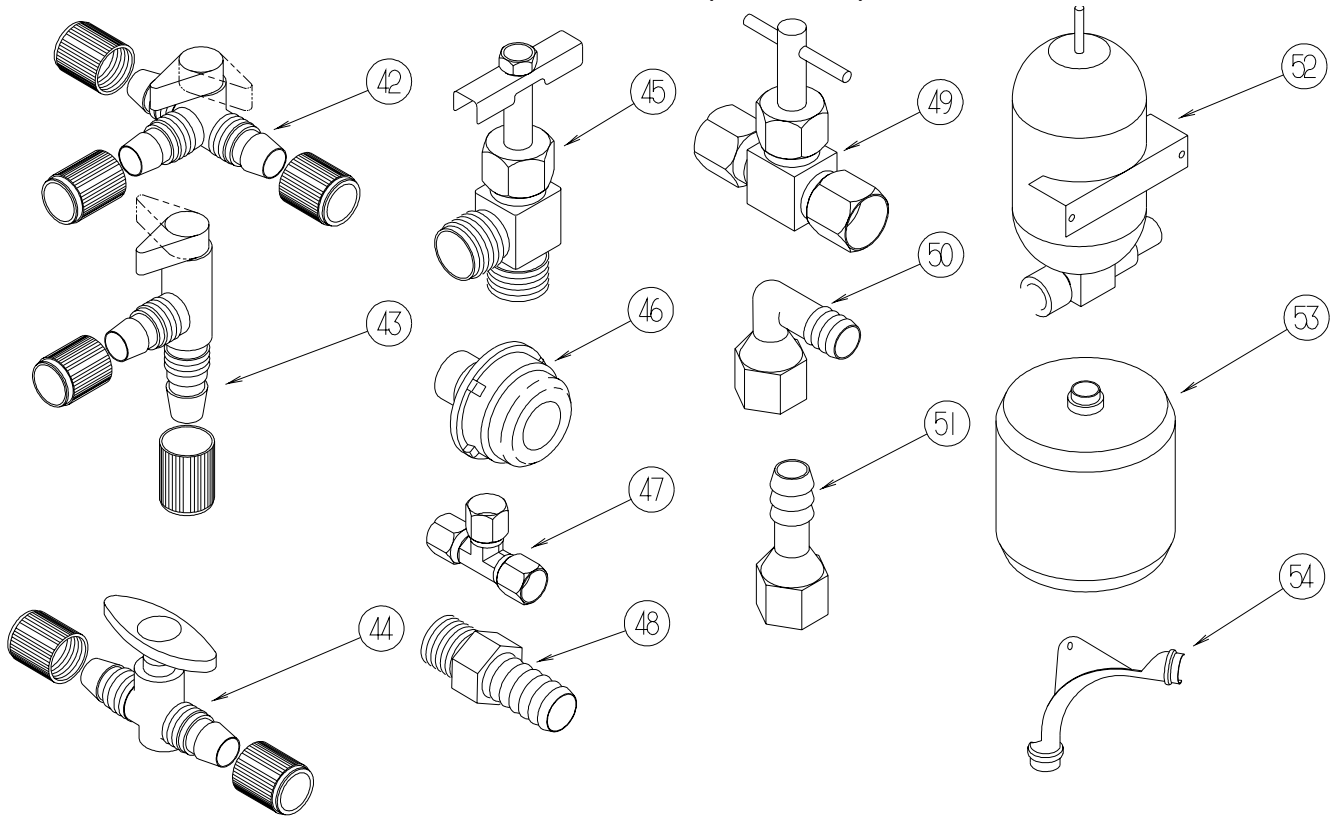


**WATER & SEWAGE GROUP (CONTINUED)**  
**WATER SYSTEM (CONTINUED)**



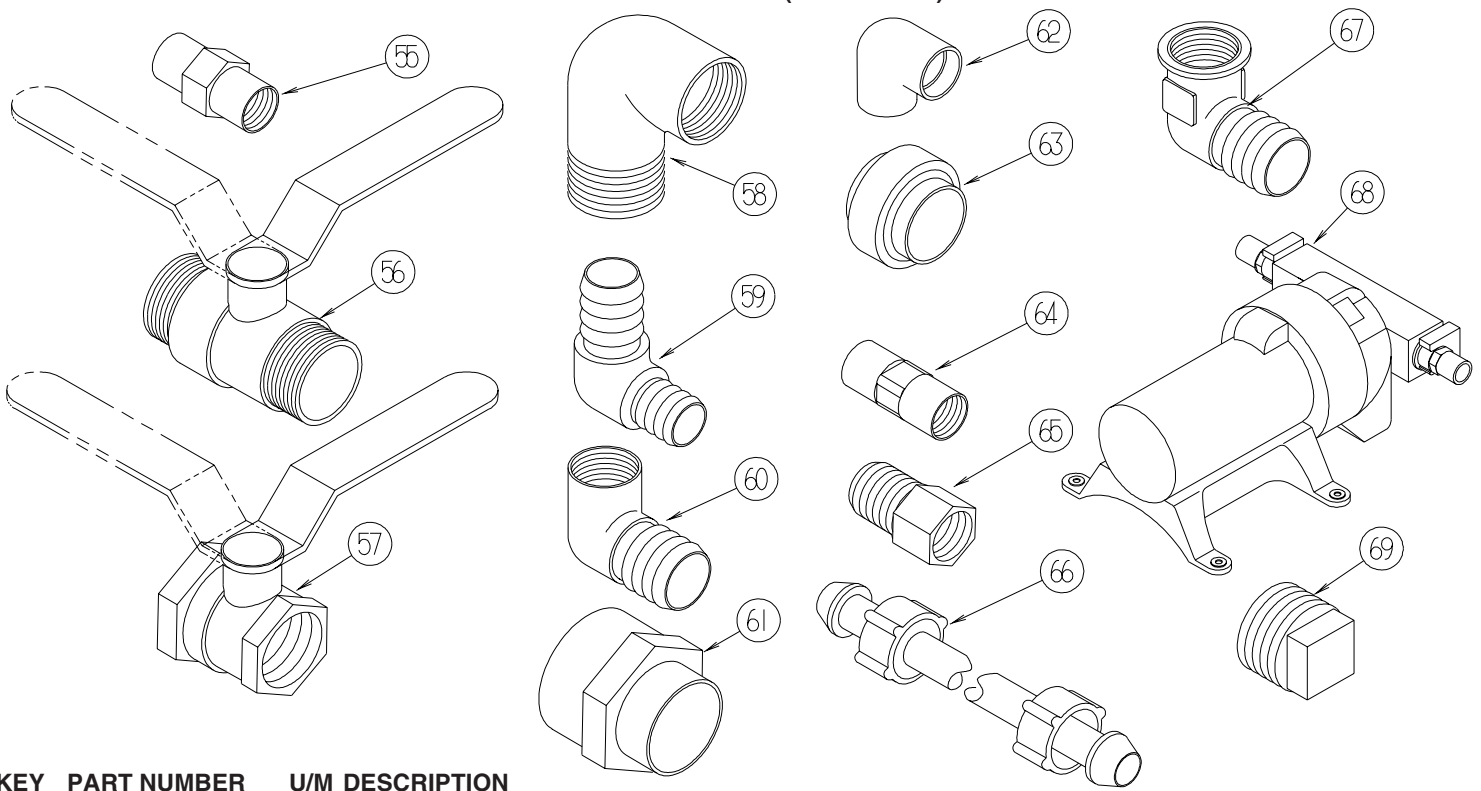
| KEY | PART NUMBER   | U/M | DESCRIPTION  |
|-----|---------------|-----|--|
|     | 039798-01-000 | EA  | TEE - 1/2" MPT X 1/2" MPT X 1/2" MPT - PLASTIC       |
| 26  | 114428-01-000 | EA  | TEE - 1/2" P X 1/2" P X 1/2" P                       |
| 27  | 114428-02-000 | EA  | TEE - SWIVEL - 1/2" P X 1/2" P X 1/2" FPT            |
| 28  | 114428-03-000 | EA  | TEE - 1/2" P X 1/2" P X 1/2" MPT                     |
| 29  | 114428-04-000 | EA  | TEE - 1/2" P X 1/2" P X 1/8" FPT                     |
| 30  | 114428-05-000 | EA  | TEE - 1/2" SWIVEL X 1/2" MPT X 1/2" MPT              |
| 31  | 114428-06-000 | EA  | TEE - 1/2" P X 1/2" MPT X 1/2" MPT                   |
| 32  | 114428-07-000 | EA  | TEE - 1/2" P X 1/2" MPT X 1/2" P                     |
| 33  | 114429-01-000 | EA  | ELBOW - 1/2" P X 1/2" P                              |
| 34  | 114429-02-000 | EA  | ELBOW - 1/2" P X 1/2" MPT                            |
| 34  | 114429-04-000 | EA  | ELBOW - 1/2" P X 3/8" MPT                            |
| 34  | 114429-05-000 | EA  | ELBOW - 1/2" P X 3/4" MPT                            |
| 34  | 114429-10-000 | EA  | ELBOW - SWIVEL - 1/2" MPT X 1/2" FPT                 |
| 35  | 114429-03-000 | EA  | ELBOW - SWIVEL - 1/2" P X 1/2" FPT                   |
| 35  | 114429-06-000 | EA  | ELBOW - SWIVEL - 1/2" P X 3/4" FPT                   |
| 35  | 114429-08-000 | EA  | ELBOW - SWIVEL - 1/2" P X 1/2" FPT                   |
| 35  | 114429-11-000 | EA  | ELBOW - 1/2" P X 1/2" FPT                            |
| 36  | 114429-09-000 | EA  | ELBOW - 1/2" P X 1/2" FPT DROP EAR                   |
| 37  | 114430-01-000 | EA  | ADAPTER - 1/2" P X 1/2" P                            |
| 38  | 114430-02-000 | EA  | ADAPTER - SWIVEL - 1/2" P X 1/2" FPT                 |
| 38  | 114430-04-000 | EA  | ADAPTER - SWIVEL - 1/2" P X 3/8" MPT                 |
| 39  | 114430-03-000 | EA  | ADAPTER - 1/2" P X 1/2" MPT                          |
| 40  | 114430-06-000 | EA  | ADAPTER - 1/2" P X 3/8" FPT                          |
| 40  | 114430-09-000 | EA  | ADAPTER - 1/2" P X 1/2" FPT                          |
| 41  | 114431-01-000 | EA  | VALVE - 180 DEGREE/CENTER DRAIN - 1/2" P - THREE WAY |

**WATER & SEWAGE GROUP (CONTINUED)**  
**WATER SYSTEM (CONTINUED)**



| KEY | PART NUMBER   | U/M | DESCRIPTION  |
|-----|---------------|-----|--|
| 42  | 114431-02-000 | EA  | VALVE - WATER BYPASS - 1/2"P - THREE WAY (WATER HEATER)  |
| 43  | 114431-03-000 | EA  | VALVE - 90 DEGREE DRAIN - 1/2"P                          |
| 44  | 114431-04-000 | EA  | VALVE - "INLINE SHUT-OFF" - 1/2"P                        |
| 45  | 114431-05-000 | EA  | VALVE - NEEDLE - 1/8" MPT X 1/4" COMPRESSION (ICE MAKER) |
| 46  | 114966-01-000 | EA  | FILTER - IN LINE - TWIST ON - 1/2"                       |
| 47  | 118423-01-000 | EA  | FITTING - BRASS-TEE - 1/4C X 1/4C X 1/4C                 |
| 48  | 118809-01-000 | EA  | ADAPTER - 1/2" MPT X 3/8" BARB - PLASTIC                 |
| 48  | 118809-02-000 | EA  | ADAPTER - 1/2" MPT X 1/2" BARB - PLASTIC                 |
| 49  | 120868-01-000 | EA  | VALVE - NEEDLE - 1/4" COMPRESSION X 1/4" COMPRESSION     |
| 50  | 123150-01-000 | EA  | ELBOW - 1/2 FPT X 1/2 BARB - SWIVEL                      |
| 51  | 123152-01-000 | EA  | ADAPTER - 1/2 FPT X 1/2 BARB - SWIVEL                    |
| 52  | 123243-01-000 | EA  | TANK - ACCUMULATOR - 24 OZ                               |
| 53  | 123317-01-000 | EA  | TANK - ACCUMULATOR - 2 GALLON                            |
| 54  | 124184-01-000 | EA  | SUPPORT - WATER LINE - BEND                              |

**WATER & SEWAGE GROUP (CONTINUED)**  
**WATER SYSTEM (CONTINUED)**

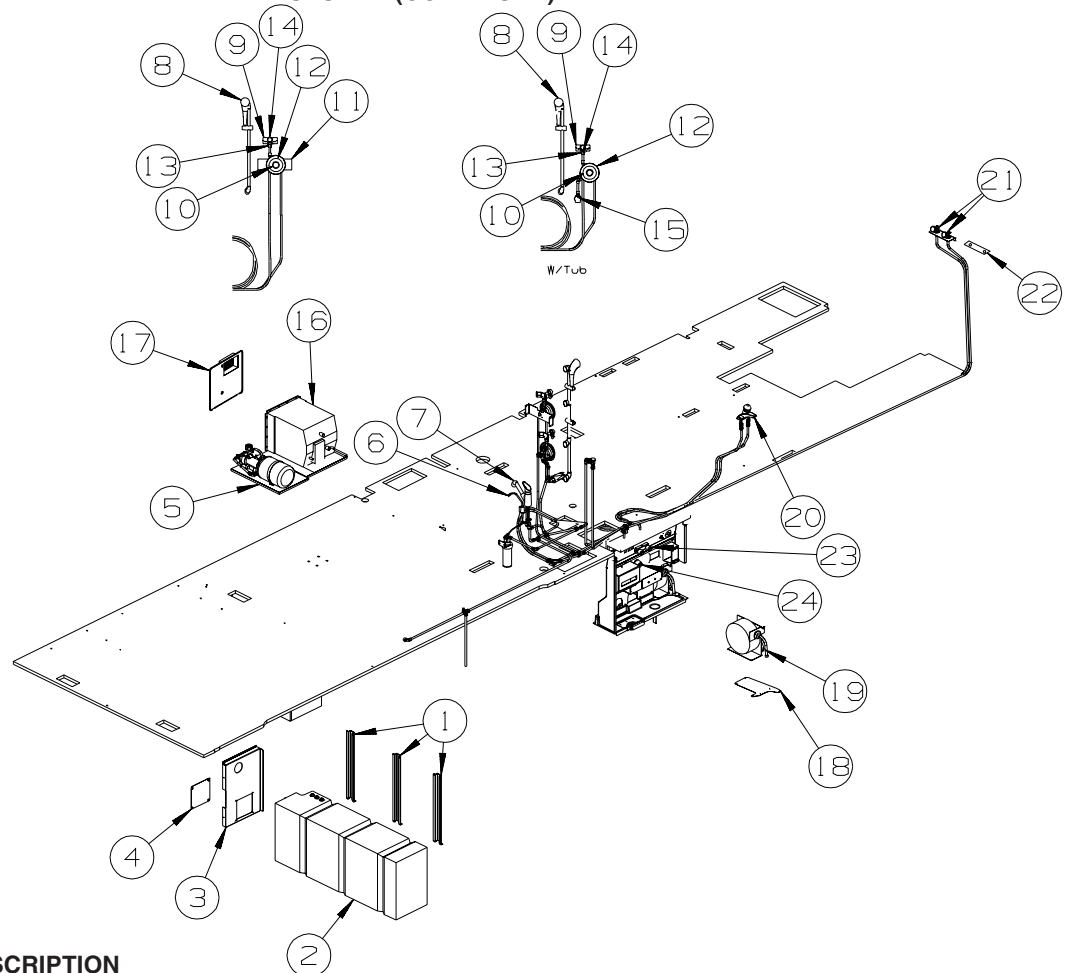


| KEY | PART NUMBER   | U/M | DESCRIPTION   |
|-----|---------------|-----|---|
| 55  | 132148-01-000 | EA  | CONNECTOR - 1/2" X 1/2" MPT - BRASS                 |
| 56  | 132483-01-000 | EA  | VALVE/BALL - 1" - THREADED ENDS                     |
| 57  | 132483-02-000 | EA  | VALVE/BALL - 1/2" - BRASS - FPT                     |
| 58  | 132484-01-000 | EA  | ELBOW - 90 DEGREE - 1MPT X 1FPT - PLASTIC           |
| 59  | 132781-01-000 | EA  | ELBOW - 1.3" BARB X 1.3" BARB - 90 DEGREE - PLASTIC |
| 60  | 132782-01-000 | EA  | ELBOW - 1" FPT X 1.3" BARB - 90 DEGREE - PLASTIC    |
| 61  | 133835-01-000 | EA  | ADAPTER - REDUCING - 1 1/2" X 1 1/4"                |
| 62  | 133837-01-000 | EA  | ELBOW - 1 1/2" X 90 DEGREE - DOUBLE SLIP            |
| 63  | 133889-01-000 | EA  | UNION - 1 1/2" DOUBLE SLIP - PVC                    |
| 64  | 135386-01-000 | EA  | NIPPLE - 1/2"                                       |
| 65  | 136333-01-000 | EA  | ADAPTER - BRASS - 1/2" MPT X 1/2" FPT               |
| 66  | 140821-01-000 | EA  | TUBE - WATER SUPPLY - 3/8" X 24"                    |
| 66  | 140821-02-000 | EA  | TUBE - WATER SUPPLY - 3/8" X 30"                    |
| 66  | 140821-03-000 | EA  | TUBE - WATER SUPPLY - 3/8" X 36"                    |
| 66  | 140821-04-000 | EA  | TUBE - WATER SUPPLY - 3/8" X 48"                    |
| 66  | 140821-05-000 | EA  | TUBE - WATER SUPPLY - 3/8" X 54"                    |
| 66  | 140821-06-000 | EA  | TUBE - WATER SUPPLY - 3/8" X 60"                    |
| 66  | 140821-07-000 | EA  | TUBE - WATER SUPPLY - 3/8" X 72"                    |
| 67  | 142812-01-000 | EA  | ELBOW - BRASS - 1/2" MPT X 1/2" FPT                 |
| 68* | 144215-01-000 | EA  | PUMP - WATER - 5.7 GPM - W/1/2" MPT                 |
| *   | 144215-02-000 | EA  | STRAINER - WATER PUMP                               |
| 69  | 145609-01-000 | EA  | PLUG - BRASS - 1/2" MPT/HEX HEAD                    |

**\*COMPONENT PARTS LISTED LATER IN THIS GROUP**

## WATER & SEWAGE GROUP (CONTINUED)

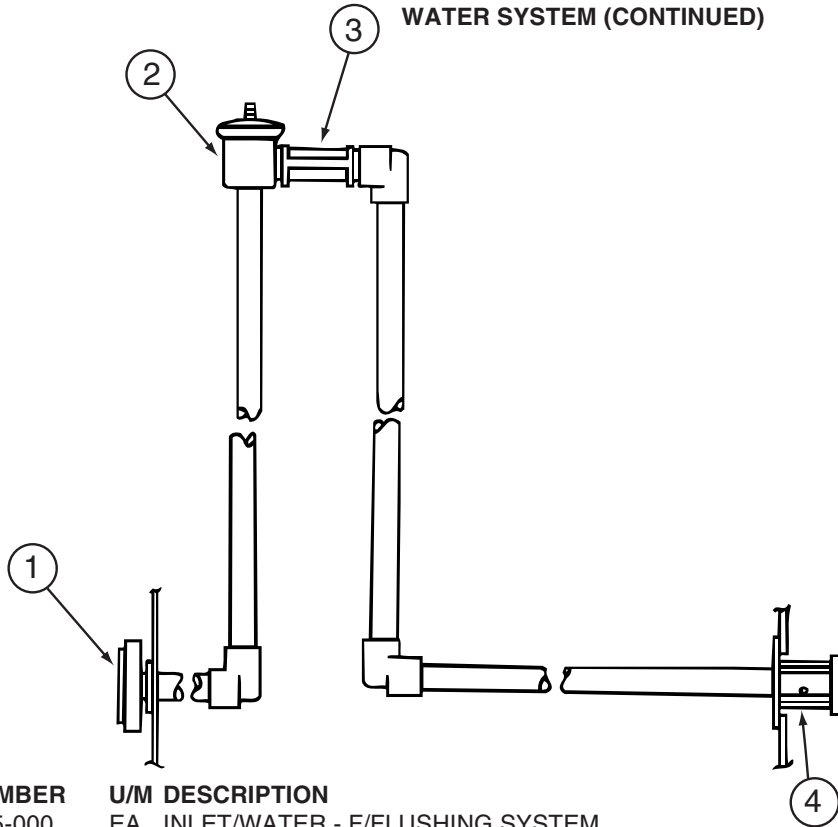
### WATER SYSTEM (CONTINUED)



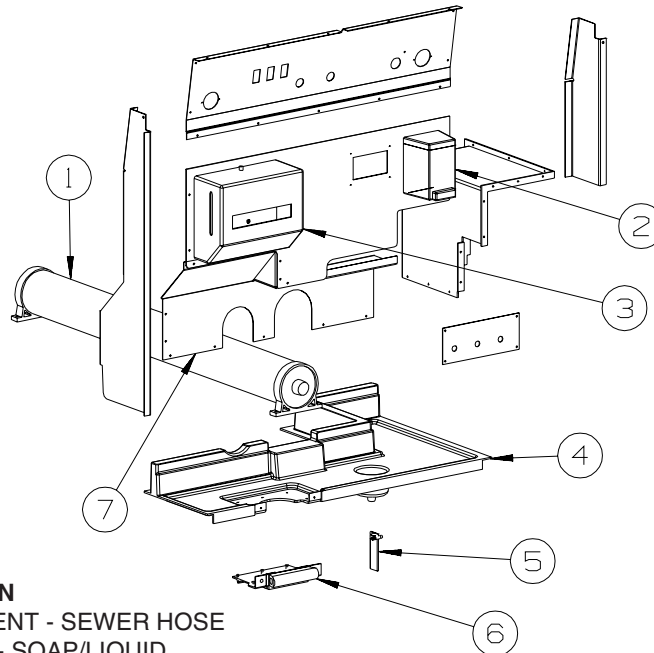
| KEY | PART NUMBER   | U/M | DESCRIPTION  |
|-----|---------------|-----|--|
| 1   | 143671-01-02B | EA  | BRACKET/TIEDOWN - WATER - E-COATED                         |
| 2   | 143652-02-000 | EA  | TANK - WATER - 95 GALLONS - W/FITTINGS                     |
|     | 042989-03-000 | EA  | FITTING - SPINWELD - 1 1/4"NPT - PLASTIC                   |
|     | 042989-05-000 | EA  | FITTING - SPINWELD - 1/2"FPT - PLASTIC                     |
|     | 042989-08-000 | EA  | FITTING - SPINWELD - 1"FPT - PLASTIC                       |
|     | 049032-01-000 | EA  | PATCH - SPINWELD - 3/8" - PLASTIC                          |
|     | 143652-01-000 | EA  | TANK - WATER - 95 GALLONS - W/O FITTINGS                   |
| 3   | 144216-01-02B | EA  | PANEL/CLOSEOUT - WATER - E-COATED                          |
| 4   | 144110-01-02B | EA  | PANEL/CLOSEOUT - WATER - E-COATED                          |
| 5   | 138497-01-N94 | EA  | PANEL - WATER CENTER                                       |
| 6*  | 103635-03-000 | EA  | FAUCET - WATER PURIFIER - WHITE                            |
| 7*  | 141682-01-01A | EA  | FAUCET - GALLEY - W/PULLOUT SPOUT - WHITE                  |
| 8   | 143525-01-01A | EA  | SHOWER - HAND HELD - W/SLIDE BAR - BRASS                   |
| 9   | 133726-01-02B | EA  | BRACKET - SHOWER HEAD - E-COATED                           |
| 10* | 144596-01-01A | EA  | FAUCET/VALVE ONLY - SHOWER - W/TEMP LIMIT STOP(MOEN 62300) |
| 11  | 133721-02-02B | EA  | BRACKET - SHOWER CONTROL - E-COATED                        |
| 12* | 144596-02-01A | EA  | TRIM KIT - (KNOB & PLATE) - CHATEAU - POLISHED BRASS       |
| 13  | 128974-01-01A | EA  | VALVE - SHOWER HEAD/WATER SAVER (ON/OFF) - BRIGHT BRASS    |
| 14  | 135028-01-01A | EA  | DROP ELL - F/HAND HELD SHOWER HEAD - 1/2"IPS - BRASS       |
| 15  | 145652-01-01A | EA  | SPOUT - TUB - WALL MOUNT W/DIVERTER - BRASS                |
| 15  | 115009-03-000 | EA  | NIPPLE - PIPE - GALVANIZED - 1/2" X 5 1/2"                 |
| 16* | 145541-01-000 | EA  | WATER HEATER - 10 GALLONS-GAS/120 DEGREES-REMOTE IGNITION  |
| 17* | 125420-01-03A | EA  | DOOR - WATER HEATER - 10 GALLON - BLACK W/BLACK GRILLE     |
| 18  | 142667-01-02B | EA  | BRACKET - HOSE REEL - WATER - E-COATED                     |
| 19  | 142675-01-01A | EA  | HOSE REEL/WATER - POWERED                                  |
| 20* | 134735-01-01A | EA  | FAUCET - LAVATORY - SINGLE CONTROL - BRASS                 |
| 20  | 110760-04-000 | EA  | TAILPIECE W/POP-UP DRAIN MECHANISM - POLISHED BRASS        |
| 21  | 098419-01-000 | EA  | FAUCET - 90 DEGREE   |
| 22  | 111842-02-02B | EA  | BRACKET - FAUCET - WASHER                                  |
| 23* | 075241-06-000 | EA  | FAUCET - SHOWER/BRIGHT WHITE - .5" MPT W/1.9" INLET PIPES  |
| 24  | 131383-01-02A | EA  | SHOWER HEAD - W/60" HOSE & BRACKET - WHITE                 |

\*COMPONENT PARTS LISTED LATER IN THIS GROUP

**WATER & SEWAGE GROUP (CONTINUED)**  
**WATER SYSTEM (CONTINUED)**



| KEY | PART NUMBER   | U/M | DESCRIPTION                             |
|-----|---------------|-----|---|
| 1   | 125697-05-000 | EA  | INLET/WATER - F/FLUSHING SYSTEM         |
| 2   | 125697-04-000 | EA  | BREAKER/VACUUM - F/FLUSHING SYSTEM      |
| 3   | 125697-03-000 | EA  | CHECK VALVE - F/FLUSHING SYSTEM         |
| 4   | 125697-02-000 | EA  | NOZZLE - WELD-A-FLUSH                   |
|     | 125697-06-000 | EA  | INSTRUCTIONS - USER - F/FLUSHING SYSTEM |



| KEY | PART NUMBER   | U/M | DESCRIPTION  |
|-----|---------------|-----|--|
| 1   | 129850-01-01A | EA  | COMPARTMENT - SEWER HOSE                               |
| 2   | 136909-01-000 | EA  | DISPENSER - SOAP/LIQUID                                |
| 3*  | 136915-01-000 | EA  | DISPENSER - TOWEL/PAPER - 9"H X 10.8"L X 4.8"D - WHITE |
| 4   | 145933-01-01A | EA  | COMPARTMENT - SEWER DRAIN                              |
|     |               |     | FROM: 00-00-00 THRU: 08-31-03                          |
| 4   | 148233-01-01A | EA  | COMPARTMENT - SEWER DRAIN                              |
|     |               |     | FROM: 09-01-03 THRU: 99-99-99                          |
| 5   | 130377-01-000 | EA  | TUBE/DRAIN - KAZOO - 1 1/4" X 4"                       |
| 6   | 142226-01-01A | EA  | HATCH - POWER  |
| 7   | 131674-02-12B | EA  | PANEL - SERVICE CENTER/LOWER - BRIGHT WHITE            |

**\*COMPONENT PARTS LISTED LATER IN THIS GROUP**

## WATER & SEWAGE GROUP (CONTINUED)

### COMPONENT PARTS FOR WATER SYSTEM

075241-04-000, 075241-05-000, 075241-06-000

| KEY | PART NUMBER   | U/M DESCRIPTION           | VENDOR NO. |
|-----|---------------|---------------------------|------------|
|     | 075240-05-700 | EA CARTRIDGE - WASHERLESS | 9-P42      |

103635-01-000

| KEY | PART NUMBER   | U/M DESCRIPTION    | VENDOR NO. |
|-----|---------------|--------------------|------------|
|     | 103635-01-703 | EA CARTRIDGE - 10" | ADC-959201 |

125420-01-02A, 125420-01-03A, 125420-03-03A, 125420-04-03A

| KEY | PART NUMBER   | U/M DESCRIPTION       | VENDOR NO. |
|-----|---------------|-----------------------|------------|
|     | 051391-01-705 | EA FASTENER - CAMLOCK | 92609      |

134735-01-01A

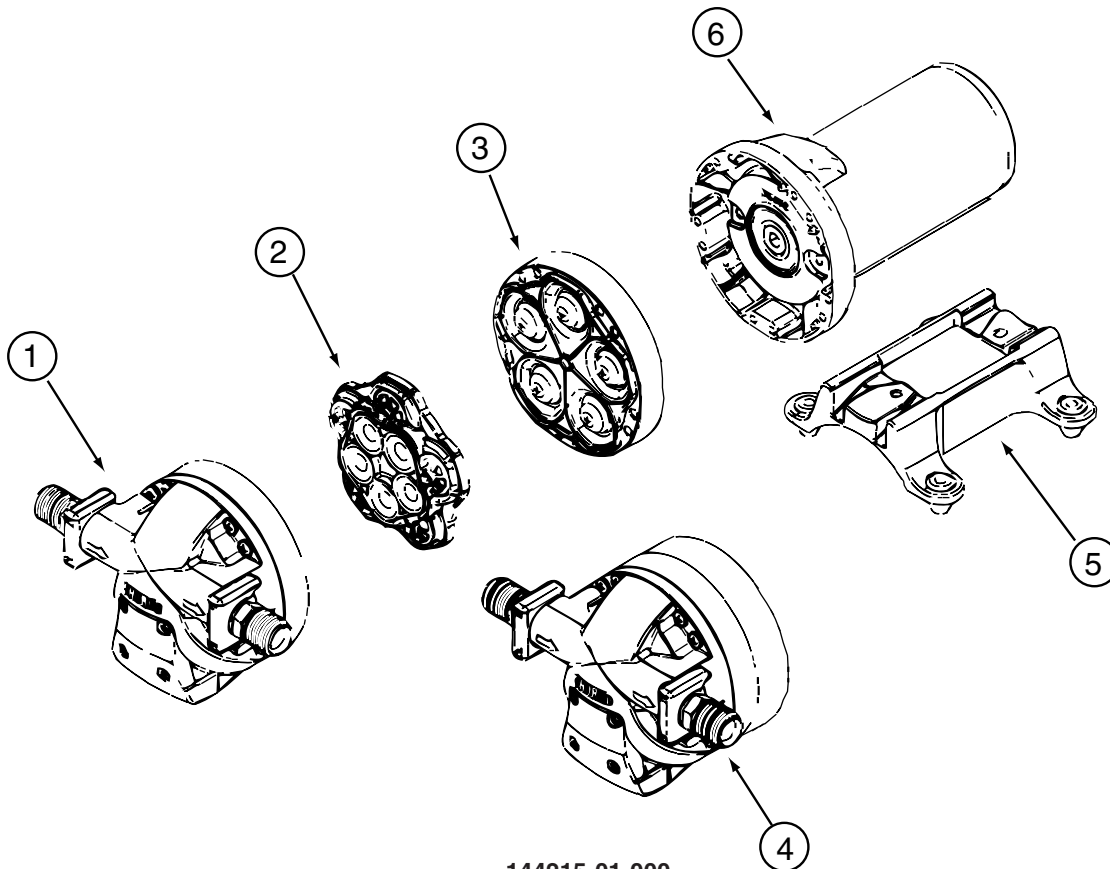
| KEY | PART NUMBER   | U/M DESCRIPTION                 | VENDOR NO. |
|-----|---------------|---------------------------------|------------|
|     | 135027-01-705 | EA CARTRIDGE F/SGL LEVER FAUCET | 1225       |

136915-01-000

| KEY | PART NUMBER   | U/M DESCRIPTION               | VENDOR NO. |
|-----|---------------|-------------------------------|------------|
|     | 136915-01-700 | EA TOWEL - PAPER/FOLDING PKG. | 1999       |

141682-01-01A

| KEY | PART NUMBER   | U/M DESCRIPTION                 | VENDOR NO. |
|-----|---------------|---------------------------------|------------|
|     | 135027-01-705 | EA CARTRIDGE F/SGL LEVER FAUCET | 1225       |



144215-01-000

| KEY | PART NUMBER   | U/M DESCRIPTION           | VENDOR NO. |
|-----|---------------|---------------------------|------------|
| 2   | 144215-01-700 | EA VALVE ASSEMBLY         | 94-030-01  |
| 3   | 144215-01-701 | EA DRIVE ASSEMBLY         | 94-030-02  |
|     | 144215-01-702 | EA FITTING KIT - W/ORINGS | 94-615-06  |

CONTACT WINNEBAGO PARTS SALES FOR UNLISTED COMPONENT(S)

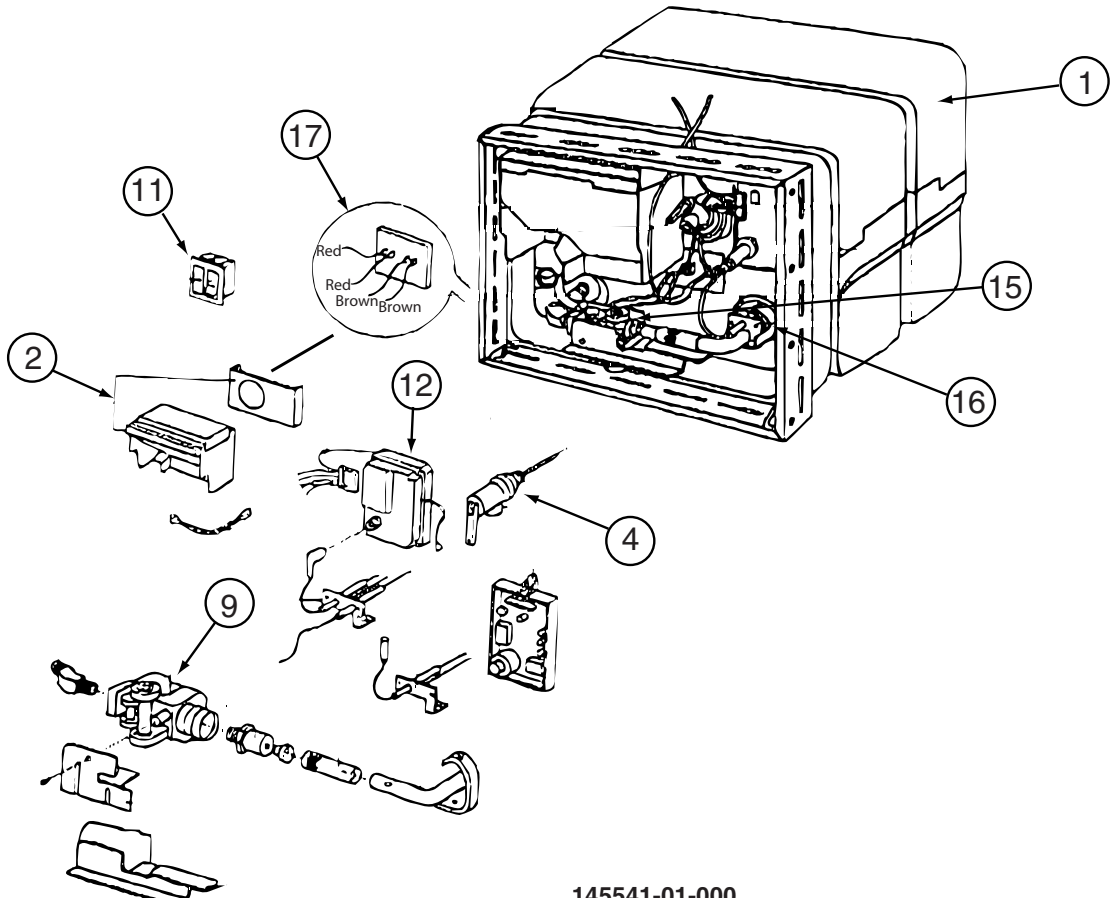
144596-01-01A

| KEY | PART NUMBER   | U/M DESCRIPTION            | VENDOR NO. |
|-----|---------------|----------------------------|------------|
|     | 144596-01-700 | EA CARTRIDGE (REPLACEMENT) | 1222       |

144596-02-01A, 144596-03-01A

| KEY | PART NUMBER   | U/M DESCRIPTION                 | VENDOR NO. |
|-----|---------------|---------------------------------|------------|
|     | 144596-03-700 | EA KNOB (INSERT KIT) WHITE/GOLD | M0-91754   |

**WATER & SEWAGE GROUP (CONTINUED)**  
**COMPONENT PARTS FOR WATER SYSTEM (CONTINUED)**



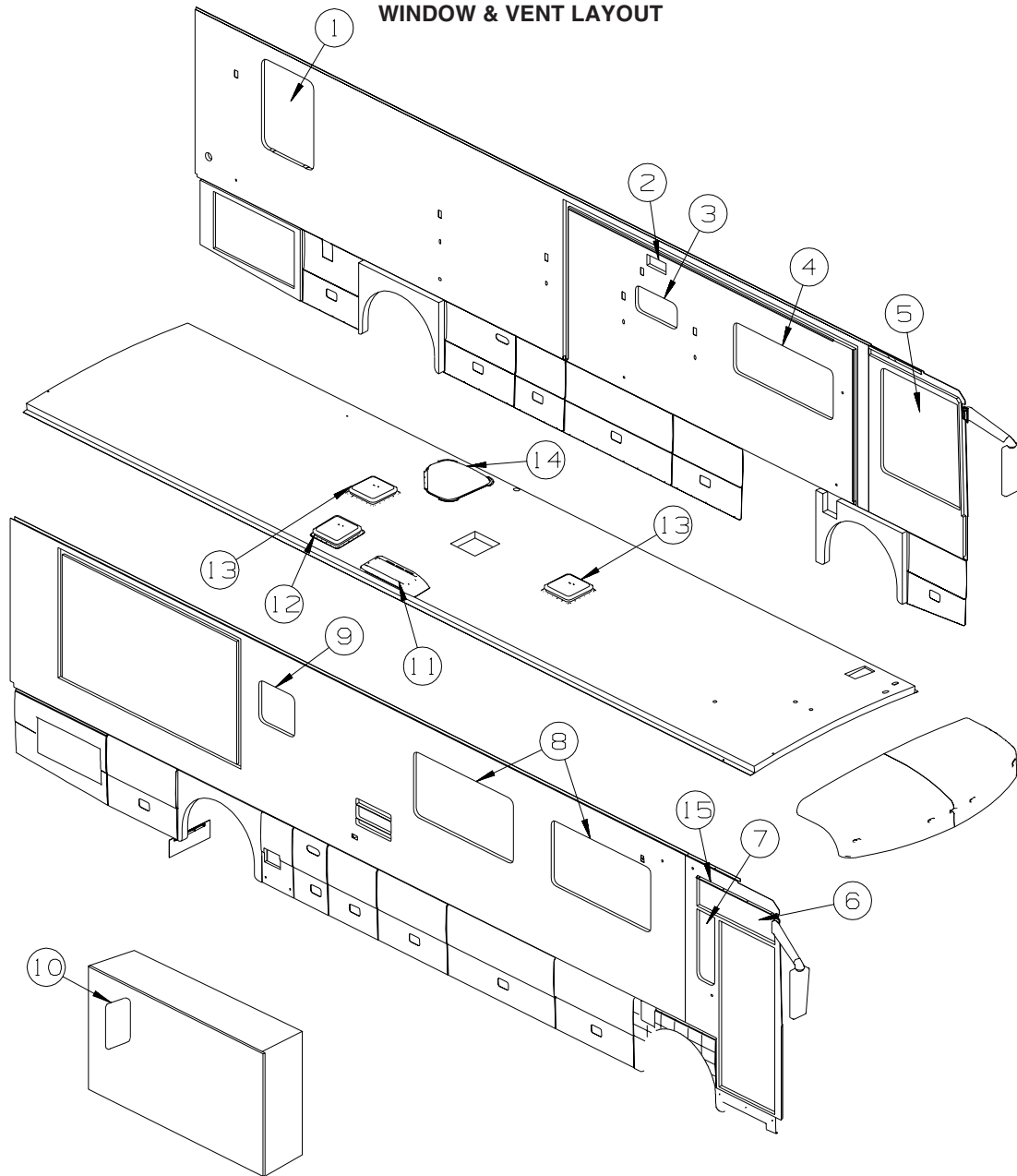
145541-01-000

| KEY | PART NUMBER   | U/M | DESCRIPTION                  | VENDOR NO.     |
|-----|---------------|-----|------------------------------|----------------|
| 1   | 145541-01-700 | EA  | TANK - W/INSULATION - 10 GAL | 91028          |
| 2   | 051391-04-707 | EA  | KIT-EXHAUST, (FLUE & GASKET) | 90960          |
| 3   | 051391-01-715 | EA  | PLUG-DRAIN, 1 EA = 2 PER PKG | 91857          |
| 4   | 051391-01-704 | EA  | VALVE-RELIEF, 1/2" FITTING   | 91604          |
| 9   | 051393-01-726 | EA  | VALVE/SOLENOID - W/O BRACKET | 93870          |
| 11  | 145541-01-701 | EA  | SWITCH - ON/OFF - WHITE      | 91859          |
| 11  | 051393-01-701 | EA  | SWITCH - REMOTE - W/LIGHT    | 91959          |
| 12  | 145541-01-702 | EA  | CIRCUIT BOARD                | 91226          |
| 15  | 145541-01-703 | EA  | SWITCH - THERMAL CUT OFF     | 93866          |
| 16  | 051393-01-725 | EA  | ELECTRODE-SGL SPADE CONNECT. | 93868          |
| 17  | 051393-01-721 | EA  | THERMOSTAT W/ECO, 140 FRT MT | 91447          |
|     | 051391-05-706 | EA  | ELEMENT-HEATING 1500 WATT    | 92249 W/GASKET |
|     | 145541-01-704 | EA  | RELAY                        | 90061          |
|     | 145541-01-705 | EA  | JUNCTION BOX(PLASTIC) 10 GAL | 91224          |

CONTACT WINNEBAGO PARTS SALES FOR UNLISTED COMPONENT(S)

## WINDOW & VENTS GROUP

### WINDOW & VENT LAYOUT



| KEY | PART NUMBER   | U/M | DESCRIPTION  |
|-----|---------------|-----|--|
| 1*  | 129929-14-01A | EA  | WINDOW - TIPOUT/THERMO/ESCAPE W/TRIM - 24" X 30"           |
| 2   | 138983-01-02A | EA  | VENT - MICROWAVE/OUTER - BLACK                             |
| 2   | 138983-03-01A | EA  | COVER - VENT MICROWAVE/OUTER - BRIGHT WHITE                |
| 3*  | 112795-85-01A | EA  | WINDOW - DRVR HORIZ SLIDER/THERMO W/TRIM - 12.3" X 24.2"   |
| 4*  | 112795-77-01A | EA  | WINDOW - DRVR HORIZ SLIDER/THERMO W/TRIM - 57.4" X 23.6"   |
| 5*  | 106466-16-01A | EA  | WINDOW - CAB/DRVR/THERMO-45.1"T X 50.3"H X 46.7"B          |
| 6*  | 106467-09-01A | EA  | WINDOW - PASSENGER VISTA/THERMO - 45.1"T X 45.7"B X 15.6"H |
| 7*  | 140069-01-01A | EA  | WINDOW - VERTICAL SLIDER - THERMO - W/TRIM - 32.7" X 10.5" |
| 8*  | 112795-76-01A | EA  | WINDOW - PASS HORIZ SLIDER/THERMO W/TRIM - 30.7" X 57.7"   |
| 9*  | 112898-28-01A | EA  | WINDOW - VERTICAL SLIDER/THERMO W/TRIM - 19.8" X 24.8"     |
| 10* | 134004-03-01A | EA  | WINDOW - VERT SLIDER/FLUSH O/S-THERMO W/TRIM - 21" X 19.8" |
| 11  | 084073-04-000 | EA  | BASE/VENT - ROOF/REFRIGERATOR - BLACK - NORCOLD            |
|     |               |     | FROM: 00-00-00 THRU: 11-09-03                              |
| 11  | 149508-02-02A | EA  | BASE - REFRIGERATOR ROOF VENT - BRIGHT WHITE               |
|     |               |     | FROM: 11-10-03 THRU: 01-11-04                              |
| 11  | 149508-02-01A | EA  | BASE - REFRIGERATOR ROOF VENT - BLACK                      |
|     |               |     | FROM: 01-12-04 THRU: 99-99-99                              |
| 11  | 084073-07-000 | EA  | CAP - ROOF/REFRIGERATOR VENT - 10" X 32" - BRIGHT WHITE    |
|     |               |     | FROM: 00-00-00 THRU: 11-09-03                              |
| 11  | 149508-01-01A | EA  | CAP - ROOF/REFRIGERATOR VENT - GRAY                        |
|     |               |     | FROM: 11-10-03 THRU: 99-99-99                              |



**WINDOW & VENTS GROUP (CONTINUED)**  
**WINDOW & VENT LAYOUT (CONTINUED)**

| <b>KEY</b> | <b>PART NUMBER</b> | <b>U/M</b> | <b>DESCRIPTION</b>   |
|------------|--------------------|------------|--|
| 12*        | 123780-17-01A      | EA         | FANTASTIC VENT-4"ROOF-W/FAN/PWR LIFT/RAIN SEN/DBL DOME-WHT |
|            | 009440-01-000      | EA         | GEAR/ARM - LIFT - ROOF VENT COVER                          |
| 12         | 144628-01-01A      | EA         | SHADE - VENT COVER - 15.7" X 15.7" - OFF WHITE             |
| 13*        | 123780-15-01A      | EA         | FANTASTIC VENT-4"ROOF-W/FAN/PWR LIFT/THERM/RAIN SEN/DBE DM |
|            | 009440-01-000      | EA         | GEAR/ARM - LIFT - ROOF VENT COVER                          |
| 13         | 144628-01-01A      | EA         | SHADE - VENT COVER - 15.7" X 15.7" - OFF WHITE             |
| 14         | 122214-01-02A      | EA         | PANEL - SKYLITE - INNER - W/ANGLED CORNER - WHITE          |
| 14         | 138372-01-02B      | EA         | TRIM - CORNER - SKYLIGHT - E-COATED                        |
| 14         | 139411-01-01A      | EA         | PANEL/SKYLITE - OUTER - NEO ANGLE - WHITE                  |
| 15         | 124860-01-01A      | EA         | RAIL - DRIP - FRONT - 44.2"                                |

**\*COMPONENT PARTS LISTED LATER IN THIS GROUP**

**WINDOW & VENTS GROUP (CONTINUED)**  
**COMPONENT PARTS FOR WINDOW & VENT LAYOUT**

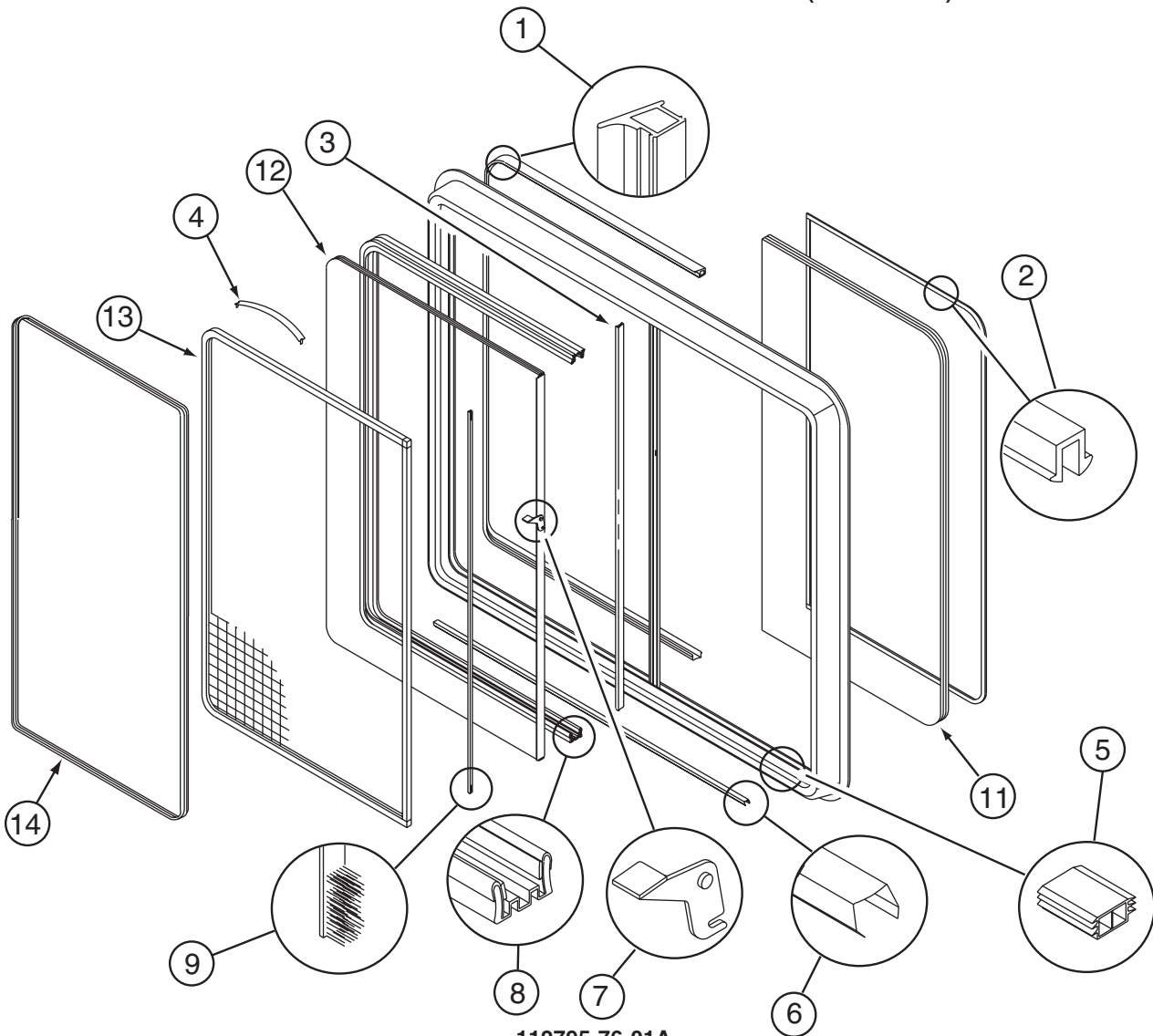
**106466-16-01A**

| <b>KEY</b> | <b>PART NUMBER</b> | <b>U/M</b> | <b>DESCRIPTION</b>          | <b>VENDOR NO.</b> |
|------------|--------------------|------------|-----------------------------|-------------------|
|            | 098644-01-706      | FT         | WEATHERSTRIP - GLASS        | 171-010668        |
|            | 098644-01-710      | FT         | TRACK - SCREEN SPACER 12'   | 132-017135        |
|            | 098644-01-713      | EA         | CLIP - SCREEN - METAL       | 226-016966        |
|            | 098644-01-717      | FT         | SPLINE - SCREEN             | 132-004716        |
|            | 112795-01-700      | EA         | LATCH ASM., BLK.,(BOLT ON)  | DH287-CK          |
|            | 112795-01-701      | EA         | SLIDE-STOP                  | 132-019092        |
|            | 112795-01-703      | IN         | CHANNEL-RUN (INCHES)        | 122-027566        |
|            | 112795-01-704      | FT         | PLUG FILLER (DOUBLE GLAZED) | 122-018737        |
|            | 112795-01-705      | FT         | VINYL - GLAZING             | 132-027331        |
|            | 125582-01-701      | EA         | CLIP - SCREEN - PLASTIC     | 130-005153        |

**106467-09-01A**

| <b>KEY</b> | <b>PART NUMBER</b> | <b>U/M</b> | <b>DESCRIPTION</b> | <b>VENDOR NO.</b> |
|------------|--------------------|------------|--------------------|-------------------|
|            | 106467-09-700      | EA         | GLASS - STATIONARY | 390-026726        |
|            | 116000-01-704      | FT         | VINYL - GLAZING    | 132-018161        |
|            | 106467-09-701      | EA         | RETAINER - TRIM    | H619-27R          |

**WINDOW & VENTS GROUP (CONTINUED)**  
**COMPONENT PARTS FOR WINDOW & VENT LAYOUT (CONTINUED)**



112795-76-01A

| KEY | PART NUMBER   | U/M | DESCRIPTION                  | VENDOR NO. |
|-----|---------------|-----|------------------------------|------------|
| 1   | 112795-01-704 | FT  | PLUG FILLER (DOUBLE GLAZED)  | 122-018737 |
| 2   | 112795-01-705 | FT  | VINYL - GLAZING              | 132-025736 |
| 3   | 098644-01-706 | FT  | WEATHERSTRIP - GLASS         | 171-010668 |
| 4   | 098644-01-713 | EA  | CLIP - SCREEN - METAL        | 226-016966 |
| 4   | 125582-01-701 | EA  | CLIP - SCREEN - PLASTIC      | 130-005153 |
|     | 098644-01-717 | FT  | SPLINE - SCREEN              | 132-004716 |
| 5   | 112795-01-701 | EA  | SLIDE-STOP                   | 132-019092 |
| 6   | 098644-01-710 | FT  | TRACK - SCREEN SPACER 12'    | 132-017135 |
| 7   | 112795-01-700 | EA  | LATCH ASM., BLK.,(BOLT ON)   | DH287-CK   |
| 8   | 112795-01-703 | IN  | CHANNEL-RUN (INCHES)         | 122-018736 |
| 9   | 098644-01-711 | FT  | WEATHERSTRIP - SCREEN BLACK  | 171-016965 |
| 11  | 112795-76-700 | EA  | GLASS - STATIONARY           | 390-028347 |
| 12  | 112795-76-701 | EA  | GLASS - SLIDING W/SASH LATCH | DH112-G8   |
| 13  | 112795-33-704 | EA  | SCREEN ASSY - W/SEAL & CLIPS | 410-019247 |
| 14  | 112795-33-705 | EA  | RETAINER - TRIM              | H112-66    |

**WINDOW & VENTS GROUP (CONTINUED)**  
**COMPONENT PARTS FOR WINDOW & VENT LAYOUT (CONTINUED)**

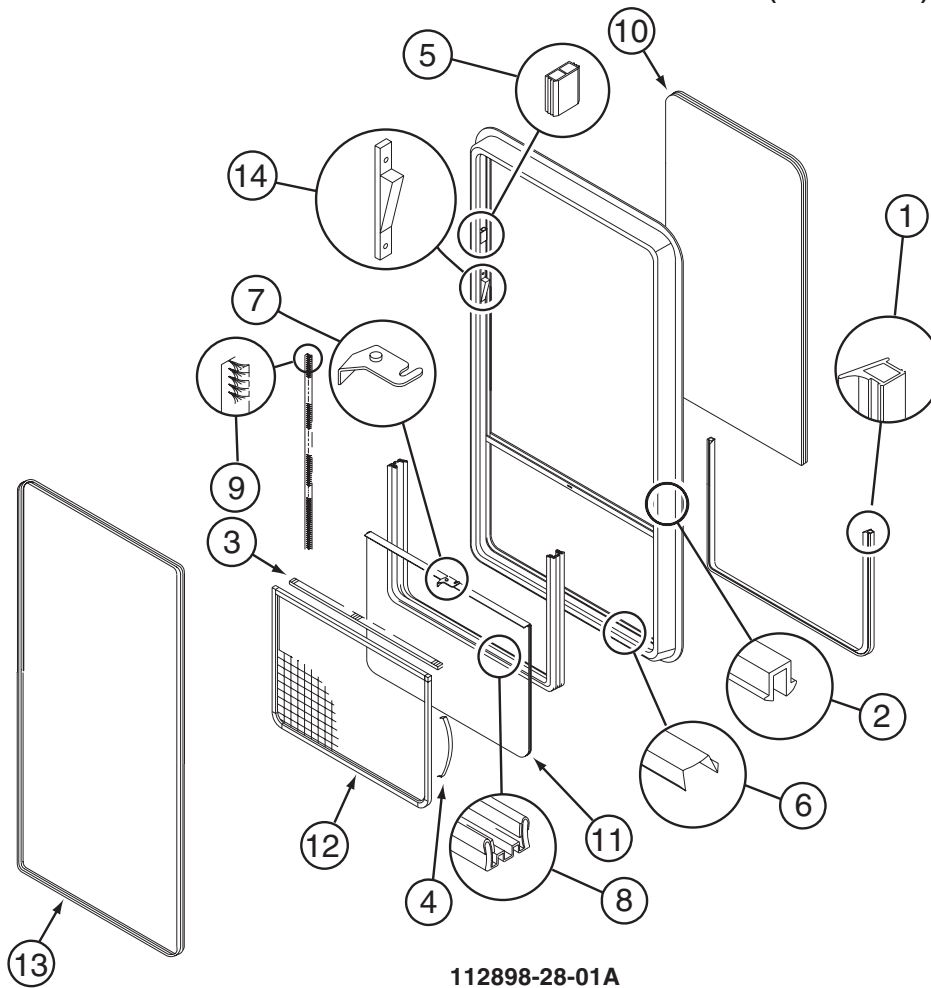
**112795-77-01A**

| <b>KEY</b> | <b>PART NUMBER</b> | <b>U/M</b> | <b>DESCRIPTION</b>           | <b>VENDOR NO.</b> |
|------------|--------------------|------------|------------------------------|-------------------|
| 1          | 112795-01-704      | FT         | PLUG FILLER (DOUBLE GLAZED)  | 122-018737        |
| 2          | 112795-01-705      | FT         | VINYL - GLAZING              | 132-025736        |
| 3          | 098644-01-706      | FT         | WEATHERSTRIP - GLASS         | 171-010668        |
| 4          | 098644-01-713      | EA         | CLIP - SCREEN - METAL        | 226-016966        |
| 4          | 125582-01-701      | EA         | CLIP - SCREEN - PLASTIC      | 130-005153        |
| 5          | 112795-01-701      | EA         | SLIDE-STOP                   | 132-019092        |
| 6          | 098644-01-710      | FT         | TRACK - SCREEN SPACER 12'    | 132-017135        |
| 7          | 112795-01-700      | EA         | LATCH ASM., BLK.,(BOLT ON)   | DH287-CK          |
| 8          | 112795-01-703      | IN         | CHANNEL-RUN (INCHES)         | 122-018736        |
| 9          | 098644-01-711      | FT         | WEATHERSTRIP - SCREEN BLACK  | 171-016965        |
| 11         | 112795-77-700      | EA         | GLASS - STATIONARY           | 390-28313         |
| 12         | 112795-77-701      | EA         | GLASS - SLIDING W/SASH LATCH | DH493-G8          |
| 13         | 098647-47-702      | EA         | SCREEN ASSY - W/SEAL & CLIPS | 410-025226        |
| 14         | 098647-47-704      | EA         | RETAINER - TRIM              | H493-66           |
|            | 098644-01-717      | FT         | SPLINE - SCREEN              | 132-004716        |

**112795-85-01A**

| <b>KEY</b> | <b>PART NUMBER</b> | <b>U/M</b> | <b>DESCRIPTION</b>           | <b>VENDOR NO.</b> |
|------------|--------------------|------------|------------------------------|-------------------|
| 1          | 112795-01-704      | FT         | PLUG FILLER (DOUBLE GLAZED)  | 122-018737        |
| 2          | 112795-01-705      | FT         | VINYL - GLAZING              | 132-027331        |
| 3          | 098644-01-706      | FT         | WEATHERSTRIP - GLASS         | 171-010668        |
| 4          | 125582-01-701      | EA         | CLIP - SCREEN - PLASTIC      | 130-005153        |
| 4          | 098644-01-713      | EA         | CLIP - SCREEN - METAL        | 226-016966        |
| 5          | 112795-01-701      | EA         | SLIDE-STOP                   | 132-019092        |
| 6          | 098644-01-710      | FT         | TRACK - SCREEN SPACER 12'    | 132-017135        |
| 7          | 112795-01-700      | EA         | LATCH ASM., BLK.,(BOLT ON)   | DH287-CK          |
| 8          | 112795-01-703      | IN         | CHANNEL-RUN (INCHES)         | 122-027566        |
| 9          | 098644-01-711      | FT         | WEATHERSTRIP - SCREEN BLACK  | 171-016965        |
| 11         | 112795-86-700      | EA         | GLASS - STATIONARY           | 390-030058        |
| 12         | 112795-86-701      | EA         | GLASS-SLIDING W/SASH & LATCH | DB951-G8          |
| 13         | 112795-86-702      | EA         | SCREEN ASM W/SEALS & CLIPS   | 410-030059        |
| 14         | 112795-86-703      | EA         | RETAINER - TRIM              | B951-66           |
|            | 098644-01-717      | FT         | SPLINE - SCREEN              | 132-004716        |

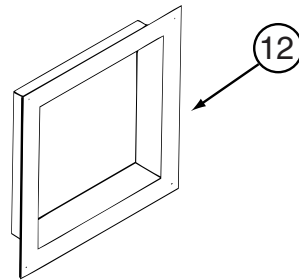
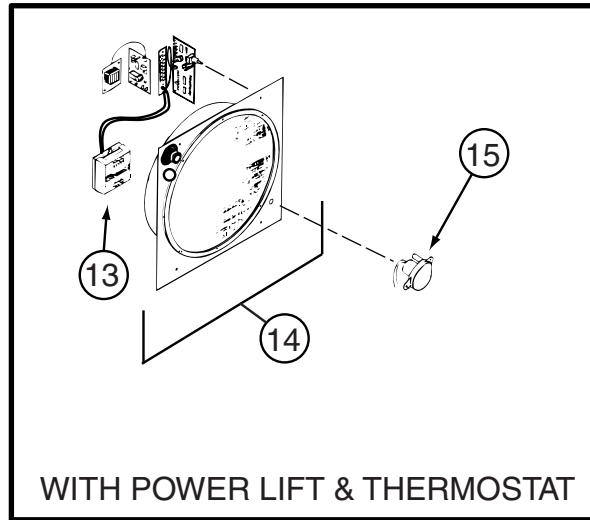
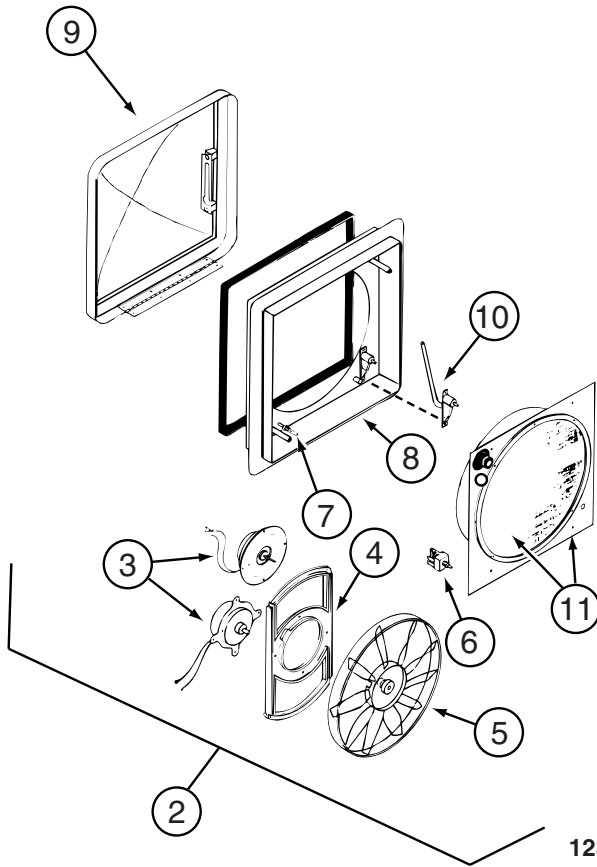
**WINDOW & VENTS GROUP (CONTINUED)**  
**COMPONENT PARTS FOR WINDOW & VENT LAYOUT (CONTINUED)**



112898-28-01A

| KEY | PART NUMBER   | U/M | DESCRIPTION                  | VENDOR NO. |
|-----|---------------|-----|------------------------------|------------|
| 1   | 112795-01-704 | FT  | PLUG FILLER (DOUBLE GLAZED)  | 122-018737 |
| 2   | 112795-01-705 | FT  | VINYL - GLAZING              | 132-027331 |
| 3   | 098644-01-706 | FT  | WEATHERSTRIP - GLASS         | 171-010668 |
| 4   | 098644-01-713 | EA  | CLIP - SCREEN - METAL        | 226-016966 |
| 4   | 125582-01-701 | EA  | CLIP - SCREEN - PLASTIC      | 130-005153 |
| 5   | 112795-01-701 | EA  | SLIDE-STOP                   | 132-019092 |
| 6   | 098644-01-710 | FT  | TRACK - SCREEN SPACER 12'    | 132-017135 |
| 7   | 112795-01-700 | EA  | LATCH ASM., BLK.,(BOLT ON)   | DH287-CK   |
| 8   | 112795-01-703 | IN  | CHANNEL-RUN (INCHES)         | 122-027566 |
| 9   | 098644-01-711 | FT  | WEATHERSTRIP - SCREEN BLACK  | 171-016965 |
| 10  | 134004-03-700 | EA  | GLASS - STATIONARY           | 390-028662 |
| 11  | 112898-28-700 | EA  | GLASS-SLIDING W/SASH & LATCH | DH808-G8   |
| 12  | 098644-13-702 | EA  | SCREEN ASM W/SEALS & CLIPS   | 410-028663 |
| 13  | 112898-28-701 | EA  | RETAINER - TRIM              | H702-66    |
|     | 098644-01-717 | FT  | SPLINE - SCREEN              | 132-004716 |

**WINDOW & VENTS GROUP (CONTINUED)**  
**COMPONENT PARTS FOR WINDOW & VENT LAYOUT (CONTINUED)**



**123780-15-01A**

| KEY | PART NUMBER   | U/M | DESCRIPTION                  | VENDOR NO. |
|-----|---------------|-----|------------------------------|------------|
| 2   | 084079-11-700 | EA  | MOTOR & FAN BLADE W/BRACKET  | K4017-09   |
| 4   | 084079-01-711 | EA  | MOTOR MOUNT (BOWTIE)         | 1015-00    |
| 5   | 084079-01-704 | EA  | BLADE-FAN                    | 1138-00    |
| 6   | 084079-01-709 | EA  | SWITCH - MAIN - 3 SPEED      | 1031-05    |
| 7   | 084079-01-707 | EA  | SWITCH - SAFETY              | 1122-05    |
| 8   | 123780-05-700 | EA  | BASE/MAIN-BRT WHT W/GASKET   | 1010-81    |
| 9   | 123780-09-700 | EA  | DOME (DOUBLE)WHT TRANSPARENT | K2020-82   |
| 10  | 009440-01-000 | EA  | GEAR-ARM-ROOF VENT           | 705221K38  |
| 11  | 123780-01-702 | EA  | SCREEN INSERT (SCREEN RING)  | K1035-81   |
| 12  | 123780-03-700 | EA  | GARNISH - INT. 3"-4" BRT/WHT | 2040-81    |
| 13  | 084079-01-710 | EA  | THERMOSTAT(WALL MT)ANY COLOR | 9988-81    |
| 14  | 123780-05-701 | EA  | SCREEN INT W/ALL SWITCHES    | KIT-81     |
| 15  | 084079-11-703 | EA  | MOTOR/AUTO LIFT OFF/WHT CAP  | 6050-80 OS |

CONTACT WINNEBAGO PART SALES FOR UNLISTED COMPONENT(S)

**123780-17-01A**

| KEY | PART NUMBER   | U/M | DESCRIPTION                  | VENDOR NO. |
|-----|---------------|-----|------------------------------|------------|
| 2   | 084079-11-700 | EA  | MOTOR & FAN BLADE W/BRACKET  | K4017-09   |
| 4   | 084079-01-711 | EA  | MOTOR MOUNT (BOWTIE)         | 1015-00    |
| 5   | 084079-01-704 | EA  | BLADE-FAN                    | 1138-00    |
| 6   | 084079-01-709 | EA  | SWITCH - MAIN - 3 SPEED      | 1031-05    |
| 7   | 084079-01-707 | EA  | SWITCH - SAFETY              | 1122-05    |
| 8   | 123780-05-700 | EA  | BASE/MAIN-BRT WHT W/GASKET   | 1010-81    |
| 9   | 123780-09-700 | EA  | DOME (DOUBLE)WHT TRANSPARENT | K2020-82   |
| 10  | 009440-01-000 | EA  | GEAR-ARM-ROOF VENT           | 705221K38  |
| 11  | 123780-01-702 | EA  | SCREEN INSERT (SCREEN RING)  | K1035-81   |
| 12  | 123780-03-700 | EA  | GARNISH - INT. 3"-4" BRT/WHT | 2040-81    |
| 15  | 084079-11-703 | EA  | MOTOR/AUTO LIFT OFF/WHT CAP  | 6050-80 OS |

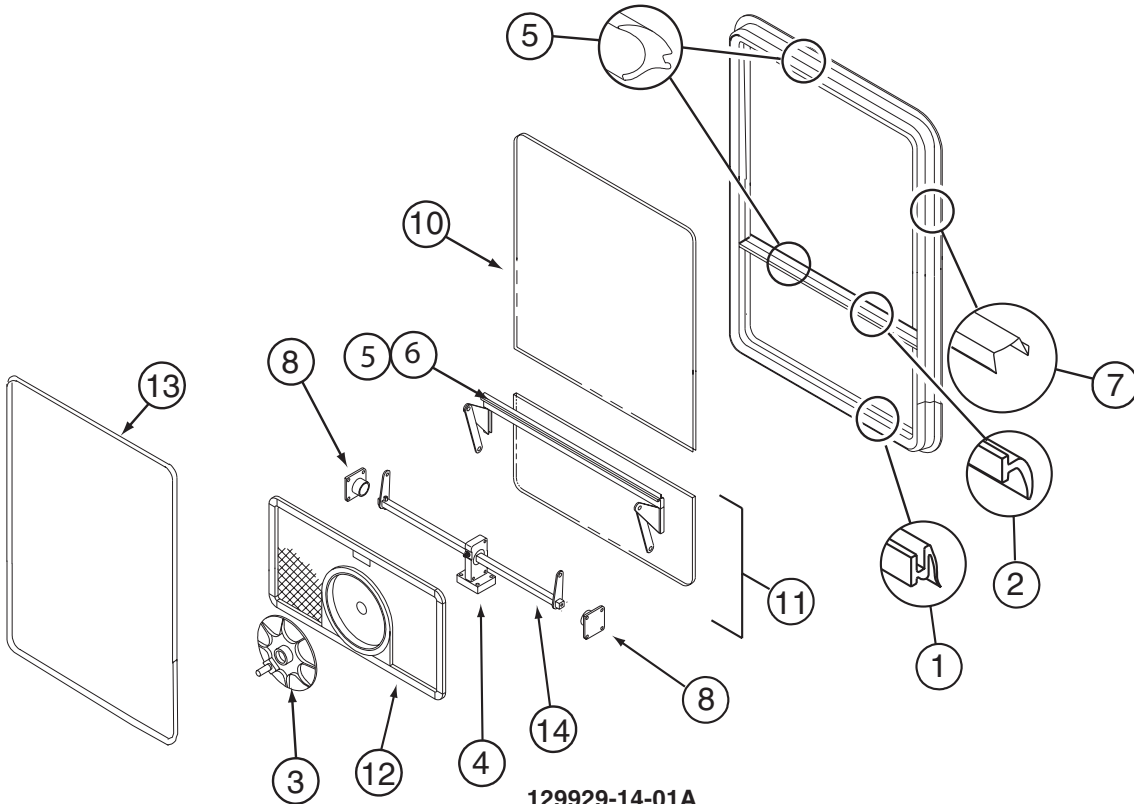
CONTACT WINNEBAGO PART SALES FOR UNLISTED COMPONENT(S)

**WINDOW & VENTS GROUP (CONTINUED)**  
**COMPONENT PARTS FOR WINDOW & VENT LAYOUT (CONTINUED)**

123780-18-01A

| KEY | PART NUMBER   | U/M | DESCRIPTION                    | VENDOR NO. |
|-----|---------------|-----|--------------------------------|------------|
| 2   | 084079-11-700 | EA  | MOTOR & FAN BLADE W/BRACKET    | K4017-09   |
| 4   | 084079-01-711 | EA  | MOTOR MOUNT (BOWTIE)           | 1015-00    |
| 5   | 084079-01-704 | EA  | BLADE-FAN                      | 1138-00    |
| 6   | 084079-01-709 | EA  | SWITCH - MAIN - 3 SPEED        | 1031-05    |
| 7   | 084079-01-707 | EA  | SWITCH - SAFETY                | 1122-05    |
| 8   | 123780-05-700 | EA  | BASE/MAIN-BRT WHT W/GASKET     | 1010-81    |
| 9   | 123780-09-700 | EA  | DOME (DOUBLE)WHT TRANSPARENT   | K2020-82   |
| 10  | 009440-01-000 | EA  | GEAR-ARM-ROOF VENT             | 705221K38  |
| 11  | 123780-01-702 | EA  | SCREEN INSERT (SCREEN RING)    | K1035-81   |
| 12  | 123780-03-700 | EA  | GARNISH - INT. 3"-4" BRT/WHT   | 2040-81    |
| 13  | 084079-01-710 | EA  | THERMOSTAT (WALL MT) ANY COLOR | 9988-81    |
| 14  | 123780-05-701 | EA  | SCREEN INT W/ALL SWITCHES      | KIT-81     |
| 15  | 084079-11-703 | EA  | MOTOR/AUTO LIFT OFF/WHT CAP    | 6050-80 OS |

CONTACT WINNEBAGO PART SALES FOR UNLISTED COMPONENT(S)

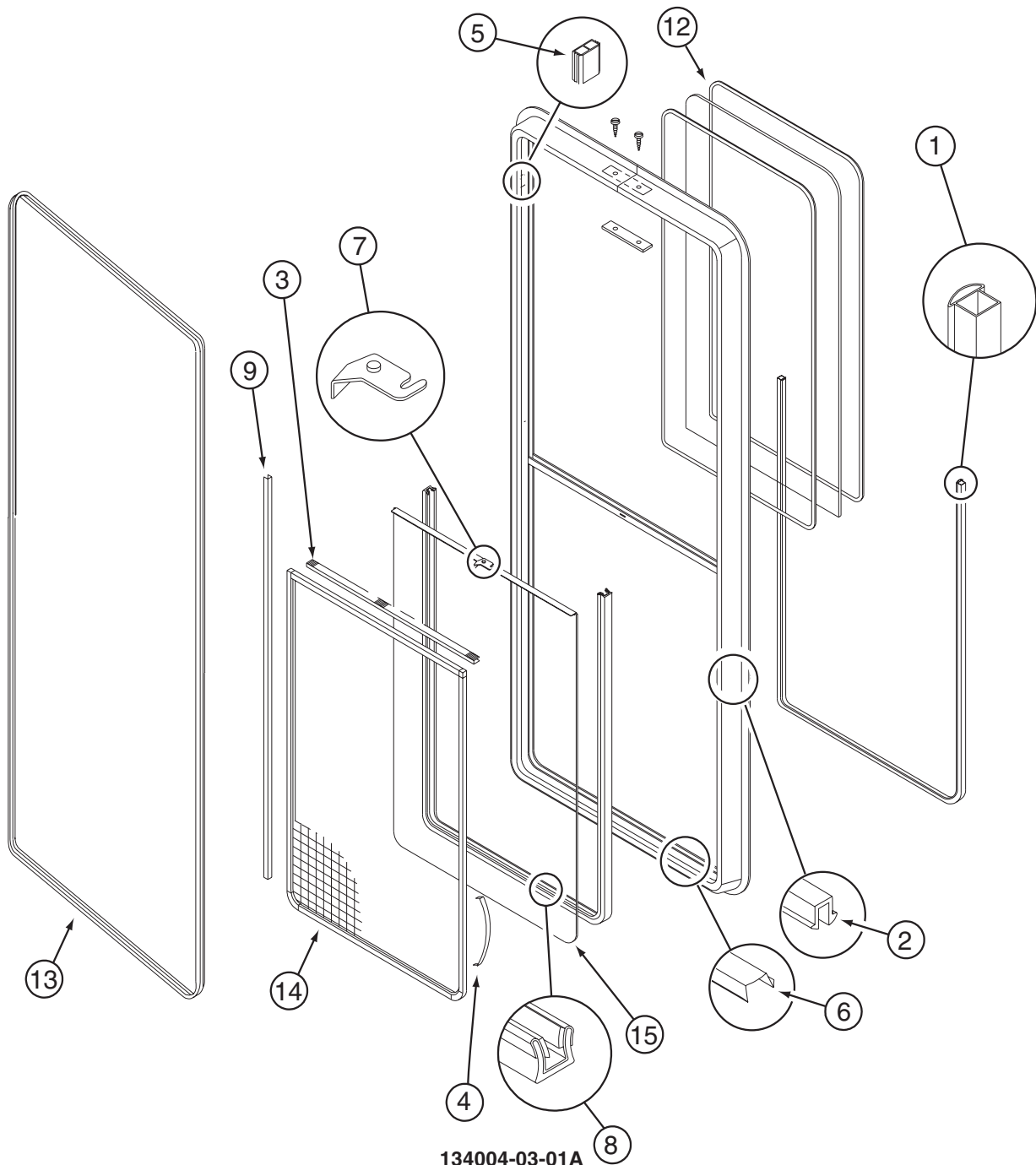


129929-14-01A

| KEY | PART NUMBER   | U/M | DESCRIPTION                                     | VENDOR NO . |
|-----|---------------|-----|---|-------------|
| 1   | 100322-01-701 | FT  | SEAL-VENT                                       | 122-016071  |
| 3   | 100322-01-718 | EA  | HANDLE-DIAL                                     | 410-016081  |
| 4   | 129929-01-710 | EA  | TORQUE-CTR SUPPORT (2 HOLE)                     | 410-026806  |
| 5   | 129929-01-705 | FT  | GLAZING VINYL                                   | 132-026811  |
| 6   | 129929-01-707 | FT  | COVER/SCREW-FILLER STRIP                        | 132-026808  |
| 8   | 129929-01-708 | EA  | SUPPORT - TORQUE BAR - RT/LT                    | 130-026804  |
| 10  | 129929-14-700 | EA  | GLASS - STATIONARY                              | 390-028301  |
| 11  | 129929-14-701 | EA  | VENT GLASS ASSEMBLY                             | DTH009-G9   |
| 12  | 129929-14-702 | EA  | SCREEN ASM - W/SEALS & CLIPS                    | 410-026861  |
| 13  | 129929-14-703 | EA  | RETAINER - TRIM                                 | CH98-62     |
| 14  | N/A           |     |   |             |
|     | 129929-14-704 | EA  | OPRTR BAR ASM - <b>INCLUDES KEYS 4 &amp; 14</b> | DTH009-15   |
|     | 100322-01-717 | EA  | E-RING  | 245-015975  |
|     | 129929-01-706 | FT  | SEAL - TOP F/CENTER EGRESS                      | 132-026811  |
|     | 129929-02-706 | FT  | SEAL - FOAM                                     | 140-027022  |
|     | 112898-06-704 | EA  | HANDLE/RH-(TIPOUT)ESCAPE-RED                    | 182-11293   |
|     | 112898-06-705 | EA  | HANDLE-LH-(TIPOUT)ESCAPE-RED                    | 182-11294   |

CONTACT WINNEBAGO PART SALES FOR UNLISTED COMPONENTS

**WINDOW & VENTS GROUP (CONTINUED)**  
**COMPONENT PARTS FOR WINDOW & VENT LAYOUT (CONTINUED)**

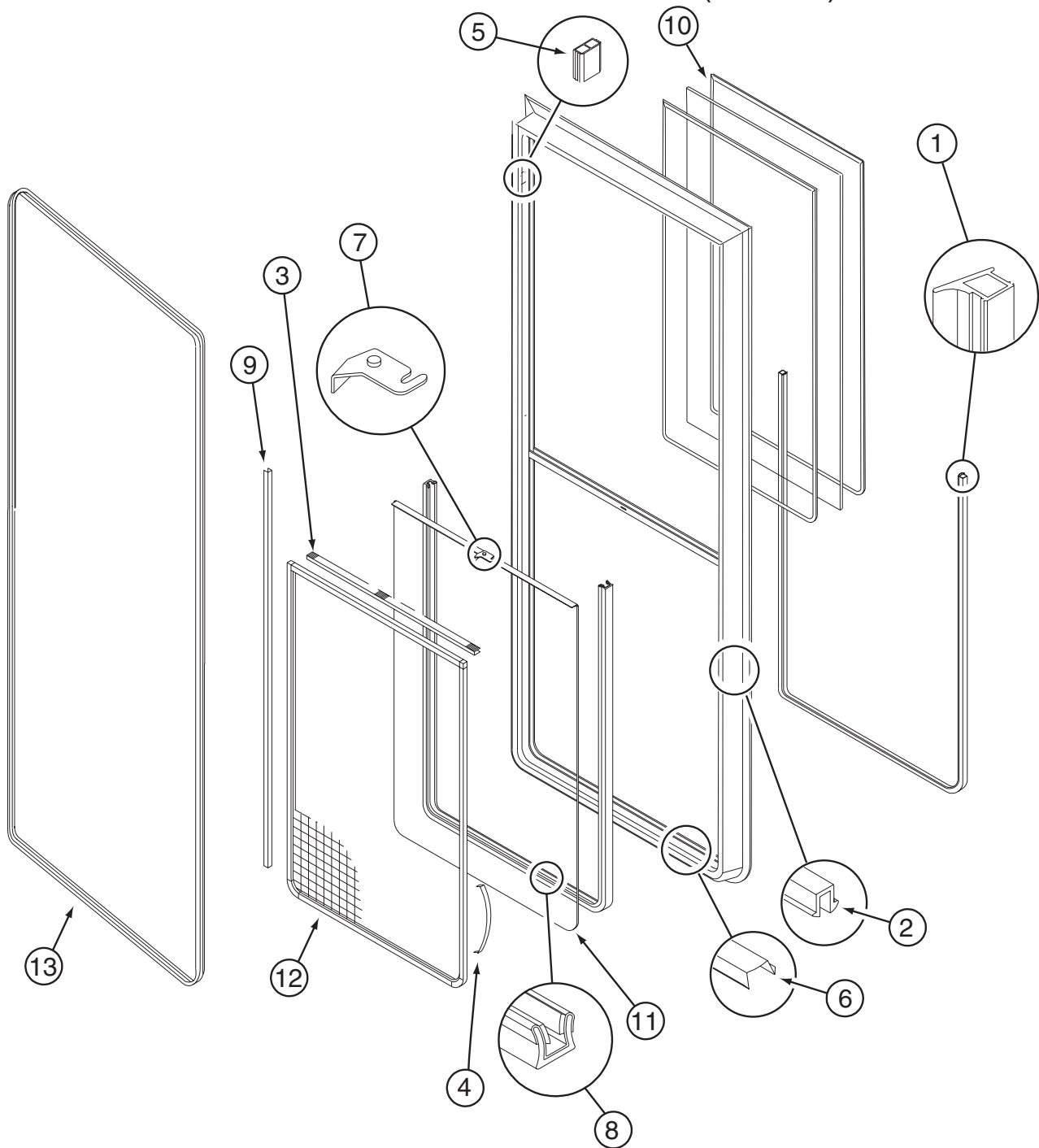


134004-03-01A

| KEY | PART NUMBER   | U/M | DESCRIPTION                  | VENDOR NO  |
|-----|---------------|-----|------------------------------|------------|
| 1   | 112795-01-704 | FT  | PLUG FILLER (DOUBLE GLAZED)  | 122-018737 |
| 2   | 112795-01-705 | FT  | VINYL - GLAZING              | 132-027331 |
| 3   | 098644-01-706 | FT  | WEATHERSTRIP - GLASS         | 171-010668 |
| 4   | 098644-01-713 | EA  | CLIP - SCREEN - METAL        | 226-016966 |
| 4   | 125582-01-701 | EA  | CLIP - SCREEN - PLASTIC      | 130-005153 |
| 5   | 112795-01-701 | EA  | SLIDE-STOP                   | 132-019092 |
| 6   | 098644-01-710 | FT  | TRACK - SCREEN SPACER 12'    | 132-017135 |
| 7   | 112795-01-700 | EA  | LATCH ASM., BLK.,(BOLT ON)   | DH287-CK   |
| 8   | 112795-01-703 | IN  | CHANNEL-RUN (INCHES)         | 122-027566 |
| 9   | 075673-05-000 | FT  | SEAL-PILE ADH BACK,BLK       | AMESBURY   |
| 12  | 134004-03-700 | EA  | GLASS - STATIONARY           | 390-028662 |
| 13  | 134004-03-702 | EA  | RETAINER - TRIM              | H702-56    |
| 14  | 098644-13-702 | EA  | SCREEN ASM W/SEALS & CLIPS   | 410-028663 |
| 15  | 134004-03-701 | EA  | GLASS-SLIDING W/SASH & LATCH | DH702-G8   |
|     | 098644-01-717 | FT  | SPLINE - SCREEN              | 132-004716 |
|     | 112898-04-703 | EA  | VERTICAL LATCH (SASH KIT)    | DH343-CK   |



**WINDOW & VENTS GROUP (CONTINUED)**  
**COMPONENT PARTS FOR WINDOW & VENT LAYOUT (CONTINUED)**

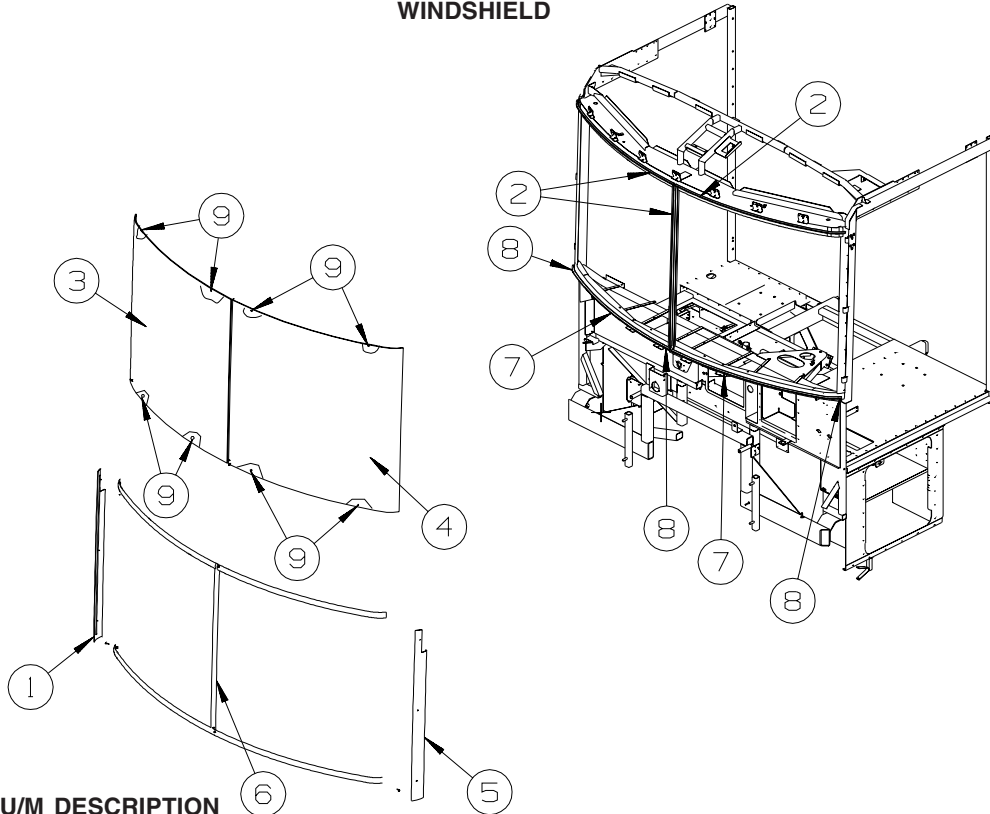


140069-01-01A

| KEY | PART NUMBER   | U/M | DESCRIPTION                  | VENDOR NO  |
|-----|---------------|-----|------------------------------|------------|
| 1   | 112795-01-704 | FT  | PLUG FILLER (DOUBLE GLAZED)  | 122-018737 |
| 2   | 112795-01-705 | FT  | VINYL - GLAZING              | 132-027331 |
| 3   | 098644-01-706 | FT  | WEATHERSTRIP - GLASS         | 171-010668 |
| 4   | 098644-01-713 | EA  | CLIP - SCREEN - METAL        | 226-016966 |
| 4   | 125582-01-701 | EA  | CLIP - SCREEN - PLASTIC      | 130-005153 |
| 5   | 112795-01-701 | EA  | SLIDE-STOP                   | 132-019092 |
| 6   | 098644-01-710 | FT  | TRACK - SCREEN SPACER 12'    | 132-017135 |
| 7   | 112795-01-700 | EA  | LATCH ASM., BLK.,(BOLT ON)   | DH287-CK   |
| 8   | 112795-01-703 | IN  | CHANNEL-RUN (INCHES)         | 122-027566 |
| 9   | 098644-01-711 | FT  | WEATHERSTRIP - SCREEN BLACK  | 171-016965 |
| 10  | 140069-01-700 | EA  | GLASS - STATIONARY           | 390-029541 |
| 11  | 140069-01-701 | EA  | GLASS-SLIDING W/SASH & LATCH | DH788-A9   |
| 12  | 140069-01-702 | EA  | SCREEN ASM W/SEALS & CLIPS   | 410-029458 |
| 13  | 140069-01-703 | EA  | RETAINER - TRIM              | H788-41    |
|     | 098644-01-717 | FT  | SPLINE - SCREEN              | 132-004716 |

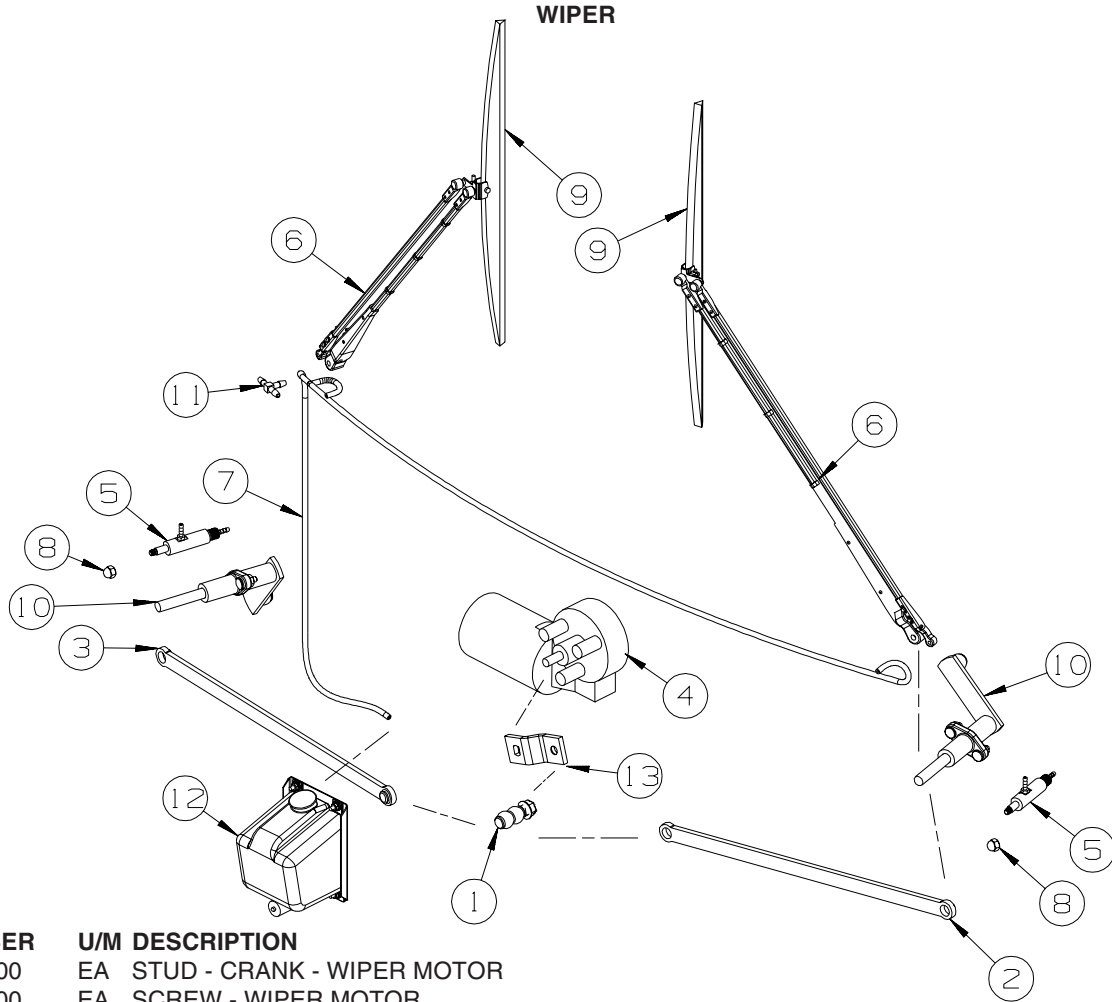
# WINDSHIELD & WIPER GROUP

## WINDSHIELD



| KEY | PART NUMBER   | U/M | DESCRIPTION   |
|-----|---------------|-----|---|
| 1   | 129497-01-02A | EA  | TRIM - A-PILLAR - PASSENGER - BLACK                 |
| 2   | 127862-01-000 | EA  | CARRIER - REVEAL - WINDSHIELD - 47.2"               |
| 3   | 124591-01-000 | EA  | WINDSHIELD - PASSENGER - CURVED - 52.3" X 48.8"     |
| 4   | 124591-02-000 | EA  | WINDSHIELD - DRIVER - CURVED - 52.3" X 48.8"        |
| 5   | 129497-02-02A | EA  | TRIM - WINDSHIELD - A-PILLAR - DRIVER - BLACK       |
| 6   | 120533-01-000 | FT  | MOLDING - REVEAL - WINDSHIELD                       |
| 7   | 117335-06-000 | EA  | CARRIER - REVEAL - 29.8"                            |
| 8   | 132375-01-000 | EA  | CARRIER/REVEAL - WINDSHIELD - 5.5"                  |
| 9   | 081914-02-000 | EA  | BUMPER - RUBBER - ROUND - 5/16" DIA. X 13/64" THICK |
|     | 002328-02-000 | EA  | BLOCK - WINDSHIELD - .062" X .5" X .98"             |

# WINDSHIELD & WIPER GROUP (CONTINUED)



| KEY | PART NUMBER   | U/M | DESCRIPTION  |
|-----|---------------|-----|--|
| 1   | 067188-01-000 | EA  | STUD - CRANK - WIPER MOTOR                                 |
|     | 145627-01-000 | EA  | SCREW - WIPER MOTOR  |
|     |               |     | FROM: 00-00-00 THRU: 05-08-03                              |
|     | 117322-01-000 | EA  | SCREW - 1/4-28 UNFINISHED - 2A - TORX                      |
|     |               |     | FROM: 05-09-03 THRU: 99-99-99                              |
| 2   | 117770-01-000 | EA  | LINK - CONNECTING - 24" - CLOSED GROMMET/OPEN GROMMET      |
| 3   | 117770-02-000 | EA  | LINK - CONNECTING - 24" - CLOSED GROMMET/CLOSED GROMMET    |
| 4   | 104346-05-000 | EA  | WIPER MOTOR - "DYNAMIC PARK" - W/INT BREAKER               |
| 5   | 145698-01-01A | EA  | SHAFT/ADAPTER - PANTOGRAPH - W/WASHER DIVERTER - STAINLESS |
| 6*  | 117769-01-000 | EA  | ARM - WIPER - PANTOGRAPH - 28"                             |
| 7   | 045794-01-000 | FT  | HOSE - WASHER - WINDSHIELD - 5/32" ID - BLACK              |
| 8   | 077049-02-000 | EA  | NUT - ACORN - 10-32 BLACK/ANODIZED                         |
| 9*  | 095964-01-000 | EA  | BLADE - WINDSHIELD WIPER - 24"                             |
| 10* | 096505-09-000 | EA  | SHAFT/PIVOT - WINDSHIELD WIPER                             |
| 11  | 146486-01-000 | EA  | TEE - PLASTIC - 5/32" X 5/32" X 5/32"                      |
| 12  | 117766-02-000 | EA  | RESERVOIR/PUMP - WINDSHIELD WASHER                         |
| 13  | 104347-04-000 | EA  | ARM - DRIVE - WIPER MOTOR                                  |
|     | 110742-03-000 | EA  | GASKET - WIPER   |

\*COMPONENT PARTS LISTED LATER IN THIS GROUP

**WINDSHIELD & WIPER GROUP (CONTINUED)**  
**COMPONENT PARTS FOR WIPER**

**095964-01-000**

| <b>KEY</b> | <b>PART NUMBER</b> | <b>U/M</b> | <b>DESCRIPTION</b>          | <b>VENDOR NO.</b> |
|------------|--------------------|------------|-----------------------------|-------------------|
|            | 095964-01-700      | EA         | BLADE-REFILL 24" EA= 1 PAIR | 12360             |

**096505-09-000**

| <b>KEY</b> | <b>PART NUMBER</b> | <b>U/M</b> | <b>DESCRIPTION</b>           | <b>VENDOR NO.</b> |
|------------|--------------------|------------|------------------------------|-------------------|
|            | 096505-02-700      | EA         | DRIVER-KNURLED,(HD) BRL .687 | NT721017          |
|            | 096505-02-701      | EA         | NUT-HEX (HD) W/.687 BARREL   | NT721021          |
|            | 096505-02-702      | EA         | CAP-RUBBER (HD) BARREL .687  | CP721084          |
|            | 096505-02-703      | EA         | NUT/ACORN - HD W/.687 BRL    | 51065-40-NT27WC   |

**117769-01-000**

| <b>KEY</b> | <b>PART NUMBER</b> | <b>U/M</b> | <b>DESCRIPTION</b>      | <b>VENDOR NO.</b> |
|------------|--------------------|------------|-------------------------|-------------------|
|            | 096931-01-700      | FT         | HOSE - WASHER - 1/8" ID | XTU-66-0001       |
|            | 117769-01-700      | EA         | RETAINER CLIP - HOSE    |                   |