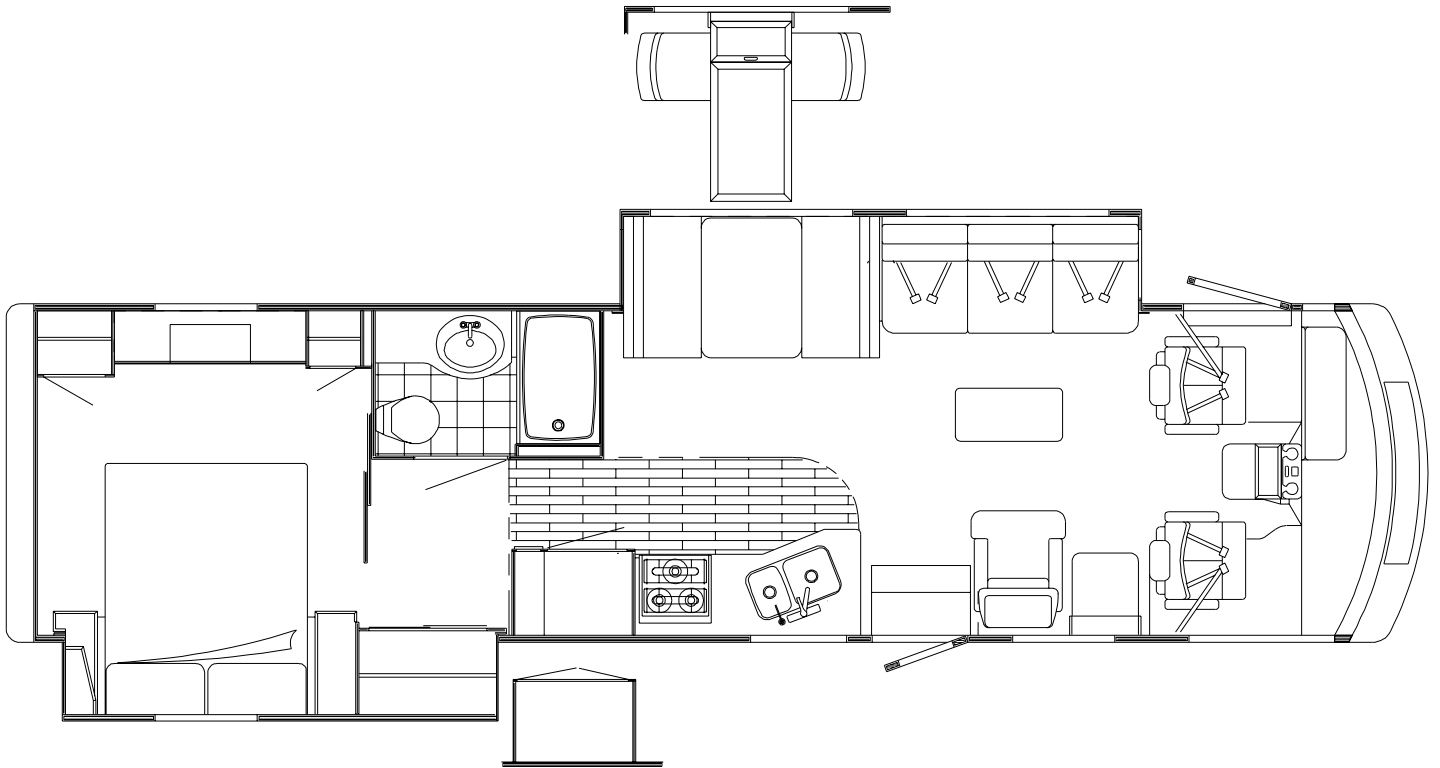
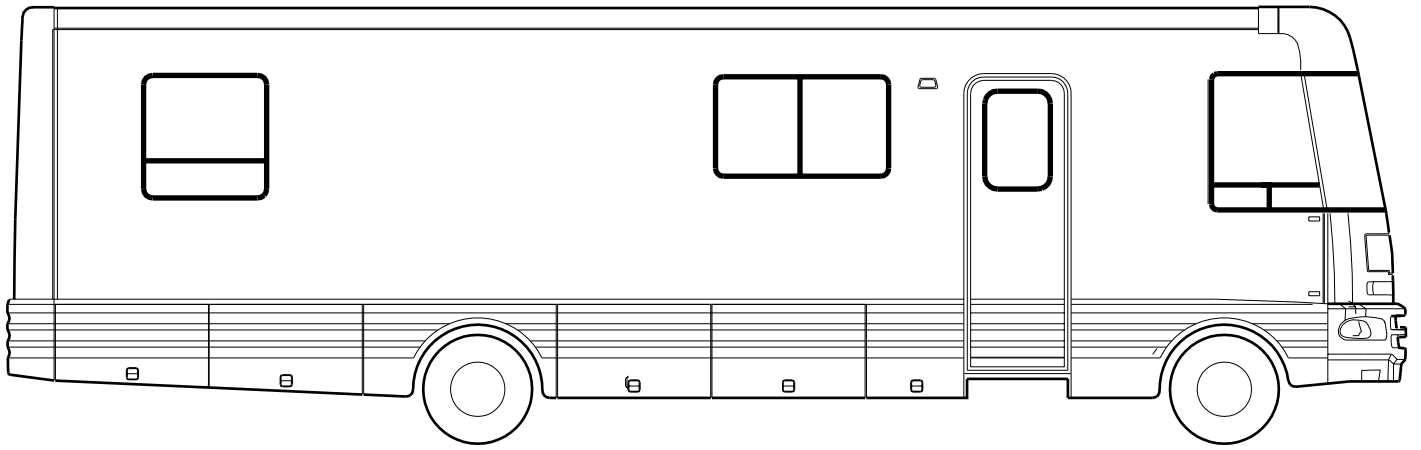


# 2000 WFL35U



FLOORPLAN

**2000**  
**WFL35U**

**CHIEFTAIN**  
**L - SERIES**

**SALEM CHERRY**

**L52 BARBADOS (PLUM)**  
**L54 CALYPSO (NEUTRAL)**  
**L56 OASIS (BLUE)**

**WATERFORD OAK**

**L53 BARBADOS (PLUM)**  
**L55 CALYPSO (NEUTRAL)**  
**L57 OASIS (BLUE)**

# CONTENTS

<b>FLOORPLAN</b> .....	<b>2</b>
<b>ACCESSORIES GROUP</b> .....	<b>8</b>
OPERATORS MANUAL .....	8
<b>APPLIANCE GROUP</b> .....	<b>9</b>
APPLIANCES .....	9
<b>AUDIO VIDEO GROUP</b> .....	<b>12</b>
RADIO SYSTEM .....	12
REAR VIEW MONITOR .....	13
TELEPHONE .....	13
TV & VCR .....	14
EXTERIOR ENTERTAINMENT .....	15
<b>BATH GROUP</b> .....	<b>16</b>
CABINETS .....	16
DOORS & DRAWERS .....	17
SHOWER .....	19
<b>BEDROOM GROUP</b> .....	<b>20</b>
QUEEN CABINETS .....	20
QUEEN DOORS & DRAWERS .....	22
<b>CHASSIS GROUP</b> .....	<b>23</b>
FRAME .....	23
FRONT END .....	25
EXHAUST .....	27
HITCH .....	27
REAR BUMPER .....	28
FUEL .....	29
HYDRAULIC LEVELING .....	30
WHEEL, TIRE, COVERS &/OR LINERS .....	31
BRAKE .....	31

# CONTENTS (CONTINUED)

<b>CURTAIN &amp; CUSHION GROUP</b> .....	<b>32</b>
NOTICE .....	32
CUSHION LAYOUT .....	33
BUCKET SEATS .....	38
LOUNGE CHAIR .....	42
WINDOW TREATMENT .....	44
HARDWARE .....	46
ACCESSORIES .....	48
FABRICS .....	49
<b>DINETTE GROUP</b> .....	<b>50</b>
CABINETS .....	50
DOORS & DRAWERS .....	51
TABLE .....	52
<b>DRIVERS COMPARTMENT GROUP</b> .....	<b>54</b>
INSTRUMENT PANEL .....	54
DASH .....	56
MOTOR COVER .....	58
BEVERAGE TRAY .....	59
FRONT INTERIOR .....	60
CABINETS .....	64
<b>ELECTRICAL GROUP</b> .....	<b>65</b>
LIGHTS .....	65
CONVERTER, INVERTER, LOAD CENTER .....	70
CIRCUIT BREAKERS & FUSES .....	70
RECEPTACLES .....	71
SWITCHES .....	73
BOXES & CORDS .....	76
WIRE ASSEMBLIES .....	77
CONNECTORS & CONDUIT .....	77
BOOTS, SOLENOIDS, RELAYS & MISC. ....	80

# CONTENTS (CONTINUED)

<b>EXTERIOR BODY GROUP .....</b>	<b>81</b>
GRAPHICS & PAINT .....	81
PANELS .....	83
TRIMS .....	84
FRONT END .....	86
LADDER .....	89
MIRRORS .....	89
BODY PANEL COMPONENTS .....	89
AWNINGS .....	89
<b>EXTERIOR DOORS &amp; COMPARTMENTS GROUP .....</b>	<b>90</b>
DOOR & COMPARTMENT LAYOUT .....	90
COMPARTMENT DOOR COMPONENTS .....	94
DRIVERS DOOR .....	95
ENTRY DOOR .....	97
SCREEN DOOR .....	99
LATCH - ENTRY DOOR .....	100
<b>EXTERIOR SLIDEOUT INSTALLATION GROUP .....</b>	<b>102</b>
FRONT LEFT .....	102
RIGHT REAR .....	106
<b>GALLEY GROUP .....</b>	<b>109</b>
CABINETS .....	109
DOORS & DRAWERS .....	111
<b>GENERATOR GROUP .....</b>	<b>112</b>
GAS .....	112
<b>HEATING &amp; A/C GROUP .....</b>	<b>114</b>
AUTOMOTIVE .....	114
FURNACE .....	116
REAR HEATER .....	116
CENTRAL .....	117

# CONTENTS (CONTINUED)

<b>INTERIOR FINISH GROUP .....</b>	<b>119</b>
MOLDINGS & TRIMS .....	119
PANELING, LAMINATES, BATT & EDGE BANDING .....	123
ACCESSORIES .....	124
FLOOR COVERINGS .....	124
HARDWARE .....	125
<b>LABELS GROUP .....</b>	<b>132</b>
<b>LP GROUP .....</b>	<b>150</b>
LP SYSTEM .....	150
<b>LOUNGE GROUP .....</b>	<b>151</b>
CABINETS .....	151
TABLES .....	152
<b>SEALANTS &amp; FASTENERS GROUP .....</b>	<b>153</b>
SEALANTS & ADHESIVES .....	153
BOLTS, NUTS & WASHERS .....	154
SCREWS .....	156
CLAMPS, CLIPS, GROMMETS, RIVETS & PLUGS .....	160
MISCELLANEOUS FASTENERS .....	162
<b>WATER &amp; SEWAGE GROUP .....</b>	<b>163</b>
DRAINAGE SYSTEM .....	163
WATER SYSTEM .....	165
<b>WINDOW &amp; VENTS GROUP .....</b>	<b>171</b>
WINDOW & VENT LAYOUT .....	171
<b>WINDSHIELD &amp; WIPER GROUP .....</b>	<b>173</b>
WINDSHIELD .....	173
WIPER .....	174

**ACCESSORIES GROUP**  
**OPERATORS MANUAL**

<b>KEY</b>	<b>PART NUMBER</b>	<b>U/M</b>	<b>DESCRIPTION</b>
	132000-07-000	EA	OWNER MANUAL - CHIEFTAIN - 2000
	129079-01-01A	EA	CASE - VINYL/BLACK-EXPANDABLE ACCORDION SIDES-7"WX9"HX14"L
	129079-02-01A	EA	CASE - VINYL - OWNER MANUAL - 8.5" X 9" X 14" - BLACK

# APPLIANCE GROUP

## APPLIANCES

### COFFEEMAKER

KEY	PART NUMBER	U/M	DESCRIPTION
	124649-02-01A	EA	COFFEEMAKER - BLACK/10 CUP/DEEP BREW - UL
	124649-03-01A	EA	COFFEEMAKER - BLACK/10 CUP/24 HOUR PROGRAM/DEEP BREW - CSA

### MICROWAVE

KEY	PART NUMBER	U/M	DESCRIPTION
*	119267-04-01A	EA	OVEN - MICROWAVE/CONVECTION W/HOOD - SHARP#-1855 US/CANADA
*	119267-06-01A	EA	OVEN - MICROWAVE/CONVECTION W/HOOD - CSA
	119267-05-000	EA	FILTER - HOOD - CHARCOAL
	130036-03-01A	EA	MICROWAVE OVEN - W/HOOD - CANADIAN - DIESEL PUSHERS
	130036-02-000	EA	FILTER/CHARCOAL - MICROWAVE - GE #C08-4030 - DIESEL PUSHERS
	093305-01-01A	FT	TRIM - EDGE C-TYPE - WIRE CARRIER - .35" X .24" - VINYL
	129552-02-02B	EA	BRACKET - MICROWAVE - E-COATED - FL34Y, KL36L ONLY
	129836-01-02B	EA	ANGLE - W/HOLES - .7" X 1" X 28.3" - E-COATED - FL34Y, KL36L ONLY
	129836-02-02B	EA	ANGLE - W/HOLES - .7" X 1" X 28.3" - E-COATED - FL34Y, KL36L ONLY
	130736-01-02B	EA	BRACKET - MICROWAVE - RH - E-COATED - FL35U, FL36W ONLY
	130736-02-02B	EA	BRACKET - MICROWAVE - LH - E-COATED - FL35U, FL36W ONLY

\* COMPONENT PARTS FOUND IN SERVICE PARTS LIBRARY

### MONITOR PANEL

KEY	PART NUMBER	U/M	DESCRIPTION
*	121148-05-01A	EA	PANEL - MONITOR - 2 TANK - DIESEL - KL36L ONLY
*	121148-06-01A	EA	PANEL - MONITOR - 2 PANEL/2 TANK - KL36L ONLY
*	133004-01-01A	EA	PANEL - MONITOR - 2 TANK DIGITAL VOLT METER - FL36W, FL35U, FL34Y
*	133004-02-01A	EA	PANEL - MONITOR - 2 TANK DIGITAL VOLT METER - SOLAR - FL36W, FL35U, FL34Y

\* COMPONENT PARTS FOUND IN SERVICE PARTS LIBRARY

### RANGE COVERS

KEY	PART NUMBER	U/M	DESCRIPTION
*	126022-01-01A	EA	COVER - RANGE - BI-FOLD - 16" & 22" - BLACK TEXTURED
	130816-01-01A	EA	COVER - RANGE - JAMAICAN SAND - 1/4" X 5.4" X 24.3"
	130816-02-01A	EA	COVER - RANGE - JAMAICAN SAND - 1/4" X 11.7" X 24.3"

\* COMPONENT PARTS FOUND IN SERVICE PARTS LIBRARY

### RANGE TOP

KEY	PART NUMBER	U/M	DESCRIPTION
*	114030-02-01A	EA	RANGE - 3 BURNER TOP - W/O OVEN - BLACK - UL
*	114030-03-01A	EA	RANGE - 3 BURNER TOP - W/O OVEN - BLACK - CSA
	106936-21-04B	EA	BRACKET - STOVE TIEDOWN/FRONT - BLACK - FL34Y, KL36L ONLY
	106936-22-04B	EA	BRACKET - STOVE TIEDOWN/REAR - BLACK - FL34Y, KL36L ONLY
	106936-35-04B	EA	BRACKET - STOVE TIEDOWN/FRONT - BLACK - FL35U, WFL36W ONLY
	106936-36-04B	EA	BRACKET - STOVE TIEDOWN/REAR - BLACK - FL35U, FL36W ONLY
	106936-37-04B	EA	BRACKET-TIEDOWN,STOVE FRT - IFL36W ONLY

\* COMPONENT PARTS FOUND IN SERVICE PARTS LIBRARY



## APPLIANCE GROUP (CONTINUED)

### APPLIANCES (CONTINUED)

#### RANGE W/OVEN

KEY	PART NUMBER	U/M	DESCRIPTION
*	126023-01-01A	EA	RANGE - W/OVEN 22" - 3 BURNER/BLACK GLASS DOOR
*	126023-02-01A	EA	RANGE - W/OVEN - 22" - 3 BURNER/TEXTURED TOP - BLACK
	107109-21-04B	EA	BRACKET - TIEDOWN - FL34Y, KL36L ONLY
			FROM: 00-00-00 THRU: 07-23-00
	136382-01-04B	EA	BRACKET - TIEDOWN/OVEN - BLACK - FL34Y, KL36L ONLY
			FROM: 07-24-00 THRU: 99-99-99
	107109-22-04B	EA	BRACKET - TIEDOWN - FL34Y, KL36L ONLY
			FROM: 00-00-00 THRU: 07-23-00
	136382-02-04B	EA	BRACKET - TIEDOWN/OVEN - BLACK - FL34Y, KL36L ONLY
			FROM: 07-24-00 THRU: 99-99-99
	107109-37-04B	EA	BRACKET - TIEDOWN - BLACK - FL35U, WFL36W ONLY
			FROM: 00-00-00 THRU: 07-23-00
	136382-05-04B	EA	BRACKET - TIEDOWN/OVEN - BLACK - FRONT - FL35U, WFL36W ONLY
			FROM: 07-24-00 THRU: 99-99-99
	107109-38-04B	EA	BRACKET - TIEDOWN - BLACK - FL35U, FL36W ONLY
			FROM: 00-00-00 THRU: 07-23-00
	107109-39-04B	EA	BRACKET - TIEDOWN - BLACK - IFL36W ONLY
			FROM: 00-00-00 THRU: 07-23-00
	136382-06-04B	EA	BRACKET - TIEDOWN/OVEN - BLACK - REAR - FL35U, FL36W ONLY
			FROM: 07-24-00 THRU: 99-99-99

#### \* COMPONENT PARTS FOUND IN SERVICE PARTS LIBRARY

#### REFRIGERATORS

KEY	PART NUMBER	U/M	DESCRIPTION
	054450-01-000	EA	LEVEL - REFRIGERATOR
	090329-01-000	FT	SEAL/T - REFRIGERATOR CABINET
	093369-02--000	EA	STRAP - REFRIGERATOR
	093646-01-000	EA	BRACKET - TIEDOWN/REFRIGERATOR - RIGHT HAND
	093646-02-000	EA	BRACKET - TIEDOWN/REFRIGERATOR - LEFT HAND
*	120075-07-01A	EA	REFRIGERATOR - LARGE DOUBLE DOOR/RIGHT HAND - BLACK 2-WAY
			FROM: 00-00-00 THRU: 01-02-00
*	120075-12-01A	EA	REFRIGERATOR - LARGE DOUBLE DOOR - 2-WAY - RH - HANDLE
			FROM: 01-03-00 THRU: 99-99-99
*	120075-09-01A	EA	REFRIGERATOR - LARGE DBL DOOR RH - W/ICE MAKER-BLACK 2-WAY
			FROM: 00-00-00 THRU: 01-02-00
*	120075-13-01A	EA	REFRIGERATOR-LARGE DBL DOOR- 2-WAY/ICE MKR-BLK-FLUSH HNDL
			FROM: 01-03-00 THRU: 99-99-99
*	121569-03-01A	EA	REFRIGERATOR - LARGE DOUBLE DOOR/RIGHT HAND - 2-WAY-BLACK - FL36W ONLY
			FROM: 00-00-00 THRU: 01-02-00
*	121569-05-01A	EA	REFRIGERATOR - LARGE DBL DOOR/2-WAY - BLK-NON-FLUSH HANDLE - FL36W ONLY
			FROM: 01-03-00 THRU: 99-99-99
	065225-04-000	EA	PLATE - TIEDOWN - REFRIGERATOR - DOUBLE DOOR REFRIGERATOR
	103251-07-01A	EA	INSERT/REFRIGERATOR DOOR-BLACK ACRYLIC - 21.6" X 14.5" - DOUBLE DOOR REFRIGERATOR
	103251-09-01A	EA	INSERT/REFRIGERATOR DOOR-BLACK ACRYLIC - 21.6" X 38.6" - DOUBLE DOOR REFRIGERATOR
	116751-02-01A	EA	TRAY - REFRIGERATOR - BLACK - DOUBLE DOOR REFRIGERATOR
	116751-01-01A	EA	TRAY - REFRIGERATOR - BLACK - DOUBLE DOOR REFRIGERATOR - FL36W ONLY
*	125242-01-01A	EA	REFRIGERATOR-4-DR-W/ICE MKR-W/FLUSH HANDLE-NORCOLD#1200LR
			FROM: 00-00-00 THRU: 01-02-00
*	125242-02-01A	EA	REFRIGERATOR-4 DR-W/ICE MKR-W/CONTOURED HANDLE-NORCOLD1201
			FROM: 01-03-00 THRU: 99-99-99
	065225-01-000	EA	PLATE - TIEDOWN/REFRIGERATOR - FOUR DOOR REFRIGERATOR
	103251-10-01A	EA	INSERT/REFRIGERATOR DOOR-BLACK ACRYLIC - 16.2" X 18.4" - FOUR DOOR REFRIGERATOR
	103251-11-01A	EA	INSERT/REFRIGERATOR DOOR - BLACK ACRYLIC - 16.2" X 41.2" - FOUR DOOR REFRIGERATOR
	118871-02-01A	EA	TRAY - REFRIGERATOR - SIDE/SIDE - BLACK - FOUR DOOR REFRIGERATOR - FL36W, WFL35U ONLY
	118871-03-01A	EA	TRAY - REFRIGERATOR - SIDE/SIDE - BLACK - FOUR DOOR REFRIGERATOR - KL36L ONLY
	118871-05-01A	EA	TRAY - REFRIGERATOR - SIDE/SIDE - BLACK - FOUR DOOR REFRIGERATOR - IFL35U, FL34Y ONLY

#### \* COMPONENT PARTS FOUND IN SERVICE PARTS LIBRARY

**APPLIANCE GROUP (CONTINUED)**  
**APPLIANCES (CONTINUED)**

**SOLAR PANELS**

<b>KEY</b>	<b>PART NUMBER</b>	<b>U/M</b>	<b>DESCRIPTION</b>
*	115504-01-000	EA	PANEL - SOLAR 10 WATT
	115505-01-000	EA	LIGHT - MONITOR/SOLAR PANEL - RED LED INDICATOR - DIESEL PUSHER ONLY

\* **COMPONENT PARTS FOUND IN SERVICE PARTS LIBRARY**

**TRASH CONTAINER**

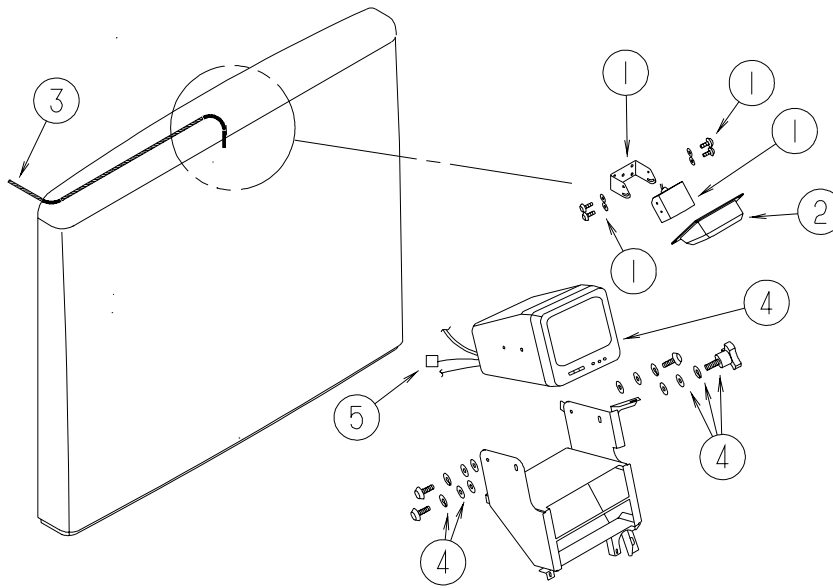
<b>KEY</b>	<b>PART NUMBER</b>	<b>U/M</b>	<b>DESCRIPTION</b>
	130818-02-01A	EA	TRASH CONTAINER - 20 QUART ALMOND - FL36W, FL35U

# AUDIO VIDEO GROUP

## RADIO SYSTEM

KEY	PART NUMBER	U/M	DESCRIPTION
	077069-02-000	EA	CABLE - ANTENNA/EXTENSION - RADIO - 96"
	089340-02-000	EA	GRILLE - SPEAKER - 6.5" SQUARE
	090944-01-000	EA	ANTENNA - RADIO - 16" RUBBER
	094097-01-000	EA	SPEAKER - RADIO/TV - W/O GRILLE - 5.25" DIAMETER
	097460-12-000	EA	RADIO - AM/FM STEREO - CASSETTE
	108847-01-000	EA	BRACKET - ANTENNA GROUND
	109889-04-000	EA	EXTENDER - ANTENNA SHAFT - 3.7"
	110469-01-000	EA	SPEAKER - 4" X 6" OVAL - COAXIAL
	110470-01-01A	EA	GRILLE - 4" X 6" OVAL - BLACK
	115916-01-01B	EA	BRACKET - ANTENNA MOUNT
	102080-08-000	EA	CHANGER - COMPACT DISC
			FROM: 00-00-00 THRU: 03-28-00
	102080-11-000	EA	CHANGER - COMPACT DISC
			FROM: 03-29-00 THRU: 99-99-99
	102080-09-000	EA	CHANGER - CONTROL/FM MOD & REM
			FROM: 00-00-00 THRU: 03-26-00
	102080-12-000	EA	CHANGER - CONTROL/FM MOD & REM
			FROM: 03-27-00 THRU: 99-99-99
	123256-01-000	EA	ANTENNA - CB - W/O CABLE
	123256-02-000	EA	CABLE - CB - COAX
	124881-01-000	EA	AMPLIFIER - AUDIO
	124883-02-000	EA	SPEAKER - CUBE - W/BRACKET
	124883-03-000	EA	SPEAKER - CUBE - W/O CASE - FL36W ONLY
			FROM: 03-02-00 THRU: 99-99-99
	124883-04-000	EA	SPEAKER - GRILLE - CUBE - FL36W ONLY
			FROM: 03-02-00 THRU: 99-99-99
	124884-01-000	EA	SPEAKER - 6" X 9" - SUB-WOOFER
	124885-01-000	EA	GRILLE - SPEAKER - 6" X 9" - SUB-WOOFER
	125322-02-000	EA	RADIO - AM/FM STEREO - CASSETTE - AUDIOVOX - EXT. ENTERTAINMENT W/CSETTE
	127516-05-000	EA	RADIO - AM/FM STEREO - CD PLAYER - EXT. ENTERTAINMENT W/CD
			FROM: 00-00-00 THRU: 04-02-00
	127516-06-000	EA	RADIO - AM/FM STEREO - CD PLAYER - PANASONIC CQ-DP202 - EXT. ENTERTAINMENT W/CD
			FROM: 04-03-00 THRU: 06-12-00
	127517-05-000	EA	RADIO - AM/FM STEREO - CD PLAYER - SONY CDX-C4005X - EXT. ENTERTAINMENT W/CD
			FROM: 06-13-00 THRU: 99-99-99
	127517-03-000	EA	RADIO - AM/FM STEREO - CD PLAYER - SONY CDX-2250 - DASH
			FROM: 00-00-00 THRU: 05-14-00
	127517-05-000	EA	RADIO - AM/FM STEREO - CD PLAYER - SONY CDX-C4005X - DASH
			FROM: 05-15-00 THRU: 99-99-99
	128074-02-000	EA	FILTER - NOISE - 12 VOLT DC W/PLUGS
	126958-01-000	EA	RADIO - WALL MOUNT - AM/FM CASSETTE - AUDIOVOX - REAR RADIO W/O CD
			FROM: 00-00-00 THRU: 01-02-00
	133307-01-000	EA	RADIO - WALL MOUNT - CASSETTE W/ALARM - REAR RADIO W/O CD
			FROM: 01-03-00 THRU: 99-99-99
	126958-01-000	EA	RADIO - WALL MOUNT - AM/FM CASSETTE - AUDIOVOX - REAR RADIO W/CD
			FROM: 00-00-00 THRU: 09-19-99
	126958-02-000	EA	CD PLAYER - WALL MOUNT (AUDIOVOX CDA-475) - REAR RADIO W/CD
			FROM: 00-00-00 THRU: 09-19-99
	133307-02-000	EA	RADIO - WALL MOUNT - CD W/ALARM - REAR RADIO W/CD
			FROM: 09-20-99 THRU: 99-99-99
	136053-01-000	EA	FILTER - NOISE - AUDIO
			FROM: 03-13-00 THRU: 06-29-00

**AUDIO VIDEO GROUP (CONTINUED)**  
**REAR VIEW MONITOR**



KEY	PART NUMBER	U/M	DESCRIPTION
1	093040-09-000	EA	CAMERA - REAR VIEW - W/BRACKET - SONY
2	125258-01-01A	EA	SHROUD - CAMERA - OUTER
3	093041-01-000	EA	CABLE - MONITOR/CAMERA - INTERNAL USE - 65.6'
4*	093040-10-000	EA	MONITOR - 7" REAR VIEW - W/BRACKET - SONY
5	096717-04-000	EA	WIRE ASSEMBLY - REAR MONITOR - UPPER

\* COMPONENT PARTS FOUND IN SERVICE PARTS LIBRARY

**TELEPHONE**

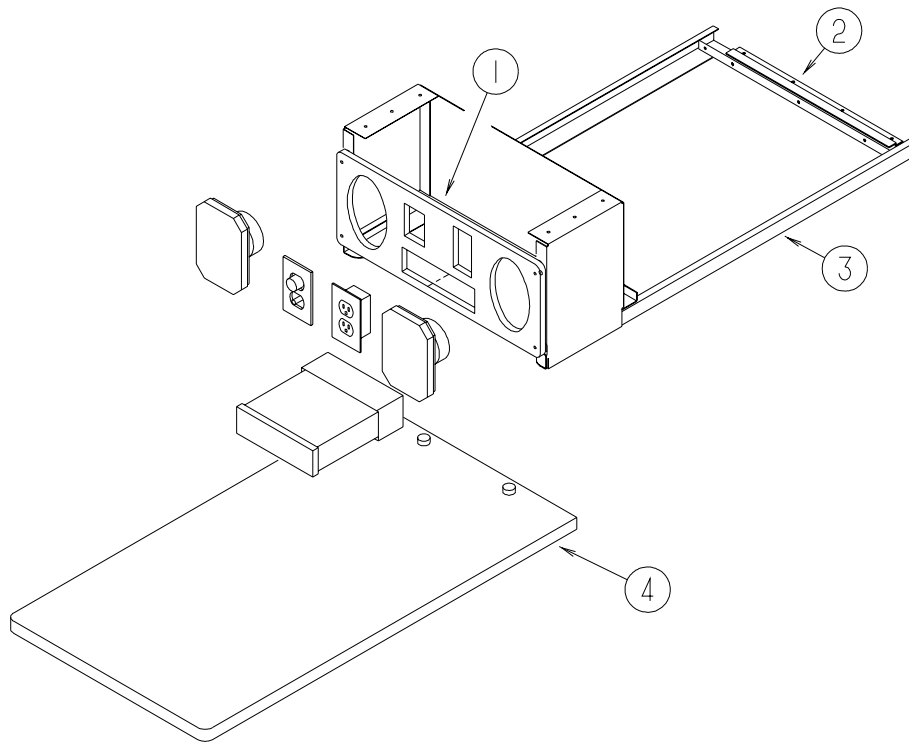
KEY	PART NUMBER	U/M	DESCRIPTION
	093253-01-01A	EA	PLATE - WALL - TELEPHONE - BEIGE
	130686-01-01A	EA	PLATE - WALL - TELEPHONE/COAX
	133713-06-01A	EA	SPACER - RECEPTACLE - 110/12V - PHONE - WATERFORD OAK
	133713-06-03A	EA	SPACER - RECEPTACLE - 110/12V - PHONE - SALEM CHERRY

## AUDIO VIDEO GROUP (CONTINUED)

### TV & VCR

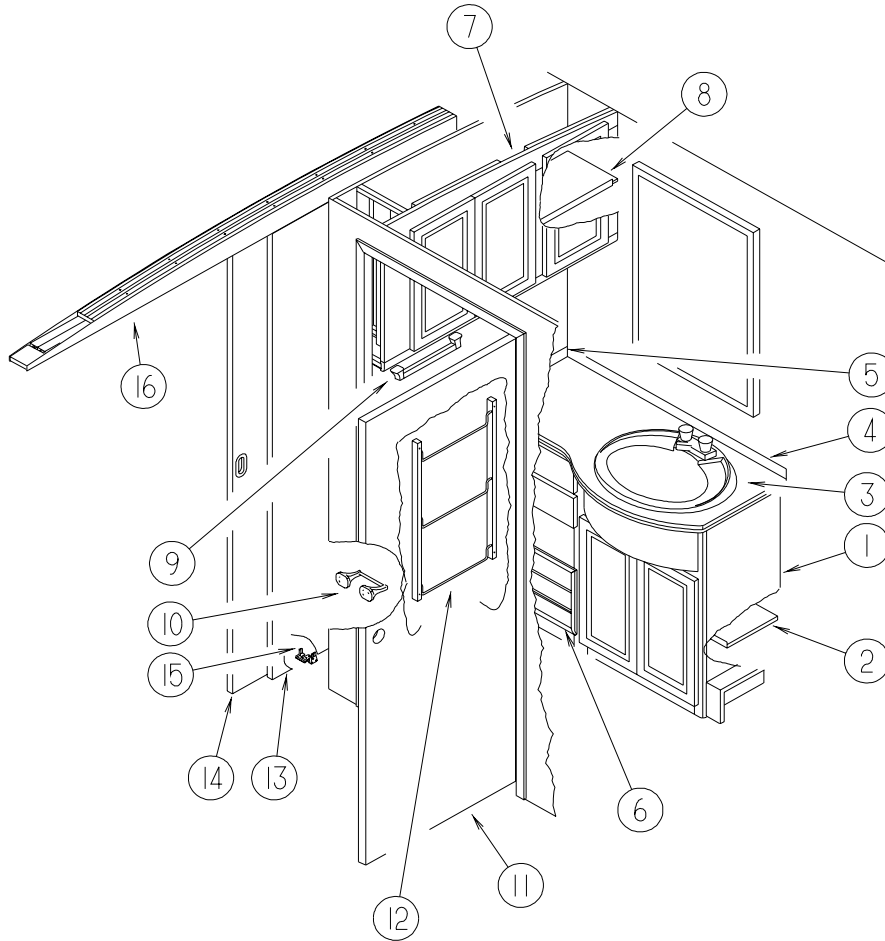
KEY	PART NUMBER	U/M	DESCRIPTION
*	076319-23-000	EA	ANTENNA - TV ROOF MOUNT - 44.5" MAST
*	076319-25-000	EA	KIT - HARDWARE INTERIOR
	076319-09-000	EA	WALLPLATE - CABLE RECEPTACLE - TV - SINGLE - BROWN
	076319-03-000	FT	CABLE - COAXIAL - 75 OHM
	076319-12-000	EA	CONNECTOR - COAXIAL - ONE PIECE
	076319-08-000	EA	WALLPLATE - CABLE RECEPTACLE - TV - SINGLE - IVORY
	082134-01-000	EA	ADAPTER - TV - CABLE TO CABLE
	082136-01-000	EA	NUT - HEX JAM - 3/8-32
*	086231-10-000	EA	TV-COLOR 13" DC AUDIOVOX - AUDIOVOX AVT-1498
	086756-01-000	EA	SPLITTER - TV - 2 WAY
	086757-04-000	EA	CONTROL CENTER - SWITCH - VCR/TV - 5 INPUTS
	086777-06-000	EA	WALLPLATE - TV CABLE - ANTENNA BOOSTER/1 OUTPUT - BLACK
	093901-06-000	EA	PLATE - TV COAX - EXTERIOR - 1.8" X 4.1"
	093214-01-02A	EA	GRILLE - SPEAKER - 4" BROWN
	098819-01-000	EA	SPEAKER - 4" - 2 WATT - 8 OHM
	114870-02-000	EA	PLUG - .14" AUDIO W/LEADS
	115539-01-000	EA	RELAY - RADIO/TV SPEAKER - SWITCH
	115540-01-000	EA	AMPLIFIER - TV SPEAKERS
	117420-02-000	EA	CABLE - RCA - MALE - MALE - 4 FOOT
*	120233-04-000	EA	ANTENNA - SATELLITE - W/DIGITAL SENSOR/READ OUT DISPLAY
	123324-01-000	EA	FILTER - GROUND LOOP
	124812-03-02B	EA	STRAP - TIEDOWN/TV - E-COATED - W/REAR TV - FL34Y, FL35U ONLY
	124812-04-02B	EA	STRAP - TIEDOWN/TV - E-COATED - W/REAR TV - FL34Y, FL35U ONLY
*	126696-03-000	EA	TV - 19" COLOR W/1/8" JACK - UL/CSA
*	126697-03-000	EA	VCR-VHS - CABLE READY - REMOTE - GE V62051
			FROM: 00-00-00 THRU: 02-20-00
*	126697-05-000	EA	VCR/VHS - CABLE READY - W/REMOTE - GE VG4052
			FROM: 02-21-00 THRU: 05-28-00
	126697-06-000	EA	VCR/VHS - CABLE READY - W/REMOTE - GE VG4060
			FROM: 05-29-00 THRU: 99-99-99
*	133377-01-000	EA	TV - 25" - 1/8" JACK - UL/CSA
	134006-01-03B	EA	PLATE - COAXIAL CABLE/OFF WHITE
* COMPONENT PARTS FOUND IN SERVICE PARTS LIBRARY			

**AUDIO VIDEO GROUP (CONTINUED)**  
**EXTERIOR ENTERTAINMENT**



KEY	PART NUMBER	U/M	DESCRIPTION
1	126123-01-K30	EA	PLATE - RADIO MOUNTING - KL36L, FL34Y
1	126123-04-L52	EA	PLATE - RADIO MOUNTING - FL36W
1	126123-03-L52	EA	PLATE - RADIO MOUNTING - FL35U
2	130284-01-01A	EA	CLIP - MOUNTING - L35U ONLY
3	126119-01-02B	EA	FRAME - ENTERTAINMENT CENTER - EXTERIOR - 21.1" X 10.3" - KL36L
3	126119-07-02B	EA	FRAME - ENTERTAINMENT CENTER - E-COATED - FL36W
3	126119-06-02B	EA	FRAME - ENTERTAINMENT CENTER - E-COATED - FL35U
3	126119-02-02B	EA	FRAME - ENTERTAINMENT CENTER - EXTERIOR - 21.1" X 10.3" - FL34Y
4	126125-01-K30	EA	TABLE - ENTERTAINMENT CENTER - FL34Y, FL35U, KL36L
4	134985-01-01A	EA	TABLE - FOLDING - 16"W X 32"L X 26 1/2"H - CHROME LEGS - FL36W

## BATH GROUP CABINETS

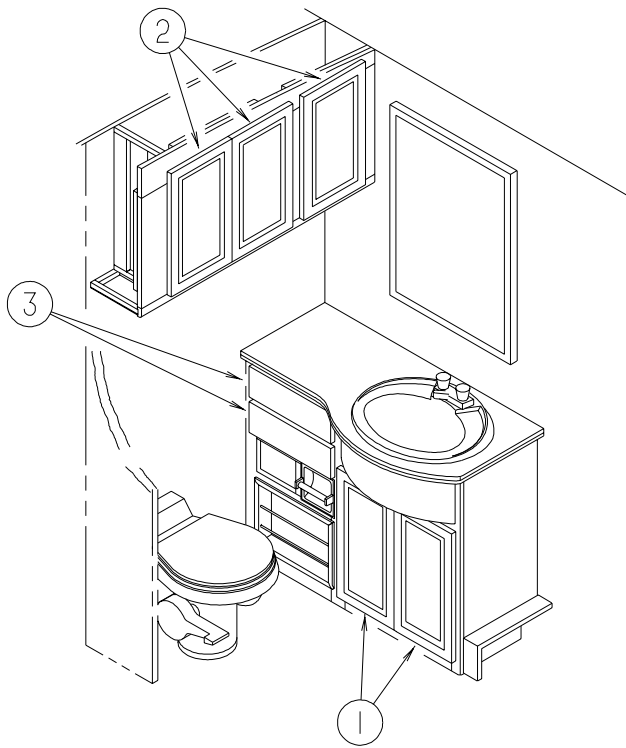


KEY	PART NUMBER	U/M	DESCRIPTION
1	132976-01-L52	EA	CABINET - LAVATORY - W/O COUNTERTOP/DOORS/DRAWERS/HDW - SALEM CHERRY
1	132976-01-L32	EA	CABINET - LAVATORY - W/O COUNTERTOP/DOORS/DRAWERS/HDW - WATERFORD OAK
2	132976-14-L52	EA	SHELF - W/EDGE MOLDING - SALEM CHERRY
2	132976-14-L32	EA	SHELF - W/EDGE MOLDING - WATERFORD OAK
3	130812-09-01A	EA	COUNTERTOP - JAMAICAN SAND - 1/4" VENDURA
4	130813-12-01A	EA	BACKSPLASH - COUNTERTOP - JAMAICAN SAND - 1/2" VENDURA
5	130813-13-01A	EA	BACKSPLASH - COUNTERTOP - JAMAICAN SAND - 1/2" VENDURA
6	131096-01-K13	EA	WALL POCKET - MAGAZINE RACK - SALEM CHERRY
6	131096-01-K07	EA	WALL POCKET - MAGAZINE RACK - WATERFORD OAK
7	132970-01-L52	EA	CABINET - OVERHEAD/MEDICINE - W/O DOORS/HARDWARE - SALEM CHERRY
7	132970-01-L32	EA	CABINET - OVERHEAD/MEDICINE - W/O DOORS/HARDWARE - WATERFORD OAK
7	076767-04-000	EA	CABLE - SUPPORT - 5.9" STAINLESS STEEL
8	132970-13-L52	EA	SHELF - W/EDGE MOLDING - SALEM CHERRY
8	132970-13-L32	EA	SHELF - W/EDGE MOLDING - WATERFORD OAK
9	075453-02-000	EA	ROD - F/TOWEL BAR - 18" BRASS
			FROM: 00-00-00 THRU: 01-23-00
9	075453-03-000	EA	BRACKET - TOWEL BAR - BRASS - 2 PER PACK
			FROM: 01-24-00 THRU: 99-99-99
9	075453-04-000	EA	ROD - F/TOWEL BAR - 18" BRASS - W/O END BRACKETS
			FROM: 01-24-00 THRU: 99-99-99
10	132533-01-01A	EA	HOLDER - TOILET PAPER - EURO STYLE - BRASS
11	131933-09-L52	EA	DOOR - BATH - W/O HARDWARE - SALEM CHERRY
11	131933-09-L01	EA	DOOR - BATH - W/O HARDWARE - WATERFORD OAK

## BATH GROUP (CONTINUED)

### CABINETS (CONTINUED)

KEY	PART NUMBER	U/M	DESCRIPTION
12	102089-02-E41	EA	RACK ASM-TOWEL - SALEM CHERRY
12	102089-02-G15	EA	RACK ASM-TOWEL - WATERFORD OAK
12	100357-01-000	EA	ROD - F/TOWEL BAR - BRASS
12	102089-13-E41	EA	RAIL END - RIGHT HAND/TOWEL RACK - 26" - SALEM CHERRY FROM: 00-00-00 THRU: 08-19-99
12	134509-01-12A	EA	RAIL END - RH/LH - TOWEL RACK - 26" - CHERRY FROM: 08-20-99 THRU: 99-99-99
12	102089-13-G09	EA	RAIL END - RIGHT HAND/TOWEL RACK - 26" - WATERFORD OAK FROM: 00-00-00 THRU: 08-19-99
12	134509-01-11A	EA	RAIL END - RH/LH - TOWEL RACK - 26" - WATERFORD OAK FROM: 08-20-99 THRU: 99-99-99
13	M09366-02-L52	EA	DOOR/PANEL - SLIDING - W/O PULL - SALEM CHERRY
13	M09366-02-L32	EA	DOOR/PANEL - SLIDING - W/O PULL - WATERFORD OAK
14	M09366-01-L52	EA	DOOR/PANEL - SLIDING - W/PULL - SALEM CHERRY
14	M09366-01-L32	EA	DOOR/PANEL - SLIDING - W/PULL - WATERFORD OAK
15	130798-01-02B	EA	GUIDE - POCKET DOOR - E-COATED
16	130806-01-K37	EA	HEADER - DOOR - SALEM CHERRY
16	130806-01-K66	EA	HEADER - DOOR - WATERFORD OAK

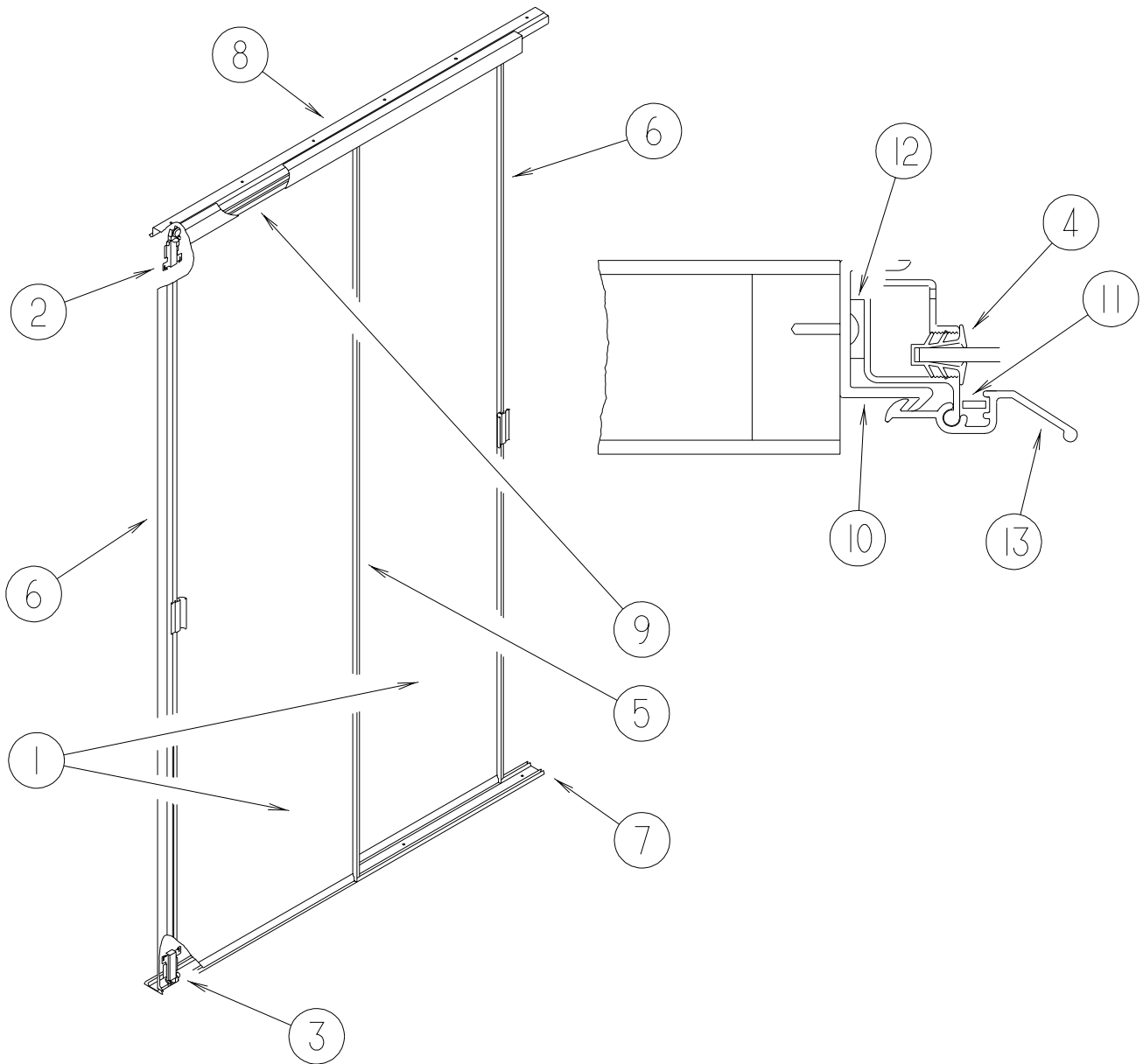


### DOORS & DRAWERS

KEY	PART NUMBER	U/M	DESCRIPTION
1	131995-41-L52	EA	DOOR - RAIL/SOLID PANEL - 10.8" X 21.8" - W/O HARDWARE - SALEM CHERRY
1	131995-41-L32	EA	DOOR - RAIL/SOLID PANEL - 10.8" X 21.8" - W/O HARDWARE - WATERFORD OAK
2	131995-65-L52	EA	DOOR - RAIL/SOLID PANEL - 12" X 18.7" - W/O HARDWARE - SALEM CHERRY
2	131995-65-L53	EA	DOOR - RAIL/SOLID PANEL - 12" X 18.7" - W/O HARDWARE - WATERFORD OAK
3	M09316-E3-L52	EA	DRAWER - OGEE EDGE - 11.5"W X 11.7"D - W/O SLIDES/HARDWARE - SALEM CHERRY
3	M09316-E3-L32	EA	DRAWER - OGEE EDGE - 11.5"W X 11.7"D - W/O SLIDES/HARDWARE - WATERFORD OAK

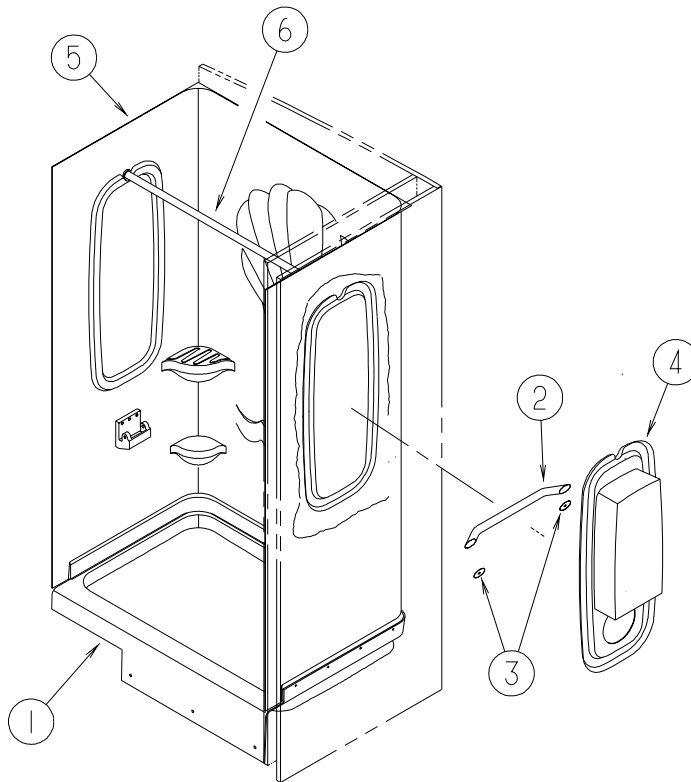


**BATH GROUP (CONTINUED)**  
**DOORS & DRAWERS (CONTINUED)**  
**MIRRORED WARDROBE DOOR**



KEY	PART NUMBER	U/M	DESCRIPTION
	114149-19-L52	EA	DOOR - MIRRORED/WARDROBE - W/HARDWARE
1	058331-J1-000	EA	MIRROR - SAFETY GLASS - 19.5" X 65.2"
2	107390-01-000	EA	CORNER HANGER (SINGLE ROLLER W/BACKET) (SOLD AS 1 EACH) FROM: 00-00-00 THRU: 10-31-99
2	107390-02-000	EA	CORNER HANGER (DOUBLE ROLLER W/BACKET) (SOLD AS 1 EACH) FROM: 11-01-99 THRU: 99-99-99
3	107391-01-000	EA	GUIDE - BOTTOM - BY-PASS (4 USED PER DOOR)
4	111575-01-01A	FT	CHANNEL - GLAZING - SWING DOOR
5	114104-13-01A	EA	STILE-DOOR,SLIDING,TERRATONE
6	114104-14-01A	EA	STILE-DOOR,SLIDING,TERRATONE
7	114105-17-01A	EA	TRACK - LOWER/SLIDING DOOR - 38.7"
8	114106-17-01A	EA	TRACK-DOOR,SLD,UPR,TERRATONE
9	114107-13-01A	EA	RAIL-DOOR,SLIDING,TERRATONE
10	115538-01-01A	EA	JAMB-DOOR,WARDROBE,MIRRORED
11	115541-01-000	EA	SPRING - DOOR - SLIDING
12	123655-01-000	FT	SEAL - CLOSED CELL/FOAM
13	132038-01-01A	EA	LATCH - DOOR/WARDROBE - TERRATONE

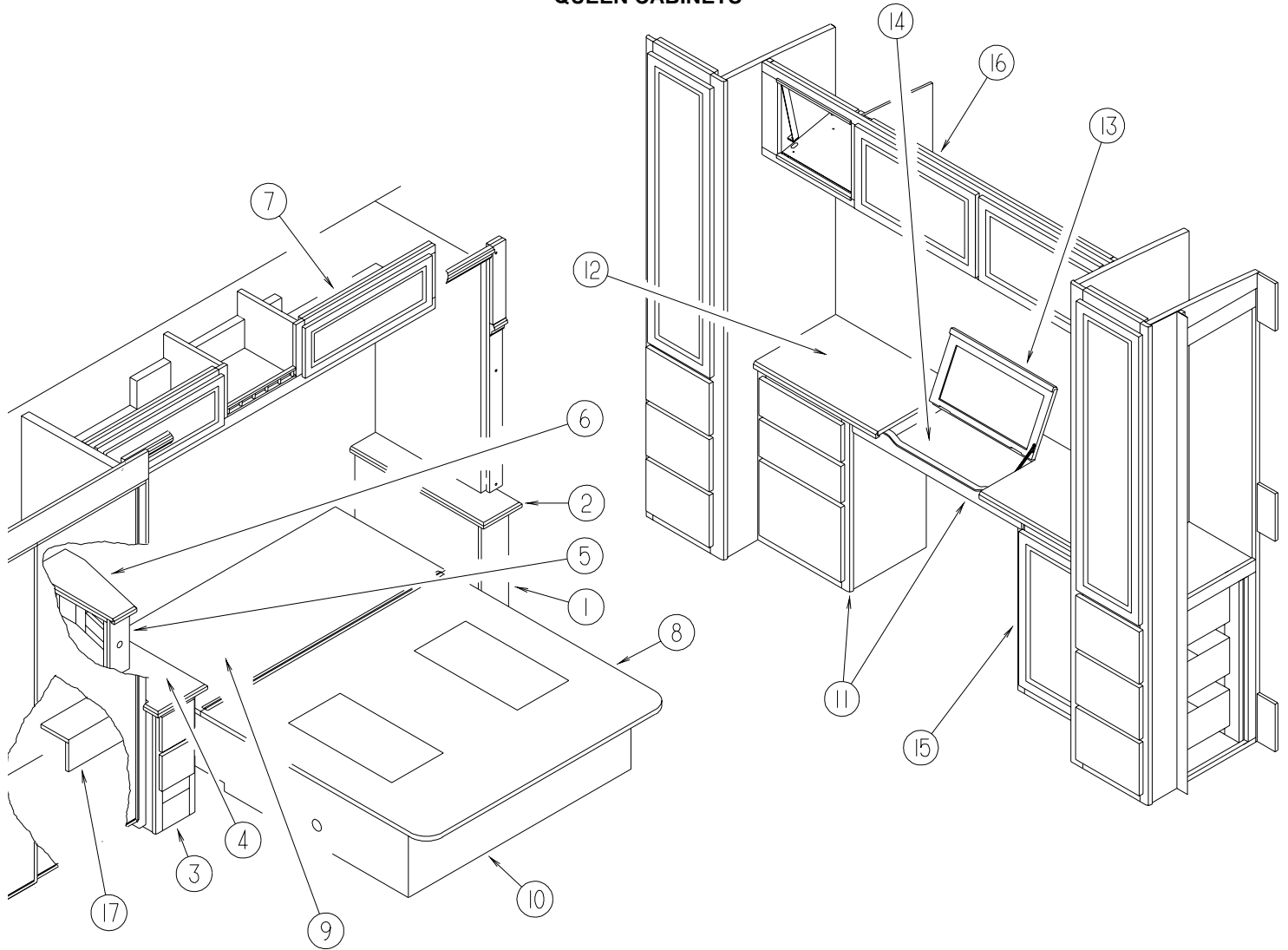
## BATH GROUP (CONTINUED) SHOWER



KEY	PART NUMBER	U/M	DESCRIPTION
1	M02630-42-L32	EA	SHOWER PAN - W/TIP TOE DRAIN
2	132083-01-02A	EA	HANDRAIL/ASSIST - 1" DIAMETER/W/END CAPS - SOFT WHITE
3	132083-02-01A	EA	PAD - OVAL
4	132192-01-01A	EA	CADDY - SHOWER - SOFT WHITE
5	132216-01-01A	EA	SURROUND - SHOWER - SOFT WHITE
6	102075-18-02A	EA	ROD - SHOWER CURTAIN - 1" OD X 38.9" - SOFT WHITE
*	115011-03-01A	EA	DOOR - SHOWER/BYPASS - 39.3" X 65" - W/HARDWARE & LOCK

\* COMPONENT PARTS FOUND IN SERVICE PARTS LIBRARY

## BEDROOM GROUP QUEEN CABINETS



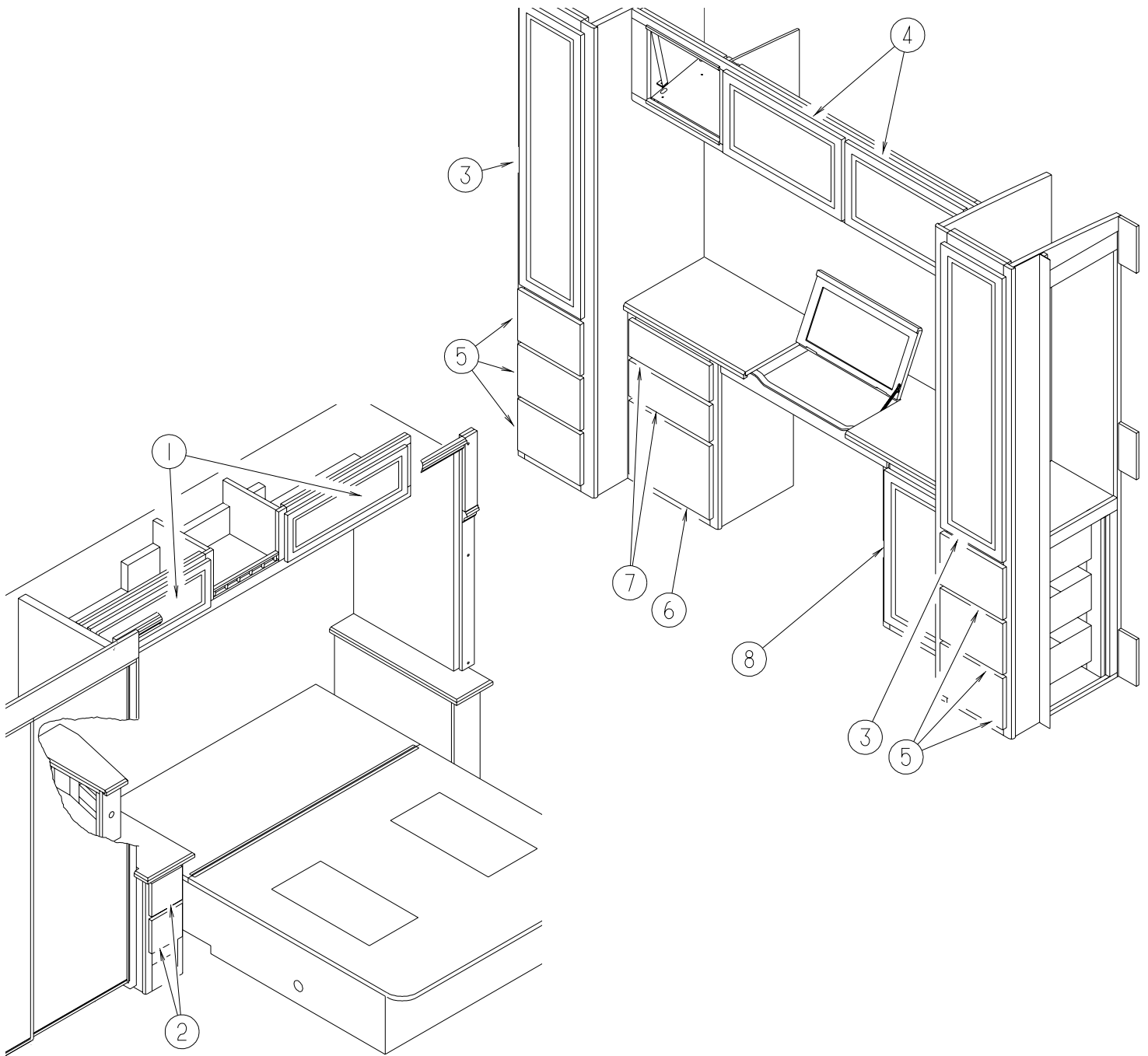
KEY	PART NUMBER	U/M	DESCRIPTION
1	132879-05-L52	EA	CABINET - NIGHTSTAND - W/COUNTERTOP - W/O DOOR/DRAWER/HDW - RIGHT HAND (L52, L54)
1	132879-05-L53	EA	CABINET - NIGHTSTAND - W/COUNTERTOP - W/O DOOR/DRAWER/HDW - RIGHT HAND (L53, L55)
1	132879-05-L59	EA	CABINET - NIGHTSTAND - W/COUNTERTOP - W/O DOOR/DRAWER/HDW - RIGHT HAND (L56)
1	132879-05-L57	EA	CABINET - NIGHTSTAND - W/COUNTERTOP - W/O DOOR/DRAWER/HDW - RIGHT HAND (L57)
2	132879-17-L52	EA	COUNTERTOP - NIGHTSTAND - RIGHT HAND (L52, L54)
2	132879-17-L53	EA	COUNTERTOP - NIGHTSTAND - RIGHT HAND (L53, L55)
2	132879-17-L59	EA	COUNTERTOP - NIGHTSTAND - RIGHT HAND (L56)
2	132879-17-L57	EA	COUNTERTOP - NIGHTSTAND - RIGHT HAND (L57)
3	132879-04-L52	EA	CABINET - NIGHTSTAND - W/COUNTERTOP - W/O DOOR/DRAWER/HDW -W/O REAR STEREO(L52,L54)
3	132879-04-L53	EA	CABINET - NIGHTSTAND - W/COUNTERTOP - W/O DOOR/DRAWER/HDW -W/O REAR STEREO(L53,L55)
3	132879-04-L59	EA	CABINET - NIGHTSTAND - W/COUNTERTOP - W/O DOOR/DRAWER/HDW -W/O REAR STEREO (L56)
3	132879-04-L57	EA	CABINET - NIGHTSTAND - W/COUNTERTOP - W/O DOOR/DRAWER/HDW -W/O REAR STEREO (L57)
3	132879-06-L52	EA	CABINET - NIGHTSTAND - W/COUNTERTOP - W/O DOOR/DRAWER/HDW -W/ REAR STEREO(L52, L54)
3	132879-06-L53	EA	CABINET - NIGHTSTAND - W/COUNTERTOP - W/O DOOR/DRAWER/HDW -W/ REAR STEREO(L53,L55)
3	132879-06-L59	EA	CABINET - NIGHTSTAND - W/COUNTERTOP - W/O DOOR/DRAWER/HDW -W/ REAR STEREO (L56)
3	132879-06-L57	EA	CABINET - NIGHTSTAND - W/COUNTERTOP - W/O DOOR/DRAWER/HDW -W/ REAR STEREO (L57)
4	132879-15-L52	EA	COUNTERTOP - NIGHTSTAND - W/O REAR STEREO (L52, L54)
4	132879-15-L53	EA	COUNTERTOP - NIGHTSTAND - W/O REAR STEREO (L53, L55)
4	132879-15-L59	EA	COUNTERTOP - NIGHTSTAND - W/O REAR STEREO (L56)
4	132879-15-L57	EA	COUNTERTOP - NIGHTSTAND - W/O REAR STEREO (L57)
4	132879-16-L52	EA	COUNTERTOP - NIGHTSTAND - W/ REAR STEREO (L52, L54)
4	132879-16-L53	EA	COUNTERTOP - NIGHTSTAND - W/ REAR STEREO (L53, L55)
4	132879-16-L59	EA	COUNTERTOP - NIGHTSTAND - W/ REAR STEREO (L56)
4	132879-16-L57	EA	COUNTERTOP - NIGHTSTAND - W/ REAR STEREO (L57)

**BEDROOM GROUP (CONTINUED)****QUEEN CABINETS (CONTINUED)**

<b>KEY</b>	<b>PART NUMBER</b>	<b>U/M</b>	<b>DESCRIPTION</b>
5	129200-08-L52	EA	CABINET - RADIO - W/O COUNTERTOP/DOOR/HARDWARE - W/CD - (L52, L54) FROM: 00-00-00 THRU: 09-19-99
5	129200-06-L52	EA	CABINET - RADIO - W/O COUNTERTOP/DOOR/HARDWARE - W/CD - (L52, L54) FROM: 09-20-99 THRU: 99-99-99
5	129200-06-L52	EA	CABINET - RADIO - W/O COUNTERTOP/DOOR/HARDWARE - W/O CD - (L52, L54)
5	129200-08-L53	EA	CABINET - RADIO - W/O COUNTERTOP/DOOR/HARDWARE - W/CD - (L53, L55) FROM: 00-00-00 THRU: 09-19-99
5	129200-06-L53	EA	CABINET - RADIO - W/O COUNTERTOP/DOOR/HARDWARE - W/CD - (L53, L55) FROM: 09-20-99 THRU: 99-99-99
5	129200-06-L53	EA	CABINET - RADIO - W/O COUNTERTOP/DOOR/HARDWARE - W/O CD - (L53, L55)
5	129200-08-L56	EA	CABINET - RADIO - W/O COUNTERTOP/DOOR/HARDWARE - W/CD - (L56) FROM: 00-00-00 THRU: 09-19-99
5	129200-06-L56	EA	CABINET - RADIO - W/O COUNTERTOP/DOOR/HARDWARE - W/CD - (L56) FROM: 09-20-99 THRU: 99-99-99
5	129200-06-L56	EA	CABINET - RADIO - W/O COUNTERTOP/DOOR/HARDWARE - W/O CD - (L56)
5	129200-08-L57	EA	CABINET - RADIO - W/O COUNTERTOP/DOOR/HARDWARE - W/CD - (L57) FROM: 00-00-00 THRU: 09-19-99
5	129200-06-L57	EA	CABINET - RADIO - W/O COUNTERTOP/DOOR/HARDWARE - W/CD - (L57) FROM: 09-20-99 THRU: 99-99-99
5	129200-06-L57	EA	CABINET - RADIO - W/O COUNTERTOP/DOOR/HARDWARE - W/O CD - (L57)
6	129200-13-L52	EA	COUNTERTOP - RADIO CABINET - LAMINATED (L52, L53, L54, L55)
6	129200-13-L56	EA	COUNTERTOP - RADIO CABINET - LAMINATED (L56, L57)
7	133792-01-L52	EA	CABINET - OVERHEAD/REAR/RIGHT HAND - W/O DOORS/HARDWARE - W/O REAR STEREO (L52)
7	133792-01-L53	EA	CABINET - OVERHEAD/REAR/RIGHT HAND - W/O DOORS/HARDWARE - W/O REAR STEREO (L53)
7	133792-01-L54	EA	CABINET - OVERHEAD/REAR/RIGHT HAND - W/O DOORS/HARDWARE - W/O REAR STEREO (L54)
7	133792-01-L55	EA	CABINET - OVERHEAD/REAR/RIGHT HAND - W/O DOORS/HARDWARE - W/O REAR STEREO (L55)
7	133792-01-L56	EA	CABINET - OVERHEAD/REAR/RIGHT HAND - W/O DOORS/HARDWARE - W/O REAR STEREO (L56)
7	133792-01-L57	EA	CABINET - OVERHEAD/REAR/RIGHT HAND - W/O DOORS/HARDWARE - W/O REAR STEREO (L57)
7	133792-02-L52	EA	CABINET - OVERHEAD/REAR/RIGHT HAND - W/O DOORS/HARDWARE - W/ REAR STEREO (L52)
7	133792-02-L53	EA	CABINET - OVERHEAD/REAR/RIGHT HAND - W/O DOORS/HARDWARE - W/ REAR STEREO (L53)
7	133792-02-L54	EA	CABINET - OVERHEAD/REAR/RIGHT HAND - W/O DOORS/HARDWARE - W/ REAR STEREO (L54)
7	133792-02-L55	EA	CABINET - OVERHEAD/REAR/RIGHT HAND - W/O DOORS/HARDWARE - W/ REAR STEREO (L55)
7	133792-02-L56	EA	CABINET - OVERHEAD/REAR/RIGHT HAND - W/O DOORS/HARDWARE - W/ REAR STEREO (L56)
7	133792-02-L57	EA	CABINET - OVERHEAD/REAR/RIGHT HAND - W/O DOORS/HARDWARE - W/ REAR STEREO (L57)
8	M07571-14-000	EA	TOP/BED - HINGED PORTION
9	M07571-10-L32	EA	TOP - F/QUEEN BED - HINGED
10	P32972-02-L52	EA	CABINET/BASE - F/QUEEN BED - W/O DOOR/DRAWER/HDW - SALEM CHERRY
10	P32972-02-L53	EA	CABINET/BASE - F/QUEEN BED - W/O DOOR/DRAWER/HDW - WATERFORD OAK
11	P32977-01-L52	EA	CABINET - VANITY - W/O COUNTERTOP/DOORS/DRAWERS/HARDWARE (L52)
11	P32977-01-L53	EA	CABINET - VANITY - W/O COUNTERTOP/DOORS/DRAWERS/HARDWARE (L53, L55)
11	P32977-01-L54	EA	CABINET - VANITY - W/O COUNTERTOP/DOORS/DRAWERS/HARDWARE (L54)
11	P32977-01-L56	EA	CABINET - VANITY - W/O COUNTERTOP/DOORS/DRAWERS/HARDWARE (L56)
11	P32977-01-L57	EA	CABINET - VANITY - W/O COUNTERTOP/DOORS/DRAWERS/HARDWARE (L57)
12	132977-11-L52	EA	COUNTERTOP - VANITY CABINET (L52)
12	132977-11-L53	EA	COUNTERTOP - VANITY CABINET (L53, L55)
12	132977-11-L54	EA	COUNTERTOP - VANITY CABINET (L54)
12	132977-11-L56	EA	COUNTERTOP - VANITY CABINET (L56)
12	132977-11-L57	EA	COUNTERTOP - VANITY CABINET (L57)
13	132977-12-L52	EA	COUNTERTOP - VANITY CABINET (L52)
13	132977-12-L53	EA	COUNTERTOP - VANITY CABINET (L53, L55)
13	132977-12-L54	EA	COUNTERTOP - VANITY CABINET (L54)
13	132977-12-L56	EA	COUNTERTOP - VANITY CABINET (L56)
13	132977-12-L57	EA	COUNTERTOP - VANITY CABINET (L57)
14	132977-14-L52	EA	DRAWER - VANITY CABINET - SALEM CHERRY
14	132977-14-L32	EA	DRAWER - VANITY CABINET - WATERFORD OAK
15	132971-01-L52	EA	CABINET - HAMPER - W/O DOORS/HARDWARE - SALEM CHERRY
15	132971-01-L32	EA	CABINET - HAMPER - W/O DOORS/HARDWARE - WATERFORD OAK
16	133102-01-L52	EA	CABINET - OVERHEAD/VANITY - W/O DOORS/HARDWARE - SALEM CHERRY
16	133102-01-L32	EA	CABINET - OVERHEAD/VANITY - W/O DOORS/HARDWARE - WATERFORD OAK
17	P27942-01-000	EA	CABINET - COVER - WATER FILL - W/O DOORS/HARDWARE

## BEDROOM GROUP (CONTINUED)

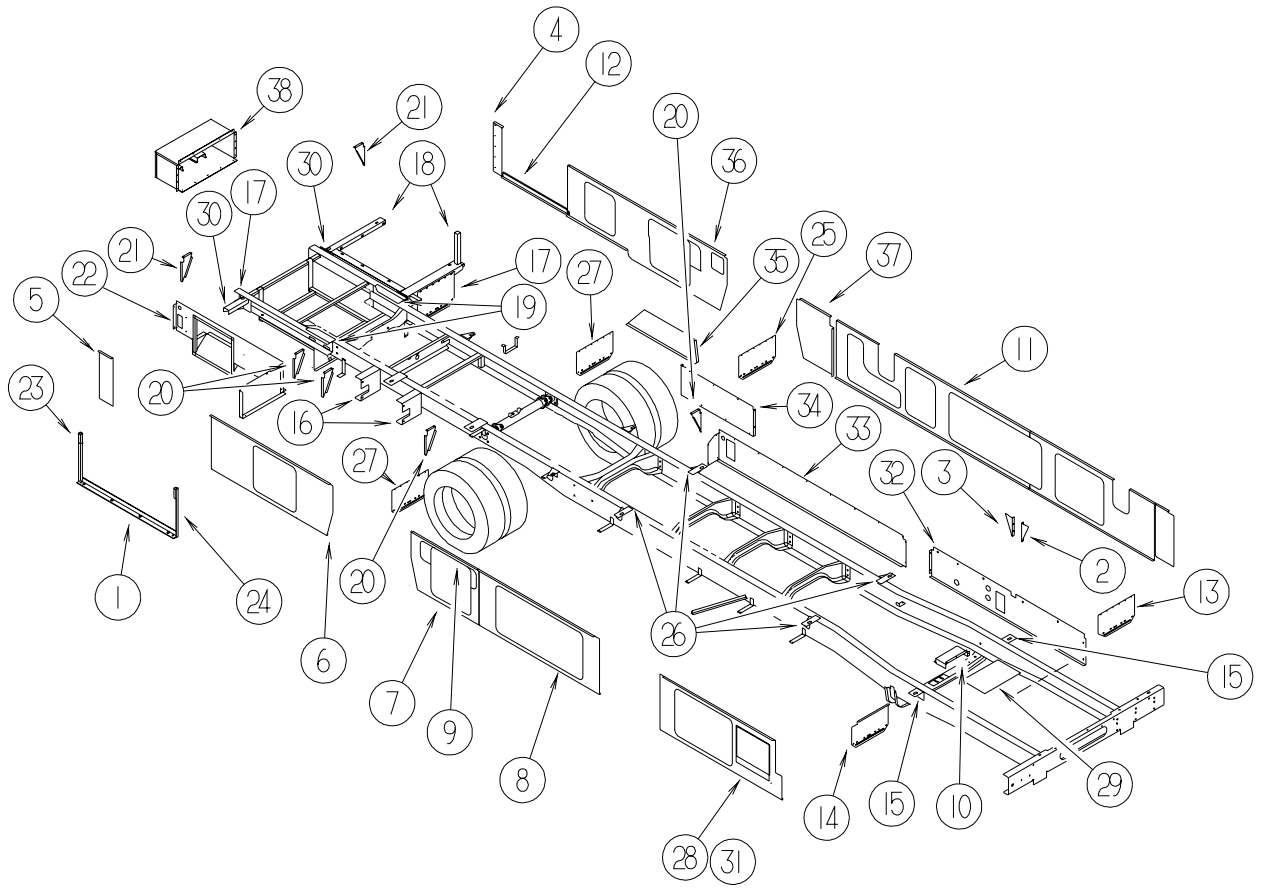
### QUEEN DOORS & DRAWERS



KEY	PART NUMBER	U/M	DESCRIPTION
1	131995-29-L52	EA	DOOR - RAIL/SOLID PANEL - 10" X 29.5" - W/O HARDWARE - SALEM CHERRY
1	131995-29-L32	EA	DOOR - RAIL/SOLID PANEL - 10" X 29.5" - W/O HARDWARE - WATERFORD OAK
2	M09316-58-L14	EA	DRAWER - OGEE EDGE - 10.7"W X 19.6"D - W/O SLIDES/HARDWARE - SALEM CHERRY
2	M09316-58-L01	EA	DRAWER - OGEE EDGE - 10.7"W X 19.6"D - W/O SLIDES/HARDWARE - WATERFORD OAK
3	131995-77-L52	EA	DOOR - RAIL/SOLID PANEL - 12" X 47.9" - W/O HARDWARE - SALEM CHERRY
3	131995-77-L53	EA	DOOR - RAIL/SOLID PANEL - 12" X 47.9" - W/O HARDWARE - WATERFORD OAK
4	131995-98-L14	EA	DOOR - RAIL/SOLID PANEL - 13.7" X 23.2" - W/O HARDWARE - SALEM CHERRY
4	131995-98-L07	EA	DOOR - RAIL/SOLID PANEL - 13.7" X 23.2" - W/O HARDWARE - WATERFORD OAK
5	M09316-A5-L52	EA	DRAWER - OGEE EDGE - 9.9"W X 17.7"D - W/O SLIDES/HARDWARE - SALEM CHERRY
5	M09316-A5-L32	EA	DRAWER - OGEE EDGE - 9.9"W X 17.7"D - W/O SLIDES/HARDWARE - WATERFORD OAK
6	M09316-A6-L52	EA	DRAWER - OGEE EDGE - 13.5"W X 15.7"D - W/O SLIDES/HARDWARE - SALEM CHERRY
6	M09316-A6-L32	EA	DRAWER - OGEE EDGE - 13.5"W X 15.7"D - W/O SLIDES/HARDWARE - WATERFORD OAK
7	M09316-12-L52	EA	DRAWER - OGEE EDGE - 13.5"W X 11.8"D - W/O SLIDES/HARDWARE - SALEM CHERRY
7	M09316-12-L32	EA	DRAWER - OGEE EDGE - 13.5"W X 11.8"D - W/O SLIDES/HARDWARE - WATERFORD OAK
8	131995-V2-L52	EA	DOOR - RAIL/SOLID PANEL - 25.5" X 15.3" - W/O HARDWARE - SALEM CHERRY
8	131995-V2-L32	EA	DOOR - RAIL/SOLID PANEL - 25.5" X 15.3" - W/O HARDWARE - WATERFORD OAK

# CHASSIS GROUP

## FRAME



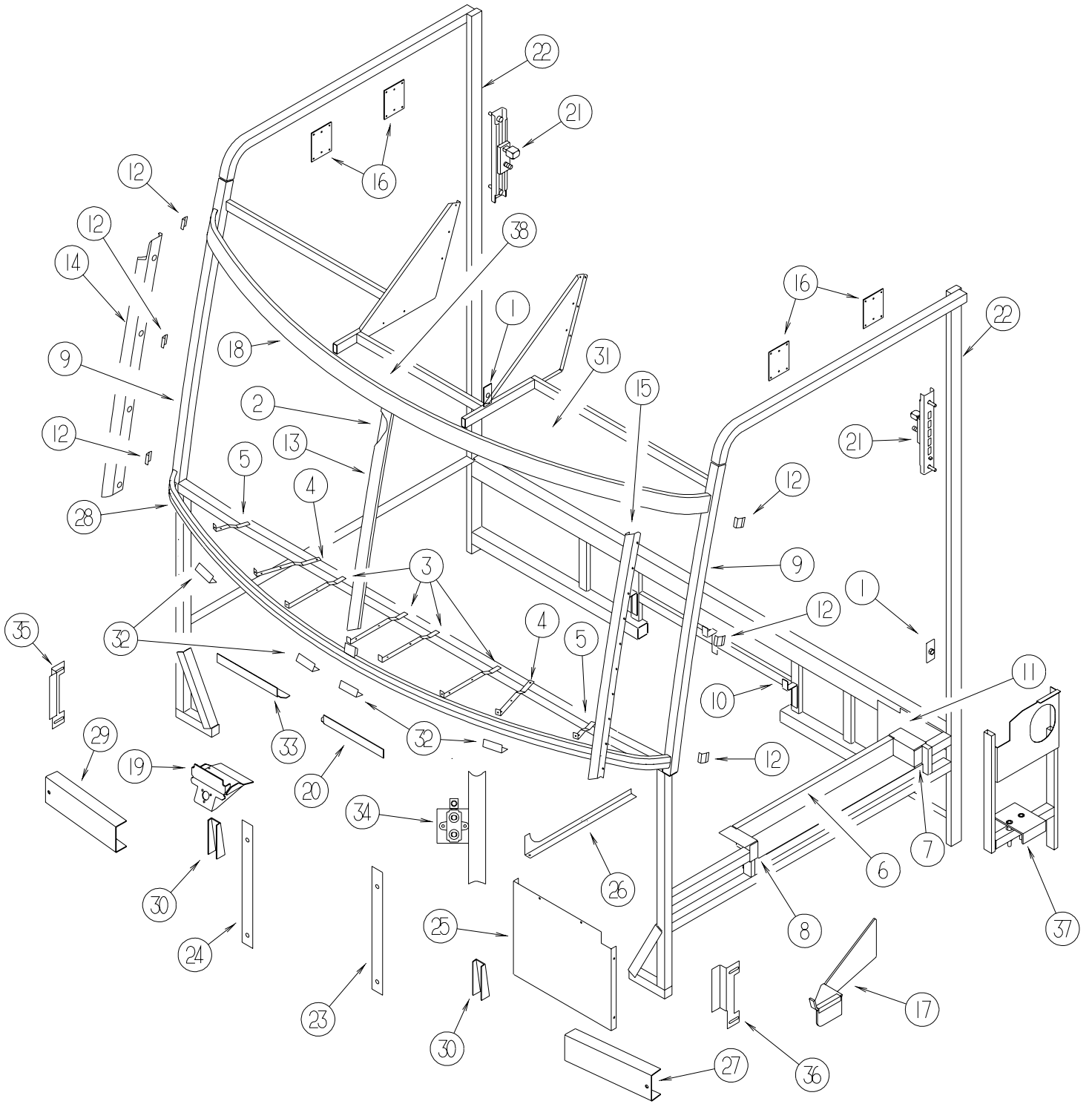
## CHASSIS GROUP (CONTINUED)

### FRAME (CONTINUED)

KEY	PART NUMBER	U/M	DESCRIPTION
1	129328-02-02B	EA	HANGER - A/C - COACH
2	131531-05-02B	EA	GUSSETT - SLIDEOUT - E-COATED
3	131531-06-02B	EA	GUSSET-SLIDEOUT,E-COAT
4	132848-06-02B	EA	PLATE - SEAL - LEFT HAND - E-COATED
5	132849-07-02B	EA	PLATE - SEAL - E-COATED
6	132849-08-02B	EA	PLATE - SEAL - E-COATED
7	132849-09-02B	EA	PLATE - SEAL - E-COATED
8	132849-10-02B	EA	PLATE - SEAL - E-COATED
9	132849-21-02B	EA	PLATE - SEAL - E-COATED
10	133203-01-02B	EA	COVER - TRANSMISSION - E-COATED
			FROM: 00-00-00 THRU: 09-06-99
10	133203-02-02B	EA	COVER - TRANSMISSION - E-COATED
			FROM: 09-07-99 THRU: 99-99-99
11	133562-04-02B	EA	SEAL PLANE - E-COATED
12	133612-01-02B	EA	ZEE/SEAL PLANE - BOTTOM - E-COATED
13	020167-02-000	EA	DIRT GUARD - STEEL - W/O BEND - 14" LONG
			FROM: 00-00-00 THRU: 05-26-00
13	136391-01-02B	EA	GUARD - ROCK - E-COATED
			FROM: 05-27-00 THRU: 99-99-99
14	020167-03-000	EA	DIRT GUARD - STEEL - 11" LONG
			FROM: 00-00-00 THRU: 05-26-00
14	136389-01-02B	EA	GUARD/ROCK - STEEL - W/BEND - 18"W X 10.9"H - E-COATED
			FROM: 05-27-00 THRU: 99-99-99
15	117154-04-02B	EA	MOUNT-BODY,E-COAT
			FROM: 01-07-00 THRU: 02-24-00
15	117154-07-02B	EA	MOUNT - FRAME RAIL/FLOOR
			FROM: 02-25-00 THRU: 99-99-99
16	120867-01-02B	EA	MOUNT - LP TANK
17*	132643-02-01A	EA	HITCH/CHASSIS EXTENSION RAIL - 45" - 2000 G-SERIES
18	133022-01-02B	EA	OUTRIGGER - GENERATOR - E-COATED
19	133095-01-02B	EA	PLATE - CLIP - E-COATED
20	123440-02-02B	EA	SUPPORT/VALANCE PANEL - E-COATED
21	123440-06-02B	EA	SUPPORT/VALANCE PANEL - E-COATED
	119845-01-01A	EA	PLUG/PLASTIC - 1 1/2" SQUARE - BLACK
22	132146-02-02B	EA	FRAME - RETURN AIR/AC - E-COATED
23	133833-01-02B	EA	HANGER - A/C - E-COATED
24	133833-02-02B	EA	HANGER - A/C - E-COATED
25	134191-01-02B	EA	DIRT GUARD - E-COATED
26	135712-01-02B	EA	PLATE - BODY MOUNT - E-COATED
27	020167-08-000	EA	GUARD/ROCK - STEEL - W/O BEND - 18"W X 13.6"H - E-COATED
			FROM: 00-00-00 THRU: 05-26-00
27	136391-02-02B	EA	GUARD - DIRT
			FROM: 05-27-00 THRU: 99-99-99
28	132849-11-02B	EA	PLATE - SEAL - E-COATED
29	124562-05-02B	EA	PANEL - CLOSEOUT - AUTO HEATER - E-COATED
30	135712-02-02B	EA	PLATE - BODY MOUNT - E-COATED
31	104803-01-000	EA	ANGLE - FORMED W/SLOTS
			FROM: 03-23-00 THRU: 99-99-99
32	132330-01-02B	EA	PANEL - CLOSEOUT - E-COATED
33	125587-14-02B	EA	PANEL - CLOSEOUT - E-COATED
34	128008-03-02B	EA	PANEL - CLOSEOUT - E-COATED
35	125826-01-02B	EA	PANEL - CLOSEOUT - E-COATED
36	132485-10-02B	EA	PLATE - SEAL - E-COATED
37	132485-09-02B	EA	PLATE - SEAL - E-COATED
38	133216-01-02B	EA	BOX ASM-FURNACE,E-CT

\* COMPONENT PARTS FOUND IN SERVICE PARTS LIBRARY

**CHASSIS GROUP (CONTINUED)**  
**FRONT END**





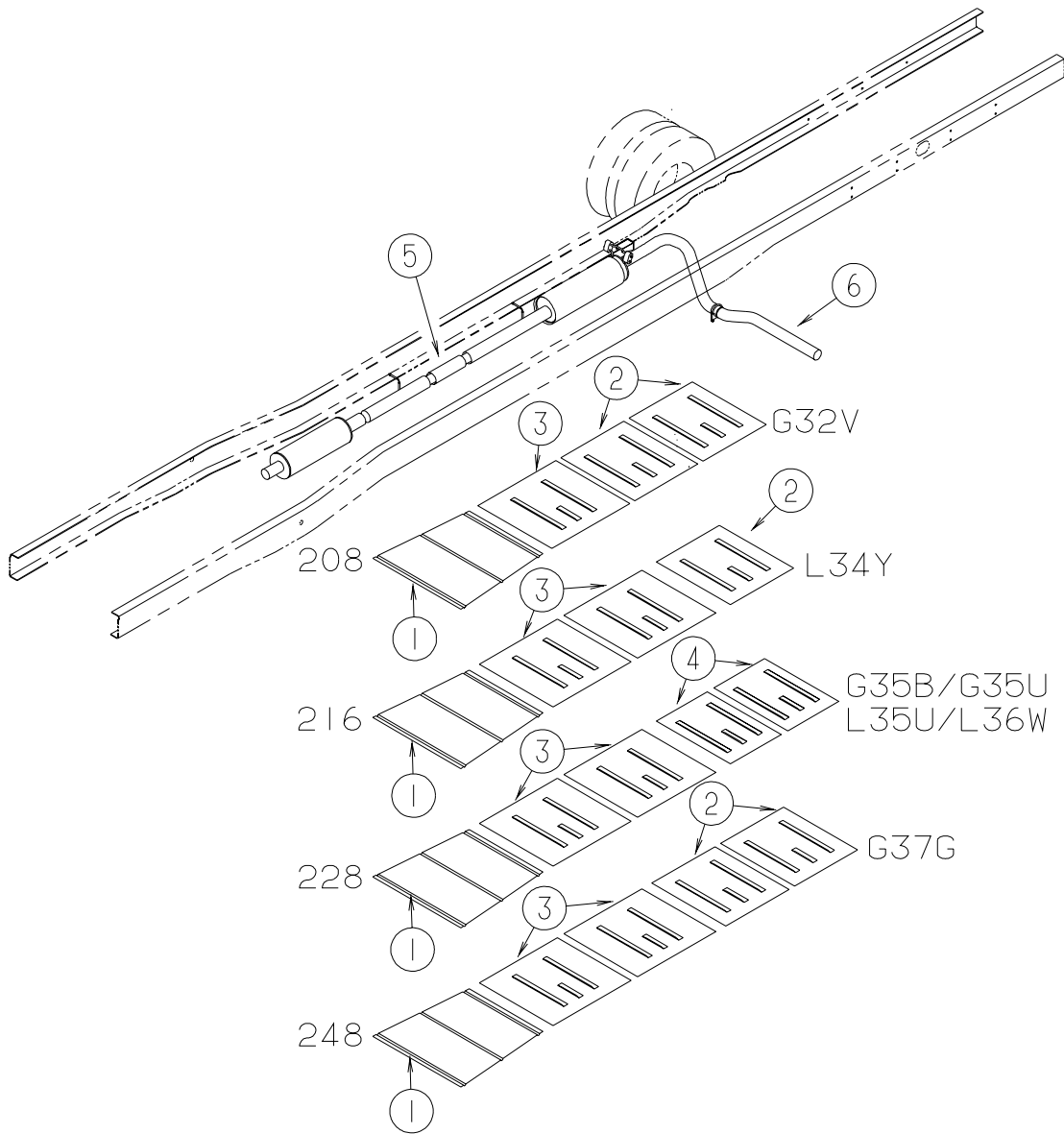
## CHASSIS GROUP (CONTINUED)

### FRONT END (CONTINUED)

KEY	PART NUMBER	U/M	DESCRIPTION
1	133576-02-01B	EA	PLATE - ANCHOR - SEATBELT - LOWER - MILL
2	078249-17-000	EA	TUBE - SWEPT - CAB FRAME - WINNEBAGO
2	078249-16-000	EA	TUBE - SWEPT - CAB FRAME - ITASCA
3	104797-03-000	EA	BRACKET-DEFROSTER
4	104797-04-000	EA	BRACKET-DEFROSTER
5	104797-05-000	EA	BRACKET-DEFROSTER
6	106746-02-000	EA	PANEL - STEPWELL
7	106747-03-000	EA	PANEL - STEPWELL - RIGHT HAND END
8	106747-04-000	EA	PANEL - STEPWELL - LEFT HAND END
9	117273-01-01A	EA	TUBE - SUPPORT - A-PILLAR
10	117287-01-01B	EA	BRACKET - MOUNT - CABLE
11	118592-01-01B	EA	SHIELD - SPLASH - MILL
12	120363-01-01B	EA	BRACKET - WINDSHIELD
13	120840-07-01B	EA	STRAP-W/HOLES,MILL - WINNEBAGO
13	120840-06-01B	EA	STRAP-W/HOLES,MILL - ITASCA
14	121269-05-01B	EA	FRAME - WINDSHIELD - A-PILLAR - MILL - WINNEBAGO
14	121269-07-01B	EA	FRAME - WINDSHIELD - A-PILLAR - MILL - ITASCA
15	121269-06-01B	EA	FRAME - WINDSHIELD - A-PILLAR - MILL - WINNEBAGO
15	121269-08-01B	EA	FRAME - WINDSHIELD - A-PILLAR - MILL - ITASCA
16	104409-01-000	EA	PLATE-MOUNT,SIDEWALL
17	128255-01-04B	EA	STEP - DRIVER DOOR - BLACK
18	124975-01-01B	EA	SUPPORT-WINDSHIELD,UPPER,MLL - WINNEBAGO
18	121268-01-01B	EA	SUPPORT-WINDSHIELD,UPPER,MLL - ITASCA
19	134506-02-01B	EA	BRACKET ASM-WIPER MOTOR,MILL - WINNEBAGO
19	134506-03-01B	EA	BRACKET ASM-WIPER MOTOR,MILL - ITASCA
20	134371-01-01B	EA	ANGLE-MOUNT,WIPER MOTOR,MILL
21	127461-02-01B	EA	PLATE - ANCHOR - SEAT BELT
22	127874-01-01B	EA	TUBE-B PILLAR,MILL
23	119892-13-02B	EA	SUPPORT - FRONT - W/WASHER BOTTLE - FORD
			FROM: 00-00-00 THRU: 10-29-99
23	134807-04-02B	EA	SUPPORT - FRONT - E-COATED
			FROM: 10-30-99 THRU: 99-99-99
23	134807-06-02B	EA	SUPPORT - FRONT - E-COATED - FREIGHTLINER
24	119892-14-02B	EA	SUPPORT - FRONT - W/O WASHER BOTTLE - FORD
			FROM: 00-00-00 THRU: 10-29-99
24	134807-03-02B	EA	SUPPORT - FRONT - E-COATED
			FROM: 10-30-99 THRU: 99-99-99
24	134807-05-02B	EA	SUPPORT - FRONT - E-COATED - FREIGHTLINER
25	104147-14-000	EA	SHIELD/SPLASH - HEADLIGHT
26	131859-01-02B	EA	BRACKET - SEAL/TRANSITION/LEFT HAND - FRONT - E-COATED
	131860-01-02B	EA	BRACKET - SEAL/TRANSITION/LEFT HAND - REAR - E-COATED
27	125744-10-02B	EA	CHANNEL-SUPPORT,FRT END,E-CT
28	124974-01-01B	EA	SUPPORT-WINDSHIELD,LOWER,MLL - WINNEBAGO
28	121267-01-01B	EA	SUPPORT-WINDSHIELD,LOWER,MLL - ITASCA
29	125744-02-02B	EA	CHANNEL - SUPPORT - FRONT END - E-COATED
30	117622-01-02B	EA	BRACE - TUBE/BUMPER - VERTICAL - E-COATED
31	133709-51-01B	EA	HEADER - F/TV - MILL - WINNEBAGO
31	133708-51-01B	EA	HEADER - F/TV - MILL - ITASCA
32	076364-57-000	EA	ANGLE - FORMED
33	134371-02-01B	EA	ANGLE-MOUNT,WIPER MOTOR,MILL
34	086241-01-000	EA	VALVE - AIR - 1/4 MPT X TIRE STEM - FREIGHTLINER
35	128019-01-02B	EA	SUPPORT - FRONT END/REAR - E-COATED
36	128019-02-02B	EA	SUPPORT - FRONT END/REAR - E-COATED
37	124762-18-02B	EA	SUPPORT - DRIVER STEP - E-COATED - FREIGHTLINER
38	124904-04-01B	EA	HEADER-WINDSHIELD,CENTER,MIL - WINNEBAGO
38	121481-05-01B	EA	HEADER-WINDSHIELD,CENTER - ITASCA

## CHASSIS GROUP (CONTINUED)

### EXHAUST

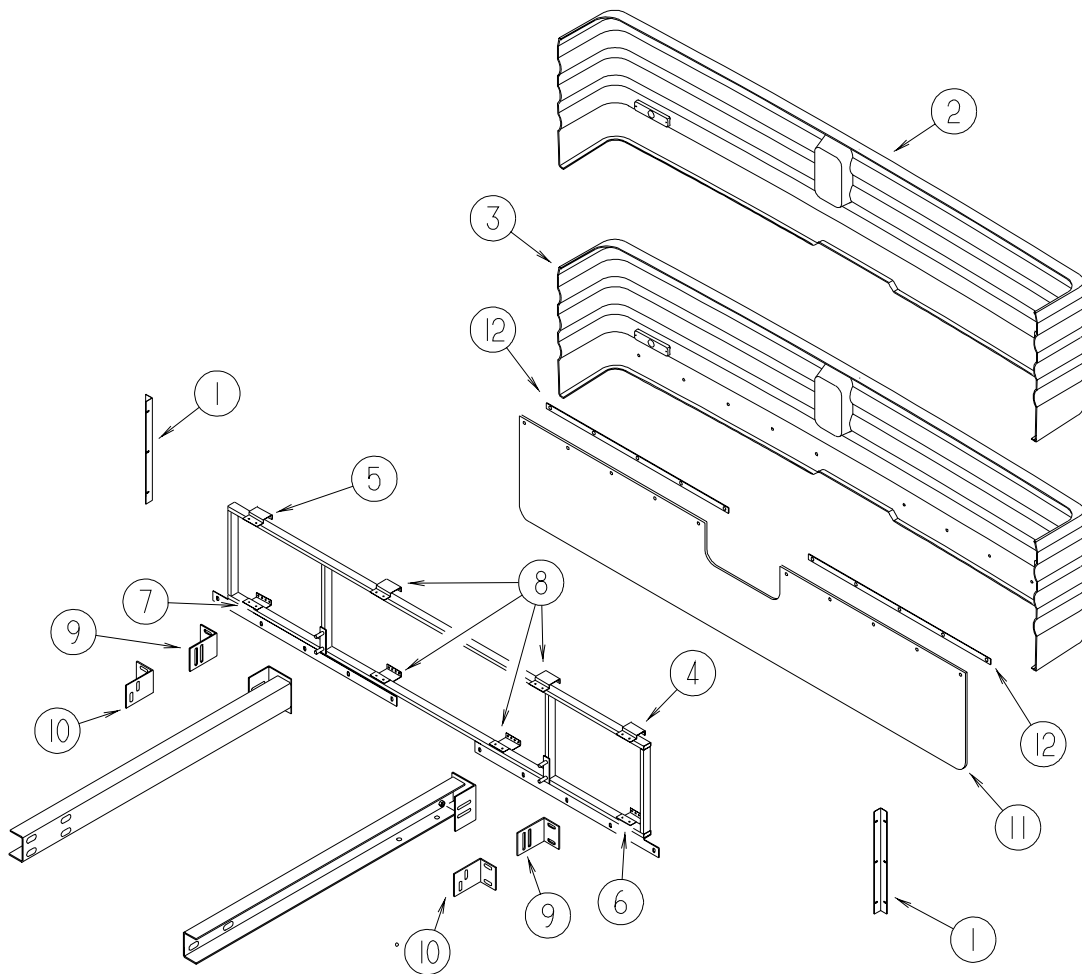


KEY	PART NUMBER	U/M	DESCRIPTION
	094918-06-000	EA	CLAMP - EXHAUST - 3" - HEAVY DUTY
1	128756-01-02B	EA	SHIELD - HEAT/EXHAUST - 33.9" X 16.9" - E-COATED
2	101544-02-000	EA	SHIELD - HEAT/EXHAUST - 30" X 29.1" - E-COATED
3	101544-06-000	EA	SHIELD - HEAT/EXHAUST - 33.9" X 29.1" - E-COATED
4	101544-10-000	EA	SHIELD - HEAT/EXHAUST - 19.7" X 29.1" - E-COATED - FORD
5	112012-03-000	EA	PIPE - EXHAUST - 3" DIAMETER - 208/228/248
5	112012-04-000	EA	PIPE - EXHAUST - 3" DIAMETER - 216
6	NA	EA	PIPE - EXHAUST - CHASSIS PROVIDED

### HITCH

KEY	PART NUMBER	U/M	DESCRIPTION
	113589-01-000	EA	CONNECTOR - PLUG - TRAILER
	113589-02-000	EA	CONNECTOR - SOCKET - TRAILER

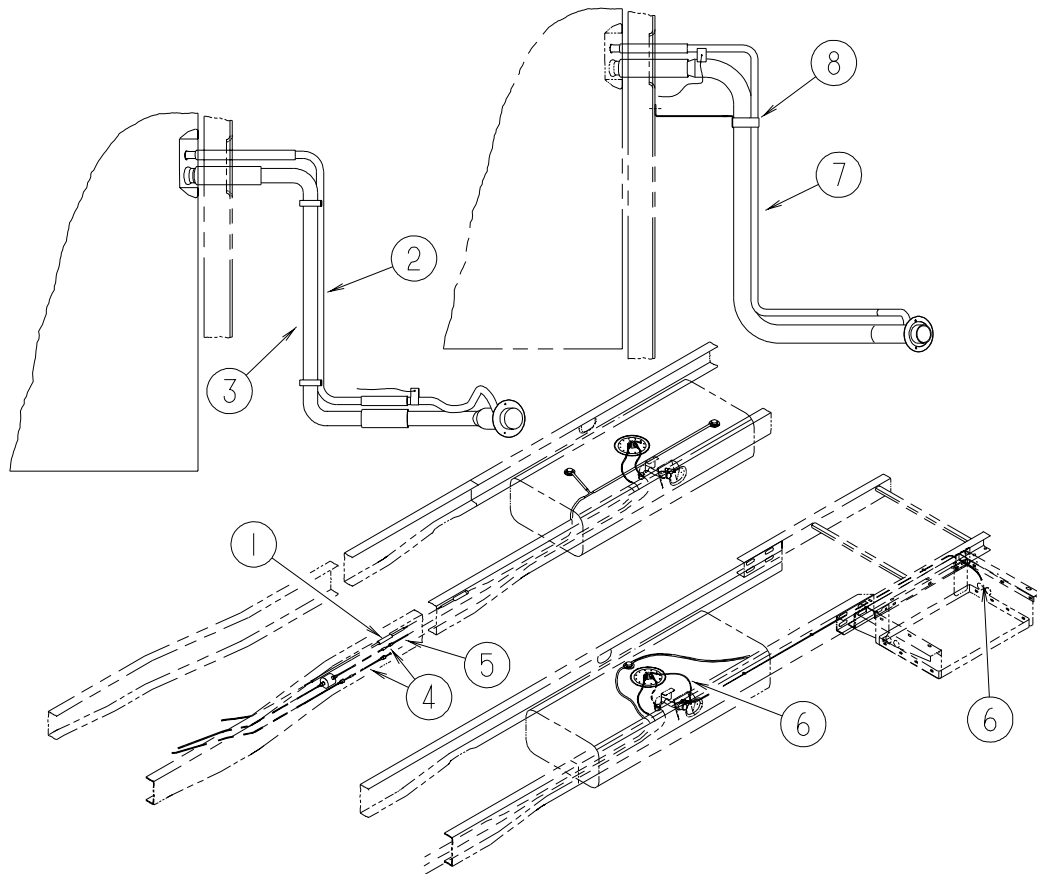
**CHASSIS GROUP (CONTINUED)**  
**REAR BUMPER**



KEY	PART NUMBER	U/M	DESCRIPTION
1	113041-03-02B	EA	ANGLE - BUMPER MOUNT
2	132537-01-L52	EA	PANEL/BUMPER - REAR - W/O MUD FLAP
2	132537-03-L52	EA	PANEL/BUMPER - REAR - W/O MUD FLAP - L36W
3	132537-02-L58	EA	PANEL/BUMPER - REAR - W/MUD FLAP
3	132537-04-L58	EA	PANEL/BUMPER - REAR - W/MUD FLAP - L36W
	104319-51-007	EA	PLATE/BUMPER - INNER PIN SUPPORT
			FROM: 00-00-00 THRU: 12-06-99
4	N/A	EA	BRACKET - BUMPER SUPPORT - E-COATED
5	N/A	EA	BRACKET - BUMPER SUPPORT - E-COATED
6	N/A	EA	BRACKET - BUMPER SUPPORT - E-COATED
7	N/A	EA	BRACKET - BUMPER SUPPORT - E-COATED
8	N/A	EA	BRACKET - BUMPER SUPPORT - E-COATED
9	107524-01-000	EA	ANGLE - BUMPER - INNER/RIGHT & LEFT HAND
			FROM: 05-11-00 THRU: 99-99-99
10	107524-03-000	EA	ANGLE - BUMPER - INNER/RIGHT & LEFT HAND
			FROM: 00-00-00 THRU: 05-10-00
11	130464-06-01A	EA	MUD FLAP - REAR - L-SERIES
12	133749-04-02B	EA	STRAP - W/HOLES - E-COATED

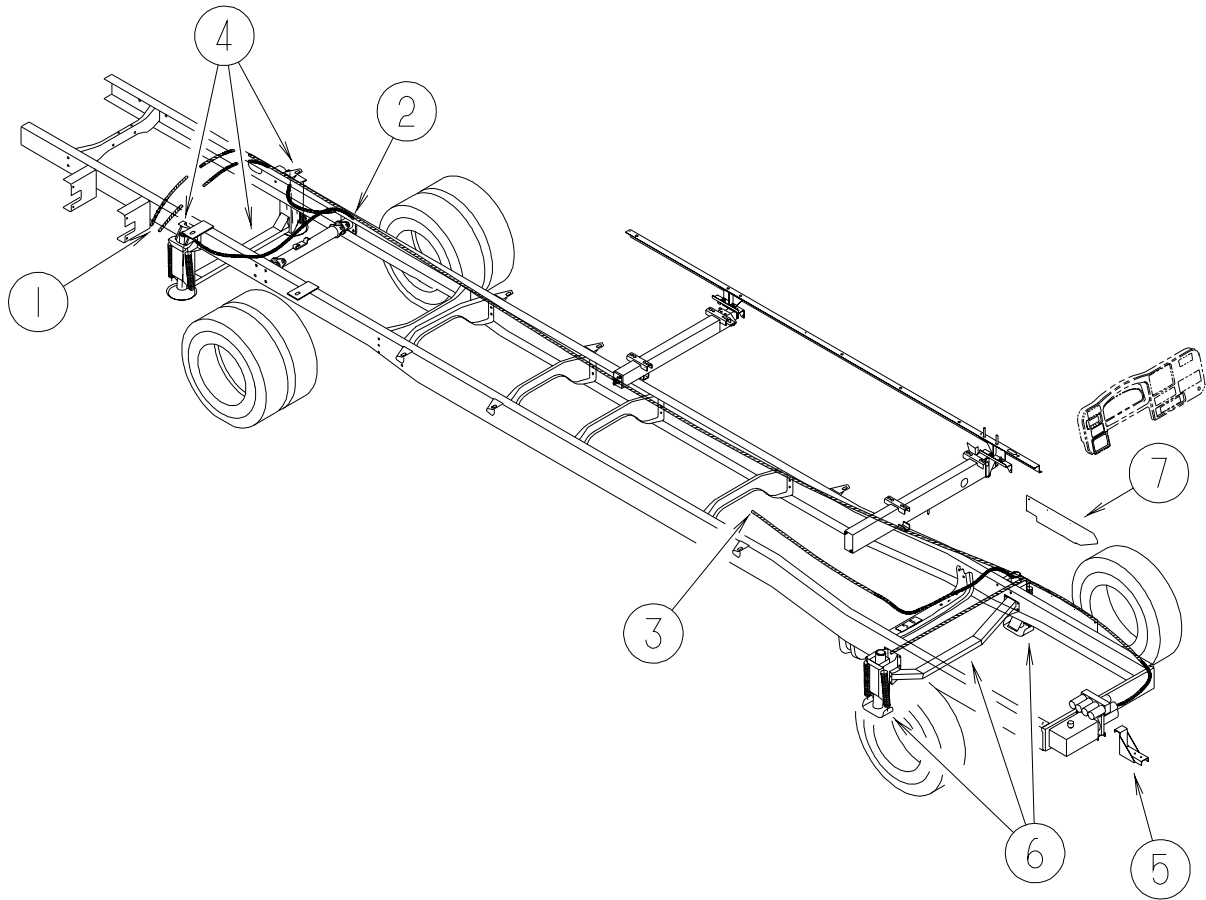
# CHASSIS GROUP (CONTINUED)

## FUEL



KEY	PART NUMBER	U/M	DESCRIPTION
1	128139-02-000	FT	HOSE - FUEL - LOW PERMEABILITY - 5/8" DIAMETER
2	129320-05-000	EA	PIPE - FILL VENT - G37G
2	129320-05-000	EA	PIPE - FILL VENT - G35B, G35C, G35U, G32V & L35U FROM: 00-00-00 THRU: 06-04-00
2	129320-01-000	EA	PIPE - FILL VENT - L34Y
2	129320-11-000	EA	PIPE - FILL VENT - L36W FROM: 00-00-00 THRU: 06-04-00
3	129321-11-000	EA	TUBE - FUEL INLET - G37G
3	129321-11-000	EA	TUBE - FUEL INLET - G35B, G35C, G35U, G32V & L35U FROM: 00-00-00 THRU: 06-04-00
3	129321-01-000	EA	TUBE - FUEL INLET - L34Y
3	129321-12-000	EA	PIPE - FUEL INLET - L36W FROM: 00-00-00 THRU: 06-04-00
4	129494-01-000	EA	FUEL LINE - 5/16" X 9.3" - FORD CHASSIS
4	129494-02-000	EA	FUEL LINE - 5/16" X 34.9" - FORD CHASSIS
4	129494-03-000	EA	FUEL LINE - 5/16" X 21.2" - FORD CHASSIS
5	129505-01-000	EA	TUBE - STEEL - 5/8" X 7.5"
5	129505-02-000	EA	TUBE - STEEL - 5/8" X 13.5"
5	129505-03-000	EA	TUBE - STEEL - 5/8" X 19.5"
6	128139-03-000	FT	HOSE - FUEL - LOW PERMEABILITY - 1/4" DIAMETER
7	135801-01-000	EA	NECK - FUEL FILL - G35B, G35C, G35U, G32V & L35U FROM: 06-05-00 THRU: 99-99-99
7	135801-03-000	EA	NECK - FUEL FILL - L36W FROM: 06-05-00 THRU: 99-99-99
8	136483-02-02B	EA	BRACKET - FUEL FILL - E-COATED - G35B, G35C, G35U, G32V, L36W & L35U FROM: 05-22-00 THRU: 07-23-00
8	136483-01-02B	EA	BRACKET - FUEL FILL - E-COATED - G35B, G35C, G35U, G32V, L36W & L35U FROM: 07-24-00 THRU: 99-99-99

**CHASSIS GROUP (CONTINUED)**  
**HYDRAULIC LEVELING**



KEY	PART NUMBER	U/M	DESCRIPTION
1	100536-46-000	EA	HOSE KIT - SLIDEOUT
2	100536-48-000	EA	HOSE KIT - LEVELING JACKS (208" & 228" WB)
2	100536-47-000	EA	HOSE KIT - LEVELING JACKS (242" & 248" WB)
3	117183-01-02B	EA	COVER - SENSOR - LEVELING
4*	128571-03-000	EA	JACK/CROSSMEMBER - 9K - REAR LEVELING - MANUAL
5	129550-01-02B	EA	BRACKET ASM-PUMP, E-COAT
6*	131306-12-000	EA	LEVELING SYSTEM - FORD CHASSIS W/310 SYS - 2 ROOM SLIDOUT
7	132999-01-02B	EA	SHIELD - HEAT - E-COATED

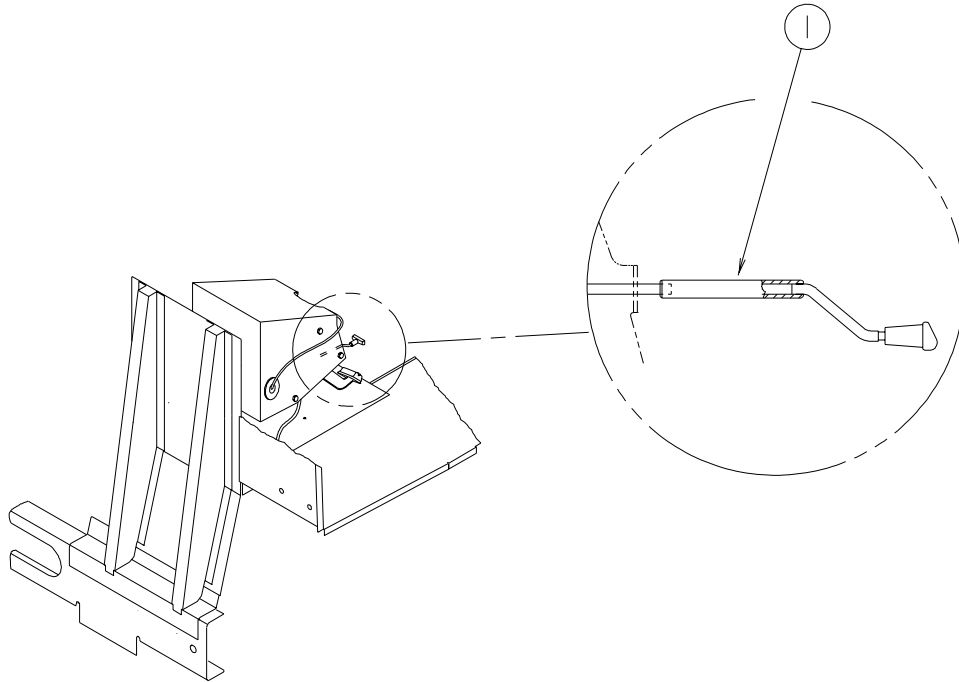
\* COMPONENT PARTS FOUND IN SERVICE PARTS LIBRARY

## CHASSIS GROUP (CONTINUED)

### WHEEL, TIRE, COVERS &/OR LINERS

KEY	PART NUMBER	U/M	DESCRIPTION
	077030-04-000	EA	EXTENSION - VALVE STEM - .75" - FORD
	077030-05-000	EA	EXTENSION - VALVE STEM - 95 DEGREE - FORD
	077030-06-000	EA	EXTENSION - VALVE STEM - 45 DEGREE - FORD
	095012-07-000	EA	STABILIZER - VALVE EXTENSION - FORD
	095012-09-000	EA	EXTENSION - VALVE STEM - LIVE - 7.7" - FORD
	095012-10-000	EA	EXTENSION - VALVE STEM - 8.5" - FORD
	129058-06-000	EA	EXTENSION - VALVE STEM - 4" LONG - FREIGHTLINER CHASSIS
	077030-07-000	EA	EXTENSION - VALVE STEM - 5.9" LONG - FREIGHTLINER CHASSIS
*	110435-15-000	EA	LINER - WHEEL SET/4 - 19.5" - FORD
	102340-04-000	EA	TIRE - 245/70R X 19.5F - GOODYEAR
			FROM: 00-00-00 THRU: 01-31-00
	102340-08-000	EA	TIRE - 245/70R 19.5F
			FROM: 02-01-00 THRU: 99-99-99
	129058-09-000	EA	COVER - AXLE - 10 BOLT - FRONT W/PORT - FREIGHTLINER CHASSIS
	129058-10-000	EA	COVER - NUT - 10 BOLT - 33 HEX (FRONT 2 WHEELS) - FREIGHTLINER CHASSIS
	129058-11-000	EA	COVER - NUT - 10 BOLT - 33 HEX (REAR OUTSIDE 2 WHEELS) - FREIGHTLINER CHASSIS
*	110435-17-000	EA	LINER - WHEEL - SET/4 - 22.5" - 10 BOLT - FREIGHTLINER CHASSIS
	080208-04-000	EA	LUG WRENCH - 1 3/16" - OSHKOSH/SPARTAN - FREIGHTLINER CHASSIS
	080208-05-000	EA	BAR - LEVERAGE - LUG WRENCH - .75"DIA. - OSHKOSH/SPARTAN - FREIGHTLINER CHASSIS

\* COMPONENT PARTS FOUND IN SERVICE PARTS LIBRARY



### BRAKE

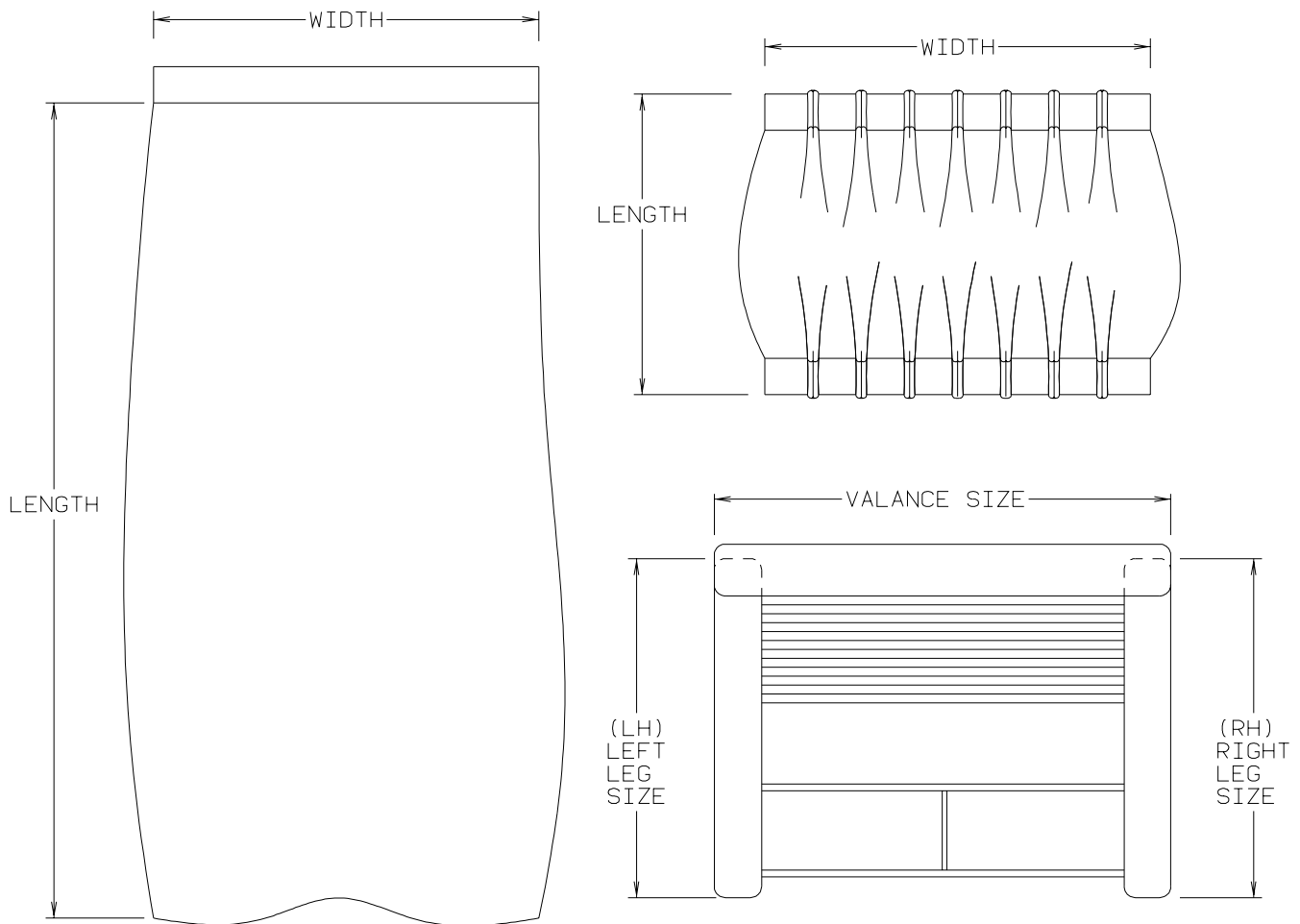
KEY	PART NUMBER	U/M	DESCRIPTION
1	113007-01-000	EA	PIN - SPRING - .375 X 3"

## CURTAIN & CUSHION GROUP

### NOTICE

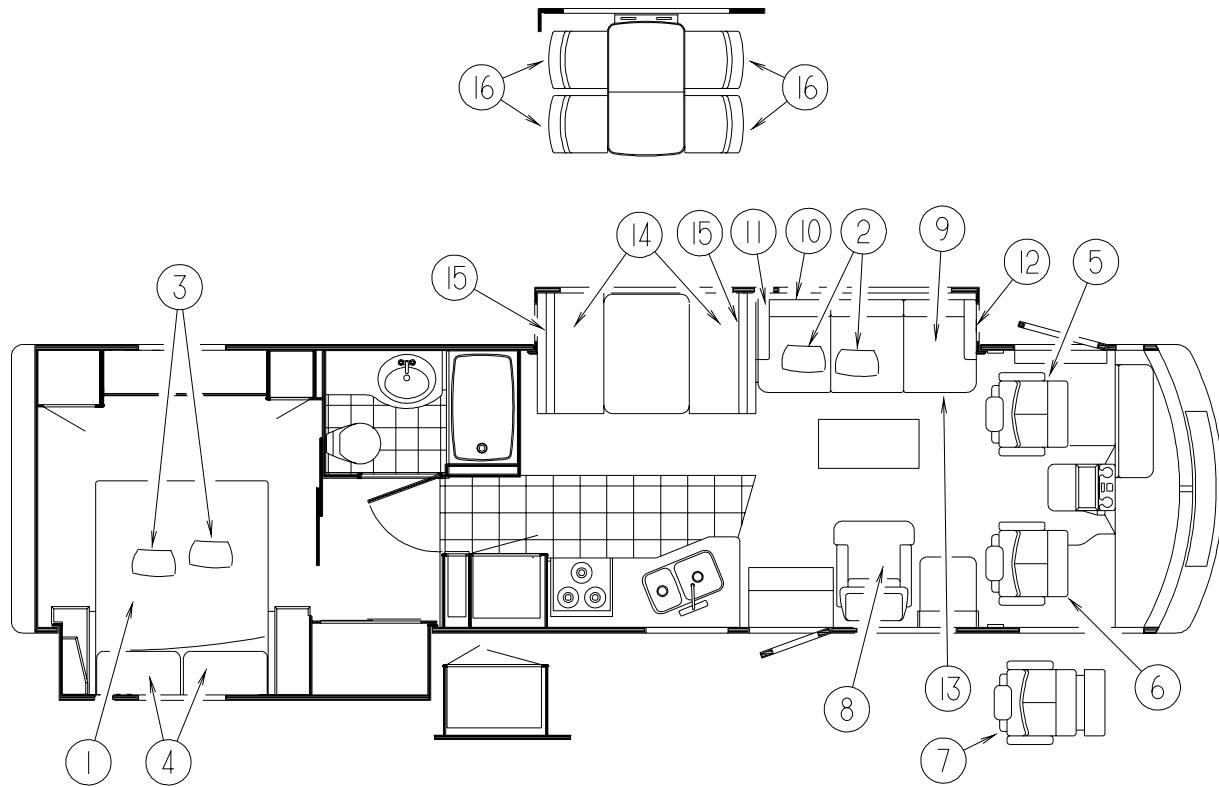
IN ORDER TO ASSIST OUR PARTS SALES DEPT. IN PROVIDING INTERIOR SOFTWARE ITEMS, PLEASE INCLUDE THE SERIAL NUMBER AND THE COLOR CODE NUMBER FROM THE VEHICLE CERTIFICATION LABEL WHEN ORDERING. THIS LABEL IS LOCATED ON THE LEFT SIDEWALL AT THE END OF THE DASH (A-BODY), OR ON THE DRIVER'S DOOR LATCH PLATE (C-BODY).

AN EXAMPLE OF A COLOR CODE NUMBER IS B07, WHICH DESIGNATES AN OVERALL COLOR SCHEME OF A PARTICULAR UNIT. THE COLOR LISTED AFTER THE ITEM DESCRIPTION ON THE MICROFICHE, INDICATES THE OVERALL UNIT COLOR. ORDER THE ITEM YOU DESIRE ACCORDING TO UNIT COLOR CODE. IF ALL COLORS USE THE SAME ITEM NO COLOR CODE WILL BE NOTED.



NOTE: USE THIS ILLUSTRATION WHEN DETERMINING LENGTH AND WIDTH MEASUREMENTS FOR CURTAINS. YOU WILL NOTE THE WIDTH MEASUREMENT IS TAKEN ON THE TOP OF THE CURTAIN WITH THE CURTAIN FULLY EXTENDED. THE LENGTH MEASUREMENT IS TAKEN FROM TOP TO BOTTOM. LEFT AND RIGHT WINDOW LEGS ARE DETERMINED WHEN FACING THE WINDOW.

**CURTAIN & CUSHION GROUP (CONTINUED)**  
**CUSHION LAYOUT**



KEY	PART NUMBER	U/M	DESCRIPTION	
1	123015-07-000	EA	MATTRESS - INNERSPRING - 60" X 79.5"	
1	132336-03-L84	EA	BEDSPREAD/CAP - 60" X 80" (L52, L53)	
1	132336-03-L86	EA	BEDSPREAD/CAP - 60" X 80" (L54, L55)	
1	132336-03-L88	EA	BEDSPREAD/CAP - 60" X 80" (L56, L57)	
2	132338-07-L52	EA	PILLOW - 12" X 24" (L52, L53)	FROM: 00-00-00 THRU: 10-17-99
2	132338-07-L54	EA	PILLOW - 12" X 24" (L54, L55)	FROM: 00-00-00 THRU: 10-17-99
2	132338-07-L56	EA	PILLOW - 12" X 24" (L56, L57)	FROM: 00-00-00 THRU: 10-17-99
2	132338-09-L52	EA	PILLOW - 12" X 24" (L52, L53)	FROM: 10-18-99 THRU: 99-99-99
2	132338-09-L54	EA	PILLOW - 12" X 24" (L54, L55)	FROM: 10-18-99 THRU: 99-99-99
2	132338-09-L56	EA	PILLOW - 12" X 24" (L56, L57)	FROM: 10-18-99 THRU: 99-99-99
3	133822-01-L52	EA	PILLOW - ROUND - 16" (L52, L53)	
3	133822-01-L54	EA	PILLOW - ROUND - 16" (L54, L55)	
3	133822-01-L56	EA	PILLOW - ROUND - 16" (L56, L57)	
4	126211-05-L52	EA	PILLOW SHAM - 20" X 33" (L52, L53)	
4	126211-05-L54	EA	PILLOW SHAM - 20" X 33" (L54, L55)	
4	126211-05-L56	EA	PILLOW SHAM - 20" X 33" (L56, L57)	
5	129715-01-L52	EA	SEAT - BUCKET - W/LUMBAR SUPPORT (L52, L53)	
5	129715-01-L54	EA	SEAT - BUCKET - W/LUMBAR SUPPORT (L54, L55)	
5	129715-07-L56	EA	SEAT - BUCKET - W/LUMBAR SUPPORT (L56, L57)	
5	129715-10-L52	EA	SEAT - BUCKET - W/LUMBAR.ADJUSTABLE ARMS - LEATHER (L52, L53)	
5	129715-04-L76	EA	SEAT - BUCKET - W/LUMBAR.ADJUSTABLE ARMS - LEATHER (L54, L55)	
5	129715-10-L56	EA	SEAT - BUCKET - W/LUMBAR.ADJUSTABLE ARMS - LEATHER (L56, L57)	
6	129715-02-L52	EA	SEAT - BUCKET - W/ADJUSTABLE ARMRESTS (L52, L53)	
6	129715-02-L54	EA	SEAT - BUCKET - W/ADJUSTABLE ARMRESTS (L54, L55)	
6	129715-08-L56	EA	SEAT - BUCKET - W/ADJUSTABLE ARMRESTS (L56, L57)	
6	129715-11-L52	EA	SEAT - BUCKET - W/ADJUSTABLE ARMRESTS - LEATHER (L52, L53)	
6	129715-05-L76	EA	SEAT - BUCKET - W/ADJUSTABLE ARMRESTS - LEATHER (L54, L55)	
6	129715-11-L56	EA	SEAT - BUCKET - W/ADJUSTABLE ARMRESTS - LEATHER (L56, L57)	



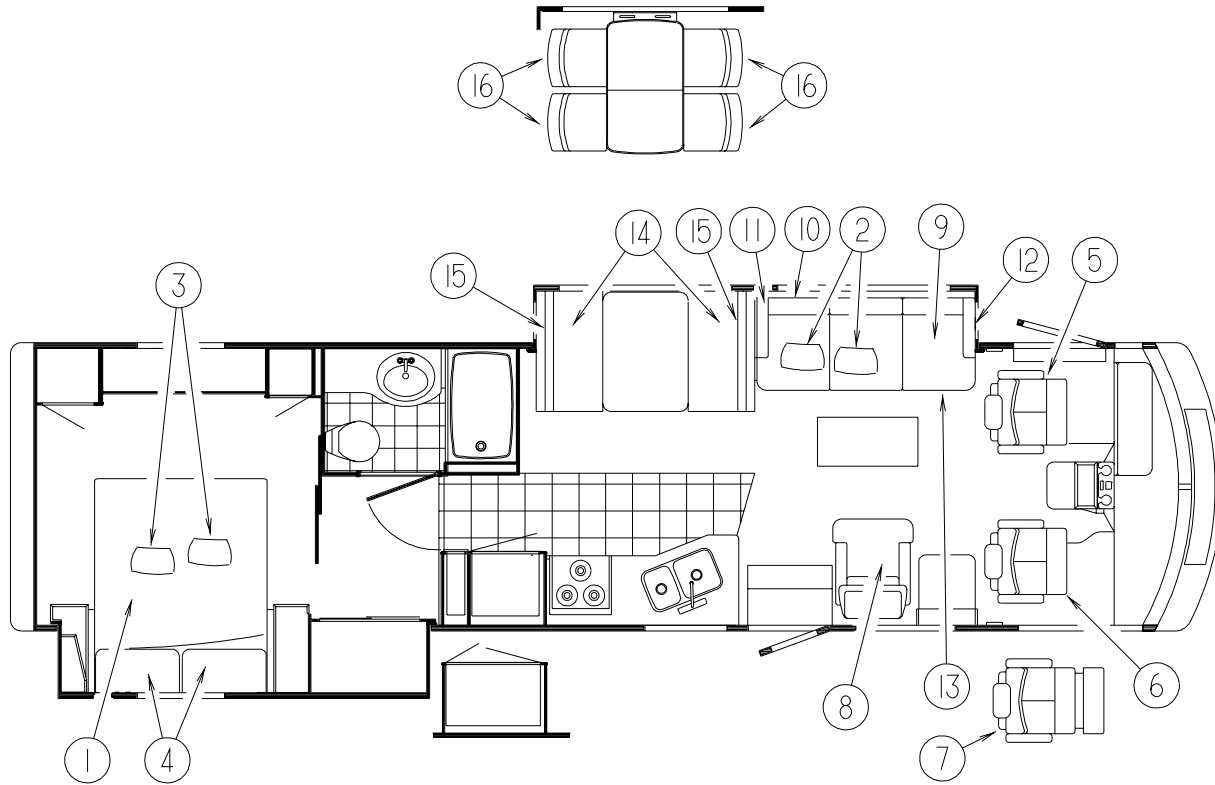
## CURTAIN & CUSHION GROUP (CONTINUED)

### CUSHION LAYOUT (CONTINUED)

KEY	PART NUMBER	U/M	DESCRIPTION
7	129715-03-L52	EA	SEAT - BUCKET - W/FOOTREST (L52, L53)
7	129715-03-L54	EA	SEAT - BUCKET - W/FOOTREST (L54, L55)
7	129715-09-L56	EA	SEAT - BUCKET - W/FOOTREST/ADJUSTABLE ARMRESTS (L56, L57)
7	129715-12-L52	EA	SEAT - BUCKET - W/FOOTREST/ADJUSTABLE ARMRESTS - LEATHER (L52, L53)
7	129715-06-L76	EA	SEAT - BUCKET - W/FOOTREST/ADJUSTABLE ARMRESTS - LEATHER (L54, L55)
7	129715-12-L56	EA	SEAT - BUCKET - W/FOOTREST/ADJUSTABLE ARMRESTS - LEATHER (L56, L57)
8	133129-01-L52	EA	CHAIR/RECLINER - W/FOOTREST (L52, L53)
8	133129-01-L54	EA	CHAIR/RECLINER - W/FOOTREST (L54, L55)
8	133129-02-L56	EA	CHAIR/RECLINER - W/FOOTREST (L56, L57)
8	133129-03-L52	EA	CHAIR/RECLINER - W/FOOTREST - LEATHER (L52, L53)
8	133129-03-L54	EA	CHAIR/RECLINER - W/FOOTREST - LEATHER (L54, L55)
8	133129-03-L56	EA	CHAIR/RECLINER - W/FOOTREST - LEATHER (L56, L57)
9	133344-03-L52	EA	SEAT ONLY - SOFA/BED - 67.5" (L52, L53)
9	133344-03-L54	EA	SEAT ONLY - SOFA/BED - 67.5" (L54, L55)
9	133344-03-L56	EA	SEAT ONLY - SOFA/BED - 67.5" (L56, L57)
9	133349-03-L52	EA	SEAT ONLY - SOFA/BED - 67.5" - LEATHER (L52, L53)
9	133349-03-L54	EA	SEAT ONLY - SOFA/BED - 67.5" - LEATHER (L54, L55)
9	133349-03-L56	EA	SEAT ONLY - SOFA/BED - 67.5" - LEATHER (L56, L57)
	P33344-03-L52	EA	COVER/SEAT - SOFA/BED - 67.5" (L52, L53)
	P33344-03-L54	EA	COVER/SEAT - SOFA/BED - 67.5" (L54, L55)
	P33344-03-L56	EA	COVER/SEAT - SOFA/BED - 67.5" (L56, L57)
	P33349-03-L52	EA	COVER/SEAT - SOFA/BED - 67.5" - LEATHER (L52, L53)
	P33349-03-L54	EA	COVER/SEAT - SOFA/BED - 67.5" - LEATHER (L54, L55)
	P33349-03-L56	EA	COVER/SEAT - SOFA/BED - 67.5" - LEATHER (L56, L57)
10	133344-04-L52	EA	BACK ONLY - SOFA/BED - 67.5" (L52, L53)
10	133344-04-L54	EA	BACK ONLY - SOFA/BED - 67.5" (L54, L55)
10	133344-04-L56	EA	BACK ONLY - SOFA/BED - 67.5" (L56, L57)
10	133349-04-L52	EA	BACK ONLY - SOFA/BED - 67.5" - LEATHER (L52, L53)
10	133349-04-L54	EA	BACK ONLY - SOFA/BED - 67.5" - LEATHER (L54, L55)
10	133349-04-L56	EA	BACK ONLY - SOFA/BED - 67.5" - LEATHER (L56, L57)
	P33344-04-L52	EA	COVER/BACK - SOFA/BED - 67.5" (L52, L53)
	P33344-04-L54	EA	COVER/BACK - SOFA/BED - 67.5" (L54, L55)
	P33344-04-L56	EA	COVER/BACK - SOFA/BED - 67.5" (L56, L57)
	P33349-04-L52	EA	COVER/BACK - SOFA/BED - 67.5" - LEATHER (L52, L53)
	P33349-04-L54	EA	COVER/BACK - SOFA/BED - 67.5" - LEATHER (L54, L55)
	P33349-04-L56	EA	COVER/BACK - SOFA/BED - 67.5" - LEATHER (L56, L57)
11	133346-01-L52	EA	ARMREST/RIGHT HAND - SOFA/BED (L52, L53) FROM: 00-00-00 THRU: 10-17-99
11	133346-01-L54	EA	ARMREST/RIGHT HAND - SOFA/BED (L54, L55) FROM: 00-00-00 THRU: 10-17-99
11	133346-01-L56	EA	ARMREST/RIGHT HAND - SOFA/BED (L56, L57) FROM: 00-00-00 THRU: 10-17-99
11	133346-09-L52	EA	ARMREST/RIGHT HAND - SOFA/BED (L52, L53) FROM: 10-18-99 THRU: 99-99-99
11	133346-09-L54	EA	ARMREST/RIGHT HAND - SOFA/BED (L54, L55) FROM: 10-18-99 THRU: 99-99-99
11	133346-09-L56	EA	ARMREST/RIGHT HAND - SOFA/BED (L56, L57) FROM: 10-18-99 THRU: 99-99-99
11	133346-03-L80	EA	ARMREST/RIGHT HAND - SOFA/BED - LEATHER (L52, L53) FROM: 00-00-00 THRU: 10-17-99
11	133346-03-L76	EA	ARMREST/RIGHT HAND - SOFA/BED - LEATHER (L54, L55) FROM: 00-00-00 THRU: 10-17-99
11	133346-03-L56	EA	ARMREST/RIGHT HAND - SOFA/BED - LEATHER (L56, L57) FROM: 00-00-00 THRU: 10-17-99
11	133346-11-L52	EA	ARMREST/RIGHT HAND - SOFA/BED - LEATHER (L52, L53) FROM: 10-18-99 THRU: 99-99-99
11	133346-11-L54	EA	ARMREST/RIGHT HAND - SOFA/BED - LEATHER (L54, L55) FROM: 10-18-99 THRU: 99-99-99
11	133346-11-L56	EA	ARMREST/RIGHT HAND - SOFA/BED - LEATHER (L56, L57) FROM: 10-18-99 THRU: 99-99-99
11	134235-01-000	EA	ARMREST/RIGHT HAND - SOFA/BED - W/O COVER FROM: 00-00-00 THRU: 10-17-99
11	134235-06-000	EA	ARMREST/RIGHT HAND - SOFA/BED - W/O COVER FROM: 10-18-99 THRU: 99-99-99

# CURTAIN & CUSHION GROUP (CONTINUED)

## CUSHION LAYOUT (CONTINUED)



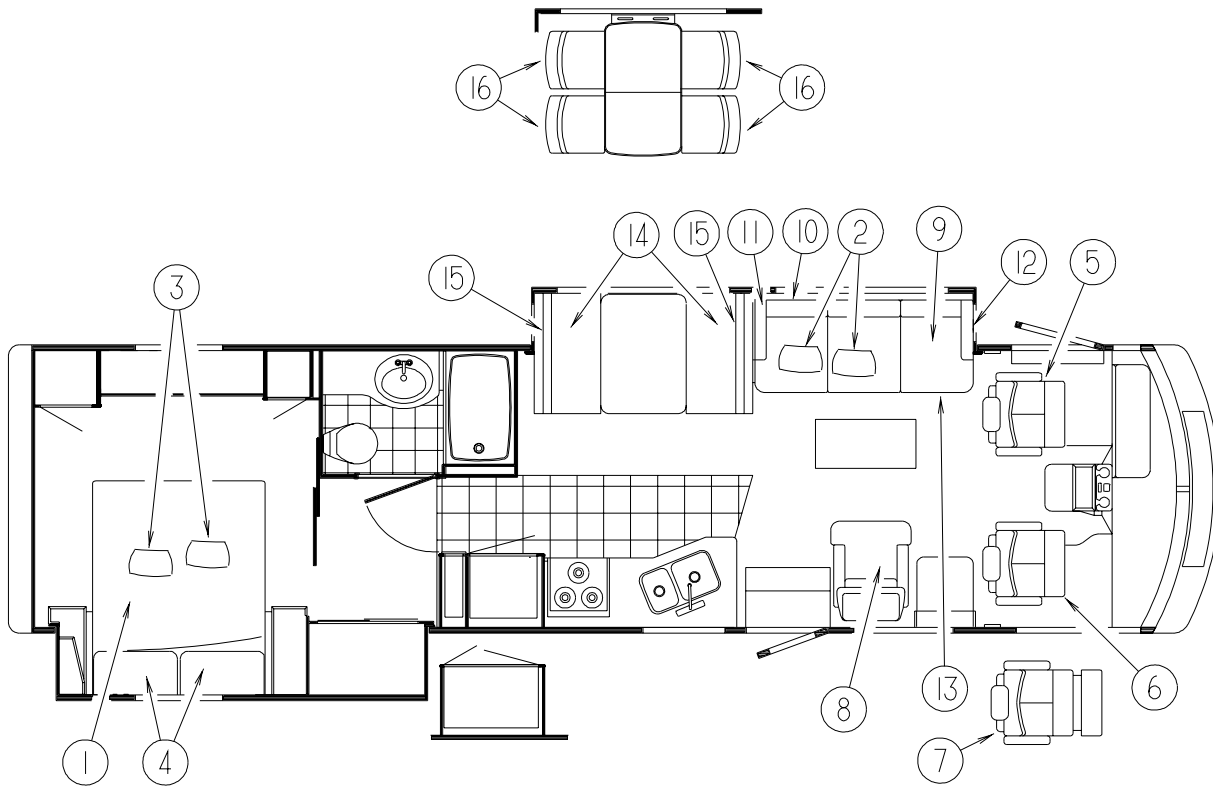
KEY	PART NUMBER	U/M	DESCRIPTION
	P33346-01-L52	EA	COVER/ARMREST/FITTED - RIGHT HAND - SOFA BED (L52, L53) FROM: 00-00-00 THRU: 10-17-99
	P33346-01-L54	EA	COVER/ARMREST/FITTED - RIGHT HAND - SOFA BED (L54, L55) FROM: 00-00-00 THRU: 10-17-99
	P33346-01-L56	EA	COVER/ARMREST/FITTED - RIGHT HAND - SOFA BED (L56, L57) FROM: 00-00-00 THRU: 10-17-99
	P33346-09-L52	EA	COVER/ARMREST/FITTED - RIGHT HAND - SOFA BED - 36.5" (L52, L53) FROM: 10-18-99 THRU: 99-99-99
	P33346-09-L54	EA	COVER/ARMREST/FITTED - RIGHT HAND - SOFA BED - 36.5" (L54, L55) FROM: 10-18-99 THRU: 99-99-99
	P33346-09-L56	EA	COVER/ARMREST/FITTED - RIGHT HAND - SOFA BED - 36.5" (L56, L57) FROM: 10-18-99 THRU: 99-99-99
	P33346-03-L80	EA	COVER/ARMREST/FITTED - RIGHT HAND - SOFA BED - LEATHER (L52, L53) FROM: 00-00-00 THRU: 10-17-99
	P33346-03-L76	EA	COVER/ARMREST/FITTED - RIGHT HAND - SOFA BED - LEATHER (L54, L55) FROM: 00-00-00 THRU: 10-17-99
	P33346-03-L56	EA	COVER/ARMREST/FITTED - RIGHT HAND - SOFA BED - LEATHER (L56, L57) FROM: 00-00-00 THRU: 10-17-99
	P33346-11-L52	EA	COVER/ARMREST/FITTED - RIGHT HAND - SOFA BED - 36.5" (L52, L53) FROM: 10-18-99 THRU: 99-99-99
	P33346-11-L54	EA	COVER/ARMREST/FITTED - RIGHT HAND - SOFA BED - 36.5" (L54, L55) FROM: 10-18-99 THRU: 99-99-99
	P33346-11-L56	EA	COVER/ARMREST/FITTED - RIGHT HAND - SOFA BED - 36.5" (L56, L57) FROM: 10-18-99 THRU: 99-99-99
12	133346-02-L52	EA	ARMREST/LEFT HAND - SOFA/BED (L52, L53) FROM: 00-00-00 THRU: 10-17-99
12	133346-02-L54	EA	ARMREST/LEFT HAND - SOFA/BED (L54, L55) FROM: 00-00-00 THRU: 10-17-99
12	133346-02-L56	EA	ARMREST/LEFT HAND - SOFA/BED (L56, L57) FROM: 00-00-00 THRU: 10-17-99
12	133346-10-L52	EA	ARMREST/LEFT HAND - SOFA/BED (L52, L53) FROM: 10-18-99 THRU: 99-99-99
12	133346-10-L54	EA	ARMREST/LEFT HAND - SOFA/BED (L54, L55) FROM: 10-18-99 THRU: 99-99-99
12	133346-10-L56	EA	ARMREST/LEFT HAND - SOFA/BED (L56, L57) FROM: 10-18-99 THRU: 99-99-99

## CURTAIN & CUSHION GROUP (CONTINUED)

### CUSHION LAYOUT (CONTINUED)

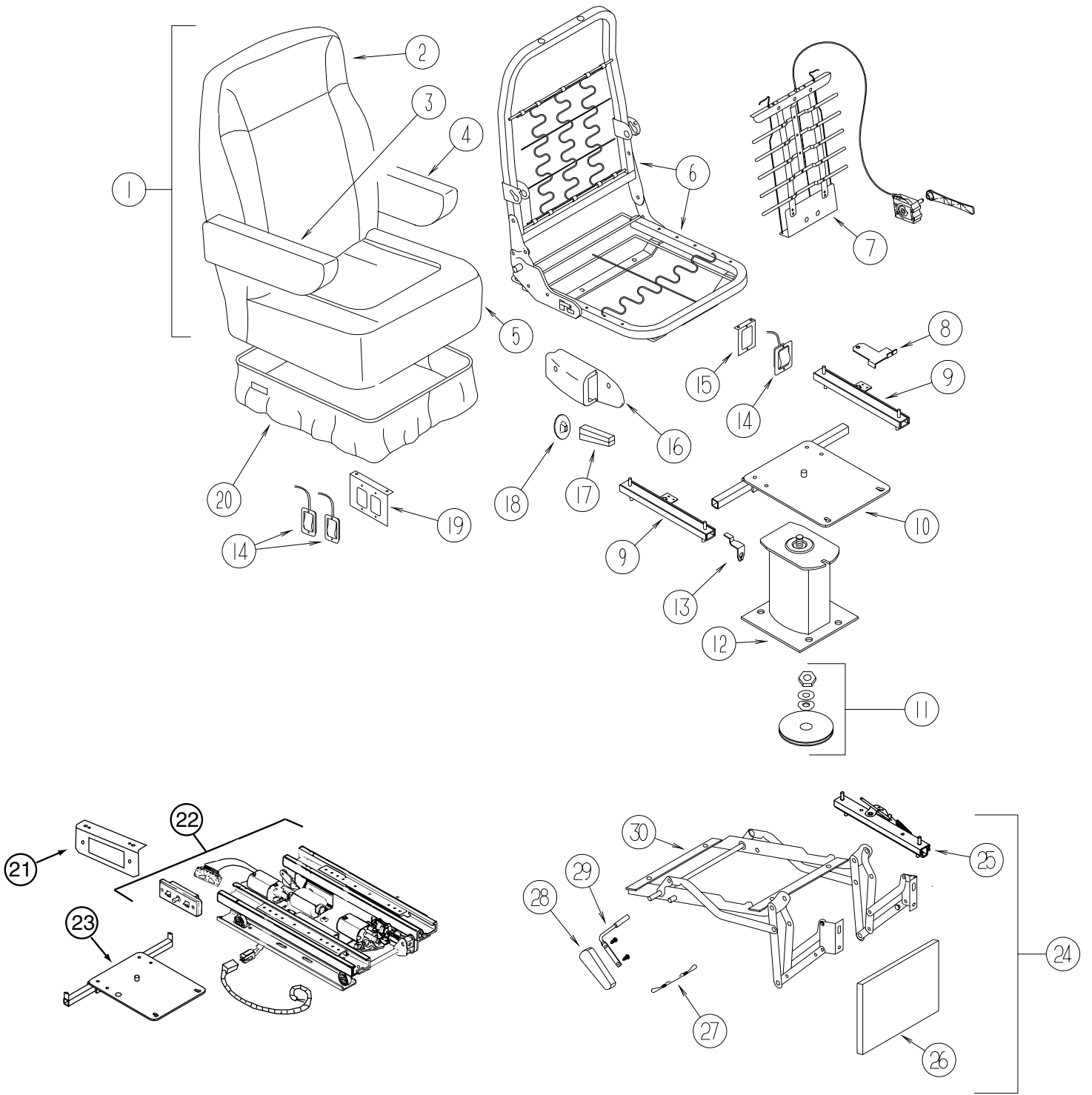
KEY	PART NUMBER	U/M	DESCRIPTION
12	133346-04-L52	EA	ARMREST/LEFT HAND - SOFA/BED - LEATHER (L52, L53) FROM: 00-00-00 THRU: 10-17-99
12	133346-04-L76	EA	ARMREST/LEFT HAND - SOFA/BED - LEATHER (L54, L55) FROM: 00-00-00 THRU: 10-17-99
12	133346-04-L56	EA	ARMREST/LEFT HAND - SOFA/BED - LEATHER (L56, L57) FROM: 00-00-00 THRU: 10-17-99
12	133346-12-L52	EA	ARMREST/LEFT HAND - SOFA/BED - LEATHER (L52, L53) FROM: 10-18-99 THRU: 99-99-99
12	133346-12-L54	EA	ARMREST/LEFT HAND - SOFA/BED - LEATHER (L54, L55) FROM: 10-18-99 THRU: 99-99-99
12	133346-12-L56	EA	ARMREST/LEFT HAND - SOFA/BED - LEATHER (L56, L57) FROM: 10-18-99 THRU: 99-99-99
12	134235-02-000	EA	ARMREST/LEFT HAND - SOFA/BED - W/O COVER FROM: 00-00-00 THRU: 10-17-99
12	134235-07-000	EA	ARMREST/LEFT HAND - SOFA/BED - W/O COVER FROM: 10-18-99 THRU: 99-99-99
	P33346-02-L52	EA	COVER/ARMREST/FITTED - LEFT HAND - SOFA BED (L52, L53) FROM: 00-00-00 THRU: 10-17-99
	P33346-02-L54	EA	COVER/ARMREST/FITTED - LEFT HAND - SOFA BED (L54, L55) FROM: 00-00-00 THRU: 10-17-99
	P33346-02-L56	EA	COVER/ARMREST/FITTED - LEFT HAND - SOFA BED (L56, L57) FROM: 00-00-00 THRU: 10-17-99
	P33346-10-L52	EA	COVER/ARMREST/FITTED - LEFT HAND - SOFA BED - 36.5" (L52, L53) FROM: 10-18-99 THRU: 99-99-99
	P33346-10-L54	EA	COVER/ARMREST/FITTED - LEFT HAND - SOFA BED - 36.5" (L54, L55) FROM: 10-18-99 THRU: 99-99-99
	P33346-10-L56	EA	COVER/ARMREST/FITTED - LEFT HAND - SOFA BED - 36.5" (L56, L57) FROM: 10-18-99 THRU: 99-99-99
	P33346-04-L52	EA	COVER/ARMREST/FITTED - LEFT HAND - SOFA BED - LEATHER (L52, L53) FROM: 00-00-00 THRU: 10-17-99
	P33346-04-L76	EA	COVER/ARMREST/FITTED - LEFT HAND - SOFA BED - LEATHER (L54, L55) FROM: 00-00-00 THRU: 10-17-99
	P33346-04-L56	EA	COVER/ARMREST/FITTED - LEFT HAND - SOFA BED - LEATHER (L56, L57) FROM: 00-00-00 THRU: 10-17-99
	P33346-12-L52	EA	COVER/ARMREST/FITTED - LEFT HAND - SOFA BED - 36.5" (L52, L53) FROM: 10-18-99 THRU: 99-99-99
	P33346-12-L54	EA	COVER/ARMREST/FITTED - LEFT HAND - SOFA BED - 36.5" (L54, L55) FROM: 10-18-99 THRU: 99-99-99
	P33346-12-L56	EA	COVER/ARMREST/FITTED - LEFT HAND - SOFA BED - 36.5" (L56, L57) FROM: 10-18-99 THRU: 99-99-99
	134283-03-L52	EA	SOFA - EXTENSION/67" - (L52, L53) FROM: 10-18-99 THRU: 99-99-99
	134283-03-L54	EA	SOFA - EXTENSION/67" - (L54, L55) FROM: 10-18-99 THRU: 99-99-99
	134283-03-L56	EA	SOFA - EXTENSION/67" - (L56, L57) FROM: 10-18-99 THRU: 99-99-99
	P34283 03 L52	EA	COVER/FITTED - SOFA EXTENSION - 67" (L52, L53)
	P34283 03 L54	EA	COVER/FITTED - SOFA EXTENSION - 67" (L54, L55)
	P34283 03 L56	EA	COVER/FITTED - SOFA EXTENSION - 67" (L56, L57)
	134283-04-L52	EA	SOFA - EXTENSION/67" - LEATHER (L52, L53) FROM: 10-18-99 THRU: 99-99-99
	134283-04-L54	EA	SOFA - EXTENSION/67" - LEATHER (L54, L55) FROM: 10-18-99 THRU: 99-99-99
	134283-04-L56	EA	SOFA - EXTENSION/67" - LEATHER (L56, L57) FROM: 10-18-99 THRU: 99-99-99
	P34283 04 L52	EA	COVER-SOFA EXTENSION,67" - LEATHER (L52, L53)
	P34283 04 L54	EA	COVER-SOFA EXTENSION,67" - LEATHER (L54, L55)
	P34283 04 L56	EA	COVER-SOFA EXTENSION,67" - LEATHER (L56, L57)
	134064-01-000	EA	FRAME - EXTENSION - BED

**CURTAIN & CUSHION GROUP (CONTINUED)**  
**CUSHION LAYOUT (CONTINUED)**



KEY	PART NUMBER	U/M	DESCRIPTION
13	120992-23-L52	EA	PANEL - FRONT KICK - SOFA/BED - 67.5" - FABRIC COVERED
13	120992-23-L54	EA	PANEL - FRONT KICK - SOFA/BED - 67.5" - FABRIC COVERED
13	120992-23-L56	EA	PANEL - FRONT KICK - SOFA/BED - 67.5" - FABRIC COVERED
13	120992-24-L52	EA	PANEL/FRONT KICK - SOFA/BED - 67.5" - FABRIC COVERED
13	120992-24-L54	EA	PANEL/FRONT KICK - SOFA/BED - 67.5" - FABRIC COVERED
13	120992-24-L56	EA	PANEL/FRONT KICK - SOFA/BED - 67.5" - FABRIC COVERED
	124656-96-000	EA	LOCK - CANADIAN - #3380EZLK
	116104-03-02B	EA	BRACKET - ZEE W/HOLES - 5.9"
	116104-04-02B	EA	BRACKET - ZEE W/HOLES - 3.2"
	127335-07-000	EA	LEG - 8"
	121906-01-02B	EA	BRACKET - KICKBOARD - E-COATED
14	105603-15-L09	EA	CUSHION - SEAT - 23" X 42" X 5" (L52, L53)
14	105603-15-L11	EA	CUSHION - SEAT - 23" X 42" X 5" (L54, L55)
14	105603-15-L56	EA	CUSHION - SEAT - 23" X 42" X 5" (L56, L57)
	P05603-15-L09	EA	COVER - SEAT - 23" X 42" X 5" (L52, L53)
	P05603-15-L11	EA	COVER - SEAT - 23" X 42" X 5" (L54, L55)
	P05603-15-L56	EA	COVER - SEAT - 23" X 42" X 5" (L56, L57)
15	111897-05-L09	EA	CUSHION - BACK - 13.5" X 42" X 5" (L52, L53)
15	111897-05-L11	EA	CUSHION - BACK - 13.5" X 42" X 5" (L54, L55)
15	111897-05-L56	EA	CUSHION - BACK - 13.5" X 42" X 5" (L56, L57)
	P11897-05-L09	EA	COVER - BACK - 13.5" X 42" X 5" (L52, L53)
	P11897-05-L11	EA	COVER - BACK - 13.5" X 42" X 5" (L54, L55)
	P11897-05-L56	EA	COVER - BACK - 13.5" X 42" X 5" (L56, L57)
	078155-01-000	EA	STRAP - SNAP - BACK CUSHION
	083125-07-000	EA	BRACE - ANGLE/COUCH - 2.5" - OFF WHITE
16	134017-10-000	EA	CHAIR - DINETTE - CHERRY (L52, L54)
16	134017-05-000	EA	CHAIR - DINETTE - WATERFORD OAK (L53, L55)
16	134017-11-000	EA	CHAIR - DINETTE - CHERRY (L56)
16	134017-12-000	EA	CHAIR - DINETTE - WATERFORD OAK (L57)
16	101604-01-02A	EA	CHAIR - FOLDING/DINETTE - LINEN FABRIC - CHERRY
16	101604-01-03A	EA	CHAIR - FOLDING/DINETTE - LINEN FABRIC - WATERFORD OAK

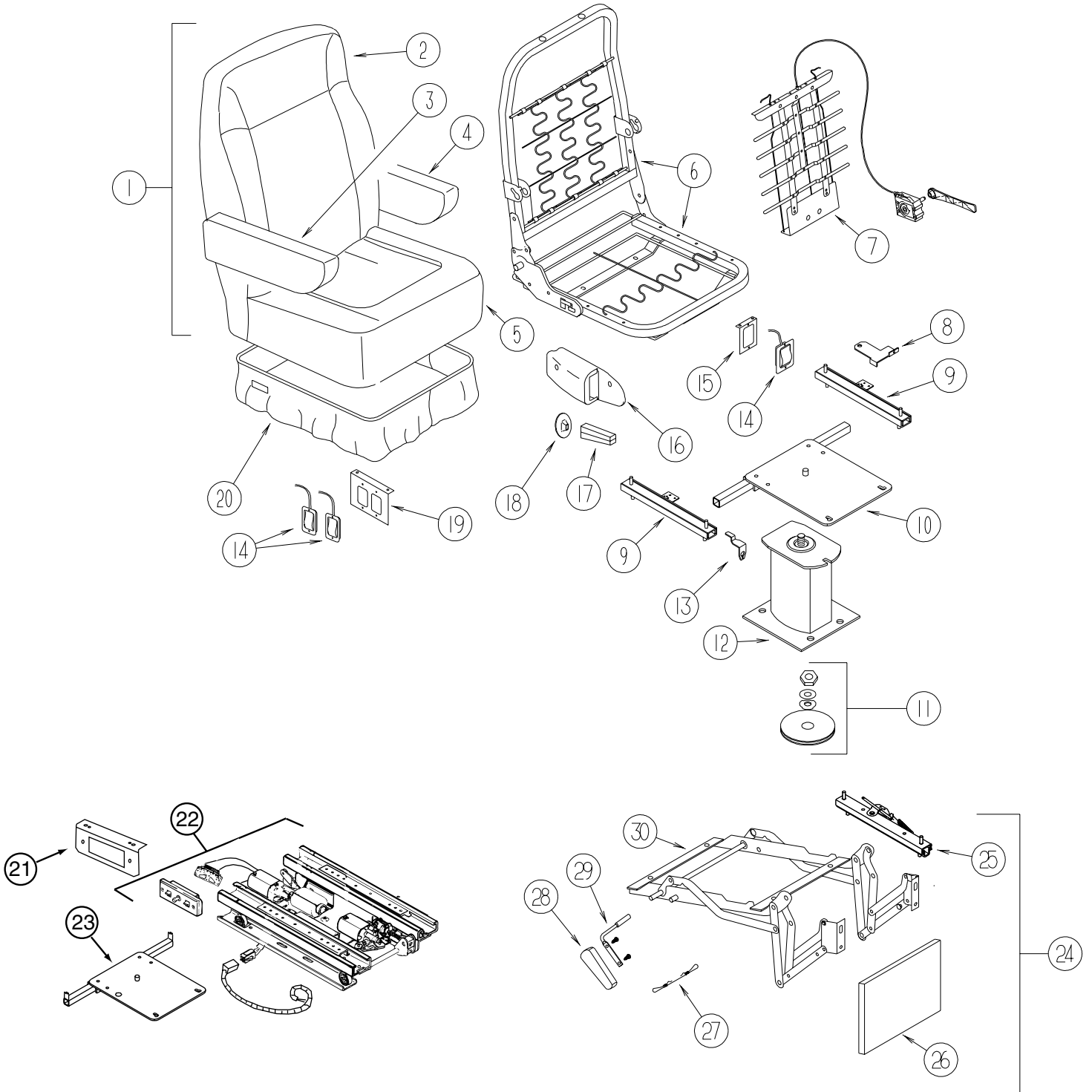
**CURTAIN & CUSHION GROUP (CONTINUED)**  
**BUCKET SEATS**



**CURTAIN & CUSHION GROUP (CONTINUED)****BUCKET SEATS (CONTINUED)**

<b>KEY</b>	<b>PART NUMBER</b>	<b>U/M</b>	<b>DESCRIPTION</b>
1	129715-01-L52	EA	SEAT - BUCKET - W/LUMBAR SUPPORT (L52, L53)
1	129715-01-L54	EA	SEAT - BUCKET - W/LUMBAR SUPPORT (L54, L55)
1	129715-07-L56	EA	SEAT - BUCKET - W/LUMBAR SUPPORT (L56, L57)
1	129715-02-L52	EA	SEAT - BUCKET - W/ARMRESTS (L52, L53)
1	129715-02-L54	EA	SEAT - BUCKET - W/ARMRESTS (L54, L55)
1	129715-08-L56	EA	SEAT - BUCKET - W/ARMREST (L56, L57)
1	129715-03-L52	EA	SEAT - BUCKET - W/FOOTREST/HEADREST/ARMREST (L52, L53)
1	129715-03-L54	EA	SEAT - BUCKET - W/FOOTREST/HEADREST/ARMREST (L54, L55)
1	129715-09-L56	EA	SEAT - BUCKET - W/FOOTREST/HEADREST/ARMREST (L56, L57)
1	129715-10-L52	EA	SEAT - BUCKET - W/LUMBAR/ARMREST - LEATHER (L52, L53)
1	129715-04-L76	EA	SEAT - BUCKET - W/LUMBAR/ARMREST - LEATHER (L54, L55)
1	129715-10-L56	EA	SEAT - BUCKET - W/LUMBAR/ARMREST - LEATHER (L56, L57)
1	129715-11-L52	EA	SEAT - BUCKET - W/HEADREST/ARMREST - LEATHER (L52, L53)
1	129715-05-L76	EA	SEAT - BUCKET - W/HEADREST/ARMREST - LEATHER (L54, L55)
1	129715-11-L56	EA	SEAT - BUCKET - W/HEADREST/ARMREST - LEATHER (L56, L57)
1	129715-12-L52	EA	SEAT - BUCKET - W/FOOTREST/ARMREST - LEATHER (L52, L53)
1	129715-06-L76	EA	SEAT - BUCKET - W/FOOTREST/ARMREST - LEATHER (L54, L55)
1	129715-12-L56	EA	SEAT - BUCKET - W/FOOTREST/ARMREST - LEATHER (L56, L57)
2	M05962-82-L52	EA	COVER - BACK (L52, L53)
2	M05962-82-L54	EA	COVER - BACK (L54, L55)
2	M05962-A1-L56	EA	COVER - BACK (L56, L57)
2	M05962-A3-L52	EA	COVER - BACK - LEATHER (L52, L53)
2	M05962-98-L76	EA	COVER - BACK - LEATHER (L54, L55)
2	M05962-A3-L56	EA	COVER - BACK - LEATHER (L56, L57)
3	129716-01-K62	EA	ARMREST - ADJUSTABLE RIGHT HAND (L52, L53)
3	129716-01-L54	EA	ARMREST - ADJUSTABLE RIGHT HAND (L54, L55)
3	129716-09-L56	EA	ARMREST - ADJUSTABLE RIGHT HAND (L56, L57)
3	129716-05-L76	EA	ARMREST - ADJUSTABLE RIGHT HAND - LEATHER
3	P29716-01-K62	EA	COVER - ARMREST/RIGHT HAND (L52, L53)
3	P29716-01-L54	EA	COVER - ARMREST/RIGHT HAND (L54, L55)
3	P29716-09-L56	EA	COVER - ARMREST/RIGHT HAND (L56, L57)
3	P29716-05-L76	EA	COVER - ARMREST/RIGHT HAND - LEATHER
3	122622-04-000	EA	BRACKET - ADJUSTABLE/ARMREST - RIGHT HAND
3	122622-06-000	EA	KNOB - W/3/8" THREAD INSERT
3	130699-01-000	EA	ARMREST - MOLDED/RIGHT HAND
4	129716-02-K62	EA	ARMREST - ADJUSTABLE LEFT HAND (L52, L53)
4	129716-02-L54	EA	ARMREST - ADJUSTABLE LEFT HAND (L54, L55)
4	129716-10-L56	EA	ARMREST - ADJUSTABLE LEFT HAND (L56, L57)
4	129716-06-L76	EA	ARMREST - ADJUSTABLE LEFT HAND - LEATHER
4	P29716-02-K62	EA	COVER - ARMREST/LEFT HAND (L52, L53)
4	P29716-02-L54	EA	COVER - ARMREST/LEFT HAND (L54, L55)
4	P29716-10-L56	EA	COVER - ARMREST/LEFT HAND (L56, L57)
4	P29716-06-L76	EA	COVER - ARMREST/LEFT HAND - LEATHER
4	122622-05-000	EA	BRACKET - ADJUSTABLE/ARMREST - LEFT HAND
4	122622-06-000	EA	KNOB - W/3/8" THREAD INSERT
4	130699-02-000	EA	ARMREST - MOLDED/LEFT HAND

**CURTAIN & CUSHION GROUP (CONTINUED)**  
**BUCKET SEATS (CONTINUED)**



## CURTAIN & CUSHION GROUP (CONTINUED)

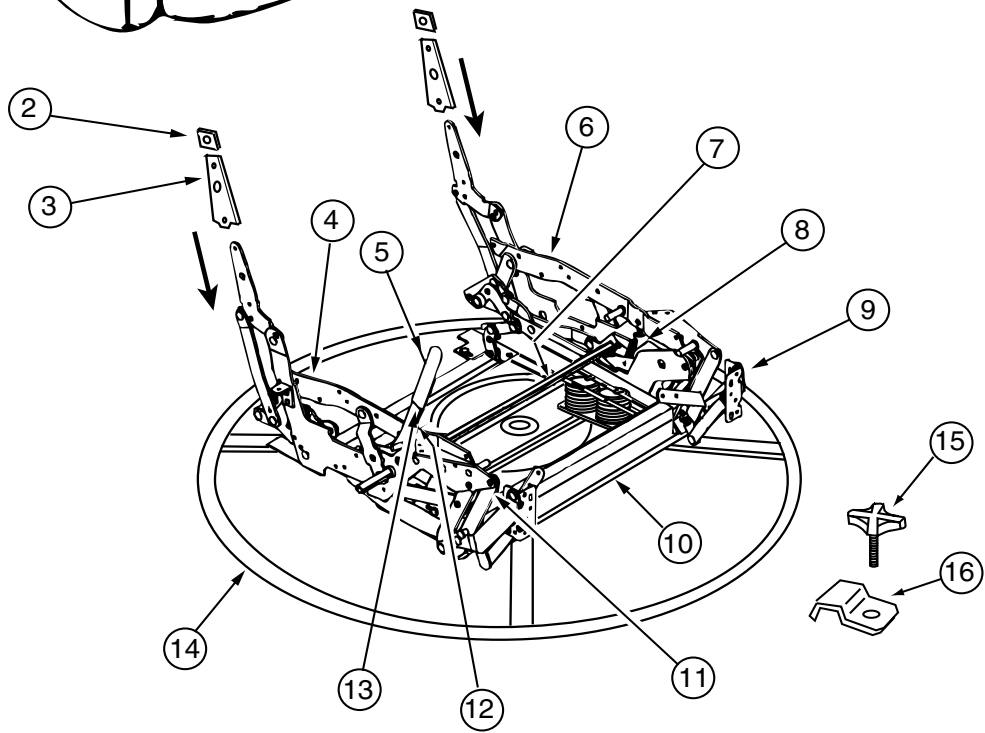
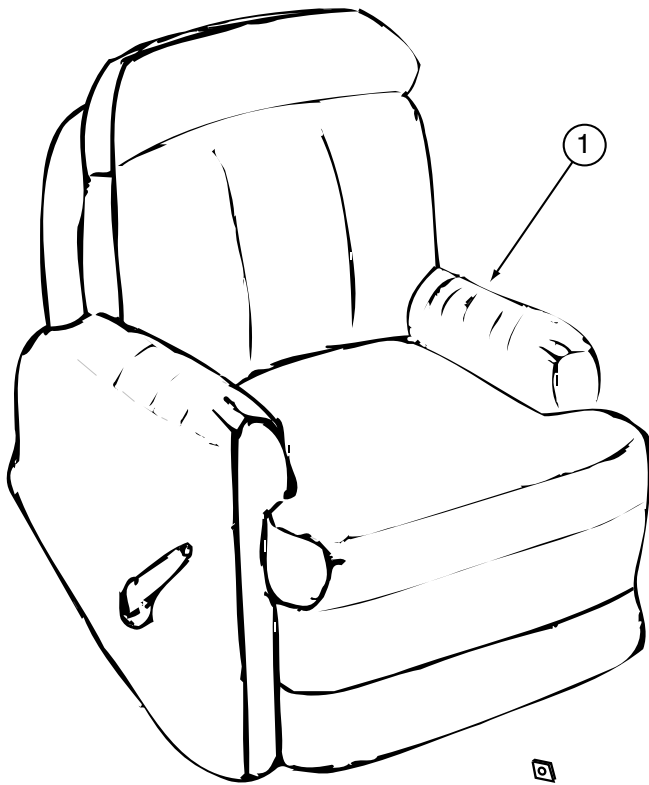
### BUCKET SEATS (CONTINUED)

KEY	PART NUMBER	U/M	DESCRIPTION
5	M05962-83-L52	EA	COVER - SEAT (L52, L53)
5	M05962-83-L54	EA	COVER - SEAT (L54, L55)
5	M05962-A2-L56	EA	COVER - SEAT (L56, L57)
5	M05962-A4-L52	EA	COVER - SEAT - LEATHER (L52, L53)
5	M05962-99-L76	EA	COVER - SEAT - LEATHER (L54, L55)
5	M05962-A4-L56	EA	COVER - SEAT - LEATHER (L56, L57)
6	122695-04-01B	EA	FRAME - SEAT/HIGH BACK
			FROM: 00-00-00 THRU: 09-05-99
6	134532-01-000	EA	FRAME/SEAT - HI BACK/WIDE
			FROM: 09-06-99 THRU: 99-99-99
7	122611-02-000	EA	LUMBAR - W/LEVER
8	117125-01-02B	EA	BRACKET - CABLE MOUNT - ADJUSTER W/LOCK
9	119952-04-000	EA	SLIDE/SEAT - HEAVY DUTY LOCKING - 4 STUDS
			FROM: 00-00-00 THRU: 09-12-99
9	119952-07-000	EA	WIRE - LATCH RELEASE/ROTARY
9	131566-04-000	EA	SLIDE - DOUBLE LOCKING
			FROM: 09-13-99 THRU: 99-99-99
10	107921-05-000	EA	PLATE - TOP - W/SEAT BELT BAR
11	107921-06-000	EA	BEARING KIT - PEDESTAL
12	107921-14-000	EA	PEDESTAL/FLOOR MOUNTED - W/5.75" EXTENSION
12	107921-01-000	EA	PEDESTAL/FLOOR MOUNTED - W/9.75" EXTENSION
13	108049-02-000	EA	CLIP - CABLE/PEDESTAL
14	108049-04-000	EA	CABLE - W/MINI LEVER ACTION SWITCH - 28" SHEATH/30" CABLE
15	127159-01-02B	EA	BRACKET - SEAT RELEASE - SINGLE REMOTE
16	080730-09-000	EA	SHIELD - RECLINER HANDLE
17	080730-08-000	EA	HANDLE - RECLINER
18	080730-11-000	EA	SHIELD - RUBBER BOOT
19	127159-02-02B	EA	BRACKET - SEAT RELEASE - DUAL REMOTE
20	071126-68-K48	EA	SKIRT - 10.5" OPEN CORNER (STANDARD/6-WAY POWER) (L52, L53)
20	071126-68-L54	EA	SKIRT - 10.5" OPEN CORNER (STANDARD/6-WAY POWER) (L54, L55)
20	071126-75-L56	EA	SKIRT - 10.5" - OPEN CORNER (STANDARD/6-WAY POWER) (L56, L57)
20	071126-77-L76	EA	SKIRT - 10.5" - OPEN CORNER (STANDARD & 6-WAY POWER) - LEATHER
20	071126-72-K62	EA	SKIRT - 10.5" (FOOTREST) (L52, L53)
20	071126-72-L54	EA	SKIRT - 10.5" (FOOTREST) (L54, L55)
20	071126-76-L56	EA	SKIRT - 10.5" (FOOTREST) (L56, L57)
20	071126-79-L76	EA	SKIRT - 10.5" (FOOTREST) - LEATHER
21	128699-01-02B	EA	BRACKET - SEAT SWITCH - E-COATED
22*	081373-03-000	EA	SEAT - POWER 6 WAY
23	107921-18-000	EA	PLATE - TOP - POWER - 6-WAY
24	131613-01-L52	EA	FOOTREST - PASSENGER BUCKET SEAT (L52, L53)
24	131613-01-L54	EA	FOOTREST - PASSENGER BUCKET SEAT (L54, L55)
24	131613-03-L56	EA	FOOTREST - PASSENGER BUCKET SEAT (L56, L57)
24	131613-04-L52	EA	FOOTREST - PASSENGER BUCKET SEAT- LEATHER
25	131566-04-000	EA	SLIDE - DOUBLE LOCKING
	131566-05-000	EA	WASHER - SLIDE SPACER
	131566-07-000	EA	5" DOUBLE LOCKING SLIDE W/TAB
26	131613-99-000	EA	FOOT-REST/WOOD - W/T-NUT
27	131566-06-000	EA	WIRE - LATCH/RELEASE - 5"
28	131566-03-000	EA	WOOD HANDLE
29	131566-02-000	EA	ROD/LEVER - FOOT-REST EXTENSION
30	131566-01-000	EA	FOOTREST - MECHANICAL
	130184-01-01A	EA	PROTECTOR - SEAT - CLEAR

\* COMPONENT PARTS FOUND IN SERVICE PARTS LIBRARY



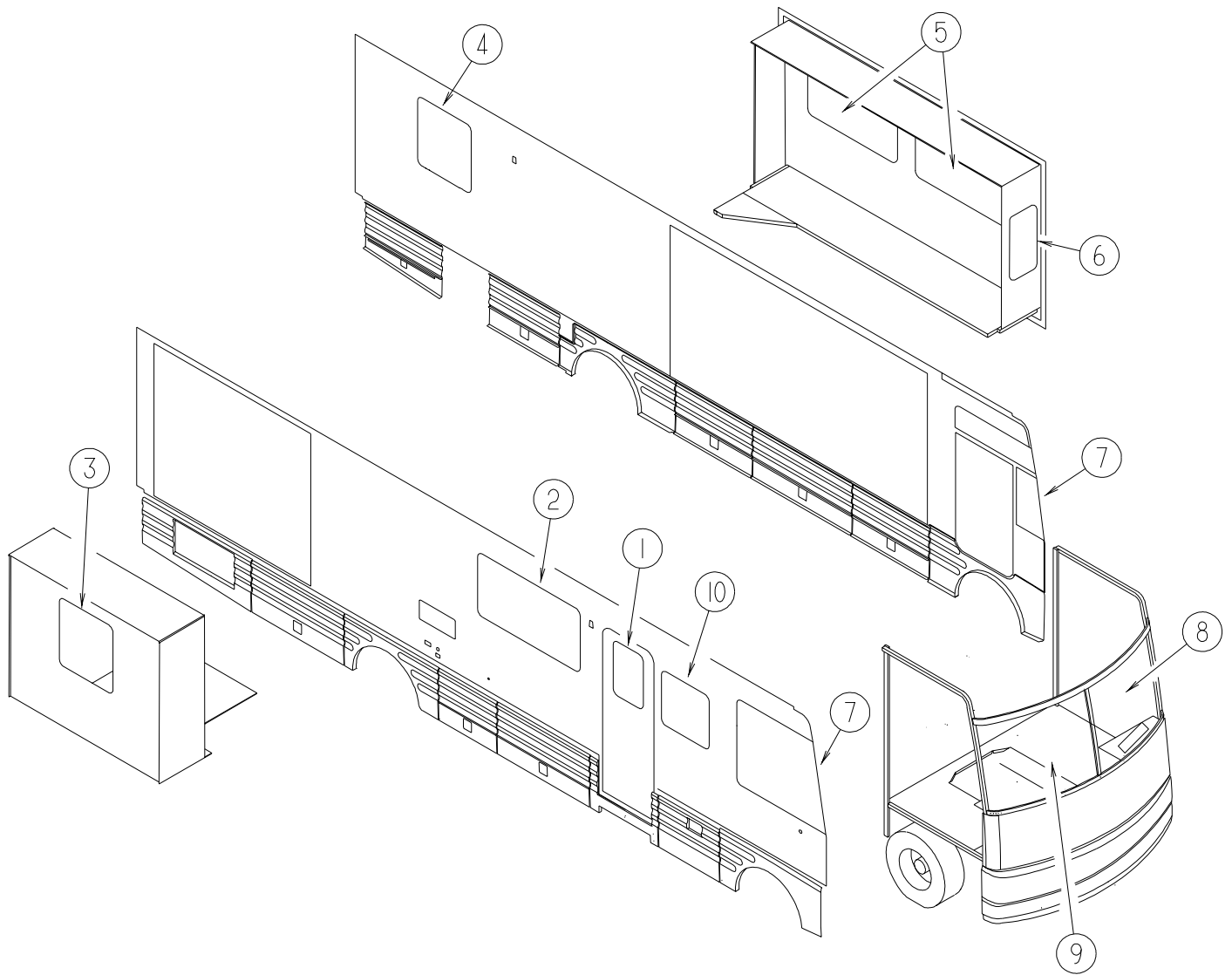
**CURTAIN & CUSHION GROUP (CONTINUED)**  
**LOUNGE CHAIR**



**CURTAIN & CUSHION GROUP (CONTINUED)****LOUNGE CHAIR (CONTINUED)**

<b>KEY</b>	<b>PART NUMBER</b>	<b>U/M</b>	<b>DESCRIPTION</b>
1	133129-01-L52	EA	CHAIR/RECLINER - W/FOOTREST (L52, L53)
1	133129-01-L54	EA	CHAIR/RECLINER - W/FOOTREST (L54, L55)
1	133129-02-L56	EA	CHAIR/RECLINER - W/FOOTREST (L56, L57)
	P33129-01-L52	EA	COVER - RECLINER W/FOOTREST (L52, L53)
	P33129-01-L54	EA	COVER - RECLINER W/FOOTREST (L54, L55)
	P33129-02-L56	EA	COVER - RECLINER W/FOOTREST (L56, L57)
1	133129-03-L52	EA	CHAIR/RECLINER - W/FOOTREST - LEATHER (L52, L53)
1	133129-03-L54	EA	CHAIR/RECLINER - W/FOOTREST - LEATHER (L54, L55)
1	133129-03-L56	EA	CHAIR/RECLINER - W/FOOTREST - LEATHER (L56, L57)
	P33129-03-L52	EA	COVER - RECLINER W/FOOTREST - LEATHER (L52, L53)
	P33129-03-L54	EA	COVER - RECLINER W/FOOTREST - LEATHER (L54, L55)
	P33129-03-L56	EA	COVER - RECLINER W/FOOTREST - LEATHER (L56, L57)
	133128-01-000	EA	FRAME - (CB-120 BACK)
	133128-02-000	EA	FRAME - (CS-120 SEAT)
2	133126-13-000	EA	RECLINER - (BACK KD CLIP)
3	133126-12-000	EA	RECLINER - (BACK KD SLEEVE)
4	133126-01-000	EA	RECLINER - (LEFT HARDWARE)
5	133126-11-000	EA	RECLINER - (PLASTIC HANDLE)
6	133126-02-000	EA	RECLINER - (RIGHT HARDWARE)
7	133126-10-000	EA	RECLINER - (HANDLE MOUNTING TUBE)
8	133126-08-000	EA	RECLINER - (LOCK SPRING)
9	133126-07-000	EA	RECLINER - (FIXED OTTOMAN) - RIGHT
10	133126-03-000	EA	RECLINER - (SWIVEL ROCKER)
11	133126-06-000	EA	RECLINER - (FIXED OTTOMAN) - LEFT
12	133126-09-000	EA	RECLINER - (PLASTIC BUSHING)
13	133126-05-000	EA	RECLINER - (HANDLE TUBE)
14	133126-04-000	EA	RECLINER - (RECLINER/GLIDER 24" RING)
	134324-01-000	EA	E-CLIP - PHOSPHORUS FINISH
15	134194-01-01A	EA	KNOB - HOLD DOWN - RECLINER - BLACK
16	134057-01-11B	EA	BRACKET - RECLINER - FLAT BLACK

**CURTAIN & CUSHION GROUP (CONTINUED)**  
**WINDOW TREATMENT**

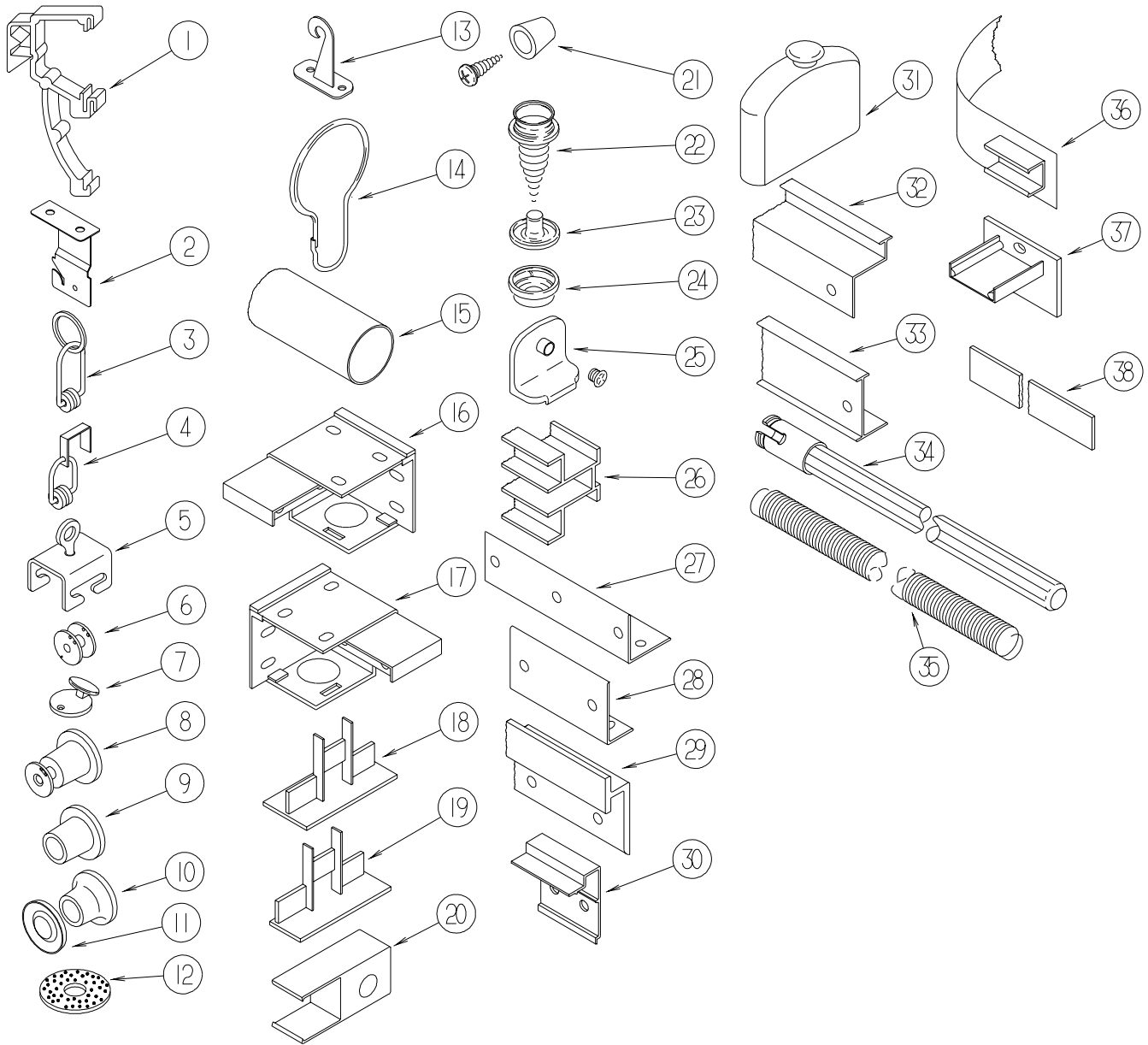


KEY	PART NUMBER	U/M	DESCRIPTION
1	084755-57-E07	EA	SHADE - PULL - 27.25"
2	111861-12-01A	EA	BLIND - MINI - 30.5" X 17.5" - ALABASTER PEARL
3	133373-01-L52	EA	VALANCE - KNOTTED SCARF - 34" (L52, L53)
3	133373-01-L54	EA	VALANCE - KNOTTED SCARF - 34" (L54, L55)
3	133373-01-L56	EA	VALANCE - KNOTTED SCARF - 34" (L56, L57)
3	111910-64-L52	EA	BLIND - DAY/NIGHTER - 31" X 35" (L52)
3	111910-64-L53	EA	BLIND - DAY/NIGHTER - 31" X 35" (L53)
3	111910-64-L54	EA	BLIND - DAY/NIGHTER - 31" X 35" (L54)
3	111910-64-L55	EA	BLIND - DAY/NIGHTER - 31" X 35" (L55)
3	111910-64-L56	EA	BLIND - DAY/NIGHTER - 31" X 35" (L56)
3	111910-64-L57	EA	BLIND - DAY/NIGHTER - 31" X 35" (L57)
3	127017-61-L52	EA	LEG - RIGHT - 25" (L52, L53)
3	127017-61-L54	EA	LEG - RIGHT - 25" (L54, L55)
3	127017-61-L16	EA	LEG - RIGHT - 25" (L56, L57)
3	127017-62-L52	EA	LEG - LEFT - 25" (L52, L53)
3	127017-62-L54	EA	LEG - LEFT - 25" (L54, L55)
3	127017-62-L16	EA	LEG - LEFT - 25" (L56, L57)

**CURTAIN & CUSHION GROUP (CONTINUED)****WINDOW TREATMENT (CONTINUED)**

<b>KEY</b>	<b>PART NUMBER</b>	<b>U/M</b>	<b>DESCRIPTION</b>
4	133373-02-L52	EA	VALANCE - KNOTTED SCARF - 34" (L52, L53)
4	133373-02-L54	EA	VALANCE - KNOTTED SCARF - 34" (L54, L55)
4	133373-02-L56	EA	VALANCE - KNOTTED SCARF - 34" (L56, L57)
4	111910-59-L52	EA	BLIND - DAY/NIGHTER - 31" X 28.5" (L52)
4	111910-59-L53	EA	BLIND - DAY/NIGHTER - 31" X 28.5" (L53)
4	111910-59-L54	EA	BLIND - DAY/NIGHTER - 31" X 28.5" (L54)
4	111910-59-L55	EA	BLIND - DAY/NIGHTER - 31" X 28.5" (L55)
4	111910-59-L56	EA	BLIND - DAY/NIGHTER - 31" X 28.5" (L56)
4	111910-59-L57	EA	BLIND - DAY/NIGHTER - 31" X 28.5" (L57)
4	123910-47-L52	EA	LEG - RIGHT - 32" (L52, L53)
4	123910-47-L54	EA	LEG - RIGHT - 32" (L54, L55)
4	123910-47-L56	EA	LEG - RIGHT - 32" (L56, L57)
4	123910-48-L52	EA	LEG - LEFT - 32" (L52, L53)
4	123910-48-L54	EA	LEG - LEFT - 32" (L54, L55)
4	123910-48-L56	EA	LEG - LEFT - 32" (L56, L57)
5	133367-21-L52	EA	VALANCE - TUCKED SWAG - 62.5" (L52, L53)
5	133367-21-L54	EA	VALANCE - TUCKED SWAG - 62.5" (L54, L55)
5	133367-22-L56	EA	VALANCE - TUCKED SWAG - 62.5" (L56, L57)
5	111910-55-L44	EA	BLIND - DAY/NIGHTER - 59" X 26.5" (L52, L53)
5	111910-55-L23	EA	BLIND - DAY/NIGHTER - 59" X 26.5" (L54, L55, L56, L57)
5	127017-A7-L52	EA	LEG - RIGHT - 23.5"
5	127017-A7-L54	EA	LEG - RIGHT - 23.5"
5	127017-A9-L56	EA	LEG - RIGHT - 23.5"
5	127017-A8-L52	EA	LEG - LEFT - 23.5"
5	127017-A8-L54	EA	LEG - LEFT - 23.5"
5	127017-B0-L56	EA	LEG - LEFT - 23.5"
6	133367-19-L52	EA	VALANCE - TUCKED SWAG - 26.5" (L52, L53)
6	133367-19-L54	EA	VALANCE - TUCKED SWAG - 26.5" (L54, L55)
6	133367-20-L56	EA	VALANCE - TUCKED SWAG - 26.5" (L56, L57)
6	111910-69-L52	EA	BLIND - DAY/NIGHTER - 23" X 26.5" (L52, L53)
6	111910-69-L54	EA	BLIND - DAY/NIGHTER - 23" X 26.5" (L54, L55)
6	111910-69-L56	EA	BLIND - DAY/NIGHTER - 23" X 26.5" (L56, L57)
6	123910-53-L52	EA	LEG - RIGHT - 23.5" (L52, L53)
6	123910-53-L54	EA	LEG - RIGHT - 23.5" (L54, L55)
6	123910-55-L56	EA	LEG - RIGHT - 23.5" (L56, L57)
6	123910-54-L52	EA	LEG - LEFT - 23.5" (L52, L53)
6	123910-54-L54	EA	LEG - LEFT - 23.5" (L54, L55)
6	123910-56-L56	EA	LEG - LEFT - 23.5" (L56, L57)
7	126841-03-000	EA	SHADE - PULL - CHARCOAL MESH - 40.3" X 60"
8	093487-17-01A	EA	CURTAIN - WRAPAROUND/PRIVACY/PLEATED - DRVR -38.25" X 108"
9	093487-16-01A	EA	CURTAIN - WRAPAROUND/PRIVACY/PLEATED - PASS -38.25" X 108"
10	133367-13-L52	EA	VALANCE - TUCKED SWAG - 34.5" (L52, L53)
10	133367-13-L54	EA	VALANCE - TUCKED SWAG - 34.5" (L54, L55)
10	133367-14-L56	EA	VALANCE - TUCKED SWAG - 34.5" (L56, L57)
10	111910-59-L52	EA	BLIND - DAY/NIGHTER - 31" X 28.5" (L52, L53)
10	111910-59-L54	EA	BLIND - DAY/NIGHTER - 31" X 28.5" (L54, L55)
10	111910-59-L56	EA	BLIND - DAY/NIGHTER - 31" X 28.5" (L56, L57)
10	127017-73-L52	EA	LEG - RIGHT - 27" (L52, L53)
10	127017-73-L54	EA	LEG - RIGHT - 27" (L54, L55)
10	127017-77-L56	EA	LEG - RIGHT - 27" (L56, L57)
10	127017-74-L52	EA	LEG - LEFT - 27" (L52, L53)
10	127017-74-L54	EA	LEG - LEFT - 27" (L54, L55)
10	127017-78-L56	EA	LEG - LEFT - 27" (L56, L57)
	083125-07-000	EA	BRACE - ANGLE/COUCH - 2.5" - OFF WHITE

**CURTAIN & CUSHION GROUP (CONTINUED)**  
**HARDWARE**



**BLIND PARTS ARE COLOR COORDINATED TO MATCH THE COLOR OF THE BLINDS**  
**HAMPTON TAN COLORS ARE USED BY THE ULTIMATE FREEDOM & ADVANTAGE**  
**TITANIUM IS USED BY ALL ITASCAS**  
**ANTELOPE IS USED BY ALL WINNEBAGOS**

KEY	PART NUMBER	U/M	DESCRIPTION
1	109353-04-000	EA	CLIP - VALANCE SLAT MOUNTING - CLEAR PLASTIC
2	084434-01-000	EA	BRACKET - MOUNTING - ROLLER SHADE - 1 3/8"
	096843-01-000	EA	SPRING - REWIND/ROLLER SHADE
	086276-01-000	EA	TAPE - DOUBLE SIDED - 1/2"
3	009701-01-000	EA	CARRIER - CURTAIN - L ROD
4	093487-91-000	EA	ROLLER/CLIP
5	009702-01-000	EA	END STOP - CURTAIN CARRIER - L ROD
6	097592-01-000	EA	SPOOL - CORD - ELEVATED BLIND HOLDUP - SMALL - CLEAR
7	102555-03-000	EA	CLEAT - BLIND CORD - MILKY WHITE PLASTIC
8	097592-02-000	EA	SPOOL - CORD - ELEVATED BLIND HOLDUP - LARGE - CLEAR
9	094896-02-000	EA	GROMMET - CORD/PLEATED BLIND - NYLON - GRAY
10	046867-03-000	EA	GROMMET - HANDY BUTTON #3
11	046867-02-000	EA	WASHER - HANDY BUTTON #3
12	103242-01-000	EA	VELCRO HOOK - BEIGE 7/8" ROUND W/CENTER HOLE
12	103242-02-000	EA	VELCRO HOOK - BLACK 7/8" ROUND W/CENTER HOLE

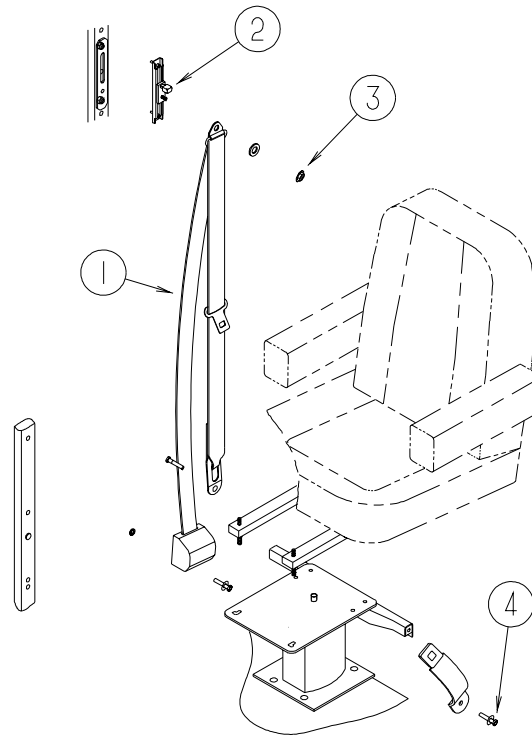
**CURTAIN & CUSHION GROUP (CONTINUED)****HARDWARE (CONTINUED)**

<b>KEY</b>	<b>PART NUMBER</b>	<b>U/M</b>	<b>DESCRIPTION</b>
13	109441-03-000	EA	HOLD DOWN - BLIND (CLOUDY)
	109441-02-000	EA	HOLD DOWN - SPACER
14	009136-02-000	EA	HANGER - RING - PIN TYPE - CURTAIN - BRASS
15	102075-01-02A	EA	ROD - SHOWER CURTAIN - 1" OD X 30.9" - SOFT WHITE
15	102075-06-02A	EA	ROD - SHOWER CURTAIN - 1" OD X 33.5" - SOFT WHITE
15	102075-09-01A	EA	ROD - SHOWER CURTAIN - 1" OD X 29.5" - OFF WHITE
15	102075-09-02A	EA	ROD - SHOWER CURTAIN - 1" OD X 46.3" - SOFT WHITE
15	102075-10-02A	EA	ROD - SHOWER CURTAIN - 1" OD X 46.3" - SOFT WHITE
15	102075-16-02A	EA	ROD - SHOWER CURTAIN - 1" OD X 34.2" - SOFT WHITE
15	102075-17-02A	EA	ROD - SHOWER CURTAIN - 1" OD X 39.3" - SOFT WHITE
15	102075-18-02A	EA	ROD - SHOWER CURTAIN - 1" OD X 38.9" - SOFT WHITE
15	102075-19-02A	EA	ROD - SHOWER CURTAIN - 1" OD X 39.3" - SOFT WHITE
16	083170-01-000	EA	BRACKET - BLIND - LEFT SIDE WHEN FACING WINDOW
17	083170-02-000	EA	BRACKET - BLIND - RIGHT SIDE WHEN FACING WINDOW
18	094907-04-000	EA	END CAP - BOTTOM/PLEATED BLIND (RH & LH)
19	094907-02-000	EA	END CAP - TOP/PLEATED BLIND - PLASTIC - GRAY
	094907-05-700	EA	END CAP-RH BOTTOM BLIND
	094907-05-701	EA	END CAP-LH BOTTOM BLIND
20	101033-02-000	EA	END CAP - TRACK/CLEAR
21	097564-03-000	EA	HANDLE - KNOB - E-Z LIFT SHADE - TAN
21	097564-04-000	EA	HANDLE - KNOB - E-Z LIFT SHADE - NAVY
21	097564-05-000	EA	HANDLE - KNOB - E-Z LIFT SHADE - TEAL
21	097564-06-000	EA	HANDLE - KNOB - E-Z LIFT SHADE - ALABASTER
21	097564-07-000	EA	HANDLE - KNOB - E-Z LIFT SHADE - SILVER
21	000G68-06-12J	EA	SCREW 6-18X.75 POH BRASS
22	029130-01-000	EA	SCREW - SNAP SOCKET - #8 PH X 5/8"
22	029130-03-000	EA	SCREW - SNAP SOCKET - #8 PH X 1"
23	029155-01-000	EA	CAP - SNAP - 5/32" OUTSIDE DIAMETER OF PIN
24	029156-01-000	EA	SOCKET - SNAP - 9/16" O.D.
24	029156-02-000	EA	SOCKET - SNAP - 27/64" O.D.
25	106544-01-000	EA	PULL - SHADE/BRASS
	106544-01-001	EA	SCREW - SHADE/BRASS
26	101033-08-000	EA	TRACK - WALL - 75"
26	101033-09-000	EA	TRACK - WALL - 32"
27	105648-01-02A	EA	BRACE - VALANCE - OFF/WHITE - 14"
27	075943-10-000	EA	BRACE - VALANCE - 20"
28	083125-07-000	EA	BRACE - WINDOW MOUNT - 2.5" - OFF WHITE
28	083125-08-000	EA	BRACE - WINDOW MOUNT - 3/4 - OFF WHITE
29	127254-03-02A	EA	TRACK - CURTAIN/RIGHT HAND - ANTELOPE - F & G SERIES
29	127254-03-03A	EA	TRACK - CURTAIN/RIGHT HAND - TITANIUM - F & G SERIES
29	127254-04-02A	EA	TRACK - CURTAIN/LEFT HAND - ANTELOPE - F & G SERIES
29	127254-04-03A	EA	TRACK - CURTAIN/LEFT HAND - TITANIUM - F & G SERIES
30	097565-01-000	EA	BRACKET - MOUNTING/PLEATED BLIND
31	093475-01-701	EA	CAP-END, WITH INVERTED STUD
32	105450-14-01A	EA	TRACK - CURTAIN - 90" - OFF WHITE
33	009700-04-002	EA	TRACK/CURTAIN - L SHAPED - 15.5' - OFF WHITE
33	118896-05-02A	EA	TRACK - CURTAIN - RIGHT HAND - HAMPTON TAN - Q-SERIES
33	118897-04-02A	EA	TRACK - CURTAIN - LEFT HAND - HAMPTON TAN - Q-SERIES
33	126456-01-03A	EA	TRACK - CURTAIN - RIGHT HAND - TITANIUM - L-SERIES
33	126456-02-03A	EA	TRACK - CURTAIN - LEFT HAND - TITANIUM - L-SERIES
33	126456-03-02A	EA	TRACK - CURTAIN - RIGHT HAND - ANTELOPE - L-SERIES
33	126456-04-02A	EA	TRACK - CURTAIN - LEFT HAND - ANTELOPE - L-SERIES
34	093487-90-000	EA	WAND - 30" - FRONT WRAP AROUND
35	097591-01-000	EA	SPRING - EXTENSION/PLEATED BLIND
36	101031-01-000	YD	TAPE - GLIDE/CURTAIN - 4.25" SPACING
37	094907-06-000	EA	HARDWARE - END CAP - E-Z LIFT - TOP
38	089275-01-000	FT	STRIP - 3/4" X 96" - CLEAR POLYETHYLENE
	094908-03-000	FT	HARDWARE - SEMI-RIDGED PVC - EZ LIFT
	094908-04-000	FT	STRAP - FLAT POLY VINYL
	095567-01-000	EA	TACK - STRIP - .5" X 625' ROLL
	097593-02-000	FT	CORD - BLIND - PLEATED - GRAY
	097593-06-000	FT	CORD - BLIND - PLEATED - PEWTER
	097593-07-000	FT	CORD - BLIND - PLEATED - PALE JADE
	097593-10-000	FT	CORD - BLIND - PLEATED - VANILLA

## CURTAIN & CUSHION GROUP (CONTINUED)

### ACCESSORIES

KEY	PART NUMBER	U/M	DESCRIPTION
	007021-01-000	EA	SEAT BELT - 2" X 90" - BLACK
	056271-01-000	EA	SEAT BELT - 2" X 102" - BLACK
	056271-02-000	EA	SEAT BELT - 2" X 72" - BLACK
	057759-01-000	EA	WASHER - FLAT F/SEAT BELT - 4" DIAMETER
	079349-04-J06	YD	WELT - NARROW (L52, L53, L56, L57)
	079349-04-L54	YD	WELT - NARROW (L54, L55)
	127960-01-01A	EA	RETAINER - 3/8" - STAINLESS STEEL
	129529-02-000	EA	STRAP - CHAIR RETAINING - 81.9"
	129491-01-000	EA	CATCH - SNAP HOOK - 1"
	118337-07-L52	EA	BUTTON - #60 - DOUBLE SIDED (L52, L53)
	118337-07-L54	EA	BUTTON - #60 - DOUBLE SIDED (L54, L55)
	118337-07-L56	EA	BUTTON - #60 - DOUBLE SIDED (L56, L57)
	074494-02-000	EA	BUTTON - RETAINING PIVOT - #60
	074494-04-000	EA	BUTTON - JOINED/PIVOT - W 3/4 TACK
	074494-05-000	EA	BUTTON - SINGLE PIVOT - #30
	074494-06-000	EA	BUTTON - PIVOT - #30
	057534-01-000	EA	TIEBACK - CLEAR PLASTIC - 6"
	057534-03-000	EA	TIEBACK - CLEAR PLASTIC - 7.5"



### SEATBELT INSTALLATION

KEY	PART NUMBER	U/M	DESCRIPTION
1*	091990-08-01A	EA	SEAT BELT - 3 POINT - .766" DIAMETER HOLE IN D-LOOP BRKT
2	127598-01-01A	EA	ADJUSTER - SEATBELT - D-LOOP - ADJUSTER
3	127598-02-000	EA	NUT - HEX FLANGE - M10 X 1.5 - CLASS 10
4	095076-02-000	EA	WASHER - FL - 7/16"ID X 2"OD X .06

\* COMPONENT PARTS FOUND IN SERVICE PARTS LIBRARY

**CURTAIN & CUSHION GROUP (CONTINUED)**

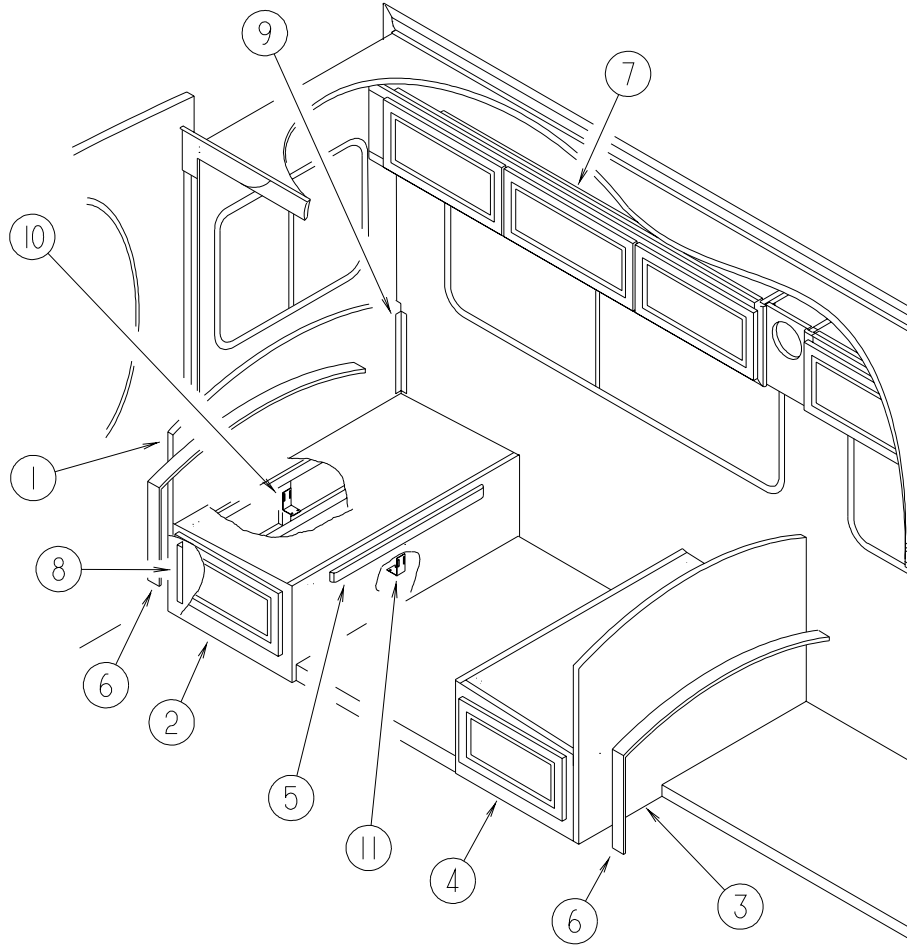
**FABRICS**

2000 CHIEFTAIN	L52/L53 BARBADOS	L54/L55 CALYPSO	L56/L57 OASIS
Bucket Seat	108446-S6-000	126883-18-000	126883-51-000
Bucket Seat - Leather	079680-31-000 079680-33-000	079680-31-000	079680-31-000 079680-34-000
Dinette	126883-35-000	126883-41-000	126883-43-000
Dinette Pad	126883-18-000	126883-18-000	126883-51-000
Folding Chair	126883-18-000	126883-18-000	126883-51-000
Sofa	126883-35-000	126883-41-000	126883-51-000
Sofa - Leather	079680-33-000	079680-31-000	079680-34-000
TT Chair	126883-18-000	126883-18-000	126883-51-000
TT Chair - Leather	079680-33-000	079680-31-000	079680-34-000
Lounge/Dinette Swag	126883-18-000 126883-35-000	126883-18-000 126883-41-000	126883-51-000 126883-43-000
Lounge/Dinette Leg	126883-18-000 126883-35-000	126883-18-000 126883-41-000	126883-51-000 126883-43-000
Lounge Inserts	126883-18-000	126883-18-000	126883-51-000
Lounge Accent Pillow From: 00-00-00 Thru: 10-17-99	126883-35-000 126883-18-000	126883-41-000 126883-18-000	126883-51-000 126883-43-000
Lounge Accent Pillow From: 10-18-99 Thru: 99-99-99	126883-18-000 084415-B0-000	126883-18-000 084415-B3-000	126883-43-000 084415-B2-000
Bedroom Valance	105745-E7-000 105745-L7-000	105745-L4-000 105745-L8-000	105745-64-000 105745-M5-000
Bedroom Legs	105745-E7-000	105745-L4-000	105745-64-000
Bedspread	105745-L7-000 084415-B0-000	105745-L8-000 084415-B3-000	105745-M5-000 084415-B2-000
Bedroom Pillow Sham	105745-L7-000 084415-B0-000	105745-L8-000 084415-B3-000	105745-M5-000 084415-B2-000
Bedroom Accent Pillow	105745-L7-000	105745-L8-000	105745-M5-000
Bedroom Inserts	105745-E7-000	105745-I4-000	105745-64-000
Sunvisor Vinyl	123298-03-04A	123298-03-04A	123298-03-04A
Headboard	105745-L7-000 105745-E7-000	105745-L4-000 105745-L8-000	105745-M5-000 105745-64-000
Ceiling Fabric	113979-09-01A	113979-09-01A	113979-09-01A
Slideout Ceiling Fabric	113979-10-01A	113979-10-01A	113979-10-01A

**NOTE: FABRIC LISTED FIRST IN A BLOCK, IS THE LARGEST QUANTITY OF FABRIC USED**

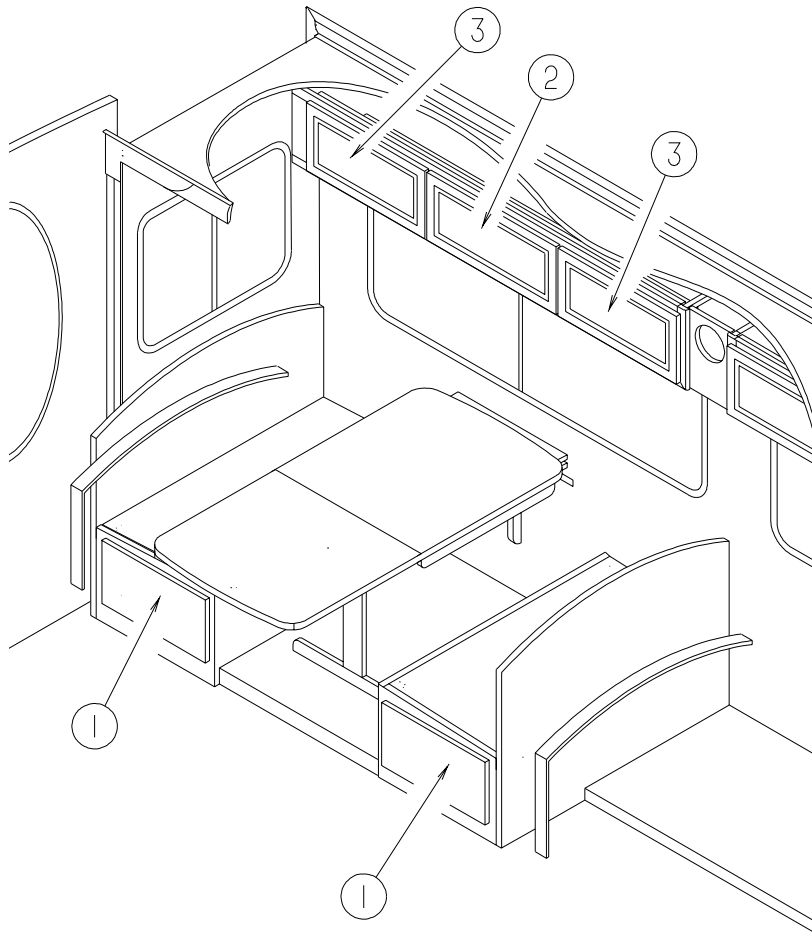


## DINETTE GROUP CABINETS



KEY	PART NUMBER	U/M	DESCRIPTION
1	M08755-06-L52	EA	CABINET - SEATBACK/LEFT HAND - W/O HARDWARE - SALEM CHERRY
1	M08755-06-L32	EA	CABINET - SEATBACK/LEFT HAND - W/O HARDWARE - WATERFORD OAK
2	M08756-08-L52	EA	CABINET - SEATBASE/LEFT HAND - W/O DOOR/DRAWER/HARDWARE - SALEM CHERRY
2	M08756-08-L32	EA	CABINET - SEATBASE/LEFT HAND - W/O DOOR/DRAWER/HARDWARE - WATERFORD OAK
3	M08755-05-L52	EA	CABINET - SEATBACK/RIGHT HAND - W/O HARDWARE - SALEM CHERRY
3	M08755-05-L32	EA	CABINET - SEATBACK/RIGHT HAND - W/O HARDWARE - WATERFORD OAK
4	M08756-07-L52	EA	CABINET - SEATBASE/RIGHT HAND - W/O DOOR/DRAWER/HARDWARE - SALEM CHERRY
4	M08756-07-L32	EA	CABINET - SEATBASE/RIGHT HAND - W/O DOOR/DRAWER/HARDWARE - WATERFORD OAK
5	081295-01-G01	EA	SUPPORT - BED/DINETTE - 28" LONG
6	104787-28-L52	EA	PAD - DINETTE - 42" (L52, L53, L54, L55)
6	104787-29-L56	EA	PAD - DINETTE - 42" (L56, L57)
7	133942-02-L52	EA	CABINET - OVERHEAD/DINETTE - W/O DOORS/HARDWARE - DELUXE SOUND - SALEM CHERRY
7	133942-02-L53	EA	CABINET - OVERHEAD/DINETTE - W/O DOORS/HARDWARE - DELUXE SOUND - WATERFORD OAK
7	133942-03-L52	EA	CABINET - OVERHEAD/DINETTE - W/O DOORS/HARDWARE - W/O DELUXE SOUND - SALEM CHERRY
7	133942-03-L53	EA	CABINET - OVERHEAD/DINETTE - W/O DOORS/HARDWARE - W/O DELUXE SOUND - WATERFORD OAK
8	122021-01-02A	EA	ANGLE - W/HOLES - 8.6" LONG - OFF WHITE
9	122021-02-02A	EA	ANGLE - W/HOLES - 13.7" LONG - OFF WHITE
10	132871-02-02B	EA	ANGLE - FORMED - W/HOLES - E-COATED
11	132871-01-02B	EA	ANGLE - FORMED - W/HOLES - E-COATED

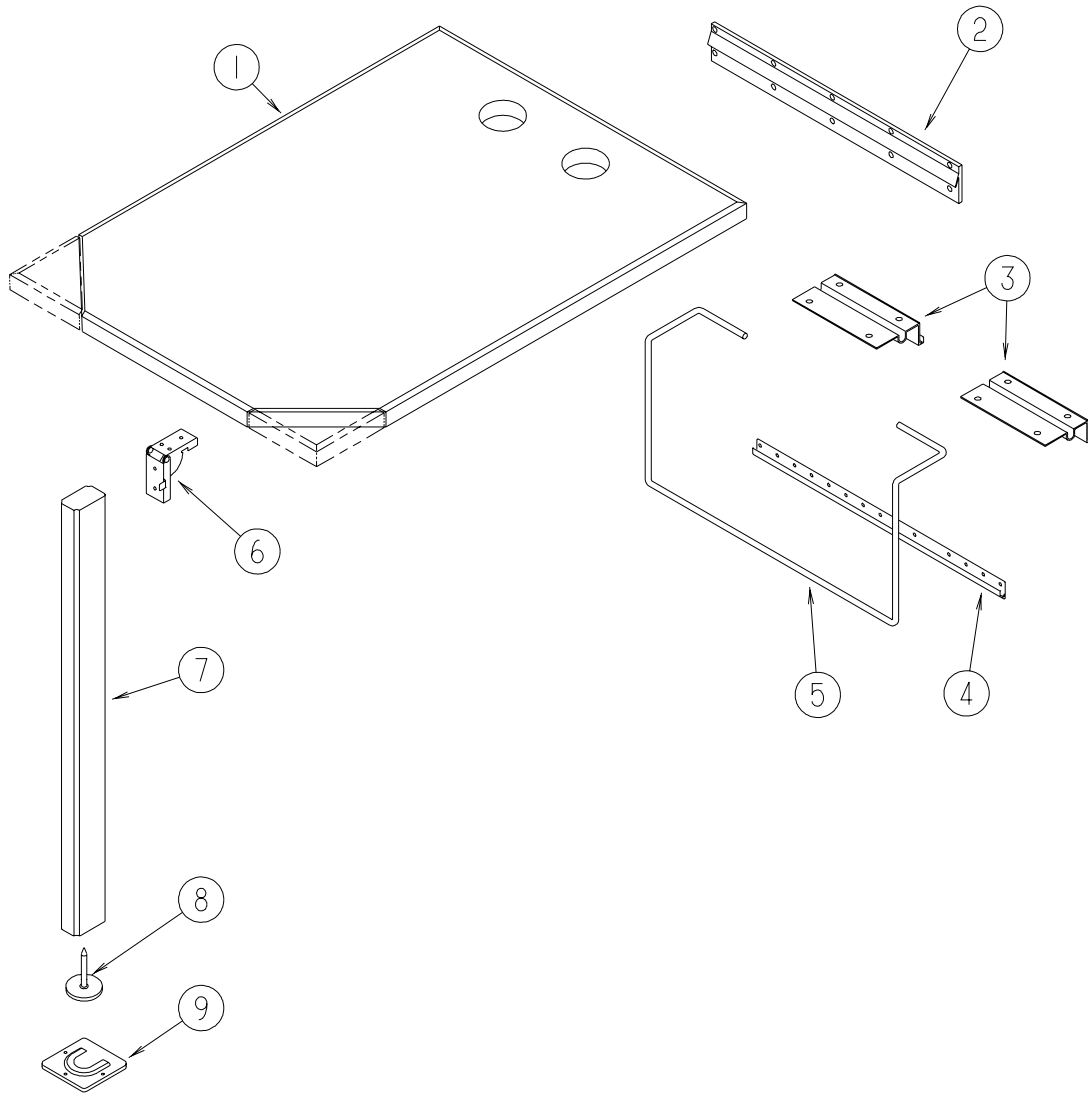
**DINETTE GROUP (CONTINUED)**  
**CABINETS (CONTINUED)**  
**DOORS & DRAWERS**



KEY	PART NUMBER	U/M	DESCRIPTION
1	M09316-B1-L52	EA	DRAWER - OGEE EDGE - 16.6"W X 37.3"D - W/O SLIDES/HARDWARE - SALEM CHERRY
1	M09316-B1-L32	EA	DRAWER - OGEE EDGE - 16.6"W X 37.3"D - W/O SLIDES/HARDWARE - WATERFORD OAK
2	131995-44-L52	EA	DOOR - RAIL/SOLID PANEL - 10.8" X 21.8" - W/O HARDWARE - SALEM CHERRY
2	131995-44-L53	EA	DOOR - RAIL/SOLID PANEL - 10.8" X 21.8" - W/O HARDWARE - WATERFORD OAK
3	131995-41-L52	EA	DOOR - RAIL/SOLID PANEL - 10.8" X 21.8" - W/O HARDWARE - SALEM CHERRY
3	131995-41-L32	EA	DOOR - RAIL/SOLID PANEL - 10.8" X 21.8" - W/O HARDWARE - WATERFORD OAK

# DINETTE GROUP (CONTINUED)

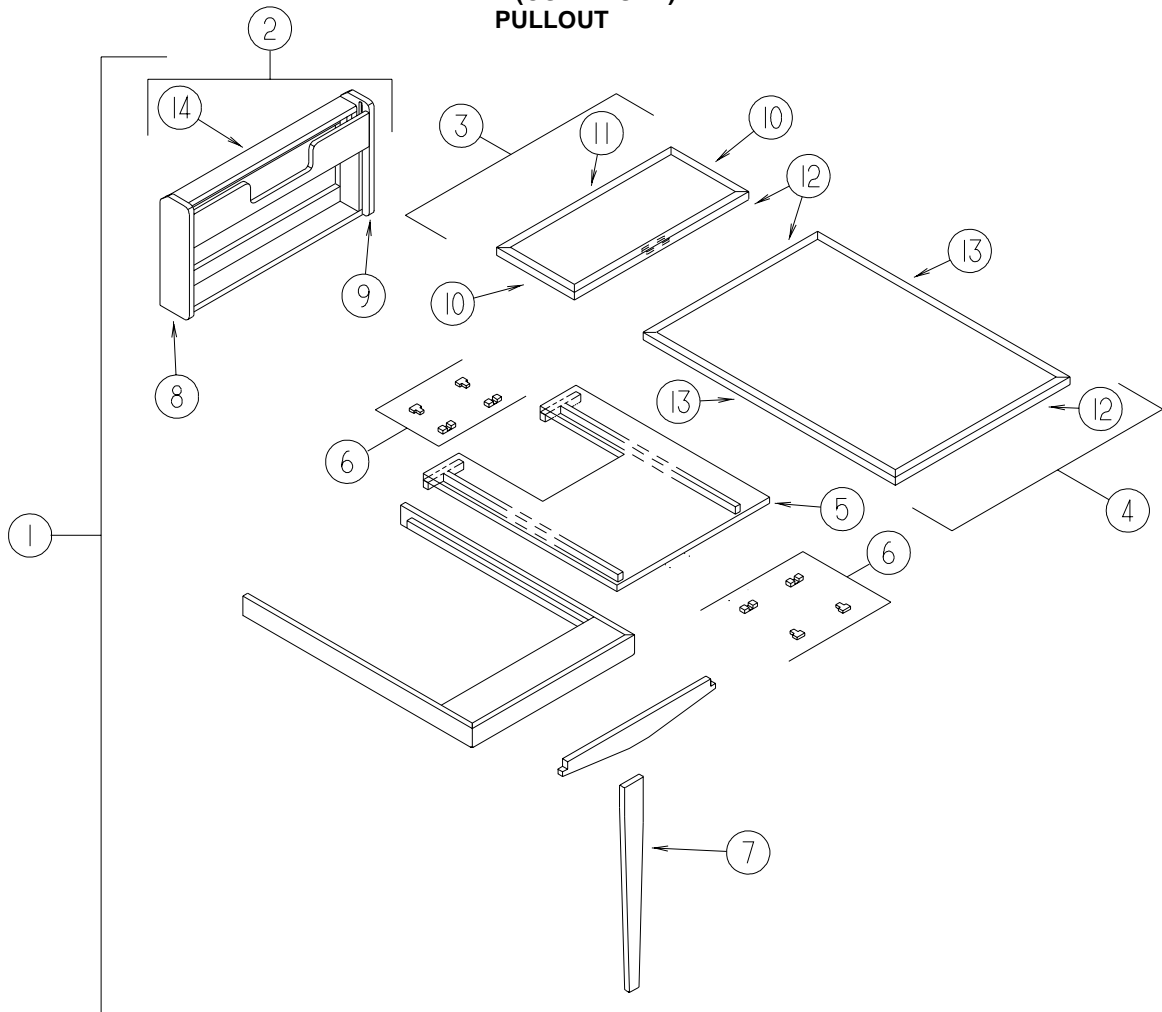
## TABLE DINETTE



KEY	PART NUMBER	U/M	DESCRIPTION
1	132034-08-L52	EA	TABLE TOP ONLY - 41.6" X 29.7" (L52, L54)
1	132034-08-L15	EA	TABLE TOP ONLY - 41.6" X 29.7" (L53, L55)
1	132034-08-L56	EA	TABLE TOP ONLY - 41.6" X 29.7" (L56)
1	132034-08-L57	EA	TABLE TOP ONLY - 41.6" X 29.7" (L57)
2	053200-13-000	EA	SUPPORT - TABLE - 18.5"
3	088410-02-000	EA	BRACKET - LIFT - TABLE MOUNTED
4	024281-15-000	EA	BRACKET/TABLE - LIFT ROD/LOWER WALL MOUNTED - 17.12"
5	024275-13-000	EA	ROD - TABLE LIFT - OFF/WHITE
6	093550-01-000	EA	BRACKET - HINGE - MOUNTS TO LEG & TABLE TOP - 1.7" X 2.6"
7	092707-04-04A	EA	LEG - TABLE - W/O HARDWARE - 27" - CHERRY
7	092707-04-05A	EA	LEG - TABLE - W/O HARDWARE - 27" - WATERFORD OAK
8	092593-01-05A	EA	CATCH - TABLE LEG - OFF/WHITE
9	049493-12-000	EA	CATCH - TABLE LEG/FLOOR MOUNTED - OFF WHITE

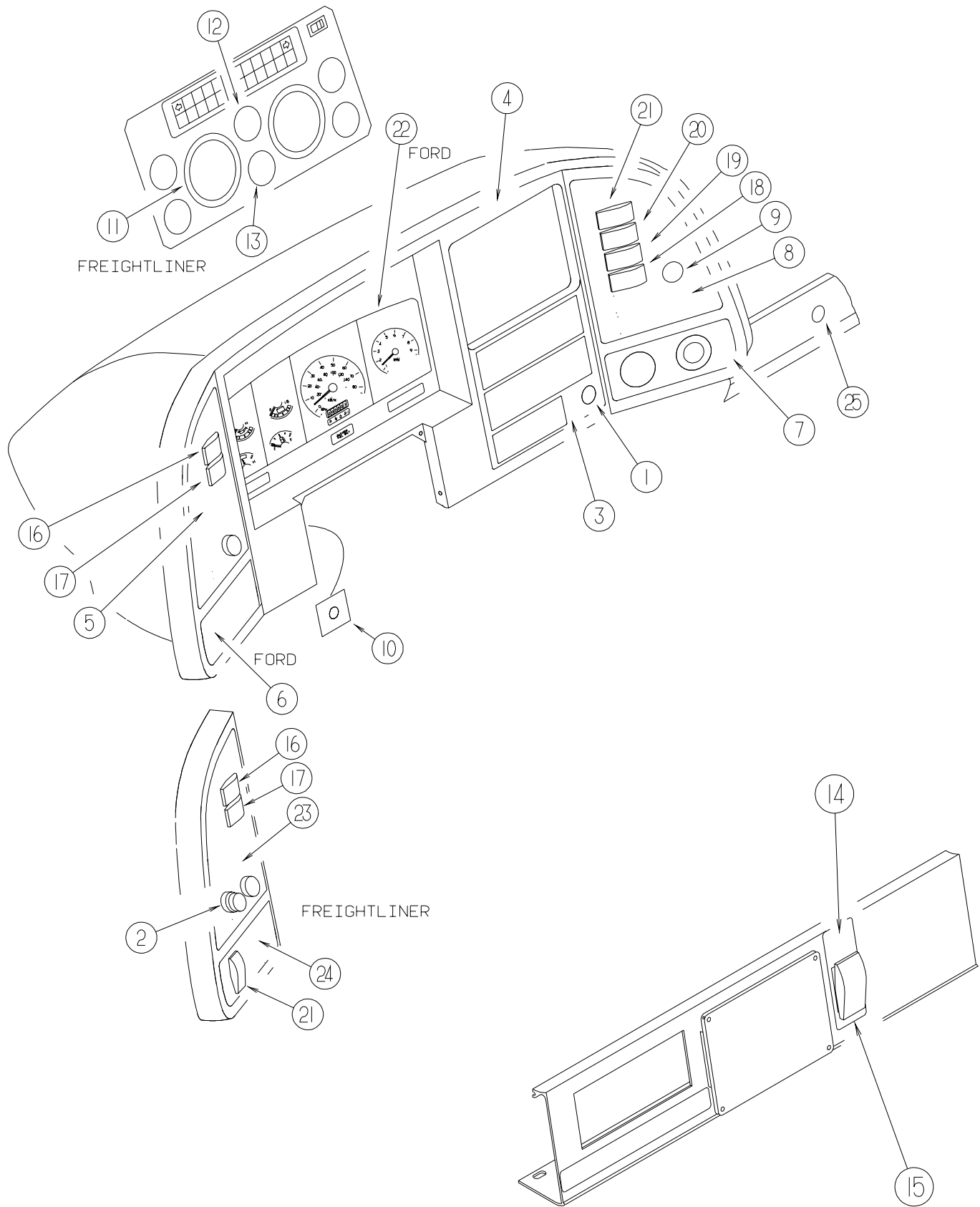
## DINETTE GROUP (CONTINUED)

### TABLE (CONTINUED) PULLOUT



KEY	PART NUMBER	U/M	DESCRIPTION
1	133856-01-L52	EA	TABLE COMPLETE - SALEM CHERRY
1	133856-01-L76	EA	TABLE COMPLETE - WATERFORD OAK
2	133856-31-L52	EA	CABINET/WALL - W/O COUNTERTOP - F/PULLOUT TABLE - SALEM CHERRY
2	133856-31-L53	EA	CABINET/WALL - W/O COUNTERTOP - F/PULLOUT TABLE - WATERFORD OAK
3	133856-12-L52	EA	TABLE TOP - SMALL HINGED SECTION - SALEM CHERRY
3	133856-12-L76	EA	TABLE TOP - SMALL HINGED SECTION - WATERFORD OAK
4	133856-11-L52	EA	TABLE TOP ONLY - LARGE SECTION - SALEM CHERRY
4	133856-11-L76	EA	TABLE TOP ONLY - LARGE SECTION - WATERFORD OAK
5	133856-17-L52	EA	SLIDE - TABLE TOP - SALEM CHERRY
5	133856-17-L76	EA	SLIDE - TABLE TOP - WATERFORD OAK
6	009050-02-000	EA	LEVELER - TABLE TOP - MALE END W/4 SCREWS - PLASTIC
6	009050-03-000	EA	LEVELER - TABLE TOP - FEMALE END W/2 SCREWS - PLASTIC
7	133856-28-L52	EA	LEG - F/TABLE - SALEM CHERRY
7	133856-28-L53	EA	LEG - F/TABLE - WATERFORD OAK
8	133856-26-L52	EA	END - LEFT HAND - F/TABLE CABINET - SALEM CHERRY
8	133856-26-L53	EA	END - LEFT HAND - F/TABLE CABINET - WATERFORD OAK
9	133856-27-L52	EA	END - RIGHT HAND - F/TABLE CABINET - SALEM CHERRY
9	133856-27-L53	EA	END - RIGHT HAND - F/TABLE CABINET - WATERFORD OAK
10	133856-15-L52	EA	TRIM - TABLE MOLDING - 12" - SALEM CHERRY
10	133856-15-L53	EA	TRIM - TABLE MOLDING - 12" - WATERFORD OAK
11	133856-16-L52	EA	TRIM - TABLE MOLDING - 23.8" - SALEM CHERRY
11	133856-16-L53	EA	TRIM - TABLE MOLDING - 23.8" - WATERFORD OAK
12	133856-14-L52	EA	TRIM - TABLE MOLDING - 23.8" - SALEM CHERRY
12	133856-14-L53	EA	TRIM - TABLE MOLDING - 23.8" - WATERFORD OAK
13	133856-13-L52	EA	TRIM - TABLE MOLDING - 41.2" - SALEM CHERRY
13	133856-13-L53	EA	TRIM - TABLE MOLDING - 41.2" - WATERFORD OAK
14	133856-23-L52	EA	COUNTERTOP ONLY - F/WALL CABINET - SALEM CHERRY
14	133856-23-L76	EA	COUNTERTOP ONLY - F/WALL CABINET - WATERFORD OAK

# DRIVERS COMPARTMENT GROUP INSTRUMENT PANEL



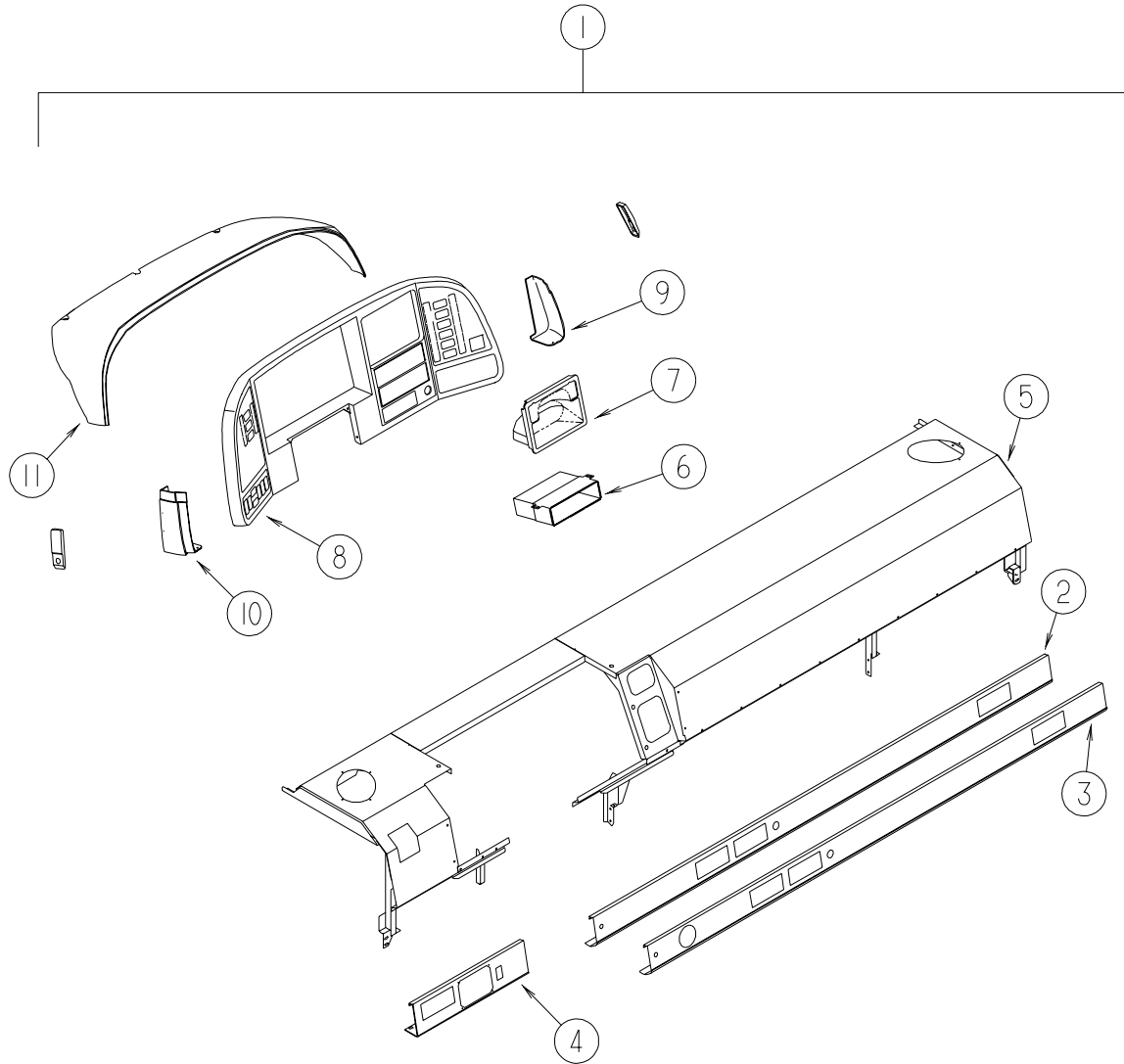
## DRIVERS COMPARTMENT GROUP (CONTINUED)

### INSTRUMENT PANEL (CONTINUED)

KEY	PART NUMBER	U/M	DESCRIPTION
	077031-01-000	EA	FILM - BLACK - 1" X 1.75"
	077031-03-000	EA	FILM - WHITE - .75" X 1"
1	089294-01-000	EA	LIGHTER - CIGARETTE - W/SOCKET & WIRE
2	091206-04-000	EA	MODULE/WIPER CONTROL KIT - DYNAMIC PARK - FRIEGHTLINER
3	110420-07-01A	EA	APPLIQUE - BEZEL - CENTER
4	110420-08-01A	EA	APPLIQUE - BEZEL - UPPER CENTER
5	110420-25-01A	EA	APPLIQUE - BEZEL - LEFT - BLACK - FORD
6	110420-04-01A	EA	APPLIQUE - BEZEL - LOWER/LEFT - WITHOUT PARK AND LEVEL - FORD
7	110420-30-01A	EA	APPLIQUE - BEZEL - LOWER/RIGHT
8	110420-31-01A	EA	APPLIQUE - BEZEL - RIGHT HAND - BLACK
9	133534-02-000	EA	LIGHT - AMBER INDICATOR WITH 1/4" TERMINALS
10	133535-01-000	EA	MODULE - TIMER 20 SECOND - WARNING LIGHT - TS61120P
10	134090-01-000	EA	MODULE - DAY TIME RUNNING LIGHT - SURE POWER #1323F
11	133196-01-000	EA	SPEEDOMETER-KM,SYS.3,99FTLNR - KYSOR 7520-00000-01
12	133197-01-000	EA	GAUGE-AIR,KPA FRONT SYS.3 - KYSOR 7525-09000-01
13	133197-03-000	EA	GAUGE-AIR,KPA REAR SYS.3 - KYSOR 7525-10000-01
14	116220-01-000	EA	APPLIQUE - SWITCH/SLIDEOUT
15	108357-06-000	EA	SWITCH - ROCKER DPDT - MOM/OFF/MOM - 6 TERMINAL
15	108356-02-01A	EA	COVER/ACTUATOR SWITCH - 2 ROWS DIMPLES- CONTURA II - BLACK
16	108357-09-000	EA	SWITCH - ROCKER SPDT - ON/NONE/MOM - 3 TERMINAL
16	108356-01-01A	EA	COVER/ACTUATOR SWITCH - 3 GROOVES - CONTURA III - BLACK
17	108357-01-000	EA	SWITCH - ROCKER SPST - ON/OFF - 2 TERMINAL
17	108356-01-01A	EA	COVER/ACTUATOR SWITCH - 3 GROOVES - CONTURA III - BLACK
18	108357-03-000	EA	SWITCH - ROCKER SPDT - ON/OFF/ON - 3 TERMINAL
18	108356-01-01A	EA	COVER/ACTUATOR SWITCH - 3 GROOVES - CONTURA III - BLACK
18	096241-03-000	EA	SWITCH - BLANK - BLACK - FORD ONLY
19	108357-03-000	EA	SWITCH - ROCKER SPDT - ON/OFF/ON - 3 TERMINAL - FORD
19	108356-01-01A	EA	COVER/ACTUATOR SWITCH - 3 GROOVES - CONTURA III - BLACK - FORD
19	096241-03-000	EA	SWITCH - BLANK - BLACK - FREIGHTLINER
20	108357-10-000	EA	SWITCH - ROCKER SPDT - W/LIGHT - MOM/NONE/MOM - 5 TERMINAL
20	108356-03-01A	EA	COVER/ACTUATOR SWITCH -3 GROOVES W/LIGHT-CONTURA III-BLACK
21	108357-08-000	EA	SWITCH - ROCKER DPDT - ON/NONE/ON - 6 TERMINAL
21	108356-01-01A	EA	COVER/ACTUATOR SWITCH - 3 GROOVES - CONTURA III - BLACK
	103603-01-000	EA	BULB - 12V - #74 - .12A WEDGE - GE 22-25 USED IN DASH
22	094794-06-000	EA	CLUSTER - INSTRUMENT PANEL - KILO/FORD F53 - F5TD-10849-BB
23	110420-21-01A	EA	APPLIQUE - BEZEL - LH - FREIGHTLINER
24	110420-24-01A	EA	APPLIQUE - BEZEL - LOWER LEFT - FREIGHTLINER
25	111414-01-000	EA	RECEPTACLE/SOCKET - 12 VOLT

NOTE: WILL NOT WORK WITH A CIGARETTE LIGHTER

**DRIVERS COMPARTMENT GROUP (CONTINUED)**  
**DASH**



## DRIVERS COMPARTMENT GROUP (CONTINUED)

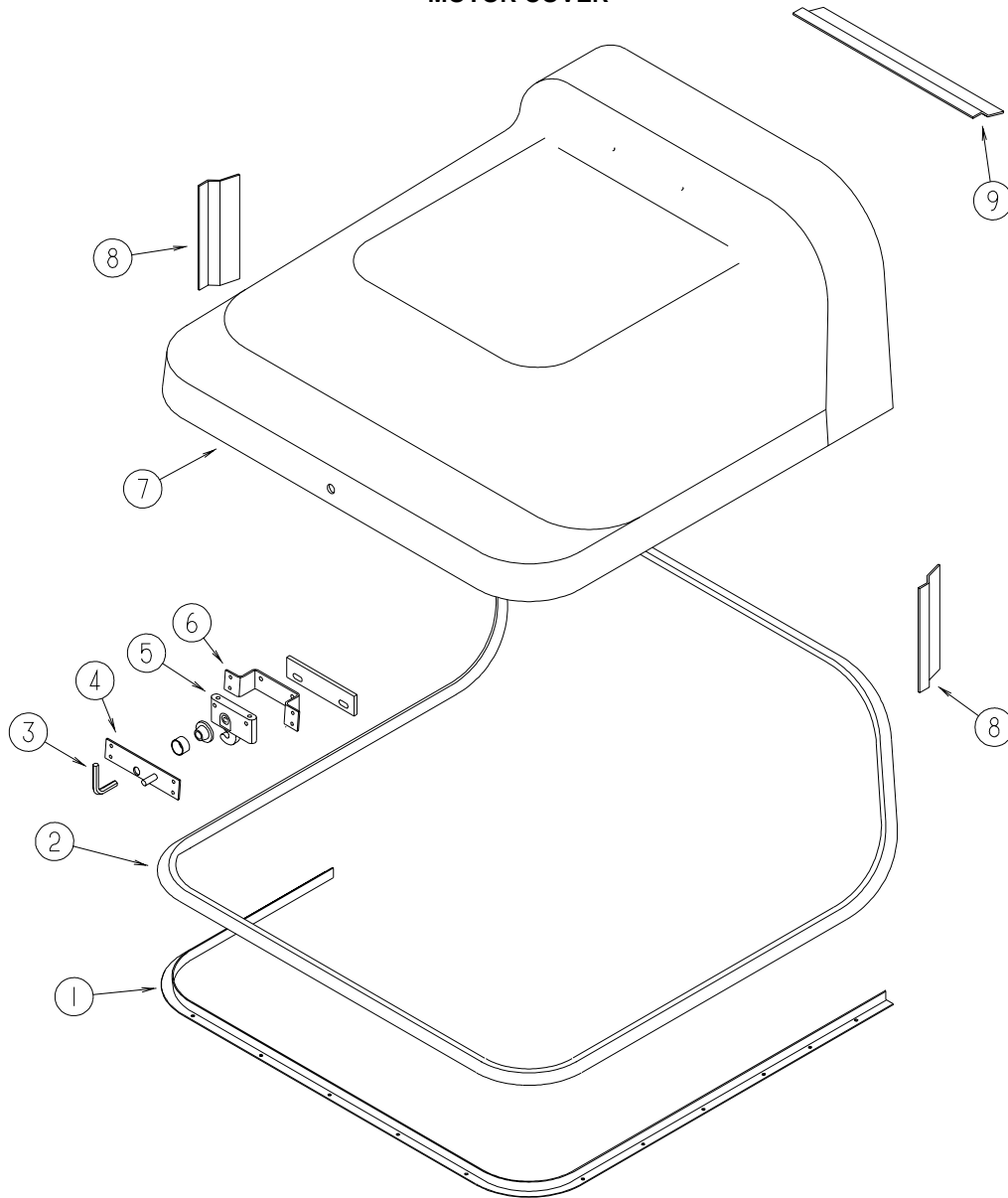
### DASH (CONTINUED)

KEY	PART NUMBER	U/M	DESCRIPTION
1	126154-28-J30	EA	DASH - W/VINYL - F/LEVELING JACKS/SLIDE OUT - FORD - ANTELOPE
1	126154-28-J60	EA	DASH - W/VINYL - F/LEVELING JACKS/SLIDE OUT - FORD - TITANIUM
1	126154-15-J30	EA	DASH - W/VINYL - F/LEVELING JACKS/SLIDE OUT - FREIGHTLINER - ANTELOPE
1	126154-15-J60	EA	DASH - W/VINYL - F/LEVELING JACKS/SLIDE OUT - FREIGHTLINER - TITANIUM
	106569-11-01A	EA	VINYL - LAMINATE - ALLANTE ANTELOPE - 1/4" X 25" X 100"
	106569-11-02A	EA	VINYL - LAMINATE - TITANIUM - 1/4" X 25" X 100"
2	126044-02-01A	EA	TRIM - DASH - LOWER/PASSENGER - ANTELOPE - FORD
2	126044-02-02A	EA	TRIM - DASH - LOWER/PASSENGER - TITANIUM - FORD
3	126044-03-01A	EA	TRIM - DASH - LOWER/PASSENGER - ANTELOPE - FREIGHTLINER
3	126044-03-02A	EA	TRIM - DASH - LOWER/PASSENGER - TITANIUM - FREIGHTLINER
4	126045-16-01A	EA	TRIM - LOWER DASH - DRIVER - ANTELOPE - FORD
4	126045-16-02A	EA	TRIM - LOWER DASH - DRIVER - TITANIUM - FORD
4	126045-10-01A	EA	TRIM - LOWER DASH - DRIVER - ANTELOPE - FREIGHTLINER
4	126045-10-02A	EA	TRIM - LOWER DASH - DRIVER - TITANIUM - FREIGHTLINER
5	126053-05-02B	EA	DASH - E-COATED - FORD
5	126053-02-02B	EA	DASH - FREIGHTLINER
6	096776-02-000	EA	BOX - CASSETTE - 4 TAPE HOLDER
6	096776-03-000	EA	BOX - CD'S - BOX HOLDS 4 - RADIO W/CD FEATURE
7	111350-01-01A	EA	POCKET - INSTRUMENT PANEL - UPPER - BLACK
8	108954-07-01A	EA	BEZEL - INSTRUMENT PANEL - FORD
8	108954-08-01A	EA	BEZEL - INSTRUMENT PANEL - FREIGHTLINER
9	129924-02-J30	EA	POD - INSTRUMENT PANEL/LOWER - ANTELOPE - FORD
9	129924-02-J60	EA	POD - INSTRUMENT PANEL/LOWER - TITANIUM - FORD
9	129925-03-K36	EA	POD - INSTRUMENT PANEL/LOWER - ANTELOPE - FREIGHTLINER
9	129925-03-K66	EA	POD - INSTRUMENT PANEL/LOWER - TITANIUM - FREIGHTLINER
10	129924-04-J30	EA	POD - INSTRUMENT PANEL/LOWER - ANTELOPE - FORD
10	129924-04-J60	EA	POD - INSTRUMENT PANEL/LOWER - TITANIUM - FORD
10	129925-04-K36	EA	POD - INSTRUMENT PANEL/LOWER - FREIGHTLINER - ANTELOPE
10	129925-04-K66	EA	POD - INSTRUMENT PANEL/LOWER - FREIGHTLINER - TITANIUM
11	130236-02-J30	EA	POD - INSTRUMENT PANEL - ANTELOPE - FORD
11	130236-02-J60	EA	POD - INSTRUMENT PANEL - TITANIUM - FORD
11	125445-04-K36	EA	POD - INSTRUMENT PANEL - FREIGHTLINER - ANTELOPE
11	125445-04-K66	EA	POD - INSTRUMENT PANEL - FREIGHTLINER - TITANIUM
	125445-03-01A	EA	POD - INSTRUMENT PANEL - ANTELOPE
	125445-03-02A	EA	POD - INSTRUMENT PANEL - TITANIUM



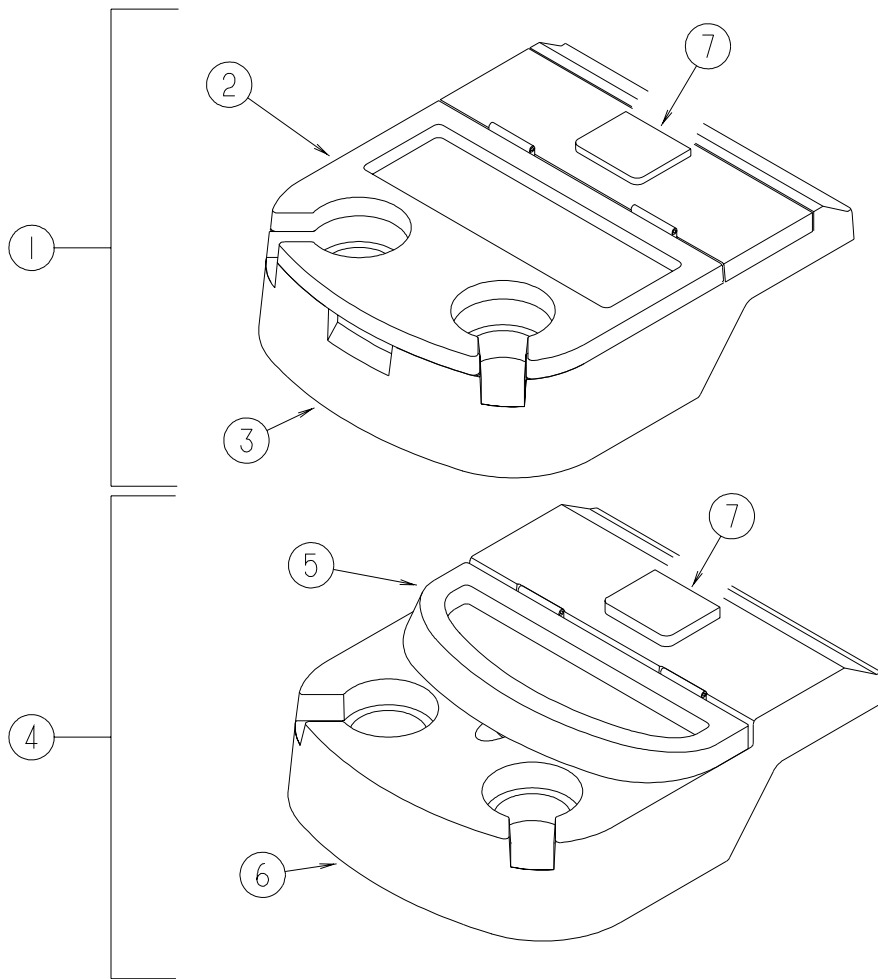
# DRIVERS COMPARTMENT GROUP (CONTINUED)

## MOTOR COVER



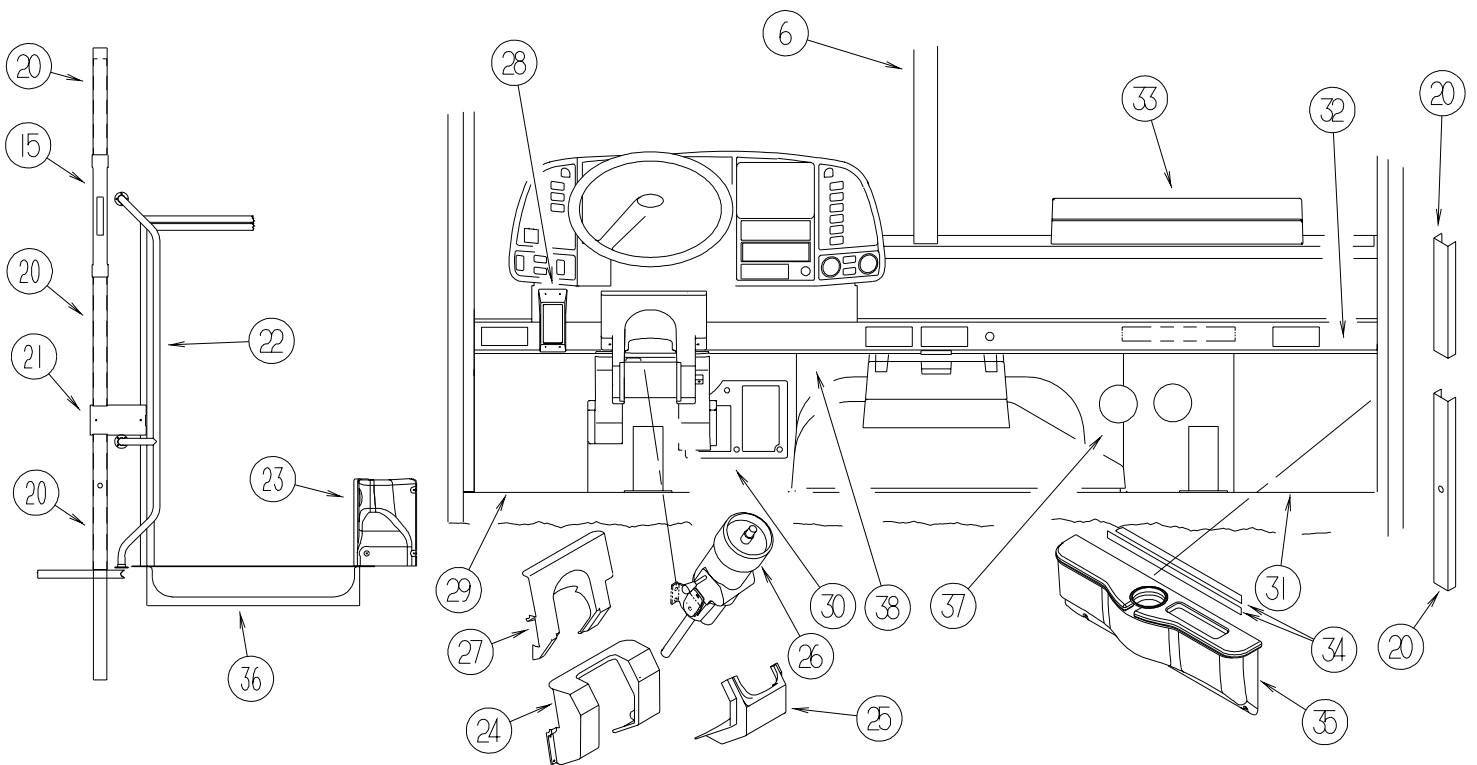
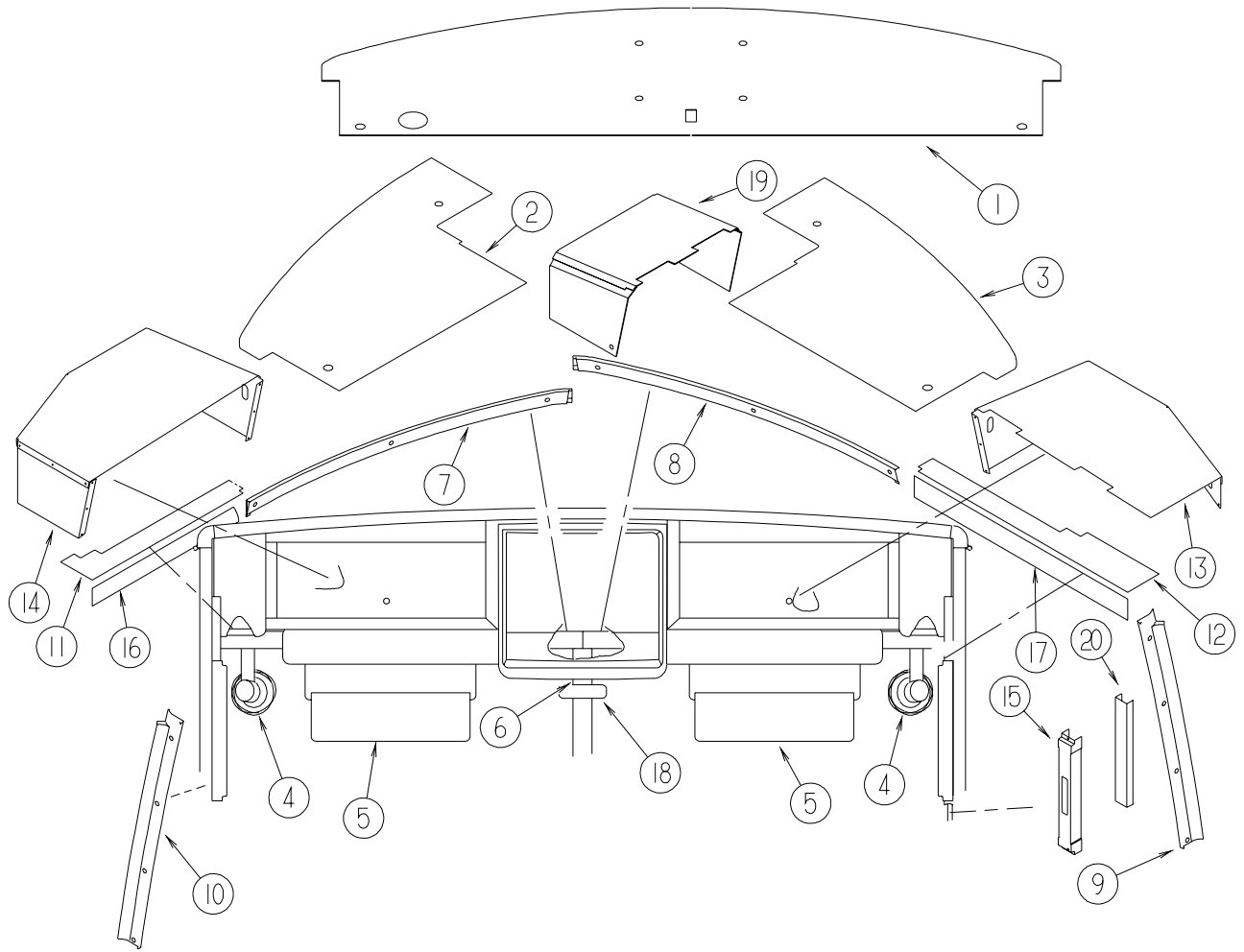
KEY	PART NUMBER	U/M	DESCRIPTION
1	115860-05-01A	EA	TRIM - MOTOR COVER - MILL FINISH - FORD
2	039623-01-000	FT	SEAL - MOTOR COVER - RUBBER BULB TYPE
3	116833-01-02B	EA	WRENCH - HEX MOTOR COVER - E-COATED
4	115852-01-02B	EA	STRIKE - LATCH - MOTOR COVER - E-COATED
5	116581-01-000	EA	LATCH - MOTOR COVER
6	115850-03-02B	EA	RETAINER - LATCH - MOTOR COVER - RIGHT HAND - E-COATED
			FROM: 00-00-00 THRU: 06-02-00
6	115850-01-02B	EA	RETAINER - LATCH - MOTOR COVER - RIGHT HAND - E-COATED
			FROM: 06-03-00 THRU: 99-99-99
7	129099-03-01A	EA	COVER - MOTOR - W/O CARPET - FORD
			FROM: 00-00-00 THRU: 01-31-00
7	129099-04-01A	EA	COVER - MOTOR - W/O CARPET - FORD
			FROM: 02-01-00 THRU: 99-99-99
8	115855-02-02B	EA	RETAINER - MOTOR COVER/SIDE - E-COATED
9	115855-03-02B	EA	RETAINER - MOTOR COVER/TOP - E-COATED
	134455-01-000	EA	INSULATION/ENGINE COVER/MAIN
			FROM: 12-17-99 THRU: 99-99-99
	134455-02-000	EA	INSULATION/ENGINE COVER/FRONT
			FROM: 12-17-99 THRU: 99-99-99
	134497-01-000	SF	FOIL - ALUMINUM - REINFORCED
			FROM: 12-16-99 THRU: 99-99-99
	122772-02-02B	EA	BRACKET - MOUNTING - BEVERAGE TRAY
			FROM: 00-00-00 THRU: 11-07-99

**DRIVERS COMPARTMENT GROUP (CONTINUED)**  
**BEVERAGE TRAY**



KEY	PART NUMBER	U/M	DESCRIPTION
1	126008-01-J30	EA	TRAY - BEVERAGE - W/DOOR - ANTELOPE - SALEM CHERRY ONLY
1	126008-01-L59	EA	TRAY ASM-BEVERAGE - TITANIUM - SALEM CHERRY ONLY
2	126011-01-J30	EA	LID - BEVERAGE TRAY - SALEM CHERRY ONLY
3	126009-02-J30	EA	TRAY - BEVERAGE - ALLANTE ANTELOPE - SALEM CHERRY ONLY
3	126009-02-J60	EA	TRAY - BEVERAGE - TITANIUM - SALEM CHERRY ONLY
4	126008-02-J30	EA	TRAY - BEVERAGE - W/DOOR - ANTELOPE
4	126008-02-J60	EA	TRAY - BEVERAGE - W/DOOR - TITANIUM
5	128113-01-J30	EA	LID - BEVERAGE TRAY - ANTELOPE
5	128113-01-J60	EA	LID - BEVERAGE TRAY - TITANIUM
6	128114-01-01A	EA	TRAY - BEVERAGE - ANTELOPE
6	128114-01-02A	EA	TRAY - BEVERAGE - TITANIUM
7	118719-01-01A	EA	ASHTRAY - TOP MOUNT - BLACK PLASTIC

**DRIVERS COMPARTMENT GROUP (CONTINUED)**  
**FRONT INTERIOR**

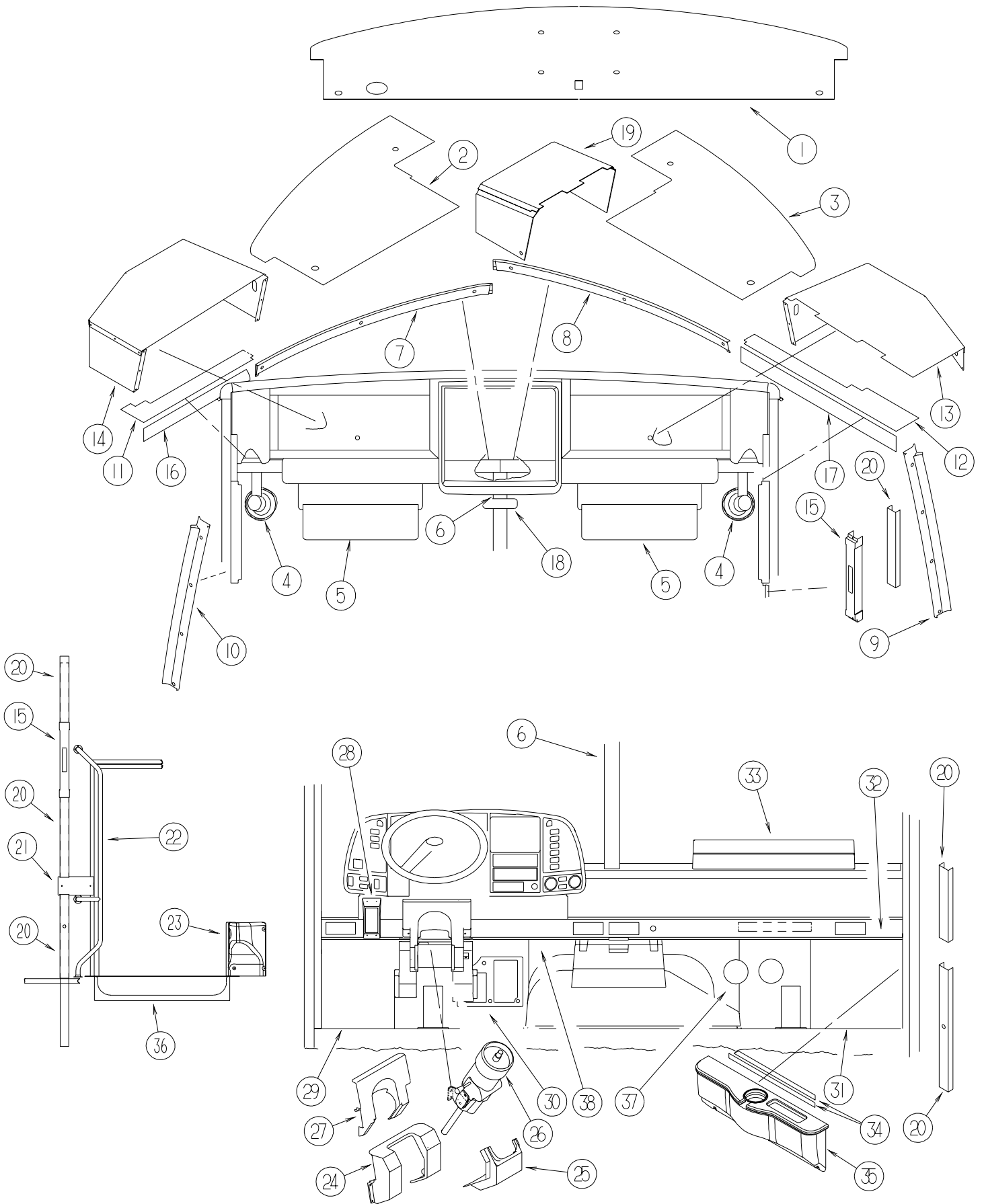


## DRIVERS COMPARTMENT GROUP (CONTINUED)

### FRONT INTERIOR (CONTINUED)

KEY	PART NUMBER	U/M	DESCRIPTION
1	126440-09-K36	EA	PANEL - OVHD/FRONT - BOTTOM - W/O TV & W/ REAR MONITOR - ANTELOPE - WINNEBAGO
1	126440-09-K66	EA	PANEL - OVHD/FRONT - BOTTOM - W/O TV & W/ REAR MONITOR - TITANIUM - ITASCA
1	126440-14-L52	EA	PANEL - OVHD/FRONT/BOTTOM - W/O TV & W/O REAR MONITOR - ANTELOPE - WINNEBAGO
2	126440-12-L52	EA	PANEL - OVHD/FRONT/BOTTOM/LH - W/TV & W/O REAR MONITOR - ANTELOPE - WINNEBAGO
2	126440-13-L52	EA	PANEL - OVHD/FRONT/BOTTOM/LH - W/TV & W/REAR MONITOR - ANTELOPE - WINNEBAGO
2	126440-02-J52	EA	PANEL - OVHD/FRONT/BOTTOM/LH - W/TV & W/REAR MONITOR - TITANIUM - ITASCA
3	126440-11-L52	EA	PANEL - OVHD/FRONT/BOTTOM/RH - W/TV - ANTELOPE - WINNEBAGO
3	126440-01-J52	EA	PANEL - OVHD/FRONT/BOTTOM/RH - W/TV - TITANIUM - ITASCA
4	122856-01-01A	EA	FAN-DEFROSTER-2 SPEED W/SWIVEL BASE/NON-OSCILLATING-CHROME
5	128298-04-01A	EA	SUNVISOR - 10.5" X 21" - DRIVER/PASSENGER-ALLANTE ANTELOPE - WINNEBAGO
5	128298-04-02A	EA	SUNVISOR - 10.5" X 21" - DRIVER/PASSENGER - TITANIUM - ITASCA
6	118452-04-01A	EA	TRIM - WINDSHIELD - CENTER - ANTELOPE - WINNEBAGO
6	118452-03-02A	EA	TRIM - WINDSHIELD - CENTER - TITANIUM - ITASCA
7	118453-04-01A	EA	TRIM - WINDSHIELD - INNER/TOP/DRIVER - ANTELOPE - WINNEBAGO
7	118453-06-02A	EA	TRIM - WINDSHIELD - INNER/TOP/DRIVER - TITANIUM - ITASCA
8	118453-03-01A	EA	TRIM - WINDSHIELD - INNER/TOP/PASSENGER - ANTELOPE - WINNEBAGO
8	118453-05-02A	EA	TRIM - WINDSHIELD - INNER/TOP/PASSENGER - TITANIUM - ITASCA
9	125508-01-01A	EA	TRIM - A-PILLAR - INTERIOR - ANTELOPE - WINNEBAGO
9	125444-01-02A	EA	TRIM - A-PILLAR - INTERIOR - TITANIUM - ITASCA
10	125508-02-01A	EA	TRIM - A-PILLAR - INTERIOR - ANTELOPE - WINNEBAGO
10	125444-02-02A	EA	TRIM - A-PILLAR - INTERIOR - TITANIUM - ITASCA
11	126443-17-L32	EA	PANEL - OVERHEAD/FRONT - LH - ANTELOPE - WINNEBAGO
11	126443-02-J52	EA	PANEL - OVERHEAD/FRONT - LH - 5.8" X 27.6" - TITANIUM - ITASCA
12	126443-16-L32	EA	PANEL - OVERHEAD/FRONT - RH - ANTELOPE - WINNEBAGO
12	126443-05-J52	EA	PANEL - OVERHEAD/FRONT - RH - 5.8" X 28.5" W/FRONT OVHD TV - TITANIUM - ITASCA
12	126443-01-J60	EA	PANEL - OVERHEAD/FRONT - RIGHT HAND - 5.8" X 39.2" W/SIDE TV - TITANIUM - ITASCA
13	126457-06-L32	EA	PANEL - CLOSEOUT - OVHD FRONT - PASSENGER - WINNEBAGO
13	126457-01-L15	EA	PANEL - CLOSEOUT - OVERHEAD/FRONT - PASSENGER - ITASCA
14	126457-07-L32	EA	PANEL - CLOSEOUT - OVHD FRONT - DRIVER - WINNEBAGO
14	126457-02-L15	EA	PANEL - CLOSEOUT - OVERHEAD/FRONT - DRIVER - ITASCA
15	127721-01-01A	EA	COVER - SLIDE - OFF WHITE
15	127798-01-01A	EA	COVER - SLIDE - INNER - BLACK - 1.5" X 11.4"
16	132694-02-L32	EA	PANEL - OVHD/FRONT/LH - ANTELOPE - WINNEBAGO ONLY
17	132694-01-L32	EA	PANEL - OVHD/FRONT/RH - ANTELOPE - WINNEBAGO ONLY
18	134154-01-000	EA	MIRROR - CONVEX - 4" X 11.8"
19	126457-08-L52	EA	PANEL ASM-CLOSEOUT,OVHD FRT - WINNEBAGO
19	126457-04-K36	EA	PANEL ASM-CLOSEOUT,OVHD,FRT - ITASCA
20	024700-51-000	EA	COVER - ROLL BAR - 88" - OFF WHITE
21	103961-07-01A	EA	COVER - BRACKET - LATCH - OFF WHITE
22	131058-02-01A	EA	HAND RAIL - INTERIOR CAB DOOR - BLACK
			FROM: 00-00-00 THRU: 11-21-99
22	131058-04-02A	EA	HAND RAIL - INTERIOR CAB DOOR - BLACK
			FROM: 11-22-99 THRU: 99-99-99
23	132296-02-01A	EA	PANEL - TRIM - DASH/CAB DOOR - ANTELOPE - WINNEBAGO
23	132296-02-02A	EA	PANEL - TRIM - DASH/CAB DOOR - TITANIUM - ITASCA
24	130259-02-J30	EA	COVER - STEERING COLUMN - ANTELOPE - WINNEBAGO
			FROM: 08-30-99 THRU: 99-99-99
24	131804-02-01A	EA	COVER - STEERING COLUMN - BLACK
			FROM: 00-00-00 THRU: 08-29-99
24	130259-02-J60	EA	COVER - STEERING COLUMN - TITANIUM - ITASCA
25	125795-01-01A	EA	COVER - STEERING COLUMN - LOWER - BLACK - FORD
26	095933-07-000	EA	STOP-TILT,COLUMN DOUGLAS - FREIGHTLINER
27	125796-02-J30	EA	COVER - STEERING COLUMN - FREIGHTLINER
28	126237-01-01A	EA	POD - CONTROL - SHIFTER - FREIGHTLINER
29	108152-03-000	EA	MAT - FLOOR - DRIVER
30	116993-01-01A	EA	COVER - PEDALS - BLACK - FREIGHTLINER
31	108152-01-000	EA	MAT - FLOOR - PASSENGER
32	127488-01-03A	EA	APPLIQUE - LOWER DASH - CHIEFTAIN - WINNEBAGO
32	127488-01-04A	EA	APPLIQUE - LOWER DASH - SUNFLYER - ITASCA
33	127495-01-J30	EA	TABLE/WORK STATION - COMPLETE - ANTELOPE - WINNEBAGO
33	127495-01-J60	EA	TABLE/WORK STATION - COMPLETE - TITANIUM - ITASCA
33	127147-01-02B	EA	BRACKET - SLIDE - MOUNTING - E-COATED
33	127597-01-000	EA	SLIDE - WORK STATION - DASH
34	106105-03-000	EA	CLIP - VALANCE/RETAINING

**DRIVERS COMPARTMENT GROUP (CONTINUED)**  
**FRONT INTERIOR (CONTINUED)**



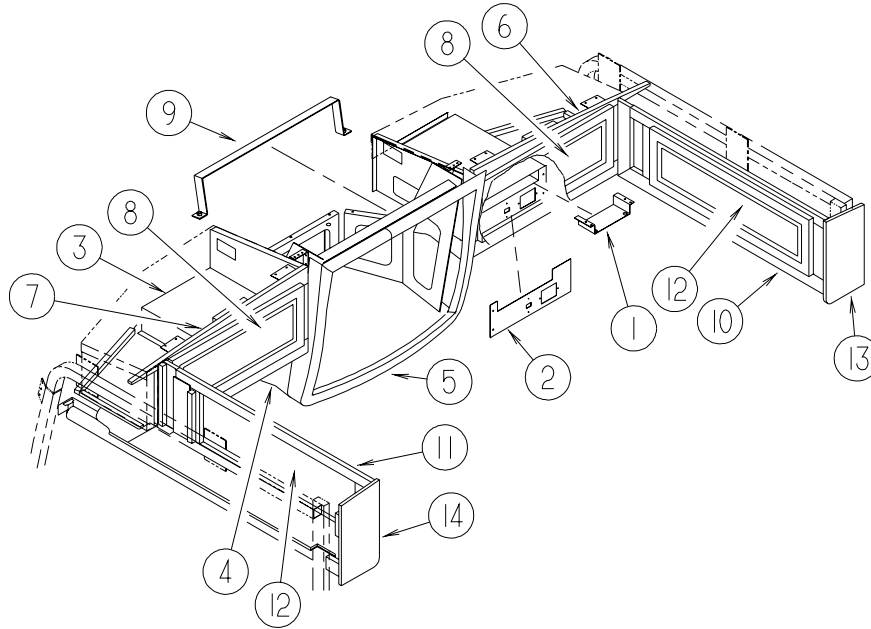
## DRIVERS COMPARTMENT GROUP (CONTINUED)

### FRONT INTERIOR (CONTINUED)

KEY	PART NUMBER	U/M	DESCRIPTION
35	132297-01-L52	EA	BEVERAGE TRAY - PASSENGER/DRIVER - SALEM CHERRY
35	132297-01-L32	EA	BEVERAGE TRAY - PASSENGER/DRIVER - WATERFORD OAK
35	132297-01-L58	EA	BEVERAGE TRAY - PASSENGER/DRIVER - WASHED MAPLE
35	132354-02-01A	EA	PANEL/TRIM - INNER/PASSENGER - W/O BEVERAGE TRAY- ANTELOPE - WINNEBAGO
35	132354-02-02A	EA	PANEL/TRIM - INNER/PASSENGER - W/O BEVERAGE TRAY- TITANIUM - ITASCA
35	132595-01-02B	EA	BRACKET - BEVERAGE TRAY HOLDER
36	P31835-01-03A	EA	TRIM/STEP - DRIVER DOOR - ANTELOPE - WINNEBAGO
36	P31835-01-02A	EA	TRIM/STEP - DRIVER DOOR - TITANIUM - ITASCA
36	102569-02-000	EA	MAT - ANTI SLIP - LOWER
37	134455-03-000	EA	INSULATION/RADIATOR COVER/MAIN
			FROM: 04-16-00 THRU: 99-99-99
38	134455-04-000	EA	INSULATION/RADIATOR COVER/LEFT HAND
			FROM: 04-16-00 THRU: 99-99-99

## DRIVERS COMPARTMENT GROUP (CONTINUED)

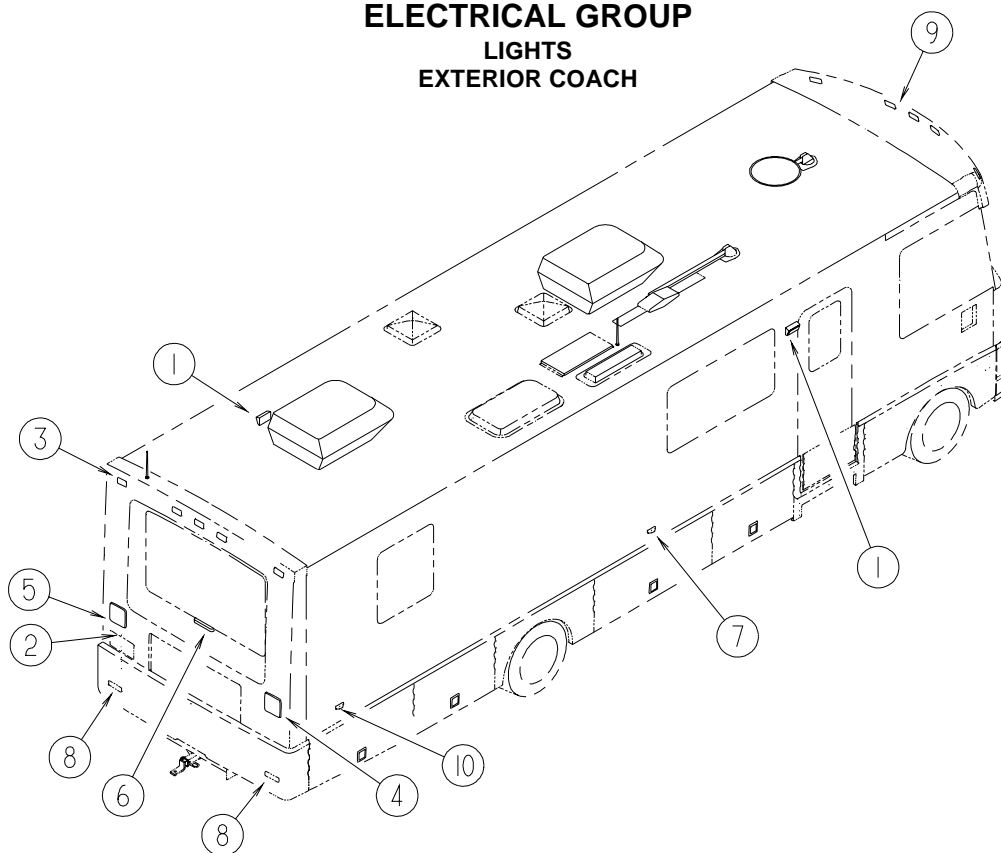
### CABINETS



KEY	PART NUMBER	U/M	DESCRIPTION
1	118847-02-02B	EA	MOUNT - SWITCH BOX - E-COATED
2	131807-06-L32	EA	PANEL/SHELF - VINYL COVERED - W/O CUTOUTS
3	133827-01-02B	EA	PANEL-SHELF,E-COAT (W/ CD CHANGER)
4	P30021-02-L52	EA	COVER - TV - OVHD/LOWER
5	130020-02-01A	EA	COVER - TV - OVHD FRONT - ANTELOPE
6	132973-01-L52	EA	CABINET - OVHD FRONT - W/O DOORS/HARDWARE - SALEM CHERRY
6	132973-01-L32	EA	CABINET - OVHD FRONT - W/O DOORS/HARDWARE - WATERFORD OAK
7	132973-02-L52	EA	CABINET - OVHD/FRONT - W/O DOORS/HARDWARE - SALEM CHERRY
7	132973-02-L32	EA	CABINET - OVHD/FRONT - W/O DOORS/HARDWARE - WATERFORD OAK
8	131995-V1-L52	EA	DOOR - GLASS W/WOOD FRAME - 10.8" X 23.8" - W/O HARDWARE - SALEM CHERRY
8	131995-V1-L32	EA	DOOR - GLASS W/WOOD FRAME - 10.8" X 23.8" - W/O HARDWARE - WATERFORD OAK
8	100708-21-000	EA	DOOR - GLASS - TV CABINET - 8.1" X 21.1" - W/O HARDWARE
9	133790-02-02B	EA	STRAP - TIEDOWN/TV - E-COATED
10	132880-01-L52	EA	CABINET - OVHD/FRONT/RH - W/O DOORS/HARDWARE - SALEM CHERRY
10	132880-01-L32	EA	CABINET - OVHD/FRONT/RH - W/O DOORS/HARDWARE - WATERFORD OAK
11	132880-02-L52	EA	CABINET - OVHD/FRONT/LH - W/O DOORS/HARDWARE - SALEM CHERRY
11	132880-02-L32	EA	CABINET - OVHD/FRONT/LH - W/O DOORS/HARDWARE - WATERFORD OAK
12	131995-29-L52	EA	DOOR - RAIL/SOLID PANEL - 10" X 29.5" - W/O HARDWARE - SALEM CHERRY
12	131995-29-L32	EA	DOOR - RAIL/SOLID PANEL - 10" X 29.5" - W/O HARDWARE - WATERFORD OAK
13	103128-57-L52	EA	END CAP - OVERHEAD CABINET - RIGHT HAND - SALEM CHERRY
13	103128-57-L32	EA	END CAP - OVERHEAD CABINET - RIGHT HAND - WATERFORD OAK
14	103128-58-L52	EA	END CAP - OVERHEAD CABINET - LEFT HAND - SALEM CHERRY
14	103128-58-L32	EA	END CAP - OVERHEAD CABINET - LEFT HAND - WATERFORD OAK

# ELECTRICAL GROUP

## LIGHTS EXTERIOR COACH



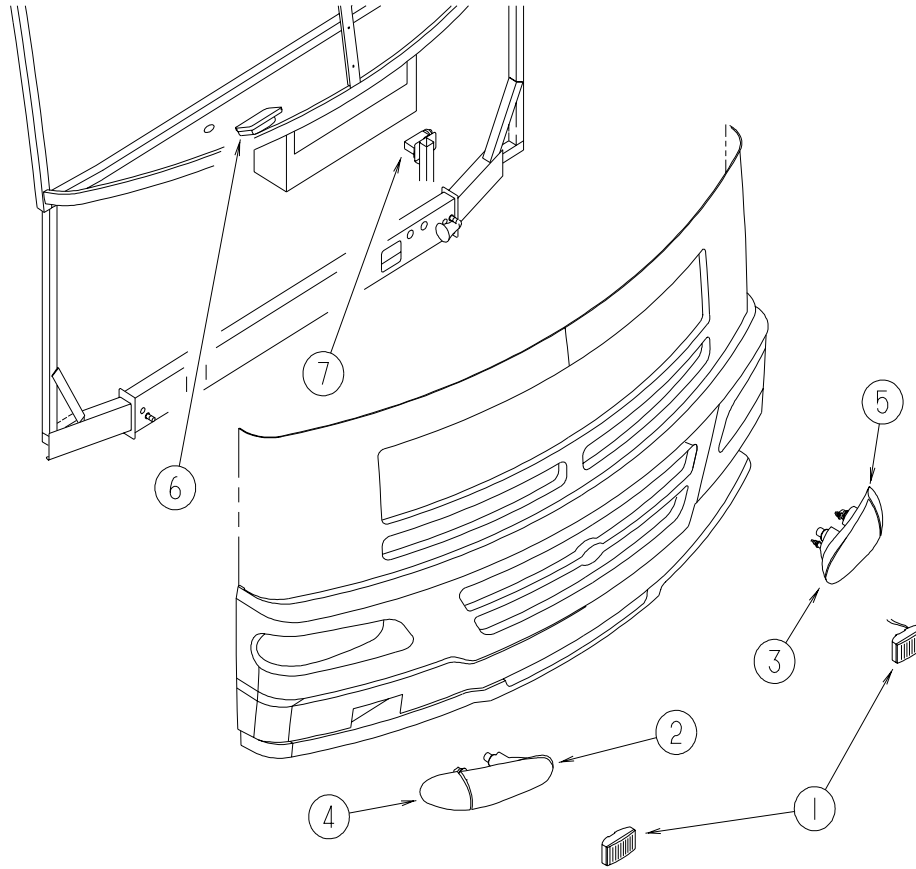
KEY	PART NUMBER	U/M	DESCRIPTION
1*	097917-01-06A	EA	LIGHT - PORCH - BRIGHT WHITE
1	008215-01-000	EA	BULB - 12 VOLT - #1003 - .94 AMP
1*	008089-02-000	EA	LIGHT - PORCH - RECESSED - CANADIAN
1	008214-01-000	EA	BULB - 12 VOLT - #67 - .59 AMP
2	087201-01-000	EA	LIGHT - HALF ROUND - 1" X 1.7" - PLASTIC - BLACK
3	102520-02-000	EA	LIGHT - CLEARANCE - W/O SOCKET/HOUSING - RED
3	036196-01-000	EA	BULB - 12V - #194 - .27 AMP - BAYONETTE
3	067789-02-000	EA	SOCKET - LAMP
3	102541-01-000	EA	GASKET - CLEARANCE LIGHT
4	117831-01-000	EA	LAMP - STOP/TURN/TAILO/BACKUP
4	119157-01-000	EA	SOCKET - SINGLE CONTACT
4	119158-01-000	EA	SOCKET - DOUBLE CONTACT
4	037934-01-000	EA	BULB - 12V - #1156 - 2.1 AMP CLEAR GLASS
4	037935-01-000	EA	BULB - 12V - #1157 OR #2057 - 2.1 AMP - CLEAR GLASS
5	117831-02-000	EA	LAMP - STOP/TURN/TAILO/BACKUP
5	119157-01-000	EA	SOCKET - SINGLE CONTACT
5	119158-01-000	EA	SOCKET - DOUBLE CONTACT
5	037934-01-000	EA	BULB - 12V - #1156 - 2.1 AMP CLEAR GLASS
5	037935-01-000	EA	BULB - 12V - #1157 OR #2057 - 2.1 AMP - CLEAR GLASS
6	121950-01-000	EA	LIGHT - BRAKE - CENTER MOUNT
6	067789-02-000	EA	SOCKET - LAMP
6	036196-01-000	EA	BULB - 12V - #194 - .27 AMP - BAYONETTE
7	111102-01-000	EA	BASE - MARKER LAMP
7	111102-02-000	EA	LENS - AMBER - MARKER LAMP
7	036196-01-000	EA	BULB - 12V - #194 - .27 AMP - BAYONETTE
8	117826-01-000	EA	SIDE MARKER LAMP ASSEMBLY - RED
8	117826-03-000	EA	GASKET - MARKER LIGHT
8	036196-01-000	EA	BULB - 12V - #194 - .27 AMP - BAYONETTE
8	067789-02-000	EA	SOCKET - LAMP
9	102520-01-000	EA	LIGHT - CLEARANCE - W/O SOCKET/HOUSING - AMBER
9	102541-01-000	EA	GASKET - CLEARANCE LIGHT
9	036196-01-000	EA	BULB - 12V - #194 - .27 AMP - BAYONETTE
9	067789-02-000	EA	SOCKET - LAMP
10	111102-01-000	EA	BASE - LAMP MARKER
10	111102-03-000	EA	LENS - RED - MARKER LAMP
10	036196-01-000	EA	BULB - 12V - #194 - .27 AMP - BAYONETTE

\* COMPONENT PARTS FOUND IN SERVICE PARTS LIBRARY



## ELECTRICAL GROUP (CONTINUED)

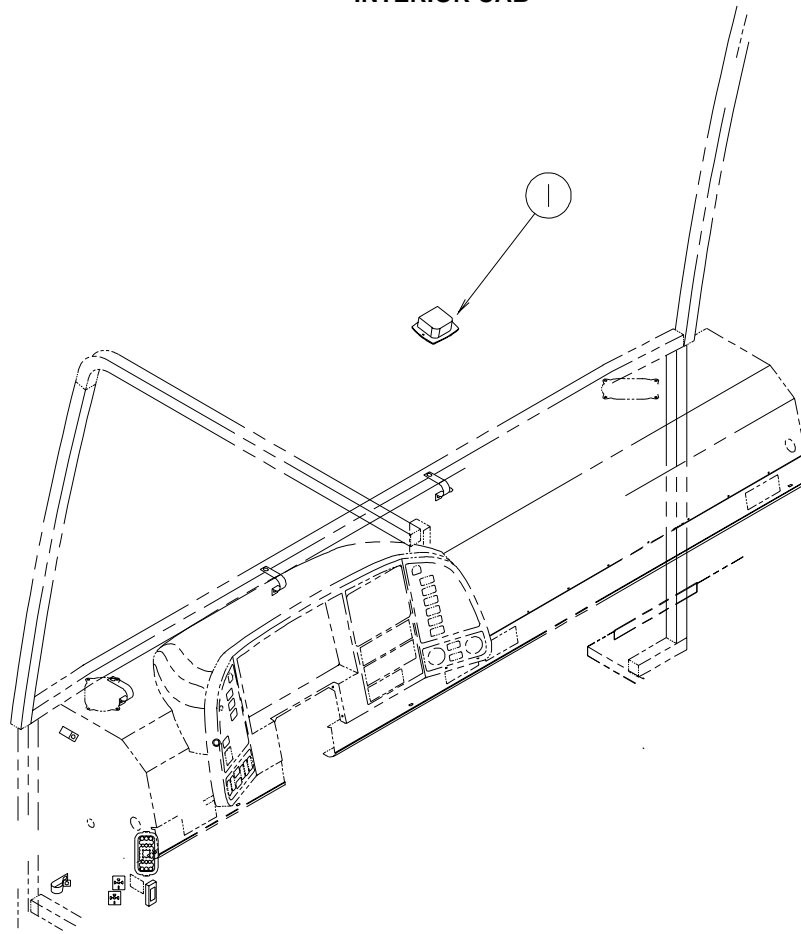
### LIGHTS (CONTINUED) EXTERIOR FRONT END



KEY	PART NUMBER	U/M	DESCRIPTION
1	124215-01-000	EA	FOG LIGHT - RECTANGULAR/CLEAR LENS
2	126200-01-000	EA	HEADLAMP - PASSENGER W/BULB
2	088758-01-000	EA	HOUSING - HEADLAMP - CONNECTOR TERMINAL W/3 WIRES
2	067789-02-000	EA	SOCKET - LAMP
2	124163-01-000	EA	CLIP - HEADLAMP/MOUNTING BRACKET - FORD #E9DZ-13N129A
2	126490-01-02B	EA	FRAME - HEADLAMP - PASSENGER - E-COATED
3	126200-02-000	EA	HEADLAMP - DRIVER
3	088758-01-000	EA	HOUSING - HEADLAMP - CONNECTOR TERMINAL W/3 WIRES
3	067789-02-000	EA	SOCKET - LAMP
3	124163-01-000	EA	CLIP - HEADLAMP/MOUNTING BRACKET - FORD #E9DZ-13N129A
3	126490-02-02B	EA	FRAME - HEADLAMP - DRIVER - E-COATED
4	126201-01-000	EA	LAMP - PASSENGER SIDE MARKER - AMBER
4	112708-02-000	EA	BULB - 12 VOLT #3157NA
4	112709-04-000	EA	SOCKET - LAMP - S8 WEDGE
5	126201-02-000	EA	LAMP - DRIVER SIDE MARKER - AMBER
5	112708-02-000	EA	BULB - 12 VOLT #3157NA
5	112709-04-000	EA	SOCKET - LAMP - S8 WEDGE
6*	098024-01-03A	EA	LIGHT - DOME - 1 BULB - WHITE
	008218-01-000	EA	BULB - 12 VOLT - #1141 - 1.44 AMP
7	114802-01-000	EA	PUMP - VACUUM - 12V - FREIGHTLINER

\* COMPONENT PARTS FOUND IN SERVICE PARTS LIBRARY

**ELECTRICAL GROUP (CONTINUED)**  
**LIGHTS (CONTINUED)**  
**INTERIOR CAB**



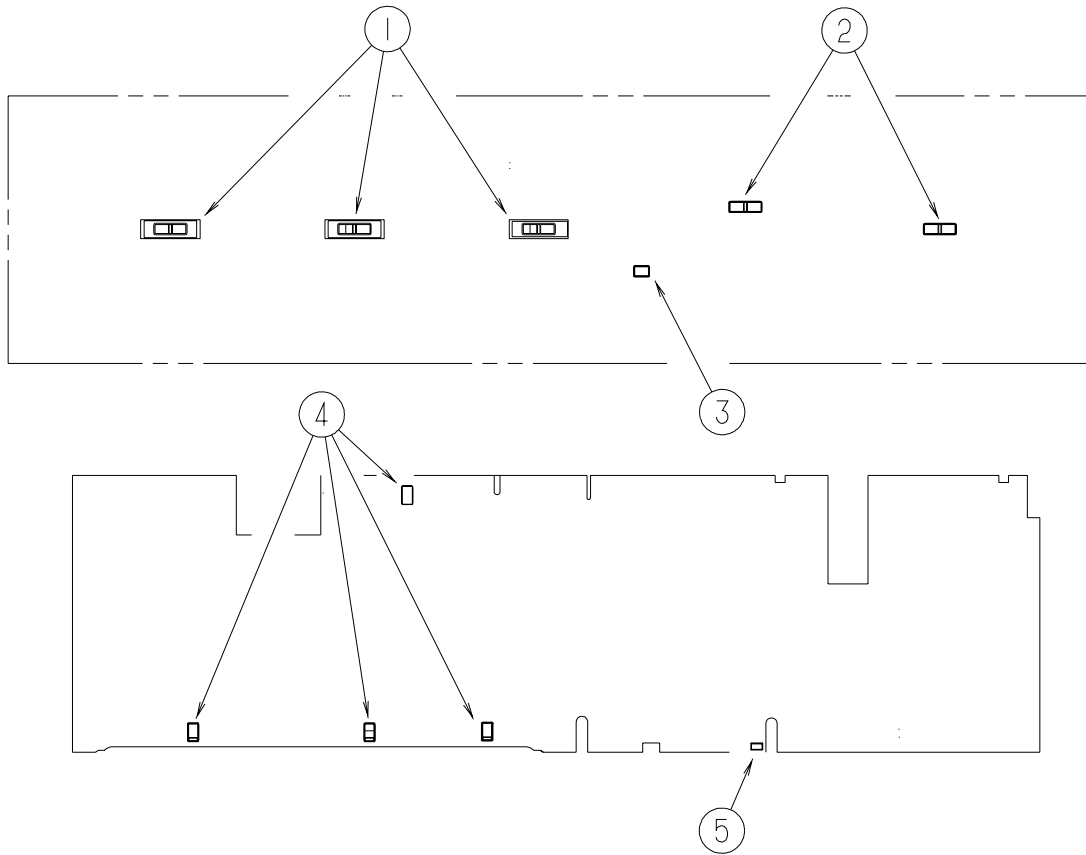
KEY	PART NUMBER	U/M	DESCRIPTION
1	112642-01-06A	EA	TRIM RING - SINGLE LIGHT - BLACK
1	112643-01-000	EA	LIGHT - SINGLE - SWIVEL

**DASH BULB**

KEY	PART NUMBER	U/M	DESCRIPTION
	103603-01-000	EA	BULB - 12 VOLT - #74 - .12A WEDGE - GE 22-25 USED IN DASH
	103608-01-000	EA	SOCKET - WEDGE BASE W/LEADS

# ELECTRICAL GROUP (CONTINUED)

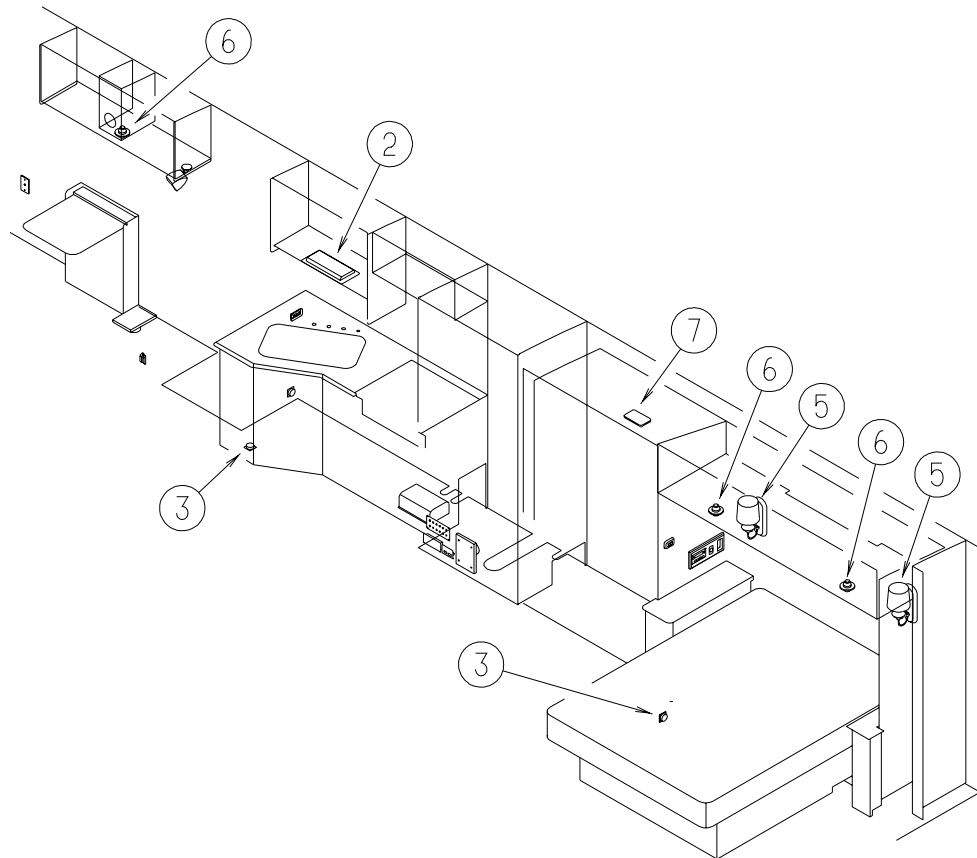
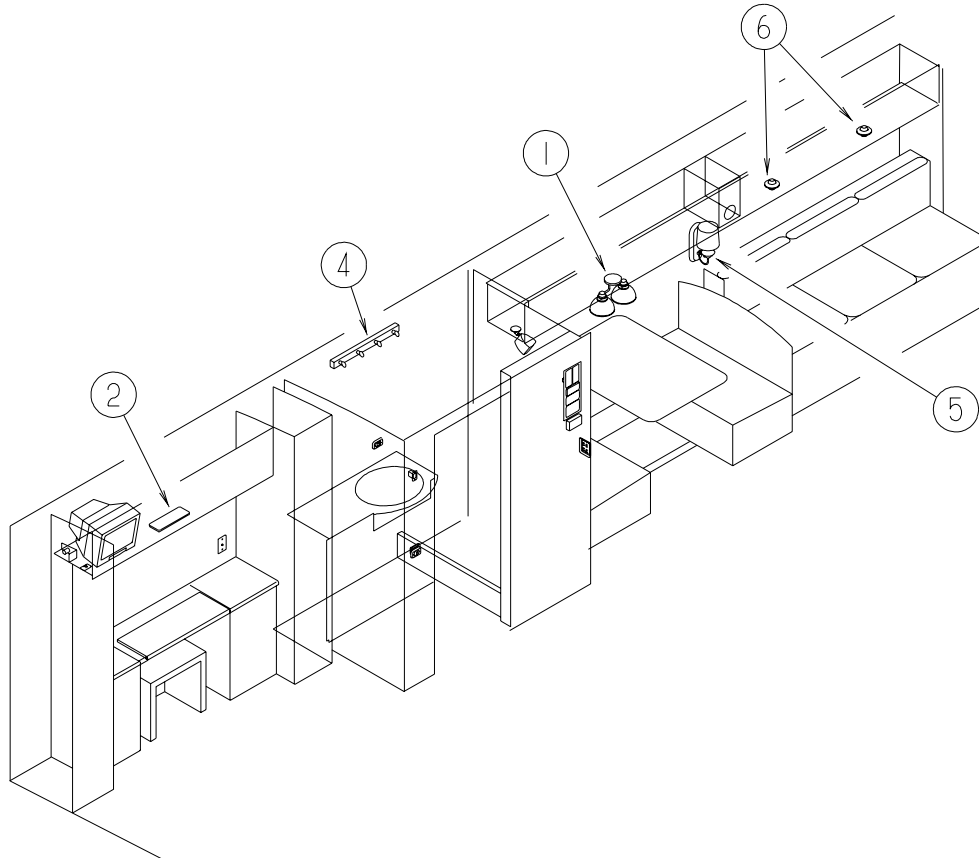
## LIGHTS (CONTINUED) CEILING AND COMPARTMENT LIGHTS



KEY	PART NUMBER	U/M	DESCRIPTION
1	091937-06-000	EA	LIGHT - FLOURESCENT-12 VOLT - RECESSED/THIN-LITE
2	098024-08-02A	EA	LIGHT - DOME - 2 BULB - W/O SWITCH
			FROM: 00-00-00 THRU: 03-05-00
2	098024-09-02A	EA	LIGHT - DOME - 1 LENS/2 BULB FIXTURE - W/O SWITCH
			FROM: 03-06-00 THRU: 99-99-99
3*	121935-01-01A	EA	LIGHT - DOME - SHOWER
3	008218-01-000	EA	BULB - 12 VOLT - #1141 - 1.44 AMP
4*	098024-01-03A	EA	LIGHT - DOME - 1 BULB - WHITE
4	008218-01-000	EA	BULB - 12 VOLT - #1141 - 1.44 AMP
5*	086280-01-000	EA	LIGHT - SURFACE MOUNT - 12 VOLT

\* COMPONENT PARTS FOUND IN SERVICE PARTS LIBRARY

**ELECTRICAL GROUP (CONTINUED)**  
**LIGHTS (CONTINUED)**  
**INTERIOR COACH**



## ELECTRICAL GROUP (CONTINUED)

### LIGHTS (CONTINUED)

#### INTERIOR COACH (CONTINUED)

KEY	PART NUMBER	U/M	DESCRIPTION
1	093575-12-01A	EA	LIGHT - CEILING - DOUBLE - UL/CSA
1	117805-01-000	EA	BULB - 12 VOLT - NUMBER 921F - 1/4 AMPS
2*	098024-06-02A	EA	LIGHT - DOME - 2 BULB - SKYLITE/OPTI CLEAR
2	008218-01-000	EA	BULB - 12 VOLT - #1141 - 1.44 AMP
3*	108354-01-01A	EA	LIGHT - COURTESY
4*	110235-02-01A	EA	LIGHT - MAKE UP - 4 BULB PANLESS
5	119257-05-01A	EA	SHADE - LAMP - WHITE HARDBACK - 4"X 6.3"H X 7.3"B
5	119258-12-01A	EA	LAMP - WALL - UL/CSA - BRASS
			FROM: 00-00-00 THRU: 12-12-99
5	119258-18-01A	EA	LAMP - WALL - W/O BULB OR SHADE - UL/CSA
			FROM: 12-13-99 THRU: 99-99-99
5	067479-01-000	EA	BULB - 12 VOLT - #1076 - 1.80 AMP
6	132427-01-01A	EA	LIGHT - READING - SWIVEL/ROUND - BRASS
6	123917-01-000	EA	BULB - 12V - HALOGEN SPOT
7*	098024-01-03A	EA	LIGHT - DOME - 1 BULB - WHITE
7	008218-01-000	EA	BULB - 12 VOLT - #1141 - 1.44 AMP

\* COMPONENT PARTS FOUND IN SERVICE PARTS LIBRARY

#### CIRCUIT BREAKERS & FUSES

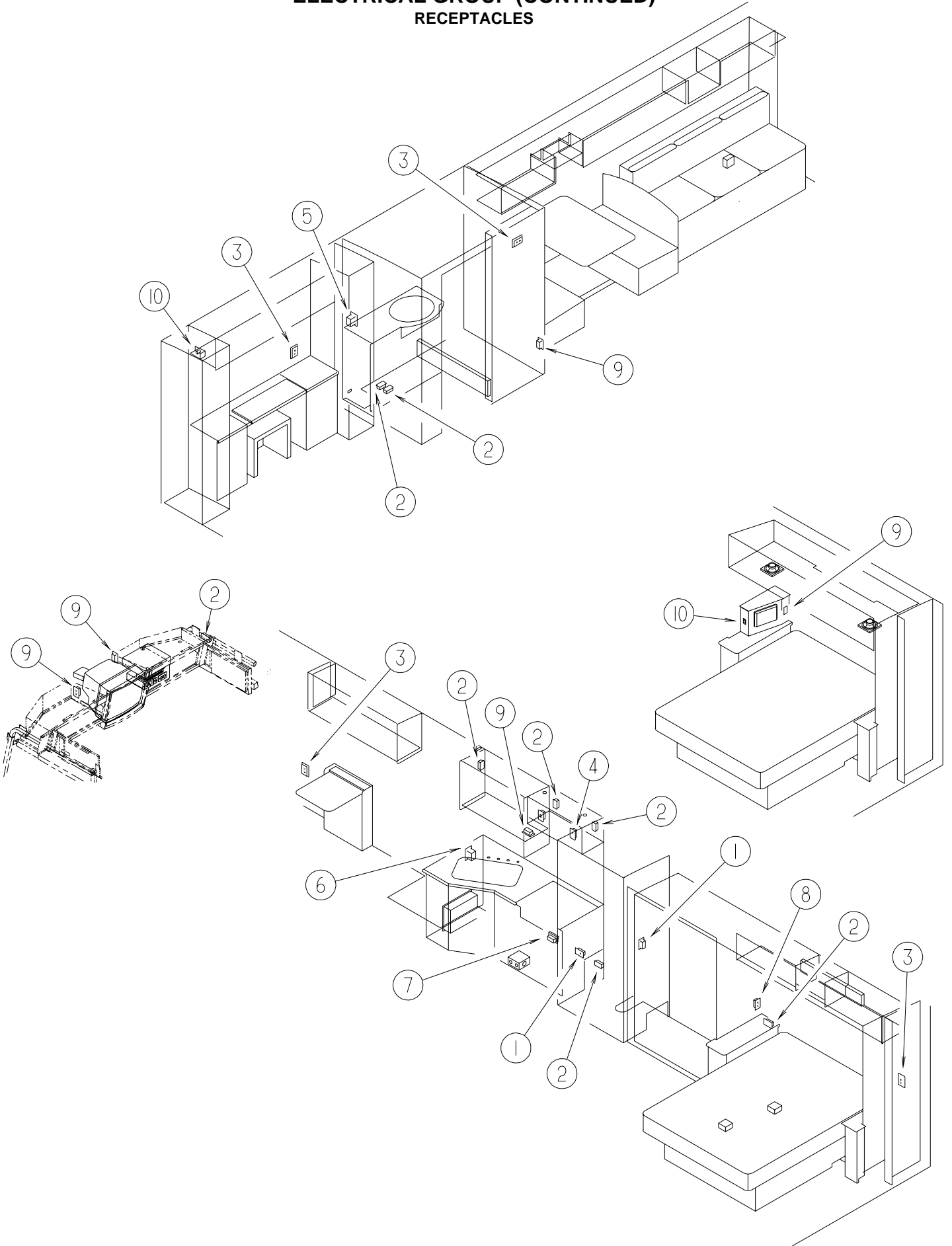
KEY	PART NUMBER	U/M	DESCRIPTION
	062037-01-000	EA	HOUSING - AUTO FUSE - NATURAL
	062037-02-000	EA	HOUSING - AUTO FUSE - GREEN
	062037-03-000	EA	HOUSING - AUTO FUSE - BLACK
	062037-04-000	EA	HOUSING - AUTO FUSE - BLUE
	062037-05-000	EA	HOUSING - AUTO FUSE - GRAY
	062037-06-000	EA	HOUSING - AUTO FUSE - BROWN
	062037-07-000	EA	HOUSING - AUTO FUSE - RED
	062901-02-000	EA	FUSE - 05 AMPS - AUTOMOTIVE
	062901-05-000	EA	FUSE - 15 AMPS - AUTOMOTIVE
	083209-01-000	EA	CIRCUIT BREAKER - 15 AMP - 120 VOLT - CANADIAN
	083209-02-000	EA	CIRCUIT BREAKER - 15/15 AMP - 120 VOLT
	083209-03-000	EA	CIRCUIT BREAKER - 15/20 AMP - 120 VOLT
	083209-04-000	EA	CIRCUIT BREAKER - 30 AMP - 120 VOLT
	083209-05-000	EA	CIRCUIT BREAKER - 20AMP - 120VOLT
	083209-06-000	EA	CIRCUIT BREAKER - 30/15 AMP - 120VOLT
	083209-07-000	EA	CIRCUIT BREAKER - 20/20AMP - 120VOLT
	083209-10-000	EA	CIRCUIT BREAKER - 20/30 AMP - 120 VOLT
	083209-11-000	EA	CIRCUIT BREAKER - 20/15 AMP - 120 VOLT
	093654-01-000	EA	CIRCUIT BREAKER - 6 AMP - 12 VOLT
	093654-02-000	EA	CIRCUIT BREAKER - 15 AMP - 12 VOLT
	093654-03-000	EA	CIRCUIT BREAKER - 20 AMP - 12 VOLT
	093655-01-000	EA	CIRCUIT BREAKER - 25 AMP - 12 VOLT
	093655-02-000	EA	CIRCUIT BREAKER - 30 AMP - 12 VOLT
	093655-03-000	EA	CIRCUIT BREAKER - 40 AMP - 12 VOLT
	093674-01-000	EA	PLATE - CIRCUIT BREAKER - HOUSE - 8.4" X 4.1" - STEEL
	097611-01-000	EA	CIRCUIT BREAKER - 10 AMP - 12 VOLT
	108669-01-000	EA	HOUSING - AUTO FUSE HOLDER
	108916-01-000	EA	CIRCUIT BREAKER - 50 AMP - 12 VOLT - 2 POLE
	113482-01-000	EA	CIRCUIT BREAKER - 55 AMP
	122811-01-000	EA	CIRCUIT BREAKER - 20/50/50/20
	125986-04-000	EA	FUSE - 10 AMP - AUTO - MINI BLADE
	134127-01-000	EA	CIRCUIT BREAKER - 10 AMP - MINI

#### CONVERTER, INVERTER, LOAD CENTER

KEY	PART NUMBER	U/M	DESCRIPTION
	099048-03-000	EA	INVERTER - 130 WATT
	106071-04-000	EA	SWITCH - AUTOMATIC TRANSFER W/CONNECTION LUGS
	106071-03-700	EA	CIRCUIT BOARD/TIME DELAY SW TD0001
	108915-03-000	EA	LOAD CENTER - 120/240 - 100 AMP
	113132-01-000	EA	LOAD CENTER - 120/240 VOLT - 60 AMP
	123058-01-000	EA	CONVERTER - 55 AMP - ELECTRONIC - 4 1/8"H X 7"W X 12 3/8"L
	123058-02-000	EA	CONVERTER - 45 AMP - ELECTRONIC - 4 1/8"H X 7"W X 12 3/8"L
	127002-01-000	EA	MODULE/CIRCUIT BOARD - ENERGY MANAGEMENT SYSTEM CONTROL
	127002-02-000	EA	PANEL/MONITOR - ENERGY MANAGEMENT SYSTEM

# ELECTRICAL GROUP (CONTINUED)

## RECEPTACLES



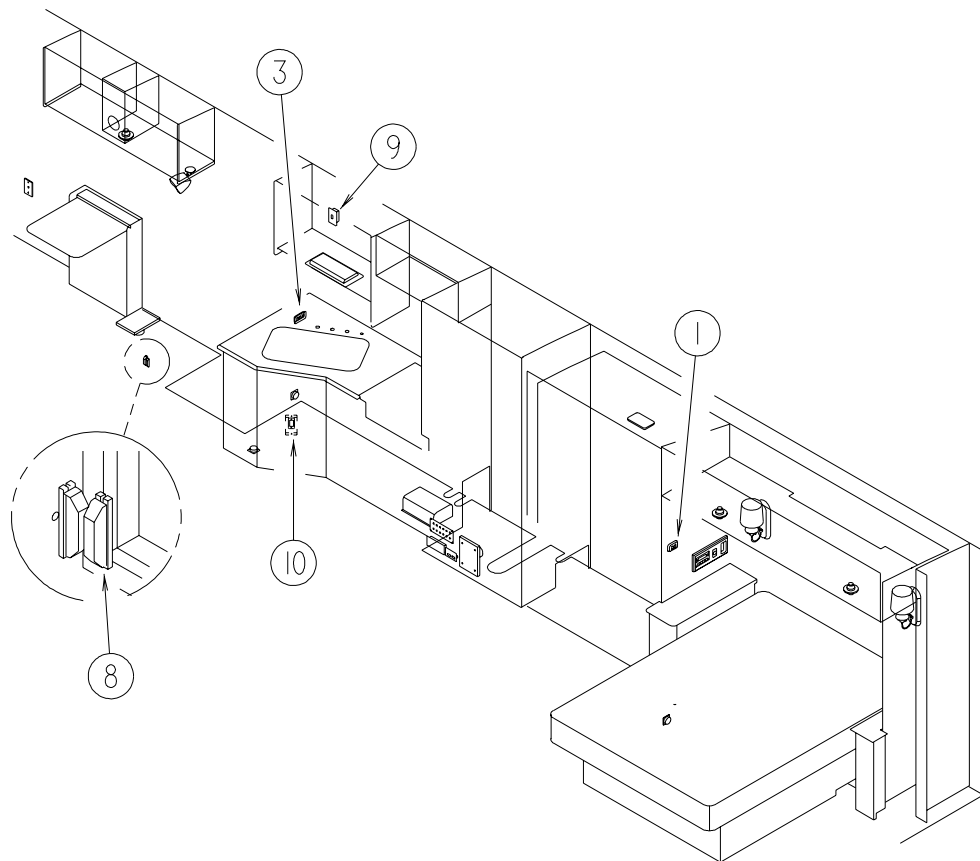
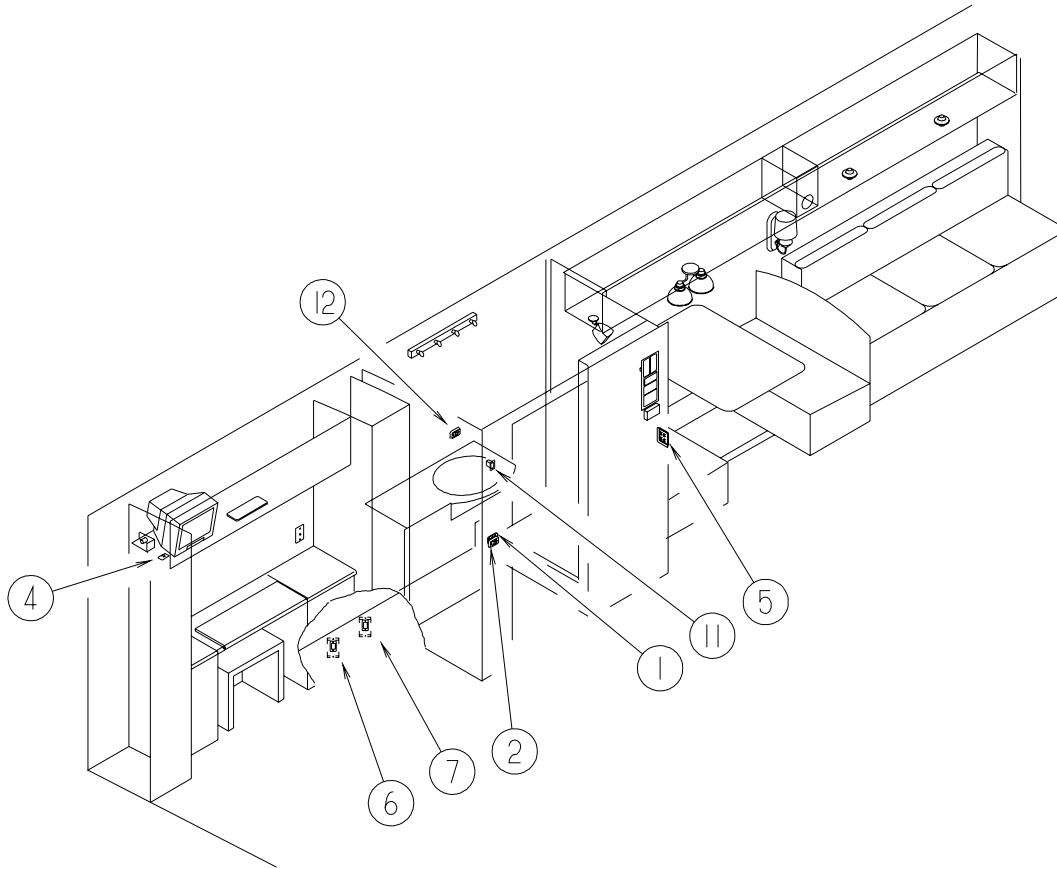
## ELECTRICAL GROUP (CONTINUED)

### RECEPTACLES (CONTINUED)

KEY	PART NUMBER	U/M	DESCRIPTION
1	058707-01-000	EA	RECEPTACLE - ELECTRIC - SINGLE - BROWN
2	058707-02-000	EA	RECEPTACLE - BLANK JUNCTION BOX
3	058708-02-000	EA	RECEPTACLE - ELECTRIC - DOUBLE - IVORY
3	133713-01-01A	EA	SPACER - RECEPTACLE - WATERFORD OAK
3	133713-01-03A	EA	SPACER - RECEPTACLE - SALEM CHERRY
4	058708-05-000	EA	RECEPTACLE - ELECTRIC - SINGLE - BROWN
5	084076-01-000	EA	RECEPTACLE - GFI - 15 AMP - 125 VOLT - IVORY
6	084076-02-000	EA	RECEPTACLE - GFI - 15 AMP/125 VOLT - BROWN - W/COVER
7	131826-01-01A	EA	RECEPTACLE - EXTERIOR - W/COVER/GASKET - WHITE
8	058708-02-000	EA	RECEPTACLE - ELECTRIC - DOUBLE - IVORY
8	132958-01-000	EA	RECEPTACLE - 12 VOLT - MOUNTING FLANGE - BLACK
8	133713-04-01A	EA	SPACER - RECEPTACLE - 110/12V - WATERFORD OAK - W/O ALARM CLOCK
8	133713-04-03A	EA	SPACER - RECEPTACLE - 110/12V - SALEM CHERRY - W/O ALARM CLOCK
9	058708-01-000	EA	RECEPTACLE - ELECTRIC - DOUBLE - BROWN
10	132958-01-000	EA	RECEPTACLE - 12 VOLT - MOUNTING FLANGE - BLACK

# ELECTRICAL GROUP (CONTINUED)

## SWITCHES



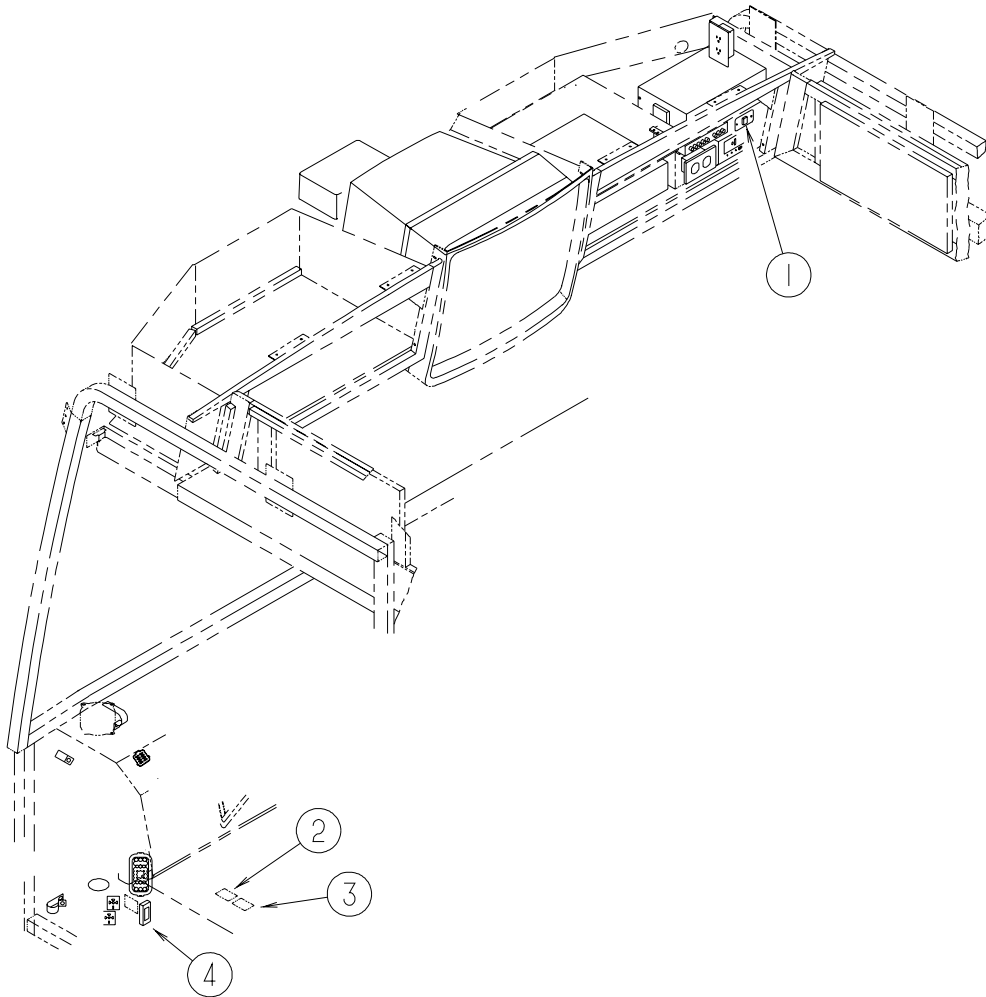


## ELECTRICAL GROUP (CONTINUED)

### SWITCHES (CONTINUED)

KEY	PART NUMBER	U/M	DESCRIPTION
1	098351-02-01A	EA	PLATE - SWITCH - 2 GANG POLISHED BRASS
1	132180-01-01A	EA	SWITCH - PADDLE - SPST - ON/OFF - BLACK
1	132180-02-01A	EA	SWITCH - PADDLE - SPDT - ON/ON - BLACK
1	095188-01-01A	EA	SPACER - SWITCH - 2.3" X 3.4" - PLASTIC - DARK BROWN
2	098351-01-01A	EA	PLATE/SWITCH - 1 GANG - POLISHED BRASS - W/O LABEL
2	132180-02-01A	EA	SWITCH - PADDLE - SPDT - ON/ON - BLACK
2	095188-01-01A	EA	SPACER - SWITCH - 2.3" X 3.4" - PLASTIC - DARK BROWN
3	098351-05-01A	EA	PLATE - SWITCH - 3 GANG POLISHED BRASS
3	132180-01-01A	EA	SWITCH - PADDLE - SPST - ON/OFF - BLACK
3	095188-02-01A	EA	SPACER - SWITCH - 2.3" X 4.1" - PLASTIC - DARK BROWN
4	098351-14-01A	EA	PLATE - SWITCH - 1 GANG W/LABEL
4	132180-01-01A	EA	SWITCH - PADDLE - SPST - ON/OFF - BLACK
5	098351-13-01A	EA	PLATE - SWITCH - 4 GANG - POLISHED BRASS - W/O LABEL
5	132180-01-01A	EA	SWITCH - PADDLE - SPST - ON/OFF - BLACK
5	132180-02-01A	EA	SWITCH - PADDLE - SPDT - ON/ON - BLACK
5	095188-03-01A	EA	SPACER - SWITCH - DARK BROWN
6	108356-02-01A	EA	COVER/ACTUATOR SWITCH - 2 ROWS DIMPLES- CONTURA II - BLACK
6	108357-01-000	EA	SWITCH - ROCKER SPST - ON/OFF - 2 TERMINAL
7	108356-04-01A	EA	COVER/ACTUATOR SWITCH - 2 ROWS DIMPLES- CONTURA II - BLACK
7	108357-15-000	EA	SWITCH - ROCKER DPDT - ON/NONE/ON
8	116995-02-000	EA	SWITCH/MAGNET - ELECTRIC STEP - BLACK/WHITE-CLOSED CIRCUIT
9	084420-01-000	EA	SWITCH - TOGGLE - 15 AMP - 120 VOLT - BROWN
10	098351-07-01A	EA	PLATE/SWITCH - 1 GANG - POLISHED BRASS - GENERATOR
10	108356-11-01A	EA	COVER/ACTUATOR SWITCH - 3 GROOVES - AUX BATT - BLACK
10	108357-06-000	EA	SWITCH - ROCKER DPDT - MOM/OFF/MOM - 6 TERMINAL
10	135167-01-02B	EA	BRACKET - COVER - SWITCH - E-COATED
			FROM: 01-03-00 THRU: 99-99-99
11	081994-10-000	EA	PLATE - SWITCH - SLIDEOUT
11	108356-02-01A	EA	COVER/ACTUATOR SWITCH - 2 ROWS DIMPLES- CONTURA II - BLACK
11	108357-06-000	EA	SWITCH - ROCKER DPDT - MOM/OFF/MOM - 6 TERMINAL
12	098351-01-01A	EA	PLATE/SWITCH - 1 GANG - POLISHED BRASS - W/O LABEL
12	132180-01-01A	EA	SWITCH - PADDLE - SPST - ON/OFF - BLACK
12	095188-01-01A	EA	SPACER - SWITCH - 2.3" X 3.4" - PLASTIC - DARK BROWN

**ELECTRICAL GROUP (CONTINUED)**  
**SWITCHES (CONTINUED)**  
**FRONT END**



KEY	PART NUMBER	U/M	DESCRIPTION
1	098351-16-01A	EA	PLATE - SWITCH - 1 GANG W/LABEL
1	079364-01-000	EA	SWITCH - ON/OFF ROCKER - 2 TERMINAL - BROWN
2	088246-01-000	EA	SWITCH/REMOTE MIRROR - W/2PIN & 6 PIN CONNECTORS/PIGTAIL
3	108357-14-000	EA	SWITCH - ROCKER SPDT - W/LIGHT - ON/MOM/OFF - 4 TERMINAL
4	041250-01-000	EA	SWITCH-PUSH BUTTON, IN DOOR JAMB - METAL - CHROME

## ELECTRICAL GROUP (CONTINUED)

### SWITCHES (CONTINUED)

#### DASH

KEY PART NUMBER	U/M DESCRIPTION
108355-01-000	EA HOUSING - SWITCH
108356-01-01A	EA COVER/ACTUATOR SWITCH - 3 GROOVES - CONTURA III - BLACK
108356-02-01A	EA COVER/ACTUATOR SWITCH - 2 ROWS DIMPLES- CONTURA II - BLACK
108356-03-01A	EA COVER/ACTUATOR SWITCH -3 GROOVES W/LENS-CONTURA III-BLACK
108356-04-01A	EA COVER/ACTUATOR SWITCH - 2 ROWS DIMPLES W/LENS-CONTURA-BLK
108356-05-01A	EA COVER/ACTUATOR SWITCH - 3 GROOVES W/LENS - GEN SET - CONTURA III
108356-06-01A	EA COVER/ACTUATOR SWITCH - 3 GROOVES - AUX START - CONTURA III - BLK
108356-07-01A	EA COVER/ACTUATOR SWITCH - 2 ROWS DIMPLES - AUX START - BLACK
108356-08-01A	EA COVER/ACTUATOR SWITCH - 2 ROW DIMPLES W/LENS - REAR - BLACK
108356-09-01A	EA COVER/ACTUATOR SWITCH - 2 ROWS DIMPLES W/LENS - WASH/BLACK
108356-10-01A	EA COVER/ACTUATOR SWITCH - 2 ROWS DIMPLES W/LENS-SHOWER DRAIN
108356-11-01A	EA COVER/ACTUATOR SWITCH - 3 GROOVES - AUX BATT - BLACK
108357-01-000	EA SWITCH - ROCKER SPST - ON/OFF - 2 TERMINAL
108357-02-000	EA SWITCH - ROCKER SPST - ON/MOM - 2 TERMINAL
108357-03-000	EA SWITCH - ROCKER SPDT - ON/OFF/ON - 3 TERMINAL
108357-04-000	EA SWITCH - ROCKER SPDT - MOM/OFF/ON - 3 TERMINAL
108357-05-000	EA SWITCH - ROCKER SPDT - ON/NONE/ON - 3 TERMINAL
108357-06-000	EA SWITCH - ROCKER DPDT - MOM/OFF/MOM - 6 TERMINAL
108357-07-000	EA SWITCH - ROCKER SPDT - MOM/OFF/MOM - 3 TERMINAL
108357-08-000	EA SWITCH - ROCKER DPDT - ON/NONE/ON - 6 TERMINAL
108357-09-000	EA SWITCH - ROCKER SPDT - ON/NONE/MOM - 3 TERMINAL
108357-10-000	EA SWITCH - ROCKER SPDT W/LIGHT - MOM/NONE/MOM - 5 TERMINAL
108357-12-000	EA SWITCH - ROCKER DPST W/LIGHT - MOM/NONE/OFF - 7 TERMINAL
108357-13-000	EA SWITCH - ROCKER DPDT W/LIGHT - MOM/ON-OFF/OFF - 7 TERMINAL
108357-14-000	EA SWITCH - ROCKER SPDT W/LIGHT - ON/NONE/OFF - 4 TERMINAL
096241-03-000	EA SWITCH - BLANK
096241-08-000	EA SWITCH - BLANK

#### BOXES & CORDS

KEY PART NUMBER	U/M DESCRIPTION
008052-01-000	EA CORD - POWER - 10/3 WIRE - 30 AMP - 25' - CANADIAN
008054-01-000	EA CORD - POWER - 10/3 WIRE - 30 AMP - 25'
008054-02-000	EA CORD - POWER - 10/3 WIRE - 30 AMP 33'
008289-01-000	EA BOX - ELECTRIC/STEEL - 1/2" & 3/4" KNOCKOUTS - 4" X 4"
008289-02-000	EA BOX - ELECTRIC/STEEL - 1/2" & 3/4" KNOCKOUTS - 4" X 4"-CAN
008294-01-000	EA COVER - ELECTRICAL BOX - BLANK/STEEL - 4" X 4" - GRAY
008294-02-000	EA COVER - ELECTRICAL BOX - BLANK STEEL - 4" X 4" - CANADIAN
091910-01-000	EA BOX - ELECTRIC - 3.8" X 3.5" X 1.8" - PLASTIC
091910-02-000	EA BOX - ELECTRIC - 2.2" X 3.5" X 1.8" - PLASTIC
092492-08-000	EA SEAL - ELECTRIC BOX - 8" X 15" SQ
092492-11-000	EA SEAL - ELECTRIC BOX - 7" X 18.4" SQ
092492-14-000	EA SEAL - ELECTRICAL BOX
098196-01-000	EA LATCH - 1/4 TURN - T-BAR
* 106071-04-000	EA SWITCH - AUTOMATIC TRANSFER W/CONNECTION LUGS
108934-01-000	EA POWER CORD - 36'/50 AMP - 4 WIRE
108934-02-000	EA CORD - POWER - 50 AMP - 4-WIRE - 36'
109172-01-000	EA CORD - POWER - 13 AMP - 3-WIRE - 4'
109925-03-000	EA DOOR - ELECTRIC BOX, FREIGHTLINER
109925-04-000	EA DOOR - ELECTRICAL BOX - GM/FORD
109925-05-000	EA DOOR - ELECTRICAL BOX - FREIGHTLINER
113029-05-02B	EA PANEL - ELECTRICAL BOX - FRONT - E-COATED - FREIGHTLINER
113096-01-000	EA CORD - POWER - 50 AMP - 4 WIRE - 36' - CSA
118905-02-02B	EA DOOR - ELECTRIC - 6.1" X 11.1" - CHEVY/FORD
121470-01-000	EA CORD/EXTENSION - 6 FOOT - 16-2 WIRE
131679-01-000	EA BOX-ELEC-WATERPROOF SEALED 4" X 4" W/4 3/4"OUTLETS-UL/CSA
131680-01-000	EA COVER - W/GASKET FOR WATERPROOF 4" X 4" BOX - UL/CSA - FORD
133070-01-000	EA BOX - ELECTRICAL - PLASTIC - 3" X 2" X 2.8" - UL
133070-02-000	EA BOX - ELECTRICAL - PLASTIC - 3" X 2" X 2.8" - CSA

\* COMPONENT PARTS FOUND IN SERVICE PARTS LIBRARY

## ELECTRICAL GROUP (CONTINUED)

### WIRE ASSEMBLIES

KEY	PART NUMBER	U/M	DESCRIPTION
	P27516-04-000	EA	WIRE ASSEMBLY - RADIO AM/FM CD
	P32321-01-000	EA	WIRE ASSEMBLY - HEADLAMP/FLOOD/LEFT HAND
	P32321-02-000	EA	WIRE ASSEMBLY - HEADLAMP/FLOOD/RIGHT HAND
	073328-B4-000	EA	CABLE ASSEMBLY - BATTERY - W/TERMINALS
	090986-01-000	EA	WIRE ASSEMBLY - ELECTRIC STEP
	090986-02-000	EA	WIRE ASSEMBLY - ELECTRIC STEP
	093040-06-000	EA	WIRE ASM-MONITOR- F/NON-PREWired AFTER MARKET INSTALLATION
	096449-01-000	EA	WIRE ASSEMBLY - WATER TANK TO MONITOR PANEL (L34Y, L35U, L36W)
	096449-02-000	EA	WIRE ASSEMBLY - WATER TANK TO MONITOR PANEL (KL36L)
	096450-05-000	EA	WIRE F/SENSORS - BLACK WATER - 23.6"
	096451-06-000	EA	WIRE F/SENSORS - GREY WATER - 23.6"
	096717-04-000	EA	WIRE ASSEMBLY - REAR MONITOR - UPPER
	108029-01-000	EA	WIRE ASSEMBLY - POWER DRIVER SEAT
	113639-01-000	FT	CABLE - 3/0 AWG STRANDED - RED
	113639-02-000	FT	CABLE - 3/0 AWG STRANDED - BLACK
	120233-05-000	EA	WIRE ASSEMBLY - 30" CONNECTS TO WALLPLATE DISPLAY
	124336-01-000	EA	WIRE - REAR STEREO - 12 PIN (KL36L)
	124336-11-000	EA	WIRE - REAR STEREO - 12 PIN (L34Y, L36W)
	124842-01-000	EA	WIRE ASSEMBLY - SPEAKER ADAPTER/TV
	124842-02-000	EA	WIRE ASSEMBLY - SPEAKER/REAR MONITOR
	124843-01-000	EA	WIRE ASSEMBLY - SPEAKER ADAPTER
	124843-02-000	EA	WIRE ASSEMBLY - SPEAKER ADAPTER
	124843-03-000	EA	WIRE ASSEMBLY - SPEAKER ADAPTER
	124843-06-000	EA	WIRE ASSEMBLY - SPEAKER ADAPTER (L35U)
	124882-01-000	EA	WIRE ASSEMBLY - AMPLIFIER
			FROM: 00-00-00 THRU: 06-22-00
	124882-05-000	EA	WIRE ASSEMBLY - AMPLIFIER
			FROM: 06-23-00 THRU: 99-99-99
	125853-01-000	EA	WIRE ASSEMBLY - ENTERTAINMENT CENTER
	126087-01-000	EA	WIRE ASSEMBLY - SPEAKER - DELUXE EXTERIOR (L36W)
	126087-04-000	EA	WIRE ASSEMBLY - SPEAKER - DELUXE EXTERIOR (KL36L)
	126779-01-000	EA	WIRE ASSEMBLY - SPEAKER - DELUXE
	126779-02-000	EA	WIRE ASSEMBLY - SPEAKER - DELUXE
	127002-03-000	EA	WIRE ASSEMBLY - ENERGY MANAGEMENT SYSTEM (L34Y, L35U, L36W)
	129436-02-000	EA	WIRE ASSEMBLY - INSTRUMENT PANEL/POWER MIRROR
	131386-01-000	EA	WIRE ASSEMBLY - F/SLIDEOUT CONTROL (KL36L)
	131386-02-000	EA	WIRE ASSEMBLY - F/SLIDEOUT CONTROL (L34Y, L35U, L36W)
	132321-01-000	EA	WIRE ASSEMBLY - HEADLAMP/FLOOD - DRIVER (KL36L)
	132321-02-000	EA	WIRE ASSEMBLY - HEADLAMP/FLOOD - PASSENGER (KL36L)
	133527-01-000	EA	WIRE ASSEMBLY - EXTENSION - GAUGE (KL36L)
	134544-01-000	EA	WIRE ASSEMBLY - SWITCH ADAPTER (L36W)
	105620-07-000	EA	WIRE ASSEMBLY - THERMOSTAT
			FROM: 00-00-00 THRU: 01-02-00
	135131-01-000	EA	WIRE ASSEMBLY - THERMOSTAT
			FROM: 01-03-00 THRU: 99-99-99

### CONNECTORS & CONDUIT

KEY	PART NUMBER	U/M	DESCRIPTION
	007942-01-000	EA	TAB - WIRE 10 TO 14 AWG
	007949-01-000	EA	TAB-HOUSING, 1 POSITION
	007954-01-000	EA	RECEPTACLE - HOUSING - 6 POSITION
	007956-05-000	EA	INSULATOR - SHRINK - .25 ID X 1.50
	008311-01-000	EA	CONNECTOR - WIRE NUT - INSULATED - RED
	008312-01-000	EA	CONNECTOR - WIRE NUT - INSULATED - BLUE
	008313-01-000	EA	CONNECTOR - WIRE NUT - INSULATED - YELLOW
	008314-01-000	EA	CONNECTOR - WIRE NUT - INSULATED - GRAY
	008326-01-000	EA	TERMINAL - RING - 16/14 WIRE - 3/8" STUD
	008328-01-000	EA	TERMINAL - RING - 12/10 WIRE - #10 STUD FIT
	008331-01-000	EA	TERMINAL - RING - TONGUE - #4 WIRE - 3/8" STUD - COPPER
	008348-01-000	EA	TERMINAL - RING - 3/8" STUD 2 GA. WIRE
	008355-01-000	EA	CONNECTOR - CABLE CLAMPING - 3/4"
	008356-01-000	EA	CONNECTOR - PLASTIC - 3/8" AVG
	008356-02-000	EA	CONNECTOR - PLASTIC - 21/32
	008394-01-000	FT	CONDUIT - FLEXIBLE - 1/2"
	035416-04-000	EA	TERMINAL - RING - #10 STUD FIT - INSULATED BARREL #16/14

## ELECTRICAL GROUP (CONTINUED)

### CONNECTORS & CONDUIT (CONTINUED)

KEY	PART NUMBER	U/M	DESCRIPTION
	041480-01-000	EA	CONNECTOR - STRAIGHT - 1/2" FLEX CONDUIT
	041953-01-000	FT	CONDUIT - CONVOLUTE SLIT - .5" ID - POLYETHYLENE
	041953-03-000	FT	CONDUIT - CONVOLUTE SLIT - 1" ID (CLOTHES ROD COVER)
	041953-05-000	FT	CONDUIT - CONVOLUTE SOLID - .62" ID - POLYETHYLENE
	041953-06-000	FT	CONDUIT - CONVOLUTE SLIT - .375" ID - POLYETHYLENE
	041953-07-000	FT	CONDUIT - CONVOLUTE SLIT - .25" ID - POLYETHYLENE
	041953-08-000	FT	CONDUIT - CONVOLUTE SLIT - 1.50" ID - POLYETHYLENE
	041953-09-000	FT	CONDUIT - CONVOLUTE SLIT - .50" ID - NYLON
	041953-10-000	FT	CONDUIT - CONVOLUTE SLIT - .75" ID - NYLON
	041953-11-000	FT	CONDUIT - CONVOLUTE SLIT - 1.06" ID - NYLON
	041953-12-000	FT	CONDUIT - CONVOLUTE SOLID - 1.1" ID - NYLON
	041953-13-000	FT	CONDUIT - CONVOLUTE SLIT - 1.25
	047443-01-000	EA	TERMINAL - .250 RECEPTACLE FIT - INSULATED - 16/14 AWG
	047443-02-000	EA	TERMINAL - .250 RECEPTACLE FIT - INSULATED - 12/10 AWG
	058028-01-000	EA	CONNECTOR - ELECTRICAL PIGTAIL - NYLON - CLEAR
	062036-01-000	EA	TERMINAL - PACK - CON - 12/10 AWG
	062036-02-000	EA	TERMINAL - PACK - CON - 16/14 AWG
	077479-01-000	EA	BOOT - BATTERY TERMINAL - DOUBLE CABLE
	077479-02-000	EA	BOOT - BATTERY TERMINAL - SINGLE CABLE
	080015-02-000	EA	RECEPTACLE - FLAG - .185 - 16/14 GAUGE
	080015-03-000	EA	RECEPTACLE - FLAG - .250 - 14/16 GAUGE
			FROM: 06-07-99 THRU: 99-99-99
	082109-01-000	EA	HOUSING - CONNECTOR - PACKARD
	082741-01-000	EA	CONNECTOR BODY - 2 CONNECTOR MALE
	087225-01-000	FT	SLEEVING - 1/2" - TYPE H
	087225-02-000	FT	SLEEVING - 5/8" - TYPE H
	087949-01-000	EA	BUSS BAR - 2 POSITION - .6" X 1.5"
	087949-02-000	EA	BUSS BAR - 3 POSITION - .6" X 2.4"
	087949-03-000	EA	BUSS BAR - 4 POSITION
	088267-01-000	EA	TERMINAL - FEMALE - 1/4
	088473-01-000	EA	HOUSING - PIN - 12 CAVITY (3 ROWS OF 4)
	088473-02-000	EA	HOUSING - PIN - 15 CAVITY (3 ROWS OF 5)
	088473-03-000	EA	HOUSING - PIN - 9 CAVITY (3 ROWS OF 3)
	088473-04-000	EA	HOUSING - PIN - 8 CAVITY IN-LINE
	088473-05-000	EA	HOUSING - PIN - 6 CAVITY
	088473-06-000	EA	HOUSING - PIN - 6 CAVITY (2 ROWS OF 3)
	088473-07-000	EA	HOUSING - PIN - 5 CAVITY
	088473-08-000	EA	HOUSING - PIN - 4 CAVITY - IN-LINE
	088473-09-000	EA	HOUSING - PIN - 3 CAVITY - IN-LINE
	088473-10-000	EA	HOUSING - PIN - 2 CAVITY - IN LINE
	088474-01-000	EA	HOUSING - SOCKET - 12 CAVITY
	088474-02-000	EA	HOUSING - SOCKET - 15 CAVITY
	088474-03-000	EA	HOUSING - SOCKET - 9 CAVITY
	088474-06-000	EA	HOUSING - SOCKET - 6 CAVITY
	088474-07-000	EA	HOUSING - SOCKET - 5 CAVITY
	088474-08-000	EA	HOUSING - SOCKET - 4 CAVITY
	088474-09-000	EA	HOUSING - ELECTRICAL - 3 TERMINAL
	088474-10-000	EA	HOUSING - SOCKET - 2 CAVITY
	088475-01-000	EA	PIN - CONNECTOR - 14-20 AWG
	088475-02-000	EA	PIN - CONNECTOR - 10 - 12 AWG
	088476-01-000	EA	TERMINAL - ELECTRICAL
	088476-02-000	EA	SOCKET - CONNECTOR - 12-10 GA - PRE-TIN
	092786-03-000	EA	BUSS BAR - 6.9" LONG
	098260-01-000	EA	TERMINAL - MALE - 56 SERIES
	098261-02-000	EA	SOCKET - CONNECTOR - WEATHERPACK - 14-18 AWG
	098262-01-000	EA	SEAL - CONNECTOR - WEATHERPACK
	098262-05-000	EA	SEAL - CAVITY
	098262-06-000	EA	SEAL - CONNECTOR - M/P - 10 GAUGE
	098263-01-000	EA	HOUSING - 3 PIN - WEATHER PACK
	098263-02-000	EA	HOUSING - 3 PIN - WEATHER PACK
	098264-01-000	EA	HOUSING - 2 PIN - WEATHER PACK - MALE W/FEMALE PINS
	098264-02-000	EA	HOUSING - 2 PIN - WEATHER PACK - FEMALE W/MALE PINS
	098265-02-000	EA	PIN - CONNECTOR - WEATHERPACK

## ELECTRICAL GROUP (CONTINUED)

### CONNECTORS & CONDUIT (CONTINUED)

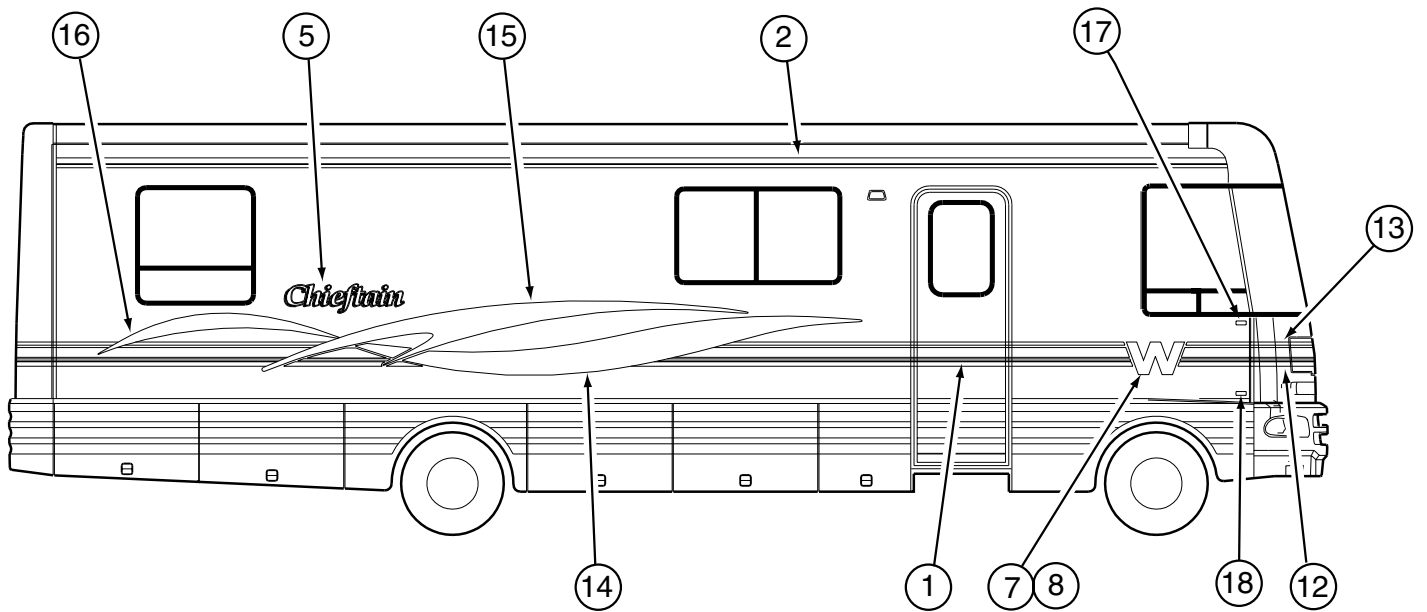
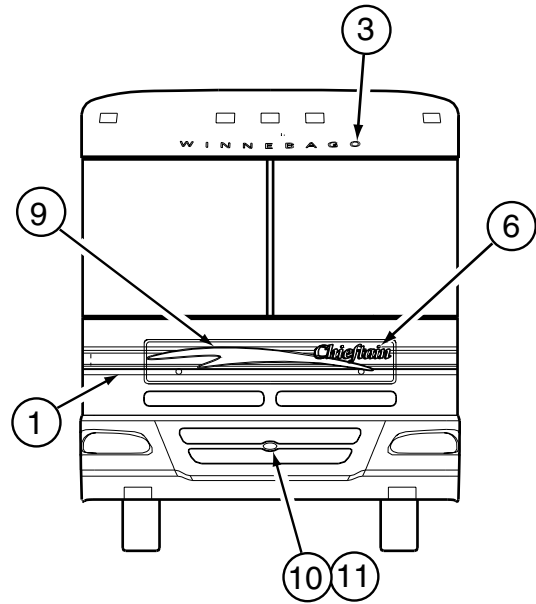
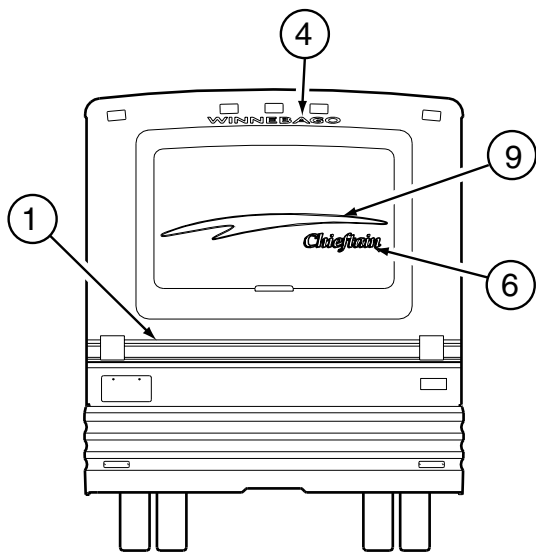
KEY	PART NUMBER	U/M	DESCRIPTION
	100690-01-000	EA	HOUSING - 5 POSITION - MALE - WEATHERPACK
	100690-02-000	EA	HOUSING - 5 POSITION - FEMALE - WEATHERPACK
	101571-01-000	EA	HOUSING - 2 POSITION - MALE
	101751-01-000	EA	HOUSING - 1 PIN - WEATHER PACK
	102777-02-000	EA	TERMINAL - RING - #6 STUD - 10 AWG
	103608-01-000	EA	SOCKET - WEDGE BASE W/LEADS
	104100-01-000	EA	HOUSING - 1 POSITION - 75 AMPS
	104100-03-000	EA	TERMINAL - 75 AMP
	106006-01-000	EA	HOUSING - 1 POSITION - FEMALE
	106007-01-000	EA	TERMINAL - FEMALE - 14-16 AWG
	106655-01-000	EA	TERMINAL - FUSE BLOCK - 14-16 AWG
	110178-01-000	EA	HOUSING - WIPER MOTOR
	112823-01-000	EA	SPLICE - REDUCER - 16-14 TO 18-22
	113131-01-000	EA	HOUSING - 3 PIN
	113135-01-000	EA	TERMINAL - FEMALE - M/P - 14-16 - F/SEALED TERMINAL
	113135-02-000	EA	TERMINAL - FEMALE - M/P - 280 - 10-12
	113306-01-000	EA	TERMINAL - FEMALE - M/P - 14-16 - F/NON-SEALED TERMINAL
	113306-02-000	EA	TERMINAL - FEMALE - M/P - 10-12 - 480
	113307-01-000	EA	TERMINAL - FEMALE - M/P - 16-20
	113308-01-000	EA	TERMINAL - FEMALE - M/P - 14-16 - 280
	113452-01-000	FT	SEAL/TRIM - FRONT - VINYL W/WIRE CARRIER - .020"
	113452-02-000	FT	SEAL/TRIM - FRONT - VINYL W/WIRE CARRIER - .027"
	113468-01-000	EA	HOUSING - 2 POSITION - FEMALE
	115931-01-000	EA	COVER - CONNECTOR - 30 AMP W/LOCK RING
	115931-02-000	EA	COVER - CONNECTOR - 50 AMP W/LOCKING RING
	115932-01-000	EA	CONNECTOR - FEMALE - 30 AMP - 120 VOLT
	115932-02-000	EA	CONNECTOR - FEMALE - 50 AMP - 240 VOLT
	116811-01-000	EA	TERMINAL - .110 RECEPTACLE - 16-14 AWG
	118571-01-000	EA	CONNECTOR - 3-WAY - MALE/SEALED
	118571-02-000	EA	CONNECTOR - 3-WAY - FEMALE/SEALED
	118571-03-000	EA	BRACKET - MOUNTING
	118571-04-000	EA	GASKET
	118571-05-000	EA	LOCK - SECONDARY - FEMALE
	118571-06-000	EA	LOCK - SECONDARY - MALE
	118597-01-000	EA	TERMINAL - MALE - M/P - 480 - 14-16
	118599-01-000	EA	TERMINAL - MALE - M/P - 280 - 14-16
	119223-01-000	EA	HOUSING - 6 POSITION - MALE - WEATHERPACK
	119248-02-000	EA	HOUSING - 7 POSITION - FEMALE
	125323-01-000	EA	HOUSING - 10 POSITION - MALE
	125323-02-000	EA	HOUSING - 8 POSITION - MALE
	125323-03-000	EA	LOCK - SECONDARY 8 POSITION
	125323-04-000	EA	LOCK - SECONDARY 10 POSITION
	125323-05-000	EA	HOUSING - 6 POSITION - MALE
	125323-06-000	EA	LOCK - SECONDARY - 6 POSITION
	125324-01-000	EA	TERMINAL - MALE - METRI-PACK - 150
	125325-01-000	EA	SEAL - CAVITY
	126403-02-000	EA	CONNECTOR - 3 CIRCUIT
	129233-01-000	EA	HOUSING - 2-POSITION/FEMALE - 280-SERIES
	129233-02-000	EA	HOUSING - 2-POSITION/FEMALE - 280-SERIES
	129234-01-000	EA	HOUSING - 6-POSITION/FEMALE - 280-SERIES
	129234-02-000	EA	HOUSING - 6-POSITION/FEMALE - 280-SERIES
	129234-03-000	EA	LOCK - SECONDARY - 6-POSITION
	129235-01-000	EA	HOUSING - 2-POSITION/FEMALE - 630-SERIES
	129235-02-000	EA	LOCK - SECONDARY - 2-POSITION
	129236-01-000	EA	TERMINAL - FEMALE - M/P- 630 - 10-12
	131681-01-000	EA	CONNECTOR - 3/4" SO CORD - UL/CS

## ELECTRICAL GROUP (CONTINUED)

### BOOTS, SOLENOIDS, RELAYS & MISC.

KEY	PART NUMBER	U/M	DESCRIPTION
	008188-01-000	EA	SOLENOID - 3 POST - BATTERY CHANGE OVER
	008188-02-000	EA	SOLENOID - SEALED - HEAVY DUTY
	063910-01-000	EA	HOUSING - RELAY
	063912-02-000	EA	RELAY - CANISTER - SPDT
	065450-05-000	EA	TIEDOWN - BATTERY - 8.4" TUBE
	077479-01-000	EA	BOOT - BATTERY TERMINAL - DOUBLE CABLE
	077479-02-000	EA	BOOT - BATTERY TERMINAL - SINGLE CABLE
	086233-01-000	EA	STUD - ISOLATED - 3/8" X 7/8" LONG
	086273-01-000	EA	RELAY - BATTERY DISCONNECT
	113832-02-01A	EA	SLIDE - BATTERY TRAY - HEAVY DUTY - FREIGHTLINER
	131832-01-000	EA	RELAY - DPST - 25 AMP - 120 VOLT AC - 10 GALLON WATER HEATER
	131832-02-000	EA	SOCKET - RELAY - 10 GALLON WATER HEATER

EXTERIOR BODY GROUP  
GRAPHICS & PAINT





## EXTERIOR BODY GROUP (CONTINUED)

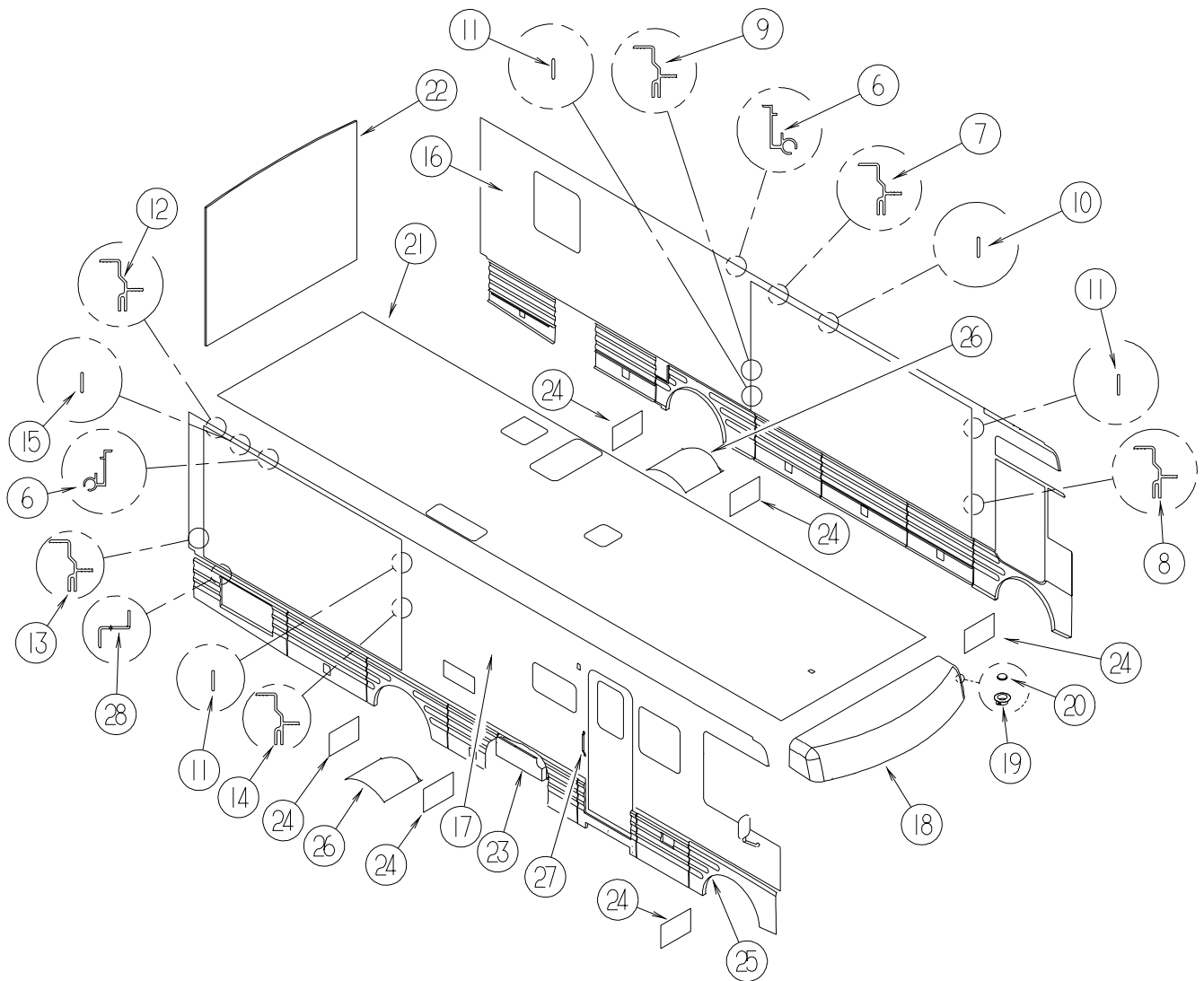
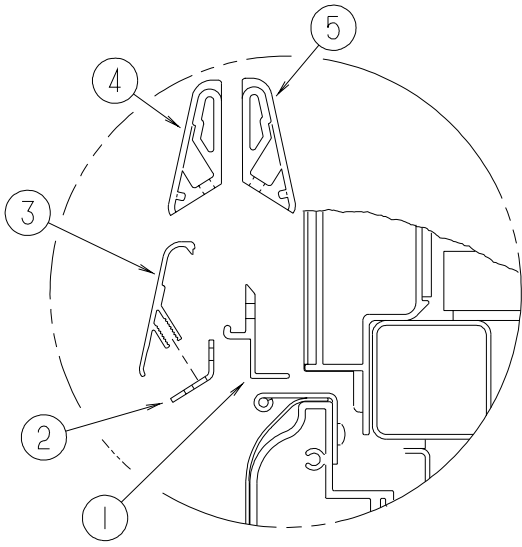
### GRAPHICS & PAINT (CONTINUED)

KEY	PART NUMBER	U/M	DESCRIPTION
1	093689-32-01A	FT	FILM - MULTISTRIPE - 7.4"
2	105781-79-01A	FT	FILM - MULTISTRIPE - 3"
3	121510-01-02A	EA	DECAL - LOGO - WINNEBAGO - SWEEP
4	120702-03-16A	EA	DECAL - WINNEBAGO - 35.4"
5	120701-02-01A	EA	DECAL - LOGO - CHIEFTAIN/LARGE
6	120701-03-01A	EA	DECAL - LOGO - CHIEFTAIN/SMALL
7	133170-01-01A	EA	DECAL - W - W/STRIPE/DRIVER DOOR
8	120700-07-01A	EA	DECAL - LOGO - W
9	133154-01-01A	EA	DECAL - CURVE - HOOD
10	120994-01-01A	EA	BEZEL - DOMED GRILLE LOGO
11	120875-01-01A	EA	DECAL - "WINNEBAGO INDUSTRIES"-OVAL DOMED-GRILLE-BLK/GOLD
12	133152-01-01A	EA	DECAL - CORNER - LOWER/PASSENGER
	133152-02-01A	EA	DECAL - CORNER - LOWER/DRIVER
13	133153-01-01A	EA	DECAL - CORNER - UPPER/PASSENGER
	133153-02-01A	EA	DECAL - CORNER - UPPER/DRIVER
14	133155-01-01A	EA	DECAL - CURVE - FRONT/PASSENGER
	133155-02-01A	EA	DECAL - CURVE - FRONT/DRIVER
15	133156-01-01A	EA	DECAL - CURVE - MIDDLE W/STRIPE/PASSENGER
	133156-02-01A	EA	DECAL - CURVE - MIDDLE W/STRIPE/DRIVER
16	133157-01-01A	EA	DECAL - CURVE - REAR/PASSENGER
	133157-02-01A	EA	DECAL - CURVE - REAR/DRIVER
17	132664-01-01A	EA	DECAL - LOGO/DOMED - WINNEBAGO
18	129922-01-01A	EA	EMBLEM - TRITON V10 - BLACK/SILVER METALLIC/SILVER
	093681-40-01A	FT	FILM - 2" - FLAT BLACK
	116424-01-000	EA	PROTECTOR - LATCH - WATER HEATER
	041561-03-000	EA	PAINT - 16 OUNCE SPRAY - OFF WHITE

### DUPONT PAINT COLOR CODES

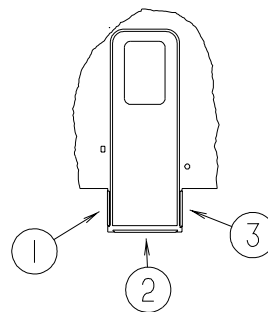
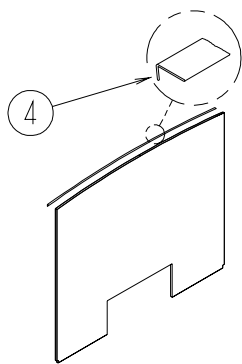
POLO GREEN METALLIC	#GM223
NEW SAHARA GRAY METALLIC	#M1024
DEEP STAR BLUE METALLIC	#BM514
WINE METALLIC	#RM022
SAHARA GRAY METALLIC	#M1024
FOREST GREEN METALLIC	#F1917
BRIGHT WHITE	#B8951

**EXTERIOR BODY GROUP (CONTINUED)**  
**PANELS**



**EXTERIOR BODY GROUP (CONTINUED)**  
**PANELS (CONTINUED)**

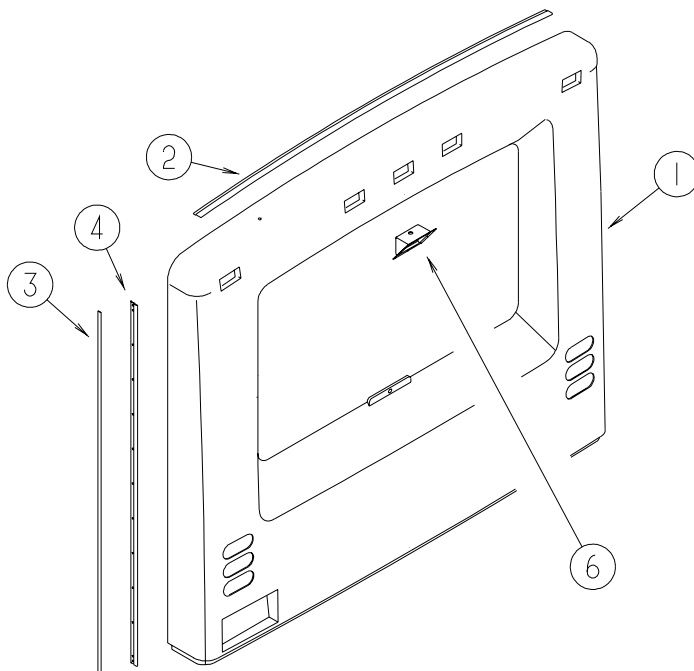
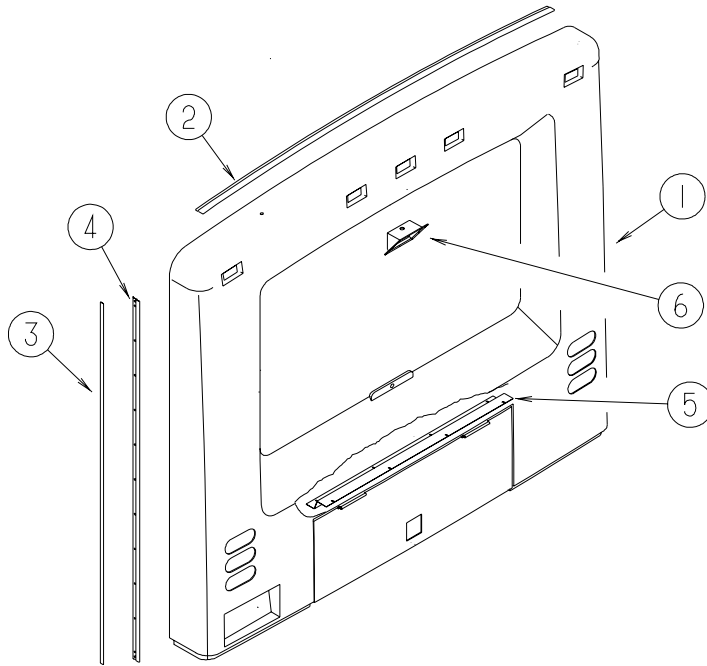
KEY	PART NUMBER	U/M	DESCRIPTION
1	133376-01-01A	EA	TRIM - RETAINER - MILL
2	124046-02-02B	EA	BRACKET - ANCHOR - E-COATED
3	123993-01-03A	EA	TRIM - COVER - 182" ALUMINUM - BRIGHT WHITE
4	126775-01-01A	EA	END CAP - VALANCE TRIM - RIGHT HAND
5	126775-02-01A	EA	END CAP - VALANCE TRIM - LEFT HAND
6	131483-01-01A	EA	RAIL - AWNING - 192" - BRIGHT WHITE
7	115863-03-03A	EA	TRIM - SIDEWALL/SLIDEOUT - TOP - 159.4" - BRT WHT
8	115863-13-01A	EA	TRIM - SIDEWALL/SLIDEOUT - LEFT HAND - 75.4" - BRT WHT
9	115863-14-01A	EA	TRIM - SIDEWALL/SLIDEOUT - RIGHT HAND - 75.4" - BRT WHT
10	115886-01-03A	EA	RETAINER - SIDEWALL - BRIGHT WHITE - 159.4"
11	115886-02-03A	EA	RETAINER - SIDEWALL - BRIGHT WHITE - 73.5"
12	115863-24-01A	EA	TRIM - SIDEWALL/SLIDEOUT - TOP - 133.7" - BRIGHT WHITE
13	115863-22-01A	EA	TRIM - SIDEWALL/SLIDEOUT - LEFT HAND - 75.6" - BRT WHT
14	115863-23-01A	EA	TRIM - SIDEWALL/SLIDEOUT - RIGHT HAND - 75.6" - BRT WHT
15	115886-10-01A	EA	RETAINER - SIDEWALL - BRIGHT WHITE
16	133797-01-L52	EA	SIDEWALL - DRIVER - W/O WINDOWS/TRIMS (L52, L53)
16	133797-01-L54	EA	SIDEWALL - DRIVER - W/O WINDOWS/TRIMS (L54, L55)
16	133797-01-L56	EA	SIDEWALL - DRIVER - W/O WINDOWS/TRIMS (L56, L57)
17	133796-01-L52	EA	SIDEWALL - PASSENGER - W/O WINDOWS/TRIMS (L52, L53)
17	133796-01-L54	EA	SIDEWALL - PASSENGER - W/O WINDOWS/TRIMS (L54, L55)
17	133796-01-L56	EA	SIDEWALL - PASSENGER - W/O WINDOWS/TRIMS (L56, L57)
18	125052-02-J20	EA	CAP - ROOF - W/O LIGHTS/WIRING
19	118383-01-04A	EA	RETAINER/RECESSED - F/.22" SCREW - BRIGHT WHITE
20	118383-04-04A	EA	CAP - F/RECESSED RETAINER - BRIGHT WHITE
21	133794-01-L52	EA	ROOF - W/O LIGHTS/VENTS - W/WIRING
22	133007-02-L52	EA	BACKWALL - W/O WINDOW/TRIM (L52, L53)
22	133007-02-L54	EA	BACKWALL - W/O WINDOW/TRIM (L54, L55)
22	133007-02-L56	EA	BACKWALL - W/O WINDOW/TRIM (L56, L57)
23	133569-01-02B	EA	PANEL - COVER - LP - E-COATED
24	017516-01-000	EA	MUD FLAP - 14" X 18" - W/O MOUNTING HOLES - BLACK
25	132695-01-02B	EA	ANGLE - MUDFLAP - E-COATED
26	131365-01-000	EA	WHEELWELL - PLASTIC
27	132442-02-01A	EA	HANDLE - ASSIST
28	124303-03-02A	EA	TRIM - SIDEWALL - Z - 132" - BRIGHT WHITE



**TRIMS**  
**SIDEWALL & BACKWALL TRIMS**

KEY	PART NUMBER	U/M	DESCRIPTION
1	121091-01-02A	EA	ANGLE - ENTRANCE DOOR - BRIGHT WHITE
2	121091-13-01A	EA	ANGLE - ENTRANCE DOOR - BRIGHT WHITE
3	121091-02-03A	EA	ANGLE - ENTRANCE DOOR - BRIGHT WHITE
4	114248-02-01A	EA	ANGLE - PLASTIC - 96.6"

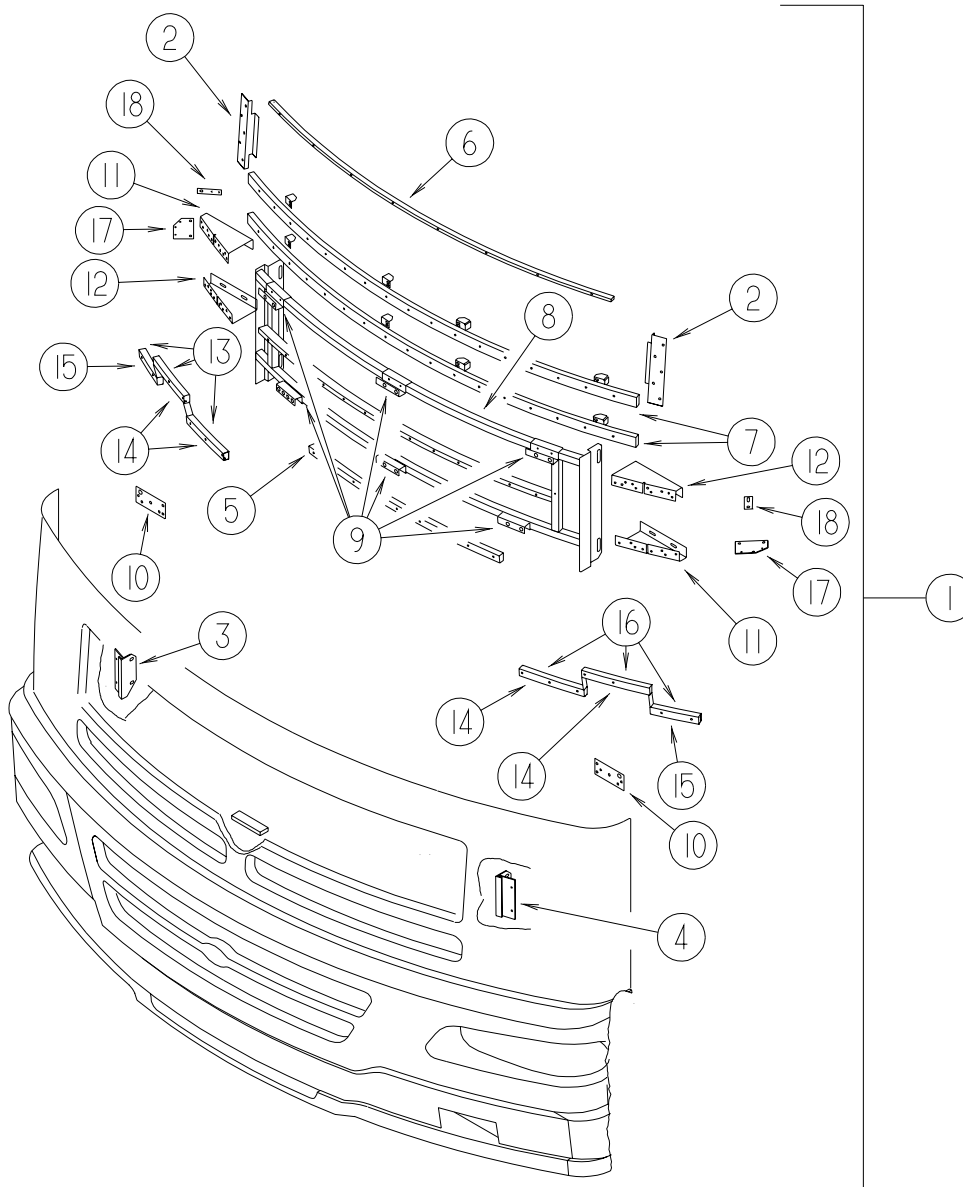
**EXTERIOR BODY GROUP (CONTINUED)**  
**TRIMS (CONTINUED)**  
**REAR CAP**



KEY	PART NUMBER	U/M	DESCRIPTION
1	129820-08-L52	EA	PANEL - REAR CAP - W/O DOOR
2	083805-23-000	EA	TRIM - ROOF CAP - 92.1" - BRIGHT WHITE
3	091985-01-07A	FT	MOLDING - TRIM - BRIGHT WHITE
4	092041-04-01A	EA	TRIM - BACKWALL/SIDEWALL - 76.6" - BRIGHT WHITE
5	118741-03-02B	EA	SHIELD - ENGINE - UPPER E-COATED - FREIGHTLINER
6	125259-01-01A	EA	SHROUD - CAMERA - INNER

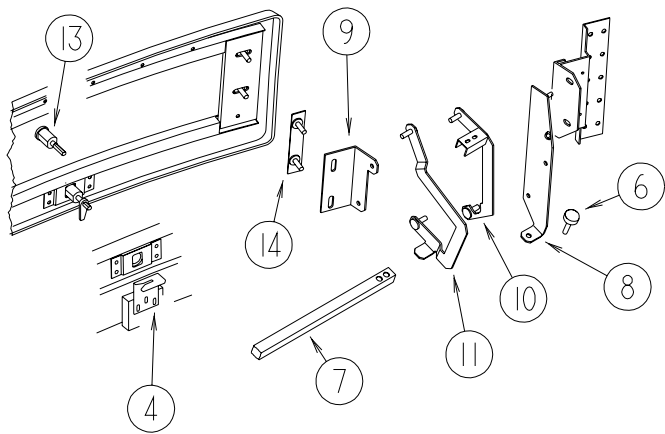
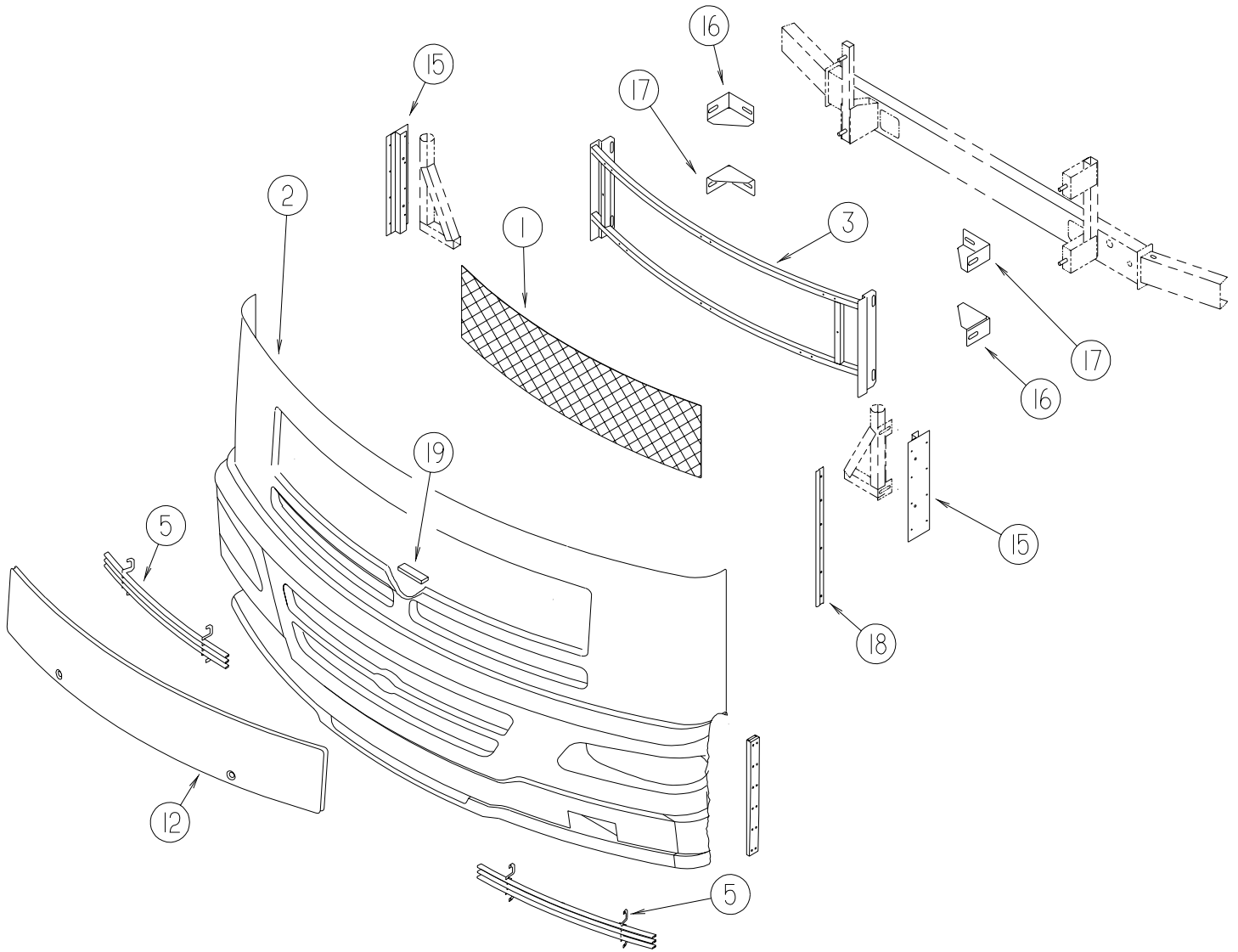
## EXTERIOR BODY GROUP (CONTINUED)

### FRONT END LOWER PANEL



KEY	PART NUMBER	U/M	DESCRIPTION
1	125440-02-J30	EA	PANEL - FRONT/LOWER - W/O HARDWARE - FORD
1	125440-06-J30	EA	PANEL - FRONT/LOWER - W/O HARDWARE - FREIGHTLINER
2	113495-03-02B	EA	SUPPORT - HINGE - RIGHT HAND/LEFT HAND - E-COATED
3	118595-01-03A	EA	SUPPORT - HINGE LINK - PASSENGER - BRIGHT WHITE
4	118595-02-03A	EA	SUPPORT - HINGE LINK - DRIVER - BRIGHT WHITE
5	125709-03-01A	EA	TUBE - GRILLE - LOWER - BLACK
6	125846-02-J20	EA	SUPPORT - WIPER
7	126331-01-01A	EA	TUBE - GRILLE - HORIZONTAL
8	126332-01-01A	EA	TUBE - GRILLE - HORIZONTAL - BLACK
9	126335-01-02B	EA	BRACKET - GRILLE SUPPORT - E/COATED
10	126370-01-02B	EA	PLATE - FOGLAMP - DRIVER/PASSENGER SIDE
11	126491-01-02B	EA	SUPPORT - HEADLAMP - UPPER RH/LOWER LH - E-COATED
12	126491-02-02B	EA	SUPPORT - HEADLAMP - UPPER LH/LOWER RH - E-COATED
13	126547-01-J30	EA	SUPPORT - FRONT OUTER - PASSENGER
14	125709-04-01A	EA	TUBE-GRILLE,LOWER MILL
15	125709-05-01A	EA	TUBE-GRILLE,LOWER MILL
16	126547-02-J30	EA	SUPPORT - FRONT OUTER - DRIVER
17	127415-01-02B	EA	SUPPORT - PARKLAMP - LOWER - DRIVER/PASSENGER SIDE
18	127835-01-02B	EA	STRAP - PARKLAMP - DRIVER/PASSENGER SIDE

**EXTERIOR BODY GROUP (CONTINUED)**  
**FRONT END (CONTINUED)**  
**PANEL INSTALLATION**



**BACK VIEW OF HOOD**

## EXTERIOR BODY GROUP (CONTINUED)

### FRONT END (CONTINUED)

#### PANEL INSTALLATION (CONTINUED)

KEY	PART NUMBER	U/M	DESCRIPTION
1	115924-14-02A	EA	WIRE MESH - F/GRILLE - FLAT BLACK - FORD
2	125440-02-J30	EA	PANEL - FRONT/LOWER - W/O HARDWARE - FORD
2	125440-06-J30	EA	PANEL - FRONT/LOWER - W/O HARDWARE - FREIGHTLINER
3	126334-01-J30	EA	GRILLE - LOWER
4	126352-01-02B	EA	LATCH - HOOD - FRONT END
5	126503-01-J30	EA	GRILLE - UPPER - FORD
6	058786-01-000	EA	BOLT - HOOD ADJUSTMENT - 5/16"-18 X 1.5"-2"- W/BLACK PAD
7	105096-10-000	EA	TUBE - HOOD HINGE TIMING W/WELDNUTS
8	109926-11-000	EA	BRACKET - LINK - HINGE/RIGHT HAND
			FROM: 00-00-00 THRU: 01-04-99
8	126867-06-02B	EA	BRACKET - LINK - HOOD HINGE - PASSENGER - E-COATED
			FROM: 01-05-99 THRU: 99-99-99
8	109926-12-000	EA	BRACKET - LINK - HINGE/LEFT HAND
			FROM: 00-00-00 THRU: 01-04-99
8	126867-08-02B	EA	BRACKET - LINK - HOOD HINGE - DRIVER - E-COATED
			FROM: 01-05-99 THRU: 99-99-99
9	109927-05-000	EA	ANGLE - LINK - HOOD/PASSENGER
9	109927-06-000	EA	ANGLE - LINK - HOOD/DRIVER
10	126353-03-02B	EA	LINK - HINGE - UPPER/PASSENGER - E-COATED
10	126353-04-02B	EA	LINK - HINGE - UPPER/DRIVER - E-COATED
11	126356-02-02B	EA	LINK - HINGE - LOWER/HOOD - PASSENGER - E-COATED
11	126356-04-02B	EA	LINK - HINGE - LOWER/HOOD - DRIVER - E-COATED
12	126536-01-J30	EA	PANEL - HOOD
13	102330-02-000	EA	LATCH - VISE ACTION/KEY OPERATED
13	102328-01-000	EA	KEY - BARREL - NICKEL PLATED
14	106730-10-000	EA	PLATE - STUD - F/HOOD
15	128018-01-02B	EA	BRACKET - FRONT - RIGHT HAND/LEFT HAND - E-COATED
16	128455-03-02B	EA	BRACKET - BUMPER - RIGHT HAND UPPER/LEFT HAND LOWER
17	128455-04-02B	EA	BRACKET - BUMPER - LEFT HAND UPPER/RIGHT HAND LOWER
18	091985-01-07A	FT	MOLDING - TRIM - BRIGHT WHITE
18	125818-02-01A	EA	TRIM - PANEL - FIBERGLASS - BRIGHT WHITE
19	099418-01-000	FT	SEAL - D-SECTION/ADHESIVE BACK - .44" X .44"- BLK RUBBER

## EXTERIOR BODY GROUP (CONTINUED)

### LADDER

KEY	PART NUMBER	U/M	DESCRIPTION
	129375-02-000	EA	SEAL - LADDER BRACKET
	130163-02-01A	EA	LADDER - LOWER - ANODIZED ALUMINUM
	130164-02-01A	EA	LADDER - UPPER - ANODIZED ALUMINUM - FREIGHTLINER
	130164-04-01A	EA	LADDER - UPPER - ANODIZED ALUMINUM - FORD

### MIRRORS

KEY	PART NUMBER	U/M	DESCRIPTION
*	106015-16-01A	EA	MIRROR - EXTERIOR REMOTE/HEAT - PASSENGER
*	106015-17-01A	EA	MIRROR - EXTERIOR REMOTE/HEAT - DRIVER

\* COMPONENT PARTS FOUND IN SERVICE PARTS LIBRARY

### BODY PANEL COMPONENTS

KEY	PART NUMBER	U/M	DESCRIPTION
	000870-08-000	SF	STYROFOAM - 3/4" X 48" X 96" PLANED EXPANDED BEAD BOARD
	002726-01-001	EA	GARNISH - U-CHANNEL - 1.38" X 19' - SERRATED
	002766-01-001	EA	ANGLE - EXTRUDED - 1" X 1.5" X 17'
	068716-01-001	EA	BRACE - 90 DEGREE - L-ANGLE - 16'
	076054-U6-000	EA	FIBERGLASS SHEET - 102" X 361" - BRIGHT WHITE
	089297-01-000	SF	PLYWOOD - LUAN - OVERLAY GRADE - 48" X 96"
	100619-01-000	BF	FOAM - EXPANDED POLYSTYRENE - 1.34" X 48" X 96"
	100619-02-000	BF	FOAM - EXPANDED POLYSTYRENE - 1.5" X 48" X 96"
	100619-05-000	BF	FOAM - EXPANDED POLYSTYRENE - .75" X 48" X 96"-1.5 DENSITY
	100619-10-000	BF	FOAM - EXPANDED POLYSTYRENE - 1.5" X 48" X 96"
	100619-11-000	BF	FOAM - EXPANDED POLYSTYRENE - 2" X 48" X 96"
	100619-13-000	BF	FOAM - EXPANDED POLYSTYRENE - .34" X 34.65" X 96"
	100619-16-000	BF	FOAM - EXPANDED POLYSTYRENE - .75" X 48" X 96"-2.0 DENSITY
	100619-21-000	BF	FOAM - EXPANDED POLYSTYRENE - 48" X 143" X .75"
	100619-22-000	BF	FOAM - EXPANDED POLYSTYRENE - 48" X 120" X 1.34"
	100619-27-000	BF	FOAM - EXPANDED POLYSTYRENE - 48" X 92.8" X 3"
	105077-08-000	EA	FOAM - PLUG - ROOF CAP
	108535-05-702	EA	FRP FLAT 108" X 396" BRT WHT
	108535-05-704	EA	FRP FLAT 48" X 110" BRT WHT
	116942-03-700	EA	ALUM-.019 X 40.5" X 240"
	120107-01-000	EA	FOAM - ROOF COVE - 2.8" X 96" LONG
	120107-02-000	EA	FOAM - PLUG - ROOF TUBE - 2.2" X 2.9" X 1.8" LONG
	120107-03-000	EA	FOAM - PLUG - SIDEWALL TUBE - 1.2" X 2.1" X 1.8" LONG
	128782-02-01A	EA	FIBERGLASS SHEET - 79" X 428"/HIGH GLOSS - BRIGHT WHITE
	128782-03-01A	EA	FIBERGLASS SHEET - 27.4" X 70.8"/HIGH GLOSS/SLIDEOUT - B/W
	128782-05-01A	EA	FIBERGLASS SHEET - 79" X 456"/HIGH GLOSS - BRIGHT WHITE

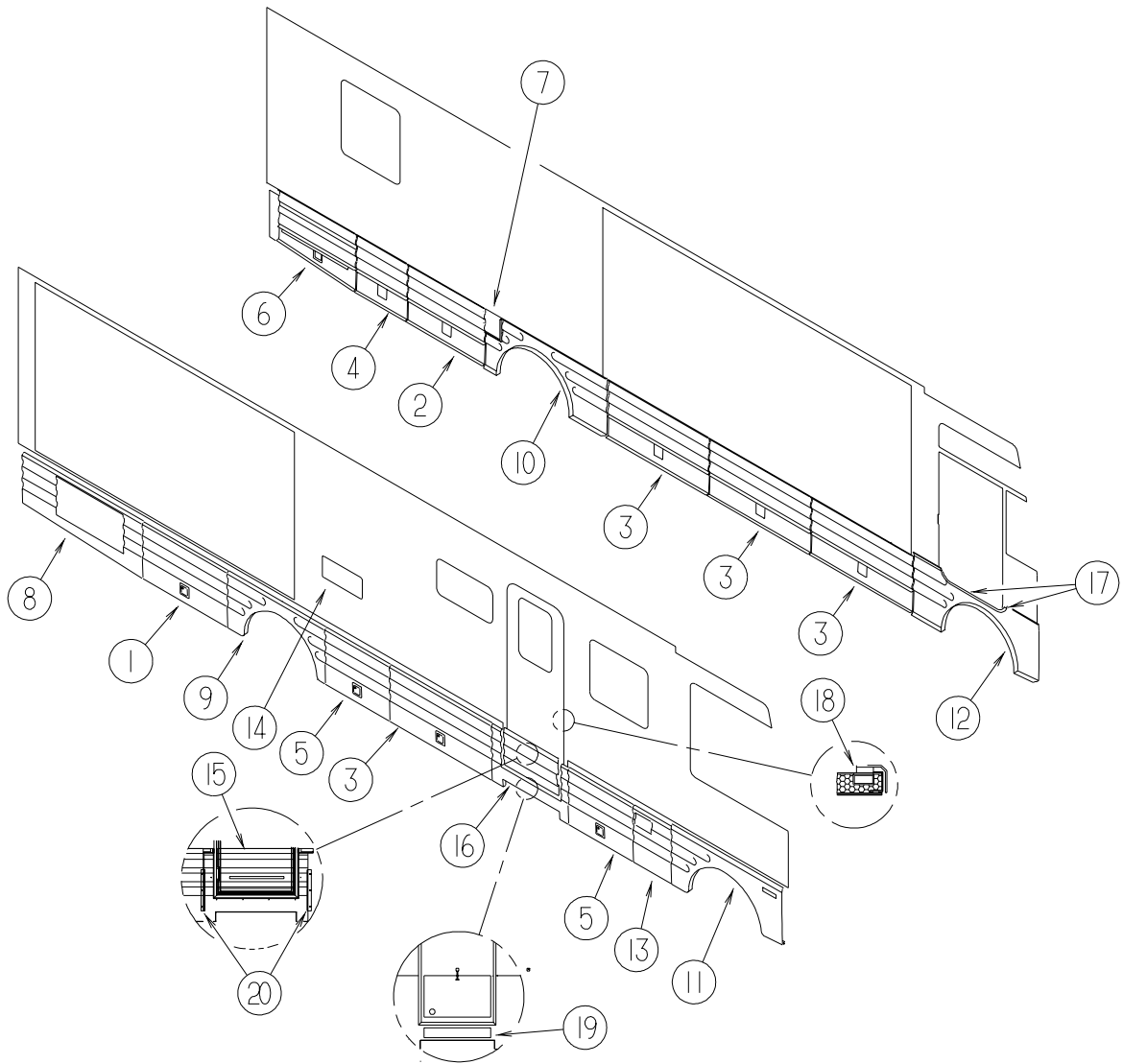
### AWNINGS

KEY	PART NUMBER	U/M	DESCRIPTION
*	113874-01-02A	EA	HARDWARE KIT - AWNING - W/O STANDOFF BRACKET-BRIGHT WHITE
	113874-06-27A	EA	AWNING - 16' NAVY TEAL VINYL - BRT/WHT METAL WRAP
	113874-08-27A	EA	AWNING - 19' NAVY TEAL VINYL - BRT/WHT METAL WRAP
	113874-11-01A	EA	SCREW/LAG - AWNING - 1/4" X 1" STAINLESS STEEL
	113874-12-01A	EA	SCREW/LAG - AWNING - 1/4" X 2 3/4" STAINLESS STEEL
	130320-01-02A	EA	BRACKET - AWNING - F/A&E INSTALLATION - BRIGHT WHITE
	127647-01-01A	EA	ROD/AWNING GUARD - ENTRY DOOR - FL34Y ONLY

\* COMPONENT PARTS FOUND IN SERVICE PARTS LIBRARY



**EXTERIOR DOORS & COMPARTMENTS GROUP**  
**DOOR & COMPARTMENT LAYOUT**  
**DOORS**

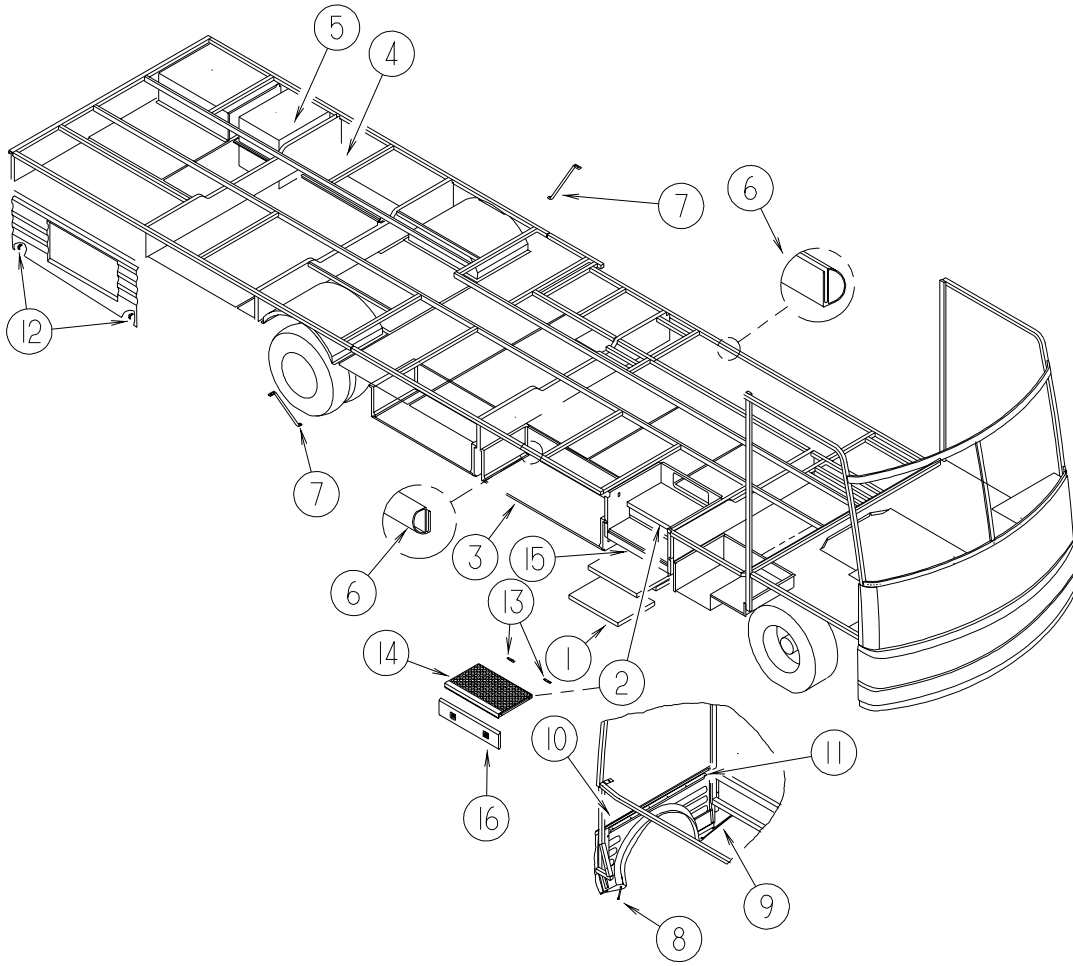


**EXTERIOR DOORS & COMPARTMENTS GROUP (CONTINUED)****DOOR & COMPARTMENT LAYOUT (CONTINUED)****DOORS (CONTINUED)**

<b>KEY</b>	<b>PART NUMBER</b>	<b>U/M</b>	<b>DESCRIPTION</b>
1	J26065-16-L52	EA	VALANCE/DOOR - W/LATCH/HINGE - 43.1" X 25"
1	125517-03-000	EA	ROD - LATCH - 17.50"
1	125517-04-000	EA	ROD - LATCH - 15.69"
2	J29759-03-L52	EA	VALANCE/DOOR - W/LATCH/HINGE - 39.3" X 25"
2	125517-07-000	EA	ROD - LATCH - 15.63"
2	125517-08-000	EA	ROD - LATCH - 13.82"
3	J29759-12-L52	EA	VALANCE/DOOR - W/LATCH/HINGE - 51.8" X 25"
3	125517-11-000	EA	ROD - LATCH - 21.88"
3	125517-12-000	EA	ROD - LATCH - 20.07"
4	J29759-18-L52	EA	VALANCE/DOOR - W/LATCH/HINGE - 26" X 25"
4	125517-05-000	EA	ROD - LATCH - 8.95"
4	125517-06-000	EA	ROD - LATCH - 7.14"
4	131383-03-02A	EA	BRACKET - SHOWER HEAD - WHITE
5	J29759-21-L52	EA	VALANCE/DOOR - W/LATCH/HINGE - 32.7" X 25"
5	125517-31-000	EA	ROD - LATCH - 12.3"
5	125517-32-000	EA	ROD - LATCH - 10.5"
6	J29759-23-L52	EA	VALANCE/DOOR - DRIVER W/LATCH/HINGE - 25" X 39.4" X 22"
6	125517-07-000	EA	ROD - LATCH - 15.63"
6	125517-08-000	EA	ROD - LATCH - 13.82"
7	126060-02-K36	EA	DOOR - FUEL FILL - W/O LOCK
7	125419-01-01A	EA	HINGE - SINGLE PIVOT
7	130005-01-000	EA	LOCK - W/O CYLINDER & KEYS - W/CAM - F/KEY ONE SYSTEM
8	132530-01-L52	EA	PANEL/VALANCE - A/C
8	129116-01-01A	EA	HINGE-SINGLE PIVOT,MIL
9	126061-23-L52	EA	PANEL - WHEEL LIP - REAR/PASSENGER
9	129116-01-01A	EA	HINGE-SINGLE PIVOT,MIL
10	126061-24-L52	EA	PANEL - WHEEL LIP - REAR/DRIVER
10	129116-01-01A	EA	HINGE-SINGLE PIVOT,MIL
11	126062-13-L52	EA	VALANCE/WHEEL LIP - FRONT - PASSENGER
12	126062-14-L52	EA	PANEL/WHEEL LIP - FRONT/DRIVER
13	132529-02-L52	EA	PANEL/VALANCE - WATER HEATER - W/O HARDWARE
14*	084103-08-000	EA	DOOR - VENT - REFRIGERATOR - W/O JAMB - BRIGHT WHITE
14	084104-08-000	EA	JAMB - VENT DOOR/REFRIGERATOR - BRIGHT WHITE
15	126159-01-J60	EA	VALANCE/PANEL - ENTRY DOOR
15	106105-03-000	EA	CLIP - VALANCE/RETAINING
16	126063-08-L52	EA	PANEL/VALANCE - HORSESHOE
17	N/A	EA	FILM - URETHANE - PROTECTANT - RECTANGLE - 4" X 26.5"
18	125459-01-000	EA	SPACER - DOOR BRACKET
19	109506-01-000	EA	FILM - URETHANE - PROTECTANT - 4.25" X 26.75"
20	113041-03-02B	EA	ANGLE - BUMPER MOUNT

\* **COMPONENT PARTS FOUND IN SERVICE PARTS LIBRARY**

**EXTERIOR DOORS & COMPARTMENTS GROUP (CONTINUED)**  
**DOOR & COMPARTMENT LAYOUT (CONTINUED)**  
**COMPARTMENTS**



# EXTERIOR DOORS & COMPARTMENTS GROUP (CONTINUED)

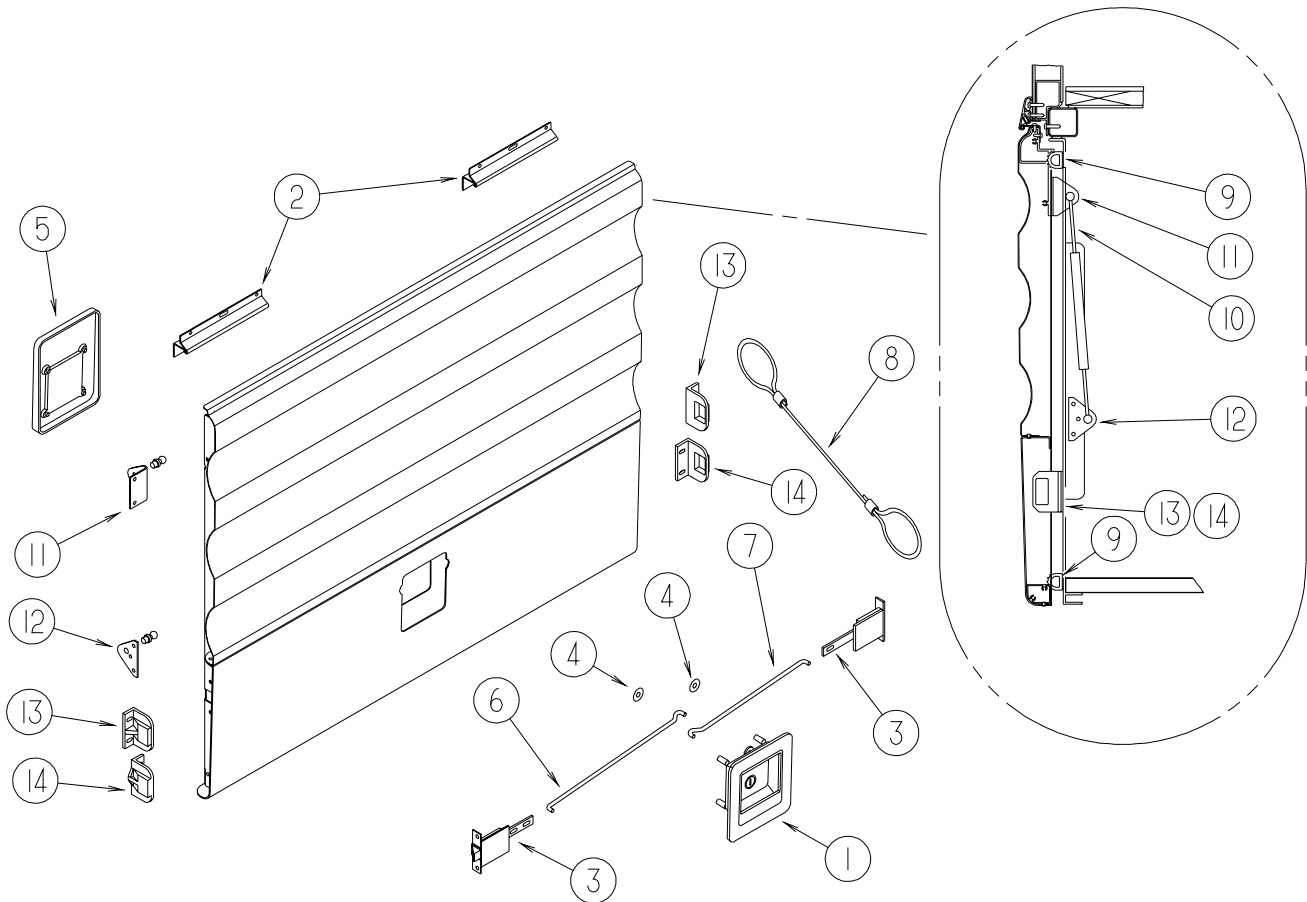
## DOOR & COMPARTMENT LAYOUT (CONTINUED)

### COMPARTMENTS (CONTINUED)

KEY	PART NUMBER	U/M	DESCRIPTION
1*	094707-01-01A	EA	STEP - DOUBLE - ELECTRIC - KWIKEE FROM: 00-00-00 THRU: 01-13-99
1*	094707-03-01A	EA	STEP - ELECTRIC DOUBLE - W/BLACK CONTROL BOX - KWIKEE FROM: 01-14-99 THRU: 99-99-99
2	120234-08-L52	EA	LID ASM-STEP,ENTRANCE (L52)
2	120234-08-L53	EA	LID ASM-STEP,ENTRANCE (L53)
2	120234-08-L32	EA	LID ASM-STEP,ENTRANCE (L54, L55)
2	120234-08-L56	EA	LID ASM-STEP,ENTRANCE (L56)
2	120234-08-L57	EA	LID ASM-STEP,ENTRANCE (L57)
2	P20256-07-000	EA	LID/DOOR - ENTRANCE STEP
2	123330-03-02B	EA	SUPPORT ASM-ENTRANCE STP,E-C
2	064075-07-000	FT	SEAL - BULB - W/WIRED U CHANNEL - .3" X .5" CHANNEL-BLACK
3	126386-33-L32	EA	COMPARTMENT - LUGGAGE
3	126397-01-01A	EA	PANEL/COMPARTMENT END - RIGHT HAND
3	126397-02-01A	EA	PANEL/COMPARTMENT END - LEFT HAND
4	M08627-01-H17	EA	COMPARTMENT - ELECTRIC/DRAINAGE - W/HATCH
4	M08628-01-H17	EA	HATCH W/FOAM INSERT
4	121175-02-01A	EA	LATCH - SWELL
5	133372-01-L32	EA	COMPARTMENT - POWER CORD
5	129015-01-K80	EA	PORT W/HATCH - F/ELECTRICAL/DRAIN
6	126516-01-01A	FT	TRIM - VINYL/EXTRUDED - 96"
7	107865-05-000	EA	ROD - SUPPORT - VALANCE PANEL - 9"
8	107865-10-000	EA	ROD - SUPPORT - VALANCE PANEL - 15.1"
9	107865-02-000	EA	ROD - SUPPORT - VALANCE PANEL - 13.2" - PASSENGER SIDE
9	107865-22-000	EA	ROD - SUPPORT - VALANCE PANEL - 23" - DRIVERS SIDE
10	108455-22-000	EA	ANGLE - VALANCE/TRIM - PASSENGER SIDE
10	127373-01-01B	EA	CLIP - TRIM - MILL - PASSENGER SIDE
10	108455-23-000	EA	ANGLE - VALANCE/TRIM - DRIVERS SIDE
10	127373-02-01B	EA	CLIP - TRIM - MILL - DRIVERS SIDE
11	108455-17-000	EA	ANGLE - VALANCE/TRIM - DRIVERS SIDE
11	106105-05-000	EA	CLIP - VALANCE/RETAINING - DRIVERS SIDE
11	108455-24-000	EA	ANGLE - VALANCE/TRIM - PASSENGER SIDE
11	106105-06-000	EA	CLIP - VALANCE/RETAINING - PASSENGER SIDE
12	109216-03-000	EA	ANGLE-DOOR,FURNACE
13	101222-01-04A	EA	BRACKET - CATCH - LID - E-COATED
14	133114-02-01A	EA	TREAD - RUBBER STEP - 28.4" - TAUPE (L52, L53, L54, L55)
14	133114-02-02A	EA	TREAD - RUBBER STEP - 28.4" - BLUE (L56, L57)
15	133114-01-01A	EA	TREAD - RUBBER STEP - 29.3" - TAUPE (L52, L53, L54, L55)
15	133114-01-02A	EA	TREAD - RUBBER STEP - 29.3" - BLUE (L56, L57)
16	099856-11-000	EA	STRAP - TIEDOWN - 7.9"

\* COMPONENT PARTS FOUND IN SERVICE PARTS LIBRARY

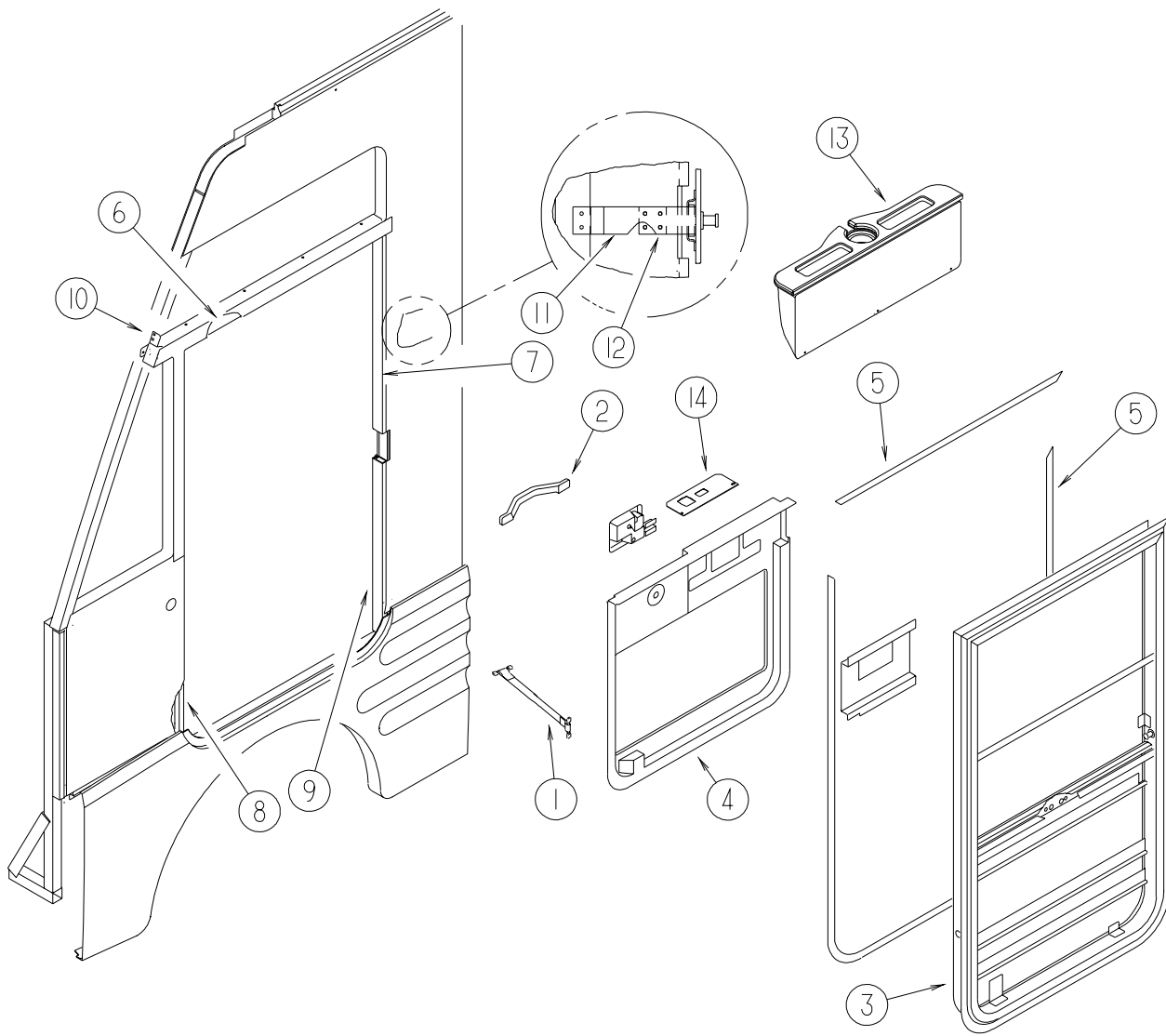
**EXTERIOR DOORS & COMPARTMENTS GROUP (CONTINUED)**  
**COMPARTMENT DOOR COMPONENTS**



KEY	PART NUMBER	U/M	DESCRIPTION
1	112949-02-05A	EA	LATCH - PADDLE NON-LOCKING - BLACK
1	129675-01-01A	EA	LATCH - LOCKING PADDLE - BLACK
1	129686-01-000	EA	CYLINDER - LOCK ASSEMBLY - COMPARTMENT/DRIVER DOOR
1	129686-02-000	EA	CYLINDER - LOCK ASSEMBLY - COMPARTMENT/DRIVER DOOR
1	129686-03-000	EA	CYLINDER - LOCK ASSEMBLY - COMPARTMENT/DRIVER DOOR
1	129686-04-000	EA	CYLINDER - LOCK ASSEMBLY - COMPARTMENT/DRIVER DOOR
1	129686-05-000	EA	CYLINDER - LOCK ASSEMBLY - COMPARTMENT/DRIVER DOOR
1	129686-06-000	EA	CYLINDER - LOCK ASSEMBLY - COMPARTMENT/DRIVER DOOR
1	129686-07-000	EA	CYLINDER - LOCK ASSEMBLY - COMPARTMENT/DRIVER DOOR
1	129686-08-000	EA	CYLINDER - LOCK ASSEMBLY - COMPARTMENT/DRIVER DOOR
1	129686-09-000	EA	CYLINDER - LOCK ASSEMBLY - COMPARTMENT/DRIVER DOOR
1	129686-10-000	EA	CYLINDER - LOCK ASSEMBLY - COMPARTMENT/DRIVER DOOR
2	121677-01-01A	EA	HINGE - SINGLE PIVOT
3	121947-01-01A	EA	BOLT - SLIDE W/PLASTIC PLUNGER
4	124304-01-000	EA	CLIP - ROUND PUSH ON
5	125257-01-02A	EA	COVER - LATCH/VALANCE DOOR - WHITE
6			SEE DOOR & COMPARTMENT LAYOUT FOR ROD - LATCH
7			SEE DOOR & COMPARTMENT LAYOUT FOR ROD - LATCH
8	076767-01-000	EA	CABLE - STEEL - 12"
9	107721-08-000	FT	SEAL - ACCESS DOOR - .86"
10	107796-23-000	EA	SPRING/GAS - 11.3" COMPRESSED/18.5" EXTENDED - 45 LB.
11	126263-05-02B	EA	BRACKET - GAS SPRING W/BALL STUD - E-COATED
12	126263-08-02B	EA	BRACKET - GAS SPRING W/BALL STUD - E-COATED
13	130053-01-01A	EA	STRIKER - LUGGAGE DOOR - FLUSH - BLACK
14	130053-02-01A	EA	STRIKER - LUGGAGE DOOR - OFF SET - BLACK

# EXTERIOR DOORS & COMPARTMENTS GROUP (CONTINUED)

## DRIVERS DOOR



KEY	PART NUMBER	U/M	DESCRIPTION
1	109378-01-000	EA	STRAP - CHECK - DRIVER DOOR - 12.8"
2	110604-01-01A	EA	HANDLE - ASSIST - DRIVER DOOR - 10.8" LONG - BLACK
3*	125581-07-01A	EA	DOOR - DRIVER - NON POWER - W/O LOCK
4	132298-01-01A	EA	PANEL - CAB DOOR - INNER/DRIVER DOOR - ANTELOPE - WINNEBAGO
4	132298-01-02A	EA	PANEL - CAB DOOR - INNER/DRIVER DOOR - TITANIUM - ITASCA
5	109235-01-05A	FT	COVER - SCREW - BRIGHT WHITE
5	109235-01-01A	FT	COVER - SCREW - MAT BLACK
6	125725-01-01A	EA	FRAME - DRIVER DOOR - 33.5" - BLACK
7	125725-03-01A	EA	FRAME - DRIVER DOOR - 27.8" - BLACK
8	125725-07-01A	EA	FRAME - DRIVER DOOR - 53.3" - BLACK
9	125725-08-01A	EA	FRAME - DRIVER DOOR - 21.4" - BLACK
	038327-01-000	EA	TAPE - ANTI-SLIP - 2" X 60'
10	125804-01-02B	EA	ANGLE - DOOR SUPPORT - E-COATED - ITASCA
10	125804-02-02B	EA	ANGLE - DOOR SUPPORT - E-COATED - WINNEBAGO
11	126506-01-02B	EA	BRACKET - STRIKE - DRIVER DOOR - E-COATED
12	126534-01-02B	EA	SPACER - STRIKE - DRIVER DOOR - E-COATED
13	132297-01-L32	EA	PANEL - TRIM - DRIVER DOOR/BEVERAGE TRAY - WATERFORD OAK
13	132297-01-L52	EA	PANEL - TRIM - DRIVER DOOR/BEVERAGE TRAY - SALEM CHERRY
13	132297-01-L58	EA	PANEL - TRIM - DRIVER DOOR/BEVERAGE TRAY - WASHED MAPLE
14	132514-01-02B	EA	PLATE - SWITCH - HEATED MIRROR - E-COATED

\* COMPONENT PARTS FOUND IN SERVICE PARTS LIBRARY

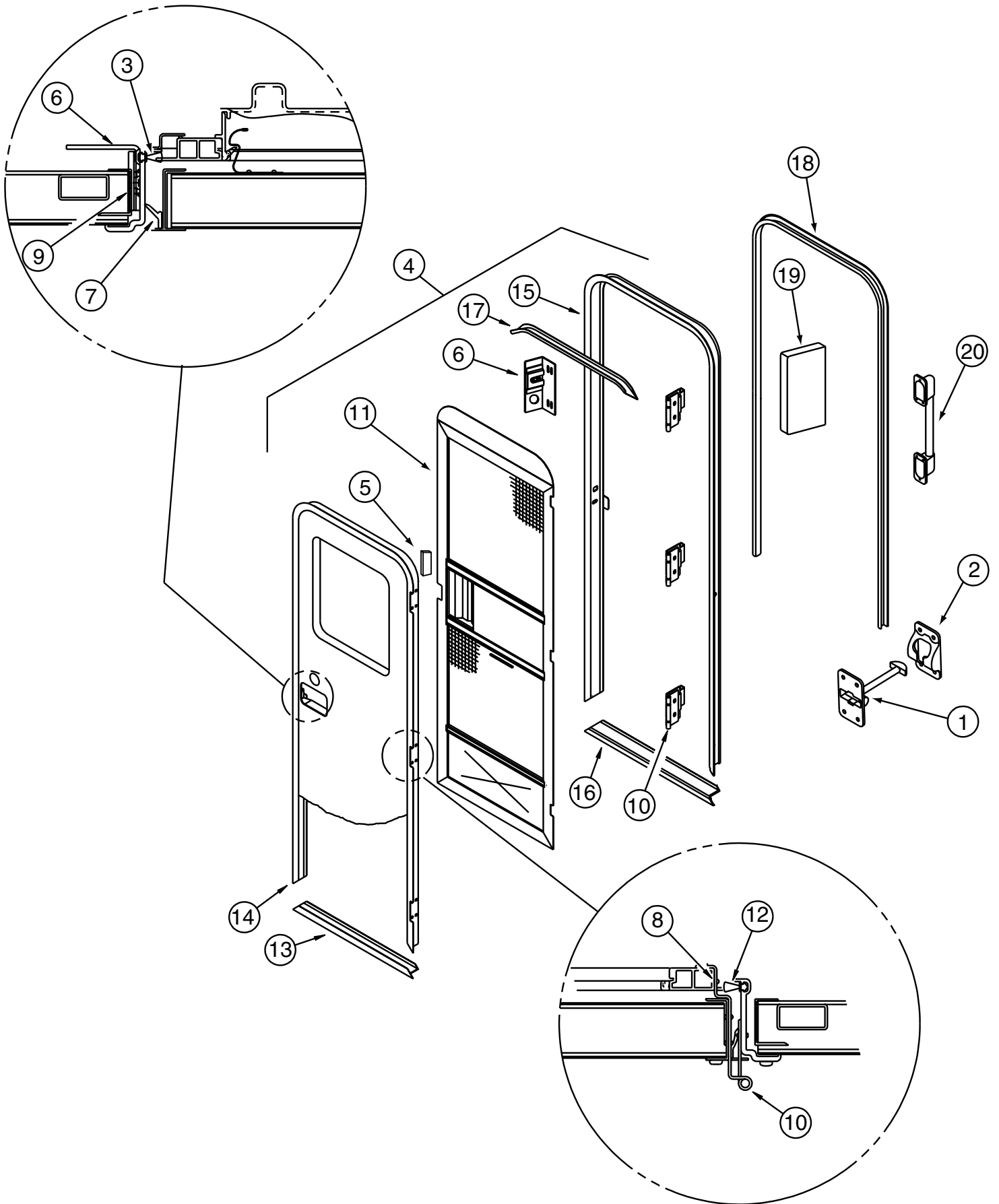
**EXTERIOR DOORS & COMPARTMENTS GROUP (CONTINUED)**  
**DRIVERS DOOR (CONTINUED)**

**ONE KEY SYSTEM**

<b>KEY</b>	<b>PART NUMBER</b>	<b>U/M</b>	<b>DESCRIPTION</b>
*	129685-01-000	EA	CYLINDER - LOCK ASSEMBLY - ENTRANCE DOOR (J)
*	129685-02-000	EA	CYLINDER - LOCK ASSEMBLY - ENTRANCE DOOR (J)
*	129685-03-000	EA	CYLINDER - LOCK ASSEMBLY - ENTRANCE DOOR (J)
*	129685-04-000	EA	CYLINDER - LOCK ASSEMBLY - ENTRANCE DOOR (J)
*	129685-05-000	EA	CYLINDER - LOCK ASSEMBLY - ENTRANCE DOOR (J)
*	129685-06-000	EA	CYLINDER - LOCK ASSEMBLY - ENTRANCE DOOR (J)
*	129685-07-000	EA	CYLINDER - LOCK ASSEMBLY - ENTRANCE DOOR (J)
*	129685-08-000	EA	CYLINDER - LOCK ASSEMBLY - ENTRANCE DOOR (J)
*	129685-09-000	EA	CYLINDER - LOCK ASSEMBLY - ENTRANCE DOOR (J)
*	129685-10-000	EA	CYLINDER - LOCK ASSEMBLY - ENTRANCE DOOR (J)
*	129676-01-000	EA	KEY - T/M 14472-07-1431
*	129676-02-000	EA	KEY - T/M 14472-07-1432
*	129676-03-000	EA	KEY - T/M 14472-07-1433
*	129676-04-000	EA	KEY - T/M 14472-07-1434
*	129676-05-000	EA	KEY - T/M 14472-07-1435
*	129676-06-000	EA	KEY - T/M 14472-07-1436
*	129676-07-000	EA	KEY - T/M 14472-07-1437
*	129676-08-000	EA	KEY - T/M 14472-07-1438
*	129676-09-000	EA	KEY - T/M 14472-07-1439
*	129676-10-000	EA	KEY - T/M 14472-07-1440

\* **COMPONENT PARTS FOUND IN SERVICE PARTS LIBRARY**

EXTERIOR DOORS & COMPARTMENTS GROUP (CONTINUED)  
ENTRY DOOR

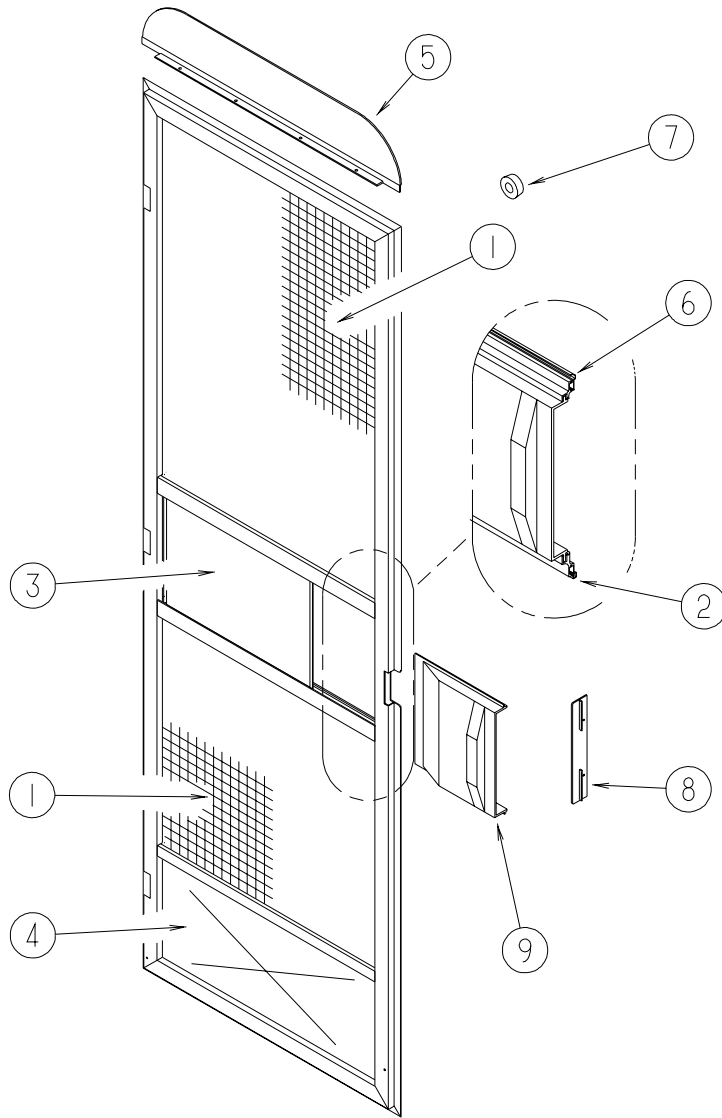




**EXTERIOR DOORS & COMPARTMENTS GROUP (CONTINUED)****ENTRY DOOR (CONTINUED)**

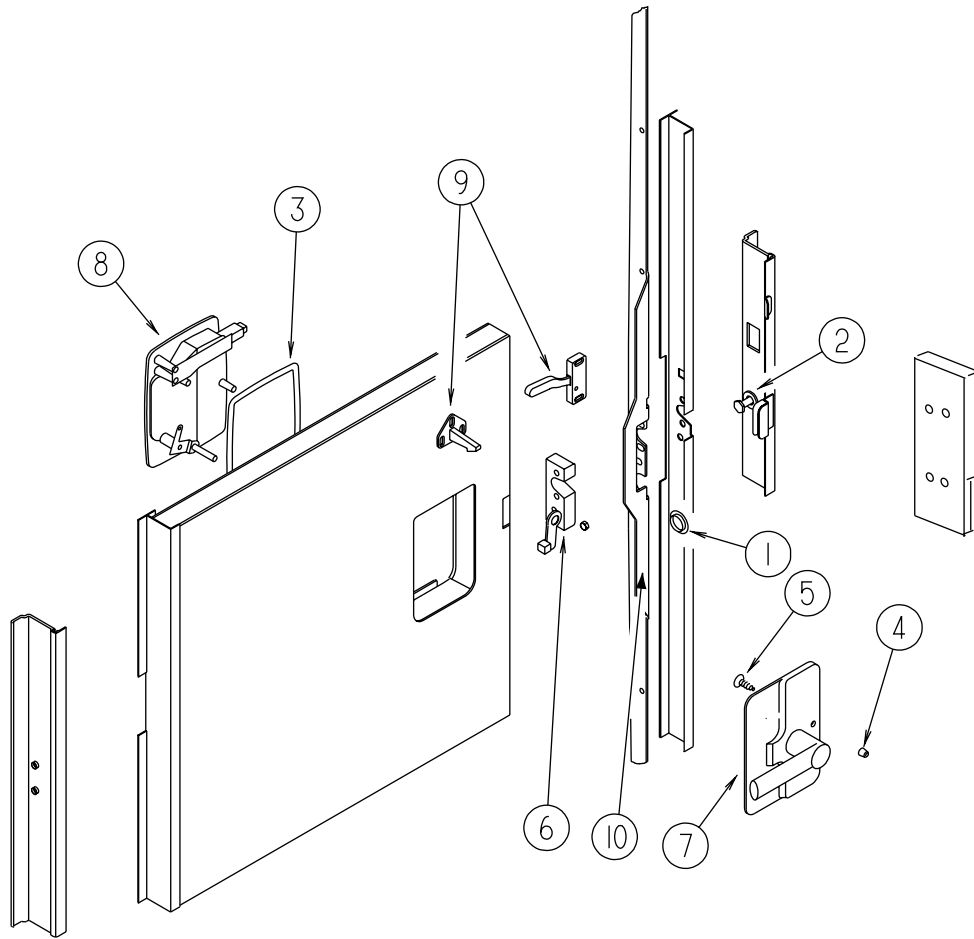
<b>KEY</b>	<b>PART NUMBER</b>	<b>U/M</b>	<b>DESCRIPTION</b>
1	104099-01-04A	EA	CATCH - DOOR HOLDER - STRIKE - BRIGHT WHITE
2	104099-02-04A	EA	CATCH - DOOR HOLDER - RETAINER - BRIGHT WHITE
3	075673-05-000	FT	SEAL - PILE - ADHESIVE BACK - BLACK
			FROM: 05-01-00 THRU: 99-99-99
4	P32206-02-L52	EA	DOOR - ENTRY W/SCREEN DOOR - W/O WINDOW (L52, L53)
4	P32206-02-L54	EA	DOOR - ENTRY W/SCREEN DOOR - W/O WINDOW (L54, L55)
4	P32206-02-L56	EA	DOOR - ENTRY W/SCREEN DOOR - W/O WINDOW (L56, L57)
4	P32206-02-L58	EA	DOOR - ENTRY W/SCREEN DOOR - W/O WINDOW (L58, L59, L62, L63)
4	P32206-02-L60	EA	DOOR - ENTRY W/SCREEN DOOR - W/O WINDOW (L60, L61)
	039715-01-000	EA	NUT-SERT - 1/4" DIAMETER - 20 THREADS
5	134655-01-01A	EA	COVER - LATCH - SCREEN DOOR - BRIGHT WHITE
6	041546-08-000	EA	BRACKET - DOOR ANGLE O/W
7	075671-04-000	FT	SEAL - SPONGE - LAZY T - W/ADHESIVE STRIP - .5" WIDE
8	100128-02-000	FT	SEAL - FOAM/ADHESIVE BACK - .37" WIDE X .37" THICK
9	104692-01-000	FT	SEAL - ADHESIVE BACKED FOAM-.75"THICK X .75"WIDE X 25'
10	106719-01-05A	EA	HINGE - ENTRY DOOR - BRIGHT WHITE
10	106719-01-01A	EA	HINGE - ENTRY DOOR - MILL
	116111-02-01A	EA	SCREW - TAPTITE - 1/4-20 X 3/8 PPH - ZINC
11	132208-02-L32	EA	DOOR - SCREEN - W/O HARDWARE
12	118929-01-01A	FT	SEAL - PILE - PUSH ON
13	121893-03-02A	EA	FRAME - ENTRY DOOR/LOWER - BRIGHT WHITE
	038327-01-000	EA	TAPE - ANTI-SLIP - 2" X 60'
14	121894-16-01A	EA	FRAME - ENTRY DOOR - BRIGHT WHITE
15	121898-14-01A	EA	JAMB - ENTRY DOOR
16	051049-05-000	EA	JAMB/DOOR - LOWER - ENTRY DOOR
17	044582-50-000	EA	CAP - DRIP JAMB MITERED
18	115222-12-01A	EA	GARNISH - RADIUS - ENTRY DOOR
			FROM: 00-00-00 THRU: 12-05-99
18	115222-17-01A	EA	GARNISH - RADIUS - ENTRY DOOR
			FROM: 12-06-99 THRU: 99-99-99
19	077461-03-000	EA	COVER - STRIKE - ENTRY DOOR - 6.5" X 2.5" - WHITE PLASTIC
20	132442-02-01A	EA	HANDLE - ASSIST - WINNEBAGO
20	132442-03-01A	EA	HANDLE - ASSIST - ITASCA

**EXTERIOR DOORS & COMPARTMENTS GROUP (CONTINUED)**  
**SCREEN DOOR**



KEY	PART NUMBER	U/M	DESCRIPTION
	132208-02-L32	EA	DOOR - SCREEN - W/O HARDWARE
1	002293-02-000	SF	SCREEN - 26" - CHARCOAL
2	002294-01-000	FT	SPLINE - SCREENING - .135" X .138"
3	001014-01-013	EA	INSERT - CENTER - 10.25" X 16.31" - UNPAINTED
3	001014-01-017	EA	AL-.024X10.077 X16.783 LEATHER GRAIN FINISH FROM: 00-00-00 THRU: 07-11-99 FROM: 07-12-99 THRU: 99-99-99
4	078552-09-000	EA	INSERT - SCREEN DOOR - LOWER
5	078595-03-000	EA	PLATE - SCREEN DOOR
6	078777-08-000	FT	CHANNEL - SLIDER
7	120863-06-000	EA	BUMPER - RUBBER - 3/4" X 3/8"
8	132081-01-01A	EA	STRIKE - SLIDER - SCREEN DOOR - BRIGHT WHITE
9	132082-01-01A	EA	SLIDER - SCREEN DOOR - BRIGHT WHITE

**EXTERIOR DOORS & COMPARTMENTS GROUP (CONTINUED)**  
**LATCH - ENTRY DOOR**



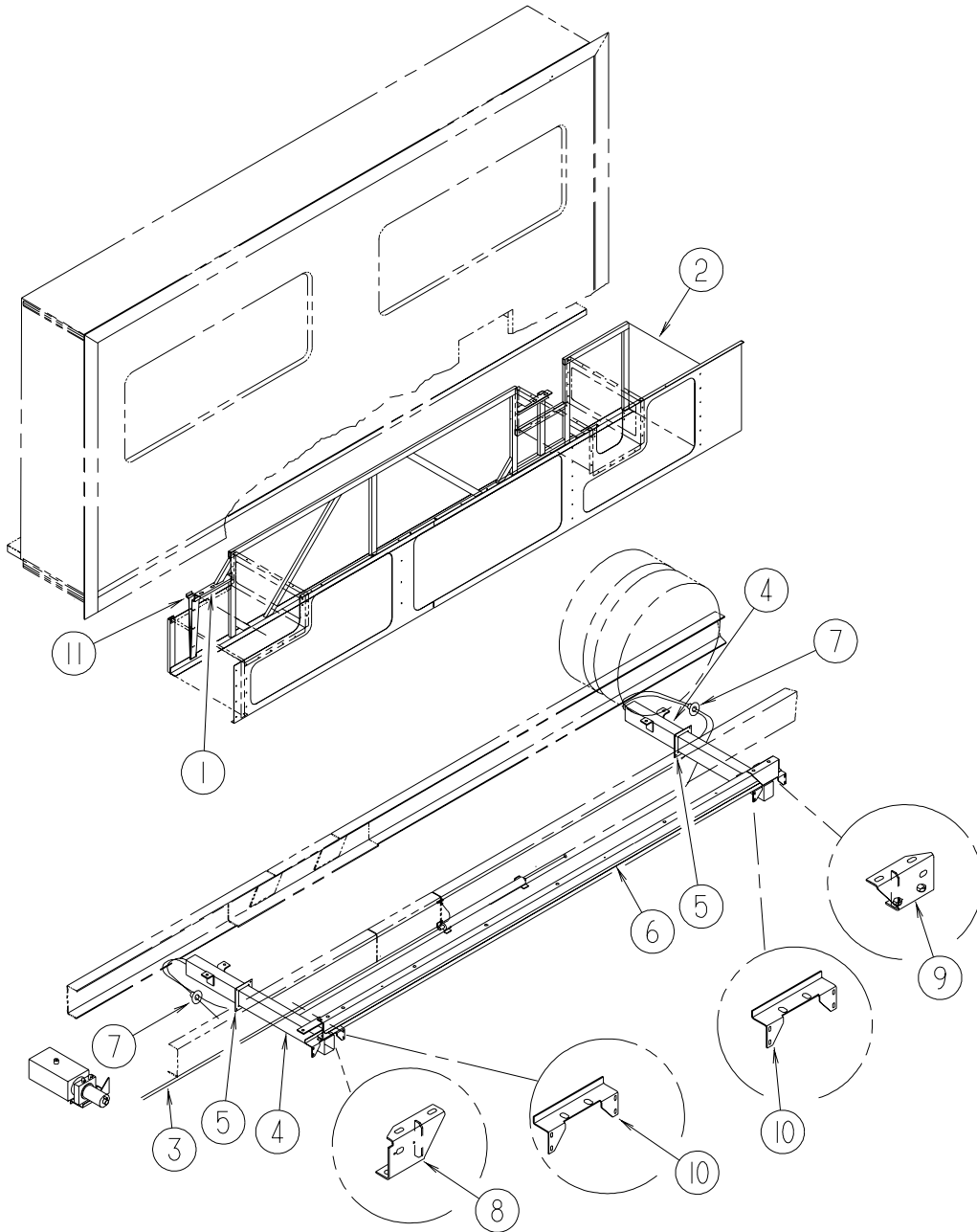
## EXTERIOR DOORS & COMPARTMENTS GROUP (CONTINUED)

### LATCH - ENTRY DOOR (CONTINUED)

KEY	PART NUMBER	U/M	DESCRIPTION
1	061420-14-000	EA	PLUG - PLASTIC - .034" DIAMETER
2	092927-03-000	EA	STRIKER - ROUND - JAMB MOUNTED
			FROM: 00-00-00 THRU: 11-05-99
2	092927-14-000	EA	BOLT - STRIKER
			FROM: 11-06-99 THRU: 99-99-99
3	112782-04-01A	EA	GASKET
4	112782-05-01A	EA	CAP - VINYL - RED
5	112782-08-01A	EA	SCREW - MOUNTING/PLATE - ZINC
6	112782-09-01A	EA	LATCH - SINGLE ROTOR
7	112782-11-01A	EA	LATCH - INTERIOR PLATE
8	112782-10-01A	EA	LATCH - EXTERIOR W/O CYLINDER
			FROM: 00-00-00 THRU: 01-02-00
8	112782-12-01A	EA	LATCH - EXTERIOR - W/O CYLINDER - W/ICON LOCK/UNLOCK
			FROM: 01-03-00 THRU: 99-99-99
9	132915-01-01A	EA	LATCH - SCREEN DOOR
10	072893-04-000	EA	NUTSERT - 10-32
10	132207-01-02B	EA	STIFFENER-FORMED, DOOR, E-COAT
	129685-01-701	EA	KEY - BLANK KS 150 144472-07-2001
	129685-01-000	EA	CYLINDER - LOCK ASSEMBLY - ENTRANCE DOOR (J)
	129685-02-000	EA	CYLINDER - LOCK ASSEMBLY - ENTRANCE DOOR (J)
	129685-03-000	EA	CYLINDER - LOCK ASSEMBLY - ENTRANCE DOOR (J)
	129685-04-000	EA	CYLINDER - LOCK ASSEMBLY - ENTRANCE DOOR (J)
	129685-05-000	EA	CYLINDER - LOCK ASSEMBLY - ENTRANCE DOOR (J)
	129685-06-000	EA	CYLINDER - LOCK ASSEMBLY - ENTRANCE DOOR (J)
	129685-07-000	EA	CYLINDER - LOCK ASSEMBLY - ENTRANCE DOOR (J)
	129685-08-000	EA	CYLINDER - LOCK ASSEMBLY - ENTRANCE DOOR (J)
	129685-09-000	EA	CYLINDER - LOCK ASSEMBLY - ENTRANCE DOOR (J)
	129685-10-000	EA	CYLINDER - LOCK ASSEMBLY - ENTRANCE DOOR (J)
*	129676-01-000	EA	KEY - T/M 14472-07-1431
*	129676-02-000	EA	KEY - T/M 14472-07-1432
*	129676-03-000	EA	KEY - T/M 14472-07-1433
*	129676-04-000	EA	KEY - T/M 14472-07-1434
*	129676-05-000	EA	KEY - T/M 14472-07-1435
*	129676-06-000	EA	KEY - T/M 14472-07-1436
*	129676-07-000	EA	KEY - T/M 14472-07-1437
*	129676-08-000	EA	KEY - T/M 14472-07-1438
*	129676-09-000	EA	KEY - T/M 14472-07-1439
*	129676-10-000	EA	KEY - T/M 14472-07-1440
	129754-01-000	EA	SEAL - LOCK CYLINDER

\* COMPONENT PARTS FOUND IN SERVICE PARTS LIBRARY

**EXTERIOR SLIDEOUT INSTALLATION GROUP**  
**FRONT LEFT**  
**COMPARTMENT & SLIDEOUT**

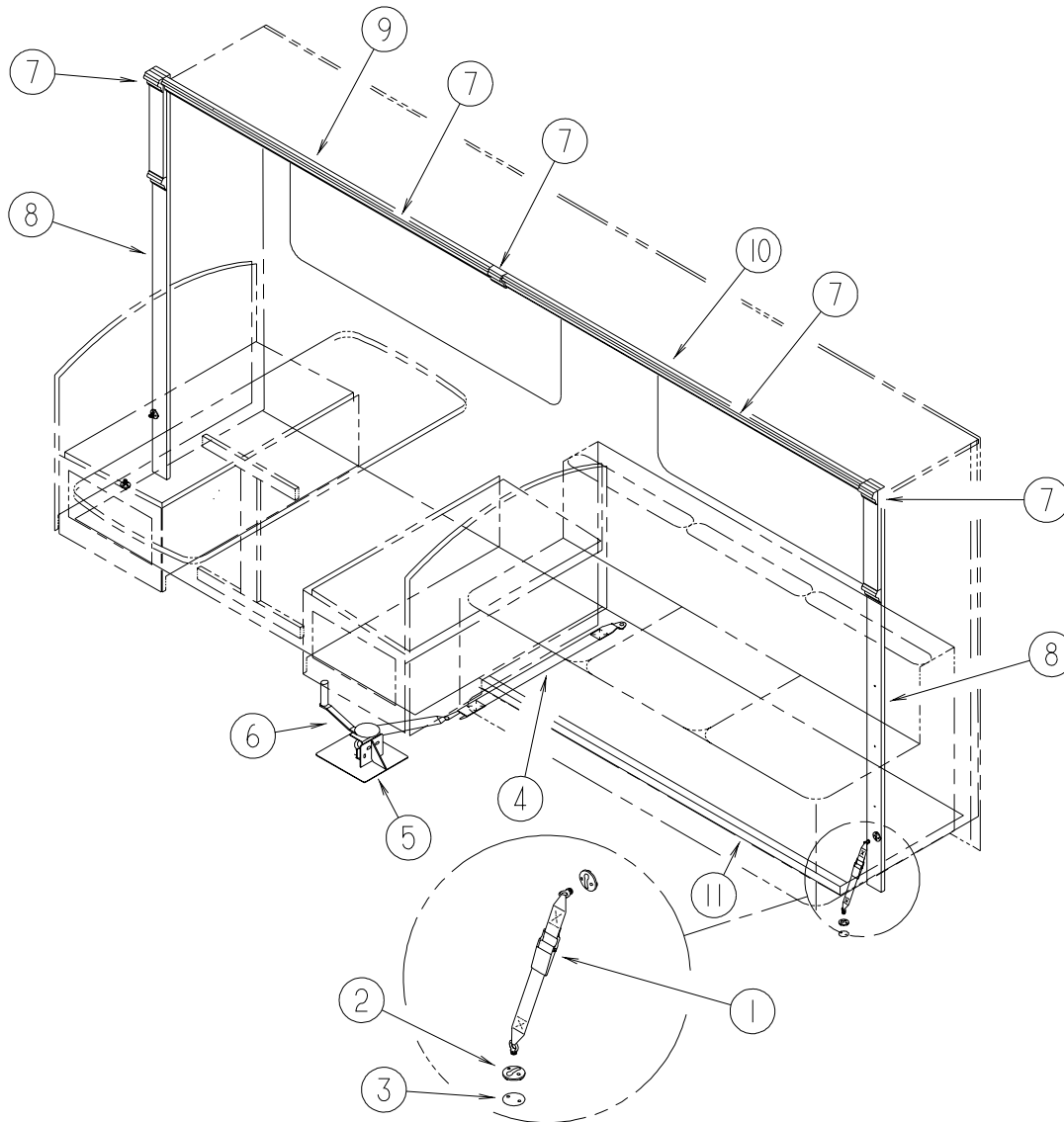


KEY	PART NUMBER	U/M	DESCRIPTION
1	126050-14-L32	EA	SUPPORT - SLIDEOUT COMPARTMENT
2	126390-17-000	EA	COMPARTMENT - SLIDEOUT
3*	100536-42-000	EA	HOSE KIT - PUMP TO SLIDE-OUT VALVE
4*	132540-01-000	EA	SLIDEOUT - HYDRAULIC
5	125828-02-02B	EA	FILLER/STEEL - SLIDEOUT - E-COATED
6	128621-09-01A	EA	ZEE-SLIDEOUT,W/HOLES,MILL
7	023942-01-000	EA	GROMMET - RUBBER - 2" OD
8	127030-01-02B	EA	BRACKET - INNER REAR/SLIDEOUT - E-COATED
9	127030-02-02B	EA	BRACKET - INNER FRONT/SLIDEOUT - E-COATED
10	128386-01-02B	EA	BRACKET - SLIDEOUT/COMPARTMENT - E-COATED
11	126591-01-02B	EA	CARRIER - WIRE - SLIDEOUT

\* COMPONENT PARTS FOUND IN SERVICE PARTS LIBRARY

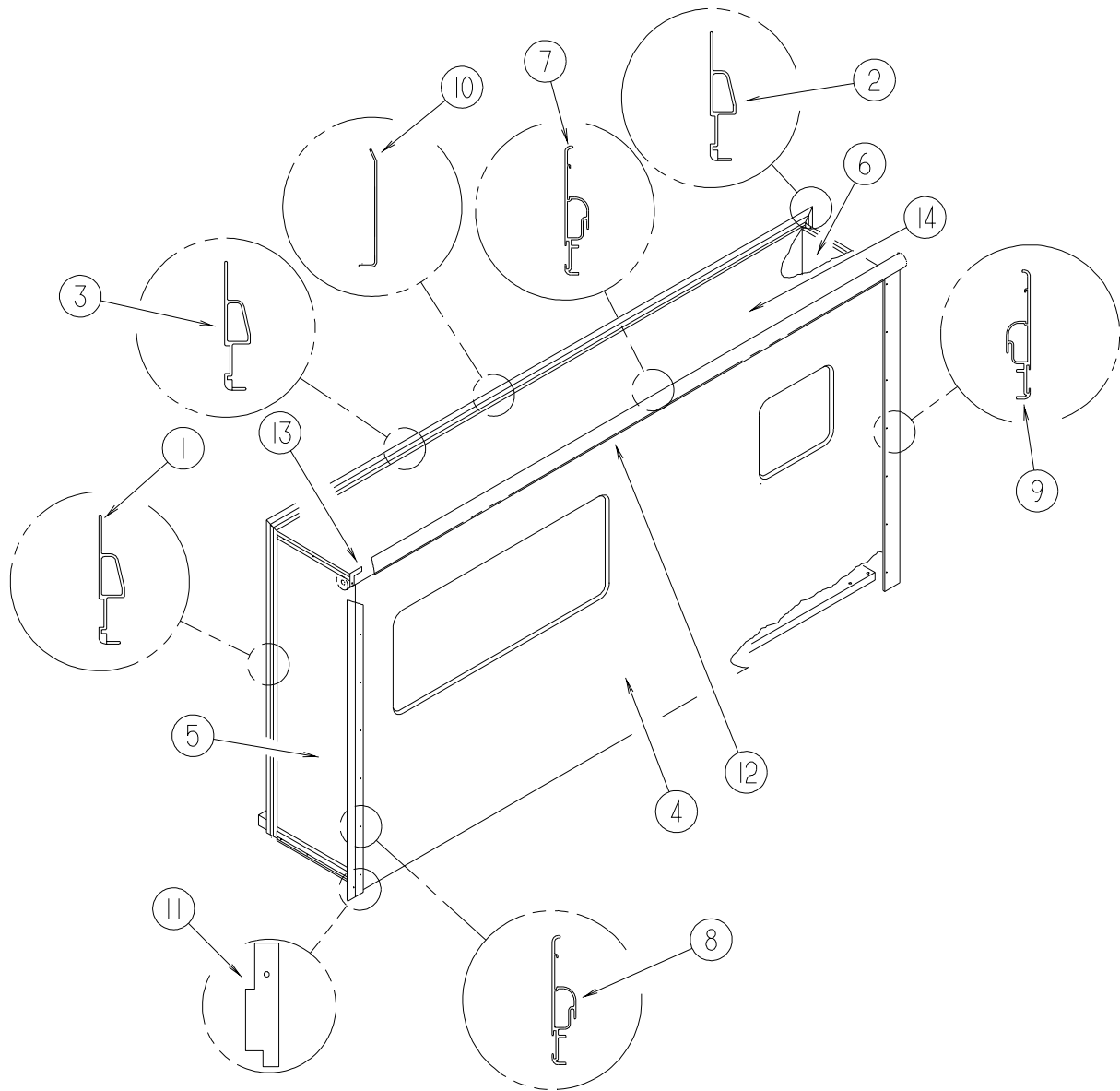
# EXTERIOR SLIDEOUT INSTALLATION GROUP (CONTINUED)

## FRONT LEFT (CONTINUED) INTERIOR MOLDING & WINCH



KEY	PART NUMBER	U/M	DESCRIPTION	
1	133067-01-01A	EA	STRAP - TIE DOWN - SLIDE	FROM: 00-00-00 THRU: 03-28-00
1	135619-01-01A	EA	STRAP - SLIDE-OUT ROOM TIEDOWN	FROM: 03-29-00 THRU: 99-99-99
2	133067-02-01A	EA	PLATE - TIE-DOWN - SLIDE	FROM: 00-00-00 THRU: 03-28-00
2	135619-02-01A	EA	PLATE - TIEDOWN/SLIDE	FROM: 03-29-00 THRU: 99-99-99
3	133374-01-09B	EA	PLATE - TIEDOWN	FROM: 00-00-00 THRU: 03-28-00
3	135622-01-01B	EA	PLATE - SLIDE-OUT ROOM TIEDOWN	FROM: 03-29-00 THRU: 99-99-99
4	116101-02-F31	EA	STRAP - WINCH - 34" CENTER BRACKET/STRAP END	
5	116082-03-02B	EA	BRACKET - WINCH	
6	115767-02-000	EA	WINCH - SLIDEOUT W/10' STRAP	
7	M09416-04-L52	EA	TRIM - HARDWOOD MOLDING - SLIDEOUT - SALEM CHERRY	
7	M09416-04-L53	EA	TRIM - HARDWOOD MOLDING - SLIDEOUT - WATERFORD OAK	
8	116951-16-K37	EA	MOLDING - TRIM - 3.5" X 74.3" - SALEM CHERRY	
8	116951-16-K66	EA	MOLDING - TRIM - 3.5" X 74.3" - WATERFORD OAK	
9	116967-08-K37	EA	TRIM - CENTER - WOOD - 3.8" X 74.1" - SALEM CHERRY	
9	116967-08-K66	EA	TRIM - CENTER - WOOD - 3.8" X 74.1" - WATERFORD OAK	
10	116967-07-K37	EA	TRIM - CENTER - WOOD - 3.8" X 78" - SALEM CHERRY	
10	116967-07-K66	EA	TRIM - CENTER - WOOD - 3.8" X 78" - WATERFORD OAK	
11	124624-04-02A	EA	ANGLE - TRIM - BLACK	

**EXTERIOR SLIDEOUT INSTALLATION GROUP (CONTINUED)**  
**FRONT LEFT (CONTINUED)**  
**PANEL & TRIMS**

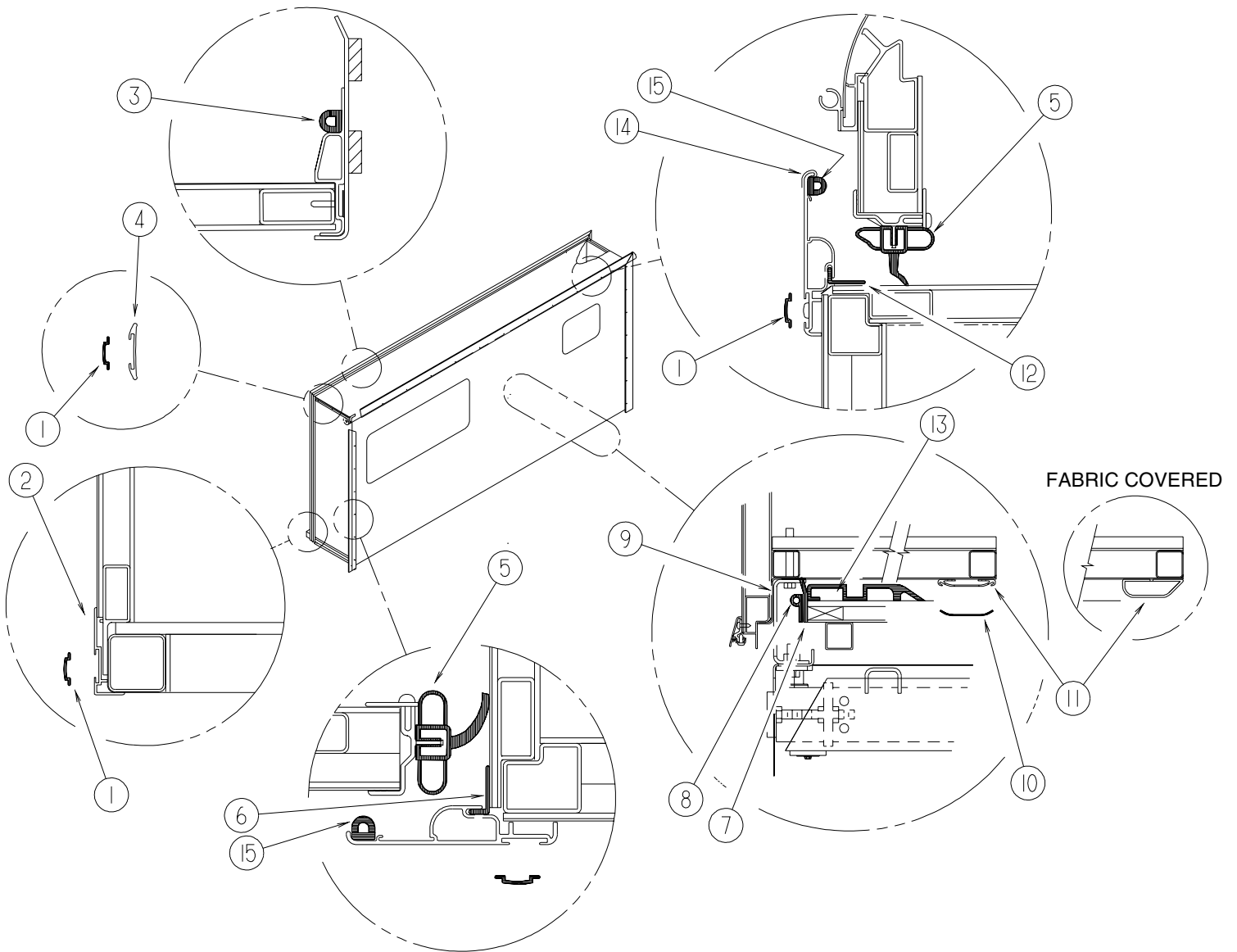


KEY	PART NUMBER	U/M	DESCRIPTION
1	117004-01-03A	EA	TRIM - SEAL/INNER RT HAND-W/MITERED END-73.5" BRT WHT
2	117004-02-03A	EA	TRIM - SEAL/INNER LT HAND-W/MITERED END-73.5" BRT WHITE
3	117004-03-03A	EA	TRIM - SEAL/INNER UPPER-W/MITERED ENDS-158"-BRIGHT WHITE
4	119783-33-L52	EA	PANEL ASM-SLIDEOUT, OUTER (L52, L53)
4	119783-33-L54	EA	PANEL ASM-SLIDEOUT, OUTER (L54, L55)
4	119783-33-L56	EA	PANEL ASM-SLIDEOUT, OUTER (L56, L57)
5	132814-01-L44	EA	PANEL - SLIDEOUT/FRONT - W/O HARDWARE (L52, L53)
5	132814-01-L32	EA	PANEL - SLIDEOUT/FRONT - W/O HARDWARE (L54,L55)
5	132814-01-L56	EA	PANEL - SLIDEOUT/FRONT - W/O HARDWARE (L56,L57)
6	132813-01-L44	EA	PANEL - SLIDEOUT/REAR - W/O HARDWARE (L52, L53)
6	132813-01-L32	EA	PANEL - SLIDEOUT/REAR - W/O HARDWARE (L54,L55)
6	132813-01-L56	EA	PANEL - SLIDEOUT/REAR - W/O HARDWARE (L56,L57)
7	133955-01-01A	EA	TRIM/SEAL - W/MITERED ENDS - 160" - BRIGHT WHITE
8	133955-09-01A	EA	TRIM - SEAL - W/MITERED ENDS - 75.7" - BRIGHT WHITE
9	133955-10-01A	EA	TRIM - SEAL - W/MITERED ENDS - 75.7" - BRIGHT WHITE
10	125466-01-01A	EA	SUPPORT - ROOF/INTERIOR - OFF WHITE
11	126546-01-02A	EA	COVER - END/SIDEWALL SLIDEOUT - BRIGHT WHITE
12	122977-06-01A	EA	AWNING/SLIDEOUT W/COVER - 160.24" - BRIGHT WHITE
13	116444-02-02B	EA	KEY - CORNER TRIM/SLIDEOUT - E-COATED
14	132815-01-L32	EA	ROOF - SLIDEOUT - W/O LIGHTS/VENTS - W/WIRING

# EXTERIOR SLIDEOUT INSTALLATION GROUP (CONTINUED)

## FRONT LEFT (CONTINUED)

### SEALS & TRIMS

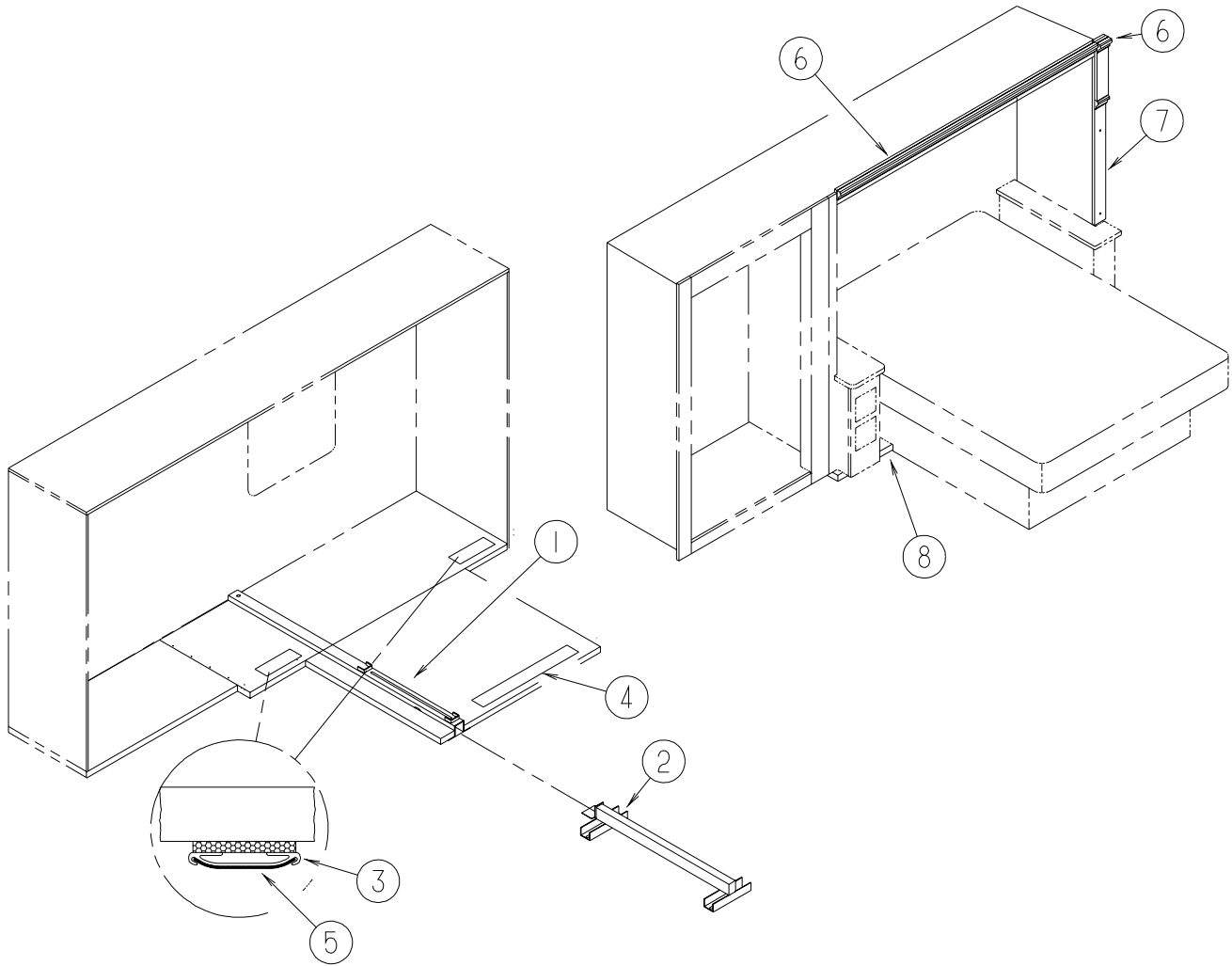


KEY	PART NUMBER	U/M DESCRIPTION
1	105312-01-07A	FT INSERT - VINYL FEATURE STRIP - BRIGHT WHITE
2	125051-03-01A	EA TRIM - LOWER FEATURE - BRIGHT WHITE
3	112091-01-000	FT D-SEAL - NEOPRENE - TRUNK - HEAT ACTIVE ADHESIVE
4	108688-01-03A	EA STRIP - FEATURE - W/O INSERT/END CAPS - 15
5	115076-03-000	FT SEAL - SLIDEOUT
6	133954-09-01A	EA TRIM - SEAL W/MITERED ENDS - 71.6" - BRIGHT WHITE
7	115075-02-000	FT SEAL - WIPE - .25" X 3.15"
8	121283-01-000	FT SEAL - P SHAPED
8	089275-02-000	FT STRIP - 3/4" X 84" BLACK POLYETHYLENE
9	104692-03-000	FT SEAL - ADHESIVE BACKED/FOAM - 1" THICK X 1.25" WIDE X 15'
10	115661-01-000	FT SHOE/GLIDE - SLIDEOUT ROOM - 1/16" X 3" - POLYETHYLENE
11	115325-01-02A	EA RAIL - FLOOR/SLIDEOUT ROOM - BLACK - USE IN CARPETED AREA
11	134756-01-L76	EA RAMP - FABRIC COVERED - SLIDEOUT - USE IN VINYL OR PLANK FLOOR AREA
		FROM: 12-06-99 THRU: 99-99-99
12	133954-07-01A	EA TRIM - SEAL W/MITERED ENDS - 141.8" - BRIGHT WHITE
13	134837-01-01A	EA RAMP - SLIDEOUT - BLACK PVC - USE IN VINYL OR PLANK FLOOR AREA
14	117058-01-01A	FT TAPE - LOOP - 3/4" WIDE - ADHESIVE BACKED
15	099418-01-000	FT SEAL - D-SECTION/ADHESIVE BACK - .44" X .44"- BLK RUBBER



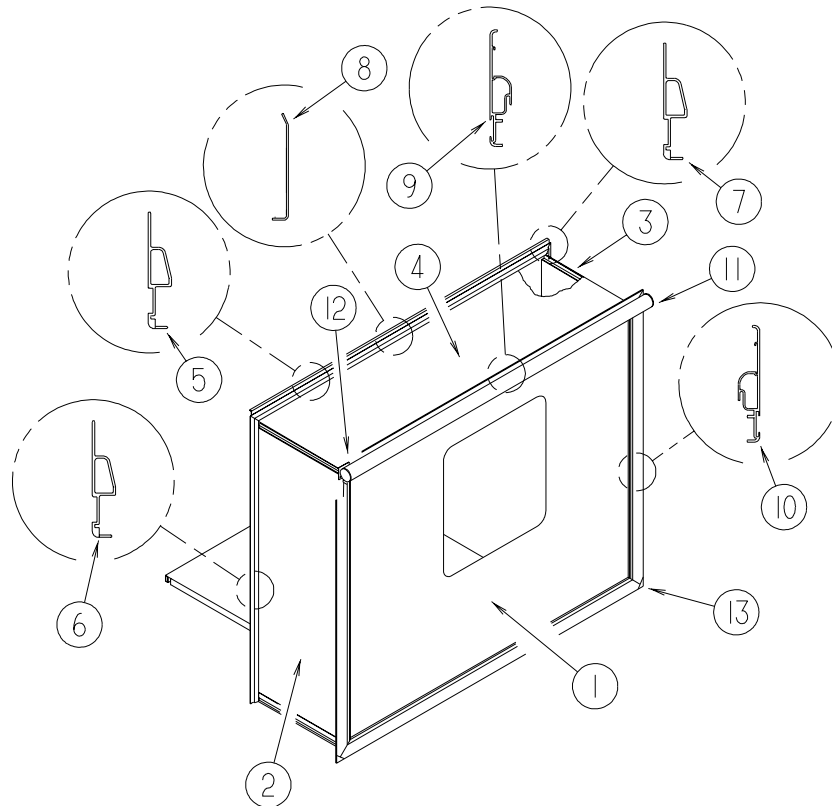
# EXTERIOR SLIDEOUT INSTALLATION GROUP (CONTINUED)

## RIGHT REAR SLIDEOUT & INTERIOR MOLDING



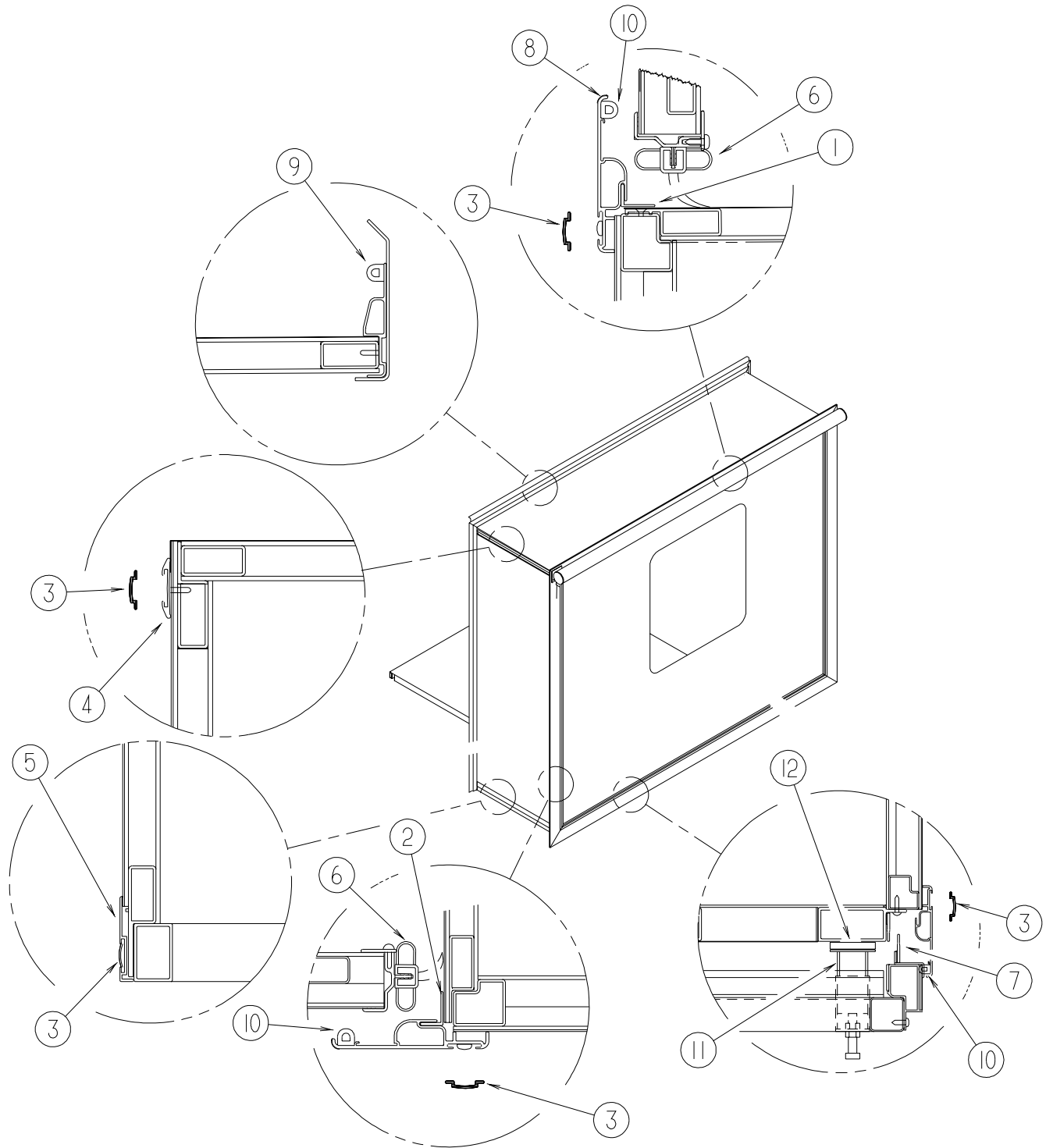
KEY	PART NUMBER	U/M DESCRIPTION
1	128599-02-000	EA CHANNEL - F/SLIDEOUT
2*	128599-05-000	EA CYLINDER/HYDRAULIC - F/SLIDEOUT
3	115325-08-01A	EA RAIL - FLOOR/SLIDEOUT ROOM - BLACK
4	115325-11-01A	EA RAIL - FLOOR/SLIDEOUT ROOM - BLACK
5	115661-01-000	FT POLYETHYLENE - HIGH DENSITY - 1/16" X 3"
6	M09416-05-L52	EA TRIM - HARDWOOD MOLDING - SLIDEOUT - SALEM CHERRY
6	M09416-05-L53	EA TRIM - HARDWOOD MOLDING - SLIDEOUT - WATERFORD OAK
7	116951-22-L52	EA MOLDING - TRIM - 3.5" X 49.8" - SALEM CHERRY
7	116951-22-L53	EA MOLDING - TRIM - 3.5" X 49.8" - WATERFORD OAK
8	124624-10-02A	EA ANGLE - TRIM - BLACK - 7.9"

**EXTERIOR SLIDEOUT INSTALLATION GROUP (CONTINUED)**  
**RIGHT REAR (CONTINUED)**  
**PANELS & TRIMS**



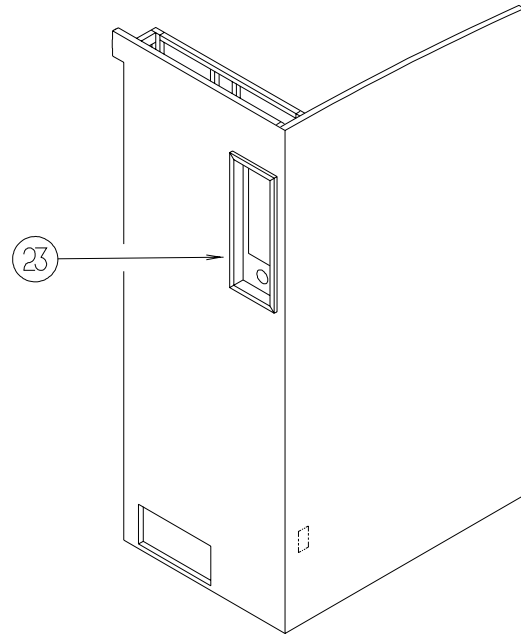
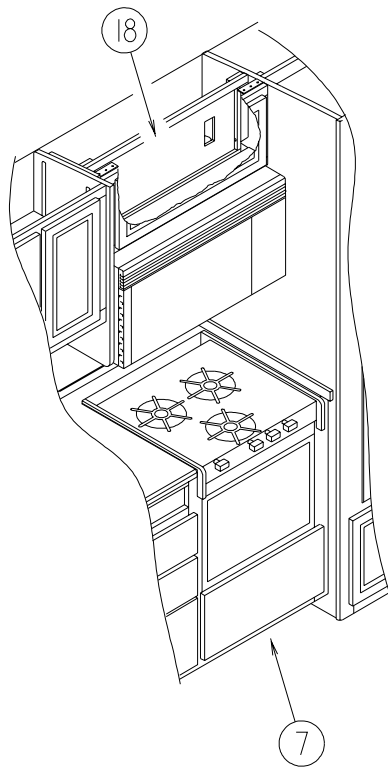
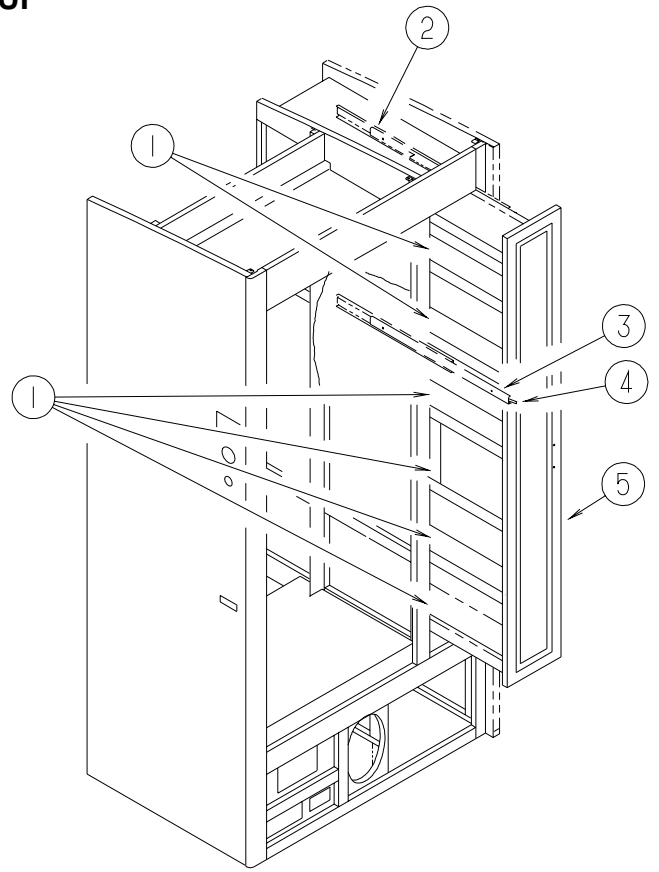
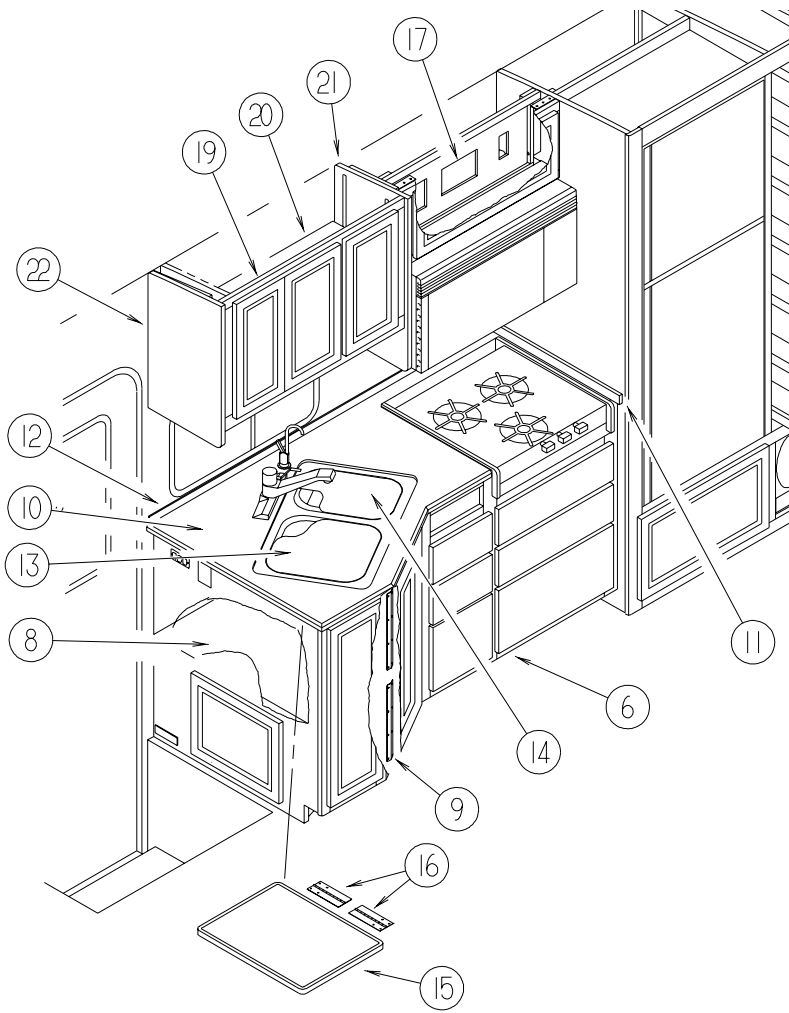
KEY	PART NUMBER	U/M	DESCRIPTION
1	130433-02-L44	EA	PANEL ASM-SLIDEOUT, OUTER (L52,L53)
1	130433-02-L32	EA	PANEL ASM-SLIDEOUT, OUTER (L54,L55)
1	130433-02-L56	EA	PANEL ASM-SLIDEOUT, OUTER (L56,L57)
2	127706-05-L44	EA	PANEL - SLIDEOUT/REAR (L52,L53)
2	127706-05-L32	EA	PANEL - SLIDEOUT/REAR (L54,L55)
2	127706-05-L56	EA	PANEL - SLIDEOUT/REAR (L56,L57)
3	127707-03-K66	EA	PANEL - SLIDEOUT/FRONT (L52,L53)
3	127707-03-L32	EA	PANEL - SLIDEOUT/FRONT (L54,L55)
3	127707-03-L56	EA	PANEL - SLIDEOUT/FRONT (L56,L57)
4	130437-02-L32	EA	ROOF - SLIDEOUT - W/O LIGHTS/VENTS - W/WIRING
5	117004-10-01A	EA	TRIM/SEAL - INNER/UPPER-W/MITERED ENDS-132.7" OFF WHITE
6	117004-06-03A	EA	TRIM - SEAL/INNER RT HAND-W/MITERED END/NOTCH-73.4" B/W
7	117004-07-03A	EA	TRIM - SEAL/INNER LT HAND-W/MITERED END/NOTCH-73.4" B/W
8	125466-05-01A	EA	SUPPORT - ROOF/INTERIOR - OFF WHITE
9	133955-16-01A	EA	TRIM/SEAL - W/MITERED ENDS - 134.6" - BRIGHT WHITE
10	133955-05-01A	EA	TRIM - SEAL - W/MITERED ENDS - 75.6" - BRIGHT WHITE
11	122977-08-01A	EA	AWNING - F/SLIDEOUT - 134.4" - BRIGHT WHITE
12	116444-02-02B	EA	KEY - CORNER TRIM/SLIDEOUT - E-COATED
13	135275-01-01A	EA	PROTECTOR - CORNER - SLIDEOUT - WHITE

**EXTERIOR SLIDEOUT INSTALLATION GROUP (CONTINUED)**  
**RIGHT REAR (CONTINUED)**  
**SEALS & TRIMS**



KEY	PART NUMBER	U/M	DESCRIPTION
1	116933-14-01A	EA	TRIM - SEAL/FLOOR EDGE - 129.6" - BRIGHT WHITE
2	116933-05-02A	EA	TRIM - SEAL/FLOOR EDGE - 71.4" - BRIGHT WHITE
3	105312-01-07A	FT	INSERT - VINYL FEATURE STRIP - BRIGHT WHITE
4	108688-01-03A	EA	STRIP - FEATURE - W/O INSERT/END CAPS - 15'
5	125051-02-01A	EA	TRIM - LOWER FEATURE - BRIGHT WHITE
6	115076-03-000	FT	SEAL - SLIDEOUT
7	123012-01-000	FT	SEAL - SLIDEOUT
8	117058-01-01A	FT	TAPE - LOOP - 3/4" WIDE - ADHESIVE BACKED
9	112091-01-000	FT	D-SEAL - NEOPRENE - TRUNK - HEAT ACTIVE ADHESIVE
10	099418-01-000	FT	SEAL - D-SECTION/ADHESIVE BACK - .44" X .44" - BLK RUBBER
11	126313-02-02B	EA	SUPPORT - SLIDE - E-COATED
12	128599-03-000	EA	PAD - F/SLIDEOUT

# GALLEY GROUP CABINETS



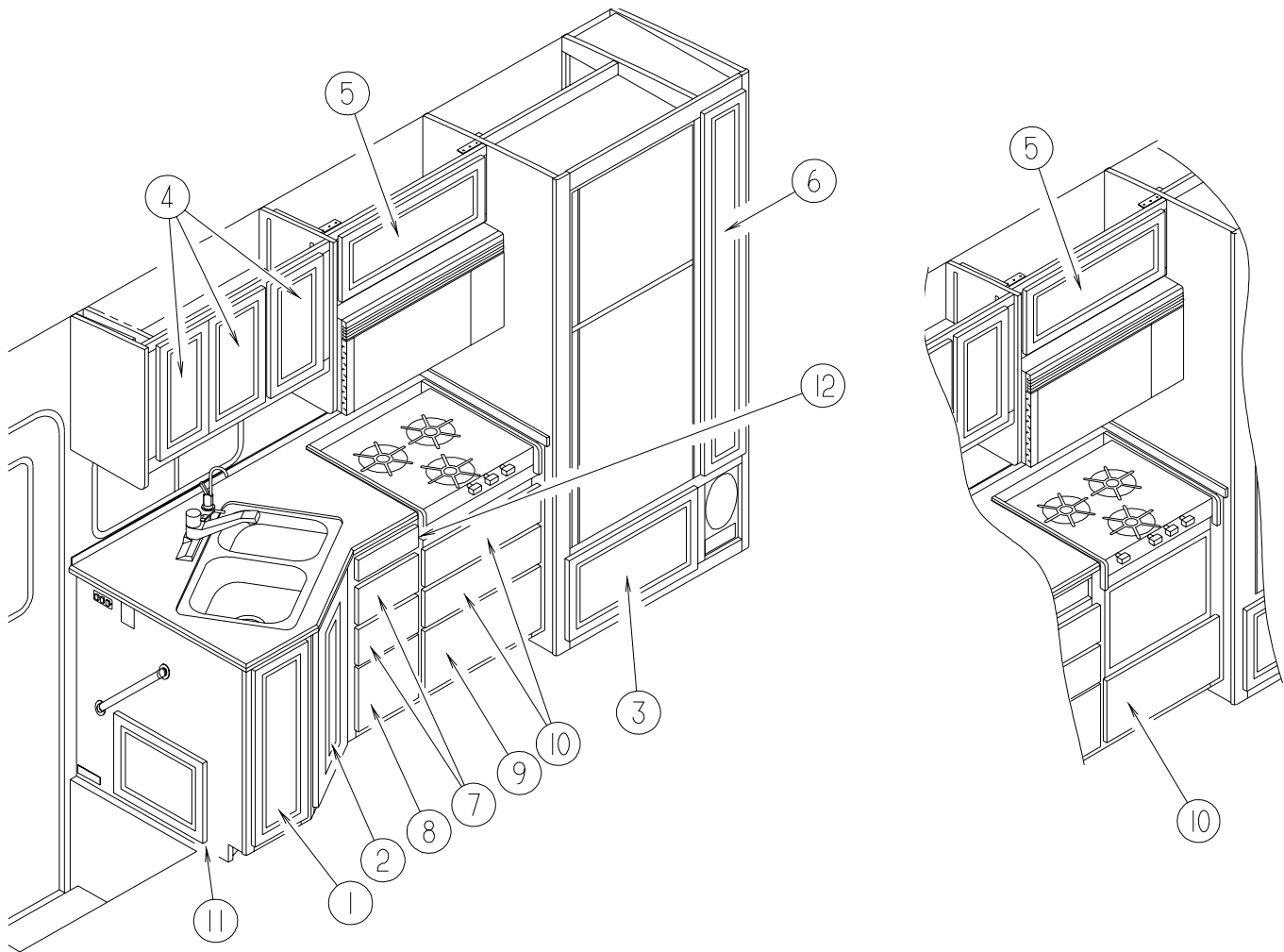
## GALLEY GROUP (CONTINUED)

### CABINETS (CONTINUED)

KEY	PART NUMBER	U/M	DESCRIPTION
1	122325-11-H57	EA	SHELF - W/EDGE MOLDING - SALEM CHERRY
1	122325-11-H17	EA	SHELF - W/EDGE MOLDING - WATERFORD OAK
2	122360-02-000	EA	SLIDE - PANTRY - W/O LOCK - RIGHT/LEFT HAND
3	122360-03-000	EA	SLIDE - PANTRY - W/LOCK - RIGHT HAND (FACING PANEL)
4	123673-01-01A	EA	KNOB - PANTRY SLIDE
5	122325-01-H57	EA	CABINET - PANTRY/RIGHT HAND SLIDING - W/O SLIDES/HARDWARE - SALEM CHERRY
5	122325-01-H17	EA	CABINET - PANTRY/RIGHT HAND SLIDING - W/O SLIDES/HARDWARE - WATERFORD OAK
6	134041-01-L52	EA	CABINET - GALLEY - W/O COUNTERTOP/DOORS/DRAWERS/HARDWARE - W/O OVEN - CHERRY
6	134041-01-L53	EA	CABINET - GALLEY - W/O COUNTERTOP/DOORS/DRAWERS/HARDWARE - W/O OVEN - OAK
7	134041-02-L52	EA	CABINET - GALLEY - W/O COUNTERTOP/DOORS/DRAWERS/HARDWARE - W/O OVEN - CHERRY
7	134041-02-L53	EA	CABINET - GALLEY - W/O COUNTERTOP/DOORS/DRAWERS/HARDWARE - W/O OVEN - OAK
8	134041-22-L52	EA	SHELF - W/EDGE MOLDING - SALEM CHERRY
8	134041-22-L53	EA	SHELF - W/EDGE MOLDING - WATERFORD OAK
9	079320-30-000	EA	ANGLE-JOINT
10	130812-03-01A	EA	COUNTERTOP - GALLEY CABINET - JAMAICAN SAND
11	130813-04-01A	EA	BACKSPLASH - COUNTERTOP - JAMAICAN SAND - 1/2" VENDURA
12	130813-05-01A	EA	BACKSPLASH - COUNTERTOP - JAMAICAN SAND - 1/2" VENDURA
13	130815-01-01A	EA	COVER/SINK - LARGE - JAMAICAN SAND - 1/4" VENDURA
14	130815-02-01A	EA	COVER/SINK - SMALL - JAMAICAN SAND - 1/4" VENDURA
15	130812-05-01A	EA	EXTENSION - GALLEY - W/O HDW - 1/4" JAMAICAN SAND VENDURA
16	114278-02-000	EA	HINGE - CONTINUOUS - 3" WIDE
17	131363-01-L52	EA	CABINET - OVERHEAD/MICROWAVE - W/O DOORS/HARDWARE (10 GAL. WTR HTR)-SALEM CHERRY
17	131363-01-K28	EA	CABINET - OVERHEAD/MICROWAVE - W/O DOORS/HARDWARE (10 GAL. WTR HTR)-WATERFORDOAK
18	131363-05-L52	EA	CABINET - OVERHEAD/MICROWAVE - W/O DOORS/HARDWARE (6 GAL. WTR HTR)-SALEM CHERRY
18	131363-05-L53	EA	CABINET - OVERHEAD/MICROWAVE - W/O DOORS/HARDWARE (6 GAL. WTR HTR)-WATERFORD OAK
19	133874-01-L52	EA	CABINET - OVERHEAD/GALLEY - W/O DOORS/HARDWARE - SALEM CHERRY
19	133874-01-L53	EA	CABINET - OVERHEAD/GALLEY - W/O DOORS/HARDWARE - WATERFORD OAK
20	133874-14-L52	EA	SHELF - W/PLASTIC EDGE MOLDING - SALEM CHERRY
20	133874-14-L53	EA	SHELF - W/PLASTIC EDGE MOLDING - WATERFORD OAK
21	103128-47-L52	EA	END CAP - OVERHEAD CABINET - RIGHT HAND - SALEM CHERRY
21	103128-47-K28	EA	END CAP - OVERHEAD CABINET - RIGHT HAND - WATERFORD OAK
22	103128-44-K37	EA	END CAP - OVERHEAD CABINET - LEFT HAND - SALEM CHERRY
22	103128-44-K66	EA	END CAP - OVERHEAD CABINET - LEFT HAND - WATERFORD OAK
23	131096-06-L52	EA	WALL POCKET - MONITOR PANEL - SALEM CHERRY
23	131096-06-L32	EA	WALL POCKET - MONITOR PANEL - WATERFORD OAK

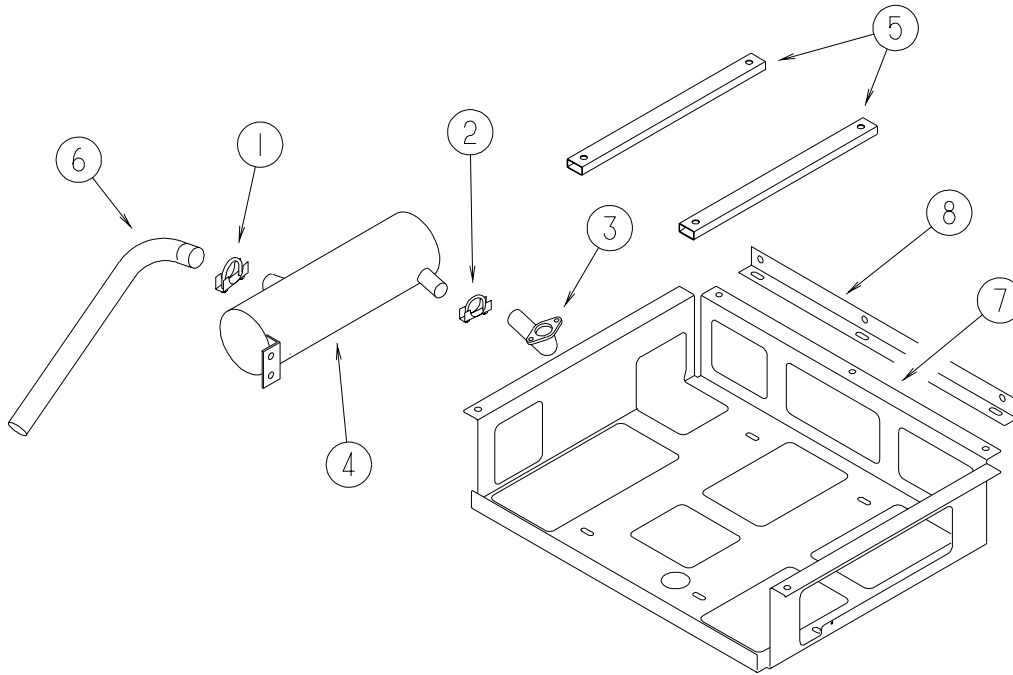
## GALLEY GROUP (CONTINUED)

### DOORS & DRAWERS



KEY	PART NUMBER	U/M	DESCRIPTION
1	131995-30-L52	EA	DOOR - RAIL/SOLID PANEL - 10" X 29.5" - W/O HARDWARE - SALEM CHERRY
1	131995-30-L32	EA	DOOR - RAIL/SOLID PANEL - 10" X 29.5" - W/O HARDWARE - WATERFORD OAK
2	131995-C6-L52	EA	DOOR - RAIL/SOLID PANEL - 15.5" X 29.5" - W/O HARDWARE - SALEM CHERRY
2	131995-C6-L32	EA	DOOR - RAIL/SOLID PANEL - 15.5" X 29.5" - W/O HARDWARE - WATERFORD OAK
3	131995-L7-L52	EA	DOOR - RAIL/SOLID PANEL - 12.6" X 6.1" - W/O HARDWARE - SALEM CHERRY
3	131995-L7-L53	EA	DOOR - RAIL/SOLID PANEL - 12.6" X 6.1" - W/O HARDWARE - WATERFORD OAK
4	131995-23-L14	EA	DOOR - RAIL/SOLID PANEL - 10" X 19.1" - W/O HARDWARE - SALEM CHERRY
4	131995-23-L13	EA	DOOR - RAIL/SOLID PANEL - 10" X 19.1" - W/O HARDWARE - WATERFORD OAK
5	131995-47-L14	EA	DOOR - RAIL/SOLID PANEL - 10.8" X 27.9" - W/O HARDWARE - SALEM CHERRY
5	131995-47-L07	EA	DOOR - RAIL/SOLID PANEL - 10.8" X 27.9" - W/O HARDWARE - WATERFORD OAK
6	131995-J3-L52	EA	DOOR - RAIL/SOLID PANEL - 8" X 60.7" - W/O HARDWARE - SALEM CHERRY
6	131995-J3-L32	EA	DOOR - RAIL/SOLID PANEL - 8" X 60.7" - W/O HARDWARE - WATERFORD OAK
7	M09316-03-L52	EA	DRAWER - OGEE EDGE - 9.2"W X 17.7"D - W/O SLIDES/HARDWARE - SALEM CHERRY
7	M09316-03-L32	EA	DRAWER - OGEE EDGE - 9.2"W X 17.7"D - W/O SLIDES/HARDWARE - WATERFORD OAK
8	M09316-56-L52	EA	DRAWER - OGEE EDGE - 9.9"W X 17.7"D - W/O SLIDES/HARDWARE - SALEM CHERRY
8	M09316-56-L32	EA	DRAWER - OGEE EDGE - 9.9"W X 17.7"D - W/O SLIDES/HARDWARE - WATERFORD OAK
9	M09316-54-L52	EA	DRAWER - OGEE EDGE - 17.7"W X 19.7"D - W/O SLIDES/HARDWARE - SALEM CHERRY
9	M09316-54-L32	EA	DRAWER - OGEE EDGE - 17.7"W X 19.7"D - W/O SLIDES/HARDWARE - WATERFORD OAK
10	M09316-55-L52	EA	DRAWER - OGEE EDGE - 17.9"W X 19.7"D - W/O SLIDES/HARDWARE - SALEM CHERRY
10	M09316-55-L32	EA	DRAWER - OGEE EDGE - 17.9"W X 19.7"D - W/O SLIDES/HARDWARE - WATERFORD OAK
11	131995-L4-L52	EA	DOOR - RAIL/SOLID PANEL - 17.9" X 14.3" - W/O HARDWARE - SALEM CHERRY
11	131995-L4-L22	EA	DOOR - RAIL/SOLID PANEL - 17.9" X 14.3" - W/O HARDWARE - WATERFORD OAK
12	P32052-68-03W	EA	DRAWER FACE ONLY - 4.3" X 11.4" - SALEM CHERRY
12	P32052-68-01W	EA	DRAWER FACE ONLY - 4.3" X 11.4" - WATERFORD OAK

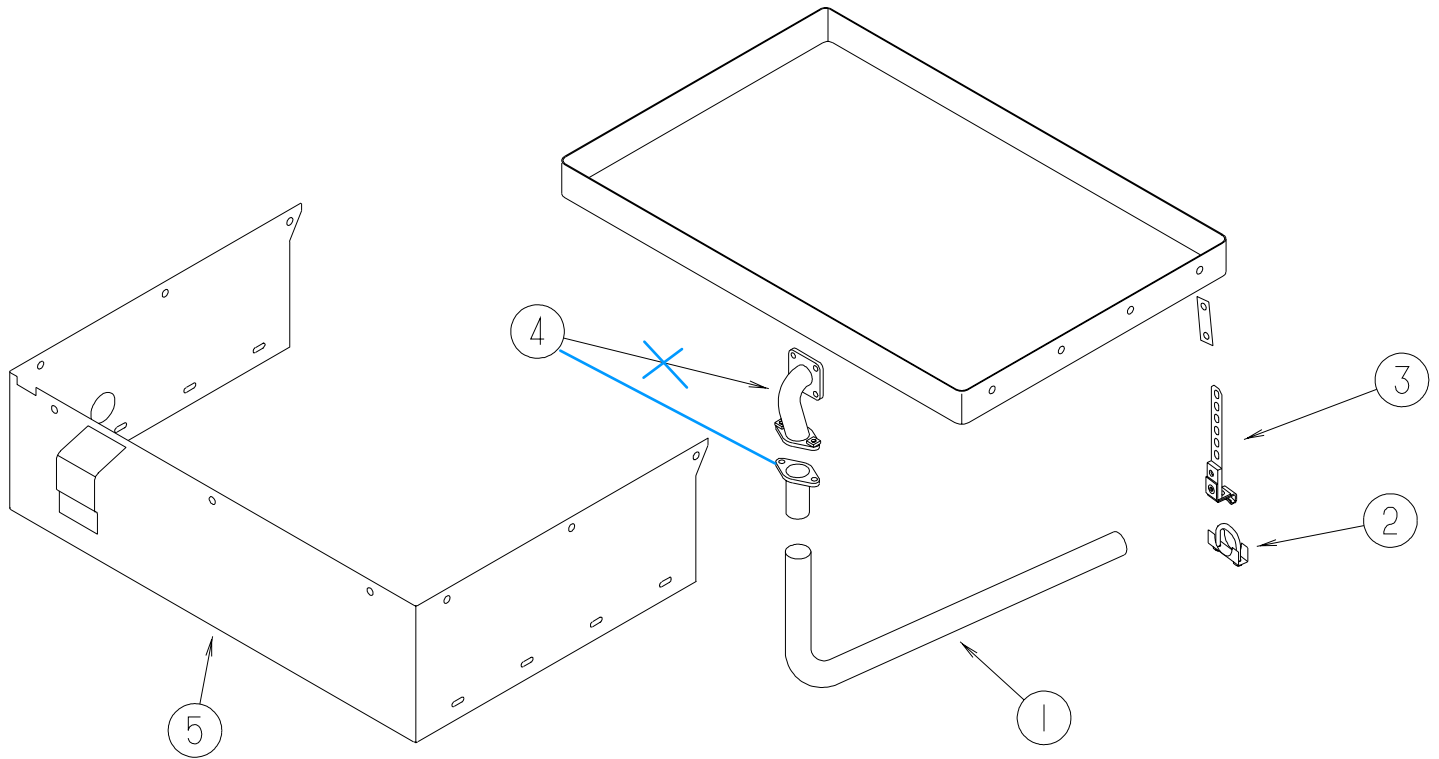
# GENERATOR GROUP GAS



## EMERALD GENERATOR SYSTEM

KEY	PART NUMBER	U/M	DESCRIPTION
1	007125-03-000	EA	CLAMP - MUFFLER - 1.5" DIAMETER
2	007125-04-000	EA	CLAMP - MUFFLER - 1.12" DIAMETER
3	079654-05-000	EA	PIPE - EXHAUST - ANGLED W/FLANGE - 2" ID
			FROM: 00-00-00 THRU: 12-19-99
4	082272-01-000	EA	MUFFLER - GENERATOR - NELSON #20892-A
5	094059-01-000	EA	SPACER - GENERATOR - ONAN
			FROM: 00-00-00 THRU: 12-19-99
6	105958-14-000	EA	PIPE - EXHAUST - 1.4" INLET X 1.5" O.D. - 4.9" X 18.1"
			FROM: 00-00-00 THRU: 12-19-99
6	105958-01-000	EA	PIPE - GENERATOR EXHAUST - 1.5" OD X 4.9" X 52.2"
			FROM: 12-20-99 THRU: 99-99-99
7	127008-02-02B	EA	TRAY - GENERATOR - 16.2" X 20.8" X 6.9" - W/ANGLE & NUTS
			FROM: 00-00-00 THRU: 12-19-99
8	104644-01-000	EA	ANGLE - FORMED - GENERATOR
	109303-01-000	EA	GENERATOR - 5 KW - EMERALD PLUS
			FROM: 00-00-00 THRU: 12-19-99
	109303-02-000	EA	GENERATOR - 5 KW - EMERALD PLUS W/TRAY (30 AMP SYSTEM)
			FROM: 12-20-99 THRU: 99-99-99
	109303-03-000	EA	GENERATOR - 5 KW EMERALD 30/30 W/TRAY (50 AMP SYSTEM)
			FROM: 12-20-99 THRU: 99-99-99
	112365-04-000	EA	BREAKER - 20 AMP GENERATOR (30 AMP SYSTEM)
	112365-03-000	EA	BREAKER - 30 AMP GENERATOR (50 AMP SYSTEM)

**GENERATOR GROUP (CONTINUED)**  
**GAS (CONTINUED)**

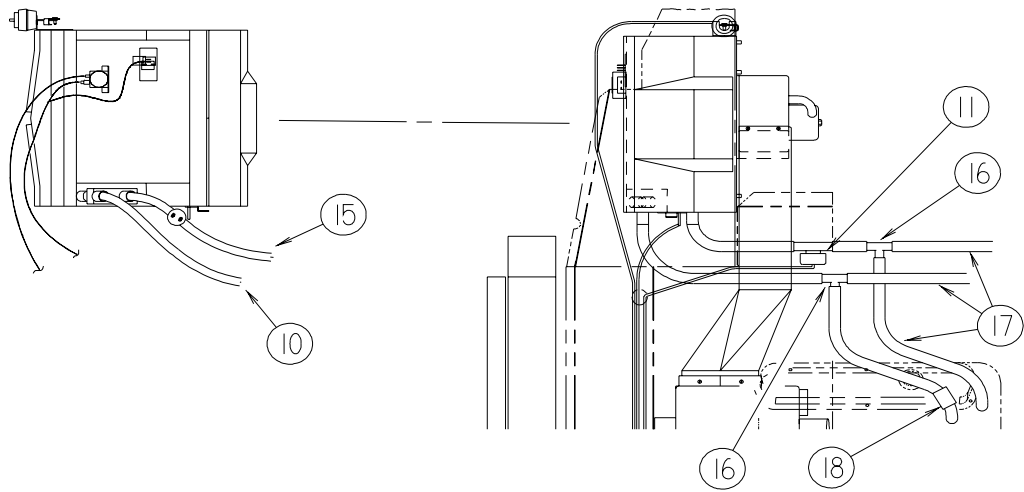
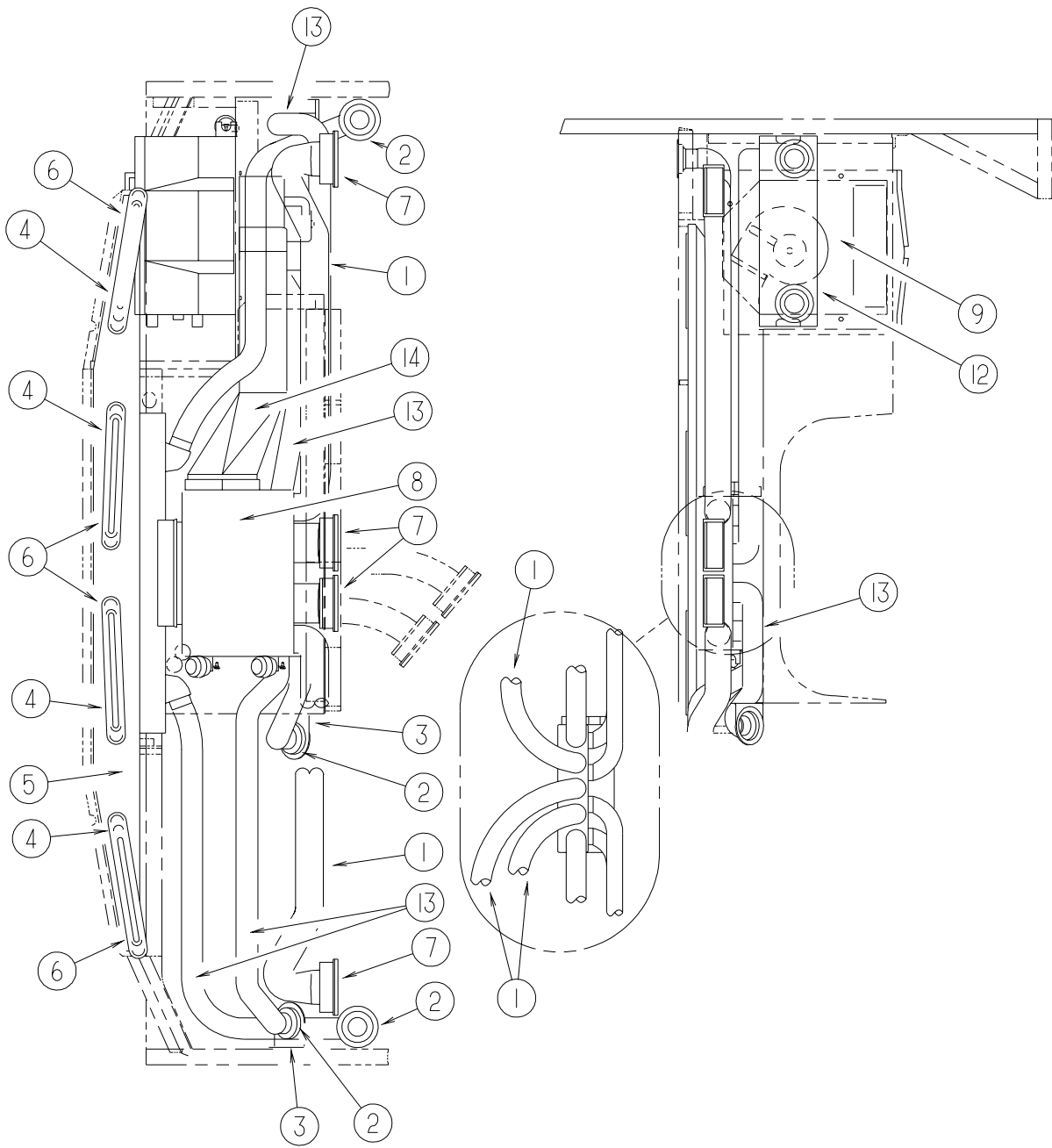


**MARQUIS GENERATOR SYSTEM**

KEY	PART NUMBER	U/M	DESCRIPTION
1	105958-17-000	EA	PIPE - GENERATOR EXHAUST - 1.5" OD X 4.9" X 24" - FORD CHASSIS
2	007125-03-000	EA	CLAMP - MUFFLER - 1.5" DIAMETER
3	007131-01-000	EA	HANGER - TAILPIPE - 6 SLOTS
4	106235-01-000	EA	ADAPTOR - GENERATOR EXHAUST
5	116358-02-02B	EA	PANEL - GENERATOR - E-COAT
	105559-01-000	EA	GENERATOR - 7 KW MARQUIS (30 AMP SYSTEM)
	105559-03-000	EA	GENERATOR - 7 KW MARQUIS 30/30 (50 AMP SYSTEM)
	112365-04-000	EA	BREAKER - 20 AMP GENERATOR (30 AMP SYSTEM)
	112365-03-000	EA	BREAKER - 30 AMP GENERATOR (50 AMP SYSTEM)



# HEATING & A/C GROUP AUTOMOTIVE



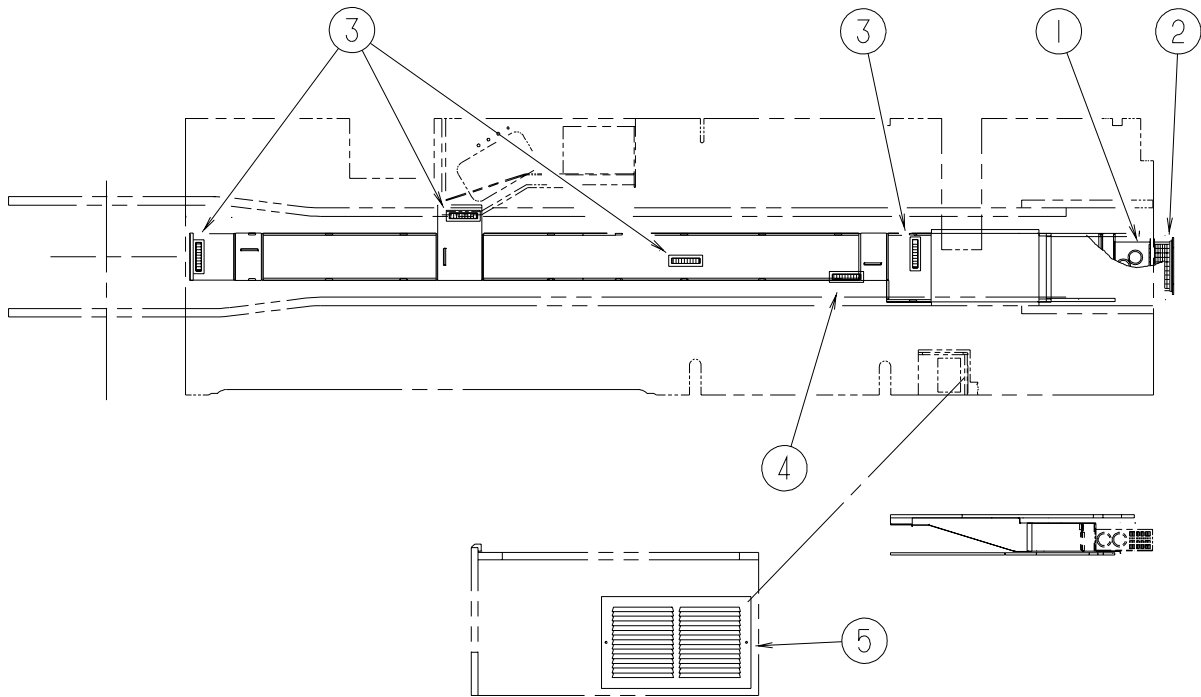
## HEATING & A/C GROUP (CONTINUED)

### AUTOMOTIVE (CONTINUED)

KEY	PART NUMBER	U/M	DESCRIPTION
1	007281-01-000	EA	HOSE - FLEXIBLE PVC - 2.5" ID X 50'
2	024990-05-000	EA	OUTLET - DEFROSTER - 2" SLEEVE/4" OD - W/SWIVEL DEFLECTORS
3	056402-05-000	EA	BRACKET - HEATER VENT - ROUND W/BEND - BLACK FROM: 00-00-00 THRU: 03-29-00
3	136157-03-02B	EA	BRACKET - HEATER - E-COATED FROM: 03-30-00 THRU: 99-99-99
4	077075-01-000	EA	GASKET - INSTRUMENT PANEL/DEFROSTER PLENUM - .6" X 10.2"
5	103017-03-000	EA	PLENUM - DEFROSTER
6	103558-04-03A	EA	VENT - DEFROSTER - PLASTIC/1.4" X 14.4" X 1.1"/ANTELOPE FROM: 00-00-00 THRU: 05-07-00
6	103558-04-04A	EA	VENT - DEFROSTER - PLASTIC/1.4" X 14.4" X 1.1"/TITANIUM FROM: 00-00-00 THRU: 05-07-00
6	135265-01-01A	EA	VENT - DEFROSTER - PLASTIC/ANTELOPE - 2" X 14.3" FROM: 05-08-00 THRU: 99-99-99
6	135265-01-02A	EA	VENT - DEFROSTER - PLASTIC/TITANIUM - 2" X 14.3" FROM: 05-08-00 THRU: 99-99-99
7	103796-01-01A	EA	LOUVER - A/C-ADJUSTABLE - 2.2" X 5.4" F/2.5" HOSE - BLACK FROM: 00-00-00 THRU: 05-07-00
7	135803-01-01A	EA	LOUVER - A/C - 2.5" - BLACK FROM: 05-08-00 THRU: 99-99-99
8*	103930-39-000	EA	CONTROL/PLENUM - ROTARY
9*	103930-43-000	EA	EVAPORATOR/HEATER ASSEMBLY - NON-CHARGED
10*	103930-45-000	EA	HOSE - EVAPORATOR/COMPRESSOR - FORD
11	103930-23-000	EA	VALVE - WATER - 2 PORT
12	077539-01-000	EA	BRACKET - MOUNTING/DASH PANEL - L/SHAPED - 2.5"X1"X1.5" FROM: 00-00-00 THRU: 10-08-99
12	095757-05-L36	EA	COVER - HEATER (L52, L53)
12	095757-05-L32	EA	COVER - HEATER (L54, L55)
12	095757-05-L56	EA	COVER - HEATER (L56, L57)
12	095757-05-L58	EA	COVER - HEATER (L58, L59)
12	095757-05-L60	EA	COVER - HEATER (L60, L61)
12	095757-05-L44	EA	COVER - HEATER (L62, L63)
13	007076-01-000	EA	HOSE - FLEXIBLE PVC - 2" ID - INCREMENTS OF 50'
14	103016-03-000	EA	PLENUM - TRANSITION
15*	103930-44-000	EA	HOSE - EVAPORATOR/DRYER - #6
16	076776-01-000	EA	TEE - BEADED - 5/8" X 5/8" X 5/8"
17	007108-01-000	FT	HOSE - HEATER - 5/8" ID - HI-TEMP
18	103930-50-000	EA	RESTRICTOR-WATER
	103930-37-000	EA	MANUAL - OWNERS - HEATER/A/C

\* COMPONENT PARTS FOUND IN SERVICE PARTS LIBRARY

## HEATING & A/C GROUP (CONTINUED) FURNACE



KEY	PART NUMBER	U/M	DESCRIPTION
1*	098668-22-000	EA	FURNACE - 40,000 BTU
	098668-14-000	EA	GASKET - FIBERGLASS - .5" X 18" X 18"
	098668-15-000	EA	PLATE-FACE
	098668-16-000	EA	VENT-INTAKE
	115764-01-01A	EA	THERMOSTAT - FURNACE
2	126693-02-02B	EA	PANEL - EXHAUST - FURNACE - E-COATED
3	094600-05-01A	EA	REGISTER W/O DAMPER-3.6" X 11.3" FACE/2.1" X 9.9" RO-BEIGE
4	094600-06-01A	EA	REGISTER W/DAMPER-3.6" X 11.3" FACE/2.1" X 9.9" RO-BEIGE
5	093614-13-02A	EA	GRILLE - RETURN AIR - 12" X 16" - DURA-BEIGE

\* COMPONENT PARTS FOUND IN SERVICE PARTS LIBRARY

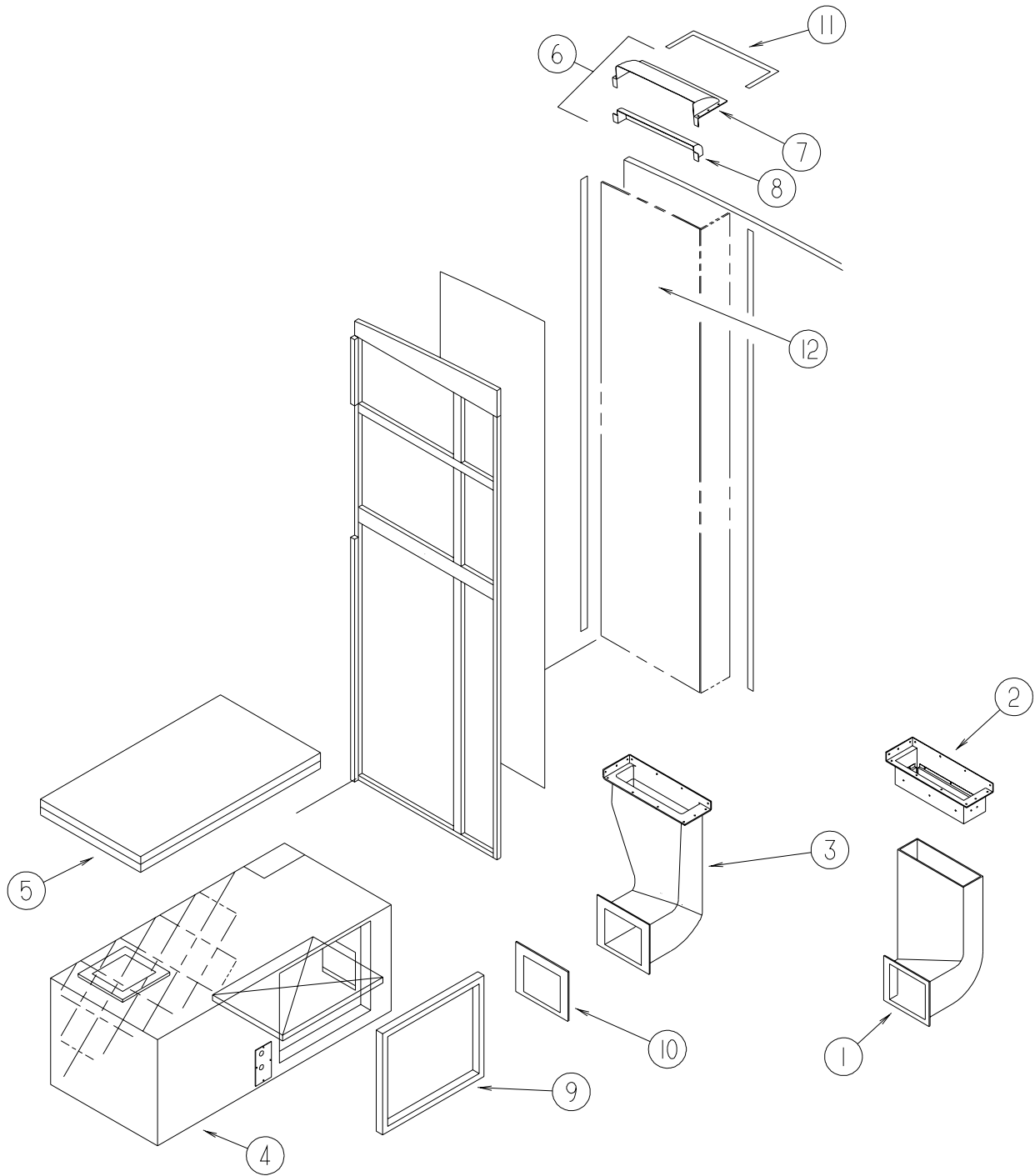
### REAR HEATER

KEY	PART NUMBER	U/M	DESCRIPTION
	007108-01-000	FT	HOSE - HEATER - 5/8" ID - HI-TEMP
	079059-13-000	EA	HOSE - 90 DEGREE - .61"ID X 4" X 48"
	094600-05-01A	EA	REGISTER W/O DAMPER-3.6" X 11.3" FACE/2.1" X 9.9" RO-BEIGE
*	129205-01-000	EA	HEATER - REAR

\* COMPONENT PARTS FOUND IN SERVICE PARTS LIBRARY

# HEATING & A/C GROUP (CONTINUED)

## CENTRAL



**HEATING & A/C GROUP (CONTINUED)**  
**CENTRAL (CONTINUED)**


KEY	PART NUMBER	U/M	DESCRIPTION
1	P31935-01-L32	EA	DUCT - A/C FORCED - LOWER W/INSULATION FROM: 00-00-00 THRU: 09-19-99
2	131937-01-01A	EA	PLENUM - A/C - LOWER FROM: 00-00-00 THRU: 09-19-99
3	133767-01-01A	EA	DUCT - CENTRAL AIR/FORCED/LOWER FROM: 09-20-99 THRU: 99-99-99
4*	105620-11-000	EA	A/C CENTRAL PACKAGE - RIGHT HAND POWER SAVER/LARGE BLOWER
4*	105620-12-000	EA	A/C - CONTROL PACK RIGHT HAND/HEAT PUMP - 12,000BTU COMP
5	109050-02-000	EA	FILTER - FIBERGLASS - 1" X 14" X 20"
6	131936-03-L32	EA	DEFLECTOR - A/C - ROOF - 30.11"
7	131936-01-01A	EA	DEFLECTOR - A/C - ROOF - 14.3"
8	131936-02-01A	EA	DEFLECTOR - A/C - ROOF - 16.8"
	134651-01-000	FT	SEAL - 1/2" X 3/4" PSA 1 SIDE FROM: 00-00-00 THRU: 10-23-99
9	134588-01-000	EA	GASKET - DUCT FROM: 10-24-99 THRU: 99-99-99
10	134588-02-000	EA	GASKET - DUCT FROM: 10-24-99 THRU: 99-99-99
11	134650-01-000	EA	GASKET - CABINET FROM: 10-24-99 THRU: 99-99-99
12	117870-04-01A	EA	PLENUM - A/C - 79.4"
	105620-09-000	EA	THERMOSTAT - A/C AND FURNACE FROM: 00-00-00 THRU: 07-16-00
	105620-14-000	EA	THERMOSTAT - A/C AND FURNACE FROM: 07-17-00 THRU: 99-99-99
	105620-13-000	EA	THERMOSTAT - FURNACE/HEAT PUMP-A/C FROM: 00-00-00 THRU: 07-16-00
	105620-15-000	EA	THERMOSTAT - FURNACE/HEAT PUMP-A/C FROM: 07-17-00 THRU: 99-99-99
	120134-01-02A	EA	REGISTER - W/DAMPER - 4" PIPE/7" O.D. FACE - WHITE

\* COMPONENT PARTS FOUND IN SERVICE PARTS LIBRARY

# INTERIOR FINISH GROUP

## MOLDINGS & TRIMS

### SALEM CHERRY WATERFORD OAK




KEY	PART NUMBER	U/M DESCRIPTION
1	009767-12-000	FT WELTING - ANTIQUE WHITE
1	009767-14-000	FT WELTING - CHERRY
1	009767-15-000	FT WELTING - WATERFORD OAK
1	009767-16-000	FT WELTING - REBER BIRCH
2	009778-16-000	FT U-CHANNEL - 1" - PICKLED ASH
2	009778-18-000	FT U-CHANNEL - 1" - CHERRY WOOD/CHERRY STAIN
2	009778-21-000	FT U-CHANNEL - 1" - WATERFORD OAK
2	009778-25-000	FT U-CHANNEL - 1" - BEIGE ILLUSION
2	009778-27-000	FT U-CHANNEL - 1" - WASHED MAPLE
2	009778-31-000	FT U-CHANNEL - 1" - GRADY BROWN
2	070504-03-000	FT U-CHANNEL - PLASTIC - .9" X 96" - GRADY BROWN
2	070504-18-000	FT U-CHANNEL - PLASTIC - .13" X 84" - IVORY

## INTERIOR FINISH GROUP (CONTINUED)

### MOLDINGS & TRIMS (CONTINUED)

KEY	PART NUMBER	U/M	DESCRIPTION
2	070504-30-000	FT	U-CHANNEL - PLASTIC - .13" X 84" - CHERRY
2	070504-31-000	FT	U-CHANNEL - PLASTIC - .9" X 84" - CHERRY
2	070504-36-000	FT	U-CHANNEL - PLASTIC - .13" X 72" - WATERFORD OAK
2	070504-37-000	FT	U-CHANNEL - PLASTIC - .9" X 84" - WATERFORD OAK
2	070504-42-000	FT	U-CHANNEL - PLASTIC - .13" X 84" - BEIGE ILLUSION
2	070504-50-000	FT	U-CHANNEL - PLASTIC - .13" X 84" - WASHED MAPLE
2	070504-51-000	FT	U-CHANNEL - PLASTIC - .9" X 96" - WASHED MAPLE
2	070504-54-000	FT	U-CHANNEL - PLASTIC - .9" X 96" - VILLAGE OAK
3	009809-27-000	EA	MOLDING - CORNER - OUTSIDE - 1" X 84" - CHERRY-CHERRY
3	009809-28-000	EA	MOLDING - CORNER - OUTSIDE - 1" X 84" - WATERFORD OAK
3	009809-30-000	EA	MOLDING - CORNER - OUTSIDE - 1" X 84" - BEIGE ILLUSION
3	009809-31-000	EA	MOLDING - CORNER - OUTSIDE - 1" X 84" - WASHED MAPLE
3	009809-32-000	EA	MOLDING - CORNER - OUTSIDE - 1" X 84" - PORTSMOUTH OAK
4	009812-24-000	EA	MOLDING - CORNER - 1/2" W/1/4" CHAN X 108" - IVORY PLASTIC
4	009812-26-000	EA	MOLDING - CORNER - 1/2" W/1/4" CHAN X 84" - CHERRY
4	009812-27-000	EA	MOLDING - CORNER - 1/2" W/1/4" CHAN X 84" - PICKLED ASH
4	009812-29-000	EA	MOLDING - CORNER - 1/2" W/1/4" CHAN X 84" - WATERFORD OAK
4	009812-31-000	EA	MOLDING - CORNER - 1/2" W/1/4" CHAN X 84" - BEIGE ILLUSION
4	009812-33-000	EA	MOLDING - CORNER - 1/2" W/1/4" CHAN X 84" - WASHED MAPLE
4	009812-34-000	EA	MOLDING - CORNER - 1/2" W/1/4" CHAN X 84" - VW LIGHT GRAY
4	009812-35-000	EA	MOLDING - CORNER - 1/2" W/1/4" CHAN X 84" - PORTSMOUTH OAK
5	009815-09-000	FT	MOLDING-T - W/EDGE LIP - 3/4" FACE - IVORY
5	105709-02-000	FT	MOLDING-T - W/EDGE LIP - 3/4" FACE - BEIGE ILLUSION
6	022992-11-000	FT	MOLDING - REVERSE COVE - T-SHAPED - IVORY
6	022992-14-000	FT	MOLDING - REVERSE COVE - T-SHAPED - BRIGHT WHITE
6	022992-15-000	FT	MOLDING - REVERSE COVE - T-SHAPED - VW GRAY
7	042357-18-000	EA	MOLDING - CORNER - RADIUS/PLASTIC - PICKLED ASH
7	042357-19-000	EA	MOLDING - CORNER - RADIUS/PLASTIC - CHERRY
7	042357-20-000	EA	MOLDING - CORNER - RADIUS/PLASTIC - WATERFORD OAK
7	042357-25-000	EA	MOLDING - CORNER - RADIUS/PLASTIC - WASHED MAPLE
7	042357-26-000	EA	MOLDING - CORNER - RADIUS/PLASTIC - PORTSMOUTH OAK
8	077840-01-E41	EA	MOLDING - WALL CAP - 8' - SALEM CHERRY
8	077840-01-G01	EA	MOLDING - WALL CAP - 8' - WATERFORD OAK
8	077840-01-J70	EA	MOLDING - WALL CAP - 8' - WASHED MAPLE
9	078323-06-G15	EA	MOLDING - CAP/WALL - 79.6" - WATERFORD OAK
10	080176-08-000	EA	CAP - CORNER - RADIUS MOLDING - PLASTIC - WASHED MAPLE
11	081521-02-007	EA	MOUNT - METAL MOLDING - F/RADIUS CORNER MOLDING - 151.5"
12	083620-09-000	FT	MOLDING-T - W/EDGE LIP - 7/8" FACE - MODERN IVORY
12	083620-11-000	FT	MOLDING-T - W/EDGE LIP - 7/8" FACE - CHERRY
12	083620-12-000	FT	MOLDING-T - W/EDGE LIP - 7/8" FACE - WATERFORD OAK
12	083620-15-000	FT	MOLDING-T - W/EDGE LIP - 7/8" FACE - BEIGE ILLUSION
12	083620-19-000	FT	MOLDING-T - W/EDGE LIP - 7/8" FACE - WASHED MAPLE
12	104676-02-02A	FT	MOLDING-T - W/EDGE LIP - 11/16" FACE - PICKLED ASH
12	104676-02-03A	FT	MOLDING-T - W/EDGE LIP - 11/16" FACE - CHERRY-CHERRY
12	104676-02-04A	FT	MOLDING-T - W/EDGE LIP - 11/16" FACE - WATERFORD OAK
12	104676-02-06A	FT	MOLDING-T - W/EDGE LIP - 11/16" FACE - WASHED MAPLE
12	104676-02-08A	FT	MOLDING-T - W/EDGE LIP - 11/16" FACE - PORTSMOUTH OAK
13	085746-04-000	FT	TRIM-J - CARPET 1.2" X .5" ANGLE - 10' LONG - OFF WHITE
14	086229-12-000	EA	BATTEN - 1.5" OFFSET X 96.8" - MODERN IVORY
15	086229-11-000	EA	RETAINER - OFFSET - 97.01"
16	086229-15-000	EA	BATTEN - 1" X 96" - MODERN IVORY
16	086229-19-000	EA	BATTEN - 1" X 98.3" - OFF WHITE
16	086229-20-000	EA	BATTEN - 1" X 96" - BEIGE
17	086229-01-000	EA	RETAINER - BATTEN - .75" X 92.1" - ANY COLOR
17	086229-14-000	EA	RETAINER - BATTEN - .75" X 98.3" - ANY COLOR
18	093873-01-01A	EA	TRIM - CARPET - L-ANGLE 1.1" X 1.3" X 12' - GRAY VINYL
19	126204-D2-134	EA	MOLDING - VINYL WRAPPED - .7" X 1.6" X 84" - WASHED MAPLE
19	126204-F2-134	EA	MOLDING - VINYL WRAPPED - .7" X 2.5" X 84" - WASHED MAPLE
19	126204-F2-438	EA	MOLDING - VINYL WRAPPED - .7" X 2.6" X 96" - WASHED MAPLE

**INTERIOR FINISH GROUP (CONTINUED)**  
**MOLDINGS & TRIMS (CONTINUED)**



KEY	PART NUMBER	U/M	DESCRIPTION
20	111136-D2-134	EA	MOLDING - VINYL WRAPPED - .7" X 1.6" X 7' - CHERRY
20	111136-F2-134	EA	MOLDING - VINYL WRAPPED - .7" X 2.6" X 84" - CHERRY
20	111136-F2-438	EA	MOLDING - VINYL WRAPPED - .7" X 2.5" X 8' - CHERRY
21	100182-01-G15	EA	TRIM - RAIL - WATERFORD OAK
22	100659-27-G15	EA	MOLDING - TRIM - WATERFORD OAK
23	100818-01-03A	EA	MOLDING - VINYL WRAPPED - 1.6" X .4" X 84" - PICKLED ASH
23	100818-01-04A	EA	MOLDING - VINYL WRAPPED - 1.6" X .4" X 84" - WATERFORD OAK
23	100818-01-05A	EA	MOLDING - VINYL WRAPPED - 1.6" X .4" X 84" - CHERRY CHERRY
23	100818-01-08A	EA	MOLDING - VINYL WRAPPED - 1.6" X .4" X 84" - WASHED MAPLE
23	100818-01-09A	EA	MOLDING - VINYL WRAPPED - 1.6" X .4" X 84" - PORTSMOUTH OAK



**INTERIOR FINISH GROUP (CONTINUED)****MOLDINGS & TRIMS (CONTINUED)**

<b>KEY</b>	<b>PART NUMBER</b>	<b>U/M</b>	<b>DESCRIPTION</b>
24	100819-01-03A	EA	MOLDING - VINYL WRAPPED - L-SHAPED - 1.5"X1.5"X84" - PICKLED ASH
24	100819-01-04A	EA	MOLDING - VINYL WRAPPED - L-SHAPED - 1.5"X1.5"X84" - CHERRY
24	100819-01-05A	EA	MOLDING - VINYL WRAPPED - L-SHAPED - 1.5"X1.5"X84" - OAK
24	100819-01-08A	EA	MOLDING - VINYL WRAPPED - L-SHAPED - 1.5"X1.5"X84" - WASHED MAPLE
24	100819-01-09A	EA	MOLDING - VINYL WRAPPED - L-SHAPED - 1.5"X1.5"X84" - PORTSMOUTH OAK
25	103186-01-04A	FT	MOLDING - PLASTIC 3/8" U-CHANNEL W/3/4" FACE - CHERRY
25	103186-01-03A	FT	MOLDING - PLASTIC 3/8" U-CHANNEL W/3/4" FACE - PICKLED ASH
25	103186-01-05A	FT	MOLDING - PLASTIC 3/8" U-CHANNEL W/3/4" FACE - WATERFORD OAK
25	103186-01-08A	FT	MOLDING - PLASTIC 3/8" U-CHANNEL W/3/4" FACE - WASHED MAPLE
25	103186-01-07A	FT	MOLDING - PLASTIC 3/8" U-CHANNEL W/3/4" FACE - BEIGE ILLUSION
25	103186-01-09A	FT	MOLDING - PLASTIC 3/8" U-CHANNEL W/3/4" FACE - PORTSMOUTH OAK
25	103186-02-03A	FT	MOLDING - PLASTIC - 1" U-CHANNEL 1 3/8" FACE - PICKLED ASH
25	103186-02-04A	FT	MOLDING - PLASTIC - 1" U-CHANNEL 1 3/8" FACE - CHERRY
25	103186-02-05A	FT	MOLDING - PLASTIC - 1" U-CHANNEL 1 3/8" FACE - WATERFORD OAK
25	103186-02-07A	FT	MOLDING - PLASTIC - 1" U-CHANNEL 1 3/8" FACE - BEIGE ILLUSION
25	103186-02-08A	FT	MOLDING - PLASTIC - 1" U-CHANNEL 1 3/8" FACE - WASHED MAPLE
25	103186-02-09A	FT	MOLDING - PLASTIC - 1" U-CHANNEL 1 3/8" FACE - PORTSMOUTH OAK
26	105004-01-03A	EA	MOLDING - VINYL WRAPPED - 1" X 96" - SALEM CHERRY
26	105004-01-04A	EA	MOLDING - VINYL WRAPPED - 1" X 96" - PICKLED ASH
26	105004-01-05A	EA	MOLDING - VINYL WRAPPED - 1" X 96" - WATERFORD OAK
26	105004-01-08A	EA	MOLDING - VINYL WRAPPED - 1" X 96" - WASHED MAPLE
26	105004-01-09A	EA	MOLDING - VINYL WRAPPED - 1" X 96" - PORTSMOUTH OAK
27	109332-02-03A	FT	TRIM-J - W/O ADHESIVE - SALEM CHERRY
27	109332-02-05A	FT	TRIM-J - W/O ADHESIVE - WASHED MAPLE
27	109332-02-06A	EA	TRIM-J - W/O ADHESIVE - PORTSMOUTH OAK
28	109736-02-01A	FT	MOLDING-T/OFFSET - W/EDGE LIP - 1" FACE - NATURAL OAK
29	117268-D2-134	EA	MOLDING - VINYL WRAPPED - .7" X 1.6" X 84" - WATERFORD OAK
29	117268-F2-134	EA	MOLDING - VINYL WRAPPED - .7" X 2.7" X 84" - WATERFORD OAK
29	117268-F2-438	EA	MOLDING - VINYL WRAPPED - .7" X 2.6" X 96" - WATERFORD OAK
30	113794-01-03A	FT	MOLDING - CROWN - 3.45" - MAPLE
30	113794-02-03A	FT	MOLDING - CROWN - 1.8" - MAPLE
31	116280-02-GV0	EA	MOLDING - CAP - PICKLED ASH
31	116280-02-GV1	EA	MOLDING - CAP - SALEM CHERRY
31	116280-02-J70	EA	MOLDING - CAP - WASHED MAPLE
31	116280-02-L95	EA	MOLDING - CAP - WATERFORD OAK
32	111134-F2-438	EA	LUMBER - VINYL WRAPPED - .7" X 2.5" X 96" - CHERRY
32	117267-D2-438	EA	LUMBER - VINYL WRAPPED - .7" X 1.5" X 96" - WATERFORD OAK
32	117267-E2-438	EA	LUMBER - VINYL WRAPPED - .7" X 2" X 96" - WATERFORD OAK
32	117267-F2-438	EA	LUMBER - VINYL WRAPPED - .7" X 2.5" X 96" - WATERFORD OAK
32	117267-J2-438	EA	LUMBER - VINYL WRAPPED - .7" X 5.5" X 96" - WATERFORD OAK
32	117267-R2-438	EA	LUMBER - VINYL WRAPPED - .7" X 3" X 96" - WATERFORD OAK
32	126205-D2-438	EA	LUMBER - VINYL WRAPPED - .7" X 1.5" X 96" - WASHED MAPLE
32	126205-E2-438	EA	LUMBER - VINYL WRAPPED - .7" X 2" X 96" - WASHED MAPLE
32	126205-F2-438	EA	LUMBER - VINYL WRAPPED - .7" X 2.5" X 96" - WASHED MAPLE
32	126205-G2-438	EA	LUMBER - STAINED - .7" X 3" X 96" - WASHED MAPLE
32	126205-J2-438	EA	LUMBER - VINYL WRAPPED - .7" X 5.5" X 96" - WASHED MAPLE
32	126205-R2-438	EA	LUMBER - VINYL WRAPPED - .7" X 3" X 96" - WASHED MAPLE
33	119520-01-01A	FT	MOLDING-T/OFFSET - W/EDGE LIP - 1"FACE - OFF WHITE
34	130247-01-01A	FT	MOLDING-T/OFF SET - 1.3" FACE - WATERFORD OAK
34	130247-01-02A	FT	MOLDING-T/OFF SET - 1.3" FACE - WASHED MAPLE
34	130247-01-03A	FT	MOLDING-T/OFF SET - 1.3" FACE - SALEM CHERRY
34	130247-01-04A	FT	MOLDING-T/OFF SET - 1.3" FACE - PORTSMOUTH OAK
35	130262-01-000	EA	PROTECTOR - CORNER SAVER - .7" X .7" X 5.9"
36	131923-01-01A	FT	MOLDING - CROWN - ASH
36	131923-01-02A	FT	MOLDING - CROWN - CHERRY
36	131923-01-03A	FT	MOLDING - CROWN - HARD WHITE MAPLE
37	131923-02-01A	FT	MOLDING - PICTURE - ASH
37	131923-02-02A	FT	MOLDING - PICTURE - CHERRY
37	131923-02-03A	FT	MOLDING - PICTURE - HARD WHITE MAPLE
38	131923-03-01A	FT	MOLDING - CROWN - DIVIDER - ASH
38	131923-03-02A	FT	MOLDING - CROWN - DIVIDER - CHERRY
38	131923-03-03A	FT	MOLDING - CROWN - DIVIDER - HARD WHITE MAPLE

## INTERIOR FINISH GROUP (CONTINUED)

### PANELING, LAMINATES, BATT & EDGE BANDING

KEY	PART NUMBER	U/M	DESCRIPTION
	000846-01-000	SF	PLYWOOD - 5/16" X 48" X 96" - CD GRADE
	000846-02-000	SF	PLYWOOD/UNDERLAYMENT - 5/16" X 48" X 96"
	000885-71-000	SF	PARTICLE BOARD - 3/8" X 48" X 96" - CHERRY - VINYL 1 SIDED
	000885-72-000	SF	PARTICLE BOARD - 1/2" X 48" X 96" - CHERRY - VINYL 2 SIDED
	000885-73-000	SF	PARTICLE BOARD - 3/4" X 48" X 96" - CHERRY - VINYL 2 SIDED
	000885-74-000	SF	PARTICLE BOARD - 3/8" X 48" X 98" - CHERRY - VINYL 2 SIDED
	000885-76-000	SF	PARTICLE BOARD - 3/8" X 48" X 96" - WATERFORD OAK - VINYL 1 SIDED
	000885-77-000	SF	PARTICLE BOARD - 3/8" X 48" X 98" - WATERFORD OAK - VINYL 2 SIDED
	000885-78-000	SF	PARTICLE BOARD-1/2" X 48" X 96"-WATERFORD OAK-VINYL 2 SIDE
	000885-79-000	SF	PARTICLE BOARD - 3/4" X 48" X 96" - WATERFORD OAK - VINYL 2 SIDED
	000885-88-000	SF	PARTICLE BOARD - 3/8" X 48" X 96" - WASHED MAPLE - VINYL 1 SIDED
	000885-89-000	SF	PARTICLE BOARD - 3/8" X 48" X 98" - WASHED MAPLE - VINYL 2 SIDED
	000885-90-000	SF	PARTICLE BOARD - 1/2" X 4' X 8' - WASHED MAPLE - 2-SIDED
	000885-91-000	SF	PARTICLE BOARD - 3/4" X 48" X 96" - WASHED MAPLE - VINYL 2 SIDED
	069733-82-000	EA	BATT STRIP - WOODGRAINED/SALEM CHERRY - 8'
	069733-83-000	EA	BATT STRIP - WOODGRAINED/WATERFORD OAK - 8'
	069733-86-000	EA	BATT STRIP - WOODGRAINED/WASHED MAPLE - 8'
	074497-23-000	SF	PANELING - CHERRY - 1/8" X 48" X 96"
	074497-28-000	SF	PANELING - WATERFORD OAK - 1/8" X 48" X 96"
	074497-39-000	SF	PANELING - WASHED MAPLE - 4' X 8'
	074498-40-000	SF	LAMINATE - PLASTIC - OFF WHITE - 5' X 8'
	074498-58-000	SF	LAMINATE - PLASTIC - CHERRY - 4' X 8'
	074498-62-000	SF	LAMINATE - PLASTIC - GREY FINESSE - 5' X 8'
	074498-77-000	SF	LAMINATE - PLASTIC - ART CABIN (WATERFORD OAK) - 4' X 8'
	074498-82-000	SF	LAMINATE - PLASTIC - WASHED MAPLE - 4' X 8'
	074498-81-000	SF	LAMINATE - PLASTIC - ALMOND JAGUARD - 5' X 8' (L52, L53, L54, L55)
	074498-83-000	SF	LAMINATE - PLASTIC - NATURAL LEGACY (L56, L57,L58, L59, L60, L61, L62, L63)
	074498-94-000	SF	LAMINATE - PLASTIC - PYRENES MARBLE
	076325-50-000	FT	MOLDING - EDGE BAND - 1 5/16" X .030" - CHERRY
	076325-68-000	FT	MOLDING - EDGE BAND - 1 5/16" X .030" - WATERFORD
	076325-73-000	FT	MOLDING - EDGE BAND - .93" X .024" - OFF WHITE
	076325-74-000	FT	MOLDING - EDGE BAND - 1 5/16" X .038" - WASHED MAPLE
	076325-75-000	FT	MOLDING - EDGE BAND - .93" X .024" - WASHED MAPLE
	076325-76-000	FT	MOLDING - EDGE BAND - 1 5/16" X .030 - WASHED MAPLE
	085284-97-000	FT	BATT TAPE - ADHESIVE BACKED - WOODGRAINED/SALEM CHERRY
	085284-B4-000	FT	BATT TAPE - ADHESIVE BACKED - WOODGRAINED-WATERFORD OAK
	085284-F5-000	FT	BATT TAPE - ADHESIVE BACKED - WOODGRAINED/WASHED MAPLE
	085284-D6-000	FT	BATT TAPE - ADHESIVE BACKED - DECORATIVE-EMBOSSED ANTIQUE
	085284-E8-000	FT	BATT TAPE - ADHESIVE BACKED - DECORATIVE - BARCELONA LINEN (L52, L53)
	085284-G2-000	FT	BATT TAPE - ADHESIVE BACKED - DECORATIVE - PHOENIX/NEUTRAL (L54, L55)
	085284-G6-000	FT	BATT TAPE - ADHESIVE BACKED - DECORATIVE - COSMOS/SKY (L56, L57)
	085284-G5-000	FT	BATT TAPE - ADHESIVE BACKED - CIRRUS (L58, L59, L62, L63)
	085284-G7-000	FT	BATT TAPE - ADHESIVE BACKED - DURNHAM MULTI (L60, L61)
	088272-H3-000	SF	PANELING - BARCELONA - 4' X 7' - WHEAT (L52, L53)
	088272-J3-000	SF	PANELING - PHOENIX/NEUTRAL - 4' X 7' (L54, L55)
	088272-J7-000	SF	PANELING - COSMOS/SKY - 4' X 7' (L56, L57)
	088272-J6-000	SF	PANELING - CIRRUS - 4' X 7' (L58, L59, L62, L63)
	088272-J8-000	SF	PANELING - DURNHAM/MULTI - 4' X 8' (L60, L61)
	088272-H9-000	SF	PANELING - PEBBLE EMBOSSED - WHITE
	088263-F3-000	EA	BATT STRIP - DECORATIVE - BARCELONA LINEN - 8' (L52, L53)
	088263-G3-000	EA	BATT STRIP - DECORATIVE - PHOENIX/NEUTRAL - 8' (L54, L55)
	088263-G7-000	EA	BATT STRIP - DECORATIVE - COSMOS/SKY - 8' LONG (L56, L57)
	088263-G6-000	EA	BATT STRIP - DECORATIVE - CIRRUS - 8' LONG (L58, L59, L62, L63)
	088263-G8-000	EA	BATT STRIP - DECORATIVE - DURNHAM MULTI - 7' (L60, L61)
	122481-16-000	FT	WALLPAPER - 6.8" BORDER (L52, L53)
	122481-17-000	FT	WALLPAPER - 6.8" BORDER (L54, L55)
	132610-05-01A	FT	BORDER - WALLPAPER - 7" - CALYPSO - SELF-ADHESIVE (L54, L55) FROM: 00-00-00 THRU: 09-12-99
	132610-04-01A	FT	BORDER - WALLPAPER - 5" (L58, L59) FROM: 09-13-99 THRU: 99-99-99
	122481-19-000	FT	BORDER - WALLPAPER - 6 3/4" (L60, L61)
	122481-20-000	FT	WALLPAPER - 6.8" BORDER (L62, L63)
	126339-01-000	SF	BOARD - WHEAT - 60" X 72"

## INTERIOR FINISH GROUP (CONTINUED)

### ACCESSORIES

KEY	PART NUMBER	U/M	DESCRIPTION
	072852-01-000	EA	DETECTOR - SMOKE - W/9 VOLT BATTERY - US
	072852-02-000	EA	DETECTOR - SMOKE - W/9 VOLT BATTERY - CANADIAN
	125136-02-000	EA	CO DETECTOR - GAS - ROUND W/2 SCREWS - 9 VOLT
	094499-03-000	EA	EXTINGUISHER/FIRE - DRY - 10BC - W/GAUGE - W/O BRACKET
	094499-04-000	EA	BRACKET - FIRE EXTINGUISHER
*	094499-02-000	EA	EXTINGUISHER/FIRE - DRY - 1A10BC - CANADIAN
	091261-01-000	FT	SLIPNOT - ANTISLIP - 1'WIDE X 144" - BLACK
	096764-02-000	FT	SLIPNOT - ANTISLIP - 1'WIDE (180' ROLLS) - WHITE
	118081-02-01A	EA	CLOCK - WALL - ROUND 8" - BRASS
	064781-07-000	EA	HOLDER/CUP - TWO STEP - BLACK
	131333-01-01A	EA	HOLDER - CUP - VERTICAL DROP/FLUSH MOUNT - BLACK
	133713-02-03A	EA	SPACER - CUP HOLDER - SALEM CHERRY
	133713-02-01A	EA	SPACER - CUP HOLDER - WATERFORD OAK
	133713-02-02A	EA	SPACER - CUP HOLDER - WASHED MAPLE
	133713-02-14A	EA	SPACER - CUP HOLDER - PORTSMOUTH
	058331-H4-000	EA	MIRROR - SAFETY GLASS - 25.6" X 31.5"
	058331-J6-000	EA	MIRROR - SAFETY GLASS - 10" X 14.9"
	093606-29-000	EA	MIRROR - BEVELED PANEL - 23.6" X 31.4"
	129779-03-K37	EA	FRAME - W/O MIRROR - 40.5"H X 42.3"W - SALEM CHERRY
	129779-03-K66	EA	FRAME - W/O MIRROR - 40.5"H X 42.3"W - WATERFORD OAK
	129779-03-K67	EA	FRAME - W/O MIRROR - 40.5"H X 42.3"W - WASHED MAPLE
	131494-01-01A	EA	MIRROR - BEVELED - 24" X 36"
	108808-03-01A	EA	HANDRAIL - ENTRANCE - 26"H X 20.7"L - OFF WHITE
	131058-01-02A	EA	HAND RAIL - INTERIOR ENTRY DOOR - BLACK
			FROM: 00-00-00 THRU: 10-10-99
	131058-03-02A	EA	HAND RAIL - INTERIOR ENTRY DOOR - BLACK
			FROM: 10-11-99 THRU: 99-99-99
	093614-01-02A	EA	GRILLE - RETURN AIR - 15.6" X 7.6" - BEIGE
	093614-02-02A	EA	GRILLE - RETURN AIR - 9.9" X 9.9" - BEIGE
	093614-09-01A	EA	GRILLE - RETURN AIR - 20" X 10" - BEIGE

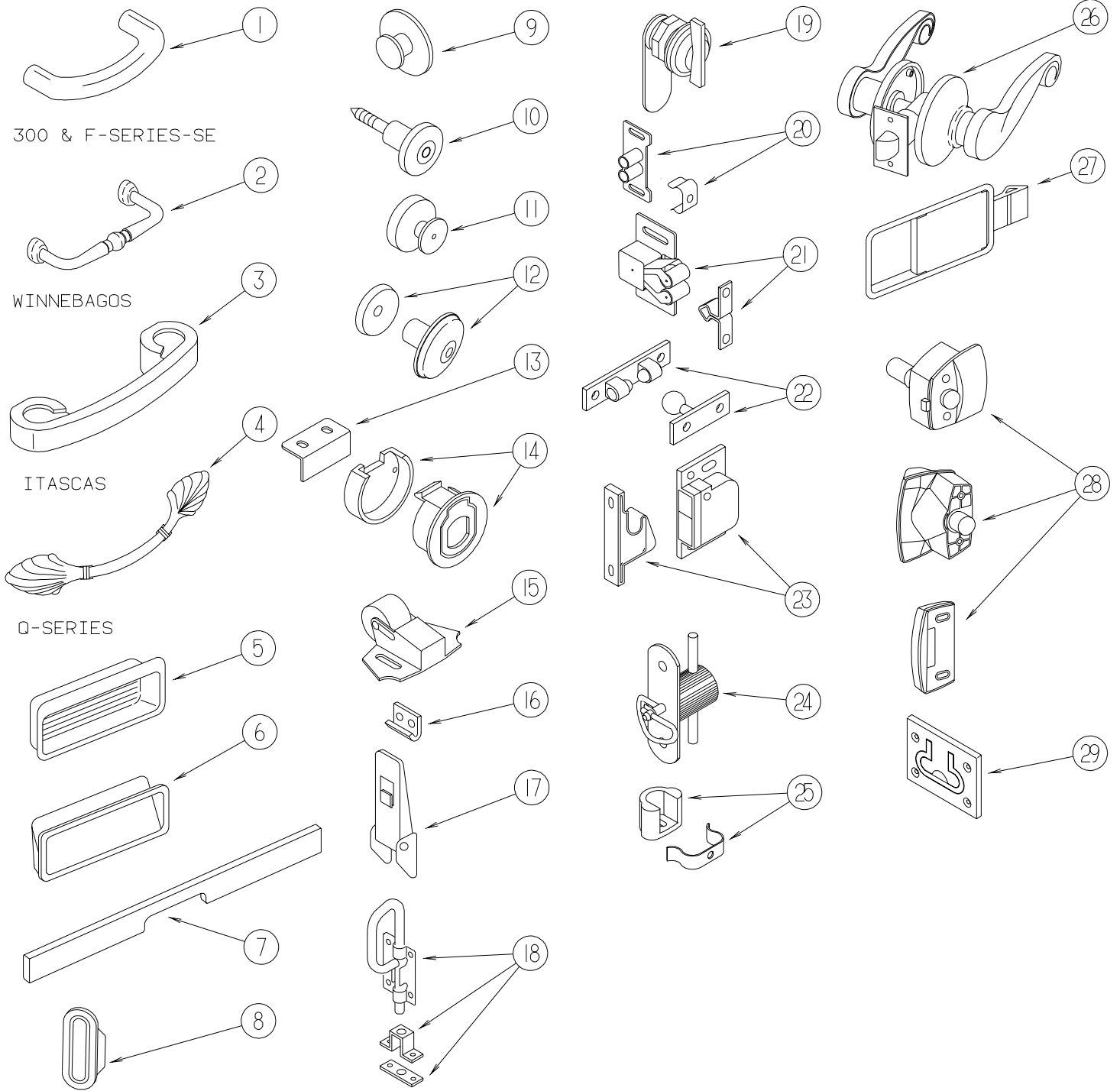
\* COMPONENT PARTS FOUND IN SERVICE PARTS LIBRARY

### FLOOR COVERINGS

KEY	PART NUMBER	U/M	DESCRIPTION
	042720-24-000	SY	VINYL - FLOOR COVERING - 12' WIDE - TRADITIONS SOLARIAN
	093486-01-000	SY	CARPET - COMPARTMENT - 72" WIDE - DARK GRAY
	096060-E3-000	SY	CARPET - COMMANDER - BARELY PLUM (L52, L53)
	096060-E4-000	SY	CARPET - COMMANDER - LT BAROQUE (L54, L55)
			FROM: 00-00-00 THRU: 10-24-99
	096060-G8-000	SY	CARPET - CAMEL - INCREMENTS OF 4 SQ YDS (3' X 12') (L54, L55)
			FROM: 10-25-99 THRU: 99-99-99
	096060-E6-000	SY	CARPET - OASIS - PEWTER BLUE (L56, L57)
	096060-F6-000	SY	CARPET - COMMANDER - GINGER (L58, L59)
	096060-E9-000	SY	CARPET - FASHIONAIRE/DESERT BEIGE - INCREMENTS OF 4 SY (L60, L61)
	096060-F0-000	SY	CARPET - COMMANDER - PALE SAGE (L62, L63)
	124253-01-01A	EA	VINYL - FLOOR PLANK - 3" X 12" - CHERRY (L52, L54, L56)
	124253-01-02A	EA	VINYL - FLOOR PLANK - 3" X 12" - MAPLE (L53, L55, L57)
	131711-01-01A	EA	VINYL FLOORING - 12" X 12" - HEATHER (L58, L59, L60, L61, L62, L63)

# INTERIOR FINISH GROUP (CONTINUED)

## HARDWARE

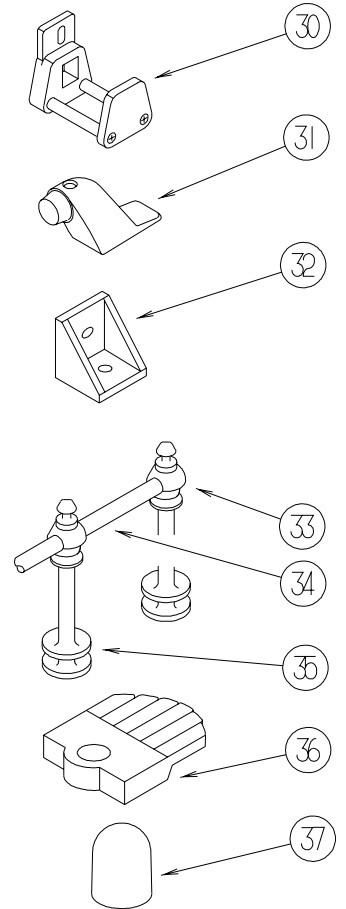
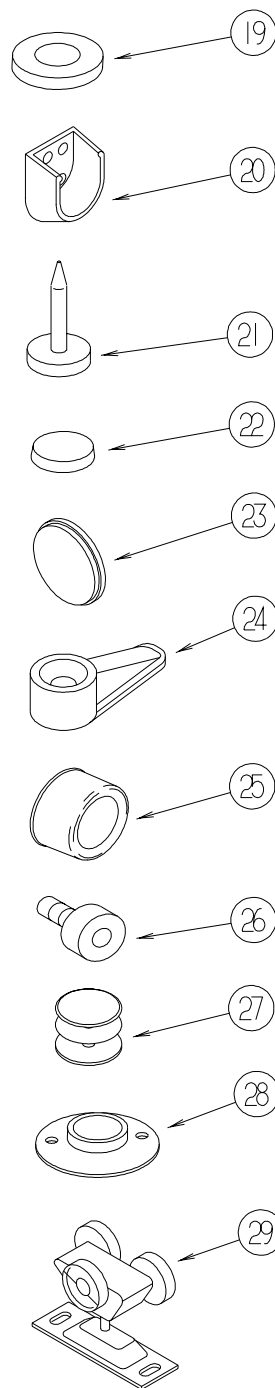
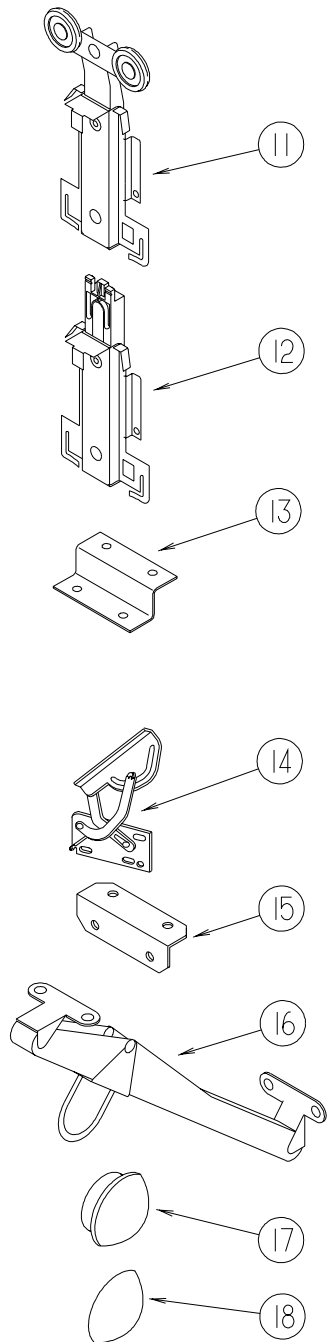
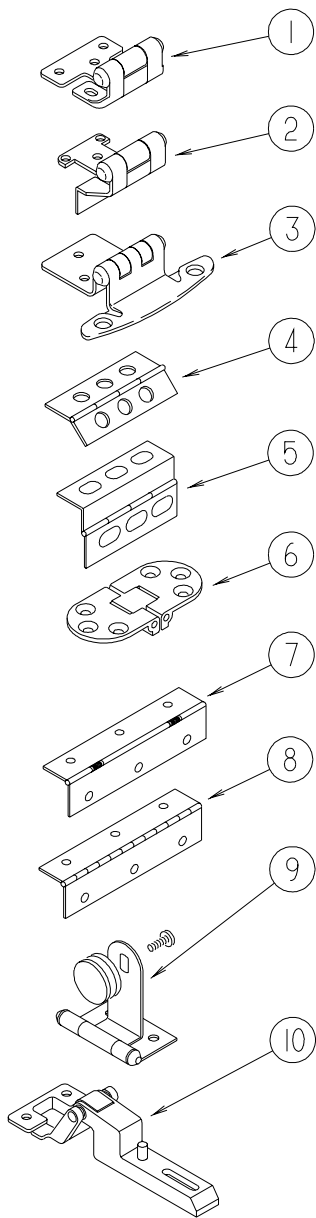


## INTERIOR FINISH GROUP (CONTINUED)

### HARDWARE (CONTINUED)

KEY	PART NUMBER	U/M	DESCRIPTION
1	131964-01-01A	EA	PULL - CABINET - POLISHED BRASS
2	131963-01-01A	EA	PULL - CABINET - POLISHED BRASS
3	131962-01-01A	EA	PULL - CABINET - POLISHED BRASS
4	117923-01-01A	EA	PULL - CABINET - BURNISHED BRASS
4	131965-01-01A	EA	PULL - CABINET - BURNISHED BRASS
5	124311-01-01A	EA	HANDLE - RECESSED - BRASS
6	115994-01-01A	EA	HANDLE - POCKET
7	126866-01-J30	EA	HANDLE - TAMBOUR DOOR - 18.6" - CHERRY/CHERRY
7	126866-01-J60	EA	HANDLE - TAMBOUR DOOR - 18.6" - MAPLE/WASHED MAPLE
7	126866-01-L81	EA	HANDLE - TAMBOUR DOOR - 18.6" - ASH/PORTSMOUTH OAK
7	126866-04-KQ1	EA	HANDLE - TAMBOUR DOOR - 14.7" - CHERRY/CHERRY
7	126866-04-KQ0	EA	HANDLE - TAMBOUR DOOR - 14.7" - MAPLE/MAPLE
7	126866-04-L95	EA	HANDLE - TAMBOUR DOOR - 14.7" - ASH/WATERFORD OAK
7	126866-05-K13	EA	HANDLE - TAMBOUR DOOR - 11.6" - CHERRY/CHERRY
7	126866-05-K09	EA	HANDLE - TAMBOUR DOOR - 11.6" - MAPLE/WASHED MAPLE
7	126866-05-K07	EA	HANDLE - TAMBOUR DOOR - 11.6" - ASH/WATERFORD OAK
8	098410-01-01A	EA	PULL - FINGER - OVAL - BRASS
9	125221-01-01A	EA	PULL - MIRROR - W/ROUND HANDLE
10	113800-01-000	EA	KNOB - CABINET - BRASS
11	133313-01-01A	EA	PULL - DRAWER KNOB - BURNISHED BRASS
11	133313-01-02A	EA	PULL - DRAWER KNOB - BRIGHT BRASS
12	117978-01-01A	EA	KNOB - DOOR - BRIGHT BRASS
13	113375-02-01A	EA	STRIKE - DOOR - CHROME
14	113375-05-01A	EA	LATCH - SLAM - BACK - .8" THICK
14	113375-06-01A	EA	LATCH - SLAM - FACE - .7" THICK
15	109403-01-000	EA	CATCH - SINGLE ROLLER - SCREEN DOOR
16	116975-02-01A	EA	KEEPER/STRIKE - BLACK - NEW STYLE
17	116975-01-01A	EA	LATCH - W/O STRIKE - BLACK - NEW STYLE
18	103256-01-000	EA	LATCH - SLIDE
19	100710-01-01A	EA	LOCK - GLASS DOOR/TWIST TYPE - BRASS
20	009021-01-000	EA	CATCH - GRILLE - NYLON
20	009021-02-000	EA	STRIKE - SPRING STEEL
21	093586-04-000	EA	STRIKE - SPRING STEEL - 1.14"
21	093586-05-000	EA	STRIKE - SPRING STEEL
21	093586-03-000	EA	CATCH - SPRING ROLLER - .377"
21	093586-06-000	EA	CATCH - SPRING - ROLLER
22	084451-01-000	EA	CATCH - BRASS
23	117095-01-01A	EA	CATCH - DOOR - GRABBER W/KEEPER - PLASTIC - BLK - 5LB PULL
23	117095-02-01A	EA	LATCH - DOOR - GRABBER W/KEEPER - PLASTIC - BLK-10LB PULL
24	098196-01-000	EA	LATCH - 1/4 TURN - T-BAR
25	129703-01-01A	EA	CATCH ASSEMBLY
26	111155-01-01A	EA	LOCK - PRIVACY/LOCKING - POLISHED BRASS
26	111155-05-01A	EA	LOCK - PRIVACY/LOCKING
27	127349-01-01A	EA	LATCH - PADDLE
28	058335-03-000	EA	LATCH W/O LOCK - BATHROOM DOOR BLACK
29	072871-01-000	EA	PULL - FLUSH - CHROME

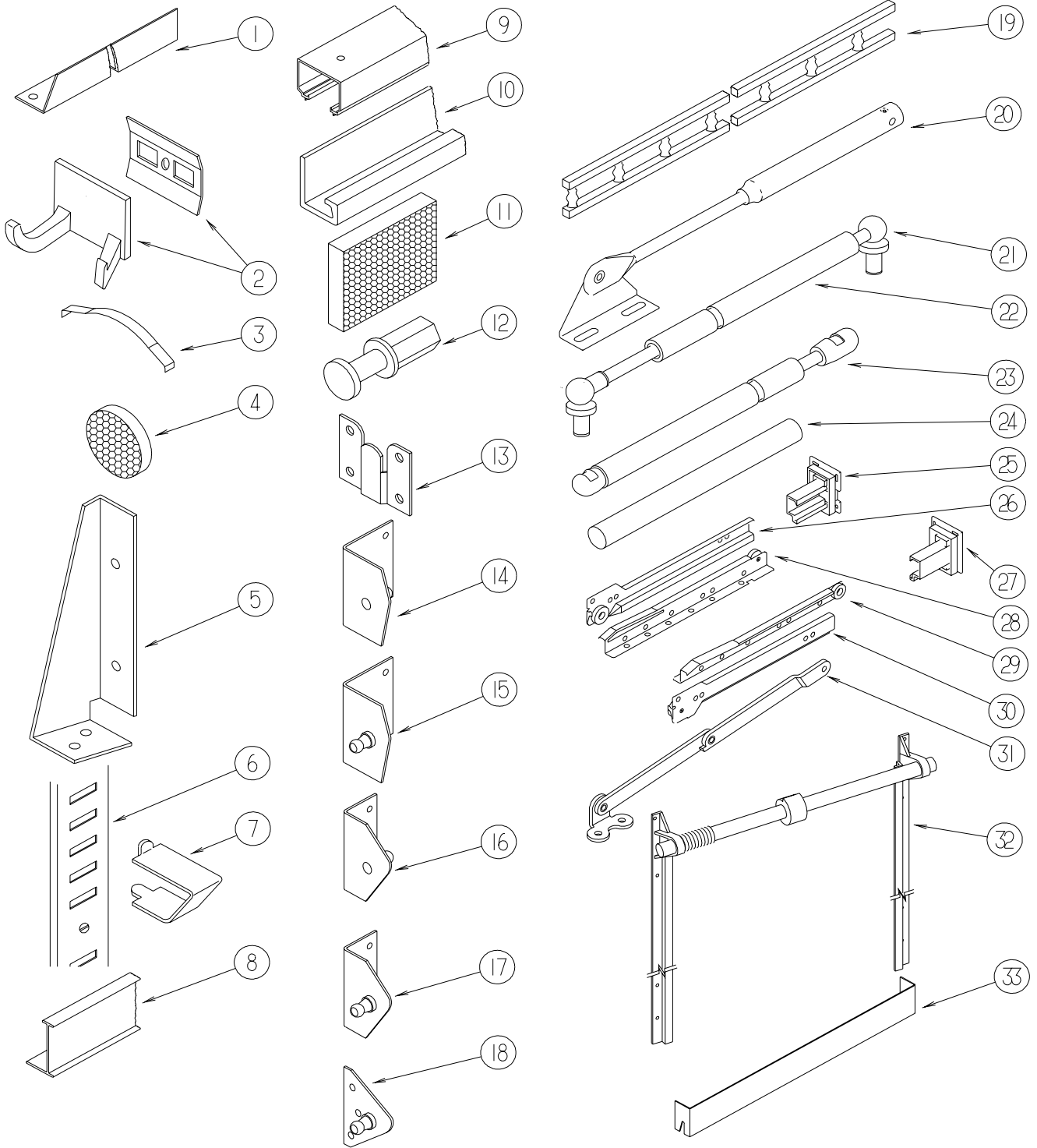
**INTERIOR FINISH GROUP (CONTINUED)**  
**HARDWARE (CONTINUED)**



**INTERIOR FINISH GROUP (CONTINUED)****HARDWARE (CONTINUED)**

<b>KEY</b>	<b>PART NUMBER</b>	<b>U/M</b>	<b>DESCRIPTION</b>
1	113676-01-01A	EA	HINGE - OVERLAY - VARIABLE
2	113677-01-01A	EA	HINGE - SELF CLOSING
3	108138-03-000	EA	HINGE - BRIGHT BRASS
	000G13-06-08G	EA	SCREW - 6-20 X .50 PFH - ANTIQUE BRASS
4	009059-01-000	EA	HINGE - DOOR - 2" X 1.4" - BRASS
4	009059-02-000	EA	HINGE - DOOR - 2" X 2.7" - BRASS
4	041389-18-000	EA	HINGE - PIANO - 1 1/2" X 19" - OFF WHITE
4	041389-35-000	EA	HINGE - PIANO - OFF WHITE - 31"
5	118802-01-02A	EA	HINGE - DOOR - CABINET - HAMPTON TAN
6	111535-01-000	EA	HINGE - TABLE/FOLDING
7	102920-01-01A	EA	HINGE/SPRING LOADED - BRASS
8	084413-01-000	EA	HINGE/CONTINUOUS - ALUMINUM 1" X 72" - W/HOLES
8	110496-01-01A	EA	HINGE - BRASS
9	100711-01-01A	EA	HINGE - GLASS DOOR
10	114443-01-01A	EA	HINGE - CABINET DOOR
11	107390-02-000	EA	CORNER HANGER (DOUBLE ROLLER W/BRACKET) (SOLD AS 1 EACH)
12	107391-01-000	EA	GUIDE - BOTTOM - BY-PASS (4 USED PER DOOR)
13	101926-01-02A	EA	BRACKET - ZEE - BLACK
14	108126-01-000	EA	TRAY HINGE SET (QTY. 2 PER SET)
15	016604-01-000	EA	BRACE - CABINET - ANGLE - 2.5" - UNPAINTED METAL
15	016604-05-000	EA	BRACE - CABINET - ANGLE - 2.5" - OFF WHITE METAL
16	104181-01-01A	EA	SUPPORT - LEAF 5.3" EXTENDS TO 7.5" - SAFETY RING - METAL
17	074045-01-000	EA	PLUG - OAK - 1/2" DIAMETER
17	074045-08-000	EA	PLUG - OAK - 1/2" DIAMETER - SALEM CHERRY
17	042356-01-000	EA	PLUG - BUTTON - MAHOGANY - 3/8" DIAMETER - WOOD
18	057671-01-000	EA	COVER - SCREW - OFF WHITE - #8
18	057671-11-000	EA	COVER - SCREW - HAMPTON TAN - #8
18	057671-13-000	EA	COVER - SCREW - DARK GRAY - #8
18	057671-15-000	EA	COVER - SCREW - BRIGHT WHITE
18	057671-16-000	EA	COVER - SCREW - SOFT WHITE
19	100707-01-000	EA	SPACER - GLASS DOOR - .8" DIA - .3" HOLE - PLASTIC
20	113236-01-01A	EA	BRACKET - CLOTHES - ROD
21	102194-01-000	EA	GUIDE - PLASTIC
22	004354-01-000	EA	BUMPER - RUBBER - .5" DIA - BROWN
23	120760-01-000	EA	BUMPER - RUBBER - CLEAR
24	083204-03-000	EA	BUTTON - RETAINING MIRROR 5/16" TIP
25	069726-02-000	EA	BUMPER - .88" OD X .40" THICK - BLACK
26	079921-01-000	EA	ROLLER - NYLON - W/STEEL SHAFT - BARBED
27	081114-02-000	EA	CAP - INSERT - ROUND 1" DIAMETER - WHITE
28	009112-01-000	EA	FLANGE - PLASTIC - 1" CLOTHES ROD - OFF WHITE
29	103874-01-000	EA	HANGER - SLIDING DOOR
30	064467-01-000	EA	GUIDE - POCKET - SLIDING DOOR - WALL MOUNTED
31	103257-01-000	EA	STOP - DOOR
32	065740-01-000	EA	BRACE - CABINET/CORNER - PLASTIC
33	084070-03-000	EA	POST - END - 2.4" - BRASS
34	084071-05-000	EA	ROD - BRASS - 15"
34	084071-08-000	EA	ROD - BRASS - 9.3" LONG
34	084071-12-000	EA	ROD - BRASS - 4.1" LONG
34	084071-19-000	EA	ROD - BRASS - 7.1"
34	084071-20-000	EA	ROD - BRASS - 9.8" LONG
34	084071-22-000	EA	ROD - BRASS - 15.3"
34	084071-23-000	EA	ROD - BRASS - 13.12"
34	084071-24-000	EA	ROD - BRASS - 3.8"
34	084071-27-000	EA	ROD - BRASS - 2.7"
34	084071-28-000	EA	ROD - BRASS - 6" LONG
34	084071-30-000	EA	ROD - BRASS - 11.6" LONG
34	084071-31-000	EA	ROD - BRASS - 14.08" LONG
34	084071-32-000	EA	ROD - BRASS - 13.6" LONG
35	084070-01-000	EA	POST - CENTER - 2.4" - BRASS
36	009089-01-000	EA	CLIP - MIRROR
37	039984-01-000	EA	CAP - ROUND - VINYL - .28" ID X .62" - BLACK

**INTERIOR FINISH GROUP (CONTINUED)**  
**HARDWARE (CONTINUED)**



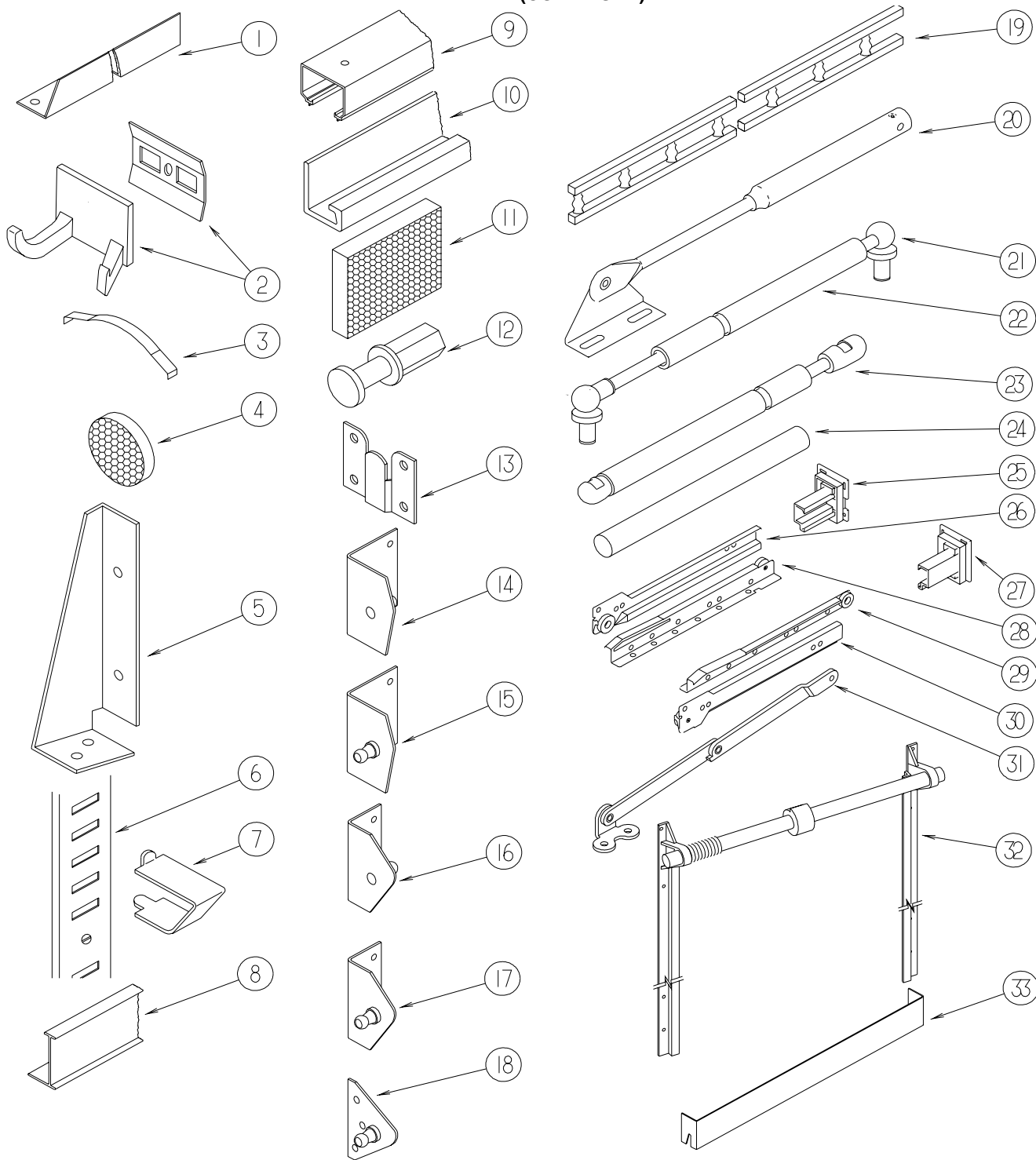


**INTERIOR FINISH GROUP (CONTINUED)****HARDWARE (CONTINUED)**

<b>KEY</b>	<b>PART NUMBER</b>	<b>U/M</b>	<b>DESCRIPTION</b>
1	114693-01-01A	EA	SUPPORT - BLACK - RIGHT HAND
1	114693-02-01A	EA	SUPPORT - BLACK - LEFT HAND
2	104174-01-000	EA	HOOK - ROBE - DOUBLE
3	115541-01-000	EA	SPRING - DOOR - SLIDING
4	122717-01-01A	EA	PAD - NON SKID - 4" DIAMETER ROUND
4	122717-01-01A	EA	PAD - NON SKID - 3" DIA. ROUND
5	076827-02-000	EA	BRACKET - 2.9" X 1.8" - TRIANGLE
6	098980-01-000	EA	PILASTER - ADJUSTABLE SHELF - 18"
6	098980-02-000	EA	PILASTER - ADJUSTABLE SHELF - 12"
6	098980-03-000	EA	PILASTER - ADJUSTABLE SHELF - 09"
6	098980-04-000	EA	PILASTER - ADJUSTABLE SHELF - 48"
6	098980-05-000	EA	PILASTER - ADJUSTABLE SHELF - 15"
6	098980-06-000	EA	PILASTER - ADJUSTABLE SHELF - 24"
7	098979-01-000	EA	CLIP - ADJUSTABLE SHELF
8	094856-10-01A	EA	TRACK - FOLDING DOOR - OFF WHITE
9	103868-09-01A	EA	TRACK - SLIDING DOOR - 64.3" - OFF WHITE
9	103868-15-01A	EA	TRACK - SLIDING DOOR - 76" - OFF WHITE
10	118933-01-01A	EA	SUPPORT - HINGE LOCK
11	122717-06-01A	FT	PAD - NON-SKID - PSA - 5"W
	122717-08-01A	FT	PAD - NON-SKID - PSA - 7.2"W
12	092652-01-000	EA	GUIDE WHEEL/DOOR - TOP MOUNT
13	130120-01-01A	EA	BRACKET - MOUNTING/MIRROR
14	126263-06-02B	EA	BRACKET - GAS SPRING W/INSIDE BALL STUD - E-COATED
15	126263-05-02B	EA	BRACKET - GAS SPRING W/BALL STUD - E-COATED
16	107796-10-000	EA	BRACKET - GAS SPRING - 90 DEGREE SMALL
17	126263-02-02B	EA	BRACKET - GAS SPRING W/BALL STUD - E-COATED
18	126263-08-02B	EA	BRACKET - GAS SPRING W/CENTERED BALL STUD - E-COATED
19	075249-01-000	EA	RAILING - OAK - 72" UNFINISHED
19	111775-01-03A	EA	RAIL - DECORATIVE - 6' - SALEM CHERRY
19	111775-01-04A	EA	RAIL - DECORATIVE - 6' - WATERFORD OAK
19	111775-01-06A	EA	RAIL - DECORATIVE - 6' - WASHED MAPLE
19	111775-01-07A	EA	RAIL - DECORATIVE - 6' - PORTSMOUTH OAK
20	074493-02-000	EA	SUPPORT - PISTON SPRING - CABINET DOOR - 26 LBS
21	057460-02-000	EA	STUD BALL - GAS SPRING - .39" - 5/16"-18
22	057460-04-000	EA	SPRING - GAS - BALL STUD STYLE - 120 PI - "SPD6209"
23	107796-06-000	EA	SPRING/GAS - 12" COMPRESSED/20" EXTENDED - 120 LB.
23	107796-08-000	EA	SPRING/GAS - 11" COMPRESSED/17" EXTENDED - 60 LB
23	107796-15-000	EA	SPRING/GAS - 24" COMPRESSED/40" EXTENDED - 15 LB.
23	107796-16-000	EA	SPRING/GAS - 6.4" COMPRESSED/9.6" EXTENDED - 65 LB.
23	107796-26-000	EA	SPRING/GAS - 12" COMPRESSED/20" EXTENDED - 90 LB.
24	042438-02-000	EA	DOWEL - WOOD - 2" X 2"
24	042438-01-000	EA	DOWEL - WOOD - CLOTHES ROD - 1" DIAMETER X 4'
25	128811-01-01A	EA	BACKSOCKET - ADJUSTABLE - LEFT
26	128810-01-01A	EA	SLIDE - DRAWER - 12" - LEFT CABINET
26	128810-05-01A	EA	SLIDE - DRAWER - 14" - LEFT CABINET
26	128810-09-01A	EA	SLIDE - DRAWER - 16" - LEFT CABINET
26	128810-13-01A	EA	SLIDE - DRAWER - 18" - LEFT CABINET
26	128810-17-01A	EA	SLIDE - DRAWER - 20" - LEFT CABINET
26	128810-21-01A	EA	SLIDE - DRAWER - 22" - LEFT CABINET
26	128810-25-01A	EA	SLIDE - DRAWER - 24" - LEFT CABINET
27	128811-02-01A	EA	BACKSOCKET - ADJUSTABLE RIGHT
28	128810-03-01A	EA	SLIDE - DRAWER - 12" - LEFT DRAWER
28	128810-07-01A	EA	SLIDE - DRAWER - 14" - LEFT DRAWER
28	128810-11-01A	EA	SLIDE - DRAWER - 16" - LEFT DRAWER
28	128810-15-01A	EA	SLIDE - DRAWER - 18" - LEFT DRAWER
28	128810-19-01A	EA	SLIDE - DRAWER - 20" - LEFT DRAWER
28	128810-23-01A	EA	SLIDE - DRAWER - 22" - LEFT DRAWER
28	128810-27-01A	EA	SLIDE - DRAWER - 24" - LEFT DRAWER
29	128810-04-01A	EA	SLIDE - DRAWER - 12" - RIGHT DRAWER
29	128810-08-01A	EA	SLIDE - DRAWER - 14" - RIGHT DRAWER
29	128810-12-01A	EA	SLIDE - DRAWER - 16" - RIGHT DRAWER
29	128810-16-01A	EA	SLIDE - DRAWER - 18" - RIGHT DRAWER
29	128810-20-01A	EA	SLIDE - DRAWER - 20" - RIGHT DRAWER
29	128810-24-01A	EA	SLIDE - DRAWER - 22" - RIGHT DRAWER
29	128810-28-01A	EA	SLIDE - DRAWER - 24" - RIGHT DRAWER

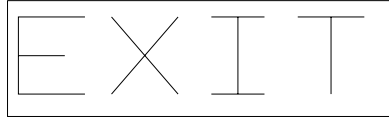
# INTERIOR FINISH GROUP (CONTINUED)

## HARDWARE (CONTINUED)

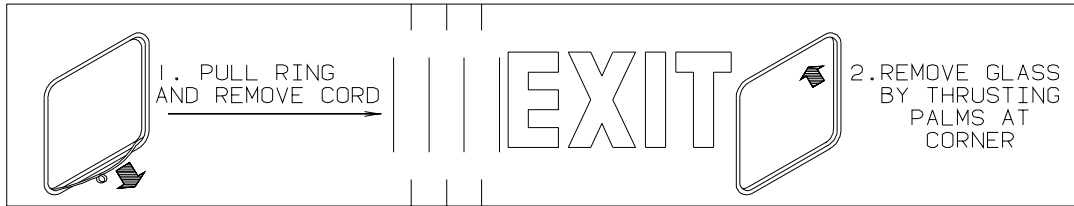


KEY	PART NUMBER	U/M	DESCRIPTION
30	128810-02-01A	EA	SLIDE - DRAWER - 12" - RIGHT CABINET
30	128810-06-01A	EA	SLIDE - DRAWER - 14" - RIGHT CABINET
30	128810-10-01A	EA	SLIDE - DRAWER - 16" - RIGHT CABINET
30	128810-14-01A	EA	SLIDE - DRAWER - 18" - RIGHT CABINET
30	128810-18-01A	EA	SLIDE - DRAWER - 20" - RIGHT CABINET
30	128810-22-01A	EA	SLIDE - DRAWER - 22" - RIGHT CABINET
30	128810-26-01A	EA	SLIDE - DRAWER - 24" - RIGHT CABINET
31	084412-01-000	EA	SUPPORT/HINGE KIT (LEFT & RIGHT HINGES)
32	130787-01-000	EA	TRACK - TAMBOUR DOOR/SPRING - 15.9"
32	130787-02-000	EA	TRACK - TAMBOUR DOOR/SPRING - 24"
32	130787-03-000	EA	TRACK - TAMBOUR DOOR/SPRING - 30"
33	133426-01-02B	EA	BRACKET - MIRROR - MOUNTING - E-COATED

## LABELS GROUP



**KEY PART NUMBER U/M DESCRIPTION**  
039290-01-000 EA LABEL - WARNING - EXIT



**KEY PART NUMBER U/M DESCRIPTION**  
107571-01-000 EA LABEL - EXIT/ESCAPE WINDOW

FOR AWNING INSTALLATION  
CONTACT YOUR MOTORHOME  
DEALERSHIP

**KEY PART NUMBER U/M DESCRIPTION**  
099509-01-000 EA LABEL - AWNING INSTALLATION



**KEY PART NUMBER U/M DESCRIPTION**  
040944-01-000 EA LABEL - ENTRANCE DOOR - "OPEN"

WARNING: TEST SMOKE DETECTOR  
OPERATION AFTER VEHICLE HAS BEEN IN  
STORAGE, BEFORE EACH TRIP AND AT  
LEAST ONCE PER WEEK DURING USE.

**KEY PART NUMBER U/M DESCRIPTION**  
079966-01-000 EA LABEL - WARNING - STOWED - MOTION

**WARNING** DISCONNECT BATTERIES BEFORE  
CONNECTING EXTERNAL CHARGING EQUIPMENT.

**KEY PART NUMBER U/M DESCRIPTION**  
065748-01-000 EA LABEL - CAUTION - BATTERY CHARGING

AVERTISSEMENT : DEBRANCHER LES BATTERIES AVANT  
DE BRANCHER TOUT EQUIPEMENT DE CHARGE EXTERIEUR.

**KEY PART NUMBER U/M DESCRIPTION**  
065748-02-000 EA LABEL - WARNING - BATTERY/FRENCH - CANADIAN

## LABELS GROUP (CONTINUED)

WASTE WATER

**KEY PART NUMBER U/M DESCRIPTION**  
006188-01-000 EA LABEL - WASTE WATER

SEWAGE

**KEY PART NUMBER U/M DESCRIPTION**  
006187-01-000 EA LABEL - SEWAGE

### IF YOU SMELL GAS

1. EXTINGUISH ANY OPEN FLAME, PILOT LIGHTS AND ALL SMOKING MATERIALS.
2. DO NOT TOUCH ELECTRICAL SWITCHES.
3. SHUT OFF THE GAS SUPPLY AT THE TANK VALVE(S) OR GAS SUPPLY CONNECTION.
4. OPEN DOORS AND OTHER VENTILATING OPENINGS.
5. LEAVE THE AREA UNTIL ODOR CLEARS.
6. HAVE THE GAS SYSTEM CHECKED AND LEAKAGE SOURCE CORRECTED BEFORE USING AGAIN.

**KEY PART NUMBER U/M DESCRIPTION**  
073998-01-000 EA LABEL - LPG ODOR WARNING

WARNING: TEST SMOKE DETECTOR OPERATION AFTER VEHICLE HAS BEEN IN STORAGE, BEFORE EACH TRIP AND AT LEAST ONCE PER WEEK DURING USE.

**KEY PART NUMBER U/M DESCRIPTION**  
077956-01-000 EA LABEL - WARNING - SMOKE DETECTOR

CAUTION	TO HELP AVOID PERSONAL INJURY DURING REMOVAL OF FUEL FILLER CAP, SLOWLY LOOSEN CAP 1/2 TURN TO ALLOW ANY FUEL PRESSURE TO BE RELIEVED BEFORE TURNING CAP FURTHER.
FUEL SPRAY MAY CAUSE PERSONAL INJURY	STOP ADDING FUEL AFTER FIRST SHUTOFF BY AUTOMATIC NOZZLE WHEN TANK IS NEARLY FULL. DO NOT OVERFILL FUEL TANK. SEE OWNERS MANUAL FOR ADDITIONAL INFORMATION. PRINTED IN U.S.A. <span style="float: right;">WLC PT NO 15611763</span>

**KEY PART NUMBER U/M DESCRIPTION**  
087207-05-000 EA LABEL - FUEL CAP REMOVAL

UNLEADED FUEL ONLY

**KEY PART NUMBER U/M DESCRIPTION**  
062043-01-000 EA LABEL - FUEL - UNLEADED

UNLEADED  
FUEL ONLY

**KEY PART NUMBER U/M DESCRIPTION**  
098641-01-000 EA LABEL - FUEL - UNLEADED - DASH

## LABELS GROUP (CONTINUED)

LP-GAS SYSTEM  
THIS GAS PIPING SYSTEM IS  
DESIGNED FOR USE OF  
LIQUIFIED PETROLEUM GAS  
ONLY. DO NOT CONNECT  
NATURAL GAS TO THIS  
SYSTEM.  
SECURE CAP INLET(S) WHEN NOT  
CONNECTED FOR USE. AFTER TURNING  
ON GAS, EXCEPT AFTER NORMAL  
CONTAINER REPLACEMENT, TEST GAS  
PIPING AND CONNECTIONS TO  
APPLIANCES FOR LEAKAGE WITH SOAPY  
WATER OR BUBBLE SOLUTION. DO NOT  
USE PRODUCTS THAT CONTAIN AMMONIA  
OR CLORINE.

124520

KEY	PART NUMBER	U/M	DESCRIPTION
	124520-01-01A	EA	LABEL - LP GAS ONLY - BLACK ON CLEAR
	124520-01-02A	EA	LABEL - LP GAS ONLY - WHITE ON CLEAR

WARNING

THIS SYSTEM IS DESIGNED FOR USE WITH PROPANE ONLY  
DO NOT CONNECT NATURAL GAS TO THIS SYSTEM

BEFORE TURNING ON PROPANE:

- (A) BE CERTAIN APPLIANCES ARE CERTIFIED FOR PROPANE AND ARE EQUIPPED WITH CORRECT BURNING ORIFICES.
- (B) MAKE CERTAIN ALL PROPANE CONNECTIONS ARE TIGHT BY TESTING WITH SOAPY WATER. ALL APPLIANCE VALVES ARE TURNED OFF, AND ANY UNCONNECTED OUTLETS ARE CAPPED.

AFTER TURNING ON PROPANE:

- (A) LIGHT ALL PILOT LIGHTS
- (B) (B) ALL CONNECTIONS, INCLUDING THOSE AT THE APPLIANCES, REGULATORS AND CYLINDERS SHOULD BE LEAK-TESTED PERIODICALLY WITH SOAPY WATER BY THE OCCUPANT. NEVER USE A LIGHTED MATCH OR OTHER FLAME WHEN CHECKING FOR LEAKS.
- (C) DO NOT LEAVE SYSTEM TURNED ON OF CONTAINERS CONNECTED UNTIL THE SYSTEM HAS BEEN PROVEN TO BE FREE OF LEAKS.
- (D) COOKING APPLIANCES SHOULD NOT BE USED FOR SPACE HEATING.
- (E) WHEN THE CONTAINERS ARE DISCONNECTED THE PROPANE SUPPLY LINE SHOULD BE CAPPED OR PLUGGED.

AVERTISSEMENT

CETTE INSTALLATION EST CONCUE POUR LE PROPANE SEULEMENT  
NE PAS L'ALIMENTER EN GAZ NATUREL

AVANT LA MISE EN SERVICE:

- (A) S'ASSURER QUE LES APPAREILS SONT CERTIFIES POUR LE PROPANE ET MUNIS D'ORIFICES DE BRULEUR APPROPRIES.
- (B) VERIFIER L'ETANCHEITE DE TOUS LES RACCORDEMENTS AU PROPANE. LA PERMETURE DE TOUS LES ROBINETS D'APPAREILS ET L'OBTUTATION DE TOUTES LES SORTIES NON RACCORDEES.

APHES LA MISE EN SERVICE:

- (A) ALLUMER TOUTES LES VEILLEUSES.
- (B) L'OCCUPANT DOIT EPROUVER PERIODIQUEMENT L'ETANCHEITE DE TOUS LES RACCORDEMENTS Y COMPRIS CEUX AUX APPAREILS, AUX DETENDEURS ET AUX BOUTEILLES, EN Y APPLIQUANT DE L'EAU SAVONNEUSE NE JAMA'S SE SERVIR D'UNE ALLUMETTE OU AUTRE POUR LA DETECTION DES FUITES.
- (C) NE PAS LAISSER L'ALIMENTATION OUVERTE NI LES RECIPIENTS RACCORDES AVANT D'AVOIR COMPLETE L'EPREUVE D'ETANCHEITE AU PROPANE DE L'INSTALLATION.
- (D) LES APPAREILS DE CUISSON NE DOIVENT PAS ETRE UTILISES POUR LE CHAUFFAGE DES LOCAUX.
- (E) LORSQUE LES RECIPIENTS SONT DECONNECTES, L'ALIMENTATION DE PROPANE DOIT ETRE OBTUREE OU SCELLEE.

KEY	PART NUMBER	U/M	DESCRIPTION
	023769-01-000	EA	LABEL - WARNING - LPG - CANADIAN

THIS CONNECTION IS FOR  
(B) VOLT AC,60 HZ(CYCLES)  
(A) AMPERE SUPPLY

DO NOT CONNECT TO  
HIGHER VOLTAGE

THIS CONNECTION IS FOR  
(B) VOLT AC,3-POLE,4 WIRE  
60 HZ(CYCLES),(A) AMPERE SUPPLY

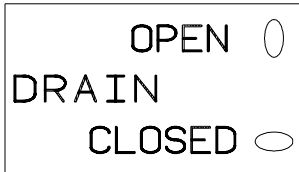
DO NOT CONNECT TO  
HIGHER VOLTAGE

THIS CONNECTION IS FOR  
(B) VOLT AC,50 HZ(CYCLES)  
(A) AMPERE SUPPLY

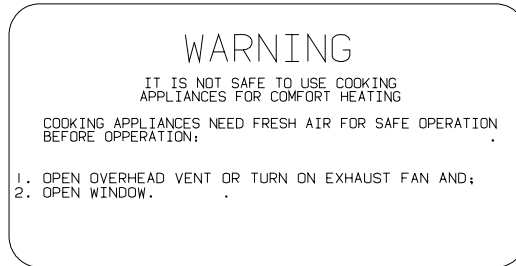
DO NOT CONNECT TO  
HIGHER VOLTAGE

KEY	PART NUMBER	U/M	DESCRIPTION
	125306-01-01A	EA	LABEL-ELECTRICAL ENTRANCE-110/125 VOLT 30 AMP-BLK ON CLEAR
	125306-03-01A	EA	LABEL - ELECTRICAL ENTRANCE - 100 VOLT - 30 AMP
	125306-04-01A	EA	LABEL-ELECTRICAL ENTRANCE-120/240 VOLT 50 AMP-BLK ON CLEAR
	125306-05-01A	EA	LABEL - ELECTRICAL ENTRANCE - 220 VOLT - 25 AMP

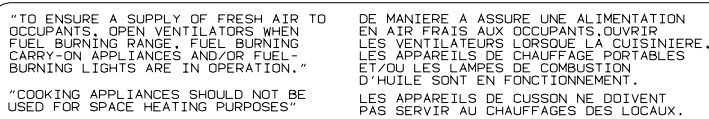
## LABELS GROUP (CONTINUED)



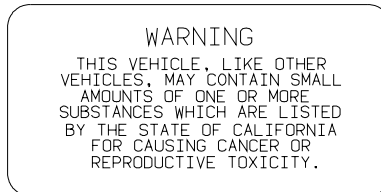
**KEY PART NUMBER U/M DESCRIPTION**  
133423-01-01A EA LABEL - DRAIN



**KEY PART NUMBER U/M DESCRIPTION**  
050225-01-000 EA LABEL - WARNING - STOVE VENT - US



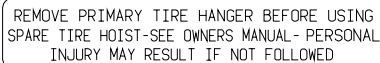
**KEY PART NUMBER U/M DESCRIPTION**  
050222-01-000 EA LABEL - STOVE VENT - CANADIAN



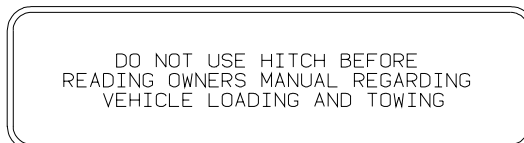
**KEY PART NUMBER U/M DESCRIPTION**  
099689-01-000 EA LABEL - WARNING - CANCER/TOXICITY



**KEY PART NUMBER U/M DESCRIPTION**  
133424-01-01A EA LABEL - BYPASS - WATER HEATER



**KEY PART NUMBER U/M DESCRIPTION**  
126024-01-01A EA LABEL - TIRE HANGER REMOVAL



**KEY PART NUMBER U/M DESCRIPTION**  
111104-01-000 EA LABEL - HITCH - READ MANUAL - WHITE  
111104-02-000 EA LABEL - HITCH - READ MANUAL - BLACK

## LABELS GROUP (CONTINUED)

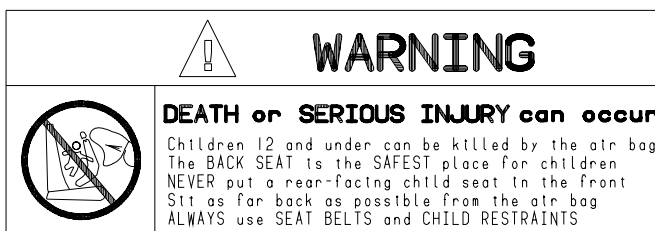
CAUTION

THIS MOTOR HOME HAS BEEN DESIGNED, MANUFACTURED AND TESTED WITH CONCERN FOR THE PROTECTION OF IT'S OCCUPANTS. WE RECOMMEND YOU PERFORM THE FOLLOWING INSPECTIONS FOR YOUR SAFETY AND THE SAFETY OF YOUR PASSENGERS BEFORE STARTING YOUR VEHICLE.


1. LP GAS SYSTEM-           TURN OFF AT TANK FOR TRAVELING. TEST FOR LEAKS UPON ARRIVAL AT DESTINATION. BEFORE LIGHTING PILOTS.
2. WHEELS-           INSPECT FOR DAMAGE AND CHECK LUG NUTS FOR TIGHTNESS.
3. TIRES-           INSPECT FOR WEAR AND DAMAGE AND CHECK FOR RECOMMENDED AIR PRESSURE.
4. LIGHTING-       TEST FOR PROPER OPERATION OF ALL INTERIOR AND EXTERIOR LIGHTS INCLUDING DASH LIGHTS, HEADLIGHTS, TAIL LIGHTS, BRAKE LIGHTS, CLEARANCE LIGHTS AND TURN SIGNALS.
5. EXITS-           INSPECT RELEASE MECHANISM ON EMERGENCY EXIT WINDOW. TEST BOTH LOCKS ON MAIN ENTRANCE DOOR FOR EASE OF OPERATION AND INSTRUCT PASSENGERS HOW TO USE BOTH MEANS OF EXIT.
6. SEAT BELTS-       DIRECT PASSENGERS TO DESIGNATED SEATS AND REQUIRE USE OF SEAT BELTS.
7. APPLIANCES-      TURN OFF AND LATCH OR LOCK DOORS WHERE PROVIDED.
8. LOOSE PARCELS-   STORE SECURELY.
9. UTILITY SUPPLY LINES-   DISCONNECT ALL ELECTRIC, SEWER AND WATER LINES AND SECURE PROPERLY.
10. ENTRANCE DOOR STEP-   PLACE IN RETRACTED POSITION FOR TRAVELING.

READ YOUR MOTOR HOME AND CHASSIS OWNER'S  
MANUAL FOR FURTHER PRECAUTIONS

**KEY PART NUMBER**      **U/M DESCRIPTION**  
056259-01-000      EA LABEL - SAFETY CHECK LIST



**KEY PART NUMBER**      **U/M DESCRIPTION**  
126611-01-000      EA LABEL - AIR BAG - VISOR



**KEY PART NUMBER**      **U/M DESCRIPTION**  
126612-01-000      EA LABEL - HANG TAG - AIR BAG - DASH

AIR CONDITIONING CIRCUIT.  
THIS CONNECTION IS FOR  
AIR CONDITIONERS RATED 110-  
125 VOLT AC, 60 HZ, 16  
AMPERES MAXIMUM. DO NOT  
EXCEED CIRCUIT RATING.

**KEY PART NUMBER**      **U/M DESCRIPTION**  
091243-01-000      EA LABEL - A/C COVER "AIR CONDITIONING CIRCUIT ETC."

WARNING: CONTAINS "CFC" A SUBSTANCE WHICH HARMS  
PUBLIC HEALTH AND ENVIRONMENT BY DESTROYING  
OZONE IN THE UPPER ATMOSPHERE.

**KEY PART NUMBER**      **U/M DESCRIPTION**  
111802-01-000      EA LABEL - CFC WARNING

## LABELS GROUP (CONTINUED)

### WARNING

WHEN ADDING A GENERATOR SET:

HIGH VOLTAGE-USE EXTREME CAUTION WHEN WORKING ON ELECTRICAL COMPONENTS.  
HAVE ALL ELECTRICAL INSTALLATION PERFORMED BY A QUALIFIED LICENSED ELECTRICIAN-FOLLOW ALL STATE AND LOCAL CODES.  
ONLY INSTALL GENERATOR SET APPROVED FOR R.V. APPLICATION. HAVE INSTALLED BY QUALIFIED TECHNICIAN.  
TO AVOID HEAT BUILD-UP AND TO GUARANTEE AN ADEQUATE AIR SUPPLY TO THE GENERATOR CARBURETOR, FOLLOW INSTALLATION INSTRUCTIONS.  
GENERATOR ENGINE EXHAUST GASES ARE TOXIC AND MUST NOT TERMINATE UNDER THE VEHICLE-DISCHARGE EXHAUST AWAY FROM VEHICLE.

**KEY PART NUMBER U/M DESCRIPTION**  
077510-01-000 EA LABEL - GENERATOR PREP

### CAUTION

DO NOT LATCH DOOR IN OPEN POSITION  
IF WATER HEATER CONTROL IS IN THE ON  
POSITION. WATER HEATER EXHAUST MAY  
DAMAGE OUTER SURFACE OF DOOR.

**KEY PART NUMBER U/M DESCRIPTION**  
113402-01-000 EA LABEL - CAUTION - WATER HEATER EXHAUST  
113402-02-000 EA LABEL - CAUTION - FURNACE EXHAUST

### WARNING!

UNDERSTAND OPERATOR'S MANUAL BEFORE USING.  
KEEP PEOPLE AND OBSTRUCTIONS CLEAR OF  
SLIDEOUT ROOM WHEN OPERATING TO AVOID  
INJURY AND/OR PROPERTY DAMAGE.

**KEY PART NUMBER U/M DESCRIPTION**  
1 116549-01-000 EA LABEL - WARNING - SLIDEOUT

### WARNING

MUST BE STOWED  
IN LATCHED POSITION  
WHILE VEHICLE IS IN MOTION

**KEY PART NUMBER U/M DESCRIPTION**  
079966-01-000 EA LABEL - WARNING - STOWED - MOTION

### MISE EN GARDE

POUR VOTRE SECURITE PERSONNELLE RANGEZ,  
TOUT OBJET DE FAÇON SECURITAIRE LORSQUE  
LE VEHICULE EST EN MOUVEMENT.

### CAUTION

FOR YOUR PERSONAL SAFETY, SECURELY STOW  
OBJECTS AWAY WHILE VEHICLE IS IN MOTION

**KEY PART NUMBER U/M DESCRIPTION**  
131341-01-000 EA LABEL - STOW OBJECTS - US

### DIESEL FUEL ONLY

**KEY PART NUMBER U/M DESCRIPTION**  
068383-01-000 EA LABEL - DIESEL FUEL



## LABELS GROUP (CONTINUED)

### WARNING

ALL PILOT LIGHTS, APPLIANCES AND THIER  
IGNITORS (SEE OPERATING INSTRUCTIONS) SHALL  
BE TURNED OFF DURING REFUELING OF MOTOR  
FUEL TANKS AND/OR LP GAS CONTAINERS

KEY	PART NUMBER	U/M DESCRIPTION
	124519-01-01A	EA LABEL - WARNING/REFUELING - BLACK ON CLEAR
	124519-01-02A	EA LABEL - WARNING/REFUELING - WHITE ON CLEAR

### WARNING :

ALL PILOT LIGHTS AND APPLIANCES SHALL BE TURNED  
OFF DURING REFUELING OF MOTOR FUEL TANKS AND/  
OR PROPANE CONTAINERS.

### AVERTISSEMENT :

FERMER TOUTES LES VEILLEUSES AINSI QUE TOUS LES  
APPAREILS LORSQU'ON FAIT LE PLEIN DES RESERVOIRS  
A CARBURANT OU A PROPANE.

124519-02

KEY	PART NUMBER	U/M DESCRIPTION
	124519-02-01A	EA LABEL - WARNING/REFUELING - BLACK ON CLEAR - CSA
	124519-02-02A	EA LABEL - WARNING/REFUELING - WHITE ON CLEAR - CSA

### ENTRANCE DOOR PROP ROD

THIS ROD IS DESIGNED TO PROP THE  
ENTRANCE DOOR OPEN WHEN THE PATIO  
AWNING ARM IS ATTACHED TO THE  
SIDEWALL AND THE AWNING IS EX-  
TENDED.  
HOOK ONE END OF ROD INTO LOOP ON  
DOOR AND OTHER END INTO LOOP ON THE  
SIDEWALL AS SHOWN.

(THIS LABEL TO BE REMOVED BY RETAIL OWNER ONLY)

KEY	PART NUMBER	U/M DESCRIPTION
	128658-01-000	EA LABEL - PROP ROD - ENTRY DOOR

INPUT

KEY	PART NUMBER	U/M DESCRIPTION
	087236-01-000	EA LABEL - CABLE - INPUT

OUTLET

KEY	PART NUMBER	U/M DESCRIPTION
	087236-02-000	EA LABEL - TV OUTLET

DTS' ISI CE SIEGE N'EST PAS  
DESTINE A ETRE OCCUPE LORSQUE  
LE VEHICULE EST EN MOUVEMENT

THIS SEAT IS NOT INTENDED  
FOR OCCUPANCY WHILE  
VEHICLE IS IN MOTION

KEY	PART NUMBER	U/M DESCRIPTION
	006064-01-000	EA LABEL - SEAT W/O SEATBELT
	006064-02-000	EA LABEL - SEAT W/O SEATBELT - CANADIAN

## LABELS GROUP (CONTINUED)

CAUTION:  
OPEN A WINDOW OR VENT WHILE  
OPERATING DRYER. IT IS DANGEROUS  
TO CREATE A NEGATIVE AIR PRESSURE  
INSIDE A VEHICLE CONTAINING  
FUEL-BURNING APPLIANCES

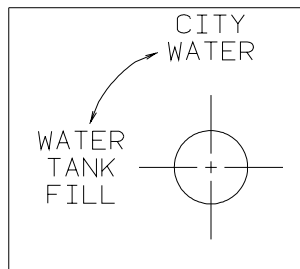
**KEY PART NUMBER U/M DESCRIPTION**  
130670-01-01A EA LABEL - CAUTION DRYER VENTING - BLACK ON CLEAR



**KEY PART NUMBER U/M DESCRIPTION**  
061417-01-000 EA LABEL - FUEL - ON FUEL FILL DOOR

INSERT RETAINER PINS IN  
SLIDE MECHANISM AFTER  
RETURNING GENERATOR TO  
STORED POSITION.  
IF RETAINER PINS ARE NOT  
INSERTED, THE GENERATOR  
WILL EXTEND WHICH MAY  
CAUSE PERSONAL INJURY.

**KEY PART NUMBER U/M DESCRIPTION**  
116273-01-000 EA LABEL - WARNING - GENERATOR



**KEY PART NUMBER U/M DESCRIPTION**  
117629-02-000 EA LABEL - WATER PUMP/FILL-WHITE LETTER/CLEAR BACKGROUND-.24"  
117629-03-000 EA LABEL - WATER PUMP/FILL-BLK LETTERS/CLEAR BACKGROUND-.31"

KEEP THE SERVICE INLET ACCESS  
IN THE CLOSED POSITION WHEN  
UTILITY CONNECTIONS ARE NOT IN USE

**KEY PART NUMBER U/M DESCRIPTION**  
123562-01-000 EA LABEL - SERVICE/UTILITY ACCESS

CITY WATER FILL

**KEY PART NUMBER U/M DESCRIPTION**  
126249-01-000 EA LABEL - CITY WATER FILL - WHITE LETTERS/CLEAR BACKGROUND  
126249-02-000 EA LABEL - CITY WATER FILL-BLK LETTER/CLEAR BACKGROUND-.24"H  
126249-03-000 EA LABEL - CITY WATER FILL-BLK LETTER/CLEAR BACKGROUND-.31"H

## LABELS GROUP (CONTINUED)

### WARNING

ROOF SURFACE MAY BE SLIPPERY  
ESPECIALLY WHERE MOISTURE IS PRESENT  
SLIPPING MAY RESULT IN PERSONAL INJURY.

128218-01

KEY	PART NUMBER	U/M DESCRIPTION
	128218-01-01A	EA LABEL - WARNING - SLIPPERY ROOF

### WASTE TANK FLUSH

KEY	PART NUMBER	U/M DESCRIPTION
	130168-01-000	EA LABEL - WASTE TANK FLUSH

### LIGHTS WATER PUMP

KEY	PART NUMBER	U/M DESCRIPTION
	130170-02-000	EA LABEL - SWITCH PANEL - BLK/CLEAR BACKGROUND-1.4"H X 3.9"L
	117628-02-000	EA LABEL - SWITCH - WATER PUMP/LIGHTS-WHITE/CLEAR BACKGROUND

### MONITOR PANEL LIGHT WATER PUMP

KEY	PART NUMBER	U/M DESCRIPTION
	130170-01-000	EA LABEL - SWITCH PANEL - BLK/CLEAR BACKGROUND-1.8"H X 5.9"L

PUSH TO  
RELEASE  
GENERATOR  
SLIDE ASM

KEY	PART NUMBER	U/M DESCRIPTION
	131779-01-01A	EA LABEL - GENERATOR

### WARNING

ALL LP GAS IS CONTAINED UNDER PRES-  
SURE. DUE TO THE DANGEROUS POTENTIAL  
OF ANY COMPRESSED GAS, IT IS MANDA-  
TORY THAT THE FOLLOWING REQUIREMENTS  
FOR THE USE OF THIS TANK BE FOLLOWED:  
TANKS ARE TO BE INSTALLED, FUELED AND  
MAINTAINED IN ACCORDANCE WITH STATE  
AND LOCAL CODE, RULES, REGULATIONS OR  
LAWS AND IN ACCORDANCE WITH NFPA  
PAMPHLET 58, DIVISION IV.

KEY	PART NUMBER	U/M DESCRIPTION
	116112-01-000	EA LABEL - SWITCH PANEL - BLK/CLEAR BACKGROUND-1.8"H X 5.9"L

## LABELS GROUP (CONTINUED)

TOW VEHICLE RATING MAY BE LESS THAN HITCH RATING.  
 MAXIMUM VERTICAL HITCH LOAD: 350 LBS  
 DO NOT EXCEED REAR AXLE RATING.  
 SEE OWNER'S MANUAL FOR ADDITIONAL INFORMATION.

KEY	PART NUMBER	U/M	DESCRIPTION
	129669-01-01A	EA	LABEL - HITCH/VEHICLE RATE - 350 - WHITE ON CLEAR
	129669-01-02A	EA	LABEL - HITCH/VEHICLE RATE - 350 - BLACK ON CLEAR
	129669-02-01A	EA	LABEL - HITCH/VEHICLE RATE - 500 - WHITE ON CLEAR
	129669-02-02A	EA	LABEL - HITCH/VEHICLE RATE - 500 - BLACK ON CLEAR

THIS CHAIR IS NOT INTENDED FOR OCCUPANCY WHEN VEHICLE IS IN MOTION AND MUST BE RETURNED TO STOWED POSITION

KEY	PART NUMBER	U/M	DESCRIPTION
	102267-01-000	EA	LABEL - NO OCCUPANCY - US

DTS ISICE SIEGE N'EST PAS DESTINE A ETRE OCCUPE LORSQUE LE VEHICULE EST EN MOUVEMENT ET IL FAUT QUE LE RANGER

THIS CHAIR IS NOT INTENDED FOR OCCUPANCY WHEN VEHICLE IS IN MOTION AND MUST BE RETURNED TO STOWED POSITION

KEY	PART NUMBER	U/M	DESCRIPTION
	102267-02-000	EA	LABEL - NO OCCUPANCY - CSA

## EXTERIOR SHOWER

KEY	PART NUMBER	U/M	DESCRIPTION
	126249-03-000	EA	LABEL - EXTERIOR SHOWER

W  
A  
T  
E  
R  
  
H  
E  
A  
T  
E  
R  
  
ON  
|  
OFF

KEY	PART NUMBER	U/M	DESCRIPTION
	083588-01-000	EA	LABEL - ON/OFF - WATER HEATER

E  
N  
G  
I  
N  
E  
  
H  
E  
A  
T  
E  
R  
  
ON  
|  
OFF

KEY	PART NUMBER	U/M	DESCRIPTION
	083588-02-000	EA	LABEL - ON/OFF - ENGINE HEATER


## LABELS GROUP (CONTINUED)

NOTE: TUNE ANTENNA  
PER MANUFACTURER'S  
DIRECTIONS. FAILURE TO  
COMPLY COULD RESULT IN  
DAMAGE TO CB.

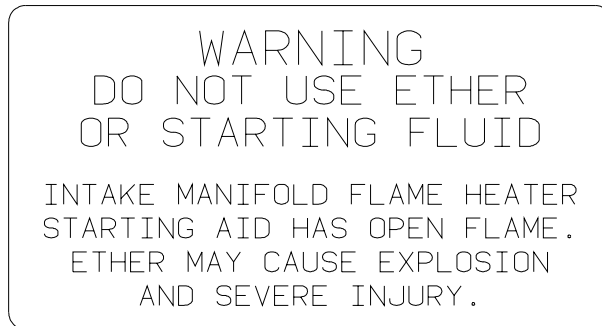
CB POWER PROVISION

RED +12 V  
BLACK GROUND  
COAX ANTENNA  
(SEE REVERSE ALSO)

**KEY PART NUMBER U/M DESCRIPTION**  
104678-01-000 EA LABEL - CB PREP



**KEY PART NUMBER U/M DESCRIPTION**  
114886-02-000 EA LABEL - PHONE & CABLE INPUT - WHITE/CLEAR BACKGROUND  
114866-03-000 EA LABEL - PHONE & CABLE INPUT - BLACK/CLEAR BACKGROUND



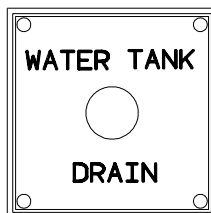
**KEY PART NUMBER U/M DESCRIPTION**  
116756-01-000 EA LABEL - WARNING - ETHER/STARTING



**KEY PART NUMBER U/M DESCRIPTION**  
126247-01-000 EA LABEL - GRAY HOLDING TANK-WHITE LETTERS/CLEAR BACKGROUND  
126247-05-000 EA LABEL - GRAY HOLDING TANK-BLACK LETTERS/CLEAR BACKGROUND



**KEY PART NUMBER U/M DESCRIPTION**  
126247-02-000 EA LABEL - BLACK HOLDING TANK-WHITE LETTERS/BLACK BACKGROUND  
126247-06-000 EA LABEL - BLACK HOLDING TANK-BLACK LETTERS/CLEAR BACKGROUND

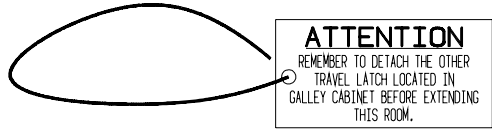


**KEY PART NUMBER U/M DESCRIPTION**  
127170-01-000 EA LABEL - WATER TANK DRAIN

## LABELS GROUP (CONTINUED)

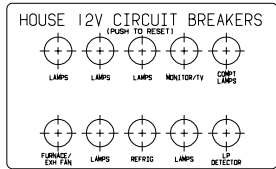
**WARNING**  
 POTABLE WATER ONLY  
 SANITIZE, FLUSH, AND  
 DRAIN BEFORE USING.  
 SEE INSTRUCTION MANUAL

**KEY PART NUMBER U/M DESCRIPTION**  
 128725601-000 EA LABEL - POTABLE WATER ONLY

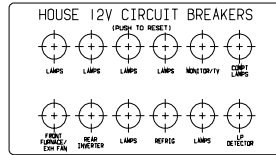


**ATTENTION**  
 REMEMBER TO DETACH THE OTHER  
 TRAVEL LATCH LOCATED IN  
 GALLEY CABINET BEFORE EXTENDING  
 THIS ROOM.

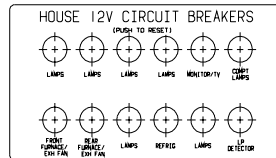
**KEY PART NUMBER U/M DESCRIPTION**  
 129033-01-000 EA LABEL - HANG TAG - TRAVEL LATCH - 1.5" X 3"



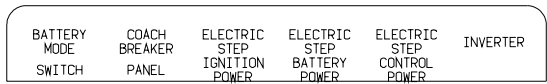
**KEY PART NUMBER U/M DESCRIPTION**  
 092547-06-000 EA LABEL - CIRCUIT BREAKER



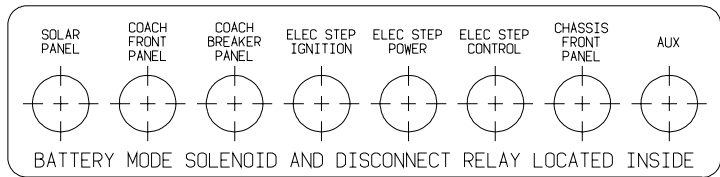
**KEY PART NUMBER U/M DESCRIPTION**  
 092547-09-000 EA LABEL - CIRCUIT BREAKER



**KEY PART NUMBER U/M DESCRIPTION**  
 092547-07-000 EA LABEL - CIRCUIT BREAKER



**KEY PART NUMBER U/M DESCRIPTION**  
 093236-08-000 EA LABEL - CIRCUIT BREAKER

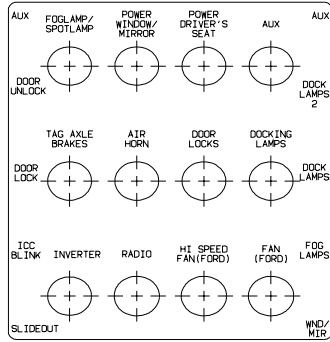


**KEY PART NUMBER U/M DESCRIPTION**  
 093236-13-000 EA LABEL - CIRCUIT BREAKER

## LABELS GROUP (CONTINUED)

SLIDEOUT DRIVE	INVERTER	ELECTRIC STEP CONTROL POWER	ELECTRIC STEP BATTERY POWER	ELECTRIC STEP IGNITION POWER	COACH BREAKER PANEL	BATTERY MODE SWITCH
-------------------	----------	--------------------------------------	--------------------------------------	---------------------------------------	---------------------------	---------------------------

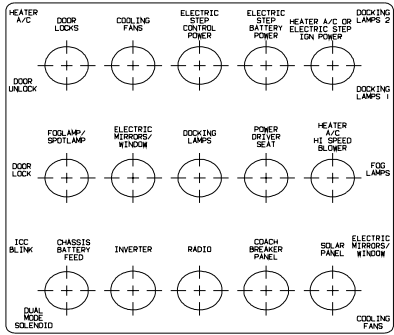
**KEY PART NUMBER U/M DESCRIPTION**  
 093236-15-000 EA LABEL - CIRCUIT BREAKER



**KEY PART NUMBER U/M DESCRIPTION**  
 093236-16-000 EA LABEL - CIRCUIT BREAKER

BATTERY MODE SWITCH	COACH BREAKER PANEL	ELECTRIC STEP IGNITION POWER	ELECTRIC STEP BATTERY POWER	ELECTRIC STEP CONTROL POWER	INVERTER	SLIDEOUT POWER
---------------------------	---------------------------	---------------------------------------	--------------------------------------	--------------------------------------	----------	-------------------

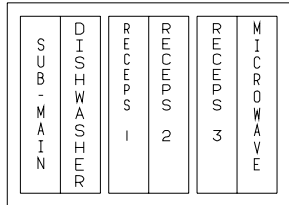
**KEY PART NUMBER U/M DESCRIPTION**  
 093236-18-000 EA LABEL - CIRCUIT BREAKER



**KEY PART NUMBER U/M DESCRIPTION**  
 093236-19-000 EA LABEL - CIRCUIT BREAKER



**KEY PART NUMBER U/M DESCRIPTION**  
 093237-10-000 EA LABEL - CIRCUIT BREAKER - FRONT - COOLING FANS



**KEY PART NUMBER U/M DESCRIPTION**  
 095721-20-000 EA LABEL - CONTROL CENTER W/INVERTER

## LABELS GROUP (CONTINUED)

SUB-MAIN	APPLIANCE	APPLIANCE	RECEPS	RECEPS	MICROWAVE
1	1	2	1	2	

**KEY PART NUMBER U/M DESCRIPTION**  
 095721-21-000 EA LABEL - CONTROL CENTER W/INVERTER

A/C CIRCUIT	MAIN	MAIN	A/C CIRCUIT	INVERTER	MICROWAVE	REFRIG/VACUUM	WASHER/DRYER	WATER HEATER	
1			2						

**KEY PART NUMBER U/M DESCRIPTION**  
 095721-22-000 EA LABEL - CONTROL CENTER - 50 AMP

A/C CIRCUIT	MAIN		REFRIG/CONV	MICROWAVE		STOVE	STOVE	
1						1	2	

**KEY PART NUMBER U/M DESCRIPTION**  
 095721-25-000 EA LABEL - CONTROL CENTER - 30 AMP

A/C CIRCUIT	MAIN	REFRIG/CONV	MICROWAVE	STOVE	STOVE	APPLIANCE		
1				1	2			

**KEY PART NUMBER U/M DESCRIPTION**  
 095721-26-000 EA LABEL - CONTROL CENTER - 30 AMP - CANADIAN

A/C CIRCUIT	MAIN	A/C CIRCUIT	REFRIG/CONV	MICROWAVE	REDS	REDS	REDS		
1		2			1	2	3		

**KEY PART NUMBER U/M DESCRIPTION**  
 095721-27-000 EA LABEL - CONTROL CENTER - 30 AMP

A/C CIRCUIT	MAIN	A/C CIRCUIT	REFRIG/CONV	MICROWAVE	REDS	REDS	APPLIANCE		
1		2			1	2			

**KEY PART NUMBER U/M DESCRIPTION**  
 095721-28-000 EA LABEL - CONTROL CENTER - 30 AMP - CANADIAN



## LABELS GROUP (CONTINUED)

A / C C I R C U I T 1	M A I N	M A I N	A / C C I R C U I T 2	R E F F R I G / C O N V	M I C R O W A V E	R E C C P S 1	R E C C P S 2	R E C C P S 3	W A S H E R / D R Y E R	
-----------------------------	---------	---------	-----------------------------	-------------------------	-------------------	------------------	------------------	------------------	-------------------------	--

**KEY PART NUMBER**      **U/M DESCRIPTION**  
 095721-29-000      EA LABEL - CONTROL CENTER - 50 AMP

A / C C I R C U I T 1	M A I N	M A I N	A / C C I R C U I T 2	R E F F R I G / C O N V	M I C R O W A V E	R E C C P S 1	R E C C P S 2	R E C C P S 3	A P P L I A N C E 1	A P P L I A N C E 2	W A S H E R / D R Y E R
-----------------------------	---------	---------	-----------------------------	-------------------------	-------------------	------------------	------------------	------------------	------------------------	------------------------	-------------------------

**KEY PART NUMBER**      **U/M DESCRIPTION**  
 095721-30-000      EA LABEL - CONTROL CENTER - 50 AMP - CANADIAN

A / C C I R C U I T 1	M A I N	A / C C I R C U I T 2	R E F F R I G / C O N V	M I C R O W A V E	R E C C P S 1	R E C C P S 2	R E C C P S 3	W A S H E R / D R Y E R	W A T E R H E A T E R	
-----------------------------	---------	-----------------------------	-------------------------	-------------------	------------------	------------------	------------------	-------------------------	--------------------------	--

**KEY PART NUMBER**      **U/M DESCRIPTION**  
 095721-31-000      EA LABEL - CONTROL CENTER - 30 AMP - US

A / C C I R C U I T 1	M A I N	M A I N	A / C C I R C U I T 2	R E F F R I G / C O N V	M I C R O W A V E	R E C C P S 1	R E C C P S 2	R E C C P S 3	W A S H E R / D R Y E R	W A T E R H E A T E R
-----------------------------	---------	---------	-----------------------------	-------------------------	-------------------	------------------	------------------	------------------	-------------------------	--------------------------

**KEY PART NUMBER**      **U/M DESCRIPTION**  
 095721-33-000      EA LABEL - CONTROL CENTER - 50 AMP - US

A / C C I R C U I T 1	M A I N	M A I N	A / C C I R C U I T 2	I N V E R T E R /	C H A R G E R	R E F F R I G E R A T O R	W A S H E R / D R Y E R	W A T E R H E A T E R	
-----------------------------	---------	---------	-----------------------------	-------------------	---------------	---------------------------	-------------------------	--------------------------	--

**KEY PART NUMBER**      **U/M DESCRIPTION**  
 095721-34-000      EA LABEL - CONTROL CENTER - 50 AMP

AUTOMOTIVE AND COACH CIRCUIT BREAKERS
--

**KEY PART NUMBER**      **U/M DESCRIPTION**  
 098379-01-000      EA LABEL - FRONT BOX - CIRCUIT BREAKER

## LABELS GROUP (CONTINUED)

A / C C I R C U I T 1	M A I N	A / C C I R C U I T 2	R E F F R I G / C O N V	M I C R O W A V E	R E C P S 1	R E C P S 2	R E C P S 3	A P P L I A N C E	W A S H E R D R Y E R	W A T E R H E A T E R
-----------------------------	---------	-----------------------------	-------------------------	-------------------	----------------	----------------	----------------	-------------------	--------------------------	--------------------------

**KEY PART NUMBER** 095721-35-000     **U/M DESCRIPTION**  
EA LABEL - CONTROL CENTER - 30 AMP - CSA

A / C C I R C U I T 1	M A I N	M A I N	A / C C I R C U I T 2	R E F F R I G / C O N V	M I C R O W A V E	R E C P S 1	R E C P S 2	A P P L I A N C E 1	A P P L I A N C E 2	W A S H E R / D R Y E R	W A T E R H E A T E R
-----------------------------	---------	---------	-----------------------------	-------------------------	-------------------	----------------	----------------	------------------------	------------------------	-------------------------	--------------------------

**KEY PART NUMBER** 095721-36-000     **U/M DESCRIPTION**  
EA LABEL - CONTROL CENTER - 50 AMP - CSA

M A I N	M I C R O W A V E	G F I / R E C E P S	R E F E R / C O N V	W A T E R H T R	A / C
---------	-------------------	---------------------	---------------------	--------------------	-------

**KEY PART NUMBER** 095721-38-000     **U/M DESCRIPTION**  
EA LABEL - CONTROL CENTER - 30 AMP - US

M A I N	A P P L I A N C E	G F I / R E C E P S	R E F E R / M I C R O	W A T E R H T R	A / C
---------	-------------------	---------------------	-----------------------	--------------------	-------

**KEY PART NUMBER** 095721-39-000     **U/M DESCRIPTION**  
EA LABEL - CONTROL CENTER - 30 AMP - CANADIAN

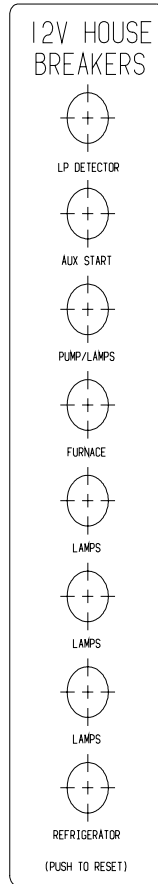
BATTERY MODE SOLENOID AND RELAYS
--

**KEY PART NUMBER** 098379-04-000     **U/M DESCRIPTION**  
EA LABEL - ELECTRICAL BOX - SIDE

FRONT TIRE PRESSURE AT UNLOADED VEHICLE WEIGHT: 75 PSI						
REAR TIRE PRESSURE AT UNLOADED VEHICLE WEIGHT: 75 PSI						
FOR LOADED VEHICLE, WEIGH UNIT AND REFER TO TABLE:						
TIRE PRESSURE	75	80	85	90	95	100
FRONT LOAD-LBS	7185	7630	8070	8555	9085	9350*
REAR LOAD-LBS	13580	14375	15255	15500*		
TIRE: MICHELIN XRV 235/80R22.5, LOAD RANGE F						*GAWR = 9350
						**GAWR = 15500
FOR BEST PERFORMANCE, MATCH TIRE PRESSURE TO YOUR AXLE LOAD						

**KEY PART NUMBER** 131775-03-01A     **U/M DESCRIPTION**  
EA LABEL - TIRE PRESSURE - BROWN/BLACK

## LABELS GROUP (CONTINUED)



**KEY PART NUMBER U/M DESCRIPTION**  
 092547-08-000 EA LABEL - CIRCUIT BREAKER

THIS SEAT IS NOT INTENDED  
 FOR OCCUPANCY WHEN  
 VEHICLE IS IN MOTION

**KEY PART NUMBER U/M DESCRIPTION**  
 134538-01-01A EA LABEL - OCCUPANCY - NO SEAT BELT - BLACK ON CLEAR - US

DST ISICE SIEGE N/EST PAS	THIS SEAT IS NOT INTENDED
DESTINE A ETRE OCCUPE LORSQUE	FOR OCCUPANCY WHILE
LE VEHICULE EST IN MOVVEMENT	VEHICLE IS IN MOTION

**KEY PART NUMBER U/M DESCRIPTION**  
 134538-02-01A EA LABEL - OCCUPANCY - NO SEAT BELT - BLACK ON CLEAR - CSA

WARNING

IT IS NOT SAFE TO USE COOKING  
 APPLIANCES FOR COMFORT HEATING

COOKING APPLIANCES NEED FRESH AIR FOR SAFE OPERATION  
 BEFORE OPERATION.

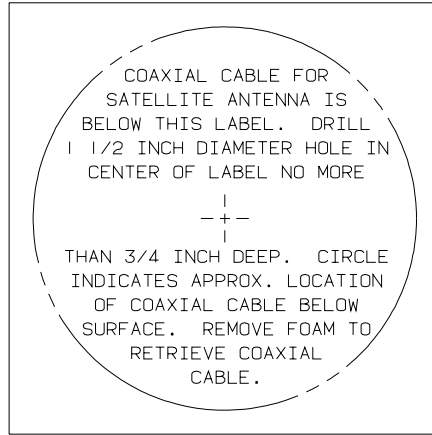
1. OPEN OVERHEAD VENT OR TURN ON EXHAUST FAN AND
2. OPEN WINDOW.

**KEY PART NUMBER U/M DESCRIPTION**  
 134539-01-01A EA LABEL - WARNING - STOVE/HEATING - BLACK ON CLEAR

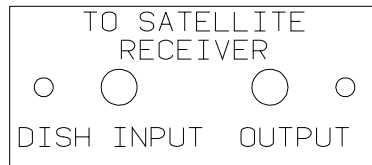
## LABELS GROUP (CONTINUED)

<p>TO ENSURE A SUPPLY OF FRESH AIR TO OCCUPANTS, OPEN VENTILATORS WHEN FUEL BURNING RANGE, FUEL BURNING CARRY-ON APPLIANCES AND/OR FUEL-BURNING LIGHTS ARE IN OPERATION.</p> <p>COOKING APPLIANCES SHOULD NOT BE USED FOR SPACE HEATING PURPOSES</p>	<p>DE MANIERE A ASSURE UNE ALIMENTATION EN AIR FRAIS AUX OCCUPANTS, OUVRIEZ LES VENTILATEURS LORSQUE LA CUISINIERE, LES APPAREILS DE CHAUFFAGE PORTABLES ET/OU LES LAMPES DE COMBUSTION D'HUILE SONT EN FONCTIONNEMENT.</p> <p>LES APPAREILS DE CUSSON NE DOIVENT PAS SERVIR AU CHAUFFAGES DES LOCAUX.</p>
--	--

KEY	PART NUMBER	U/M DESCRIPTION
	134540-01-01A	EA LABEL - WARNING - STOVE/HEATING - BLACK ON CLEAR



KEY	PART NUMBER	U/M DESCRIPTION
	120431-01-000	EA LABEL - LOCATION - COAXIAL CABLE/SATELLITE ANTENNA



KEY	PART NUMBER	U/M DESCRIPTION
	134250-01-01A	EA LABEL - SATELLITE RECEIVER - BLACK/CLEAR

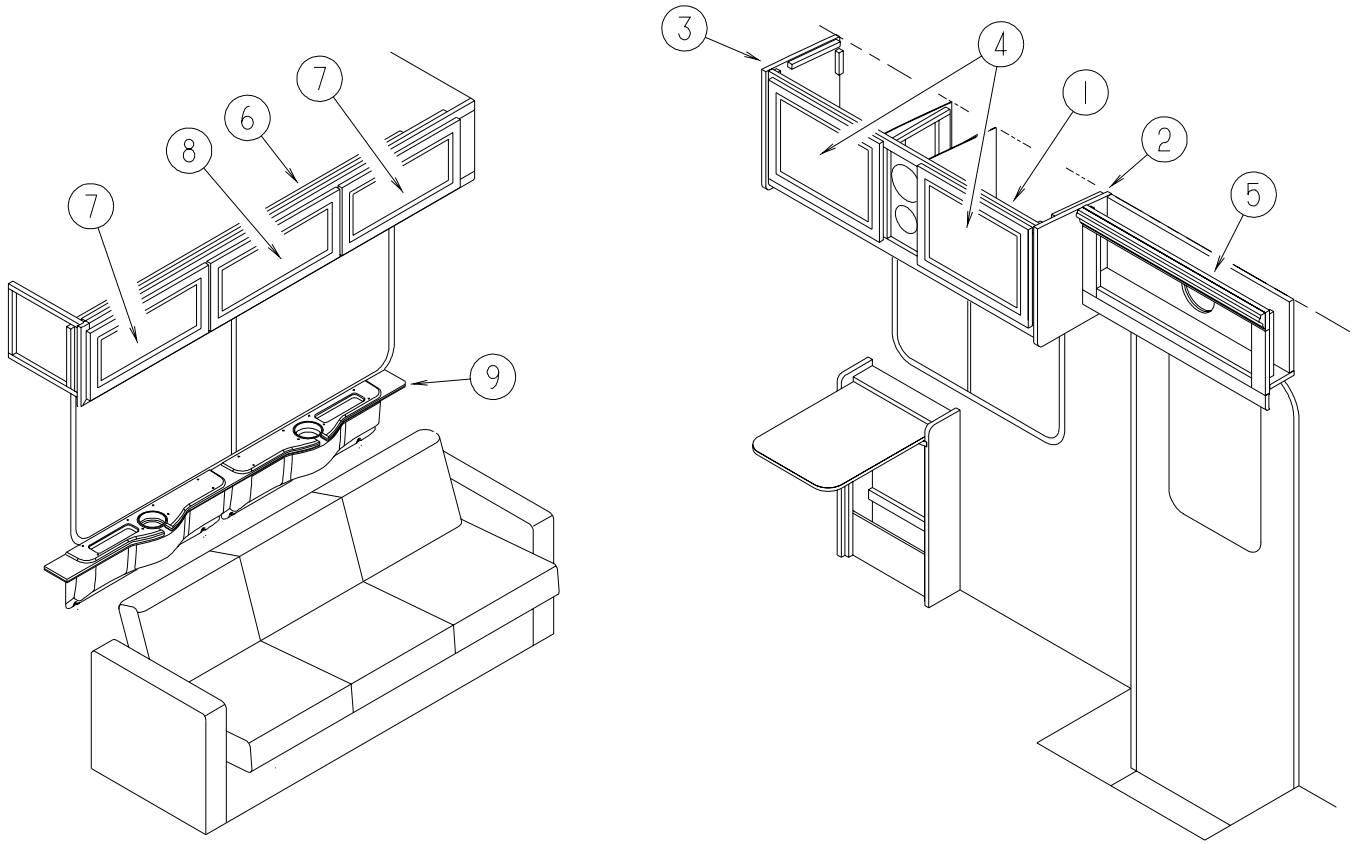
## LP GROUP

### LP SYSTEM

KEY	PART NUMBER	U/M	DESCRIPTION
	105658-01-000	EA	COMPARTMENT - LP REGULATOR
	106150-01-000	EA	REGULATOR - TWO STAGE -W/90 DEGREE ELBOW & 3/8" FPT OUTLET
	010323-01-000	EA	ADAPTER - BRASS - 3/8"F X 1/2"MPT
	010329-01-000	EA	ADAPTER - BRASS - 1/2"F X 1/2"MPT
	024250-01-000	EA	ADAPTER - BRASS - 3/8"F X 1/2"FPT
	010251-02-000	EA	ELBOW - BRASS - 90 DEGREE - 3/8 F X 1/4 MPT
	010252-01-000	EA	ELBOW - BRASS - 90 DEGREE - 3/8"F X 1/2"MPT
	010265-01-000	EA	ELBOW - BRASS - 90 DEGREE - 3/8"F X 1/2"FPT
	065318-02-000	EA	ELBOW - 90 DEGREE - 3/8" MPT TO 3/8" FPT
	010536-02-000	EA	TEE - STEEL BLACK - 1/2"
	106846-01-000	EA	VALVE - RELIEF
	106871-01-000	EA	BUSHING - 1/2 X 1/4 - BLACK
*	088253-03-000	EA	TANK - LP - 100 LB - 16"DIAMETER X 36" LONG - SPL (FL34Y, FL36W)
*	088253-10-000	EA	TANK - LP - 100 LB - 14" DIAMETER X 47" LONG (FL35U)
*	088253-05-000	EA	TANK - LP - 130 LB - LIQUID DRAW (W/LP GENERATOR ONLY)
*	088253-06-000	EA	TANK - LP - 130 LB - KL36L
	040440-02-000	EA	TRANSMITTER - DIAL/BOLT ON - 0-90 OHM 2 TERM(POWER/GROUND)
	040440-03-000	EA	TRANSMITTER - DIAL/SNAP ON - 0-90 OHM 2 TERM(GROUND/POWER)
	010377-02-000	EA	NUT - BRASS - 3/8" FLARE - FORGED
	010380-02-000	EA	NUT - BRASS - 1/2" FLARE - FORGED
	045703-01-000	EA	HOSE - LP - 3/8"ID X 24" - 3/8"MPT X 1/2"F SWIVEL - U.S.
	045703-02-000	EA	HOSE - LP - 3/8"ID X 24" - 3/8"MPT X 1/2"F SWIVEL - CANADA
	045703-03-000	EA	HOSE - LP - 3/8"ID X 18" - 3/8"MPT X 1/2"F SWIVEL - U.S.
	045703-05-000	EA	HOSE - LP - 3/8"ID X 28" - 3/8"MPT X 1/2"F SWIVEL - U.S.
	045703-06-000	EA	HOSE - LP - 3/8"ID X 28" - 3/8"MPT X 1/2"F SWIVEL - CANADA
	045703-11-000	EA	HOSE - LP - 3/8"ID X 36" - 3/8"MPT X 3/8"F SWIVEL - UL/CSA
	045703-12-000	EA	HOSE - LP - 3/8"ID X 18" - 3/8"MPT X 1/2"F SWIVEL - CANADA
	045703-13-000	EA	HOSE - LP - 3/8"ID X 120" - 3/8"F SWIVEL X 1/2"F SWIVEL US
	045703-14-000	EA	HOSE - LP - 3/8"ID X 157.5" - 1/2"F SWIVEL X 1/2"F SWIVEL
	045703-15-000	EA	HOSE - LP - 3/8"ID X 142" - 1/2F SWIVEL X 3/8F
	045703-16-000	EA	HOSE - LP - 3/8ID X 109" - 1/2" F SWIV FLR X 3/8" M FLR
	065820-09-000	EA	HOSE - HIGH PRESSURE - 28"
	103613-03-000	EA	DETECTOR - LP GAS - W/O SHUT-OFF VALVE

\* COMPONENT PARTS FOUND IN SERVICE PARTS LIBRARY

## LOUNGE GROUP CABINETS



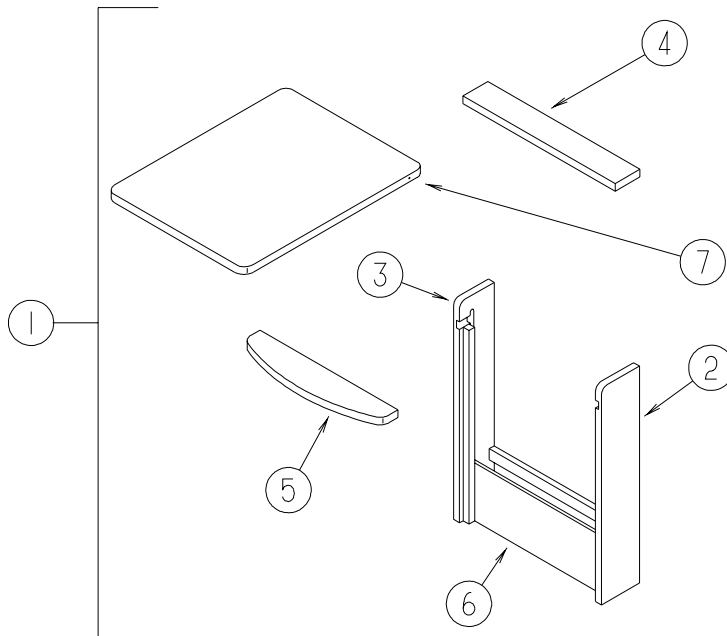
KEY	PART NUMBER	U/M	DESCRIPTION
1	133850-01-L52	EA	CABINET - OVERHEAD/FRONT/RIGHT HAND - W/O DOORS/HARDWARE (L52, L54)
1	133850-01-L53	EA	CABINET - OVERHEAD/FRONT/RIGHT HAND - W/O DOORS/HARDWARE (L53, L55)
1	133850-01-L56	EA	CABINET - OVERHEAD/FRONT/RIGHT HAND - W/O DOORS/HARDWARE (L56)
1	133850-01-L57	EA	CABINET - OVERHEAD/FRONT/RIGHT HAND - W/O DOORS/HARDWARE (L57)
2	103128-01-J30	EA	END CAP - OVERHEAD CABINET - RIGHT HAND - SALEM CHERRY
2	103128-01-G09	EA	END CAP - OVERHEAD CABINET - RIGHT HAND - WATERFORD OAK
3	103128-39-K37	EA	END CAP - OVERHEAD CABINET - LEFT HAND - SALEM CHERRY
3	103128-39-L53	EA	END CAP - OVERHEAD CABINET - LEFT HAND - WATERFORD OAK
4	131995-D1-L14	EA	DOOR - RAIL/SOLID PANEL - 15.7" X 20.4" - W/O HARDWARE - SALEM CHERRY
4	131995-D1-L13	EA	DOOR - RAIL/SOLID PANEL - 15.7" X 20.4" - W/O HARDWARE - WATERFORD OAK
5	134013-02-L52	EA	CABINET - OVERHEAD/ENTRY DOOR - W/O DOORS/HARDWARE - SALEM CHERRY
5	134013-02-L53	EA	CABINET - OVERHEAD/ENTRY DOOR - W/O DOORS/HARDWARE - WATERFORD OAK
6	133943-01-L52	EA	CABINET - OVERHEAD/COUCH - W/O DOORS/HARDWARE - SALEM CHERRY
6	133943-01-L53	EA	CABINET - OVERHEAD/COUCH - W/O DOORS/HARDWARE - WATERFORD OAK
7	131995-41-L52	EA	DOOR - RAIL/SOLID PANEL - 10.8" X 21.8" - W/O HARDWARE - SALEM CHERRY
7	131995-41-L32	EA	DOOR - RAIL/SOLID PANEL - 10.8" X 21.8" - W/O HARDWARE - WATERFORD OAK
8	131995-44-L52	EA	DOOR - RAIL/SOLID PANEL - 10.8" X 23.8" - W/O HARDWARE - SALEM CHERRY
8	131995-44-L53	EA	DOOR - RAIL/SOLID PANEL - 10.8" X 23.8" - W/O HARDWARE - WATERFORD OAK
9	132297-02-L52	EA	BEVERAGE TRAY/DOUBLE - COUCH - CHERRY
9	132297-02-L32	EA	BEVERAGE TRAY/DOUBLE - COUCH - WATERFORD OAK
9	132354-02-01A	EA	PANEL/TRIM - INNER/PASSENGER - W/O BEVERAGE TRAY- ANTELOPE
9	132595-01-02B	EA	BRACKET - BEVERAGE TRAY HOLDER
9	106105-03-000	EA	CLIP - VALANCE/RETAINING

## LOUNGE GROUP (CONTINUED)

### TABLES

#### COFFEE

KEY	PART NUMBER	U/M	DESCRIPTION
	133604-01-L52	EA	TABLE/COFFEE - COMPLETE - SALEM CHERRY
	133604-01-L53	EA	TABLE/COFFEE - COMPLETE - WATERFORD OAK
	134334-01-000	EA	BAG - COFFEE TABLE



#### PULLOUT

KEY	PART NUMBER	U/M	DESCRIPTION
1	P19559-03-K37	EA	CABINET - W/PULLOUT TABLE - W/O HARDWARE - SALEM CHERRY
1	P19559-03-J22	EA	CABINET - W/PULLOUT TABLE - W/O HARDWARE - WATERFORD OAK
2	119559-11-K37	EA	CABINET/RIGHT SIDE - F/PULLOUT TABLE - 5.7" X 28.7" - SALEM CHERRY
2	119559-11-G35	EA	CABINET/RIGHT SIDE - F/PULLOUT TABLE - 5.7" X 28.7" - WATERFORD OAK
3	119559-12-K37	EA	CABINET/LEFT SIDE - F/PULLOUT TABLE - 5.7" X 28.7" - SALEM CHERRY
3	119559-12-G35	EA	CABINET/LEFT SIDE - F/PULLOUT TABLE - 5.7" X 28.7" - WATERFORD OAK
4	119559-22-K37	EA	TOP - F/CABINET/PULLOUT TABLE - SALEM CHERRY
4	119559-22-J22	EA	TOP - F/CABINET/PULLOUT TABLE - WATERFORD OAK
5	119559-23-K37	EA	SHELF - SUPPORT - F/PULLOUT TABLE - SALEM CHERRY
5	119559-23-J22	EA	SHELF - SUPPORT - F/PULLOUT TABLE - WATERFORD OAK
6	119559-24-K37	EA	PANEL - LOWER/FRONT - SALEM CHERRY
6	119559-24-J22	EA	PANEL - LOWER/FRONT - WATERFORD OAK
7	119559-25-K37	EA	TABLE TOP - PULLOUT - SALEM CHERRY
7	119559-25-J22	EA	TABLE TOP - PULLOUT - WATERFORD OAK

# SEALANTS & FASTENERS GROUP

## SEALANTS & ADHESIVES

KEY	PART NUMBER	U/M	DESCRIPTION
	069640-01-000	FT	SEALER - RIBBON - 1/4" DIAMETER X 30' - BLACK
	069640-02-000	FT	SEALER - TAPE - .13"THICK X .5"WIDE X 60' - GRAY
	069640-03-000	FT	SEALER - TAPE - .13"THICK X .75"WIDE X 60' - BLACK
	069640-07-000	FT	SEALER - TAPE - .09" THICK X 2" WIDE X 45' - GRAY
	069640-09-000	FT	SEALER - TAPE - .03" THICK X 2.50"WIDE X 80' - GRAY
	069640-10-000	FT	SEALER - TAPE - .03" THICK X 1.50" WIDE X 90' - GRAY
	069640-11-000	FT	SEALER - TAPE - .19" THICK X .38" WIDE X 40' - BLACK
	069640-13-000	FT	SEALER - TAPE - .03"THICK X 2"WIDE X 45' - BLACK
	069640-14-000	FT	SEALER - TAPE - .06" THICK X 1" WIDE X 100' - GRAY
	069640-15-000	FT	SEALER - TAPE - .06"THICK X .38"WIDE X 100' - GRAY
	069640-17-000	FT	SEALER - TAPE - .03" THICK X 1" WIDE X 90' - GRAY
	069640-18-000	FT	SEALER - TAPE - .50" THICK X .13" WIDE X 60' - BRT WHITE
	069640-19-000	FT	SEALER - TAPE - .75" THICK X .13" WIDE X 60' - BRT WHITE
	069640-20-000	FT	SEALER - TAPE - .50" THICK X 1/8" WIDE X 60' - BLACK
	069640-21-000	FT	SEALER - TAPE - .50" THICK X 1/16" WIDE X 100'-BRIGHT WHT
	069640-22-000	FT	SEALER - TAPE - .25" THICK X 1/32" WIDE X 100'- BRIGHT WHT
	069640-23-000	FT	SEALER - TAPE - 1/16" THICK X 3/4" WIDE X 100'-BRIGHT WHT
	069640-25-000	FT	SEALER - TAPE - .06" THICK X 3.5" WIDE X 50' - GRAY
	072889-01-000	EA	SEALANT - URETHANE - BLACK - TUBE
	072889-10-000	EA	SEALANT - URETHANE - BRIGHT WHITE - TUBE
	072889-11-000	EA	SEALANT - URETHANE - GRAY - TUBE
	072889-13-000	EA	SEALANT - URETHANE - VW WHITE - TUBE
	072889-14-000	EA	SEALANT - URETHANE - SABLE - TUBE
	116767-01-01A	EA	SEALANT - WATERBASE - CLEAR
	053766-02-000	EA	BEDDING COMPOUND - TUBE - WHITE
	053766-06-000	EA	BEDDING COMPOUND - TUBE - CLEAR
	034552-15-000	EA	SILICONE - TUBE - W/O NOZZLE - BRIGHT WHITE
	131264-01-01A	EA	SILICONE - W/O NOZZLE - BLACK
	131264-01-02A	EA	SILICONE - W/O NOZZLE - CLEAR
	131264-01-08A	EA	SILICONE - W/O NOZZLE - BUFF
	131264-02-01A	EA	SILICONE - W/O NOZZLE - VW GRAY - BATH ONLY
	131264-03-01A	EA	SILICONE - W/O NOZZLE - SELF LEVELING - BRIGHT WHITE
	108716-01-000	EA	SILICONE - W/O NOZZLE - OFF WHITE - SELF LEVELING
	108716-02-000	EA	SILICONE - W/O NOZZLE - BUFF - SELF LEVELING
	102352-01-000	EA	SEALER - PUMPABLE - TUBE - BLACK
	102352-02-000	EA	SEALER - PUMPABLE - TUBE - CLEAR
	094401-01-000	EA	SEALER - BODY SEAM - FLEXICLEAR
	094401-03-000	EA	SEALER - BODY SEAM - BLACK
	094401-04-000	EA	SEALER - BODY SEAM - CLEAR
	067788-01-000	EA	ADHESIVE - SPRAY - 3M - 19.5 OZ AEROSOL CAN
	900390-01-000	EA	NOZZLE - SILICONE TUBE - 2.5" LONG
	900390-03-000	EA	NOZZLE - SILICONE TUBE - 4.3" LONG
	112902-01-000	EA	NOZZLE - ELEMENT - 3/8 X 24
	112902-02-000	EA	NOZZLE-BELL 3/8X24
	112902-03-000	EA	MIXER NOZZLE - F/GUN #00400102000 - SCOTCH-WELD & PLEXUS
	076322-01-000	FT	TAPE-DOUBLE COATED/ADHESIVE BK-.03"THK X .8"W X 216'- WHT
	076322-02-000	FT	TAPE-DOUBLE COATED/ADHESIVE BK-.05"THK X 1"W X 108' - WHT
	076322-03-000	FT	TAPE-DOUBLE COATED/ADHESIVE BK-.05"THK X .5"W X 108' - WHT
	076322-05-000	FT	TAPE-DOUBLE COATED/ADHESIVE BK-.05"THK X .8"W X 108' - WHT
	076322-06-000	FT	TAPE - DOUBLE COATED/ADHESIVE BK-.05"THK X 1"W - BLK
	076322-07-000	FT	TAPE-DOUBLE COATED/ADHESIVE BK-.05"THK X .5"W X 200' - BLK
	076322-11-000	FT	TAPE-DOUBLE COATED/ADHESIVE BK-.02"THK X 1"W X 216' - CLR
	076322-12-000	FT	TAPE-DOUBLE COATED/ADHESIVE BK-.05"THK X .8"W X 108' - CLR
	123816-01-000	FT	TAPE - DOUBLE SIDED - 1" X 100'
	123816-02-000	FT	TAPE - DOUBLE SIDED - 1/2" X 1 1/3" X 100'
	123816-03-000	FT	TAPE - DOUBLE SIDED - 1/2" X 3/4" X 100'
	123816-04-000	FT	TAPE - DOUBLE SIDED - 6" X 750'
	120534-01-01A	EA	TAPE - SCOTCH - 3M - 1/2" FINE LINE



## SEALANTS & FASTENERS GROUP (CONTINUED)

### SEALANTS & ADHESIVES (CONTINUED)

KEY	PART NUMBER	U/M	DESCRIPTION
	063642-01-000	FT	TAPE - ADHESIVE - .4" X 1.5" X 180'
	123244-01-000	FT	TAPE - DOUBLE SIDED/FOAM - 5/64" THICK X 3/4" WIDE
	123244-02-000	FT	TAPE - DOUBLE SIDED/FOAM - 5/64" THICK X 1/2" WIDE X 108'
	088479-01-000	EA	TAPE - ALUMINUM - 3"
	103202-02-000	FT	TAPE - FOAM/ADHESIVE ONE SIDE - 1/16" X 200'
	110274-01-000	FT	TAPE - DOUBLE SIDED/FOAM - .45" X 1" X 216' - BLACK
	115933-01-000	FT	TAPE - 1/64" X 3/8" X 100'
	123816-04-000	FT	TAPE - DOUBLE SIDED - 6" X 750'
	002707-02-000	FT	TAPE - SEALER - 5/16" X 1/2" - INCREMENTS OF 50 FT
	091255-02-000	FT	SEAL - ADHESIVE BACKED/FOAM - 3/64" THICK X 3/16"W X 1000'
	091255-03-000	FT	SEAL - ADHESIVE BACKED/FOAM - 1/4" THICK X 1/4"W X 1000'
	099069-01-000	FT	SEAL - RUBBER - CLOSED SPONGE - .5" WIDE X .12" THICK -BLK
	104692-01-000	FT	SEAL - ADHESIVE BACKED FOAM - 3/4" THICK X 3/4" WIDE X 25'
	104692-03-000	FT	SEAL - ADHESIVE BACKED FOAM - 1" THICK X 1 3/4" WIDE X 15'
	108353-03-000	FT	SEAL - FOAM - .19" X .25"
	112864-01-000	FT	SEAL - FOAM/BUTYL COVERED - 3/8" X 35'
	106206-01-000	EA	SEALER - PUMPABLE - TUBE - BLACK - MANUS
	120074-02-01A	EA	SILICONE - W/O NOZZLE - LOW ODOR - OFF WHITE
	120074-02-02A	EA	SEALANT - W/O NOZZLE - SOFT WHITE
	107828-01-000	EA	SEALANT - SB - 190 EVERSEAL
	112864-02-000	FT	FOAM - BUTYL COVERED 5/16" X 44'
	087211-01-000	GL	PROMOTER - ADHESIVE - GALLON
	004006-05-700	EA	ADHESIVE - 5 GALLON - NATIONAL STARCH
	004020-01-000	QT	ADHESIVE - ABS CEMENT - QUART
	112901-02-000	EA	ADHESIVE - PLEXUS - MA330 - 50ML - GRAY
	131384-01-000	EA	ADHESIVE - JETWELD
	113366-01-000	EA	ADHESIVE - INSTANT - 1 OZ
	062917-03-000	EA	ADHESIVE - LOCTITE 242
	004001-02-000	EA	GUN - PLEXUS ADHESIVE - W/O NOZZLE
	004001-03-000	EA	MIXER NOZZLE (EPX)
	004001-03-001	EA	EPOXY MIXER NOZZLE 12"
	004001-03-002	EA	TUBE/MIXER - GRACO EPOXY
	004001-04-000	EA	PLUNGER ACCESSORY (EPX)
	004001-05-000	EA	ADHESIVE - SCOTCH-WELD - 3M DP100 - CLEAR - 50ML
	099952-01-000	FT	CORE - SEAL - BULB SUPPORT

### BOLTS, NUTS & WASHERS

KEY	PART NUMBER	U/M	DESCRIPTION
	000C12-04-12A	EA	BOLT - HEX - 1/4-20 X .75 - PLAIN 5
	000C12-05-16B	EA	BOLT - HEX - 5/16-18 X 1 - GRADE #5 - ZINC
	000C12-05-12B	EA	BOLT - HEX - 5/16-18 X 3/4 - ZINC 5
	000C12-06-16B	EA	BOLT - HEX - 3/8-16 X 1 - GRADE #5 - ZINC
	000C12-06-20B	EA	BOLT - HEX - 3/8-16 X 1 1/4 - GRADE #5 - ZINC
	000C12-06-44B	EA	BOLT - HEX - 3/8-16 X 2 3/4 - ZINC 5
	000C12-07-20B	EA	BOLT - HEX - 7/16-14 X 1 1/4 - ZINC 5
	000C12-08-24B	EA	BOLT - HEX - 1/2-13 X 1.5 - GRADE #3 - ZINC
	000C12-08-28B	EA	BOLT - HEX - 1/2-13 X 1.8" - GRADE #5 - ZINC
	000C12-08-16B	EA	BOLT - HEX - 1/2-13 X 1" - GRADE #5 - ZINC
	0MC04K-06-016	EA	BOLT - HEX - M06 X 1 X 016
	0MC05K-08-055	EA	BOLT - HEX - M08 X 1.25 X 2.2
	0MC13K-14-070	EA	BOLT - HEX - M14 X 2.00 X 2 3/4
	0MC31K-08-020	EA	BOLT - HEX - SERRATED FLANGE - M8 X 020
	0MC32K-10-030	EA	BOLT - HEX - SERRATED FLANGE - M10 X 1.50

## SEALANTS & FASTENERS GROUP (CONTINUED)

### BOLTS, NUTS & WASHERS (CONTINUED)

KEY	PART NUMBER	U/M	DESCRIPTION
	0MC53K-12-050	EA	BOLT - HEX - M12 X 1.75 X 050
	000C12-04-40B	EA	BOLT - HEX - 1/4-20 X 2 1/2 - GRADE 5 ZINC
	000C12-05-64B	EA	BOLT - HEX - 5/16-18 X 4
	000C12-06-24B	EA	BOLT - HEX - 3/8-16 X 1 1/2 - ZINC #5
	000C12-10-24B	EA	BOLT - HEX - 5/8-11 X 1.5" - GRADE #5 - ZINC
	000C13-07-40B	EA	BOLT - HEX - 7/16-20 X 2.5" - GRADE #5 - ZINC
	000C13-07-48B	EA	BOLT - HEX - 7/16-20 X 3" - GRADE #5 - ZINC
	000C13-08-40B	EA	BOLT - HEX - 1/2-20 X 2 1/2 - GRADE #5 - ZINC
	000C13-08-28B	EA	BOLT - HEX - 1/2-20 X 1 3/4 - GRADE #5 - ZINC
	000C14-07-28B	EA	BOLT - HEX - 7/16-14 X 1.75 - GRADE 8 ZINC
	000C14-07-20B	EA	BOLT - HEX - 7/16-14 X 1.25 - GRADE 8 ZINC
	000C14-10-24K	EA	BOLT - HEX 0 5/8-11 X 1.50 - GRADE #8 - ZINC
	000C14-10-32K	EA	BOLT - HEX - 5/8"-11 X 2 - GRADE #8 - ZINC
	000C18-05-40A	EA	BOLT - ELEVATOR - 5/16-18 X 2.50 - PL
	000C18-06-48B	EA	BOLT - ELEVATOR - 3/8-16 X 3 - GRADE 5 - ZINC
	000C18-06-56A	EA	BOLT - ELEVATOR - 3/8-16 X 3 1/2 - GRADE 5
	000C26-04-18B	EA	BOLT - HEX - SERRATED FLANGE - 1/4-20 X 1 1/8 - ZINC
	000C26-04-14B	EA	BOLT - HEX - SERRATED FLANGE - 1/4-20 X 7/8 - ZINC
	000C26-04-10B	EA	BOLT - HEX - SERRATED FLANGE - 1/4-20 X 5/8 - ZINC
	000C26-05-16B	EA	BOLT - HEX - SERRATED FLANGE - 5/16-18 X 1 - ZINC
	000C26-05-20B	EA	BOLT - HEX - SERRATED FLANGE - 5/16-18 X 1 1/4 - ZINC
	000C26-05-12B	EA	BOLT - HEX - SERRATED FLANGE - 5/16-18 X 3/4 - ZINC
	000C26-05-16B	EA	BOLT - HEX - SERRATED FLANGE - 5/16-18 X 1 - ZINC
	000C26-05-129	EA	BOLT - HEX - SERRATED FLANGE - 5/16-18 X 3/4
	000C26-05-249	EA	BOLT - HEX - SERRATED FLANGE 5/16-18 X 1.5"
	000C26-06-16B	EA	BOLT - HEX - SERRATED FLANGE - 3/8-16 X 1 - ZINC
	000C26-06-12B	EA	BOLT - HEX - SERRATED FLANGE - 3/8-16 X 3/4 - ZINC
	000C26-06-28B	EA	BOLT - HEX - SERRATED FLANGE - 3/8-16 X 1 3/4 - ZINC
	000C26-06-40B	EA	BOLT - HEX - SERRATED FLANGE - 3/8-16 X 1 3/4 - ZINC
	000C26-06-20B	EA	BOLT - HEX - SERRATED FLANGE - 3/8-16 X 1 1/4 - ZINC
	000C26-08-24B	EA	BOLT - HEX - SERRATED FLANGE - 1/2-13 X 1 1/2 - ZINC
	000C27-04-40B	EA	BOLT - CARRIAGE 1/4-20 X 2.50 - ZINC
	000C27-08-64B	EA	BOLT - CARRIAGE - 1/2-13 X 4 - GRADE 5
	106166-01-000	EA	BOLT/COLLARED HANGER - 8-32 X 1"
	000G45-04-24B	EA	BOLT - LAG - 1/4-9 X 1 1/2 - ZINC
	000G45-04-24F	EA	BOLT - LAG - 1/4-9 X 1 1/2 STAINLESS STEEL
	000G45-05-16B	EA	BOLT - LAG - 5/16-9 X 1 - ZINC
	106956-03-000	EA	BOLT - HEX TAP - 1/2-12NC X 3 - GRADE 5 - FULL THREAD/ZINC
	051387-06-000	EA	BOLT - CARRIAGE W/O HOLE - 5/16-18 X 9.5 - ZINC
	091274-03-000	EA	BOLT-J - 3/8-16 X 12.0
	106956-08-000	EA	BOLT - HEX TAP - 1/2-13NC X 4 - GRADE 5 - FULL THREAD/ZINC
	087718-01-000	EA	MONOBOLT - STEEL - 3/16 DIAMETER
	102333-02-01A	EA	BOLT - CARRIAGE - 1/4-20
	103020-02-000	EA	BOLT-U - #8-32 - GRADE 5 ZINC
	107393-02-000	EA	BOLT - SHOULDER - 3/8" SOCKETHEAD
	113985-02-000	EA	BOLT - FLANGE - M10-1.5 X 30CL10.9
	114259-05-000	EA	BOLT - 7/16-20 X 1 1/4 W/WASHER
	0MD16K-10-000	EA	NUT - HEX PREV TORQUE M10 X 1.50 CLASS 8
	0MD39K-12-000	EA	NUT - HEX W/NYLON LOCK - M12 X 1.75
	000D24-10-00B	EA	NUT - HEX - SELF LOCKING - 10-32 ZINC
	000D29-05-00B	EA	NUT - HEX - LOCKING W/SERRATED FLANGE-NYLON WASHER INSERT
	000D29-09-00B	EA	NUT - HEX - SELF LOCKING - 9/16-12 - ZINC
	000D29-06-00B	EA	NUT - HEX - W/NYLON LOCK - 3/8-16 - ZINC
	000D30-07-00B	EA	NUT - HEX LOCK - NYLON 7/16 X 20
	000D34-04-00B	EA	NUT - HEX - LOCKING - 1/4-20 ZINC
	000D34-06-00B	EA	NUT - HEX - LOCKING - 3/8-16 GRADE C - ZINC
	000D39-04-00B	EA	NUT - HEX - LOCKING W/SERRATED FLANGE - 1/4-20 - ZINC
	000D39-05-00B	EA	NUT - HEX - LOCKING W/SERRATED FLANGE - 5/16-18 - ZINC
	000D39-06-00B	EA	NUT - HEX - LOCKING W/SERRATED FLANGE - 3/8-18 - ZINC
	000D39-07-00B	EA	NUT - HEX - LOCKING W/SERRATED FLANGE - 7/16-14 - ZINC
	000D39-08-00B	EA	NUT - HEX - LOCKING W/SERRATED FLANGE - 1/2-13 - ZINC

## SEALANTS & FASTENERS GROUP (CONTINUED)

### BOLTS, NUTS & WASHERS (CONTINUED)

KEY	PART NUMBER	U/M	DESCRIPTION
	000D44-04-00B	EA	NUT - HEX - LOCKING W/SERRATED FLANGE - 1/4-28 - ZINC
	000D44-07-00B	EA	NUT - HEX - LOCKING W/SERRATED FLANGE - 7/16-20 - ZINC
	000D44-08-00B	EA	NUT - HEX - SERRATED FLANGE - 1/2-20 - GRADE #5 - ZINC
	000D46-04-00A	EA	NUT - HEX - WELD - 1/4-20 - PLAIN
	000D58-06-00A	EA	NUT - HEX - WELD 3/8-16 - PLAIN
	000D65-08-00B	EA	NUT - HEX - LOCKING W/SERRATED FLANGE - 8-32 - ZINC
	000D67-10-00B	EA	NUT - HEX - LOCK - 5/8-11 - ZINC
	000D73-07-00C	EA	NUT - HEX FLANGE - 7/16-14 - GRADE 6
	000D73-08-00C	EA	NUT - HEX FLANGE - 1/2-13
	000D76-06-00B	EA	NUT - HEX FLANGE - 3/8-16
	044364-02-000	EA	NUT - SPEED - FLAT - ROUND
	063253-07-000	EA	NUT - J - #8A - .120 - .130 PNL THK
	087234-01-000	EA	NUT - JACK - 1/4 X 20 THD - MOLLY MOUNTS LICENSE PLATES USING BOLT #000G500412B
	040921-01-000	EA	NUT - SPEED - U TYPE - #10-24 - BLACK
	104369-01-000	EA	NUT - HEX - HEAVY - 5/8-11 UNC
	000D29-04-00B	EA	NUT - HEX - SELF LOCKING - 1/4 X 20 - ZINC
	005081-01-000	EA	NUT - SPEED - C-TYPE - #8 SCREW
	040921-04-000	EA	NUT - SPEED - U TYPE - #8-.59" LENGTH X .44" WIDTH
	040921-09-000	EA	NUT - SPEED - U TYPE - #8
	044364-01-000	EA	NUT - SPEED - FLAT - RECTANGULAR - SELF LOCKING/ONE PIECE
	083163-06-000	EA	PUSHNUT - FLAT TYPE 3/8 STUD - FORD ONLY
	0ME06K-14-280	EA	WASHER - FLAT - 14 ID X 28.00 OD
	000E11-07-00B	EA	WASHER - LOCKING - 7/16 MED SPLIT - ZINC
	000E11-08-00B	EA	WASHER - LOCKING - 1/2 MED SPLIT - ZINC
	000E13-14-00B	EA	WASHER - FLAT - 1/4 WIDE - ZINC
	000E13-17-00B	EA	WASHER - FLAT - 3/8 AR - ZINC
	000E13-18-00B	EA	WASHER - FLAT - 3/8 WIDE - ZINC
	000E13-20-00B	EA	WASHER - FLAT - 7/16 WIDE - ZINC
	000E13-21-00B	EA	WASHER - FLAT - 1/2 NARROW - ZINC
	000E13-22-00B	EA	WASHER - FLAT - 1/2 WIDE - ZINC
	000E13-26-00B	EA	WASHER - FLAT - 5/8 WIDE - ZINC
	000E14-10-00B	EA	WASHER - LOCKING - #10 EXTERNAL TOOTH - ZINC
	000E16-10-00B	EA	WASHER - HARDENED - 5/8 - FLAT - ZINC
	058716-02-000	EA	WASHER - FLAT NYLON
	077071-01-000	EA	WASHER - FENDER - 3/16"ID X 1" OD
	107397-01-000	EA	WASHER - FENDER - .25" ID X 1" OD
	041322-01-000	EA	WASHER - FLANGE - 15/32 ID X 2 3/8 OD - F/SEAT BELT MTG
	044533-01-000	EA	WASHER - PLASTIC - 1 3/8" OD - FOR BUTTONS
	046867-05-000	EA	WASHER - #0
	058716-03-000	EA	WASHER - FLAT/NYLON - .500 X 1.25 X .060
	088787-12-000	EA	STUD - WELD - 1/4 - 20 X 1.0 LG - MN
	108067-03-000	EA	STUD - WELD - 1/4 - 20 X 1/2 CD
	102540-02-000	EA	SEAL - SCREW
	106648-01-000	EA	CAP - STUD - .120 TO .130 DIAMETER

### SCREWS

KEY	PART NUMBER	U/M	DESCRIPTION
	0G1108-12-170	EA	SCREW - 8-18 X .75 PPH - BRIGHT WHITE
	0G1106-08-240	EA	SCREW - 6-20 X 1/2 PPH - VW LIGHT GRAY
	0G1108-12-140	EA	SCREW - 8-18 X .75 PPH
	0G1108-12-240	EA	SCREW - 8-18 X .75 PPH - VW LIGHT GRAY
	0G1208-12-170	EA	SCREW - 8-18 X .75 POH - BRIGHT WHITE
	0G3908-08-160	EA	SCREW - SF/DR-8-18X1/2 PPH
	0G3908-08-170	EA	SCREW - SF/DR - 8-18 X .50 PPH - BRIGHT WHITE
	0G3908-08-240	EA	SCREW - SF/DR - 8-18 X 1/2 PPH - VW LIGHT GRAY
	0G3908-12-250	EA	SCREW - SF/DR - 8-18 X .75 PPH - DARK GRAY
	0G3908-16-170	EA	SCREW - SF/DR - 8-18 X 1.00 PPH - BRIGHT WHITE
	0G3908-20-170	EA	SCREW - SF/DR - 8-18 X 1.25 PPH - BRIGHT WHITE
	0G3908-24-170	EA	SCREW - SF/DR - 8-18 X 1.50 PPH - BRIGHT WHITE

**SEALANTS & FASTENERS GROUP (CONTINUED)****SCREWS (CONTINUED)**

<b>KEY</b>	<b>PART NUMBER</b>	<b>U/M</b>	<b>DESCRIPTION</b>
	0G3910-10-160	EA	SCREW - SF/DR - 10-16 X .62 PPH
	0G3910-10-240	EA	SCREW - SF/DR - 10-16 X .62 PPH - VW LIGHT GRAY
	0G5508-12-110	EA	SCREW - SF/DR-8-18 X .75 PWH
	0G3910-12-260	EA	SCREW - SF/DR - 10-16 X .75 PPH - ALLANTE ANTELOPE
	0G3910-12-170	EA	SCREW - SF/DR - 10-16 X .75 PPH - BRIGHT WHITE
	0G5508-12-170	EA	SCREW - SF/DR - 8-18 X .75 PWH - BRIGHT WHITE
	0G5508-12-270	EA	SCREW - SF/DR - 8-18 X .75 PWH - TITANIUM
	0G5508-12-260	EA	SCREW - SF/DR - 8-18 X .75 PWH - ALLANTE ANTELOPE
	0G5508-16-250	EA	SCREW - SF/DR - 8-18 X 1.00 PWH - VW DARK GRAY
	0G6008-16-170	EA	SCREW - SF/DR - 8-18 X 1.00 POH - BRIGHT WHITE
	0G5508-16-260	EA	SCREW - SF/DR - 8-18 X 1.00 PWH ZINC - INTERIOR ANTELOPE
	0G5508-16-270	EA	SCREW - SF/DR - 8-18 X 1.00 PWH ZINC - INTERIOR TITANIUM
	0G6710-08-130	EA	SCREW - 10-12 X .50 PPH TAUPE
	0G6710-08-170	EA	SCREW - 10-12 X 1/2 PPH - BRIGHT WHITE
	0G6710-08-240	EA	SCREW - 10-12 X .50 PPH TAUPE - VW LIGHT GRAY
	0G6710-12-170	EA	SCREW - 10-12 X .75 PPH - BRIGHT WHITE
	0G6710-16-230	EA	SCREW - 10-12 X 1 PPH - BEIGE
	000G11-05-08B	EA	SCREW - 5-20 X .50 PPH - ZINC
	000G11-06-06B	EA	SCREW - 6-20 X 3/8 PPH - ZINC
	000G11-06-10B	EA	SCREW - 6-20 X 5/8 PPH - ZINC
	000G11-06-12B	EA	SCREW - 6-20 X 3/4" PPH - ZINC
	000G11-06-10J	EA	SCREW - 6-20 X 5/8 PPH - BRASS
	000G11-06-A4B	EA	SCREW - 6-20 X 1.5 PPH ZINC
	000G11-06-08B	EA	SCREW - 6-20 X 1/2 PPH - ZINC
	000G11-07-08B	EA	SCREW - 7-19 X 1/2 PPH - ZINC
	000G11-07-08T	EA	SCREW - 7-19 X 1/2 PPH - BLACK
	000G11-08-06B	EA	SCREW - 8-18 X 3/8 PPH - ZINC
	000G11-08-06J	EA	SCREW - 8-18 X 3/8 PPH BRASS
	000G11-08-12B	EA	SCREW - 8-18 X 3/4 PPH - ZINC
	000G11-08-12S	EA	SCREW - 8-18 X 3/4 PPH - OFF WHITE
	000G11-08-08T	EA	SCREW - 8-18 X 1/2 PPH - FLUOROCARBON COATING
	000G11-08-08B	EA	SCREW - 8-18 X 1/2 PPH - ZINC
	000G11-08-20B	EA	SCREW - 8-18 X 1 1/4 PPH - ZINC
	000G11-08-16S	EA	SCREW - 8-18 X 1 PPH - OFF WHITE
	000G11-08-16B	EA	SCREW - 8-18 X 1 PPH - ZINC
	000G11-08-12P	EA	SCREW - 8-18 X 3/4 PPH - DARK BROWN
	000G11-08-12D	EA	SCREW - 8-18 X 3/4 PPH - BLACK
	000G11-08-12T	EA	SCREW - 8-18 X 3/4 PPH - BLACK
	000G11-10-12S	EA	SCREW - 10-16 X 3/4 PPH - OFF WHITE
	000G11-10-12D	EA	SCREW - 10-16 X 3/4 PPH - BLACK
	000G11-10-16B	EA	SCREW - 10-16 X 1 PPH - ZINC
	000G11-10-40B	EA	SCREW - 10-16 X 2 1/2 PPH CAD - 34927-01-000
	000G12-06-08T	EA	SCREW - 6-20 X 1/2 POH - BLACK
	000G12-08-12S	EA	SCREW - 8-18 X 3/4 POH - OFF WHITE
	000G13-05-10B	EA	SCREW - 5-12 X 5/8 PFH - ZINC
	000G13-06-16S	EA	SCREW - 6-20 X 1.00 PFH - OFF WHITE
	000G13-06-10G	EA	SCREW - 6-20 X 5/8 PFH - ANTIQUE BRASS
	000G13-06-08B	EA	SCREW - 6-20 X 1/2 PFH - ZINC
	000G13-06-08G	EA	SCREW - 6-20 X .50 PFH - ANTIQUE BRASS
	000G13-06-24J	EA	SCREW - 6-20 X 1 1/2 PFH - BRASS
	000G13-06-10J	EA	SCREW - 6-20 X .62 PFH - BRASS
	000G13-06-16E	EA	SCREW - 6-20 X 1.00 PFH - CHROME
	000G13-06-16J	EA	SCREW - 6-20 X 1 PFH - BRASS
	000G13-06-06I	EA	SCREW - 6-20 X 3/8 PFH BLACK ZINC
	000G13-06-06B	EA	SCREW - 6-20 X 3/8 PFH ZINC
	000G13-07-12B	EA	SCREW - 7-19 X 3/4 PFH - ZINC
	000G13-07-10H	EA	SCREW - 7-19 X 5/8 PFH - BLACK
	000G13-07-089	EA	SCREW - 7-19 X 1.2 PPH - SILVER
	000G13-08-10B	EA	SCREW - 8-18 X 5/8 PFH - ZINC
	000G13-08-16B	EA	SCREW - 8-18 X 1 PFH - ZINC
	000G13-08-109	EA	SCREW - 8-18 X 5/8 PFH
	000G16-04-24B	EA	SCREW - MACHINE - 1/4-20 X 1 1/2 PPH

## SEALANTS & FASTENERS GROUP (CONTINUED)

### SCREWS (CONTINUED)

KEY	PART NUMBER	U/M	DESCRIPTION
	000G18-08-22B	EA	SCREW - MACHINE - 8-32 X 1 3/8 PPH - ZINC
	000G18-08-20B	EA	SCREW - MACHINE - 8-32 X 1 1/4 PPH - ZINC
	000G18-08-24B	EA	SCREW - MACH-8-32X1 1/2PPH ZN
	000G13-08-24B	EA	SCREW - #8, 18X1 1/2 PFH ZN
	000G19-10-10B	EA	SCREW - MACHINE - 10-32 X 5/8 - PPH - ZINC
	000G19-10-20B	EA	SCREW - MACHINE - 10-32 X 1 1/2 PPH - ZINC
	000G19-10-12F	EA	SCREW - MACHINE - 10-32 X 3/4 PPH - STAINLESS STEEL
	000G19-10-08B	EA	SCREW - MACHINE - 10-32 X 1/2 PPH - ZINC
	000G32-10-06B	EA	SCREW - 10-32 X 3/8 PPH - ZINC
	000G13-10-16I	EA	SCREW - 10-16X1.00 PFH,BLK
	000G34-05-12B	EA	SCREW - HEX HEAD TAPPING - 5/16 X 3/4 LONG
	000G37-08-12B	EA	SCREW - 8-18 X 3/4 PPH
	000G37-08-089	EA	SCREW - 8 X 18 X 1/2 PPH - FLUOROCARBON SILVER
	000G36-10-12T	EA	SCREW - 10-24X 3/4 PFH TYPE 23 - BLACK
	000G38-04-16D	EA	SCREW - MACHINE - 1/4-20 X 1 PFN - BLACK
	000G39-06-10T	EA	SCREW - SF/DR - 6-20 X 5/8 PPH - BLACK
	000G39-06-16T	EA	SCREW - SF/DR - 6-20 X 1 PPH - BLACK
	000G39-06-08B	EA	SCREW - SF/DR - 6-18 X 1/2 - ZINC
	000G39-08-16S	EA	SCREW - SF/DR - 8-18 X 1 PPH - OFF WHITE
	000G39-08-32B	EA	SCREW - SF/DR - 8-18 X 2 PPH - ZINC
	000G39-08-24B	EA	SCREW - SF/DR - 8-18 X 1 1/2 PPH - ZINC
	000G39-08-24S	EA	SCREW - SF/DR - 8-18 X 1 1/2 - OFF WHITE
	000G39-08-24T	EA	SCREW - SF/DR - 8-18 X 1.50 PPH - BLACK
	000G39-08-16T	EA	SCREW - SF/DR - 6-20 X 1 PPH - BLACK
	000G39-08-16B	EA	SCREW - SF/DR - 8-18 X 1 PPH - ZINC
	000G39-08-12B	EA	SCREW - SF/DR - 8-18 X 3/4 PPH - ZINC
	000G39-08-12T	EA	SCREW - SF/DR - 8-18 X 3/4 PPH - BLACK
	000G39-08-08T	EA	SCREW - SF/DR - 8-18 X 1/2 PPH - BLACK
	000G39-08-08S	EA	SCREW - SF/DR - 8-18 X 1/2 PPH - OFF WHITE
	000G39-08-08B	EA	SCREW - SF/DR - 8-18 X 1/2 PPH - ZINC
	000G39-08-06B	EA	SCREW - SF/DR - 8-18 X 3/8 PPH - ZINC
	000G39-10-10B	EA	SCREW - SF/DR - 10-16 X 5/8 - ZINC
	000G39-10-12P	EA	SCREW - SF/DR, 10-16 X .75 PPH - DARK BROWN
	000G39-10-088	EA	SCREW - SF/DR - 10-16 X 1/2 PPH - FLEX FLUOROCARBON
	000G39-10-08B	EA	SCREW - SF/DR - 10-16 X 1/2 PPH - ZINC
	000G39-10-40D	EA	SCREW - SF/DR - 10-16 X 2 1/2 PPH - BLACK
	000G39-10-32B	EA	SCREW - SF/DR - 10-16 X 2 - PPH - ZINC
	000G39-10-209	EA	SCREW - SF/DR - 10-16 X 1 1/4 PPH - FLUOROCARBON SILVER
	000G39-10-20T	EA	SCREW - SF/DR - 10-16 X 1.25 PPH
	000G39-10-20B	EA	SCREW - SF/DR - 10-16 X 1 1/4 PPH - ZINC
	000G39-10-12T	EA	SCREW - SELF TAPPING 10-16 X 3/4"
	000G39-10-12D	EA	SCREW - SF/DR - 10-16 X 3/4 PPH - BLACK
	000G39-10-12B	EA	SCREW - SF/DR - 10-16 X 3/4 PPH - ZINC
	000G39-10-10T	EA	SCREW - SF/DR - 10-16 X .625 - BLACK
	000G39-10-129	EA	SCREW - SF/DR - 10-16 X 3/4 PPH - FLUOROCARBON SILVER
	000G39-10-48B	EA	SCREW - SF/DR - 10-16 X 3 - PPH - ZINC
	000G39-10-48T	EA	SCREW - SF/DR - 10-16 X 3.00 PPH - BLACK
	000G39-10-24B	EA	SCREW - SF/DR - 10-16 X 1.50 PPH - ZINC
	000G39-10-32I	EA	SCREW - SELF TAPPING - 10-16 X 2" PPH - BLACK
	000G39-12-12E	EA	SCREW - SF/DR - 12-14 X 3/4 PPH - CHROME
	000G42-04-16B	EA	SCREW - SF/DR - 1/4-14 X 1 HWH - ZINC
	000G42-04-12B	EA	SCREW - SF/DR - 1/4-14 X 3/4 HWH - ZINC
	000G42-04-24B	EA	SCREW - SF/DR 1/4-14X1 1/2 ZN
	000G46-08-24T	EA	SCREW - MACHINE - 8-32 X 1 1/2 PFH - BLACK
	000G46-08-28T	EA	SCREW - MACHINE - 8-32 X 1 3/4 PHILLIPS FLAT HEAD - BLACK
	000G50-04-12B	EA	SCREW - MACHINE - 1/4-20 X 3/4 PPH - ZINC
	000G50-04-06B	EA	SCREW - MACHINE - 1/4-20 X 38 PTH - ZINC
	000G50-04-08B	EA	SCREW - MACHINE - 1/4-20 X 1/2 PTH - ZINC
	000G51-08-08B	EA	SCREW - 8-18 X 1/2 PTH - ZINC
	000G51-06-12B	EA	SCREW - 6-20 X 3/4 PTH - ZINC
	000G52-08-18B	EA	SCREW - MACHINE - 8-32 X 1 1/8 PTH - ZINC
	000G54-04-20B	EA	SCREW - 1/4-20 X 1.25 PTH - TYPE 23 - ZINC PLATED

**SEALANTS & FASTENERS GROUP (CONTINUED)****SCREWS (CONTINUED)**

<b>KEY</b>	<b>PART NUMBER</b>	<b>U/M</b>	<b>DESCRIPTION</b>
	000G55-08-125	EA	SCREW - SF/DR - 8-18 X 3/4 PWH - WILLOW
	000G55-08-12S	EA	SCREW - SF/DR - 8-18 X 3/4 PWH - OFF WHITE
	000G55-08-124	EA	SCREW - SF/DR-8-18X.75 PWH - ASH GRAY
	000G55-08-165	EA	SCREW - SF/DR-8-18X1.00 PWH - WILLOW
	000G56-12-48B	EA	SCREW - WOOD - 12-11 X 3 POH - SPECIAL HARDENED
	000G57-05-16J	EA	SCREW - 5-20 X 1 PFH - BRASS
	000G57-14-64B	EA	SCREW - 14-10 X 4 PFH ZINC
	000G57-14-72B	EA	SCREW - 14-10 X 4 1/2 PHILLIPS FLAT HEAD - ZINC
	000G60-08-22B	EA	SCREW - SF/DR - 8-18 X 1.38 POH - ZINC
	000G60-10-28T	EA	SCREW - SF/DR - 10-16 X 1 3/4 - BLACK
	000G60-10-20I	EA	SCREW - SF/DR - 10-16 X 1.25 POH - BLACK
	000G60-10-20B	EA	SCREW - SF/DR - 10-16 X 1 1/4 POH - ZINC
	000G60-10-209	EA	SCREW - SF/DR - 10-16 X 1.25 POH - SILVER STALGAARD
	000G62-10-24I	EA	SCREW - SF/DR - 10-16 X 1/5 PFH - BLACK ZINC
	000G67-08-32B	EA	SCREW - 8-15 X 2 PPH - ZINC
	000G67-10-08S	EA	SCREW - 10-12 X 1/2 PPH - OFF WHITE
	000G67-10-08R	EA	SCREW - 10-12 X 1/2 PPH - BEIGE - TYPE A
	000G67-10-08B	EA	SCREW - 10-12 X 1/2 PPH - ZINC
	000G67-10-16B	EA	SCREW - 10-12 X 1 PPH - ZINC
	000G67-10-120	EA	SCREW - 10-12 X 3/4 PPH - TAN
	000G67-10-12B	EA	SCREW - 10-12 X 3/4 PPH - ZINC
	000G67-10-12R	EA	SCREW - 10-12 X .75 PPH - BEIGE
	000G67-10-12P	EA	SCREW - 10-12 X 3/4 PPH - DARK BROWN
	000G67-10-10S	EA	SCREW - 10-12 X 5/8 PPH - OFF WHITE
	000G67-10-10P	EA	SCREW - 10-12X.62 PPH - DARK BROWN
	000G67-10-10D	EA	SCREW - 10-12 X 5/8 PPH - BLACK - TYPE A
	000G67-10-10T	EA	SCREW - 10-12 X 5/8 PPH BLACK
	000G67-10-10B	EA	SCREW - 10-12 X 5/8 PPH - ZINC - TYPE A
	000G67-10-20D	EA	SCREW - 10-12 X 1.25 PPH - BLACK
	000G67-10-36T	EA	SCREW - 10-12 X 2 1/4 - PPH - BLACK
	000G67-10-32B	EA	SCREW - 10-12 X 2 1/4 - PPH - BLACK
	000G67-10-24B	EA	SCREW - 10-12 X 1.50 PPH - ZINC
	000G67-10-24S	EA	SCREW - 10-12X1.5PPH OFF WHITE
	000G67-10-125	EA	SCREW - 10-12 X .75 PPH WILLOW
	000G67-10-28B	EA	SCREW - 10-12 X 1.75 PPH - ZINC
	000G67-10-48B	EA	SCREW - 10-12 X 3 PPH - ZINC
	000G68-06-12B	EA	SCREW - 6-18 X .75 POH - ZINC & CLEAR
	000G68-06-12J	EA	SCREW - 6-18 X 3/4 POH - BRASS
	000G68-06-10G	EA	SCREW - 6-18 X 5/8 POH - ANTIQUE BRASS
	000G68-10-20I	EA	SCREW - 10-12 X 1 1/4 POH - BLACK
	000G68-10-36T	EA	SCREW - 10-12 X 2.25 POH BLACK
	049465-01-000	EA	SCREW - 10-16 PTH W/WASHER - DARK BROWN
	049465-13-000	EA	SCREW - 10-16X1 PTH W/WASHER - ASH GRAY
	049465-17-000	EA	SCREW - 10-16 X 1 POH W/WASHER - BRIGHT WHITE
	049465-22-000	EA	SCREW - 10-16 X 1 1/2 POH W/WASHER - SABLE
	054434-02-000	EA	SCREW - SF/DR - 10-16 X 2 - ZINC
	054434-03-000	EA	SCREW - SF/DR - 10-16 X 2 - PWH - ZINC - W/O WINGS
	057671-01-000	EA	COVER - SCREW - OFF WHITE - #8
	057671-11-000	EA	COVER - SCREW - HAMPTON TAN - #8
	057671-15-000	EA	COVER - SCREW - BRIGHT WHITE
	057671-16-000	EA	COVER - SCREW - SOFT WHITE
	057671-17-000	EA	COVER - SCREW - VW LT GRAY #8
	075908-01-000	EA	SCREW - MACHINE - 10-32 X .56 PTH - EXTERNAL TOOTH - ZINC
	076790-01-000	EA	SCREW - 6-20 X 1 1/4 PPH - BLACK
	076790-03-000	EA	SCREW - 6-20 X 1 PPH - BLACK
	076790-05-000	EA	SCREW - 6-20 X 1/2 PPH BLACK - THREADCUTTING - WOOD
	083554-01-000	EA	SCREW - DRYWALL - 8 X 1.25
	083554-04-000	EA	SCREW - DRYWALL - 8 X 2.50
	086256-01-000	EA	SCREW - SF/DR - 8 X 3/4 HWH
	087721-01-000	EA	SCREW - FLAT HEAD - TAPPING - 1/4" X 1 1/4" LONG - ZINC
	097974-01-000	EA	SCREW - PARTICLE BOARD - 7-9 X 3/4 PPH
	090033-02-000	EA	SCREW - 1/4-20 X 5/8 - ROUND WASHER HEAD - OFF/WHITE

## SEALANTS & FASTENERS GROUP (CONTINUED)

### SCREWS (CONTINUED)

KEY	PART NUMBER	U/M	DESCRIPTION
	101618-01-000	EA	SCREW - 1/4-20 X 3/4 HEX - TAPPING - STALGARD TYPE F
	101289-01-01A	EA	SCREW - MACHINE - 8-32 X 3.75 POH - BRASS -F/EXTENDED KNOB
	105126-01-000	EA	SCREW - MACHINE - 8-32 X 1 PPH TAPTIT
	110460-05-02A	EA	SCREW - MACHINE - 10-24 X 2.5 PFH - WHITE
	112782-08-01A	EA	SCREW - MOUNTING/PLATE - ZINC
	113563-01-01A	EA	SCREW - 8 X .62 LONG SHOULDER/WASHER HEAD
	117478-01-04A	EA	SCREW - 8-18 X .75 PPH W/WASHER - VW LIGHT GRAY
	126458-01-01A	EA	SCREW - 8-18 X .50 PRWH BLACK
	134126-01-01A	EA	SCREW/NAIL - HEX HEAD - 3/4"

### CLAMPS, CLIPS, GROMMETS, RIVETS & PLUGS

KEY	PART NUMBER	U/M	DESCRIPTION
	010495-01-000	EA	CLAMP - CABLE - 9/16"
	010495-02-000	EA	CLAMP - CABLE - 3/8
	010495-04-000	EA	CLAMP - CABLE - 11/16" - WHITE
	010495-05-000	EA	CLAMP - CABLE - 1/2
	010497-01-000	EA	CLAMP - CLOSED - 5/8" ID
	010497-03-000	EA	CLAMP - CLOSED - 1" ID - CUSHIONED
	010497-04-000	EA	CLAMP - CLOSED - 1.62" ID
	010497-05-000	EA	CLAMP - CLOSED - 1/2 ID
	010497-06-000	EA	CLAMP - CLOSED - 11/16" ID
	010497-07-000	EA	CLAMP - CLOSED - 3/8" ID
	010497-08-000	EA	CLAMP - CLOSED - .125" ID
	062401-01-000	EA	CLAMP - HOSE - WORMGEAR - .25" - 1"
	062401-02-000	EA	CLAMP - HOSE - WORMGEAR - 1.56" - 2.5"
	062401-03-000	EA	CLAMP - HOSE - WORMGEAR - .22"- 1"
	062401-04-000	EA	CLAMP - HOSE - WORMGEAR - .69" - 1.25"
	062401-05-000	EA	CLAMP - HOSE - WORMGEAR - 2" TO 3" ID
	062401-06-000	EA	CLAMP - HOSE - WORMGEAR - .22" - .62" ID
	062401-07-000	EA	CLAMP - HOSE - WORMGEAR - 5"-7"
	062401-08-000	EA	CLAMP - HOSE - WORMGEAR 4.06" - 5.0"
	062401-09-000	EA	CLAMP - HOSE - WORMGEAR - 2.8" - 3.75"
	062401-11-000	EA	CLAMP - HOSE - WORMGEAR - 3.50" - 4.50"
	062401-12-000	EA	CLAMP - HOSE - WORMGEAR - .79" X 1.26"
	083610-01-000	EA	CLAMP - WIRE - DUAL - UNEQUAL DIAMETERS - 3/4" & 1 1/4"
	083610-02-000	EA	CLAMP - WIRE - DUAL - UNEQUAL DIAMETERS - 3/4" & 2"
	083610-03-000	EA	CLAMP - DUAL WIRE
	083609-01-000	EA	CLAMP - WIRE - DUAL - EQUAL DIAMETERS - 5/8"
	007161-01-000	EA	CLAMP - HOSE - SPRING TYPE - 1/2"
	010499-01-000	EA	CLAMP - CLOSED - 3/8" ID
	075148-02-000	EA	CLAMP - GROUNDING - BRONZE SCREWS
	008386-01-000	EA	GROMMET - SNAP - 3/8"
	023942-01-000	EA	GROMMET - RUBBER - 2" OD
	071015-07-000	EA	GROMMET - RUBBER - 1"ID X 2.25" OD W/.06" GROOVE - BLACK
	071015-11-000	EA	GROMMET - 1.00 ID - FITS .12 MATERIAL
	071015-13-000	EA	GROMMET - RUBBER - .62" ID X 1" OD W/.09" GROOVE - BLACK
	071015-19-000	EA	GROMMET - .38 ID - FITS .06 MATERIAL
	071015-21-000	EA	GROMMET - RUBBER - 1/2 ID X 1.06 OD - W/.19 GROOVE - BLACK
	071015-22-000	EA	GROMMET - RUBBER - .62"ID X 1.12"OD W/.19" GROOVE - BLACK
	071015-26-000	EA	GROMMET - RUBBER - 1.5" ID X 2.1" OD W/.06" GROOVE-BLACK
	071015-29-000	EA	GROMMET - RUBBER - .3" ID X 1.3"OD W/.12" GROOVE - BLACK
	071015-30-000	EA	GROMMET - RUBBER - .31" ID X .81" OD W/.12" GROOVE - BLK
	071015-32-000	EA	GROMMET - RUBBER - .75" ID X 1.375" OD W/.187" GROOVE-BLK
	071015-33-000	EA	GROMMET - RUBBER - .875" ID X 1.625" OD W/.187" GROOVE - BLK
	071015-35-000	EA	GROMMET - 1.25 ID,FITS .187MAT
	071015-37-000	EA	GROMMET - .81 ID FITS .56 MTL
	071015-39-000	EA	GROMMET - .75 ID FITS .06 MTL
	088756-01-000	EA	GROMMET - WEB - 1 1/8 " I.D.
	114208-01-000	EA	GROMMET - EDGE LINER - FITS 1 3/4"
	114208-02-000	EA	GROMMET - EDGE LINER - FITS .625
	114208-03-000	EA	GROMMET - EDGE LINER - FITS 2.50"

## SEALANTS & FASTENERS GROUP (CONTINUED)

### CLAMPS, CLIPS, GROMMETS, RIVETS & PLUGS (CONTINUED)

KEY	PART NUMBER	U/M	DESCRIPTION
	114208-04-000	EA	GROMMET - EDGE LINER - FITS 1.00"
	114208-05-000	EA	GROMMET - EDGE LINER - FITS 2"
	016188-03-000	EA	GROMMET - L/P LINE - 3/8" HOLE X 2 1/2" LONG - RUBBER
	016188-04-000	EA	GROMMET - GAS LINE - 1/2" HOLE X 2 1/2" LONG - RUBBER
	016188-05-000	EA	GROMMET - L/P LINE - 3/8" HOLE X 1 1/4" LONG - RUBBER
	008380-01-000	EA	GROMMET - RUBBER - 5/8" HOLE X 1 1/2" DIAMETER - BLACK
	008384-01-000	EA	GROMMET - SNAP - 3/4 DIAMETER - NYLON
	077953-01-000	EA	GROMMET - EDGE LINER - FITS 1"
	099637-01-000	EA	GROMMET - RUBBER - .37" X .94" DIAMETER - BLACK
	046867-05-000	EA	GROMMET - #0
	000F10-04-16B	EA	PIN - COTTER - 1/8" X 1" - ZINC
	000F10-06-32B	EA	PIN - COTTER - 3/16" X 2" - ZINC
	000H14-04-08R	EA	RIVET - MANDREL BLIND - 4/32 ALUMINUM
	000H14-06-03R	EA	RIVET - MANDREL BLIND - 3/16 - CHERRY
	000H15-06-02R	EA	RIVET - POP - STEEL - 3/16 X .063-.125
	000H16-06-10R	EA	RIVET - POP ALUMINUM - 3/16 X .501-.625
	000H14-04-04A	EA	RIVET - MANDREL BLIND - 1/8 X .400
	000H16-04-06R	EA	RIVET - POP ALUMINUM - 1/8 X .313 - .375
	000H14-06-14R	EA	RIVET - MANDREL BLIND - 3/16 - CHERRY
	118626-01-01A	EA	RIVET - POP - ALUMINUM 3/16 X .08-.375
	118626-02-01A	EA	RIVET - POP - ALUMINUM - 3/16 X .500-.750
	069529-02-000	EA	RIVET-T - POP - 1/4 X .093 - .156
	120560-01-01A	EA	RIVET - PLASTIC - 3/16 DIAMETER
	061420-01-000	EA	PLUG/PLASTIC - 1.75" DIAMETER - BROWN
	061420-03-000	EA	PLUG/PLASTIC - 3.00" DIAMETER
	061420-04-000	EA	PLUG/PLASTIC - 1.25" DIAMETER
	061420-05-000	EA	PLUG/PLASTIC - 1.8" DIAMETER
	061420-07-000	EA	PLUG/PLASTIC - 1.8" DIAMETER
	061420-08-000	EA	PLUG/PLASTIC - 2.5" DIAMETER
	061420-09-000	EA	PLUG/PLASTIC - 1.00" - DIAMETER
	061420-10-000	EA	PLUG/PLASTIC - 1.50" DIAMETER - BLACK
	061420-11-000	EA	PLUG/PLASTIC - .50" DIAMETER
	061420-12-000	EA	PLUG/PLASTIC - 1.50" DIAMETER - RED
	061420-14-000	EA	PLUG/PLASTIC - .034" DIAMETER
	061420-15-000	EA	PLUG/PLASTIC - 2" DIAMETER - BLACK
	061420-16-000	EA	PLUG/PLASTIC - 2 1/8" DIAMETER
	081211-03-000	EA	PLUG/PLASTIC - .50 DIAMETER - BLACK
	081211-04-000	EA	PLUG/PLASTIC - .46 DIAMETER - BLACK
	081211-05-000	EA	PLUG/PLASTIC - .188 DIAMETER - NATURAL
	034141-02-000	EA	PLUG/HOLE - 3/8" NYLON/BLACK
	115361-01-01A	EA	PLUG/PLASTIC - 1/2" DIAMETER
	075312-02-000	EA	CLIP-U - .75 LONG X .50 WIDE- F/1/8"-3/16" THICK MATERIAL
	077955-01-000	EA	CLIP-J - VINYL COATED - 3/8"
	080211-03-000	EA	CLIP - X-MAS TREE W/PANEL RETAINING HEAD - 3/4" SHANK
	094362-02-000	EA	CLIP - XMAS TREE - BINDER HEAD - .9" LONG
	119392-01-000	EA	CLIP - U TYPE - OFFSET LEG
	129962-01-01A	EA	CLIP - U-TYPE - BLACK
	091952-01-000	EA	CLIP - GRIPPER - 1"
	091952-02-000	EA	CLIP - GRIPPER - 3/4"
	080734-02-000	EA	CLIP - WIRE NYLON
	056134-01-000	EA	HOLDER - RING - 3.6" DIAMETER - METAL
	056134-02-000	EA	HOLDER - RING - 1.8" DIAMETER - METAL

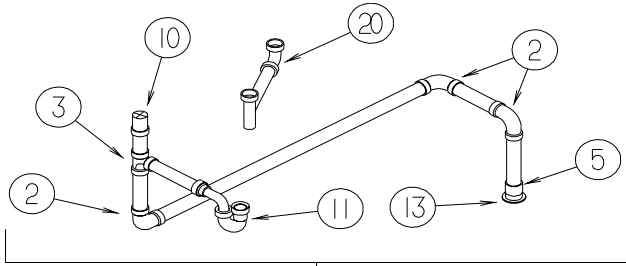


## SEALANTS & FASTENERS GROUP (CONTINUED)

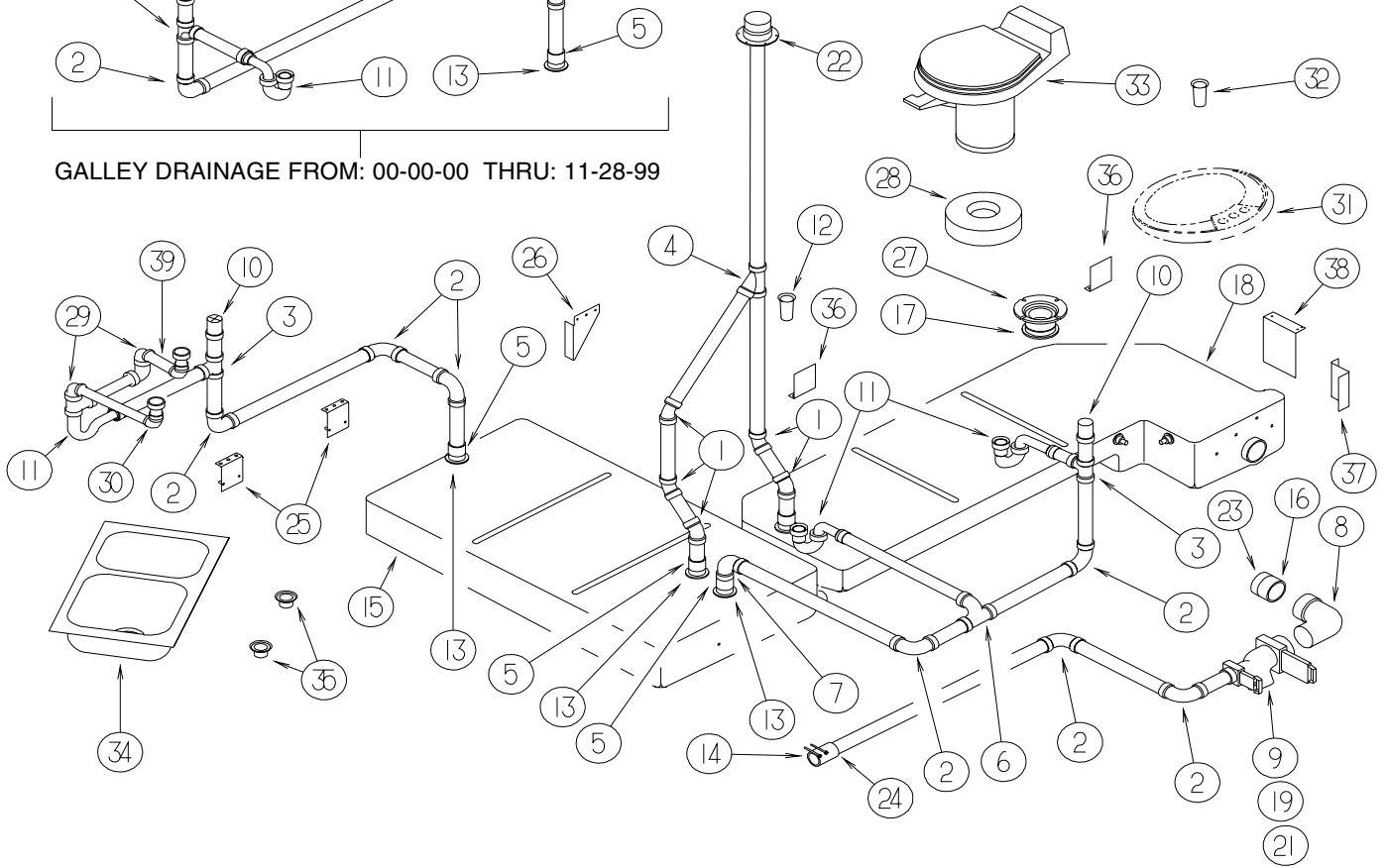
### MISCELLANEOUS FASTENERS

KEY	PART NUMBER	U/M	DESCRIPTION
	008343-01-000	EA	TIE - WIRE - 6"
	008343-02-000	EA	TIE - WIRE - 14"
	008343-03-000	EA	TIE - WIRE - 7 1/2" - BLACK
	029096-03-000	YD	VELCRO TAPE - HOOK - 1" WIDE - BLACK
	029096-04-000	YD	TAPE - HOOK - VELCRO - 1" WIDE - BLACK
	029094-04-000	YD	VELCRO TAPE - LOOP - 1" WIDE - BLACK
	029094-06-000	YD	VELCRO TAPE - LOOP - 2" WIDE - BLACK
	048394-02-000	YD	VELCRO TAPE - HOOK - ADHESIVE BACK - .75" WIDE - BEIGE
	085774-01-000	FT	FASTENER - DUAL LOCK - 1" WIDE - ADHESIVE BACK - BLACK
	085774-02-000	FT	FASTENER - DUAL HOOK - 1" WIDE - ADHESIVE BACK - BLACK
	085774-03-000	FT	FASTENER - DUAL LOCK - 1/2" WIDE - ADHESIVE BACK - BLACK
	085774-04-000	FT	FASTENER - DUAL HOOK - 1/2" WIDE - ADHESIVE BACK - BLACK
	088792-02-000	YD	VELCRO TAPE - LOOP - 3/4" - ADHESIVE BACKED - BEIGE
	088792-04-000	YD	VELCRO TAPE - LOOP - 5/8" - NON-ADHESIVE BACK - WHITE
	088792-05-000	YD	VELCRO TAPE - LOOP - 5/8" - NON-ADHESIVE BACKED - WHITE
	088792-06-000	YD	VELCRO TAPE - LOOP - 3/4" - NON-ADHESIVE BACKED - BUFF
	108046-01-000	EA	CABLE TIE - SCREW MOUNT 8"
	108046-02-000	EA	CABLE TIE - SCREW MOUNT 15"
	110943-01-000	FT	FELTSTRIP - 3/8" - ADHESIVE BACK - BLACK
	110943-02-000	FT	FELTSTRIP - 3/8" - ADHESIVE BACK - WHITE
	099856-11-000	EA	STRAP - TIEDOWN - 78.6"
	086285-01-000	EA	SPACER - NYLON - .5" OD X .257" ID

**WATER & SEWAGE GROUP  
DRAINAGE SYSTEM**



GALLEY DRAINAGE FROM: 00-00-00 THRU: 11-28-99



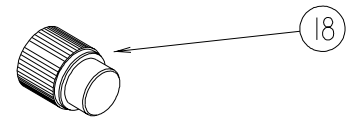

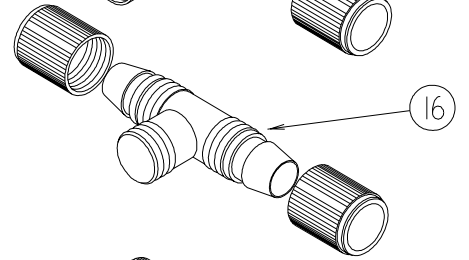
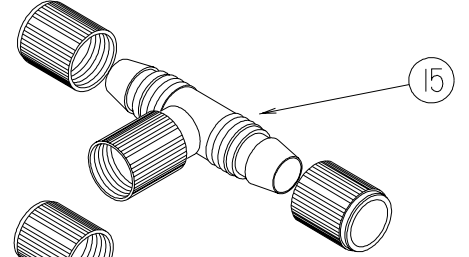
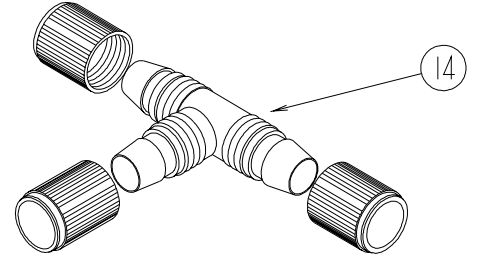
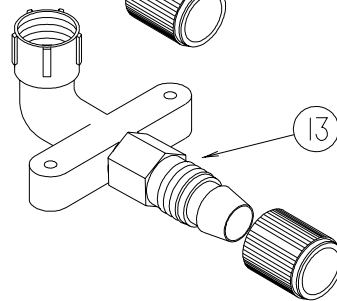
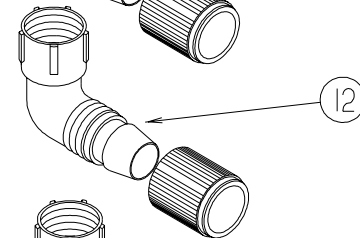
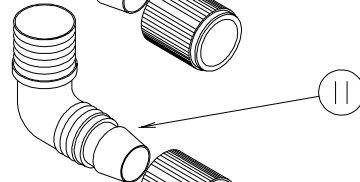
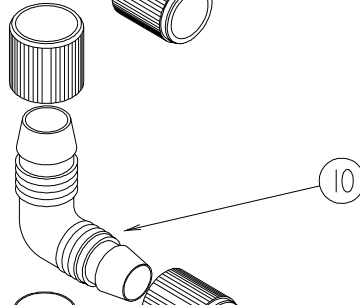
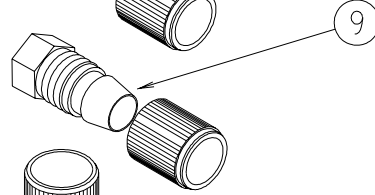
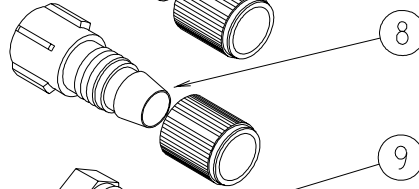
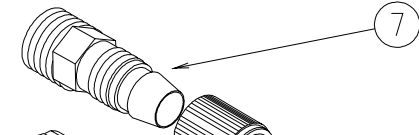
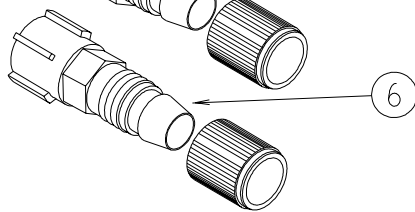
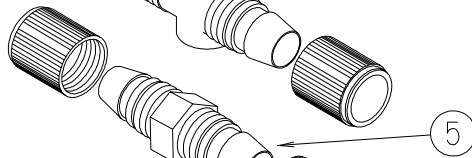
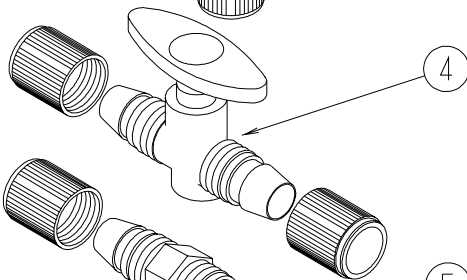
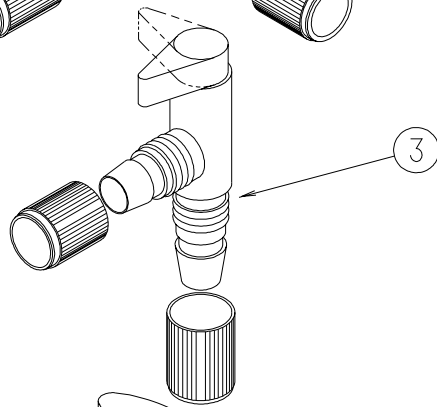
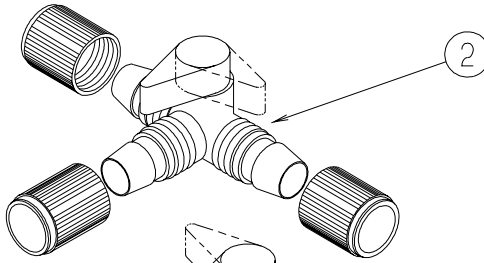
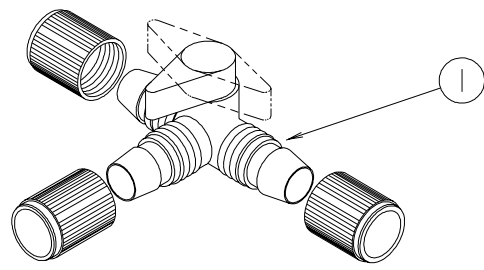
## WATER & SEWAGE GROUP (CONTINUED)

### DRAINAGE SYSTEM (CONTINUED)

KEY	PART NUMBER	U/M	DESCRIPTION
1	010006-01-000	EA	ELBOW - 45 DEGREE - 1 1/2" HUB X HUB - PLASTIC
2	010008-01-000	EA	ELBOW - 90 DEGREE - 1 1/2" HUB X HUB - PLASTIC
3	010071-01-000	EA	TEE - SANITARY - 1 1/2" HUB X HUB X HUB - PLASTIC
4	010073-01-000	EA	WYE - 45 DEGREE - 1 1/2" HUB X HUB X HUB - PLASTIC
5	010115-01-000	EA	COUPLING - 1 1/2" HUB X HUB - PLASTIC
6	031365-02-000	EA	TEE - PLASTIC - 1 1/2" EXTRA LONG TURN
7	034250-01-000	EA	ELBOW - 90 DEGREE - LONG TURN - 1 1/2" HUB X HUB - ABS
8	041956-01-000	EA	ELBOW - 3" STREET - 90 DEGREE PLASTIC
			FROM: 00-00-00 THRU: 01-19-00
8	031126-01-000	EA	ELBOW - 1/4 BEND - 3" X 90" XLT - BLACK PLASTIC
			FROM: 01-20-00 THRU: 99-99-99
9*	070916-01-000	EA	VALVE - DUAL DUMP - W/CAP - 3" X 1 1/2"
10	079968-01-000	EA	VENT - MECHANICAL/TRAP ARM - ANTI-SIPHON-2" X 7.3" PLASTIC
11	107538-01-000	EA	P TRAP - PLASTIC - 1 1/4" W/EXTENSION ARM
11	109571-01-000	EA	ADAPTER - P TRAP - 1 1/2" P X 1 1/4" MPT
11	011071-01-000	EA	P-TRAP - PLASTIC - 1 1/2" - CSA
12	132150-01-01A	EA	STRAINER - SHOWER - BRASS
12	132376-01-01A	EA	GASKET - FOAM - 1 1/2" - TUB STRAINER
12	130403-01-000	EA	NUT - SLIP - W/WINGS 1 1/2"
12	127440-02-01A	EA	WASHER - RUBBER - 1.8" X .1"
12	011069-06-000	EA	TAILPIECE - 1 1/2" X 1 1/4" X 2 1/2"
13	061607-01-000	EA	GROMMET - HOLDING TANK - 1 1/2" NPS
14	102024-01-000	EA	NIPPLE - PLASTIC - 1.5" X 2.62" TOE
15	129965-01-700	EA	TANK - HOLDING - 54 GALLON - W/O FITTINGS
16	010129-03-000	EA	NIPPLE - PLASTIC - 3" X 3" TOE
17	061607-02-000	EA	GROMMET - HOLDING TANK - 3" NPS
18	123055-06-000	EA	TANK - HOLDING - 40 GALLONS - W/O FITTINGS
19	010201-01-000	EA	HOSE - SEWER - 3" ID X 8'
20	011091-02-000	EA	WASTE - CONTINUOUS - DOUBLE SINK
21	062416-01-000	EA	ADAPTER - SEWER HOSE TO 3" PIPE
22	083558-06-000	EA	VENT - ROOF PLUMBING PIPE - COVERED
23	078406-01-000	EA	COUPLER - RUBBER - W/CLAMPS - 3" X 3"
24	089355-01-000	EA	COUPLER - RUBBER - 1 1/2" X 1 1/2"
25	094756-03-D18	EA	BRACKET/ANGLE - W/HOLES E-COATED
26	112628-06-02B	EA	BRACKET/TIEDOWN - WATER TANK - E-COATED
27	116644-01-000	EA	FLANGE/CLOSET - 4 BOLT X 3" FEMALE
28	131786-01-01A	EA	SPACER - TOILET - ROUND - 10" DIAM. X 2.8" HIGH - SOFT WHT
29	125569-01-000	EA	ELBOW - 1 1/2" X 90 DEGREE - DOUBLE SLIP
30	126588-02-000	EA	ARM - WASTE - 1 1/2" X 20 - FEMALE
31	105921-01-01A	EA	SINK - LAVATORY - LARGE/OVAL - 17" X 20" PLASTIC/OFF WHITE
32	106116-01-01A	EA	STRAINER/PLASTIC - STOPPER/TAILPIECE/GASKET & NUT-LAVATORY
33*	085330-08-000	EA	TOILET - CHINA - STANDARD - GLACIER WHITE
34	110654-01-000	EA	SINK - STAINLESS STEEL/DOUBLE BASIN (1 LG-1 SM BASIN)
35	092303-01-000	EA	STRAINER - SINK
36	094756-02-01A	EA	BRACKET - L - 6.1" LONG X 3.9" WIDE - STEEL
37	123282-03-02B	EA	BRACKET - WATER TANK - E-COATED
38	123283-03-02B	EA	BRACKET - WATER TANK - E-COATED
39	126588-01-000	EA	ARM - WASTE - 1 1/2" X 9 1/2" - FEMALE

\* COMPONENT PARTS FOUND IN SERVICE PARTS LIBRARY

**WATER & SEWAGE GROUP (CONTINUED)**  
**WATER SYSTEM**  
**FITTINGS**



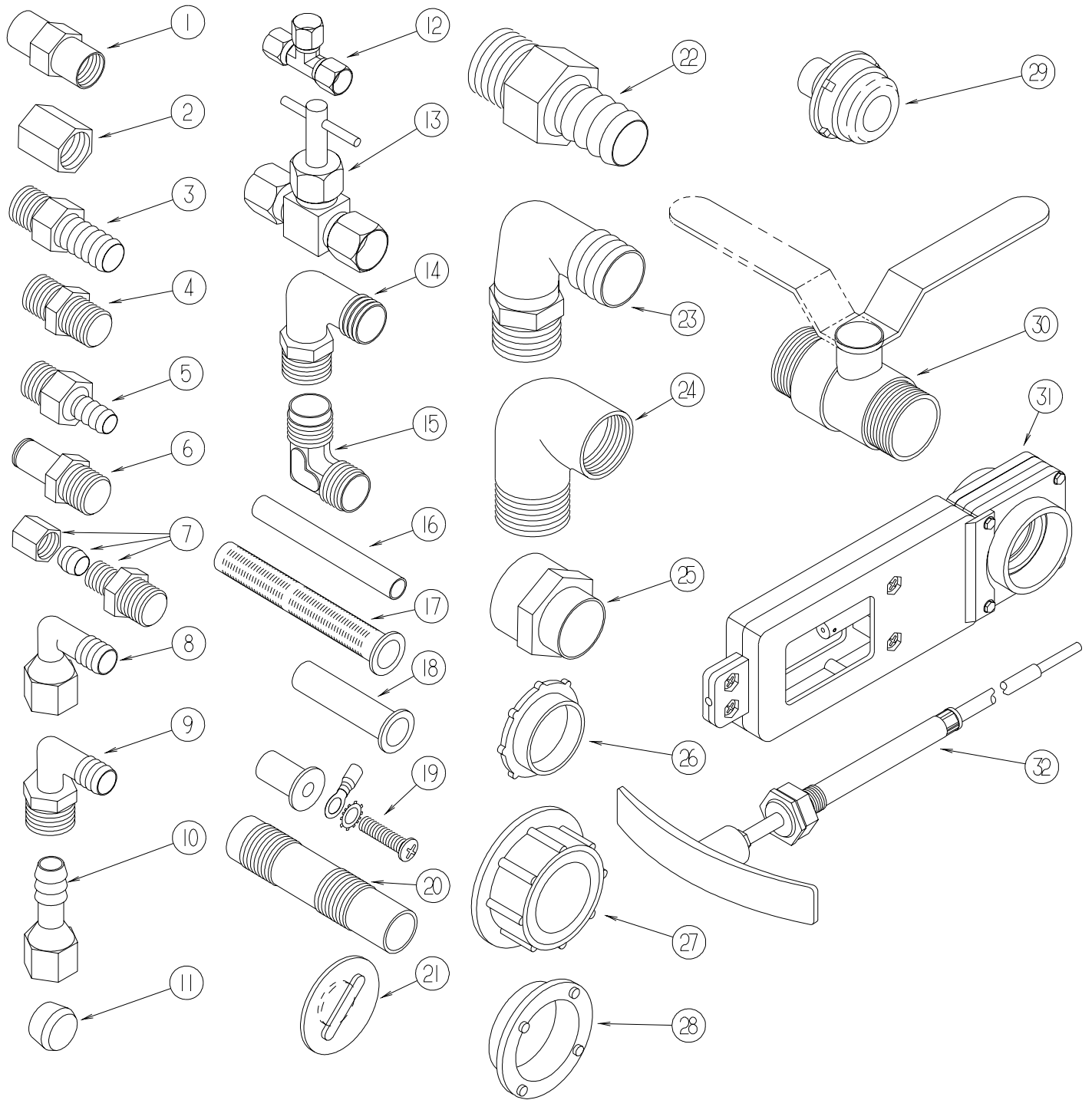
## WATER & SEWAGE GROUP (CONTINUED)

### WATER SYSTEM (CONTINUED)

#### FITTINGS (CONTINUED)

KEY	PART NUMBER	U/M	DESCRIPTION
1	114431-01-000	EA	VALVE - 180 DEGREE/CENTER DRAIN - 1/2"P - THREE WAY
2	114431-02-000	EA	VALVE - WATER BYPASS - 1/2"P - THREE WAY (WATER HEATER)
3	114431-03-000	EA	VALVE - 90 DEGREE DRAIN - 1/2"P
4	114431-04-000	EA	VALVE - "INLINE SHUT-OFF" - 1/2"P
5	114430-01-000	EA	ADAPTER - 1/2"P X 1/2"P
6	114430-02-000	EA	ADAPTER - SWIVEL - 1/2"P X 1/2"FPT
7	114430-03-000	EA	ADAPTER - 1/2"P X 1/2"MPT
8	114427-02-000	EA	PLUG - W/COMP NUT - 1/2" PLASTIC PIPE/1/2" FLAIR-IT
9	114430-06-000	EA	ADAPTER - 1/2"P X 3/8"FPT
10	114429-01-000	EA	ELBOW - 1/2"P X 1/2"P
11	114429-02-000	EA	ELBOW - 1/2"P X 1/2"MPT
11	114429-04-000	EA	ELBOW - 1/2"P X 3/8"MPT
11	114429-05-000	EA	ELBOW - 1/2"P X 3/4"MPT
12	114429-03-000	EA	ELBOW - SWIVEL - 1/2"P X 1/2"FPT
12	114429-06-000	EA	ELBOW - SWIVEL - 1/2"P X 3/4"FPT
12	114429-08-000	EA	ELBOW - SWIVEL - 1/2"MPT X 1/2"FPT SWIVEL
13	114429-07-000	EA	ELBOW - 1/2"P X 1/2"FPT
14	114428-01-000	EA	TEE - 1/2"P X 1/2"P X 1/2"P
15	114428-02-000	EA	TEE - SWIVEL - 1/2"P X 1/2"P X 1/2"FPT
16	114428-03-000	EA	TEE - 1/2"P X 1/2"P X 1/2"MPT
17	113697-01-000	EA	CAP - 3/8 FTG
18	114427-01-000	EA	CAP - 1/2" - FOR CAPPING FLAIR-IT MALE FITTINGS

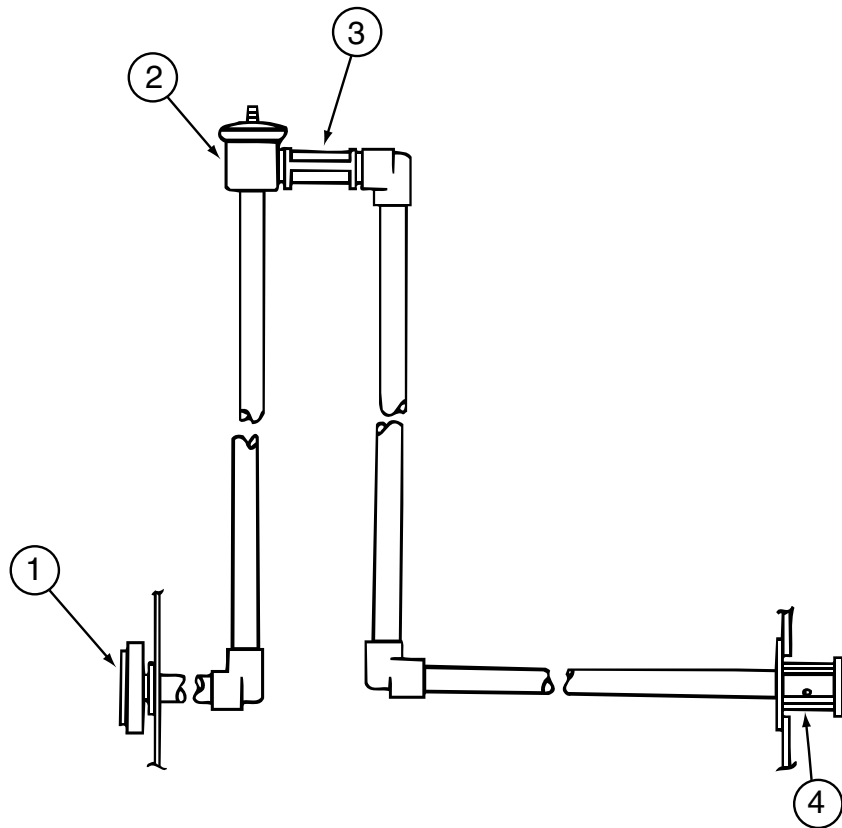
**WATER & SEWAGE GROUP (CONTINUED)**  
**WATER SYSTEM (CONTINUED)**  
**FITTINGS (CONTINUED)**



**WATER & SEWAGE GROUP (CONTINUED)****WATER SYSTEM (CONTINUED)****FITTINGS (CONTINUED)**

<b>KEY</b>	<b>PART NUMBER</b>	<b>U/M</b>	<b>DESCRIPTION</b>
1	132148-01-000	EA	CONNECTOR - 1/2" X 1/2" MPT - BRASS
2	101814-01-000	EA	COUPLING - FEMALE - 1/2" X 1/2" FPT - GRAY
3	118809-02-000	EA	ADAPTER - 1/2" MPT X 1/2" BARB - PLASTIC
4	110438-02-000	EA	VALVE - CHECK - BRASS - 1/2 MPT X 1/2 MPT
5	010224-01-000	EA	ADAPTER - HOSE TO PIPE - 3/8 MPT X 3/8 BARB - PLASTIC
6	090338-03-000	EA	FITTING - HOSE - .75"ID - 2" LENGTH - BRASS
7	103798-01-000	EA	CONNECTOR - 1/4 OD X 3/8 MPT
8	123150-01-000	EA	ELBOW - 1/2 FPT X 1/2 BARB - SWIVEL
9	035539-01-000	EA	ELBOW - PLASTIC - 3/8 MPT X 3/8 BARB
10	123152-01-000	EA	ADAPTER - 1/2 FPT X 1/2 BARB - SWIVEL
11	111888-01-000	EA	FERRULE - PLASTIC - .250 ID X .375 OD
12	118423-01-000	EA	FITTING - BRASS-TEE - 1/4C X 1/4C X 1/4C
13	120868-01-000	EA	VALVE - NEEDLE - 1/4" COMPRESSION X 1/4" COMPRESSION
14	111223-02-000	EA	ELBOW - PLASTIC - 1/2MPT X 3/8 BARB
14	111223-03-000	EA	ELBOW - 3/4" MPT X 1/2" BARB - PLASTIC
14	111223-04-000	EA	ELBOW - 1/2" MPT X 1/2" BARB - PLASTIC
15	039808-03-000	EA	ELBOW - 1/2" MPT X 1/2" MPT - PLASTIC
16	124188-01-000	FT	TUBING - PEX - 1/2" ID X 20' - BLUE(COLD)
16	124188-02-000	FT	TUBING - PEX - 1/2" ID X 20' - RED(HOT)
16	112176-01-000	FT	TUBING - VINYL - REINFORCED - 1/2" ID
16	074462-02-000	FT	TUBING - VINYL - 3/8 ID X 20' - CLEAR
16	039800-04-000	FT	TUBING - POLYBUTYL - 1/4"OD
17	077954-02-000	EA	FILTER - WATER TANK - W/SCREEN IN TANK
18	111888-02-000	EA	INSERT - BRASS - 1/4 COMP
19	039861-01-000	EA	SENDING UNIT - W/SCREW - WASHER - WELL NUT/TERMINAL RING
20	079381-01-000	FT	TUBING - RIBBED FLEXIBLE - WATER FILL - 1.4" I.D.
21	049032-01-000	EA	PATCH - SPINWELD - 3/8" - PLASTIC
22	044927-01-000	EA	ADAPTER - HOSE TO PIPE-1 1/4 MPTX1 1/4 BARB-BLACK PLASTIC
23	010219-01-000	EA	ELBOW - 1 1/4 MPT X 1 1/4 BARB - WATER FILL - PLASTIC
24	132484-01-000	EA	ELBOW - PLASTIC - 90 DEGREE - 1MPT X 1FPT
25	133835-01-000	EA	ADAPTER - REDUCING - 1 1/2" X 1 1/4"
26	120069-01-000	EA	PLUG - 3" - POLYETHYLENE MPT
27	042989-03-000	EA	FITTING - SPINWELD - 1 1/4"NPT - PLASTIC
27	042989-04-000	EA	FITTING - SPINWELD - 3/8"FPT - PLASTIC
27	042989-05-000	EA	FITTING - SPINWELD - 1/2"FPT - PLASTIC
27	042989-07-000	EA	FITTING - SPINWELD - 1 1/2"FPT - PLASTIC
27	042989-08-000	EA	FITTING - SPINWELD - 1"FPT - PLASTIC
28	120070-01-000	EA	FITTING - SPINWELD - PLASTIC 3" FPT
29	114966-01-000	EA	FILTER - IN LINE - TWIST ON - 1/2"
30	132483-01-000	EA	VALVE - BALL - 1" - THREADED ENDS
	132781-01-000	EA	ELBOW - 1.3" BARB X 1.3" BARB - 90 DEGREE - PLASTIC
31	062421-03-000	EA	VALVE - DUMP - 1 1/2" HUB X 1 1/2" HUB - REMOTE
32	062421-04-000	EA	CABLE - DUMP VALVE W/HANDLE - 36"
32	062421-05-000	EA	CABLE - DUMP VALVE W/HANDLE - 48"
32	062421-06-000	EA	CABLE - DUMP VALVE W/HANDLE - 144"

**WATER & SEWAGE GROUP (CONTINUED)**  
**WATER SYSTEM (CONTINUED)**



**WELD-A-FLUSH SEWAGE TANK FLUSHING SYSTEM**

KEY	PART NUMBER	U/M	DESCRIPTION
1	125697-05-000	EA	INLET - WATER - FLUSHING SYSTEM
2	125697-04-000	EA	BREAKER - VACUUM - FLUSHING SYSTEM
3	125697-03-000	EA	CHECK VALVE - FLUSHING SYSTEM
4	125697-02-000	EA	NOZZLE - WELD-A-FLUSH
	125697-06-000	EA	INSTRUCTIONS - USER - FLUSHING SYSTEM
	125697-07-000	EA	LABEL - CAUTION - FLUSHING SYSTEM

**FAUCETS**

KEY	PART NUMBER	U/M	DESCRIPTION
*	103635-01-000	EA	FAUCET - SINGLE CONTROL/DRINKING WATER
	104114-02-01A	EA	FAUCET - GALLEY - SINGLE CONTROL
	075240-07-000	EA	FAUCET - LAVATORY - CHROME W/GOLD LEVERS
	075241-06-000	EA	FAUCET - SHOWER/BRIGHT WHITE - 1/2" MPT X 1.9" INLET PIPES - EXTERIOR
	128974-01-01A	EA	VALVE - SHOWER HEAD/WATER SAVER (ON/OFF) - BRIGHT BRASS
*	131340-01-01A	EA	FAUCET/SHOWER HEAD W/O WATER SAVER - SINGLE LEVER - BRASS
	133721-01-02B	EA	BRACKET - SHOWER CONTROL - E-COATED
	133727-01-02B	EA	BRACKET - SHOWER HEAD - E-COATED
	131383-01-02A	EA	SHOWER HEAD - W/60" HOSE & BRACKET - WHITE
	131383-02-02A	EA	SHOWER HEAD - W/60" HOSE & BRACKET - WHITE - CSA
	131383-03-02A	EA	BRACKET - SHOWER HEAD - WHITE (EXTERIOR SHOWER)

\* COMPONENT PARTS FOUND IN SERVICE PARTS LIBRARY

**FILL**

KEY	PART NUMBER	U/M	DESCRIPTION
	010230-06-000	EA	FILL - CITY WATER - W/CHECK VALVE - MPT - BRUSHED ALUM
	081240-20-000	EA	WATER FILL - W/DOOR - LOCKABLE - W/O LOCK - BRT WHT
	130005-03-000	EA	LOCK - W/O CYLINDER & KEYS - W/CAM - F/KEY ONE SYSTEM



**WATER & SEWAGE GROUP (CONTINUED)**  
**WATER SYSTEM (CONTINUED)**

**HEATER**

<b>KEY</b>	<b>PART NUMBER</b>	<b>U/M</b>	<b>DESCRIPTION</b>
*	051391-03-000	EA	WATER HEATER G6A-8E - ELECTRONIC IGNITION
*	051391-05-000	EA	WATER HEATER/MOTOR AID-GAS/ELECT IGN - GCH10A-3E - 10 GAL
	125420-01-02A	EA	DOOR - WATER HEATER - 10 GALLON - BRIGHT WHITE FROM: 00-00-00 THRU: 11-21-99
	125420-01-03A	EA	DOOR - WATER HEATER - 10 GALLON - BLACK W/BLACK GRILLE FROM: 11-22-99 THRU: 99-99-99
	125420-02-02A	EA	DOOR - WATER HEATER - 6 GALLON - BRIGHT WHITE FROM: 00-00-00 THRU: 11-21-99
	125420-02-03A	EA	DOOR - WATER HEATER - 6 GALLON - BLACK W/BLACK GRILLE FROM: 11-22-99 THRU: 99-99-99
	133224-01-02B	EA	PLATE - WATER HEATER - E-COATED - 10 GALLON
	133224-02-02B	EA	PLATE - WATER HEATER - E-COATED - 6 GALLON

\* **COMPONENT PARTS FOUND IN SERVICE PARTS LIBRARY**

**PUMP**

<b>KEY</b>	<b>PART NUMBER</b>	<b>U/M</b>	<b>DESCRIPTION</b>
*	098607-01-000	EA	PUMP - WATER - W/.5" MPT FITTING - FLOW 2.8 GPM

\* **COMPONENT PARTS FOUND IN SERVICE PARTS LIBRARY**

**PURIFICATION**

<b>KEY</b>	<b>PART NUMBER</b>	<b>U/M</b>	<b>DESCRIPTION</b>
	087200-01-000	EA	FILTER-WATER PURIFICATION, EVERPURE QC2-AC
	087200-02-000	EA	CARTRIDGE-WATER FILTER,AC

**TANK & SUPPORTS**

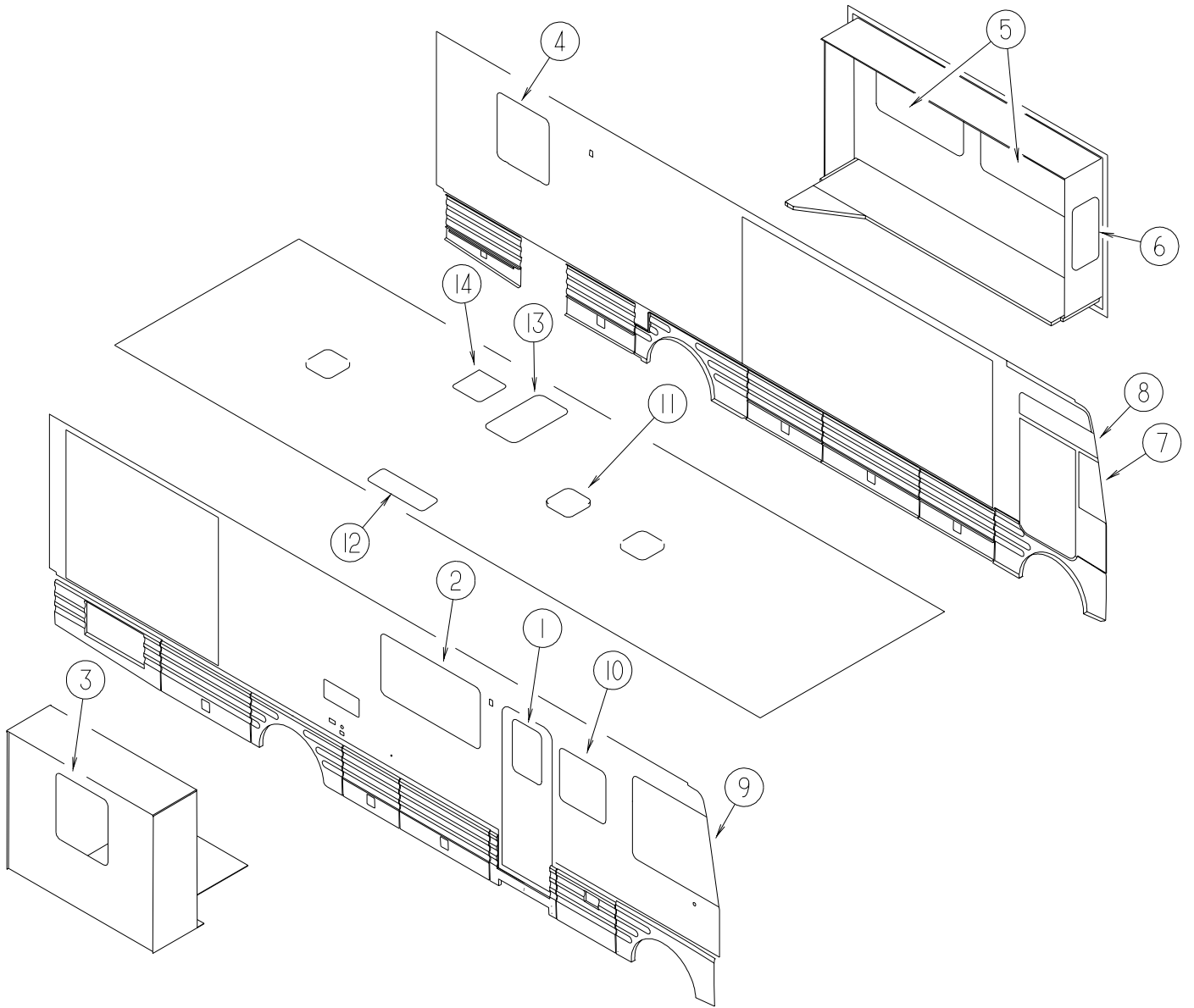
<b>KEY</b>	<b>PART NUMBER</b>	<b>U/M</b>	<b>DESCRIPTION</b>
	112628-01-02A	EA	BRACKET/TIEDOWN - WATER TANK - E-COATED
	124184-01-000	EA	SUPPORT - WATER LINE - BEND
	123243-01-000	EA	TANK - ACCUMULATOR - 24 OZ
	132224-01-000	EA	TANK - WATER - 40 GAL - W/O FITTINGS
	132224-04-000	EA	TANK - WATER - 40 GAL - W/FITTINGS - PRIMARY
	132224-05-000	EA	TANK - WATER - 40 GAL - W/FITTINGS - SECONDARY

**WINTERIZATION**

<b>KEY</b>	<b>PART NUMBER</b>	<b>U/M</b>	<b>DESCRIPTION</b>
*	118569-01-000	EA	WINTERIZATION SYSTEM
	099717-01-000	EA	STRAP - W/24" FEMALE STRAP AND 14.2" MALE STRAP (L35U)
	099717-09-000	EA	STRAP - W/5.1" FEMALE STRAP AND 22.4" MALE STRAP

\* **COMPONENT PARTS FOUND IN SERVICE PARTS LIBRARY**

**WINDOW & VENTS GROUP**  
**WINDOW & VENT LAYOUT**



## WINDOW & VENTS GROUP (CONTINUED)

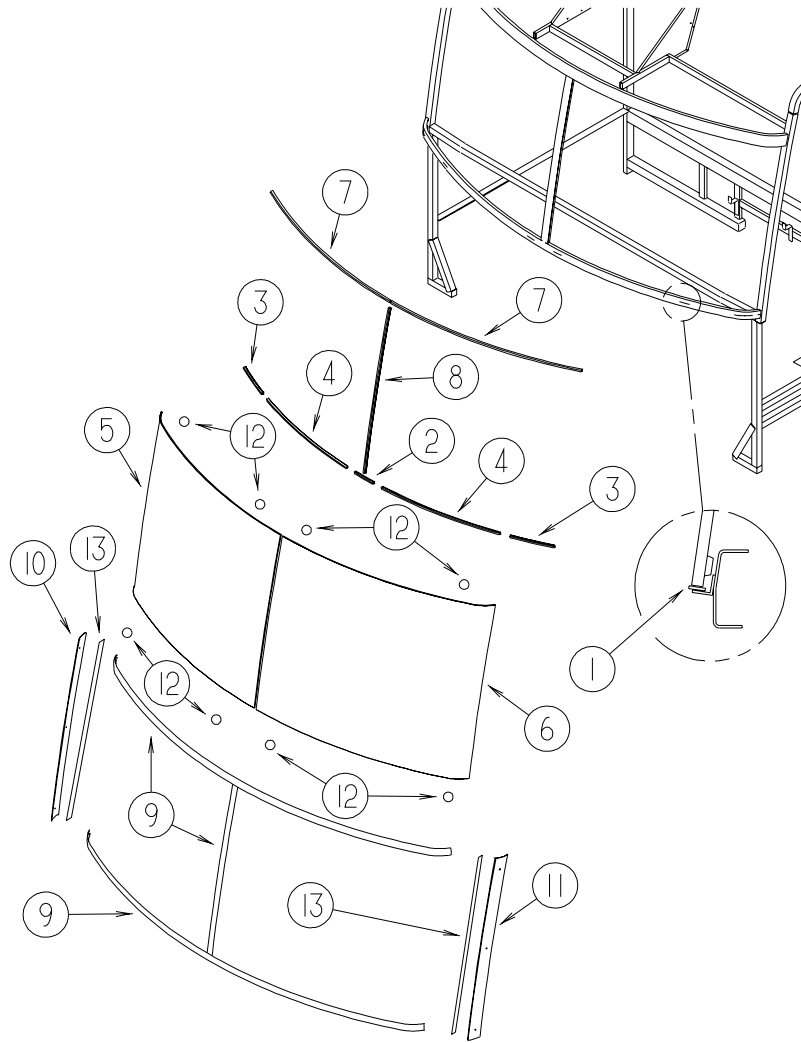
### WINDOW & VENT LAYOUT (CONTINUED)

KEY	PART NUMBER	U/M	DESCRIPTION
1	117053-02-F36	EA	WINDOW - PICTURE - 60% TINTING - 26.4" X 17"
	117054-02-02A	EA	RETAINER - TRIM - BRIGHT WHITE
	002181-25-000	EA	GLASS - PICTURE WINDOW - 25.8"W X 16.4"H
	087561-01-000	FT	SEAL - GLASS - EXTERIOR - .5" WIDE - VINYL BLACK
1*	113733-01-01A	EA	WINDOW - STATIONARY THERMOPANE - 17"W X 26.4"H FROM: 00-00-00 THRU: 05-21-00
1*	113733-10-01A	EA	WINDOW - STATIONARY - THERMO/EUROPEAN - 26.3" X 17" FROM: 05-22-00 THRU: 99-99-99
2*	098647-33-02A	EA	WINDOW - PASS HORIZ SLIDER W/TRIM - CLEAR - 15.7" X 28.5"
2*	112795-19-02A	EA	WINDOW - PASSENGER HORIZ SLIDER - THERMO - 15.7" X 28.5" FROM: 00-00-00 THRU: 05-21-00
2*	112795-72-01A	EA	WINDOW - PASSENGER HORIZ SLIDER - THERMO - 15.9" X 28.7" FROM: 05-22-00 THRU: 99-99-99
3*	112463-03-02A	EA	WINDOW - TIPOUT W/RETAINER RING - 33.3" X 30.2"
3*	129929-01-02A	EA	WINDOW - TORQUE - THERMO - 33.3" X 30.2" FROM: 00-00-00 THRU: 05-21-00
3*	129929-09-01A	EA	WINDOW - TORQUE - THERMO - 33.2" X 30.2" FROM: 05-22-00 THRU: 99-99-99
4*	112463-05-02A	EA	WINDOW - TIPOUT/ESCAPE W/RETAINER RING - 33.3" X 30.2"
4*	129929-02-02A	EA	WINDOW - TORQUE - THERMO/ESCAPE - 33.3" X 30.2" FROM: 00-00-00 THRU: 05-21-00
4*	129929-10-01A	EA	WINDOW - TORQUE - THERMO/ESCAPE - 33.2" X 30.2" FROM: 05-22-00 THRU: 99-99-99
5*	098647-47-02A	EA	WINDOW - DRIVER HORIZ SLIDER W/TRIM - TINTED-23.6" X 57.5"
5*	112795-54-02A	EA	WINDOW - DRIVER HORIZONTAL SLIDER - THERMO - 23.9" X 57.8" FROM: 00-00-00 THRU: 05-21-00
5*	112795-77-01A	EA	WINDOW - DRIVER HORIZONTAL SLIDER - THERMO - 23.8" X 57.7" FROM: 05-22-00 THRU: 99-99-99
6*	098644-12-01A	EA	WINDOW - VERTICAL SLIDER W/TRIM - 22.2"W X 24.3"H
6*	134004-01-01A	EA	WINDOW - VERT SLIDER/FLUSH O/S-THERM- 22.2" X 24.2" - BLK FROM: 00-00-00 THRU: 05-21-00
6*	134004-02-01A	EA	WINDOW - VERT SLIDER/FLUSH O/S-THERM- 22.2" X 24.2" - BLK FROM: 05-22-00 THRU: 07-23-00
6*	134004-03-01A	EA	WINDOW - VERT SLIDER/FLUSH O/S-THERMO - 21" X 19.8" FROM: 07-24-00 THRU: 99-99-99
7*	125584-01-01A	EA	WINDOW - FRONT SLANT - LEFT HAND
7*	125585-01-01A	EA	WINDOW - FRONT SLANT/THERMO - 11.6"T X 29.2"H X 16.8"B
8*	125586-01-01A	EA	WINDOW - VISTA
8*	125600-01-01A	EA	WINDOW - VISTA - THERMOPANE
9*	125582-01-01A	EA	WINDOW - PASSENGER CAB/3 WINDOW - 42.9"T X 42.6"H X 51.2"B
9*	125583-01-01A	EA	WINDOW - CAB PASS-3 GLASS THERMO- 42.9"T X 51.2"B X 42.6"H
10*	098647-25-02A	EA	WINDOW - PASS HORIZ SLIDER W/TRIM - TINTED - 26.1" X 29.6
10*	112795-18-02A	EA	WINDOW - PASSENGER HORIZ SLIDER - THERMO - 26.4" X 30" FROM: 00-00-00 THRU: 05-21-00
10*	112795-71-01A	EA	WINDOW - PASSENGER HORIZ SLIDER - THERMO - 26.3" X 29.8" FROM: 05-22-00 THRU: 99-99-99
11*	122882-01-01A	EA	VENT - ROOF - NONPOWERED - W/O INSIDE GARNISH
	122882-07-01A	EA	GARNISH - ROOF VENT - 2.5" TO 4.1"
11*	123780-03-01A	EA	FANTASTIC VENT - 3"-4" ROOF - W/FAN - UL/CSA
11*	123780-09-01A	EA	FANTASTIC VENT - 3"-4" ROOF - W/FAN - INSULATED
12	084073-04-000	EA	BASE - ROOF VENT/REFRIGERATOR - BLACK - NORCOLD
12	084073-07-000	EA	VENT - ROOF/REFRIGERATOR - BRIGHT WHITE - NORCOLD
13	114496-01-02A	EA	PANEL - OUTER SKYLIGHT - 22" X 37"
13	122191-01-02A	EA	PANEL - SKYLIGHT - INNER W/LIGHT CUTOUT - 20.7" X 35.4"
14*	122882-04-01A	EA	VENT - ROOF - W/FAN/POWER LIFT - W/O INSIDE GARNISH - UL
	122882-07-01A	EA	GARNISH - ROOF VENT - 2.5" TO 4.1"
14*	122882-05-01A	EA	VENT - ROOF - W/FAN/POWER LIFT - W/O INSIDE GARNISH - CSA
	122882-07-01A	EA	GARNISH - ROOF VENT - 2.5" TO 4.1"
14*	123780-09-01A	EA	FANTASTIC VENT - 3"-4" ROOF - W/FAN - INSULATED FROM: 00-00-00 THRU: 03-12-00
14*	123780-10-01A	EA	FANTASTIC VENT - 3"-4" ROOF - W/FAN/POWER LIFT/INSULATED FROM: 03-13-00 THRU: 99-99-99

\* COMPONENT PARTS FOUND IN SERVICE PARTS LIBRARY

# WINDSHIELD & WIPER GROUP

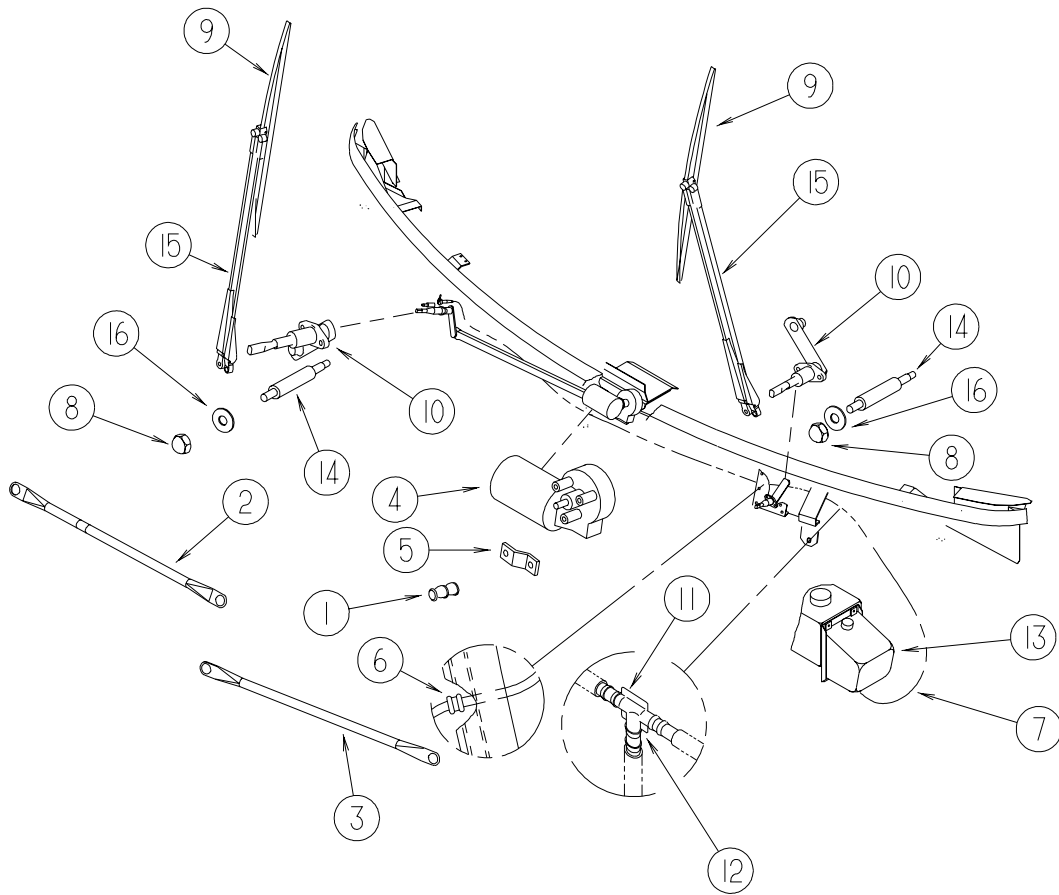
## WINDSHIELD



KEY	PART NUMBER	U/M	DESCRIPTION
1	002328-02-000	EA	BLOCK - WINDSHIELD - .062" X .5" X .98"
2	132375-01-000	EA	CARRIER - REVEAL - WINDSHIELD
3	132375-02-000	EA	CARRIER - REVEAL - WINDSHIELD
4	117335-06-000	EA	REVEAL CARRIER - 29.8"
5	124328-01-000	EA	WINDSHIELD - PASSENGER - 52" X 41" (CURVED) (10 DEG FRONT/WINNEBAGO)
5	124329-01-000	EA	WINDSHIELD - PASSENGER - 51.5" X 44.3" (CURVED) (24 DEG FRONT/ITASCA)
6	124328-02-000	EA	WINDSHIELD - DRIVERS - 52" X 41" (CURVED) (10 DEG FRONT/WINNEBAGO)
6	124329-02-000	EA	WINDSHIELD - DRIVERS - 51.5" X 44.3" (CURVED) ( 24 DEG FRONT/ITASCA)
7	127862-01-000	EA	CARRIER - REVEAL - WINDSHIELD - 47.2"
8	127862-09-000	EA	CARRIER - REVEAL - WINDSHIELD - 38.6" (10 DEG FRONT/WINNEBAGO)
8	127862-06-000	EA	CARRIER - REVEAL - WINDSHIELD - 41.9" ( 24 DEG FRONT/ITASCA)
9	120533-01-000	FT	MOLDING - REVEAL - WINDSHIELD
10	125384-01-02A	EA	TRIM - WINDSHIELD - A-PILLAR - PASS - BLK (10 DEG FRONT/WINNEBAGO)
10	125384-03-02A	EA	TRIM - WINDSHIELD - A-PILLAR - PAS - BLK ( 24 DEG FRONT/ITASCA)
11	125384-02-02A	EA	TRIM - WINDSHIELD - A-PILLAR - DR - BLK (10 DEG FRONT/WINNEBAGO)
11	125384-04-02A	EA	TRIM - WINDSHIELD - A-PILLAR - DR - BLK ( 24 DEG FRONT/ITASCA)
12	081914-02-000	EA	BUMPER - RUBBER - ROUND - 5/16" DIA. X 13/64" THICK
13	099418-01-000	FT	SEAL - D-SECTION/ADHESIVE BACK - .44" X .44"- BLK RUBBER

# WINDSHIELD & WIPER GROUP (CONTINUED)

## WIPER



KEY	PART NUMBER	U/M	DESCRIPTION
1	067188-01-000	EA	STUD - CRANK - WIPER MOTOR
	117322-01-000	EA	SCREW - 1/4-28 UNFINISHED - 2A - TORX
2	117770-01-000	EA	LINK - CONNECTING - 24" - CLOSED GROMMET/OPEN GROMMET
3	117770-02-000	EA	LINK - CONNECTING - 24" - CLOSED GROMMET/CLOSED GROMMET
4	104346-04-000	EA	WIPER MOTOR - "COAST TO PARK" W/BKR - W/GRN/RED/WHITE WIRE - GM, WORKHORSE
4	104346-05-000	EA	WIPER MOTOR - W/INTERNAL BREAKER - DYNAMIC PARK - FORD, FREIGHTLINER
5	104347-04-000	EA	ARM - DRIVE - WIPER MOTOR
6	061603-01-000	EA	GROMMET - SNAP - 3/16"ID - 3/8" HOLE - PLASTIC BLACK
7	045794-01-000	FT	HOSE - WASHER - WINDSHIELD - 5/32" ID - BLACK
8	077049-02-000	EA	NUT - ACORN - 10-32 BLACK/ANODIZED
9*	095964-01-000	EA	BLADE - WINDSHIELD WIPER - 24"
10*	096505-09-000	EA	SHAFT/PIVOT - WINDSHIELD WIPER
11	110605-01-000	EA	TEE - PLASTIC - BARBED - 1/8" X 1/8" X 3/16"
12	117765-03-000	EA	CONNECTOR - 5/32" - WINDSHIELD WASHER
13	117766-02-000	EA	RESERVOIR/PUMP - WINDSHIELD WASHER
14	117768-01-000	EA	SHAFT - ADAPTER - PANTOGRAPH ARM
15*	117769-01-000	EA	ARM - WIPER - PANTOGRAPH - 28"
16	110742-02-000	EA	GASKET - NEOPRENE - WIPER ADAPTER SHAFT - .5" ID X .9" OD

\* COMPONENT PARTS FOUND IN SERVICE PARTS LIBRARY