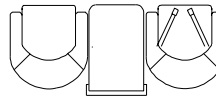
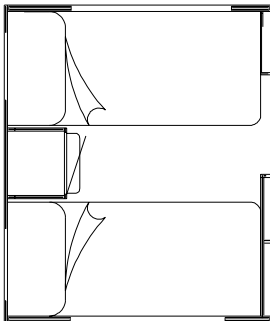
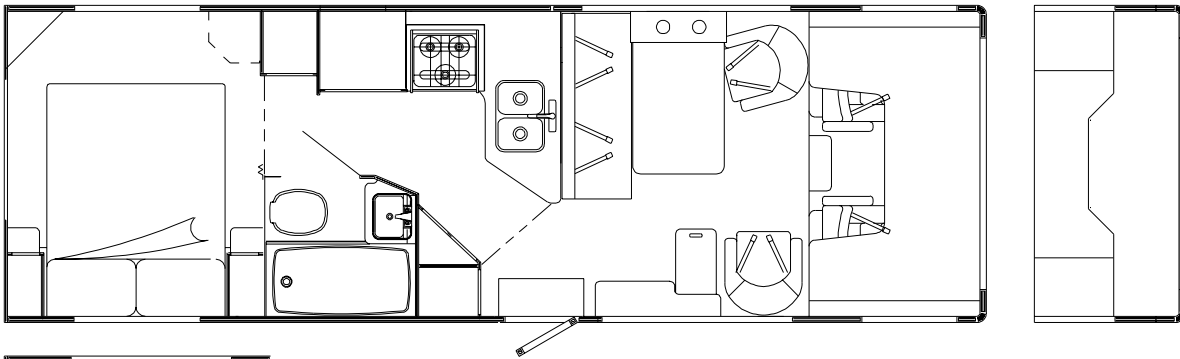
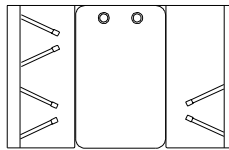
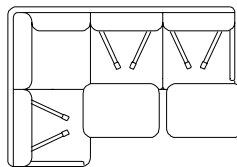
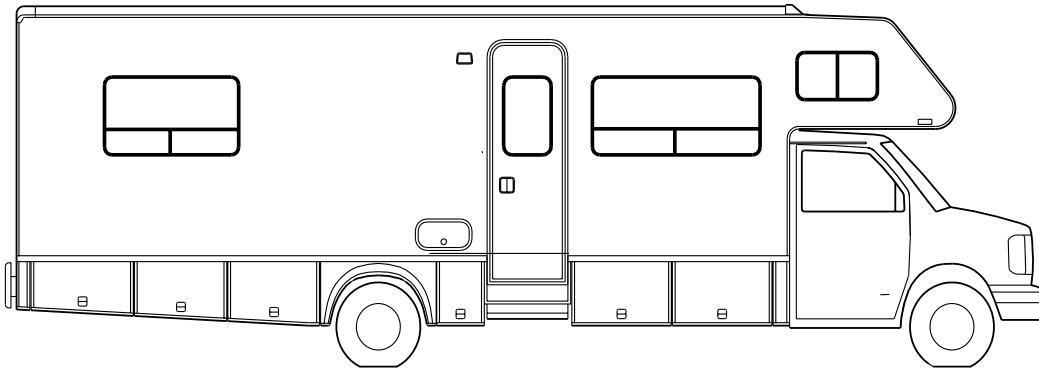


2000 WF429U



FLOOR PLAN

WF429U

MINNIE WINNIE

400 SERIES

WATERFORD OAK

L07 IVORY COAST (BEIGE)

L08 AEGEAN (BLUE)

CONTENTS

FLOOR PLAN	2
ACCESSORIES GROUP	8
OPERATORS MANUAL	8
APPLIANCE GROUP	9
APPLIANCES	9
AUDIO VIDEO GROUP	10
RADIO SYSTEM	10
TV & VCR	10
EXTERIOR ENTERTAINMENT	10
BATH GROUP	11
CABINETS	11
SHOWER	12
BEDROOM GROUP	13
QUEEN CABINETS	13
TWIN CABINETS	14
TV & RADIO CABINETS	15
CHASSIS GROUP	16
FRAME	16
DRIVETRAIN	16
EXHAUST	17
HITCH	18
REAR BUMPER	18
FUEL FILL	19
SPARE TIRE INSTALLATION	20
WHEEL, TIRE, COVERS & LINERS	20

CONTENTS (CONTINUED)

CURTAIN & CUSHION GROUP	21
NOTICE	21
CUSHION LAYOUT	22
BUCKET SEATS	24
LOUNGE CHAIR	25
WINDOW TREATMENT	26
HARDWARE	28
ACCESSORIES	30
FABRICS	31
DINETTE GROUP	32
CABINETS	32
TABLE	33
DRIVERS COMPARTMENT GROUP	34
INSTRUMENT PANEL	34
FRONT INTERIOR	35
CABINETS	36
ELECTRICAL GROUP	37
LIGHTS	37
CIRCUIT BREAKERS & FUSES	41
CONVERTER, INVERTER, & LOAD CENTERS	41
RECEPTACLES	42
SWITCHES	44
BOXES & CORDS	46
WIRE ASSEMBLIES	46
CONNECTORS & CONDUIT	46
BOOTS, SOLENOIDS, RELAYS & MISCELLANEOUS	47

CONTENTS (CONTINUED)

EXTERIOR BODY GROUP	48
GRAPHICS & PAINT	48
PANELS	49
LADDER	52
RUNNING BOARDS	52
MIRRORS	52
AWNING	52
EXTERIOR DOORS & COMPARTMENTS GROUP	53
DOOR & COMPARTMENT LAYOUT	53
COMPARTMENT DOOR COMPONENTS	55
ENTRY DOOR	58
SCREEN DOOR	60
LATCH - ENTRY	61
GALLEY GROUP	62
CABINETS	62
GENERATOR GROUP	63
GAS	63
HEATING & A/C GROUP	64
FURNACE	64
REAR HEATER	65
ROOF	65
INTERIOR FINISH GROUP	66
MOLDINGS & TRIMS	66
PANELING, LAMINATES, BATT & EDGEBANDING	70
ACCESSORIES	70
FLOOR COVERINGS	70
HARDWARE	71
LABELS GROUP	77

CONTENTS (CONTINUED)

LP GROUP	95
LP SYSTEMS	95
LOUNGE GROUP	96
CABINETS	96
TABLE	101
SEALANTS & FASTENERS GROUP	104
SEALANTS & ADHESIVES	104
BOLTS, NUTS & WASHERS	105
SCREWS	107
CLAMPS, CLIPS, GROMMETS, RIVETS & PLUGS	111
MISCELLANEOUS FASTENERS	113
WATER & SEWAGE GROUP	114
DRAINAGE SYSTEM	114
WATER SYSTEM	116
WINDOW & VENT GROUP	121
WINDOW & VENT LAYOUT	121

ACCESSORIES GROUP
OPERATORS MANUAL

KEY	PART NUMBER	U/M	DESCRIPTION
	132000-04-000	EA	MANUAL/OWNER - MINNIE WINNIE - 2000
	129079-01-01A	EA	CASE - VINYL/BLACK-EXPANDABLE ACCORDION SIDES-7"WX9"HX14"L

APPLIANCE GROUP

APPLIANCES RANGE HOODS

KEY	PART NUMBER	U/M	DESCRIPTION
*	100258-22-03A	EA	HOOD - RANGE - 22" - W/MONITOR PANEL - US
*	100258-23-03A	EA	HOOD - RANGE - 22" - W/MONITOR PANEL - CANADIAN
*	100258-10-01A	EA	GAUGE - HOUR METER W/SWITCH - SCREW ON STYLE

*COMPONENT PARTS FOUND IN SERVICE PARTS LIBRARY

MICROWAVE OVEN

KEY	PART NUMBER	U/M	DESCRIPTION
	128527-07-000	EA	OVEN - MICROWAVE - 1.3 CUBIC FOOT - NON CONVECTION
	128642-04-000	EA	TRIM KIT W/VENT - MICROWAVE 1.2 CU. FT. - SAMSUNG
	098916-22-02B	EA	BRACE - MICROWAVE CABINET - LEFT HAND
	098916-23-02B	EA	BRACE - MICROWAVE CABINET - RIGHT HAND
	094750-10-000	EA	BRACKET - MICROWAVE - 89 DEGREE

*COMPONENT PARTS FOUND IN SERVICE PARTS LIBRARY

MONITOR PANEL

KEY	PART NUMBER	U/M	DESCRIPTION
*	102765-04-01A	EA	PANEL - MONITOR - 2 TANK/WATER HEATER - ADJUSTABLE

*COMPONENT PARTS FOUND IN SERVICE PARTS LIBRARY

RANGE

KEY	PART NUMBER	U/M	DESCRIPTION
*	112881-02-03A	EA	RANGE - 16" - 3 BURNER - FRONT HI-OUTPUT BRNR - BLK TOP/DR
	105458-03-000	EA	BRACKET - STOVE TIEDOWN - RIGHT HAND
	105458-04-000	EA	BRACKET - STOVE TIEDOWN - LEFT HAND

*COMPONENT PARTS FOUND IN SERVICE PARTS LIBRARY

REFRIGERATOR

KEY	PART NUMBER	U/M	DESCRIPTION
*	121568-04-01A	EA	REFRIGERATOR - SMALL DOUBLE DOOR/LEFT HAND - 2-WAY - BLACK
*	121568-03-01A	EA	REFRIGERATOR - SMALL DBL DOOR/BLK-52.8"HX23.5"WX24"D-2-WAY
	090329-01-000	FT	SEAL/T - REFRIGERATOR CABINET
	065225-04-000	EA	PLATE - TIEDOWN/REFRIGERATOR
	093646-01-000	EA	BRACKET - TIEDOWN/REFRIGERATOR - RIGHT HAND
	093646-02-000	EA	BRACKET - TIEDOWN/REFRIGERATOR - LEFT HAND
	054450-01-000	EA	LEVEL - REFRIGERATOR
	116751-06-01A	EA	TRAY - REFRIGERATOR - BLACK

*COMPONENT PARTS FOUND IN SERVICE PARTS LIBRARY

COFFEEMAKER

KEY	PART NUMBER	U/M	DESCRIPTION
*	126019-01-01A	EA	COFFEEMAKER - OPTIMA - W/BRACKETS - BLACK & DECKER

*COMPONENT PARTS FOUND IN SERVICE PARTS LIBRARY

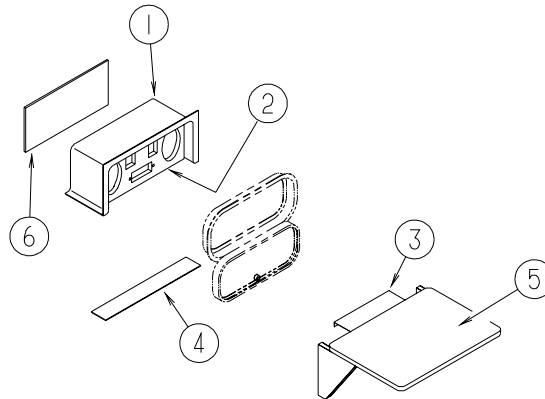
AUDIO VIDEO GROUP RADIO SYSTEM

KEY	PART NUMBER	U/M	DESCRIPTION
	110465-01-000	EA	SPEAKER KIT,4 5X7 SPEAKERS - FORD F2UF-18814-CD
	111177-01-01A	EA	GRILLE - SPEAKER - 6.6" X 8.9" - HOUSING 5" X 7" SPEAKER
	110469-01-000	EA	SPEAKER - 4" X 6" OVAL - COAXIAL
	110470-01-01A	EA	GRILLE - 4" X 6" OVAL - BLACK
	125322-02-000	EA	RADIO - AM/FM STEREO - CASSETTE - AUDIOVOX - MS-306
	090944-01-000	EA	ANTENNA - RADIO - 16" RUBBER
	108847-01-000	EA	BRACKET - ANTENNA GROUND
	077069-02-000	EA	CABLE - ANTENNA/EXTENSION - RADIO - 96"
	109889-01-000	EA	EXTENDER - ANTENNA SHAFT - 1.4"
			FROM: 00-00-00 THRU: 07-31-99
	109889-05-000	EA	EXTENDER - ANTENNA SHAFT - 3"
			FROM: 08-01-99 THRU: 99-99-99
	108137-01-000	EA	PLUG - ANTENNA

TV & VCR

KEY	PART NUMBER	U/M	DESCRIPTION
	126696-03-000	EA	TV - 19" W/1/8" JACK - UL/CSA
*	086231-10-000	EA	TV-COLOR 13" DC AUDIOVOX AUDIOVOX AVT-1498
*	126697-03-000	EA	VCR-VHS - CABLE READY - REMOTE - GE V62051
*	126697-05-000	EA	VCR/VHS - CABLE READY - W/REMOTE - GE VG4052
*	094487-05-000	EA	VIDEO CASSETTE PLAYER - VERTIC - AVP-7000VF
	122790-02-02B	EA	BRACKET - VCP - E-COATED
	082134-01-000	EA	ADAPTER - TV - CABLE TO CABLE
	082136-01-000	EA	NUT - HEX JAM - 3/8-32
	086777-02-000	EA	WALLPLATE - TV CABLE - W/ANTENNA SWITCH - BROWN
	086777-06-000	EA	WALLPLATE - TV CABLE - ANTENNA BOOSTER/1 OUTPUT - BROWN
	086756-01-000	EA	SPLITTER - TV - 2 WAY
	086757-04-000	EA	CONTROL CENTER - SWITCH - VCR/TV - 5 INPUTS
*	076319-23-000	EA	ANTENNA - TV ROOF MOUNT - 44.5" MAST
*	076319-25-000	EA	KIT - HARDWARE INTERIOR
	076319-26-000	EA	ANTENNA - TV - ROOF WEDGE
*	120233-04-000	EA	ANTENNA - SATELLITE - W/DIGITAL SENSOR/READ OUT DISPLAY
	076319-03-000	FT	CABLE - COAXIAL - 75 OHM
	076319-12-000	EA	CONNECTOR - COAXIAL - ONE PIECE
	076319-08-000	EA	WALLPLATE - CABLE RECEPTACLE - TV - SINGLE - IVORY
	076319-09-000	EA	WALLPLATE - CABLE RECEPTACLE - TV - SINGLE - BROWN

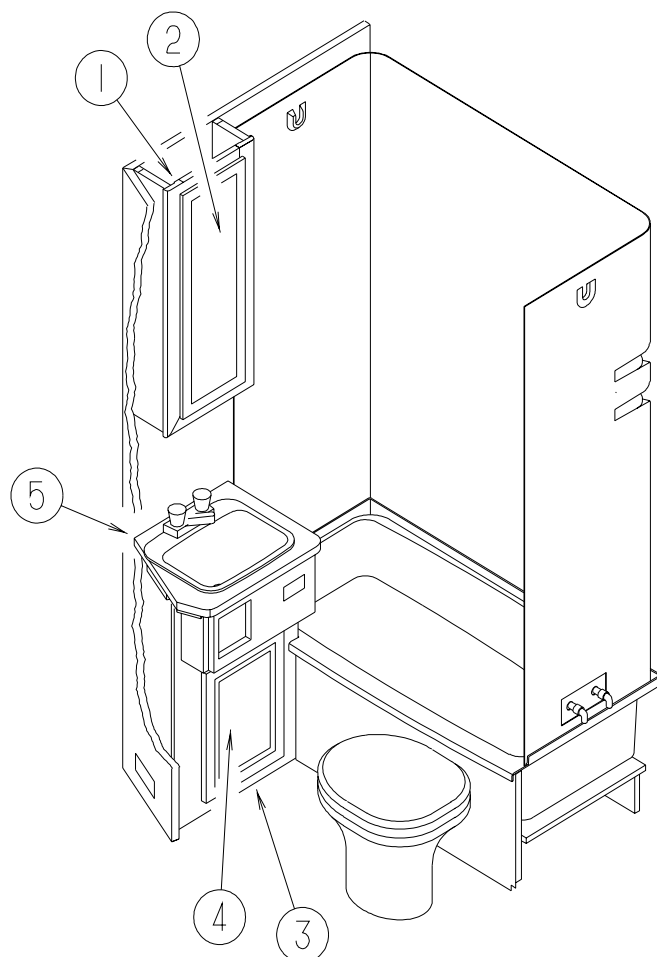
*COMPONENT PARTS FOUND IN SERVICE PARTS LIBRARY



EXTERIOR ENTERTAINMENT

KEY	PART NUMBER	U/M	DESCRIPTION
1	104897-02-02A	EA	BOX - EXTERIOR ENTERTAINMENT CENTER
2	125322-02-000	EA	RADIO - AM/FM STEREO - CASSETTE - AUDIOVOX - MS-306
2	127409-01-L07	EA	PLATE - RADIO MOUNTING
3	105377-01-04A	EA	BRACKET - TABLE HANGER - BRIGHT WHITE
4	104898-01-02A	EA	PLATE - PLASTIC BOTTOM - BRIGHT WHITE
5	105230-01-J01	EA	SHELF - EXTERIOR ENTERTAINMENT CENTER - W/BRKT/HINGE/SUPT
6	N/A		NOT USED ON THIS UNIT

BATH GROUP CABINETS



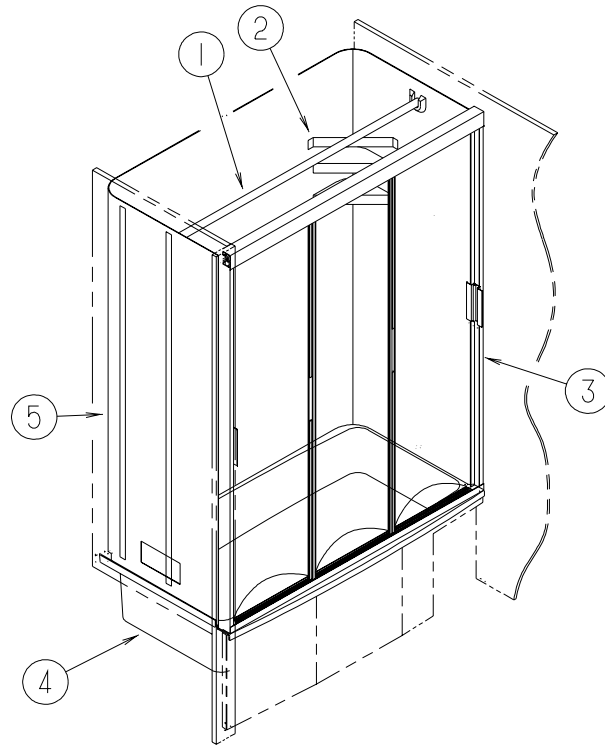
KEY	PART NUMBER	U/M DESCRIPTION
1	114744-01-G04	EA CABINET - MEDICINE - W/O DOORS/HARDWARE
	114744-11-G04	EA SHELF - W/PLASTIC EDGE TRIM
2	132006-11-L07	EA DOOR - MIRROR/MITERED RAIL - 10" X 29.5" - W/O HARDWARE
3	118429-03-L07	EA CABINET - LAVATORY - W/O COUNTERTOP/DOORS/DRAWERS/HARDWARE
4	131995-R8-L07	EA DOOR - RAIL/SOLID PANEL - 12.7" X 17.7" - W/O HARDWARE 325X0450 DRL 0274
5	133132-32-L07	EA COUNTERTOP - LAVATORY - LAMINATED
	085278-01-000	EA HOLDER - TOILET PAPER - RECESSED - BRASS

PRIVACY DOOR

KEY	PART NUMBER	U/M DESCRIPTION
*	131595-01-01A	EA DOOR - FOLDING - 37" X 75" - W/4 CEILING MOUNTED BRACKETS
	131933-04-L07	EA DOOR - BATH - W/O HARDWARE
	102089-13-G09	EA RAIL END - RIGHT HAND/TOWEL RACK - 26" - WATERFORD OAK FROM: 00-00-00 THRU: 08-19-99
	102089-14-G09	EA RAIL END - LEFT HAND/TOWEL RACK - 26" - WATERFORD OAK FROM: 00-00-00 THRU: 08-19-99
	134509-01-11A	EA RAIL END - RH/LH - TOWEL RACK - 26" - WATERFORD OAK FROM: 08-20-99 THRU: 99-99-99
	100357-01-000	EA ROD - F/TOWEL BAR - BRASS

*COMPONENT PARTS FOUND IN SERVICE PARTS LIBRARY

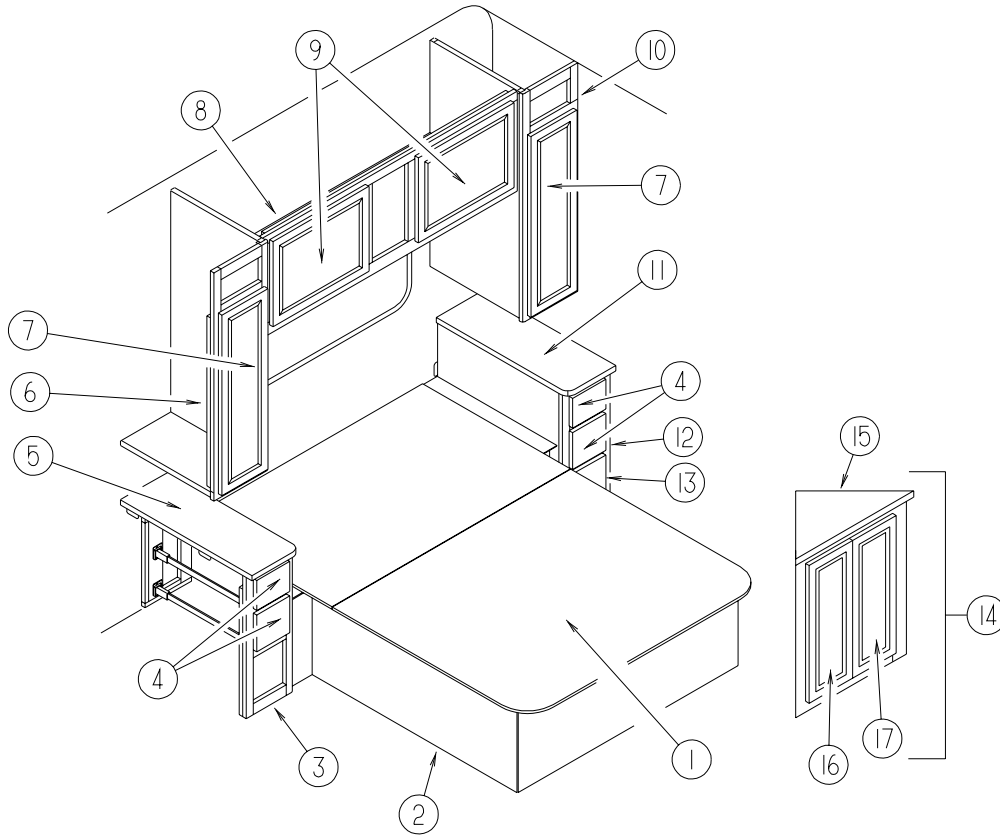
BATH GROUP (CONTINUED)
SHOWER



KEY	PART NUMBER	U/M	DESCRIPTION
1	102075-01-02A	EA	ROD - SHOWER CURTAIN - 1" OD X 30.9" - SOFT WHITE
2	113714-02-01A	EA	RETAINER - SHELF/SHOWER - 10.6" - OFF WHITE
3*	132340-02-01A	EA	DOOR - SHOWER FOLDING - 46.6" X 57"
4	M02630-26-L07	EA	SHOWER PAN - W/STRAINER
5	110541-04-01A	EA	SURROUND - SHOWER/TUDB - SOFT WHITE

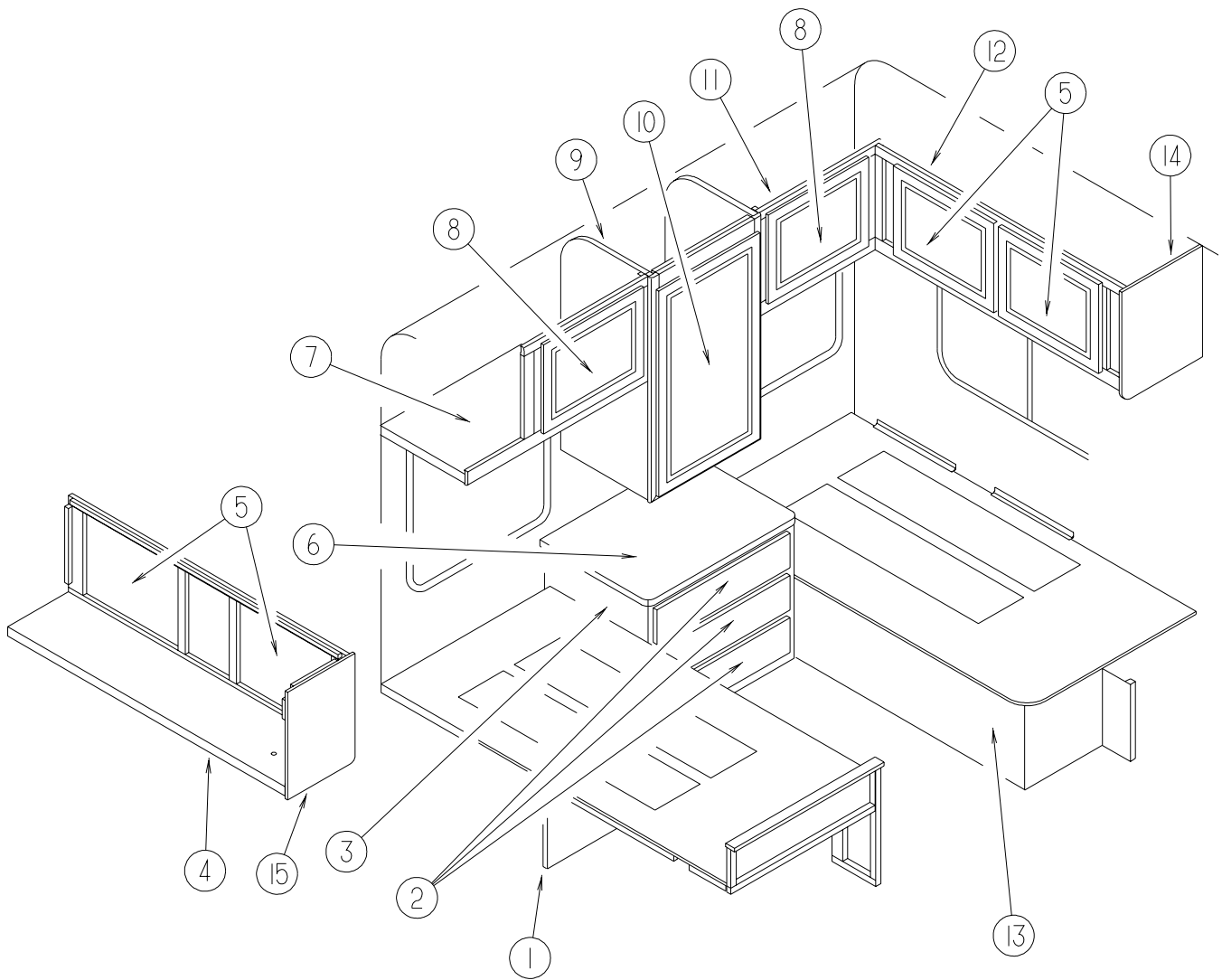
***COMPONENT PARTS FOUND IN SERVICE PARTS LIBRARY**

BEDROOM GROUP QUEEN CABINETS



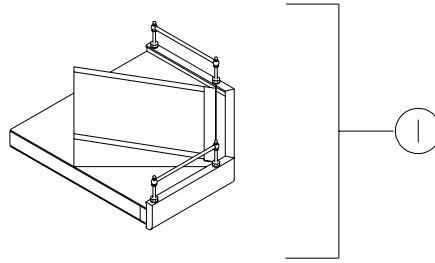
KEY	PART NUMBER	U/M	DESCRIPTION
1	M07550-01-G04	EA	TOP - QUEEN BED - W/O HARDWARE
2	P18430-03-K07	EA	CABINET/BASE - QUEEN BED - W/O DOORS/DRAWERS/HARDWARE
3	129251-68-L07	EA	CABINET - NIGHTSTAND/RH - W/O COUNTERTOP/DOORS/DRAWERS/HDW
4	M09316-58-L01	EA	DRAWER - OGEE EDGE - 10.7"W X 19.6"D - W/O SLIDES/HARDWARE
5	133131-37-L07	EA	COUNTERTOP - LAMINATED
6	134516-01-L07	EA	CABINET - SHIRT CLOSET/LEFT HAND - W/O DOORS/HARDWARE
7	132141-47-L22	EA	DOOR - RAIL/VENEER - 9.9" X 33.5" - W/O HARDWARE
8	123255-01-H07	EA	CABINET - OVERHEAD REAR - W/O DOORS/HARDWARE
9	132141-14-L07	EA	DOOR - RAIL/VENEER - 15.7" X 27.9" - W/O HARDWARE
10	134516-02-L07	EA	CABINET - SHIRT CLOSET/RIGHT HAND - W/O DOORS/HARDWARE
11	133131-34-L07	EA	COUNTERTOP - LAMINATED
12	129251-62-L07	EA	CABINET - NIGHTSTAND/RH - W/O COUNTERTOP/DOORS/DRAWERS/HDW
13	M09316-69-L07	EA	DRAWER - OGEE EDGE - 5.2"W X 15.7"D - W/O SLIDES/HARDWARE
14	119617-04-L07	EA	CABINET - CORNER - W/O COUNTERTOP/DOORS/DRAWERS/HARDWARE
15	133131-58-L07	EA	COUNTERTOP - LAMINATED
	119617-13-G24	EA	SHELF - W/EDGE MOLDING
16	131995-R6-L07	EA	DOOR - RAIL/SOLID PANEL - 12" X 21.8" - W/O HARDWARE
17	131995-R7-L07	EA	DOOR - RAIL/SOLID PANEL - 12" X 21.8" - W/O HARDWARE

BEDROOM GROUP (CONTINUED)
TWIN CABINETS

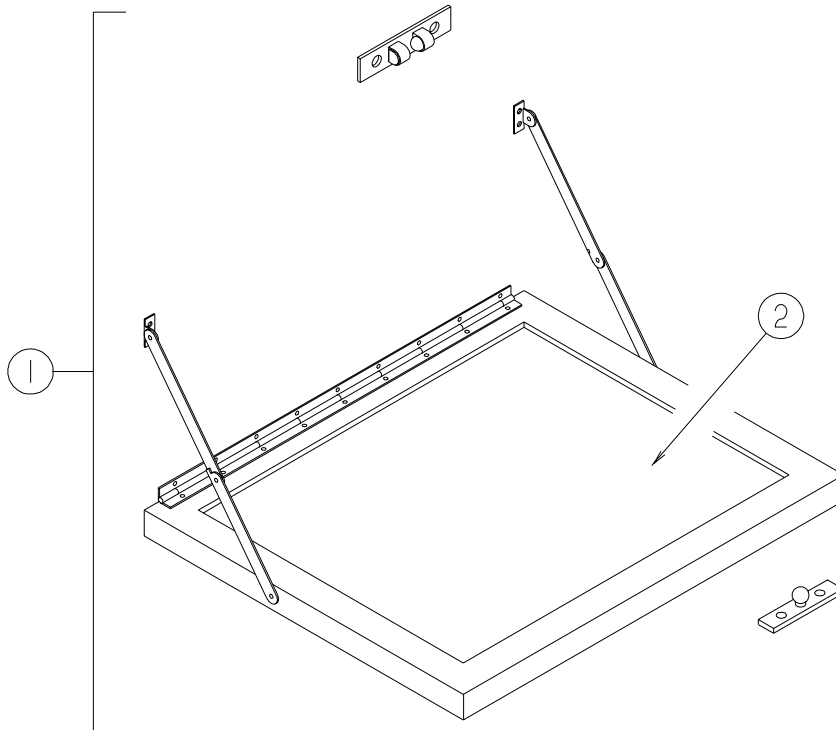


KEY	PART NUMBER	U/M	DESCRIPTION
1	P31261-01-L01	EA	CABINET/BASE - TWIN BED/RIGHT HAND - W/O DOORS/DRAWERS/HDW
2	M09316-70-L07	EA	DRAWER - OGEE EDGE - 13.5"W X 19.6"D - W/O SLIDES/HARDWARE
3	131148-05-L07	EA	CABINET - NIGHTSTAND - W/O COUNTERTOP/DOORS/DRAWERS/HDW
4	131087-01-L07	EA	CABINET - OVERHEAD/REAR - W/O DOORS/HARDWARE
5	132141-08-L07	EA	DOOR - RAIL/VENEER - 15.7" X 20.4" - W/O HARDWARE
6	133131-19-L15	EA	COUNTERTOP - LAMINATED
7	110004-07-K19	EA	CABINET - OVERHEAD/REAR/RIGHT HAND - W/O DOORS/HARDWARE
8	132141-08-L07	EA	DOOR - RAIL/VENEER - 15.7" X 20.4" - W/O HARDWARE
9	133402-01-L07	EA	CABINET - SHIRT CLOSET/REAR - W/O DOORS/HARDWARE
10	132006-12-L07	EA	DOOR - MIRROR/MITERED RAIL - 20.6" X 30.4" - W/O HARDWARE
11	110004-08-K19	EA	CABINET - OVERHEAD/REAR/LEFT HAND - W/O DOORS/HARDWARE
12	131087-02-L07	EA	CABINET - OVERHEAD/REAR - W/O DOORS/HARDWARE
13	P31261-02-L07	EA	CABINET/BASE - TWIN BED/RIGHT HAND - W/O DOORS/DRAWERS/HDW
14	109908-79-K01	EA	END CAP - OVERHEAD CABINET
15	109908-80-K04	EA	END CAP - OVERHEAD CABINET

BEDROOM GROUP (CONTINUED)
TV & RADIO CABINETS

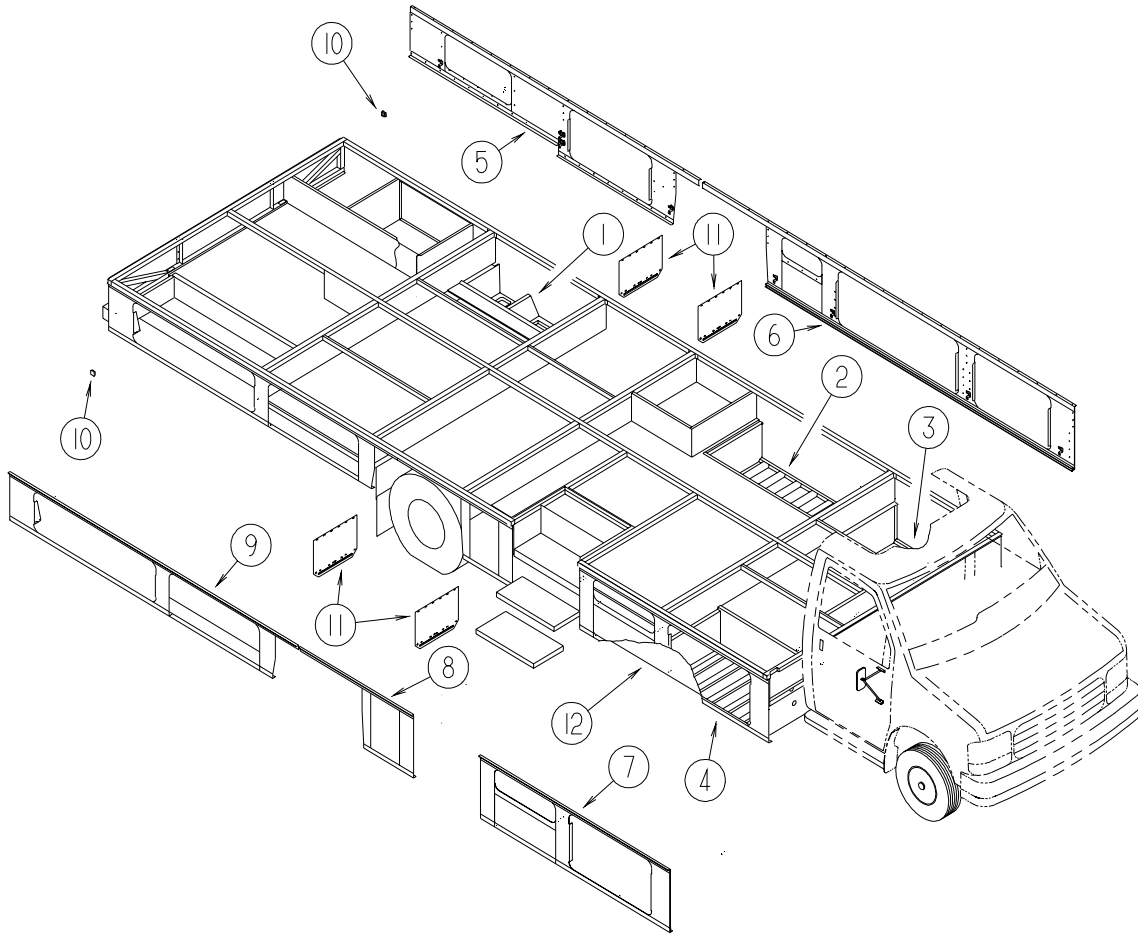


KEY	PART NUMBER	U/M DESCRIPTION
1	116553-01-L07	EA CABINET - TV SHELF - W/BRASS ROD/POST ENDS



KEY	PART NUMBER	U/M DESCRIPTION
1	084357-01-G04	EA TV STAND
2	084356-07-000	EA INSERT - TV STAND - W/SUPPORT HINGES - OFF WHITE
	116773-02-000	EA SWIVEL/SLIDES - F/TV SHELF

CHASSIS GROUP FRAME

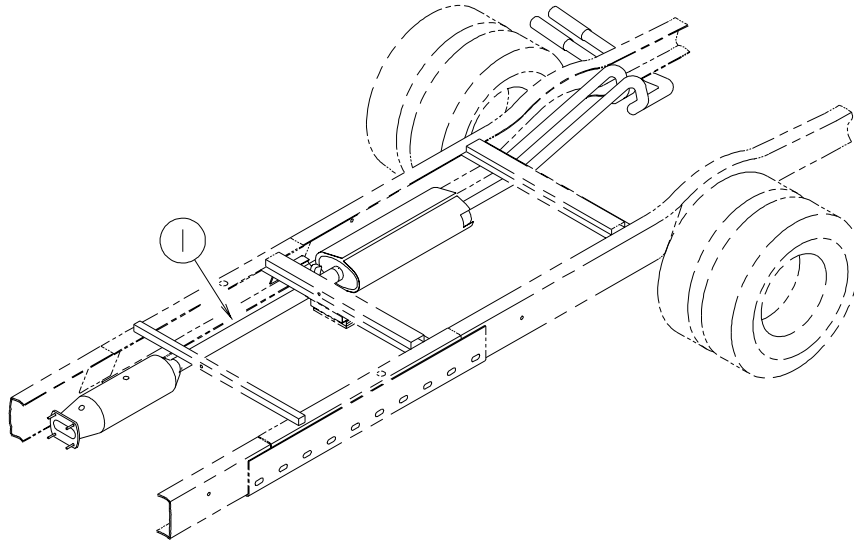


KEY	PART NUMBER	U/M	DESCRIPTION
1	117186-02-G04	EA	COMPARTMENT - SEWER/POWER CORD - COMPLETE
1	116926-02-01A	EA	COMPARTMENT - SEWER - PLASTIC
1	M06991-02-FQ0	EA	HATCH - W/FOAM INSULATION - F/SEWER COMPT - 8.3"W X 3.9"H
1	M06991-04-FB1	EA	HATCH - W/FOAM INSULATION - F/SEWER COMPT - 7.2"W X 15.4"H
2	117928-01-01A	EA	COMPARTMENT - STORAGE - PLASTIC
3	117928-06-01A	EA	COMPARTMENT - STORAGE - 23.4" X 42.4" - PLASTIC
4	117928-07-01A	EA	COMPARTMENT - STORAGE
5	122211-17-01A	EA	SEAL PLANE - W/GENERATOR - BLACK
5	122211-18-01A	EA	SEAL PLANE - BLACK - W/O GENERATOR
6	122211-16-01A	EA	SEAL PLANE - BLACK
7	122211-13-01A	EA	SEAL PLANE - BLACK
8	122211-14-01A	EA	SEAL PLANE - BLACK
9	122211-15-01A	EA	SEAL PLANE - BLACK
10	119845-01-01A	EA	PLUG/PLASTIC - 1 1/2" SQUARE - BLACK
11	045731-07-000	EA	GUARD - ROCK
12	091182-07-000	EA	SHIELD - HEAT

DRIVETRAIN

KEY	PART NUMBER	U/M	DESCRIPTION
	074833-01-000	EA	SPACER - BEARING - DRIVESHAFT - 2" X 8" X .5" THICK
	085771-03-000	EA	NUT - HEX - FLARE TORQUE - GRADE G - DRIVESHAFT
	088498-01-000	EA	UNION - INVERTED FLARE - BRASS - 3/16 BRAKE LINE
	131694-03-000	EA	DRIVESHAFT ASSEMBLY - BALANCED PAIR - 190" WHEEL BASE

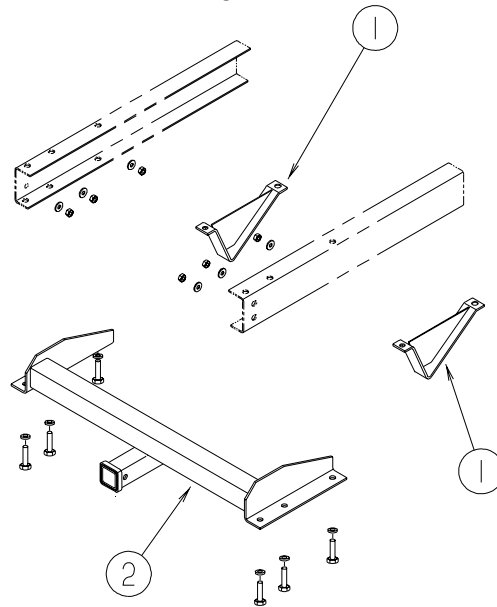
CHASSIS GROUP (CONTINUED)
EXHAUST



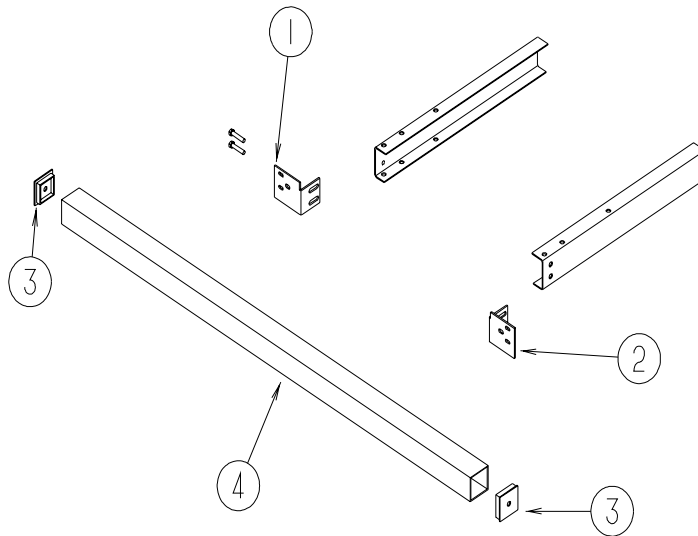
KEY	PART NUMBER	U/M	DESCRIPTION
1	111478-02-000	EA	EXHAUST PIPE - DOUBLE WALL STAINLESS STEEL - 34" - GAS
1	098762-13-000	EA	PIPE - EXHAUST - STRAIGHT - 3.5" - DIESEL
	094918-06-000	EA	CLAMP - EXHAUST - 3" - HEAVY DUTY
	094918-02-000	EA	CLAMP - EXHAUST - 3.5"

CHASSIS GROUP (CONTINUED)

HITCH



KEY	PART NUMBER	U/M	DESCRIPTION
1	083376-01-000	EA	PLATE/SKID - 13.2" X 6" X 2" STEEL
2	130339-04-000	EA	HITCH RECEIVER - BOLT ON CLASS II
	034513-01-000	EA	PIN - HITCH - 3/16" WIRE
	113589-01-000	EA	CONNECTOR - PLUG - TRAILER
	113589-02-000	EA	CONNECTOR - SOCKET - TRAILER

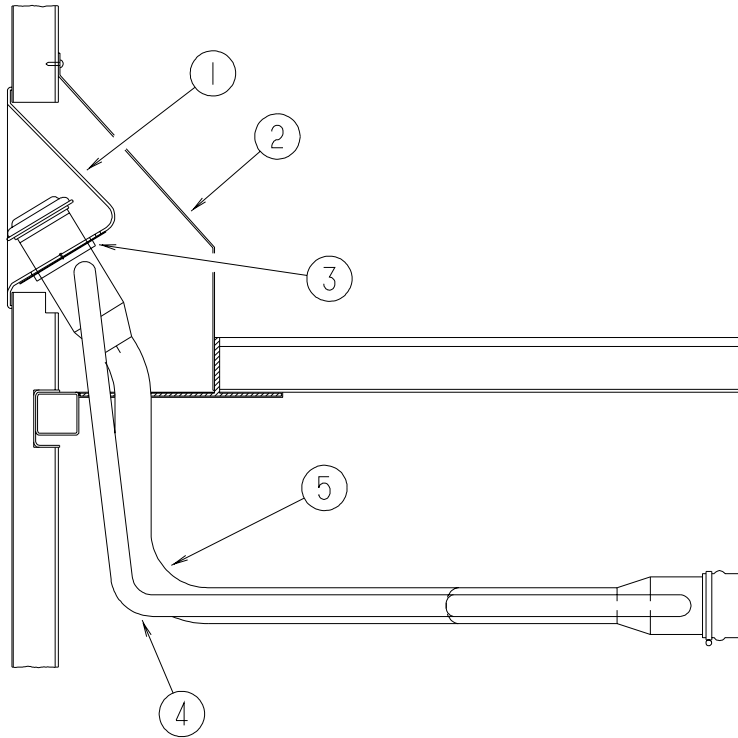


REAR BUMPER

KEY	PART NUMBER	U/M	DESCRIPTION
1	105933-02-000	EA	BRACKET - BUMPER - REAR/LEFT HAND
2	105933-01-000	EA	BRACKET - BUMPER - REAR/RIGHT HAND
3	039779-01-000	EA	CAP - BUMPER - RUBBER - 4" X 4" - BLACK
4	103099-05-02A	EA	BUMPER - REAR - 91.7" - BRIGHT WHITE
	104420-01-000	EA	SUPPORT/ANGLE - REAR BUMPER - RIGHT HAND
	104420-02-000	EA	SUPPORT/ANGLE - REAR BUMPER - LEFT HAND

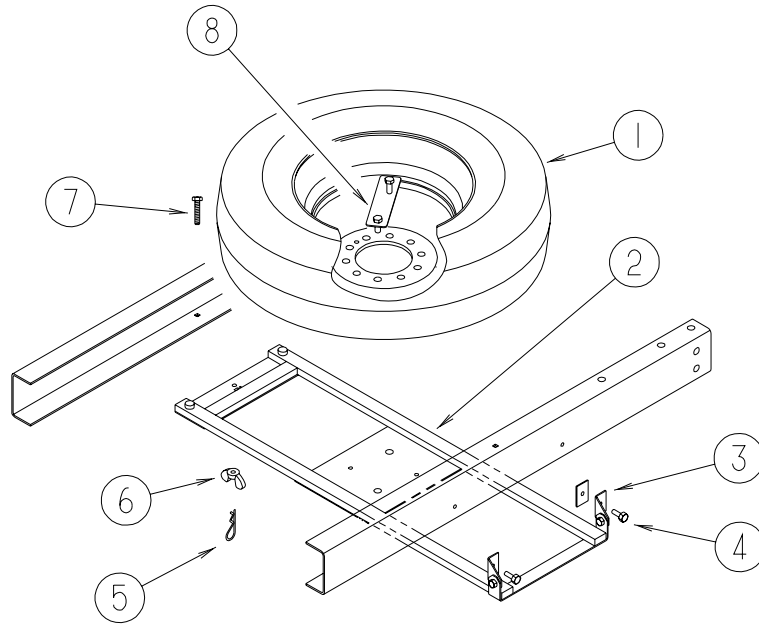
CHASSIS GROUP (CONTINUED)

FUEL FILL



KEY	PART NUMBER	U/M	DESCRIPTION
1	095854-01-04A	EA	SHROUD - FUEL FILL - RADIUS - BRIGHT WHITE FROM: 00-00-00 THRU: 01-12-00
1	127291-02-01A	EA	SHROUD - FUEL FILL - BRIGHT WHITE FROM: 01-13-00 THRU: 99-99-99
2	078040-06-000	EA	SHROUD - FUEL FILL - UPPER - RECTANGULAR
	084884-01-000	EA	PLUG - BRASS - 3/8"
3	078200-01-000	EA	GASKET - FUEL FILL - 3.5"OD X 2"ID
4	125187-01-000	FT	HOSE - FUEL - LOW PERMEABILITY - 11.1 ID - FORD
	125187-02-000	FT	HOSE - FUEL - LOW PERMEABILITY - 12.71 ID - FORD
	128139-03-000	FT	HOSE - FUEL - LOW PERMEABILITY - 1/4" DIAMETER
5	124994-02-000	EA	NECK - FILLER - FUEL FILL - UNLEADED - 90 DEGREE
	124994-03-000	EA	NECK - FILLER - FUEL FILL - DIESEL - 90 DEGREE
	106389-10-000	EA	FUEL LINE - FORD - 3/8 HP - FORD

CHASSIS GROUP (CONTINUED)
SPARE TIRE



KEY	PART NUMBER	U/M	DESCRIPTION
1	070917-06-000	EA	TIRE - LT225/75R16E - R4S M/S - FIRESTONE
1	083617-04-000	EA	WHEEL - STEEL - 6" X 16" - '99 E350/E450
	051377-04-000	EA	VALVE STEM - .5" X 2"
	112358-01-000	EA	WRENCH - LUG - 7/8" - L-SHAPE
2	116348-01-02B	EA	CRADLE - SPARE TIRE - E-COATED
3	116349-01-02B	EA	BRACKET/HINGE - SPARE TIRE - E-COATED
4	000C26-06-12B	EA	BOLT-HEX-SER FLANGE - 3/8-16 X 3/4 - ZINC
4	000E13-17-00B	EA	WASHER-FLANGE - 3/8" AR ZINC
4	000D34-06-00B	EA	NUT - HEX - LOCKING - 3/8-16 GRADE C - ZINC
5	034513-01-000	EA	PIN-HITCH - 3/16" WIRE
6	064081-03-000	EA	NUT - WING 3/8-16 - W/WELD NUT
7	000C18-06-56A	EA	BOLT - ELEVATOR - 3/8-16 X 3 1/2 - GRADE 5
8	116338-02-02B	EA	BRACKET/CLAMP - SPARE TIRE - E-COATED

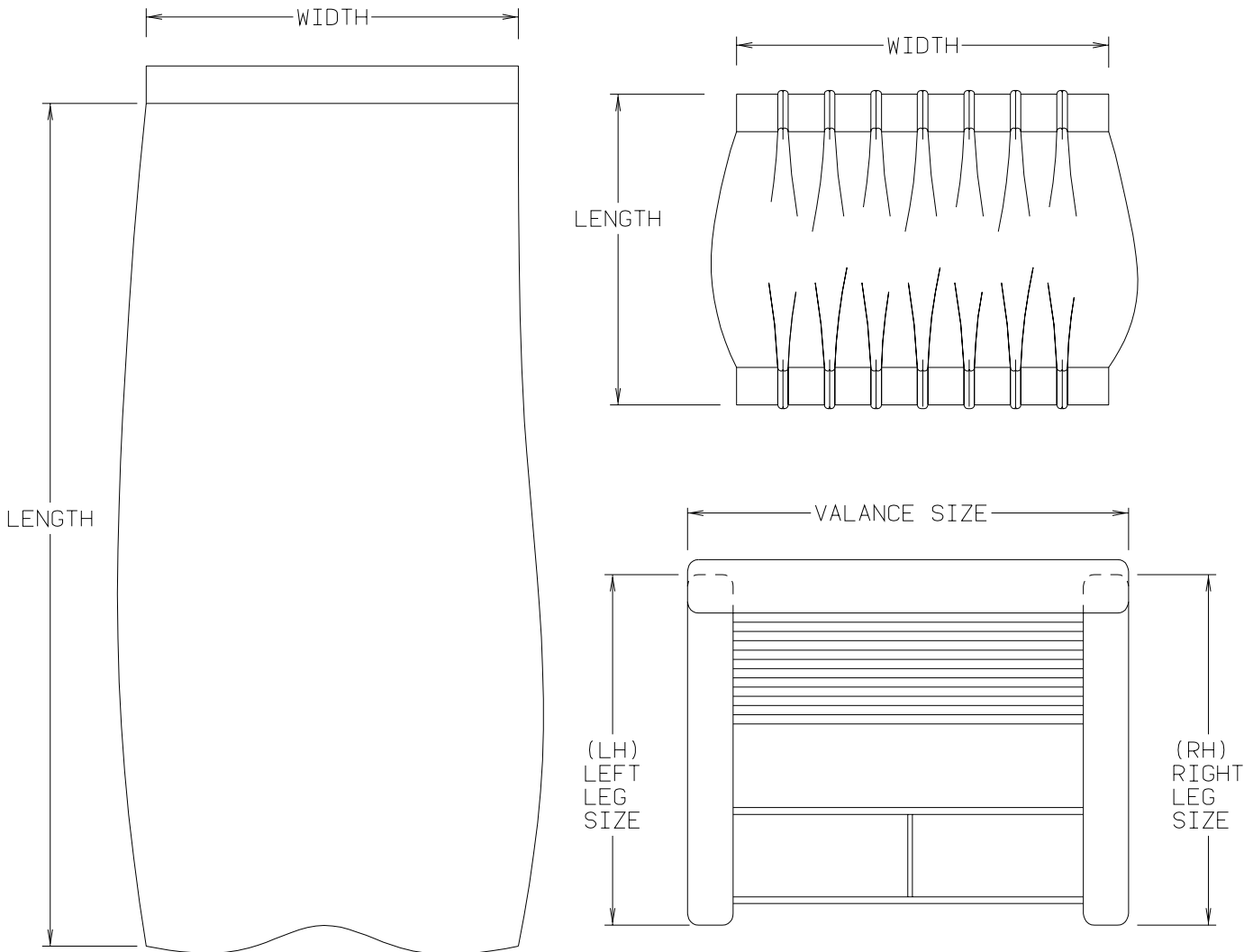
WHEEL COVERS & LINERS

KEY	PART NUMBER	U/M	DESCRIPTION
*	109443-05-000	EA	WHEEL COVER - 4/SET - 16" STAINLESS STEEL
*	110435-13-000	EA	LINER - WHEEL - SET OF 4 - 16"
	095012-05-000	EA	EXTENSION - VALVE STEM - LIVE - 5"
	095012-06-000	EA	STABILIZER - VALVE EXTENSION - LIVE - 2"

***COMPONENT PARTS FOUND IN SERVICE PARTS LIBRARY**

CURTAIN & CUSHION GROUP NOTICE

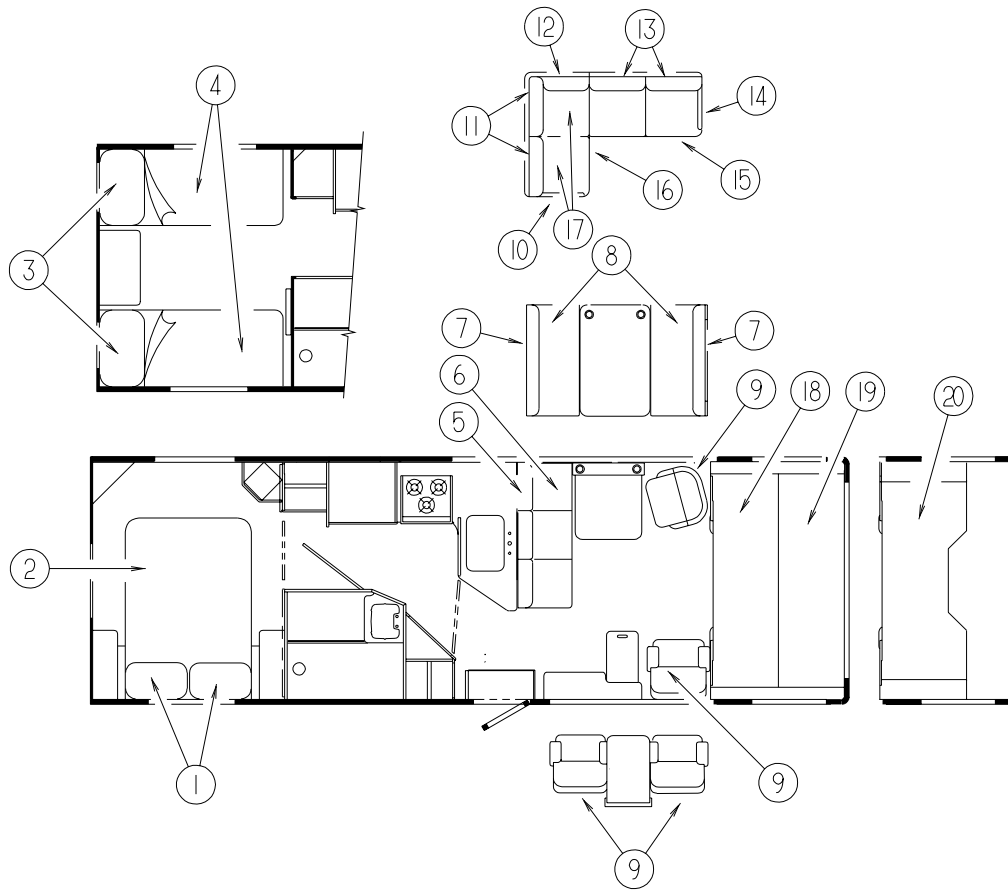
IN ORDER TO ASSIST OUR PARTS SALES DEPT. IN PROVIDING INTERIOR SOFTWARE ITEMS, PLEASE INCLUDE THE SERIAL NUMBER AND THE COLOR CODE NUMBER FROM THE VEHICLE CERTIFICATION LABEL WHEN ORDERING. THIS LABEL IS LOCATED ON THE LEFT SIDEWALL AT THE END OF THE DASH (A-BODY), OR ON THE DRIVER'S DOOR LATCH PLATE (C-BODY). AN EXAMPLE OF A COLOR CODE NUMBER IS B07, WHICH DESIGNATES AN OVERALL COLOR SCHEME OF A PARTICULAR UNIT. THE COLOR LISTED AFTER THE ITEM DESCRIPTION ON THE MICROFICHE, INDICATES THE OVERALL UNIT COLOR. ORDER THE ITEM YOU DESIRE ACCORDING TO UNIT COLOR CODE. IF ALL COLORS USE THE SAME ITEM NO COLOR CODE WILL BE NOTED.



NOTE: USE THIS ILLUSTRATION WHEN DETERMINING LENGTH AND WIDTH MEASUREMENTS FOR CURTAINS. YOU WILL NOTE THE WIDTH MEASUREMENT IS TAKEN ON THE TOP OF THE CURTAIN WITH THE CURTAIN FULLY EXTENDED. THE LENGTH MEASUREMENT IS TAKEN FROM TOP TO BOTTOM. LEFT AND RIGHT WINDOW LEGS ARE DETERMINED WHEN FACING THE WINDOW.

CURTAIN & CUSHION GROUP (CONTINUED)

CUSHION LAYOUT

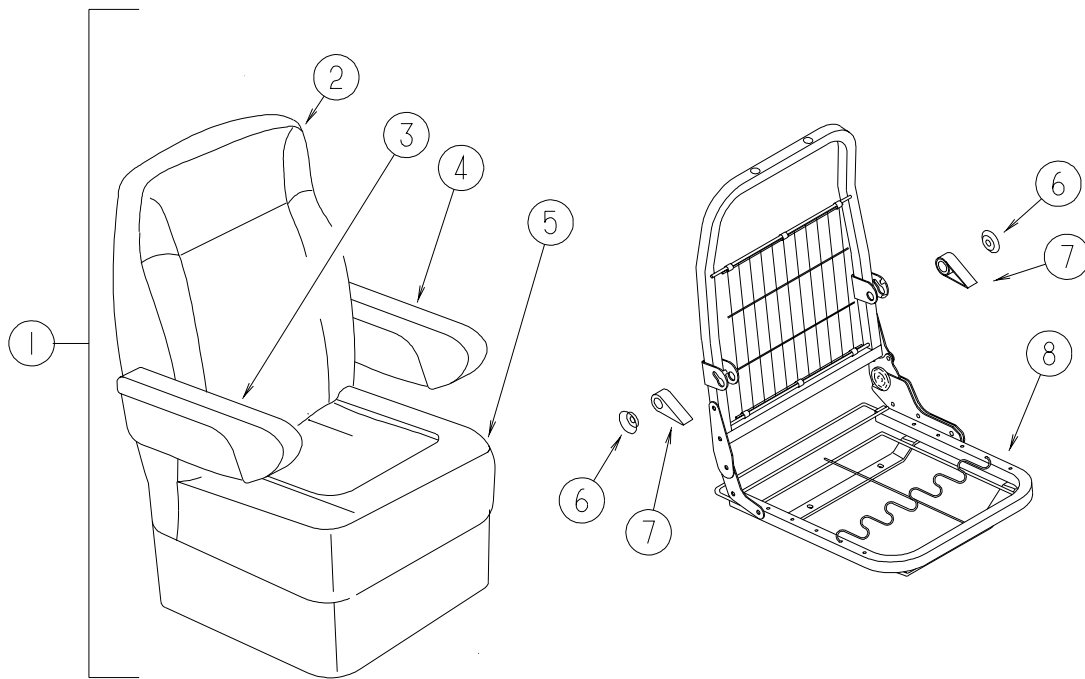


KEY	PART NUMBER	U/M	DESCRIPTION
1	104565-15-L07	EA	PILLOW SHAM - 20" X 33"
1	104565-15-L08	EA	PILLOW SHAM - 20" X 33"
2	123015-06-000	EA	MATTRESS - INNERSPRING - 60" X 74.5" SERTA BONNELL 364
2	123471-08-L07	EA	BEDSPREAD/THROW - 60" X 75"
2	123471-08-L08	EA	BEDSPREAD/THROW - 60" X 75"
2	132338-02-L07	EA	PILLOW - 12" X 24"
2	132338-02-L08	EA	PILLOW - 12" X 24"
3	104565-15-L07	EA	PILLOW SHAM - 20" X 33"
3	104565-15-L08	EA	PILLOW SHAM - 20" X 33"
4	101123-29-000	EA	MATTRESS - FOAM - 35" X 74" W/1 CUT CORNER
4	123471-09-L07	EA	BEDSPREAD/THROW - 36" X 80"
4	123471-09-L08	EA	BEDSPREAD/THROW - 36" X 80"
4	132338-02-L07	EA	PILLOW - 12" X 24"
4	132338-02-L08	EA	PILLOW - 12" X 24"
5	114969-01-L07	EA	BACK ONLY - COMPLETE - SOFA/BED
5	114969-01-L08	EA	BACK ONLY - COMPLETE - SOFA/BED
	P14969-02-L07	EA	COVER - BACK - RIGHT AND LEFT CUSHION - SOFA/BED
	P14969-02-L08	EA	COVER - BACK - RIGHT AND LEFT CUSHION - SOFA/BED
	114969-03-L07	EA	BACK - SOFA/BED - CENTER CUSHION
	114969-03-L08	EA	BACK - SOFA/BED - CENTER CUSHION
	P14969-03-L07	EA	COVER - CENTER BACK CUSHION - FORWARD FACING
	P14969-03-L08	EA	COVER - CENTER BACK CUSHION - FORWARD FACING
6	114969-04-L07	EA	SEAT - SOFA/BED - W/O BACKREST
6	114969-04-L08	EA	SEAT - SOFA/BED - W/O BACKREST
	P14969-04-L07	EA	COVER - SEAT - SOFA/BED
	P14969-04-L08	EA	COVER - SEAT - SOFA/BED
6	132338-01-L07	EA	PILLOW - 12" X 24"
6	132338-01-L08	EA	PILLOW - 12" X 24"
	114763-01-000	EA	FRAME - FORWARD FACING BASE - SOFA/BED
	114763-02-000	EA	FRAME - FORWARD FACING SEAT - SOFA/BED
	114763-07-000	EA	FRAME - FORWARD FACING LEGS - SOFA/BED
	116631-02-02B	EA	PLATE - W/HOLES - E-COATED

CURTAIN & CUSHION GROUP (CONTINUED)**CUSHION LAYOUT (CONTINUED)**

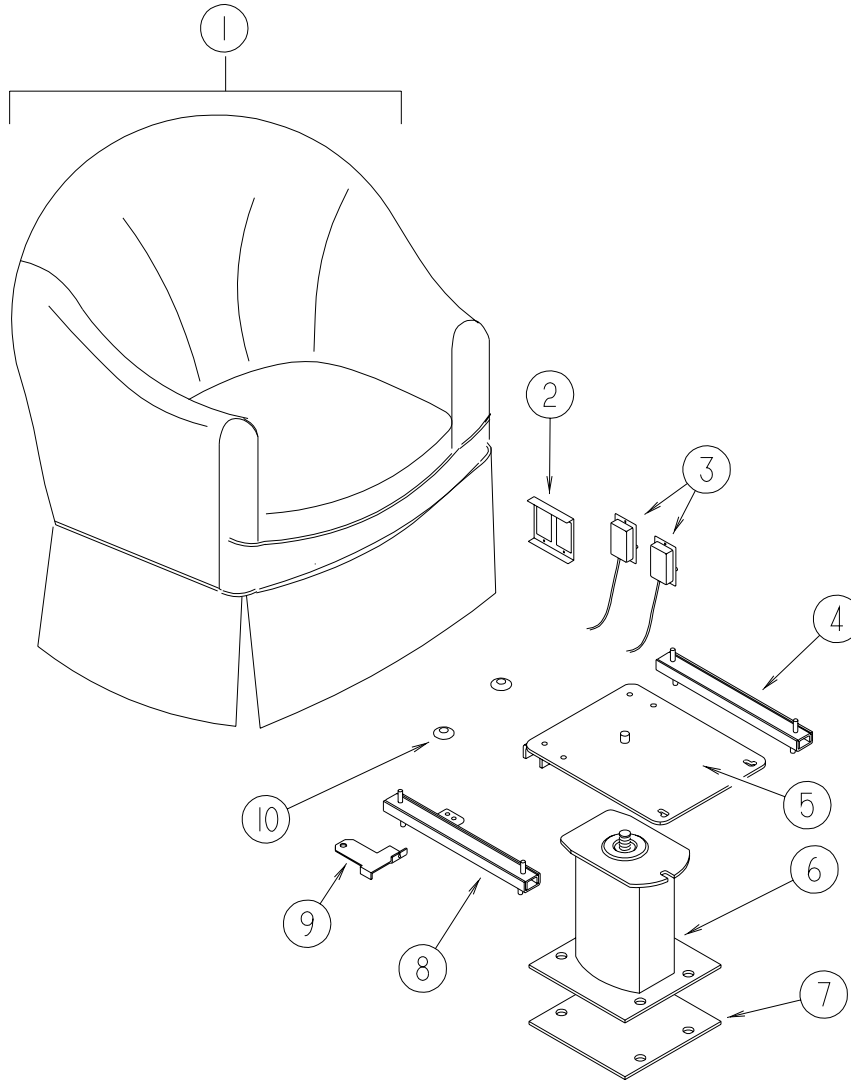
KEY	PART NUMBER	U/M	DESCRIPTION
	117125-01-02B	EA	BRACKET-CABLE HOLDER - E-COAT
	120962-01-000	EA	BRACKET - QUICK RELEASE CLAMP
	114726-01-J37	EA	TRAY - BEVERAGE - WATERFORD OAK
	116104-03-02B	EA	BRACKET - ZEE W/HOLES - 5.9"
	116104-04-02B	EA	BRACKET - ZEE W/HOLES - 3.2"
7	111897-05-L07	EA	CUSHION - BACK - 13.5" X 42" X 5"
7	111897-05-L08	EA	CUSHION - BACK - 13.5" X 42" X 5"
	P11897-05-L07	EA	COVER - BACK - 13.5" X 42" X 5"
	P11897-05-L08	EA	COVER - BACK - 13.5" X 42" X 5"
8	105603-15-L07	EA	CUSHION - SEAT - 23" X 42" X 5"
8	105603-15-L08	EA	CUSHION - SEAT - 23" X 42" X 5"
	P05603-15-L07	EA	COVER - SEAT - 23" X 42" X 5"
	P05603-15-L08	EA	COVER - SEAT - 23" X 42" X 5"
	078155-01-000	EA	STRAP-SNAP - BACKREST CUSHION
9	115470-01-L07	EA	CHAIR - SWIVEL
9	115470-01-L08	EA	CHAIR - SWIVEL
	P15470-01-L07	EA	COVER - CHAIR
	P15470-01-L08	EA	COVER - CHAIR
10	125471-01-L07	EA	ARMREST - RIGHT HAND
10	125471-01-L08	EA	ARMREST - RIGHT HAND
	124366-01-000	EA	SOFA - RIGHT WOOD ARM - 8' SECTIONAL
11	104655-03-L07	EA	CUSHION - BACK - SOFA/BED
11	104655-03-L08	EA	CUSHION - BACK - SOFA/BED
	P04655-03-L07	EA	COVER - CUSHION/BACK
	P04655-03-L08	EA	COVER - CUSHION/BACK
12	104655-04-L07	EA	CUSHION - CORNER - SOFA/BED
12	104655-04-L08	EA	CUSHION - CORNER - SOFA/BED
	P04655-04-L07	EA	COVER - CUSHION/CORNER
	P04655-04-L08	EA	COVER - CUSHION/CORNER
13	125060-01-L07	EA	BED - BACK & SEAT
13	125060-01-L08	EA	BED - BACK & SEAT
	P25060-01-L07	EA	COVER - BACK/SEAT - SOFA/BED
	P25060-01-L08	EA	COVER - BACK/SEAT - SOFA/BED
14	125471-02-L07	EA	ARMREST - LEFT HAND
14	125471-02-L08	EA	ARMREST - LEFT HAND
	124366-02-000	EA	SOFA - LEFT WOOD ARM - 8' SECTIONAL
15	120992-06-L07	EA	PANEL - FRONT KICK - SOFA/BED - FABRIC COVERED
15	120992-06-L08	EA	PANEL - FRONT KICK - SOFA/BED - FABRIC COVERED
16	120992-05-L07	EA	PANEL - FRONT KICK - SOFA/BED - FABRIC COVERED
16	120992-05-L08	EA	PANEL - FRONT KICK - SOFA/BED - FABRIC COVERED
	121906-01-02B	EA	BRACKET - KICKBOARD - E-COATED
17	125059-01-L07	EA	SEAT - SOFA/BED - STATIONARY
17	125059-01-L08	EA	SEAT - SOFA/BED - STATIONARY
	P25059-01-L07	EA	COVER - SEAT - SOFA/BED
	P25059-01-L08	EA	COVER - SEAT - SOFA/BED
	123622-04-000	EA	FRAME - BACK - 44"
	123622-05-000	EA	FRAME - SEAT - 44"
	123622-06-000	EA	FRAME - BASE WITH LEGS - 44"
	123624-01-000	EA	FRAME - FIXED 55"
18	105573-10-L07	EA	CUSHION - OVERHEAD BUNK/REAR - 27" X 23" X 80" X 5"
18	105573-10-L08	EA	CUSHION - OVERHEAD BUNK/REAR - 27" X 23" X 80" X 5"
	P05573-10-L07	EA	COVER - CUSHION/OVERHEAD BUNK/REAR - 27" X 23" X 80" X 5"
	P05573-10-L08	EA	COVER - CUSHION/OVERHEAD BUNK/REAR - 27" X 23" X 80" X 5"
19	105573-09-L07	EA	CUSHION - OVERHEAD BUNK/FRONT - 32.5" X 80" X 5"
19	105573-09-L08	EA	CUSHION - OVERHEAD BUNK/FRONT - 32.5" X 80" X 5"
	P05573-09-L07	EA	COVER - CUSHION/OVERHEAD BUNK/FRONT - 32.5" X 80" X 5"
	P05573-09-L08	EA	COVER - CUSHION/OVERHEAD BUNK/FRONT - 32.5" X 80" X 5"
20	079145-08-000	EA	CUSHION - BUNK - 25" X 74" X 3.5"
20	M79145-08-000	EA	COVER - CUSHION/BUNK - 25" X 74" X 3.5"

CURTAIN & CUSHION GROUP (CONTINUED)
BUCKET SEATS



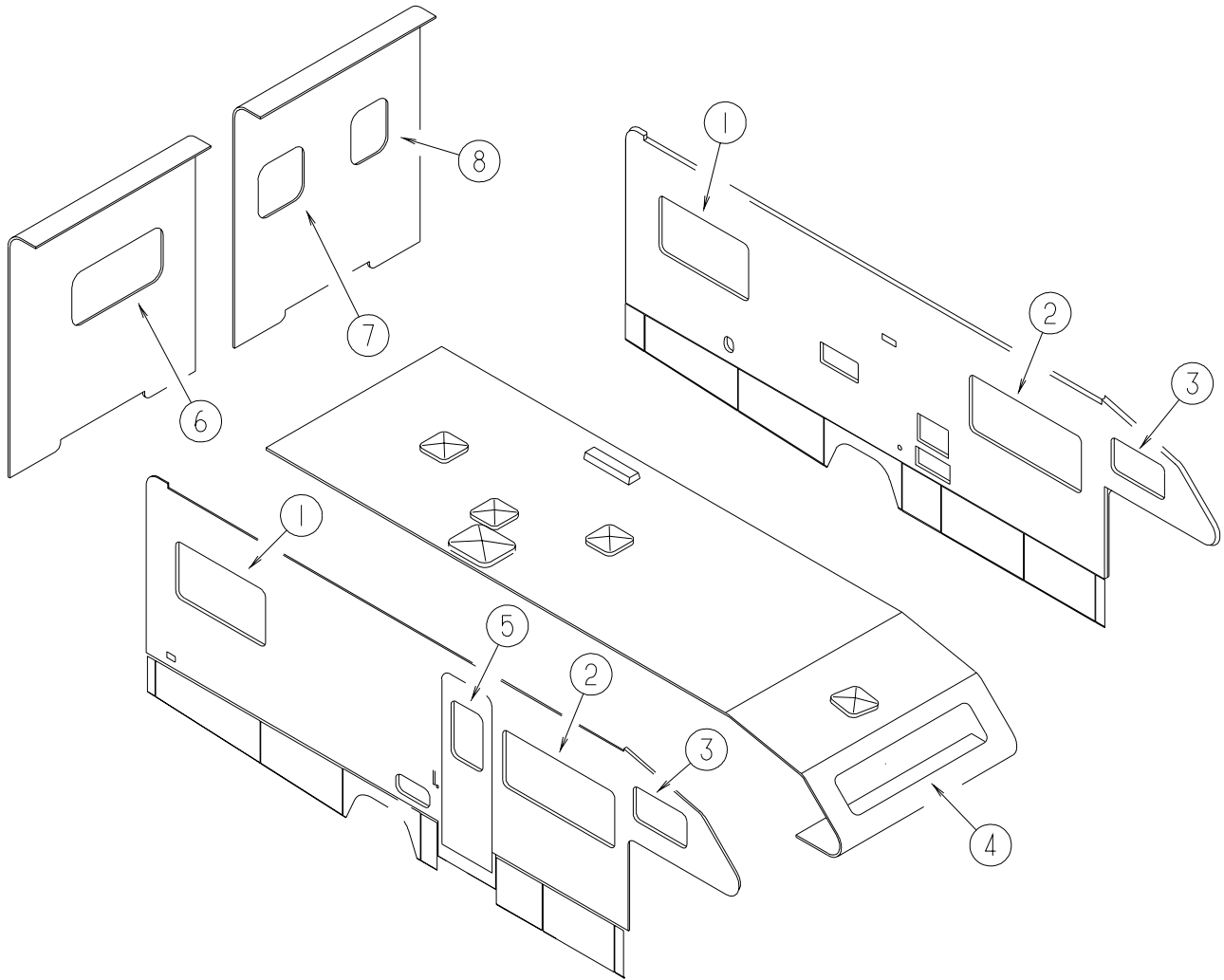
KEY	PART NUMBER	U/M	DESCRIPTION
1	132263-02-L07	EA	SEAT - PASSENGER
1	132263-02-L08	EA	SEAT - PASSENGER
1	132263-07-L07	EA	SEAT - DRIVER - W/LUMBAR
1	132263-07-L08	EA	SEAT - DRIVER - W/LUMBAR
	122611-02-000	EA	LUMBAR - W/LEVER
2	M05962-88-L07	EA	COVER - BACK
2	M05962-88-L08	EA	COVER - BACK
3	129666-07-L07	EA	ARMREST - RIGHT HAND
3	129666-07-L08	EA	ARMREST - RIGHT HAND
	P29666-07-L07	EA	COVER - ARMREST/RIGHT HAND
	P29666-07-L08	EA	COVER - ARMREST/RIGHT HAND
4	129666-08-L07	EA	ARMREST - LEFT HAND
4	129666-08-L08	EA	ARMREST - LEFT HAND
	P29666-08-L07	EA	COVER - ARMREST/LEFT HAND
	P29666-08-L08	EA	COVER - ARMREST/LEFT HAND
5	M05962-89-L07	EA	COVER - SEAT
5	M05962-89-L08	EA	COVER - SEAT
6	130802-03-000	EA	SCREW F/LEVER
7	130802-01-000	EA	LEVER - LEFT HAND
7	130802-02-000	EA	LEVER - RIGHT HAND
8	132875-01-000	EA	FRAME - RIGHT HAND CHAIR/TALL BACK
8	132875-02-000	EA	FRAME - LEFT HAND CHAIR/TALL BACK
	108049-04-000	EA	CABLE - W/MINI LEVER ACTION SWITCH - 28" SHEATH/30" CABLE

CURTAIN & CUSHION GROUP (CONTINUED)
LOUNGE CHAIR



KEY	PART NUMBER	U/M	DESCRIPTION
1	115470-01-L07	EA	CHAIR - SWIVEL
1	115470-01-L08	EA	CHAIR - SWIVEL
	P15470-01-L07	EA	COVER - CHAIR
	P15470-01-L08	EA	COVER - CHAIR
	P07977-01-L07	EA	COVER - SKIRT
	P07977-01-L08	EA	COVER - SKIRT
2	127159-02-02B	EA	BRACKET - SEAT RELEASE - DUAL REMOTE
3	108049-04-000	EA	CABLE - W/SWITCHES - W/26" MINI LEVER ACTION
	108049-02-000	EA	CLIP - CABLE/PEDESTAL
4	119952-01-000	EA	SLIDE/SEAT - HEAVY DUTY NON LOCKING
5	107921-08-000	EA	PLATE - TOP PEDESTAL - W/O SEAT BELT BAR
	107921-06-000	EA	BEARING KIT - PEDESTAL
6	107921-01-000	EA	PEDESTAL/FLOOR MOUNTED - W/9.75" EXTENSION
7	108445-02-000	EA	PLATE/FLOOR MOUNTED - PEDESTAL SEAT
8	119952-03-000	EA	SLIDE/SEAT - HEAVY DUTY LOCKING - 2 STUDS
9	117125-01-02B	EA	BRACKET - CABLE MOUNT - ADJUSTER W/LOCK
10	007221-01-000	EA	SPACER - SEAT/ADJUSTER - 4 USED PER SWIVEL CHAIR

CURTAIN & CUSHION GROUP (CONTINUED)
WINDOW TREATMENT

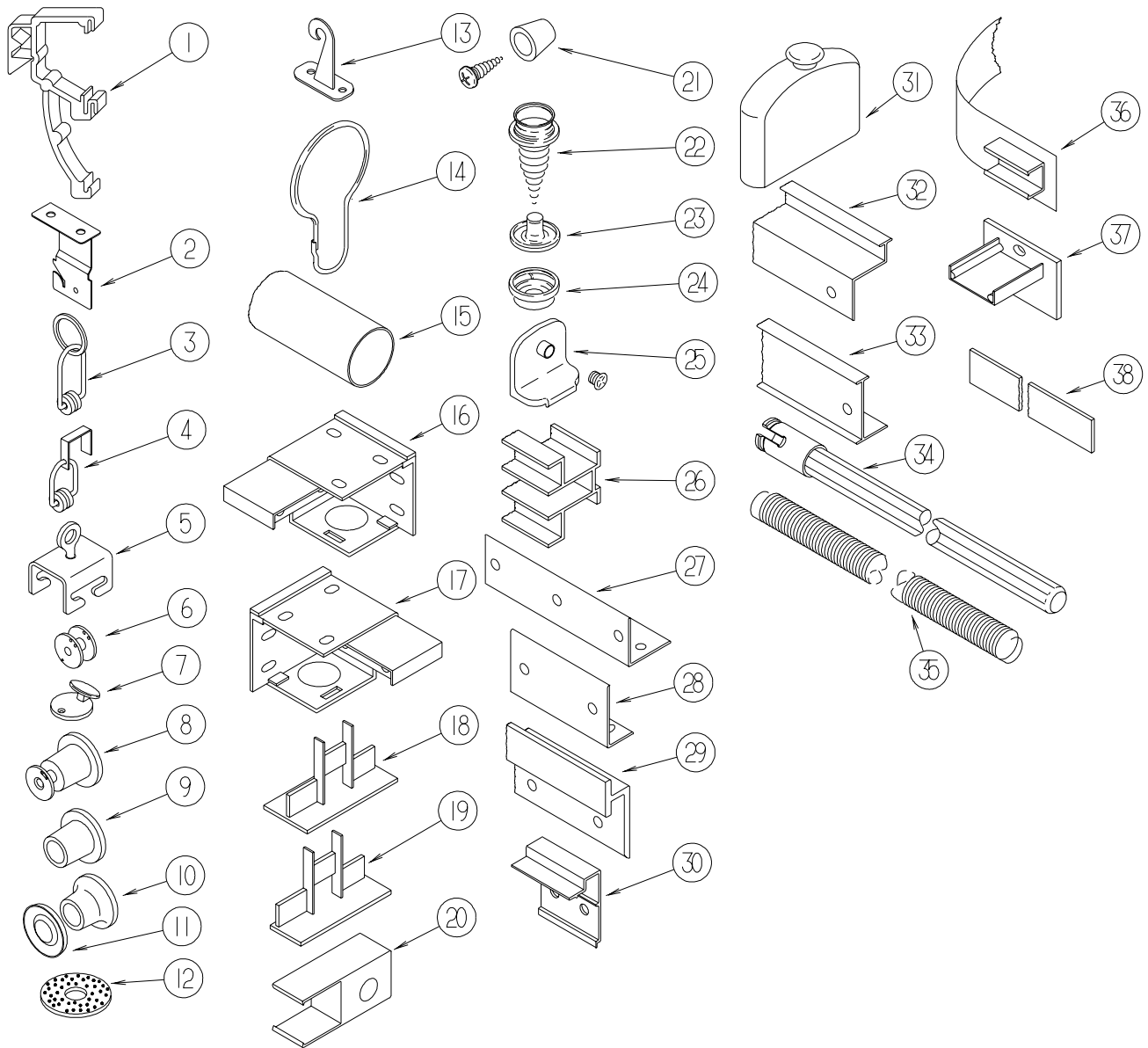


KEY	PART NUMBER	U/M	DESCRIPTION
1	132985-01-L07	EA	VALANCE - YORK - 53"
1	132985-01-L08	EA	VALANCE - YORK - 53"
1	111910-62-L07	EA	BLIND - DAY/NIGHTER - 49" X 27"
1	111910-62-L08	EA	BLIND - DAY/NIGHTER - 49" X 27"
1	127017-15-L07	EA	LEG - RIGHT - 27"
1	127017-15-L08	EA	LEG - RIGHT - 27"
1	127017-16-L07	EA	LEG - LEFT - 27"
1	127017-16-L08	EA	LEG - LEFT - 27"
2	132983-01-L07	EA	LAMBREQUIN - EASTLAKE - 63"
2	132983-01-L08	EA	LAMBREQUIN - EASTLAKE - 63"
2	111910-57-L07	EA	BLIND - DAY/NIGHTER - 61" X 28.5"
2	111910-57-L08	EA	BLIND - DAY/NIGHTER - 61" X 28.5"
3	101034-59-L07	EA	CURTAIN - RIGHT HAND - 19.5" X 31"
3	101034-59-L08	EA	CURTAIN - RIGHT HAND - 19.5" X 31"
3	101034-60-L07	EA	CURTAIN - LEFT HAND - 19.5" X 31"
3	101034-60-L08	EA	CURTAIN - LEFT HAND - 19.5" X 31"
4	101034-57-L07	EA	CURTAIN - RIGHT HAND - 21" X 56"
4	101034-57-L08	EA	CURTAIN - RIGHT HAND - 21" X 56"
4	101034-58-L07	EA	CURTAIN - LEFT HAND - 21" X 56"
4	101034-58-L08	EA	CURTAIN - LEFT HAND - 21" X 56"
4	093487-10-01A	EA	CURTAIN - BUNK/PRIVACY/PLEATED - 31" X 100"
5	121410-A3-L07	EA	VALANCE - MODERATE - 64.5"
5	121410-A3-L08	EA	VALANCE - MODERATE - 64.5"
5	084755-57-E07	EA	SHADE - PULL - 27.25"

CURTAIN & CUSHION GROUP (CONTINUED)**WINDOW TREATMENT (CONTINUED)**

KEY	PART NUMBER	U/M	DESCRIPTION
6	132985-01-L07	EA	VALANCE - YORK - 53"
6	132985-01-L08	EA	VALANCE - YORK - 53"
6	111910-62-L07	EA	BLIND - DAY/NIGHTER - 49" X 27"
6	111910-62-L08	EA	BLIND - DAY/NIGHTER - 49" X 27"
6	127017-15-L07	EA	LEG - RIGHT - 27"
6	127017-15-L08	EA	LEG - RIGHT - 27"
6	127017-16-L07	EA	LEG - LEFT - 27"
6	127017-16-L08	EA	LEG - LEFT - 27"
7	132985-03-L07	EA	VALANCE - YORK - 31" (TWIN)
7	132985-03-L08	EA	VALANCE - YORK - 31" (TWIN)
7	111910-20-L07	EA	BLIND - DAY/NIGHTER - 28" X 28" (TWIN)
7	111910-20-L08	EA	BLIND - DAY/NIGHTER - 28" X 28" (TWIN)
7	127017-15-L07	EA	LEG - RIGHT - 27"
7	127017-15-L08	EA	LEG - RIGHT - 27"
7	127017-16-L07	EA	LEG - LEFT - 27"
7	127017-16-L08	EA	LEG - LEFT - 27"
8	132985-04-L07	EA	VALANCE - YORK - 31" (TWIN)
8	132985-04-L08	EA	VALANCE - YORK - 31" (TWIN)
8	111910-20-L07	EA	BLIND - DAY/NIGHTER - 28" X 28" (TWIN)
8	111910-20-L08	EA	BLIND - DAY/NIGHTER - 28" X 28" (TWIN)
8	123910-21-L07	EA	LEG - RIGHT - 27"
8	123910-21-L08	EA	LEG - RIGHT - 27"
8	123910-22-L07	EA	LEG - LEFT - 27"
8	123910-22-L08	EA	LEG - LEFT - 27"
	076892-23-G07	EA	CURTAIN - CAB PRIVACY - 44" X 80"

CURTAIN & CUSHION GROUP (CONTINUED) HARDWARE



**BLIND PARTS ARE COLOR COORDINATED TO MATCH THE COLOR OF THE BLINDS
HAMPTON TAN COLORS ARE USED BY THE ULTIMATE FREEDOM & ADVANTAGE
TITANIUM IS USED BY ALL ITASCAS
ANTELOPE IS USED BY ALL WINNEBAGOS**

KEY	PART NUMBER	U/M	DESCRIPTION
1	109353-04-000	EA	CLIP - VALANCE SLAT MOUNTING - CLEAR PLASTIC
2	084434-01-000	EA	BRACKET - MOUNTING - ROLLER SHADE - 1 3/8"
	096843-01-000	EA	SPRING - REWIND/ROLLER SHADE
	086276-01-000	EA	TAPE - DOUBLE SIDED - 1/2"
3	009701-01-000	EA	CARRIER - CURTAIN - L ROD
4	093487-91-000	EA	ROLLER/CLIP
5	009702-01-000	EA	END STOP - CURTAIN CARRIER - L ROD
6	097592-01-000	EA	SPOOL - CORD - ELEVATED BLIND HOLDUP - SMALL - CLEAR
7	102555-03-000	EA	CLEAT - BLIND CORD - MILKY WHITE PLASTIC
8	097592-02-000	EA	SPOOL - CORD - ELEVATED BLIND HOLDUP - LARGE - CLEAR
9	094896-02-000	EA	GROMMET - CORD/PLEATED BLIND - NYLON - GRAY
10	046867-03-000	EA	GROMMET - HANDY BUTTON #3
11	046867-02-000	EA	WASHER - HANDY BUTTON #3
12	103242-01-000	EA	VELCRO HOOK - BEIGE 7/8" ROUND W/CENTER HOLE
12	103242-02-000	EA	VELCRO HOOK - BLACK 7/8" ROUND W/CENTER HOLE
13	109441-03-000	EA	HOLD DOWN - BLIND (CLOUDY)
	109441-02-000	EA	HOLD DOWN - SPACER

CURTAIN & CUSHION GROUP (CONTINUED)**HARDWARE (CONTINUED)**

KEY	PART NUMBER	U/M	DESCRIPTION
13	109441-03-000	EA	HOLD DOWN - BLIND (CLOUDY)
	109441-02-000	EA	HOLD DOWN - SPACER
14	009136-02-000	EA	HANGER - RING - PIN TYPE - CURTAIN - BRASS
15	102075-01-02A	EA	ROD - SHOWER CURTAIN - 1" OD X 30.9" - SOFT WHITE
15	102075-06-02A	EA	ROD - SHOWER CURTAIN - 1" OD X 33.5" - SOFT WHITE
15	102075-09-01A	EA	ROD - SHOWER CURTAIN - 1" OD X 29.5" - OFF WHITE
15	102075-09-02A	EA	ROD - SHOWER CURTAIN - 1" OD X 46.3" - SOFT WHITE
15	102075-10-02A	EA	ROD - SHOWER CURTAIN - 1" OD X 46.3" - SOFT WHITE
15	102075-16-02A	EA	ROD - SHOWER CURTAIN - 1" OD X 34.2" - SOFT WHITE
15	102075-17-02A	EA	ROD - SHOWER CURTAIN - 1" OD X 39.3" - SOFT WHITE
15	102075-18-02A	EA	ROD - SHOWER CURTAIN - 1" OD X 38.9" - SOFT WHITE
15	102075-19-02A	EA	ROD - SHOWER CURTAIN - 1" OD X 39.3" - SOFT WHITE
16	083170-01-000	EA	BRACKET - BLIND - LEFT SIDE WHEN FACING WINDOW
17	083170-02-000	EA	BRACKET - BLIND - RIGHT SIDE WHEN FACING WINDOW
18	094907-04-000	EA	END CAP - BOTTOM/PLEATED BLIND (RH & LH)
19	094907-02-000	EA	END CAP - TOP/PLEATED BLIND - PLASTIC - GRAY
	094907-05-700	EA	END CAP-RH BOTTOM BLIND
	094907-05-701	EA	END CAP-LH BOTTOM BLIND
20	101033-02-000	EA	END CAP - TRACK/CLEAR
21	097564-03-000	EA	HANDLE - KNOB - E-Z LIFT SHADE - TAN
21	097564-04-000	EA	HANDLE - KNOB - E-Z LIFT SHADE - NAVY
21	097564-05-000	EA	HANDLE - KNOB - E-Z LIFT SHADE - TEAL
21	097564-06-000	EA	HANDLE - KNOB - E-Z LIFT SHADE - ALABASTER
21	097564-07-000	EA	HANDLE - KNOB - E-Z LIFT SHADE - SILVER
21	000G68-06-12J	EA	SCREW 6-18X.75 POH BRASS
22	029130-01-000	EA	SCREW - SNAP SOCKET - #8 PH X 5/8"
22	029130-03-000	EA	SCREW - SNAP SOCKET - #8 PH X 1"
23	029155-01-000	EA	CAP - SNAP - 5/32" OUTSIDE DIAMETER OF PIN
24	029156-01-000	EA	SOCKET - SNAP - 9/16" O.D.
24	029156-02-000	EA	SOCKET - SNAP - 27/64" O.D.
25	106544-01-000	EA	PULL - SHADE/BRASS
	106544-01-001	EA	SCREW - SHADE/BRASS
26	101033-08-000	EA	TRACK - WALL - 75"
26	101033-09-000	EA	TRACK - WALL - 32"
27	105648-01-02A	EA	BRACE - VALANCE - OFF/WHITE - 14"
27	075943-10-000	EA	BRACE - VALANCE - 20"
28	083125-07-000	EA	BRACE - WINDOW MOUNT - 2.5" - OFF WHITE
28	083125-08-000	EA	BRACE - WINDOW MOUNT - 3/4 - OFF WHITE
29	127254-03-02A	EA	TRACK - CURTAIN/RIGHT HAND - ANTELOPE - F & G SERIES
29	127254-03-03A	EA	TRACK - CURTAIN/RIGHT HAND - TITANIUM - F & G SERIES
29	127254-04-02A	EA	TRACK - CURTAIN/LEFT HAND - ANTELOPE - F & G SERIES
29	127254-04-03A	EA	TRACK - CURTAIN/LEFT HAND - TITANIUM - F & G SERIES
30	097565-01-000	EA	BRACKET - MOUNTING/PLEATED BLIND
31	093475-01-701	EA	CAP-END, WITH INVERTED STUD
32	105450-14-01A	EA	TRACK - CURTAIN - 90" - OFF WHITE
33	009700-04-002	EA	TRACK/CURTAIN - L SHAPED - 15.5' - OFF WHITE
33	118896-05-02A	EA	TRACK - CURTAIN - RIGHT HAND - HAMPTON TAN - Q-SERIES
33	118897-04-02A	EA	TRACK - CURTAIN - LEFT HAND - HAMPTON TAN - Q-SERIES
33	126456-01-03A	EA	TRACK - CURTAIN - RIGHT HAND - TITANIUM - L-SERIES
33	126456-02-03A	EA	TRACK - CURTAIN - LEFT HAND - TITANIUM - L-SERIES
33	126456-03-02A	EA	TRACK - CURTAIN - RIGHT HAND - ANTELOPE - L-SERIES
33	126456-04-02A	EA	TRACK - CURTAIN - LEFT HAND - ANTELOPE - L-SERIES
34	093487-90-000	EA	WAND - 30" - FRONT WRAP AROUND
35	097591-01-000	EA	SPRING - EXTENSION/PLEATED BLIND
36	101031-01-000	YD	TAPE - GLIDE/CURTAIN - 4.25" SPACING
37	094907-06-000	EA	HARDWARE - END CAP - E-Z LIFT - TOP
38	089275-01-000	FT	STRIP - 3/4" X 96" - CLEAR POLYETHYLENE
	094908-03-000	FT	HARDWARE - SEMI-RIDGED PVC - EZ LIFT
	094908-04-000	FT	STRAP - FLAT POLY VINYL
	095567-01-000	EA	TACK - STRIP - .5" X 625' ROLL
	097593-02-000	FT	CORD - BLIND - PLEATED - GRAY
	097593-06-000	FT	CORD - BLIND - PLEATED - PEWTER
	097593-07-000	FT	CORD - BLIND - PLEATED - PALE JADE
	097593-10-000	FT	CORD - BLIND - PLEATED - VANILLA

CURTAIN & CUSHION GROUP (CONTINUED)

ACCESSORIES

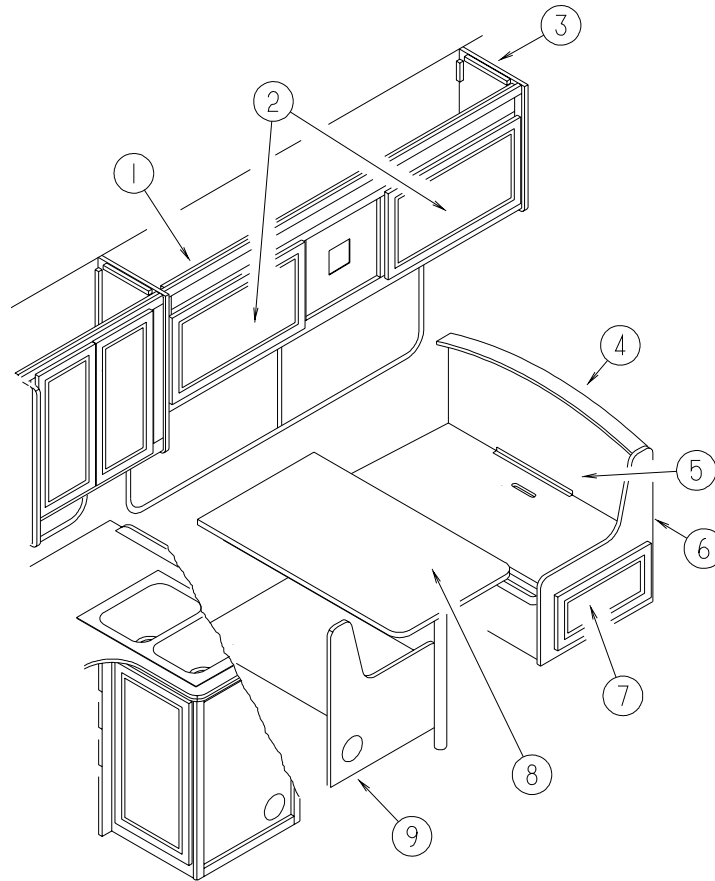
KEY	PART NUMBER	U/M	DESCRIPTION
	057759-01-000	EA	WASHER - FLAT F/SEAT BELT - 4" DIAMETER
	007021-01-000	EA	SEAT BELT - 2" X 90" - BLACK
	069178-02-000	EA	BRACKET - MOUNTING/ASSIST HANDLE - GRAY
	000C16-07-16B	EA	BOLT - CARRIAGE - ASSIST HANDLE - 7/16-14 X 1
	000D20-07-00B	EA	NUT - ACORN - ASSIST HANDLE - 7/16 - 14
	053552-02-K01	EA	HANDLE - ASSIST - INTERIOR/ENTRY DOOR - VINYL/OFF WHITE

CURTAIN & CUSHION GROUP (CONTINUED)
FABRICS

Family - 400's	L07 "Ivory Coast" (Beige)	L08 "Aegean" (Blue)
Bucket Seats	108446-T5-000	126883-42-000
Dinette	126883-38-000	126883-52-000
Dinette Pads	108446-T5-000	126883-42-000
Kitchen Chairs	126883-T5-000	126883-42-000
Stackmore Chairs	126883-T5-000	126883-42-000
Sofa	126883-38-000	126883-52-000
Swivel Chair	108446-T5-000	126883-42-000
Lounge Windows	108446-T5-000 126883-38-000	126883-52-000 126883-42-000
Lounge Pillow	108446-T5-000 126883-38-000	126883-42-000 126883-52-000
Overhead Bunk	126883-T5-000	126883-42-000
Bedroom Window	105745-L4-000 105745-L3-000	105745-64-000 105745-M7-000
Bedroom Leg	105745-T5-000	105745-64-000
Bedroom Pillow	105745-L3-000 105745-L4-000	105745-M7-000 105745-64-000
Bedspread	105745-L3-000	105745-M7-000
Pillow Shams	105745-L3-000 105745-L4-000	105745-M7-000 105745-64-000
Frt Wrap Curtain	072333-85-000	072333-85-000
Overhead Curtain	105745-L3-000	105745-M7-000
Day/Nighter	094911-53-000 094911-50-000	094911-53-000 094911-50-000
Ceiling Vinyl	113979-09-01A	113979-09-01A

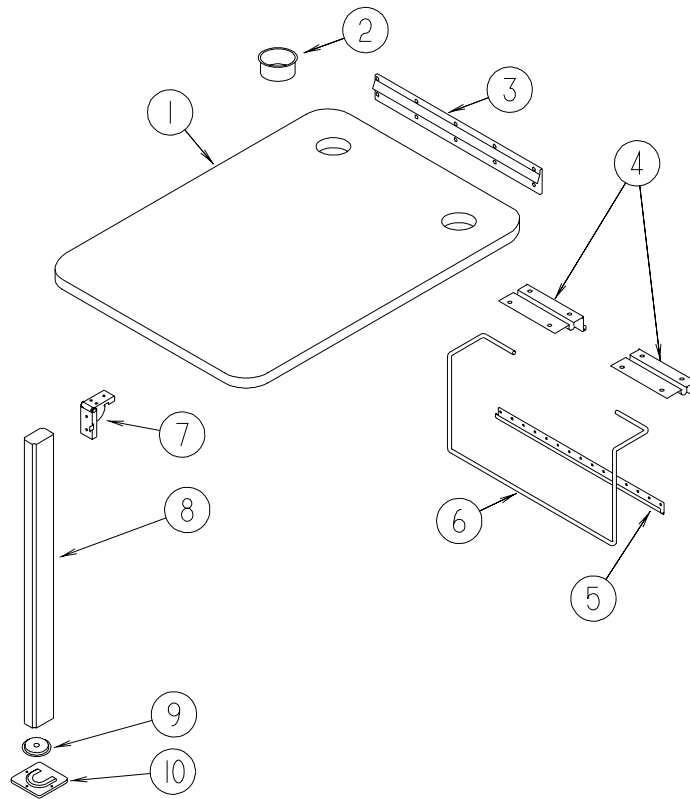
NOTE: THE FABRIC LISTED FIRST IN A BLOCK, IS THE LARGEST QUANTITY OF FABRIC USED.

DINETTE GROUP CABINETS



KEY	PART NUMBER	U/M	DESCRIPTION
1	122926-04-L07	EA	CABINET - OVERHEAD/DINETTE - W/O DOORS/HARDWARE (L07) (W/FRONT BUNK)
1	122926-04-L08	EA	CABINET - OVERHEAD/DINETTE - W/O DOORS/HARDWARE (L08) (W/FRONT BUNK)
1	122926-03-L07	EA	CABINET - OVERHEAD/DINETTE - W/O DOORS/HARDWARE (L07) (W/FRONT TV)
1	122926-03-L08	EA	CABINET - OVERHEAD/DINETTE - W/O DOORS/HARDWARE (L08) (W/FRONT TV)
2	132141-86-L07	EA	DOOR - RAIL/VENEER - 11.4" X 28.1" - W/O HARDWARE
2	132141-56-L07	EA	DOOR - RAIL/VENEER - 14.3" X 26.7" - W/O HARDWARE
3	109908-80-K04	EA	END CAP - OVERHEAD CABINET
4	111338-06-L07	EA	PAD - DINETTE SEATBACK
4	111338-06-L08	EA	PAD - DINETTE SEATBACK
5	M08123-03-G04	EA	CABINET - SEATBACK - RIGHT HAND
6	M08122-10-H07	EA	CABINET - SEATBASE - RIGHT HAND - W/O DOOR/DRAWER/HDW
7	131995-G4-L01	EA	DOOR - RAIL/SOLID PANEL - 10" X 19.1" - W/O HARDWARE
	081295-01-G01	EA	SUPPORT - BED/DINETTE - 28" LONG
8	132034-04-L15	EA	TABLE TOP ONLY - 41.6" X 29.7"
9	M06885-24-G04	EA	CABINET - SEATBASE - LEFT HAND-W/O DOORS/DRAWERS/HARDWARE
	081295-04-G04	EA	SUPPORT - BED/DINETTE - 40" LONG

DINETTE GROUP (CONTINUED)
TABLE



KEY	PART NUMBER	U/M	DESCRIPTION
1	132034-04-L15	EA	TABLE TOP ONLY - 41.6" X 29.7"
2	064781-06-000	EA	HOLDER/CUP - TWO STEP - OFF WHITE
3	053200-13-000	EA	SUPPORT - TABLE - 18.5"
4	088410-02-000	EA	BRACKET - LIFT - TABLE MOUNTED
5	024281-15-000	EA	BRACKET/TABLE - LIFT ROD/LOWER WALL MOUNTED - 17.12"
6	024275-13-000	EA	ROD - TABLE LIFT - OFF/WHITE
7	093550-01-000	EA	BRACKET - HINGE - MOUNTS TO LEG & TABLE TOP - 1.7" X 2.6"
8	092707-04-05A	EA	LEG - TABLE - W/O HARDWARE - 27" - WATERFORD OAK
9	092593-01-05A	EA	CATCH - TABLE LEG - OFF/WHITE
10	049493-12-000	EA	CATCH - TABLE LEG/FLOOR MOUNTED - OFF WHITE

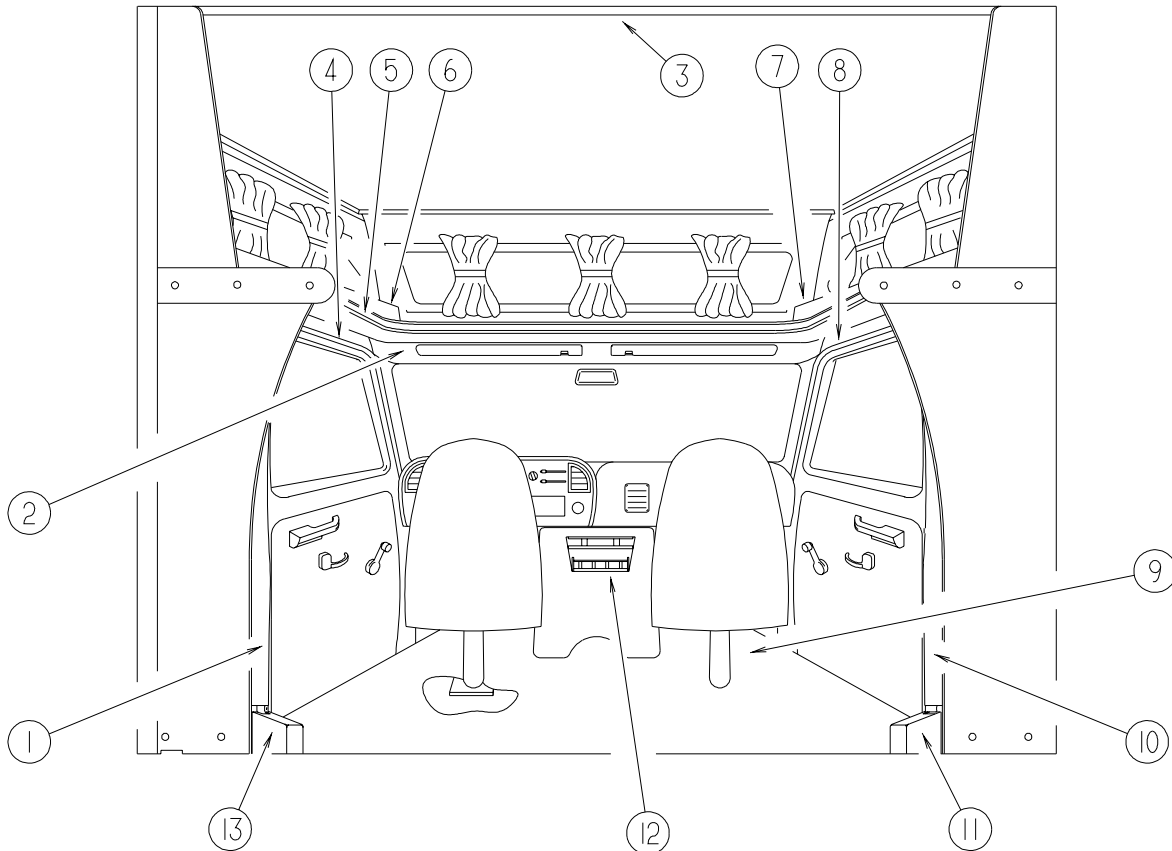
DRIVERS COMPARTMENT GROUP

INSTRUMENT PANEL

KEY	PART NUMBER	U/M	DESCRIPTION
	094795-09-000	EA	CLUSTER - INSTRUMENT PANEL - KILOMETERS - GAS/DIESEL-FORD
	100138-01-000	EA	MODULE - DAYTIME/RUNNING LIGHT
*	087202-01-000	EA	SWITCH - 4 POSITION - W/KNOB/BEZEL - 5 TERMINAL - REAR AUTO HEATER
	108357-09-000	EA	SWITCH - ROCKER SPDT - ON/NONE/MOM - 3 TERMINAL- "AUXILARY START"
	108356-07-01A	EA	COVER/ACTUATOR SWITCH - 2 ROWS DIMPLES - AUX START - BLACK
	081994-07-000	EA	PLATE - SWITCH - "AUXILARY START"

***COMPONENT PARTS FOUND IN SERVICE PARTS LIBRARY**

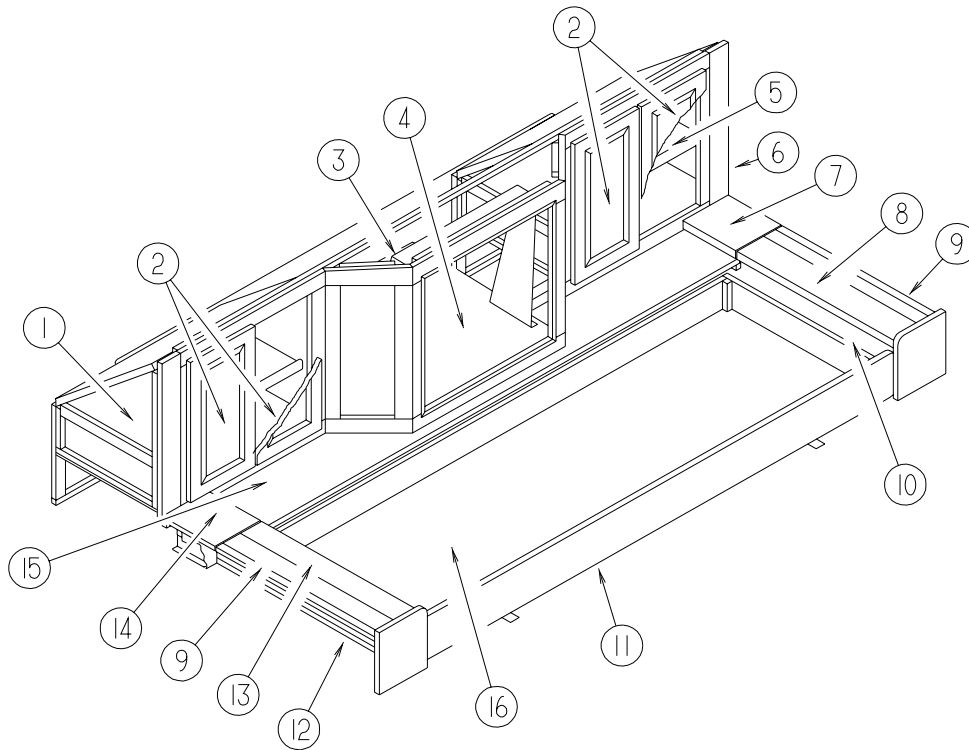
DRIVERS COMPARTMENT GROUP (CONTINUED)
FRONT INTERIOR



KEY	PART NUMBER	U/M	DESCRIPTION
1	125031-02-H04	EA	TRIM - CAB - B-PILLAR - DRIVER SIDE
2	106448-01-H04	EA	HEADLINER - W/VINYL
3	131666-01-01A	EA	TRIM - FRONT ROOF SECTION
3	082111-02-000	EA	COVER-ROOF BREAK,OFF WHT
4	106447-04-H04	EA	TRIM - CAB DOOR - UPPER/LEFT HAND
5	119520-01-01A	FT	MOLDING-T - 1" - W/EDGE LIPS (OFF/WHITE-CREAM)
6	109894-01-L03	EA	CABINET - HAMPER - DRIVER/Front - W/O HARDWARE
7	109894-03-L03	EA	CABINET - HAMPER - PASSENGER/Front - W/O HARDWARE
8	106447-03-H04	EA	TRIM - CAB DOOR - UPPER/RIGHT HAND
9	125780-01-000	EA	MAT - FLOOR - FRONT/PASSENGER - "W" - FORD
9	125780-02-000	EA	MAT - FLOOR - FRONT/DRIVER - "W" - FORD
10	125031-01-H04	EA	TRIM - CAB - B-PILLAR - PASSENGER SIDE
11	106431-01-02A	EA	COVER - SEATBELT RECOIL - PASSENGER SIDE - VW GRAY
12	134093-01-01A	EA	CONSOLE-FORD,MODIFIED (1999 CHASSIS)
12	133834-01-01A	EA	TRAY - BEVERAGE - 2 HOLE/INSERT MOTOR COVER - WATERFORD (1999 CHASSIS)
12	133831-01-01A	EA	HOLDER - CUP W/THREE CENTERLINE RUBBER FINGERS (1999 CHASSIS)
12	125291-01-01A	EA	TRAY - BEVERAGE - F/DELUXE MOTOR COVER (2000 CHASSIS)
13	106431-02-02A	EA	COVER - SEATBELT RECOIL - DRIVER SIDE - VW GRAY
*	106025-03-01A	EA	LADDER - BUNK - BLACK - 47.3"
	091952-01-000	EA	CLIP-GRIPPER - 1"
	094658-02-G04	EA	OAK HANDLE - WATERFORD OAK
	111414-01-000	EA	RECEPTACLE - 12V - W/O BIMETAL

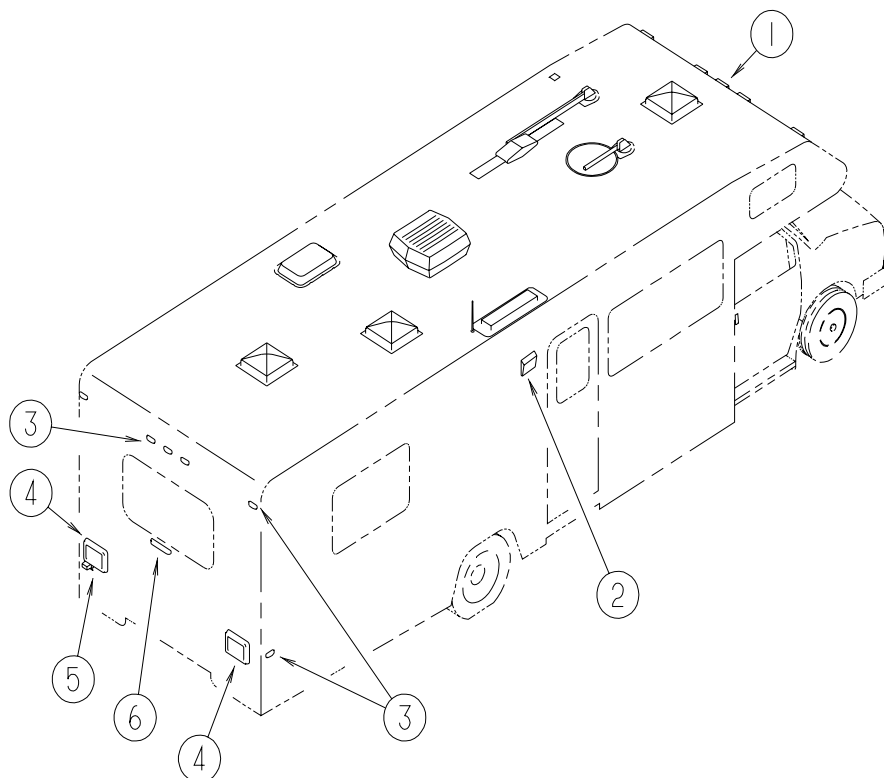
***COMPONENT PARTS FOUND IN SERVICE PARTS LIBRARY**

DRIVERS COMPARTMENT GROUP (CONTINUED)
CABINETS



KEY	PART NUMBER	U/M	DESCRIPTION
1	133221-02-L07	EA	CABINET - ENTERTAINMENT CENTER/SHELF - W/O HARDWARE
	113156-11-G04	EA	SHELF - W/MOLDING
2	132141-92-L07	EA	DOOR - RAIL/VENEER - 10.6" X 19.8" - W/O HARDWARE
3	110790-03-000	EA	BRACKET - TIEDOWN/TV
4	111356-02-J01	EA	SHELF - TV - W/TIEDOWN BRACKET
5	133221-01-L07	EA	CABINET - ENTERTAINMENT CENTER/SHELF - W/O HARDWARE
	133221-11-L07	EA	SHELF - W/MOLDING
6	133234-01-L07	EA	CABINET - ENTERTAINMENT CENTER FACE - W/O HARDWARE
7	113155-19-L01	EA	COUNTERTOP - ENTERTAINMENT CENTER STORAGE
8	113155-12-L01	EA	COUNTERTOP - ENTERTAINMENT CENTER STORAGE
9	113155-21-K08	EA	COUNTERTOP - ENTERTAINMENT CENTER STORAGE
10	113155-03-L07	EA	CABINET/STORAGE - RIGHT END - W/FLIP UP COUNTERTOP
11	100847-11-J02	EA	FACE - DRAWER VINYL COVERED - 5.5" X 76.7"
12	113155-04-L07	EA	CABINET/STORAGE - LEFT END - W/FLIP UP COUNTERTOP
13	113155-18-K08	EA	COUNTERTOP - ENTERTAINMENT CENTER STORAGE
14	113155-11-L01	EA	COUNTERTOP - ENTERTAINMENT CENTER STORAGE
15	133234-12-L07	EA	SHELF - W/MOLDING
16	100847-01-L07	EA	DRAWER - ENTERTAINMENT CENTER - W/O HARDWARE

ELECTRICAL GROUP LIGHTS

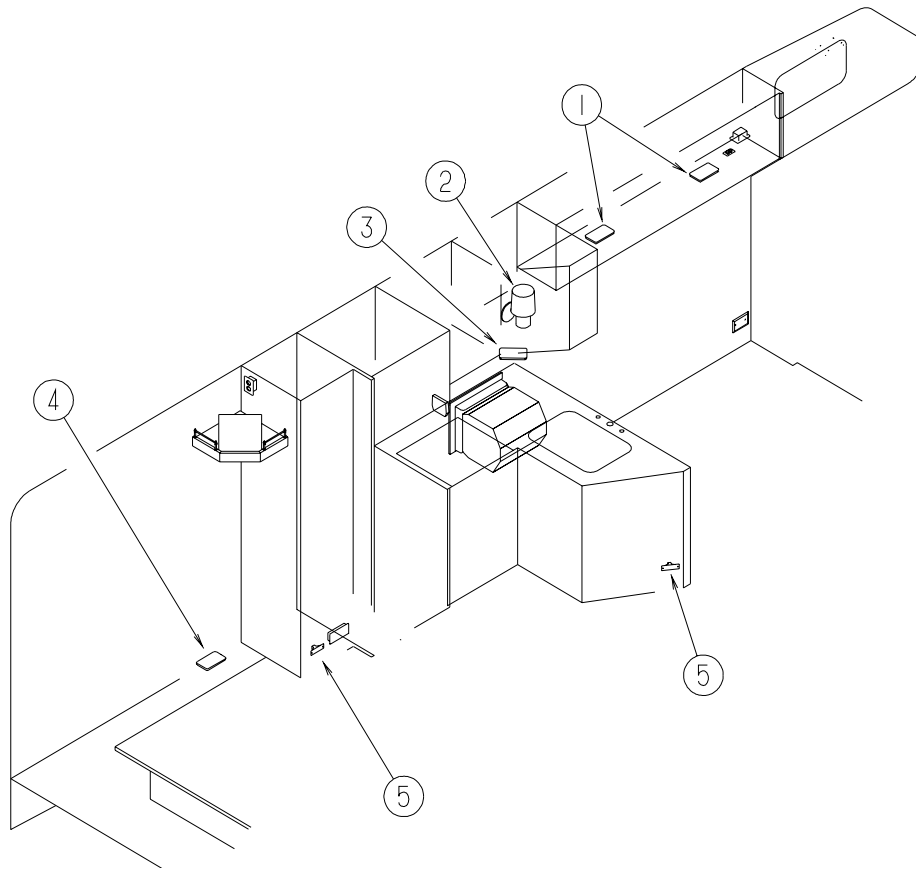


EXTERIOR

KEY	PART NUMBER	U/M	DESCRIPTION
1	111102-01-000	EA	BASE - LAMP MARKER
1	111102-02-000	EA	LENS - AMBER - MARKER LAMP
	036196-01-000	EA	BULB - 12 VOLT - #194 - .27 AMP - BAYONETTE
2*	097917-01-06A	EA	LIGHT - PORCH - BRIGHT WHITE
	008215-01-000	EA	BULB - 12 VOLT - #1003 - .94 AMP
2*	008089-02-000	EA	LIGHT - PORCH - RECESSED - CANADIAN
	091981-01-000	EA	GASKET - PORCH LIGHT
	008214-01-000	EA	BULB - 12 VOLT - #67 - .59 AMP
3	111102-01-000	EA	BASE - LAMP MARKER
3	111102-03-000	EA	LENS - RED - MARKER LAMP
	036196-01-000	EA	BULB - 12 VOLT - #194 - .27 AMP - BAYONETTE
4*	081638-01-000	EA	TAILLIGHT/DOUBLE W/BLACK TRIM - DRIVER/PASSENGER SIDE
4	103355-02-01A	EA	POD - TAIL LIGHT - BRIGHT WHITE
4	037934-01-000	EA	BULB - 12V - #1156 - 2.1 AMP CLEAR GLASS (BACK UP & TURN SIGNAL)
4	037935-01-000	EA	BULB - 12V - #1157 OR #2057 - 2.1 AMP - CLEAR GLASS (BRAKE LIGHT)
5	066432-02-000	EA	LIGHT - LICENSE - BLACK
	066432-03-000	EA	BRACKET - LICENSE PLATE
6	121950-01-000	EA	LIGHT - BRAKE - CENTER MOUNT

***COMPONENT PARTS FOUND IN SERVICE PARTS LIBRARY**

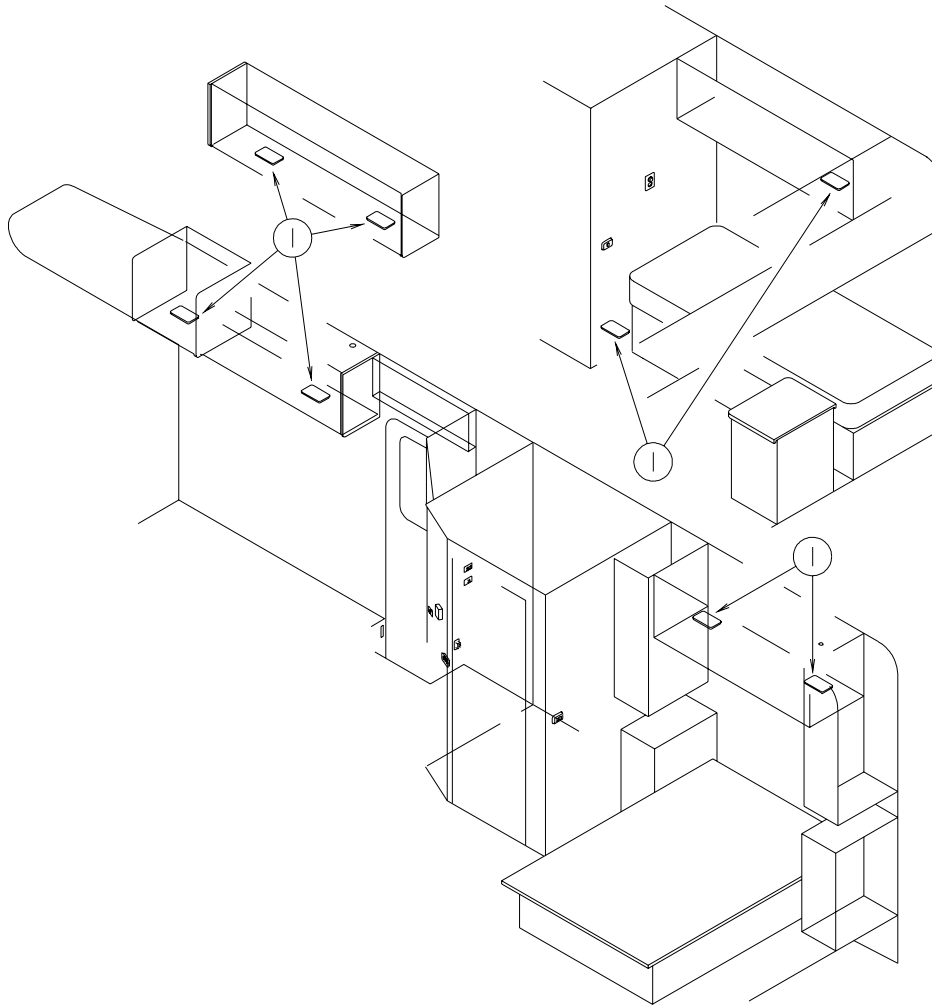
ELECTRICAL GROUP (CONTINUED)
LIGHTS (CONTINUED)



KEY	PART NUMBER	U/M	DESCRIPTION	VENDOR NO.
1*	098024-05-02A	EA	LIGHT - DOME - 1 BULB - SKYLITE - WHITE	
1	008218-01-000	EA	BULB - DOME LIGHT - 12 VOLT - NO. 1141	
1	098024-01-701	EA	LENS - OPTI CLEAR - SKYLITE	809902
2	119258-02-01A	EA	LAMP - WALL	
2	117806-01-000	EA	BULB - 12 VOLT #912 - 1.0 AMPS	
3*	098024-05-02A	EA	LIGHT - DOME - 1 BULB - SKYLITE/OPTI CLEAR	PD 771WRR US/CSA
4*	098024-01-03A	EA	LIGHT - DOME - 1 BULB - WHITE	
	008218-01-000	EA	BULB - 12 VOLT - #1141 - 1.44 AMP	
5	061424-01-000	EA	LIGHT - AISLE - 12 VOLT - RECTANGULAR	
5	008103-01-000	EA	BULB - DASH/AISLE LIGHT - #53 - 12 VOLT - .12 AMP	

***COMPONENT PARTS FOUND IN SERVICE PARTS LIBRARY**

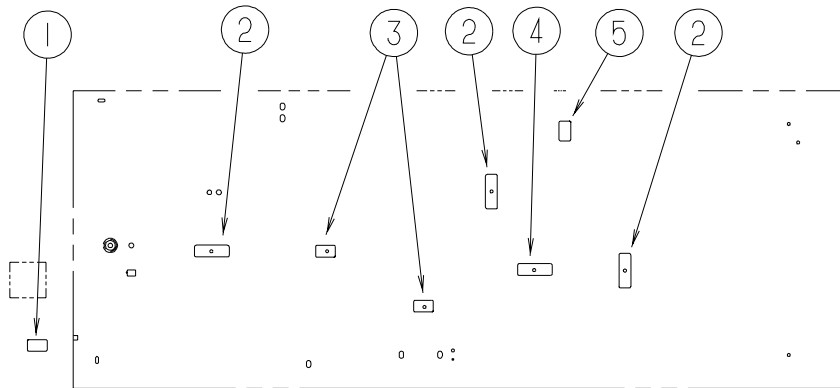
ELECTRICAL GROUP (CONTINUED)
LIGHTS (CONTINUED)



KEY	PART NUMBER	U/M	DESCRIPTION	
1*	098024-05-02A	EA	LIGHT - DOME - 1 BULB - SKYLITE/OPTI CLEAR	PD 771WRR US/CSA

***COMPONENT PARTS FOUND IN SERVICE PARTS LIBRARY**

ELECTRICAL GROUP (CONTINUED)
LIGHTS (CONTINUED)



KEY	PART NUMBER	U/M	DESCRIPTION
1*	098024-05-02A	EA	LIGHT - DOME - 1 BULB - SKYLITE/OPTI CLEAR PD 771WRR US/CSA
2	098024-08-02A	EA	LIGHT - DOME - 2 BULB - W/O SWITCH
			FROM: 00-00-00 THRU: 03-05-00
2	098024-09-02A	EA	LIGHT - DOME - 1 LENS/2 BULB FIXTURE - W/O SWITCH
			FROM: 03-06-00 THRU: 99-99-99
3	098024-07-02A	EA	LIGHT - DOME W/O SWITCH - 1 BULB
4*	098024-03-02A	EA	LIGHT - DOME - 2 BULB - WHITE
5*	121935-01-01A	EA	LIGHT - DOME - SHOWER

***COMPONENT PARTS FOUND IN SERVICE PARTS LIBRARY**

ELECTRICAL GROUP (CONTINUED)

CIRCUIT BREAKERS & FUSES

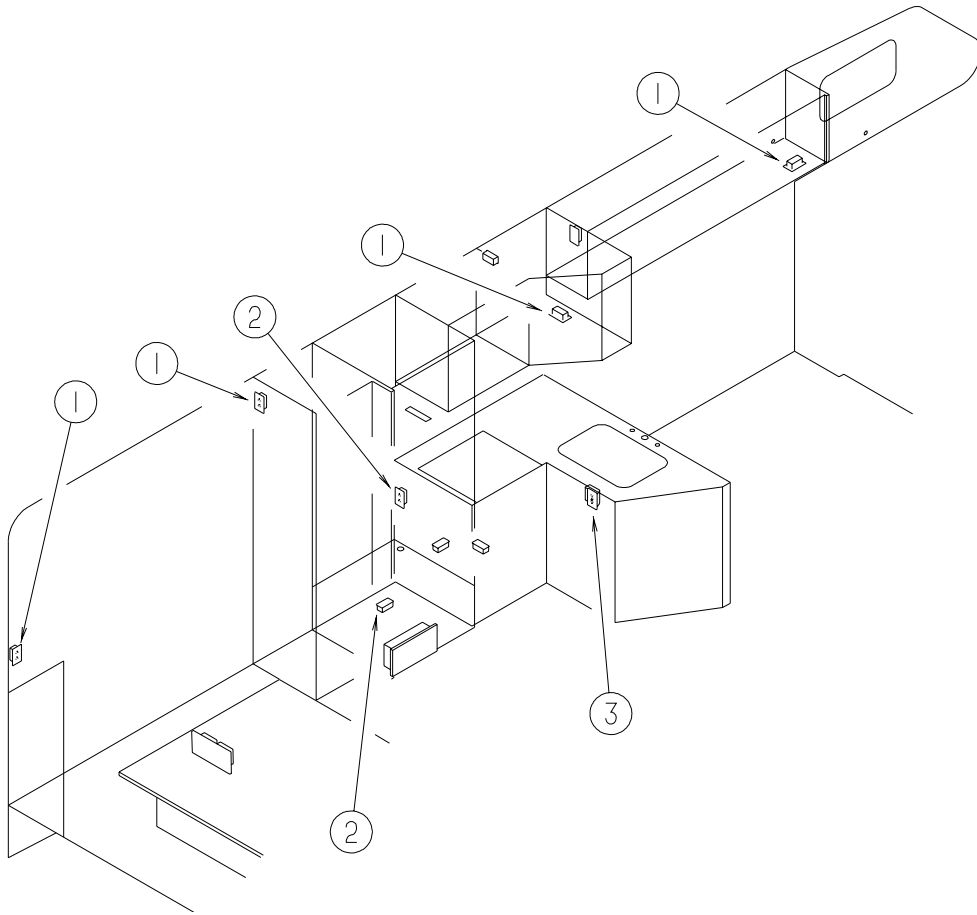
KEY	PART NUMBER	U/M	DESCRIPTION
	008235-01-000	EA	FUSE - 15 AMP/12VOLT - AUTOMOTIVE
	062901-02-000	EA	FUSE - 5 AMP - AUTOMOTIVE
	062901-05-000	EA	FUSE - 15 AMP - AUTOMOTIVE
	083209-02-000	EA	CIRCUIT BREAKER - 15/15 AMP - 120 VOLT
	083209-03-000	EA	CIRCUIT BREAKER - 15/20 AMP - 120 VOLT
	083209-04-000	EA	CIRCUIT BREAKER - 30 AMP - 120 VOLT
	083209-06-000	EA	CIRCUIT BREAKER - 30/15 AMP - 120 VOLT
	093654-01-000	EA	CIRCUIT BREAKER - 6 AMP - 12 VOLT
	093654-03-000	EA	CIRCUIT BREAKER - 20 AMP - 12 VOLT
	093655-01-000	EA	CIRCUIT BREAKER - 25 AMP - 12 VOLT
	093655-02-000	EA	CIRCUIT BREAKER - 30 AMP - 12 VOLT
	100341-01-000	EA	FUSE HOLDER - IN LINE TYPE
	108669-01-000	EA	HOUSING - AUTO FUSE HOLDER

CONVERTER, INVERTER, & LOAD CENTERS

KEY	PART NUMBER	U/M	DESCRIPTION
*	093257-02-000	EA	CONTROL CENTER - W/O CIRCUIT BREAKERS/FUSES
	099048-03-000	EA	INVERTER - 130 WATT
	113132-01-000	EA	LOAD CENTER - 120/240 VOLT - 60 AMP
	123058-02-000	EA	CONVERTER - 45 AMP - ELECTRONIC - 4 1/8"H X 7"W X 12 3/8"L

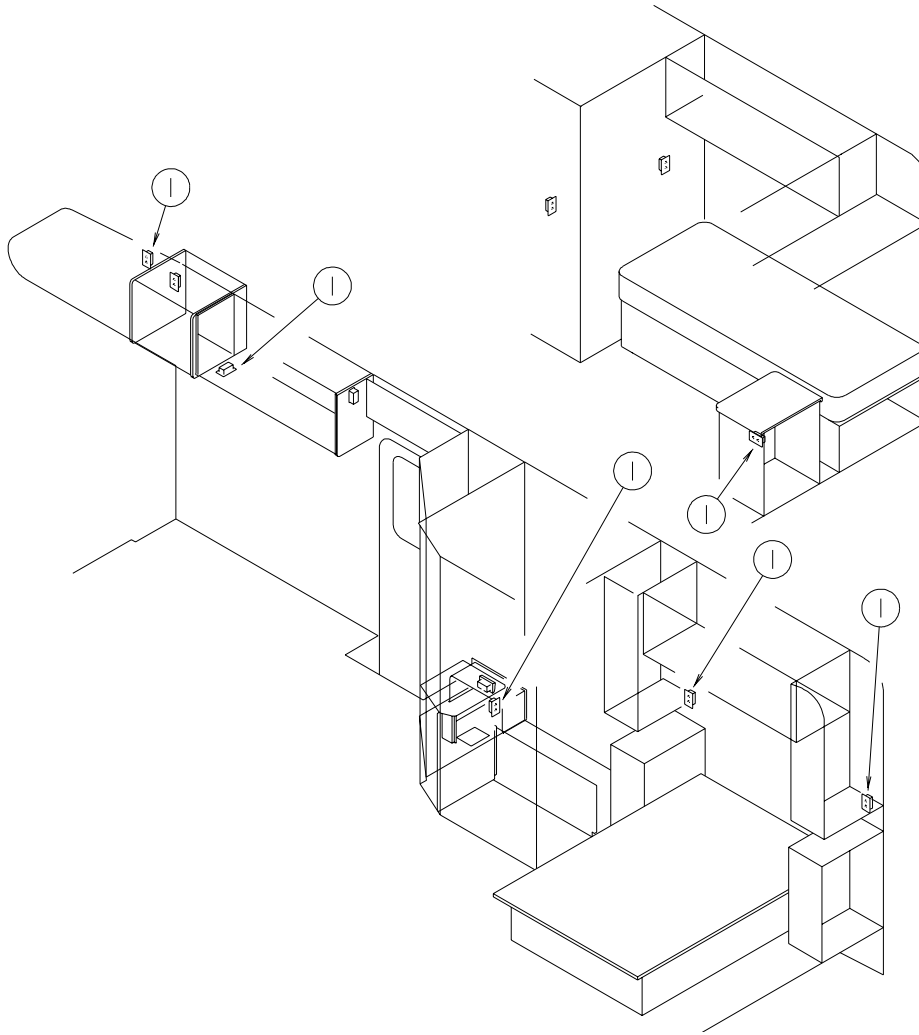
*COMPONENT PARTS FOUND IN SERVICE PARTS LIBRARY

ELECTRICAL GROUP (CONTINUED)
RECEPTACLES



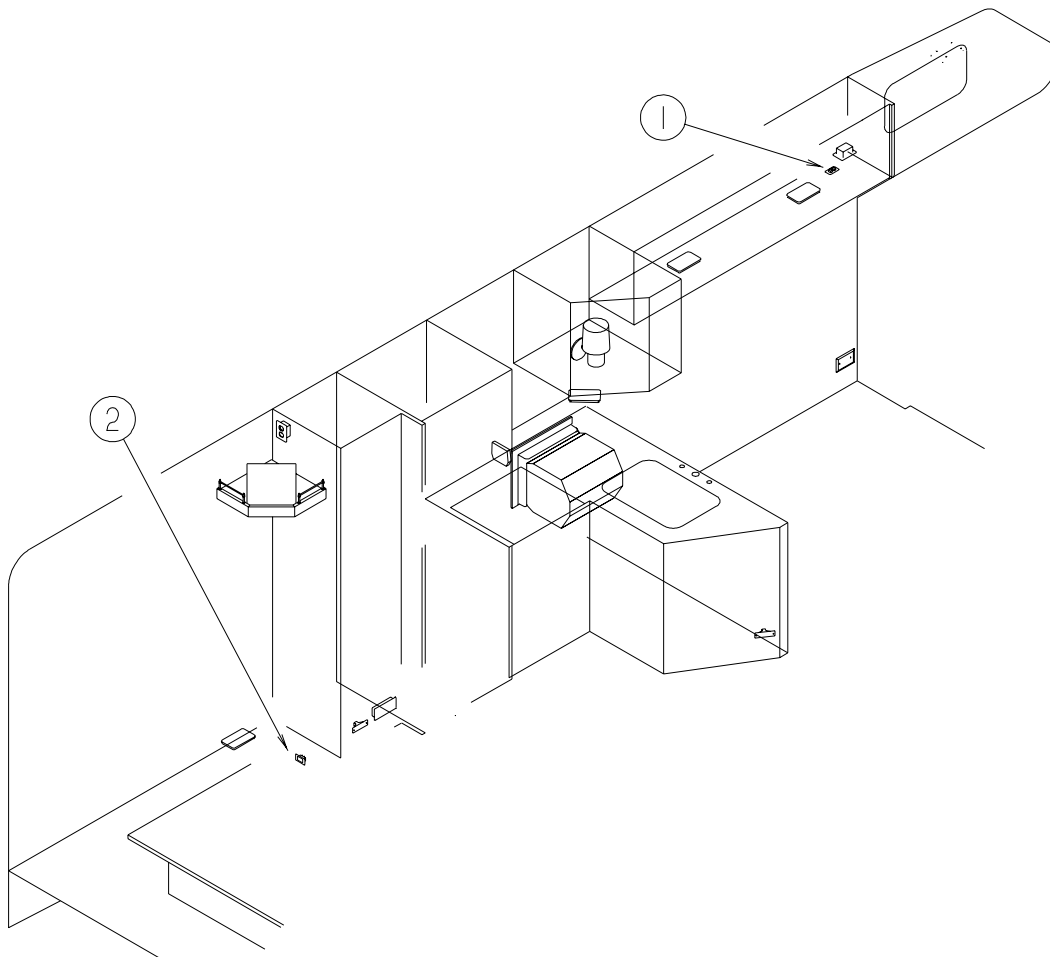
KEY	PART NUMBER	U/M	DESCRIPTION
1	058708-01-000	EA	RECEPTACLE - ELECTRIC - DOUBLE - BROWN
1	058708-02-000	EA	RECEPTACLE - ELECTRIC - DOUBLE - IVORY
2	058707-01-000	EA	RECEPTACLE - ELECTRIC - SINGLE - BROWN
3	084076-02-000	EA	RECEPTACLE - GFI - 15 AMP/125 VOLT - BROWN - W/COVER

ELECTRICAL GROUP (CONTINUED)
RECEPTACLES (CONTINUED)



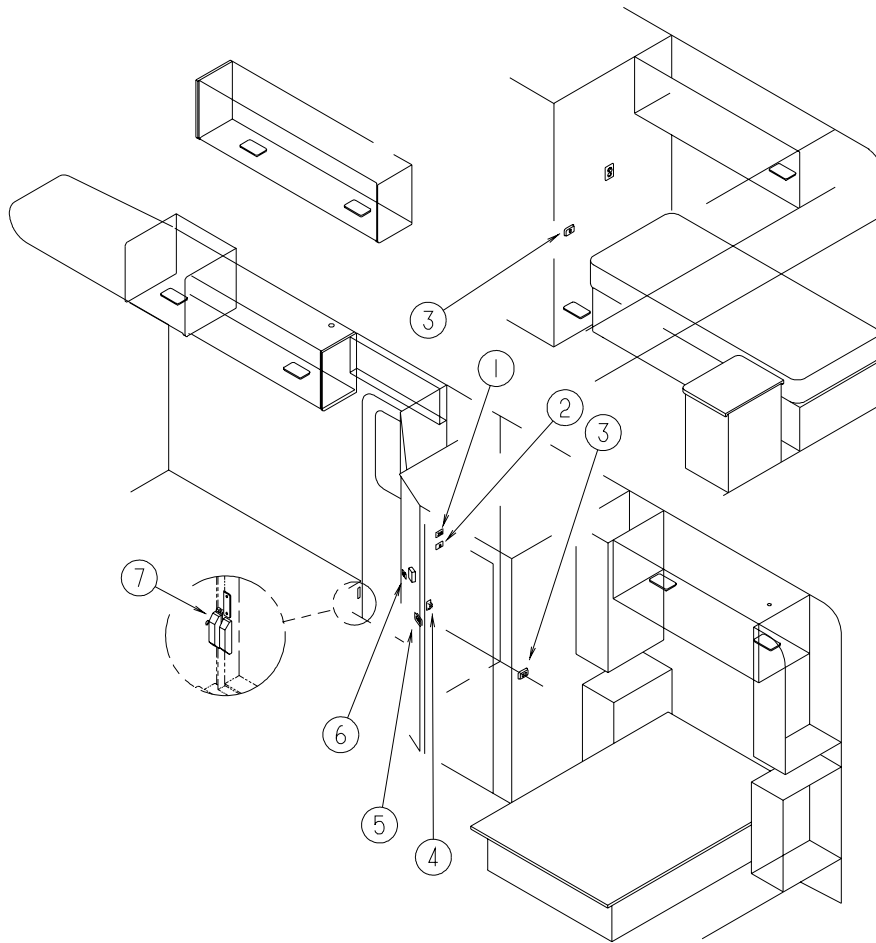
KEY	PART NUMBER	U/M	DESCRIPTION
1	058708-01-000	EA	RECEPTACLE - ELECTRIC - DOUBLE - BROWN
1	058708-02-000	EA	RECEPTACLE - ELECTRIC - DOUBLE - IVORY

ELECTRICAL GROUP (CONTINUED) SWITCHES



KEY	PART NUMBER	U/M	DESCRIPTION
1	132180-01-01A	EA	SWITCH - PADDLE - SPST - ON/OFF - BLACK
1	132180-02-01A	EA	SWITCH - PADDLE - SPDT - ON/ON - BLACK
1	098351-01-01A	EA	PLATE/SWITCH - 1 GANG - POLISHED BRASS - W/O LABEL
1	098351-15-01A	EA	PLATE/SWITCH - 2 GANG - POLISHED BRASS - COURTESY LAMP/TV
2	108356-02-01A	EA	COVER/ACTUATOR SWITCH - 2 ROWS DIMPLES- CONTURA II - BLACK
2	108357-08-000	EA	SWITCH - ROCKER DPDT - ON/NONE/ON - 6 TERMINAL
2	108355-01-000	EA	HOUSING - SWITCH

ELECTRICAL GROUP (CONTINUED)
SWITCHES (CONTINUED)



KEY	PART NUMBER	U/M	DESCRIPTION
1	132180-01-01A	EA	SWITCH - PADDLE - SPST - ON/OFF - BLACK
1	098351-06-01A	EA	PLATE/SWITCH - 2 GANG - POLISHED BRASS - PORCH/CEILING
2	132180-01-01A	EA	SWITCH - PADDLE - SPST - ON/OFF - BLACK
2	098351-10-01A	EA	PLATE/SWITCH - 1 GANG - POLISHED BRASS - STEP
3	132180-01-01A	EA	SWITCH - PADDLE - SPST - ON/OFF - BLACK
3	132180-02-01A	EA	SWITCH - PADDLE - SPDT - ON/ON - BLACK
3	098351-02-01A	EA	PLATE/SWITCH - 2 GANG - POLISHED BRASS - W/O LABEL
3	095188-01-01A	EA	SPACER - SWITCH - 2.3" X 3.4" - PLASTIC - DARK BROWN
4	108357-06-000	EA	SWITCH - ROCKER DPDT - MOM/OFF/MOM - 6 TERMINAL
4	108356-11-01A	EA	COVER/ACTUATOR SWITCH - 3 GROOVES - AUX BATT - BLACK
4	098351-07-01A	EA	PLATE/SWITCH - 1 GANG - POLISHED BRASS - GENERATOR
5	132180-01-01A	EA	SWITCH - PADDLE - SPST - ON/OFF - BLACK
5	132180-02-01A	EA	SWITCH - PADDLE - SPDT - ON/ON - BLACK
5	098351-03-01A	EA	PLATE/SWITCH - 3 GANG - POLISHED BRASS - W/O LABEL
5	095188-02-01A	EA	SPACER - SWITCH - 2.3" X 4.1" - PLASTIC - DARK BROWN
6	132180-01-01A	EA	SWITCH - PADDLE - SPST - ON/OFF - BLACK
6	098351-01-01A	EA	PLATE/SWITCH - 1 GANG - POLISHED BRASS - W/O LABEL
6	095188-01-01A	EA	SPACER - SWITCH - 2.3" X 3.4" - PLASTIC - DARK BROWN
7	116995-02-000	EA	SWITCH/MAGNET - ELECTRIC STEP - BLACK/WHITE-CLOSED CIRCUIT

ELECTRICAL GROUP (CONTINUED)

BOXES & CORDS

KEY	PART NUMBER	U/M	DESCRIPTION
	008054-01-000	EA	CORD - POWER - 10/3 WIRE - 30 AMP - 25'
	008289-01-000	EA	BOX - ELECTRIC/STEEL - 1/2" & 3/4" KNOCKOUTS - 4" X 4"
	008289-02-000	EA	BOX - ELECTRIC/STEEL - 1/2" & 3/4" KNOCKOUTS - 4" X 4"-CAN
	008294-01-000	EA	COVER - ELECTRICAL BOX - BLANK/STEEL - 4" X 4" - GRAY
	069238-01-000	EA	COVER - ELECTRICAL BOX - W/HOLE - 4" X 4" - GRAY
	091910-01-000	EA	BOX - ELECTRIC - 3.8" X 3.5" X 1.8" - PLASTIC
	091910-02-000	EA	BOX - ELECTRIC - 2.2" X 3.5" X 1.8" - PLASTIC
	107165-01-01A	EA	BOX - CIRCUIT BREAKER - 14.6" X 4" - PLASTIC
	107165-03-01A	EA	BOX - CIRCUIT BREAKER - 7.1" X 4"

WIRE ASSEMBLIES

KEY	PART NUMBER	U/M	DESCRIPTION
	073328-B4-000	EA	CABLE ASSEMBLY - BATTERY - W/TERMINALS
	090986-02-000	EA	WIRE ASSEMBLY - ELECTRIC STEP
	096449-01-000	EA	WIRE ASSEMBLY - WATER TANK TO MONITOR PANEL
	106851-01-000	EA	WIRE ASSEMBLY - RUNNING LIGHTS - FUSE
	116894-01-000	EA	WIRE ASSEMBLY - SPEED SENSOR EXTENDED
	125853-01-000	EA	WIRE ASSEMBLY - ENTERTAINMENT CENTER

CONNECTORS & CONDUIT

KEY	PART NUMBER	U/M	DESCRIPTION
	007956-05-000	EA	INSULATOR - SHRINK - .25 ID X 1.50
	008313-01-000	EA	CONNECTOR - WIRE NUT - INSULATED - YELLOW
	008314-01-000	EA	CONNECTOR - WIRE NUT - INSULATED - GRAY
	008326-01-000	EA	TERMINAL - RING - 16/14 WIRE - 3/8" STUD
	008328-01-000	EA	TERMINAL - RING - 12/10 WIRE - #10 STUD FIT
	008331-01-000	EA	TERMINAL - RING - TONGUE - #4 WIRE - 3/8" STUD - COPPER
	008348-01-000	EA	TERMINAL - RING - 3/8" STUD 2 GA. WIRE
	008355-01-000	EA	CONNECTOR - CABLE CLAMPING - 3/4"
	008356-01-000	EA	CONNECTOR - PLASTIC - 3/8" AVG
	008356-02-000	EA	CONNECTOR - PLASTIC - 21/32
	035416-04-000	EA	TERMINAL - RING - #10 STUD FIT - INSULATED BARREL #16/14
	041953-01-000	FT	CONDUIT - CONVOLUTE SLIT - .5" ID - POLYETHYLENE
	041953-03-000	FT	CONDUIT - CONVOLUTE SLIT - 1" ID (CLOTHES ROD COVER)
	041953-06-000	FT	CONDUIT - CONVOLUTE SLIT - .375" ID - POLYETHYLENE
	041953-07-000	FT	CONDUIT - CONVOLUTE SLIT - .25" ID - POLYETHYLENE
	041953-08-000	FT	CONDUIT - CONVOLUTE SLIT - 1.50" ID - POLYETHYLENE
	041953-09-000	FT	CONDUIT - CONVOLUTE SLIT - .50" ID - NYLON
	041953-10-000	FT	CONDUIT - CONVOLUTE SLIT - .75" ID - NYLON
	041953-11-000	FT	CONDUIT - CONVOLUTE SLIT - 1.06" ID - NYLON
	041953-12-000	FT	CONDUIT - CONVOLUTE SOLID - 1.1" ID - NYLON
	041953-13-000	FT	CONDUIT - CONVOLUTE SLIT - 1.25
	047443-01-000	EA	TERMINAL - .250 RECEPTACLE FIT - INSULATED - 16/14 AWG
	047443-02-000	EA	TERMINAL - .250 RECEPTACLE FIT - INSULATED - 12/10 AWG
	058028-01-000	EA	CONNECTOR - ELECTRICAL PIGTAIL - NYLON - CLEAR
	077479-01-000	EA	BOOT - BATTERY TERMINAL - DOUBLE CABLE
	077479-02-000	EA	BOOT - BATTERY TERMINAL - SINGLE CABLE
	080015-02-000	EA	RECEPTACLE - FLAG - .185 - 16/14 GAUGE
	080015-03-000	EA	RECEPTACLE - FLAG - .250 - 14/16 GAUGE
	087949-01-000	EA	BUSS BAR - 2 POSITION - .6" X 1.5"
	088473-01-000	EA	HOUSING - PIN - 12 CAVITY (3 ROWS OF 4)
	088473-02-000	EA	HOUSING - PIN - 15 CAVITY (3 ROWS OF 5)
	088473-03-000	EA	HOUSING - PIN - 9 CAVITY (3 ROWS OF 3)
	088473-08-000	EA	HOUSING - PIN - 4 CAVITY - IN-LINE
	088473-09-000	EA	HOUSING - PIN - 3 CAVITY - IN-LINE
	088473-10-000	EA	HOUSING - PIN - 2 CAVITY - IN LINE
	088474-01-000	EA	HOUSING - SOCKET - 12 CAVITY
	088474-02-000	EA	HOUSING - SOCKET - 15 CAVITY
	088474-07-000	EA	HOUSING - SOCKET - 5 CAVITY
	088474-08-000	EA	HOUSING - SOCKET - 4 CAVITY

ELECTRICAL GROUP (CONTINUED)

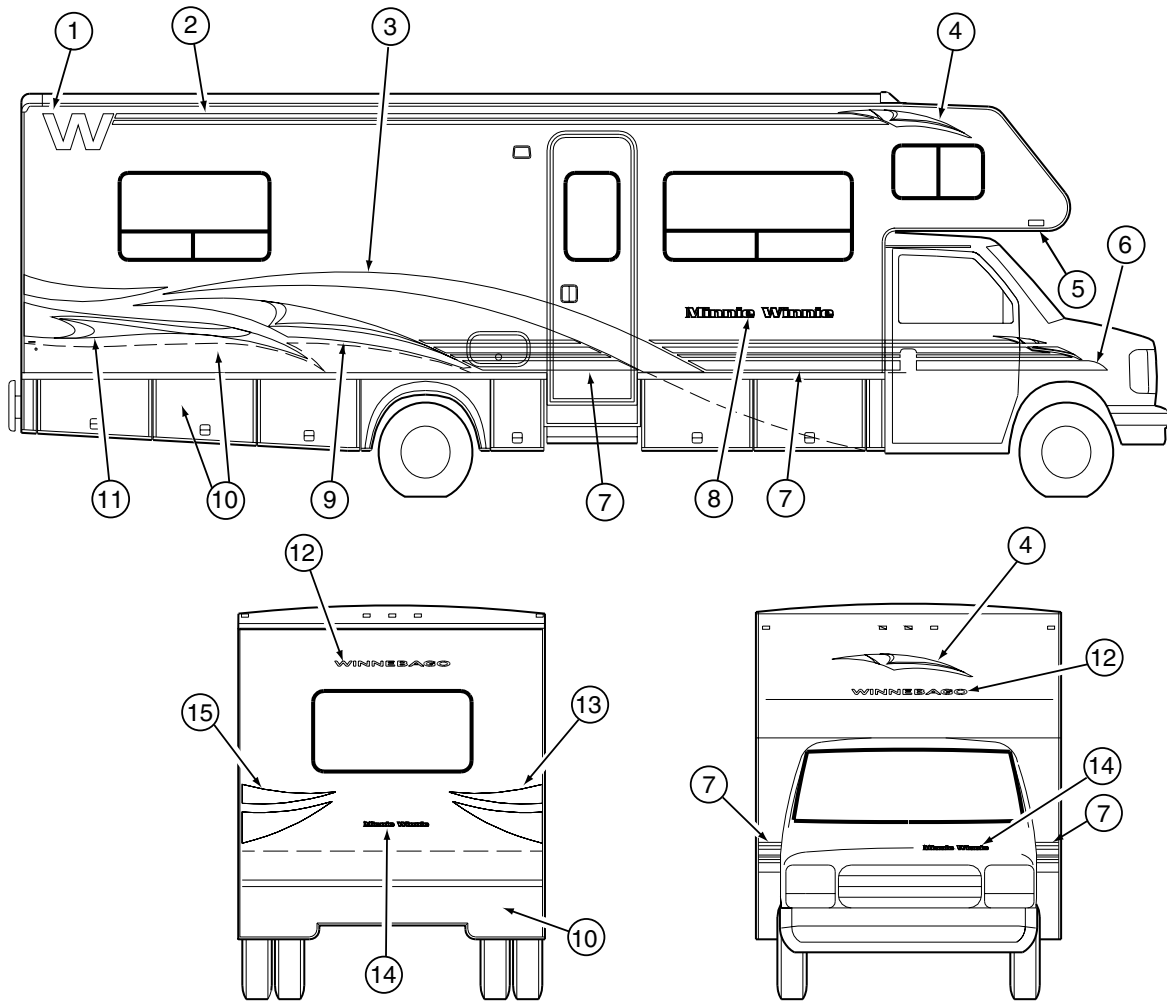
CONNECTORS & CONDUIT (CONTINUED)

KEY	PART NUMBER	U/M	DESCRIPTION
	088474-09-000	EA	HOUSING - SOCKET - 3 CAVITY
	088474-10-000	EA	HOUSING - SOCKET - 2 CAVITY
	088475-01-000	EA	PIN - CONNECTOR - 14-20 AWG
	088475-02-000	EA	PIN - CONNECTOR - 10-12 AWG
	088476-01-000	EA	TERMINAL - ELECTRICAL
	088476-02-000	EA	SOCKET - CONNECTOR - 12-10 GA - PRE-TIN
	098261-02-000	EA	SOCKET - CONNECTOR - WEATHERPACK - 14-18 AWG
	098262-01-000	EA	SEAL - CONNECTOR - WEATHERPACK
	098265-02-000	EA	PIN - CONNECTOR - WEATHERPACK
	101751-02-000	EA	HOUSING - 1 PIN - WEATHERPACK
	102777-02-000	EA	TERMINAL - RING - #6 STUD - 10 AWG
	106655-01-000	EA	TERMINAL - FUSE BLOCK - 14-16 AWG
	106655-02-000	EA	TERMINAL - FUSE BLOCK - 10-12 AWG
	112823-01-000	EA	SPLICE - REDUCER - 16-14 TO 18-22
	119223-01-000	EA	HOUSING - 6 POSITION - MALE - WEATHERPACK
	125323-02-000	EA	HOUSING - 8 POSITION - MALE
	125324-01-000	EA	TERMINAL - MALE - METRI-PACK - 150
	125325-01-000	EA	SEAL - CAVITY

BOOTS, SOLENOIDS, RELAYS & MISCELLANEOUS

KEY	PART NUMBER	U/M	DESCRIPTION
	008188-01-000	EA	SOLENOID - 3 POST - BATTERY CHANGE OVER
	063910-01-000	EA	HOUSING - RELAY
	065450-05-000	EA	TIEDOWN - BATTERY - 8.4" TUBE
	086233-01-000	EA	STUD - ISOLATED - 3/8" X 7/8" LONG
	086273-01-000	EA	RELAY - BATTERY DISCONNECT

EXTERIOR BODY GROUP GRAPHICS & PAINT

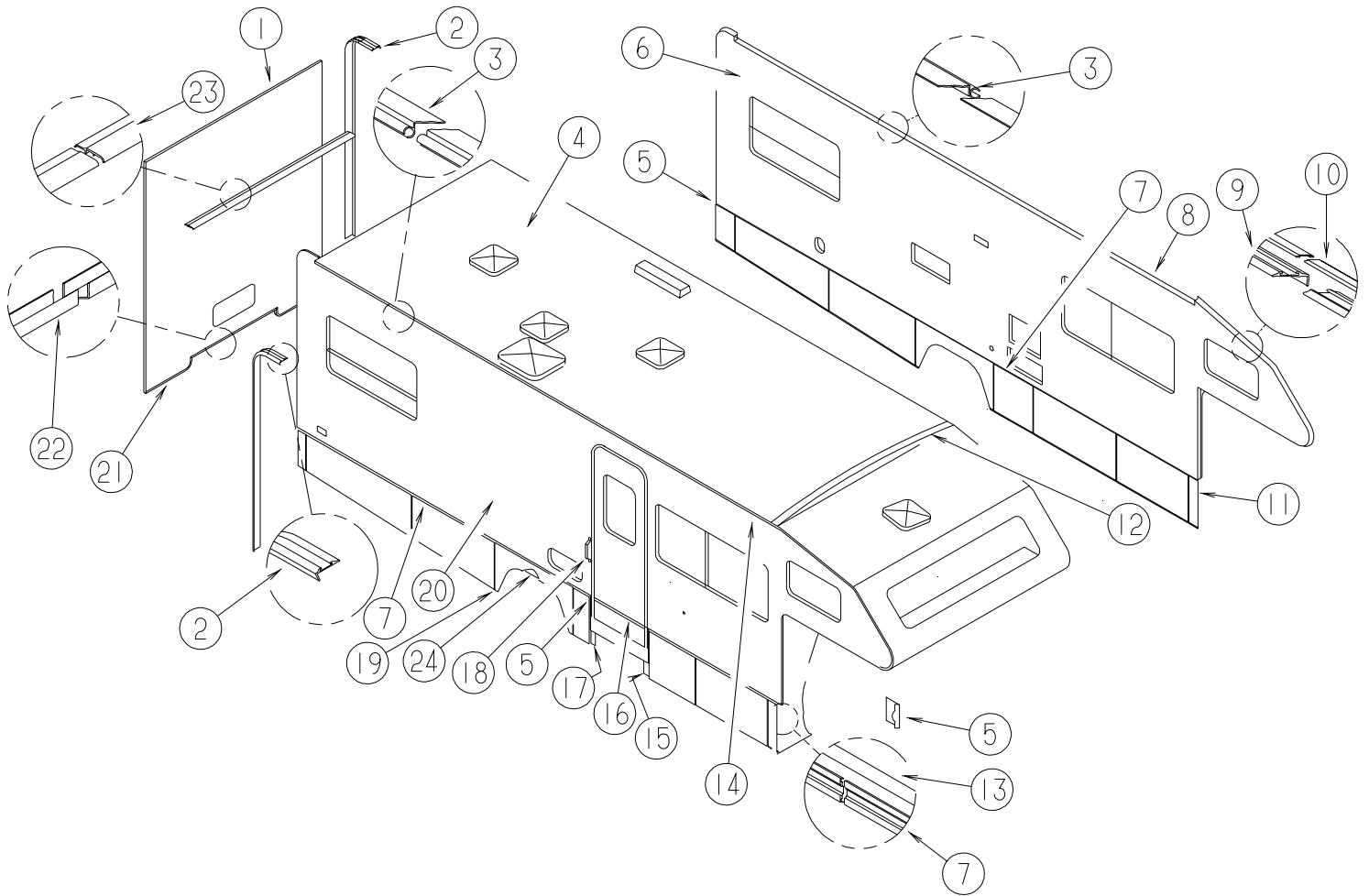


KEY	PART NUMBER	U/M	DESCRIPTION
1	120700-06-01A	EA	DECAL - LOGO - W
2	105781-75-01A	FT	FILM - MULTISTRIPE - 3.3"
3	132478-01-01A	EA	DECAL - SWEEP - PASSENGER
	132478-02-01A	EA	DECAL - SWEEP - DRIVER
4	132475-01-01A	EA	DECAL - SWEEP - PASSENGER/UPPER SMALL
	132475-02-01A	EA	DECAL - SWEEP - DRIVER/UPPER/SMALL
5	132664-01-01A	EA	DECAL - LOGO/DOMED - WINNEBAGO - GOLD/BLACK - PLASTIC
6	132474-01-01A	EA	DECAL - CAB DOOR/PASSENGER - FORD
	132474-02-01A	EA	DECAL - CAB DOOR/DRIVER - FORD
7	093689-30-01A	FT	FILM - MULTISTRIPE - 9.1"
8	121744-01-04A	EA	DECAL - "MINNIE WINNIE" - 3" X 47.2"
9	132476-01-01A	EA	DECAL - SWEEP - PASSENGE/MIDDLE
	132476-02-01A	EA	DECAL - SWEEP - DRIVER/MIDDLE
10	N/A	GL	PAINT-MED TITANIUM MET DUPONT C9248
10	N/A	GL	PAINT-PLUM HAZE MET DUPONT F6380U
11	132477-01-01A	EA	DECAL - SWEEP - PASSENGER
11	132477-02-01A	EA	DECAL - SWEEP - DRIVER
12	120702-03-17A	EA	DECAL - WINNEBAGO - 35.4"
13	132479-01-01A	EA	DECAL - SWEEP - PASSENGER/REAR
14	121744-02-03A	EA	DECAL - "MINNIE WINNIE" - 1.3" X 20"
15	132479-02-01A	EA	DECAL - SWEEP - DRIVER/REAR
	041561-03-000	EA	PAINT - 16 OUNCE SPRAY - OFF WHITE

DUPONT COLOR CODES

BRIGHT WHITE	B8951U
DK. BLUE MET	BM226
DK. TEAL MET	K9470
SMOKE MET	MM328
WINE MET	RM022

EXTERIOR BODY GROUP (CONTINUED) PANELS

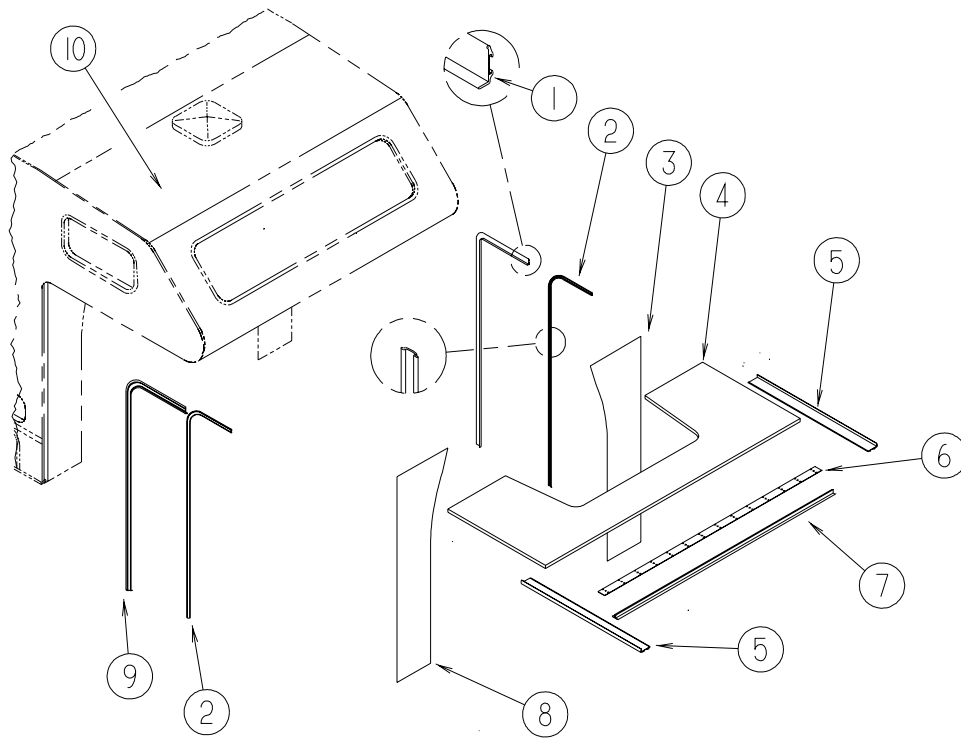


KEY	PART NUMBER	U/M	DESCRIPTION
1	133515-01-L07	EA	BACKWALL - W/O WINDOW/TRIM - QUEEN BED
1	133515-02-L07	EA	BACKWALL - W/O WINDOW/TRIM - TWIN BED
2	096854-10-01A	EA	TRIM - CONTOUR - 98" - BRIGHT WHITE
2	105312-01-07A	FT	INSERT - VINYL FEATURE STRIP - BRIGHT WHITE
3	131979-04-01A	EA	RAIL - AWNING - 144" - BRIGHT WHITE
4	133488-01-L07	EA	ROOF - REAR - W/O LIGHTS/VENTS - W/WIRING
5	124132-01-01A	EA	CAP - SIDEWALL TRIM - RIGHT HAND - 1.4" - BRIGHT WHITE
6	133486-01-L07	EA	SIDEWALL - DRIVER - W/O WINDOWS/TRIMS
7	124176-01-01A	EA	TRIM - SIDEWALL - BRIGHT WHITE - 16'
	124299-51-001	EA	EXTRUDED - RETAINER - TRIM - 144"
8	131979-06-01A	EA	RAIL - AWNING - 144" W/NOTCHED END - BRIGHT WHITE
9	105312-01-07A	FT	INSERT - VINYL FEATURE STRIP - BRIGHT WHITE
10	096854-11-01A	EA	TRIM - CONTOUR - 131.7" - BRIGHT WHITE
11	124132-02-01A	EA	CAP - SIDEWALL TRIM - LEFT HAND - 1.4" - BRIGHT WHITE
12	132075-02-L01	EA	CAP - TRANSITION/FRONT
	132076-01-02B	EA	BRACKET - TRANSITION/FRONT - E-COATED
13	124299-51-001	EA	EXTRUDED - RETAINER - TRIM - 144"
14	131979-05-01A	EA	RAIL - AWNING - 144" W/NOTCHED END - BRIGHT WHITE
15	125089-01-H07	EA	TRIM - ENTRANCE STEP
16	108688-01-03A	EA	STRIP - FEATURE - 15'
	108651-01-01A	EA	END CAP - FEATURE STRIP
17	125089-02-H07	EA	TRIM - ENTRANCE STEP

EXTERIOR BODY GROUP (CONTINUED)
PANELS (CONTINUED)

KEY	PART NUMBER	U/M	DESCRIPTION
18	132442-01-01A	EA	HANDLE - ASSIST
19	017516-01-000	EA	MUD FLAP - 14" X 18" - W/O MOUNTING HOLES - BLACK
20	133487-01-L07	EA	SIDEWALL - PASSENGER - W/O WINDOWS/TRIMS
21	103334-03-02A	EA	TRIM - BACKWALL/LOWER - RT/LT SIDES - BRIGHT WHITE - 25.6"
22	103335-02-02A	EA	TRIM - BACKWALL/LOWER - 46.2"
	134167-01-01A	EA	CAP - ROOF - REAR - BRIGHT WHITE
23	132074-01-01A	EA	CAP - ROOF - REAR/RIGHT HAND - BRIGHT WHITE
23	132074-02-01A	EA	CAP - ROOF - REAR/LEFT HAND - BRIGHT WHITE
24	121948-01-000	EA	SHIELD - SIGHT

EXTERIOR BODY GROUP (CONTINUED)
PANELS (CONTINUED)



KEY	PART NUMBER	U/M DESCRIPTION
1	104479-06-02A	EA TRIM - CONTOUR/FRONT - BRIGHT WHITE - LEFT HAND
2	105312-01-07A	FT INSERT - VINYL FEATURE STRIP - BRIGHT WHITE
3	125088-02-J05	EA WINGWALL - DRIVER
4	P25129-01-J01	EA SLEEPERBOARD
5	096854-11-01A	EA TRIM - CONTOUR - 131.7" - BRIGHT WHITE
5	105312-01-07A	FT INSERT - FEATURE STRIP - VINYL - BRIGHT WHITE
6	100086-04-01A	EA TRIM - SLEEPERBOARD/ROOF - 2" X 96.6"
7	100085-05-01A	EA TRIM - STRAP - SLEEPERBOARD
8	125088-01-J05	EA WINGWALL - PASSENGER
	002365-03-006	EA U-CHANNEL - EXTRUDED - 1" X 192" - BRIGHT WHITE
9	104479-05-02A	EA TRIM - CONTOUR/FRONT - BRIGHT WHITE - RIGHT HAND
10	P32527-01-L07	EA ROOF - FRONT - W/O LIGHTS/VENTS - W/WIRING

EXTERIOR BODY GROUP (CONTINUED)

LADDER

KEY	PART NUMBER	U/M	DESCRIPTION
	129639-06-01A	EA	LADDER - ALUMINUM BRUSHED

RUNNING BOARDS

KEY	PART NUMBER	U/M	DESCRIPTION
*	072884-27-000	EA	RUNNING BOARD SET - 39" - FORD - ALUMINUM
	106461-06-01A	EA	RUNNING BOARD - FIBERGLASS - PASSENGER - FORD - BRT WHITE FROM: 00-00-00 THRU: 11-28-99
	106461-07-01A	EA	RUNNING BOARD - FIBERGLASS - DRIVER - FORD - BRT WHITE FROM: 00-00-00 THRU: 11-28-99
	106461-08-01A	EA	RUNNING BOARD - FORD/PASSENGER - BRIGHT WHITE FROM: 11-29-99 THRU: 99-99-99
	106461-09-01A	EA	RUNNING BOARD - FORD/DRIVER - BRIGHT WHITE FROM: 11-29-99 THRU: 99-99-99
	106461-03-000	EA	HARDWARE KIT - RUNNING BOARD
	106461-04-000	EA	TRIM - RUNNING BOARD/FORD FROM: 00-00-00 THRU: 12-05-99
	106461-05-000	EA	NON SKID STRIP - RUNNING BOARD - DOUBLE RUBBER STRIP FROM: 00-00-00 THRU: 12-05-99

*COMPONENT PARTS FOUND IN SERVICE PARTS LIBRARY

MIRRORS

KEY	PART NUMBER	U/M	DESCRIPTION
*	133908-01-01A	EA	MIRROR/PASSENGER - 102" W/B FORD - BLACK
*	133908-02-01A	EA	MIRROR/DRIVER - 102" W/B FORD - BLACK
	120269-07-01A	EA	PANEL - DRIVERS DOOR MIRROR CONTROL W/SWITCH & PIGTAIL
*	133908-03-01A	EA	MIRROR/PASSENGER - 102" W/B FORD - HEATED/REMOTE - BRT WHT
*	133908-04-01A	EA	MIRROR/DRIVER - 102" W/B FORD - HEATED/REMOTE - BRT WHITE
	120269-08-000	EA	HARNES - ELECTRIC MIRROR

*COMPONENT PARTS FOUND IN SERVICE PARTS LIBRARY

BODY PANEL COMPONENTS

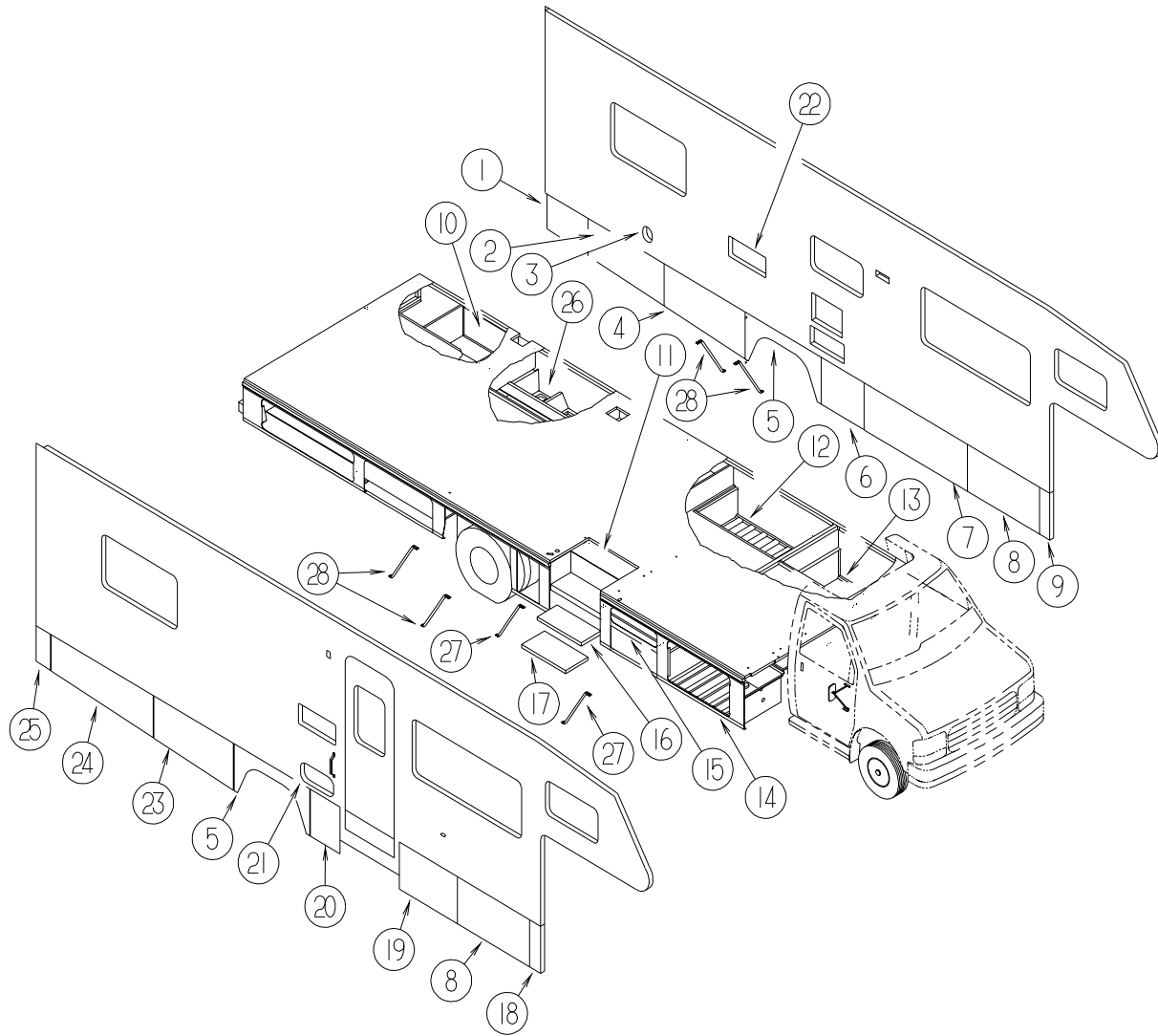
KEY	PART NUMBER	U/M	DESCRIPTION
	002726-01-001	EA	GARNISH - U-CHANNEL - 1.38" X 19' - SERRATED
	002754-01-001	EA	ANGLE - EXTRUDED - .75" X .75" X 16' - MILL ALUMINUM
	076054-AC-000	EA	FIBERGLASS SHEET - 20" X 99.8" - OFF WHITE
	076054-P9-000	EA	FIBERGLASS SHEET - 37.4" X 99.3" - BRIGHT WHITE
	076054-U8-000	EA	FIBERGLASS SHEET - 100" X 105" - BRIGHT WHITE
	076054-W2-000	EA	FIBERGLASS SHEET - 85" X 339" - BRIGHT WHITE
	077517-62-000	EA	FIBERGLASS SHEET - 48" X 96" - BRIGHT WHITE
	089297-01-000	SF	PLYWOOD - LUAN - OVERLAY GRADE - 4' X 8'
	089297-02-000	SF	PLYWOOD - LUAN - OVERLAY GRADE - 4' X 9'
	100619-01-000	BF	FOAM - EXPANDED POLYSTYRENE - 1.34" X 48" X 96"
	100619-02-000	BF	FOAM - EXPANDED POLYSTYRENE - 1.5" X 48" X 96"
	100619-04-000	BF	FOAM - EXPANDED POLYSTYRENE - .5" X 48" X 96"
	100619-05-000	BF	FOAM - EXPANDED POLYSTYRENE - .75" X 48" X 96"-1.5 DENSITY
	100619-11-000	BF	FOAM - EXPANDED POLYSTYRENE - 2" X 48" X 96"
	100619-13-000	BF	FOAM - EXPANDED POLYSTYRENE - .34" X 34.65" X 96"
	100619-16-000	BF	FOAM - EXPANDED POLYSTYRENE - .75" X 48" X 96"-2.0 DENSITY
	100619-22-000	BF	FOAM - EXPANDED POLYSTYRENE - 48" X 120" X 1.34"
	100619-25-000	BF	FOAM-EXPANDED POLYSTYRENE - 48"X100"X.75"
	117754-03-01A	EA	FIBERGLASS SHEET - 10.5" X 96" - BRIGHT WHITE

AWNING

KEY	PART NUMBER	U/M	DESCRIPTION
	113874-05-11A	EA	AWNING - W/O HARDWARE - 14' (AMETHYST GREEN) VINYL
*	113874-01-02A	EA	HARDWARE KIT - AWNING - W/O STANDOFF BRACKET-BRIGHT WHITE
	113874-11-01A	EA	SCREW/LAG - AWNING - 1/4" X 1" STAINLESS STEEL
	130320-01-02A	EA	BRACKET - AWNING - F/A&E INSTALLATION - BRIGHT WHITE

*COMPONENT PARTS FOUND IN SERVICE PARTS LIBRARY

EXTERIOR DOORS & COMPARTMENTS GROUP
DOOR & COMPARTMENT LAYOUT



KEY	PART NUMBER	U/M	DESCRIPTION
1	122732-04-JA1	EA	VALANCE/PANEL - REAR DRIVER - W/O HARDWARE - 8.9"
2	122391-38-JA1	EA	VALANCE/DOOR-DRIVER W/O PADDLE LATCH 19.3" X 49.5" X 16.8"
3		EA	DOOR - WATER FILL - W/O LOCK - BRIGHT WHITE
4	122391-10-JA1	EA	VALANCE/DOOR-DRIVER W/O PADDLE LATCH 21.5" X 45.6" X 19.5"
5	121304-02-02A	EA	PANEL - WHEEL LIP - REAR
6	122776-10-JA1	EA	VALANCE/PANEL - W/O HARDWARE - 20.6"W X 21.7"H
7	122239-18-H07	EA	VALANCE/DOOR - W/O PADDLE LATCH/HINGE - 21.5" X 43.9"
8	122239-17-H07	EA	VALANCE/DOOR - W/O PADDLE LATCH/HINGE - 21.5" X 38"
9	122776-07-H07	EA	VALANCE/PANEL - W/O HARDWARE - 4.8"W X 21.7"H
10	118248-01-02B	EA	BRACKET - GENERATOR - W/O NOTCH - E-COATED
	118248-02-02B	EA	BRACKET - GENERATOR - W/ NOTCH - E-COATED
11	P14437-02-000	EA	CABINET - LID ENTRANCE DOOR - W/O CARPET
11	064075-07-000	FT	SEAL - BULB - W/WIRED U CHANNEL - .3" X .5" CHANNEL-BLACK
	101222-01-02A	EA	BRACKET - CATCH - LID - OFF WHITE
12	117928-01-01A	EA	COMPARTMENT - STORAGE - PLASTIC
	119636-01-01A	EA	TUBE - SUPPORT - 52"
13	117928-06-01A	EA	COMPARTMENT - STORAGE - 23.4" X 42.4"
14	117928-07-01A	EA	COMPARTMENT - STORAGE
15	123478-02-H07	EA	DOOR - COMPARTMENT - W/O LATCH/HINGE
16	133114-03-01A	EA	TREAD - RUBBER STEP - 27.1" - TAUPE
17*	094707-03-01A	EA	STEP - ELECTRIC DOUBLE - W/BLACK CONTROL BOX - KWIKEE
	091176-01-000	EA	SUPPORT - BASE - ENTRANCE STEP

***COMPONENT PARTS FOUND IN SERVICE PARTS LIBRARY**

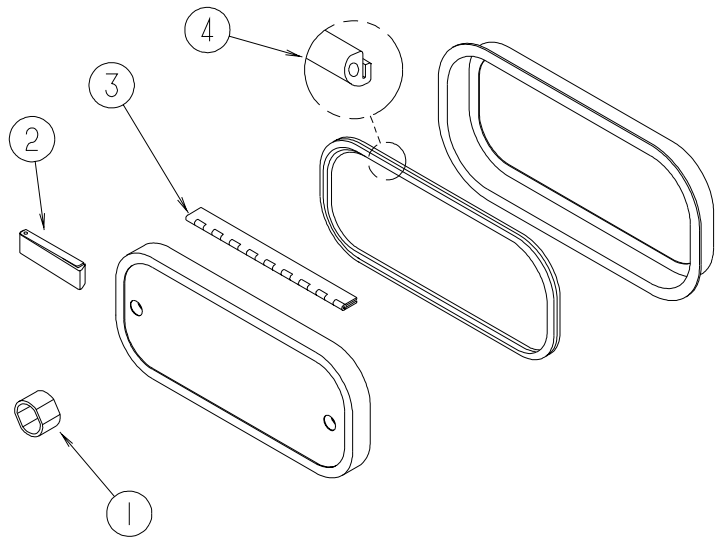
EXTERIOR DOORS & COMPARTMENTS GROUP (CONTINUED)

DOOR & COMPARTMENT LAYOUT(CONTINUED)

KEY	PART NUMBER	U/M	DESCRIPTION
18	122776-06-H07	EA	VALANCE/PANEL - W/O HARDWARE - 4.8"W X 21.7"H
19	122239-20-H07	EA	VALANCE/DOOR - W/O PADDLE LATCH/HINGE - 21.5" X 24.5"
20	122776-03-JA1	EA	VALANCE/PANEL - W/O HARDWARE - 8.9"W X 21.7"H
21	126945-01-J22	EA	DOOR/STORAGE - W/O HARDWARE - 18" X 8.3"
22 *	084103-08-000	EA	DOOR - VENT/REFRIGERATOR - W/O JAMB - BRIGHT WHITE
22	084104-08-000	EA	JAMB - VENT DOOR/REFRIGERATOR - BRIGHT WHITE
23	122391-09-JA1	EA	VALANCE/DOOR-PASS W/O PADDLE LATCH-21.5" X 43.3" X 19.6"
24	122391-11-JA1	EA	VALANCE/DOOR-PASS W/O PADDLE LATCH 19.4" X 55.8" X 16.6"
25	122732-03-JA1	EA	VALANCE/PANEL - REAR PASSENGER - W/O HARDWARE - 4.9"
26	117186-02-G04	EA	COMPARTMENT - SEWER/POWER CORD - PLASTIC
26	116926-02-01A	EA	COMPARTMENT - SEWER - PLASTIC
26	M06991-02-FQ0	EA	HATCH - W/FOAM INSULATION - F/SEWER COMPT - 8.3"W X 3.9"H
26	M06991-04-FB1	EA	HATCH - W/FOAM INSULATION - F/SEWER COMPT - 7.2"W X 15.4"H
26	121175-01-01A	EA	LATCH - SWELL - BLACK
27	107865-01-000	EA	ROD - SUPPORT - VALANCE PANEL - 14.3"
28	107865-06-000	EA	ROD - SUPPORT - VALANCE PANEL - 15"

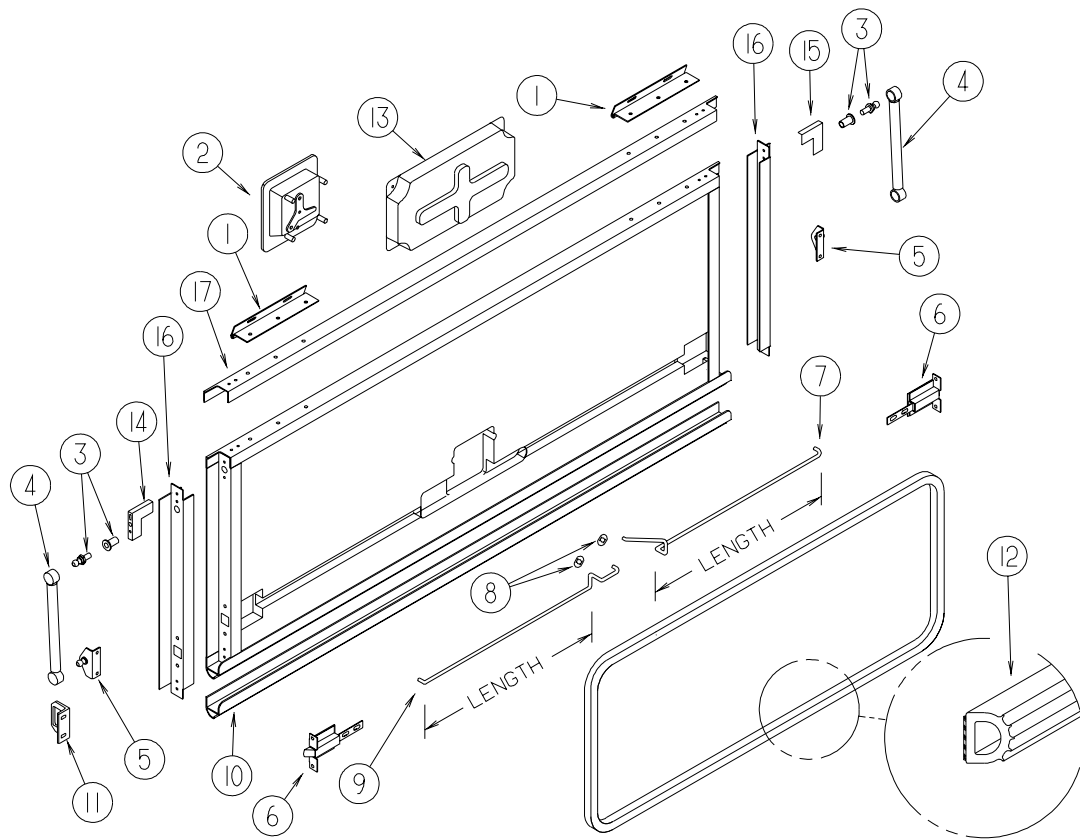
*COMPONENT PARTS FOUND IN SERVICE PARTS LIBRARY

EXTERIOR DOORS & COMPARTMENTS GROUP (CONTINUED)
COMPARTMENT DOOR COMPONENTS



KEY	PART NUMBER	U/M	DESCRIPTION
1	107997-51-001	EA	SPACER - DOOR LOCK - .6" DEEP
2	102768-01-000	EA	HOLDER - COMPARTMENT/ENTRY DOOR - METAL - MILL FINISH
3	081801-V3-000	EA	HINGE - ALUMINUM - 2" X 96" - BRIGHT WHITE
4	106850-02-000	FT	SEAL-E - SPONGE RUBBER - .43" X .75"

EXTERIOR DOORS & COMPARTMENTS GROUP (CONTINUED)
COMPARTMENT DOOR COMPONENTS (CONTINUED)

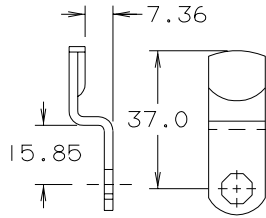
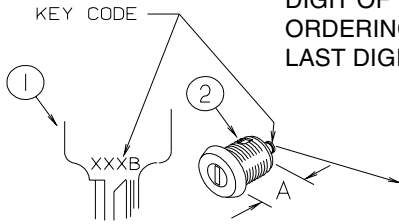


KEY	PART NUMBER	U/M DESCRIPTION
1	121755-01-04A	EA HINGE - 6.00 INCH
	122612-55-001	EA U-CHANNEL/EXTRUSION - 192" - BRIGHT WHITE
	122612-55-007	EA U-CHANNEL/EXTRUSION - 192" - BLACK
	122614-55-007	EA H-CHANNEL/EXTRUSION - 192" - BLACK
2	112949-01-03A	EA LATCH - PADDLE W/LOCK - W/O KEY - BRIGHT WHITE
2	112949-02-04A	EA LATCH - PADDLE NON-LOCKING - BRIGHT WHITE
2	112949-01-04A	EA LATCH - PADDLE W/LOCK - W/O KEY - BLACK
	112949-03-000	EA KEY - TRI-MARK #TM500
3	057460-08-000	EA BALL STUD - 10MM BALL - 5/16-18 - STAINLESS STEEL
4	107796-18-000	EA SPRING/GAS - 7" COMPRESSED/10" EXTENDED - 80 LB.
5	126263-02-02B	EA BRACKET - GAS SPRING
6	121947-01-01A	EA BOLT - SLIDE W/PLASTIC PLUNGER
7	122269-27-000	EA ROD - LATCH - 8.22"
7	122269-18-000	EA ROD - LATCH - 11.28"
7	122269-24-000	EA ROD - LATCH - 15.09"
7	122269-25-000	EA ROD - LATCH - 17.04"
7	122269-23-000	EA ROD - LATCH - 20.19"
7	122269-28-000	EA ROD - LATCH - 20.29"
8	124304-01-000	EA CLIP - ROUND PUSH ON
9	122268-27-000	EA ROD - LATCH - 8.22"
9	122268-18-000	EA ROD - LATCH - 11.28"
9	122268-24-000	EA ROD - LATCH - 15.09"
9	122268-25-000	EA ROD - LATCH - 17.04"
9	122268-23-000	EA ROD - LATCH - 20.19"
9	122268-28-000	EA ROD - LATCH - 20.29"
10	122613-55-008	EA ROCKER PANEL/EXTRUSION - 161.2" - BRIGHT WHITE
11	130053-01-01A	EA STRIKER - LUGGAGE DOOR - FLUSH - BLACK
12	107721-07-000	FT SEAL - ACCESS DOOR - 1"
12	107721-08-000	FT SEAL - ACCESS DOOR - .86"
13	122277-02-01A	EA COVER - LATCH - BLACK
14	123892-10-02B	EA CORNER STABILIZER W/BALL STUD - LEFT HAND - E-COATED
15	123892-12-02B	EA CORNER STABILIZER W/BALL STUD - RIGHT HAND - E-COATED
16	122614-55-009	EA EXTRUDED - H-CHANNEL - BLACK - 12'
17	122612-55-008	EA U-CHANNEL/EXTRUSION - 144" - BRIGHT WHITE
	119568-01-01A	EA STANDOFF - VALANCE PANEL - BLACK

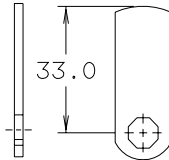
EXTERIOR DOORS & COMPARTMENTS GROUP (CONTINUED)
COMPARTMENT DOOR COMPONENTS (CONTINUED)

NOTE:

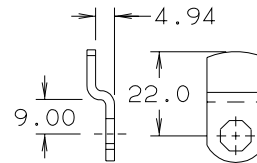
WHEN ORDERING THE LOCK CASE, THE KEY CODE MUST MATCH THE LAST DIGIT OF THE VEHICLE'S SERIAL NUMBER AND PART NUMBER; WHEN ORDERING THE KEYS, THE THIRD DIGIT OF THE KEY CODE MUST MATCH THE LAST DIGIT OF THE VEHICLE'S SERIAL NUMBER AND PART NUMBER.



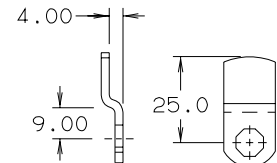
110506-66-000



110506-70-000



110506-71-000

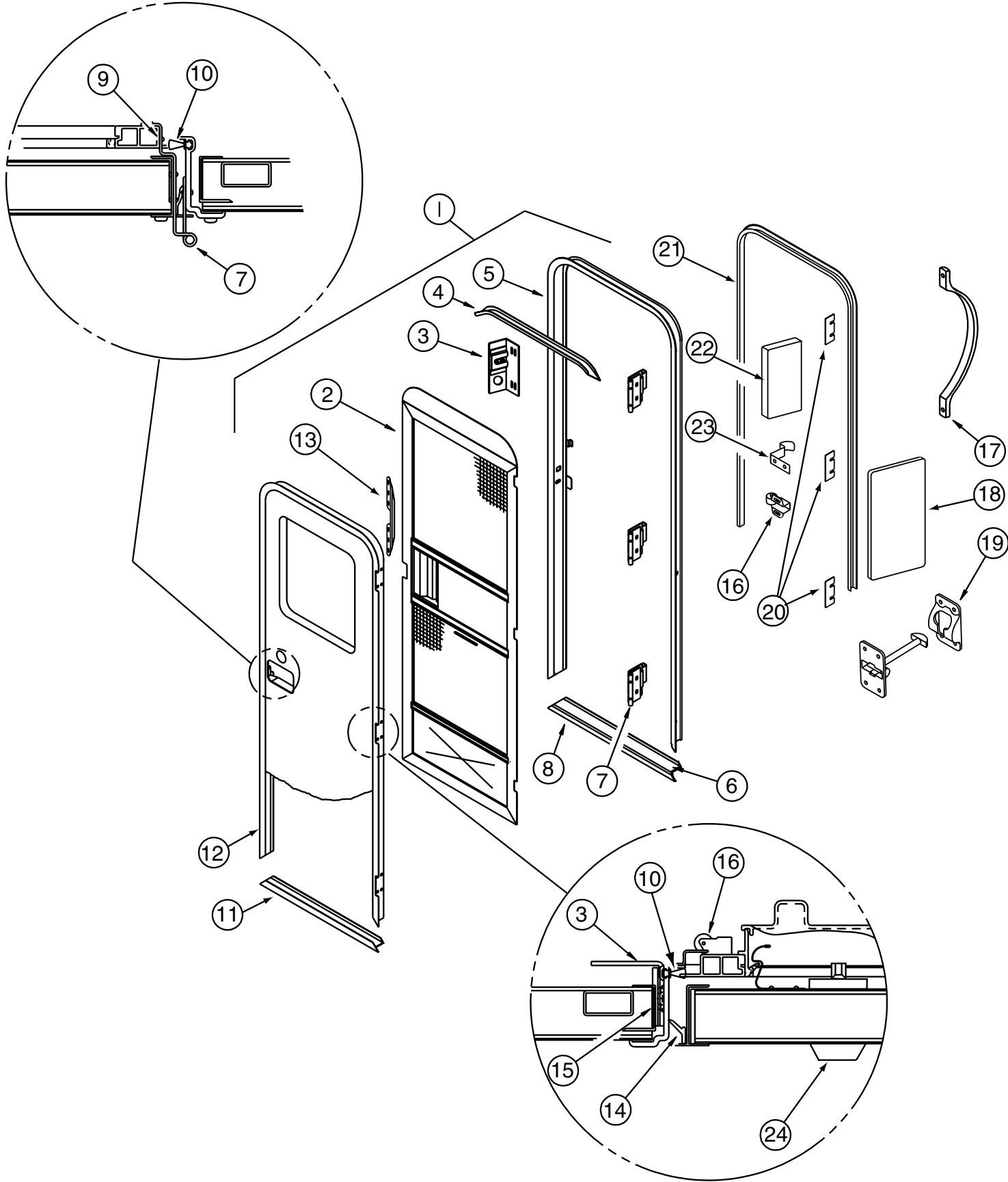


110506-76-000

KEY	PART NUMBER	U/M	DESCRIPTION	VENDOR NO.
1*	110506-59-000	EA	KEYS - SET OF TWO	596720
2	110506-52-000	EA	CASE/CYLINDER - LOCKING - W/O CAM/KEY - .65"	702370
2	110506-54-000	EA	CASE/CYLINDER - LOCKING - W/O CAM/KEY - 1.25"	703170
1*	110506-59-001	EA	KEYS - SET OF TWO	596721
2	110506-52-001	EA	CASE/CYLINDER - LOCKING - W/O CAM/KEY - .65"	702371
2	110506-54-001	EA	CASE/CYLINDER - LOCKING - W/O CAM/KEY - 1.25"	703171
1*	110506-59-002	EA	KEYS - SET OF TWO	596722
2	110506-52-002	EA	CASE/CYLINDER - LOCKING - W/O CAM/KEY - .65"	702372
2	110506-54-002	EA	CASE/CYLINDER - LOCKING - W/O CAM/KEY - 1.25"	703172
1*	110506-59-003	EA	KEYS - SET OF TWO	596723
2	110506-52-003	EA	CASE/CYLINDER - LOCKING - W/O CAM/KEY - .65"	702373
2	110506-54-003	EA	CASE/CYLINDER - LOCKING - W/O CAM/KEY - 1.25"	703172
1*	110506-59-004	EA	KEYS - SET OF TWO	596724
2	110506-52-004	EA	CASE/CYLINDER - LOCKING - W/O CAM/KEY - .65"	702374
2	110506-54-004	EA	CASE/CYLINDER - LOCKING - W/O CAM/KEY - 1.25"	703174
1*	110506-59-005	EA	KEYS - SET OF TWO	596725
2	110506-52-005	EA	CASE/CYLINDER - LOCKING - W/O CAM/KEY - .65"	702375
2	110506-54-005	EA	CASE/CYLINDER - LOCKING - W/O CAM/KEY - 1.25"	703175
1*	110506-59-006	EA	KEYS - SET OF TWO	597936
2	110506-52-006	EA	CASE/CYLINDER - LOCKING - W/O CAM/KEY - .65"	702376
2	110506-54-006	EA	CASE/CYLINDER - LOCKING - W/O CAM/KEY - 1.25"	703176
1*	110506-59-007	EA	KEYS - SET OF TWO	597937
2	110506-52-007	EA	CASE/CYLINDER - LOCKING - W/O CAM/KEY - .65"	702377
2	110506-54-007	EA	CASE/CYLINDER - LOCKING - W/O CAM/KEY - 1.25"	703177
1*	110506-59-008	EA	KEYS - SET OF TWO	596728
2	110506-52-008	EA	CASE/CYLINDER - LOCKING - W/O CAM/KEY - .65"	702378
2	110506-54-008	EA	CASE/CYLINDER - LOCKING - W/O CAM/KEY - 1.25"	703178
1*	110506-59-009	EA	KEYS - SET OF TWO	596729
2	110506-52-009	EA	CASE/CYLINDER - LOCKING - W/O CAM/KEY - .65"	702379
2	110506-54-009	EA	CASE/CYLINDER - LOCKING - W/O CAM/KEY - 1.25"	703179
	110506-66-000	EA	CAM - LATCHING - DOG LEGGED 1.5" LONG	
	110506-70-000	EA	CAM - LATCHING - STRAIGHT 1.3" LONG	
	110506-71-000	EA	CAM - LATCHING - DOG LEGGED .86" LONG	
	110506-76-000	EA	CAM - LOCK	

***COMPONENT PARTS FOUND IN SERVICE PARTS LIBRARY**

EXTERIOR DOORS GROUP (CONTINUED)
ENTRY DOOR



EXTERIOR DOORS & COMPARTMENTS GROUP (CONTINUED)

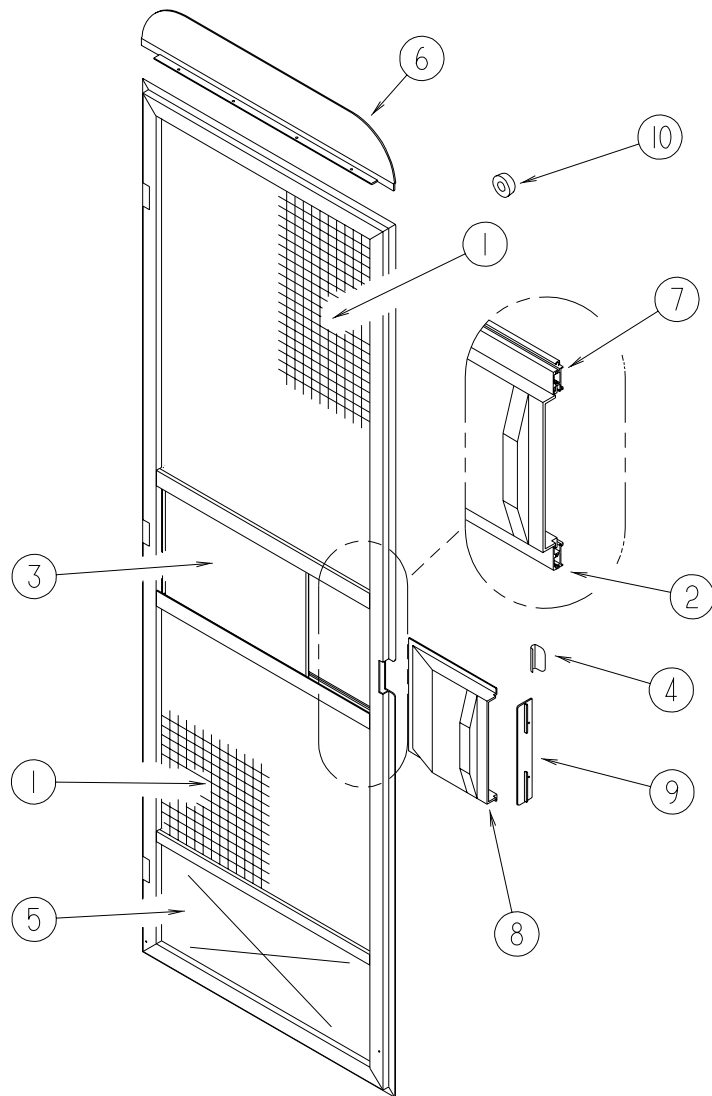
ENTRY DOOR (CONTINUED)

KEY	PART NUMBER	U/M	DESCRIPTION
1	115108-02-L17	EA	DOOR - ENTRY - W/SCREEN DOOR - W/O WINDOW
2	121899-01-G04	EA	DOOR - SCREEN - W/O HARDWARE - BRIGHT WHITE
3	041546-07-000	EA	BRACKET - DOOR ANGLE - OFF WHITE
4	044582-44-000	EA	CAP - DRIP - JAMB - BRIGHT WHITE
5	121898-01-01A	EA	JAMB - ENTRY DOOR
6	038327-01-000	EA	TAPE - ANTI SLIP - 2" X 60'
	075673-05-000	EA	SEAL - PILE - ADHESIVE BACK - BLACK
7	106719-01-05A	EA	HINGE - ENTRY DOOR - BRIGHT WHITE
7	106719-01-01A	EA	HINGE - ENTRY DOOR - MILL
	116111-02-01A	EA	SCREW - TAPTITE - 1/4-20 X 3/8 PPH - ZINC
8	051049-01-000	EA	JAMB - BOTTOM - ENTRY DOOR - 25.9" - UNPAINTED
9	100128-02-000	EA	SEAL - FOAM - ADHESIVE BACK - .37" WIDE X .37" THICK
10	118929-01-01A	FT	SEAL - PILE - PUSH ON
11	121893-01-01A	EA	FRAME - ENTRY DOOR/BOTTOM - BRIGHT WHITE
12	121894-03-01A	EA	FRAME - ENTRY DOOR
13	098173-01-04A	EA	STIFFENER - ENTRY DOOR - SUPPORTS LATCH/STRIKE/UNPAINTED
14	075671-04-000	FT	SEAL - SPONGE - LAZY T - W/ADHESIVE STRIP - .5" WIDE
15	104692-01-000	FT	SEAL - FOAM/ADHESIVE BACK - .75"THICK X .75"WIDE X 25'
16	109403-01-000	EA	CATCH - SINGLE ROLLER - SCREEN DOOR
17	009126-03-000	EA	HANDLE - ASSIST - BLACK TEXTURED
18	076725-02-000	EA	COVER - HINGE - ENTRY DOOR - 6" X 3.2" - OFF WHITE
19	104099-01-04A	EA	CATCH - DOOR HOLDER - STRIKE - BRIGHT WHITE
19	104099-02-04A	EA	CATCH - DOOR HOLDER - RETAINER - BRIGHT WHITE
20	102248-01-000	EA	SHIM - DOOR
21	115222-05-01A	EA	GARNISH - RADIUS - ENTRY DOOR
22	077461-05-000	EA	COVER/BRACKET - STRIKE
23	100412-01-000	EA	CATCH - SCREEN DOOR
24*	101145-01-06A	EA	DEADBOLT - ENTRY DOOR W/O SECURITY BOLT W/2 KEYS - BLACK
24*	101147-01-000	EA	BOLT - SECURITY - 4.12"

*COMPONENT PARTS FOUND IN SERVICE PARTS LIBRARY

EXTERIOR DOORS & COMPARTMENTS GROUP (CONTINUED)

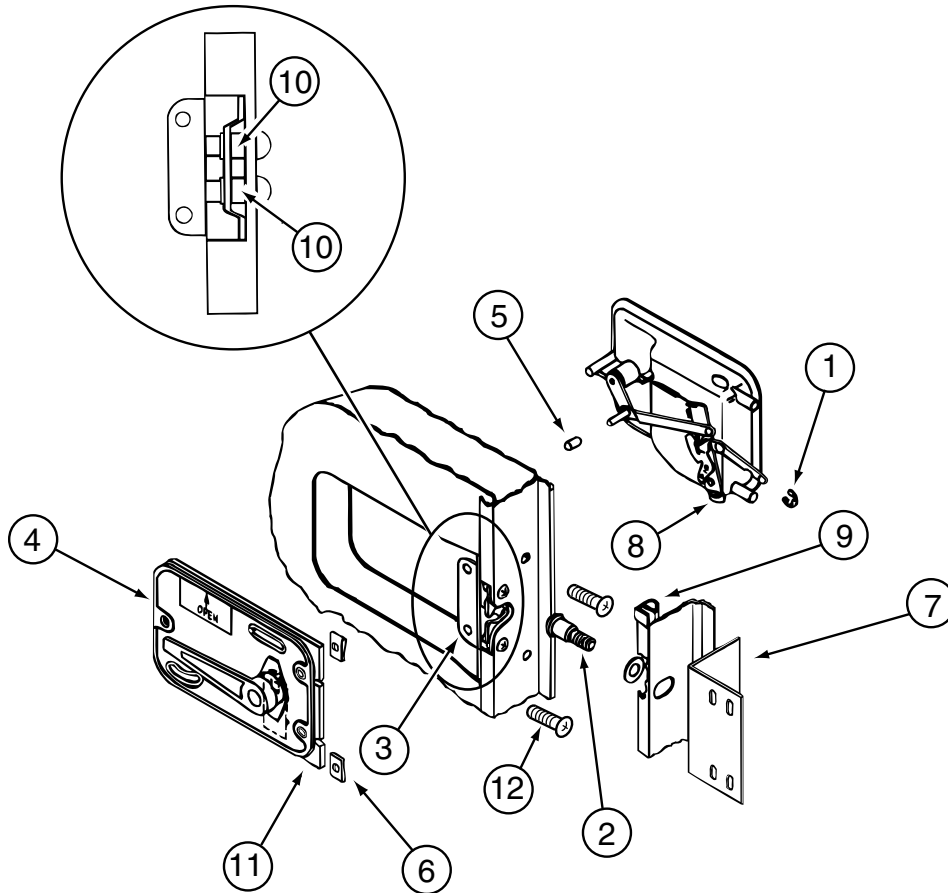
SCREEN DOOR



KEY	PART NUMBER	U/M DESCRIPTION
	121899-01-G04	EA DOOR - SCREEN - W/O HARDWARE - BRIGHT WHITE
1	002293-02-000	SF SCREEN - 26" - CHARCOAL
2	002294-01-000	FT SPLINE - SCREENING - .135" X .138"
3	016454-01-000	EA INSERT - CENTER - LEATHER GRAIN ALUMINUM - UNPAINTED
	001014-01-013	EA INSERT - CENTER - 10.25" X 16.31" - UNPAINTED
4	050712-06-000	EA HANDLE - SCREEN DOOR - BRIGHT WHITE
5	078552-03-000	EA KICK PANEL - SCREEN DOOR - LOWER INSERT - UNPAINTED
6	078595-01-000	EA TOP PLATE - SCREEN DOOR - CURVED TOP - 4.7" X 25.35"
7	078777-08-000	FT CHANNEL - SLIDER
8	079086-03-000	EA SLIDER - SCREEN DOOR - BRIGHT WHITE
9	079087-03-000	EA STRIKE - SLIDER - SCREEN DOOR - BRIGHT WHITE
10	120863-02-000	EA BUMPER - RUBBER - 1" DIAMETER X 1.50"

EXTERIOR DOORS & COMPARTMENTS GROUP (CONTINUED)

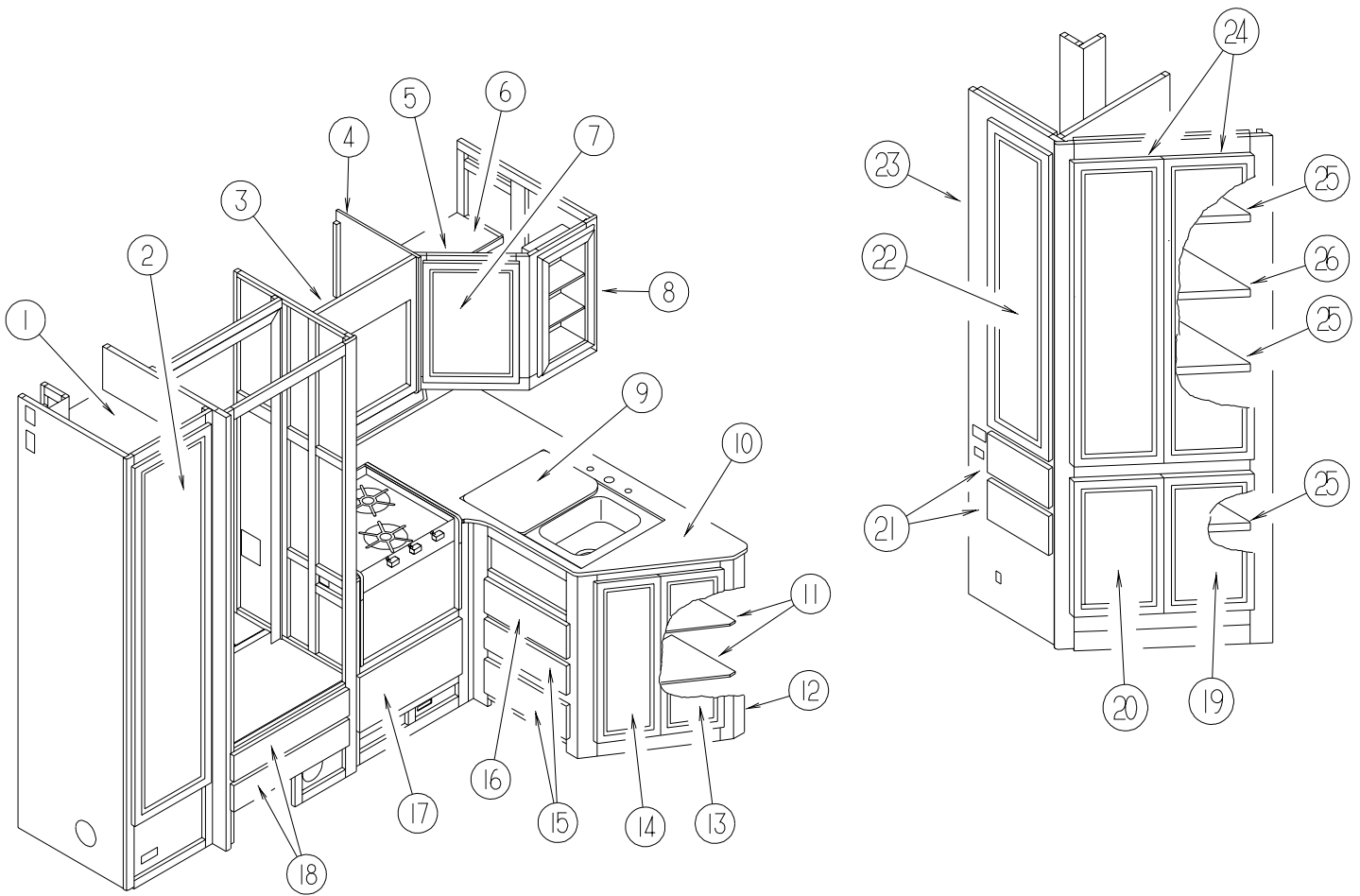
LATCH - ENTRY



KEY	PART NUMBER	U/M	DESCRIPTION
1	036618-02-000	EA	E-RING - EXTERNAL - 3/16" SHAFT DIAMETER - LYNOR DOOR LOCK
2	039539-01-000	EA	STRIKE - LOCK - ENTRY DOOR - ROUND W/THREADED WASHER
	039715-01-000	EA	NUT-SERT - 1/4" DIAMETER - 20 THREADS - FOR ENTRANCE DOOR HINGE
3	039540-01-000	EA	LATCH MECHANISM - HOOK - ENTRY DOOR - INTERIOR
4	039979-06-000	EA	COVER - LATCH PLATE - RIGHT HAND - BLACK TEXTURED
5	039984-01-000	EA	CAP - ROUND - VINYL - .28" ID X .62" - BLACK
6	040921-01-000	EA	NUT-SPEED-U TYPE 10-24 BLACK
7	041546-07-000	EA	BRACKET - DOOR ANGLE - OFF WHITE
8*	045017-13-000	EA	LATCH - ENTRY DOOR - BLACK TEXTURED
9	064075-07-000	FT	SEAL - BULB - W/WIRED U CHANNEL - .3" X .5" CHANNEL - BLK
10	086285-05-000	EA	SPACER - NYLON - .7" X .56"
11	096810-01-01A	EA	PLATE - LATCH - ENTRY DOOR - BLACK
12	000G54-04-20B	EA	SCREW - 1/4-20 X 1 1/4 PTH TYP 23
	130444-01-01A	EA	CAP - KEY IDENTIFIER - GREEN

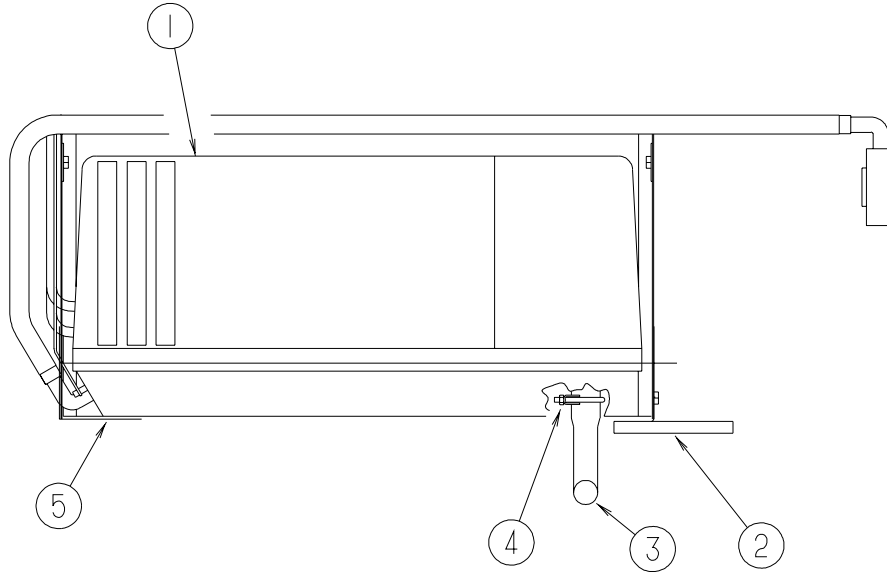
*COMPONENT PARTS FOUND IN SERVICE PARTS LIBRARY

GALLEY GROUP CABINETS



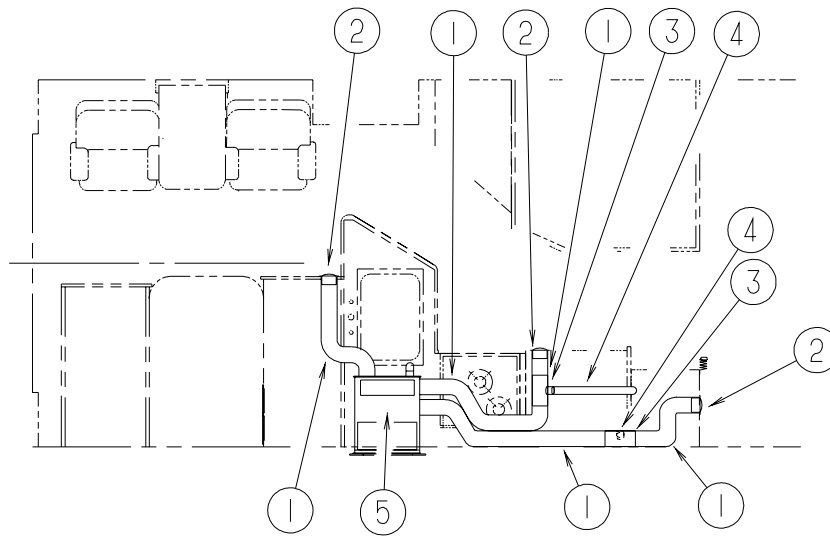
KEY	PART NUMBER	U/M	DESCRIPTION
1	123122-12-H07	EA	SHELF - W/PLASTIC EDGE TRIM
2	132006-03-L07	EA	DOOR - MIRROR/MITERED RAIL - 16.1" X 65.2" - W/O HARDWARE
3	128619-01-J05	EA	CABINET - MICROWAVE - W/O DOORS/HARDWARE (K10,K12)
4	109908-B4-L07	EA	END CAP - OVERHEAD CABINET
5	P14876-01-G04	EA	CABINET - GALLEY OVERHEAD W/SPICE RACK - W/O DOORS/HDW
6	114876-11-G04	EA	SHELF - W/PLASTIC EDGE TRIM (WATERFORD OAK)
7	132141-02-L07	EA	DOOR - RAIL/VENEER - 14.3" X 21.8" - W/O HARDWARE
8	114875-01-G04	EA	CABINET - SPICE RACK - W/O DOORS/HARDWARE
	111775-01-04A	EA	RAIL - DECORATIVE - 6' - WATERFORD OAK
9	103610-03-L01	EA	COVER - SINK - 15.2" X 11" - LAMINATED BOTH SIDES
10	132601-02-L07	EA	COUNTERTOP - GALLEY CABINET - LAMINATED
11	133444-17-L07	EA	SHELF - W/PLASTIC EDGE TRIM
12	133444-01-L07	EA	CABINET - GALLEY - W/O COUNTERTOP/DOORS/DRAWERS/HARDWARE (COUCH)
12	133444-02-L07	EA	CABINET - GALLEY - W/O COUNTERTOP/DOORS/DRAWERS/HARDWARE (DINETTE)
13	131995-U9-L07	EA	DOOR - RAIL/SOLID PANEL - 10" X 29.5" - W/O HARDWARE
14	131995-U8-L07	EA	DOOR - RAIL/SOLID PANEL - 10" X 29.5" - W/O HARDWARE
15	M09316-D4-M07	EA	DRAWER - OGEE EDGE - 15.4" X 17.7" - W/O SLIDES/HARDWARE
16	M09316-D3-M07	EA	DRAWER - OGEE EDGE - 12.7" X 8.6" - W/O SLIDES/HARDWARE
17	M09316-D2-L07	EA	DRAWER - OGEE EDGE - 19.8" X 15.7" - W/O SLIDES/HARDWARE
18	M09316-99-L07	EA	DRAWER - OGEE EDGE - 22.5"W X 19.6"D - W/O SLIDES/HARDWARE
	090329-01-000	FT	SEAL/T - REFRIGERATOR CABINET
19	131995-P8-L07	EA	DOOR - RAIL/SOLID PANEL - 12" X 21.8" - W/O HARDWARE
20	131995-R5-L07	EA	DOOR - RAIL/SOLID PANEL - 12" X 21.8" - W/O HARDWARE
21	M09316-D5-M07	EA	DRAWER - OGEE EDGE - 9.5" X 13.7" - W/O SLIDES/HARDWARE
22	132141-17-L76	EA	DOOR - RAIL/VENEER - 12" X 48" - W/O HARDWARE
23	133519-01-L07	EA	CABINET - PANTRY - W/O DOORS/DRAWERS/HARDWARE
24	132006-07-L07	EA	DOOR - MIRROR/MITERED RAIL - 12" X 47.9" - W/O HARDWARE
25	133519-14-L07	EA	SHELF - W/EDGE MOLDING
26	133519-15-L07	EA	SHELF - W/EDGE MOLDING

GENERATOR GROUP GAS



KEY	PART NUMBER	U/M	DESCRIPTION
1	109982-03-000	EA	GENERATOR - 4.0 MICROLITE
1	109982-04-000	EA	GENERATOR - 3.6 MICROLITE ONAN KY-FA/26120 B
2	NA		NOT AVAILABLE ON THIS UNIT
3	105958-09-000	EA	PIPE - GENERATOR EXHAUST - 1.3" OD X 5.9" X 22"
4	007125-04-000	EA	CLAMP - MUFFLER - 1.12" DIAMETER
5	128139-03-000	FT	HOSE - FUEL - LOW PERMEABILITY - 1/4" DIAMETER
	007067-01-000	SF	INSULATION - FIBERGLASS - 1" THICK X 4'-INCREMENTS 4 SF

HEATING & A/C GROUP FURNACE

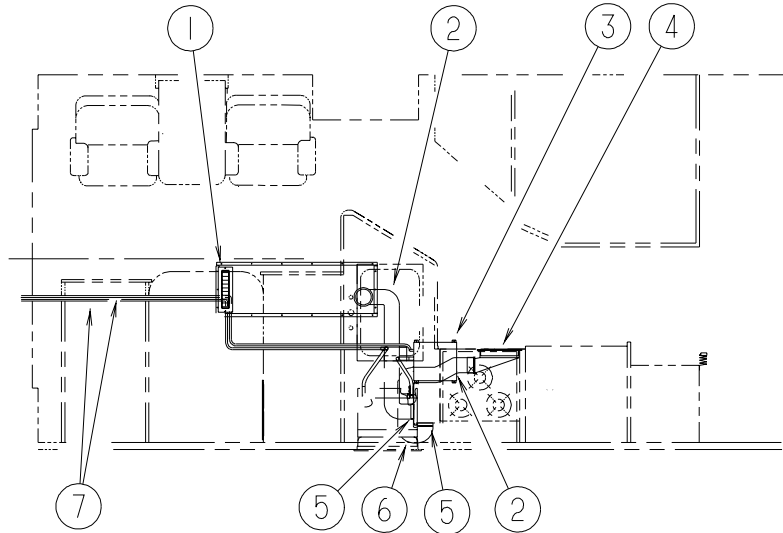


KEY	PART NUMBER	U/M	DESCRIPTION
1	009198-01-000	FT	DUCT - HEAT - FLEXIBLE - 4" ID X 25'
2	056464-11-000	EA	REGISTER W/DAMPER - 4" DIAMETER - PLASTIC - OFF WHITE
3	089367-02-000	EA	TEE - 4" X 2" X 4"
4	009198-02-000	FT	DUCT - FLEXIBLE - 2" ID X 25'
5*	098668-20-000	EA	FURNACE - 30,000 BTU
5	098668-23-000	EA	DOOR - ACCESS - FURNACE - BRIGHT WHITE
	009200-01-000	EA	TAPE - FURNACE - 1 1/2"

***COMPONENT PARTS FOUND IN SERVICE PARTS LIBRARY**

HEATING & A/C GROUP (CONTINUED)

REAR HEATER



KEY	PART NUMBER	U/M	DESCRIPTION
1	094600-05-01A	EA	REGISTER W/O DAMPER-3.6" X 11.3" FACE/2.1" X 9.9" RO-BEIGE
2	009198-01-000	FT	DUCT - HEAT - FLEXIBLE - 4" ID X 25'
3*	084405-01-000	EA	HEATER - REAR/DUCTED - W/MOTOR AID
4	093741-01-000	EA	BOX - BOOT - FLOOR REGISTER
	056464-10-000	EA	REGISTER W/O DAMPER - 4" DIAMETER - PLASTIC - BEIGE
5	069636-02-000	EA	CONNECTOR - DUCT - 4" ID
6	079059-01-000	EA	HOSE - 90 DEGREE - 5/8"ID X 4" X 36"
7	007108-01-000	FT	HOSE - HEATER - 5/8" ID - HI-TEMP
	076776-01-000	EA	TEE - BEADED - 5/8" X 5/8" X 5/8"
	118761-01-000	EA	REDUCER - 4"-2" - GALVANIZED


***COMPONENT PARTS FOUND IN SERVICE PARTS LIBRARY**

ROOF

KEY	PART NUMBER	U/M	DESCRIPTION
*	131188-01-01A	EA	A/C - ROOF - 14,800 MACH 15 - WHITE
	131184-03-01A	EA	CEILING ASSEMBLY - A/C DUCTED - C-BODY - WHITE
	117238-01-01A	EA	THERMOSTAT - A/C - FURNACE
	120134-01-02A	EA	REGISTER - W/DAMPER - 4" PIPE/7" O.D. FACE - WHITE

***COMPONENT PARTS FOUND IN SERVICE PARTS LIBRARY**

INTERIOR FINISH GROUP
MOLDINGS & TRIMS
WATERFORD OAK




KEY	PART NUMBER	U/M DESCRIPTION
1	009767-12-000	FT WELTING - ANTIQUE WHITE
1	009767-14-000	FT WELTING - CHERRY
1	009767-15-000	FT WELTING - WATERFORD OAK
1	009767-16-000	FT WELTING - REBER BIRCH
2	009778-16-000	FT U-CHANNEL - 1" - PICKLED ASH
2	009778-18-000	FT U-CHANNEL - 1" - CHERRY WOOD/CHERRY STAIN
2	009778-21-000	FT U-CHANNEL - 1" - WATERFORD OAK
2	009778-25-000	FT U-CHANNEL - 1" - BEIGE ILLUSION
2	009778-27-000	FT U-CHANNEL - 1" - WASHED MAPLE
2	009778-31-000	FT U-CHANNEL - 1" - GRADY BROWN
2	070504-03-000	FT U-CHANNEL - PLASTIC - .9" X 96" - GRADY BROWN
2	070504-18-000	FT U-CHANNEL - PLASTIC - .13" X 84" - IVORY
2	070504-30-000	FT U-CHANNEL - PLASTIC - .13" X 84" - CHERRY

INTERIOR FINISH GROUP (CONTINUED)
MOLDINGS & TRIMS (CONTINUED)

KEY	PART NUMBER	U/M	DESCRIPTION
2	070504-31-000	FT	U-CHANNEL - PLASTIC - .9" X 84" - CHERRY
2	070504-36-000	FT	U-CHANNEL - PLASTIC - .13" X 72" - WATERFORD OAK
2	070504-37-000	FT	U-CHANNEL - PLASTIC - .9" X 84" - WATERFORD OAK
2	070504-42-000	FT	U-CHANNEL - PLASTIC - .13" X 84" - BEIGE ILLUSION
2	070504-50-000	FT	U-CHANNEL - PLASTIC - .13" X 84" - WASHED MAPLE
2	070504-51-000	FT	U-CHANNEL - PLASTIC - .9" X 96" - WASHED MAPLE
2	070504-54-000	FT	U-CHANNEL - PLASTIC - .9" X 96" - VILLAGE OAK
3	009809-27-000	EA	MOLDING - CORNER - OUTSIDE - 1" X 84" - CHERRY-CHERRY
3	009809-28-000	EA	MOLDING - CORNER - OUTSIDE - 1" X 84" - WATERFORD OAK
3	009809-30-000	EA	MOLDING - CORNER - OUTSIDE - 1" X 84" - BEIGE ILLUSION
3	009809-31-000	EA	MOLDING - CORNER - OUTSIDE - 1" X 84" - WASHED MAPLE
3	009809-32-000	EA	MOLDING - CORNER - OUTSIDE - 1" X 84" - PORTSMOUTH OAK
4	009812-24-000	EA	MOLDING - CORNER - 1/2" W/1/4"CHAN X 108" - IVORY PLASTIC
4	009812-26-000	EA	MOLDING - CORNER - 1/2" W/1/4" CHAN X 84" - CHERRY
4	009812-27-000	EA	MOLDING - CORNER - 1/2" W/1/4" CHAN X 84" - PICKLED ASH
4	009812-29-000	EA	MOLDING - CORNER - 1/2" W/1/4" CHAN X 84" - WATERFORD OAK
4	009812-31-000	EA	MOLDING - CORNER - 1/2" W/1/4" CHAN X 84" - BEIGE ILLUSION
4	009812-33-000	EA	MOLDING - CORNER - 1/2" W/1/4" CHAN X 84" - WASHED MAPLE
4	009812-34-000	EA	MOLDING - CORNER - 1/2" W/1/4" CHAN X 84" - VW LIGHT GRAY
4	009812-35-000	EA	MOLDING - CORNER - 1/2" W/1/4" CHAN X 84" - PORTSMOUTH OAK
5	009815-09-000	FT	MOLDING-T - W/EDGE LIP - 3/4" FACE - IVORY
5	105709-02-000	FT	MOLDING-T - W/EDGE LIP - 3/4" FACE - BEIGE ILLUSION
6	022992-11-000	FT	MOLDING - REVERSE COVE - T-SHAPED - IVORY
6	022992-14-000	FT	MOLDING - REVERSE COVE - T-SHAPED - BRIGHT WHITE
6	022992-15-000	FT	MOLDING - REVERSE COVE - T-SHAPED - VW GRAY
7	042357-18-000	EA	MOLDING - CORNER - RADIUS/PLASTIC - PICKLED ASH
7	042357-19-000	EA	MOLDING - CORNER - RADIUS/PLASTIC - CHERRY
7	042357-20-000	EA	MOLDING - CORNER - RADIUS/PLASTIC - WATERFORD OAK
7	042357-25-000	EA	MOLDING - CORNER - RADIUS/PLASTIC - WASHED MAPLE
7	042357-26-000	EA	MOLDING - CORNER - RADIUS/PLASTIC - PORTSMOUTH OAK
8	077840-01-E41	EA	MOLDING - WALL CAP - 8' - SALEM CHERRY
8	077840-01-G01	EA	MOLDING - WALL CAP - 8' - WATERFORD OAK
8	077840-01-J70	EA	MOLDING - WALL CAP - 8' - WASHED MAPLE
9	078323-06-G15	EA	MOLDING - CAP/WALL - 79.6" - WATERFORD OAK
10	080176-08-000	EA	CAP - CORNER - RADIUS MOLDING - PLASTIC - WASHED MAPLE
11	081521-02-007	EA	MOUNT - METAL MOLDING - F/RADIUS CORNER MOLDING - 151.5"
12	083620-09-000	FT	MOLDING-T - W/EDGE LIP - 7/8" FACE - MODERN IVORY
12	083620-11-000	FT	MOLDING-T - W/EDGE LIP - 7/8" FACE - CHERRY
12	083620-12-000	FT	MOLDING-T - W/EDGE LIP - 7/8" FACE - WATERFORD OAK
12	083620-15-000	FT	MOLDING-T - W/EDGE LIP - 7/8" FACE - BEIGE ILLUSION
12	083620-19-000	FT	MOLDING-T - W/EDGE LIP - 7/8" FACE - WASHED MAPLE
13	085746-04-000	FT	TRIM-J - CARPET 1.2" X .5" ANGLE - 10' LONG - OFF WHITE
14	086229-12-000	EA	BATTEN - 1.5" OFFSET X 96.8" - MODERN IVORY
15	086229-11-000	EA	RETAINER - OFFSET - 97.01"
16	086229-15-000	EA	BATTEN - 1" X 96" - MODERN IVORY
16	086229-19-000	EA	BATTEN - 1" X 98.3" - OFF WHITE
16	086229-20-000	EA	BATTEN - 1" X 96" - BEIGE
17	086229-01-000	EA	RETAINER - BATTEN - .75" X 92.1" - ANY COLOR
17	086229-14-000	EA	RETAINER - BATTEN - .75" X 98.3" - ANY COLOR
18	093873-01-01A	EA	TRIM - CARPET - L-ANGLE 1.1" X 1.3" X 12' - GRAY VINYL
19	126204-D2-134	EA	MOLDING - VINYL WRAPPED - .7" X 1.6" X 84" - WASHED MAPLE
19	126204-F2-134	EA	MOLDING - VINYL WRAPPED - .7" X 2.5" X 84" - WASHED MAPLE
19	126204-F2-438	EA	MOLDING - VINYL WRAPPED - .7" X 2.6" X 96" - WASHED MAPLE
20	111136-D2-134	EA	MOLDING - VINYL WRAPPED - .7" X 1.6" X 7' - CHERRY
20	111136-F2-134	EA	MOLDING - VINYL WRAPPED - .7" X 2.6" X 84" - CHERRY
20	111136-F2-438	EA	MOLDING - VINYL WRAPPED - .7" X 2.5" X 8' - CHERRY
21	100182-01-G15	EA	TRIM - RAIL - WATERFORD OAK
22	100659-27-G15	EA	MOLDING - TRIM - WATERFORD OAK

INTERIOR FINISH GROUP (CONTINUED)
MOLDINGS & TRIMS (CONTINUED)
WATERFORD OAK



KEY	PART NUMBER	U/M	DESCRIPTION
23	100818-01-03A	EA	MOLDING - VINYL WRAPPED - 1.6" X .4" X 84" - PICKLED ASH
23	100818-01-04A	EA	MOLDING - VINYL WRAPPED - 1.6" X .4" X 84" - WATERFORD OAK
23	100818-01-05A	EA	MOLDING - VINYL WRAPPED - 1.6" X .4" X 84" - CHERRY CHERRY
23	100818-01-08A	EA	MOLDING - VINYL WRAPPED - 1.6" X .4" X 84" - WASHED MAPLE
23	100818-01-09A	EA	MOLDING - VINYL WRAPPED - 1.6" X .4" X 84" - PORTSMOUTH OAK
24	100819-01-03A	EA	MOLDING - VINYL WRAPPED - L-SHAPED - 1.5"X1.5"X84" - PICKLED ASH
24	100819-01-04A	EA	MOLDING - VINYL WRAPPED - L-SHAPED - 1.5"X1.5"X84" - CHERRY
24	100819-01-05A	EA	MOLDING - VINYL WRAPPED - L-SHAPED - 1.5"X1.5"X84" - OAK
24	100819-01-08A	EA	MOLDING - VINYL WRAPPED - L-SHAPED - 1.5"X1.5"X84" - WASHED MAPLE
24	100819-01-09A	EA	MOLDING - VINYL WRAPPED - L-SHAPED - 1.5"X1.5"X84" - PORTSMOUTH OAK
25	103186-01-04A	FT	MOLDING - PLASTIC 3/8" U-CHANNEL W/3/4" FACE - CHERRY
25	103186-01-03A	FT	MOLDING - PLASTIC 3/8" U-CHANNEL W/3/4" FACE - PICKLED ASH
25	103186-01-05A	FT	MOLDING - PLASTIC 3/8" U-CHANNEL W/3/4" FACE - WATERFORD OAK
25	103186-01-08A	FT	MOLDING - PLASTIC 3/8" U-CHANNEL W/3/4" FACE - WASHED MAPLE

INTERIOR FINISH GROUP (CONTINUED)**MOLDINGS & TRIMS (CONTINUED)**

KEY	PART NUMBER	U/M	DESCRIPTION
25	103186-01-07A	FT	MOLDING - PLASTIC 3/8" U-CHANNEL W/3/4" FACE - BEIGE ILLUSION
25	103186-01-09A	FT	MOLDING - PLASTIC 3/8" U-CHANNEL W/3/4" FACE - PORTSMOUTH OAK
25	103186-02-03A	FT	MOLDING - PLASTIC - 1" U-CHANNEL 1 3/8" FACE - PICKLED ASH
25	103186-02-04A	FT	MOLDING - PLASTIC - 1" U-CHANNEL 1 3/8" FACE - CHERRY
25	103186-02-05A	FT	MOLDING - PLASTIC - 1" U-CHANNEL 1 3/8" FACE - WATERFORD OAK
25	103186-02-07A	FT	MOLDING - PLASTIC - 1" U-CHANNEL 1 3/8" FACE - BEIGE ILLUSION
25	103186-02-08A	FT	MOLDING - PLASTIC - 1" U-CHANNEL 1 3/8" FACE - WASHED MAPLE
25	103186-02-09A	FT	MOLDING - PLASTIC - 1" U-CHANNEL 1 3/8" FACE - PORTSMOUTH OAK
26	105004-01-03A	EA	MOLDING - VINYL WRAPPED - 1" X 96" - SALEM CHERRY
26	105004-01-04A	EA	MOLDING - VINYL WRAPPED - 1" X 96" - PICKLED ASH
26	105004-01-05A	EA	MOLDING - VINYL WRAPPED - 1" X 96" - WATERFORD OAK
26	105004-01-08A	EA	MOLDING - VINYL WRAPPED - 1" X 96" - WASHED MAPLE
26	105004-01-09A	EA	MOLDING - VINYL WRAPPED - 1" X 96" - PORTSMOUTH OAK
27	109332-02-03A	FT	TRIM-J - W/O ADHESIVE - SALEM CHERRY
27	109332-02-05A	FT	TRIM-J - W/O ADHESIVE - WASHED MAPLE
27	109332-02-06A	EA	TRIM-J - W/O ADHESIVE - PORTSMOUTH OAK
28	109736-02-01A	FT	MOLDING-T/OFFSET - W/EDGE LIP - 1" FACE - NATURAL OAK
29	117268-D2-134	EA	MOLDING - VINYL WRAPPED - .7" X 1.6" X 84" - WATERFORD OAK
29	117268-F2-134	EA	MOLDING - VINYL WRAPPED - .7" X 2.7" X 84" - WATERFORD OAK
29	117268-F2-438	EA	MOLDING - VINYL WRAPPED - .7" X 2.6" X 96" - WATERFORD OAK
30	113794-01-03A	FT	MOLDING - CROWN - 3.45" - MAPLE
30	113794-02-03A	FT	MOLDING - CROWN - 1.8" - MAPLE
31	116280-02-GV0	EA	MOLDING - CAP - PICKLED ASH
31	116280-02-GV1	EA	MOLDING - CAP - SALEM CHERRY
31	116280-02-J70	EA	MOLDING - CAP - WASHED MAPLE
31	116280-02-L95	EA	MOLDING - CAP - WATERFORD OAK
32	111134-F2-438	EA	LUMBER - VINYL WRAPPED - .7" X 2.5" X 96" - CHERRY
32	117267-D2-438	EA	LUMBER - VINYL WRAPPED - .7" X 1.5" X 96" - WATERFORD OAK
32	117267-E2-438	EA	LUMBER - VINYL WRAPPED - .7" X 2" X 96" - WATERFORD OAK
32	117267-F2-438	EA	LUMBER - VINYL WRAPPED - .7" X 2.5" X 96" - WATERFORD OAK
32	117267-J2-438	EA	LUMBER - VINYL WRAPPED - .7" X 5.5" X 96" - WATERFORD OAK
32	117267-R2-438	EA	LUMBER - VINYL WRAPPED - .7" X 3" X 96" - WATERFORD OAK
32	126205-D2-438	EA	LUMBER - VINYL WRAPPED - .7" X 1.5" X 96" - WASHED MAPLE
32	126205-E2-438	EA	LUMBER - VINYL WRAPPED - .7" X 2" X 96" - WASHED MAPLE
32	126205-F2-438	EA	LUMBER - VINYL WRAPPED - .7" X 2.5" X 96" - WASHED MAPLE
32	126205-G2-438	EA	LUMBER - STAINED - .7" X 3" X 96" - WASHED MAPLE
32	126205-J2-438	EA	LUMBER - VINYL WRAPPED - .7" X 5.5" X 96" - WASHED MAPLE
32	126205-R2-438	EA	LUMBER - VINYL WRAPPED - .7" X 3" X 96" - WASHED MAPLE
33	119520-01-01A	FT	MOLDING-T/OFFSET - W/EDGE LIP - 1"FACE - OFF WHITE
34	130247-01-01A	FT	MOLDING-T/OFF SET - 1.3" FACE - WATERFORD OAK
34	130247-01-02A	FT	MOLDING-T/OFF SET - 1.3" FACE - WASHED MAPLE
34	130247-01-03A	FT	MOLDING-T/OFF SET - 1.3" FACE - SALEM CHERRY
34	130247-01-04A	FT	MOLDING-T/OFF SET - 1.3" FACE - PORTSMOUTH OAK
35	130262-01-000	EA	PROTECTOR - CORNER SAVER - .7" X .7" X 5.9"
36	131923-01-01A	FT	MOLDING - CROWN - ASH
36	131923-01-02A	FT	MOLDING - CROWN - CHERRY
36	131923-01-03A	FT	MOLDING - CROWN - HARD WHITE MAPLE
37	131923-02-01A	FT	MOLDING - PICTURE - ASH
37	131923-02-02A	FT	MOLDING - PICTURE - CHERRY
37	131923-02-03A	FT	MOLDING - PICTURE - HARD WHITE MAPLE
38	131923-03-01A	FT	MOLDING - CROWN - DIVIDER - ASH
38	131923-03-02A	FT	MOLDING - CROWN - DIVIDER - CHERRY
38	131923-03-03A	FT	MOLDING - CROWN - DIVIDER - HARD WHITE MAPLE
	104676-02-02A	FT	MOLDING-T - W/EDGE LIP - 11/16" FACE - PICKLED ASH
	104676-02-03A	FT	MOLDING-T - W/EDGE LIP - 11/16" FACE - CHERRY-CHERRY
	104676-02-04A	FT	MOLDING-T - W/EDGE LIP - 11/16" FACE - WATERFORD OAK
	104676-02-06A	FT	MOLDING-T - W/EDGE LIP - 11/16" FACE - WASHED MAPLE
	104676-02-08A	FT	MOLDING-T - W/EDGE LIP - 11/16" FACE - PORTSMOUTH OAK

INTERIOR FINISH GROUP (CONTINUED)

PANELING, LAMINATES, BATT & EDGE BANDING

KEY	PART NUMBER	U/M	DESCRIPTION
	088272-H3-000	SF	PANELING - BARCELONA - 4' X 7' - WHEAT (L09, L10)
	088263-F3-000	EA	BATT STRIP - DECORATIVE - BARCELONA LINEN - 8' (L09, L10)
	085284-E8-000	FT	BATT TAPE - ADHESIVE BACKED - DECORATIVE - BARCELONA LINEN (L09, L10)
	088272-J3-000	SF	PANELING - PHOENIX/NEUTRAL - 4' X 7' (L11, L12)
	088263-G3-000	EA	BATT STRIP - DECORATIVE - PHOENIX/NEUTRAL - 8' (L11, L12)
	085284-G2-000	FT	BATT TAPE - ADHESIVE BACKED - DECORATIVE - PHOENIX/NEUTRAL (L11, L12)
	074497-39-000	SF	PANELING - WASHED MAPLE - 4' X 8'
	069733-86-000	EA	BATT STRIP - WOODGRAINED/WASHED MAPLE - 8'
	085284-F5-000	FT	BATT TAPE - ADHESIVE BACKED - WASHED MAPLE
	074497-28-000	SF	PANELING - WATERFORD OAK - 4' X 8'
	069733-86-000	EA	BATT STRIP - WOODGRAINED/WATERFORD OAK - 8'
	085284-B5-000	FT	BATT TAPE - ADHESIVE BACKED - WOODGRAINED-WATERFORD OAK
	074497-41-000	SF	PANELING - CEILING/IMPACT PEARL - 4' X 9'
	088263-F9-000	EA	BATT STRIP - CEILING - IMPACT PEARL - 9'
	085284-F6-000	FT	BATT TAPE - ADHESIVE BACKED-IMPACT PEARL-W/FLEECE EMBOSSED
	088272-H9-000	SF	PANELING - PEBBLE EMBOSSED - WHITE
	085284-D6-000	FT	BATT TAPE - ADHESIVE BACKED - DECORATIVE-EMBOSSED ANTIQUE
	074498-82-000	SF	LAMINATE - PLASTIC - WASHED MAPLE - 4' X 8'
	074498-77-000	SF	LAMINATE - PLASTIC - ART CABIN (WATERFORD OAK) - 4' X 8'
	074498-81-000	SF	LAMINATE - PLASTIC - ALMOND JAGUARD - 5' X 8'
	074498-71-000	SF	LAMINATE - PLASTIC - NEUTRAL SANTOS - 5' X 8'
	074498-40-000	SF	LAMINATE - PLASTIC - OFF WHITE - 5' X 8'
	000885-88-000	SF	PARTICLE BOARD - 3/8" X 4' X 8' - WASHED MAPLE - 1-SIDED
	000885-89-000	SF	PARTICLE BOARD - 3/8" X 4' X 8' - WASHED MAPLE - 2-SIDED
	000885-90-000	SF	PARTICLE BOARD - 1/2" X 4' X 8' - WASHED MAPLE - 2-SIDED
	000885-91-000	SF	PARTICLE BOARD - 3/4" X 4' X 8' - WASHED MAPLE - 2-SIDED
	000885-76-000	SF	PARTICLE BOARD-3/8" X 48" X 96"-WATERFORD OAK-VINYL 1 SIDE
	000885-77-000	SF	PARTICLE BOARD-3/8" X 48" X 96"-WATERFORD OAK-VINYL 2 SIDE
	000885-78-000	SF	PARTICLE BOARD-1/2" X 48" X 96"-WATERFORD OAK-VINYL 2 SIDE
	000885-79-000	SF	PARTICLE BOARD-3/4" X 48" X 96"-WATERFORD OAK-VINYL 2 SIDE
	083618-07-000	SF	PLYWOOD - MAPLE - 1 SIDE 3/16" X 4' X 8'
	000846-01-000	SF	PLYWOOD - 5/16" X 48" X 96" - CD GRADE
	000846-02-000	SF	PLYWOOD/UNDERLAYMENT - 5/16" X 48" X 96"
	126339-01-000	SF	BOARD - WHEAT - 60" X 72"
	076325-74-000	FT	MOLDING - EDGE BAND - 1 5/16" X .038" - WASHED MAPLE
	076325-75-000	FT	MOLDING - EDGE BAND - .93" X .024" - WASHED MAPLE
	076325-67-000	FT	MOLDING - EDGE BAND - .93" X .024" - WATERFORD OAK
	076325-68-000	FT	MOLDING - EDGE BAND - 1 5/16" X .038" - WATERFORD OAK
	076325-39-000	FT	MOLDING - EDGE BAND - 1 5/16" X .030" - ALMOND
	076325-40-000	FT	MOLDING - EDGE BAND - .93" X .024" - ALMOND
	076325-73-000	FT	MOLDING - EDGE BAND - .93" X .024" - OFF WHITE
	122481-16-000	FT	WALLPAPER - 6.8" BORDER (L09, L10)
	132610-05-01A	FT	BORDER - WALLPAPER - 7" - CALYPSO (L11, L12)

ACCESSORIES

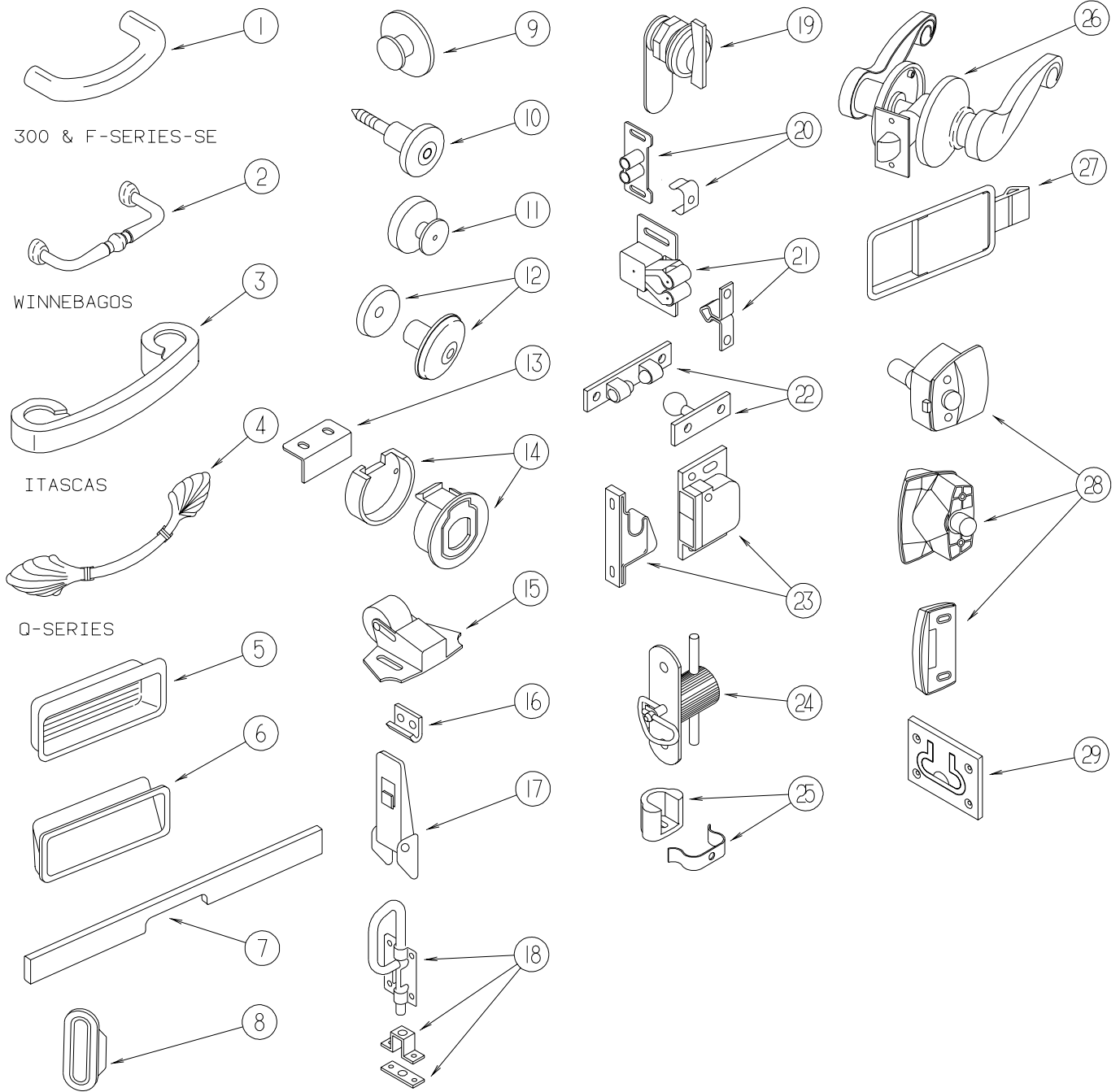
KEY	PART NUMBER	U/M	DESCRIPTION
	072852-01-000	EA	DETECTOR - SMOKE - W/9 VOLT BATTERY - US
	072852-02-000	EA	DETECTOR - SMOKE - W/9 VOLT BATTERY - CANADIAN
	091261-01-000	FT	SLIPNOT - ANTISLIP - 1' WIDE
	096764-02-000	FT	SLIPNOT - ANTISLIP - 1' WIDE (100' ROLLS)
	094499-03-000	EA	EXTINGUISHER/FIRE - DRY - 10BC - W/GAUGE - W/O BRACKET
*	094499-02-000	EA	EXTINGUISHER/FIRE - DRY - 1A10BC - CANADIAN
	094499-04-000	EA	BRACKET - FIRE EXTINGUISHER
	118081-02-01A	EA	CLOCK - WALL - ROUND 8" - BRASS
	125136-01-000	EA	CO DETECTOR - GAS - ROUND W/2 SCREWS - 9 VOLT

*COMPONENT PARTS FOUND IN SERVICE PARTS LIBRARY

FLOOR COVERINGS

KEY	PART NUMBER	U/M	DESCRIPTION
	042720-25-000	SY	VINYL - FLOOR COVERING - 14' WIDE - MODULATION
	093486-01-000	SY	CARPET - COMPARTMENT - 72" WIDE - DARK GRAY
	096060-E4-000	SY	CARPET - COMMANDER - LT BAROQUE
			FROM: 00-00-00 THRU: 10-24-99
	096060-G8-000	SY	CARPET - CAMEL - INCREMENTS OF 4 SY YDS
			FROM: 10-25-99 THRU: 99-99-99

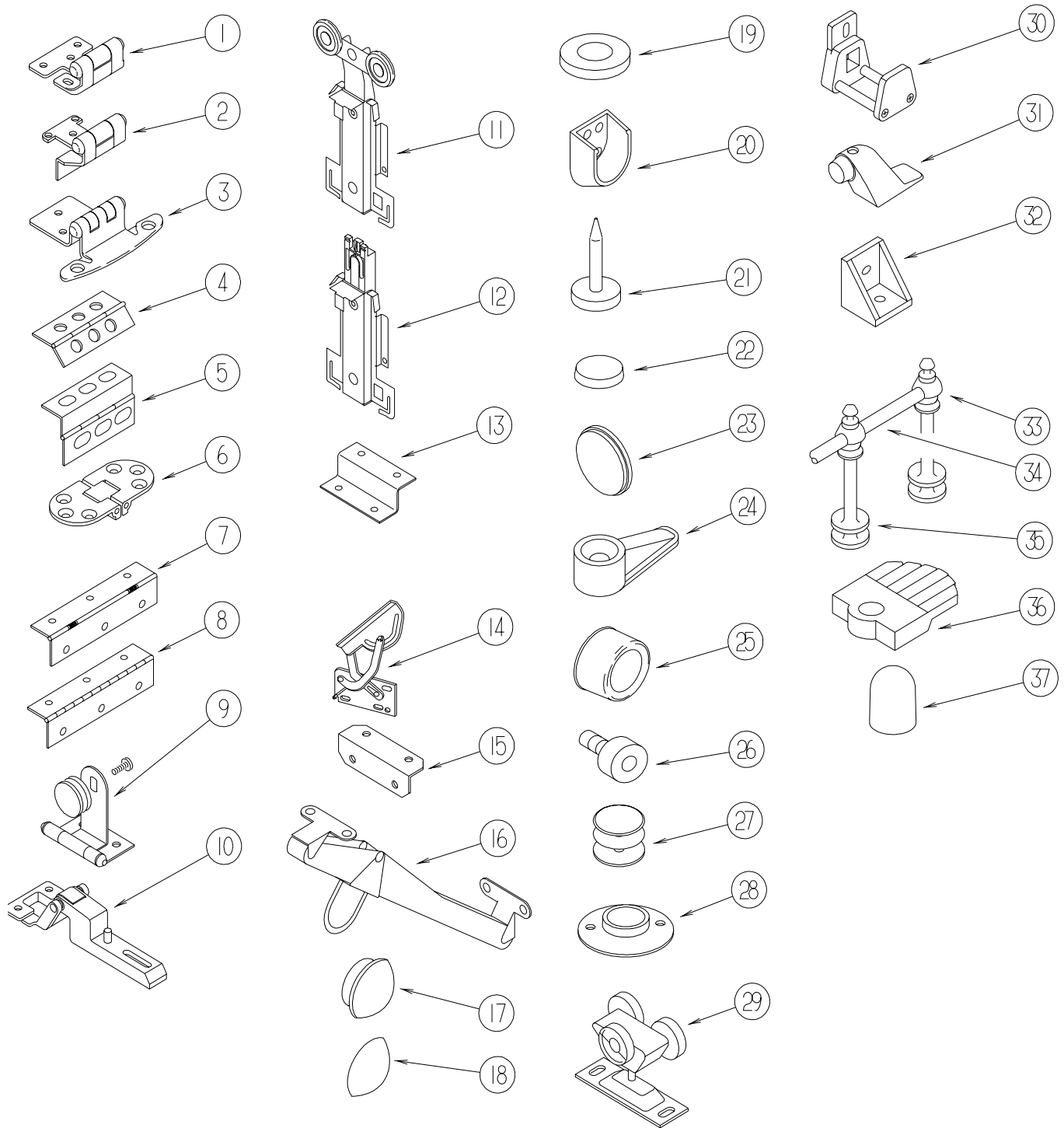
INTERIOR FINISH GROUP (CONTINUED)
HARDWARE



INTERIOR FINISH GROUP (CONTINUED)**HARDWARE (CONTINUED)**

KEY	PART NUMBER	U/M	DESCRIPTION
1	131964-01-01A	EA	PULL - CABINET - POLISHED BRASS
2	131963-01-01A	EA	PULL - CABINET - POLISHED BRASS
3	131962-01-01A	EA	PULL - CABINET - POLISHED BRASS
4	117923-01-01A	EA	PULL - CABINET - BURNISHED BRASS
4	131965-01-01A	EA	PULL - CABINET - BURNISHED BRASS
5	124311-01-01A	EA	HANDLE - RECESSED - BRASS
6	115994-01-01A	EA	HANDLE - POCKET
7	126866-01-L81	EA	HANDLE - TAMBOUR DOOR - PORTSMOUTH OAK
7	126866-04-KQ0	EA	HANDLE - TAMBOUR DOOR - WASHED MAPLE
7	126866-04-KQ1	EA	HANDLE - TAMBOUR DOOR - CHERRY
7	126866-04-L95	EA	HANDLE - TAMBOUR DOOR - WATERFORD OAK
7	126866-05-K07	EA	HANDLE - TAMBOUR DOOR - WATERFORD OAK
7	126866-05-K09	EA	HANDLE - TAMBOUR DOOR - WASHED MAPLE
8	098410-01-01A	EA	PULL - FINGER - OVAL - BRASS
9	125221-01-01A	EA	PULL - MIRROR - W/ROUND HANDLE
10	113800-01-000	EA	KNOB - CABINET - BRASS
11	133313-01-01A	EA	PULL - DRAWER KNOB - BURNISHED BRASS
11	133313-01-02A	EA	PULL - DRAWER KNOB - BRIGHT BRASS
12	117978-01-01A	EA	KNOB - DOOR - BRIGHT BRASS
13	113375-02-01A	EA	STRIKE - DOOR - CHROME
14	113375-05-01A	EA	LATCH - SLAM - BACK - .8" THICK
14	113375-06-01A	EA	LATCH - SLAM - FACE - .7" THICK
15	109403-01-000	EA	CATCH - SINGLE ROLLER - SCREEN DOOR
16	116975-02-01A	EA	KEEPER/STRIKE - BLACK - NEW STYLE
17	116975-01-01A	EA	LATCH - W/O STRIKE - BLACK - NEW STYLE
18	103256-01-000	EA	LATCH - SLIDE
19	100710-01-01A	EA	LOCK - GLASS DOOR/TWIST TYPE - BRASS
20	009021-01-000	EA	CATCH - GRILLE - NYLON
20	009021-02-000	EA	STRIKE - SPRING STEEL
21	093586-04-000	EA	STRIKE - SPRING STEEL - 1.14"
21	093586-05-000	EA	STRIKE - SPRING STEEL - .943"
21	093586-03-000	EA	CATCH - SPRING ROLLER - .377"
21	093586-06-000	EA	CATCH - SPRING ROLLER - .236"
22	084451-01-000	EA	CATCH - BRASS
23	117095-01-01A	EA	LATCH - DOOR - GRABBER W/KEEPER - PLASTIC - BLACK
23	117095-02-01A	EA	LATCH - DOOR - GRABBER W/KEEPER - PLASTIC - BLACK
24	098196-01-000	EA	LATCH - 1/4 TURN - T-BAR
25	129703-01-01A	EA	CATCH ASSEMBLY
26	111155-01-01A	EA	LOCK - PRIVACY/LOCKING - POLISHED BRASS
26	111155-05-01A	EA	LOCK - PRIVACY/LOCKING
27	127349-01-01A	EA	LATCH - PADDLE
28	058335-03-000	EA	LATCH W/O LOCK - BATHROOM DOOR BLACK
29	072871-01-000	EA	PULL - FLUSH - CHROME

INTERIOR FINISH GROUP (CONTINUED)
HARDWARE (CONTINUED)



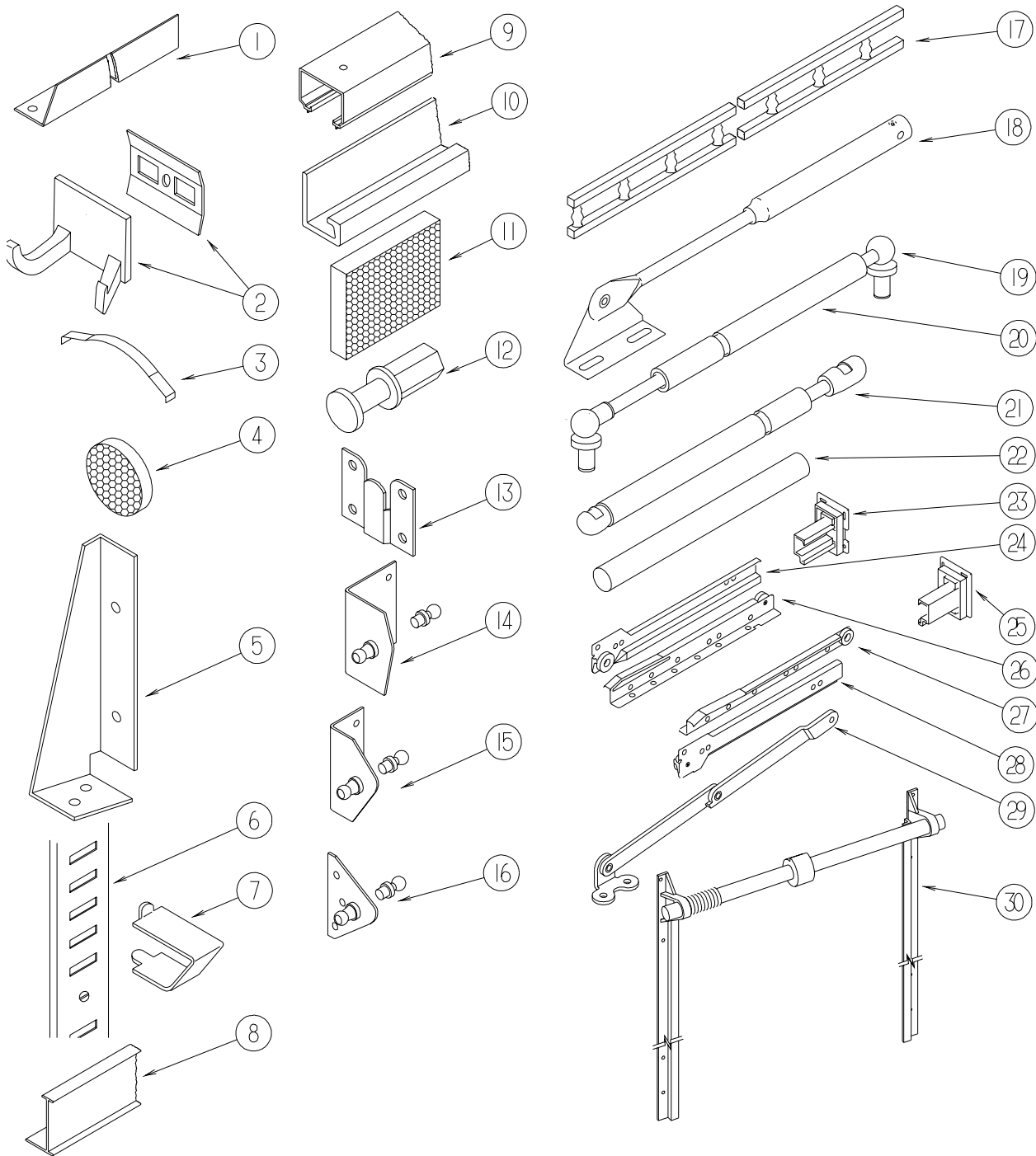
KEY	PART NUMBER	U/M	DESCRIPTION
1	13676-01-01A	EA	HINGE - OVERLAY - VARIABLE
2	113677-01-01A	EA	HINGE - SELF CLOSING
3	108138-01-000	EA	HINGE - CABINET DOOR - BURNISHED BRASS - Q-SERIES ONLY
3	108138-03-000	EA	HINGE - BRIGHT BRASS
	000G13-06-08G	EA	SCREW - 6-20 X .50 PFH - ANTIQUE BRASS
4	009059-01-000	EA	HINGE - DOOR - 2" X 1.4" - BRASS
4	009059-02-000	EA	HINGE - DOOR - 2" X 2.7" - BRASS
4	041389-18-000	EA	HINGE - PIANO - 1 1/2" X 19" - OFF WHITE
4	041389-25-000	EA	HINGE - PIANO - 1 1/2" X 55"
4	041389-35-000	EA	HINGE - PIANO - OFF WHITE - 31"
5	118802-01-02A	EA	HINGE - DOOR - CABINET - HAMPTON TAN
6	111535-01-000	EA	HINGE - TABLE/FOLDING

INTERIOR FINISH GROUP (CONTINUED)

HARDWARE (CONTINUED)

KEY	PART NUMBER	U/M	DESCRIPTION
7	102920-01-01A	EA	HINGE/SPRING LOADED - BRASS
8	084413-01-000	EA	HINGE/CONTINUOUS - ALUMINUM 1" X 72" - W/HOLES
8	110496-01-01A	EA	HINGE - BRASS
9	100711-01-01A	EA	HINGE - GLASS DOOR
10	114443-01-01A	EA	HINGE - CABINET DOOR
11	107390-02-000	EA	CORNER HANGER (DOUBLE ROLLER W/BRACKET) (SOLD AS 1 EACH)
12	107391-01-000	EA	GUIDE - BOTTOM - BY-PASS (4 USED PER DOOR)
13	101926-01-02A	EA	BRACKET - ZEE - BLACK
14	108126-01-000	EA	TRAY HINGE SET (QTY. 2 PER SET)
15	016604-01-000	EA	BRACE - CABINET - ANGLE - 2.5" - UNPAINTED METAL
15	016604-05-000	EA	BRACE - CABINET - ANGLE - 2.5" - OFF WHITE METAL
16	104181-01-01A	EA	SUPPORT - LEAF 5.3" EXTENDS TO 7.5" - SAFETY RING - METAL
17	074045-01-000	EA	PLUG - OAK - 1/2" DIAMETER
17	074045-08-000	EA	PLUG - OAK - 1/2" DIAMETER - SALEM CHERRY
17	042356-01-000	EA	PLUG - BUTTON - MAHOGANY - 3/8" DIAMETER - WOOD
18	057671-01-000	EA	COVER - SCREW - OFF WHITE - #8
18	057671-11-000	EA	COVER - SCREW - HAMPTON TAN - #8
18	057671-13-000	EA	COVER - SCREW - DARK GRAY - #8
18	057671-15-000	EA	COVER - SCREW - BRIGHT WHITE
18	057671-16-000	EA	COVER - SCREW - SOFT WHITE
19	100707-01-000	EA	SPACER - GLASS DOOR - .8" DIA - .3" HOLE - PLASTIC
20	113236-01-01A	EA	BRACKET - CLOTHES - ROD
21	102194-01-000	EA	GUIDE - PLASTIC
22	004354-01-000	EA	BUMPER - RUBBER - .5" DIA - BROWN
23	120760-01-000	EA	BUMPER - RUBBER - CLEAR
24	083204-03-000	EA	BUTTON - RETAINING MIRROR 5/16" TIP
25	069726-02-000	EA	BUMPER - .88" OD X .40" THICK - BLACK
26	079921-01-000	EA	ROLLER - NYLON - W/STEEL SHAFT - BARBED
27	081114-02-000	EA	CAP - INSERT - ROUND 1" DIAMETER - WHITE
28	009112-01-000	EA	FLANGE - PLASTIC - 1" CLOTHES ROD - OFF WHITE
29	103874-01-000	EA	HANGER - SLIDING DOOR
30	064467-01-000	EA	GUIDE - POCKET - SLIDING DOOR - WALL MOUNTED
31	103257-01-000	EA	STOP - DOOR
32	065740-01-000	EA	BRACE - CABINET/CORNER - PLASTIC
33	084070-03-000	EA	POST - END - 2.4" - BRASS
33	084071-05-000	EA	ROD - BRASS - 15"
33	084071-08-000	EA	ROD - BRASS - 9.3" LONG
33	084071-12-000	EA	ROD - BRASS - 4.1" LONG
33	084071-19-000	EA	ROD - BRASS - 7.1"
33	084071-20-000	EA	ROD - BRASS - 9.8" LONG
33	084071-22-000	EA	ROD - BRASS - 15.3"
33	084071-23-000	EA	ROD - BRASS - 13.12"
33	084071-24-000	EA	ROD - BRASS - 3.8"
33	084071-27-000	EA	ROD - BRASS - 2.7"
33	084071-28-000	EA	ROD - BRASS - 6" LONG
33	084071-30-000	EA	ROD - BRASS - 11.6" LONG
33	084071-31-000	EA	ROD - BRASS - 14.08" LONG
33	084071-32-000	EA	ROD - BRASS - 13.6" LONG
35	084070-01-000	EA	POST - CENTER - 2.4" - BRASS
36	009089-01-000	EA	CLIP - MIRROR
37	039984-01-000	EA	CAP - ROUND - VINYL - .28" ID X .62" - BLACK

INTERIOR FINISH GROUP (CONTINUED)
HARDWARE (CONTINUED)



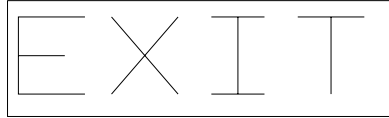
KEY	PART NUMBER	U/M	DESCRIPTION
1	114693-01-01A	EA	SUPPORT - BLACK - RIGHT HAND
1	114693-02-01A	EA	SUPPORT - BLACK - LEFT HAND
2	104174-01-000	EA	HOOK - ROBE - DOUBLE
3	115541-01-000	EA	SPRING - DOOR - SLIDING
4	122717-01-01A	EA	PAD - NON SKID - 4" DIAMETER ROUND
4	122717-04-01A	EA	PAD - NON SKID - 3" DIA. ROUND
5	076827-02-000	EA	BRACKET - 2.9" X 1.8" - TRIANGLE
6	098980-01-000	EA	PILASTER - ADJUSTABLE SHELF - 18"
6	098980-02-000	EA	PILASTER - ADJUSTABLE SHELF - 12"
6	098980-03-000	EA	PILASTER - ADJUSTABLE SHELF - 9"
6	098980-04-000	EA	PILASTER - ADJUSTABLE SHELF - 48"
6	098980-05-000	EA	PILASTER - ADJUSTABLE SHELF - 15"
6	098980-06-000	EA	PILASTER - ADJUSTABLE SHELF - 24"
7	098979-01-000	EA	CLIP - ADJUSTABLE SHELF

INTERIOR FINISH GROUP (CONTINUED)

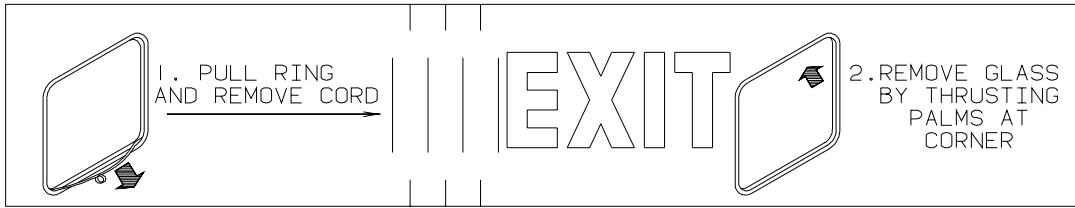
HARDWARE (CONTINUED)

KEY	PART NUMBER	U/M	DESCRIPTION
8	094856-10-01A	EA	TRACK - FOLDING DOOR - OFF WHITE
9	103868-09-01A	EA	TRACK - SLIDING DOOR - 64.3" - OFF WHITE
9	103868-15-01A	EA	TRACK - SLIDING DOOR - 76" - OFF WHITE
10	118933-01-01A	EA	SUPPORT - HINGE LOCK
11	122717-06-01A	FT	PAD - NON-SKID - PSA - 5"W
	122717-08-01A	EA	PAD - NON-SKID - PSA - 7.2"W
12	092652-01-000	EA	GUIDE WHEEL/DOOR - TOP MOUNT
13	130120-01-01A	EA	BRACKET - MOUNTING/MIRROR
14	126263-05-02B	EA	BRACKET - GAS SPRING W/BALL STUD - E-COATED
14	126263-06-02B	EA	BRACKET - GAS SPRING W/INSIDE BALL STUD - E-COATED
15	126263-10-02B	EA	BRACKET - GAS SPRING - 90 DEGREE SMALL
15	126263-13-02B	EA	BRACKET - GAS SPRING W/BALL STUD - E-COATED
16	126263-08-02B	EA	BRACKET - GAS SPRING W/CENTERED BALL STUD - E-COATED
17	075249-01-000	EA	RAILING - OAK - 72" UNFINISHED
18	074493-02-000	EA	SUPPORT - PISTON SPRING - CABINET DOOR - 26 LBS
19	057460-02-000	EA	STUD BALL - GAS SPRING - .39" - 5/16"-18
20	057460-04-000	EA	SPRING - GAS - BALL STUD STYLE - 120 PI - "SPD6209"
21	107796-06-000	EA	SPRING/GAS - 12" COMPRESSED/20" EXTENDED - 120LB.
21	107796-08-000	EA	SPRING/GAS - 11" COMPRESSED/17" EXTENDED - 60 LB
21	107796-15-000	EA	SPRING/GAS - 24" COMPRESSED/40" EXTENDED - 15 LB.
21	107796-16-000	EA	SPRING/GAS - 6.4" COMPRESSED/9.6" EXTENDED - 65 LB.
21	107796-26-000	EA	SPRING/GAS - 12" COMPRESSED/20" EXTENDED - 90 LB.
22	042438-02-000	EA	DOWEL - WOOD - 2" X 2"
22	042438-01-000	EA	DOWEL - WOOD - CLOTHES ROD - 1" DIAMETER X 4'
23	128811-01-01A	EA	BACKSOCKET - ADJUSTABLE - LEFT
24	128810-01-01A	EA	SLIDE - DRAWER - 12" - LEFT CABINET
24	128810-05-01A	EA	SLIDE - DRAWER - 14" - LEFT CABINET
24	128810-09-01A	EA	SLIDE - DRAWER - 16" - LEFT CABINET
24	128810-13-01A	EA	SLIDE - DRAWER - 18" - LEFT CABINET
24	128810-17-01A	EA	SLIDE - DRAWER - 20" - LEFT CABINET
24	128810-21-01A	EA	SLIDE - DRAWER - 22" - LEFT CABINET
24	128810-25-01A	EA	SLIDE - DRAWER - 24" - LEFT CABINET
25	128811-02-01A	EA	BACKSOCKET - ADJUSTABLE RIGHT
26	128810-03-01A	EA	SLIDE - DRAWER - 12" - LEFT DRAWER
26	128810-07-01A	EA	SLIDE - DRAWER - 14" - LEFT DRAWER
26	128810-11-01A	EA	SLIDE - DRAWER - 16" - LEFT DRAWER
26	128810-15-01A	EA	SLIDE - DRAWER - 18" - LEFT DRAWER
26	128810-19-01A	EA	SLIDE - DRAWER - 20" - LEFT DRAWER
26	128810-23-01A	EA	SLIDE - DRAWER - 22" - LEFT DRAWER
26	128810-27-01A	EA	SLIDE - DRAWER - 24" - LEFT DRAWER
27	128810-04-01A	EA	SLIDE - DRAWER - 12" - RIGHT DRAWER
27	128810-08-01A	EA	SLIDE - DRAWER - 14" - RIGHT DRAWER
27	128810-12-01A	EA	SLIDE - DRAWER - 16" - RIGHT DRAWER
27	128810-16-01A	EA	SLIDE - DRAWER - 18" - RIGHT DRAWER
27	128810-20-01A	EA	SLIDE - DRAWER - 20" - RIGHT DRAWER
27	128810-24-01A	EA	SLIDE - DRAWER - 22" - RIGHT DRAWER
27	128810-28-01A	EA	SLIDE - DRAWER - 24" - RIGHT DRAWER
28	128810-02-01A	EA	SLIDE - DRAWER - 12" - RIGHT CABINET
28	128810-06-01A	EA	SLIDE - DRAWER - 14" - RIGHT CABINET
28	128810-10-01A	EA	SLIDE - DRAWER - 16" - RIGHT CABINET
28	128810-14-01A	EA	SLIDE - DRAWER - 18" - RIGHT CABINET
28	128810-18-01A	EA	SLIDE - DRAWER - 20" - RIGHT CABINET
28	128810-22-01A	EA	SLIDE - DRAWER - 22" - RIGHT CABINET
28	128810-26-01A	EA	SLIDE - DRAWER - 24" - RIGHT CABINET
29	084412-01-000	EA	SUPPORT/HINGE KIT (LEFT & RIGHT HINGES)
30	130787-01-000	EA	TRACK - TAMBOUR DOOR/SPRING - 15.9"
30	130787-02-000	EA	TRACK - TAMBOUR DOOR/SPRING - 24"
30	130787-03-000	EA	TRACK - TAMBOUR DOOR/SPRING - 30"

LABELS GROUP



KEY PART NUMBER U/M DESCRIPTION
039290-01-000 EA LABEL - WARNING - EXIT



KEY PART NUMBER U/M DESCRIPTION
107571-01-000 EA LABEL - EXIT/ESCAPE WINDOW

FOR AWNING INSTALLATION
CONTACT YOUR MOTORHOME
DEALERSHIP

KEY PART NUMBER U/M DESCRIPTION
099509-01-000 EA LABEL - AWNING INSTALLATION



KEY PART NUMBER U/M DESCRIPTION
040944-01-000 EA LABEL - ENTRANCE DOOR - "OPEN"

WARNING
MUST BE STOWED
IN LATCHED POSITION
WHILE VEHICLE IS IN MOTION

KEY PART NUMBER U/M DESCRIPTION
079966-01-000 EA LABEL - WARNING - STOWED - MOTION

WARNING DISCONNECT BATTERIES BEFORE
CONNECTING EXTERNAL CHARGING EQUIPMENT.

KEY PART NUMBER U/M DESCRIPTION
065748-01-000 EA LABEL - CAUTION - BATTERY CHARGING

AVERTISSEMENT : DEBRANCHER LES BATTERIES AVANT
DE BRANCHER TOUT EQUIPEMENT DE CHARGE EXTERIEUR.

KEY PART NUMBER U/M DESCRIPTION
065748-02-000 EA LABEL - WARNING - BATTERY/FRENCH - CANADIAN

LABELS GROUP (CONTINUED)

WASTE WATER

KEY PART NUMBER U/M DESCRIPTION
006188-01-000 EA LABEL - WASTE WATER

SEWAGE

KEY PART NUMBER U/M DESCRIPTION
006187-01-000 EA LABEL - SEWAGE

IF YOU SMELL GAS

1. EXTINGUISH ANY OPEN FLAME, PILOT LIGHTS AND ALL SMOKING MATERIALS.
2. DO NOT TOUCH ELECTRICAL SWITCHES.
3. SHUT OFF THE GAS SUPPLY AT THE TANK VALVE(S) OR GAS SUPPLY CONNECTION.
4. OPEN DOORS AND OTHER VENTILATING OPENINGS.
5. LEAVE THE AREA UNTIL ODOR CLEARS.
6. HAVE THE GAS SYSTEM CHECKED AND LEAKAGE SOURCE CORRECTED BEFORE USING AGAIN.

KEY PART NUMBER U/M DESCRIPTION
073998-01-000 EA LABEL - LPG ODOR WARNING

WARNING: TEST SMOKE DETECTOR OPERATION AFTER VEHICLE HAS BEEN IN STORAGE. BEFORE EACH TRIP AND AT LEAST ONCE PER WEEK DURING USE.

KEY PART NUMBER U/M DESCRIPTION
077956-01-000 EA LABEL - WARNING - SMOKE DETECTOR

CAUTION	TO HELP AVOID PERSONAL INJURY DURING REMOVAL OF FUEL FILLER CAP, SLOWLY LOOSEN CAP 1/2 TURN TO ALLOW ANY FUEL PRESSURE TO BE RELIEVED BEFORE TURNING CAP FURTHER.
FUEL SPRAY MAY CAUSE PERSONAL INJURY	STOP ADDING FUEL AFTER FIRST SHUTOFF BY AUTOMATIC NOZZLE WHEN TANK IS NEARLY FULL. DO NOT OVERFILL FUEL TANK. SEE OWNERS MANUAL FOR ADDITIONAL INFORMATION. PRINTED IN U.S.A. WLC PT NO 15611763

KEY PART NUMBER U/M DESCRIPTION
087207-05-000 EA LABEL - FUEL CAP REMOVAL

UNLEADED FUEL ONLY

KEY PART NUMBER U/M DESCRIPTION
062043-01-000 EA LABEL - FUEL - UNLEADED

UNLEADED
FUEL ONLY

KEY PART NUMBER U/M DESCRIPTION
098641-01-000 EA LABEL-FUEL - UNLEADED - DASH

LABELS GROUP (CONTINUED)

LP-GAS SYSTEM
THIS GAS PIPING SYSTEM IS
DESIGNED FOR USE OF
LIQUIFIED PETROLEUM GAS
ONLY. DO NOT CONNECT
NATURAL GAS TO THIS
SYSTEM.
SECURE CAP INLET(S) WHEN NOT
CONNECTED FOR USE. AFTER TURNING
ON GAS, EXCEPT AFTER NORMAL
CONTAINER REPLACEMENT, TEST GAS
PIPING AND CONNECTIONS TO
APPLIANCES FOR LEAKAGE WITH SOAPY
WATER OR BUBBLE SOLUTION. DO NOT
USE PRODUCTS THAT CONTAIN AMMONIA
OR CLORINE.

124520

KEY	PART NUMBER	U/M	DESCRIPTION
	124520-01-01A	EA	LABEL - LP GAS ONLY - BLACK ON CLEAR
	124520-01-02A	EA	LABEL - LP GAS ONLY - WHITE ON CLEAR

WARNING

THIS SYSTEM IS DESIGNED FOR USE WITH PROPANE ONLY
DO NOT CONNECT NATURAL GAS TO THIS SYSTEM

BEFORE TURNING ON PROPANE:

- (A) BE CERTAIN APPLIANCES ARE CERTIFIED FOR PROPANE AND ARE EQUIPPED WITH CORRECT BURNING ORIFICES.
- (B) MAKE CERTAIN ALL PROPANE CONNECTIONS ARE TIGHT BY TESTING WITH SOAPY WATER. ALL APPLIANCE VALVES ARE TURNED OFF, AND ANY UNCONNECTED OUTLETS ARE CAPPED.

AFTER TURNING ON PROPANE:

- (A) LIGHT ALL PILOT LIGHTS
- (B) ALL CONNECTIONS, INCLUDING THOSE AT THE APPLIANCES, REGULATORS AND CYLINDERS SHOULD BE LEAK-TESTED PERIODICALLY WITH SOAPY WATER BY THE OCCUPANT. NEVER USE A LIGHTED MATCH OR OTHER FLAME WHEN CHECKING FOR LEAKS.
- (C) DO NOT LEAVE SYSTEM TURNED ON OF CONTAINERS CONNECTED UNTIL THE SYSTEM HAS BEEN PROVEN TO BE FREE OF LEAKS.
- (D) COOKING APPLIANCES SHOULD NOT BE USED FOR SPACE HEATING.
- (E) WHEN THE CONTAINERS ARE DISCONNECTED THE PROPANE SUPPLY LINE SHOULD BE CAPPED OR PLUGGED.

AVERTISSEMENT

CETTE INSTALLATION EST CONCUE POUR LE PROPANE SEULEMENT
NE PAS L'ALIMENTER EN GAZ NATUREL

AVANT LA MISE EN SERVICE:

- (A) S'ASSURER QUE LES APPAREILS SONT CERTIFIES POUR LE PROPANE ET MUNIS D'ORIFICES DE BRULEUR APPROPRIES.
- (B) VERIFIER L'ETANCHEITE DE TOUTS LES RACCORDEMENTS AU PROPANE. LA PERMETURE DE TOUTS LES ROBINETS D'APPAREILS ET L'OBTUTATION DE TOUTES LES SORTIES NON RACCORDEES.

APRES LA MISE EN SERVICE:

- (A) ALLUMER TOUTES LES VEILLEUSES.
- (B) L'OCCUPANT DOIT EPROUVER PERIODIQUEMENT L'ETANCHEITE DE TOUTS LES RACCORDEMENTS Y COMPRIS CEUX AUX APPAREILS, AUX DETENDEURS ET AUX BOUTEILLES, EN Y APPLIQUANT DE L'EAU SAVONNEUSE NE JAMA'S SE SERVIR D'UNE ALLUMETTE OU AUTRE POUR LA DETECTION DES FUITES.
- (C) NE PAS LAISSER L'ALIMENTATION OUVERTE NI LES RECIPIENTS RACCORDES AVANT D'AVOIR COMPLETE L'EPREUVE D'ETANCHEITE AU PROPANE DE L'INSTALLATION.
- (D) LES APPAREILS DE CUISSON NE DOIVENT PAS ETRE UTILISES POUR LE CHAUFFAGE DES LOCAUX.
- (E) LORSQUE LES RECIPIENTS SONT DECONNECTES, L'ALIMENTATION DE PROPANE DOIT ETRE OBTUREE OU SCHELLEE.

KEY	PART NUMBER	U/M	DESCRIPTION
	023769-01-000	EA	LABEL - WARNING - LPG - CANADIAN

THIS CONNECTION IS FOR
(B) VOLT AC,60 HZ(CYCLES)
(A) AMPERE SUPPLY

DO NOT CONNECT TO
HIGHER VOLTAGE

THIS CONNECTION IS FOR
(B) VOLT AC,3-POLE,4 WIRE
60 HZ(CYCLES),(A) AMPERE SUPPLY

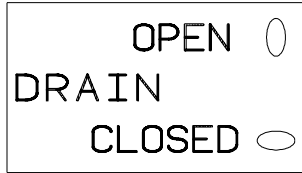
DO NOT CONNECT TO
HIGHER VOLTAGE

THIS CONNECTION IS FOR
(B) VOLT AC,50 HZ(CYCLES)
(A) AMPERE SUPPLY

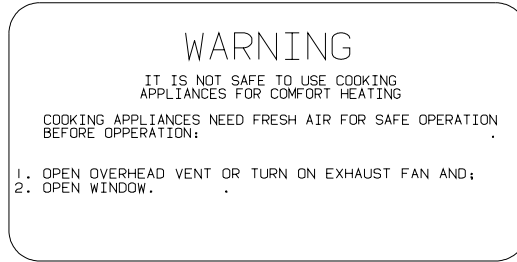
DO NOT CONNECT TO
HIGHER VOLTAGE

KEY	PART NUMBER	U/M	DESCRIPTION
	125306-01-01A	EA	LABEL - ELECTRICAL ENTRANCE - 110VOLT 30AMP
	125306-03-01A	EA	LABEL - ELECTRICAL ENTRANCE - 100 VOLT 30 AMP
	125306-04-01A	EA	LABEL - ELECTRICAL ENTRANCE - 120 VOLT - 240 AMP
	125306-05-01A	EA	LABEL - ELECTRICAL ENTRANCE - 220 VOLT 25 AMP

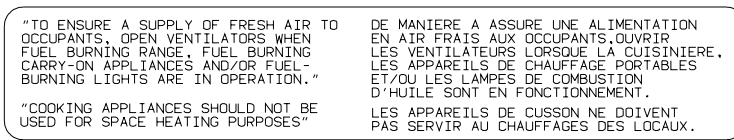
LABELS GROUP (CONTINUED)



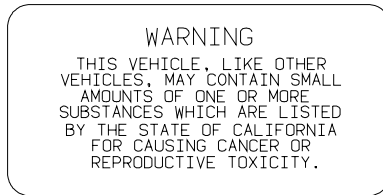
KEY PART NUMBER U/M DESCRIPTION
133423-01-01A EA LABEL - DRAIN



KEY PART NUMBER U/M DESCRIPTION
050225-01-000 EA LABEL - WARNING - STOVE VENT - US



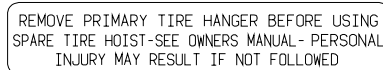
KEY PART NUMBER U/M DESCRIPTION
050222-01-000 EA LABEL - STOVE VENT - CANADIAN



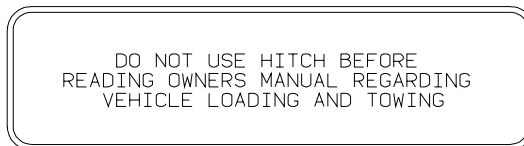
KEY PART NUMBER U/M DESCRIPTION
099689-01-000 EA LABEL - WARNING - CANCER/TOXICITY



KEY PART NUMBER U/M DESCRIPTION
133424-01-01A EA LABEL - BYPASS - WATER HEATER



KEY PART NUMBER U/M DESCRIPTION
126024-01-01A EA LABEL - TIRE HANGER REMOVAL



KEY PART NUMBER U/M DESCRIPTION
111104-01-000 EA LABEL - HITCH - READ MANUAL - WHITE
111104-02-000 EA LABEL - HITCH - READ MANUAL - BLACK

LABELS GROUP (CONTINUED)



CAUTION

THIS MOTOR HOME HAS BEEN DESIGNED, MANUFACTURED AND TESTED WITH CONCERN FOR THE PROTECTION OF IT'S OCCUPANTS. WE RECOMMEND YOU PERFORM THE FOLLOWING INSPECTIONS FOR YOUR SAFETY AND THE SAFETY OF YOUR PASSENGERS BEFORE STARTING YOUR VEHICLE.


1. LP GAS SYSTEM- TURN OFF AT TANK FOR TRAVELING. TEST FOR LEAKS UPON ARRIVAL AT DESTINATION. BEFORE LIGHTING PILOTS.
2. WHEELS- INSPECT FOR DAMAGE AND CHECK LUG NUTS FOR TIGHTNESS.
3. TIRES- INSPECT FOR WEAR AND DAMAGE AND CHECK FOR RECOMMENDED AIR PRESSURE.
4. LIGHTING- TEST FOR PROPER OPERATION OF ALL INTERIOR AND EXTERIOR LIGHTS INCLUDING DASH LIGHTS, HEADLIGHTS, TAIL LIGHTS, BRAKE LIGHTS, CLEARANCE LIGHTS AND TURN SIGNALS.
5. EXITS- INSPECT RELEASE MECHANISM ON EMERGENCY EXIT WINDOW. TEST BOTH LOCKS ON MAIN ENTRANCE DOOR FOR EASE OF OPERATION AND INSTRUCT PASSENGERS HOW TO USE BOTH MEANS OF EXIT.
6. SEAT BELTS- DIRECT PASSENGERS TO DESIGNATED SEATS AND REQUIRE USE OF SEAT BELTS.
7. APPLIANCES- TURN OFF AND LATCH OR LOCK DOORS WHERE PROVIDED.
8. LOOSE PARCELS- STORE SECURELY.
9. UTILITY SUPPLY LINES- DISCONNECT ALL ELECTRIC, SEWER AND WATER LINES AND SECURE PROPERLY.
10. ENTRANCE DOOR STEP- PLACE IN RETRACTED POSITION FOR TRAVELING.

READ YOUR MOTOR HOME AND CHASSIS OWNER'S MANUAL FOR FURTHER PRECAUTIONS

KEY PART NUMBER **U/M DESCRIPTION**
 056259-01-000 EA LABEL - SAFETY CHECK LIST

	WARNING
	<p>DEATH or SERIOUS INJURY can occur</p> <p>Children 12 and under can be killed by the air bag The BACK SEAT is the SAFEST place for children NEVER put a rear-facing child seat in the front Sit as far back as possible from the air bag ALWAYS use SEAT BELTS and CHILD RESTRAINTS</p>

KEY PART NUMBER **U/M DESCRIPTION**
 126611-01-000 EA LABEL - AIR BAG - VISOR

	WARNING
<input type="radio"/>	<p>Children Can be KILLED or INJURED by Passenger Air Bag</p> <p>The back seat is the safest place for children 12 and under. Make sure all children use seat belts or child seats.</p>

KEY PART NUMBER **U/M DESCRIPTION**
 126612-01-000 EA LABEL - HANG TAG - AIR BAG - DASH

AIR CONDITIONING CIRCUIT.
 THIS CONNECTION IS FOR
 AIR CONDITIONERS RATED 110-
 125 VOLT AC, 60 HZ, 16
 AMPERES MAXIMUM. DO NOT
 EXCEED CIRCUIT RATING.

KEY PART NUMBER **U/M DESCRIPTION**
 091243-01-000 EA LABEL - A/C COVER "AIR CONDITIONING CIRCUIT ETC."

WARNING: CONTAINS "CFC" A SUBSTANCE WHICH HARMS PUBLIC HEALTH AND ENVIRONMENT BY DESTROYING OZONE IN THE UPPER ATMOSPHERE.

KEY PART NUMBER **U/M DESCRIPTION**
 111802-01-000 EA LABEL - CFC WARNING

LABELS GROUP (CONTINUED)

WARNING

WHEN ADDING A GENERATOR SET:

HIGH VOLTAGE-USE EXTREME CAUTION WHEN WORKING ON ELECTRICAL COMPONENTS.
HAVE ALL ELECTRICAL INSTALLATION PERFORMED BY A QUALIFIED LICENSED ELECTRICIAN-FOLLOW ALL STATE AND LOCAL CODES.
ONLY INSTALL GENERATOR SET APPROVED FOR R.V. APPLICATION. HAVE INSTALLED BY QUALIFIED TECHNICIAN.
TO AVOID HEAT BUILD-UP AND TO GUARANTEE AN ADEQUATE AIR SUPPLY TO THE GENERATOR CARBURETOR, FOLLOW INSTALLATION INSTRUCTIONS.
GENERATOR ENGINE EXHAUST GASES ARE TOXIC AND MUST NOT TERMINATE UNDER THE VEHICLE-DISCHARGE EXHAUST AWAY FROM VEHICLE.

KEY PART NUMBER U/M DESCRIPTION
077510-01-000 EA LABEL - GENERATOR PREP

CAUTION

DO NOT LATCH DOOR IN OPEN POSITION
IF WATER HEATER CONTROL IS IN THE ON
POSITION. WATER HEATER EXHAUST MAY
DAMAGE OUTER SURFACE OF DOOR.

KEY PART NUMBER U/M DESCRIPTION
113402-01-000 EA LABEL - CAUTION - WATER HEATER EXHAUST
113402-02-000 EA LABEL - CAUTION - FURNACE EXHAUST

WARNING!

UNDERSTAND OPERATOR'S MANUAL BEFORE USING.
KEEP PEOPLE AND OBSTRUCTIONS CLEAR OF
SLIDEOUT ROOM WHEN OPERATING TO AVOID
INJURY AND/OR PROPERTY DAMAGE.

KEY PART NUMBER U/M DESCRIPTION
116549-01-000 EA LABEL - WARNING - SLIDEOUT

WARNING

MUST BE STOWED
IN LATCHED POSITION
WHILE VEHICLE IS IN MOTION

KEY PART NUMBER U/M DESCRIPTION
079966-01-000 EA LABEL - WARNING - STOWED - MOTION

MISE EN GARDE

POUR VOTRE SECURITE PERSONNELLE RANGEZ,
TOUT OBJET DE FAÇON SECURITAIRE LORSQUE
LE VEHICULE EST EN MOUVEMENT.

CAUTION

FOR YOUR PERSONAL SAFETY, SECURELY STOW
OBJECTS AWAY WHILE VEHICLE IS IN MOTION

KEY PART NUMBER U/M DESCRIPTION
131341-01-000 EA LABEL - STOW OBJECTS - US

DIESEL FUEL ONLY

KEY PART NUMBER U/M DESCRIPTION
068383-01-000 EA LABEL - DIESEL FUEL

LABELS GROUP (CONTINUED)

WARNING

ALL PILOT LIGHTS, APPLIANCES AND THEIR IGNITORS (SEE OPERATING INSTRUCTIONS) SHALL BE TURNED OFF DURING REFUELING OF MOTOR FUEL TANKS AND/OR LP GAS CONTAINERS

KEY	PART NUMBER	U/M DESCRIPTION
	124519-01-01A	EA LABEL - WARNING/REFUELING - BLACK ON CLEAR
	124519-01-02A	EA LABEL - WARNING/REFUELING - WHITE ON CLEAR

WARNING:

ALL PILOT LIGHTS AND APPLIANCES SHALL BE TURNED OFF DURING REFUELING OF MOTOR FUEL TANKS AND/OR PROPANE CONTAINERS.

AVERTISSEMENT:

FERMER TOUTES LES VEILLEUSES AINSI QUE TOUTS LES APPAREILS LORSQU'ON FAIT LE PLEIN DES RESERVOIRS A CARBURANT OU A PROPANE.

124519-02

KEY	PART NUMBER	U/M DESCRIPTION
	124519-02-01A	EA LABEL - WARNING/REFUELING - BLACK ON CLEAR - CSA
	124519-02-02A	EA LABEL - WARNING/REFUELING - WHITE ON CLEAR - CSA

ENTRANCE DOOR PROP ROD

THIS ROD IS DESIGNED TO PROP THE ENTRANCE DOOR OPEN WHEN THE PATIO AWNING ARM IS ATTACHED TO THE SIDEWALL AND THE AWNING IS EXTENDED.

HOOK ONE END OF ROD INTO LOOP ON DOOR AND OTHER END INTO LOOP ON THE SIDEWALL AS SHOWN.

(THIS LABEL TO BE REMOVED BY RETAIL OWNER ONLY)

KEY	PART NUMBER	U/M DESCRIPTION
	128658-01-000	EA LABEL - PROP ROD - ENTRY DOOR

INPUT

KEY	PART NUMBER	U/M DESCRIPTION
	087236-01-000	EA LABEL - CABLE - INPUT

OUTLET

KEY	PART NUMBER	U/M DESCRIPTION
	087236-02-000	EA LABEL - TV OUTLET

DTS: ISI CE SIEGE N'EST PAS DESTINE A ETRE OCCUPE LORSQUE LE VEHICULE EST EN MOUVEMENT

THIS SEAT IS NOT INTENDED FOR OCCUPANCY WHILE VEHICLE IS IN MOTION

KEY	PART NUMBER	U/M DESCRIPTION
	006064-01-000	EA LABEL - SEAT W/O SEATBELT
	006064-02-000	EA LABEL-SEAT W/O SEATBELT, CANADIAN

LABELS GROUP (CONTINUED)

FUEL

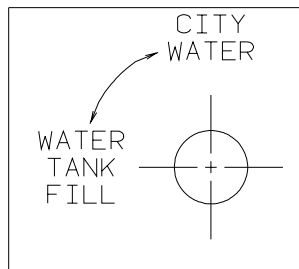
KEY PART NUMBER U/M DESCRIPTION
061417-01-000 EA LABEL - FUEL - ON FUEL FILL DOOR

CAUTION:
OPEN A WINDOW OR VENT WHILE
OPERATING DRYER. IT IS DANGEROUS
TO CREATE A NEGATIVE AIR PRESSURE
INSIDE A VEHICLE CONTAINING
FUEL-BURNING APPLIANCES

KEY PART NUMBER U/M DESCRIPTION
130670-01-01A EA LABEL - CAUTION DRYER VENTING - BLACK ON CLEAR

INSERT RETAINER PINS IN
SLIDE MECHANISM AFTER
RETURNING GENERATOR TO
STORED POSITION.
IF RETAINER PINS ARE NOT
INSERTED, THE GENERATOR
WILL EXTEND WHICH MAY
CAUSE PERSONAL INJURY.

KEY PART NUMBER U/M DESCRIPTION
116273-01-000 EA LABEL - WARNING - GENERATOR



KEY PART NUMBER U/M DESCRIPTION
117629-02-000 EA LABEL - WATER PUMP/FILL-WHITE LETTER/CLEAR BACKGROUND-.24"
117629-03-000 EA LABEL - WATER PUMP/FILL-BLK LETTERS/CLEAR BACKGROUND-.31"

KEEP THE SERVICE INLET ACCESS
IN THE CLOSED POSITION WHEN
UTILITY CONNECTIONS ARE NOT IN USE

KEY PART NUMBER U/M DESCRIPTION
123562-01-000 EA LABEL - SERVICE/UTILITY ACCESS

CITY WATER FILL

KEY PART NUMBER U/M DESCRIPTION
126249-01-000 EA LABEL - CITY WATER FILL - WHITE LETTERS/CLEAR BACKGROUND
126249-02-000 EA LABEL - CITY WATER FILL-BLK LETTER/CLEAR BACKGROUND-.24"H
126249-03-000 EA LABEL - CITY WATER FILL-BLK LETTER/CLEAR BACKGROUND-.31"H

LABELS GROUP (CONTINUED)

WARNING

ROOF SURFACE MAY BE SLIPPERY
ESPECIALLY WHERE MOISTURE IS PRESENT
SLIPPING MAY RESULT IN PERSONAL INJURY.

128218-01

KEY	PART NUMBER	U/M DESCRIPTION
	128218-01-01A	EA LABEL - WARNING - SLIPPERY ROOF

WASTE TANK FLUSH

KEY	PART NUMBER	U/M DESCRIPTION
	130168-01-000	EA LABEL - WASTE TANK FLUSH

LIGHTS WATER
PUMP

KEY	PART NUMBER	U/M DESCRIPTION
	130170-02-000	EA LABEL - SWITCH PANEL - BLK/CLEAR BACKGROUND-1.4H X 3.9"L
	117628-02-000	EA LABEL - SWITCH - WATER PUMP/LIGHTS-WHITE/CLEAR BACKGROUND

MONITOR WATER
PANEL LIGHT PUMP

KEY	PART NUMBER	U/M DESCRIPTION
	130170-01-000	EA LABEL - SWITCH PANEL - BLK/CLEAR BACKGROUND-1.8"H X 5.9"L

PUSH TO
RELEASE
GENERATOR
SLIDE ASM

KEY	PART NUMBER	U/M DESCRIPTION
	131779-01-01A	EA LABEL - GENERATOR

WARNING

ALL LP GAS IS CONTAINED UNDER PRES-
SURE. DUE TO THE DANGEROUS POTENTIAL
OF ANY COMPRESSED GAS, IT IS MANDA-
TORY THAT THE FOLLOWING REQUIREMENTS
FOR THE USE OF THIS TANK BE FOLLOWED:
TANKS ARE TO BE INSTALLED, FUELED AND
MAINTAINED IN ACCORDANCE WITH STATE
AND LOCAL CODE, RULES, REGULATIONS OR
LAWS AND IN ACCORDANCE WITH NFPA
PAMPHLET 58, DIVISION IV.

KEY	PART NUMBER	U/M DESCRIPTION
	116112-01-000	EA LABEL - SWITCH PANEL - BLK/CLEAR BACKGROUND-1.8"H X 5.9"L

LABELS GROUP (CONTINUED)

TOW VEHICLE RATING MAY BE LESS THAN HITCH RATING.
 MAXIMUM VERTICAL HITCH LOAD: 350 LBS
 DO NOT EXCEED REAR AXLE RATING.
 SEE OWNER'S MANUAL FOR ADDITIONAL INFORMATION.

KEY	PART NUMBER	U/M DESCRIPTION
	129669-01-01A	EA LABEL - HITCH/VEHICLE RATE - 350 - WHITE ON CLEAR
	129669-01-02A	EA LABEL - HITCH/VEHICLE RATE - 350 - BLACK ON CLEAR
	129669-02-01A	EA LABEL - HITCH/VEHICLE RATE - 500 - WHITE ON CLEAR
	129669-02-02A	EA LABEL - HITCH/VEHICLE RATE - 500 - BLACK ON CLEAR

THIS CHAIR IS NOT INTENDED FOR OCCUPANCY WHEN VEHICLE IS IN MOTION AND MUST BE RETURNED TO STOWED POSITION

KEY	PART NUMBER	U/M DESCRIPTION
	102267-01-000	EA LABEL - NO OCCUPANCY - US

DTS ISICE SIEGE N'EST PAS DESTINE A ETRE OCCUPE LORSQUE LE VEHICULE EST EN MOUVEMENT ET IL FAUT QUE LE RANGER

THIS CHAIR IS NOT INTENDED FOR OCCUPANCY WHEN VEHICLE IS IN MOTION AND MUST BE RETURNED TO STOWED POSITION

KEY	PART NUMBER	U/M DESCRIPTION
	102267-02-000	EA LABEL - NO OCCUPANCY - CSA

EXTERIOR SHOWER

KEY	PART NUMBER	U/M DESCRIPTION
	126248-03-000	EA LABEL - EXTERIOR SHOWER

W
A
T
E
R

ON

|

H
E
A
T
E
R

OFF

KEY	PART NUMBER	U/M DESCRIPTION
	083588-01-000	EA LABEL - ON/OFF - WATER HEATER

E
N
G
I
N
E

ON

|

H
E
A
T
E
R

OFF

KEY	PART NUMBER	U/M DESCRIPTION
	083588-02-000	EA LABEL - ON/OFF - ENGINE HEATER

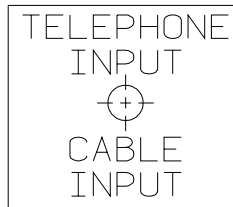
LABELS GROUP (CONTINUED)

NOTE: TUNE ANTENNA
PER MANUFACTURER'S
DIRECTIONS. FAILURE TO
COMPLY COULD RESULT IN
DAMAGE TO CB.

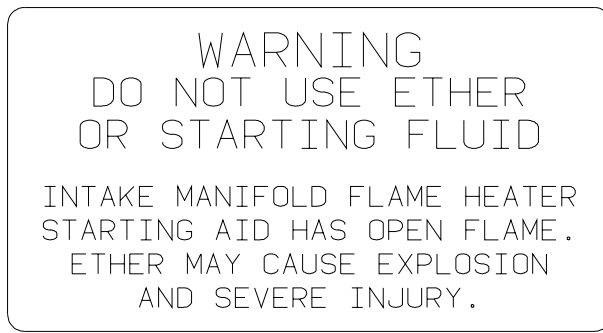
CB POWER PROVISION

RED +12 V
BLACK GROUND
COAX ANTENNA
(SEE REVERSE ALSO)

KEY	PART NUMBER	U/M DESCRIPTION
	104678-01-000	EA LABEL - CB PREP



KEY	PART NUMBER	U/M DESCRIPTION
	114886-02-000	EA LABEL - PHONE & CABLE INPUT - WHITE/CLEAR BACKGROUND
	114866-03-000	EA LABEL - PHONE & CABLE INPUT - BLACK/CLEAR BACKGROUND



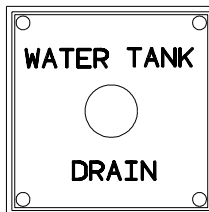
KEY	PART NUMBER	U/M DESCRIPTION
	116756-01-000	EA LABEL - WARNING ER/STARTING



KEY	PART NUMBER	U/M DESCRIPTION
	126247-01-000	EA LABEL - GRAY HOLDING TANK-WHITE LETTERS/CLEAR BACKGROUND
	126247-05-000	EA LABEL - GRAY HOLDING TANK-BLACK LETTERS/CLEAR BACKGROUND



KEY	PART NUMBER	U/M DESCRIPTION
	126247-02-000	EA LABEL - BLACK HOLDING TANK-WHITE LETTERS/BLACK BACKGROUND
	126247-06-000	EA LABEL - BLACK HOLDING TANK-BLACK LETTERS/CLEAR BACKGROUND




KEY	PART NUMBER	U/M DESCRIPTION
	127170-01-000	EA LABEL - WATER TANK DRAIN

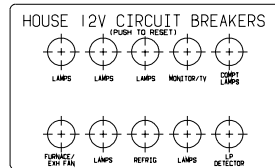
LABELS GROUP (CONTINUED)

WARNING
 POTABLE WATER ONLY
 SANITIZE, FLUSH, AND
 DRAIN BEFORE USING.
 SEE INSTRUCTION MANUAL

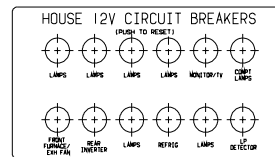
KEY	PART NUMBER	U/M DESCRIPTION
	128725-01-01A	EA LABEL - POTABLE WATER ONLY
	128725-01-02A	EA LABEL - POTABLE WATER ONLY



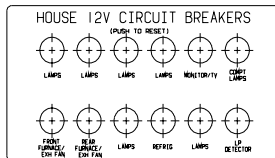
KEY	PART NUMBER	U/M DESCRIPTION
	129033-01-000	EA LABEL - HANG TAG - TRAVEL LATCH - 1.5" X 3"



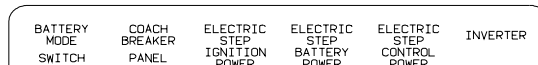
KEY	PART NUMBER	U/M DESCRIPTION
	092547-06-000	EA LABEL - CIRCUIT BREAKER



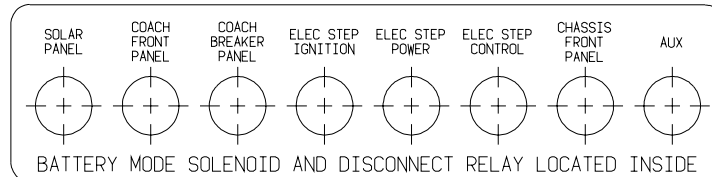
KEY	PART NUMBER	U/M DESCRIPTION
	092547-09-000	EA LABEL - CIRCUIT BREAKER



KEY	PART NUMBER	U/M DESCRIPTION
	092547-07-000	EA LABEL - CIRCUIT BREAKER



KEY	PART NUMBER	U/M DESCRIPTION
	093236-08-000	EA LABEL - CIRCUIT BREAKER

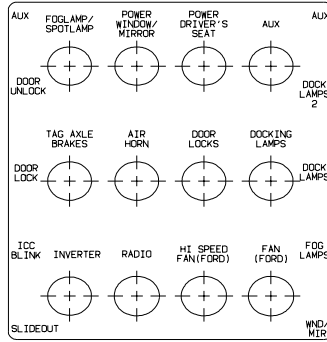


KEY	PART NUMBER	U/M DESCRIPTION
	093236-13-000	EA LABEL - CIRCUIT BREAKER

LABELS GROUP (CONTINUED)

SLIDEOUT DRIVE	INVERTER	ELECTRIC STEP CONTROL POWER	ELECTRIC STEP BATTERY POWER	ELECTRIC STEP IGNITION POWER	COACH BREAKER PANEL	BATTERY MODE SWITCH
-------------------	----------	--------------------------------------	--------------------------------------	---------------------------------------	---------------------------	---------------------------

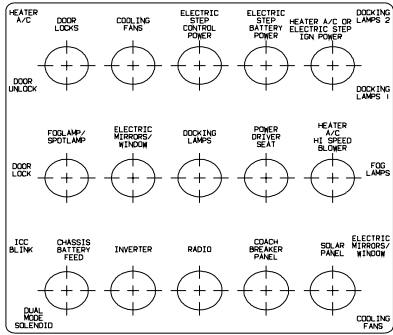
KEY PART NUMBER U/M DESCRIPTION
 093236-15-000 EA LABEL - CIRCUIT BREAKER



KEY PART NUMBER U/M DESCRIPTION
 093236-16-000 EA LABEL - CIRCUIT BREAKER

BATTERY MODE SWITCH	COACH BREAKER PANEL	ELECTRIC STEP IGNITION POWER	ELECTRIC STEP BATTERY POWER	ELECTRIC STEP CONTROL POWER	INVERTER	SLIDEOUT POWER
---------------------------	---------------------------	---------------------------------------	--------------------------------------	--------------------------------------	----------	-------------------

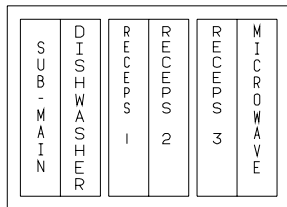
KEY PART NUMBER U/M DESCRIPTION
 093236-18-000 EA LABEL - CIRCUIT BREAKER



KEY PART NUMBER U/M DESCRIPTION
 093236-19-000 EA LABEL - CIRCUIT BREAKER



KEY PART NUMBER U/M DESCRIPTION
 093237-10-000 EA LABEL - CIRCUIT BREAKER - FRONT - COOLING FANS



KEY PART NUMBER U/M DESCRIPTION
 095721-20-000 EA LABEL - CONTROL CENTER W/INVERTER

LABELS GROUP (CONTINUED)

SUB-MAIN	APPLIANCE 1	APPLIANCE 2	RECEPS 1	RECEPS 2	MICROWAVE
----------	-------------	-------------	----------	----------	-----------

KEY PART NUMBER U/M DESCRIPTION
 095721-21-000 EA LABEL - CONTROL CENTER W/INVERTER

A/C CIRCUIT 1	MAIN	MAIN	A/C CIRCUIT 2	INVERTER	CHARGER	REFRIG/VACUUM	WASHER/DRYER	WATER HEATER	
---------------	------	------	---------------	----------	---------	---------------	--------------	--------------	--

KEY PART NUMBER U/M DESCRIPTION
 095721-22-000 EA LABEL - CONTROL CENTER - 50AMP

A/C CIRCUIT 1	MAIN		REFRIG/CONV	MICROWAVE		RECEPS 1	RECEPS 2	
---------------	------	--	-------------	-----------	--	----------	----------	--

KEY PART NUMBER U/M DESCRIPTION
 095721-25-000 EA LABEL - CONTROL CENTER - 30 AMP

A/C CIRCUIT 1	MAIN	REFRIG/CONV	MICROWAVE	RECEPS 1	RECEPS 2	APPLIANCE		
---------------	------	-------------	-----------	----------	----------	-----------	--	--

KEY PART NUMBER U/M DESCRIPTION
 095721-26-000 EA LABEL - CONTROL CENTER - 30 AMP - CANADIAN

A/C CIRCUIT 1	MAIN	A/C CIRCUIT 2	REFRIG/CONV	MICROWAVE	RECEPS 1	RECEPS 2	RECEPS 3	
---------------	------	---------------	-------------	-----------	----------	----------	----------	--

KEY PART NUMBER U/M DESCRIPTION
 095721-27-000 EA LABEL - CONTROL CENTER - 30 AM

A/C CIRCUIT 1	MAIN	A/C CIRCUIT 2	REFRIG/CONV	MICROWAVE	RECEPS 1	RECEPS 2	APPLIANCE	
---------------	------	---------------	-------------	-----------	----------	----------	-----------	--

KEY PART NUMBER U/M DESCRIPTION
 095721-28-000 EA LABEL - CONTROL CENTER - 30 AMP - CANADIAN

LABELS GROUP (CONTINUED)

A / C C I R C U I T 1	M A I N	M A I N	A / C C I R C U I T 2	R E F F R I G / C O N V	M I C R O W A V E	R E C C P S 1	R E C C P S 2	R E C C P S 3	W A S H E R / D R Y E R	
-----------------------------	---------	---------	-----------------------------	-------------------------	-------------------	------------------	------------------	------------------	-------------------------	--

KEY PART NUMBER 095721-29-000 **U/M DESCRIPTION**
EA LABEL - CONTROL CENTER - 50 AMP

A / C C I R C U I T 1	M A I N	M A I N	A / C C I R C U I T 2	R E F F R I G / C O N V	M I C R O W A V E	R E C C P S 1	R E C C P S 2	R E C C P S 3	A P P L I A N C E 1	A P P L I A N C E 2	W A S H E R D R Y E R
-----------------------------	---------	---------	-----------------------------	-------------------------	-------------------	------------------	------------------	------------------	------------------------	------------------------	--------------------------

KEY PART NUMBER 095721-30-000 **U/M DESCRIPTION**
EA LABEL - CONTROL CENTER - 50 AMP - CANADIAN

A / C C I R C U I T 1	M A I N	A / C C I R C U I T 2	R E F F R I G / C O N V	M I C R O W A V E	R E C C P S 1	R E C C P S 2	R E C C P S 3	W A S H E R / D R Y E R	W A T E R H E A T E R	
-----------------------------	---------	-----------------------------	-------------------------	-------------------	------------------	------------------	------------------	-------------------------	--------------------------	--

KEY PART NUMBER 095721-31-000 **U/M DESCRIPTION**
EA LABEL - CONTROL CENTER - 30 AMP - US

A / C C I R C U I T 1	M A I N	M A I N	A / C C I R C U I T 2	R E F F R I G / C O N V	M I C R O W A V E	R E C C P S 1	R E C C P S 2	R E C C P S 3	W A S H E R / D R Y E R	W A T E R H E A T E R
-----------------------------	---------	---------	-----------------------------	-------------------------	-------------------	------------------	------------------	------------------	-------------------------	--------------------------

KEY PART NUMBER 095721-33-000 **U/M DESCRIPTION**
EA LABEL - CONTROL CENTER - 50 AMP - US

A / C C I R C U I T 1	M A I N	M A I N	A / C C I R C U I T 2	I N V E R T E R /	C H A R G E R	R E F F R I G E R A T O R	W A S H E R / D R Y E R	W A T E R H E A T E R	
-----------------------------	---------	---------	-----------------------------	-------------------	---------------	---------------------------	-------------------------	--------------------------	--

KEY PART NUMBER 095721-34-000 **U/M DESCRIPTION**
EA LABEL - CONTROL CENTER - 50 AMP

A U T O M O T I V E A N D C O A C H C I R C U I T B R E A K E R S
--

KEY PART NUMBER 098379-01-000 **U/M DESCRIPTION**
EA LABEL - FRONT BOX - CIRCUIT BREAKER

LABELS GROUP (CONTINUED)

A / C C I R C U I T 1	M A I N	A / C C I R C U I T 2	R E F F R I G / C O N V	M I C R O W A V E	R E C C P S 1	R E C C P S 2	R E C C P S 3	A P P L I A N C E	W A S H E R D R Y E R	W A T E R H E A T E R
-----------------------------	---------	-----------------------------	-------------------------	-------------------	------------------	------------------	------------------	-------------------	--------------------------	--------------------------

KEY PART NUMBER **U/M DESCRIPTION**
 095721-35-000 EA LABEL - CONTROL CENTER - 30 AMP - CSA

A / C C I R C U I T 1	M A I N	M A I N	A / C C I R C U I T 2	R E F F R I G / C O N V	M I C R O W A V E	R E C C P S 1	R E C C P S 2	A P P L I A N C E 1	A P P L I A N C E 2	W A S H E R / D R Y E R	W A T E R H E A T E R
-----------------------------	---------	---------	-----------------------------	-------------------------	-------------------	------------------	------------------	------------------------	------------------------	-------------------------	--------------------------

KEY PART NUMBER **U/M DESCRIPTION**
 095721-36-000 EA LABEL - CONTROL CENTER - 50 AMP - CSA

M A I N	M I C R O W A V E	G F I / R E C C P S	R E F E R / C O N V	W A T E R H T R	A / C
---------	-------------------	---------------------	---------------------	--------------------	-------

KEY PART NUMBER **U/M DESCRIPTION**
 095721-38-000 EA LABEL - CONTROL CENTER - 30 AMP - US

M A I N	A P P L I A N C E	G F I / R E C C P S	R E F E R / M I C R O	W A T E R H T R	A / C
---------	-------------------	---------------------	-----------------------	--------------------	-------

KEY PART NUMBER **U/M DESCRIPTION**
 095721-39-000 EA LABEL - CONTROL CENTER - 30 AMP - CANADIAN

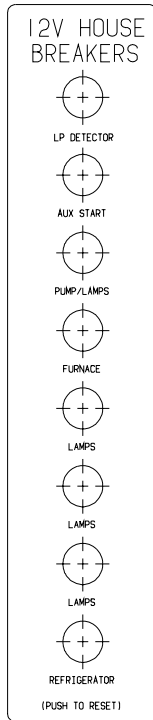
BATTERY MODE SOLENOID AND RELAYS
--

KEY PART NUMBER **U/M DESCRIPTION**
 098379-04-000 EA LABEL - ELECTRICAL BOX - SIDE

FRONT TIRE PRESSURE AT UNLOADED VEHICLE WEIGHT: 75 PSI REAR TIRE PRESSURE AT UNLOADED VEHICLE WEIGHT: 75 PSI FOR LOADED VEHICLE, WEIGH UNIT AND REFER TO TABLE:							
TIRE PRESSURE	75	80	85	90	95	100	
FRONT LOAD-LBS	7185	7630	8070	8555	9085	9350*	
REAR LOAD-LBS	13580	14375	15255	15500*			
TIRE: MICHELIN XRV 235/80R22.5, LOAD RANGE F						*GAWR = 9350	
						**GAWR = 15500	
FOR BEST PERFORMANCE, MATCH TIRE PRESSURE TO YOUR AXLE LOAD							

KEY PART NUMBER **U/M DESCRIPTION**
 131775-03-01A EA LABEL - TIRE PRESSURE - BROWN/BLACK

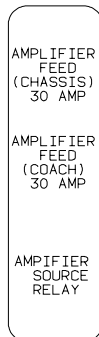
LABELS GROUP (CONTINUED)



KEY	PART NUMBER	U/M DESCRIPTION
	092547-08-000	EA LABEL - CIRCUIT BREAKER

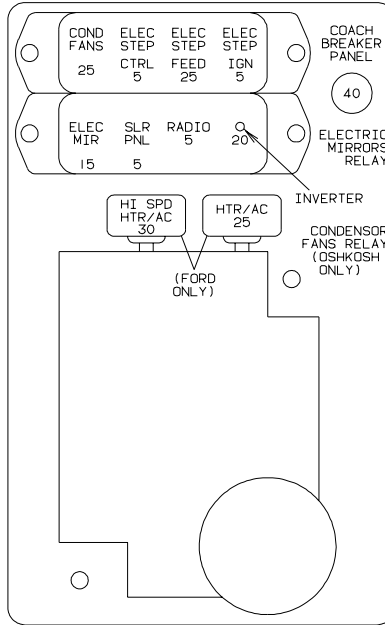
DO NOT FILL
LP-GAS CONTAINER(S)
TO MORE THAN 80%
OF CAPACITY.

KEY	PART NUMBER	U/M DESCRIPTION
	079965-01-000	EA LABEL - LPG - 80% CAPACITY

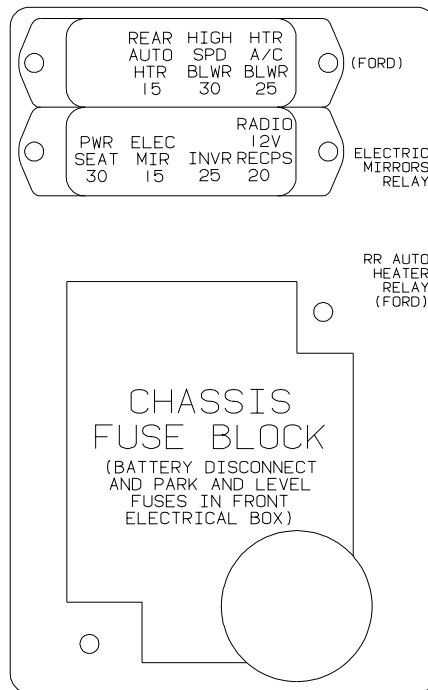


KEY	PART NUMBER	U/M DESCRIPTION
	111537-06-000	EA LABEL - AMPLIFIER POWER

LABELS GROUP (CONTINUED)



KEY PART NUMBER U/M DESCRIPTION
 111537-07-000 EA LABEL - FUSES



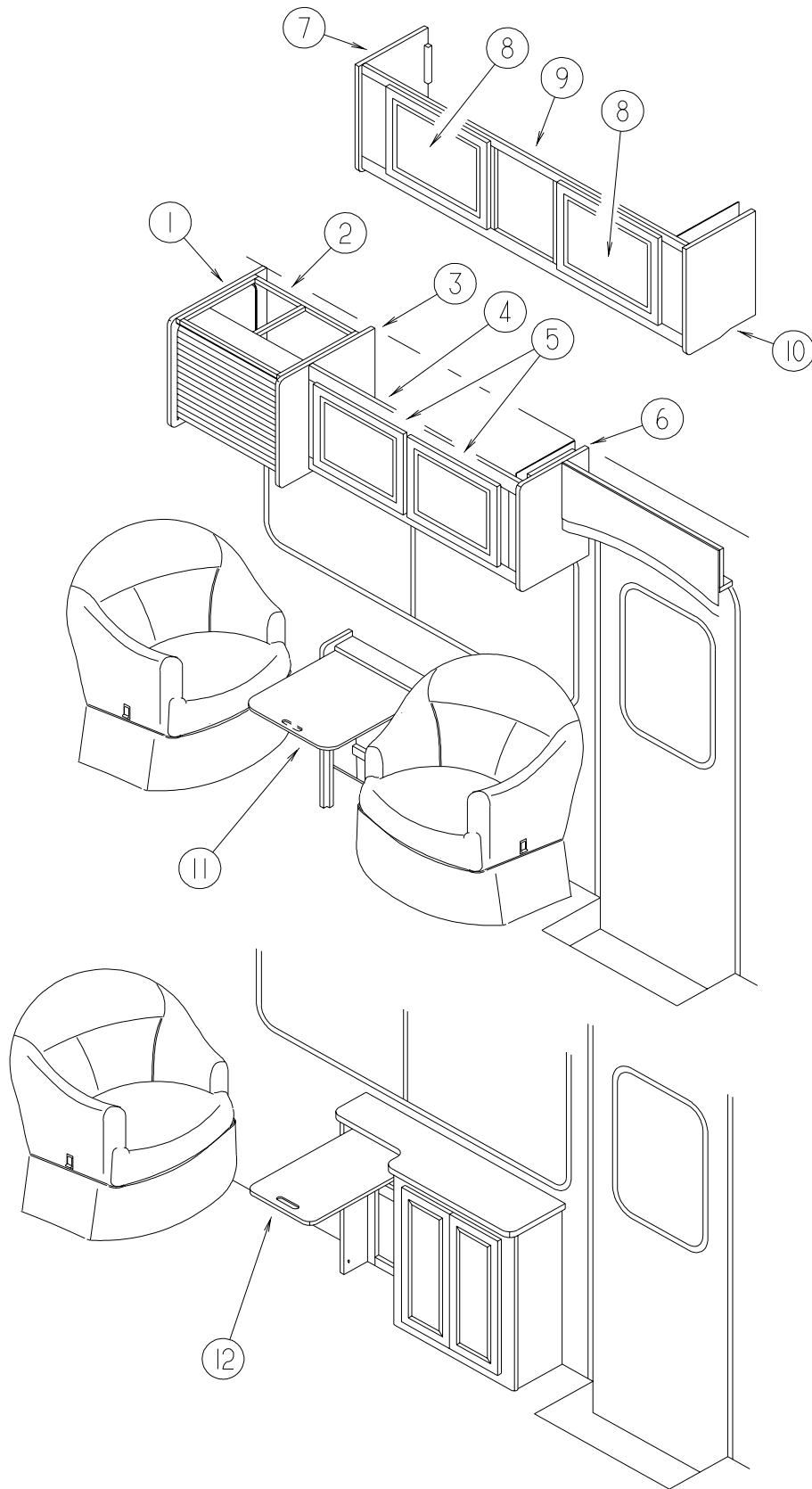
KEY PART NUMBER U/M DESCRIPTION
 111537-08-000 EA LABEL-FUSES

LP GROUP
LP SYSTEMS

KEY	PART NUMBER	U/M	DESCRIPTION
	010265-01-000	EA	ELBOW - BRASS - 90 DEGREE - 3/8"F X 1/2"FPT
	010323-01-000	EA	ADAPTER - BRASS - 3/8"F X 1/2"MPT
	010326-01-000	EA	ADAPTER - FLARE - W/CONE GASKET - 3/8"F X 1/2"F
	010377-02-000	EA	NUT - BRASS - 3/8" FLARE - FORGED
	010380-02-000	EA	NUT - BRASS - 1/2" FLARE - FORGED
	040440-02-000	EA	TRANSMITTER - DIAL/BOLT ON - 0-90 OHM 2 TERM(POWER/GROUND)
	040440-03-000	EA	TRANSMITTER - DIAL/SNAP ON - 0-90 OHM 2 TERM(GROUND/POWER)
	045703-01-000	EA	HOSE - LP - 3/8"ID X 24" - 3/8"MPT X 1/2"F SWIVEL - U.S.
	045703-02-000	EA	HOSE - LP - 3/8"ID X 24" - 3/8"MPT X 1/2"F SWIVEL - CANADA
	045703-05-000	EA	HOSE - LP - 3/8"ID X 28" - 3/8"MPT X 1/2"F SWIVEL - U.S.
	045703-06-000	EA	HOSE - LP - 3/8"ID X 28" - 3/8"MPT X 1/2"F SWIVEL - CANADA
	065318-02-000	EA	ELBOW - 90 DEGREE - 3/8" MPT TO 3/8" FPT
*	097821-01-000	EA	TANK - LP - 60 LB BRUNNER - 14" X 30"
	103613-03-000	EA	DETECTOR - LP GAS - W/O SHUT-OFF VALVE
	105658-01-000	EA	COMPARTMENT - LP REGULATOR
	106150-01-000	EA	REGULATOR - TWO STAGE -W/90 DEGREE ELBOW & 3/8" FPT OUTLET
	106150-02-000	EA	REGULATOR - TWO STAGE - 1/4" FPT INLET/3/8" FPT OUTLET
	M08188-60-000	EA	LP REGULATOR ASM-28"DSL,US

***COMPONENT PARTS FOUND IN SERVICE PARTS LIBRARY**

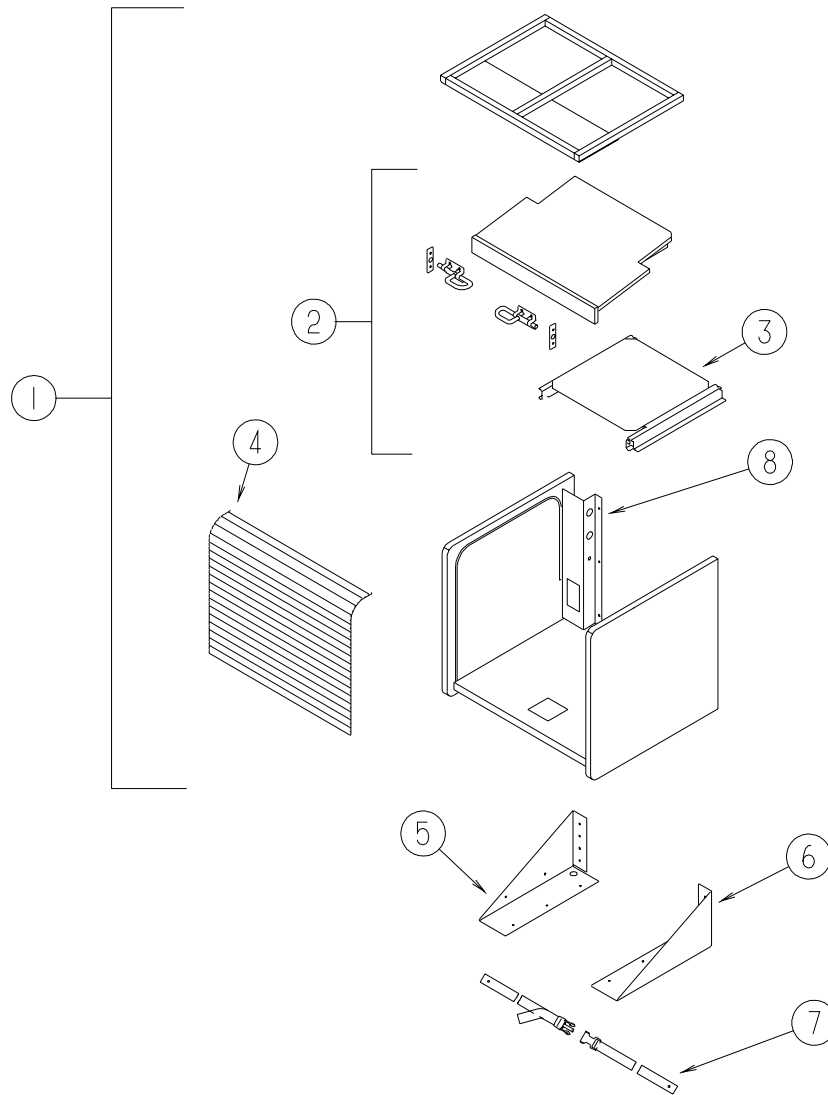
LOUNGE GROUP CABINETS



LOUNGE GROUP (CONTINUED)**CABINETS (CONTINUED)**

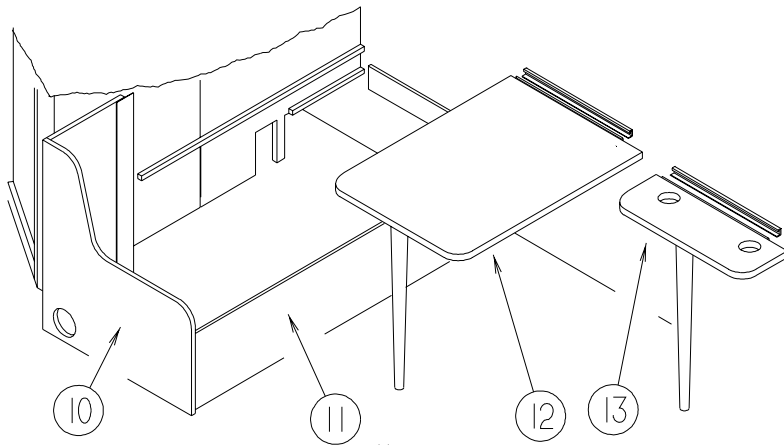
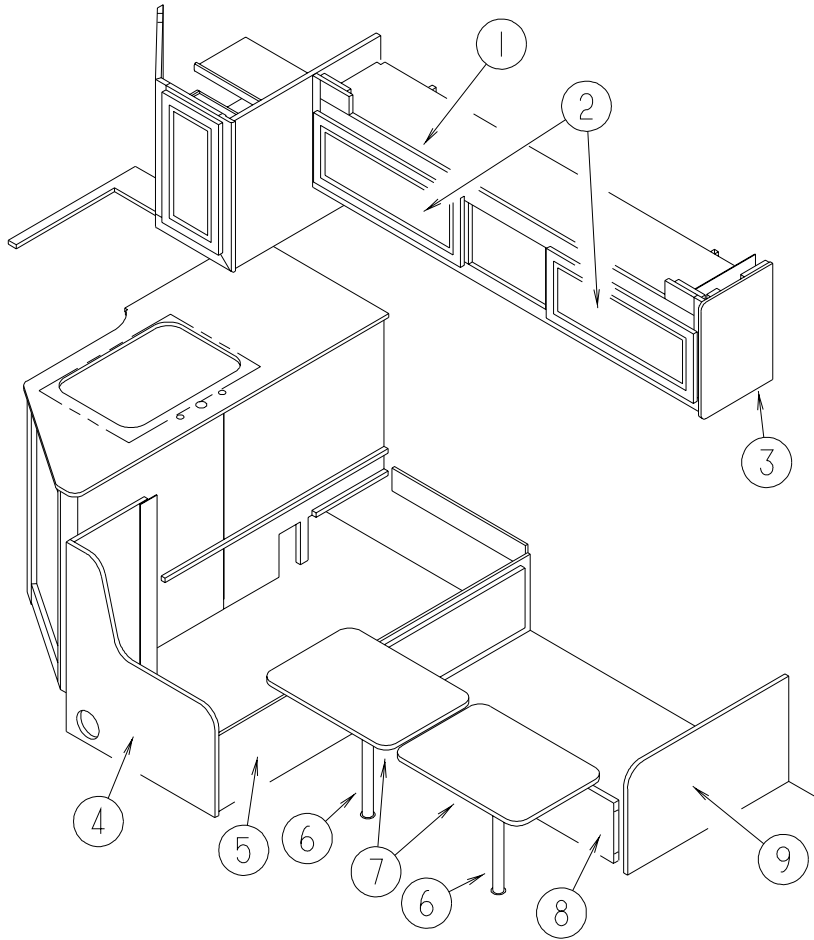
KEY	PART NUMBER	U/M	DESCRIPTION
1	109908-98-J01	EA	END CAP - OVERHEAD CABINET
2	M08163-05-L07	EA	CABINET - TV/VCP - W/O SHELF/SLIDES/SWIVEL- W/TAMBOUR DOOR FROM: 00-00-00 THRU: 11-03-99
2	M08163-09-K01	EA	CABINET - TV/VCP - W/O SHELF/SLIDES/SWIVEL- W/TAMBOUR DOOR FROM: 11-04-99 THRU: 99-99-99
2	M08163-06-L07	EA	CABINET - TV/VCP - W/SHELF/SLIDES/SWIVEL/TAMBOUR DOOR FROM: 00-00-00 THRU: 11-03-99
2	M08163-10-K01	EA	CABINET - TV/VCP - W/SHELF/SLIDES/SWIVEL/TAMBOUR DOOR FROM: 11-04-99 THRU: 99-99-99
3	109908-98-J01	EA	END CAP - OVERHEAD CABINET
	122469-02-02B	EA	BRACKET - ZEE
4	122777-02-K19	EA	CABINET - OVERHEAD/FRONT - W/O DOORS/HARDWARE
5	132141-59-L07	EA	DOOR - RAIL/VENEER - 14.3" X 17.9" - W/O HARDWARE
6	109908-80-K04	EA	END CAP - OVERHEAD CABINET
7	109908-79-K01	EA	END CAP - OVERHEAD CABINET
8	132141-08-L07	EA	DOOR - RAIL/VENEER - 15.7" X 20.4" - W/O HARDWARE
9	120939-02-L07	EA	CABINET - OVERHEAD FRONT - W/O DOORS/HARDWARE
9	120939-02-L14	EA	CABINET - OVERHEAD FRONT - W/O DOORS/HARDWARE
10	109908-80-K04	EA	END CAP - OVERHEAD CABINET
11	M96873-01-G01	EA	CABINET - F/PULLOUT TABLE - W/O TOP FROM: 00-00-00 THRU: 02-29-00
11	P19559-01-H47	EA	CABINET - W/PULLOUT TABLE - W/O HARDWARE FROM: 03-01-00 THRU: 04-24-00
11	119559-04-L32	EA	CABINET - W/PULLOUT TABLE FROM: 04-25-00 THRU: 99-99-99
12	114796-15-L07	EA	TABLE - PULLOUT - HUTCH CABINET

LOUNGE GROUP (CONTINUED)
CABINETS (CONTINUED)



KEY	PART NUMBER	U/M	DESCRIPTION
1	M08163-06-L07	EA	CABINET - TV/VCP - W/SHELF/SLIDES/SWIVEL/TAMBOUR DOOR FROM: 00-00-00 THRU: 11-03-99
1	M08163-10-K01	EA	CABINET - TV/VCP - W/SHELF/SLIDES/SWIVEL/TAMBOUR DOOR FROM: 11-04-99 THRU: 99-99-99
2	125722-13-J01	EA	SHELF - W/SLIDE & SWIVEL
3	116773-02-000	EA	SWIVEL/SLIDES - F/TV SHELF
4	125722-19-L01	EA	DOOR-TAMBOUR
4	057882-04-700	EA	DOOR-TAMBOUR 4'X4' PC WINONA
5	122298-03-02B	EA	BRACKET - TV/VCR W/ANGLE - RIGHT HAND - E-COATED
6	122298-02-02B	EA	BRACKET - TV/VCR W/ANGLE - LEFT HAND - E-COATED
7	099717-04-000	EA	STRAP - W/21.2" FEMALE STRAP AND 27.1" MALE STRAP
8	122469-02-02B	EA	BRACKET - ZEE

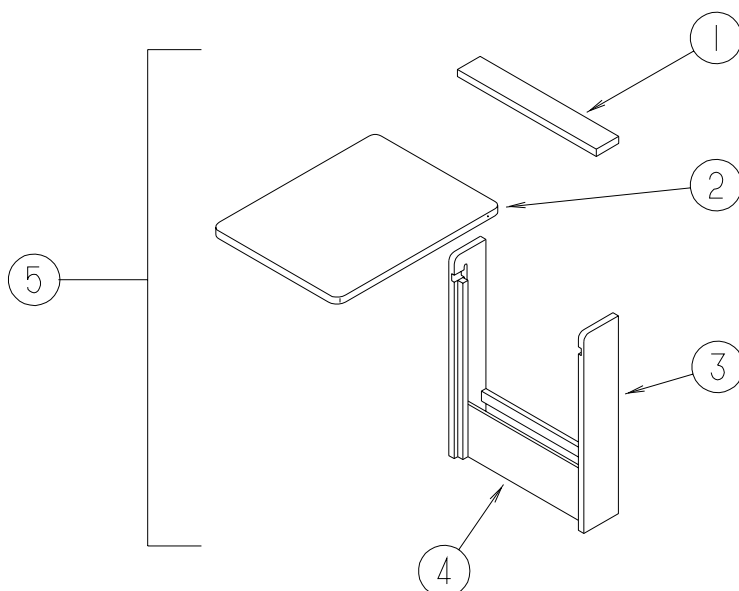
LOUNGE GROUP (CONTINUED)
CABINETS (CONTINUED)



LOUNGE GROUP (CONTINUED)
CABINETS (CONTINUED)

KEY	PART NUMBER	U/M	DESCRIPTION
1	122926-04-L07	EA	CABINET - OVERHEAD/DINETTE - W/O DOORS/HARDWARE (L07) (W/FRONT BUNK)
1	122926-04-L08	EA	CABINET - OVERHEAD/DINETTE - W/O DOORS/HARDWARE (L08) (W/FRONT BUNK)
1	122926-03-L07	EA	CABINET - OVERHEAD/DINETTE - W/O DOORS/HARDWARE (L07) (W/FRONT TV)
1	122926-03-L08	EA	CABINET - OVERHEAD/DINETTE - W/O DOORS/HARDWARE (L08) (W/FRONT TV)
2	132141-86-L07	EA	DOOR - RAIL/VENEER - 11.4" X 28.1" - W/O HARDWARE (W/FRONT BUNK)
2	132141-56-L07	EA	DOOR - RAIL/VENEER - 14.3" X 26.7" - W/O HARDWARE (W/FRONT TV)
3	109908-80-K04	EA	END CAP - OVERHEAD CABINET
4	125471-01-L07	EA	ARMREST - RIGHT HAND
4	124366-01-000	EA	SOFA - RIGHT WOOD ARM - 8' SECTIONAL
5	120992-05-L07	EA	PANEL - FRONT KICK - SOFA/BED - FABRIC COVERED
5	120992-05-L08	EA	PANEL - FRONT KICK - SOFA/BED - FABRIC COVERED
	123622-06-000	EA	FRAME - BASE WITH LEGS - 44"(MOTION)
	121906-01-02B	EA	BRACKET - KICKBOARD - E-COATED
	114726-01-J37	EA	TRAY - BEVERAGE - WATERFORD OAK
6	009040-02-000	EA	PEDESTAL TABLE LEG - 27.5" X 2.25" DIAMETER
	041194-01-000	EA	BASE - TABLE/FLUSH - FLOOR MOUNTED
7	081298-17-L07	EA	TABLE TOP ONLY
8	120992-06-L07	EA	PANEL - FRONT KICK - SOFA/BED - FABRIC COVERED
8	120992-06-L08	EA	PANEL - FRONT KICK - SOFA/BED - FABRIC COVERED
9	125471-02-L07	EA	ARMREST - LEFT HAND
9	124366-02-000	EA	SOFA - LEFT WOOD ARM - 8' SECTIONAL
10	116110-03-L07	EA	PANEL - RIGHT END W/REGISTER - SOFA/BED - FABRIC COVERED
11	M02634-01-L07	EA	PANEL - FRONT KICK - SOFA/BED - FABRIC COVERED
	114726-01-J37	EA	TRAY - BEVERAGE - WATERFORD OAK
	114763-07-000	EA	FRAME - FORWARD FACING LEGS - SOFA/BED
12	081322-14-K08	EA	TABLE TOP ONLY
13	114681-01-K08	EA	TABLE - LOUNGE - SMALL - W/O HARDWARE

LOUNGE GROUP (CONTINUED)
TABLE



FROM: 00-00-00 THRU: 02-29-00

KEY	PART NUMBER	U/M	DESCRIPTION
1	096873-15-G01	EA	SHELF - SUPPORT - OVER PULLOUT TABLE TOP
2	096873-11-G01	EA	TABLE TOP ONLY - PULLOUT
	080736-01-000	EA	PULL - RECESSED - 1.25" X 4" - OAK
3	096873-13-G01	EA	CABINET/RIGHT SIDE - F/PULLOUT TABLE - 5.7" X 28.7"
	096873-14-G01	EA	CABINET/LEFT SIDE - F/PULLOUT TABLE - 5.7" X 28.7"
4	096873-16-G01	EA	TABLE - FRONT BOTTOM - 18.1" X 6.7"
5	M96873-01-G01	EA	CABINET - F/PULLOUT TABLE - W/O TOP
	096873-12-G01	EA	SHELF/SUPPORT - UNDER TABLE TOP - W/LAMINATE

TABLE (CONTINUED)

FROM: 03-01-00 THRU: 04-24-00

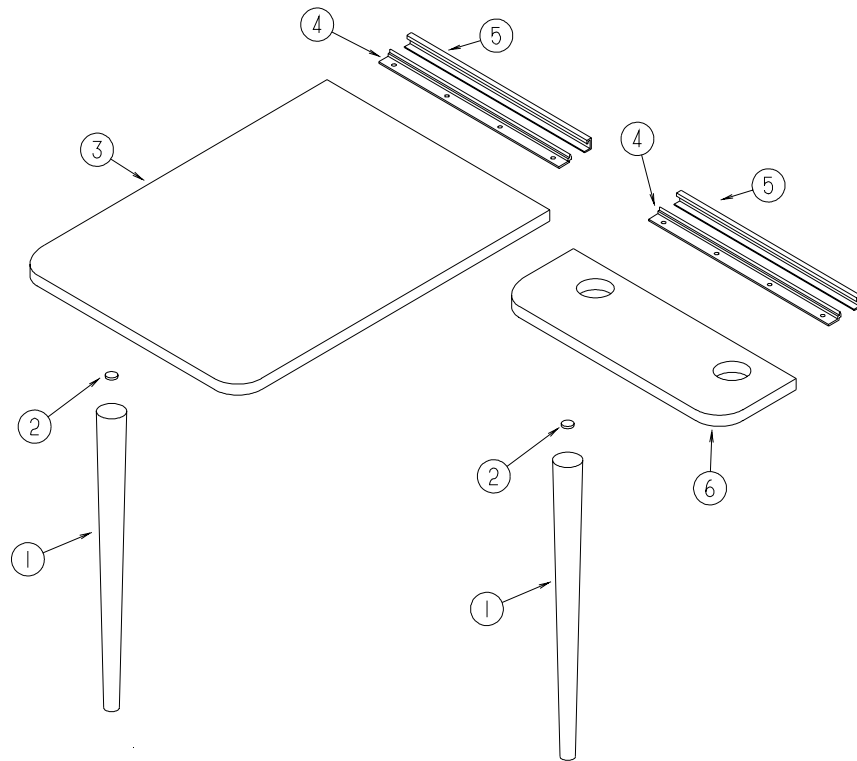
KEY	PART NUMBER	U/M	DESCRIPTION
1	119559-13-G35	EA	TOP - F/CABINET/PULLOUT TABLE
2	119559-17-G35	EA	TABLE TOP - PULLOUT
	080736-01-000	EA	PULL - RECESSED - 1.25" X 4" - OAK
3	119559-11-G35	EA	CABINET/RIGHT SIDE - F/PULLOUT TABLE - 5.7" X 28.7"
	119559-12-G35	EA	CABINET/LEFT SIDE - F/PULLOUT TABLE - 5.7" X 28.7"
	119559-14-G35	EA	SHELF - SUPPORT - F/PULLOUT TABLE
4	119559-15-G35	EA	PANEL - BOTTOM F/TABLE CABINET - 18.1" X 6.7"
5	P19559-01-H47	EA	CABINET - W/PULLOUT TABLE - W/O HARDWARE

TABLE (CONTINUED)

FROM: 04-25-00 THRU: 99-99-99

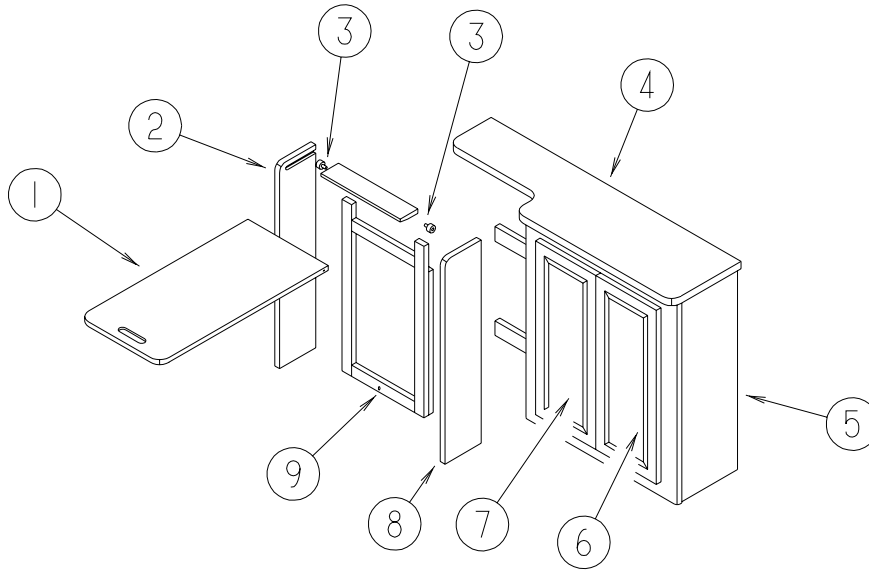
KEY	PART NUMBER	U/M	DESCRIPTION
1	119559-26-L32	EA	WALL CABINET/TOP - F/PULLOUT TABLE
	119559-27-L32	EA	SHELF - SUPPORT - F/PULLOUT TABLE
2	119559-29-L32	EA	TABLE TOP ONLY
	080736-01-000	EA	PULL - RECESSED - 1.25" X 4" - OAK
3	119559-11-G35	EA	CABINET/RIGHT SIDE - F/PULLOUT TABLE - 5.7" X 28.7"
	119559-12-G35	EA	CABINET/LEFT SIDE - F/PULLOUT TABLE - 5.7" X 28.7"
4	119559-28-L32	EA	PANEL - BOTTOM KICK - CABINET
5	119559-04-L32	EA	CABINET - W/PULLOUT TABLE

LOUNGE GROUP (CONTINUED)
TABLE (CONTINUED)



KEY	PART NUMBER	U/M	DESCRIPTION
1	114724-01-03A	EA	LEG - TABLE/TAPERED - WOOD - WATERFORD OAK
2	114724-02-000	EA	PLATE - TABLE LEG
3	081322-14-K08	EA	TABLE TOP ONLY
	114739-01-01A	EA	PAD - NON SKID - PSA - 1 EACH = PAIR
4	102201-04-02A	EA	SUPPORT - HINGE CATCH - TABLE MOUNTED - OFF WHITE
5	118933-01-01A	EA	SUPPORT - HINGE LOCK
6	114681-01-K08	EA	TABLE - LOUNGE - SMALL - W/O HARDWARE
	069726-02-000	EA	BUMPER - .88" OD X .40" THICK - BLACK
	064781-06-000	EA	HOLDER - CUP - TWO STEP - OFF WHITE

LOUNGE GROUP (CONTINUED)
TABLE (CONTINUED)



KEY	PART NUMBER	U/M	DESCRIPTION
1	114796-15-L07	EA	TABLE - PULLOUT - HUTCH CABINET
1	133131-62-L07	EA	COUNTERTOP - LAMINATED
2	114796-13-G04	EA	PANEL - OUTSIDE - FLIP UP TABLE CABINET
3	079921-01-000	EA	ROLLER - NYLON - W/STEEL SHAFT - BARBED
4	133131-56-L07	EA	COUNTERTOP - LAMINATED
5	114796-01-L07	EA	CABINET - HUTCH/FRONT/RH - W/COUNTERTOP - W/O DRS/DWRS/HDW
6	131995-N6-L07	EA	DOOR - RAIL/SOLID PANEL - 10" X 25.1" - W/O HARDWARE
7	131995-N7-L07	EA	DOOR - RAIL/SOLID PANEL - 10" X 25.1" - W/O HARDWARE
8	114796-12-G04	EA	PANEL - INSIDE - FLIP UP TABLE CABINET
9	049176-01-000	EA	HEDLOCK II - 3/4 DIAMETER SCREW MOUNT

SEALANTS & FASTENERS GROUP

SEALANTS & ADHESIVES

KEY	PART NUMBER	U/M	DESCRIPTION
	069640-01-000	FT	SEALER - RIBBON - 1/4" DIAMETER X 30' - BLACK
	069640-02-000	FT	SEALER - TAPE - .13"THICK X .5"WIDE X 60' - GRAY
	069640-03-000	FT	SEALER - TAPE - .13"THICK X .75"WIDE X 60' - BLACK
	069640-07-000	FT	SEALER - TAPE - .09" THICK X 2" WIDE X 45' - GRAY
	069640-09-000	FT	SEALER - TAPE - .03" THICK X 2.50"WIDE X 80' - GRAY
	069640-10-000	FT	SEALER - TAPE - .03" THICK X 1.50" WIDE X 90' - GRAY
	069640-11-000	FT	SEALER - TAPE - .19" THICK X .38" WIDE X 40' - BLACK
	069640-13-000	FT	SEALER - TAPE - .03"THICK X 2"WIDE X 45' - BLACK
	069640-14-000	FT	SEALER - TAPE - .06" THICK X 1" WIDE X 100' - GRAY
	069640-15-000	FT	SEALER - TAPE - .06"THICK X .38"WIDE X 100' - GRAY
	069640-17-000	FT	SEALER - TAPE - .03" THICK X 1" WIDE X 90' - GRAY
	069640-18-000	FT	SEALER - TAPE - .50" THICK X .13" WIDE X 60' - BRT WHITE
	069640-19-000	FT	SEALER - TAPE - .75" THICK X .13" WIDE X 60' - BRT WHITE
	069640-20-000	FT	SEALER - TAPE - .50" THICK X 1/8" WIDE X 60' - BLACK
	069640-21-000	FT	SEALER - TAPE - .50" THICK X 1/16" WIDE X 100'-BRIGHT WHT
	069640-22-000	FT	SEALER - TAPE - .25" THICK X 1/32" WIDE X 100'- BRIGHT WHT
	069640-23-000	FT	SEALER - TAPE - 1/16" THICK X 3/4" WIDE X 100'-BRIGHT WHT
	069640-25-000	FT	SEALER - TAPE - .06" THICK X 3.5" WIDE X 50' - GRAY
	072889-01-000	EA	SEALANT - URETHANE - BLACK - TUBE
	072889-10-000	EA	SEALANT - URETHANE - BRIGHT WHITE - TUBE
	072889-11-000	EA	SEALANT - URETHANE - GRAY - TUBE
	072889-13-000	EA	SEALANT - URETHANE - VW WHITE - TUBE
	072889-14-000	EA	SEALANT - URETHANE - SABLE - TUBE
	116767-01-01A	EA	SEALANT - WATERBASE - CLEAR
	053766-02-000	EA	BEDDING COMPOUND - TUBE - WHITE
	053766-06-000	EA	BEDDING COMPOUND - TUBE - CLEAR
	034552-15-000	EA	SILICONE - TUBE - W/O NOZZLE - BRIGHT WHITE
	131264-01-01A	EA	SILICONE - W/O NOZZLE - BLACK
	131264-01-02A	EA	SILICONE - W/O NOZZLE - CLEAR
	131264-01-08A	EA	SILICONE - W/O NOZZLE - BUFF
	131264-02-01A	EA	SILICONE - W/O NOZZLE - VW GRAY - BATH ONLY
	131264-03-01A	EA	SILICONE - W/O NOZZLE - SELF LEVELING - BRIGHT WHITE
	108716-01-000	EA	SILICONE - W/O NOZZLE - OFF WHITE - SELF LEVELING
	108716-02-000	EA	SILICONE - W/O NOZZLE - BUFF - SELF LEVELING
	102352-01-000	EA	SEALER - PUMPABLE - TUBE - BLACK
	102352-02-000	EA	SEALER - PUMPABLE - TUBE - CLEAR
	094401-01-000	EA	SEALER - BODY SEAM - FLEXICLEAR
	094401-03-000	EA	SEALER - BODY SEAM - BLACK
	094401-04-000	EA	SEALER - BODY SEAM - CLEAR
	067788-01-000	EA	ADHESIVE - SPRAY - 3M - 19.5 OZ AEROSOL CAN
	900390-01-000	EA	NOZZLE - SILICONE TUBE - 2.5" LONG
	900390-03-000	EA	NOZZLE - SILICONE TUBE - 4.3" LONG
	112902-01-000	EA	NOZZLE - ELEMENT - 3/8 X 24
	112902-02-000	EA	NOZZLE-BELL 3/8X24
	112902-03-000	EA	MIXER NOZZLE - F/GUN #00400102000 - SCOTCH-WELD & PLEXUS
	076322-01-000	FT	TAPE-DOUBLE COATED/ADHESIVE BK-.03"THK X .8"W X 216'- WHT
	076322-02-000	FT	TAPE-DOUBLE COATED/ADHESIVE BK-.05"THK X 1"W X 108' - WHT
	076322-03-000	FT	TAPE-DOUBLE COATED/ADHESIVE BK-.05"THK X .5"W X 108' - WHT
	076322-05-000	FT	TAPE-DOUBLE COATED/ADHESIVE BK-.05"THK X .8"W X 108' - WHT
	076322-06-000	FT	TAPE - DOUBLE COATED/ADHESIVE BK-.05"THK X 1"W - BLK
	076322-07-000	FT	TAPE-DOUBLE COATED/ADHESIVE BK-.05"THK X .5"W X 200' - BLK
	076322-11-000	FT	TAPE-DOUBLE COATED/ADHESIVE BK-.02"THK X 1"W X 216' - CLR
	076322-12-000	FT	TAPE-DOUBLE COATED/ADHESIVE BK-.05"THK X .8"W X 108' - CLR
	123816-01-000	FT	TAPE - DOUBLE SIDED - 1" X 100'
	123816-02-000	FT	TAPE - DOUBLE SIDED - 1/2" X 1 1/3" X 100'
	123816-03-000	FT	TAPE - DOUBLE SIDED - 1/2" X 3/4" X 100'
	123816-04-000	FT	TAPE - DOUBLE SIDED - 6" X 750'
	120534-01-01A	EA	TAPE - SCOTCH - 3M - 1/2" FINE LINE

SEALANTS & FASTENERS GROUP (CONTINUED)

SEALANTS & ADHESIVES (CONTINUED)

KEY	PART NUMBER	U/M	DESCRIPTION
	063642-01-000	FT	TAPE - ADHESIVE - .4" X 1.5" X 180'
	123244-01-000	FT	TAPE - DOUBLE SIDED/FOAM - 5/64" THICK X 3/4" WIDE
	123244-02-000	FT	TAPE - DOUBLE SIDED/FOAM - 5/64" THICK X 1/2" WIDE X 108'
	088479-01-000	EA	TAPE - ALUMINUM - 3"
	103202-02-000	FT	TAPE - FOAM/ADHESIVE ONE SIDE - 1/16" X 200'
	110274-01-000	FT	TAPE - DOUBLE SIDED/FOAM - .45" X 1" X 216' - BLACK
	115933-01-000	FT	TAPE - 1/64" X 3/8" X 100'
	123816-04-000	FT	TAPE - DOUBLE SIDED - 6" X 750'
	002707-02-000	FT	TAPE - SEALER - 5/16" X 1/2" - INCREMENTS OF 50 FT
	091255-02-000	FT	SEAL - ADHESIVE BACKED/FOAM - 3/64" THICK X 3/16"W X 1000'
	091255-03-000	FT	SEAL - ADHESIVE BACKED/FOAM - 1/4" THICK X 1/4"W X 1000'
	099069-01-000	FT	SEAL - RUBBER - CLOSED SPONGE - .5" WIDE X .12" THICK -BLK
	104692-01-000	FT	SEAL - ADHESIVE BACKED FOAM - 3/4" THICK X 3/4" WIDE X 25'
	104692-03-000	FT	SEAL - ADHESIVE BACKED FOAM - 1" THICK X 1 3/4" WIDE X 15'
	108353-03-000	FT	SEAL - FOAM - .19" X .25"
	112864-01-000	FT	SEAL - FOAM/BUTYL COVERED - 3/8" X 35'
	106206-01-000	EA	SEALER - PUMPABLE - TUBE - BLACK - MANUS
	120074-02-01A	EA	SILICONE - W/O NOZZLE - LOW ODOR - OFF WHITE
	120074-02-02A	EA	SEALANT - W/O NOZZLE - SOFT WHITE
	107828-01-000	EA	SEALANT - SB - 190 EVERSEAL
	112864-02-000	FT	FOAM - BUTYL COVERED 5/16" X 44'
	087211-01-000	GL	PROMOTER - ADHESIVE - GALLON
	004006-05-700	EA	ADHESIVE - 5 GALLON - NATIONAL STARCH
	004020-01-000	QT	ADHESIVE - ABS CEMENT - QUART
	112901-02-000	EA	ADHESIVE - PLEXUS - MA330 - 50ML - GRAY
	131384-01-000	EA	ADHESIVE - JETWELD
	113366-01-000	EA	ADHESIVE - INSTANT - 1 OZ
	062917-03-000	EA	ADHESIVE - LOCTITE 242
	004001-02-000	EA	GUN - PLEXUS ADHESIVE - W/O NOZZLE
	004001-03-000	EA	MIXER NOZZLE (EPX)
	004001-03-001	EA	EPOXY MIXER NOZZLE 12"
	004001-03-002	EA	TUBE/MIXER - GRACO EPOXY
	004001-04-000	EA	PLUNGER ACCESSORY (EPX)
	004001-05-000	EA	ADHESIVE - SCOTCH-WELD - 3M DP100 - CLEAR - 50ML
	099952-01-000	FT	CORE - SEAL - BULB SUPPORT

BOLTS, NUTS AND WASHERS

KEY	PART NUMBER	U/M	DESCRIPTION
	000C12-04-12A	EA	BOLT - HEX - 1/4-20 X .75 - PLAIN 5
	000C12-05-16B	EA	BOLT - HEX - 5/16-18 X 1 - GRADE #5 - ZINC
	000C12-05-12B	EA	BOLT - HEX - 5/16-18 X 3/4 - ZINC 5
	000C12-06-16B	EA	BOLT - HEX - 3/8-16 X 1 - GRADE #5 - ZINC
	000C12-06-20B	EA	BOLT - HEX - 3/8 - 16 X 1 1/4 - ZINC #5
	000C12-06-44B	EA	BOLT - HEX - 3/8-16 X 2 3/4 - ZINC 5
	000C12-07-20B	EA	BOLT - HEX - 7/16-14 X 1 1/4 - ZINC 5
	000C12-08-24B	EA	BOLT - HEX - 1/2-13 X 1.5 - GRADE #3 - ZINC
	000C12-08-28B	EA	BOLT - HEX - 1/2-13 X 1.8" - GRADE #5 - ZIN
	000C12-08-16B	EA	BOLT - HEX - 1/2-13 X 1" - GRADE #5 - ZINC
	0MC04K-06-016	EA	BOLT - HEX - M06 X 1 X 016
	0MC05K-08-055	EA	BOLT - HEX - M.3 X 1.25 X 2.2
	0MC13K-14-070	EA	BOLT - HEX - M14 X 2.00 X 2.75
	0MC31K-08-020	EA	BOLT - HEX - SERRATED FLANGE - M8 X 020
	0MC32K-10-030	EA	BOLT - HEX - SERRATED FLANGE - M10 X 1.50
	0MC53K-12-050	EA	BOLT - HEX - M12 X 1.75 X 050

SEALANTS & FASTENERS GROUP (CONTINUED)**BOLTS, NUTS & WASHERS (CONTINUED)**

KEY	PART NUMBER	U/M	DESCRIPTION
	0MC53K-12-050	EA	BOLT - HEX - M12 X 1.75 X 050
	000C12-04-40B	EA	BOLT - HEX - 1/4-20 X 2 1/2 - GRADE 5 ZINC
	000C12-05-64B	EA	BOLT - HEX - 5/16-18 X 4
	000C12-06-24B	EA	BOLT - HEX - 38-16 X 1 1/2 - ZINC #5
	000C12-10-24B	EA	BOLT - HEX - 5/8-11 X 1.5" - GRADE #5 - ZINC
	000C13-07-40B	EA	BOLT - HEX - 7/16-20 X 2.5" - GRADE #5 - ZINC
	000C13-07-48B	EA	BOLT - HEX - 7/16-20 X 3" - GRADE #5 - ZINC
	000C13-08-40B	EA	BOLT - HEX - 1/2-20 X 2 1/2 - GRADE #5 - ZINC
	000C13-08-28B	EA	BOLT - HEX - 1/2-20 X 1 3/4 - GRADE #5 - ZINC
	000C14-07-28B	EA	BOLT - HEX - 7/16-14 X 1.75 - GRADE 8 ZINC
	000C14-07-20B	EA	BOLT - HEX - 7/16-14 X 1.25 - GRADE 8 ZINC
	000C14-10-24K	EA	BOLT - HEX 0 5/8-11 X 1.50 - GRADE #8 - ZINC
	000C14-10-32K	EA	BOLT - HEX - 5/8"-11 X 2 - GRADE #8 - ZINC
	000C18-05-40A	EA	BOLT - ELEVATOR - 5/16-18 X 2.50 - PL
	000C18-06-48B	EA	BOLT - ELEVATOR - 3/8-16 X 3 - GRADE 5 - ZINC
	000C18-06-56A	EA	BOLT - ELEVATOR - 3/8-16 X 3 1/2 - GRADE 5
	000C26-04-18B	EA	BOLT - HEX - SERRATED FLANGE - 1/4-20 X 1 1/8 - ZINC
	000C26-04-14B	EA	BOLT - HEX - SERRATED FLANGE - 1/4-20 X 7/8 - ZINC
	000C26-04-10B	EA	BOLT - HEX - SERRATED FLANGE - 1/4-20 X 5/8 - ZINC
	000C26-05-16B	EA	BOLT - HEX - SERRATED FLANGE - 5/16-18 X 1 - ZINC
	000C26-05-20B	EA	BOLT - HEX - SERRATED FLANGE - 5/16-18 X 1 1/4 - ZINC
	000C26-05-12B	EA	BOLT - HEX - SERRATED FLANGE - 5/16-18 X 3/4 - ZINC
	000C26-05-129	EA	BOLT - HEX - SERRATED FLANGE - 5/16-18 X 3/4
	000C26-05-249	EA	BOLT - HEX - SERRATED FLANGE 5/16-18 X 1.5"
	000C26-06-16B	EA	BOLT - HEX - SERRATED FLANGE - 3/8-16 X 1 - ZINC
	000C26-06-12B	EA	BOLT - HEX - SERRATED FLANGE - 3/8-16 X 3/4 - ZINC
	000C26-06-28B	EA	BOLT - HEX - SERRATED FLANGE - 3/8-16 X 1 3/4 - ZINC
	000C26-06-40B	EA	BOLT - HEX - SERRATED FLANGE - 3/8-16 X 1 3/4 - ZINC
	000C26-06-20B	EA	BOLT - HEX - SERRATED FLANGE - 3/8-16 X 1 1/4 - ZINC
	000C26-08-24B	EA	BOLT - HEX - SERRATED FLANGE - 1/2-13 X 1 1/2 - ZINC
	000C27-04-40B	EA	BOLT - CARRIAGE 1/4-20 X 2.50 - ZINC
	000C27-08-64B	EA	BOLT - CARRIAGE - 1/2-13 X 4. - GRS
	106166-01-000	EA	BOLT/COLLARED HANGER - 8-32 X 1"
	000G45-04-24B	EA	BOLT - LAG - 1/4-9 X 1 1/2 - ZINC
	000G45-04-24F	EA	BOLT - LAG - 1/4" #9 X 1 1/2SS
	000G45-05-16B	EA	BOLT - LAG - 5/16-9 X 1 - ZINC
	106956-03-000	EA	BOLT - HEX TAP - 1/2-12NC X 3 - GRADE 5 - FULL THREAD/ZINC
	051387-06-000	EA	BOLT - CARRIAGE W/O HOLE - 5/16-18 X 9.5 - ZINC
	091274-03-000	EA	BOLT-J - 3/8-16 X 12.0
	106956-08-000	EA	BOLT - HEX TAP - 1/2-13NC X 4 - GRADE 5 - FULL THREAD/ZINC
	087718-01-000	EA	MONOBOLT - STEEL - 3/16 DIAMETER
	102333-02-01A	EA	BOLT - CARRIAGE - 1/4-20
	103020-02-000	EA	BOLT-U - #8-32 - GRADE 5 ZINC
	107393-02-000	EA	BOLT - SHOULDER - 3/8" SOCKETHEAD
	113985-02-000	EA	BOLT - FLANGE - M10-1.5 X 30CL10.9
	114259-05-000	EA	BOLT - 7/16-20 X 1.25 W/WASHER
	0MD16K-10-000	EA	NUT - HEX PREV TORQUE M10 X 1.50 CLASS 8
	0MD39K-12-000	EA	NUT - HEX W/NYLON LOCK - M12 X 1.75
	000D24-10-00B	EA	NUT - HEX - SELF LOCKING - 10-32 ZINC
	000D29-05-00B	EA	NUT - HEX - LOCKING W/SERRATED FLANGE-NYLON WASHER INSERT
	000D29-09-00B	EA	NUT - HEX - SELF LOCKING - 9/16-12 - ZINC
	000D29-06-00B	EA	NUT - HEX - W/NYLON LOCK - 3/8-16 - ZINC
	000D30-07-00B	EA	NUT - HEX LOCK - NYLON 7/16 X 20
	000D34-04-00B	EA	NUT - HEX - LOCKING - 1/4-20 ZINC
	000D34-06-00B	EA	NUT - HEX - LOCKING - 3/8-16 GRADE C - ZINC
	000D39-04-00B	EA	NUT - HEX - LOCKING W/SERRATED FLANGE - 1/4-20 - ZINC
	000D39-05-00B	EA	NUT - HEX - LOCKING W/SERRATED FLANGE - 5/16-18 - ZINC
	000D39-06-00B	EA	NUT - HEX - LOCKING W/SERRATED FLANGE - 3/8-18 - ZINC
	000D39-07-00B	EA	NUT - HEX - LOCKING W/SERRATED FLANGE - 7/16-14 - ZINC
	000D39-08-00B	EA	NUT - HEX - LOCKING W/SERRATED FLANGE - 1/2-13 - ZINC

SEALANTS & FASTENERS GROUP (CONTINUED)

BOLTS, NUTS & WASHERS (CONTINUED)

KEY	PART NUMBER	U/M	DESCRIPTION
	000D44-04-00B	EA	NUT - HEX - LOCKING W/SERRATED FLANGE - 1/4-28 - ZINC
	000D44-07-00B	EA	NUT - HEX - LOCKING W/SERRATED FLANGE - 7/16-20 - ZINC
	000D44-08-00B	EA	NUT - HEX - SERRATED FLANGE - 1/2-20 - GRADE #5 - ZINC
	000D46-04-00A	EA	NUT - HEX - WELD - 1/4-20 - PLAIN
	000D58-06-00A	EA	NUT - HEX - WELD 3/8-16 - PLAIN
	000D65-08-00B	EA	NUT - HEX - LOCKING W/SERRATED FLANGE - 8-32 - ZINC
	000D67-10-00B	EA	NUT - HEX - LOCK - 5/8-11 - ZINC
	000D73-07-00C	EA	NUT - HEX FLANGE - 7/16-14 - GRADE 6
	000D73-08-00C	EA	NUT - HEX FLANGE - 1/2-13
	000D76-06-00B	EA	NUT - HEX FLANGE - 3/8-16
	044364-02-000	EA	NUT - SPEED - FLAT - ROUND
	063253-07-000	EA	NUT - J - #8A - .120 - .130 PNL THK
	087234-01-000	EA	NUT - JACK - 1/4 X 20 THD - MOLLY MOUNTS LICENSE PLATES USING BOLT #000G500412B
	040921-01-000	EA	NUT - SPEED - U TYPE - #10-24 - BLACK
	104369-01-000	EA	NUT - HEX - HEAVY - 5/8-11 UNC
	000D29-04-00B	EA	NUT - HEX - SELF LOCKING - 1/4 X 20 - ZINC
	005081-01-000	EA	NUT - SPEED - C-TYPE - #8 SCREW
	040921-04-000	EA	NUT - SPEED - U TYPE - #8-.59" LENGTH X .44" WIDTH
	040921-09-000	EA	NUT - SPEED - U TYPE - #8
	044364-01-000	EA	NUT - SPEED - FLAT - RECTANGULAR - SELF LOCKING/ONE PIECE
	083163-06-000	EA	PUSHNUT - FLAT TYPE 3/8 STUD - FORD ONLY
	0ME06K-14-280	EA	WASHER - FLAT - 14 ID X 28.00 OD
	000E11-07-00B	EA	WASHER - LOCKING - 7/16 MED SPLIT - ZINC
	000E11-08-00B	EA	WASHER - LOCKING - 1/2 MED SPLIT - ZINC
	000E13-14-00B	EA	WASHER - FLAT - 1/4 WIDE - ZINC
	000E13-17-00B	EA	WASHER - FLAT - 3/8 AR - ZINC
	000E13-18-00B	EA	WASHER - FLAT - 3/8 WIDE - ZINC
	000E13-20-00B	EA	WASHER - FLAT - 7/16 WIDE - ZINC
	000E13-21-00B	EA	WASHER - FLAT - 1/2 NARROW - ZINC
	000E13-22-00B	EA	WASHER - FLAT - 1/2 WIDE - ZINC
	000E13-26-00B	EA	WASHER - FLAT - 5/8 WIDE - ZINC
	000E14-10-00B	EA	WASHER - LOCKING - #10 EXTERNAL TOOTH - ZINC
	000E16-10-00B	EA	WASHER - HARDENED - 5/8 - FLAT - ZINC
	058716-02-000	EA	WASHER - FLAT NYLON
	077071-01-000	EA	WASHER - FENDER - 3/16"ID X 1" OD
	107397-01-000	EA	WASHER - FENDER - .25" ID X 1" OD
	041322-01-000	EA	WASHER - FLANGE - 15/32 ID X 2 3/8 OD - F/SEAT BELT MTG
	044533-01-000	EA	WASHER - PLASTIC - 1 3/8" OD - FOR BUTTONS
	046867-05-000	EA	WASHER - #0
	058716-03-000	EA	WASHER - FLAT/NYLON - .500 X 1.25 X .060
	128444-01-000	EA	WASHER - SPRING - CONICAL
	088787-12-000	EA	STUD - WELD - 1/4 - 20 X 1.0 LG - MN
	108067-03-000	EA	STUD - WELD - 1/4 - 20 X 1/2 CD
	102540-02-000	EA	SEAL - SCREW
	106648-01-000	EA	CAP - STUD - .120 TO .130 DIAMETER

SCREWS

KEY	PART NUMBER	U/M	DESCRIPTION
	0G1108-12-170	EA	SCREW - 8-18 X .75 PPH - BRIGHT WHITE
	0G1106-08-240	EA	SCREW - 6-20 X 1/2 PPH - VW LIGHT GRAY
	0G1108-12-140	EA	SCREW - 8-18 X .75 PPH
	0G1108-12-240	EA	SCREW - 8-18 X .75 PPH - VW LIGHT GRAY
	0G1208-12-170	EA	SCREW - 8-18 X .75 POH - BRIGHT WHITE
	0G3908-08-160	EA	SCREW - SF/DR-8-18X1/2 PPH
	0G3908-08-170	EA	SCREW - SF/DR - 8-18 X .50 PPH - BRIGHT WHITE
	0G3908-08-240	EA	SCREW - SF/DR - 8-18 X 1/2 PPH - VW LIGHT GRAY
	0G3908-12-250	EA	SCREW - SF/DR - 8-18 X .75 PPH - DARK GRAY
	0G3908-16-170	EA	SCREW - SF/DR - 8-18 X 1.00 PPH - BRIGHT WHITE
	0G3908-20-170	EA	SCREW - SF/DR - 8-18 X 1.25 PPH - BRIGHT WHITE
	0G3908-24-170	EA	SCREW - SF/DR - 8-18 X 1.50 PPH - BRIGHT WHITE

SEALANTS & FASTENERS GROUP (CONTINUED)
SCREWS (CONTINUED)

KEY	PART NUMBER	U/M	DESCRIPTION
	0G3910-10-160	EA	SCREW - SF/DR - 10-16 X .62 PPH
	0G3910-10-240	EA	SCREW - SF/DR - 10-16 X .62 PPH - VW LIGHT GRAY
	0G5508-12-110	EA	SCREW - SF/DR-8-18 X .75 PWH
	0G3910-12-260	EA	SCREW - SF/DR - 10-16 X .75 PPH - ALLANTE ANTELOPE
	0G3910-12-170	EA	SCREW - SF/DR - 10-16 X .75 PPH - BRIGHT WHITE
	0G5508-12-170	EA	SCREW - SF/DR - 8-18 X .75 PWH - BRIGHT WHITE
	0G5508-12-270	EA	SCREW - SF/DR - 8-18 X .75 PWH - TITANIUM
	0G5508-12-260	EA	SCREW - SF/DR - 8-18 X .75 PWH - ALLANTE ANTELOPE
	0G5508-16-250	EA	SCREW - SF/DR - 8-18 X 1.00 PWH - VW DARK GRAY
	0G6008-16-170	EA	SCREW - SF/DR - 8-18 X 1.00 POH - BRIGHT WHITE
	0G5508-16-260	EA	SCREW - SF/DR - 8-18 X 1.00 PWH ZINC - INTERIOR ANTELOPE
	0G5508-16-270	EA	SCREW - SF/DR - 8-18 X 1.00 PWH ZINC - INTERIOR TITANIUM
	0G6710-08-130	EA	SCREW - 10-12 X .50 PPH TAUPE
	0G6710-08-170	EA	SCREW - 10-12 X 1/2 PPH - BRIGHT WHITE
	0G6710-08-240	EA	SCREW - 10-12 X .50 PPH TAUPE - VW LIGHT GRAY
	0G6710-12-170	EA	SCREW - 10-12 X .75 PPH - BRIGHT WHITE
	0G6710-16-230	EA	SCREW - 10-12 X 1 PPH - BEIGE
	000G11-05-08B	EA	SCREW - 5-20 X .50 PPH - ZINC
	000G11-06-06B	EA	SCREW - 6-20 X 3/8 PPH - ZINC
	000G11-06-10B	EA	SCREW - 6-20 X 5/8 PPH - ZINC
	000G11-06-12B	EA	SCREW - 6-20 X 3/4" PPH - ZINC
	000G11-06-10J	EA	SCREW - 6-20 X 5/8 PPH - BRASS
	000G11-06-A4B	EA	SCREW - 6-20 X 1.5 PPH ZINC
	000G11-06-08B	EA	SCREW - 6-20 X 1/2 PPH - ZINC
	000G11-07-08B	EA	SCREW - 7-19 X 1/2 PPH - ZINC
	000G11-07-08T	EA	SCREW - 7-19 X 1/2 PPH - BLACK
	000G11-08-06B	EA	SCREW - 8-18 X 3/8 PPH - ZINC
	000G11-08-06J	EA	SCREW - 8-18 X 3/8 PPH BRASS
	000G11-08-12B	EA	SCREW - 8-18 X 3/4 PPH - ZINC
	000G11-08-12S	EA	SCREW - 8-18 X 3/4 PPH - OFF WHITE
	000G11-08-08T	EA	SCREW - 8-18 X 1/2 PPH - FLUOROCARBON COATING
	000G11-08-08B	EA	SCREW - 8-18 X 1/2 PPH - ZINC
	000G11-08-20B	EA	SCREW - 8-18 X 1 1/4 PPH - ZINC
	000G11-08-16S	EA	SCREW - 8-18 X 1 PPH - OFF WHITE
	000G11-08-16B	EA	SCREW - 8-18 X 1 PPH - ZINC
	000G11-08-12P	EA	SCREW - 8-18 X 3/4 PPH - DARK BROWN
	000G11-08-12D	EA	SCREW - 8-18 X 3/4 PPH - BLACK
	000G11-08-12T	EA	SCREW - 8-18 X 3/4 PPH - BLACK
	000G11-10-12S	EA	SCREW - 10-16 X 3/4 PPH - OFF WHITE
	000G11-10-12D	EA	SCREW - 10-16 X 3/4 PPH - BLACK
	000G11-10-16B	EA	SCREW - 10-16 X 1 PPH - ZINC
	000G11-10-40B	EA	SCREW - 10-16 X 2 1/2 PPH CAD - 34927-01-000
	000G12-06-08T	EA	SCREW - 6-20 X 1/2 POH - BLACK
	000G12-08-12S	EA	SCREW - 8-18 X 3/4 POH - OFF WHITE
	000G13-05-10B	EA	SCREW - 5-12 X 5/8 PFH - ZINC
	000G13-06-16S	EA	SCREW - 6-20 X 1.00 PFH - OFF WHITE
	000G13-06-10G	EA	SCREW - 6-20 X 5/8 PFH - ANTIQUE BRASS
	000G13-06-08B	EA	SCREW - 6-20 X 1/2 PFH - ZINC
	000G13-06-08G	EA	SCREW - 6-20 X .50 PFH - ANTIQUE BRASS
	000G13-06-24J	EA	SCREW - 6-20 X 1 1/2 PFH - BRASS
	000G13-06-10J	EA	SCREW - 6-20 X .62 PFH - BRASS
	000G13-06-16E	EA	SCREW - 6-20 X 1.00 PFH - CHROME
	000G13-06-16J	EA	SCREW - 6-20 X 1 PFH - BRASS
	000G13-06-06I	EA	SCREW - 6-20 X 3/8 PFH BLACK ZINC
	000G13-06-06B	EA	SCREW - 6-20 X 3/8 PFH ZINC
	000G13-07-12B	EA	SCREW - 7-19 X 3/4 PFH - ZINC
	000G13-07-10H	EA	SCREW - 7-19 X 5/8 PFH - BLACK
	000G13-07-089	EA	SCREW - 7-19 X 1.2 PPH - SILVER
	000G13-08-10B	EA	SCREW - 8-18 X 5/8 PFH - ZINC
	000G13-08-16B	EA	SCREW - 8-18 X 1 PFH - ZINC
	000G13-08-109	EA	SCREW - 8-18 X 5/8 PFH
	000G16-04-24B	EA	SCREW - MACHINE - 1/4-20 X 1 1/2 PPH

SEALANTS & FASTENERS GROUP (CONTINUED)**SCREWS (CONTINUED)**

KEY	PART NUMBER	U/M	DESCRIPTION
	000G18-08-22B	EA	SCREW - MACHINE - 8-32 X 1 3/8 PPH - ZINC
	000G18-08-20B	EA	SCREW - MACHINE - 8-32 X 1 1/4 PPH - ZINC
	000G18-08-24B	EA	SCREW - MACH-8-32X1 1/2PPH ZN
	000G13-08-24B	EA	SCREW - #8, 18X1 1/2 PFH ZN
	000G19-10-10B	EA	SCREW - MACHINE - 10-32 X 5/8 - PPH - ZINC
	000G19-10-20B	EA	SCREW - MACHINE - 10-32 X 1 1/2 PPH - ZINC
	000G19-10-12F	EA	SCREW - MACHINE - 10-32 X 3/4 PPH - STAINLESS STEEL
	000G19-10-08B	EA	SCREW - MACHINE - 10-32 X 1/2 PPH - ZINC
	000G32-10-06B	EA	SCREW - 10-32 X 3/8 PPH - ZINC
	000G13-10-16I	EA	SCREW - 10-16X1.00 PFH,BLK
	000G34-05-12B	EA	SCREW - HEX HEAD TAPPING - 5/16 X 3/4 LONG
	000G37-08-12B	EA	SCREW - 8-18 X 3/4 PPH
	000G37-08-089	EA	SCREW - 8 X 18 X 1/2 PPH - FLUOROCARBON SILVER
	000G36-10-12T	EA	SCREW - 10-24X 3/4 PFH TYPE 23 - BLACK
	000G38-04-16D	EA	SCREW - MACHINE - 1/4-20 X 1 PFN - BLACK
	000G39-06-10T	EA	SCREW - SF/DR - 6-20 X 5/8 PPH - BLACK
	000G39-06-16T	EA	SCREW - SF/DR - 6-20 X 1 PPH - BLACK
	000G39-06-08B	EA	SCREW - SF/DR - 6-18 X 1/2 - ZINC
	000G39-08-16S	EA	SCREW - SF/DR - 8-18 X 1 PPH - OFF WHITE
	000G39-08-32B	EA	SCREW - SF/DR - 8-18 X 2 PPH - ZINC
	000G39-08-24B	EA	SCREW - SF/DR - 8-18 X 1 1/2 PPH - ZINC
	000G39-08-24S	EA	SCREW - SF/DR - 8-18 X 1 1/2 - OFF WHITE
	000G39-08-24T	EA	SCREW - SF/DR - 8-18 X 1.50 PPH - BLACK
	000G39-08-16T	EA	SCREW - SF/DR - 6-20 X 1 PPH - BLACK
	000G39-08-16B	EA	SCREW - SF/DR - 8-18 X 1 PPH - ZINC
	000G39-08-12B	EA	SCREW - SF/DR - 8-18 X 3/4 PPH - ZINC
	000G39-08-12T	EA	SCREW - SF/DR - 8-18 X 3/4 PPH - BLACK
	000G39-08-08T	EA	SCREW - SF/DR - 8-18 X 1/2 PPH - BLACK
	000G39-08-08S	EA	SCREW - SF/DR - 8-18 X 1/2 PPH - OFF WHITE
	000G39-08-08B	EA	SCREW - SF/DR - 8-18 X 1/2 PPH - ZINC
	000G39-08-06B	EA	SCREW - SF/DR - 8-18 X 3/8 PPH - ZINC
	000G39-10-10B	EA	SCREW - SF/DR - 10-16 X 5/8 - ZINC
	000G39-10-12P	EA	SCREW - SF/DR, 10-16 X .75 PPH - DARK BROWN
	000G39-10-088	EA	SCREW - SF/DR - 10-16 X 1/2 PPH - FLEX FLUOROCARBON
	000G39-10-08B	EA	SCREW - SF/DR - 10-16 X 1/2 PPH - ZINC
	000G39-10-40D	EA	SCREW - SF/DR - 10-16 X 2 1/2 PPH - BLACK
	000G39-10-32B	EA	SCREW - SF/DR - 10-16 X 2 - PPH - ZINC
	000G39-10-209	EA	SCREW - SF/DR - 10-16 X 1 1/4 PPH - FLUOROCARBON SILVER
	000G39-10-20T	EA	SCREW - SF/DR - 10-16 X 1.25 PPH
	000G39-10-20B	EA	SCREW - SF/DR - 10-16 X 1 1/4 PPH - ZINC
	000G39-10-12T	EA	SCREW - SELF TAPPING 10-16 X 3/4"
	000G39-10-12D	EA	SCREW - SF/DR - 10-16 X 3/4 PPH - BLACK
	000G39-10-12B	EA	SCREW - SF/DR - 10-16 X 3/4 PPH - ZINC
	000G39-10-10T	EA	SCREW - SF/DR - 10-16 X .625 - BLACK
	000G39-10-129	EA	SCREW - SF/DR - 10-16 X 3/4 PPH - FLUOROCARBON SILVER
	000G39-10-48B	EA	SCREW - SF/DR - 10-16 X 3 - PPH - ZINC
	000G39-10-48T	EA	SCREW - SF/DR - 10-16 X 3.00 PPH - BLACK
	000G39-10-24B	EA	SCREW - SF/DR - 10-16 X 1.50 PPH - ZINC
	000G39-10-32I	EA	SCREW - SELF TAPPING - 10-16 X 2" PPH - BLACK
	000G39-12-12E	EA	SCREW - SF/DR - 12-14 X 3/4 PPH - CHROME
	000G42-04-16B	EA	SCREW - SF/DR - 1/4-14 X 1 HWH - ZINC
	000G42-04-12B	EA	SCREW - SF/DR - 1/4-14 X 3/4 HWH - ZINC
	000G42-04-24B	EA	SCREW - SF/DR 1/4-14X1 1/2 ZN
	000G46-08-24T	EA	SCREW - MACHINE - 8-32 X 1 1/2 PFH - BLACK
	000G46-08-28T	EA	SCREW - MACHINE - 8-32 X 1 3/4 PHILLIPS FLAT HEAD - BLACK
	000G50-04-12B	EA	SCREW - MACHINE - 1/4-20 X 3/4 PPH - ZINC
	000G50-04-06B	EA	SCREW - MACHINE - 1/4-20 X 38 PTH - ZINC
	000G50-04-08B	EA	SCREW - MACHINE - 1/4-20 X 1/2 PTH - ZIN
	000G51-08-08B	EA	SCREW - 8-18 X 1/2 PTH - ZINC
	000G51-06-12B	EA	SCREW - 6-20 X 3/4 PTH - ZINC
	000G52-08-18B	EA	SCREW - MACHINE - 8-32 X 1 1/8 PTH - ZINC
	000G54-04-20B	EA	SCREW - 1/4-20 X 1.25 PTH - TYPE 23 - ZINC PLATED

SEALANTS & FASTENERS GROUP (CONTINUED)**SCREWS (CONTINUED)**

KEY	PART NUMBER	U/M	DESCRIPTION
	000G55-08-125	EA	SCREW - SF/DR - 8-18 X 3/4 PWH - WILLOW
	000G55-08-12S	EA	SCREW - SF/DR - 8-18 X 3/4 PWH - OFF WHITE
	000G55-08-124	EA	SCREW - SF/DR-8-18X.75 PWH - ASH GRAY
	000G55-08-165	EA	SCREW - SF/DR-8-18X1.00 PWH - WILLOW
	000G56-12-48B	EA	SCREW - WOOD - 12-11 X 3 POH - SPECIAL HARDENED
	000G57-05-16J	EA	SCREW - 5-20 X 1 PFH - BRASS
	000G57-14-64B	EA	SCREW - 14-10 X 4 PFH ZINC
	000G57-14-72B	EA	SCREW - 14-10-X4-1/2 PFH ZN
	000G60-08-22B	EA	SCREW - SF/DR, 8 - 18 X 1.38 POH - ZN
	000G60-10-28T	EA	SCREW - SF/DR - 10-16 X 1 3/4 - BLACK
	000G60-10-20I	EA	SCREW - SF/DR - 10-16 X 1.25 POH - BLACK
	000G60-10-20B	EA	SCREW - SF/DR - 10-16 X 1 1/4 POH - ZINC
	000G60-10-209	EA	SCREW - SF/DR - 10-16 X 1.25 POH - SILVER STALGAARD
	000G62-10-24I	EA	SCREW - SF/DR - 10-16 X 1/5 PFH - BLACK ZINC
	000G67-08-32B	EA	SCREW - 8-15 X 2 PPH - ZINC
	000G67-10-08S	EA	SCREW - 10-12 X 1/2 PPH - OFF WHITE
	000G67-10-08R	EA	SCREW - 10-12 X 1/2 PPH - BEIGE - TYPE A
	000G67-10-08B	EA	SCREW - 10-12 X 1/2 PPH - ZINC
	000G67-10-16B	EA	SCREW - 10-12 X 1 PPH - ZINC
	000G67-10-120	EA	SCREW - 10-12 X 3/4 PPH - TAN
	000G67-10-12B	EA	SCREW - 10-12 X 3/4 PPH - ZINC
	000G67-10-12R	EA	SCREW - 10-12 X .75 PPH - BEIGE
	000G67-10-12P	EA	SCREW - 10-12 X 3/4 PPH - DARK BROWN
	000G67-10-10S	EA	SCREW - 10-12 X 5/8 PPH - OFF WHITE
	000G67-10-10P	EA	SCREW - 10-12X.62 PPH - DARK BROWN
	000G67-10-10D	EA	SCREW - 10-12 X 5/8 PPH - BLACK - TYPE A
	000G67-10-10T	EA	SCREW - 10-12 X 5/8 PPH BLACK
	000G67-10-10B	EA	SCREW - 10-12 X 5/8 PPH - ZINC - TYPE A
	000G67-10-20D	EA	SCREW - 10-12 X 1.25 PPH - BLACK
	000G67-10-36T	EA	SCREW - 10-12 X 2 1/4 - PPH - BLACK
	000G67-10-32B	EA	SCREW - 10-12 X 2 1/4 - PPH - BLACK
	000G67-10-24B	EA	SCREW - 10-12 X 1.50 PPH - ZINC
	000G67-10-24S	EA	SCREW - 10-12X1.5PPH OFF WHITE
	000G67-10-125	EA	SCREW - 10-12 X .75 PPH WILLOW
	000G67-10-28B	EA	SCREW - 10-12 X 1.75 PPH - ZINC
	000G67-10-48B	EA	SCREW - 10-12 X 3 PPH - ZINC
	000G68-06-12B	EA	SCREW - 6-18 X .75 POH - ZINC & CLEAR
	000G68-06-12J	EA	SCREW - 6-18X.75 POH BRASS
	000G68-06-10G	EA	SCREW - 6-18 X 5/8 POH - ANTIQUE BRASS
	000G68-10-20I	EA	SCREW - 10-12 X 1 1/4 POH - BLACK
	000G68-10-36T	EA	SCREW - 10-12 X 2.25 POH BLACK
	049465-01-000	EA	SCREW - 10-16 PTH W/WASHER - DARK BROWN
	049465-13-000	EA	SCREW - 10-16X1 PTH W/WASHER - ASH GRAY
	049465-17-000	EA	SCREW - 10-16 X 1 POH W/WASHER - BRIGHT WHITE
	049465-22-000	EA	SCREW - 10-16 X 1 1/2 POH W/WASHER - SABLE
	054434-02-000	EA	SCREW - SF/DR - 10-16 X 2 - ZINC
	054434-03-000	EA	SCREW - SF/DR - 10-16 X 2 - PWH - ZINC - W/O WINGS
	057671-01-000	EA	COVER - SCREW - OFF WHITE - #8
	057671-11-000	EA	COVER - SCREW - HAMPTON TAN - #8
	057671-15-000	EA	COVER - SCREW - BRIGHT WHITE
	057671-16-000	EA	COVER - SCREW - SOFT WHITE
	057671-17-000	EA	COVER - SCREW - VW LT GRAY #8
	075908-01-000	EA	SCREW - MACHINE - 10-32 X .56 PTH - EXTERNAL TOOTH - ZINC
	076790-01-000	EA	SCREW - 6-20 X 1 1/4 PPH - BLACK
	076790-03-000	EA	SCREW - 6-20 X 1 PPH - BLACK
	076790-05-000	EA	SCREW - 6-20 X 1/2 PPH BLACK - THREADCUTTING - WOOD
	083554-01-000	EA	SCREW - DRYWALL - 8 X 1.25
	083554-04-000	EA	SCREW - DRYWALL - 8 X 2.50
	086256-01-000	EA	SCREW - SF/DR - 8 X 3/4 HWH
	087721-01-000	EA	SCREW - FLAT HEAD - TAPPING - 1/4" X 1 1/4" LONG - ZINC
	097974-01-000	EA	SCREW - PARTICLE BOARD - 7-9 X 3/4 PPH
	090033-02-000	EA	SCREW - 1/4-20 X 5/8 - ROUND WASHER HEAD - OFF/WHITE

SEALANTS & FASTENERS GROUP (CONTINUED)

SCREWS (CONTINUED)

KEY	PART NUMBER	U/M	DESCRIPTION
	101618-01-000	EA	SCREW - 1/4-20 X 3/4 HEX - TAPPING - STALGARD TYPE F
	101289-01-01A	EA	SCREW - MACHINE - 8-32 X 3.75 POH - BRASS -F/EXTENDED KNOB
	105126-01-000	EA	SCREW - MACHINE - 8-32 X 1 PPH TAPTIT
	110460-05-02A	EA	SCREW - MACHINE - 10-24 X 2.5 PFH - WHITE
	112782-08-01A	EA	SCREW - MOUNTING/PLATE - ZINC
	113563-01-01A	EA	SCREW - 8 X .62 LONG SHOULDER/WASHER HEAD
	117478-01-04A	EA	SCREW - 8-18 X .75 PPH W/WASHER - VW LIGHT GRAY
	126458-01-01A	EA	SCREW - 8-18 X .50 PRWH BLACK
	134126-01-01A	EA	SCREW/NAIL - HEX HEAD - 3/4"

CLAMPS, CLIPS, GROMMETS, RIVETS & PLUGS

KEY	PART NUMBER	U/M	DESCRIPTION
	010495-01-000	EA	CLAMP - CABLE - 9/16"
	010495-02-000	EA	CLAMP - CABLE - 3/8
	010495-04-000	EA	CLAMP - CABLE - 11/16" - WHITE
	010495-05-000	EA	CLAMP - CABLE - 1/2
	010497-01-000	EA	CLAMP - CLOSED - 5/8" ID
	010497-03-000	EA	CLAMP - CLOSED - 1" ID - CUSHIONED
	010497-04-000	EA	CLAMP - CLOSED - 1.62" ID
	010497-05-000	EA	CLAMP - CLOSED - 1/2 ID
	010497-06-000	EA	CLAMP - CLOSED - 11/16" ID
	010497-07-000	EA	CLAMP - CLOSED - 3/8" ID
	010497-08-000	EA	CLAMP - CLOSED - .125" ID
	062401-01-000	EA	CLAMP - HOSE - WORMGEAR - .25" - 1"
	062401-02-000	EA	CLAMP - HOSE - WORMGEAR - 1.56" - 2.5"
	062401-03-000	EA	CLAMP - HOSE - WORMGEAR - .22" - 1"
	062401-04-000	EA	CLAMP - HOSE - WORMGEAR - .69" - 1.25"
	062401-05-000	EA	CLAMP - HOSE - WORMGEAR - 2" TO 3" ID
	062401-06-000	EA	CLAMP - HOSE - WORMGEAR - .22" - .62" ID
	062401-07-000	EA	CLAMP - HOSE - WORMGEAR - 5"-7"
	062401-08-000	EA	CLAMP - HOSE - WORMGEAR 4.06" - 5.0"
	062401-09-000	EA	CLAMP - HOSE - WORMGEAR - 2.8" - 3.75"
	062401-11-000	EA	CLAMP - HOSE - WORMGEAR - 3.50" - 4.50"
	062401-12-000	EA	CLAMP - HOSE - WORMGEAR - .79" X 1.26"
	083610-01-000	EA	CLAMP - WIRE - DUAL - UNEQUAL DIAMETERS - 3/4" & 1 1/4"
	083610-02-000	EA	CLAMP - WIRE - DUAL - UNEQUAL DIAMETERS - 3/4" & 2"
	083610-03-000	EA	CLAMP - DUAL WIRE
	083609-01-000	EA	CLAMP - WIRE - DUAL - EQUAL DIAMETERS - 5/8"
	007161-01-000	EA	CLAMP - HOSE - SPRING TYPE - 1/2"
	010499-01-000	EA	CLAMP - CLOSED - 3/8" ID
	075148-02-000	EA	CLAMP - GROUNDING - BRONZE SCREWS
	008386-01-000	EA	GROMMET - SNAP - 3/8"
	023942-01-000	EA	GROMMET - RUBBER - 2" OD
	071015-07-000	EA	GROMMET - RUBBER - 1"ID X 2.25" OD W/.06" GROOVE - BLACK
	071015-11-000	EA	GROMMET - 1.00 ID - FITS .12 MATERIAL
	071015-13-000	EA	GROMMET - RUBBER - .62" ID X 1" OD W/.09" GROOVE - BLACK
	071015-19-000	EA	GROMMET - .38 ID - FITS .06 MATERIAL
	071015-21-000	EA	GROMMET - RUBBER - 1/2 ID X 1.06 OD - W/.19 GROOVE - BLACK
	071015-22-000	EA	GROMMET - RUBBER - .62"ID X 1.12"OD W/.19" GROOVE - BLACK
	071015-26-000	EA	GROMMET - RUBBER - 1.5" ID X 2.1" OD W/.06" GROOVE-BLACK
	071015-29-000	EA	GROMMET - RUBBER - .3" ID X 1.3"OD W/.12" GROOVE - BLACK
	071015-30-000	EA	GROMMET - RUBBER - .31" ID X .81" OD W/.12" GROOVE - BLK
	071015-32-000	EA	GROMMET - RUBBER - .75" ID X 1.375" OD W/.187" GROOVE-BLK
	071015-33-000	EA	GROMMET - RUBBER - .875" ID X 1.625" OD W/.187" GROOVE - BLK
	071015-35-000	EA	GROMMET - 1.25 ID,FITS .187MAT
	071015-37-000	EA	GROMMET - .81 ID FITS .56 MTL
	071015-39-000	EA	GROMMET - .75 ID FITS .06 MTL
	088756-01-000	EA	GROMMET - WEB - 1 1/8 " I.D.
	114208-01-000	EA	GROMMET - EDGE LINER - FITS 1 3/4"
	114208-02-000	EA	GROMMET - EDGE LINER - FITS .625
	114208-03-000	EA	GROMMET - EDGE LINER - FITS 2.50"

SEALANTS & FASTENERS GROUP (CONTINUED)
CLAMPS, CLIPS, GROMMETS, RIVETS & PLUGS (CONTINUED)

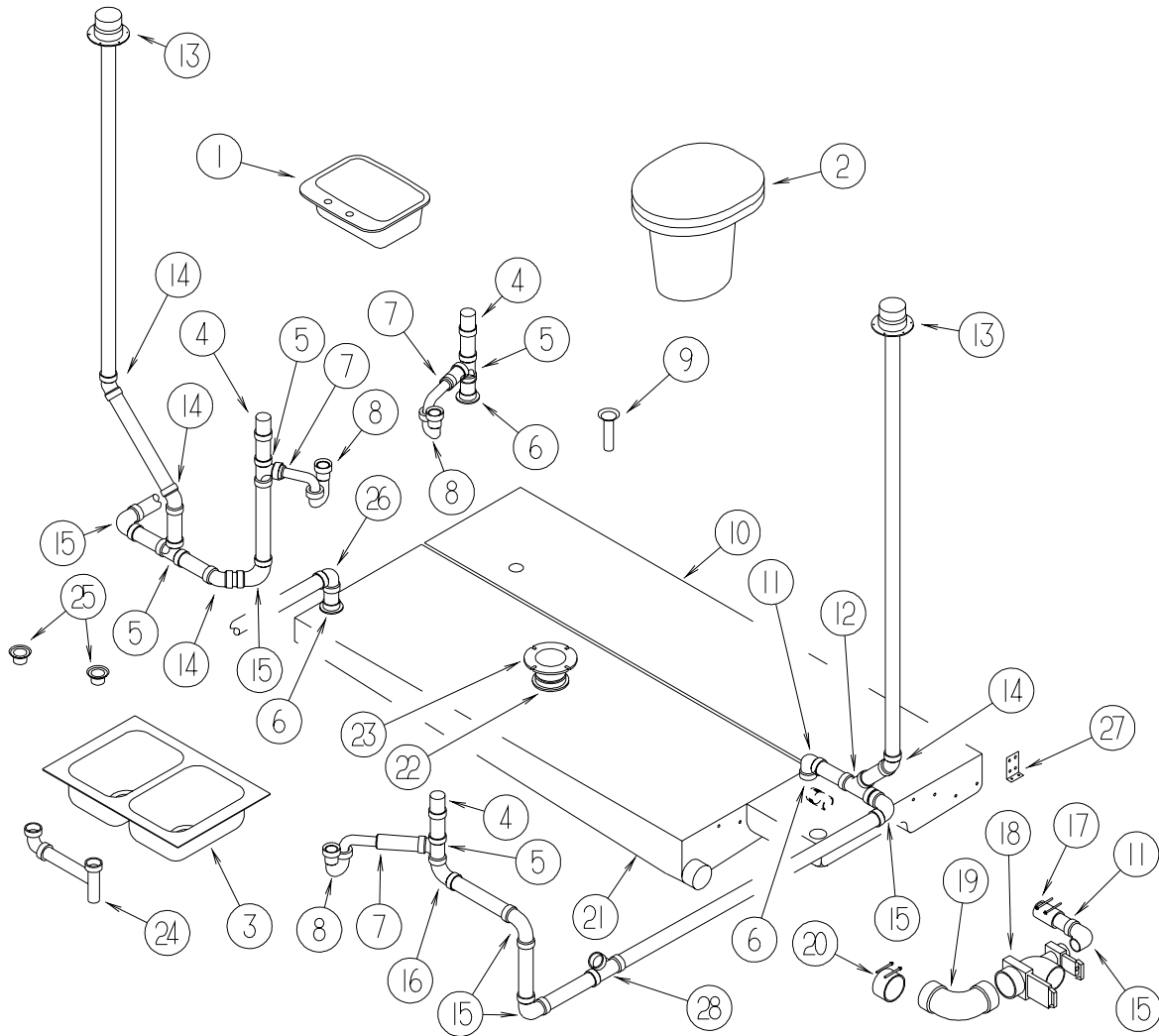
KEY	PART NUMBER	U/M	DESCRIPTION
	114208-04-000	EA	GROMMET - EDGE LINER - FITS 1.00"
	114208-05-000	EA	GROMMET - EDGE LINER - FITS 2"
	016188-03-000	EA	GROMMET - L/P LINE - 3/8" HOLE X 2 1/2" LONG - RUBBER
	016188-04-000	EA	GROMMET - GAS LINE - 1/2" HOLE X 2 1/2" LONG - RUBBER
	016188-05-000	EA	GROMMET - L/P LINE - 3/8" HOLE X 1 1/4" LONG - RUBBER
	008380-01-000	EA	GROMMET - RUBBER - 5/8" HOLE X 1 1/2" DIAMETER - BLACK
	008384-01-000	EA	GROMMET - SNAP - 3/4 DIAMETER - NYLON
	077953-01-000	EA	GROMMET - EDGE LINER - FITS 1"
	099637-01-000	EA	GROMMET - RUBBER - .37" X .94" DIAMETER - BLACK
	046867-05-000	EA	GROMMET - #0
	000F10-04-16B	EA	PIN - COTTER - 1/8" X 1" - ZINC
	000F10-06-32B	EA	PIN - COTTER - 3/16" X 2" - ZINC
	000H14-04-08R	EA	RIVET - MANDREL BLIND - 4/32 ALUMINUM
	000H14-06-03R	EA	RIVET - MANDREL BLIND - 3/16 - CHERRY
	000H15-06-02R	EA	RIVET - POP - STEEL - 3/16 X .063-.125
	000H16-06-10R	EA	RIVET - POP ALUMINUM - 3/16 X .501-.625
	000H14-04-04A	EA	RIVET - MANDREL BLIND - 1/8 X .400
	000H16-04-06R	EA	RIVET - POP ALUMINUM - 1/8 X .313 - .375
	000H14-06-14R	EA	RIVET - MANDREL BLIND - 3/16 - CHERRY
	118626-01-01A	EA	RIVET - POP - ALUMINUM 3/16 X .08-.375
	118626-02-01A	EA	RIVET - POP - ALUMINUM - 3/16 X .500-.750
	069529-02-000	EA	RIVET-T - POP - 1/4 X .093 - .156
	120560-01-01A	EA	RIVET - PLASTIC - 3/16 DIAMETER
	061420-01-000	EA	PLUG/PLASTIC - 1.75" DIAMETER - BROWN
	061420-03-000	EA	PLUG/PLASTIC - 3.00" DIAMETER
	061420-04-000	EA	PLUG/PLASTIC - 1.25" DIAMETER
	061420-05-000	EA	PLUG/PLASTIC - 1.5" DIAMETER
	061420-07-000	EA	PLUG/PLASTIC - 1.8" DIAMETER
	061420-08-000	EA	PLUG/PLASTIC - 2.5" DIAMETER
	061420-09-000	EA	PLUG/PLASTIC - 1.00" - DIAMETER
	061420-10-000	EA	PLUG/PLASTIC - 1.50" DIAMETER - BLACK
	061420-11-000	EA	PLUG/PLASTIC - .50" DIAMETER
	061420-12-000	EA	PLUG/PLASTIC - 1.50" DIAMETER - RED
	061420-14-000	EA	PLUG/PLASTIC - .034" DIAMETER
	061420-15-000	EA	PLUG/PLASTIC - 2" DIAMETER - BLACK
	061420-16-000	EA	PLUG/PLASTIC - 2 1/8" DIAMETER
	081211-03-000	EA	PLUG/PLASTIC - .50 DIAMETER - BLACK
	081211-04-000	EA	PLUG/PLASTIC - .46 DIAMETER - BLACK
	081211-05-000	EA	PLUG/PLASTIC - .188 DIAMETER - NATURAL
	034141-02-000	EA	PLUG/HOLE - 3/8" NYLON/BLACK
	115361-01-01A	EA	PLUG/PLASTIC - 1/2" DIAMETER
	075312-02-000	EA	CLIP-U - .75 LONG X .50 WIDE- F/1/8"-3/16" THICK MATERIAL
	077955-01-000	EA	CLIP-J - VINYL COATED - 3/8"
	080211-03-000	EA	CLIP - X-MAS TREE W/PANEL RETAINING HEAD - 3/4" SHANK
	094362-02-000	EA	CLIP - XMAS TREE - BINDER HEAD - .9" LONG
	119392-01-000	EA	CLIP - U TYPE - OFFSET LEG
	129962-01-01A	EA	CLIP - U-TYPE - BLACK
	091952-01-000	EA	CLIP - GRIPPER - 1"
	091952-02-000	EA	CLIP - GRIPPER - 3/4"
	080734-02-000	EA	CLIP - WIRE NYLON
	056134-01-000	EA	HOLDER - RING - 3.6" DIAMETER - METAL
	056134-02-000	EA	HOLDER - RING - 1.8" DIAMETER - METAL

SEALANTS & FASTENERS GROUP (CONTINUED)

MISCELLANEOUS FASTENERS

KEY	PART NUMBER	U/M	DESCRIPTION
	008343-01-000	EA	TIE - WIRE - 6"
	008343-02-000	EA	TIE - WIRE - 14"
	008343-03-000	EA	TIE - WIRE - 7 1/2" - BLACK
	029096-03-000	YD	VELCRO TAPE - HOOK - 1" WIDE - BLACK
	029096-04-000	YD	TAPE - HOOK - VELCRO - 1" WIDE - BLACK
	029094-04-000	YD	VELCRO TAPE - LOOP - 1" WIDE - BLACK
	029094-06-000	YD	VELCRO TAPE - LOOP - 2" WIDE - BLACK
	048394-02-000	YD	VELCRO TAPE - HOOK - ADHESIVE BACK - .75" WIDE - BEIGE
	085774-01-000	FT	FASTENER - DUAL LOCK - 1" WIDE - ADHESIVE BACK - BLACK
	085774-02-000	FT	FASTENER - DUAL HOOK - 1" WIDE - ADHESIVE BACK - BLACK
	085774-03-000	FT	FASTENER - DUAL HOOK - 1/2" WIDE - ADHESIVE BACK - BLACK
	085774-04-000	FT	FASTENER - DUAL HOOK - 1/2" WIDE - ADHESIVE BACK - BLACK
	088792-02-000	YD	VELCRO TAPE - LOOP - 3/4" - ADHESIVE BACKED - BEIGE
	088792-04-000	YD	VELCRO TAPE - HOOK - 5/8" - NON-ADHESIVE BACK - WHITE
	088792-05-000	YD	VELCRO TAPE - LOOP - 5/8" - NON-ADHESIVE BACKED - WHITE
	088792-06-000	YD	VELCRO TAPE - LOOP - 3/4" - NON-ADHESIVE BACKED - BUFF
	108046-01-000	EA	CABLE TIE - SCREW MOUNT 8"
	108046-02-000	EA	CABLE TIE - SCREW MOUNT 15"
	110943-01-000	FT	FELTSTRIP - 3/8" - ADHESIVE BACK
	110943-02-000	FT	FELTSTRIP - 3/8" - ADHESIVE BACK - WHITE
	099856-11-000	EA	STRAP - TIEDOWN - 78.6"
	086285-01-000	EA	SPACER - NYLON - .5" OD X .257" ID

WATER & SEWAGE GROUP DRAINAGE SYSTEM



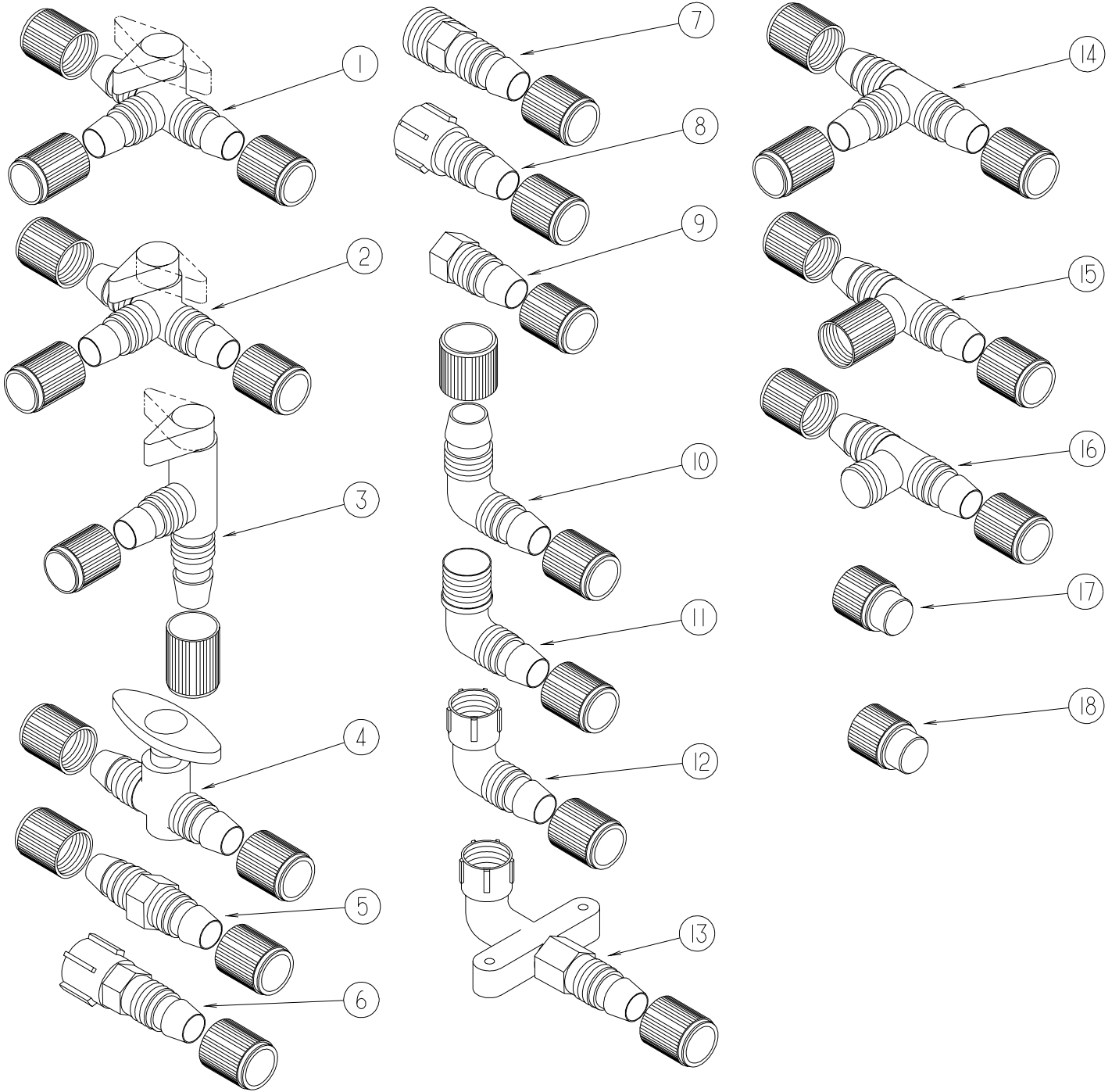
KEY	PART NUMBER	U/M DESCRIPTION
1*	096927-01-02A	EA SINK - LAVATORY - RECTANGLE - SOFT WHITE
2*	131932-02-02A	EA TOILET - AQUA MAGIC 4 - HIGH - FOOT FLUSH - WHITE
	131786-02-01A	EA SPACER - TOILET - OVAL - 13.5" LONG X 2.8" HIGH - SOFT WHT
3	104113-01-000	EA SINK - DOUBLE - STAINLESS STEEL
4	079968-01-000	EA VENT - MECHANICAL/TRAP ARM - ANTI-SIPHON-2" X 7.3" PLASTIC
5	010071-01-000	EA TEE - SANITARY - 1 1/2" HUB X HUB X HUB - PLASTIC
6	010115-01-000	EA COUPLING - 1 1/2" HUB X HUB - PLASTIC
6	010122-02-000	EA BUSHING/PLASTIC - REDUCER - 1 1/4" X 1 1/4"THD - RED
6	061607-01-000	EA GROMMET - HOLDING TANK - 1 1/2" NPS
7	109571-01-000	EA ADAPTER - P-TRAP - 1 1/2"P X 1 1/4"MPT
8	107538-01-000	EA P-TRAP - PLASTIC - 1 1/4" W/EXTENSION ARM
8	011071-01-000	EA P-TRAP - PLASTIC - 1 1/2" - CSA
9	011069-06-000	EA TAILPIECE - 1 1/2" X 1 1/4" X 2 1/2"
	066729-01-000	EA STRAINER - TUB/SHOWER W/PLUG - CHROME
	127440-02-01A	EA WASHER - RUBBER - 1.8" X .1"
	130403-01-000	EA NUT - SLIP - W/WINGS 1 1/2"
10	117580-01-700	EA TANK - HOLDING - 33 GALLON - W/O FITTINGS
11	034250-01-000	EA ELBOW - 90 DEGREE - LONG TURN - 1 1/2" HUB X HUB - ABS
12	010073-01-000	EA WYE - 45 DEGREE - 1 1/2" HUB X HUB X HUB - PLASTIC
12	010166-01-000	EA PLUG/THREADED - 1 1/4"MPT - PLASTIC - BLACK - UL
13	083558-06-000	EA VENT - ROOF PLUMBING PIPE - COVERED
14	010006-01-000	EA ELBOW - 45 DEGREE - 1 1/2" HUB X HUB - PLASTIC
15	010008-01-000	EA ELBOW - 90 DEGREE - 1 1/2" HUB X HUB - PLASTIC
16	010051-01-000	EA ELBOW - 45 DEGREE - 1 1/2" SPIGOT X HUB - PLASTIC
17	089355-01-000	EA COUPLER - RUBBER - 1 1/2" X 1 1/2"

WATER & SEWAGE GROUP (CONTINUED)
DRAINAGE SYSTEM (CONTINUED)

KEY	PART NUMBER	U/M	DESCRIPTION
18*	070916-01-000	EA	VALVE - DUAL DUMP - W/CAP - 3" X 1 1/2"
	062416-01-000	EA	ADAPTER - SEWER HOSE TO 3" PIPE
			FROM: 00-00-00 THRU: 06-10-01
	010201-01-000	EA	HOSE - SEWER - 3" ID X 8'
			FROM: 00-00-00 THRU: 06-10-01
	139513-01-000	EA	HOSE - SEWER - 3" X 10' - W/ADAPTER
			FROM: 06-11-01 THRU: 99-99-99
*	062415-01-000	EA	CAP - SEWER - 3" DIAMETER
19	031126-01-000	EA	ELBOW - 1/4 BEND - 3" X 90" XLT - BLACK PLASTIC
20	078406-01-000	EA	COUPLER - RUBBER - W/CLAMPS - 3" X 3"
21	123643-01-000	EA	TANK - HOLDING - 32 GALLON - W/O FITTINGS
22	116644-01-000	EA	FLANGE/CLOSET - 4 BOLT X 3" FEMALE
23	061607-02-000	EA	GROMMET - HOLDING TANK - 3" NPS
24	011091-02-000	EA	WASTE - CONTINUOUS - DOUBLE SINK
25	092303-01-000	EA	STRAINER - SINK
26	010009-01-000	EA	ELBOW - 90 DEGREE - 1/4 BEND - 1 1/2" PLASTIC
27	094756-05-02B	EA	BRACKET/ANGLE - W/HOLES E-COATED

***COMPONENT PARTS FOUND IN SERVICE PARTS LIBRARY**

WATER & SEWAGE GROUP (CONTINUED)
WATER SYSTEM
FITTINGS

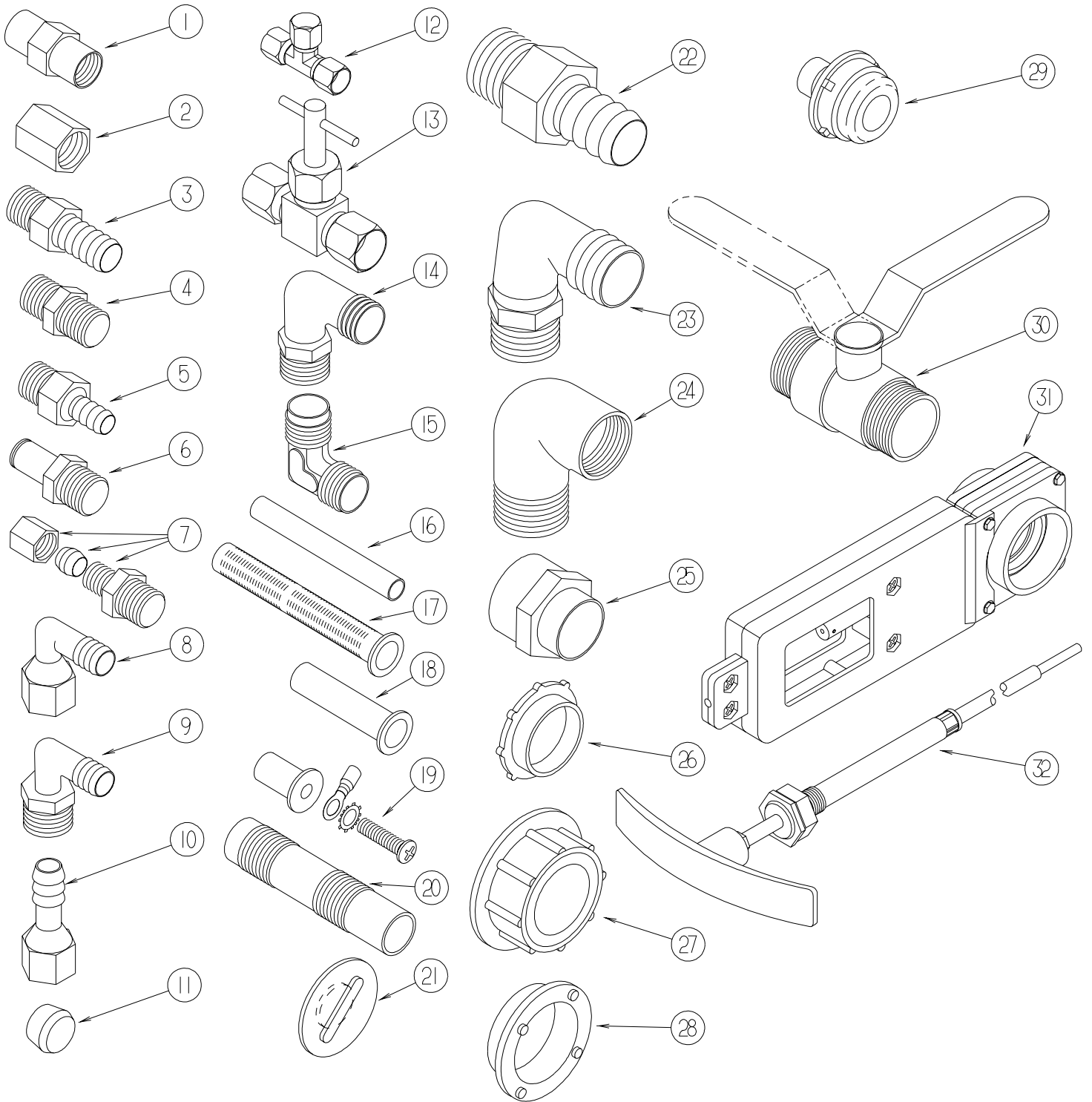


WATER & SEWAGE GROUP (CONTINUED)

WATER SYSTEM (CONTINUED) FITTINGS (CONTINUED)

KEY	PART NUMBER	U/M	DESCRIPTION
1	114431-01-000	EA	VALVE - 180 DEGREE/CENTER DRAIN - 1/2"P - THREE WAY
2	114431-02-000	EA	VALVE - WATER BYPASS - 1/2"P - THREE WAY (WATER HEATER)
3	114431-03-000	EA	VALVE - 90 DEGREE DRAIN - 1/2"P
4	114431-04-000	EA	VALVE - "INLINE SHUT-OFF" - 1/2"P
5	114430-01-000	EA	ADAPTER - 1/2"P X 1/2"P
6	114430-02-000	EA	ADAPTER - SWIVEL - 1/2"P X 1/2"FPT
7	114430-03-000	EA	ADAPTER - 1/2"P X 1/2"MPT
8	114427-02-000	EA	PLUG - W/COMP NUT - 1/2" PLASTIC PIPE/1/2" FLAIR-IT
9	114430-06-000	EA	ADAPTER - 1/2"P X 3/8"FPT
10	114429-01-000	EA	ELBOW - 1/2"P X 1/2"P
11	114429-02-000	EA	ELBOW - 1/2"P X 1/2"MPT
11	114429-04-000	EA	ELBOW - 1/2"P X 3/8"MPT
11	114429-05-000	EA	ELBOW - 1/2"P X 3/4"MPT
12	114429-03-000	EA	ELBOW - SWIVEL - 1/2"P X 1/2"FPT
12	114429-06-000	EA	ELBOW - SWIVEL - 1/2"P X 3/4"FPT
12	114429-08-000	EA	ELBOW - SWIVEL - 1/2"MPT X 1/2"FPT SWIVEL
13	114429-07-000	EA	ELBOW - 1/2"P X 1/2"FPT
14	114428-01-000	EA	TEE - 1/2"P X 1/2"P X 1/2"P
15	114428-02-000	EA	TEE - SWIVEL - 1/2"P X 1/2"P X 1/2"FPT
16	114428-03-000	EA	TEE - 1/2"P X 1/2"P X 1/2"MPT
17	113697-01-000	EA	CAP - 3/8 FTG
18	114427-01-000	EA	CAP - 1/2" - FOR CAPPING FLAIR-IT MALE FITTINGS

WATER & SEWAGE GROUP (CONTINUED)
WATER SYSTEM (CONTINUED)
FITTINGS (CONTINUED)



WATER & SEWAGE GROUP (CONTINUED)

WATER SYSTEM (CONTINUED) FITTINGS (CONTINUED)

KEY	PART NUMBER	U/M	DESCRIPTION
1	132148-01-000	EA	CONNECTOR - 1/2" X 1/2" MPT - BRASS
2	101814-01-000	EA	COUPLING - FEMALE - 1/2" X 1/2" FPT - GRAY
3	118809-02-000	EA	ADAPTER - 1/2" MPT X 1/2" BARB - PLASTIC
4	110438-02-000	EA	VALVE - CHECK - BRASS - 1/2 MPT X 1/2 MPT
5	010224-01-000	EA	ADAPTER - HOSE TO PIPE - 3/8 MPT X 3/8 BARB - PLASTIC
6	090338-03-000	EA	FITTING - HOSE - .75"ID - 2" LENGTH - BRASS
7	103798-01-000	EA	CONNECTOR - 1/4 OD X 3/8 MPT
8	123150-01-000	EA	ELBOW - 1/2 FPT X 1/2 BARB - SWIVEL
9	035539-01-000	EA	ELBOW - PLASTIC - 3/8 MPT X 3/8 BARB
10	123152-01-000	EA	ADAPTER - 1/2 FPT X 1/2 BARB - SWIVEL
11	111888-01-000	EA	FERRULE - PLASTIC - .250 ID X .375 OD
12	118423-01-000	EA	FITTING - BRASS-TEE - 1/4C X 1/4C X 1/4C
13	120868-01-000	EA	VALVE - NEEDLE - 1/4" COMPRESSION X 1/4" COMPRESSION
14	111223-02-000	EA	ELBOW - PLASTIC - 1/2MPT X 3/8 BARB
14	111223-03-000	EA	ELBOW - 3/4" MPT X 1/2" BARB - PLASTIC
14	111223-04-000	EA	ELBOW - 1/2" MPT X 1/2" BARB - PLASTIC
15	039808-03-000	EA	ELBOW - 1/2" MPT X 1/2" MPT - PLASTIC
16	124188-01-000	FT	TUBING - PEX - 1/2" ID X 20' - BLUE(COLD)
16	124188-02-000	FT	TUBING - PEX - 1/2" ID X 20' - RED(HOT)
16	112176-01-000	FT	TUBING - VINYL - REINFORCED - 1/2" ID
16	074462-02-000	FT	TUBING - VINYL - 3/8 ID X 20' - CLEAR
16	039800-04-000	FT	TUBING - POLYBUTYL - 1/4"OD
17	077954-02-000	EA	FILTER - WATER TANK - W/SCREEN IN TANK
18	111888-02-000	EA	INSERT - BRASS - 1/4 COMP
19	039861-01-000	EA	SENDING UNIT - W/SCREW - WASHER - WELL NUT/TERMINAL RING
20	079381-01-000	FT	TUBING - RIBBED FLEXIBLE - WATER FILL - 1.4" I.D.
21	049032-01-000	EA	PATCH - SPINWELD - 3/8" - PLASTIC
22	044927-01-000	EA	ADAPTER - HOSE TO PIPE-1 1/4 MPTX1 1/4 BARB-BLACK PLASTIC
23	010219-01-000	EA	ELBOW - 1 1/4 MPT X 1 1/4 BARB - WATER FILL - PLASTIC
24	132484-01-000	EA	ELBOW - PLASTIC - 90 DEGREE - 1MPT X 1FPT
25	133835-01-000	EA	ADAPTER - REDUCING - 1 1/2" X 1 1/4"
26	120069-01-000	EA	PLUG - 3" - POLYETHYLENE MPT
27	042989-03-000	EA	FITTING - SPINWELD - 1 1/4"NPT - PLASTIC
27	042989-04-000	EA	FITTING - SPINWELD - 3/8"FPT - PLASTIC
27	042989-05-000	EA	FITTING - SPINWELD - 1/2"FPT - PLASTIC
27	042989-07-000	EA	FITTING - SPINWELD - 1 1/2"FPT - PLASTIC
27	042989-08-000	EA	FITTING - SPINWELD - 1"FPT - PLASTIC
28	120070-01-000	EA	FITTING - SPINWELD - PLASTIC 3" FPT
29	114966-01-000	EA	FILTER - IN LINE - TWIST ON - 1/2"
30	132483-01-000	EA	VALVE - BALL - 1" - THREADED ENDS
31	062421-03-000	EA	VALVE - DUMP - 1 1/2" HUB X 1 1/2" HUB - REMOTE
32	062421-04-000	EA	CABLE - DUMP VALVE W/HANDLE - 36"
32	062421-05-000	EA	CABLE - DUMP VALVE W/HANDLE - 48"
32	062421-06-000	EA	CABLE - DUMP VALVE W/HANDLE - 144"

WATER & SEWAGE GROUP (CONTINUED)
WATER SYSTEM (CONTINUED)

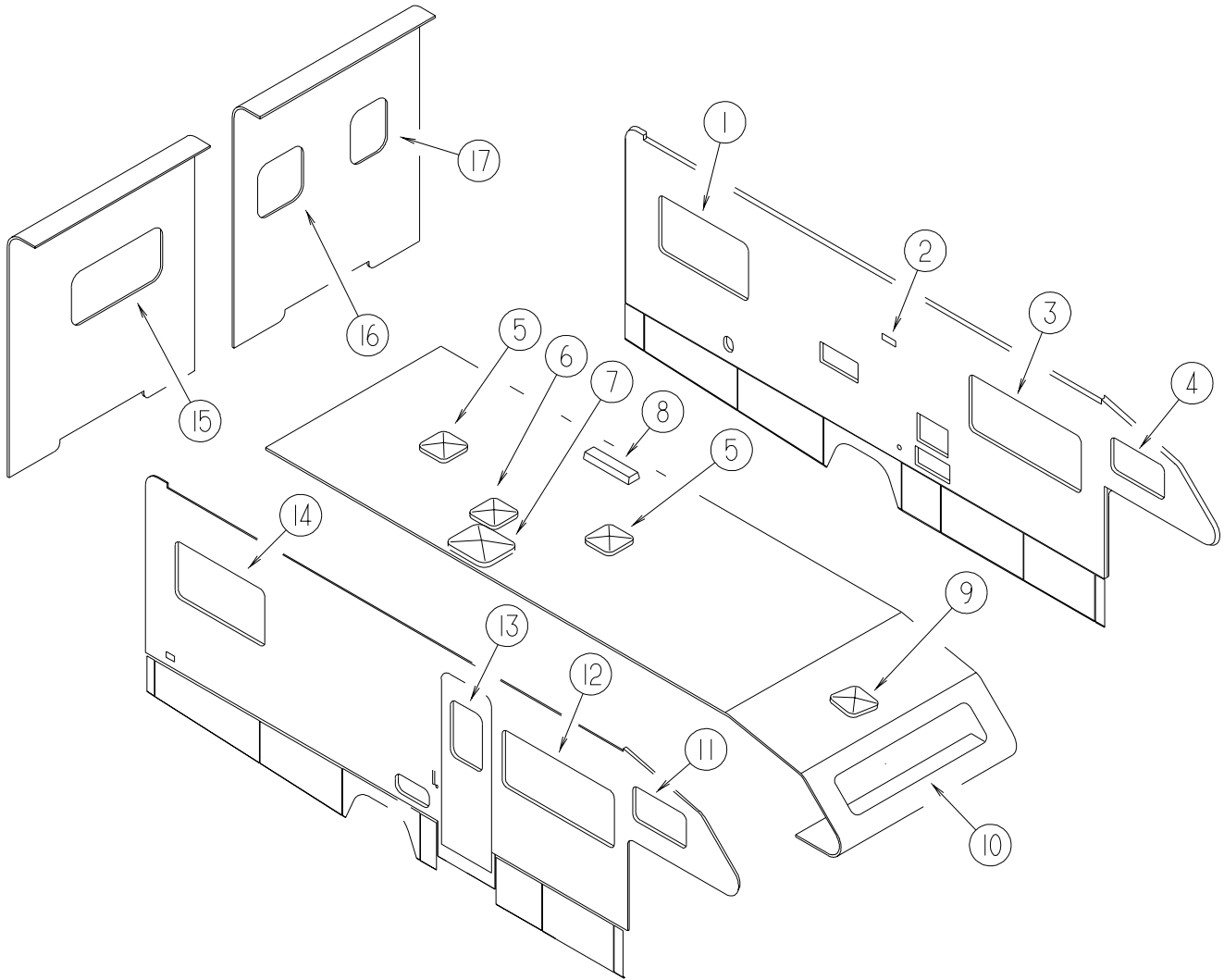
KEY	PART NUMBER	U/M	DESCRIPTION
	119109-01-000	EA	TANK - WATER - 40 GALLON - W/O FITTINGS
	119109-09-000	EA	TANK - WATER - 40 GALLON - W/ FITTINGS
	081240-20-000	EA	WATER FILL W/DOOR - W/O LOCK - BRIGHT WHITE
*	051391-03-000	EA	WATER HEATER G6A-8E - ELECTRONIC IGNITION
*	098607-01-000	EA	PUMP - WATER - W/.5" MPT FITTING - FLOW 2.8 GPM
	075606-03-000	EA	PANEL - FAUCET SHOWER - SOFT WHITE
	131383-01-02A	EA	SHOWER HEAD - W/60" HOSE & BRACKET - WHITE
	052009-06-000	EA	DOOR - WATER HEATER - BRIGHT WHITE - 18" X 14.6"
	116424-01-000	EA	PROTECTOR - LATCH - WATER HEATER
	131383-02-02A	EA	SHOWER HEAD - W/60" HOSE & BRACKET - WHITE - CSA
	075240-05-000	EA	FAUCET - LA098024-03-02AVATORY - BRASS
	104114-02-01A	EA	FAUCET - GALLEY - SINGLE CONTROL
	091253-01-000	EA	GASKET - FAUCET - LAVATORY/GALLEY
	075242-03-000	EA	FAUCET - TUB/SHOWER - BRASS

***COMPONENT PARTS FOUND IN SERVICE PARTS LIBRARY**

EXTERIOR WASH STATION

KEY	PART NUMBER	U/M	DESCRIPTION
	075241-04-000	EA	FAUCET/SHOWER - BRASS
	075606-03-000	EA	PANEL - FAUCET SHOWER - SOFT WHITE
	075241-06-000	EA	FAUCET/SHOWER - BRIGHT WHITE - 1/2"MPT X 1.9" INLET PIPES
	075240-05-000	EA	FAUCET - LAVATORY - BRASS
	091253-01-000	EA	GASKET - FAUCET - LAVATORY/GALLEY
	104114-02-01A	EA	FAUCET - GALLEY - SINGLE CONTROL
	114429-01-000	EA	ELBOW - 1/2"P X 1/2"P
	114429-08-000	EA	ELBOW - SWIVEL - 1/2"MPT X 1/2"FPT SWIVEL
	118928-01-02B	EA	BRACKET - FAUCET SUPPORT- E/COATED
	131383-01-02A	EA	SHOWER HEAD - W/60" HOSE & BRACKET - WHITE
	131383-02-02A	EA	SHOWER HEAD - W/60" HOSE & BRACKET - WHITE - CSA
	131383-03-02A	EA	BRACKET - SHOWER HEAD - WHITE
	131732-01-12B	EA	BRACKET - SQUEEGEE - BRIGHT WHITE
	114966-01-000	EA	FILTER - IN LINE - TWIST ON - 1/2"
	091952-02-000	EA	CLIP - GRIPPER - 3/4"

WINDOW & VENT GROUP WINDOW & VENT LAYOUT



KEY	PART NUMBER	U/M	DESCRIPTION
1*	104691-13-02A	EA	WINDOW - SINGLE TIPOUT - 48" X 26.4"
1*	112795-25-02A	EA	WINDOW - DRIVER HORIZONTAL SLIDER - THERMO - 26.4" X 48"
2	084878-09-000	EA	VENT - EXHAUST/RANGE HOOD - OFF WHITE
2	084616-07-000	EA	SHROUD - EXHAUST VENT/RANGE HOOD - BRIGHT WHITE
3*	098647-22-02A	EA	WINDOW - DRIVER HORIZ SLIDER W/TRIM-TINTED- 26.1" X 59.7"
3*	112795-15-02A	EA	WINDOW - DRIVER HORIZONTAL SLIDER - THERMO - 26.4 X 60"
4*	098647-34-02A	EA	WINDOW - HORIZ SLIDER W/TRIM - TINTED - 14.7" X 28.5"
4*	112795-20-02A	EA	WINDOW - DRIVER HORIZONTAL SLIDER - THERMO - 15" X 28.7"
5*	122882-01-01A	EA	VENT - ROOF - NONPOWERED - W/O INSIDE GARNISH
5	122882-07-01A	EA	GARNISH - ROOF VENT - 2.5" TO 4"
6*	122882-02-01A	EA	VENT - ROOF - W/FAN - W/O INSIDE GARNISH - UL
6*	122882-03-01A	EA	VENT - ROOF - W/FAN - W/O INSIDE GARNISH - CSA
6	122882-07-01A	EA	GARNISH - ROOF VENT - 2.5" TO 4"
7	114496-01-02A	EA	PANEL - SKYLIGHT - OUTER - 22" X 37"
7	122191-01-02A	EA	PANEL - SKYLIGHT - INNER W/LIGHT CUTOUT - 20.7" X 35.4"
8	084073-04-000	EA	BASE - ROOF VENT/REFRIGERATOR - BLACK - NORCOLD
8	084073-07-000	EA	VENT - ROOF/REFRIGERATOR - BRIGHT WHITE - NORCOLD
9*	122882-01-01A	EA	VENT - ROOF - NONPOWERED - W/O INSIDE GARNISH
9	122882-06-01A	EA	GARNISH - ROOF VENT - 1" TO 2.5"
9*	123780-01-01A	EA	VENT - ROOF - 1" - W/FAN/POWER LIFT - W/O THERMOSTAT

*COMPONENT PARTS FOUND IN SERVICE PARTS LIBRARY

WINDOW & VENT GROUP (CONTINUED)

WINDOW & VENT LAYOUT (CONTINUED)

KEY	PART NUMBER	U/M	DESCRIPTION
10*	103313-03-F15	EA	WINDOW - PICTURE - 16.3" X 71.1" (INSIDE FRAME #117054)
	002181-29-000	EA	GLASS - PICTURE WINDOW - 71"W X 16.2"H - TINTED
	099154-01-000	FT	CHANNEL - GLAZING - STATIONARY GLASS - .62" X .45" - BLK
	117054-01-02A	EA	RETAINER - TRIM - BLACK
10*	115630-01-02A	EA	WINDOW - STATIONARY/THERMOPANE - 17.2" X 72"
	131273-01-18A	EA	STICKER-WDO,STATIC CLING - *29U MINNIE WINNIE
11*	098647-33-02A	EA	WINDOW - PASS HORIZ SLIDER W/TRIM - CLEAR - 15.7" X 28.5"
11*	112795-19-02A	EA	WINDOW - PASSENGER HORIZ SLIDER - THERMO - 15.7" X 28.5"
12*	098647-23-02A	EA	WINDOW - PASS HORIZ SLIDER W/TRIM - TINTED- 26.1" X 59.7"
12*	112795-16-02A	EA	WINDOW - PASSENGER HORIZ SLIDER - THERMO - 26.1" X 59.8"
13	117053-02-F36	EA	WINDOW - PICTURE - 60% TINTING - 26.4" X 17"
	002181-25-000	EA	GLASS - PICTURE WINDOW - 25.8"W X 16.4"H
	087561-01-000	FT	SEAL - GLASS - EXTERIOR - .5" WIDE - VINYL BLACK
	117054-02-02A	EA	RETAINER - TRIM - BRIGHT WHITE
13*	113733-01-01A	EA	WINDOW - STATIONARY THERMOPANE - 17"W X 26.4"H
14*	104691-13-02A	EA	WINDOW - SINGLE TIPOUT - 48" X 26.4"
14*	112795-22-02A	EA	WINDOW - PASSENGER HORIZ SLIDER - THERMO - 26.1" X 47.8"
15	078528-06-E10	EA	WINDOW - ESCAPE - W/O RETAINER/TRIM - 48.5" X 24.5"
	002282-09-000	EA	WEATHERSTRIP - WINDOW - .125" X 130.5" - BLACK
	002285-01-000	FT	FILLER - WEATHERSTRIP - RUBBER - BLACK
	076337-12-000	EA	GLASS - EGRESS - 45.5" X 21.5"
15*	113502-01-02A	EA	WINDOW - REAR/CENTER ESCAPE - THERMO - 24.8" X 48.7"
16	116976-04-02A	EA	WINDOW - PICTURE/TINTED/ESCAPE - 25.4" X 25.3"
16	113733-02-02A	EA	WINDOW - STATIONARY THERMOPANE - 26.3"W X 26.4"H
17*	116976-02-02A	EA	WINDOW - PICTURE/TINTED/ESCAPE - 26.4" X 25.3"
17*	113502-04-02A	EA	WINDOW - REAR ESCAPE - THERMO - 26.4" X 26.3"

*COMPONENT PARTS FOUND IN SERVICE PARTS LIBRARY