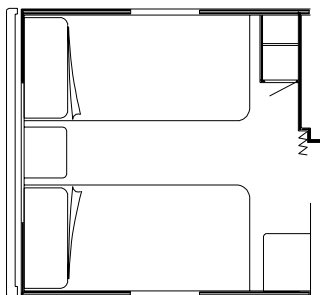
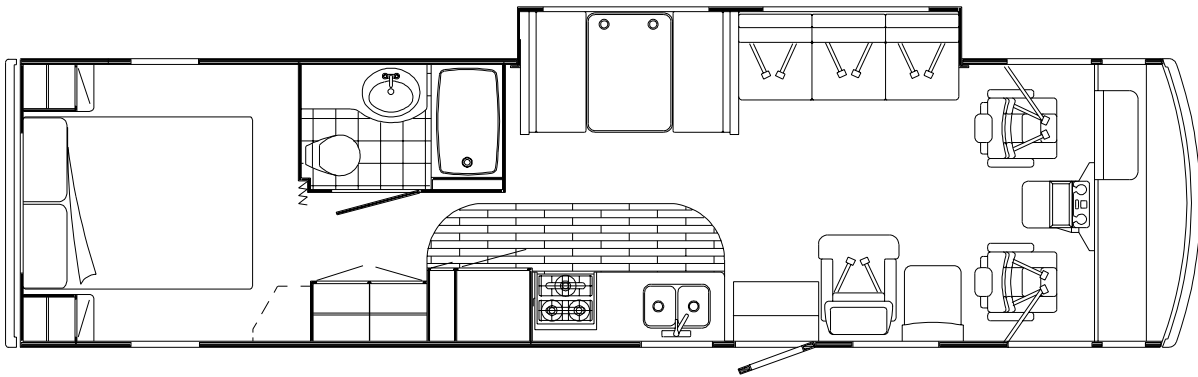
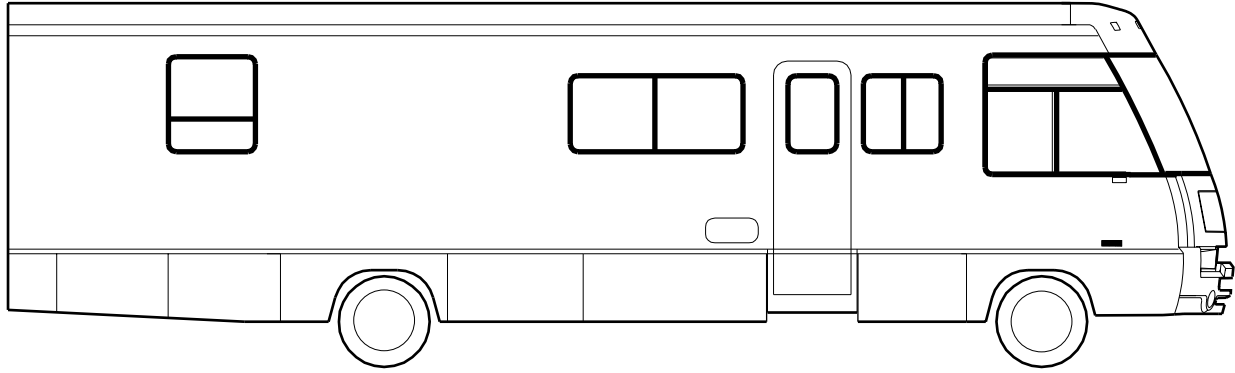


# 2000 IPF35C



FLOORPLAN

# **2000 IPF35C**

**SUNRISE  
F - SERIES**

**WATERFORD OAK**

- L26 BAROQUE BOUQUET(BEIGE)**
- L27 CYPRESS (GREEN)**
- L28 AMBROSIA (SALMON)**
- L29 MOONSTONE (BLUE)**

# CONTENTS

<b>FLOORPLAN</b> .....	<b>2</b>
<b>ACCESSORIES GROUP</b> .....	<b>8</b>
OPERATORS MANUAL .....	8
<b>APPLIANCES GROUP</b> .....	<b>9</b>
APPLIANCES .....	9
<b>AUDIO VIDEO GROUP</b> .....	<b>10</b>
RADIO SYSTEM .....	10
REAR VIEW MONITOR .....	10
TV & VCR SYSTEM .....	10
EXTERIOR ENTERTAINMENT .....	11
<b>BATH GROUP</b> .....	<b>12</b>
CABINETS .....	12
SHOWER .....	13
<b>BEDROOM GROUP</b> .....	<b>16</b>
TWIN CABINETS .....	16
QUEEN CABINETS .....	17
<b>CHASSIS GROUP</b> .....	<b>19</b>
FRAME .....	19
FRONT END .....	20
DRIVETRAIN .....	22
EXHAUST .....	23
REAR BUMPER .....	24
FUEL .....	25
HYDRAULIC LEVELING .....	28
SUSPENSION .....	29
WHEEL, TIRE, COVERS & LINERS .....	30
<b>CURTAIN &amp; CUSHION GROUP</b> .....	<b>31</b>
NOTICE .....	31
CUSHION LAYOUT .....	32
WINDOW TREATMENT .....	34
HARDWARE .....	36
ACCESSORIES .....	38
FABRICS .....	39

# CONTENTS (CONTINUED)

<b>DINETTE GROUP .....</b>	<b>40</b>
CABINETS .....	40
TABLE .....	42
<b>DRIVERS COMPARTMENT GROUP .....</b>	<b>44</b>
INSTRUMENT PANEL .....	44
DASH .....	45
MOTOR COVER .....	46
BEVERAGE TRAY .....	48
FRONT INTERIOR .....	50
CABINETS .....	52
<b>ELECTRICAL GROUP .....</b>	<b>54</b>
LIGHTS .....	54
CIRCUIT BREAKERS & FUSES .....	61
CONVERTER, INVERTER, LOAD CENTERS .....	61
RECEPTACLES .....	62
SWITCHES .....	64
BOXES & CORDS .....	66
WIRE ASSEMBLIES .....	66
CONNECTORS & CONDUIT .....	67
SOLENOIDS, RELAYS, & MISCELLANEOUS .....	69
<b>EXTERIOR BODY GROUP .....</b>	<b>70</b>
GRAPHICS & PAINT .....	70
PANELS .....	72
FRONT END .....	74
LADDER .....	76
MIRRORS .....	76
BODY PANEL COMPONENTS .....	77
AWNINGS .....	77

# CONTENTS (CONTINUED)

<b>EXTERIOR DOORS &amp; COMPARTMENTS GROUP</b> .....	<b>78</b>
DOOR & COMPARTMENT LAYOUT .....	78
COMPARTMENT DOOR COMPONENTS .....	80
ENTRY DOOR .....	84
SCREEN DOOR .....	86
LATCH - ENTRY DOOR .....	87
<b>EXTERIOR SLIDEOUT INSTALLATION GROUP</b> .....	<b>88</b>
FRONT LEFT .....	88
<b>GALLEY GROUP</b> .....	<b>94</b>
CABINETS .....	94
<b>GENERATOR GROUP</b> .....	<b>96</b>
GAS .....	96
<b>HEATING &amp; A/C GROUP</b> .....	<b>98</b>
AUTOMOTIVE .....	98
FURNACE .....	100
REAR HEATER .....	101
ROOF .....	102
<b>INTERIOR FINISH GROUP</b> .....	<b>103</b>
MOLDINGS & TRIMS .....	103
PANELING, LAMINATES, BATTS, & EDGE BANDS .....	108
ACCESSORIES .....	109
FLOOR COVERINGS .....	109
HARDWARE .....	110
<b>LABELS GROUP</b> .....	<b>118</b>
<b>LP GROUP</b> .....	<b>138</b>
LP SYSTEM .....	138

# CONTENTS (CONTINUED)

<b>LOUNGE GROUP .....</b>	<b>139</b>
CABINETS .....	139
<b>SEALANTS &amp; FASTENERS GROUP .....</b>	<b>142</b>
SEALANTS & ADHESIVES .....	142
BOLTS, NUTS AND WASHERS.....	143
SCREWS .....	145
CLAMPS, CLIPS, GROMMETS, RIVETS & PLUGS .....	149
MISCELLANEOUS FASTENERS .....	151
<b>WATER &amp; SEWAGE GROUP .....</b>	<b>152</b>
DRAINAGE SYSTEM .....	152
WATER SYSTEM.....	154
<b>WINDOW &amp; VENTS GROUP .....</b>	<b>160</b>
WINDOW & VENT LAYOUT .....	160
<b>WINDSHIELD &amp; WIPER GROUP .....</b>	<b>162</b>
WINDSHIELD .....	162
WIPER .....	163

**ACCESSORIES GROUP**  
**OPERATORS MANUAL**

<b>KEY</b>	<b>PART NUMBER</b>	<b>U/M</b>	<b>DESCRIPTION</b>
	132000-14-000	EA	MANUAL/OWNER - SUNRISE - 2000
	129079-01-01A	EA	CASE - VINYL/BLACK-EXPANDABLE ACCORDION SIDES-7"WX9"HX14"L
	132284-01-000	EA	TOP LEVEL-F,2000

## APPLIANCES GROUP

### APPLIANCES

KEY	PART NUMBER	U/M	DESCRIPTION
*	100258-16-04A	EA	HOOD - RANGE - W/O MONITOR PANEL-W/O HOUR METER/SWITCH-US
*	100258-17-04A	EA	HOOD - RANGE - W/O MONITOR PANEL-W/O HOUR METER/SWITCH-CSA
*	100258-18-03A	EA	HOOD - RANGE - W/O MONITOR PANEL-W/HOUR METER/SWITCH - US
*	100258-10-01A	EA	GAUGE - HOUR METER W/SWITCH - MECHANICAL - SCREW ON STYLE
	128527-07-000	EA	OVEN-MICROWAVE-1.3 CUBIC FT/NON CONVECTION-SAMSUNG MR7491G
	128642-04-000	EA	TRIM KIT W/VENT - MICROWAVE 1.2 CU. FT. - SAMSUNG #MR61
	098916-22-02B	EA	BRACE - MICROWAVE CABINET - LEFT HAND
	098916-23-02B	EA	BRACE - MICROWAVE CABINET - RIGHT HAND
	094750-10-000	EA	BRACKET - MICROWAVE - 89 DEGREE
*	112881-02-03A	EA	RANGE - 16" - 3 BURNER - FRONT HI-OUTPUT BRNR - BLK TOP/DR
	105458-03-000	EA	BRACKET - STOVE TIEDOWN - RIGHT HAND
	105458-04-000	EA	BRACKET - STOVE TIEDOWN - LEFT HAND
*	121568-03-01A	EA	REFRIGERATOR - SMALL DBL DOOR/BLK-52.8"HX23.5"WX24"D-2-WAY
	090329-01-000	FT	SEAL/T - REFRIGERATOR CABINET
	065225-04-000	EA	PLATE - TIEDOWN/REFRIGERATOR
	093646-01-000	EA	BRACKET - TIEDOWN/REFRIGERATOR - RIGHT HAND
	093646-02-000	EA	BRACKET - TIEDOWN/REFRIGERATOR - LEFT HAND
	054450-01-000	EA	LEVEL - REFRIGERATOR
	116751-02-01A	EA	TRAY - REFRIGERATOR - BLACK
*	126019-01-01A	EA	COFFEEMAKER - OPTIMA - W/BRACKETS - BLACK & DECKER
*	102765-04-01A	EA	PANEL - MONITOR - 2 TANK/WATER HEATER - ALMOND

\* COMPONENT PARTS FOUND IN SERVICE PARTS LIBRARY



## AUDIO VIDEO GROUP

### RADIO SYSTEM

KEY	PART NUMBER	U/M	DESCRIPTION
*	127264-01-000	EA	RADIO - AM/FM STEREO - CASSETTE - PANASONIC - CQ-R111U
	127516-05-000	EA	RADIO - AM/FM STEREO - CD PLAYER - PANASONIC CQ-DP22 FROM: 00-00-00 THRU: 04-02-00
	127516-06-000	EA	RADIO - AM/FM STEREO - CD PLAYER - PANASONIC CQ-DP202 FROM: 04-03-00 THRU: 99-99-99
	115916-01-01B	EA	BRACKET - ANTENNA MOUNT
	094097-01-000	EA	SPEAKER - RADIO/TV - W/O GRILLE - 5.25" DIAMETER
	077069-02-000	EA	CABLE - ANTENNA/EXTENSION - RADIO - 96"
	090944-01-000	EA	ANTENNA - RADIO - 16" RUBBER
	108847-01-000	EA	BRACKET - ANTENNA GROUND
	109889-04-000	EA	EXTENDER - ANTENNA SHAFT - 3.7"
	110469-01-000	EA	SPEAKER - 4" X 6" OVAL - COAXIAL
	110470-01-01A	EA	GRILLE - 4" X 6" OVAL - BLACK

\*COMPONENT PARTS FOUND IN SERVICE PARTS LIBRARY

### REAR VIEW MONITOR

KEY	PART NUMBER	U/M	DESCRIPTION
*	126838-01-000	EA	MONITOR/CAMERA - 7" - REAR VIEW
	126838-03-000	EA	CABLE - MONITOR/CAMERA

\*COMPONENT PARTS FOUND IN SERVICE PARTS LIBRARY

### TV & VCR SYSTEM

KEY	PART NUMBER	U/M	DESCRIPTION
	086757-04-000	EA	CONTROL CENTER - SWITCH - VCR/TV - 5 INPUTS
*	126696-03-000	EA	TV - 19" COLOR W/1/8" JACK - UL/CSA
*	126697-03-000	EA	VCR-VHS - CABLE READY - REMOTE - GE V62051 FROM: 00-00-00 THRU: 02-20-00
*	126697-05-000	EA	VCR-VHS - CABLE READY - REMOTE - GE VG4052 FROM: 02-21-00 THRU: 05-28-00
*	126697-06-000	EA	VCR/VHS - CABLE READY - W/REMOTE - GE VG4060 FROM: 05-29-00 THRU: 99-99-99
	076319-08-000	EA	WALLPLATE - CABLE RECEPTACLE - TV - SINGLE - IVORY
	076319-09-000	EA	WALLPLATE - CABLE RECEPTACLE - TV - SINGLE - BROWN
	086777-02-000	EA	WALLPLATE - TV CABLE - W/ANTENNA SWITCH - BROWN
	086777-06-000	EA	WALLPLATE - TV CABLE - ANTENNA BOOSTER/1 OUTPUT - BLACK
	076319-03-000	FT	CABLE - COAXIAL - 75 OHM
	076319-12-000	EA	CONNECTOR - COAXIAL - ONE PIECE
	082134-01-000	EA	ADAPTER - TV - CABLE TO CABLE
	082136-01-000	EA	NUT - HEX JAM - 3/8-32
	086756-01-000	EA	SPLITTER - TV - 2 WAY
	093214-01-02A	EA	GRILLE - SPEAKER - 4" BROWN
	098819-01-000	EA	SPEAKER - 4" - 2 WATT - 8 OHM
	114870-02-000	EA	PLUG - AUDIO W/LEADS - 10"

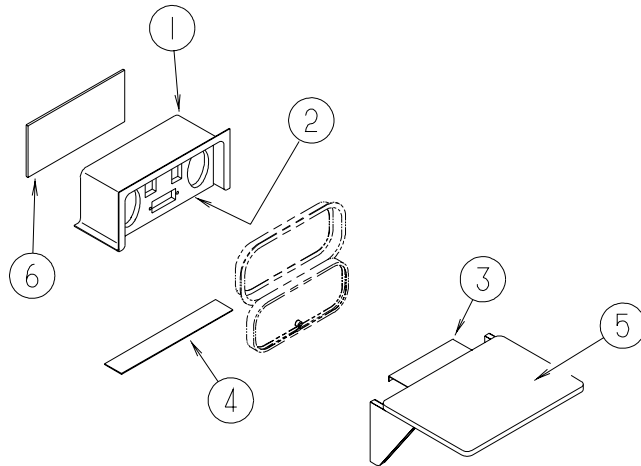
\*COMPONENT PARTS FOUND IN SERVICE PARTS LIBRARY

### TV ANTENNA

KEY	PART NUMBER	U/M	DESCRIPTION
*	076319-23-000	EA	ANTENNA - TV ROOF MOUNT - 44.5" MAST
*	076319-25-000	EA	KIT - HARDWARE INTERIOR

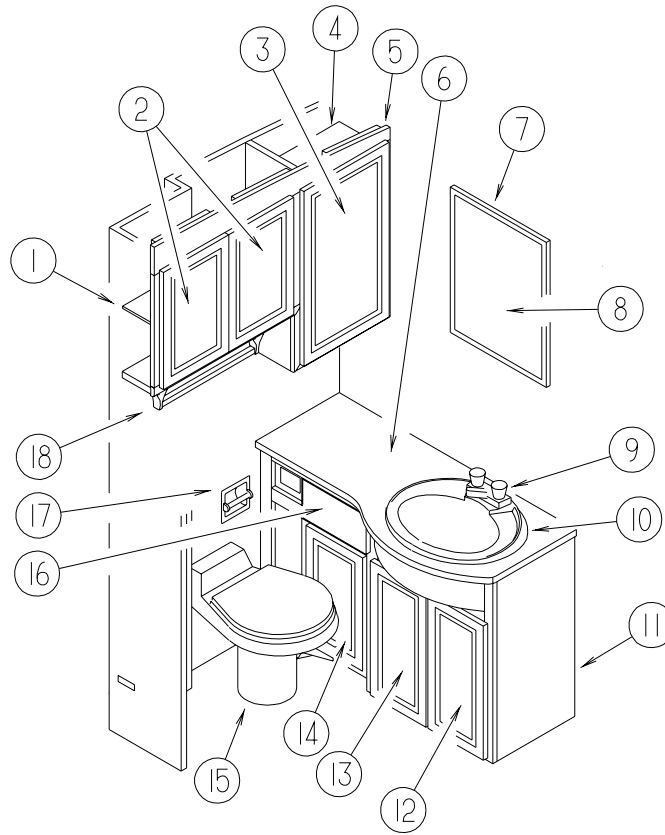
\*COMPONENT PARTS FOUND IN SERVICE PARTS LIBRARY

**AUDIO VIDEO GROUP (CONTINUED)**  
**EXTERIOR ENTERTAINMENT**



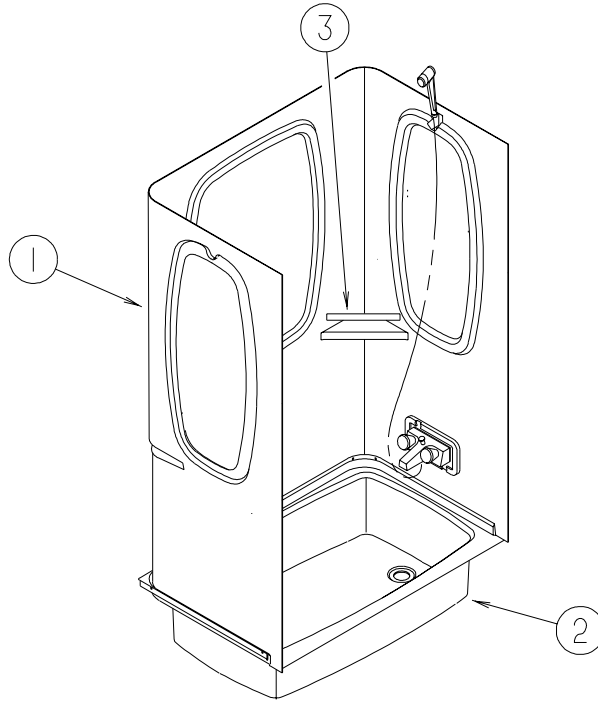
KEY	PART NUMBER	U/M	DESCRIPTION
1	124696-01-01A	EA	BOX - ENTERTAINMENT CENTER/EXTERIOR
2	127409-02-L15	EA	PLATE - RADIO MOUNTING
2	125322-02-000	EA	RADIO - AM/FM STEREO - CASSETTE - AUDIOVOX - MS-306
2	127516-05-000	EA	RADIO - AM/FM STEREO - CD PLAYER - PANASONIC CQ-DP22 FROM: 00-00-00 THRU: 04-02-00
2	127516-06-000	EA	RADIO - AM/FM STEREO - CD PLAYER - PANASONIC CQ-DP202 FROM: 04-03-00 THRU: 99-99-99
3	105377-01-04A	EA	BRACKET - TABLE HANGER - BRIGHT WHITE
4	104898-01-02A	EA	PLATE - PLASTIC BOTTOM - BRIGHT WHITE
5	105230-01-J01	EA	SHELF - EXTERIOR ENTERTAINMENT CENTER - W/BRKT/HINGE/SUPT
6	104898-02-02A	EA	PLATE - PLASTIC BACK - BRIGHT WHITE

## BATH GROUP CABINETS



KEY	PART NUMBER	U/M	DESCRIPTION
1	127987-14-J37	EA	SHELF - W/PLASTIC EDGE TRIM
2	132141-A4-L42	EA	DOOR - RAIL/VENEER - 12" X 18.7" - W/O HARDWARE
3	132141-14-L10	EA	DOOR - RAIL/VENEER - 15.7" X 20.4" - W/O HARDWARE
4	127987-15-J37	EA	SHELF - W/PLASTIC EDGE TRIM
5	127987-01-J37	EA	CABINET - MEDICINE - W/O DOORS/HARDWARE
	076767-04-000	EA	CABLE - SUPPORT - 5.9" STAINLESS STEEL
6	133132-02-L26	EA	COUNTERTOP - LAVATORY (L26)
6	133132-02-L23	EA	COUNTERTOP - LAVATORY (L27,L28)
6	133132-02-L25	EA	COUNTERTOP - LAVATORY (L29)
7			MOLDING LISTED IN INTERIOR FINISH GROUP
8	058331-51-000	EA	MIRROR - SAFETY GLASS - 25.9" X 40"
9			FAUCET LISTED IN WATER & SEWAGE GROUP
10			SINK LISTED IN WATER & SEWAGE GROUP
11	133012-01-L22	EA	CABINET - LAVATORY - W/O COUNTERTOP/DOORS/DRAWERS/HDW
	133012-12-L22	EA	SHELF - W/PLASTIC EDGE TRIM
12	131995-T6-L26	EA	DOOR - RAIL/SOLID PANEL - 10.2" X 21.4" - W/O HARDWARE
13	131995-T5-L26	EA	DOOR - RAIL/SOLID PANEL - 10.2" X 21.4" - W/O HARDWARE
14	125162-52-L26	EA	CABINET - HAMPER - W/O DOOR/HARDWARE
14	131995-Y2-L26	EA	DOOR - RAIL/SOLID PANEL - 21.8" X 11.4" - W/O HARDWARE
15			TOILET LISTED IN WATER & SEWAGE GROUP
16	M09316-B5-L26	EA	DRAWER - OGEE EDGE - 9.5"W X 11.8"D - W/O SLIDES/HARDWARE
17	075452-02-000	EA	HOLDER - TOILET TISSUE - BRASS
18	075453-02-000	EA	BAR - TOWEL - 18" BRASS
			FROM: 00-00-00 THRU: 01-23-00
18	075453-03-000	EA	POST - TOWEL BAR - BRASS - 2 PER PACK
			FROM: 01-24-00 THRU: 99-99-99
18	075453-04-000	EA	ROD - TOWEL BAR - 18" W/O END BRACKETS - BRASS
			FROM: 01-24-00 THRU: 99-99-99

**BATH GROUP (CONTINUED)**  
**SHOWER**



<b>KEY</b>	<b>PART NUMBER</b>	<b>U/M</b>	<b>DESCRIPTION</b>
1	115612-04-02A	EA	SURROUND - SHOWER - SOFT WHITE
2	M02630-27-L15	EA	SHOWER PAN - W/STRAINER
3	113714-04-02A	EA	RETAINER - SHELF/SHOWER - SOFT WHITE

## BATH GROUP (CONTINUED)

### BATH DOOR

KEY	PART NUMBER	U/M	DESCRIPTION
	131933-09-L01	EA	DOOR - BATH - W/O HARDWARE
	100357-01-000	EA	ROD - F/TOWEL BAR - BRASS
	102089-13-G09	EA	RAIL END - RIGHT HAND/TOWEL RACK - 26" - WATERFORD OAK FROM: 00-00-00 THRU: 08-19-99
	102089-14-G09	EA	RAIL END - LEFT HAND/TOWEL RACK - 26" - WATERFORD OAK FROM: 00-00-00 THRU: 08-19-99
	134509-01-11A	EA	RAIL END - RH/LH - TOWEL RACK - 26" - WATERFORD OAK FROM: 08-20-99 THRU: 99-99-99

### FOLDING PRIVACY DOOR

KEY	PART NUMBER	U/M	DESCRIPTION
*	131595-01-01A	EA	DOOR - FOLDING - 37" X 75" - W/4 CEILING MOUNTED BRACKETS

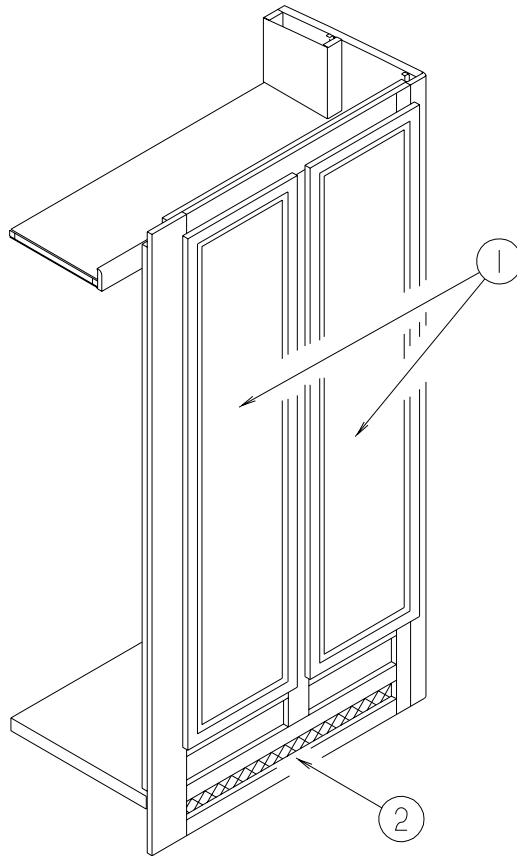
\*COMPONENT PARTS FOUND IN SERVICE PARTS LIBRARY

### SHOWER DOOR

KEY	PART NUMBER	U/M	DESCRIPTION
*	117431-03-01A	EA	DOOR - SHOWER PLEATED FABRIC

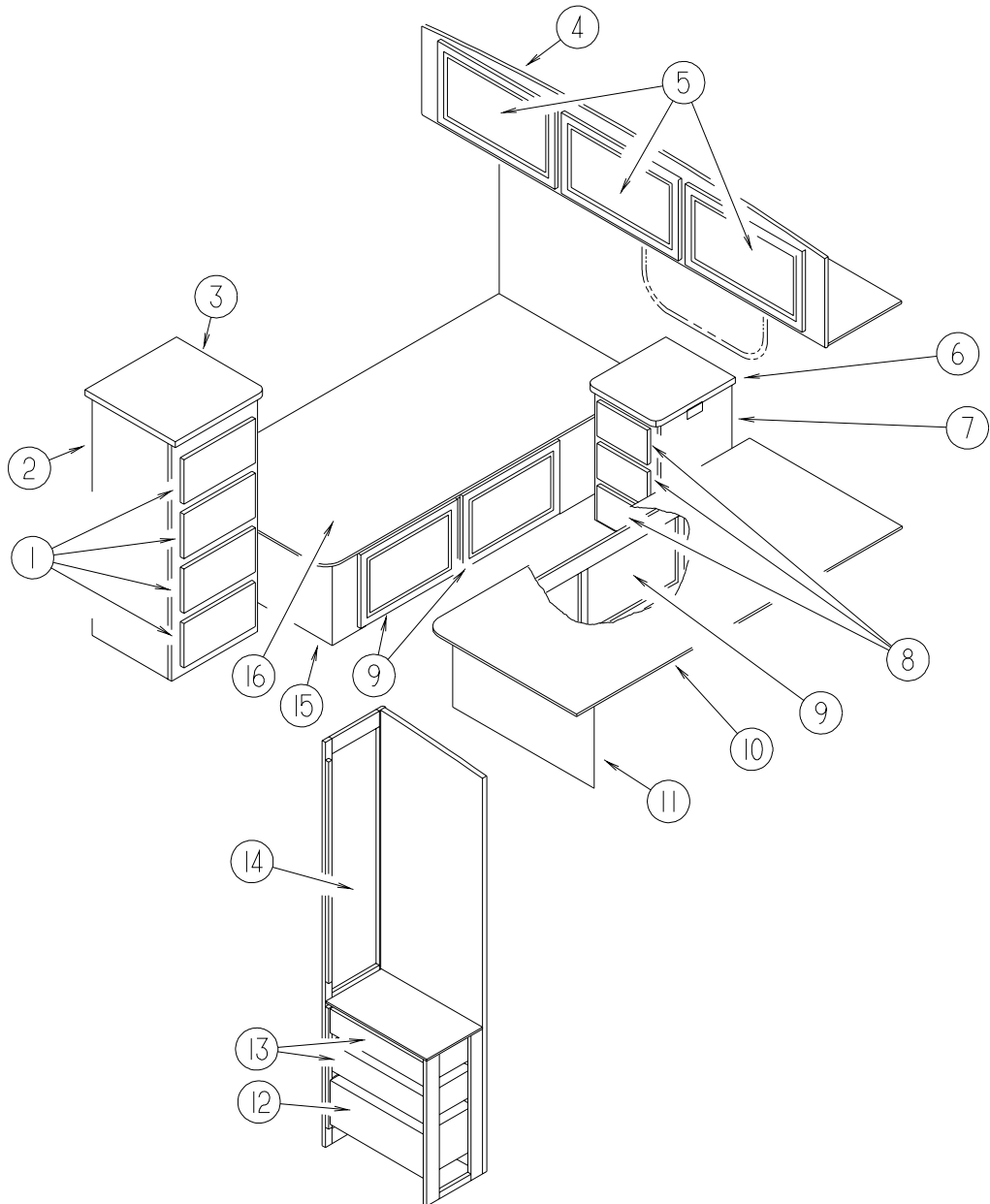
\*COMPONENT PARTS FOUND IN SERVICE PARTS LIBRARY

**BATH GROUP (CONTINUED)**  
**WARDROBE**



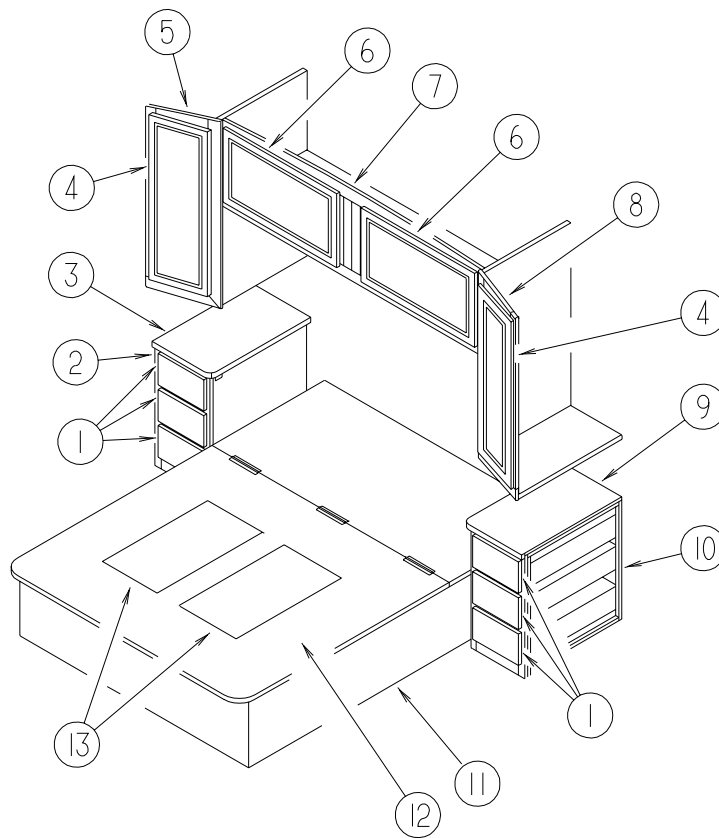
<b>KEY</b>	<b>PART NUMBER</b>	<b>U/M</b>	<b>DESCRIPTION</b>
1	132006-03-L10	EA	DOOR - MIRROR/MITERED RAIL - 16.1" X 65.2" - W/O HARDWARE
2	104314-10-01A	EA	MESH-GRILLE BLACK

## BEDROOM GROUP TWIN CABINETS



KEY	PART NUMBER	U/M	DESCRIPTION
1	M09316-B4-L26	EA	DRAWER - OGEE EDGE - 11.9"W X 15.7"D - W/O SLIDES/HARDWARE
2	133003-01-L22	EA	CABINET - DRESSER/RIGHT HAND/TWIN - W/O DRAWERS/HARDWARE
3	133131-02-L26	EA	COUNTERTOP - LAMINATED (L26)
3	133131-02-L23	EA	COUNTERTOP - LAMINATED (L27,L28)
3	133131-02-L25	EA	COUNTERTOP - LAMINATED (L29)
4	116187-01-K20	EA	CABINET - OVERHEAD/REAR - W/O DOORS/HARDWARE - F/TWIN BED
5	132141-14-L10	EA	DOOR - RAIL/VENEER - 15.7" X 20.4" - W/O HARDWARE
6	133131-19-L26	EA	COUNTERTOP - LAMINATED (L26)
6	133131-19-L23	EA	COUNTERTOP - LAMINATED (L27,L28)
6	133131-19-L16	EA	COUNTERTOP - LAMINATED (L29)
7	131148-05-L26	EA	CABINET - NIGHTSTAND - W/O COUNTERTOP/DOORS/DRAWERS/HDW
8	M09316-83-L26	EA	DRAWER - OGEE EDGE - 19.7"W X 13.5"D - W/O SLIDES/HARDWARE
9	131995-S8-L26	EA	DOOR - RAIL/SOLID PANEL - 12" X 21.8" - W/O HARDWARE
10	M08754-01-000	EA	TOP - TWIN BED/LEFT HAND - W/O HARDWARE
11	P26435-02-K28	EA	CABINET - BASE/TWIN BED - LEFT HAND - W/O DOORS/DRWS/HDW
12	M09316-B3-L26	EA	DRAWER - OGEE EDGE - 9.5"W X 21.7"D - W/O SLIDES/HARDWARE
13	M09316-B2-L26	EA	DRAWER - OGEE EDGE - 9.5"W X 21.7"D - W/O SLIDES/HARDWARE
14	132141-17-L10	EA	DOOR - RAIL/VENEER - 12" X 48" - W/O HARDWARE
15	P26436-01-J22	EA	CABINET - BASE/TWIN BED - RIGHT HAND - W/O DOORS/DWRS/HDW
16	M08754-02-000	EA	TOP - TWIN BED/RIGHT HAND - W/O HARDWARE

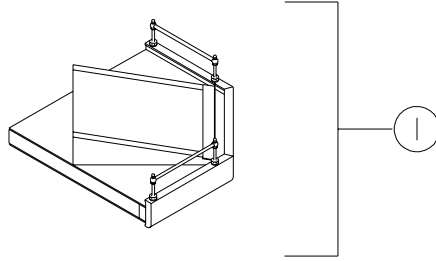
**BEDROOM GROUP (CONTINUED)**  
**QUEEN CABINETS**



KEY	PART NUMBER	U/M	DESCRIPTION
1	M09316-14-L10	EA	DRAWER - OGEE EDGE - 10.7"W X 19.7"D - W/O SLIDES/HARDWARE
2	129251-63-L26	EA	CABINET - NIGHTSTAND/RH - W/O COUNTERTOP/DOORS/DRAWERS/HDW
3	133131-29-L26	EA	COUNTERTOP - LAMINATED (L26)
3	133131-29-L23	EA	COUNTERTOP - LAMINATED (L27,L28)
3	133131-29-L16	EA	COUNTERTOP - LAMINATED (L29)
4	132141-71-L26	EA	DOOR - RAIL/VENEER - 14.3" X 36.4" - W/O HARDWARE
5	126003-01-L22	EA	CABINET - SHIRT CLOSET/RIGHT HAND - W/O DOORS/HARDWARE
6	132141-14-L10	EA	DOOR - RAIL/VENEER - 15.7" X 20.4" - W/O HARDWARE
7	106523-01-L22	EA	CABINET - OVERHEAD/REAR - W/O DOORS/HARDWARE
8	126003-02-L22	EA	CABINET - SHIRT CLOSET/LEFT HAND - W/O DOORS/HARDWARE
9	133131-31-L26	EA	COUNTERTOP - LAMINATED (L26)
9	133131-31-L23	EA	COUNTERTOP - LAMINATED (L27,L28)
9	133131-31-L25	EA	COUNTERTOP - LAMINATED (L29)
10	129251-64-L26	EA	CABINET - NIGHTSTAND/LH - W/O COUNTERTOP/DOORS/DRAWERS/HDW
11	P26437-03-J22	EA	CABINET - BASE/QUEEN BED - W/O DOORS/DRAWERS/HARDWARE
12	M07571-03-J22	EA	TOP - QUEEN BED - W/O HARDWARE
13			SLIPNOT LISTED IN INTERIOR FINISH GROUP

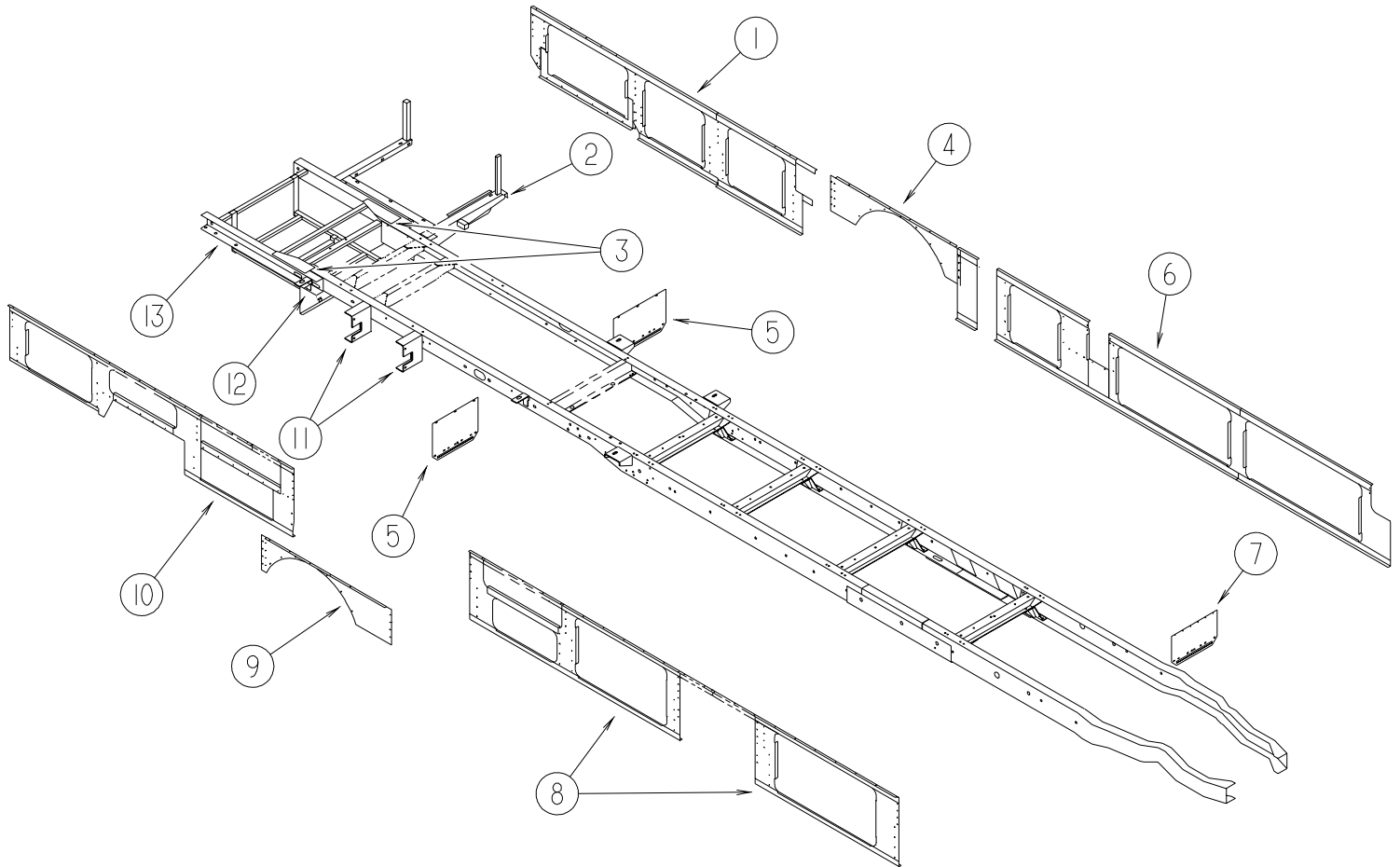


**BEDROOM GROUP (CONTINUED)**  
**TV SHELF**



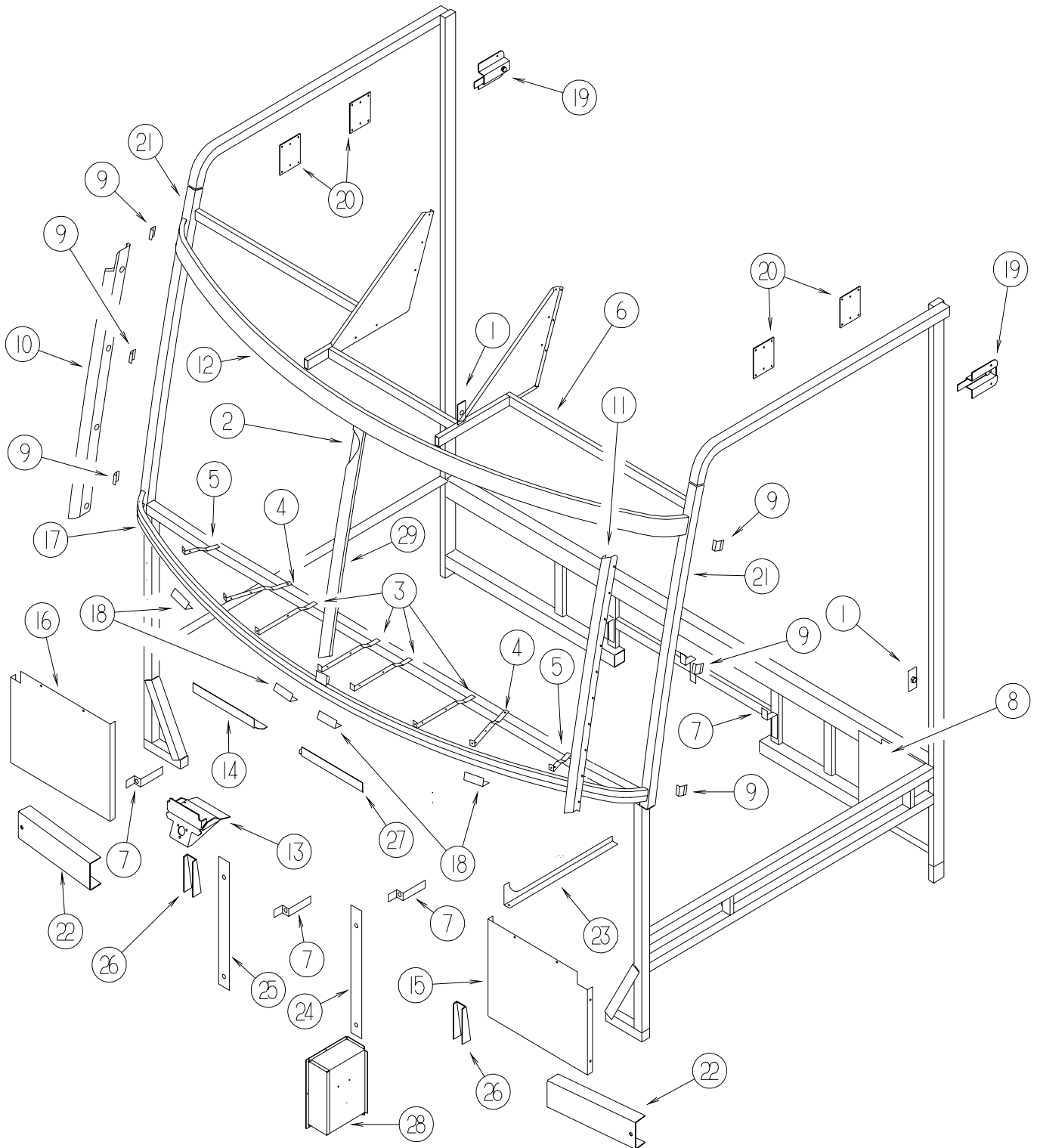
<b>KEY</b>	<b>PART NUMBER</b>	<b>U/M</b>	<b>DESCRIPTION</b>
1	127376-01-L22	EA	CABINET - TV SHELF - RIGHT HAND

# CHASSIS GROUP FRAME



KEY	PART NUMBER	U/M	DESCRIPTION
1	130522-19-02B	EA	SEAL PLANE - DRIVER/REAR - E-COATED
2	P04803-01-000	EA	ANGLE - FORMED W/SLOTS
3	133095-01-02B	EA	PLATE - CLIP - E-COATED
4	126943-04-02B	EA	SEAL PLANE - WHEELWELL PANEL - E-COATED
5	020167-08-000	EA	DIRT GUARD - STEEL - 13.6" LONG
			FROM: 00-00-00 THRU: 02-17-00
5	020167-04-000	EA	DIRT GUARD - STEEL W/O BEND - 14.9" LONG
			FROM: 02-18-00 THRU: 99-99-99
6	126423-17-02B	EA	SEAL - PLANE - E-COATED
7	020167-02-000	EA	GUARD-DIRT
8	130522-20-02B	EA	SEAL PANE - PASSENGER/FRONT - E-COATED
9	126943-07-02B	EA	SEAL PLANE - WHEELWELL PANEL - E-COATED
10	130522-21-02B	EA	SEAL PLANE - PASSENGER/REAR - E-COATED
11	120867-01-02B	EA	MOUNT - LP TANK
12	117154-07-02B	EA	MOUNT - FRAME RAIL/FLOOR
			FROM: 00-00-00 THRU: 12-17-99
12	117154-04-02B	EA	MOUNT-BODY,E-COAT
			FROM: 12-18-99 THRU: 99-99-99
13	132643-02-01A	EA	HITCH - W/O DRAWBAR
	061420-01-000	EA	PLUG/PLASTIC - 1.75" DIAMETER - BROWN
	119845-01-01A	EA	PLUG/PLASTIC - 1 1/2" SQUARE - BLACK
	135712-01-02B	EA	PLATE - BODY MOUNT - E-COATED

**CHASSIS GROUP (CONTINUED)**  
**FRONT END**

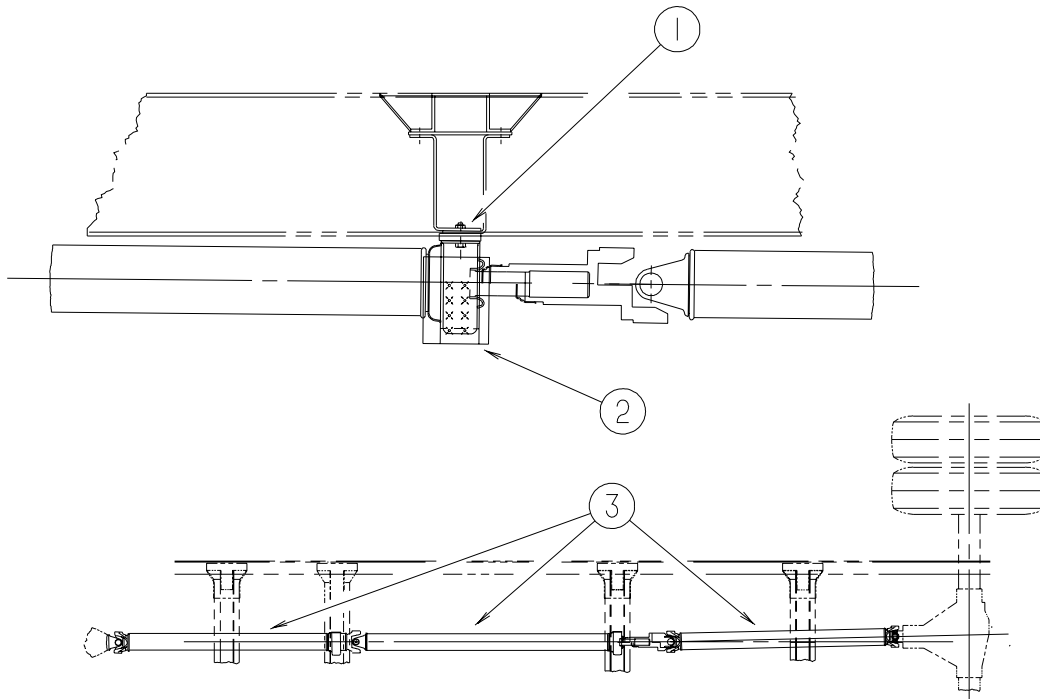


## CHASSIS GROUP (CONTINUED)

### FRONT END (CONTINUED)

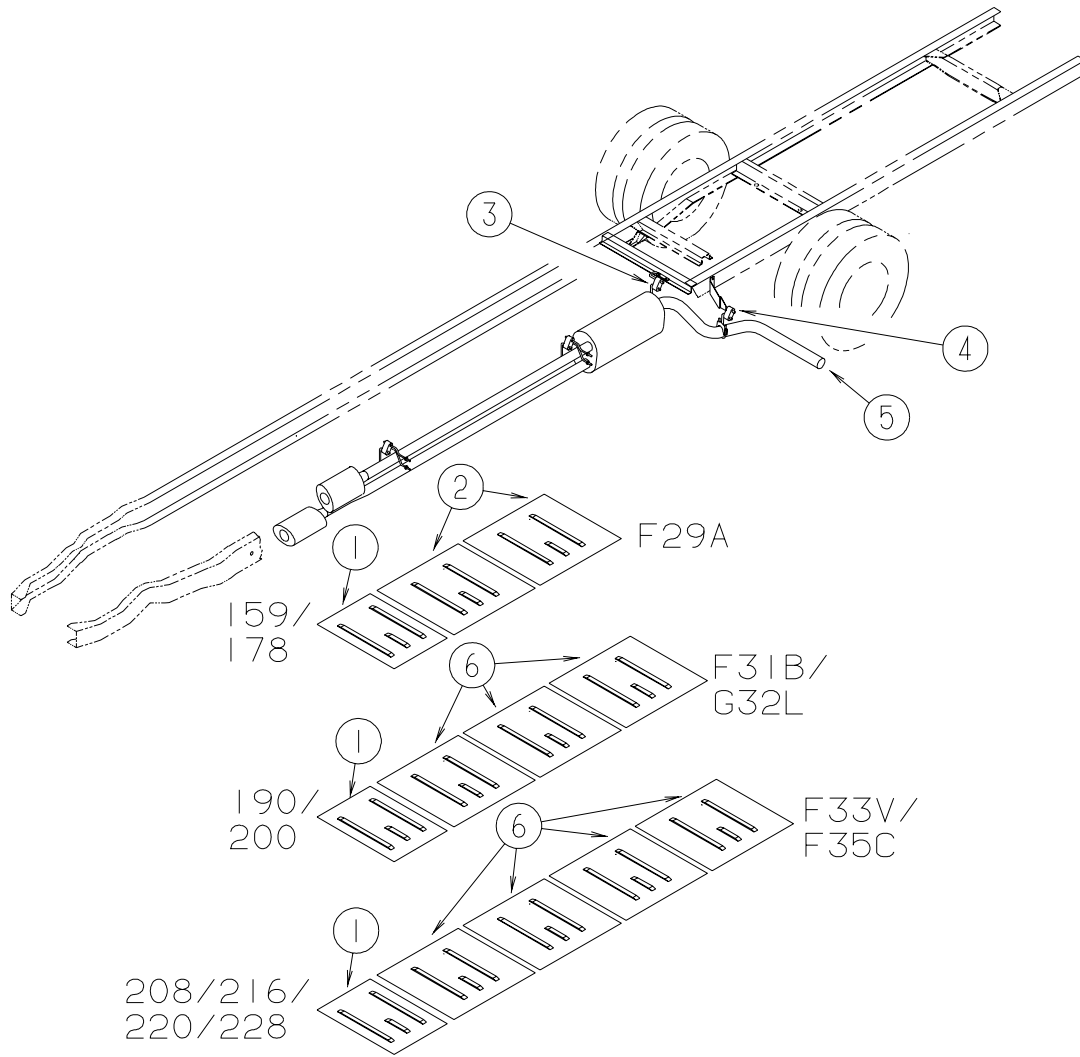
KEY	PART NUMBER	U/M	DESCRIPTION
1	133576-02-01B	EA	PLATE - ANCHOR - SEATBELT - LOWER - MILL
2	078249-16-000	EA	TUBE-SWEPT, FRAME, CAB
3	104797-03-000	EA	BRACKET-DEFROSTER
4	104797-04-000	EA	BRACKET-DEFROSTER
5	104797-05-000	EA	BRACKET-DEFROSTER
6	121481-05-01B	EA	HEADER-WINDSHIELD,CENTER
7	117287-01-01B	EA	BRACKET - MOUNT - CABLE
8	118592-01-01B	EA	SHIELD - SPLASH - MILL
9	120363-01-01B	EA	BRACKET - WINDSHIELD
10	121269-07-01B	EA	FRAME-W/S,A PILLAR,MILL
11	121269-08-01B	EA	FRAME-W/S,A PILLAR,MILL
12	121268-01-01B	EA	SUPPORT-WINDSHIELD,UPPER,MLL
13	134506-03-01B	EA	BRACKET ASM-WIPER MOTOR,MILL
14	134371-02-01B	EA	ANGLE-MOUNT,WIPER MOTOR,MILL
15	104147-14-000	EA	SHIELD/SPLASH - HEADLIGHT
16	121962-02-02B	EA	SHIELD/SPLASH - HEADLIGHT - E-COATED
17	121267-01-01B	EA	SUPPORT-WINDSHIELD,LOWER,MLL
18	076364-57-000	EA	ANGLE - FORMED
19	103318-02-000	EA	MOUNT ASM-SEATBELT,WALL
20	104409-01-000	EA	PLATE-MOUNT,SIDEWALL
21	117273-01-01A	EA	TUBE - SUPPORT - A-PILLAR
22	125744-01-02B	EA	CHANNEL-SUPPORT,FRT END,E-CT
23	131859-01-02B	EA	BRACKET - SEAL/TRANSITION/LEFT HAND - FRONT - E-COATED
	131860-01-02B	EA	BRACKET - SEAL/TRANSITION/LEFT HAND - REAR - E-COATED
24	119892-12-02B	EA	SUPPORT ASM-FRONT, GM, LH, E-CT
			FROM: 00-00-00 THRU: 10-29-99
24	134807-02-02B	EA	SUPPORT - FRONT - E-COATED
			FROM: 10-30-99 THRU: 99-99-99
25	119892-17-02B	EA	SUPPORT ASM-FRONT, GM, RH, E-CT
			FROM: 00-00-00 THRU: 10-29-99
25	134807-01-02B	EA	SUPPORT - FRONT - E-COATED
			FROM: 10-30-99 THRU: 99-99-99
26	117622-01-02B	EA	BRACE-TUBE,BPR,VERT,E-CT
27	134371-01-01B	EA	ANGLE-MOUNT,WIPER MOTOR,MILL
28	111509-01-000	EA	BOX - ELECTRICAL - E-COATED
29	120840-06-01B	EA	STRAP-W/HOLES,MILL
	044317-01-000	FT	HOSE - FUEL - 3/8" ID (RADIATOR OVERFLOW)

**CHASSIS GROUP (CONTINUED)**  
**DRIVETRAIN**



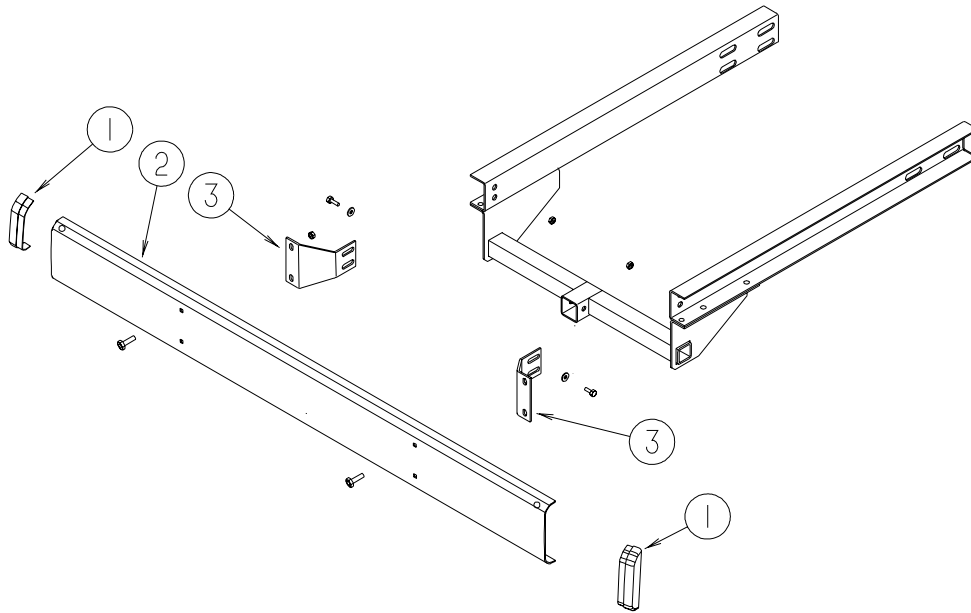
KEY	PART NUMBER	U/M	DESCRIPTION
1	074833-04-000	EA	SPACER - BEARING - DRIVESHAFT - 2" X 8" X .25" STEEL
2	083415-01-000	EA	SHIELD - HEAT - DRIVESHAFT BEARING - 4" X 5.5" - STEEL
3	075302-44-000	EA	DRIVESHAFT - BALANCED/3 PIECE - CHEVY P30-220/16500GVW

**CHASSIS GROUP (CONTINUED)**  
**EXHAUST**



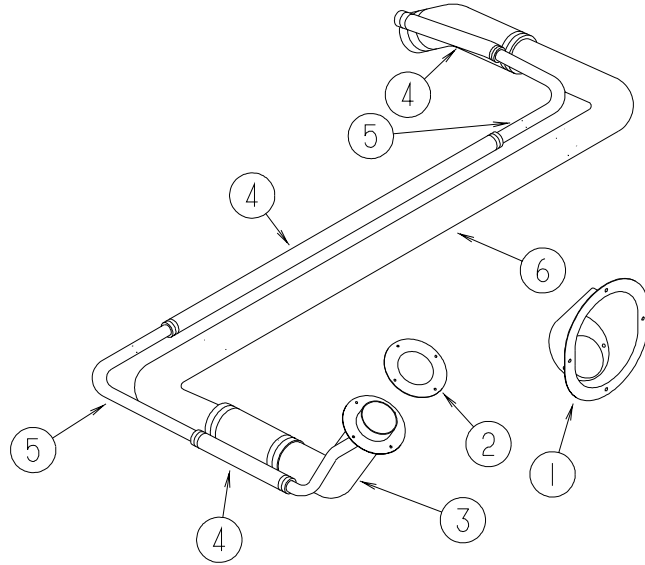
KEY	PART NUMBER	U/M	DESCRIPTION
1	101544-01-000	EA	SHIELD - HEAT/EXHAUST - 19.7" X 29.1"
2	101544-06-000	EA	SHIELD - HEAT/EXHAUST - 33.9" X 29.1"
3	122392-01-02B 094918-01-000	EA	HANGER - TAILPIPE EA CLAMP - EXHAUST - 3" - GUILLOTINE STYLE
4	122392-03-02B 094918-01-000	EA	HANGER - TAILPIPE - REAR EA CLAMP - EXHAUST - 3" - GUILLOTINE STYLE
5	122529-02-000	EA	PIPE - EXHAUST
6	101544-02-000	EA	SHIELD - HEAT/EXHAUST - 30" X 29.1"

**CHASSIS GROUP (CONTINUED)**  
**REAR BUMPER**



KEY	PART NUMBER	U/M	DESCRIPTION
1	103228-01-06A	EA	END CAP - REAR BUMPER - DRIVER/PASSENGER
2	103099-11-02A	EA	BUMPER - REAR - 98" - BRIGHT WHITE
3	133291-01-02B	EA	BRACKET/BUMPER SUPPORT - REAR - E-COATED
	113589-01-000	EA	CONNECTOR - PLUG - TRAILER
	113589-02-000	EA	CONNECTOR - SOCKET - TRAILER

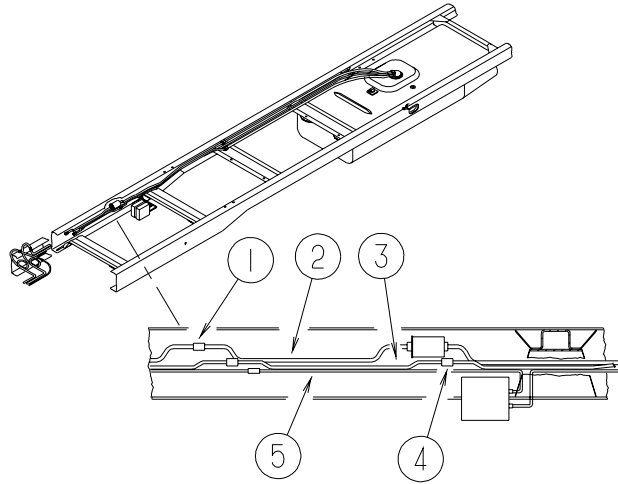
**CHASSIS GROUP (CONTINUED)**  
**FUEL**



KEY	PART NUMBER	U/M	DESCRIPTION
1	127291-01-01A	EA	SHROUD - FUEL FILL - BRIGHT WHITE
2	078200-01-000	EA	GASKET - FUEL FILL - 3.5"OD X 2"ID
3	127301-03-000	EA	NECK - FUEL FILL
4	128139-02-000	FT	HOSE - FUEL - LOW PERMEABILITY - 5/8" DIAMETER
5	098806-01-000	EA	PIPE - FILL VENT - 90 DEGREE BEND - .635 OD - STEEL
6	124327-05-000	EA	TUBE - FUEL INLET

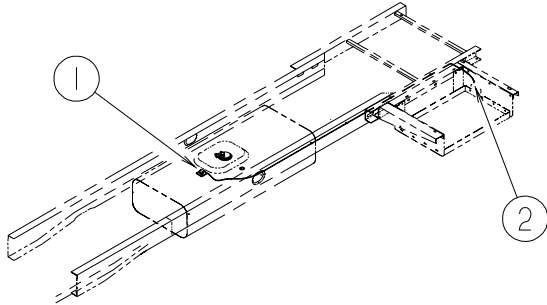


**CHASSIS GROUP (CONTINUED)**  
**FUEL (CONTINUED)**



<b>KEY</b>	<b>PART NUMBER</b>	<b>U/M</b>	<b>DESCRIPTION</b>
1	098779-02-000	EA	COUPLER - FUEL LINE - 1.2" LONG X 16MM THREAD
2	098759-01-000	EA	FUEL SUPPLY LINE - 3/8" STEEL X 14" LONG W/16MM NUTS
3	098758-01-000	EA	FUEL RETURN LINE - 5/16" STEEL X 14" LONG W/14MM NUTS
4	098779-01-000	EA	COUPLER - FUEL LINE - 1.2" LONG X 14MM THREAD
5	127392-02-000	EA	HOSE - EVAPORATOR TO EMISSIONS CANISTER

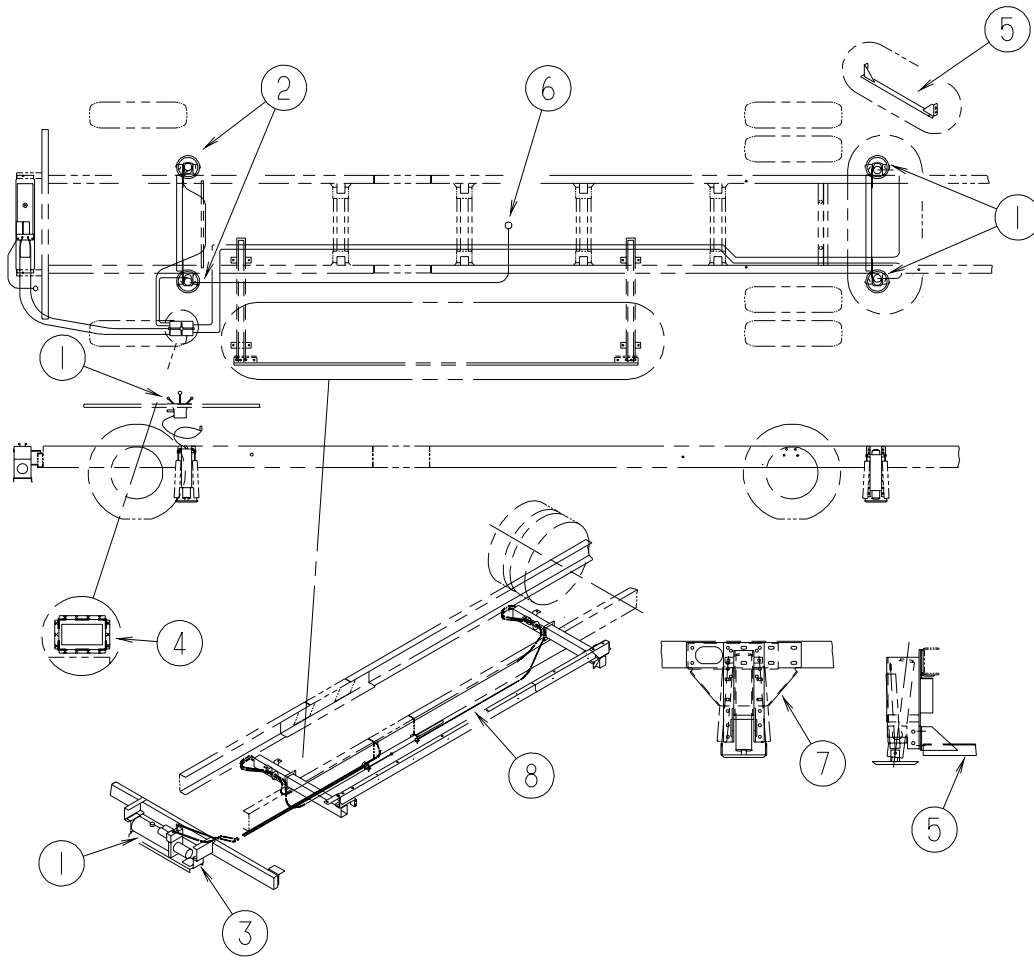
**CHASSIS GROUP (CONTINUED)**  
**FUEL (CONTINUED)**



<b>KEY</b>	<b>PART NUMBER</b>	<b>U/M</b>	<b>DESCRIPTION</b>
1	114254-01-000	EA	ADAPTER - 1/4 BARB X 1/8 MPT
1	068382-06-000	EA	BUSHING - BRASS - 3/8"MPT X 1/8"FPT
2	084884-01-000	EA	PLUG - BRASS - 3/8"
2	128139-03-000	FT	HOSE - FUEL - LOW PERMEABILITY - 1/4" DIAMETER

## CHASSIS GROUP (CONTINUED)

### HYDRAULIC LEVELING



KEY	PART NUMBER	U/M	DESCRIPTION
1*	131306-01-000	EA	LEVELING SYSTEM - F/SLIDEOUT ROOM W/OUT JACKS DOWN SYSTEM - 16,500# & 17,000# CHASSIS
1	131306-19-000	EA	LEVELING SYSTEM - WORKHORSE CHASSIS W/200 & SLIDEOUT ROOM - 18,000# CHASSIS
2*	128285-01-000	EA	JACK/CROSSMEMBER ASSEMBLY - FRONT - CHEVY
3	120916-01-02B	EA	BRACKET - PUMP - LEVELING SYSTEM
			FROM: 00-00-00 THRU: 01-04-00
3	129550-03-02B	EA	BRACKET - PUMP - E-COATED
			FROM: 01-05-00 THRU: 99-99-99
4	117837-02-01B	EA	SUPPORT-LEVELING,CNTRL,MILL
5	121651-01-02B	EA	CROSSMEMBER - REAR JACK MOUNTING - 16,500# & 17,000# CHASSIS
6	117183-01-02B	EA	COVER - SENSOR - LEVELING
7	121177-01-02B	EA	BRACKET - PASS REAR LEVEL JACK (STRAIGHT)/SLIDEOUT RM SYST
7	121177-02-02B	EA	BRACKET - DRVR REAR LEVEL JACK (STRAIGHT)/SLIDEOUT RM SYST
8*	100536-10-000	EA	HOSE KIT - LEVELING SYSTEM/JACKS

\*COMPONENT PARTS FOUND IN SERVICE PARTS LIBRARY

## CHASSIS GROUP (CONTINUED)

### SUSPENSION

**KEY PART NUMBER U/M DESCRIPTION**

\* 122756-03-000 EA SHOCK & STABILIZER KIT (YELLOW SHOCK) - CHEVY

**\*COMPONENT PARTS FOUND IN SERVICE PARTS LIBRARY**

## CHASSIS GROUP (CONTINUED)

### WHEEL, TIRE, COVERS & LINERS

#### 16,500 # GVW CHASSIS - WHEEL & TIRE

KEY	PART NUMBER	U/M	DESCRIPTION
	064963-01-000	EA	WHEEL - STEEL - 19.5" X 6" - GM 14005758
	091673-01-000	EA	TIRE - 225/70 R19.5 LRF - MICHELIN XZA

#### 17,000 # OR 18,000 # GVW CHASSIS - WHEEL & TIRE

KEY	PART NUMBER	U/M	DESCRIPTION
	064963-02-000	EA	WHEEL - STEEL - 19.5" X 6.0"
	091673-07-000	EA	TIRE - 225/70R19.5" LRF - MICHELIN XRV

#### VALVE STEM & VALVE STEM EXTENSION

KEY	PART NUMBER	U/M	DESCRIPTION
	051377-01-000	EA	VALVE STEM
	077030-02-000	EA	EXTENSION - VALVE STEM - 1.25"

#### LINERS

KEY	PART NUMBER	U/M	DESCRIPTION
*	110435-10-000	EA	LINER - WHEEL - SET/4 - 19.5" FROM: 00-00-00 THRU: 10-25-99
*	134609-01-000	EA	LINER - WHEEL - SET OF 4 - 19.5" P30 WORKHORSE CHASSIS FROM: 10-26-99 THRU: 99-99-99

\*COMPONENT PARTS FOUND IN SERVICE PARTS LIBRARY

#### COVERS

KEY	PART NUMBER	U/M	DESCRIPTION
*	109443-06-000	EA	WHEEL COVER - 4/SET - 19.5"

\*COMPONENT PARTS FOUND IN SERVICE PARTS LIBRARY

#### LUG WRENCH & LEVERAGE BAR

KEY	PART NUMBER	U/M	DESCRIPTION
	080208-02-000	EA	BAR - LEVERAGE - LUG WRENCH - CHEVY/OSHKOSH
	080208-06-000	EA	LUG WRENCH - 1" X 1.06" W/DEEP SOCKET ENDS

#### BRAKE LINE FITTING

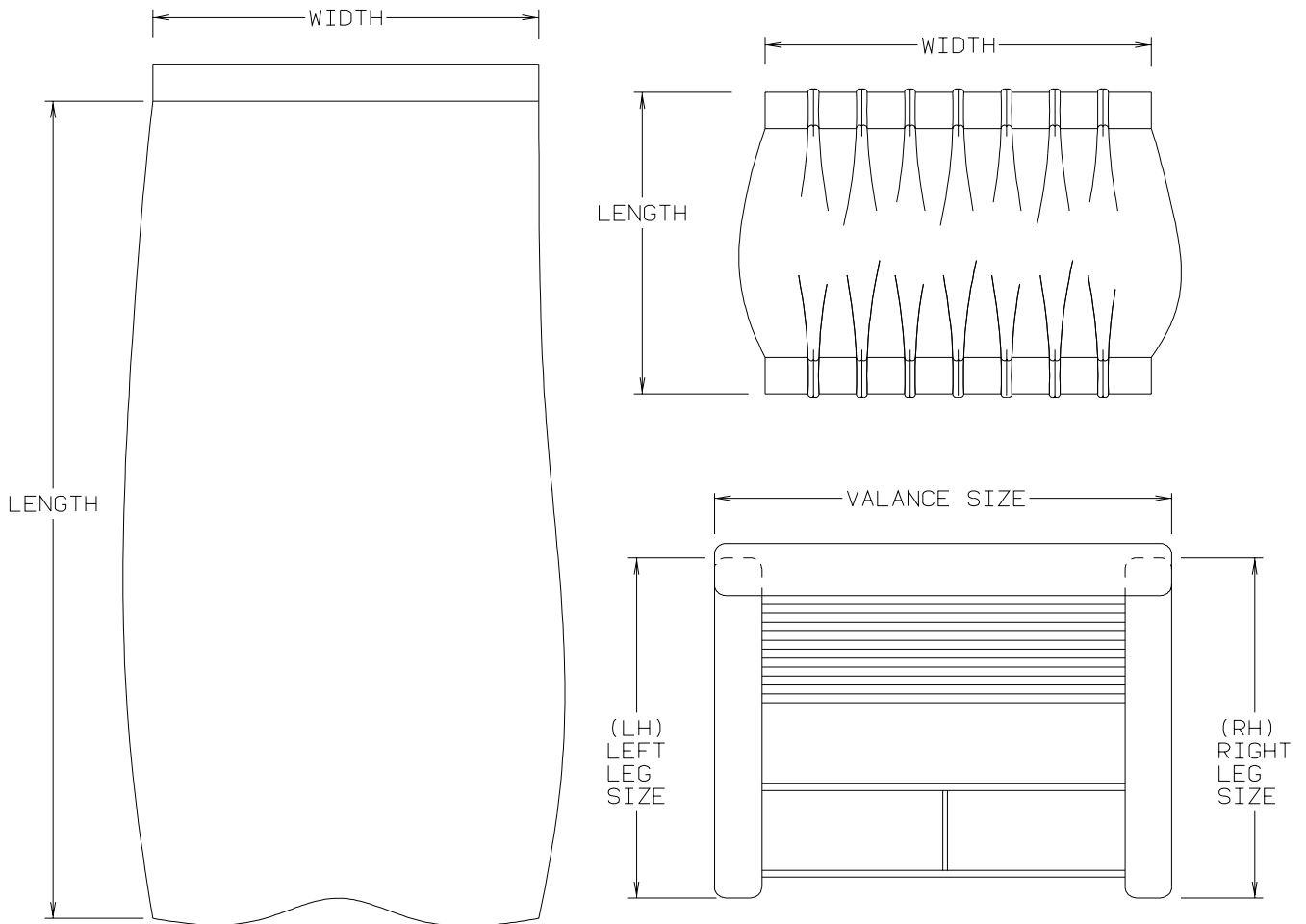
KEY	PART NUMBER	U/M	DESCRIPTION
	075466-01-000	EA	UNION - INVERTED FLAIR - 1/4"

# CURTAIN & CUSHION GROUP

## NOTICE

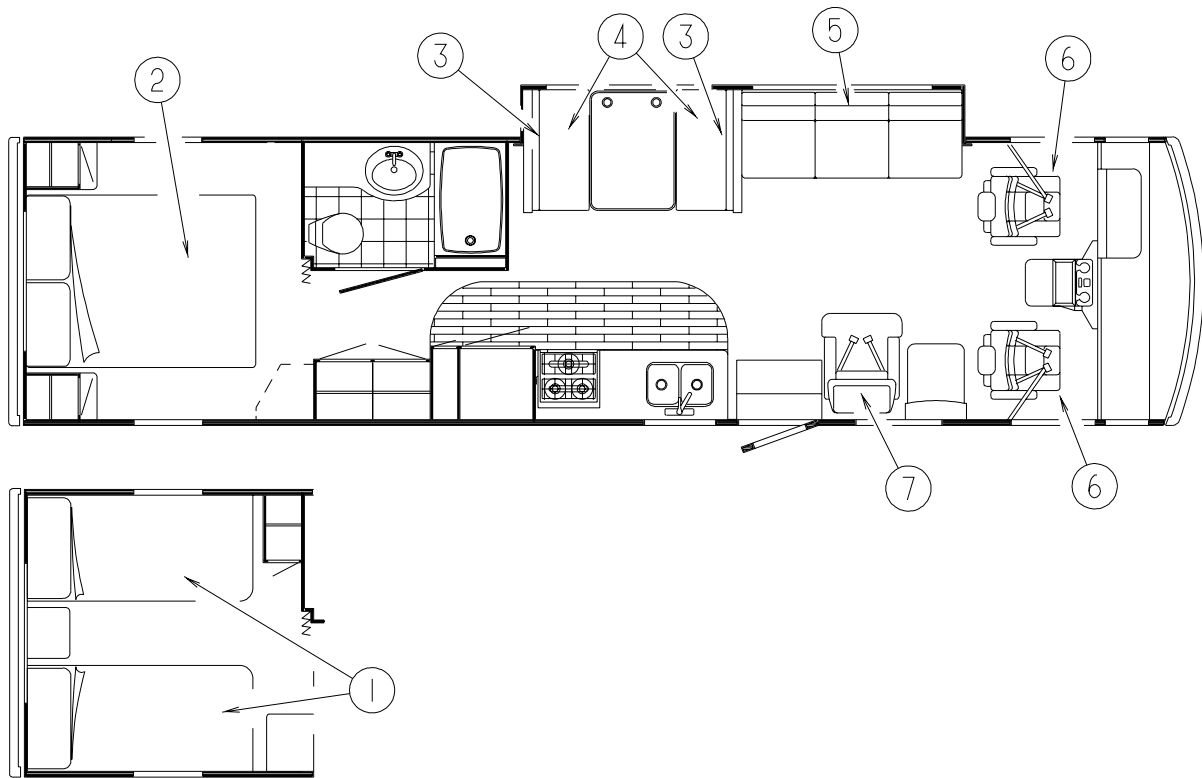
IN ORDER TO ASSIST OUR PARTS SALES DEPT. IN PROVIDING INTERIOR SOFTWARE ITEMS, PLEASE INCLUDE THE SERIAL NUMBER AND THE COLOR CODE NUMBER FROM THE VEHICLE CERTIFICATION LABEL WHEN ORDERING. THIS LABEL IS LOCATED ON THE LEFT SIDEWALL AT THE END OF THE DASH (A-BODY), OR ON THE DRIVER'S DOOR LATCH PLATE (C-BODY).

AN EXAMPLE OF A COLOR CODE NUMBER IS B07, WHICH DESIGNATES AN OVERALL COLOR SCHEME OF A PARTICULAR UNIT. THE COLOR LISTED AFTER THE ITEM DESCRIPTION ON THE MICROFICHE, INDICATES THE OVERALL UNIT COLOR. ORDER THE ITEM YOU DESIRE ACCORDING TO UNIT COLOR CODE. IF ALL COLORS USE THE SAME ITEM NO COLOR CODE WILL BE NOTED.



NOTE: USE THIS ILLUSTRATION WHEN DETERMINING LENGTH AND WIDTH MEASUREMENTS FOR CURTAINS. YOU WILL NOTE THE WIDTH MEASUREMENT IS TAKEN ON THE TOP OF THE CURTAIN WITH THE CURTAIN FULLY EXTENDED. THE LENGTH MEASUREMENT IS TAKEN FROM TOP TO BOTTOM. LEFT AND RIGHT WINDOW LEGS ARE DETERMINED WHEN FACING THE WINDOW.

**CURTAIN & CUSHION GROUP (CONTINUED)**  
**CUSHION LAYOUT**



KEY	PART NUMBER	U/M	DESCRIPTION
1	123015-04-000	EA	MATTRESS - INNERSPRING - 36" X 79.5"
1	123471-09-L26	EA	BEDSPREAD/THROW - 36" X 80" (L26)
1	123471-09-L23	EA	BEDSPREAD/THROW - 36" X 80" (L27)
1	123471-09-L24	EA	BEDSPREAD/THROW - 36" X 80" (L28)
1	123471-09-L25	EA	BEDSPREAD/THROW - 36" X 80" (L29)
1	111863-12-L26	EA	PILLOW SHAM - 20" X 33" (L26)
1	111863-12-L23	EA	PILLOW SHAM - 20" X 33" (L27)
1	111863-12-L24	EA	PILLOW SHAM - 20" X 33" (L28)
1	111863-12-L25	EA	PILLOW SHAM - 20" X 33" (L29)
1	132319-11-L26	EA	PILLOW - 17" X 17"
1	132319-11-L27	EA	PILLOW - 17" X 17"
1	132319-11-L28	EA	PILLOW - 17" X 17"
1	132319-11-L29	EA	PILLOW - 17" X 17"
2	123015-07-000	EA	MATTRESS - INNERSPRING - 60" X 79.5"
2	123471-23-L26	EA	BEDSPREAD/THROW - 60" X 80" (L26)
2	123471-23-L23	EA	BEDSPREAD/THROW - 60" X 80" (L27)
2	123471-23-L24	EA	BEDSPREAD/THROW - 60" X 80" (L28)
2	123471-23-L25	EA	BEDSPREAD/THROW - 60" X 80" (L29)
2	111863-12-L26	EA	PILLOW SHAM - 20" X 33" (L26)
2	111863-12-L23	EA	PILLOW SHAM - 20" X 33" (L27)
2	111863-12-L24	EA	PILLOW SHAM - 20" X 33" (L28)
2	111863-12-L25	EA	PILLOW SHAM - 20" X 33" (L29)
2	132319-11-L26	EA	PILLOW - 17" X 17"
2	132319-11-L27	EA	PILLOW - 17" X 17"
2	132319-11-L28	EA	PILLOW - 17" X 17"
2	132319-11-L29	EA	PILLOW - 17" X 17"

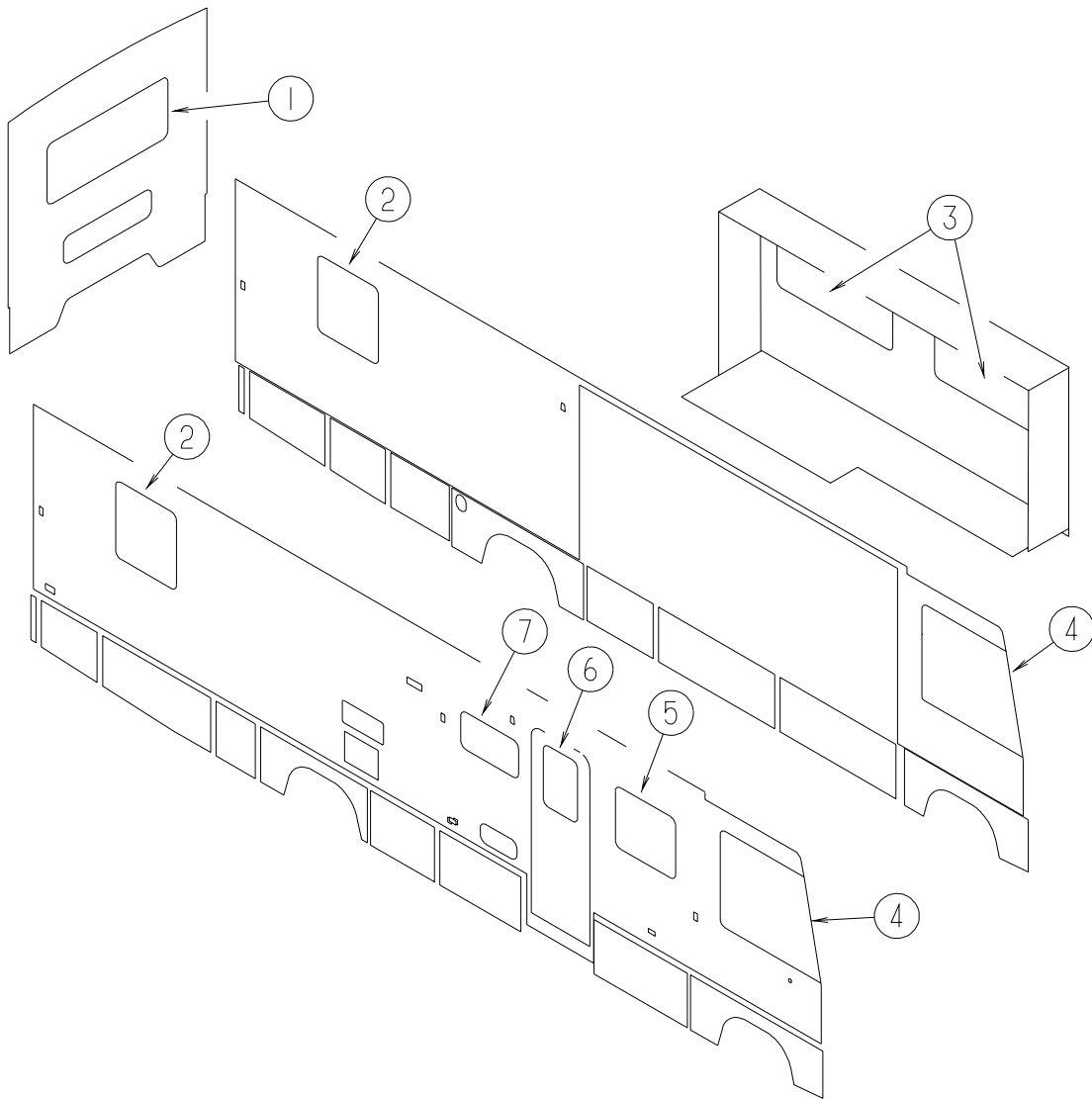
## CURTAIN & CUSHION GROUP (CONTINUED)

### CUSHION LAYOUT (CONTINUED)

KEY	PART NUMBER	U/M	DESCRIPTION	
3	111897-05-L26	EA	CUSHION - BACK - 13.5" X 42" X 5" (L26)	
3	111897-05-L23	EA	CUSHION - BACK - 13.5" X 42" X 5" (L27)	
3	111897-05-L24	EA	CUSHION - BACK - 13.5" X 42" X 5" (L28)	
3	111897-05-L25	EA	CUSHION - BACK - 13.5" X 42" X 5" (L29)	
	P11897-05-L26	EA	COVER - BACK - 13.5" X 42" X 5" (L26)	
	P11897-05-L23	EA	COVER - BACK - 13.5" X 42" X 5" (L27)	
	P11897-05-L24	EA	COVER - BACK - 13.5" X 42" X 5" (L28)	
	P11897-05-L25	EA	COVER - BACK - 13.5" X 42" X 5" (L29)	
4	105603-15-L26	EA	CUSHION - SEAT - 23" X 42" X 5" (L26)	
4	105603-15-L23	EA	CUSHION - SEAT - 23" X 42" X 5" (L27)	
4	105603-15-L24	EA	CUSHION - SEAT - 23" X 42" X 5" (L28)	
4	105603-15-L25	EA	CUSHION - SEAT - 23" X 42" X 5" (L29)	
	P05603-15-L26	EA	COVER - SEAT - 23" X 42" X 5" (L26)	
	P05603-15-L23	EA	COVER - SEAT - 23" X 42" X 5" (L27)	
	P05603-15-L24	EA	COVER - SEAT - 23" X 42" X 5" (L28)	
	P05603-15-L25	EA	COVER - SEAT - 23" X 42" X 5" (L29)	
5	132554-01-000	EA	SOFA - BAYONET ARMS (L26)	
5	132554-02-000	EA	SOFA - BAYONET ARMS (L27)	
5	132554-03-000	EA	SOFA - BAYONET ARMS (L28)	
5	132554-04-000	EA	SOFA - BAYONET ARMS (L29)	
	116104-03-02B	EA	BRACKET - ZEE W/HOLES - 5.9"	
	127335-10-000	EA	BRACKET - CANADIAN LATCH	
5	132319-10-L26	EA	PILLOW - 17" X 17"	
				FROM: 00-00-00 THRU: 10-17-99
5	132319-17-L26	EA	PILLOW - 17" X 17"	
				FROM: 10-18-99 THRU: 99-99-99
5	132319-10-L27	EA	PILLOW - 17" X 17"	
				FROM: 00-00-00 THRU: 08-29-99
5	132319-16-L27	EA	PILLOW - 17" X 17"	
				FROM: 08-30-99 THRU: 10-17-99
5	132319-17-L27	EA	PILLOW - 17" X 17"	
				FROM: 10-18-99 THRU: 99-99-99
5	132319-10-L28	EA	PILLOW - 17" X 17"	
				FROM: 00-00-00 THRU: 10-17-99
5	132319-17-L28	EA	PILLOW - 17" X 17"	
				FROM: 10-18-99 THRU: 99-99-99
5	132319-10-L29	EA	PILLOW - 17" X 17"	
				FROM: 00-00-00 THRU: 10-17-99
5	132319-17-L29	EA	PILLOW - 17" X 17"	
				FROM: 10-18-99 THRU: 99-99-99
6	132534-01-000	EA	BUCKET SEAT - W/LUMBAR SUPPORT (L26)	
6	132534-02-000	EA	BUCKET SEAT - W/LUMBAR SUPPORT (L27)	
6	132534-03-000	EA	BUCKET SEAT - W/LUMBAR SUPPORT (L28)	
6	132534-04-000	EA	BUCKET SEAT - W/LUMBAR SUPPORT (L29)	
6	132534-05-000	EA	BUCKET SEAT - W/LUMBAR SUPPORT - LEATHER (L26,L28,L29)	
6	132534-06-000	EA	BUCKET SEAT - W/LUMBAR SUPPORT - LEATHER (L27)	
6	107921-01-000	EA	PEDESTAL/FLOOR MOUNTED - W/9.75" EXTENSION	
6	107921-05-000	EA	TOP PLATE - W/SEAT BELT BAR	
6	107921-06-000	EA	BEARING KIT - PEDESTAL	
6	130184-01-01A	EA	PROTECTOR - SEAT - CLEAR	
7	132544-01-000	EA	BUCKET SEAT - W/FOOTREST (L26)	
7	132544-02-000	EA	BUCKET SEAT - W/FOOTREST (L27)	
7	132544-03-000	EA	BUCKET SEAT - W/FOOTREST (L28)	
7	132544-04-000	EA	BUCKET SEAT - W/FOOTREST (L26)	
7	107921-01-000	EA	PEDESTAL/FLOOR MOUNTED - W/9.75" EXTENSION	
7	108445-02-000	EA	PLATE/FLOOR MOUNTED - PEDESTAL SEAT	



**CURTAIN & CUSHION GROUP (CONTINUED)**  
**WINDOW TREATMENT**



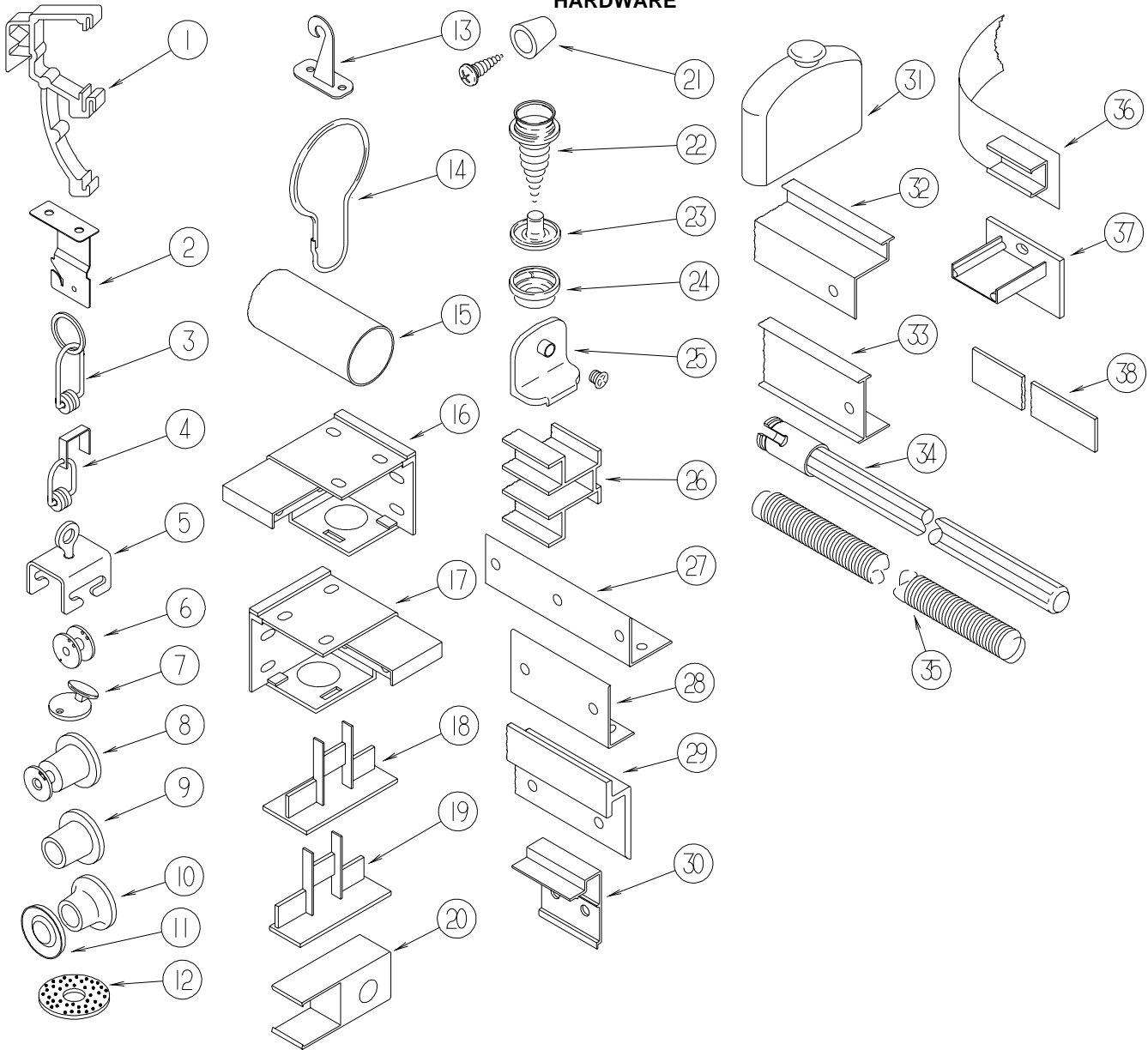
KEY	PART NUMBER	U/M	DESCRIPTION
1	134051-01-L26	EA	VALANCE - CHANTAL - 53"
1	134051-01-L27	EA	VALANCE - CHANTAL - 53"
1	134051-01-L28	EA	VALANCE - CHANTAL - 53"
1	134051-01-L29	EA	VALANCE - CHANTAL - 53"
1	127017-45-L26	EA	LEG - RIGHT - 25" (L26)
1	127017-45-L23	EA	LEG - RIGHT - 25" (L27)
1	127017-45-L24	EA	LEG - RIGHT - 25" (L28)
1	127017-45-L25	EA	LEG - RIGHT - 25" (L29)
1	127017-46-L26	EA	LEG - LEFT - 25" (L26)
1	127017-46-L23	EA	LEG - LEFT - 25" (L27)
1	127017-46-L24	EA	LEG - LEFT - 25" (L28)
1	127017-46-L25	EA	LEG - LEFT - 25" (L29)
1	111910-62-L26	EA	BLIND - DAY/NIGHTER - 49" X 27" (L26)
1	111910-62-L27	EA	BLIND - DAY/NIGHTER - 49" X 27" (L27,L28,L29)

**CURTAIN & CUSHION GROUP (CONTINUED)****WINDOW TREATMENT (CONTINUED)**

<b>KEY</b>	<b>PART NUMBER</b>	<b>U/M</b>	<b>DESCRIPTION</b>	
2	134051-02-L26	EA	VALANCE - CHANTAL - 34"	
2	134051-02-L27	EA	VALANCE - CHANTAL - 34"	
2	134051-02-L28	EA	VALANCE - CHANTAL - 34"	
2	134051-02-L29	EA	VALANCE - CHANTAL - 34"	
2	127017-91-L26	EA	LEG - RIGHT - 34" (L26)	
2	127017-91-L23	EA	LEG - RIGHT - 34" (L27)	
2	127017-91-L24	EA	LEG - RIGHT - 34" (L28)	
2	127017-91-L25	EA	LEG - RIGHT - 34" (L29)	
2	127017-92-L26	EA	LEG - LEFT - 34" (L26)	
2	127017-92-L23	EA	LEG - LEFT - 34" (L27)	
2	127017-92-L24	EA	LEG - LEFT - 34" (L28)	
2	127017-92-L25	EA	LEG - LEFT - 34" (L29)	
2	111910-58-L26	EA	BLIND - DAY/NIGHTER - 31" X 37" (L26)	
2	111910-58-L27	EA	BLIND - DAY/NIGHTER - 31" X 37" (L27,L28,L29)	
3	134049-01-L26	EA	VALANCE - KEYSTONE - 62.5"	
3	134049-01-L27	EA	VALANCE - KEYSTONE - 62.5"	
3	134049-11-L27	EA	VALANCE - KEYSTONE - 62.5"	FROM: 00-00-00 THRU: 08-29-99
				FROM: 08-30-00 THRU: 99-99-99
3	134049-01-L28	EA	VALANCE - KEYSTONE - 62.5"	
3	134049-01-L29	EA	VALANCE - KEYSTONE - 62.5"	
3	127017-69-L26	EA	LEG - RIGHT - 23.5"	
3	127017-69-L27	EA	LEG - RIGHT - 23.5"	
3	127017-69-L28	EA	LEG - RIGHT - 23.5"	
3	127017-69-L29	EA	LEG - RIGHT - 23.5"	
3	127017-70-L26	EA	LEG - LEFT - 23.5"	
3	127017-70-L27	EA	LEG - LEFT - 23.5"	
3	127017-70-L28	EA	LEG - LEFT - 23.5"	
3	127017-70-L29	EA	LEG - LEFT - 23.5"	
3	111910-55-L26	EA	BLIND - DAY/NIGHTER - 59" X 26.5" (L26)	
3	111910-55-L27	EA	BLIND - DAY/NIGHTER - 59" X 26.5" (L27,L28,L29)	
4	101668-67-J22	EA	CURTAIN - RIGHT HAND/LEFT HAND - 42" X 110"	
4	073260-42-C18	EA	TIEBACK - 6" X 18"	
5	134049-02-L26	EA	VALANCE - KEYSTONE - 34.5"	
5	134049-02-L27	EA	VALANCE - KEYSTONE - 34.5"	
5	134049-12-L27	EA	VALANCE - KEYSTONE - 34.5"	FROM: 00-00-00 THRU: 08-29-99
				FROM: 08-30-00 THRU: 99-99-99
5	134049-02-L28	EA	VALANCE - KEYSTONE - 34.5"	
5	134049-02-L29	EA	VALANCE - KEYSTONE - 34.5"	
5	127017-59-L26	EA	LEG - RIGHT - 25"	
5	127017-59-L27	EA	LEG - RIGHT - 25"	
5	127017-59-L28	EA	LEG - RIGHT - 25"	
5	127017-59-L29	EA	LEG - RIGHT - 25"	
5	127017-60-L26	EA	LEG - LEFT - 25"	
5	127017-60-L27	EA	LEG - LEFT - 25"	
5	127017-60-L28	EA	LEG - LEFT - 25"	
5	127017-60-L29	EA	LEG - LEFT - 25"	
5	111910-59-L62	EA	BLIND - DAY/NIGHTER - 31" X 28.5" (L26)	
5	111910-59-L27	EA	BLIND - DAY/NIGHTER - 31" X 28.5" (L27,L28,L29)	
6	134049-03-L26	EA	VALANCE - KEYSTONE - 35"	
6	134049-03-L27	EA	VALANCE - KEYSTONE - 35"	
6	134049-03-L28	EA	VALANCE - KEYSTONE - 35"	
6	134049-03-L29	EA	VALANCE - KEYSTONE - 35"	
6	120820-27-L26	EA	VALANCE - 15" X 34.5" - W/CLOCK - COMFORT & CONVENIENCE PACKAGE	
6	120820-27-L27	EA	VALANCE - 15" X 34.5" - W/CLOCK - COMFORT & CONVENIENCE PACKAGE	
6	120820-27-L28	EA	VALANCE - 15" X 34.5" - W/CLOCK - COMFORT & CONVENIENCE PACKAGE	
6	120820-27-L29	EA	VALANCE - 15" X 34.5" - W/CLOCK - COMFORT & CONVENIENCE PACKAGE	
6	084755-57-E07	EA	SHADE - PULL - 27.25"	
7	109041-58-02A	EA	BLIND - MINI - 30.5" X 17" (L26,L27,L28)	
7	109041-58-01A	EA	BLIND - MINI - 30.5" X 17" (L29)	

## CURTAIN & CUSHION GROUP (CONTINUED)

### HARDWARE



**BLIND PARTS ARE COLOR COORDINATED TO MATCH THE COLOR OF THE BLINDS  
HAMPTON TAN COLORS ARE USED BY THE ULTIMATE FREEDOM & ADVANTAGE  
TITANIUM IS USED BY ALL ITASCAS  
ANTELOPE IS USED BY ALL WINNEBAGOS**

KEY	PART NUMBER	U/M	DESCRIPTION
1	109353-04-000	EA	CLIP - VALANCE SLAT MOUNTING - CLEAR PLASTIC
2	084434-01-000	EA	BRACKET - MOUNTING - ROLLER SHADE - 1 3/8"
	096843-01-000	EA	SPRING - REWIND/ROLLER SHADE
	086276-01-000	EA	TAPE - DOUBLE SIDED - 1/2"
3	009701-01-000	EA	CARRIER - CURTAIN - L ROD
4	093487-91-000	EA	ROLLER/CLIP
5	009702-01-000	EA	END STOP - CURTAIN CARRIER - L ROD
6	097592-01-000	EA	SPOOL - CORD - ELEVATED BLIND HOLDUP - SMALL - CLEAR
7	102555-03-000	EA	CLEAT - BLIND CORD - MILKY WHITE PLASTIC
8	097592-02-000	EA	SPOOL - CORD - ELEVATED BLIND HOLDUP - LARGE - CLEAR
9	094896-02-000	EA	GROMMET - CORD/PLEATED BLIND - NYLON - GRAY
10	046867-03-000	EA	GROMMET - HANDY BUTTON #3
11	046867-02-000	EA	WASHER - HANDY BUTTON #3
12	103242-01-000	EA	VELCRO HOOK - BEIGE 7/8" ROUND W/CENTER HOLE
13	103242-02-000	EA	VELCRO HOOK - BLACK 7/8" ROUND W/CENTER HOLE
12	109441-03-000	EA	HOLD DOWN - BLIND (CLOUDY)
	109441-02-000	EA	HOLD DOWN - SPACER
14	009136-02-000	EA	HANGER - RING - PIN TYPE - CURTAIN - BRASS

**CURTAIN & CUSHION GROUP (CONTINUED)****HARDWARE (CONTINUED)**

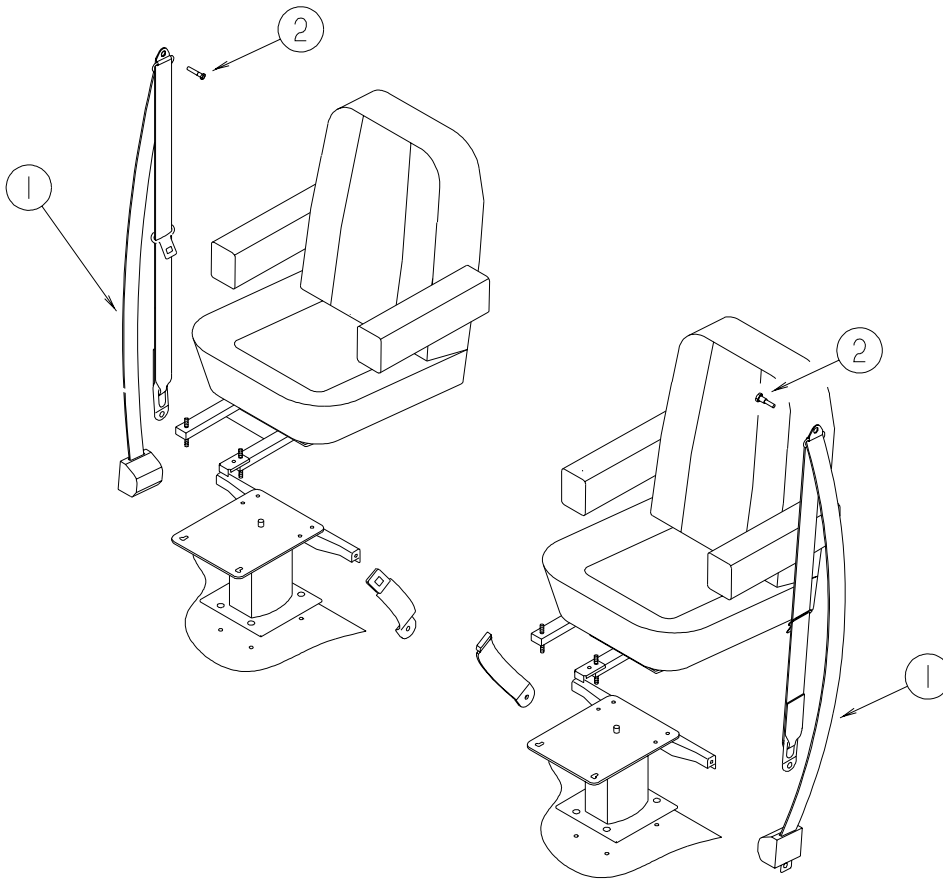
<b>KEY</b>	<b>PART NUMBER</b>	<b>U/M</b>	<b>DESCRIPTION</b>
15	102075-01-02A	EA	ROD - SHOWER CURTAIN - 1" OD X 30.9" - SOFT WHITE
15	102075-06-02A	EA	ROD - SHOWER CURTAIN - 1" OD X 33.5" - SOFT WHITE
15	102075-09-01A	EA	ROD - SHOWER CURTAIN - 3/4"OD X 29.5" - OFF WHITE
15	102075-09-02A	EA	ROD - SHOWER CURTAIN - 3/4"OD X 29.5" - SOFT WHITE
15	102075-10-02A	EA	ROD - SHOWER CURTAIN - 1" OD X 46.3" - SOFT WHITE
15	102075-16-02A	EA	ROD - SHOWER CURTAIN - 3/4"OD X 34.2" - SOFT WHITE
15	102075-17-02A	EA	ROD - SHOWER CURTAIN - 1" OD X 39.3" - SOFT WHITE
15	102075-18-02A	EA	ROD - SHOWER CURTAIN - 1" OD X 38.9" - SOFT WHITE
15	102075-19-02A	EA	ROD - SHOWER CURTAIN - 3/4"OD X 39.2" - SOFT WHITE
16	083170-01-000	EA	BRACKET - BLIND - LEFT SIDE WHEN FACING WINDOW
17	083170-02-000	EA	BRACKET - BLIND - RIGHT SIDE WHEN FACING WINDOW
18	094907-04-000	EA	END CAP - BOTTOM/PLEATED BLIND (RH & LH)
19	094907-02-000	EA	END CAP - TOP/PLEATED BLIND - PLASTIC - GRAY
	094907-05-700	EA	END CAP-RH BOTTOM BLIND
	094907-05-701	EA	END CAP-LH BOTTOM BLIND
20	101033-02-000	EA	END CAP - TRACK/CLEAR
21	097564-03-000	EA	HANDLE - KNOB - E-Z LIFT SHADE - TAN
21	097564-04-000	EA	HANDLE - KNOB - E-Z LIFT SHADE - NAVY
21	097564-05-000	EA	HANDLE - KNOB - E-Z LIFT SHADE - TEAL
21	097564-06-000	EA	HANDLE - KNOB - E-Z LIFT SHADE - ALABASTER
21	097564-07-000	EA	HANDLE - KNOB - E-Z LIFT SHADE - SILVER
21	000G68-06-12J	EA	SCREW 6-18X.75 POH BRASS
22	029130-01-000	EA	SCREW - SNAP SOCKET - #8 PH X 5/8"
22	029130-03-000	EA	SCREW - SNAP SOCKET - #8 PH X 1"
23	029155-01-000	EA	CAP - SNAP - 5/32" OUTSIDE DIAMETER OF PIN
24	029156-01-000	EA	SOCKET - SNAP - 9/16" O.D.
24	029156-02-000	EA	SOCKET - SNAP - 27/64" O.D.
25	106544-01-000	EA	PULL - SHADE/BRASS
25	106544-01-001	EA	SCREW - SHADE/BRASS
26	101033-08-000	EA	TRACK - WALL - 75"
26	101033-09-000	EA	TRACK - WALL - 32"
27	105648-01-02A	EA	BRACE - VALANCE - OFF/WHITE - 14"
27	075943-10-000	EA	BRACE - VALANCE - 20" - OFF WHITE
28	083125-07-000	EA	BRACE - WINDOW MOUNT - 2.5" - OFF WHITE
28	083125-08-000	EA	BRACE - WINDOW MOUNT - 3/4 - OFF WHITE
29	127254-03-02A	EA	TRACK/WRAPAROUND - PASSENGER - ANTELOPE - F & G SERIES
29	127254-03-03A	EA	TRACK/WRAPAROUND - PASSENGER - TITANIUM - F & G SERIES
29	133236-01-02A	EA	TRACK - CURTAIN/RIGHT HAND - TITANIUM - P SERIES
29	133236-01-01A	EA	TRACK - CURTAIN/RIGHT HAND - ANTELOPE - P SERIES
29	127254-04-02A	EA	TRACK/WRAPAROUND - DRIVER - ANTELOPE - F & G SERIES
29	127254-04-03A	EA	TRACK/WRAPAROUND - DRIVER - TITANIUM - F & G SERIES
29	133235-01-02A	EA	TRACK - CURTAIN/LEFT HAND - TITANIUM - P SERIES
29	133235-01-01A	EA	TRACK - CURTAIN/LEFT HAND - ANTELOPE - P SERIES
30	097565-01-000	EA	BRACKET - MOUNTING/PLEATED BLIND
31	093475-01-701	EA	CAP-END, WITH INVERTED STUD
32	105450-14-01A	EA	TRACK - CURTAIN - 90" - OFF WHITE
33	009700-04-002	EA	TRACK - CURTAIN - L SHAPED - 15.5' - OFF WHITE
33	118896-05-02A	EA	TRACK/WRAPAROUND - PASSENGER - HAMPTON TAN - Q-SERIES
33	118897-04-02A	EA	TRACK/WRAPAROUND - DRIVER - HAMPTON TAN - Q-SERIES
33	126456-01-03A	EA	TRACK/WRAPAROUND - PASSENGER - TITANIUM - L-SERIES
33	126456-02-03A	EA	TRACK/WRAPAROUND - DRIVER - TITANIUM - L-SERIES
33	126456-03-02A	EA	TRACK/WRAPAROUND - PASSENGER - ANTELOPE - L-SERIES
33	126456-04-02A	EA	TRACK/WRAPAROUND - DRIVER - ANTELOPE - L-SERIES
34	093487-90-000	EA	WAND - 30" - FRONT WRAP AROUND
35	097591-01-000	EA	SPRING - EXTENSION/PLEATED BLIND
36	101031-01-000	YD	TAPE - GLIDE/CURTAIN - 4.25" SPACING
37	094907-06-000	EA	HARDWARE - END CAP - E-Z LIFT - TOP
38	089275-01-000	FT	STRIP - 3/4" X 96" - CLEAR POLYETHYLENE
	094908-03-000	FT	HARDWARE - SEMI-RIDGED PVC - EZ LIFT
	094908-04-000	FT	STRAP - FLAT POLY VINYL
	095567-01-000	EA	TACK - STRIP - .5" X 625' ROLL
	097593-02-000	FT	CORD - BLIND - PLEATED - GRAY
	097593-06-000	FT	CORD - BLIND - PLEATED - PEWTER
	097593-07-000	FT	CORD - BLIND - PLEATED - PALE JADE
	097593-10-000	FT	CORD - BLIND - PLEATED - VANILLA

## CURTAIN & CUSHION GROUP (CONTINUED)

### ACCESSORIES

KEY	PART NUMBER	U/M	DESCRIPTION
	007021-01-000	EA	SEAT BELT - 2" X 90" - BLACK
	056271-01-000	EA	SEAT BELT - 2" X 102" - BLACK
	057759-01-000	EA	WASHER - FLAT F/SEAT BELT - 4" DIAMETER
	070578-02-J22	EA	BUTTON - #30 - VINYL
	057534-01-000	EA	TIEBACK - CLEAR PLASTIC - 6"
	057534-03-000	EA	TIEBACK - CLEAR PLASTIC - 7.5"
	070578-02-J52	EA	BUTTON - #30 - VINYL
	095076-02-000	EA	WASHER-FL-7/16IDX 50.8ODX.06

FROM: 01-13-00 THRU: 99-99-99



### DRIVER & PASSENGER SEATBELTS

KEY	PART NUMBER	U/M	DESCRIPTION
1*	091990-04-01A	EA	SEAT BELT/SHOULDER HARNESS - DRIVERS/PASSENGER - BLACK
2	109146-01-000	EA	BOLT - SHOULDER/SEAT BELT

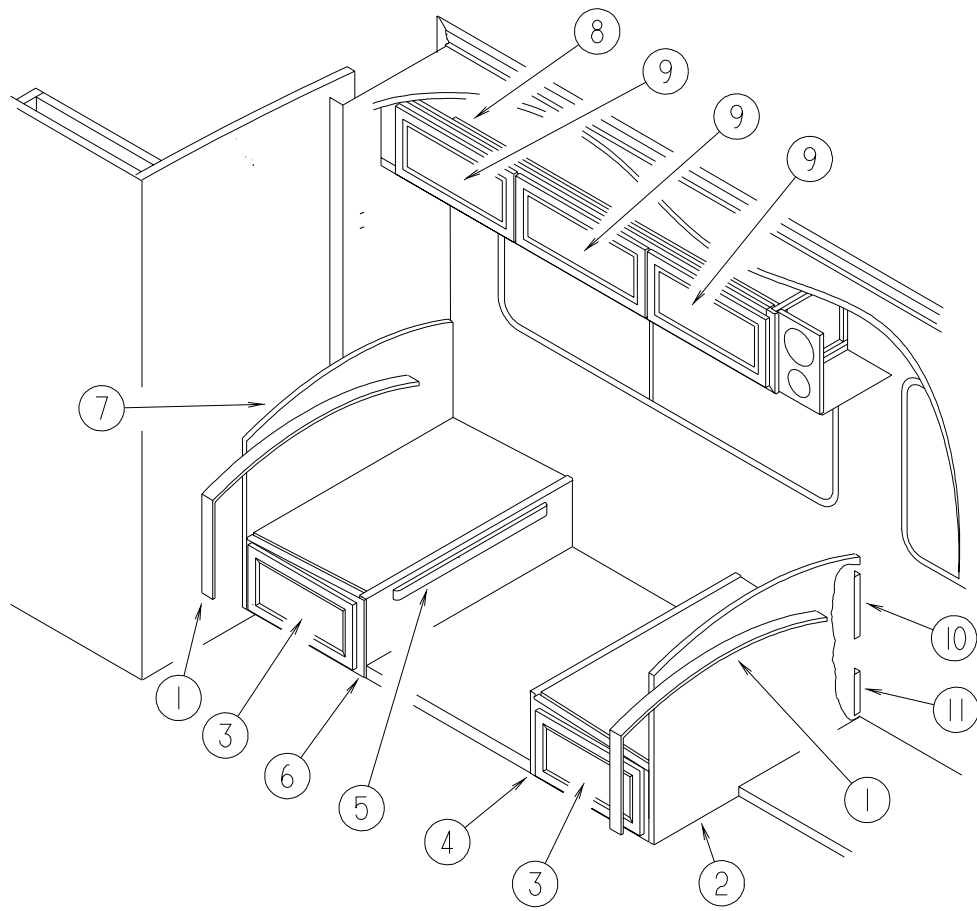
\*COMPONENT PARTS FOUND IN SERVICE PARTS LIBRARY

**CURTAIN & CUSHION GROUP (CONTINUED)**  
**FABRICS**

<b>COLOR CODES</b>	<b>L26</b>	<b>L27</b>	<b>L28</b>	<b>L29</b>
<b>SUNRISE</b>	<b>BAROQUE BOUQUET (BEIGE)</b>	<b>CYPRESS (GREEN)</b>	<b>AMBROSIA (SALMON)</b>	<b>MOONSTONE (BLUE)</b>
<b>CEILING MATERIAL</b>	113979-09-01A	113979-09-01A	113979-09-01A	113979-09-01A
<b>PANEL &amp; BUTTON VINYL</b>	103907-01-08A 103907-02-08A	103907-01-08A 103907-02-08A	103907-01-08A 103907-02-08A	103907-01-08A 103907-02-08A
<b>DRAPERY LINING</b>	087272-03-000	087272-03-000	087272-03-000	087272-03-000
<b>BUCKET SEATS</b>	126883-60-000 126883-61-000	126883-65-000	126883-63-000	126883-72-000
<b>LEATHER BUCKET SEATS</b>	079680-36-000	079680-36-000	079680-36-000	079680-36-000
<b>DINETTE</b>	126883-59-000	126883-64-000	126883-62-000	126883-67-000
<b>DINETTE PADS</b>	126883-61-000	126883-65-000	126883-63-000	126883-72-000
<b>SOFA</b>	126883-59-000	126883-64-000	126883-62-000	126883-67-000
<b>SOFA PILLOWS</b>	126883-61-000	126883-65-000	126883-63-000	126883-72-000
<b>LOUNGE CHAIR</b>	126883-60-000 126883-61-000	126883-65-000	126883-63-000	126883-72-000
<b>LOUNGE WINDOWS</b>	126883-59-000 126883-61-000	126883-64-000 126883-65-000	126883-62-000 126883-63-000	126883-67-000 126883-72-000
<b>BEDROOM WINDOWS</b>	105745-N9-000 105745-L4-000	105745-N4-000 105745-N5-000	105745-N1-000 105745-N7-000	105745-N2-000 105745-N3-000
<b>BEDSPREAD</b>	105745-N9-000	105745-N4-000	105745-N1-000	105745-N2-000
<b>PILLOW SHAMS</b>	105745-N9-000 105745-L4-000	105745-N4-000 105745-N5-000	105745-N1-000 105745-N7-000	105745-N2-000 105745-N3-000
<b>BEDROOM PILLOWS</b>	105745-N9-000 105745-L4-000	105745-N4-000 105745-N5-000	105745-N1-000 105745-N7-000	105745-N2-000 105745-N3-000
<b>FRONT WRAP AROUND</b>	072333-85-000	072333-85-000	072333-85-000	072333-85-000
<b>LOUNGE CABINET INSERTS</b>	126883-61-000	126883-65-000	126883-63-000	126883-72-000
<b>BEDROOM CABINET INSERTS</b>	105745-L4-000	105745-N5-000	105745-N7-000	105745-N3-000
<b>MAP POCKETS</b>	126883-60-000	126883-65-000	126883-63-000	126883-72-000

**NOTE: FABRIC LISTED FIRST, IN A BLOCK, IS THE LARGEST QUANTITY OF FABRIC USED.**

# DINETTE GROUP CABINETS



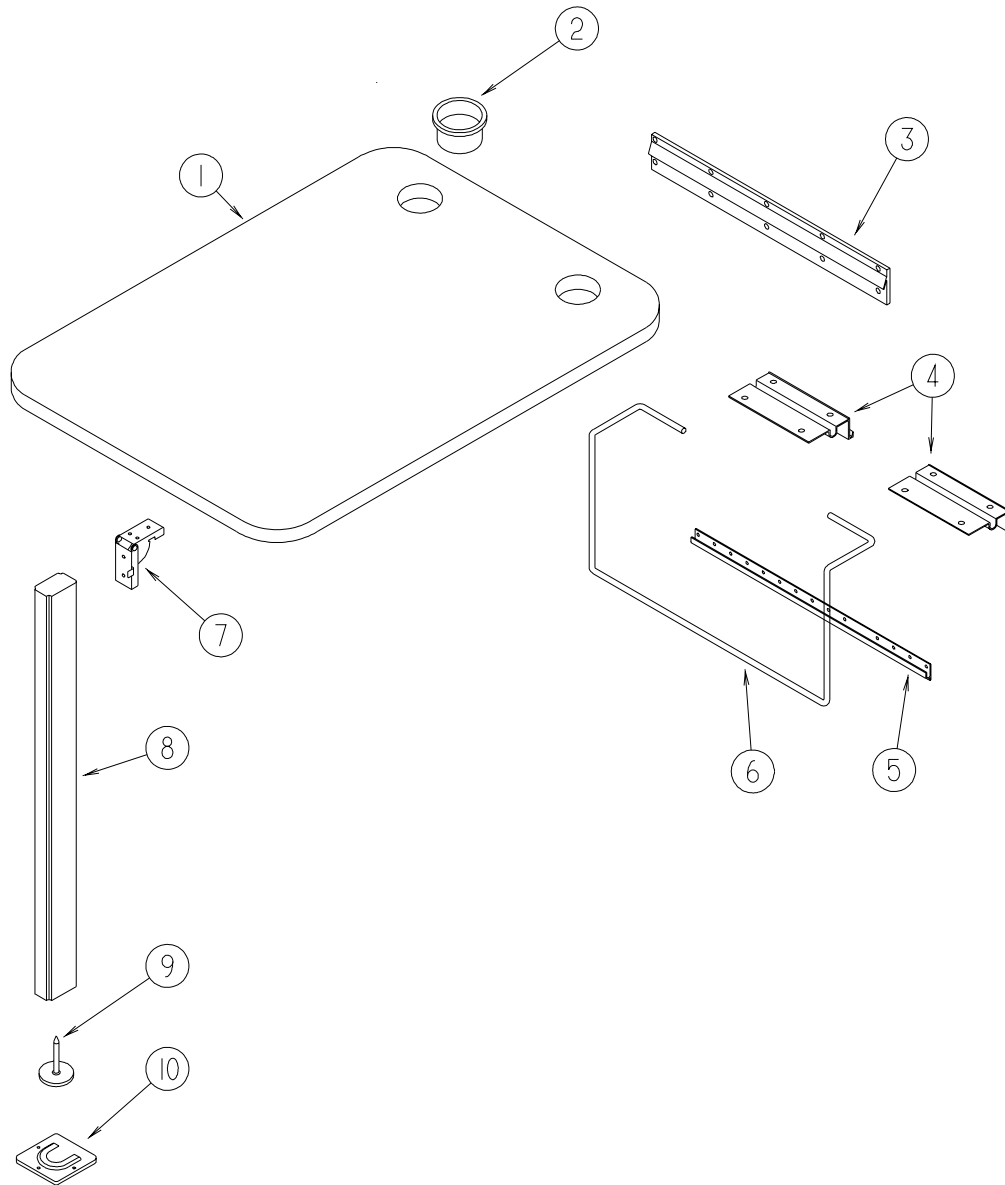
## DINETTE GROUP (CONTINUED)

### CABINETS (CONTINUED)

KEY	PART NUMBER	U/M	DESCRIPTION
1	104787-28-L26	EA	PAD - DINETTE - 42" (L26)
1	104787-28-L27	EA	PAD - DINETTE - 42" (L27)
			FROM: 00-00-00 THRU: 08-29-99
1	104787-28-L23	EA	PAD - DINETTE - 42" (L27)
			FROM: 08-30-99 THRU: 99-99-99
1	104787-28-L28	EA	PAD - DINETTE - 42" (L28)
1	104787-28-L29	EA	PAD - DINETTE - 42" (L29)
2	M08755-03-K20	EA	CABINET - SEATBACK - RIGHT HAND
3	131995-G4-L01	EA	DOOR - RAIL/SOLID PANEL - 10" X 19.1" - W/O HARDWARE
4	M08756-03-J37	EA	CABINET - SEATBASE - RIGHT HAND - W/O DOOR/DRAWER/HARDWARE
5	081295-01-G01	EA	SUPPORT - BED/DINETTE - 28" LONG
6	M08756-04-J37	EA	CABINET - SEATBASE - LEFT HAND - W/O DOOR/DRAWER/HARDWARE
7	M08755-02-J22	EA	CABINET - SEATBACK - LEFT HAND
8	133942-03-L22	EA	CABINET - OVERHEAD/DINETTE - W/O DOORS/HARDWARE
9	132141-38-L26	EA	DOOR - RAIL/VENEER - 10.8" X 23.8" - W/O HARDWARE
10	122021-02-02A	EA	ANGLE - W/HOLES - 13.7" LONG - OFF WHITE
11	122021-01-02A	EA	ANGLE - W/HOLES - 8.6" LONG - OFF WHITE



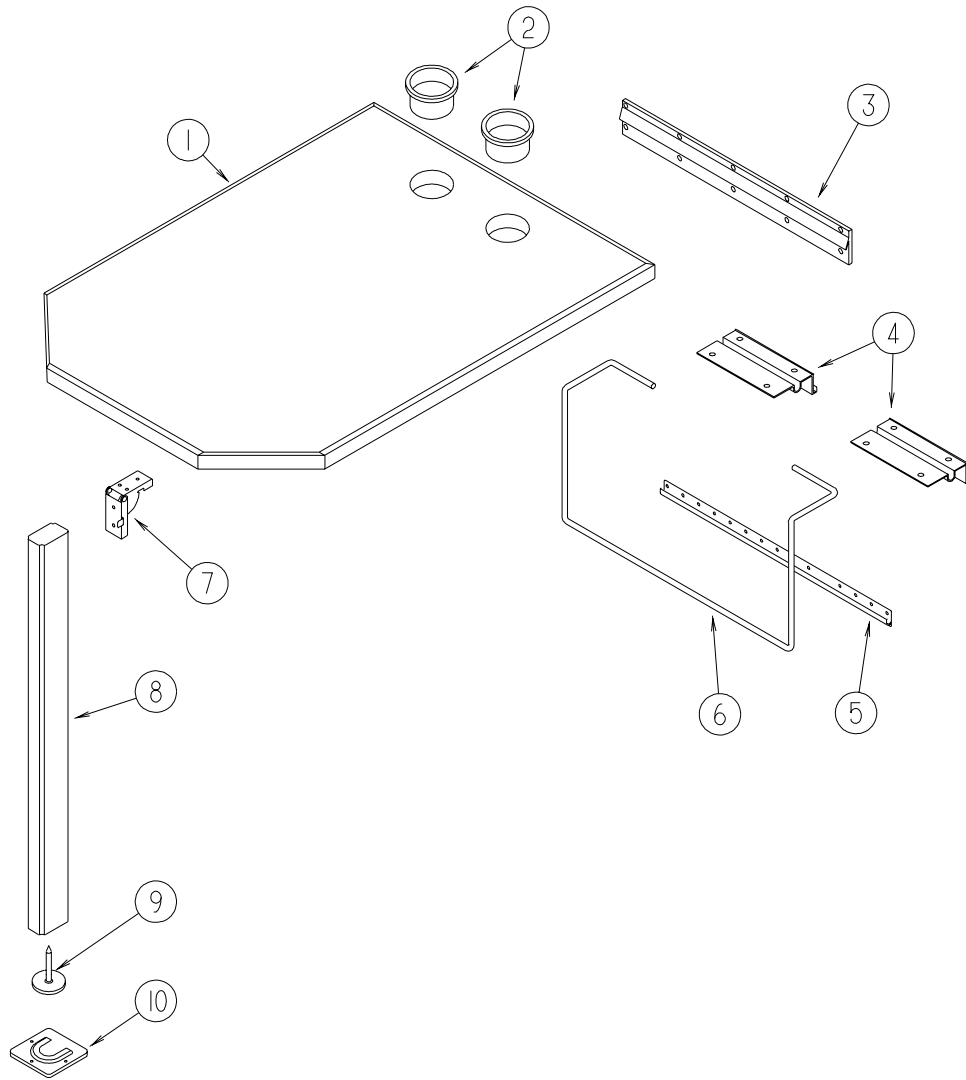
**DINETTE GROUP (CONTINUED)**  
**TABLE**



**T-MOLDING EDGE**

KEY	PART NUMBER	U/M	DESCRIPTION
1	132034-04-L26	EA	TABLE TOP ONLY - 41.6" X 29.7" (L26)
1	132034-04-L23	EA	TABLE TOP ONLY - 41.6" X 29.7" (L27,L28)
1	132034-04-L19	EA	TABLE TOP ONLY - 41.6" X 29.7" (L29)
2	064781-06-000	EA	HOLDER/CUP - TWO STEP - OFF WHITE
3	053200-13-000	EA	SUPPORT - TABLE - 18.5"
4	088410-02-000	EA	BRACKET - LIFT - TABLE MOUNTED
5	024281-15-000	EA	BRACKET/TABLE - LIFT ROD/LOWER WALL MOUNTED - 17.12"
6	024275-13-000	EA	ROD - TABLE LIFT - OFF/WHITE
7	093550-01-000	EA	BRACKET - HINGE - MOUNTS TO LEG & TABLE TOP - 1.7" X 2.6"
8	092707-04-05A	EA	LEG - TABLE - W/O HARDWARE - 27" - WATERFORD OAK
9	092593-01-05A	EA	CATCH - TABLE LEG - OFF/WHITE
10	049493-12-000	EA	CATCH - TABLE LEG/FLOOR MOUNTED - OFF WHITE

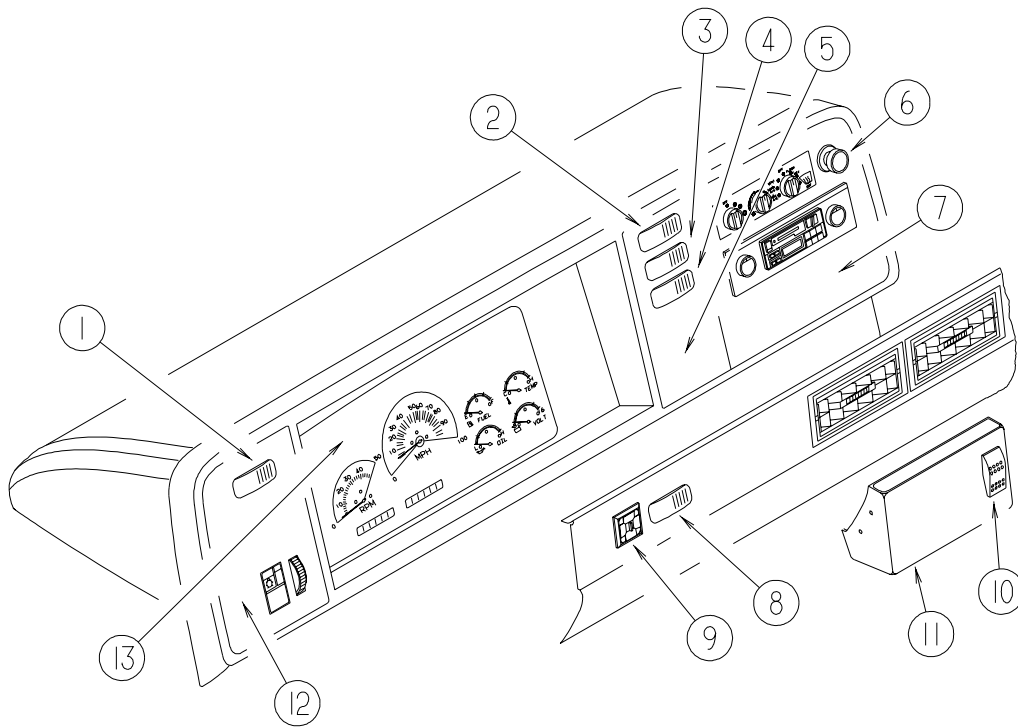
**DINETTE GROUP (CONTINUED)**  
**TABLE (CONTINUED)**



**WOOD EDGE**

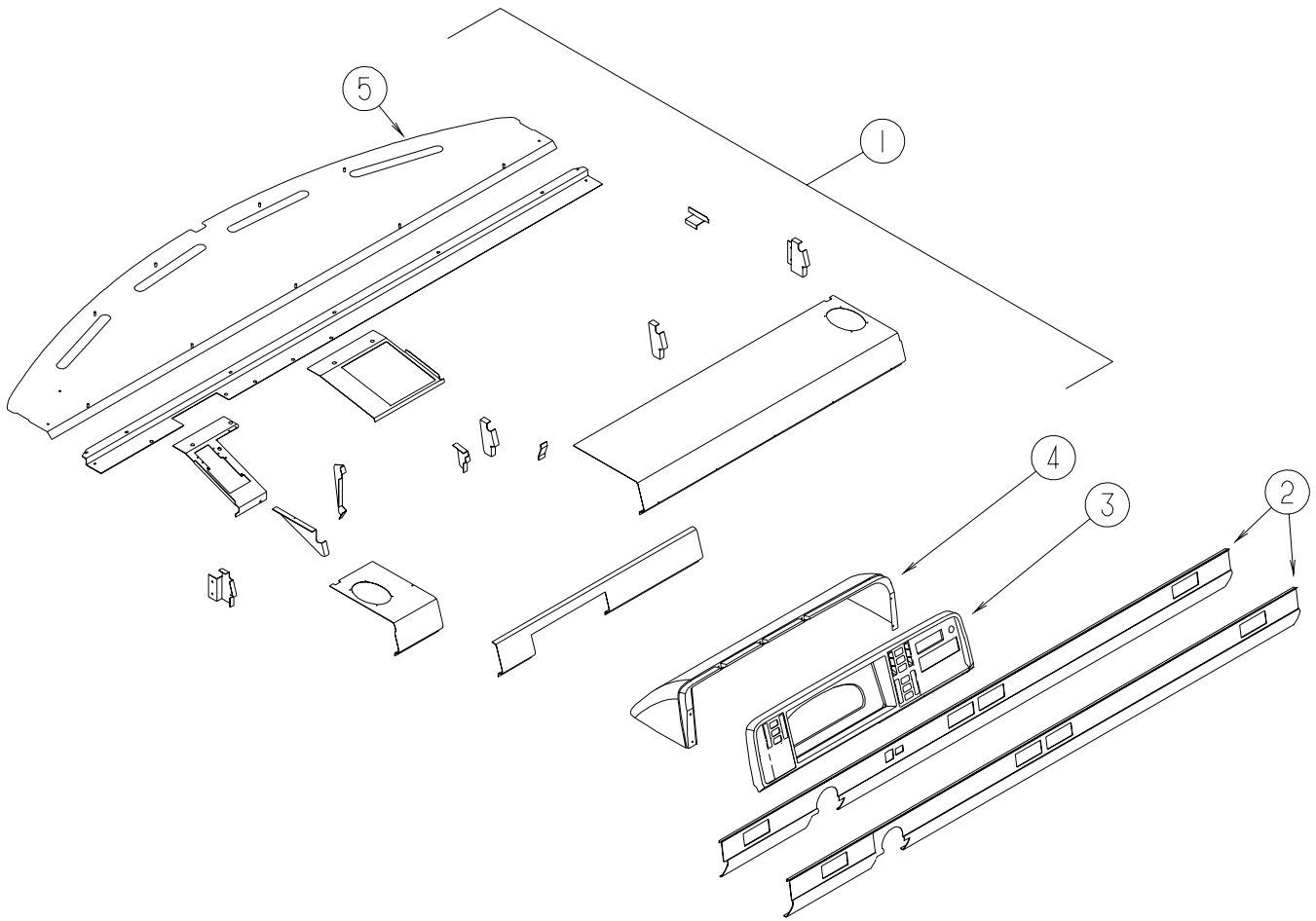
KEY	PART NUMBER	U/M	DESCRIPTION
1	132034-08-L26	EA	TABLE TOP ONLY - 41.6" X 29.7" (L26)
1	132034-08-L23	EA	TABLE TOP ONLY - 41.6" X 29.7" (L27,L28)
1	132034-08-L19	EA	TABLE TOP ONLY - 41.6" X 29.7" (L29)
2	064781-06-000	EA	HOLDER/CUP - TWO STEP - OFF WHITE
3	053200-13-000	EA	SUPPORT - TABLE - 18.5"
4	088410-02-000	EA	BRACKET - LIFT - TABLE MOUNTED
5	024281-15-000	EA	BRACKET/TABLE - LIFT ROD/LOWER WALL MOUNTED - 17.12"
6	024275-13-000	EA	ROD - TABLE LIFT - OFF/WHITE
7	093550-01-000	EA	BRACKET - HINGE - MOUNTS TO LEG & TABLE TOP - 1.7" X 2.6"
8	092707-04-05A	EA	LEG - TABLE - W/O HARDWARE - 27" - WATERFORD OAK
9	092593-01-05A	EA	CATCH - TABLE LEG - OFF/WHITE
10	049493-12-000	EA	CATCH - TABLE LEG/FLOOR MOUNTED - OFF WHITE

## DRIVERS COMPARTMENT GROUP INSTRUMENT PANEL



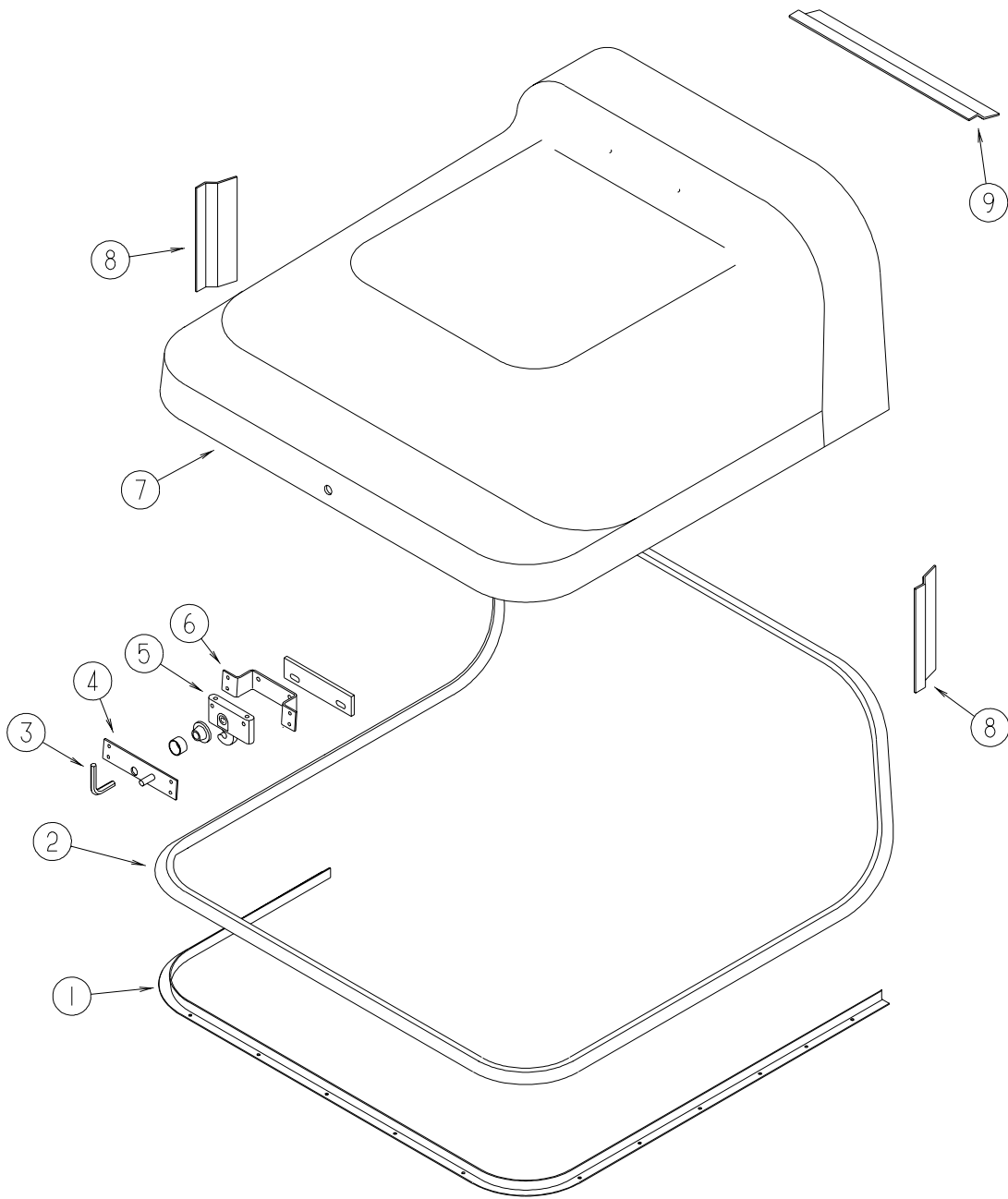
KEY	PART NUMBER	U/M	DESCRIPTION
1	108357-09-000	EA	SWITCH - ROCKER SPDT - ON/NONE/MOM - 3 TERMINAL - AUXILLIARY START
1	108356-02-01A	EA	COVER/ACTUATOR SWITCH - 2 ROWS DIMPLES- CONTURA II - BLACK
2	108357-08-000	EA	SWITCH - ROCKER DPDT - ON/NONE/ON - 6 TERMINAL - RADIO POWER
2	108356-02-01A	EA	COVER/ACTUATOR SWITCH - 2 ROWS DIMPLES- CONTURA II - BLACK
3	108357-10-000	EA	SWITCH - ROCKER SPDT - W/LIGHT - MOM/NONE/MOM - 5 TERMINAL - GENERATOR OPTION
3	108356-04-01A	EA	COVER/ACTUATOR SWITCH - 2 ROWS DIMPLES W/LENS-CONTURA-BLK
3	096241-03-000	EA	SWITCH - BLANK - BLACK
4	108357-03-000	EA	SWITCH - ROCKER SPDT - ON/OFF/ON - 3 TERMINAL - REAR AUTO HEATER OPTION
4	108356-02-01A	EA	COVER/ACTUATOR SWITCH - 2 ROWS DIMPLES- CONTURA II - BLACK
4	096241-03-000	EA	SWITCH - BLANK - BLACK
5	104056-47-01A	EA	APPLIQUE - BEZEL - PASSENGER - BLACK
6	089294-01-000	EA	LIGHTER - CIGARETTE - W/SOCKET & WIRE
7	104056-06-01A	EA	APPLIQUE - BEZEL - PASSENGER - BLACK
8	087695-02-000	EA	SWITCH - HEATER - EXTERIOR MIRROR
9	088246-01-000	EA	SWITCH/REMOTE MIRROR - W/2PIN & 6 PIN CONNECTORS/PIGTAIL
10	116220-01-000	EA	APPLIQUE - SWITCH/SLIDEOUT
10	108357-07-000	EA	SWITCH - ROCKER SPDT - MOM/OFF/MOM - 3 TERMINAL
10	108356-02-01A	EA	COVER/ACTUATOR SWITCH - 2 ROWS DIMPLES- CONTURA II - BLACK
10	081994-09-000	EA	PLATE - SWITCH - F/SLIDEOUT
11	112236-02-J52	EA	BEZEL - F/SLIDEOUT ROOM CONTROL
12	104056-48-01A	EA	APPLIQUE - BEZEL - DRIVER - BLACK
13	127244-02-000	EA	CLUSTER - INSTRUMENT PANEL - K/M - GAS - CANADIAN
	077031-01-000	EA	FILM - BLACK - .1" X 1.75"
	077031-03-000	EA	FILM - WHITE - .75" X 1"

**DRIVERS COMPARTMENT GROUP (CONTINUED)**  
DASH



KEY	PART NUMBER	U/M	DESCRIPTION
1	P30276-06-000	EA	DASH - W/O VINYL - CHEVY
	106569-11-02A	EA	VINYL - LAMINATE - TITANIUM - 1/4" X 21" X 100"
2	114620-12-03A	EA	TRIM - LOWER DASH - GM - 96" - TITANIUM
2	114620-01-05A	EA	TRIM - LOWER DASH - GM - 96" - TITANIUM - HEATED MIRRORS OPTION
3	103662-08-01A	EA	BEZEL - INSTRUMENT PANEL 5.4" X 14" CLUSTER OPENING
4	125677-02-J52	EA	POD - INSTRUMENT PANEL - TITANIUM
5	118101-06-02B	EA	PANEL - DASH TOP - E-COATED
	049176-01-000	EA	HEDLOCK II - 3/4 DIAMETER SCREW MOUNT

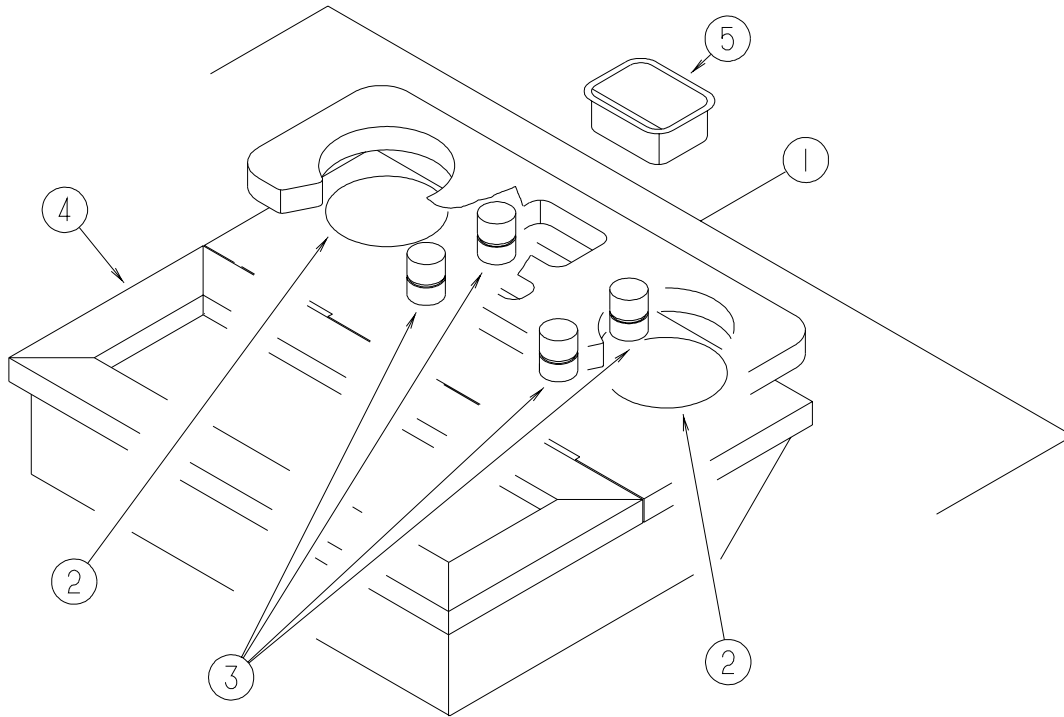
**DRIVERS COMPARTMENT GROUP (CONTINUED)**  
**MOTOR COVER**



**DRIVERS COMPARTMENT GROUP (CONTINUED)**  
**MOTOR COVER (CONTINUED)**

<b>KEY</b>	<b>PART NUMBER</b>	<b>U/M</b>	<b>DESCRIPTION</b>
1	115860-04-01A	EA	TRIM - MOTOR COVER
2	039623-01-000	FT	SEAL - MOTOR COVER - RUBBER BULB TYPE
3	116833-01-02B	EA	WRENCH - HEX MOTOR COVER - E-COATED
4	115852-01-02B	EA	STRIKE - LATCH - MOTOR COVER - E-COATED
5	116581-01-000	EA	LATCH - MOTOR COVER
6	115850-03-02B	EA	RETAINER - LATCH - MOTOR COVER - RIGHT HAND - E-COATED
7	129099-02-01A	EA	COVER - MOTOR - W/O CARPET - CHEVY P32 CHASSIS
8	115855-02-02B	EA	RETAINER - MOTOR COVER/SIDE - E-COATED
9	115855-03-02B	EA	RETAINER - MOTOR COVER/TOP - E-COATED

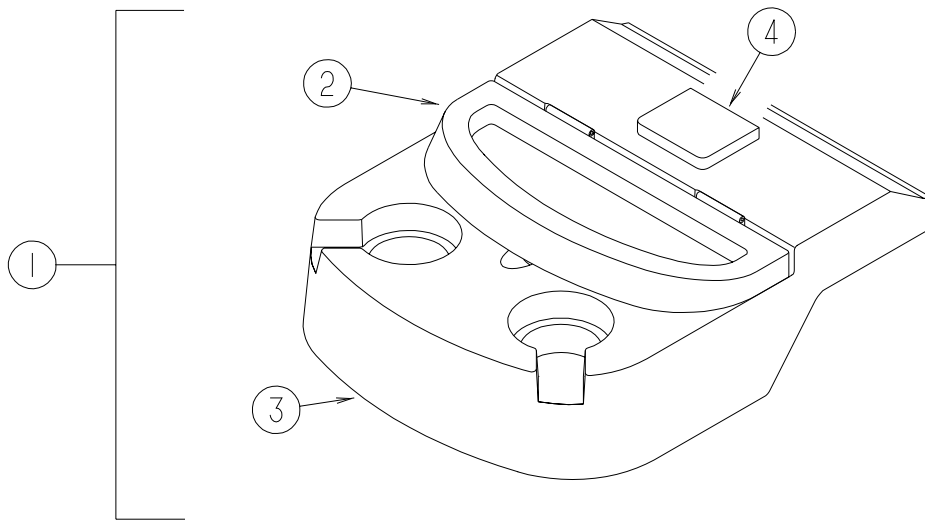
**DRIVERS COMPARTMENT GROUP (CONTINUED)**  
**BEVERAGE TRAY**



**WOOD**

KEY	PART NUMBER	U/M	DESCRIPTION
1	111618-01-H17	EA	TRAY - BEVERAGE W/COMPARTMENT/CUPHOLDERS
2	122717-01-01A	EA	PAD - NON SKID - 4" DIAMETER ROUND
3	097872-08-000	EA	DOWEL - WOOD - 1" DIAMETER X 1.38" LONG - WATERFORD OAK
	097872-04-000	EA	DOWEL - WOOD - 1" DIA X 1.38" LONG - UNFINISHED
4	111618-13-GB1	EA	LID - BEVERAGE TRAY COMPARTMENT
5	046886-03-000	EA	ASHTRAY - CHROME W/COVER

**DRIVERS COMPARTMENT GROUP (CONTINUED)**  
**BEVERAGE TRAY (CONTINUED)**

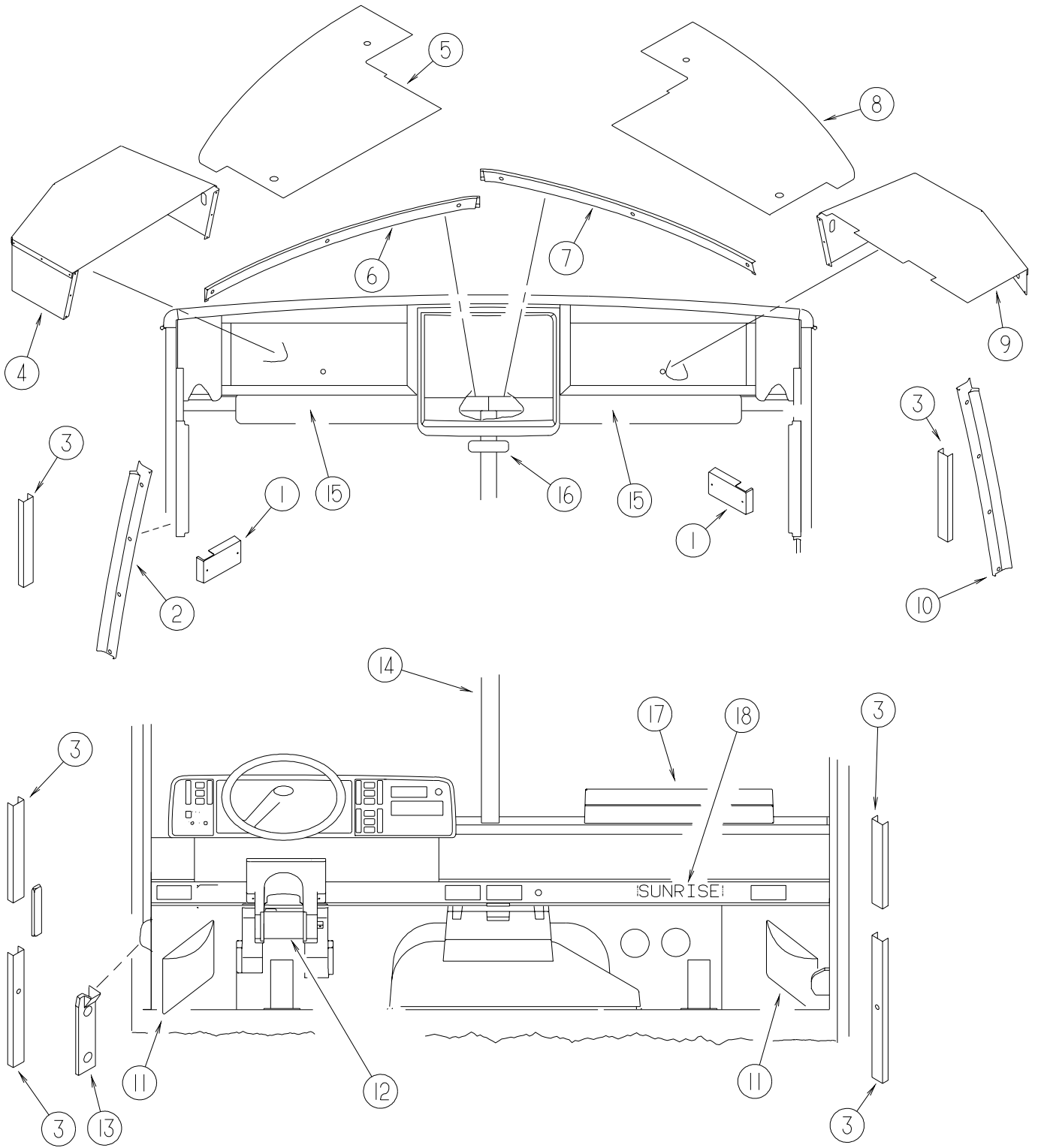


**PLASTIC**

KEY	PART NUMBER	U/M	DESCRIPTION
1	126008-02-J60	EA	TRAY - BEVERAGE - W/DOOR
2	128113-01-J60	EA	LID - BEVERAGE TRAY
3	128114-01-02A	EA	TRAY - BEVERAGE - TITANIUM
4	118719-01-01A	EA	ASHTRAY - TOP MOUNT - BLACK PLASTIC
	126010-01-02A	EA	SPACER - BEVERAGE TRAY
	122772-02-02B	EA	BRACKET - MOUNTING - BEVERAGE TRAY



**DRIVERS COMPARTMENT GROUP (CONTINUED)**  
**FRONT INTERIOR**

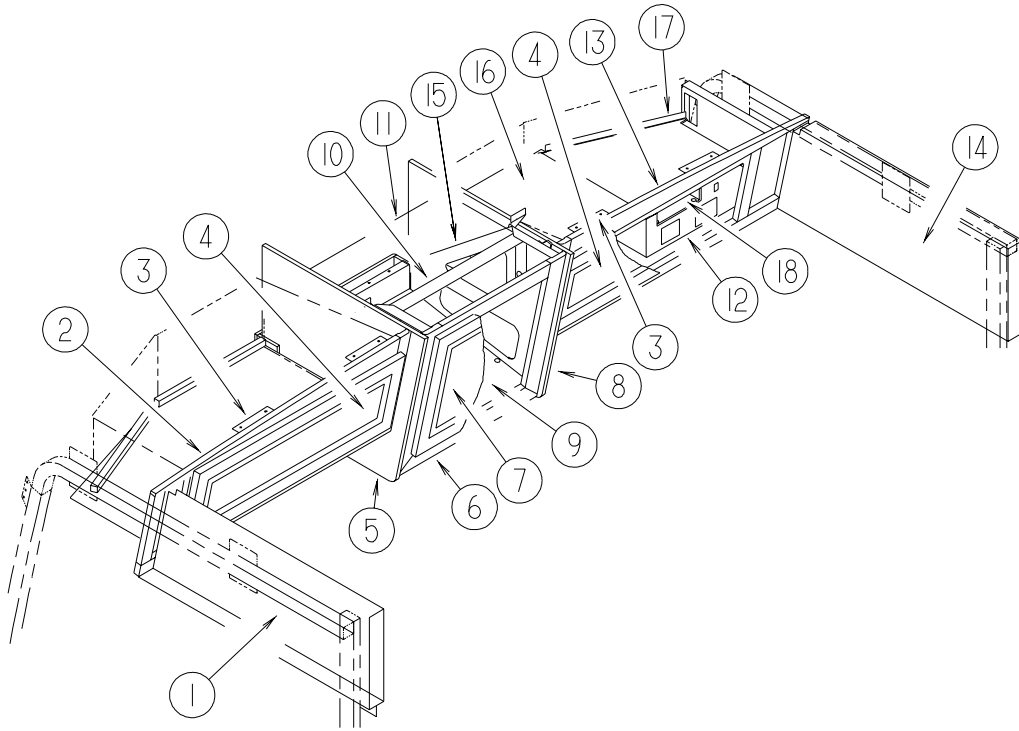


## DRIVERS COMPARTMENT GROUP (CONTINUED)

### FRONT INTERIOR (CONTINUED)

KEY	PART NUMBER	U/M	DESCRIPTION
1	103961-03-01A	EA	COVER - BRACKET - SEATBELT/OFF WHITE
2	125444-02-02A	EA	TRIM - A-PILLAR - INTERIOR - TITANIUM
3	024700-51-000	EA	COVER - ROLL BAR - 88" - OFF WHITE
4	126457-02-L15	EA	PANEL - CLOSEOUT - OVERHEAD FRONT - DRIVER
5	126440-04-J45	EA	PANEL - OVERHEAD/FRONT - BOTTOM/LEFT HAND
6	118453-06-02A	EA	TRIM - WINDSHIELD - INNER/TOP/DRIVER - TITANIUM
7	118453-05-02A	EA	TRIM - WINDSHIELD - INNER/TOP/PASSENGER - TITANIUM
8	126440-03-J45	EA	PANEL - OVERHEAD/FRONT - BOTTOM/RIGHT HAND
9	126457-01-L15	EA	PANEL - CLOSEOUT - OVERHEAD FRONT - PASSENGER
10	125444-01-02A	EA	TRIM - A-PILLAR/PASSENGER - INTERIOR - TITANIUM
11	086120-01-L26	EA	PAD - MAP POCKET - 12" X 16" (L26)
11	086120-01-L23	EA	PAD - MAP POCKET - 12" X 16" (L27)
11	086120-01-L24	EA	PAD - MAP POCKET - 12" X 16" (L28)
11	086120-01-L25	EA	PAD - MAP POCKET - 12" X 16" (L29)
12	103498-09-000	EA	BOOT - STEERING COLUMN - W/1/2 CIRCLE
13	127901-01-02A	EA	PANEL - TOEKICK/LEFT HAND - TITANIUM
14	118452-03-02A	EA	TRIM - WINDSHIELD - CENTER
15	123298-02-05A	EA	SUNVISOR - 10.5" X 28.5" - DRIVER/PASSENGER
16	040714-01-000	EA	MIRROR - REAR VIEW/ARM MOUNT & SET SCREW
16	067490-01-000	EA	BUTTON - MIRROR/REAR VIEW
17	127692-01-J50	EA	TABLE/WORK STATION - COMPLETE - TITANIUM
	127597-01-000	EA	SLIDE - WORK STATION - DASH
18	126340-02-01A	EA	DECAL - LOGO - SUNRISE
	105924-01-L26	EA	MAT - FLOOR - 18" X 27" (L26)
	105924-01-L23	EA	MAT - FLOOR - 18" X 27" (L27)
	105924-01-L28	EA	MAT - FLOOR - 18" X 27" (L28)
	105924-01-L29	EA	MAT - FLOOR - 18" X 27" (L29)

**DRIVERS COMPARTMENT GROUP (CONTINUED)**  
**CABINETS**

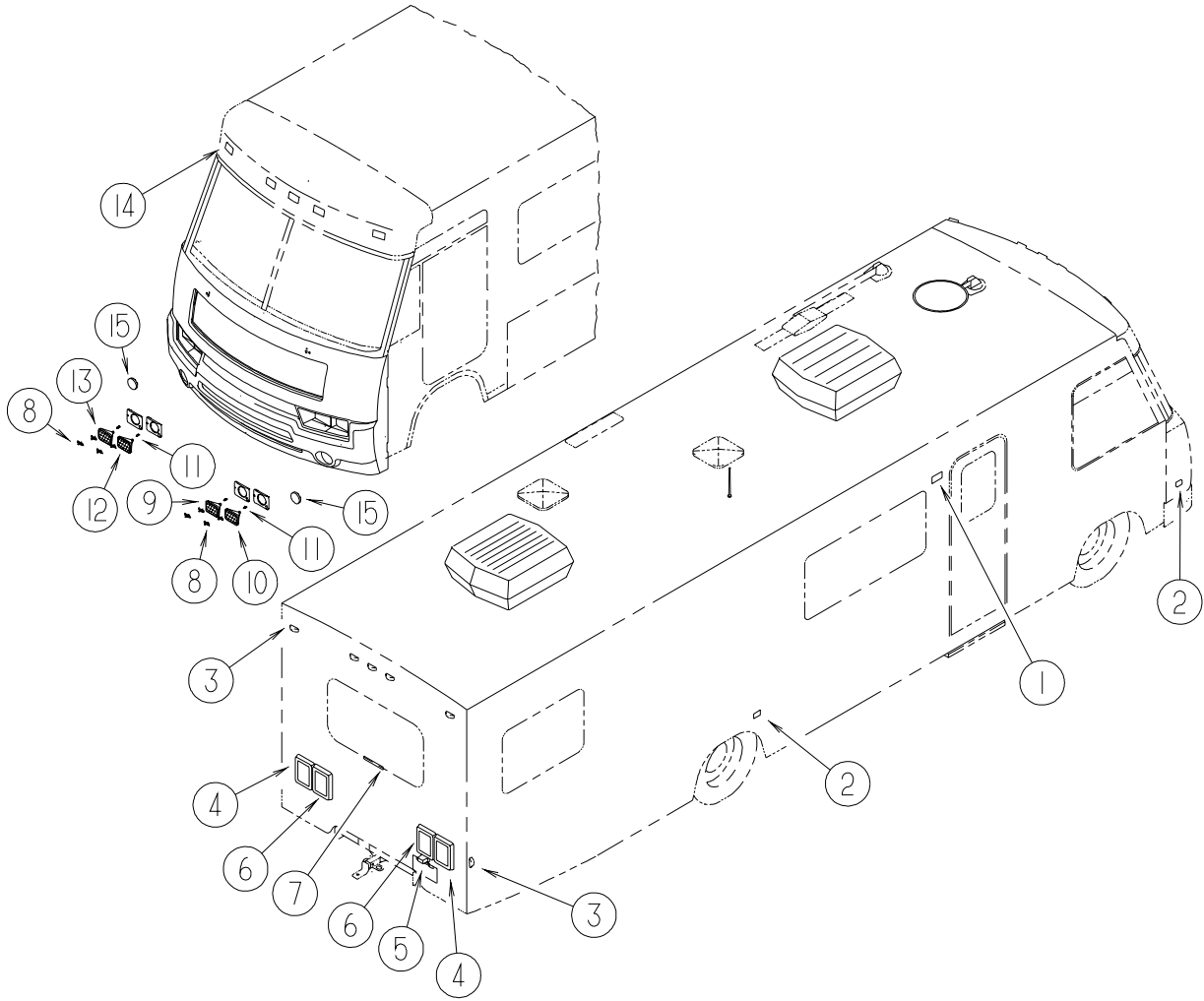


## DRIVERS COMPARTMENT GROUP (CONTINUED)

### CABINETS (CONTINUED)

KEY	PART NUMBER	U/M	DESCRIPTION
1	126765-08-J65	EA	PANEL - OVERHEAD/DRIVER
2	126877-02-J15	EA	CABINET - OVERHEAD/FRONT - LEFT HAND - W/O DOORS/HARDWARE
3	106699-01-01A	EA	BRACKET - OVERHEAD CABINET/TV
4	132141-20-L26	EA	DOOR - RAIL/VENEER - 10.8" X 27.9" - W/O HARDWARE
5	103128-25-J15	EA	END CAP - OVERHEAD CABINET - LEFT HAND
6	126718-01-J15	EA	FRAME/FACE - TV CABINET - W/O DOOR/HARDWARE
6	116791-02-J15	EA	FRAME/FACE - TV CABINET - F/TV
7	100708-16-000	EA	DOOR - GLASS - CABINET - 15.5" X 15.7" - W/O HARDWARE
8	103128-26-J15	EA	END CAP - OVERHEAD CABINET - RIGHT HAND
9	126801-01-L26	EA	CABINET BOTTOM - VINYL COVERED
10	114706-04-02B	EA	SUPPORT - SHELF/TV
11	126854-01-L15	EA	PANEL - HEADLINER/TV/TOP
12	131807-01-L18	EA	PANEL - VINYL COVERED
12	131807-02-K58	EA	PANEL/SHELF - VINYL COVERED - W/NOTCH/ANTENNA CUTOUT
12	131807-03-K58	EA	PANEL/SHELF - VINYL COVERED - W/NOTCH/ANTENNA CUTOUT - INVERTER OPTION
13	126877-01-J15	EA	CABINET - OVERHEAD/FRONT - RIGHT HAND - W/O DOORS/HARDWARE
14	126765-07-J65	EA	PANEL - OVERHEAD/PASSENGER
15	126081-01-02B	EA	BRACKET/SUPPORT - TV - 24 DEGREE - E-COATED
	126081-02-02B	EA	BRACKET/SUPPORT - TV - 24 DEGREE - E-COATED
16	127637-01-02B	EA	SHELF - OVERHEAD/FRONT/LEFT HAND - E-COATED
17	126275-03-02B	EA	SHELF - OVERHEAD/FRONT - E-COATED
18	118847-02-02B	EA	MOUNT-SWITCH BOX,E-COAT

# ELECTRICAL GROUP LIGHTS



EXTERIOR

# ELECTRICAL GROUP (CONTINUED)

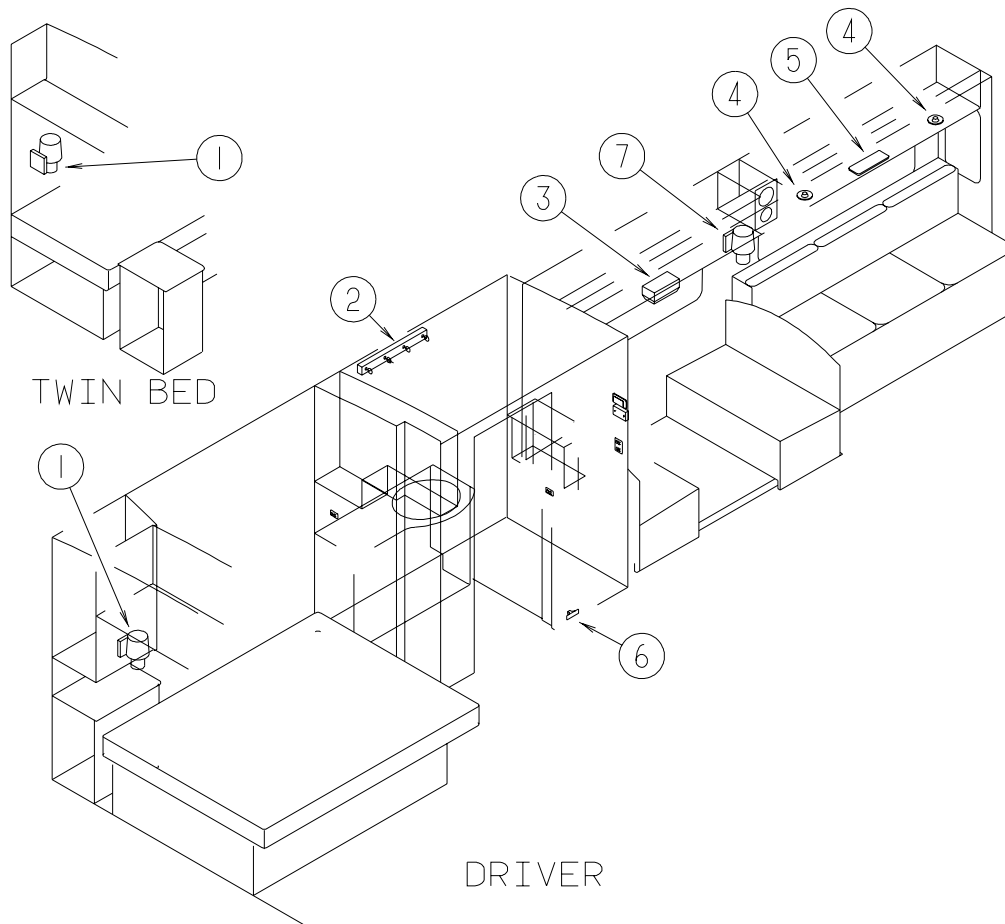
## LIGHTS (CONTINUED)

### EXTERIOR (CONTINUED)

KEY	PART NUMBER	U/M	DESCRIPTION
1*	097917-01-06A	EA	LIGHT - PORCH - BRIGHT WHITE
	008215-01-000	EA	BULB - 12 VOLT - #1003 - .94 AMP
1*	008089-02-000	EA	LIGHT - PORCH - RECESSED - CANADIAN
	008214-01-000	EA	BULB - 12 VOLT - #67 - .59 AMP
2	111102-01-000	EA	BASE - MARKER LAMP
	036196-01-000	EA	BULB - 12V - #194 - .27 AMP - BAYONETTE
2	111102-02-000	EA	LENS - AMBER - MARKER LAMP
3	111102-01-000	EA	BASE - MARKER LAMP
	036196-01-000	EA	BULB - 12V - #194 - .27 AMP - BAYONETTE
3	111102-03-000	EA	LENS - RED - MARKER LAMP
4	115632-03-02A	EA	LIGHT - STOP/TAIL/BACKUP
5	066432-02-000	EA	LIGHT - LICENSE - BLACK
5	066432-03-000	EA	BRACKET - LICENSE PLATE
6	115632-01-02A	EA	LIGHT - STOP/TURN/TAIL RED
	121621-02-01A	EA	POD - TAIL LIGHT - BRIGHT WHITE
7	121950-01-000	EA	LIGHT - BRAKE - CENTER MOUNT
8	110750-01-000	EA	SCREW - HEADLAMP ADJUSTING
9	049188-04-000	EA	HEADLAMP - DRIVER - HIGH BEAM - HALOGEN
10	049186-04-000	EA	HEADLAMP - DRIVER - HIGH/LOW - HALOGEN
11	049359-01-000	EA	SPRING - RETAINER - HEADLAMP - GM #496096
12	049187-04-000	EA	HEADLAMP - PASSENGER - HIGH BEAM - HALOGEN
13	049185-04-000	EA	HEADLAMP - PASSENGER - HIGH/LOW - HALOGEN
14	102520-01-000	EA	LIGHT - CLEARANCE - W/O SOCKET/HOUSING - AMBER
14	036196-01-000	EA	BULB - 12V - #194 - .27 AMP - BAYONETTE
14	102541-01-000	EA	GASKET - CLEARANCE LIGHT
15	126198-01-000	EA	LAMP ASSEMBLY - PARK/TURN - AMBER
15	126198-02-000	EA	GROMMET - MOUNTING - LIGHT/4" RED

\*COMPONENT PARTS FOUND IN SERVICE PARTS LIBRARY

**ELECTRICAL GROUP (CONTINUED)**  
**LIGHTS (CONTINUED)**

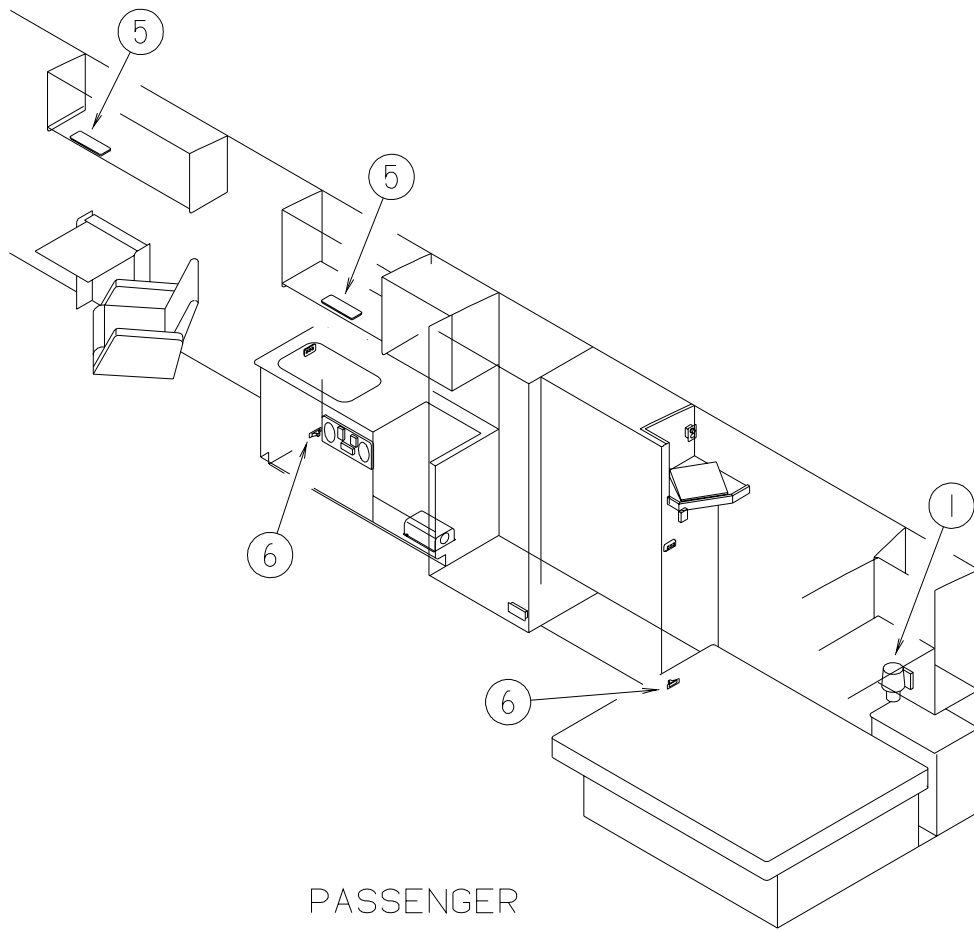


**INTERIOR**

KEY	PART NUMBER	U/M	DESCRIPTION
1	119258-11-01A	EA	LAMP - WALL - UL/CSA - BRASS
1	117806-01-000	EA	BULB - 12 VOLT #912 - 1.0 AMPS
2*	110235-02-01A	EA	LIGHT - MAKE UP - 4 BULB PANLESS - COMFORT AND CONVENIENCE PACKAGE
3*	093575-06-01A	EA	LIGHT - CEILING - FLUTED
	008218-01-000	EA	BULB - 12 VOLT - #1141 - 1.44 AMP
4	132427-01-01A	EA	LIGHT - READING - SWIVEL/ROUND - BRASS - COMFORT AND CONVENIENCE PACKAGE
5*	098024-06-02A	EA	LIGHT - DOME - 2 BULB - SKYLITE/OPTI CLEAR
	008218-01-000	EA	BULB - 12 VOLT - #1141 - 1.44 AMP
6	061424-01-000	EA	LIGHT - AISLE - 12 VOLT - RECTANGULAR
7	119258-10-01A	EA	LAMP - WALL - UL/CSA - BRASS
7	119257-03-01A	EA	SHADE - LAMP - LINEN - 3" T X 5.3" H X 8.1" B
7	067479-01-000	EA	BULB - 12 VOLT - #1076 - 1.80 AMP

**\*COMPONENT PARTS FOUND IN SERVICE PARTS LIBRARY**

**ELECTRICAL GROUP (CONTINUED)**  
**LIGHTS (CONTINUED)**

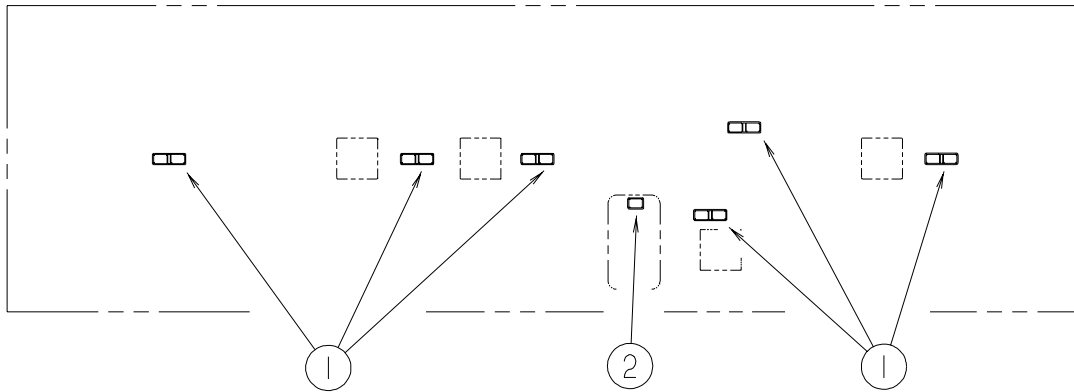


PASSENGER

**INTERIOR (CONTINUED)**



**ELECTRICAL GROUP (CONTINUED)**  
**LIGHTS (CONTINUED)**

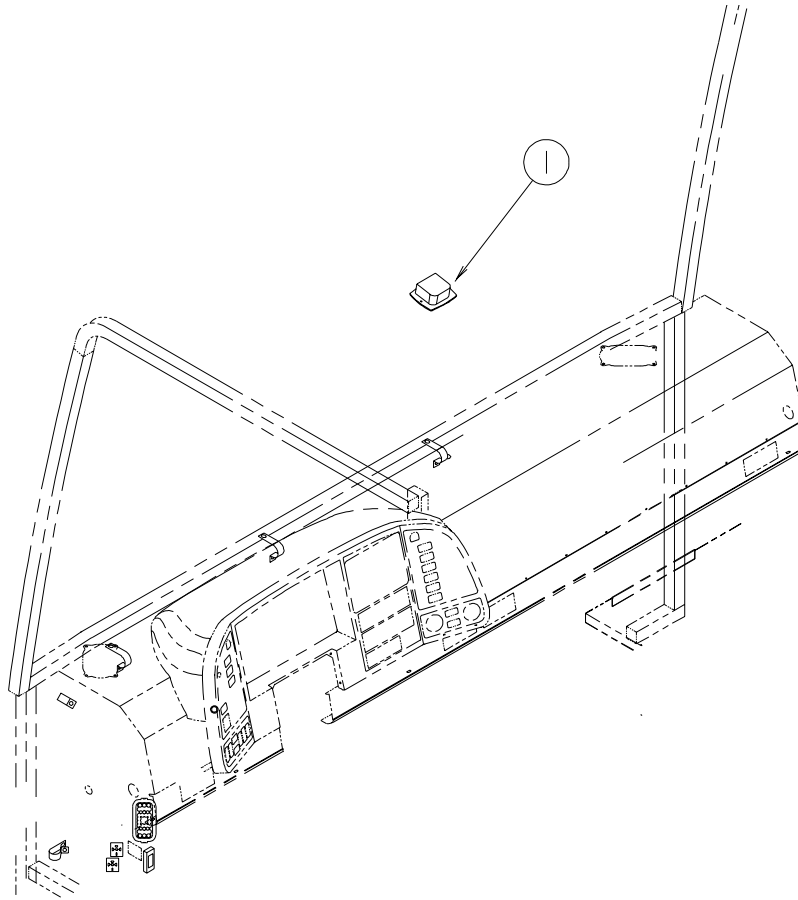


**INTERIOR (CONTINUED)**  
**CEILING**

<b>KEY</b>	<b>PART NUMBER</b>	<b>U/M</b>	<b>DESCRIPTION</b>	
1	098024-08-02A	EA	LIGHT - DOME W/O SWITCH - 2 BULB	
				FROM: 00-00-00 THRU: 03-05-00
1	098024-09-02A	EA	LIGHT - DOME - 1 LENS/2 BULB FIXTURE - NO SWITCH	
				FROM: 03-06-00 THRU: 99-99-99
2*	121935-01-01A	EA	LIGHT - DOME - SHOWER	

**\*COMPONENT PARTS FOUND IN SERVICE PARTS LIBRARY**

**ELECTRICAL GROUP (CONTINUED)**  
**LIGHTS (CONTINUED)**



**INTERIOR (CONTINUED)**

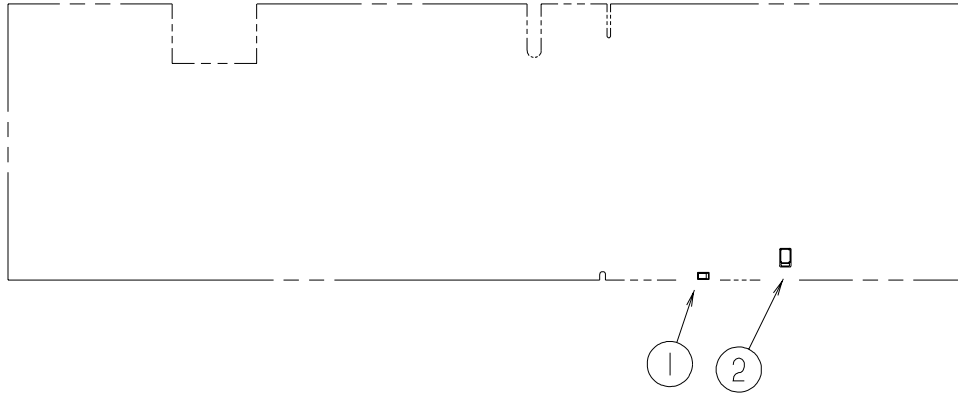
KEY	PART NUMBER	U/M	DESCRIPTION
1*	086280-01-000	EA	LIGHT - SURFACE MOUNT - 12 VOLT

**\*COMPONENT PARTS FOUND IN SERVICE PARTS LIBRARY**

**DASH BULB**

KEY	PART NUMBER	U/M	DESCRIPTION
	103603-01-000	EA	BULB - 12 VOLT - #74 - .12A WEDGE - GE 22-25 USED IN DASH
	103608-01-000	EA	SOCKET - WEDGE BASE W/LEADS

**ELECTRICAL GROUP (CONTINUED)**  
**LIGHTS (CONTINUED)**



**INTERIOR (CONTINUED)**

KEY	PART NUMBER	U/M	DESCRIPTION
1*	086280-01-000	EA	LIGHT - SURFACE MOUNT - 12 VOLT
2*	098024-01-03A	EA	LIGHT - DOME - 1 BULB - WHITE
	008218-01-000	EA	BULB - 12 VOLT - #1141 - 1.44 AMP

**\*COMPONENT PARTS FOUND IN SERVICE PARTS LIBRARY**

## ELECTRICAL GROUP (CONTINUED)

### CIRCUIT BREAKERS & FUSES

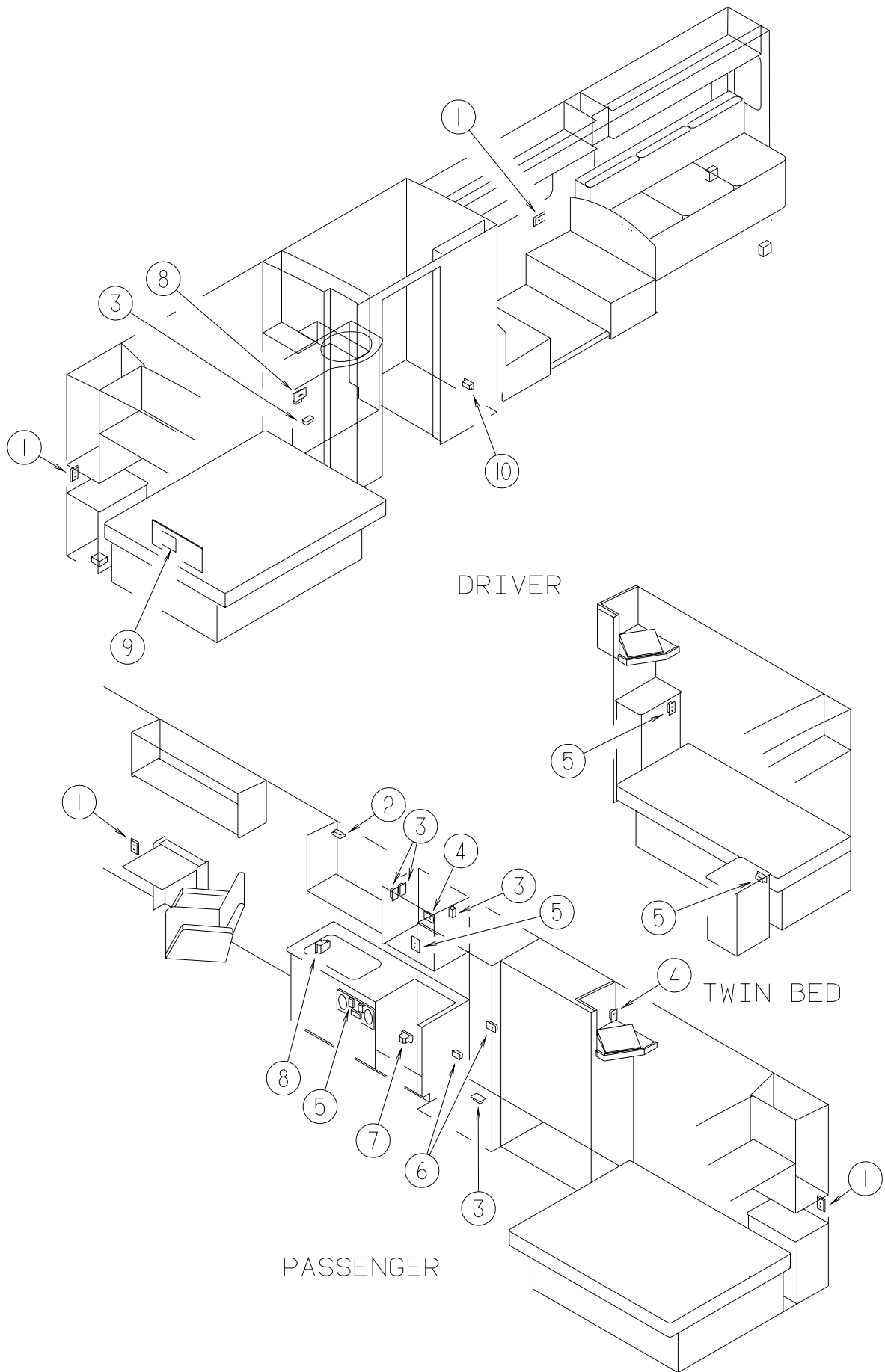
KEY	PART NUMBER	U/M	DESCRIPTION
	062037-01-000	EA	HOUSING - AUTO FUSE - NATURAL
	062037-02-000	EA	HOUSING - AUTO FUSE - GREEN
	062037-03-000	EA	HOUSING - AUTO FUSE - BLACK
	062037-04-000	EA	HOUSING - AUTO FUSE - BLUE
	062037-05-000	EA	HOUSING - AUTO FUSE - GRAY
	062037-06-000	EA	HOUSING - AUTO FUSE - BROWN
	062037-07-000	EA	HOUSING - AUTO FUSE - RED
	062901-02-000	EA	FUSE - 5 AMP - AUTOMOTIVE
	062901-05-000	EA	FUSE - 15 AMP - AUTOMOTIVE
	062901-06-000	EA	FUSE - 20 AMPS - AUTOMOTIVE
	062901-07-000	EA	FUSE - 25 AMPS - AUTOMOTIVE
	062901-08-000	EA	FUSE - 30 AMPS - AUTOMOTIVE
	083209-01-000	EA	CIRCUIT BREAKER - 15 AMP - 120 VOLT - CANADIAN
	083209-02-000	EA	CIRCUIT BREAKER - 15/15 AMP - 120 VOLT
	083209-03-000	EA	CIRCUIT BREAKER - 15/20 AMP - 120 VOLT
	083209-04-000	EA	CIRCUIT BREAKER - 30 AMP - 120 VOLT
	083209-10-000	EA	CIRCUIT BREAKER - 20/30 AMP - 120 VOLT
	083209-11-000	EA	CIRCUIT BREAKER - 20/15 AMP - 120 VOLT
	093654-01-000	EA	CIRCUIT BREAKER - 6 AMP - 12 VOLT
	093654-02-000	EA	CIRCUIT BREAKER - 15 AMP - 12 VOLT
	093655-03-000	EA	CIRCUIT BREAKER - 40 AMP - 12 VOLT
	093674-01-000	EA	PLATE - CIRCUIT BREAKER - HOUSE - 8.4" X 4.1" - STEEL
	097611-01-000	EA	CIRCUIT BREAKER - 10 AMP - 12 VOLT
	106656-01-000	EA	FUSE BLOCK - 4 CAVITY - AUTOFUSE
	108669-01-000	EA	HOUSING - AUTO FUSE HOLDER

### CONVERTER, INVERTER, LOAD CENTERS

KEY	PART NUMBER	U/M	DESCRIPTION
	123058-02-000	EA	CONVERTER - 45 AMP - ELECTRONIC - 4 1/8"H X 7"W X 12 3/8"L
	099048-03-000	EA	INVERTER - 130 WATT
	108915-03-000	EA	LOAD CENTER - 120/240 - 100 AMP
	113132-01-000	EA	LOAD CENTER - 120/240 VOLT - 60 AMP
	127002-01-000	EA	MODULE/CIRCUIT BOARD - ENERGY MANAGEMENT SYSTEM CONTROL
	127002-02-000	EA	PANEL/MONITOR - ENERGY MANAGEMENT SYSTEM

# ELECTRICAL GROUP (CONTINUED)

## RECEPTACLES



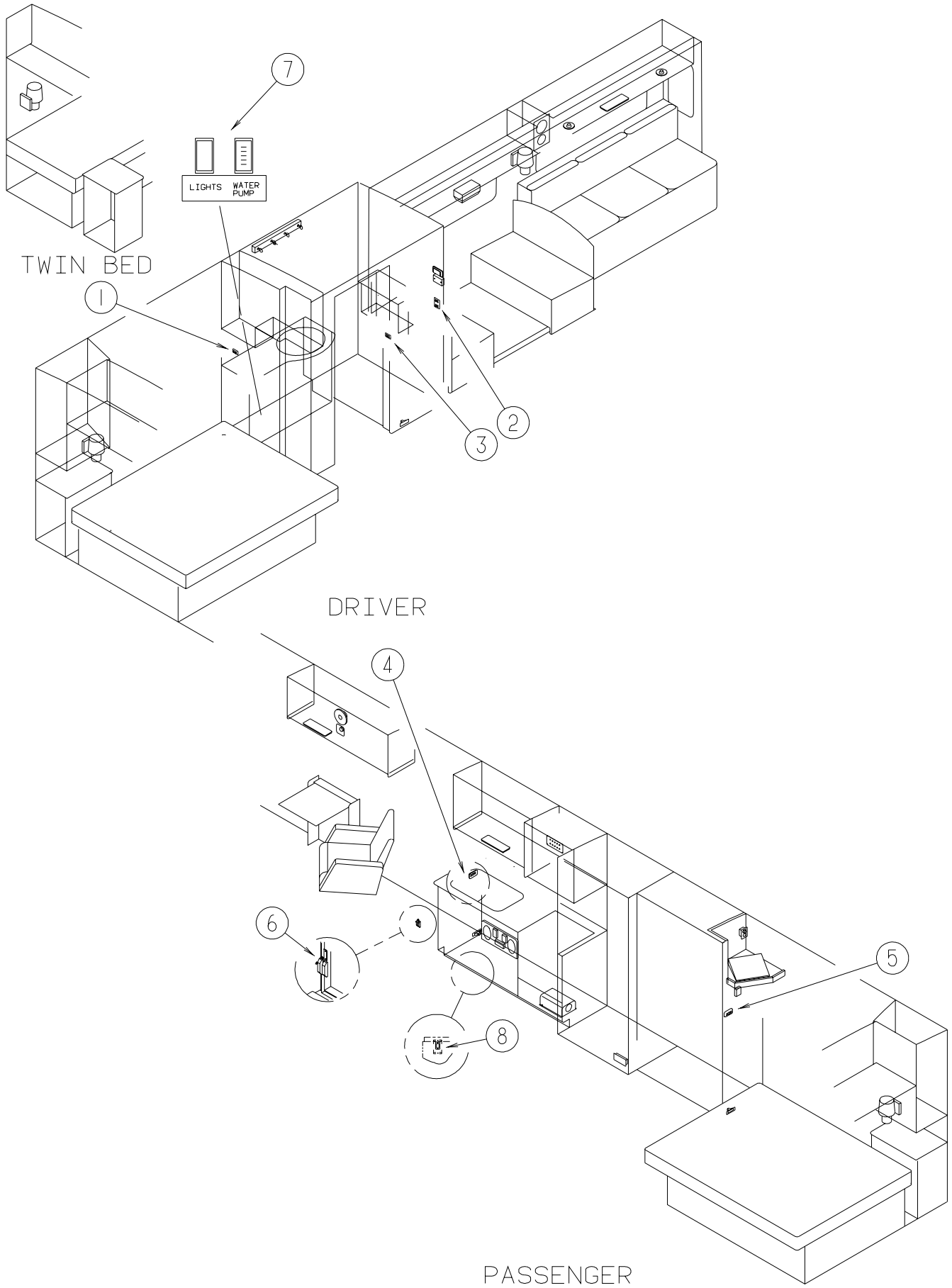
## ELECTRICAL GROUP (CONTINUED)

### RECEPTACLES (CONTINUED)

KEY	PART NUMBER	U/M	DESCRIPTION
1	058708-02-000	EA	RECEPTACLE - ELECTRIC - DOUBLE - IVORY
1	133713-01-01A	EA	SPACER - RECEPTACLE - WATERFORD OAK
2	084077-03-000	EA	COVER/BLANK - ROOF A/C 5.2" X 3.5" - IVORY
3	058707-02-000	EA	RECEPTACLE - BLANK - JUNCTION BOX
4	058708-05-000	EA	RECEPTACLE - ELECTRIC - SINGLE - BROWN
5	058708-01-000	EA	RECEPTACLE - ELECTRIC - DOUBLE - BROWN
6	058707-01-000	EA	RECEPTACLE - ELECTRIC - SINGLE - BROWN
7	131826-01-01A	EA	RECEPTACLE - EXTERIOR - W/COVER/GASKET - WHITE
8	084076-02-000	EA	RECEPTACLE - GFI - 15 AMP/125 VOLT - BROWN - W/COVER
9	024924-02-000	EA	RECEPTACLE - POWER CORD - W/PARTIAL PLATE
10	058708-02-000	EA	RECEPTACLE - ELECTRIC - DOUBLE - IVORY

# ELECTRICAL GROUP (CONTINUED)

## SWITCHES



## ELECTRICAL GROUP (CONTINUED)

### SWITCHES (CONTINUED)

KEY	PART NUMBER	U/M	DESCRIPTION
1	132180-02-01A	EA	SWITCH - PADDLE - SPDT - ON/ON - BLACK - WATER PUMP
1	132180-01-01A	EA	SWITCH - PADDLE - SPST - ON/OFF - BLACK - MAKEUP - COMFORT AND CONVENIENCE PACKAGE
1	098351-01-01A	EA	PLATE/SWITCH - 1 GANG - POLISHED BRASS - W/O LABEL
1	098351-02-01A	EA	PLATE/SWITCH - 2 GANG - POLISHED BRASS - W/O LABEL - COMFORT AND CONVENIENCE
1	095188-01-01A	EA	SPACER - SWITCH - 2.3" X 3.4" - PLASTIC - DARK BROWN
2	132180-01-01A	EA	SWITCH - PADDLE - SPST - ON/OFF - BLACK - DINETTE/GALLEY
2	132180-02-01A	EA	SWITCH - PADDLE - SPDT - ON/ON - BLACK - COURTESY/HALL
2	098351-13-01A	EA	PLATE/SWITCH - 4 GANG - POLISHED BRASS - W/O LABEL
2	095188-03-01A	EA	SPACER - SWITCH - DARK BROWN
3	132180-01-01A	EA	SWITCH - PADDLE - SPST - ON/OFF - BLACK - SHOWER, BATH
3	098351-02-01A	EA	PLATE/SWITCH - 2 GANG - POLISHED BRASS - W/O LABEL
3	095188-01-01A	EA	SPACER - SWITCH - 2.3" X 3.4" - PLASTIC - DARK BROWN
4	132180-01-01A	EA	SWITCH - PADDLE - SPST - ON/OFF - BLACK - PORCH/CEILING/STEP
4	098351-05-01A	EA	PLATE/SWITCH - 3 GANG - POLISHED BRASS-PORCH/CEILING/STEP
4	095188-02-01A	EA	SPACER - SWITCH - 2.3" X 4.1" - PLASTIC - DARK BROWN
5	132180-01-01A	EA	SWITCH - PADDLE - SPST - ON/OFF - BLACK - BEDROOM
5	132180-02-01A	EA	SWITCH - PADDLE - SPDT - ON/ON - BLACK - COURTESY/HALL
5	098351-03-01A	EA	PLATE/SWITCH - 3 GANG - POLISHED BRASS - W/O LABEL
5	095188-02-01A	EA	SPACER - SWITCH - 2.3" X 4.1" - PLASTIC - DARK BROWN
6	132900-02-01A	EA	SWITCH/MAGNETIC - F/SCS ELECTRIC STEP - WHITE
7	108357-08-000	EA	SWITCH - ROCKER DPDT - ON/NONE/ON - 6 TERMINAL - EXTERIOR SHOWER
7	108357-01-000	EA	SWITCH - ROCKER SPST - ON/OFF - 2 TERMINAL - SERVICE LAMP
7	108356-02-01A	EA	COVER/ACTUATOR SWITCH - 2 ROWS DIMPLES- CONTURA II - BLACK
8	108357-06-000	EA	SWITCH - ROCKER DPDT - MOM/OFF/MOM - 6 TERMINAL - BATTERY DISCONNECT
8	108356-11-01A	EA	COVER/ACTUATOR SWITCH - 3 GROOVES - AUX BATT - BLACK
8	098351-07-01A	EA	PLATE/SWITCH - 1 GANG - POLISHED BRASS - GENERATOR
8	135167-02-02B	EA	BRACKET - COVER - SWITCH - E-COATED

FROM: 01-03-00 THRU: 99-99-99



## ELECTRICAL GROUP (CONTINUED)

### BOXES & CORDS

KEY	PART NUMBER	U/M	DESCRIPTION
	008054-01-000	EA	CORD - POWER - 10/3 WIRE - 30 AMP - 25'
	008289-01-000	EA	BOX - ELECTRIC/STEEL - 1/2" & 3/4" KNOCKOUTS - 4" X 4"
	008289-02-000	EA	BOX - ELECTRIC/STEEL - 1/2" & 3/4" KNOCKOUTS - 4" X 4"-CAN
	008294-01-000	EA	COVER - ELECTRICAL BOX - BLANK/STEEL - 4" X 4" - GRAY
	008294-02-000	EA	COVER - ELECTRICAL BOX - BLANK STEEL - 4" X 4" - CANADIAN
	069238-01-000	EA	COVER - ELECTRICAL BOX - W/HOLE - 4" X 4" - GRAY
	074890-01-000	EA	BOX - EXTENSION/STEEL - OPEN SIDES - 4" X 4" X 1 1/2"
	074897-01-000	EA	COVER - ELECTRICAL BOX W/HOLES - 4" X 4"
	091910-01-000	EA	BOX - ELECTRIC - 3.8" X 3.5" X 1.8" - PLASTIC
	111510-01-000	EA	DOOR/ACCESS PANEL - ELECTRICAL BOX - 8.1" X 11.7"
	133070-02-000	EA	BOX - ELECTRICAL - PLASTIC - 3" X 2" X 2.8" - CSA
*	106071-04-000	EA	SWITCH - AUTOMATIC TRANSFER W/CONNECTION LUGS

### \*COMPONENT PARTS FOUND IN SERVICE PARTS LIBRARY

### WIRE ASSEMBLIES

KEY	PART NUMBER	U/M	DESCRIPTION
	P03784-01-000	EA	WIRE ASSEMBLY - HEADLAMP - GM
	073328-B4-000	EA	CABLE ASSEMBLY - BATTERY - W/TERMINALS
	096449-01-000	EA	WIRE ASSEMBLY - WATER TANK TO MONITOR PANEL
	111915-01-000	EA	WIRE ASSEMBLY - DAYTIME RUNNING LAMPS - FUSED - GM
	113134-03-000	EA	WIRE ASSEMBLY - WIPER/WASHER
	120233-05-000	EA	WIRE ASSEMBLY - 30" CONNECTS TO WALLPLATE DISPLAY
	125853-01-000	EA	WIRE ASSEMBLY - ENTERTAINMENT CENTER
	125853-04-000	EA	WIRE ASSEMBLY - ENTERTAINMENT CENTER
	127002-03-000	EA	WIRE ASSEMBLY - ENERGY MANAGEMENT SYSTEM
	108885-02-000	EA	WIRE - REAR MONITOR(W/3 PIN HOUSING F/FUSE BLOCK) CHEVY
	127053-01-000	EA	WIRE ASSEMBLY - REAR MONITOR/UPPER
	129436-03-000	EA	WIRE - INSTRUMENT PANEL - F/POWER MIRROR
	131386-01-000	EA	WIRE ASSEMBLY - F/SLIDEOUT CONTROL

## ELECTRICAL GROUP (CONTINUED)

### CONNECTORS & CONDUIT

KEY	PART NUMBER	U/M	DESCRIPTION
	007956-05-000	EA	INSULATOR - SHRINK - .25 ID X 1.50
	008311-01-000	EA	CONNECTOR - WIRE NUT - INSULATED - RED
	008312-01-000	EA	CONNECTOR - WIRE NUT - INSULATED - BLUE
	008313-01-000	EA	CONNECTOR - WIRE NUT - INSULATED - YELLOW
	008314-01-000	EA	CONNECTOR - WIRE NUT - INSULATED - GRAY
	008326-01-000	EA	TERMINAL - RING - 16/14 WIRE - 3/8" STUD
	008328-01-000	EA	TERMINAL - RING - 12/10 WIRE - #10 STUD FIT
	008348-01-000	EA	TERMINAL - RING - 3/8" STUD 2 GA. WIRE
	008355-01-000	EA	CONNECTOR - CABLE CLAMPING - 3/4"
	008356-01-000	EA	CONNECTOR - PLASTIC - 3/8" AVG
	008356-02-000	EA	CONNECTOR - PLASTIC - 21/32
	008394-01-000	FT	CONDUIT - FLEXIBLE - 1/2"
	008398-01-000	EA	CONNECTOR - 1/2" X 90 DEGREE - FLEX CONDUIT - UL & CSA
	035416-04-000	EA	TERMINAL - RING - #10 STUD FIT - INSULATED BARREL #16/14
	041480-01-000	EA	CONNECTOR - STRAIGHT - 1/2" FLEX CONDUIT
	041953-01-000	FT	CONDUIT - CONVOLUTE SLIT - .5" ID - POLYETHYLENE
	041953-03-000	FT	CONDUIT - CONVOLUTE SLIT - 1" ID (CLOTHES ROD COVER)
	041953-06-000	FT	CONDUIT - CONVOLUTE SLIT - .375" ID - POLYETHYLENE
	041953-07-000	FT	CONDUIT - CONVOLUTE SLIT - .25" ID - POLYETHYLENE
	041953-08-000	FT	CONDUIT - CONVOLUTE SLIT - 1.50" ID - POLYETHYLENE
	041953-09-000	FT	CONDUIT - CONVOLUTE SLIT - .50" ID - NYLON
	041953-10-000	FT	CONDUIT - CONVOLUTE SLIT - .75" ID - NYLON
	041953-11-000	FT	CONDUIT - CONVOLUTE SLIT - 1.06" ID - NYLON
	041953-12-000	FT	CONDUIT - CONVOLUTE SOLID - 1.1" ID - NYLON
	041953-13-000	FT	CONDUIT - CONVOLUTE SLIT - 1.25
	047443-01-000	EA	TERMINAL - .250 RECEPTACLE FIT - INSULATED - 16/14 AWG
	058028-01-000	EA	CONNECTOR - ELECTRICAL PIGTAIL - NYLON - CLEAR
	062036-01-000	EA	TERMINAL - PACK - CON - 12/10 AWG
	062036-02-000	EA	TERMINAL - PACK - CON - 16/14 AWG
	077479-01-000	EA	BOOT - BATTERY TERMINAL - DOUBLE CABLE
	077479-02-000	EA	BOOT - BATTERY TERMINAL - SINGLE CABLE
	080015-02-000	EA	RECEPTACLE - FLAG - .185 - 16/14 GAUGE
	087225-01-000	FT	SLEEVING - 1/2" - TYPE H
	087225-02-000	FT	SLEEVING - 5/8" - TYPE H
	087695-03-000	EA	CONNECTOR - ASSEMBLY
	088267-01-000	EA	TERMINAL - FEMALE - 1/4
	088473-01-000	EA	HOUSING - PIN - 12 CAVITY (3 ROWS OF 4)
	088473-02-000	EA	HOUSING - PIN - 15 CAVITY (3 ROWS OF 5)
	088473-03-000	EA	HOUSING - PIN - 9 CAVITY (3 ROWS OF 3)
	088473-04-000	EA	HOUSING - PIN - 8 CAVITY IN-LINE
	088473-06-000	EA	HOUSING - PIN - 6 CAVITY (2 ROWS OF 3)
	088473-08-000	EA	HOUSING - PIN - 4 CAVITY - IN-LINE
	088473-09-000	EA	HOUSING - PIN - 3 CAVITY - IN-LINE
	088473-10-000	EA	HOUSING - PIN - 2 CAVITY - IN LINE
	088474-01-000	EA	HOUSING - SOCKET - 12 CAVITY
	088474-02-000	EA	HOUSING - SOCKET - 15 CAVITY
	088474-03-000	EA	HOUSING - SOCKET - 9 CAVITY
	088474-04-000	EA	HOUSING - SOCKET - 8 CAVITY
	088474-06-000	EA	HOUSING - SOCKET - 6 CAVITY
	088474-07-000	EA	HOUSING - SOCKET - 5 CAVITY
	088474-08-000	EA	HOUSING - SOCKET - 4 CAVITY
	088474-09-000	EA	HOUSING - SOCKET - 3 CAVITY
	088474-10-000	EA	HOUSING - SOCKET - 2 CAVITY
	088475-01-000	EA	PIN - CONNECTOR - 14-20 AWG
	088475-02-000	EA	PIN - CONNECTOR - 10-12 AWG
	088476-01-000	EA	TERMINAL - ELECTRICAL
	088476-02-000	EA	SOCKET - CONNECTOR - 12-10 GA - PRE-TIN
	092786-03-000	EA	BUSS BAR - 6.9" LONG
	098260-01-000	EA	TERMINAL - MALE - 56 SERIES
	098261-02-000	EA	SOCKET - CONNECTOR - WEATHERPACK - 14-18 AWG
	098262-01-000	EA	SEAL - CONNECTOR - WEATHERPACK
	098264-01-000	EA	HOUSING - 2 PIN - WEATHER PACK - MALE W/FEMALE PINS

## ELECTRICAL GROUP (CONTINUED)

### CONNECTORS & CONDUIT (CONTINUED)

KEY	PART NUMBER	U/M	DESCRIPTION
	101571-01-000	EA	HOUSING - 2 POSITION - MALE
	103987-02-000	EA	SEAL - SOLENOID ACCESS
	007954-01-000	EA	RECEPTACLE - HOUSING - 6 POSITION
	104100-01-000	EA	HOUSING - 1 POSITION - 75 AMPS
	104100-03-000	EA	TERMINAL - 75 AMP
	106006-01-000	EA	HOUSING - 1 POSITION - FEMALE
	106007-01-000	EA	TERMINAL - FEMALE - 14-16 AWG
	106655-01-000	EA	TERMINAL - FUSE BLOCK - 14-16 AWG
	106655-02-000	EA	TERMINAL - FUSE BLOCK - 10-12 AWG
	110178-01-000	EA	HOUSING - WIPER MOTOR
	112823-01-000	EA	SPLICE - REDUCER - 16-14 TO 18-22
	113131-01-000	EA	HOUSING - 3 PIN
	113135-01-000	EA	TERMINAL - FEMALE - M/P - 14-16 - F/SEALED TERMINAL
	113306-01-000	EA	TERMINAL - FEMALE - M/P - 14-16 - F/NON-SEALED TERMINAL
	113307-01-000	EA	TERMINAL - FEMALE - M/P - 16-20
	113452-01-000	FT	SEAL/TRIM - FRONT - VINYL W/WIRE CARRIER - .020"
	113452-02-000	FT	SEAL/TRIM - FRONT - VINYL W/WIRE CARRIER - .027"
	113468-01-000	EA	HOUSING - 2 POSITION - FEMALE
	115556-01-000	EA	HOUSING - 3 POSITION - FEMALE
	115556-02-000	EA	HOUSING - 2 POSITION - FEMALE
	119248-02-000	EA	HOUSING - 7 POSITION - FEMALE
	125323-02-000	EA	HOUSING - 8 POSITION - MALE
	125323-03-000	EA	LOCK - SECONDARY 8 POSITION
	125324-01-000	EA	TERMINAL - MALE - METRI-PACK - 150
	125325-01-000	EA	SEAL - CAVITY
	126403-02-000	EA	CONNECTOR - 3 CIRCUIT
	126591-01-02B	EA	CARRIER - WIRE -SLIDEOUT

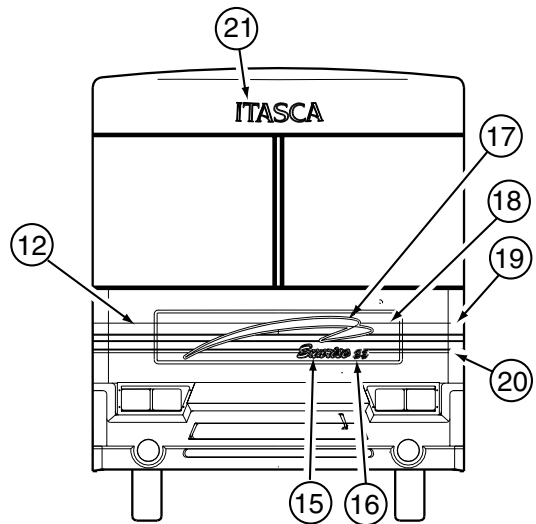
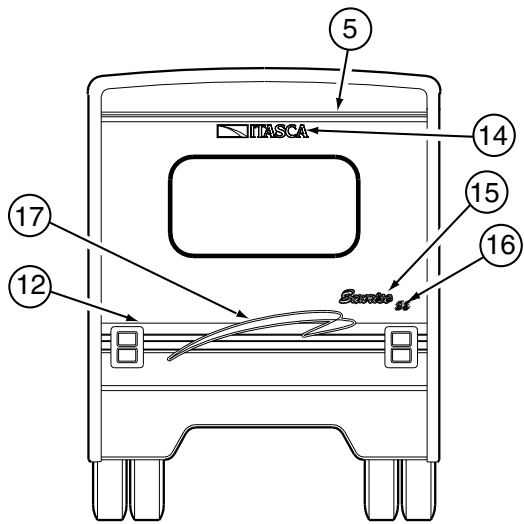
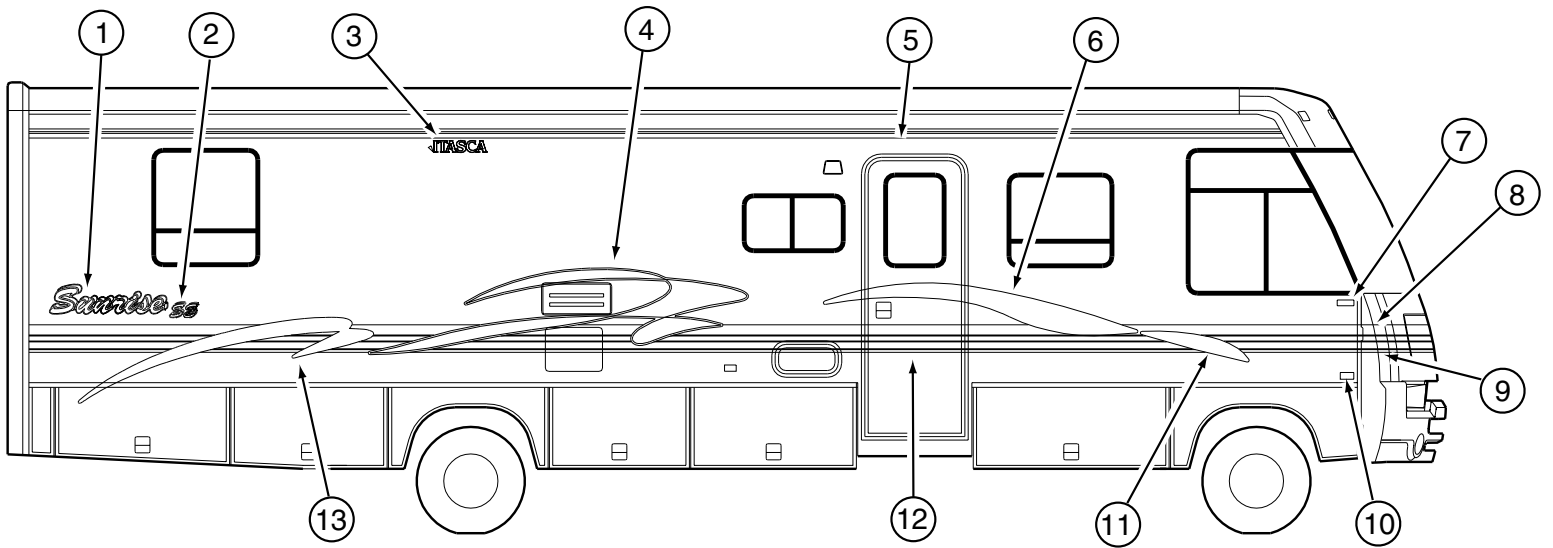
## ELECTRICAL GROUP (CONTINUED)

### SOLENOIDS, RELAYS, & MISCELLANEOUS

KEY	PART NUMBER	U/M	DESCRIPTION
	007093-01-000	EA	SIGNAL FLASHER
	008188-01-000	EA	SOLENOID - 3 POST - BATTERY CHANGE OVER
	063910-01-000	EA	HOUSING - RELAY
	063912-02-000	EA	RELAY - CANISTER - SPDT
	086233-01-000	EA	STUD - ISOLATED - 3/8" X 7/8" LONG
	086273-01-000	EA	RELAY - BATTERY DISCONNECT
	108355-01-000	EA	HOUSING - SWITCH
*	106071-04-000	EA	SWITCH - AUTOMATIC TRANSFER W/CONNECTION LUGS
	128961-01-02B	EA	HANGER - POWER CORD - E-COATED

\*COMPONENT PARTS FOUND IN SERVICE PARTS LIBRARY

EXTERIOR BODY GROUP  
GRAPHICS & PAINT



## EXTERIOR BODY GROUP (CONTINUED)

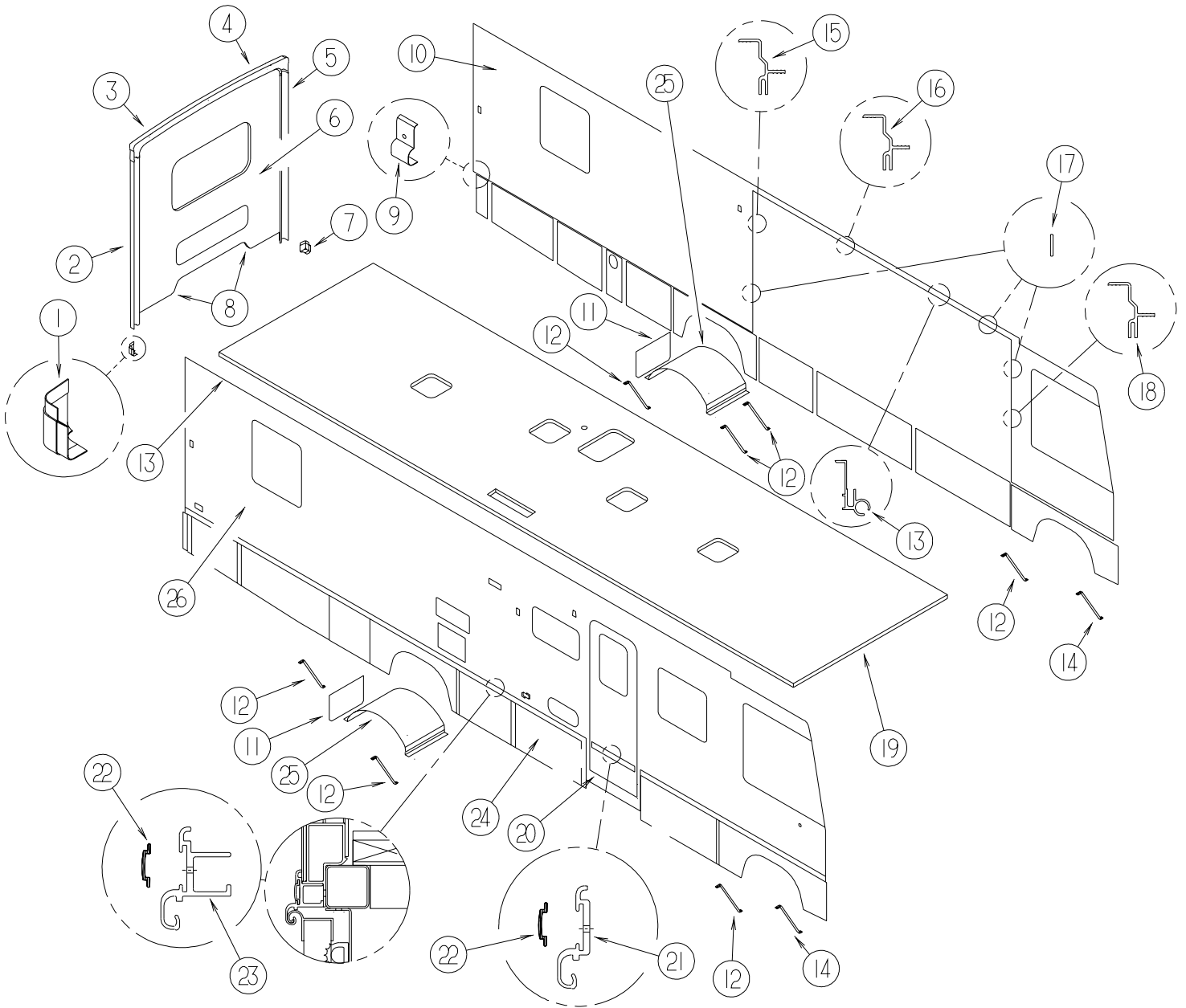
### GRAPHICS & PAINT (CONTINUED)

KEY	PART NUMBER	U/M	DESCRIPTION
1	121425-01-06A	EA	DECAL - LOGO - LARGE SUNRISE
1	121425-01-07A	EA	DECAL - LOGO - LARGE SUNRISE - COMFORT AND CONVENIENCE PACKAGE
2			NOT USED ON THIS MODEL
3	124811-01-10A	EA	DECAL - LOGO - ITASCA
4	132826-01-01A	EA	DECAL - GRAPHIC - MID PASSENGER
	132826-02-01A	EA	DECAL - GRAPHIC - MID DRIVER
5	105781-77-01A	FT	FILM - MULTISTRIPE - 2.6" WIDE
6	132824-01-01A	EA	DECAL - GRAPHIC - FORWARD/PASSENGER
	132824-02-01A	EA	DECAL - GRAPHIC - FORWARD/DRIVER
7	132664-01-01A	EA	DECAL - LOGO/DOMED - WINNEBAGO - CHROME/BLACK
8	129887-01-02A	EA	DECAL - CORNER - UPPER/PASSENGER
9	130617-01-02A	EA	DECAL - CORNER - LOWER/PASSENGER
10	122312-02-01A	EA	DECAL - VORTEC 7400 FUEL INJECTED - BLK/OFF WHT/GRAY/RED FROM: 00-00-00 THRU: 03-26-00
10	136290-01-01A	EA	EMBLEM - VORTEC V8 - BLACK/SILVER FROM: 03-27-00 THRU: 99-99-99
11	132823-01-01A	EA	DECAL - POINT - PASSENGER
	132823-02-01A	EA	DECAL - POINT - DRIVER
12	093689-28-02A	FT	FILM - MULTISTRIPE - 8" WIDE
13	132827-01-01A	EA	DECAL - GRAPHIC - AFT PASSENGER
	132827-02-01A	EA	DECAL - GRAPHIC - AFT DRIVER
14	124806-01-10A	EA	DECAL - LOGO - ITASCA W/ICON
15	121425-02-06A	EA	DECAL - LOGO - SMALL SUNRISE
15	121425-02-07A	EA	DECAL - LOGO - SMALL SUNRISE - COMFORT AND CONVENIENCE PACKAGE
16			NOT USED ON THIS MODEL
17	132822-01-01A	EA	DECAL - GRAPHIC - BW/CHAMPAGNE/LT AQUA/MD RB
18	129886-01-02A	EA	DECAL - HOOD
19	129887-02-02A	EA	DECAL - CORNER - UPPER/DRIVER
20	130617-02-02A	EA	DECAL - CORNER/LOWER DRIVER
21	124989-01-07A	EA	DECAL - LOGO - ITASCA/#15 SWEEP
	004308-01-000	EA	PAINT - BLACK SPRAY
	041561-03-000	EA	PAINT - 16 OUNCE SPRAY - OFF WHITE
	099399-23-700	EA	PAINT-SPRAY-BRT WHITE ENAMEL B8951U DUPONT

#### DUPONT COLOR CODES

BRIGHT WHITE (MAIN BODY COLOR)	#B8951
SAHARA GREY METALLIC (ACCENT BODY COLOR)	#M1024U
MEDIUM DARK ROYAL BLUE METALLIC (DECAL COLOR)	#BM549
CHAMPAGNE STAR METALLIC (DECAL COLOR)	#MM081
LIGHT AQUA METALLIC (DECAL COLOR)	#GM020
DARK BRIGHT TEAL METALLIC (DECAL COLOR)	#GM240

**EXTERIOR BODY GROUP (CONTINUED)**  
**PANELS**



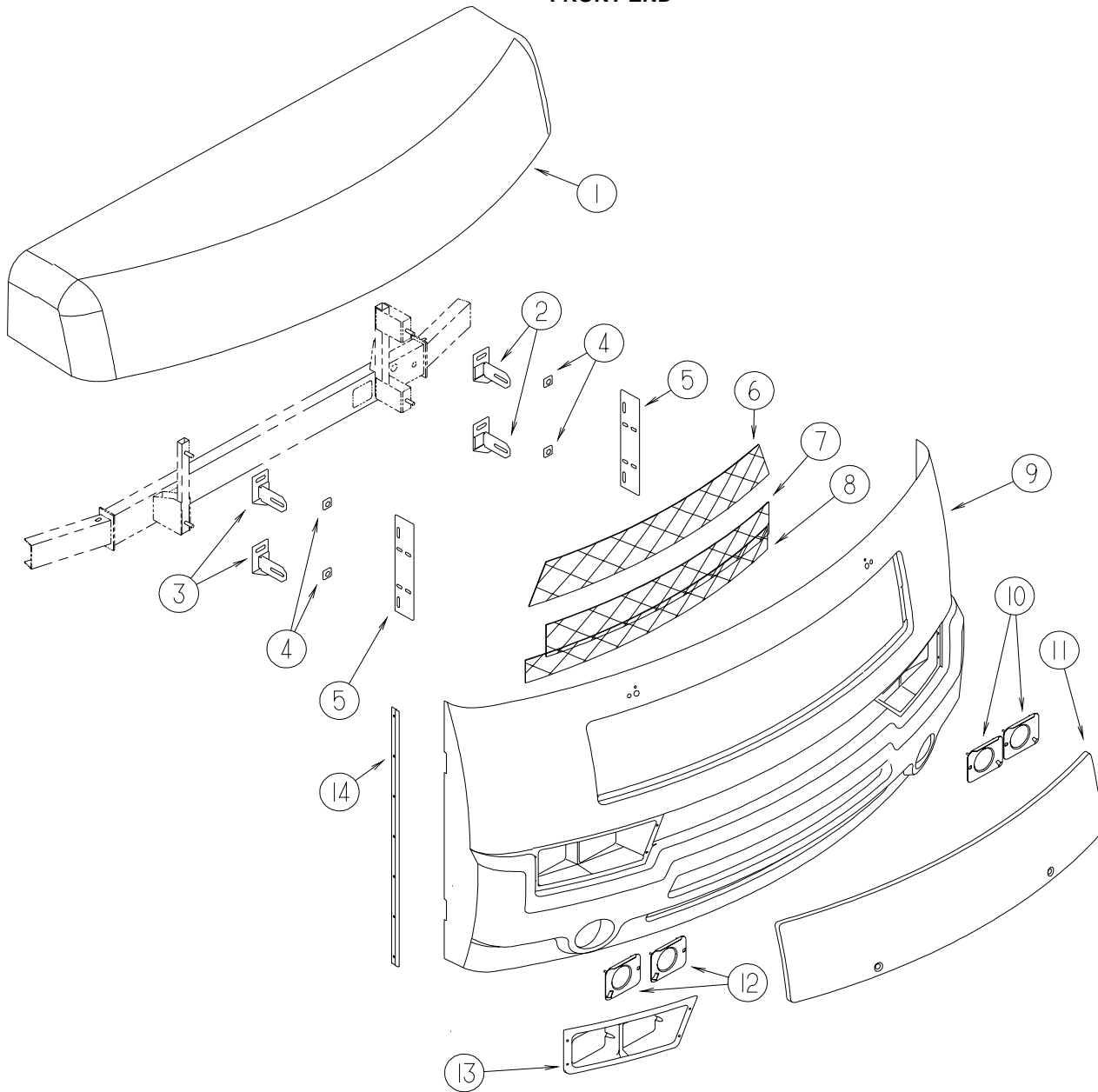
**EXTERIOR BODY GROUP (CONTINUED)**  
**PANELS (CONTINUED)**

KEY	PART NUMBER	U/M	DESCRIPTION
1	119212-01-01A	EA	END CAP - LOWER BACKWALL TRIM - PASSENGER - BLACK
2	114874-03-12B	EA	TRIM - BACKWALL/PASSENGER SIDE - BRIGHT/WHITE
2	120548-01-02A	EA	TRIM-J - BACKWALL/PASSENGER - 98.3" - NOTCHED - BRIGHT WHT
3	114872-02-02A	EA	TRIM - BACKWALL/TOP - PASSENGER SIDE - BRIGHT WHITE
4	114873-02-02A	EA	TRIM - BACKWALL/TOP - DRIVER SIDE - BRIGHT WHITE
5	114874-04-12B	EA	TRIM - BACKWALL/DRIVER SIDE - BRIGHT/WHITE
5	120548-02-02A	EA	TRIM-J - BACKWALL/DRIVER - 98.3" - NOTCHED - BRIGHT WHITE
6	133039-01-L23	EA	BACKWALL - W/O LIGHTS/VENTS - W/WIRING (L26,L27)
6	133039-01-L24	EA	BACKWALL - W/O LIGHTS/VENTS - W/WIRING (L28)
6	133039-01-L25	EA	BACKWALL - W/O LIGHTS/VENTS - W/WIRING (L29)
7	119212-02-01A	EA	END CAP - LOWER BACKWALL TRIM - DRIVER - BLACK
8	050406-32-000	EA	TRIM - LOWER BACKWALL - BRIGHT WHITE
			FROM: 00-00-00 THRU: 10-31-99
8	050406-33-000	EA	TRIM - BACKWALL/LOWER - BRIGHT WHITE
			FROM: 11-01-99 THRU: 99-99-99
9	127845-05-01A	EA	CAP - SIDEWALL TRIM - RIGHT HAND - 2.1" - BRIGHT WHITE
9	127845-06-01A	EA	CAP - SIDEWALL TRIM - LEFT HAND - 2.1" - BRIGHT WHITE
10	133043-02-L26	EA	SIDEWALL - DRIVER - W/O WINDOWS/TRIMS (L26,L27)
10	133043-02-L28	EA	SIDEWALL - DRIVER - W/O WINDOWS/TRIMS (L28)
10	133043-02-L29	EA	SIDEWALL - DRIVER - W/O WINDOWS/TRIMS (L29)
11	017516-01-000	EA	MUD FLAP - 14" X 18" - W/O MOUNTING HOLES - BLACK
12	107865-01-000	EA	ROD - SUPPORT - VALANCE PANEL - 14.3"
13	131483-01-01A	EA	RAIL - AWNING - 192" - BRIGHT WHITE
14	107865-07-000	EA	ROD - SUPPORT - VALANCE PANEL - 12.5"
15	115863-18-01A	EA	TRIM - SIDEWALL/SLIDEOUT - RIGHT HAND - 76.1" - BRT WHT
16	115863-03-03A	EA	TRIM - SIDEWALL/SLIDEOUT - TOP - 159.4" - BRT WHT
17	115886-02-03A	EA	RETAINER - SIDEWALL - BRIGHT WHITE - 73.5"
18	115863-17-01A	EA	TRIM - SIDEWALL/SLIDEOUT - LEFT HAND - 76.1" - BRT WHT
19	133385-02-L26	EA	ROOF - W/O LIGHTS/VENTS - W/WIRING
20	121117-01-12B	EA	ANGLE - W/O SLOTS - 3.7" X 2" - BRIGHT WHITE
21	126903-01-01A	EA	TRIM - SIDEWALL - 60.9" - BRIGHT WHITE
22	105312-01-07A	FT	INSERT - VINYL FEATURE STRIP - BRIGHT WHITE
23	126901-21-01A	EA	TRIM - SIDEWALL - 195" - BRIGHT WHITE
24	120524-01-02B	EA	U-CHANNEL/STEEL - 1.78" X 79.1" - E-COATED
25	055374-01-000	EA	WHEELWELL - PLASTIC
26	133044-02-L26	EA	SIDEWALL - PASSENGER - W/O WINDOWS/TRIMS (L26,L27)
26	133044-02-L28	EA	SIDEWALL - PASSENGER - W/O WINDOWS/TRIMS (L28)
26	133044-02-L29	EA	SIDEWALL - PASSENGER - W/O WINDOWS/TRIMS (L29)



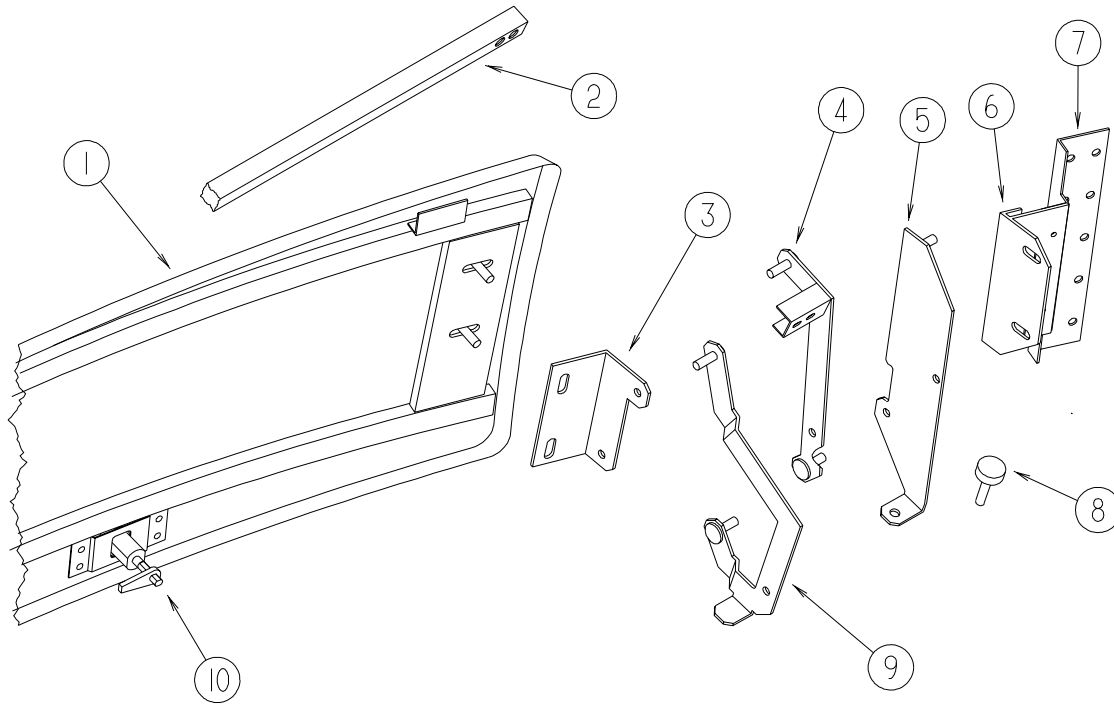
# EXTERIOR BODY GROUP (CONTINUED)

## FRONT END



KEY	PART NUMBER	U/M	DESCRIPTION
1	125304-02-J60	EA	CAP - ROOF
	118383-01-04A	EA	RETAINER - SCREW - .22" SCREW RECESS - BRIGHT WHITE
	118383-04-04A	EA	CAP - RETAINER/SCREW
2	122826-02-02B	EA	BRACKET - BUMPER - DRIVER - E-COATED
3	122826-01-02B	EA	BRACKET - BUMPER - PASSENGER - E-COATED
4	116617-02-02B	EA	SPACER - BUMPER
5	126933-02-02A	EA	SUPPORT - GRILLE - VERTICAL/BLACK
6	115924-22-02A	EA	WIRE MESH - F/GRILLE - FLAT BLACK - 7.5" X 51.5"
7	115924-23-02A	EA	WIRE MESH - F/GRILLE - FLAT BLACK - 6.1" X 47.6"
8	115924-24-02A	EA	WIRE MESH - F/GRILLE - FLAT BLACK - 4.3" X 51.9"
9	126845-04-J45	EA	PANEL - FRONT/LOWER - W/O HOOD/GRILLE - W/O NOTCH
	110782-01-000	EA	ANGLE - SUPPORT - HEADLAMP
	125846-01-J60	EA	SUPPORT ASM-WIPER
10	110690-02-D18	EA	PLATE - HEADLAMP - QUAD/LEFT HAND
11	127223-01-J50	EA	HOOD - FRONT
12	110690-01-D18	EA	PLATE - HEADLAMP - QUAD/RIGHT HAND
13	126844-01-01A	EA	BEZEL - HEADLAMP - DUAL/PASSENGER - BLACK
	126844-02-01A	EA	BEZEL - HEADLAMP - DUAL/DRIVER - BLACK
14	123680-05-01A	EA	TRIM - FIBERGLASS PANEL - RIGHT/LEFT HAND - BRIGHT WHITE
	007157-05-000	EA	NUT - WELL

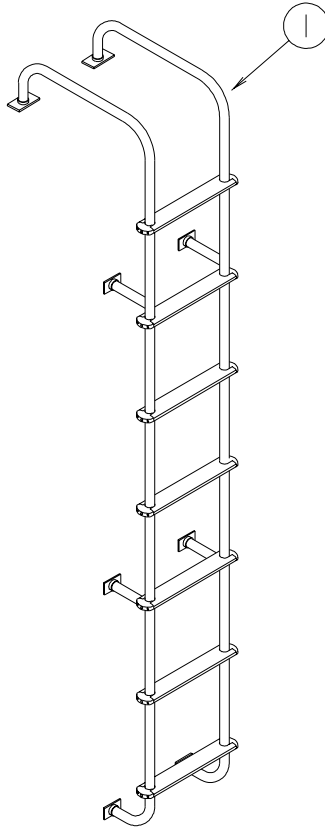
**EXTERIOR BODY GROUP (CONTINUED)**  
**FRONT END (CONTINUED)**



**HOOD & COMPONENTS**

KEY	PART NUMBER	U/M	DESCRIPTION
1	127223-01-J50	EA	HOOD - FRONT
	106730-10-000	EA	PLATE - STUD - F/HOOD
2	105096-10-000	EA	TUBE - HOOD HINGE TIMING W/WELDNUTS
3	109927-07-000	EA	ANGLE - LINK - HOOD/RIGHT HAND
	109927-08-000	EA	ANGLE - LINK - HOOD/LEFT HAND
4	127174-01-02B	EA	LINK - HINGE/HOOD/UPPER/RIGHT HAND
	127174-02-02B	EA	LINK - HINGE/HOOD/UPPER/LEFT HAND
5	126867-10-02B	EA	BRACKET - LINK - HOOD HINGE - PASSENGER - E-COATED
	126867-12-02B	EA	BRACKET - LINK - HOOD HINGE - DRIVER - E-COATED
6	118595-01-03A	EA	SUPPORT - HINGE LINK - PASSENGER - BRIGHT WHITE
	118595-02-03A	EA	SUPPORT - HINGE LINK - DRIVER - BRIGHT WHITE
7	113495-07-02B	EA	SUPPORT - HINGE - E-COATED
8	058786-01-000	EA	BOLT - HOOD ADJUSTMENT - 5/16"-18 X 1.5"-2" - W/BLACK PAD
9	127172-02-02B	EA	LINK - HOOD HINGE - LOWER/PASSENGER - E-COATED
	127172-04-02B	EA	LINK - HOOD HINGE - LOWER/DRIVER - E-COATED
10	102330-02-000	EA	LATCH - VISE ACTION/KEY OPERATED
	102328-01-000	EA	KEY - BARREL - NICKEL PLATED
	106748-01-000	EA	CATCH - F/ VISE ACTION LATCH

**EXTERIOR BODY GROUP (CONTINUED)**  
**LADDER**



<b>KEY</b>	<b>PART NUMBER</b>	<b>U/M</b>	<b>DESCRIPTION</b>
1	129639-02-01A	EA	LADDER - BRUSHED ALUMINUM
	038327-01-000	EA	TAPE - ANTI-SLIP - 2" X 60'

**MIRRORS**

<b>KEY</b>	<b>PART NUMBER</b>	<b>U/M</b>	<b>DESCRIPTION</b>
*	106015-12-01A	EA	MIRROR - EXTERIOR REMOTE/HEAT - PASSENGER
*	106015-13-01A	EA	MIRROR - EXTERIOR REMOTE/HEAT - DRIVER
*	123297-01-01A	EA	MIRROR - EXTERIOR - ADJUSTABLE GLASS - DRIVER
*	123297-02-01A	EA	MIRROR - EXTERIOR - ADJUSTABLE GLASS - PASSENGER

**\*COMPONENT PARTS FOUND IN SERVICE PARTS LIBRARY**

## EXTERIOR BODY GROUP (CONTINUED)

### BODY PANEL COMPONENTS

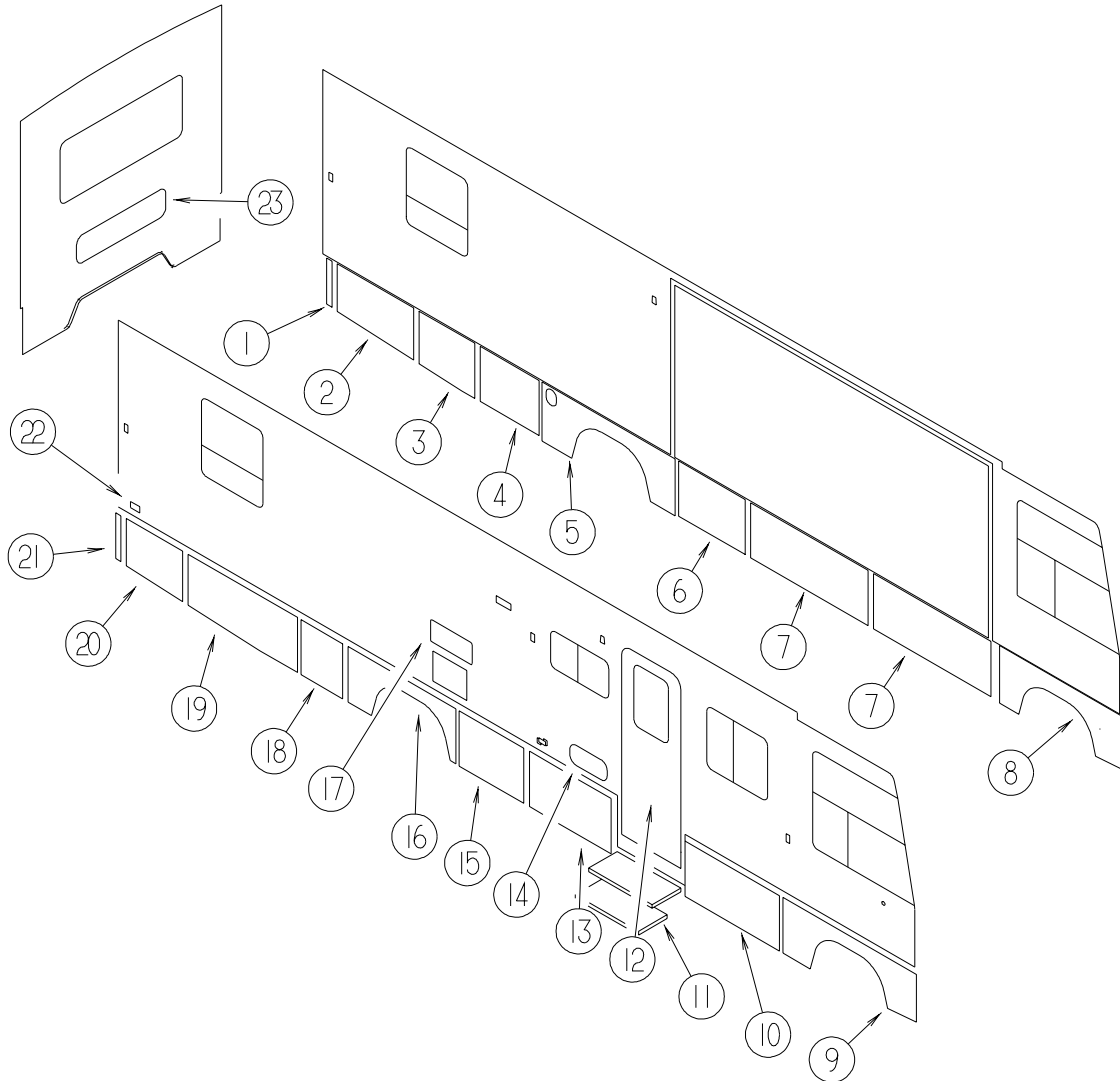
KEY	PART NUMBER	U/M	DESCRIPTION
	076054-U8-000	EA	FIBERGLASS SHEET - 100" X 105" - BRIGHT WHITE
	076054-W6-000	EA	FIBERGLASS SHEET - 79" X 367" - BRIGHT WHITE
	076054-X8-000	EA	FIBERGLASS SHEET - 79.1" X 407.2" - BRIGHT WHITE
	076054-X9-000	EA	FIBERGLASS SHEET - 22.1" X 70.6" - BRIGHT WHITE
	077517-62-000	EA	FIBERGLASS SHEET - 48" X 96" - BRIGHT WHITE
	108535-05-702	SF	FIBERGLASS SHEET - FLAT - 108" X 396" BRIGHT WHITE - ROOF
	120107-01-000	EA	FOAM - ROOF COVE - 2.8" X 96" LONG
	120107-02-000	EA	FOAM - PLUG - ROOF TUBE - 2.2" X 2.9" X 1.8" LONG
	120107-03-000	EA	FOAM - PLUG - SIDEWALL TUBE - 1.2" X 2.1" X 1.8" LONG
	002726-01-001	EA	GARNISH - U-CHANNEL - 1.38" X 19' - SERRATED
	002766-01-001	EA	ANGLE - EXTRUDED - 1" X 1.5" X 17'
	068716-01-001	EA	BRACE - 90 DEGREE - L-ANGLE - 16'
	089297-01-000	SF	PLYWOOD - LUAN - OVERLAY GRADE - 48" X 96"
	089297-02-000	SF	PLYWOOD - LUAN - OVERLAY GRADE - 48" X 108"
	100619-01-000	BF	FOAM - EXPANDED POLYSTYRENE - 1.34" X 48" X 96"
	100619-02-000	BF	FOAM - EXPANDED POLYSTYRENE - 1.5" X 48" X 96"
	100619-04-000	BF	FOAM - EXPANDED POLYSTYRENE - .5" X 48" X 96"
	100619-05-000	BF	FOAM - EXPANDED POLYSTYRENE - .75" X 48" X 96"-1.5 DENSITY
	100619-16-000	BF	FOAM - EXPANDED POLYSTYRENE - .75" X 48" X 96"-2.0 DENSITY
	100619-21-000	BF	FOAM - EXPANDED POLYSTYRENE - 48" X 143" X .75"
	100619-22-000	BF	FOAM - EXPANDED POLYSTYRENE - 48" X 120" X 1.34"
	100619-27-000	BF	FOAM - EXPANDED POLYSTYRENE - 48" X 92.8" X 3"
	105077-08-000	EA	FOAM - PLUG - ROOF CAP

### AWNINGS

KEY	PART NUMBER	U/M	DESCRIPTION
*	113874-01-02A	EA	HARDWARE KIT - AWNING - W/O STANDOFF BRACKET-BRIGHT WHITE
	113874-08-01A	EA	AWNING - 19' POLAR NAVY TEAL VINYL - BRT/WHT VINYL WRAP
	113874-11-01A	EA	SCREW/LAG - AWNING - 1/4" X 1" STAINLESS STEEL
	113874-12-01A	EA	SCREW/LAG - AWNING - 1/4" X 2 3/4" STAINLESS STEEL
	130320-01-02A	EA	BRACKET - AWNING - F/A&E INSTALLATION - BRIGHT WHITE

\*COMPONENT PARTS FOUND IN SERVICE PARTS LIBRARY

**EXTERIOR DOORS & COMPARTMENTS GROUP**  
**DOOR & COMPARTMENT LAYOUT**



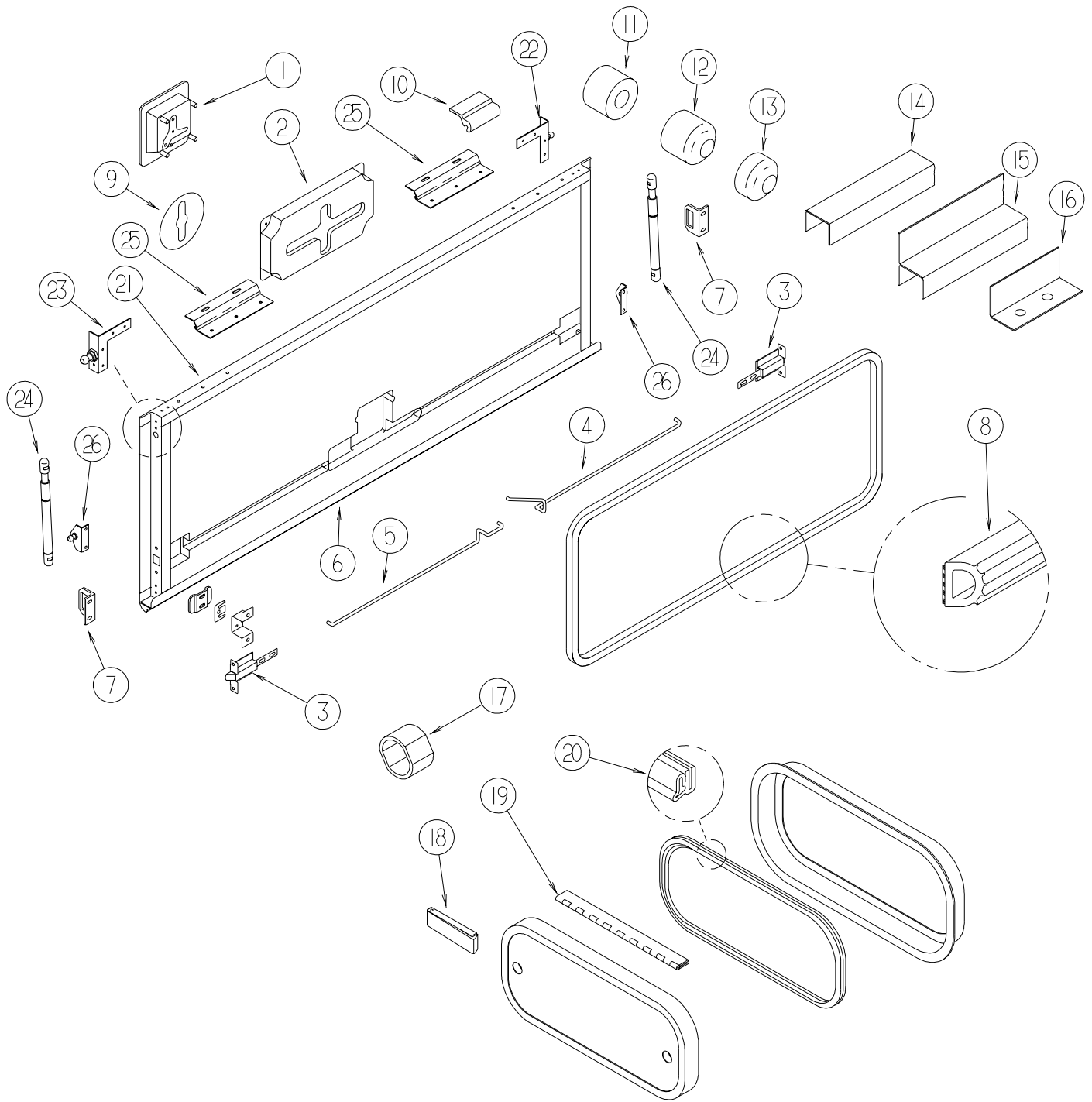
## EXTERIOR DOORS & COMPARTMENTS GROUP (CONTINUED)

### DOOR & COMPARTMENT LAYOUT (CONTINUED)

KEY	PART NUMBER	U/M	DESCRIPTION
1	126645-15-K20	EA	VALANCE/PANEL - REAR DRVR W/O HDWR - 20.3" X 5.5" X 20.4"
1	123512-01-02B	EA	BRACKET - VALANCE DOOR - E-COATED
2	126647-13-L22	EA	VALANCE/DOOR - DRIVER W/O LATCH - 20.7" X 39.8" X 22.7"
2	117047-01-000	EA	BUMPER - RUBBER - WASHER INSERT
3	126647-15-L22	EA	VALANCE/DOOR - DRIVER W/O LATCH - 22.8" X 29.6" X 23.7"
3	M08627-06-K28	EA	COMPARTMENT - ELECTRIC/DRAINAGE - W/HATCH
	M08628-01-H17	EA	HATCH W/FOAM INSERT
	121175-02-01A	EA	LATCH - SWELL
	084852-51-003	EA	EXTRUDED - ANGLE - 1.25" X .75" X 15'
4	126646-34-K20	EA	VALANCE/DOOR - W/O PADDLE LATCH - 31.4"W X 23.7"H
4	M08627-01-H17	EA	COMPARTMENT - ELECTRIC/DRAINAGE - W/HATCH
	M08628-01-H17	EA	HATCH W/FOAM INSERT
	121175-02-01A	EA	LATCH - SWELL
	084852-51-003	EA	EXTRUDED - ANGLE - 1.25" X .75" X 15'
5	129421-10-K89	EA	PANEL/WHEEL LIP - REAR
	129854-11-01A	EA	SUPPORT - WHEEL LIP - 53.8" - MILL
6	126646-25-L22	EA	VALANCE/DOOR - W/O PADDLE LATCH - 35.1"W X 23.7"H
7	122239-C5-L22	EA	VALANCE/DOOR - W/O PADDLE LATCH/HINGE - 60"W X 23.7"H
8	129422-07-K20	EA	PANEL/WHEEL LIP - FRONT/DRIVER
	129854-11-01A	EA	SUPPORT - WHEEL LIP - 53.8" - MILL
9	129422-13-K89	EA	PANEL/WHEEL LIP - FRONT/PASSENGER
	129854-11-01A	EA	SUPPORT - WHEEL LIP - 53.8" - MILL
10	126646-21-L22	EA	VALANCE/DOOR - W/O PADDLE LATCH - 48.7"W X 23.7"H
10	126386-09-J22	EA	COMPARTMENT - LUGGAGE
	126397-01-01A	EA	PANEL/COMPARTMENT END - RIGHT HAND
	126397-02-01A	EA	PANEL/COMPARTMENT END - LEFT HAND
11*	132900-01-01A	EA	STEP - ELECTRIC - DOUBLE (SCS) - BLACK
11	133114-01-01A	EA	TREAD - RUBBER STEP - 29.3" - TAUPE (L26,L27,L28)
11	133114-01-02A	EA	TREAD - RUBBER STEP - 29.3" - BLUE (L29)
11	133114-02-01A	EA	TREAD - RUBBER STEP - 28.4" - TAUPE (L26,L27,L28)
11	133114-02-02A	EA	TREAD - RUBBER STEP - 28.4" - BLUE (L29)
11	P20256-07-000	EA	LID/DOOR - ENTRANCE STEP
11	101222-01-02A	EA	BRACKET - CATCH - LID - OFF WHITE
11	101222-01-04A	EA	BRACKET - CATCH - LID - E-COATED
11	064075-07-000	FT	SEAL - BULB - W/WIRED U CHANNEL - .3" X .5" CHANNEL-BLACK
12	115108-10-L23	EA	DOOR - ENTRY - W/SCREEN DOOR - W/O WINDOW (L26,L27)
12	115108-10-L24	EA	DOOR - ENTRY - W/SCREEN DOOR - W/O WINDOW (L28)
12	115108-10-L25	EA	DOOR - ENTRY - W/SCREEN DOOR - W/O WINDOW (L29)
	069726-02-000	EA	BUMPER - .88" OD X .40" THICK - BLACK
	117046-01-000	EA	BUMPER - RUBBER/ROUND END - .9" - THERMOPANE WINDOW OPTION
13	126646-22-L22	EA	VALANCE/DOOR - W/O PADDLE LATCH - 42.5"W X 23.7"H
13	126386-10-J22	EA	COMPARTMENT - LUGGAGE
	126397-01-01A	EA	PANEL/COMPARTMENT END - RIGHT HAND
	126397-02-01A	EA	PANEL/COMPARTMENT END - LEFT HAND
14	126945-01-J22	EA	DOOR/STORAGE - W/O HARDWARE - 18" X 8.3"
15	126646-23-L22	EA	VALANCE/DOOR - W/O PADDLE LATCH - 34.1"W X 23.7"H
15	126386-31-K32	EA	COMPARTMENT - LUGGAGE
	126397-01-01A	EA	PANEL/COMPARTMENT END - RIGHT HAND
	126397-02-01A	EA	PANEL/COMPARTMENT END - LEFT HAND
16	129421-12-K89	EA	PANEL/WHEEL LIP - REAR
	129854-11-01A	EA	SUPPORT - WHEEL LIP - 53.8" - MILL
17*	084103-08-000	EA	DOOR - VENT - REFRIGERATOR - W/O JAMB - BRIGHT WHITE
17	084104-08-000	EA	JAMB - VENT DOOR/REFRIGERATOR - BRIGHT WHITE
18	122776-37-K20	EA	VALANCE/PANEL - W/O HARDWARE - 33.4"W X 24"H
	119568-01-01A	EA	STANDOFF - VALANCE PANEL - BLACK
19	126647-18-K20	EA	VALANCE/DOOR - PASS W/O LATCH - 22.3" X 35.1" X 23.7"
20	126647-19-K20	EA	VALANCE/DOOR - PASS W/O LATCH - 20.5" X 33.4" X 22.2"
21	126645-14-K20	EA	VALANCE/PANEL - REAR PASS W/O HDWR - 20.3" X 5.5" X 20.4"
21	123512-01-02B	EA	BRACKET - VALANCE DOOR - E-COATED
22	081240-20-000	EA	WATER FILL W/DOOR - W/O LOCK - BRIGHT WHITE
23	126944-02-L22	EA	DOOR/STORAGE - W/O HARDWARE - 43.5" X 11.7"

\*COMPONENT PARTS FOUND IN SERVICE PARTS LIBRARY

**EXTERIOR DOORS & COMPARTMENTS GROUP (CONTINUED)**  
**COMPARTMENT DOOR COMPONENTS**



## EXTERIOR DOORS & COMPARTMENTS GROUP (CONTINUED)

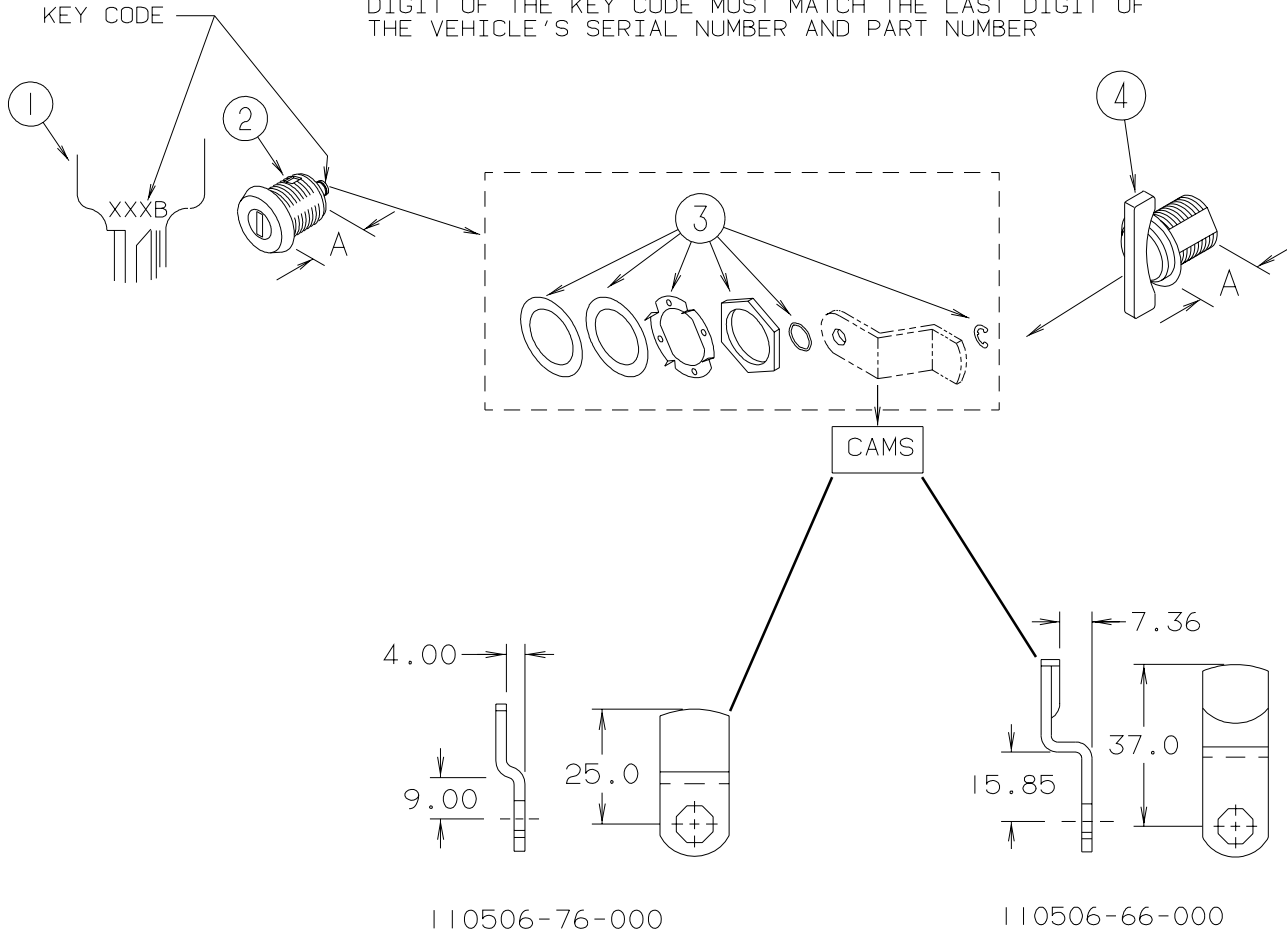
### COMPARTMENT DOOR COMPONENTS (CONTINUED)

KEY	PART NUMBER	U/M	DESCRIPTION
1	112949-01-03A	EA	LATCH - PADDLE W/LOCK - W/O KEY - BRIGHT WHITE
	112949-03-000	EA	KEY - CUT - TRI MARK - #TM500
1	112949-02-04A	EA	LATCH - PADDLE NON-LOCKING - BRIGHT WHITE
2	122277-02-01A	EA	COVER - LATCH - BLACK
3	121947-01-01A	EA	BOLT - SLIDE W/PLASTIC PLUNGER
4	126508-04-000	EA	ROD - LATCH - 35.4"
5	126507-04-000	EA	ROD - LATCH - 35.4"
6	122613-55-001	EA	ROCKER PANEL/EXTRUSION - 192" - BRIGHT WHITE
7	130053-01-01A	EA	STRIKER - LUGGAGE DOOR - FLUSH - BLACK
7	130053-02-01A	EA	STRIKER - LUGGAGE DOOR - OFF SET - BLACK
8	107721-07-000	FT	SEAL - ACCESS DOOR
9	116424-01-000	EA	PROTECTOR - LATCH - WATER HEATER
10	119143-02-02A	EA	SPACER/CENTER HINGE - COMPARTMENT DOOR - BRIGHT WHITE - 2"
11	120863-01-000	EA	BUMPER - RUBBER - 1 1/4" X 1 1/4"
12	120863-02-000	EA	BUMPER - RUBBER - 1" DIAMETER X 1.50"
13	120863-05-000	EA	BUMPER - RUBBER - 3/4" X 3/8"
14	122612-55-008	EA	U-CHANNEL/EXTRUSION - 144" - BRIGHT WHITE
15	122614-55-008	EA	EXTR-H CHANNEL,BWHT,3658MM
16	128298-01-12B	EA	CATCH - F/LOCK - COMPARTMENT DOORS
17	107997-51-001	EA	SPACER - DOOR LOCK - .6" DEEP
17	107997-51-002	EA	EXTRUDED - SPACER - 16'
18	102768-01-000	EA	HOLDER - COMPARTMENT/ENTRY DOOR - METAL - MILL FINISH
19	081801-V3-000	EA	HINGE - ALUMINUM - 2" X 96" - BRIGHT WHITE
20	106850-02-000	FT	SEAL-E - SPONGE RUBBER - .43" X .75"
21	126694-55-001	EA	EXTRUSION - U-CHANNEL/HINGED - 191.7" - BRIGHT WHITE
22	123892-10-02B	EA	CORNER STABILIZER W/BALL STUD - LEFT HAND - E-COATED
23	123892-12-02B	EA	CORNER STABILIZER W/BALL STUD - RIGHT HAND - E-COATED
24	107796-20-000	EA	SPRING/GAS - 7" COMPRESSED/10" EXTENDED - 60 LB
25	131271-01-04A	EA	HINGE - VALANCE DOOR - BRIGHT WHITE
26	126263-02-02B	EA	BRACKET - GAS SPRING



**EXTERIOR DOORS & COMPARTMENTS GROUP (CONTINUED)**  
**COMPARTMENT DOOR COMPONENTS (CONTINUED)**

NOTE:  
 WHEN ORDERING THE LOCK CASE, THE KEY CODE MUST  
 MATCH THE LAST DIGIT OF THE VEHICLE'S SERIAL NUMBER  
 AND PART NUMBER; WHEN ORDERING THE KEYS, THE THIRD  
 DIGIT OF THE KEY CODE MUST MATCH THE LAST DIGIT OF  
 THE VEHICLE'S SERIAL NUMBER AND PART NUMBER



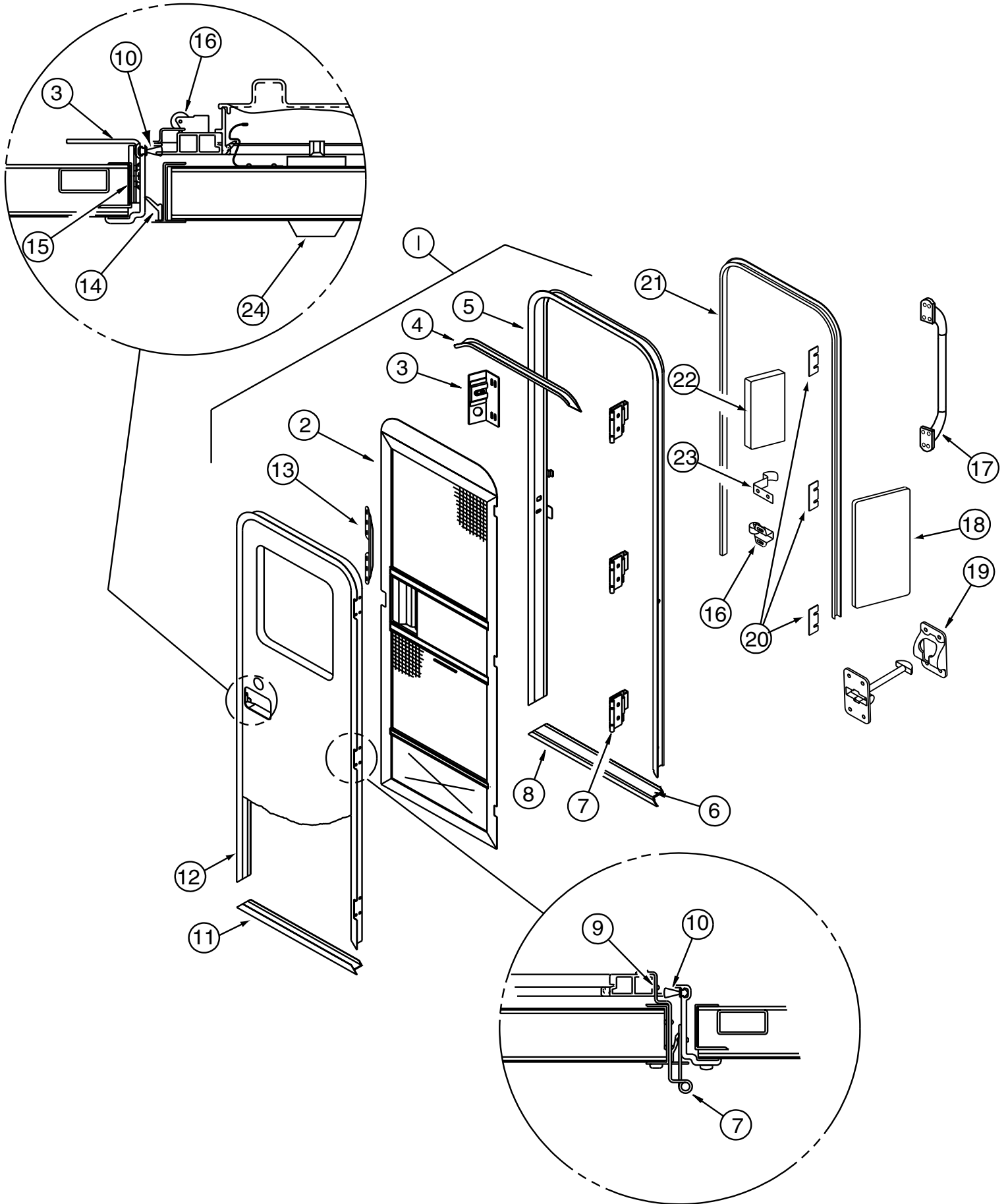
## EXTERIOR DOORS & COMPARTMENTS GROUP (CONTINUED)

### COMPARTMENT DOOR COMPONENTS (CONTINUED)

KEY	PART NUMBER	U/M	DESCRIPTION
1*	110506-59-000	EA	KEYS - SET OF TWO - 596720
2	110506-52-000	EA	CASE/CYLINDER - LOCKING - W/O CAM/KEY - .65" - 702370
2	110506-54-000	EA	CASE/CYLINDER - LOCKING - W/O CAM/KEY - 1.25" - 703170
1*	110506-59-001	EA	KEYS - SET OF TWO - 596721
2	110506-52-001	EA	CASE/CYLINDER - LOCKING - W/O CAM/KEY - .65" - 702371
2	110506-54-001	EA	CASE/CYLINDER - LOCKING - W/O CAM/KEY - 1.25" - 703171
1*	110506-59-002	EA	KEYS - SET OF TWO - 596722
2	110506-52-002	EA	CASE/CYLINDER - LOCKING - W/O CAM/KEY - .65" - 702372
2	110506-54-002	EA	CASE/CYLINDER - LOCKING - W/O CAM/KEY - 1.25" - 703172
1*	110506-59-003	EA	KEYS - SET OF TWO - 596723
2	110506-52-003	EA	CASE/CYLINDER - LOCKING - W/O CAM/KEY - .65" - 702373
2	110506-54-003	EA	CASE/CYLINDER - LOCKING - W/O CAM/KEY - 1.25" - 703173
1*	110506-59-004	EA	KEYS - SET OF TWO - 596724
2	110506-52-004	EA	CASE/CYLINDER - LOCKING - W/O CAM/KEY - .65" - 702374
2	110506-54-004	EA	CASE/CYLINDER - LOCKING - W/O CAM/KEY - 1.25" - 703174
1*	110506-59-005	EA	KEYS - SET OF TWO - 596725
2	110506-52-005	EA	CASE/CYLINDER - LOCKING - W/O CAM/KEY - .65" - 702375
2	110506-54-005	EA	CASE/CYLINDER - LOCKING - W/O CAM/KEY - 1.25" - 703175
1*	110506-59-006	EA	KEYS - SET OF TWO - 596726
2	110506-52-006	EA	CASE/CYLINDER - LOCKING - W/O CAM/KEY - .65" - 702376
2	110506-54-006	EA	CASE/CYLINDER - LOCKING - W/O CAM/KEY - 1.25" - 703176
1*	110506-59-007	EA	KEYS - SET OF TWO - 596727
2	110506-52-007	EA	CASE/CYLINDER - LOCKING - W/O CAM/KEY - .65" - 702377
2	110506-54-007	EA	CASE/CYLINDER - LOCKING - W/O CAM/KEY - 1.25" - 703177
1*	110506-59-008	EA	KEYS - SET OF TWO - 596728
2	110506-52-008	EA	CASE/CYLINDER - LOCKING - W/O CAM/KEY - .65" - 702378
2	110506-54-008	EA	CASE/CYLINDER - LOCKING - W/O CAM/KEY - 1.25" - 703178
1*	110506-59-009	EA	KEYS - SET OF TWO - 596729
2	110506-52-009	EA	CASE/CYLINDER - LOCKING - W/O CAM/KEY - .65" - 702379
2	110506-54-009	EA	CASE/CYLINDER - LOCKING - W/O CAM/KEY - 1.25" - 703179
3	110506-40-700	EA	HARDWARE PACKAGE-CYLINDER/CASE
	110506-59-701	EA	KEY BLANK (GOLD)
4	110506-55-000	EA	CASE/CYLINDER - TWIST LOCK - W/O CAM - 1.25" - 597312AA1

\*COMPONENT PARTS FOUND IN SERVICE PARTS LIBRARY

EXTERIOR DOORS & COMPARTMENTS GROUP (CONTINUED)  
ENTRY DOOR



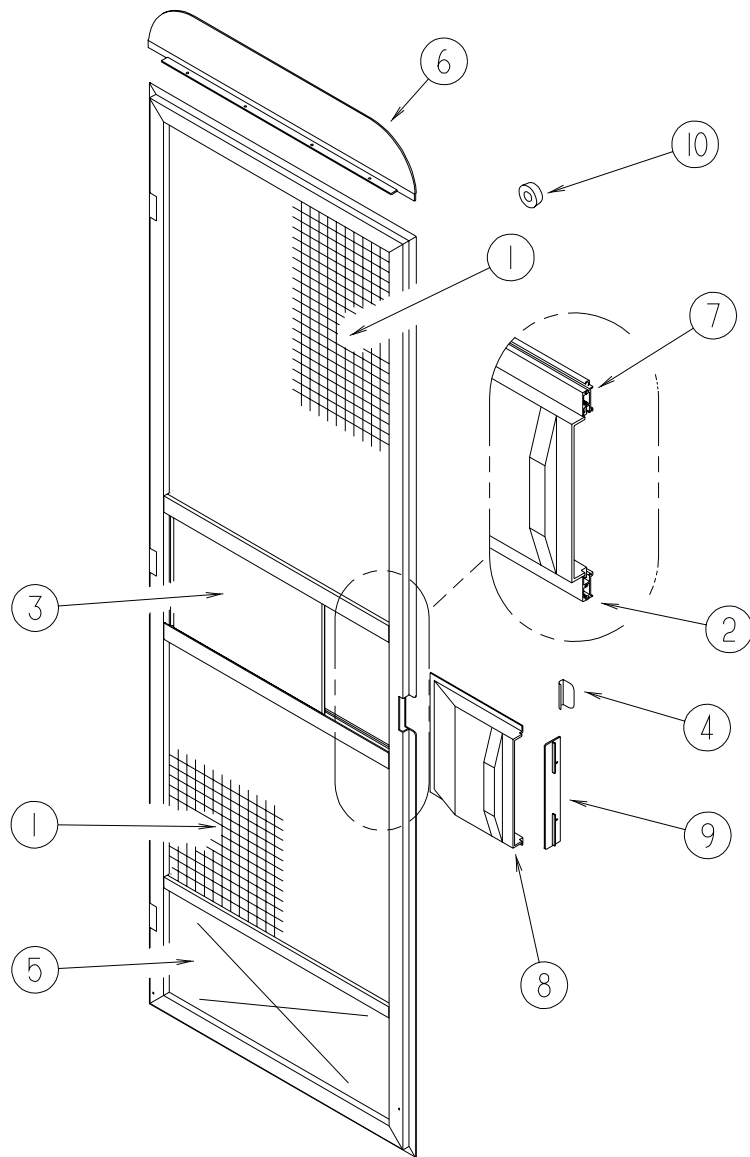
**EXTERIOR DOORS & COMPARTMENTS GROUP (CONTINUED)****ENTRY DOOR (CONTINUED)**

<b>KEY</b>	<b>PART NUMBER</b>	<b>U/M</b>	<b>DESCRIPTION</b>
1	115108-10-L23	EA	DOOR - ENTRY - W/SCREEN DOOR - W/O WINDOW (L26,L27)
1	115108-10-L24	EA	DOOR - ENTRY - W/SCREEN DOOR - W/O WINDOW (L28)
1	115108-10-L25	EA	DOOR - ENTRY - W/SCREEN DOOR - W/O WINDOW (L29)
2	121899-05-H17	EA	DOOR - SCREEN - W/O HARDWARE
3	041546-07-000	EA	BRACKET - DOOR ANGLE - OFF WHITE
4	044582-50-000	EA	CAP - DRIP JAMB MITERED
5	121898-09-01A	EA	JAMB - ENTRY DOOR - BRIGHT WHITE
6	038327-01-000	EA	TAPE - ANTI SLIP - 2" X 60'
7	106719-01-05A	EA	HINGE - ENTRY DOOR - BRIGHT WHITE
	106719-01-01A	EA	HINGE - ENTRY DOOR - MILL
	116111-02-01A	EA	SCREW - TAPTITE - 1/4-20 X 3/8 PPH - ZINC
8	051049-05-000	EA	JAMB/DOOR - LOWER - ENTRANCE DOOR
9	100128-02-000	FT	SEAL - FOAM/ADHESIVE BACK - .37" WIDE X .37" THICK
10	118929-01-01A	FT	SEAL - PILE - PUSH ON
11	121893-03-02A	EA	FRAME - ENTRY DOOR/LOWER - BRIGHT WHITE
12	121894-11-01A	EA	FRAME - ENTRY DOOR - BRIGHT WHITE
13	098173-01-04A	EA	STIFFENER - ENTRY DOOR - SUPPORTS LATCH/STRIKE - UNPAINTED
14	075671-04-000	FT	SEAL - SPONGE - LAZY T - W/ADHESIVE STRIP - .5" WIDE
15	104692-01-000	FT	SEAL - FOAM/ADHESIVE BACK - .75"THICK X .75"WIDE X 25'
16	109403-01-000	EA	CATCH - SINGLE ROLLER - SCREEN DOOR
17	132442-03-01A	EA	HANDLE - ASSIST
18	076725-02-000	EA	COVER - HINGE - ENTRY DOOR - 6" X 3.2" - OFF WHITE
19	104099-01-04A	EA	CATCH - DOOR HOLDER - STRIKE - BRIGHT WHITE
19	104099-02-04A	EA	CATCH - DOOR HOLDER - RETAINER - BRIGHT WHITE
20	102248-01-000	EA	SHIM - DOOR
21	115222-12-02A	EA	GARNISH - RADIUS - ENTRY DOOR
22	077461-03-000	EA	COVER - STRIKE - ENTRY DOOR - 6.5" X 2.5" - WHITE PLASTIC
23	100412-01-000	EA	CATCH - SCREEN DOOR
24*	101145-01-06A	EA	DEADBOLT - ENTRY DOOR W/O SECURITY BOLT W/2 KEYS - BLACK
	101147-01-000	EA	BOLT - SECURITY - 4.12"
	090340-01-000	FT	SEAL - FOAM - CLOSED CELL - 1/4" X 1/2" X 50'

**\*COMPONENT PARTS FOUND IN SERVICE PARTS LIBRARY**

# EXTERIOR DOORS & COMPARTMENTS GROUP (CONTINUED)

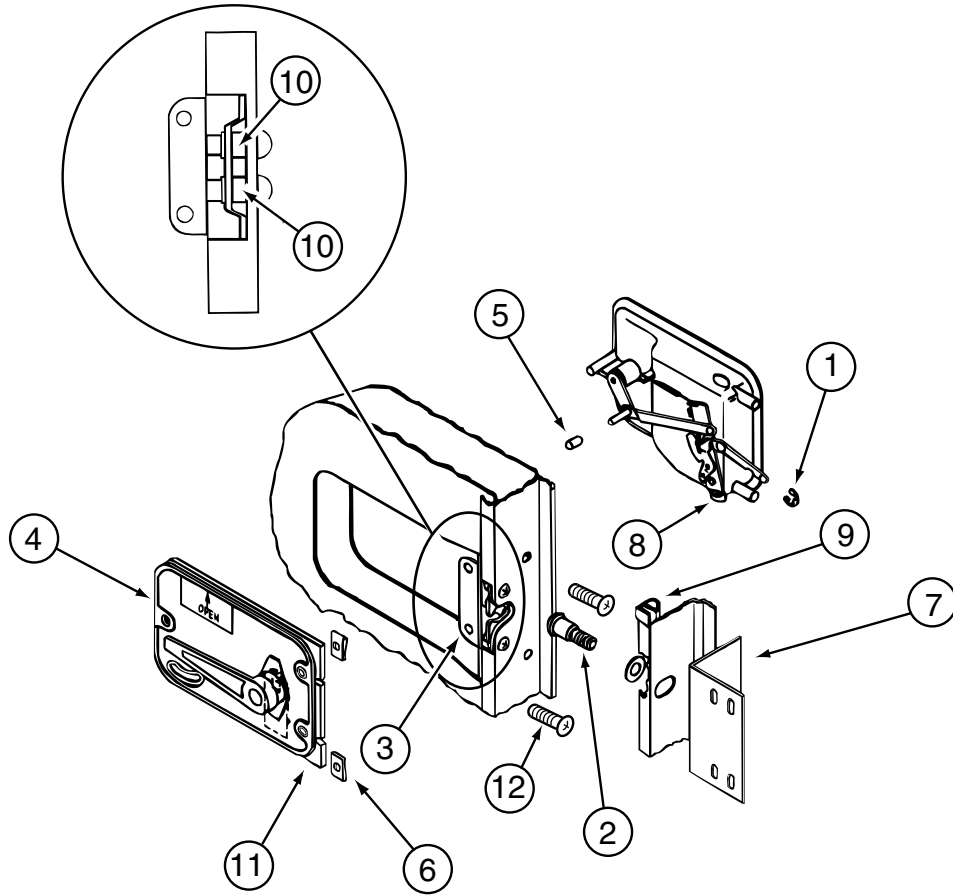
## SCREEN DOOR



KEY	PART NUMBER	U/M	DESCRIPTION
	121899-05-H17	EA	DOOR - SCREEN - W/O HARDWARE
1	002293-02-000	SF	SCREEN - 26" - CHARCOAL
2	002294-01-000	FT	SPLINE - SCREENING - .135" X .138"
3	016454-15-000	EA	INSERT - SCREEN DOOR - CENTER
4	050712-06-000	EA	HANDLE - SCREEN DOOR - BRIGHT WHITE
5	078552-09-000	EA	INSERT - SCREEN DOOR - LOWER
6	078595-03-000	EA	PLATE - SCREEN DOOR
7	078777-08-000	FT	CHANNEL - SLIDER
8	079086-03-000	EA	SLIDER - SCREEN DOOR - BRIGHT WHITE
9	079087-03-000	EA	STRIKE - SLIDER - SCREEN DOOR - BRIGHT WHITE
10	120863-06-000	EA	BUMPER - RUBBER - 3/4" X 3/8"
	075673-05-000	FT	SEAL - PILE - ADHESIVE BACK - BLACK

# EXTERIOR DOORS & COMPARTMENTS GROUP (CONTINUED)

## LATCH - ENTRY DOOR

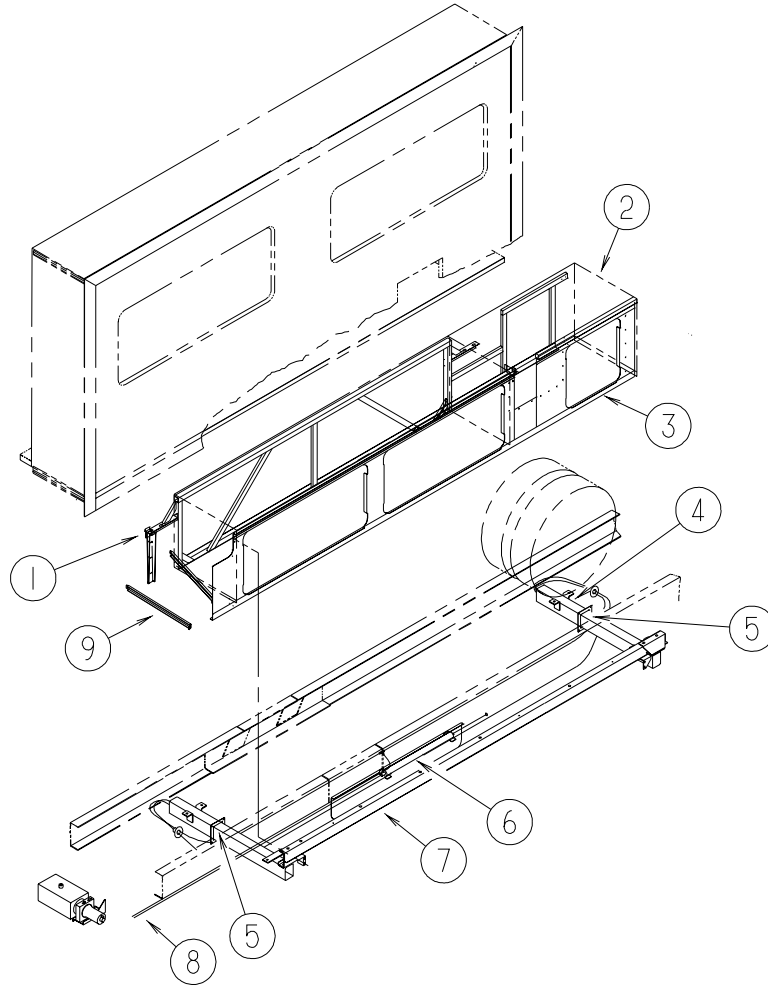


KEY	PART NUMBER	U/M	DESCRIPTION
1	036618-02-000	EA	E-RING - EXTERNAL - 3/16" SHAFT DIAMETER - LYNOR DOOR LOCK
2	039539-01-000	EA	STRIKE - LOCK - ENTRY DOOR - ROUND W/THREADED WASHER
	039715-01-000	EA	NUT-SERT - 1/4" DIAMETER - 20 THREADS
3	039540-01-000	EA	LATCH MECHANISM - HOOK - ENTRY DOOR - INTERIOR
4	039979-06-000	EA	COVER - LATCH PLATE - RIGHT HAND - BLACK TEXTURED
5	039984-01-000	EA	CAP - ROUND - VINYL - .28" ID X .62" - BLACK
6	040921-01-000	EA	NUT-SPEED-U TYPE 10-24 BLACK
7	041546-07-000	EA	BRACKET - DOOR ANGLE - OFF WHITE
8*	045017-13-000	EA	LATCH - ENTRY DOOR - BLACK TEXTURED
9	064075-07-000	FT	SEAL - BULB - W/WIRED U CHANNEL - .3" X .5" CHANNEL-BLACK
10	086285-05-000	EA	SPACER - NYLON - .7" X .56"
11	096810-01-01A	EA	PLATE - LATCH - ENTRY DOOR - BLACK
12	000G54-04-20B	EA	SCREW - 1/4-20 X 1 1/4 PTH TYP 23
	130444-01-01A	EA	CAP - KEY IDENTIFIER - GRAY

\*COMPONENT PARTS FOUND IN SERVICE PARTS LIBRARY

# EXTERIOR SLIDEOUT INSTALLATION GROUP

## FRONT LEFT

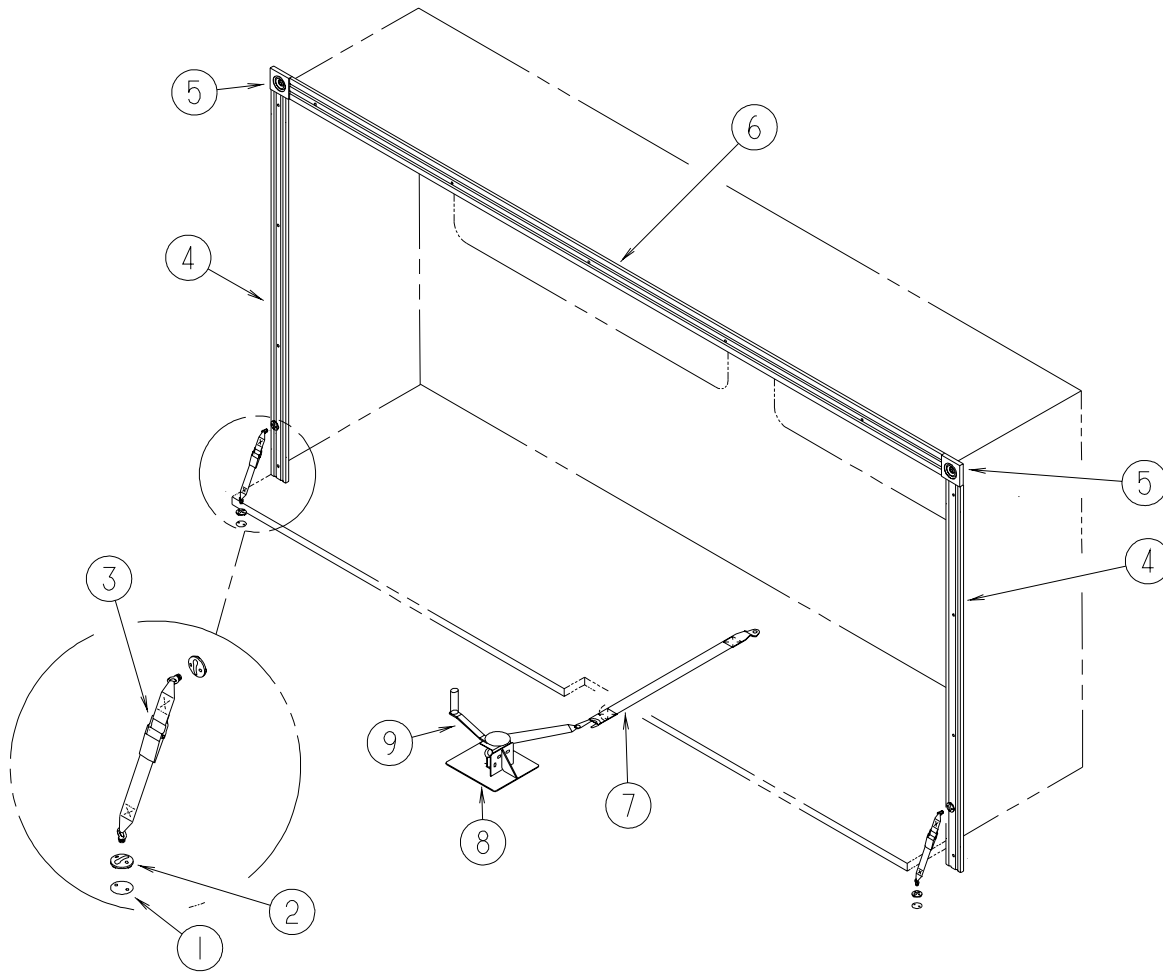


### COMPARTMENT & SLIDEOUT

KEY	PART NUMBER	U/M	DESCRIPTION
1	126050-06-J22	EA	SUPPORT - SLIDEOUT COMPARTMENT
2	126390-06-000	EA	COMPARTMENT ASM-SLIDEOUT
3	126516-01-01A	FT	TRIM - VINYL/EXTRUDED - 96"
4*	125687-01-000	EA	SLIDEOUT - HYDRAULIC
5	125828-01-02B	EA	FILLER/STEEL - SLIDEOUT - E-COATED
6	053322-10-000	EA	SHIELD - HEAT - EXHAUST - 48" X 7.5" - STEEL
7	128621-03-01A	EA	ZEE-SLIDEOUT,W/HOLES,MILL
8*	100536-42-000	EA	HOSE KIT - PUMP TO SLIDE-OUT VALVE
9	126497-01-02B	EA	SUPPORT - VALANCE

**\*COMPONENT PARTS FOUND IN SERVICE PARTS LIBRARY**

**EXTERIOR SLIDEOUT INSTALLATION GROUP (CONTINUED)**  
**FRONT LEFT (CONTINUED)**

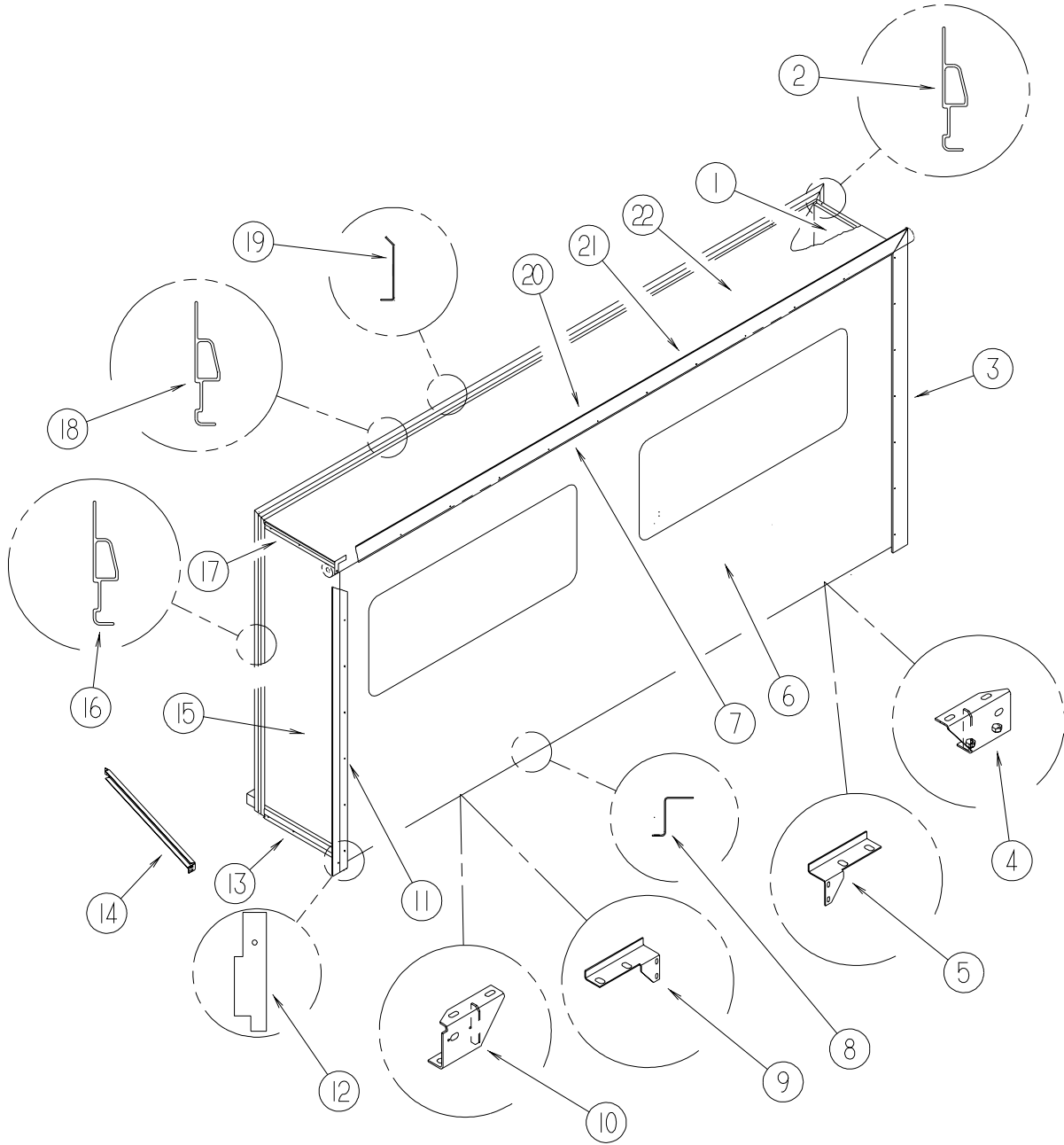


**INTERIOR MOLDING & WINCH**

KEY	PART NUMBER	U/M	DESCRIPTION	
1	133374-01-02B	EA	PLATE - TIEDOWN	
1	133374-01-09B	EA	PLATE - TIEDOWN	FROM: 00-00-00 THRU: 08-31-99
2	133067-02-01A	EA	PLATE - TIE-DOWN - SLIDE	FROM: 09-01-99 THRU: 99-99-99
3	133067-01-01A	EA	STRAP - TIE DOWN - SLIDE	
4	132663-04-01A	EA	MOLDING - VINYL WRAPPED-.62" X 3" X 70.4"-WATERFORD OAK	
5	132844-01-01A	EA	BLOCK - CORNER - 3.9" X 3.9" - WATERFORD OAK	
6	132663-03-01A	EA	MOLDING - VINYL WRAPPED-.55" X 3.8" X 150.4"-WATERFORD OAK	
7	116101-02-F31	EA	STRAP - WINCH - 34" CENTER BRACKET/STRAP END	
8	116082-03-02B	EA	BRACKET - WINCH	
9	115767-02-000	EA	WINCH - SLIDEOUT W/10' STRAP	



**EXTERIOR SLIDEOUT INSTALLATION GROUP (CONTINUED)**  
**FRONT LEFT (CONTINUED)**

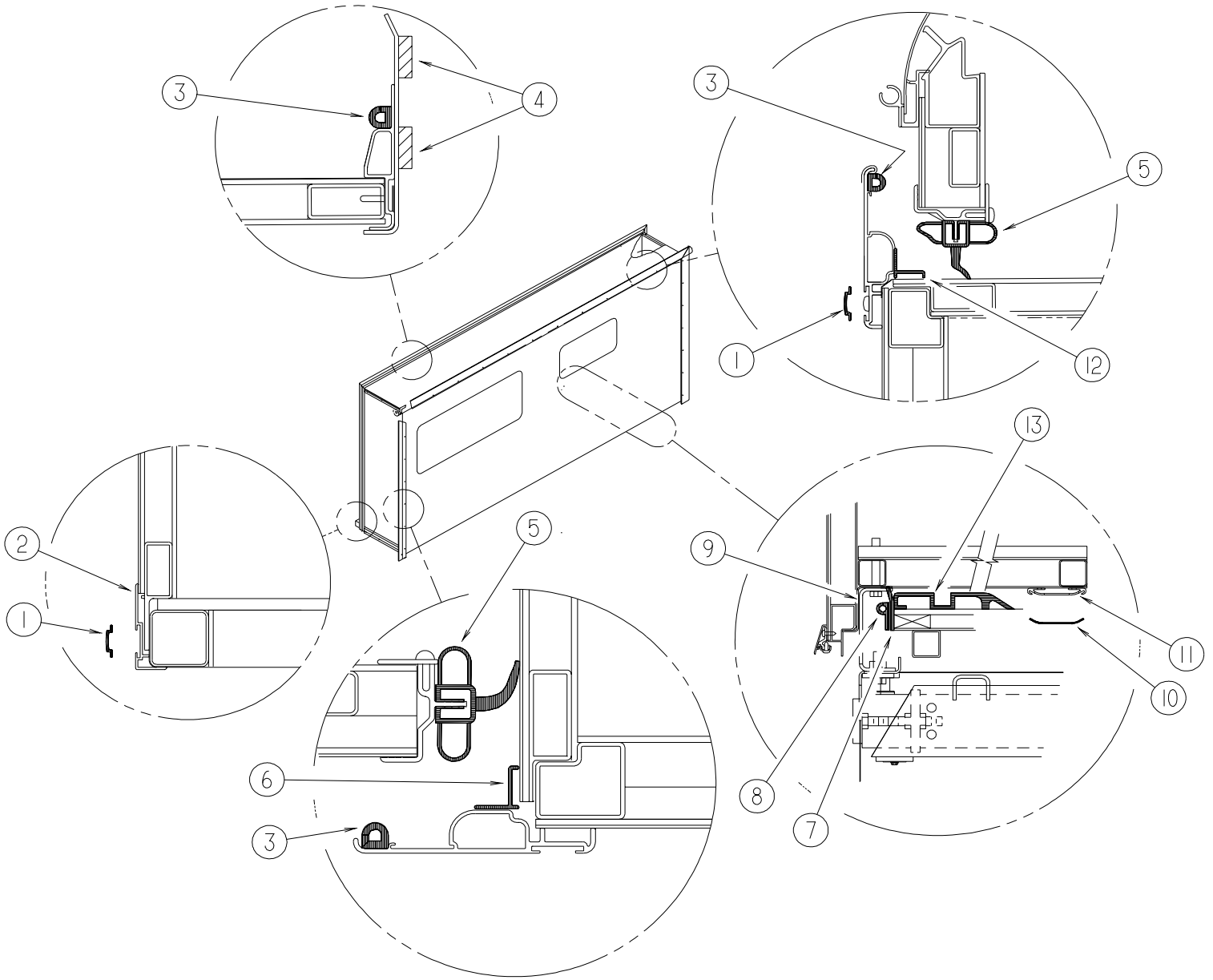


**PANEL & TRIMS**

**EXTERIOR SLIDEOUT INSTALLATION GROUP (CONTINUED)****FRONT LEFT (CONTINUED)****PANEL & TRIMS (CONTINUED)**

<b>KEY</b>	<b>PART NUMBER</b>	<b>U/M</b>	<b>DESCRIPTION</b>
1	126570-01-L23	EA	PANEL - SLIDEOUT - REAR (L26,L27)
1	126570-01-L24	EA	PANEL - SLIDEOUT - REAR (L28)
1	126570-01-L25	EA	PANEL - SLIDEOUT - REAR (L29)
2	117004-02-03A	EA	TRIM - SEAL/INNER HORIZONTAL W/MITERED ENDS-73.5 - BRT WHT
3	119992-12-01A	EA	TRIM - SEAL W/MITERED ENDS - 76.4" - BRIGHT WHITE FROM: 00-00-00 THRU: 08-29-99
3	133955-12-01A	EA	TRIM - SEAL W/MITERED ENDS - 76.4" - BRIGHT WHITE FROM: 08-30-99 THRU: 99-99-99
4	127030-02-02B	EA	BRACKET - INNER FRONT/SLIDEOUT - E-COATED
5	128386-01-02B	EA	BRACKET - SLIDEOUT/COMPARTMENT - E-COATED
6	119783-27-L23	EA	PANEL - SLIDEOUT/OUTER (L26,L27)
6	119783-27-L24	EA	PANEL - SLIDEOUT/OUTER (L28)
6	119783-27-L25	EA	PANEL - SLIDEOUT/OUTER (L29)
7	122977-06-01A	EA	AWNING - SLIDEOUT - W/COVER - 160.24"
8	128621-03-01A	EA	ZEE-SLIDEOUT,W/HOLES,MILL
8	098408-01-000	FT	SEAL - SPONGE RUBBER - CLOSED CELL
9	125888-02-02B	EA	BRACKET - SLIDEOUT COMPARTMENT - E-COATED - LEFT HAND
10	127030-01-02B	EA	BRACKET - INNER REAR/SLIDEOUT - E-COATED
11	119992-11-01A	EA	TRIM - SEAL W/MITERED ENDS - 76.4" - BRIGHT WHITE FROM: 00-00-00 THRU: 08-29-99
11	133955-11-01A	EA	TRIM - SEAL W/MITERED ENDS - 76.4" - BRIGHT WHITE FROM: 08-30-99 THRU: 99-99-99
12	126546-01-02A	EA	COVER - END/SIDEWALL SLIDEOUT - BRIGHT WHITE
13	125051-01-01A	EA	STRIP - FEATURE - LOWER - BRIGHT WHITE
14	126497-01-02B	EA	SUPPORT - VALANCE
15	126569-01-L23	EA	PANEL - SLIDEOUT - FRONT (L26,L27)
15	126569-01-L24	EA	PANEL - SLIDEOUT - FRONT (L28)
15	126569-01-L25	EA	PANEL - SLIDEOUT - FRONT (L29)
16	117004-01-03A	EA	TRIM - SEAL/INNER VERTICAL-W/MITERED ENDS-73.5"- BRT WHT
17	108688-01-03A	EA	STRIP - FEATURE - 15'
17	105312-01-07A	FT	INSERT - VINYL FEATURE STRIP - BRIGHT WHITE
18	117004-03-03A	EA	TRIM - SEAL/INNER - BRIGHT WHITE
19	125466-01-01A	EA	SUPPORT - ROOF/INTERIOR - OFF WHITE
20	119992-01-02A	EA	TRIM - SEAL W/MITERED ENDS - 160" - BRIGHT WHITE FROM: 00-00-00 THRU: 08-29-99
20	133955-01-01A	EA	TRIM - SEAL W/MITERED ENDS - 160" - BRIGHT WHITE FROM: 08-30-99 THRU: 99-99-99
21	117058-01-01A	FT	TAPE - LOOP - 3/4" WIDE - ADHESIVE BACKED
22	126571-01-L22	EA	ROOF - F/SLIDEOUT - W/O LIGHTS/VENTS - W/WIRING

**EXTERIOR SLIDEOUT INSTALLATION GROUP (CONTINUED)**  
**FRONT LEFT (CONTINUED)**

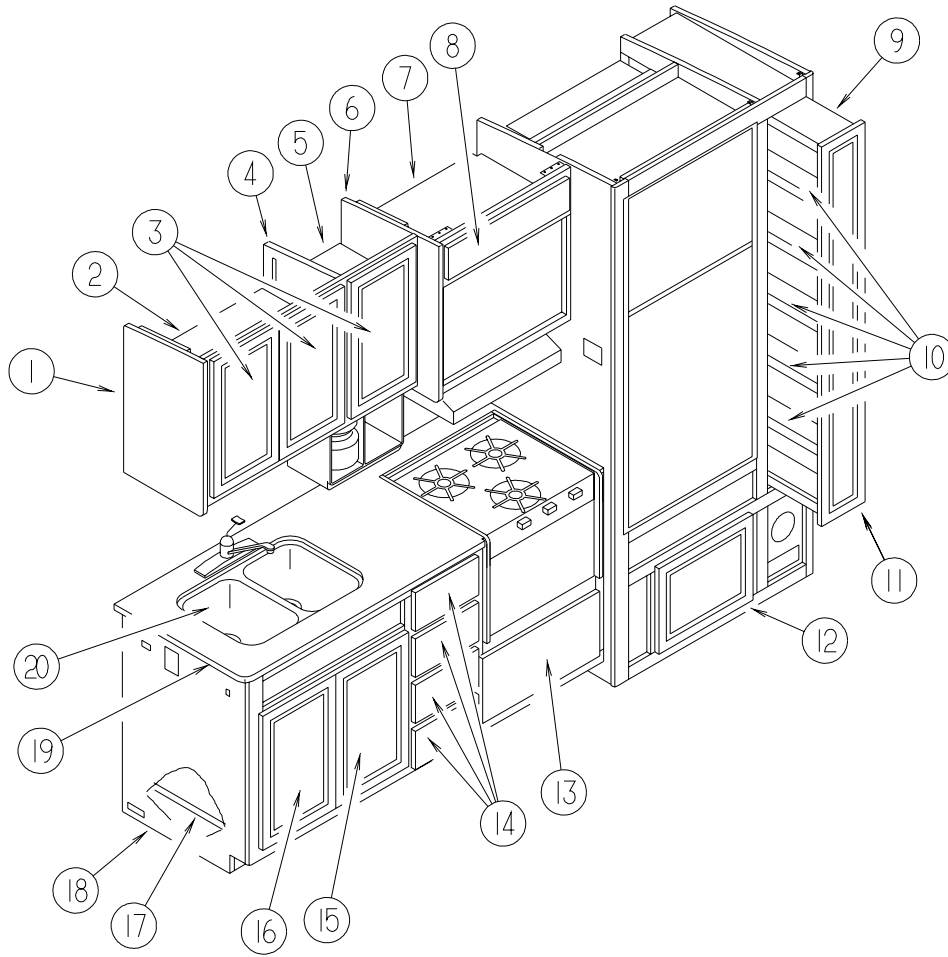


**SEALS & TRIMS**

**EXTERIOR SLIDEOUT INSTALLATION GROUP (CONTINUED)****FRONT LEFT (CONTINUED)****SEALS & TRIMS (CONTINUED)**

<b>KEY</b>	<b>PART NUMBER</b>	<b>U/M</b>	<b>DESCRIPTION</b>
1	105312-01-07A	FT	INSERT - VINYL FEATURE STRIP - BRIGHT WHITE
2	125051-01-01A	EA	STRIP - FEATURE - LOWER - BRIGHT WHITE
3	112091-01-000	FT	D-SEAL - NEOPRENE - TRUNK - HEAT ACTIVE ADHESIVE
4	100128-02-000	FT	SEAL - FOAM/ADHESIVE BACK - .37" WIDE X .37" THICK
5	115076-01-000	FT	SEAL - SLIDEOUT
			FROM: 00-00-00 THRU: 10-31-99
5	115076-03-000	FT	SEAL - SLIDEOUT
			FROM: 11-01-99 THRU: 99-99-99
6	116933-09-01A	EA	TRIM - SEAL/FLOOR EDGE - 73.1" - BRIGHT WHITE
			FROM: 00-00-00 THRU: 01-09-00
6	133954-09-01A	EA	TRIM/SEAL - W/MITERED ENDS - BRIGHT WHITE - 71.6"
			FROM: 01-10-99 THRU: 99-99-99
7	115075-02-000	FT	SEAL - WIPE - .25" X 3.15"
8	121283-01-000	FT	SEAL - P SHAPED
8	089275-02-000	FT	STRIP - 3/4" X 84" BLACK POLYETHYLENE
9	104692-01-000	FT	SEAL - ADHESIVE BACKED FOAM-.75"THICK X .75"WIDE X 25'
10	115661-01-000	FT	POLYETHYLENE - HIGH DENSITY - 1/16" X 3'
11	115325-10-01A	EA	RAIL - FLOOR/SLIDEOUT ROOM - BLACK
12	116933-01-02A	EA	TRIM - SEAL W/MITERED ENDS - 154.3" - BRIGHT WHITE
			FROM: 00-00-00 THRU: 01-09-00
12	133954-01-01A	EA	TRIM - SEAL W/MITERED ENDS - 154.3" - BRIGHT WHITE
			FROM: 01-10-99 THRU: 99-99-99
13	134837-01-01A	EA	RAMP - SLIDEOUT - BLACK PVC
			FROM: 12-06-99 THRU: 99-99-99

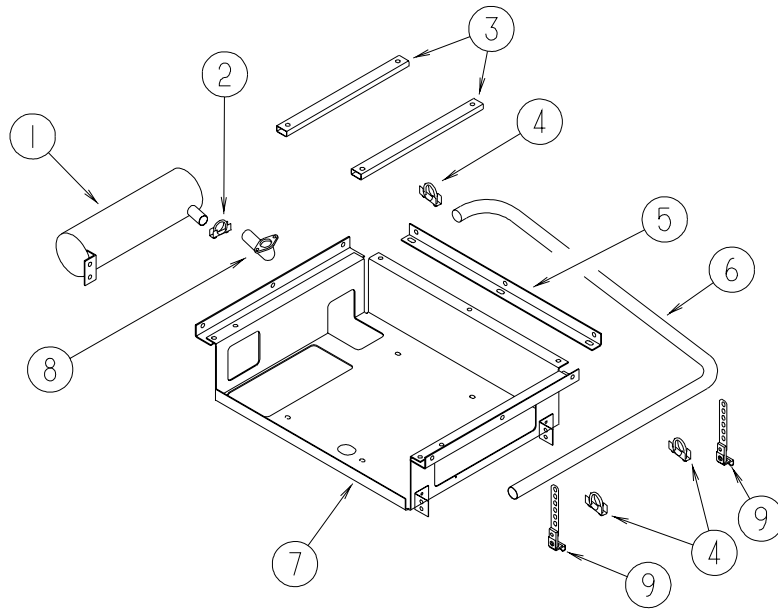
# GALLEY GROUP CABINETS



**GALLEY GROUP (CONTINUED)**  
**CABINETS (CONTINUED)**

<b>KEY</b>	<b>PART NUMBER</b>	<b>U/M</b>	<b>DESCRIPTION</b>
1	081319-20-G15	EA	END CAP - OVERHEAD CABINET
2	122393-11-H17	EA	SHELF/LARGE - W/PLASTIC EDGE MOLDING
3	132141-65-L26	EA	DOOR - RAIL/VENEER - 12" X 21.8" - W/O HARDWARE
4	P22393-01-H17	EA	CABINET - OVERHEAD/GALLEY - W/O DOORS/HARDWARE
5	122393-12-H17	EA	SHELF/SMALL - W/PLASTIC EDGE MOLDING
6	081320-14-G09	EA	END CAP - OVERHEAD CABINET
7	128620-02-J15	EA	CABINET - MICROWAVE - W/O DOORS/HARDWARE
8	131995-K2-L26	EA	DOOR - RAIL/SOLID PANEL - 6.3" X 23.2" - W/O HARDWARE
9	122325-01-J94	EA	CABINET - PANTRY/RIGHT HAND SLIDING - W/O SLIDES/HARDWARE
	122360-02-000	EA	SLIDE - PANTRY - W/O LOCK - RIGHT/LEFT HAND
	122360-03-000	EA	SLIDE - PANTRY - W/LOCK - RIGHT HAND (FACING PANEL)
	123673-01-01A	EA	KNOB - PANTRY SLIDE
10	122325-11-H17	EA	SHELF - W/EDGE MOLDING
11	131995-J3-L42	EA	DOOR - RAIL/SOLID PANEL - 8" X 60.7" - W/O HARDWARE
12	131995-X9-L26	EA	DOOR - RAIL/SOLID PANEL - 13.7" X 23.2" - W/O HARDWARE
13	M09316-61-L26	EA	DRAWER - OGEE EDGE - 19.8"W X 11.8"D - W/O SLIDES/HARDWARE
14	M09316-03-L42	EA	DRAWER - OGEE EDGE - 9.2"W X 17.7"D - W/O SLIDES/HARDWARE
15	131995-T1-L26	EA	DOOR - RAIL/SOLID PANEL - 13.5" X 27.1" - W/O HARDWARE
16	131995-T0-L26	EA	DOOR - RAIL/SOLID PANEL - 13.5" X 27.1" - W/O HARDWARE
17	131168-11-K20	EA	SHELF - W/PLASTIC EDGE TRIM
18	131168-01-L22	EA	CABINET - GALLEY - W/O COUNTERTOP/DOORS/DRAWERS/HDW
19	132601-53-L26	EA	COUNTERTOP - GALLEY CABINET - LAMINATED (L26)
19	132601-53-L23	EA	COUNTERTOP - GALLEY CABINET - LAMINATED (L27)
19	132601-53-L24	EA	COUNTERTOP - GALLEY CABINET - LAMINATED (L28)
19	132601-53-L25	EA	COUNTERTOP - GALLEY CABINET - LAMINATED (L28)
19	132601-54-L26	EA	COUNTERTOP - GALLEY CABINET - COMFORT & CONVENIENCE PACKAGE (L26)
19	132601-54-L23	EA	COUNTERTOP - GALLEY CABINET - COMFORT & CONVENIENCE PACKAGE (L27)
19	132601-54-L24	EA	COUNTERTOP - GALLEY CABINET - COMFORT & CONVENIENCE PACKAGE (L28)
19	132601-54-L25	EA	COUNTERTOP - GALLEY CABINET - COMFORT & CONVENIENCE PACKAGE (L29)
20	103610-03-L26	EA	COVER - SINK - 15.2" X 11" - LAMINATED BOTH SIDES (L26)
20	103610-03-L23	EA	COVER - SINK - 15.2" X 11" - LAMINATED BOTH SIDES (L27)
20	103610-03-L24	EA	COVER - SINK - 15.2" X 11" - LAMINATED BOTH SIDES (L28)
20	103610-03-L25	EA	COVER - SINK - 15.2" X 11" - LAMINATED BOTH SIDES (L29)

# GENERATOR GROUP GAS



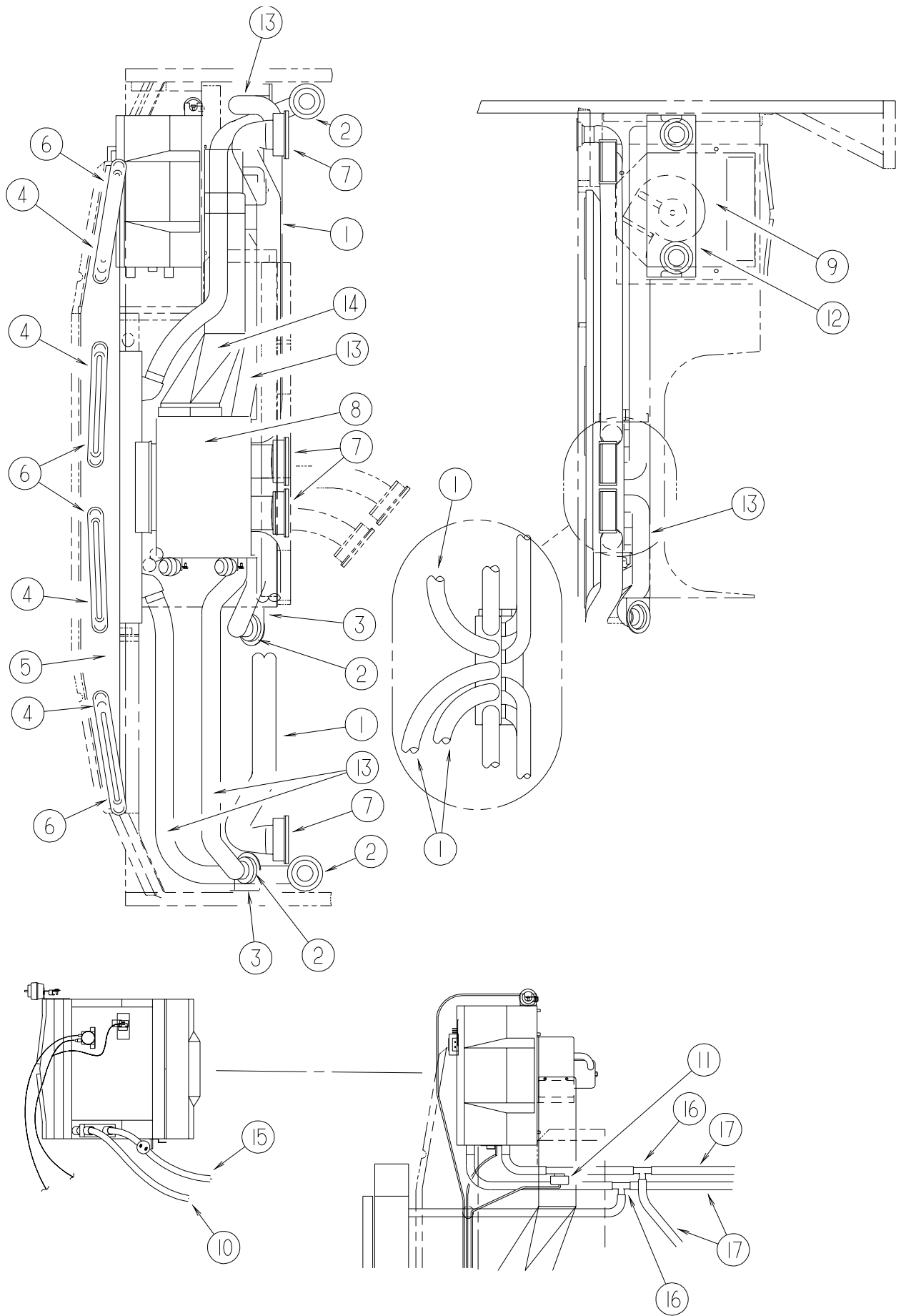
## GENERATOR GROUP (CONTINUED)

### GAS (CONTINUED)

KEY	PART NUMBER	U/M	DESCRIPTION
	109303-01-000	EA	GENERATOR - 5 KW - EMERALD PLUS FROM: 00-00-00 THRU: 12-19-99
	109303-02-000	EA	GENERATOR - 5 KW - EMERALD PLUS W/TRAY FROM: 12-20-99 THRU: 99-99-99
	100975-01-000	EA	GENERATOR - 6.5 KW EMERALD PLUS FROM: 00-00-00 THRU: 12-19-99
	100975-06-000	EA	GENERATOR - 6.5 KW EMERALD - W/TRAY FROM: 12-20-99 THRU: 99-99-99
	007067-01-000	SF	INSULATION - FIBERGLASS - 1" THICK X 4'-INCREMENTS 4 SF
1	081364-03-000	EA	MUFFLER - GENERATOR - ONAN
2	007125-04-000	EA	CLAMP - MUFFLER - 1.12" DIAMETER
3	094059-01-000	EA	SPACER - GENERATOR - ONAN
4	007125-03-000	EA	CLAMP - MUFFLER - 1.5" DIAMETER
5	104644-01-000	EA	ANGLE - FORMED - GENERATOR
6	106602-03-000	EA	PIPE-EXHAUST,GENERATOR
7	127008-02-02B	EA	TRAY - GENERATOR - 16.2" X 20.8" X 6.9" - W/ANGLE & NUTS
8	079654-05-000	EA	PIPE - EXHAUST - ANGLED W/FLANGE - 2" ID
9	007131-01-000	EA	HANGER - TAILPIPE - 6 SLOTS



# HEATING & A/C GROUP AUTOMOTIVE

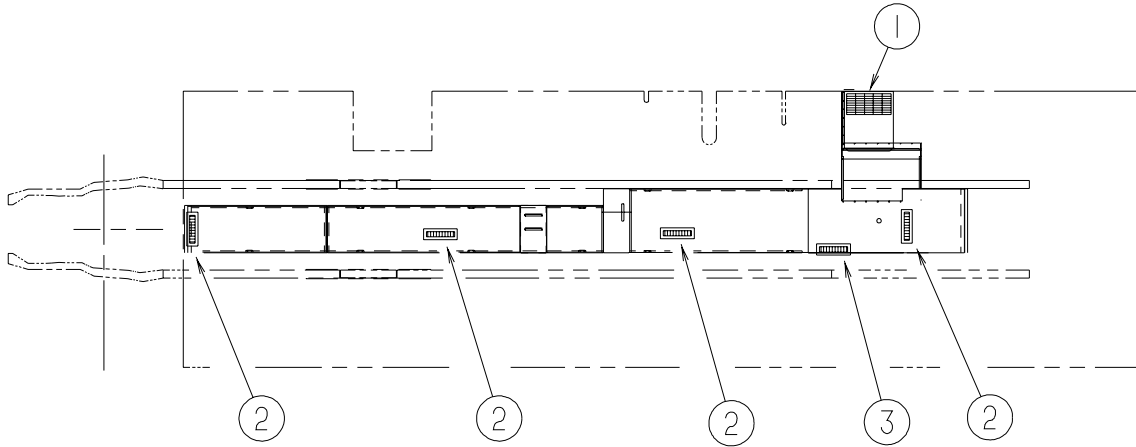


**HEATING & A/C GROUP (CONTINUED)**  
**AUTOMOTIVE (CONTINUED)**

KEY	PART NUMBER	U/M	DESCRIPTION
1	007281-01-000	EA	HOSE - FLEXIBLE PVC - 2.5" ID X 50'
2	024990-05-000	EA	OUTLET - DEFROSTER - 4" DIAMETER W/SWIVEL DEFLECTORS
3	056402-05-000	EA	BRACKET - HEATER VENT - ROUND W/BEND - BLACK
4	077075-01-000	EA	GASKET - INSTRUMENT PANEL/DEFROSTER PLENUM - .6" X 10.2"
5	103017-03-000	EA	PLENUM - DEFROSTER
6	103558-04-04A	EA	VENT - DEFROSTER - PLASTIC/1.4" X 14.4" X 1.1"/TITANIUM FROM: 00-00-00 THRU: 04-30-00
6	135265-01-02A	EA	VENT - DEFROSTER - TITANIUM FROM: 05-01-00 THRU: 99-99-99
7	103796-01-01A	EA	LOUVER - A/C-ADJUSTABLE - 2.2" X 5.4" F/2.5" HOSE - BLACK FROM: 00-00-00 THRU: 03-26-00
7	135803-01-01A	EA	LOUVER - A/C - 2.5" - BLACK FROM: 03-27-00 THRU: 99-99-99
8*	103930-39-000	EA	CONTROL/PLENUM - ROTARY
9*	103930-43-000	EA	EVAPORATOR/HEATER ASSEMBLY - NON-CHARGED
10*	103930-46-000	EA	HOSE - EXPANSION BLOCK (EVAPORATOR) TO COMPRESSOR
11	103930-23-000	EA	VALVE - WATER - 2 PORT
12	095757-05-L17	EA	COVER - HEATER (L26)
12	095757-05-L23	EA	COVER - HEATER (L27,L28)
12	095757-05-L25	EA	COVER - HEATER (L29)
12	077539-01-000	EA	BRACKET - MOUNTING/DASH PANEL - L/SHAPED - 2.5"X1"X1.5" FROM: 00-00-00 THRU: 10-08-99
13	007076-01-000	EA	HOSE - FLEXIBLE PVC - 2" ID - INCREMENTS OF 50'
14	103016-03-000	EA	PLENUM - TRANSITION
15*	103930-47-000	EA	HOSE - EXPANSION VALVE - RECEIVER DRIER
16	076776-01-000	EA	TEE - BEADED - 5/8" X 5/8" X 5/8"
17	007108-01-000	FT	HOSE - HEATER - 5/8" ID - HI-TEMP
	103930-37-000	EA	MANUAL - OWNERS - HEATER/A/C
	7SB003-97-01A	EA	SCS/FRIGETTE SERVICE MANUAL AIR CONDITIONING

**\*COMPONENT PARTS FOUND IN SERVICE PARTS LIBRARY**

**HEATING & A/C GROUP (CONTINUED)**  
**FURNACE**

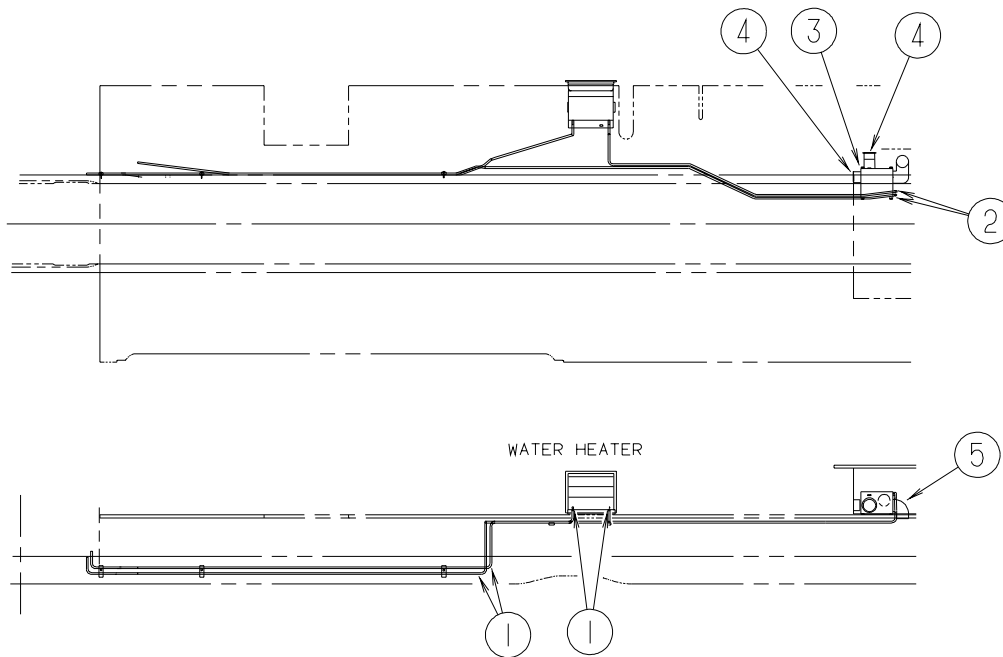


KEY	PART NUMBER	U/M	DESCRIPTION
1*	098668-22-000	EA	FURNACE - 40,000 BTU
1	098668-14-000	EA	GASKET - FIBERGLASS - .5" X 18" X 18"
1	098668-15-000	EA	PLATE-FACE
1	098668-16-000	EA	VENT-INTAKE
2	094600-05-01A	EA	REGISTER W/O DAMPER-3.6" X 11.3" FACE/2.1" X 9.9" RO-BEIGE
3	094600-06-01A	EA	REGISTER W/DAMPER-3.6" X 11.3" FACE/2.1" X 9.9" RO-BEIGE
	009200-01-000	EA	TAPE - FURNACE - 1 1/2"
	115764-01-01A	EA	THERMOSTAT - FURNACE

**\*COMPONENT PARTS FOUND IN SERVICE PARTS LIBRARY**

## HEATING & A/C GROUP (CONTINUED)

### REAR HEATER



KEY	PART NUMBER	U/M	DESCRIPTION
1	079059-02-000	EA	HOSE - 90 DEGREE - .61" ID X 4" X 6"
			FROM: 00-00-00 THRU: 10-24-99
1	079059-01-000	EA	HOSE - 90 DEGREE - 5/8"ID X 4" X 36"
			FROM: 10-25-99 THRU: 99-99-99
2	079059-01-000	EA	HOSE - 90 DEGREE - 5/8"ID X 4" X 36"
3*	084405-01-000	EA	HEATER - REAR/DUCTED - W/MOTOR AID
4	056464-10-000	EA	REGISTER W/O DAMPER - 4" DIAMETER - PLASTIC - BEIGE
4	009198-01-000	FT	DUCT - HEAT - FLEXIBLE - 4" ID X 25'
4	069636-02-000	EA	CONNECTOR - DUCT - 4" ID
5	118761-01-000	EA	REDUCER - 4"-2" - GALVANIZED
5	009198-02-000	FT	DUCT - FLEXIBLE - 2" ID X 25'
	008042-01-000	FT	TUBING - VINYL - .65" ID

**\*COMPONENT PARTS FOUND IN SERVICE PARTS LIBRARY**

## HEATING & A/C GROUP (CONTINUED)

### ROOF


KEY	PART NUMBER	U/M	DESCRIPTION
	117238-01-01A	EA	THERMOSTAT - A/C - FURNACE
	117238-02-01A	EA	THERMOSTAT - A/C ONLY
	120134-01-02A	EA	REGISTER - W/DAMPER - 4" PIPE/7" O.D. FACE - WHITE
*	131184-01-01A	EA	CEILING ASSEMBLY - A/C DUCTED - WHITE
	131184-02-01A	EA	BOARD - DIVIDER - SILVER
*	131186-01-01A	EA	A/C - ROOF MACH 1 POWER SAVER - WHITE
*	131187-01-01A	EA	A/C - ROOF MACH 3 POWER SAVER - WHITE
*	131185-01-01A	EA	A/C ROOF - 13,500 BTU - WHITE
	073937-03-000	EA	SWITCH - ROTARY- AC - SELECTOR - 3 DECK
	121365-01-01A	EA	COVER - A/C SWITCH - DUAL

**\*COMPONENT PARTS FOUND IN SERVICE PARTS LIBRARY**

# INTERIOR FINISH GROUP

## MOLDINGS & TRIMS

### WATERFORD OAK




KEY	PART NUMBER	U/M DESCRIPTION
1	009767-12-000	FT WELTING - ANTIQUE WHITE
1	009767-14-000	FT WELTING - CHERRY
1	009767-15-000	FT WELTING - WATERFORD OAK
1	009767-16-000	FT WELTING - REBER BIRCH
2	009778-16-000	FT U-CHANNEL - 1" - PICKLED ASH
2	009778-18-000	FT U-CHANNEL - 1" - CHERRY WOOD/CHERRY STAIN
2	009778-21-000	FT U-CHANNEL - 1" - WATERFORD OAK
2	009778-25-000	FT U-CHANNEL - 1" - BEIGE ILLUSION
2	009778-27-000	FT U-CHANNEL - 1" - WASHED MAPLE
2	009778-31-000	FT U-CHANNEL - 1" - GRADY BROWN
2	070504-03-000	FT U-CHANNEL - PLASTIC - .9" X 96" - GRADY BROWN
2	070504-18-000	FT U-CHANNEL - PLASTIC - .13" X 84" - IVORY

INTERIOR FINISH GROUP (CONTINUED)

MOLDINGS & TRIMS (CONTINUED)

WATERFORD OAK



**INTERIOR FINISH GROUP (CONTINUED)****MOLDINGS & TRIMS (CONTINUED)****WATERFORD OAK**


<b>KEY</b>	<b>PART NUMBER</b>	<b>U/M</b>	<b>DESCRIPTION</b>
2	070504-30-000	FT	U-CHANNEL - PLASTIC - .13" X 84" - CHERRY
2	070504-31-000	FT	U-CHANNEL - PLASTIC - .9" X 84" - CHERRY
2	070504-36-000	FT	U-CHANNEL - PLASTIC - .13" X 72" - WATERFORD OAK
2	070504-37-000	FT	U-CHANNEL - PLASTIC - .9" X 84" - WATERFORD OAK
2	070504-42-000	FT	U-CHANNEL - PLASTIC - .13" X 84" - BEIGE ILLUSION
2	070504-50-000	FT	U-CHANNEL - PLASTIC - .13" X 84" - WASHED MAPLE
2	070504-51-000	FT	U-CHANNEL - PLASTIC - .9" X 96" - WASHED MAPLE
2	070504-54-000	FT	U-CHANNEL - PLASTIC - .9" X 96" - VILLAGE OAK
3	009809-27-000	EA	MOLDING - CORNER - OUTSIDE - 1" X 84" - CHERRY-CHERRY
3	009809-28-000	EA	MOLDING - CORNER - OUTSIDE - 1" X 84" - WATERFORD OAK
3	009809-30-000	EA	MOLDING - CORNER - OUTSIDE - 1" X 84" - BEIGE ILLUSION
3	009809-31-000	EA	MOLDING - CORNER - OUTSIDE - 1" X 84" - WASHED MAPLE
3	009809-32-000	EA	MOLDING - CORNER - OUTSIDE - 1" X 84" - PORTSMOUTH OAK
4	009812-24-000	EA	MOLDING - CORNER - 1/2" W/1/4"CHAN X 108" - IVORY PLASTIC
4	009812-26-000	EA	MOLDING - CORNER - 1/2" W/1/4" CHAN X 84" - CHERRY
4	009812-27-000	EA	MOLDING - CORNER - 1/2" W/1/4" CHAN X 84" - PICKLED ASH
4	009812-29-000	EA	MOLDING - CORNER - 1/2" W/1/4" CHAN X 84" - WATERFORD OAK
4	009812-31-000	EA	MOLDING - CORNER - 1/2" W/1/4" CHAN X 84" - BEIGE ILLUSION
4	009812-33-000	EA	MOLDING - CORNER - 1/2" W/1/4" CHAN X 84" - WASHED MAPLE
4	009812-34-000	EA	MOLDING - CORNER - 1/2" W/1/4" CHAN X 84" - VW LIGHT GRAY
4	009812-35-000	EA	MOLDING - CORNER - 1/2" W/1/4" CHAN X 84" - PORTSMOUTH OAK
5	009815-09-000	FT	MOLDING-T - W/EDGE LIP - 3/4" FACE - IVORY
5	105709-02-000	FT	MOLDING-T - W/EDGE LIP - 3/4" FACE - BEIGE ILLUSION
6	022992-11-000	FT	MOLDING - REVERSE COVE - T-SHAPED - IVORY
6	022992-14-000	FT	MOLDING - REVERSE COVE - T-SHAPED - BRIGHT WHITE
6	022992-15-000	FT	MOLDING - REVERSE COVE - T-SHAPED - VW GRAY
7	042357-18-000	EA	MOLDING - CORNER - RADIUS/PLASTIC - PICKLED ASH
7	042357-19-000	EA	MOLDING - CORNER - RADIUS/PLASTIC - CHERRY
7	042357-20-000	EA	MOLDING - CORNER - RADIUS/PLASTIC - WATERFORD OAK
7	042357-25-000	EA	MOLDING - CORNER - RADIUS/PLASTIC - WASHED MAPLE
7	042357-26-000	EA	MOLDING - CORNER - RADIUS/PLASTIC - PORTSMOUTH OAK
8	077840-01-E41	EA	MOLDING - WALL CAP - 8' - SALEM CHERRY
8	077840-01-G01	EA	MOLDING - WALL CAP - 8' - WATERFORD OAK
8	077840-01-J70	EA	MOLDING - WALL CAP - 8' - WASHED MAPLE
9	078323-06-G15	EA	MOLDING - CAP/WALL - 79.6" - WATERFORD OAK
10	080176-08-000	EA	CAP - CORNER - RADIUS MOLDING - PLASTIC - WASHED MAPLE
11	081521-02-007	EA	MOUNT - METAL MOLDING - F/RADIUS CORNER MOLDING - 151.5"
12	083620-09-000	FT	MOLDING-T - W/EDGE LIP - 7/8" FACE - MODERN IVORY
12	083620-11-000	FT	MOLDING-T - W/EDGE LIP - 7/8" FACE - CHERRY
12	083620-12-000	FT	MOLDING-T - W/EDGE LIP - 7/8" FACE - WATERFORD OAK
12	083620-15-000	FT	MOLDING-T - W/EDGE LIP - 7/8" FACE - BEIGE ILLUSION
12	083620-19-000	FT	MOLDING-T - W/EDGE LIP - 7/8" FACE - WASHED MAPLE
12	104676-02-02A	FT	MOLDING-T - W/EDGE LIP - 11/16" FACE - PICKLED ASH
12	104676-02-03A	FT	MOLDING-T - W/EDGE LIP - 11/16" FACE - CHERRY-CHERRY
12	104676-02-04A	FT	MOLDING-T - W/EDGE LIP - 11/16" FACE - WATERFORD OAK
12	104676-02-06A	FT	MOLDING-T - W/EDGE LIP - 11/16" FACE - WASHED MAPLE
12	104676-02-08A	FT	MOLDING-T - W/EDGE LIP - 11/16" FACE - PORTSMOUTH OAK
13	085746-04-000	FT	TRIM-J - CARPET 1.2" X .5" ANGLE - 10' LONG - OFF WHITE
14	086229-12-000	EA	BATTEN - 1.5" OFFSET X 96.8" - MODERN IVORY
15	086229-11-000	EA	RETAINER - OFFSET - 97.01"
16	086229-15-000	EA	BATTEN - 1" X 96" - MODERN IVORY
16	086229-19-000	EA	BATTEN - 1" X 98.3" - OFF WHITE
16	086229-20-000	EA	BATTEN - 1" X 96" - BEIGE
17	086229-01-000	EA	RETAINER - BATTEN - .75" X 92.1" - ANY COLOR
17	086229-14-000	EA	RETAINER - BATTEN - .75" X 98.3" - ANY COLOR
18	093873-01-01A	EA	TRIM - CARPET - L-ANGLE 1.1" X 1.3" X 12' - GRAY VINYL
19	126204-D2-134	EA	MOLDING - VINYL WRAPPED - .7" X 1.6" X 84" - WASHED MAPLE
19	126204-F2-134	EA	MOLDING - VINYL WRAPPED - .7" X 2.5" X 84" - WASHED MAPLE
19	126204-F2-438	EA	MOLDING - VINYL WRAPPED - .7" X 2.6" X 96" - WASHED MAPLE



# INTERIOR FINISH GROUP (CONTINUED)

## MOLDINGS & TRIMS (CONTINUED)

### WATERFORD OAK



KEY	PART NUMBER	U/M	DESCRIPTION
20	111136-D2-134	EA	MOLDING - VINYL WRAPPED - .7" X 1.6" X 7' - CHERRY
20	111136-F2-134	EA	MOLDING - VINYL WRAPPED - .7" X 2.6" X 84" - CHERRY
20	111136-F2-438	EA	MOLDING - VINYL WRAPPED - .7" X 2.5" X 8' - CHERRY
21	100182-01-G15	EA	TRIM - RAIL - WATERFORD OAK
22	100659-27-G15	EA	MOLDING - TRIM - WATERFORD OAK
23	100818-01-03A	EA	MOLDING - VINYL WRAPPED - 1.6" X .4" X 84" - PICKLED ASH
23	100818-01-04A	EA	MOLDING - VINYL WRAPPED - 1.6" X .4" X 84" - WATERFORD OAK
23	100818-01-05A	EA	MOLDING - VINYL WRAPPED - 1.6" X .4" X 84" - CHERRY CHERRY
23	100818-01-08A	EA	MOLDING - VINYL WRAPPED - 1.6" X .4" X 84" - WASHED MAPLE
23	100818-01-09A	EA	MOLDING - VINYL WRAPPED - 1.6" X .4" X 84" - PORTSMOUTH OAK

## INTERIOR FINISH GROUP (CONTINUED)

### MOLDINGS & TRIMS (CONTINUED)

#### WATERFORD OAK

KEY	PART NUMBER	U/M	DESCRIPTION
24	100819-01-03A	EA	MOLDING - VINYL WRAPPED - L-SHAPED - 1.5"X1.5"X84" - PICKLED ASH
24	100819-01-04A	EA	MOLDING - VINYL WRAPPED - L-SHAPED - 1.5"X1.5"X84" - CHERRY
24	100819-01-05A	EA	MOLDING - VINYL WRAPPED - L-SHAPED - 1.5"X1.5"X84" - OAK
24	100819-01-08A	EA	MOLDING - VINYL WRAPPED - L-SHAPED - 1.5"X1.5"X84" - WASHED MAPLE
24	100819-01-09A	EA	MOLDING - VINYL WRAPPED - L-SHAPED - 1.5"X1.5"X84" - PORTSMOUTH OAK
25	103186-01-04A	FT	MOLDING - PLASTIC 3/8" U-CHANNEL W/3/4" FACE - CHERRY
25	103186-01-03A	FT	MOLDING - PLASTIC 3/8" U-CHANNEL W/3/4" FACE - PICKLED ASH
25	103186-01-05A	FT	MOLDING - PLASTIC 3/8" U-CHANNEL W/3/4" FACE - WATERFORD OAK
25	103186-01-08A	FT	MOLDING - PLASTIC 3/8" U-CHANNEL W/3/4" FACE - WASHED MAPLE
25	103186-01-07A	FT	MOLDING - PLASTIC 3/8" U-CHANNEL W/3/4" FACE - BEIGE ILLUSION
25	103186-01-09A	FT	MOLDING - PLASTIC 3/8" U-CHANNEL W/3/4" FACE - PORTSMOUTH OAK
25	103186-02-03A	FT	MOLDING - PLASTIC - 1" U-CHANNEL 1 3/8" FACE - PICKLED ASH
25	103186-02-04A	FT	MOLDING - PLASTIC - 1" U-CHANNEL 1 3/8" FACE - CHERRY
25	103186-02-05A	FT	MOLDING - PLASTIC - 1" U-CHANNEL 1 3/8" FACE - WATERFORD OAK
25	103186-02-07A	FT	MOLDING - PLASTIC - 1" U-CHANNEL 1 3/8" FACE - BEIGE ILLUSION
25	103186-02-08A	FT	MOLDING - PLASTIC - 1" U-CHANNEL 1 3/8" FACE - WASHED MAPLE
25	103186-02-09A	FT	MOLDING - PLASTIC - 1" U-CHANNEL 1 3/8" FACE - PORTSMOUTH OAK
26	105004-01-03A	EA	MOLDING - VINYL WRAPPED - 1" X 96" - SALEM CHERRY
26	105004-01-04A	EA	MOLDING - VINYL WRAPPED - 1" X 96" - PICKLED ASH
26	105004-01-05A	EA	MOLDING - VINYL WRAPPED - 1" X 96" - WATERFORD OAK
26	105004-01-08A	EA	MOLDING - VINYL WRAPPED - 1" X 96" - WASHED MAPLE
26	105004-01-09A	EA	MOLDING - VINYL WRAPPED - 1" X 96" - PORTSMOUTH OAK
27	109332-02-03A	FT	TRIM-J - W/O ADHESIVE - SALEM CHERRY
27	109332-02-05A	FT	TRIM-J - W/O ADHESIVE - WASHED MAPLE
27	109332-02-06A	EA	TRIM-J - W/O ADHESIVE - PORTSMOUTH OAK
28	109736-02-01A	FT	MOLDING-T/OFFSET - W/EDGE LIP - 1" FACE - NATURAL OAK
29	117268-D2-134	EA	MOLDING - VINYL WRAPPED - .7" X 1.6" X 84" - WATERFORD OAK
29	117268-F2-134	EA	MOLDING - VINYL WRAPPED - .7" X 2.7" X 84" - WATERFORD OAK
29	117268-F2-438	EA	MOLDING - VINYL WRAPPED - .7" X 2.6" X 96" - WATERFORD OAK
30	113794-01-03A	FT	MOLDING - CROWN - 3.45" - MAPLE
30	113794-02-03A	FT	MOLDING - CROWN - 1.8" - MAPLE
31	116280-02-GV0	EA	MOLDING - CAP - PICKLED ASH
31	116280-02-GV1	EA	MOLDING - CAP - SALEM CHERRY
31	116280-02-J70	EA	MOLDING - CAP - WASHED MAPLE
31	116280-02-L95	EA	MOLDING - CAP - WATERFORD OAK
32	111134-F2-438	EA	LUMBER - VINYL WRAPPED - .7" X 2.5" X 96" - CHERRY
32	117267-D2-438	EA	LUMBER - VINYL WRAPPED - .7" X 1.5" X 96" - WATERFORD OAK
32	117267-E2-438	EA	LUMBER - VINYL WRAPPED - .7" X 2" X 96" - WATERFORD OAK
32	117267-F2-438	EA	LUMBER - VINYL WRAPPED - .7"X 2.5" X 96" - WATERFORD OAK
32	117267-J2-438	EA	LUMBER - VINYL WRAPPED - .7" X 5.5" X 96" - WATERFORD OAK
32	117267-R2-438	EA	LUMBER - VINYL WRAPPED - .7" X 3" X 96" - WATERFORD OAK
32	126205-D2-438	EA	LUMBER - VINYL WRAPPED - .7" X 1.5" X 96" - WASHED MAPLE
32	126205-E2-438	EA	LUMBER - VINYL WRAPPED - .7" X 2" X 96" - WASHED MAPLE
32	126205-F2-438	EA	LUMBER - VINYL WRAPPED - .7" X 2.5" X 96" - WASHED MAPLE
32	126205-G2-438	EA	LUMBER - STAINED - .7" X 3" X 96" - WASHED MAPLE
32	126205-J2-438	EA	LUMBER - VINYL WRAPPED - .7" X 5.5" X 96" - WASHED MAPLE
32	126205-R2-438	EA	LUMBER - VINYL WRAPPED - .7" X 3" X 96" - WASHED MAPLE
33	119520-01-01A	FT	MOLDING-T/OFFSET - W/EDGE LIP - 1"FACE - OFF WHITE
34	130247-01-01A	FT	MOLDING-T/OFF SET - 1.3" FACE - WATERFORD OAK
34	130247-01-02A	FT	MOLDING-T/OFF SET - 1.3" FACE - WASHED MAPLE
34	130247-01-03A	FT	MOLDING-T/OFF SET - 1.3" FACE - SALEM CHERRY
34	130247-01-04A	FT	MOLDING-T/OFF SET - 1.3" FACE - PORTSMOUTH OAK
35	130262-01-000	EA	PROTECTOR - CORNER SAVER - .7" X .7" X 5.9"
36	131923-01-01A	FT	MOLDING - CROWN - ASH
36	131923-01-02A	FT	MOLDING - CROWN - CHERRY
36	131923-01-03A	FT	MOLDING - CROWN - HARD WHITE MAPLE
37	131923-02-01A	FT	MOLDING - PICTURE - ASH
37	131923-02-02A	FT	MOLDING - PICTURE - CHERRY
37	131923-02-03A	FT	MOLDING - PICTURE - HARD WHITE MAPLE
38	131923-03-01A	FT	MOLDING - CROWN - DIVIDER - ASH
38	131923-03-02A	FT	MOLDING - CROWN - DIVIDER - CHERRY
38	131923-03-03A	FT	MOLDING - CROWN - DIVIDER - HARD WHITE MAPLE

## INTERIOR FINISH GROUP (CONTINUED)

### PANELING, LAMINATES, BATTS, & EDGE BANDS

#### PANELING, PLYWOOD, & PARTICLE BOARD

KEY	PART NUMBER	U/M	DESCRIPTION
	088272-H9-000	SF	PANELING - PEBBLE EMBOSSED - WHITE
	074497-28-000	SF	PANELING - WATERFORD OAK - 4' X 8'
	080215-10-000	SF	PANELING - 2 SIDED - .2" X 4' X 8' - WATERFORD OAK
	088272-J8-000	SF	PANELING - DURNHAM/MULTI - 4' X 8' (L26,L27)
	088272-J6-000	SF	PANELING - CIRRRUS - 4' X 7' (L28)
	088272-J7-000	SF	PANELING - COSMOS/SKY - 4' X 7' (L29)
	000846-01-000	SF	PLYWOOD - 5/16" X 48" X 96" - CD GRADE
	000846-02-000	SF	PLYWOOD/UNDERLAYMENT - 5/16" X 48" X 96"
	000885-76-000	SF	PARTICLE BOARD-3/8" X 48" X 96"-WATERFORD OAK-VINYL 1 SIDE
	000885-77-000	SF	PARTICLE BOARD-3/8" X 48" X 96"-WATERFORD OAK-VINYL 2 SIDE
	000885-79-000	SF	PARTICLE BOARD-3/4" X 48" X 96"-WATERFORD OAK-VINYL 2 SIDE
	126339-01-000	SF	BOARD - WHEAT - 60" X 72"

#### BATTS

KEY	PART NUMBER	U/M	DESCRIPTION
	069733-83-000	EA	BATT STRIP - WOODGRAINED/WATERFORD OAK - 8'
	088263-G8-000	EA	BATT STRIP - DECORATIVE - DURNHAM MULTI - 7' (L26,L27)
	088263-G6-000	EA	BATT STRIP - DECORATIVE - CIRRRUS - 8' LONG (L28)
	088263-G7-000	EA	BATT STRIP - DECORATIVE - COSMOS/SKY - 8' LONG (L29)
	085284-B5-000	FT	BATT TAPE - ADHESIVE BACKED - WOODGRAINED-WATERFORD OAK
	085284-G7-000	FT	BATT TAPE - ADHESIVE BACKED - DURNHAM MULTI (L26,L27)
	085284-G5-000	FT	BATT TAPE - ADHESIVE BACKED - CIRRRUS (L28)
	085284-G6-000	FT	BATT TAPE - ADHESIVE BACKED - DECORATIVE - COSMOS/SKY (L29)

#### LAMINATES

KEY	PART NUMBER	U/M	DESCRIPTION
	074498-84-000	SF	LAMINATE - PLASTIC - WHITE TALC (L26)
	074498-87-000	SF	LAMINATE - PLASTIC - BEIGE POMPAS (L27)
	074498-86-000	SF	LAMINATE - PLASTIC - DIAMONDHEAD (L28)
	074498-80-000	SF	LAMINATE - PLASTIC - WHITE TUNDRA - 5' X 8' (L29)
	074498-77-000	SF	LAMINATE - PLASTIC - ART CABIN (WATERFORD OAK) - 4' X 8' (PULL OUT TABLE)
	074498-40-000	SF	LAMINATE - PLASTIC - OFF WHITE - 5' X 8' (PATIO ENTERTAINMENT CENTER TABLE)

#### EDGE BAND

KEY	PART NUMBER	U/M	DESCRIPTION
	076325-39-000	FT	MOLDING - EDGE BAND - 1 5/16" X .030" - ALMOND
	076325-40-000	FT	MOLDING - EDGE BAND - .93" X .024" - ALMOND
	076325-68-000	FT	MOLDING - EDGE BAND - 1 5/16" X .038" - WATERFORD OAK (PULL OUT TABLE)
	076325-73-000	FT	MOLDING - EDGE BAND - .93" X .024" - OFF WHITE (PATIO ENTERTAINMENT CENTER TABLE)

#### WALLPAPER BORDER

KEY	PART NUMBER	U/M	DESCRIPTION
	132610-03-02A	FT	BORDER - WALLPAPER - 6 7/8" (L26)
	132610-03-01A	FT	BORDER - WALLPAPER - 6 7/8" - SELF ADHESIVE (L27) FROM: 00-00-00 THRU: 09-20-99
	132610-05-01A	FT	BORDER - WALLPAPER - 7" - CALYPSO (L27) FROM: 09-21-99 THRU: 99-99-99
	132610-02-01A	FT	BORDER - WALLPAPER - 6 3/4" - SELF ADHESIVE (L28) FROM: 00-00-00 THRU: 10-10-99
	132610-05-01A	FT	BORDER - WALLPAPER - 7" - CALYPSO (L28) FROM: 10-11-99 THRU: 99-99-99
	122481-18-000	FT	BORDER - WALLPAPER - 6.5" (L29)

## INTERIOR FINISH GROUP (CONTINUED)

### ACCESSORIES

KEY	PART NUMBER	U/M	DESCRIPTION
	072852-01-000	EA	DETECTOR - SMOKE - W/9 VOLT BATTERY - US
	072852-02-000	EA	DETECTOR - SMOKE - W/9 VOLT BATTERY - CANADIAN
	094499-03-000	EA	EXTINGUISHER/FIRE - DRY - 10BC - W/GAUGE - W/O BRACKET
	094499-04-000	EA	BRACKET - FIRE EXTINGUISHER
*	094499-02-000	EA	EXTINGUISHER/FIRE - DRY - 1A10BC - CANADIAN
	118081-02-01A	EA	CLOCK - WALL - ROUND 8" - BRASS
	125136-01-000	EA	CO DETECTOR - GAS - ROUND W/2 SCREWS - 9 VOLT
			FROM: 00-00-00 THRU: 11-21-99
	125136-02-000	EA	CO DETECTOR - GAS MODEL - 9 VOLT
			FROM: 11-22-99 THRU: 99-99-99
	131493-02-02A	EA	PICTURE - LILY - 13" X 15"
	131493-02-03A	EA	PICTURE - BOUQUET - 13" X 15"
	131058-03-02A	EA	HAND RAIL - INTERIOR ENTRY DOOR - BLACK

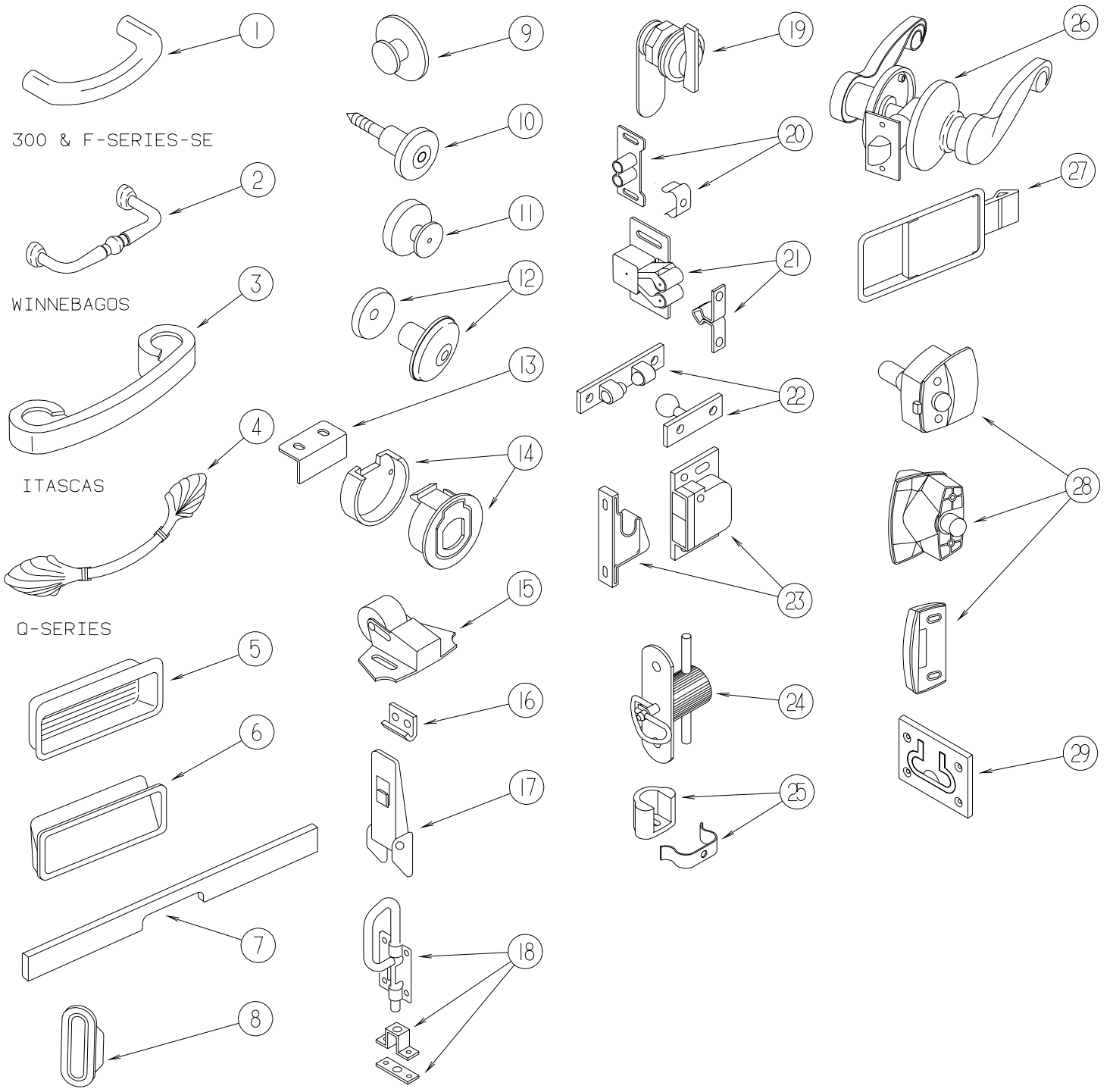
### \*COMPONENT PARTS FOUND IN SERVICE PARTS LIBRARY

### FLOOR COVERINGS

KEY	PART NUMBER	U/M	DESCRIPTION
	042720-26-000	SY	VINYL - FLOOR COVERING CALAY
	091261-01-000	FT	SLIPNOT - ANTISLIP - 1'WIDE X 12' - BLACK
	093486-01-000	SY	CARPET - COMPARTMENT - 72" WIDE - DARK GRAY
	096060-E8-000	SY	CARPET - ALMOND - INCREMENTS OF 4 SQ YARDS (L26)
	096060-G2-000	SY	CARPET - CYPRESS - INCREMENTS OF 4 SQ YARDS (L27)
	096060-F1-000	SY	CARPET - BLUSH - INCREMENTS OF 4 SQ YARDS (L28)
	096060-C2-000	SY	CARPET - BISCAYNE BAY - INCREMENTS OF 4 SQ YARDS (L29)
	096764-02-000	FT	SLIPNOT - ANTISLIP - 1'WIDE (180' ROLLS) - WHITE
	124253-01-02A	EA	VINYL - FLOOR PLANK - 3" X 12" - MAPLE

# INTERIOR FINISH GROUP (CONTINUED)

## HARDWARE

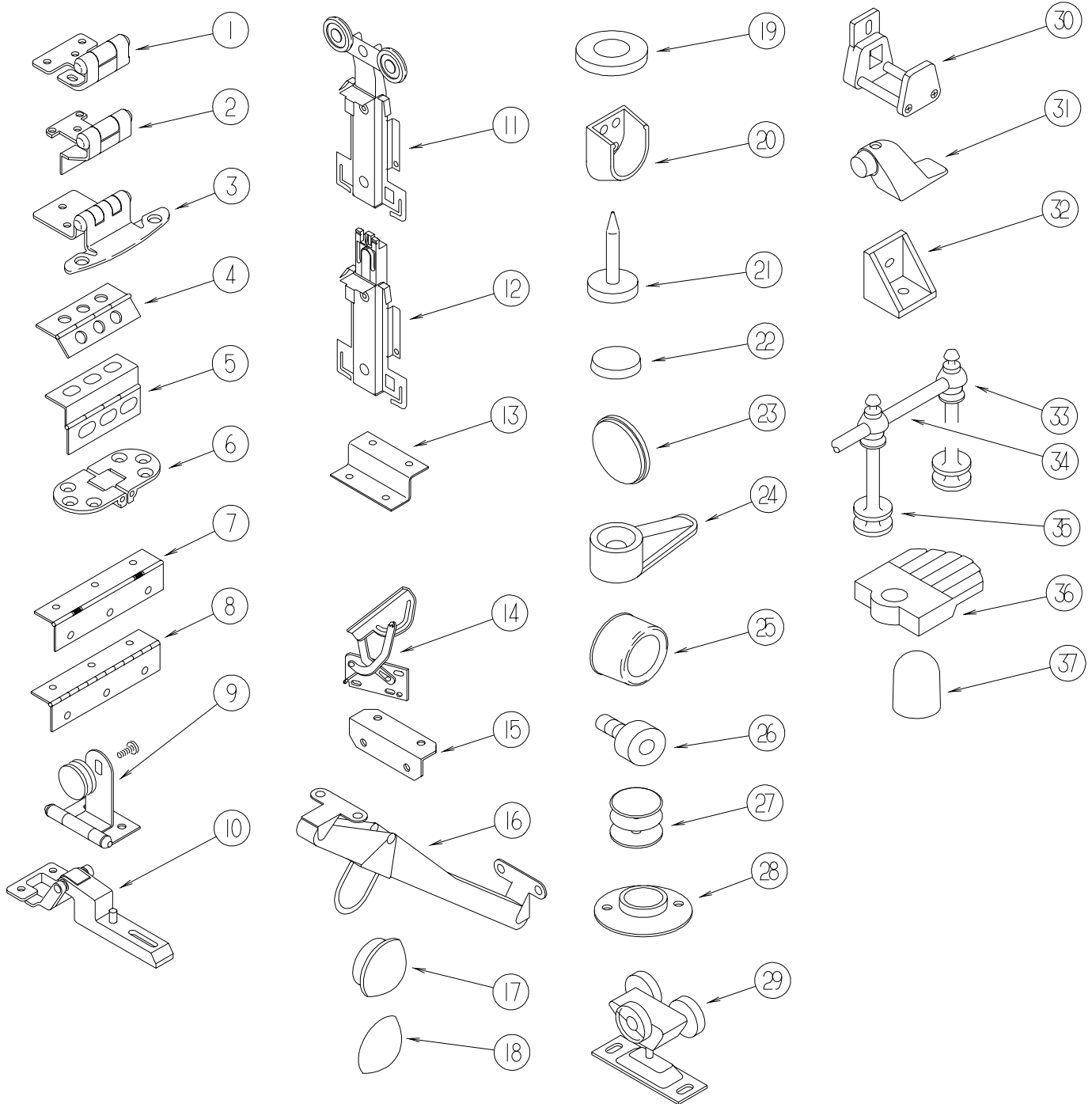


## INTERIOR FINISH GROUP (CONTINUED)

### HARDWARE (CONTINUED)

KEY	PART NUMBER	U/M	DESCRIPTION
1	131964-01-01A	EA	PULL - CABINET - POLISHED BRASS
2	131963-01-01A	EA	PULL - CABINET - POLISHED BRASS
3	131962-01-01A	EA	PULL - CABINET - POLISHED BRASS
4	117923-01-01A	EA	PULL - CABINET - BURNISHED BRASS - 5.5"
4	131965-01-01A	EA	PULL - CABINET - BURNISHED BRASS - 6.3"
5	124311-01-01A	EA	HANDLE - RECESSED - BRASS
6	115994-01-01A	EA	HANDLE - POCKET
7	126866-01-L81	EA	HANDLE - DOOR - TAMBOUR - 18.6" - PORTSMOUTH OAK
7	126866-04-KQ0	EA	HANDLE - TAMBOUR DOOR - 14.7" - WASHED MAPLE
7	126866-04-KQ1	EA	HANDLE - TAMBOUR DOOR - 14.7" - CHERRY
7	126866-04-L95	EA	HANDLE - TAMBOUR DOOR - 14.7" - WATERFORD OAK
7	126866-05-K07	EA	HANDLE - TAMBOUR DOOR - 11.5" - WATERFORD OAK
7	126866-05-K09	EA	HANDLE - TAMBOUR DOOR - 11.5" - WASHED MAPLE
8	098410-01-01A	EA	PULL - FINGER - OVAL - BRASS
9	125221-01-01A	EA	PULL - MIRROR - W/ROUND HANDLE
10	113800-01-000	EA	KNOB - CABINET - BRASS
11	133313-01-01A	EA	PULL - DRAWER KNOB - BURNISHED BRASS
11	133313-01-02A	EA	PULL - DRAWER KNOB - BRIGHT BRASS
12	117978-01-01A	EA	KNOB - DOOR - BRIGHT BRASS
13	113375-02-01A	EA	STRIKE - DOOR - CHROME
14	113375-05-01A	EA	LATCH - SLAM - BACK - .8" THICK
14	113375-06-01A	EA	LATCH - SLAM - FACE - .7" THICK
15	109403-01-000	EA	CATCH - SINGLE ROLLER - SCREEN DOOR
16	116975-02-01A	EA	KEEPER/STRIKE - BLACK - NEW STYLE
17	116975-01-01A	EA	LATCH - W/O STRIKE - BLACK - NEW STYLE
18	103256-01-000	EA	LATCH - SLIDE
19	100710-01-01A	EA	LOCK - GLASS DOOR/TWIST TYPE - BRASS
20	009021-01-000	EA	CATCH - GRILLE - NYLON
20	009021-02-000	EA	STRIKE - SPRING STEEL
21	093586-04-000	EA	STRIKE - SPRING STEEL - 1.14"
21	093586-05-000	EA	STRIKE - SPRING STEEL - .943"
21	093586-03-000	EA	CATCH - SPRING ROLLER - .377"
21	093586-06-000	EA	CATCH - SPRING ROLLER - .236"
22	084451-01-000	EA	CATCH - BRASS
23	117095-01-01A	EA	CATCH - DOOR - GRABBER W/KEEPER - PLASTIC - BLK - 5LB PULL
23	117095-02-01A	EA	LATCH - DOOR - GRABBER W/KEEPER - PLASTIC - BLK-10LB PULL
24	098196-01-000	EA	LATCH - 1/4 TURN - T-BAR
25	129703-01-01A	EA	CATCH ASSEMBLY
26	111155-01-01A	EA	LOCK - PRIVACY/LOCKING - POLISHED BRASS
26	111155-05-01A	EA	LOCK - PRIVACY/LOCKING - S SHAPED - POLISHED BRASS
27	127349-01-01A	EA	LATCH - PADDLE
28	058335-03-000	EA	LATCH W/O LOCK - BATHROOM DOOR BLACK
29	072871-01-000	EA	PULL - FLUSH - CHROME

**INTERIOR FINISH GROUP (CONTINUED)**  
**HARDWARE (CONTINUED)**



KEY	PART NUMBER	U/M	DESCRIPTION
1	113676-01-01A	EA	HINGE - OVERLAY - VARIABLE
2	113677-01-01A	EA	HINGE - SELF CLOSING
3	108138-01-000	EA	HINGE - CABINET DOOR - BURNISHED BRASS - Q-SERIES ONLY
3	108138-03-000	EA	HINGE - BRIGHT BRASS
	000G13-06-08G	EA	SCREW - 6-20 X .50 PFH - ANTIQUE BRASS
4	009059-01-000	EA	HINGE - DOOR - 2" X 1.4" - BRASS
4	009059-02-000	EA	HINGE - DOOR - 2" X 2.7" - BRASS
4	041389-18-000	EA	HINGE - PIANO - 1 1/2" X 19" - OFF WHITE
4	041389-25-000	EA	HINGE - PIANO - 1 1/2" X 55"
4	041389-35-000	EA	HINGE - PIANO - OFF WHITE - 31"
5	118802-01-02A	EA	HINGE - DOOR - CABINET - HAMPTON TAN
6	111535-01-000	EA	HINGE - TABLE/FOLDING

## INTERIOR FINISH GROUP (CONTINUED)

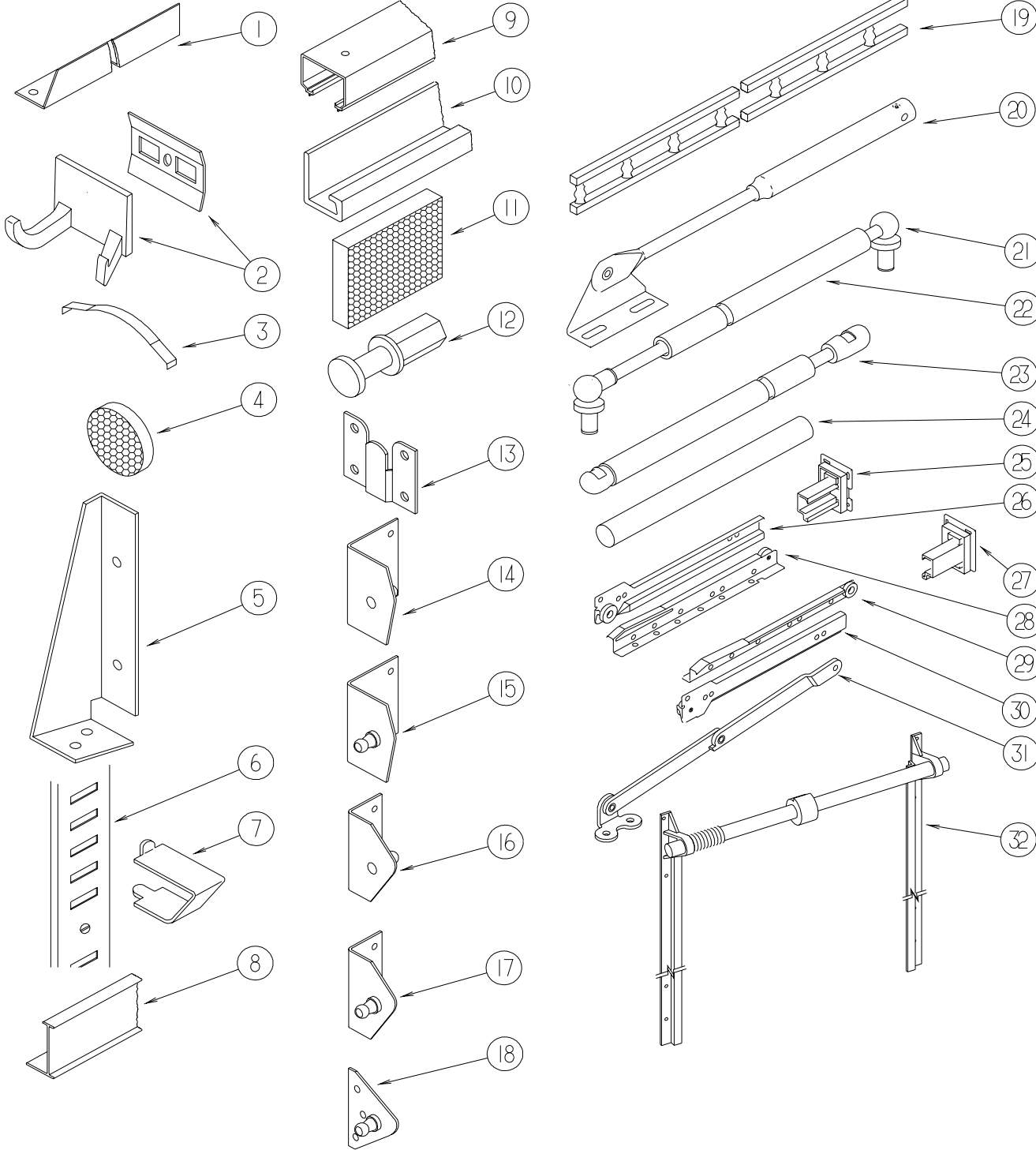
### HARDWARE (CONTINUED)

KEY	PART NUMBER	U/M	DESCRIPTION
7	102920-01-01A	EA	HINGE/SPRING LOADED - BRASS
8	084413-01-000	EA	HINGE/CONTINUOUS - ALUMINUM 1" X 72" - W/HOLES
8	110496-01-01A	EA	HINGE - BRASS
9	100711-01-01A	EA	HINGE - GLASS DOOR
	009013-01-000	EA	CATCH - BULLDOG - MALE/FEMALE
10	114443-01-01A	EA	HINGE - CABINET DOOR
11	107390-02-000	EA	CORNER HANGER (DOUBLE ROLLER W/BACKET) (SOLD AS 1 EACH)
12	107391-01-000	EA	GUIDE - BOTTOM - BY-PASS (4 USED PER DOOR)
13	101926-01-02A	EA	BRACKET - ZEE - BLACK
14	108126-01-000	EA	TRAY HINGE SET (QTY. 2 PER SET)
15	016604-01-000	EA	BRACE - CABINET - ANGLE - 2.5" - UNPAINTED METAL
15	016604-05-000	EA	BRACE - CABINET - ANGLE - 2.5" - OFF WHITE METAL
16	104181-01-01A	EA	SUPPORT - LEAF 5.3" EXTENDS TO 7.5" - SAFETY RING - METAL
17	074045-01-000	EA	PLUG - OAK - 1/2" DIAMETER
17	074045-08-000	EA	PLUG - OAK - 1/2" DIAMETER - SALEM CHERRY
17	042356-01-000	EA	PLUG - BUTTON - MAHOGANY - 3/8" DIAMETER - WOOD
18	057671-01-000	EA	COVER - SCREW - OFF WHITE - #8
18	057671-11-000	EA	COVER - SCREW - HAMPTON TAN - #8
18	057671-13-000	EA	COVER - SCREW - DARK GRAY - #8
18	057671-15-000	EA	COVER - SCREW - BRIGHT WHITE
18	057671-16-000	EA	COVER - SCREW - SOFT WHITE
19	100707-01-000	EA	SPACER - GLASS DOOR - .8" DIA - .3" HOLE - PLASTIC
20	113236-01-01A	EA	BRACKET - CLOTHES - ROD
21	102194-01-000	EA	GUIDE - PLASTIC
22	004354-01-000	EA	BUMPER - RUBBER - .5" DIA - BROWN
22	023320-01-000	EA	PAD - FELT 3/8" DIAMETER
23	120760-01-000	EA	BUMPER - RUBBER - CLEAR
24	083204-03-000	EA	BUTTON - RETAINING MIRROR 5/16" TIP
25	069726-02-000	EA	BUMPER - .88" OD X .40" THICK - BLACK
26	079921-01-000	EA	ROLLER - NYLON - W/STEEL SHAFT - BARBED
27	081114-02-000	EA	CAP - INSERT - ROUND 1" DIAMETER - WHITE
28	009112-01-000	EA	FLANGE - PLASTIC - 1" CLOTHES ROD - OFF WHITE
29	103874-01-000	EA	HANGER - SLIDING DOOR
30	064467-01-000	EA	GUIDE - POCKET - SLIDING DOOR - WALL MOUNTED
31	103257-01-000	EA	STOP - DOOR
32	065740-01-000	EA	BRACE - CABINET/CORNER - PLASTIC
33	084070-03-000	EA	POST - END - 2.4" - BRASS
34	084071-05-000	EA	ROD - BRASS - 15"
34	084071-08-000	EA	ROD - BRASS - 9.3" LONG
34	084071-12-000	EA	ROD - BRASS - 4.1" LONG
34	084071-19-000	EA	ROD - BRASS - 7.1"
34	084071-20-000	EA	ROD - BRASS - 9.8" LONG
34	084071-22-000	EA	ROD - BRASS - 15.3"
34	084071-23-000	EA	ROD - BRASS - 13.12"
34	084071-24-000	EA	ROD - BRASS - 3.8"
34	084071-27-000	EA	ROD - BRASS - 2.7"
34	084071-28-000	EA	ROD - BRASS - 6" LONG
34	084071-30-000	EA	ROD - BRASS - 11.6" LONG
34	084071-31-000	EA	ROD - BRASS - 14.08" LONG
34	084071-32-000	EA	ROD - BRASS - 13.6" LONG
35	084070-01-000	EA	POST - CENTER - 2.4" - BRASS
36	009089-01-000	EA	CLIP - MIRROR
37	039984-01-000	EA	CAP - ROUND - VINYL - .28" ID X .62" - BLACK



**INTERIOR FINISH GROUP (CONTINUED)**

**HARDWARE (CONTINUED)**

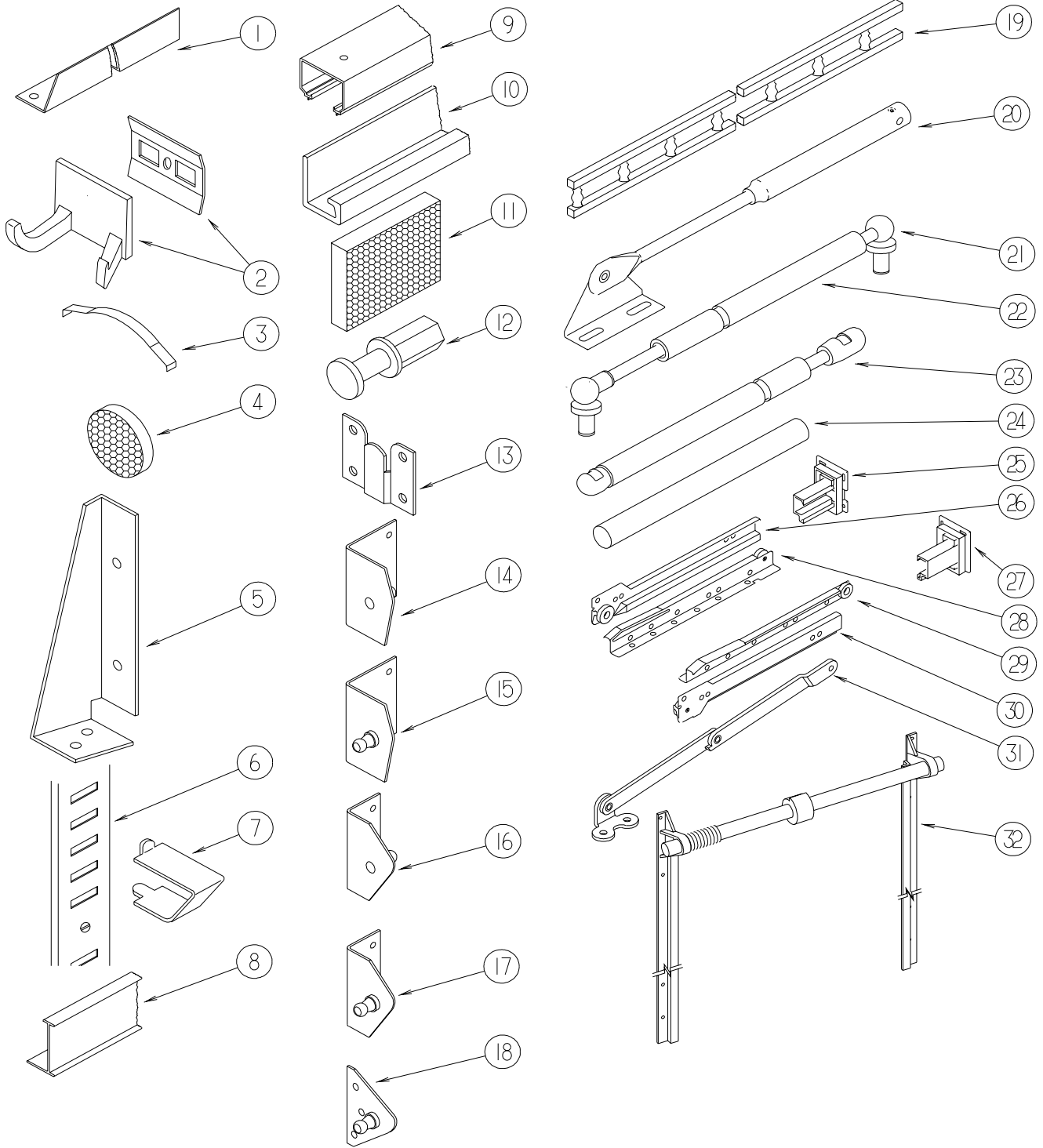


## INTERIOR FINISH GROUP (CONTINUED)

### HARDWARE (CONTINUED)

KEY	PART NUMBER	U/M	DESCRIPTION
1	114693-01-01A	EA	SUPPORT - BLACK - RIGHT HAND
1	114693-02-01A	EA	SUPPORT - BLACK - LEFT HAND
2	104174-01-000	EA	HOOK - ROBE - DOUBLE
3	115541-01-000	EA	SPRING - DOOR - SLIDING
4	122717-01-01A	EA	PAD - NON SKID - 4" DIAMETER ROUND
4	122717-04-01A	EA	PAD - NON SKID - 3" DIA. ROUND
5	076827-02-000	EA	BRACKET - 2.9" X 1.8" - TRIANGLE
6	098980-01-000	EA	PILASTER - ADJUSTABLE SHELF - 18"
6	098980-02-000	EA	PILASTER - ADJUSTABLE SHELF - 12"
6	098980-03-000	EA	PILASTER - ADJUSTABLE SHELF - 09"
6	098980-04-000	EA	PILASTER - ADJUSTABLE SHELF - 48"
6	098980-05-000	EA	PILASTER - ADJUSTABLE SHELF - 15"
6	098980-06-000	EA	PILASTER - ADJUSTABLE SHELF - 24"
7	098979-01-000	EA	CLIP - ADJUSTABLE SHELF
8	094856-10-01A	EA	TRACK - FOLDING DOOR - OFF WHITE
9	103868-09-01A	EA	TRACK - SLIDING DOOR - 64.3" - OFF WHITE
9	103868-15-01A	EA	TRACK - SLIDING DOOR - 76" - OFF WHITE
10	118933-01-01A	EA	SUPPORT - HINGE LOCK
11	122717-06-01A	FT	PAD - NON-SKID - PSA - 5"W
11	122717-08-01A	FT	PAD - NON-SKID - PSA - 7.2"W
12	092652-01-000	EA	GUIDE WHEEL/DOOR - TOP MOUNT
13	130120-01-01A	EA	BRACKET - MOUNTING/MIRROR
14	126263-06-02B	EA	BRACKET - GAS SPRING - E-COATED
15	126263-05-02B	EA	BRACKET - GAS SPRING - UPPER - E-COATED
16	107796-10-000	EA	BRACKET - GAS SPRING - 90 DEGREE SMALL
17	126263-02-02B	EA	BRACKET - GAS SPRING
18	126263-08-02B	EA	BRACKET - GAS SPRING - E-COATED
19	111775-01-03A	EA	RAIL - DECORATIVE/PLASTIC SPINDLES - 71.9" - SALEM CHERRY
19	111775-01-04A	EA	RAIL - DECORATIVE/PLASTIC SPINDLES - 84" - WATERFORD OAK
19	111775-01-06A	EA	RAIL - DECORATIVE/PLASTIC SPINDLES - 71.9" - WASHED MAPLE
19	111775-01-07A	EA	RAIL - DECORATIVE/PLASTIC SPINDLES - 71.9"-PORTSMOUTH OAK
20	074493-02-000	EA	SUPPORT - PISTON SPRING - CABINET DOOR - 26 LBS
21	057460-02-000	EA	STUD BALL - GAS SPRING - .39" - 5/16"-18
22	057460-04-000	EA	SPRING - GAS - BALL STUD STYLE - 120 PI - "SPD6209"
23	107796-06-000	EA	SPRING/GAS - 12" COMPRESSED/20" EXTENDED - 120 LB.
23	107796-08-000	EA	SPRING/GAS - 11" COMPRESSED/17" EXTENDED - 60 LB
23	107796-15-000	EA	SPRING/GAS - 24" COMPRESSED/40" EXTENDED - 15 LB.
23	107796-16-000	EA	SPRING/GAS - 6.4" COMPRESSED/9.6" EXTENDED - 65 LB.
23	107796-26-000	EA	SPRING/GAS - 12" COMPRESSED/20" EXTENDED - 90 LB.
24	042438-02-000	EA	DOWEL - WOOD - 2" X 2"
24	042438-01-000	EA	DOWEL - WOOD - CLOTHES ROD - 1" DIAMETER X 4'

# INTERIOR FINISH GROUP (CONTINUED)



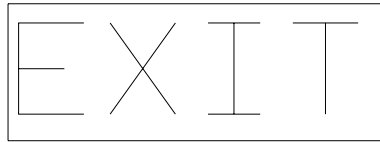
## HARDWARE (CONTINUED)

## INTERIOR FINISH GROUP (CONTINUED)

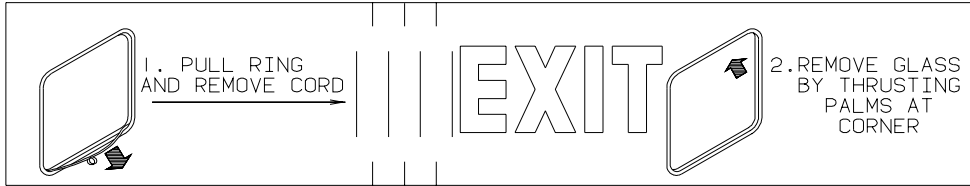
### HARDWARE (CONTINUED)

KEY	PART NUMBER	U/M	DESCRIPTION
25	128811-01-01A	EA	BACKSOCKET - ADJUSTABLE - LEFT
26	128810-01-01A	EA	SLIDE - DRAWER - 12" - LEFT CABINET
26	128810-05-01A	EA	SLIDE - DRAWER - 14" - LEFT CABINET
26	128810-09-01A	EA	SLIDE - DRAWER - 16" - LEFT CABINET
26	128810-13-01A	EA	SLIDE - DRAWER - 18" - LEFT CABINET
26	128810-17-01A	EA	SLIDE - DRAWER - 20" - LEFT CABINET
26	128810-21-01A	EA	SLIDE - DRAWER - 22" - LEFT CABINET
26	128810-25-01A	EA	SLIDE - DRAWER - 24" - LEFT CABINET
27	128811-02-01A	EA	BACKSOCKET - ADJUSTABLE RIGHT
28	128810-03-01A	EA	SLIDE - DRAWER - 12" - LEFT DRAWER
28	128810-07-01A	EA	SLIDE - DRAWER - 14" - LEFT DRAWER
28	128810-11-01A	EA	SLIDE - DRAWER - 16" - LEFT DRAWER
28	128810-15-01A	EA	SLIDE - DRAWER - 18" - LEFT DRAWER
28	128810-19-01A	EA	SLIDE - DRAWER - 20" - LEFT DRAWER
28	128810-23-01A	EA	SLIDE - DRAWER - 22" - LEFT DRAWER
28	128810-27-01A	EA	SLIDE - DRAWER - 24" - LEFT DRAWER
29	128810-04-01A	EA	SLIDE - DRAWER - 12" - RIGHT DRAWER
29	128810-08-01A	EA	SLIDE - DRAWER - 14" - RIGHT DRAWER
29	128810-12-01A	EA	SLIDE - DRAWER - 16" - RIGHT DRAWER
29	128810-16-01A	EA	SLIDE - DRAWER - 18" - RIGHT DRAWER
29	128810-20-01A	EA	SLIDE - DRAWER - 20" - RIGHT DRAWER
29	128810-24-01A	EA	SLIDE - DRAWER - 22" - RIGHT DRAWER
29	128810-28-01A	EA	SLIDE - DRAWER - 24" - RIGHT DRAWER
30	128810-02-01A	EA	SLIDE - DRAWER - 12" - RIGHT CABINET
30	128810-06-01A	EA	SLIDE - DRAWER - 14" - RIGHT CABINET
30	128810-10-01A	EA	SLIDE - DRAWER - 16" - RIGHT CABINET
30	128810-14-01A	EA	SLIDE - DRAWER - 18" - RIGHT CABINET
30	128810-18-01A	EA	SLIDE - DRAWER - 20" - RIGHT CABINET
30	128810-22-01A	EA	SLIDE - DRAWER - 22" - RIGHT CABINET
30	128810-26-01A	EA	SLIDE - DRAWER - 24" - RIGHT CABINET
31	084412-01-000	EA	SUPPORT/HINGE KIT (LEFT & RIGHT HINGES)
32	130787-01-000	EA	TRACK - TAMBOUR DOOR/SPRING - 15.9"
32	130787-02-000	EA	TRACK - TAMBOUR DOOR/SPRING - 24"
32	130787-03-000	EA	TRACK - TAMBOUR DOOR/SPRING - 30"

## LABELS GROUP



**KEY PART NUMBER U/M DESCRIPTION**  
039290-01-000 EA LABEL - WARNING - EXIT



**KEY PART NUMBER U/M DESCRIPTION**  
107571-01-000 EA LABEL - EXIT/ESCAPE WINDOW

FOR AWNING INSTALLATION  
CONTACT YOUR MOTORHOME  
DEALERSHIP

**KEY PART NUMBER U/M DESCRIPTION**  
099509-01-000 EA LABEL - AWNING INSTALLATION



**KEY PART NUMBER U/M DESCRIPTION**  
040944-01-000 EA LABEL - ENTRANCE DOOR - "OPEN"

WARNING  
MUST BE STOWED  
IN LATCHED POSITION  
WHILE VEHICLE IS IN MOTION

**KEY PART NUMBER U/M DESCRIPTION**  
079966-01-000 EA LABEL - WARNING - STOWED - MOTION

**WARNING** DISCONNECT BATTERIES BEFORE  
CONNECTING EXTERNAL CHARGING EQUIPMENT.

**KEY PART NUMBER U/M DESCRIPTION**  
065748-01-000 EA LABEL - CAUTION - BATTERY CHARGING

AVERTISSEMENT : DEBRANCHER LES BATTERIES AVANT  
DE BRANCHER TOUT EQUIPEMENT DE CHARGE EXTERIEUR.

**KEY PART NUMBER U/M DESCRIPTION**  
065748-02-000 EA LABEL - WARNING - BATTERY/FRENCH - CANADIAN

## LABELS GROUP (CONTINUED)

WASTE WATER

**KEY PART NUMBER U/M DESCRIPTION**  
006188-01-000 EA LABEL - WASTE WATER

SEWAGE

**KEY PART NUMBER U/M DESCRIPTION**  
006187-01-000 EA LABEL - SEWAGE

### IF YOU SMELL GAS

1. EXTINGUISH ANY OPEN FLAME, PILOT LIGHTS AND ALL SMOKING MATERIALS.
2. DO NOT TOUCH ELECTRICAL SWITCHES.
3. SHUT OFF THE GAS SUPPLY AT THE TANK VALVE(S) OR GAS SUPPLY CONNECTION.
4. OPEN DOORS AND OTHER VENTILATING OPENINGS.
5. LEAVE THE AREA UNTIL ODOR CLEARS.
6. HAVE THE GAS SYSTEM CHECKED AND LEAKAGE SOURCE CORRECTED BEFORE USING AGAIN.

**KEY PART NUMBER U/M DESCRIPTION**  
073998-01-000 EA LABEL - LPG ODOR WARNING

WARNING: TEST SMOKE DETECTOR OPERATION AFTER VEHICLE HAS BEEN IN STORAGE, BEFORE EACH TRIP AND AT LEAST ONCE PER WEEK DURING USE.

**KEY PART NUMBER U/M DESCRIPTION**  
077956-01-000 EA LABEL - WARNING - SMOKE DETECTOR

CAUTION	TO HELP AVOID PERSONAL INJURY DURING REMOVAL OF FUEL FILLER CAP, SLOWLY LOOSEN CAP 1/2 TURN TO ALLOW ANY FUEL PRESSURE TO BE RELIEVED BEFORE TURNING CAP FURTHER.
FUEL SPRAY MAY CAUSE PERSONAL INJURY	STOP ADDING FUEL AFTER FIRST SHUTOFF BY AUTOMATIC NOZZLE WHEN TANK IS NEARLY FULL. DO NOT OVERFILL FUEL TANK. SEE OWNERS MANUAL FOR ADDITIONAL INFORMATION. PRINTED IN U.S.A. <span style="float: right;">WLC PT NO 15611763</span>

**KEY PART NUMBER U/M DESCRIPTION**  
087207-05-000 EA LABEL - FUEL CAP REMOVAL

UNLEADED FUEL ONLY

**KEY PART NUMBER U/M DESCRIPTION**  
062043-01-000 EA LABEL - FUEL - UNLEADED

UNLEADED  
FUEL ONLY

**KEY PART NUMBER U/M DESCRIPTION**  
098641-01-000 EA LABEL - FUEL - UNLEADED - DASH

## LABELS GROUP (CONTINUED)

LP-GAS SYSTEM  
THIS GAS PIPING SYSTEM IS  
DESIGNED FOR USE OF  
LIQUIFIED PETROLEUM GAS  
ONLY. DO NOT CONNECT  
NATURAL GAS TO THIS  
SYSTEM.  
SECURE CAP INLET(S) WHEN NOT  
CONNECTED FOR USE. AFTER TURNING  
ON GAS, EXCEPT AFTER NORMAL  
CONTAINER REPLACEMENT, TEST GAS  
PIPING AND CONNECTIONS TO  
APPLIANCES FOR LEAKAGE WITH SOAPY  
WATER OR BUBBLE SOLUTION. DO NOT  
USE PRODUCTS THAT CONTAIN AMMONIA  
OR CLORINE. 124520

KEY	PART NUMBER	U/M	DESCRIPTION
	124520-01-01A	EA	LABEL - LP GAS ONLY - BLACK ON CLEAR
	124520-01-02A	EA	LABEL - LP GAS ONLY - WHITE ON CLEAR

### WARNING

THIS SYSTEM IS DESIGNED FOR USE WITH PROPANE ONLY  
DO NOT CONNECT NATURAL GAS TO THIS SYSTEM

#### BEFORE TURNING ON PROPANE:

- (A) BE CERTAIN APPLIANCES ARE CERTIFIED FOR PROPANE AND ARE EQUIPPED WITH CORRECT BURNING ORIFICES.
- (B) MAKE CERTAIN ALL PROPANE CONNECTIONS ARE TIGHT BY TESTING WITH SOAPY WATER. ALL APPLIANCE VALVES ARE TURNED OFF, AND ANY UNCONNECTED OUTLETS ARE CAPPED.

#### AFTER TURNING ON PROPANE:

- (A) LIGHT ALL PILOT LIGHTS
- (B) (B) ALL CONNECTIONS, INCLUDING THOSE AT THE APPLIANCES, REGULATORS AND CYLINDERS SHOULD BE LEAK-TESTED PERIODICALLY WITH SOAPY WATER BY THE OCCUPANT. NEVER USE A LIGHTED MATCH OR OTHER FLAME WHEN CHECKING FOR LEAKS.
- (C) DO NOT LEAVE SYSTEM TURNED ON OF CONTAINERS CONNECTED UNTIL THE SYSTEM HAS BEEN PROVEN TO BE FREE OF LEAKS.
- (D) COOKING APPLIANCES SHOULD NOT BE USED FOR SPACE HEATING.
- (E) WHEN THE CONTAINERS ARE DISCONNECTED THE PROPANE SUPPLY LINE SHOULD BE CAPPED OR PLUGGED.

### AVERTISSEMENT

CETTE INSTALLATION EST CONCUE POUR LE PROPANE SEULEMENT  
NE PAS L'ALIMENTER EN GAZ NATUREL

#### AVANT LA MISE EN SERVICE:

- (A) S'ASSURER QUE LES APPAREILS SONT CERTIFIES POUR LE PROPANE ET MUNIS D'ORIFICES DE BRULEUR APPROPRIES.
- (B) VERIFIER L'ETANCHEITE DE TOUS LES RACCORDEMENTS AU PROPANE. LA PERMETURE DE TOUS LES ROBINETS D'APPAREILS ET L'OBTUTATION DE TOUTES LES SORTIES NON RACCORDEES.

#### APRES LA MISE EN SERVICE:

- (A) ALLUMER TOUTES LES VEILLEUSES.
- (B) L'OCCUPANT DOIT EPROUVER PERIODIQUEMENT L'ETANCHEITE DE TOUS LES RACCORDEMENTS Y COMPRIS CEUX AUX APPAREILS, AUX DETENDEURS ET AUX BOUTEELLES, EN Y APPLIQUANT DE L'EAU SAVONNEUSE NE JAMA'S SE SERVIR D'UNE ALLUMETTE OU AUTRE POUR LA DETECTION DES FUITES.
- (C) NE PAS LAISSER L'ALIMENTATION OUVERTE NI LES RECIPIENTS RACCORDES AVANT D'AVOIR COMPLETE L'EPREUVE D'ETANCHEITE AU PROPANE DE L'INSTALLATION.
- (D) LES APPAREILS DE CUISSON NE DOIVENT PAS ETRE UTILISES POUR LE CHAUFFAGE DES LOCAUX.
- (E) LORSQUE LES RECIPIENTS SONT DECONNECTES, L'ALIMENTATION DE PROPANE DOIT ETRE OBTUREE OU SCHELLEE.

KEY	PART NUMBER	U/M	DESCRIPTION
	023769-01-000	EA	LABEL - WARNING - LPG - CANADIAN

THIS CONNECTION IS FOR  
(B) VOLT AC, 60 HZ(CYCLES)  
(A) AMPERE SUPPLY

DO NOT CONNECT TO  
HIGHER VOLTAGE

KEY	PART NUMBER	U/M	DESCRIPTION
	125306-01-01A	EA	LABEL - ELECTRICAL ENTRANCE - 110VOLT 30AMP
	125306-03-01A	EA	LABEL - ELECTRICAL ENTRANCE - 100 VOLT 30 AMP

## LABELS GROUP (CONTINUED)

THIS CONNECTION IS FOR  
(B) VOLT AC,3-POLE,4 WIRE  
60 HZ(CYCLES), (A) AMPERE SUPPLY

DO NOT CONNECT TO  
HIGHER VOLTAGE

**KEY PART NUMBER U/M DESCRIPTION**  
125306-04-01A EA LABEL - ELECTRICAL ENTRANCE - 120 VOLT - 240 AMP

THIS CONNECTION IS FOR  
(B) VOLT AC,50 HZ(CYCLES)  
(A) AMPERE SUPPLY

DO NOT CONNECT TO  
HIGHER VOLTAGE

**KEY PART NUMBER U/M DESCRIPTION**  
125306-05-01A EA LABEL - ELECTRICAL ENTRANCE - 220 VOLT 25 AMP

"TO ENSURE A SUPPLY OF FRESH AIR TO  
OCCUPANTS, OPEN VENTILATORS WHEN  
FUEL BURNING RANGE, FUEL BURNING  
CARRY-ON APPLIANCES AND/OR FUEL-  
BURNING LIGHTS ARE IN OPERATION."

"COOKING APPLIANCES SHOULD NOT BE  
USED FOR SPACE HEATING PURPOSES"

DE MANIERE A ASSURE UNE ALIMENTATION  
EN AIR FRAIS AUX OCCUPANTS,OUVRIR  
LES VENTILATEURS LORSQUE LA CUISINIERE,  
LES APPAREILS DE CHAUFFAGE PORTABLES  
ET/OU LES LAMPES DE COMBUSTION  
D'HUILE SONT EN FONCTIONNEMENT.

LES APPAREILS DE CUSSON NE DOIVENT  
PAS SERVIR AU CHAUFFAGES DES LOCAUX.

**KEY PART NUMBER U/M DESCRIPTION**  
050222-01-000 EA LABEL - STOVE VENT - CANADIAN

### WARNING

THIS VEHICLE, LIKE OTHER  
VEHICLES, MAY CONTAIN SMALL  
AMOUNTS OF ONE OR MORE  
SUBSTANCES WHICH ARE LISTED  
BY THE STATE OF CALIFORNIA  
FOR CAUSING CANCER OR  
REPRODUCTIVE TOXICITY.

**KEY PART NUMBER U/M DESCRIPTION**  
099689-01-000 EA LABEL - WARNING - CANCER/TOXICITY

WATER HEATER  
BY-PASS

NORMAL  
OPERATION

**KEY PART NUMBER U/M DESCRIPTION**  
133424-01-01A EA LABEL - BYPASS - WATER HEATER

REMOVE PRIMARY TIRE HANGER BEFORE USING  
SPARE TIRE HOIST-SEE OWNERS MANUAL- PERSONAL  
INJURY MAY RESULT IF NOT FOLLOWED

**KEY PART NUMBER U/M DESCRIPTION**  
126024-01-01A EA LABEL - TIRE HANGER REMOVAL

DO NOT USE HITCH BEFORE  
READING OWNERS MANUAL REGARDING  
VEHICLE LOADING AND TOWING

**KEY PART NUMBER U/M DESCRIPTION**  
111104-01-000 EA LABEL - HITCH - READ MANUAL - WHITE  
111104-02-000 EA LABEL - HITCH - READ MANUAL - BLACK



## LABELS GROUP (CONTINUED)



CAUTION

THIS MOTOR HOME HAS BEEN DESIGNED, MANUFACTURED AND TESTED WITH CONCERN FOR THE PROTECTION OF IT'S OCCUPANTS. WE RECOMMEND YOU PERFORM THE FOLLOWING INSPECTIONS FOR YOUR SAFETY AND THE SAFETY OF YOUR PASSENGERS BEFORE STARTING YOUR VEHICLE.



1. LP GAS SYSTEM-                   TURN OFF AT TANK FOR TRAVELING. TEST FOR LEAKS UPON ARRIVAL AT DESTINATION. BEFORE LIGHTING PILOTS.
2. WHEELS-                   INSPECT FOR DAMAGE AND CHECK LUG NUTS FOR TIGHTNESS.
3. TIRES-                   INSPECT FOR WEAR AND DAMAGE AND CHECK FOR RECOMMENDED AIR PRESSURE.
4. LIGHTING-                   TEST FOR PROPER OPERATION OF ALL INTERIOR AND EXTERIOR LIGHTS INCLUDING DASH LIGHTS, HEADLIGHTS, TAIL LIGHTS, BRAKE LIGHTS, CLEARANCE LIGHTS AND TURN SIGNALS.
5. EXITS-                   INSPECT RELEASE MECHANISM ON EMERGENCY EXIT WINDOW. TEST BOTH LOCKS ON MAIN ENTRANCE DOOR FOR EASE OF OPERATION AND INSTRUCT PASSENGERS HOW TO USE BOTH MEANS OF EXIT.
6. SEAT BELTS-                   DIRECT PASSENGERS TO DESIGNATED SEATS AND REQUIRE USE OF SEAT BELTS.
7. APPLIANCES-                   TURN OFF AND LATCH OR LOCK DOORS WHERE PROVIDED.
8. LOOSE PARCELS-                   STORE SECURELY.
9. UTILITY SUPPLY LINES-                   DISCONNECT ALL ELECTRIC, SEWER AND WATER LINES AND SECURE PROPERLY.
10. ENTRANCE DOOR STEP-                   PLACE IN RETRACTED POSITION FOR TRAVELING.

READ YOUR MOTOR HOME AND CHASSIS OWNER'S  
MANUAL FOR FURTHER PRECAUTIONS

**KEY PART NUMBER**      **U/M DESCRIPTION**  
056259-01-000      EA LABEL - SAFETY CHECK LIST

	<h3>WARNING</h3>
	<p><b>DEATH or SERIOUS INJURY can occur</b></p> <p>Children 12 and under can be killed by the air bag The BACK SEAT is the SAFEST place for children NEVER put a rear-facing child seat in the front Sit as far back as possible from the air bag ALWAYS use SEAT BELTS and CHILD RESTRAINTS</p>

**KEY PART NUMBER**      **U/M DESCRIPTION**  
126611-01-000      EA LABEL - AIR BAG - VISOR

	<h3>WARNING</h3>
	<p><b>Children Can be KILLED or INJURED by Passenger Air Bag</b></p> <p>The back seat is the safest place for children 12 and under. Make sure all children use seat belts or child seats.</p>

**KEY PART NUMBER**      **U/M DESCRIPTION**  
126612-01-000      EA LABEL - HANG TAG - AIR BAG - DASH

AIR CONDITIONING CIRCUIT.  
THIS CONNECTION IS FOR  
AIR CONDITIONERS RATED 110-  
125 VOLT AC, 60 HZ, 16  
AMPERES MAXIMUM. DO NOT  
EXCEED CIRCUIT RATING.

**KEY PART NUMBER**      **U/M DESCRIPTION**  
091243-01-000      EA LABEL - A/C COVER "AIR CONDITIONING CIRCUIT ETC."

WARNING: CONTAINS "CFC" A SUBSTANCE WHICH HARMS  
PUBLIC HEALTH AND ENVIRONMENT BY DESTROYING  
OZONE IN THE UPPER ATMOSPHERE.

**KEY PART NUMBER**      **U/M DESCRIPTION**  
111802-01-000      EA LABEL - CFC WARNING

## LABELS GROUP (CONTINUED)

### WARNING

WHEN ADDING A GENERATOR SET:

HIGH VOLTAGE-USE EXTREME CAUTION WHEN WORKING ON ELECTRICAL COMPONENTS.  
HAVE ALL ELECTRICAL INSTALLATION PERFORMED BY A QUALIFIED LICENSED ELECTRICIAN-FOLLOW ALL STATE AND LOCAL CODES.  
ONLY INSTALL GENERATOR SET APPROVED FOR R.V. APPLICATION. HAVE INSTALLED BY QUALIFIED TECHNICIAN.  
TO AVOID HEAT BUILD-UP AND TO GUARANTEE AN ADEQUATE AIR SUPPLY TO THE GENERATOR CARBURETOR, FOLLOW INSTALLATION INSTRUCTIONS.  
GENERATOR ENGINE EXHAUST GASES ARE TOXIC AND MUST NOT TERMINATE UNDER THE VEHICLE-DISCHARGE EXHAUST AWAY FROM VEHICLE.

**KEY PART NUMBER U/M DESCRIPTION**  
077510-01-000 EA LABEL - GENERATOR PREP

### CAUTION

DO NOT LATCH DOOR IN OPEN POSITION  
IF WATER HEATER CONTROL IS IN THE ON POSITION. WATER HEATER EXHAUST MAY DAMAGE OUTER SURFACE OF DOOR.

**KEY PART NUMBER U/M DESCRIPTION**  
113402-01-000 EA LABEL - CAUTION - WATER HEATER EXHAUST  
113402-02-000 EA LABEL - CAUTION - FURNACE EXHAUST

### WARNING!

UNDERSTAND OPERATOR'S MANUAL BEFORE USING.  
KEEP PEOPLE AND OBSTRUCTIONS CLEAR OF SLIDEOUT ROOM WHEN OPERATING TO AVOID INJURY AND/OR PROPERTY DAMAGE.

**KEY PART NUMBER U/M DESCRIPTION**  
116549-01-000 EA LABEL - WARNING - SLIDEOUT

### MISE EN GARDE

POUR VOTRE SECURITE PERSONNELLE RANGEZ, TOUT OBJECT DE FAÇON SECURITAIRE LORSQUE LE VEHICULE EST EN MOUVEMENT.

### CAUTION

FOR YOUR PERSONAL SAFETY, SECURELY STOW OBJECTS AWAY WHILE VEHICLE IS IN MOTION

**KEY PART NUMBER U/M DESCRIPTION**  
131341-01-000 EA LABEL - STOW OBJECTS - US

### DIESEL FUEL ONLY

**KEY PART NUMBER U/M DESCRIPTION**  
068383-01-000 EA LABEL - DIESEL FUEL

OPEN ○  
DRAIN  
CLOSED ○

**KEY PART NUMBER U/M DESCRIPTION**  
133423-01-01A EA LABEL - DRAIN

### WARNING

IT IS NOT SAFE TO USE COOKING APPLIANCES FOR COMFORT HEATING

COOKING APPLIANCES NEED FRESH AIR FOR SAFE OPERATION BEFORE OPERATION:

1. OPEN OVERHEAD VENT OR TURN ON EXHAUST FAN AND;
2. OPEN WINDOW.

**KEY PART NUMBER U/M DESCRIPTION**  
050225-01-000 EA LABEL - WARNING - STOVE VENT - US

## LABELS GROUP (CONTINUED)

WARNING

ALL PILOT LIGHTS, APPLIANCES AND THIER  
IGNITORS (SEE OPERATING INSTRUCTIONS) SHALL  
BE TURNED OFF DURING REFUELING OF MOTOR  
FUEL TANKS AND/OR LP GAS CONTAINERS

KEY	PART NUMBER	U/M DESCRIPTION
	124519-01-01A	EA LABEL - WARNING/REFUELING - BLACK ON CLEAR
	124519-01-02A	EA LABEL - WARNING/REFUELING - WHITE ON CLEAR

WARNING :

ALL PILOT LIGHTS AND APPLIANCES SHALL BE TURNED  
OFF DURING REFUELING OF MOTOR FUEL TANKS AND/  
OR PROPANE CONTAINERS.

AVERTISSEMENT :

FERMER TOUTES LES VEILLEUSES AINSI QUE TOUS LES  
APPAREILS LORSQU'ON FAIT LE PLEIN DES RÉSERVOIRS  
À CARBURANT OU À PROPANE.

124519-02

KEY	PART NUMBER	U/M DESCRIPTION
	124519-02-01A	EA LABEL - WARNING/REFUELING - BLACK ON CLEAR - CSA
	124519-02-02A	EA LABEL - WARNING/REFUELING - WHITE ON CLEAR - CSA

ENTRANCE DOOR PROP ROD

THIS ROD IS DESIGNED TO PROP THE  
ENTRANCE DOOR OPEN WHEN THE PATIO  
AWNING ARM IS ATTACHED TO THE  
SIDEWALL AND THE AWNING IS EX-  
TENDED.  
HOOK ONE END OF ROD INTO LOOP ON  
DOOR AND OTHER END INTO LOOP ON THE  
SIDEWALL AS SHOWN.

(THIS LABEL TO BE REMOVED BY RETAIL OWNER ONLY)

KEY	PART NUMBER	U/M DESCRIPTION
	128658-01-000	EA LABEL - PROP ROD - ENTRY DOOR

INPUT

KEY	PART NUMBER	U/M DESCRIPTION
	087236-01-000	EA LABEL - CABLE - INPUT

OUTLET

KEY	PART NUMBER	U/M DESCRIPTION
	087236-02-000	EA LABEL - TV OUTLET

<p style="font-size: x-small;">DTS' ISI CE SIEGE N'EST PAS DESTINE A ETRE OCCUPE LORSQUE LE VEHICULE EST EN MOUVEMENT</p>	<p style="font-size: x-small;">THIS SEAT IS NOT INTENDED FOR OCCUPANCY WHILE VEHICLE IS IN MOTION</p>
---	---

KEY	PART NUMBER	U/M DESCRIPTION
	006064-01-000	EA LABEL - SEAT W/O SEATBELT
	006064-02-000	EA LABEL - SEAT W/O SEATBELT - CANADIAN

## LABELS GROUP (CONTINUED)

CAUTION:  
OPEN A WINDOW OR VENT WHILE  
OPERATING DRYER. IT IS DANGEROUS  
TO CREATE A NEGATIVE AIR PRESSURE  
INSIDE A VEHICLE CONTAINING  
FUEL-BURNING APPLIANCES

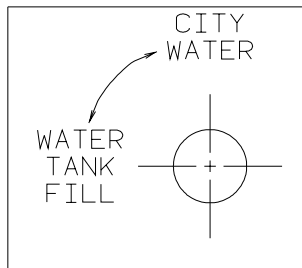
**KEY PART NUMBER U/M DESCRIPTION**  
130670-01-01A EA LABEL - CAUTION DRYER VENTING - BLACK ON CLEAR



**KEY PART NUMBER U/M DESCRIPTION**  
061417-01-000 EA LABEL - FUEL - ON FUEL FILL DOOR

INSERT RETAINER PINS IN  
SLIDE MECHANISM AFTER  
RETURNING GENERATOR TO  
STORED POSITION.  
IF RETAINER PINS ARE NOT  
INSERTED, THE GENERATOR  
WILL EXTEND WHICH MAY  
CAUSE PERSONAL INJURY.

**KEY PART NUMBER U/M DESCRIPTION**  
116273-01-000 EA LABEL - WARNING - GENERATOR



**KEY PART NUMBER U/M DESCRIPTION**  
117629-02-000 EA LABEL - WATER PUMP/FILL-WHITE LETTER/CLEAR BACKGROUND-.24"  
117629-03-000 EA LABEL - WATER PUMP/FILL-BLK LETTERS/CLEAR BACKGROUND-.31"

KEEP THE SERVICE INLET ACCESS  
IN THE CLOSED POSITION WHEN  
UTILITY CONNECTIONS ARE NOT IN USE

**KEY PART NUMBER U/M DESCRIPTION**  
123562-01-000 EA LABEL - SERVICE/UTILITY ACCESS

CITY WATER FILL

**KEY PART NUMBER U/M DESCRIPTION**  
126249-01-000 EA LABEL - CITY WATER FILL - WHITE LETTERS/CLEAR BACKGROUND  
126249-02-000 EA LABEL - CITY WATER FILL-BLK LETTER/CLEAR BACKGROUND-.24"H  
126249-03-000 EA LABEL - CITY WATER FILL-BLK LETTER/CLEAR BACKGROUND-.31"H

## LABELS GROUP (CONTINUED)

### WARNING

ROOF SURFACE MAY BE SLIPPERY  
ESPECIALLY WHERE MOISTURE IS PRESENT  
SLIPPING MAY RESULT IN PERSONAL INJURY.

128218-01

KEY	PART NUMBER	U/M DESCRIPTION
	128218-01-01A	EA LABEL - WARNING - SLIPPERY ROOF

WASTE TANK FLUSH

KEY	PART NUMBER	U/M DESCRIPTION
	130168-01-000	EA LABEL - WASTE TANK FLUSH

LIGHTS WATER  
PUMP

KEY	PART NUMBER	U/M DESCRIPTION
	130170-02-000	EA LABEL - SWITCH PANEL - BLK/CLEAR BACKGROUND-1.4H X 3.9"L
	117628-02-000	EA LABEL - SWITCH - WATER PUMP/LIGHTS-WHITE/CLEAR BACKGROUND

MONITOR WATER  
PANEL PUMP  
LIGHT

KEY	PART NUMBER	U/M DESCRIPTION
	130170-01-000	EA LABEL - SWITCH PANEL - BLK/CLEAR BACKGROUND-1.8"H X 5.9"L

PUSH TO  
RELEASE  
GENERATOR  
SLIDE ASM

KEY	PART NUMBER	U/M DESCRIPTION
	131779-01-01A	EA LABEL - GENERATOR

### WARNING

ALL LP GAS IS CONTAINED UNDER PRES-  
SURE. DUE TO THE DANGEROUS POTENTIAL  
OF ANY COMPRESSED GAS, IT IS MANDA-  
TORY THAT THE FOLLOWING REQUIREMENTS  
FOR THE USE OF THIS TANK BE FOLLOWED:  
TANKS ARE TO BE INSTALLED, FUELED AND  
MAINTAINED IN ACCORDANCE WITH STATE  
AND LOCAL CODE, RULES, REGULATIONS OR  
LAWS AND IN ACCORDANCE WITH NFPA  
PAMPHLET 58, DIVISION IV.

KEY	PART NUMBER	U/M DESCRIPTION
	116112-01-000	EA LABEL - WARNING - LP

## LABELS GROUP (CONTINUED)

TOW VEHICLE RATING MAY BE LESS THAN HITCH RATING.  
 MAXIMUM VERTICAL HITCH LOAD: 350 LBS  
 DO NOT EXCEED REAR AXLE RATING.  
 SEE OWNER'S MANUAL FOR ADDITIONAL INFORMATION.

KEY	PART NUMBER	U/M	DESCRIPTION
	129669-01-01A	EA	LABEL - HITCH/VEHICLE RATE - 350 - WHITE ON CLEAR
	129669-01-02A	EA	LABEL - HITCH/VEHICLE RATE - 350 - BLACK ON CLEAR
	129669-02-01A	EA	LABEL - HITCH/VEHICLE RATE - 500 - WHITE ON CLEAR
	129669-02-02A	EA	LABEL - HITCH/VEHICLE RATE - 500 - BLACK ON CLEAR

THIS CHAIR IS NOT INTENDED  
 FOR OCCUPANCY WHEN VEHICLE  
 IS IN MOTION AND MUST BE  
 RETURNED TO STOWED POSITION

KEY	PART NUMBER	U/M	DESCRIPTION
	102267-01-000	EA	LABEL - NO OCCUPANCY - US

DTS ISICE SIEGE N/EST PAS  
 DESTINE A ETRE OCCUPE LORSQUE  
 LE VEHICULE EST EN MOUVEMENT  
 ET IL FAUT QUE LE RANGER

THIS CHAIR IS NOT INTENDED  
 FOR OCCUPANCY WHEN VEHICLE  
 IS IN MOTION AND MUST BE  
 RETURNED TO STOWED POSITION

KEY	PART NUMBER	U/M	DESCRIPTION
	102267-02-000	EA	LABEL - NO OCCUPANCY - CSA

EXTERIOR SHOWER

KEY	PART NUMBER	U/M	DESCRIPTION
	126248-03-000	EA	LABEL - EXTERIOR SHOWER

W  
A  
T  
E  
R

ON

H  
E  
A  
T  
E  
R

OFF

KEY	PART NUMBER	U/M	DESCRIPTION
	083588-01-000	EA	LABEL - ON/OFF - WATER HEATER

E  
N  
G  
I  
N  
E

ON

H  
E  
A  
T  
E  
R

OFF

KEY	PART NUMBER	U/M	DESCRIPTION
	083588-02-000	EA	LABEL - ON/OFF - ENGINE HEATER


## LABELS GROUP (CONTINUED)

NOTE: TUNE ANTENNA  
PER MANUFACTURER'S  
DIRECTIONS. FAILURE TO  
COMPLY COULD RESULT IN  
DAMAGE TO CB.

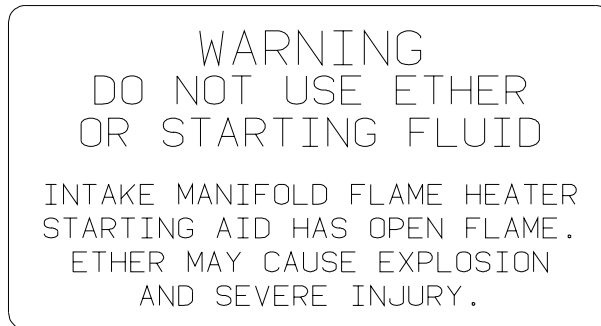
CB POWER PROVISION

RED +12 V  
BLACK GROUND  
COAX ANTENNA  
(SEE REVERSE ALSO)

KEY	PART NUMBER	U/M DESCRIPTION
	104678-01-000	EA LABEL - CB PREP



KEY	PART NUMBER	U/M DESCRIPTION
	114866-02-000	EA LABEL - PHONE & CABLE INPUT - WHITE/CLEAR BACKGROUND
	114866-03-000	EA LABEL - PHONE & CABLE INPUT - BLACK/CLEAR BACKGROUND



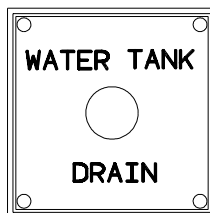
KEY	PART NUMBER	U/M DESCRIPTION
	116756-01-000	EA LABEL - WARNING ER/STARTING



KEY	PART NUMBER	U/M DESCRIPTION
	126247-01-000	EA LABEL - GRAY HOLDING TANK-WHITE LETTERS/CLEAR BACKGROUND
	126247-05-000	EA LABEL - GRAY HOLDING TANK-BLACK LETTERS/CLEAR BACKGROUND



KEY	PART NUMBER	U/M DESCRIPTION
	126247-02-000	EA LABEL - BLACK HOLDING TANK-WHITE LETTERS/BLACK BACKGROUND
	126247-06-000	EA LABEL - BLACK HOLDING TANK-BLACK LETTERS/CLEAR BACKGROUND

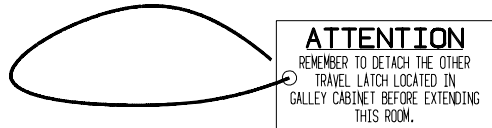


KEY	PART NUMBER	U/M DESCRIPTION
	127170-01-000	EA LABEL - WATER TANK DRAIN

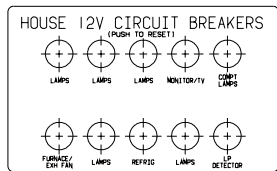
## LABELS GROUP (CONTINUED)

**WARNING**  
 POTABLE WATER ONLY  
 SANITIZE, FLUSH, AND  
 DRAIN BEFORE USING.  
 SEE INSTRUCTION MANUAL

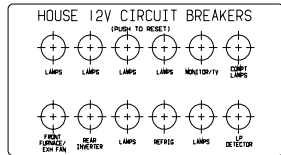
KEY	PART NUMBER	U/M DESCRIPTION
	128725-01-01A	EA LABEL - POTABLE WATER ONLY
	128725-01-02A	EA LABEL - POTABLE WATER ONLY



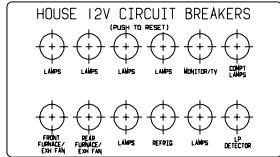
KEY	PART NUMBER	U/M DESCRIPTION
	129033-01-000	EA LABEL - HANG TAG - TRAVEL LATCH - 1.5" X3"



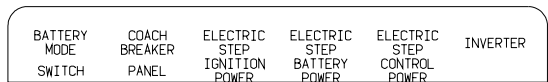
KEY	PART NUMBER	U/M DESCRIPTION
	092547-06-000	EA LABEL - CIRCUIT BREAKER



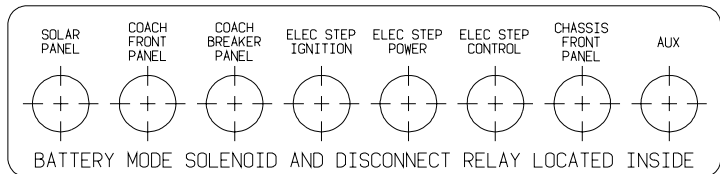
KEY	PART NUMBER	U/M DESCRIPTION
	092547-09-000	EA LABEL - CIRCUIT BREAKER



KEY	PART NUMBER	U/M DESCRIPTION
	092547-07-000	EA LABEL - CIRCUIT BREAKER



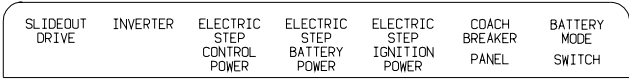
KEY	PART NUMBER	U/M DESCRIPTION
	093236-08-000	EA LABEL - CIRCUIT BREAKER



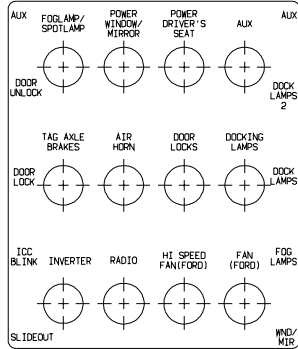
KEY	PART NUMBER	U/M DESCRIPTION
	093236-13-000	EA LABEL - CIRCUIT BREAKER



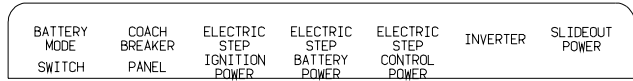
## LABELS GROUP (CONTINUED)



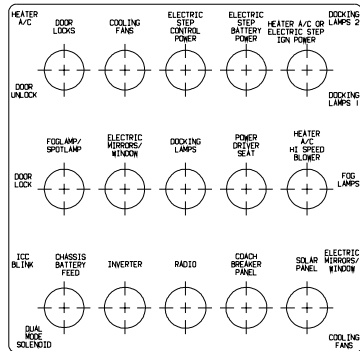
**KEY PART NUMBER U/M DESCRIPTION**  
 093236-15-000 EA LABEL - CIRCUIT BREAKER



**KEY PART NUMBER U/M DESCRIPTION**  
 093236-16-000 EA LABEL - CIRCUIT BREAKER



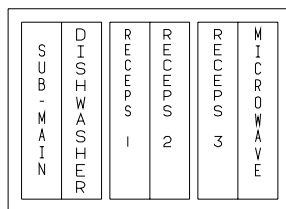
**KEY PART NUMBER U/M DESCRIPTION**  
 093236-18-000 EA LABEL - CIRCUIT BREAKER



**KEY PART NUMBER U/M DESCRIPTION**  
 093236-19-000 EA LABEL - CIRCUIT BREAKER



**KEY PART NUMBER U/M DESCRIPTION**  
 093237-10-000 EA LABEL - CIRCUIT BREAKER - FRONT - COOLING FANS



**KEY PART NUMBER U/M DESCRIPTION**  
 095721-20-000 EA LABEL - CONTROL CENTER W/INVERTER

## LABELS GROUP (CONTINUED)

SUB - MAIN	APPLIANCE 1	APPLIANCE 2	RECEPS 1	RECEPS 2	MICROWAVE
------------	----------------	----------------	-------------	-------------	-----------

**KEY PART NUMBER U/M DESCRIPTION**  
 095721-21-000 EA LABEL - CONTROL CENTER W/INVERTER

A/C CIRCUIT 1	MAIN MAIN	A/C CIRCUIT 2	INVERTER/ CHARGER	REFRIG/VACUUM	WASHER/DRYER	WATER HEATER	
---------------------	--------------	---------------------	----------------------	---------------	--------------	-----------------	--

**KEY PART NUMBER U/M DESCRIPTION**  
 095721-22-000 EA LABEL - CONTROL CENTER - 50AMP

A/C CIRCUIT 1	MAIN		REFRIG/CONV	MICROWAVE		RECEPS 1	RECEPS 2	
---------------------	------	--	-------------	-----------	--	-------------	-------------	--

**KEY PART NUMBER U/M DESCRIPTION**  
 095721-25-000 EA LABEL - CONTROL CENTER - 30 AMP

A/C CIRCUIT 1	MAIN	REFRIG/CONV	MICROWAVE	RECEPS 1	RECEPS 2	APPLIANCE		
---------------------	------	-------------	-----------	-------------	-------------	-----------	--	--

**KEY PART NUMBER U/M DESCRIPTION**  
 095721-26-000 EA LABEL - CONTROL CENTER - 30 AMP - CANADIAN

A/C CIRCUIT 1	MAIN	A/C CIRCUIT 2	REFRIG/CONV	MICROWAVE	RECEPS 1	RECEPS 2	RECEPS 3	
---------------------	------	---------------------	-------------	-----------	-------------	-------------	-------------	--

**KEY PART NUMBER U/M DESCRIPTION**  
 095721-27-000 EA LABEL - CONTROL CENTER - 30 AMP

A/C CIRCUIT 1	MAIN	A/C CIRCUIT 2	REFRIG/CONV	MICROWAVE	RECEPS 1	RECEPS 2	APPLIANCE	
---------------------	------	---------------------	-------------	-----------	-------------	-------------	-----------	--

**KEY PART NUMBER U/M DESCRIPTION**  
 095721-28-000 EA LABEL - CONTROL CENTER - 30 AMP - CANADIAN

## LABELS GROUP (CONTINUED)

A/C CIRCUIT 1	MAIN	MAIN	A/C CIRCUIT 2	REFRIG/CONV	MICROWAVE	RECCS 1	RECCS 2	RECCS 3	WASHER/DRYER	
------------------	------	------	------------------	-------------	-----------	------------	------------	------------	--------------	--

**KEY PART NUMBER**      **U/M DESCRIPTION**  
 095721-29-000      EA LABEL - CONTROL CENTER - 50 AMP

A/C CIRCUIT 1	MAIN	MAIN	A/C CIRCUIT 2	REFRIG/CONV	MICROWAVE	RECCS 1	RECCS 2	RECCS 3	APPLIANCE 1	APPLIANCE 2	WASHER DRYER
------------------	------	------	------------------	-------------	-----------	------------	------------	------------	----------------	----------------	-----------------

**KEY PART NUMBER**      **U/M DESCRIPTION**  
 095721-30-000      EA LABEL - CONTROL CENTER - 50 AMP - CANADIAN

A/C CIRCUIT 1	MAIN	A/C CIRCUIT 2	REFRIG/CONV	MICROWAVE	RECCS 1	RECCS 2	RECCS 3	WASHER/DRYER	WATER HEATER	
------------------	------	------------------	-------------	-----------	------------	------------	------------	--------------	-----------------	--

**KEY PART NUMBER**      **U/M DESCRIPTION**  
 095721-31-000      EA LABEL - CONTROL CENTER - 30 AMP - US

A/C CIRCUIT 1	MAIN	MAIN	A/C CIRCUIT 2	REFRIG/CONV	MICROWAVE	RECCS 1	RECCS 2	RECCS 3	WASHER/DRYER	WATER HEATER
------------------	------	------	------------------	-------------	-----------	------------	------------	------------	--------------	-----------------

**KEY PART NUMBER**      **U/M DESCRIPTION**  
 095721-33-000      EA LABEL - CONTROL CENTER - 50 AMP - US

A/C CIRCUIT 1	MAIN	MAIN	A/C CIRCUIT 2	INVERTER/ CHARGER	REFRIGERATOR	WASHER/DRYER	WATER HEATER	
------------------	------	------	------------------	----------------------	--------------	--------------	-----------------	--

**KEY PART NUMBER**      **U/M DESCRIPTION**  
 095721-34-000      EA LABEL - CONTROL CENTER - 50 AMP

AUTOMOTIVE AND COACH  
CIRCUIT BREAKERS

**KEY PART NUMBER**      **U/M DESCRIPTION**  
 098379-01-000      EA LABEL - FRONT BOX - CIRCUIT BREAKER

## LABELS GROUP (CONTINUED)

A/C CIRCUIT 1	M A I N	A/C CIRCUIT 2	R E F R I G / C O N V	M I C R O W A V E	R E C E P S 1	R E C E P S 2	R E C E P S 3	A P P L I A N C E	W A S H E R / D R Y E R	W A T E R  H E A T E R
---------------------	------------------	---------------------	---	---	---------------------------------	---------------------------------	---------------------------------	---	--	---

**KEY PART NUMBER**      **U/M DESCRIPTION**  
 095721-35-000      EA LABEL - CONTROL CENTER - 30 AMP - CSA

A/C CIRCUIT 1	M A I N	M A I N	A/C CIRCUIT 2	R E F R I G / C O N V	M I C R O W A V E	R E C E P S 1	R E C E P S 2	A P P L I A N C E 1	A P P L I A N C E 2	W A S H E R / D R Y E R	W A T E R  H E A T E R
---------------------	------------------	------------------	---------------------	---	---	---------------------------------	---------------------------------	--	--	--	---

**KEY PART NUMBER**      **U/M DESCRIPTION**  
 095721-36-000      EA LABEL - CONTROL CENTER - 50 AMP - CSA

M A I N	M I C R O W A V E	G F I / R E C E P S	R E F E R / C O N V	W A T E R  H T R	A / C
------------------	---	--	--	--	-------------

**KEY PART NUMBER**      **U/M DESCRIPTION**  
 095721-38-000      EA LABEL - CONTROL CENTER - 30 AMP - US

M A I N	A P P L I A N C E	G F I / R E C E P S	R E F E R / M I C R O	W A T E R  H T R	A / C
------------------	---	--	---	--	-------------

**KEY PART NUMBER**      **U/M DESCRIPTION**  
 095721-39-000      EA LABEL - CONTROL CENTER - 30 AMP - CANADIAN

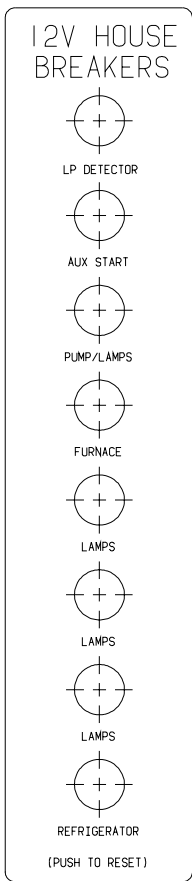
BATTERY MODE SOLENOID AND RELAYS
--

**KEY PART NUMBER**      **U/M DESCRIPTION**  
 098379-04-000      EA LABEL - ELECTRICAL BOX - SIDE

FRONT TIRE PRESSURE AT UNLOADED VEHICLE WEIGHT: 75 PSI REAR TIRE PRESSURE AT UNLOADED VEHICLE WEIGHT: 75 PSI FOR LOADED VEHICLE, WEIGH UNIT AND REFER TO TABLE:						
TIRE PRESSURE	75	80	85	90	95	100
FRONT LOAD-LBS	7185	7630	8070	8555	9085	9350*
REAR LOAD-LBS	13580	14375	15255	15500*		
TIRE: MICHELIN XRV 235/80R22.5, LOAD RANGE F						*GAWR = 9350 **GAWR = 15500
FOR BEST PERFORMANCE, MATCH TIRE PRESSURE TO YOUR AXLE LOAD						

**KEY PART NUMBER**      **U/M DESCRIPTION**  
 131775-03-01A      EA LABEL - TIRE PRESSURE - BROWN/BLACK

**LABELS GROUP (CONTINUED)**



**KEY PART NUMBER U/M DESCRIPTION**  
 092547-08-000 EA LABEL - CIRCUIT BREAKER

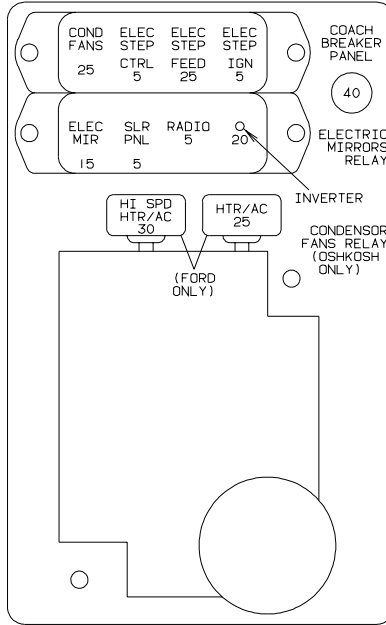
DO NOT FILL  
 LP-GAS CONTAINER(S)  
 TO MORE THAN 80%  
 OF CAPACITY.

**KEY PART NUMBER U/M DESCRIPTION**  
 079965-01-000 EA LABEL - LPG - 80% CAPACITY

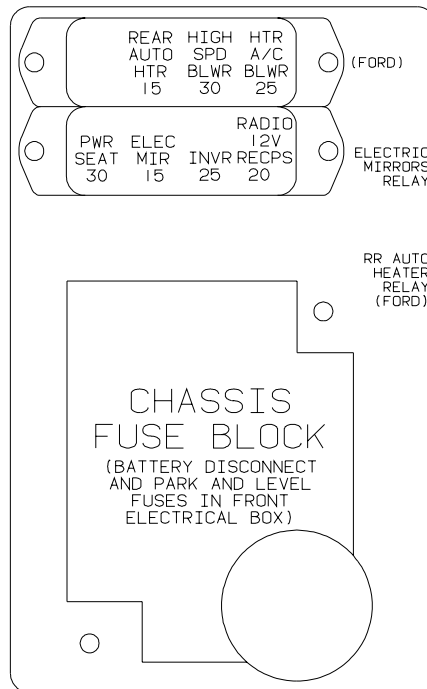


**KEY PART NUMBER U/M DESCRIPTION**  
 111537-06-000 EA LABEL - AMPLIFIER POWER

## LABELS GROUP (CONTINUED)



**KEY PART NUMBER U/M DESCRIPTION**  
 111537-07-000 EA LABEL - FUSES



**KEY PART NUMBER U/M DESCRIPTION**  
 111537-08-000 EA LABEL - FUSES

## LABELS GROUP (CONTINUED)

THIS SEAT IS NOT INTENDED  
FOR OCCUPANCY WHEN  
VEHICLE IS IN MOTION

KEY	PART NUMBER	U/M	DESCRIPTION
	134538-01-01A	EA	LABEL - OCCUPANCY - NO SEAT BELT - BLACK ON CLEAR - US

DST ISICE SIEGE N/EST PAS                      THIS SEAT IS NOT INTENDED  
DESTINE A ETRE OCCUPE LORSQUE              FOR OCCUPANCY WHILE  
LE VEHICULE EST IN MOVUVEMENT              VEHICLE IS IN MOTION

KEY	PART NUMBER	U/M	DESCRIPTION
	134538-02-01A	EA	LABEL - OCCUPANCY - NO SEAT BELT - BLACK ON CLEAR - CSA

### WARNING

IT IS NOT SAFE TO USE COOKING  
APPLIANCES FOR COMFORT HEATING  
COOKING APPLIANCES NEED FRESH AIR FOR SAFE OPERATION  
BEFORE OPERATION.

1. OPEN OVERHEAD VENT OR TURN ON EXHAUST FAN AND
2. OPEN WINDOW.

KEY	PART NUMBER	U/M	DESCRIPTION
	134539-01-01A	EA	LABEL - WARNING - STOVE/HEATING - BLACK ON CLEAR

## LABELS GROUP (CONTINUED)

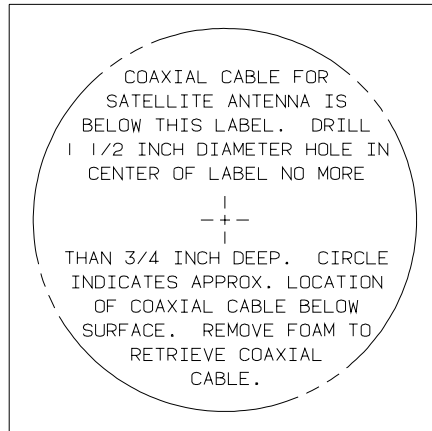
TO ENSURE A SUPPLY OF FRESH AIR TO OCCUPANTS, OPEN VENTILATORS WHEN FUEL BURNING RANGE, FUEL BURNING CARRY-ON APPLIANCES AND/OR FUEL-BURNING LIGHTS ARE IN OPERATION.

COOKING APPLIANCES SHOULD NOT BE USED FOR SPACE HEATING PURPOSES

DE MANIERE A ASSURE UNE ALIMENTATION EN AIR FRAIS AUX OCCUPANTS, OUVRIR LES VENTILATEURS LORSQUE LA CUISINIERE, LES APPAREILS DE CHAUFFAGE PORTABLES ET/OU LES LAMPES DE COMBUSTION D'HUILE SONT EN FONCTIONNEMENT.

LES APPAREILS DE CUSSON NE DOIVENT PAS SERVIR AU CHAUFFAGES DES LOCAUX.

KEY	PART NUMBER	U/M	DESCRIPTION
	134540-01-01A	EA	LABEL - WARNING - STOVE/HEATING - BLACK ON CLEAR



KEY	PART NUMBER	U/M	DESCRIPTION
	120431-01-000	EA	LABEL-LOCATION,COAX,SAT ANT



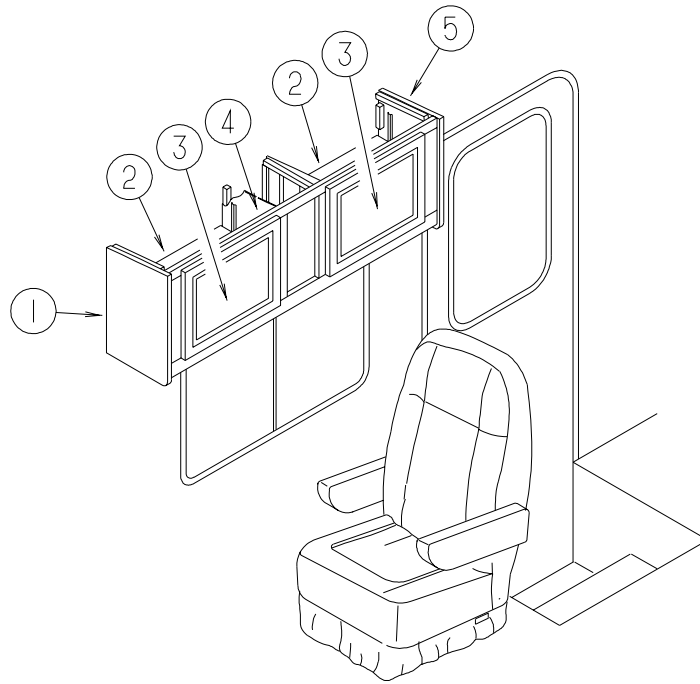
## LP GROUP

### LP SYSTEM

KEY	PART NUMBER	U/M	DESCRIPTION
	045703-01-000	EA	HOSE - LP - 3/8"ID X 24" - 3/8"MPT X 1/2"F SWIVEL - U.S.
	045703-02-000	EA	HOSE - LP - 3/8"ID X 24" - 3/8"MPT X 1/2"F SWIVEL - CANADA
	105658-01-000	EA	COMPARTMENT - LP REGULATOR
	106150-01-000	EA	REGULATOR - TWO STAGE -W/90 DEGREE ELBOW & 3/8" FPT OUTLET
	010323-01-000	EA	ADAPTER - BRASS - 3/8"F X 1/2"MPT
	010326-01-000	EA	ADAPTER - FLARE - W/CONE GASKET - 3/8"F X 1/2"F
	010329-01-000	EA	ADAPTER - BRASS - 1/2"F X 1/2"MPT
	010380-02-000	EA	NUT - BRASS - 1/2" FLARE - FORGED
	040440-02-000	EA	TRANSMITTER - DIAL - 0-90 OHM -2 TERMINAL (POWER & GROUND)
	040440-03-000	EA	TRANSMITTER - DIAL/SNAP ON - 0-90 OHM 2 TERM(GROUND/POWER)
*	088253-09-000	EA	TANK - LP - 100 LB - 14" DIAMETER X 47" LONG
	010377-02-000	EA	NUT - BRASS - 3/8" FLARE - FORGED
	103613-03-000	EA	DETECTOR - LP GAS - W/O SHUT-OFF VALVE

**\*COMPONENT PARTS FOUND IN SERVICE PARTS LIBRARY**

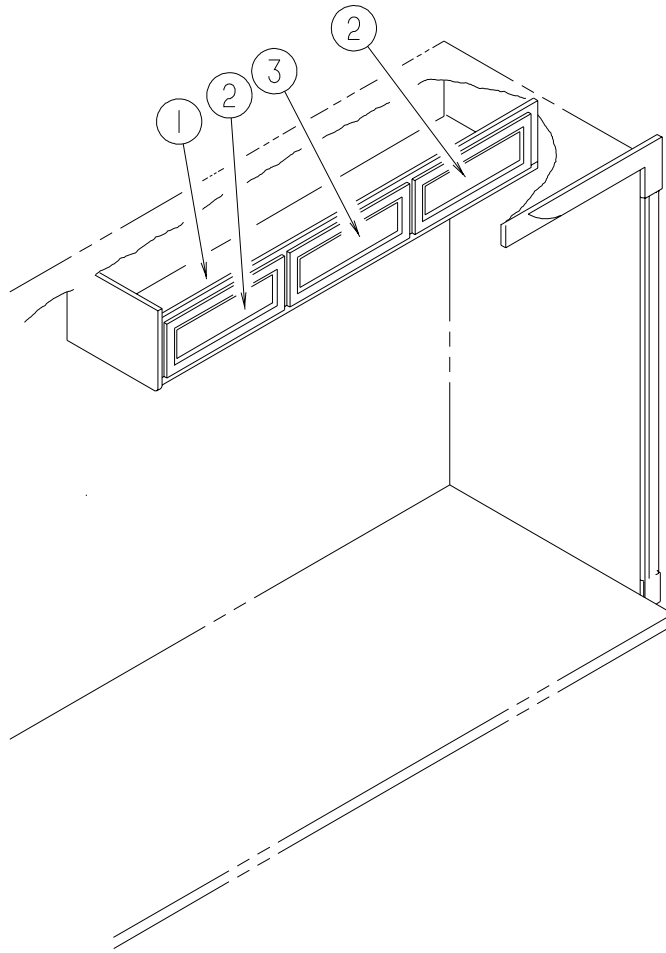
## LOUNGE GROUP CABINETS



### PASSENGER SIDE

KEY	PART NUMBER	U/M	DESCRIPTION
1	103128-32-J37	EA	END CAP - OVERHEAD CABINET - LEFT HAND
2	131167-11-K20	EA	SHELF - W/PLASTIC EDGE TRIM
3	132141-59-L10	EA	DOOR - RAIL/VENEER - 14.3" X 17.9" - W/O HARDWARE
4	131167-01-L26	EA	CABINET - OVERHEAD/FRONT/RIGHT HAND - W/O DOORS/HARDWARE (L26)
4	131167-01-L23	EA	CABINET - OVERHEAD/FRONT/RIGHT HAND - W/O DOORS/HARDWARE (L27)
4	131167-01-L24	EA	CABINET - OVERHEAD/FRONT/RIGHT HAND - W/O DOORS/HARDWARE (L28)
4	131167-01-L25	EA	CABINET - OVERHEAD/FRONT/RIGHT HAND - W/O DOORS/HARDWARE (L29)
5	103128-31-J37	EA	END CAP - OVERHEAD CABINET - RIGHT HAND

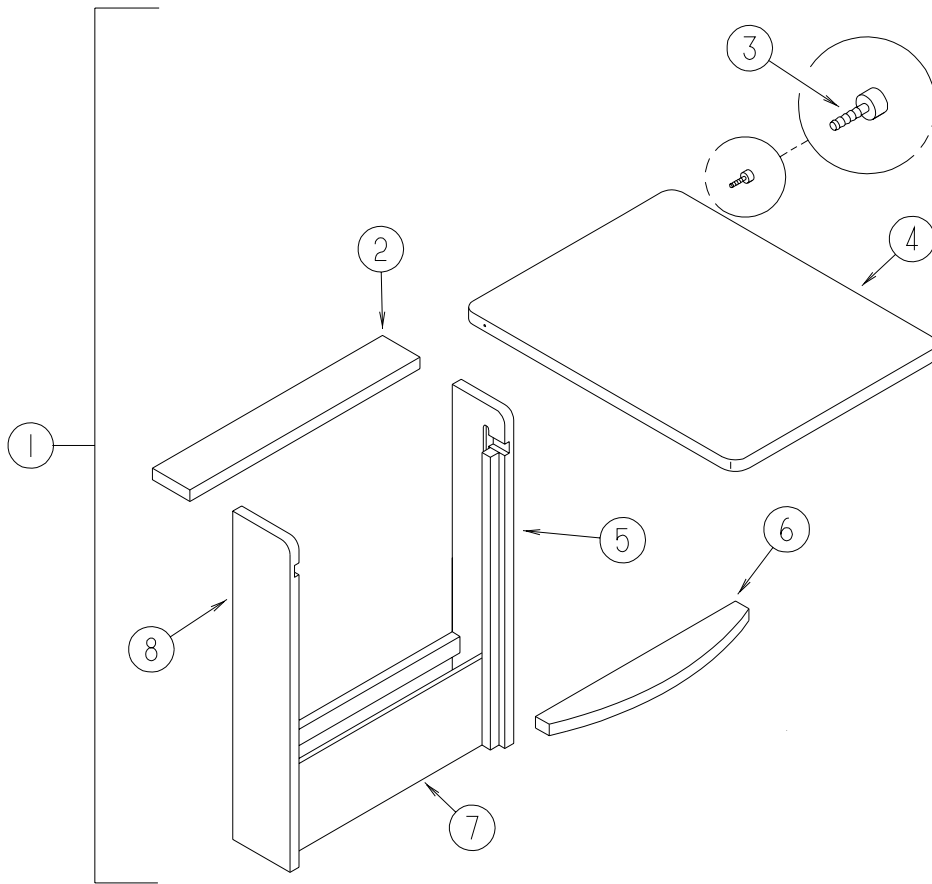
**LOUNGE GROUP (CONTINUED)**  
**CABINETS (CONTINUED)**



**DRIVER SIDE**

<b>KEY</b>	<b>PART NUMBER</b>	<b>U/M</b>	<b>DESCRIPTION</b>
1	133943-02-L22	EA	CABINET - OVEHEAD/COUCH - W/O DOORS/HARDWARE
1	133943-03-L22	EA	CABINET - OVERHEAD/COUCH - W/O DOORS/HARDWARE - COMFORT & CONVENIENCE PACKAGE
2	132141-A1-L42	EA	DOOR - RAIL/VENEER - 10.8" X 21.8" - W/O HARDWARE
3	132141-38-L26	EA	DOOR - RAIL/VENEER - 10.8" X 23.8" - W/O HARDWARE

**LOUNGE GROUP (CONTINUED)**  
**TABLE**



KEY	PART NUMBER	U/M	DESCRIPTION
1	P19559-03-J22	EA	CABINET - W/PULLOUT TABLE - W/O HARDWARE
2	119559-22-J22	EA	TOP - F/CABINET/PULLOUT TABLE
3			ROLLER LISTED IN INTERIOR FINISH GROUP
4	119559-25-J22	EA	TABLE TOP - PULLOUT
	080736-01-000	EA	PULL - RECESSED - 1.25" X 4" - OAK
5	119559-11-G35	EA	CABINET/RIGHT SIDE - F/PULLOUT TABLE - 5.7" X 28.7"
6	119559-23-J22	EA	SHELF - SUPPORT - F/PULLOUT TABLE
7	119559-24-J22	EA	PANEL - LOWER/FRONT
8	119559-12-G35	EA	CABINET/LEFT SIDE - F/PULLOUT TABLE - 5.7" X 28.7"

# SEALANTS & FASTENERS GROUP

## SEALANTS & ADHESIVES

KEY	PART NUMBER	U/M	DESCRIPTION
	069640-01-000	FT	SEALER - RIBBON - 1/4" DIAMETER X 30' - BLACK
	069640-02-000	FT	SEALER - TAPE - .13"THICK X .5"WIDE X 60' - GRAY
	069640-03-000	FT	SEALER - TAPE - .13"THICK X .75"WIDE X 60' - BLACK
	069640-07-000	FT	SEALER - TAPE - .09" THICK X 2" WIDE X 45' - GRAY
	069640-09-000	FT	SEALER - TAPE - .03" THICK X 2.50"WIDE X 80' - GRAY
	069640-10-000	FT	SEALER - TAPE - .03" THICK X 1.50" WIDE X 90' - GRAY
	069640-11-000	FT	SEALER - TAPE - .19" THICK X .38" WIDE X 40' - BLACK
	069640-13-000	FT	SEALER - TAPE - .03"THICK X 2"WIDE X 45' - BLACK
	069640-14-000	FT	SEALER - TAPE - .06" THICK X 1" WIDE X 100' - GRAY
	069640-15-000	FT	SEALER - TAPE - .06"THICK X .38"WIDE X 100' - GRAY
	069640-17-000	FT	SEALER - TAPE - .03" THICK X 1" WIDE X 90' - GRAY
	069640-18-000	FT	SEALER - TAPE - .50" THICK X .13" WIDE X 60' - BRT WHITE
	069640-19-000	FT	SEALER - TAPE - .75" THICK X .13" WIDE X 60' - BRT WHITE
	069640-20-000	FT	SEALER - TAPE - .50" THICK X 1/8" WIDE X 60' - BLACK
	069640-21-000	FT	SEALER - TAPE - .50" THICK X 1/16" WIDE X 100'-BRIGHT WHT
	069640-22-000	FT	SEALER - TAPE - .25" THICK X 1/32" WIDE X 100'- BRIGHT WHT
	069640-23-000	FT	SEALER - TAPE - 1/16" THICK X 3/4" WIDE X 100'-BRIGHT WHT
	069640-25-000	FT	SEALER - TAPE - .06" THICK X 3.5" WIDE X 50' - GRAY
	072889-01-000	EA	SEALANT - URETHANE - BLACK - TUBE
	072889-10-000	EA	SEALANT - URETHANE - BRIGHT WHITE - TUBE
	072889-11-000	EA	SEALANT - URETHANE - GRAY - TUBE
	072889-13-000	EA	SEALANT - URETHANE - VW WHITE - TUBE
	072889-14-000	EA	SEALANT - URETHANE - SABLE - TUBE
	116767-01-01A	EA	SEALANT - WATERBASE - CLEAR
	053766-02-000	EA	BEDDING COMPOUND - TUBE - WHITE
	053766-06-000	EA	BEDDING COMPOUND - TUBE - CLEAR
	034552-15-000	EA	SILICONE - TUBE - W/O NOZZLE - BRIGHT WHITE
	131264-01-01A	EA	SILICONE - W/O NOZZLE - BLACK
	131264-01-02A	EA	SILICONE - W/O NOZZLE - CLEAR
	131264-01-08A	EA	SILICONE - W/O NOZZLE - BUFF
	131264-02-01A	EA	SILICONE - W/O NOZZLE - VW GRAY - BATH ONLY
	131264-03-01A	EA	SILICONE - W/O NOZZLE - SELF LEVELING - BRIGHT WHITE
	108716-01-000	EA	SILICONE - W/O NOZZLE - OFF WHITE - SELF LEVELING
	108716-02-000	EA	SILICONE - W/O NOZZLE - BUFF - SELF LEVELING
	102352-01-000	EA	SEALER - PUMPABLE - TUBE - BLACK
	102352-02-000	EA	SEALER - PUMPABLE - TUBE - CLEAR
	094401-01-000	EA	SEALER - BODY SEAM - FLEXICLEAR
	094401-03-000	EA	SEALER - BODY SEAM - BLACK
	094401-04-000	EA	SEALER - BODY SEAM - CLEAR
	067788-01-000	EA	ADHESIVE - SPRAY - 3M - 19.5 OZ AEROSOL CAN
	900390-01-000	EA	NOZZLE - SILICONE TUBE - 2.5" LONG
	900390-03-000	EA	NOZZLE - SILICONE TUBE - 4.3" LONG
	112902-01-000	EA	NOZZLE - ELEMENT - 3/8 X 24
	112902-02-000	EA	NOZZLE-BELL 3/8X24
	112902-03-000	EA	MIXER NOZZLE - F/GUN #00400102000 - SCOTCH-WELD & PLEXUS
	076322-01-000	FT	TAPE-DOUBLE COATED/ADHESIVE BK-.03"THK X .8"W X 216'- WHT
	076322-02-000	FT	TAPE-DOUBLE COATED/ADHESIVE BK-.05"THK X 1"W X 108' - WHT
	076322-03-000	FT	TAPE-DOUBLE COATED/ADHESIVE BK-.05"THK X .5"W X 108' - WHT
	076322-05-000	FT	TAPE-DOUBLE COATED/ADHESIVE BK-.05"THK X .8"W X 108' - WHT
	076322-06-000	FT	TAPE - DOUBLE COATED/ADHESIVE BK-.05"THK X 1"W - BLK
	076322-07-000	FT	TAPE-DOUBLE COATED/ADHESIVE BK-.05"THK X .5"W X 200' - BLK
	076322-11-000	FT	TAPE-DOUBLE COATED/ADHESIVE BK-.02"THK X 1"W X 216' - CLR
	076322-12-000	FT	TAPE-DOUBLE COATED/ADHESIVE BK-.05"THK X .8"W X 108' - CLR
	123816-01-000	FT	TAPE - DOUBLE SIDED - 1" X 100'
	123816-02-000	FT	TAPE - DOUBLE SIDED - 1/2" X 1 1/3" X 100'
	123816-03-000	FT	TAPE - DOUBLE SIDED - 1/2" X 3/4" X 100'
	123816-04-000	FT	TAPE - DOUBLE SIDED - 6" X 750'
	120534-01-01A	EA	TAPE - SCOTCH - 3M - 1/2" FINE LINE

## SEALANTS & FASTENERS GROUP (CONTINUED)

### SEALANTS & ADHESIVES (CONTINUED)

KEY	PART NUMBER	U/M	DESCRIPTION
	063642-01-000	FT	TAPE - ADHESIVE - .4" X 1.5" X 180'
	123244-01-000	FT	TAPE - DOUBLE SIDED/FOAM - 5/64" THICK X 3/4" WIDE
	123244-02-000	FT	TAPE - DOUBLE SIDED/FOAM - 5/64" THICK X 1/2" WIDE X 108'
	088479-01-000	EA	TAPE - ALUMINUM - 3"
	103202-02-000	FT	TAPE - FOAM/ADHESIVE ONE SIDE - 1/16" X 200'
	110274-01-000	FT	TAPE - DOUBLE SIDED/FOAM - .45" X 1" X 216' - BLACK
	115933-01-000	FT	TAPE - 1/64" X 3/8" X 100'
	123816-04-000	FT	TAPE - DOUBLE SIDED - 6" X 750'
	002707-02-000	FT	TAPE - SEALER - 5/16" X 1/2" - INCREMENTS OF 50 FT
	091255-02-000	FT	SEAL - ADHESIVE BACKED/FOAM - 3/64" THICK X 3/16"W X 1000'
	091255-03-000	FT	SEAL - ADHESIVE BACKED/FOAM - 1/4" THICK X 1/4"W X 1000'
	099069-01-000	FT	SEAL - RUBBER - CLOSED SPONGE - .5" WIDE X .12" THICK -BLK
	104692-01-000	FT	SEAL - ADHESIVE BACKED FOAM - 3/4" THICK X 3/4" WIDE X 25'
	104692-03-000	FT	SEAL - ADHESIVE BACKED FOAM - 1" THICK X 1 3/4" WIDE X 15'
	108353-03-000	FT	SEAL - FOAM - .19" X .25"
	112864-01-000	FT	SEAL - FOAM/BUTYL COVERED - 3/8" X 35'
	106206-01-000	EA	SEALER - PUMPABLE - TUBE - BLACK - MANUS
	120074-02-01A	EA	SILICONE - W/O NOZZLE - LOW ODOR - OFF WHITE
	120074-02-02A	EA	SEALANT - W/O NOZZLE - SOFT WHITE
	107828-01-000	EA	SEALANT - SB - 190 EVERSEAL
	112864-02-000	FT	FOAM - BUTYL COVERED 5/16" X 44'
	087211-01-000	GL	PROMOTER - ADHESIVE - GALLON
	004006-05-700	EA	ADHESIVE - 5 GALLON - NATIONAL STARCH
	004020-01-000	QT	ADHESIVE - ABS CEMENT - QUART
	112901-02-000	EA	ADHESIVE - PLEXUS - MA330 - 50ML - GRAY
	131384-01-000	EA	ADHESIVE - JETWELD
	113366-01-000	EA	ADHESIVE - INSTANT - 1 OZ
	062917-03-000	EA	ADHESIVE - LOCTITE 242
	004001-02-000	EA	GUN - PLEXUS ADHESIVE - W/O NOZZLE
	004001-03-000	EA	MIXER NOZZLE (EPX)
	004001-03-001	EA	EPOXY MIXER NOZZLE 12"
	004001-03-002	EA	TUBE/MIXER - GRACO EPOXY
	004001-04-000	EA	PLUNGER ACCESSORY (EPX)
	004001-05-000	EA	ADHESIVE - SCOTCH-WELD - 3M DP100 - CLEAR - 50ML
	099952-01-000	FT	CORE - SEAL - BULB SUPPORT

### BOLTS, NUTS AND WASHERS

KEY	PART NUMBER	U/M	DESCRIPTION
	000C12-04-12A	EA	BOLT - HEX - 1/4-20 X .75 - PLAIN 5
	000C12-05-16B	EA	BOLT - HEX - 5/16-18 X 1 - GRADE #5 - ZINC
	000C12-05-12B	EA	BOLT - HEX - 5/16-18 X 3/4 - ZINC 5
	000C12-06-16B	EA	BOLT - HEX - 3/8-16 X 1 - GRADE #5 - ZINC
	000C12-06-20B	EA	BOLT - HEX - 3/8 - 16 X 1 1/4 - ZINC #5
	000C12-06-44B	EA	BOLT - HEX - 3/8-16 X 2 3/4 - ZINC 5
	000C12-07-20B	EA	BOLT - HEX - 7/16-14 X 1 1/4 - ZINC 5
	000C12-08-24B	EA	BOLT - HEX - 1/2-13 X 1.5 - GRADE #3 - ZINC
	000C12-08-28B	EA	BOLT - HEX - 1/2-13 X 1.8" - GRADE #5 - ZIN
	000C12-08-16B	EA	BOLT - HEX - 1/2-13 X 1" - GRADE #5 - ZINC
	OMC04K-06-016	EA	BOLT - HEX - M06 X 1 X 016

**SEALANTS & FASTENERS GROUP (CONTINUED)****BOLTS, NUTS AND WASHERS (CONTINUED)**

<b>KEY</b>	<b>PART NUMBER</b>	<b>U/M</b>	<b>DESCRIPTION</b>
	0MC05K-08-055	EA	BOLT - HEX M.3 X 1.25 X 2.2
	0MC13K-14-070	EA	BOLT - HEX M14 X 2.00 X 2.75
	0MC31K-08-020	EA	BOLT - HEX - SERRATED FLANGE - M8 X 020
	0MC32K-10-030	EA	BOLT - HEX - SERRATED FLANGE - M10 X 1.50
	0MC53K-12-050	EA	BOLT - HEX - M12 X 1.75 X 050
	000C12-04-40B	EA	BOLT - HEX - 1/4-20 X 2 1/2 - GRADE 5 ZINC
	000C12-05-64B	EA	BOLT - HEX - 5/16-18 X 4
	000C12-06-24B	EA	BOLT - HEX - 38-16 X 1 1/2 - ZINC #5
	000C12-10-24B	EA	BOLT - HEX - 5/8-11 X 1.5" - GRADE #5 - ZINC
	000C13-07-24B	EA	BOLT - HEX - 7/16-20 X 1.5" - GRADE #5
	000C13-07-40B	EA	BOLT - HEX - 7/16-20 X 2.5" - GRADE #5 - ZINC
	000C13-07-48B	EA	BOLT - HEX - 7/16-20 X 3" - GRADE #5 - ZINC
	000C13-08-40B	EA	BOLT - HEX - 1/2-20 X 2 1/2 - GRADE #5 - ZINC
	000C13-08-28B	EA	BOLT - HEX - 1/2-20 X 1 3/4 - GRADE #5 - ZINC
	000C14-07-28B	EA	BOLT - HEX - 7/16-14 X 1.75 - GRADE 8 ZINC
	000C14-07-20B	EA	BOLT - HEX - 7/16-14 X 1.25 - GRADE 8 ZINC
	000C14-10-24K	EA	BOLT - HEX 0 5/8-11 X 1.50 - GRADE #8 - ZINC
	000C14-10-32K	EA	BOLT - HEX - 5/8"-11 X 2 - GRADE #8 - ZINC
	000C18-05-40A	EA	BOLT - ELEVATOR - 5/16-18 X 2.50 - PL
	000C18-06-48B	EA	BOLT - ELEVATOR - 3/8-16 X 3 - GRADE 5 - ZINC
	000C18-06-56A	EA	BOLT - ELEVATOR - 3/8-16 X 3 1/2 - GRADE 5
	000C26-04-18B	EA	BOLT - HEX - SERRATED FLANGE - 1/4-20 X 1 1/8 - ZINC
	000C26-04-14B	EA	BOLT - HEX - SERRATED FLANGE - 1/4-20 X 7/8 - ZINC
	000C26-04-10B	EA	BOLT - HEX - SERRATED FLANGE - 1/4-20 X 5/8 - ZINC
	000C26-05-16B	EA	BOLT - HEX - SERRATED FLANGE - 5/16-18 X 1 - ZINC
	000C26-05-20B	EA	BOLT - HEX - SERRATED FLANGE - 5/16-18 X 1 1/4 - ZINC
	000C26-05-12B	EA	BOLT - HEX - SERRATED FLANGE - 5/16-18 X 3/4 - ZINC
	000C26-05-16B	EA	BOLT - HEX - SERRATED FLANGE - 5/16-18 X 1 - ZINC
	000C26-05-129	EA	BOLT - HEX - SERRATED FLANGE - 5/16-18 X 3/4
	000C26-05-249	EA	BOLT - HEX - SERRATED FLANGE 5/16-18 X 1.5"
	000C26-06-16B	EA	BOLT - HEX - SERRATED FLANGE - 3/8-16 X 1 - ZINC
	000C26-06-12B	EA	BOLT - HEX - SERRATED FLANGE - 3/8-16 X 3/4 - ZINC
	000C26-06-28B	EA	BOLT - HEX - SERRATED FLANGE - 3/8-16 X 1 3/4 - ZINC
	000C26-06-40B	EA	BOLT - HEX - SERRATED FLANGE - 3/8-16 X 1 3/4 - ZINC
	000C26-06-12B	EA	BOLT - HEX - SERRATED FLANGE - 3/8-16 X 3/4 - ZINC
	000C26-06-20B	EA	BOLT - HEX - SERRATED FLANGE - 3/8-16 X 1 1/4 - ZINC
	000C26-08-24B	EA	BOLT - HEX - SERRATED FLANGE - 1/2-13 X 1 1/2 - ZINC
	000C27-04-40B	EA	BOLT - CARRIAGE 1/4-20 X 2.50 - ZINC
	000C27-08-64B	EA	BOLT - CARRIAGE - 1/2-13 X 4. - GRS
	000C27-10-32B	EA	BOLT - CARRIAGE - 5/8-11 X 2
	106166-01-000	EA	BOLT/COLLARED HANGER - 8-32 X 1"
	000G45-04-24B	EA	BOLT - LAG - 1/4-9 X 1 1/2 - ZINC
	000G45-04-24F	EA	BOLT - LAG - 1/4" #9 X 1 1/2SS
	000G45-05-16B	EA	BOLT - LAG - 5/16-9 X 1 - ZINC
	106956-03-000	EA	BOLT - HEX TAP - 1/2-12NC X 3 - GRADE 5 - FULL THREAD/ZINC
	051387-06-000	EA	BOLT - CARRIAGE W/O HOLE - 5/16-18 X 9.5 - ZINC
	091274-03-000	EA	BOLT-J - 3/8-16 X 12.0
	106956-08-000	EA	BOLT - HEX TAP - 1/2-13NC X 4 - GRADE 5 - FULL THREAD/ZINC
	087718-01-000	EA	MONOBOLT - STEEL - 3/16 DIAMETER
	102333-01-06A	EA	BOLT - CARRIAGE - 7/16-14 STAINLESS STEEL CAP
	102333-02-01A	EA	BOLT - CARRIAGE - 1/4-20
	103020-02-000	EA	BOLT-U - #8-32 - GRADE 5 ZINC
	107393-02-000	EA	BOLT - SHOULDER - 3/8" SOCKETHEAD
	113985-02-000	EA	BOLT - FLANGE - M10-1.5 X 30CL10.9
	114259-05-000	EA	BOLT - 7/16-20 X 1.25 W/WASHER
	135092-01-01A	EA	BOLT - HEX - SERRATED FLANGE - 1/2-20 X 1 3/4-GRADE 5 ZINC
	135092-02-01A	EA	BOLT - HEX - SERRATED FLANGE - 1/2-20 X 2 1/2 - GRD 5 ZNC
	0MD16K-10-000	EA	NUT - HEX PREV TORQUE M10 X 1.50 CLASS 8
	0MD39K-12-000	EA	NUT - HEX W/NYLON LOCK - M12 X 1.75
	000D24-10-00B	EA	NUT - HEX - SELF LOCKING - 10-32 ZINC
	000D29-05-00B	EA	NUT - HEX - LOCKING W/SERRATED FLANGE-NYLON WASHER INSERT
	000D29-09-00B	EA	NUT - HEX - SELF LOCKING - 9/16-12 - ZINC
	000D29-06-00B	EA	NUT - HEX - W/NYLON LOCK - 3/8-16 - ZINC

## SEALANTS & FASTENERS GROUP (CONTINUED)

### BOLTS, NUTS AND WASHERS (CONTINUED)

KEY	PART NUMBER	U/M	DESCRIPTION
	000D30-07-00B	EA	NUT-HEX LOCK,NYLON 7/16X20
	000D34-04-00B	EA	NUT - HEX - LOCKING - 1/4-20 ZINC
	000D34-06-00B	EA	NUT - HEX - LOCKING - 3/8-16 GRADE C - ZINC
	000D39-04-00B	EA	NUT - HEX - LOCKING W/SERRATED FLANGE - 1/4-20 - ZINC
	000D39-05-00B	EA	NUT - HEX - LOCKING W/SERRATED FLANGE - 5/16-18 - ZINC
	000D39-06-00D	EA	NUT - HEX - LOCKING W/SERRATED FLANGE - 3/8"-16 BLACK
	000D39-06-00B	EA	NUT - HEX - LOCKING W/SERRATED FLANGE - 3/8-18 - ZINC
	000D39-07-00B	EA	NUT - HEX - LOCKING W/SERRATED FLANGE - 7/16-14 - ZINC
	000D39-08-00B	EA	NUT - HEX - LOCKING W/SERRATED FLANGE - 1/2-13 - ZINC
	000D44-04-00B	EA	NUT - HEX - LOCKING W/SERRATED FLANGE - 1/4-28 - ZINC
	000D44-07-00B	EA	NUT - HEX - LOCKING W/SERRATED FLANGE - 7/16-20 - ZINC
	000D44-08-00B	EA	NUT - HEX - SERRATED FLANGE - 1/2-20 - GRADE #5 - ZINC
	000D46-04-00A	EA	NUT - HEX - WELD - 1/4-20 - PLAIN
	000D58-06-00A	EA	NUT - HEX - WELD 3/8-16 - PLAIN
	000D65-08-00B	EA	NUT - HEX - LOCKING W/SERRATED FLANGE - 8-32 - ZINC
	000D67-10-00B	EA	NUT - HEX - LOCK - 5/8-11 - ZINC
	000D73-07-00C	EA	NUT - HEX FLANGE - 7/16-14 - GRADE 6
	000D73-08-00C	EA	NUT - HEX FLANGE - 1/2-13
	000D76-06-00B	EA	NUT - HEX FLANGE - 3/8-16
	063253-07-000	EA	NUT - J - #8A - .120 - .130 PNL THK
	087234-01-000	EA	NUT - JACK - 1/4 X 20 THD - MOLLY
	040921-01-000	EA	NUT - SPEED - U TYPE - #10-24 - BLACK
	104369-01-000	EA	NUT - HEX - HEAVY - 5/8-11 UNC
	000D29-04-00B	EA	NUT - HEX - SELF LOCKING - 1/4 X 20 - ZINC
	005081-01-000	EA	NUT - SPEED - C-TYPE - #8 SCREW
	040921-03-000	EA	NUT - SPEED - U TYPE - #10
	040921-04-000	EA	NUT - SPEED - U TYPE - #8-.59" LENGTH X .44" WIDTH
	040921-09-000	EA	NUT - SPEED - U TYPE - #8
	044364-01-000	EA	NUT - SPEED - FLAT - RECTANGULAR - SELF LOCKING/ONE PIECE
	044364-02-000	EA	NUT - SPEED - FLAT - ROUND
	083163-06-000	EA	PUSHNUT - FLAT TYPE 3/8 STUD - FORD ONLY
	0ME06K-14-280	EA	WASHER - FLAT - 14 ID X 28.00 OD
	000E11-07-00B	EA	WASHER - LOCKING - 7/16 MED SPLIT - ZINC
	000E11-08-00B	EA	WASHER - LOCKING - 1/2 MED SPLIT - ZINC
	000E13-14-00B	EA	WASHER - FLAT - 1/4 WIDE - ZINC
	000E13-17-00B	EA	WASHER - FLAT - 3/8 AR - ZINC
	000E13-18-00B	EA	WASHER - FLAT - 3/8 WIDE - ZINC
	000E13-20-00B	EA	WASHER - FLAT - 7/16 WIDE - ZINC
	000E13-21-00B	EA	WASHER - FLAT - 1/2 NARROW - ZINC
	000E13-22-00B	EA	WASHER - FLAT - 1/2 WIDE - ZINC
	000E13-26-00B	EA	WASHER - FLAT - 5/8 WIDE - ZINC
	000E14-10-00B	EA	WASHER - LOCKING - #10 EXTERNAL TOOTH - ZINC
	000E16-10-00B	EA	WASHER - HARDENED - 5/8 - FLAT - ZINC
	058716-02-000	EA	WASHER - FLAT NYLON
	077071-01-000	EA	WASHER - FENDER - 3/16"ID X 1" OD
	107397-01-000	EA	WASHER - FENDER - .25" ID X 1" OD
	128444-01-000	EA	WASHER - SPRING - CONICAL
	041322-01-000	EA	WASHER - FLANGE - 15/32 ID X 2 3/8 OD - F/SEAT BELT MTG
	044533-01-000	EA	WASHER - PLASTIC - 1 3/8" OD - FOR BUTTONS
	046867-05-000	EA	WASHER - #0
	058716-03-000	EA	WASHER - FLAT/NYLON - .500 X 1.25 X .060
	088787-12-000	EA	STUD - WELD - 1/4 - 20 X 1.0 LG - MN
	108067-03-000	EA	STUD - WELD - 1/4 - 20 X 1/2 CD
	102540-02-000	EA	SEAL - SCREW
	106648-01-000	EA	CAP - STUD - .120 TO .130 DIAMETER

### SCREWS

KEY	PART NUMBER	U/M	DESCRIPTION
	0G1108-12-170	EA	SCREW - 8-18 X .75 PPH - BRIGHT WHITE
	0G1106-08-240	EA	SCREW - 6-20 X 1/2 PPH - VW LIGHT GRAY
	0G1108-12-140	EA	SCREW - 8-18 X .75 PPH
	0G1108-12-240	EA	SCREW - 8-18 X .75 PPH - VW LIGHT GRAY



**SEALANTS & FASTENERS GROUP (CONTINUED)****SCREWS (CONTINUED)**

<b>KEY</b>	<b>PART NUMBER</b>	<b>U/M</b>	<b>DESCRIPTION</b>
	0G1208-12-170	EA	SCREW - 8-18 X .75 POH - BRIGHT WHITE
	0G3908-08-160	EA	SCREW - SF/DR-8-18X1/2 PPH
	0G3908-08-170	EA	SCREW - SF/DR - 8-18 X .50 PPH - BRIGHT WHITE
	0G3908-08-240	EA	SCREW - SF/DR - 8-18 X 1/2 PPH - VW LIGHT GRAY
	0G3908-12-250	EA	SCREW - SF/DR - 8-18 X .75 PPH - DARK GRAY
	0G3908-16-170	EA	SCREW - SF/DR - 8-18 X 1.00 PPH - BRIGHT WHITE
	0G3908-20-170	EA	SCREW - SF/DR - 8-18 X 1.25 PPH - BRIGHT WHITE
	0G3908-24-170	EA	SCREW - SF/DR - 8-18 X 1.50 PPH - BRIGHT WHITE
	0G3910-10-160	EA	SCREW - SF/DR - 10-16 X .62 PPH
	0G3910-10-240	EA	SCREW - SF/DR - 10-16 X .62 PPH - VW LIGHT GRAY
	0G5508-12-110	EA	SCREW - SF/DR-8-18 X .75 PWH
	0G3910-12-260	EA	SCREW - SF/DR - 10-16 X .75 PPH - ALLANTE ANTELOPE
	0G3910-12-170	EA	SCREW - SF/DR - 10-16 X .75 PPH - BRIGHT WHITE
	0G5508-12-170	EA	SCREW - SF/DR - 8-18 X .75 PWH - BRIGHT WHITE
	0G5508-12-270	EA	SCREW - SF/DR - 8-18 X .75 PWH - TITANIUM
	0G5508-12-260	EA	SCREW - SF/DR - 8-18 X .75 PWH - ALLANTE ANTELOPE
	0G5508-16-250	EA	SCREW - SF/DR - 8-18 X 1.00 PWH - VW DARK GRAY
	0G6008-16-170	EA	SCREW - SF/DR - 8-18 X 1.00 POH - BRIGHT WHITE
	0G5508-16-260	EA	SCREW - SF/DR - 8-18 X 1.00 PWH ZINC - INTERIOR ANTELOPE
	0G5508-16-270	EA	SCREW - SF/DR - 8-18 X 1.00 PWH ZINC - INTERIOR TITANIUM
	0G6710-08-130	EA	SCREW - 10-12 X .50 PPH TAUPE
	0G6710-08-170	EA	SCREW - 10-12 X 1/2 PPH - BRIGHT WHITE
	0G6710-08-240	EA	SCREW - 10-12 X .50 PPH TAUPE - VW LIGHT GRAY
	0G6710-12-170	EA	SCREW - 10-12 X .75 PPH - BRIGHT WHITE
	0G6710-16-230	EA	SCREW - 10-12 X 1 PPH - BEIGE
	000G11-05-08B	EA	SCREW - 5-20 X .50 PPH - ZINC
	000G11-06-06B	EA	SCREW - 6-20 X 3/8 PPH - ZINC
	000G11-06-10B	EA	SCREW - 6-20 X 5/8 PPH - ZINC
	000G11-06-12B	EA	SCREW - 6-20 X 3/4" PPH - ZINC
	000G11-06-10J	EA	SCREW - 6-20 X 5/8 PPH - BRASS
	000G11-06-A4B	EA	SCREW - 6-20 X 1.5 PPH ZINC
	000G11-06-08B	EA	SCREW - 6-20 X 1/2 PPH - ZINC
	000G11-07-08B	EA	SCREW - 7-19 X 1/2 PPH - ZINC
	000G11-07-08T	EA	SCREW - 7-19 X 1/2 PPH - BLACK
	000G11-08-06B	EA	SCREW - 8-18 X 3/8 PPH - ZINC
	000G11-08-06J	EA	SCREW - 8-18 X 3/8 PPH BRASS
	000G11-08-10B	EA	SCREW - 8-18 X .50 PPH - ZINC
	000G11-08-12B	EA	SCREW - 8-18 X 3/4 PPH - ZINC
	000G11-08-12S	EA	SCREW - 8-18 X 3/4 PPH - OFF WHITE
	000G11-08-08T	EA	SCREW - 8-18 X 1/2 PPH - FLUOROCARBON COATING
	000G11-08-08B	EA	SCREW - 8-18 X 1/2 PPH - ZINC
	000G11-08-20B	EA	SCREW - 8-18 X 1 1/4 PPH - ZINC
	000G11-08-16S	EA	SCREW - 8-18 X 1 PPH - OFF WHITE
	000G11-08-16B	EA	SCREW - 8-18 X 1 PPH - ZINC
	000G11-08-12P	EA	SCREW - 8-18 X 3/4 PPH - DARK BROWN
	000G11-08-12D	EA	SCREW - 8-18 X 3/4 PPH - BLACK PHOSPHATE
	000G11-08-12T	EA	SCREW - 8-18 X 3/4 PPH - BLACK MAGNESIUM
	000G11-10-12S	EA	SCREW - 10-16 X 3/4 PPH - OFF WHITE
	000G11-10-12D	EA	SCREW - 10-16 X 3/4 PPH - BLACK
	000G11-10-16B	EA	SCREW - 10-16 X 1 PPH - ZINC
	000G11-10-40B	EA	SCREW - 10-16 X 2 1/2 PPH CAD - 34927-01-000
	000G12-06-08T	EA	SCREW - 6-20 X 1/2 POH - BLACK
	000G12-08-12S	EA	SCREW - 8-18 X 3/4 POH - OFF WHITE
	000G13-05-10B	EA	SCREW - 5-12 X 5/8 PFH - ZINC
	000G13-06-16S	EA	SCREW - 6-20 X 1.00 PFH - OFF WHITE
	000G13-06-10G	EA	SCREW - 6-20 X 5/8 PFH - ANTIQUE BRASS
	000G13-06-08B	EA	SCREW - 6-20 X 1/2 PFH - ZINC
	000G13-06-08G	EA	SCREW - 6-20 X .50 PFH - ANTIQUE BRASS
	000G13-06-24J	EA	SCREW - 6-20 X 1 1/2 PFH - BRASS
	000G13-06-10J	EA	SCREW - 6-20 X .62 PFH - BRASS
	000G13-06-16E	EA	SCREW - 6-20 X 1.00 PFH - CHROME
	000G13-06-16J	EA	SCREW - 6-20 X 1 PFH - BRASS
	000G13-06-06I	EA	SCREW - 6-20 X 3/8 PFH BLACK ZINC

**SEALANTS & FASTENERS GROUP (CONTINUED)****SCREWS (CONTINUED)**

<b>KEY</b>	<b>PART NUMBER</b>	<b>U/M</b>	<b>DESCRIPTION</b>
	000G13-06-06B	EA	SCREW - 6-20 X 3/8 PFH ZINC
	000G13-07-12B	EA	SCREW - 7-19 X 3/4 PFH - ZINC
	000G13-07-10H	EA	SCREW - 7-19 X 5/8 PFH - BLACK
	000G13-07-089	EA	SCREW - 7-19 X 1.2 PPH - SILVER
	000G13-08-10B	EA	SCREW - 8-18 X 5/8 PFH - ZINC
	000G13-08-16B	EA	SCREW - 8-18 X 1 PFH - ZINC
	000G13-08-24B	EA	SCREW - 8-18 X 1 1/2 PFH - ZINC
	000G13-08-109	EA	SCREW - 8-18 X 5/8 PFH
	000G16-04-24B	EA	SCREW - MACHINE - 1/4-20 X 1 1/2 PPH
	000G18-08-22B	EA	SCREW - MACHINE - 8-32 X 1 3/8 PPH - ZINC
	000G18-08-20B	EA	SCREW - MACHINE - 8-32 X 1 1/4 PPH - ZINC
	000G18-08-24B	EA	SCREW - MACH-8-32X1 1/2PPH ZN
	000G19-10-10B	EA	SCREW - MACHINE - 10-32 X 5/8 - PPH - ZINC
	000G19-10-20B	EA	SCREW - MACHINE - 10-32 X 1 1/2 PPH - ZINC
	000G19-10-12F	EA	SCREW - MACHINE - 10-32 X 3/4 PPH - STAINLESS STEEL
	000G19-10-08B	EA	SCREW - MACHINE - 10-32 X 1/2 PPH - ZINC
	000G32-10-06B	EA	SCREW - 10-32 X 3/8 PPH - ZINC
	000G13-10-16I	EA	SCREW - 10-16X1.00 PFH,BLK
	000G34-05-12B	EA	SCREW - HEX HEAD TAPPING - 5/16 X 3/4 LONG
	000G37-08-12B	EA	SCREW - 8-18 X 3/4 PPH
	000G37-08-089	EA	SCREW - 8 X 18 X 1/2 PPH - FLUOROCARBON SILVER
	000G36-10-12T	EA	SCREW - 10-24X 3/4 PFH TYPE 23 - BLACK
	000G38-04-16D	EA	SCREW - MACHINE - 1/4-20 X 1 PFN - BLACK
	000G39-06-10T	EA	SCREW - SF/DR - 6-20 X 5/8 PPH - BLACK
	000G39-06-16T	EA	SCREW - SF/DR - 6-20 X 1 PPH - BLACK
	000G39-06-08B	EA	SCREW - SF/DR - 6-18 X 1/2 - ZINC
	000G39-08-16S	EA	SCREW - SF/DR - 8-18 X 1 PPH - OFF WHITE
	000G39-08-32B	EA	SCREW - SF/DR - 8-18 X 2 PPH - ZINC
	000G39-08-24B	EA	SCREW - SF/DR - 8-18 X 1 1/2 PPH - ZINC
	000G39-08-24S	EA	SCREW - SF/DR - 8-18 X 1 1/2 - OFF WHITE
	000G39-08-24T	EA	SCREW - SF/DR - 8-18 X 1.50 PPH - BLACK
	000G39-08-16T	EA	SCREW - SF/DR - 6-20 X 1 PPH - BLACK
	000G39-08-16B	EA	SCREW - SF/DR - 8-18 X 1 PPH - ZINC
	000G39-08-12B	EA	SCREW - SF/DR - 8-18 X 3/4 PPH - ZINC
	000G39-08-12T	EA	SCREW - SF/DR - 8-18 X 3/4 PPH - BLACK
	000G39-08-08T	EA	SCREW - SF/DR - 8-18 X 1/2 PPH - BLACK
	000G39-08-08S	EA	SCREW - SF/DR - 8-18 X 1/2 PPH - OFF WHITE
	000G39-08-08B	EA	SCREW - SF/DR - 8-18 X 1/2 PPH - ZINC
	000G39-08-06B	EA	SCREW - SF/DR - 8-18 X 3/8 PPH - ZINC
	000G39-10-10B	EA	SCREW - SF/DR - 10-16 X 5/8 - ZINC
	000G39-10-12P	EA	SCREW - SF/DR, 10-16 X .75 PPH - DARK BROWN
	000G39-10-088	EA	SCREW - SF/DR - 10-16 X 1/2 PPH - FLEX FLUOROCARBON
	000G39-10-08B	EA	SCREW - SF/DR - 10-16 X 1/2 PPH - ZINC
	000G39-10-40D	EA	SCREW - SF/DR - 10-16 X 2 1/2 PPH - BLACK
	000G39-10-32B	EA	SCREW - SF/DR - 10-16 X 2 - PPH - ZINC
	000G39-10-209	EA	SCREW - SF/DR - 10-16 X 1 1/4 PPH - FLUOROCARBON SILVER
	000G39-10-20T	EA	SCREW - SF/DR - 10-16 X 1.25 PPH
	000G39-10-20B	EA	SCREW - SF/DR - 10-16 X 1 1/4 PPH - ZINC
	000G39-10-12T	EA	SCREW - SELF TAPPING 10-16 X 3/4"
	000G39-10-12D	EA	SCREW - SF/DR - 10-16 X 3/4 PPH - BLACK
	000G39-10-12B	EA	SCREW - SF/DR - 10-16 X 3/4 PPH - ZINC
	000G39-10-10T	EA	SCREW - SF/DR - 10-16 X .625 - BLACK
	000G39-10-129	EA	SCREW - SF/DR - 10-16 X 3/4 PPH - FLUOROCARBON SILVER
	000G39-10-48B	EA	SCREW - SF/DR - 10-16 X 3 - PPH - ZINC
	000G39-10-48T	EA	SCREW - SF/DR - 10-16 X 3.00 PPH - BLACK
	000G39-10-24B	EA	SCREW - SF/DR - 10-16 X 1.50 PPH - ZINC
	000G39-10-32I	EA	SCREW - SELF TAPPING - 10-16 X 2" PPH - BLACK
	000G39-12-12E	EA	SCREW - SF/DR - 12-14 X 3/4 PPH - CHROME
	000G42-04-16B	EA	SCREW - SF/DR - 1/4-14 X 1 HWH - ZINC
	000G42-04-12B	EA	SCREW - SF/DR - 1/4-14 X 3/4 HWH - ZINC
	000G42-04-24B	EA	SCREW - SF/DR 1/4-14X1 1/2 ZN
	000G46-08-24T	EA	SCREW - MACHINE - 8-32 X 1 1/2 PFH - BLACK
	000G46-08-28T	EA	SCREW - MACHINE - 8-32 X 1 3/4 PHILLIPS FLAT HEAD - BLACK

**SEALANTS & FASTENERS GROUP (CONTINUED)****SCREWS (CONTINUED)**

<b>KEY</b>	<b>PART NUMBER</b>	<b>U/M</b>	<b>DESCRIPTION</b>
	000G50-04-12B	EA	SCREW - MACHINE - 1/4-20 X 3/4 PPH - ZINC
	000G50-04-06B	EA	SCREW - MACHINE - 1/4-20 X 38 PTH - ZINC
	000G50-04-08B	EA	SCREW - MACHINE - 1/4-20 X 1/2 PTH - ZIN
	000G51-08-08B	EA	SCREW - 8-18 X 1/2 PTH - ZINC
	000G51-06-12B	EA	SCREW - 6-20 X 3/4 PTH - ZINC
	000G52-08-18B	EA	SCREW - MACHINE - 8-32 X 1 1/8 PTH - ZINC
	000G54-04-20B	EA	SCREW - 1/4-20 X 1.25 PTH - TYPE 23 - ZINC PLATED
	000G55-08-12S	EA	SCREW - SF/DR - 8-18 X 3/4 PWH - WILLOW
	000G55-08-12S	EA	SCREW - SF/DR - 8-18 X 3/4 PWH - OFF WHITE
	000G55-08-124	EA	SCREW - SF/DR-8-18X.75 PWH - ASH GRAY
	000G55-08-16S	EA	SCREW - SF/DR-8-18X1.00 PWH - WILLOW
	000G56-12-48B	EA	SCREW - WOOD - 12-11 X 3 POH - SPECIAL HARDENED
	000G57-05-16J	EA	SCREW - 5-20 X 1 PFH - BRASS
	000G57-14-64B	EA	SCREW - 14-10 X 4 PFH ZINC
	000G57-14-72B	EA	SCREW - 14-10-X4-1/2 PFH ZN
	000G60-08-22B	EA	SCREW - SF/DR, 8 - 18 X 1.38 POH - ZN
	000G60-08-16E	EA	SCREW - SF/DR - 8-1 X 1.00 POH - CHROME
	000G60-10-28T	EA	SCREW - SF/DR - 10-16 X 1 3/4 - BLACK
	000G60-10-20I	EA	SCREW - SF/DR - 10-16 X 1.25 POH - BLACK
	000G60-10-20B	EA	SCREW - SF/DR - 10-16 X 1 1/4 POH - ZINC
	000G60-10-209	EA	SCREW - SF/DR - 10-16 X 1.25 POH - SILVER STALGAARD
	000G62-10-24I	EA	SCREW - SF/DR - 10-16 X 1/5 PFH - BLACK ZINC
	000G67-08-32B	EA	SCREW - 8-15 X 2 PPH - ZINC
	000G67-10-08S	EA	SCREW - 10-12 X 1/2 PPH - OFF WHITE
	000G67-10-08R	EA	SCREW - 10-12 X 1/2 PPH - BEIGE - TYPE A
	000G67-10-08B	EA	SCREW - 10-12 X 1/2 PPH - ZINC
	000G67-10-16B	EA	SCREW - 10-12 X 1 PPH - ZINC
	000G67-10-120	EA	SCREW - 10-12 X 3/4 PPH - TAN
	000G67-10-12B	EA	SCREW - 10-12 X 3/4 PPH - ZINC
	000G67-10-12R	EA	SCREW - 10-12 X .75 PPH - BEIGE
	000G67-10-12P	EA	SCREW - 10-12 X 3/4 PPH - DARK BROWN
	000G67-10-10S	EA	SCREW - 10-12 X 5/8 PPH - OFF WHITE
	000G67-10-10P	EA	SCREW - 10-12X.62 PPH - DARK BROWN
	000G67-10-10D	EA	SCREW - 10-12 X 5/8 PPH - BLACK - TYPE A
	000G67-10-10T	EA	SCREW - 10-12 X 5/8 PPH BLACK
	000G67-10-10B	EA	SCREW - 10-12 X 5/8 PPH - ZINC - TYPE A
	000G67-10-20D	EA	SCREW - 10-12 X 1.25 PPH - BLACK
	000G67-10-36T	EA	SCREW - 10-12 X 2 1/4 - PPH - BLACK
	000G67-10-32B	EA	SCREW - 10-12 X 2 PPH - ZINC
	000G67-10-24B	EA	SCREW - 10-12 X 1.50 PPH - ZINC
	000G67-10-24S	EA	SCREW - 10-12X1.5PPH OFF WHITE
	000G67-10-12S	EA	SCREW - 10-12 X .75 PPH WILLOW
	000G67-10-28B	EA	SCREW - 10-12 X 1.75 PPH - ZINC
	000G67-10-48B	EA	SCREW - 10-12 X 3 PPH - ZINC
	000G68-06-12B	EA	SCREW - 6-18 X .75 POH - ZINC & CLEAR
	000G68-06-12J	EA	SCREW - 6-18X.75 POH BRASS
	000G68-06-12S	EA	SCREW - 6-18 X 3/4 POH
	000G68-06-10G	EA	SCREW - 6-18 X 5/8 POH - ANTIQUE BRASS
	000G68-10-20I	EA	SCREW - 10-12 X 1 1/4 POH - BLACK
	000G68-10-36T	EA	SCREW - 10-12 X 2.25 POH BLACK
	049465-01-000	EA	SCREW - 10-16 PTH W/WASHER - DARK BROWN
	049465-13-000	EA	SCREW - 10-16X1 PTH W/WASHER - ASH GRAY
	049465-17-000	EA	SCREW - 10-16 X 1 POH W/WASHER - BRIGHT WHITE
	049465-22-000	EA	SCREW - 10-16 X 1 1/2 POH W/WASHER - SABLE
	054434-02-000	EA	SCREW - SF/DR - 10-16 X 2 - ZINC
	054434-03-000	EA	SCREW - SF/DR - 10-16 X 2 - PWH - ZINC - W/O WINGS
	057671-01-000	EA	COVER - SCREW - OFF WHITE - #8
	057671-11-000	EA	COVER - SCREW - HAMPTON TAN - #8
	057671-15-000	EA	COVER - SCREW - BRIGHT WHITE
	057671-16-000	EA	COVER - SCREW - SOFT WHITE
	057671-17-000	EA	COVER - SCREW - VW LT GRAY #8
	075908-01-000	EA	SCREW - MACHINE - 10-32 X .56 PTH - EXTERNAL TOOTH - ZINC
	076790-01-000	EA	SCREW - 6-20 X 1 1/4 PPH - BLACK

## SEALANTS & FASTENERS GROUP (CONTINUED)

### SCREWS (CONTINUED)

KEY	PART NUMBER	U/M	DESCRIPTION
	076790-03-000	EA	SCREW - 6-20 X 1 PPH - BLACK
	076790-05-000	EA	SCREW - 6-20 X 1/2 PPH BLACK - THREADCUTTING - WOOD
	083554-01-000	EA	SCREW - DRYWALL - 8 X 1.25
	083554-04-000	EA	SCREW - DRYWALL - 8 X 2.50
	086256-01-000	EA	SCREW - SF/DR - 8 X 3/4 HWH
	087721-01-000	EA	SCREW - FLAT HEAD - TAPPING - 1/4" X 1 1/4" LONG - ZINC
	097974-01-000	EA	SCREW - PARTICLE BOARD - 7-9 X 3/4 PPH
	090033-02-000	EA	SCREW - 1/4-20 X 5/8 - ROUND WASHER HEAD - OFF/WHITE
	101618-01-000	EA	SCREW - 1/4-20 X 3/4 HEX - TAPPING - STALGARD TYPE F
	101289-01-01A	EA	SCREW - MACHINE - 8-32 X 3.75 POH - BRASS -F/EXTENDED KNOB
	105126-01-000	EA	SCREW - MACHINE - 8-32 X 1 PPH TAPTIT
	110460-05-02A	EA	SCREW - MACHINE - 10-24 X 2.5 PFH - WHITE
	112782-08-01A	EA	SCREW - MOUNTING/PLATE - ZINC
	113563-01-01A	EA	SCREW - 8 X .62 LONG SHOULDER/WASHER HEAD
	117478-01-04A	EA	SCREW - 8-18 X .75 PPH W/WASHER - VW LIGHT GRAY
	126458-01-01A	EA	SCREW - 8-18 X .50 PRWH BLACK
	134126-01-01A	EA	SCREW/NAIL - HEX HEAD - 3/4"

### CLAMPS, CLIPS, GROMMETS, RIVETS & PLUGS

KEY	PART NUMBER	U/M	DESCRIPTION
	010495-01-000	EA	CLAMP - CABLE - 9/16"
	010495-02-000	EA	CLAMP - CABLE - 3/8
	010495-04-000	EA	CLAMP - CABLE - 11/16" - WHITE
	010495-05-000	EA	CLAMP - CABLE - 1/2
	010497-01-000	EA	CLAMP - CLOSED - 5/8" ID
	010497-03-000	EA	CLAMP - CLOSED - 1" ID - CUSHIONED
	010497-04-000	EA	CLAMP - CLOSED - 1.62" ID
	010497-05-000	EA	CLAMP - CLOSED - 1/2 ID
	010497-06-000	EA	CLAMP - CLOSED - 11/16" ID
	010497-07-000	EA	CLAMP - CLOSED - 3/8" ID
	010497-08-000	EA	CLAMP - CLOSED - .125" ID
	062401-01-000	EA	CLAMP - HOSE - WORMGEAR - .25" - 1"
	062401-02-000	EA	CLAMP - HOSE - WORMGEAR - 1.56" - 2.5"
	062401-03-000	EA	CLAMP - HOSE - WORMGEAR - .22" - 1"
	062401-04-000	EA	CLAMP - HOSE - WORMGEAR - .69" - 1.25"
	062401-05-000	EA	CLAMP - HOSE - WORMGEAR - 2" TO 3" ID
	062401-06-000	EA	CLAMP - HOSE - WORMGEAR - .22" - .62" ID
	062401-07-000	EA	CLAMP - HOSE - WORMGEAR - 5"-7"
	062401-08-000	EA	CLAMP - HOSE - WORMGEAR 4.06" - 5.0"
	062401-09-000	EA	CLAMP - HOSE - WORMGEAR - 2.8" - 3.75"
	062401-11-000	EA	CLAMP - HOSE - WORMGEAR - 3.50" - 4.50"
	062401-12-000	EA	CLAMP - HOSE - WORMGEAR - .79" X 1.26"
	083610-01-000	EA	CLAMP - WIRE - DUAL - UNEQUAL DIAMETERS - 3/4" & 1 1/4"
	083610-02-000	EA	CLAMP - WIRE - DUAL - UNEQUAL DIAMETERS - 3/4" & 2"
	083610-03-000	EA	CLAMP - DUAL WIRE
	083609-01-000	EA	CLAMP - WIRE - DUAL - EQUAL DIAMETERS - 5/8"
	007161-01-000	EA	CLAMP - HOSE - SPRING TYPE - 1/2"
	010499-01-000	EA	CLAMP - CLOSED - 3/8" ID
	075148-02-000	EA	CLAMP - GROUNDING - BRONZE SCREWS
	008386-01-000	EA	GROMMET - SNAP - 3/8"
	023942-01-000	EA	GROMMET - RUBBER - 2" OD
	071015-07-000	EA	GROMMET - RUBBER - 1"ID X 2.25" OD W/.06" GROOVE - BLACK
	071015-11-000	EA	GROMMET - 1.00 ID - FITS .12 MATERIAL
	071015-13-000	EA	GROMMET - RUBBER - .62" ID X 1" OD W/.09" GROOVE - BLACK
	071015-19-000	EA	GROMMET - .38 ID - FITS .06 MATERIAL
	071015-21-000	EA	GROMMET - RUBBER - 1/2 ID X 1.06 OD - W/.19 GROOVE - BLACK
	071015-22-000	EA	GROMMET - RUBBER - .62"ID X 1.12"OD W/.19" GROOVE - BLACK
	071015-26-000	EA	GROMMET - RUBBER - 1.5" ID X 2.1" OD W/.06" GROOVE-BLACK
	071015-29-000	EA	GROMMET - RUBBER - .3" ID X 1.3"OD W/.12" GROOVE - BLACK
	071015-30-000	EA	GROMMET - RUBBER - .31" ID X .81" OD W/.12" GROOVE - BLK
	071015-32-000	EA	GROMMET - RUBBER - .75" ID X 1.375" OD W/.187" GROOVE-BLK
	071015-33-000	EA	GROMMET - RUBBER - .875" ID X 1.625" OD W/.187" GROOVE - BLK

**SEALANTS & FASTENERS GROUP (CONTINUED)****CLAMPS, CLIPS, GROMMETS, RIVETS & PLUGS (CONTINUED)**

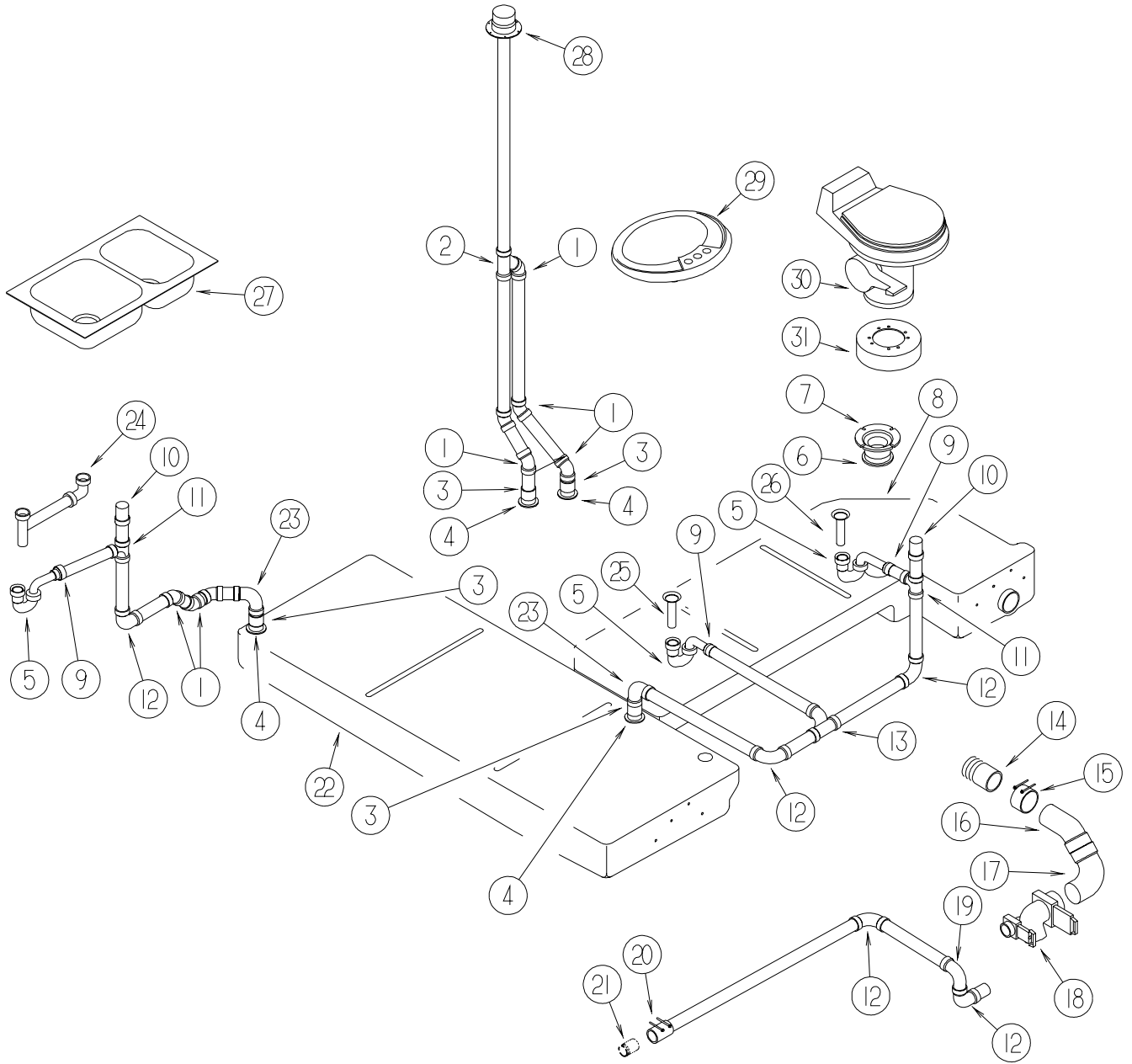
<b>KEY</b>	<b>PART NUMBER</b>	<b>U/M</b>	<b>DESCRIPTION</b>
	071015-35-000	EA	GROMMET - 1.25 ID,FITS .187MAT
	071015-37-000	EA	GROMMET - .81 ID FITS .56 MTL
	071015-39-000	EA	GROMMET - .75 ID FITS .06 MTL
	088756-01-000	EA	GROMMET - WEB - 1 1/8 " I.D.
	114208-01-000	EA	GROMMET - EDGE LINER - FITS 1 3/4"
	114208-02-000	EA	GROMMET - EDGE LINER - FITS .625
	114208-03-000	EA	GROMMET - EDGE LINER - FITS 2.50"
	114208-04-000	EA	GROMMET - EDGE LINER - FITS 1.00"
	114208-05-000	EA	GROMMET - EDGE LINER - FITS 2"
	016188-03-000	EA	GROMMET - L/P LINE - 3/8" HOLE X 2 1/2" LONG - RUBBER
	016188-04-000	EA	GROMMET - GAS LINE - 1/2" HOLE X 2 1/2" LONG - RUBBER
	016188-05-000	EA	GROMMET - L/P LINE - 3/8" HOLE X 1 1/4" LONG - RUBBER
	008380-01-000	EA	GROMMET - RUBBER - 5/8" HOLE X 1 1/2" DIAMETER - BLACK
	008384-01-000	EA	GROMMET - SNAP - 3/4 DIAMETER - NYLON
	077953-01-000	EA	GROMMET - EDGE LINER - FITS 1"
	099637-01-000	EA	GROMMET - RUBBER - .37" X .94" DIAMETER - BLACK
	046867-05-000	EA	GROMMET - #0
	000F10-04-16B	EA	PIN - COTTER - 1/8" X 1" - ZINC
	000F10-06-32B	EA	PIN - COTTER - 3/16" X 2" - ZINC
	000H14-04-08R	EA	RIVET - MANDREL BLIND - 4/32 ALUMINUM
	000H14-06-03R	EA	RIVET - MANDREL BLIND - 3/16 - CHERRY
	000H15-06-02R	EA	RIVET - POP - STEEL - 3/16 X .063-.125
	000H16-06-10R	EA	RIVET - POP ALUMINUM - 3/16 X .501-.625
	000H14-04-04A	EA	RIVET - MANDREL BLIND - 1/8 X .400
	000H16-04-06R	EA	RIVET - POP ALUMINUM - 1/8 X .313 - .375
	000H14-06-14R	EA	RIVET - MANDREL BLIND - 3/16 - CHERRY
	118626-01-01A	EA	RIVET - POP - ALUMINUM 3/16 X .08-.375
	118626-02-01A	EA	RIVET - POP - ALUMINUM - 3/16 X .500-.750
	069529-02-000	EA	RIVET-T - POP - 1/4 X .093 - .156
	120560-01-01A	EA	RIVET - PLASTIC - 3/16 DIAMETER
	061420-01-000	EA	PLUG/PLASTIC - 1.75" DIAMETER - BROWN
	061420-03-000	EA	PLUG/PLASTIC - 3.00" DIAMETER
	061420-04-000	EA	PLUG/PLASTIC - 1.25" DIAMETER
	061420-05-000	EA	PLUG/PLASTIC - 1.5" DIAMETER
	061420-07-000	EA	PLUG/PLASTIC - 1.8" DIAMETER
	061420-08-000	EA	PLUG/PLASTIC - 2.5" DIAMETER
	061420-09-000	EA	PLUG/PLASTIC - 1.00" - DIAMETER
	061420-10-000	EA	PLUG/PLASTIC - 1.50" DIAMETER - BLACK
	061420-11-000	EA	PLUG/PLASTIC - .50" DIAMETER
	061420-12-000	EA	PLUG/PLASTIC - 1.50" DIAMETER - RED
	061420-14-000	EA	PLUG/PLASTIC - .034" DIAMETER
	061420-15-000	EA	PLUG/PLASTIC - 2" DIAMETER - BLACK
	061420-16-000	EA	PLUG/PLASTIC - 2 1/8" DIAMETER
	081211-03-000	EA	PLUG/PLASTIC - .50 DIAMETER - BLACK
	081211-04-000	EA	PLUG/PLASTIC - .46 DIAMETER - BLACK
	081211-05-000	EA	PLUG/PLASTIC - .188 DIAMETER - NATURAL
	034141-02-000	EA	PLUG/HOLE - 3/8" NYLON/BLACK
	115361-01-01A	EA	PLUG/PLASTIC - 1/2" DIAMETER
	075312-02-000	EA	CLIP-U - .75 LONG X .50 WIDE- F/1/8"-3/16" THICK MATERIAL
	077955-01-000	EA	CLIP-J - VINYL COATED - 3/8"
	080211-03-000	EA	CLIP - X-MAS TREE W/PANEL RETAINING HEAD - 3/4" SHANK
	094362-02-000	EA	CLIP - XMAS TREE - BINDER HEAD - .9" LONG
	119392-01-000	EA	CLIP - U TYPE - OFFSET LEG
	129962-01-01A	EA	CLIP - U-TYPE - BLACK
	091952-01-000	EA	CLIP - GRIPPER - 1"
	091952-02-000	EA	CLIP - GRIPPER - 3/4"
	080734-02-000	EA	CLIP - WIRE NYLON
	056134-01-000	EA	HOLDER - RING - 3.6" DIAMETER - METAL
	056134-02-000	EA	HOLDER - RING - 1.8" DIAMETER - METAL

## SEALANTS & FASTENERS GROUP (CONTINUED)

### MISCELLANEOUS FASTENERS

KEY	PART NUMBER	U/M	DESCRIPTION
	008343-01-000	EA	TIE - WIRE - 6"
	008343-02-000	EA	TIE - WIRE - 14"
	008343-03-000	EA	TIE - WIRE - 7 1/2" - BLACK
	029096-03-000	YD	VELCRO TAPE - HOOK - 1" WIDE - BLACK
	029096-04-000	YD	TAPE - HOOK - VELCRO - 1" WIDE - BLACK
	029094-04-000	YD	VELCRO TAPE - LOOP - 1" WIDE - BLACK
	029094-06-000	YD	VELCRO TAPE - LOOP - 2" WIDE - BLACK
	048394-02-000	YD	VELCRO TAPE - HOOK - ADHESIVE BACK - .75" WIDE - BEIGE
	085774-01-000	FT	FASTENER - DUAL LOCK - 1" WIDE - ADHESIVE BACK - BLACK
	085774-02-000	FT	FASTENER - DUAL HOOK - 1" WIDE - ADHESIVE BACK - BLACK
	085774-03-000	FT	FASTENER - DUAL HOOK - 1/2" WIDE - ADHESIVE BACK - BLACK
	085774-04-000	FT	FASTENER - DUAL HOOK - 1/2" WIDE - ADHESIVE BACK - BLACK
	088792-02-000	YD	VELCRO TAPE - LOOP - 3/4" - ADHESIVE BACKED - BEIGE
	088792-04-000	YD	VELCRO TAPE - HOOK - 5/8" - NON-ADHESIVE BACK - WHITE
	088792-05-000	YD	VELCRO TAPE - LOOP - 5/8" - NON-ADHESIVE BACKED - WHITE
	088792-06-000	YD	VELCRO TAPE - LOOP - 3/4" - NON-ADHESIVE BACKED - BUFF
	108046-01-000	EA	CABLE TIE - SCREW MOUNT 8"
	108046-02-000	EA	CABLE TIE - SCREW MOUNT 15"
	110943-01-000	FT	FELTSTRIP - 3/8" - ADHESIVE BACK
	110943-02-000	FT	FELTSTRIP - 3/8" - ADHESIVE BACK - WHITE
	099856-11-000	EA	STRAP - TIEDOWN - 78.6"
	086285-01-000	EA	SPACER - NYLON - .5" OD X .257" ID
	008401-01-000	EA	STRAP - CONDUIT - 3/4" - 1 HOLE - GALVANIZED STEEL

# WATER & SEWAGE GROUP DRAINAGE SYSTEM



## WATER & SEWAGE GROUP (CONTINUED)

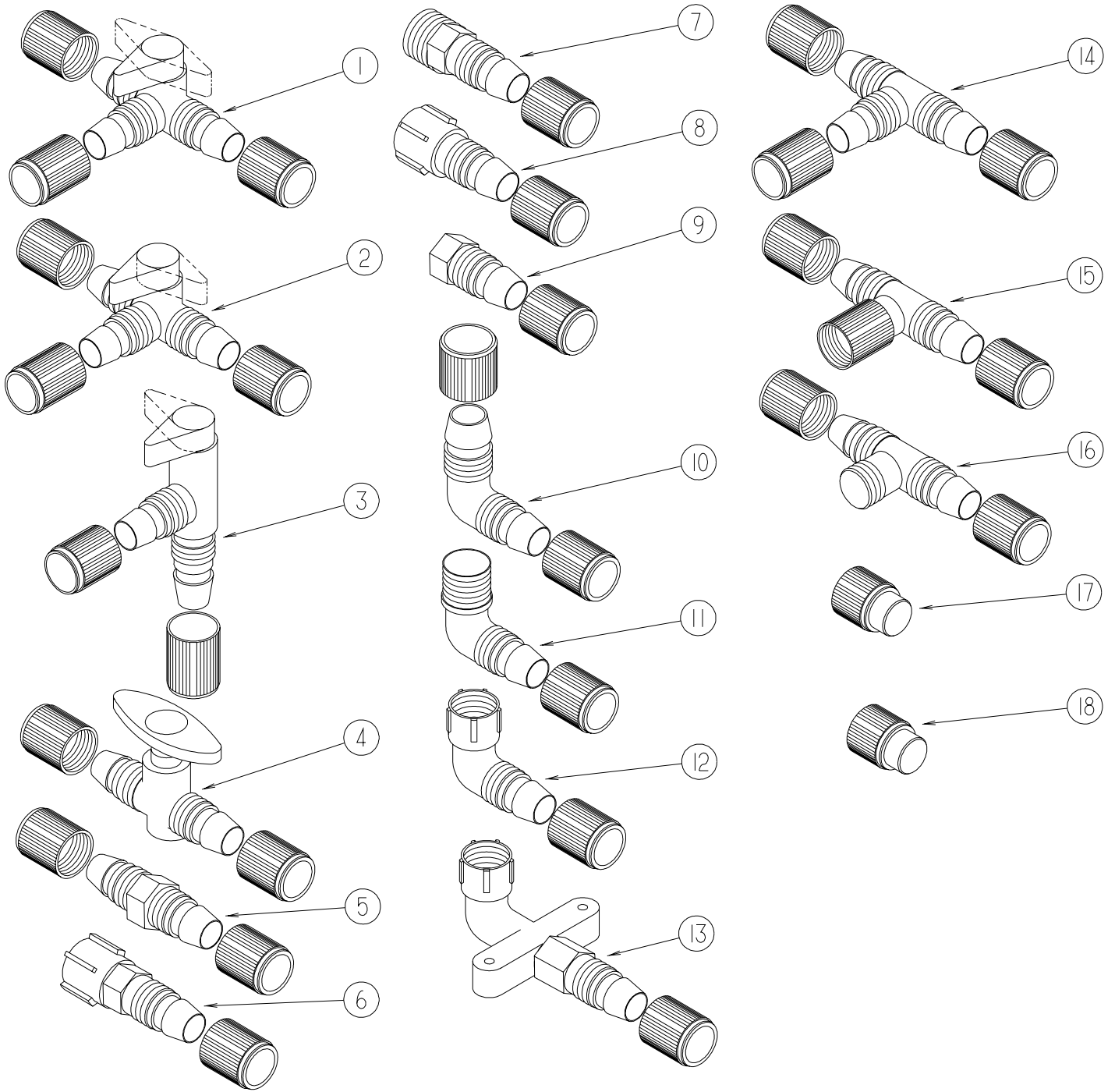
### DRAINAGE SYSTEM (CONTINUED)

KEY	PART NUMBER	U/M	DESCRIPTION
1	010006-01-000	EA	ELBOW - 45 DEGREE - 1 1/2" HUB X HUB - PLASTIC
2	010073-01-000	EA	WYE - 45 DEGREE - 1 1/2" HUB X HUB X HUB - PLASTIC
3	010115-01-000	EA	COUPLING - 1 1/2" HUB X HUB - PLASTIC
4	061607-01-000	EA	GROMMET - HOLDING TANK - 1 1/2" NPS
5	107538-01-000	EA	P TRAP - PLASTIC - 1 1/4" W/EXTENSION ARM
5	011071-01-000	EA	P-TRAP - PLASTIC - 1 1/2" - CSA
6	061607-02-000	EA	GROMMET - HOLDING TANK - 3" NPS
7	116644-01-000	EA	FLANGE/CLOSET - 4 BOLT X 3" FEMALE
8	123055-01-700	EA	TANK - HOLDING - 40 GALLON W/3" OUTLET NIPPLE
8	039861-01-000	EA	SENDING UNIT - W/SCREW - WASHER - WELL NUT/TERMINAL RING
	094756-02-01A	EA	BRACKET - L - 6.1" LONG X 3.9" WIDE - STEEL
9	109571-01-000	EA	ADAPTER - P-TRAP - 1 1/2" P X 1 1/4" MPT - US
10	079968-01-000	EA	VENT - MECHANICAL/TRAP ARM - ANTI-SIPHON-2" X 7.3" PLASTIC
11	010071-01-000	EA	TEE - SANITARY - 1 1/2" HUB X HUB X HUB - PLASTIC
12	010008-01-000	EA	ELBOW - 90 DEGREE - 1 1/2" HUB X HUB - PLASTIC
13	031365-02-000	EA	TEE - PLASTIC - 1 1/2" EXTRA LONG TURN
14	010129-03-000	EA	NIPPLE - PLASTIC - 3" X 3" TOE
15	078406-01-000	EA	COUPLER - RUBBER - W/CLAMPS - 3" X 3"
16	010061-01-000	EA	ELBOW - 45 DEGREE ST - 3" SPIGOT & HUB - PLASTIC
17	041956-01-000	EA	ELBOW - 3" STREET - 90 DEGREE PLASTIC
18*	070916-01-000	EA	VALVE - DUAL DUMP - W/CAP - 3" X 1 1/2"
	010201-01-000	EA	HOSE - SEWER - 3" ID X 8'
	062416-01-000	EA	ADAPTER - SEWER HOSE TO 3" PIPE
19	033761-01-000	EA	ELBOW - TURN - 90 DEGREE 1 1/2" HUB X 1 1/2" SPIGOT
20	089355-01-000	EA	COUPLER - RUBBER - 1 1/2" X 1 1/2"
21	102024-01-000	EA	NIPPLE - PLASTIC - 1.5" X 2.62" TOE
22	127961-01-700	EA	TANK - HOLDING - 54 GALLON W/1.5" OUTLET NIPPLE
22	039861-01-000	EA	SENDING UNIT - W/SCREW - WASHER - WELL NUT/TERMINAL RING
23	034250-01-000	EA	ELBOW - 90 DEGREE - LONG TURN - 1 1/2" HUB X HUB - ABS
24	011091-02-000	EA	WASTE - CONTINUOUS - DOUBLE SINK
25	066729-01-000	EA	STRAINER - TUB/SHOWER W/PLUG - CHROME
	011069-02-000	EA	TAILPIECE - TUB/SHOWER - 1 1/2" X 1 1/4" X 4" - BRASS
	130403-01-000	EA	NUT - SLIP - W/WINGS 1 1/2"
	127440-02-01A	EA	WASHER - RUBBER - 1.8" X .1"
26	106116-01-02A	EA	STRAINER/PLASTIC - STOPPER/TAILPIECE/GASKET & NUT-LAVATORY
27	104113-01-000	EA	SINK - DOUBLE - STAINLESS STEEL
	092303-01-000	EA	STRAINER - SINK
28	083558-03-000	EA	VENT - PLUMBING - ROOF PIPE COVERED - OFF WHITE
29	105921-01-02A	EA	SINK - LAVATORY - LARGE OVAL - 17" X 20" - WHITE
30*	131932-01-02A	EA	TOILET - AQUA MAGIC 4 - HIGH - HAND FLUSH - SOFT WHITE
31	131786-02-01A	EA	SPACER - TOILET - SOFT WHITE

\*COMPONENT PARTS FOUND IN SERVICE PARTS LIBRARY



**WATER & SEWAGE GROUP (CONTINUED)**  
**WATER SYSTEM**



**FITTINGS**

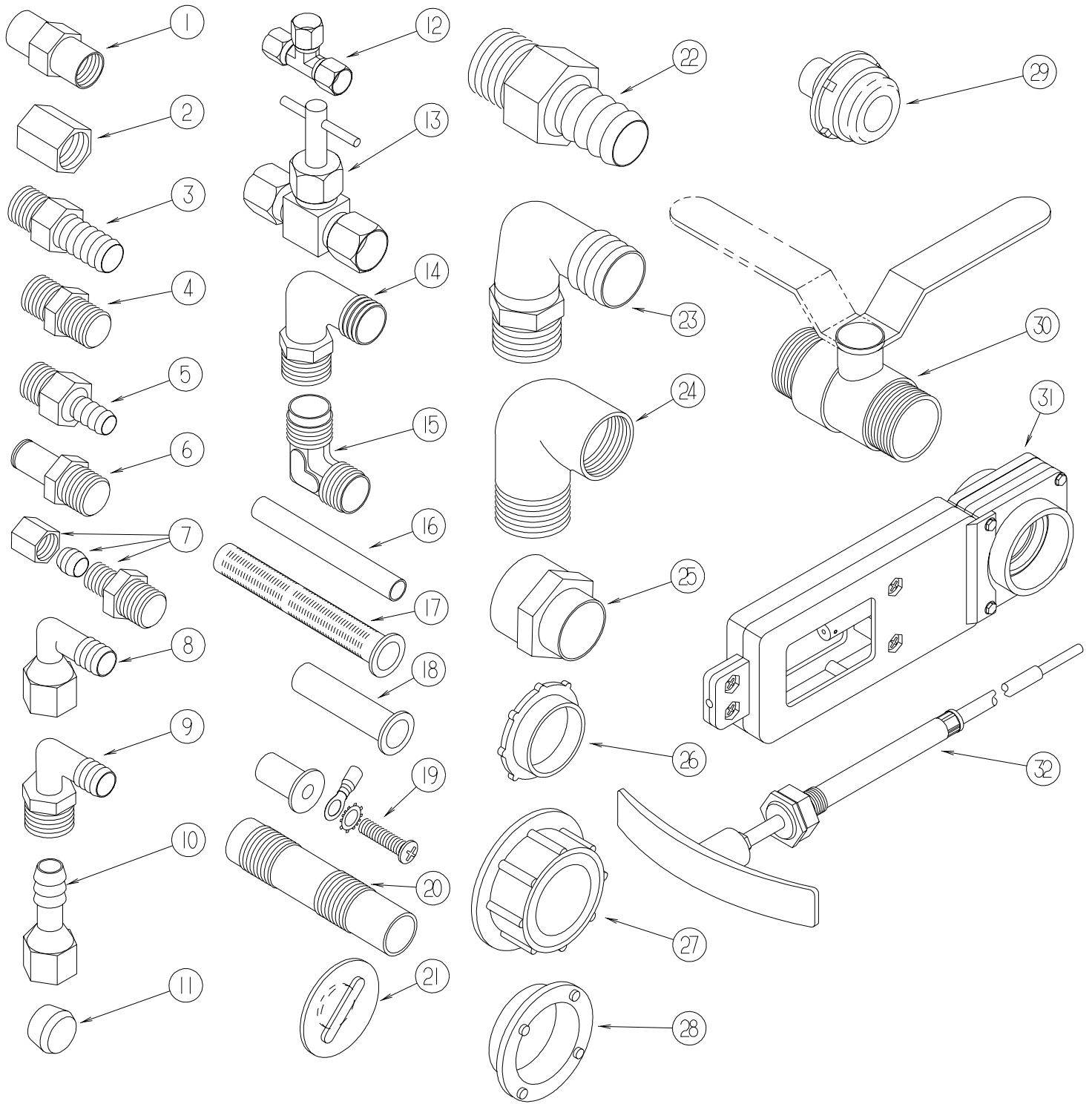
## WATER & SEWAGE GROUP (CONTINUED)

### WATER SYSTEM (CONTINUED)

#### FITTINGS (CONTINUED)

KEY	PART NUMBER	U/M	DESCRIPTION
1	114431-01-000	EA	VALVE - 180 DEGREE/CENTER DRAIN - 1/2"P - THREE WAY
2	114431-02-000	EA	VALVE - WATER BYPASS - 1/2"P - THREE WAY (WATER HEATER)
3	114431-03-000	EA	VALVE - 90 DEGREE DRAIN - 1/2"P
4	114431-04-000	EA	VALVE - "INLINE SHUT-OFF" - 1/2"P
5	114430-01-000	EA	ADAPTER - 1/2"P X 1/2"P
6	114430-02-000	EA	ADAPTER - SWIVEL - 1/2"P X 1/2"FPT
7	114430-03-000	EA	ADAPTER - 1/2"P X 1/2"MPT
8	114427-02-000	EA	PLUG - W/COMP NUT - 1/2" PLASTIC PIPE/1/2" FLAIR-IT
9	114430-06-000	EA	ADAPTER - 1/2"P X 3/8"FPT
10	114429-01-000	EA	ELBOW - 1/2"P X 1/2"P
11	114429-02-000	EA	ELBOW - 1/2"P X 1/2"MPT
11	114429-04-000	EA	ELBOW - 1/2"P X 3/8"MPT
11	114429-05-000	EA	ELBOW - 1/2"P X 3/4"MPT
12	114429-03-000	EA	ELBOW - SWIVEL - 1/2"P X 1/2"FPT
12	114429-06-000	EA	ELBOW - SWIVEL - 1/2"P X 3/4"FPT
12	114429-08-000	EA	ELBOW - SWIVEL - 1/2"MPT X 1/2"FPT SWIVEL
13	114429-07-000	EA	ELBOW - 1/2"P X 1/2"FPT
14	114428-01-000	EA	TEE - 1/2"P X 1/2"P X 1/2"P
15	114428-02-000	EA	TEE - SWIVEL - 1/2"P X 1/2"P X 1/2"FPT
16	114428-03-000	EA	TEE - 1/2"P X 1/2"P X 1/2"MPT
17	113697-01-000	EA	CAP - 3/8 FTG
18	114427-01-000	EA	CAP - 1/2" - FOR CAPPING FLAIR-IT MALE FITTINGS

**WATER & SEWAGE GROUP (CONTINUED)**  
**WATER SYSTEM (CONTINUED)**

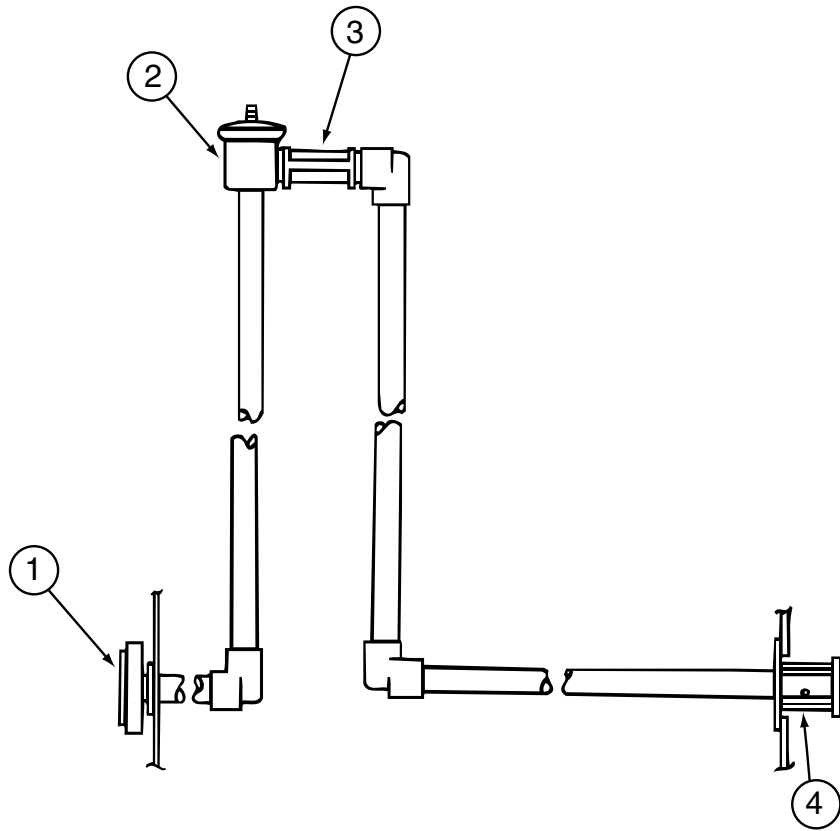


**FITTINGS (CONTINUED)**

**WATER & SEWAGE GROUP (CONTINUED)****WATER SYSTEM (CONTINUED)****FITTINGS (CONTINUED)**

<b>KEY</b>	<b>PART NUMBER</b>	<b>U/M</b>	<b>DESCRIPTION</b>
1	132148-01-000	EA	CONNECTOR - 1/2" X 1/2" MPT - BRASS
2	101814-01-000	EA	COUPLING - FEMALE - 1/2" X 1/2" FPT - GRAY
3	118809-02-000	EA	ADAPTER - 1/2" MPT X 1/2" BARB - PLASTIC
4	110438-02-000	EA	VALVE - CHECK - BRASS - 1/2 MPT X 1/2 MPT
5	010224-01-000	EA	ADAPTER - HOSE TO PIPE - 3/8 MPT X 3/8 BARB - PLASTIC
6	090338-03-000	EA	FITTING - HOSE - .75"ID - 2" LENGTH - BRASS
7	103798-01-000	EA	CONNECTOR - 1/4 OD X 3/8 MPT
8	123150-01-000	EA	ELBOW - 1/2 FPT X 1/2 BARB - SWIVEL
9	035539-01-000	EA	ELBOW - PLASTIC - 3/8 MPT X 3/8 BARB
10	123152-01-000	EA	ADAPTER - 1/2 FPT X 1/2 BARB - SWIVEL
11	111888-01-000	EA	FERRULE - PLASTIC - .250 ID X .375 OD
12	118423-01-000	EA	FITTING - BRASS-TEE - 1/4C X 1/4C X 1/4C
13	120868-01-000	EA	VALVE - NEEDLE - 1/4" COMPRESSION X 1/4" COMPRESSION
14	111223-02-000	EA	ELBOW - PLASTIC - 1/2MPT X 3/8 BARB
14	111223-03-000	EA	ELBOW - 3/4" MPT X 1/2" BARB - PLASTIC
14	111223-04-000	EA	ELBOW - 1/2" MPT X 1/2" BARB - PLASTIC
15	039808-03-000	EA	ELBOW - 1/2" MPT X 1/2" MPT - PLASTIC
16	124188-01-000	FT	TUBING - PEX - 1/2" ID X 20' - BLUE(COLD)
16	124188-02-000	FT	TUBING - PEX - 1/2" ID X 20' - RED(HOT)
16	112176-01-000	FT	TUBING - VINYL - REINFORCED - 1/2" ID
16	074462-02-000	FT	TUBING - VINYL - 3/8 ID X 20' - CLEAR
16	039800-04-000	FT	TUBING - POLYBUTYL - 1/4"OD
17	077954-02-000	EA	FILTER - WATER TANK - W/SCREEN IN TANK
18	111888-02-000	EA	INSERT - BRASS - 1/4 COMP
19	039861-01-000	EA	SENDING UNIT - W/SCREW - WASHER - WELL NUT/TERMINAL RING
20	079381-01-000	FT	TUBING - RIBBED FLEXIBLE - WATER FILL - 1.4" I.D.
21	049032-01-000	EA	PATCH - SPINWELD - 3/8" - PLASTIC
22	044927-01-000	EA	ADAPTER - HOSE TO PIPE-1 1/4 MPTX1 1/4 BARB-BLACK PLASTIC
23	010219-01-000	EA	ELBOW - 1 1/4 MPT X 1 1/4 BARB - WATER FILL - PLASTIC
24	132484-01-000	EA	ELBOW - PLASTIC - 90 DEGREE - 1MPT X 1FPT
25	133835-01-000	EA	ADAPTER - REDUCING - 1 1/2" X 1 1/4"
26	120069-01-000	EA	PLUG - 3" - POLYETHYLENE MPT
27	042989-03-000	EA	FITTING - SPINWELD - 1 1/4"NPT - PLASTIC
27	042989-04-000	EA	FITTING - SPINWELD - 3/8"FPT - PLASTIC
27	042989-05-000	EA	FITTING - SPINWELD - 1/2"FPT - PLASTIC
27	042989-07-000	EA	FITTING - SPINWELD - 1 1/2"FPT - PLASTIC
27	042989-08-000	EA	FITTING - SPINWELD - 1"FPT - PLASTIC
28	120070-01-000	EA	FITTING - SPINWELD - PLASTIC 3" FPT
29	114966-01-000	EA	FILTER - IN LINE - TWIST ON - 1/2"
30	132483-01-000	EA	VALVE - BALL - 1" - THREADED ENDS
31	062421-03-000	EA	VALVE - DUMP - 1 1/2" HUB X 1 1/2" HUB - REMOTE
32	062421-04-000	EA	CABLE - DUMP VALVE W/HANDLE - 36"
32	062421-05-000	EA	CABLE - DUMP VALVE W/HANDLE - 48"
32	062421-06-000	EA	CABLE - DUMP VALVE W/HANDLE - 144"

**WATER & SEWAGE GROUP (CONTINUED)**  
**WATER SYSTEM (CONTINUED)**



**WELD-A-FLUSH SEWAGE TANK FLUSHING SYSTEM**

KEY	PART NUMBER	U/M	DESCRIPTION
1	125697-05-000	EA	INLET - WATER - FLUSHING SYSTEM
2	125697-04-000	EA	BREAKER - VACUUM - FLUSHING SYSTEM
3	125697-03-000	EA	CHECK VALVE - FLUSHING SYSTEM
4	125697-02-000	EA	NOZZLE - WELD-A-FLUSH
	125697-06-000	EA	INSTRUCTIONS - USER - FLUSHING SYSTEM
	125697-07-000	EA	LABEL - CAUTION - FLUSHING SYSTEM

## WATER & SEWAGE GROUP (CONTINUED)

### WATER SYSTEM (CONTINUED)

#### TANKS

KEY	PART NUMBER	U/M	DESCRIPTION
	128015-05-000	EA	TANK - WATER - 44 GALLON - W/FITTINGS
	128015-01-000	EA	TANK - WATER - 45 GALLON - W/O FITTINGS
	118645-03-000	EA	TANK - WATER - 17 GALLON - W/FITTINGS
	118645-01-000	EA	TANK - WATER - 17 GALLON - W/O FITTINGS
	112628-01-02A	EA	BRACKET/TIEDOWN - WATER TANK - E-COATED

#### HEATER, PUMP & FAUCETS

KEY	PART NUMBER	U/M	DESCRIPTION
*	051393-01-000	EA	WATER HEATER - GH6-8E - ELECTRONIC IGNITION W/MOTOR AID
	097967-01-000	EA	SWITCH - WATER HEATER - REMOTE W/LIGHT
	052009-06-000	EA	DOOR - WATER HEATER - BRIGHT WHITE - 18" X 14.6"
*	098607-01-000	EA	PUMP - WATER - W/.5" MPT FITTING - FLOW 2.8 GPM
	010230-06-000	EA	FILL - CITY WATER - W/CHECK VALVE - MPT
	124184-01-000	EA	SUPPORT - WATER LINE - BEND
	091253-01-000	EA	GASKET - FAUCET - LAVATORY/GALLEY
	104114-02-01A	EA	FAUCET - GALLEY - SINGLE CONTROL
	075240-05-000	EA	FAUCET - LAVATORY - BRASS
	075606-03-000	EA	PANEL - FAUCET SHOWER - SOFT WHITE
	075242-03-000	EA	FAUCET - TUB/SHOWER - BRASS
	075241-06-000	EA	FAUCET/SHOWER - BRIGHT WHITE - 1/2"MPT X 1.9" INLET PIPES - EXTERIOR SHOWER

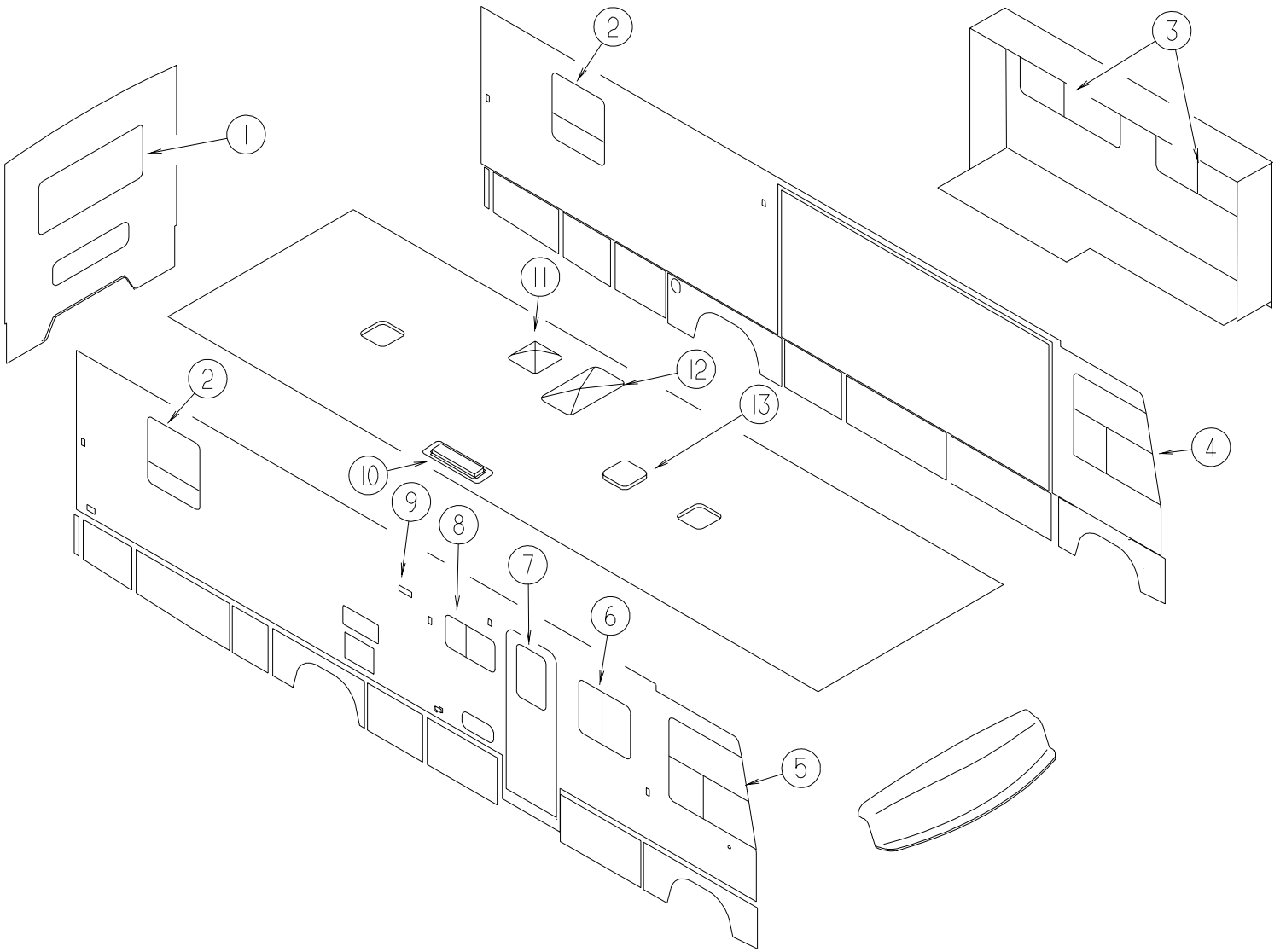
\*COMPONENT PARTS FOUND IN SERVICE PARTS LIBRARY

#### SHOWER HEAD

KEY	PART NUMBER	U/M	DESCRIPTION
	131383-01-02A	EA	SHOWER HEAD - W/60" HOSE & BRACKET - WHITE
	131383-02-02A	EA	SHOWER HEAD - W/60" HOSE & BRACKET - WHITE - CSA
	131383-03-02A	EA	BRACKET - SHOWER HEAD - WHITE

# WINDOW & VENTS GROUP

## WINDOW & VENT LAYOUT



## WINDOW & VENTS GROUP (CONTINUED)

### WINDOW & VENT LAYOUT (CONTINUED)

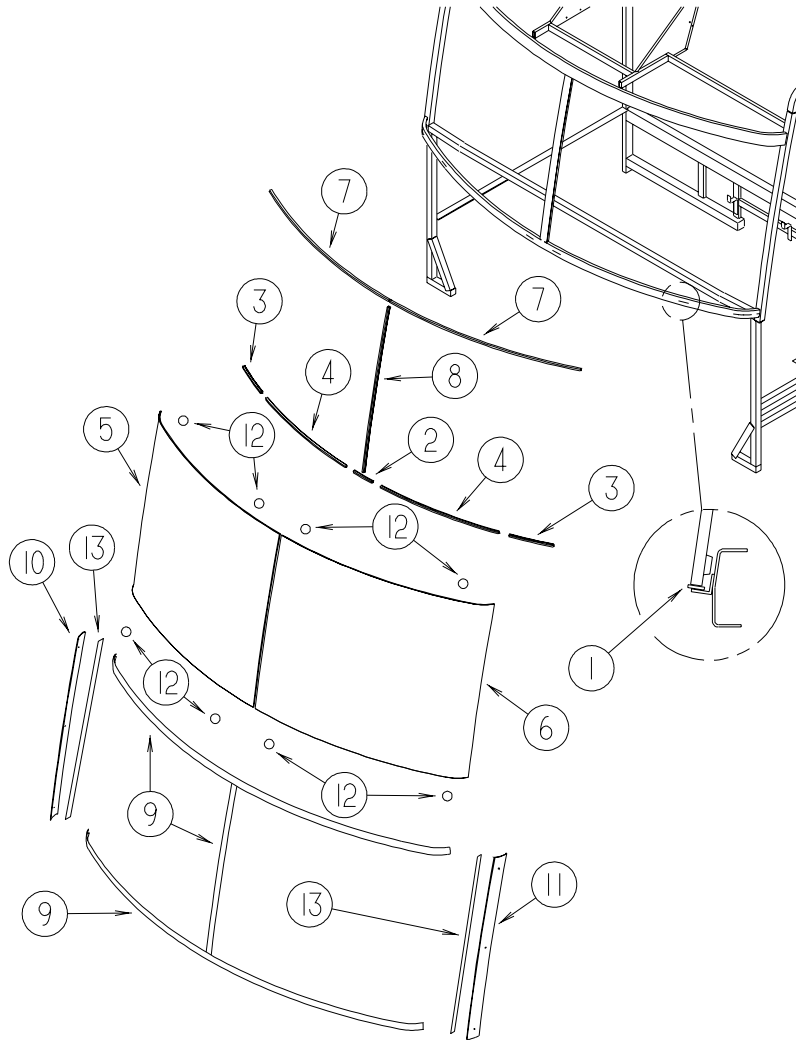
KEY	PART NUMBER	U/M	DESCRIPTION
1*	113502-01-02A	EA	WINDOW - REAR/CENTER ESCAPE - THERMO - 24.8" X 48.7"
2*	112898-16-02A	EA	WINDOW - VERTICAL SLIDER - THERMO - 30.2" X 33.2"
3*	112795-54-02A	EA	WINDOW - DRIVER HORIZONTAL SLIDER - THERMO - 23.9" X 57.8"
4*	125583-04-01A	EA	WINDOW - CAB DRV-3 GLASS THERMO-31.8"T X 51.6"B X 42.6"H
5*	125583-03-01A	EA	WINDOW - CAB PASS-3 GLASS THERMO- 31.8"T X 51.6"B X 42.6"H
6*	112795-18-02A	EA	WINDOW - PASSENGER HORIZ SLIDER - THERMO - 26.4" X 30"
7*	113733-01-01A	EA	WINDOW - STATIONARY THERMOPANE - 17"W X 26.4"H
8*	112795-19-02A	EA	WINDOW - PASSENGER HORIZ SLIDER - THERMO - 15.7" X 28.5"
9	084616-07-000	EA	SHROUD - EXHAUST VENT/RANGE HOOD - BRIGHT WHITE
9	084878-09-000	EA	VENT - EXHAUST/RANGE HOOD - OFF WHITE
10	084073-04-000	EA	BASE - ROOF VENT/REFRIGERATOR - BLACK - NORCOLD
10	084073-07-000	EA	VENT - ROOF/REFRIGERATOR - BRIGHT WHITE - NORCOLD
11*	122882-02-01A	EA	VENT - ROOF - W/FAN - W/O INSIDE GARNISH - UL
	009440-01-000	EA	GEAR/ARM - LIFT - ROOF VENT COVER
	048648-01-000	EA	MOTOR - ROOF VENT - 1/8 SHAFT - 12VOLT
	048649-01-000	EA	FAN BLADE - ROOF VENT - 6 BLADES - 6"
11	122882-07-01A	EA	GARNISH - ROOF VENT - 2.5" TO 4"
11*	122882-03-01A	EA	VENT - ROOF - W/FAN - W/O INSIDE GARNISH - CSA
	009440-01-000	EA	GEAR/ARM - LIFT - ROOF VENT COVER
	048648-01-000	EA	MOTOR - ROOF VENT - 1/8 SHAFT - 12VOLT
	048649-01-000	EA	FAN BLADE - ROOF VENT - 6 BLADES - 6"
11	122882-07-01A	EA	GARNISH - ROOF VENT - 2.5" TO 4"
12	114496-01-02A	EA	PANEL - OUTER SKYLIGHT - 22" X 37"
12	122191-01-02A	EA	PANEL - SKYLIGHT - INNER W/LIGHT CUTOUT - 20.7" X 35.4"
13*	122882-01-01A	EA	VENT - ROOF - NONPOWERED - W/O INSIDE GARNISH
	009440-01-000	EA	GEAR/ARM - LIFT - ROOF VENT COVER
13	122882-07-01A	EA	GARNISH - ROOF VENT - 2.5" TO 4"
13*	123780-03-01A	EA	FANTASTIC VENT - 3"-4" ROOF - W/FAN - UL/CSA - POWER VENTILATOR OPTION

\*COMPONENT PARTS FOUND IN SERVICE PARTS LIBRARY



# WINDSHIELD & WIPER GROUP

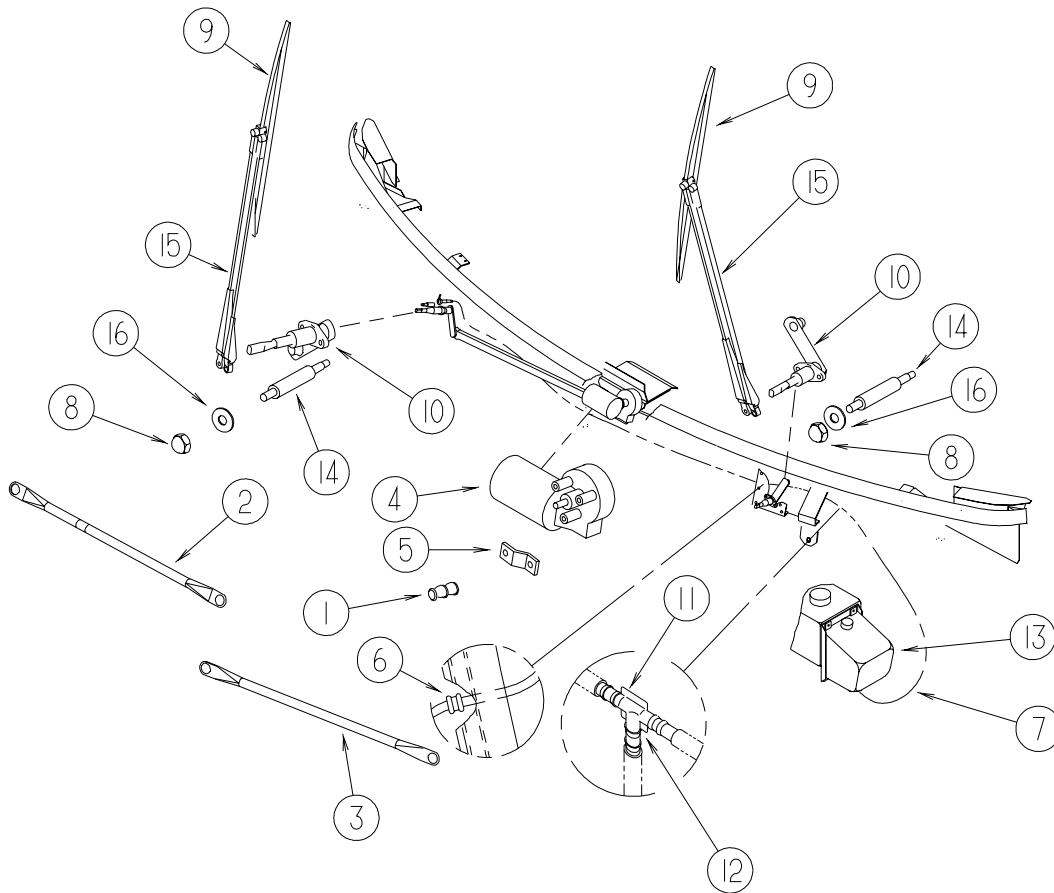
## WINDSHIELD



KEY	PART NUMBER	U/M	DESCRIPTION
1	002328-02-000	EA	BLOCK - WINDSHIELD - .062" X .5" X .98"
2	132375-01-000	EA	CARRIER - REVEAL - WINDSHIELD - 5.5"
3	132375-02-000	EA	CARRIER - REVEAL - WINDSHIELD - 10"
4	117335-06-000	EA	REVEAL CARRIER - 29.8"
5	124329-01-000	EA	WINDSHIELD - PASSENGER - 51.5" X 44.3" (CURVED)
6	124329-02-000	EA	WINDSHIELD - DRIVER - 51.5" X 44.3" (CURVED)
7	127862-01-000	EA	CARRIER - REVEAL - WINDSHIELD - 47.2"
8	127862-06-000	EA	CARRIER - REVEAL - WINDSHIELD - 41.9"
9	120533-01-000	FT	MOLDING - REVEAL - WINDSHIELD
10	125384-03-02A	EA	TRIM - WINDSHIELD - A-PILLAR - PASSENGER - BLACK
11	125384-04-02A	EA	TRIM - WINDSHIELD - A-PILLAR - DRIVER - BLACK
12	081914-02-000	EA	BUMPER - RUBBER - ROUND - 5/16" DIA. X 13/64" THICK
13	099418-01-000	FT	SEAL - D-SECTION/ADHESIVE BACK - .44" X .44"- BLK RUBBER

# WINDSHIELD & WIPER GROUP (CONTINUED)

## WIPER



KEY	PART NUMBER	U/M	DESCRIPTION
1	067188-01-000	EA	STUD - CRANK - WIPER MOTOR
	117322-01-000	EA	SCREW - 1/4-28 UNFINISHED - 2A - TORX
2	117770-01-000	EA	LINK - CONNECTING - 24" - CLOSED GROMMET/OPEN GROMMET
3	117770-02-000	EA	LINK - CONNECTING - 24" - CLOSED GROMMET/CLOSED GROMMET
4	104346-04-000	EA	WIPER MOTOR - "COAST TO PARK" W/BKR - W/GRN/RED/WHITE WIRE
5	104347-04-000	EA	ARM - DRIVE - WIPER MOTOR
6	061603-01-000	EA	GROMMET - SNAP - 3/16"ID - 3/8" HOLE - PLASTIC BLACK
7	045794-01-000	FT	HOSE - WASHER - WINDSHIELD - 5/32" ID - BLACK
8	077049-02-000	EA	NUT - ACORN - 10-32 BLACK/ANODIZED
9*	095964-01-000	EA	BLADE - WINDSHIELD WIPER - 24"
10*	096505-09-000	EA	SHAFT/PIVOT - WINDSHIELD WIPER
11	110605-01-000	EA	TEE - PLASTIC - BARBED - 1/8" X 1/8" X 3/16"
12	117765-03-000	EA	CONNECTOR - 5/32" - WINDSHIELD WASHER
13	117766-02-000	EA	RESERVOIR/PUMP - WINDSHIELD WASHER
14	117768-01-000	EA	SHAFT - ADAPTER - PANTOGRAPH ARM
15*	117769-01-000	EA	ARM - WIPER - PANTOGRAPH - 28"
16	110742-02-000	EA	GASKET - NEOPRENE - WIPER ADAPTER SHAFT - .5" ID X .9" OD

\*COMPONENT PARTS FOUND IN SERVICE PARTS LIBRARY