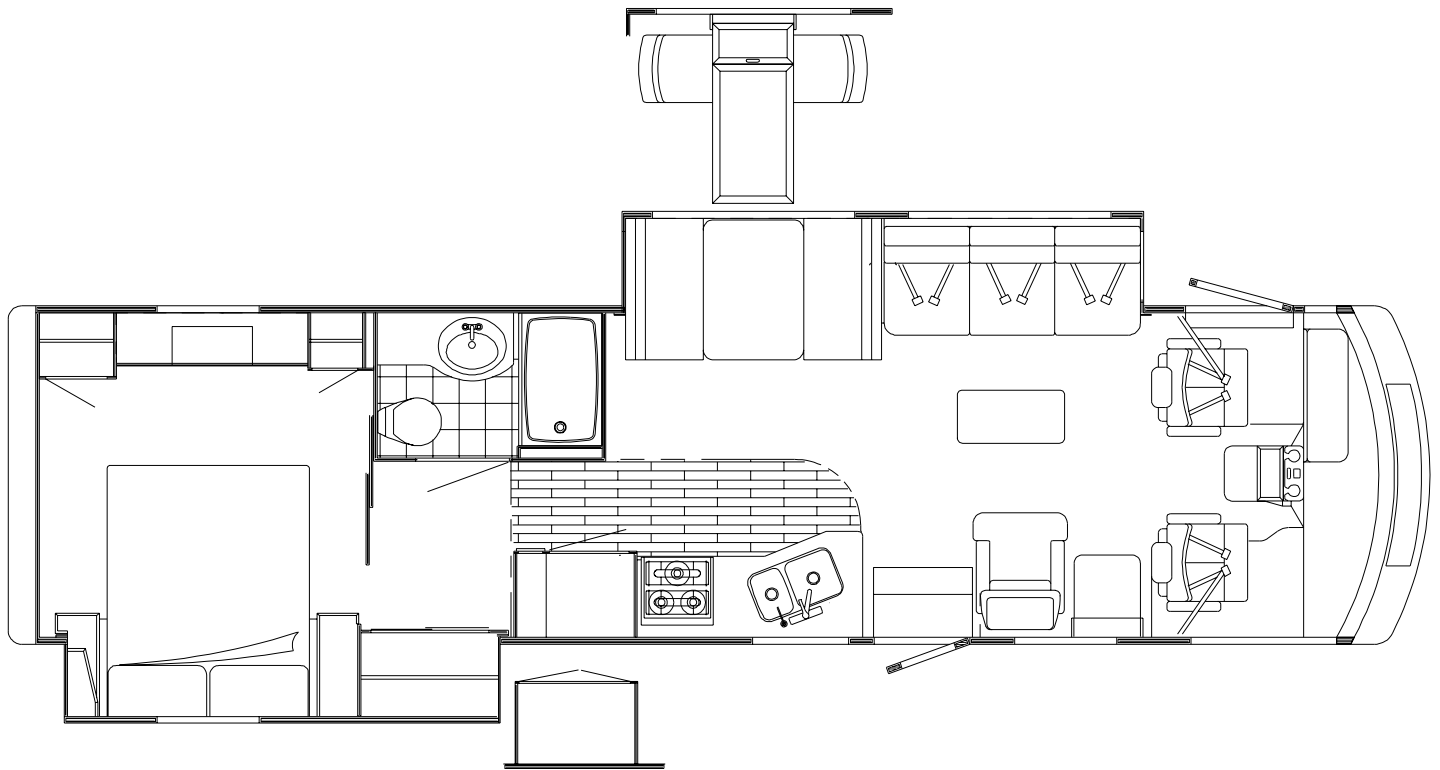
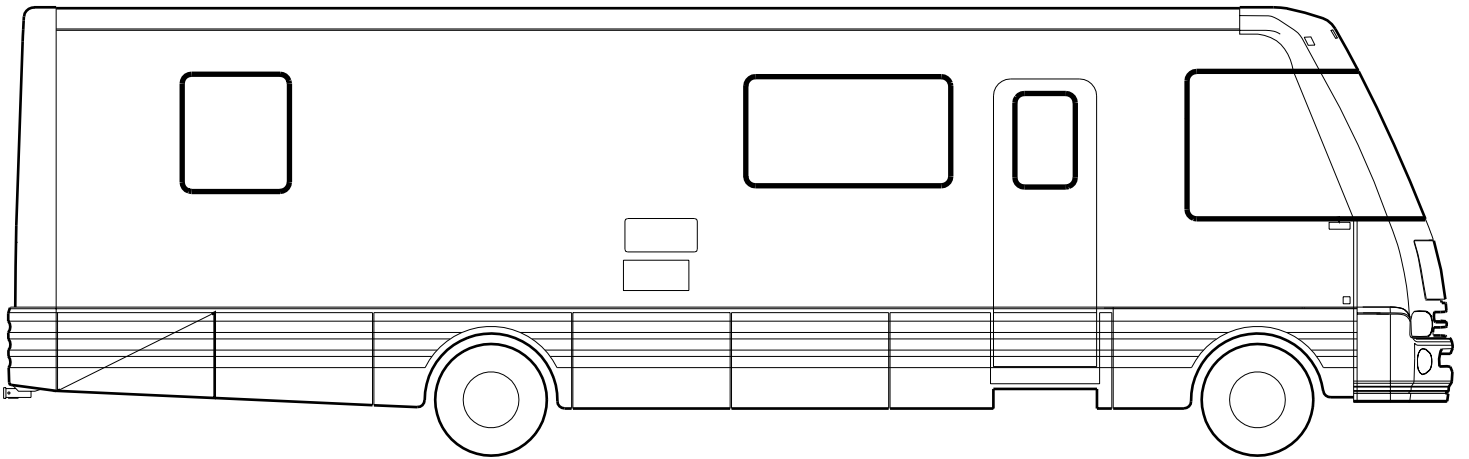


2000 IFL35U



FLOORPLAN

2000
IFL35U

SUNFLYER
L - SERIES

WASHED MAPLE

L58 BLUSH
L60 ANTIQUE PEARL
L62 TARRAGON

SALEM CHERRY

L59 BLUSH
L61 ANTIQUE PEARL
L63 TARRAGON

CONTENTS

FLOORPLAN	2
ACCESSORIES GROUP	8
OPERATORS MANUAL	8
APPLIANCE GROUP	9
APPLIANCES	9
AUDIO VIDEO GROUP	12
RADIO SYSTEM	12
REAR VIEW MONITOR	13
TELEPHONE	13
TV & VCR	14
EXTERIOR ENTERTAINMENT	15
BATH GROUP	16
CABINETS	16
DOORS & DRAWERS	17
SHOWER	19
BEDROOM GROUP	20
QUEEN CABINETS	20
QUEEN DOORS & DRAWERS	22
CHASSIS GROUP	23
FRAME	23
FRONT END	25
EXHAUST	27
HITCH	27
REAR BUMPER	28
FUEL	29
HYDRAULIC LEVELING	30
WHEEL, TIRE, COVERS &/OR LINERS	31
BRAKE	31

CONTENTS (CONTINUED)

CURTAIN & CUSHION GROUP	32
NOTICE	32
CUSHION LAYOUT	33
BUCKET SEATS	35
WINDOW TREATMENT	36
HARDWARE	38
ACCESSORIES	40
FABRICS	41
DINETTE GROUP	43
CABINETS	43
DOORS & DRAWERS	44
TABLE	45
DRIVERS COMPARTMENT GROUP	47
INSTRUMENT PANEL	47
DASH	49
MOTOR COVER	51
BEVERAGE TRAY	52
FRONT INTERIOR	53
CABINETS	57
ELECTRICAL GROUP	58
LIGHTS	58
CIRCUIT BREAKERS & FUSES	63
CONVERTER, INVERTER, LOAD CENTER	63
RECEPTACLES	64
SWITCHES	66
BOXES & CORDS	69
WIRE ASSEMBLIES	70
CONNECTORS & CONDUIT	70
BOOTS, SOLENOIDS, RELAYS & MISC.	73

CONTENTS (CONTINUED)

EXTERIOR BODY GROUP	74
GRAPHICS & PAINT	74
PANELS	76
TRIMS	77
FRONT END	79
LADDER	82
MIRRORS	82
BODY PANEL COMPONENTS	82
AWNINGS	82
EXTERIOR DOORS & COMPARTMENTS GROUP	83
DOOR & COMPARTMENT LAYOUT	83
COMPARTMENT DOOR COMPONENTS	87
DRIVERS DOOR	88
ENTRY DOOR	90
SCREEN DOOR	92
LATCH - ENTRY DOOR	93
EXTERIOR SLIDEOUT INSTALLATION GROUP	95
FRONT LEFT	95
RIGHT REAR	99
GALLEY GROUP	102
CABINETS	102
DOORS & DRAWERS	104
GENERATOR GROUP	105
GAS	105
HEATING & A/C GROUP	107
AUTOMOTIVE	107
FURNACE	109
REAR HEATER	109
CENTRAL	110

CONTENTS (CONTINUED)

INTERIOR FINISH GROUP	112
MOLDINGS & TRIMS	112
PANELING, LAMINATES, BATT & EDGE BANDING	116
ACCESSORIES	117
FLOOR COVERINGS	117
HARDWARE	118
LABELS GROUP	125
LP GROUP	143
LP SYSTEM	143
LOUNGE GROUP	144
CABINETS	144
TABLES	145
SEALANTS & FASTENERS GROUP	146
SEALANTS & ADHESIVES	146
BOLTS, NUTS & WASHERS	147
SCREWS	149
CLAMPS, CLIPS, GROMMETS, RIVETS & PLUGS	153
MISCELLANEOUS FASTENERS	155
WATER & SEWAGE GROUP	156
DRAINAGE SYSTEM	156
WATER SYSTEM	158
WINDOW & VENTS GROUP	164
WINDOW & VENT LAYOUT	164
WINDSHIELD & WIPER GROUP	166
WINDSHIELD	166
WIPER	167

ACCESSORIES GROUP
OPERATORS MANUAL

KEY	PART NUMBER	U/M	DESCRIPTION
	132000-07-000	EA	OWNER MANUAL - CHIEFTAIN - 2000
	132000-16-000	EA	OWNER MANUAL - SUNFLYER - 2000
	129079-01-01A	EA	CASE - VINYL/BLACK-EXPANDABLE ACCORDION SIDES-7"WX9"HX14"L
	129079-02-01A	EA	CASE - VINYL - OWNER MANUAL - 8.5" X 9" X 14" - BLACK

APPLIANCE GROUP

APPLIANCES

COFFEEMAKER

KEY	PART NUMBER	U/M	DESCRIPTION
	124649-02-01A	EA	COFFEEMAKER - BLACK/10 CUP/DEEP BREW - UL
	124649-03-01A	EA	COFFEEMAKER - BLACK/10 CUP/24 HOUR PROGRAM/DEEP BREW - CSA

MICROWAVE

KEY	PART NUMBER	U/M	DESCRIPTION
*	119267-04-01A	EA	OVEN - MICROWAVE/CONVECTION W/HOOD - SHARP#-1855 US/CANADA
*	119267-06-01A	EA	OVEN - MICROWAVE/CONVECTION W/HOOD - CSA
	119267-05-000	EA	FILTER - HOOD - CHARCOAL
	130036-03-01A	EA	MICROWAVE OVEN - W/HOOD - CANADIAN - KL36L ONLY
	130036-02-000	EA	FILTER/CHARCOAL - MICROWAVE - GE #C08-4030 - KL36L ONLY
	093305-01-01A	FT	TRIM - EDGE C-TYPE - WIRE CARRIER - .35" X .24" - VINYL
	129552-02-02B	EA	BRACKET - MICROWAVE - E-COATED - FL34Y, KL36L ONLY
	129836-01-02B	EA	ANGLE - W/HOLES - .7" X 1" X 28.3" - E-COATED - FL34Y, KL36L ONLY
	129836-02-02B	EA	ANGLE - W/HOLES - .7" X 1" X 28.3" - E-COATED - FL34Y, KL36L ONLY
	130736-01-02B	EA	BRACKET - MICROWAVE - RH - E-COATED - FL35U, FL36W ONLY
	130736-02-02B	EA	BRACKET - MICROWAVE - LH - E-COATED - FL35U, FL36W ONLY

* COMPONENT PARTS FOUND IN SERVICE PARTS LIBRARY

MONITOR PANEL

KEY	PART NUMBER	U/M	DESCRIPTION
*	121148-05-01A	EA	PANEL - MONITOR - 2 TANK - DIESEL - KL36L ONLY
*	121148-06-01A	EA	PANEL - MONITOR - 2 PANEL/2 TANK - KL36L ONLY
*	133004-01-01A	EA	PANEL - MONITOR - 2 TANK DIGITAL VOLT METER - FL36W, FL35U, FL34Y
*	133004-02-01A	EA	PANEL - MONITOR - 2 TANK DIGITAL VOLT METER - SOLAR - FL36W, FL35U, FL34Y

* COMPONENT PARTS FOUND IN SERVICE PARTS LIBRARY

RANGE COVERS

KEY	PART NUMBER	U/M	DESCRIPTION
*	126022-01-01A	EA	COVER - RANGE - BI-FOLD - 16" & 22" - BLACK TEXTURED
	130816-01-01A	EA	COUNTERTOP/STOVE LID - 1/4" VENDURA - JAMAICAN SAND
	130816-02-01A	EA	COUNTERTOP/STOVE LID - 1/4" VENDURA - JAMAICAN SAND

* COMPONENT PARTS FOUND IN SERVICE PARTS LIBRARY

RANGE TOP

KEY	PART NUMBER	U/M	DESCRIPTION
*	128728-01-01A	EA	RANGE - 3 BURNER/SEALED - W/O OVEN - BLACK - UL
*	128728-02-01A	EA	RANGE - 3 BURNER/SEALED - W/O OVEN - BLACK - CSA
			FROM: 00-00-00 THRU: 04-09-00
*	114030-03-01A	EA	RANGE - 3 BURNER TOP - W/O OVEN - BLACK - CSA
			FROM: 04-10-00 THRU: 99-99-99
	106936-21-04B	EA	BRACKET - STOVE TIEDOWN/FRONT - BLACK - FL34Y, KL36L ONLY
	106936-22-04B	EA	BRACKET - STOVE TIEDOWN/REAR - BLACK - FL34Y, KL36L ONLY
	106936-35-04B	EA	BRACKET - STOVE TIEDOWN/FRONT - BLACK - FL35U, WFL36W ONLY
	106936-36-04B	EA	BRACKET - STOVE TIEDOWN/REAR - BLACK - FL35U, FL36W ONLY
	106936-37-04B	EA	BRACKET-TIEDOWN,STOVE FRT - IFL36W ONLY

* COMPONENT PARTS FOUND IN SERVICE PARTS LIBRARY

APPLIANCE GROUP (CONTINUED)

APPLIANCES (CONTINUED)

RANGE W/OVEN

KEY	PART NUMBER	U/M	DESCRIPTION
*	128727-01-01A	EA	RANGE - 3 BURNER W/OVEN - 22" - BLACK GLASS DOOR
	107109-21-04B	EA	BRACKET - TIEDOWN - FL34Y, KL36L ONLY FROM: 00-00-00 THRU: 07-23-00
	136382-01-04B	EA	BRACKET - TIEDOWN/OVEN - BLACK - FL34Y, KL36L ONLY FROM: 07-24-00 THRU: 99-99-99
	107109-22-04B	EA	BRACKET - TIEDOWN - FL34Y, KL36L ONLY FROM: 00-00-00 THRU: 07-23-00
	136382-02-04B	EA	BRACKET - TIEDOWN/OVEN - BLACK - FL34Y, KL36L ONLY FROM: 07-24-00 THRU: 99-99-99
	107109-37-04B	EA	BRACKET - TIEDOWN - BLACK - FL35U, WFL36W ONLY FROM: 00-00-00 THRU: 07-23-00
	136382-05-04B	EA	BRACKET - TIEDOWN/OVEN - BLACK - FRONT - FL35U, WFL36W ONLY FROM: 07-24-00 THRU: 99-99-99
	107109-38-04B	EA	BRACKET - TIEDOWN - BLACK - FL35U, FL36W ONLY FROM: 00-00-00 THRU: 07-23-00
	107109-39-04B	EA	BRACKET - TIEDOWN - BLACK - IFL36W ONLY FROM: 00-00-00 THRU: 07-23-00
	136382-06-04B	EA	BRACKET - TIEDOWN/OVEN - BLACK - REAR - FL35U, FL36W ONLY FROM: 07-24-00 THRU: 99-99-99

* COMPONENT PARTS FOUND IN SERVICE PARTS LIBRARY

REFRIGERATORS

KEY	PART NUMBER	U/M	DESCRIPTION
	054450-01-000	EA	LEVEL - REFRIGERATOR
	090329-01-000	FT	SEAL/T - REFRIGERATOR CABINET
	093369-02--000	EA	STRAP - REFRIGERATOR
	093646-01-000	EA	BRACKET - TIEDOWN/REFRIGERATOR - RIGHT HAND
	093646-02-000	EA	BRACKET - TIEDOWN/REFRIGERATOR - LEFT HAND
*	120075-07-01A	EA	REFRIGERATOR - LARGE DOUBLE DOOR/RIGHT HAND - BLACK 2-WAY FROM: 00-00-00 THRU: 01-02-00
*	120075-12-01A	EA	REFRIGERATOR - LARGE DOUBLE DOOR - 2-WAY - RH - HANDLE FROM: 01-03-00 THRU: 99-99-99
*	120075-09-01A	EA	REFRIGERATOR - LARGE DBL DOOR RH - W/ICE MAKER-BLACK 2-WAY FROM: 00-00-00 THRU: 01-02-00
*	120075-13-01A	EA	REFRIGERATOR-LARGE DBL DOOR- 2-WAY/ICE MKR-BLK-FLUSH HNDL FROM: 01-03-00 THRU: 99-99-99
*	121569-03-01A	EA	REFRIGERATOR - LARGE DOUBLE DOOR/RIGHT HAND - 2-WAY-BLACK - FL36W ONLY FROM: 00-00-00 THRU: 01-02-00
*	121569-05-01A	EA	REFRIGERATOR - LARGE DBL DOOR/2-WAY - BLK-NON-FLUSH HANDLE - FL36W ONLY FROM: 01-03-00 THRU: 99-99-99
	065225-04-000	EA	PLATE - TIEDOWN - REFRIGERATOR - DOUBLE DOOR REFRIGERATOR
	P34457-03-L94	EA	PANEL - INSERT RAISED MEMBRANE - 21.5" X 14.5" - DBL DOOR REFRG - WASHED MAPLE
	P34457-03-L85	EA	PANEL - INSERT RAISED MEMBRANE - 21.5" X 14.5" - DBL DOOR REFRG - SALEM CHERRY
	P34457-04-L94	EA	PANEL - INSERT RAISED MEMBRANE - 21.5" X 38.5" - DBL DOOR REFRG - WASHED MAPLE
	P34457-04-L85	EA	PANEL - INSERT RAISED MEMBRANE - 21.5" X 38.5" - DBL DOOR REFRG - SALEM CHERRY
	116751-02-01A	EA	TRAY - REFRIGERATOR - BLACK - DOUBLE DOOR REFRIGERATOR
	116751-01-01A	EA	TRAY - REFRIGERATOR - BLACK - DOUBLE DOOR REFRIGERATOR - FL36W ONLY
*	125242-01-01A	EA	REFRIGERATOR-4-DR-W/ICE MKR-W/FLUSH HANDLE-NORCOLD#1200LR FROM: 00-00-00 THRU: 01-02-00
*	125242-02-01A	EA	REFRIGERATOR-4 DR-W/ICE MKR-W/CONTOURED HANDLE-NORCOLD1201 FROM: 01-03-00 THRU: 99-99-99
	065225-01-000	EA	PLATE - TIEDOWN/REFRIGERATOR - FOUR DOOR REFRIGERATOR
	P34457-01-L94	EA	PANEL - INSERT RAISED MEMBRANE - 16.1" X 18.3" - WASHED MAPLE
	P34457-01-LQ1	EA	PANEL - INSERT RAISED MEMBRANE - 16.1" X 18.3" - SALEM CHERRY
	P34457-02-L94	EA	PANEL - INSERT RAISED MEMBRANE - 16.1" X 41.1" - WASHED MAPLE
	P34457-02-LQ1	EA	PANEL - INSERT RAISED MEMBRANE - 16.1" X 41.1" - SALEM CHERRY
	118871-02-01A	EA	TRAY - REFRIGERATOR - SIDE/SIDE - BLACK - FOUR DOOR REFRIGERATOR - FL36W, WFL35U ONLY
	118871-03-01A	EA	TRAY - REFRIGERATOR - SIDE/SIDE - BLACK - FOUR DOOR REFRIGERATOR - KL36L ONLY
	118871-05-01A	EA	TRAY - REFRIGERATOR - SIDE/SIDE - BLACK - FOUR DOOR REFRIGERATOR - IFL35U, FL34Y ONLY

* COMPONENT PARTS FOUND IN SERVICE PARTS LIBRARY

APPLIANCE GROUP (CONTINUED)
APPLIANCES (CONTINUED)

SOLAR PANELS

KEY	PART NUMBER	U/M	DESCRIPTION
*	115504-01-000	EA	PANEL - SOLAR 10 WATT
	115505-01-000	EA	LIGHT - MONITOR/SOLAR PANEL - RED LED INDICATOR - DIESEL PUSHER ONLY

* **COMPONENT PARTS FOUND IN SERVICE PARTS LIBRARY**

TRASH CONTAINER

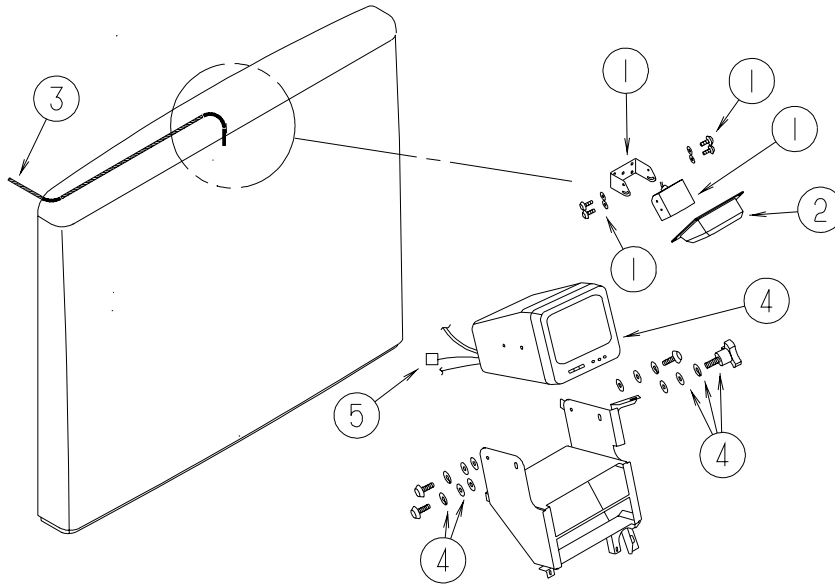
KEY	PART NUMBER	U/M	DESCRIPTION
	130818-02-01A	EA	TRASH CONTAINER - 20 QUART ALMOND - FL36W, FL35U

AUDIO VIDEO GROUP

RADIO SYSTEM

KEY	PART NUMBER	U/M	DESCRIPTION
	077069-02-000	EA	CABLE - ANTENNA/EXTENSION - RADIO - 96"
	089340-02-000	EA	GRILLE - SPEAKER - 6.5" SQUARE
	090944-01-000	EA	ANTENNA - RADIO - 16" RUBBER
	094097-01-000	EA	SPEAKER - RADIO/TV - W/O GRILLE - 5.25" DIAMETER
	097460-12-000	EA	RADIO - AM/FM STEREO - CASSETTE
	108847-01-000	EA	BRACKET - ANTENNA GROUND
	109889-04-000	EA	EXTENDER - ANTENNA SHAFT - 3.7"
	110469-01-000	EA	SPEAKER - 4" X 6" OVAL - COAXIAL
	110470-01-01A	EA	GRILLE - 4" X 6" OVAL - BLACK
	115916-01-01B	EA	BRACKET - ANTENNA MOUNT
	102080-08-000	EA	CHANGER - COMPACT DISC
			FROM: 00-00-00 THRU: 03-28-00
	102080-11-000	EA	CHANGER - COMPACT DISC
			FROM: 03-29-00 THRU: 99-99-99
	102080-09-000	EA	CHANGER - CONTROL/FM MOD & REM
			FROM: 00-00-00 THRU: 03-26-00
	102080-12-000	EA	CHANGER - CONTROL/FM MOD & REM
			FROM: 03-27-00 THRU: 99-99-99
	123256-01-000	EA	ANTENNA - CB - W/O CABLE
	123256-02-000	EA	CABLE - CB - COAX
	124881-01-000	EA	AMPLIFIER - AUDIO
	124883-02-000	EA	SPEAKER - CUBE - W/BRACKET
	124883-03-000	EA	SPEAKER - CUBE - W/O CASE - FL36W ONLY
			FROM: 03-02-00 THRU: 99-99-99
	124883-04-000	EA	SPEAKER - GRILLE - CUBE - FL36W ONLY
			FROM: 03-02-00 THRU: 99-99-99
	124884-01-000	EA	SPEAKER - 6" X 9" - SUB-WOOFER
	124885-01-000	EA	GRILLE - SPEAKER - 6" X 9" - SUB-WOOFER
	125322-02-000	EA	RADIO - AM/FM STEREO - CASSETTE - AUDIOVOX - EXT. ENTERTAINMENT W/CSETTE
	127516-05-000	EA	RADIO - AM/FM STEREO - CD PLAYER - EXT. ENTERTAINMENT W/CD
			FROM: 00-00-00 THRU: 04-02-00
	127516-06-000	EA	RADIO - AM/FM STEREO - CD PLAYER - PANASONIC CQ-DP202 - EXT. ENTERTAINMENT W/CD
			FROM: 04-03-00 THRU: 06-12-00
	127517-05-000	EA	RADIO - AM/FM STEREO - CD PLAYER - SONY CDX-C4005X - EXT. ENTERTAINMENT W/CD
			FROM: 06-13-00 THRU: 99-99-99
	127517-03-000	EA	RADIO - AM/FM STEREO - CD PLAYER - SONY CDX-2250 - DASH
			FROM: 00-00-00 THRU: 05-14-00
	127517-05-000	EA	RADIO - AM/FM STEREO - CD PLAYER - SONY CDX-C4005X - DASH
			FROM: 05-15-00 THRU: 99-99-99
	128074-02-000	EA	FILTER - NOISE - 12 VOLT DC W/PLUGS
	126958-01-000	EA	RADIO - WALL MOUNT - AM/FM CASSETTE - AUDIOVOX - REAR RADIO W/O CD
			FROM: 00-00-00 THRU: 01-02-00
	133307-01-000	EA	RADIO - WALL MOUNT - CASSETTE W/ALARM - REAR RADIO W/O CD
			FROM: 01-03-00 THRU: 99-99-99
	126958-01-000	EA	RADIO - WALL MOUNT - AM/FM CASSETTE - AUDIOVOX - REAR RADIO W/CD
			FROM: 00-00-00 THRU: 09-19-99
	126958-02-000	EA	CD PLAYER - WALL MOUNT (AUDIOVOX CDA-475) - REAR RADIO W/CD
			FROM: 00-00-00 THRU: 09-19-99
	133307-02-000	EA	RADIO - WALL MOUNT - CD W/ALARM - REAR RADIO W/CD
			FROM: 09-20-99 THRU: 99-99-99
	136053-01-000	EA	FILTER - NOISE - AUDIO
			FROM: 03-13-00 THRU: 06-29-00

AUDIO VIDEO GROUP (CONTINUED)
REAR VIEW MONITOR



KEY	PART NUMBER	U/M	DESCRIPTION
1	093040-09-000	EA	CAMERA - REAR VIEW - W/BRACKET - SONY
2	125258-01-01A	EA	SHROUD - CAMERA - OUTER
3	093041-01-000	EA	CABLE - MONITOR/CAMERA - INTERNAL USE - 65.6'
4*	093040-10-000	EA	MONITOR - 7" REAR VIEW - W/BRACKET - SONY
5	096717-04-000	EA	WIRE ASSEMBLY - REAR MONITOR - UPPER

* COMPONENT PARTS FOUND IN SERVICE PARTS LIBRARY

TELEPHONE

KEY	PART NUMBER	U/M	DESCRIPTION
	093253-01-01A	EA	PLATE - WALL - TELEPHONE - BEIGE
	130686-01-01A	EA	PLATE - WALL - TELEPHONE/COAX - WHITE
	133713-06-01A	EA	SPACER - RECEPTACLE - 110/12V - PHONE - WATERFORD OAK
	133713-06-02A	EA	SPACER - RECEPTACLE - 110/12V - PHONE - WASHED MAPLE
	133713-06-03A	EA	SPACER - RECEPTACLE - 110/12V - PHONE - SALEM CHERRY

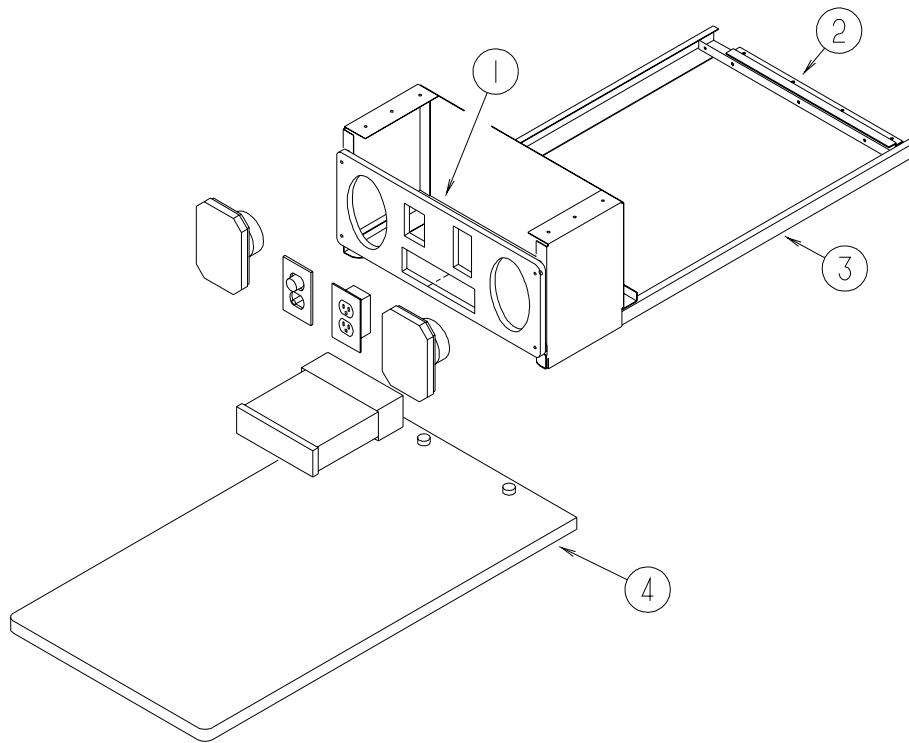
AUDIO VIDEO GROUP (CONTINUED)

TV & VCR

KEY	PART NUMBER	U/M	DESCRIPTION
*	076319-23-000	EA	ANTENNA - TV ROOF MOUNT - 44.5" MAST
*	076319-25-000	EA	KIT - HARDWARE INTERIOR
	076319-09-000	EA	WALLPLATE - CABLE RECEPTACLE - TV - SINGLE - BROWN
	076319-03-000	FT	CABLE - COAXIAL - 75 OHM
	076319-12-000	EA	CONNECTOR - COAXIAL - ONE PIECE
	082134-01-000	EA	ADAPTER - TV - CABLE TO CABLE
	082136-01-000	EA	NUT - HEX JAM - 3/8-32
*	086231-10-000	EA	TV-COLOR 13" DC AUDIOVOX - AUDIOVOX AVT-1498
	086756-01-000	EA	SPLITTER - TV - 2 WAY
	086757-04-000	EA	CONTROL CENTER - SWITCH - VCR/TV - 5 INPUTS
	086777-06-000	EA	WALLPLATE - TV CABLE - ANTENNA BOOSTER/1 OUTPUT - BLACK
	093901-06-000	EA	PLATE - TV COAX - EXTERIOR - 1.8" X 4.1"
	093214-01-02A	EA	GRILLE - SPEAKER - 4" BROWN
	098819-01-000	EA	SPEAKER - 4" - 2 WATT - 8 OHM
	114870-02-000	EA	PLUG - .14" AUDIO W/LEADS
	082134-01-000	EA	ADAPTER - TV - CABLE TO CABLE
	082136-01-000	EA	NUT - HEX JAM - 3/8-32
*	120233-04-000	EA	ANTENNA - SATELLITE - W/DIGITAL SENSOR/READ OUT DISPLAY
	123324-01-000	EA	FILTER - GROUND LOOP
	124812-03-02B	EA	STRAP - TIEDOWN/TV - E-COATED - W/REAR TV - FL34Y, FL35U ONLY
	124812-04-02B	EA	STRAP - TIEDOWN/TV - E-COATED - W/REAR TV - FL34Y, FL35U ONLY
*	126696-03-000	EA	TV - 19" COLOR W/1/8" JACK - UL/CSA
			FROM: 00-00-00 THRU: 08-29-99
*	126696-04-000	EA	TV - 19" STEREO W/2-1/8" MINI JACK F/SPEAKER LEVEL OUTPUT
			FROM: 08-30-99 THRU: 99-99-99
	124073-08-000	EA	VCR - VHS - HI-FI STEREO
			FROM: 00-00-00 THRU: 08-29-99
	126697-04-000	EA	VCR - VHS - HI-FI STEREO - GE #VG4274
			FROM: 08-30-99 THRU: 99-99-99
	134006-01-03B	EA	PLATE - COAXIAL CABLE/OFF WHITE

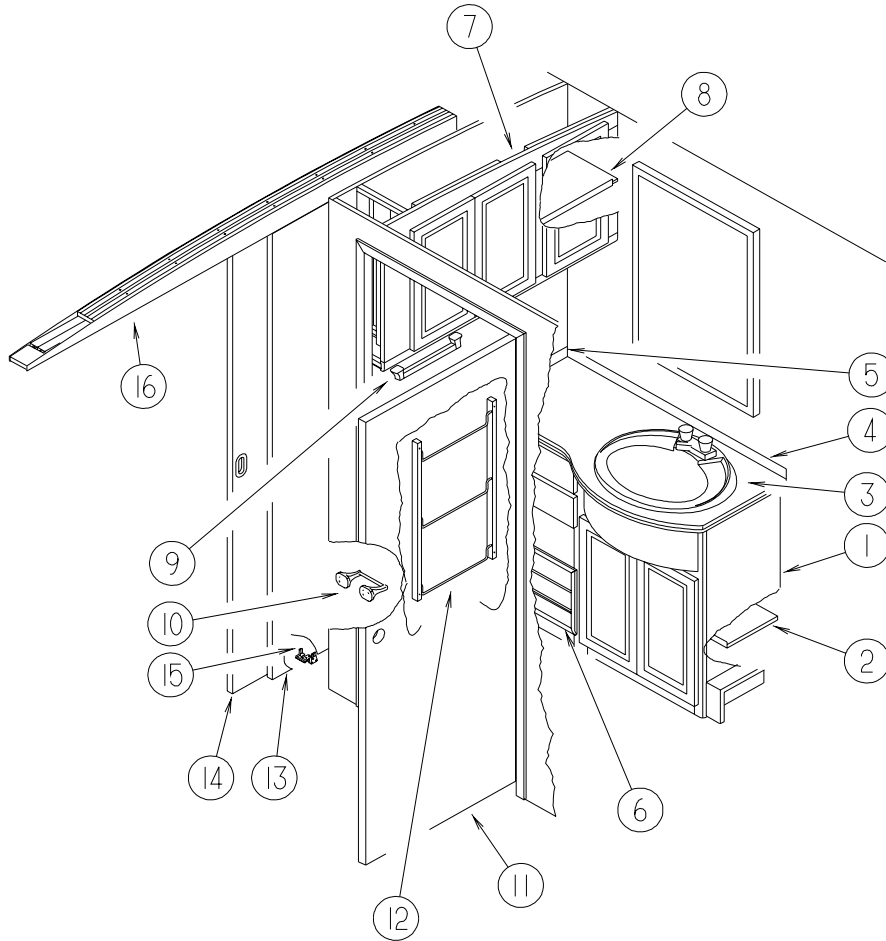
* COMPONENT PARTS FOUND IN SERVICE PARTS LIBRARY

AUDIO VIDEO GROUP (CONTINUED)
EXTERIOR ENTERTAINMENT



KEY	PART NUMBER	U/M	DESCRIPTION
1	126123-01-K30	EA	PLATE - RADIO MOUNTING - KL36L, FL34Y
1	126123-04-L52	EA	PLATE - RADIO MOUNTING - FL36W
1	126123-03-L52	EA	PLATE - RADIO MOUNTING - FL35U
2	130284-01-01A	EA	CLIP - MOUNTING - L35U ONLY
3	126119-01-02B	EA	FRAME - ENTERTAINMENT CENTER - EXTERIOR - 21.1" X 10.3" - KL36L
3	126119-07-02B	EA	FRAME - ENTERTAINMENT CENTER - E-COATED - FL36W
3	126119-06-02B	EA	FRAME - ENTERTAINMENT CENTER - E-COATED - FL35U
3	126119-02-02B	EA	FRAME - ENTERTAINMENT CENTER - EXTERIOR - 21.1" X 10.3" - FL34Y
4	126125-01-K30	EA	TABLE - ENTERTAINMENT CENTER - FL34Y, FL35U, KL36L
4	134985-01-01A	EA	TABLE - FOLDING - 16"W X 32"L X 26 1/2"H - CHROME LEGS - FL36W

BATH GROUP CABINETS

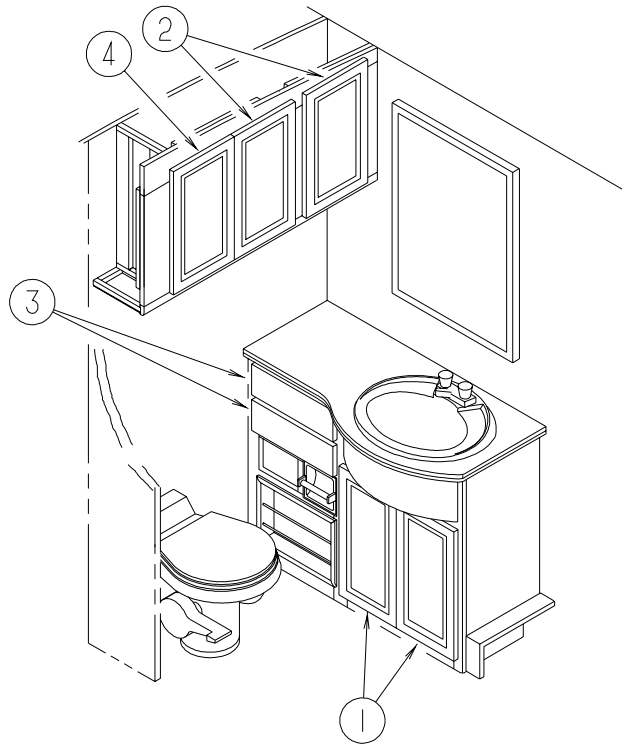


KEY	PART NUMBER	U/M	DESCRIPTION
1	132976-01-L58	EA	CABINET - LAVATORY - W/O COUNTERTOP/DOORS/DRAWERS/HDW - WASHED MAPLE
1	132976-01-L52	EA	CABINET - LAVATORY - W/O COUNTERTOP/DOORS/DRAWERS/HDW - SALEM CHERRY
2	132976-14-L58	EA	SHELF - W/EDGE MOLDING - WASHED MAPLE
2	132976-14-L52	EA	SHELF - W/EDGE MOLDING - SALEM CHERRY
3	130812-09-01A	EA	COUNTERTOP - JAMAICAN SAND - 1/4" VENDURA
4	130813-12-01A	EA	BACKSPLASH - COUNTERTOP - JAMAICAN SAND - 1/2" VENDURA
5	130813-13-01A	EA	BACKSPLASH - COUNTERTOP - JAMAICAN SAND - 1/2" VENDURA
6	131096-01-K09	EA	WALL POCKET - MAGAZINE RACK - WASHED MAPLE
6	131096-01-K13	EA	WALL POCKET - MAGAZINE RACK - SALEM CHERRY
7	132970-01-L58	EA	CABINET - OVERHEAD/MEDICINE - W/O DOORS/HARDWARE - WASHED MAPLE
7	132970-01-L52	EA	CABINET - OVERHEAD/MEDICINE - W/O DOORS/HARDWARE - SALEM CHERRY
7	076767-04-000	EA	CABLE - SUPPORT - 5.9" STAINLESS STEEL
8	132970-13-L58	EA	SHELF - W/EDGE MOLDING - WASHED MAPLE
8	132970-13-L52	EA	SHELF - W/EDGE MOLDING - SALEM CHERRY
9	075453-02-000	EA	ROD - F/TOWEL BAR - 18" BRASS
			FROM: 00-00-00 THRU: 01-23-00
9	075453-03-000	EA	BRACKET - TOWEL BAR - BRASS - 2 PER PACK
			FROM: 01-24-00 THRU: 99-99-99
9	075453-04-000	EA	ROD - F/TOWEL BAR - 18" BRASS - W/O END BRACKETS
			FROM: 01-24-00 THRU: 99-99-99
10	132533-01-01A	EA	HOLDER - TOILET PAPER - EURO STYLE - BRASS
11	131933-09-L58	EA	DOOR - BATH - W/O HARDWARE - WASHED MAPLE
11	131933-09-L52	EA	DOOR - BATH - W/O HARDWARE - SALEM CHERRY

BATH GROUP (CONTINUED)

CABINETS (CONTINUED)

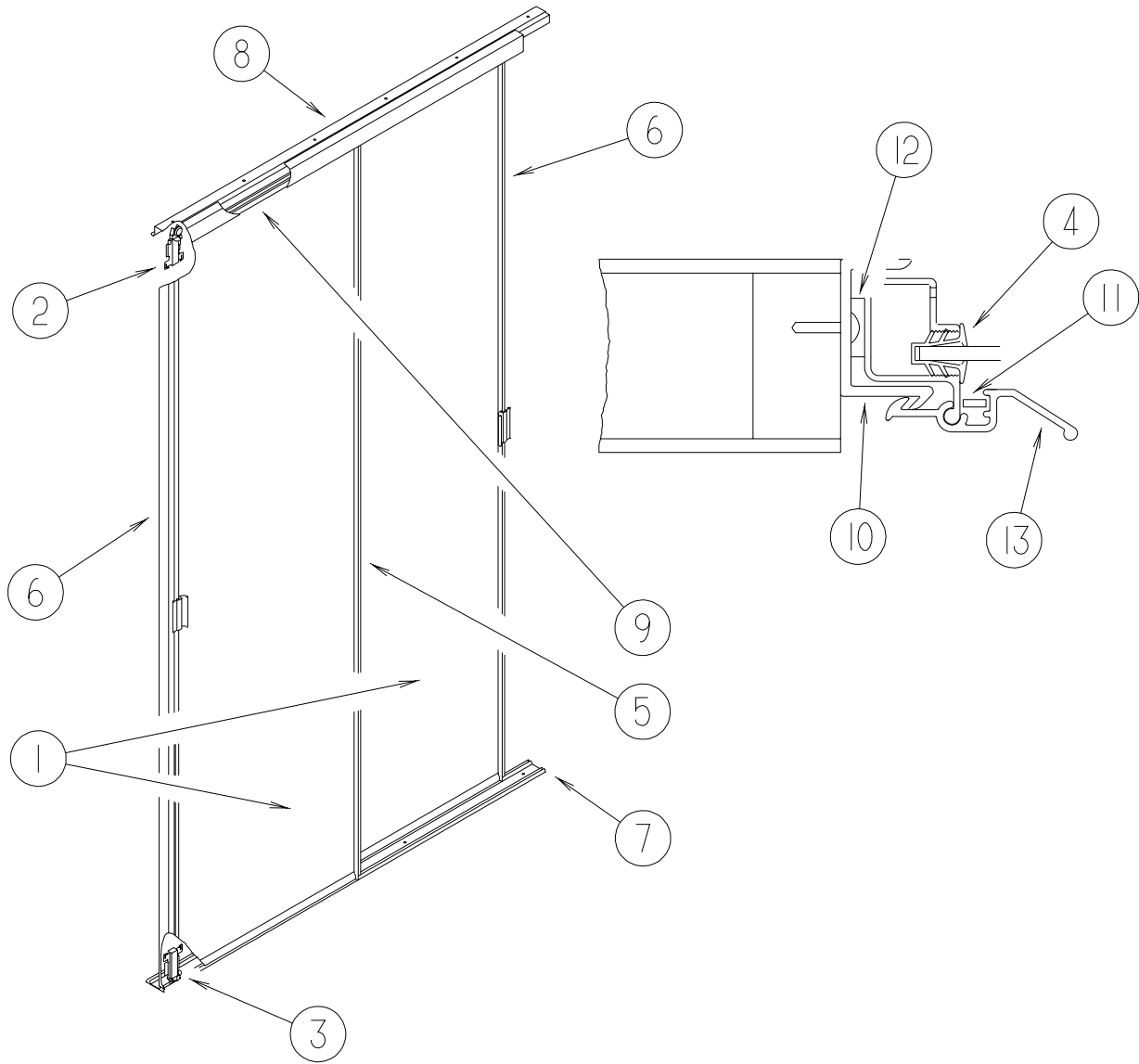
KEY	PART NUMBER	U/M	DESCRIPTION
12	102089-02-J70	EA	RACK ASM-TOWEL - WASHED MAPLE
12	102089-02-E41	EA	RACK ASM-TOWEL - SALEM CHERRY
12	100357-01-000	EA	ROD - F/TOWEL BAR - BRASS
12	102089-13-J70	EA	RAIL END - RIGHT HAND/TOWEL RACK - 26" - WASHED MAPLE FROM: 00-00-00 THRU: 08-19-99
12	134509-01-13A	EA	RAIL END - RH/LH - TOWEL RACK - 26" - WASHED MAPLE FROM: 08-20-99 THRU: 99-99-99
12	102089-13-E41	EA	RAIL END - RIGHT HAND/TOWEL RACK - 26" - SALEM CHERRY FROM: 00-00-00 THRU: 08-19-99
12	134509-01-12A	EA	RAIL END - RH/LH - TOWEL RACK - 26" - CHERRY FROM: 08-20-99 THRU: 99-99-99
13	M09366-02-L58	EA	DOOR - DOUBLE SLIDING - W/O PULL - WASHED MAPLE
13	M09366-02-L52	EA	DOOR/PANEL - SLIDING - W/O PULL - SALEM CHERRY
14	M09366-01-L58	EA	DOOR - DOUBLE SLIDING - W/PULL - WASHED MAPLE
14	M09366-01-L52	EA	DOOR/PANEL - SLIDING - W/PULL - SALEM CHERRY
15	130798-01-02B	EA	GUIDE - POCKET DOOR - E-COATED
16	130806-01-K67	EA	HEADER - DOOR - WASHED MAPLE
16	130806-01-K37	EA	HEADER - DOOR - SALEM CHERRY



DOORS & DRAWERS

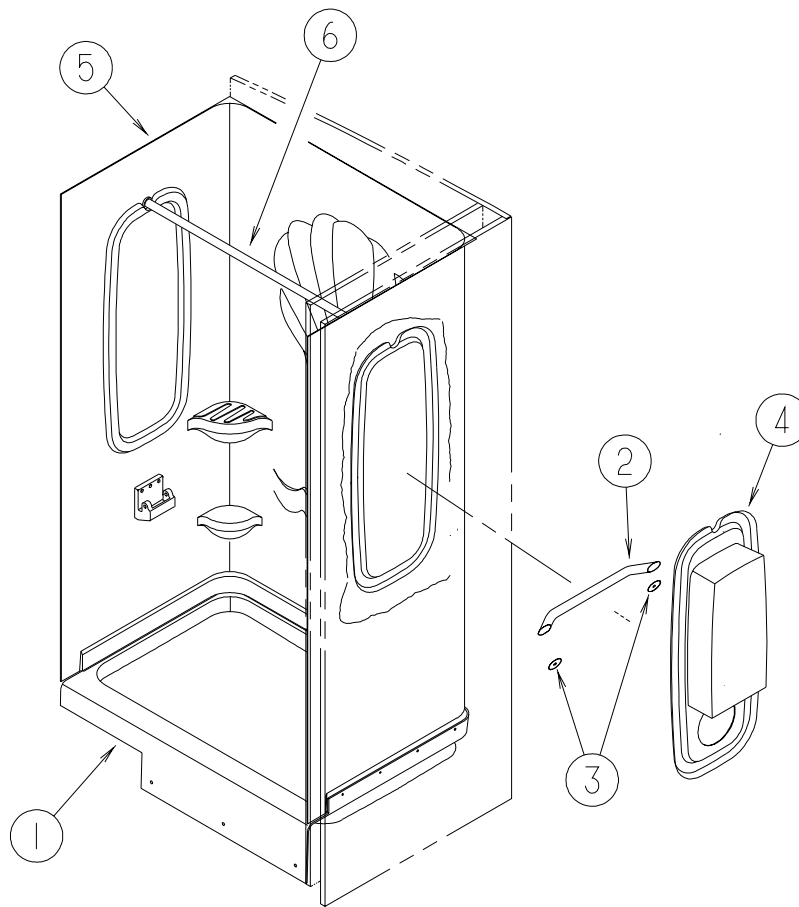
KEY	PART NUMBER	U/M	DESCRIPTION
1	131995-41-L58	EA	DOOR - RAIL/SOLID PANEL - 10.8" X 21.8" - W/O HARDWARE - WASHED MAPLE
1	131995-41-L52	EA	DOOR - RAIL/SOLID PANEL - 10.8" X 21.8" - W/O HARDWARE - SALEM CHERRY
2	133177-12-L58	EA	DOOR - RAIL/ARCHED TOP - 12" X 18.7" - W/O HARDWARE - WASHED MAPLE
2	133177-12-L59	EA	DOOR - RAIL/ARCHED TOP - 12" X 18.7" - W/O HARDWARE - SALEM CHERRY
3	M09316-E3-L58	EA	DRAWER - OGEE EDGE - 11.5"W X 11.7"D - W/O SLIDES/HARDWARE - WASHED MAPLE
3	M09316-E3-L52	EA	DRAWER - OGEE EDGE - 11.5"W X 11.7"D - W/O SLIDES/HARDWARE - SALEM CHERRY
4	133177-17-L58	EA	DOOR - RAIL/ARCHED TOP - 12" X 18.7" - W/O HARDWARE - WASHED MAPLE
4	133177-17-L59	EA	DOOR - RAIL/ARCHED TOP - 12" X 18.7" - W/O HARDWARE - SALEM CHERRY

BATH GROUP (CONTINUED)
DOORS & DRAWERS (CONTINUED)
MIRRORED WARDROBE DOOR



KEY	PART NUMBER	U/M	DESCRIPTION
	114149-19-L52	EA	DOOR - MIRRORED/WARDROBE - W/HARDWARE
1	058331-J1-000	EA	MIRROR - SAFETY GLASS - 19.5" X 65.2"
2	107390-01-000	EA	CORNER HANGER (SINGLE ROLLER W/BRACKET) (SOLD AS 1 EACH) FROM: 00-00-00 THRU: 10-31-99
2	107390-02-000	EA	CORNER HANGER (DOUBLE ROLLER W/BRACKET) (SOLD AS 1 EACH) FROM: 11-01-99 THRU: 99-99-99
3	107391-01-000	EA	GUIDE - BOTTOM - BY-PASS (4 USED PER DOOR)
4	111575-01-01A	FT	CHANNEL - GLAZING - SWING DOOR
5	114104-13-01A	EA	STILE-DOOR,SLIDING,TERRATONE
6	114104-14-01A	EA	STILE-DOOR,SLIDING,TERRATONE
7	114105-17-01A	EA	TRACK - LOWER/SLIDING DOOR - 38.7"
8	114106-17-01A	EA	TRACK-DOOR,SLD,UPR,TERRATONE
9	114107-13-01A	EA	RAIL-DOOR,SLIDING,TERRATONE
10	115538-01-01A	EA	JAMB-DOOR,WARDROBE,MIRRORED
11	115541-01-000	EA	SPRING - DOOR - SLIDING
12	123655-01-000	FT	SEAL - CLOSED CELL/FOAM
13	132038-01-01A	EA	LATCH - DOOR/WARDROBE - TERRATONE

BATH GROUP (CONTINUED) SHOWER

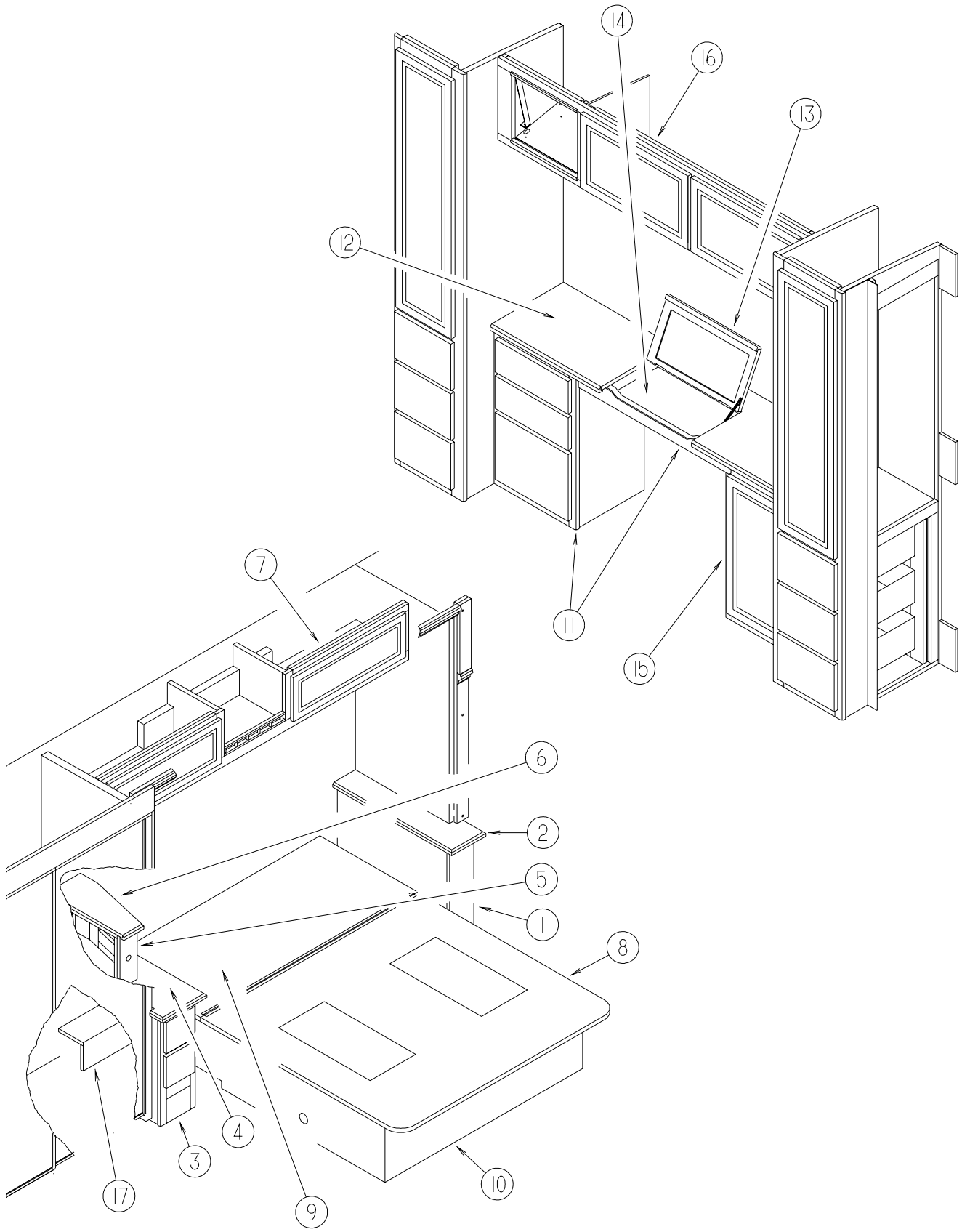


KEY	PART NUMBER	U/M	DESCRIPTION
1	M02630-42-L32	EA	SHOWER PAN - W/TIP TOE DRAIN
2	132083-01-02A	EA	HANDRAIL/ASSIST - 1" DIAMETER/W/END CAPS - SOFT WHITE
3	132083-02-01A	EA	PAD - OVAL
4	132192-01-01A	EA	CADDY - SHOWER - SOFT WHITE
5	132216-01-01A	EA	SURROUND - SHOWER - SOFT WHITE
6	102075-18-02A	EA	ROD - SHOWER CURTAIN - 1" OD X 38.9" - SOFT WHITE
*	115011-03-01A	EA	DOOR - SHOWER/BYPASS - 39.3" X 65" - W/HARDWARE & LOCK

* COMPONENT PARTS FOUND IN SERVICE PARTS LIBRARY

BEDROOM GROUP

QUEEN CABINETS

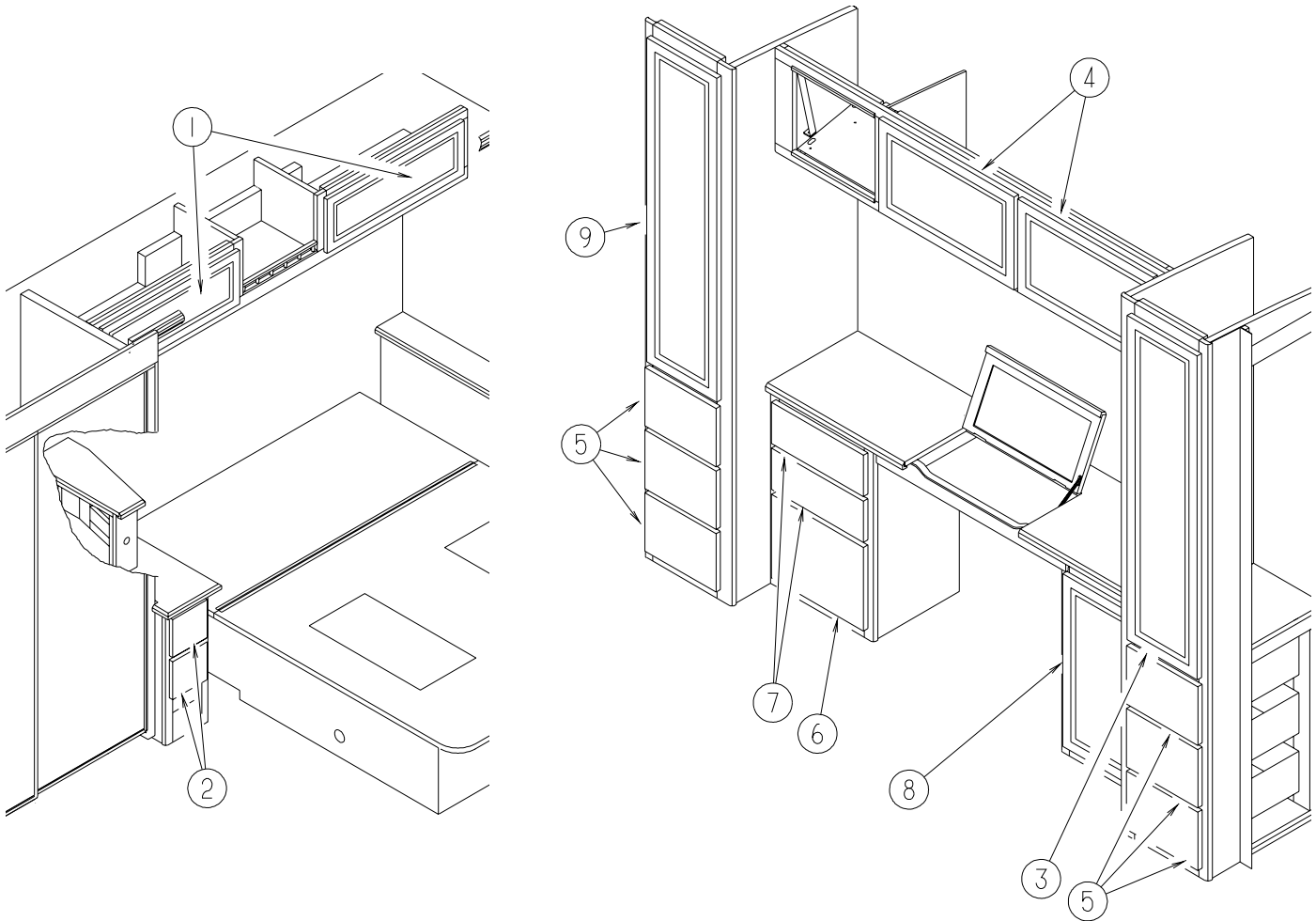


BEDROOM GROUP (CONTINUED)**QUEEN CABINETS (CONTINUED)**

KEY	PART NUMBER	U/M	DESCRIPTION
1	132879-05-L58	EA	CABINET - NIGHTSTAND - W/COUNTERTOP - W/O DOOR/DRAWER/HDW - RIGHT HAND - MAPLE
1	132879-05-L59	EA	CABINET - NIGHTSTAND - W/COUNTERTOP - W/O DOOR/DRAWER/HDW - RIGHT HAND - CHERRY
2	132879-17-L58	EA	COUNTERTOP - NIGHTSTAND - RIGHT HAND - WASHED MAPLE
2	132879-17-L59	EA	COUNTERTOP - NIGHTSTAND - RIGHT HAND - SALEM CHERRY
3	132879-04-L58	EA	CABINET - NIGHTSTAND - W/COUNTERTOP - W/O DOOR/DRAWER/HDW-W/O REAR STEREO - MAPLE
3	132879-04-L59	EA	CABINET - NIGHTSTAND - W/COUNTERTOP - W/ODOOR/DRAWER/HDW-W/O REAR STEREO -CHERRY
3	132879-06-L58	EA	CABINET - NIGHTSTAND - W/COUNTERTOP - W/O DOOR/DRAWER/HDW -W/ REAR STEREO - MAPLE
3	132879-06-L59	EA	CABINET - NIGHTSTAND - W/COUNTERTOP - W/O DOOR/DRAWER/HDW -W/ REAR STEREO - CHERRY
4	132879-15-L58	EA	COUNTERTOP - NIGHTSTAND - W/O REAR STEREO - WASHED MAPLE
4	132879-15-L59	EA	COUNTERTOP - NIGHTSTAND - W/O REAR STEREO - SALEM CHERRY
4	132879-16-L58	EA	COUNTERTOP - NIGHTSTAND - W/ REAR STEREO - WASHED MAPLE
4	132879-16-L59	EA	COUNTERTOP - NIGHTSTAND - W/ REAR STEREO - SALEM CHERRY
5	129200-08-L58	EA	CABINET - RADIO - W/O COUNTERTOP/DOOR/HARDWARE - W/CD - (L58, L60, L62) FROM: 00-00-00 THRU: 09-19-99
5	129200-06-L58	EA	CABINET - RADIO - W/O COUNTERTOP/DOOR/HARDWARE - W/CD - (L58, L60, L62) FROM: 09-20-99 THRU: 99-99-99
5	129200-06-L58	EA	CABINET - RADIO - W/O COUNTERTOP/DOOR/HARDWARE - W/O CD - (L58, L60, L62)
5	129200-08-L59	EA	CABINET - RADIO - W/O COUNTERTOP/DOOR/HARDWARE - W/CD - (L59) FROM: 00-00-00 THRU: 09-19-99
5	129200-06-L59	EA	CABINET - RADIO - W/O COUNTERTOP/DOOR/HARDWARE - W/CD - (L59) FROM: 09-20-99 THRU: 99-99-99
5	129200-06-L59	EA	CABINET - RADIO - W/O COUNTERTOP/DOOR/HARDWARE - W/O CD - (L59)
5	129200-08-L56	EA	CABINET - RADIO - W/O COUNTERTOP/DOOR/HARDWARE - W/CD - (L61, L63) FROM: 00-00-00 THRU: 09-19-99
5	129200-06-L56	EA	CABINET - RADIO - W/O COUNTERTOP/DOOR/HARDWARE - W/CD - (L61, L63) FROM: 09-20-99 THRU: 99-99-99
5	129200-06-L56	EA	CABINET - RADIO - W/O COUNTERTOP/DOOR/HARDWARE - W/O CD - (L61, L63)
6	129200-13-L58	EA	COUNTERTOP - RADIO CABINET - LAMINATED (L58, L60, L62)
6	129200-13-L56	EA	COUNTERTOP - RADIO CABINET - LAMINATED (L59, L61, L63)
7	133792-01-L58	EA	CABINET - OVERHEAD/REAR/RIGHT HAND - W/O DOORS/HARDWARE - W/O REAR STEREO (L58)
7	133792-01-L59	EA	CABINET - OVERHEAD/REAR/RIGHT HAND - W/O DOORS/HARDWARE - W/O REAR STEREO (L59)
7	133792-01-L60	EA	CABINET - OVERHEAD/REAR/RIGHT HAND - W/O DOORS/HARDWARE - W/O REAR STEREO (L60)
7	133792-01-L54	EA	CABINET - OVERHEAD/REAR/RIGHT HAND - W/O DOORS/HARDWARE - W/O REAR STEREO (L61)
7	133792-01-L62	EA	CABINET - OVERHEAD/REAR/RIGHT HAND - W/O DOORS/HARDWARE - W/O REAR STEREO (L62)
7	133792-01-L63	EA	CABINET - OVERHEAD/REAR/RIGHT HAND - W/O DOORS/HARDWARE - W/O REAR STEREO (L63)
7	133792-02-L58	EA	CABINET - OVERHEAD/REAR/RIGHT HAND - W/O DOORS/HARDWARE - W/ REAR STEREO (L58)
7	133792-02-L59	EA	CABINET - OVERHEAD/REAR/RIGHT HAND - W/O DOORS/HARDWARE - W/ REAR STEREO (L59)
7	133792-02-L60	EA	CABINET - OVERHEAD/REAR/RIGHT HAND - W/O DOORS/HARDWARE - W/ REAR STEREO (L60)
7	133792-02-L54	EA	CABINET - OVERHEAD/REAR/RIGHT HAND - W/O DOORS/HARDWARE - W/ REAR STEREO (L61)
7	133792-02-L62	EA	CABINET - OVERHEAD/REAR/RIGHT HAND - W/O DOORS/HARDWARE - W/ REAR STEREO (L62)
7	133792-02-L63	EA	CABINET - OVERHEAD/REAR/RIGHT HAND - W/O DOORS/HARDWARE - W/ REAR STEREO (L63)
8	M07571-14-000	EA	TOP/BED - HINGED PORTION
9	M07571-10-L32	EA	TOP - F/QUEEN BED - HINGED
10	P32972-02-L58	EA	CABINET/BASE - F/QUEEN BED - W/O DOOR/DRAWER/HDW - WASHED MAPLE
10	P32972-02-L52	EA	CABINET/BASE - F/QUEEN BED - W/O DOOR/DRAWER/HDW - SALEM CHERRY
11	P32977-01-L58	EA	CABINET - VANITY - W/O COUNTERTOP/DOORS/DRAWERS/HARDWARE (L58, L60, L62)
11	P32977-01-L59	EA	CABINET - VANITY - W/O COUNTERTOP/DOORS/DRAWERS/HARDWARE (L59)
11	P32977-01-L56	EA	CABINET - VANITY - W/O COUNTERTOP/DOORS/DRAWERS/HARDWARE (L61, L63)
12	132977-11-L58	EA	COUNTERTOP - VANITY CABINET (L58, L60, L62)
12	132977-11-L59	EA	COUNTERTOP - VANITY CABINET (L59)
12	132977-11-L56	EA	COUNTERTOP - VANITY CABINET (L61, L63)
13	132977-12-L58	EA	COUNTERTOP - VANITY CABINET (L58, L60, L62)
13	132977-12-L59	EA	COUNTERTOP - VANITY CABINET (L59)
13	132977-12-L56	EA	COUNTERTOP - VANITY CABINET (L61, L63)
14	132977-14-L58	EA	DRAWER - VANITY CABINET - WASHED MAPLE
14	132977-14-L52	EA	DRAWER - VANITY CABINET - SALEM CHERRY
15	132971-01-L58	EA	CABINET - HAMPER - W/O DOORS/HARDWARE - WASHED MAPLE
15	132971-01-L52	EA	CABINET - HAMPER - W/O DOORS/HARDWARE - SALEM CHERRY
16	133102-01-L58	EA	CABINET - OVERHEAD/VANITY - W/O DOORS/HARDWARE - WASHED MAPLE
16	133102-01-L52	EA	CABINET - OVERHEAD/VANITY - W/O DOORS/HARDWARE - SALEM CHERRY
17	P27942-01-000	EA	CABINET - COVER - WATER FILL - W/O DOORS/HARDWARE

BEDROOM GROUP (CONTINUED)

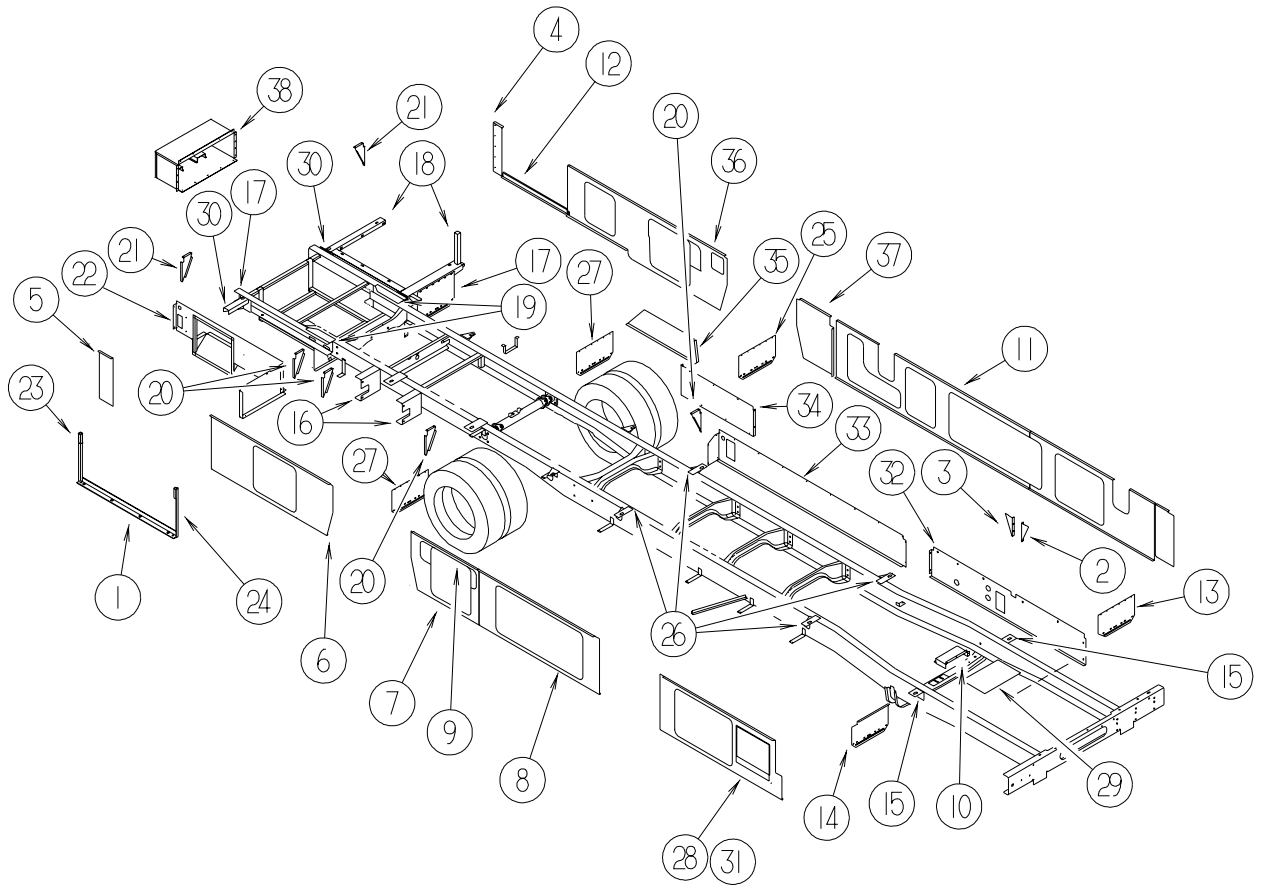
QUEEN DOORS & DRAWERS



KEY	PART NUMBER	U/M	DESCRIPTION
1	133177-03-L58	EA	DOOR - RAIL/ARCHED TOP - 10" X 29.5" - W/O HARDWARE - WASHED MAPLE
1	133177-03-L59	EA	DOOR - RAIL/ARCHED TOP - 10" X 29.5" - W/O HARDWARE - SALEM CHERRY
2	M09316-58-L09	EA	DRAWER - OGEE EDGE - 10.7"W X 19.6"D - W/O SLIDES/HARDWARE - WASHED MAPLE
2	M09316-58-L14	EA	DRAWER - OGEE EDGE - 10.7"W X 19.6"D - W/O SLIDES/HARDWARE - SALEM CHERRY
3	133177-11-L58	EA	DOOR - RAIL/ARCHED TOP - 15.1" X 47.9" - W/O HARDWARE - WASHED MAPLE
3	133177-11-L59	EA	DOOR - RAIL/ARCHED TOP - 15.1" X 47.9" - W/O HARDWARE - SALEM CHERRY
4	133177-08-L58	EA	DOOR - RAIL/ARCHED TOP - 13.7" X 23.1" - W/O HARDWARE - WASHED MAPLE
4	133177-08-L59	EA	DOOR - RAIL/ARCHED TOP - 13.7" X 23.1" - W/O HARDWARE - SALEM CHERRY
5	M09316-A5-L58	EA	DRAWER - OGEE EDGE - 9.9"W X 17.7"D - W/O SLIDES/HARDWARE - WASHED MAPLE
5	M09316-A5-L59	EA	DRAWER - OGEE EDGE - 9.9"W X 17.7"D - W/O SLIDES/HARDWARE - SALEM CHERRY
6	M09316-A6-L58	EA	DRAWER - OGEE EDGE - 13.5"W X 15.7"D - W/O SLIDES/HARDWARE - WASHED MAPLE
6	M09316-A6-L59	EA	DRAWER - OGEE EDGE - 13.5"W X 15.7"D - W/O SLIDES/HARDWARE - SALEM CHERRY
7	M09316-12-L58	EA	DRAWER - OGEE EDGE - 13.5"W X 11.8"D - W/O SLIDES/HARDWARE - WASHED MAPLE
7	M09316-12-L59	EA	DRAWER - OGEE EDGE - 13.5"W X 11.8"D - W/O SLIDES/HARDWARE - SALEM CHERRY
8	131995-V2-L58	EA	DOOR - RAIL/SOLID PANEL - 25.5" X 15.3" - W/O HARDWARE - WASHED MAPLE
8	131995-V2-L59	EA	DOOR - RAIL/SOLID PANEL - 25.5" X 15.3" - W/O HARDWARE - SALEM CHERRY
9	133177-16-L58	EA	DOOR - RAIL/ARCHED TOP - 12" X 48" - W/O HARDWARE - WASHED MAPLE
9	133177-16-L59	EA	DOOR - RAIL/ARCHED TOP - 12" X 48" - W/O HARDWARE - SALEM CHERRY

CHASSIS GROUP

FRAME



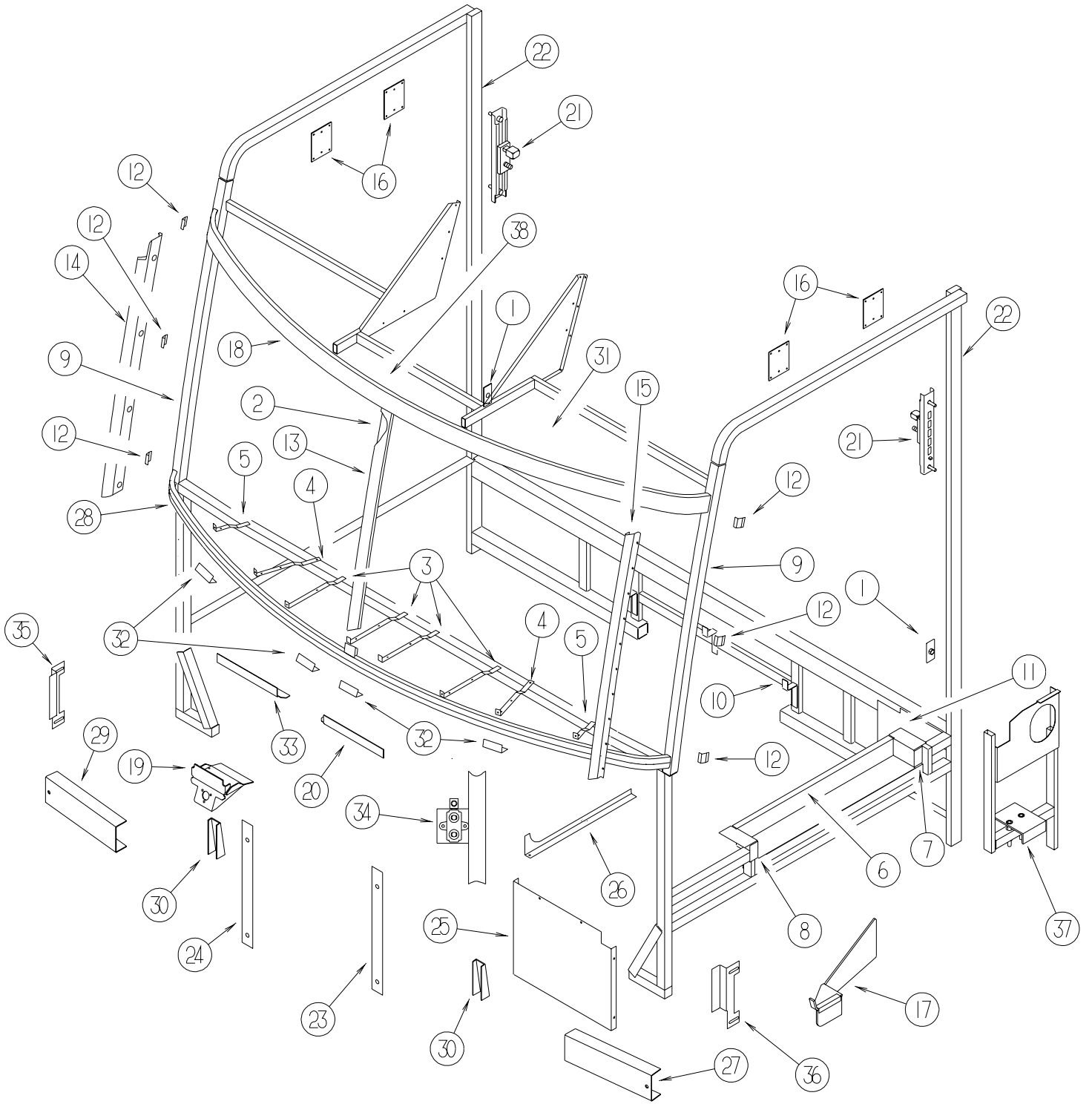
CHASSIS GROUP (CONTINUED)

FRAME (CONTINUED)

KEY	PART NUMBER	U/M	DESCRIPTION
1	129328-02-02B	EA	HANGER - A/C - COACH
2	131531-05-02B	EA	GUSSETT - SLIDEOUT - E-COATED
3	131531-06-02B	EA	GUSSET-SLIDEOUT,E-COAT
4	132848-06-02B	EA	PLATE - SEAL - LEFT HAND - E-COATED
5	132849-07-02B	EA	PLATE - SEAL - E-COATED
6	132849-08-02B	EA	PLATE - SEAL - E-COATED
7	132849-09-02B	EA	PLATE - SEAL - E-COATED
8	132849-10-02B	EA	PLATE - SEAL - E-COATED
9	132849-21-02B	EA	PLATE - SEAL - E-COATED
10	133203-01-02B	EA	COVER - TRANSMISSION - E-COATED
			FROM: 00-00-00 THRU: 09-06-99
10	133203-02-02B	EA	COVER - TRANSMISSION - E-COATED
			FROM: 09-07-99 THRU: 99-99-99
11	133562-04-02B	EA	SEAL PLANE - E-COATED
12	133612-01-02B	EA	ZEE/SEAL PLANE - BOTTOM - E-COATED
13	020167-02-000	EA	DIRT GUARD - STEEL - W/O BEND - 14" LONG
			FROM: 00-00-00 THRU: 05-26-00
13	136391-01-02B	EA	GUARD - ROCK - E-COATED
			FROM: 05-27-00 THRU: 99-99-99
14	020167-03-000	EA	DIRT GUARD - STEEL - 11" LONG
			FROM: 00-00-00 THRU: 05-26-00
14	136389-01-02B	EA	GUARD/ROCK - STEEL - W/BEND - 18"W X 10.9"H - E-COATED
			FROM: 05-27-00 THRU: 99-99-99
15	117154-04-02B	EA	MOUNT-BODY,E-COAT
			FROM: 01-07-00 THRU: 02-24-00
15	117154-07-02B	EA	MOUNT - FRAME RAIL/FLOOR
			FROM: 02-25-00 THRU: 99-99-99
16	120867-01-02B	EA	MOUNT - LP TANK
17*	132643-02-01A	EA	HITCH/CHASSIS EXTENSION RAIL - 45" - 2000 G-SERIES
18	133022-01-02B	EA	OUTRIGGER - GENERATOR - E-COATED
19	133095-01-02B	EA	PLATE - CLIP - E-COATED
20	123440-02-02B	EA	SUPPORT/VALANCE PANEL - E-COATED
21	123440-06-02B	EA	SUPPORT/VALANCE PANEL - E-COATED
	119845-01-01A	EA	PLUG/PLASTIC - 1 1/2" SQUARE - BLACK
22	132146-02-02B	EA	FRAME - RETURN AIR/AC - E-COATED
23	133833-01-02B	EA	HANGER - A/C - E-COATED
24	133833-02-02B	EA	HANGER - A/C - E-COATED
25	134191-01-02B	EA	DIRT GUARD - E-COATED
26	135712-01-02B	EA	PLATE - BODY MOUNT - E-COATED
27	020167-08-000	EA	GUARD/ROCK - STEEL - W/O BEND - 18"W X 13.6"H - E-COATED
			FROM: 00-00-00 THRU: 05-26-00
27	136391-02-02B	EA	GUARD - DIRT
			FROM: 05-27-00 THRU: 99-99-99
28	132849-11-02B	EA	PLATE - SEAL - E-COATED
29	124562-05-02B	EA	PANEL - CLOSEOUT - AUTO HEATER - E-COATED
30	135712-02-02B	EA	PLATE - BODY MOUNT - E-COATED
31	104803-01-000	EA	ANGLE - FORMED W/SLOTS
			FROM: 03-23-00 THRU: 99-99-99
32	132330-01-02B	EA	PANEL - CLOSEOUT - E-COATED
33	125587-14-02B	EA	PANEL - CLOSEOUT - E-COATED
34	128008-03-02B	EA	PANEL - CLOSEOUT - E-COATED
35	125826-01-02B	EA	PANEL - CLOSEOUT - E-COATED
36	132485-10-02B	EA	PLATE - SEAL - E-COATED
37	132485-09-02B	EA	PLATE - SEAL - E-COATED
38	133216-01-02B	EA	BOX ASM-FURNACE,E-CT

* COMPONENT PARTS FOUND IN SERVICE PARTS LIBRARY

CHASSIS GROUP (CONTINUED)
FRONT END



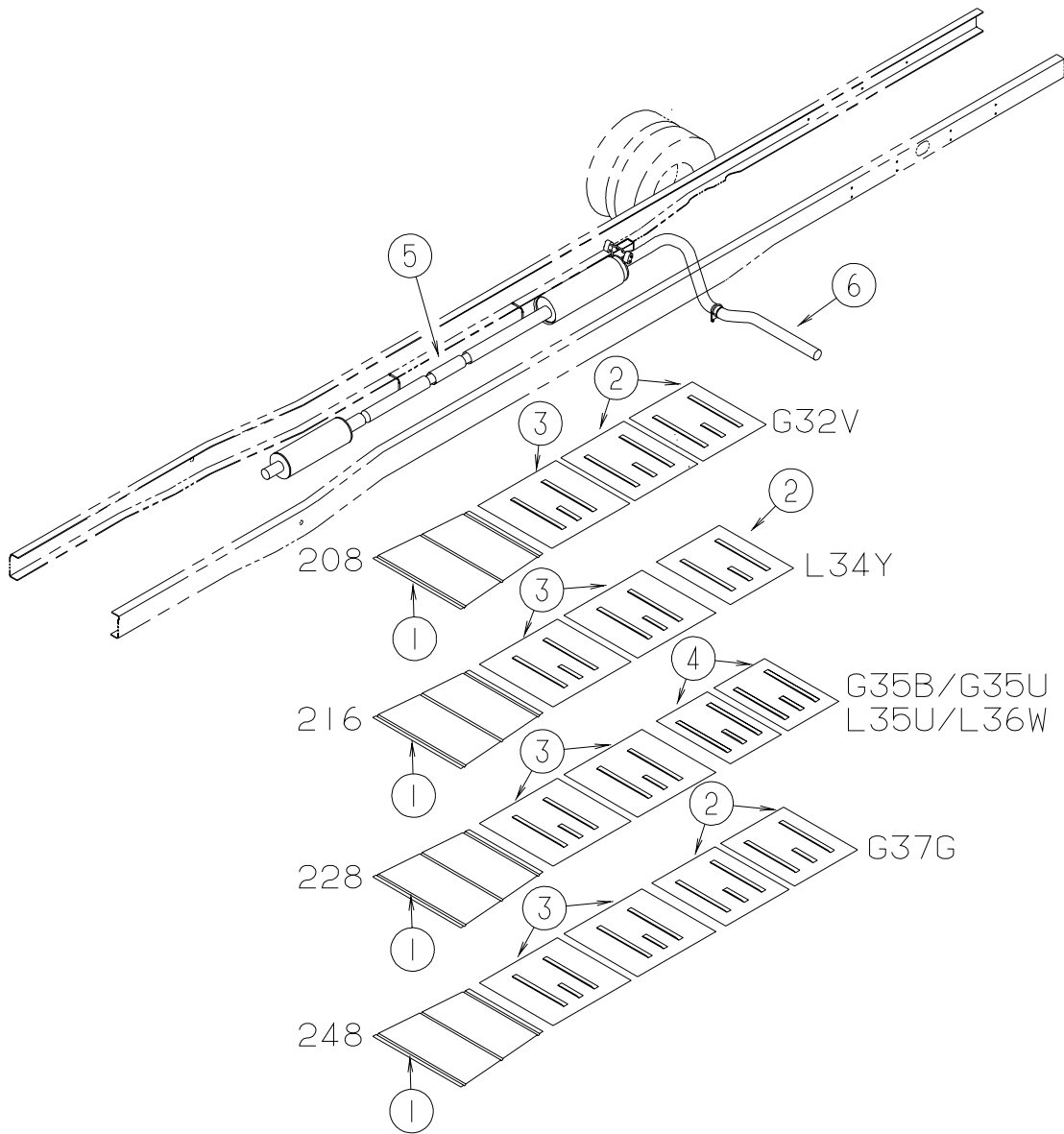
CHASSIS GROUP (CONTINUED)

FRONT END (CONTINUED)

KEY	PART NUMBER	U/M	DESCRIPTION
1	133576-02-01B	EA	PLATE - ANCHOR - SEATBELT - LOWER - MILL
2	078249-17-000	EA	TUBE - SWEPT - CAB FRAME - WINNEBAGO
2	078249-16-000	EA	TUBE - SWEPT - CAB FRAME - ITASCA
3	104797-03-000	EA	BRACKET-DEFROSTER
4	104797-04-000	EA	BRACKET-DEFROSTER
5	104797-05-000	EA	BRACKET-DEFROSTER
6	106746-02-000	EA	PANEL - STEPWELL
7	106747-03-000	EA	PANEL - STEPWELL - RIGHT HAND END
8	106747-04-000	EA	PANEL - STEPWELL - LEFT HAND END
9	117273-01-01A	EA	TUBE - SUPPORT - A-PILLAR
10	117287-01-01B	EA	BRACKET - MOUNT - CABLE
11	118592-01-01B	EA	SHIELD - SPLASH - MILL
12	120363-01-01B	EA	BRACKET - WINDSHIELD
13	120840-07-01B	EA	STRAP-W/HOLES,MILL - WINNEBAGO
13	120840-06-01B	EA	STRAP-W/HOLES,MILL - ITASCA
14	121269-05-01B	EA	FRAME - WINDSHIELD - A-PILLAR - MILL - WINNEBAGO
14	121269-07-01B	EA	FRAME - WINDSHIELD - A-PILLAR - MILL - ITASCA
15	121269-06-01B	EA	FRAME - WINDSHIELD - A-PILLAR - MILL - WINNEBAGO
15	121269-08-01B	EA	FRAME - WINDSHIELD - A-PILLAR - MILL - ITASCA
16	104409-01-000	EA	PLATE-MOUNT,SIDEWALL
17	128255-01-04B	EA	STEP - DRIVER DOOR - BLACK
18	124975-01-01B	EA	SUPPORT-WINDSHIELD,UPPER,MLL - WINNEBAGO
18	121268-01-01B	EA	SUPPORT-WINDSHIELD,UPPER,MLL - ITASCA
19	134506-02-01B	EA	BRACKET ASM-WIPER MOTOR,MILL - WINNEBAGO
19	134506-03-01B	EA	BRACKET ASM-WIPER MOTOR,MILL - ITASCA
20	134371-01-01B	EA	ANGLE-MOUNT,WIPER MOTOR,MILL
21	127461-02-01B	EA	PLATE - ANCHOR - SEAT BELT
22	127874-01-01B	EA	TUBE-B PILLAR,MILL
23	119892-13-02B	EA	SUPPORT - FRONT - W/WASHER BOTTLE - FORD
			FROM: 00-00-00 THRU: 10-29-99
23	134807-04-02B	EA	SUPPORT - FRONT - E-COATED
			FROM: 10-30-99 THRU: 99-99-99
23	134807-06-02B	EA	SUPPORT - FRONT - E-COATED - FREIGHTLINER
24	119892-14-02B	EA	SUPPORT - FRONT - W/O WASHER BOTTLE - FORD
			FROM: 00-00-00 THRU: 10-29-99
24	134807-03-02B	EA	SUPPORT - FRONT - E-COATED
			FROM: 10-30-99 THRU: 99-99-99
24	134807-05-02B	EA	SUPPORT - FRONT - E-COATED - FREIGHTLINER
25	104147-14-000	EA	SHIELD/SPLASH - HEADLIGHT
26	131859-01-02B	EA	BRACKET - SEAL/TRANSITION/LEFT HAND - FRONT - E-COATED
	131860-01-02B	EA	BRACKET - SEAL/TRANSITION/LEFT HAND - REAR - E-COATED
27	125744-10-02B	EA	CHANNEL-SUPPORT,FRT END,E-CT
28	124974-01-01B	EA	SUPPORT-WINDSHIELD,LOWER,MLL - WINNEBAGO
28	121267-01-01B	EA	SUPPORT-WINDSHIELD,LOWER,MLL - ITASCA
29	125744-02-02B	EA	CHANNEL - SUPPORT - FRONT END - E-COATED
30	117622-01-02B	EA	BRACE - TUBE/BUMPER - VERTICAL - E-COATED
31	133709-51-01B	EA	HEADER - F/TV - MILL - WINNEBAGO
31	133708-51-01B	EA	HEADER - F/TV - MILL - ITASCA
32	076364-57-000	EA	ANGLE - FORMED
33	134371-02-01B	EA	ANGLE-MOUNT,WIPER MOTOR,MILL
34	086241-01-000	EA	VALVE - AIR - 1/4 MPT X TIRE STEM - FREIGHTLINER
35	128019-01-02B	EA	SUPPORT - FRONT END/REAR - E-COATED
36	128019-02-02B	EA	SUPPORT - FRONT END/REAR - E-COATED
37	124762-18-02B	EA	SUPPORT - DRIVER STEP - E-COATED - FREIGHTLINER
38	124904-04-01B	EA	HEADER-WINDSHIELD,CENTER,MIL - WINNEBAGO
38	121481-05-01B	EA	HEADER-WINDSHIELD,CENTER - ITASCA

CHASSIS GROUP (CONTINUED)

EXHAUST



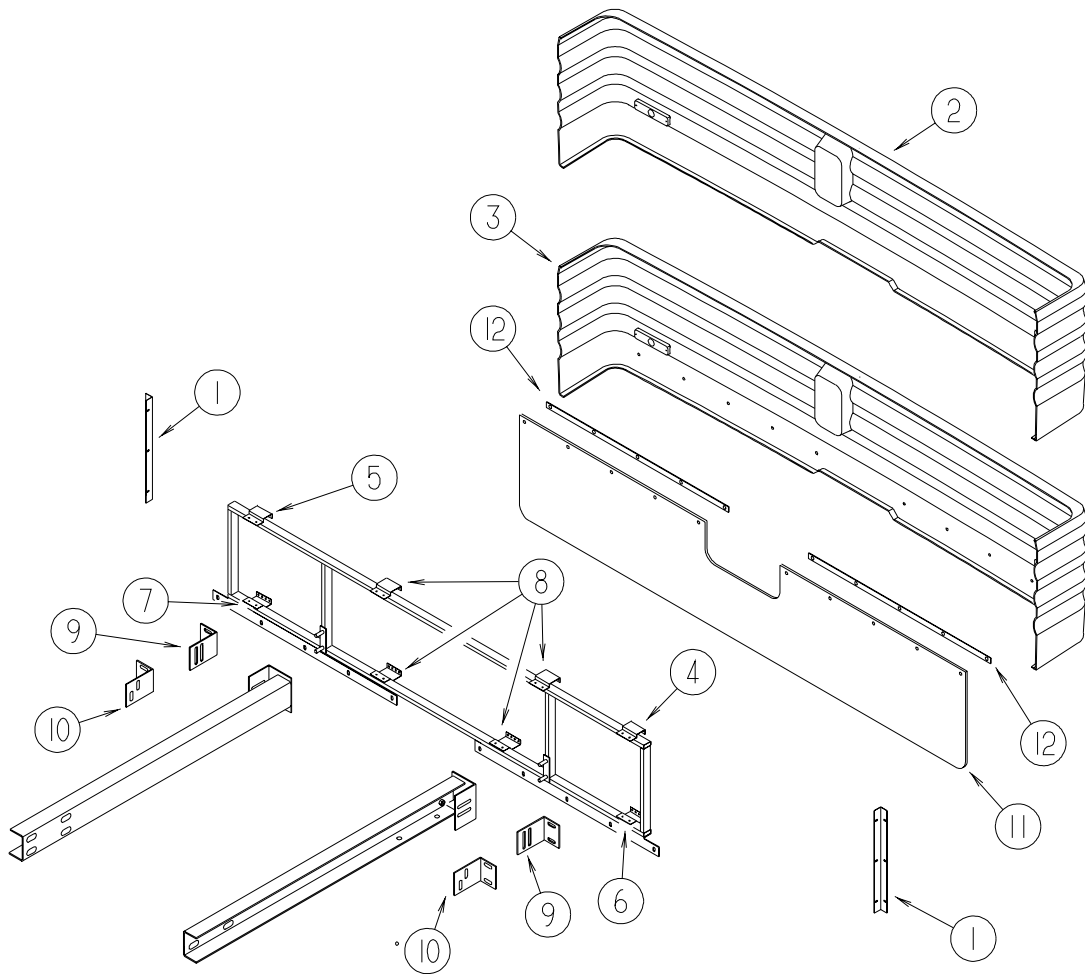
KEY	PART NUMBER	U/M	DESCRIPTION
	094918-06-000	EA	CLAMP - EXHAUST - 3" - HEAVY DUTY
1	128756-01-02B	EA	SHIELD - HEAT/EXHAUST - 33.9" X 16.9" - E-COATED
2	101544-02-000	EA	SHIELD - HEAT/EXHAUST - 30" X 29.1" - E-COATED
3	101544-06-000	EA	SHIELD - HEAT/EXHAUST - 33.9" X 29.1" - E-COATED
4	101544-10-000	EA	SHIELD - HEAT/EXHAUST - 19.7" X 29.1" - E-COATED - FORD
5	112012-03-000	EA	PIPE - EXHAUST - 3" DIAMETER - 208/228/248
5	112012-04-000	EA	PIPE - EXHAUST - 3" DIAMETER - 216
6	NA	EA	PIPE - EXHAUST - CHASSIS PROVIDED

HITCH

KEY	PART NUMBER	U/M	DESCRIPTION
	113589-01-000	EA	CONNECTOR - PLUG - TRAILER
	113589-02-000	EA	CONNECTOR - SOCKET - TRAILER

CHASSIS GROUP (CONTINUED)

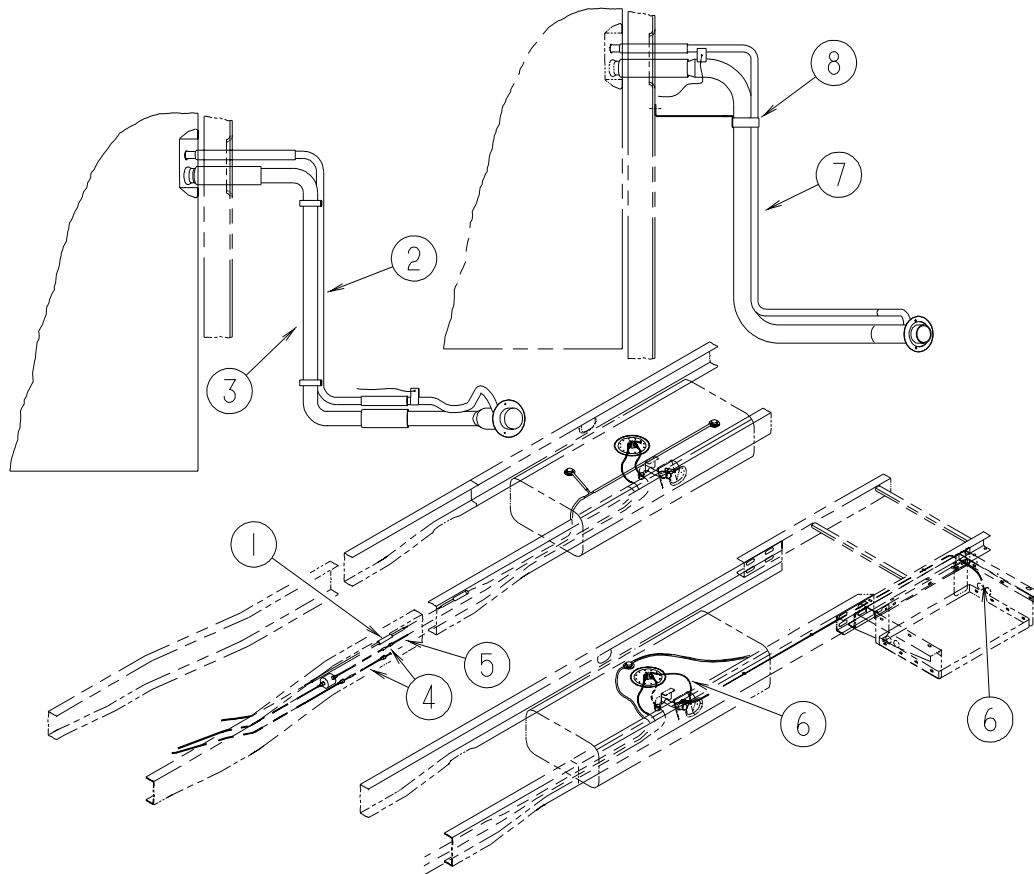
REAR BUMPER



KEY	PART NUMBER	U/M	DESCRIPTION
1	113041-03-02B	EA	ANGLE - BUMPER MOUNT
2	132537-01-L52	EA	PANEL/BUMPER - REAR - W/O MUD FLAP
2	132537-03-L52	EA	PANEL/BUMPER - REAR - W/O MUD FLAP - L36W
3	132537-02-L58	EA	PANEL/BUMPER - REAR - W/MUD FLAP
3	132537-04-L58	EA	PANEL/BUMPER - REAR - W/MUD FLAP - L36W
	104319-51-007	EA	PLATE/BUMPER - INNER PIN SUPPORT
			FROM: 00-00-00 THRU: 12-06-99
4	N/A	EA	BRACKET - BUMPER SUPPORT - E-COATED
5	N/A	EA	BRACKET - BUMPER SUPPORT - E-COATED
6	N/A	EA	BRACKET - BUMPER SUPPORT - E-COATED
7	N/A	EA	BRACKET - BUMPER SUPPORT - E-COATED
8	N/A	EA	BRACKET - BUMPER SUPPORT - E-COATED
9	107524-01-000	EA	ANGLE - BUMPER - INNER/RIGHT & LEFT HAND
			FROM: 05-11-00 THRU: 99-99-99
10	107524-03-000	EA	ANGLE - BUMPER - INNER/RIGHT & LEFT HAND
			FROM: 00-00-00 THRU: 05-10-00
11	130464-06-01A	EA	MUD FLAP - REAR - L-SERIES
12	133749-04-02B	EA	STRAP - W/HOLES - E-COATED

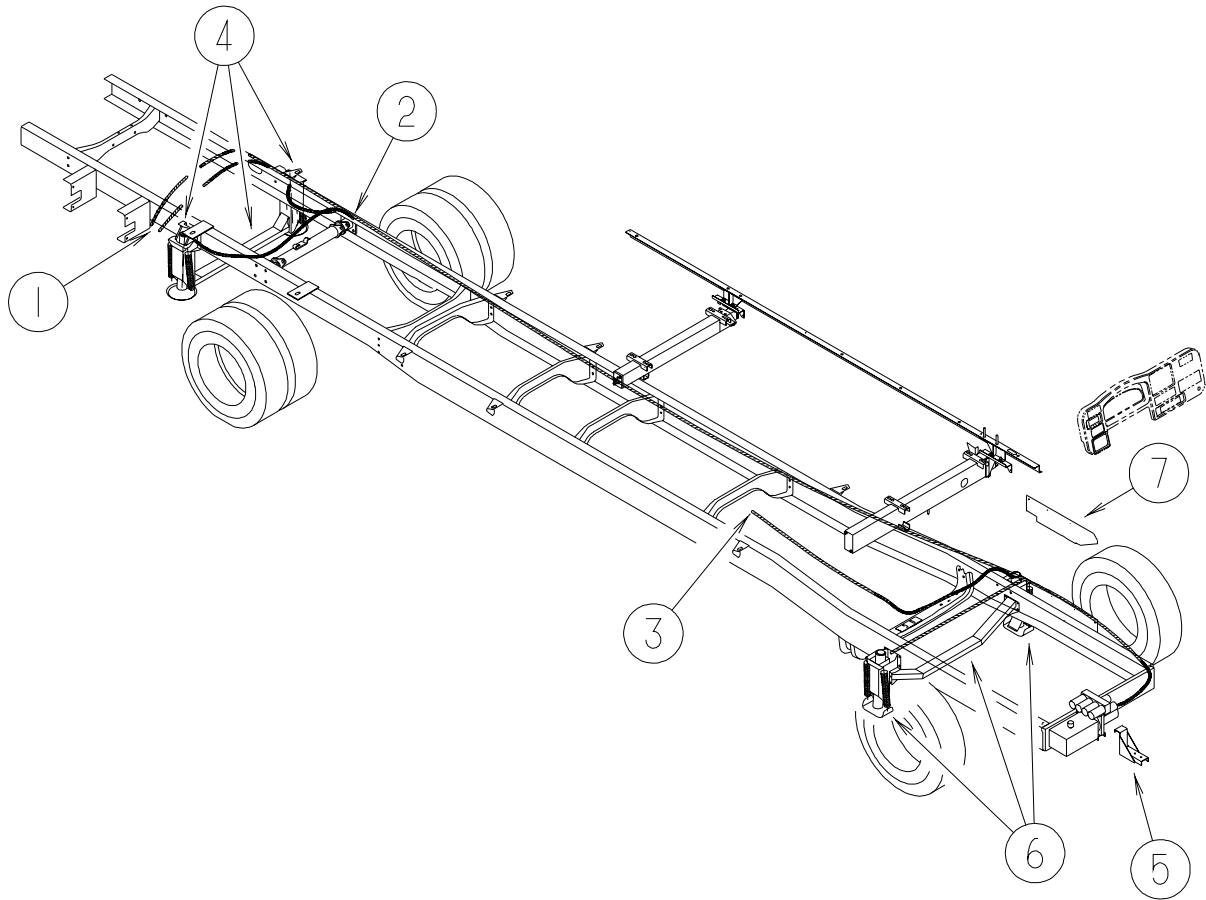
CHASSIS GROUP (CONTINUED)

FUEL



KEY	PART NUMBER	U/M	DESCRIPTION
1	128139-02-000	FT	HOSE - FUEL - LOW PERMEABILITY - 5/8" DIAMETER
2	129320-05-000	EA	PIPE - FILL VENT - G37G
2	129320-05-000	EA	PIPE - FILL VENT - G35B, G35C, G35U, G32V & L35U FROM: 00-00-00 THRU: 06-04-00
2	129320-01-000	EA	PIPE - FILL VENT - L34Y
2	129320-11-000	EA	PIPE - FILL VENT - L36W FROM: 00-00-00 THRU: 06-04-00
3	129321-11-000	EA	TUBE - FUEL INLET - G37G
3	129321-11-000	EA	TUBE - FUEL INLET - G35B, G35C, G35U, G32V & L35U FROM: 00-00-00 THRU: 06-04-00
3	129321-01-000	EA	TUBE - FUEL INLET - L34Y
3	129321-12-000	EA	PIPE - FUEL INLET - L36W FROM: 00-00-00 THRU: 06-04-00
4	129494-01-000	EA	FUEL LINE - 5/16" X 9.3" - FORD CHASSIS
4	129494-02-000	EA	FUEL LINE - 5/16" X 34.9" - FORD CHASSIS
4	129494-03-000	EA	FUEL LINE - 5/16" X 21.2" - FORD CHASSIS
5	129505-01-000	EA	TUBE - STEEL - 5/8" X 7.5"
5	129505-02-000	EA	TUBE - STEEL - 5/8" X 13.5"
5	129505-03-000	EA	TUBE - STEEL - 5/8" X 19.5"
6	128139-03-000	FT	HOSE - FUEL - LOW PERMEABILITY - 1/4" DIAMETER
7	135801-01-000	EA	NECK - FUEL FILL - G35B, G35C, G35U, G32V & L35U FROM: 06-05-00 THRU: 99-99-99
7	135801-03-000	EA	NECK - FUEL FILL - L36W FROM: 06-05-00 THRU: 99-99-99
8	136483-02-02B	EA	BRACKET - FUEL FILL - E-COATED - G35B, G35C, G35U, G32V, L36W & L35U FROM: 05-22-00 THRU: 07-23-00
8	136483-01-02B	EA	BRACKET - FUEL FILL - E-COATED - G35B, G35C, G35U, G32V, L36W & L35U FROM: 07-24-00 THRU: 99-99-99

CHASSIS GROUP (CONTINUED)
HYDRAULIC LEVELING



KEY	PART NUMBER	U/M	DESCRIPTION
1	100536-46-000	EA	HOSE KIT - SLIDEOUT
2	100536-48-000	EA	HOSE KIT - LEVELING JACKS (208" & 228" WB)
2	100536-47-000	EA	HOSE KIT - LEVELING JACKS (242" & 248" WB)
3	117183-01-02B	EA	COVER - SENSOR - LEVELING
4*	128571-03-000	EA	JACK/CROSSMEMBER - 9K - REAR LEVELING - MANUAL
5	129550-01-02B	EA	BRACKET ASM-PUMP, E-COAT
6*	131306-12-000	EA	LEVELING SYSTEM - FORD CHASSIS W/310 SYS - 2 ROOM SLIDOUT
7	132999-01-02B	EA	SHIELD - HEAT - E-COATED

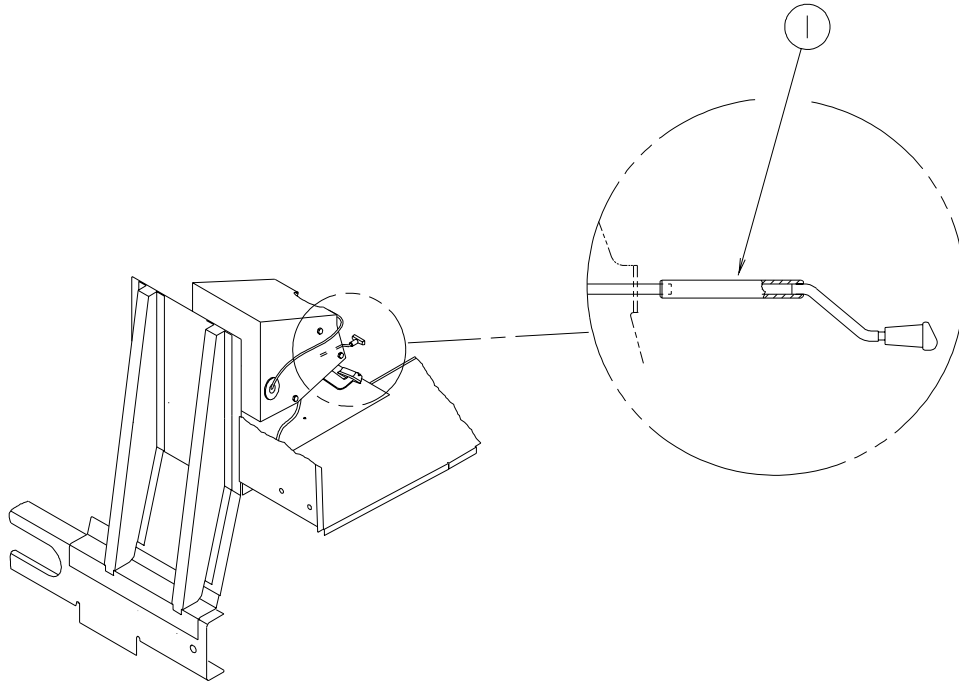
* COMPONENT PARTS FOUND IN SERVICE PARTS LIBRARY

CHASSIS GROUP (CONTINUED)

WHEEL, TIRE, COVERS &/OR LINERS

KEY	PART NUMBER	U/M	DESCRIPTION
	077030-04-000	EA	EXTENSION - VALVE STEM - .75" - FORD
	077030-05-000	EA	EXTENSION - VALVE STEM - 95 DEGREE - FORD
	077030-06-000	EA	EXTENSION - VALVE STEM - 45 DEGREE - FORD
	095012-07-000	EA	STABILIZER - VALVE EXTENSION - FORD
	095012-09-000	EA	EXTENSION - VALVE STEM - LIVE - 7.7" - FORD
	095012-10-000	EA	EXTENSION - VALVE STEM - 8.5" - FORD
	129058-06-000	EA	EXTENSION - VALVE STEM - 4" LONG - FREIGHTLINER CHASSIS
	077030-07-000	EA	EXTENSION - VALVE STEM - 5.9" LONG - FREIGHTLINER CHASSIS
*	110435-15-000	EA	LINER - WHEEL SET/4 - 19.5" - FORD
	102340-04-000	EA	TIRE - 245/70R X 19.5F - GOODYEAR
			FROM: 00-00-00 THRU: 01-31-00
	102340-08-000	EA	TIRE - 245/70R 19.5F
			FROM: 02-01-00 THRU: 99-99-99
	129058-09-000	EA	COVER - AXLE - 10 BOLT - FRONT W/PORT - FREIGHTLINER CHASSIS
	129058-10-000	EA	COVER - NUT - 10 BOLT - 33 HEX (FRONT 2 WHEELS) - FREIGHTLINER CHASSIS
	129058-11-000	EA	COVER - NUT - 10 BOLT - 33 HEX (REAR OUTSIDE 2 WHEELS) - FREIGHTLINER CHASSIS
*	110435-17-000	EA	LINER - WHEEL - SET/4 - 22.5" - 10 BOLT - FREIGHTLINER CHASSIS
	080208-04-000	EA	LUG WRENCH - 1 3/16" - OSHKOSH/SPARTAN - FREIGHTLINER CHASSIS
	080208-05-000	EA	BAR - LEVERAGE - LUG WRENCH - .75"DIA. - OSHKOSH/SPARTAN - FREIGHTLINER CHASSIS

* COMPONENT PARTS FOUND IN SERVICE PARTS LIBRARY



BRAKE

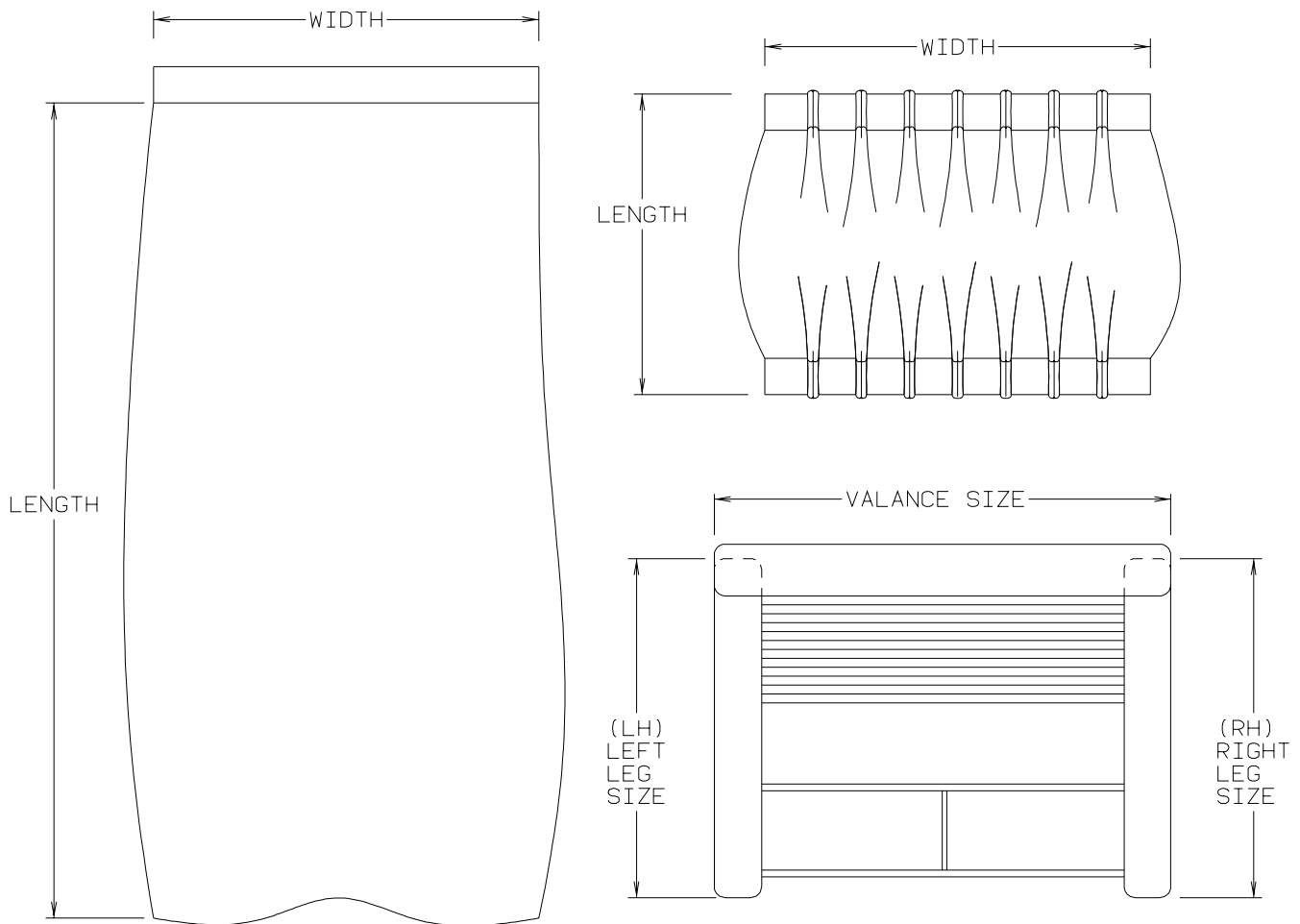
KEY	PART NUMBER	U/M	DESCRIPTION
1	113007-01-000	EA	PIN - SPRING - .375 X 3"

CURTAIN & CUSHION GROUP

NOTICE

IN ORDER TO ASSIST OUR PARTS SALES DEPT. IN PROVIDING INTERIOR SOFTWARE ITEMS, PLEASE INCLUDE THE SERIAL NUMBER AND THE COLOR CODE NUMBER FROM THE VEHICLE CERTIFICATION LABEL WHEN ORDERING. THIS LABEL IS LOCATED ON THE LEFT SIDEWALL AT THE END OF THE DASH (A-BODY), OR ON THE DRIVER'S DOOR LATCH PLATE (C-BODY).

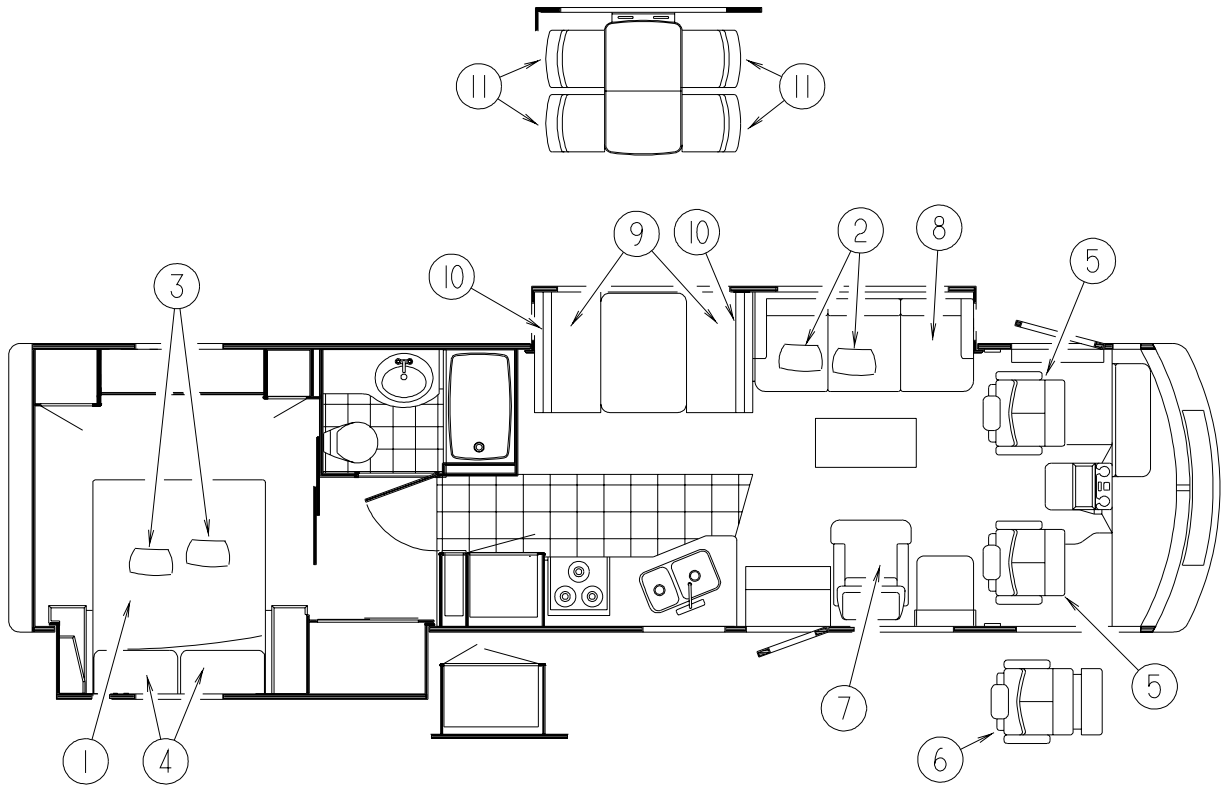
AN EXAMPLE OF A COLOR CODE NUMBER IS B07, WHICH DESIGNATES AN OVERALL COLOR SCHEME OF A PARTICULAR UNIT. THE COLOR LISTED AFTER THE ITEM DESCRIPTION ON THE MICROFICHE, INDICATES THE OVERALL UNIT COLOR. ORDER THE ITEM YOU DESIRE ACCORDING TO UNIT COLOR CODE. IF ALL COLORS USE THE SAME ITEM NO COLOR CODE WILL BE NOTED.



NOTE: USE THIS ILLUSTRATION WHEN DETERMINING LENGTH AND WIDTH MEASUREMENTS FOR CURTAINS. YOU WILL NOTE THE WIDTH MEASUREMENT IS TAKEN ON THE TOP OF THE CURTAIN WITH THE CURTAIN FULLY EXTENDED. THE LENGTH MEASUREMENT IS TAKEN FROM TOP TO BOTTOM. LEFT AND RIGHT WINDOW LEGS ARE DETERMINED WHEN FACING THE WINDOW.

CURTAIN & CUSHION GROUP (CONTINUED)

CUSHION LAYOUT



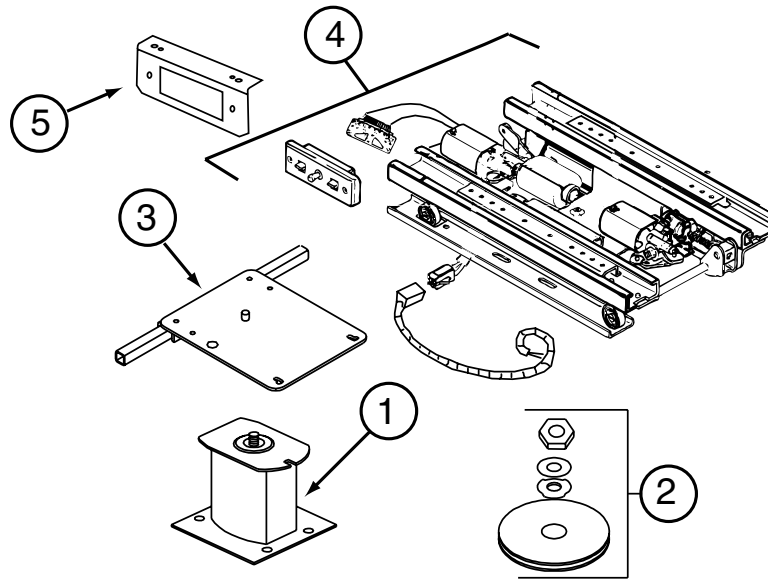
KEY	PART NUMBER	U/M	DESCRIPTION
1	123015-07-000	EA	MATTRESS - INNERSPRING - 60" X 79.5"
1	132336-03-L58	EA	BEDSPREAD/CAP - 60" X 80" (L58, L59)
1	132336-03-L60	EA	BEDSPREAD/CAP - 60" X 80" (L60, L61)
1	132336-03-L62	EA	BEDSPREAD/CAP - 60" X 80" (L62, L63)
2	132338-01-L58	EA	PILLOW - 12" X 24" (L58, L59)
2	132338-01-L60	EA	PILLOW - 12" X 24" (L60, L61)
2	132338-01-L62	EA	PILLOW - 12" X 24" (L62, L63)
3	132338-02-L58	EA	PILLOW - 12" X 24" - W/CORD TRIM (L58, L59)
			FROM: 00-00-00 THRU: 03-05-00
3	132338-02-LA8	EA	PILLOW - 12" X 24" - W/CORD TRIM (L58, L59)
			FROM: 03-06-00 THRU: 99-99-99
3	132338-02-L60	EA	PILLOW - 12" X 24" - W/CORD TRIM (L60, L61)
3	132338-02-L62	EA	PILLOW - 12" X 24" - W/CORD TRIM (L62, L63)
4	126211-02-L58	EA	PILLOW SHAM - 22" X 37" (L58, L59)
			FROM: 00-00-00 THRU: 03-05-00
4	126211-02-LA8	EA	PILLOW SHAM - 22" X 37" (L58, L59)
			FROM: 03-06-00 THRU: 99-99-99
4	126211-02-L60	EA	PILLOW SHAM - 22" X 37" (L60, L61)
4	126211-02-L62	EA	PILLOW SHAM - 22" X 37" (L62, L63)

CURTAIN & CUSHION GROUP (CONTINUED)

CUSHION LAYOUT (CONTINUED)

KEY	PART NUMBER	U/M	DESCRIPTION
5	129492-14-000	EA	SEAT - BUCKET W/RECLINER - FLEXSTEEL (L58, L59)
5	129492-16-000	EA	SEAT - BUCKET W/RECLINER - FLEXSTEEL (L60, L61)
5	129492-15-000	EA	SEAT - BUCKET W/RECLINER - FLEXSTEEL (L62, L63)
5	129492-12-000	EA	SEAT - BUCKET W/RECLINER - FLEXSTEEL - LEATHER (L58, L59)
5	129492-13-000	EA	SEAT - BUCKET W/RECLINER - FLEXSTEEL - LEATHER (L60, L61, L62, L63)
6	131512-09-000	EA	BUCKET SEAT - W/FOOTREST (L58, L59)
6	131512-11-000	EA	BUCKET SEAT - W/FOOTREST (L60, L61)
6	131512-10-000	EA	BUCKET SEAT - W/FOOTREST (L62, L63)
6	131512-07-000	EA	BUCKET SEAT - W/FOOTREST - LEATHER (L58, L59)
6	131512-08-000	EA	BUCKET SEAT - W/FOOTREST - LEATHER (L60, L61, L62, L63)
7	128891-14-000	EA	CHAIR - RECLINER (L58, L59)
7	128891-13-000	EA	CHAIR - RECLINER (L60, L61)
7	128891-12-000	EA	CHAIR - RECLINER (L62, L63)
7	128891-10-000	EA	CHAIR - RECLINER - LEATHER(L58 L59)
7	128891-11-000	EA	CHAIR - RECLINER - LEATHER(L60, L61, L62, L63)
7	107921-07-000	EA	PEDESTAL/FLOOR MOUNTED - 4.5" - LOUNGE CHAIR
8	125676-24-000	EA	SOFA (L58, L59)
8	125676-25-000	EA	SOFA (L60, L61)
8	125676-26-000	EA	SOFA (L62, L63)
8	125676-30-000	EA	SOFA - LEATHER - ANTIQUE PEARL W/ROSE (L58, L59)
8	125676-31-000	EA	SOFA - LEATHER - ANTIQUE PEARL (L60, L61, L62, L63)
	134283-03-L58	EA	SOFA - EXTENSION/67" (L58, L59)
			FROM: 10-18-99 THRU: 99-99-99
	134283-03-L60	EA	SOFA - EXTENSION/67" (L60, L61)
			FROM: 10-18-99 THRU: 99-99-99
	134283-03-L62	EA	SOFA - EXTENSION/67" (L62, L63)
			FROM: 10-18-99 THRU: 99-99-99
	P34283 03 L58	EA	COVER/FITTED - SOFA EXTENSION - 67" (L58, L59)
	P34283 03 L60	EA	COVER/FITTED - SOFA EXTENSION - 67" (L60, L61)
	P34283 03 L62	EA	COVER/FITTED - SOFA EXTENSION - 67" (L62, L63)
	134283-04-L58	EA	SOFA - EXTENSION/67" - LEATHER (L58, L59, L60, L61, L62, L63)
			FROM: 10-18-99 THRU: 99-99-99
	P34283 04 L58	EA	COVER-SOFA EXTENSION,67" - LEATHER (L58, L59, L60, L61, L62, L63)
	134064-01-000	EA	FRAME - EXTENSION - BED
	124656-96-000	EA	LOCK - CANADIAN - #36380EZLK
	116104-04-02B	EA	BRACKET - ZEE W/HOLES - 3.2"
9	105603-15-L58	EA	CUSHION - SEAT - 23" X 42" X 5" (L58, L59)
9	105603-15-L60	EA	CUSHION - SEAT - 23" X 42" X 5" (L60, L61)
9	105603-15-L62	EA	CUSHION - SEAT - 23" X 42" X 5" (L62, L63)
	P05603-15-L58	EA	COVER - SEAT - 23" X 42" X 5" (L58, L59)
	P05603-15-L60	EA	COVER - SEAT - 23" X 42" X 5" (L60, L61)
	P05603-15-L62	EA	COVER - SEAT - 23" X 42" X 5" (L62, L63)
10	111897-05-L58	EA	CUSHION - BACK - 13.5" X 42" X 5" (L58, L59)
10	111897-05-L60	EA	CUSHION - BACK - 13.5" X 42" X 5" (L60, L61)
10	111897-05-L62	EA	CUSHION - BACK - 13.5" X 42" X 5" (L62, L63)
	P11897-05-L58	EA	COVER - BACK - 13.5" X 42" X 5" (L58, L59)
	P11897-05-L60	EA	COVER - BACK - 13.5" X 42" X 5" (L60, L61)
	P11897-05-L62	EA	COVER - BACK - 13.5" X 42" X 5" (L62, L63)
	078155-01-000	EA	STRAP - SNAP - BACK CUSHION
11	132571-01-000	EA	CHAIR - DINETTE - WASHED MAPLE (L58)
11	132571-02-000	EA	CHAIR - DINETTE - CHERRY(L59)
11	132571-03-000	EA	CHAIR - DINETTE - WASHED MAPLE (L60)
11	132571-04-000	EA	CHAIR - DINETTE - CHERRY (L61)
11	132571-08-000	EA	CHAIR - DINETTE - WASHED MAPLE(L62)
11	132571-09-000	EA	CHAIR - DINETTE - CHERRY (L63)
11	101604-01-04A	EA	CHAIR - FOLDING/DINETTE - LINEN FABRIC - SOLAR MAPLE
11	101604-01-02A	EA	CHAIR - FOLDING/DINETTE - LINEN FABRIC - CHERRY

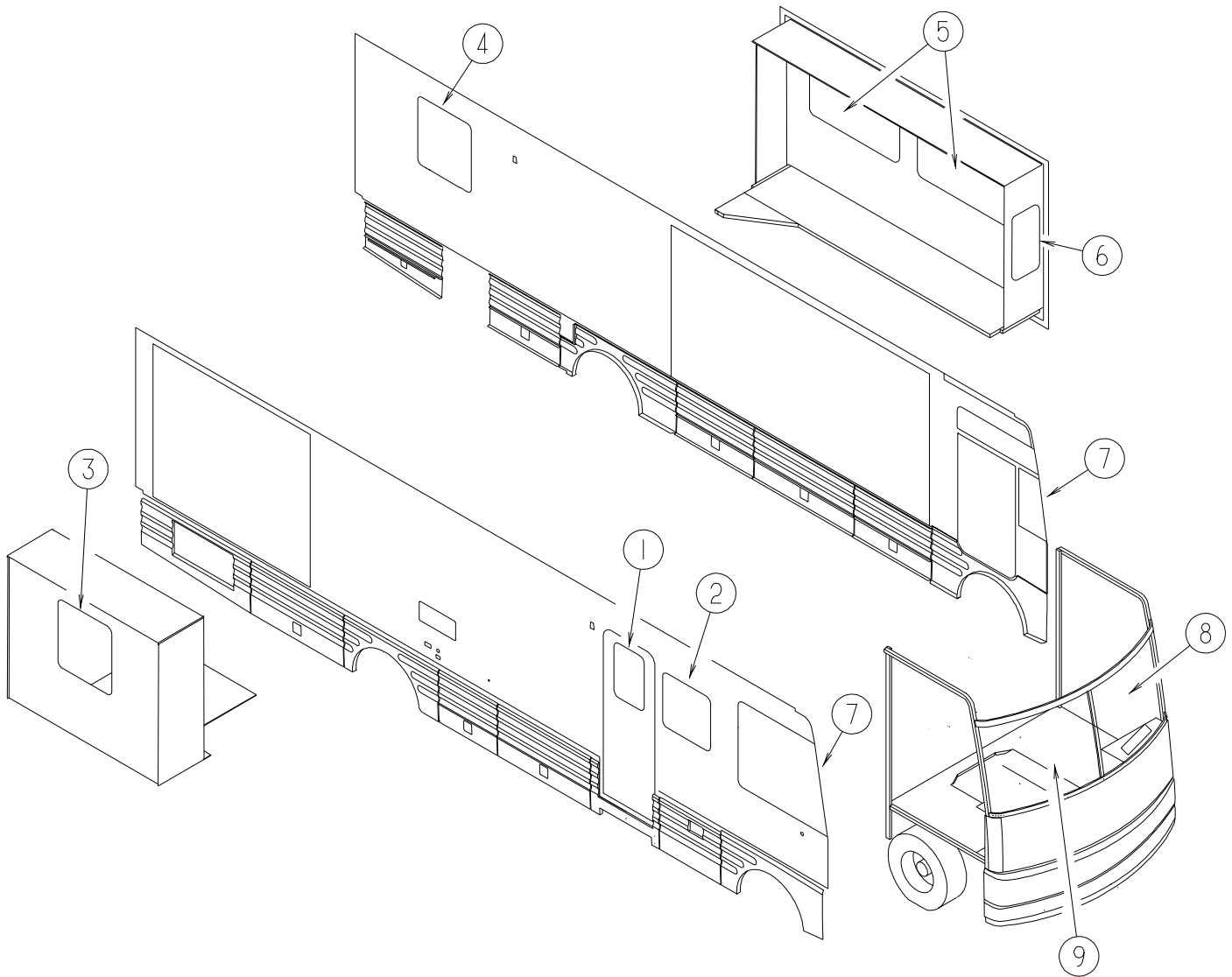
CURTAIN & CUSHION GROUP (CONTINUED)
BUCKET SEATS



KEY	PART NUMBER	U/M	DESCRIPTION
1	107921-01-000	EA	PEDESTAL/FLOOR MOUNTED - W/9.75" EXTENSION - DRIVER
1	133408-01-000	EA	PEDESTAL/SEAT - 9 3/4" - PASSENGER
1	107921-14-000	EA	PEDESTAL/FLOOR MOUNTED - W/5.75" EXTENSION - DRIVER 6 WAY POWER
	133408-04-000	EA	BRACKET - ANCHORAGE/FLOOR
2	107921-06-000	EA	BEARING KIT - PEDESTAL
3	107921-05-000	EA	TOP PLATE - W/SEAT BELT BAR - DRIVER
3	133408-02-000	EA	TOP PLATE - SINGLE SIDE BELT - PASSENGER
3	107921-18-000	EA	PLATE - TOP - POWER - 6-WAY - DRIVER
4*	081373-03-000	EA	SEAT - POWER 6 WAY
5	128699-01-02B	EA	BRACKET - SEAT SWITCH - E-COATED
	133232-01-01A	EA	COVER - SEAT - ADJUSTMENT
	108445-02-000	EA	PLATE/FLOOR MOUNTED - PEDESTAL SEAT

* COMPONENT PARTS FOUND IN SERVICE PARTS LIBRARY

CURTAIN & CUSHION GROUP (CONTINUED)
WINDOW TREATMENT

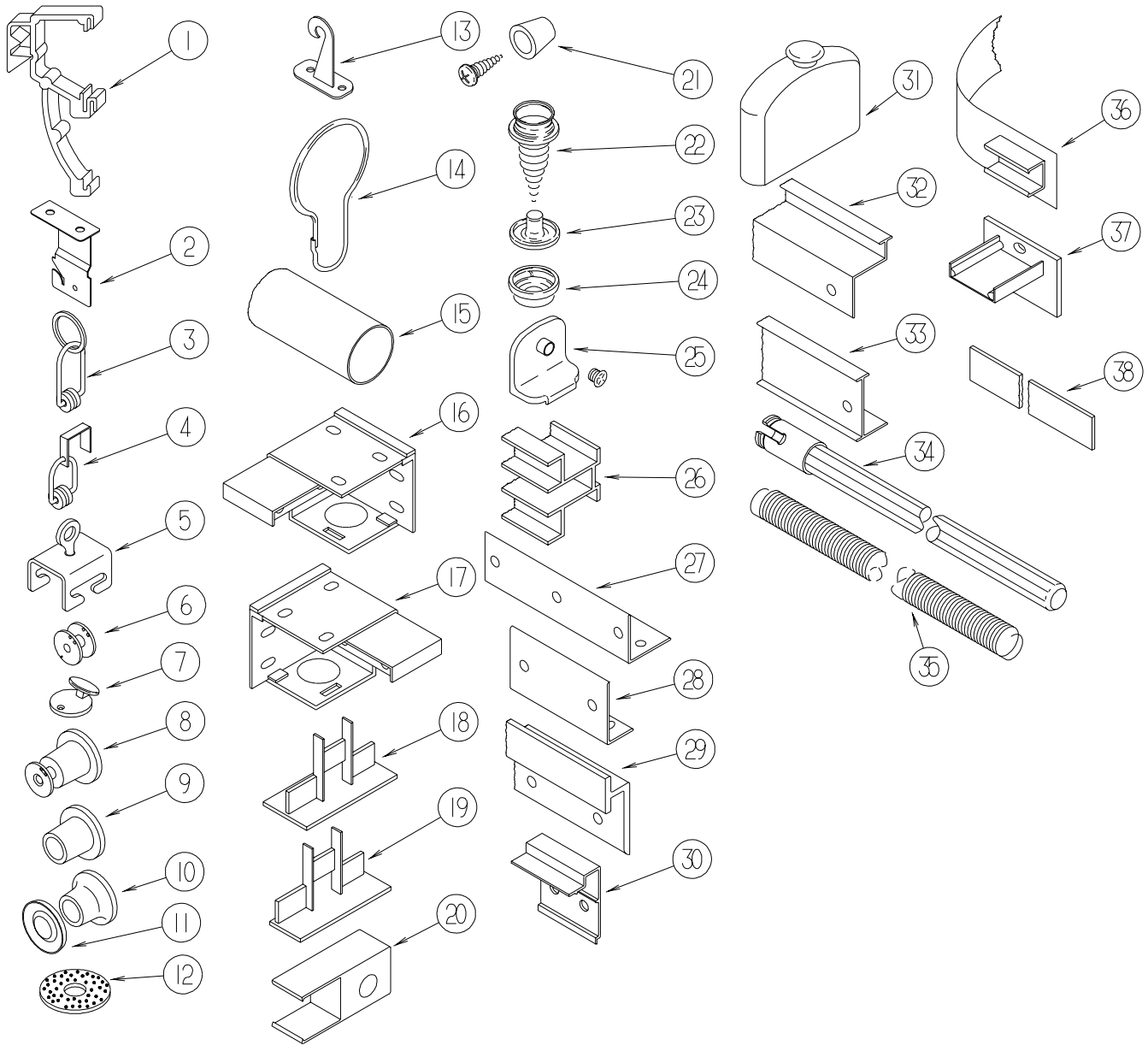


KEY	PART NUMBER	U/M	DESCRIPTION	
1	084755-57-E07	EA	SHADE - PULL - 27.25"	
2	132983-04-L58	EA	LAMBREQUIN - EASTLAKE - 33" (L58, L59)	
2	132983-04-L60	EA	LAMBREQUIN - EASTLAKE - 33" (L60, L61)	
2	132983-04-L62	EA	LAMBREQUIN - EASTLAKE - 33" (L62, L63)	
2	111910-59-L58	EA	BLIND - DAY/NIGHTER - 31" X 28.5" (L58, L59, L60, L61, L62, L63)	
3	132985-06-L58	EA	VALANCE - YORK - 34" (L58, L59)	
3	132985-06-LA8	EA	VALANCE - YORK - 34" (L58, L59)	FROM: 00-00-00 THRU: 03-05-00
3	132985-06-L60	EA	VALANCE - YORK - 34" (L60, L61)	FROM: 03-06-00 THRU: 99-99-99
3	132985-06-L62	EA	VALANCE - YORK - 34" (L62, L63)	
3	111910-64-L58	EA	BLIND - DAY/NIGHTER - 31" X 35" (L58, L59, L60, L61)	
3	111910-64-L62	EA	BLIND - DAY/NIGHTER - 31" X 35" (L62, L63)	
3	127017-93-L58	EA	LEG - RIGHT - 32" (L58, L59)	
3	127017-93-LA8	EA	LEG - RIGHT - 25" (L58, L59)	FROM: 00-00-00 THRU: 03-05-00
3	127017-93-L60	EA	LEG - RIGHT - 32" (L60, L61)	FROM: 03-06-00 THRU: 99-99-99
3	127017-93-L62	EA	LEG - RIGHT - 32" (L62, L63)	
3	127017-94-L58	EA	LEG - LEFT - 32" (L58, L59)	
3	127017-94-LA8	EA	LEG - LEFT - 25" (L58, L59)	FROM: 00-00-00 THRU: 03-05-00
3	127017-94-L60	EA	LEG - LEFT - 32" (L60, L61)	FROM: 03-06-00 THRU: 99-99-99
3	127017-94-L62	EA	LEG - LEFT - 32" (L62, L63)	

CURTAIN & CUSHION GROUP (CONTINUED)**WINDOW TREATMENT (CONTINUED)**

KEY	PART NUMBER	U/M	DESCRIPTION	
4	132985-05-L58	EA	VALANCE - YORK - 34" (L58, L59)	
				FROM: 00-00-00 THRU: 03-05-00
4	132985-05-LA8	EA	VALANCE - YORK - 34" (L58, L59)	
				FROM: 03-06-00 THRU: 99-99-99
4	132985-05-L60	EA	VALANCE - YORK - 34" (L60, L61)	
4	132985-05-L62	EA	VALANCE - YORK - 34" (L62, L63)	
4	111910-59-L58	EA	BLIND - DAY/NIGHTER - 31" X 28.5" (L58, L59, L60, L61)	
4	111910-59-L62	EA	BLIND - DAY/NIGHTER - 31" X 28.5" (L62, L63)	
4	123910-63-L58	EA	LEG - RIGHT - 27" (L58, L59)	
				FROM: 00-00-00 THRU: 03-05-00
4	123910-63-LA8	EA	LEG - RIGHT - 27" (L58, L59)	
				FROM: 03-06-00 THRU: 99-99-99
4	123910-63-L60	EA	LEG - RIGHT - 27" (L60, L61)	
4	123910-63-L62	EA	LEG - RIGHT - 27" (L62, L63)	
4	123910-64-L58	EA	LEG - RIGHT - 27" (L58, L59)	
				FROM: 00-00-00 THRU: 03-05-00
4	123910-64-LA8	EA	LEG - RIGHT - 27" (L58, L59)	
				FROM: 03-06-00 THRU: 99-99-99
4	123910-64-L60	EA	LEG - RIGHT - 27" (L60, L61)	
4	123910-64-L62	EA	LEG - RIGHT - 27" (L62, L63)	
5	132983-07-L58	EA	LAMBREQUIN - EASTLAKE - 61" X 25" (L58, L59)	
5	132983-07-L60	EA	LAMBREQUIN - EASTLAKE - 61" X 25" (L60, L61)	
5	132983-07-L62	EA	LAMBREQUIN - EASTLAKE - 61" X 25" (L62, L63)	
5	111910-55-L23	EA	BLIND - DAY/NIGHTER - 59" X 26.5" (L58, L59, L60, L61, L62, L63)	
6	132983-05-L58	EA	LAMBREQUIN - EASTLAKE - 25" (L58, L59)	
6	132983-05-L60	EA	LAMBREQUIN - EASTLAKE - 25" (L60, L61)	
6	132983-05-L62	EA	LAMBREQUIN - EASTLAKE - 25" (L62, L63)	
6	111910-69-L58	EA	BLIND - DAY/NIGHTER - 23" X 26.5" (L58, L59, L60, L61, L62, L63)	
7	126841-04-000	EA	SHADE - PULL - CHARCOAL MESH - 30.3" X 60"	
8	093487-17-01A	EA	CURTAIN - WRAPAROUND/PRIVACY/PLEATED - DRVR -38.25" X 108"	
9	093487-16-01A	EA	CURTAIN - WRAPAROUND/PRIVACY/PLEATED - PASS -38.25" X 108"	

CURTAIN & CUSHION GROUP (CONTINUED)
HARDWARE



BLIND PARTS ARE COLOR COORDINATED TO MATCH THE COLOR OF THE BLINDS
HAMPTON TAN COLORS ARE USED BY THE ULTIMATE FREEDOM & ADVANTAGE
TITANIUM IS USED BY ALL ITASCAS
ANTELOPE IS USED BY ALL WINNEBAGOS

KEY	PART NUMBER	U/M	DESCRIPTION
1	109353-04-000	EA	CLIP - VALANCE SLAT MOUNTING - CLEAR PLASTIC
2	084434-01-000	EA	BRACKET - MOUNTING - ROLLER SHADE - 1 3/8"
	096843-01-000	EA	SPRING - REWIND/ROLLER SHADE
	086276-01-000	EA	TAPE - DOUBLE SIDED - 1/2"
3	009701-01-000	EA	CARRIER - CURTAIN - L ROD
4	093487-91-000	EA	ROLLER/CLIP
5	009702-01-000	EA	END STOP - CURTAIN CARRIER - L ROD
6	097592-01-000	EA	SPOOL - CORD - ELEVATED BLIND HOLDUP - SMALL - CLEAR
7	102555-03-000	EA	CLEAT - BLIND CORD - MILKY WHITE PLASTIC
8	097592-02-000	EA	SPOOL - CORD - ELEVATED BLIND HOLDUP - LARGE - CLEAR
9	094896-02-000	EA	GROMMET - CORD/PLEATED BLIND - NYLON - GRAY
10	046867-03-000	EA	GROMMET - HANDY BUTTON #3
11	046867-02-000	EA	WASHER - HANDY BUTTON #3
12	103242-01-000	EA	VELCRO HOOK - BEIGE 7/8" ROUND W/CENTER HOLE
12	103242-02-000	EA	VELCRO HOOK - BLACK 7/8" ROUND W/CENTER HOLE

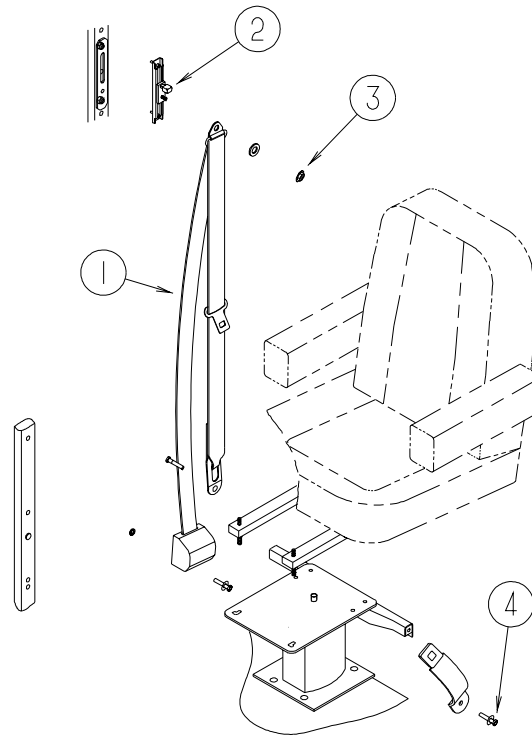
CURTAIN & CUSHION GROUP (CONTINUED)**HARDWARE (CONTINUED)**

KEY	PART NUMBER	U/M	DESCRIPTION
13	109441-03-000	EA	HOLD DOWN - BLIND (CLOUDY)
	109441-02-000	EA	HOLD DOWN - SPACER
14	009136-02-000	EA	HANGER - RING - PIN TYPE - CURTAIN - BRASS
15	102075-01-02A	EA	ROD - SHOWER CURTAIN - 1" OD X 30.9" - SOFT WHITE
15	102075-06-02A	EA	ROD - SHOWER CURTAIN - 1" OD X 33.5" - SOFT WHITE
15	102075-09-01A	EA	ROD - SHOWER CURTAIN - 1" OD X 29.5" - OFF WHITE
15	102075-09-02A	EA	ROD - SHOWER CURTAIN - 1" OD X 46.3" - SOFT WHITE
15	102075-10-02A	EA	ROD - SHOWER CURTAIN - 1" OD X 46.3" - SOFT WHITE
15	102075-16-02A	EA	ROD - SHOWER CURTAIN - 1" OD X 34.2" - SOFT WHITE
15	102075-17-02A	EA	ROD - SHOWER CURTAIN - 1" OD X 39.3" - SOFT WHITE
15	102075-18-02A	EA	ROD - SHOWER CURTAIN - 1" OD X 38.9" - SOFT WHITE
15	102075-19-02A	EA	ROD - SHOWER CURTAIN - 1" OD X 39.3" - SOFT WHITE
16	083170-01-000	EA	BRACKET - BLIND - LEFT SIDE WHEN FACING WINDOW
17	083170-02-000	EA	BRACKET - BLIND - RIGHT SIDE WHEN FACING WINDOW
18	094907-04-000	EA	END CAP - BOTTOM/PLEATED BLIND (RH & LH)
19	094907-02-000	EA	END CAP - TOP/PLEATED BLIND - PLASTIC - GRAY
	094907-05-700	EA	END CAP-RH BOTTOM BLIND
	094907-05-701	EA	END CAP-LH BOTTOM BLIND
20	101033-02-000	EA	END CAP - TRACK/CLEAR
21	097564-03-000	EA	HANDLE - KNOB - E-Z LIFT SHADE - TAN
21	097564-04-000	EA	HANDLE - KNOB - E-Z LIFT SHADE - NAVY
21	097564-05-000	EA	HANDLE - KNOB - E-Z LIFT SHADE - TEAL
21	097564-06-000	EA	HANDLE - KNOB - E-Z LIFT SHADE - ALABASTER
21	097564-07-000	EA	HANDLE - KNOB - E-Z LIFT SHADE - SILVER
21	000G68-06-12J	EA	SCREW 6-18X.75 POH BRASS
22	029130-01-000	EA	SCREW - SNAP SOCKET - #8 PH X 5/8"
22	029130-03-000	EA	SCREW - SNAP SOCKET - #8 PH X 1"
23	029155-01-000	EA	CAP - SNAP - 5/32" OUTSIDE DIAMETER OF PIN
24	029156-01-000	EA	SOCKET - SNAP - 9/16" O.D.
24	029156-02-000	EA	SOCKET - SNAP - 27/64" O.D.
25	106544-01-000	EA	PULL - SHADE/BRASS
	106544-01-001	EA	SCREW - SHADE/BRASS
26	101033-08-000	EA	TRACK - WALL - 75"
26	101033-09-000	EA	TRACK - WALL - 32"
27	105648-01-02A	EA	BRACE - VALANCE - OFF/WHITE - 14"
27	075943-10-000	EA	BRACE - VALANCE - 20"
28	083125-07-000	EA	BRACE - WINDOW MOUNT - 2.5" - OFF WHITE
28	083125-08-000	EA	BRACE - WINDOW MOUNT - 3/4 - OFF WHITE
29	127254-03-02A	EA	TRACK - CURTAIN/RIGHT HAND - ANTELOPE - F & G SERIES
29	127254-03-03A	EA	TRACK - CURTAIN/RIGHT HAND - TITANIUM - F & G SERIES
29	127254-04-02A	EA	TRACK - CURTAIN/LEFT HAND - ANTELOPE - F & G SERIES
29	127254-04-03A	EA	TRACK - CURTAIN/LEFT HAND - TITANIUM - F & G SERIES
30	097565-01-000	EA	BRACKET - MOUNTING/PLEATED BLIND
31	093475-01-701	EA	CAP-END, WITH INVERTED STUD
32	105450-14-01A	EA	TRACK - CURTAIN - 90" - OFF WHITE
33	009700-04-002	EA	TRACK/CURTAIN - L SHAPED - 15.5' - OFF WHITE
33	118896-05-02A	EA	TRACK - CURTAIN - RIGHT HAND - HAMPTON TAN - Q-SERIES
33	118897-04-02A	EA	TRACK - CURTAIN - LEFT HAND - HAMPTON TAN - Q-SERIES
33	126456-01-03A	EA	TRACK - CURTAIN - RIGHT HAND - TITANIUM - L-SERIES
33	126456-02-03A	EA	TRACK - CURTAIN - LEFT HAND - TITANIUM - L-SERIES
33	126456-03-02A	EA	TRACK - CURTAIN - RIGHT HAND - ANTELOPE - L-SERIES
33	126456-04-02A	EA	TRACK - CURTAIN - LEFT HAND - ANTELOPE - L-SERIES
34	093487-90-000	EA	WAND - 30" - FRONT WRAP AROUND
35	097591-01-000	EA	SPRING - EXTENSION/PLEATED BLIND
36	101031-01-000	YD	TAPE - GLIDE/CURTAIN - 4.25" SPACING
37	094907-06-000	EA	HARDWARE - END CAP - E-Z LIFT - TOP
38	089275-01-000	FT	STRIP - 3/4" X 96" - CLEAR POLYETHYLENE
	094908-03-000	FT	HARDWARE - SEMI-RIDGED PVC - EZ LIFT
	094908-04-000	FT	STRAP - FLAT POLY VINYL
	095567-01-000	EA	TACK - STRIP - .5" X 625' ROLL
	097593-02-000	FT	CORD - BLIND - PLEATED - GRAY
	097593-06-000	FT	CORD - BLIND - PLEATED - PEWTER
	097593-07-000	FT	CORD - BLIND - PLEATED - PALE JADE
	097593-10-000	FT	CORD - BLIND - PLEATED - VANILLA

CURTAIN & CUSHION GROUP (CONTINUED)

ACCESSORIES

KEY	PART NUMBER	U/M	DESCRIPTION
	007021-01-000	EA	SEAT BELT - 2" X 90" - BLACK
	056271-01-000	EA	SEAT BELT - 2" X 102" - BLACK
	056271-02-000	EA	SEAT BELT - 2" X 72" - BLACK
	057759-01-000	EA	WASHER - FLAT F/SEAT BELT - 4" DIAMETER
	127960-01-01A	EA	RETAINER - 3/8" - STAINLESS STEEL
	129529-02-000	EA	STRAP - CHAIR RETAINING - 81.9"
	129491-01-000	EA	CATCH - SNAP HOOK - 1"
	118337-02-L58	EA	BUTTON - #60 - DOUBLE SIDED (L58, L59)
			FROM: 00-00-00 THRU: 03-05-00
	118337-02-LA8	EA	BUTTON - #60 - DOUBLE SIDED (L58, L59)
			FROM: 03-06-00 THRU: 99-99-99
	118337-02-L60	EA	BUTTON - #60 - DOUBLE SIDED (L60, L61)
	118337-02-L62	EA	BUTTON - #60 - DOUBLE SIDED (L62, L63)
	074494-02-000	EA	BUTTON - RETAINING PIVOT - #60
	074494-04-000	EA	BUTTON - JOINED/PIVOT - W 3/4 TACK
	074494-05-000	EA	BUTTON - SINGLE PIVOT - #30
	074494-06-000	EA	BUTTON - PIVOT - #30
	057534-01-000	EA	TIEBACK - CLEAR PLASTIC - 6"
	057534-03-000	EA	TIEBACK - CLEAR PLASTIC - 7.5"



SEATBELT INSTALLATION

KEY	PART NUMBER	U/M	DESCRIPTION
1*	091990-08-01A	EA	SEAT BELT - 3 POINT - .766" DIAMETER HOLE IN D-LOOP BRKT
2	127598-01-01A	EA	ADJUSTER - SEATBELT - D-LOOP - ADJUSTER
3	127598-02-000	EA	NUT - HEX FLANGE - M10 X 1.5 - CLASS 10
4	095076-02-000	EA	WASHER - FL - 7/16"ID X 2"OD X .06

* COMPONENT PARTS FOUND IN SERVICE PARTS LIBRARY

CURTAIN & CUSHION GROUP (CONTINUED)
FABRICS

2000 SUNFLYER	L58/L59 BLUSH	L60/L61 ANTIQUE PEARL	L62/L63 TARRAGON
BUCKET	FLEXSTEEL 531 126883-68-000 *OPT.ULTRA. 531 ANT.PEARL W/ROSE	FLEXSTEEL 531 126883-55-000 *OPT.ULTRA. 531 ANTIQU PEARL	FLEXSTEEL 531 126883-58-000 *OPT.ULTRA. 531 ANTIQU PEARL
DINETTE	CURVED CLUB 126883-56-000	CURVED CLUB 126883-54-000	CURVED CLUB 126883-57-000
SOFA	FLEXSTEEL 4258 126883-56-000 *OPT. ULTRALEATH. ANTIQU PEARL	FLEXSTEEL 4258 126883-54-000 *OPT. ULTRALEATH. ANTIQU PEARL	FLEXSTEEL 4258 126883-57-000 *OPT. ULTRALEATH. ANTIQU PEARL
LOUNGE CHAIR	FLEX. 1350 RICL 126883-68-000 *OPT.ULTRA ANT. PEARL	FLEX. 1350 RICL 126883-55-000 *OPT.LEATHER ANT. PEARL	FLEX. 1350 RICL 126883-58-000 *OPT.LEATHER ANT. PEARL
LOUNGE WINDOWS	EASTLAKE LAMBREQUIN 126883-56/126883-68 OVERLAY/UNDERLAY BRAID 084415-B4	EASTLAKE LAMBREQUIN 126883-54/126883-55 OVERLAY/UNDERLAY BRAID 084415-B5	EASTLAKE LAMBREQUIN 126883-57/126883-58 OVERLAY/UNDERLAY BRAID 084415-B7
FWA	OFF WHITE PURCH. 093487-16-01A 093487-17-01A	OFF WHITE PURCH. 093487-16-01A 093487-17-01A	OFF WHITE PURCH. 093487-16-01A 093487-17-01A
DAY-NITERS LOUNGE & BEDRM.	COTTON/WHT.DECO 094911-53/094911-50	COTTON/WHT.DECO 094911-53/094911-50	COTTON/WHT.DECO 094911-53/094911-50
DINETTE CHAIRS	FLEX C5703 126883-56-000	FLEX C5703 126883-55-000	FLEX C5703 126883-58-000
LOUNGE PILLOWS 2 PER SOFA	DBL. FLANGE BODY 126883-68 FLANGE 1 126883-56 FLANGE 2 126883-68	DBL. FLANGE BODY 126883-55 FLANGE 1 126883-54 FLANGE 2 126883-55	DBL. FLANGE BODY 126883-58 FLANGE 1 126883-57 FLANGE 2 126883-58
SHAMS	TRPL.FLANGE 105745-J7-000 BUTTONS -L6-	TRPL.FLANGE 105745-M8-000 BUTTONS -L4-	TRPL.FLANGE 105745-M9-000 BUTTONS -N0-
BEDROOM WINDOWS	YORK FLT. CTR. 105745-J7 GATH.ENDS 105745-L6 LEGS 105745-L6-000 LEGS STAIGHT FACE	YORK FLT. CTR. 105745-M8 GATH.ENDS 105745-L4 LEGS 105745-L4-000 LEGS STAIGHT FACE	YORK FLT. CTR. 105745-M9 GATH.ENDS 105745-N0 LEGS 105745-N0-000 LEGS STAIGHT FACE
BEDSPREADS LG. SQ. PATTERN	BEDCAP W/BRAID 105745-J7/084415-B4	BEDCAP W/BRAID 105745-M8/084415-B5	BEDCAP W/BRAID 105745-M9/084415-B7
OVHD.INSERTS LOUNGE/BEDROOM	126883-68-000 105745-L6-000	126883-55-000 105745-L4-000	126883-58-000 105745-N0-000
STACK-A-MORE FOLDING CHAIRS	126883-56-000	126883-55-000	126883-58-000

NOTE: FABRIC LISTED FIRST IN A BLOCK, IS THE LARGEST QUANTITY OF FABRIC USED

CURTAIN & CUSHION GROUP (CONTINUED)

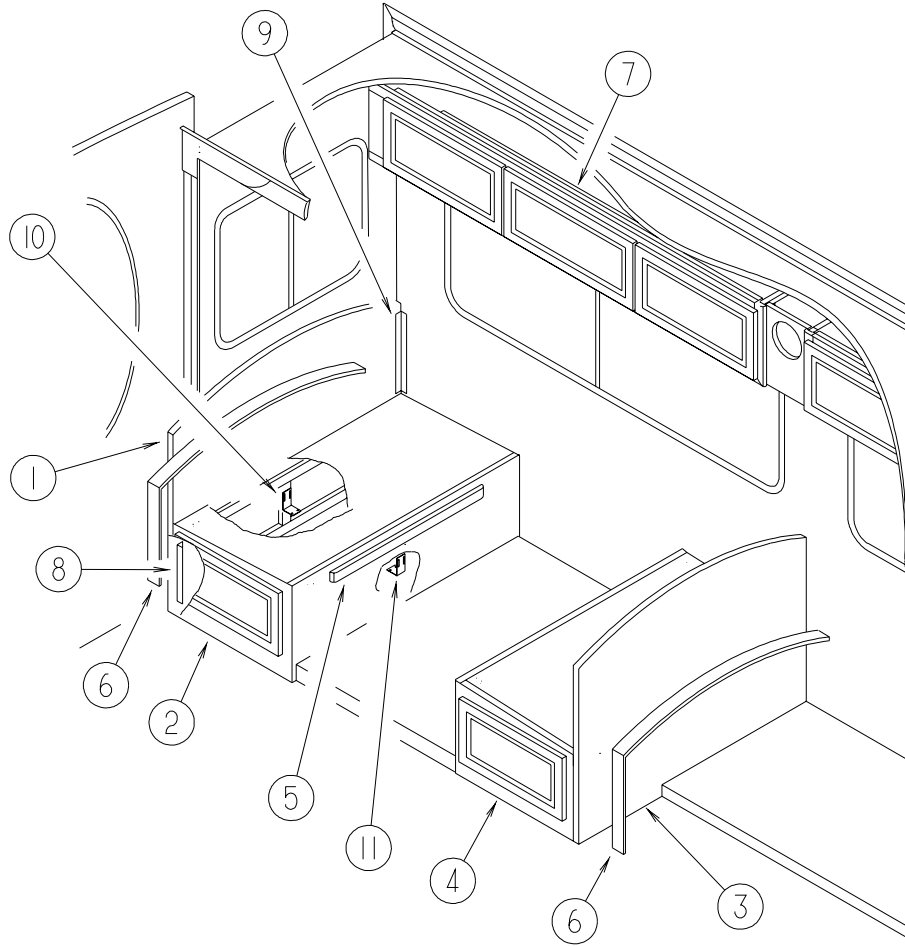
FABRICS (CONTINUED)

NOTE: FABRIC LISTED FIRST IN A BLOCK, IS THE LARGEST QUANTITY OF FABRIC USED

2000 SUNFLYER	L58/L59 BLUSH	L60/L61 ANTIQUE PEARL	L62/L63 TARRAGON
MAP POCKETS	126883-68-000	126883-55-000	126883-58-000
FLOOR MATS	096060-F6 CARP. TAPE TBD	096060-E9 CARP. TBD TAPE	096060-F0 CRPT. TAPE TBD
BEDROOM PILLOWS 1 PER MATTRESS	12X24 KIDNEY CTR. 105745-J7-000 ENDS 105745-L6-000 BRAID 084415-B0-000	12X24 KIDNEY CTR.105745-M8-000 ENDS 105745-L4-000 BRAID 084415-B5-000	12X24 KIDNEY CTR. 105745-M9-000 ENDS 105745-N0-000 BRAID 084415-B7-000
HEADBOARDS *WHEN NEEDED	ERIN W/.25" WELT 105745-J7/105745-L6	ERIN W/.25" WELT 105745-M8/105745-L4	ERIN W/.25" WELT 105745-M9/105745-N0
SUNVISORS	123298-02-05A TITANIUM	123298-02-05A TITANIUM	123298-02-05A TITANIUM
DINETTE PADS	126883-68-000 *OPT. ULTRALTH ANT. PEARL 079680-36-000	126883-55-000 *OPT. ULTRALTH ANT. PEARL 079680-36-000	126883-58-000 *OPT. ULTRALTH ANT. PEARL 079680-36-000
GALLEY MICRO MINI BLIND	ALAB. PEARL	ALAB. PEARL	ALAB. PEARL
VANITY STOOL FOLDING CHAIR	126883-56-000	126883-55-000	126883-58-000

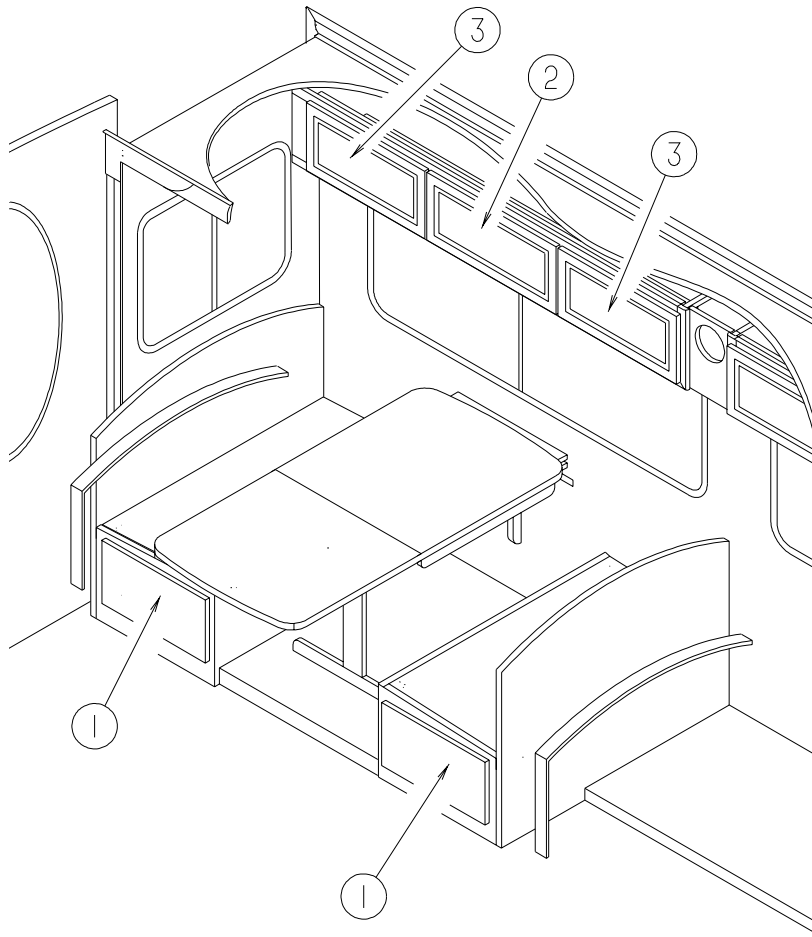
NOTE: FABRIC LISTED FIRST IN A BLOCK, IS THE LARGEST QUANTITY OF FABRIC USED

DINETTE GROUP CABINETS



KEY	PART NUMBER	U/M	DESCRIPTION
1	M08755-06-L58	EA	CABINET - SEATBACK/LEFT HAND - W/O HARDWARE - WASHED MAPLE
1	M08755-06-L52	EA	CABINET - SEATBACK/LEFT HAND - W/O HARDWARE - SALEM CHERRY
2	M08756-08-L58	EA	CABINET - SEATBASE/LEFT HAND - W/O DOOR/DRAWER/HARDWARE - WASHED MAPLE
2	M08756-08-L52	EA	CABINET - SEATBASE/LEFT HAND - W/O DOOR/DRAWER/HARDWARE - SALEM CHERRY
3	M08755-05-L58	EA	CABINET - SEATBACK/RIGHT HAND - W/O HARDWARE - WASHED MAPLE
3	M08755-05-L52	EA	CABINET - SEATBACK/RIGHT HAND - W/O HARDWARE - SALEM CHERRY
4	M08756-07-L58	EA	CABINET - SEATBASE/RIGHT HAND - W/O DOOR/DRAWER/HARDWARE - WASHED MAPLE
4	M08756-07-L52	EA	CABINET - SEATBASE/RIGHT HAND - W/O DOOR/DRAWER/HARDWARE - SALEM CHERRY
5	081295-01-H37	EA	SUPPORT - BED/DINETTE - 28" LONG - WASHED MAPLE
5	081295-01-G01	EA	SUPPORT - BED/DINETTE - 28" LONG - SALEM CHERRY
6	104787-08-L58	EA	PAD - DINETTE - 42" (L58, L59)
6	104787-08-L60	EA	PAD - DINETTE - 42" (L60, L61)
6	104787-08-L62	EA	PAD - DINETTE - 42" (L62, L63)
6	104787-23-L42	EA	PAD - DINETTE SEATBACK - LEATHER
7	133942-02-L58	EA	CABINET - OVERHEAD/DINETTE - W/O DOORS/HARDWARE - DELUXE SOUND - WASHED MAPLE
7	133942-02-L52	EA	CABINET - OVERHEAD/DINETTE - W/O DOORS/HARDWARE - DELUXE SOUND - SALEM CHERRY
8	122021-01-02A	EA	ANGLE - W/HOLES - 8.6" LONG - OFF WHITE
9	122021-02-02A	EA	ANGLE - W/HOLES - 13.7" LONG - OFF WHITE
10	132871-02-02B	EA	ANGLE - FORMED - W/HOLES - E-COATED
11	132871-01-02B	EA	ANGLE - FORMED - W/HOLES - E-COATED

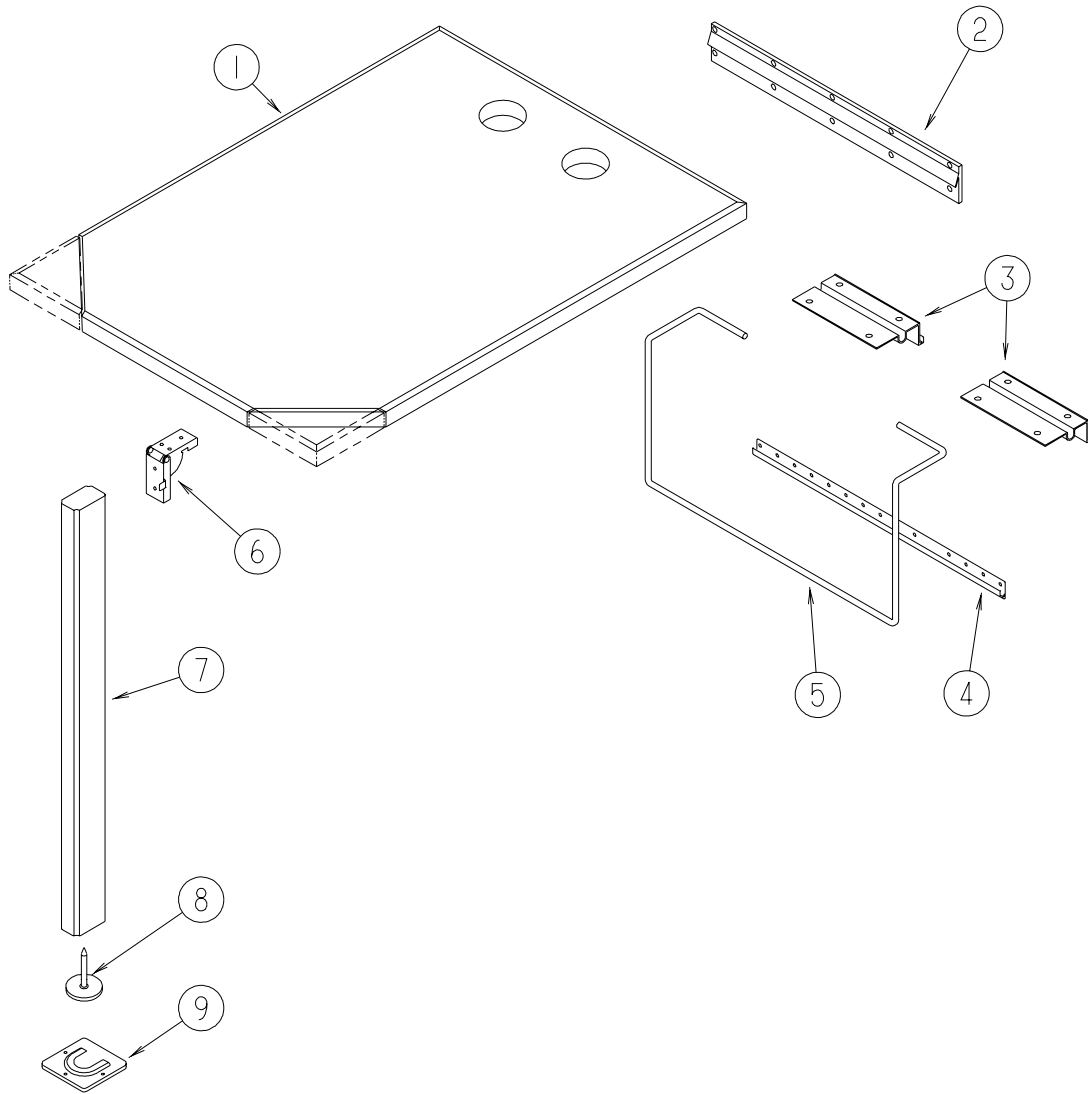
DINETTE GROUP (CONTINUED)
CABINETS (CONTINUED)
DOORS & DRAWERS



KEY	PART NUMBER	U/M	DESCRIPTION
1	M09316-B1-L58	EA	DRAWER - OGEE EDGE - 16.6"W X 37.3"D - W/O SLIDES/HARDWARE - WASHED MAPLE
1	M09316-B1-L59	EA	DRAWER - OGEE EDGE - 16.6"W X 37.3"D - W/O SLIDES/HARDWARE - SALEM CHERRY
2	133177-34-L58	EA	DOOR - RAIL/ARCHED TOP - 10.8" X 23.7" - W/O HARDWARE - WASHED MAPLE
2	133177-34-L59	EA	DOOR - RAIL/ARCHED TOP - 10.8" X 23.7" - W/O HARDWARE - SALEM CHERRY
3	133177-05-L58	EA	DOOR - RAIL/ARCHED TOP - 10.8" X 21.8" - W/O HARDWARE - WASHED MAPLE
3	133177-05-L59	EA	DOOR - RAIL/ARCHED TOP - 10.8" X 21.8" - W/O HARDWARE - SALEM CHERRY

DINETTE GROUP (CONTINUED)

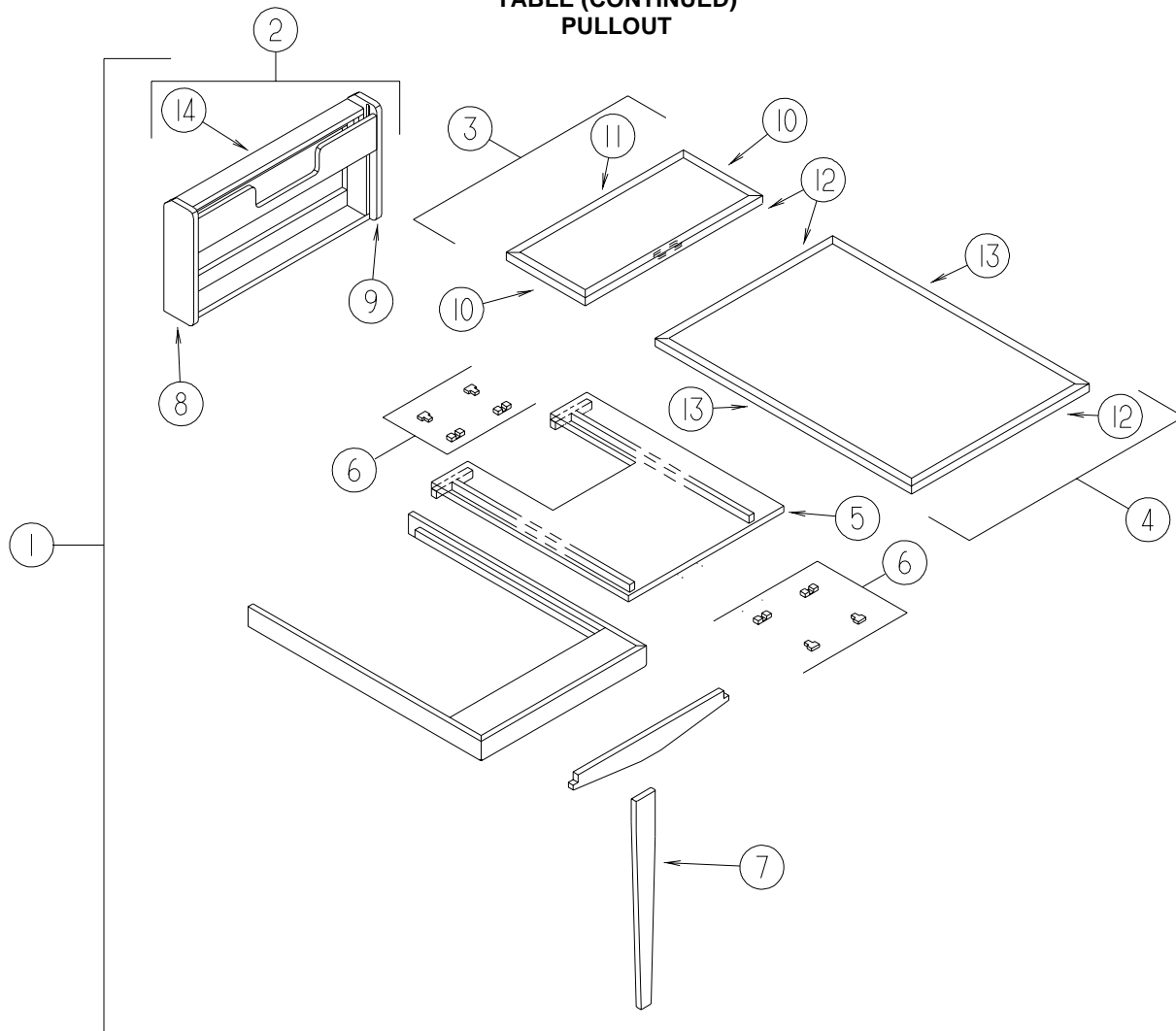
TABLE DINETTE



KEY	PART NUMBER	U/M	DESCRIPTION
1	132034-08-L58	EA	TABLE TOP ONLY - 41.6" X 29.7" (L58, L60, L62)
1	132034-08-L56	EA	TABLE TOP ONLY - 41.6" X 29.7" (L59, L61, L63)
2	053200-13-000	EA	SUPPORT - TABLE - 18.5"
3	088410-02-000	EA	BRACKET - LIFT - TABLE MOUNTED
4	024281-15-000	EA	BRACKET/TABLE - LIFT ROD/LOWER WALL MOUNTED - 17.12"
5	024275-13-000	EA	ROD - TABLE LIFT - OFF/WHITE
6	093550-01-000	EA	BRACKET - HINGE - MOUNTS TO LEG & TABLE TOP - 1.7" X 2.6"
7	092707-04-08A	EA	LEG - TABLE - W/O HARDWARE - 27" - WASHED MAPLE
7	092707-04-04A	EA	LEG - TABLE - W/O HARDWARE - 27" - CHERRY
8	092593-01-05A	EA	CATCH - TABLE LEG - OFF/WHITE
9	049493-12-000	EA	CATCH - TABLE LEG/FLOOR MOUNTED - OFF WHITE

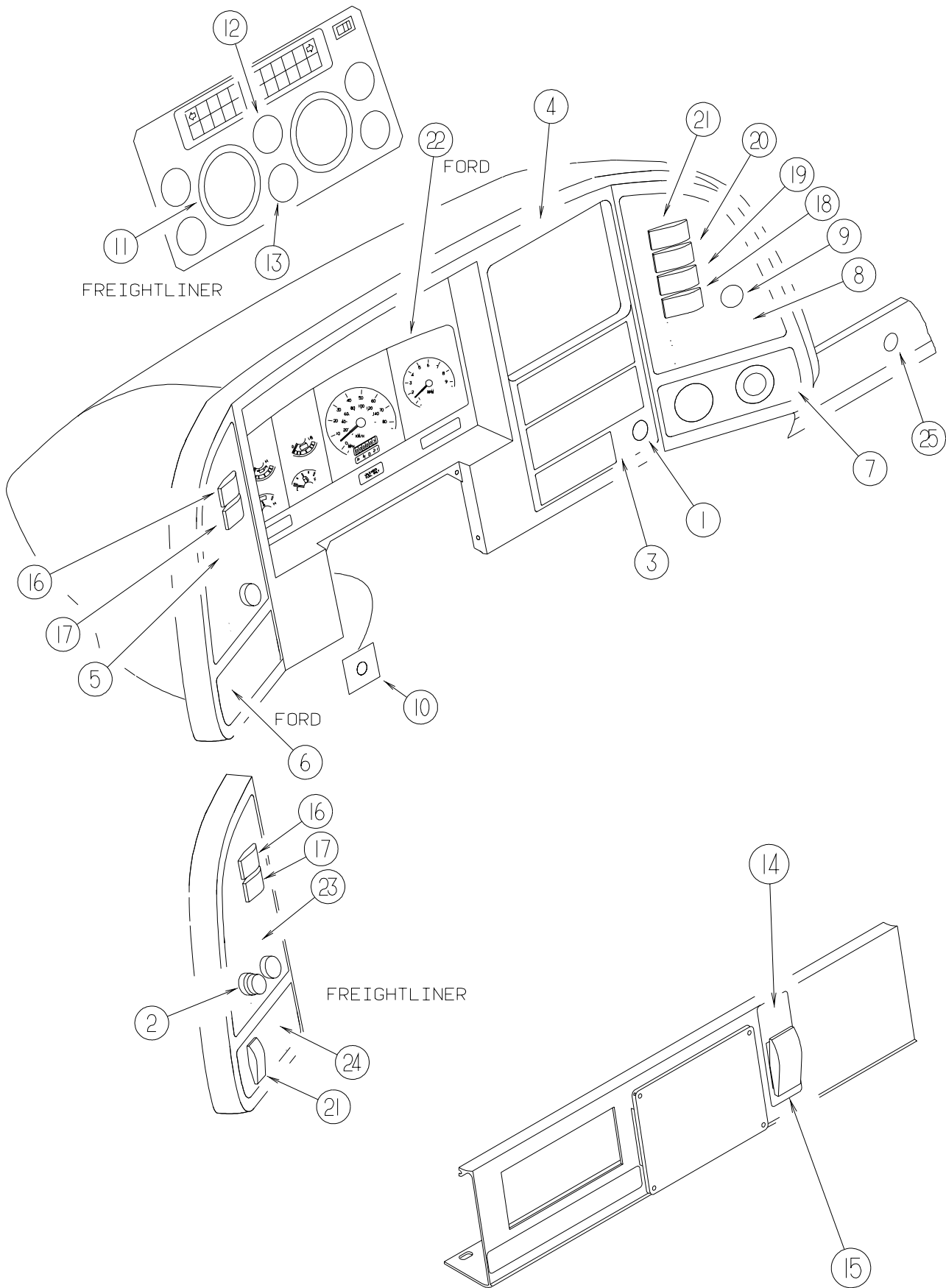
DINETTE GROUP (CONTINUED)

TABLE (CONTINUED) PULLOUT



KEY	PART NUMBER	U/M	DESCRIPTION
1	133856-01-L58	EA	TABLE COMPLETE - WASHED MAPLE
1	133856-01-L52	EA	TABLE COMPLETE - SALEM CHERRY
2	133856-31-L58	EA	CABINET/WALL - W/O COUNTERTOP - F/PULLOUT TABLE - WASHED MAPLE
2	133856-31-L52	EA	CABINET/WALL - W/O COUNTERTOP - F/PULLOUT TABLE - SALEM CHERRY
3	133856-12-L58	EA	TABLE TOP - SMALL HINGED SECTION - WASHED MAPLE
3	133856-12-L52	EA	TABLE TOP - SMALL HINGED SECTION - SALEM CHERRY
4	133856-11-L58	EA	TABLE TOP ONLY - LARGE SECTION - WASHED MAPLE
4	133856-11-L52	EA	TABLE TOP ONLY - LARGE SECTION - SALEM CHERRY
5	133856-17-L58	EA	SLIDE - TABLE TOP - WASHED MAPLE
5	133856-17-L52	EA	SLIDE - TABLE TOP - SALEM CHERRY
6	009050-02-000	EA	LEVELER - TABLE TOP - MALE END W/4 SCREWS - PLASTIC
6	009050-03-000	EA	LEVELER - TABLE TOP - FEMALE END W/2 SCREWS - PLASTIC
7	133856-28-L58	EA	LEG - F/TABLE - WASHED MAPLE
7	133856-28-L52	EA	LEG - F/TABLE - SALEM CHERRY
8	133856-26-L58	EA	END - LEFT HAND - F/TABLE CABINET - WASHED MAPLE
8	133856-26-L52	EA	END - LEFT HAND - F/TABLE CABINET - SALEM CHERRY
9	133856-27-L58	EA	END - RIGHT HAND - F/TABLE CABINET - WASHED MAPLE
9	133856-27-L52	EA	END - RIGHT HAND - F/TABLE CABINET - SALEM CHERRY
10	133856-15-L58	EA	TRIM - TABLE MOLDING - 12" - WASHED MAPLE
10	133856-15-L52	EA	TRIM - TABLE MOLDING - 12" - SALEM CHERRY
11	133856-16-L58	EA	TRIM - TABLE MOLDING - 23.8" - WASHED MAPLE
11	133856-16-L52	EA	TRIM - TABLE MOLDING - 23.8" - SALEM CHERRY
12	133856-14-L58	EA	TRIM - TABLE MOLDING - 23.8" - WASHED MAPLE
12	133856-14-L52	EA	TRIM - TABLE MOLDING - 23.8" - SALEM CHERRY
13	133856-13-L58	EA	TRIM - TABLE MOLDING - 41.2" - WASHED MAPLE
13	133856-13-L52	EA	TRIM - TABLE MOLDING - 41.2" - SALEM CHERRY
14	133856-23-L58	EA	COUNTERTOP ONLY - F/WALL CABINET - WASHED MAPLE
14	133856-23-L52	EA	COUNTERTOP ONLY - F/WALL CABINET - SALEM CHERRY

DRIVERS COMPARTMENT GROUP INSTRUMENT PANEL



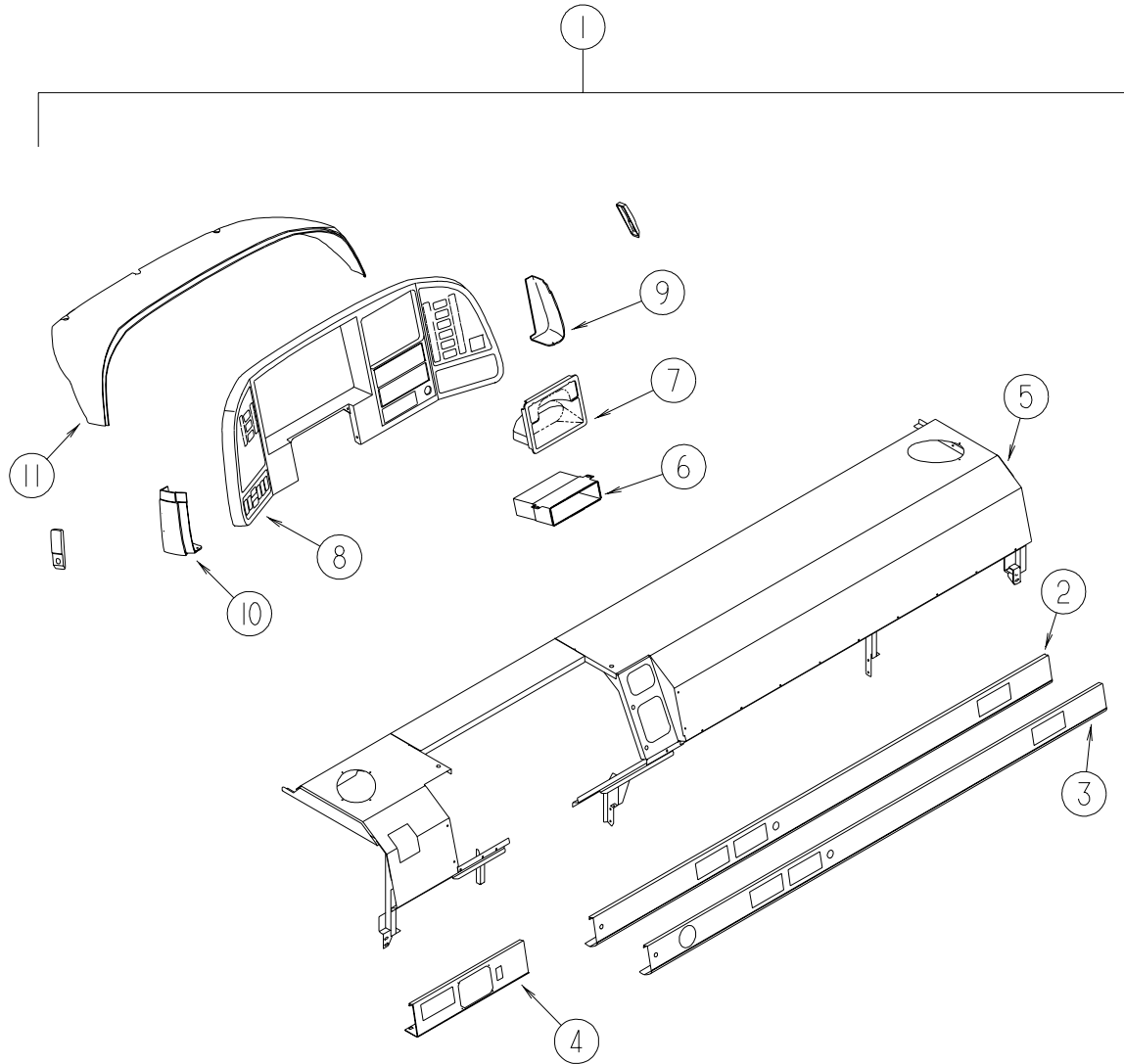
DRIVERS COMPARTMENT GROUP (CONTINUED)

INSTRUMENT PANEL (CONTINUED)

KEY	PART NUMBER	U/M	DESCRIPTION
	077031-01-000	EA	FILM - BLACK - 1" X 1.75"
	077031-03-000	EA	FILM - WHITE - .75" X 1"
1	089294-01-000	EA	LIGHTER - CIGARETTE - W/SOCKET & WIRE
2	091206-04-000	EA	MODULE/WIPER CONTROL KIT - DYNAMIC PARK - FRIEGHTLINER
3	110420-07-01A	EA	APPLIQUE - BEZEL - CENTER
4	110420-08-01A	EA	APPLIQUE - BEZEL - UPPER CENTER
5	110420-25-01A	EA	APPLIQUE - BEZEL - LEFT - BLACK - FORD
6	110420-04-01A	EA	APPLIQUE - BEZEL - LOWER/LEFT - WITHOUT PARK AND LEVEL - FORD
7	110420-30-01A	EA	APPLIQUE - BEZEL - LOWER/RIGHT
8	110420-31-01A	EA	APPLIQUE - BEZEL - RIGHT HAND - BLACK
9	133534-02-000	EA	LIGHT - AMBER INDICATOR WITH 1/4" TERMINALS
10	133535-01-000	EA	MODULE - TIMER 20 SECOND - WARNING LIGHT - TS61120P
10	134090-01-000	EA	MODULE - DAY TIME RUNNING LIGHT - SURE POWER #1323F
11	133196-01-000	EA	SPEEDOMETER-KM,SYS.3,99FTLNR - KYSOR 7520-00000-01
12	133197-01-000	EA	GAUGE-AIR,KPA FRONT SYS.3 - KYSOR 7525-09000-01
13	133197-03-000	EA	GAUGE-AIR,KPA REAR SYS.3 - KYSOR 7525-10000-01
14	116220-01-000	EA	APPLIQUE - SWITCH/SLIDEOUT
15	108357-06-000	EA	SWITCH - ROCKER DPDT - MOM/OFF/MOM - 6 TERMINAL
15	108356-02-01A	EA	COVER/ACTUATOR SWITCH - 2 ROWS DIMPLES- CONTURA II - BLACK
16	108357-09-000	EA	SWITCH - ROCKER SPDT - ON/NONE/MOM - 3 TERMINAL
16	108356-01-01A	EA	COVER/ACTUATOR SWITCH - 3 GROOVES - CONTURA III - BLACK
17	108357-01-000	EA	SWITCH - ROCKER SPST - ON/OFF - 2 TERMINAL
17	108356-01-01A	EA	COVER/ACTUATOR SWITCH - 3 GROOVES - CONTURA III - BLACK
18	108357-03-000	EA	SWITCH - ROCKER SPDT - ON/OFF/ON - 3 TERMINAL
18	108356-01-01A	EA	COVER/ACTUATOR SWITCH - 3 GROOVES - CONTURA III - BLACK
18	096241-03-000	EA	SWITCH - BLANK - BLACK - FORD ONLY
19	108357-03-000	EA	SWITCH - ROCKER SPDT - ON/OFF/ON - 3 TERMINAL - FORD
19	108356-01-01A	EA	COVER/ACTUATOR SWITCH - 3 GROOVES - CONTURA III - BLACK - FORD
19	096241-03-000	EA	SWITCH - BLANK - BLACK - FREIGHTLINER
20	108357-10-000	EA	SWITCH - ROCKER SPDT - W/LIGHT - MOM/NONE/MOM - 5 TERMINAL
20	108356-03-01A	EA	COVER/ACTUATOR SWITCH -3 GROOVES W/LIGHT-CONTURA III-BLACK
21	108357-08-000	EA	SWITCH - ROCKER DPDT - ON/NONE/ON - 6 TERMINAL
21	108356-01-01A	EA	COVER/ACTUATOR SWITCH - 3 GROOVES - CONTURA III - BLACK
	103603-01-000	EA	BULB - 12V - #74 - .12A WEDGE - GE 22-25 USED IN DASH
22	094794-06-000	EA	CLUSTER - INSTRUMENT PANEL - KILO/FORD F53 - F5TD-10849-BB
23	110420-21-01A	EA	APPLIQUE - BEZEL - LH - FREIGHTLINER
24	110420-24-01A	EA	APPLIQUE - BEZEL - LOWER LEFT - FREIGHTLINER
25	111414-01-000	EA	RECEPTACLE/SOCKET - 12 VOLT

NOTE: WILL NOT WORK WITH A CIGARETTE LIGHTER

DRIVERS COMPARTMENT GROUP (CONTINUED)
DASH



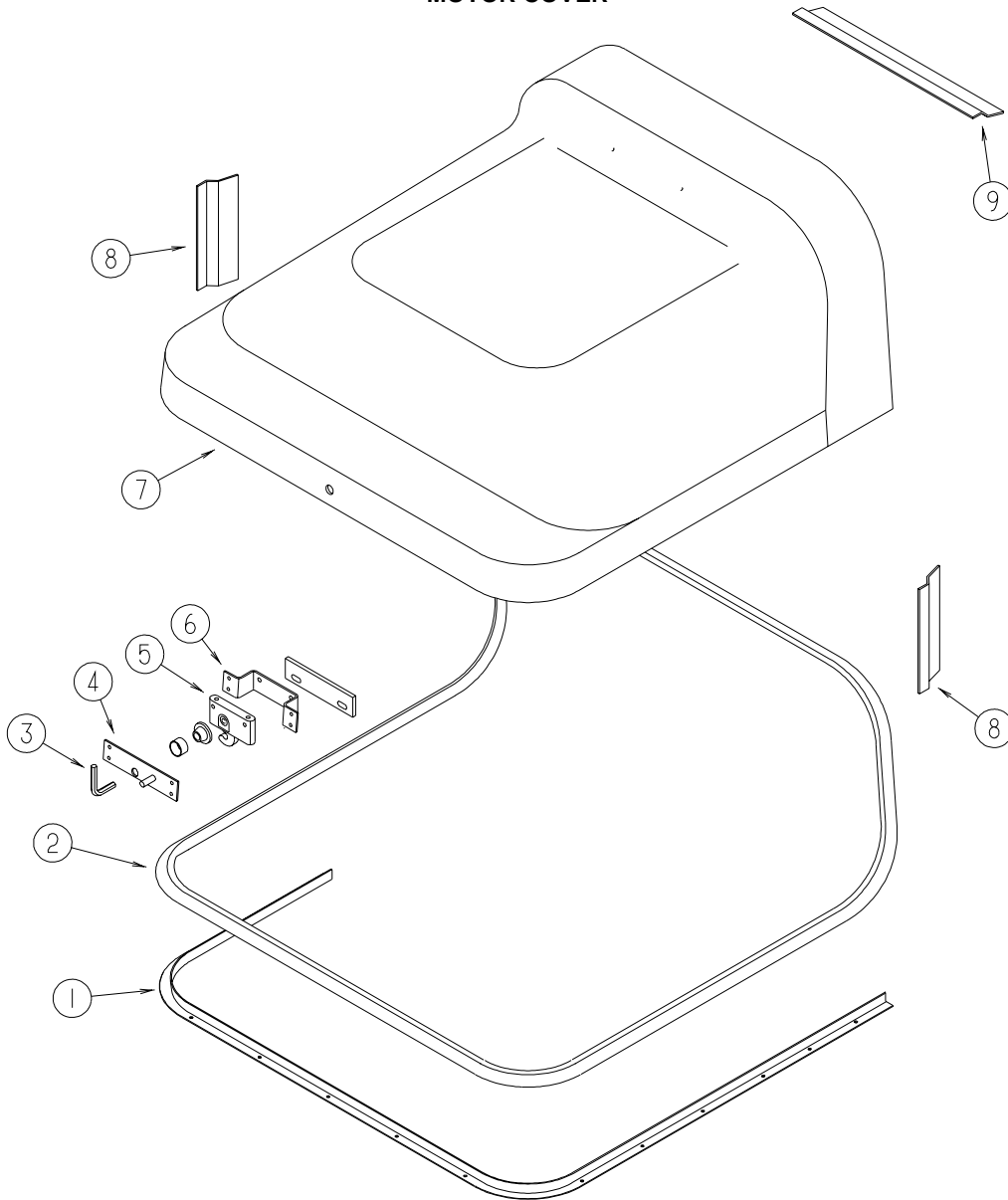
DRIVERS COMPARTMENT GROUP (CONTINUED)

DASH (CONTINUED)

KEY	PART NUMBER	U/M	DESCRIPTION
1	126154-28-J30	EA	DASH - W/VINYL - F/LEVELING JACKS/SLIDE OUT - FORD - ANTELOPE
1	126154-28-J60	EA	DASH - W/VINYL - F/LEVELING JACKS/SLIDE OUT - FORD - TITANIUM
1	126154-15-J30	EA	DASH - W/VINYL - F/LEVELING JACKS/SLIDE OUT - FREIGHTLINER - ANTELOPE
1	126154-15-J60	EA	DASH - W/VINYL - F/LEVELING JACKS/SLIDE OUT - FREIGHTLINER - TITANIUM
	106569-11-01A	EA	VINYL - LAMINATE - ALLANTE ANTELOPE - 1/4" X 25" X 100"
	106569-11-02A	EA	VINYL - LAMINATE - TITANIUM - 1/4" X 25" X 100"
2	126044-02-01A	EA	TRIM - DASH - LOWER/PASSENGER - ANTELOPE - FORD
2	126044-02-02A	EA	TRIM - DASH - LOWER/PASSENGER - TITANIUM - FORD
3	126044-03-01A	EA	TRIM - DASH - LOWER/PASSENGER - ANTELOPE - FREIGHTLINER
3	126044-03-02A	EA	TRIM - DASH - LOWER/PASSENGER - TITANIUM - FREIGHTLINER
4	126045-16-01A	EA	TRIM - LOWER DASH - DRIVER - ANTELOPE - FORD
4	126045-16-02A	EA	TRIM - LOWER DASH - DRIVER - TITANIUM - FORD
4	126045-10-01A	EA	TRIM - LOWER DASH - DRIVER - ANTELOPE - FREIGHTLINER
4	126045-10-02A	EA	TRIM - LOWER DASH - DRIVER - TITANIUM - FREIGHTLINER
5	126053-05-02B	EA	DASH - E-COATED - FORD
5	126053-02-02B	EA	DASH - FREIGHTLINER
6	096776-02-000	EA	BOX - CASSETTE - 4 TAPE HOLDER
6	096776-03-000	EA	BOX - CD'S - BOX HOLDS 4 - RADIO W/CD FEATURE
7	111350-01-01A	EA	POCKET - INSTRUMENT PANEL - UPPER - BLACK
8	108954-07-01A	EA	BEZEL - INSTRUMENT PANEL - FORD
8	108954-08-01A	EA	BEZEL - INSTRUMENT PANEL - FREIGHTLINER
9	129924-02-J30	EA	POD - INSTRUMENT PANEL/LOWER - ANTELOPE - FORD
9	129924-02-J60	EA	POD - INSTRUMENT PANEL/LOWER - TITANIUM - FORD
9	129925-03-K36	EA	POD - INSTRUMENT PANEL/LOWER - ANTELOPE - FREIGHTLINER
9	129925-03-K66	EA	POD - INSTRUMENT PANEL/LOWER - TITANIUM - FREIGHTLINER
10	129924-04-J30	EA	POD - INSTRUMENT PANEL/LOWER - ANTELOPE - FORD
10	129924-04-J60	EA	POD - INSTRUMENT PANEL/LOWER - TITANIUM - FORD
10	129925-04-K36	EA	POD - INSTRUMENT PANEL/LOWER - FREIGHTLINER - ANTELOPE
10	129925-04-K66	EA	POD - INSTRUMENT PANEL/LOWER - FREIGHTLINER - TITANIUM
11	130236-02-J30	EA	POD - INSTRUMENT PANEL - ANTELOPE - FORD
11	130236-02-J60	EA	POD - INSTRUMENT PANEL - TITANIUM - FORD
11	125445-04-K36	EA	POD - INSTRUMENT PANEL - FREIGHTLINER - ANTELOPE
11	125445-04-K66	EA	POD - INSTRUMENT PANEL - FREIGHTLINER - TITANIUM
	125445-03-01A	EA	POD - INSTRUMENT PANEL - ANTELOPE
	125445-03-02A	EA	POD - INSTRUMENT PANEL - TITANIUM

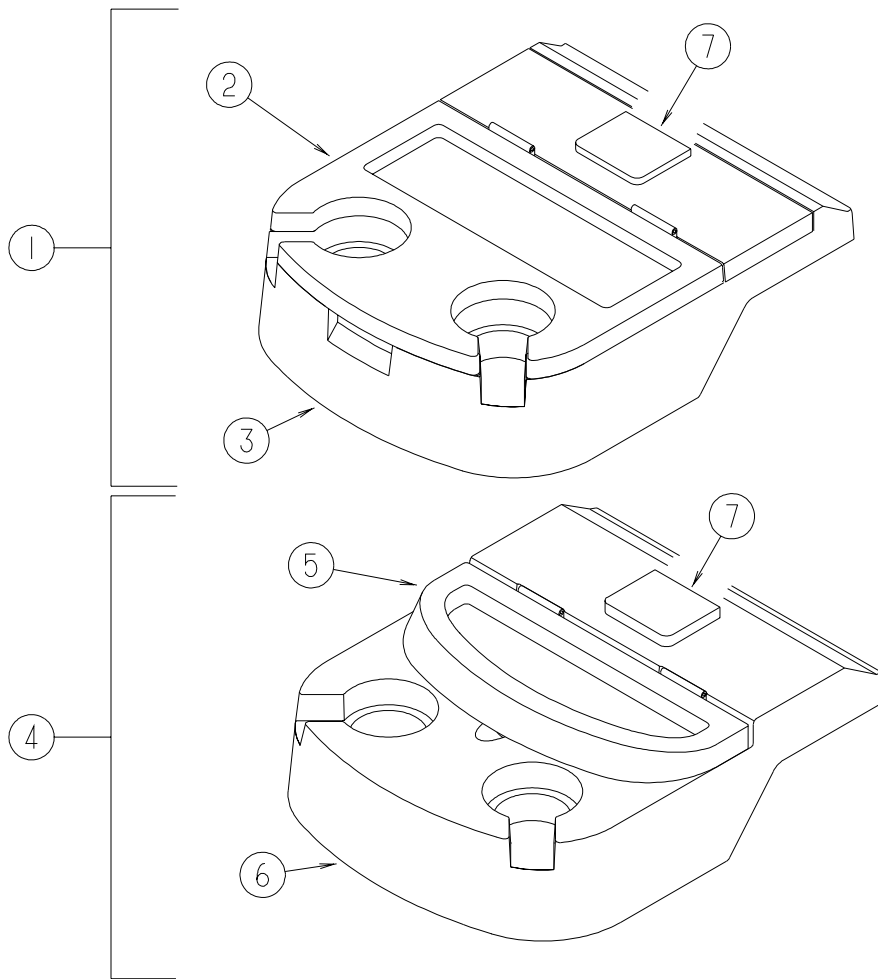
DRIVERS COMPARTMENT GROUP (CONTINUED)

MOTOR COVER



KEY	PART NUMBER	U/M	DESCRIPTION
1	115860-05-01A	EA	TRIM - MOTOR COVER - MILL FINISH - FORD
2	039623-01-000	FT	SEAL - MOTOR COVER - RUBBER BULB TYPE
3	116833-01-02B	EA	WRENCH - HEX MOTOR COVER - E-COATED
4	115852-01-02B	EA	STRIKE - LATCH - MOTOR COVER - E-COATED
5	116581-01-000	EA	LATCH - MOTOR COVER
6	115850-03-02B	EA	RETAINER - LATCH - MOTOR COVER - RIGHT HAND - E-COATED
			FROM: 00-00-00 THRU: 06-02-00
6	115850-01-02B	EA	RETAINER - LATCH - MOTOR COVER - RIGHT HAND - E-COATED
			FROM: 06-03-00 THRU: 99-99-99
7	129099-03-01A	EA	COVER - MOTOR - W/O CARPET - FORD
			FROM: 00-00-00 THRU: 01-31-00
7	129099-04-01A	EA	COVER - MOTOR - W/O CARPET - FORD
			FROM: 02-01-00 THRU: 99-99-99
8	115855-02-02B	EA	RETAINER - MOTOR COVER/SIDE - E-COATED
9	115855-03-02B	EA	RETAINER - MOTOR COVER/TOP - E-COATED
	134455-01-000	EA	INSULATION/ENGINE COVER/MAIN
			FROM: 12-17-99 THRU: 99-99-99
	134455-02-000	EA	INSULATION/ENGINE COVER/FRONT
			FROM: 12-17-99 THRU: 99-99-99
	134497-01-000	SF	FOIL - ALUMINUM - REINFORCED
			FROM: 12-16-99 THRU: 99-99-99
	122772-02-02B	EA	BRACKET - MOUNTING - BEVERAGE TRAY
			FROM: 00-00-00 THRU: 11-07-99

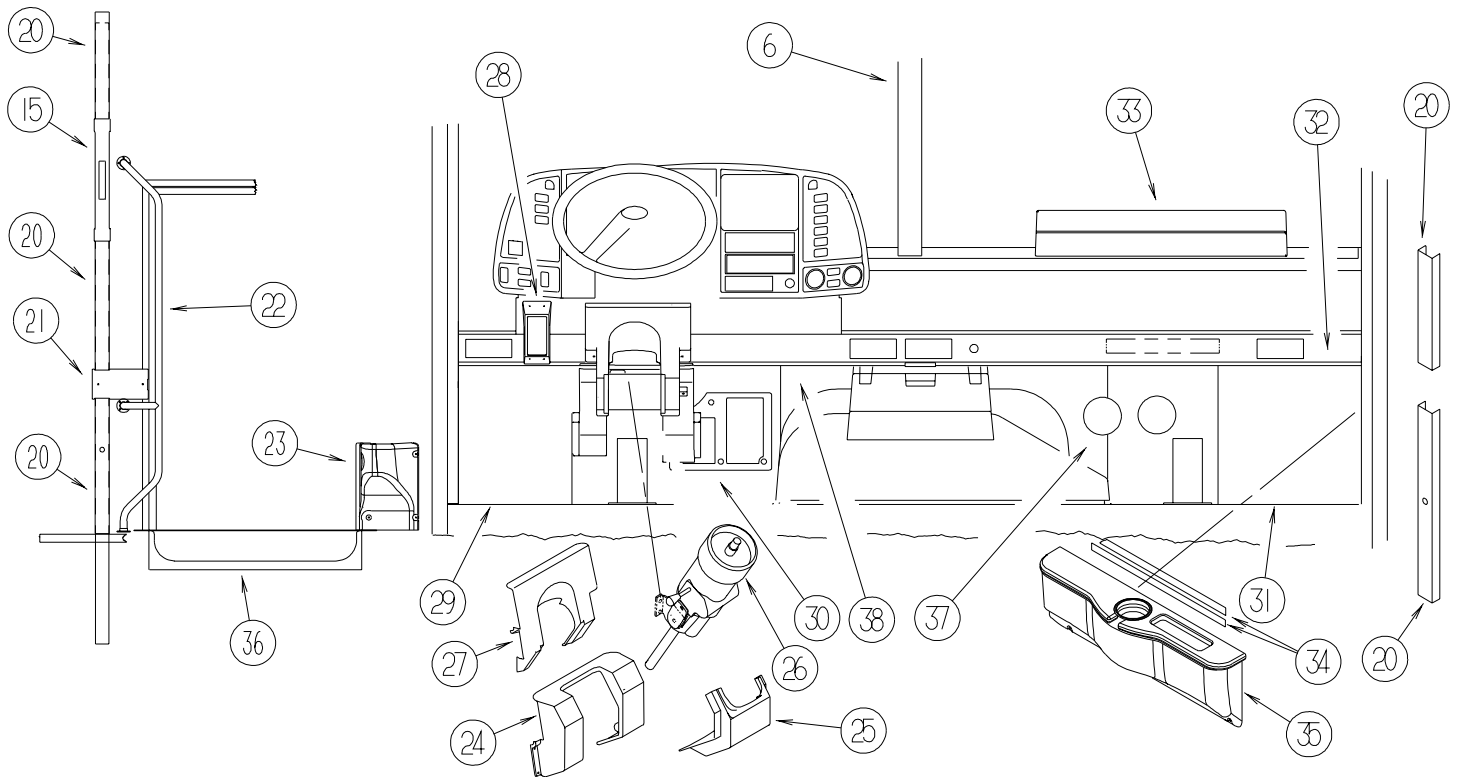
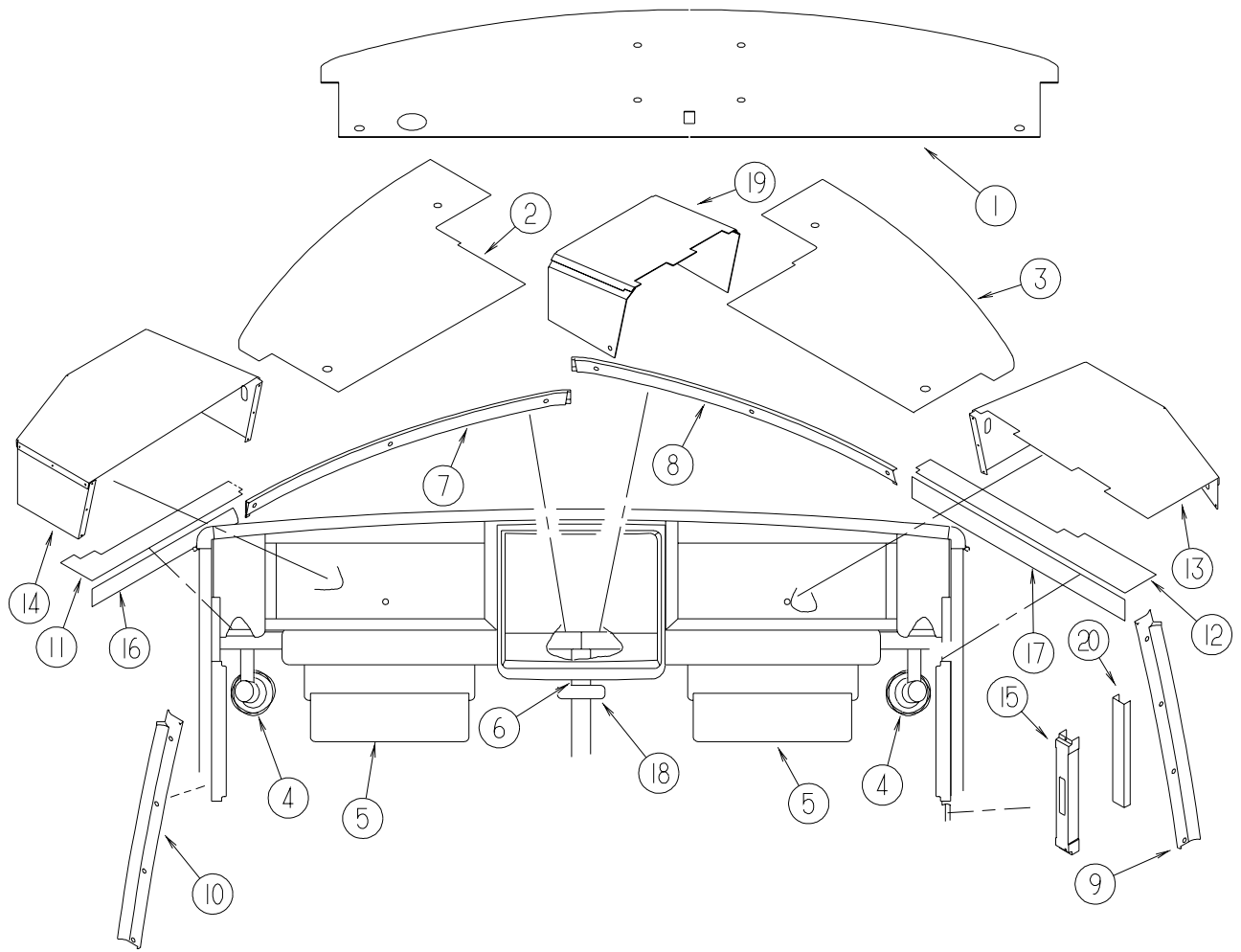
DRIVERS COMPARTMENT GROUP (CONTINUED)
BEVERAGE TRAY



KEY	PART NUMBER	U/M	DESCRIPTION
1	126008-01-J30	EA	TRAY - BEVERAGE - W/DOOR - ANTELOPE - SALEM CHERRY ONLY
1	126008-01-L59	EA	TRAY ASM-BEVERAGE - TITANIUM - SALEM CHERRY ONLY
2	126011-01-J30	EA	LID - BEVERAGE TRAY - SALEM CHERRY ONLY
3	126009-02-J30	EA	TRAY - BEVERAGE - ALLANTE ANTELOPE - SALEM CHERRY ONLY
3	126009-02-J60	EA	TRAY - BEVERAGE - TITANIUM - SALEM CHERRY ONLY
4	126008-02-J30	EA	TRAY - BEVERAGE - W/DOOR - ANTELOPE
4	126008-02-J60	EA	TRAY - BEVERAGE - W/DOOR - TITANIUM
5	128113-01-J30	EA	LID - BEVERAGE TRAY - ANTELOPE
5	128113-01-J60	EA	LID - BEVERAGE TRAY - TITANIUM
6	128114-01-01A	EA	TRAY - BEVERAGE - ANTELOPE
6	128114-01-02A	EA	TRAY - BEVERAGE - TITANIUM
7	118719-01-01A	EA	ASHTRAY - TOP MOUNT - BLACK PLASTIC

DRIVERS COMPARTMENT GROUP (CONTINUED)

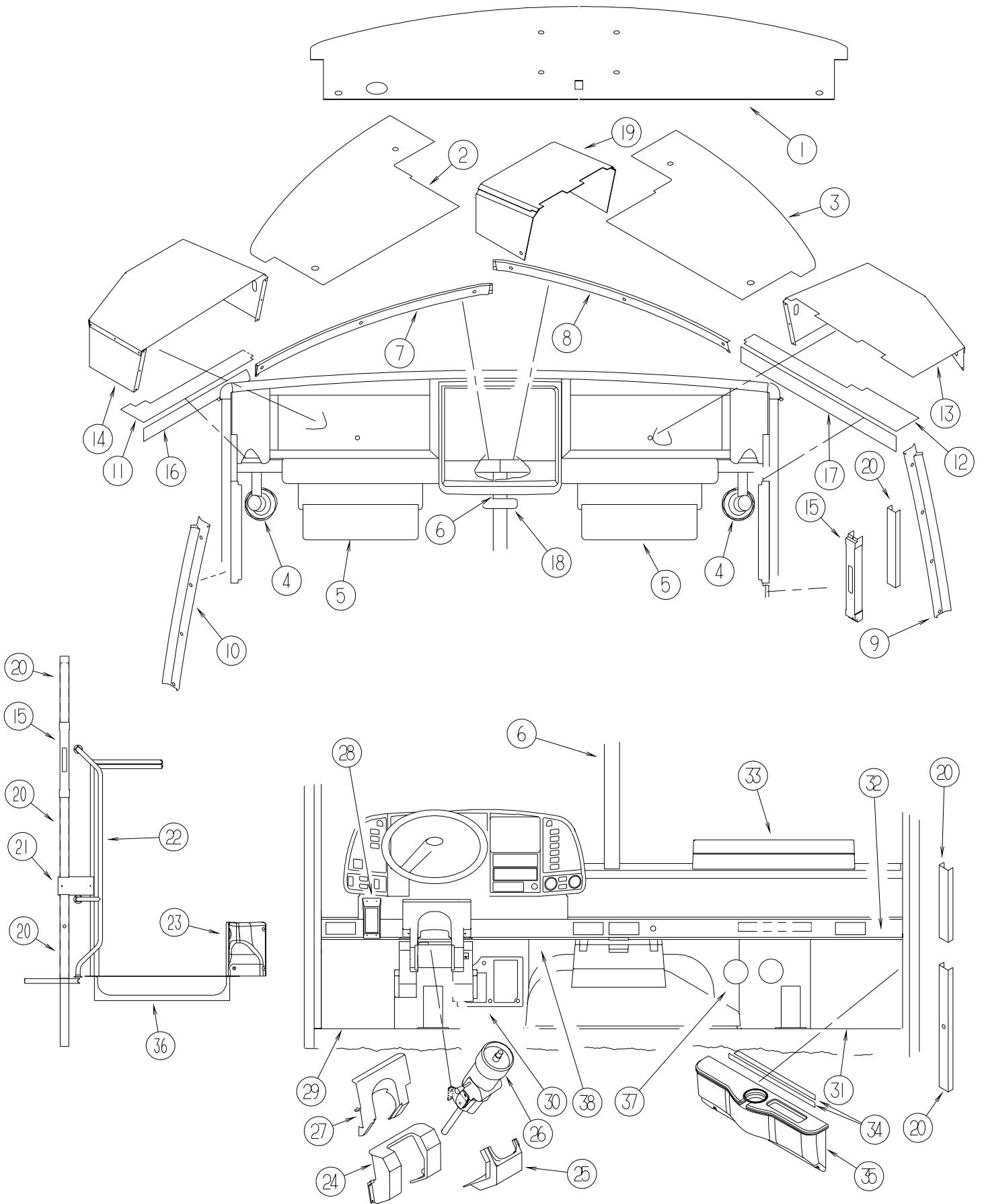
FRONT INTERIOR



DRIVERS COMPARTMENT GROUP (CONTINUED)**FRONT INTERIOR (CONTINUED)**

KEY	PART NUMBER	U/M	DESCRIPTION
1	126440-09-K36	EA	PANEL - OVHD/FRONT - BOTTOM - W/O TV & W/ REAR MONITOR - ANTELOPE - WINNEBAGO
1	126440-09-K66	EA	PANEL - OVHD/FRONT - BOTTOM - W/O TV & W/ REAR MONITOR - TITANIUM - ITASCA
1	126440-14-L52	EA	PANEL - OVHD/FRONT/BOTTOM - W/O TV & W/O REAR MONITOR - ANTELOPE - WINNEBAGO
2	126440-12-L52	EA	PANEL - OVHD/FRONT/BOTTOM/LH - W/TV & W/O REAR MONITOR - ANTELOPE - WINNEBAGO
2	126440-13-L52	EA	PANEL - OVHD/FRONT/BOTTOM/LH - W/TV & W/REAR MONITOR - ANTELOPE - WINNEBAGO
2	126440-02-J52	EA	PANEL - OVHD/FRONT/BOTTOM/LH - W/TV & W/REAR MONITOR - TITANIUM - ITASCA
3	126440-11-L52	EA	PANEL - OVHD/FRONT/BOTTOM/RH - W/TV - ANTELOPE - WINNEBAGO
3	126440-01-J52	EA	PANEL - OVHD/FRONT/BOTTOM/RH - W/TV - TITANIUM - ITASCA
4	122856-01-01A	EA	FAN-DEFROSTER-2 SPEED W/SWIVEL BASE/NON-OSCILLATING-CHROME
5	128298-04-01A	EA	SUNVISOR - 10.5" X 21" - DRIVER/PASSENGER-ALLANTE ANTELOPE - WINNEBAGO
5	128298-04-02A	EA	SUNVISOR - 10.5" X 21" - DRIVER/PASSENGER - TITANIUM - ITASCA
6	118452-04-01A	EA	TRIM - WINDSHIELD - CENTER - ANTELOPE - WINNEBAGO
6	118452-03-02A	EA	TRIM - WINDSHIELD - CENTER - TITANIUM - ITASCA
7	118453-04-01A	EA	TRIM - WINDSHIELD - INNER/TOP/DRIVER - ANTELOPE - WINNEBAGO
7	118453-06-02A	EA	TRIM - WINDSHIELD - INNER/TOP/DRIVER - TITANIUM - ITASCA
8	118453-03-01A	EA	TRIM - WINDSHIELD - INNER/TOP/PASSENGER - ANTELOPE - WINNEBAGO
8	118453-05-02A	EA	TRIM - WINDSHIELD - INNER/TOP/PASSENGER - TITANIUM - ITASCA
9	125508-01-01A	EA	TRIM - A-PILLAR - INTERIOR - ANTELOPE - WINNEBAGO
9	125444-01-02A	EA	TRIM - A-PILLAR - INTERIOR - TITANIUM - ITASCA
10	125508-02-01A	EA	TRIM - A-PILLAR - INTERIOR - ANTELOPE - WINNEBAGO
10	125444-02-02A	EA	TRIM - A-PILLAR - INTERIOR - TITANIUM - ITASCA
11	126443-17-L32	EA	PANEL - OVERHEAD/FRONT - LH - ANTELOPE - WINNEBAGO
11	126443-02-J52	EA	PANEL - OVERHEAD/FRONT - LH - 5.8" X 27.6" - TITANIUM - ITASCA
12	126443-16-L32	EA	PANEL - OVERHEAD/FRONT - RH - ANTELOPE - WINNEBAGO
12	126443-05-J52	EA	PANEL - OVERHEAD/FRONT - RH - 5.8" X 28.5" W/FRONT OVHD TV - TITANIUM - ITASCA
12	126443-01-J60	EA	PANEL - OVERHEAD/FRONT - RIGHT HAND - 5.8" X 39.2" W/SIDE TV - TITANIUM - ITASCA
13	126457-06-L32	EA	PANEL - CLOSEOUT - OVHD FRONT - PASSENGER - WINNEBAGO
13	126457-01-L15	EA	PANEL - CLOSEOUT - OVERHEAD/FRONT - PASSENGER - ITASCA
14	126457-07-L32	EA	PANEL - CLOSEOUT - OVHD FRONT - DRIVER - WINNEBAGO
14	126457-02-L15	EA	PANEL - CLOSEOUT - OVERHEAD/FRONT - DRIVER - ITASCA
15	127721-01-01A	EA	COVER - SLIDE - OFF WHITE
15	127798-01-01A	EA	COVER - SLIDE - INNER - BLACK - 1.5" X 11.4"
16	132694-02-L32	EA	PANEL - OVHD/FRONT/LH - ANTELOPE - WINNEBAGO ONLY
17	132694-01-L32	EA	PANEL - OVHD/FRONT/RH - ANTELOPE - WINNEBAGO ONLY
18	134154-01-000	EA	MIRROR - CONVEX - 4" X 11.8"
19	126457-08-L52	EA	PANEL ASM-CLOSEOUT,OVHD FRT - WINNEBAGO
19	126457-04-K36	EA	PANEL ASM-CLOSEOUT,OVHD,FRT - ITASCA
20	024700-51-000	EA	COVER - ROLL BAR - 88" - OFF WHITE
21	103961-07-01A	EA	COVER - BRACKET - LATCH - OFF WHITE
22	131058-02-01A	EA	HAND RAIL - INTERIOR CAB DOOR - BLACK
			FROM: 00-00-00 THRU: 11-21-99
22	131058-04-02A	EA	HAND RAIL - INTERIOR CAB DOOR - BLACK
			FROM: 11-22-99 THRU: 99-99-99
23	132296-02-01A	EA	PANEL - TRIM - DASH/CAB DOOR - ANTELOPE - WINNEBAGO
23	132296-02-02A	EA	PANEL - TRIM - DASH/CAB DOOR - TITANIUM - ITASCA
24	130259-02-J30	EA	COVER - STEERING COLUMN - ANTELOPE - WINNEBAGO
			FROM: 08-30-99 THRU: 99-99-99
24	131804-02-01A	EA	COVER - STEERING COLUMN - BLACK
			FROM: 00-00-00 THRU: 08-29-99
24	130259-02-J60	EA	COVER - STEERING COLUMN - TITANIUM - ITASCA
25	125795-01-01A	EA	COVER - STEERING COLUMN - LOWER - BLACK - FORD
26	095933-07-000	EA	STOP-TILT,COLUMN DOUGLAS - FREIGHTLINER
27	125796-02-J30	EA	COVER - STEERING COLUMN - FREIGHTLINER
28	126237-01-01A	EA	POD - CONTROL - SHIFTER - FREIGHTLINER
29	108152-03-000	EA	MAT - FLOOR - DRIVER
30	116993-01-01A	EA	COVER - PEDALS - BLACK - FREIGHTLINER
31	108152-01-000	EA	MAT - FLOOR - PASSENGER
32	127488-01-03A	EA	APPLIQUE - LOWER DASH - CHIEFTAIN - WINNEBAGO
32	127488-01-04A	EA	APPLIQUE - LOWER DASH - SUNFLYER - ITASCA
33	127495-01-J30	EA	TABLE/WORK STATION - COMPLETE - ANTELOPE - WINNEBAGO
33	127495-01-J60	EA	TABLE/WORK STATION - COMPLETE - TITANIUM - ITASCA
33	127147-01-02B	EA	BRACKET - SLIDE - MOUNTING - E-COATED
33	127597-01-000	EA	SLIDE - WORK STATION - DASH
34	106105-03-000	EA	CLIP - VALANCE/RETAINING

DRIVERS COMPARTMENT GROUP (CONTINUED)
FRONT INTERIOR (CONTINUED)



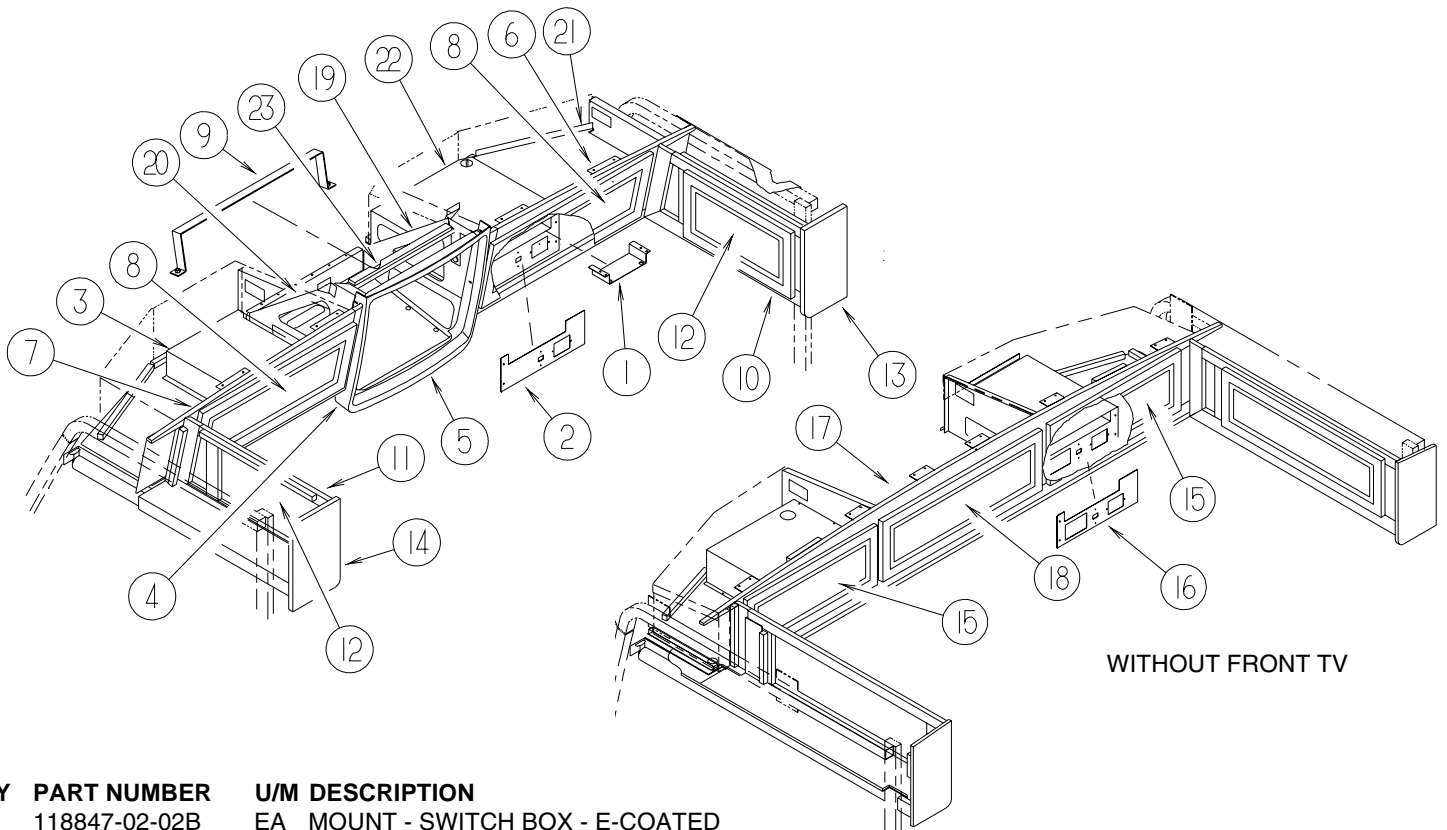
DRIVERS COMPARTMENT GROUP (CONTINUED)

FRONT INTERIOR (CONTINUED)

KEY	PART NUMBER	U/M	DESCRIPTION
35	132297-01-L52	EA	BEVERAGE TRAY - PASSENGER/DRIVER - SALEM CHERRY
35	132297-01-L32	EA	BEVERAGE TRAY - PASSENGER/DRIVER - WATERFORD OAK
35	132297-01-L58	EA	BEVERAGE TRAY - PASSENGER/DRIVER - WASHED MAPLE
35	132354-02-01A	EA	PANEL/TRIM - INNER/PASSENGER - W/O BEVERAGE TRAY- ANTELOPE - WINNEBAGO
35	132354-02-02A	EA	PANEL/TRIM - INNER/PASSENGER - W/O BEVERAGE TRAY- TITANIUM - ITASCA
35	132595-01-02B	EA	BRACKET - BEVERAGE TRAY HOLDER
36	P31835-01-03A	EA	TRIM/STEP - DRIVER DOOR - ANTELOPE - WINNEBAGO
36	P31835-01-02A	EA	TRIM/STEP - DRIVER DOOR - TITANIUM - ITASCA
36	102569-02-000	EA	MAT - ANTI SLIP - LOWER
37	134455-03-000	EA	INSULATION/RADIATOR COVER/MAIN
			FROM: 04-16-00 THRU: 99-99-99
38	134455-04-000	EA	INSULATION/RADIATOR COVER/LEFT HAND
			FROM: 04-16-00 THRU: 99-99-99

DRIVERS COMPARTMENT GROUP (CONTINUED)

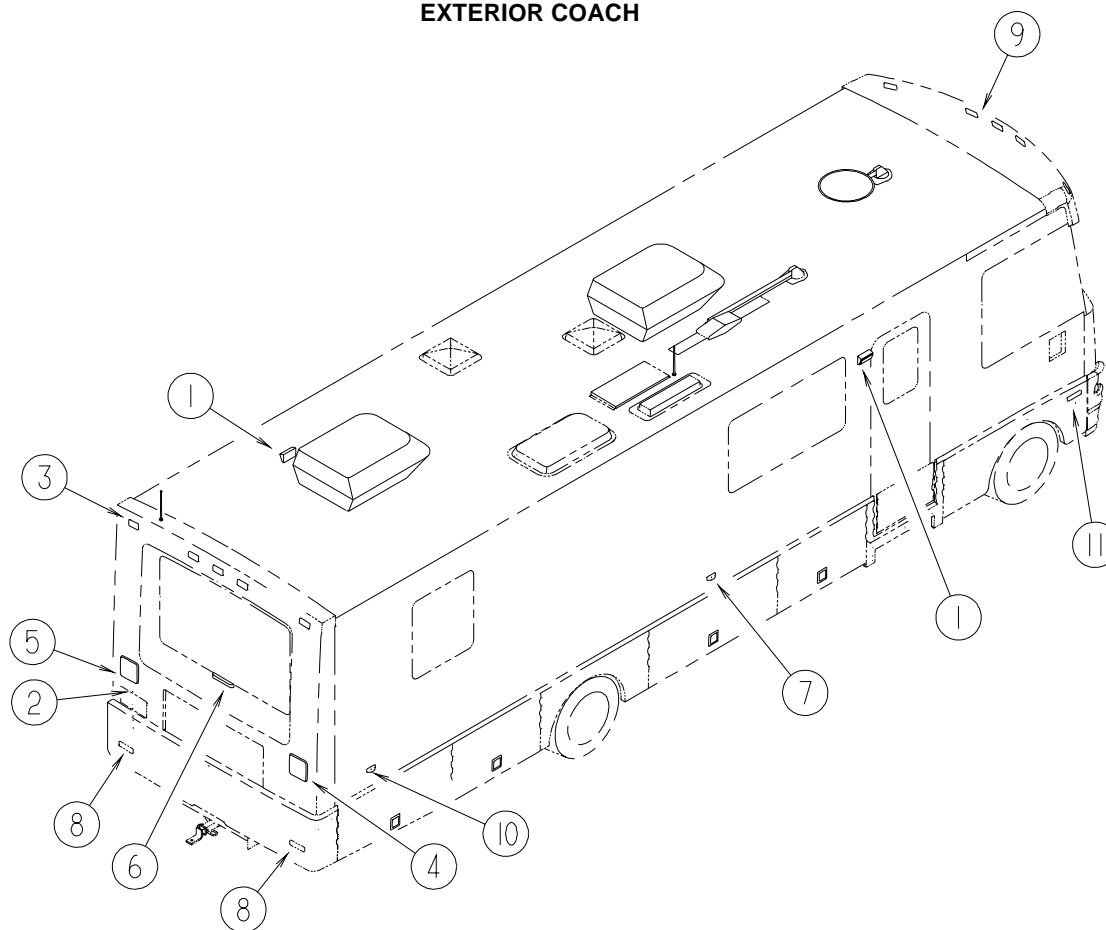
CABINETS



KEY	PART NUMBER	U/M	DESCRIPTION
1	118847-02-02B	EA	MOUNT - SWITCH BOX - E-COATED
2	131807-06-L58	EA	PANEL/SHELF - VINYL COVERED - W/O CUTOUTS
2	131807-02-K58	EA	PANEL/SHELF - VINYL COVERED - W/O CUTOUTS - W/INVERTER
3	133827-01-02B	EA	PANEL - SHELF - E-COATED
4	125977-01-01A	EA	COVER - TV - OVERHEAD/FRONT - TITANIUM
5	126006-02-J60	EA	COVER - TV - OVERHEAD/BOTTOM - TITANIUM
6	130768-01-K67	EA	CABINET - OVERHEAD/FRONT - W/O DOORS/HARDWARE - WASHED MAPLE
6	130768-01-K37	EA	CABINET - OVERHEAD/FRONT - W/O DOORS/HARDWARE - SALEM CHERRY
7	130768-02-K67	EA	CABINET - OVERHEAD/FRONT - W/O DOORS/HARDWARE - WASHED MAPLE
7	130768-02-K37	EA	CABINET - OVERHEAD/FRONT - W/O DOORS/HARDWARE - SALEM CHERRY
8	133177-24-L58	EA	DOOR - RAIL/ARCHED TOP - 11.4" X 28.1" - W/O HARDWARE - WASHED MAPLE
8	133177-24-L59	EA	DOOR - RAIL/ARCHED TOP - 11.4" X 28.1" - W/O HARDWARE - SALEM CHERRY
8	100708-21-000	EA	DOOR - GLASS - TV CABINET - 8.1" X 21.1" - W/O HARDWARE
9	133790-02-02B	EA	STRAP - TIEDOWN/TV - E-COATED
10	126358-01-J52	EA	CABINET - OVERHEAD/FRONT/RIGHT HAND - W/O DOORS/HARDWARE - WASHED MAPLE
10	126358-01-L59	EA	CABINET - OVERHEAD/FRONT/RIGHT HAND - W/O DOORS/HARDWARE - SALEM CHERRY
11	126301-01-J52	EA	CABINET - OVERHEAD/FRONT/LEFT HAND - W/O DOORS/HARDWARE - WASHED MAPLE
11	126301-01-K37	EA	CABINET - OVERHEAD/FRONT/LEFT HAND - W/O DOORS/HARDWARE - SALEM CHERRY
12	133177-23-L58	EA	DOOR - RAIL/ARCHED TOP - 10" X 19.1" - W/O HARDWARE - WASHED MAPLE
12	133177-23-L59	EA	DOOR - RAIL/ARCHED TOP - 10" X 19.1" - W/O HARDWARE - SALEM CHERRY
13	103128-17-J52	EA	END CAP - OVERHEAD CABINET - RIGHT HAND - WASHED MAPLE
13	103128-17-J30	EA	END CAP - OVERHEAD CABINET - RIGHT HAND - SALEM CHERRY
14	103128-18-J60	EA	END CAP - OVERHEAD CABINET - LEFT HAND - WASHED MAPLE
14	103128-18-J30	EA	END CAP - OVERHEAD CABINET - LEFT HAND - SALEM CHERRY
15	133177-47-L58	EA	DOOR - RAIL/ARCHED TOP - 9.8" X 33.4" - W/O HARDWARE - WASHED MAPLE
15	133177-47-L59	EA	DOOR - RAIL/ARCHED TOP - 9.8" X 33.4" - W/O HARDWARE - SALEM CHERRY
16	131807-07-L58	EA	PANEL/SHELF - VINYL COVERED - W/O CUTOUTS
16	131807-03-K58	EA	PANEL/SHELF - VINYL COVERED - W/O CUTOUTS - W/INVERTER
17	130768-04-K67	EA	CABINET - OVERHEAD/FRONT - W/O DOORS/HARDWARE - WASHED MAPLE
17	130768-04-K37	EA	CABINET - OVERHEAD/FRONT - W/O DOORS/HARDWARE - SALEM CHERRY
18	133177-42-L58	EA	DOOR - RAIL/ARCHED TOP - 11.4" X 21.8" - W/O HARDWARE - WASHED MAPLE
18	133177-42-L59	EA	DOOR - RAIL/ARCHED TOP - 11.4" X 21.8" - W/O HARDWARE - SALEM CHERRY
19	126081-01-02B	EA	BRACKET/SUPPORT - TV - 24 DEGREE - E-COATED
20	126081-02-02B	EA	BRACKET/SUPPORT - TV - 24 DEGREE - E-COATED
21	126275-03-02B	EA	SHELF - OVERHEAD/FRONT - E-COATED
22	127637-01-02B	EA	SHELF - OVERHEAD/FRONT/LEFT HAND - E-COATED
23	114706-04-02B	EA	SUPPORT - SHELF/TV

ELECTRICAL GROUP

LIGHTS EXTERIOR COACH



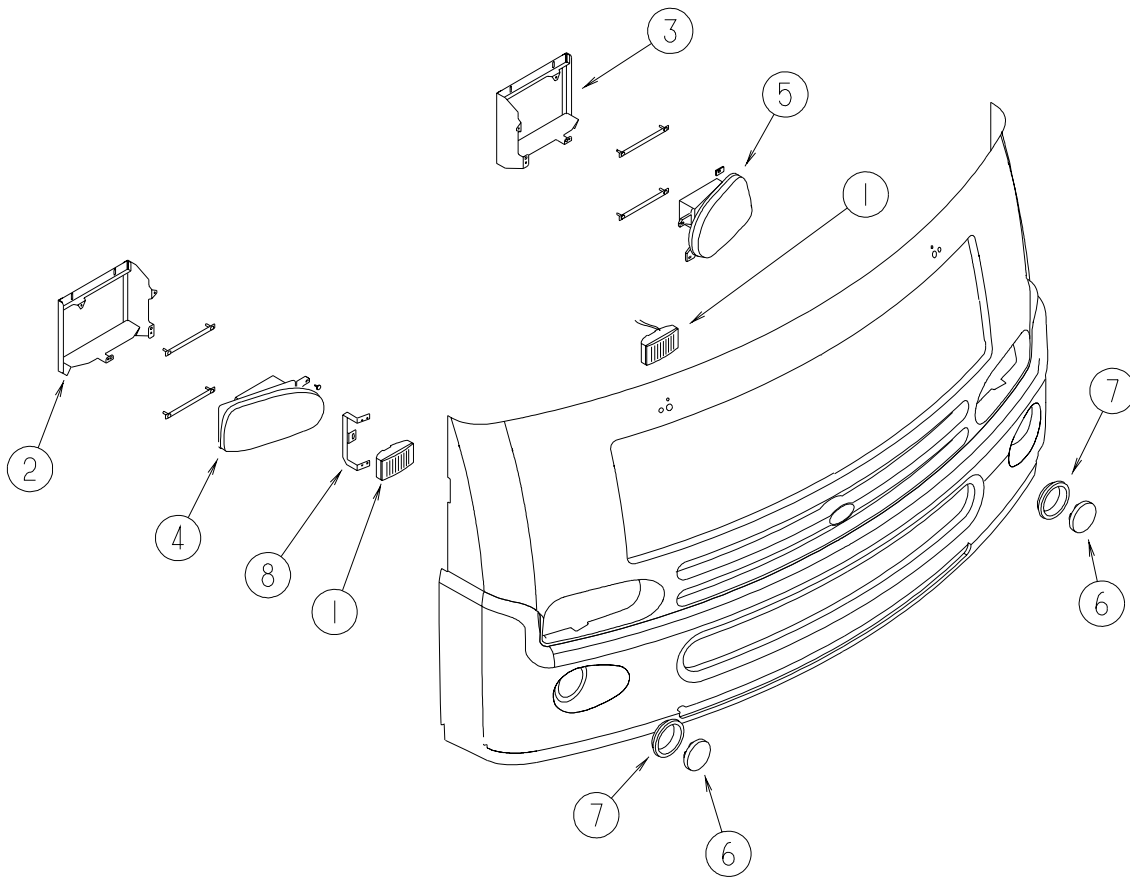
KEY	PART NUMBER	U/M	DESCRIPTION
1*	097917-01-06A	EA	LIGHT - PORCH - BRIGHT WHITE
1	008215-01-000	EA	BULB - 12 VOLT - #1003 - .94 AMP
1*	008089-02-000	EA	LIGHT - PORCH - RECESSED - CANADIAN
1	008214-01-000	EA	BULB - 12 VOLT - #67 - .59 AMP
2	087201-01-000	EA	LIGHT - HALF ROUND - 1" X 1.7" - PLASTIC - BLACK
3	102520-02-000	EA	LIGHT - CLEARANCE - W/O SOCKET/HOUSING - RED
3	036196-01-000	EA	BULB - 12V - #194 - .27 AMP - BAYONETTE
3	067789-02-000	EA	SOCKET - LAMP
3	102541-01-000	EA	GASKET - CLEARANCE LIGHT
4	117831-01-000	EA	LAMP - STOP/TURN/TAI/BACKUP
4	119157-01-000	EA	SOCKET - SINGLE CONTACT
4	119158-01-000	EA	SOCKET - DOUBLE CONTACT
4	037934-01-000	EA	BULB - 12V - #1156 - 2.1 AMP CLEAR GLASS
4	037935-01-000	EA	BULB - 12V - #1157 OR #2057 - 2.1 AMP - CLEAR GLASS
5	117831-02-000	EA	LAMP - STOP/TURN/TAI/BACKUP
5	119157-01-000	EA	SOCKET - SINGLE CONTACT
5	119158-01-000	EA	SOCKET - DOUBLE CONTACT
5	037934-01-000	EA	BULB - 12V - #1156 - 2.1 AMP CLEAR GLASS
5	037935-01-000	EA	BULB - 12V - #1157 OR #2057 - 2.1 AMP - CLEAR GLASS
6	121950-01-000	EA	LIGHT - BRAKE - CENTER MOUNT
6	067789-02-000	EA	SOCKET - LAMP
6	036196-01-000	EA	BULB - 12V - #194 - .27 AMP - BAYONETTE
7	111102-01-000	EA	BASE - MARKER LAMP
7	111102-02-000	EA	LENS - AMBER - MARKER LAMP
7	036196-01-000	EA	BULB - 12V - #194 - .27 AMP - BAYONETTE
8	117826-01-000	EA	SIDE MARKER LAMP ASSEMBLY - RED
8	117826-03-000	EA	GASKET - MARKER LIGHT
8	036196-01-000	EA	BULB - 12V - #194 - .27 AMP - BAYONETTE
8	067789-02-000	EA	SOCKET - LAMP

* COMPONENT PARTS FOUND IN SERVICE PARTS LIBRARY

ELECTRICAL GROUP (CONTINUED)

LIGHTS (CONTINUED) EXTERIOR COACH (CONTINUED)

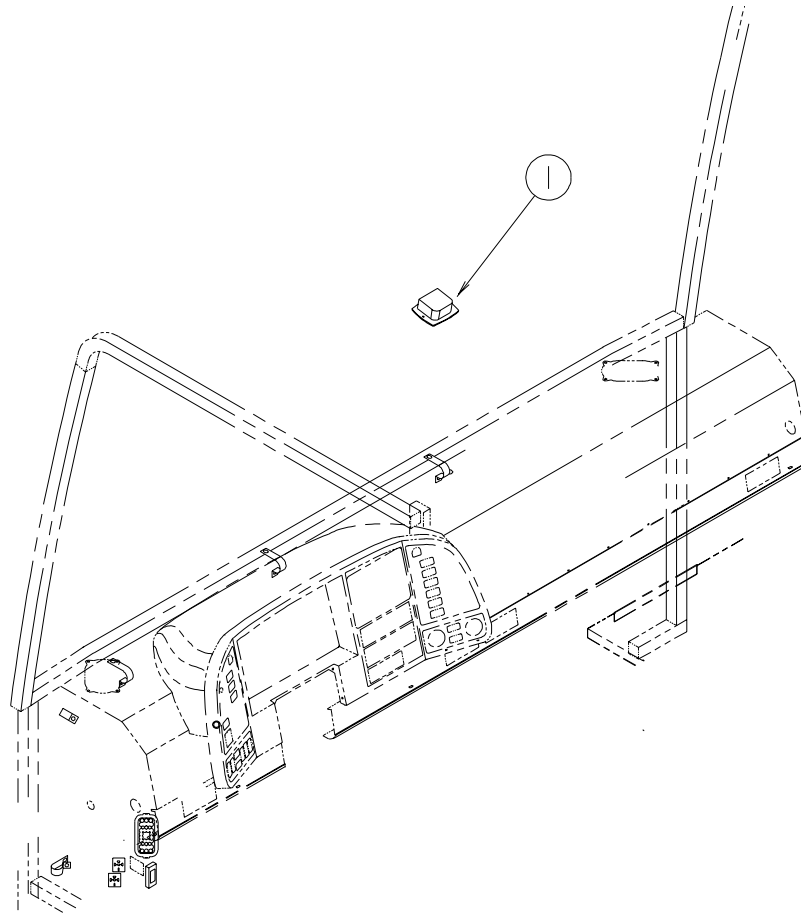
KEY	PART NUMBER	U/M	DESCRIPTION
9	102520-01-000	EA	LIGHT - CLEARANCE - W/O SOCKET/HOUSING - AMBER
9	102541-01-000	EA	GASKET - CLEARANCE LIGHT
9	036196-01-000	EA	BULB - 12V - #194 - .27 AMP - BAYONETTE
9	067789-02-000	EA	SOCKET - LAMP
10	111102-01-000	EA	BASE - LAMP MARKER
10	111102-03-000	EA	LENS - RED - MARKER LAMP
10	036196-01-000	EA	BULB - 12V - #194 - .27 AMP - BAYONETTE
11	117826-02-000	EA	SIDE MARKER LAMP ASSEMBLY - AMBER
11	117826-03-000	EA	GASKET - MARKER LIGHT
11	036196-01-000	EA	BULB - 12V - #194 - .27 AMP - BAYONETTE
11	067789-02-000	EA	SOCKET - LAMP



EXTERIOR FRONT END

KEY	PART NUMBER	U/M	DESCRIPTION
1	124215-01-000	EA	FOG LIGHT - RECTANGULAR/CLEAR LENS
2	125704-01-02B	EA	FRAME - HEADLAMP - RIGHT HAND - E-COATED
3	125704-02-02B	EA	FRAME - HEADLAMP - LEFT HAND - E-COATED
4	126199-01-000	EA	HEADLAMP CAPSULE - PASSENGER W/O BULB
4	118054-01-000	EA	BULB-HEADLAMP REPLACEMENT-#9004 G.E.,SYLVANIA,WESTINGHOUSE
4	088758-01-000	EA	HOUSING - HEADLAMP - CONNECTOR TERMINAL W/3 WIRES
5	126199-02-000	EA	HEADLAMP CAPSULE - DRIVERS W/O BULB
5	118054-01-000	EA	BULB-HEADLAMP REPLACEMENT-#9004 G.E.,SYLVANIA,WESTINGHOUSE
5	088758-01-000	EA	HOUSING - HEADLAMP - CONNECTOR TERMINAL W/3 WIRES
6	126198-01-000	EA	LAMP ASSEMBLY - PARK/TURN - AMBER
7	126198-02-000	EA	GROMMET - MOUNTING - LIGHT/4" RED
8	127420-01-J60	EA	SUPPORT - FOG LIGHT

ELECTRICAL GROUP (CONTINUED)
LIGHTS (CONTINUED)
INTERIOR CAB



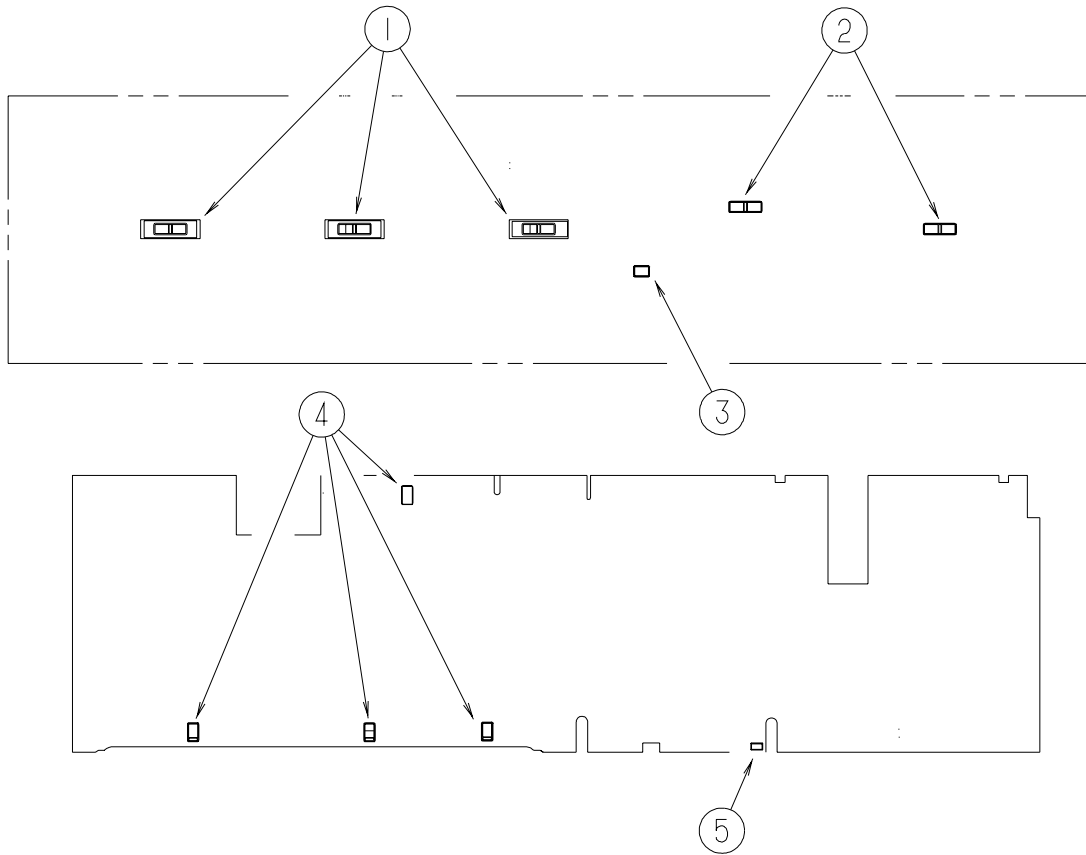
KEY	PART NUMBER	U/M	DESCRIPTION
1	112642-01-06A	EA	TRIM RING - SINGLE LIGHT - BLACK
1	112643-01-000	EA	LIGHT - SINGLE - SWIVEL

DASH BULB

KEY	PART NUMBER	U/M	DESCRIPTION
	103603-01-000	EA	BULB - 12 VOLT - #74 - .12A WEDGE - GE 22-25 USED IN DASH
	103608-01-000	EA	SOCKET - WEDGE BASE W/LEADS

ELECTRICAL GROUP (CONTINUED)

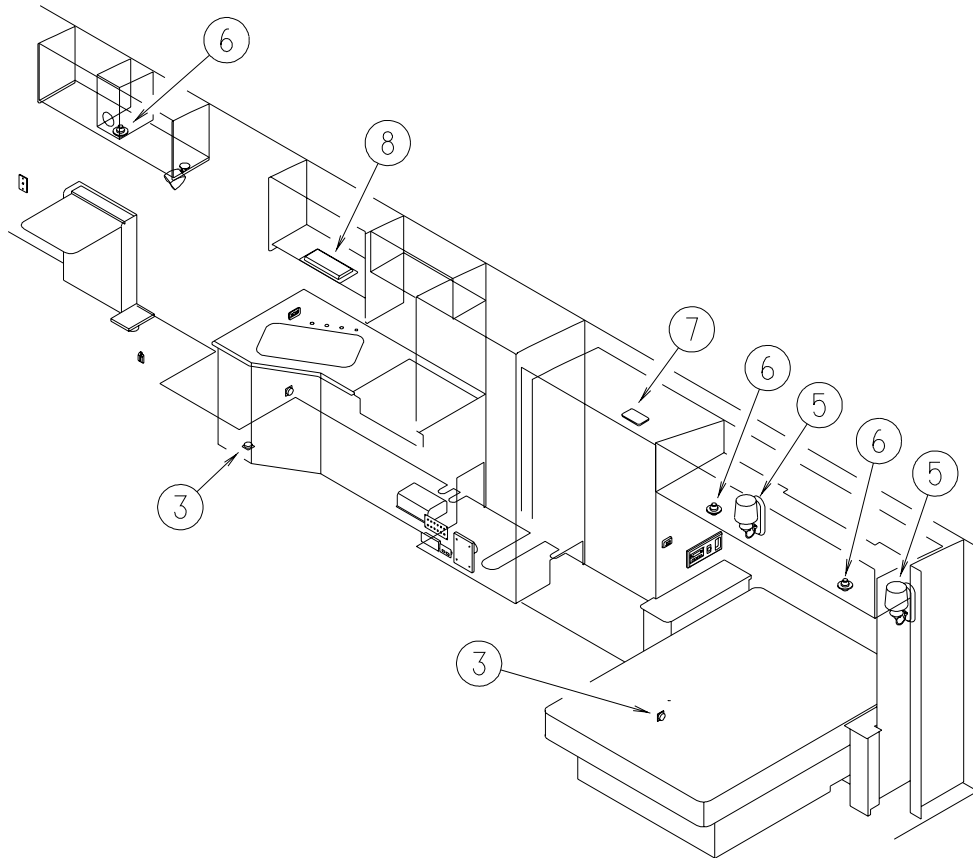
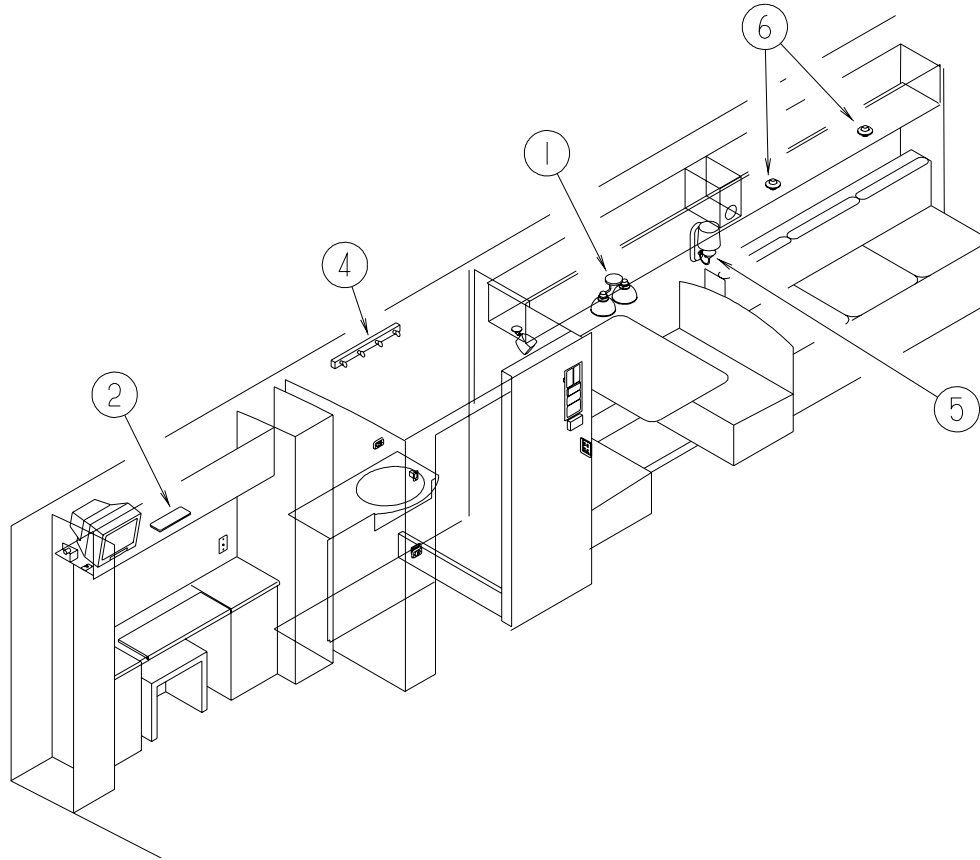
LIGHTS (CONTINUED) CEILING AND COMPARTMENT LIGHTS



KEY	PART NUMBER	U/M	DESCRIPTION
1	091937-06-000	EA	LIGHT - FLOURESCENT-12 VOLT - RECESSED/THIN-LITE
2	098024-08-02A	EA	LIGHT - DOME - 2 BULB - W/O SWITCH
			FROM: 00-00-00 THRU: 03-05-00
2	098024-09-02A	EA	LIGHT - DOME - 1 LENS/2 BULB FIXTURE - W/O SWITCH
			FROM: 03-06-00 THRU: 99-99-99
3*	121935-01-01A	EA	LIGHT - DOME - SHOWER
3	008218-01-000	EA	BULB - 12 VOLT - #1141 - 1.44 AMP
4*	098024-01-03A	EA	LIGHT - DOME - 1 BULB - WHITE
4	008218-01-000	EA	BULB - 12 VOLT - #1141 - 1.44 AMP
5*	086280-01-000	EA	LIGHT - SURFACE MOUNT - 12 VOLT

* COMPONENT PARTS FOUND IN SERVICE PARTS LIBRARY

ELECTRICAL GROUP (CONTINUED)
LIGHTS (CONTINUED)
INTERIOR COACH



ELECTRICAL GROUP (CONTINUED)

LIGHTS (CONTINUED)

INTERIOR COACH (CONTINUED)

KEY	PART NUMBER	U/M	DESCRIPTION
1	093575-13-01A	EA	LIGHT - CEILING - DOUBLE - UL/CSA
1	117805-01-000	EA	BULB - 12 VOLT - NUMBER 921F - 1/4 AMPS
2*	098024-06-02A	EA	LIGHT - DOME - 2 BULB - SKYLITE/OPTI CLEAR
2	008218-01-000	EA	BULB - 12 VOLT - #1141 - 1.44 AMP
3*	108354-01-01A	EA	LIGHT - COURTESY
4*	110235-02-01A	EA	LIGHT - MAKE UP - 4 BULB PANLESS
5	065201-09-000	EA	SHADE - LAMP - FABRIC/PARCHMENT - 4.1"T X 6.1"H X 7.1"B
5	119258-13-01A	EA	LAMP - WALL - UL/CSA
5	119258-19-01A	EA	LAMP - WALL - W/O BULB OR SHADE - BRASS
			FROM: 00-00-00 THRU: 12-12-99
			FROM: 12-13-99 THRU: 99-99-99
5	067479-01-000	EA	BULB - 12 VOLT - #1076 - 1.80 AMP
6	132427-01-01A	EA	LIGHT - READING - SWIVEL/ROUND - BRASS
6	123917-01-000	EA	BULB - 12V - HALOGEN SPOT
7*	098024-01-03A	EA	LIGHT - DOME - 1 BULB - WHITE
7	008218-01-000	EA	BULB - 12 VOLT - #1141 - 1.44 AMP
8*	091937-05-000	EA	LIGHT - FLUORESCENT - 12V/16 WATT - 15" LONG - THIN LITE

* COMPONENT PARTS FOUND IN SERVICE PARTS LIBRARY

CIRCUIT BREAKERS & FUSES

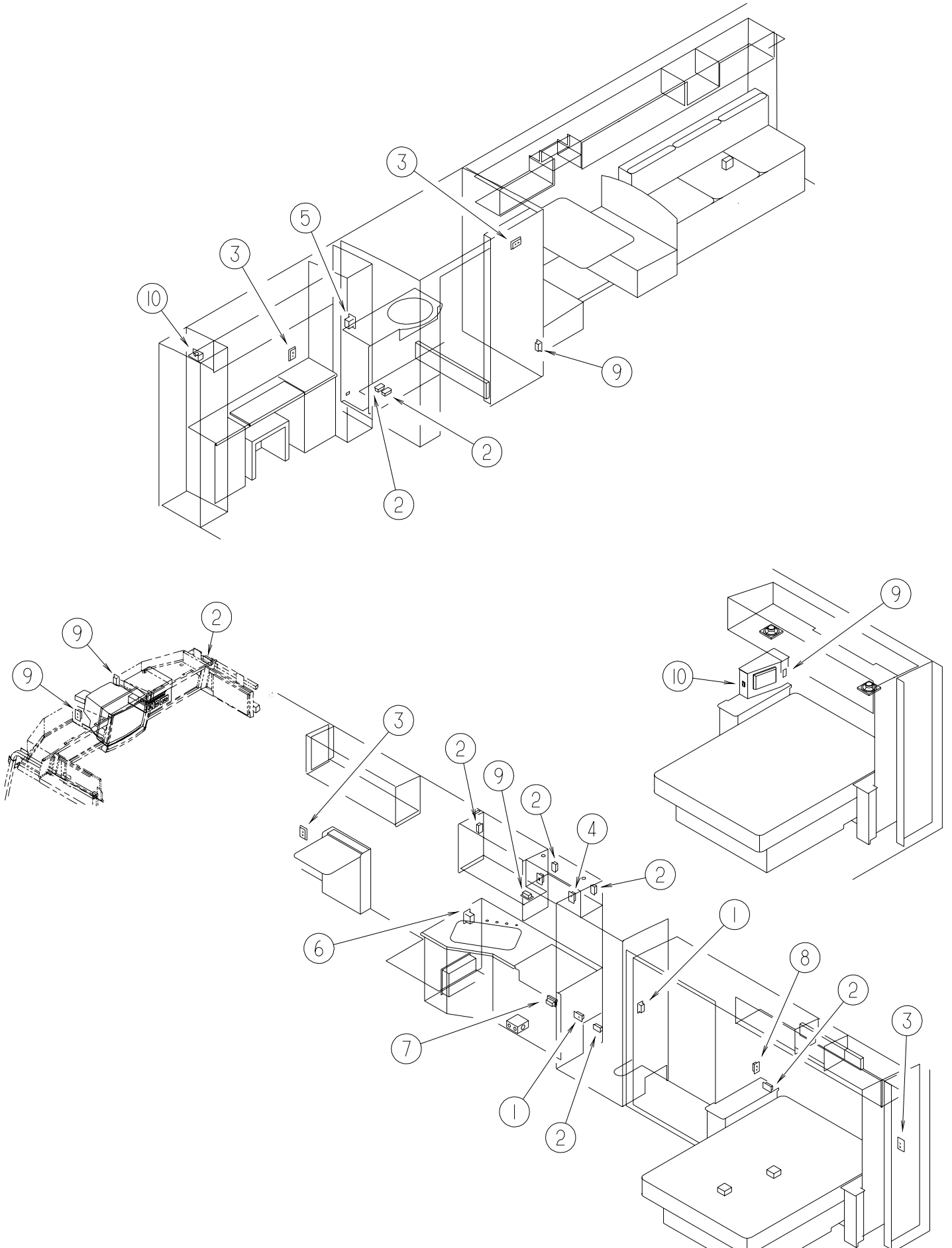
KEY	PART NUMBER	U/M	DESCRIPTION
	062037-01-000	EA	HOUSING - AUTO FUSE - NATURAL
	062037-02-000	EA	HOUSING - AUTO FUSE - GREEN
	062037-03-000	EA	HOUSING - AUTO FUSE - BLACK
	062037-04-000	EA	HOUSING - AUTO FUSE - BLUE
	062037-05-000	EA	HOUSING - AUTO FUSE - GRAY
	062037-06-000	EA	HOUSING - AUTO FUSE - BROWN
	062037-07-000	EA	HOUSING - AUTO FUSE - RED
	062901-02-000	EA	FUSE - 05 AMPS - AUTOMOTIVE
	062901-05-000	EA	FUSE - 15 AMPS - AUTOMOTIVE
	083209-01-000	EA	CIRCUIT BREAKER - 15 AMP - 120 VOLT - CANADIAN
	083209-02-000	EA	CIRCUIT BREAKER - 15/15 AMP - 120 VOLT
	083209-03-000	EA	CIRCUIT BREAKER - 15/20 AMP - 120 VOLT
	083209-04-000	EA	CIRCUIT BREAKER - 30 AMP - 120 VOLT
	083209-05-000	EA	CIRCUIT BREAKER - 20AMP - 120VOLT
	083209-06-000	EA	CIRCUIT BREAKER - 30/15 AMP - 120VOLT
	083209-07-000	EA	CIRCUIT BREAKER - 20/20AMP - 120VOLT
	083209-10-000	EA	CIRCUIT BREAKER - 20/30 AMP - 120 VOLT
	083209-11-000	EA	CIRCUIT BREAKER - 20/15 AMP - 120 VOLT
	093654-01-000	EA	CIRCUIT BREAKER - 6 AMP - 12 VOLT
	093654-02-000	EA	CIRCUIT BREAKER - 15 AMP - 12 VOLT
	093654-03-000	EA	CIRCUIT BREAKER - 20 AMP - 12 VOLT
	093655-01-000	EA	CIRCUIT BREAKER - 25 AMP - 12 VOLT
	093655-02-000	EA	CIRCUIT BREAKER - 30 AMP - 12 VOLT
	093655-03-000	EA	CIRCUIT BREAKER - 40 AMP - 12 VOLT
	093674-01-000	EA	PLATE - CIRCUIT BREAKER - HOUSE - 8.4" X 4.1" - STEEL
	097611-01-000	EA	CIRCUIT BREAKER - 10 AMP - 12 VOLT
	108669-01-000	EA	HOUSING - AUTO FUSE HOLDER
	108916-01-000	EA	CIRCUIT BREAKER - 50 AMP - 12 VOLT - 2 POLE
	113482-01-000	EA	CIRCUIT BREAKER - 55 AMP
	122811-01-000	EA	CIRCUIT BREAKER - 20/50/50/20
	125986-04-000	EA	FUSE - 10 AMP - AUTO - MINI BLADE
	134127-01-000	EA	CIRCUIT BREAKER - 10 AMP - MINI

CONVERTER, INVERTER, LOAD CENTER

KEY	PART NUMBER	U/M	DESCRIPTION
	099048-03-000	EA	INVERTER - 130 WATT
	106071-04-000	EA	SWITCH - AUTOMATIC TRANSFER W/CONNECTION LUGS
	106071-03-700	EA	CIRCUIT BOARD/TIME DELAY SW TD0001
	108915-03-000	EA	LOAD CENTER - 120/240 - 100 AMP
	113132-01-000	EA	LOAD CENTER - 120/240 VOLT - 60 AMP
	123058-01-000	EA	CONVERTER - 55 AMP - ELECTRONIC - 4 1/8"H X 7"W X 12 3/8"L
	123058-02-000	EA	CONVERTER - 45 AMP - ELECTRONIC - 4 1/8"H X 7"W X 12 3/8"L
	127002-01-000	EA	MODULE/CIRCUIT BOARD - ENERGY MANAGEMENT SYSTEM CONTROL
	127002-02-000	EA	PANEL/MONITOR - ENERGY MANAGEMENT SYSTEM

ELECTRICAL GROUP (CONTINUED)

RECEPTACLES



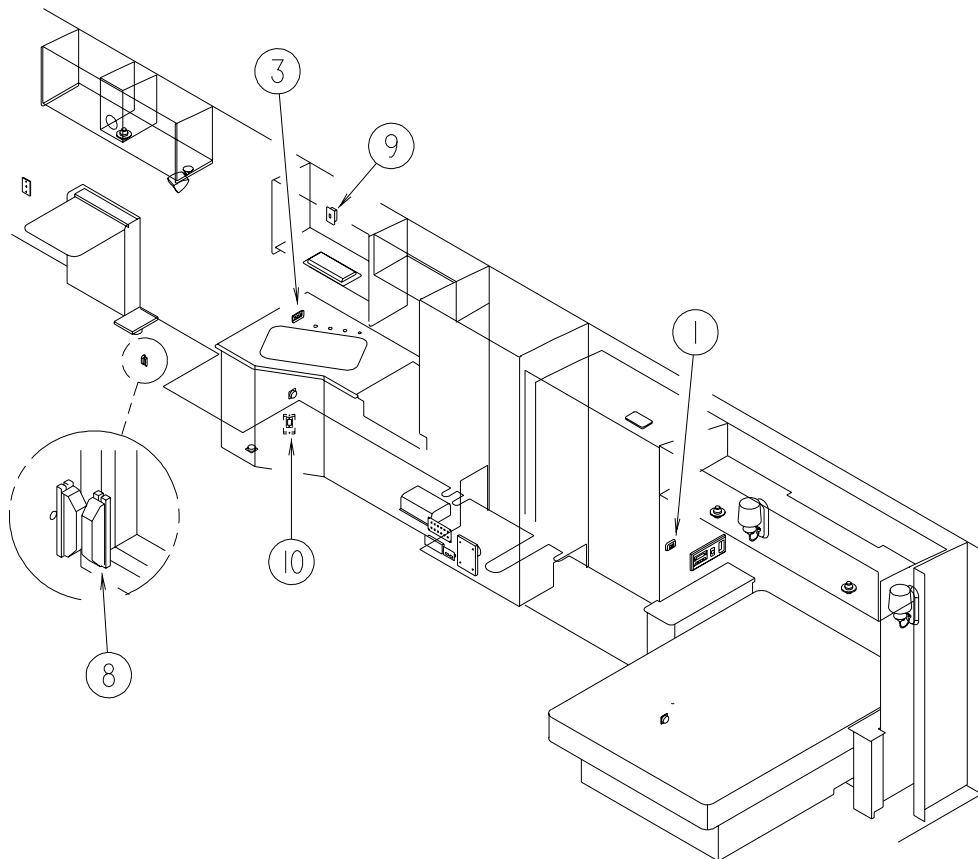
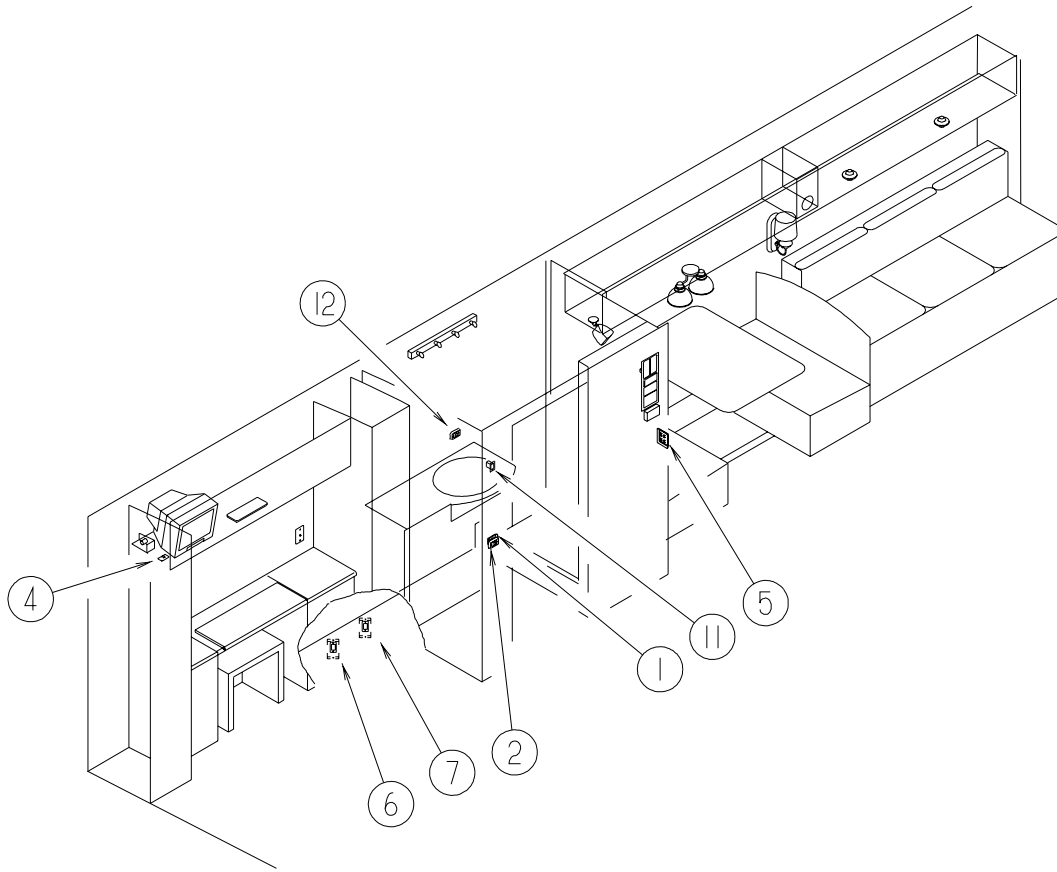
ELECTRICAL GROUP (CONTINUED)

RECEPTACLES (CONTINUED)

KEY	PART NUMBER	U/M	DESCRIPTION
1	058707-01-000	EA	RECEPTACLE - ELECTRIC - SINGLE - BROWN
2	058707-02-000	EA	RECEPTACLE - BLANK JUNCTION BOX
3	058708-02-000	EA	RECEPTACLE - ELECTRIC - DOUBLE - IVORY
3	133713-01-02A	EA	SPACER - RECEPTACLE - WASHED MAPLE
3	133713-01-03A	EA	SPACER - RECEPTACLE - SALEM CHERRY
4	058708-05-000	EA	RECEPTACLE - ELECTRIC - SINGLE - BROWN
5	084076-01-000	EA	RECEPTACLE - GFI - 15 AMP - 125 VOLT - IVORY
6	084076-02-000	EA	RECEPTACLE - GFI - 15 AMP/125 VOLT - BROWN - W/COVER
7	131826-01-01A	EA	RECEPTACLE - EXTERIOR - W/COVER/GASKET - WHITE
8	058708-02-000	EA	RECEPTACLE - ELECTRIC - DOUBLE - IVORY
8	132958-01-000	EA	RECEPTACLE - 12 VOLT - MOUNTING FLANGE - BLACK
8	133713-03-02A	EA	SPACER - RECEPTACLE - 110/12V - CLOCK - WASHED MAPLE
8	133713-03-03A	EA	SPACER - RECEPTACLE - 110/12V - CLOCK - SALEM CHERRY
9	058708-01-000	EA	RECEPTACLE - ELECTRIC - DOUBLE - BROWN
10	132958-01-000	EA	RECEPTACLE - 12 VOLT - MOUNTING FLANGE - BLACK

ELECTRICAL GROUP (CONTINUED)

SWITCHES

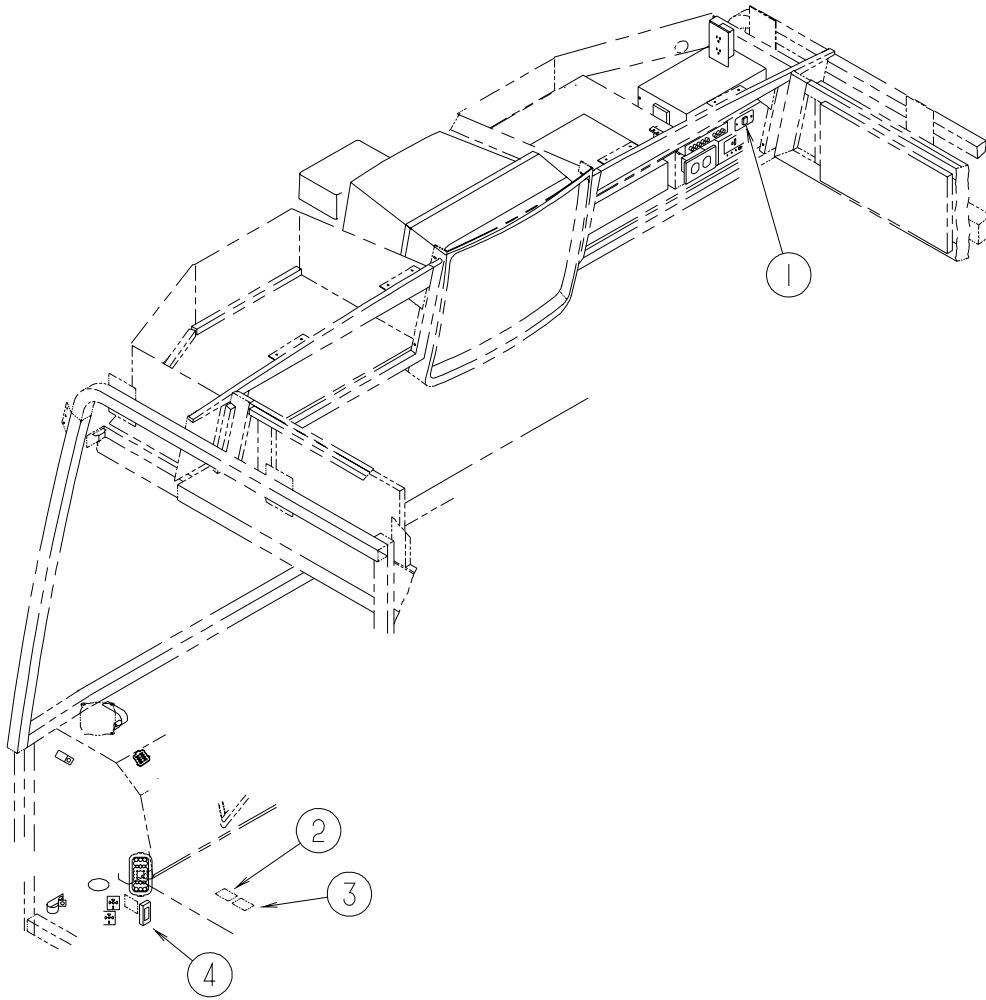


ELECTRICAL GROUP (CONTINUED)

SWITCHES (CONTINUED)

KEY	PART NUMBER	U/M	DESCRIPTION
1	098351-02-01A	EA	PLATE - SWITCH - 2 GANG POLISHED BRASS
1	132180-01-01A	EA	SWITCH - PADDLE - SPST - ON/OFF - BLACK
1	132180-02-01A	EA	SWITCH - PADDLE - SPDT - ON/ON - BLACK
1	095188-01-01A	EA	SPACER - SWITCH - 2.3" X 3.4" - PLASTIC - DARK BROWN
2	098351-01-01A	EA	PLATE/SWITCH - 1 GANG - POLISHED BRASS - W/O LABEL
2	132180-02-01A	EA	SWITCH - PADDLE - SPDT - ON/ON - BLACK
2	095188-01-01A	EA	SPACER - SWITCH - 2.3" X 3.4" - PLASTIC - DARK BROWN
3	098351-05-01A	EA	PLATE - SWITCH - 3 GANG POLISHED BRASS
3	132180-01-01A	EA	SWITCH - PADDLE - SPST - ON/OFF - BLACK
3	095188-02-01A	EA	SPACER - SWITCH - 2.3" X 4.1" - PLASTIC - DARK BROWN
4	098351-14-01A	EA	PLATE - SWITCH - 1 GANG W/LABEL
4	132180-01-01A	EA	SWITCH - PADDLE - SPST - ON/OFF - BLACK
5	098351-13-01A	EA	PLATE - SWITCH - 4 GANG - POLISHED BRASS - W/O LABEL
5	132180-01-01A	EA	SWITCH - PADDLE - SPST - ON/OFF - BLACK
5	132180-02-01A	EA	SWITCH - PADDLE - SPDT - ON/ON - BLACK
5	095188-03-01A	EA	SPACER - SWITCH - DARK BROWN
6	108356-02-01A	EA	COVER/ACTUATOR SWITCH - 2 ROWS DIMPLES- CONTURA II - BLACK
6	108357-01-000	EA	SWITCH - ROCKER SPST - ON/OFF - 2 TERMINAL
7	108356-04-01A	EA	COVER/ACTUATOR SWITCH - 2 ROWS DIMPLES- CONTURA II - BLACK
7	108357-15-000	EA	SWITCH - ROCKER DPDT - ON/NONE/ON
8	116995-02-000	EA	SWITCH/MAGNET - ELECTRIC STEP - BLACK/WHITE-CLOSED CIRCUIT
9	084420-01-000	EA	SWITCH - TOGGLE - 15 AMP - 120 VOLT - BROWN
10	098351-07-01A	EA	PLATE/SWITCH - 1 GANG - POLISHED BRASS - GENERATOR
10	108356-11-01A	EA	COVER/ACTUATOR SWITCH - 3 GROOVES - AUX BATT - BLACK
10	108357-06-000	EA	SWITCH - ROCKER DPDT - MOM/OFF/MOM - 6 TERMINAL
10	135167-01-02B	EA	BRACKET - COVER - SWITCH - E-COATED
			FROM: 01-03-00 THRU: 99-99-99
11	081994-10-000	EA	PLATE - SWITCH - SLIDEOUT
11	108356-02-01A	EA	COVER/ACTUATOR SWITCH - 2 ROWS DIMPLES- CONTURA II - BLACK
11	108357-06-000	EA	SWITCH - ROCKER DPDT - MOM/OFF/MOM - 6 TERMINAL
12	098351-01-01A	EA	PLATE/SWITCH - 1 GANG - POLISHED BRASS - W/O LABEL
12	132180-01-01A	EA	SWITCH - PADDLE - SPST - ON/OFF - BLACK
12	095188-01-01A	EA	SPACER - SWITCH - 2.3" X 3.4" - PLASTIC - DARK BROWN

ELECTRICAL GROUP (CONTINUED)
SWITCHES (CONTINUED)
FRONT END



KEY	PART NUMBER	U/M	DESCRIPTION
1	098351-16-01A	EA	PLATE - SWITCH - 1 GANG W/LABEL
1	079364-01-000	EA	SWITCH - ON/OFF ROCKER - 2 TERMINAL - BROWN
2	088246-01-000	EA	SWITCH/REMOTE MIRROR - W/2PIN & 6 PIN CONNECTORS/PIGTAIL
3	108357-14-000	EA	SWITCH - ROCKER SPDT - W/LIGHT - ON/MOM/OFF - 4 TERMINAL
4	041250-01-000	EA	SWITCH-PUSH BUTTON, IN DOOR JAMB - METAL - CHROME

ELECTRICAL GROUP (CONTINUED)

SWITCHES (CONTINUED)

DASH

KEY PART NUMBER	U/M DESCRIPTION
108355-01-000	EA HOUSING - SWITCH
108356-01-01A	EA COVER/ACTUATOR SWITCH - 3 GROOVES - CONTURA III - BLACK
108356-02-01A	EA COVER/ACTUATOR SWITCH - 2 ROWS DIMPLES- CONTURA II - BLACK
108356-03-01A	EA COVER/ACTUATOR SWITCH -3 GROOVES W/LENS-CONTURA III-BLACK
108356-04-01A	EA COVER/ACTUATOR SWITCH - 2 ROWS DIMPLES W/LENS-CONTURA-BLK
108356-05-01A	EA COVER/ACTUATOR SWITCH - 3 GROOVES W/LENS - GEN SET - CONTURA III
108356-06-01A	EA COVER/ACTUATOR SWITCH - 3 GROOVES - AUX START - CONTURA III - BLK
108356-07-01A	EA COVER/ACTUATOR SWITCH - 2 ROWS DIMPLES - AUX START - BLACK
108356-08-01A	EA COVER/ACTUATOR SWITCH - 2 ROW DIMPLES W/LENS - REAR - BLACK
108356-09-01A	EA COVER/ACTUATOR SWITCH - 2 ROWS DIMPLES W/LENS - WASH/BLACK
108356-10-01A	EA COVER/ACTUATOR SWITCH - 2 ROWS DIMPLES W/LENS-SHOWER DRAIN
108356-11-01A	EA COVER/ACTUATOR SWITCH - 3 GROOVES - AUX BATT - BLACK
108357-01-000	EA SWITCH - ROCKER SPST - ON/OFF - 2 TERMINAL
108357-02-000	EA SWITCH - ROCKER SPST - ON/MOM - 2 TERMINAL
108357-03-000	EA SWITCH - ROCKER SPDT - ON/OFF/ON - 3 TERMINAL
108357-04-000	EA SWITCH - ROCKER SPDT - MOM/OFF/ON - 3 TERMINAL
108357-05-000	EA SWITCH - ROCKER SPDT - ON/NONE/ON - 3 TERMINAL
108357-06-000	EA SWITCH - ROCKER DPDT - MOM/OFF/MOM - 6 TERMINAL
108357-07-000	EA SWITCH - ROCKER SPDT - MOM/OFF/MOM - 3 TERMINAL
108357-08-000	EA SWITCH - ROCKER DPDT - ON/NONE/ON - 6 TERMINAL
108357-09-000	EA SWITCH - ROCKER SPDT - ON/NONE/MOM - 3 TERMINAL
108357-10-000	EA SWITCH - ROCKER SPDT W/LIGHT - MOM/NONE/MOM - 5 TERMINAL
108357-12-000	EA SWITCH - ROCKER DPST W/LIGHT - MOM/NONE/OFF - 7 TERMINAL
108357-13-000	EA SWITCH - ROCKER DPDT W/LIGHT - MOM/ON-OFF/OFF - 7 TERMINAL
108357-14-000	EA SWITCH - ROCKER SPDT W/LIGHT - ON/NONE/OFF - 4 TERMINAL
096241-03-000	EA SWITCH - BLANK
096241-08-000	EA SWITCH - BLANK

BOXES & CORDS

KEY PART NUMBER	U/M DESCRIPTION
008052-01-000	EA CORD - POWER - 10/3 WIRE - 30 AMP - 25' - CANADIAN
008054-01-000	EA CORD - POWER - 10/3 WIRE - 30 AMP - 25'
008054-02-000	EA CORD - POWER - 10/3 WIRE - 30 AMP 33'
008289-01-000	EA BOX - ELECTRIC/STEEL - 1/2" & 3/4" KNOCKOUTS - 4" X 4"
008289-02-000	EA BOX - ELECTRIC/STEEL - 1/2" & 3/4" KNOCKOUTS - 4" X 4"-CAN
008294-01-000	EA COVER - ELECTRICAL BOX - BLANK/STEEL - 4" X 4" - GRAY
008294-02-000	EA COVER - ELECTRICAL BOX - BLANK STEEL - 4" X 4" - CANADIAN
091910-01-000	EA BOX - ELECTRIC - 3.8" X 3.5" X 1.8" - PLASTIC
091910-02-000	EA BOX - ELECTRIC - 2.2" X 3.5" X 1.8" - PLASTIC
092492-08-000	EA SEAL - ELECTRIC BOX - 8" X 15" SQ
092492-11-000	EA SEAL - ELECTRIC BOX - 7" X 18.4" SQ
092492-14-000	EA SEAL - ELECTRICAL BOX
098196-01-000	EA LATCH - 1/4 TURN - T-BAR
* 106071-04-000	EA SWITCH - AUTOMATIC TRANSFER W/CONNECTION LUGS
108934-01-000	EA POWER CORD - 36'/50 AMP - 4 WIRE
108934-02-000	EA CORD - POWER - 50 AMP - 4-WIRE - 36'
109172-01-000	EA CORD - POWER - 13 AMP - 3-WIRE - 4'
109925-03-000	EA DOOR - ELECTRIC BOX, FREIGHTLINER
109925-04-000	EA DOOR - ELECTRICAL BOX - GM/FORD
109925-05-000	EA DOOR - ELECTRICAL BOX - FREIGHTLINER
113029-05-02B	EA PANEL - ELECTRICAL BOX - FRONT - E-COATED - FREIGHTLINER
113096-01-000	EA CORD - POWER - 50 AMP - 4 WIRE - 36' - CSA
118905-02-02B	EA DOOR - ELECTRIC - 6.1" X 11.1" - CHEVY/FORD
121470-01-000	EA CORD/EXTENSION - 6 FOOT - 16-2 WIRE
131679-01-000	EA BOX-ELEC-WATERPROOF SEALED 4" X 4" W/4 3/4"OUTLETS-UL/CSA
131680-01-000	EA COVER - W/GASKET FOR WATERPROOF 4" X 4" BOX - UL/CSA - FORD
133070-01-000	EA BOX - ELECTRICAL - PLASTIC - 3" X 2" X 2.8" - UL
133070-02-000	EA BOX - ELECTRICAL - PLASTIC - 3" X 2" X 2.8" - CSA

* COMPONENT PARTS FOUND IN SERVICE PARTS LIBRARY

ELECTRICAL GROUP (CONTINUED)

WIRE ASSEMBLIES

KEY	PART NUMBER	U/M	DESCRIPTION
	P27516-04-000	EA	WIRE ASSEMBLY - RADIO AM/FM CD
	P32321-01-000	EA	WIRE ASSEMBLY - HEADLAMP/FLOOD/LEFT HAND
	P32321-02-000	EA	WIRE ASSEMBLY - HEADLAMP/FLOOD/RIGHT HAND
	073328-B4-000	EA	CABLE ASSEMBLY - BATTERY - W/TERMINALS
	090986-01-000	EA	WIRE ASSEMBLY - ELECTRIC STEP
	090986-02-000	EA	WIRE ASSEMBLY - ELECTRIC STEP
	093040-06-000	EA	WIRE ASM-MONITOR- F/NON-PREWIRED AFTER MARKET INSTALLATION
	096449-01-000	EA	WIRE ASSEMBLY - WATER TANK TO MONITOR PANEL (L34Y, L35U, L36W)
	096449-02-000	EA	WIRE ASSEMBLY - WATER TANK TO MONITOR PANEL (KL36L)
	096450-05-000	EA	WIRE F/SENSORS - BLACK WATER - 23.6"
	096451-06-000	EA	WIRE F/SENSORS - GREY WATER - 23.6"
	096717-04-000	EA	WIRE ASSEMBLY - REAR MONITOR - UPPER
	108029-01-000	EA	WIRE ASSEMBLY - POWER DRIVER SEAT
	113639-01-000	FT	CABLE - 3/0 AWG STRANDED - RED
	113639-02-000	FT	CABLE - 3/0 AWG STRANDED - BLACK
	120233-05-000	EA	WIRE ASSEMBLY - 30" CONNECTS TO WALLPLATE DISPLAY
	124336-01-000	EA	WIRE - REAR STEREO - 12 PIN (KL36L)
	124336-11-000	EA	WIRE - REAR STEREO - 12 PIN (L34Y, L36W)
	124842-01-000	EA	WIRE ASSEMBLY - SPEAKER ADAPTER/TV
	124842-02-000	EA	WIRE ASSEMBLY - SPEAKER/REAR MONITOR
	124843-01-000	EA	WIRE ASSEMBLY - SPEAKER ADAPTER
	124843-02-000	EA	WIRE ASSEMBLY - SPEAKER ADAPTER
	124843-03-000	EA	WIRE ASSEMBLY - SPEAKER ADAPTER
	124843-06-000	EA	WIRE ASSEMBLY - SPEAKER ADAPTER (L35U)
	124882-01-000	EA	WIRE ASSEMBLY - AMPLIFIER
			FROM: 00-00-00 THRU: 06-22-00
	124882-05-000	EA	WIRE ASSEMBLY - AMPLIFIER
			FROM: 06-23-00 THRU: 99-99-99
	125853-01-000	EA	WIRE ASSEMBLY - ENTERTAINMENT CENTER
	126087-01-000	EA	WIRE ASSEMBLY - SPEAKER - DELUXE EXTERIOR (L36W)
	126087-04-000	EA	WIRE ASSEMBLY - SPEAKER - DELUXE EXTERIOR (KL36L)
	126779-01-000	EA	WIRE ASSEMBLY - SPEAKER - DELUXE
	126779-02-000	EA	WIRE ASSEMBLY - SPEAKER - DELUXE
	127002-03-000	EA	WIRE ASSEMBLY - ENERGY MANAGEMENT SYSTEM (L34Y, L35U, L36W)
	129436-02-000	EA	WIRE ASSEMBLY - INSTRUMENT PANEL/POWER MIRROR
	131386-01-000	EA	WIRE ASSEMBLY - F/SLIDEOUT CONTROL (KL36L)
	131386-02-000	EA	WIRE ASSEMBLY - F/SLIDEOUT CONTROL (L34Y, L35U, L36W)
	132321-01-000	EA	WIRE ASSEMBLY - HEADLAMP/FLOOD - DRIVER (KL36L)
	132321-02-000	EA	WIRE ASSEMBLY - HEADLAMP/FLOOD - PASSENGER (KL36L)
	133527-01-000	EA	WIRE ASSEMBLY - EXTENSION - GAUGE (KL36L)
	134544-01-000	EA	WIRE ASSEMBLY - SWITCH ADAPTER (L36W)
	105620-07-000	EA	WIRE ASSEMBLY - THERMOSTAT
			FROM: 00-00-00 THRU: 01-02-00
	135131-01-000	EA	WIRE ASSEMBLY - THERMOSTAT
			FROM: 01-03-00 THRU: 99-99-99

CONNECTORS & CONDUIT

KEY	PART NUMBER	U/M	DESCRIPTION
	007942-01-000	EA	TAB - WIRE 10 TO 14 AWG
	007949-01-000	EA	TAB-HOUSING, 1 POSITION
	007954-01-000	EA	RECEPTACLE - HOUSING - 6 POSITION
	007956-05-000	EA	INSULATOR - SHRINK - .25 ID X 1.50
	008311-01-000	EA	CONNECTOR - WIRE NUT - INSULATED - RED
	008312-01-000	EA	CONNECTOR - WIRE NUT - INSULATED - BLUE
	008313-01-000	EA	CONNECTOR - WIRE NUT - INSULATED - YELLOW
	008314-01-000	EA	CONNECTOR - WIRE NUT - INSULATED - GRAY
	008326-01-000	EA	TERMINAL - RING - 16/14 WIRE - 3/8" STUD
	008328-01-000	EA	TERMINAL - RING - 12/10 WIRE - #10 STUD FIT
	008331-01-000	EA	TERMINAL - RING - TONGUE - #4 WIRE - 3/8" STUD - COPPER
	008348-01-000	EA	TERMINAL - RING - 3/8" STUD 2 GA. WIRE
	008355-01-000	EA	CONNECTOR - CABLE CLAMPING - 3/4"
	008356-01-000	EA	CONNECTOR - PLASTIC - 3/8" AVG
	008356-02-000	EA	CONNECTOR - PLASTIC - 21/32
	008394-01-000	FT	CONDUIT - FLEXIBLE - 1/2"
	035416-04-000	EA	TERMINAL - RING - #10 STUD FIT - INSULATED BARREL #16/14

ELECTRICAL GROUP (CONTINUED)

CONNECTORS & CONDUIT (CONTINUED)

KEY	PART NUMBER	U/M	DESCRIPTION
	041480-01-000	EA	CONNECTOR - STRAIGHT - 1/2" FLEX CONDUIT
	041953-01-000	FT	CONDUIT - CONVOLUTE SLIT - .5" ID - POLYETHYLENE
	041953-03-000	FT	CONDUIT - CONVOLUTE SLIT - 1" ID (CLOTHES ROD COVER)
	041953-05-000	FT	CONDUIT - CONVOLUTE SOLID - .62" ID - POLYETHYLENE
	041953-06-000	FT	CONDUIT - CONVOLUTE SLIT - .375" ID - POLYETHYLENE
	041953-07-000	FT	CONDUIT - CONVOLUTE SLIT - .25" ID - POLYETHYLENE
	041953-08-000	FT	CONDUIT - CONVOLUTE SLIT - 1.50" ID - POLYETHYLENE
	041953-09-000	FT	CONDUIT - CONVOLUTE SLIT - .50" ID - NYLON
	041953-10-000	FT	CONDUIT - CONVOLUTE SLIT - .75" ID - NYLON
	041953-11-000	FT	CONDUIT - CONVOLUTE SLIT - 1.06" ID - NYLON
	041953-12-000	FT	CONDUIT - CONVOLUTE SOLID - 1.1" ID - NYLON
	041953-13-000	FT	CONDUIT - CONVOLUTE SLIT - 1.25
	047443-01-000	EA	TERMINAL - .250 RECEPTACLE FIT - INSULATED - 16/14 AWG
	047443-02-000	EA	TERMINAL - .250 RECEPTACLE FIT - INSULATED - 12/10 AWG
	058028-01-000	EA	CONNECTOR - ELECTRICAL PIGTAIL - NYLON - CLEAR
	062036-01-000	EA	TERMINAL - PACK - CON - 12/10 AWG
	062036-02-000	EA	TERMINAL - PACK - CON - 16/14 AWG
	077479-01-000	EA	BOOT - BATTERY TERMINAL - DOUBLE CABLE
	077479-02-000	EA	BOOT - BATTERY TERMINAL - SINGLE CABLE
	080015-02-000	EA	RECEPTACLE - FLAG - .185 - 16/14 GAUGE
	080015-03-000	EA	RECEPTACLE - FLAG - .250 - 14/16 GAUGE
			FROM: 06-07-99 THRU: 99-99-99
	082109-01-000	EA	HOUSING - CONNECTOR - PACKARD
	082741-01-000	EA	CONNECTOR BODY - 2 CONNECTOR MALE
	087225-01-000	FT	SLEEVING - 1/2" - TYPE H
	087225-02-000	FT	SLEEVING - 5/8" - TYPE H
	087949-01-000	EA	BUSS BAR - 2 POSITION - .6" X 1.5"
	087949-02-000	EA	BUSS BAR - 3 POSITION - .6" X 2.4"
	087949-03-000	EA	BUSS BAR - 4 POSITION
	088267-01-000	EA	TERMINAL - FEMALE - 1/4
	088473-01-000	EA	HOUSING - PIN - 12 CAVITY (3 ROWS OF 4)
	088473-02-000	EA	HOUSING - PIN - 15 CAVITY (3 ROWS OF 5)
	088473-03-000	EA	HOUSING - PIN - 9 CAVITY (3 ROWS OF 3)
	088473-04-000	EA	HOUSING - PIN - 8 CAVITY IN-LINE
	088473-05-000	EA	HOUSING - PIN - 6 CAVITY
	088473-06-000	EA	HOUSING - PIN - 6 CAVITY (2 ROWS OF 3)
	088473-07-000	EA	HOUSING - PIN - 5 CAVITY
	088473-08-000	EA	HOUSING - PIN - 4 CAVITY - IN-LINE
	088473-09-000	EA	HOUSING - PIN - 3 CAVITY - IN-LINE
	088473-10-000	EA	HOUSING - PIN - 2 CAVITY - IN LINE
	088474-01-000	EA	HOUSING - SOCKET - 12 CAVITY
	088474-02-000	EA	HOUSING - SOCKET - 15 CAVITY
	088474-03-000	EA	HOUSING - SOCKET - 9 CAVITY
	088474-06-000	EA	HOUSING - SOCKET - 6 CAVITY
	088474-07-000	EA	HOUSING - SOCKET - 5 CAVITY
	088474-08-000	EA	HOUSING - SOCKET - 4 CAVITY
	088474-09-000	EA	HOUSING - ELECTRICAL - 3 TERMINAL
	088474-10-000	EA	HOUSING - SOCKET - 2 CAVITY
	088475-01-000	EA	PIN - CONNECTOR - 14-20 AWG
	088475-02-000	EA	PIN - CONNECTOR - 10 - 12 AWG
	088476-01-000	EA	TERMINAL - ELECTRICAL
	088476-02-000	EA	SOCKET - CONNECTOR - 12-10 GA - PRE-TIN
	092786-03-000	EA	BUSS BAR - 6.9" LONG
	098260-01-000	EA	TERMINAL - MALE - 56 SERIES
	098261-02-000	EA	SOCKET - CONNECTOR - WEATHERPACK - 14-18 AWG
	098262-01-000	EA	SEAL - CONNECTOR - WEATHERPACK
	098262-05-000	EA	SEAL - CAVITY
	098262-06-000	EA	SEAL - CONNECTOR - M/P - 10 GAUGE
	098263-01-000	EA	HOUSING - 3 PIN - WEATHER PACK
	098263-02-000	EA	HOUSING - 3 PIN - WEATHER PACK
	098264-01-000	EA	HOUSING - 2 PIN - WEATHER PACK - MALE W/FEMALE PINS
	098264-02-000	EA	HOUSING - 2 PIN - WEATHER PACK - FEMALE W/MALE PINS
	098265-02-000	EA	PIN - CONNECTOR - WEATHERPACK

ELECTRICAL GROUP (CONTINUED)

CONNECTORS & CONDUIT (CONTINUED)

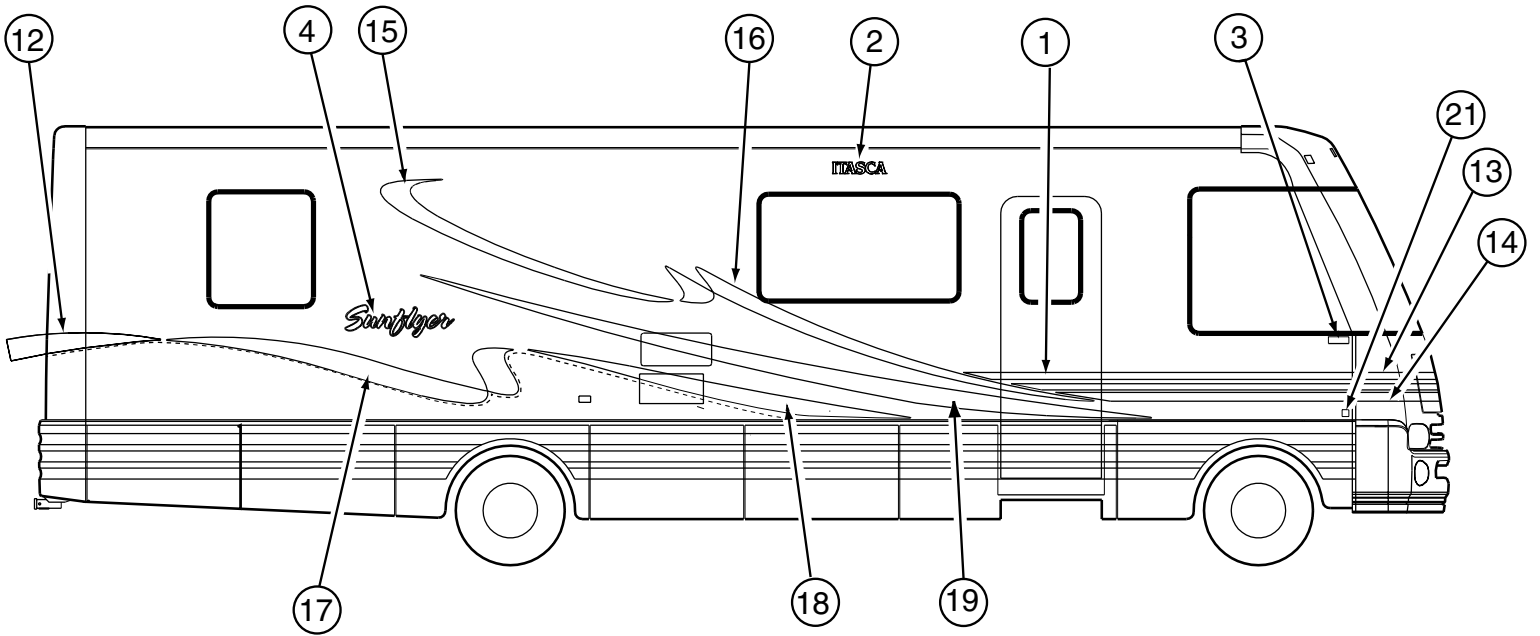
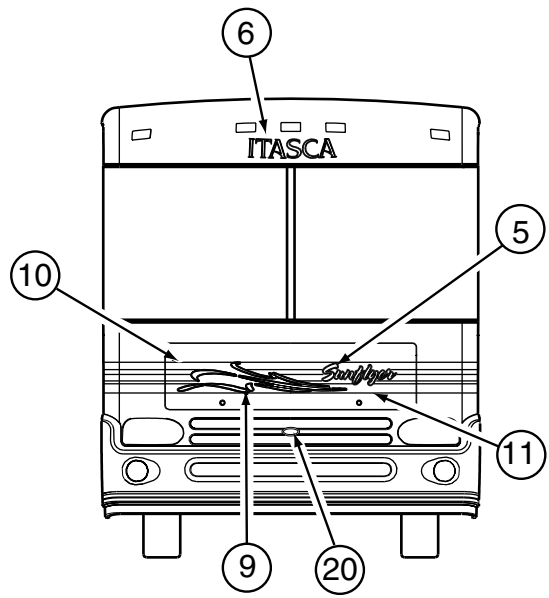
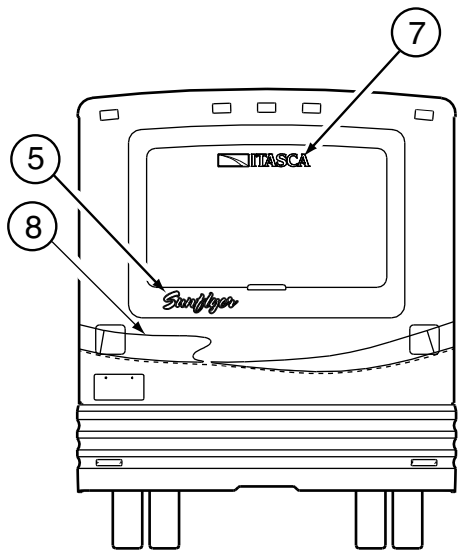
KEY	PART NUMBER	U/M	DESCRIPTION
	100690-01-000	EA	HOUSING - 5 POSITION - MALE - WEATHERPACK
	100690-02-000	EA	HOUSING - 5 POSITION - FEMALE - WEATHERPACK
	101571-01-000	EA	HOUSING - 2 POSITION - MALE
	101751-01-000	EA	HOUSING - 1 PIN - WEATHER PACK
	102777-02-000	EA	TERMINAL - RING - #6 STUD - 10 AWG
	103608-01-000	EA	SOCKET - WEDGE BASE W/LEADS
	104100-01-000	EA	HOUSING - 1 POSITION - 75 AMPS
	104100-03-000	EA	TERMINAL - 75 AMP
	106006-01-000	EA	HOUSING - 1 POSITION - FEMALE
	106007-01-000	EA	TERMINAL - FEMALE - 14-16 AWG
	106655-01-000	EA	TERMINAL - FUSE BLOCK - 14-16 AWG
	110178-01-000	EA	HOUSING - WIPER MOTOR
	112823-01-000	EA	SPLICE - REDUCER - 16-14 TO 18-22
	113131-01-000	EA	HOUSING - 3 PIN
	113135-01-000	EA	TERMINAL - FEMALE - M/P - 14-16 - F/SEALED TERMINAL
	113135-02-000	EA	TERMINAL - FEMALE - M/P - 280 - 10-12
	113306-01-000	EA	TERMINAL - FEMALE - M/P - 14-16 - F/NON-SEALED TERMINAL
	113306-02-000	EA	TERMINAL - FEMALE - M/P - 10-12 - 480
	113307-01-000	EA	TERMINAL - FEMALE - M/P - 16-20
	113308-01-000	EA	TERMINAL - FEMALE - M/P - 14-16 - 280
	113452-01-000	FT	SEAL/TRIM - FRONT - VINYL W/WIRE CARRIER - .020"
	113452-02-000	FT	SEAL/TRIM - FRONT - VINYL W/WIRE CARRIER - .027"
	113468-01-000	EA	HOUSING - 2 POSITION - FEMALE
	115931-01-000	EA	COVER - CONNECTOR - 30 AMP W/LOCK RING
	115931-02-000	EA	COVER - CONNECTOR - 50 AMP W/LOCKING RING
	115932-01-000	EA	CONNECTOR - FEMALE - 30 AMP - 120 VOLT
	115932-02-000	EA	CONNECTOR - FEMALE - 50 AMP - 240 VOLT
	116811-01-000	EA	TERMINAL - .110 RECEPTACLE - 16-14 AWG
	118571-01-000	EA	CONNECTOR - 3-WAY - MALE/SEALED
	118571-02-000	EA	CONNECTOR - 3-WAY - FEMALE/SEALED
	118571-03-000	EA	BRACKET - MOUNTING
	118571-04-000	EA	GASKET
	118571-05-000	EA	LOCK - SECONDARY - FEMALE
	118571-06-000	EA	LOCK - SECONDARY - MALE
	118597-01-000	EA	TERMINAL - MALE - M/P - 480 - 14-16
	118599-01-000	EA	TERMINAL - MALE - M/P - 280 - 14-16
	119223-01-000	EA	HOUSING - 6 POSITION - MALE - WEATHERPACK
	119248-02-000	EA	HOUSING - 7 POSITION - FEMALE
	125323-01-000	EA	HOUSING - 10 POSITION - MALE
	125323-02-000	EA	HOUSING - 8 POSITION - MALE
	125323-03-000	EA	LOCK - SECONDARY 8 POSITION
	125323-04-000	EA	LOCK - SECONDARY 10 POSITION
	125323-05-000	EA	HOUSING - 6 POSITION - MALE
	125323-06-000	EA	LOCK - SECONDARY - 6 POSITION
	125324-01-000	EA	TERMINAL - MALE - METRI-PACK - 150
	125325-01-000	EA	SEAL - CAVITY
	126403-02-000	EA	CONNECTOR - 3 CIRCUIT
	129233-01-000	EA	HOUSING - 2-POSITION/FEMALE - 280-SERIES
	129233-02-000	EA	HOUSING - 2-POSITION/FEMALE - 280-SERIES
	129234-01-000	EA	HOUSING - 6-POSITION/FEMALE - 280-SERIES
	129234-02-000	EA	HOUSING - 6-POSITION/FEMALE - 280-SERIES
	129234-03-000	EA	LOCK - SECONDARY - 6-POSITION
	129235-01-000	EA	HOUSING - 2-POSITION/FEMALE - 630-SERIES
	129235-02-000	EA	LOCK - SECONDARY - 2-POSITION
	129236-01-000	EA	TERMINAL - FEMALE - M/P- 630 - 10-12
	131681-01-000	EA	CONNECTOR - 3/4" SO CORD - UL/CS

ELECTRICAL GROUP (CONTINUED)

BOOTS, SOLENOIDS, RELAYS & MISC.

KEY	PART NUMBER	U/M	DESCRIPTION
	008188-01-000	EA	SOLENOID - 3 POST - BATTERY CHANGE OVER
	008188-02-000	EA	SOLENOID - SEALED - HEAVY DUTY
	063910-01-000	EA	HOUSING - RELAY
	063912-02-000	EA	RELAY - CANISTER - SPDT
	065450-05-000	EA	TIEDOWN - BATTERY - 8.4" TUBE
	077479-01-000	EA	BOOT - BATTERY TERMINAL - DOUBLE CABLE
	077479-02-000	EA	BOOT - BATTERY TERMINAL - SINGLE CABLE
	086233-01-000	EA	STUD - ISOLATED - 3/8" X 7/8" LONG
	086273-01-000	EA	RELAY - BATTERY DISCONNECT
	113832-02-01A	EA	SLIDE - BATTERY TRAY - HEAVY DUTY - FREIGHTLINER
	131832-01-000	EA	RELAY - DPST - 25 AMP - 120 VOLT AC - 10 GALLON WATER HEATER
	131832-02-000	EA	SOCKET - RELAY - 10 GALLON WATER HEATER

EXTERIOR BODY GROUP
GRAPHICS & PAINT



EXTERIOR BODY GROUP (CONTINUED)

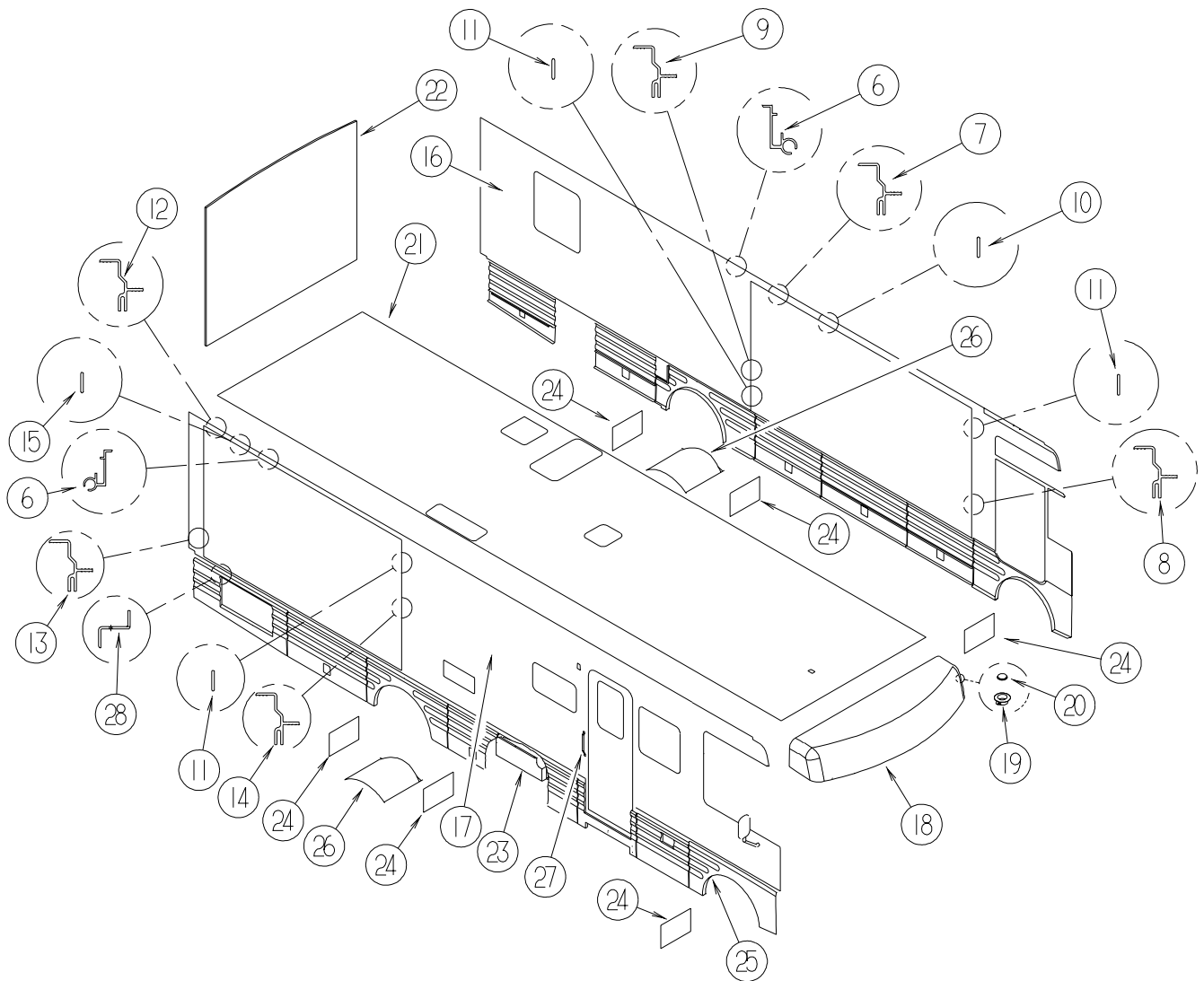
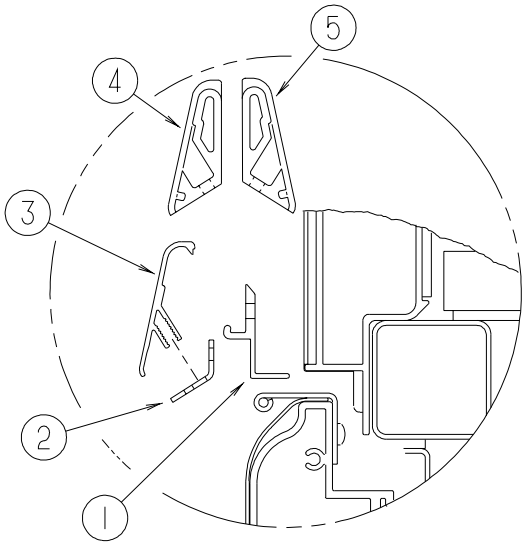
GRAPHICS & PAINT (CONTINUED)

KEY	PART NUMBER	U/M	DESCRIPTION
1	094443-67-01A	FT	FILM - MULTISTRIPE - 8.2"
2	124811-01-09A	EA	DECAL - LOGO - ITASCA
3	132664-01-01A	EA	DECAL - LOGO/DOMED - WINNEBAGO - GOLD/BLACK - PLASTIC
4	120712-01-03A	EA	DECAL - LOGO - SUNFLYER/LARGE
5	120712-02-03A	EA	DECAL - LOGO - SUNFLYER/SMALL
6	124989-01-06A	EA	DECAL - LOGO - ITASCA - SWEEP #15
7	124806-01-08A	EA	DECAL - LOGO - ITASCA W/ICON
8	133192-01-01A	EA	DECAL - RIBBON - BACKWALL
9	133193-01-01A	EA	DECAL - RIBBON - HOOD
10	133194-01-01A	EA	DECAL - HOOD - UPPER
11	133195-01-01A	EA	DECAL - HOOD - LOWER
12	133191-01-01A	EA	DECAL - RIBBON - CORNER - REAR/PASSENGER
12	133191-02-01A	EA	DECAL - RIBBON - CORNER - REAR/DRIVER
13	133189-01-01A	EA	DECAL - CORNER - UPPER/FRONT/PASSENGER
13	133189-02-01A	EA	DECAL - CORNER - UPPER/FRONT/DRIVER
14	133190-01-01A	EA	DECAL - CORNER - LOWER/FRONT/PASSENGER
14	133190-02-01A	EA	DECAL - CORNER - LOWER/FRONT/DRIVER
15	133184-01-01A	EA	DECAL - RIBBON #1 - UPPER/PASSENGER
15	133184-02-01A	EA	DECAL - RIBBON #1 - UPPER/DRIVER
16	133185-01-01A	EA	DECAL - RIBBON #2 - UPPER/RIGHT HAND
16	133185-02-01A	EA	DECAL - RIBBON #2 - UPPER/LEFT HAND
17	133187-01-01A	EA	DECAL - RIBBON #1 - LOWER/PASSENGER
17	133187-02-01A	EA	DECAL - RIBBON #1 - LOWER/DRIVER
18	133188-01-01A	EA	DECAL - RIBBON #2 - LOWER/PASSENGER - DARK GREEN
18	133188-02-01A	EA	DECAL - RIBBON #2 - LOWER/DRIVER
19	133186-01-01A	EA	DECAL - RIBBON - MIDDLE/PASSENGER
19	133186-02-01A	EA	DECAL - RIBBON - MIDDLE/DRIVER
20	120875-02-01A	EA	DECAL - "ITASCA" - OVAL DOMED - GRILLE - BLACK/GOLD
20	120994-01-01A	EA	BEZEL - DOMED GRILLE LOGO
21	129922-01-01A	EA	EMBLEM - TRITON V10 - BLACK/SILVER METALLIC/SILVER
	093681-40-01A	FT	FILM - 2" - FLAT BLACK
	116424-01-000	EA	PROTECTOR - LATCH - WATER HEATER
	132651-01-01A	EA	DECAL - MIRROR/GALLEY
	132653-01-01A	EA	DECAL - WINDOW/ENTRY DOOR
	041561-03-000	EA	PAINT - 16 OUNCE SPRAY - OFF WHITE

DUPONT PAINT COLOR CODES

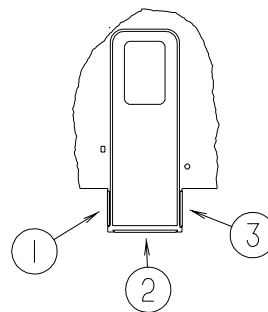
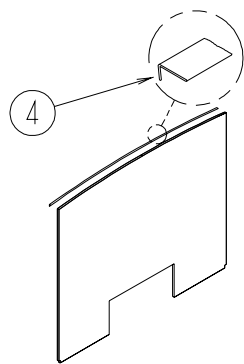
MEDIUM TITANIUM METALLIC	#C9248
DARK GREEN METALLIC	#MM172
FIRETHORN METALLIC	#RM348
TWILIGHT BLUE METALLIC	#RM048
JADESTONE METALLIC	#M3264
BRIGHT WHITE	#B8951

EXTERIOR BODY GROUP (CONTINUED)
PANELS



EXTERIOR BODY GROUP (CONTINUED)
PANELS (CONTINUED)

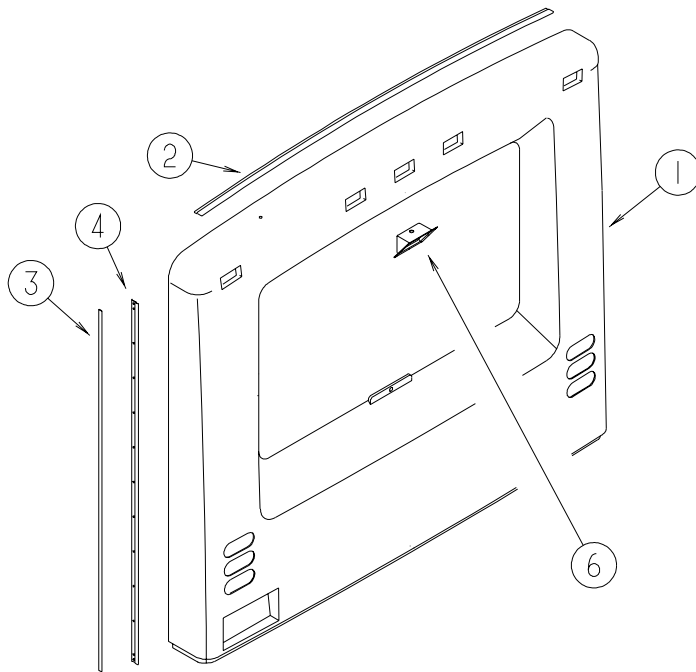
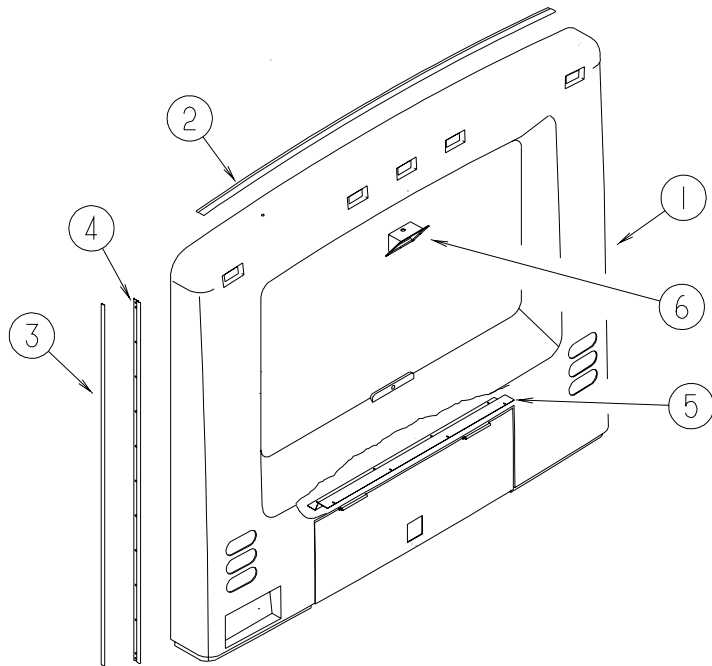
KEY	PART NUMBER	U/M	DESCRIPTION
1	133376-01-01A	EA	TRIM - RETAINER - MILL
2	124046-02-02B	EA	BRACKET - ANCHOR - E-COATED
3	123993-01-03A	EA	TRIM - COVER - 182" ALUMINUM - BRIGHT WHITE
4	126775-01-01A	EA	END CAP - VALANCE TRIM - RIGHT HAND
5	126775-02-01A	EA	END CAP - VALANCE TRIM - LEFT HAND
6	131483-01-01A	EA	RAIL - AWNING - 192" - BRIGHT WHITE
7	115863-03-03A	EA	TRIM - SIDEWALL/SLIDEOUT - TOP - 159.4" - BRT WHT
8	115863-13-01A	EA	TRIM - SIDEWALL/SLIDEOUT - LEFT HAND - 75.4" - BRT WHT
9	115863-14-01A	EA	TRIM - SIDEWALL/SLIDEOUT - RIGHT HAND - 75.4" - BRT WHT
10	115886-01-03A	EA	RETAINER - SIDEWALL - BRIGHT WHITE - 159.4"
11	115886-02-03A	EA	RETAINER - SIDEWALL - BRIGHT WHITE - 73.5"
12	115863-24-01A	EA	TRIM - SIDEWALL/SLIDEOUT - TOP - 133.7" - BRIGHT WHITE
13	115863-22-01A	EA	TRIM - SIDEWALL/SLIDEOUT - LEFT HAND - 75.6" - BRT WHT
14	115863-23-01A	EA	TRIM - SIDEWALL/SLIDEOUT - RIGHT HAND - 75.6" - BRT WHT
15	115886-10-01A	EA	RETAINER - SIDEWALL - BRIGHT WHITE
16	133797-01-L58	EA	SIDEWALL - DRIVER - W/O WINDOWS/TRIMS (L58, L59, L62, L63)
16	133797-01-L60	EA	SIDEWALL - DRIVER - W/O WINDOWS/TRIMS (L60, L61)
17	133796-01-L58	EA	SIDEWALL - PASSENGER - W/O WINDOWS/TRIMS (L58, L59, L62, L63)
17	133796-01-L60	EA	SIDEWALL - PASSENGER - W/O WINDOWS/TRIMS (L60, L61)
18	125304-02-J60	EA	CAP - ROOF
19	118383-01-04A	EA	RETAINER/RECESSED - F/.22" SCREW - BRIGHT WHITE
20	118383-04-04A	EA	CAP - F/RECESSED RETAINER - BRIGHT WHITE
21	133794-02-L58	EA	ROOF - W/O LIGHTS/VENTS - W/WIRING
22	133007-02-L58	EA	BACKWALL - W/O WINDOW/TRIM (L58, L59, L62, L63)
22	133007-02-L60	EA	BACKWALL - W/O WINDOW/TRIM (L60, L61)
23	133569-01-02B	EA	PANEL - COVER - LP - E-COATED
24	017516-01-000	EA	MUD FLAP - 14" X 18" - W/O MOUNTING HOLES - BLACK
25	132695-01-02B	EA	ANGLE - MUDFLAP - E-COATED
26	131365-01-000	EA	WHEELWELL - PLASTIC
27	132442-03-01A	EA	HANDLE - ASSIST
28	124303-03-02A	EA	TRIM - SIDEWALL - Z - 132" - BRIGHT WHITE



TRIMS
SIDEWALL & BACKWALL TRIMS

KEY	PART NUMBER	U/M	DESCRIPTION
1	121091-01-02A	EA	ANGLE - ENTRANCE DOOR - BRIGHT WHITE
2	121091-13-01A	EA	ANGLE - ENTRANCE DOOR - BRIGHT WHITE
3	121091-02-03A	EA	ANGLE - ENTRANCE DOOR - BRIGHT WHITE
4	114248-02-01A	EA	ANGLE - PLASTIC - 96.6"

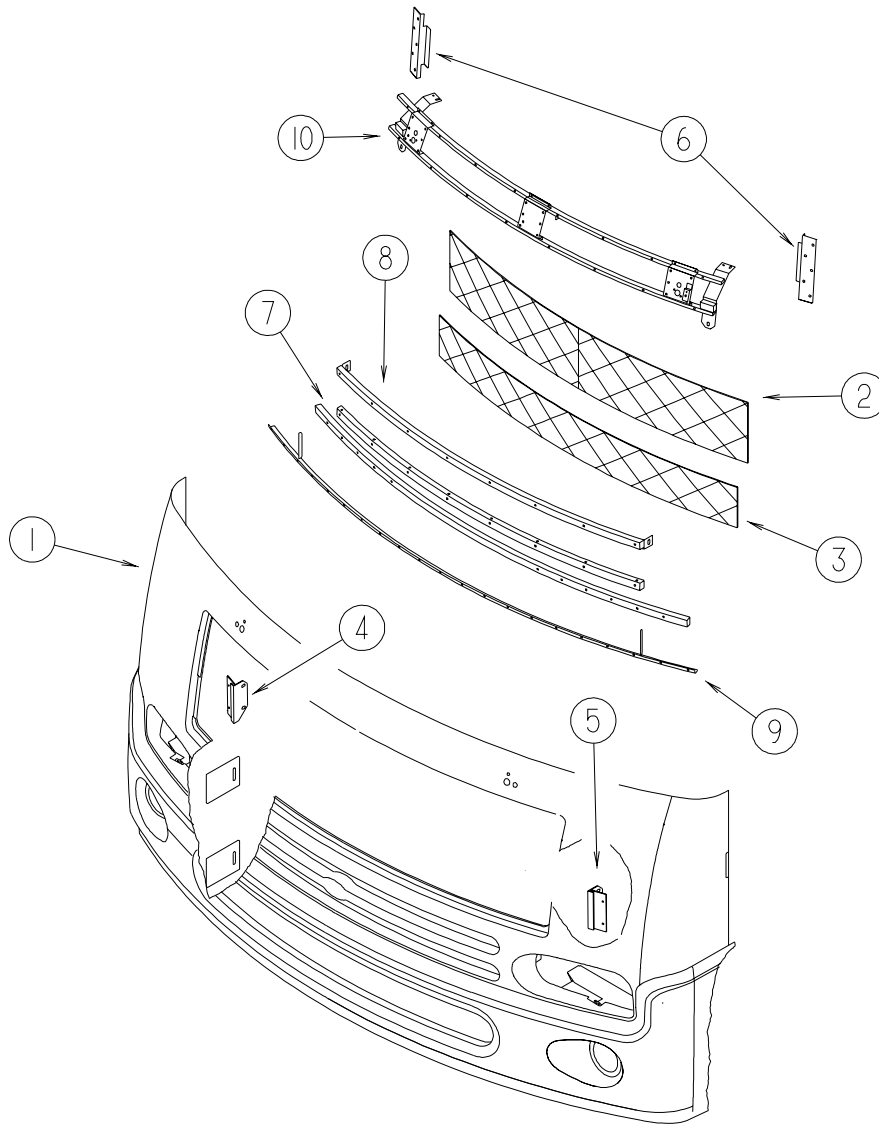
EXTERIOR BODY GROUP (CONTINUED)
TRIMS (CONTINUED)
REAR CAP



KEY	PART NUMBER	U/M	DESCRIPTION
1	129820-08-L52	EA	PANEL - REAR CAP - W/O DOOR
2	083805-23-000	EA	TRIM - ROOF CAP - 92.1" - BRIGHT WHITE
3	091985-01-07A	FT	MOLDING - TRIM - BRIGHT WHITE
4	092041-04-01A	EA	TRIM - BACKWALL/SIDEWALL - 76.6" - BRIGHT WHITE
5	118741-03-02B	EA	SHIELD - ENGINE - UPPER E-COATED - FREIGHTLINER
6	125259-01-01A	EA	SHROUD - CAMERA - INNER

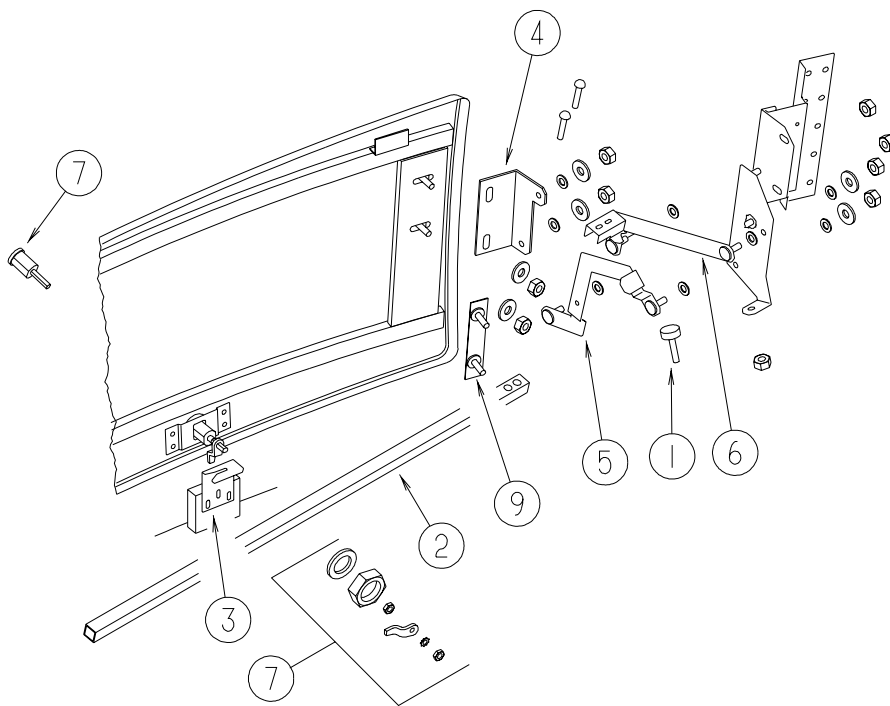
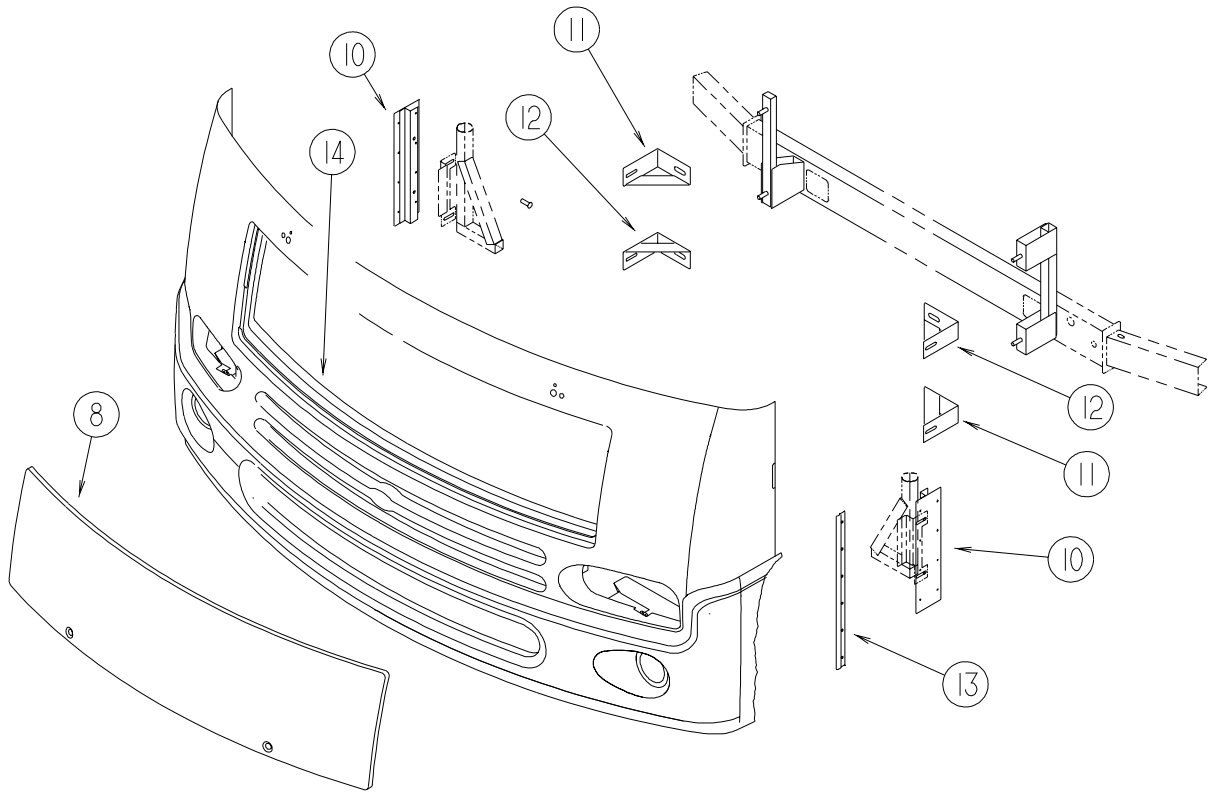
EXTERIOR BODY GROUP (CONTINUED)

FRONT END LOWER PANEL



KEY	PART NUMBER	U/M	DESCRIPTION
1	125302-02-J60	EA	PANEL - FRONT/LOWER - W/O HOOD - W/HARDWARE
2	115924-12-02A	EA	WIRE MESH - F/GRILLE - FLAT BLACK
3	115924-13-02A	EA	WIRE MESH - F/GRILLE - FLAT BLACK
4	118595-01-03A	EA	SUPPORT - HINGE LINK - PASSENGER - BRIGHT WHITE
5	118595-02-03A	EA	SUPPORT - HINGE LINK - DRIVER - BRIGHT WHITE
6	113495-06-02B	EA	SUPPORT - HINGE - RIGHT HAND/LEFT HAND - E-COATED
7	125709-08-J60	EA	TUBE ASM-GRILLE,LOWER
7	125709-07-01A	EA	TUBE-GRILLE,LOWER,MILL
8	125786-01-J60	EA	TUBE ASM-GRILLE,LOWER
8	125709-01-01A	EA	TUBE-GRILLE,LOWER MILL
9	125788-01-J60	EA	FRAME ASM-GRILLE/FOG LIGHT
9	125709-02-01A	EA	TUBE-GRILLE,LOWER MILL
10	125846-01-J60	EA	SUPPORT ASM-WIPER
10	125847-02-02B	EA	SUPPORT/PIVOT SHAFT - PASSENGER - E-COATED
10	125847-04-02B	EA	SUPPORT/PIVOT SHAFT - DRIVERS - E-COATED
10	125847-09-02B	EA	SUPPORT/PIVOT SHAFT - DRIVERS - E-COATED

EXTERIOR BODY GROUP (CONTINUED)
FRONT END (CONTINUED)
PANEL INSTALLATION



BACK VIEW OF HOOD

EXTERIOR BODY GROUP (CONTINUED)

FRONT END (CONTINUED) PANEL INSTALLATION (CONTINUED)

KEY	PART NUMBER	U/M	DESCRIPTION
1	058786-01-000	EA	BOLT - ADJUSTING HOOD - W/BLACK PAD
2	105096-10-000	EA	TUBE - HOOD HINGE TIMING W/WELDNUTS
3	106748-03-000	EA	LATCH - HOOD - FRONT END
4	109927-07-000	EA	ANGLE - LINK - HOOD/RIGHT HAND
4	109927-08-000	EA	ANGLE - LINK - HOOD/LEFT HAND
5	125778-03-02B	EA	LINK - HOOD HINGE - LOWER PASSENGER - E-COATED
5	125778-04-02B	EA	LINK - HOOD HINGE - LOWER DRIVER - E-COATED
6	125798-01-02B	EA	LINK - HOOD HINGE - UPPER PASSENGER - E-COATED
6	125798-02-02B	EA	LINK - HOOD HINGE - UPPER DRIVER - E-COATED
7	102330-02-000	EA	LATCH - VISE ACTION/KEY OPERATED
7	102328-01-000	EA	KEY - BARREL - NICKEL PLATED
8	125303-02-J60	EA	PANEL - HOOD - OUTER
9	106730-10-000	EA	PLATE - STUD - F/HOOD
10	128018-01-02B	EA	BRACKET - FRONT - RIGHT HAND/LEFT HAND - E-COAT
11	128455-03-02B	EA	BRACKET - BUMPER - RIGHT HAND UPPER/LEFT HAND LOWER
12	128455-04-02B	EA	BRACKET - BUMPER - LEFT HAND UPPER/RIGHT HAND LOWER
13	125818-02-01A	EA	TRIM - PANEL - FIBERGLASS - BRIGHT WHITE
13	091985-01-07A	FT	MOLDING - TRIM - BRIGHT WHITE
14	099418-01-000	FT	SEAL - D-SECTION/ADHESIVE BACK - .44" X .44"- BLK RUBBER

EXTERIOR BODY GROUP (CONTINUED)

LADDER

KEY	PART NUMBER	U/M	DESCRIPTION
	129375-02-000	EA	SEAL - LADDER BRACKET
	130163-02-01A	EA	LADDER - LOWER - ANODIZED ALUMINUM
	130164-02-01A	EA	LADDER - UPPER - ANODIZED ALUMINUM - FREIGHTLINER
	130164-04-01A	EA	LADDER - UPPER - ANODIZED ALUMINUM - FORD

MIRRORS

KEY	PART NUMBER	U/M	DESCRIPTION
*	106015-16-01A	EA	MIRROR - EXTERIOR REMOTE/HEAT - PASSENGER
*	106015-17-01A	EA	MIRROR - EXTERIOR REMOTE/HEAT - DRIVER

* COMPONENT PARTS FOUND IN SERVICE PARTS LIBRARY

BODY PANEL COMPONENTS

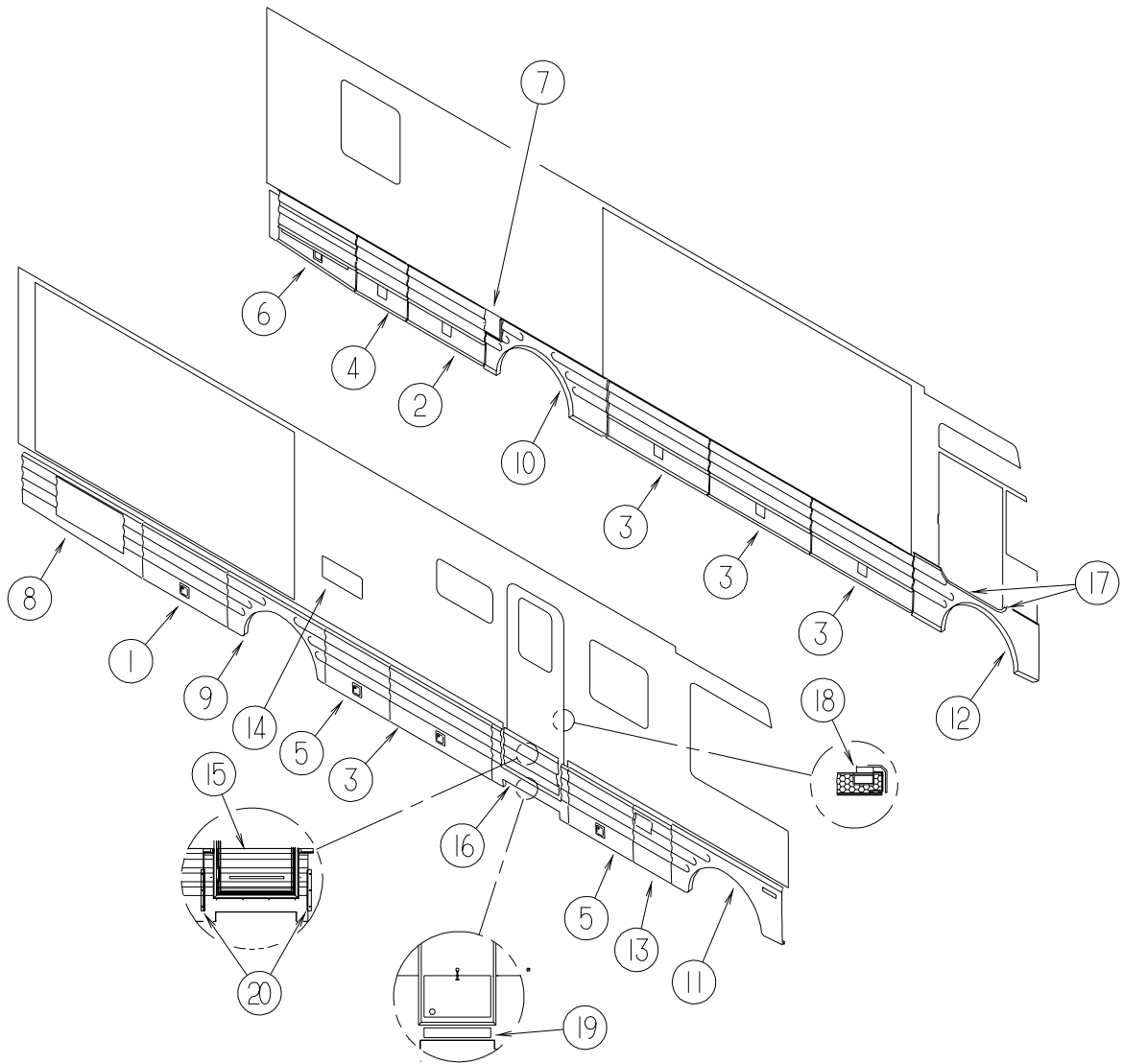
KEY	PART NUMBER	U/M	DESCRIPTION
	000870-08-000	SF	STYROFOAM - 3/4" X 48" X 96" PLANED EXPANDED BEAD BOARD
	002726-01-001	EA	GARNISH - U-CHANNEL - 1.38" X 19' - SERRATED
	002766-01-001	EA	ANGLE - EXTRUDED - 1" X 1.5" X 17'
	068716-01-001	EA	BRACE - 90 DEGREE - L-ANGLE - 16'
	076054-U6-000	EA	FIBERGLASS SHEET - 102" X 361" - BRIGHT WHITE
	089297-01-000	SF	PLYWOOD - LUAN - OVERLAY GRADE - 48" X 96"
	100619-01-000	BF	FOAM - EXPANDED POLYSTYRENE - 1.34" X 48" X 96"
	100619-02-000	BF	FOAM - EXPANDED POLYSTYRENE - 1.5" X 48" X 96"
	100619-05-000	BF	FOAM - EXPANDED POLYSTYRENE - .75" X 48" X 96"-1.5 DENSITY
	100619-10-000	BF	FOAM - EXPANDED POLYSTYRENE - 1.5" X 48" X 96"
	100619-11-000	BF	FOAM - EXPANDED POLYSTYRENE - 2" X 48" X 96"
	100619-13-000	BF	FOAM - EXPANDED POLYSTYRENE - .34" X 34.65" X 96"
	100619-16-000	BF	FOAM - EXPANDED POLYSTYRENE - .75" X 48" X 96"-2.0 DENSITY
	100619-21-000	BF	FOAM - EXPANDED POLYSTYRENE - 48" X 143" X .75"
	100619-22-000	BF	FOAM - EXPANDED POLYSTYRENE - 48" X 120" X 1.34"
	100619-27-000	BF	FOAM - EXPANDED POLYSTYRENE - 48" X 92.8" X 3"
	105077-08-000	EA	FOAM - PLUG - ROOF CAP
	108535-05-702	EA	FRP FLAT 108" X 396" BRT WHT
	108535-05-704	EA	FRP FLAT 48" X 110" BRT WHT
	116942-03-700	EA	ALUM-.019 X 40.5" X 240"
	120107-01-000	EA	FOAM - ROOF COVE - 2.8" X 96" LONG
	120107-02-000	EA	FOAM - PLUG - ROOF TUBE - 2.2" X 2.9" X 1.8" LONG
	120107-03-000	EA	FOAM - PLUG - SIDEWALL TUBE - 1.2" X 2.1" X 1.8" LONG
	128782-02-01A	EA	FIBERGLASS SHEET - 79" X 428"/HIGH GLOSS - BRIGHT WHITE
	128782-03-01A	EA	FIBERGLASS SHEET - 27.4" X 70.8"/HIGH GLOSS/SLIDEOUT - B/W
	128782-05-01A	EA	FIBERGLASS SHEET - 79" X 456"/HIGH GLOSS - BRIGHT WHITE

AWNINGS

KEY	PART NUMBER	U/M	DESCRIPTION
*	113874-01-02A	EA	HARDWARE KIT - AWNING - W/O STANDOFF BRACKET-BRIGHT WHITE
	113874-06-28A	EA	AWNING - 16' ALPINE GREEN VINYL - BRT/WHT METAL WRAP
	113874-08-28A	EA	AWNING - 19' ALPINE GREEN VINYL - BRT/WHT METAL WRAP
	113874-11-01A	EA	SCREW/LAG - AWNING - 1/4" X 1" STAINLESS STEEL
	113874-12-01A	EA	SCREW/LAG - AWNING - 1/4" X 2 3/4" STAINLESS STEEL
	130320-01-02A	EA	BRACKET - AWNING - F/A&E INSTALLATION - BRIGHT WHITE
	127647-01-01A	EA	ROD/AWNING GUARD - ENTRY DOOR - FL34Y ONLY

* COMPONENT PARTS FOUND IN SERVICE PARTS LIBRARY

EXTERIOR DOORS & COMPARTMENTS GROUP
DOOR & COMPARTMENT LAYOUT
DOORS



EXTERIOR DOORS & COMPARTMENTS GROUP (CONTINUED)

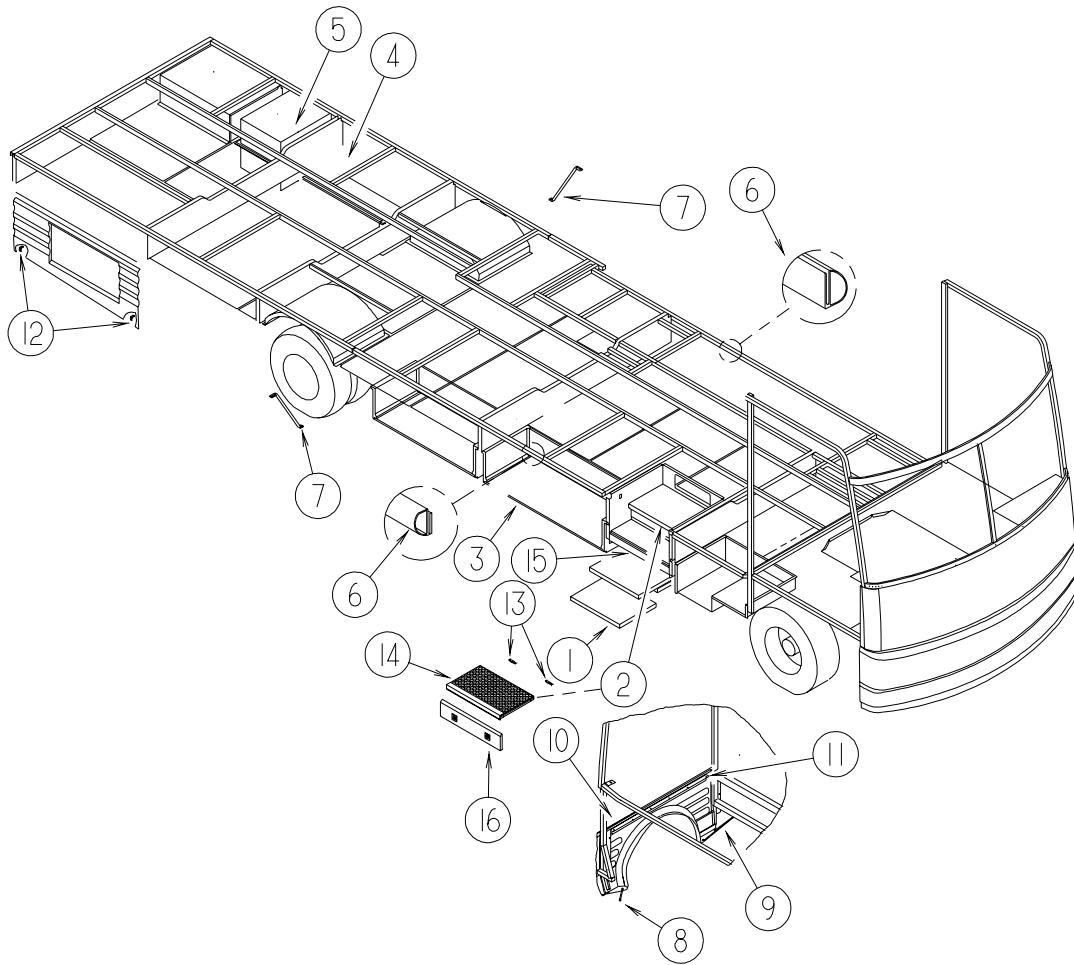
DOOR & COMPARTMENT LAYOUT (CONTINUED)

DOORS (CONTINUED)

KEY	PART NUMBER	U/M	DESCRIPTION
1	J26065-16-L52	EA	VALANCE/DOOR - W/LATCH/HINGE - 43.1" X 25"
1	125517-03-000	EA	ROD - LATCH - 17.50"
1	125517-04-000	EA	ROD - LATCH - 15.69"
2	J29759-03-L52	EA	VALANCE/DOOR - W/LATCH/HINGE - 39.3" X 25"
2	125517-07-000	EA	ROD - LATCH - 15.63"
2	125517-08-000	EA	ROD - LATCH - 13.82"
3	J29759-12-L52	EA	VALANCE/DOOR - W/LATCH/HINGE - 51.8" X 25"
3	125517-11-000	EA	ROD - LATCH - 21.88"
3	125517-12-000	EA	ROD - LATCH - 20.07"
4	J29759-18-L52	EA	VALANCE/DOOR - W/LATCH/HINGE - 26" X 25"
4	125517-05-000	EA	ROD - LATCH - 8.95"
4	125517-06-000	EA	ROD - LATCH - 7.14"
4	131383-03-02A	EA	BRACKET - SHOWER HEAD - WHITE
5	J29759-21-L52	EA	VALANCE/DOOR - W/LATCH/HINGE - 32.7" X 25"
5	125517-31-000	EA	ROD - LATCH - 12.3"
5	125517-32-000	EA	ROD - LATCH - 10.5"
6	J29759-23-L52	EA	VALANCE/DOOR - DRIVER W/LATCH/HINGE - 25" X 39.4" X 22"
6	125517-07-000	EA	ROD - LATCH - 15.63"
6	125517-08-000	EA	ROD - LATCH - 13.82"
7	126060-02-K36	EA	DOOR - FUEL FILL - W/O LOCK
7	125419-01-01A	EA	HINGE - SINGLE PIVOT
7	130005-01-000	EA	LOCK - W/O CYLINDER & KEYS - W/CAM - F/KEY ONE SYSTEM
8	132530-01-L52	EA	PANEL/VALANCE - A/C
8	129116-01-01A	EA	HINGE-SINGLE PIVOT,MIL
9	126061-23-L52	EA	PANEL - WHEEL LIP - REAR/PASSENGER
9	129116-01-01A	EA	HINGE-SINGLE PIVOT,MIL
10	126061-24-L52	EA	PANEL - WHEEL LIP - REAR/DRIVER
10	129116-01-01A	EA	HINGE-SINGLE PIVOT,MIL
11	126062-15-L58	EA	VALANCE/WHEEL LIP - FRONT - PASSENGER
12	126062-16-L58	EA	VALANCE/WHEEL LIP - FRONT - DRIVER
13	132529-02-L52	EA	PANEL/VALANCE - WATER HEATER - W/O HARDWARE
13	132512-02-01A	EA	PANEL/VALANCE - WATER HEATER - W/O HARDWARE
14*	084103-08-000	EA	DOOR - VENT - REFRIGERATOR - W/O JAMB - BRIGHT WHITE
14	084104-08-000	EA	JAMB - VENT DOOR/REFRIGERATOR - BRIGHT WHITE
15	126159-01-J60	EA	VALANCE/PANEL - ENTRY DOOR
15	106105-03-000	EA	CLIP - VALANCE/RETAINING
16	126063-08-L52	EA	PANEL/VALANCE - HORSESHOE
17	N/A	EA	FILM - URETHANE - PROTECTANT - RECTANGLE - 4" X 26.5"
18	125459-01-000	EA	SPACER - DOOR BRACKET
19	109506-01-000	EA	FILM - URETHANE - PROTECTANT - 4.25" X 26.75"
20	113041-03-02B	EA	ANGLE - BUMPER MOUNT

* COMPONENT PARTS FOUND IN SERVICE PARTS LIBRARY

EXTERIOR DOORS & COMPARTMENTS GROUP (CONTINUED)
DOOR & COMPARTMENT LAYOUT (CONTINUED)
COMPARTMENTS



EXTERIOR DOORS & COMPARTMENTS GROUP (CONTINUED)

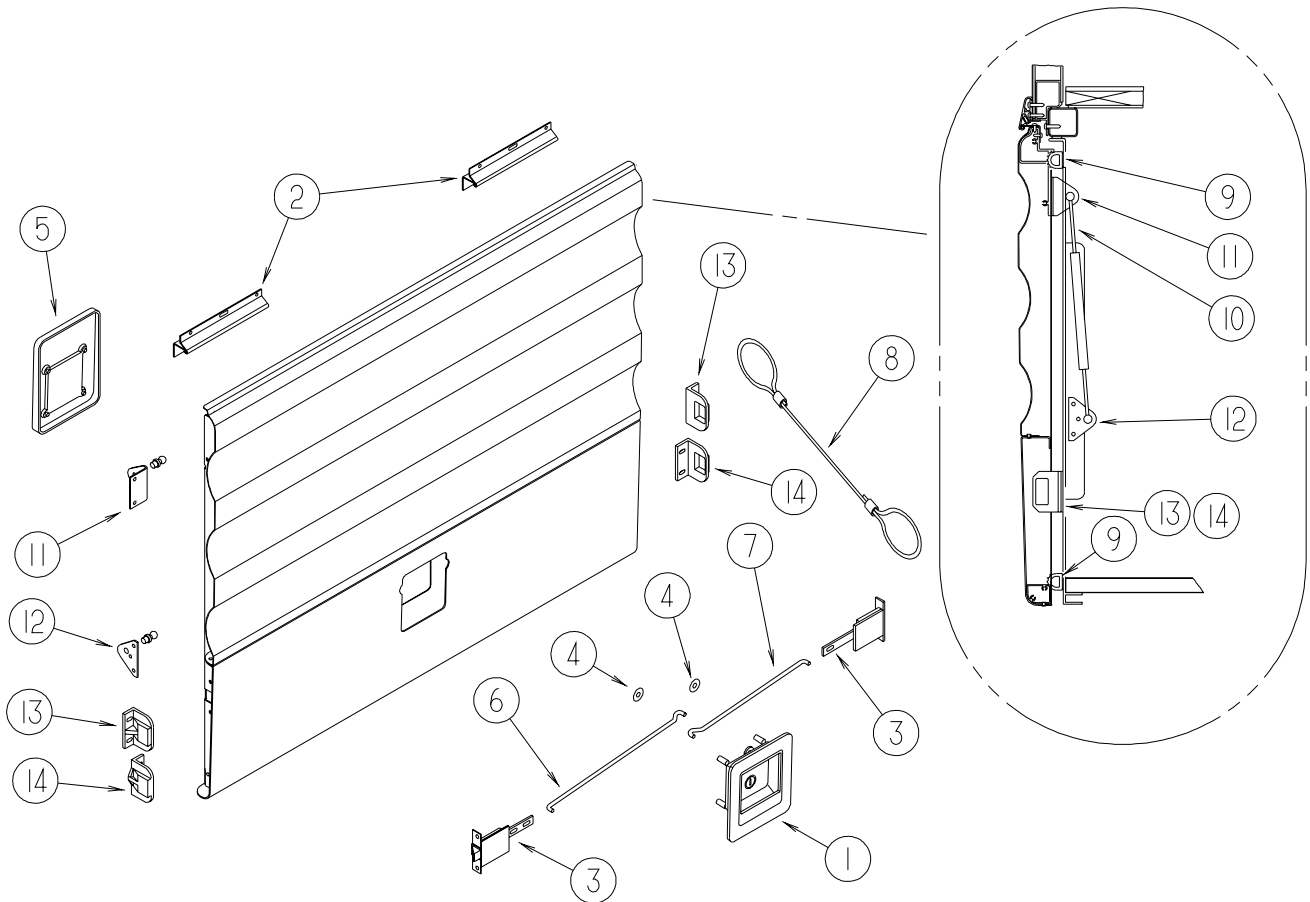
DOOR & COMPARTMENT LAYOUT (CONTINUED)

COMPARTMENTS (CONTINUED)

KEY	PART NUMBER	U/M	DESCRIPTION
1*	094707-01-01A	EA	STEP - DOUBLE - ELECTRIC - KWIKEE FROM: 00-00-00 THRU: 01-13-99
1*	094707-03-01A	EA	STEP - ELECTRIC DOUBLE - W/BLACK CONTROL BOX - KWIKEE FROM: 01-14-99 THRU: 99-99-99
2	120234-08-L58	EA	LID ASM-STEP,ENTRANCE (L58)
2	120234-08-L59	EA	LID ASM-STEP,ENTRANCE (L59)
2	120234-08-L60	EA	LID ASM-STEP,ENTRANCE (L60)
2	120234-08-L61	EA	LID ASM-STEP,ENTRANCE (L61)
2	120234-08-L62	EA	LID ASM-STEP,ENTRANCE (L62, L63)
2	P20256-07-000	EA	LID/DOOR - ENTRANCE STEP
2	123330-03-02B	EA	SUPPORT ASM-ENTRANCE STP,E-C
2	064075-07-000	FT	SEAL - BULB - W/WIRED U CHANNEL - .3" X .5" CHANNEL-BLACK
3	126386-33-L32	EA	COMPARTMENT - LUGGAGE
3	126397-01-01A	EA	PANEL/COMPARTMENT END - RIGHT HAND
3	126397-02-01A	EA	PANEL/COMPARTMENT END - LEFT HAND
4	M08627-01-H17	EA	COMPARTMENT - ELECTRIC/DRAINAGE - W/HATCH
4	M08628-01-H17	EA	HATCH W/FOAM INSERT
4	121175-02-01A	EA	LATCH - SWELL
5	133372-01-L32	EA	COMPARTMENT - POWER CORD
5	129015-01-K80	EA	PORT W/HATCH - F/ELECTRICAL/DRAIN
6	126516-01-01A	FT	TRIM - VINYL/EXTRUDED - 96"
7	107865-05-000	EA	ROD - SUPPORT - VALANCE PANEL - 9"
8	107865-10-000	EA	ROD - SUPPORT - VALANCE PANEL - 15.1"
9	107865-02-000	EA	ROD - SUPPORT - VALANCE PANEL - 13.2" - PASSENGER SIDE
9	107865-22-000	EA	ROD - SUPPORT - VALANCE PANEL - 23" - DRIVERS SIDE
10	108455-17-000	EA	ANGLE - VALANCE/TRIM - DRIVERS SIDE
10	106105-05-000	EA	CLIP - VALANCE/RETAINING - DRIVERS SIDE
10	108455-20-000	EA	ANGLE - VALANCE/TRIM - PASSENGER SIDE FROM: 00-00-00 THRU: 02-28-00
10	106105-16-000	EA	CLIP-TRIM,BACKWALL - PASSENGER SIDE FROM: 00-00-00 THRU: 02-28-00
10	108455-21-000	EA	ANGLE - VALANCE/TRIM - PASSENGER SIDE FROM: 02-29-00 THRU: 99-99-99
11	108455-24-000	EA	ANGLE - VALANCE/TRIM - PASSENGER SIDE
11	106105-06-000	EA	CLIP - VALANCE/RETAINING - PASSENGER SIDE
12	109216-03-000	EA	ANGLE-DOOR,FURNACE
13	101222-01-04A	EA	BRACKET - CATCH - LID - E-COATED
14	133114-02-01A	EA	TREAD - RUBBER STEP - 28.4" - TAUPE
15	133114-01-01A	EA	TREAD - RUBBER STEP - 29.3" - TAUPE
16	099856-11-000	EA	STRAP - TIEDOWN - 7.9"

* COMPONENT PARTS FOUND IN SERVICE PARTS LIBRARY

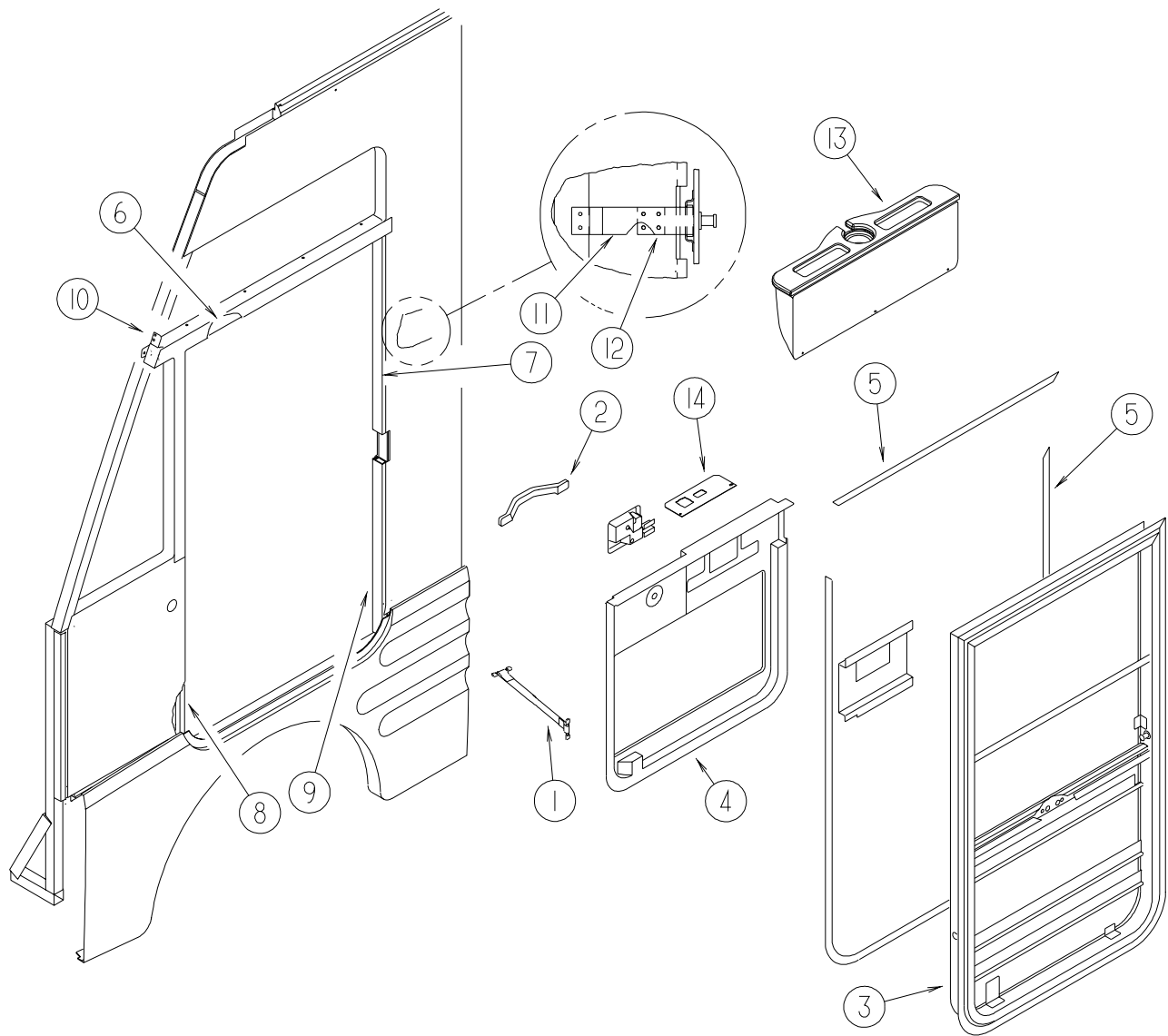
EXTERIOR DOORS & COMPARTMENTS GROUP (CONTINUED)
COMPARTMENT DOOR COMPONENTS



KEY	PART NUMBER	U/M	DESCRIPTION
1	112949-02-05A	EA	LATCH - PADDLE NON-LOCKING - BLACK
1	129675-01-01A	EA	LATCH - LOCKING PADDLE - BLACK
1	129686-01-000	EA	CYLINDER - LOCK ASSEMBLY - COMPARTMENT/DRIVER DOOR
1	129686-02-000	EA	CYLINDER - LOCK ASSEMBLY - COMPARTMENT/DRIVER DOOR
1	129686-03-000	EA	CYLINDER - LOCK ASSEMBLY - COMPARTMENT/DRIVER DOOR
1	129686-04-000	EA	CYLINDER - LOCK ASSEMBLY - COMPARTMENT/DRIVER DOOR
1	129686-05-000	EA	CYLINDER - LOCK ASSEMBLY - COMPARTMENT/DRIVER DOOR
1	129686-06-000	EA	CYLINDER - LOCK ASSEMBLY - COMPARTMENT/DRIVER DOOR
1	129686-07-000	EA	CYLINDER - LOCK ASSEMBLY - COMPARTMENT/DRIVER DOOR
1	129686-08-000	EA	CYLINDER - LOCK ASSEMBLY - COMPARTMENT/DRIVER DOOR
1	129686-09-000	EA	CYLINDER - LOCK ASSEMBLY - COMPARTMENT/DRIVER DOOR
1	129686-10-000	EA	CYLINDER - LOCK ASSEMBLY - COMPARTMENT/DRIVER DOOR
2	121677-01-01A	EA	HINGE - SINGLE PIVOT
3	121947-01-01A	EA	BOLT - SLIDE W/PLASTIC PLUNGER
4	124304-01-000	EA	CLIP - ROUND PUSH ON
5	125257-01-02A	EA	COVER - LATCH/VALANCE DOOR - WHITE
6			SEE DOOR & COMPARTMENT LAYOUT FOR ROD - LATCH
7			SEE DOOR & COMPARTMENT LAYOUT FOR ROD - LATCH
8	076767-01-000	EA	CABLE - STEEL - 12"
9	107721-08-000	FT	SEAL - ACCESS DOOR - .86"
10	107796-23-000	EA	SPRING/GAS - 11.3" COMPRESSED/18.5" EXTENDED - 45 LB.
11	126263-05-02B	EA	BRACKET - GAS SPRING W/BALL STUD - E-COATED
12	126263-08-02B	EA	BRACKET - GAS SPRING W/BALL STUD - E-COATED
13	130053-01-01A	EA	STRIKER - LUGGAGE DOOR - FLUSH - BLACK
14	130053-02-01A	EA	STRIKER - LUGGAGE DOOR - OFF SET - BLACK

EXTERIOR DOORS & COMPARTMENTS GROUP (CONTINUED)

DRIVERS DOOR



KEY	PART NUMBER	U/M	DESCRIPTION
1	109378-01-000	EA	STRAP - CHECK - DRIVER DOOR - 12.8"
2	110604-01-01A	EA	HANDLE - ASSIST - DRIVER DOOR - 10.8" LONG - BLACK
3*	125581-07-01A	EA	DOOR - DRIVER - NON POWER - W/O LOCK
4	132298-01-01A	EA	PANEL - CAB DOOR - INNER/DRIVER DOOR - ANTELOPE - WINNEBAGO
4	132298-01-02A	EA	PANEL - CAB DOOR - INNER/DRIVER DOOR - TITANIUM - ITASCA
5	109235-01-05A	FT	COVER - SCREW - BRIGHT WHITE
5	109235-01-01A	FT	COVER - SCREW - MAT BLACK
6	125725-01-01A	EA	FRAME - DRIVER DOOR - 33.5" - BLACK
7	125725-03-01A	EA	FRAME - DRIVER DOOR - 27.8" - BLACK
8	125725-07-01A	EA	FRAME - DRIVER DOOR - 53.3" - BLACK
9	125725-08-01A	EA	FRAME - DRIVER DOOR - 21.4" - BLACK
	038327-01-000	EA	TAPE - ANTI-SLIP - 2" X 60'
10	125804-01-02B	EA	ANGLE - DOOR SUPPORT - E-COATED - ITASCA
10	125804-02-02B	EA	ANGLE - DOOR SUPPORT - E-COATED - WINNEBAGO
11	126506-01-02B	EA	BRACKET - STRIKE - DRIVER DOOR - E-COATED
12	126534-01-02B	EA	SPACER - STRIKE - DRIVER DOOR - E-COATED
13	132297-01-L32	EA	PANEL - TRIM - DRIVER DOOR/BEVERAGE TRAY - WATERFORD OAK
13	132297-01-L52	EA	PANEL - TRIM - DRIVER DOOR/BEVERAGE TRAY - SALEM CHERRY
13	132297-01-L58	EA	PANEL - TRIM - DRIVER DOOR/BEVERAGE TRAY - WASHED MAPLE
14	132514-01-02B	EA	PLATE - SWITCH - HEATED MIRROR - E-COATED

* COMPONENT PARTS FOUND IN SERVICE PARTS LIBRARY

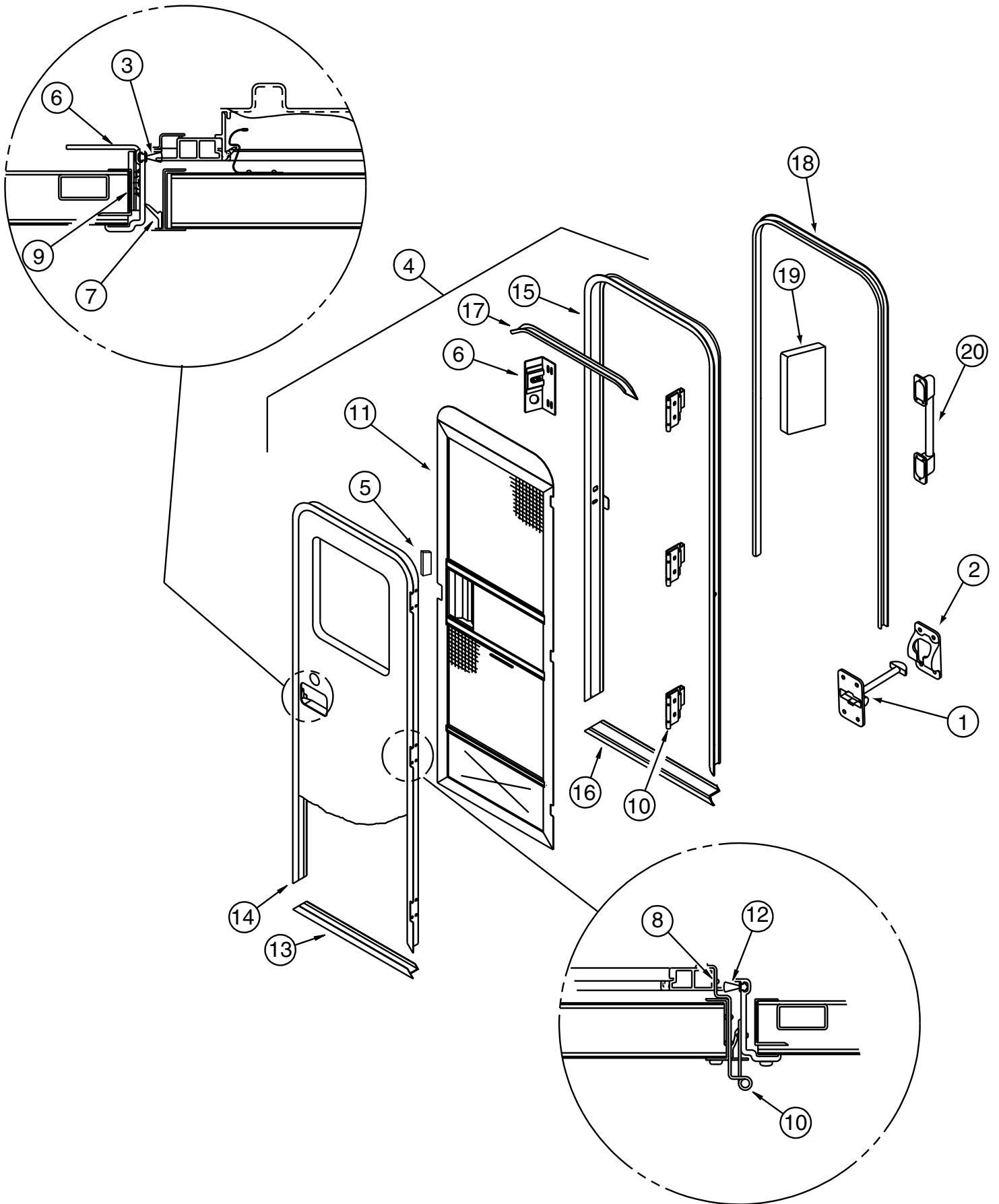
EXTERIOR DOORS & COMPARTMENTS GROUP (CONTINUED)
DRIVERS DOOR (CONTINUED)

ONE KEY SYSTEM

KEY	PART NUMBER	U/M	DESCRIPTION
*	129685-01-000	EA	CYLINDER - LOCK ASSEMBLY - ENTRANCE DOOR (J)
*	129685-02-000	EA	CYLINDER - LOCK ASSEMBLY - ENTRANCE DOOR (J)
*	129685-03-000	EA	CYLINDER - LOCK ASSEMBLY - ENTRANCE DOOR (J)
*	129685-04-000	EA	CYLINDER - LOCK ASSEMBLY - ENTRANCE DOOR (J)
*	129685-05-000	EA	CYLINDER - LOCK ASSEMBLY - ENTRANCE DOOR (J)
*	129685-06-000	EA	CYLINDER - LOCK ASSEMBLY - ENTRANCE DOOR (J)
*	129685-07-000	EA	CYLINDER - LOCK ASSEMBLY - ENTRANCE DOOR (J)
*	129685-08-000	EA	CYLINDER - LOCK ASSEMBLY - ENTRANCE DOOR (J)
*	129685-09-000	EA	CYLINDER - LOCK ASSEMBLY - ENTRANCE DOOR (J)
*	129685-10-000	EA	CYLINDER - LOCK ASSEMBLY - ENTRANCE DOOR (J)
*	129676-01-000	EA	KEY - T/M 14472-07-1431
*	129676-02-000	EA	KEY - T/M 14472-07-1432
*	129676-03-000	EA	KEY - T/M 14472-07-1433
*	129676-04-000	EA	KEY - T/M 14472-07-1434
*	129676-05-000	EA	KEY - T/M 14472-07-1435
*	129676-06-000	EA	KEY - T/M 14472-07-1436
*	129676-07-000	EA	KEY - T/M 14472-07-1437
*	129676-08-000	EA	KEY - T/M 14472-07-1438
*	129676-09-000	EA	KEY - T/M 14472-07-1439
*	129676-10-000	EA	KEY - T/M 14472-07-1440

* **COMPONENT PARTS FOUND IN SERVICE PARTS LIBRARY**

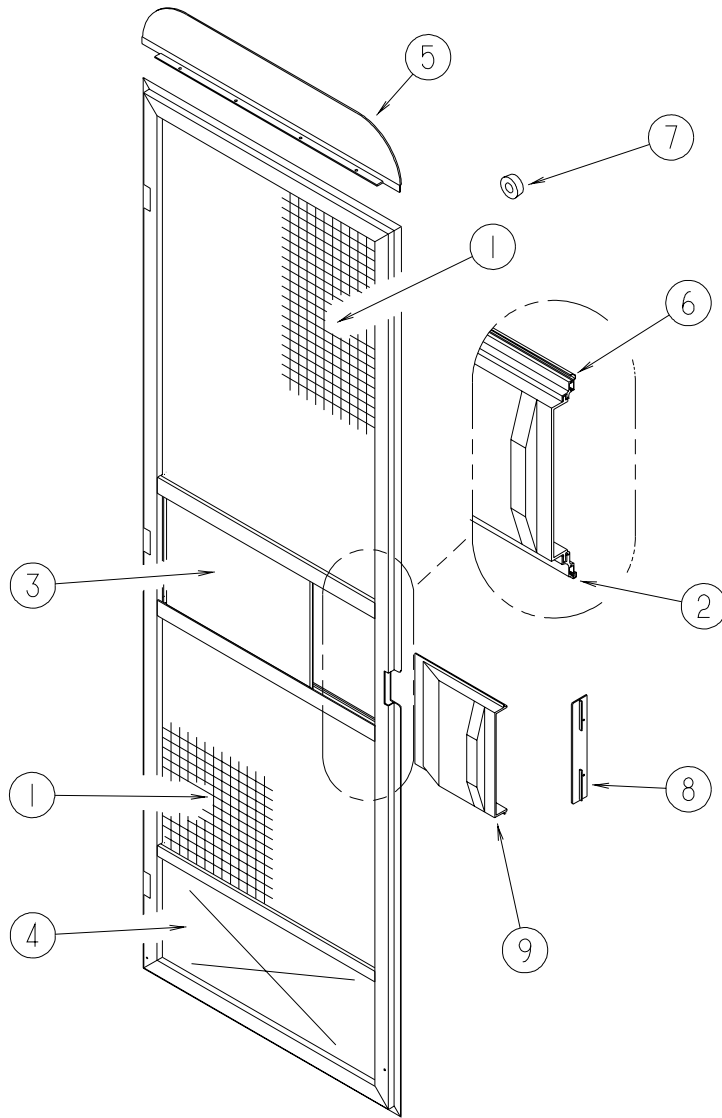
EXTERIOR DOORS & COMPARTMENTS GROUP (CONTINUED)
ENTRY DOOR



EXTERIOR DOORS & COMPARTMENTS GROUP (CONTINUED)**ENTRY DOOR (CONTINUED)**

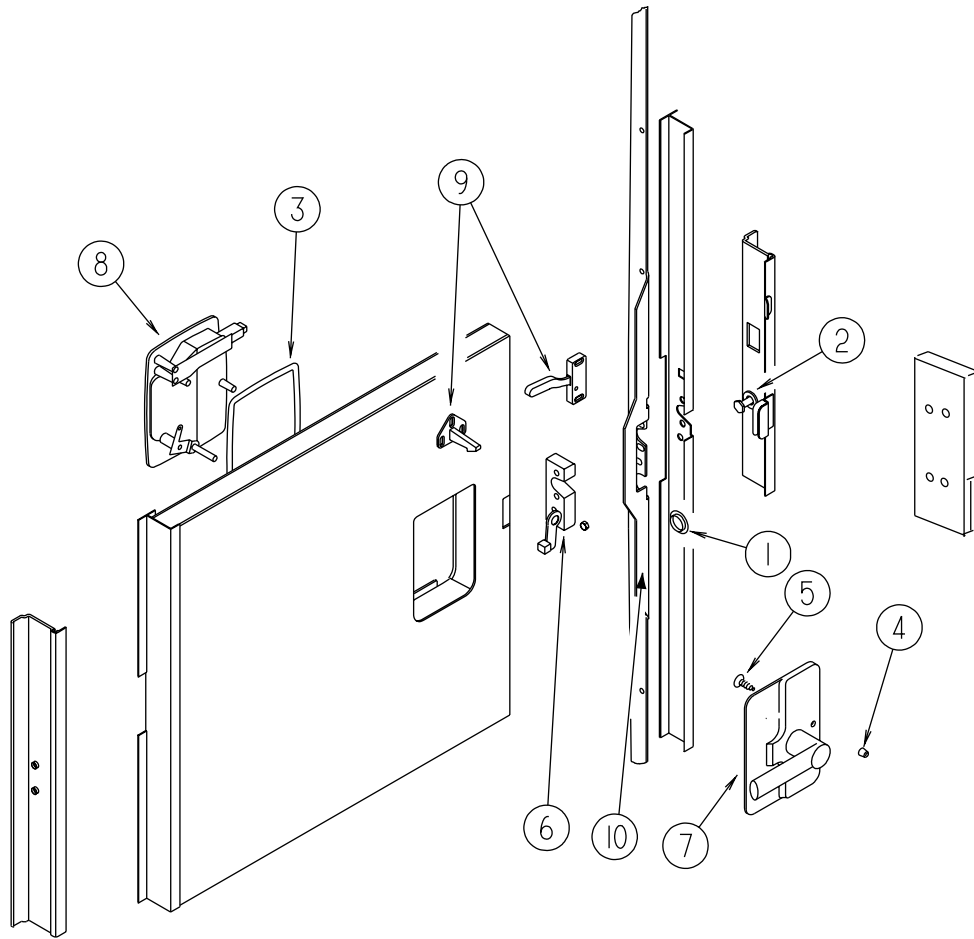
KEY	PART NUMBER	U/M	DESCRIPTION
1	104099-01-04A	EA	CATCH - DOOR HOLDER - STRIKE - BRIGHT WHITE
2	104099-02-04A	EA	CATCH - DOOR HOLDER - RETAINER - BRIGHT WHITE
3	075673-05-000	FT	SEAL - PILE - ADHESIVE BACK - BLACK
			FROM: 05-01-00 THRU: 99-99-99
4	P32206-02-L52	EA	DOOR - ENTRY W/SCREEN DOOR - W/O WINDOW (L52, L53)
4	P32206-02-L54	EA	DOOR - ENTRY W/SCREEN DOOR - W/O WINDOW (L54, L55)
4	P32206-02-L56	EA	DOOR - ENTRY W/SCREEN DOOR - W/O WINDOW (L56, L57)
4	P32206-02-L58	EA	DOOR - ENTRY W/SCREEN DOOR - W/O WINDOW (L58, L59, L62, L63)
4	P32206-02-L60	EA	DOOR - ENTRY W/SCREEN DOOR - W/O WINDOW (L60, L61)
	039715-01-000	EA	NUT-SERT - 1/4" DIAMETER - 20 THREADS
5	134655-01-01A	EA	COVER - LATCH - SCREEN DOOR - BRIGHT WHITE
6	041546-08-000	EA	BRACKET - DOOR ANGLE O/W
7	075671-04-000	FT	SEAL - SPONGE - LAZY T - W/ADHESIVE STRIP - .5" WIDE
8	100128-02-000	FT	SEAL - FOAM/ADHESIVE BACK - .37" WIDE X .37" THICK
9	104692-01-000	FT	SEAL - ADHESIVE BACKED FOAM-.75"THICK X .75"WIDE X 25'
10	106719-01-05A	EA	HINGE - ENTRY DOOR - BRIGHT WHITE
10	106719-01-01A	EA	HINGE - ENTRY DOOR - MILL
	116111-02-01A	EA	SCREW - TAPTITE - 1/4-20 X 3/8 PPH - ZINC
11	132208-02-L32	EA	DOOR - SCREEN - W/O HARDWARE
12	118929-01-01A	FT	SEAL - PILE - PUSH ON
13	121893-03-02A	EA	FRAME - ENTRY DOOR/LOWER - BRIGHT WHITE
	038327-01-000	EA	TAPE - ANTI-SLIP - 2" X 60'
14	121894-16-01A	EA	FRAME - ENTRY DOOR - BRIGHT WHITE
15	121898-14-01A	EA	JAMB - ENTRY DOOR
16	051049-05-000	EA	JAMB/DOOR - LOWER - ENTRY DOOR
17	044582-50-000	EA	CAP - DRIP JAMB MITERED
18	115222-12-01A	EA	GARNISH - RADIUS - ENTRY DOOR
			FROM: 00-00-00 THRU: 12-05-99
18	115222-17-01A	EA	GARNISH - RADIUS - ENTRY DOOR
			FROM: 12-06-99 THRU: 99-99-99
19	077461-03-000	EA	COVER - STRIKE - ENTRY DOOR - 6.5" X 2.5" - WHITE PLASTIC
20	132442-02-01A	EA	HANDLE - ASSIST - WINNEBAGO
20	132442-03-01A	EA	HANDLE - ASSIST - ITASCA

EXTERIOR DOORS & COMPARTMENTS GROUP (CONTINUED)
SCREEN DOOR



KEY	PART NUMBER	U/M	DESCRIPTION
	132208-02-L32	EA	DOOR - SCREEN - W/O HARDWARE
1	002293-02-000	SF	SCREEN - 26" - CHARCOAL
2	002294-01-000	FT	SPLINE - SCREENING - .135" X .138"
3	001014-01-013	EA	INSERT - CENTER - 10.25" X 16.31" - UNPAINTED
3	001014-01-017	EA	AL-.024X10.077 X16.783 LEATHER GRAIN FINISH FROM: 00-00-00 THRU: 07-11-99
4	078552-09-000	EA	INSERT - SCREEN DOOR - LOWER
5	078595-03-000	EA	PLATE - SCREEN DOOR
6	078777-08-000	FT	CHANNEL - SLIDER
7	120863-06-000	EA	BUMPER - RUBBER - 3/4" X 3/8"
8	132081-01-01A	EA	STRIKE - SLIDER - SCREEN DOOR - BRIGHT WHITE
9	132082-01-01A	EA	SLIDER - SCREEN DOOR - BRIGHT WHITE

EXTERIOR DOORS & COMPARTMENTS GROUP (CONTINUED)
LATCH - ENTRY DOOR



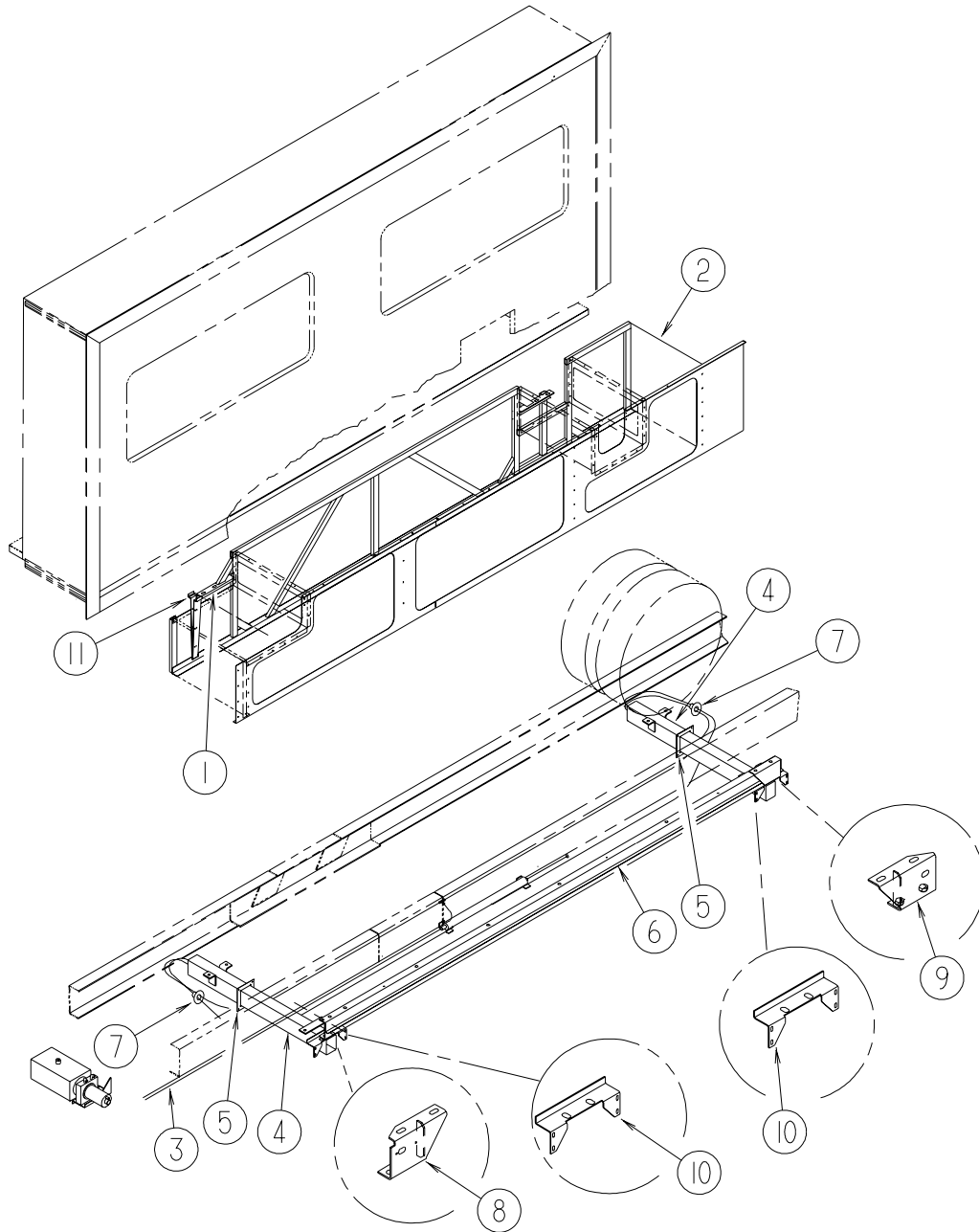
EXTERIOR DOORS & COMPARTMENTS GROUP (CONTINUED)

LATCH - ENTRY DOOR (CONTINUED)

KEY	PART NUMBER	U/M	DESCRIPTION
1	061420-14-000	EA	PLUG - PLASTIC - .034" DIAMETER
2	092927-03-000	EA	STRIKER - ROUND - JAMB MOUNTED
			FROM: 00-00-00 THRU: 11-05-99
2	092927-14-000	EA	BOLT - STRIKER
			FROM: 11-06-99 THRU: 99-99-99
3	112782-04-01A	EA	GASKET
4	112782-05-01A	EA	CAP - VINYL - RED
5	112782-08-01A	EA	SCREW - MOUNTING/PLATE - ZINC
6	112782-09-01A	EA	LATCH - SINGLE ROTOR
7	112782-11-01A	EA	LATCH - INTERIOR PLATE
8	112782-10-01A	EA	LATCH - EXTERIOR W/O CYLINDER
			FROM: 00-00-00 THRU: 01-02-00
8	112782-12-01A	EA	LATCH - EXTERIOR - W/O CYLINDER - W/ICON LOCK/UNLOCK
			FROM: 01-03-00 THRU: 99-99-99
9	132915-01-01A	EA	LATCH - SCREEN DOOR
10	072893-04-000	EA	NUTSERT - 10-32
10	132207-01-02B	EA	STIFFENER-FORMED,DOOR,E-COAT
	129685-01-701	EA	KEY - BLANK KS 150 144472-07-2001
	129685-01-000	EA	CYLINDER - LOCK ASSEMBLY - ENTRANCE DOOR (J)
	129685-02-000	EA	CYLINDER - LOCK ASSEMBLY - ENTRANCE DOOR (J)
	129685-03-000	EA	CYLINDER - LOCK ASSEMBLY - ENTRANCE DOOR (J)
	129685-04-000	EA	CYLINDER - LOCK ASSEMBLY - ENTRANCE DOOR (J)
	129685-05-000	EA	CYLINDER - LOCK ASSEMBLY - ENTRANCE DOOR (J)
	129685-06-000	EA	CYLINDER - LOCK ASSEMBLY - ENTRANCE DOOR (J)
	129685-07-000	EA	CYLINDER - LOCK ASSEMBLY - ENTRANCE DOOR (J)
	129685-08-000	EA	CYLINDER - LOCK ASSEMBLY - ENTRANCE DOOR (J)
	129685-09-000	EA	CYLINDER - LOCK ASSEMBLY - ENTRANCE DOOR (J)
	129685-10-000	EA	CYLINDER - LOCK ASSEMBLY - ENTRANCE DOOR (J)
*	129676-01-000	EA	KEY - T/M 14472-07-1431
*	129676-02-000	EA	KEY - T/M 14472-07-1432
*	129676-03-000	EA	KEY - T/M 14472-07-1433
*	129676-04-000	EA	KEY - T/M 14472-07-1434
*	129676-05-000	EA	KEY - T/M 14472-07-1435
*	129676-06-000	EA	KEY - T/M 14472-07-1436
*	129676-07-000	EA	KEY - T/M 14472-07-1437
*	129676-08-000	EA	KEY - T/M 14472-07-1438
*	129676-09-000	EA	KEY - T/M 14472-07-1439
*	129676-10-000	EA	KEY - T/M 14472-07-1440
	129754-01-000	EA	SEAL - LOCK CYLINDER

* COMPONENT PARTS FOUND IN SERVICE PARTS LIBRARY

EXTERIOR SLIDEOUT INSTALLATION GROUP
FRONT LEFT
COMPARTMENT & SLIDEOUT

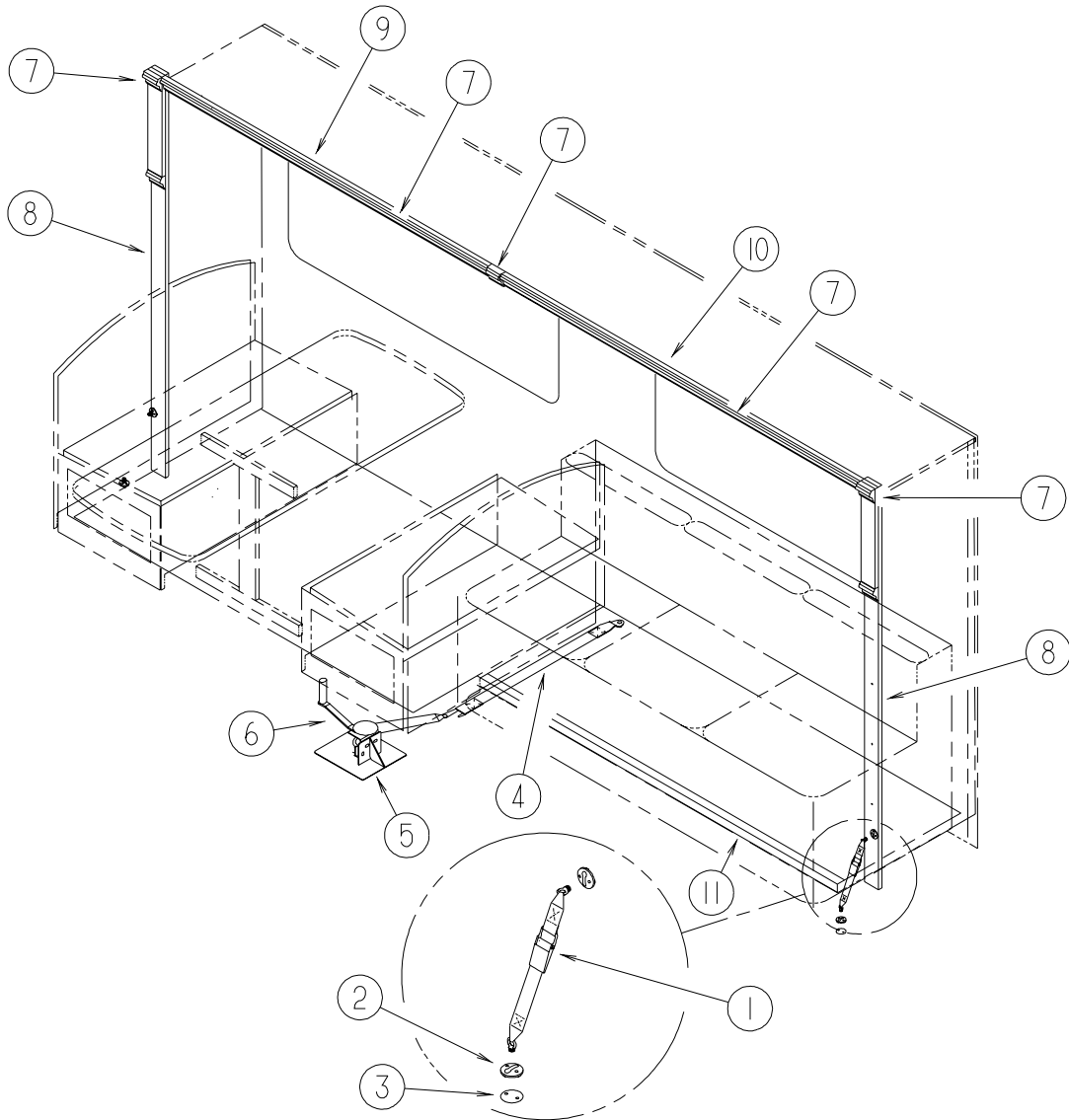


KEY	PART NUMBER	U/M	DESCRIPTION
1	126050-14-L32	EA	SUPPORT - SLIDEOUT COMPARTMENT
2	126390-17-000	EA	COMPARTMENT - SLIDEOUT
3*	100536-42-000	EA	HOSE KIT - PUMP TO SLIDE-OUT VALVE
4*	132540-01-000	EA	SLIDEOUT - HYDRAULIC
5	125828-02-02B	EA	FILLER/STEEL - SLIDEOUT - E-COATED
6	128621-09-01A	EA	ZEE-SLIDEOUT, W/HOLES, MILL
7	023942-01-000	EA	GROMMET - RUBBER - 2" OD
8	127030-01-02B	EA	BRACKET - INNER REAR/SLIDEOUT - E-COATED
9	127030-02-02B	EA	BRACKET - INNER FRONT/SLIDEOUT - E-COATED
10	128386-01-02B	EA	BRACKET - SLIDEOUT/COMPARTMENT - E-COATED
11	126591-01-02B	EA	CARRIER - WIRE - SLIDEOUT

* COMPONENT PARTS FOUND IN SERVICE PARTS LIBRARY

EXTERIOR SLIDEOUT INSTALLATION GROUP (CONTINUED)

FRONT LEFT (CONTINUED) INTERIOR MOLDING & WINCH

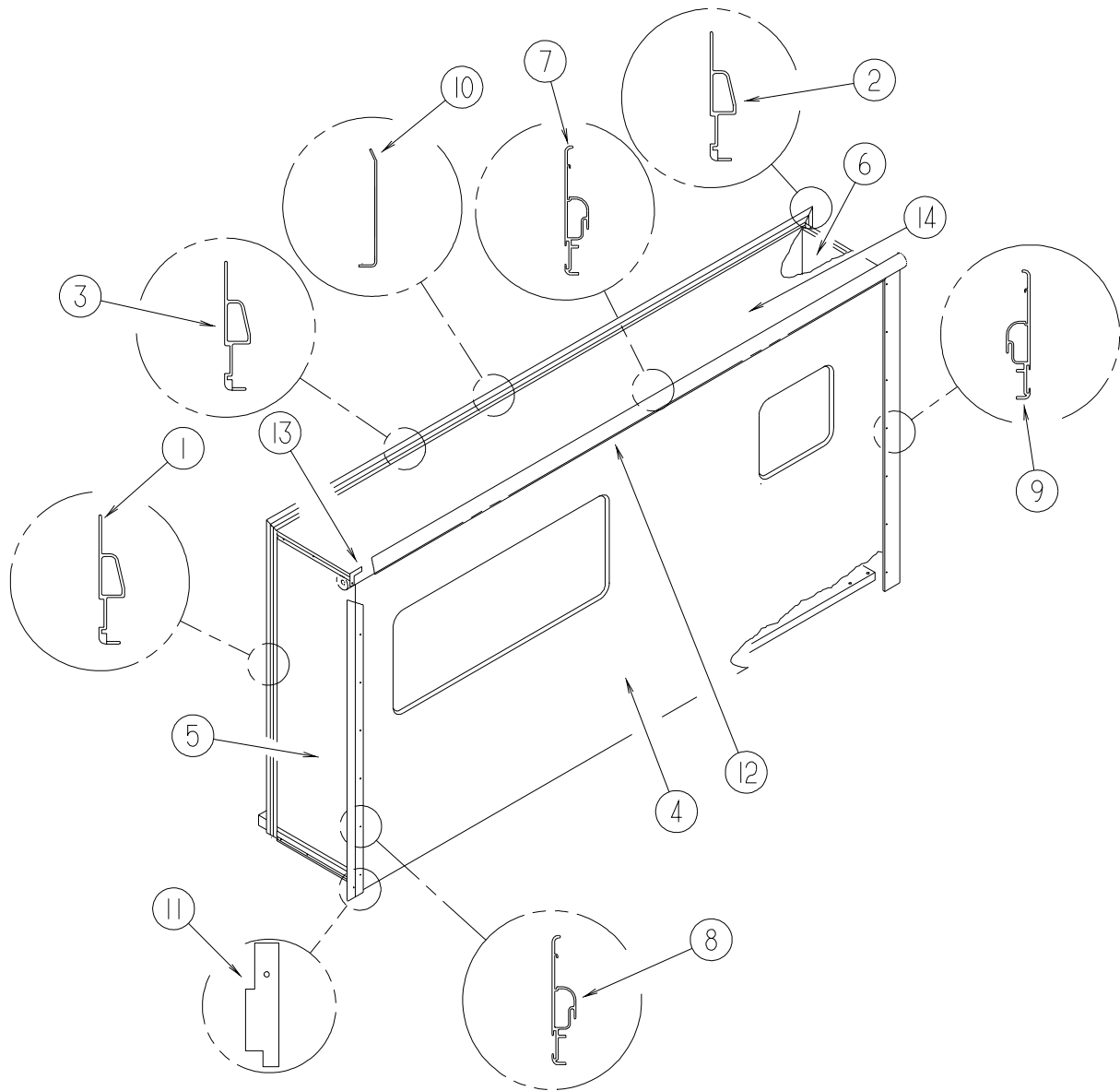


KEY	PART NUMBER	U/M	DESCRIPTION
1	133067-01-01A	EA	STRAP - TIE DOWN - SLIDE
			FROM: 00-00-00 THRU: 03-28-00
1	135619-01-01A	EA	STRAP - SLIDE-OUT ROOM TIEDOWN
			FROM: 03-29-00 THRU: 99-99-99
2	133067-02-01A	EA	PLATE - TIE-DOWN - SLIDE
			FROM: 00-00-00 THRU: 03-28-00
2	135619-02-01A	EA	PLATE - TIEDOWN/SLIDE
			FROM: 03-29-00 THRU: 99-99-99
3	133374-01-09B	EA	PLATE - TIEDOWN
			FROM: 00-00-00 THRU: 03-28-00
3	135622-01-01B	EA	PLATE - SLIDE-OUT ROOM TIEDOWN
			FROM: 03-29-00 THRU: 99-99-99
4	116101-02-F31	EA	STRAP - WINCH - 34" CENTER BRACKET/STRAP END
5	116082-03-02B	EA	BRACKET - WINCH
6	115767-02-000	EA	WINCH - SLIDEOUT W/10' STRAP
7	M09416-04-L58	EA	TRIM - HARDWOOD MOLDING - SLIDEOUT - WASHED MAPLE
7	M09416-04-L52	EA	TRIM - HARDWOOD MOLDING - SLIDEOUT - SALEM CHERRY
8	116951-16-K90	EA	MOLDING - TRIM - 3.5" X 74.3" - WASHED MAPLE
8	116951-16-K37	EA	MOLDING - TRIM - 3.5" X 74.3" - SALEM CHERRY
9	116967-08-K67	EA	TRIM - CENTER - WOOD - 3.8" X 74.1" - WASHED MAPLE
9	116967-08-K37	EA	TRIM - CENTER - WOOD - 3.8" X 74.1" - SALEM CHERRY
10	116967-07-K67	EA	TRIM - CENTER - WOOD - 3.8" X 78" - WASHED MAPLE
10	116967-07-K37	EA	TRIM - CENTER - WOOD - 3.8" X 78" - SALEM CHERRY
11	124624-04-02A	EA	ANGLE - TRIM - BLACK

EXTERIOR SLIDEOUT INSTALLATION GROUP (CONTINUED)

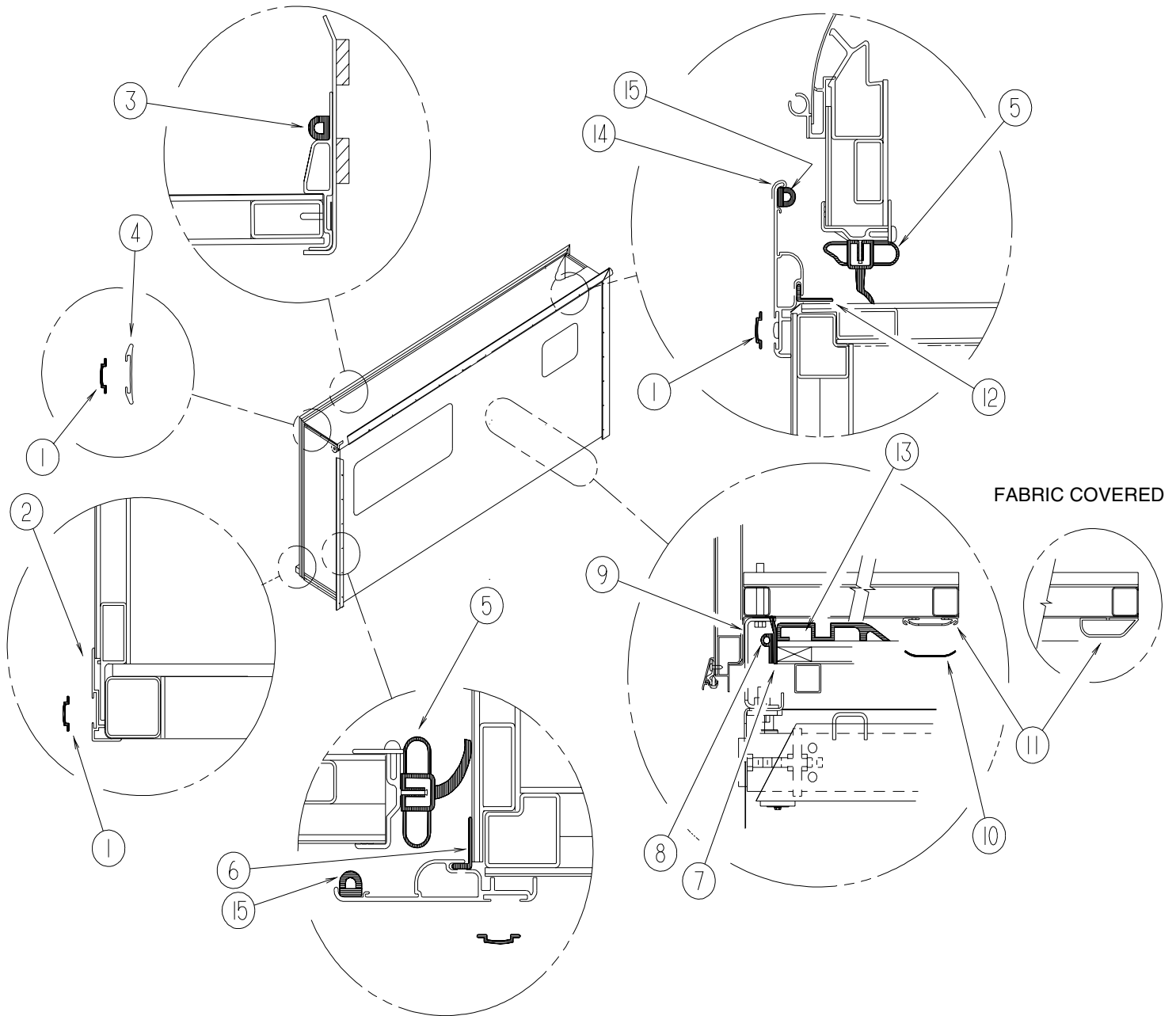
FRONT LEFT (CONTINUED)

PANEL & TRIMS



KEY	PART NUMBER	U/M	DESCRIPTION
1	117004-01-03A	EA	TRIM - SEAL/INNER RT HAND-W/MITERED END-73.5" BRT WHT
2	117004-02-03A	EA	TRIM - SEAL/INNER LT HAND-W/MITERED END-73.5" BRT WHITE
3	117004-03-03A	EA	TRIM - SEAL/INNER UPPER-W/MITERED ENDS-158"-BRIGHT WHITE
4	119783-33-L58	EA	PANEL ASM-SLIDEOUT, OUTER (L58, L59, L62, L63)
4	119783-33-L60	EA	PANEL ASM-SLIDEOUT, OUTER (L60, L61)
5	132814-01-L36	EA	PANEL - SLIDEOUT/FRONT - W/O HARDWARE (L58, L59, L62, L63)
5	132814-01-L60	EA	PANEL - SLIDEOUT/FRONT - W/O HARDWARE (L60, L61)
6	132813-01-L36	EA	PANEL - SLIDEOUT/REAR - W/O HARDWARE (L58, L59, L62, L63)
6	132813-01-L60	EA	PANEL - SLIDEOUT/REAR - W/O HARDWARE (L60, L61)
7	133955-01-01A	EA	TRIM/SEAL - W/MITERED ENDS - 160" - BRIGHT WHITE
8	133955-09-01A	EA	TRIM - SEAL - W/MITERED ENDS - 75.7" - BRIGHT WHITE
9	133955-10-01A	EA	TRIM - SEAL - W/MITERED ENDS - 75.7" - BRIGHT WHITE
10	125466-01-01A	EA	SUPPORT - ROOF/INTERIOR - OFF WHITE
11	126546-01-02A	EA	COVER - END/SIDEWALL SLIDEOUT - BRIGHT WHITE
12	122977-06-01A	EA	AWNING/SLIDEOUT W/COVER - 160.24" - BRIGHT WHITE
13	116444-02-02B	EA	KEY - CORNER TRIM/SLIDEOUT - E-COATED
14	132815-01-L32	EA	ROOF - SLIDEOUT - W/O LIGHTS/VENTS - W/WIRING

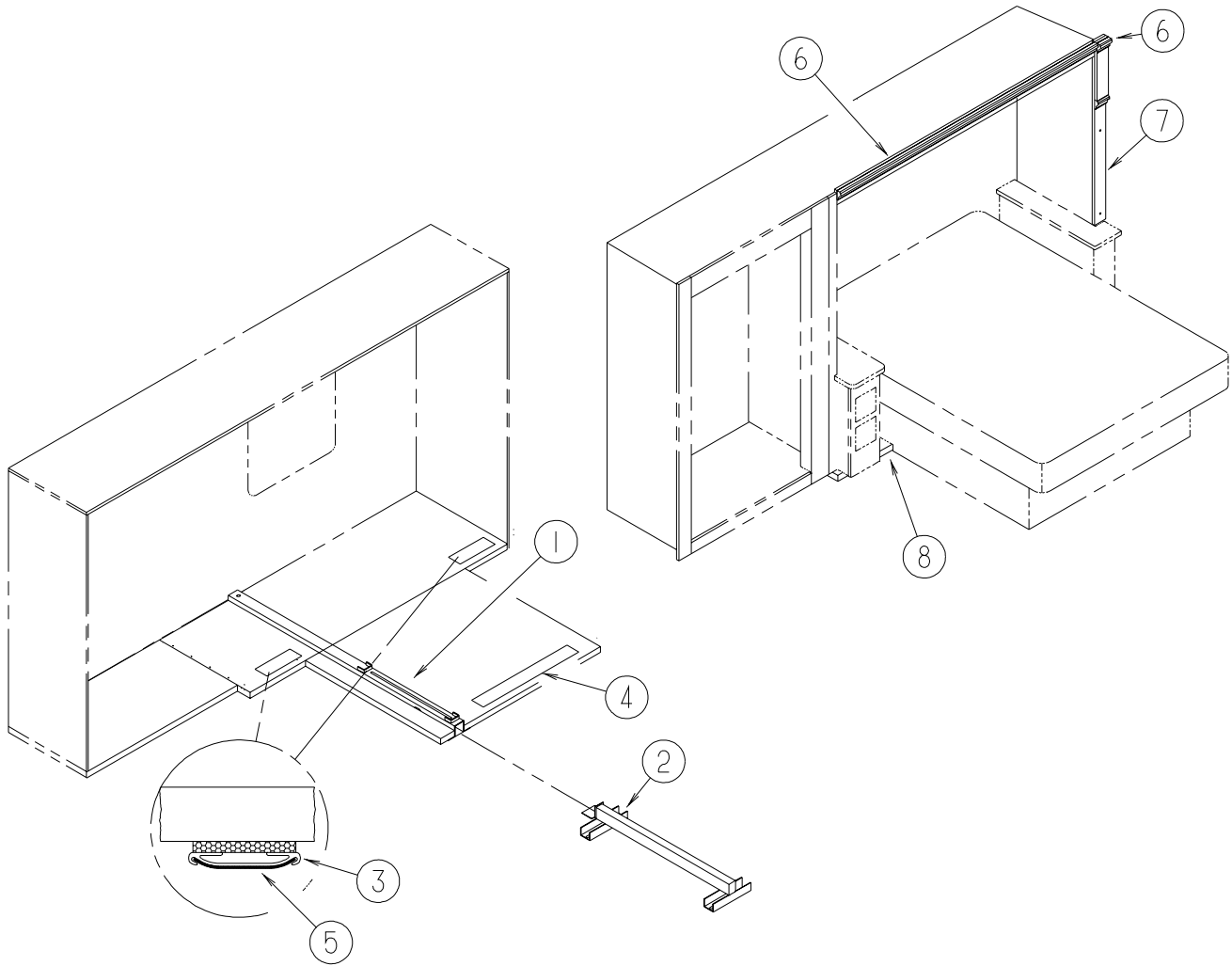
EXTERIOR SLIDEOUT INSTALLATION GROUP (CONTINUED)
FRONT LEFT (CONTINUED)
SEALS & TRIMS



KEY	PART NUMBER	U/M	DESCRIPTION
1	105312-01-07A	FT	INSERT - VINYL FEATURE STRIP - BRIGHT WHITE
2	125051-03-01A	EA	TRIM - LOWER FEATURE - BRIGHT WHITE
3	112091-01-000	FT	D-SEAL - NEOPRENE - TRUNK - HEAT ACTIVE ADHESIVE
4	108688-01-03A	EA	STRIP - FEATURE - W/O INSERT/END CAPS - 15
5	115076-03-000	FT	SEAL - SLIDEOUT
6	133954-09-01A	EA	TRIM - SEAL W/MITERED ENDS - 71.6" - BRIGHT WHITE
7	115075-02-000	FT	SEAL - WIPE - .25" X 3.15"
8	121283-01-000	FT	SEAL - P SHAPED
8	089275-02-000	FT	STRIP - 3/4" X 84" BLACK POLYETHYLENE
9	104692-03-000	FT	SEAL - ADHESIVE BACKED/FOAM - 1" THICK X 1.25" WIDE X 15'
10	115661-01-000	FT	SHOE/GLIDE - SLIDEOUT ROOM - 1/16" X 3" - POLYEHTYLENE
11	115325-01-02A	EA	RAIL - FLOOR/SLIDEOUT ROOM - BLACK - USE IN CARPETED AREA
11	134756-01-L76	EA	RAMP - FABRIC COVERED - SLIDEOUT - USE IN VINYL OR PLANK FLOOR AREA
			FROM: 12-06-99 THRU: 99-99-99
12	133954-07-01A	EA	TRIM - SEAL W/MITERED ENDS - 141.8" - BRIGHT WHITE
13	134837-01-01A	EA	RAMP - SLIDEOUT - BLACK PVC - USE IN VINYL OR PLANK FLOOR AREA
14	117058-01-01A	FT	TAPE - LOOP - 3/4" WIDE - ADHESIVE BACKED
15	099418-01-000	FT	SEAL - D-SECTION/ADHESIVE BACK - .44" X .44"- BLK RUBBER

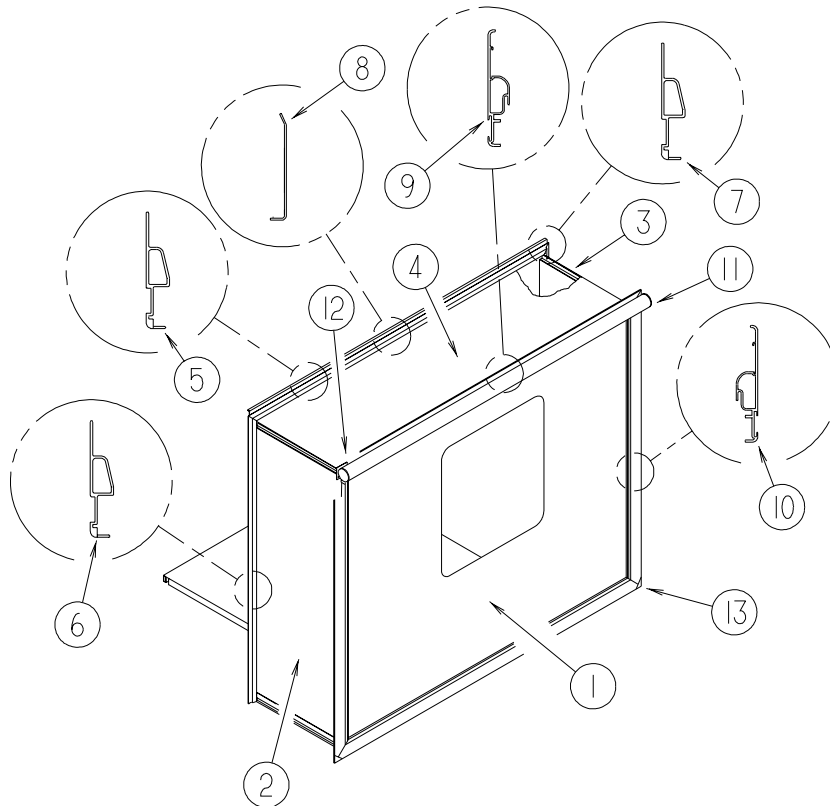
EXTERIOR SLIDEOUT INSTALLATION GROUP (CONTINUED)

RIGHT REAR SLIDEOUT & INTERIOR MOLDING



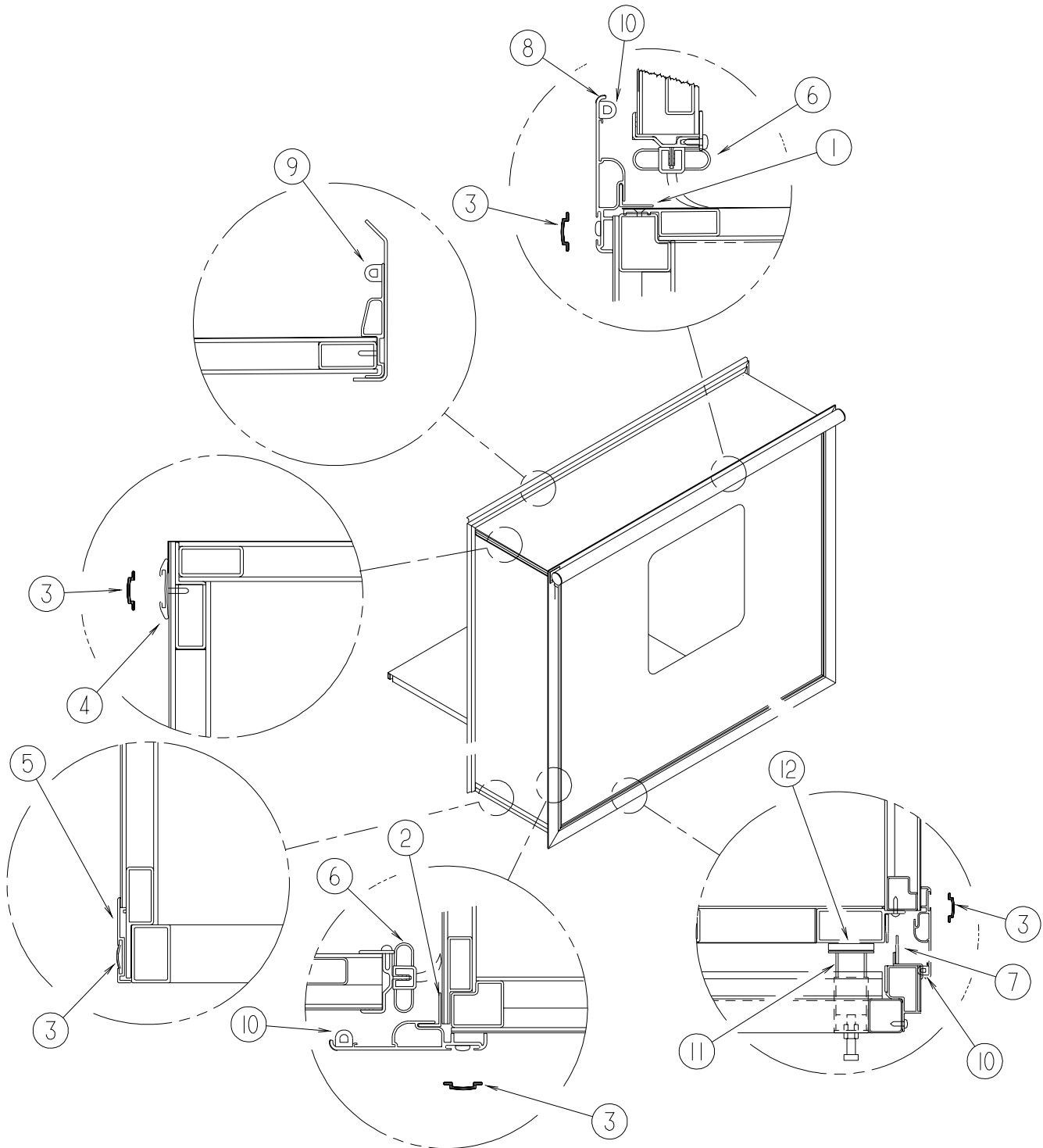
KEY	PART NUMBER	U/M DESCRIPTION
1	128599-02-000	EA CHANNEL - F/SLIDEOUT
2*	128599-05-000	EA CYLINDER/HYDRAULIC - F/SLIDEOUT
3	115325-08-01A	EA RAIL - FLOOR/SLIDEOUT ROOM - BLACK
4	115325-11-01A	EA RAIL - FLOOR/SLIDEOUT ROOM - BLACK
5	115661-01-000	FT POLYETHYLENE - HIGH DENSITY - 1/16" X 3"
6	M09416-05-L58	EA TRIM - HARDWOOD MOLDING - SLIDEOUT - WASHED MAPLE
6	M09416-05-L52	EA TRIM - HARDWOOD MOLDING - SLIDEOUT - SALEM CHERRY
7	116951-22-L58	EA MOLDING - TRIM - 3.5" X 49.8" - WASHED MAPLE
7	116951-22-L52	EA MOLDING - TRIM - 3.5" X 49.8" - SALEM CHERRY
8	124624-10-02A	EA ANGLE - TRIM - BLACK - 7.9"

EXTERIOR SLIDEOUT INSTALLATION GROUP (CONTINUED)
RIGHT REAR (CONTINUED)
PANELS & TRIMS



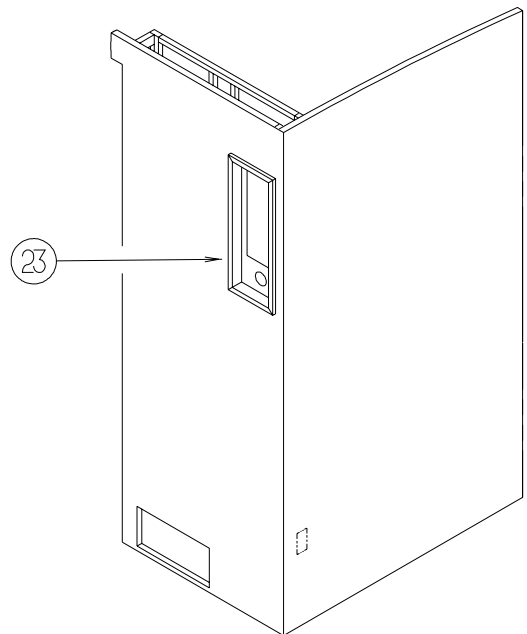
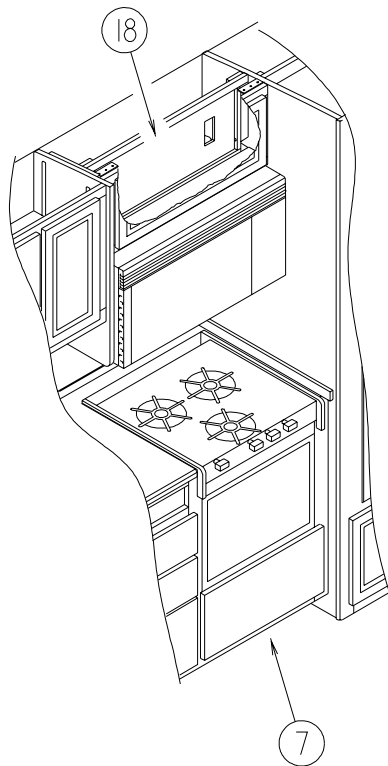
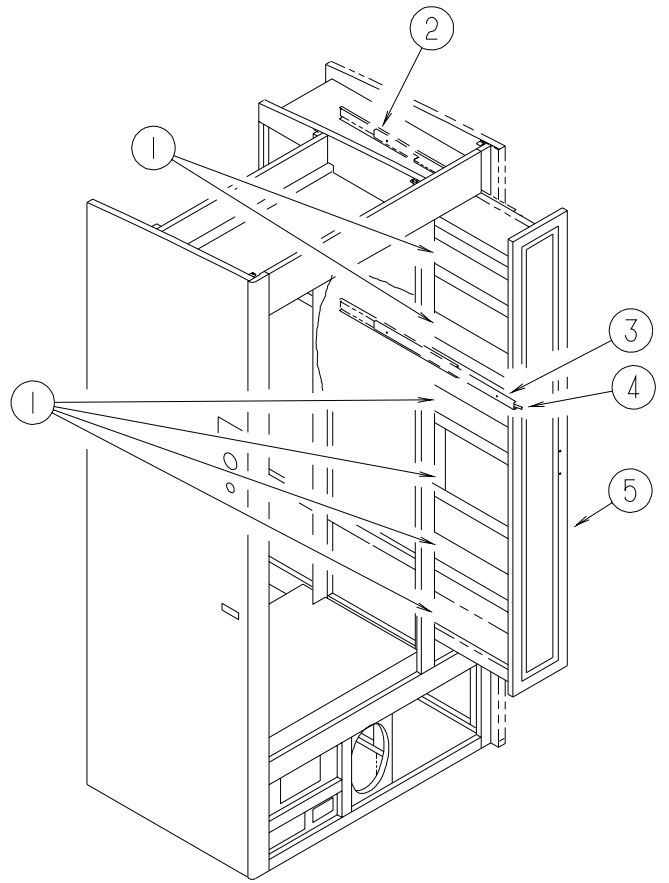
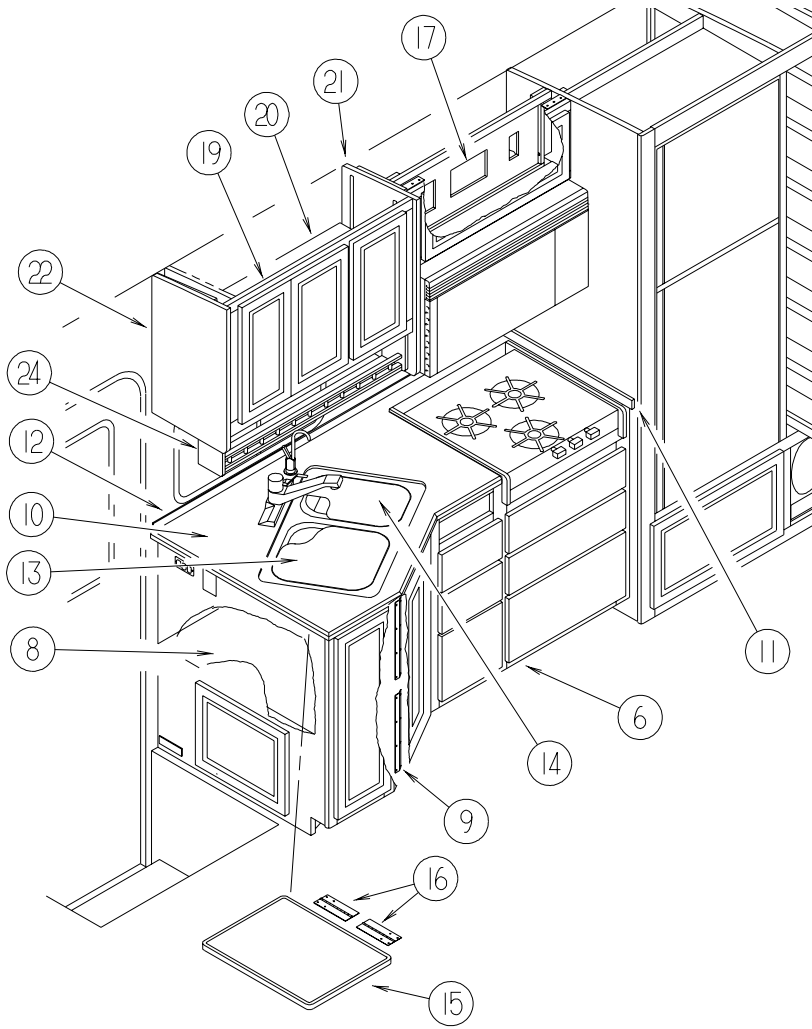
KEY	PART NUMBER	U/M	DESCRIPTION
1	130433-02-L36	EA	PANEL ASM-SLIDEOUT, OUTER (L58, L59, L62, L63)
1	130433-02-L60	EA	PANEL ASM-SLIDEOUT, OUTER (L60, L61)
2	127706-05-L36	EA	PANEL - SLIDEOUT/REAR (L58, L59, L62, L63)
2	127706-05-L60	EA	PANEL - SLIDEOUT/REAR (L60, L61)
3	127707-03-L36	EA	PANEL - SLIDEOUT/FRONT (L58, L59, L62, L63)
3	127707-03-L60	EA	PANEL - SLIDEOUT/FRONT (L60, L61)
4	130437-02-L32	EA	ROOF - SLIDEOUT - W/O LIGHTS/VENTS - W/WIRING
5	117004-10-01A	EA	TRIM/SEAL - INNER/UPPER-W/MITERED ENDS-132.7" OFF WHITE
6	117004-06-03A	EA	TRIM - SEAL/INNER RT HAND-W/MITERED END/NOTCH-73.4" B/W
7	117004-07-03A	EA	TRIM - SEAL/INNER LT HAND-W/MITERED END/NOTCH-73.4" B/W
8	125466-05-01A	EA	SUPPORT - ROOF/INTERIOR - OFF WHITE
9	133955-16-01A	EA	TRIM/SEAL - W/MITERED ENDS - 134.6" - BRIGHT WHITE
10	133955-05-01A	EA	TRIM - SEAL - W/MITERED ENDS - 75.6" - BRIGHT WHITE
11	122977-08-01A	EA	AWNING - F/SLIDEOUT - 134.4" - BRIGHT WHITE
12	116444-02-02B	EA	KEY - CORNER TRIM/SLIDEOUT - E-COATED
13	135275-01-01A	EA	PROTECTOR - CORNER - SLIDEOUT - WHITE

EXTERIOR SLIDEOUT INSTALLATION GROUP (CONTINUED)
RIGHT REAR (CONTINUED)
SEALS & TRIMS



KEY	PART NUMBER	U/M	DESCRIPTION
1	116933-14-01A	EA	TRIM - SEAL/FLOOR EDGE - 129.6" - BRIGHT WHITE
2	116933-05-02A	EA	TRIM - SEAL/FLOOR EDGE - 71.4" - BRIGHT WHITE
3	105312-01-07A	FT	INSERT - VINYL FEATURE STRIP - BRIGHT WHITE
4	108688-01-03A	EA	STRIP - FEATURE - W/O INSERT/END CAPS - 15'
5	125051-02-01A	EA	TRIM - LOWER FEATURE - BRIGHT WHITE
6	115076-03-000	FT	SEAL - SLIDEOUT
7	123012-01-000	FT	SEAL - SLIDEOUT
8	117058-01-01A	FT	TAPE - LOOP - 3/4" WIDE - ADHESIVE BACKED
9	112091-01-000	FT	D-SEAL - NEOPRENE - TRUNK - HEAT ACTIVE ADHESIVE
10	099418-01-000	FT	SEAL - D-SECTION/ADHESIVE BACK - .44" X .44" - BLK RUBBER
11	126313-02-02B	EA	SUPPORT - SLIDE - E-COATED
12	128599-03-000	EA	PAD - F/SLIDEOUT

GALLEY GROUP CABINETS



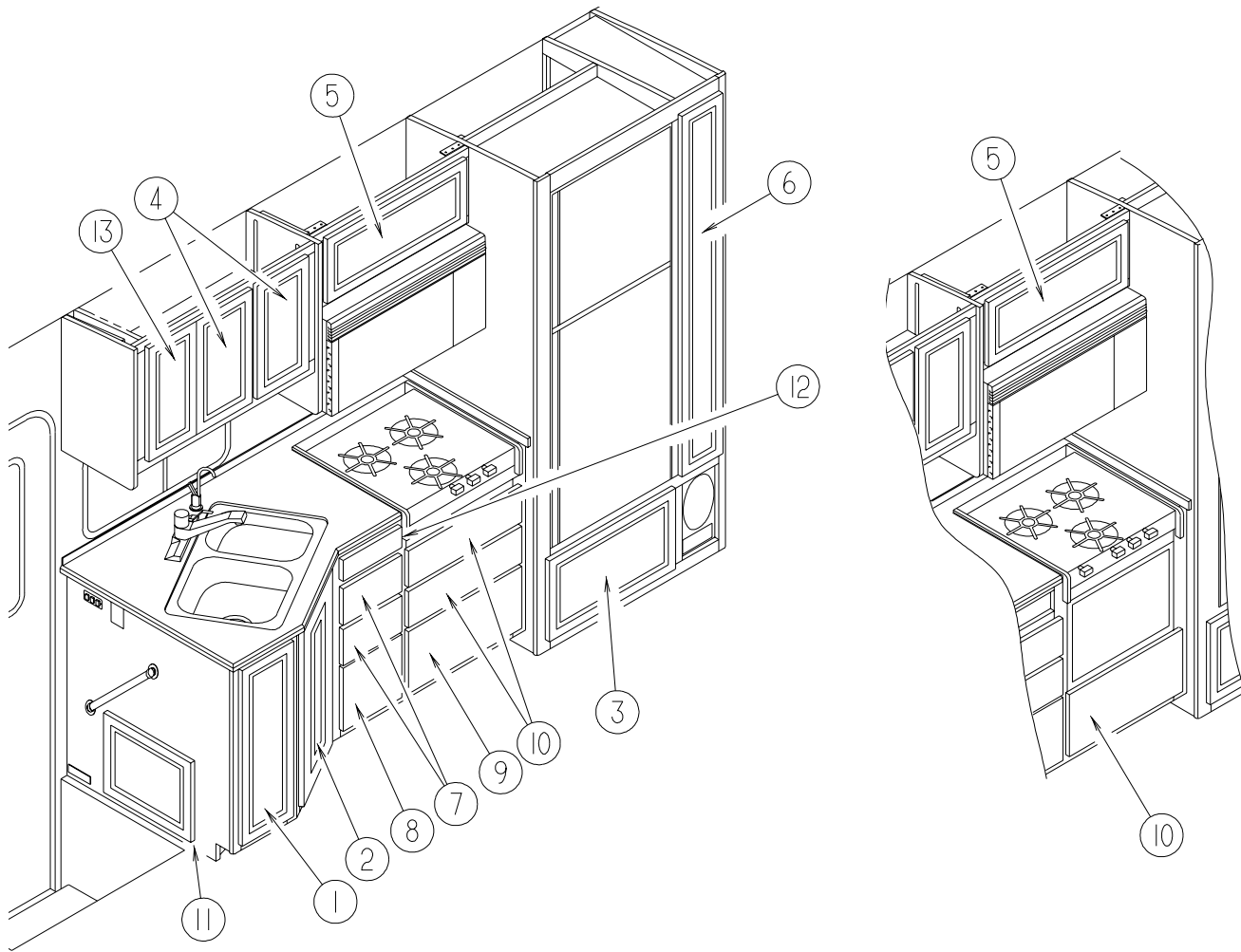
GALLEY GROUP (CONTINUED)

CABINETS (CONTINUED)

KEY	PART NUMBER	U/M	DESCRIPTION
1	122325-11-J70	EA	SHELF - W/EDGE MOLDING - WASHED MAPLE
1	122325-11-H57	EA	SHELF - W/EDGE MOLDING - SALEM CHERRY
2	122360-02-000	EA	SLIDE - PANTRY - W/O LOCK - RIGHT/LEFT HAND
3	122360-03-000	EA	SLIDE - PANTRY - W/LOCK - RIGHT HAND (FACING PANEL)
4	123673-01-01A	EA	KNOB - PANTRY SLIDE
5	122325-01-J60	EA	CABINET - PANTRY/RIGHT HAND SLIDING - W/O SLIDES/HARDWARE - WASHED MAPLE
5	122325-01-H57	EA	CABINET - PANTRY/RIGHT HAND SLIDING - W/O SLIDES/HARDWARE - SALEM CHERRY
6	134041-01-L58	EA	CABINET - GALLEY - W/O COUNTERTOP - W/O DOORS/DRAWERS/HDW - W/O OVEN - MAPLE
6	134041-01-L52	EA	CABINET - GALLEY - W/O COUNTERTOP - W/O DOORS/DRAWERS/HDW - W/O OVEN - CHERRY
7	134041-02-L58	EA	CABINET - GALLEY - W/O COUNTERTOP - W/O DOORS/DRAWERS/HDW - W/ OVEN - MAPLE
7	134041-02-L52	EA	CABINET - GALLEY - W/O COUNTERTOP - W/O DOORS/DRAWERS/HDW - W/ OVEN - CHERRY
8	134041-22-L58	EA	SHELF - W/EDGE MOLDING - WASHED MAPLE
8	134041-22-L52	EA	SHELF - W/EDGE MOLDING - SALEM CHERRY
9	079320-30-000	EA	ANGLE-JOINT
10	130812-03-01A	EA	COUNTERTOP - GALLEY CABINET - JAMAICAN SAND
11	130813-04-01A	EA	BACKSPLASH - COUNTERTOP - JAMAICAN SAND - 1/2" VENDURA
12	130813-05-01A	EA	BACKSPLASH - COUNTERTOP - JAMAICAN SAND - 1/2" VENDURA
13	130815-01-01A	EA	COVER/SINK - LARGE - JAMAICAN SAND - 1/4" VENDURA
14	130815-02-01A	EA	COVER/SINK - SMALL - JAMAICAN SAND - 1/4" VENDURA
15	130812-05-01A	EA	EXTENSION - GALLEY - W/O HDW - 1/4" JAMAICAN SAND VENDURA
16	114278-02-000	EA	HINGE - CONTINUOUS - 3" WIDE
17	131363-01-K58	EA	CABINET - OVERHEAD/MICROWAVE - W/O DOORS/HARDWARE (10 GAL. WTR HTR) - WASHED MAPLE
17	131363-01-L52	EA	CABINET - OVERHEAD/MICROWAVE - W/O DOORS/HARDWARE (10 GAL. WTR HTR) - SALEM CHERRY
18	131363-05-L58	EA	CABINET - OVERHEAD/MICROWAVE - W/O DOORS/HARDWARE (6 GAL. WTR HTR) - WASHED MAPLE
18	131363-05-L52	EA	CABINET - OVERHEAD/MICROWAVE - W/O DOORS/HARDWARE (6 GAL. WTR HTR) - SALEM CHERRY
19	133874-01-L58	EA	CABINET - OVERHEAD/GALLEY - W/O DOORS/HARDWARE - WASHED MAPLE
19	133874-01-L52	EA	CABINET - OVERHEAD/GALLEY - W/O DOORS/HARDWARE - SALEM CHERRY
20	133874-14-L58	EA	SHELF - W/PLASTIC EDGE MOLDING - WASHED MAPLE
20	133874-14-L52	EA	SHELF - W/PLASTIC EDGE MOLDING - SALEM CHERRY
21	103128-47-K58	EA	END CAP - OVERHEAD CABINET - RIGHT HAND - WASHED MAPLE
21	103128-47-L52	EA	END CAP - OVERHEAD CABINET - RIGHT HAND - SALEM CHERRY
22	103128-44-K67	EA	END CAP - OVERHEAD CABINET - LEFT HAND - WASHED MAPLE
22	103128-44-K37	EA	END CAP - OVERHEAD CABINET - LEFT HAND - SALEM CHERRY
23	131096-06-L58	EA	WALL POCKET - MONITOR PANEL - WASHED MAPLE
23	131096-06-L52	EA	WALL POCKET - MONITOR PANEL - SALEM CHERRY
24	132347-01-L58	EA	CABINET - SPICE RACK - W/O DOORS/HARDWARE - WASHED MAPLE
24	132347-01-L59	EA	CABINET - SPICE RACK - W/O DOORS/HARDWARE - SALEM CHERRY

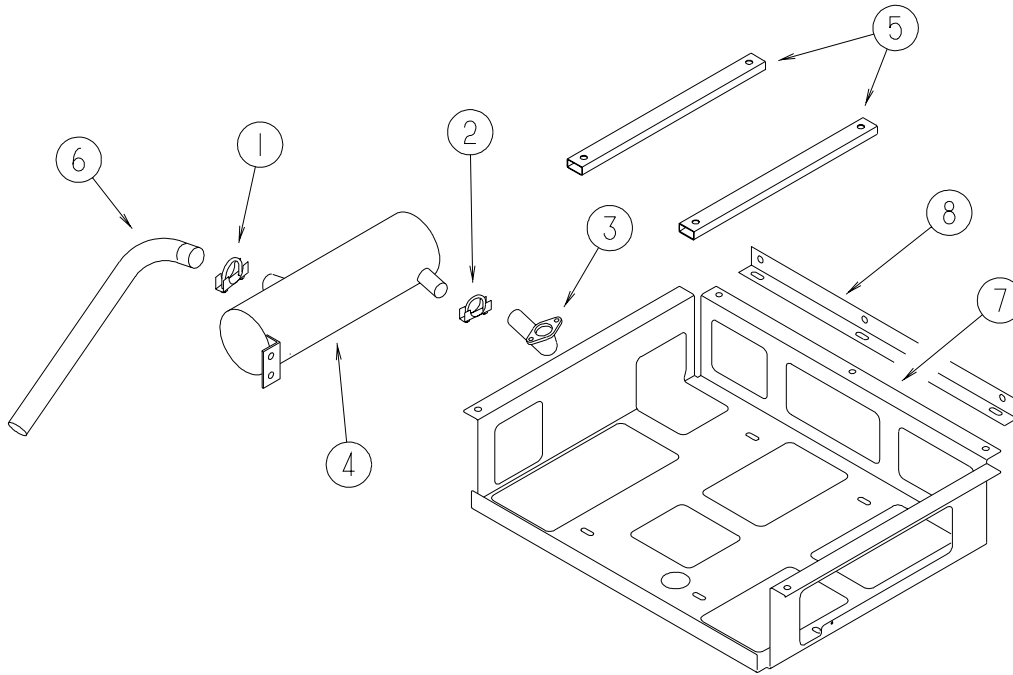
GALLEY GROUP (CONTINUED)

DOORS & DRAWERS



KEY	PART NUMBER	U/M	DESCRIPTION
1	131995-30-L58	EA	DOOR - RAIL/SOLID PANEL - 12.7" X 17.7" - W/O HARDWARE - WASHED MAPLE
1	131995-30-L59	EA	DOOR - RAIL/SOLID PANEL - 12.7" X 17.7" - W/O HARDWARE - SALEM CHERRY
2	131995-C6-L58	EA	DOOR - RAIL/SOLID PANEL - 15.5" X 29.5" - W/O HARDWARE - WASHED MAPLE
2	131995-C6-L59	EA	DOOR - RAIL/SOLID PANEL - 15.5" X 29.5" - W/O HARDWARE - SALEM CHERRY
3	131995-L7-L58	EA	DOOR - RAIL/SOLID PANEL - 12.6" X 8.1" - W/O HARDWARE - WASHED MAPLE
3	131995-L7-L52	EA	DOOR - RAIL/SOLID PANEL - 12.6" X 8.1" - W/O HARDWARE - SALEM CHERRY
4	133177-02-L58	EA	DOOR - RAIL/ARCHED TOP - 10" X 19.1" - W/O HARDWARE - WASHED MAPLE
4	133177-02-L59	EA	DOOR - RAIL/ARCHED TOP - 10" X 19.1" - W/O HARDWARE - SALEM CHERRY
5	133177-04-L58	EA	DOOR - RAIL/ARCHED TOP - 10.8" X 27.9" - W/O HARDWARE - WASHED MAPLE
5	133177-04-L59	EA	DOOR - RAIL/ARCHED TOP - 10.8" X 27.9" - W/O HARDWARE - SALEM CHERRY
6	131995-J3-L58	EA	DOOR - RAIL/SOLID PANEL - 8" X 60.7" - W/O HARDWARE - WASHED MAPLE
6	131995-J3-L85	EA	DOOR - RAIL/SOLID PANEL - 8" X 60.7" - W/O HARDWARE - SALEM CHERRY
7	M09316-03-L58	EA	DRAWER - OGEE EDGE - 9.2"W X 17.7"D - W/O SLIDES/HARDWARE - WASHED MAPLE
7	M09316-03-L59	EA	DRAWER - OGEE EDGE - 9.2"W X 17.7"D - W/O SLIDES/HARDWARE - SALEM CHERRY
8	M09316-56-L58	EA	DRAWER - OGEE EDGE - 9.2"W X 21.6"D - W/O SLIDES/HARDWARE - WASHED MAPLE
8	M09316-56-L59	EA	DRAWER - OGEE EDGE - 9.2"W X 21.6"D - W/O SLIDES/HARDWARE - SALEM CHERRY
9	M09316-54-L58	EA	DRAWER - OGEE EDGE - 9.9"W X 21.6"D - W/O SLIDES/HARDWARE - WASHED MAPLE
9	M09316-54-L59	EA	DRAWER - OGEE EDGE - 9.9"W X 21.6"D - W/O SLIDES/HARDWARE - SALEM CHERRY
10	M09316-55-L58	EA	DRAWER - OGEE EDGE - 22.8"W X 21.6"D - W/O SLIDES/HARDWARE - WASHED MAPLE
10	M09316-55-L59	EA	DRAWER - OGEE EDGE - 22.8"W X 21.6"D - W/O SLIDES/HARDWARE - SALEM CHERRY
11	131995-L4-L58	EA	DOOR - RAIL/SOLID PANEL - 17.9" X 14.3" - W/O HARDWARE - WASHED MAPLE
11	131995-L4-L59	EA	DOOR - RAIL/SOLID PANEL - 17.9" X 14.3" - W/O HARDWARE - SALEM CHERRY
12	P32052-68-02W	EA	DRAWER FACE ONLY - 4.3" X 11.4" - WASHED MAPLE
12	P32052-68-03W	EA	DRAWER FACE ONLY - 4.3" X 11.4" - SALEM CHERRY
13	133177-30-L58	EA	DOOR - RAIL/ARCHED TOP - 10" X 19.1" - W/O HARDWARE - WASHED MAPLE
13	133177-30-L59	EA	DOOR - RAIL/ARCHED TOP - 10" X 19.1" - W/O HARDWARE - SALEM CHERRY

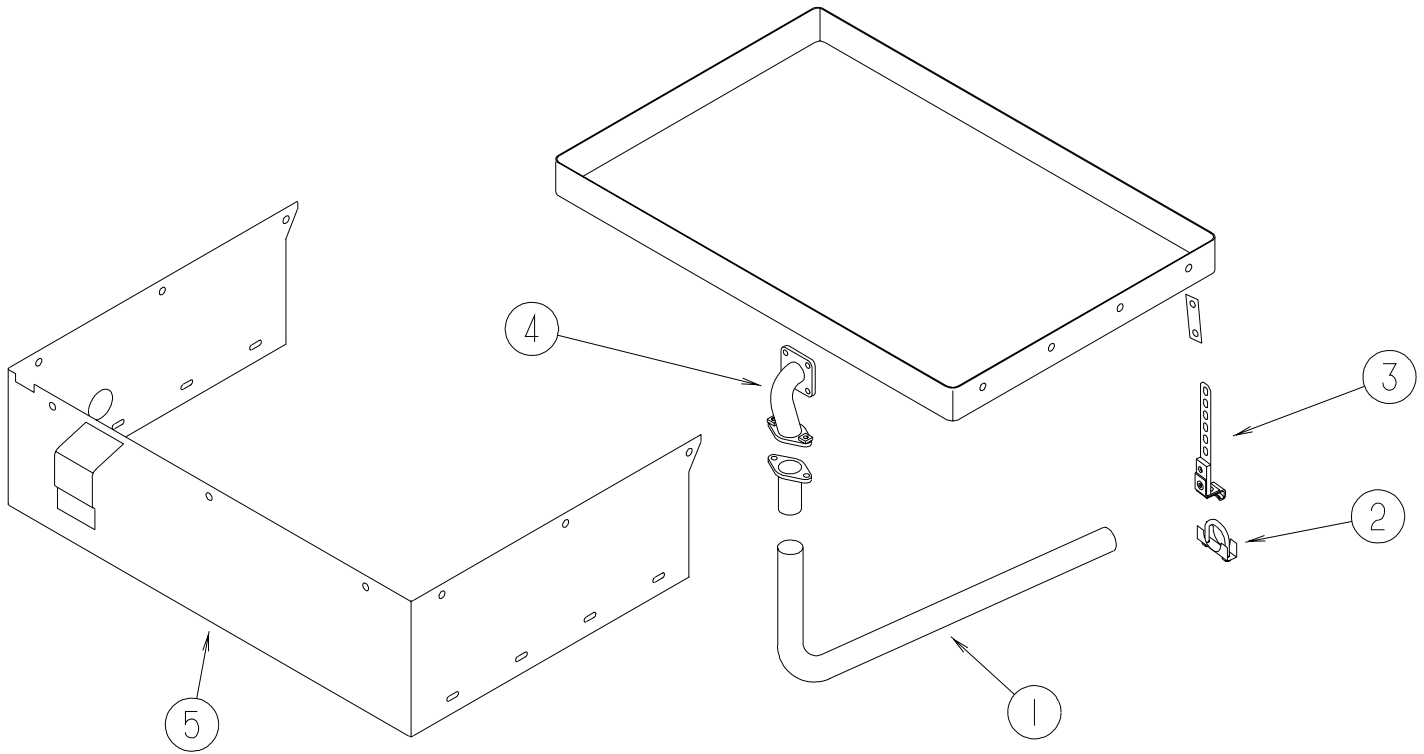
GENERATOR GROUP GAS



EMERALD GENERATOR SYSTEM

KEY	PART NUMBER	U/M	DESCRIPTION
1	007125-03-000	EA	CLAMP - MUFFLER - 1.5" DIAMETER
2	007125-04-000	EA	CLAMP - MUFFLER - 1.12" DIAMETER
3	079654-05-000	EA	PIPE - EXHAUST - ANGLED W/FLANGE - 2" ID
			FROM: 00-00-00 THRU: 12-19-99
4	082272-01-000	EA	MUFFLER - GENERATOR - NELSON #20892-A
5	094059-01-000	EA	SPACER - GENERATOR - ONAN
			FROM: 00-00-00 THRU: 12-19-99
6	105958-14-000	EA	PIPE - EXHAUST - 1.4" INLET X 1.5" O.D. - 4.9" X 18.1"
			FROM: 00-00-00 THRU: 12-19-99
6	105958-01-000	EA	PIPE - GENERATOR EXHAUST - 1.5" OD X 4.9" X 52.2"
			FROM: 12-20-99 THRU: 99-99-99
7	127008-02-02B	EA	TRAY - GENERATOR - 16.2" X 20.8" X 6.9" - W/ANGLE & NUTS
			FROM: 00-00-00 THRU: 12-19-99
8	104644-01-000	EA	ANGLE - FORMED - GENERATOR
	109303-01-000	EA	GENERATOR - 5 KW - EMERALD PLUS
			FROM: 00-00-00 THRU: 12-19-99
	109303-02-000	EA	GENERATOR - 5 KW - EMERALD PLUS W/TRAY (30 AMP SYSTEM)
			FROM: 12-20-99 THRU: 99-99-99
	109303-03-000	EA	GENERATOR - 5 KW EMERALD 30/30 W/TRAY (50 AMP SYSTEM)
			FROM: 12-20-99 THRU: 99-99-99
	112365-04-000	EA	BREAKER - 20 AMP GENERATOR (30 AMP SYSTEM)
	112365-03-000	EA	BREAKER - 30 AMP GENERATOR (50 AMP SYSTEM)

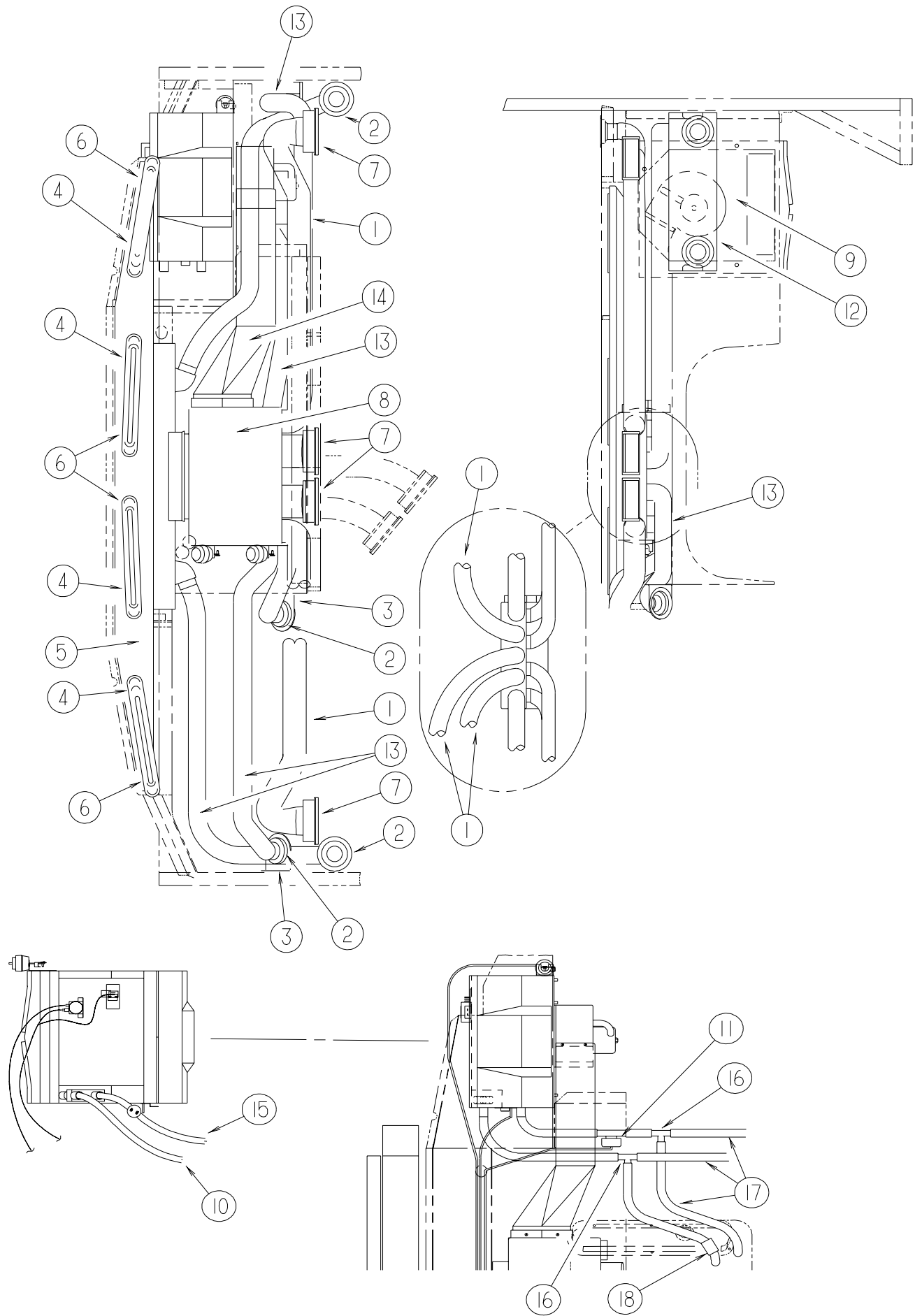
GENERATOR GROUP (CONTINUED)
GAS (CONTINUED)



MARQUIS GENERATOR SYSTEM

KEY	PART NUMBER	U/M	DESCRIPTION
1	105958-17-000	EA	PIPE - GENERATOR EXHAUST - 1.5" OD X 4.9" X 24" - FORD CHASSIS
2	007125-03-000	EA	CLAMP - MUFFLER - 1.5" DIAMETER
3	007131-01-000	EA	HANGER - TAILPIPE - 6 SLOTS
4	106235-01-000	EA	ADAPTOR - GENERATOR EXHAUST
5	116358-02-02B	EA	PANEL - GENERATOR - E-COAT
	105559-01-000	EA	GENERATOR - 7 KW MARQUIS (30 AMP SYSTEM)
	105559-03-000	EA	GENERATOR - 7 KW MARQUIS 30/30 (50 AMP SYSTEM)
	112365-04-000	EA	BREAKER - 20 AMP GENERATOR (30 AMP SYSTEM)
	112365-03-000	EA	BREAKER - 30 AMP GENERATOR (50 AMP SYSTEM)

HEATING & A/C GROUP AUTOMOTIVE



HEATING & A/C GROUP (CONTINUED)

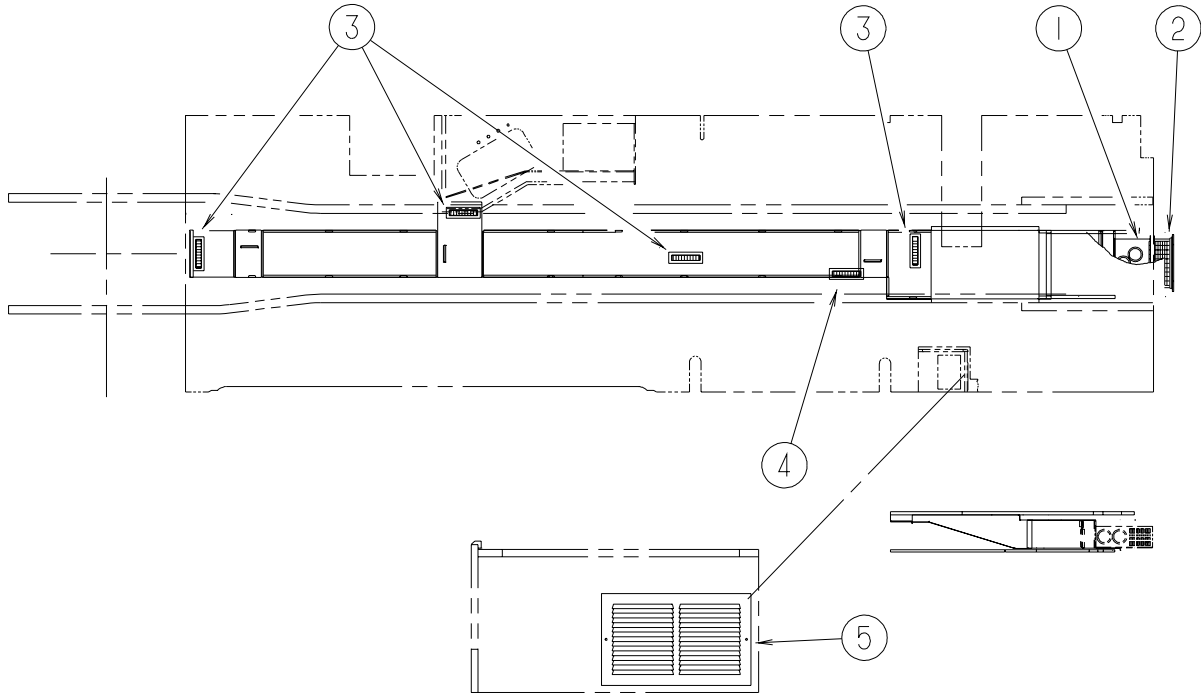
AUTOMOTIVE (CONTINUED)

KEY	PART NUMBER	U/M	DESCRIPTION
1	007281-01-000	EA	HOSE - FLEXIBLE PVC - 2.5" ID X 50'
2	024990-05-000	EA	OUTLET - DEFROSTER - 2" SLEEVE/4" OD - W/SWIVEL DEFLECTORS
3	056402-05-000	EA	BRACKET - HEATER VENT - ROUND W/BEND - BLACK FROM: 00-00-00 THRU: 03-29-00
3	136157-03-02B	EA	BRACKET - HEATER - E-COATED FROM: 03-30-00 THRU: 99-99-99
4	077075-01-000	EA	GASKET - INSTRUMENT PANEL/DEFROSTER PLENUM - .6" X 10.2"
5	103017-03-000	EA	PLENUM - DEFROSTER
6	103558-04-03A	EA	VENT - DEFROSTER - PLASTIC/1.4" X 14.4" X 1.1"/ANTELOPE FROM: 00-00-00 THRU: 05-07-00
6	103558-04-04A	EA	VENT - DEFROSTER - PLASTIC/1.4" X 14.4" X 1.1"/TITANIUM FROM: 00-00-00 THRU: 05-07-00
6	135265-01-01A	EA	VENT - DEFROSTER - PLASTIC/ANTELOPE - 2" X 14.3" FROM: 05-08-00 THRU: 99-99-99
6	135265-01-02A	EA	VENT - DEFROSTER - PLASTIC/TITANIUM - 2" X 14.3" FROM: 05-08-00 THRU: 99-99-99
7	103796-01-01A	EA	LOUVER - A/C-ADJUSTABLE - 2.2" X 5.4" F/2.5" HOSE - BLACK FROM: 00-00-00 THRU: 05-07-00
7	135803-01-01A	EA	LOUVER - A/C - 2.5" - BLACK FROM: 05-08-00 THRU: 99-99-99
8*	103930-39-000	EA	CONTROL/PLENUM - ROTARY
9*	103930-43-000	EA	EVAPORATOR/HEATER ASSEMBLY - NON-CHARGED
10*	103930-45-000	EA	HOSE - EVAPORATOR/COMPRESSOR - FORD
11	103930-23-000	EA	VALVE - WATER - 2 PORT
12	077539-01-000	EA	BRACKET - MOUNTING/DASH PANEL - L/SHAPED - 2.5"X1"X1.5" FROM: 00-00-00 THRU: 10-08-99
12	095757-05-L36	EA	COVER - HEATER (L52, L53)
12	095757-05-L32	EA	COVER - HEATER (L54, L55)
12	095757-05-L56	EA	COVER - HEATER (L56, L57)
12	095757-05-L58	EA	COVER - HEATER (L58, L59)
12	095757-05-L60	EA	COVER - HEATER (L60, L61)
12	095757-05-L44	EA	COVER - HEATER (L62, L63)
13	007076-01-000	EA	HOSE - FLEXIBLE PVC - 2" ID - INCREMENTS OF 50'
14	103016-03-000	EA	PLENUM - TRANSITION
15*	103930-44-000	EA	HOSE - EVAPORATOR/DRYER - #6
16	076776-01-000	EA	TEE - BEADED - 5/8" X 5/8" X 5/8"
17	007108-01-000	FT	HOSE - HEATER - 5/8" ID - HI-TEMP
18	103930-50-000	EA	RESTRICTOR-WATER
	103930-37-000	EA	MANUAL - OWNERS - HEATER/A/C

* COMPONENT PARTS FOUND IN SERVICE PARTS LIBRARY

HEATING & A/C GROUP (CONTINUED)

FURNACE



KEY	PART NUMBER	U/M	DESCRIPTION
1*	098668-22-000	EA	FURNACE - 40,000 BTU
	098668-14-000	EA	GASKET - FIBERGLASS - .5" X 18" X 18"
	098668-15-000	EA	PLATE-FACE
	098668-16-000	EA	VENT-INTAKE
	115764-01-01A	EA	THERMOSTAT - FURNACE
2	126693-02-02B	EA	PANEL - EXHAUST - FURNACE - E-COATED
3	094600-05-01A	EA	REGISTER W/O DAMPER-3.6" X 11.3" FACE/2.1" X 9.9" RO-BEIGE
4	094600-06-01A	EA	REGISTER W/DAMPER-3.6" X 11.3" FACE/2.1" X 9.9" RO-BEIGE
5	093614-13-02A	EA	GRILLE - RETURN AIR - 12" X 16" - DURA-BEIGE

* COMPONENT PARTS FOUND IN SERVICE PARTS LIBRARY

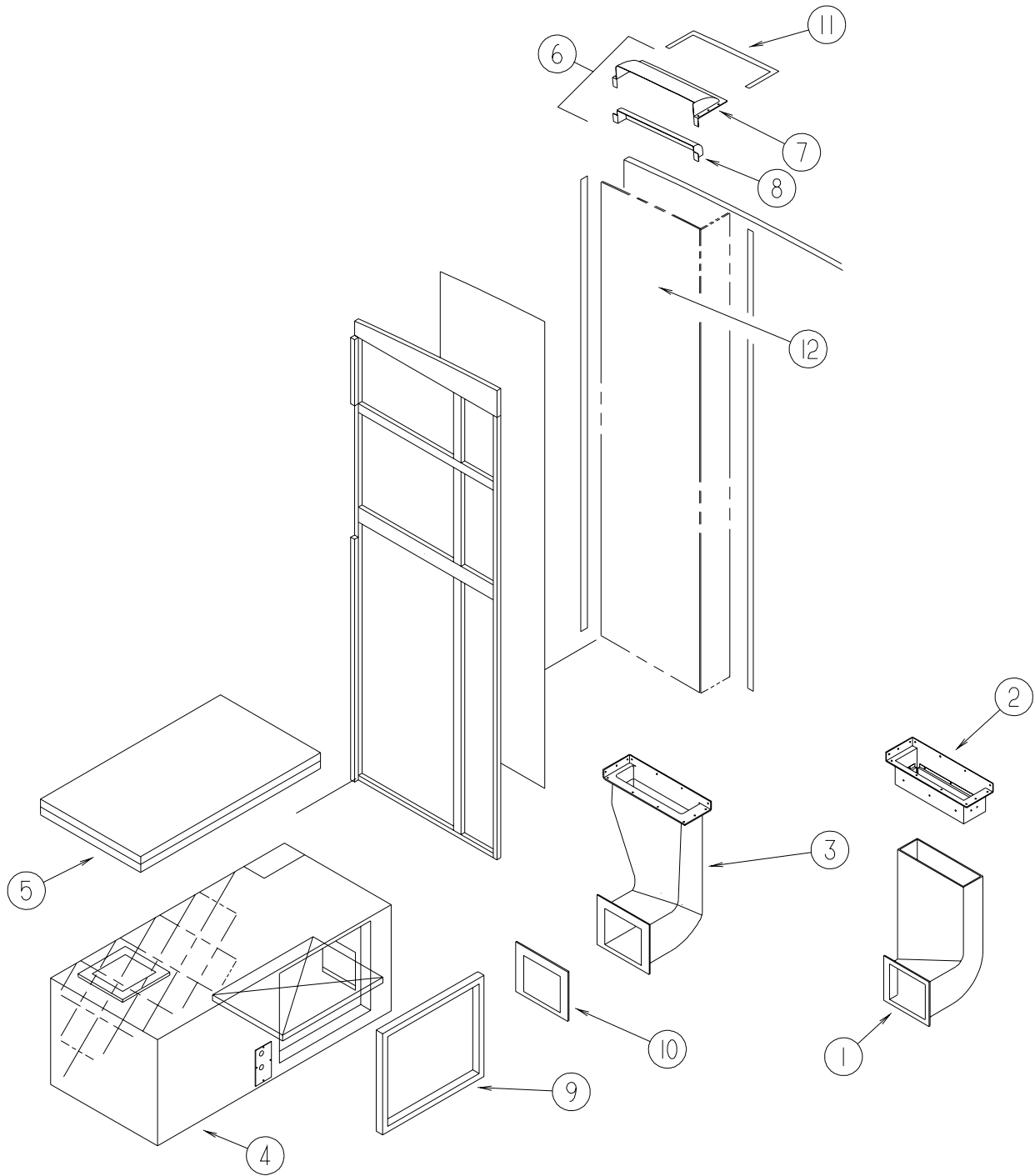
REAR HEATER

KEY	PART NUMBER	U/M	DESCRIPTION
	007108-01-000	FT	HOSE - HEATER - 5/8" ID - HI-TEMP
	079059-13-000	EA	HOSE - 90 DEGREE - .61"ID X 4" X 48"
	094600-05-01A	EA	REGISTER W/O DAMPER-3.6" X 11.3" FACE/2.1" X 9.9" RO-BEIGE
*	129205-01-000	EA	HEATER - REAR

* COMPONENT PARTS FOUND IN SERVICE PARTS LIBRARY

HEATING & A/C GROUP (CONTINUED)

CENTRAL



HEATING & A/C GROUP (CONTINUED)

CENTRAL (CONTINUED)


KEY	PART NUMBER	U/M	DESCRIPTION
1	P31935-01-L32	EA	DUCT - A/C FORCED - LOWER W/INSULATION FROM: 00-00-00 THRU: 09-19-99
2	131937-01-01A	EA	PLENUM - A/C - LOWER FROM: 00-00-00 THRU: 09-19-99
3	133767-01-01A	EA	DUCT - CENTRAL AIR/FORCED/LOWER FROM: 09-20-99 THRU: 99-99-99
4*	105620-11-000	EA	A/C CENTRAL PACKAGE - RIGHT HAND POWER SAVER/LARGE BLOWER
4*	105620-12-000	EA	A/C - CONTROL PACK RIGHT HAND/HEAT PUMP - 12,000BTU COMP
5	109050-02-000	EA	FILTER - FIBERGLASS - 1" X 14" X 20"
6	131936-03-L32	EA	DEFLECTOR - A/C - ROOF - 30.11"
7	131936-01-01A	EA	DEFLECTOR - A/C - ROOF - 14.3"
8	131936-02-01A	EA	DEFLECTOR - A/C - ROOF - 16.8"
	134651-01-000	FT	SEAL - 1/2" X 3/4" PSA 1 SIDE FROM: 00-00-00 THRU: 10-23-99
9	134588-01-000	EA	GASKET - DUCT FROM: 10-24-99 THRU: 99-99-99
10	134588-02-000	EA	GASKET - DUCT FROM: 10-24-99 THRU: 99-99-99
11	134650-01-000	EA	GASKET - CABINET FROM: 10-24-99 THRU: 99-99-99
12	117870-04-01A	EA	PLENUM - A/C - 79.4"
	105620-09-000	EA	THERMOSTAT - A/C AND FURNACE FROM: 00-00-00 THRU: 07-16-00
	105620-14-000	EA	THERMOSTAT - A/C AND FURNACE FROM: 07-17-00 THRU: 99-99-99
	105620-13-000	EA	THERMOSTAT - FURNACE/HEAT PUMP-A/C FROM: 00-00-00 THRU: 07-16-00
	105620-15-000	EA	THERMOSTAT - FURNACE/HEAT PUMP-A/C FROM: 07-17-00 THRU: 99-99-99
	120134-01-02A	EA	REGISTER - W/DAMPER - 4" PIPE/7" O.D. FACE - WHITE

* COMPONENT PARTS FOUND IN SERVICE PARTS LIBRARY

INTERIOR FINISH GROUP

MOLDINGS & TRIMS

WASHED MAPLE
SALEM CHERRY



KEY	PART NUMBER	U/M DESCRIPTION
1	009767-12-000	FT WELTING - ANTIQUE WHITE
1	009767-14-000	FT WELTING - CHERRY
1	009767-15-000	FT WELTING - WATERFORD OAK
1	009767-16-000	FT WELTING - REBER BIRCH
2	009778-16-000	FT U-CHANNEL - 1" - PICKLED ASH
2	009778-18-000	FT U-CHANNEL - 1" - CHERRY WOOD/CHERRY STAIN
2	009778-21-000	FT U-CHANNEL - 1" - WATERFORD OAK
2	009778-25-000	FT U-CHANNEL - 1" - BEIGE ILLUSION
2	009778-27-000	FT U-CHANNEL - 1" - WASHED MAPLE
2	009778-31-000	FT U-CHANNEL - 1" - GRADY BROWN
2	070504-03-000	FT U-CHANNEL - PLASTIC - .9" X 96" - GRADY BROWN
2	070504-18-000	FT U-CHANNEL - PLASTIC - .13" X 84" - IVORY


INTERIOR FINISH GROUP (CONTINUED)

MOLDINGS & TRIMS (CONTINUED)

KEY	PART NUMBER	U/M	DESCRIPTION
2	070504-30-000	FT	U-CHANNEL - PLASTIC - .13" X 84" - CHERRY
2	070504-31-000	FT	U-CHANNEL - PLASTIC - .9" X 84" - CHERRY
2	070504-36-000	FT	U-CHANNEL - PLASTIC - .13" X 72" - WATERFORD OAK
2	070504-37-000	FT	U-CHANNEL - PLASTIC - .9" X 84" - WATERFORD OAK
2	070504-42-000	FT	U-CHANNEL - PLASTIC - .13" X 84" - BEIGE ILLUSION
2	070504-50-000	FT	U-CHANNEL - PLASTIC - .13" X 84" - WASHED MAPLE
2	070504-51-000	FT	U-CHANNEL - PLASTIC - .9" X 96" - WASHED MAPLE
2	070504-54-000	FT	U-CHANNEL - PLASTIC - .9" X 96" - VILLAGE OAK
3	009809-27-000	EA	MOLDING - CORNER - OUTSIDE - 1" X 84" - CHERRY-CHERRY
3	009809-28-000	EA	MOLDING - CORNER - OUTSIDE - 1" X 84" - WATERFORD OAK
3	009809-30-000	EA	MOLDING - CORNER - OUTSIDE - 1" X 84" - BEIGE ILLUSION
3	009809-31-000	EA	MOLDING - CORNER - OUTSIDE - 1" X 84" - WASHED MAPLE
3	009809-32-000	EA	MOLDING - CORNER - OUTSIDE - 1" X 84" - PORTSMOUTH OAK
4	009812-24-000	EA	MOLDING - CORNER - 1/2" W/1/4" CHAN X 108" - IVORY PLASTIC
4	009812-26-000	EA	MOLDING - CORNER - 1/2" W/1/4" CHAN X 84" - CHERRY
4	009812-27-000	EA	MOLDING - CORNER - 1/2" W/1/4" CHAN X 84" - PICKLED ASH
4	009812-29-000	EA	MOLDING - CORNER - 1/2" W/1/4" CHAN X 84" - WATERFORD OAK
4	009812-31-000	EA	MOLDING - CORNER - 1/2" W/1/4" CHAN X 84" - BEIGE ILLUSION
4	009812-33-000	EA	MOLDING - CORNER - 1/2" W/1/4" CHAN X 84" - WASHED MAPLE
4	009812-34-000	EA	MOLDING - CORNER - 1/2" W/1/4" CHAN X 84" - VW LIGHT GRAY
4	009812-35-000	EA	MOLDING - CORNER - 1/2" W/1/4" CHAN X 84" - PORTSMOUTH OAK
5	009815-09-000	FT	MOLDING-T - W/EDGE LIP - 3/4" FACE - IVORY
5	105709-02-000	FT	MOLDING-T - W/EDGE LIP - 3/4" FACE - BEIGE ILLUSION
6	022992-11-000	FT	MOLDING - REVERSE COVE - T-SHAPED - IVORY
6	022992-14-000	FT	MOLDING - REVERSE COVE - T-SHAPED - BRIGHT WHITE
6	022992-15-000	FT	MOLDING - REVERSE COVE - T-SHAPED - VW GRAY
7	042357-18-000	EA	MOLDING - CORNER - RADIUS/PLASTIC - PICKLED ASH
7	042357-19-000	EA	MOLDING - CORNER - RADIUS/PLASTIC - CHERRY
7	042357-20-000	EA	MOLDING - CORNER - RADIUS/PLASTIC - WATERFORD OAK
7	042357-25-000	EA	MOLDING - CORNER - RADIUS/PLASTIC - WASHED MAPLE
7	042357-26-000	EA	MOLDING - CORNER - RADIUS/PLASTIC - PORTSMOUTH OAK
8	077840-01-E41	EA	MOLDING - WALL CAP - 8' - SALEM CHERRY
8	077840-01-G01	EA	MOLDING - WALL CAP - 8' - WATERFORD OAK
8	077840-01-J70	EA	MOLDING - WALL CAP - 8' - WASHED MAPLE
9	078323-06-G15	EA	MOLDING - CAP/WALL - 79.6" - WATERFORD OAK
10	080176-08-000	EA	CAP - CORNER - RADIUS MOLDING - PLASTIC - WASHED MAPLE
11	081521-02-007	EA	MOUNT - METAL MOLDING - F/RADIUS CORNER MOLDING - 151.5"
12	083620-09-000	FT	MOLDING-T - W/EDGE LIP - 7/8" FACE - MODERN IVORY
12	083620-11-000	FT	MOLDING-T - W/EDGE LIP - 7/8" FACE - CHERRY
12	083620-12-000	FT	MOLDING-T - W/EDGE LIP - 7/8" FACE - WATERFORD OAK
12	083620-15-000	FT	MOLDING-T - W/EDGE LIP - 7/8" FACE - BEIGE ILLUSION
12	083620-19-000	FT	MOLDING-T - W/EDGE LIP - 7/8" FACE - WASHED MAPLE
	104676-02-02A	FT	MOLDING-T - W/EDGE LIP - 11/16" FACE - PICKLED ASH
	104676-02-03A	FT	MOLDING-T - W/EDGE LIP - 11/16" FACE - CHERRY-CHERRY
	104676-02-04A	FT	MOLDING-T - W/EDGE LIP - 11/16" FACE - WATERFORD OAK
	104676-02-06A	FT	MOLDING-T - W/EDGE LIP - 11/16" FACE - WASHED MAPLE
	104676-02-08A	FT	MOLDING-T - W/EDGE LIP - 11/16" FACE - PORTSMOUTH OAK
13	085746-04-000	FT	TRIM-J - CARPET 1.2" X .5" ANGLE - 10' LONG - OFF WHITE
14	086229-12-000	EA	BATTEN - 1.5" OFFSET X 96.8" - MODERN IVORY
15	086229-11-000	EA	RETAINER - OFFSET - 97.01"
16	086229-15-000	EA	BATTEN - 1" X 96" - MODERN IVORY
16	086229-19-000	EA	BATTEN - 1" X 98.3" - OFF WHITE
16	086229-20-000	EA	BATTEN - 1" X 96" - BEIGE
17	086229-01-000	EA	RETAINER - BATTEN - .75" X 92.1" - ANY COLOR
17	086229-14-000	EA	RETAINER - BATTEN - .75" X 98.3" - ANY COLOR
18	093873-01-01A	EA	TRIM - CARPET - L-ANGLE 1.1" X 1.3" X 12' - GRAY VINYL
19	126204-D2-134	EA	MOLDING - VINYL WRAPPED - .7" X 1.6" X 84" - WASHED MAPLE
19	126204-F2-134	EA	MOLDING - VINYL WRAPPED - .7" X 2.5" X 84" - WASHED MAPLE
19	126204-F2-438	EA	MOLDING - VINYL WRAPPED - .7" X 2.6" X 96" - WASHED MAPLE

INTERIOR FINISH GROUP (CONTINUED)

MOLDINGS & TRIMS (CONTINUED)



KEY	PART NUMBER	U/M	DESCRIPTION
20	111136-D2-134	EA	MOLDING - VINYL WRAPPED - .7" X 1.6" X 7' - CHERRY
20	111136-F2-134	EA	MOLDING - VINYL WRAPPED - .7" X 2.6" X 84" - CHERRY
20	111136-F2-438	EA	MOLDING - VINYL WRAPPED - .7" X 2.5" X 8' - CHERRY
21	100182-01-G15	EA	TRIM - RAIL - WATERFORD OAK
22	100659-27-G15	EA	MOLDING - TRIM - WATERFORD OAK
23	100818-01-03A	EA	MOLDING - VINYL WRAPPED - 1.6" X .4" X 84" - PICKLED ASH
23	100818-01-04A	EA	MOLDING - VINYL WRAPPED - 1.6" X .4" X 84" - WATERFORD OAK
23	100818-01-05A	EA	MOLDING - VINYL WRAPPED - 1.6" X .4" X 84" - CHERRY CHERRY
23	100818-01-08A	EA	MOLDING - VINYL WRAPPED - 1.6" X .4" X 84" - WASHED MAPLE
23	100818-01-09A	EA	MOLDING - VINYL WRAPPED - 1.6" X .4" X 84" - PORTSMOUTH OAK

INTERIOR FINISH GROUP (CONTINUED)**MOLDINGS & TRIMS (CONTINUED)**

KEY	PART NUMBER	U/M	DESCRIPTION
24	100819-01-03A	EA	MOLDING - VINYL WRAPPED - L-SHAPED - 1.5"X1.5"X84" - PICKLED ASH
24	100819-01-04A	EA	MOLDING - VINYL WRAPPED - L-SHAPED - 1.5"X1.5"X84" - CHERRY
24	100819-01-05A	EA	MOLDING - VINYL WRAPPED - L-SHAPED - 1.5"X1.5"X84" - OAK
24	100819-01-08A	EA	MOLDING - VINYL WRAPPED - L-SHAPED - 1.5"X1.5"X84" - WASHED MAPLE
24	100819-01-09A	EA	MOLDING - VINYL WRAPPED - L-SHAPED - 1.5"X1.5"X84" - PORTSMOUTH OAK
25	103186-01-04A	FT	MOLDING - PLASTIC 3/8" U-CHANNEL W/3/4" FACE - CHERRY
25	103186-01-03A	FT	MOLDING - PLASTIC 3/8" U-CHANNEL W/3/4" FACE - PICKLED ASH
25	103186-01-05A	FT	MOLDING - PLASTIC 3/8" U-CHANNEL W/3/4" FACE - WATERFORD OAK
25	103186-01-08A	FT	MOLDING - PLASTIC 3/8" U-CHANNEL W/3/4" FACE - WASHED MAPLE
25	103186-01-07A	FT	MOLDING - PLASTIC 3/8" U-CHANNEL W/3/4" FACE - BEIGE ILLUSION
25	103186-01-09A	FT	MOLDING - PLASTIC 3/8" U-CHANNEL W/3/4" FACE - PORTSMOUTH OAK
25	103186-02-03A	FT	MOLDING - PLASTIC - 1" U-CHANNEL 1 3/8" FACE - PICKLED ASH
25	103186-02-04A	FT	MOLDING - PLASTIC - 1" U-CHANNEL 1 3/8" FACE - CHERRY
25	103186-02-05A	FT	MOLDING - PLASTIC - 1" U-CHANNEL 1 3/8" FACE - WATERFORD OAK
25	103186-02-07A	FT	MOLDING - PLASTIC - 1" U-CHANNEL 1 3/8" FACE - BEIGE ILLUSION
25	103186-02-08A	FT	MOLDING - PLASTIC - 1" U-CHANNEL 1 3/8" FACE - WASHED MAPLE
25	103186-02-09A	FT	MOLDING - PLASTIC - 1" U-CHANNEL 1 3/8" FACE - PORTSMOUTH OAK
26	105004-01-03A	EA	MOLDING - VINYL WRAPPED - 1" X 96" - SALEM CHERRY
26	105004-01-04A	EA	MOLDING - VINYL WRAPPED - 1" X 96" - PICKLED ASH
26	105004-01-05A	EA	MOLDING - VINYL WRAPPED - 1" X 96" - WATERFORD OAK
26	105004-01-08A	EA	MOLDING - VINYL WRAPPED - 1" X 96" - WASHED MAPLE
26	105004-01-09A	EA	MOLDING - VINYL WRAPPED - 1" X 96" - PORTSMOUTH OAK
27	109332-02-03A	FT	TRIM-J - W/O ADHESIVE - SALEM CHERRY
27	109332-02-05A	FT	TRIM-J - W/O ADHESIVE - WASHED MAPLE
27	109332-02-06A	EA	TRIM-J - W/O ADHESIVE - PORTSMOUTH OAK
28	109736-02-01A	FT	MOLDING-T/OFFSET - W/EDGE LIP - 1" FACE - NATURAL OAK
29	117268-D2-134	EA	MOLDING - VINYL WRAPPED - .7" X 1.6" X 84" - WATERFORD OAK
29	117268-F2-134	EA	MOLDING - VINYL WRAPPED - .7" X 2.7" X 84" - WATERFORD OAK
29	117268-F2-438	EA	MOLDING - VINYL WRAPPED - .7" X 2.6" X 96" - WATERFORD OAK
30	113794-01-03A	FT	MOLDING - CROWN - 3.45" - MAPLE
30	113794-02-03A	FT	MOLDING - CROWN - 1.8" - MAPLE
31	116280-02-GV0	EA	MOLDING - CAP - PICKLED ASH
31	116280-02-GV1	EA	MOLDING - CAP - SALEM CHERRY
31	116280-02-J70	EA	MOLDING - CAP - WASHED MAPLE
31	116280-02-L95	EA	MOLDING - CAP - WATERFORD OAK
32	111134-F2-438	EA	LUMBER - VINYL WRAPPED - .7" X 2.5" X 96" - CHERRY
32	117267-D2-438	EA	LUMBER - VINYL WRAPPED - .7" X 1.5" X 96" - WATERFORD OAK
32	117267-E2-438	EA	LUMBER - VINYL WRAPPED - .7" X 2" X 96" - WATERFORD OAK
32	117267-F2-438	EA	LUMBER - VINYL WRAPPED - .7" X 2.5" X 96" - WATERFORD OAK
32	117267-J2-438	EA	LUMBER - VINYL WRAPPED - .7" X 5.5" X 96" - WATERFORD OAK
32	117267-R2-438	EA	LUMBER - VINYL WRAPPED - .7" X 3" X 96" - WATERFORD OAK
32	126205-D2-438	EA	LUMBER - VINYL WRAPPED - .7" X 1.5" X 96" - WASHED MAPLE
32	126205-E2-438	EA	LUMBER - VINYL WRAPPED - .7" X 2" X 96" - WASHED MAPLE
32	126205-F2-438	EA	LUMBER - VINYL WRAPPED - .7" X 2.5" X 96" - WASHED MAPLE
32	126205-G2-438	EA	LUMBER - STAINED - .7" X 3" X 96" - WASHED MAPLE
32	126205-J2-438	EA	LUMBER - VINYL WRAPPED - .7" X 5.5" X 96" - WASHED MAPLE
32	126205-R2-438	EA	LUMBER - VINYL WRAPPED - .7" X 3" X 96" - WASHED MAPLE
33	119520-01-01A	FT	MOLDING-T/OFFSET - W/EDGE LIP - 1"FACE - OFF WHITE
34	130247-01-01A	FT	MOLDING-T/OFF SET - 1.3" FACE - WATERFORD OAK
34	130247-01-02A	FT	MOLDING-T/OFF SET - 1.3" FACE - WASHED MAPLE
34	130247-01-03A	FT	MOLDING-T/OFF SET - 1.3" FACE - SALEM CHERRY
34	130247-01-04A	FT	MOLDING-T/OFF SET - 1.3" FACE - PORTSMOUTH OAK
35	130262-01-000	EA	PROTECTOR - CORNER SAVER - .7" X .7" X 5.9"
36	131923-01-01A	FT	MOLDING - CROWN - ASH
36	131923-01-02A	FT	MOLDING - CROWN - CHERRY
36	131923-01-03A	FT	MOLDING - CROWN - HARD WHITE MAPLE
37	131923-02-01A	FT	MOLDING - PICTURE - ASH
37	131923-02-02A	FT	MOLDING - PICTURE - CHERRY
37	131923-02-03A	FT	MOLDING - PICTURE - HARD WHITE MAPLE
38	131923-03-01A	FT	MOLDING - CROWN - DIVIDER - ASH
38	131923-03-02A	FT	MOLDING - CROWN - DIVIDER - CHERRY
38	131923-03-03A	FT	MOLDING - CROWN - DIVIDER - HARD WHITE MAPLE

INTERIOR FINISH GROUP (CONTINUED)

PANELING, LAMINATES, BATT & EDGE BANDING

KEY	PART NUMBER	U/M	DESCRIPTION
	000846-01-000	SF	PLYWOOD - 5/16" X 48" X 96" - CD GRADE
	000846-02-000	SF	PLYWOOD/UNDERLAYMENT - 5/16" X 48" X 96"
	000885-71-000	SF	PARTICLE BOARD - 3/8" X 48" X 96" - CHERRY - VINYL 1 SIDED
	000885-72-000	SF	PARTICLE BOARD - 1/2" X 48" X 96" - CHERRY - VINYL 2 SIDED
	000885-73-000	SF	PARTICLE BOARD - 3/4" X 48" X 96" - CHERRY - VINYL 2 SIDED
	000885-74-000	SF	PARTICLE BOARD - 3/8" X 48" X 98" - CHERRY - VINYL 2 SIDED
	000885-76-000	SF	PARTICLE BOARD - 3/8" X 48" X 96" - WATERFORD OAK - VINYL 1 SIDED
	000885-77-000	SF	PARTICLE BOARD - 3/8" X 48" X 98" - WATERFORD OAK - VINYL 2 SIDED
	000885-78-000	SF	PARTICLE BOARD-1/2" X 48" X 96"-WATERFORD OAK-VINYL 2 SIDE
	000885-79-000	SF	PARTICLE BOARD - 3/4" X 48" X 96" - WATERFORD OAK - VINYL 2 SIDED
	000885-88-000	SF	PARTICLE BOARD - 3/8" X 48" X 96" - WASHED MAPLE - VINYL 1 SIDED
	000885-89-000	SF	PARTICLE BOARD - 3/8" X 48" X 98" - WASHED MAPLE - VINYL 2 SIDED
	000885-90-000	SF	PARTICLE BOARD - 1/2" X 4' X 8' - WASHED MAPLE - 2-SIDED
	000885-91-000	SF	PARTICLE BOARD - 3/4" X 48" X 96" - WASHED MAPLE - VINYL 2 SIDED
	069733-82-000	EA	BATT STRIP - WOODGRAINED/SALEM CHERRY - 8'
	069733-83-000	EA	BATT STRIP - WOODGRAINED/WATERFORD OAK - 8'
	069733-86-000	EA	BATT STRIP - WOODGRAINED/WASHED MAPLE - 8'
	074497-23-000	SF	PANELING - CHERRY - 1/8" X 48" X 96"
	074497-28-000	SF	PANELING - WATERFORD OAK - 1/8" X 48" X 96"
	074497-39-000	SF	PANELING - WASHED MAPLE - 4' X 8'
	074498-40-000	SF	LAMINATE - PLASTIC - OFF WHITE - 5' X 8'
	074498-58-000	SF	LAMINATE - PLASTIC - CHERRY - 4' X 8'
	074498-62-000	SF	LAMINATE - PLASTIC - GREY FINESSE - 5' X 8'
	074498-77-000	SF	LAMINATE - PLASTIC - ART CABIN (WATERFORD OAK) - 4' X 8'
	074498-82-000	SF	LAMINATE - PLASTIC - WASHED MAPLE - 4' X 8'
	074498-81-000	SF	LAMINATE - PLASTIC - ALMOND JAGUARD - 5' X 8' (L52, L53, L54, L55)
	074498-83-000	SF	LAMINATE - PLASTIC - NATURAL LEGACY (L56, L57,L58, L59, L60, L61, L62, L63)
	074498-94-000	SF	LAMINATE - PLASTIC - PYRENES MARBLE
	076325-50-000	FT	MOLDING - EDGE BAND - 1 5/16" X .030" - CHERRY
	076325-68-000	FT	MOLDING - EDGE BAND - 1 5/16" X .030" - WATERFORD
	076325-73-000	FT	MOLDING - EDGE BAND - .93" X .024" - OFF WHITE
	076325-74-000	FT	MOLDING - EDGE BAND - 1 5/16" X .038" - WASHED MAPLE
	076325-75-000	FT	MOLDING - EDGE BAND - .93" X .024" - WASHED MAPLE
	076325-76-000	FT	MOLDING - EDGE BAND - 1 5/16" X .030 - WASHED MAPLE
	085284-97-000	FT	BATT TAPE - ADHESIVE BACKED - WOODGRAINED/SALEM CHERRY
	085284-B4-000	FT	BATT TAPE - ADHESIVE BACKED - WOODGRAINED-WATERFORD OAK
	085284-F5-000	FT	BATT TAPE - ADHESIVE BACKED - WOODGRAINED/WASHED MAPLE
	085284-D6-000	FT	BATT TAPE - ADHESIVE BACKED - DECORATIVE-EMBOSSED ANTIQUE
	085284-E8-000	FT	BATT TAPE - ADHESIVE BACKED - DECORATIVE - BARCELONA LINEN (L52, L53)
	085284-G2-000	FT	BATT TAPE - ADHESIVE BACKED - DECORATIVE - PHOENIX/NEUTRAL (L54, L55)
	085284-G6-000	FT	BATT TAPE - ADHESIVE BACKED - DECORATIVE - COSMOS/SKY (L56, L57)
	085284-G5-000	FT	BATT TAPE - ADHESIVE BACKED - CIRRUS (L58, L59, L62, L63)
	085284-G7-000	FT	BATT TAPE - ADHESIVE BACKED - DURNHAM MULTI (L60, L61)
	088272-H3-000	SF	PANELING - BARCELONA - 4' X 7' - WHEAT (L52, L53)
	088272-J3-000	SF	PANELING - PHOENIX/NEUTRAL - 4' X 7' (L54, L55)
	088272-J7-000	SF	PANELING - COSMOS/SKY - 4' X 7' (L56, L57)
	088272-J6-000	SF	PANELING - CIRRUS - 4' X 7' (L58, L59, L62, L63)
	088272-J8-000	SF	PANELING - DURNHAM/MULTI - 4' X 8' (L60, L61)
	088272-H9-000	SF	PANELING - PEBBLE EMBOSSED - WHITE
	088263-F3-000	EA	BATT STRIP - DECORATIVE - BARCELONA LINEN - 8' (L52, L53)
	088263-G3-000	EA	BATT STRIP - DECORATIVE - PHOENIX/NEUTRAL - 8' (L54, L55)
	088263-G7-000	EA	BATT STRIP - DECORATIVE - COSMOS/SKY - 8' LONG (L56, L57)
	088263-G6-000	EA	BATT STRIP - DECORATIVE - CIRRUS - 8' LONG (L58, L59, L62, L63)
	088263-G8-000	EA	BATT STRIP - DECORATIVE - DURNHAM MULTI - 7' (L60, L61)
	122481-16-000	FT	WALLPAPER - 6.8" BORDER (L52, L53)
	122481-17-000	FT	WALLPAPER - 6.8" BORDER (L54, L55)
	132610-05-01A	FT	BORDER - WALLPAPER - 7" - CALYPSO - SELF-ADHESIVE (L54, L55) FROM: 00-00-00 THRU: 09-12-99
	132610-04-01A	FT	BORDER - WALLPAPER - 5" (L58, L59) FROM: 09-13-99 THRU: 99-99-99
	122481-19-000	FT	BORDER - WALLPAPER - 6 3/4" (L60, L61)
	122481-20-000	FT	WALLPAPER - 6.8" BORDER (L62, L63)
	126339-01-000	SF	BOARD - WHEAT - 60" X 72"

INTERIOR FINISH GROUP (CONTINUED)

ACCESSORIES

KEY	PART NUMBER	U/M	DESCRIPTION
	072852-01-000	EA	DETECTOR - SMOKE - W/9 VOLT BATTERY - US
	072852-02-000	EA	DETECTOR - SMOKE - W/9 VOLT BATTERY - CANADIAN
	125136-02-000	EA	CO DETECTOR - GAS - ROUND W/2 SCREWS - 9 VOLT
	094499-03-000	EA	EXTINGUISHER/FIRE - DRY - 10BC - W/GAUGE - W/O BRACKET
	094499-04-000	EA	BRACKET - FIRE EXTINGUISHER
*	094499-02-000	EA	EXTINGUISHER/FIRE - DRY - 1A10BC - CANADIAN
	091261-01-000	FT	SLIPNOT - ANTISLIP - 1'WIDE X 144" - BLACK
	096764-02-000	FT	SLIPNOT - ANTISLIP - 1'WIDE (180' ROLLS) - WHITE
	118081-02-01A	EA	CLOCK - WALL - ROUND 8" - BRASS
	132738-01-01A	EA	CLOCK - DIGITAL W/ALARM - 12 VOLT - BLACK
	064781-07-000	EA	HOLDER/CUP - TWO STEP - BLACK
	131333-01-01A	EA	HOLDER - CUP - VERTICAL DROP/FLUSH MOUNT - BLACK
	133713-02-03A	EA	SPACER - CUP HOLDER - SALEM CHERRY
	133713-02-01A	EA	SPACER - CUP HOLDER - WATERFORD OAK
	133713-02-02A	EA	SPACER - CUP HOLDER - WASHED MAPLE
	133713-02-14A	EA	SPACER - CUP HOLDER - PORTSMOUTH
	058331-H4-000	EA	MIRROR - SAFETY GLASS - 25.6" X 31.5"
	058331-J1-000	EA	MIRROR - SAFETY GLASS - 19.5" X 65.2"
	058331-J4-000	EA	MIRROR - SAFETY GLASS - 6.7" X 34.3"
	058331-J6-000	EA	MIRROR - SAFETY GLASS - 10" X 14.9"
	058331-J7-000	EA	MIRROR - SAFETY GLASS - 11.8" X 66"
	093606-29-000	EA	MIRROR - BEVELED PANEL - 23.6" X 31.4"
	093606-32-000	EA	MIRROR - BEVELED EDGE - 9" X 47.9"
	129779-03-K37	EA	FRAME - W/O MIRROR - 40.5"H X 42.3"W - SALEM CHERRY
	129779-03-K66	EA	FRAME - W/O MIRROR - 40.5"H X 42.3"W - WATERFORD OAK
	129779-03-K67	EA	FRAME - W/O MIRROR - 40.5"H X 42.3"W - WASHED MAPLE
	131494-01-01A	EA	MIRROR - BEVELED - 24" X 36"
	108808-03-01A	EA	HANDRAIL - ENTRANCE - 26"H X 20.7"L - OFF WHITE
	131058-01-02A	EA	HAND RAIL - INTERIOR ENTRY DOOR - BLACK
			FROM: 00-00-00 THRU: 10-10-99
	131058-03-02A	EA	HAND RAIL - INTERIOR ENTRY DOOR - BLACK
			FROM: 10-11-99 THRU: 99-99-99
	093614-01-02A	EA	GRILLE - RETURN AIR - 15.6" X 7.6" - BEIGE
	093614-02-02A	EA	GRILLE - RETURN AIR - 9.9" X 9.9" - BEIGE
	093614-09-01A	EA	GRILLE - RETURN AIR - 20" X 10" - BEIGE

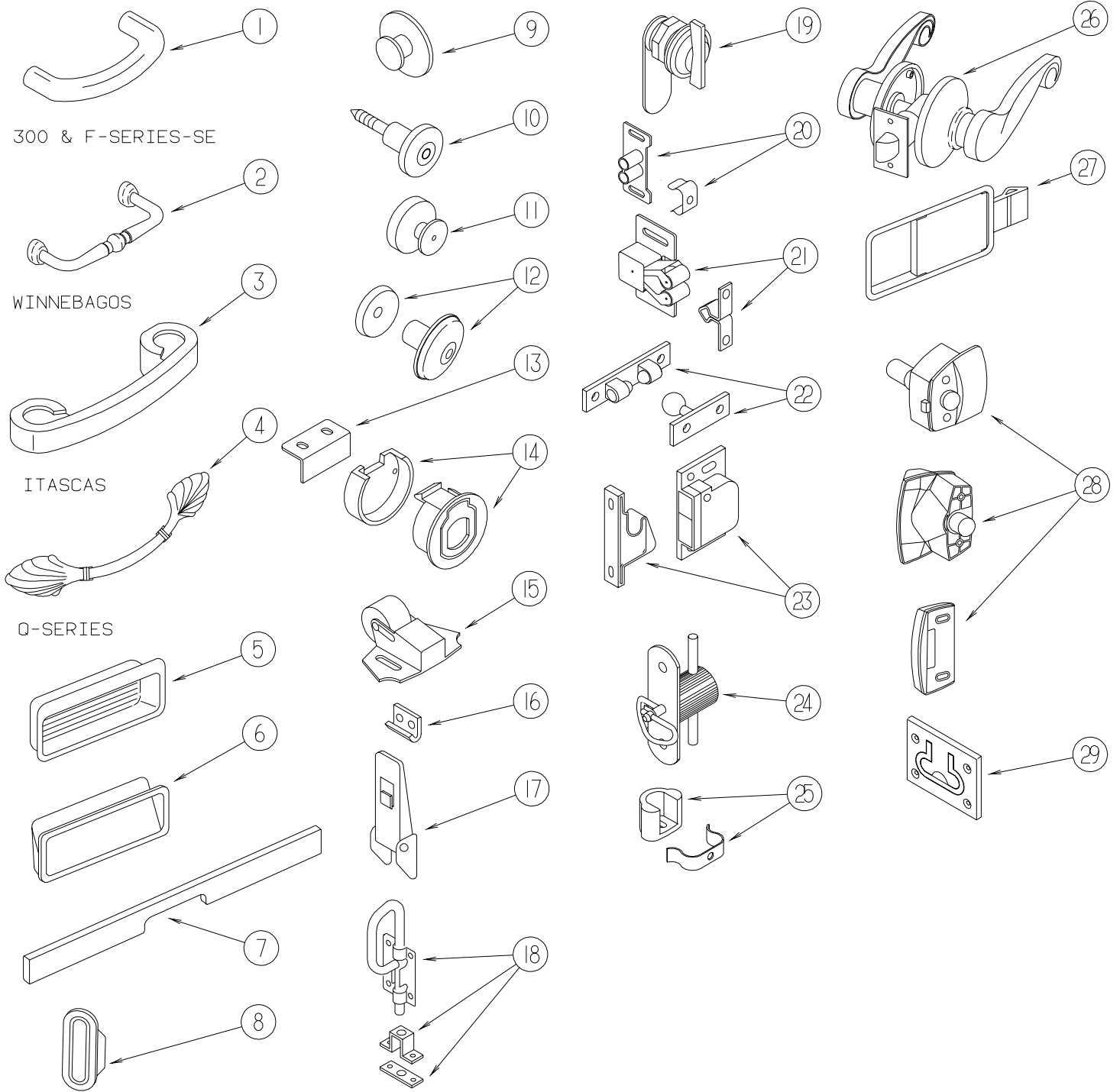
*** COMPONENT PARTS FOUND IN SERVICE PARTS LIBRARY**

FLOOR COVERINGS

KEY	PART NUMBER	U/M	DESCRIPTION
	042720-24-000	SY	VINYL - FLOOR COVERING - 12' WIDE - TRADITIONS SOLARIAN
	093486-01-000	SY	CARPET - COMPARTMENT - 72" WIDE - DARK GRAY
	096060-E3-000	SY	CARPET - COMMANDER - BARELY PLUM (L52, L53)
	096060-E4-000	SY	CARPET - COMMANDER - LT BAROQUE (L54, L55)
			FROM: 00-00-00 THRU: 10-24-99
	096060-G8-000	SY	CARPET - CAMEL - INCREMENTS OF 4 SQ YDS (3' X 12') (L54, L55)
			FROM: 10-25-99 THRU: 99-99-99
	096060-E6-000	SY	CARPET - OASIS - PEWTER BLUE (L56, L57)
	096060-F6-000	SY	CARPET - COMMANDER - GINGER (L58, L59)
	096060-E9-000	SY	CARPET - FASHIONAIRE/DESERT BEIGE - INCREMENTS OF 4 SY (L60, L61)
	096060-F0-000	SY	CARPET - COMMANDER - PALE SAGE (L62, L63)
	124253-01-01A	EA	VINYL - FLOOR PLANK - 3" X 12" - CHERRY (L52, L54, L56)
	124253-01-02A	EA	VINYL - FLOOR PLANK - 3" X 12" - MAPLE (L53, L55, L57)
	131711-01-01A	EA	VINYL FLOORING - 12" X 12" - HEATHER (L58, L59, L60, L61, L62, L63)

INTERIOR FINISH GROUP (CONTINUED)

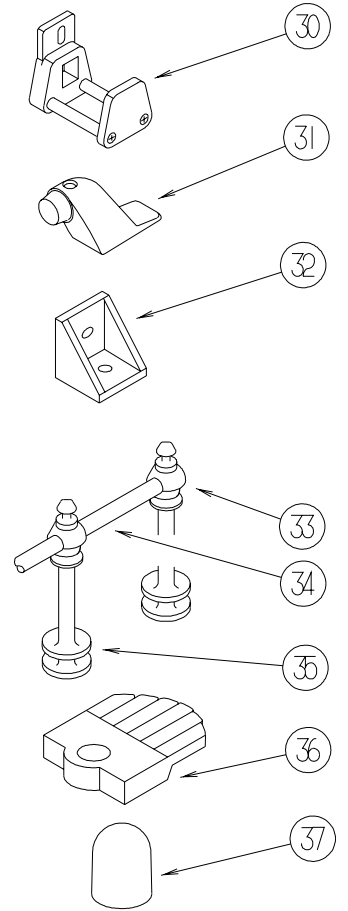
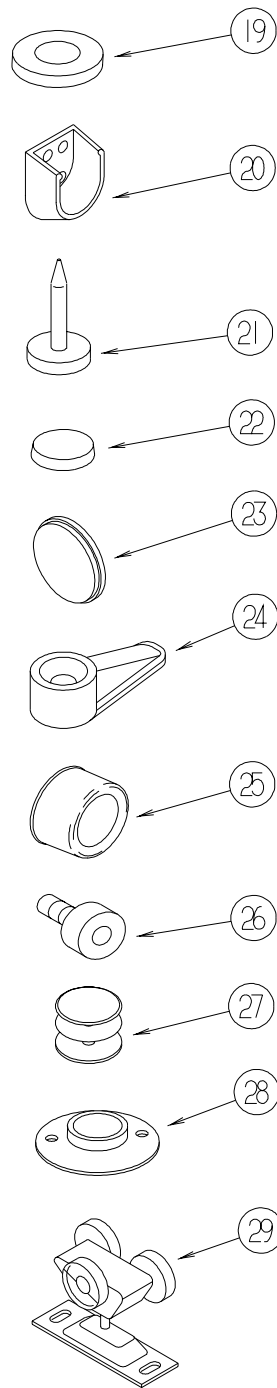
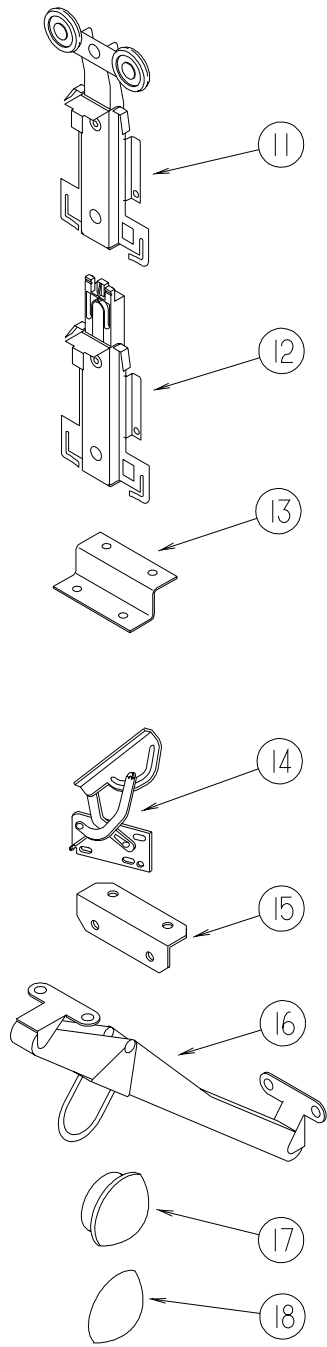
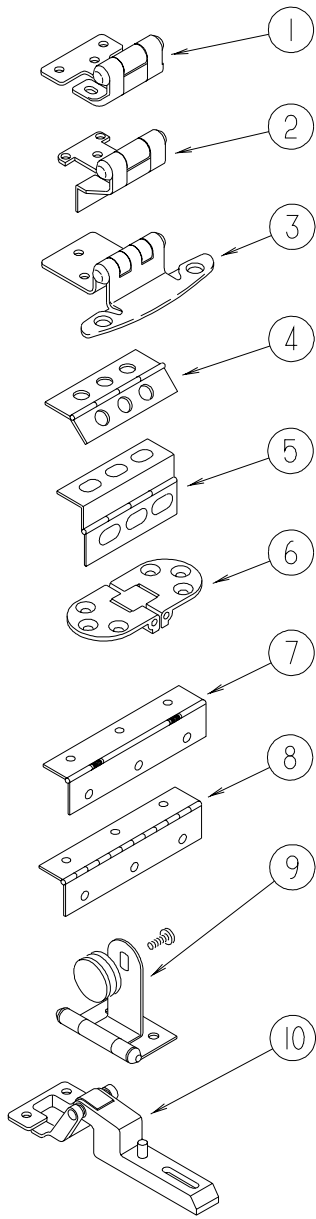
HARDWARE



INTERIOR FINISH GROUP (CONTINUED)**HARDWARE (CONTINUED)**

KEY	PART NUMBER	U/M	DESCRIPTION
1	131964-01-01A	EA	PULL - CABINET - POLISHED BRASS
2	131963-01-01A	EA	PULL - CABINET - POLISHED BRASS
3	131962-01-01A	EA	PULL - CABINET - POLISHED BRASS
4	117923-01-01A	EA	PULL - CABINET - BURNISHED BRASS
4	131965-01-01A	EA	PULL - CABINET - BURNISHED BRASS
5	124311-01-01A	EA	HANDLE - RECESSED - BRASS
6	115994-01-01A	EA	HANDLE - POCKET
7	126866-01-J30	EA	HANDLE - TAMBOUR DOOR - 18.6" - CHERRY/CHERRY
7	126866-01-J60	EA	HANDLE - TAMBOUR DOOR - 18.6" - MAPLE/WASHED MAPLE
7	126866-01-L81	EA	HANDLE - TAMBOUR DOOR - 18.6" - ASH/PORTSMOUTH OAK
7	126866-04-KQ1	EA	HANDLE - TAMBOUR DOOR - 14.7" - CHERRY/CHERRY
7	126866-04-KQ0	EA	HANDLE - TAMBOUR DOOR - 14.7" - MAPLE/MAPLE
7	126866-04-L95	EA	HANDLE - TAMBOUR DOOR - 14.7" - ASH/WATERFORD OAK
7	126866-05-K13	EA	HANDLE - TAMBOUR DOOR - 11.6" - CHERRY/CHERRY
7	126866-05-K09	EA	HANDLE - TAMBOUR DOOR - 11.6" - MAPLE/WASHED MAPLE
7	126866-05-K07	EA	HANDLE - TAMBOUR DOOR - 11.6" - ASH/WATERFORD OAK
8	098410-01-01A	EA	PULL - FINGER - OVAL - BRASS
9	125221-01-01A	EA	PULL - MIRROR - W/ROUND HANDLE
10	113800-01-000	EA	KNOB - CABINET - BRASS
11	133313-01-01A	EA	PULL - DRAWER KNOB - BURNISHED BRASS
11	133313-01-02A	EA	PULL - DRAWER KNOB - BRIGHT BRASS
12	117978-01-01A	EA	KNOB - DOOR - BRIGHT BRASS
13	113375-02-01A	EA	STRIKE - DOOR - CHROME
14	113375-05-01A	EA	LATCH - SLAM - BACK - .8" THICK
14	113375-06-01A	EA	LATCH - SLAM - FACE - .7" THICK
15	109403-01-000	EA	CATCH - SINGLE ROLLER - SCREEN DOOR
16	116975-02-01A	EA	KEEPER/STRIKE - BLACK - NEW STYLE
17	116975-01-01A	EA	LATCH - W/O STRIKE - BLACK - NEW STYLE
18	103256-01-000	EA	LATCH - SLIDE
19	100710-01-01A	EA	LOCK - GLASS DOOR/TWIST TYPE - BRASS
20	009021-01-000	EA	CATCH - GRILLE - NYLON
20	009021-02-000	EA	STRIKE - SPRING STEEL
21	093586-04-000	EA	STRIKE - SPRING STEEL - 1.14"
21	093586-05-000	EA	STRIKE - SPRING STEEL
21	093586-03-000	EA	CATCH - SPRING ROLLER - .377"
21	093586-06-000	EA	CATCH - SPRING - ROLLER
22	084451-01-000	EA	CATCH - BRASS
23	117095-01-01A	EA	CATCH - DOOR - GRABBER W/KEEPER - PLASTIC - BLK - 5LB PULL
23	117095-02-01A	EA	LATCH - DOOR - GRABBER W/KEEPER - PLASTIC - BLK-10LB PULL
24	098196-01-000	EA	LATCH - 1/4 TURN - T-BAR
25	129703-01-01A	EA	CATCH ASSEMBLY
26	111155-01-01A	EA	LOCK - PRIVACY/LOCKING - POLISHED BRASS
26	111155-05-01A	EA	LOCK - PRIVACY/LOCKING
27	127349-01-01A	EA	LATCH - PADDLE
28	058335-03-000	EA	LATCH W/O LOCK - BATHROOM DOOR BLACK
29	072871-01-000	EA	PULL - FLUSH - CHROME

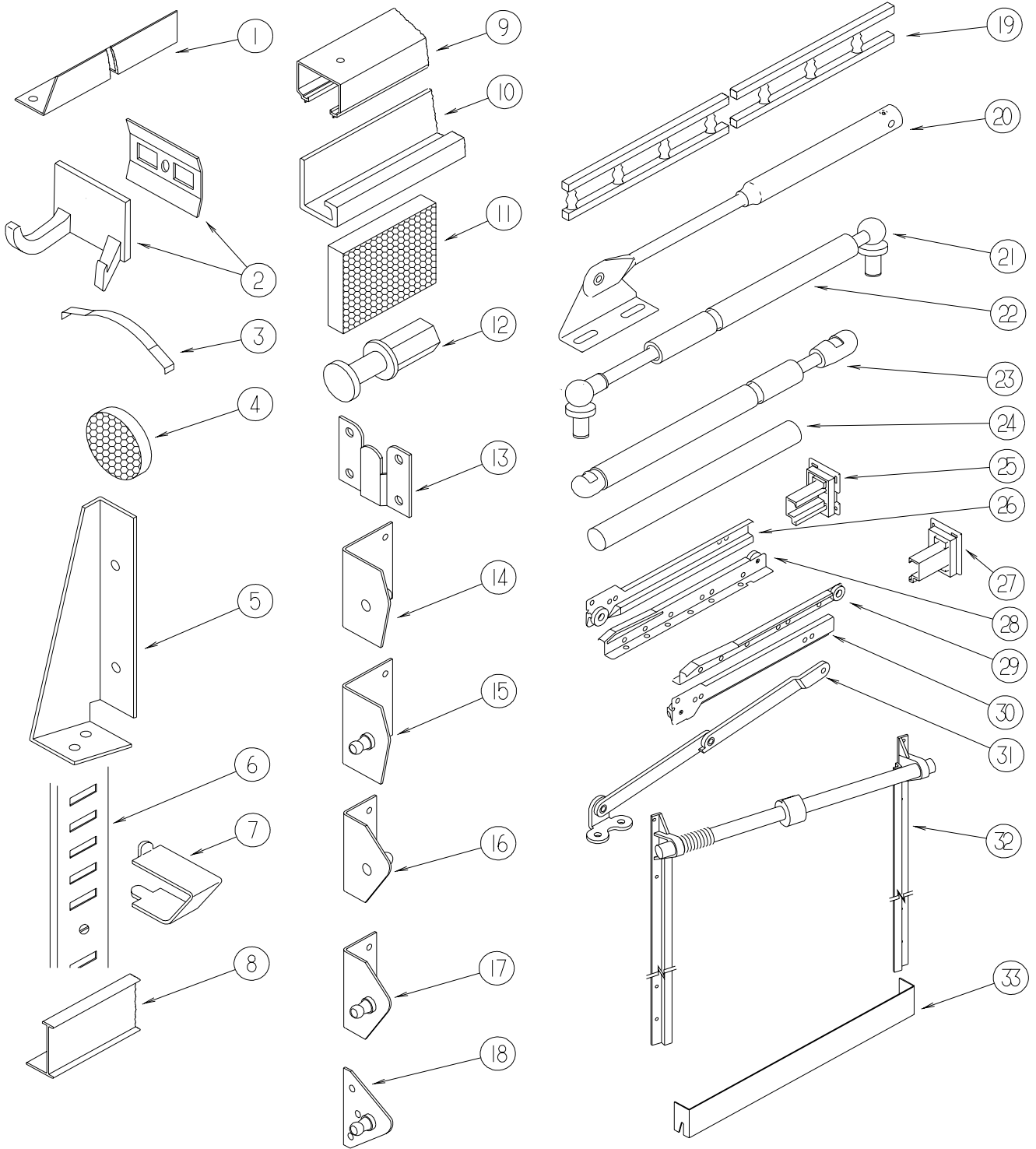
INTERIOR FINISH GROUP (CONTINUED)
HARDWARE (CONTINUED)



INTERIOR FINISH GROUP (CONTINUED)**HARDWARE (CONTINUED)**

KEY	PART NUMBER	U/M	DESCRIPTION
1	113676-01-01A	EA	HINGE - OVERLAY - VARIABLE
2	113677-01-01A	EA	HINGE - SELF CLOSING
3	108138-03-000	EA	HINGE - BRIGHT BRASS
	000G13-06-08G	EA	SCREW - 6-20 X .50 PFH - ANTIQUE BRASS
4	009059-01-000	EA	HINGE - DOOR - 2" X 1.4" - BRASS
4	009059-02-000	EA	HINGE - DOOR - 2" X 2.7" - BRASS
4	041389-18-000	EA	HINGE - PIANO - 1 1/2" X 19" - OFF WHITE
4	041389-35-000	EA	HINGE - PIANO - OFF WHITE - 31"
5	118802-01-02A	EA	HINGE - DOOR - CABINET - HAMPTON TAN
6	111535-01-000	EA	HINGE - TABLE/FOLDING
7	102920-01-01A	EA	HINGE/SPRING LOADED - BRASS
8	084413-01-000	EA	HINGE/CONTINUOUS - ALUMINUM 1" X 72" - W/HOLES
8	110496-01-01A	EA	HINGE - BRASS
9	100711-01-01A	EA	HINGE - GLASS DOOR
10	114443-01-01A	EA	HINGE - CABINET DOOR
11	107390-02-000	EA	CORNER HANGER (DOUBLE ROLLER W/BRACKET) (SOLD AS 1 EACH)
12	107391-01-000	EA	GUIDE - BOTTOM - BY-PASS (4 USED PER DOOR)
13	101926-01-02A	EA	BRACKET - ZEE - BLACK
14	108126-01-000	EA	TRAY HINGE SET (QTY. 2 PER SET)
15	016604-01-000	EA	BRACE - CABINET - ANGLE - 2.5" - UNPAINTED METAL
15	016604-05-000	EA	BRACE - CABINET - ANGLE - 2.5" - OFF WHITE METAL
16	104181-01-01A	EA	SUPPORT - LEAF 5.3" EXTENDS TO 7.5" - SAFETY RING - METAL
17	074045-01-000	EA	PLUG - OAK - 1/2" DIAMETER
17	074045-08-000	EA	PLUG - OAK - 1/2" DIAMETER - SALEM CHERRY
17	042356-01-000	EA	PLUG - BUTTON - MAHOGANY - 3/8" DIAMETER - WOOD
18	057671-01-000	EA	COVER - SCREW - OFF WHITE - #8
18	057671-11-000	EA	COVER - SCREW - HAMPTON TAN - #8
18	057671-13-000	EA	COVER - SCREW - DARK GRAY - #8
18	057671-15-000	EA	COVER - SCREW - BRIGHT WHITE
18	057671-16-000	EA	COVER - SCREW - SOFT WHITE
19	100707-01-000	EA	SPACER - GLASS DOOR - .8" DIA - .3" HOLE - PLASTIC
20	113236-01-01A	EA	BRACKET - CLOTHES - ROD
21	102194-01-000	EA	GUIDE - PLASTIC
22	004354-01-000	EA	BUMPER - RUBBER - .5" DIA - BROWN
23	120760-01-000	EA	BUMPER - RUBBER - CLEAR
24	083204-03-000	EA	BUTTON - RETAINING MIRROR 5/16" TIP
25	069726-02-000	EA	BUMPER - .88" OD X .40" THICK - BLACK
26	079921-01-000	EA	ROLLER - NYLON - W/STEEL SHAFT - BARBED
27	081114-02-000	EA	CAP - INSERT - ROUND 1" DIAMETER - WHITE
28	009112-01-000	EA	FLANGE - PLASTIC - 1" CLOTHES ROD - OFF WHITE
29	103874-01-000	EA	HANGER - SLIDING DOOR
30	064467-01-000	EA	GUIDE - POCKET - SLIDING DOOR - WALL MOUNTED
31	103257-01-000	EA	STOP - DOOR
32	065740-01-000	EA	BRACE - CABINET/CORNER - PLASTIC
33	084070-03-000	EA	POST - END - 2.4" - BRASS
34	084071-05-000	EA	ROD - BRASS - 15"
34	084071-08-000	EA	ROD - BRASS - 9.3" LONG
34	084071-12-000	EA	ROD - BRASS - 4.1" LONG
34	084071-19-000	EA	ROD - BRASS - 7.1"
34	084071-20-000	EA	ROD - BRASS - 9.8" LONG
34	084071-22-000	EA	ROD - BRASS - 15.3"
34	084071-23-000	EA	ROD - BRASS - 13.12"
34	084071-24-000	EA	ROD - BRASS - 3.8"
34	084071-27-000	EA	ROD - BRASS - 2.7"
34	084071-28-000	EA	ROD - BRASS - 6" LONG
34	084071-30-000	EA	ROD - BRASS - 11.6" LONG
34	084071-31-000	EA	ROD - BRASS - 14.08" LONG
34	084071-32-000	EA	ROD - BRASS - 13.6" LONG
35	084070-01-000	EA	POST - CENTER - 2.4" - BRASS
36	009089-01-000	EA	CLIP - MIRROR
37	039984-01-000	EA	CAP - ROUND - VINYL - .28" ID X .62" - BLACK

INTERIOR FINISH GROUP (CONTINUED)
HARDWARE (CONTINUED)

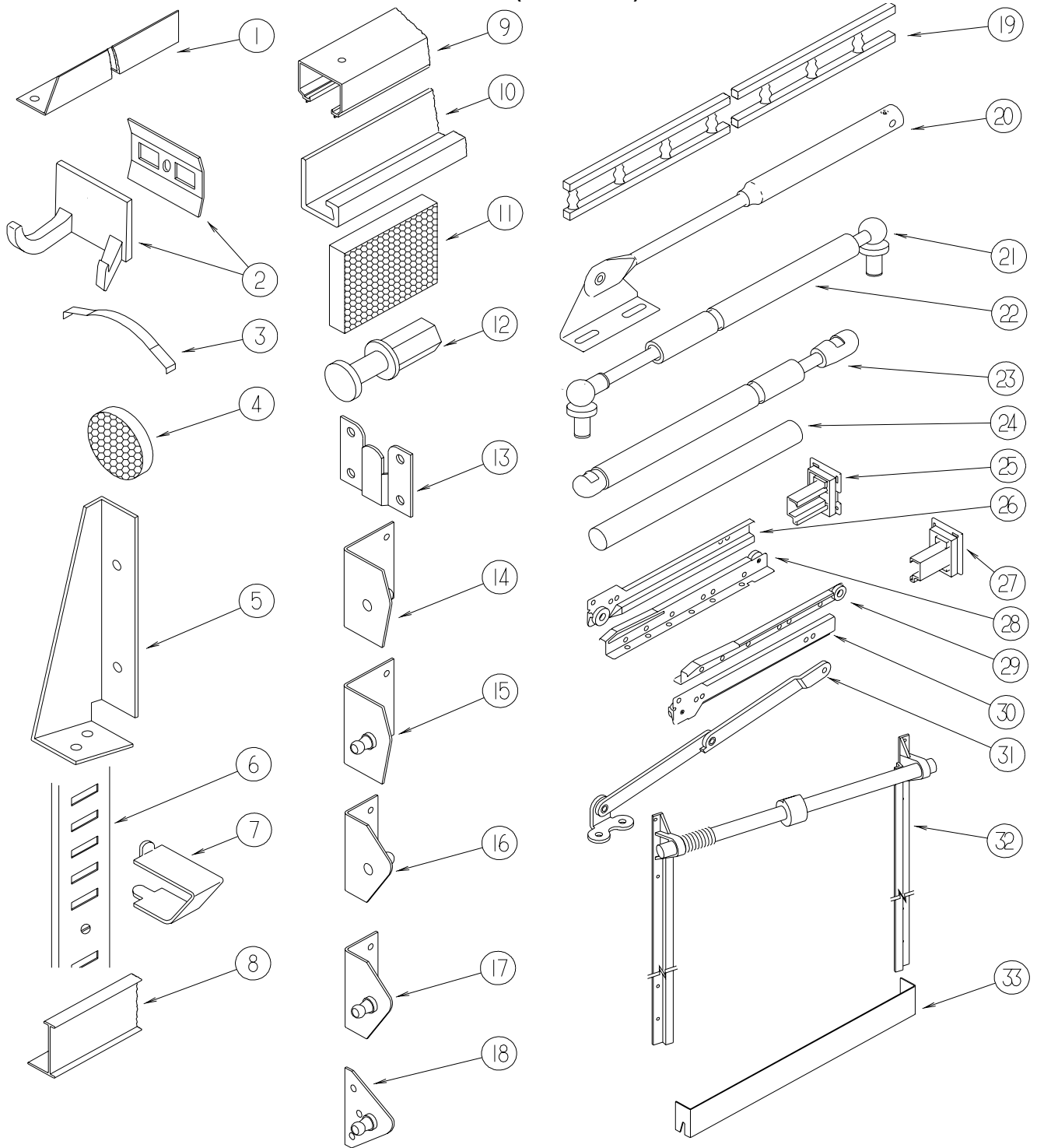


INTERIOR FINISH GROUP (CONTINUED)

HARDWARE (CONTINUED)

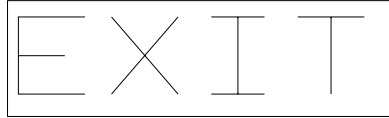
KEY	PART NUMBER	U/M	DESCRIPTION
1	114693-01-01A	EA	SUPPORT - BLACK - RIGHT HAND
1	114693-02-01A	EA	SUPPORT - BLACK - LEFT HAND
2	104174-01-000	EA	HOOK - ROBE - DOUBLE
3	115541-01-000	EA	SPRING - DOOR - SLIDING
4	122717-01-01A	EA	PAD - NON SKID - 4" DIAMETER ROUND
4	122717-01-01A	EA	PAD - NON SKID - 3" DIA. ROUND
5	076827-02-000	EA	BRACKET - 2.9" X 1.8" - TRIANGLE
6	098980-01-000	EA	PILASTER - ADJUSTABLE SHELF - 18"
6	098980-02-000	EA	PILASTER - ADJUSTABLE SHELF - 12"
6	098980-03-000	EA	PILASTER - ADJUSTABLE SHELF - 09"
6	098980-04-000	EA	PILASTER - ADJUSTABLE SHELF - 48"
6	098980-05-000	EA	PILASTER - ADJUSTABLE SHELF - 15"
6	098980-06-000	EA	PILASTER - ADJUSTABLE SHELF - 24"
7	098979-01-000	EA	CLIP - ADJUSTABLE SHELF
8	094856-10-01A	EA	TRACK - FOLDING DOOR - OFF WHITE
9	103868-09-01A	EA	TRACK - SLIDING DOOR - 64.3" - OFF WHITE
9	103868-15-01A	EA	TRACK - SLIDING DOOR - 76" - OFF WHITE
10	118933-01-01A	EA	SUPPORT - HINGE LOCK
11	122717-06-01A	FT	PAD - NON-SKID - PSA - 5"W
	122717-08-01A	FT	PAD - NON-SKID - PSA - 7.2"W
12	092652-01-000	EA	GUIDE WHEEL/DOOR - TOP MOUNT
13	130120-01-01A	EA	BRACKET - MOUNTING/MIRROR
14	126263-06-02B	EA	BRACKET - GAS SPRING W/INSIDE BALL STUD - E-COATED
15	126263-05-02B	EA	BRACKET - GAS SPRING W/BALL STUD - E-COATED
16	107796-10-000	EA	BRACKET - GAS SPRING - 90 DEGREE SMALL
17	126263-02-02B	EA	BRACKET - GAS SPRING W/BALL STUD - E-COATED
18	126263-08-02B	EA	BRACKET - GAS SPRING W/CENTERED BALL STUD - E-COATED
19	075249-01-000	EA	RAILING - OAK - 72" UNFINISHED
19	111775-01-03A	EA	RAIL - DECORATIVE - 6' - SALEM CHERRY
19	111775-01-04A	EA	RAIL - DECORATIVE - 6' - WATERFORD OAK
19	111775-01-06A	EA	RAIL - DECORATIVE - 6' - WASHED MAPLE
19	111775-01-07A	EA	RAIL - DECORATIVE - 6' - PORTSMOUTH OAK
20	074493-02-000	EA	SUPPORT - PISTON SPRING - CABINET DOOR - 26 LBS
21	057460-02-000	EA	STUD BALL - GAS SPRING - .39" - 5/16"-18
22	057460-04-000	EA	SPRING - GAS - BALL STUD STYLE - 120 PI - "SPD6209"
23	107796-06-000	EA	SPRING/GAS - 12" COMPRESSED/20" EXTENDED - 120 LB.
23	107796-08-000	EA	SPRING/GAS - 11" COMPRESSED/17" EXTENDED - 60 LB
23	107796-15-000	EA	SPRING/GAS - 24" COMPRESSED/40" EXTENDED - 15 LB.
23	107796-16-000	EA	SPRING/GAS - 6.4" COMPRESSED/9.6" EXTENDED - 65 LB.
23	107796-26-000	EA	SPRING/GAS - 12" COMPRESSED/20" EXTENDED - 90 LB.
24	042438-02-000	EA	DOWEL - WOOD - 2" X 2"
24	042438-01-000	EA	DOWEL - WOOD - CLOTHES ROD - 1" DIAMETER X 4'
25	128811-01-01A	EA	BACKSOCKET - ADJUSTABLE - LEFT
26	128810-01-01A	EA	SLIDE - DRAWER - 12" - LEFT CABINET
26	128810-05-01A	EA	SLIDE - DRAWER - 14" - LEFT CABINET
26	128810-09-01A	EA	SLIDE - DRAWER - 16" - LEFT CABINET
26	128810-13-01A	EA	SLIDE - DRAWER - 18" - LEFT CABINET
26	128810-17-01A	EA	SLIDE - DRAWER - 20" - LEFT CABINET
26	128810-21-01A	EA	SLIDE - DRAWER - 22" - LEFT CABINET
26	128810-25-01A	EA	SLIDE - DRAWER - 24" - LEFT CABINET
27	128811-02-01A	EA	BACKSOCKET - ADJUSTABLE RIGHT
28	128810-03-01A	EA	SLIDE - DRAWER - 12" - LEFT DRAWER
28	128810-07-01A	EA	SLIDE - DRAWER - 14" - LEFT DRAWER
28	128810-11-01A	EA	SLIDE - DRAWER - 16" - LEFT DRAWER
28	128810-15-01A	EA	SLIDE - DRAWER - 18" - LEFT DRAWER
28	128810-19-01A	EA	SLIDE - DRAWER - 20" - LEFT DRAWER
28	128810-23-01A	EA	SLIDE - DRAWER - 22" - LEFT DRAWER
28	128810-27-01A	EA	SLIDE - DRAWER - 24" - LEFT DRAWER
29	128810-04-01A	EA	SLIDE - DRAWER - 12" - RIGHT DRAWER
29	128810-08-01A	EA	SLIDE - DRAWER - 14" - RIGHT DRAWER
29	128810-12-01A	EA	SLIDE - DRAWER - 16" - RIGHT DRAWER
29	128810-16-01A	EA	SLIDE - DRAWER - 18" - RIGHT DRAWER
29	128810-20-01A	EA	SLIDE - DRAWER - 20" - RIGHT DRAWER
29	128810-24-01A	EA	SLIDE - DRAWER - 22" - RIGHT DRAWER
29	128810-28-01A	EA	SLIDE - DRAWER - 24" - RIGHT DRAWER

INTERIOR FINISH GROUP (CONTINUED)
HARDWARE (CONTINUED)

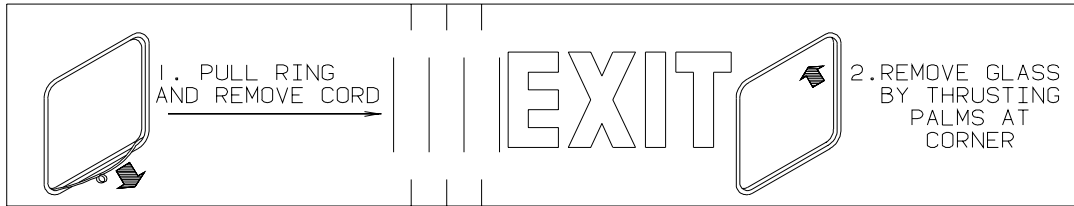


KEY	PART NUMBER	U/M	DESCRIPTION
30	128810-02-01A	EA	SLIDE - DRAWER - 12" - RIGHT CABINET
30	128810-06-01A	EA	SLIDE - DRAWER - 14" - RIGHT CABINET
30	128810-10-01A	EA	SLIDE - DRAWER - 16" - RIGHT CABINET
30	128810-14-01A	EA	SLIDE - DRAWER - 18" - RIGHT CABINET
30	128810-18-01A	EA	SLIDE - DRAWER - 20" - RIGHT CABINET
30	128810-22-01A	EA	SLIDE - DRAWER - 22" - RIGHT CABINET
30	128810-26-01A	EA	SLIDE - DRAWER - 24" - RIGHT CABINET
31	084412-01-000	EA	SUPPORT/HINGE KIT (LEFT & RIGHT HINGES)
32	130787-01-000	EA	TRACK - TAMBOUR DOOR/SPRING - 15.9"
32	130787-02-000	EA	TRACK - TAMBOUR DOOR/SPRING - 24"
32	130787-03-000	EA	TRACK - TAMBOUR DOOR/SPRING - 30"
33	133426-01-02B	EA	BRACKET - MIRROR - MOUNTING - E-COATED

LABELS GROUP



KEY PART NUMBER U/M DESCRIPTION
039290-01-000 EA LABEL - WARNING - EXIT



KEY PART NUMBER U/M DESCRIPTION
107571-01-000 EA LABEL - EXIT/ESCAPE WINDOW

FOR AWNING INSTALLATION
CONTACT YOUR MOTORHOME
DEALERSHIP

KEY PART NUMBER U/M DESCRIPTION
099509-01-000 EA LABEL - AWNING INSTALLATION



KEY PART NUMBER U/M DESCRIPTION
040944-01-000 EA LABEL - ENTRANCE DOOR - "OPEN"

WARNING: TEST SMOKE DETECTOR
OPERATION AFTER VEHICLE HAS BEEN IN
STORAGE, BEFORE EACH TRIP AND AT
LEAST ONCE PER WEEK DURING USE.

KEY PART NUMBER U/M DESCRIPTION
079966-01-000 EA LABEL - WARNING - STOWED - MOTION

WARNING DISCONNECT BATTERIES BEFORE
CONNECTING EXTERNAL CHARGING EQUIPMENT.

KEY PART NUMBER U/M DESCRIPTION
065748-01-000 EA LABEL - CAUTION - BATTERY CHARGING

AVERTISSEMENT : DEBRANCHER LES BATTERIES AVANT
DE BRANCHER TOUT EQUIPEMENT DE CHARGE EXTERIEUR.

KEY PART NUMBER U/M DESCRIPTION
065748-02-000 EA LABEL - WARNING - BATTERY/FRENCH - CANADIAN

LABELS GROUP (CONTINUED)

WASTE WATER

KEY PART NUMBER U/M DESCRIPTION
006188-01-000 EA LABEL - WASTE WATER

SEWAGE

KEY PART NUMBER U/M DESCRIPTION
006187-01-000 EA LABEL - SEWAGE

IF YOU SMELL GAS

1. EXTINGUISH ANY OPEN FLAME, PILOT LIGHTS AND ALL SMOKING MATERIALS.
2. DO NOT TOUCH ELECTRICAL SWITCHES.
3. SHUT OFF THE GAS SUPPLY AT THE TANK VALVE(S) OR GAS SUPPLY CONNECTION.
4. OPEN DOORS AND OTHER VENTILATING OPENINGS.
5. LEAVE THE AREA UNTIL ODOR CLEARS.
6. HAVE THE GAS SYSTEM CHECKED AND LEAKAGE SOURCE CORRECTED BEFORE USING AGAIN.

KEY PART NUMBER U/M DESCRIPTION
073998-01-000 EA LABEL - LPG ODOR WARNING

WARNING: TEST SMOKE DETECTOR
OPERATION AFTER VEHICLE HAS BEEN IN
STORAGE, BEFORE EACH TRIP AND AT
LEAST ONCE PER WEEK DURING USE.

KEY PART NUMBER U/M DESCRIPTION
077956-01-000 EA LABEL - WARNING - SMOKE DETECTOR

CAUTION	TO HELP AVOID PERSONAL INJURY DURING REMOVAL OF FUEL FILLER CAP, SLOWLY LOOSEN CAP 1/2 TURN TO ALLOW ANY FUEL PRESSURE TO BE RELIEVED BEFORE TURNING CAP FURTHER.
FUEL SPRAY MAY CAUSE PERSONAL INJURY	STOP ADDING FUEL AFTER FIRST SHUTOFF BY AUTOMATIC NOZZLE WHEN TANK IS NEARLY FULL. DO NOT OVERFILL FUEL TANK. SEE OWNERS MANUAL FOR ADDITIONAL INFORMATION. PRINTED IN U.S.A. WLC PT NO 15611763

KEY PART NUMBER U/M DESCRIPTION
087207-05-000 EA LABEL - FUEL CAP REMOVAL

UNLEADED FUEL ONLY

KEY PART NUMBER U/M DESCRIPTION
062043-01-000 EA LABEL - FUEL - UNLEADED

UNLEADED
FUEL ONLY

KEY PART NUMBER U/M DESCRIPTION
098641-01-000 EA LABEL - FUEL - UNLEADED - DASH

LABELS GROUP (CONTINUED)

LP-GAS SYSTEM
THIS GAS PIPING SYSTEM IS
DESIGNED FOR USE OF
LIQUIFIED PETROLEUM GAS
ONLY. DO NOT CONNECT
NATURAL GAS TO THIS
SYSTEM.
SECURE CAP INLET(S) WHEN NOT
CONNECTED FOR USE. AFTER TURNING
ON GAS, EXCEPT AFTER NORMAL
CONTAINER REPLACEMENT, TEST GAS
PIPING AND CONNECTIONS TO
APPLIANCES FOR LEAKAGE WITH SOAPY
WATER OR BUBBLE SOLUTION. DO NOT
USE PRODUCTS THAT CONTAIN AMMONIA
OR CLORINE.

124520

KEY	PART NUMBER	U/M	DESCRIPTION
	124520-01-01A	EA	LABEL - LP GAS ONLY - BLACK ON CLEAR
	124520-01-02A	EA	LABEL - LP GAS ONLY - WHITE ON CLEAR

WARNING

THIS SYSTEM IS DESIGNED FOR USE WITH PROPANE ONLY
DO NOT CONNECT NATURAL GAS TO THIS SYSTEM

BEFORE TURNING ON PROPANE:

- (A) BE CERTAIN APPLIANCES ARE CERTIFIED FOR PROPANE AND ARE EQUIPPED WITH CORRECT BURNING ORIFICES.
- (B) MAKE CERTAIN ALL PROPANE CONNECTIONS ARE TIGHT BY TESTING WITH SOAPY WATER. ALL APPLIANCE VALVES ARE TURNED OFF, AND ANY UNCONNECTED OUTLETS ARE CAPPED.

AFTER TURNING ON PROPANE:

- (A) LIGHT ALL PILOT LIGHTS
- (B) (B) ALL CONNECTIONS, INCLUDING THOSE AT THE APPLIANCES, REGULATORS AND CYLINDERS SHOULD BE LEAK-TESTED PERIODICALLY WITH SOAPY WATER BY THE OCCUPANT. NEVER USE A LIGHTED MATCH OR OTHER FLAME WHEN CHECKING FOR LEAKS.
- (C) DO NOT LEAVE SYSTEM TURNED ON OF CONTAINERS CONNECTED UNTIL THE SYSTEM HAS BEEN PROVEN TO BE FREE OF LEAKS.
- (D) COOKING APPLIANCES SHOULD NOT BE USED FOR SPACE HEATING.
- (E) WHEN THE CONTAINERS ARE DISCONNECTED THE PROPANE SUPPLY LINE SHOULD BE CAPPED OR PLUGGED.

AVERTISSEMENT

CETTE INSTALLATION EST CONCUE POUR LE PROPANE SEULEMENT
NE PAS L'ALIMENTER EN GAZ NATUREL

AVANT LA MISE EN SERVICE:

- (A) S'ASSURER QUE LES APPAREILS SONT CERTIFIES POUR LE PROPANE ET MUNIS D'ORIFICES DE BRULEUR APPROPRIES.
- (B) VERIFIER L'ETANCHEITE DE TOUS LES RACCORDEMENTS AU PROPANE. LA PERMETURE DE TOUS LES ROBINETS D'APPAREILS ET L'OBTUTATION DE TOUTES LES SORTIES NON RACCORDEES.

APHES LA MISE EN SERVICE:

- (A) ALLUMER TOUTES LES VEILLEUSES.
- (B) L'OCCUPANT DOIT EPROUVER PERIODIQUEMENT L'ETANCHEITE DE TOUS LES RACCORDEMENTS Y COMPRIS CEUX AUX APPAREILS, AUX DETENDEURS ET AUX BOUTEILLES, EN Y APPLIQUANT DE L'EAU SAVONNEUSE NE JAMA'S SE SERVIR D'UNE ALLUMETTE OU AUTRE POUR LA DETECTION DES FUITES.
- (C) NE PAS LAISSER L'ALIMENTATION OUVERTE NI LES RECIPIENTS RACCORDES AVANT D'AVOIR COMPLETE L'EPREUVE D'ETANCHEITE AU PROPANE DE L'INSTALLATION.
- (D) LES APPAREILS DE CUISSON NE DOIVENT PAS ETRE UTILISES POUR LE CHAUFFAGE DES LOCAUX.
- (E) LORSQUE LES RECIPIENTS SONT DECONNECTES, L'ALIMENTATION DE PROPANE DOIT ETRE OBTUREE OU SCELLEE.

KEY	PART NUMBER	U/M	DESCRIPTION
	023769-01-000	EA	LABEL - WARNING - LPG - CANADIAN

THIS CONNECTION IS FOR
(B) VOLT AC,60 HZ(CYCLES)
(A) AMPERE SUPPLY

DO NOT CONNECT TO
HIGHER VOLTAGE

THIS CONNECTION IS FOR
(B) VOLT AC,3-POLE,4 WIRE
60 HZ(CYCLES),(A) AMPERE SUPPLY

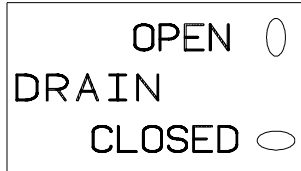
DO NOT CONNECT TO
HIGHER VOLTAGE

THIS CONNECTION IS FOR
(B) VOLT AC,50 HZ(CYCLES)
(A) AMPERE SUPPLY

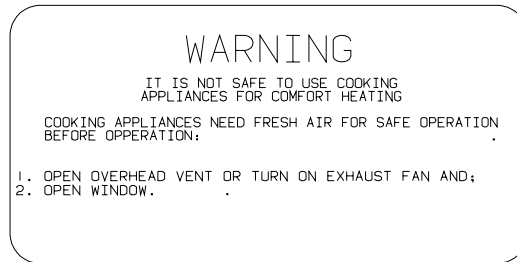
DO NOT CONNECT TO
HIGHER VOLTAGE

KEY	PART NUMBER	U/M	DESCRIPTION
	125306-01-01A	EA	LABEL-ELECTRICAL ENTRANCE-110/125 VOLT 30 AMP-BLK ON CLEAR
	125306-03-01A	EA	LABEL - ELECTRICAL ENTRANCE - 100 VOLT - 30 AMP
	125306-04-01A	EA	LABEL-ELECTRICAL ENTRANCE-120/240 VOLT 50 AMP-BLK ON CLEAR
	125306-05-01A	EA	LABEL - ELECTRICAL ENTRANCE - 220 VOLT - 25 AMP

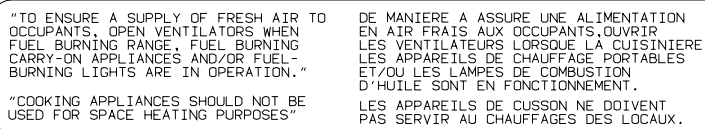
LABELS GROUP (CONTINUED)



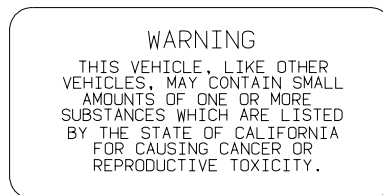
KEY PART NUMBER U/M DESCRIPTION
133423-01-01A EA LABEL - DRAIN



KEY PART NUMBER U/M DESCRIPTION
050225-01-000 EA LABEL - WARNING - STOVE VENT - US



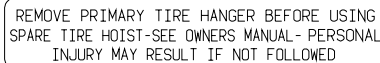
KEY PART NUMBER U/M DESCRIPTION
050222-01-000 EA LABEL - STOVE VENT - CANADIAN



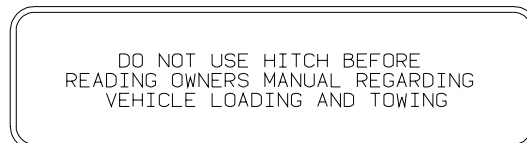
KEY PART NUMBER U/M DESCRIPTION
099689-01-000 EA LABEL - WARNING - CANCER/TOXICITY



KEY PART NUMBER U/M DESCRIPTION
133424-01-01A EA LABEL - BYPASS - WATER HEATER



KEY PART NUMBER U/M DESCRIPTION
126024-01-01A EA LABEL - TIRE HANGER REMOVAL



KEY PART NUMBER U/M DESCRIPTION
111104-01-000 EA LABEL - HITCH - READ MANUAL - WHITE
111104-02-000 EA LABEL - HITCH - READ MANUAL - BLACK

LABELS GROUP (CONTINUED)

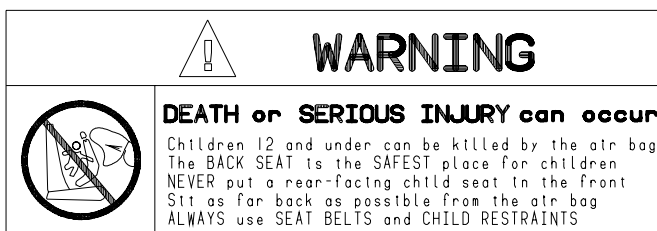
CAUTION

THIS MOTOR HOME HAS BEEN DESIGNED, MANUFACTURED AND TESTED WITH CONCERN FOR THE PROTECTION OF IT'S OCCUPANTS. WE RECOMMEND YOU PERFORM THE FOLLOWING INSPECTIONS FOR YOUR SAFETY AND THE SAFETY OF YOUR PASSENGERS BEFORE STARTING YOUR VEHICLE.


1. LP GAS SYSTEM- TURN OFF AT TANK FOR TRAVELING. TEST FOR LEAKS UPON ARRIVAL AT DESTINATION. BEFORE LIGHTING PILOTS.
2. WHEELS- INSPECT FOR DAMAGE AND CHECK LUG NUTS FOR TIGHTNESS.
3. TIRES- INSPECT FOR WEAR AND DAMAGE AND CHECK FOR RECOMMENDED AIR PRESSURE.
4. LIGHTING- TEST FOR PROPER OPERATION OF ALL INTERIOR AND EXTERIOR LIGHTS INCLUDING DASH LIGHTS, HEADLIGHTS, TAIL LIGHTS, BRAKE LIGHTS, CLEARANCE LIGHTS AND TURN SIGNALS.
5. EXITS- INSPECT RELEASE MECHANISM ON EMERGENCY EXIT WINDOW. TEST BOTH LOCKS ON MAIN ENTRANCE DOOR FOR EASE OF OPERATION AND INSTRUCT PASSENGERS HOW TO USE BOTH MEANS OF EXIT.
6. SEAT BELTS- DIRECT PASSENGERS TO DESIGNATED SEATS AND REQUIRE USE OF SEAT BELTS.
7. APPLIANCES- TURN OFF AND LATCH OR LOCK DOORS WHERE PROVIDED.
8. LOOSE PARCELS- STORE SECURELY.
9. UTILITY SUPPLY LINES- DISCONNECT ALL ELECTRIC, SEWER AND WATER LINES AND SECURE PROPERLY.
10. ENTRANCE DOOR STEP- PLACE IN RETRACTED POSITION FOR TRAVELING.

READ YOUR MOTOR HOME AND CHASSIS OWNER'S MANUAL FOR FURTHER PRECAUTIONS

KEY PART NUMBER **U/M DESCRIPTION**
056259-01-000 EA LABEL - SAFETY CHECK LIST



KEY PART NUMBER **U/M DESCRIPTION**
126611-01-000 EA LABEL - AIR BAG - VISOR



KEY PART NUMBER **U/M DESCRIPTION**
126612-01-000 EA LABEL - HANG TAG - AIR BAG - DASH

<p>AIR CONDITIONING CIRCUIT. THIS CONNECTION IS FOR AIR CONDITIONERS RATED 110- 125 VOLT AC, 60 HZ, 16 AMPERES MAXIMUM. DO NOT EXCEED CIRCUIT RATING.</p>

KEY PART NUMBER **U/M DESCRIPTION**
091243-01-000 EA LABEL - A/C COVER "AIR CONDITIONING CIRCUIT ETC."

<p>WARNING: CONTAINS "CFC" A SUBSTANCE WHICH HARMS PUBLIC HEALTH AND ENVIRONMENT BY DESTROYING OZONE IN THE UPPER ATMOSPHERE.</p>

KEY PART NUMBER **U/M DESCRIPTION**
111802-01-000 EA LABEL - CFC WARNING

LABELS GROUP (CONTINUED)

WARNING

WHEN ADDING A GENERATOR SET:

HIGH VOLTAGE-USE EXTREME CAUTION WHEN WORKING ON ELECTRICAL COMPONENTS.
HAVE ALL ELECTRICAL INSTALLATION PERFORMED BY A QUALIFIED LICENSED ELECTRICIAN-FOLLOW ALL STATE AND LOCAL CODES.
ONLY INSTALL GENERATOR SET APPROVED FOR R.V. APPLICATION. HAVE INSTALLED BY QUALIFIED TECHNICIAN.
TO AVOID HEAT BUILD-UP AND TO GUARANTEE AN ADEQUATE AIR SUPPLY TO THE GENERATOR CARBURETOR, FOLLOW INSTALLATION INSTRUCTIONS.
GENERATOR ENGINE EXHAUST GASES ARE TOXIC AND MUST NOT TERMINATE UNDER THE VEHICLE-DISCHARGE EXHAUST AWAY FROM VEHICLE.

KEY PART NUMBER U/M DESCRIPTION
077510-01-000 EA LABEL - GENERATOR PREP

CAUTION

DO NOT LATCH DOOR IN OPEN POSITION
IF WATER HEATER CONTROL IS IN THE ON
POSITION. WATER HEATER EXHAUST MAY
DAMAGE OUTER SURFACE OF DOOR.

KEY PART NUMBER U/M DESCRIPTION
113402-01-000 EA LABEL - CAUTION - WATER HEATER EXHAUST
113402-02-000 EA LABEL - CAUTION - FURNACE EXHAUST

WARNING!

UNDERSTAND OPERATOR'S MANUAL BEFORE USING.
KEEP PEOPLE AND OBSTRUCTIONS CLEAR OF
SLIDEOUT ROOM WHEN OPERATING TO AVOID
INJURY AND/OR PROPERTY DAMAGE.

KEY PART NUMBER U/M DESCRIPTION
1 116549-01-000 EA LABEL - WARNING - SLIDEOUT

WARNING

MUST BE STOWED
IN LATCHED POSITION
WHILE VEHICLE IS IN MOTION

KEY PART NUMBER U/M DESCRIPTION
079966-01-000 EA LABEL - WARNING - STOWED - MOTION

MISE EN GARDE

POUR VOTRE SECURITE PERSONNELLE RANGEZ,
TOUT OBJET DE FAÇON SECURITAIRE LORSQUE
LE VEHICULE EST EN MOUVEMENT.

CAUTION

FOR YOUR PERSONAL SAFETY, SECURELY STOW
OBJECTS AWAY WHILE VEHICLE IS IN MOTION

KEY PART NUMBER U/M DESCRIPTION
131341-01-000 EA LABEL - STOW OBJECTS - US

DIESEL FUEL ONLY

KEY PART NUMBER U/M DESCRIPTION
068383-01-000 EA LABEL - DIESEL FUEL

LABELS GROUP (CONTINUED)

WARNING

ALL PILOT LIGHTS, APPLIANCES AND THIER
IGNITORS (SEE OPERATING INSTRUCTIONS) SHALL
BE TURNED OFF DURING REFUELING OF MOTOR
FUEL TANKS AND/OR LP GAS CONTAINERS

KEY	PART NUMBER	U/M DESCRIPTION
	124519-01-01A	EA LABEL - WARNING/REFUELING - BLACK ON CLEAR
	124519-01-02A	EA LABEL - WARNING/REFUELING - WHITE ON CLEAR

WARNING :

ALL PILOT LIGHTS AND APPLIANCES SHALL BE TURNED
OFF DURING REFUELING OF MOTOR FUEL TANKS AND/
OR PROPANE CONTAINERS.

AVERTISSEMENT :

FERMER TOUTES LES VEILLEUSES AINSI QUE TOUS LES
APPAREILS LORSQU'ON FAIT LE PLEIN DES RESERVOIRS
A CARBURANT OU A PROPANE.

124519-02

KEY	PART NUMBER	U/M DESCRIPTION
	124519-02-01A	EA LABEL - WARNING/REFUELING - BLACK ON CLEAR - CSA
	124519-02-02A	EA LABEL - WARNING/REFUELING - WHITE ON CLEAR - CSA

ENTRANCE DOOR PROP ROD

THIS ROD IS DESIGNED TO PROP THE
ENTRANCE DOOR OPEN WHEN THE PATIO
AWNING ARM IS ATTACHED TO THE
SIDEWALL AND THE AWNING IS EX-
TENDED.
HOOK ONE END OF ROD INTO LOOP ON
DOOR AND OTHER END INTO LOOP ON THE
SIDEWALL AS SHOWN.

(THIS LABEL TO BE REMOVED BY RETAIL OWNER ONLY)

KEY	PART NUMBER	U/M DESCRIPTION
	128658-01-000	EA LABEL - PROP ROD - ENTRY DOOR

INPUT

KEY	PART NUMBER	U/M DESCRIPTION
	087236-01-000	EA LABEL - CABLE - INPUT

OUTLET

KEY	PART NUMBER	U/M DESCRIPTION
	087236-02-000	EA LABEL - TV OUTLET

DTS' ISI CE SIEGE N'EST PAS
DESTINE A ETRE OCCUPE LORSQUE
LE VEHICULE EST EN MOUVEMENT

THIS SEAT IS NOT INTENDED
FOR OCCUPANCY WHILE
VEHICLE IS IN MOTION

KEY	PART NUMBER	U/M DESCRIPTION
	006064-01-000	EA LABEL - SEAT W/O SEATBELT
	006064-02-000	EA LABEL - SEAT W/O SEATBELT - CANADIAN

LABELS GROUP (CONTINUED)

CAUTION:
OPEN A WINDOW OR VENT WHILE
OPERATING DRYER. IT IS DANGEROUS
TO CREATE A NEGATIVE AIR PRESSURE
INSIDE A VEHICLE CONTAINING
FUEL-BURNING APPLIANCES

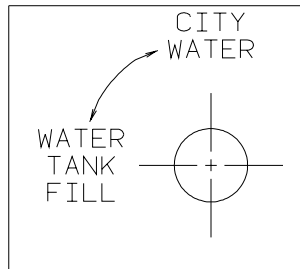
KEY PART NUMBER U/M DESCRIPTION
130670-01-01A EA LABEL - CAUTION DRYER VENTING - BLACK ON CLEAR



KEY PART NUMBER U/M DESCRIPTION
061417-01-000 EA LABEL - FUEL - ON FUEL FILL DOOR

INSERT RETAINER PINS IN
SLIDE MECHANISM AFTER
RETURNING GENERATOR TO
STORED POSITION.
IF RETAINER PINS ARE NOT
INSERTED, THE GENERATOR
WILL EXTEND WHICH MAY
CAUSE PERSONAL INJURY.

KEY PART NUMBER U/M DESCRIPTION
116273-01-000 EA LABEL - WARNING - GENERATOR



KEY PART NUMBER U/M DESCRIPTION
117629-02-000 EA LABEL - WATER PUMP/FILL-WHITE LETTER/CLEAR BACKGROUND-.24"
117629-03-000 EA LABEL - WATER PUMP/FILL-BLK LETTERS/CLEAR BACKGROUND-.31"

KEEP THE SERVICE INLET ACCESS
IN THE CLOSED POSITION WHEN
UTILITY CONNECTIONS ARE NOT IN USE

KEY PART NUMBER U/M DESCRIPTION
123562-01-000 EA LABEL - SERVICE/UTILITY ACCESS

CITY WATER FILL

KEY PART NUMBER U/M DESCRIPTION
126249-01-000 EA LABEL - CITY WATER FILL - WHITE LETTERS/CLEAR BACKGROUND
126249-02-000 EA LABEL - CITY WATER FILL-BLK LETTER/CLEAR BACKGROUND-.24"H
126249-03-000 EA LABEL - CITY WATER FILL-BLK LETTER/CLEAR BACKGROUND-.31"H

LABELS GROUP (CONTINUED)

WARNING

ROOF SURFACE MAY BE SLIPPERY
ESPECIALLY WHERE MOISTURE IS PRESENT
SLIPPING MAY RESULT IN PERSONAL INJURY.

128218-01

KEY	PART NUMBER	U/M	DESCRIPTION
	128218-01-01A	EA	LABEL - WARNING - SLIPPERY ROOF

WASTE TANK FLUSH

KEY	PART NUMBER	U/M	DESCRIPTION
	130168-01-000	EA	LABEL - WASTE TANK FLUSH

LIGHTS WATER
PUMP

KEY	PART NUMBER	U/M	DESCRIPTION
	130170-02-000	EA	LABEL - SWITCH PANEL - BLK/CLEAR BACKGROUND-1.4"H X 3.9"L
	117628-02-000	EA	LABEL - SWITCH - WATER PUMP/LIGHTS-WHITE/CLEAR BACKGROUND

MONITOR WATER
PANEL PUMP
LIGHT

KEY	PART NUMBER	U/M	DESCRIPTION
	130170-01-000	EA	LABEL - SWITCH PANEL - BLK/CLEAR BACKGROUND-1.8"H X 5.9"L

PUSH TO
RELEASE
GENERATOR
SLIDE ASM

KEY	PART NUMBER	U/M	DESCRIPTION
	131779-01-01A	EA	LABEL - GENERATOR

WARNING

ALL LP GAS IS CONTAINED UNDER PRES-
SURE. DUE TO THE DANGEROUS POTENTIAL
OF ANY COMPRESSED GAS, IT IS MANDA-
TORY THAT THE FOLLOWING REQUIREMENTS
FOR THE USE OF THIS TANK BE FOLLOWED:
TANKS ARE TO BE INSTALLED, FUELED AND
MAINTAINED IN ACCORDANCE WITH STATE
AND LOCAL CODE, RULES, REGULATIONS OR
LAWS AND IN ACCORDANCE WITH NFPA
PAMPHLET 58, DIVISION IV.

KEY	PART NUMBER	U/M	DESCRIPTION
	116112-01-000	EA	LABEL - SWITCH PANEL - BLK/CLEAR BACKGROUND-1.8"H X 5.9"L

LABELS GROUP (CONTINUED)

TOW VEHICLE RATING MAY BE LESS THAN HITCH RATING.
 MAXIMUM VERTICAL HITCH LOAD: 350 LBS
 DO NOT EXCEED REAR AXLE RATING.
 SEE OWNER'S MANUAL FOR ADDITIONAL INFORMATION.

KEY	PART NUMBER	U/M DESCRIPTION
	129669-01-01A	EA LABEL - HITCH/VEHICLE RATE - 350 - WHITE ON CLEAR
	129669-01-02A	EA LABEL - HITCH/VEHICLE RATE - 350 - BLACK ON CLEAR
	129669-02-01A	EA LABEL - HITCH/VEHICLE RATE - 500 - WHITE ON CLEAR
	129669-02-02A	EA LABEL - HITCH/VEHICLE RATE - 500 - BLACK ON CLEAR

THIS CHAIR IS NOT INTENDED
 FOR OCCUPANCY WHEN VEHICLE
 IS IN MOTION AND MUST BE
 RETURNED TO STOWED POSITION

KEY	PART NUMBER	U/M DESCRIPTION
	102267-01-000	EA LABEL - NO OCCUPANCY - US

DTS ISICE SIEGE N'EST PAS
 DESTINE A ETRE OCCUPE LORSQUE
 LE VEHICULE EST EN MOUVEMENT
 ET IL FAUT QUE LE RANGER

THIS CHAIR IS NOT INTENDED
 FOR OCCUPANCY WHEN VEHICLE
 IS IN MOTION AND MUST BE
 RETURNED TO STOWED POSITION

KEY	PART NUMBER	U/M DESCRIPTION
	102267-02-000	EA LABEL - NO OCCUPANCY - CSA

EXTERIOR SHOWER

KEY	PART NUMBER	U/M DESCRIPTION
	126249-03-000	EA LABEL - EXTERIOR SHOWER

W
A
T
E
R

ON

|

H
E
A
T
E
R

OFF

KEY	PART NUMBER	U/M DESCRIPTION
	083588-01-000	EA LABEL - ON/OFF - WATER HEATER

E
N
G
I
N
E

ON

|

H
E
A
T
E
R

OFF

KEY	PART NUMBER	U/M DESCRIPTION
	083588-02-000	EA LABEL - ON/OFF - ENGINE HEATER


LABELS GROUP (CONTINUED)

NOTE: TUNE ANTENNA
PER MANUFACTURER'S
DIRECTIONS. FAILURE TO
COMPLY COULD RESULT IN
DAMAGE TO CB.

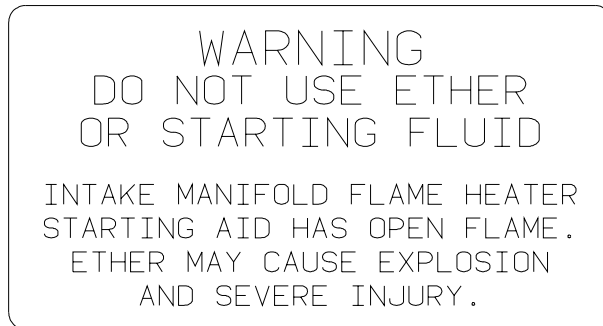
CB POWER PROVISION

RED +12 V
BLACK GROUND
COAX ANTENNA
(SEE REVERSE ALSO)

KEY PART NUMBER U/M DESCRIPTION
104678-01-000 EA LABEL - CB PREP



KEY PART NUMBER U/M DESCRIPTION
114886-02-000 EA LABEL - PHONE & CABLE INPUT - WHITE/CLEAR BACKGROUND
114866-03-000 EA LABEL - PHONE & CABLE INPUT - BLACK/CLEAR BACKGROUND



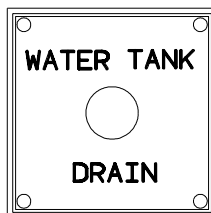
KEY PART NUMBER U/M DESCRIPTION
116756-01-000 EA LABEL - WARNING - ETHER/STARTING



KEY PART NUMBER U/M DESCRIPTION
126247-01-000 EA LABEL - GRAY HOLDING TANK-WHITE LETTERS/CLEAR BACKGROUND
126247-05-000 EA LABEL - GRAY HOLDING TANK-BLACK LETTERS/CLEAR BACKGROUND



KEY PART NUMBER U/M DESCRIPTION
126247-02-000 EA LABEL - BLACK HOLDING TANK-WHITE LETTERS/BLACK BACKGROUND
126247-06-000 EA LABEL - BLACK HOLDING TANK-BLACK LETTERS/CLEAR BACKGROUND

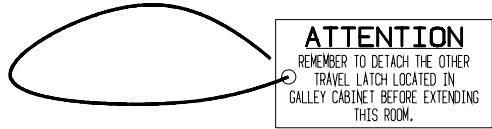


KEY PART NUMBER U/M DESCRIPTION
127170-01-000 EA LABEL - WATER TANK DRAIN

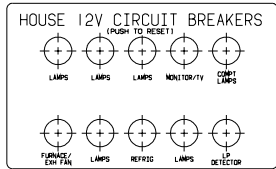
LABELS GROUP (CONTINUED)

WARNING
 POTABLE WATER ONLY
 SANITIZE, FLUSH, AND
 DRAIN BEFORE USING.
 SEE INSTRUCTION MANUAL

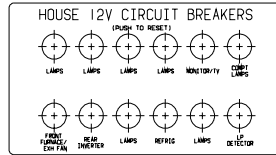
KEY PART NUMBER U/M DESCRIPTION
 128725601-000 EA LABEL - POTABLE WATER ONLY



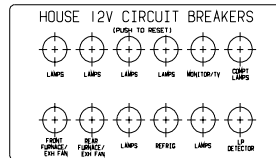
KEY PART NUMBER U/M DESCRIPTION
 129033-01-000 EA LABEL - HANG TAG - TRAVEL LATCH - 1.5" X 3"



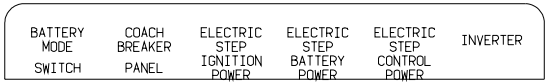
KEY PART NUMBER U/M DESCRIPTION
 092547-06-000 EA LABEL - CIRCUIT BREAKER



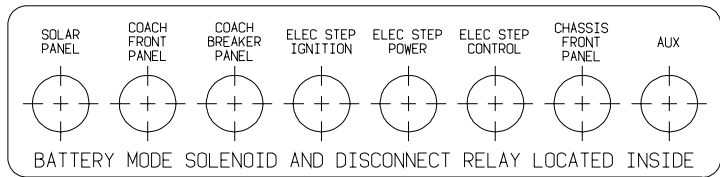
KEY PART NUMBER U/M DESCRIPTION
 092547-09-000 EA LABEL - CIRCUIT BREAKER



KEY PART NUMBER U/M DESCRIPTION
 092547-07-000 EA LABEL - CIRCUIT BREAKER



KEY PART NUMBER U/M DESCRIPTION
 093236-08-000 EA LABEL - CIRCUIT BREAKER

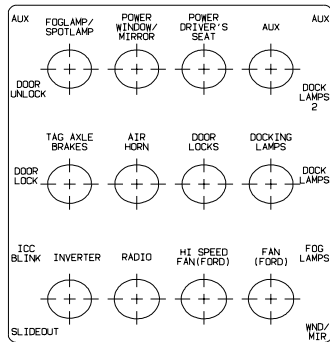


KEY PART NUMBER U/M DESCRIPTION
 093236-13-000 EA LABEL - CIRCUIT BREAKER

LABELS GROUP (CONTINUED)

SLIDEOUT DRIVE	INVERTER	ELECTRIC STEP CONTROL POWER	ELECTRIC STEP BATTERY POWER	ELECTRIC STEP IGNITION POWER	COACH BREAKER PANEL	BATTERY MODE SWITCH
-------------------	----------	--------------------------------------	--------------------------------------	---------------------------------------	---------------------------	---------------------------

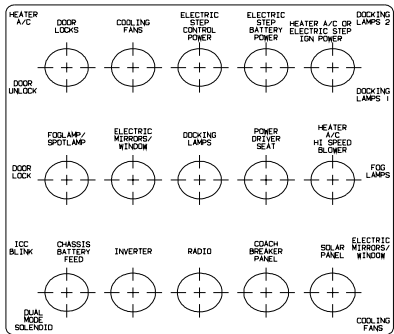
KEY PART NUMBER U/M DESCRIPTION
 093236-15-000 EA LABEL - CIRCUIT BREAKER



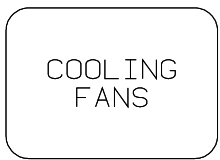
KEY PART NUMBER U/M DESCRIPTION
 093236-16-000 EA LABEL - CIRCUIT BREAKER

BATTERY MODE SWITCH	COACH BREAKER PANEL	ELECTRIC STEP IGNITION POWER	ELECTRIC STEP BATTERY POWER	ELECTRIC STEP CONTROL POWER	INVERTER	SLIDEOUT POWER
---------------------------	---------------------------	---------------------------------------	--------------------------------------	--------------------------------------	----------	-------------------

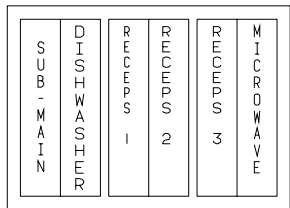
KEY PART NUMBER U/M DESCRIPTION
 093236-18-000 EA LABEL - CIRCUIT BREAKER



KEY PART NUMBER U/M DESCRIPTION
 093236-19-000 EA LABEL - CIRCUIT BREAKER



KEY PART NUMBER U/M DESCRIPTION
 093237-10-000 EA LABEL - CIRCUIT BREAKER - FRONT - COOLING FANS



KEY PART NUMBER U/M DESCRIPTION
 095721-20-000 EA LABEL - CONTROL CENTER W/INVERTER

LABELS GROUP (CONTINUED)

SUB-MAIN	APPLIANCE	APPLIANCE	RECEPS	RECEPS	MICROWAVE
1	1	2	1	2	

KEY PART NUMBER U/M DESCRIPTION
 095721-21-000 EA LABEL - CONTROL CENTER W/INVERTER

A/C CIRCUIT	MAIN	MAIN	A/C CIRCUIT	INVERTER	MICROWAVE	REFRIG/VACUUM	WASHER/DRYER	WATER HEATER	
1			2						

KEY PART NUMBER U/M DESCRIPTION
 095721-22-000 EA LABEL - CONTROL CENTER - 50 AMP

A/C CIRCUIT	MAIN		REFRIG/CONV	MICROWAVE		STOVE	STOVE	
1						1	2	

KEY PART NUMBER U/M DESCRIPTION
 095721-25-000 EA LABEL - CONTROL CENTER - 30 AMP

A/C CIRCUIT	MAIN	REFRIG/CONV	MICROWAVE	STOVE	STOVE	APPLIANCE		
1				1	2			

KEY PART NUMBER U/M DESCRIPTION
 095721-26-000 EA LABEL - CONTROL CENTER - 30 AMP - CANADIAN

A/C CIRCUIT	MAIN	A/C CIRCUIT	REFRIG/CONV	MICROWAVE	RECEPS	RECEPS	RECEPS		
1		2			1	2	3		

KEY PART NUMBER U/M DESCRIPTION
 095721-27-000 EA LABEL - CONTROL CENTER - 30 AMP

A/C CIRCUIT	MAIN	A/C CIRCUIT	REFRIG/CONV	MICROWAVE	RECEPS	RECEPS	APPLIANCE		
1		2			1	2			

KEY PART NUMBER U/M DESCRIPTION
 095721-28-000 EA LABEL - CONTROL CENTER - 30 AMP - CANADIAN

LABELS GROUP (CONTINUED)

A / C C I R C U I T 1	M A I N	M A I N	A / C C I R C U I T 2	R E F F R I G / C O N V	M I C R O W A V E	R E C C P S 1	R E C C P S 2	R E C C P S 3	W A S H E R / D R Y E R	
-----------------------------	---------	---------	-----------------------------	-------------------------	-------------------	------------------	------------------	------------------	-------------------------	--

KEY PART NUMBER **U/M DESCRIPTION**
 095721-29-000 EA LABEL - CONTROL CENTER - 50 AMP

A / C C I R C U I T 1	M A I N	M A I N	A / C C I R C U I T 2	R E F F R I G / C O N V	M I C R O W A V E	R E C C P S 1	R E C C P S 2	R E C C P S 3	A P P L I A N C E 1	A P P L I A N C E 2	W A S H E R / D R Y E R
-----------------------------	---------	---------	-----------------------------	-------------------------	-------------------	------------------	------------------	------------------	------------------------	------------------------	-------------------------

KEY PART NUMBER **U/M DESCRIPTION**
 095721-30-000 EA LABEL - CONTROL CENTER - 50 AMP - CANADIAN

A / C C I R C U I T 1	M A I N	A / C C I R C U I T 2	R E F F R I G / C O N V	M I C R O W A V E	R E C C P S 1	R E C C P S 2	R E C C P S 3	W A S H E R / D R Y E R	W A T E R H E A T E R	
-----------------------------	---------	-----------------------------	-------------------------	-------------------	------------------	------------------	------------------	-------------------------	--------------------------	--

KEY PART NUMBER **U/M DESCRIPTION**
 095721-31-000 EA LABEL - CONTROL CENTER - 30 AMP - US

A / C C I R C U I T 1	M A I N	M A I N	A / C C I R C U I T 2	R E F F R I G / C O N V	M I C R O W A V E	R E C C P S 1	R E C C P S 2	R E C C P S 3	W A S H E R / D R Y E R	W A T E R H E A T E R
-----------------------------	---------	---------	-----------------------------	-------------------------	-------------------	------------------	------------------	------------------	-------------------------	--------------------------

KEY PART NUMBER **U/M DESCRIPTION**
 095721-33-000 EA LABEL - CONTROL CENTER - 50 AMP - US

A / C C I R C U I T 1	M A I N	M A I N	A / C C I R C U I T 2	I N V E R T E R /	C H A R G E R	R E F F R I G E R A T O R	W A S H E R / D R Y E R	W A T E R H E A T E R	
-----------------------------	---------	---------	-----------------------------	-------------------	---------------	---------------------------	-------------------------	--------------------------	--

KEY PART NUMBER **U/M DESCRIPTION**
 095721-34-000 EA LABEL - CONTROL CENTER - 50 AMP

A U T O M O T I V E A N D C O A C H C I R C U I T B R E A K E R S
--

KEY PART NUMBER **U/M DESCRIPTION**
 098379-01-000 EA LABEL - FRONT BOX - CIRCUIT BREAKER

LABELS GROUP (CONTINUED)

A / C C I R C U I T 1	M A I N	A / C C I R C U I T 2	R E F F R I G / C O N V	M I C R O W A V E	R E C P S 1	R E C P S 2	R E C P S 3	A P P L I A N C E	W A S H E R D R Y E R	W A T E R H E A T E R
-----------------------------	---------	-----------------------------	-------------------------	-------------------	----------------	----------------	----------------	-------------------	--------------------------	--------------------------

KEY PART NUMBER 095721-35-000 **U/M DESCRIPTION**
EA LABEL - CONTROL CENTER - 30 AMP - CSA

A / C C I R C U I T 1	M A I N	M A I N	A / C C I R C U I T 2	R E F F R I G / C O N V	M I C R O W A V E	R E C P S 1	R E C P S 2	A P P L I A N C E 1	A P P L I A N C E 2	W A S H E R / D R Y E R	W A T E R H E A T E R
-----------------------------	---------	---------	-----------------------------	-------------------------	-------------------	----------------	----------------	------------------------	------------------------	-------------------------	--------------------------

KEY PART NUMBER 095721-36-000 **U/M DESCRIPTION**
EA LABEL - CONTROL CENTER - 50 AMP - CSA

M A I N	M I C R O W A V E	G F I / R E C E P S	R E F E R / C O N V	W A T E R H T R	A / C
---------	-------------------	---------------------	---------------------	--------------------	-------

KEY PART NUMBER 095721-38-000 **U/M DESCRIPTION**
EA LABEL - CONTROL CENTER - 30 AMP - US

M A I N	A P P L I A N C E	G F I / R E C E P S	R E F E R / M I C R O	W A T E R H T R	A / C
---------	-------------------	---------------------	-----------------------	--------------------	-------

KEY PART NUMBER 095721-39-000 **U/M DESCRIPTION**
EA LABEL - CONTROL CENTER - 30 AMP - CANADIAN

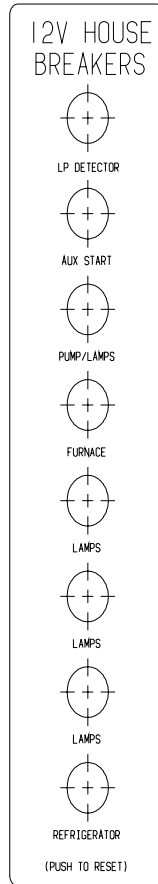
BATTERY MODE SOLENOID AND RELAYS
--

KEY PART NUMBER 098379-04-000 **U/M DESCRIPTION**
EA LABEL - ELECTRICAL BOX - SIDE

FRONT TIRE PRESSURE AT UNLOADED VEHICLE WEIGHT: 75 PSI						
REAR TIRE PRESSURE AT UNLOADED VEHICLE WEIGHT: 75 PSI						
FOR LOADED VEHICLE, WEIGH UNIT AND REFER TO TABLE:						
TIRE PRESSURE	75	80	85	90	95	100
FRONT LOAD-LBS	7185	7630	8070	8555	9085	9350*
REAR LOAD-LBS	13580	14375	15255	15500*		
TIRE: MICHELIN XRV 235/80R22.5, LOAD RANGE F						*GAWR = 9350
						**GAWR = 15500
FOR BEST PERFORMANCE, MATCH TIRE PRESSURE TO YOUR AXLE LOAD						

KEY PART NUMBER 131775-03-01A **U/M DESCRIPTION**
EA LABEL - TIRE PRESSURE - BROWN/BLACK

LABELS GROUP (CONTINUED)



KEY PART NUMBER U/M DESCRIPTION
 092547-08-000 EA LABEL - CIRCUIT BREAKER

THIS SEAT IS NOT INTENDED
 FOR OCCUPANCY WHEN
 VEHICLE IS IN MOTION

KEY PART NUMBER U/M DESCRIPTION
 134538-01-01A EA LABEL - OCCUPANCY - NO SEAT BELT - BLACK ON CLEAR - US

DST ISICE SIEGE N/EST PAS DESTINE A ETRE OCCUPE LORSQUE LE VEHICULE EST IN MOVVEMENT	THIS SEAT IS NOT INTENDED FOR OCCUPANCY WHILE VEHICLE IS IN MOTION
--	--

KEY PART NUMBER U/M DESCRIPTION
 134538-02-01A EA LABEL - OCCUPANCY - NO SEAT BELT - BLACK ON CLEAR - CSA

WARNING

IT IS NOT SAFE TO USE COOKING
 APPLIANCES FOR COMFORT HEATING
 COOKING APPLIANCES NEED FRESH AIR FOR SAFE OPERATION
 BEFORE OPERATION.

1. OPEN OVERHEAD VENT OR TURN ON EXHAUST FAN AND
2. OPEN WINDOW.

KEY PART NUMBER U/M DESCRIPTION
 134539-01-01A EA LABEL - WARNING - STOVE/HEATING - BLACK ON CLEAR

LABELS GROUP (CONTINUED)

TO ENSURE A SUPPLY OF FRESH AIR TO OCCUPANTS, OPEN VENTILATORS WHEN FUEL BURNING RANGE, FUEL BURNING CARRY-ON APPLIANCES AND/OR FUEL-BURNING LIGHTS ARE IN OPERATION.

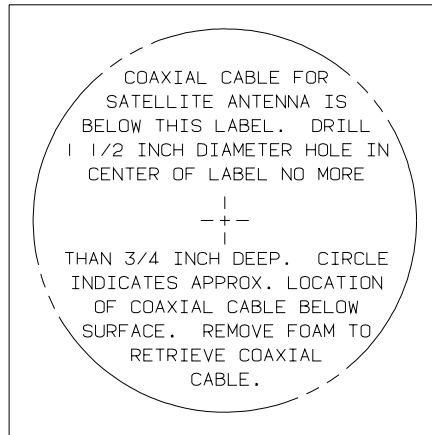
COOKING APPLIANCES SHOULD NOT BE USED FOR SPACE HEATING PURPOSES

DE MANIERE A ASSURE UNE ALIMENTATION EN AIR FRAIS AUX OCCUPANTS, OUVRIR LES VENTILATEURS LORSQUE LA CUISINIÈRE, LES APPAREILS DE CHAUFFAGE PORTABLES ET/OU LES LAMPES DE COMBUSTION D'HUILE SONT EN FONCTIONNEMENT.

LES APPAREILS DE CUSSON NE DOIVENT PAS SERVIR AU CHAUFFAGES DES LOCAUX.

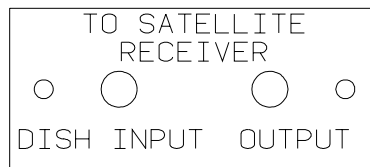
KEY PART NUMBER
134540-01-01A

U/M DESCRIPTION
EA LABEL - WARNING - STOVE/HEATING - BLACK ON CLEAR



KEY PART NUMBER
120431-01-000

U/M DESCRIPTION
EA LABEL - LOCATION - COAXIAL CABLE/SATELLITE ANTENNA



KEY PART NUMBER
134250-01-01A

U/M DESCRIPTION
EA LABEL - SATELLITE RECEIVER - BLACK/CLEAR

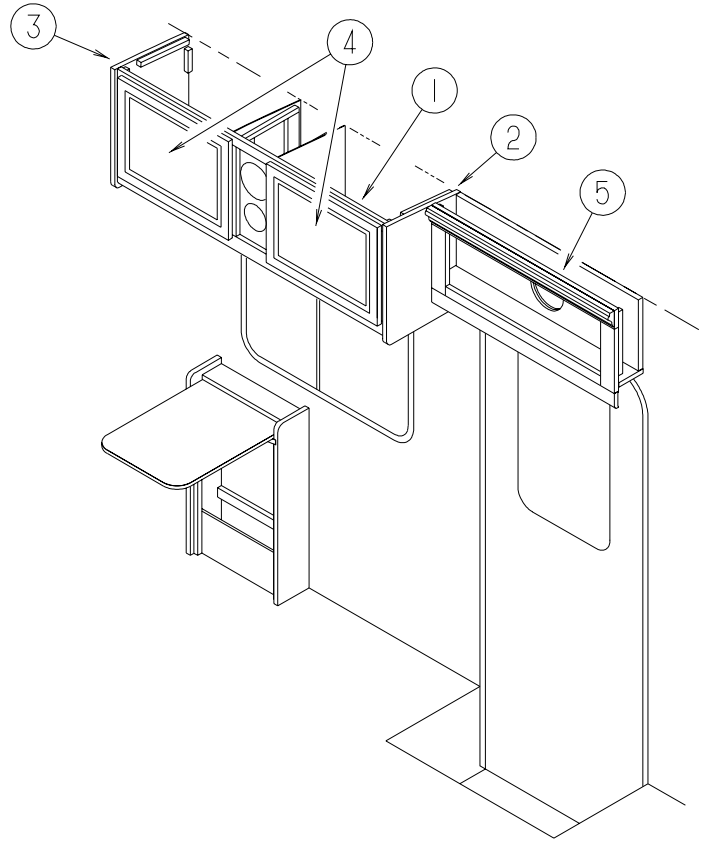
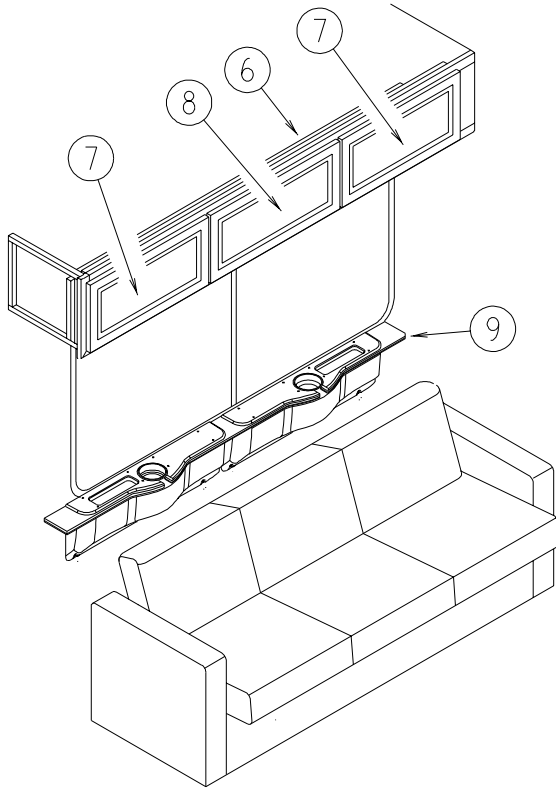
LP GROUP

LP SYSTEM

KEY	PART NUMBER	U/M	DESCRIPTION
	105658-01-000	EA	COMPARTMENT - LP REGULATOR
	106150-01-000	EA	REGULATOR - TWO STAGE -W/90 DEGREE ELBOW & 3/8" FPT OUTLET
	010323-01-000	EA	ADAPTER - BRASS - 3/8"F X 1/2"MPT
	010329-01-000	EA	ADAPTER - BRASS - 1/2"F X 1/2"MPT
	024250-01-000	EA	ADAPTER - BRASS - 3/8"F X 1/2"FPT
	010251-02-000	EA	ELBOW - BRASS - 90 DEGREE - 3/8 F X 1/4 MPT
	010252-01-000	EA	ELBOW - BRASS - 90 DEGREE - 3/8"F X 1/2"MPT
	010265-01-000	EA	ELBOW - BRASS - 90 DEGREE - 3/8"F X 1/2"FPT
	065318-02-000	EA	ELBOW - 90 DEGREE - 3/8" MPT TO 3/8" FPT
	010536-02-000	EA	TEE - STEEL BLACK - 1/2"
	106846-01-000	EA	VALVE - RELIEF
	106871-01-000	EA	BUSHING - 1/2 X 1/4 - BLACK
*	088253-03-000	EA	TANK - LP - 100 LB - 16"DIAMETER X 36" LONG - SPL (FL34Y, FL36W)
*	088253-10-000	EA	TANK - LP - 100 LB - 14" DIAMETER X 47" LONG (FL35U)
*	088253-05-000	EA	TANK - LP - 130 LB - LIQUID DRAW (W/LP GENERATOR ONLY)
*	088253-06-000	EA	TANK - LP - 130 LB - KL36L
	040440-02-000	EA	TRANSMITTER - DIAL/BOLT ON - 0-90 OHM 2 TERM(POWER/GROUND)
	040440-03-000	EA	TRANSMITTER - DIAL/SNAP ON - 0-90 OHM 2 TERM(GROUND/POWER)
	010377-02-000	EA	NUT - BRASS - 3/8" FLARE - FORGED
	010380-02-000	EA	NUT - BRASS - 1/2" FLARE - FORGED
	045703-01-000	EA	HOSE - LP - 3/8"ID X 24" - 3/8"MPT X 1/2"F SWIVEL - U.S.
	045703-02-000	EA	HOSE - LP - 3/8"ID X 24" - 3/8"MPT X 1/2"F SWIVEL - CANADA
	045703-03-000	EA	HOSE - LP - 3/8"ID X 18" - 3/8"MPT X 1/2"F SWIVEL - U.S.
	045703-05-000	EA	HOSE - LP - 3/8"ID X 28" - 3/8"MPT X 1/2"F SWIVEL - U.S.
	045703-06-000	EA	HOSE - LP - 3/8"ID X 28" - 3/8"MPT X 1/2"F SWIVEL - CANADA
	045703-11-000	EA	HOSE - LP - 3/8"ID X 36" - 3/8"MPT X 3/8"F SWIVEL - UL/CSA
	045703-12-000	EA	HOSE - LP - 3/8"ID X 18" - 3/8"MPT X 1/2"F SWIVEL - CANADA
	045703-13-000	EA	HOSE - LP - 3/8"ID X 120" - 3/8"F SWIVEL X 1/2"F SWIVEL US
	045703-14-000	EA	HOSE - LP - 3/8"ID X 157.5" - 1/2"F SWIVEL X 1/2"F SWIVEL
	045703-15-000	EA	HOSE - LP - 3/8"ID X 142" - 1/2F SWIVEL X 3/8F
	045703-16-000	EA	HOSE - LP - 3/8ID X 109" - 1/2" F SWIV FLR X 3/8" M FLR
	065820-09-000	EA	HOSE - HIGH PRESSURE - 28"
	103613-03-000	EA	DETECTOR - LP GAS - W/O SHUT-OFF VALVE

* COMPONENT PARTS FOUND IN SERVICE PARTS LIBRARY

LOUNGE GROUP CABINETS



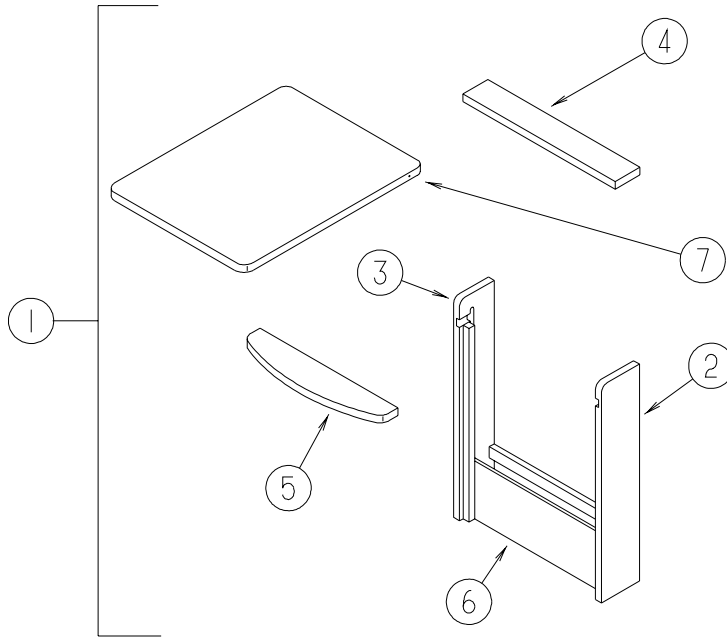
KEY	PART NUMBER	U/M	DESCRIPTION
1	133850-01-L58	EA	CABINET - OVERHEAD/FRONT/RIGHT HAND - W/O DOORS/HARDWARE (L58)
1	133850-01-L59	EA	CABINET - OVERHEAD/FRONT/RIGHT HAND - W/O DOORS/HARDWARE (L59)
1	133850-01-L60	EA	CABINET - OVERHEAD/FRONT/RIGHT HAND - W/O DOORS/HARDWARE (L60)
1	133850-01-L61	EA	CABINET - OVERHEAD/FRONT/RIGHT HAND - W/O DOORS/HARDWARE (L61)
1	133850-01-L62	EA	CABINET - OVERHEAD/FRONT/RIGHT HAND - W/O DOORS/HARDWARE (L62)
1	133850-01-L63	EA	CABINET - OVERHEAD/FRONT/RIGHT HAND - W/O DOORS/HARDWARE (L63)
2	103128-01-J52	EA	END CAP - OVERHEAD CABINET - RIGHT HAND - WASHED MAPLE
2	103128-01-J30	EA	END CAP - OVERHEAD CABINET - RIGHT HAND - SALEM CHERRY
3	103128-39-J52	EA	END CAP - OVERHEAD CABINET - LEFT HAND - WASHED MAPLE
3	103128-39-K37	EA	END CAP - OVERHEAD CABINET - LEFT HAND - SALEM CHERRY
4	133177-33-L58	EA	DOOR - RAIL/ARCHED TOP - 15.7" X 20.4" - W/O HARDWARE - WASHED MAPLE
4	133177-33-L59	EA	DOOR - RAIL/ARCHED TOP - 15.7" X 20.4" - W/O HARDWARE - SALEM CHERRY
5	134013-02-L58	EA	CABINET - OVERHEAD/ENTRY DOOR - W/O DOORS/HARDWARE - WASHED MAPLE
5	134013-02-L52	EA	CABINET - OVERHEAD/ENTRY DOOR - W/O DOORS/HARDWARE - SALEM CHERRY
6	133943-01-L58	EA	CABINET - OVERHEAD/COUCH - W/O DOORS/HARDWARE - WASHED MAPLE
6	133943-01-L52	EA	CABINET - OVERHEAD/COUCH - W/O DOORS/HARDWARE - SALEM CHERRY
7	133177-05-L58	EA	DOOR - RAIL/ARCHED TOP - 10.8" X 21.8" - W/O HARDWARE - WASHED MAPLE
7	133177-05-L59	EA	DOOR - RAIL/ARCHED TOP - 10.8" X 21.8" - W/O HARDWARE - SALEM CHERRY
8	133177-34-L58	EA	DOOR - RAIL/ARCHED TOP - 10.8" X 23.7" - W/O HARDWARE - WASHED MAPLE
8	133177-34-L59	EA	DOOR - RAIL/ARCHED TOP - 10.8" X 23.7" - W/O HARDWARE - SALEM CHERRY
9	132297-02-L58	EA	BEVERAGE TRAY - PASSENGER - WASHED MAPLE
9	132297-02-L52	EA	BEVERAGE TRAY/DOUBLE - COUCH - CHERRY
9	132354-02-02A	EA	PANEL/TRIM - INNER/PASSENGER - W/O BEVERAGE TRAY- TITANIUM
9	132595-01-02B	EA	BRACKET - BEVERAGE TRAY HOLDER
9	106105-03-000	EA	CLIP - VALANCE/RETAINING

LOUNGE GROUP (CONTINUED)

TABLES

COFFEE

KEY	PART NUMBER	U/M	DESCRIPTION
	133604-01-L58	EA	TABLE/COFFEE - COMPLETE - WASHED MAPLE
	133604-01-L52	EA	TABLE/COFFEE - COMPLETE - SALEM CHERRY
	134334-01-000	EA	BAG - COFFEE TABLE



PULLOUT

KEY	PART NUMBER	U/M	DESCRIPTION
1	P19559-03-J52	EA	CABINET - W/PULLOUT TABLE - W/O HARDWARE - WASHED MAPLE
1	P19559-03-K37	EA	CABINET - W/PULLOUT TABLE - W/O HARDWARE - SALEM CHERRY
2	119559-11-J52	EA	CABINET/RIGHT SIDE - F/PULLOUT TABLE - 5.7" X 28.7" - WASHED MAPLE
2	119559-11-K37	EA	CABINET/RIGHT SIDE - F/PULLOUT TABLE - 5.7" X 28.7" - SALEM CHERRY
3	119559-12-J52	EA	CABINET/LEFT SIDE - F/PULLOUT TABLE - 5.7" X 28.7" - WASHED MAPLE
3	119559-12-K37	EA	CABINET/LEFT SIDE - F/PULLOUT TABLE - 5.7" X 28.7" - SALEM CHERRY
4	119559-22-J52	EA	TOP - F/CABINET/PULLOUT TABLE - WASHED MAPLE
4	119559-22-K37	EA	TOP - F/CABINET/PULLOUT TABLE - SALEM CHERRY
5	119559-23-J52	EA	SHELF - SUPPORT - F/PULLOUT TABLE - WASHED MAPLE
5	119559-23-K37	EA	SHELF - SUPPORT - F/PULLOUT TABLE - SALEM CHERRY
6	119559-24-J52	EA	PANEL - LOWER/FRONT - WASHED MAPLE
6	119559-24-K37	EA	PANEL - LOWER/FRONT - SALEM CHERRY
7	119559-25-J52	EA	TABLE TOP - PULLOUT - WASHED MAPLE
7	119559-25-K37	EA	TABLE TOP - PULLOUT - SALEM CHERRY

SEALANTS & FASTENERS GROUP

SEALANTS & ADHESIVES

KEY	PART NUMBER	U/M	DESCRIPTION
	069640-01-000	FT	SEALER - RIBBON - 1/4" DIAMETER X 30' - BLACK
	069640-02-000	FT	SEALER - TAPE - .13"THICK X .5"WIDE X 60' - GRAY
	069640-03-000	FT	SEALER - TAPE - .13"THICK X .75"WIDE X 60' - BLACK
	069640-07-000	FT	SEALER - TAPE - .09" THICK X 2" WIDE X 45' - GRAY
	069640-09-000	FT	SEALER - TAPE - .03" THICK X 2.50"WIDE X 80' - GRAY
	069640-10-000	FT	SEALER - TAPE - .03" THICK X 1.50" WIDE X 90' - GRAY
	069640-11-000	FT	SEALER - TAPE - .19" THICK X .38" WIDE X 40' - BLACK
	069640-13-000	FT	SEALER - TAPE - .03"THICK X 2"WIDE X 45' - BLACK
	069640-14-000	FT	SEALER - TAPE - .06" THICK X 1" WIDE X 100' - GRAY
	069640-15-000	FT	SEALER - TAPE - .06"THICK X .38"WIDE X 100' - GRAY
	069640-17-000	FT	SEALER - TAPE - .03" THICK X 1" WIDE X 90' - GRAY
	069640-18-000	FT	SEALER - TAPE - .50" THICK X .13" WIDE X 60' - BRT WHITE
	069640-19-000	FT	SEALER - TAPE - .75" THICK X .13" WIDE X 60' - BRT WHITE
	069640-20-000	FT	SEALER - TAPE - .50" THICK X 1/8" WIDE X 60' - BLACK
	069640-21-000	FT	SEALER - TAPE - .50" THICK X 1/16" WIDE X 100'-BRIGHT WHT
	069640-22-000	FT	SEALER - TAPE - .25" THICK X 1/32" WIDE X 100'- BRIGHT WHT
	069640-23-000	FT	SEALER - TAPE - 1/16" THICK X 3/4" WIDE X 100'-BRIGHT WHT
	069640-25-000	FT	SEALER - TAPE - .06" THICK X 3.5" WIDE X 50' - GRAY
	072889-01-000	EA	SEALANT - URETHANE - BLACK - TUBE
	072889-10-000	EA	SEALANT - URETHANE - BRIGHT WHITE - TUBE
	072889-11-000	EA	SEALANT - URETHANE - GRAY - TUBE
	072889-13-000	EA	SEALANT - URETHANE - VW WHITE - TUBE
	072889-14-000	EA	SEALANT - URETHANE - SABLE - TUBE
	116767-01-01A	EA	SEALANT - WATERBASE - CLEAR
	053766-02-000	EA	BEDDING COMPOUND - TUBE - WHITE
	053766-06-000	EA	BEDDING COMPOUND - TUBE - CLEAR
	034552-15-000	EA	SILICONE - TUBE - W/O NOZZLE - BRIGHT WHITE
	131264-01-01A	EA	SILICONE - W/O NOZZLE - BLACK
	131264-01-02A	EA	SILICONE - W/O NOZZLE - CLEAR
	131264-01-08A	EA	SILICONE - W/O NOZZLE - BUFF
	131264-02-01A	EA	SILICONE - W/O NOZZLE - VW GRAY - BATH ONLY
	131264-03-01A	EA	SILICONE - W/O NOZZLE - SELF LEVELING - BRIGHT WHITE
	108716-01-000	EA	SILICONE - W/O NOZZLE - OFF WHITE - SELF LEVELING
	108716-02-000	EA	SILICONE - W/O NOZZLE - BUFF - SELF LEVELING
	102352-01-000	EA	SEALER - PUMPABLE - TUBE - BLACK
	102352-02-000	EA	SEALER - PUMPABLE - TUBE - CLEAR
	094401-01-000	EA	SEALER - BODY SEAM - FLEXICLEAR
	094401-03-000	EA	SEALER - BODY SEAM - BLACK
	094401-04-000	EA	SEALER - BODY SEAM - CLEAR
	067788-01-000	EA	ADHESIVE - SPRAY - 3M - 19.5 OZ AEROSOL CAN
	900390-01-000	EA	NOZZLE - SILICONE TUBE - 2.5" LONG
	900390-03-000	EA	NOZZLE - SILICONE TUBE - 4.3" LONG
	112902-01-000	EA	NOZZLE - ELEMENT - 3/8 X 24
	112902-02-000	EA	NOZZLE-BELL 3/8X24
	112902-03-000	EA	MIXER NOZZLE - F/GUN #00400102000 - SCOTCH-WELD & PLEXUS
	076322-01-000	FT	TAPE-DOUBLE COATED/ADHESIVE BK-.03"THK X .8"W X 216'- WHT
	076322-02-000	FT	TAPE-DOUBLE COATED/ADHESIVE BK-.05"THK X 1"W X 108' - WHT
	076322-03-000	FT	TAPE-DOUBLE COATED/ADHESIVE BK-.05"THK X .5"W X 108' - WHT
	076322-05-000	FT	TAPE-DOUBLE COATED/ADHESIVE BK-.05"THK X .8"W X 108' - WHT
	076322-06-000	FT	TAPE - DOUBLE COATED/ADHESIVE BK-.05"THK X 1"W - BLK
	076322-07-000	FT	TAPE-DOUBLE COATED/ADHESIVE BK-.05"THK X .5"W X 200' - BLK
	076322-11-000	FT	TAPE-DOUBLE COATED/ADHESIVE BK-.02"THK X 1"W X 216' - CLR
	076322-12-000	FT	TAPE-DOUBLE COATED/ADHESIVE BK-.05"THK X .8"W X 108' - CLR
	123816-01-000	FT	TAPE - DOUBLE SIDED - 1" X 100'
	123816-02-000	FT	TAPE - DOUBLE SIDED - 1/2" X 1 1/3" X 100'
	123816-03-000	FT	TAPE - DOUBLE SIDED - 1/2" X 3/4" X 100'
	123816-04-000	FT	TAPE - DOUBLE SIDED - 6" X 750'
	120534-01-01A	EA	TAPE - SCOTCH - 3M - 1/2" FINE LINE

SEALANTS & FASTENERS GROUP (CONTINUED)

SEALANTS & ADHESIVES (CONTINUED)

KEY	PART NUMBER	U/M	DESCRIPTION
	063642-01-000	FT	TAPE - ADHESIVE - .4" X 1.5" X 180'
	123244-01-000	FT	TAPE - DOUBLE SIDED/FOAM - 5/64" THICK X 3/4" WIDE
	123244-02-000	FT	TAPE - DOUBLE SIDED/FOAM - 5/64" THICK X 1/2" WIDE X 108'
	088479-01-000	EA	TAPE - ALUMINUM - 3"
	103202-02-000	FT	TAPE - FOAM/ADHESIVE ONE SIDE - 1/16" X 200'
	110274-01-000	FT	TAPE - DOUBLE SIDED/FOAM - .45" X 1" X 216' - BLACK
	115933-01-000	FT	TAPE - 1/64" X 3/8" X 100'
	123816-04-000	FT	TAPE - DOUBLE SIDED - 6" X 750'
	002707-02-000	FT	TAPE - SEALER - 5/16" X 1/2" - INCREMENTS OF 50 FT
	091255-02-000	FT	SEAL - ADHESIVE BACKED/FOAM - 3/64" THICK X 3/16"W X 1000'
	091255-03-000	FT	SEAL - ADHESIVE BACKED/FOAM - 1/4" THICK X 1/4"W X 1000'
	099069-01-000	FT	SEAL - RUBBER - CLOSED SPONGE - .5" WIDE X .12" THICK -BLK
	104692-01-000	FT	SEAL - ADHESIVE BACKED FOAM - 3/4" THICK X 3/4" WIDE X 25'
	104692-03-000	FT	SEAL - ADHESIVE BACKED FOAM - 1" THICK X 1 3/4" WIDE X 15'
	108353-03-000	FT	SEAL - FOAM - .19" X .25"
	112864-01-000	FT	SEAL - FOAM/BUTYL COVERED - 3/8" X 35'
	106206-01-000	EA	SEALER - PUMPABLE - TUBE - BLACK - MANUS
	120074-02-01A	EA	SILICONE - W/O NOZZLE - LOW ODOR - OFF WHITE
	120074-02-02A	EA	SEALANT - W/O NOZZLE - SOFT WHITE
	107828-01-000	EA	SEALANT - SB - 190 EVERSEAL
	112864-02-000	FT	FOAM - BUTYL COVERED 5/16" X 44'
	087211-01-000	GL	PROMOTER - ADHESIVE - GALLON
	004006-05-700	EA	ADHESIVE - 5 GALLON - NATIONAL STARCH
	004020-01-000	QT	ADHESIVE - ABS CEMENT - QUART
	112901-02-000	EA	ADHESIVE - PLEXUS - MA330 - 50ML - GRAY
	131384-01-000	EA	ADHESIVE - JETWELD
	113366-01-000	EA	ADHESIVE - INSTANT - 1 OZ
	062917-03-000	EA	ADHESIVE - LOCTITE 242
	004001-02-000	EA	GUN - PLEXUS ADHESIVE - W/O NOZZLE
	004001-03-000	EA	MIXER NOZZLE (EPX)
	004001-03-001	EA	EPOXY MIXER NOZZLE 12"
	004001-03-002	EA	TUBE/MIXER - GRACO EPOXY
	004001-04-000	EA	PLUNGER ACCESSORY (EPX)
	004001-05-000	EA	ADHESIVE - SCOTCH-WELD - 3M DP100 - CLEAR - 50ML
	099952-01-000	FT	CORE - SEAL - BULB SUPPORT

BOLTS, NUTS & WASHERS

KEY	PART NUMBER	U/M	DESCRIPTION
	000C12-04-12A	EA	BOLT - HEX - 1/4-20 X .75 - PLAIN 5
	000C12-05-16B	EA	BOLT - HEX - 5/16-18 X 1 - GRADE #5 - ZINC
	000C12-05-12B	EA	BOLT - HEX - 5/16-18 X 3/4 - ZINC 5
	000C12-06-16B	EA	BOLT - HEX - 3/8-16 X 1 - GRADE #5 - ZINC
	000C12-06-20B	EA	BOLT - HEX - 3/8-16 X 1 1/4 - GRADE #5 - ZINC
	000C12-06-44B	EA	BOLT - HEX - 3/8-16 X 2 3/4 - ZINC 5
	000C12-07-20B	EA	BOLT - HEX - 7/16-14 X 1 1/4 - ZINC 5
	000C12-08-24B	EA	BOLT - HEX - 1/2-13 X 1.5 - GRADE #3 - ZINC
	000C12-08-28B	EA	BOLT - HEX - 1/2-13 X 1.8" - GRADE #5 - ZINC
	000C12-08-16B	EA	BOLT - HEX - 1/2-13 X 1" - GRADE #5 - ZINC
	0MC04K-06-016	EA	BOLT - HEX - M06 X 1 X 016
	0MC05K-08-055	EA	BOLT - HEX - M08 X 1.25 X 2.2
	0MC13K-14-070	EA	BOLT - HEX - M14 X 2.00 X 2 3/4
	0MC31K-08-020	EA	BOLT - HEX - SERRATED FLANGE - M8 X 020
	0MC32K-10-030	EA	BOLT - HEX - SERRATED FLANGE - M10 X 1.50

SEALANTS & FASTENERS GROUP (CONTINUED)**BOLTS, NUTS AND WASHERS (CONTINUED)**

KEY	PART NUMBER	U/M	DESCRIPTION
	0MC53K-12-050	EA	BOLT - HEX - M12 X 1.75 X 050
	000C12-04-40B	EA	BOLT - HEX - 1/4-20 X 2 1/2 - GRADE 5 ZINC
	000C12-05-64B	EA	BOLT - HEX - 5/16-18 X 4
	000C12-06-24B	EA	BOLT - HEX - 38-16 X 1 1/2 - ZINC #5
	000C12-10-24B	EA	BOLT - HEX - 5/8-11 X 1.5" - GRADE #5 - ZINC
	000C13-07-40B	EA	BOLT - HEX - 7/16-20 X 2.5" - GRADE #5 - ZINC
	000C13-07-48B	EA	BOLT - HEX - 7/16-20 X 3" - GRADE #5 - ZINC
	000C13-08-40B	EA	BOLT - HEX - 1/2-20 X 2 1/2 - GRADE #5 - ZINC
	000C13-08-28B	EA	BOLT - HEX - 1/2-20 X 1 3/4 - GRADE #5 - ZINC
	000C14-07-28B	EA	BOLT - HEX - 7/16-14 X 1.75 - GRADE 8 ZINC
	000C14-07-20B	EA	BOLT - HEX - 7/16-14 X 1.25 - GRADE 8 ZINC
	000C14-10-24K	EA	BOLT - HEX 0 5/8-11 X 1.50 - GRADE #8 - ZINC
	000C14-10-32K	EA	BOLT - HEX - 5/8"-11 X 2 - GRADE #8 - ZINC
	000C18-05-40A	EA	BOLT - ELEVATOR - 5/16-18 X 2.50 - PL
	000C18-06-48B	EA	BOLT - ELEVATOR - 3/8-16 X 3 - GRADE 5 - ZINC
	000C18-06-56A	EA	BOLT - ELEVATOR - 3/8-16 X 3 1/2 - GRADE 5
	000C26-04-18B	EA	BOLT - HEX - SERRATED FLANGE - 1/4-20 X 1 1/8 - ZINC
	000C26-04-14B	EA	BOLT - HEX - SERRATED FLANGE - 1/4-20 X 7/8 - ZINC
	000C26-04-10B	EA	BOLT - HEX - SERRATED FLANGE - 1/4-20 X 5/8 - ZINC
	000C26-05-16B	EA	BOLT - HEX - SERRATED FLANGE - 5/16-18 X 1 - ZINC
	000C26-05-20B	EA	BOLT - HEX - SERRATED FLANGE - 5/16-18 X 1 1/4 - ZINC
	000C26-05-12B	EA	BOLT - HEX - SERRATED FLANGE - 5/16-18 X 3/4 - ZINC
	000C26-05-16B	EA	BOLT - HEX - SERRATED FLANGE - 5/16-18 X 1 - ZINC
	000C26-05-129	EA	BOLT - HEX - SERRATED FLANGE - 5/16-18 X 3/4
	000C26-05-249	EA	BOLT - HEX - SERRATED FLANGE 5/16-18 X 1.5"
	000C26-06-16B	EA	BOLT - HEX - SERRATED FLANGE - 3/8-16 X 1 - ZINC
	000C26-06-12B	EA	BOLT - HEX - SERRATED FLANGE - 3/8-16 X 3/4 - ZINC
	000C26-06-28B	EA	BOLT - HEX - SERRATED FLANGE - 3/8-16 X 1 3/4 - ZINC
	000C26-06-40B	EA	BOLT - HEX - SERRATED FLANGE - 3/8-16 X 1 3/4 - ZINC
	000C26-06-20B	EA	BOLT - HEX - SERRATED FLANGE - 3/8-16 X 1 1/4 - ZINC
	000C26-08-24B	EA	BOLT - HEX - SERRATED FLANGE - 1/2-13 X 1 1/2 - ZINC
	000C27-04-40B	EA	BOLT - CARRIAGE 1/4-20 X 2.50 - ZINC
	000C27-08-64B	EA	BOLT - CARRIAGE - 1/2-13 X 4 - GRADE 5
	106166-01-000	EA	BOLT/COLLARED HANGER - 8-32 X 1"
	000G45-04-24B	EA	BOLT - LAG - 1/4-9 X 1 1/2 - ZINC
	000G45-04-24F	EA	BOLT - LAG - 1/4-9 X 1 1/2 STAINLESS STEEL
	000G45-05-16B	EA	BOLT - LAG - 5/16-9 X 1 - ZINC
	106956-03-000	EA	BOLT - HEX TAP - 1/2-12NC X 3 - GRADE 5 - FULL THREAD/ZINC
	051387-06-000	EA	BOLT - CARRIAGE W/O HOLE - 5/16-18 X 9.5 - ZINC
	091274-03-000	EA	BOLT-J - 3/8-16 X 12.0
	106956-08-000	EA	BOLT - HEX TAP - 1/2-13NC X 4 - GRADE 5 - FULL THREAD/ZINC
	087718-01-000	EA	MONOBOLT - STEEL - 3/16 DIAMETER
	102333-02-01A	EA	BOLT - CARRIAGE - 1/4-20
	103020-02-000	EA	BOLT-U - #8-32 - GRADE 5 ZINC
	107393-02-000	EA	BOLT - SHOULDER - 3/8" SOCKETHEAD
	113985-02-000	EA	BOLT - FLANGE - M10-1.5 X 30CL10.9
	114259-05-000	EA	BOLT - 7/16-20 X 1 1/4 W/WASHER
	0MD16K-10-000	EA	NUT - HEX PREV TORQUE M10 X 1.50 CLASS 8
	0MD39K-12-000	EA	NUT - HEX W/NYLON LOCK - M12 X 1.75
	000D24-10-00B	EA	NUT - HEX - SELF LOCKING - 10-32 ZINC
	000D29-05-00B	EA	NUT - HEX - LOCKING W/SERRATED FLANGE-NYLON WASHER INSERT
	000D29-09-00B	EA	NUT - HEX - SELF LOCKING - 9/16-12 - ZINC
	000D29-06-00B	EA	NUT - HEX - W/NYLON LOCK - 3/8-16 - ZINC
	000D30-07-00B	EA	NUT - HEX LOCK - NYLON 7/16 X 20
	000D34-04-00B	EA	NUT - HEX - LOCKING - 1/4-20 ZINC
	000D34-06-00B	EA	NUT - HEX - LOCKING - 3/8-16 GRADE C - ZINC
	000D39-04-00B	EA	NUT - HEX - LOCKING W/SERRATED FLANGE - 1/4-20 - ZINC
	000D39-05-00B	EA	NUT - HEX - LOCKING W/SERRATED FLANGE - 5/16-18 - ZINC
	000D39-06-00B	EA	NUT - HEX - LOCKING W/SERRATED FLANGE - 3/8-18 - ZINC
	000D39-07-00B	EA	NUT - HEX - LOCKING W/SERRATED FLANGE - 7/16-14 - ZINC
	000D39-08-00B	EA	NUT - HEX - LOCKING W/SERRATED FLANGE - 1/2-13 - ZINC

SEALANTS & FASTENERS GROUP (CONTINUED)

BOLTS, NUTS AND WASHERS (CONTINUED)

KEY	PART NUMBER	U/M	DESCRIPTION
	000D44-04-00B	EA	NUT - HEX - LOCKING W/SERRATED FLANGE - 1/4-28 - ZINC
	000D44-07-00B	EA	NUT - HEX - LOCKING W/SERRATED FLANGE - 7/16-20 - ZINC
	000D44-08-00B	EA	NUT - HEX - SERRATED FLANGE - 1/2-20 - GRADE #5 - ZINC
	000D46-04-00A	EA	NUT - HEX - WELD - 1/4-20 - PLAIN
	000D58-06-00A	EA	NUT - HEX - WELD 3/8-16 - PLAIN
	000D65-08-00B	EA	NUT - HEX - LOCKING W/SERRATED FLANGE - 8-32 - ZINC
	000D67-10-00B	EA	NUT - HEX - LOCK - 5/8-11 - ZINC
	000D73-07-00C	EA	NUT - HEX FLANGE - 7/16-14 - GRADE 6
	000D73-08-00C	EA	NUT - HEX FLANGE - 1/2-13
	000D76-06-00B	EA	NUT - HEX FLANGE - 3/8-16
	044364-02-000	EA	NUT - SPEED - FLAT - ROUND
	063253-07-000	EA	NUT - J - #8A - .120 - .130 PNL THK
	087234-01-000	EA	NUT - JACK - 1/4 X 20 THD - MOLLY MOUNTS LICENSE PLATES USING BOLT #000G500412B
	040921-01-000	EA	NUT - SPEED - U TYPE - #10-24 - BLACK
	104369-01-000	EA	NUT - HEX - HEAVY - 5/8-11 UNC
	000D29-04-00B	EA	NUT - HEX - SELF LOCKING - 1/4 X 20 - ZINC
	005081-01-000	EA	NUT - SPEED - C-TYPE - #8 SCREW
	040921-04-000	EA	NUT - SPEED - U TYPE - #8-.59" LENGTH X .44" WIDTH
	040921-09-000	EA	NUT - SPEED - U TYPE - #8
	044364-01-000	EA	NUT - SPEED - FLAT - RECTANGULAR - SELF LOCKING/ONE PIECE
	083163-06-000	EA	PUSHNUT - FLAT TYPE 3/8 STUD - FORD ONLY
	0ME06K-14-280	EA	WASHER - FLAT - 14 ID X 28.00 OD
	000E11-07-00B	EA	WASHER - LOCKING - 7/16 MED SPLIT - ZINC
	000E11-08-00B	EA	WASHER - LOCKING - 1/2 MED SPLIT - ZINC
	000E13-14-00B	EA	WASHER - FLAT - 1/4 WIDE - ZINC
	000E13-17-00B	EA	WASHER - FLAT - 3/8 AR - ZINC
	000E13-18-00B	EA	WASHER - FLAT - 3/8 WIDE - ZINC
	000E13-20-00B	EA	WASHER - FLAT - 7/16 WIDE - ZINC
	000E13-21-00B	EA	WASHER - FLAT - 1/2 NARROW - ZINC
	000E13-22-00B	EA	WASHER - FLAT - 1/2 WIDE - ZINC
	000E13-26-00B	EA	WASHER - FLAT - 5/8 WIDE - ZINC
	000E14-10-00B	EA	WASHER - LOCKING - #10 EXTERNAL TOOTH - ZINC
	000E16-10-00B	EA	WASHER - HARDENED - 5/8 - FLAT - ZINC
	058716-02-000	EA	WASHER - FLAT NYLON
	077071-01-000	EA	WASHER - FENDER - 3/16"ID X 1" OD
	107397-01-000	EA	WASHER - FENDER - .25" ID X 1" OD
	041322-01-000	EA	WASHER - FLANGE - 15/32 ID X 2 3/8 OD - F/SEAT BELT MTG
	044533-01-000	EA	WASHER - PLASTIC - 1 3/8" OD - FOR BUTTONS
	046867-05-000	EA	WASHER - #0
	058716-03-000	EA	WASHER - FLAT/NYLON - .500 X 1.25 X .060
	088787-12-000	EA	STUD - WELD - 1/4 - 20 X 1.0 LG - MN
	108067-03-000	EA	STUD - WELD - 1/4 - 20 X 1/2 CD
	102540-02-000	EA	SEAL - SCREW
	106648-01-000	EA	CAP - STUD - .120 TO .130 DIAMETER

SCREWS

KEY	PART NUMBER	U/M	DESCRIPTION
	0G1108-12-170	EA	SCREW - 8-18 X .75 PPH - BRIGHT WHITE
	0G1106-08-240	EA	SCREW - 6-20 X 1/2 PPH - VW LIGHT GRAY
	0G1108-12-140	EA	SCREW - 8-18 X .75 PPH
	0G1108-12-240	EA	SCREW - 8-18 X .75 PPH - VW LIGHT GRAY
	0G1208-12-170	EA	SCREW - 8-18 X .75 POH - BRIGHT WHITE
	0G3908-08-160	EA	SCREW - SF/DR-8-18X1/2 PPH
	0G3908-08-170	EA	SCREW - SF/DR - 8-18 X .50 PPH - BRIGHT WHITE
	0G3908-08-240	EA	SCREW - SF/DR - 8-18 X 1/2 PPH - VW LIGHT GRAY
	0G3908-12-250	EA	SCREW - SF/DR - 8-18 X .75 PPH - DARK GRAY
	0G3908-16-170	EA	SCREW - SF/DR - 8-18 X 1.00 PPH - BRIGHT WHITE
	0G3908-20-170	EA	SCREW - SF/DR - 8-18 X 1.25 PPH - BRIGHT WHITE
	0G3908-24-170	EA	SCREW - SF/DR - 8-18 X 1.50 PPH - BRIGHT WHITE

SEALANTS & FASTENERS GROUP (CONTINUED)**SCREWS (CONTINUED)**

KEY	PART NUMBER	U/M	DESCRIPTION
	0G3910-10-160	EA	SCREW - SF/DR - 10-16 X .62 PPH
	0G3910-10-240	EA	SCREW - SF/DR - 10-16 X .62 PPH - VW LIGHT GRAY
	0G5508-12-110	EA	SCREW - SF/DR-8-18 X .75 PWH
	0G3910-12-260	EA	SCREW - SF/DR - 10-16 X .75 PPH - ALLANTE ANTELOPE
	0G3910-12-170	EA	SCREW - SF/DR - 10-16 X .75 PPH - BRIGHT WHITE
	0G5508-12-170	EA	SCREW - SF/DR - 8-18 X .75 PWH - BRIGHT WHITE
	0G5508-12-270	EA	SCREW - SF/DR - 8-18 X .75 PWH - TITANIUM
	0G5508-12-260	EA	SCREW - SF/DR - 8-18 X .75 PWH - ALLANTE ANTELOPE
	0G5508-16-250	EA	SCREW - SF/DR - 8-18 X 1.00 PWH - VW DARK GRAY
	0G6008-16-170	EA	SCREW - SF/DR - 8-18 X 1.00 POH - BRIGHT WHITE
	0G5508-16-260	EA	SCREW - SF/DR - 8-18 X 1.00 PWH ZINC - INTERIOR ANTELOPE
	0G5508-16-270	EA	SCREW - SF/DR - 8-18 X 1.00 PWH ZINC - INTERIOR TITANIUM
	0G6710-08-130	EA	SCREW - 10-12 X .50 PPH TAUPE
	0G6710-08-170	EA	SCREW - 10-12 X 1/2 PPH - BRIGHT WHITE
	0G6710-08-240	EA	SCREW - 10-12 X .50 PPH TAUPE - VW LIGHT GRAY
	0G6710-12-170	EA	SCREW - 10-12 X .75 PPH - BRIGHT WHITE
	0G6710-16-230	EA	SCREW - 10-12 X 1 PPH - BEIGE
	000G11-05-08B	EA	SCREW - 5-20 X .50 PPH - ZINC
	000G11-06-06B	EA	SCREW - 6-20 X 3/8 PPH - ZINC
	000G11-06-10B	EA	SCREW - 6-20 X 5/8 PPH - ZINC
	000G11-06-12B	EA	SCREW - 6-20 X 3/4" PPH - ZINC
	000G11-06-10J	EA	SCREW - 6-20 X 5/8 PPH - BRASS
	000G11-06-A4B	EA	SCREW - 6-20 X 1.5 PPH ZINC
	000G11-06-08B	EA	SCREW - 6-20 X 1/2 PPH - ZINC
	000G11-07-08B	EA	SCREW - 7-19 X 1/2 PPH - ZINC
	000G11-07-08T	EA	SCREW - 7-19 X 1/2 PPH - BLACK
	000G11-08-06B	EA	SCREW - 8-18 X 3/8 PPH - ZINC
	000G11-08-06J	EA	SCREW - 8-18 X 3/8 PPH BRASS
	000G11-08-12B	EA	SCREW - 8-18 X 3/4 PPH - ZINC
	000G11-08-12S	EA	SCREW - 8-18 X 3/4 PPH - OFF WHITE
	000G11-08-08T	EA	SCREW - 8-18 X 1/2 PPH - FLUOROCARBON COATING
	000G11-08-08B	EA	SCREW - 8-18 X 1/2 PPH - ZINC
	000G11-08-20B	EA	SCREW - 8-18 X 1 1/4 PPH - ZINC
	000G11-08-16S	EA	SCREW - 8-18 X 1 PPH - OFF WHITE
	000G11-08-16B	EA	SCREW - 8-18 X 1 PPH - ZINC
	000G11-08-12P	EA	SCREW - 8-18 X 3/4 PPH - DARK BROWN
	000G11-08-12D	EA	SCREW - 8-18 X 3/4 PPH - BLACK
	000G11-08-12T	EA	SCREW - 8-18 X 3/4 PPH - BLACK
	000G11-10-12S	EA	SCREW - 10-16 X 3/4 PPH - OFF WHITE
	000G11-10-12D	EA	SCREW - 10-16 X 3/4 PPH - BLACK
	000G11-10-16B	EA	SCREW - 10-16 X 1 PPH - ZINC
	000G11-10-40B	EA	SCREW - 10-16 X 2 1/2 PPH CAD - 34927-01-000
	000G12-06-08T	EA	SCREW - 6-20 X 1/2 POH - BLACK
	000G12-08-12S	EA	SCREW - 8-18 X 3/4 POH - OFF WHITE
	000G13-05-10B	EA	SCREW - 5-12 X 5/8 PFH - ZINC
	000G13-06-16S	EA	SCREW - 6-20 X 1.00 PFH - OFF WHITE
	000G13-06-10G	EA	SCREW - 6-20 X 5/8 PFH - ANTIQUE BRASS
	000G13-06-08B	EA	SCREW - 6-20 X 1/2 PFH - ZINC
	000G13-06-08G	EA	SCREW - 6-20 X .50 PFH - ANTIQUE BRASS
	000G13-06-24J	EA	SCREW - 6-20 X 1 1/2 PFH - BRASS
	000G13-06-10J	EA	SCREW - 6-20 X .62 PFH - BRASS
	000G13-06-16E	EA	SCREW - 6-20 X 1.00 PFH - CHROME
	000G13-06-16J	EA	SCREW - 6-20 X 1 PFH - BRASS
	000G13-06-06I	EA	SCREW - 6-20 X 3/8 PFH BLACK ZINC
	000G13-06-06B	EA	SCREW - 6-20 X 3/8 PFH ZINC
	000G13-07-12B	EA	SCREW - 7-19 X 3/4 PFH - ZINC
	000G13-07-10H	EA	SCREW - 7-19 X 5/8 PFH - BLACK
	000G13-07-089	EA	SCREW - 7-19 X 1.2 PPH - SILVER
	000G13-08-10B	EA	SCREW - 8-18 X 5/8 PFH - ZINC
	000G13-08-16B	EA	SCREW - 8-18 X 1 PFH - ZINC
	000G13-08-109	EA	SCREW - 8-18 X 5/8 PFH
	000G16-04-24B	EA	SCREW - MACHINE - 1/4-20 X 1 1/2 PPH

SEALANTS & FASTENERS GROUP (CONTINUED)**SCREWS (CONTINUED)**

KEY	PART NUMBER	U/M	DESCRIPTION
	000G18-08-22B	EA	SCREW - MACHINE - 8-32 X 1 3/8 PPH - ZINC
	000G18-08-20B	EA	SCREW - MACHINE - 8-32 X 1 1/4 PPH - ZINC
	000G18-08-24B	EA	SCREW - MACH-8-32X1 1/2PPH ZN
	000G13-08-24B	EA	SCREW - #8, 18X1 1/2 PFH ZN
	000G19-10-10B	EA	SCREW - MACHINE - 10-32 X 5/8 - PPH - ZINC
	000G19-10-20B	EA	SCREW - MACHINE - 10-32 X 1 1/2 PPH - ZINC
	000G19-10-12F	EA	SCREW - MACHINE - 10-32 X 3/4 PPH - STAINLESS STEEL
	000G19-10-08B	EA	SCREW - MACHINE - 10-32 X 1/2 PPH - ZINC
	000G32-10-06B	EA	SCREW - 10-32 X 3/8 PPH - ZINC
	000G13-10-16I	EA	SCREW - 10-16X1.00 PFH,BLK
	000G34-05-12B	EA	SCREW - HEX HEAD TAPPING - 5/16 X 3/4 LONG
	000G37-08-12B	EA	SCREW - 8-18 X 3/4 PPH
	000G37-08-089	EA	SCREW - 8 X 18 X 1/2 PPH - FLUOROCARBON SILVER
	000G36-10-12T	EA	SCREW - 10-24X 3/4 PFH TYPE 23 - BLACK
	000G38-04-16D	EA	SCREW - MACHINE - 1/4-20 X 1 PFN - BLACK
	000G39-06-10T	EA	SCREW - SF/DR - 6-20 X 5/8 PPH - BLACK
	000G39-06-16T	EA	SCREW - SF/DR - 6-20 X 1 PPH - BLACK
	000G39-06-08B	EA	SCREW - SF/DR - 6-18 X 1/2 - ZINC
	000G39-08-16S	EA	SCREW - SF/DR - 8-18 X 1 PPH - OFF WHITE
	000G39-08-32B	EA	SCREW - SF/DR - 8-18 X 2 PPH - ZINC
	000G39-08-24B	EA	SCREW - SF/DR - 8-18 X 1 1/2 PPH - ZINC
	000G39-08-24S	EA	SCREW - SF/DR - 8-18 X 1 1/2 - OFF WHITE
	000G39-08-24T	EA	SCREW - SF/DR - 8-18 X 1.50 PPH - BLACK
	000G39-08-16T	EA	SCREW - SF/DR - 6-20 X 1 PPH - BLACK
	000G39-08-16B	EA	SCREW - SF/DR - 8-18 X 1 PPH - ZINC
	000G39-08-12B	EA	SCREW - SF/DR - 8-18 X 3/4 PPH - ZINC
	000G39-08-12T	EA	SCREW - SF/DR - 8-18 X 3/4 PPH - BLACK
	000G39-08-08T	EA	SCREW - SF/DR - 8-18 X 1/2 PPH - BLACK
	000G39-08-08S	EA	SCREW - SF/DR - 8-18 X 1/2 PPH - OFF WHITE
	000G39-08-08B	EA	SCREW - SF/DR - 8-18 X 1/2 PPH - ZINC
	000G39-08-06B	EA	SCREW - SF/DR - 8-18 X 3/8 PPH - ZINC
	000G39-10-10B	EA	SCREW - SF/DR - 10-16 X 5/8 - ZINC
	000G39-10-12P	EA	SCREW - SF/DR, 10-16 X .75 PPH - DARK BROWN
	000G39-10-088	EA	SCREW - SF/DR - 10-16 X 1/2 PPH - FLEX FLUOROCARBON
	000G39-10-08B	EA	SCREW - SF/DR - 10-16 X 1/2 PPH - ZINC
	000G39-10-40D	EA	SCREW - SF/DR - 10-16 X 2 1/2 PPH - BLACK
	000G39-10-32B	EA	SCREW - SF/DR - 10-16 X 2 - PPH - ZINC
	000G39-10-209	EA	SCREW - SF/DR - 10-16 X 1 1/4 PPH - FLUOROCARBON SILVER
	000G39-10-20T	EA	SCREW - SF/DR - 10-16 X 1.25 PPH
	000G39-10-20B	EA	SCREW - SF/DR - 10-16 X 1 1/4 PPH - ZINC
	000G39-10-12T	EA	SCREW - SELF TAPPING 10-16 X 3/4"
	000G39-10-12D	EA	SCREW - SF/DR - 10-16 X 3/4 PPH - BLACK
	000G39-10-12B	EA	SCREW - SF/DR - 10-16 X 3/4 PPH - ZINC
	000G39-10-10T	EA	SCREW - SF/DR - 10-16 X .625 - BLACK
	000G39-10-129	EA	SCREW - SF/DR - 10-16 X 3/4 PPH - FLUOROCARBON SILVER
	000G39-10-48B	EA	SCREW - SF/DR - 10-16 X 3 - PPH - ZINC
	000G39-10-48T	EA	SCREW - SF/DR - 10-16 X 3.00 PPH - BLACK
	000G39-10-24B	EA	SCREW - SF/DR - 10-16 X 1.50 PPH - ZINC
	000G39-10-32I	EA	SCREW - SELF TAPPING - 10-16 X 2" PPH - BLACK
	000G39-12-12E	EA	SCREW - SF/DR - 12-14 X 3/4 PPH - CHROME
	000G42-04-16B	EA	SCREW - SF/DR - 1/4-14 X 1 HWH - ZINC
	000G42-04-12B	EA	SCREW - SF/DR - 1/4-14 X 3/4 HWH - ZINC
	000G42-04-24B	EA	SCREW - SF/DR 1/4-14X1 1/2 ZN
	000G46-08-24T	EA	SCREW - MACHINE - 8-32 X 1 1/2 PFH - BLACK
	000G46-08-28T	EA	SCREW - MACHINE - 8-32 X 1 3/4 PHILLIPS FLAT HEAD - BLACK
	000G50-04-12B	EA	SCREW - MACHINE - 1/4-20 X 3/4 PPH - ZINC
	000G50-04-06B	EA	SCREW - MACHINE - 1/4-20 X 38 PTH - ZINC
	000G50-04-08B	EA	SCREW - MACHINE - 1/4-20 X 1/2 PTH - ZINC
	000G51-08-08B	EA	SCREW - 8-18 X 1/2 PTH - ZINC
	000G51-06-12B	EA	SCREW - 6-20 X 3/4 PTH - ZINC
	000G52-08-18B	EA	SCREW - MACHINE - 8-32 X 1 1/8 PTH - ZINC
	000G54-04-20B	EA	SCREW - 1/4-20 X 1.25 PTH - TYPE 23 - ZINC PLATED

SEALANTS & FASTENERS GROUP (CONTINUED)**SCREWS (CONTINUED)**

KEY	PART NUMBER	U/M	DESCRIPTION
	000G55-08-125	EA	SCREW - SF/DR - 8-18 X 3/4 PWH - WILLOW
	000G55-08-12S	EA	SCREW - SF/DR - 8-18 X 3/4 PWH - OFF WHITE
	000G55-08-124	EA	SCREW - SF/DR-8-18X.75 PWH - ASH GRAY
	000G55-08-165	EA	SCREW - SF/DR-8-18X1.00 PWH - WILLOW
	000G56-12-48B	EA	SCREW - WOOD - 12-11 X 3 POH - SPECIAL HARDENED
	000G57-05-16J	EA	SCREW - 5-20 X 1 PFH - BRASS
	000G57-14-64B	EA	SCREW - 14-10 X 4 PFH ZINC
	000G57-14-72B	EA	SCREW - 14-10 X 4 1/2 PHILLIPS FLAT HEAD - ZINC
	000G60-08-22B	EA	SCREW - SF/DR - 8-18 X 1.38 POH - ZINC
	000G60-10-28T	EA	SCREW - SF/DR - 10-16 X 1 3/4 - BLACK
	000G60-10-20I	EA	SCREW - SF/DR - 10-16 X 1.25 POH - BLACK
	000G60-10-20B	EA	SCREW - SF/DR - 10-16 X 1 1/4 POH - ZINC
	000G60-10-209	EA	SCREW - SF/DR - 10-16 X 1.25 POH - SILVER STALGAARD
	000G62-10-24I	EA	SCREW - SF/DR - 10-16 X 1/5 PFH - BLACK ZINC
	000G67-08-32B	EA	SCREW - 8-15 X 2 PPH - ZINC
	000G67-10-08S	EA	SCREW - 10-12 X 1/2 PPH - OFF WHITE
	000G67-10-08R	EA	SCREW - 10-12 X 1/2 PPH - BEIGE - TYPE A
	000G67-10-08B	EA	SCREW - 10-12 X 1/2 PPH - ZINC
	000G67-10-16B	EA	SCREW - 10-12 X 1 PPH - ZINC
	000G67-10-120	EA	SCREW - 10-12 X 3/4 PPH - TAN
	000G67-10-12B	EA	SCREW - 10-12 X 3/4 PPH - ZINC
	000G67-10-12R	EA	SCREW - 10-12 X .75 PPH - BEIGE
	000G67-10-12P	EA	SCREW - 10-12 X 3/4 PPH - DARK BROWN
	000G67-10-10S	EA	SCREW - 10-12 X 5/8 PPH - OFF WHITE
	000G67-10-10P	EA	SCREW - 10-12X.62 PPH - DARK BROWN
	000G67-10-10D	EA	SCREW - 10-12 X 5/8 PPH - BLACK - TYPE A
	000G67-10-10T	EA	SCREW - 10-12 X 5/8 PPH BLACK
	000G67-10-10B	EA	SCREW - 10-12 X 5/8 PPH - ZINC - TYPE A
	000G67-10-20D	EA	SCREW - 10-12 X 1.25 PPH - BLACK
	000G67-10-36T	EA	SCREW - 10-12 X 2 1/4 - PPH - BLACK
	000G67-10-32B	EA	SCREW - 10-12 X 2 1/4 - PPH - BLACK
	000G67-10-24B	EA	SCREW - 10-12 X 1.50 PPH - ZINC
	000G67-10-24S	EA	SCREW - 10-12X1.5PPH OFF WHITE
	000G67-10-125	EA	SCREW - 10-12 X .75 PPH WILLOW
	000G67-10-28B	EA	SCREW - 10-12 X 1.75 PPH - ZINC
	000G67-10-48B	EA	SCREW - 10-12 X 3 PPH - ZINC
	000G68-06-12B	EA	SCREW - 6-18 X .75 POH - ZINC & CLEAR
	000G68-06-12J	EA	SCREW - 6-18 X 3/4 POH - BRASS
	000G68-06-10G	EA	SCREW - 6-18 X 5/8 POH - ANTIQUE BRASS
	000G68-10-20I	EA	SCREW - 10-12 X 1 1/4 POH - BLACK
	000G68-10-36T	EA	SCREW - 10-12 X 2.25 POH BLACK
	049465-01-000	EA	SCREW - 10-16 PTH W/WASHER - DARK BROWN
	049465-13-000	EA	SCREW - 10-16X1 PTH W/WASHER - ASH GRAY
	049465-17-000	EA	SCREW - 10-16 X 1 POH W/WASHER - BRIGHT WHITE
	049465-22-000	EA	SCREW - 10-16 X 1 1/2 POH W/WASHER - SABLE
	054434-02-000	EA	SCREW - SF/DR - 10-16 X 2 - ZINC
	054434-03-000	EA	SCREW - SF/DR - 10-16 X 2 - PWH - ZINC - W/O WINGS
	057671-01-000	EA	COVER - SCREW - OFF WHITE - #8
	057671-11-000	EA	COVER - SCREW - HAMPTON TAN - #8
	057671-15-000	EA	COVER - SCREW - BRIGHT WHITE
	057671-16-000	EA	COVER - SCREW - SOFT WHITE
	057671-17-000	EA	COVER - SCREW - VW LT GRAY #8
	075908-01-000	EA	SCREW - MACHINE - 10-32 X .56 PTH - EXTERNAL TOOTH - ZINC
	076790-01-000	EA	SCREW - 6-20 X 1 1/4 PPH - BLACK
	076790-03-000	EA	SCREW - 6-20 X 1 PPH - BLACK
	076790-05-000	EA	SCREW - 6-20 X 1/2 PPH BLACK - THREADCUTTING - WOOD
	083554-01-000	EA	SCREW - DRYWALL - 8 X 1.25
	083554-04-000	EA	SCREW - DRYWALL - 8 X 2.50
	086256-01-000	EA	SCREW - SF/DR - 8 X 3/4 HWH
	087721-01-000	EA	SCREW - FLAT HEAD - TAPPING - 1/4" X 1 1/4" LONG - ZINC
	097974-01-000	EA	SCREW - PARTICLE BOARD - 7-9 X 3/4 PPH
	090033-02-000	EA	SCREW - 1/4-20 X 5/8 - ROUND WASHER HEAD - OFF/WHITE

SEALANTS & FASTENERS GROUP (CONTINUED)

SCREWS (CONTINUED)

KEY	PART NUMBER	U/M	DESCRIPTION
	101618-01-000	EA	SCREW - 1/4-20 X 3/4 HEX - TAPPING - STALGARD TYPE F
	101289-01-01A	EA	SCREW - MACHINE - 8-32 X 3.75 POH - BRASS -F/EXTENDED KNOB
	105126-01-000	EA	SCREW - MACHINE - 8-32 X 1 PPH TAPTIT
	110460-05-02A	EA	SCREW - MACHINE - 10-24 X 2.5 PFH - WHITE
	112782-08-01A	EA	SCREW - MOUNTING/PLATE - ZINC
	113563-01-01A	EA	SCREW - 8 X .62 LONG SHOULDER/WASHER HEAD
	117478-01-04A	EA	SCREW - 8-18 X .75 PPH W/WASHER - VW LIGHT GRAY
	126458-01-01A	EA	SCREW - 8-18 X .50 PRWH BLACK
	134126-01-01A	EA	SCREW/NAIL - HEX HEAD - 3/4"

CLAMPS, CLIPS, GROMMETS, RIVETS & PLUGS

KEY	PART NUMBER	U/M	DESCRIPTION
	010495-01-000	EA	CLAMP - CABLE - 9/16"
	010495-02-000	EA	CLAMP - CABLE - 3/8
	010495-04-000	EA	CLAMP - CABLE - 11/16" - WHITE
	010495-05-000	EA	CLAMP - CABLE - 1/2
	010497-01-000	EA	CLAMP - CLOSED - 5/8" ID
	010497-03-000	EA	CLAMP - CLOSED - 1" ID - CUSHIONED
	010497-04-000	EA	CLAMP - CLOSED - 1.62" ID
	010497-05-000	EA	CLAMP - CLOSED - 1/2 ID
	010497-06-000	EA	CLAMP - CLOSED - 11/16" ID
	010497-07-000	EA	CLAMP - CLOSED - 3/8" ID
	010497-08-000	EA	CLAMP - CLOSED - .125" ID
	062401-01-000	EA	CLAMP - HOSE - WORMGEAR - .25" - 1"
	062401-02-000	EA	CLAMP - HOSE - WORMGEAR - 1.56" - 2.5"
	062401-03-000	EA	CLAMP - HOSE - WORMGEAR - .22"- 1"
	062401-04-000	EA	CLAMP - HOSE - WORMGEAR - .69" - 1.25"
	062401-05-000	EA	CLAMP - HOSE - WORMGEAR - 2" TO 3" ID
	062401-06-000	EA	CLAMP - HOSE - WORMGEAR - .22" - .62" ID
	062401-07-000	EA	CLAMP - HOSE - WORMGEAR - 5"-7"
	062401-08-000	EA	CLAMP - HOSE - WORMGEAR 4.06" - 5.0"
	062401-09-000	EA	CLAMP - HOSE - WORMGEAR - 2.8" - 3.75"
	062401-11-000	EA	CLAMP - HOSE - WORMGEAR - 3.50" - 4.50"
	062401-12-000	EA	CLAMP - HOSE - WORMGEAR - .79" X 1.26"
	083610-01-000	EA	CLAMP - WIRE - DUAL - UNEQUAL DIAMETERS - 3/4" & 1 1/4"
	083610-02-000	EA	CLAMP - WIRE - DUAL - UNEQUAL DIAMETERS - 3/4" & 2"
	083610-03-000	EA	CLAMP - DUAL WIRE
	083609-01-000	EA	CLAMP - WIRE - DUAL - EQUAL DIAMETERS - 5/8"
	007161-01-000	EA	CLAMP - HOSE - SPRING TYPE - 1/2"
	010499-01-000	EA	CLAMP - CLOSED - 3/8" ID
	075148-02-000	EA	CLAMP - GROUNDING - BRONZE SCREWS
	008386-01-000	EA	GROMMET - SNAP - 3/8"
	023942-01-000	EA	GROMMET - RUBBER - 2" OD
	071015-07-000	EA	GROMMET - RUBBER - 1"ID X 2.25" OD W/.06" GROOVE - BLACK
	071015-11-000	EA	GROMMET - 1.00 ID - FITS .12 MATERIAL
	071015-13-000	EA	GROMMET - RUBBER - .62" ID X 1" OD W/.09" GROOVE - BLACK
	071015-19-000	EA	GROMMET - .38 ID - FITS .06 MATERIAL
	071015-21-000	EA	GROMMET - RUBBER - 1/2 ID X 1.06 OD - W/.19 GROOVE - BLACK
	071015-22-000	EA	GROMMET - RUBBER - .62"ID X 1.12"OD W/.19" GROOVE - BLACK
	071015-26-000	EA	GROMMET - RUBBER - 1.5" ID X 2.1" OD W/.06" GROOVE-BLACK
	071015-29-000	EA	GROMMET - RUBBER - .3" ID X 1.3"OD W/.12" GROOVE - BLACK
	071015-30-000	EA	GROMMET - RUBBER - .31" ID X .81" OD W/.12" GROOVE - BLK
	071015-32-000	EA	GROMMET - RUBBER - .75" ID X 1.375" OD W/.187" GROOVE-BLK
	071015-33-000	EA	GROMMET - RUBBER - .875" ID X 1.625" OD W/.187" GROOVE - BLK
	071015-35-000	EA	GROMMET - 1.25 ID,FITS .187MAT
	071015-37-000	EA	GROMMET - .81 ID FITS .56 MTL
	071015-39-000	EA	GROMMET - .75 ID FITS .06 MTL
	088756-01-000	EA	GROMMET - WEB - 1 1/8 " I.D.
	114208-01-000	EA	GROMMET - EDGE LINER - FITS 1 3/4"
	114208-02-000	EA	GROMMET - EDGE LINER - FITS .625
	114208-03-000	EA	GROMMET - EDGE LINER - FITS 2.50"

SEALANTS & FASTENERS GROUP (CONTINUED)

CLAMPS, CLIPS, GROMMETS, RIVETS & PLUGS (CONTINUED)

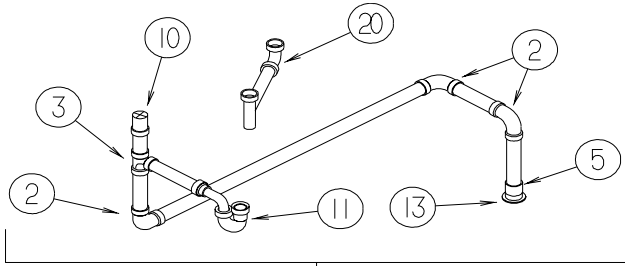
KEY	PART NUMBER	U/M	DESCRIPTION
	114208-04-000	EA	GROMMET - EDGE LINER - FITS 1.00"
	114208-05-000	EA	GROMMET - EDGE LINER - FITS 2"
	016188-03-000	EA	GROMMET - L/P LINE - 3/8" HOLE X 2 1/2" LONG - RUBBER
	016188-04-000	EA	GROMMET - GAS LINE - 1/2" HOLE X 2 1/2" LONG - RUBBER
	016188-05-000	EA	GROMMET - L/P LINE - 3/8" HOLE X 1 1/4" LONG - RUBBER
	008380-01-000	EA	GROMMET - RUBBER - 5/8" HOLE X 1 1/2" DIAMETER - BLACK
	008384-01-000	EA	GROMMET - SNAP - 3/4 DIAMETER - NYLON
	077953-01-000	EA	GROMMET - EDGE LINER - FITS 1"
	099637-01-000	EA	GROMMET - RUBBER - .37" X .94" DIAMETER - BLACK
	046867-05-000	EA	GROMMET - #0
	000F10-04-16B	EA	PIN - COTTER - 1/8" X 1" - ZINC
	000F10-06-32B	EA	PIN - COTTER - 3/16" X 2" - ZINC
	000H14-04-08R	EA	RIVET - MANDREL BLIND - 4/32 ALUMINUM
	000H14-06-03R	EA	RIVET - MANDREL BLIND - 3/16 - CHERRY
	000H15-06-02R	EA	RIVET - POP - STEEL - 3/16 X .063-.125
	000H16-06-10R	EA	RIVET - POP ALUMINUM - 3/16 X .501-.625
	000H14-04-04A	EA	RIVET - MANDREL BLIND - 1/8 X .400
	000H16-04-06R	EA	RIVET - POP ALUMINUM - 1/8 X .313 - .375
	000H14-06-14R	EA	RIVET - MANDREL BLIND - 3/16 - CHERRY
	118626-01-01A	EA	RIVET - POP - ALUMINUM 3/16 X .08-.375
	118626-02-01A	EA	RIVET - POP - ALUMINUM - 3/16 X .500-.750
	069529-02-000	EA	RIVET-T - POP - 1/4 X .093 - .156
	120560-01-01A	EA	RIVET - PLASTIC - 3/16 DIAMETER
	061420-01-000	EA	PLUG/PLASTIC - 1.75" DIAMETER - BROWN
	061420-03-000	EA	PLUG/PLASTIC - 3.00" DIAMETER
	061420-04-000	EA	PLUG/PLASTIC - 1.25" DIAMETER
	061420-05-000	EA	PLUG/PLASTIC - 1.8" DIAMETER
	061420-07-000	EA	PLUG/PLASTIC - 1.8" DIAMETER
	061420-08-000	EA	PLUG/PLASTIC - 2.5" DIAMETER
	061420-09-000	EA	PLUG/PLASTIC - 1.00" - DIAMETER
	061420-10-000	EA	PLUG/PLASTIC - 1.50" DIAMETER - BLACK
	061420-11-000	EA	PLUG/PLASTIC - .50" DIAMETER
	061420-12-000	EA	PLUG/PLASTIC - 1.50" DIAMETER - RED
	061420-14-000	EA	PLUG/PLASTIC - .034" DIAMETER
	061420-15-000	EA	PLUG/PLASTIC - 2" DIAMETER - BLACK
	061420-16-000	EA	PLUG/PLASTIC - 2 1/8" DIAMETER
	081211-03-000	EA	PLUG/PLASTIC - .50 DIAMETER - BLACK
	081211-04-000	EA	PLUG/PLASTIC - .46 DIAMETER - BLACK
	081211-05-000	EA	PLUG/PLASTIC - .188 DIAMETER - NATURAL
	034141-02-000	EA	PLUG/HOLE - 3/8" NYLON/BLACK
	115361-01-01A	EA	PLUG/PLASTIC - 1/2" DIAMETER
	075312-02-000	EA	CLIP-U - .75 LONG X .50 WIDE- F/1/8"-3/16" THICK MATERIAL
	077955-01-000	EA	CLIP-J - VINYL COATED - 3/8"
	080211-03-000	EA	CLIP - X-MAS TREE W/PANEL RETAINING HEAD - 3/4" SHANK
	094362-02-000	EA	CLIP - XMAS TREE - BINDER HEAD - .9" LONG
	119392-01-000	EA	CLIP - U TYPE - OFFSET LEG
	129962-01-01A	EA	CLIP - U-TYPE - BLACK
	091952-01-000	EA	CLIP - GRIPPER - 1"
	091952-02-000	EA	CLIP - GRIPPER - 3/4"
	080734-02-000	EA	CLIP - WIRE NYLON
	056134-01-000	EA	HOLDER - RING - 3.6" DIAMETER - METAL
	056134-02-000	EA	HOLDER - RING - 1.8" DIAMETER - METAL

SEALANTS & FASTENERS GROUP (CONTINUED)

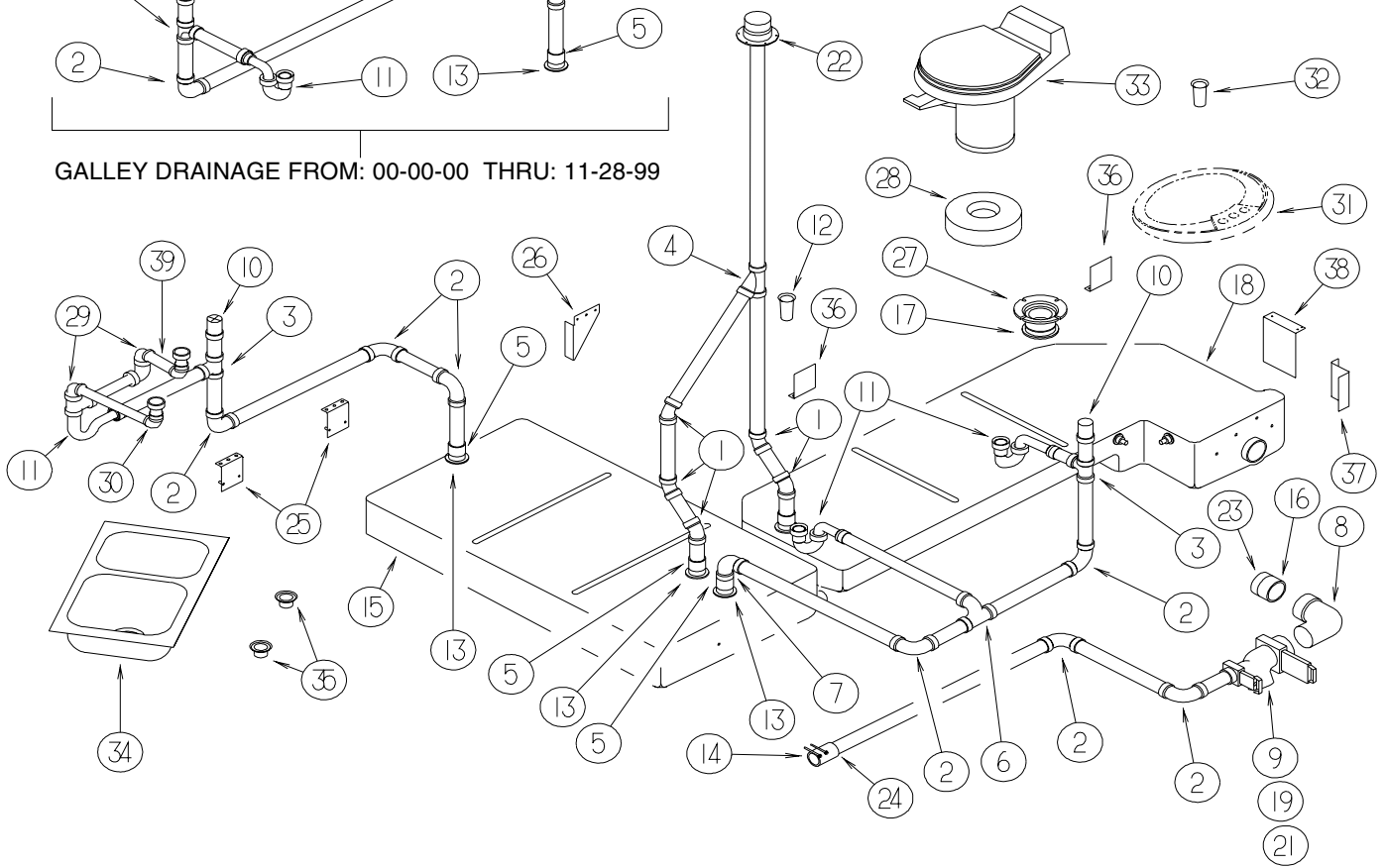
MISCELLANEOUS FASTENERS

KEY	PART NUMBER	U/M	DESCRIPTION
	008343-01-000	EA	TIE - WIRE - 6"
	008343-02-000	EA	TIE - WIRE - 14"
	008343-03-000	EA	TIE - WIRE - 7 1/2" - BLACK
	029096-03-000	YD	VELCRO TAPE - HOOK - 1" WIDE - BLACK
	029096-04-000	YD	TAPE - HOOK - VELCRO - 1" WIDE - BLACK
	029094-04-000	YD	VELCRO TAPE - LOOP - 1" WIDE - BLACK
	029094-06-000	YD	VELCRO TAPE - LOOP - 2" WIDE - BLACK
	048394-02-000	YD	VELCRO TAPE - HOOK - ADHESIVE BACK - .75" WIDE - BEIGE
	085774-01-000	FT	FASTENER - DUAL LOCK - 1" WIDE - ADHESIVE BACK - BLACK
	085774-02-000	FT	FASTENER - DUAL HOOK - 1" WIDE - ADHESIVE BACK - BLACK
	085774-03-000	FT	FASTENER - DUAL LOCK - 1/2" WIDE - ADHESIVE BACK - BLACK
	085774-04-000	FT	FASTENER - DUAL HOOK - 1/2" WIDE - ADHESIVE BACK - BLACK
	088792-02-000	YD	VELCRO TAPE - LOOP - 3/4" - ADHESIVE BACKED - BEIGE
	088792-04-000	YD	VELCRO TAPE - LOOP - 5/8" - NON-ADHESIVE BACK - WHITE
	088792-05-000	YD	VELCRO TAPE - LOOP - 5/8" - NON-ADHESIVE BACKED - WHITE
	088792-06-000	YD	VELCRO TAPE - LOOP - 3/4" - NON-ADHESIVE BACKED - BUFF
	108046-01-000	EA	CABLE TIE - SCREW MOUNT 8"
	108046-02-000	EA	CABLE TIE - SCREW MOUNT 15"
	110943-01-000	FT	FELTSTRIP - 3/8" - ADHESIVE BACK - BLACK
	110943-02-000	FT	FELTSTRIP - 3/8" - ADHESIVE BACK - WHITE
	099856-11-000	EA	STRAP - TIEDOWN - 78.6"
	086285-01-000	EA	SPACER - NYLON - .5" OD X .257" ID

WATER & SEWAGE GROUP DRAINAGE SYSTEM



GALLEY DRAINAGE FROM: 00-00-00 THRU: 11-28-99



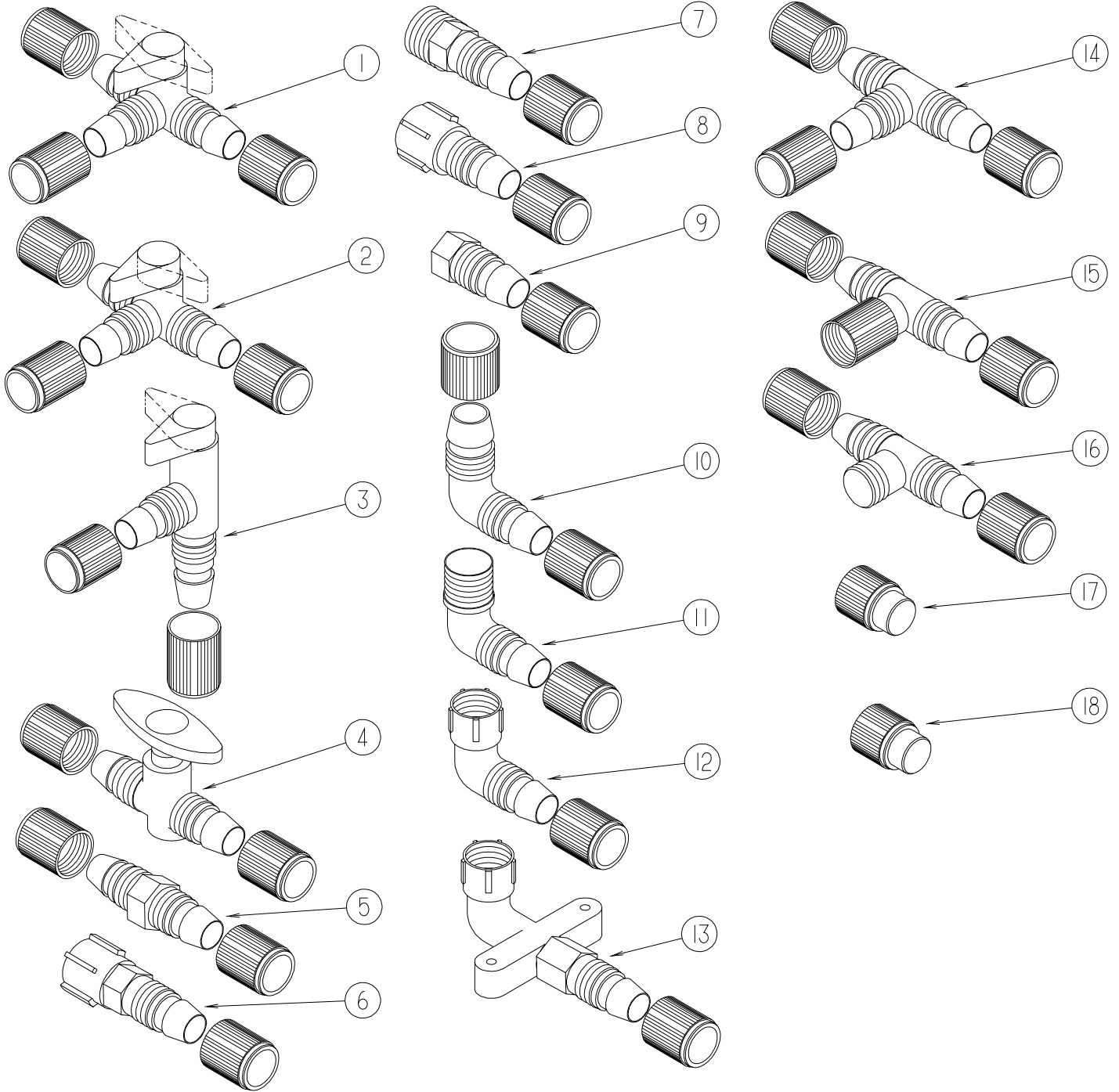
WATER & SEWAGE GROUP (CONTINUED)

DRAINAGE SYSTEM (CONTINUED)

KEY	PART NUMBER	U/M	DESCRIPTION
1	010006-01-000	EA	ELBOW - 45 DEGREE - 1 1/2" HUB X HUB - PLASTIC
2	010008-01-000	EA	ELBOW - 90 DEGREE - 1 1/2" HUB X HUB - PLASTIC
3	010071-01-000	EA	TEE - SANITARY - 1 1/2" HUB X HUB X HUB - PLASTIC
4	010073-01-000	EA	WYE - 45 DEGREE - 1 1/2" HUB X HUB X HUB - PLASTIC
5	010115-01-000	EA	COUPLING - 1 1/2" HUB X HUB - PLASTIC
6	031365-02-000	EA	TEE - PLASTIC - 1 1/2" EXTRA LONG TURN
7	034250-01-000	EA	ELBOW - 90 DEGREE - LONG TURN - 1 1/2" HUB X HUB - ABS
8	041956-01-000	EA	ELBOW - 3" STREET - 90 DEGREE PLASTIC
8	031126-01-000	EA	ELBOW - 1/4 BEND - 3" X 90" XLT - BLACK PLASTIC FROM: 00-00-00 THRU: 01-19-00 FROM: 01-20-00 THRU: 99-99-99
9*	070916-01-000	EA	VALVE - DUAL DUMP - W/CAP - 3" X 1 1/2"
10	079968-01-000	EA	VENT - MECHANICAL/TRAP ARM - ANTI-SIPHON-2" X 7.3" PLASTIC
11	107538-01-000	EA	P TRAP - PLASTIC - 1 1/4" W/EXTENSION ARM
11	109571-01-000	EA	ADAPTER - P TRAP - 1 1/2" P X 1 1/4" MPT
11	011071-01-000	EA	P-TRAP - PLASTIC - 1 1/2" - CSA
12	132150-01-01A	EA	STRAINER - SHOWER - BRASS
12	132376-01-01A	EA	GASKET - FOAM - 1 1/2" - TUB STRAINER
12	130403-01-000	EA	NUT - SLIP - W/WINGS 1 1/2"
12	127440-02-01A	EA	WASHER - RUBBER - 1.8" X .1"
12	011069-06-000	EA	TAILPIECE - 1 1/2" X 1 1/4" X 2 1/2"
13	061607-01-000	EA	GROMMET - HOLDING TANK - 1 1/2" NPS
14	102024-01-000	EA	NIPPLE - PLASTIC - 1.5" X 2.62" TOE
15	129965-01-000	EA	TANK - HOLDING - 54 GALLON - W/O FITTINGS
16	010129-03-000	EA	NIPPLE - PLASTIC - 3" X 3" TOE
17	061607-02-000	EA	GROMMET - HOLDING TANK - 3" NPS
18	123055-06-000	EA	TANK - HOLDING - 40 GALLONS - W/O FITTINGS
19	010201-01-000	EA	HOSE - SEWER - 3" ID X 8'
20	011091-02-000	EA	WASTE - CONTINUOUS - DOUBLE SINK
21	062416-01-000	EA	ADAPTER - SEWER HOSE TO 3" PIPE
22	083558-06-000	EA	VENT - ROOF PLUMBING PIPE - COVERED
23	078406-01-000	EA	COUPLER - RUBBER - W/CLAMPS - 3" X 3"
24	089355-01-000	EA	COUPLER - RUBBER - 1 1/2" X 1 1/2"
25	094756-03-D18	EA	BRACKET/ANGLE - W/HOLES E-COATED
26	112628-06-02B	EA	BRACKET/TIEDOWN - WATER TANK - E-COATED
27	116644-01-000	EA	FLANGE/CLOSET - 4 BOLT X 3" FEMALE
28	N/A	EA	SPACER - TOILET - ROUND - 10" DIAM. X 2.8" HIGH - SOFT WHT - WINNEBAGO ONLY
29	125569-01-000	EA	ELBOW - 1 1/2" X 90 DEGREE - DOUBLE SLIP
30	126588-02-000	EA	ARM - WASTE - 1 1/2" X 20 - FEMALE
31	105921-01-01A	EA	SINK - LAVATORY - LARGE/OVAL - 17" X 20" PLASTIC/OFF WHITE
32	106116-01-01A	EA	STRAINER/PLASTIC - STOPPER/TAILPIECE/GASKET & NUT-LAVATORY
33*	132389-01-01A	EA	TOILET - CHINA - WHITE
34	110654-01-000	EA	SINK - STAINLESS STEEL/DOUBLE BASIN (1 LG-1 SM BASIN)
35	092303-01-000	EA	STRAINER - SINK
36	094756-02-01A	EA	BRACKET - L - 6.1" LONG X 3.9" WIDE - STEEL
37	123282-03-02B	EA	BRACKET - WATER TANK - E-COATED
38	123283-03-02B	EA	BRACKET - WATER TANK - E-COATED
39	126588-01-000	EA	ARM - WASTE - 1 1/2" X 9 1/2" - FEMALE

* COMPONENT PARTS FOUND IN SERVICE PARTS LIBRARY

WATER & SEWAGE GROUP (CONTINUED)
WATER SYSTEM
FITTINGS



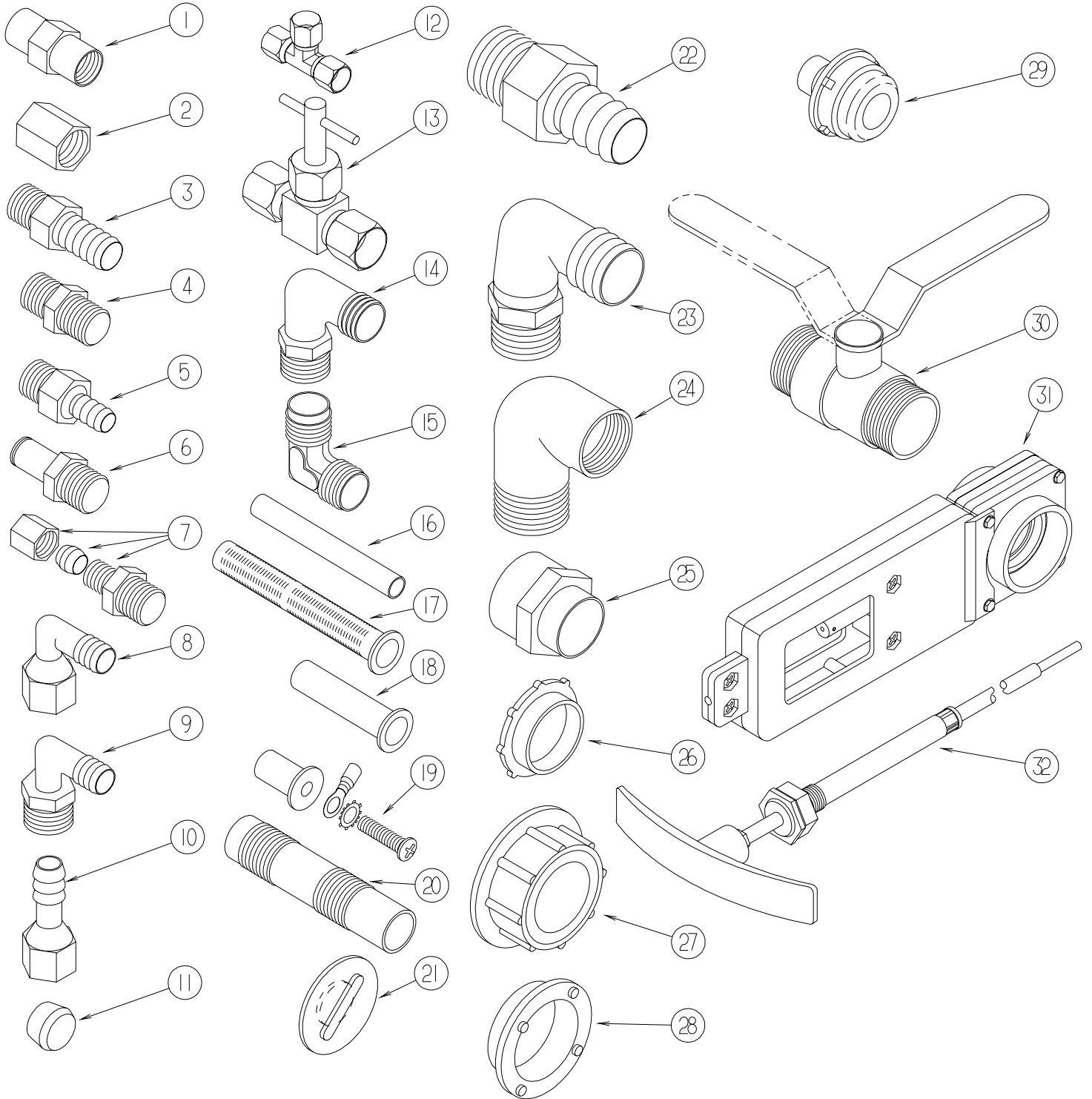
WATER & SEWAGE GROUP (CONTINUED)

WATER SYSTEM (CONTINUED)

FITTINGS (CONTINUED)

KEY	PART NUMBER	U/M	DESCRIPTION
1	114431-01-000	EA	VALVE - 180 DEGREE/CENTER DRAIN - 1/2"P - THREE WAY
2	114431-02-000	EA	VALVE - WATER BYPASS - 1/2"P - THREE WAY (WATER HEATER)
3	114431-03-000	EA	VALVE - 90 DEGREE DRAIN - 1/2"P
4	114431-04-000	EA	VALVE - "INLINE SHUT-OFF" - 1/2"P
5	114430-01-000	EA	ADAPTER - 1/2"P X 1/2"P
6	114430-02-000	EA	ADAPTER - SWIVEL - 1/2"P X 1/2"FPT
7	114430-03-000	EA	ADAPTER - 1/2"P X 1/2"MPT
8	114427-02-000	EA	PLUG - W/COMP NUT - 1/2" PLASTIC PIPE/1/2" FLAIR-IT
9	114430-06-000	EA	ADAPTER - 1/2"P X 3/8"FPT
10	114429-01-000	EA	ELBOW - 1/2"P X 1/2"P
11	114429-02-000	EA	ELBOW - 1/2"P X 1/2"MPT
11	114429-04-000	EA	ELBOW - 1/2"P X 3/8"MPT
11	114429-05-000	EA	ELBOW - 1/2"P X 3/4"MPT
12	114429-03-000	EA	ELBOW - SWIVEL - 1/2"P X 1/2"FPT
12	114429-06-000	EA	ELBOW - SWIVEL - 1/2"P X 3/4"FPT
12	114429-08-000	EA	ELBOW - SWIVEL - 1/2"MPT X 1/2"FPT SWIVEL
13	114429-07-000	EA	ELBOW - 1/2"P X 1/2"FPT
14	114428-01-000	EA	TEE - 1/2"P X 1/2"P X 1/2"P
15	114428-02-000	EA	TEE - SWIVEL - 1/2"P X 1/2"P X 1/2"FPT
16	114428-03-000	EA	TEE - 1/2"P X 1/2"P X 1/2"MPT
17	113697-01-000	EA	CAP - 3/8 FTG
18	114427-01-000	EA	CAP - 1/2" - FOR CAPPING FLAIR-IT MALE FITTINGS

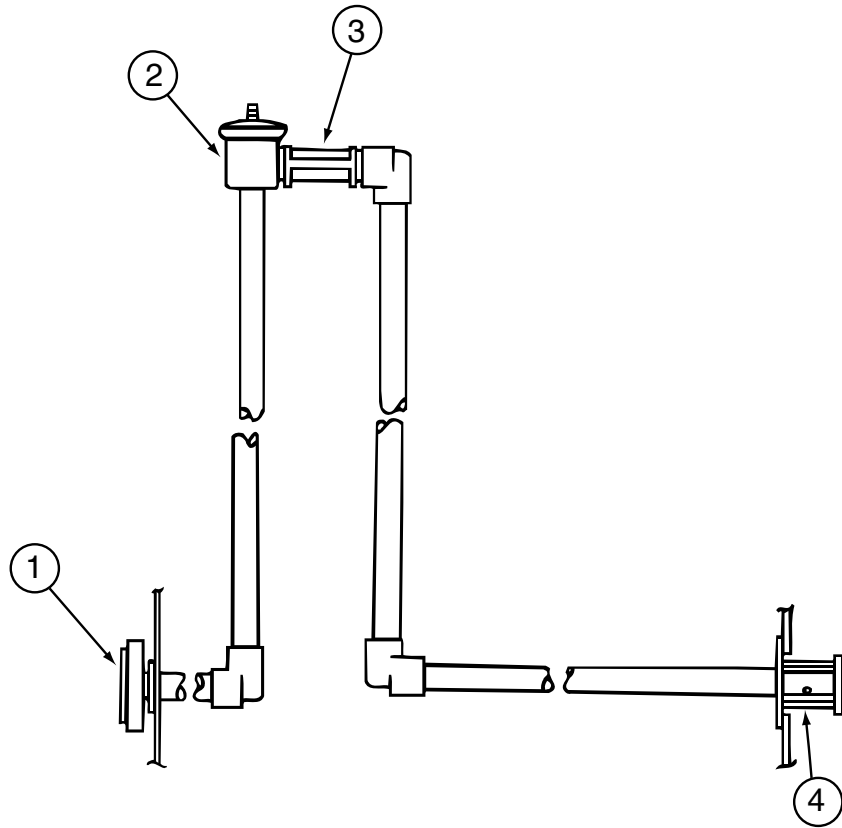
WATER & SEWAGE GROUP (CONTINUED)
WATER SYSTEM (CONTINUED)
FITTINGS (CONTINUED)



WATER & SEWAGE GROUP (CONTINUED)**WATER SYSTEM (CONTINUED)****FITTINGS (CONTINUED)**

KEY	PART NUMBER	U/M	DESCRIPTION
1	132148-01-000	EA	CONNECTOR - 1/2" X 1/2" MPT - BRASS
2	101814-01-000	EA	COUPLING - FEMALE - 1/2" X 1/2" FPT - GRAY
3	118809-02-000	EA	ADAPTER - 1/2" MPT X 1/2" BARB - PLASTIC
4	110438-02-000	EA	VALVE - CHECK - BRASS - 1/2 MPT X 1/2 MPT
5	010224-01-000	EA	ADAPTER - HOSE TO PIPE - 3/8 MPT X 3/8 BARB - PLASTIC
6	090338-03-000	EA	FITTING - HOSE - .75"ID - 2" LENGTH - BRASS
7	103798-01-000	EA	CONNECTOR - 1/4 OD X 3/8 MPT
8	123150-01-000	EA	ELBOW - 1/2 FPT X 1/2 BARB - SWIVEL
9	035539-01-000	EA	ELBOW - PLASTIC - 3/8 MPT X 3/8 BARB
10	123152-01-000	EA	ADAPTER - 1/2 FPT X 1/2 BARB - SWIVEL
11	111888-01-000	EA	FERRULE - PLASTIC - .250 ID X .375 OD
12	118423-01-000	EA	FITTING - BRASS-TEE - 1/4C X 1/4C X 1/4C
13	120868-01-000	EA	VALVE - NEEDLE - 1/4" COMPRESSION X 1/4" COMPRESSION
14	111223-02-000	EA	ELBOW - PLASTIC - 1/2MPT X 3/8 BARB
14	111223-03-000	EA	ELBOW - 3/4" MPT X 1/2" BARB - PLASTIC
14	111223-04-000	EA	ELBOW - 1/2" MPT X 1/2" BARB - PLASTIC
15	039808-03-000	EA	ELBOW - 1/2" MPT X 1/2" MPT - PLASTIC
16	124188-01-000	FT	TUBING - PEX - 1/2" ID X 20' - BLUE(COLD)
16	124188-02-000	FT	TUBING - PEX - 1/2" ID X 20' - RED(HOT)
16	112176-01-000	FT	TUBING - VINYL - REINFORCED - 1/2" ID
16	074462-02-000	FT	TUBING - VINYL - 3/8 ID X 20' - CLEAR
16	039800-04-000	FT	TUBING - POLYBUTYL - 1/4"OD
17	077954-02-000	EA	FILTER - WATER TANK - W/SCREEN IN TANK
18	111888-02-000	EA	INSERT - BRASS - 1/4 COMP
19	039861-01-000	EA	SENDING UNIT - W/SCREW - WASHER - WELL NUT/TERMINAL RING
20	079381-01-000	FT	TUBING - RIBBED FLEXIBLE - WATER FILL - 1.4" I.D.
21	049032-01-000	EA	PATCH - SPINWELD - 3/8" - PLASTIC
22	044927-01-000	EA	ADAPTER - HOSE TO PIPE-1 1/4 MPTX1 1/4 BARB-BLACK PLASTIC
23	010219-01-000	EA	ELBOW - 1 1/4 MPT X 1 1/4 BARB - WATER FILL - PLASTIC
24	132484-01-000	EA	ELBOW - PLASTIC - 90 DEGREE - 1MPT X 1FPT
25	133835-01-000	EA	ADAPTER - REDUCING - 1 1/2" X 1 1/4"
26	120069-01-000	EA	PLUG - 3" - POLYETHYLENE MPT
27	042989-03-000	EA	FITTING - SPINWELD - 1 1/4"NPT - PLASTIC
27	042989-04-000	EA	FITTING - SPINWELD - 3/8"FPT - PLASTIC
27	042989-05-000	EA	FITTING - SPINWELD - 1/2"FPT - PLASTIC
27	042989-07-000	EA	FITTING - SPINWELD - 1 1/2"FPT - PLASTIC
27	042989-08-000	EA	FITTING - SPINWELD - 1"FPT - PLASTIC
28	120070-01-000	EA	FITTING - SPINWELD - PLASTIC 3" FPT
29	114966-01-000	EA	FILTER - IN LINE - TWIST ON - 1/2"
30	132483-01-000	EA	VALVE - BALL - 1" - THREADED ENDS
	132781-01-000	EA	ELBOW - 1.3" BARB X 1.3" BARB - 90 DEGREE - PLASTIC
31	062421-03-000	EA	VALVE - DUMP - 1 1/2" HUB X 1 1/2" HUB - REMOTE
32	062421-04-000	EA	CABLE - DUMP VALVE W/HANDLE - 36"
32	062421-05-000	EA	CABLE - DUMP VALVE W/HANDLE - 48"
32	062421-06-000	EA	CABLE - DUMP VALVE W/HANDLE - 144"

WATER & SEWAGE GROUP (CONTINUED)
WATER SYSTEM (CONTINUED)



WELD-A-FLUSH SEWAGE TANK FLUSHING SYSTEM

KEY	PART NUMBER	U/M	DESCRIPTION
1	125697-05-000	EA	INLET - WATER - FLUSHING SYSTEM
2	125697-04-000	EA	BREAKER - VACUUM - FLUSHING SYSTEM
3	125697-03-000	EA	CHECK VALVE - FLUSHING SYSTEM
4	125697-02-000	EA	NOZZLE - WELD-A-FLUSH
	125697-06-000	EA	INSTRUCTIONS - USER - FLUSHING SYSTEM
	125697-07-000	EA	LABEL - CAUTION - FLUSHING SYSTEM

FAUCETS

KEY	PART NUMBER	U/M	DESCRIPTION
*	103635-01-000	EA	FAUCET - SINGLE CONTROL/DRINKING WATER
	123744-02-01A	EA	FAUCET - GALLEY/SINGLE CONTROL W/SPRAYER HEAD - CHROME
	075240-08-000	EA	FAUCET - LAVATORY - BRASS W/BRASS LEVERS
	075241-06-000	EA	FAUCET - SHOWER/BRIGHT WHITE - 1/2"MPT X 1.9" INLET PIPES - EXTERIOR
	128974-01-01A	EA	VALVE - SHOWER HEAD/WATER SAVER (ON/OFF) - BRIGHT BRASS
*	131340-01-01A	EA	FAUCET/SHOWER HEAD W/O WATER SAVER - SINGLE LEVER - BRASS
	133721-01-02B	EA	BRACKET - SHOWER CONTROL - E-COATED
	133727-01-02B	EA	BRACKET - SHOWER HEAD - E-COATED
	131383-01-02A	EA	SHOWER HEAD - W/60" HOSE & BRACKET - WHITE
	131383-02-02A	EA	SHOWER HEAD - W/60" HOSE & BRACKET - WHITE - CSA
	131383-03-02A	EA	BRACKET - SHOWER HEAD - WHITE (EXERIOR SHOWER)

* COMPONENT PARTS FOUND IN SERVICE PARTS LIBRARY

FILL

KEY	PART NUMBER	U/M	DESCRIPTION
	010230-06-000	EA	FILL - CITY WATER - W/CHECK VALVE - MPT - BRUSHED ALUM
	081240-20-000	EA	WATER FILL - W/DOOR - LOCKABLE - W/O LOCK - BRT WHT
	130005-03-000	EA	LOCK - W/O CYLINDER & KEYS - W/CAM - F/KEY ONE SYSTEM

WATER & SEWAGE GROUP (CONTINUED)

WATER SYSTEM (CONTINUED)

HEATER

KEY	PART NUMBER	U/M	DESCRIPTION
*	051391-03-000	EA	WATER HEATER G6A-8E - ELECTRONIC IGNITION
*	051391-05-000	EA	WATER HEATER/MOTOR AID-GAS/ELECT IGN - GCH10A-3E - 10 GAL
	125420-01-02A	EA	DOOR - WATER HEATER - 10 GALLON - BRIGHT WHITE FROM: 00-00-00 THRU: 11-21-99
	125420-01-03A	EA	DOOR - WATER HEATER - 10 GALLON - BLACK W/BLACK GRILLE FROM: 11-22-99 THRU: 99-99-99
	125420-02-02A	EA	DOOR - WATER HEATER - 6 GALLON - BRIGHT WHITE FROM: 00-00-00 THRU: 11-21-99
	125420-02-03A	EA	DOOR - WATER HEATER - 6 GALLON - BLACK W/BLACK GRILLE FROM: 11-22-99 THRU: 99-99-99
	133224-01-02B	EA	PLATE - WATER HEATER - E-COATED - 10 GALLON
	133224-02-02B	EA	PLATE - WATER HEATER - E-COATED - 6 GALLON

* COMPONENT PARTS FOUND IN SERVICE PARTS LIBRARY

PUMP

KEY	PART NUMBER	U/M	DESCRIPTION
*	098607-01-000	EA	PUMP - WATER - W/.5" MPT FITTING - FLOW 2.8 GPM

* COMPONENT PARTS FOUND IN SERVICE PARTS LIBRARY

PURIFICATION

KEY	PART NUMBER	U/M	DESCRIPTION
	087200-01-000	EA	FILTER-WATER PURIFICATION, EVERPURE QC2-AC
	087200-02-000	EA	CARTRIDGE-WATER FILTER,AC

TANK & SUPPORTS

KEY	PART NUMBER	U/M	DESCRIPTION
	112628-01-02A	EA	BRACKET/TIEDOWN - WATER TANK - E-COATED
	124184-01-000	EA	SUPPORT - WATER LINE - BEND
	123243-01-000	EA	TANK - ACCUMULATOR - 24 OZ
	132224-01-000	EA	TANK - WATER - 40 GAL - W/O FITTINGS
	132224-04-000	EA	TANK - WATER - 40 GAL - W/FITTINGS - PRIMARY
	132224-05-000	EA	TANK - WATER - 40 GAL - W/FITTINGS - SECONDARY

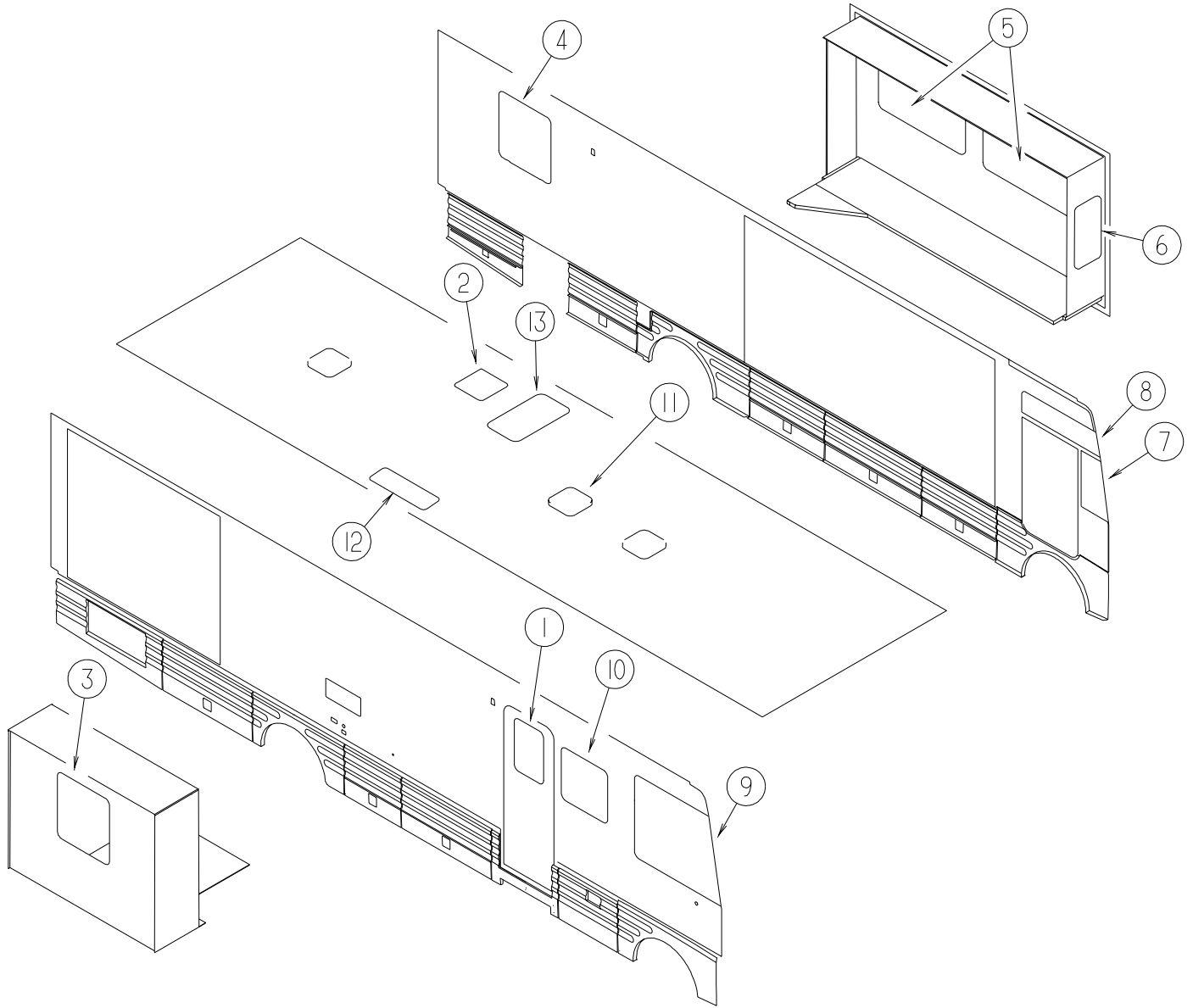
WINTERIZATION

KEY	PART NUMBER	U/M	DESCRIPTION
*	118569-01-000	EA	WINTERIZATION SYSTEM
	099717-01-000	EA	STRAP - W/24" FEMALE STRAP AND 14.2" MALE STRAP (L35U)
	099717-09-000	EA	STRAP - W/5.1" FEMALE STRAP AND 22.4" MALE STRAP

* COMPONENT PARTS FOUND IN SERVICE PARTS LIBRARY

WINDOW & VENTS GROUP

WINDOW & VENT LAYOUT



WINDOW & VENTS GROUP (CONTINUED)

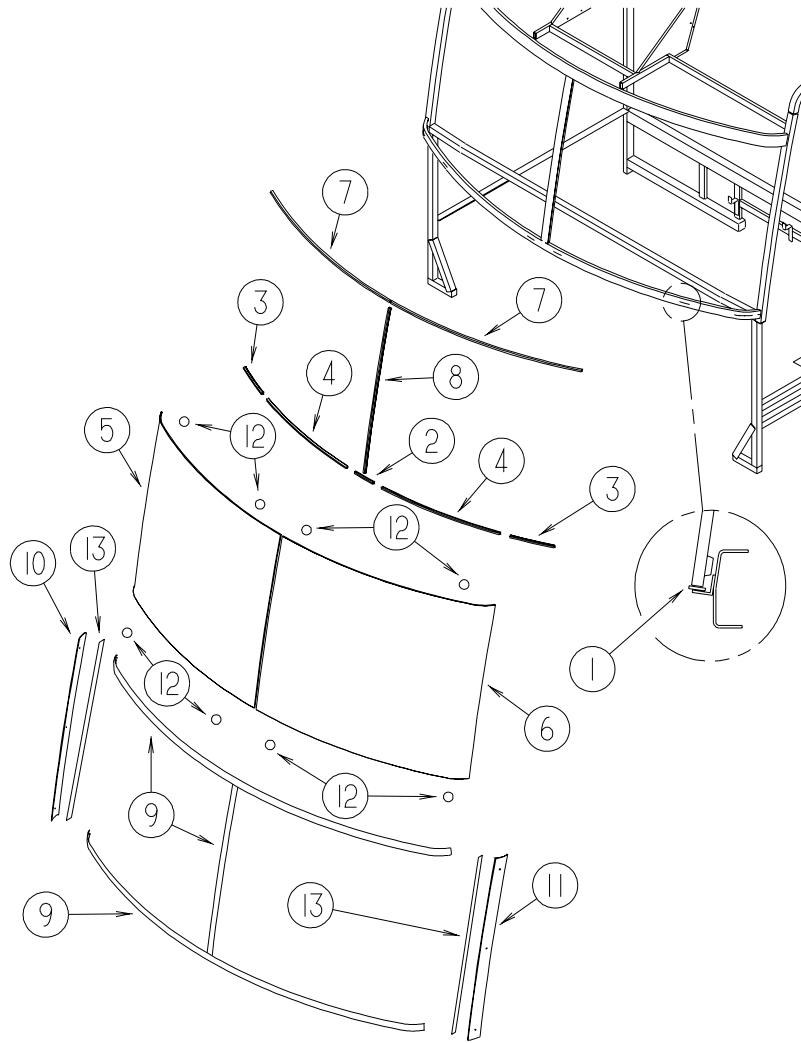
WINDOW & VENT LAYOUT (CONTINUED)

KEY	PART NUMBER	U/M	DESCRIPTION
1*	113733-01-01A	EA	WINDOW - STATIONARY THERMOPANE - 17"W X 26.4"H FROM: 00-00-00 THRU: 05-21-00
1*	113733-10-01A	EA	WINDOW - STATIONARY - THERMO/EUROPEAN - 26.3" X 17" FROM: 05-22-00 THRU: 99-99-99
2*	122882-04-01A	EA	VENT - ROOF - W/FAN/POWER LIFT - W/O INSIDE GARNISH - UL
	122882-07-01A	EA	GARNISH - ROOF VENT - 2.5" TO 4.1"
2*	122882-05-01A	EA	VENT - ROOF - W/FAN/POWER LIFT - W/O INSIDE GARNISH - CSA
	122882-07-01A	EA	GARNISH - ROOF VENT - 2.5" TO 4.1"
2*	123780-09-01A	EA	FANTASTIC VENT - 3"-4" ROOF - W/FAN - INSULATED FROM: 00-00-00 THRU: 03-12-00
2*	123780-10-01A	EA	FANTASTIC VENT - 3"-4" ROOF - W/FAN/POWER LIFT/INSULATED FROM: 03-13-00 THRU: 99-99-99
3*	129929-01-02A	EA	WINDOW - TORQUE - THERMO - 33.3" X 30.2" FROM: 00-00-00 THRU: 05-21-00
3*	129929-09-01A	EA	WINDOW - TORQUE - THERMO - 33.2" X 30.2" FROM: 05-22-00 THRU: 99-99-99
4*	129929-02-02A	EA	WINDOW - TORQUE - THERMO/ESCAPE - 33.3" X 30.2" FROM: 00-00-00 THRU: 05-21-00
4*	129929-10-01A	EA	WINDOW - TORQUE - THERMO/ESCAPE - 33.2" X 30.2" FROM: 05-22-00 THRU: 99-99-99
5*	112795-54-02A	EA	WINDOW - DRIVER HORIZONTAL SLIDER - THERMO - 23.9" X 57.8" FROM: 00-00-00 THRU: 05-21-00
5*	112795-77-01A	EA	WINDOW - DRIVER HORIZONTAL SLIDER - THERMO - 23.8" X 57.7" FROM: 05-22-00 THRU: 99-99-99
6*	134004-01-01A	EA	WINDOW - VERT SLIDER/FLUSH O/S-THERM- 22.2" X 24.2" - BLK FROM: 00-00-00 THRU: 05-21-00
6*	134004-02-01A	EA	WINDOW - VERT SLIDER/FLUSH O/S-THERM- 22.2" X 24.2" - BLK FROM: 05-22-00 THRU: 07-23-00
6*	134004-03-01A	EA	WINDOW - VERT SLIDER/FLUSH O/S-THERMO - 21" X 19.8" FROM: 07-24-00 THRU: 99-99-99
7*	125585-02-01A	EA	WINDOW - FRONT SLANT/THERMO - 4.1"T X 29.2"H X 17.1"B
8*	125600-02-01A	EA	WINDOW - VISTA - THERMOPANE
9*	125583-03-01A	EA	WINDOW - CAB PASS-3 GLASS THERMO- 31.8"T X 51.6"B X 42.6"H
10*	112795-18-02A	EA	WINDOW - PASSENGER HORIZ SLIDER - THERMO - 26.4" X 30" FROM: 00-00-00 THRU: 05-21-00
10*	112795-71-01A	EA	WINDOW - PASSENGER HORIZ SLIDER - THERMO - 26.3" X 29.8" FROM: 05-22-00 THRU: 99-99-99
11*	122882-01-01A	EA	VENT - ROOF - NONPOWERED - W/O INSIDE GARNISH
	122882-07-01A	EA	GARNISH - ROOF VENT - 2.5" TO 4.1"
11*	123780-03-01A	EA	FANTASTIC VENT - 3"-4" ROOF - W/FAN - UL/CSA
11*	123780-09-01A	EA	FANTASTIC VENT - 3"-4" ROOF - W/FAN - INSULATED
12	084073-04-000	EA	BASE - ROOF VENT/REFRIGERATOR - BLACK - NORCOLD
12	084073-07-000	EA	VENT - ROOF/REFRIGERATOR - BRIGHT WHITE - NORCOLD
13	114496-01-02A	EA	PANEL - OUTER SKYLIGHT - 22" X 37"
13	122191-01-02A	EA	PANEL - SKYLIGHT - INNER W/LIGHT CUTOUT - 20.7" X 35.4"

* COMPONENT PARTS FOUND IN SERVICE PARTS LIBRARY

WINDSHIELD & WIPER GROUP

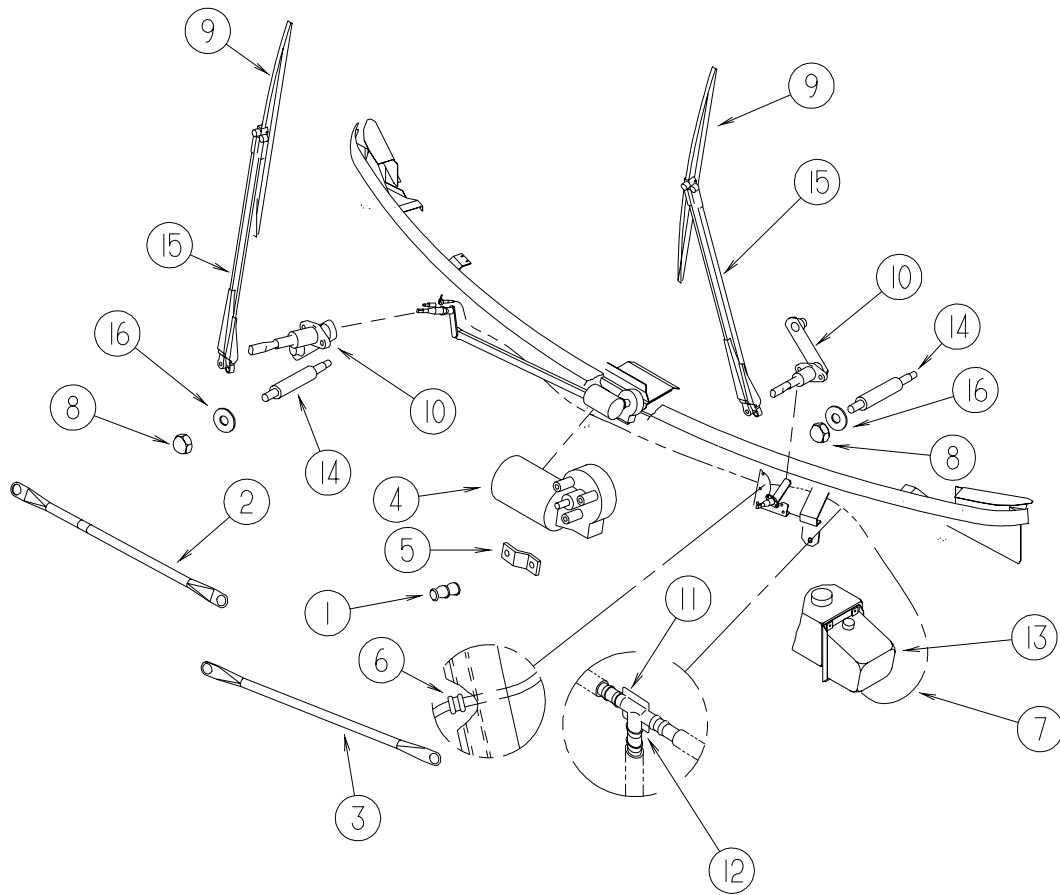
WINDSHIELD



KEY	PART NUMBER	U/M	DESCRIPTION
1	002328-02-000	EA	BLOCK - WINDSHIELD - .062" X .5" X .98"
2	132375-01-000	EA	CARRIER - REVEAL - WINDSHIELD
3	132375-02-000	EA	CARRIER - REVEAL - WINDSHIELD
4	117335-06-000	EA	REVEAL CARRIER - 29.8"
5	124328-01-000	EA	WINDSHIELD - PASSENGER - 52" X 41" (CURVED) (10 DEG FRONT/WINNEBAGO)
5	124329-01-000	EA	WINDSHIELD - PASSENGER - 51.5" X 44.3" (CURVED) (24 DEG FRONT/ITASCA)
6	124328-02-000	EA	WINDSHIELD - DRIVERS - 52" X 41" (CURVED) (10 DEG FRONT/WINNEBAGO)
6	124329-02-000	EA	WINDSHIELD - DRIVERS - 51.5" X 44.3" (CURVED) (24 DEG FRONT/ITASCA)
7	127862-01-000	EA	CARRIER - REVEAL - WINDSHIELD - 47.2"
8	127862-09-000	EA	CARRIER - REVEAL - WINDSHIELD - 38.6" (10 DEG FRONT/WINNEBAGO)
8	127862-06-000	EA	CARRIER - REVEAL - WINDSHIELD - 41.9" (24 DEG FRONT/ITASCA)
9	120533-01-000	FT	MOLDING - REVEAL - WINDSHIELD
10	125384-01-02A	EA	TRIM - WINDSHIELD - A-PILLAR - PASS - BLK (10 DEG FRONT/WINNEBAGO)
10	125384-03-02A	EA	TRIM - WINDSHIELD - A-PILLAR - PAS - BLK (24 DEG FRONT/ITASCA)
11	125384-02-02A	EA	TRIM - WINDSHIELD - A-PILLAR - DR - BLK (10 DEG FRONT/WINNEBAGO)
11	125384-04-02A	EA	TRIM - WINDSHIELD - A-PILLAR - DR - BLK (24 DEG FRONT/ITASCA)
12	081914-02-000	EA	BUMPER - RUBBER - ROUND - 5/16" DIA. X 13/64" THICK
13	099418-01-000	FT	SEAL - D-SECTION/ADHESIVE BACK - .44" X .44"- BLK RUBBER

WINDSHIELD & WIPER GROUP (CONTINUED)

WIPER



KEY	PART NUMBER	U/M	DESCRIPTION
1	067188-01-000	EA	STUD - CRANK - WIPER MOTOR
	117322-01-000	EA	SCREW - 1/4-28 UNFINISHED - 2A - TORX
2	117770-01-000	EA	LINK - CONNECTING - 24" - CLOSED GROMMET/OPEN GROMMET
3	117770-02-000	EA	LINK - CONNECTING - 24" - CLOSED GROMMET/CLOSED GROMMET
4	104346-04-000	EA	WIPER MOTOR - "COAST TO PARK" W/BKR - W/GRN/RED/WHITE WIRE - GM, WORKHORSE
4	104346-05-000	EA	WIPER MOTOR - W/INTERNAL BREAKER - DYNAMIC PARK - FORD, FREIGHTLINER
5	104347-04-000	EA	ARM - DRIVE - WIPER MOTOR
6	061603-01-000	EA	GROMMET - SNAP - 3/16"ID - 3/8" HOLE - PLASTIC BLACK
7	045794-01-000	FT	HOSE - WASHER - WINDSHIELD - 5/32" ID - BLACK
8	077049-02-000	EA	NUT - ACORN - 10-32 BLACK/ANODIZED
9*	095964-01-000	EA	BLADE - WINDSHIELD WIPER - 24"
10*	096505-09-000	EA	SHAFT/PIVOT - WINDSHIELD WIPER
11	110605-01-000	EA	TEE - PLASTIC - BARBED - 1/8" X 1/8" X 3/16"
12	117765-03-000	EA	CONNECTOR - 5/32" - WINDSHIELD WASHER
13	117766-02-000	EA	RESERVOIR/PUMP - WINDSHIELD WASHER
14	117768-01-000	EA	SHAFT - ADAPTER - PANTOGRAPH ARM
15*	117769-01-000	EA	ARM - WIPER - PANTOGRAPH - 28"
16	110742-02-000	EA	GASKET - NEOPRENE - WIPER ADAPTER SHAFT - .5" ID X .9" OD

* COMPONENT PARTS FOUND IN SERVICE PARTS LIBRARY