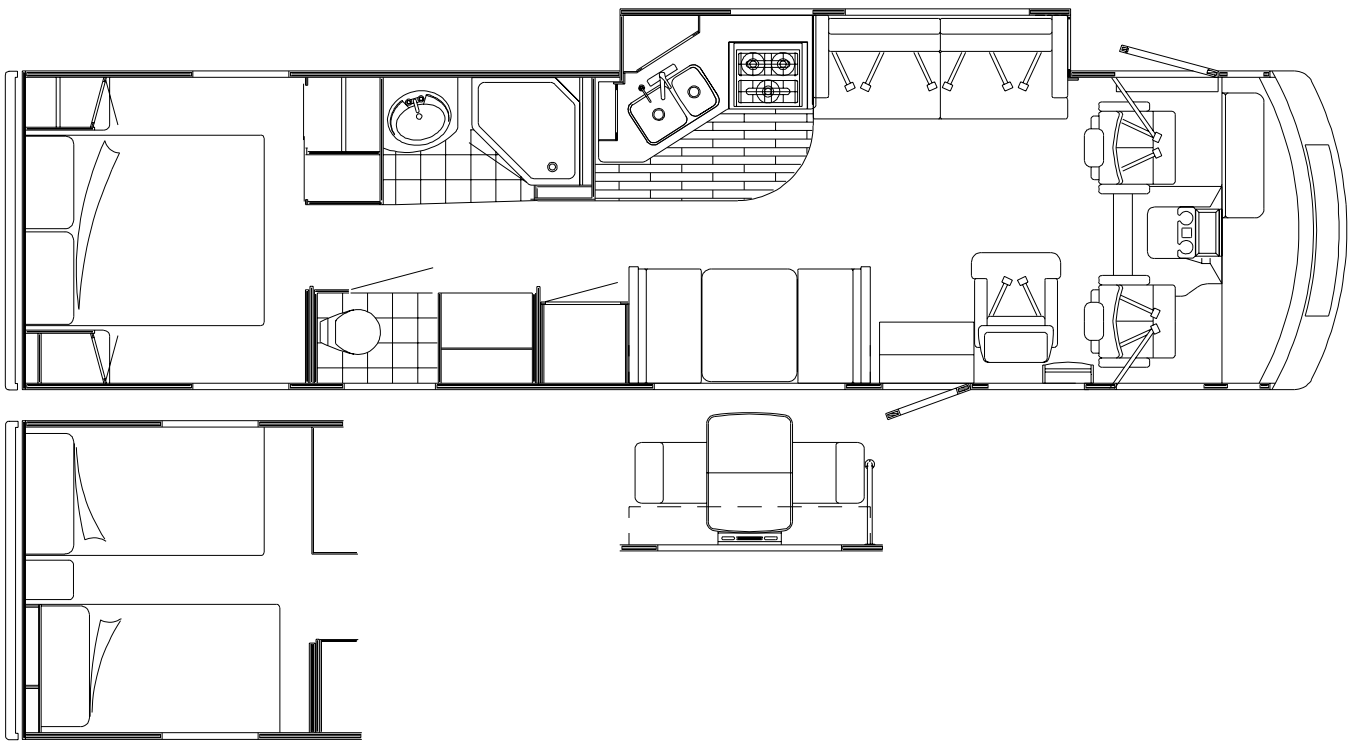
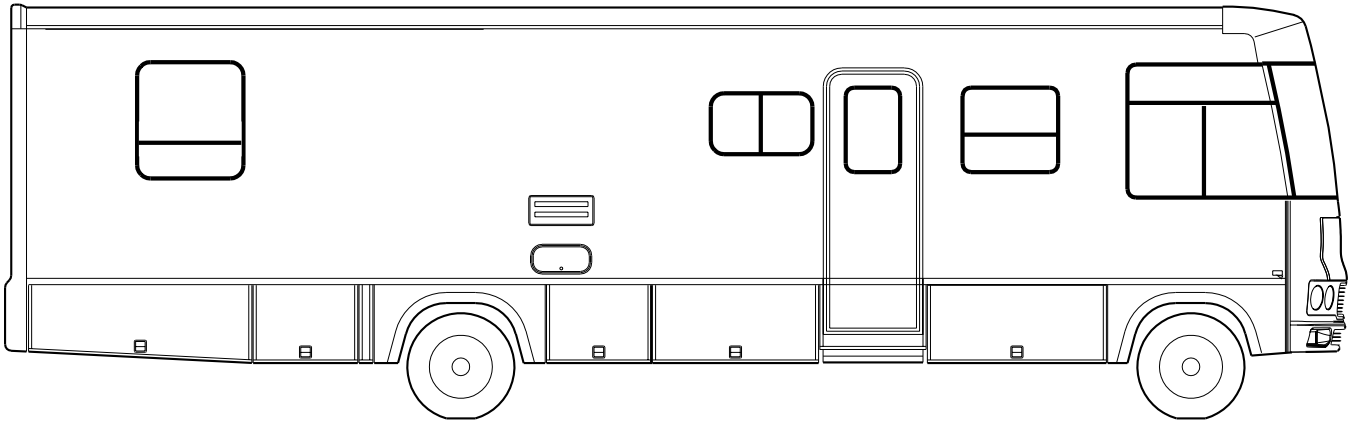


# 2000 IFG35B



FLOORPLAN

**2000  
IFG35B**

**SUNCRUISER  
G - SERIES**

**WATERFORD OAK  
L42 IVORY COAST (BEIGE)  
L44 CASTLETON (GREEN)  
L46 AEGEAN (BLUE)**

# CONTENTS

<b>FLOORPLAN</b> .....	<b>1</b>
<b>ACCESSORIES GROUP</b> .....	<b>5</b>
OPERATORS MANUAL .....	5
<b>APPLIANCE GROUP</b> .....	<b>6</b>
APPLIANCES .....	6
<b>AUDIO VIDEO GROUP</b> .....	<b>8</b>
RADIO SYSTEMS .....	8
REAR VIEW MONITOR .....	8
TELEPHONE .....	8
TV & VCR .....	9
EXTERIOR ENTERTAINMENT .....	9
<b>BATH GROUP</b> .....	<b>10</b>
CABINETS .....	10
SHOWER .....	13
<b>BEDROOM GROUP</b> .....	<b>14</b>
CABINETS .....	14
TWIN CABINETS .....	15
<b>CHASSIS GROUP</b> .....	<b>18</b>
FRAME .....	18
FRONT END .....	20
EXHAUST .....	22
HITCH .....	23
FUEL .....	23
HYDRAULIC LEVELING .....	24
WHEEL, TIRE, COVERS &/OR LINERS .....	24
BRAKE .....	24
<b>CURTAIN &amp; CUSHION GROUP</b> .....	<b>25</b>
NOTICE .....	25
CUSHION LAYOUT .....	26
BUCKET SEATS .....	28
LOUNGE CHAIR .....	30
WINDOW TREATMENT .....	31
HARDWARE .....	33
ACCESSORIES .....	35
FABRICS .....	36
<b>DINETTE GROUP</b> .....	<b>37</b>
CABINETS .....	37
TABLE .....	38
<b>DRIVERS COMPARTMENT GROUP</b> .....	<b>41</b>
INSTRUMENT PANEL .....	41
DASH .....	42
MOTOR COVER .....	43
BEVERAGE TRAY .....	44
FRONT INTERIOR .....	45
CABINETS .....	47
<b>ELECTRICAL GROUP</b> .....	<b>48</b>
LIGHTS .....	48
CIRCUIT BREAKERS & FUSES .....	52
CONVERTER, INVERTER, LOAD CENTERS .....	52
RECEPTACLES .....	53
SWITCHES .....	55
BOXES & CORDS .....	58
WIRE ASSEMBLIES .....	58
CONNECTORS & CONDUIT .....	59
BOOTS, SOLENOIDS, RELAYS & MISCELLANEOUS .....	60

# CONTENTS (CONTINUED)

<b>EXTERIOR BODY GROUP</b> .....	<b>61</b>
GRAPHICS & PAINT .....	61
PANELS .....	63
FRONT END .....	67
LADDER .....	70
MIRRORS .....	70
BODY PANEL COMPONENTS .....	71
AWNINGS .....	71
<b>EXTERIOR DOORS &amp; COMPARTMENTS GROUP</b> .....	<b>72</b>
DOOR & COMPARTMENT LAYOUT .....	72
COMPARTMENT DOOR COMPONENTS .....	74
DRIVERS DOOR .....	76
ENTRY DOOR .....	77
SCREEN DOOR .....	79
LATCH, ENTRY DOOR .....	80
<b>EXTERIOR SLIDEOUT INSTALLATION GROUP</b> .....	<b>81</b>
FRONT LEFT .....	81
<b>GALLEY GROUP</b> .....	<b>85</b>
CABINETS .....	85
DOORS & DRAWERS .....	86
<b>GENERATOR GROUP</b> .....	<b>87</b>
GAS .....	87
<b>HEATING &amp; A/C GROUP</b> .....	<b>88</b>
AUTOMOTIVE .....	88
FURNACE .....	90
REAR HEATER .....	90
CENTRAL .....	91
<b>INTERIOR FINISH GROUP</b> .....	<b>93</b>
MOLDINGS & TRIMS .....	93
PANELING, LAMINATES, BAT & EDGE BANDING .....	97
ACCESSORIES .....	97
FLOOR COVERINGS .....	97
HARDWARE .....	98
<b>LABELS GROUP</b> .....	<b>104</b>
<b>LP GROUP</b> .....	<b>124</b>
LP SYSTEM .....	124
<b>LOUNGE GROUP</b> .....	<b>125</b>
CABINETS .....	125
TABLE .....	127
<b>SEALANTS &amp; FASTENERS GROUP</b> .....	<b>128</b>
SEALANTS & ADHESIVES .....	128
BOLTS, NUTS AND WASHERS .....	130
SCREWS .....	132
CLAMPS, CLIPS, GROMMETS, RIVETS & PLUGS .....	135
MISCELLANEOUS FASTENERS .....	137
<b>WATER &amp; SEWAGE GROUP</b> .....	<b>138</b>
DRAINAGE SYSTEM .....	138
WATER SYSTEM .....	140
<b>WINDOW &amp; VENTS GROUP</b> .....	<b>146</b>
WINDOW & VENT LAYOUT .....	146
<b>WINDSHIELD &amp; WIPER GROUP</b> .....	<b>148</b>
WINDSHIELD .....	148
WIPER .....	149

**ACCESSORIES GROUP**  
**OPERATORS MANUAL**

<b>KEY</b>	<b>PART NUMBER</b>	<b>U/M</b>	<b>DESCRIPTION</b>
	129079-01-01A	EA	CASE - VINYL/BLACK-EXPANDABLE ACCORDION SIDES-7"WX9"HX14"L
	132000-15-000	EA	MANUAL/OWNER - SUNCRUISER - 2000
	132435-01-000	DW	TOP LEVEL - G - 2000

## APPLIANCE GROUP

### APPLIANCES REFRIGERATORS

KEY	PART NUMBER	U/M	DESCRIPTION
*	120075-09-01A	EA	REFRIGERATOR - LARGE DBL DOOR RH - W/ICE MAKER-BLACK 2-WAY
*	121569-03-01A	EA	REFRIGERATOR - LARGE DOUBLE DOOR/RIGHT HAND - 2-WAY-BLACK FROM: 00-00-00 THRU: 01-02-00
*	121569-05-01A	EA	REFRIGERATOR - LARGE DBL DOOR/2 WAY - BLK-NON-FLUSH HANDLE FROM: 01-03-00 THRU: 99-99-99
*	118367-02-01A	EA	REFRIGERATOR - SIDE BY SIDE - W/ICE MAKER - 12 VOLT 2-WAY
	054450-01-000	EA	LEVEL - REFRIGERATOR
	090329-01-000	FT	SEAL/T - REFRIGERATOR CABINET
	065225-04-000	EA	PLATE - TIEDOWN/REFRIGERATOR
* COMPONENT PARTS FOUND IN SERVICE PARTS LIBRARY			

### INSTALLATION (DOUBLE DOOR)

KEY	PART NUMBER	U/M	DESCRIPTION
	116751-05-01A	EA	TRAY - REFRIGERATOR - BLACK
	093646-01-000	EA	BRACKET - TIEDOWN/REFRIGERATOR - RIGHT HAND
	093646-02-000	EA	BRACKET - TIEDOWN/REFRIGERATOR - LEFT HAND
	P34457-03-L95	EA	PANEL - INSERT RAISED MEMBRANE - 21.5" X 14.5"
	P34457-04-L95	EA	PANEL - INSERT RAISED MEMBRANE - 21.5" X 38.5"

### INSTALLATION (SIDE BY SIDE)

KEY	PART NUMBER	U/M	DESCRIPTION
	118871-02-01A	EA	TRAY - REFRIGERATOR - SIDE/SIDE - BLACK - 34.4" LONG FROM: 00-00-00 THRU: 08-10-99
	118871-06-01A	EA	TRAY - REFRIGERATOR SIDE/SIDE - BLACK FROM: 08-11-99 THRU: 99-99-99
	090195-15-000	EA	ANGLE-FORMED
	093369-02-000	EA	STRAP-REFRIGERATOR
	133263-01-02B	EA	BRACKET - SUPPORT - REFRIGERATOR - E-COATED
	P34457-41-L42	EA	PANEL - INSERT RAISED MEMBRANE - 10.4" X 55"
	P34457-42-L42	EA	PANEL - INSERT RAISED MEMBRANE - 16.8" X 55"

### MICROWAVES

KEY	PART NUMBER	U/M	DESCRIPTION
*	119267-07-01A	EA	OVEN - MICROWAVE/NON/CONVECTION W/HOOD - US
*	119267-04-01A	EA	OVEN - MICROWAVE/CONVECTION W/HOOD - SHARP-#1850A/#1855
*	119267-06-01A	EA	OVEN - MICROWAVE/CONVECTION W/HOOD - CSA
	119267-05-000	EA	FILTER - HOOD - CHARCOAL
	129552-03-02B	EA	BRACKET - MICROWAVE
	129836-02-02B	EA	ANGLE - W/HOLES - .7" X 1" X 28.3" - E-COATED
	129836-03-02B	EA	ANGLE - W/HOLES - 3.3" X 2.9" X 28.3" - E-COATED
* COMPONENT PARTS FOUND IN SERVICE PARTS LIBRARY			

### RANGES

KEY	PART NUMBER	U/M	DESCRIPTION
*	128727-01-01A	EA	RANGE - 3 BURNER W/OVEN - 22" - BLACK GLASS DOOR
*	126023-02-01A	EA	RANGE - W/OVEN - 22" - 3 BURNER/TEXTURED TOP - BLACK
	107109-21-04B	EA	BRACKET - TIEDOWN/OVEN - BLACK - FOR RANGE W/OVEN FROM: 00-00-00 THRU: 07-23-00
	136382-01-04B	EA	BRACKET - TIEDOWN/OVEN - BLACK - FOR RANGE W/OVEN FROM: 07-24-00 THRU: 99-99-99
	107109-22-04B	EA	BRACKET - TIEDOWN/OVEN - BLACK - FOR RANGE W/OVEN FROM: 00-00-00 THRU: 07-23-00
	136382-02-04B	EA	BRACKET - TIEDOWN/OVEN - BLACK - FOR RANGE W/OVEN FROM: 07-24-00 THRU: 99-99-99
*	114030-03-01A	EA	RANGE - 3 BURNER TOP - W/O OVEN - BLACK - CSA
*	128728-01-01A	EA	RANGE - 3 BURNER/SEALED - W/O OVEN - BLACK - UL
	106936-21-04B	EA	BRACKET - STOVE TIEDOWN - BLACK - FOR RANGE TOPS
	106936-22-04B	EA	BRACKET - STOVE TIEDOWN - BLACK - FOR RANGE TOPS
*	126022-01-01A	EA	COVER - RANGE/BI-FOLD - 16" & 22" - BLACK TEXTURED
	130816-01-01A	EA	COVER - RANGE - JAMAICAN SAND - 1/4" X 5.4" X 24.3"
	130816-02-01A	EA	COVER - RANGE - JAMAICAN SAND - 1/4" X 11.7" X 24.3"
* COMPONENT PARTS FOUND IN SERVICE PARTS LIBRARY			

## APPLIANCE GROUP (CONTINUED)

### APPLIANCES (CONTINUED) MONITOR PANELS

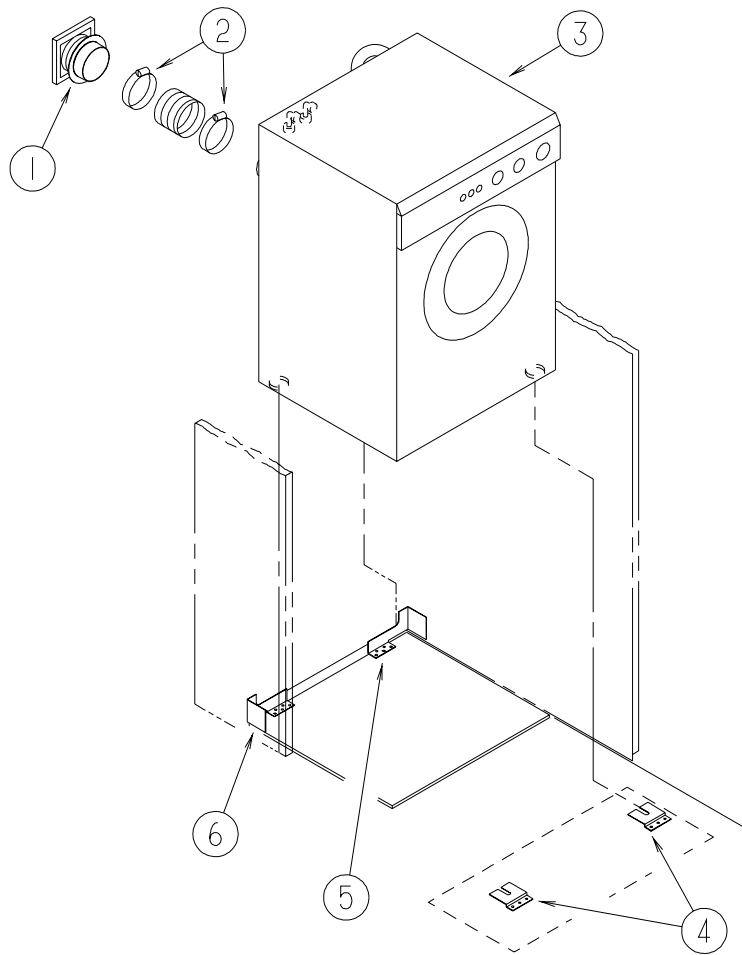
KEY	PART NUMBER	U/M	DESCRIPTION
*	115504-01-000	EA	PANEL - SOLAR 10 WATT - 12.2"W X 26.9"L X 1.2"H
*	133004-02-01A	EA	PANEL - MONITOR - 2 TANK DIGITAL VOLT METER - SOLAR
*	133004-01-01A	EA	PANEL - MONITOR - 2 TANK DIGITAL VOLT METER

\* COMPONENT PARTS FOUND IN SERVICE PARTS LIBRARY

### MISCELLANEOUS

KEY	PART NUMBER	U/M	DESCRIPTION
*	126019-01-01A	EA	COFFEEMAKER - OPTIMA - W/BRACKETS - BLACK & DECKER
	124649-02-01A	EA	COFFEEMAKER - BLACK/10 CUP/DEEP BREW - UL
	124649-03-01A	EA	COFFEEMAKER - BLACK/10 CUP/24 HOUR PROGRAM/DEEP BREW - CSA
	133068-01-000	EA	HAIR DRYER - 3 SPEED W/NIGHT LIGHT - WALL MOUNT
	133139-01-000	EA	VACUUM CLEANER - RECHARGEABLE
	133140-01-000	EA	FLASHLIGHT - RECHARGEABLE
	130818-02-01A	EA	TRASH CONTAINER - 20 QUART ALMOND

\* COMPONENT PARTS FOUND IN SERVICE PARTS LIBRARY



### WASHER/DRYER

KEY	PART NUMBER	U/M	DESCRIPTION
1	111947-02-01A	EA	VENT - DRYER - 3"
2	116653-02-000	FT	DUCT - FLEXIBLE - 3' COMPRESSED/8' EXTENDED
3	107753-03-01A	EA	WASHER - DRYER - VENTED - UL/CSA - WHITE
4	111913-01-01A	EA	BRACKET - WASHER - TIE DOWN
5	113795-01-02B	EA	BRACKET - WASHER - E-COATED
6	113795-02-02B	EA	BRACKET - WASHER - E-COATED

**AUDIO VIDEO GROUP  
RADIO SYSTEMS**

KEY	PART NUMBER	U/M	DESCRIPTION
	127516-05-000	EA	RADIO - AM/FM STEREO - CD PLAYER - SONY CDX-C4005X (EXTERIOR ENTERTAINMENT) FROM: 00-00-00 THRU: 04-02-00
	127516-06-000	EA	RADIO - AM/FM STEREO/CD PLAYER - PANASONIC CQ-DP202 (EXTERIOR ENTERTAINMENT) FROM: 04-03-00 THRU: 06-11-00
	127517-07-000	EA	RADIO - AM/FM STEREO - CD PLAYER - SONY CDX-1200 - EXT CMP (EXTERIOR ENTERTAINMENT) FROM: 06-12-00 THRU: 99-99-99
	125322-02-000	EA	RADIO - AM/FM STEREO - CASSETTE - AUDIOVOX - MS-306 (EXTERIOR ENTERTAINMENT)
	133316-01-000	EA	RADIO - AM/FM STEREO - CASSETTE - SONY EXR-200 (DASH) FROM: 00-00-00 THRU: 06-04-00
	133316-02-000	EA	RADIO - AM/FM STEREO - CASSETTE - SONY XR-2390 (DASH) FROM: 06-05-00 THRU: 99-99-99
	102080-08-000	EA	CHANGER - COMPACT DISC - W/CARTRIGE - CDX-525 FROM: 00-00-00 THRU: 03-28-00
	102080-11-000	EA	CHANGER - COMPACT DISC - 530RF FROM: 03-29-00 THRU: 99-99-99
*	102080-09-000	EA	CHANGER - REMOTE CONTROL/FM MODULATOR - SONY CDX-525 RF FROM: 00-00-00 THRU: 03-26-00
	102080-12-000	EA	CHANGER - REMOTE CONTROL/F/M MODULATOR - SONY CDX-530RF FROM: 03-27-00 THRU: 99-99-99
	110469-01-000	EA	SPEAKER - 4" X 6" OVAL - COAXIAL
	110470-01-01A	EA	GRILLE - 4" X 6" OVAL - BLACK
	094097-01-000	EA	SPEAKER - RADIO/TV - W/O GRILLE - 5.25" DIAMETER
	089340-02-000	EA	GRILLE - SPEAKER - 6.5" SQUARE
	077069-02-000	EA	CABLE - ANTENNA/EXTENSION - RADIO - 96"
	086285-07-000	EA	SPACER - NYLON
	133089-01-000	EA	CONTROL - VOLUME - SPEAKER
	123256-02-000	EA	CABLE - CB - COAX
	123256-01-000	EA	ANTENNA - CB - W/O CABLE
	090944-01-000	EA	ANTENNA - RADIO - 16" RUBBER
	108847-01-000	EA	BRACKET - ANTENNA GROUND
	115916-01-01B	EA	BRACKET - ANTENNA MOUNT
	109889-04-000	EA	EXTENDER - ANTENNA SHAFT - 3.7"
	124883-02-000	EA	SPEAKER - CUBE - W/BRACKET
	124884-01-000	EA	SPEAKER - 6" X 9" - SUB-WOOFER
	124885-01-000	EA	GRILLE - SPEAKER - 6" X 9" - SUB-WOOFER
	132352-01-L32	EA	GRILLE - SPEAKER W/FABRIC
	124881-01-000	EA	AMPLIFIER - AUDIO
	128074-02-000	EA	FILTER - NOISE - 12 VOLT D.C. W/PLUGS

\* COMPONENT PARTS FOUND IN SERVICE PARTS LIBRARY

**REAR VIEW MONITOR**

KEY	PART NUMBER	U/M	DESCRIPTION
	093040-09-000	EA	CAMERA - REAR VIEW - W/BRACKET - SONY
*	093040-10-000	EA	MONITOR - 7" REAR VIEW - W/BRACKET - SONY
	096717-04-000	EA	WIRE ASSEMBLY - REAR MONITOR - UPPER
	093041-01-000	EA	CABLE - MONITOR/CAMERA - INTERNAL USE - 65.6'
	133989-01-12B	EA	BRACKET - CAMERA - MONITOR - RR - BRWHT

\* COMPONENT PARTS FOUND IN SERVICE PARTS LIBRARY

**TELEPHONE**

KEY	PART NUMBER	U/M	DESCRIPTION
	093253-01-01A	EA	PLATE - WALL - TELEPHONE - BEIGE
	093253-01-02A	EA	PLATE - WALL - TELEPHONE - BROWN
	130686-01-01A	EA	PLATE - WALL - TELEPHONE/COAX - WHITE

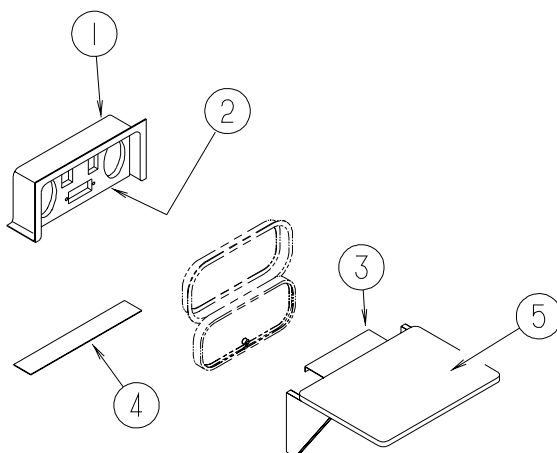


## AUDIO VIDEO GROUP (CONTINUED)

### TV & VCR

KEY	PART NUMBER	U/M	DESCRIPTION
*	086231-10-000	EA	TV - 13" COLOR - AUDIOVOX AVT-1498/DC
*	133377-01-000	EA	TV - 25" - 1/8" JACK - UL/CSA - GE 25GT240
	126696-03-000	EA	TV - 19" COLOR W/1/8" JACK - UL/CSA - SIDE TV
	134006-01-03B	EA	PLATE - COAXIAL CABLE/OFF WHITE - SIDE TV
*	126697-05-000	EA	VCR/VHS - CABLE READY - W/REMOTE - GE VG4052 FROM: 00-00-00 THRU: 05-28-00
*	126697-06-000	EA	VCR/VHS - CABLE READY - W/REMOTE - GE VG4060 FROM: 05-29-00 THRU: 99-99-99
	082134-01-000	EA	ADAPTER - TV - CABLE TO CABLE
	086777-06-000	EA	WALLPLATE - TV CABLE - ANTENNA BOOSTER/1 OUTPUT - BROWN
	076319-09-000	EA	WALLPLATE - CABLE RECEPTACLE - TV - SINGLE - BROWN
	115540-01-000	EA	AMPLIFIER - TV SPEAKERS
	114870-02-000	EA	PLUG - AUDIO W/LEADS - 10"
	086757-04-000	EA	CONTROL CENTER - SWITCH - VCR/TV - 5 INPUTS
	082136-01-000	EA	NUT - HEX JAM - 3/8-32
	086756-01-000	EA	SPLITTER - TV - 2 WAY
	115539-01-000	EA	RELAY - RADIO/TV SPEAKER - SWITCH
	093214-01-01A	EA	GRILL - SPEAKER - 4" - BLACK
	098819-01-000	EA	SPEAKER - 4" - 2 WATT - 8 OHM
	114870-01-000	EA	PLUG - AUDIO W/LEADS - 48.5"
	076319-03-000	FT	CABLE - COAXIAL - 75 OHM
	076319-12-000	EA	CONNECTOR - COAXIAL - ONE PIECE
*	076319-23-000	EA	ANTENNA - TV ROOF MOUNT - 44.5" MAST
*	120233-04-000	EA	ANTENNA - SATELLITE - W/DIGITAL SENSOR/READ OUT DISPLAY
*	076319-25-000	EA	KIT - HARDWARE INTERIOR

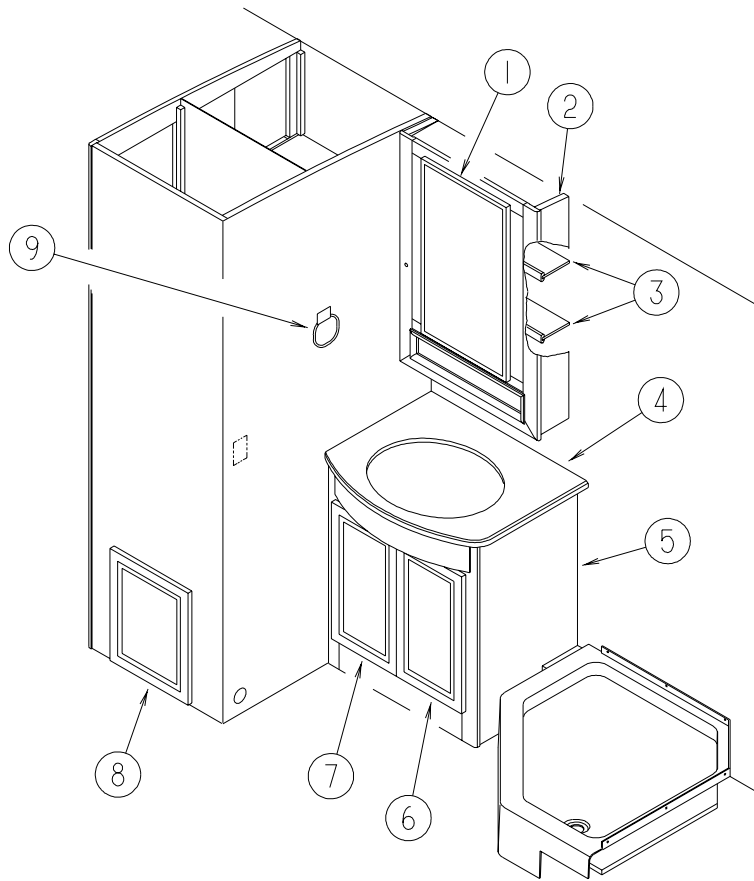
\* COMPONENT PARTS FOUND IN SERVICE PARTS LIBRARY



### EXTERIOR ENTERTAINMENT

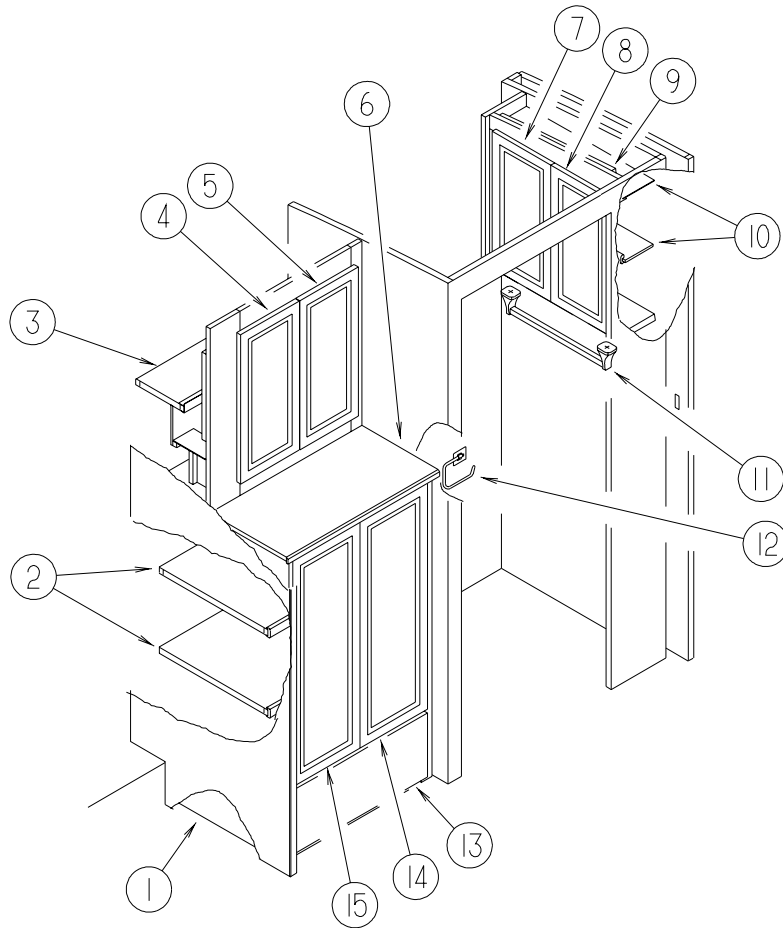
KEY	PART NUMBER	U/M	DESCRIPTION
1	124696-02-01A	EA	BOX - ENTERTAINMENT CENTER/EXTERIOR
2	127409-02-L15	EA	PLATE - RADIO MOUNTING
3	105377-01-04A	EA	BRACKET - TABLE HANGER - BRIGHT WHITE
4	104898-01-02A	EA	PLATE - PLASTIC BOTTOM - BRIGHT WHITE
5	105230-01-J01	EA	SHELF - EXTERIOR ENTERTAINMENT CENTER - W/BRKT/HINGE/SUPT

## BATH GROUP CABINETS



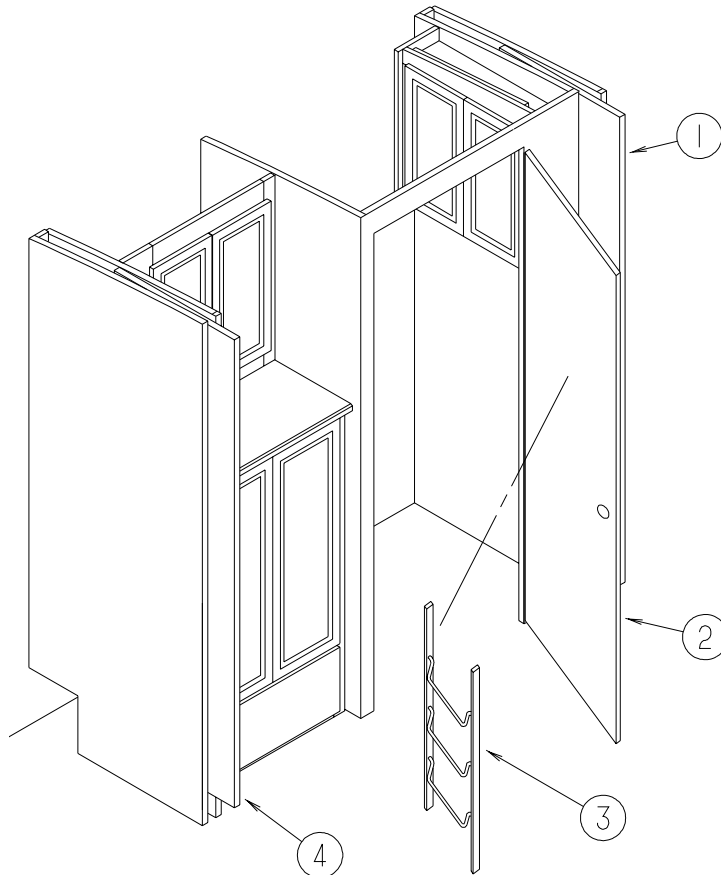
KEY	PART NUMBER	U/M	DESCRIPTION
1	115237-06-J94	EA	DOOR - MIRRORED/MEDICINE CABINET - W/O HARDWARE
2	133086-01-L76	EA	CABINET - OVERHEAD/MEDICINE - W/O DOORS/HARDWARE
3	133086-13-L76	EA	SHELF - W/EDGE MOLDING
4	133132-08-L32	EA	COUNTERTOP - LAVATORY - LAMINATED
5	133996-01-L32	EA	CABINET - LAVATORY - W/COUNTERTOP - W/O DOORS/DRWS/HDW
6	132141-66-L42	EA	DOOR - RAIL/VENEER - 12" X 21.8" - W/O HARDWARE
7	132141-64-L42	EA	DOOR - RAIL/VENEER - 12" X 21.8" - W/O HARDWARE
8	132141-59-L10	EA	DOOR - RAIL/VENEER - 14.3" X 17.9" - W/O HARDWARE
9	132046-01-01A	EA	RING - TOWEL - BRASS/METAL

**BATH GROUP (CONTINUED)**  
**CABINETS (CONTINUED)**



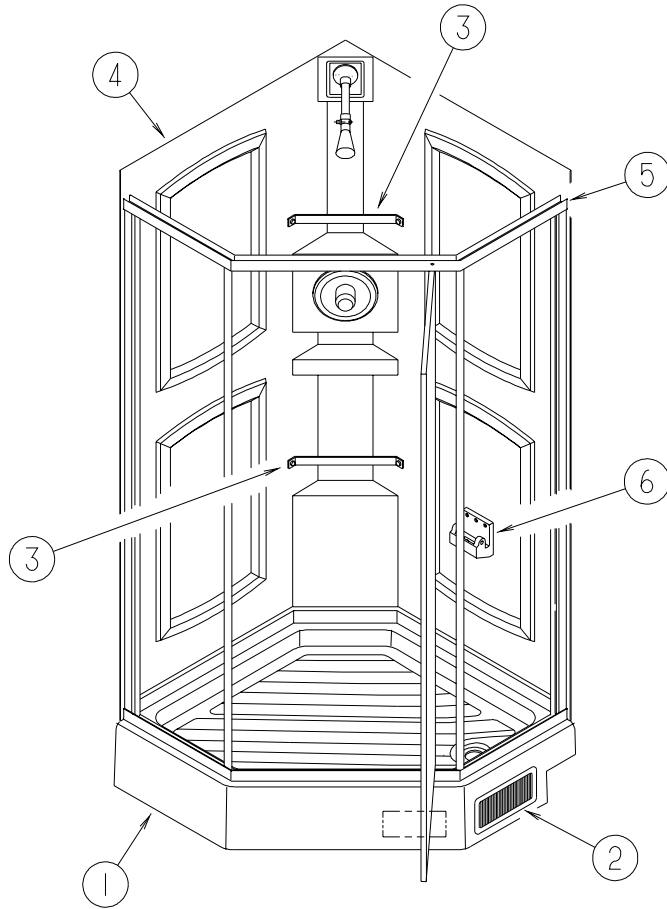
KEY	PART NUMBER	U/M	DESCRIPTION
1	134247-03-L76	EA	CABINET - LINEN - W/O DOORS/DRAWERS/HARDWARE - 10 GAL WATER HEATER
1	134247-06-L32	EA	CABINET - LINEN - W/O DOORS/DRAWERS/HARDWARE - 6 GAL WATER HEATER
1	134247-30-L32	EA	CABINET - LINEN - W/O DOORS/DRAWERS/HDW (10 GAL WATER HEATER W/WASHER DRYER)
1	134247-31-L32	EA	CABINET - LINEN - W/O DOORS/DRAWERS/HARDWARE (ELECTRIC IGNITION, W/WASHER DRYER)
2	134247-19-L76	EA	SHELF - W/PLASTIC EDGE MOLDING
3	134247-18-L76	EA	SHELF - W/PLASTIC EDGE MOLDING
4	133179-25-L42	EA	DOOR - RAIL/ARCHED TOP - 10.8" X 23.8" - W/O HARDWARE
5	133179-26-L42	EA	DOOR - RAIL/ARCHED TOP - 10.8" X 23.8" - W/O HARDWARE
6	133131-09-L76	EA	COUNTERTOP - LAMINATED
7	133179-21-L42	EA	DOOR - RAIL/ARCHED TOP - 10.8" X 21.8" - W/O HARDWARE
8	133179-22-L42	EA	DOOR - RAIL/ARCHED TOP - 10.8" X 21.8" - W/O HARDWARE
9	134014-02-L32	EA	CABINET - OVERHEAD/LINEN - W/O DOORS/HARDWARE
10	134014-11-L32	EA	SHELF - W/MOLDING
11	075453-02-000	EA	ROD - F/TOWEL BAR - 18" BRASS
11	075453-03-000	EA	BRACKET - TOWEL BAR - BRASS - 2 PER PACK FROM: 00-00-00 THRU: 01-23-00
11	075453-04-000	EA	ROD - F/TOWEL BAR - 18" BRASS - W/O END BRACKETS FROM: 01-24-00 THRU: 99-99-99
12	132533-01-01A	EA	HOLDER - TOILET PAPER - EURO STYLE - BRASS
13	M09316-A9-L32	EA	DRAWER - OGEE EDGE - 22.9"W X 19.6"D - W/O SLIDES/HARDWARE
14	132850-09-L42	EA	DOOR/LOUVERED - 12.4" X 36" - W/O HARDWARE
15	132850-07-L42	EA	DOOR/LOUVERED - 12.4" X 36" - W/O HARDWARE

**BATH GROUP (CONTINUED)**  
**CABINETS (CONTINUED)**



KEY	PART NUMBER	U/M	DESCRIPTION
1	104013-05-G35	EA	DOOR - SLIDING - W/O HARDWARE
2	131933-07-L01	EA	DOOR - BATH - W/O HARDWARE
3	102089-13-G09	EA	RAIL END - RIGHT HAND/TOWEL RACK - 26" - WATERFORD OAK FROM: 00-00-00 THRU: 08-19-99
3	102089-14-G09	EA	RAIL END - LEFT HAND/TOWEL RACK - 26" - WATERFORD OAK FROM: 00-00-00 THRU: 08-19-99
3	134509-01-11A	EA	RAIL END - RH/LH - TOWEL RACK - 26" - WATERFORD OAK FROM: 08-20-99 THRU: 99-99-99
	100357-01-000	EA	ROD - F/TOWEL BAR - BRASS
4	104013-19-L32	EA	DOOR - SLIDING - W/O HARDWARE

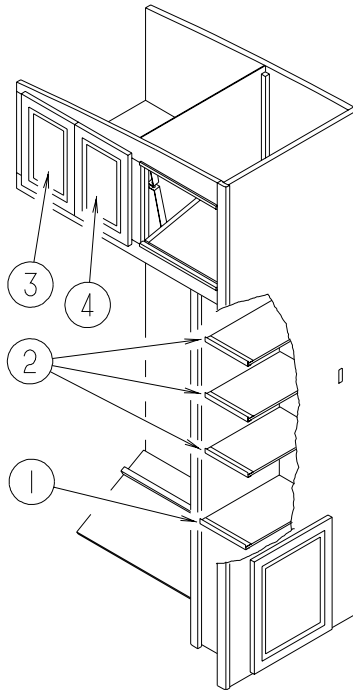
## BATH GROUP (CONTINUED) SHOWER



KEY	PART NUMBER	U/M	DESCRIPTION
1	M02630-57-L32	EA	SHOWER PAN - W/STRAINER
2	089326-02-000	EA	GRILL - FLOOR - HEATING - 9.3" X 8.4" - SOFT WHITE
3	113714-02-02A	EA	RETAINER - SHELF/SHOWER - SOFT WHITE
4	131311-01-01A	EA	ENCLOSURE - SHOWER - SIDES/BACK - 1 PIECE
5*	131618-01-01A	EA	DOOR - SHOWER - SOLID W/PANEL
6	N/A		SEAT NOT USED

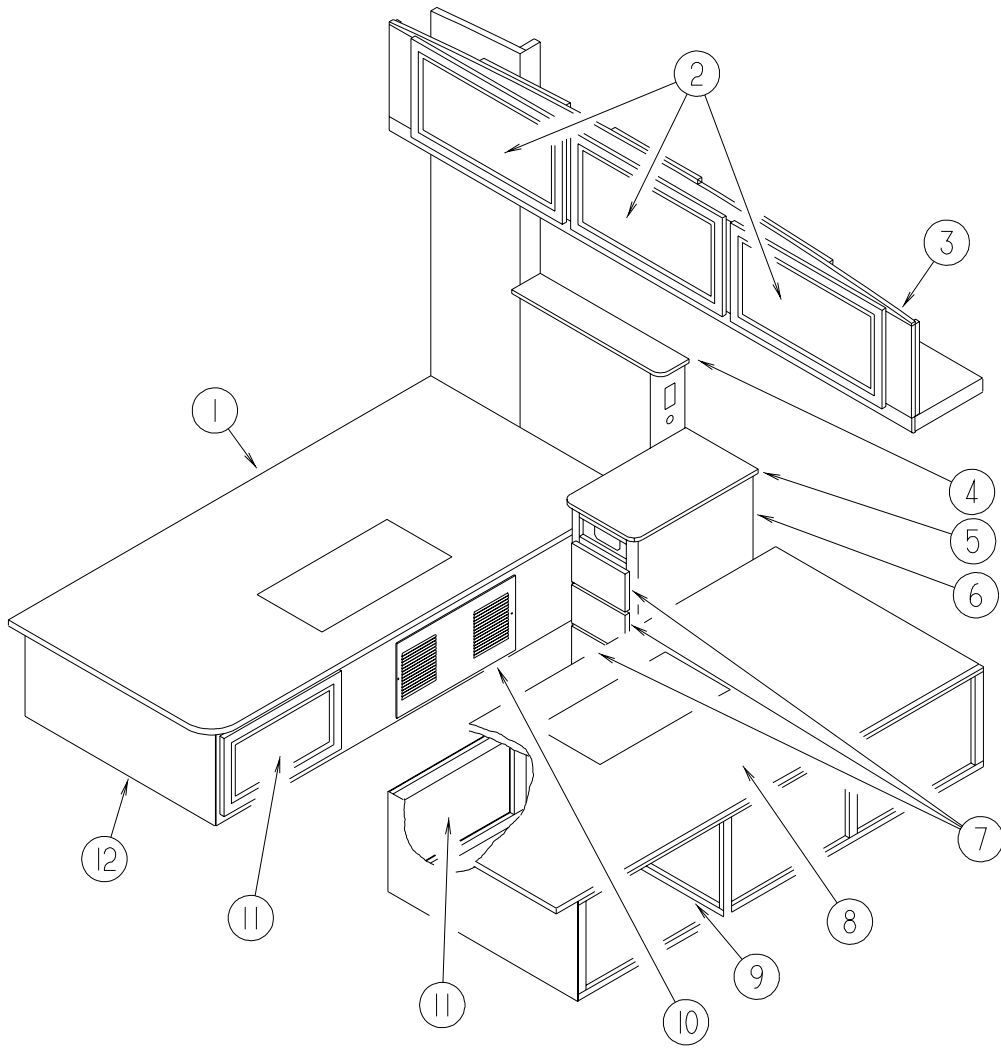
\* COMPONENT PARTS FOUND IN SERVICE PARTS LIBRARY

## BEDROOM GROUP CABINETS



KEY	PART NUMBER	U/M	DESCRIPTION
1	134218-12-L32	EA	SHELF - W/EDGE MOLDING
2	134218-13-L32	EA	SHELF - W/EDGE MOLDING
3	133179-23-L42	EA	DOOR - RAIL/ARCHED TOP - 9.8" X 14.5" - W/O HARDWARE
4	133179-28-L42	EA	DOOR - RAIL/ARCHED TOP - 9.8" X 14.5" - W/O HARDWARE

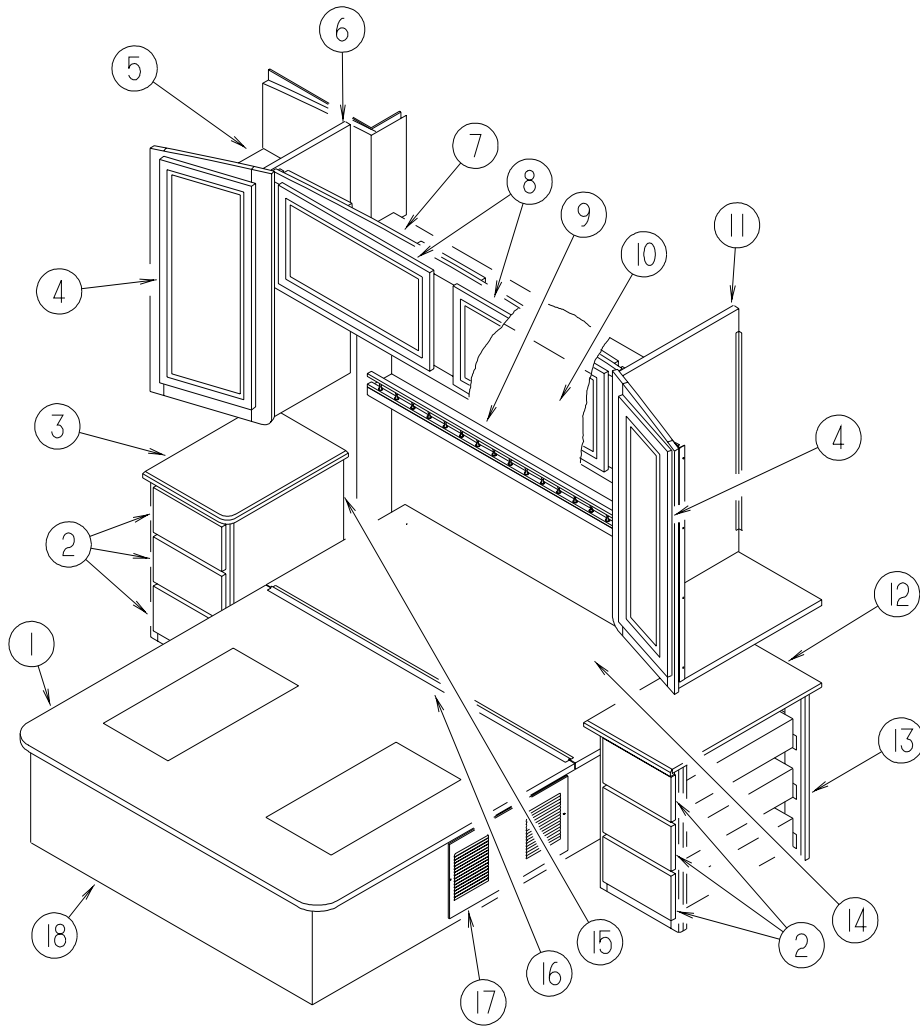
**BEDROOM GROUP (CONTINUED)**  
**CABINETS (CONTINUED)**



**TWIN CABINETS**

KEY	PART NUMBER	U/M	DESCRIPTION
1	M06960-10-000	EA	CABINET - TOP/TWIN BED/RIGHT HAND - W/O HARDWARE
2	133179-17-L42	EA	DOOR - RAIL/ARCHED TOP - 15.7" X 27.9" - W/O HARDWARE
3	133917-01-L32	EA	CABINET - OVERHEAD/REAR TWIN - W/O DOORS/HARDWARE
4	133131-54-L32	EA	COUNTERTOP - LAMINATED
5	129653-12-L32	EA	COUNTERTOP - NIGHTSTAND
6	129653-02-L32	EA	CABINET - NIGHTSTAND/TWIN BED - W/CTRTP - W/O DRS/DRWS/HDW FROM: 00-00-00 THRU: 01-20-00
6	129653-04-L32	EA	CABINET - NIGHTSTAND/TWN BD - W/O CTRTP/DOORS/DRAWERS/HDW FROM: 01-21-00 THRU: 99-99-99
7	M09316-C6-L42	EA	DRAWER - OGEE EDGE - 7.6"W X 19.7"D - W/O SLIDES/HARDWARE
8	M06960-11-000	EA	CABINET - TOP/TWIN BED/LEFT HAND - W/O HARDWARE
9	P31241-06-L32	EA	CABINET/BASE - TWIN BED/LEFT HAND - W/O DOOR/DRAWER/HDW
10	093614-09-01A	EA	GRILLE - RETURN AIR - 20" X 10" - BEIGE
11	132141-02-L10	EA	DOOR - RAIL/VENEER - 14.3" X 21.8" - W/O HARDWARE
12	P31241-05-L32	EA	CABINET/BASE - TWIN BED/RIGHT HAND - W/O DOOR/DRAWER/HDW

**BEDROOM GROUP (CONTINUED)**  
**CABINETS (CONTINUED)**

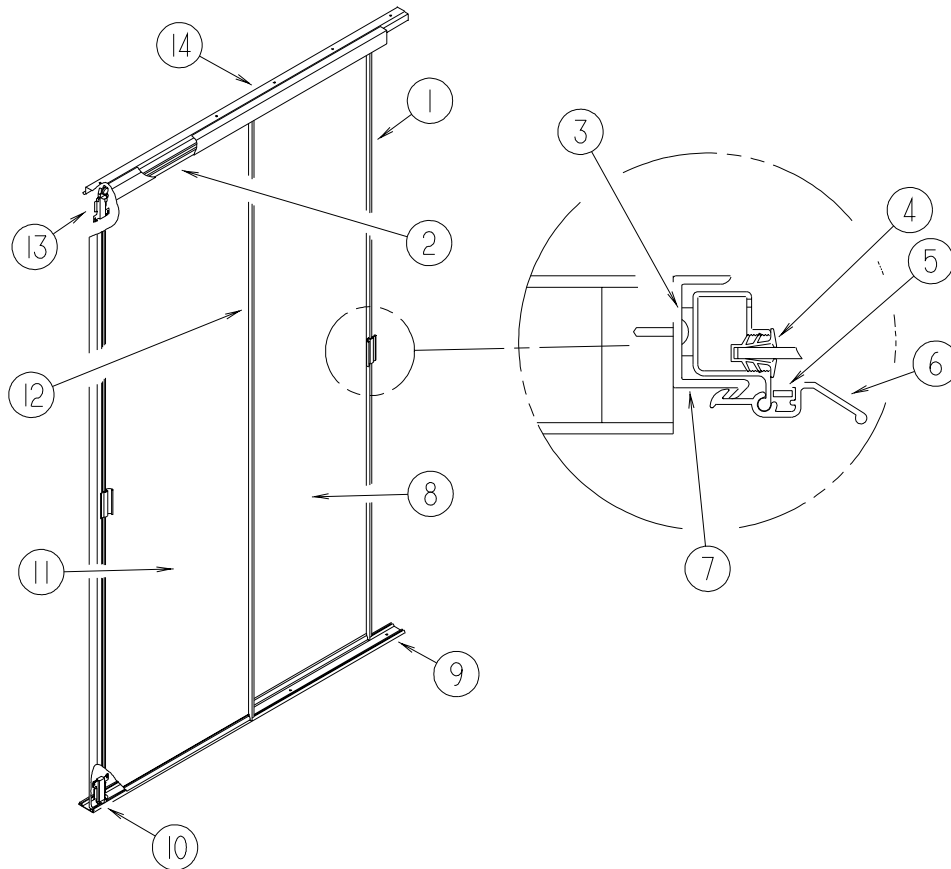


**QUEEN CABINETS**

KEY	PART NUMBER	U/M	DESCRIPTION
1	M07571-05-000	EA	TOP - F/QUEEN BED
2	M09316-14-L10	EA	DRAWER - OGEE EDGE - 10.7"W X 19.7"D - W/O SLIDES/HARDWARE
3	129251-35-L32	EA	COUNTERTOP - NIGHTSTAND
4	132006-02-L10	EA	DOOR - MIRROR/MITERED RAIL - 14.3" X 36.4" - W/O HARDWARE
5	133092-23-L32	EA	SHELF - W/PLASTIC EDGE MOLDING
6	133092-03-L32	EA	CABINET - SHIRT CLOSET - W/O DOORS/HARDWARE
7	133091-03-L32	EA	CABINET - OVERHEAD/REAR - W/O DOORS/HARDWARE
8	133179-17-L42	EA	DOOR - RAIL/ARCHED TOP - 15.7" X 27.9" - W/O HARDWARE
9	133090-02-L32	EA	SHELF - W/LAMINATE/DECORATIVE RAIL - 62.9"
10	058331-K5-000	EA	MIRROR - SAFETY GLASS - 66.5" X 21.2"
			FROM: 00-00-00 THRU: 01-20-00
10	058331-K9-000	EA	MIRROR - SAFETY GLASS - 18" X 62"
			FROM: 01-21-00 THRU: 99-99-99
11	133092-02-L32	EA	CABINET - SHIRT CLOSET - W/O DOORS/HARDWARE
12	129251-32-L76	EA	COUNTERTOP - NIGHTSTAND
13	129251-66-L76	EA	CABINET - NIGHTSTAND/LH - W/COUNTERTOP - W/O DRS/DWRS/HDW
14	M07571-10-L32	EA	TOP - F/QUEEN BED - HINGED
15	129251-69-L32	EA	CABINET - NIGHTSTAND/RH - W/COUNTERTOP - W/O DRS/DWRS/HDW
16	041389-25-000	EA	HINGE - PIANO - 1 1/2" X 55"
17	093614-09-01A	EA	GRILLE - RETURN AIR - 20" X 10" - BEIGE
18	P32988-02-L32	EA	CABINET ASM - BED - QUEEN W/O TOP



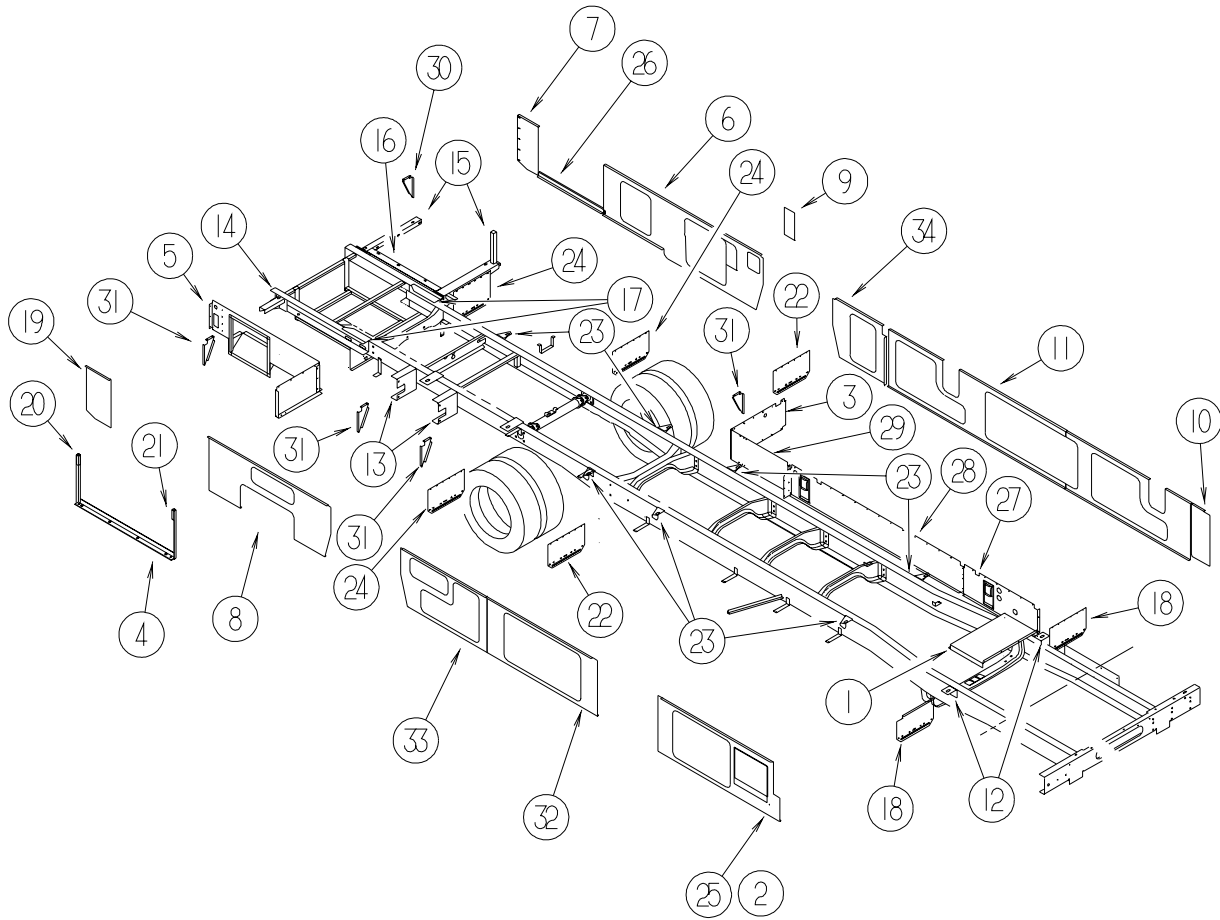
**BEDROOM GROUP (CONTINUED)**  
**CABINETS (CONTINUED)**



**WARDROBE DOOR**

KEY	PART NUMBER	U/M	DESCRIPTION
1	114104-16-01A	EA	STILE - DOOR - SLIDING - TERRATONE
2	114107-14-01A	EA	RAIL - DOOR - SLIDING - TERRATONE
3	123655-01-000	FT	SEAL - CLOSED CELL/FOAM
4	111575-01-01A	FT	CHANNEL - GLAZING - SWING DOOR
5	115541-01-000	EA	SPRING - DOOR - SLIDING
6	132038-01-01A	EA	LATCH - DOOR/WARDROBE - TERRATONE
7	115538-08-01A	EA	JAMB - DOOR - WARDROBE/MIRRORED
8	136680-15-M42	EA	DOOR - WARDROBE/MIRRORED - RIGHT HAND - 61.9" X 19.8"
9	114105-19-01A	EA	TRACK-DOOR,SLD,LWR,TERRATONE
10	107391-01-000	EA	GUIDE - BOTTOM - BY-PASS (4 USED PER DOOR)
11	136681-15-M42	EA	DOOR - WARDROBE/MIRRORED - LEFT HAND - 61.9" X 19.8"
12	114104-15-01A	EA	STILE - DOOR - SLIDING - TERRATONE
13	107390-01-000	EA	CORNER HANGER (SINGLE ROLLER W/BRACKET) (SOLD AS 1 EACH) FROM: 00-00-00 THRU: 10-31-99
13	107390-02-000	EA	CORNER HANGER (DOUBLE ROLLER W/BRACKET) (SOLD AS 1 EACH) FROM: 11-01-99 THRU: 99-99-99
14	114106-19-01A	EA	TRACK-DOOR,SLD,UPR,TERRATONE

# CHASSIS GROUP FRAME



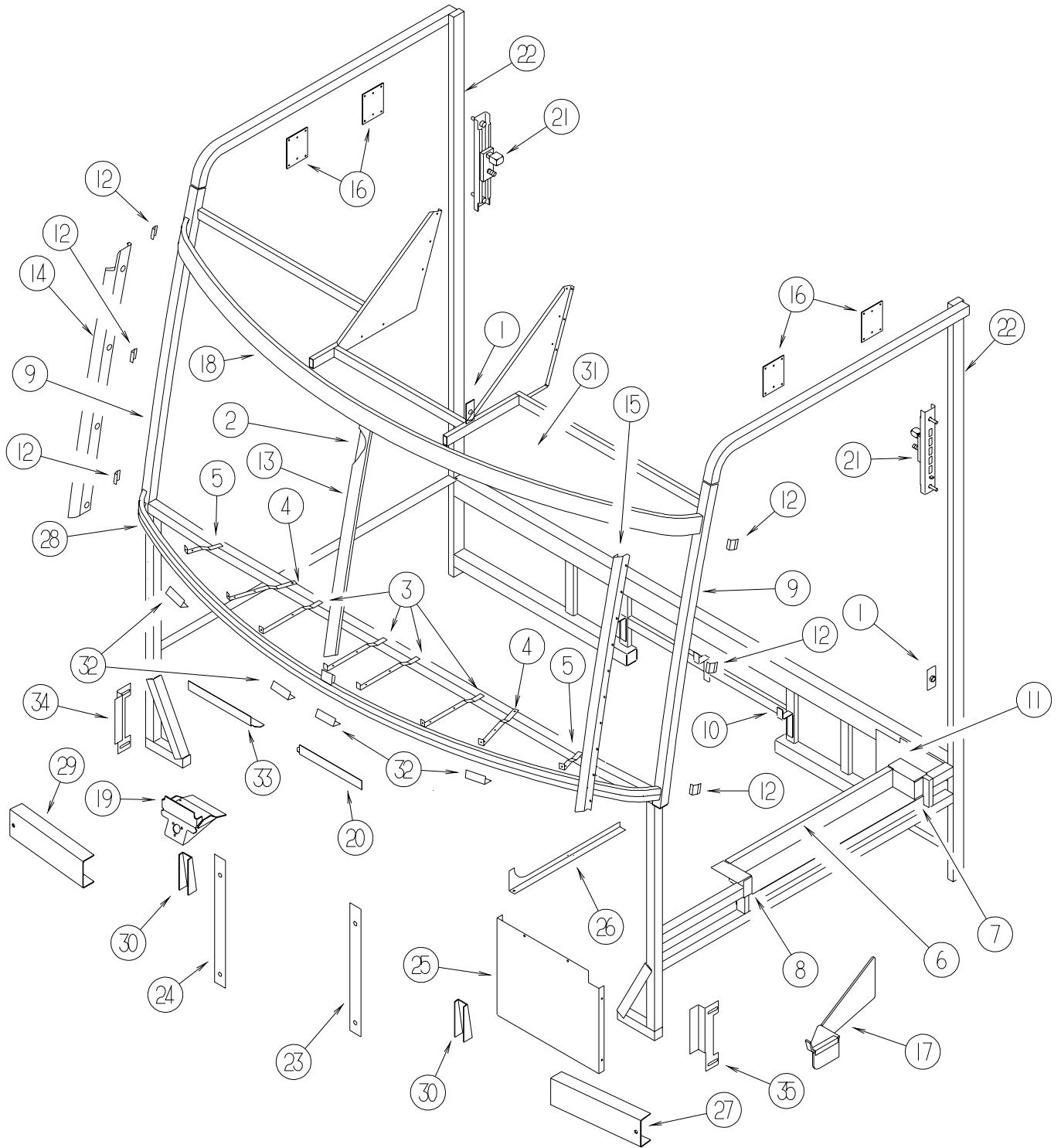
## CHASSIS GROUP (CONTINUED)

### FRAME (CONTINUED)

KEY	PART NUMBER	U/M	DESCRIPTION
1	133203-01-02B	EA	COVER - TRANSMISSION - E-COATED FROM: 00-00-00 THRU: 08-01-99
1	133203-02-02B	EA	COVER - TRANSMISSION - E-COATED FROM: 08-02-99 THRU: 99-99-99
2	132486-07-02B	EA	SEAL PLANE - E-COATED - 10 GALLON WATER HEATER
3	128007-06-02B	EA	PANEL-CLOSEOUT,E-COAT FROM: 00-00-00 THRU: 09-30-99
3	128007-09-02B	EA	PANEL-CLOSEOUT,E-COAT FROM: 10-01-99 THRU: 99-99-99
4	129328-02-02B	EA	HANGER - A/C - COACH
5	132146-02-02B	EA	FRAME - RETURN AIR/AC - E-COATED
6	132485-02-02B	EA	SEAL PLANE - E-COATED
7	132485-03-02B	EA	SEAL PLANE - E-COATED
8	132486-05-02B	EA	SEAL PLANE - E-COATED FROM: 00-00-00 THRU: 09-30-99
8	132486-33-02B	EA	PLATE - SEAL - E-COATED FROM: 10-01-99 THRU: 99-99-99
9	132605-01-02B	EA	SEAL PLANE/FILLER - E-COATED
10	132606-01-02B	EA	SEAL PLANE - E-COATED
11	133562-01-02B	EA	SEAL PLANE - E-COATED
12	117154-04-02B	EA	MOUNT-BODY,E-COAT
13	120867-01-02B	EA	MOUNT - LP TANK
14*	132643-01-01A	EA	HITCH/CHASSIS EXTENSION RAIL - 54"
15	133022-01-02B	EA	OUTRIGGER - GENERATOR - E-COATED
16	104803-01-000	EA	ANGLE - FORMED W/SLOTS
17	133095-01-02B	EA	PLATE - CLIP - E-COATED
18	020167-04-000	EA	DIRT GUARD - STEEL - W/O BEND - 14.9" LONG FROM: 00-00-00 THRU: 05-26-00
18	136391-01-02B	EA	GUARD - ROCK - E-COATED FROM: 05-27-00 THRU: 99-99-99
19	132486-06-02B	EA	SEAL PLANE - RIGHT HAND/REAR - E-COATED
20	133833-01-02B	EA	HANGER - A/C - E-COATED
21	133833-02-02B	EA	HANGER - A/C - E-COATED
22	134191-01-02B	EA	DIRT GUARD - E-COATED
23	135712-01-02B	EA	PLATE - BODY MOUNT - E-COATED
24	020167-02-000	EA	DIRT GUARD - STEEL - W/O BEND - 11" LONG FROM: 00-00-00 THRU: 05-26-00
24	136391-02-02B	EA	GUARD - DIRT FROM: 05-27-00 THRU: 99-99-99
	020167-03-000	EA	DIRT GUARD - STEEL - W/BEND - 11" LONG
25	132486-08-02B	EA	SEAL PLANE - E-COATED - 6 GALLON WATER HEATER
26	133612-01-02B	EA	ZEE/SEAL PLANE - BOTTOM - E-COATED FROM: 00-00-00 THRU: 08-06-00
26	133612-04-02B	EA	ZEE/SEAL PLANE - BOTTOM - E-COATED FROM: 08-07-00 THRU: 99-99-99
27	132330-02-02B	EA	PANEL-CLOSEOUT,E-COAT
28	125587-16-02B	EA	PANEL-CLOSEOUT,E-COAT
29	128008-07-02B	EA	PANEL-CLOSEOUT
30	123440-06-02B	EA	SUPPORT/VALANCE PANEL - E-COATED
31	123440-02-02B	EA	SUPPORT/VALANCE PANEL - E-COATED
32	132486-15-02B	EA	SEAL PLANE - E-COATED
33	132486-20-02B	EA	SEAL PLANE - E-COATED
34	132485-11-02B	EA	SEAL PLANE - E-COATED

\* COMPONENT PARTS FOUND IN SERVICE PARTS LIBRARY

**CHASSIS GROUP (CONTINUED)**  
**FRONT END**

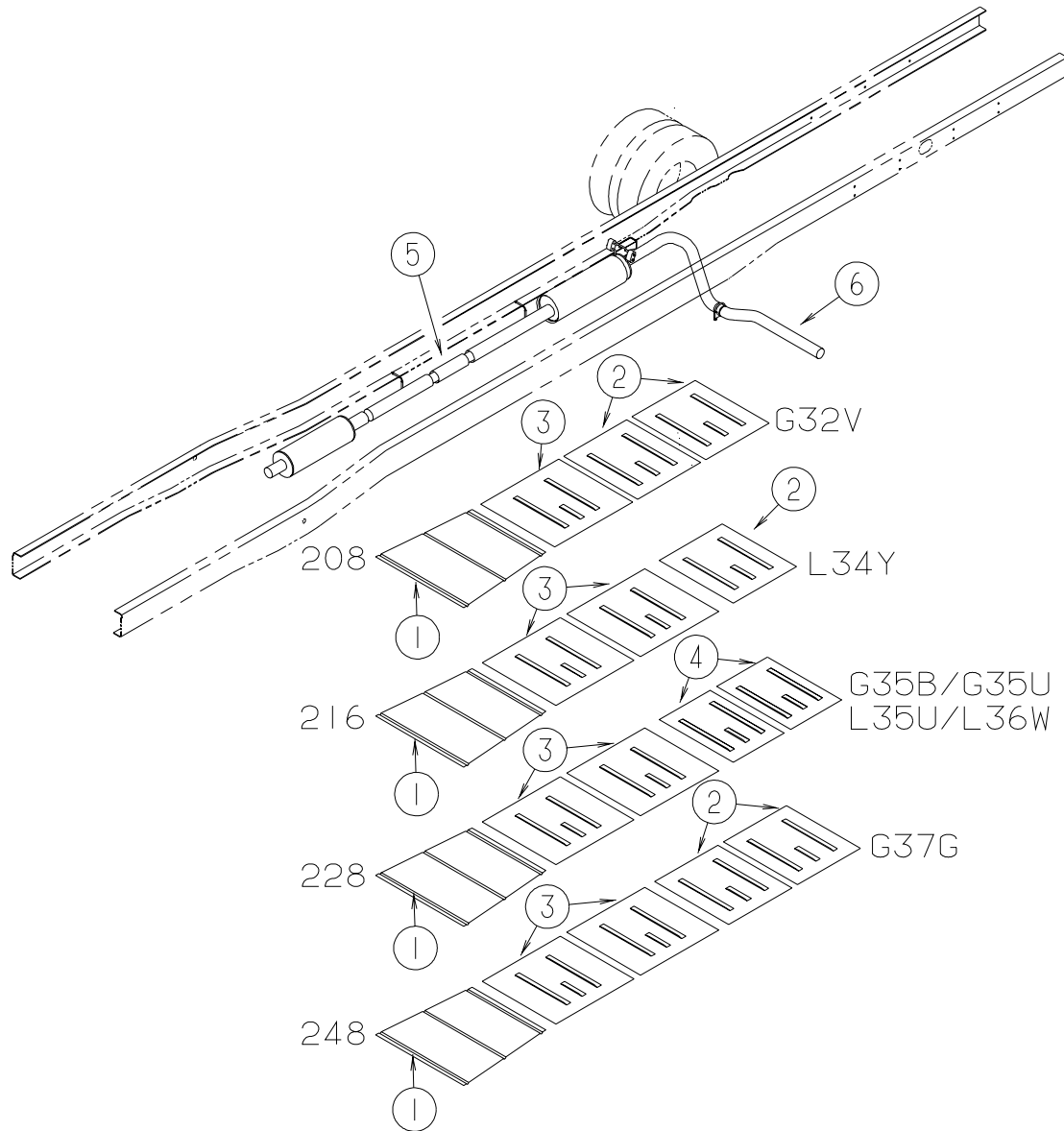


## CHASSIS GROUP (CONTINUED)

### FRONT END (CONTINUED)

KEY	PART NUMBER	U/M	DESCRIPTION
1	133576-02-01B	EA	PLATE - ANCHOR - SEATBELT - LOWER - MILL
2	078249-17-000	EA	TUBE - SWEPT - CAB FRAME
3	104797-03-000	EA	BRACKET - DEFROSTER
4	104797-04-000	EA	BRACKET - DEFROSTER
5	104797-05-000	EA	BRACKET - DEFROSTER
6	106746-02-000	EA	PANEL - STEPWELL
7	106747-03-000	EA	PANEL - STEPWELL - RIGHT HAND END
8	106747-04-000	EA	PANEL - STEPWELL - LEFT HAND END
9	117273-01-01A	EA	TUBE - SUPPORT - A-PILLAR
10	117287-01-01B	EA	BRACKET - MOUNT - CABLE
			FROM: 00-00-00 THRU: 10-31-99
11	118592-01-01B	EA	SHIELD - SPLASH - MILL
12	120363-01-01B	EA	BRACKET - WINDSHIELD
13	120840-07-01B	EA	STRAP - W/HOLES - MILL
14	121269-05-01B	EA	FRAME - WINDSHIELD - A-PILLAR - MILL
15	121269-06-01B	EA	FRAME - WINDSHIELD - A-PILLAR - MILL
16	104409-01-000	EA	PLATE - MOUNT - SIDEWALL
17	128255-01-04B	EA	STEP - DRIVER DOOR - BLACK
	063977-14-000	EA	STEP/DRIVER DOOR - ARM STYLE - LEFT HAND
18	124975-01-01B	EA	SUPPORT - WINDSHIELD - UPPER - MLL
19	134506-02-01B	EA	BRACKET ASM - WIPER MOTOR - MILL
20	134371-01-01B	EA	ANGLE - MOUNT - WIPER MOTOR - MILL
21	127461-02-01B	EA	PLATE - ANCHOR - SEAT BELT
22	127874-01-01B	EA	TUBE - B PILLAR - MILL
23	119892-13-02B	EA	SUPPORT - FRONT - W/WASHER BOTTLE - FORD
			FROM: 00-00-00 THRU: 10-29-99
23	134807-04-02B	EA	SUPPORT - FRONT - E-COATED - FORD
			FROM: 10-30-99 THRU: 99-99-99
23	119892-12-02B	EA	SUPPORT ASM - FRONT - GM - LH - E-CT - WORKHORSE
			FROM: 00-00-00 THRU: 10-29-99
23	134807-01-02B	EA	SUPPORT - FRONT - E-COATED - WORKHORSE
			FROM: 10-30-99 THRU: 99-99-99
24	119892-14-02B	EA	SUPPORT - FRONT - W/O WASHER BOTTLE - FORD
			FROM: 00-00-00 THRU: 10-29-99
24	134807-03-02B	EA	SUPPORT - FRONT - E-COATED - FORD
			FROM: 10-30-99 THRU: 99-99-99
24	119892-17-02B	EA	SUPPORT ASM - FRONT - GM - RH - E-CT - WORKHORSE
			FROM: 00-00-00 THRU: 10-29-99
24	134807-02-02B	EA	SUPPORT - FRONT - E-COATED - WORKHORSE
			FROM: 10-30-99 THRU: 99-99-99
25	104147-14-000	EA	SHIELD/SPLASH - HEADLIGHT - FORD
25	121962-02-02B	EA	SHIELD/SPLASH - HEADLIGHT - E-COATED - WORKHORSE
26	131859-01-02B	EA	BRACKET - SEAL/TRANSITION/LEFT HAND - FRONT - E-COATED
	131860-01-02B	EA	BRACKET - SEAL/TRANSITION/LEFT HAND - REAR - E-COATED
27	125744-10-02B	EA	CHANNEL - SUPPORT - FRT END - E-CT - FORD
28	124974-01-01B	EA	SUPPORT - WINDSHIELD - LOWER - MLL
29	125744-02-02B	EA	CHANNEL - SUPPORT - FRONT END - E-COATED - FORD
29	125744-01-02B	EA	CHANNEL - SUPPORT - FRONT END - E-COATED - WORKHORSE
30	117622-01-02B	EA	BRACE - TUBE/BUMPER - VERTICAL - E-COATED
31	133709-51-01B	EA	HEADER - F/TV - MILL
32	076364-57-000	EA	ANGLE - FORMED
33	134371-02-01B	EA	ANGLE - MOUNT - WIPER MOTOR - MILL
34	128019-01-02B	EA	SUPPORT - FRONT END/REAR - E-COATED
35	128019-02-02B	EA	SUPPORT - FRONT END/REAR - E-COATED

**CHASSIS GROUP (CONTINUED)**  
**EXHAUST**

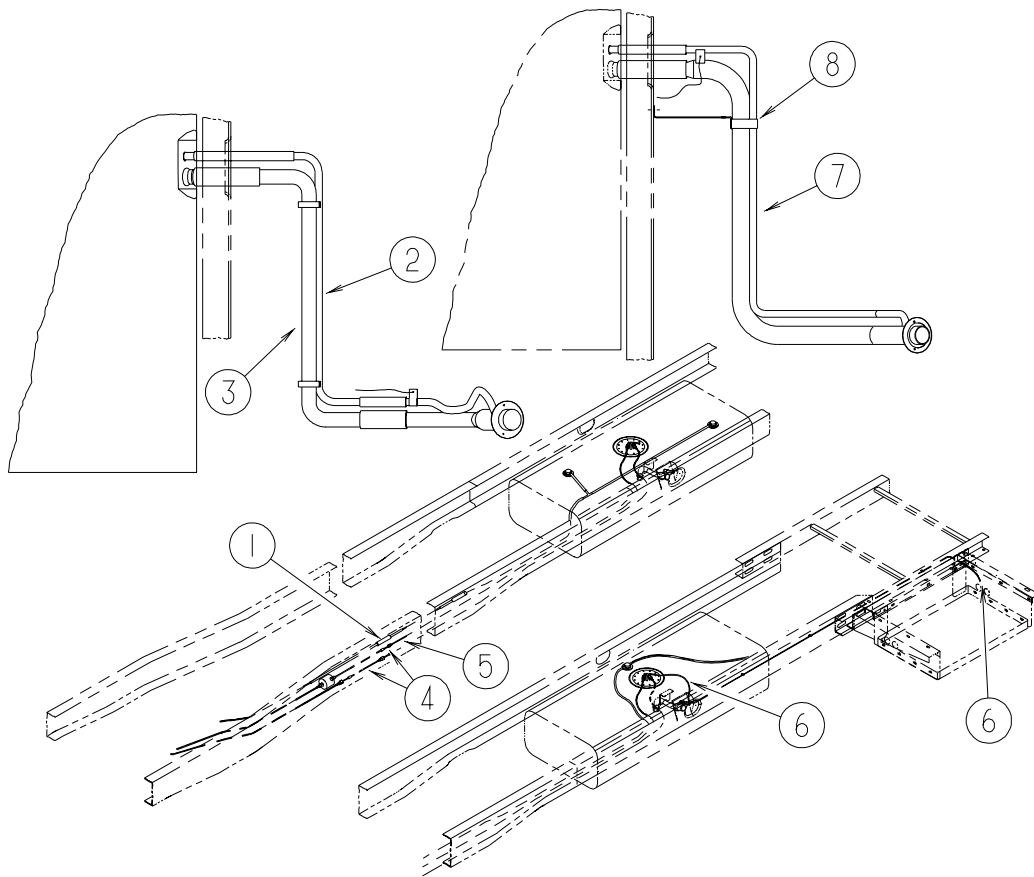


KEY	PART NUMBER	U/M	DESCRIPTION
	094918-06-000	EA	CLAMP - EXHAUST - 3" - HEAVY DUTY
1	128756-01-02B	EA	SHIELD - HEAT EXHAUST - E-COATED
2	101544-02-000	EA	SHIELD - HEAT/EXHAUST - 30" X 29.1"
3	101544-06-000	EA	SHIELD - HEAT/EXHAUST - 33.9" X 29.1"
4	101544-10-000	EA	SHIELD - HEAT/EXHAUST - 19.7" X 29.1" - FORD
5	112012-03-000	EA	PIPE - EXHAUST - 3" DIAMETER - 208/228/248
5	112012-04-000	EA	PIPE - EXHAUST - 3" DIAMETER - 216
6	N/A	EA	PIPE - EXHAUST - CHASSIS PROVIDED

## CHASSIS GROUP (CONTINUED)

### HITCH

KEY	PART NUMBER	U/M	DESCRIPTION
	113589-01-000	EA	CONNECTOR - PLUG - TRAILER
	113589-02-000	EA	CONNECTOR - SOCKET - TRAILER

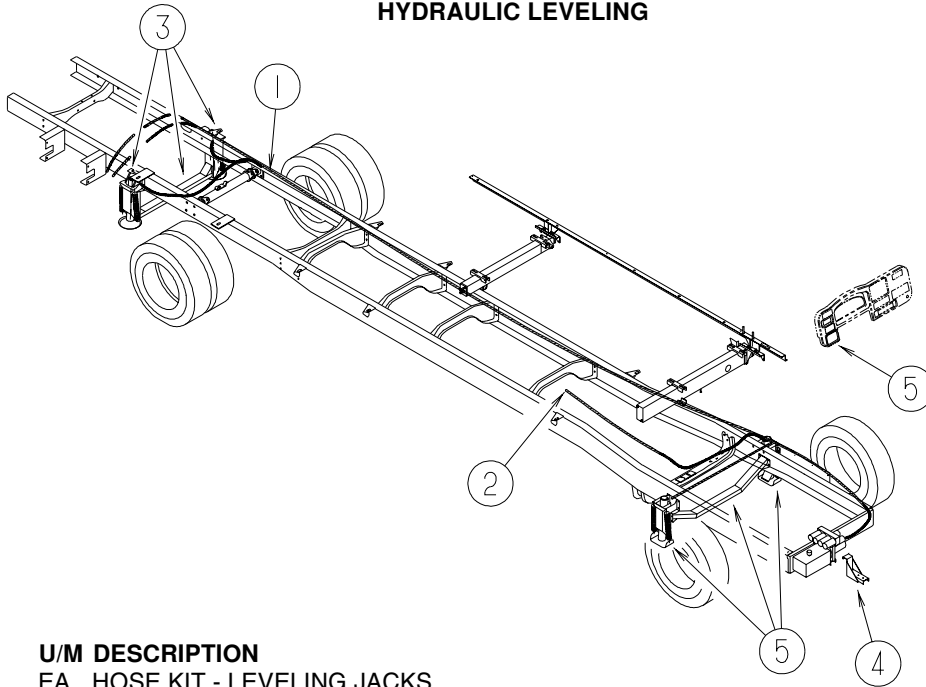


### FUEL

KEY	PART NUMBER	U/M	DESCRIPTION
1	128139-02-000	FT	HOSE - FUEL - LOW PERMEABILITY - 5/8" DIAMETER
2	129320-05-000	EA	PIPE - FILL VENT - G37G
2	129320-05-000	EA	PIPE - FILL VENT - G35B, G35C, G35U, G32V & L35U FROM: 00-00-00 THRU: 06-04-00
2	129320-01-000	EA	PIPE - FILL VENT - L34Y
2	129320-11-000	EA	PIPE - FILL VENT - L36W FROM: 00-00-00 THRU: 06-04-00
3	129321-11-000	EA	TUBE - FUEL INLET - G37G
3	129321-11-000	EA	TUBE - FUEL INLET - G35B, G35C, G35U, G32V & L35U FROM: 00-00-00 THRU: 06-04-00
3	129321-01-000	EA	TUBE - FUEL INLET - L34Y
3	129321-12-000	EA	PIPE - FUEL INLET - L36W FROM: 00-00-00 THRU: 06-04-00
4	129494-01-000	EA	FUEL LINE - 5/16" X 9.3" - FORD CHASSIS
4	129494-02-000	EA	FUEL LINE - 5/15" X 34.9" - FORD CHASSIS
4	129494-03-000	EA	FUEL LINE - 5/16" X 21.2" - FORD CHASSIS
5	129505-01-000	EA	TUBE - STEEL - 5/8" X 7.5"
5	129505-02-000	EA	TUBE - STEEL - 5/8" X 13.5"
5	129505-03-000	EA	TUBE - STEEL - 5/8" X 19.5"
6	128139-03-000	FT	HOSE - FUEL - LOW PERMEABILITY - 1/4" DIAMETER
7	135801-01-000	EA	NECK - FUEL FILL - G35B, G35C, G35U, G32V & L35U FROM: 06-05-00 THRU: 99-99-99
7	135801-03-000	EA	NECK - FUEL FILL - L36W FROM: 06-05-00 THRU: 99-99-99
8	136483-02-02B	EA	BRACKET - FUEL FILL - E-COATED - G35B, G35C, G35U, G32V, L36W & L35U FROM: 05-22-00 THRU: 07-23-00
8	136483-01-02B	EA	BRACKET - FUEL FILL - E-COATED - G35B, G35C, G35U, G32V, L36W & L35U FROM: 07-24-00 THRU: 99-99-99

## CHASSIS GROUP (CONTINUED)

### HYDRAULIC LEVELING



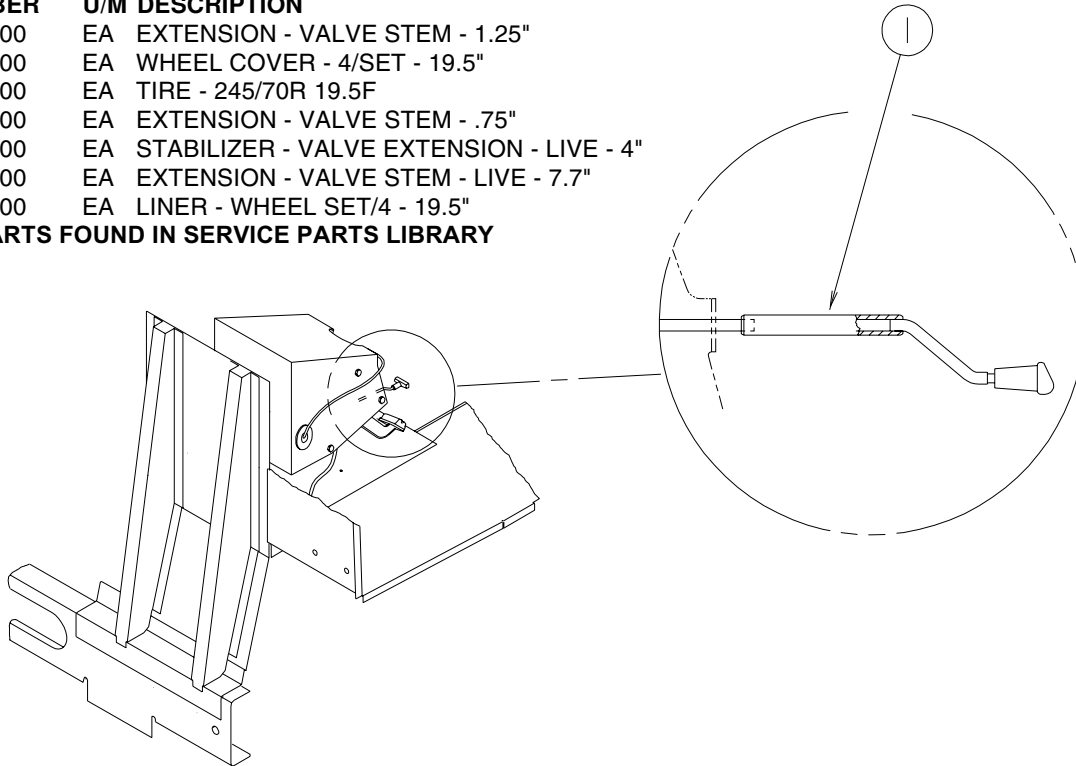
KEY	PART NUMBER	U/M	DESCRIPTION
1*	100536-48-000	EA	HOSE KIT - LEVELING JACKS
2	117183-01-02B	EA	COVER - SENSOR - LEVELING
3*	128571-03-000	EA	JACK/CROSSMEMBER - 9K - REAR LEVELING - MANUAL
4	129550-01-02B	EA	BRACKET ASM - PUMP - E-COAT
5*	131306-11-000	EA	LEVELING SYSTEM - FORD CHASS. - 310 SYSTEM - F/SLIDE-OUT
	132999-01-02B	EA	SHIELD - HEAT - E-COATED

\* COMPONENT PARTS FOUND IN SERVICE PARTS LIBRARY

### WHEEL, TIRE, COVERS &/OR LINERS

KEY	PART NUMBER	U/M	DESCRIPTION
	077030-02-000	EA	EXTENSION - VALVE STEM - 1.25"
*	109443-07-000	EA	WHEEL COVER - 4/SET - 19.5"
	102340-08-000	EA	TIRE - 245/70R 19.5F
	077030-04-000	EA	EXTENSION - VALVE STEM - .75"
	095012-07-000	EA	STABILIZER - VALVE EXTENSION - LIVE - 4"
	095012-09-000	EA	EXTENSION - VALVE STEM - LIVE - 7.7"
*	110435-15-000	EA	LINER - WHEEL SET/4 - 19.5"

\* COMPONENT PARTS FOUND IN SERVICE PARTS LIBRARY



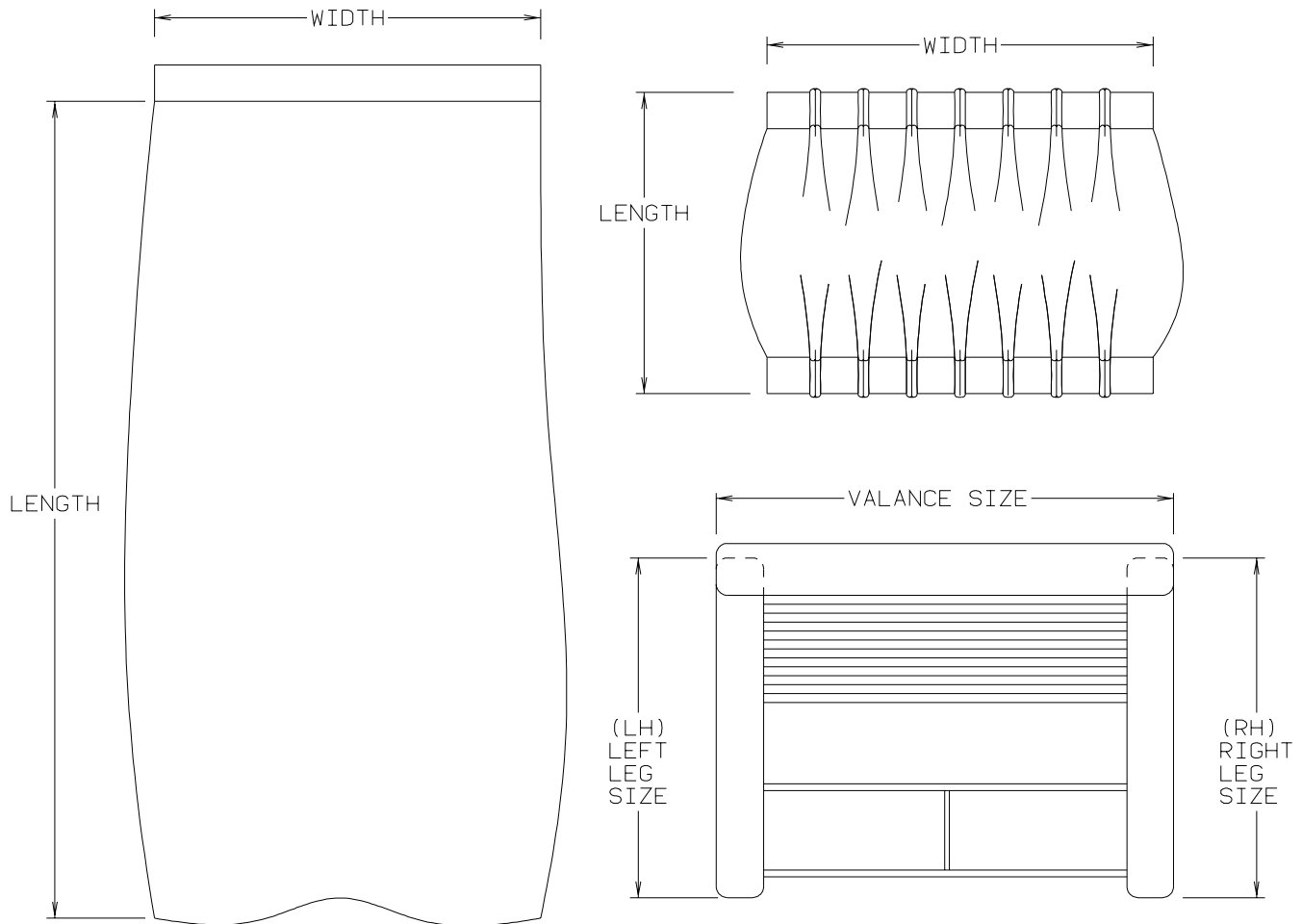
### BRAKE

KEY	PART NUMBER	U/M	DESCRIPTION
1	113007-01-000	EA	PIN - SPRING - .375 X 3"



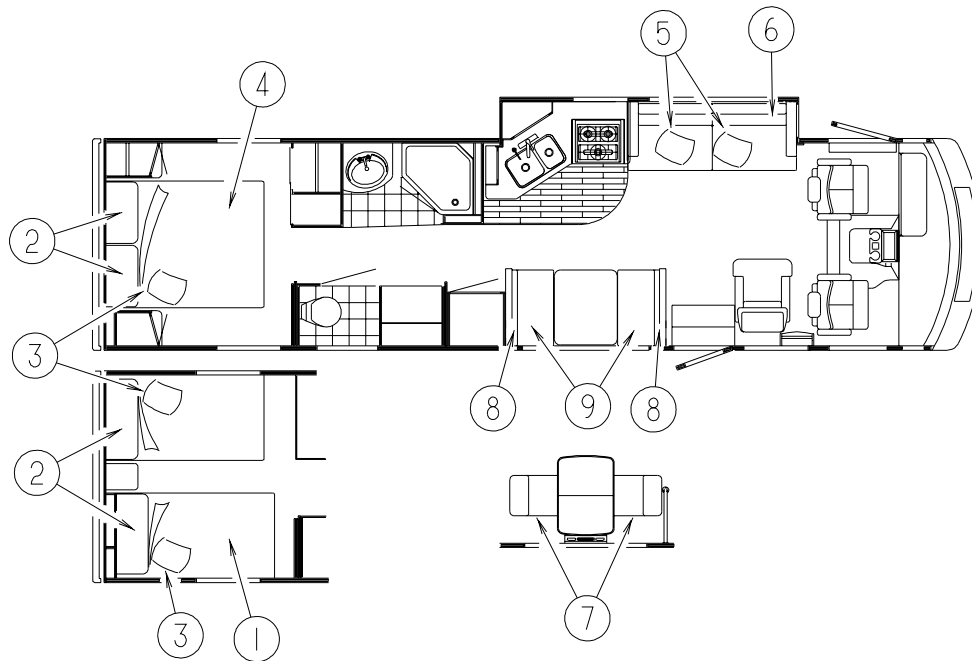
## CURTAIN & CUSHION GROUP NOTICE

IN ORDER TO ASSIST OUR PARTS SALES DEPT. IN PROVIDING INTERIOR SOFTWARE ITEMS, PLEASE INCLUDE THE SERIAL NUMBER AND THE COLOR CODE NUMBER FROM THE VEHICLE CERTIFICATION LABEL WHEN ORDERING. THIS LABEL IS LOCATED ON THE LEFT SIDEWALL AT THE END OF THE DASH (A-BODY), OR ON THE DRIVER'S DOOR LATCH PLATE (C-BODY). AN EXAMPLE OF A COLOR CODE NUMBER IS B07, WHICH DESIGNATES AN OVERALL COLOR SCHEME OF A PARTICULAR UNIT. THE COLOR LISTED AFTER THE ITEM DESCRIPTION ON THE MICROFICHE, INDICATES THE OVERALL UNIT COLOR. ORDER THE ITEM YOU DESIRE ACCORDING TO UNIT COLOR CODE. IF ALL COLORS USE THE SAME ITEM NO COLOR CODE WILL BE NOTED.



NOTE: USE THIS ILLUSTRATION WHEN DETERMINING LENGTH AND WIDTH MEASUREMENTS FOR CURTAINS. YOU WILL NOTE THE WIDTH MEASUREMENT IS TAKEN ON THE TOP OF THE CURTAIN WITH THE CURTAIN FULLY EXTENDED. THE LENGTH MEASUREMENT IS TAKEN FROM TOP TO BOTTOM. LEFT AND RIGHT WINDOW LEGS ARE DETERMINED WHEN FACING THE WINDOW.

**CURTAIN & CUSHION GROUP (CONTINUED)**  
**CUSHION LAYOUT**

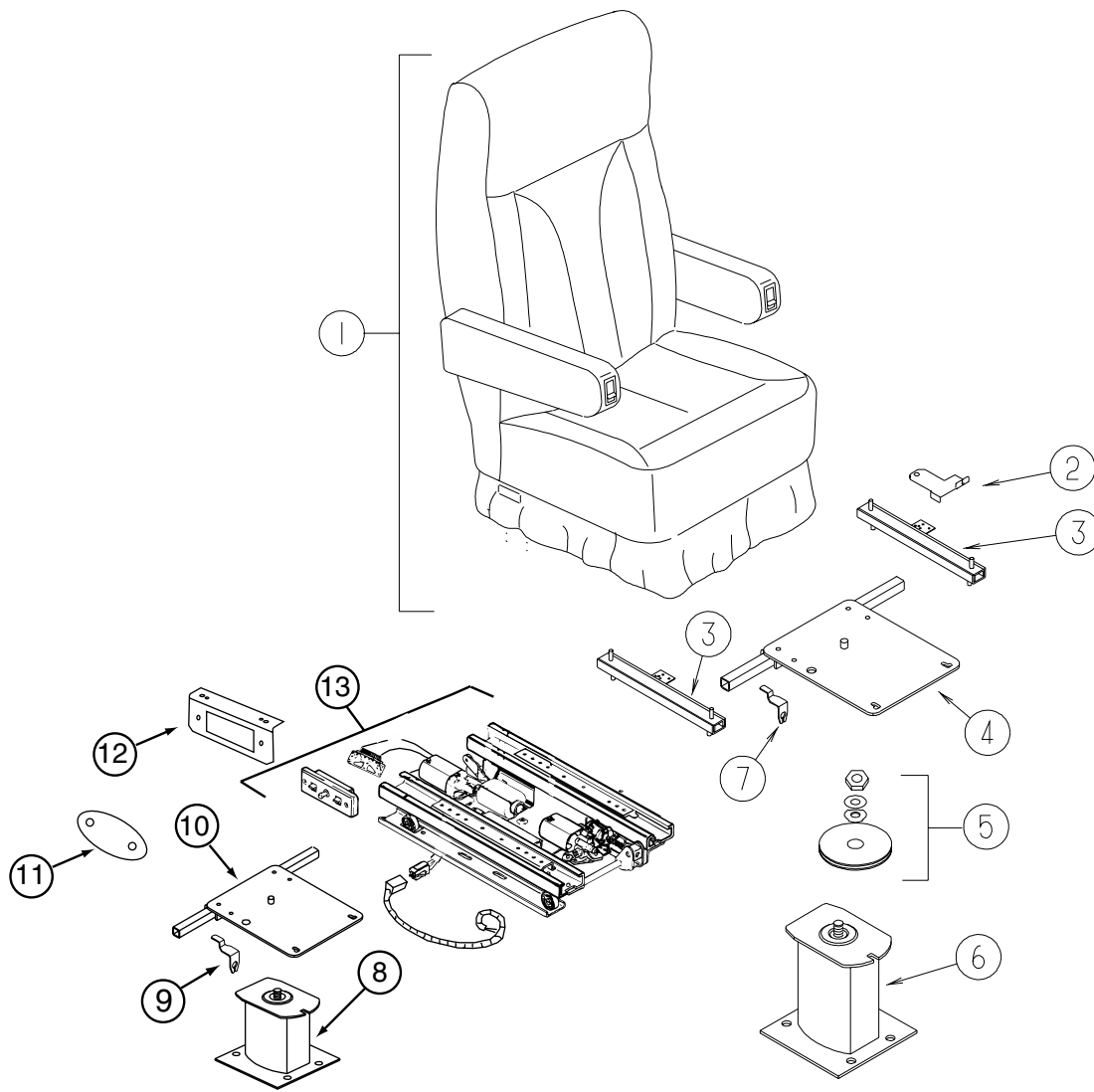


KEY	PART NUMBER	U/M	DESCRIPTION
1	132336-08-L32	EA	BEDSPREAD/CAP - 39" X 75" (L42)
1	132336-08-L44	EA	BEDSPREAD/CAP - 39" X 75" (L44)
1	132336-08-L46	EA	BEDSPREAD/CAP - 39" X 75" (L46)
	134449-01-L32	EA	HEADBOARD/TWIN - W/O HARDWARE (L42)
	134449-01-L44	EA	HEADBOARD/TWIN - W/O HARDWARE (L44)
	134449-03-L46	EA	HEADBOARD/TWIN - W/O HARDWARE (L46)
	123015-10-000	EA	MATTRESS - INNERSPRING - 39" X 74.5"
2	126211-05-L32	EA	PILLOW SHAM - 20" X 33" (L42)
2	126211-05-L44	EA	PILLOW SHAM - 20" X 33" (L44)
2	126211-05-L46	EA	PILLOW SHAM - 20" X 33" (L46)
3	132319-06-L32	EA	PILLOW - 17" - W/HALF MOON OVERLAY (L42) - TWIN BED
3	132319-06-L44	EA	PILLOW - 17" - W/HALF MOON OVERLAY (L44) - TWIN BED
3	132319-06-L46	EA	PILLOW - 17" - W/HALF MOON OVERLAY (L46) - TWIN BED
3	132319-08-L76	EA	PILLOW - 17" - W/HALF MOON OVERLAY (L42) - QUEEN BED
3	132319-08-L44	EA	PILLOW - 17" - W/HALF MOON OVERLAY (L44) - QUEEN BED
3	132319-08-L46	EA	PILLOW - 17" - W/HALF MOON OVERLAY (L46) - QUEEN BED
4	132336-06-L76	EA	BEDSPREAD/CAP - 60" X 75" (L42)
4	132336-06-L44	EA	BEDSPREAD/CAP - 60" X 75" (L44)
4	132336-06-L46	EA	BEDSPREAD/CAP - 60" X 75" (L46)
	134449-02-L42	EA	HEADBOARD/QUEEN - W/O HARDWARE
	134449-02-L44	EA	HEADBOARD/QUEEN - W/O HARDWARE
	134449-04-L46	EA	HEADBOARD/QUEEN - YORK - W/O HARDWARE
	123015-06-000	EA	MATTRESS - INNERSPRING - 60" X 74.5"
5	132319-07-L76	EA	PILLOW - 17" - W/HALF MOON OVERLAY (L42)
5	132319-07-L44	EA	PILLOW - 17" - W/HALF MOON OVERLAY (L44)
5	132319-07-L46	EA	PILLOW - 17" - W/HALF MOON OVERLAY (L46)
6	132581-01-000	EA	SOFA - W/FIXED ARMS (L42)
6	132581-02-000	EA	SOFA - W/FIXED ARMS (L44)
6	132581-03-000	EA	SOFA - W/FIXED ARMS (L46)
	124656-96-000	EA	LOCK - CANADIAN - #3380EZLK
6	132581-04-000	EA	SOFA - W/FIXED ARMS - LEATHER (L42, L46)
6	132581-05-000	EA	SOFA - W/FIXED ARMS - LEATHER (L44)
6	134283-02-L42	EA	SOFA - EXTENSION
6	134283-02-L44	EA	SOFA - EXTENSION
6	134283-02-L46	EA	SOFA - EXTENSION
	134064-01-000	EA	FRAME - EXTENSION - BED

**CURTAIN & CUSHION GROUP (CONTINUED)****CUSHION LAYOUT (CONTINUED)**

<b>KEY</b>	<b>PART NUMBER</b>	<b>U/M</b>	<b>DESCRIPTION</b>
7	134017-05-000	EA	CHAIR - DINETTE - WATERFORD OAK (L42)
7	134017-06-000	EA	CHAIR - DINETTE - WATERFORD OAK (L44)
7	134017-07-000	EA	CHAIR - DINETTE - WATERFORD OAK (L46)
	101604-01-03A	EA	CHAIR - FOLDING/DINETTE - LINEN FABRIC - WATERFORD OAK
8	111880-09-L32	EA	CUSHION - BACK - 13.5" X 36" X 5" (L42)
8	111880-09-K62	EA	CUSHION - BACK - 13.5" X 36" X 5" (L44)
8	111880-09-L46	EA	CUSHION - BACK - 13.5" X 36" X 5" (L46)
8	P11880-09-L42	EA	COVER - BACK - 13.5" X 36" X 5" (L42)
8	P11880-09-K62	EA	COVER - BACK - 13.5" X 36" X 5" (L44)
8	P11880-09-L46	EA	COVER - BACK - 13.5" X 36" X 5" (L46)
9	105603-01-L32	EA	CUSHION - SEAT - 23" X 36" X 5" (L42)
9	105603-01-K62	EA	CUSHION - SEAT - 23" X 36" X 5" (L44)
9	105603-01-L46	EA	CUSHION - SEAT - 23" X 36" X 5" (L46)
9	P05603-01-L32	EA	COVER - SEAT - 23" X 36" X 5" (L42)
9	P05603-01-K62	EA	COVER - SEAT - 23" X 36" X 5" (L44)
9	P05603-01-L46	EA	COVER - SEAT - 23" X 36" X 5" (L46)

**CURTAIN & CUSHION GROUP (CONTINUED)**  
**BUCKET SEATS**

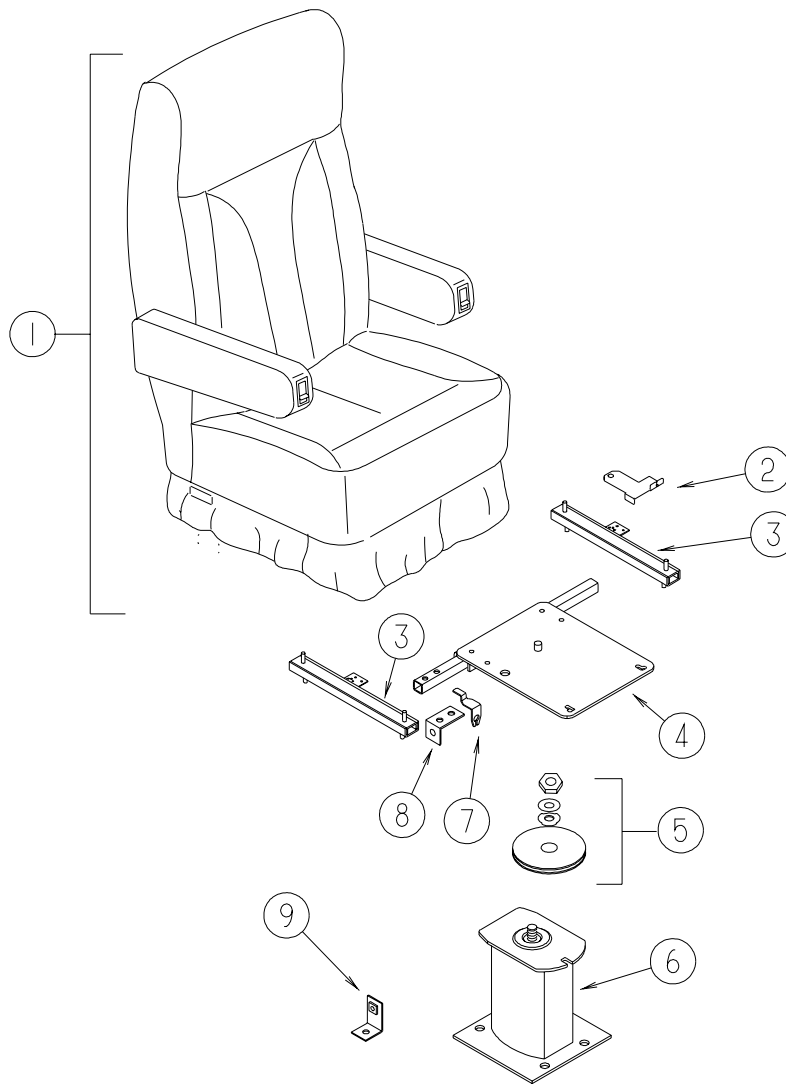


**DRIVER**

KEY	PART NUMBER	U/M	DESCRIPTION
1	132572-01-000	EA	SEAT - BUCKET/LUMBAR W/SKIRT - FLEXSTEEL (L42)
1	132572-02-000	EA	SEAT - BUCKET/LUMBAR W/SKIRT - FLEXSTEEL (L44)
1	132572-03-000	EA	SEAT - BUCKET/LUMBAR W/SKIRT - FLEXSTEEL (L46)
1	132572-04-000	EA	SEAT - BUCKET/LUMBAR W/SKIRT - FLEXSTEEL - LEATHER (L42, L46)
1	132572-05-000	EA	SEAT - BUCKET/LUMBAR W/SKIRT - FLEXSTEEL - LEATHER (L44)
2	117125-01-02B	EA	BRACKET - CABLE MOUNT - ADJUSTER W/LOCK
3	119952-04-000	EA	SLIDE/SEAT - HEAVY DUTY LOCKING - 4 STUDS
			FROM: 00-00-00 THRU: 09-12-99
3	131566-04-000	EA	SLIDE - DOUBLE LOCKING
			FROM: 09-13-99 THRU: 99-99-99
	119952-07-000	EA	WIRE - LATCH RELEASE/ ROTARY
4	107921-05-000	EA	PLATE - TOP - W/SEAT BELT BAR
5	107921-06-000	EA	BEARING KIT - PEDESTAL
6	107921-01-000	EA	PEDESTAL/FLOOR MOUNTED - W/9.75" EXTENSION
7	108049-02-000	EA	CLIP - CABLE/PEDESTAL
8	107921-14-000	EA	PEDESTAL/FLOOR MOUNTED - W/5.75" EXTENSION
9	108049-02-000	EA	CLIP - CABLE/PEDESTAL
10	107921-05-000	EA	PLATE - TOP - W/SEAT BELT BAR
11	133232-01-01A	EA	COVER - SEAT - ADJUSTMENT
12	128699-01-02B	EA	BRACKET - SEAT SWITCH - E-COATED
13*	081373-03-000	EA	SEAT - POWER 6 WAY
	130184-01-01A	EA	PROTECTOR - SEAT - CLEAR

\* COMPONENT PARTS FOUND IN SERVICE PARTS LIBRARY

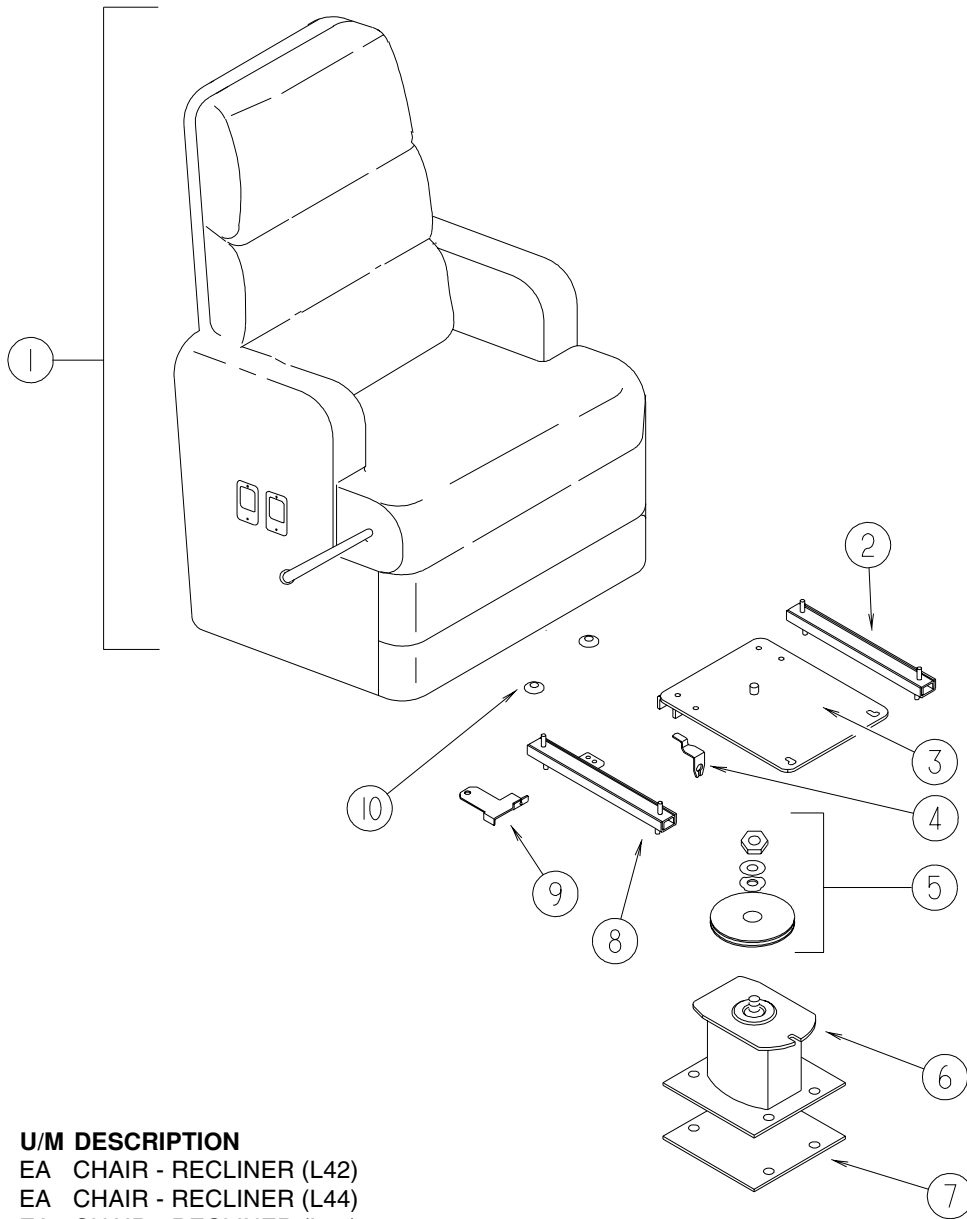
**CURTAIN & CUSHION GROUP (CONTINUED)**  
**BUCKET SEATS (CONTINUED)**



**PASSENGER**

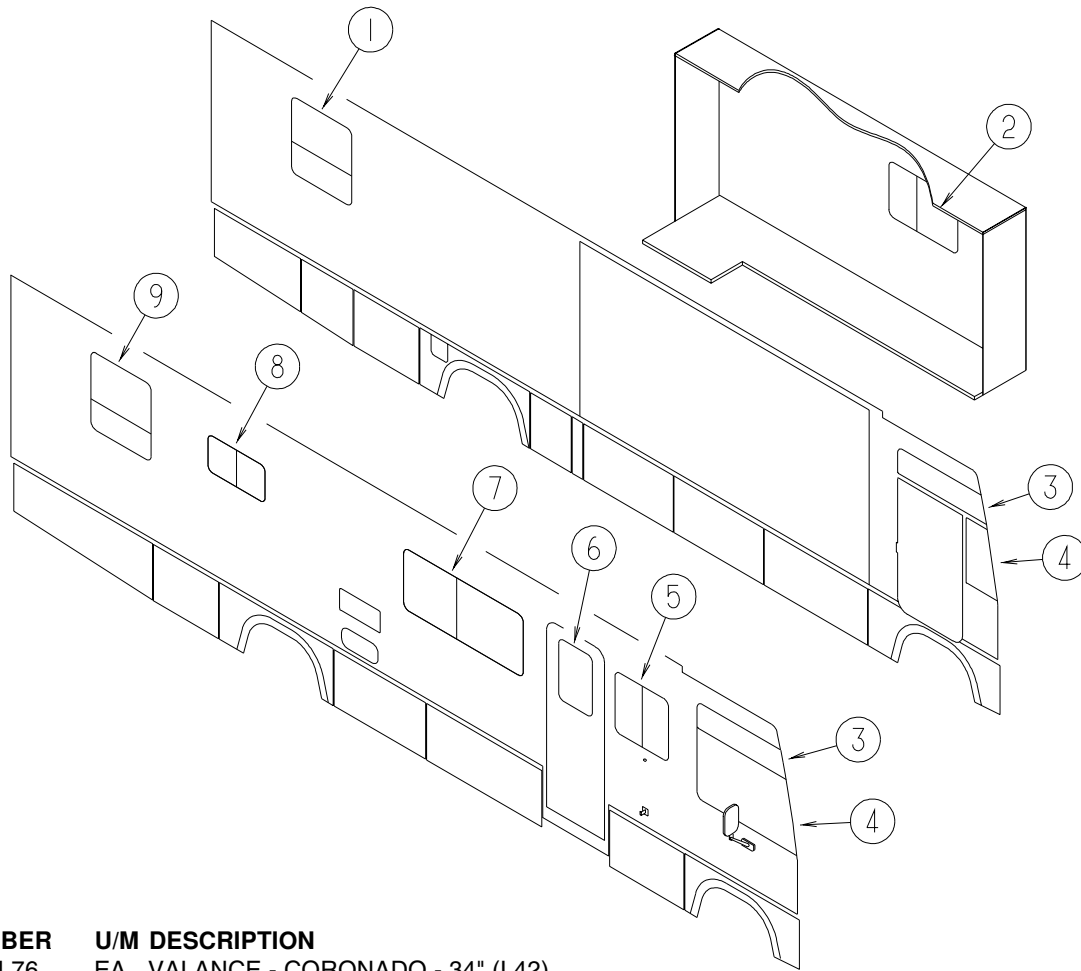
KEY	PART NUMBER	U/M	DESCRIPTION
1	132572-01-000	EA	SEAT - BUCKET/LUMBAR W/SKIRT - FLEXSTEEL (L42)
1	132572-02-000	EA	SEAT - BUCKET/LUMBAR W/SKIRT - FLEXSTEEL (L44)
1	132572-03-000	EA	SEAT - BUCKET/LUMBAR W/SKIRT - FLEXSTEEL (L46)
1	132572-04-000	EA	SEAT - BUCKET/LUMBAR W/SKIRT - FLEXSTEEL - LEATHER (L42, L46)
1	132572-05-000	EA	SEAT - BUCKET/LUMBAR W/SKIRT - FLEXSTEEL - LEATHER (L44)
2	117125-01-02B	EA	BRACKET - CABLE MOUNT - ADJUSTER W/LOCK
3	119952-04-000	EA	SLIDE/SEAT - HEAVY DUTY LOCKING - 4 STUDS
			FROM: 00-00-00 THRU: 09-12-99
3	131566-04-000	EA	SLIDE - DOUBLE LOCKING
			FROM: 09-13-99 THRU: 99-99-99
	119952-07-000	EA	WIRE - LATCH RELEASE/ ROTARY
4	107921-05-000	EA	TOP PLATE - SINGLE SIDE BELT
5	107921-06-000	EA	BEARING KIT - PEDESTAL
6	107921-01-000	EA	PEDESTAL - SEAT 9 3/4"
7	108049-02-000	EA	CLIP - CABLE/PEDESTAL
8	NOT USED	EA	BRACKET - ANCHORAGE/PEDESTAL
9	NOT USED	EA	BRACKET - ANCHORAGE/FLOOR

**CURTAIN & CUSHION GROUP (CONTINUED)**  
**LOUNGE CHAIR**



KEY	PART NUMBER	U/M	DESCRIPTION
1	132577-01-000	EA	CHAIR - RECLINER (L42)
1	132577-02-000	EA	CHAIR - RECLINER (L44)
1	132577-03-000	EA	CHAIR - RECLINER (L46)
1	132577-04-000	EA	CHAIR - RECLINER - LEATHER (L42, L46)
1	132577-05-000	EA	CHAIR - RECLINER - LEATHER (L44)
2	119952-02-000	EA	SLIDE/SEAT - HEAVY DUTY NON LOCKING
3	107921-08-000	EA	PLATE - TOP PEDESTAL - W/O SEAT BELT BAR
4	108049-02-000	EA	CLIP - CABLE/PEDESTAL
	108049-04-000	EA	CABLE - W/MINI LEVER ACTION SWITCH - 28" SHEATH/30" CABLE
5	107921-06-000	EA	BEARING KIT - PEDESTAL
6	107921-07-000	EA	PEDESTAL/FLOOR MOUNTED - 4.5"
7	108445-02-000	EA	PLATE/FLOOR MOUNTED - PEDESTAL SEAT
8	119952-04-000	EA	SLIDE/SEAT - HEAVY DUTY LOCKING - 4 STUDS
			FROM: 00-00-00 THRU: 09-12-99
8	131566-04-000	EA	SLIDE - DOUBLE LOCKING
			FROM: 09-13-99 THRU: 99-99-99
9	117125-01-02B	EA	BRACKET - CABLE MOUNT - ADJUSTER W/LOCK
10	007221-01-000	EA	SPACER - SEAT/ADJUSTER

**CURTAIN & CUSHION GROUP (CONTINUED)**  
**WINDOW TREATMENT**



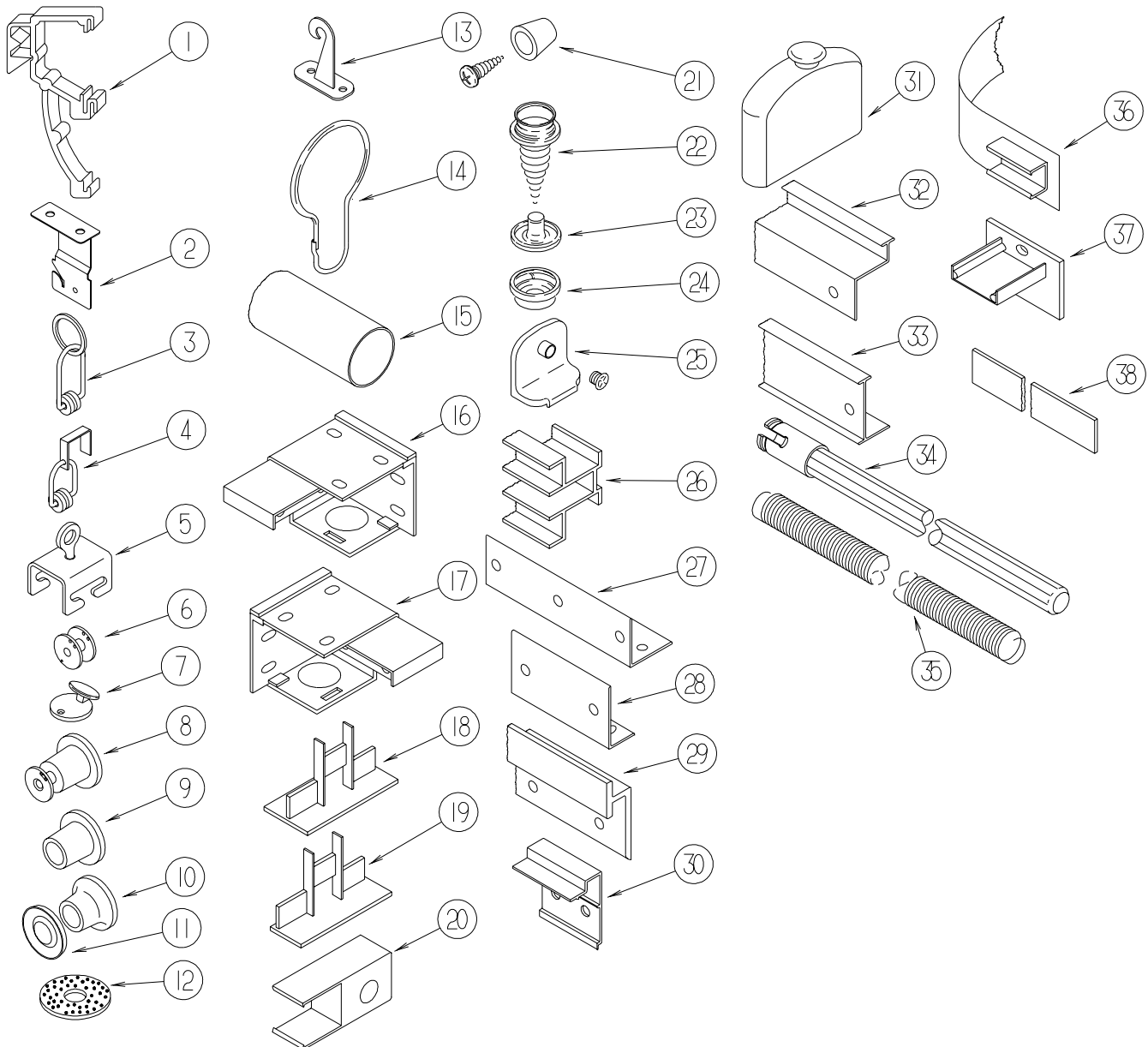
KEY	PART NUMBER	U/M	DESCRIPTION
1	133050-08-L76	EA	VALANCE - CORONADO - 34" (L42)
1	133050-08-L44	EA	VALANCE - CORONADO - 34" (L44)
1	133050-08-L46	EA	VALANCE - CORONADO - 34" (L46)
1	111910-58-L25	EA	BLIND - DAY/NIGHTER - 31" X 37" (L42)
1	111910-58-L44	EA	BLIND - DAY/NIGHTER - 31" X 37" (L44)
1	111910-58-L46	EA	BLIND - DAY/NIGHTER - 31" X 37" (L46)
1	123910-19-L32	EA	LEG - RIGHT - 34" (L42)
1	123910-19-J28	EA	LEG - RIGHT - 34" (L44)
1	123910-19-L46	EA	LEG - RIGHT - 34" (L46)
1	123910-20-L32	EA	LEG - LEFT - 34" (L42)
1	123910-20-J28	EA	LEG - LEFT - 34" (L44)
1	123910-20-L46	EA	LEG - LEFT - 34" (L46)
2	133050-05-L76	EA	VALANCE - CORONADO - 62.5" (L42)
2	133050-05-L44	EA	VALANCE - CORONADO - 62.5" (L44)
2	133050-05-L46	EA	VALANCE - CORONADO - 62.5" (L46)
2	111910-55-L42	EA	BLIND - DAY/NIGHTER - 59" X 26.5"
2	111910-55-L44	EA	BLIND - DAY/NIGHTER - 59" X 26.5"
2	111910-55-L46	EA	BLIND - DAY/NIGHTER - 59" X 26.5"
2	127017-43-J26	EA	LEG - RIGHT - 23.5" (L42)
2	127017-43-K38	EA	LEG - RIGHT - 23.5" (L44)
2	127017-43-L46	EA	LEG - RIGHT - 23.5" (L46)
2	127017-44-J26	EA	LEG - LEFT - 23.5" (L42)
2	127017-44-K38	EA	LEG - LEFT - 23.5" (L44)
2	127017-44-L46	EA	LEG - LEFT - 23.5" (L46)
3	126841-03-000	EA	SHADE - PULL - CHARCOAL MESH - 40.3" X 60"
4	101668-67-J22	EA	CURTAIN - RIGHT HAND/LEFT HAND - 42" X 110"
	073260-42-M22	EA	TIEBACK - 6" X 18"
5	133050-09-L42	EA	VALANCE - CORONADO - 31.5"
5	133050-09-L44	EA	VALANCE - CORONADO - 31.5"
5	133050-09-L46	EA	VALANCE - CORONADO - 31.5"

**CURTAIN & CUSHION GROUP (CONTINUED)****WINDOW TREATMENT (CONTINUED)**

<b>KEY</b>	<b>PART NUMBER</b>	<b>U/M</b>	<b>DESCRIPTION</b>	
5	111910-20-L42	EA	BLIND - DAY/NIGHTER - 28" X 28" (L42)	
5	111910-20-L52	EA	BLIND - DAY/NIGHTER - 28" X 28" (L44)	
5	111910-20-L46	EA	BLIND - DAY/NIGHTER - 28" X 28" (L46)	
5	111910-59-L42	EA	BLIND - DAY/NIGHTER - 31" X 28.5" (L42, L46) W/MID COACH TV	
5	111910-59-L42	EA	BLIND - DAY/NIGHTER - 31" X 28.5" (L44) W/MID COACH TV	
5	127017-11-J26	EA	LEG - RIGHT - 25" (L42)	
5	127017-11-K08	EA	LEG - RIGHT - 25" (L44)	
5	127017-11-L46	EA	LEG - RIGHT - 25" (L46)	
5	127017-12-J26	EA	LEG - LEFT - 25" (L42)	
5	127017-12-K08	EA	LEG - LEFT - 25" (L44)	
5	127017-12-L46	EA	LEG - LEFT - 25" (L46)	
6	084755-57-E07	EA	SHADE - PULL - 27.25"	
7	133050-01-L76	EA	VALANCE - CORONADO - 64.5" (L42)	
7	133050-01-L44	EA	VALANCE - CORONADO - 64.5" (L44)	
7	133050-01-L46	EA	VALANCE - CORONADO - 64.5" (L46)	
7	133050-17-L42	EA	VALANCE - CORONADO - 64.5" (L42) W/MID COACH TV	
7	133050-17-L44	EA	VALANCE - CORONADO - 64.5" (L44) W/MID COACH TV	
7	133050-17-L45	EA	VALANCE - CORONADO - 64.5" (L46) W/MID COACH TV	
7	111910-57-L32	EA	BLIND - DAY/NIGHTER - 61" X 28.5" (L42)	
7	111910-57-L44	EA	BLIND - DAY/NIGHTER - 61" X 28.5" (L44)	
7	111910-57-L46	EA	BLIND - DAY/NIGHTER - 61" X 28.5" (L46)	
7	127017-11-J26	EA	LEG - RIGHT - 25" (L42)	
7	127017-11-K08	EA	LEG - RIGHT - 25" (L44)	
7	127017-11-L46	EA	LEG - RIGHT - 25" (L46)	
7	127017-12-J26	EA	LEG - LEFT - 25" (L42)	
7	127017-12-K08	EA	LEG - LEFT - 25" (L44)	
7	127017-12-L46	EA	LEG - LEFT - 25" (L46)	
7	123910-71-L42	EA	LEG - RIGHT - 25" (L42) W/MID COACH TV	
7	123910-71-L44	EA	LEG - RIGHT - 25" (L44) W/MID COACH TV	
7	123910-71-L46	EA	LEG - RIGHT - 25" (L46) W/MID COACH TV	
7	123910-72-L42	EA	LEG - LEFT - 25" (L42) W/MID COACH TV	
7	123910-72-L44	EA	LEG - LEFT - 25" (L44) W/MID COACH TV	
7	123910-72-L46	EA	LEG - LEFT - 25" (L46) W/MID COACH TV	
8	121410-A2-L76	EA	VALANCE - MODERATE - 32" (L42)	
8	121410-A2-L44	EA	VALANCE - MODERATE - 32" (L44)	
8	121410-A2-L46	EA	VALANCE - MODERATE - 32" (L46)	
8	109041-60-02A	EA	BLIND - MINI - 30.5"	
				FROM: 00-00-00 THRU: 08-29-99
8	109041-59-02A	EA	BLIND - MINI - 30.5"	
				FROM: 08-30-99 THRU: 99-99-99
9	133050-07-L76	EA	VALANCE - CORONADO - 34" (L42)	
9	133050-07-L44	EA	VALANCE - CORONADO - 34" (L44)	
9	133050-07-L46	EA	VALANCE - CORONADO - 34" (L46)	
9	111910-58-L25	EA	BLIND - DAY/NIGHTER - 31" X 37" (L42)	
9	111910-58-L44	EA	BLIND - DAY/NIGHTER - 31" X 37" (L44)	
9	111910-58-L46	EA	BLIND - DAY/NIGHTER - 31" X 37" (L46)	
9	127017-17-L32	EA	LEG - RIGHT - 34" (L42)	
9	127017-17-J56	EA	LEG - RIGHT - 34" (L44)	
9	127017-17-L16	EA	LEG - RIGHT - 34" (L46)	
9	127017-18-L32	EA	LEG - LEFT - 34" (L42)	
9	127017-18-J56	EA	LEG - LEFT - 34" (L44)	
9	127017-18-L16	EA	LEG - LEFT - 34" (L46)	



**CURTAIN & CUSHION GROUP (CONTINUED)**  
**HARDWARE**



**BLIND PARTS ARE COLOR COORDINATED TO MATCH THE COLOR OF THE BLINDS**  
**HAMPTON TAN COLORS ARE USED BY THE ULTIMATE FREEDOM & ADVANTAGE**  
**TITANIUM IS USED BY ALL ITASCAS**  
**ANTELOPE IS USED BY ALL WINNEBAGOS**

KEY	PART NUMBER	U/M	DESCRIPTION
1	109353-04-000	EA	CLIP - VALANCE SLAT MOUNTING - CLEAR PLASTIC
2	084434-01-000	EA	BRACKET - MOUNTING - ROLLER SHADE - 1 3/8"
	096843-01-000	EA	SPRING - REWIND/ROLLER SHADE
	086276-01-000	EA	TAPE - DOUBLE SIDED - 1/2"
3	009701-01-000	EA	CARRIER - CURTAIN - L ROD
4	093487-91-000	EA	ROLLER/CLIP
5	009702-01-000	EA	END STOP - CURTAIN CARRIER - L ROD
6	097592-01-000	EA	SPOOL - CORD - ELEVATED BLIND HOLDUP - SMALL - CLEAR
7	102555-03-000	EA	CLEAT - BLIND CORD - MILKY WHITE PLASTIC
8	097592-02-000	EA	SPOOL - CORD - ELEVATED BLIND HOLDUP - LARGE - CLEAR
9	094896-02-000	EA	GROMMET - CORD/PLEATED BLIND - NYLON - GRAY
10	046867-03-000	EA	GROMMET - HANDY BUTTON #3
11	046867-02-000	EA	WASHER - HANDY BUTTON #3
12	103242-01-000	EA	VELCRO HOOK - BEIGE 7/8" ROUND W/CENTER HOLE
12	103242-02-000	EA	VELCRO HOOK - BLACK 7/8" ROUND W/CENTER HOLE

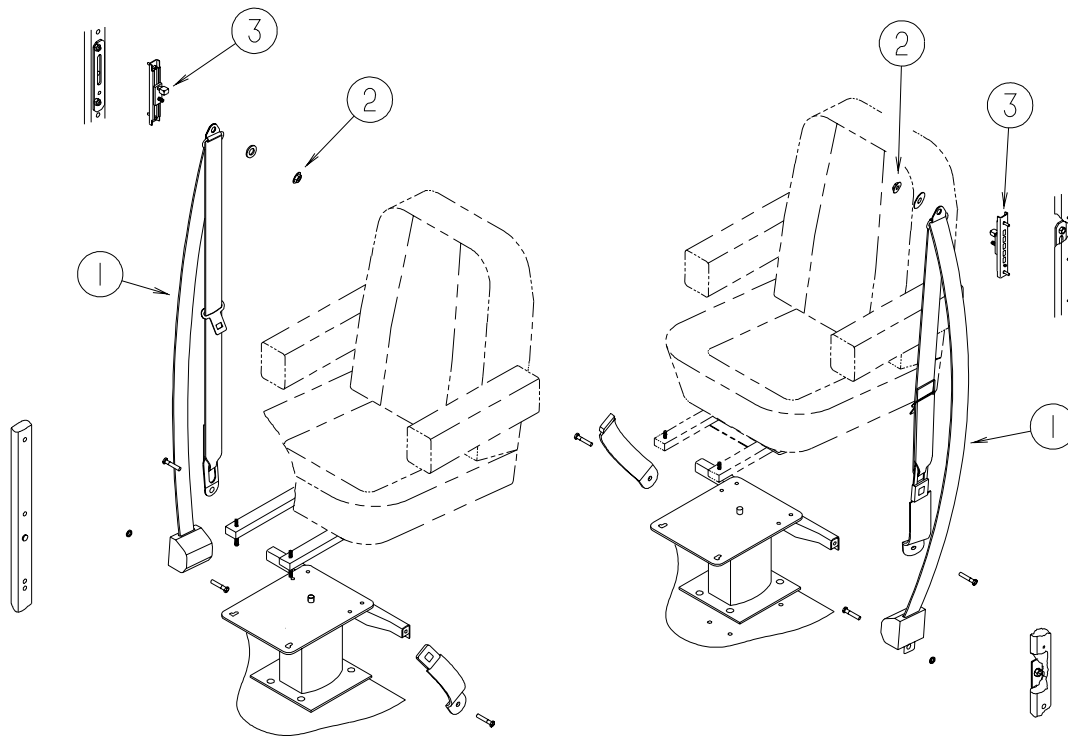
**CURTAIN & CUSHION GROUP (CONTINUED)**  
**HARDWARE (CONTINUED)**

<b>KEY</b>	<b>PART NUMBER</b>	<b>U/M</b>	<b>DESCRIPTION</b>
13	109441-03-000	EA	HOLD DOWN - BLIND (CLOUDY)
	109441-02-000	EA	HOLD DOWN - SPACER
14	009136-02-000	EA	HANGER - RING - PIN TYPE - CURTAIN - BRASS
15	102075-10-01A	EA	ROD - CURTAIN/SHOWER
16	083170-01-000	EA	BRACKET - BLIND - LEFT SIDE WHEN FACING WINDOW
17	083170-02-000	EA	BRACKET - BLIND - RIGHT SIDE WHEN FACING WINDOW
18	094907-04-000	EA	END CAP - BOTTOM/PLEATED BLIND (RH & LH)
19	094907-02-000	EA	END CAP - TOP/PLEATED BLIND - PLASTIC - GRAY
	094907-05-700	EA	END CAP-RH BOTTOM BLIND
	094907-05-701	EA	END CAP-LH BOTTOM BLIND
20	101033-02-000	EA	END CAP - TRACK/CLEAR
21	097564-03-000	EA	HANDLE - KNOB - E-Z LIFT SHADE - TAN
21	097564-04-000	EA	HANDLE - KNOB - E-Z LIFT SHADE - NAVY
21	097564-05-000	EA	HANDLE - KNOB - E-Z LIFT SHADE - TEAL
21	097564-06-000	EA	HANDLE - KNOB - E-Z LIFT SHADE - ALABASTER
21	097564-07-000	EA	HANDLE - KNOB - E-Z LIFT SHADE - SILVER
21	000G68-06-12J	EA	SCREW 6-18X.75 POH BRASS
22	029130-01-000	EA	SCREW - SNAP SOCKET - #8 PH X 5/8"
22	029130-03-000	EA	SCREW - SNAP SOCKET - #8 PH X 1"
23	029155-01-000	EA	CAP - SNAP - 5/32" OUTSIDE DIAMETER OF PIN
24	029156-01-000	EA	SOCKET - SNAP - 9/16" O.D.
24	029156-02-000	EA	SOCKET - SNAP - 27/64" O.D.
25	106544-01-000	EA	PULL - SHADE/BRASS
	106544-01-001	EA	SCREW - SHADE/BRASS
26	101033-08-000	EA	TRACK - WALL - 75"
26	101033-09-000	EA	TRACK - WALL - 32"
27	105648-01-02A	EA	BRACE - VALANCE - OFF/WHITE - 14"
27	075943-10-000	EA	BRACE - VALANCE - 20"
28	083125-07-000	EA	BRACE - WINDOW MOUNT - 2.5" - OFF WHITE
28	083125-08-000	EA	BRACE - WINDOW MOUNT - 3/4 - OFF WHITE
29	127254-03-02A	EA	TRACK - CURTAIN/RIGHT HAND - ANTELOPE - F & G SERIES
29	127254-03-03A	EA	TRACK - CURTAIN/RIGHT HAND - TITANIUM - F & G SERIES
29	127254-04-02A	EA	TRACK - CURTAIN/LEFT HAND - ANTELOPE - F & G SERIES
29	127254-04-03A	EA	TRACK - CURTAIN/LEFT HAND - TITANIUM - F & G SERIES
30	076827-02-000	EA	BRACKET - LEG - 2.9" X 1.8" - TRIANGLE
31	093475-01-701	EA	CAP-END, WITH INVERTED STUD
32	105450-14-01A	EA	TRACK - CURTAIN - 90" - OFF WHITE
33	009700-04-002	EA	TRACK/CURTAIN - L SHAPED - 15.5" - OFF WHITE
33	118896-05-02A	EA	TRACK - CURTAIN - RIGHT HAND - HAMPTON TAN - Q-SERIES
33	118897-04-02A	EA	TRACK - CURTAIN - LEFT HAND - HAMPTON TAN - Q-SERIES
33	126456-01-03A	EA	TRACK - CURTAIN - RIGHT HAND - TITANIUM - L-SERIES
33	126456-02-03A	EA	TRACK - CURTAIN - LEFT HAND - TITANIUM - L-SERIES
33	126456-03-02A	EA	TRACK - CURTAIN - RIGHT HAND - ANTELOPE - L-SERIES
33	126456-04-02A	EA	TRACK - CURTAIN - LEFT HAND - ANTELOPE - L-SERIES
34	093487-90-000	EA	WAND - 30" - FRONT WRAP AROUND
35	097591-01-000	EA	SPRING - EXTENSION/PLEATED BLIND
36	101031-01-000	YD	TAPE - GLIDE/CURTAIN - 4.25" SPACING
37	094907-06-000	EA	HARDWARE - END CAP - E-Z LIFT - TOP
38	089275-01-000	FT	STRIP - 3/4" X 96" - CLEAR POLYETHYLENE
	094908-03-000	FT	HARDWARE - SEMI-RIDGED PVC - EZ LIFT
	094908-04-000	FT	STRAP - FLAT POLY VINYL
	095567-01-000	EA	TACK - STRIP - .5" X 625' ROLL
	097593-02-000	FT	CORD - BLIND - PLEATED - GRAY
	097593-06-000	FT	CORD - BLIND - PLEATED - PEWTER
	097593-07-000	FT	CORD - BLIND - PLEATED - PALE JADE
	097593-10-000	FT	CORD - BLIND - PLEATED - VANILLA

## CURTAIN & CUSHION GROUP (CONTINUED)

### ACCESSORIES

KEY	PART NUMBER	U/M	DESCRIPTION
	056271-01-000	EA	SEAT BELT - 2" X 102" - BLACK
	057759-01-000	EA	WASHER - FLAT F/SEAT BELT - 4" DIAMETER
	095076-02-000	EA	WASHER - FLAT -7/16 ID X 50.8 OD X .06
	127038-01-01A	EA	TIEDOWN STRAP - W/VELCRO ENDS
	127960-01-01A	EA	RETAINER - 3/8" - STAINLESS STEEL
	129529-02-000	EA	STRAP - CHAIR RETAINING - 81.9"
	129491-01-000	EA	CATCH - SNAP HOOK - 1"
	057534-01-000	EA	TIEBACK - CLEAR PLASTIC - 6"
	057534-03-000	EA	TIEBACK - CLEAR PLASTIC - 7.5"
	079349-08-L32	YD	WELT - VINYL (L42)
	079349-08-L34	YD	WELT - VINYL (L44)
	079349-08-L36	YD	WELT - VINYL (L46)



### DRIVER & PASSENGER SEATBELTS

KEY	PART NUMBER	U/M	DESCRIPTION
1*	091990-08-01A	EA	SEAT BELT - 3 POINT - .766" DIAMETER HOLE IN D-LOOP BRKT
2	127598-02-000	EA	NUT - HEX FLANGE - M10 X 1.5 - CLASS 10
3	127598-01-01A	EA	ADJUSTER - SEATBELT - D-LOOP - ADJUSTER

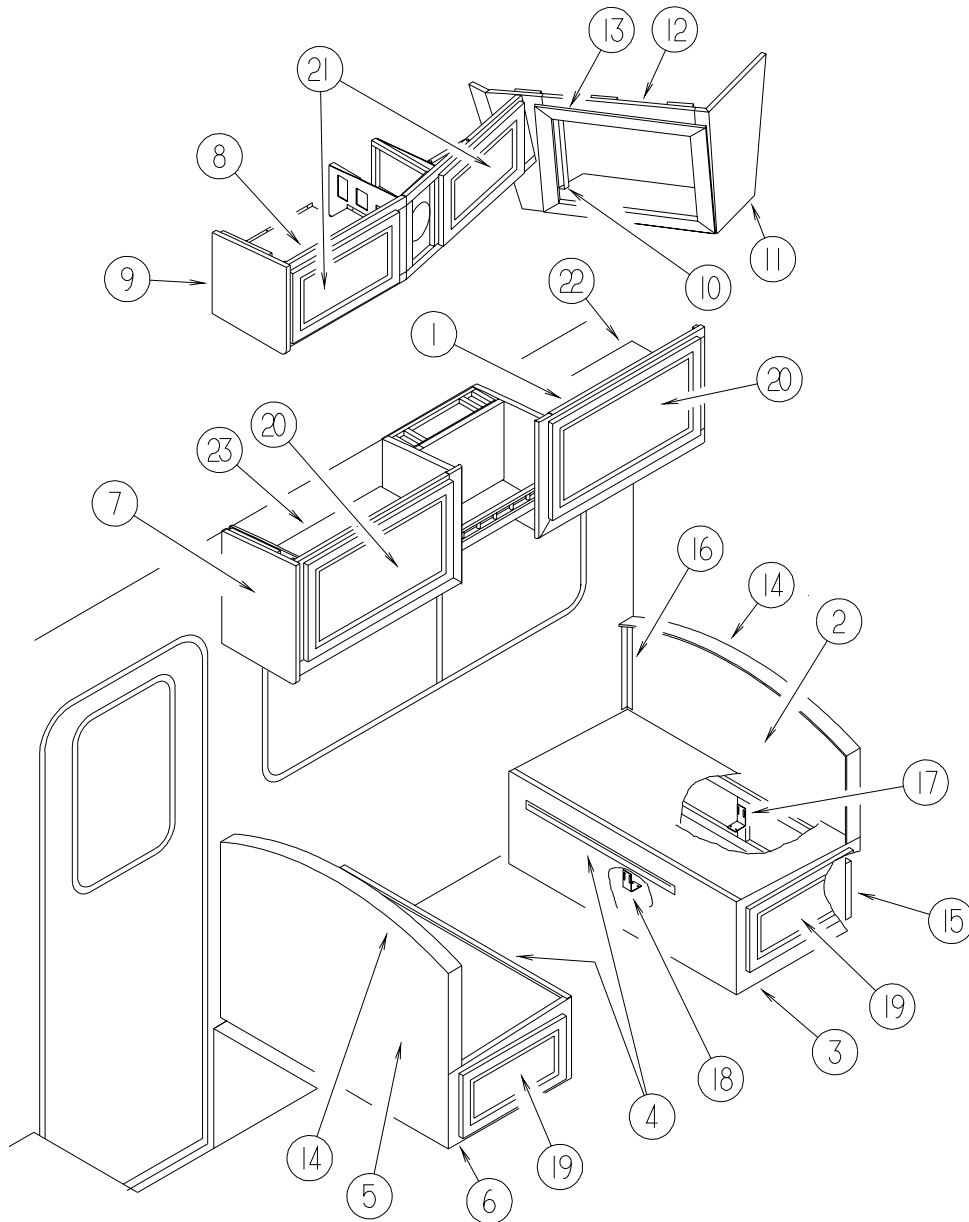
\* COMPONENT PARTS FOUND IN SERVICE PARTS LIBRARY

**CURTAIN & CUSHION GROUP (CONTINUED)**  
FABRICS

<b>ITASCA FABRICS &amp; VINYL</b>			
<b>COLOR CODES</b>	<b>L42</b>	<b>L44</b>	<b>L46</b>
<b>MARKETING COLORS</b>	<b>IVORY COAST (BEIGE)</b>	<b>CASTLETON (GREEN)</b>	<b>AEGEAN (BLUE)</b>
<b>MAIN FABRIC</b>	126883-38-000	126883-09-000	126883-52-000
<b>PLAIN ACCENT FABRIC</b>	108446-T5-000	108446-S6-000	126883-42-000
<b>PATTERN ACCENT FABRIC</b>	108446-T5-000	126883-18-000	126883-42-000
<b>BUCKET SEAT</b>	108446-T5-000	126883-S6-000	126883-42-000
<b>DINETTE</b>	126883-38-000	126883-09-000	126883-52-000
<b>DINETTE PAD</b>	108446-T5-000	126883-S6-000	126883-42-000
<b>DINETTE CHAIRS</b>	108446-T5-000	126883-S6-000	126883-42-000
<b>SOFA FABRIC</b>	126883-38-000	126883-09-000	126883-52-000
<b>LOUNGE CHAIR</b>	108446-T5-000	126883-S6-000	126883-42-000
<b>LOUNGE WINDOW VALANCE</b>	126883-38-000	126883-09-000	126883-52-000
<b>LOUNGE WINDOW LEGS</b>	108446-T5-000	126883-18-000	126883-42-000
<b>LOUNGE PILLOWS</b>	126883-38-000	126883-09-000	126883-52-000
<b>BEDSPREAD MAIN</b>	105745-L3-000	105745-H1-000	105745-M7-000
<b>BEDSPREAD ACCENT</b>	105745-L4-000	105745-J0-000	105745-64-000
<b>BEDROOM WINDOW VALANCE</b>	105745-L3-000 105745-L4-000	105745-H1-000 105745-J0-000	105745-M7-000 105745-64-000
<b>BEDROOM WINDOW LEGS</b>	105745-L4-000	105745-J0-000	105745-64-000
<b>BEDROOM PILLOWS</b>	105745-L3-000	105745-H1-000	105745-M7-000
<b>PILLOW ACCENT</b>	105745-L4-000	105745-J0-000	105745-64-000
<b>SPEAKER COVER</b>	072333-A2-000	072333-A2-000	072333-A2-000
<b>FRONT WRAP AROUND</b>	072333-85-000	072333-85-000	072333-85-000
<b>CEILING</b>	113979-09-01A	113979-09-01A	113979-09-01A
<b>CEILING SLIDEOUT (00/00/00 - 11/28/99)</b>	113979-10-01A	113979-10-01A	113979-10-01A
<b>CEILING SLIDEOUT (11/29/99 - 99/99/99)</b>	113979-11-01A	113979-11-01A	113979-11-01A
<b>VINYL (ANTELOPE)</b>	103907-01-07A	103907-01-07A	103907-01-07A

**NOTE: THE FABRIC LISTED FIRST, IN A BLOCK, IS THE LARGEST QUANTITY OF FABRIC USED**

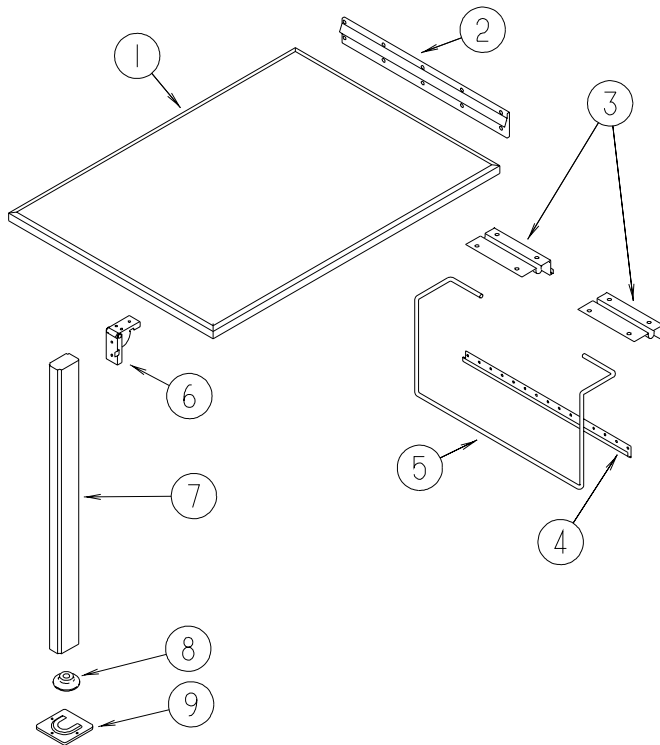
## DINETTE GROUP CABINETS



KEY	PART NUMBER	U/M	DESCRIPTION
1	133085-02-L32	EA	CABINET - OVERHEAD/DINETTE - W/O DOORS/HARDWARE
2	M08755-09-L53	EA	CABINET - SEATBACK/RIGHT HAND - W/O HARDWARE
3	M08756-11-L53	EA	CABINET - SEATBASE/RIGHT HAND - W/O DOOR/DRAWER/HARDWARE
4	081295-01-G01	EA	SUPPORT - BED/DINETTE - 28" LONG
5	M08755-10-L53	EA	CABINET - SEATBACK/LEFT HAND - W/O DOORS/HARDWARE
6	M08756-12-L53	EA	CABINET - SEATBASE/LEFT HAND - W/O DOOR/DRAWER/HARDWARE
7	103128-02-J94	EA	END CAP - OVERHEAD CABINET - LEFT HAND
8	134546-01-L32	EA	CABINET - OVERHEAD/DINETTE - W/O DOORS/HARDWARE (L42)
8	134546-01-L44	EA	CABINET - OVERHEAD/DINETTE - W/O DOORS/HARDWARE (L44)
8	134546-01-L46	EA	CABINET - OVERHEAD/DINETTE - W/O DOORS/HARDWARE (L46)
9	103128-30-J37	EA	END CAP - OVERHEAD CABINET - LEFT HAND
10	131453-03-02B	EA	BRACKET - TIEDOWN/TV - E-COATED
11	131313-02-L32	EA	CABINET - OVERHEAD/TV/DINETTE - W/O DOORS/HARDWARE
12	131336-01-02B	EA	SHELF - SUPPORT - TV - E-COATED
13	131379-01-L53	EA	TRIM - TV
14	104787-17-L32	EA	PAD - DINETTE SEATBACK (L42)
14	104787-17-J24	EA	PAD - DINETTE SEATBACK (L44)
14	104787-17-L46	EA	PAD - DINETTE SEATBACK (L46)

**DINETTE GROUP (CONTINUED)**  
**CABINETS (CONTINUED)**

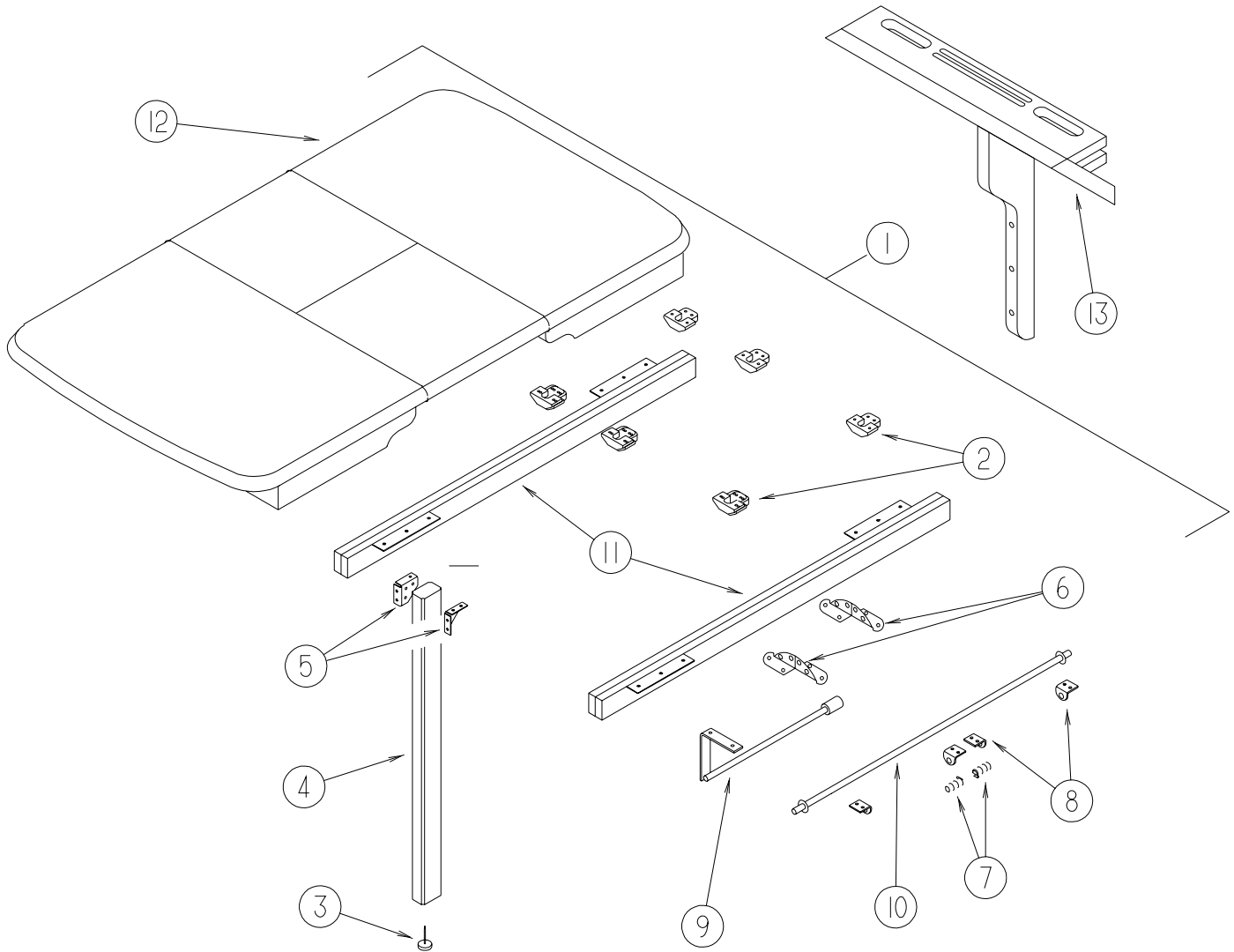
KEY	PART NUMBER	U/M	DESCRIPTION
14	104787-24-L58	EA	PAD - DINETTE SEATBACK - 36" - LEATHER (L42,L46)
14	104787-24-L44	EA	PAD - DINETTE SEATBACK - 36" - LEATHER (L44)
15	122021-01-02A	EA	ANGLE - W/HOLES - 8.6" LONG - OFF WHITE
16	122021-02-02A	EA	ANGLE - W/HOLES - 13.7" LONG - OFF WHITE
17	132871-01-02B	EA	ANGLE - FORMED - W/HOLES - E-COATED
18	132871-02-02B	EA	ANGLE - FORMED - W/HOLES - E-COATED
19	MO9316-B1-L42	EA	DRAWER - OGEE EDGE - 16.6"W X 37.3"D - W/O SLIDES/HARDWARE FROM: 00-00-00 THRU: 11-14-99
19	MO9316-H2-L42	EA	DRAWER - OGEE EDGE - 16.6"W X 37.3"D - W/O SLIDES/HARDWARE FROM: 11-15-99 THRU: 99-99-99
20	133179-17-L42	EA	DOOR - RAIL/ARCHED TOP - 15.7" X 27.9" - W/O HARDWARE
21	133179-31-L42	EA	DOOR - RAIL/ARCHED TOP - 10" X 19.1" - W/O HARDWARE
22	133085-15-L32	EA	SHELF - W/PLASTIC EDGE MOLDING
23	133085-16-L32	EA	SHELF - W/PLASTIC EDGE MOLDING



**TABLE**  
**WOOD EDGE**

KEY	PART NUMBER	U/M	DESCRIPTION
1	132783-03-01A	EA	TABLE - WOOD EDGE - 29.8" W X 35.7" D - WHT ETHOS/WATERFORD
2	053200-13-000	EA	SUPPORT - TABLE - 18.5"
3	088410-02-000	EA	BRACKET - LIFT - TABLE MOUNTED
4	024281-15-000	EA	BRACKET/TABLE - LIFT ROD/LOWER WALL MOUNTED - 17.1"
5	024275-13-000	EA	ROD - TABLE LIFT - OFF/WHITE
6	093550-01-000	EA	BRACKET - HINGE - MOUNTS TO LEG & TABLE TOP - 1.7" X 2.6"
7	092707-04-05A	EA	LEG - TABLE - W/O HARDWARE - 27" - WATERFORD OAK
8	092593-01-05A	EA	CATCH - TABLE LEG - OFF/WHITE
9	049493-12-000	EA	CATCH - TABLE LEG/FLOOR MOUNTED - OFF WHITE

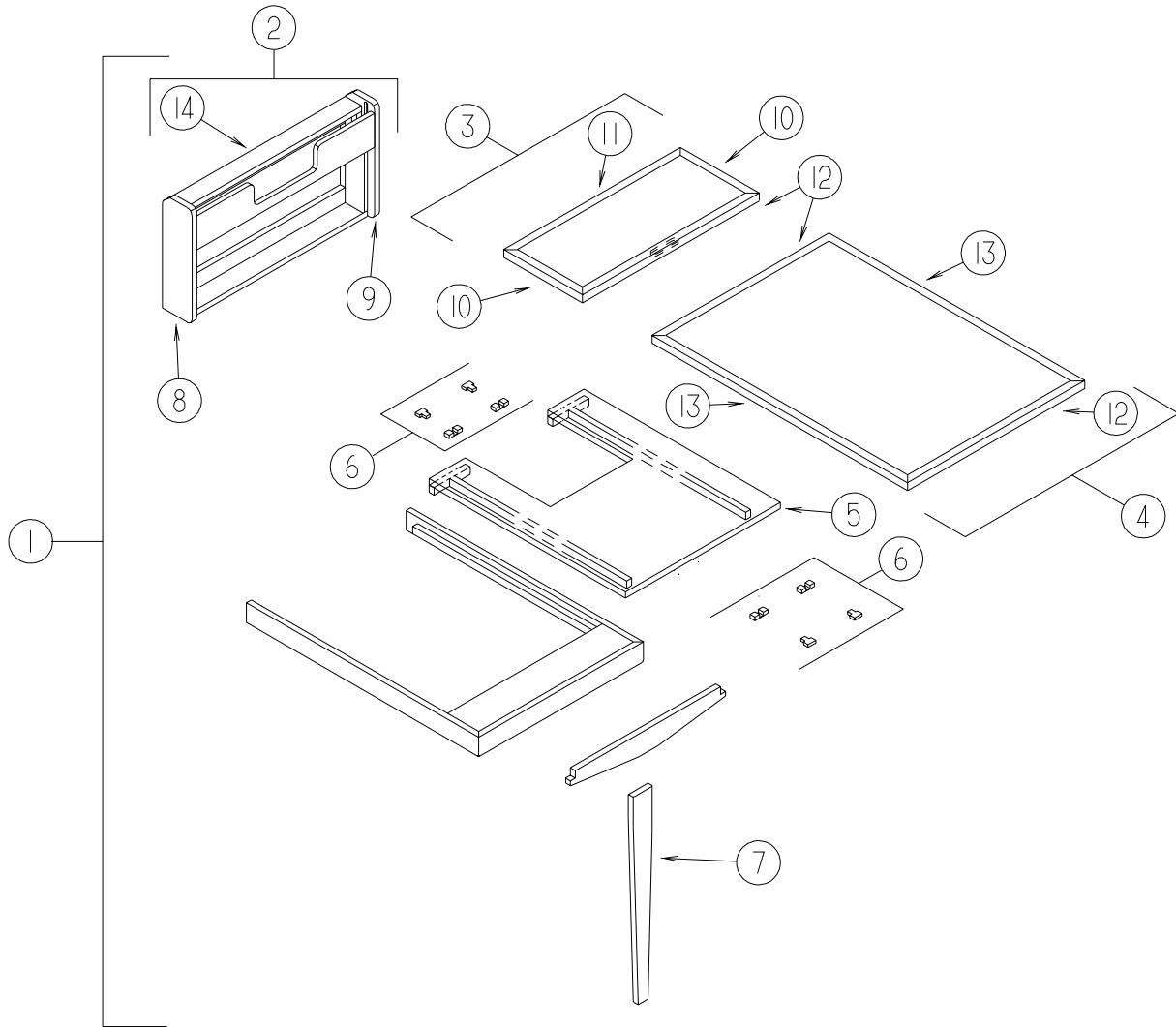
**DINETTE GROUP (CONTINUED)**  
**TABLE (CONTINUED)**



**PULLOUT**  
**FROM: 00-00-00 THRU: 09-12-99**

KEY	PART NUMBER	U/M	DESCRIPTION
1	P18322-02-L53	EA	TABLE - PULLOUT/SELF STORING LEAF - W/O LEG - WATERFORD OAK
2	009050-02-000	EA	LEVELER - TABLE TOP - MALE END W/4 SCREWS - PLASTIC
2	009050-03-000	EA	LEVELER - TABLE TOP - FEMALE END W/2 SCREWS - PLASTIC
3	092593-01-05A	EA	CATCH - TABLE LEG - OFF/WHITE
4	092707-07-05A	EA	LEG - TABLE - W/O HARDWARE - 27.7" - WATERFORD OAK
5	102810-01-04A	EA	BRACE - TABLE LEG - BLACK
5	102810-01-03A	EA	BRACE - TABLE LEG - MILL
6	108663-01-000	EA	HINGE - LEAF - FOLDING
7	108664-01-000	EA	SPRING - COMPRESSION - .51" X 1.96"
8	108874-01-000	EA	BRACKET - HINGE - TABLE LEAF
9	108905-01-000	EA	SUPPORT - TABLE LEAF
10	108932-01-000	EA	ROD - PIVOT
11	110749-01-000	EA	SLIDE/EXTENSION - 19 3/4" TO 33 1/4"
12	118322-20-L76	EA	TABLE TOP ONLY - WATERFORD OAK
13	118322-16-L76	EA	MOUNT - WALL - DROP LEAF TABLE - WATERFORD OAK

**DINETTE GROUP (CONTINUED)**  
**TABLE (CONTINUED)**

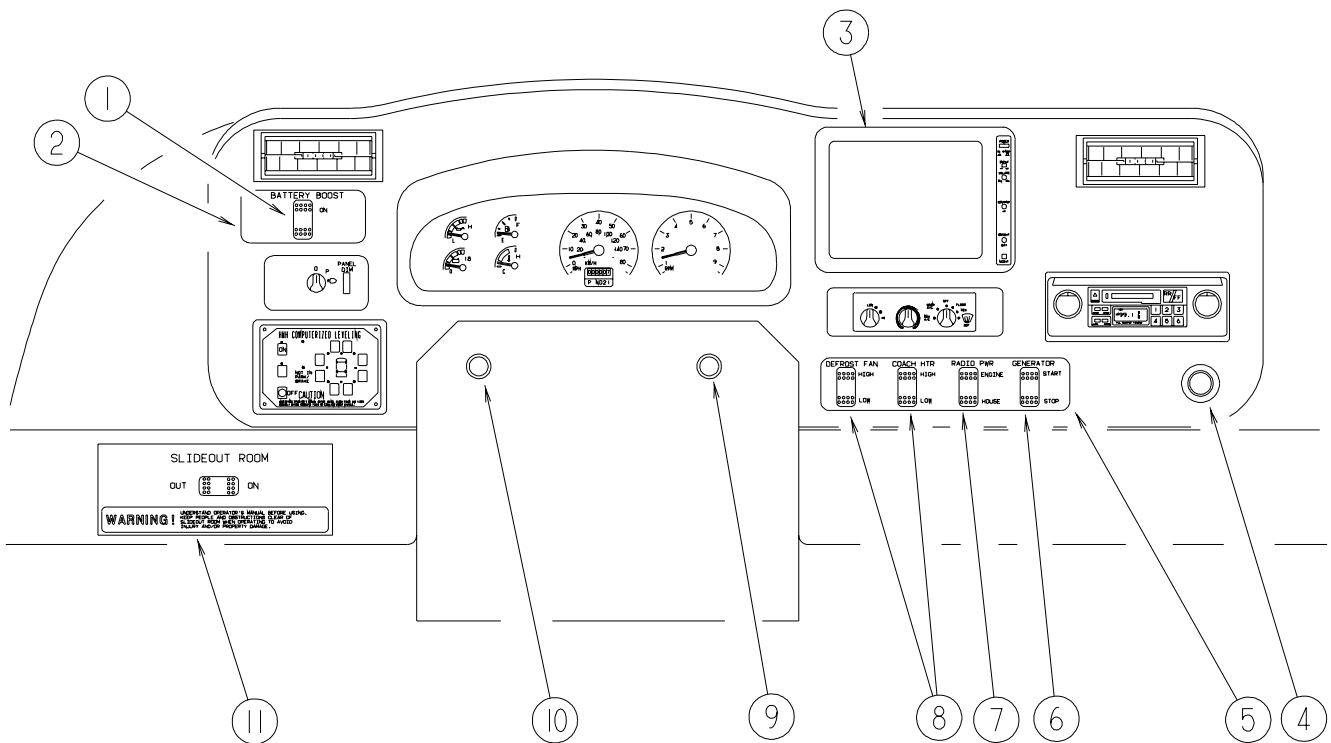


**PULLOUT**  
**FROM: 09-13-99 THRU: 99-99-99**

KEY	PART NUMBER	U/M	DESCRIPTION
1	133856-01-L76	EA	TABLE COMPLETE
2	133856-31-L53	EA	CABINET/WALL - W/O COUNTERTOP - F/PULLOUT TABLE
3	133856-12-L76	EA	TABLE TOP - SMALL HINGED SECTION
4	133856-11-L76	EA	TABLE TOP ONLY - LARGE SECTION
5	133856-17-L76	EA	SLIDE - TABLE TOP
6	009050-02-000	EA	LEVELER - TABLE TOP - MALE END W/4 SCREWS - PLASTIC
6	009050-03-000	EA	LEVELER - TABLE TOP - FEMALE END W/2 SCREWS - PLASTIC
7	133856-28-L53	EA	LEG - F/TABLE
8	133856-26-L53	EA	END - LEFT HAND - F/TABLE CABINET
9	133856-27-L53	EA	END - RIGHT HAND - F/TABLE CABINET
10	133856-15-L53	EA	TRIM - TABLE MOLDING - 12"
11	133856-16-L53	EA	TRIM - TABLE MOLDING - 23.8"
12	133856-14-L53	EA	TRIM - TABLE MOLDING - 23.8"
13	133856-13-L53	EA	TRIM - TABLE MOLDING - 41.2"
14	133856-23-L76	EA	COUNTERTOP ONLY - F/WALL CABINET



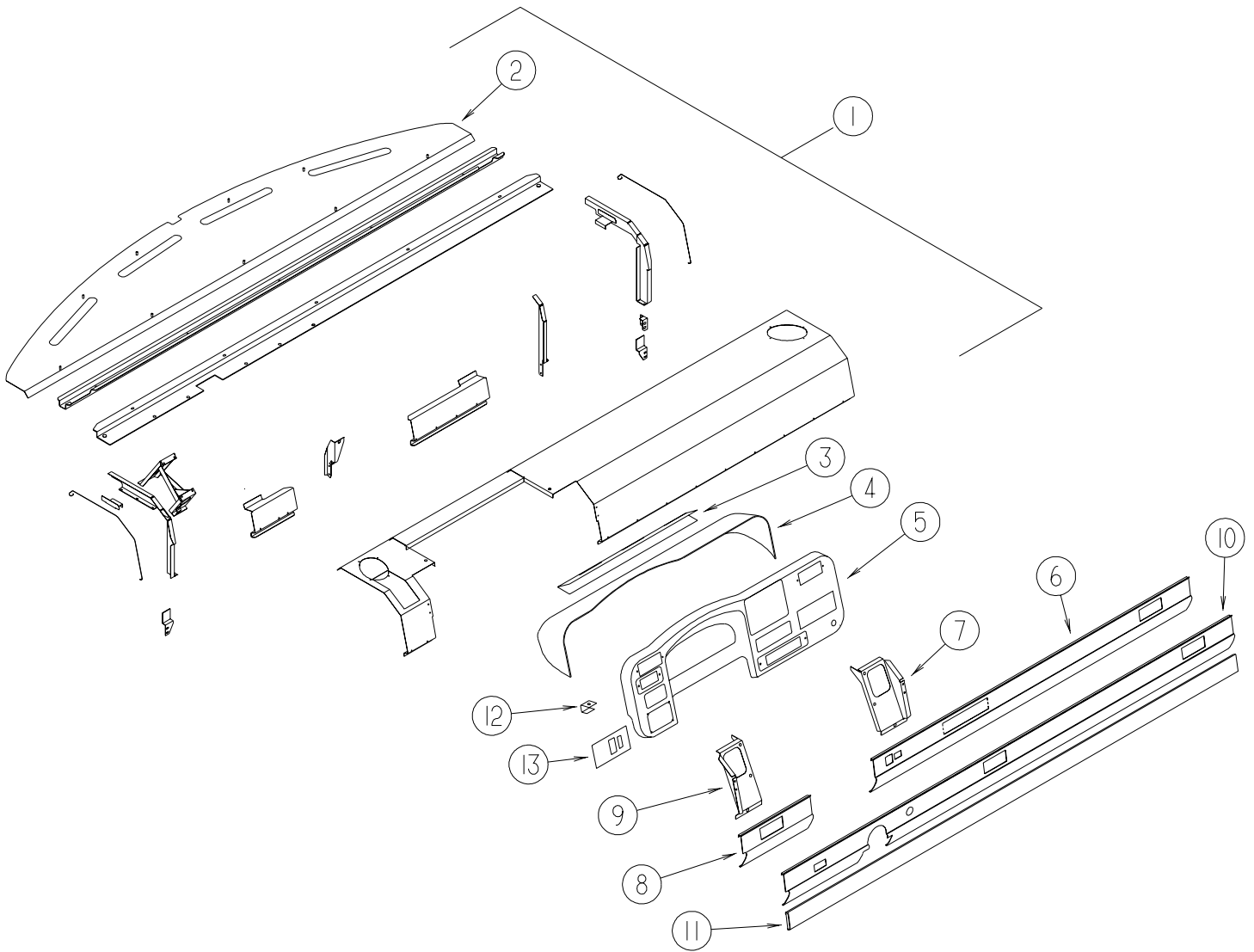
## DRIVERS COMPARTMENT GROUP INSTRUMENT PANEL



KEY	PART NUMBER	U/M	DESCRIPTION
1	108357-09-000	EA	SWITCH - ROCKER SPDT - ON/NONE/MOM - 3 TERMINAL
1	108356-02-01A	EA	COVER/ACTUATOR SWITCH - 2 ROWS DIMPLES- CONTURA II - BLACK
2	132954-02-01A	EA	APPLIQUE - SWITCH - BATTERY BOOST
2	077031-03-000	EA	FILM - WHITE - .75" X 1"
3		EA	MONITOR (SEE AUDIO VIDEO GROUP)
4	089294-01-000	EA	LIGHTER - CIGARETTE - W/SOCKET & WIRE
5	132954-01-01A	EA	APPLIQUE - SWITCH - HEATER/RADIO/GENERATOR
5	077031-03-000	EA	FILM - WHITE - .75" X 1"
6	108357-10-000	EA	SWITCH - ROCKER SPDT - W/LIGHT - MOM/NONE/MOM - 5 TERMINAL
6	108356-04-01A	EA	COVER/ACTUATOR SWITCH - 2 ROWS DIMPLES W/LENS-CONTURA-BLK
7	096241-03-000	EA	SWITCH - BLANK - BLACK
7	108357-08-000	EA	SWITCH - ROCKER DPDT - ON/NONE/ON - 6 TERMINAL
7	108356-02-01A	EA	COVER/ACTUATOR SWITCH - 2 ROWS DIMPLES- CONTURA II - BLACK
8	108357-03-000	EA	SWITCH - ROCKER SPDT - ON/OFF/ON - 3 TERMINAL
8	108356-02-01A	EA	COVER/ACTUATOR SWITCH - 2 ROWS DIMPLES- CONTURA II - BLACK
8	096241-03-000	EA	SWITCH - BLANK - BLACK
9	133534-02-000	EA	LIGHT - AMBER INDICATOR WITH 1/4" TERMINALS
10	133534-01-000	EA	LIGHT - RED INDICATOR WITH 1/4" TERMINALS
11	108357-06-000	EA	SWITCH - ROCKER DPDT - MOM/OFF/MOM - 6 TERMINAL
11	108356-02-01A	EA	COVER/ACTUATOR SWITCH - 2 ROWS DIMPLES- CONTURA II - BLACK
11	132946-01-01A	EA	APPLIQUE - SWITCH - SLIDEOUT
11	132891-02-04B	EA	PLATE ASM - SWITCH BLACK
	133535-01-000	EA	MODULE - TIMER 20 SECOND
	094794-06-000	EA	CLUSTER - INSTRUMENT PANEL - KILO/FORD F53 - F5TD-10849-BB

## DRIVERS COMPARTMENT GROUP (CONTINUED)

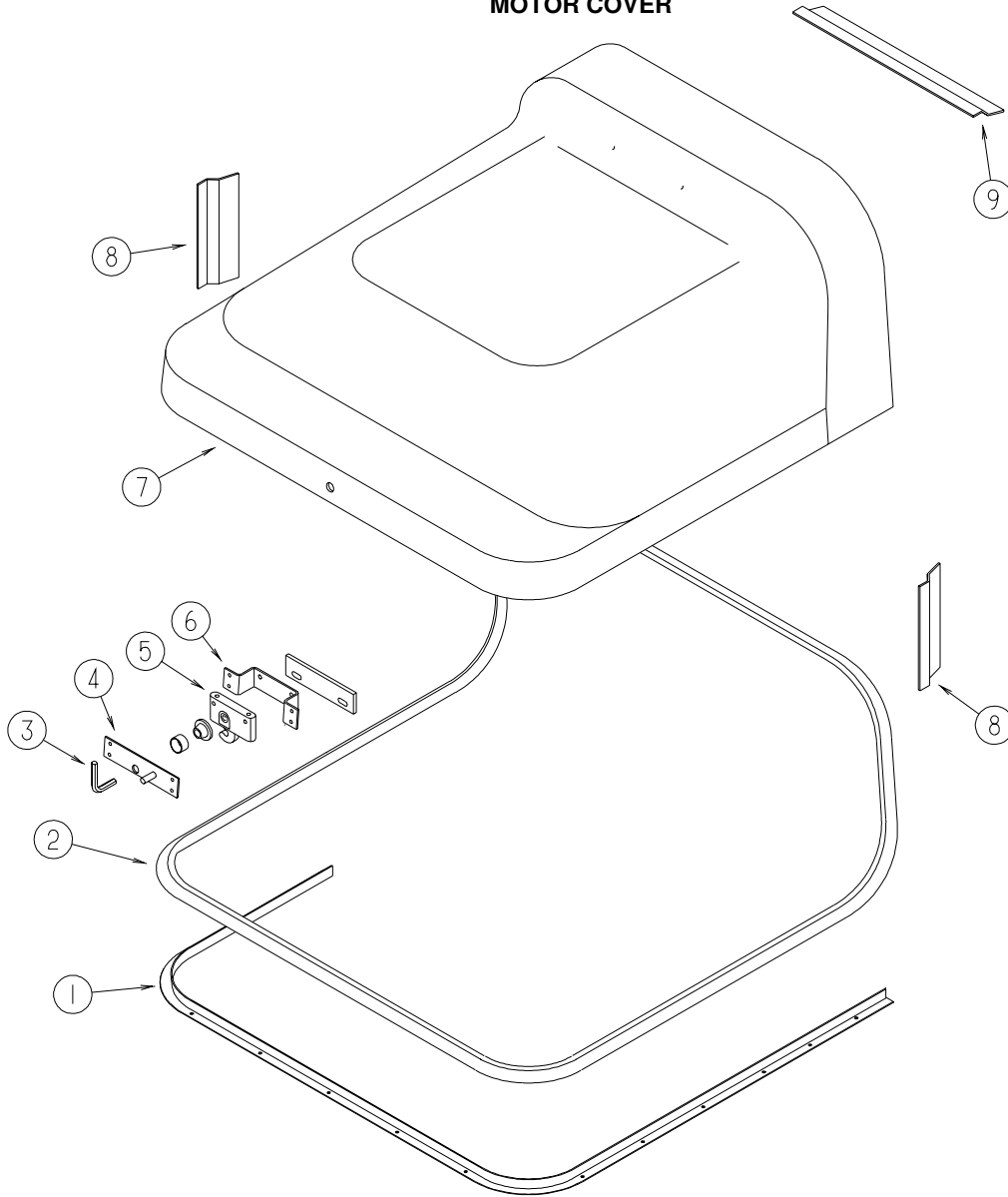
### DASH



KEY	PART NUMBER	U/M	DESCRIPTION
1	P32426-01-000	EA	DASH - W/O VINYL - FORD
1	P32426-02-000	EA	DASH - W/O VINYL - WORKHORSE
	106569-11-01A	EA	VINYL - LAMINATE - ALLANTE ANTELOPE - 1/4" X 21" X 100"
2	132126-02-02B	EA	PANEL - DASH TOP - E-COATED
3	129813-02-01A	EA	HINGE - DASH POD - ANTELOPE
4	132080-01-01A	EA	POD - INSTRUMENT PANEL - ANTELOPE (W/O REARVIEW MONITOR)
4	132080-02-01A	EA	POD - INSTRUMENT PANEL - ANTELOPE (W/REARVIEW MONITOR)
5	132049-01-03A	EA	BEZEL - INSTRUMENT PANEL - FORD - BLACK
5	133710-01-03A	EA	BEZEL - INSTRUMENT PANEL - BLACK - WORKHORSE
6	111528-10-02A	EA	TRIM - LOWER DASH - PASSENGER - ANTELOPE - FORD
7	132181-02-01B	EA	BRACKET - SUPPORT - DASH - MILL
8	111528-11-02A	EA	TRIM - LOWER DASH - DRIVER - ANTELOPE - FORD
9	132181-01-01B	EA	BRACKET - SUPPORT - DASH - MILL
10	133776-01-02A	EA	TRIM - DASH/LOWER - DRIVER - ANTELOPE - WORKHORSE
11	132647-01-01A	EA	MOLDING - TRIM - DASH
12	134257-02-02B	EA	CLIP - RETAINER - BEZEL - E-COATED
13	134088-01-01A	EA	APPLIQUE - SWITCH - HEADLAMP - BLACK

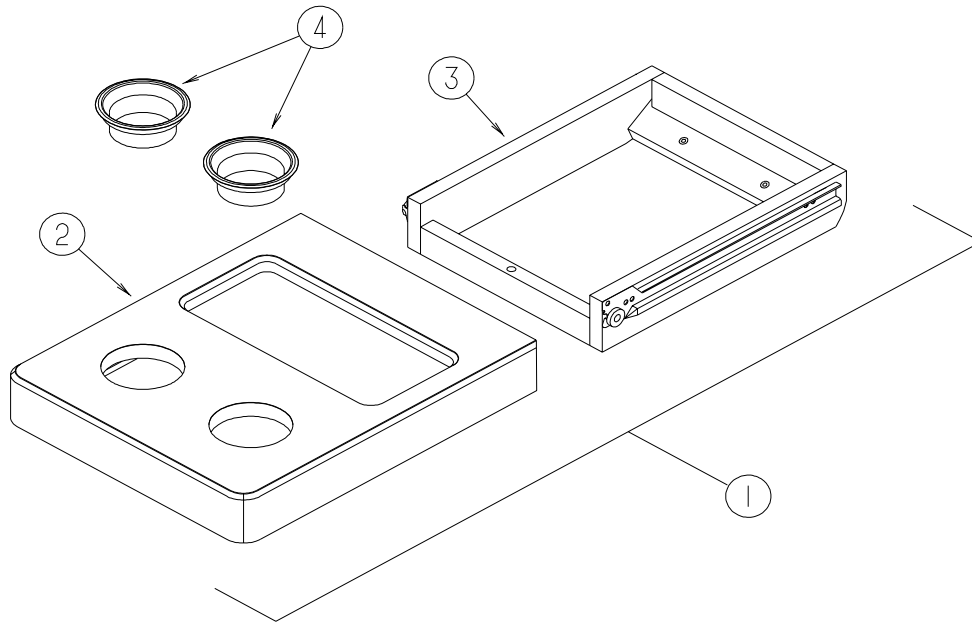
## DRIVER'S COMPARTMENT GROUP (CONTINUED)

### MOTOR COVER



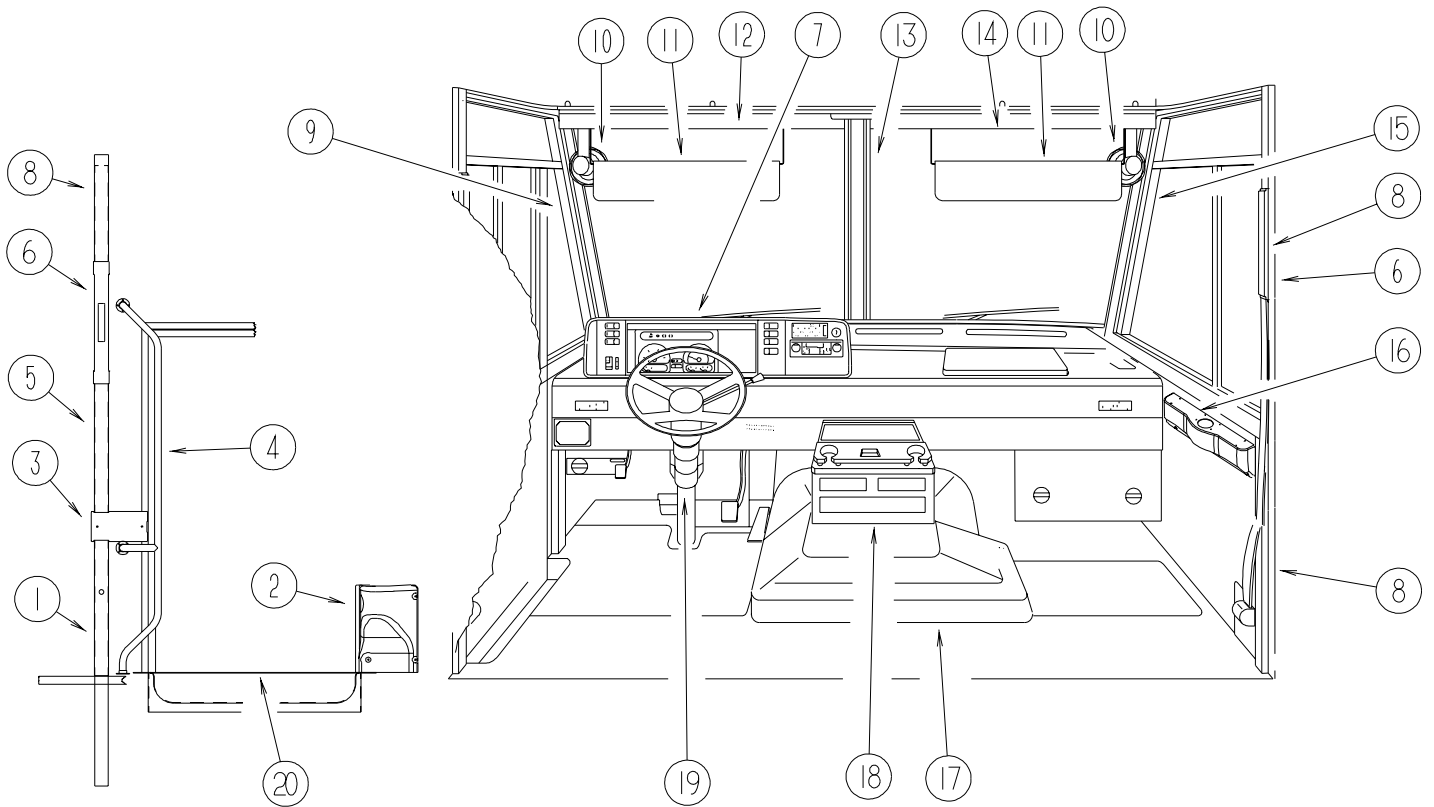
KEY	PART NUMBER	U/M	DESCRIPTION
1	115860-05-01A	EA	TRIM - MOTOR COVER - MILL FINISH - FORD
2	039623-01-000	FT	SEAL - MOTOR COVER - RUBBER BULB TYPE
3	116833-01-02B	EA	WRENCH - HEX MOTOR COVER - E-COATED
4	115852-01-02B	EA	STRIKE - LATCH - MOTOR COVER - E-COATED
5	116581-01-000	EA	LATCH - MOTOR COVER
6	115850-03-02B	EA	RETAINER - LATCH - MOTOR COVER - RIGHT HAND - E-COATED
			FROM: 00-00-00 THRU: 06-02-00
6	115850-01-02B	EA	RETAINER - LATCH - MOTOR COVER - RIGHT HAND - E-COATED
			FROM: 06-03-00 THRU: 99-99-99
7	129099-03-01A	EA	COVER - MOTOR - W/O CARPET - FORD
			FROM: 00-00-00 THRU: 01-31-00
7	129099-04-01A	EA	COVER - MOTOR - W/O CARPET - FORD
			FROM: 02-01-00 THRU: 99-99-99
8	115855-02-02B	EA	RETAINER - MOTOR COVER/SIDE - E-COATED
9	115855-03-02B	EA	RETAINER - MOTOR COVER/TOP - E-COATED
	134455-01-000	EA	INSULATION/ENGINE COVER/MAIN
			FROM: 12-17-99 THRU: 99-99-99
	134455-02-000	EA	INSULATION/ENGINE COVER/FRONT
			FROM: 12-17-99 THRU: 99-99-99
	134497-01-000	SF	FOIL - ALUMINUM - REINFORCED
			FROM: 12-16-99 THRU: 99-99-99
	122772-02-02B	EA	BRACKET - MOUNTING - BEVERAGE TRAY
			FROM: 00-00-00 THRU: 07-18-99

**DRIVERS COMPARTMENT GROUP (CONTINUED)**  
**BEVERAGE TRAY**



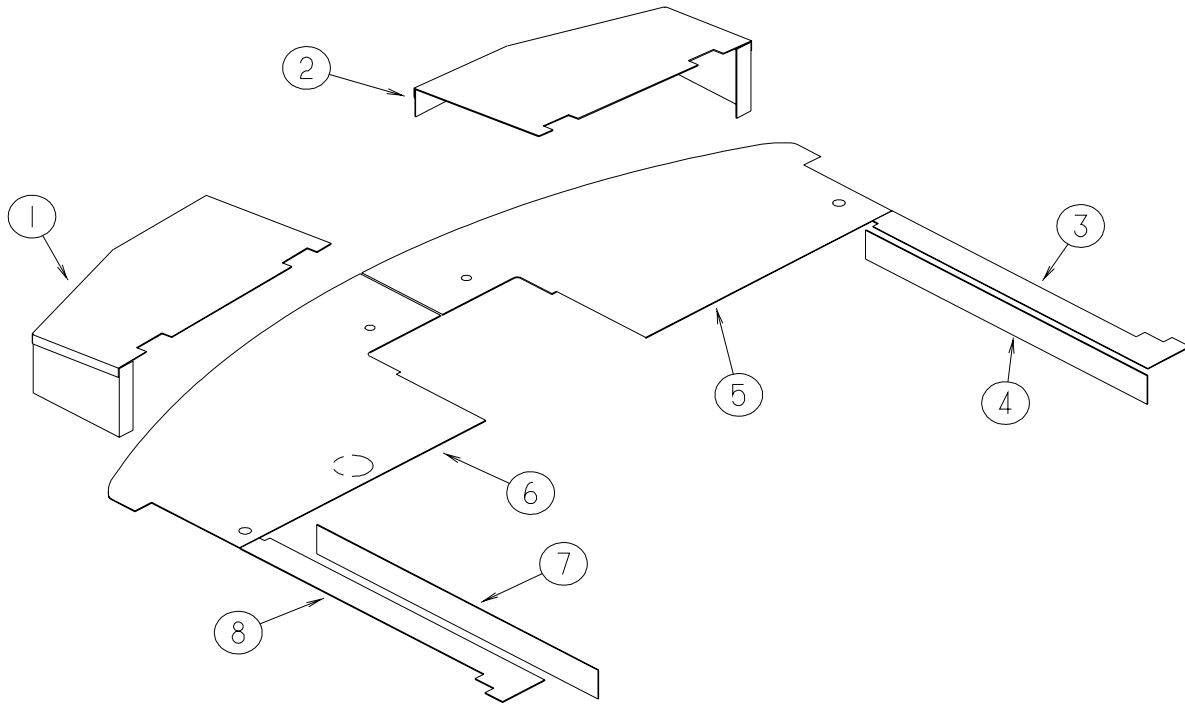
KEY	PART NUMBER	U/M	DESCRIPTION
1	132975-01-L32	EA	TRAY - BEVERAGE
2	132975-20-L32	EA	TOP - BEVERAGE HOLDER
3	132975-19-L32	EA	DRAWER - SLIDING - W/O SLIDES/HARDWARE
4	064781-07-000	EA	HOLDER/CUP - TWO STEP - BLACK

**DRIVERS COMPARTMENT GROUP (CONTINUED)**  
**FRONT INTERIOR**



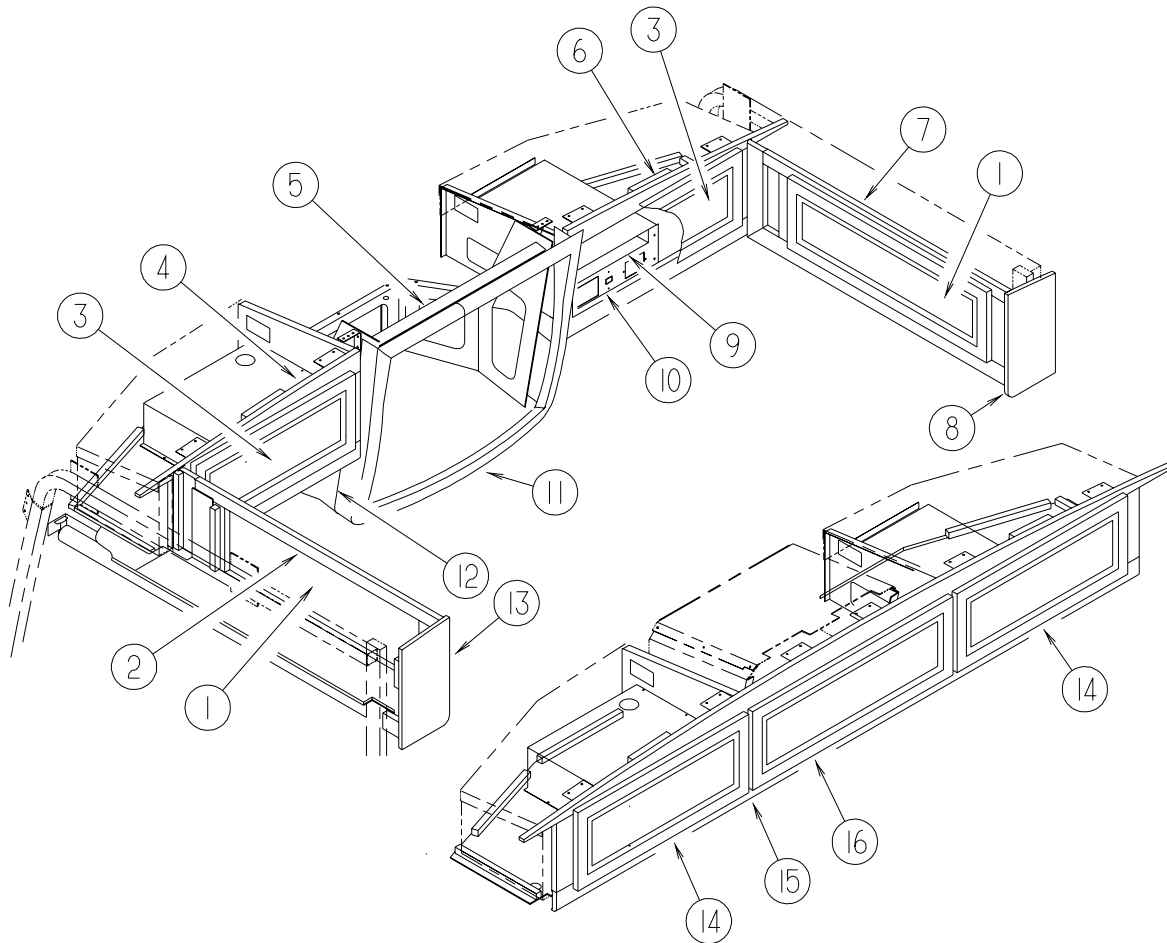
KEY	PART NUMBER	U/M	DESCRIPTION
1	024700-67-000	EA	COVER - SIDEWALL ROLL BAR - 20.1" - OFF WHITE
2	132296-01-01A	EA	PANEL/TRIM - DASH/CAB DOOR - LOW MOUNT MIRRORS - ANTELOPE
2	132296-02-01A	EA	PANEL/TRIM - DASH/CAB DOOR - ELECTRIC MIRRORS - ANTELOPE
3	103961-07-01A	EA	COVER - BRACKET - LATCH - OFF WHITE
4	131058-02-01A	EA	HAND RAIL - INTERIOR CAB DOOR - BLACK
4	131058-04-02A	EA	HAND RAIL - DRIVER/INTERIOR DOOR - BLACK FROM: 00-00-00 THRU: 11-21-99
4	131058-04-02A	EA	HAND RAIL - DRIVER/INTERIOR DOOR - BLACK FROM: 11-22-99 THRU: 99-99-99
5	024700-66-000	EA	COVER - SIDEWALL ROLL BAR - 20.6" - OFF WHITE
6	127721-01-01A	EA	COVER - SLIDE - OFF WHITE
6	127798-01-01A	EA	COVER - SLIDE - INNER - BLACK - 1.5" X 11.4"
7	132080-01-01A	EA	POD - INSTRUMENT PANEL - W/O HOLE
7	132080-02-01A	EA	POD - INSTRUMENT PANEL - ANTELOPE (W/REARVIEW MONITOR)
8	024700-51-000	EA	COVER - ROLL BAR - 88" - OFF WHITE
9	125508-02-01A	EA	TRIM - A-PILLAR - INTERIOR - ANTELOPE
10	122856-01-01A	EA	FAN-DEFROSTER-2 SPEED W/SWIVEL BASE/NON-OSCILLATING-CHROME
11	123298-03-02A	EA	SUNVISOR - 8.5" X 21" - DRIVER/PASSENGER FROM: 00-00-00 THRU: 02-14-00
11	123298-04-01A	EA	SUNVISOR - 10.5" X 21" - DRIVER/PASSENGER FROM: 02-15-00 THRU: 99-99-99
12	118453-04-01A	EA	TRIM - WINDSHIELD - INNER/TOP/DRIVER
13	118452-04-01A	EA	TRIM - WINDSHIELD - CENTER - ANTELOPE
14	118453-03-01A	EA	TRIM - WINDSHIELD - INNER/TOP/PASSENGER
15	125508-01-01A	EA	TRIM - A-PILLAR - INTERIOR - ANTELOPE
16	132354-01-01A	EA	PANEL - TRIM - CAB DOOR - INNER/PASSENGER SIDE - ANTELOPE
16	106105-03-000	EA	CLIP - VALANCE/RETAINING
17	115840-02-01A	EA	COVER - MOTOR - W/O CARPET - CHEVY
17	129099-03-01A	EA	COVER - MOTOR - W/O CARPET - FORD
18	132975-01-L32	EA	TRAY - BEVERAGE
19	131804-02-01A	EA	COVER - STEERING COLUMN - BLACK
20	102569-02-000	EA	MAT - ANTI SLIP - LOWER
20	P31835-01-03A	EA	TRIM/STEP - DRIVER DOOR - ANTELOPE
	133417-02-01A	EA	DECAL - LOGO - DOMED - SUNCRUISER

**DRIVER'S COMPARTMENT GROUP (CONTINUED)**  
**FRONT INTERIOR (CONTINUED)**



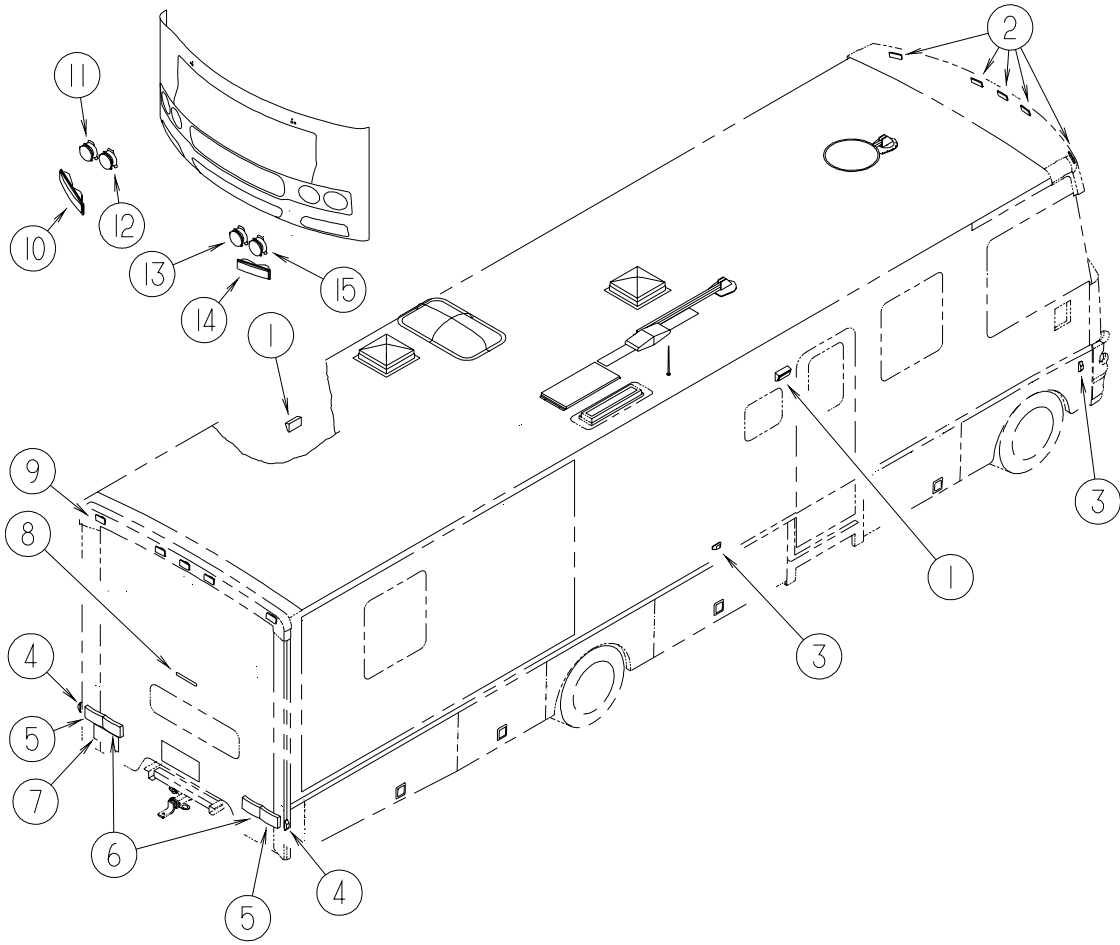
KEY	PART NUMBER	U/M	DESCRIPTION
1	126457-07-L32	EA	PANEL - CLOSEOUT - OVERHEAD/FRONT - DRIVER
2	126457-06-L32	EA	PANEL - CLOSEOUT - OVERHEAD/FRONT - PASSENGER
3	126443-16-L32	EA	PANEL - OVERHEAD/FRONT/PASSENGER
4	132694-01-L32	EA	PANEL - OVERHEAD/FRONT/PASSENGER
5	126440-11-L32	EA	PANEL - OVERHEAD/FRONT/BOTTOM/PASSENGER
6	126440-12-L32	EA	PANEL - OVERHEAD/FRONT/BOTTOM/DRIVER
7	132694-02-L32	EA	PANEL - OVERHEAD/FRONT/DRIVER
8	126443-17-L32	EA	PANEL - OVERHEAD/FRONT/DRIVER

**DRIVERS COMPARTMENT GROUP (CONTINUED)**  
**CABINETS**



KEY	PART NUMBER	U/M	DESCRIPTION
1	132141-B7-L32	EA	DOOR - RAIL/VENEER - 10" X 29.5" - W/O HARDWARE
2	132880-02-L32	EA	CABINET - OVERHEAD/FRONT/LEFT HAND - W/O DOORS/HARDWARE
3	131995-V1-L32	EA	DOOR - RAIL/SOLID PANEL - 10.8" X 23.8" - W/O HARDWARE
4	132973-02-L32	EA	CABINET - OVERHEAD/FRONT - W/O DOORS/HARDWARE
5	133790-02-02B	EA	STRAP - TIEDOWN/TV - E-COATED - 25.3"
6	132973-01-L32	EA	CABINET - OVERHEAD/FRONT - W/O DOORS/HARDWARE
7	132880-01-L32	EA	CABINET - OVERHEAD/FRONT/RIGHT HAND - W/O DOORS/HARDWARE
8	103128-57-L32	EA	END CAP - OVERHEAD CABINET - RIGHT HAND
9	118847-02-02B	EA	MOUNT - SWITCH BOX - E-COATED
10	131807-06-L32	EA	PANEL/SHELF/VINYL COVERED - W/ANTENNA/SWITCHBOX CUTOUT
10	131807-07-L32	EA	PANEL/SHELF/VINYL COVERED - W/ANTENNA/SWITCHBOX/INV CUTOUT
11	130020-02-01A	EA	COVER - TV - OVERHEAD FRONT - ANTELOPE
	118383-02-06A	EA	RETAINER - SCREW - .27" SCREW RECESS - ALLANTE ANTELOPE
	118383-04-06A	EA	CAP - RETAINER SCREW - ALLANTE ANTELOPE
12	P30021-02-L52	EA	COVER - TV - OVERHEAD/LOWER
13	103128-58-L32	EA	END CAP - OVERHEAD CABINET - LEFT HAND
14	132141-29-L22	EA	DOOR - RAIL/VENEER - 10" X 25.1" - W/O HARDWARE
15	132973-03-L53	EA	CABINET - OVERHEAD/FRONT - W/O DOORS/HARDWARE
16	132141-B7-L32	EA	DOOR - RAIL/VENEER - 10" X 29.5" - W/O HARDWARE

# ELECTRICAL GROUP LIGHTS



**EXTERIOR**



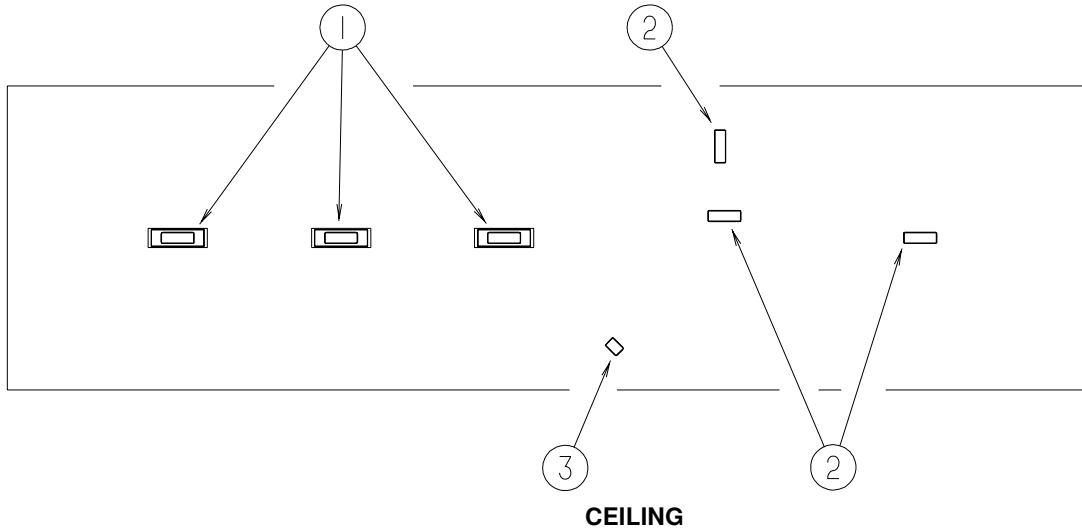
## ELECTRICAL GROUP (CONTINUED)

### LIGHTS (CONTINUED) EXTERIOR (CONTINUED)

KEY	PART NUMBER	U/M	DESCRIPTION
1*	097917-01-06A	EA	LIGHT - PORCH - BRIGHT WHITE
	008215-01-000	EA	BULB - 12 VOLT - #1003 - .94 AMP
1*	008089-02-000	EA	LIGHT - PORCH - RECESSED - CANADIAN
	008214-01-000	EA	BULB - 12 VOLT - #67 - .59 AMP
2	132978-01-000	EA	LIGHT - CLEARANCE - AMBER
	036196-01-000	EA	BULB - 12V - #194 - .27 AMP - BAYONETTE
3	111102-02-000	EA	LENS - AMBER - MARKER LAMP
	036196-01-000	EA	BULB - 12V - #194 - .27 AMP - BAYONETTE
	111102-01-000	EA	BASE - MARKER LAMP
4	111102-03-000	EA	LENS - RED - MARKER LAMP
	036196-01-000	EA	BULB - 12V - #194 - .27 AMP - BAYONETTE
	111102-01-000	EA	BASE - MARKER LAMP
5	115632-03-02A	EA	LIGHT - STOP/TAIL/BACKUP
	037934-01-000	EA	BULB - 12V - #1156 - 2.1 AMP CLEAR GLASS - BACK UP & TURN SIGNAL BULB
	037935-01-000	EA	BULB - 12V - #1157 OR #2057 - 2.1 AMP - CLEAR GLASS - BRAKE LIGHT BULB
6	115632-01-02A	EA	LIGHT - STOP/TURN/TAIL RED
	037935-01-000	EA	BULB - 12V - #1157 OR #2057 - 2.1 AMP - CLEAR GLASS - BRAKE LIGHT BULB
7	087201-01-000	EA	LIGHT - HALF ROUND - 1" X 1.7" - PLASTIC - BLACK
8	121950-01-000	EA	LIGHT - BRAKE - CENTER MOUNT
9	133055-01-000	EA	LAMP - RED - CLEARANCE/MARKER
	036196-01-000	EA	BULB - 12V - #194 - .27 AMP - BAYONETTE
	133055-03-000	EA	BASE - CLEARANCE/MARKER - WHITE
10	113294-03-000	EA	LAMP - PARK/TURN - AMBER - RIGHT HAND
11	133021-03-000	EA	HEADLAMP - PASSENGER - HIGH/LOW BEAM - 5.8" ROUND
12	133021-02-000	EA	HEADLAMP - PASSENGER - HIGH BEAM - 5.8" ROUND
13	133021-04-000	EA	HEADLAMP - DRIVER - HIGH BEAM - 5.8" ROUND
14	113294-04-000	EA	LAMP - PARK/TURN - AMBER - LEFT HAND
15	133021-01-000	EA	HEADLAMP - DRIVER - HIGH/LOW BEAM - 5.8" ROUND

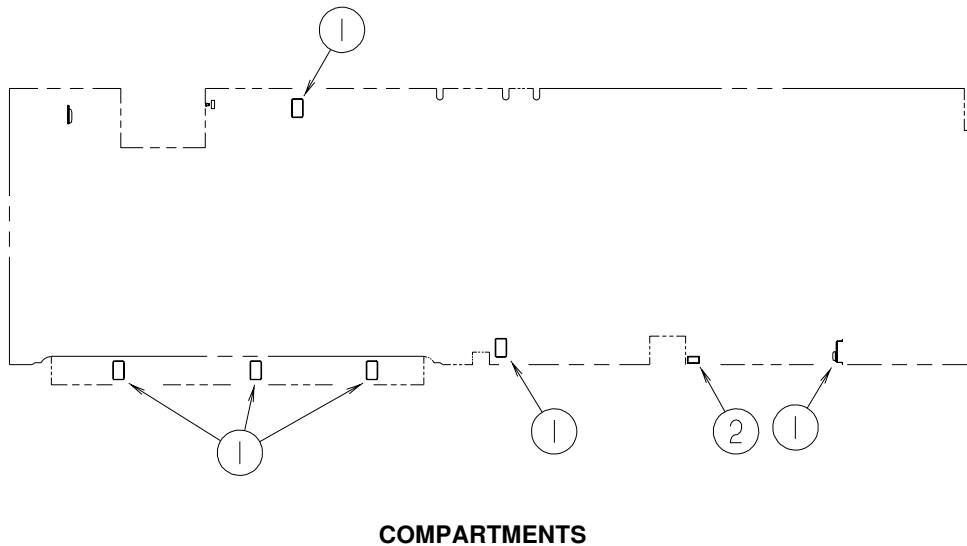
\* COMPONENT PARTS FOUND IN SERVICE PARTS LIBRARY

**ELECTRICAL GROUP (CONTINUED)**  
**LIGHTS (CONTINUED)**



KEY	PART NUMBER	U/M	DESCRIPTION
1	098024-08-02A	EA	LIGHT - DOME - 2 BULB - W/O SWITCH FROM: 00-00-00 THRU: 03-05-00
1	098024-09-02A	EA	LIGHT - DOME - 1 LENS/2 BULB FIXTURE - W/O SWITCH FROM: 03-06-00 THRU: 99-99-99
1	091937-06-000	EA	LIGHT - FLOURESCENT-12 VOLT - 20.8" W/O SWITCH - THIN-LITE
2	098024-09-02A	EA	LIGHT - DOME - 1 LENS/2 BULB FIXTURE - W/O SWITCH FROM: 00-00-00 THRU: 03-05-00
2	098024-09-02A	EA	LIGHT - DOME - 1 LENS/2 BULB FIXTURE - W/O SWITCH FROM: 03-06-00 THRU: 99-99-99
2	091937-06-000	EA	LIGHT - FLOURESCENT-12 VOLT - 20.8" W/O SWITCH - THIN-LITE
3*	121935-01-01A	EA	LIGHT - DOME - SHOWER

\* COMPONENT PARTS FOUND IN SERVICE PARTS LIBRARY

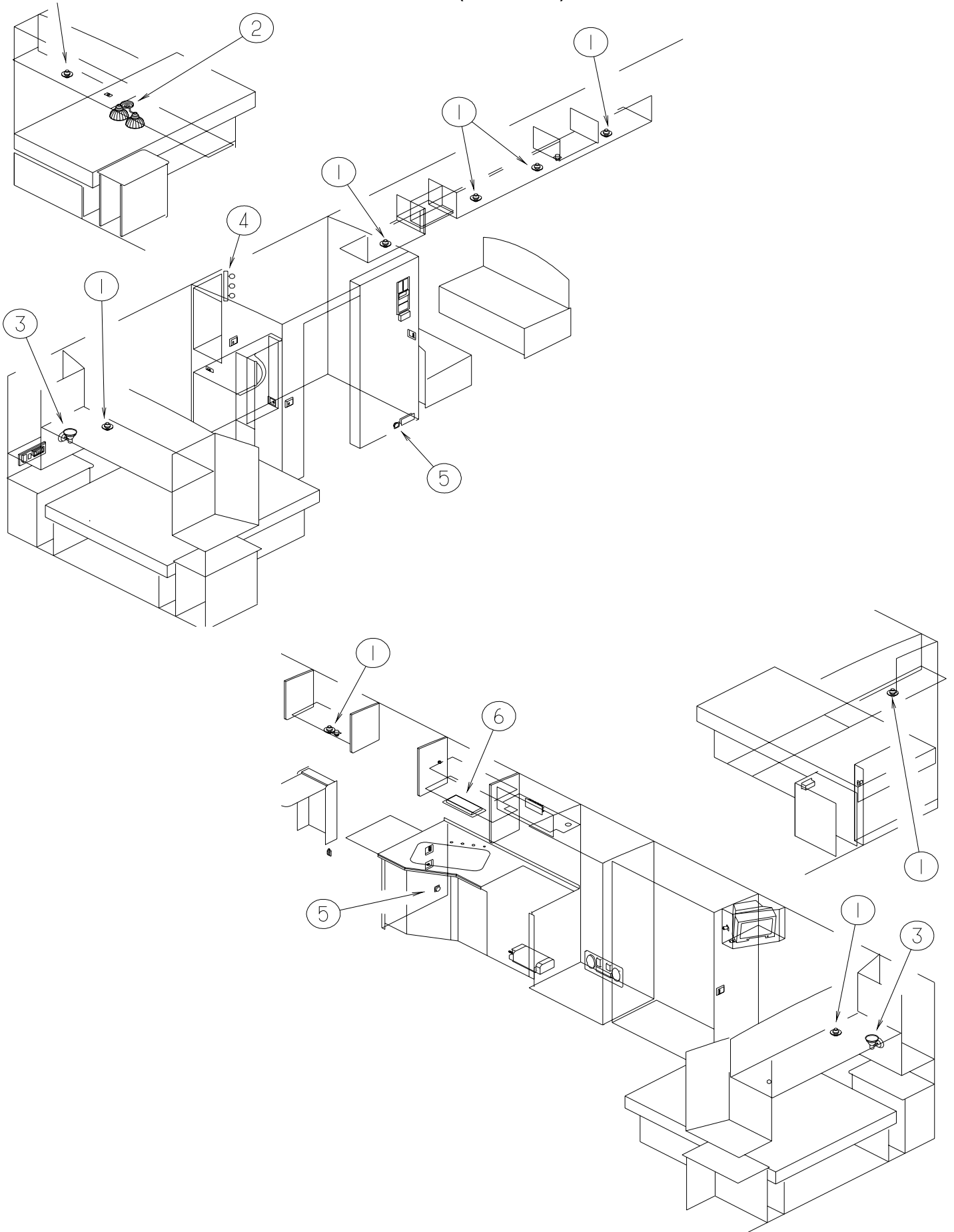


KEY	PART NUMBER	U/M	DESCRIPTION
1*	098024-01-03A	EA	LIGHT - DOME - 1 BULB - WHITE
	008218-01-000	EA	BULB - 12 VOLT - #1141 - 1.44 AMP
2*	086280-01-000	EA	LIGHT - SURFACE MOUNT - 12 VOLT

\* COMPONENT PARTS FOUND IN SERVICE PARTS LIBRARY

# ELECTRICAL GROUP (CONTINUED)

## LIGHTS (CONTINUED)



## ELECTRICAL GROUP (CONTINUED)

### LIGHTS (CONTINUED)

KEY	PART NUMBER	U/M	DESCRIPTION
1	119258-11-01A	EA	LAMP - WALL - UL/CSA - BRASS
	117806-01-000	EA	BULB - 12 VOLT #912 - 1.0 AMPS
2	132427-01-01A	EA	LIGHT - READING - SWIVEL/ROUND - BRASS
	123917-01-000	EA	BULB - 12V - HALOGEN SPOT
3*	098024-01-03A	EA	LIGHT - DOME - 1 BULB - WHITE
	008218-01-000	EA	BULB - 12 VOLT - #1141 - 1.44 AMP
4*	098024-06-02A	EA	LIGHT - DOME - 2 BULB - SKYLITE/OPTI CLEAR
	008218-01-000	EA	BULB - 12 VOLT - #1141 - 1.44 AMP
5	119258-10-01A	EA	LAMP - WALL - UL/CSA - BRASS
6*	108354-01-01A	EA	LIGHT - COURTESY
7*	110235-01-01A	EA	LIGHT - MAKE UP - 3 BULB - 12 VOLT
8	093575-12-01A	EA	LIGHT - CEILING - DOUBLE - UL/CSA
	117806-01-000	EA	BULB - 12 VOLT #912 - 1.0 AMPS

\* COMPONENT PARTS FOUND IN SERVICE PARTS LIBRARY

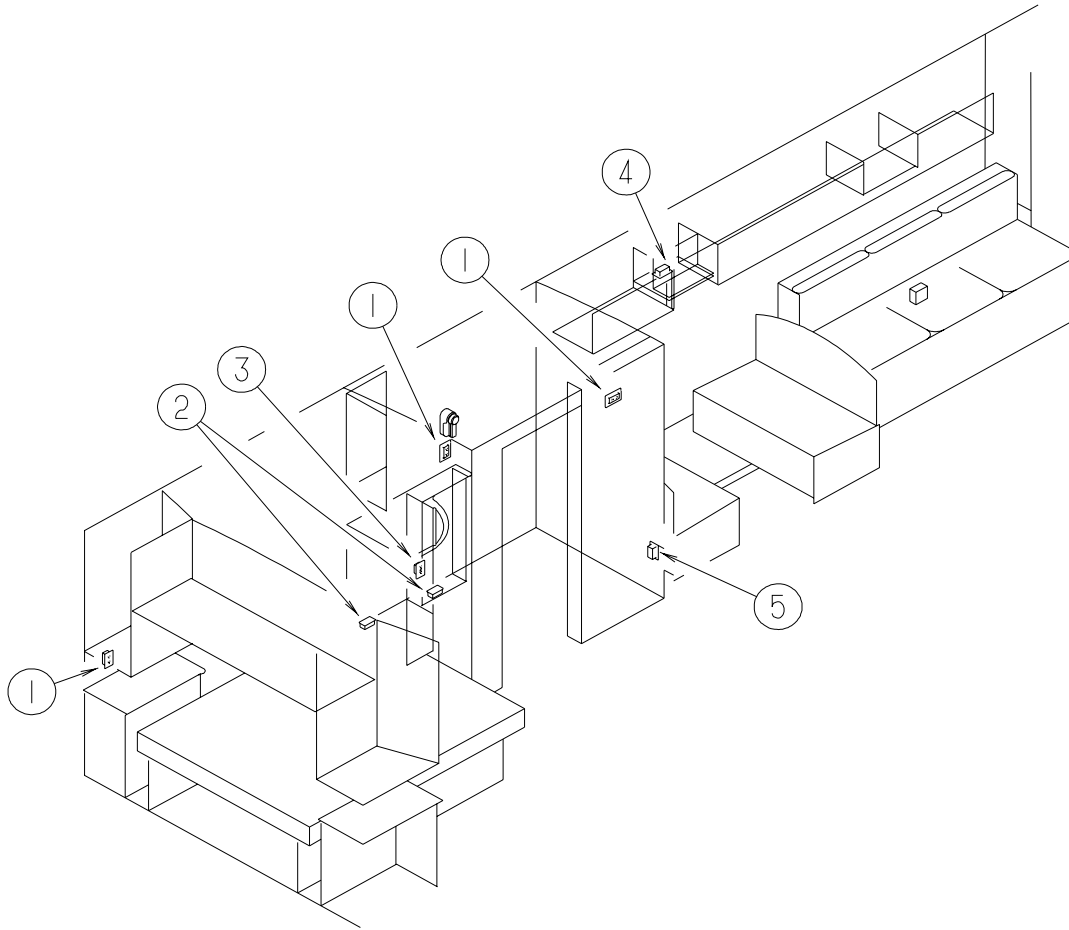
### CIRCUIT BREAKERS & FUSES

KEY	PART NUMBER	U/M	DESCRIPTION
	062037-01-000	EA	HOUSING - AUTO FUSE - NATURAL
	062037-02-000	EA	HOUSING - AUTO FUSE - GREEN
	062037-03-000	EA	HOUSING - AUTO FUSE - BLACK
	062037-04-000	EA	HOUSING - AUTO FUSE - BLUE
	062037-05-000	EA	HOUSING - AUTO FUSE - GRAY
	062037-06-000	EA	HOUSING - AUTO FUSE - BROWN
	062037-07-000	EA	HOUSING - AUTO FUSE - RED
	062901-02-000	EA	FUSE - 5 AMP - AUTOMOTIVE
	062901-05-000	EA	FUSE - 15 AMP - AUTOMOTIVE
	062901-06-000	EA	FUSE - 20 AMPS - AUTOMOTIVE
	062901-07-000	EA	FUSE - 25 AMPS - AUTOMOTIVE
	062901-08-000	EA	FUSE - 30 AMPS - AUTOMOTIVE
	083209-01-000	EA	CIRCUIT BREAKER - 15 AMP - 120 VOLT - CANADIAN
	083209-02-000	EA	CIRCUIT BREAKER - 15/15 AMP - 120 VOLT
	083209-05-000	EA	CIRCUIT BREAKER - 20 AMP - 120 VOLT
	083209-10-000	EA	CIRCUIT BREAKER - 20/30 AMP - 120 VOLT
	083209-11-000	EA	CIRCUIT BREAKER - 20/15 AMP - 120 VOLT
	093654-01-000	EA	CIRCUIT BREAKER - 6 AMP - 12 VOLT
	093654-02-000	EA	CIRCUIT BREAKER - 15 AMP - 12 VOLT
	093655-01-000	EA	CIRCUIT BREAKER - 25 AMP - 12 VOLT
	093655-02-000	EA	CIRCUIT BREAKER - 30 AMP - 12 VOLT
	093655-03-000	EA	CIRCUIT BREAKER - 40 AMP - 12 VOLT
	097611-01-000	EA	CIRCUIT BREAKER - 10 AMP - 12 VOLT
	106656-01-000	EA	FUSE BLOCK - 4 CAVITY - AUTOFUSE
	108669-01-000	EA	HOUSING - AUTO FUSE HOLDER
	108916-01-000	EA	CIRCUIT BREAKER - 50 AMP - 12 VOLT - 2 POLE
	113482-01-000	EA	CIRCUIT BREAKER - 55 AMP - MANUAL
	122811-01-000	EA	CIRCUIT BREAKER - 20/50/50/20

### CONVERTER, INVERTER, LOAD CENTERS

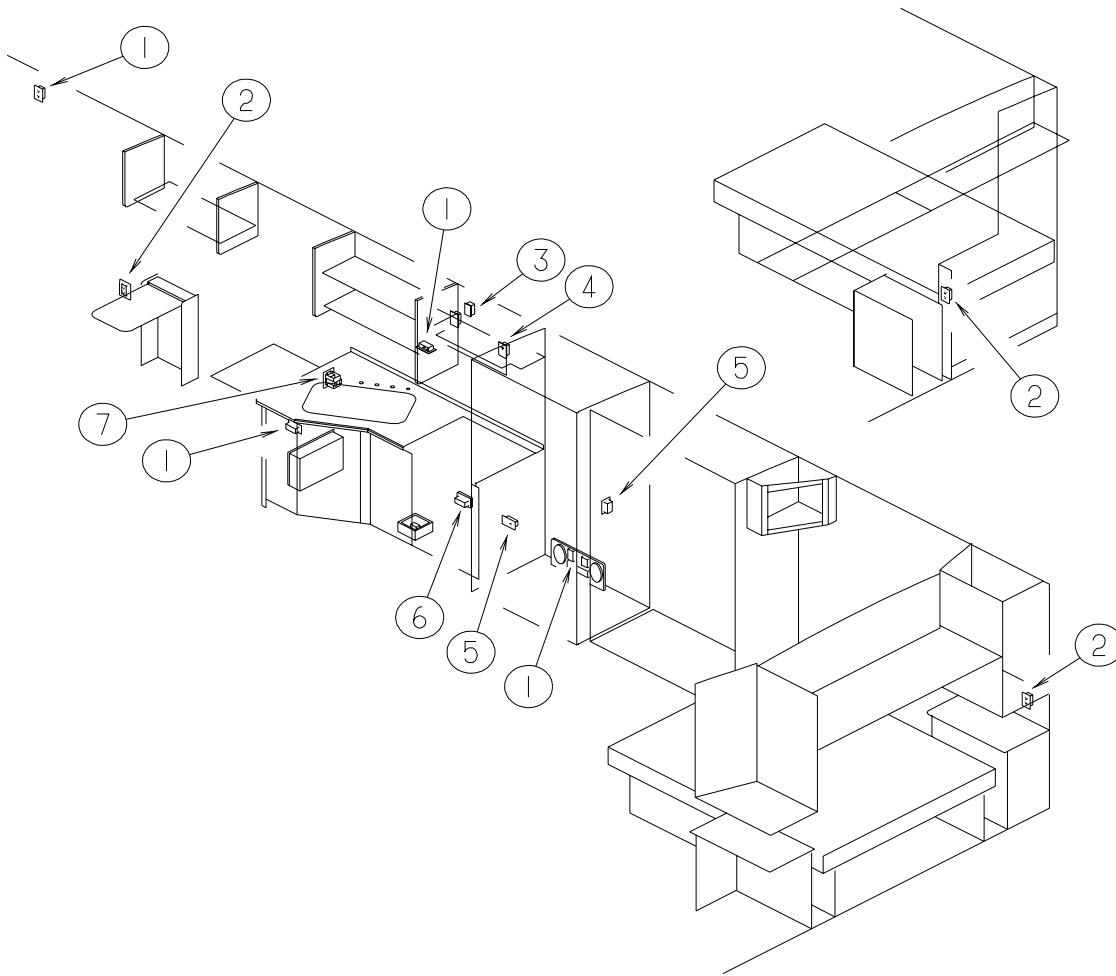
KEY	PART NUMBER	U/M	DESCRIPTION
	099048-03-000	EA	INVERTER - 130 WATT
	108915-03-000	EA	LOAD CENTER - 120/240 - 100 AMP
	113132-01-000	EA	LOAD CENTER - 120/240 VOLT - 60 AMP
	123058-02-000	EA	CONVERTER - 45 AMP - ELECTRONIC - 4 1/8"H X 7"W X 12 3/8"L
	127002-01-000	EA	MODULE/CIRCUIT BOARD - ENERGY MANAGEMENT SYSTEM CONTROL
	127002-02-000	EA	PANEL/MONITOR - ENERGY MANAGEMENT SYSTEM

**ELECTRICAL GROUP (CONTINUED)**  
**RECEPTACLES**



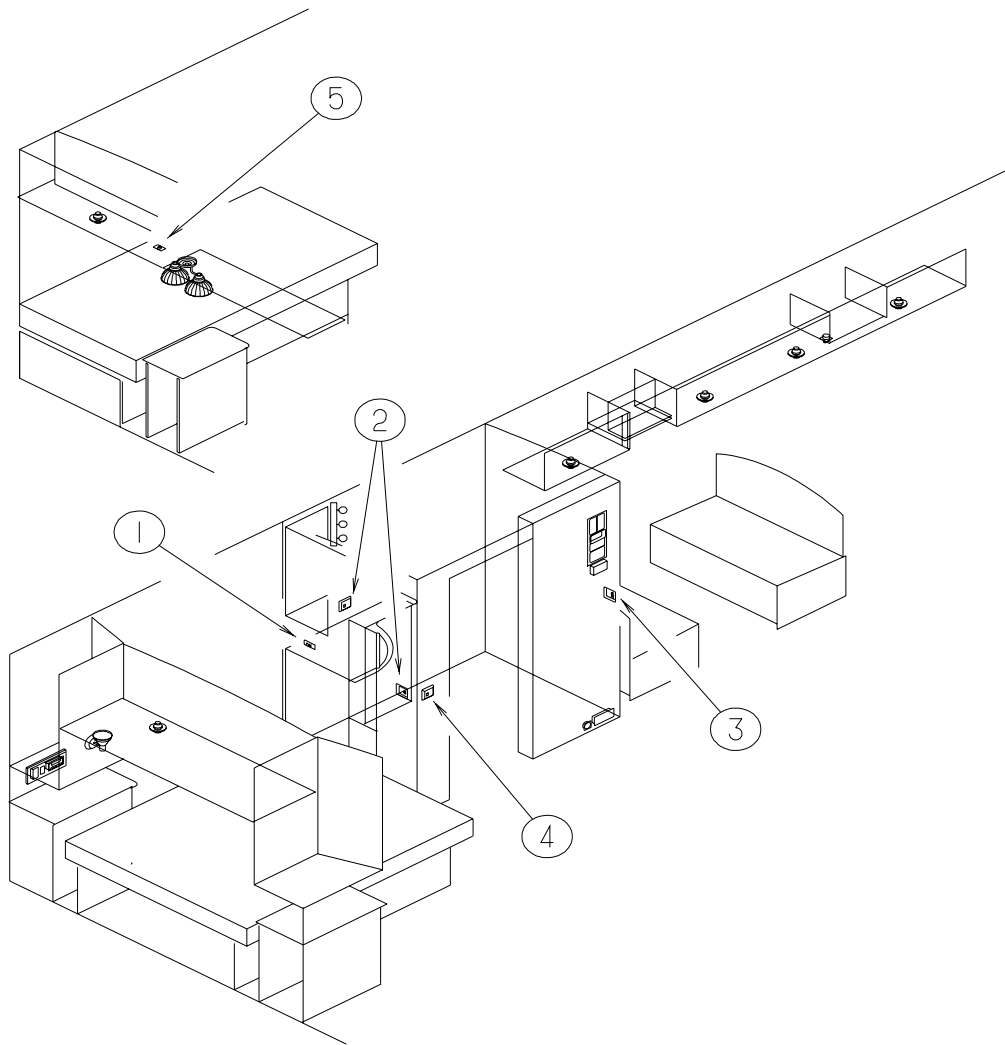
KEY	PART NUMBER	U/M	DESCRIPTION
1	058708-02-000	EA	RECEPTACLE - ELECTRIC - DOUBLE - IVORY
1	132958-01-000	EA	RECEPTACLE - 12 VOLT - MOUNTING FLANGE - BLACK
1	133713-03-01A	EA	SPACER - RECEPTACLE - 110/12V - WATERFORD OAK
2	058708-02-000	EA	RECEPTACLE - ELECTRIC - DOUBLE - IVORY
3	058707-02-000	EA	RECEPTACLE - BLANK - JUNCTION BOX
4	084076-01-000	EA	RECEPTACLE - GFI - 15 AMP/125 VOLT - IVORY - W/COVER
5	058708-05-000	EA	RECEPTACLE - ELECTRIC - SINGLE - BROWN

**ELECTRICAL GROUP (CONTINUED)**  
**RECEPTACLES (CONTINUED)**



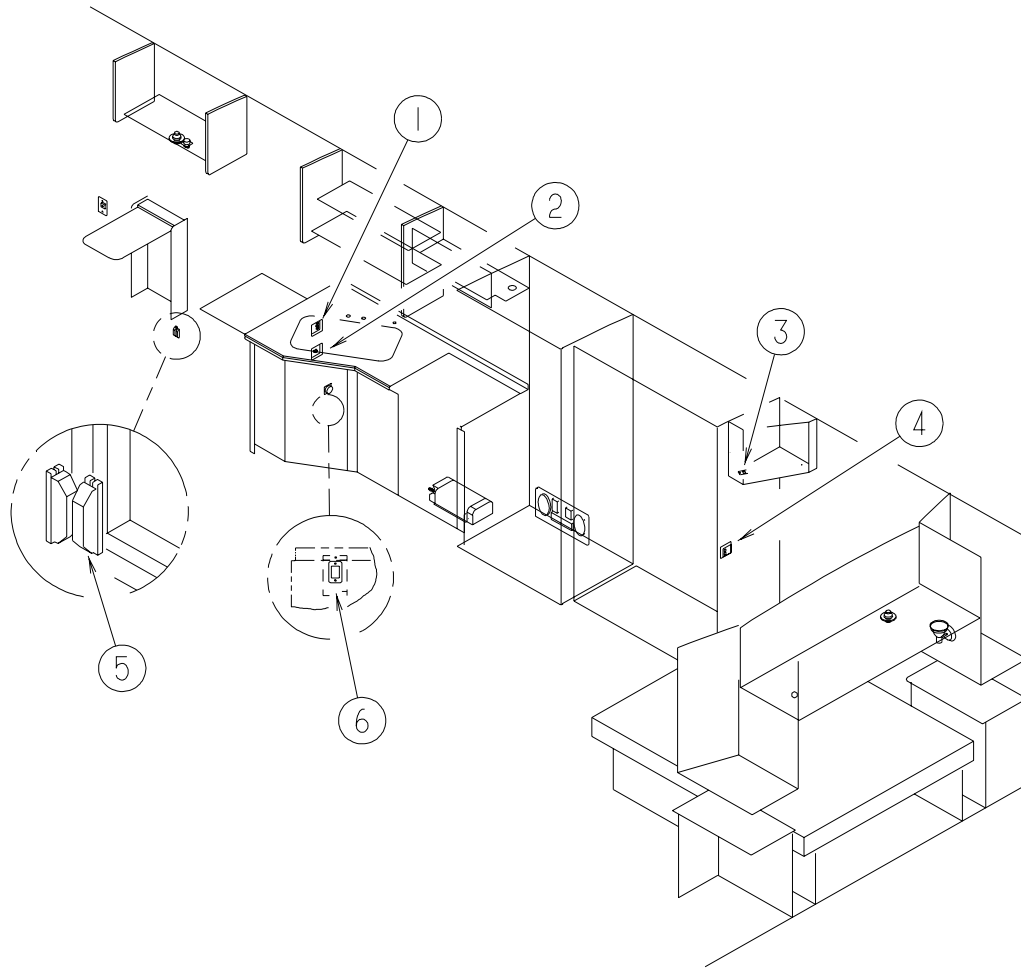
KEY	PART NUMBER	U/M	DESCRIPTION
1	058707-02-000	EA	RECEPTACLE - BLANK - JUNCTION BOX
2	058708-02-000	EA	RECEPTACLE - ELECTRIC - DOUBLE - IVORY
2	133713-01-01A	EA	SPACER - RECEPTACLE - WATERFORD OAK
3	058708-05-000	EA	RECEPTACLE - ELECTRIC - SINGLE - BROWN
4	058708-01-000	EA	RECEPTACLE - ELECTRIC - DOUBLE - BROWN
5	131826-01-01A	EA	RECEPTACLE - EXTERIOR - W/COVER/GASKET - WHITE
6	058707-01-000	EA	RECEPTACLE - ELECTRIC - SINGLE - BROWN
7	132958-01-000	EA	RECEPTACLE - 12 VOLT - MOUNTING FLANGE - BLACK

## ELECTRICAL GROUP (CONTINUED) SWITCHES



KEY	PART NUMBER	U/M	DESCRIPTION
1	132180-01-01A	EA	SWITCH - PADDLE - SPST - ON/OFF - BLACK
1	098351-14-01A	EA	PLATE/SWITCH - 1 GANG - POLISHED BRASS - TV
2	132180-01-01A	EA	SWITCH - PADDLE - SPST - ON/OFF - BLACK
2	098351-19-01A	EA	PLATE/SWITCH - 1 GANG
2	133713-05-01A	EA	SPACER - SWITCH - WATERFORD OAK
3	132180-01-01A	EA	SWITCH - PADDLE - SPST - ON/OFF - BLACK
3	132180-02-01A	EA	SWITCH - PADDLE - SPDT - ON/ON - BLACK
3	098351-20-01A	EA	PLATE/SWITCH - 2 GANG
3	133713-05-01A	EA	SPACER - SWITCH - WATERFORD OAK
4	132180-01-01A	EA	SWITCH - PADDLE - SPST - ON/OFF - BLACK
4	098351-01-01A	EA	PLATE - SWITCH - 1 GANG - POLISHED BRASS - W/O LABEL

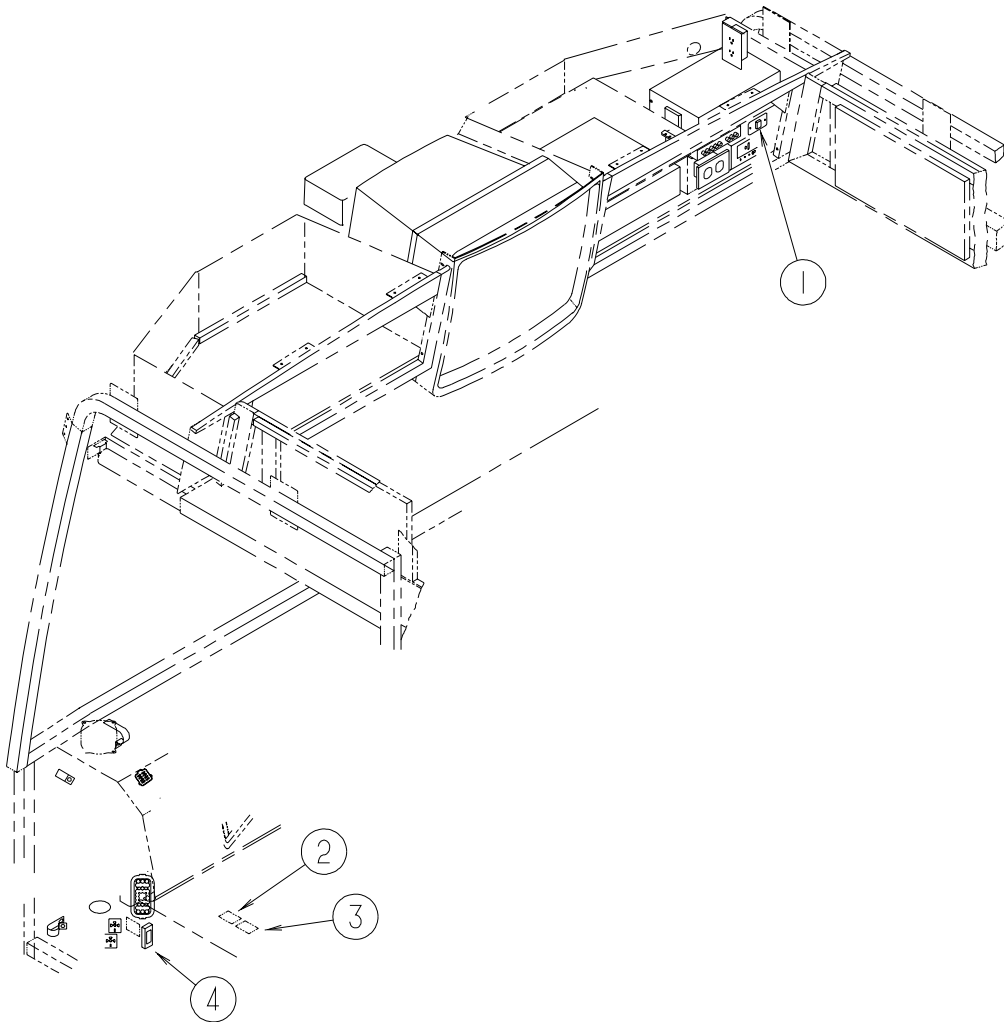
**ELECTRICAL GROUP (CONTINUED)**  
**SWITCHES (CONTINUED)**



KEY	PART NUMBER	U/M	DESCRIPTION
1	132180-01-01A	EA	SWITCH - PADDLE - SPST - ON/OFF - BLACK
1	098351-20-01A	EA	PLATE/SWITCH - 2 GANG
1	133713-05-01A	EA	SPACER - SWITCH - WATERFORD OAK
2	109294-02-01A	EA	SWITCH PANEL - W/SWITCHES/LIGHT SWITCH - VENT FAN
2	095188-02-01A	EA	SPACER - SWITCH - 2.3" X 4.1" - PLASTIC - DARK BROWN
2	132180-01-01A	EA	SWITCH - PADDLE - SPST - ON/OFF - BLACK - FAN
2	098351-21-01A	EA	PLATE/SWITCH - 1 GANG W/LABEL - POLISHED BRASS
2	095188-02-01A	EA	SPACER - SWITCH - 2.3" X 4.1" - PLASTIC - DARK BROWN
3	132180-01-01A	EA	SWITCH - PADDLE - SPST - ON/OFF - BLACK
3	098351-19-01A	EA	PLATE/SWITCH - 1 GANG
3	133713-05-01A	EA	SPACER - SWITCH - WATERFORD OAK
4	132180-01-01A	EA	SWITCH - PADDLE - SPST - ON/OFF - BLACK
4	132180-02-01A	EA	SWITCH - PADDLE - SPDT - ON/ON - BLACK
4	098351-20-01A	EA	PLATE/SWITCH - 2 GANG
4	133713-05-01A	EA	SPACER - SWITCH - WATERFORD OAK
5	132180-01-01A	EA	SWITCH - PADDLE - SPST - ON/OFF - BLACK
5	098351-18-01A	EA	PLATE/SWITCH - 1 GANG W/LABEL
5	133713-05-01A	EA	SPACER - SWITCH - WATERFORD OAK
6	132180-01-01A	EA	SWITCH - PADDLE - SPST - ON/OFF - BLACK
6	098351-17-01A	EA	PLATE/SWITCH - 2 GANG W/LABEL
6	133713-05-01A	EA	SPACER - SWITCH - WATERFORD OAK
7	116995-02-000	EA	SWITCH/MAGNET - ELECTRIC STEP - BLACK/WHITE-CLOSED CIRCUIT



**ELECTRICAL GROUP (CONTINUED)**  
**SWITCHES (CONTINUED)**



**FRONT END**

KEY	PART NUMBER	U/M	DESCRIPTION
1	098351-16-01A	EA	PLATE - SWITCH - 1 GANG W/LABEL
1	079364-01-000	EA	SWITCH - ON/OFF ROCKER - 2 TERMINAL - BROWN
2	088246-01-000	EA	SWITCH/REMOTE MIRROR - W/2PIN & 6 PIN CONNECTORS/PIGTAIL
3	108357-14-000	EA	SWITCH - ROCKER SPDT - W/LIGHT - ON/NON/OFF - 4 TERMINAL
4	041250-01-000	EA	SWITCH - PUSH BUTTON - IN DOOR JAMB - METAL - CHROME

## ELECTRICAL GROUP (CONTINUED)

### SWITCHES (CONTINUED)

#### DASH

KEY	PART NUMBER	U/M	DESCRIPTION
	108355-01-000	EA	HOUSING - SWITCH
	108356-02-01A	EA	COVER/ACTUATOR SWITCH - 2 ROWS DIMPLES- CONTURA II - BLACK
	108356-03-01A	EA	COVER/ACTUATOR SWITCH -3 GROOVES W/LIGHT-CONTRA III-BLACK
	108356-04-01A	EA	COVER/ACTUATOR SWITCH - 2 ROWS DIMPLES W/LENS-CONTURA-BLK
	108356-11-01A	EA	COVER/ACTUATOR SWITCH - 3 GROOVES - AUX BATT - BLACK
	108357-01-000	EA	SWITCH - ROCKER SPST - ON/OFF - 2 TERMINAL
	108357-03-000	EA	SWITCH - ROCKER SPDT - ON/OFF/ON - 3 TERMINAL
	108357-06-000	EA	SWITCH - ROCKER DPDT - MOM/OFF/MOM - 6 TERMINAL
	108357-08-000	EA	SWITCH - ROCKER DPDT - ON/NONE/ON - 6 TERMINAL
	108357-09-000	EA	SWITCH - ROCKER SPDT - ON/NONE/MOM - 3 TERMINAL
	108357-10-000	EA	SWITCH - ROCKER SPDT - W/LIGHT - MOM/NONE/MOM - 5 TERMINAL
	108357-14-000	EA	SWITCH - ROCKER SPDT - W/LIGHT - ON/MOM/OFF - 4 TERMINAL
	108357-15-000	EA	SWITCH - ROCKER - DPDT - ON/NONE/ON

### BOXES & CORDS

KEY	PART NUMBER	U/M	DESCRIPTION
	008054-01-000	EA	CORD - POWER - 10/3 WIRE - 30 AMP - 25'
	008289-01-000	EA	BOX - ELECTRIC/STEEL - 1/2" & 3/4" KNOCKOUTS - 4" X 4"
	008289-02-000	EA	BOX - ELECTRIC/STEEL - 1/2" & 3/4" KNOCKOUTS - 4" X 4"-CAN
	008294-01-000	EA	COVER - ELECTRICAL BOX - BLANK/STEEL - 4" X 4" - GRAY
	008294-02-000	EA	COVER - ELECTRICAL BOX - BLANK STEEL - 4" X 4" - CANADIAN
	092492-11-000	EA	SEAL - ELECTRIC BOX - 7" X 18.4" SQ
*	106071-04-000	EA	SWITCH - AUTOMATIC TRANSFER W/CONNECTION LUGS
	108934-02-000	EA	CORD - POWER - 50 AMP - 4-WIRE - 36'
	109925-04-000	EA	DOOR - ELECTRICAL BOX - GM/FORD
	131679-01-000	EA	BOX-ELEC-WATERPROOF SEALED 4" X 4" W/4 3/4"OUTLETS-UL/CSA
	131680-01-000	EA	COVER - W/GASKET FOR WATERPROOF 4" X 4" BOX - UL/CSA
	133070-01-000	EA	BOX - ELECTRICAL - PLASTIC - 3" X 2" X 2.8" - UL
	133070-02-000	EA	BOX - ELECTRICAL - PLASTIC - 3" X 2" X 2.8" - CSA

\* COMPONENT PARTS FOUND IN SERVICE PARTS LIBRARY

### WIRE ASSEMBLIES

KEY	PART NUMBER	U/M	DESCRIPTION
	P27516-04-000	EA	WIRE ASSEMBLY - RADIO AM/FM CD
	073328-B4-000	EA	CABLE ASSEMBLY - BATTERY - W/TERMINALS
	090986-02-000	EA	WIRE ASSEMBLY - ELECTRIC STEP
	096449-01-000	EA	WIRE ASSEMBLY - WATER TANK TO MONITOR PANEL
	096450-05-000	EA	WIRE F/SENSORS - BLACK WATER - 23.6"
	096717-04-000	EA	WIRE ASSEMBLY - REAR MONITOR - UPPER
	111915-01-000	EA	WIRE ASSEMBLY - DAYTIME RUNNING LAMPS - FUSED - GM
	113134-03-000	EA	WIRE ASSEMBLY - WIPER/WASHER
	120233-05-000	EA	WIRE ASSEMBLY - 30" CONNECTS TO WALLPLATE DISPLAY
	124842-01-000	EA	WIRE ASSEMBLY - SPEAKER ADAPTER/TV
	124843-02-000	EA	WIRE ASSEMBLY - SPEAKER ADAPTER
	124843-03-000	EA	WIRE ASSEMBLY - SPEAKER ADAPTER
	124882-01-000	EA	WIRE ASSEMBLY - AMPLIFIER
	125853-01-000	EA	WIRE ASSEMBLY - ENTERTAINMENT CENTER
	125853-04-000	EA	WIRE ASM-ENTERTAINMENT CTR
	126779-01-000	EA	WIRE ASSEMBLY - SPEAKER - DELUXE
	129436-02-000	EA	WIRE ASSEMBLY - INSTRUMENT PANEL/POWER MIRROR
	131279-02-000	EA	WIRE ASSEMBLY - POWER DRIVER SEAT
	131386-01-000	EA	WIRE ASSEMBLY - F/SLIDEOUT CONTROL
	132515-01-000	EA	WIRE ASSEMBLY - INSTRUMENT PANEL - MAIN - FORD
	132516-01-000	EA	WIRE ASSEMBLY - INSTRUMENT PANEL - MAIN - GM
	132668-01-000	EA	WIRE ASSEMBLY - AUXILIARY FANS
	132669-01-000	EA	WIRE ASSEMBLY - INSTRUMENT PANEL - AUXILARY FANS
	133817-01-000	EA	WIRE ASSEMBLY - SPEAKER/ADAPTER - 11.8" LONG
	133817-02-000	EA	WIRE ASSEMBLY - SPEAKER/ADAPTER - 117.9" LONG
	133877-01-000	EA	WIRE ASSEMBLY - RADIO ADAPTOR
	134544-01-000	EA	WIRE ASSEMBLY - SWITCH ADAPTER
	135131-01-000	EA	WIRE ASSEMBLY - THERMOSTAT
	103784-29-000	EA	WIRE ASSEMBLY - HEADLAMP - FORD

## ELECTRICAL GROUP (CONTINUED)

### CONNECTORS & CONDUIT

KEY	PART NUMBER	U/M	DESCRIPTION
	007954-01-000	EA	RECEPTACLE - HOUSING - 6 POSITION
	007956-05-000	EA	INSULATOR - SHRINK - .25 ID X 1.50
	008311-01-000	EA	CONNECTOR - WIRE NUT - INSULATED - RED
	008312-01-000	EA	CONNECTOR - WIRE NUT - INSULATED - BLUE
	008313-01-000	EA	CONNECTOR - WIRE NUT - INSULATED - YELLOW
	008326-01-000	EA	TERMINAL - RING - 16/14 WIRE - 3/8" STUD
	008348-01-000	EA	TERMINAL - RING - 3/8" STUD 2 GA. WIRE
	008355-01-000	EA	CONNECTOR - CABLE CLAMPING - 3/4"
	008356-01-000	EA	CONNECTOR - PLASTIC - 3/8" AVG
	008356-02-000	EA	CONNECTOR - PLASTIC - 21/32
	008394-01-000	FT	CONDUIT - FLEXIBLE - 1/2"
	035416-04-000	EA	TERMINAL - RING - #10 STUD FIT - INSULATED BARREL #16/14
	041480-01-000	EA	CONNECTOR - STRAIGHT - 1/2" FLEX CONDUIT
	041953-01-000	FT	CONDUIT - CONVOLUTE SLIT - .5" ID - POLYETHYLENE
	041953-03-000	FT	CONDUIT - CONVOLUTE SLIT - 1" ID (CLOTHES ROD COVER)
	041953-05-000	FT	CONDUIT - CONVOLUTE SOLID - .62" ID - POLYETHYLENE
	041953-06-000	FT	CONDUIT - CONVOLUTE SLIT - .375" ID - POLYETHYLENE
	041953-07-000	FT	CONDUIT - CONVOLUTE SLIT - .25" ID - POLYETHYLENE
	041953-08-000	FT	CONDUIT - CONVOLUTE SLIT - 1.50" ID - POLYETHYLENE
	041953-09-000	FT	CONDUIT - CONVOLUTE SLIT - .50" ID - NYLON
	041953-10-000	FT	CONDUIT - CONVOLUTE SLIT - .75" ID - NYLON
	041953-11-000	FT	CONDUIT - CONVOLUTE SLIT - 1.06" ID - NYLON
	041953-12-000	FT	CONDUIT - CONVOLUTE SOLID - 1.1" ID - NYLON
	041953-13-000	FT	CONDUIT - CONVOLUTE SLIT - 1.25
	047443-01-000	EA	TERMINAL - .250 RECEPTACLE FIT - INSULATED - 16/14 AWG
	047443-02-000	EA	TERMINAL - .250 RECEPTACLE FIT - INSULATED - 12/10 AWG
	058028-01-000	EA	CONNECTOR - ELECTRICAL PIGTAIL - NYLON - CLEAR
	062036-01-000	EA	TERMINAL - PACK - CON - 12/10 AWG
	062036-02-000	EA	TERMINAL - PACK - CON - 16/14 AWG
	077479-01-000	EA	BOOT - BATTERY TERMINAL - DOUBLE CABLE
	077479-02-000	EA	BOOT - BATTERY TERMINAL - SINGLE CABLE
	080015-02-000	EA	RECEPTACLE - FLAG - .185 - 16/14 GAUGE
	080015-03-000	EA	RECEPTACLE - FLAG - .250 - 14/16 GAUGE
	082109-01-000	EA	HOUSING - CONNECTOR - PACKARD
	085724-01-000	EA	SOCKET - DOUBLE CONTACT - TAILLIGHT
	087225-01-000	FT	SLEEVING - 1/2" - TYPE H
	087949-01-000	EA	BUSS BAR - 2 POSITION - .6" X 1.5"
	088267-01-000	EA	TERMINAL - FEMALE - 1/4
	088473-01-000	EA	HOUSING - PIN - 12 CAVITY (3 ROWS OF 4)
	088473-02-000	EA	HOUSING - PIN - 15 CAVITY (3 ROWS OF 5)
	088473-03-000	EA	HOUSING - PIN - 9 CAVITY (3 ROWS OF 3)
	088473-04-000	EA	HOUSING - PIN - 8 CAVITY IN-LINE
	088473-06-000	EA	HOUSING - PIN - 6 CAVITY (2 ROWS OF 3)
	088473-08-000	EA	HOUSING - PIN - 4 CAVITY - IN-LINE
	088473-09-000	EA	HOUSING - PIN - 3 CAVITY - IN-LINE
	088473-10-000	EA	HOUSING - PIN - 2 CAVITY - IN LINE
	088474-01-000	EA	HOUSING - SOCKET - 12 CAVITY
	088474-02-000	EA	HOUSING - SOCKET - 15 CAVITY
	088474-03-000	EA	HOUSING - SOCKET - 9 CAVITY
	088474-06-000	EA	HOUSING - SOCKET - 6 CAVITY
	088474-08-000	EA	HOUSING - SOCKET - 4 CAVITY
	088474-09-000	EA	HOUSING - SOCKET - 3 CAVITY
	088474-10-000	EA	HOUSING - SOCKET - 2 CAVITY
	088475-01-000	EA	PIN - CONNECTOR - 14-20 AWG
	088475-02-000	EA	PIN - CONNECTOR - 10-12 AWG
	088476-01-000	EA	TERMINAL - ELECTRICAL
	088476-02-000	EA	SOCKET - CONNECTOR - 12-10 GA - PRE-TIN
	098260-01-000	EA	TERMINAL - MALE - 56 SERIES

## ELECTRICAL GROUP (CONTINUED)

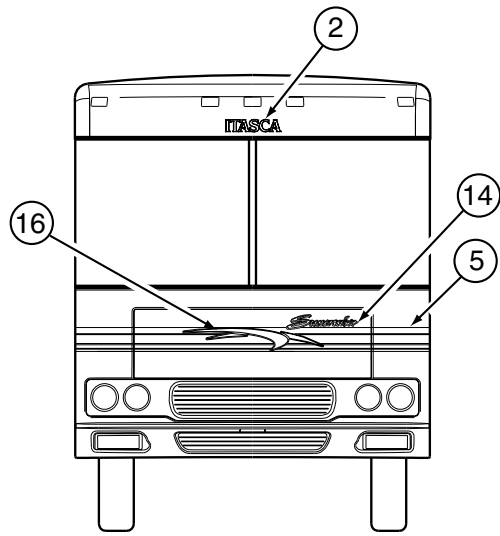
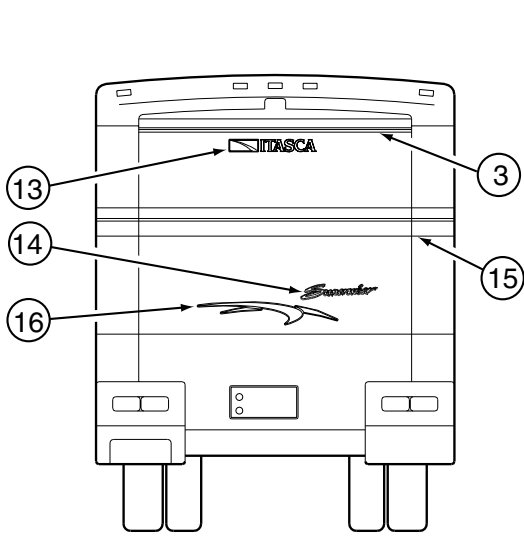
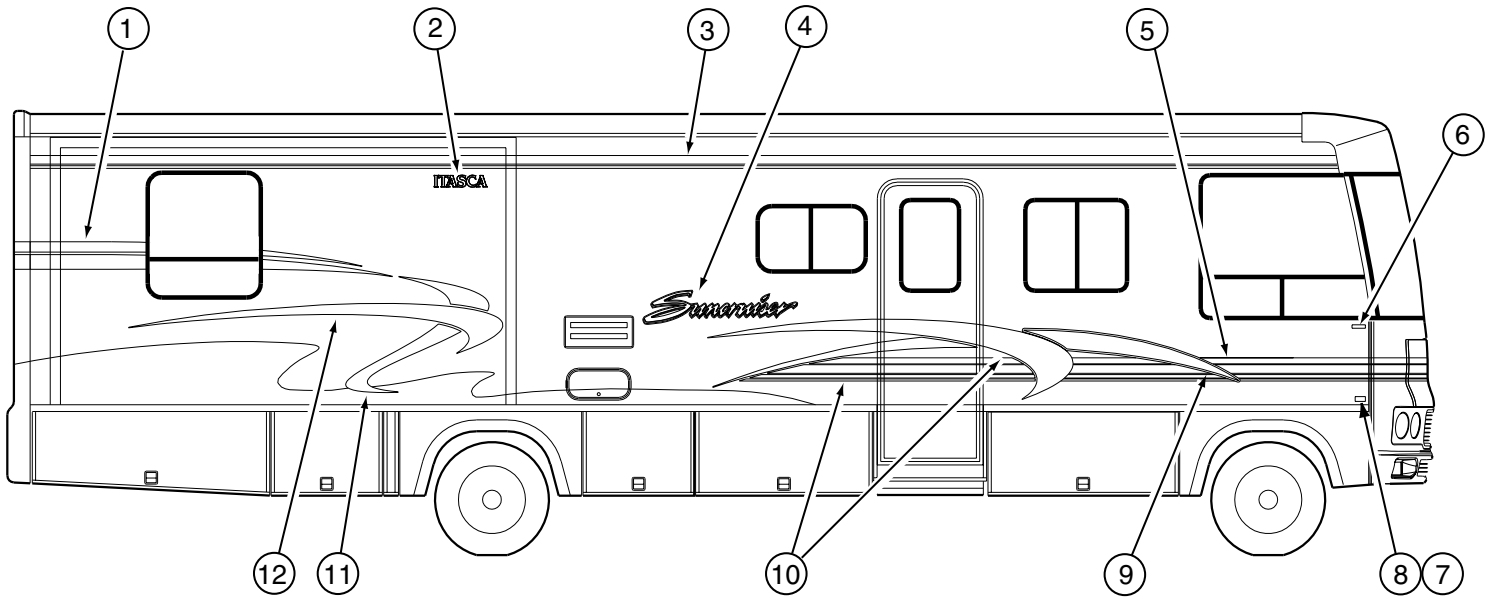
### CONNECTORS & CONDUIT (CONTINUED)

KEY	PART NUMBER	U/M	DESCRIPTION
	098261-02-000	EA	SOCKET - CONNECTOR - WEATHERPACK - 14-18 AWG
	098262-01-000	EA	SEAL - CONNECTOR - WEATHERPACK
	098262-05-000	EA	SEAL - CAVITY
	098262-06-000	EA	SEAL - CONNECTOR - M/P - 10 GAUGE
	098263-01-000	EA	HOUSING - 3 PIN - WEATHER PACK
	098263-02-000	EA	HOUSING - 3 PIN - WEATHER PACK
	098264-01-000	EA	HOUSING - 2 PIN - WEATHER PACK - MALE W/FEMALE PINS
	098265-02-000	EA	PIN - CONNECTOR - WEATHERPACK
	101571-01-000	EA	HOUSING - 2 POSITION - MALE
	102777-02-000	EA	TERMINAL - RING - #6 STUD - 10 AWG
	104100-01-000	EA	HOUSING - 1 POSITION - 75 AMPS
	104100-03-000	EA	TERMINAL - 75 AMP
	106006-01-000	EA	HOUSING - 1 POSITION - FEMALE
	106007-01-000	EA	TERMINAL - FEMALE - 14-16 AWG
	106655-01-000	EA	TERMINAL - FUSE BLOCK - 14-16 AWG
	106655-02-000	EA	TERMINAL - FUSE BLOCK - 10-12 AWG
	110178-01-000	EA	HOUSING - WIPER MOTOR
	112823-01-000	EA	SPLICE - REDUCER - 16-14 TO 18-22
	113131-01-000	EA	HOUSING - 3 PIN
	113135-01-000	EA	TERMINAL - FEMALE - M/P - 14-16 - F/SEALED TERMINAL
	113306-01-000	EA	TERMINAL - FEMALE - M/P - 14-16 - F/NON-SEALED TERMINAL
	113306-02-000	EA	TERMINAL - FEMALE - M/P - 10-12 - 480
	113307-01-000	EA	TERMINAL - FEMALE - M/P - 16-20
	113308-01-000	EA	TERMINAL - FEMALE - M/P - 14-16 - 280
	113452-01-000	FT	SEAL/TRIM - FRONT - VINYL W/WIRE CARRIER - .020"
	113452-02-000	FT	SEAL/TRIM - FRONT - VINYL W/WIRE CARRIER - .027"
	113468-01-000	EA	HOUSING - 2 POSITION-FEMALE-USED ON WIPER/WASHER WIRE ASM
	115556-01-000	EA	HOUSING - 3 POSITION - FEMALE
	115556-02-000	EA	HOUSING - 2 POSITION - FEMALE/PARALLEL
	116811-01-000	EA	TERMINAL - .110 RECEPTACLE - 16-14 AWG
	118571-01-000	EA	CONNECTOR - 3-WAY - MALE/SEALED
	118571-02-000	EA	CONNECTOR - 3-WAY - FEMALE/SEALED
	118571-03-000	EA	BRACKET - MOUNTING
	118571-04-000	EA	GASKET
	118571-05-000	EA	LOCK - SECONDARY - FEMALE
	118571-06-000	EA	LOCK - SECONDARY - MALE
	118597-01-000	EA	TERMINAL - MALE - M/P - 480 - 14-16
	118599-01-000	EA	TERMINAL - MALE - M/P - 280 - 14-16
	119223-01-000	EA	HOUSING - 6 POSITION - MALE - WEATHERPACK
	119248-02-000	EA	HOUSING - 7 POSITION - FEMALE
	125323-02-000	EA	HOUSING - 8 POSITION - MALE
	125323-03-000	EA	LOCK - SECONDARY 8 POSITION
	125324-01-000	EA	TERMINAL - MALE - METRI-PACK - 150
	125325-01-000	EA	SEAL - CAVITY
	126591-01-02B	EA	CARRIER - WIRE - SLIDEOUT
	131681-01-000	EA	CONNECTOR - 3/4" SO CORD - UL/CS

### BOOTS,SOLENOIDS, RELAYS & MISCELLANEOUS

KEY	PART NUMBER	U/M	DESCRIPTION
	008188-01-000	EA	SOLENOID - 3 POST - BATTERY CHANGE OVER
	063910-01-000	EA	HOUSING - RELAY
	063912-02-000	EA	RELAY - CANISTER - SPDT
	065450-05-000	EA	TIEDOWN - BATTERY - 8.4" TUBE
	086233-01-000	EA	STUD - ISOLATED - 3/8" X 7/8" LONG
	086273-01-000	EA	RELAY - BATTERY DISCONNECT
	131832-01-000	EA	RELAY - 25 AMP/120 VOLT AC/6 TERM - CUTLER-HAMMER D8PR7TEA
	131832-02-000	EA	HOUSING - RELAY
	135167-01-02B	EA	BRACKET - COVER - SWITCH - E-COATED

## EXTERIOR BODY GROUP GRAPHICS & PAINT



### DUPONT PAINT COLOR CODES

VIOLET METALLIC  
 WINE METALLIC  
 SEAMIST TEAL METALLIC  
 DARK MARINE METALLIC  
 STEEL GREY METALLIC  
 BRIGHT WHITE  
 SAHARA GRAY METALLIC

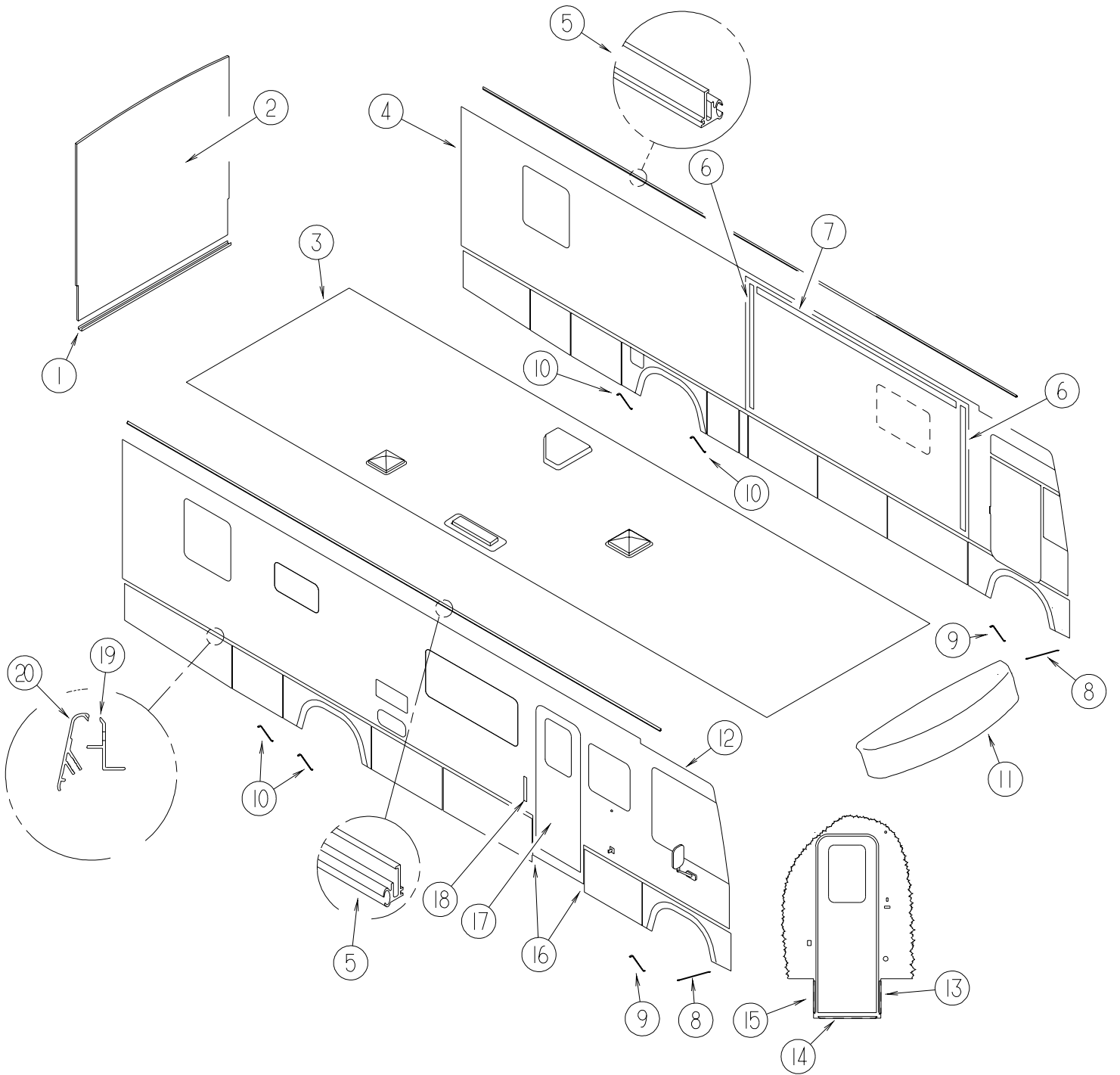
#RM008  
 #RM022  
 #G9855  
 #F4578  
 #M2235  
 #B8951  
 #M1024

## EXTERIOR BODY GROUP (CONTINUED)

### GRAPHICS & PAINT (CONTINUED)

KEY	PART NUMBER	U/M	DESCRIPTION
1	132509-01-01A	EA	DECAL - SWEEP - REAR/PASSENGER
1	132509-02-01A	EA	DECAL - SWEEP - REAR/DRIVER
2	124811-01-01A	EA	DECAL - LOGO - ITASCA
3	105781-29-02A	FT	FILM - MULTISTRIPE - 3.8"
4	129981-01-02A	EA	DECAL - LOGO - SUNCRUISER - LARGE
5	093689-31-01A	FT	FILM - MULTISTRIPE - 6.8"
6	132664-01-01A	EA	DECAL - LOGO/DOMED - WINNEBAGO - GOLD/BLACK - PLASTIC
7	122312-02-01A	EA	DECAL - VORTEC 7400 FUEL INJECTED - BLK/OFF WHT/GRAY/RED (CHEVY)
8	129922-01-01A	EA	EMBLEM - TRITON V10 - BLACK/SILVER METALIC/SILVER (FORD)
9	132505-01-01A	EA	DECAL - SWEEP - FRONT/PASSENGER
9	132505-02-01A	EA	DECAL - SWEEP - FRONT/DRIVER
10	132506-01-01A	EA	DECAL - HOOK - W/MULTISTRIPE - FRONT/PASSENGER
10	132506-02-01A	EA	DECAL - HOOK - W/MULTISTRIPE - FRONT/DRIVER
11	132507-01-01A	EA	DECAL - HOOK - LOWER REAR/PASSENGER
11	132507-02-01A	EA	DECAL - HOOK - LOWER REAR/DRIVER
12	132508-01-01A	EA	DECAL - HOOK - UPPER REAR/PASSENGER
12	132508-02-01A	EA	DECAL - HOOK - UPPER REAR/DRIVER
13	124806-01-02A	EA	DECAL - LOGO - ITASCA W/ICON
14	129981-02-02A	EA	DECAL - LOGO - SUNCRUISER - SMALL
15	105781-76-01A	FT	FILM - MULTISTRIPE - 8"
16	132510-01-01A	EA	DECAL - HOOK/SWEEP - SMALL
	120875-02-01A	EA	DECAL - "ITASCA" - OVAL DOMED - GRILLE - BLACK/GOLD
	120994-01-01A	EA	BEZEL - DOMED GRILLE LOGO
	093681-40-01A	FT	FILM - 2" - FLAT BLACK (ABOVE DRIVER DOOR)
	099399-23-700	EA	PAINT - SPRAY - BRIGHT WHITE - ENAMEL (B8951U DUPONT)
	041561-03-000	EA	PAINT - 16 OUNCE SPRAY - OFF WHITE

**EXTERIOR BODY GROUP (CONTINUED)**  
**PANELS**

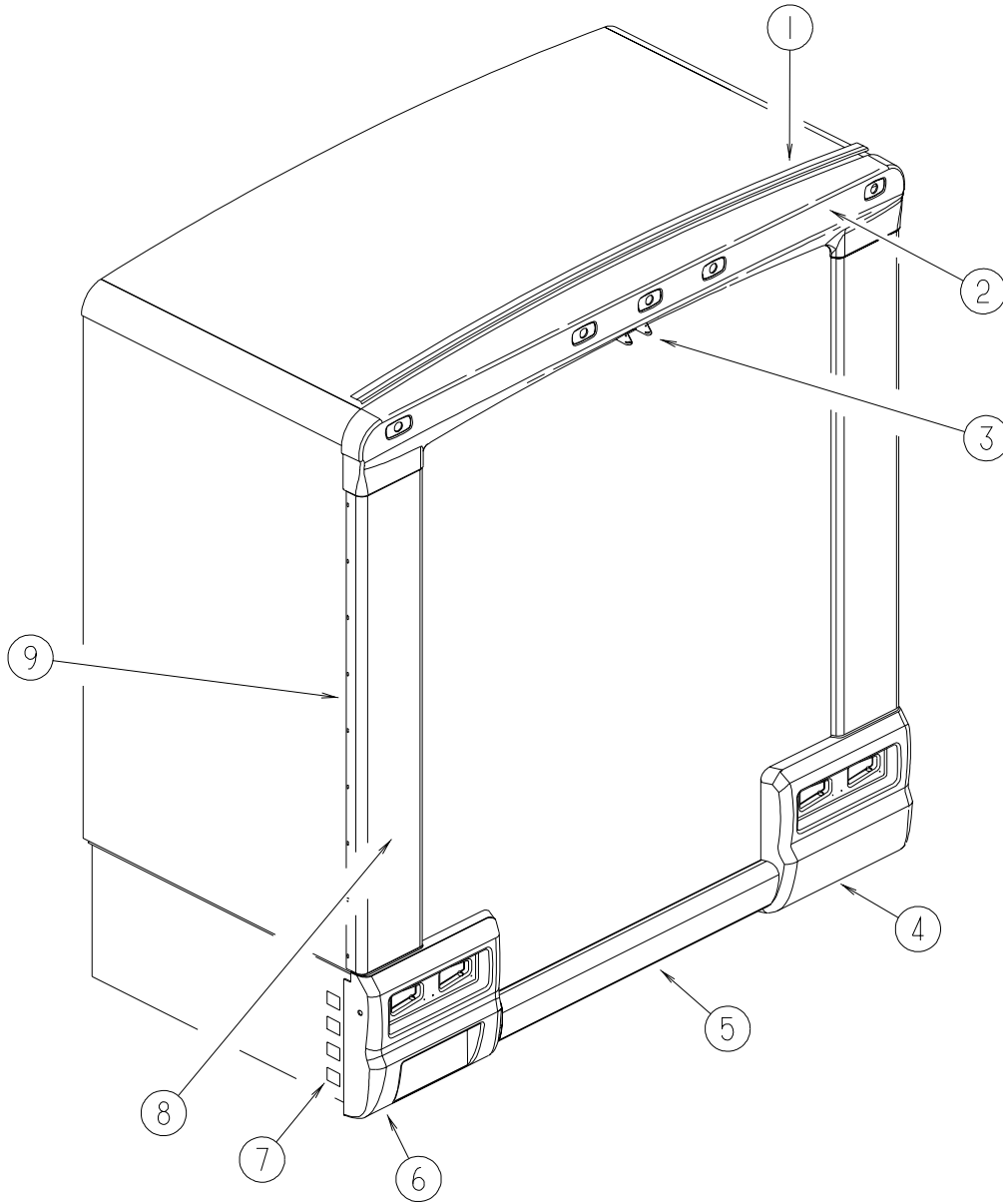


**EXTERIOR BODY GROUP (CONTINUED)**  
**PANELS (CONTINUED)**

KEY	PART NUMBER	U/M	DESCRIPTION
1	103335-05-02A	EA	TRIM - BACKWALL - LOWER - 96.3" - BRIGHT WHITE
2	132455-01-L32	EA	BACKWALL - W/O WINDOW/TRIM (L42, L46)
2	132455-01-L44	EA	BACKWALL - W/O WINDOW/TRIM (L44)
3	133885-01-L32	EA	ROOF - W/O LIGHTS/VENTS - W/WIRING
4	133886-02-L42	EA	SIDEWALL - DRIVER - W/O WINDOWS/TRIMS (L42, L44)
4	133886-02-L44	EA	SIDEWALL - DRIVER - W/O WINDOWS/TRIMS (L44)
5	131483-01-01A	EA	RAIL - AWNING - 192" - BRIGHT WHITE
6	115886-02-03A	EA	RETAINER - SIDEWALL - BRIGHT WHITE - 73.5"
6	115863-18-01A	EA	TRIM - SIDEWALL/SLIDEOUT - RIGHT HAND - 76.1" - BRT WHT (REAR)
6	115863-17-01A	EA	TRIM - SIDEWALL/SLIDEOUT - LEFT HAND - 76.1" - BRT WHT (FORWARD)
7	115886-09-01A	EA	RETAINER - SIDEWALL - BRIGHT WHITE - CUT TO 146.5"
7	115863-12-01A	EA	TRIM - SIDEWALL/SLIDEOUT - TOP - 146" - BRIGHT WHITE
8	107865-07-000	EA	ROD - SUPPORT - VALANCE PANEL - 12.5" FROM: 00-00-00 THRU: 04-10-00
8	107865-06-000	EA	ROD - SUPPORT - VALANCE PANEL - 15" FROM: 04-11-00 THRU: 99-99-99
9	107865-22-000	EA	ROD - SUPPORT - VALANCE PANEL - 23" FROM: 00-00-00 THRU: 11-21--99
9	107865-19-000	EA	ROD - SUPPORT - VALANCE PANEL - 16.5" FROM: 11-22-99 THRU: 99-99-99
10	107865-01-000	EA	ROD - SUPPORT - VALANCE PANEL - 14.3"
11	132112-02-L42	EA	CAP - ROOF
12	133887-02-L42	EA	SIDEWALL - PASSENGER - W/O WINDOWS/TRIMS (L42, L46)
12	133887-02-L44	EA	SIDEWALL - PASSENGER - W/O WINDOWS/TRIMS (L44)
13	133100-01-01A	EA	TRIM - SIDEWALL - BLACK
14	124511-19-17A	EA	TRIM - SIDEWALL/LOWER - 33.2" - BLACK
15	133100-02-01A	EA	TRIM - SIDEWALL - BLACK
16	121117-01-02B	EA	ANGLE - W/O SLOTS - 3.7" X 2" - E-COATED
17	133045-01-01A	EA	TRIM - W/HOLES - BRIGHT WHITE
18	132442-03-01A	EA	HANDLE - ASSIST - W/ITASCA LOGO - CHROME ENDS
19	133376-01-01A	EA	TRIM - RETAINER - MILL
20	123993-01-02A	EA	TRIM - COVER - 182" ALUMINUM - BLACK
	126775-01-01A	EA	END CAP - VALANCE - RIGHT HAND/LOWER
	126775-02-01A	EA	END CAP - VALANCE - LEFT HAND/LOWER



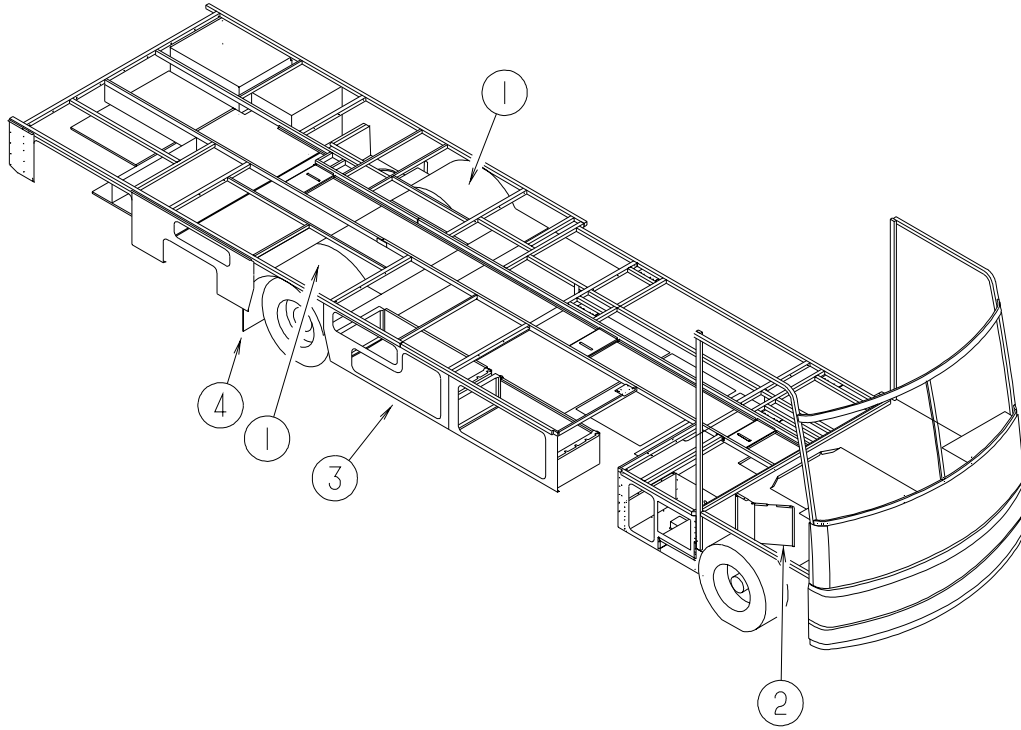
**EXTERIOR BODY GROUP (CONTINUED)  
PANELS (CONTINUED)**



**BACKWALL**

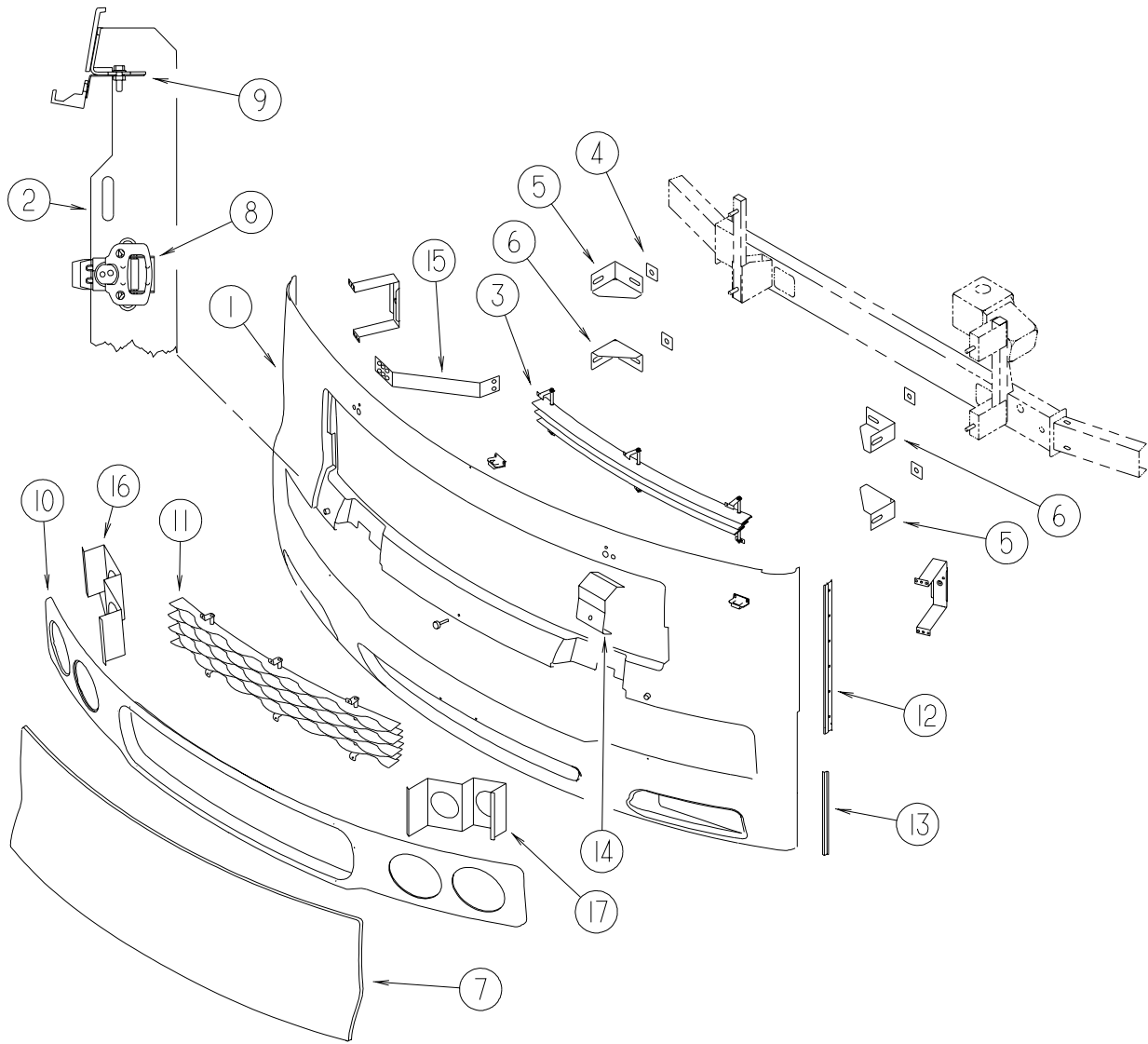
KEY	PART NUMBER	U/M	DESCRIPTION
1	083805-23-000	EA	TRIM - ROOF CAP - 92.1" - BRIGHT WHITE
2	132136-02-L32	EA	TRIM - BACKWALL/TOP - BRIGHT WHITE
2	132266-01-12B	EA	BRACKET - MOUNT - BRIGHT WHITE
3	118383-03-05A	EA	RETAINER/RECESSED - F/.32" SCREW - VW LT. GRAY
3	118383-04-04A	EA	CAP - F/RECESSED RETAINER - BRIGHT WHITE
4	132311-02-L32	EA	TRIM - BACKWALL - LOWER/RIGHT HAND - BRIGHT WHITE
5	132521-01-01A	EA	BUMPER - REAR - BRITE-DIPPED
6	132311-04-L32	EA	TRIM - BACKWALL - LOWER/LEFT HAND - BRIGHT WHITE
7	134533-01-02B	EA	BRACKET - MOUNT - TRIM/LOWER - E-COATED
8	132135-01-12B	EA	TRIM - BACKWALL/SIDEWALL - RH/LH - BRIGHT WHITE
8	132519-01-01A	EA	TRIM - BACKWALL - VERTICAL/INNER - RH/LH - BRIGHT WHITE
9	132523-01-01A	EA	TRIM - BACKWALL - VERTICAL/OUTER - RH/LH - BRIGHT WHITE
9	091985-01-07A	FT	INSERT - TRIM - BRIGHT WHITE - 1"

**EXTERIOR BODY GROUP (CONTINUED)**  
**PANELS (CONTINUED)**



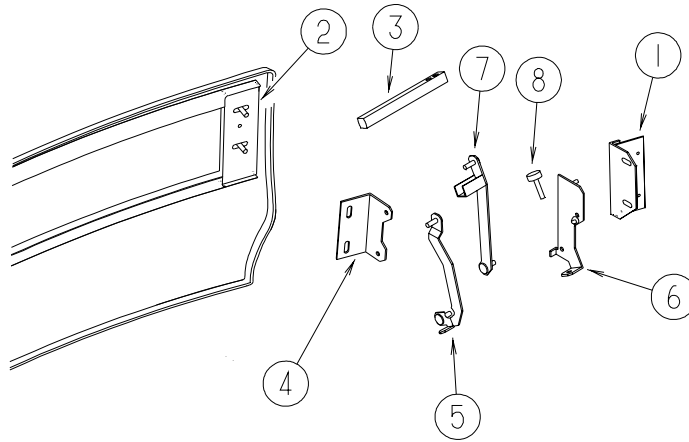
KEY	PART NUMBER	U/M	DESCRIPTION
1	131365-01-000	EA	WHEELWELL - PLASTIC
2	017516-01-000	EA	MUD FLAP - 14" X 18" - W/O MOUNTING HOLES - BLACK
2	132695-01-02B	EA	ANGLE - MUDFLAP - E-COATED
3	133569-01-02B	EA	PANEL - COVER - LP - E-COATED
4	017516-01-000	EA	MUD FLAP - 14" X 18" - W/O MOUNTING HOLES - BLACK

**EXTERIOR BODY GROUP (CONTINUED)**  
**FRONT END**



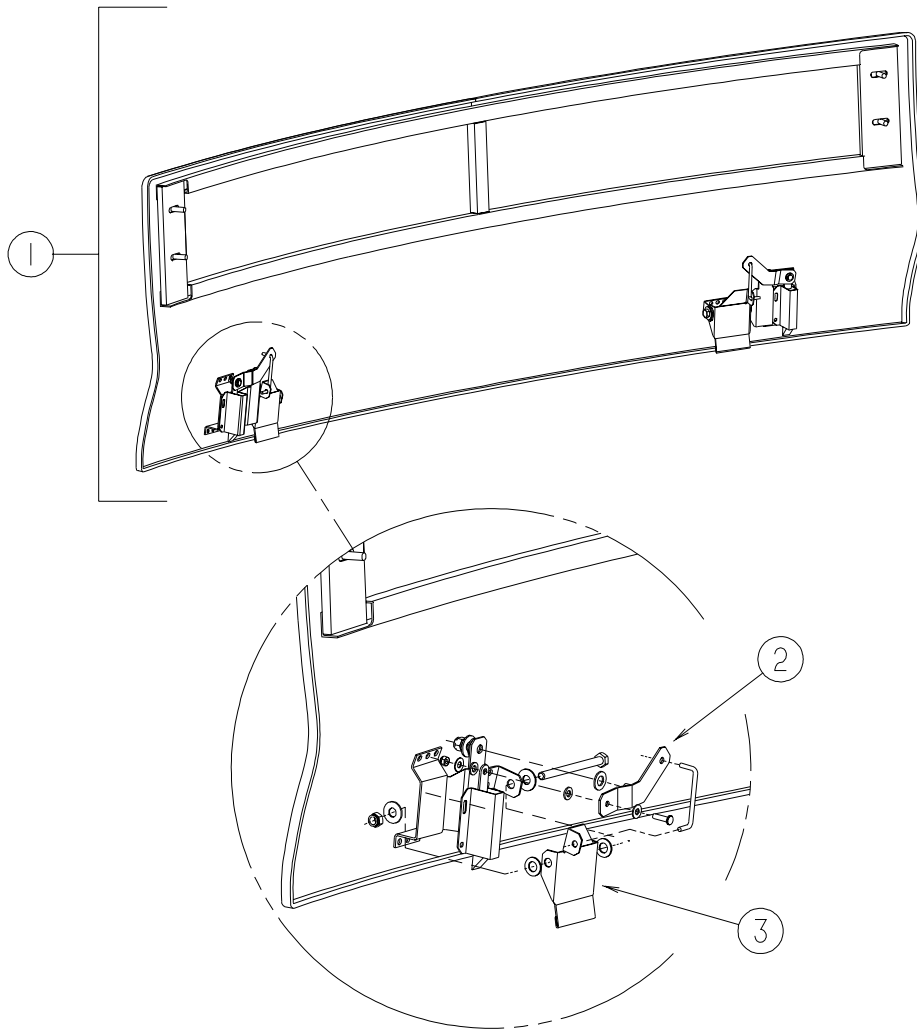
KEY	PART NUMBER	U/M	DESCRIPTION
1	132356-02-L32	EA	PANEL - FRONT/LOWER - E-COATED
2	132553-01-02B	EA	BRACKET - FRONT - RIGHT HAND MOUNT - E-COATED
	132553-02-02B	EA	BRACKET - FRONT - LEFT HAND MOUNT - E-COATED
3	132712-01-L32	EA	GRILLE - FRONT/LOWER
4	116617-02-02B	EA	SPACER - BUMPER
5	128455-01-02B	EA	BRACKET - BUMPER
6	128455-02-02B	EA	BRACKET - BUMPER
7	132370-01-L32	EA	HOOD - FRONT
8	133701-01-01A	EA	LATCH - DRAW - MILL
9	133802-02-02B	EA	BRACKET - LATCH- ADJUSTING - E-COATED
10	P32888-02-L42	EA	PANEL - FRONT/INSERT W/GRILLE - W/O HARDWARE
11	132889-01-11B	EA	GRILLE - FRONT/UPPER - BLACK
12	125818-02-01A	EA	TRIM - PANEL - FIBERGLASS - BRIGHT WHITE
12	091985-01-07A	FT	MOLDING - TRIM - BRIGHT WHITE
13	134066-01-02B	EA	BRACKET - ZEE - W/HOLES - E-COATED
14	133770-02-02B	EA	BRACKET - HOOD SUPPORT - E-COATED
15	134562-01-02B	EA	SUPPORT - FRONT - E-COATED
16	134062-01-02B	EA	BRACKET - HEADLAMP - RIGHT HAND - E-COATED
17	134062-02-02B	EA	BRACKET - HEADLAMP - LEFT HAND - E-COATED

**EXTERIOR BODY GROUP (CONTINUED)**  
**FRONT END (CONTINUED)**



KEY	PART NUMBER	U/M	DESCRIPTION
1	118595-01-03A	EA	SUPPORT - HINGE LINK - PASSENGER - BRIGHT WHITE FROM: 00-00-00 THRU: 08-26-99
1	134530-01-02B	EA	SUPPORT - LINK - E-COATED FROM: 08-27-99 THRU: 99-99-99
	118595-02-03A	EA	SUPPORT - HINGE LINK - DRIVER - BRIGHT WHITE FROM: 00-00-00 THRU: 08-26-99
	134530-02-02B	EA	SUPPORT - LINK HOOD - E-COATED FROM: 08-27-99 THRU: 99-99-99
2	106730-10-000	EA	PLATE - STUD - F/HOOD
3	105096-10-000	EA	TUBE - HOOD HINGE TIMING W/WELDNUTS
4	126911-03-02B	EA	ANGLE - HOOD HINGE - PASSENGER - E-COATED
	126911-04-02B	EA	ANGLE - HOOD HINGE - DRIVER - E-COATED
5	127180-03-02B	EA	LINK - HINGE/HOOD - LOWER/RIGHT HAND
	127180-04-02B	EA	LINK - HINGE/HOOD - LOWER/LEFT HAND
6	127181-03-02B	EA	BRACKET - PASSENGER SIDE LINK/HINGE/HOOD - E-COATED
	127181-04-02B	EA	BRACKET - DRIVER SIDE LINK/HINGE/HOOD - E-COATED
7	127182-01-02B	EA	LINK - HINGE/HOOD - UPPER/RIGHT HAND
	127182-02-02B	EA	LINK - HINGE/HOOD - UPPER/LEFT HAND
8	058786-01-000	EA	BOLT - HOOD ADJUSTMENT - 5/16"-18 X 1.5"-2" - W/BLACK PAD
	116617-02-02B	EA	SPACER - BUMPER

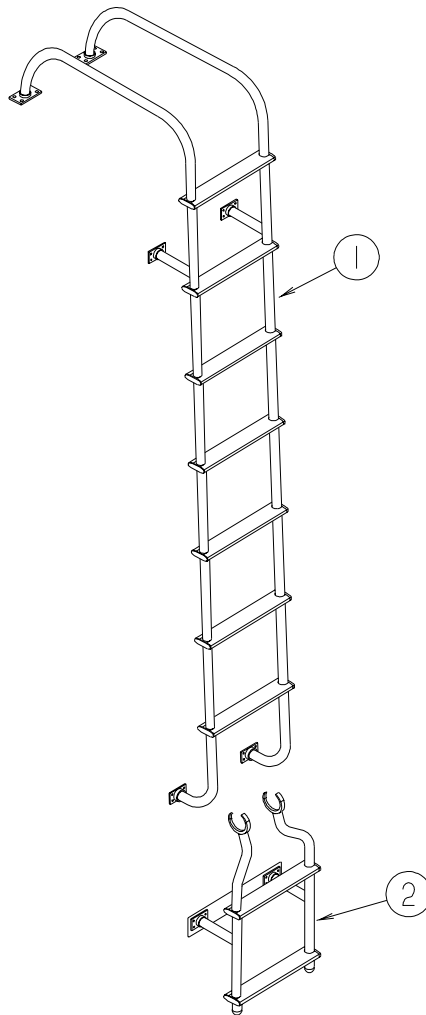
**EXTERIOR BODY GROUP (CONTINUED)**  
**FRONT END (CONTINUED)**



**HOOD**

KEY	PART NUMBER	U/M	DESCRIPTION
1	132370-01-L32	EA	HOOD - FRONT
2	134415-02-02B	EA	LATCH - PADDLE - HOOD - E-COATED - LEFT HAND
	134415-01-02B	EA	LATCH - PADDLE - HOOD - E-COATED - RIGHT HAND
3	134418-04-02B	EA	PIVOT - LATCH - HOOD - E-COATED - LEFT HAND
	134418-02-02B	EA	PIVOT - LATCH - HOOD - E-COATED - RIGHT HAND
	113908-01-000	EA	LATCH/PLUNGER - F/HOOD

**EXTERIOR BODY GROUP (CONTINUED)**  
**LADDER**



KEY	PART NUMBER	U/M	DESCRIPTION
1	129639-03-01A	EA	LADDER - BRUSHED ALUMINUM
2	130163-05-01A	EA	LADDER - LOWER - ANODIZED ALUMINUM
	129375-01-000	EA	SEAL/FOAM - LADDER BRACKET
	131256-01-01A	EA	PLATE - LADDER

**MIRRORS**

KEY	PART NUMBER	U/M	DESCRIPTION
*	106015-14-01A	EA	MIRROR - EXTERIOR ADJUSTABLE GLASS - PASSENGER
*	106015-15-01A	EA	MIRROR - EXTERIOR ADJUSTABLE GLASS - DRIVER
*	106015-12-01A	EA	MIRROR - EXTERIOR REMOTE/HEAT - PASSENGER
*	106015-13-01A	EA	MIRROR - EXTERIOR REMOTE/HEAT - DRIVER

\* COMPONENT PARTS FOUND IN SERVICE PARTS LIBRARY

## EXTERIOR BODY GROUP (CONTINUED)

### BODY PANEL COMPONENTS

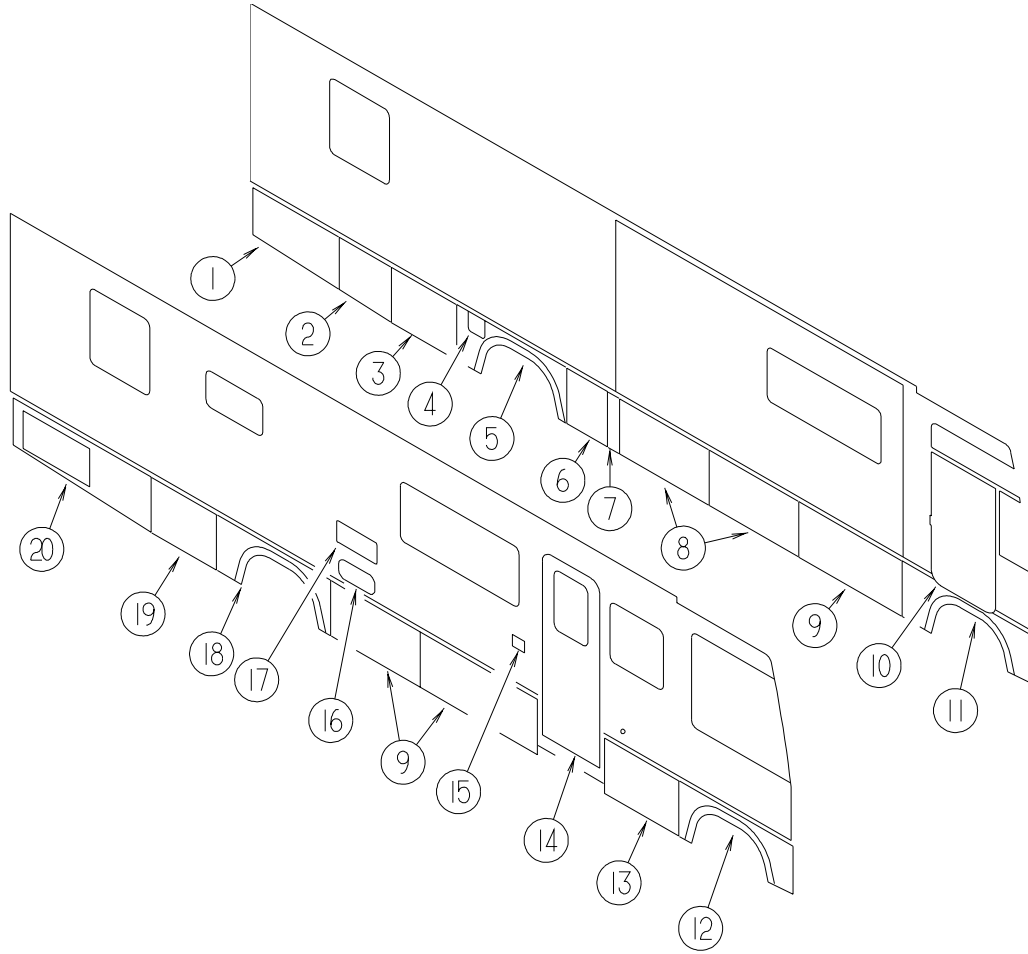
KEY	PART NUMBER	U/M	DESCRIPTION
	002726-01-001	EA	GARNISH - U-CHANNEL - 1.38" X 19' - SERRATED
	002766-01-001	EA	ANGLE - EXTRUDED - 1" X 1.5" X 17'
	068716-01-001	EA	BRACE - 90 DEGREE - L-ANGLE - 16'
	076054-U6-000	EA	FIBERGLASS SHEET - 102" X 361" - BRIGHT WHITE
	077517-62-000	EA	FIBERGLASS SHEET - 48" X 96" - BRIGHT WHITE
	089297-01-000	SF	PLYWOOD - LUAN - OVERLAY GRADE - 4' X 8'
	089297-02-000	SF	PLYWOOD - LUAN - OVERLAY GRADE - 4' X 9'
	100619-01-000	BF	FOAM - EXPANDED POLYSTYRENE - 1.34" X 48" X 96"
	100619-02-000	BF	FOAM - EXPANDED POLYSTYRENE - 1.5" X 48" X 96"
	100619-04-000	BF	FOAM - EXPANDED POLYSTYRENE - .5" X 48" X 96"
	100619-05-000	BF	FOAM - EXPANDED POLYSTYRENE - .75" X 48" X 96"-1.5 DENSITY
	100619-13-000	BF	FOAM - EXPANDED POLYSTYRENE - .34" X 34.65" X 96"
	100619-16-000	BF	FOAM - EXPANDED POLYSTYRENE - .75" X 48" X 96"-2.0 DENSITY
	100619-21-000	BF	FOAM - EXPANDED POLYSTYRENE - 48" X 143" X .75"
	100619-22-000	BF	FOAM - EXPANDED POLYSTYRENE - 48" X 120" X 1.34"
	100619-27-000	BF	FOAM - EXPANDED POLYSTYRENE - 48" X 92.8" X 3"
	100619-28-000	BF	FOAM-EXPANDED POLYSTYRENE - 14.25"X106"X.77"
	105077-08-000	EA	FOAM - PLUG - ROOF CAP
	108535-05-702	EA	FIBERGLASS SHEET - FLAT - 108" X 396" BRIGHT WHITE - ROOF
	120107-01-000	EA	FOAM - ROOF COVE - 2.8" X 96" LONG
	120107-02-000	EA	FOAM - PLUG - ROOF TUBE - 2.2" X 2.9" X 1.8" LONG
	120107-03-000	EA	FOAM - PLUG - SIDEWALL TUBE - 1.2" X 2.1" X 1.8" LONG
	128782-02-01A	EA	FIBERGLASS SHEET - 79" X 456"/HIGH GLOSS - BRIGHT WHITE
			FROM: 00-00-00 THRU: 04-02-00
	128782-05-01A	EA	FIBERGLASS SHEET - 78.9" X 456" - HIGH GLOSS/BRIGHT WHT
			FROM: 04-03-00 THRU: 99-99-99
	128782-06-01A	EA	FIBERGLASS SHEET - 102.4" X 99.2" - HIGH GLOSS

### AWNINGS

KEY	PART NUMBER	U/M	DESCRIPTION
	113874-06-18A	EA	AWNING - 16' AMETHYST VINYL - BRT/WHT METAL WRAP
*	113874-01-02A	EA	HARDWARE KIT - AWNING - W/O STANDOFF BRACKET-BRIGHT WHITE
	113874-11-01A	EA	SCREW/LAG - AWNING - 1/4" X 1" STAINLESS STEEL (LOWER ARM BRACKET TO WALL)
	113874-12-01A	EA	SCREW/LAG - AWNING - 1/4" X 2 3/4" STAINLESS STEEL (UPPER ARM BRACKET TO WALL)
	130320-01-02A	EA	BRACKET - AWNING - F/A&E INSTALLATION - BRIGHT WHITE

\* COMPONENT PARTS FOUND IN SERVICE PARTS LIBRARY

**EXTERIOR DOORS & COMPARTMENTS GROUP**  
**DOOR & COMPARTMENT LAYOUT**



KEY	PART NUMBER	U/M	DESCRIPTION
1	122391-99-L32	EA	VALANCE/DOOR - DRIVER W/O HDW - 22.5"F X 43.4"W X 20.3"R
2	122391-A0-L32	EA	VALANCE/DOOR - DRIVER W/O HDW - 23.6"F X 26"W X 22.5"R
3	122239-D0-L32	EA	VALANCE/DOOR - W/O PADDLE LATCH/HINGE - 32.7"W X 23.7"H
4	131905-03-L32	EA	DOOR - FUEL FILL W/O LOCK - BLACK
	110506-60-000	EA	CAM - LATCHING - STRAIGHT 2.4"
	110506-51-000	EA	CASE/CYLINDER - TWIST LATCH - W/O CAM - 1" - 596669
	009065-01-000	EA	HINGE - ALUMINUM - 1 1/2" X 96" - UNPAINTED
5	132332-09-L32	EA	WHEEL LIP - REAR/DRIVER
	132654-01-01A	EA	SUPPORT - WHEELWELL LIP - BLACK
	132597-01-02B	EA	ANGLE/SUPPORT/TRIM - E-COATED
6	122239-E2-L32	EA	VALANCE/DOOR - W/O PADDLE LATCH/HINGE - 20.5"W X 23.7"H
7	122776-47-L32	EA	VALANCE/PANEL - W/O HARDWARE
8	122239-E1-L32	EA	VALANCE/DOOR - W/O PADDLE LATCH/HINGE - 44.9"W X 23.7"H
9	122239-D2-L32	EA	VALANCE/DOOR - W/O PADDLE LATCH/HINGE - 51.9"W X 23.7"H
10*	125581-07-01A	EA	DOOR - DRIVER - NON POWER - W/O LOCK
11	132332-04-L32	EA	WHEEL LIP - FRONT/DRIVER
	132654-01-01A	EA	SUPPORT - WHEELWELL LIP - BLACK
	132597-01-02B	EA	ANGLE/SUPPORT/TRIM - E-COATED
12	132332-03-L32	EA	WHEEL LIP - FRONT/PASSENGER
	132654-01-01A	EA	SUPPORT - WHEELWELL LIP - BLACK
	132597-01-02B	EA	ANGLE/SUPPORT/TRIM - E-COATED
	132597-02-02B	EA	ANGLE/SUPPORT/TRIM - E-COATED
13	122239-D8-L32	EA	VALANCE/DOOR - W/O PADDLE LATCH/HINGE - 37.4"W X 23.7"H
14	P32206-01-L32	EA	DOOR - ENTRY W/SCREEN DOOR - W/O WINDOW (L42)
14	P32206-01-L44	EA	DOOR - ENTRY W/SCREEN DOOR - W/O WINDOW (L44,L46)
15	081240-20-000	EA	WATER FILL - W/DOOR - LOCKABLE - W/O LOCK - BRT WHT
	130005-03-000	EA	LOCK - W/O CYLINDER & KEYS - W/CAM - F/KEY ONE SYSTEM
16	126945-08-K28	EA	DOOR/STORAGE - W/O HARDWARE - 18" X 8.3"
17*	084103-08-000	EA	DOOR - VENT - REFRIGERATOR - W/O JAMB - BRIGHT WHITE
17	084104-08-000	EA	JAMB - VENT DOOR/REFRIGERATOR - BRIGHT WHITE

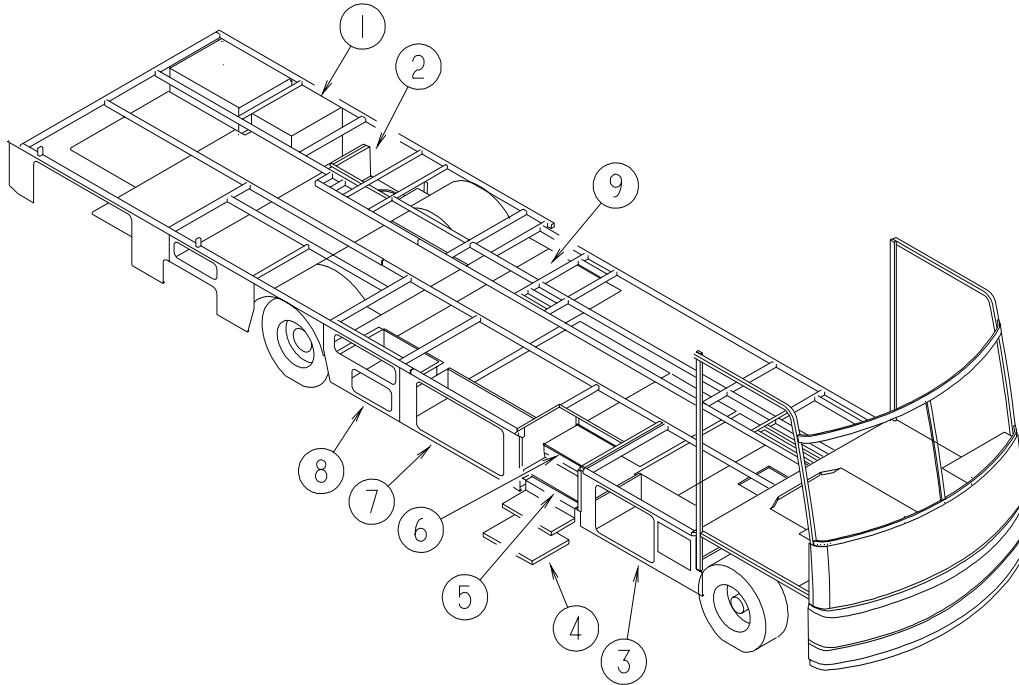


## EXTERIOR DOORS & COMPARTMENTS GROUP (CONTINUED)

### DOOR & COMPARTMENT LAYOUT (CONTINUED)

KEY	PART NUMBER	U/M	DESCRIPTION
18	132332-10-L32	EA	WHEEL LIP - REAR - FORD
	132654-01-01A	EA	SUPPORT - WHEELWELL LIP - BLACK
	132597-01-02B	EA	ANGLE/SUPPORT/TRIM - E-COATED
19	122239-D5-L32	EA	VALANCE/DOOR - W/O PADDLE LATCH/HINGE - 32.7"W X 23.7"H - FORD
20	132936-01-L32	EA	VALANCE/PANEL - PASS W/A/C GRILLE - 24.2" X 69.7" X 20.7"
	133895-01-L32	EA	GRILLE - A/C

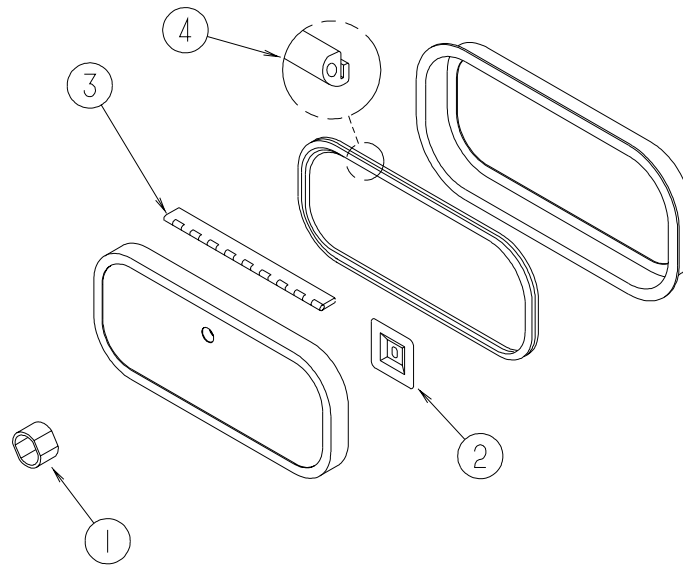
\* COMPONENT PARTS FOUND IN SERVICE PARTS LIBRARY



KEY	PART NUMBER	U/M	DESCRIPTION
1	133372-01-L32	EA	COMPARTMENT - POWERCORD
2	M08627-11-M42	EA	COMPARTMENT - ELECTRIC/DRAINAGE - W/HATCH
	M08628-01-H17	EA	HATCH W/FOAM INSERT
	121175-02-01A	EA	LATCH - SWELL
3	126386-37-L32	EA	COMPARTMENT - WATER HEATER - 10 GALLON
3	126386-42-L32	EA	COMPARTMENT - WATER HEATER - ELECTRIC
4*	094707-03-01A	EA	STEP - ELECTRIC DOUBLE - W/BLACK CONTROL BOX - KWIKEE
5	133114-02-01A	EA	TREAD - RUBBER STEP - 28.4" - TAUPE
5	133114-01-01A	EA	TREAD - RUBBER STEP - 29.3" - TAUPE
6	P20256-09-000	EA	LID - ENTRANCE STEP - W/LATCH
6	P20256-07-000	EA	LID/DOOR - ENTRANCE STEP - W/O CARPET/HARDWARE
			FROM: 00-00-00 THRU: 04-02-00
			FROM: 04-03-00 THRU: 99-99-99
	116975-01-01A	EA	LATCH - W/O STRIKE - BLACK - NEW STYLE
	101222-01-04A	EA	BRACKET - CATCH - LID - E-COATED
	123330-03-02B	EA	SUPPORT - ENTRY STEP - E-COATED
	064075-07-000	FT	SEAL - BULB - W/WIRED U CHANNEL - .3" X .5" CHANNEL-BLACK
7	126386-46-L76	EA	COMPARTMENT ASM - LUGGAGE
	126397-01-01A	EA	PANEL/COMPARTMENT END - RIGHT HAND
	126397-02-01A	EA	PANEL/COMPARTMENT END - LEFT HAND
8	126386-48-L32	EA	COMPARTMENT ASM - LUGGAGE
	126397-01-01A	EA	PANEL/COMPARTMENT END - RIGHT HAND
	126397-02-01A	EA	PANEL/COMPARTMENT END - LEFT HAND
	099856-11-000	EA	STRAP - TIEDOWN - 78.6"
9	126386-49-L32	EA	COMPARTMENT ASM-LUGGAGE
	126397-01-01A	EA	PANEL/COMPARTMENT END - RIGHT HAND
	126397-02-01A	EA	PANEL/COMPARTMENT END - LEFT HAND
	126516-01-01A	FT	TRIM - VINYL/EXTRUDED - 8'

\* COMPONENT PARTS FOUND IN SERVICE PARTS LIBRARY

**EXTERIOR DOORS & COMPARTMENTS GROUP (CONTINUED)**  
**COMPARTMENT DOOR COMPONENTS**



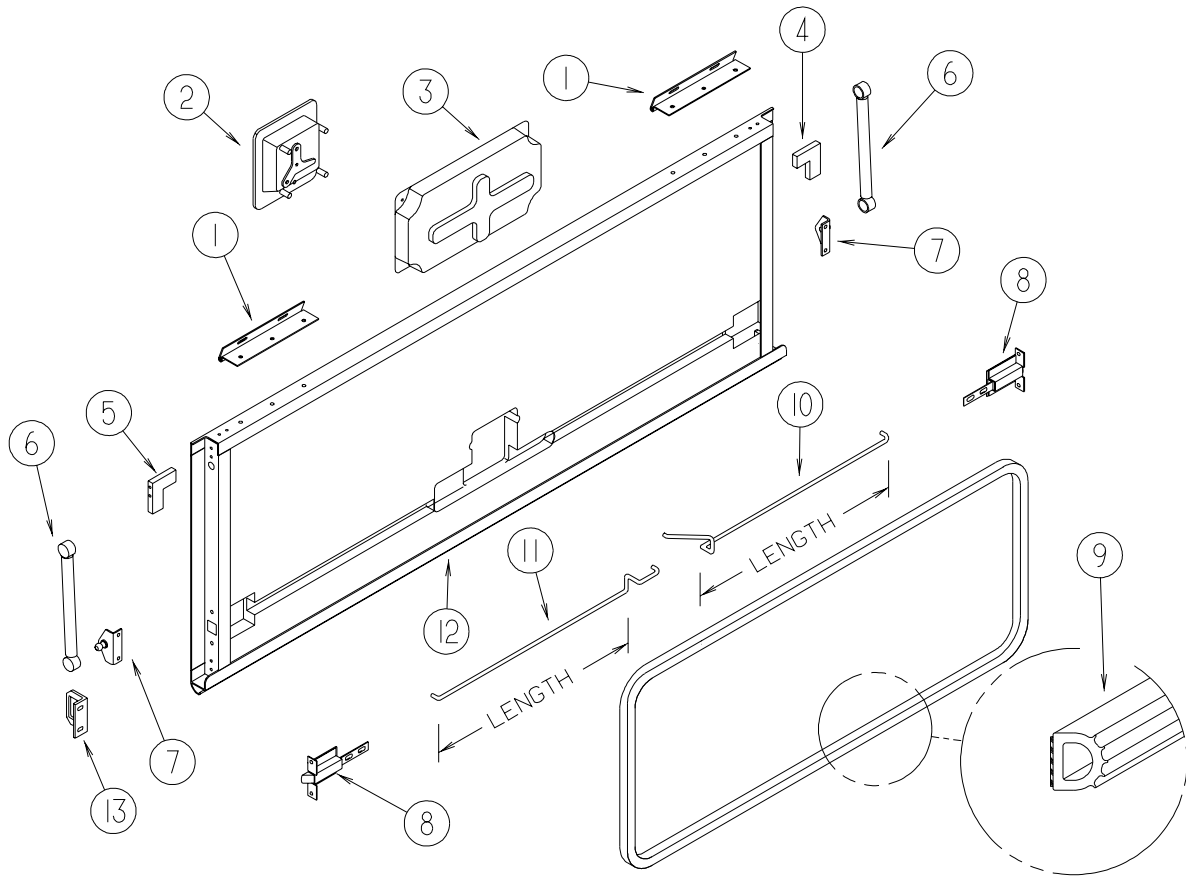
KEY	PART NUMBER	U/M	DESCRIPTION
1	107997-51-003	EA	SPACER - DOOR LOCK .79" DEEP
	107997-51-002	EA	EXTRUDED - SPACER - 16'
2	0971111-01-04A	EA	POCKET - LOCK - VALANCE
3	081801-V3-000	EA	HINGE - ALUMINUM - 2" X 96" - BRIGHT WHITE
3	009065-01-000	EA	HINGE - ALUMINUM - 1 1/2" X 96" - UNPAINTED
4	106850-02-000	FT	SEAL-E - SPONGE RUBBER - .43" X .75"

**ONE KEY SYSTEM**

KEY	PART NUMBER	U/M	DESCRIPTION
*	129676-01-000	EA	KEY - T/M 14472-07-1431
*	129676-02-000	EA	KEY - T/M 14472-07-1432
*	129676-03-000	EA	KEY - T/M 14472-07-1433
*	129676-04-000	EA	KEY - T/M 14472-07-1434
*	129676-05-000	EA	KEY - T/M 14472-07-1435
*	129676-06-000	EA	KEY - T/M 14472-07-1436
*	129676-07-000	EA	KEY - T/M 14472-07-1437
*	129676-08-000	EA	KEY - T/M 14472-07-1438
*	129676-09-000	EA	KEY - T/M 14472-07-1439
*	129676-10-000	EA	KEY - T/M 14472-07-1440
	129686-01-000	EA	CYLINDER - LOCK ASSEMBLY - COMPARTMENT/DRIVER DOOR
	129686-02-000	EA	CYLINDER - LOCK ASSEMBLY - COMPARTMENT/DRIVER DOOR
	129686-03-000	EA	CYLINDER - LOCK ASSEMBLY - COMPARTMENT/DRIVER DOOR
	129686-04-000	EA	CYLINDER - LOCK ASSEMBLY - COMPARTMENT/DRIVER DOOR
	129686-05-000	EA	CYLINDER - LOCK ASSEMBLY - COMPARTMENT/DRIVER DOOR
	129686-06-000	EA	CYLINDER - LOCK ASSEMBLY - COMPARTMENT/DRIVER DOOR
	129686-07-000	EA	CYLINDER - LOCK ASSEMBLY - COMPARTMENT/DRIVER DOOR
	129686-08-000	EA	CYLINDER - LOCK ASSEMBLY - COMPARTMENT/DRIVER DOOR
	129686-09-000	EA	CYLINDER - LOCK ASSEMBLY - COMPARTMENT/DRIVER DOOR
	129686-10-000	EA	CYLINDER - LOCK ASSEMBLY - COMPARTMENT/DRIVER DOOR
	129754-01-000	EA	SEAL - LOCK CYLINDER

\* COMPONENT PARTS FOUND IN SERVICE PARTS LIBRARY

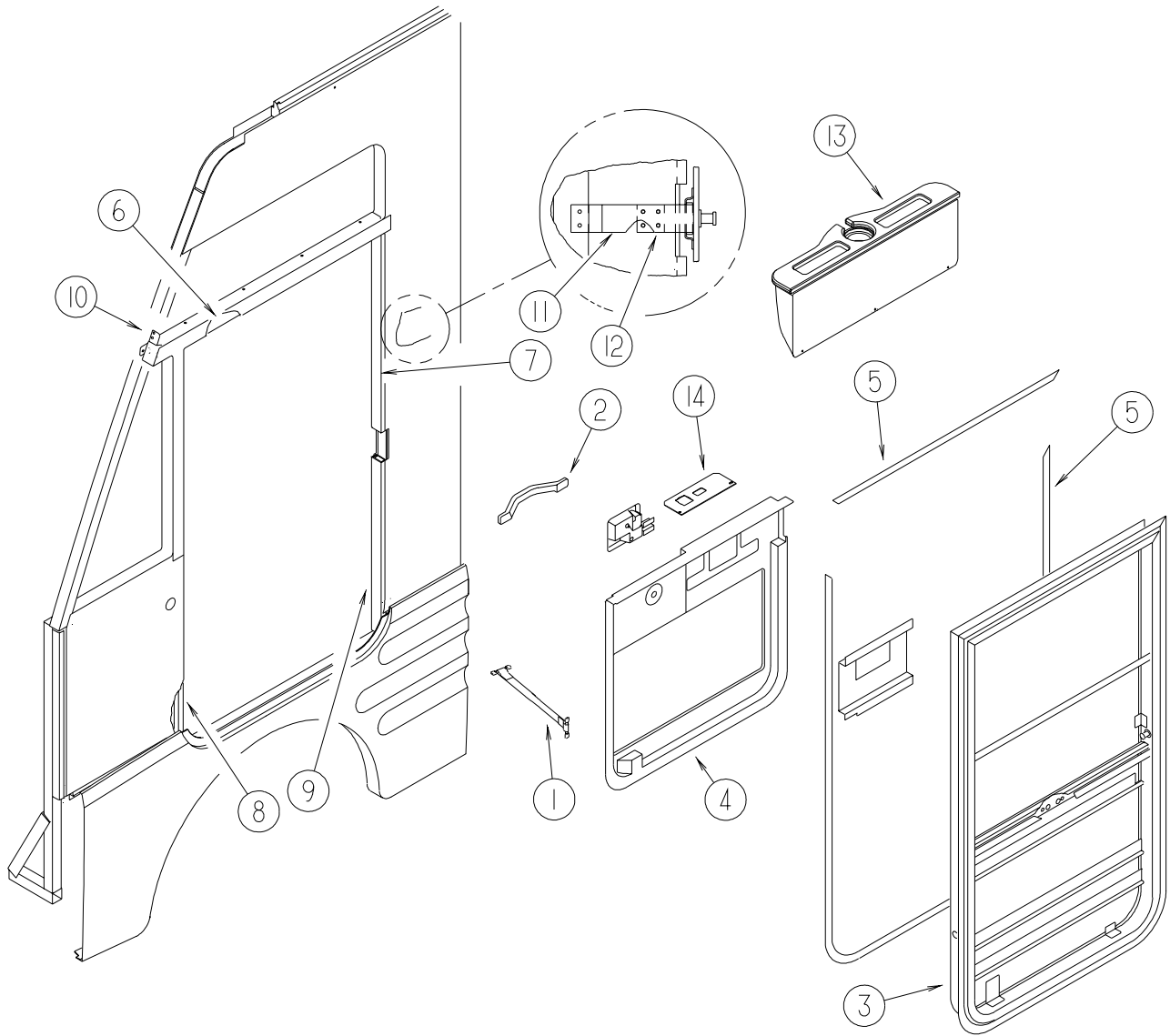
**EXTERIOR DOORS & COMPARTMENTS GROUP (CONTINUED)**  
**COMPARTMENT DOOR COMPONENTS (CONTINUED)**



KEY	PART NUMBER	U/M	DESCRIPTION
1	131790-05-01A	EA	HINGE - SINGLE/PIVOT
2	129675-01-01A	EA	LATCH - LOCKING PADDLE - BLACK
2	112949-02-05A	EA	LATCH - PADDLE NON-LOCKING - BLACK
3	122277-02-01A	EA	COVER - LATCH - BLACK
4	123892-12-02B	EA	CORNER STABILIZER W/BALL STUD - RIGHT HAND - E-COATED
5	123892-10-02B	EA	CORNER STABILIZER W/BALL STUD - LEFT HAND - E-COATED
6	107796-20-000	EA	SPRING/GAS - 7" COMPRESSED/10" EXTENDED - 60 LB
7	126263-02-02B	EA	BRACKET - GAS SPRING
8	121947-01-01A	EA	BOLT - SLIDE W/PLASTIC PLUNGER
9	107721-07-000	FT	SEAL - ACCESS DOOR
10	122269-30-000	EA	ROD - LATCH - 14.03"
10	122269-70-000	EA	ROD - LATCH - 5.3"
10	122269-71-000	EA	ROD - LATCH - 8.6"
10	122269-73-000	EA	ROD - LATCH - 18.2"
10	122269-74-000	EA	ROD - LATCH - 20.2"
11	122268-30-000	EA	ROD - LATCH - 14.03"
11	122268-70-000	EA	ROD - LATCH - 5.3"
11	122268-71-000	EA	ROD - LATCH - 8.6"
11	122268-73-000	EA	ROD - LATCH - 18.2"
11	122268-74-000	EA	ROD - LATCH - 20.2"
12	122612-55-007	EA	U-CHANNEL/EXTRUSION - 192" - BLACK
13	130053-01-01A	EA	STRIKER - LUGGAGE DOOR - FLUSH - BLACK
13	130053-02-01A	EA	STRIKER - LUGGAGE DOOR - OFF SET - BLACK
	120494-03-02B	EA	SHIM - STRIKER - LUGGAGE DOOR - E-COATED
	120494-04-02B	EA	SHIM - STRIKER - LUGGAGE DOOR - E-COATED

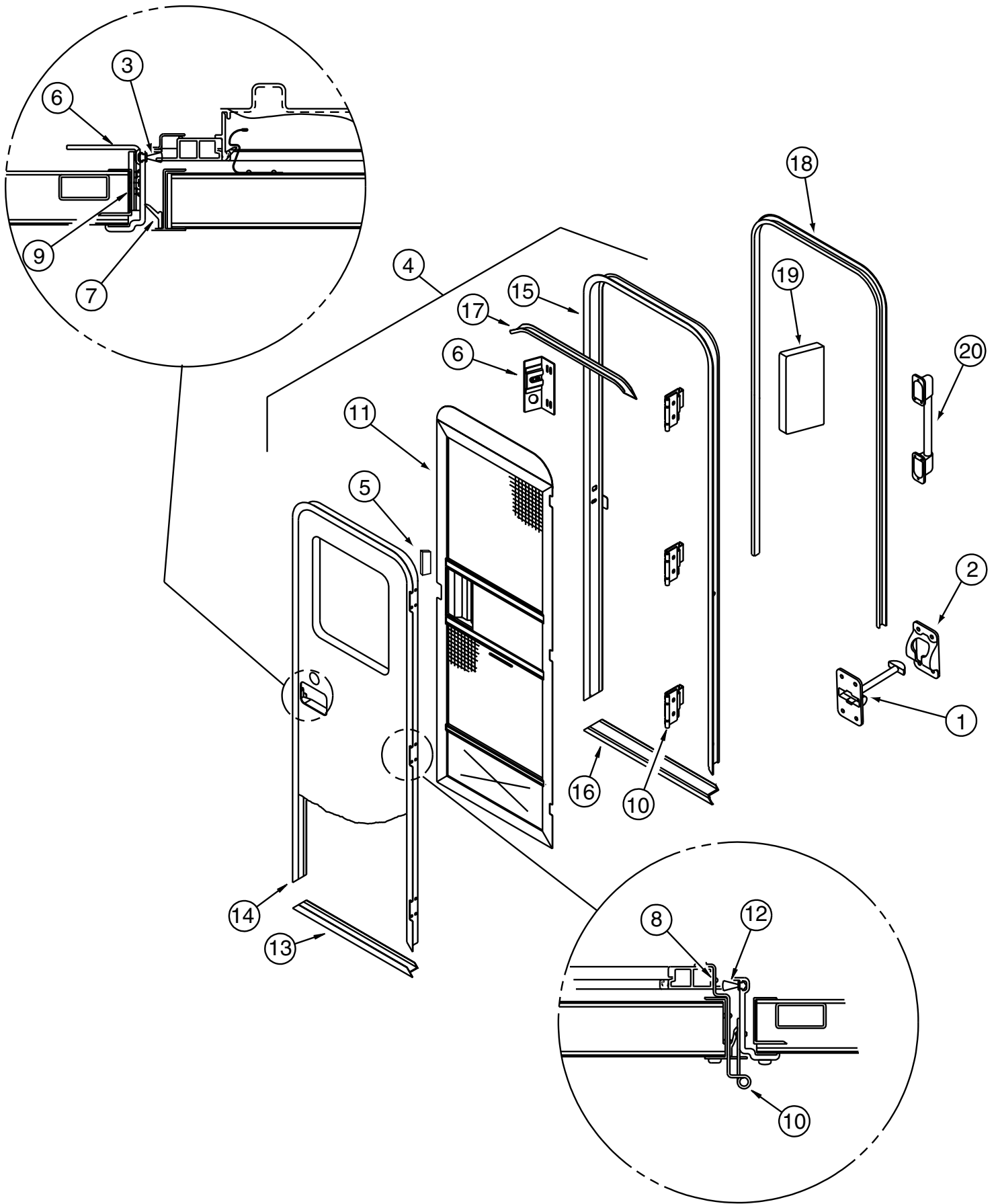
# EXTERIOR DOORS & COMPARTMENTS GROUP (CONTINUED)

## DRIVERS DOOR



KEY	PART NUMBER	U/M	DESCRIPTION
1	109378-01-000	EA	STRAP - CHECK - DRIVER DOOR - 12.8"
2	110604-01-01A	EA	HANDLE - ASSIST - DRIVER DOOR - 10.8" LONG - BLACK
3	125581-07-01A	EA	DOOR - DRIVER - NON POWER - W/O LOCK
4	132298-01-01A	EA	PANEL - CAB DOOR - INNER/DRIVER DOOR - ANTELOPE
5	109235-01-05A	FT	COVER - SCREW - BRIGHT WHITE
5	109235-01-01A	FT	COVER - SCREW - MAT BLACK
6	125725-01-01A	EA	FRAME - DRIVER DOOR - 33.5" - BLACK
7	125725-03-01A	EA	FRAME - DRIVER DOOR - 27.8" - BLACK
8	125725-07-01A	EA	FRAME - DRIVER DOOR - 53.3" - BLACK
9	125725-08-01A	EA	FRAME - DRIVER DOOR - 21.4" - BLACK
10	125804-02-02B	EA	ANGLE - DOOR SUPPORT - E-COATED
11	126506-01-02B	EA	BRACKET - STRIKE - DRIVER DOOR - E-COATED
12	126534-01-02B	EA	SPACER - STRIKE - DRIVER DOOR - E-COATED
13	132297-01-L32	EA	PANEL - TRIM - DRIVER DOOR/BEVERAGE TRAY - WATERFORD OAK
14	132514-01-02B	EA	PLATE - SWITCH - HEATED MIRROR - E-COATED

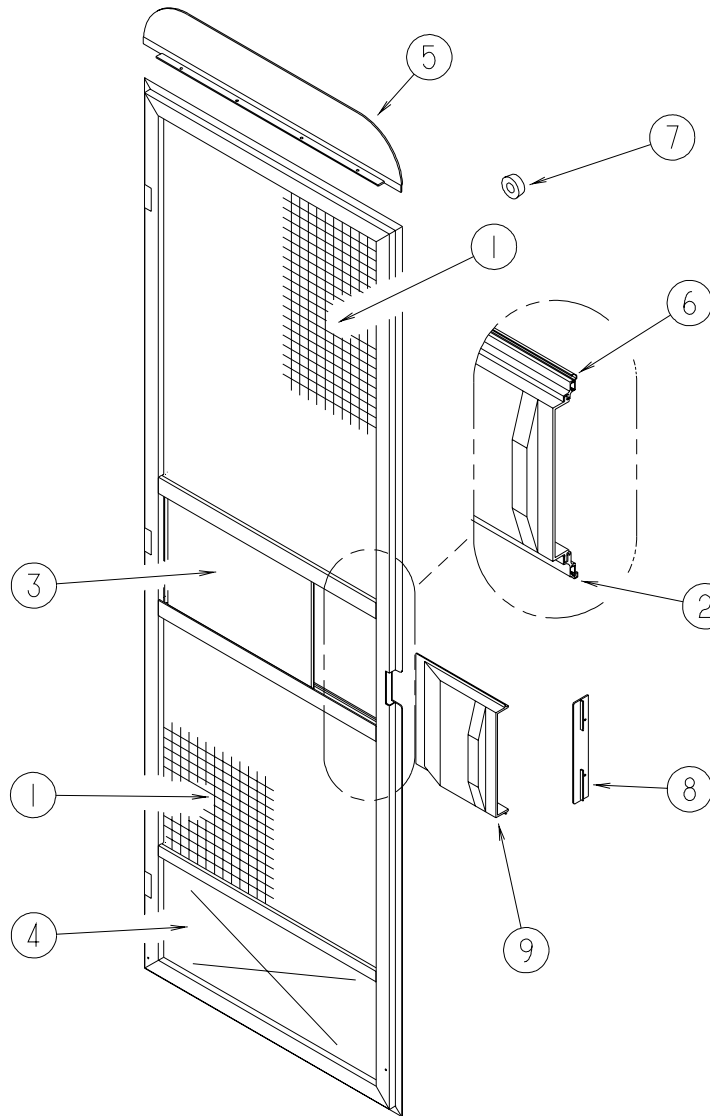
EXTERIOR DOORS & COMPARTMENTS GROUP (CONTINUED)  
ENTRY DOOR



**EXTERIOR DOORS & COMPARTMENTS GROUP (CONTINUED)****ENTRY DOOR (CONTINUED)**

<b>KEY</b>	<b>PART NUMBER</b>	<b>U/M</b>	<b>DESCRIPTION</b>
1	104099-01-04A	EA	CATCH - DOOR HOLDER - STRIKE - BRIGHT WHITE
2	104099-02-04A	EA	CATCH - DOOR HOLDER - RETAINER - BRIGHT WHITE
3	075673-05-000	EA	SEAL - PILE - ADHESIVE BACK - BLACK
			FROM: 05-01-00 THRU: 99-99-99
4	P32206-01-L32	EA	DOOR - ENTRY W/SCREEN DOOR - W/O WINDOW (L42, L46)
4	P32206-01-L44	EA	DOOR - ENTRY W/SCREEN DOOR - W/O WINDOW (L44)
	039715-01-000	EA	NUT-SERT - 1/4" DIAMETER - 20 THREADS
5	134655-01-01A	EA	COVER - LATCH - SCREEN DOOR - BRIGHT WHITE
6	041546-08-000	EA	BRACKET - DOOR ANGLE O/W
7	075671-04-000	FT	SEAL - SPONGE - LAZY T - W/ADHESIVE STRIP - .5" WIDE
8	100128-02-000	FT	SEAL - FOAM/ADHESIVE BACK - .37" WIDE X .37" THICK
9	104692-01-000	FT	SEAL - ADHESIVE BACKED FOAM-.75"THICK X .75"WIDE X 25'
10	106719-01-05A	EA	HINGE - ENTRY DOOR - BRIGHT WHITE
10	106719-01-01A	EA	HINGE - ENTRY DOOR - MILL
	116111-02-01A	EA	SCREW - TAPTITE - 1/4-20 X 3/8 PPH - ZINC
11	132208-02-L32	EA	DOOR - SCREEN - W/O HARDWARE
12	118929-01-01A	FT	SEAL - PILE - PUSH ON
13	121893-03-02A	EA	FRAME - ENTRY DOOR/LOWER - BRIGHT WHITE
14	121894-16-01A	EA	FRAME - ENTRY DOOR - BRIGHT WHITE
15	121898-14-01A	EA	JAMB - ENTRY DOOR
16	051049-05-000	EA	JAMB/DOOR - LOWER - ENTRANCE DOOR
17	044582-50-000	EA	CAP - DRIP JAMB MITERED
18	115222-12-01A	EA	GARNISH - RADIUS - ENTRY DOOR
			FROM: 00-00-00 THRU: 12-05-99
18	115222-17-01A	EA	GARNISH - RADIUS - ENTRY DOOR
			FROM: 12-06-99 THRU: 99-99-99
19	077461-03-000	EA	COVER - STRIKE - ENTRY DOOR - 6.5" X 2.5" - WHITE PLASTIC
20	132442-03-01A	EA	HANDLE - ASSIST - W/ITASCA LOGO - CHROME ENDS
	038327-01-000	EA	TAPE - ANTI-SLIP - 2" X 60'

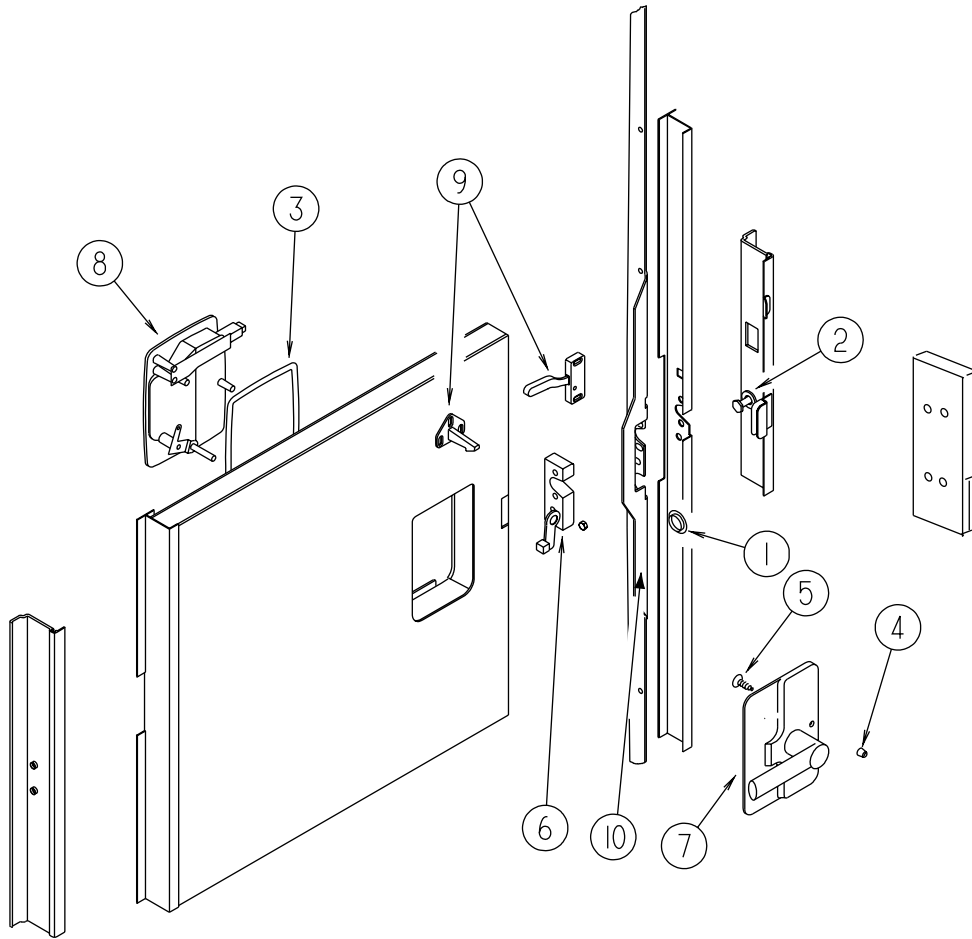
**EXTERIOR DOORS & COMPARTMENTS GROUP (CONTINUED)**  
**SCREEN DOOR**



KEY	PART NUMBER	U/M	DESCRIPTION
	132208-02-L32	EA	DOOR - SCREEN - W/O HARDWARE
1	002293-02-000	SF	SCREEN - 26" - CHARCOAL
2	002294-01-000	FT	SPLINE - SCREENING - .135" X .138"
3	001014-01-013	EA	INSERT - CENTER - 10.25" X 16.31" - UNPAINTED
3	001014-01-017	EA	AL - .024X10.077X16.783 LEATHER GRAIN FINISH FROM: 00-00-00 THRU: 07-11-99
4	078552-09-000	EA	INSERT - SCREEN DOOR - LOWER FROM: 07-12-99 THRU: 99-99-99
5	078595-03-000	EA	PLATE - SCREEN DOOR
6	078777-08-000	FT	CHANNEL - SLIDER
7	120863-06-000	EA	BUMPER - RUBBER - 3/4" X 3/8"
8	132081-01-01A	EA	STRIKE - SLIDER - SCREEN DOOR - BRIGHT WHITE
9	132082-01-01A	EA	SLIDER - SCREEN DOOR - BRIGHT WHITE

# EXTERIOR DOORS & COMPARTMENTS GROUP (CONTINUED)

## LATCH, ENTRY DOOR



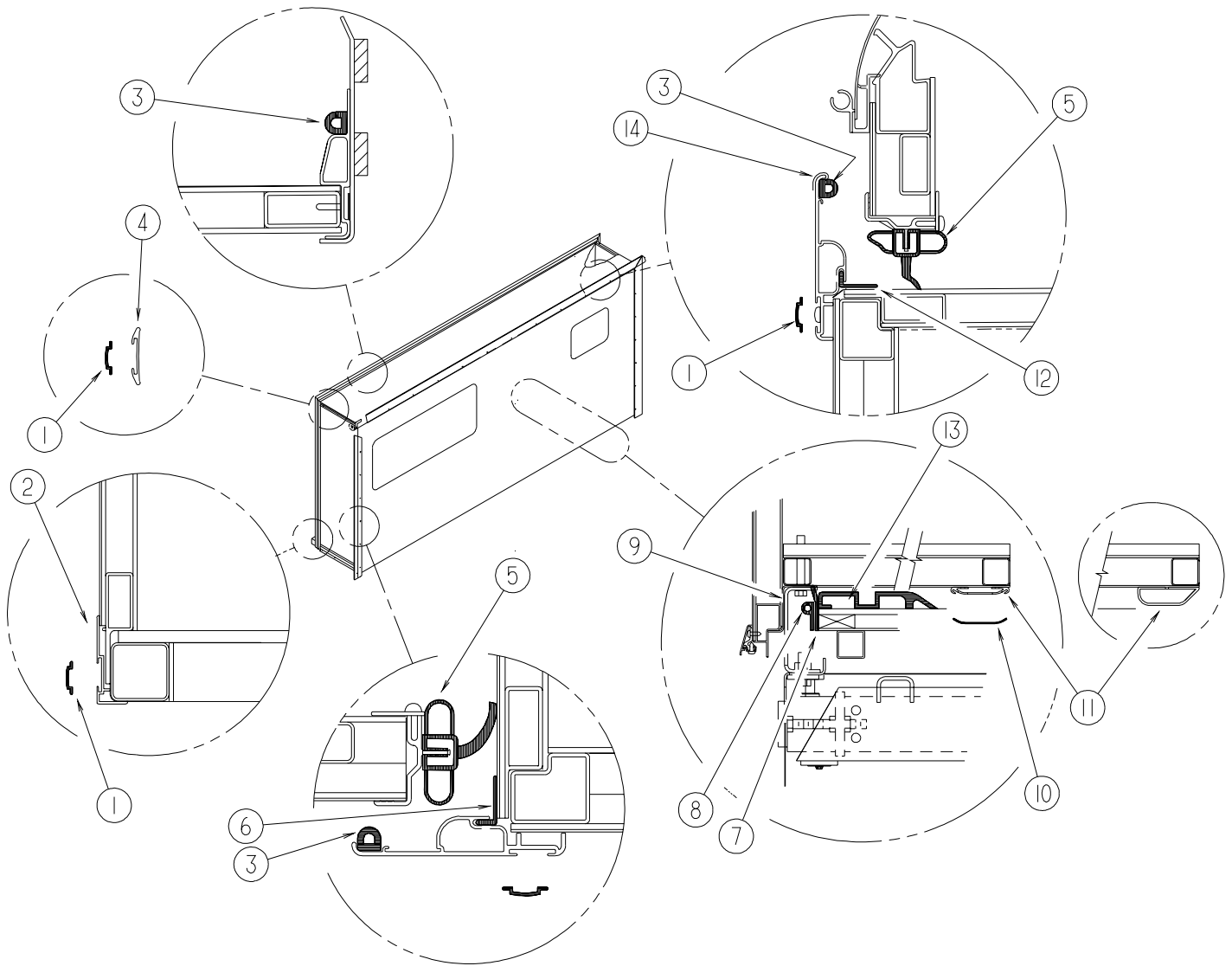
KEY	PART NUMBER	U/M	DESCRIPTION
1	061420-14-000	EA	PLUG - PLASTIC - .034" DIAMETER
2	092927-03-000	EA	STRIKER - ROUND - JAMB MOUNTED
			FROM: 00-00-00 THRU: 11-05-99
2	092927-14-000	EA	BOLT - STRIKER
			FROM: 11-06-99 THRU: 99-99-99
3	112782-04-01A	EA	GASKET
4	112782-05-01A	EA	CAP - VINYL - RED
5	112782-08-01A	EA	SCREW - MOUNTING/PLATE - ZINC
6	112782-09-01A	EA	LATCH - SINGLE ROTOR
7	112782-11-01A	EA	LATCH - INTERIOR PLATE
8	112782-10-01A	EA	LATCH - EXTERIOR - W/O CYLINDER
			FROM: 00-00-00 THRU: 01-02-00
8	112782-12-01A	EA	LATCH - EXTERIOR - W/O CYLINDER - W/ICON LOCK/UNLOCK
			FROM: 01-03-00 THRU: 99-99-99
9	132915-01-01A	EA	LATCH - SCREEN DOOR
10	072893-04-000	EA	NUTSERT - 10-32
10	132207-01-02B	EA	STIFFENER - FORMED - DOOR - E-COAT
*	129685-01-000	EA	CYLINDER - LOCK ASSEMBLY - ENTRANCE DOOR (J)
*	129685-02-000	EA	CYLINDER - LOCK ASSEMBLY - ENTRANCE DOOR (J)
*	129685-03-000	EA	CYLINDER - LOCK ASSEMBLY - ENTRANCE DOOR (J)
*	129685-04-000	EA	CYLINDER - LOCK ASSEMBLY - ENTRANCE DOOR (J)
*	129685-05-000	EA	CYLINDER - LOCK ASSEMBLY - ENTRANCE DOOR (J)
*	129685-06-000	EA	CYLINDER - LOCK ASSEMBLY - ENTRANCE DOOR (J)
*	129685-07-000	EA	CYLINDER - LOCK ASSEMBLY - ENTRANCE DOOR (J)
*	129685-08-000	EA	CYLINDER - LOCK ASSEMBLY - ENTRANCE DOOR (J)
*	129685-09-000	EA	CYLINDER - LOCK ASSEMBLY - ENTRANCE DOOR (J)
*	129685-10-000	EA	CYLINDER - LOCK ASSEMBLY - ENTRANCE DOOR (J)
	129754-01-000	EA	SEAL - LOCK CYLINDER

\* COMPONENT PARTS FOUND IN SERVICE PARTS LIBRARY



# EXTERIOR SLIDEOUT INSTALLATION GROUP

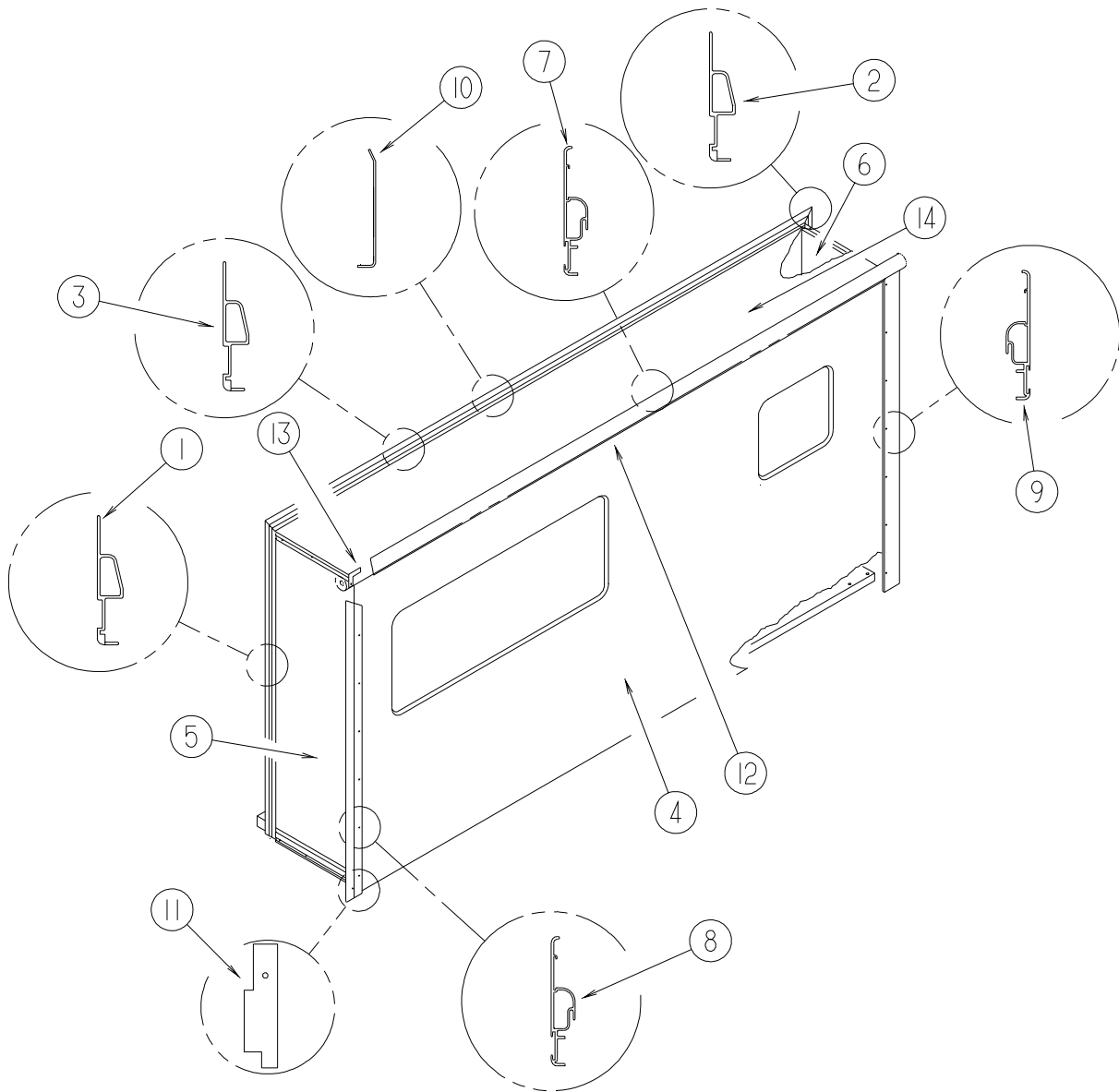
## FRONT LEFT



### SEALS & TRIMS

KEY	PART NUMBER	U/M	DESCRIPTION
1	105312-01-07A	FT	INSERT - VINYL FEATURE STRIP - BRIGHT WHITE
2	125051-01-01A	EA	STRIP - FEATURE - LOWER - BRIGHT WHITE
3	112091-01-000	FT	D-SEAL - NEOPRENE - TRUNK - HEAT ACTIVE ADHESIVE
4	108688-01-03A	EA	STRIP - FEATURE - W/O INSERT/END CAPS - 15
5	115076-03-000	FT	SEAL - SLIDEOUT
6	133954-09-01A	EA	TRIM - SEAL W/MITERED ENDS - 71.6" - BRIGHT WHITE
7	115075-02-000	FT	SEAL - WIPE - .25" X 3.15"
8	121283-01-000	FT	SEAL - P SHAPED
8	089275-02-000	FT	STRIP - 3/4" X 84" BLACK POLYETHYLENE
9	104692-03-000	FT	SEAL - ADHESIVE BACKED/FOAM - 1" THICK X 1.25" WIDE X 15'
10	115661-01-000	FT	POLYETHYLENE - HIGH DENSITY - 1/16" X 3'
11	115325-01-02A	EA	RAIL - FLOOR/SLIDEOUT ROOM - BLACK - USE IN CARPETED AREA
11	134756-01-L76	EA	RAMP - FABRIC COVERED - SLIDEOUT - USE IN VINYL OR PLANK FLOOR AREA
			FROM: 12-06-99 THRU: 99-99-99
12	133954-07-01A	EA	TRIM - SEAL W/MITERED ENDS - 141.8" - BRIGHT WHITE
13	134837-01-01A	EA	RAMP - SLIDEOUT - BLACK PVC - USE IN VINYL OR PLANK FLOOR AREA
14	117058-01-01A	FT	TAPE - LOOP - 3/4" WIDE - ADHESIVE BACKED

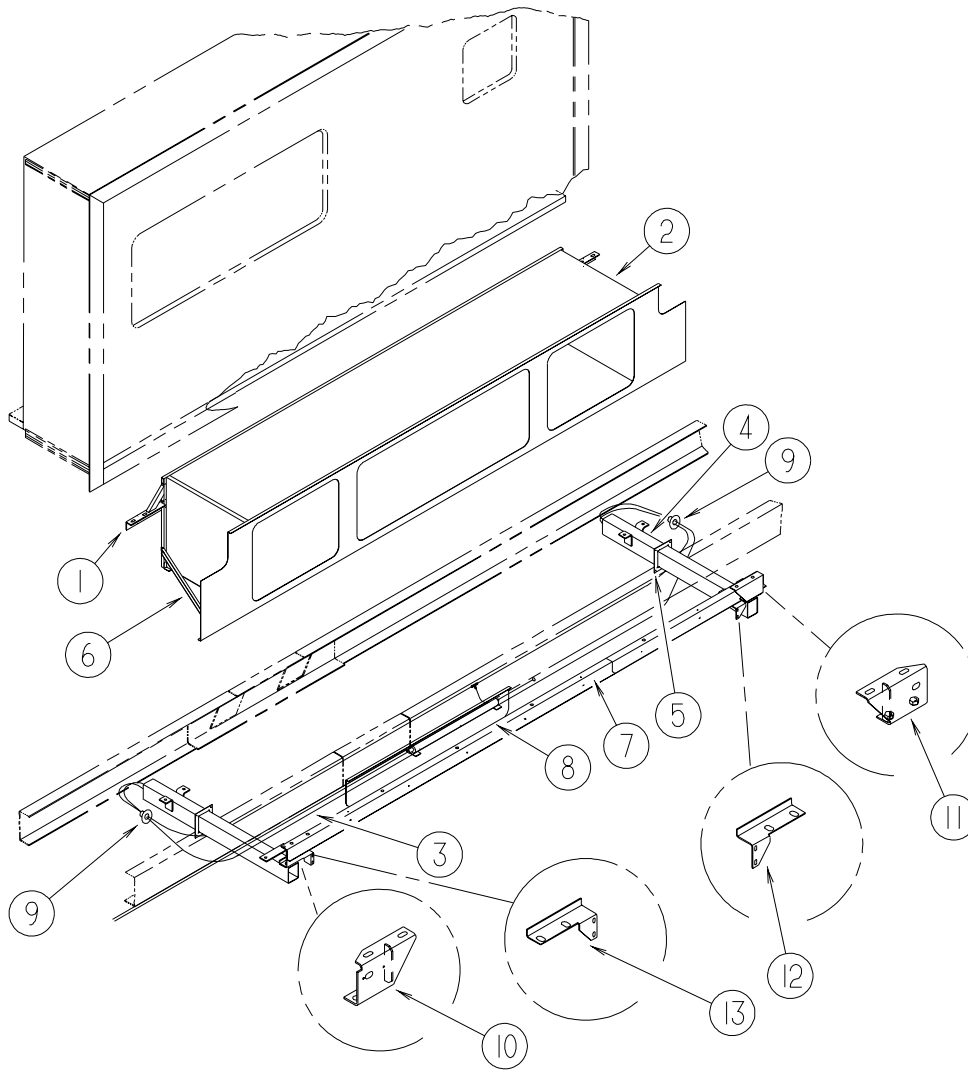
**EXTERIOR SLIDEOUT INSTALLATION GROUP (CONTINUED)**  
**FRONT LEFT (CONTINUED)**



**PANEL & TRIMS**

KEY	PART NUMBER	U/M	DESCRIPTION
1	117004-01-03A	EA	TRIM - SEAL/INNER VERTICAL - W/MITERED ENDS - 73.5 - BRIGHT WHITE
2	117004-02-03A	EA	TRIM - SEAL/INNER HORIZONTAL - W/MITERED ENDS - 73.5 - BRIGHT WHITE
3	117004-08-03A	EA	TRIM - SEAL/INNER UPPER - W/MITERED ENDS - 145" - BRIGHT WHITE
4	119783-34-L32	EA	PANEL - SLIDEOUT/OUTER (L42, L46)
4	119783-34-L44	EA	PANEL - SLIDEOUT/OUTER (L44)
5	121401-06-L76	EA	PANEL - SLIDEOUT/FRONT - W/O HARDWARE (L42, L46)
5	121401-06-L84	EA	PANEL - SLIDEOUT/FRONT - W/O HARDWARE (L44)
6	121402-03-L76	EA	PANEL - SLIDEOUT/REAR - W/O HARDWARE (L42, L46)
6	121402-03-J60	EA	PANEL - SLIDEOUT/REAR - W/O HARDWARE (L44)
7	133955-07-01A	EA	TRIM - SEAL W/MITERED ENDS - 147" - BRIGHT WHITE
8	133955-11-01A	EA	TRIM - SEAL W/MITERED ENDS - 76.4" - BRIGHT WHITE
9	133955-12-01A	EA	TRIM - SEAL W/MITERED ENDS - 76.4" - BRIGHT WHITE
10	125466-02-01A	EA	SUPPORT - ROOF/INTERIOR - OFF WHITE
11	126546-01-02A	EA	COVER - END/SIDEWALL SLIDEOUT - BRIGHT WHITE
12	122977-07-01A	EA	AWNING - SLIDEOUT - W/COVER - 147"
12	117058-01-01A	FT	TAPE - LOOP - 3/4" WIDE - ADHESIVE BACKED
13	116444-02-02B	EA	KEY - CORNER TRIM/SLIDEOUT - E-COATED
14	133011-01-L58	EA	ROOF - SLIDEOUT - W/O LIGHTS/VENTS - W/WIRING

**EXTERIOR SLIDEOUT INSTALLATION GROUP (CONTINUED)  
FRONT LEFT (CONTINUED)**

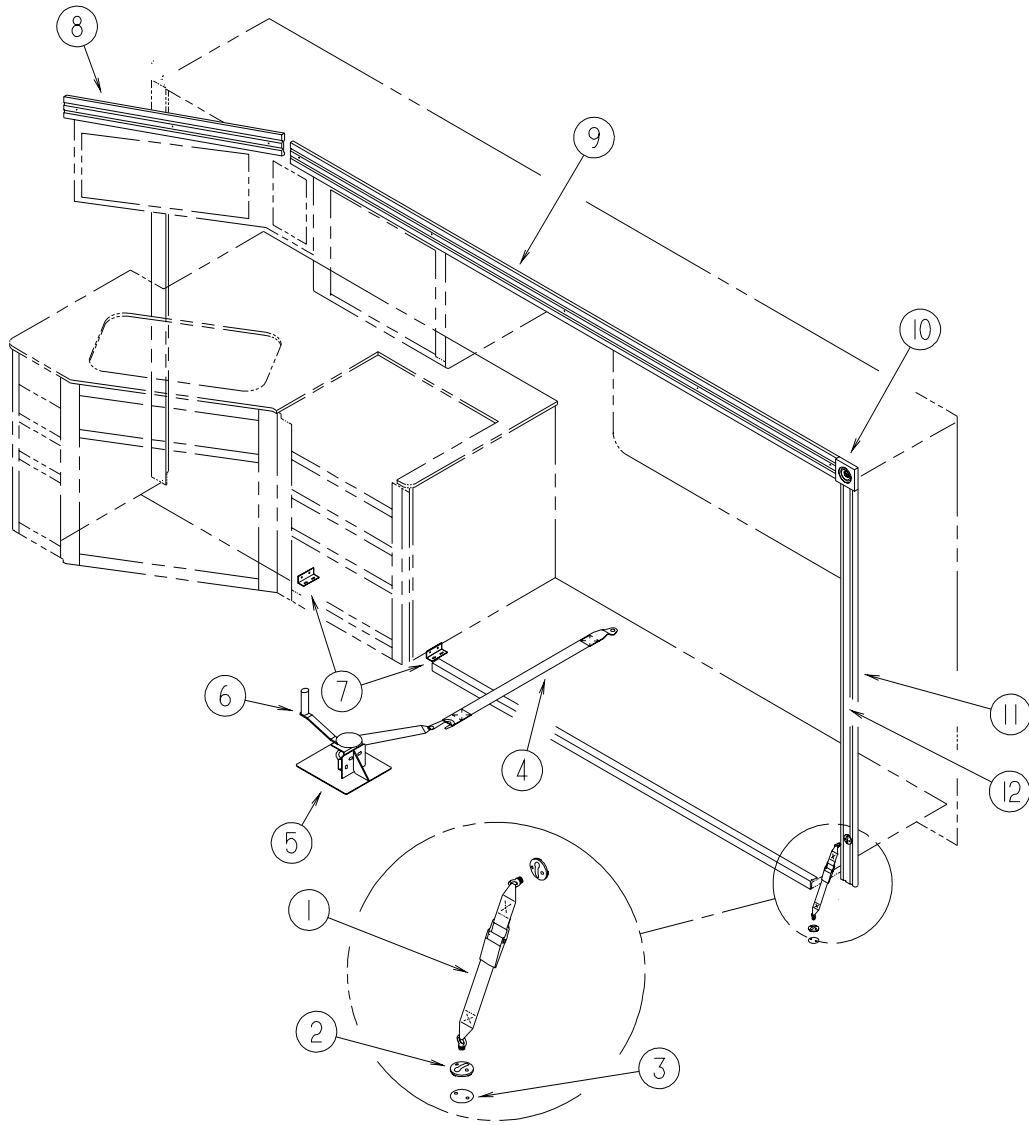


**COMPARTMENT & SLIDEOUT**

KEY	PART NUMBER	U/M	DESCRIPTION
1	126050-17-L32	EA	SUPPORT - SLIDEOUT COMPARTMENT
2	126390-25-000	EA	COMPARTMENT - SLIDEOUT
3*	100536-42-000	EA	HOSE KIT - PUMP TO SLIDE-OUT VALVE
4*	125687-01-000	EA	SLIDEOUT - HYDRAULIC
5	125828-01-02B	EA	FILLER/STEEL - SLIDEOUT - E-COATED
			FROM: 00-00-00 THRU: 01-19-00
5	125828-03-02B	EA	FILLER/STEEL - SLIDEOUT - E-COATED
			FROM: 01-20-00 THRU: 99-99-99
6	126497-02-02B	EA	SUPPORT - VALANCE - E-COATED
7	128621-11-01A	EA	BRACKET - ZEE SLIDEOUT
8	053322-10-000	EA	SHIELD - HEAT - EXHAUST - 48" X 7.5" - STEEL
9	023942-01-000	EA	GROMMET - RUBBER - 2" OD
10	127030-01-02B	EA	BRACKET - INNER REAR/SLIDEOUT - E-COATED
11	127030-02-02B	EA	BRACKET - INNER FRONT/SLIDEOUT - E-COATED
12	125888-01-02B	EA	BRACKET/SLIDEOUT COMPARTMENT - RIGHT HAND - E-COATED
13	125888-02-02B	EA	BRACKET/SLIDEOUT COMPARTMENT - LEFT HAND - E-COATED

\* COMPONENT PARTS FOUND IN SERVICE PARTS LIBRARY

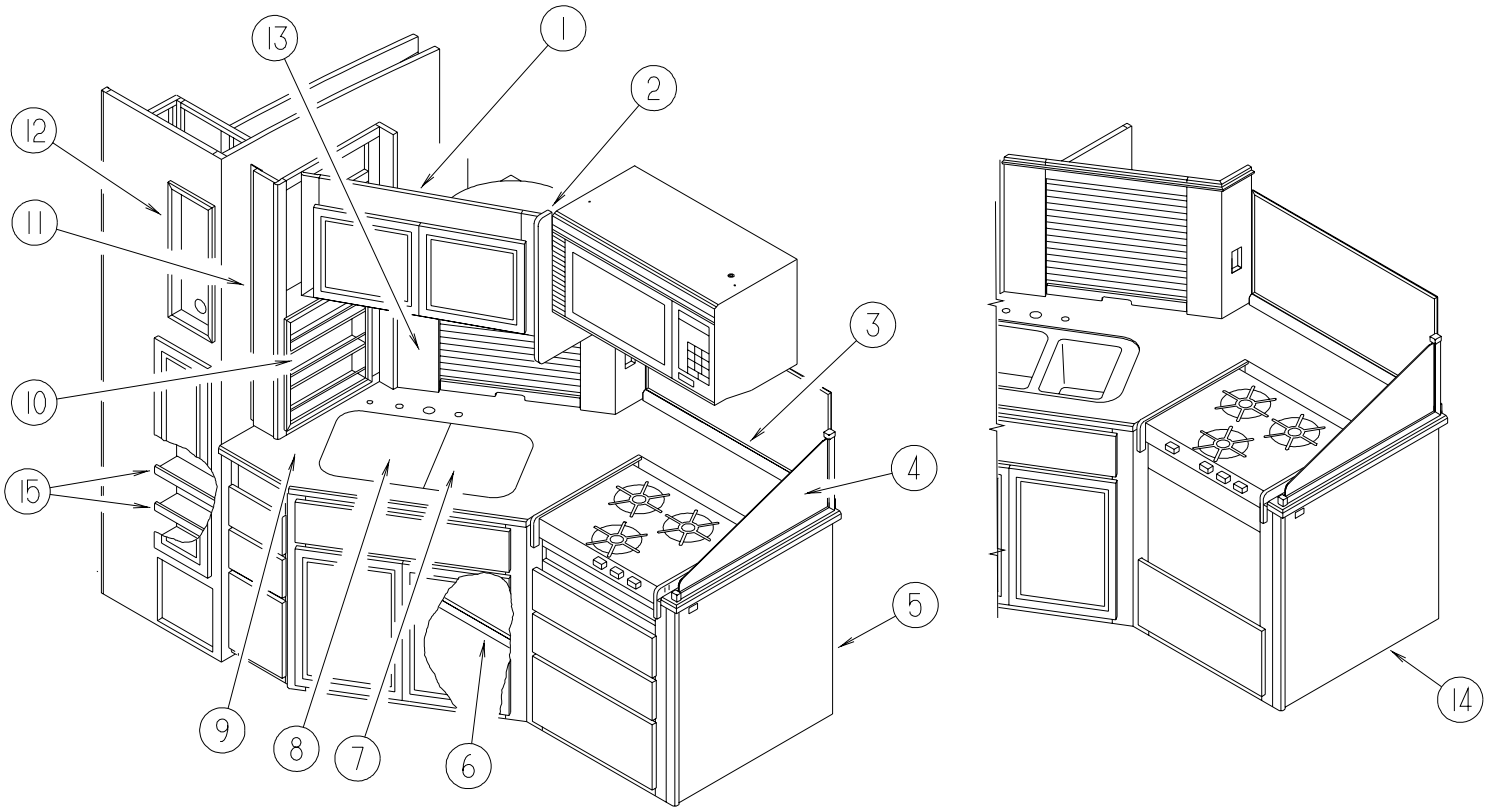
**EXTERIOR SLIDEOUT INSTALLATION GROUP (CONTINUED)**  
**FRONT LEFT (CONTINUED)**



**INTERIOR MOLDING & WINCH**

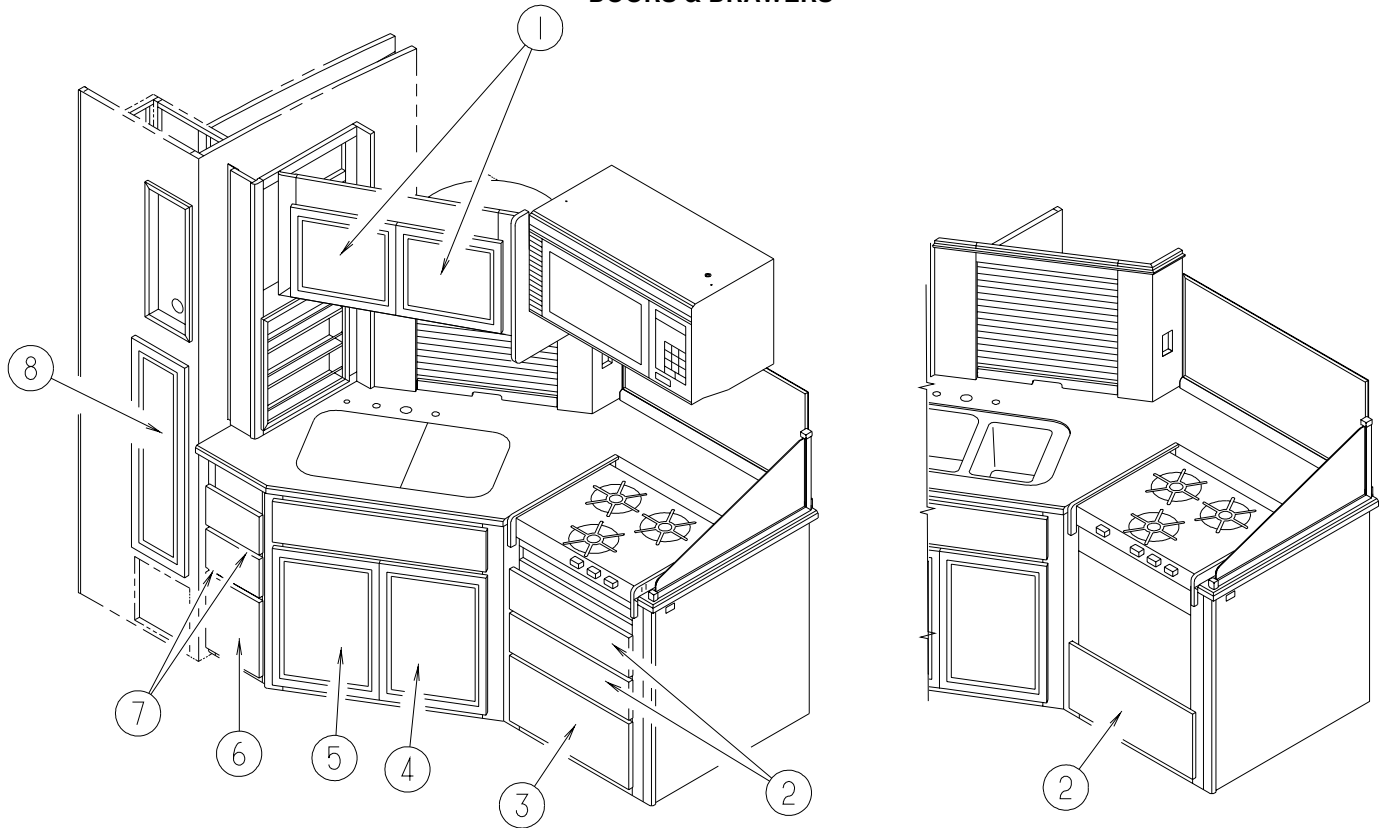
KEY	PART NUMBER	U/M	DESCRIPTION
1	133067-01-01A	EA	STRAP - TIE DOWN - SLIDE
			FROM: 00-00-00 THRU: 03-31-00
1	135619-01-01A	EA	STRAP - SLIDE-OUT ROOM TIEDOWN
			FROM: 04-01-00 THRU: 99-99-99
2	133067-02-01A	EA	PLATE - TIE-DOWN - SLIDE
			FROM: 00-00-00 THRU: 03-31-00
2	135619-02-01A	EA	PLATE - TIEDOWN/SLIDE
			FROM: 04-01-00 THRU: 99-99-99
3	133374-01-09B	EA	PLATE - TIEDOWN
			FROM: 00-00-00 THRU: 04-09-00
3	135622-01-01B	EA	PLATE - SLIDE-OUT ROOM TIEDOWN
			FROM: 04-10-00 THRU: 99-99-99
4	116101-02-F31	EA	STRAP - WINCH - 34" CENTER BRACKET/STRAP END
5	116082-03-02B	EA	BRACKET - WINCH
6	115767-02-000	EA	WINCH - SLIDEOUT W/10' STRAP
7	128252-01-02B	EA	BRACKET-ANGLE,E-COAT
8	134156-04-01A	EA	MOLDING - 019 X 097 X 0859 - VINYL - WATERFORD OAK
9	132663-11-01A	EA	MOLDING-VINYL WRAP/PRE DRILLED-.6"X3.8"X110.4"WATERFORD
10	132844-01-01A	EA	BLOCK - CORNER - 3.9" X 3.9" - WATERFORD OAK
11	132663-04-01A	EA	MOLDING-VINYL WRAP/PRE DRILLED-.6"X3.8"X70.4"WATERFORD OAK
12	120993-04-L42	EA	TRIM - DECORATIVE - 2" X 70.5" - SLIDEOUT
12	120993-04-L44	EA	TRIM - DECORATIVE - 2" X 70.5" - SLIDEOUT
12	120993-04-L46	EA	TRIM - DECORATIVE - 2" X 70.5" - SLIDEOUT

## GALLEY GROUP CABINETS

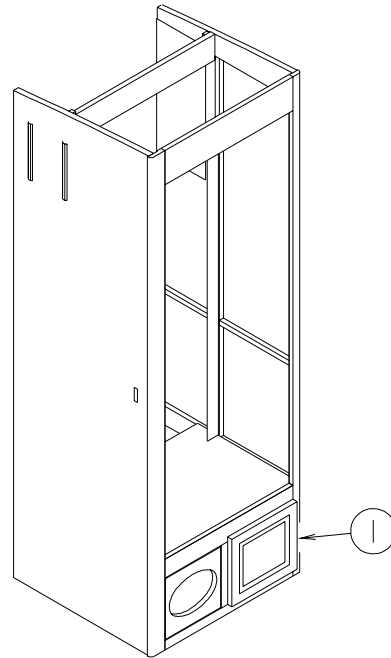


KEY	PART NUMBER	U/M	DESCRIPTION
1	133363-06-L76	EA	CABINET - OVERHEAD/GALLEY - W/O DOORS/HARDWARE
2	103128-64-L76	EA	END CAP - OVERHEAD CABINET - RIGHT HAND
2	103128-69-L76	EA	END CAP - OVERHEAD CABINET - RIGHT HAND FROM: 00-00-00 THRU: 02-23-00
2	103128-69-L76	EA	END CAP - OVERHEAD CABINET - RIGHT HAND FROM: 02-24-00 THRU: 99-99-99
3	130813-03-01A	EA	BACKSPLASH - COUNTERTOP - JAMAICAN SAND - 1/2" VENDURA
4	126875-01-J94	EA	SPLASHGUARD - L-SHAPED W/GLASS
4	127117-01-01A	EA	GLASS - STATIONARY - SPLASHGUARD
5	134252-01-L32	EA	CABINET - GALLEY - W/O COUNTERTOP/DOORS/DRAWERS/HDW (W/RANGE TOP)
6	134252-16-L32	EA	SHELF - W/PLASTIC EDGE MOLDING
7	130815-02-01A	EA	COVER - SINK - SMALL - JAMAICAN SAND - 1/4"
8	130815-01-01A	EA	COVER - SINK - LARGE - JAMAICAN SAND - 1/4"
9	130812-02-01A	EA	COUNTERTOP - JAMAICAN SAND - 1/4" VENDURA
10	126847-01-J94	EA	SPICE RACK
11	128762-01-J94	EA	CABINET - SPICE RACK - W/O DOORS/HARDWARE
12	131096-06-L32	EA	WALL POCKET - MONITOR PANEL
13	128763-02-L53	EA	CABINET - STORAGE/APPLIANCE - W/TAMBOUR DOOR/TRACK
14	134252-02-L32	EA	CABINET - GALLEY - W/O COUNTERTOP/DOORS/DRAWERS/HDW (W/OVEN)
15	134219-12-L32	EA	SHELF - W/EDGE MOLDING

## GALLEY GROUP (CONTINUED) DOORS & DRAWERS

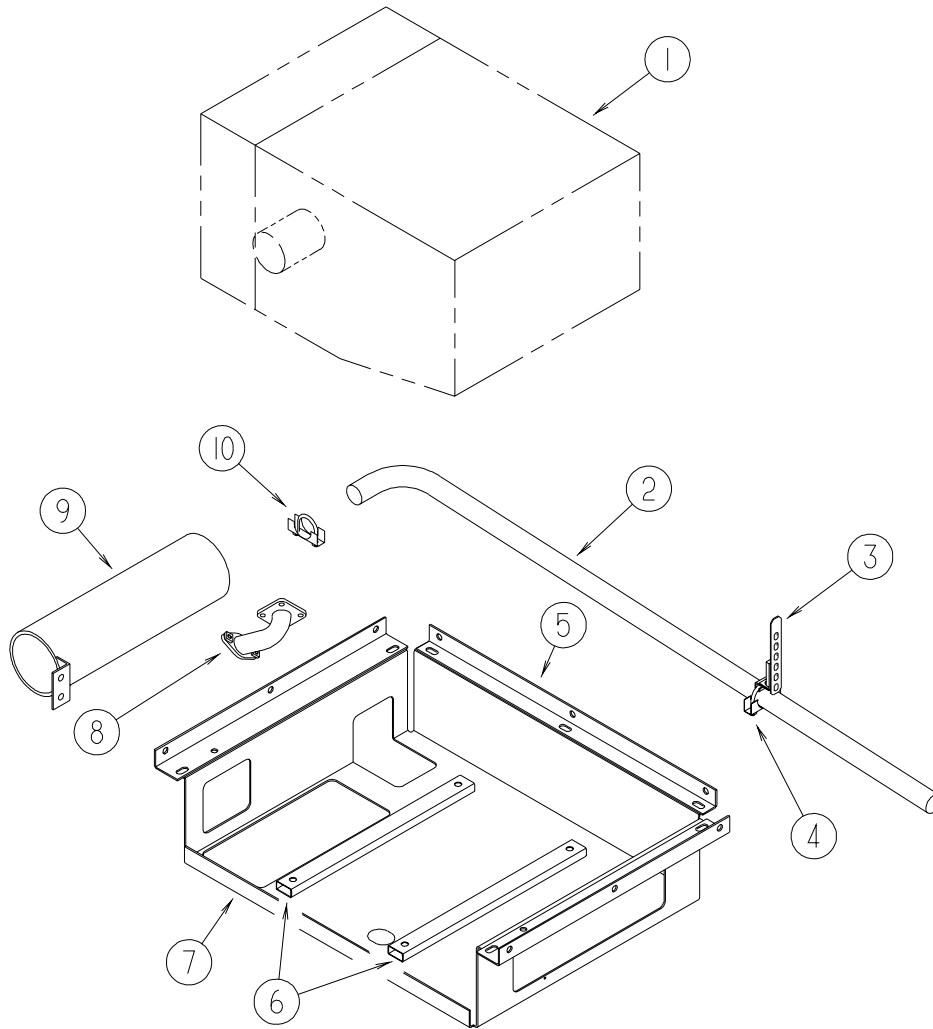


KEY	PART NUMBER	U/M	DESCRIPTION
1	133179-27-L42	EA	DOOR - RAIL/ARCHED TOP - 12.9" X 9.8" - W/O HARDWARE
2	133890-03-L42	EA	DRAWER - OGEE EDGE - 20.2"W X 15.7"D - W/O SLIDES/HARDWARE
3	133890-04-L42	EA	DRAWER - OGEE EDGE - 20.2"W X 15.7"D - W/O SLIDES/HARDWARE
4	132141-01-L42	EA	DOOR - RAIL/VENEER - 14.3" X 21.8" - W/O HARDWARE
5	132141-03-L42	EA	DOOR - RAIL/VENEER - 14.3" X 21.8" - W/O HARDWARE
6	132141-C3-L42	EA	DOOR - RAIL/VENEER - 9.8" X 12" - W/O HARDWARE
7	133890-05-L42	EA	DRAWER - OGEE EDGE - 8"W X 15.7"D - W/O SLIDES/HARWARE
8	132141-47-L10	EA	DOOR - RAIL/VENEER - 9.8" X 33.4" - W/O HARDWARE
9	133179-29-L42	EA	DOOR - RAIL/ARCHED TOP - 13" X 9.8" - W/O HARDWARE



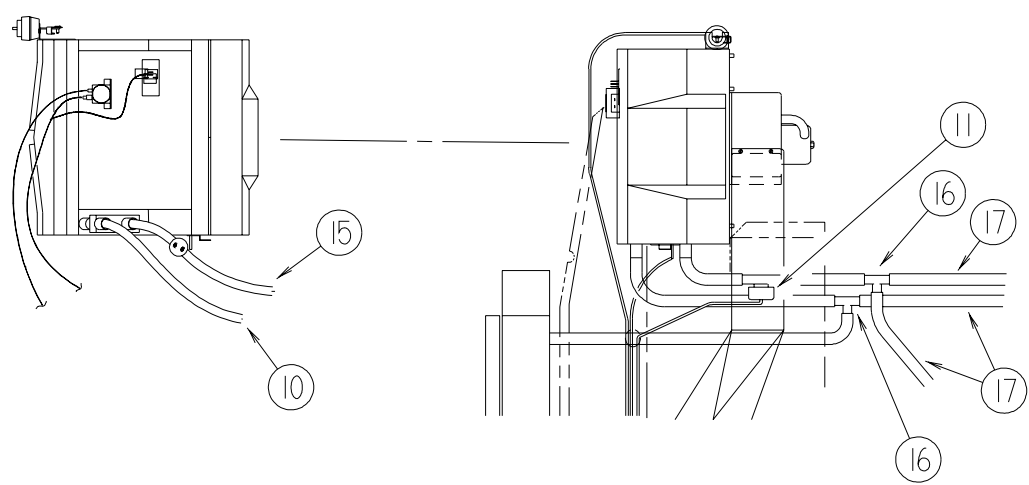
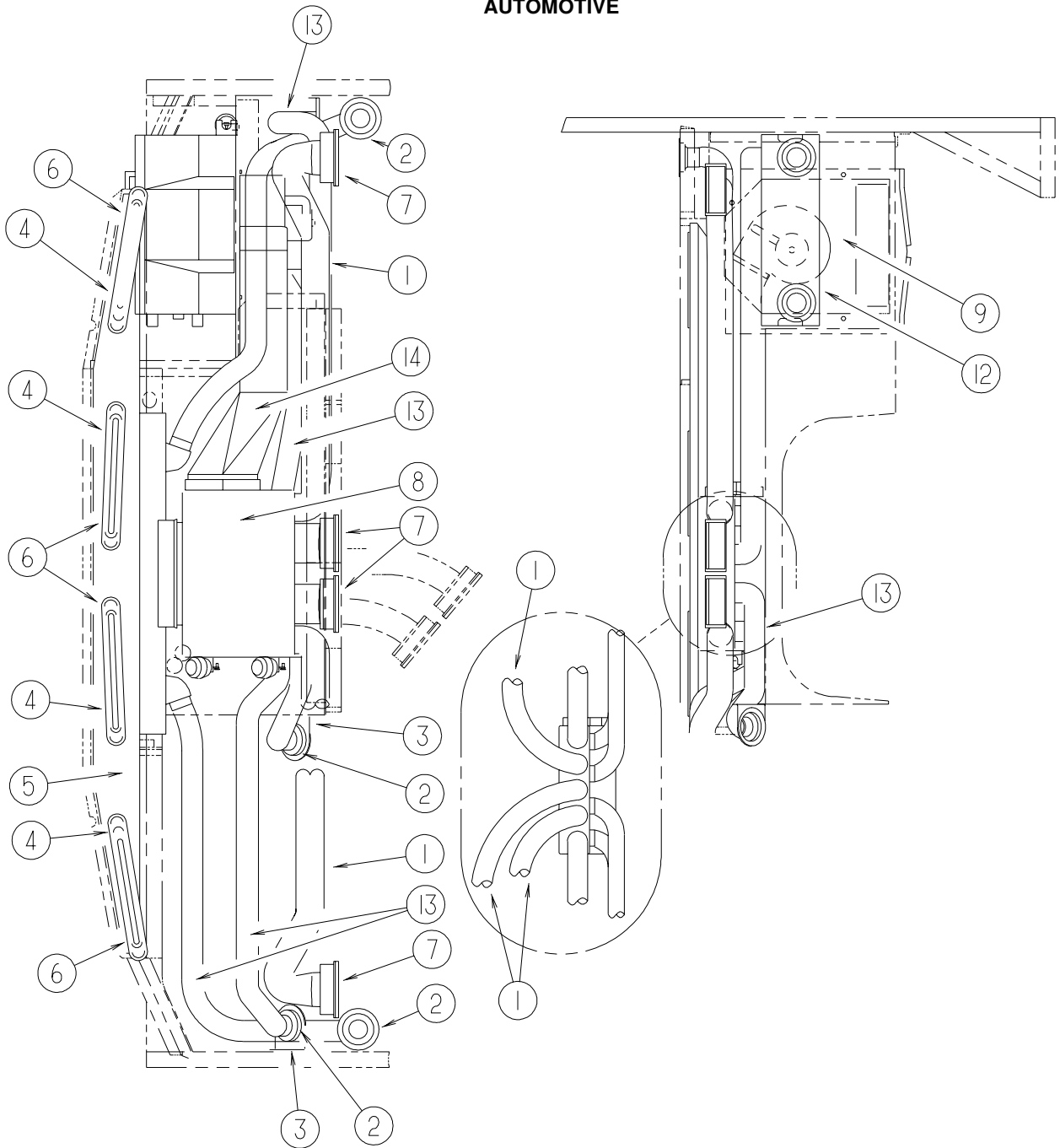
KEY	PART NUMBER	U/M	DESCRIPTION
1	131995-L7-L53	EA	DOOR - RAIL/SOLID PANEL - 12.6" X 8.1" - W/O HARDWARE

## GENERATOR GROUP GAS



KEY	PART NUMBER	U/M	DESCRIPTION
1	109303-01-000	EA	GENERATOR - 5 KW - EMERALD PLUS 30/20 - W/O TRAY FROM: 00-00-00 THRU: 12-19-99
1	109303-02-000	EA	GENERATOR - 5 KW - EMERALD PLUS 30/20 - W/TRAY FROM: 12-20-99 THRU: 99-99-99
	109303-03-000	EA	GENERATOR - 5 KW EMERALD 30/30 W/TRAY FROM: 12-20-99 THRU: 99-99-99
1	100975-01-000	EA	GENERATOR - 6.5 KW EMERALD PLUS 30/20 - W/O TRAY FROM: 00-00-00 THRU: 12-19-99
1	100975-06-000	EA	GENERATOR - 6.5 EMERALD - 30/20 W/TRAY FROM: 12-20-99 THRU: 99-99-99
1	100975-07-000	EA	GENERATOR - 6.5 EMERALD - 30/30 W/TRAY FROM: 12-20-99 THRU: 99-99-99
2	105958-11-000	EA	PIPE - GENERATOR EXHAUST - 1.5" OD X 4.9" X 48.2"
3	007131-01-000	EA	HANGER - TAILPIPE - 6 SLOTS
4	007125-03-000	EA	CLAMP - MUFFLER - 1.5" DIAMETER
5	104644-01-000	EA	ANGLE - FORMED - GENERATOR
6	094059-01-000	EA	SPACER - GENERATOR - ONAN FROM: 00-00-00 THRU: 12-19-99
7	127008-02-02B	EA	TRAY - GENERATOR - 16.2" X 20.8" X 6.9" - W/ANGLE & NUTS FROM: 00-00-00 THRU: 12-19-99
8	079654-05-000	EA	PIPE - EXHAUST - ANGLED W/FLANGE - 2" ID FROM: 00-00-00 THRU: 12-19-99
9	081364-03-000	EA	MUFFLER - GENERATOR - ONAN
10	007125-04-000	EA	CLAMP - MUFFLER - 1.12" DIAMETER
	112365-03-000	EA	BREAKER - 30 AMP GENERATOR

# HEATING & A/C GROUP AUTOMOTIVE





## HEATING & A/C GROUP (CONTINUED)

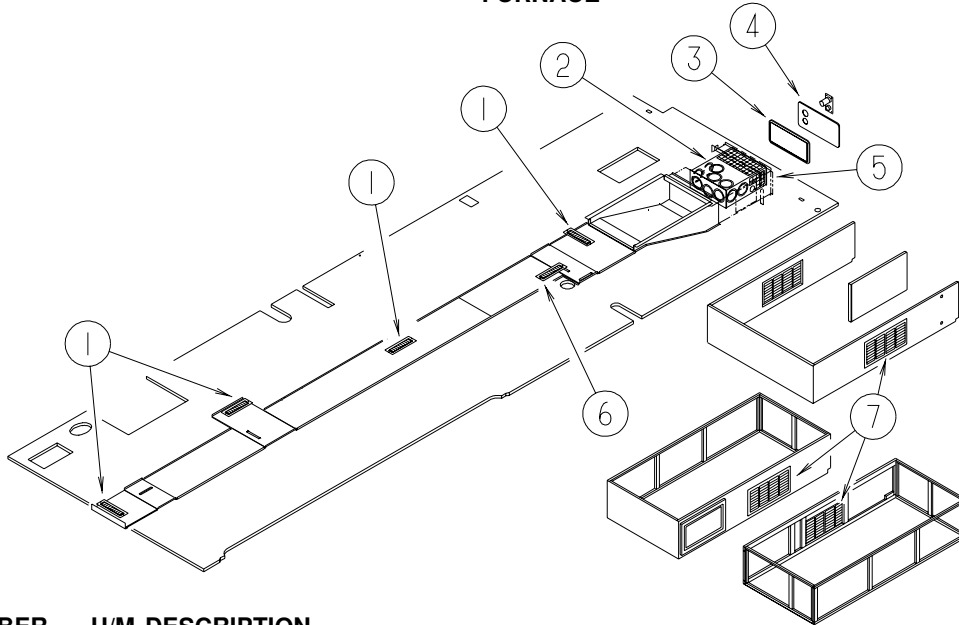
### AUTOMOTIVE (CONTINUED)

KEY	PART NUMBER	U/M	DESCRIPTION
1	007281-01-000	EA	HOSE - FLEXIBLE PVC - 2.5" ID X 50'
2	024990-05-000	EA	OUTLET - DEFROSTER - 4" DIAMETER W/SWIVEL DEFLECTORS
3	056402-05-000	EA	BRACKET - HEATER VENT - ROUND W/BEND - BLACK FROM: 00-00-00 THRU: 03-29-00
3	136157-03-02B	EA	BRACKET - HEATER - E-COATED FROM: 03-30-00 THRU: 99-99-99
4	077075-01-000	EA	GASKET - INSTRUMENT PANEL/DEFROSTER PLENUM - .6" X 10.2"
5	103017-03-000	EA	PLENUM - DEFROSTER
6	103558-04-03A	EA	VENT - DEFROSTER - 1.4" X 14.4" X 1.1" - ANTELOPE FROM: 00-00-00 THRU: 05-07-00
6	135265-01-01A	EA	VENT - DEFROSTER - ANTELOPE FROM: 05-08-00 THRU: 99-99-99
	103796-01-01A	EA	LOUVER - A/C-ADJUSTABLE - 2.2" X 5.4" F/2.5" HOSE - BLACK (IN DASH BEZEL) FROM: 00-00-00 THRU: 03-26-00
	135803-01-01A	EA	LOUVER - A/C - 2.5" FROM: 03-27-00 THRU: 99-99-99
7	103796-02-01A	EA	LOUVER - A/C-ADJ W/MOUNT HOLES - 2.5" X 5.8" F/2.5"HOSE (IN DASH FACE)
8*	103930-49-000	EA	CONTROL/PLENUM - LARGE ROTARY
9*	103930-43-000	EA	EVAPORATOR/HEATER ASSEMBLY - NON-CHARGED
10*	103930-44-000	EA	HOSE - EVAPORATOR/DRYER - #6 - FORD
10*	103930-46-000	EA	HOSE - EXPANSION BLOCK (EVAPORATOR) TO COMPRESSOR - WORKHORSE
11	103930-23-000	EA	VALVE - WATER - 2 PORT
12	095757-05-L32	EA	COVER - HEATER (L42, L46)
12	095757-05-L44	EA	COVER - HEATER (L44)
12	077539-01-000	EA	BRACKET - MOUNTING/DASH PANEL - L/SHAPED - 2.5"X1"X1.5"
13	007076-01-000	EA	HOSE - FLEXIBLE PVC - 2" ID - INCREMENTS OF 50'
14	103016-03-000	EA	PLENUM - TRANSITION
15*	103930-45-000	EA	HOSE - EVAPORATOR/COMPRESSOR - FORD
15*	103930-47-000	EA	HOSE - EXPANSION VALVE - RECEIVER DRIER - WORKHORSE
16	076776-01-000	EA	TEE - BEADED - 5/8" X 5/8" X 5/8"
17	007108-01-000	FT	HOSE - HEATER - 5/8" ID - HI-TEMP
	103930-37-000	EA	MANUAL - OWNERS - HEATER/A/C

\* COMPONENT PARTS FOUND IN SERVICE PARTS LIBRARY

## HEATING & A/C GROUP (CONTINUED)

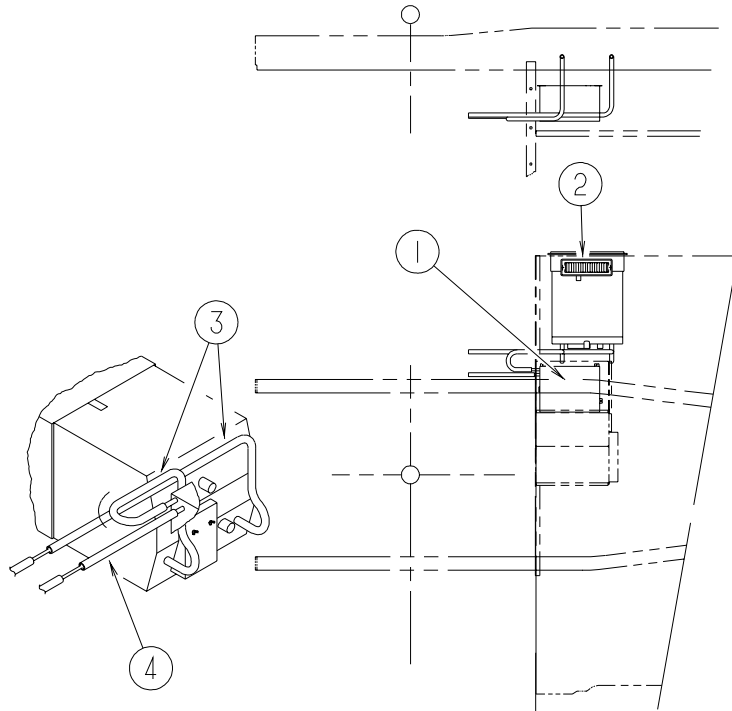
### FURNACE



KEY	PART NUMBER	U/M	DESCRIPTION
1	094600-05-01A	EA	REGISTER W/O DAMPER-3.6" X 11.3" FACE/2.1" X 9.9" RO-BEIGE
2*	098668-22-000	EA	FURNACE - 40,000 BTU
3	098668-14-000	EA	GASKET - FIBERGLASS - .5" X 18" X 18"
4	098668-23-000	EA	DOOR - ACCESS - FURNACE - BRIGHT WHITE
5	098668-15-000	EA	PLATE - FACE
6	094600-06-01A	EA	REGISTER W/DAMPER-3.6" X 11.3" FACE/2.1" X 9.9" RO-BEIGE
7	093614-09-01A	EA	GRILLE - RETURN AIR - 20" X 10" - BEIGE
	115764-01-01A	EA	THERMOSTAT - FURNACE

\* COMPONENT PARTS FOUND IN SERVICE PARTS LIBRARY

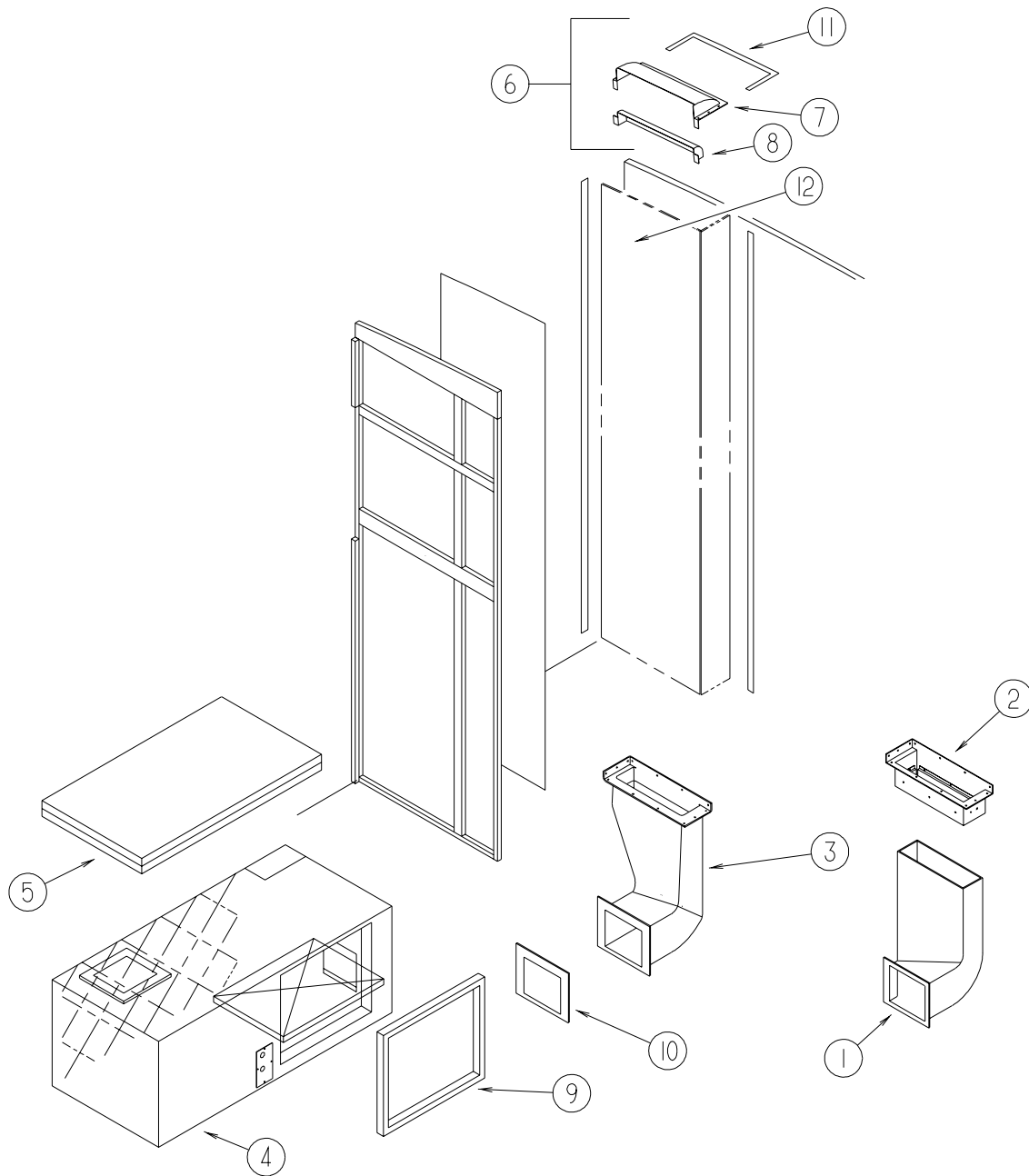
### REAR HEATER



KEY	PART NUMBER	U/M	DESCRIPTION
1*	129205-01-000	EA	HEATER - REAR
2	094600-05-01A	EA	REGISTER W/O DAMPER-3.6" X 11.3" FACE/2.1" X 9.9" RO-BEIGE
3	079059-01-000	EA	HOSE - 90 DEGREE - 5/8"ID X 4" X 36"
4	007108-01-000	FT	HOSE - HEATER - 5/8" ID - HI-TEMP
	079059-13-000	EA	HOSE - 90 DEGREE - .61"ID X 4" X 48"

\* COMPONENT PARTS FOUND IN SERVICE PARTS LIBRARY

## HEATING & A/C GROUP (CONTINUED) CENTRAL



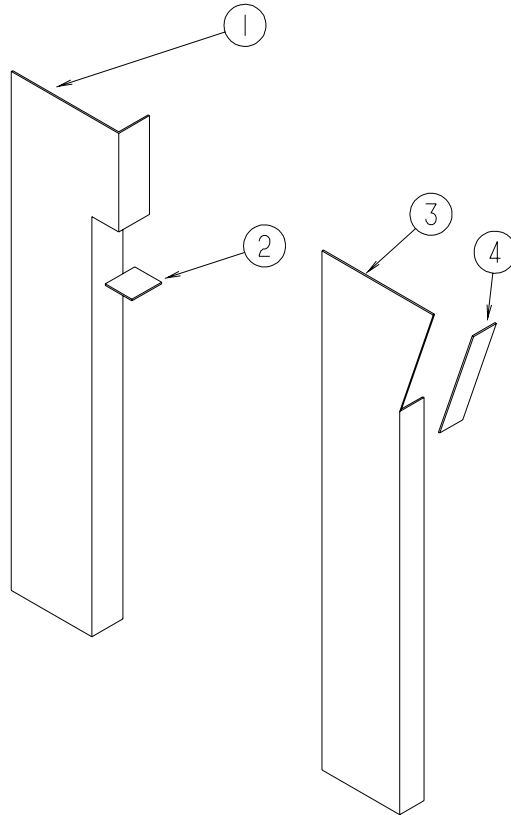
KEY	PART NUMBER	U/M	DESCRIPTION
1	P31935-01-L32	EA	DUCT - A/C FORCED - LOWER W/INSULATION FROM: 00-00-00 THRU: 09-19-99
2	131937-01-01A	EA	PLENUM - A/C - LOWER FROM: 00-00-00 THRU: 09-19-99
3	133767-01-01A	EA	DUCT - CENTRAL AIR/FORCED/LOWER FROM: 09-20-99 THRU: 99-99-99
4*	105620-11-000	EA	A/C CENTRAL PACKAGE - RIGHT HAND POWER SAVER/LARGE BLOWER
4*	105620-12-000	EA	A/C - CENTRAL - RIGHT HAND/HEAT PUMP - 12,000 BTU COMP
5	109050-02-000	EA	FILTER - FIBERGLASS - 1" X 14" X 20"
6	131936-03-L32	EA	DEFLECTOR - A/C - ROOF - 30.11"
7	131936-01-01A	EA	DEFLECTOR - A/C - ROOF - 14.3"
8	131936-02-01A	EA	DEFLECTOR - A/C - ROOF - 16.8"
	134651-01-000	FT	SEAL - 1/2" X 3/4" PSA 1 SIDE FROM: 00-00-00 THRU: 10-23-99
9	134588-01-000	EA	GASKET - DUCT FROM: 10-24-99 THRU: 99-99-99

## HEATING & A/C GROUP (CONTINUED)

### CENTRAL (CONTINUED)

KEY	PART NUMBER	U/M	DESCRIPTION	
10	134588-02-000	EA	GASKET - DUCT	
				FROM: 10-24-99 THRU: 99-99-99
11	134650-01-000	EA	GASKET - CABINET	
				FROM: 10-24-99 THRU: 99-99-99
12	117870-05-01A	EA	PLENUMM - A/C - 79.4" - TWIN BED (SEE VIEW BELOW)	
				FROM: 00-00-00 THRU: 01-02-00
12	117870-06-01A	EA	PLENUM - A/C - 18.8" - TWIN BED (SEE VIEW BELOW)	
				FROM: 00-00-00 THRU: 01-02-00
12	117870-07-01A	EA	PLENUM - A/C - 79.3" - TWIN BED (SEE VIEW BELOW)	
				FROM: 01-03-00 THRU: 99-99-99
12	117870-07-01A	EA	PLENUM - A/C - 79.3" - QUEEN BED (SEE VIEW BELOW)	
12	117870-08-01A	EA	PLENUM - A/C - 5.2" - QUEEN BED (SEE VIEW BELOW)	
				FROM: 00-00-00 THRU: 04-30-00
	105620-09-000	EA	THERMOSTAT - A/C AND FURNACE	
				FROM: 00-00-00 THRU: 07-16-00
	105620-14-000	EA	THERMOSTAT - A/C AND FURNACE	
				FROM: 07-17-00 THRU: 99-99-99
	105620-13-000	EA	THERMOSTAT - FURNACE/HEAT PUMP-A/C	
				FROM: 00-00-00 THRU: 07-16-00
	105620-15-000	EA	THERMOSTAT - FURNACE/HEAT PUMP-A/C	
				FROM: 07-17-00 THRU: 99-99-99
	120134-01-02A	EA	REGISTER - W/DAMPER - 4" PIPE/7" O.D. FACE - WHITE	


\* COMPONENT PARTS FOUND IN SERVICE PARTS LIBRARY



**PLENUMS**

KEY	PART NUMBER	U/M	DESCRIPTION	
1	117870-07-01A	EA	PLENUM - A/C - 79.3" - QUEEN BED	
1	117870-07-01A	EA	PLENUM - A/C - 79.3" - TWIN BED	
				FROM: 01-03-00 THRU: 99-99-99
2	117870-08-01A	EA	PLENUM - A/C - 5.2" - QUEEN BED	
				FROM: 00-00-00 THRU: 04-30-00
3	117870-05-01A	EA	PLENUMM - A/C - 79.4" - TWIN BED	
				FROM: 00-00-00 THRU: 01-02-00
4	117870-06-01A	EA	PLENUM - A/C - 18.8" - TWIN BED	
				FROM: 00-00-00 THRU: 01-02-00

**INTERIOR FINISH GROUP  
MOLDINGS & TRIMS**




**WATERFORD OAK**

KEY	PART NUMBER	U/M DESCRIPTION
1	009767-12-000	FT WELTING - ANTIQUE WHITE
1	009767-14-000	FT WELTING - CHERRY
1	009767-15-000	FT WELTING - WATERFORD OAK
1	009767-16-000	FT WELTING - REBER BIRCH
2	009778-16-000	FT U-CHANNEL - 1" - PICKLED ASH
2	009778-18-000	FT U-CHANNEL - 1" - CHERRY WOOD/CHERRY STAIN
2	009778-21-000	FT U-CHANNEL - 1" - WATERFORD OAK
2	009778-25-000	FT U-CHANNEL - 1" - BEIGE ILLUSION
2	009778-27-000	FT U-CHANNEL - 1" - WASHED MAPLE
2	009778-31-000	FT U-CHANNEL - 1" - GRADY BROWN
2	070504-03-000	FT U-CHANNEL - PLASTIC - .9" X 96" - GRADY BROWN
2	070504-18-000	FT U-CHANNEL - PLASTIC - .13" X 84" - IVORY

**INTERIOR FINISH GROUP (CONTINUED)****MOLDINGS & TRIMS (CONTINUED)**

<b>KEY</b>	<b>PART NUMBER</b>	<b>U/M</b>	<b>DESCRIPTION</b>
2	070504-30-000	FT	U-CHANNEL - PLASTIC - .13" X 84" - CHERRY
2	070504-31-000	FT	U-CHANNEL - PLASTIC - .9" X 84" - CHERRY
2	070504-36-000	FT	U-CHANNEL - PLASTIC - .13" X 72" - WATERFORD OAK
2	070504-37-000	FT	U-CHANNEL - PLASTIC - .9" X 84" - WATERFORD OAK
2	070504-42-000	FT	U-CHANNEL - PLASTIC - .13" X 84" - BEIGE ILLUSION
2	070504-50-000	FT	U-CHANNEL - PLASTIC - .13" X 84" - WASHED MAPLE
2	070504-51-000	FT	U-CHANNEL - PLASTIC - .9" X 96" - WASHED MAPLE
2	070504-54-000	FT	U-CHANNEL - PLASTIC - .9" X 96" - VILLAGE OAK
3	009809-27-000	EA	MOLDING - CORNER - OUTSIDE - 1" X 84" - CHERRY-CHERRY
3	009809-28-000	EA	MOLDING - CORNER - OUTSIDE - 1" X 84" - WATERFORD OAK
3	009809-30-000	EA	MOLDING - CORNER - OUTSIDE - 1" X 84" - BEIGE ILLUSION
3	009809-31-000	EA	MOLDING - CORNER - OUTSIDE - 1" X 84" - WASHED MAPLE
3	009809-32-000	EA	MOLDING - CORNER - OUTSIDE - 1" X 84" - PORTSMOUTH OAK
4	009812-24-000	EA	MOLDING - CORNER - 1/2" W/1/4" CHAN X 108" - IVORY PLASTIC
4	009812-26-000	EA	MOLDING - CORNER - 1/2" W/1/4" CHAN X 84" - CHERRY
4	009812-27-000	EA	MOLDING - CORNER - 1/2" W/1/4" CHAN X 84" - PICKLED ASH
4	009812-29-000	EA	MOLDING - CORNER - 1/2" W/1/4" CHAN X 84" - WATERFORD OAK
4	009812-31-000	EA	MOLDING - CORNER - 1/2" W/1/4" CHAN X 84" - BEIGE ILLUSION
4	009812-33-000	EA	MOLDING - CORNER - 1/2" W/1/4" CHAN X 84" - WASHED MAPLE
4	009812-34-000	EA	MOLDING - CORNER - 1/2" W/1/4" CHAN X 84" - VW LIGHT GRAY
4	009812-35-000	EA	MOLDING - CORNER - 1/2" W/1/4" CHAN X 84" - PORTSMOUTH OAK
5	009815-09-000	FT	MOLDING-T - W/EDGE LIP - 3/4" FACE - IVORY
5	105709-02-000	FT	MOLDING-T - W/EDGE LIP - 3/4" FACE - BEIGE ILLUSION
6	022992-11-000	FT	MOLDING - REVERSE COVE - T-SHAPED - IVORY
6	022992-14-000	FT	MOLDING - REVERSE COVE - T-SHAPED - BRIGHT WHITE
6	022992-15-000	FT	MOLDING - REVERSE COVE - T-SHAPED - VW GRAY
7	042357-18-000	EA	MOLDING - CORNER - RADIUS/PLASTIC - PICKLED ASH
7	042357-19-000	EA	MOLDING - CORNER - RADIUS/PLASTIC - CHERRY
7	042357-20-000	EA	MOLDING - CORNER - RADIUS/PLASTIC - WATERFORD OAK
7	042357-25-000	EA	MOLDING - CORNER - RADIUS/PLASTIC - WASHED MAPLE
7	042357-26-000	EA	MOLDING - CORNER - RADIUS/PLASTIC - PORTSMOUTH OAK
8	077840-01-E41	EA	MOLDING - WALL CAP - 8' - SALEM CHERRY
8	077840-01-G01	EA	MOLDING - WALL CAP - 8' - WATERFORD OAK
8	077840-01-J70	EA	MOLDING - WALL CAP - 8' - WASHED MAPLE
9	078323-06-G15	EA	MOLDING - CAP/WALL - 79.6" - WATERFORD OAK
10	080176-08-000	EA	CAP - CORNER - RADIUS MOLDING - PLASTIC - WASHED MAPLE
11	081521-02-007	EA	MOUNT - METAL MOLDING - F/RADIUS CORNER MOLDING - 151.5"
12	083620-09-000	FT	MOLDING-T - W/EDGE LIP - 7/8" FACE - MODERN IVORY
12	083620-11-000	FT	MOLDING-T - W/EDGE LIP - 7/8" FACE - CHERRY
12	083620-12-000	FT	MOLDING-T - W/EDGE LIP - 7/8" FACE - WATERFORD OAK
12	083620-15-000	FT	MOLDING-T - W/EDGE LIP - 7/8" FACE - BEIGE ILLUSION
12	083620-19-000	FT	MOLDING-T - W/EDGE LIP - 7/8" FACE - WASHED MAPLE
12	104676-02-02A	FT	MOLDING-T - W/EDGE LIP - 11/16" FACE - PICKLED ASH
12	104676-02-03A	FT	MOLDING-T - W/EDGE LIP - 11/16" FACE - CHERRY-CHERRY
12	104676-02-04A	FT	MOLDING-T - W/EDGE LIP - 11/16" FACE - WATERFORD OAK
12	104676-02-06A	FT	MOLDING-T - W/EDGE LIP - 11/16" FACE - WASHED MAPLE
12	104676-02-08A	FT	MOLDING-T - W/EDGE LIP - 11/16" FACE - PORTSMOUTH OAK
13	085746-04-000	FT	TRIM-J - CARPET 1.2" X .5" ANGLE - 10' LONG - OFF WHITE
14	086229-12-000	EA	BATTEN - 1.5" OFFSET X 96.8" - MODERN IVORY
15	086229-11-000	EA	RETAINER - OFFSET - 97.01"
16	086229-15-000	EA	BATTEN - 1" X 96" - MODERN IVORY
16	086229-19-000	EA	BATTEN - 1" X 98.3" - OFF WHITE
16	086229-20-000	EA	BATTEN - 1" X 96" - BEIGE
17	086229-01-000	EA	RETAINER - BATTEN - .75" X 92.1" - ANY COLOR
17	086229-14-000	EA	RETAINER - BATTEN - .75" X 98.3" - ANY COLOR
18	093873-01-01A	EA	TRIM - CARPET - L-ANGLE 1.1" X 1.3" X 12' - GRAY VINYL
19	126204-D2-134	EA	MOLDING - VINYL WRAPPED - .7" X 1.6" X 84" - WASHED MAPLE
19	126204-F2-134	EA	MOLDING - VINYL WRAPPED - .7" X 2.5" X 84" - WASHED MAPLE
19	126204-F2-438	EA	MOLDING - VINYL WRAPPED - .7" X 2.6" X 96" - WASHED MAPLE

**INTERIOR FINISH GROUP (CONTINUED)**  
**MOLDINGS & TRIMS (CONTINUED)**



**WATERFORD OAK**

KEY	PART NUMBER	U/M	DESCRIPTION
20	111136-D2-134	EA	MOLDING - VINYL WRAPPED - .7" X 1.6" X 7' - CHERRY
20	111136-F2-134	EA	MOLDING - VINYL WRAPPED - .7" X 2.6" X 84" - CHERRY
20	111136-F2-438	EA	MOLDING - VINYL WRAPPED - .7" X 2.5" X 8' - CHERRY
21	100182-01-G15	EA	TRIM - RAIL - WATERFORD OAK
22	100659-27-G15	EA	MOLDING - TRIM - WATERFORD OAK
23	100818-01-03A	EA	MOLDING - VINYL WRAPPED - 1.6" X .4" X 84" - PICKLED ASH
23	100818-01-04A	EA	MOLDING - VINYL WRAPPED - 1.6" X .4" X 84" - WATERFORD OAK
23	100818-01-05A	EA	MOLDING - VINYL WRAPPED - 1.6" X .4" X 84" - CHERRY CHERRY
23	100818-01-08A	EA	MOLDING - VINYL WRAPPED - 1.6" X .4" X 84" - WASHED MAPLE
23	100818-01-09A	EA	MOLDING - VINYL WRAPPED - 1.6" X .4" X 84" - PORTSMOUTH OAK

**INTERIOR FINISH GROUP (CONTINUED)****MOLDINGS & TRIMS (CONTINUED)**

<b>KEY</b>	<b>PART NUMBER</b>	<b>U/M</b>	<b>DESCRIPTION</b>
24	100819-01-03A	EA	MOLDING - VINYL WRAPPED - L-SHAPED - 1.5"X1.5"X84" - PICKLED ASH
24	100819-01-04A	EA	MOLDING - VINYL WRAPPED - L-SHAPED - 1.5"X1.5"X84" - CHERRY
24	100819-01-05A	EA	MOLDING - VINYL WRAPPED - L-SHAPED - 1.5"X1.5"X84" - OAK
24	100819-01-08A	EA	MOLDING - VINYL WRAPPED - L-SHAPED - 1.5"X1.5"X84" - WASHED MAPLE
24	100819-01-09A	EA	MOLDING - VINYL WRAPPED - L-SHAPED - 1.5"X1.5"X84" - PORTSMOUTH OAK
25	103186-01-04A	FT	MOLDING - PLASTIC 3/8" U-CHANNEL W/3/4" FACE - CHERRY
25	103186-01-03A	FT	MOLDING - PLASTIC 3/8" U-CHANNEL W/3/4" FACE - PICKLED ASH
25	103186-01-05A	FT	MOLDING - PLASTIC 3/8" U-CHANNEL W/3/4" FACE - WATERFORD OAK
25	103186-01-08A	FT	MOLDING - PLASTIC 3/8" U-CHANNEL W/3/4" FACE - WASHED MAPLE
25	103186-01-07A	FT	MOLDING - PLASTIC 3/8" U-CHANNEL W/3/4" FACE - BEIGE ILLUSION
25	103186-01-09A	FT	MOLDING - PLASTIC 3/8" U-CHANNEL W/3/4" FACE - PORTSMOUTH OAK
25	103186-02-03A	FT	MOLDING - PLASTIC - 1" U-CHANNEL 1 3/8" FACE - PICKLED ASH
25	103186-02-04A	FT	MOLDING - PLASTIC - 1" U-CHANNEL 1 3/8" FACE - CHERRY
25	103186-02-05A	FT	MOLDING - PLASTIC - 1" U-CHANNEL 1 3/8" FACE - WATERFORD OAK
25	103186-02-07A	FT	MOLDING - PLASTIC - 1" U-CHANNEL 1 3/8" FACE - BEIGE ILLUSION
25	103186-02-08A	FT	MOLDING - PLASTIC - 1" U-CHANNEL 1 3/8" FACE - WASHED MAPLE
25	103186-02-09A	FT	MOLDING - PLASTIC - 1" U-CHANNEL 1 3/8" FACE - PORTSMOUTH OAK
26	105004-01-03A	EA	MOLDING - VINYL WRAPPED - 1" X 96" - SALEM CHERRY
26	105004-01-04A	EA	MOLDING - VINYL WRAPPED - 1" X 96" - PICKLED ASH
26	105004-01-05A	EA	MOLDING - VINYL WRAPPED - 1" X 96" - WATERFORD OAK
26	105004-01-08A	EA	MOLDING - VINYL WRAPPED - 1" X 96" - WASHED MAPLE
26	105004-01-09A	EA	MOLDING - VINYL WRAPPED - 1" X 96" - PORTSMOUTH OAK
27	109332-02-03A	FT	TRIM-J - W/O ADHESIVE - SALEM CHERRY
27	109332-02-05A	FT	TRIM-J - W/O ADHESIVE - WASHED MAPLE
27	109332-02-06A	EA	TRIM-J - W/O ADHESIVE - PORTSMOUTH OAK
28	109736-02-01A	FT	MOLDING-T/OFFSET - W/EDGE LIP - 1" FACE - NATURAL OAK
29	117268-D2-134	EA	MOLDING - VINYL WRAPPED - .7" X 1.6" X 84" - WATERFORD OAK
29	117268-F2-134	EA	MOLDING - VINYL WRAPPED - .7" X 2.7" X 84" - WATERFORD OAK
29	117268-F2-438	EA	MOLDING - VINYL WRAPPED - .7" X 2.6" X 96" - WATERFORD OAK
30	113794-01-03A	FT	MOLDING - CROWN - 3.45" - MAPLE
30	113794-02-03A	FT	MOLDING - CROWN - 1.8" - MAPLE
31	116280-02-GV0	EA	MOLDING - CAP - PICKLED ASH
31	116280-02-GV1	EA	MOLDING - CAP - SALEM CHERRY
31	116280-02-J70	EA	MOLDING - CAP - WASHED MAPLE
31	116280-02-L95	EA	MOLDING - CAP - WATERFORD OAK
32	111134-F2-438	EA	LUMBER - VINYL WRAPPED - .7" X 2.5" X 96" - CHERRY
32	117267-D2-438	EA	LUMBER - VINYL WRAPPED - .7" X 1.5" X 96" - WATERFORD OAK
32	117267-E2-438	EA	LUMBER - VINYL WRAPPED - .7" X 2" X 96" - WATERFORD OAK
32	117267-F2-438	EA	LUMBER - VINYL WRAPPED - .7" X 2.5" X 96" - WATERFORD OAK
32	117267-J2-438	EA	LUMBER - VINYL WRAPPED - .7" X 5.5" X 96" - WATERFORD OAK
32	117267-R2-438	EA	LUMBER - VINYL WRAPPED - .7" X 3" X 96" - WATERFORD OAK
32	126205-D2-438	EA	LUMBER - VINYL WRAPPED - .7" X 1.5" X 96" - WASHED MAPLE
32	126205-E2-438	EA	LUMBER - VINYL WRAPPED - .7" X 2" X 96" - WASHED MAPLE
32	126205-F2-438	EA	LUMBER - VINYL WRAPPED - .7" X 2.5" X 96" - WASHED MAPLE
32	126205-G2-438	EA	LUMBER - STAINED - .7" X 3" X 96" - WASHED MAPLE
32	126205-J2-438	EA	LUMBER - VINYL WRAPPED - .7" X 5.5" X 96" - WASHED MAPLE
32	126205-R2-438	EA	LUMBER - VINYL WRAPPED - .7" X 3" X 96" - WASHED MAPLE
33	119520-01-01A	FT	MOLDING-T/OFFSET - W/EDGE LIP - 1"FACE - OFF WHITE
34	130247-01-01A	FT	MOLDING-T/OFF SET - 1.3" FACE - WATERFORD OAK
34	130247-01-02A	FT	MOLDING-T/OFF SET - 1.3" FACE - WASHED MAPLE
34	130247-01-03A	FT	MOLDING-T/OFF SET - 1.3" FACE - SALEM CHERRY
34	130247-01-04A	FT	MOLDING-T/OFF SET - 1.3" FACE - PORTSMOUTH OAK
35	130262-01-000	EA	PROTECTOR - CORNER SAVER - .7" X .7" X 5.9"
36	131923-01-01A	FT	MOLDING - CROWN - ASH
36	131923-01-02A	FT	MOLDING - CROWN - CHERRY
36	131923-01-03A	FT	MOLDING - CROWN - HARD WHITE MAPLE
37	131923-02-01A	FT	MOLDING - PICTURE - ASH
37	131923-02-02A	FT	MOLDING - PICTURE - CHERRY
37	131923-02-03A	FT	MOLDING - PICTURE - HARD WHITE MAPLE
38	131923-03-01A	FT	MOLDING - CROWN - DIVIDER - ASH
38	131923-03-02A	FT	MOLDING - CROWN - DIVIDER - CHERRY
38	131923-03-03A	FT	MOLDING - CROWN - DIVIDER - HARD WHITE MAPLE



## INTERIOR FINISH GROUP (CONTINUED)

### PANELING, LAMINATES, BAT & EDGE BANDING

KEY	PART NUMBER	U/M	DESCRIPTION
	074497-28-000	SF	PANELING - WATERFORD OAK - 4' X 8'
	088272-J3-000	SF	PANELING - PHOENIX/NEUTRAL - 4' X 7' (L42, L46)
	088272-H3-000	SF	PANELING - BARCELONA - 4' X 7' - WHEAT (L44)
	088272-H9-000	SF	PANELING - PEBBLE EMBOSSED - WHITE (DRAWER BOTTOMS)
	000846-01-000	SF	PLYWOOD - 5/16" X 48" X 96" - CD GRADE
	000846-02-000	SF	PLYWOOD/UNDERLAYMENT - 5/16" X 48" X 96"
	000885-76-000	SF	PARTICLE BOARD - 3/8" X 48" X 96" - WATERFORD OAK - VINYL 1 SIDE
	000885-77-000	SF	PARTICLE BOARD - 3/8" X 48" X 96" - WATERFORD OAK - VINYL 2 SIDE
	000885-78-000	SF	PARTICLE BOARD - 1/2" X 48" X 96" - WATERFORD OAK - VINYL 2 SIDE
	000885-79-000	SF	PARTICLE BOARD - 3/4" X 48" X 96" - WATERFORD OAK - VINYL 2 SIDE
	074498-52-000	SF	LAMINATE - PLASTIC - WHITE ETHOS - 5' X 8'
	074498-77-000	SF	LAMINATE - PLASTIC - ART CABIN (WATERFORD OAK) - 4' X 8'
	132610-05-02A	FT	WALLPAPER - 7" BORDER - IVORY COAST (L42)
	122481-14-000	FT	WALLPAPER - 5.1" BORDER (L44)
	122481-18-000	FT	WALLPAPER - 6.5" BORDER (L46)
	126339-01-000	SF	BOARD - WHEAT - 60" X 72"
	076325-67-000	FT	MOLDING - EDGE BAND - .93" X .024" - WATERFORD OAK
	069733-83-000	EA	BATT STRIP - WOODGRAINED/WATERFORD OAK - 8'
	088263-G3-000	EA	BATT STRIP - DECORATIVE - PHOENIX/NEUTRAL - 8' (L42, L46)
	088263-F3-000	EA	BATT STRIP - DECORATIVE - BARCELONA LINEN - 8' (L44)
	085284-B5-000	FT	BATT TAPE - ADHESIVE BACKED - WOODGRAINED - WATERFORD OAK
	085284-G2-000	FT	BATT TAPE - ADHESIVE BACKED - DECORATIVE - PHOENIX/NEUTRAL (L42, L46)
	085284-E8-000	FT	BATT TAPE - ADHESIVE BACKED - DECORATIVE - BARCELONA LINEN (L44)

### ACCESSORIES

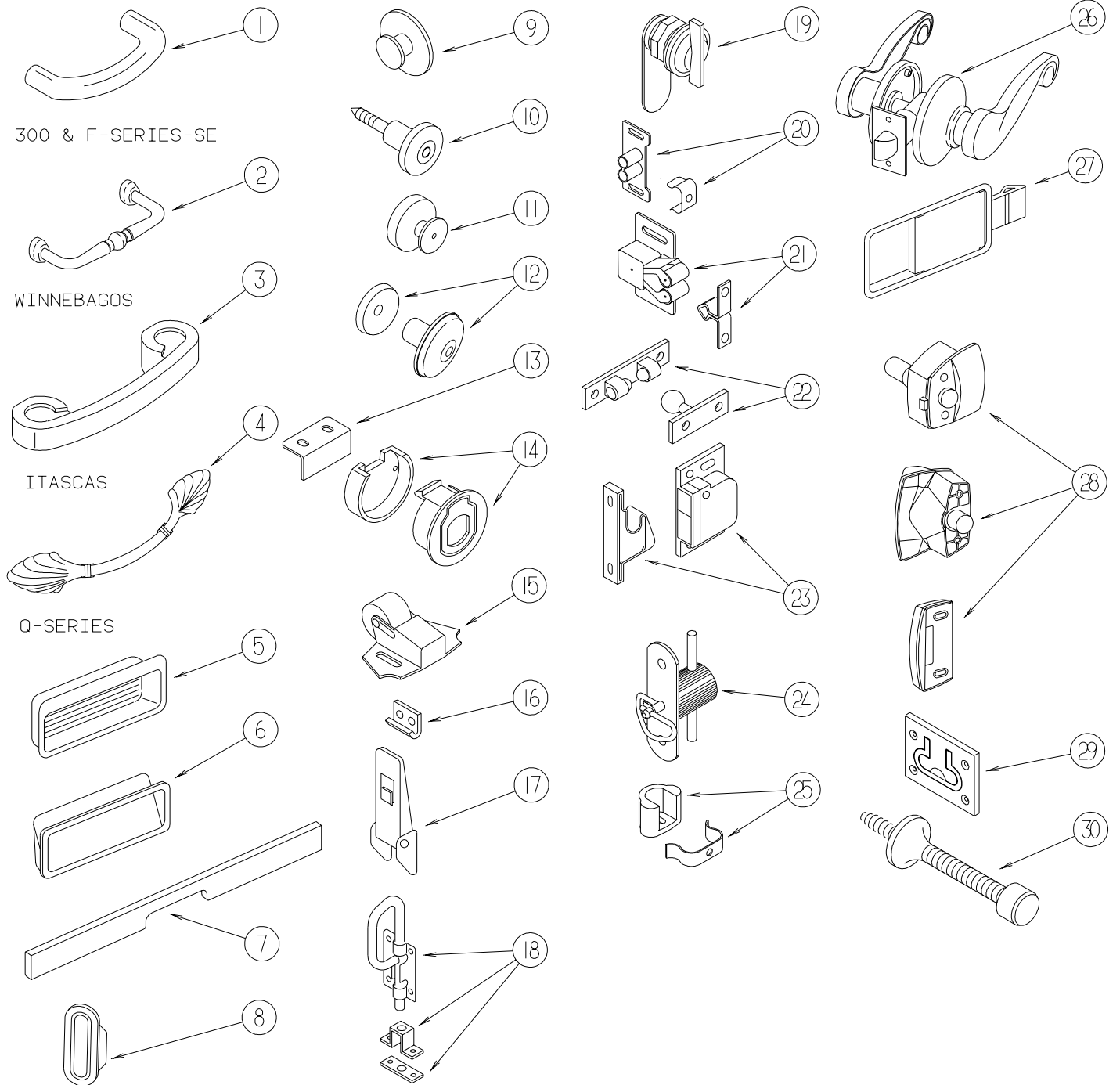
KEY	PART NUMBER	U/M	DESCRIPTION
	072852-01-000	EA	DETECTOR - SMOKE - W/9 VOLT BATTERY - US
	094499-03-000	EA	EXTINGUISHER/FIRE - DRY - 10BC - W/GAUGE - W/O BRACKET
	094499-02-000	EA	EXTINGUISHER/FIRE - DRY - 1A10BC - CANADIAN
	094499-04-000	EA	BRACKET - FIRE EXTINGUISHER
	072852-02-000	EA	DETECTOR - SMOKE - W/9 VOLT BATTERY - CANADIAN
	118081-02-01A	EA	CLOCK - WALL - ROUND 8" - BRASS
	132738-01-01A	EA	CLOCK - DIGITAL W/ALARM - 12 VOLT - BLACK
	133713-03-01A	EA	SPACER - RECEPTACLE - 110/12V - CLOCK - WATERFORD OAK
	125136-01-000	EA	CO DETECTOR - GAS - ROUND W/2 SCREWS - 9 VOLT
	058331-H7-000	EA	MIRROR - SAFETY GLASS - 17.4" X 68.7"
	058331-J9-000	EA	MIRROR - SAFETY GLASS - 10.3" X 18.2"
	058331-K3-000	EA	MIRROR - SAFETY GLASS - 12" X 24"
	064781-07-000	EA	HOLDER/CUP - TWO STEP - BLACK
	113195-25-01A	EA	MIRROR - BEVELED SAFETY GLASS - 15.7" X 31.4"
	117047-01-000	EA	BUMPER - RUBBER - WASHER INSERT
	131058-03-02A	EA	HANDRAIL - INTERIOR ENTRY DOOR - BLACK
	131494-01-01A	EA	MIRROR - BEVELED - 24" X 36"

### FLOOR COVERINGS

KEY	PART NUMBER	U/M	DESCRIPTION
	042720-26-000	SY	VINYL - FLOOR COVERING CALAY
	124253-01-02A	EA	VINYL - FLOOR PLANK - 3" X 12" - MAPLE
	093486-01-000	SY	CARPET - COMPARTMENT - 72" WIDE - DARK GRAY
	096060-E4-000	SY	CARPET - COMMANDER - LT BAROQUE (L42, L46)
			FROM: 00-00-00 THRU: 10-24-99
	096060-G8-000	SY	CARPET - CAMEL - INCREMENTS OF 4 SY YDS (L42, L46)
			FROM: 10-25-99 THRU: 99-99-99
	096060-F0-000	SY	CARPET - COMMANDER - PALE SAGE (L44)
	096764-02-000	FT	SLIPNOT - ANTISLIP - 1'WIDE (180' ROLLS) - WHITE
	091261-01-000	FT	SLIPNOT - ANTISLIP - 1'WIDE X 144" - BLACK
	105924-01-L32	EA	MAT - FLOOR - 18" X 27"

# INTERIOR FINISH GROUP (CONTINUED)

## HARDWARE

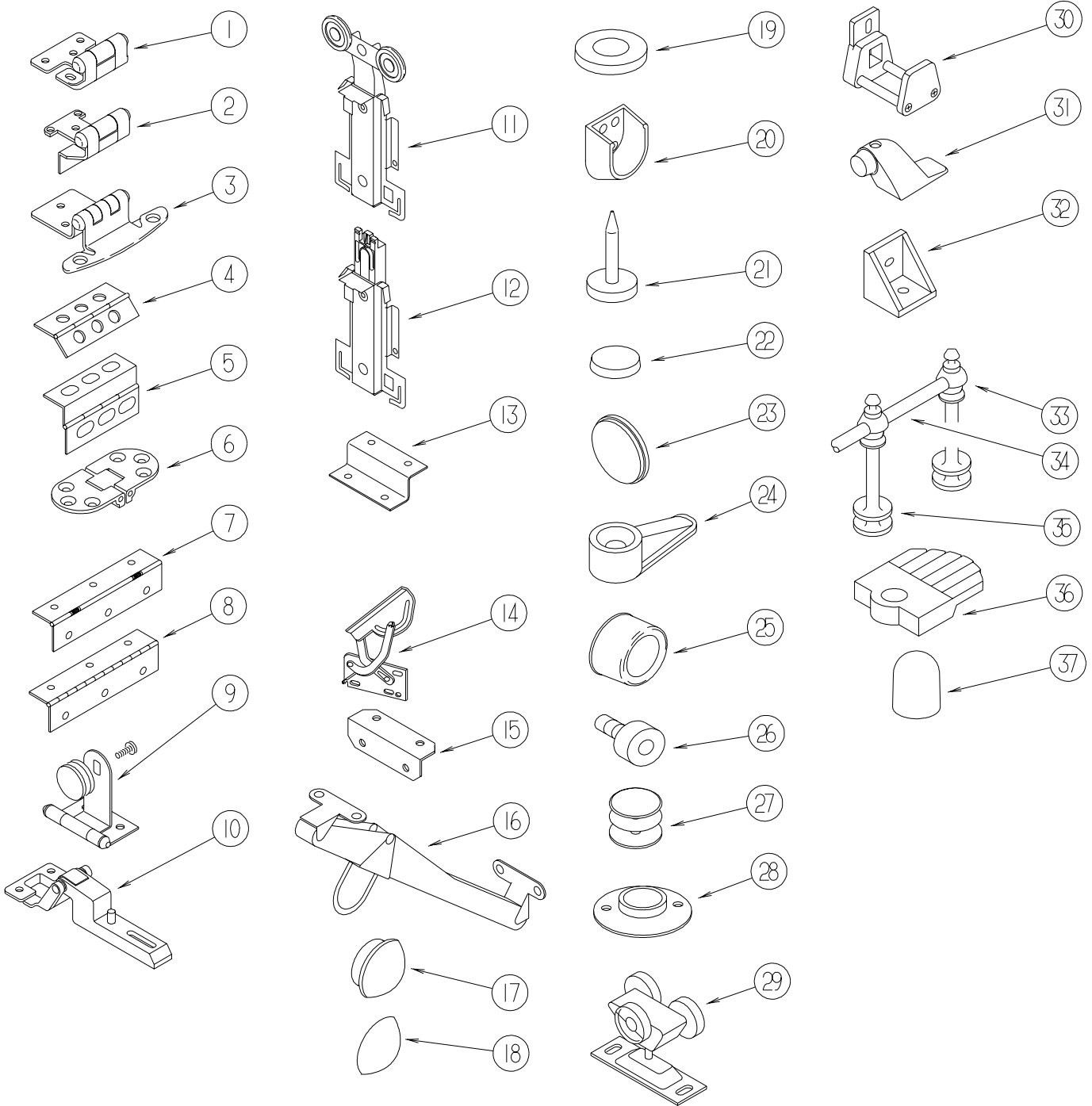


## INTERIOR FINISH GROUP (CONTINUED)

### HARDWARE (CONTINUED)

KEY	PART NUMBER	U/M	DESCRIPTION
1	131964-01-01A	EA	PULL - CABINET - POLISHED BRASS
2	131963-01-01A	EA	PULL - CABINET - POLISHED BRASS
3	131962-01-01A	EA	PULL - CABINET - POLISHED BRASS
4	117923-01-01A	EA	PULL - CABINET - BURNISHED BRASS - 5.5"
4	131965-01-01A	EA	PULL - CABINET - BURNISHED BRASS - 6.3"
5	124311-01-01A	EA	HANDLE - RECESSED - BRASS
6	115994-01-01A	EA	HANDLE - POCKET
7	126866-01-L81	EA	HANDLE - TAMBOUR DOOR - 18.6" - PORTSMOUTH OAK
7	126866-04-KQ0	EA	HANDLE - TAMBOUR DOOR - 14.7" - WASHED MAPLE
7	126866-05-K09	EA	HANDLE - TAMBOUR DOOR - 11.5" WASHED MAPLE
7	126866-04-KQ1	EA	HANDLE - TAMBOUR DOOR - 14.7" - CHERRY
7	126866-04-L95	EA	HANDLE - TAMBOUR DOOR - 14.7" WATERFORD OAK
7	126866-05-K07	EA	HANDLE - TAMBOUR DOOR - 11.5" WATERFORD OAK
8	098410-01-01A	EA	PULL - FINGER - OVAL - BRASS
9	125221-01-01A	EA	PULL - MIRROR - W/ROUND HANDLE
10	113800-01-000	EA	KNOB - CABINET - BRASS
11	133313-01-01A	EA	PULL - DRAWER KNOB - BURNISHED BRASS
11	133313-01-02A	EA	PULL - DRAWER KNOB - BRIGHT BRASS
12	117978-01-01A	EA	KNOB - DOOR - BRIGHT BRASS
13	113375-02-01A	EA	STRIKE - DOOR - CHROME
14	113375-05-01A	EA	LATCH - SLAM - BACK - .8" THICK
14	113375-06-01A	EA	LATCH - SLAM - FACE - .7" THICK
15	109403-01-000	EA	CATCH - SINGLE ROLLER - SCREEN DOOR
16	116975-02-01A	EA	KEEPER/STRIKE - BLACK - NEW STYLE
17	116975-01-01A	EA	LATCH - W/O STRIKE - BLACK - NEW STYLE
18	103256-01-000	EA	LATCH - SLIDE
19	100710-01-01A	EA	LOCK - GLASS DOOR/TWIST TYPE - BRASS
20	009021-01-000	EA	CATCH - GRILLE - NYLON
20	009021-02-000	EA	STRIKE - SPRING STEEL
21	093586-04-000	EA	STRIKE - SPRING STEEL - 1.14"
21	093586-05-000	EA	STRIKE - SPRING STEEL - .943"
21	093586-03-000	EA	CATCH - SPRING ROLLER - .377"
21	093586-06-000	EA	CATCH - SPRING ROLLER - .236"
22	084451-01-000	EA	CATCH - BRASS
23	117095-01-01A	EA	CATCH - DOOR - GRABBER W/KEEPER - PLASTIC - BLK - 5LB PULL
23	117095-02-01A	EA	LATCH - DOOR - GRABBER W/KEEPER - PLASTIC - BLK-10LB PULL
24	098196-01-000	EA	LATCH - 1/4 TURN - T-BAR
25	129703-01-01A	EA	CATCH ASSEMBLY
26	111155-01-01A	EA	LOCK - PRIVACY/LOCKING - POLISHED BRASS
26	111155-05-01A	EA	LOCK - PRIVACY/LOCKING - S SHAPED - POLISHED BRASS
27	127349-01-01A	EA	LATCH - PADDLE
28	058335-03-000	EA	LATCH W/O LOCK - BATHROOM DOOR BLACK
29	072871-01-000	EA	PULL - FLUSH - CHROME
30	103194-01-000	EA	STOP - BATH DOOR

**INTERIOR FINISH GROUP (CONTINUED)**  
**HARDWARE (CONTINUED)**

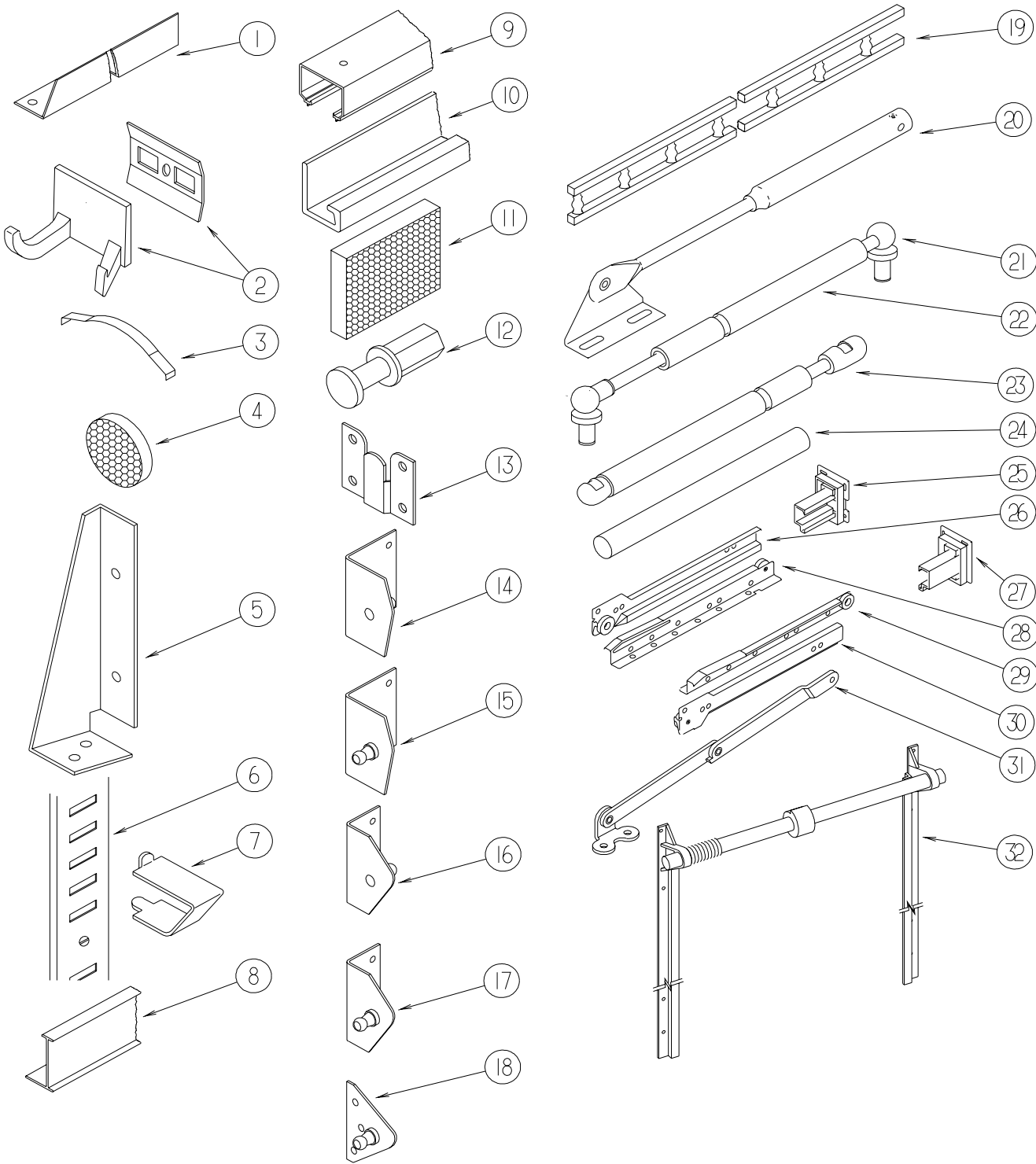


KEY	PART NUMBER	U/M DESCRIPTION
1	113676-01-01A	EA HINGE - OVERLAY - VARIABLE
2	113677-01-01A	EA HINGE - SELF CLOSING
3	108138-03-000	EA HINGE - BRIGHT BRASS
	000G13-06-08G	EA SCREW - 6-20 X .50 PFH - ANTIQUE BRASS
4	009059-01-000	EA HINGE - DOOR - 2" X 1.4" - BRASS
4	009059-02-000	EA HINGE - DOOR - 2" X 2.7" - BRASS
4	041389-18-000	EA HINGE - PIANO - 1 1/2" X 19" - OFF WHITE
4	041389-35-000	EA HINGE - PIANO - OFF WHITE - 31"
5	118802-01-02A	EA HINGE - DOOR - CABINET - HAMPTON TAN
6	111535-01-000	EA HINGE - TABLE/FOLDING

**INTERIOR FINISH GROUP (CONTINUED)****HARDWARE (CONTINUED)**

<b>KEY</b>	<b>PART NUMBER</b>	<b>U/M</b>	<b>DESCRIPTION</b>
7	102920-01-01A	EA	HINGE/SPRING LOADED - BRASS
8	114278-02-000	EA	HINGE - CONTINUOUS - 3" WIDE
8	084413-01-000	EA	HINGE/CONTINUOUS - ALUMINUM 1" X 72" - W/HOLES
8	110496-01-01A	EA	HINGE - BRASS
9	100711-01-01A	EA	HINGE - GLASS DOOR
10	114443-01-01A	EA	HINGE - CABINET DOOR
11	107390-02-000	EA	CORNER HANGER (DOUBLE ROLLER W/BRACKET) (SOLD AS 1 EACH)
12	107391-01-000	EA	TGUIDE - BOTTOM - BY-PASS (4 USED PER DOOR)
13	101926-01-02A	EA	BRACKET - ZEE - BLACK
14	108126-01-000	EA	TRAY HINGE SET (QTY. 2 PER SET)
15	016604-01-000	EA	BRACE - CABINET - ANGLE - 2.5" - UNPAINTED METAL
15	016604-05-000	EA	BRACE - CABINET - ANGLE - 2.5" - OFF WHITE METAL
16	104181-01-01A	EA	SUPPORT - LEAF 5.3" EXTENDS TO 7.5" - SAFETY RING - METAL
17	074045-01-000	EA	PLUG - OAK - 1/2" DIAMETER
17	074045-08-000	EA	PLUG - OAK - 1/2" DIAMETER - SALEM CHERRY
17	042356-01-000	EA	PLUG - BUTTON - MAHOGANY - 3/8" DIAMETER - WOOD
18	057671-01-000	EA	COVER - SCREW - OFF WHITE - #8
18	057671-11-000	EA	COVER - SCREW - HAMPTON TAN - #8
18	057671-13-000	EA	COVER - SCREW - DARK GRAY - #8
18	057671-15-000	EA	COVER - SCREW - BRIGHT WHITE
18	057671-16-000	EA	COVER - SCREW - SOFT WHITE
19	100707-01-000	EA	SPACER - GLASS DOOR - .8" DIA - .3" HOLE - PLASTIC
20	113236-01-01A	EA	BRACKET - CLOTHES - ROD
21	102194-01-000	EA	GUIDE - PLASTIC
22	004354-01-000	EA	BUMPER - RUBBER - .5" DIA - BROWN
23	120760-01-000	EA	BUMPER - RUBBER - CLEAR
24	083204-03-000	EA	BUTTON - RETAINING MIRROR 5/16" TIP
25	069726-02-000	EA	BUMPER - .88" OD X .40" THICK - BLACK
26	079921-01-000	EA	ROLLER - NYLON - W/STEEL SHAFT - BARBED
27	081114-02-000	EA	CAP - INSERT - ROUND 1" DIAMETER - WHITE
28	009112-01-000	EA	FLANGE - PLASTIC - 1" CLOTHES ROD - OFF WHITE
29	103874-01-000	EA	HANGER - SLIDING DOOR
30	064467-01-000	EA	GUIDE - POCKET - SLIDING DOOR - WALL MOUNTED
31	103257-01-000	EA	STOP - DOOR
32	065740-01-000	EA	BRACE - CABINET/CORNER - PLASTIC
33	084070-03-000	EA	POST - END - 2.4" - BRASS
34	084071-05-000	EA	ROD - BRASS - 15"
34	084071-08-000	EA	ROD - BRASS - 9.3" LONG
34	084071-12-000	EA	ROD - BRASS - 4.1" LONG
34	084071-19-000	EA	ROD - BRASS - 7.1"
34	084071-20-000	EA	ROD - BRASS - 9.8" LONG
34	084071-22-000	EA	ROD - BRASS - 15.3"
34	084071-23-000	EA	ROD - BRASS - 13.12"
34	084071-24-000	EA	ROD - BRASS - 3.8"
34	084071-27-000	EA	ROD - BRASS - 2.7"
34	084071-28-000	EA	ROD - BRASS - 6" LONG
34	084071-30-000	EA	ROD - BRASS - 11.6" LONG
34	084071-31-000	EA	ROD - BRASS - 14.08" LONG
34	084071-32-000	EA	ROD - BRASS - 13.6" LONG
35	084070-01-000	EA	POST - CENTER - 2.4" - BRASS
36	009089-01-000	EA	CLIP - MIRROR
37	039984-01-000	EA	CAP - ROUND - VINYL - .28" ID X .62" - BLACK

**INTERIOR FINISH GROUP (CONTINUED)**  
**HARDWARE (CONTINUED)**

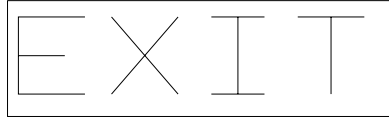


KEY	PART NUMBER	U/M	DESCRIPTION
1	114693-01-01A	EA	SUPPORT - BLACK - RIGHT HAND
1	114693-02-01A	EA	SUPPORT - BLACK - LEFT HAND
2	104174-01-000	EA	HOOK - ROBE - DOUBLE
3	115541-01-000	EA	SPRING - DOOR - SLIDING
4	122717-01-01A	EA	PAD - NON SKID - 4" DIAMETER ROUND
4	122717-04-01A	EA	PAD - NON SKID - 3" DIA. ROUND
5	076827-02-000	EA	BRACKET - 2.9" X 1.8" - TRIANGLE
6	098980-01-000	EA	PILASTER - ADJUSTABLE SHELF - 18"
6	098980-02-000	EA	PILASTER - ADJUSTABLE SHELF - 12"
6	098980-03-000	EA	PILASTER - ADJUSTABLE SHELF - 09"

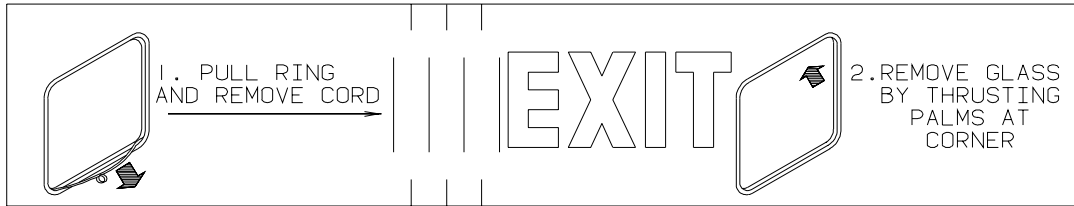
**INTERIOR FINISH GROUP (CONTINUED)****HARDWARE (CONTINUED)**

<b>KEY</b>	<b>PART NUMBER</b>	<b>U/M</b>	<b>DESCRIPTION</b>
6	098980-04-000	EA	PILASTER - ADJUSTABLE SHELF - 48"
6	098980-05-000	EA	PILASTER - ADJUSTABLE SHELF - 15"
6	098980-06-000	EA	PILASTER - ADJUSTABLE SHELF - 24"
7	098979-01-000	EA	CLIP - ADJUSTABLE SHELF
8	094856-10-01A	EA	TRACK - FOLDING DOOR - OFF WHITE
9	103868-09-01A	EA	TRACK - SLIDING DOOR - 64.3" - OFF WHITE
9	103868-15-01A	EA	TRACK - SLIDING DOOR - 76" - OFF WHITE
10	118933-01-01A	EA	SUPPORT - HINGE LOCK
11	122717-06-01A	FT	PAD - NON-SKID - PSA - 5"W
	122717-08-01A	EA	PAD - NON-SKID - PSA - 7.2"W
12	092652-01-000	EA	GUIDE WHEEL/DOOR - TOP MOUNT
13	130120-01-01A	EA	BRACKET - MOUNTING/MIRROR
14	126263-06-02B	EA	BRACKET - GAS SPRING - E-COATED
15	126263-05-02B	EA	BRACKET - GAS SPRING - UPPER - E-COATED
16	107796-10-000	EA	BRACKET - GAS SPRING - 90 DEGREE SMALL
17	126263-02-02B	EA	BRACKET - GAS SPRING
18	126263-08-02B	EA	BRACKET - GAS SPRING - E-COATED
19	111775-01-04A	EA	RAIL - DECORATIVE - 6' - WATERFORD OAK
20	074493-02-000	EA	SUPPORT - PISTON SPRING - CABINET DOOR - 26 LBS
21	057460-02-000	EA	STUD BALL - GAS SPRING - .39" - 5/16"-18
22	057460-04-000	EA	SPRING - GAS - BALL STUD STYLE - 120 PI - "SPD6209"
23	107796-06-000	EA	SPRING/GAS - 12" COMPRESSED/20" EXTENDED - 120LB.
23	107796-08-000	EA	SPRING/GAS - 11" COMPRESSED/17" EXTENDED - 60 LB
23	107796-15-000	EA	SPRING/GAS - 24" COMPRESSED/40" EXTENDED - 15 LB.
23	107796-16-000	EA	SPRING/GAS - 6.4" COMPRESSED/9.6" EXTENDED - 65 LB.
23	107796-26-000	EA	SPRING/GAS - 12" COMPRESSED/20" EXTENDED - 90 LB.
24	042438-02-000	EA	DOWEL - WOOD - 2" X 2"
24	042438-01-000	EA	DOWEL - WOOD - CLOTHES ROD - 1" DIAMETER X 4'
	133426-01-02B	EA	BRACKET - MIRROR - MOUNTING - E-COATED
25	128811-01-01A	EA	BACKSOCKET - ADJUSTABLE - LEFT
26	128810-01-01A	EA	SLIDE - DRAWER - 12" - LEFT CABINET
26	128810-05-01A	EA	SLIDE - DRAWER - 14" - LEFT CABINET
26	128810-09-01A	EA	SLIDE - DRAWER - 16" - LEFT CABINET
26	128810-13-01A	EA	SLIDE - DRAWER - 18" - LEFT CABINET
26	128810-17-01A	EA	SLIDE - DRAWER - 20" - LEFT CABINET
26	128810-21-01A	EA	SLIDE - DRAWER - 22" - LEFT CABINET
26	128810-25-01A	EA	SLIDE - DRAWER - 24" - LEFT CABINET
27	128811-02-01A	EA	BACKSOCKET - ADJUSTABLE RIGHT
28	128810-03-01A	EA	SLIDE - DRAWER - 12" - LEFT DRAWER
28	128810-07-01A	EA	SLIDE - DRAWER - 14" - LEFT DRAWER
28	128810-11-01A	EA	SLIDE - DRAWER - 16" - LEFT DRAWER
28	128810-15-01A	EA	SLIDE - DRAWER - 18" - LEFT DRAWER
28	128810-19-01A	EA	SLIDE - DRAWER - 20" - LEFT DRAWER
28	128810-23-01A	EA	SLIDE - DRAWER - 22" - LEFT DRAWER
28	128810-27-01A	EA	SLIDE - DRAWER - 24" - LEFT DRAWER
29	128810-04-01A	EA	SLIDE - DRAWER - 12" - RIGHT DRAWER
29	128810-08-01A	EA	SLIDE - DRAWER - 14" - RIGHT DRAWER
29	128810-12-01A	EA	SLIDE - DRAWER - 16" - RIGHT DRAWER
29	128810-16-01A	EA	SLIDE - DRAWER - 18" - RIGHT DRAWER
29	128810-20-01A	EA	SLIDE - DRAWER - 20" - RIGHT DRAWER
29	128810-24-01A	EA	SLIDE - DRAWER - 22" - RIGHT DRAWER
29	128810-28-01A	EA	SLIDE - DRAWER - 24" - RIGHT DRAWER
30	128810-02-01A	EA	SLIDE - DRAWER - 12" - RIGHT CABINET
30	128810-06-01A	EA	SLIDE - DRAWER - 14" - RIGHT CABINET
30	128810-10-01A	EA	SLIDE - DRAWER - 16" - RIGHT CABINET
30	128810-14-01A	EA	SLIDE - DRAWER - 18" - RIGHT CABINET
30	128810-18-01A	EA	SLIDE - DRAWER - 20" - RIGHT CABINET
30	128810-22-01A	EA	SLIDE - DRAWER - 22" - RIGHT CABINET
30	128810-26-01A	EA	SLIDE - DRAWER - 24" - RIGHT CABINET
31	084412-01-000	EA	SUPPORT/HINGE KIT (LEFT & RIGHT HINGES)
32	130787-01-000	EA	TRACK - TAMBOUR DOOR/SPRING - 15.9"
32	130787-02-000	EA	TRACK - TAMBOUR DOOR/SPRING - 24"
32	130787-03-000	EA	TRACK - TAMBOUR DOOR/SPRING - 30"

## LABELS GROUP



**KEY PART NUMBER U/M DESCRIPTION**  
039290-01-000 EA LABEL - WARNING - EXIT



**KEY PART NUMBER U/M DESCRIPTION**  
107571-01-000 EA LABEL - EXIT/ESCAPE WINDOW

FOR AWNING INSTALLATION  
CONTACT YOUR MOTORHOME  
DEALERSHIP

**KEY PART NUMBER U/M DESCRIPTION**  
099509-01-000 EA LABEL - AWNING INSTALLATION



**KEY PART NUMBER U/M DESCRIPTION**  
040944-01-000 EA LABEL - ENTRANCE DOOR - "OPEN"

WARNING  
MUST BE STOWED  
IN LATCHED POSITION  
WHILE VEHICLE IS IN MOTION

**KEY PART NUMBER U/M DESCRIPTION**  
079966-01-000 EA LABEL - WARNING - STOWED - MOTION

**WARNING** DISCONNECT BATTERIES BEFORE  
CONNECTING EXTERNAL CHARGING EQUIPMENT.

**KEY PART NUMBER U/M DESCRIPTION**  
065748-01-000 EA LABEL - CAUTION - BATTERY CHARGING

AVERTISSEMENT : DEBRANCHER LES BATTERIES AVANT  
DE BRANCHER TOUT EQUIPEMENT DE CHARGE EXTERIEUR.

**KEY PART NUMBER U/M DESCRIPTION**  
065748-02-000 EA LABEL - WARNING - BATTERY/FRENCH - CANADIAN



## LABELS GROUP (CONTINUED)

WASTE WATER

**KEY PART NUMBER U/M DESCRIPTION**  
006188-01-000 EA LABEL - WASTE WATER

SEWAGE

**KEY PART NUMBER U/M DESCRIPTION**  
006187-01-000 EA LABEL - SEWAGE

IF YOU SMELL GAS

1. EXTINGUISH ANY OPEN FLAME, PILOT LIGHTS AND ALL SMOKING MATERIALS.
2. DO NOT TOUCH ELECTRICAL SWITCHES.
3. SHUT OFF THE GAS SUPPLY AT THE TANK VALVE(S) OR GAS SUPPLY CONNECTION.
4. OPEN DOORS AND OTHER VENTILATING OPENINGS.
5. LEAVE THE AREA UNTIL ODOR CLEARS.
6. HAVE THE GAS SYSTEM CHECKED AND LEAKAGE SOURCE CORRECTED BEFORE USING AGAIN.

**KEY PART NUMBER U/M DESCRIPTION**  
073998-01-000 EA LABEL - LPG ODOR WARNING

WARNING: TEST SMOKE DETECTOR OPERATION AFTER VEHICLE HAS BEEN IN STORAGE, BEFORE EACH TRIP AND AT LEAST ONCE PER WEEK DURING USE.

**KEY PART NUMBER U/M DESCRIPTION**  
077956-01-000 EA LABEL - WARNING - SMOKE DETECTOR

CAUTION	TO HELP AVOID PERSONAL INJURY DURING REMOVAL OF FUEL FILLER CAP, SLOWLY LOOSEN CAP 1/2 TURN TO ALLOW ANY FUEL PRESSURE TO BE RELIEVED BEFORE TURNING CAP FURTHER.
FUEL SPRAY MAY CAUSE PERSONAL INJURY	STOP ADDING FUEL AFTER FIRST SHUTOFF BY AUTOMATIC NOZZLE WHEN TANK IS NEARLY FULL. DO NOT OVERFILL FUEL TANK. SEE OWNERS MANUAL FOR ADDITIONAL INFORMATION. PRINTED IN U.S.A. <span style="float: right;">WLC PT NO 15611763</span>

**KEY PART NUMBER U/M DESCRIPTION**  
087207-05-000 EA LABEL - FUEL CAP REMOVAL

UNLEADED FUEL ONLY

**KEY PART NUMBER U/M DESCRIPTION**  
062043-01-000 EA LABEL - FUEL - UNLEADED

UNLEADED  
FUEL ONLY

**KEY PART NUMBER U/M DESCRIPTION**  
098641-01-000 EA LABEL - FUEL - UNLEADED - DASH

## LABELS GROUP (CONTINUED)

LP-GAS SYSTEM  
THIS GAS PIPING SYSTEM IS  
DESIGNED FOR USE OF  
LIQUIFIED PETROLEUM GAS  
ONLY. DO NOT CONNECT  
NATURAL GAS TO THIS  
SYSTEM.  
SECURE CAP INLET(S) WHEN NOT  
CONNECTED FOR USE. AFTER TURNING  
ON GAS, EXCEPT AFTER NORMAL  
CONTAINER REPLACEMENT, TEST GAS  
PIPING AND CONNECTIONS TO  
APPLIANCES FOR LEAKAGE WITH SOAPY  
WATER OR BUBBLE SOLUTION. DO NOT  
USE PRODUCTS THAT CONTAIN AMMONIA  
OR CLORINE.

124520

KEY	PART NUMBER	U/M DESCRIPTION
	124520-01-01A	EA LABEL - LP GAS ONLY - BLACK ON CLEAR
	124520-01-02A	EA LABEL - LP GAS ONLY - WHITE ON CLEAR

### WARNING

THIS SYSTEM IS DESIGNED FOR USE WITH PROPANE ONLY  
DO NOT CONNECT NATURAL GAS TO THIS SYSTEM

**BEFORE TURNING ON PROPANE:**

- (A) BE CERTAIN APPLIANCES ARE CERTIFIED FOR PROPANE AND ARE EQUIPPED WITH CORRECT BURNING ORIFICES.
- (B) MAKE CERTAIN ALL PROPANE CONNECTIONS ARE TIGHT BY TESTING WITH SOAPY WATER. ALL APPLIANCE VALVES ARE TURNED OFF, AND ANY UNCONNECTED OUTLETS ARE CAPPED.

**AFTER TURNING ON PROPANE:**

- (A) LIGHT ALL PILOT LIGHTS
- (B) (B) ALL CONNECTIONS, INCLUDING THOSE AT THE APPLIANCES, REGULATORS AND CYLINDERS SHOULD BE LEAK-TESTED PERIODICALLY WITH SOAPY WATER BY THE OCCUPANT. NEVER USE A LIGHTED MATCH OR OTHER FLAME WHEN CHECKING FOR LEAKS.
- (C) DO NOT LEAVE SYSTEM TURNED ON OF CONTAINERS CONNECTED UNTIL THE SYSTEM HAS BEEN PROVEN TO BE FREE OF LEAKS.
- (D) COOKING APPLIANCES SHOULD NOT BE USED FOR SPACE HEATING.
- (E) WHEN THE CONTAINERS ARE DISCONNECTED THE PROPANE SUPPLY LINE SHOULD BE CAPPED OR PLUGGED.

### AVERTISSEMENT

CETTE INSTALLATION EST CONCUE POUR LE PROPANE SEULEMENT  
NE PAS L'ALIMENTER EN GAZ NATUREL

**AVANT LA MISE EN SERVICE:**

- (A) S'ASSURER QUE LES APPAREILS SONT CERTIFIES POUR LE PROPANE ET MUNIS D'ORIFICES DE BRULEUR APPROPRIES.
- (B) VERIFIER L'ETANCHEITE DE TOUS LES RACCORDEMENTS AU PROPANE. LA PERMETURE DE TOUS LES ROBINETS D'APPAREILS ET L'OBTURATION DE TOUTES LES SORTIES NON RACCORDEES.

**APRES LA MISE EN SERVICE:**

- (A) ALLUMER TOUTES LES VEILLEUSES.
- (B) L'OCCUPANT DOIT EPROUVER PERIODIQUEMENT L'ETANCHEITE DE TOUS LES RACCORDEMENTS Y COMPRIS CEUX AUX APPAREILS, AUX DETENDEURS ET AUX BOUTEILLES, EN Y APPLIQUANT DE L'EAU SAVONNEUSE NE JAMA'S SE SERVIR D'UNE ALLUMETTE OU AUTRE POUR LA DETECTION DES FUITES.
- (C) NE PAS LAISSER L'ALIMENTATION OUVERTE NI LES RECIPIENTS RACCORDES AVANT D'AVOIR COMPLETE L'EPREUVE D'ETANCHEITE AU PROPANE DE L'INSTALLATION.
- (D) LES APPAREILS DE CUISSON NE DOIVENT PAS ETRE UTILISES POUR LE CHAUFFAGE DES LOCAUX.
- (E) LORSQUE LES RECIPIENTS SONT DECONNECTES, L'ALIMENTATION DE PROPANE DOIT ETRE OBTUREE OU SCELLEE.

KEY	PART NUMBER	U/M DESCRIPTION
	023769-01-000	EA LABEL - WARNING - LPG - CANADIAN

THIS CONNECTION IS FOR  
(B) VOLT AC, 60 HZ (CYCLES)  
(A) AMPERE SUPPLY

DO NOT CONNECT TO  
HIGHER VOLTAGE

KEY	PART NUMBER	U/M DESCRIPTION
	125306-01-01A	EA LABEL - ELECTRICAL ENTRANCE - 110VOLT 30AMP
	125306-03-01A	EA LABEL - ELECTRICAL ENTRANCE - 100 VOLT 30 AMP

## LABELS GROUP (CONTINUED)

THIS CONNECTION IS FOR  
(B) VOLT AC,3-POLE,4 WIRE  
60 HZ(CYCLES),(A) AMPERE SUPPLY

DO NOT CONNECT TO  
HIGHER VOLTAGE

**KEY PART NUMBER U/M DESCRIPTION**  
125306-04-01A EA LABEL - ELECTRICAL ENTRANCE - 120 VOLT - 240 AMP

THIS CONNECTION IS FOR  
(B) VOLT AC,50 HZ(CYCLES)  
(A) AMPERE SUPPLY

DO NOT CONNECT TO  
HIGHER VOLTAGE

**KEY PART NUMBER U/M DESCRIPTION**  
125306-05-01A EA LABEL - ELECTRICAL ENTRANCE - 220 VOLT 25 AMP

"TO ENSURE A SUPPLY OF FRESH AIR TO  
OCCUPANTS, OPEN VENTILATORS WHEN  
FUEL BURNING RANGE, FUEL BURNING  
CARRY-ON APPLIANCES AND/OR FUEL-  
BURNING LIGHTS ARE IN OPERATION."

"COOKING APPLIANCES SHOULD NOT BE  
USED FOR SPACE HEATING PURPOSES"

DE MANIERE A ASSURE UNE ALIMENTATION  
EN AIR FRAIS AUX OCCUPANTS,OUVRIR  
LES VENTILATEURS LORSQUE LA CUISINIERE,  
LES APPAREILS DE CHAUFFAGE PORTABLES  
ET/OU LES LAMPES DE COMBUSTION  
D'HUILE SONT EN FONCTIONNEMENT.

LES APPAREILS DE CUSSON NE DOIVENT  
PAS SERVIR AU CHAUFFAGES DES LOCAUX.

**KEY PART NUMBER U/M DESCRIPTION**  
050222-01-000 EA LABEL - STOVE VENT - CANADIAN

### WARNING

THIS VEHICLE, LIKE OTHER  
VEHICLES, MAY CONTAIN SMALL  
AMOUNTS OF ONE OR MORE  
SUBSTANCES WHICH ARE LISTED  
BY THE STATE OF CALIFORNIA  
FOR CAUSING CANCER OR  
REPRODUCTIVE TOXICITY.

**KEY PART NUMBER U/M DESCRIPTION**  
099689-01-000 EA LABEL - WARNING - CANCER/TOXICITY

WATER HEATER  
BY-PASS

NORMAL  
OPERATION

**KEY PART NUMBER U/M DESCRIPTION**  
133424-01-01A EA LABEL - BYPASS - WATER HEATER

REMOVE PRIMARY TIRE HANGER BEFORE USING  
SPARE TIRE HOIST-SEE OWNERS MANUAL - PERSONAL  
INJURY MAY RESULT IF NOT FOLLOWED

**KEY PART NUMBER U/M DESCRIPTION**  
126024-01-01A EA LABEL - TIRE HANGER REMOVAL

DO NOT USE HITCH BEFORE  
READING OWNERS MANUAL REGARDING  
VEHICLE LOADING AND TOWING

**KEY PART NUMBER U/M DESCRIPTION**  
111104-01-000 EA LABEL - HITCH - READ MANUAL - WHITE  
111104-02-000 EA LABEL - HITCH - READ MANUAL - BLACK

## LABELS GROUP (CONTINUED)

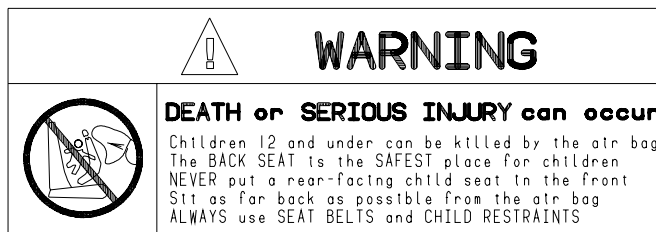
CAUTION

THIS MOTOR HOME HAS BEEN DESIGNED, MANUFACTURED AND TESTED WITH CONCERN FOR THE PROTECTION OF IT'S OCCUPANTS. WE RECOMMEND YOU PERFORM THE FOLLOWING INSPECTIONS FOR YOUR SAFETY AND THE SAFETY OF YOUR PASSENGERS BEFORE STARTING YOUR VEHICLE.


1. LP GAS SYSTEM-           TURN OFF AT TANK FOR TRAVELING. TEST FOR LEAKS UPON ARRIVAL AT DESTINATION. BEFORE LIGHTING PILOTS.
2. WHEELS-           INSPECT FOR DAMAGE AND CHECK LUG NUTS FOR TIGHTNESS.
3. TIRES-           INSPECT FOR WEAR AND DAMAGE AND CHECK FOR RECOMMENDED AIR PRESSURE.
4. LIGHTING-       TEST FOR PROPER OPERATION OF ALL INTERIOR AND EXTERIOR LIGHTS INCLUDING DASH LIGHTS, HEADLIGHTS, TAIL LIGHTS, BRAKE LIGHTS, CLEARANCE LIGHTS AND TURN SIGNALS.
5. EXITS-           INSPECT RELEASE MECHANISM ON EMERGENCY EXIT WINDOW. TEST BOTH LOCKS ON MAIN ENTRANCE DOOR FOR EASE OF OPERATION AND INSTRUCT PASSENGERS HOW TO USE BOTH MEANS OF EXIT.
6. SEAT BELTS-       DIRECT PASSENGERS TO DESIGNATED SEATS AND REQUIRE USE OF SEAT BELTS.
7. APPLIANCES-      TURN OFF AND LATCH OR LOCK DOORS WHERE PROVIDED.
8. LOOSE PARCELS-   STORE SECURELY.
9. UTILITY SUPPLY LINES-       DISCONNECT ALL ELECTRIC, SEWER AND WATER LINES AND SECURE PROPERLY.
10. ENTRANCE DOOR STEP-       PLACE IN RETRACTED POSITION FOR TRAVELING.

READ YOUR MOTOR HOME AND CHASSIS OWNER'S  
MANUAL FOR FURTHER PRECAUTIONS

**KEY PART NUMBER**    **U/M DESCRIPTION**  
056259-01-000       EA LABEL - SAFETY CHECK LIST



**KEY PART NUMBER**    **U/M DESCRIPTION**  
126611-01-000       EA LABEL - AIR BAG - VISOR



**KEY PART NUMBER**    **U/M DESCRIPTION**  
126612-01-000       EA LABEL - HANG TAG - AIR BAG - DASH

AIR CONDITIONING CIRCUIT.  
THIS CONNECTION IS FOR  
AIR CONDITIONERS RATED 110-  
125 VOLT AC, 60 HZ, 16  
AMPERES MAXIMUM. DO NOT  
EXCEED CIRCUIT RATING.

**KEY PART NUMBER**    **U/M DESCRIPTION**  
091243-01-000       EA LABEL - A/C COVER "AIR CONDITIONING CIRCUIT ETC."

WARNING: CONTAINS "CFC" A SUBSTANCE WHICH HARMS  
PUBLIC HEALTH AND ENVIRONMENT BY DESTROYING  
OZONE IN THE UPPER ATMOSPHERE.

**KEY PART NUMBER**    **U/M DESCRIPTION**  
111802-01-000       EA LABEL - CFC WARNING

## LABELS GROUP (CONTINUED)

### WARNING

WHEN ADDING A GENERATOR SET:

HIGH VOLTAGE-USE EXTREME CAUTION WHEN WORKING ON ELECTRICAL COMPONENTS.  
HAVE ALL ELECTRICAL INSTALLATION PERFORMED BY A QUALIFIED LICENSED ELECTRICIAN-FOLLOW ALL STATE AND LOCAL CODES.  
ONLY INSTALL GENERATOR SET APPROVED FOR R.V. APPLICATION. HAVE INSTALLED BY QUALIFIED TECHNICIAN.  
TO AVOID HEAT BUILD-UP AND TO GUARANTEE AN ADEQUATE AIR SUPPLY TO THE GENERATOR CARBURETOR, FOLLOW INSTALLATION INSTRUCTIONS.  
GENERATOR ENGINE EXHAUST GASES ARE TOXIC AND MUST NOT TERMINATE UNDER THE VEHICLE-DISCHARGE EXHAUST AWAY FROM VEHICLE.

**KEY PART NUMBER U/M DESCRIPTION**  
077510-01-000 EA LABEL - GENERATOR PREP

### CAUTION

DO NOT LATCH DOOR IN OPEN POSITION  
IF WATER HEATER CONTROL IS IN THE ON  
POSITION. WATER HEATER EXHAUST MAY  
DAMAGE OUTER SURFACE OF DOOR.

**KEY PART NUMBER U/M DESCRIPTION**  
113402-01-000 EA LABEL - CAUTION - WATER HEATER EXHAUST  
113402-02-000 EA LABEL - CAUTION - FURNACE EXHAUST

### WARNING!

UNDERSTAND OPERATOR'S MANUAL BEFORE USING.  
KEEP PEOPLE AND OBSTRUCTIONS CLEAR OF  
SLIDEOUT ROOM WHEN OPERATING TO AVOID  
INJURY AND/OR PROPERTY DAMAGE.

**KEY PART NUMBER U/M DESCRIPTION**  
116549-01-000 EA LABEL - WARNING - SLIDEOUT

### MISE EN GARDE

POUR VOTRE SECURITE PERSONNELLE RANGEZ,  
TOUT OBJET DE FAÇON SECURITAIRE LORSQUE  
LE VEHICULE EST EN MOUVEMENT.

### CAUTION

FOR YOUR PERSONAL SAFETY, SECURELY STOW  
OBJECTS AWAY WHILE VEHICLE IS IN MOTION

**KEY PART NUMBER U/M DESCRIPTION**  
131341-01-000 EA LABEL - STOW OBJECTS - US

DIESEL FUEL ONLY

**KEY PART NUMBER U/M DESCRIPTION**  
068383-01-000 EA LABEL - DIESEL FUEL

OPEN ○  
DRAIN  
CLOSED ○

**KEY PART NUMBER U/M DESCRIPTION**  
133423-01-01A EA LABEL - DRAIN

### WARNING

IT IS NOT SAFE TO USE COOKING  
APPLIANCES FOR COMFORT HEATING

COOKING APPLIANCES NEED FRESH AIR FOR SAFE OPERATION  
BEFORE OPERATION:

1. OPEN OVERHEAD VENT OR TURN ON EXHAUST FAN AND;
2. OPEN WINDOW.

**KEY PART NUMBER U/M DESCRIPTION**  
050225-01-000 EA LABEL - WARNING - STOVE VENT - US

## LABELS GROUP (CONTINUED)

### WARNING

ALL PILOT LIGHTS, APPLIANCES AND THIER  
IGNITORS (SEE OPERATING INSTRUCTIONS) SHALL  
BE TURNED OFF DURING REFUELING OF MOTOR  
FUEL TANKS AND/OR LP GAS CONTAINERS

KEY	PART NUMBER	U/M DESCRIPTION
	124519-01-01A	EA LABEL - WARNING/REFUELING - BLACK ON CLEAR
	124519-01-02A	EA LABEL - WARNING/REFUELING - WHITE ON CLEAR

### WARNING :

ALL PILOT LIGHTS AND APPLIANCES SHALL BE TURNED  
OFF DURING REFUELING OF MOTOR FUEL TANKS AND/  
OR PROPANE CONTAINERS.

### AVERTISSEMENT :

FERMER TOUTES LES VEILLEUSES AINSI QUE TOUS LES  
APPAREILS LORSQU'ON FAIT LE PLEIN DES RÉSERVOIRS  
À CARBURANT OU À PROPANE.

124519-02

KEY	PART NUMBER	U/M DESCRIPTION
	124519-02-01A	EA LABEL - WARNING/REFUELING - BLACK ON CLEAR - CSA
	124519-02-02A	EA LABEL - WARNING/REFUELING - WHITE ON CLEAR - CSA

### ENTRANCE DOOR PROP ROD

THIS ROD IS DESIGNED TO PROP THE  
ENTRANCE DOOR OPEN WHEN THE PATIO  
AWNING ARM IS ATTACHED TO THE  
SIDEWALL AND THE AWNING IS EX-  
TENDED.  
HOOK ONE END OF ROD INTO LOOP ON  
DOOR AND OTHER END INTO LOOP ON THE  
SIDEWALL AS SHOWN.

(THIS LABEL TO BE REMOVED BY RETAIL OWNER ONLY)

KEY	PART NUMBER	U/M DESCRIPTION
	128658-01-000	EA LABEL - PROP ROD - ENTRY DOOR

INPUT

KEY	PART NUMBER	U/M DESCRIPTION
	087236-01-000	EA LABEL - CABLE - INPUT

OUTLET

KEY	PART NUMBER	U/M DESCRIPTION
	087236-02-000	EA LABEL - TV OUTLET

DTS' ISI CE SIEGE N'EST PAS  
DESTINE A ETRE OCCUPE LORSQUE  
LE VEHICULE EST EN MOUVEMENT

THIS SEAT IS NOT INTENDED  
FOR OCCUPANCY WHILE  
VEHICLE IS IN MOTION

KEY	PART NUMBER	U/M DESCRIPTION
	006064-01-000	EA LABEL - SEAT W/O SEATBELT
	006064-02-000	EA LABEL-SEAT W/O SEATBELT, CANADIAN

## LABELS GROUP (CONTINUED)

CAUTION:  
OPEN A WINDOW OR VENT WHILE  
OPERATING DRYER. IT IS DANGEROUS  
TO CREATE A NEGATIVE AIR PRESSURE  
INSIDE A VEHICLE CONTAINING  
FUEL-BURNING APPLIANCES

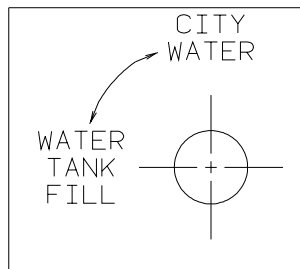
**KEY PART NUMBER U/M DESCRIPTION**  
130670-01-01A EA LABEL - CAUTION DRYER VENTING - BLACK ON CLEAR



**KEY PART NUMBER U/M DESCRIPTION**  
061417-01-000 EA LABEL - FUEL - ON FUEL FILL DOOR

INSERT RETAINER PINS IN  
SLIDE MECHANISM AFTER  
RETURNING GENERATOR TO  
STORED POSITION.  
IF RETAINER PINS ARE NOT  
INSERTED, THE GENERATOR  
WILL EXTEND WHICH MAY  
CAUSE PERSONAL INJURY.

**KEY PART NUMBER U/M DESCRIPTION**  
116273-01-000 EA LABEL - WARNING - GENERATOR



**KEY PART NUMBER U/M DESCRIPTION**  
117629-02-000 EA LABEL - WATER PUMP/FILL-WHITE LETTER/CLEAR BACKGROUND-.24"  
117629-03-000 EA LABEL - WATER PUMP/FILL-BLK LETTERS/CLEAR BACKGROUND-.31"

KEEP THE SERVICE INLET ACCESS  
IN THE CLOSED POSITION WHEN  
UTILITY CONNECTIONS ARE NOT IN USE

**KEY PART NUMBER U/M DESCRIPTION**  
123562-01-000 EA LABEL - SERVICE/UTILITY ACCESS

CITY WATER FILL

**KEY PART NUMBER U/M DESCRIPTION**  
126249-01-000 EA LABEL - CITY WATER FILL - WHITE LETTERS/CLEAR BACKGROUND  
126249-02-000 EA LABEL - CITY WATER FILL-BLK LETTER/CLEAR BACKGROUND-.24"H  
126249-03-000 EA LABEL - CITY WATER FILL-BLK LETTER/CLEAR BACKGROUND-.31"H

## LABELS GROUP (CONTINUED)

### WARNING

ROOF SURFACE MAY BE SLIPPERY  
ESPECIALLY WHERE MOISTURE IS PRESENT.  
SLIPPING MAY RESULT IN PERSONAL INJURY.

128218-01

KEY	PART NUMBER	U/M DESCRIPTION
	128218-01-01A	EA LABEL - WARNING - SLIPPERY ROOF

WASTE TANK FLUSH

KEY	PART NUMBER	U/M DESCRIPTION
	130168-01-000	EA LABEL - WASTE TANK FLUSH

LIGHTS WATER  
PUMP

KEY	PART NUMBER	U/M DESCRIPTION
	130170-02-000	EA LABEL - SWITCH PANEL - BLK/CLEAR BACKGROUND-1.4H X 3.9"L
	117628-02-000	EA LABEL - SWITCH - WATER PUMP/LIGHTS-WHITE/CLEAR BACKGROUND

MONITOR WATER  
PANEL PUMP  
LIGHT

KEY	PART NUMBER	U/M DESCRIPTION
	130170-01-000	EA LABEL - SWITCH PANEL - BLK/CLEAR BACKGROUND-1.8"H X 5.9"L

PUSH TO  
RELEASE  
GENERATOR  
SLIDE ASM

KEY	PART NUMBER	U/M DESCRIPTION
	131779-01-01A	EA LABEL - GENERATOR

### WARNING

ALL LP GAS IS CONTAINED UNDER PRES-  
SURE. DUE TO THE DANGEROUS POTENTIAL  
OF ANY COMPRESSED GAS, IT IS MANDA-  
TORY THAT THE FOLLOWING REQUIREMENTS  
FOR THE USE OF THIS TANK BE FOLLOWED:  
TANKS ARE TO BE INSTALLED, FUELED AND  
MAINTAINED IN ACCORDANCE WITH STATE  
AND LOCAL CODE, RULES, REGULATIONS OR  
LAWS AND IN ACCORDANCE WITH NFPA  
PAMPHLET 58, DIVISION IV.

KEY	PART NUMBER	U/M DESCRIPTION
	116112-01-000	EA LABEL - SWITCH PANEL - BLK/CLEAR BACKGROUND-1.8"H X 5.9"L



## LABELS GROUP (CONTINUED)

TOW VEHICLE RATING MAY BE LESS THAN HITCH RATING.  
 MAXIMUM VERTICAL HITCH LOAD: 350 LBS  
 DO NOT EXCEED REAR AXLE RATING.  
 SEE OWNER'S MANUAL FOR ADDITIONAL INFORMATION.

KEY	PART NUMBER	U/M DESCRIPTION
	129669-01-01A	EA LABEL - HITCH/VEHICLE RATE - 350 - WHITE ON CLEAR
	129669-01-02A	EA LABEL - HITCH/VEHICLE RATE - 350 - BLACK ON CLEAR
	129669-02-01A	EA LABEL - HITCH/VEHICLE RATE - 500 - WHITE ON CLEAR
	129669-02-02A	EA LABEL - HITCH/VEHICLE RATE - 500 - BLACK ON CLEAR

THIS CHAIR IS NOT INTENDED FOR OCCUPANCY WHEN VEHICLE IS IN MOTION AND MUST BE RETURNED TO STOWED POSITION

KEY	PART NUMBER	U/M DESCRIPTION
	102267-01-000	EA LABEL - NO OCCUPANCY - US

DTS ISICE SIEGE N'EST PAS DESTINE A ETRE OCCUPE LORSQUE LE VEHICULE EST EN MOUVEMENT ET IL FAUT QUE LE RANGER

THIS CHAIR IS NOT INTENDED FOR OCCUPANCY WHEN VEHICLE IS IN MOTION AND MUST BE RETURNED TO STOWED POSITION

KEY	PART NUMBER	U/M DESCRIPTION
	102267-02-000	EA LABEL - NO OCCUPANCY - CSA

### EXTERIOR SHOWER

KEY	PART NUMBER	U/M DESCRIPTION
	126248-03-000	EA LABEL - EXTERIOR SHOWER

W  
A  
T  
E  
R  
  
H  
E  
A  
T  
E  
R  
  
ON  
|  
OFF

KEY	PART NUMBER	U/M DESCRIPTION
	083588-01-000	EA LABEL - ON/OFF - WATER HEATER

E  
N  
G  
I  
N  
E  
  
H  
E  
A  
T  
E  
R  
  
ON  
|  
OFF

KEY	PART NUMBER	U/M DESCRIPTION
	083588-02-000	EA LABEL - ON/OFF - ENGINE HEATER


## LABELS GROUP (CONTINUED)

NOTE: TUNE ANTENNA  
PER MANUFACTURER'S  
DIRECTIONS. FAILURE TO  
COMPLY COULD RESULT IN  
DAMAGE TO CB.

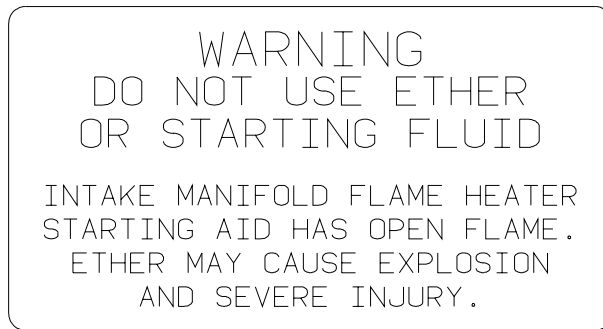
CB POWER PROVISION

RED +12 V  
BLACK GROUND  
COAX ANTENNA  
(SEE REVERSE ALSO)

KEY	PART NUMBER	U/M DESCRIPTION
	104678-01-000	EA LABEL - CB PREP



KEY	PART NUMBER	U/M DESCRIPTION
	114886-02-000	EA LABEL - PHONE & CABLE INPUT - WHITE/CLEAR BACKGROUND
	114866-03-000	EA LABEL - PHONE & CABLE INPUT - BLACK/CLEAR BACKGROUND



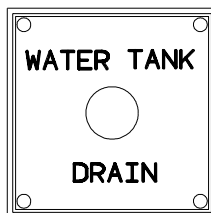
KEY	PART NUMBER	U/M DESCRIPTION
	116756-01-000	EA LABEL - WARNING ER/STARTING



KEY	PART NUMBER	U/M DESCRIPTION
	126247-01-000	EA LABEL - GRAY HOLDING TANK-WHITE LETTERS/CLEAR BACKGROUND
	126247-05-000	EA LABEL - GRAY HOLDING TANK-BLACK LETTERS/CLEAR BACKGROUND



KEY	PART NUMBER	U/M DESCRIPTION
	126247-02-000	EA LABEL - BLACK HOLDING TANK-WHITE LETTERS/BLACK BACKGROUND
	126247-06-000	EA LABEL - BLACK HOLDING TANK-BLACK LETTERS/CLEAR BACKGROUND

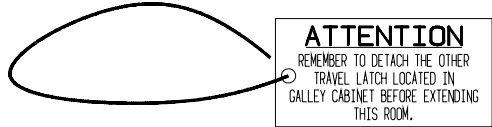


KEY	PART NUMBER	U/M DESCRIPTION
	127170-01-000	EA LABEL - WATER TANK DRAIN

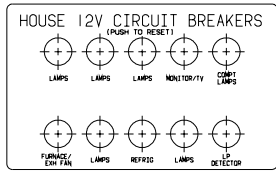
## LABELS GROUP (CONTINUED)

**WARNING**  
 POTABLE WATER ONLY  
 SANITIZE, FLUSH, AND  
 DRAIN BEFORE USING.  
 SEE INSTRUCTION MANUAL

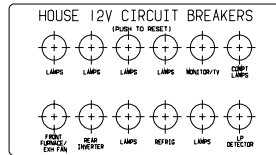
KEY	PART NUMBER	U/M DESCRIPTION
	128725-01-01A	EA LABEL - POTABLE WATER ONLY
	128725-01-02A	EA LABEL - POTABLE WATER ONLY



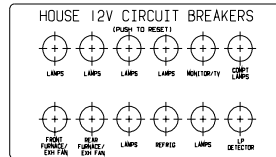
KEY	PART NUMBER	U/M DESCRIPTION
	129033-01-000	EA LABEL - HANG TAG - TRAVEL LATCH - 1.5" X3"



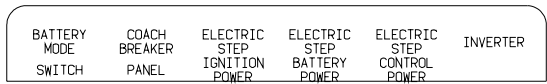
KEY	PART NUMBER	U/M DESCRIPTION
	092547-06-000	EA LABEL - CIRCUIT BREAKER



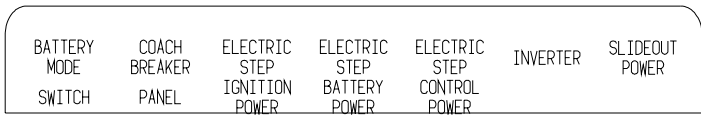
KEY	PART NUMBER	U/M DESCRIPTION
	092547-09-000	EA LABEL - CIRCUIT BREAKER



KEY	PART NUMBER	U/M DESCRIPTION
	092547-07-000	EA LABEL - CIRCUIT BREAKER



KEY	PART NUMBER	U/M DESCRIPTION
	093236-08-000	EA LABEL - CIRCUIT BREAKER

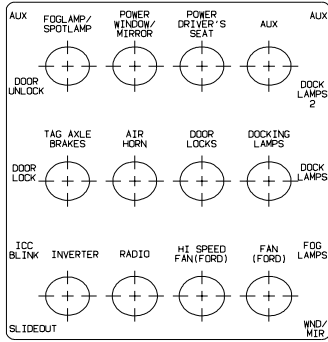


KEY	PART NUMBER	U/M DESCRIPTION
	093236-13-000	EA LABEL - CIRCUIT BREAKER

## LABELS GROUP (CONTINUED)

SLIDEOUT DRIVE	INVERTER	ELECTRIC STEP CONTROL POWER	ELECTRIC STEP BATTERY POWER	ELECTRIC STEP IGNITION POWER	COACH BREAKER PANEL	BATTERY MODE SWITCH
-------------------	----------	--------------------------------------	--------------------------------------	---------------------------------------	---------------------------	---------------------------

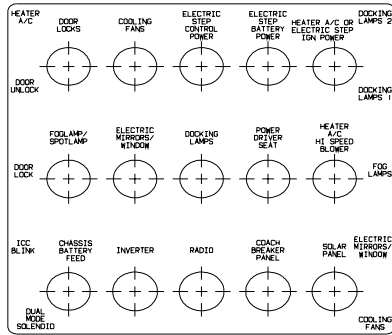
**KEY PART NUMBER**      **U/M DESCRIPTION**  
 093236-15-000      EA LABEL - CIRCUIT BREAKER



**KEY PART NUMBER**      **U/M DESCRIPTION**  
 093236-16-000      EA LABEL - CIRCUIT BREAKER

BATTERY MODE SWITCH	COACH BREAKER PANEL	ELECTRIC STEP IGNITION POWER	ELECTRIC STEP BATTERY POWER	ELECTRIC STEP CONTROL POWER	INVERTER	SLIDEOUT POWER
---------------------------	---------------------------	---------------------------------------	--------------------------------------	--------------------------------------	----------	-------------------

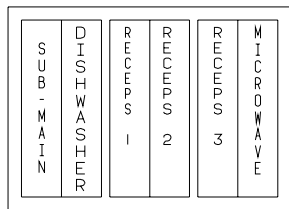
**KEY PART NUMBER**      **U/M DESCRIPTION**  
 093236-18-000      EA LABEL - CIRCUIT BREAKER



**KEY PART NUMBER**      **U/M DESCRIPTION**  
 093236-19-000      EA LABEL - CIRCUIT BREAKER



**KEY PART NUMBER**      **U/M DESCRIPTION**  
 093237-10-000      EA LABEL - CIRCUIT BREAKER - FRONT - COOLING FANS



**KEY PART NUMBER**      **U/M DESCRIPTION**  
 095721-20-000      EA LABEL - CONTROL CENTER W/INVERTER

## LABELS GROUP (CONTINUED)

SUB- MAIN	APPLIANCE 1	APPLIANCE 2	RECEPS 1	RECEPS 2	MICROWAVE
--------------	----------------	----------------	-------------	-------------	-----------

**KEY PART NUMBER U/M DESCRIPTION**  
095721-21-000 EA LABEL - CONTROL CENTER W/INVERTER

A/C CIRCUIT 1	MAIN	MAIN	A/C CIRCUIT 2	INVERTER/ CHARGER	REFRIG/VACUUM	WASHER/DRYER	WATER HEATER	
---------------------	------	------	---------------------	----------------------	---------------	--------------	-----------------	--

**KEY PART NUMBER U/M DESCRIPTION**  
095721-22-000 EA LABEL - CONTROL CENTER - 50AMP

A/C CIRCUIT 1	MAIN		REFRIG/CONV	MICROWAVE		RECEPS 1	RECEPS 2	
---------------------	------	--	-------------	-----------	--	-------------	-------------	--

**KEY PART NUMBER U/M DESCRIPTION**  
095721-25-000 EA LABEL - CONTROL CENTER - 30 AMP

A/C CIRCUIT 1	MAIN	REFRIG/CONV	MICROWAVE	RECEPS 1	RECEPS 2	APPLIANCE		
---------------------	------	-------------	-----------	-------------	-------------	-----------	--	--

**KEY PART NUMBER U/M DESCRIPTION**  
095721-26-000 EA LABEL - CONTROL CENTER - 30 AMP - CANADIAN

A/C CIRCUIT 1	MAIN	A/C CIRCUIT 2	REFRIG/CONV	MICROWAVE	RECEPS 1	RECEPS 2	RECEPS 3		
---------------------	------	---------------------	-------------	-----------	-------------	-------------	-------------	--	--

**KEY PART NUMBER U/M DESCRIPTION**  
095721-27-000 EA LABEL - CONTROL CENTER - 30 AM

A/C CIRCUIT 1	MAIN	A/C CIRCUIT 2	REFRIG/CONV	MICROWAVE	RECEPS 1	RECEPS 2	APPLIANCE		
---------------------	------	---------------------	-------------	-----------	-------------	-------------	-----------	--	--

**KEY PART NUMBER U/M DESCRIPTION**  
095721-28-000 EA LABEL - CONTROL CENTER - 30 AMP - CANADIAN

## LABELS GROUP (CONTINUED)

A/C CIRCUIT 1	MAIN	MAIN	A/C CIRCUIT 2	REFRIG/CONV	MICROWAVE	RECP S 1	RECP S 2	RECP S 3	WASHER/DRYER	
------------------	------	------	------------------	-------------	-----------	-------------	-------------	-------------	--------------	--

**KEY PART NUMBER**      **U/M DESCRIPTION**  
 095721-29-000      EA LABEL - CONTROL CENTER - 50 AMP

MAIN	MICROWAVE	GLH/RECP S	REFRIG/CONV	WATER HTR	A/C
------	-----------	---------------	-------------	--------------	-----

**KEY PART NUMBER**      **U/M DESCRIPTION**  
 095721-30-000      EA LABEL - CONTROL CENTER - 50 AMP - CANADIAN

A/C CIRCUIT 1	MAIN	A/C CIRCUIT 2	REFRIG/CONV	MICROWAVE	RECP S 1	RECP S 2	RECP S 3	WASHER/DRYER	WATER HEATER	
------------------	------	------------------	-------------	-----------	-------------	-------------	-------------	--------------	-----------------	--

**KEY PART NUMBER**      **U/M DESCRIPTION**  
 095721-31-000      EA LABEL - CONTROL CENTER - 30 AMP - US

A/C CIRCUIT 1	MAIN	MAIN	A/C CIRCUIT 2	REFRIG/CONV	MICROWAVE	RECP S 1	RECP S 2	RECP S 3	WASHER/DRYER	WATER HEATER
------------------	------	------	------------------	-------------	-----------	-------------	-------------	-------------	--------------	-----------------

**KEY PART NUMBER**      **U/M DESCRIPTION**  
 095721-33-000      EA LABEL - CONTROL CENTER - 50 AMP - US

A/C CIRCUIT 1	MAIN	MAIN	A/C CIRCUIT 2	INVERTER/ CHARGER	REFRIGERATOR	WASHER/DRYER	WATER HEATER	
------------------	------	------	------------------	----------------------	--------------	--------------	-----------------	--

**KEY PART NUMBER**      **U/M DESCRIPTION**  
 095721-34-000      EA LABEL - CONTROL CENTER - 50 AMP

AUTOMOTIVE AND COACH CIRCUIT BREAKERS
--

**KEY PART NUMBER**      **U/M DESCRIPTION**  
 098379-01-000      EA LABEL - FRONT BOX - CIRCUIT BREAKER

## LABELS GROUP (CONTINUED)

A/C CIRCUIT 1	M A I N	A/C CIRCUIT 2	R E F R I G / C O N V	M I C R O W A V E	R E C P S 1	R E C P S 2	R E C P S 3	A P P L I A N C E	W A S H E R / D R Y E R	W A T E R  H E A T E R
---------------------	------------------	---------------------	---	---	----------------------------	----------------------------	----------------------------	---	--	---

**KEY PART NUMBER**      **U/M DESCRIPTION**  
 095721-35-000      EA LABEL - CONTROL CENTER - 30 AMP - CSA

A/C CIRCUIT 1	M A I N	M A I N	A/C CIRCUIT 2	R E F R I G / C O N V	M I C R O W A V E	R E C P S 1	R E C P S 2	A P P L I A N C E  1	A P P L I A N C E  2	W A S H E R / D R Y E R	W A T E R  H E A T E R
---------------------	------------------	------------------	---------------------	---	---	----------------------------	----------------------------	--	--	--	---

**KEY PART NUMBER**      **U/M DESCRIPTION**  
 095721-36-000      EA LABEL - CONTROL CENTER - 50 AMP - CSA

M A I N	M A I N	A/C CIRCUIT 2	R E F R I G / C O N V	M I C R O W A V E	R E C P S 1	R E C P S 2	A P P L I A N C E  1	A P P L I A N C E  2	W A S H E R / D R Y E R	W A T E R  H E A T E R
------------------	------------------	---------------------	---	---	----------------------------	----------------------------	--	--	--	---

**KEY PART NUMBER**      **U/M DESCRIPTION**  
 095721-38-000      EA LABEL - CONTROL CENTER - 30 AMP - US

M A I N	A P P L I A N C E	G F I / R E C E P S	R E F E R / M I C R O	W A T E R  H T R	A / C
------------------	---	--	---	--	-------------

**KEY PART NUMBER**      **U/M DESCRIPTION**  
 095721-39-000      EA LABEL - CONTROL CENTER - 30 AMP - CANADIAN

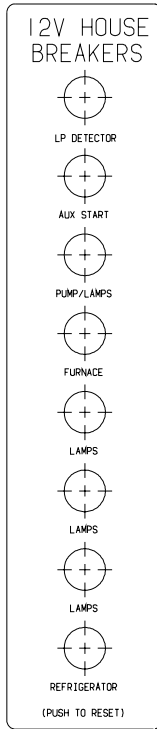
BATTERY MODE SOLENOID AND RELAYS
--

**KEY PART NUMBER**      **U/M DESCRIPTION**  
 098379-04-000      EA LABEL - ELECTRICAL BOX - SIDE

FRONT TIRE PRESSURE AT UNLOADED VEHICLE WEIGHT: 75 PSI						
REAR TIRE PRESSURE AT UNLOADED VEHICLE WEIGHT: 75 PSI						
FOR LOADED VEHICLE, WEIGH UNIT AND REFER TO TABLE:						
TIRE PRESSURE	75	80	85	90	95	100
FRONT LOAD-LBS	7185	7630	8070	8555	9085	9350*
REAR LOAD-LBS	13580	14375	15255	15500*		
TIRE: MICHELIN XRV 235/80R22.5, LOAD RANGE F						*GAWR = 9350
						**GAWR = 15500
FOR BEST PERFORMANCE, MATCH TIRE PRESSURE TO YOUR AXLE LOAD						

**KEY PART NUMBER**      **U/M DESCRIPTION**  
 131775-03-01A      EA LABEL - TIRE PRESSURE - BROWN/BLACK

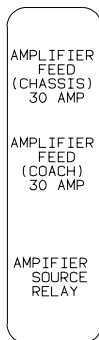
**LABELS GROUP (CONTINUED)**



KEY	PART NUMBER	U/M	DESCRIPTION
	092547-08-000	EA	LABEL - CIRCUIT BREAKER

DO NOT FILL  
LP-GAS CONTAINER(S)  
TO MORE THAN 80%  
OF CAPACITY.

KEY	PART NUMBER	U/M	DESCRIPTION
	079965-01-000	EA	LABEL - LPG - 80% CAPACITY



KEY	PART NUMBER	U/M	DESCRIPTION
	111537-06-000	EA	LABEL - AMPLIFIER POWER



## LABELS GROUP (CONTINUED)

THIS SEAT IS NOT INTENDED  
FOR OCCUPANCY WHEN  
VEHICLE IS IN MOTION

KEY	PART NUMBER	U/M	DESCRIPTION
	134538-01-01A	EA	LABEL - OCCUPANCY - NO SEAT BELT - BLACK ON CLEAR - US

TO ENSURE A SUPPLY OF FRESH AIR TO OCCUPANTS, OPEN VENTILATORS WHEN FUEL BURNING RANGE, FUEL BURNING CARRY-ON APPLIANCES AND/OR FUEL- BURNING LIGHTS ARE IN OPERATION.	DE MANIERE A ASSURE UNE ALIMENTATION EN AIR FRAIS AUX OCCUPANTS, OUVRIR LES VENTILATEURS LORSQUE LA CUISINIERE, LES APPAREILS DE CHAUFFAGE PORTABLES ET/OU LES LAMPES DE COMBUSTION D'HUILE SONT EN FONCTIONNEMENT.
COOKING APPLIANCES SHOULD NOT BE USED FOR SPACE HEATING PURPOSES	LES APPAREILS DE CUSSON NE DOIVENT PAS SERVIR AU CHAUFFAGES DES LOCAUX.

KEY	PART NUMBER	U/M	DESCRIPTION
	134540-01-01A	EA	LLABEL - WARNING - STOVE/HEATING - BLACK ON CLEAR

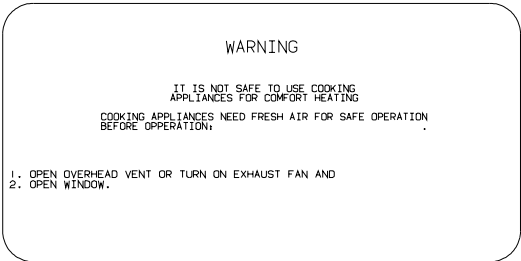
DST ISICE SIEGE N'EST PAS DESTINE A ETRE OCCUPE LORSQUE LE VEHICULE EST IN MOVUEMENT	THIS SEAT IS NOT INTENDED FOR OCCUPANCY WHILE VEHICLE IS IN MOTION
--	--

KEY	PART NUMBER	U/M	DESCRIPTION
	134538-02-01A	EA	LABEL - OCCUPANCY - NO SEAT BELT - BLACK ON CLEAR - CSA

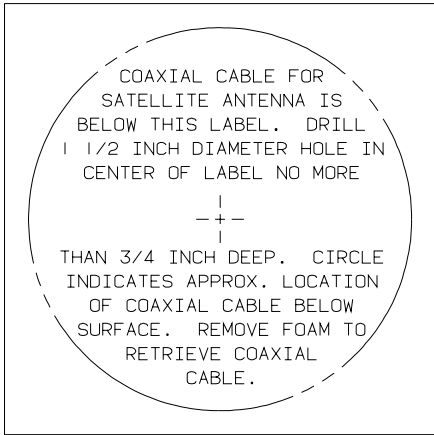
JACKS DOWN

KEY	PART NUMBER	U/M	DESCRIPTION
1	133533-01-01A	EA	LABEL - JACKS DOWN - CLEAR W/WHITE LETTERING

**LABELS GROUP (CONTINUED)**

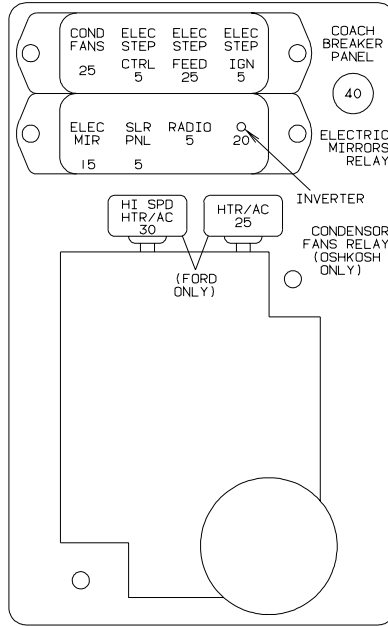


KEY	PART NUMBER	U/M	DESCRIPTION
	134539-01-01A	EA	LABEL - WARNING - STOVE/HEATING - BLACK ON CLEAR

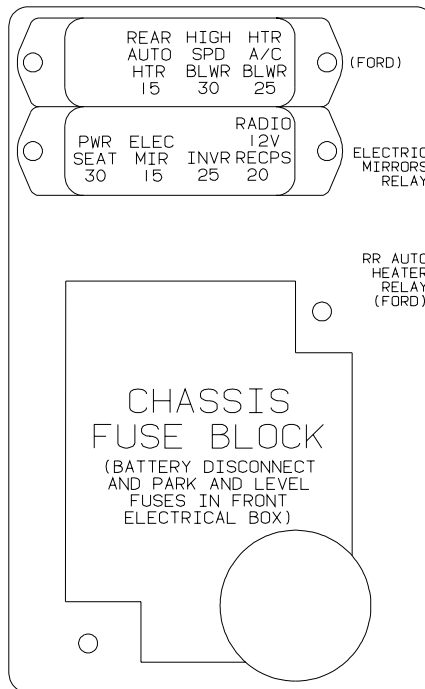


KEY	PART NUMBER	U/M	DESCRIPTION
	120431-01-000	EA	LABEL - LOCATION - COAXIAL CABLE/SATELLITE ANTENNA

# LABELS GROUP (CONTINUED)



KEY	PART NUMBER	U/M DESCRIPTION
	111537-07-000	EA LABEL - FUSES



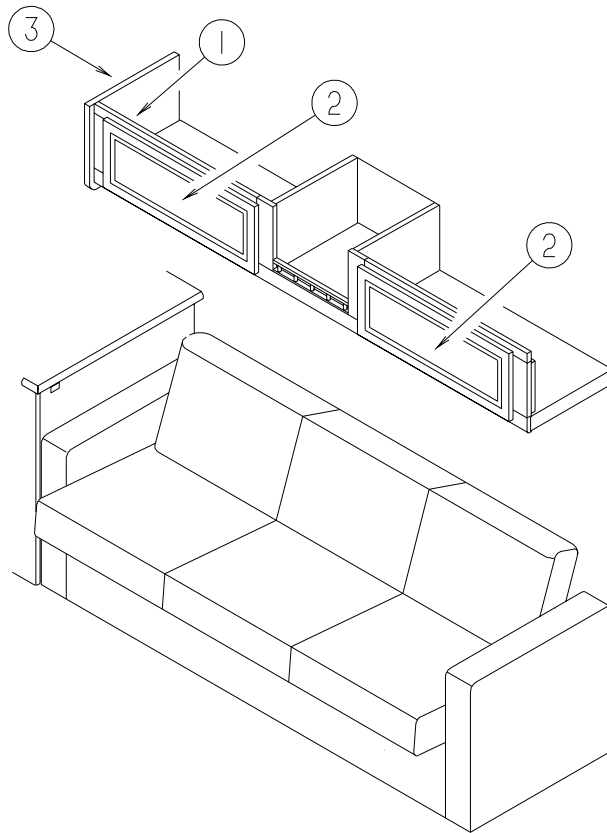
KEY	PART NUMBER	U/M DESCRIPTION
	111537-08-000	EA LABEL - FUSES

**LP GROUP**  
**LP SYSTEM**

<b>KEY</b>	<b>PART NUMBER</b>	<b>U/M</b>	<b>DESCRIPTION</b>
	045703-05-000	EA	HOSE - LP - 3/8"ID X 28" - 3/8"MPT X 1/2"F SWIVEL - U.S.
	065318-02-000	EA	ELBOW - 90 DEGREE - 3/8" MPT TO 3/8" FPT
	105658-01-000	EA	COMPARTMENT - LP REGULATOR
	106150-01-000	EA	REGULATOR - TWO STAGE -W/90 DEGREE ELBOW & 3/8" FPT OUTLET
	010377-02-000	EA	NUT - BRASS - 3/8" FLARE - FORGED
	045703-15-000	EA	HOSE - LP - 3/8"ID X 142" - 1/2F SWIVEL X 3/8F
	045703-06-000	EA	HOSE - LP - 3/8"ID X 28" - 3/8"MPT X 1/2"F SWIVEL - CANADA
	045703-14-000	EA	HOSE - LP - 3/8"ID X 157.5" - 1/2"F SWIVEL X 1/2"F SWIVEL
	010252-01-000	EA	ELBOW - BRASS - 90 DEGREE - 3/8"F X 1/2"MPT
	010329-01-000	EA	ADAPTER - BRASS - 1/2"F X 1/2"MPT
	024250-01-000	EA	ADAPTER - BRASS - 3/8"F X 1/2"FPT
	040440-02-000	EA	TRANSMITTER - DIAL/BOLT-ON - 0-90 OHM 2 TERM(POWER/GROUND) FROM: 00-00-00 THRU: 04-28-00
	040440-03-000	EA	TRANSMITTER - DIAL/SNAP-ON - 0-90 OHM 2 TERM(POWER/GROUND) FROM: 04-29-00 THRU: 99-99-99
*	088253-10-000	EA	TANK - LP - 100 LB - 14" DIAMETER X 47" LONG
	103613-03-000	EA	DETECTOR - LP GAS - W/O SHUT-OFF VALVE
	010380-02-000	EA	NUT - BRASS - 1/2" FLARE - FORGED

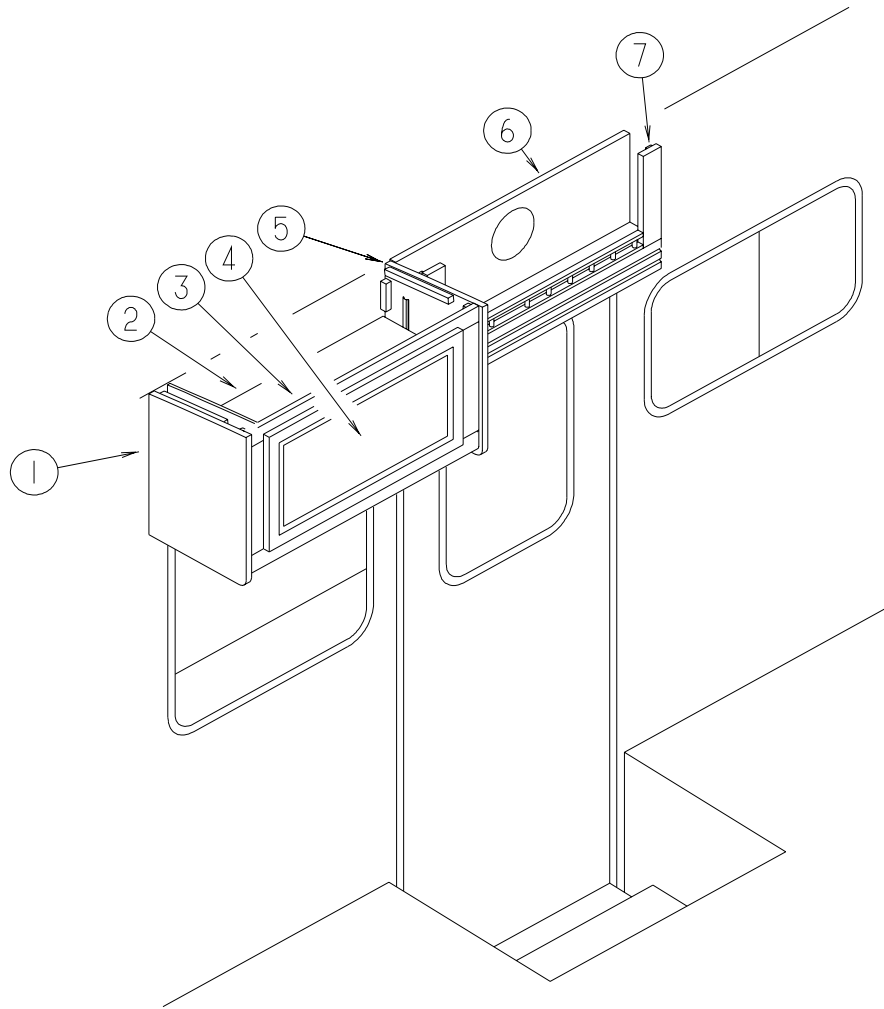
\* **COMPONENT PARTS FOUND IN SERVICE PARTS LIBRARY**

## LOUNGE GROUP CABINETS



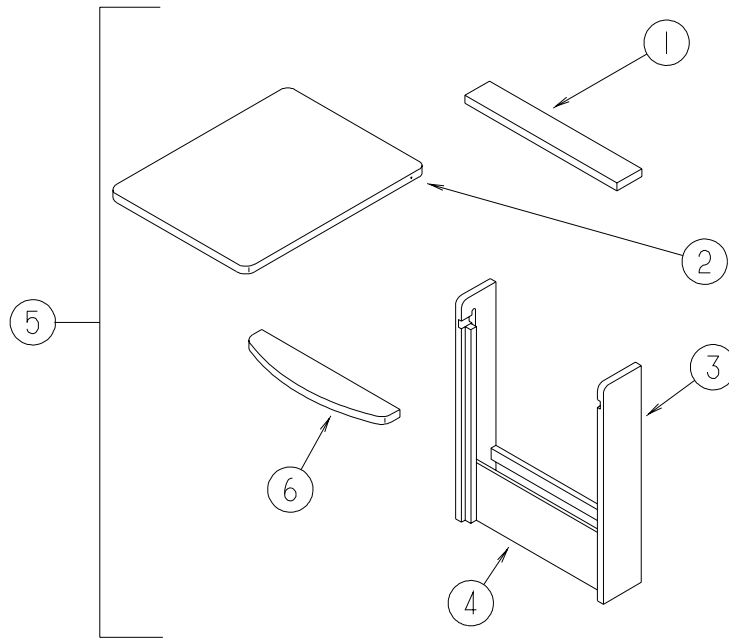
KEY	PART NUMBER	U/M	DESCRIPTION
1	133082-02-L76	EA	CABINET - OVERHEAD/FRONT/LEFT HAND - W/O DOORS/HARDWARE
2	133179-04-L42	EA	DOOR - RAIL/ARCHED TOP - 10.8" X 27.9" - W/O HARDWARE
3	103128-54-L76	EA	END CAP - OVERHEAD CABINET/LEFT HAND

**LOUNGE GROUP (CONTINUED)**  
**CABINETS (CONTINUED)**



KEY	PART NUMBER	U/M	DESCRIPTION
1	103128-07-G15	EA	END CAP - OVERHEAD CABINET - LEFT HAND
2	131890-11-L32	EA	SHELF - W/PLASTIC EDGE TRIM
3	131890-01-L32	EA	CABINET - OVERHEAD/FRONT - W/O DOORS/HARDWARE
3	131890-02-L32	EA	CABINET - OVERHEAD/FRONT - W/O DOORS/HARDWARE (W/SOUND SYSTEM)
4	133179-09-L42	EA	DOOR - RAIL/ARCHED TOP - 15.5" X 29.5" - W/O HARDWARE
5	103128-10-G15	EA	END CAP - OVERHEAD CABINET - RIGHT HAND
6	132346-14-L32	EA	PANEL ASM - FABRIC COVERED (L42)
6	132346-14-L44	EA	PANEL ASM - FABRIC COVERED (L44)
6	132346-14-L46	EA	PANEL ASM - FABRIC COVERED (L46)
7	132346-02-L32	EA	CABINET - OVERHEAD/ENTRY DOOR - W/O DOORS/HARDWARE

## LOUNGE GROUP (CONTINUED) TABLE



KEY	PART NUMBER	U/M	DESCRIPTION
1	119559-26-L32	EA	WALL CABINET/TOP - F/PULLOUT TABLE
2	119559-29-L32	EA	TABLE TOP ONLY
3	119559-11-G35	EA	CABINET/RIGHT SIDE - F/PULLOUT TABLE - 5.7" X 28.7"
	119559-12-G35	EA	CABINET/LEFT SIDE - F/PULLOUT TABLE - 5.7" X 28.7"
4	119559-28-L32	EA	PANEL - BOTTOM KICK - CABINET
5	119559-04-L32	EA	CABINET - W/PULLOUT TABLE
6	119559-27-L32	EA	SHELF - SUPPORT - F/PULLOUT TABLE
	080736-01-000	EA	PULL - RECESSED - 1.25" X 4" - OAK

# SEALANTS & FASTENERS GROUP

## SEALANTS & ADHESIVES

KEY	PART NUMBER	U/M	DESCRIPTION
	069640-01-000	FT	SEALER - RIBBON - 1/4" DIAMETER X 30' - BLACK
	069640-02-000	FT	SEALER - TAPE - .13"THICK X .5"WIDE X 60' - GRAY
	069640-03-000	FT	SEALER - TAPE - .13"THICK X .75"WIDE X 60' - BLACK
	069640-07-000	FT	SEALER - TAPE - .09" THICK X 2" WIDE X 45' - GRAY
	069640-09-000	FT	SEALER - TAPE - .03" THICK X 2.50"WIDE X 80' - GRAY
	069640-10-000	FT	SEALER - TAPE - .03" THICK X 1.50" WIDE X 90' - GRAY
	069640-11-000	FT	SEALER - TAPE - .19" THICK X .38" WIDE X 40' - BLACK
	069640-13-000	FT	SEALER - TAPE - .03"THICK X 2"WIDE X 45' - BLACK
	069640-14-000	FT	SEALER - TAPE - .06" THICK X 1" WIDE X 100' - GRAY
	069640-15-000	FT	SEALER - TAPE - .06"THICK X .38"WIDE X 100' - GRAY
	069640-17-000	FT	SEALER - TAPE - .03" THICK X 1" WIDE X 90' - GRAY
	069640-18-000	FT	SEALER - TAPE - .50" THICK X .13" WIDE X 60' - BRT WHITE
	069640-19-000	FT	SEALER - TAPE - .75" THICK X .13" WIDE X 60' - BRT WHITE
	069640-20-000	FT	SEALER - TAPE - .50" THICK X 1/8" WIDE X 60' - BLACK
	069640-21-000	FT	SEALER - TAPE - .50" THICK X 1/16" WIDE X 100'-BRIGHT WHT
	069640-22-000	FT	SEALER - TAPE - .25" THICK X 1/32" WIDE X 100'- BRIGHT WHT
	069640-23-000	FT	SEALER - TAPE - 1/16" THICK X 3/4" WIDE X 100'-BRIGHT WHT
	069640-25-000	FT	SEALER - TAPE - .06" THICK X 3.5" WIDE X 50' - GRAY
	072889-01-000	EA	SEALANT - URETHANE - BLACK - TUBE
	072889-10-000	EA	SEALANT - URETHANE - BRIGHT WHITE - TUBE
	072889-11-000	EA	SEALANT - URETHANE - GRAY - TUBE
	072889-13-000	EA	SEALANT - URETHANE - VW WHITE - TUBE
	072889-14-000	EA	SEALANT - URETHANE - SABLE - TUBE
	116767-01-01A	EA	SEALANT - WATERBASE - CLEAR
	053766-02-000	EA	BEDDING COMPOUND - TUBE - WHITE
	053766-06-000	EA	BEDDING COMPOUND - TUBE - CLEAR
	034552-15-000	EA	SILICONE - TUBE - W/O NOZZLE - BRIGHT WHITE
	131264-01-01A	EA	SILICONE - W/O NOZZLE - BLACK
	131264-01-02A	EA	SILICONE - W/O NOZZLE - CLEAR
	131264-01-08A	EA	SILICONE - W/O NOZZLE - BUFF
	131264-02-01A	EA	SILICONE - W/O NOZZLE - VW GRAY - BATH ONLY
	131264-03-01A	EA	SILICONE - W/O NOZZLE - SELF LEVELING - BRIGHT WHITE
	108716-01-000	EA	SILICONE - W/O NOZZLE - OFF WHITE - SELF LEVELING
	108716-02-000	EA	SILICONE - W/O NOZZLE - BUFF - SELF LEVELING
	102352-01-000	EA	SEALER - PUMPABLE - TUBE - BLACK
	102352-02-000	EA	SEALER - PUMPABLE - TUBE - CLEAR
	094401-01-000	EA	SEALER - BODY SEAM - FLEXICLEAR
	094401-03-000	EA	SEALER - BODY SEAM - BLACK
	094401-04-000	EA	SEALER - BODY SEAM - CLEAR
	067788-01-000	EA	ADHESIVE - SPRAY - 3M - 19.5 OZ AEROSOL CAN
	900390-01-000	EA	NOZZLE - SILICONE TUBE - 2.5" LONG
	900390-03-000	EA	NOZZLE - SILICONE TUBE - 4.3" LONG
	112902-01-000	EA	NOZZLE - ELEMENT - 3/8 X 24
	112902-02-000	EA	NOZZLE-BELL 3/8X24
	112902-03-000	EA	MIXER NOZZLE - F/GUN #00400102000 - SCOTCH-WELD & PLEXUS
	076322-01-000	FT	TAPE-DOUBLE COATED/ADHESIVE BK-.03"THK X .8"W X 216'- WHT
	076322-02-000	FT	TAPE-DOUBLE COATED/ADHESIVE BK-.05"THK X 1"W X 108' - WHT
	076322-03-000	FT	TAPE-DOUBLE COATED/ADHESIVE BK-.05"THK X .5"W X 108' - WHT
	076322-05-000	FT	TAPE-DOUBLE COATED/ADHESIVE BK-.05"THK X .8"W X 108' - WHT
	076322-06-000	FT	TAPE - DOUBLE COATED/ADHESIVE BK-.05"THK X 1"W - BLK
	076322-07-000	FT	TAPE-DOUBLE COATED/ADHESIVE BK-.05"THK X .5"W X 200' - BLK
	076322-11-000	FT	TAPE-DOUBLE COATED/ADHESIVE BK-.02"THK X 1"W X 216' - CLR
	076322-12-000	FT	TAPE-DOUBLE COATED/ADHESIVE BK-.05"THK X .8"W X 108' - CLR
	123816-01-000	FT	TAPE - DOUBLE SIDED - 1" X 100'
	123816-02-000	FT	TAPE - DOUBLE SIDED - 1/2" X 1 1/3" X 100'
	123816-03-000	FT	TAPE - DOUBLE SIDED - 1/2" X 3/4" X 100'
	123816-04-000	FT	TAPE - DOUBLE SIDED - 6" X 750'
	120534-01-01A	EA	TAPE - SCOTCH - 3M - 1/2" FINE LINE



## SEALANTS & FASTENERS GROUP (CONTINUED)

### SEALANTS & ADHESIVES (CONTINUED)

KEY	PART NUMBER	U/M	DESCRIPTION
	063642-01-000	FT	TAPE - ADHESIVE - .4" X 1.5" X 180'
	123244-01-000	FT	TAPE - DOUBLE SIDED/FOAM - 5/64" THICK X 3/4" WIDE
	123244-02-000	FT	TAPE - DOUBLE SIDED/FOAM - 5/64" THICK X 1/2" WIDE X 108'
	088479-01-000	EA	TAPE - ALUMINUM - 3"
	103202-02-000	FT	TAPE - FOAM/ADHESIVE ONE SIDE - 1/16" X 200'
	110274-01-000	FT	TAPE - DOUBLE SIDED/FOAM - .45" X 1" X 216' - BLACK
	115933-01-000	FT	TAPE - 1/64" X 3/8" X 100'
	123816-04-000	FT	TAPE - DOUBLE SIDED - 6" X 750'
	002707-02-000	FT	TAPE - SEALER - 5/16" X 1/2" - INCREMENTS OF 50 FT
	091255-02-000	FT	SEAL - ADHESIVE BACKED/FOAM - 3/64" THICK X 3/16"W X 1000'
	091255-03-000	FT	SEAL - ADHESIVE BACKED/FOAM - 1/4" THICK X 1/4"W X 1000'
	099069-01-000	FT	SEAL - RUBBER - CLOSED SPONGE - .5" WIDE X .12" THICK -BLK
	104692-01-000	FT	SEAL - ADHESIVE BACKED FOAM - 3/4" THICK X 3/4" WIDE X 25'
	104692-03-000	FT	SEAL - ADHESIVE BACKED FOAM - 1" THICK X 1 3/4" WIDE X 15'
	108353-03-000	FT	SEAL - FOAM - .19" X .25"
	112864-01-000	FT	SEAL - FOAM/BUTYL COVERED - 3/8" X 35'
	106206-01-000	EA	SEALER - PUMPABLE - TUBE - BLACK - MANUS
	120074-02-01A	EA	SILICONE - W/O NOZZLE - LOW ODOR - OFF WHITE
	120074-02-02A	EA	SEALANT - W/O NOZZLE - SOFT WHITE
	107828-01-000	EA	SEALANT - SB - 190 EVERSEAL
	112864-02-000	FT	FOAM - BUTYL COVERED 5/16" X 44'
	087211-01-000	GL	PROMOTER - ADHESIVE - GALLON
	004006-05-700	EA	ADHESIVE - 5 GALLON - NATIONAL STARCH
	004020-01-000	QT	ADHESIVE - ABS CEMENT - QUART
	112901-02-000	EA	ADHESIVE - PLEXUS - MA330 - 50ML - GRAY
	131384-01-000	EA	ADHESIVE - JETWELD
	113366-01-000	EA	ADHESIVE - INSTANT - 1 OZ
	062917-03-000	EA	ADHESIVE - LOCTITE 242
	004001-02-000	EA	GUN - PLEXUS ADHESIVE - W/O NOZZLE
	004001-03-000	EA	MIXER NOZZLE (EPX)
	004001-03-001	EA	EPOXY MIXER NOZZLE 12"
	004001-03-002	EA	TUBE/MIXER - GRACO EPOXY
	004001-04-000	EA	PLUNGER ACCESSORY (EPX)
	004001-05-000	EA	ADHESIVE - SCOTCH-WELD - 3M DP100 - CLEAR - 50ML
	099952-01-000	FT	CORE - SEAL - BULB SUPPORT

**SEALANTS & FASTENERS GROUP (CONTINUED)****BOLTS, NUTS AND WASHERS**

<b>KEY</b>	<b>PART NUMBER</b>	<b>U/M</b>	<b>DESCRIPTION</b>
	000C12-04-12A	EA	BOLT - HEX - 1/4-20 X .75 - PLAIN 5
	000C12-05-16B	EA	BOLT - HEX - 5/16-18 X 1 - GRADE #5 - ZINC
	000C12-05-12B	EA	BOLT - HEX - 5/16-18 X 3/4 - ZINC 5
	000C12-06-16B	EA	BOLT - HEX - 3/8-16 X 1 - GRADE #5 - ZINC
	000C12-06-20B	EA	BOLT - HEX - 3/8 - 16 X 1 1/4 - ZINC #5
	000C12-06-44B	EA	BOLT - HEX - 3/8-16 X 2 3/4 - ZINC 5
	000C12-07-20B	EA	BOLT - HEX - 7/16-14 X 1 1/4 - ZINC 5
	000C12-08-24B	EA	BOLT - HEX - 1/2-13 X 1.5 - GRADE #3 - ZINC
	000C12-08-28B	EA	BOLT - HEX - 1/2-13 X 1.8" - GRADE #5 - ZIN
	000C12-08-16B	EA	BOLT - HEX - 1/2-13 X 1" - GRADE #5 - ZINC
	0MC04K-06-016	EA	BOLT - HEX - M06 X 1 X 016
	0MC05K-08-055	EA	BOLT - HEX M.3 X 1.25 X 2.2
	0MC13K-14-070	EA	BOLT - HEX M14 X 2.00 X 2.75
	0MC31K-08-020	EA	BOLT - HEX - SERRATED FLANGE - M8 X 020
	0MC32K-10-030	EA	BOLT - HEX - SERRATED FLANGE - M10 X 1.50
	0MC53K-12-050	EA	BOLT - HEX - M12 X 1.75 X 050
	000C12-04-40B	EA	BOLT - HEX - 1/4-20 X 2 1/2 - GRADE 5 ZINC
	000C12-05-64B	EA	BOLT - HEX - 5/16-18 X 4
	000C12-06-24B	EA	BOLT - HEX - 3/8-16 X 1 1/2 - ZINC #5
	000C12-10-24B	EA	BOLT - HEX - 5/8-11 X 1.5" - GRADE #5 - ZINC
	000C13-07-40B	EA	BOLT - HEX - 7/16-20 X 2.5" - GRADE #5 - ZINC
	000C13-07-48B	EA	BOLT - HEX - 7/16-20 X 3" - GRADE #5 - ZINC
	000C13-08-40B	EA	BOLT - HEX - 1/2-20 X 2 1/2 - GRADE #5 - ZINC
	000C13-08-28B	EA	BOLT - HEX - 1/2-20 X 1 3/4 - GRADE #5 - ZINC
	000C14-07-28B	EA	BOLT - HEX - 7/16-14 X 1.75 - GRADE 8 ZINC
	000C14-07-20B	EA	BOLT - HEX - 7/16-14 X 1.25 - GRADE 8 ZINC
	000C14-10-24K	EA	BOLT - HEX 0 5/8-11 X 1.50 - GRADE #8 - ZINC
	000C14-10-32K	EA	BOLT - HEX - 5/8"-11 X 2 - GRADE #8 - ZINC
	000C18-05-40A	EA	BOLT - ELEVATOR - 5/16-18 X 2.50 - PL
	000C18-06-48B	EA	BOLT - ELEVATOR - 3/8-16 X 3 - GRADE 5 - ZINC
	000C18-06-56A	EA	BOLT - ELEVATOR - 3/8-16 X 3 1/2 - GRADE 5
	000C26-04-18B	EA	BOLT - HEX - SERRATED FLANGE - 1/4-20 X 1 1/8 - ZINC
	000C26-04-14B	EA	BOLT - HEX - SERRATED FLANGE - 1/4-20 X 7/8 - ZINC
	000C26-04-10B	EA	BOLT - HEX - SERRATED FLANGE - 1/4-20 X 5/8 - ZINC
	000C26-05-16B	EA	BOLT - HEX - SERRATED FLANGE - 5/16-18 X 1 - ZINC
	000C26-05-20B	EA	BOLT - HEX - SERRATED FLANGE - 5/16-18 X 1 1/4 - ZINC
	000C26-05-12B	EA	BOLT - HEX - SERRATED FLANGE - 5/16-18 X 3/4 - ZINC
	000C26-05-16B	EA	BOLT - HEX - SERRATED FLANGE - 5/16-18 X 1 - ZINC
	000C26-05-129	EA	BOLT - HEX - SERRATED FLANGE - 5/16-18 X 3/4
	000C26-05-249	EA	BOLT - HEX - SERRATED FLANGE 5/16-18 X 1.5"
	000C26-06-16B	EA	BOLT - HEX - SERRATED FLANGE - 3/8-16 X 1 - ZINC
	000C26-06-12B	EA	BOLT - HEX - SERRATED FLANGE - 3/8-16 X 3/4 - ZINC
	000C26-06-28B	EA	BOLT - HEX - SERRATED FLANGE - 3/8-16 X 1 3/4 - ZINC
	000C26-06-40B	EA	BOLT - HEX - SERRATED FLANGE - 3/8-16 X 1 3/4 - ZINC
	000C26-06-12B	EA	BOLT - HEX - SERRATED FLANGE - 3/8-16 X 3/4 - ZINC
	000C26-06-20B	EA	BOLT-HEX, SER FLG 3/8 - 16 X 1 1/4 - ZN
	000C26-08-24B	EA	BOLT - HEX - SERRATED FLANGE - 1/2-13 X 1 1/2 - ZINC
	000C27-04-40B	EA	BOLT - CARRIAGE 1/4-20 X 2.50 - ZINC
	000C27-08-64B	EA	BOLT - CARRIAGE - 1/2-13 X 4. - GRS
	106166-01-000	EA	BOLT/COLLARED HANGER - 8-32 X 1"
	000G45-04-24B	EA	BOLT - LAG - 1/4-9 X 1 1/2 - ZINC
	000G45-04-24F	EA	BOLT - LAG - 1/4" #9 X 1 1/2SS
	000G45-05-16B	EA	BOLT - LAG - 5/16-9 X 1 - ZINC
	106956-03-000	EA	BOLT - HEX TAP - 1/2-12NC X 3 - GRADE 5 - FULL THREAD/ZINC
	051387-06-000	EA	BOLT - CARRIAGE W/O HOLE - 5/16-18 X 9.5 - ZINC
	091274-03-000	EA	BOLT-J - 3/8-16 X 12.0
	106956-08-000	EA	BOLT - HEX TAP - 1/2-13NC X 4 - GRADE 5 - FULL THREAD/ZINC
	087718-01-000	EA	MONOBOLT - STEEL - 3/16 DIAMETER
	102333-02-01A	EA	BOLT - CARRIAGE - 1/4-20
	103020-02-000	EA	BOLT-U - #8-32 - GRADE 5 ZINC

## SEALANTS & FASTENERS GROUP (CONTINUED)

### BOLTS, NUTS AND WASHERS (CONTINUED)

KEY	PART NUMBER	U/M	DESCRIPTION
	107393-02-000	EA	BOLT - SHOULDER - 3/8" SOCKETHEAD
	113985-02-000	EA	BOLT - FLANGE - M10-1.5 X 30CL10.9
	114259-05-000	EA	BOLT-7/16-20X1.25 W/WASHER
	0MD16K-10-000	EA	NUT - HEX PREV TORQUE M10 X 1.50 CLASS 8
	0MD39K-12-000	EA	NUT - HEX W/NYLON LOCK - M12 X 1.75
	000D24-10-00B	EA	NUT - HEX - SELF LOCKING - 10-32 ZINC
	000D29-05-00B	EA	NUT - HEX - LOCKING W/SERRATED FLANGE-NYLON WASHER INSERT
	000D29-09-00B	EA	NUT - HEX - SELF LOCKING - 9/16-12 - ZINC
	000D29-06-00B	EA	NUT - HEX - W/NYLON LOCK - 3/8-16 - ZINC
	000D30-07-00B	EA	NUT - HEX LOCK,NYLON 7/16X20
	000D34-04-00B	EA	NUT - HEX - LOCKING - 1/4-20 ZINC
	000D34-06-00B	EA	NUT - HEX - LOCKING - 3/8-16 GRADE C - ZINC
	000D39-04-00B	EA	NUT - HEX - LOCKING W/SERRATED FLANGE - 1/4-20 - ZINC
	000D39-05-00B	EA	NUT - HEX - LOCKING W/SERRATED FLANGE - 5/16-18 - ZINC
	000D39-06-00B	EA	NUT - HEX - LOCKING W/SERRATED FLANGE - 3/8-18 - ZINC
	000D39-07-00B	EA	NUT - HEX - LOCKING W/SERRATED FLANGE - 7/16-14 - ZINC
	000D39-08-00B	EA	NUT - HEX - LOCKING W/SERRATED FLANGE - 1/2-13 - ZINC
	000D44-04-00B	EA	NUT - HEX - LOCKING W/SERRATED FLANGE - 1/4-28 - ZINC
	000D44-07-00B	EA	NUT - HEX - LOCKING W/SERRATED FLANGE - 7/16-20 - ZINC
	000D44-08-00B	EA	NUT - HEX - SERRATED FLANGE - 1/2-20 - GRADE #5 - ZINC
	000D46-04-00A	EA	NUT - HEX - WELD - 1/4-20 - PLAIN
	000D58-06-00A	EA	NUT - HEX - WELD 3/8-16 - PLAIN
	000D65-08-00B	EA	NUT - HEX - LOCKING W/SERRATED FLANGE - 8-32 - ZINC
	000D67-10-00B	EA	NUT - HEX - LOCK - 5/8-11 - ZINC
	000D73-07-00C	EA	NUT - HEX FLANGE - 7/16-14 - GRADE 6
	000D73-08-00C	EA	NUT - HEX FLANGE - 1/2-13
	000D76-06-00B	EA	NUT - HEX FLANGE - 3/8-16
	044364-02-000	EA	NUT - SPEED - FLAT - ROUND
	063253-07-000	EA	NUT - J - #8A - .120 - .130 PNL THK
	087234-01-000	EA	NUT - JACK - 1/4 X 20 THD - MOLLY
	040921-01-000	EA	NUT - SPEED - U TYPE - #10-24 - BLACK
	104369-01-000	EA	NUT - HEX - HEAVY - 5/8-11 UNC
	000D29-04-00B	EA	NUT - HEX - SELF LOCKING - 1/4 X 20 - ZINC
	005081-01-000	EA	NUT - SPEED - C-TYPE - #8 SCREW
	040921-04-000	EA	NUT - SPEED - U TYPE - #8-.59" LENGTH X .44" WIDTH
	040921-09-000	EA	NUT - SPEED - U TYPE - #8
	044364-01-000	EA	NUT - SPEED - FLAT - RECTANGULAR - SELF LOCKING/ONE PIECE
	083163-06-000	EA	PUSHNUT - FLAT TYPE 3/8 STUD - FORD ONLY
	0ME06K-14-280	EA	WASHER - FLAT - 14 ID X 28.00 OD
	000E11-07-00B	EA	WASHER - LOCKING - 7/16 MED SPLIT - ZINC
	000E11-08-00B	EA	WASHER - LOCKING - 1/2 MED SPLIT - ZINC
	000E13-14-00B	EA	WASHER - FLAT - 1/4 WIDE - ZINC
	000E13-17-00B	EA	WASHER - FLAT - 3/8 AR - ZINC
	000E13-18-00B	EA	WASHER - FLAT - 3/8 WIDE - ZINC
	000E13-20-00B	EA	WASHER - FLAT - 7/16 WIDE - ZINC
	000E13-21-00B	EA	WASHER - FLAT - 1/2 NARROW - ZINC
	000E13-22-00B	EA	WASHER - FLAT - 1/2 WIDE - ZINC
	000E13-26-00B	EA	WASHER - FLAT - 5/8 WIDE - ZINC
	000E14-10-00B	EA	WASHER - LOCKING - #10 EXTERNAL TOOTH - ZINC
	000E16-10-00B	EA	WASHER - HARDENED - 5/8 - FLAT - ZINC
	058716-02-000	EA	WASHER - FLAT NYLON
	077071-01-000	EA	WASHER - FENDER - 3/16"ID X 1" OD
	107397-01-000	EA	WASHER - FENDER - .25" ID X 1" OD
	041322-01-000	EA	WASHER - FLANGE - 15/32 ID X 2 3/8 OD - F/SEAT BELT MTG
	044533-01-000	EA	WASHER - PLASTIC - 1 3/8" OD - FOR BUTTONS
	046867-05-000	EA	WASHER - #0
	058716-03-000	EA	WASHER - FLAT/NYLON - .500 X 1.25 X .060
	088787-12-000	EA	STUD - WELD - 1/4 - 20 X 1.0 LG - MN
	108067-03-000	EA	STUD - WELD - 1/4 - 20 X 1/2 CD
	102540-02-000	EA	SEAL - SCREW
	106648-01-000	EA	CAP - STUD - .120 TO .130 DIAMETER

## SEALANTS & FASTENERS GROUP (CONTINUED)

### SCREWS

KEY	PART NUMBER	U/M	DESCRIPTION
	0G1108-12-170	EA	SCREW - 8-18 X .75 PPH - BRIGHT WHITE
	0G1106-08-240	EA	SCREW - 6-20 X 1/2 PPH - VW LIGHT GRAY
	0G1108-12-140	EA	SCREW - 8-18 X .75 PPH
	0G1108-12-240	EA	SCREW - 8-18 X .75 PPH - VW LIGHT GRAY
	0G1208-12-170	EA	SCREW - 8-18 X .75 POH - BRIGHT WHITE
	0G3908-08-160	EA	SCREW - SF/DR-8-18X1/2 PPH
	0G3908-08-170	EA	SCREW - SF/DR - 8-18 X .50 PPH - BRIGHT WHITE
	0G3908-08-240	EA	SCREW - SF/DR - 8-18 X 1/2 PPH - VW LIGHT GRAY
	0G3908-12-250	EA	SCREW - SF/DR - 8-18 X .75 PPH - DARK GRAY
	0G3908-16-170	EA	SCREW - SF/DR - 8-18 X 1.00 PPH - BRIGHT WHITE
	0G3908-20-170	EA	SCREW - SF/DR - 8-18 X 1.25 PPH - BRIGHT WHITE
	0G3908-24-170	EA	SCREW - SF/DR - 8-18 X 1.50 PPH - BRIGHT WHITE
	0G3910-10-160	EA	SCREW - SF/DR - 10-16 X .62 PPH
	0G3910-10-240	EA	SCREW - SF/DR - 10-16 X .62 PPH - VW LIGHT GRAY
	0G5508-12-110	EA	SCREW - SF/DR-8-18 X .75 PWH
	0G3910-12-260	EA	SCREW - SF/DR - 10-16 X .75 PPH - ALLANTE ANTELOPE
	0G3910-12-170	EA	SCREW - SF/DR - 10-16 X .75 PPH - BRIGHT WHITE
	0G5508-12-170	EA	SCREW - SF/DR - 8-18 X .75 PWH - BRIGHT WHITE
	0G5508-12-270	EA	SCREW - SF/DR - 8-18 X .75 PWH - TITANIUM
	0G5508-12-260	EA	SCREW - SF/DR - 8-18 X .75 PWH - ALLANTE ANTELOPE
	0G5508-16-250	EA	SCREW - SF/DR - 8-18 X 1.00 PWH - VW DARK GRAY
	0G6008-16-170	EA	SCREW - SF/DR - 8-18 X 1.00 POH - BRIGHT WHITE
	0G5508-16-260	EA	SCREW - SF/DR - 8-18 X 1.00 PWH ZINC - INTERIOR ANTELOPE
	0G5508-16-270	EA	SCREW - SF/DR - 8-18 X 1.00 PWH ZINC - INTERIOR TITANIUM
	0G6710-08-130	EA	SCREW - 10-12 X .50 PPH TAUPE
	0G6710-08-170	EA	SCREW - 10-12 X 1/2 PPH - BRIGHT WHITE
	0G6710-08-240	EA	SCREW - 10-12 X .50 PPH TAUPE - VW LIGHT GRAY
	0G6710-12-170	EA	SCREW - 10-12 X .75 PPH - BRIGHT WHITE
	0G6710-16-230	EA	SCREW - 10-12 X 1 PPH - BEIGE
	000G11-05-08B	EA	SCREW - 5-20 X .50 PPH - ZINC
	000G11-06-06B	EA	SCREW - 6-20 X 3/8 PPH - ZINC
	000G11-06-10B	EA	SCREW - 6-20 X 5/8 PPH - ZINC
	000G11-06-12B	EA	SCREW - 6-20 X 3/4" PPH - ZINC
	000G11-06-10J	EA	SCREW - 6-20 X 5/8 PPH - BRASS
	000G11-06-A4B	EA	SCREW - 6-20 X 1.5 PPH ZINC
	000G11-06-08B	EA	SCREW - 6-20 X 1/2 PPH - ZINC
	000G11-07-08B	EA	SCREW - 7-19 X 1/2 PPH - ZINC
	000G11-07-08T	EA	SCREW - 7-19 X 1/2 PPH - BLACK
	000G11-08-06B	EA	SCREW - 8-18 X 3/8 PPH - ZINC
	000G11-08-06J	EA	SCREW - 8-18 X 3/8 PPH BRASS
	000G11-08-12B	EA	SCREW - 8-18 X 3/4 PPH - ZINC
	000G11-08-12S	EA	SCREW - 8-18 X 3/4 PPH - OFF WHITE
	000G11-08-08T	EA	SCREW - 8-18 X 1/2 PPH - FLUOROCARBON COATING
	000G11-08-08B	EA	SCREW - 8-18 X 1/2 PPH - ZINC
	000G11-08-20B	EA	SCREW - 8-18 X 1 1/4 PPH - ZINC
	000G11-08-16S	EA	SCREW - 8-18 X 1 PPH - OFF WHITE
	000G11-08-16B	EA	SCREW - 8-18 X 1 PPH - ZINC
	000G11-08-12P	EA	SCREW - 8-18 X 3/4 PPH - DARK BROWN
	000G11-08-12D	EA	SCREW - 8-18 X 3/4 PPH - BLACK
	000G11-08-12T	EA	SCREW - 8-18 X 3/4 PPH - BLACK
	000G11-10-12S	EA	SCREW - 10-16 X 3/4 PPH - OFF WHITE
	000G11-10-12D	EA	SCREW - 10-16 X 3/4 PPH - BLACK
	000G11-10-16B	EA	SCREW - 10-16 X 1 PPH - ZINC
	000G11-10-40B	EA	SCREW - 10-16 X 2 1/2 PPH CAD - 34927-01-000
	000G12-06-08T	EA	SCREW - 6-20 X 1/2 POH - BLACK
	000G12-08-12S	EA	SCREW - 8-18 X 3/4 POH - OFF WHITE
	000G13-05-10B	EA	SCREW - 5-12 X 5/8 PFH - ZINC
	000G13-06-16S	EA	SCREW - 6-20 X 1.00 PFH - OFF WHITE
	000G13-06-10G	EA	SCREW - 6-20 X 5/8 PFH - ANTIQUE BRASS
	000G13-06-08B	EA	SCREW - 6-20 X 1/2 PFH - ZINC
	000G13-06-08G	EA	SCREW - 6-20 X .50 PFH - ANTIQUE BRASS
	000G13-06-24J	EA	SCREW - 6-20 X 1 1/2 PFH - BRASS

**SEALANTS & FASTENERS GROUP (CONTINUED)****SCREWS (CONTINUED)**

<b>KEY</b>	<b>PART NUMBER</b>	<b>U/M</b>	<b>DESCRIPTION</b>
	000G13-06-10J	EA	SCREW - 6-20 X .62 PFH - BRASS
	000G13-06-16E	EA	SCREW - 6-20 X 1.00 PFH - CHROME
	000G13-06-16J	EA	SCREW - 6-20 X 1 PFH - BRASS
	000G13-06-06I	EA	SCREW - 6-20 X 3/8 PFH BLACK ZINC
	000G13-06-06B	EA	SCREW - 6-20 X 3/8 PFH ZINC
	000G13-07-12B	EA	SCREW - 7-19 X 3/4 PFH - ZINC
	000G13-07-10H	EA	SCREW - 7-19 X 5/8 PFH - BLACK
	000G13-07-089	EA	SCREW - 7-19 X 1.2 PPH - SILVER
	000G13-08-10B	EA	SCREW - 8-18 X 5/8 PFH - ZINC
	000G13-08-16B	EA	SCREW - 8-18 X 1 PFH - ZINC
	000G13-08-109	EA	SCREW - 8-18 X 5/8 PFH
	000G16-04-24B	EA	SCREW - MACHINE - 1/4-20 X 1 1/2 PPH
	000G18-08-22B	EA	SCREW - MACHINE - 8-32 X 1 3/8 PPH - ZINC
	000G18-08-20B	EA	SCREW - MACHINE - 8-32 X 1 1/4 PPH - ZINC
	000G18-08-24B	EA	SCREW - MACH-8-32X1 1/2PPH ZN
	000G13-08-24B	EA	SCREW - #8, 18X1 1/2 PFH ZN
	000G19-10-10B	EA	SCREW - MACHINE - 10-32 X 5/8 - PPH - ZINC
	000G19-10-20B	EA	SCREW - MACHINE - 10-32 X 1 1/2 PPH - ZINC
	000G19-10-12F	EA	SCREW - MACHINE - 10-32 X 3/4 PPH - STAINLESS STEEL
	000G19-10-08B	EA	SCREW - MACHINE - 10-32 X 1/2 PPH - ZINC
	000G32-10-06B	EA	SCREW - 10-32 X 3/8 PPH - ZINC
	000G13-10-16I	EA	SCREW - 10-16X1.00 PFH,BLK
	000G34-05-12B	EA	SCREW - HEX HEAD TAPPING - 5/16 X 3/4 LONG
	000G37-08-12B	EA	SCREW - 8-18 X 3/4 PPH
	000G37-08-089	EA	SCREW - 8 X 18 X 1/2 PPH - FLUOROCARBON SILVER
	000G36-10-12T	EA	SCREW - 10-24X 3/4 PFH TYPE 23 - BLACK
	000G38-04-16D	EA	SCREW - MACHINE - 1/4-20 X 1 PFN - BLACK
	000G39-06-10T	EA	SCREW - SF/DR - 6-20 X 5/8 PPH - BLACK
	000G39-06-16T	EA	SCREW - SF/DR - 6-20 X 1 PPH - BLACK
	000G39-06-08B	EA	SCREW - SF/DR - 6-18 X 1/2 - ZINC
	000G39-08-16S	EA	SCREW - SF/DR - 8-18 X 1 PPH - OFF WHITE
	000G39-08-32B	EA	SCREW - SF/DR - 8-18 X 2 PPH - ZINC
	000G39-08-24B	EA	SCREW - SF/DR - 8-18 X 1 1/2 PPH - ZINC
	000G39-08-24S	EA	SCREW - SF/DR - 8-18 X 1 1/2 - OFF WHITE
	000G39-08-24T	EA	SCREW - SF/DR - 8-18 X 1.50 PPH - BLACK
	000G39-08-16T	EA	SCREW - SF/DR - 6-20 X 1 PPH - BLACK
	000G39-08-16B	EA	SCREW - SF/DR - 8-18 X 1 PPH - ZINC
	000G39-08-12B	EA	SCREW - SF/DR - 8-18 X 3/4 PPH - ZINC
	000G39-08-12T	EA	SCREW - SF/DR - 8-18 X 3/4 PPH - BLACK
	000G39-08-08T	EA	SCREW - SF/DR - 8-18 X 1/2 PPH - BLACK
	000G39-08-08S	EA	SCREW - SF/DR - 8-18 X 1/2 PPH - OFF WHITE
	000G39-08-08B	EA	SCREW - SF/DR - 8-18 X 1/2 PPH - ZINC
	000G39-08-06B	EA	SCREW - SF/DR - 8-18 X 3/8 PPH - ZINC
	000G39-10-10B	EA	SCREW - SF/DR - 10-16 X 5/8 - ZINC
	000G39-10-12P	EA	SCREW - SF/DR, 10-16 X .75 PPH - DARK BROWN
	000G39-10-088	EA	SCREW - SF/DR - 10-16 X 1/2 PPH - FLEX FLUOROCARBON
	000G39-10-08B	EA	SCREW - SF/DR - 10-16 X 1/2 PPH - ZINC
	000G39-10-40D	EA	SCREW - SF/DR - 10-16 X 2 1/2 PPH - BLACK
	000G39-10-32B	EA	SCREW - SF/DR - 10-16 X 2 - PPH - ZINC
	000G39-10-209	EA	SCREW - SF/DR - 10-16 X 1 1/4 PPH - FLUOROCARBON SILVER
	000G39-10-20T	EA	SCREW - SF/DR - 10-16 X 1.25 PPH
	000G39-10-20B	EA	SCREW - SF/DR - 10-16 X 1 1/4 PPH - ZINC
	000G39-10-12T	EA	SCREW - SELF TAPPING 10-16 X 3/4"
	000G39-10-12D	EA	SCREW - SF/DR - 10-16 X 3/4 PPH - BLACK
	000G39-10-12B	EA	SCREW - SF/DR - 10-16 X 3/4 PPH - ZINC
	000G39-10-10T	EA	SCREW - SF/DR - 10-16 X .625 - BLACK
	000G39-10-129	EA	SCREW - SF/DR - 10-16 X 3/4 PPH - FLUOROCARBON SILVER
	000G39-10-48B	EA	SCREW - SF/DR - 10-16 X 3 - PPH - ZINC
	000G39-10-48T	EA	SCREW - SF/DR - 10-16 X 3.00 PPH - BLACK
	000G39-10-24B	EA	SCREW - SF/DR - 10-16 X 1.50 PPH - ZINC
	000G39-10-32I	EA	SCREW - SELF TAPPING - 10-16 X 2" PPH - BLACK

**SEALANTS & FASTENERS GROUP (CONTINUED)****SCREWS (CONTINUED)**

<b>KEY</b>	<b>PART NUMBER</b>	<b>U/M</b>	<b>DESCRIPTION</b>
	000G39-12-12E	EA	SCREW - SF/DR - 12-14 X 3/4 PPH - CHROME
	000G42-04-16B	EA	SCREW - SF/DR - 1/4-14 X 1 HWH - ZINC
	000G42-04-12B	EA	SCREW - SF/DR - 1/4-14 X 3/4 HWH - ZINC
	000G42-04-24B	EA	SCREW - SF/DR 1/4-14X1 1/2 ZN
	000G46-08-24T	EA	SCREW - MACHINE - 8-32 X 1 1/2 PFH - BLACK
	000G46-08-28T	EA	SCREW - MACHINE - 8-32 X 1 3/4 PHILLIPS FLAT HEAD - BLACK
	000G50-04-12B	EA	SCREW - MACHINE - 1/4-20 X 3/4 PPH - ZINC
	000G50-04-06B	EA	SCREW - MACHINE - 1/4-20 X 38 PTH - ZINC
	000G50-04-08B	EA	SCREW - MACHINE - 1/4-20 X 1/2 PTH - ZIN
	000G51-08-08B	EA	SCREW - 8-18 X 1/2 PTH - ZINC
	000G51-06-12B	EA	SCREW - 6-20 X 3/4 PTH - ZINC
	000G52-08-18B	EA	SCREW - MACHINE - 8-32 X 1 1/8 PTH - ZINC
	000G54-04-20B	EA	SCREW - 1/4-20 X 1.25 PTH - TYPE 23 - ZINC PLATED
	000G55-08-12S	EA	SCREW - SF/DR - 8-18 X 3/4 PWH - WILLOW
	000G55-08-12S	EA	SCREW - SF/DR - 8-18 X 3/4 PWH - OFF WHITE
	000G55-08-124	EA	SCREW - SF/DR-8-18X.75 PWH - ASH GRAY
	000G55-08-165	EA	SCREW - SF/DR-8-18X1.00 PWH - WILLOW
	000G56-12-48B	EA	SCREW - WOOD - 12-11 X 3 POH - SPECIAL HARDENED
	000G57-05-16J	EA	SCREW - 5-20 X 1 PFH - BRASS
	000G57-14-64B	EA	SCREW - 14-10 X 4 PFH ZINC
	000G57-14-72B	EA	SCREW - 14-10-X4-1/2 PFH ZN
	000G60-08-22B	EA	SCREW - SF/DR, 8 - 18 X 1.38 POH - ZN
	000G60-10-28T	EA	SCREW - SF/DR - 10-16 X 1 3/4 - BLACK
	000G60-10-20I	EA	SCREW - SF/DR - 10-16 X 1.25 POH - BLACK
	000G60-10-20B	EA	SCREW - SF/DR - 10-16 X 1 1/4 POH - ZINC
	000G60-10-209	EA	SCREW - SF/DR - 10-16 X 1.25 POH - SILVER STALGAARD
	000G62-10-24I	EA	SCREW - SF/DR - 10-16 X 1/5 PFH - BLACK ZINC
	000G67-08-32B	EA	SCREW - 8-15 X 2 PPH - ZINC
	000G67-10-08S	EA	SCREW - 10-12 X 1/2 PPH - OFF WHITE
	000G67-10-08R	EA	SCREW - 10-12 X 1/2 PPH - BEIGE - TYPE A
	000G67-10-08B	EA	SCREW - 10-12 X 1/2 PPH - ZINC
	000G67-10-16B	EA	SCREW - 10-12 X 1 PPH - ZINC
	000G67-10-120	EA	SCREW - 10-12 X 3/4 PPH - TAN
	000G67-10-12B	EA	SCREW - 10-12 X 3/4 PPH - ZINC
	000G67-10-12R	EA	SCREW - 10-12 X .75 PPH - BEIGE
	000G67-10-12P	EA	SCREW - 10-12 X 3/4 PPH - DARK BROWN
	000G67-10-10S	EA	SCREW - 10-12 X 5/8 PPH - OFF WHITE
	000G67-10-10P	EA	SCREW - 10-12X.62 PPH - DARK BROWN
	000G67-10-10D	EA	SCREW - 10-12 X 5/8 PPH - BLACK - TYPE A
	000G67-10-10T	EA	SCREW - 10-12 X 5/8 PPH BLACK
	000G67-10-10B	EA	SCREW - 10-12 X 5/8 PPH - ZINC - TYPE A
	000G67-10-20D	EA	SCREW - 10-12 X 1.25 PPH - BLACK
	000G67-10-36T	EA	SCREW - 10-12 X 2 1/4 - PPH - BLACK
	000G67-10-32B	EA	SCREW - 10-12 X 2 1/4 - PPH - BLACK
	000G67-10-24B	EA	SCREW - 10-12 X 1.50 PPH - ZINC
	000G67-10-24S	EA	SCREW - 10-12X1.5PPH OFF WHITE
	000G67-10-12S	EA	SCREW - 10-12 X .75 PPH WILLOW
	000G67-10-28B	EA	SCREW - 10-12 X 1.75 PPH - ZINC
	000G67-10-48B	EA	SCREW - 10-12 X 3 PPH - ZINC
	000G68-06-12B	EA	SCREW - 6-18 X .75 POH - ZINC & CLEAR
	000G68-06-12J	EA	SCREW - 6-18X.75 POH BRASS
	000G68-06-10G	EA	SCREW - 6-18 X 5/8 POH - ANTIQUE BRASS
	000G68-10-20I	EA	SCREW - 10-12 X 1 1/4 POH - BLACK
	000G68-10-36T	EA	SCREW - 10-12 X 2.25 POH BLACK
	049465-01-000	EA	SCREW - 10-16 PTH W/WASHER - DARK BROWN
	049465-13-000	EA	SCREW - 10-16X1 PTH W/WASHER - ASH GRAY
	049465-17-000	EA	SCREW - 10-16 X 1 POH W/WASHER - BRIGHT WHITE
	049465-22-000	EA	SCREW - 10-16 X 1 1/2 POH W/WASHER - SABLE
	054434-02-000	EA	SCREW - SF/DR - 10-16 X 2 - ZINC
	054434-03-000	EA	SCREW - SF/DR - 10-16 X 2 - PWH - ZINC - W/O WINGS
	057671-01-000	EA	COVER - SCREW - OFF WHITE - #8
	057671-11-000	EA	COVER - SCREW - HAMPTON TAN - #8

## SEALANTS & FASTENERS GROUP (CONTINUED)

### SCREWS (CONTINUED)

KEY	PART NUMBER	U/M	DESCRIPTION
	057671-15-000	EA	COVER - SCREW - BRIGHT WHITE
	057671-16-000	EA	COVER - SCREW - SOFT WHITE
	057671-17-000	EA	COVER - SCREW - VW LT GRAY #8
	075908-01-000	EA	SCREW - MACHINE - 10-32 X .56 PTH - EXTERNAL TOOTH - ZINC
	076790-01-000	EA	SCREW - 6-20 X 1 1/4 PPH - BLACK
	076790-03-000	EA	SCREW - 6-20 X 1 PPH - BLACK
	076790-05-000	EA	SCREW - 6-20 X 1/2 PPH BLACK - THREADCUTTING - WOOD
	083554-01-000	EA	SCREW - DRYWALL - 8 X 1.25
	083554-04-000	EA	SCREW - DRYWALL - 8 X 2.50
	086256-01-000	EA	SCREW - SF/DR - 8 X 3/4 HWH
	087721-01-000	EA	SCREW - FLAT HEAD - TAPPING - 1/4" X 1 1/4" LONG - ZINC
	097974-01-000	EA	SCREW - PARTICLE BOARD - 7-9 X 3/4 PPH
	090033-02-000	EA	SCREW - 1/4-20 X 5/8 - ROUND WASHER HEAD - OFF/WHITE

### CLAMPS, CLIPS, GROMMETS, RIVETS & PLUGS

KEY	PART NUMBER	U/M	DESCRIPTION
	010495-01-000	EA	CLAMP - CABLE - 9/16"
	010495-02-000	EA	CLAMP - CABLE - 3/8
	010495-04-000	EA	CLAMP - CABLE - 11/16" - WHITE
	010495-05-000	EA	CLAMP - CABLE - 1/2
	010497-01-000	EA	CLAMP - CLOSED - 5/8" ID
	010497-03-000	EA	CLAMP - CLOSED - 1" ID - CUSHIONED
	010497-04-000	EA	CLAMP - CLOSED - 1.62" ID
	010497-05-000	EA	CLAMP - CLOSED - 1/2 ID
	010497-06-000	EA	CLAMP - CLOSED - 11/16" ID
	010497-07-000	EA	CLAMP - CLOSED - 3/8" ID
	010497-08-000	EA	CLAMP - CLOSED - .125" ID
	062401-01-000	EA	CLAMP - HOSE - WORMGEAR - .25" - 1"
	062401-02-000	EA	CLAMP - HOSE - WORMGEAR - 1.56" - 2.5"
	062401-03-000	EA	CLAMP - HOSE - WORMGEAR - .22" - 1"
	062401-04-000	EA	CLAMP - HOSE - WORMGEAR - .69" - 1.25"
	062401-05-000	EA	CLAMP - HOSE - WORMGEAR - 2" TO 3" ID
	062401-06-000	EA	CLAMP - HOSE - WORMGEAR - .22" - .62" ID
	062401-07-000	EA	CLAMP - HOSE - WORMGEAR - 5"-7"
	062401-08-000	EA	CLAMP - HOSE - WORMGEAR 4.06" - 5.0"
	062401-09-000	EA	CLAMP - HOSE - WORMGEAR - 2.8" - 3.75"
	062401-11-000	EA	CLAMP - HOSE - WORMGEAR - 3.50" - 4.50"
	062401-12-000	EA	CLAMP - HOSE - WORMGEAR - .79" X 1.26"
	083610-01-000	EA	CLAMP - WIRE - DUAL - UNEQUAL DIAMETERS - 3/4" & 1 1/4"
	083610-02-000	EA	CLAMP - WIRE - DUAL - UNEQUAL DIAMETERS - 3/4" & 2"
	083610-03-000	EA	CLAMP - DUAL WIRE
	083609-01-000	EA	CLAMP - WIRE - DUAL - EQUAL DIAMETERS - 5/8"
	007161-01-000	EA	CLAMP - HOSE - SPRING TYPE - 1/2"
	010499-01-000	EA	CLAMP - CLOSED - 3/8" ID
	075148-02-000	EA	CLAMP - GROUNDING - BRONZE SCREWS
	008386-01-000	EA	GROMMET - SNAP - 3/8"
	023942-01-000	EA	GROMMET - RUBBER - 2" OD
	071015-07-000	EA	GROMMET - RUBBER - 1"ID X 2.25" OD W/.06" GROOVE - BLACK
	071015-11-000	EA	GROMMET - 1.00 ID - FITS .12 MATERIAL
	071015-13-000	EA	GROMMET - RUBBER - .62" ID X 1" OD W/.09" GROOVE - BLACK
	071015-19-000	EA	GROMMET - .38 ID - FITS .06 MATERIAL
	071015-21-000	EA	GROMMET - RUBBER - 1/2 ID X 1.06 OD - W/.19 GROOVE - BLACK
	071015-22-000	EA	GROMMET - RUBBER - .62"ID X 1.12"OD W/.19" GROOVE - BLACK
	071015-26-000	EA	GROMMET - RUBBER - 1.5" ID X 2.1" OD W/.06" GROOVE-BLACK
	071015-29-000	EA	GROMMET - RUBBER - .3" ID X 1.3"OD W/.12" GROOVE - BLACK
	071015-30-000	EA	GROMMET - RUBBER - .31" ID X .81" OD W/.12" GROOVE - BLK
	071015-32-000	EA	GROMMET - RUBBER - .75" ID X 1.375" OD W/.187" GROOVE-BLK
	071015-33-000	EA	GROMMET - RUBBER - .875" ID X 1.625" OD W/.187" GROOVE - BLK
	071015-35-000	EA	GROMMET - 1.25 ID,FITS .187MAT
	071015-37-000	EA	GROMMET - .81 ID FITS .56 MTL
	071015-39-000	EA	GROMMET - .75 ID FITS .06 MTL
	088756-01-000	EA	GROMMET - WEB - 1 1/8 " I.D.

**SEALANTS & FASTENERS GROUP (CONTINUED)****CLAMPS, CLIPS, GROMMETS, RIVETS & PLUGS (CONTINUED)**

<b>KEY</b>	<b>PART NUMBER</b>	<b>U/M</b>	<b>DESCRIPTION</b>
	114208-01-000	EA	GROMMET - EDGE LINER - FITS 1 3/4"
	114208-02-000	EA	GROMMET - EDGE LINER - FITS .625
	114208-03-000	EA	GROMMET - EDGE LINER - FITS 2.50"
	114208-04-000	EA	GROMMET - EDGE LINER - FITS 1.00"
	114208-05-000	EA	GROMMET - EDGE LINER - FITS 2"
	016188-03-000	EA	GROMMET - L/P LINE - 3/8" HOLE X 2 1/2" LONG - RUBBER
	016188-04-000	EA	GROMMET - GAS LINE - 1/2" HOLE X 2 1/2" LONG - RUBBER
	016188-05-000	EA	GROMMET - L/P LINE - 3/8" HOLE X 1 1/4" LONG - RUBBER
	008380-01-000	EA	GROMMET - RUBBER - 5/8" HOLE X 1 1/2" DIAMETER - BLACK
	008384-01-000	EA	GROMMET - SNAP - 3/4 DIAMETER - NYLON
	077953-01-000	EA	GROMMET - EDGE LINER - FITS 1"
	099637-01-000	EA	GROMMET - RUBBER - .37" X .94" DIAMETER - BLACK
	046867-05-000	EA	GROMMET - #0
	000F10-04-16B	EA	PIN - COTTER - 1/8" X 1" - ZINC
	000F10-06-32B	EA	PIN - COTTER - 3/16" X 2" - ZINC
	000H14-04-08R	EA	RIVET - MANDREL BLIND - 4/32 ALUMINUM
	000H14-06-03R	EA	RIVET - MANDREL BLIND - 3/16 - CHERRY
	000H15-06-02R	EA	RIVET - POP - STEEL - 3/16 X .063-.125
	000H16-06-10R	EA	RIVET - POP ALUMINUM - 3/16 X .501-.625
	000H14-04-04A	EA	RIVET - MANDREL BLIND - 1/8 X .400
	000H16-04-06R	EA	RIVET - POP ALUMINUM - 1/8 X .313 - .375
	000H14-06-14R	EA	RIVET - MANDREL BLIND - 3/16 - CHERRY
	118626-01-01A	EA	RIVET - POP - ALUMINUM 3/16 X .08-.375
	118626-02-01A	EA	RIVET - POP - ALUMINUM - 3/16 X .500-.750
	069529-02-000	EA	RIVET-T - POP - 1/4 X .093 - .156
	120560-01-01A	EA	RIVET - PLASTIC - 3/16 DIAMETER
	061420-01-000	EA	PLUG/PLASTIC - 1.75" DIAMETER - BROWN
	061420-03-000	EA	PLUG/PLASTIC - 3.00" DIAMETER
	061420-04-000	EA	PLUG/PLASTIC - 1.25" DIAMETER
	061420-05-000	EA	PLUG/PLASTIC - 1.8" DIAMETER
	061420-07-000	EA	PLUG/PLASTIC - 1.8" DIAMETER
	061420-08-000	EA	PLUG/PLASTIC - 2.5" DIAMETER
	061420-09-000	EA	PLUG/PLASTIC - 1.00" - DIAMETER
	061420-10-000	EA	PLUG/PLASTIC - 1.50" DIAMETER - BLACK
	061420-11-000	EA	PLUG/PLASTIC - .50" DIAMETER
	061420-12-000	EA	PLUG/PLASTIC - 1.50" DIAMETER - RED
	061420-14-000	EA	PLUG/PLASTIC - .034" DIAMETER
	061420-15-000	EA	PLUG/PLASTIC - 2" DIAMETER - BLACK
	061420-16-000	EA	PLUG/PLASTIC - 2 1/8" DIAMETER
	081211-03-000	EA	PLUG/PLASTIC - .50 DIAMETER - BLACK
	081211-04-000	EA	PLUG/PLASTIC - .46 DIAMETER - BLACK
	081211-05-000	EA	PLUG/PLASTIC - .188 DIAMETER - NATURAL
	034141-02-000	EA	PLUG/HOLE - 3/8" NYLON/BLACK
	115361-01-01A	EA	PLUG/PLASTIC - 1/2" DIAMETER
	075312-02-000	EA	CLIP-U - .75 LONG X .50 WIDE- F/1/8"-3/16" THICK MATERIAL
	077955-01-000	EA	CLIP-J - VINYL COATED - 3/8"
	080211-03-000	EA	CLIP - X-MAS TREE W/PANEL RETAINING HEAD - 3/4" SHANK
	094362-02-000	EA	CLIP - XMAS TREE - BINDER HEAD - .9" LONG
	119392-01-000	EA	CLIP - U TYPE - OFFSET LEG
	129962-01-01A	EA	CLIP - U-TYPE - BLACK
	091952-01-000	EA	CLIP - GRIPPER - 1"
	091952-02-000	EA	CLIP - GRIPPER - 3/4"
	080734-02-000	EA	CLIP - WIRE NYLON
	056134-01-000	EA	HOLDER - RING - 3.6" DIAMETER - METAL
	056134-02-000	EA	HOLDER - RING - 1.8" DIAMETER - METAL

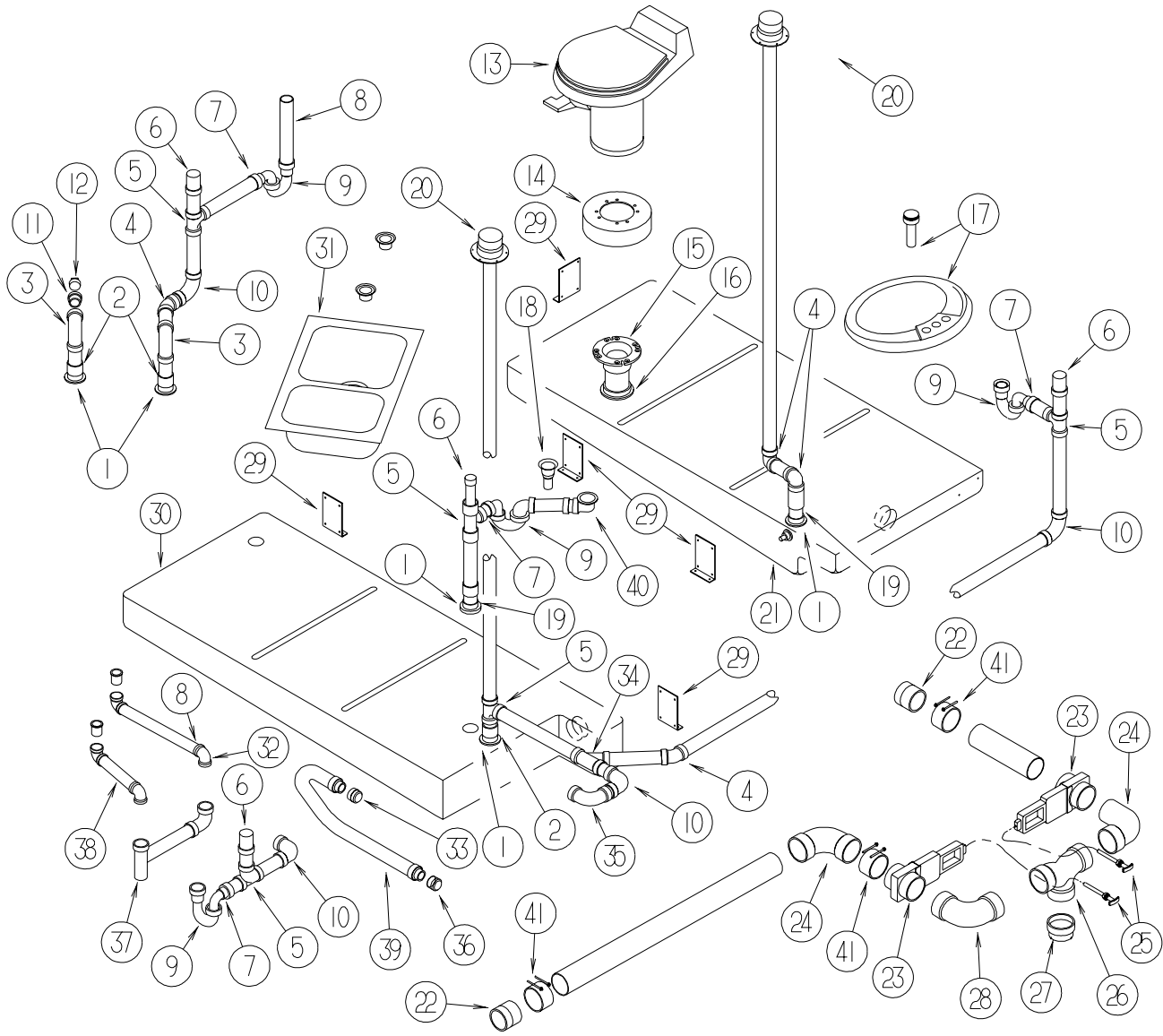


## SEALANTS & FASTENERS GROUP (CONTINUED)

### MISCELLANEOUS FASTENERS

KEY	PART NUMBER	U/M	DESCRIPTION
	008343-01-000	EA	TIE - WIRE - 6"
	008343-02-000	EA	TIE - WIRE - 14"
	008343-03-000	EA	TIE - WIRE - 7 1/2" - BLACK
	029096-03-000	YD	VELCRO TAPE - HOOK - 1" WIDE - BLACK
	029096-04-000	YD	TAPE - HOOK - VELCRO - 1" WIDE - BLACK
	029094-04-000	YD	VELCRO TAPE - LOOP - 1" WIDE - BLACK
	029094-06-000	YD	VELCRO TAPE - LOOP - 2" WIDE - BLACK
	048394-02-000	YD	VELCRO TAPE - HOOK - ADHESIVE BACK - .75" WIDE - BEIGE
	085774-01-000	FT	FASTENER - DUAL LOCK - 1" WIDE - ADHESIVE BACK - BLACK
	085774-02-000	FT	FASTENER - DUAL HOOK - 1" WIDE - ADHESIVE BACK - BLACK
	085774-03-000	FT	FASTENER - DUAL HOOK - 1/2" WIDE - ADHESIVE BACK - BLACK
	085774-04-000	FT	FASTENER - DUAL HOOK - 1/2" WIDE - ADHESIVE BACK - BLACK
	088792-02-000	YD	VELCRO TAPE - LOOP - 3/4" - ADHESIVE BACKED - BEIGE
	088792-04-000	YD	VELCRO TAPE - LOOP - 5/8" - NON-ADHESIVE BACK - WHITE
	088792-05-000	YD	VELCRO TAPE - LOOP - 5/8" - NON-ADHESIVE BACKED - WHITE
	088792-06-000	YD	VELCRO TAPE - LOOP - 3/4" - NON-ADHESIVE BACKED - BUFF
	108046-01-000	EA	CABLE TIE - SCREW MOUNT 8"
	108046-02-000	EA	CABLE TIE - SCREW MOUNT 15"
	110943-01-000	FT	FELTSTRIP - 3/8" - ADHESIVE BACK
	110943-02-000	FT	FELTSTRIP - 3/8" - ADHESIVE BACK - WHITE
	099856-11-000	EA	STRAP - TIEDOWN - 78.6"
	086285-01-000	EA	SPACER - NYLON - .5" OD X .257" ID

# WATER & SEWAGE GROUP DRAINAGE SYSTEM



## WATER & SEWAGE GROUP (CONTINUED)

### DRAINAGE SYSTEM (CONTINUED)

KEY	PART NUMBER	U/M	DESCRIPTION
1	061607-01-000	EA	GROMMET - HOLDING TANK - 1 1/2" NPS
2	010115-01-000	EA	COUPLING - 1 1/2" HUB X HUB - PLASTIC
3	034250-01-000	EA	ELBOW - 90 DEGREE - LONG TURN - 1 1/2" HUB X HUB - ABS
4	010006-01-000	EA	ELBOW - 45 DEGREE - 1 1/2" HUB X HUB - PLASTIC
5	010071-01-000	EA	TEE - SANITARY - 1 1/2" HUB X HUB X HUB - PLASTIC
6	079968-01-000	EA	VENT - MECHANICAL/TRAP ARM - ANTI-SIPHON-2" X 7.3" PLASTIC
7	109571-01-000	EA	ADAPTER - P TRAP - 1 1/2" P X 1 1/4" MPT
8	126588-02-000	EA	ARM - WASTE - 1 1/2 X 20 - FEMALE
9	107538-01-000	EA	P-TRAP - PLASTIC - 1 1/4" W/EXTENSION ARM
9	011071-01-000	EA	P-TRAP - PLASTIC - 1 1/2" - CSA
10	010008-01-000	EA	ELBOW - 90 DEGREE - 1 1/2" HUB X HUB - PLASTIC
11	010122-01-000	EA	BUSHING/REDUCER - 1 1/2" SMTH X 1 1/4" THD - BLACK PLASTIC
12	010166-01-000	EA	PLUG/THREADED - 1 1/4" MPT - PLASTIC - BLACK - UL
13*	132389-01-01A	EA	TOILET - CHINA - WHITE
14	116644-01-000	EA	FLANGE/CLOSET - 4 BOLT X 3" FEMALE
15	NOT USED IN THIS UNIT		
16	061607-02-000	EA	GROMMET - HOLDING TANK - 3" NPS
17	105921-01-02A	EA	SINK - LAVATORY - LARGE OVAL - 17" X 20" - WHITE
	105218-01-01A	EA	SPACER - FAUCET/LAVATORY SINK - 2" X 5.9" - ABS PLASTIC
	106116-01-02A	EA	STRAINER/PLASTIC - STOPPER/TAILPIECE/GASKET & NUT-LAVATORY
	011069-02-000	EA	TAILPIECE - TUB/SHOWER - 1 1/2" X 1 1/4" X 4" - BRASS
18	132150-01-01A	EA	STRAINER - SHOWER - BRASS
	011069-06-000	EA	TAILPIECE - 1 1/2" X 1 1/4" X 2 1/2"
	130403-01-000	EA	NUT - SLIP - W/WINGS 1 1/2"
	127440-02-01A	EA	WASHER - RUBBER - 1.8" X .1"
19	010115-01-000	EA	COUPLING - 1 1/2" HUB X HUB - PLASTIC
20	083558-06-000	EA	VENT - ROOF PLUMBING PIPE - COVERED
21	128776-01-700	EA	TANK - HOLDING - 60 GALLON - W/O FITTINGS
22	010129-03-000	EA	NIPPLE - PLASTIC - 3" X 3" TOE
23	129147-01-000	EA	VALVE - 3" HUB X 3" HUB - REMOTE
24	031126-01-000	EA	ELBOW - 1/4 BEND - 3" X 90" XLT - BLACK PLASTIC
25	062421-04-000	EA	CABLE - DUMP VALVE W/HANDLE - 36"
26	010065-01-000	EA	TEE - PLASTIC - 3" FEMALE
27	062417-01-000	EA	ADAPTER - TERMINATION - 3"
	010201-01-000	EA	HOSE - SEWER - 3" ID X 8'
	062416-01-000	EA	ADAPTER - SEWER HOSE TO 3" PIPE
*	062415-01-000	EA	CAP - SEWER - 3" DIAMETER
28	041956-01-000	EA	ELBOW - 3" STREET - 90 DEGREE PLASTIC
29	094756-02-01A	EA	BRACKET - L - 6.1" LONG X 3.9" WIDE - STEEL
30	132448-01-700	EA	TANK-HOLDING 54 GAL 3"NIPPLE
31	110654-01-000	EA	SINK - STAINLESS STEEL/DOUBLE BASIN (1 LG-1 SM BASIN)
	092303-01-000	EA	STRAINER - SINK
	127440-02-01A	EA	WASHER - RUBBER - 1.8" X .1"
32	125569-01-000	EA	ELBOW - 1 1/2" X 90 DEGREE - DOUBLE SLIP
33	126424-01-000	EA	ADAPTER - 1 1/2" MPT X 1 1/2" HUB
33	126425-02-000	EA	ADAPTER - SWIVEL - 1 1/2 FPT X SPIGOT
34	010073-01-000	EA	WYE - 45 DEGREE - 1 1/2" HUB X HUB X HUB - PLASTIC
35	033761-01-000	EA	ELBOW - TURN - 90 DEGREE 1 1/2" HUB X 1 1/2" SPIGOT
36	130685-01-000	EA	ADAPTER - SWIVEL - 1 1/2" ACME X 2.8" LONG
36	130685-03-000	EA	ADAPTER - SWIVEL - 1 1/2" ACME X 2.8" LONG
	126427-01-000	EA	ADHESIVE - ALL PURPOSE - ABS/PVC
	126427-02-000	EA	PRIMER - CLEANER - FLEX PIPING
37	011091-02-000	EA	WASTE - CONTINUOUS - DOUBLE SINK
38	126588-01-000	EA	ARM - WASTE - 1 1/2" X 9 1/2" - FEMALE
39	126426-01-000	FT	PIPE - 1 1/2" FLEXIBLE
40	131486-01-000	EA	ELBOW - DRAIN - 1 1/2 LOW PROFILE - TUB DRAIN
41	078406-01-000	EA	COUPLER - RUBBER - W/CLAMPS - 3" X 3"

\* COMPONENT PARTS FOUND IN SERVICE PARTS LIBRARY

## WATER & SEWAGE GROUP (CONTINUED)

### WATER SYSTEM

KEY	PART NUMBER	U/M	DESCRIPTION
	132224-09-000	EA	TANK - WATER - W/FITTINGS
	132224-05-000	EA	TANK - WATER - W/FITTINGS
	132224-01-000	EA	TANK - WATER - W/O FITTINGS
	131383-01-02A	EA	SHOWER HEAD - W/60" HOSE & BRACKET - WHITE
	131383-02-02A	EA	SHOWER HEAD - W/60" HOSE & BRACKET - WHITE - CSA
	128974-01-01A	EA	VALVE - SHOWER HEAD/WATER SAVER (ON/OFF) - BRIGHT BRASS
*	131340-01-01A	EA	FAUCET/SHOWER HEAD W/O WATER SAVER - SINGLE LEVER - BRASS
	131551-01-02B	EA	BRACKET - SHOWER HEAD
	124184-01-000	EA	SUPPORT - WATER LINE - BEND
	098419-01-000	EA	FAUCET - WASHER - 90 DEGREE
	075240-05-000	EA	FAUCET - LAVATORY/BRASS
	123744-02-01A	EA	FAUCET - GALLEY/SINGLE CONTROL W/SPRAYER HEAD - CHROME
	051391-03-000	EA	WATER HEATER G6A-8E ELECTRONIC IGNITION
	125420-02-02A	EA	DOOR - WATER HEATER - 6 GALLON - BRIGHT WHITE
			FROM: 00-00-00 THRU: 11-18-99
	125420-04-03A	EA	DOOR - WATER HEATER - BLACK
			FROM: 11-19-99 THRU: 99-99-99
*	051391-05-000	EA	WATER HEATER/MOTOR AID-GAS/ELECT IGN - GCH10A-3E - 10 GAL
	125420-03-03A	EA	DOOR - WATER HEATER - BLACK
*	098607-01-000	EA	PUMP - WATER - W/.5" MPT FITTING - FLOW 2.8 GPM
	081240-20-000	EA	WATER FILL - W/DOOR - LOCKABLE - W/O LOCK - BRT WHT
<b>* COMPONENT PARTS FOUND IN SERVICE PARTS LIBRARY</b>			

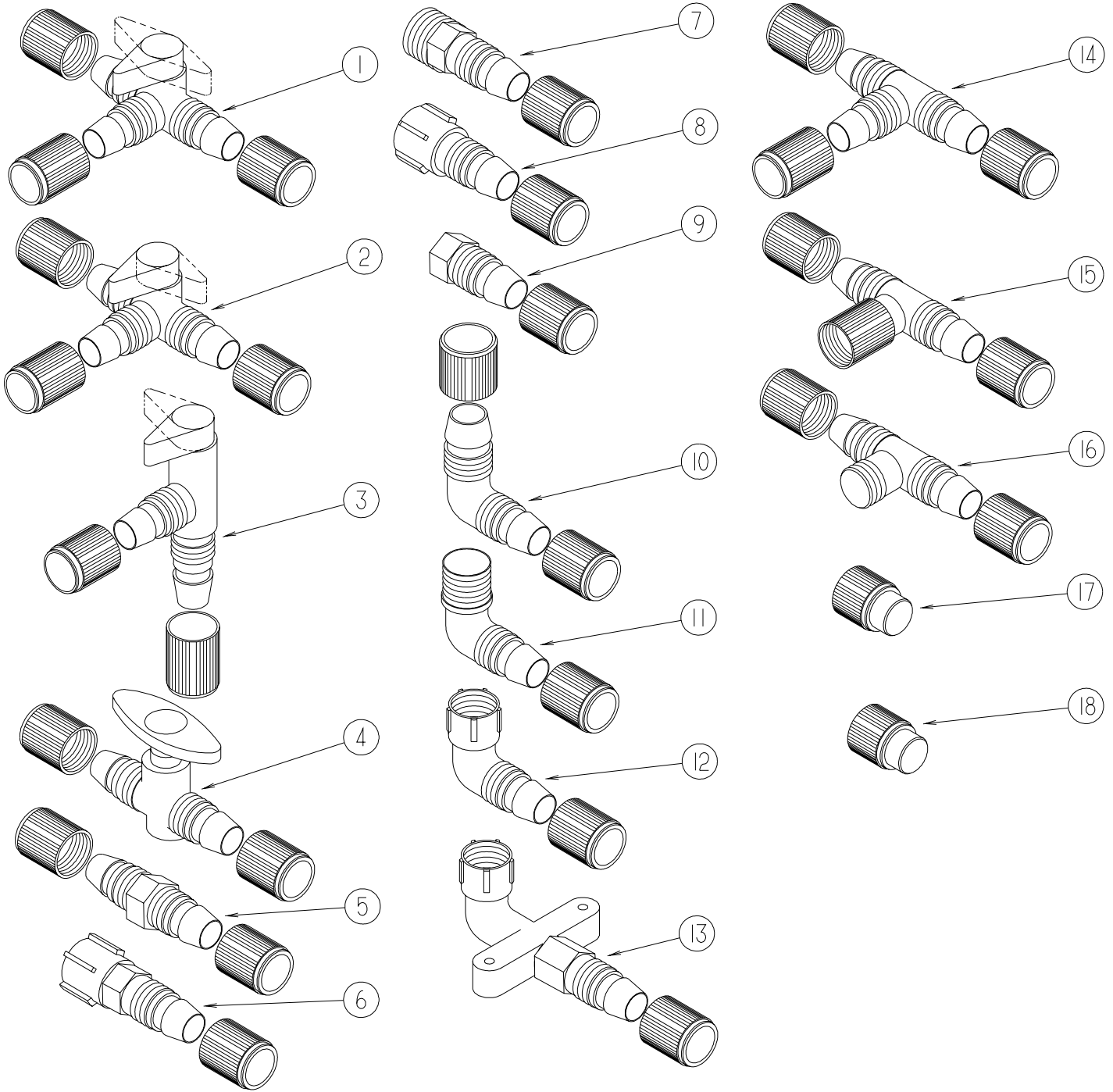
### EXTERIOR SHOWER

KEY	PART NUMBER	U/M	DESCRIPTION
	010230-06-000	EA	FILL - CITY WATER - W/CHECK VALVE - MPT - BRUSHED ALUM
	075241-06-000	EA	FAUCET - SHOWER/BRIGHT WHITE - 1/2"MPT X 1.9" INLET PIPES
	131383-01-02A	EA	SHOWER HEAD - W/60" HOSE & BRACKET - WHITE
	131383-02-02A	EA	SHOWER HEAD - W/60" HOSE & BRACKET - WHITE - CSA
	131383-03-02A	EA	BRACKET - SHOWER HEAD - WHITE
	125697-05-000	EA	INLET - WATER - FLUSHING SYSTEM
	132865-01-12B	EA	PANEL-SERVICE CENTER,B WHT
			FROM: 00-00-00 THRU: 04-23-00
	132865-03-12B	EA	PANEL-SERVICE CENTER,B WHT
			FROM: 04-24-00 THRU: 99-99-99

### PURIFICATION SYSTEM

KEY	PART NUMBER	U/M	DESCRIPTION
	087200-01-000	EA	FILTER-WATER PURIFICATION, EVERPURE QC2-AC
	087200-02-000	EA	CARTRIDGE-WATER FILTER,AC EVERPURE 9601-11
*	103635-01-000	EA	FAUCET - SINGLE CONTROL/DRINKING WATER
<b>* COMPONENT PARTS FOUND IN SERVICE PARTS LIBRARY</b>			

**WATER & SEWAGE GROUP (CONTINUED)**  
**WATER SYSTEM (CONTINUED)**



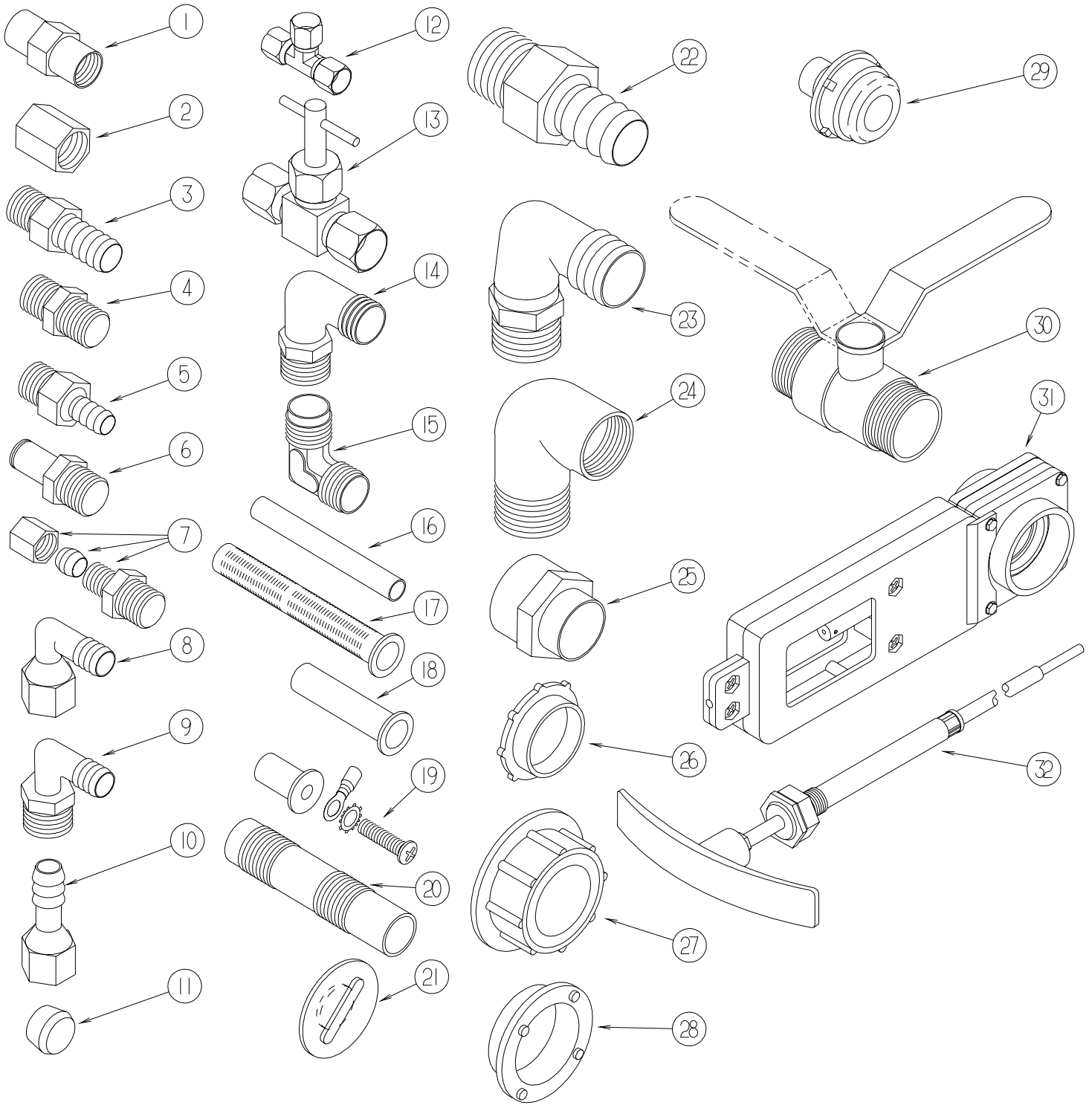
**FITTINGS**

## WATER & SEWAGE GROUP (CONTINUED)

### WATER SYSTEM (CONTINUED) FITTINGS (CONTINUED)

KEY	PART NUMBER	U/M	DESCRIPTION
1	114431-01-000	EA	VALVE - 180 DEGREE/CENTER DRAIN - 1/2"P - THREE WAY
2	114431-02-000	EA	VALVE - WATER BYPASS - 1/2"P - THREE WAY (WATER HEATER)
3	114431-03-000	EA	VALVE - 90 DEGREE DRAIN - 1/2"P
4	114431-04-000	EA	VALVE - "INLINE SHUT-OFF" - 1/2"P
5	114430-01-000	EA	ADAPTER - 1/2"P X 1/2"P
6	114430-02-000	EA	ADAPTER - SWIVEL - 1/2"P X 1/2"FPT
7	114430-03-000	EA	ADAPTER - 1/2"P X 1/2"MPT
8	114427-02-000	EA	PLUG - W/COMP NUT - 1/2" PLASTIC PIPE/1/2" FLAIR-IT
9	114430-06-000	EA	ADAPTER - 1/2"P X 3/8"FPT
10	114429-01-000	EA	ELBOW - 1/2"P X 1/2"P
11	114429-02-000	EA	ELBOW - 1/2"P X 1/2"MPT
11	114429-04-000	EA	ELBOW - 1/2"P X 3/8"MPT
11	114429-05-000	EA	ELBOW - 1/2"P X 3/4"MPT
12	114429-03-000	EA	ELBOW - SWIVEL - 1/2"P X 1/2"FPT
12	114429-06-000	EA	ELBOW - SWIVEL - 1/2"P X 3/4"FPT
12	114429-08-000	EA	ELBOW - SWIVEL - 1/2"MPT X 1/2"FPT SWIVEL
13	114429-07-000	EA	ELBOW - 1/2"P X 1/2"FPT
14	114428-01-000	EA	TEE - 1/2"P X 1/2"P X 1/2"P
15	114428-02-000	EA	TEE - SWIVEL - 1/2"P X 1/2"P X 1/2"FPT
16	114428-03-000	EA	TEE - 1/2"P X 1/2"P X 1/2"MPT
17	113697-01-000	EA	CAP - 3/8 FTG
18	114427-01-000	EA	CAP - 1/2" - FOR CAPPING FLAIR-IT MALE FITTINGS

**WATER & SEWAGE GROUP (CONTINUED)**  
**WATER SYSTEM (CONTINUED)**



**FITTINGS (CONTINUED)**

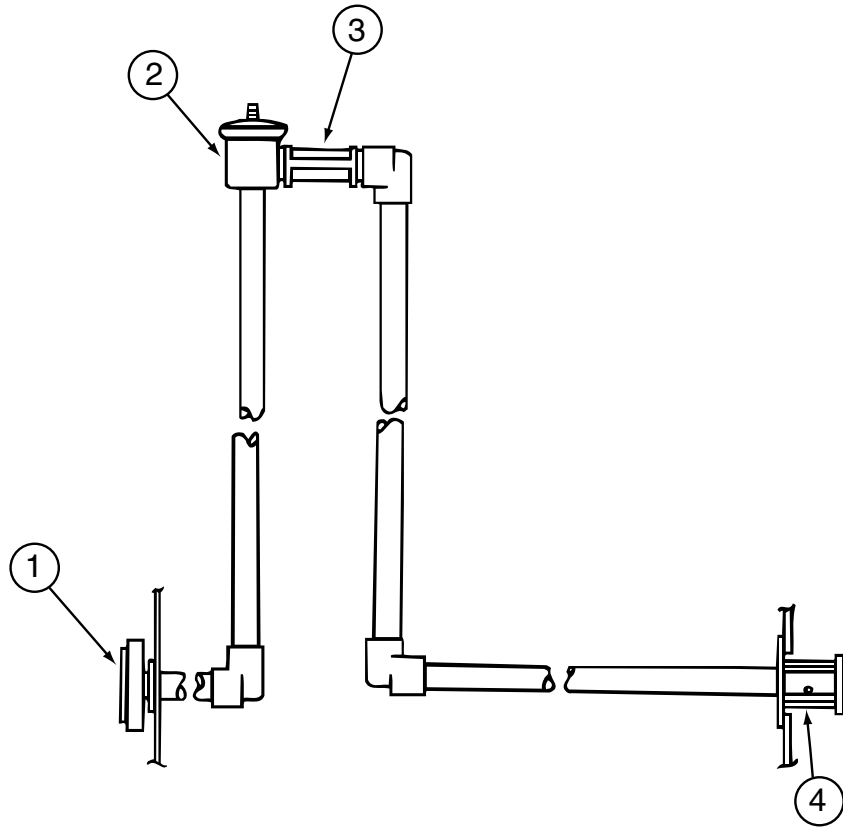
# WATER & SEWAGE GROUP (CONTINUED)

## WATER SYSTEM (CONTINUED) FITTINGS (CONTINUED)

KEY	PART NUMBER	U/M	DESCRIPTION
1	132148-01-000	EA	CONNECTOR - 1/2" X 1/2" MPT - BRASS
2	101814-01-000	EA	COUPLING - FEMALE - 1/2" X 1/2" FPT - GRAY
3	118809-02-000	EA	ADAPTER - 1/2" MPT X 1/2" BARB - PLASTIC
4	110438-02-000	EA	VALVE - CHECK - BRASS - 1/2 MPT X 1/2 MPT
5	010224-01-000	EA	ADAPTER - HOSE TO PIPE - 3/8 MPT X 3/8 BARB - PLASTIC
6	090338-03-000	EA	FITTING - HOSE - .75"ID - 2" LENGTH - BRASS
7	103798-01-000	EA	CONNECTOR - 1/4 OD X 3/8 MPT
8	123150-01-000	EA	ELBOW - 1/2 FPT X 1/2 BARB - SWIVEL
9	035539-01-000	EA	ELBOW - PLASTIC - 3/8 MPT X 3/8 BARB
10	123152-01-000	EA	ADAPTER - 1/2 FPT X 1/2 BARB - SWIVEL
11	111888-01-000	EA	FERRULE - PLASTIC - .250 ID X .375 OD
12	118423-01-000	EA	FITTING - BRASS-TEE - 1/4C X 1/4C X 1/4C
13	120868-01-000	EA	VALVE - NEEDLE - 1/4" COMPRESSION X 1/4" COMPRESSION
14	111223-02-000	EA	ELBOW - PLASTIC - 1/2MPT X 3/8 BARB
14	111223-03-000	EA	ELBOW - 3/4" MPT X 1/2" BARB - PLASTIC
14	111223-04-000	EA	ELBOW - 1/2" MPT X 1/2" BARB - PLASTIC
15	039808-03-000	EA	ELBOW - 1/2" MPT X 1/2" MPT - PLASTIC
	126398-01-000	EA	ELBOW - ENTRY HOSE - 90 DEGREE
16	124188-01-000	FT	TUBING - PEX - 1/2" ID X 20' - BLUE(COLD)
16	124188-02-000	FT	TUBING - PEX - 1/2" ID X 20' - RED(HOT)
16	112176-01-000	FT	TUBING - VINYL - REINFORCED - 1/2" ID
16	074462-02-000	FT	TUBING - VINYL - 3/8 ID X 20' - CLEAR
16	039800-04-000	FT	TUBING - POLYBUTYL - 1/4"OD
	124184-01-000	EA	SUPPORT - WATER LINE - BEND
	010230-06-000	EA	FILL - CITY WATER - W/CHECK VALVE - MPT
17	077954-02-000	EA	FILTER - WATER TANK - W/SCREEN IN TANK
18	111888-02-000	EA	INSERT - BRASS - 1/4 COMP
19	039861-01-000	EA	SENDING UNIT - W/SCREW - WASHER - WELL NUT/TERMINAL RING
20	079381-01-000	FT	TUBING - RIBBED FLEXIBLE - WATER FILL - 1.4" I.D.
21	049032-01-000	EA	PATCH - SPINWELD - 3/8" - PLASTIC
22	044927-01-000	EA	ADAPTER - HOSE TO PIPE-1 1/4 MPTX1 1/4 BARB-BLACK PLASTIC
23	010219-01-000	EA	ELBOW - 1 1/4 MPT X 1 1/4 BARB - WATER FILL - PLASTIC
24	132484-01-000	EA	ELBOW - PLASTIC - 90 DEGREE - 1MPT X 1FPT
25	133835-01-000	EA	ADAPTER - REDUCING - 1 1/2" X 1 1/4"
26	120069-01-000	EA	PLUG - 3" - POLYETHYLENE MPT
27	042989-03-000	EA	FITTING - SPINWELD - 1 1/4"NPT - PLASTIC
27	042989-04-000	EA	FITTING - SPINWELD - 3/8"FPT - PLASTIC
27	042989-05-000	EA	FITTING - SPINWELD - 1/2"FPT - PLASTIC
27	042989-07-000	EA	FITTING - SPINWELD - 1 1/2"FPT - PLASTIC
27	042989-08-000	EA	FITTING - SPINWELD - 1"FPT - PLASTIC
28	120070-01-000	EA	FITTING - SPINWELD - PLASTIC 3" FPT
29	114966-01-000	EA	FILTER - IN LINE - TWIST ON - 1/2"
30	132483-01-000	EA	VALVE - BALL - 1" - THREADED ENDS
31	062421-03-000	EA	VALVE - DUMP - 1 1/2" HUB X 1 1/2" HUB - REMOTE
32	062421-04-000	EA	CABLE - DUMP VALVE W/HANDLE - 36"
32	062421-05-000	EA	CABLE - DUMP VALVE W/HANDLE - 48"
32	062421-06-000	EA	CABLE - DUMP VALVE W/HANDLE - 144"



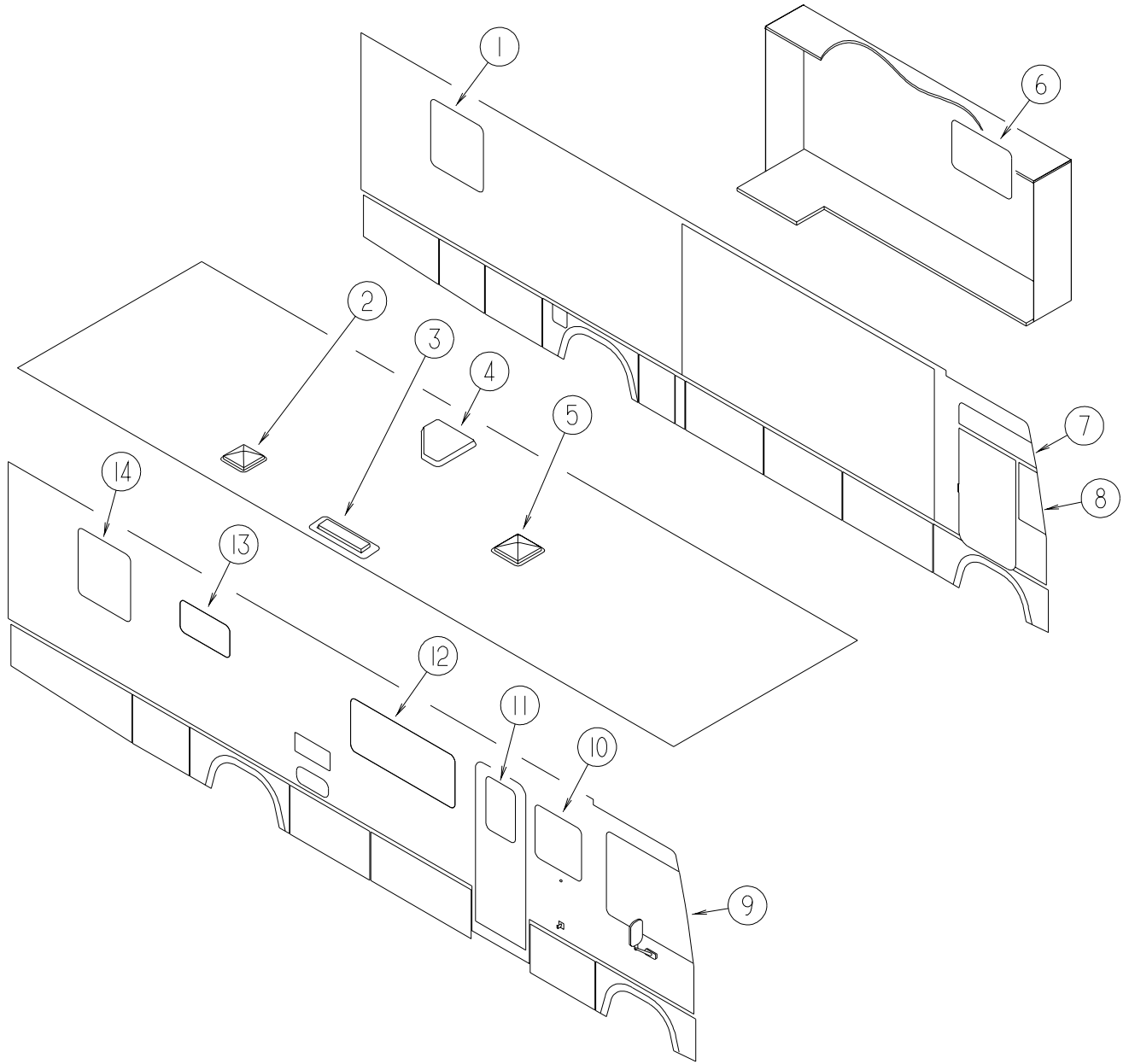
**WATER & SEWAGE GROUP (CONTINUED)**  
**WATER SYSTEM (CONTINUED)**



**WELD-A-FLUSH SEWAGE TANK FLUSHING SYSTEM**

KEY	PART NUMBER	U/M	DESCRIPTION
1	125697-05-000	EA	INLET - WATER - FLUSHING SYSTEM
2	125697-04-000	EA	BREAKER - VACUUM - FLUSHING SYSTEM
3	125697-03-000	EA	CHECK VALVE - FLUSHING SYSTEM
4	125697-02-000	FT	NOZZLE - WELD-A-FLUSH
	125697-06-000	EA	INSTRUCTIONS - USER - FLUSHING SYSTEM
	125697-07-000	EA	LABEL - CAUTION - FLUSHING SYSTEM

**WINDOW & VENTS GROUP**  
**WINDOW & VENT LAYOUT**



## WINDOW & VENTS GROUP (CONTINUED)

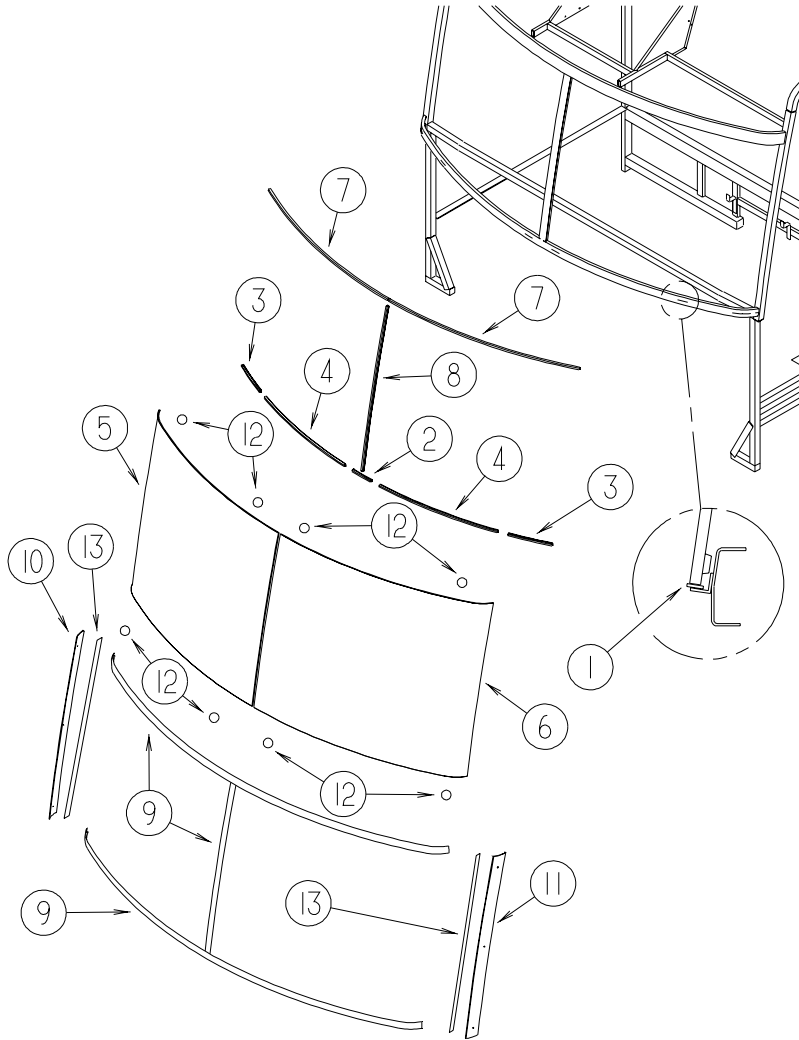
### WINDOW & VENT LAYOUT (CONTINUED)

KEY	PART NUMBER	U/M	DESCRIPTION
1*	129929-02-02A	EA	WINDOW - TIPOUT/THERMO ESCAPE W/RETAINER - 33.3" X 30.2" FROM: 00-00-00 THRU: 05-14-00
1*	129929-10-01A	EA	WINDOW - TORQUE - THERMO/ESCAPE - 33.2" X 30.2" FROM: 05-15-00 THRU: 99-99-99
2*	122882-04-01A	EA	VENT - ROOF - W/FAN/POWER LIFT - W/O INSIDE GARNISH - UL
2*	122882-05-01A	EA	VENT - ROOF - W/FAN/POWER LIFT - W/O INSIDE GARNISH - CSA
	048648-01-000	EA	MOTOR - ROOF VENT - 1/8 SHAFT - 12VOLT
	048649-01-000	EA	FAN BLADE - ROOF VENT - 6 BLADES - 6"
	122882-07-01A	EA	GARNISH - ROOF VENT - 2.5" TO 4.1"
2*	123780-10-01A	EA	FANTASTIC VENT - 3"-4" ROOF - W/FAN/POWER LIFT/INSULATED
	009440-01-000	EA	GEAR/ARM - LIFT - ROOF VENT COVER
3	084073-04-000	EA	BASE - ROOF VENT/REFRIGERATOR - BLACK - NORCOLD
3	084073-07-000	EA	VENT - ROOF/REFRIGERATOR - BRIGHT WHITE - NORCOLD
4	122214-01-02A	EA	PANEL - SKYLITE - INNER
4	122215-01-02A	EA	PANEL - SKYLITE - OUTER
5*	122882-01-01A	EA	VENT - ROOF - NONPOWERED - W/O INSIDE GARNISH
	009440-01-000	EA	GEAR/ARM - LIFT - ROOF VENT COVER
	122882-07-01A	EA	GARNISH - ROOF VENT - 2.5" TO 4.1"
5*	123780-03-01A	EA	FANTASTIC VENT - 3"-4" ROOF - W/FAN - UL/CSA
	009440-01-000	EA	GEAR/ARM - LIFT - ROOF VENT COVER
5*	123780-09-01A	EA	FANTASTIC VENT - 3"-4" ROOF - W/FAN - INSULATED
	009440-01-000	EA	GEAR/ARM - LIFT - ROOF VENT COVER
6*	112795-54-02A	EA	WINDOW - DRVR HORIZ SLIDER/THERMO W/RETAINER-23.9" X 57.8" FROM: 00-00-00 THRU: 05-14-00
6*	112795-77-01A	EA	WINDOW - HORIZONTAL SLIDER - THERMOPANE - 23.8" X 57.7" FROM: 05-15-00 THRU: 99-99-99
7*	125600-01-01A	EA	WINDOW - VISTA - THERMOPANE
8*	125585-01-01A	EA	WINDOW - FRONT SLANT/THERMO - 11.6"T X 29.2"H X 16.8"B
9*	125583-01-01A	EA	WINDOW - CAB PASS-3 GLASS THERMO- 42.9"T X 51.2"B X 42.6"H
10*	112898-19-02A	EA	WINDOW - VERTICAL SLIDER - THERMO - 27" X 26.4" FROM: 00-00-00 THRU: 05-14-00
10*	112898-25-01A	EA	WINDOW - VERTICAL SLIDER - THERMOPANE - 26.3" X 26.9" FROM: 05-15-00 THRU: 99-99-99
11*	113733-01-01A	EA	WINDOW - STATIONARY THERMOPANE - 17"W X 26.4"H
12*	112795-16-02A	EA	WINDOW - PASS HORIZ SLIDER/THERMO W/RETAINER-26.1" X 59.8" FROM: 00-00-00 THRU: 05-14-00
12*	112795-69-01A	EA	WINDOW - PASSENGER HORIZ SLIDER - THERMO - 26.3" X 60" FROM: 05-15-00 THRU: 99-99-99
13*	112795-19-02A	EA	WINDOW - PASSENGER HORIZ SLIDER - THERMO - 15.7" X 28.5" FROM: 00-00-00 THRU: 05-14-00
13*	112795-72-01A	EA	WINDOW - HORIZONTAL SLIDER - THERMOPANE - 15.9" X 28.7" FROM: 05-15-00 THRU: 99-99-99
14*	129929-01-02A	EA	WINDOW - TIPOUT/THERMO W/RETAINER - 33.3" X 30.2" FROM: 00-00-00 THRU: 05-14-00
14*	129929-09-01A	EA	WINDOW - TORQUE - THERMO/EURO - 33.2" X 30.2" FROM: 05-15-00 THRU: 99-99-99

\* COMPONENT PARTS FOUND IN SERVICE PARTS LIBRARY

# WINDSHIELD & WIPER GROUP

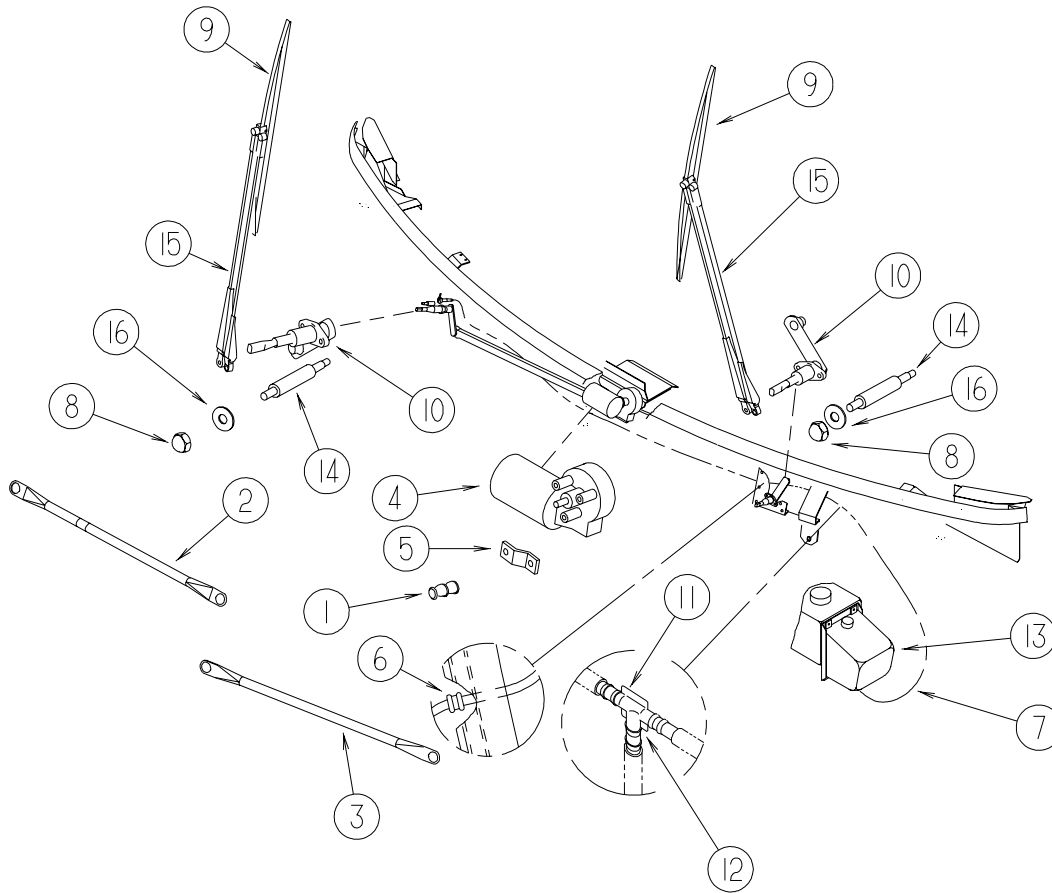
## WINDSHIELD



KEY	PART NUMBER	U/M	DESCRIPTION
1	002328-02-000	EA	BLOCK - WINDSHIELD - .062" X .5" X .98"
2	132375-01-000	EA	CARRIER - REVEAL - WINDSHIELD - 5.5"
3	132375-02-000	EA	CARRIER - REVEAL - WINDSHIELD - 10"
4	117335-01-000	EA	CARRIER/REVEAL - 94.6" W/ADHESIVE BACKING
5	124328-01-000	EA	WINDSHIELD - PASSENGER - 52" X 41" (CURVED)
6	124328-02-000	EA	WINDSHIELD - DRIVER - 52" X 41" (CURVED)
7	127862-01-000	EA	CARRIER - REVEAL - WINDSHIELD - 47.2"
8	127862-09-000	EA	CARRIER - REVEAL - WINDSHIELD - 38.6"
9	120533-01-000	FT	MOLDING - REVEAL - WINDSHIELD
10	125384-01-02A	EA	TRIM - WINDSHIELD - A-PILLAR - PASSENGER - BLACK
11	125384-02-02A	EA	TRIM - WINDSHIELD - A-PILLAR - DRIVER - BLACK
12	081914-01-000	EA	BUMPER - RUBBER - ROUND - .43" DIAMETER
13	099418-01-000	FT	SEAL - D-SECTION/ADHESIVE BACK - .44" X .44"- BLK RUBBER

# WINDSHIELD & WIPER GROUP (CONTINUED)

## WIPER



KEY	PART NUMBER	U/M	DESCRIPTION
1	067188-01-000	EA	STUD - CRANK - WIPER MOTOR
	117322-01-000	EA	SCREW - 1/4-28 UNFINISHED - 2A - TORX
2	117770-01-000	EA	LINK - CONNECTING - 24" - CLOSED GROMMET/OPEN GROMMET
3	117770-02-000	EA	LINK - CONNECTING - 24" - CLOSED GROMMET/CLOSED GROMMET
4	104346-04-000	EA	WIPER MOTOR - "COAST TO PARK" W/BKR - W/GRN/RED/WHITE WIRE - WORKHORSE
4	104346-05-000	EA	WIPER MOTOR - W/INTERNAL BREAKER - DYNAMIC PARK - FORD
5	104347-04-000	EA	ARM - DRIVE - WIPER MOTOR
6	061603-01-000	EA	GROMMET - SNAP - 3/16"ID - 3/8" HOLE - PLASTIC BLACK
7	045794-01-000	FT	HOSE - WASHER - WINDSHIELD - 5/32" ID - BLACK
8	077049-02-000	EA	NUT - ACORN - 10-32 BLACK/ANODIZED
9*	095964-01-000	EA	BLADE - WINDSHIELD WIPER - 24"
10*	096505-09-000	EA	SHAFT/PIVOT - WINDSHIELD WIPER
11	110605-01-000	EA	TEE - PLASTIC - BARBED - 1/8" X 1/8" X 3/16"
12	117765-03-000	EA	CONNECTOR - 5/32" - WINDSHIELD WASHER
13	117766-02-000	EA	RESERVOIR/PUMP - WINDSHIELD WASHER
14	117768-01-000	EA	SHAFT - ADAPTER - PANTOGRAPH ARM
15*	117769-01-000	EA	ARM - WIPER - PANTOGRAPH - 28"
16	110742-02-000	EA	GASKET - NEOPRENE - WIPER ADAPTER SHAFT - .5" ID X .9" OD

\* COMPONENT PARTS FOUND IN SERVICE PARTS LIBRARY